


KERR-McGEE CORPORATION



**SEMI-ANNUAL PERFORMANCE REPORT
CHROMIUM MITIGATION PROGRAM**

**KERR-McGEE CHEMICAL LLC
HENDERSON, NEVADA**

**JANUARY - JUNE 2000
July 28, 2000**



KERR-McGEE CHEMICAL LLC

POST OFFICE BOX 66 - HENDERSON, NEVADA 89009

July 26, 2000

RECEIVED

JUL 26 2000

ENVIRONMENTAL PROTECTION

Mr. Doug Zimmerman
State of Nevada
Division of Environmental Protection
333 West Nye Lane
Carson City, Nevada 89710

Subject: First Half 2000 Performance Report
Chromium Mitigation Program

Enclosed are two copies of the First Half 2000, Semi-Annual Performance Report for the chromium mitigation program at the Kerr-McGee Chemical LLC, Henderson facility.

This Report presents information regarding the groundwater interception, treatment and recharge systems of the chromium mitigation program.

If you have any questions or comments concerning this information, please contact me at (702) 651-2234.

Sincerely,

Susan M. Crowley
Staff Environmental Specialist

Attachment

cc: PSCorbett
MJPorterfield
TWReed
FRStater
Joe Livak, NDEP
Val King, NDEP
Brenda Pohmann, NDEP

**SEMI-ANNUAL PERFORMANCE REPORT
CHROMIUM MITIGATION PROGRAM
KERR-McGEE CHEMICAL LLC
HENDERSON, NEVADA**

JANUARY - JULY 2000


Submitted in Accordance with:

**Chromium Mitigation Program
Consent Order
September 9, 1986**

Prepared by:

**Thomas W. Reed
Hydrology Department
Kerr-McGee Corporation**

July 28, 2000



**Susan Crowley
Staff Environmental Specialist
Kerr-McGee Chemical LLC
Henderson, Nevada**

TABLE OF CONTENTS

| | |
|---|---|
| INTRODUCTION..... | 1 |
| GROUNDWATER SURFACE CONFIGURATION | 2 |
| INTERCEPTOR SYSTEM PERFORMANCE | 2 |
| INTERCEPTOR WELL INSTALLATION | 5 |
| ANNUAL CHROMIUM SAMPLING | 5 |
| RECOVERY/TREATMENT SYSTEM MAINTENANCE | 6 |
| CONCLUSIONS | 7 |
| PROPOSED FUTURE ACTIVITIES..... | 7 |

APPENDICES

A - GROUNDWATER ELEVATIONS

B.- I-AR WELL CONSTRUCTION DIAGRAM

PLATES

PLATE 1- TOTAL CHROMIUM CONCENTRATIONS IN GROUNDWATER: DATA
COLLECTED MAY 2000

LIST OF FIGURES

- FIGURE 1 CONSENT ORDER MONITORING AREA
- FIGURE 2 CONSENT ORDER MONITORING AREA - POTENTIOMETRIC
SURFACE MAP: JANUARY 31, 2000
- FIGURE 3 CONSENT ORDER MONITORING AREA - POTENTIOMETRIC
SURFACE MAP: MAY 1, 2000
- FIGURE 4 UPGRADIENT MONITOR WELLS GRAPH
- FIGURE 5 DOWNGRADE MONITOR WELLS GRAPH
- FIGURE 6 LOCATION OF APPENDIX J WELLS
- FIGURE 7 APPENDIX J WELLS GRAPH
- FIGURE 8 INTERCEPTOR LINE GRAPH

LIST OF TABLES

- | | |
|---------|---|
| TABLE 1 | TOTAL CHROMIUM (mg/L) IN SELECTED GROUNDWATER MONITOR WELLS |
| TABLE 2 | INTERCEPTOR WELL DISCHARGE RATES |
| TABLE 3 | TOTAL CHROMIUM CONCENTRATION (mg/L) IN APPENDIX J WELLS |

**SEMI-ANNUAL PERFORMANCE REPORT
CHROMIUM MITIGATION PROGRAM
KERR-McGEE CHEMICAL LLC
HENDERSON, NEVADA**

INTRODUCTION

In accordance with the Consent Order for cleanup of chromium contaminated groundwater at the Henderson facility, finalized September 9, 1986, Kerr-McGee Chemical LLC (KMCLLC) submits this semi-annual performance report to the Nevada Department of Environmental Protection. This report, covering the period January through June, 2000, summarizes performance data for the groundwater treatment plant and evaluates the effectiveness of the groundwater interception and treatment system installed to carry out the chromium mitigation program.

In December 1998, the Underground Injection Control (UIC) Permit (No. UNEV98203) for the Kerr-McGee chromium mitigation system was modified to include changes to the injection program. The treated groundwater from the chromium mitigation system is now piped to an onsite impoundment and is no longer reinjected into the system recharge trenches. The permit modification allows for reinjection of clean Lake Mead water to maintain groundwater levels downgradient from the interception well line. All data requirements relative to the permit modification are contained in quarterly reports submitted by KMCLLC.

GROUNDWATER SURFACE CONFIGURATION

Figure 1 illustrates the Consent Order Monitoring Area as defined in Appendix D of the Consent Order, and shows the locations of all groundwater interceptor and monitor wells installed by KMCLLC within this area. Appendix A of this report lists monthly groundwater elevations recorded since December 1995 in wells within the Consent Order area.

The water table configuration is presented as potentiometric surface maps for the first half of 2000, reflecting quarterly groundwater level measurements. Figure 2 shows the potentiometric surface within the consent order monitoring area for the first quarter of 2000. Groundwater elevation data were recorded on January 31, 2000. Figure 3 presents the groundwater potentiometric surface map for the second quarter of 2000, based on groundwater elevation data recorded on May 1, 2000.

INTERCEPTOR SYSTEM PERFORMANCE

Figures 2 and 3 show the potentiometric surface configuration in the interceptor area during the first half of 2000. Although the potentiometric surface maps do not generally show overlapping drawdown cones along the entire interceptor line, the majority of interceptor wells have drawn groundwater levels down to and below the Muddy Creek contact. Unrelated to the interception program, groundwater levels have declined

across the area due to the discontinuation of upgradient water infiltration from the Beta Ditch. Since 1987, the Beta Ditch has been utilized almost exclusively for stormwater flow.

In May 1990, KMCLLC began monthly analyses for chromium in several other wells located both upgradient and downgradient from the recharge trench. This schedule was modified to quarterly sampling beginning in the second half of 1997. The data are shown in Table 1, and are presented graphically as Figures 4 and 5. The M-70 series wells presented in Figure 4 are located upgradient from the recharge trench. The M-80 series wells presented in Figure 5 are located downgradient from the recharge trench.

The M-70 series wells have been gradually increasing in chromium concentrations over the last several years. Wells M-71 and M-72 have leveled off or declined in the past few months but well M-73 is still increasing. This is indicative of the gradual downgradient approach of the main portion of the chromium plume

The M-80 series wells exhibit a leveling off in chromium concentrations except for well M-86. This well is showing an increase in chromium concentrations which prompted the installation of interceptor wells I-P and I-Q in March 1998 and additional interceptor wells I-T, I-U, and I-V in February 1999. Spacing of interceptor wells in this area has now been reduced to approximately 50 feet between wells in an attempt to halt the downgradient movement of chromium impact.

Chromium concentration data from the five Consent Order Appendix J wells (see Figure 6) are contained in Table 3. Figure 7 presents these data graphically. During the first half of 2000 well M-11 displayed a continual, dramatic decline in chromium concentration. Wells M-36 and M-72, downgradient from M-11 but still upgradient from the recharge trenches, showed a gradual increase in chromium. As mentioned earlier, well M-86 is showing an increase in chromium concentration. Well M-23, downgradient from the recharge system, continues to maintain a steady level of chromium concentration. It is apparent from these changes in chromium concentration from south to north in the Appendix J wells that the chromium source has been stopped and the main portion or "slug" of chromium impact in the groundwater is moving downgradient as concentrations behind it begin to decline. KMCLLC will continue to monitor this trend.

KMCLLC instituted a management program to assure maximization of groundwater removal at the individual well locations along the interceptor line by focusing on those wells showing the highest chromium concentrations. Figure 8 portrays chromium concentration for each interceptor well for the past year. Discharge rates for each well are monitored and adjusted to provide maximum recovery of chromium based on the potentiometric surface configuration, chromium concentration, and well production capability. Table 2 lists the pumping rate of each interceptor well for June 1998 and June 1999 as compared to June 2000.

INTERCEPTOR WELL INSTALLATION

During the first quarter of 2000, it was determined that several groundwater monitor wells (M-53, M-62, M-63) and one interceptor well (I-A) would need to be plugged and abandoned in order to begin construction of the perchlorate remediation plant. All of these wells were located beyond the western fringe of the chromium plume. In April 2000, interceptor well I-AR was installed to replace well I-A. The location, shown on Figure 1, was moved further east to aid in the capture of the main portion of the plume. The well construction diagram for I-AR is located in Appendix B.

ANNUAL CHROMIUM SAMPLING

Annual chromium groundwater sampling for all facility wells was conducted in May 2000.

Plate 1 displays the total chromium map constructed from these data. As compared to the June 1993 total chromium map for the facility (see report entitled Groundwater Interception System Evaluation Report - September 15, 1993), chromium concentrations have markedly declined in the historic source area, even though concentrations downgradient from the source area continue to increase. The decrease in the upgradient chromium concentration since 1992, as demonstrated in well M-11 (see Figure 7), strongly suggests that the chromium plume is in a permanent decline which will continue to "move" as a front downgradient to the north toward recovery.

RECOVERY/TREATMENT SYSTEM MAINTENANCE

Approximately every ten to fifteen days, the electrodes in the treatment plant's electrolytic cells deteriorate to the point they require replacement. During electrode replacement, a backup cell is placed in active service in the circuit to maintain groundwater treatment.

All interceptor wells are checked for operation each day; flow rates are recorded for each well twice weekly. Flowmeter readings (total volume) are recorded for each time-marking well twice weekly. These records indicate when a pump needs to be replaced or a flow rate adjusted. In addition, other maintenance associated with maintaining treatment plant operations was performed.

During the first half 2000, the following maintenance work was performed on the treatment/pumping system: 1/14 – installed new FCV-2 valve, 1/14 – installed new pump from clarifier to mud tank, 3/6 – fabricated and installed new feed and discharge piping to cells, 3/14 – repaired six filter leaves and one metering pump, 3/16 – well I-J down for repair, 4/11 – clarifier agitator motor brushes changed, 5/9 – repaired polymer feed pump, 5/11 – well I-L down for repair, 5/22 – repaired clarifier recirc pump, 5/29 – replaced diaphragm on filter feed pump

CONCLUSIONS

Chromium concentrations in monitor wells immediately downgradient from the groundwater interception wells have shown an increase or leveling off of chromium concentrations in response to increasing concentrations of chromium moving downgradient from the historic source area. Although the major portion of chromium-impacted groundwater is being successfully captured by the interceptor well line, there is evidence that breakthrough of impacted groundwater is occurring in specific areas along the well line.

PROPOSED FUTURE ACTIVITIES

KMCLLC will continue to record water levels in the consent order area on a quarterly basis. Quarterly potentiometric surface maps will be developed. The effect of changing the pumping rates of the interceptor wells will be monitored, and responses (i.e.- pump rate adjustments) will be taken to assure optimal drawdown and plume interception.

KMCLLC has retained a consulting firm to evaluate and develop the feasibility and costs to achieve complete downgradient groundwater control of the chromium plume. This evaluation will include the potential use of slurry walls, sheetpiling, french drain construction, or additional recovery wells. KMCLLC will seek regulatory/permitting input from the appropriate regulatory groups as this evaluation proceeds.

TABLE 1

TOTAL CHROMIUM (mg/l)
IN SELECTED MONITOR WELLS
KMCLLC HENDERSON NEVADA

| DATE | WELL # | | | |
|--------|--------|------|-------|------|
| | M-71 | M-73 | M-84 | M-88 |
| Jan-95 | 18.00 | 6.40 | 6.60 | 0.60 |
| Feb-95 | 16.00 | 6.60 | 5.80 | 0.52 |
| Mar-95 | 13.60 | 5.80 | 4.20 | 0.57 |
| Apr-95 | 12.40 | 5.80 | 3.00 | 0.52 |
| May-95 | 11.60 | 5.60 | 2.40 | 0.48 |
| Jun-95 | 12.00 | 6.20 | 1.70 | 0.52 |
| Jul-95 | 12.40 | 6.20 | 1.80 | 0.52 |
| Aug-95 | 14.80 | 6.60 | 3.40 | 0.51 |
| Sep-95 | 16.60 | 7.60 | 5.90 | 0.52 |
| Oct-95 | 16.00 | 6.00 | 8.60 | 0.52 |
| Nov-95 | 15.20 | 6.20 | 9.80 | 0.53 |
| Dec-95 | 14.80 | 5.60 | 10.00 | 0.47 |
| Jan-96 | 18.00 | 6.40 | 10.20 | 0.54 |
| Feb-96 | 18.00 | 7.00 | 5.40 | 0.55 |
| Mar-96 | 17.00 | 6.90 | 2.70 | 0.53 |
| Apr-96 | 14.80 | 6.00 | 6.20 | 0.59 |
| May-96 | 15.60 | 6.80 | 9.00 | 0.61 |
| Jun-96 | 16.00 | 5.80 | 2.70 | 0.53 |
| Jul-96 | 14.80 | 7.60 | 3.00 | 0.60 |
| Aug-96 | 14.80 | 6.20 | 6.00 | 0.55 |
| Sep-96 | 16.00 | 5.80 | 3.00 | 0.51 |
| Oct-96 | 16.00 | 5.60 | 5.20 | 0.53 |
| Nov-96 | 17.20 | 5.80 | 9.40 | 2.20 |
| Dec-96 | 16.00 | 5.60 | 3.60 | 0.49 |
| Jan-97 | 16.00 | 5.60 | 5.40 | 0.49 |
| Feb-97 | 16.80 | 5.60 | 1.40 | 0.47 |
| Mar-97 | 16.00 | 5.30 | 0.72 | 0.48 |
| Apr-97 | 16.00 | 5.40 | 0.80 | 0.48 |
| May-97 | 18.00 | 6.10 | 5.30 | 0.50 |
| Jun-97 | 17.00 | | 2.30 | 0.54 |
| Sep-97 | 15.70 | | 2.50 | 0.42 |
| Dec-97 | 22.50 | | 7.80 | |
| Feb-98 | 25.20 | 4.60 | 8.00 | 0.68 |
| Apr-98 | 18.00 | 4.00 | 2.60 | 0.73 |
| Sep-98 | 15.00 | 3.70 | 5.10 | 0.56 |
| Dec-98 | 17.00 | 4.80 | 5.60 | 0.89 |
| Feb-99 | 12.00 | 3.80 | 8.80 | 0.80 |
| May-99 | 19.00 | 5.10 | 10.00 | 0.62 |
| Aug-99 | 24.00 | 5.40 | 12.00 | 0.58 |
| Nov-99 | 24.00 | 6.90 | 12.00 | 0.59 |
| Jan-00 | 21.00 | 5.50 | 12.00 | 0.56 |
| May-00 | 19.00 | 8.20 | 12.00 | 0.54 |

TABLE 2
INTERCEPTOR WELL DISCHARGE RATES
DISCHARGE RATE (GPM)

| WELL # | JUNE 1998 | JUNE 1999 | JUNE 2000 |
|--------|--------------|--------------|--------------|
| I-A | 1.1 | 0.9 | |
| I-AR | | | 0.9 |
| I-B | 1.7 | 1.2 | 0.2 |
| I-C | 3.4 | 1.5 | 2.1 |
| I-D | 0.9 | 0.5 | 0.6 |
| I-E | 0.3 | 0.2 | 0.5 |
| I-F | 7.8 | 4.5 | 2.5 |
| I-G | 0.2 | 0.2 | 0.02 |
| I-H | 1.0 | 0.4 | 0.4 |
| I-I | 5.5 | 3.7 | 3.5 |
| I-J | 5.1 | 1.8 | 3.3 |
| I-K | 3.6 | 3.2 | 2.1 |
| I-L | 1.3 | 0.8 | 0.4 |
| I-M | 3.4 | 2.3 | 2.1 |
| I-N | 2.6 | 1.3 | 0.2 |
| I-O | 1.8 | 0.9 | 0.2 |
| I-P | 1.1 | 0.5 | 0.1 |
| I-Q | <u>0.03</u> | 0.3 | 0.3 |
| I-R | | 0.5 | 0.5 |
| I-S | | 0.7 | 0.4 |
| I-T | | 0.3 | 0.3 |
| I-U | | 0.5 | 0.5 |
| I-V | | <u>0.5</u> | <u>3.0</u> |
| TOTAL | 40.8 | 26.7 | 24.0 |

TABLE 3

TOTAL CHROMIUM CONCENTRATION (mg/l)
IN APPENDIX J WELLS
KERR-McGEE CHEMICAL LLC
HENDERSON, NEVADA

| DATE | WELL # | | | | |
|--------|--------|-------|-------|-------|-------|
| | M-11 | M-23 | M-36 | M-72 | M-86 |
| Jan-95 | | 1.40 | 18.00 | 10.31 | 9.00 |
| Feb-95 | | 1.40 | 22.00 | 12.00 | 10.00 |
| Mar-95 | | 1.30 | 17.60 | 11.20 | 10.00 |
| Apr-95 | | 1.30 | 16.00 | 10.40 | 9.20 |
| May-95 | | 1.40 | 17.60 | 9.60 | 9.20 |
| Jun-95 | | 1.50 | 19.20 | 10.40 | 9.60 |
| Jul-95 | 40.00 | 1.50 | 18.80 | 10.80 | 10.40 |
| Aug-95 | 40.00 | 1.60 | 19.20 | 10.80 | 9.60 |
| Sep-95 | 32.00 | 1.80 | 22.40 | 12.40 | 10.40 |
| Oct-95 | 44.00 | 1.60 | 20.00 | 12.00 | 8.80 |
| Nov-95 | 42.00 | 1.70 | 20.00 | 12.00 | 6.80 |
| Dec-95 | 41.00 | 1.80 | 20.00 | 11.60 | 6.20 |
| Jan-96 | 45.00 | 1.80 | 22.00 | 11.60 | 5.80 |
| Feb-96 | 42.00 | 1.90 | 23.00 | 13.00 | 5.60 |
| Mar-96 | 39.00 | 2.00 | 22.00 | 14.00 | 4.60 |
| Apr-96 | 36.00 | 1.90 | 22.60 | 12.40 | 3.70 |
| May-96 | 36.00 | 2.10 | 24.00 | 12.00 | 3.40 |
| Jun-96 | 34.00 | 2.20 | 23.00 | 14.00 | 2.50 |
| Jul-96 | 33.00 | 2.20 | 24.00 | 15.20 | 2.50 |
| Aug-96 | 30.00 | 2.20 | 24.00 | 15.20 | 2.30 |
| Sep-96 | 28.00 | 2.10 | 22.00 | 14.40 | 2.00 |
| Oct-96 | 28.00 | 2.10 | 22.00 | 14.40 | 2.10 |
| Nov-96 | 27.00 | 2.30 | 23.00 | 15.60 | 2.20 |
| Dec-96 | 27.00 | 2.10 | 23.00 | 15.20 | 2.20 |
| Jan-97 | 15.00 | 2.20 | 23.00 | 15.20 | 1.80 |
| Feb-97 | 23.00 | 2.40 | 23.00 | 16.40 | 2.00 |
| Mar-97 | 21.00 | 2.40 | 21.00 | 16.30 | 1.50 |
| Apr-97 | 22.00 | 2.50 | 23.00 | 16.10 | 1.80 |
| May-97 | 21.00 | 2.60 | 24.00 | 17.00 | 1.80 |
| Jun-97 | 23.00 | 2.30 | 23.00 | 15.60 | 2.60 |
| Sep-97 | 27.80 | 12.80 | 25.20 | 17.50 | 8.60 |
| Dec-97 | 20.00 | 3.30 | 24.60 | 17.80 | 9.50 |
| Feb-98 | 19.30 | 3.20 | 28.20 | 21.50 | 12.10 |
| Apr-98 | 18.00 | 3.10 | 28.00 | 19.00 | 13.00 |
| Sep-98 | 19.00 | 3.40 | 27.00 | 19.00 | 5.90 |
| Dec-98 | 17.00 | 2.90 | 28.00 | 22.00 | 4.50 |
| Feb-99 | 17.00 | 3.10 | 28.00 | 20.00 | 2.60 |
| May-99 | 13.00 | 2.50 | 28.00 | 20.00 | 1.90 |
| Aug-99 | 11.00 | 2.40 | 29.00 | 25.00 | 11.00 |
| Nov-99 | 8.30 | 2.90 | 32.00 | 21.00 | 15.00 |
| Jan-00 | 7.50 | 3.00 | 33.00 | 21.00 | 16.00 |
| May-00 | 7.20 | 2.70 | 29.00 | 19.00 | 17.00 |

APPENDIX A
GROUNDWATER ELEVATIONS

**KERR-MCGEE CHEMICAL LLC
HENDERSON, NEVADA FACILITY
GROUNDWATER ELEVATIONS**

| TOC--> | M-11 1813.46 | | M-14 1758.83 | | M-15 1749.36 | | M-17 1769.54 | | M-18 1736.28 | | M-19 1766.26 | | M-22A 1757.76 | | M-23 1712.78 | | M-25 1757.82 | | M-27 1740.16 | |
|-----------|-----------------|---------|-----------------|---------|-----------------|---------|-----------------|---------|-----------------|---------|-----------------|---------|------------------|---------|-----------------|---------|-----------------|---------|-----------------|---------|
| | DTW | ELEV | DTW | ELEV | DTW | ELEV | DTW | ELEV | DTW | ELEV | DTW | ELEV | DTW | ELEV | DTW | ELEV | DTW | ELEV | DTW | ELEV |
| 12-Dec-95 | 41.40 | 1772.06 | 33.00 | 1725.83 | 31.60 | 1718.09 | 34.15 | 1735.39 | 21.90 | 1716.38 | 34.00 | 1732.54 | 29.15 | 1729.20 | 22.00 | 1690.78 | 33.05 | 1725.10 | 25.80 | 1714.36 |
| 11-Jan-96 | 41.35 | 1772.11 | | | | | 33.70 | 1735.84 | | | 33.50 | 1733.04 | 28.90 | 1729.65 | 22.20 | 1690.58 | 33.00 | 1725.15 | | |
| 12-Feb-96 | 41.25 | 1772.21 | | | | | 33.90 | 1735.64 | | | 33.60 | 1732.94 | 28.70 | 1729.45 | 22.20 | 1690.38 | 33.10 | 1725.05 | | |
| 15-Mar-96 | 42.40 | 1771.06 | 33.20 | 1725.63 | 32.50 | 1717.19 | 33.80 | 1735.74 | 21.60 | 1716.68 | 34.00 | 1732.54 | 29.00 | 1729.35 | 22.80 | 1689.98 | 32.30 | 1725.85 | 26.00 | 1714.16 |
| 30-Apr-96 | 41.60 | 1771.86 | | | | | 34.10 | 1735.44 | | | 33.70 | 1732.84 | 29.05 | 1729.30 | 22.40 | 1690.38 | 33.20 | 1724.95 | | |
| 16-May-96 | 41.75 | 1771.71 | | | | | 34.15 | 1735.39 | | | 34.00 | 1732.54 | 29.05 | 1729.30 | 22.35 | 1690.43 | 33.30 | 1724.85 | | |
| 20-Jun-96 | 42.00 | 1771.46 | 33.30 | 1725.53 | 32.10 | 1717.59 | 34.30 | 1735.24 | 21.50 | 1716.78 | 34.00 | 1732.54 | 29.20 | 1729.15 | 22.40 | 1690.38 | 33.30 | 1724.85 | 26.00 | 1714.16 |
| 11-Jul-96 | 41.85 | 1771.61 | | | | | 34.40 | 1735.14 | | | 34.10 | 1732.44 | 28.90 | 1729.45 | 22.40 | 1690.38 | 33.40 | 1724.75 | | |
| 28-Aug-96 | 41.80 | 1771.66 | | | | | 34.50 | 1734.99 | 21.50 | 1716.78 | 34.00 | 1732.54 | 29.15 | 1729.20 | 22.40 | 1690.38 | 33.45 | 1724.70 | 26.10 | 1714.06 |
| 11-Sep-96 | 41.90 | 1771.56 | | | | | 34.55 | 1734.89 | | | 34.10 | 1732.44 | 29.15 | 1729.20 | 22.50 | 1690.28 | 33.55 | 1724.60 | | |
| 17-Oct-96 | 42.30 | 1771.16 | | | | | 34.45 | 1735.09 | 22.15 | 1716.13 | 34.00 | 1733.54 | 29.45 | 1728.90 | 22.60 | 1690.18 | 33.50 | 1724.65 | | |
| 15-Nov-96 | 42.50 | 1770.96 | | | | | 34.45 | 1735.09 | | | 33.10 | 1733.44 | 29.40 | 1728.95 | 22.65 | 1690.13 | 33.50 | 1724.65 | | |
| 20-Dec-96 | 42.50 | 1770.96 | | | | | 34.45 | 1735.09 | | | 33.10 | 1733.44 | 29.40 | 1728.95 | 22.70 | 1690.08 | 33.45 | 1724.70 | | |
| 08-Jan-97 | 42.60 | 1770.86 | | | | | 34.40 | 1735.14 | 22.15 | 1716.13 | 33.70 | 1732.79 | 29.45 | 1728.90 | 22.80 | 1689.98 | 33.55 | 1724.60 | | |
| 18-Feb-97 | 42.60 | 1770.86 | | | | | 34.35 | 1735.19 | | | 33.70 | 1732.84 | 29.40 | 1728.95 | 22.90 | 1689.98 | 33.40 | 1724.75 | | |
| 10-Mar-97 | 42.60 | 1770.86 | | | | | 34.35 | 1735.19 | | | 34.00 | 1732.54 | 29.35 | 1729.00 | 23.00 | 1689.78 | 33.30 | 1724.85 | | |
| 09-Apr-97 | 42.45 | 1771.01 | | | | | 34.60 | 1734.94 | 22.30 | 1715.98 | 34.00 | 1732.54 | 29.45 | 1729.00 | 23.10 | 1689.68 | 33.50 | 1724.65 | | |
| 28-Apr-97 | 42.45 | 1771.01 | | | | | 34.62 | 1734.92 | | | 34.00 | 1732.54 | 29.54 | 1728.81 | 23.05 | 1689.73 | 33.53 | 1724.62 | | |
| 18-Jun-97 | 42.45 | 1771.01 | | | | | 34.75 | 1734.79 | 22.40 | 1715.88 | 31.70 | 1734.84 | 29.68 | 1728.67 | | | 33.59 | 1724.56 | dry | |
| 08-Jul-97 | 42.05 | 1771.41 | | | | | 34.45 | 1735.09 | | | 31.75 | 1734.51 | 29.20 | 1728.56 | 23.49 | 1689.29 | 33.53 | 1724.29 | | |
| 15-Sep-97 | 41.93 | 1771.53 | | | | | 34.55 | 1734.99 | 21.48 | 1716.80 | 31.75 | 1734.51 | 29.20 | 1728.56 | 23.49 | 1689.29 | 33.53 | 1724.29 | | |
| 20-Nov-97 | 45.75 | 1767.71 | | | | | 33.90 | 1735.64 | 21.25 | 1717.03 | 32.87 | 1733.39 | 28.65 | 1729.11 | 23.45 | 1689.33 | 33.45 | 1724.37 | 25.85 | 1714.31 |
| 02-Dec-97 | 45.75 | 1767.71 | | | | | 33.90 | 1735.64 | 21.25 | 1717.03 | 32.87 | 1733.39 | 28.65 | 1729.11 | 23.45 | 1689.33 | 33.45 | 1724.37 | 25.85 | 1714.31 |
| 22-Jan-98 | 42.20 | 1771.26 | | | | | 43.33 | 1726.21 | 21.03 | 1717.25 | 32.15 | 1734.11 | 28.64 | 1729.12 | 23.45 | 1689.93 | 33.04 | 1724.72 | | |
| 11-Feb-98 | 42.25 | 1771.21 | | | | | 43.33 | 1726.21 | 21.03 | 1717.25 | 32.15 | 1734.11 | 28.64 | 1729.12 | 23.45 | 1689.93 | 33.04 | 1724.72 | | |
| 25-Mar-98 | 42.00 | 1771.46 | | | | | 34.15 | 1735.39 | 21.25 | 1717.03 | 33.10 | 1733.16 | 28.82 | 1729.24 | 23.00 | 1689.78 | 33.05 | 1724.82 | | |
| 27-Apr-98 | 42.00 | 1771.46 | | | | | 34.15 | 1735.39 | 21.25 | 1717.03 | 33.10 | 1733.16 | 28.82 | 1729.24 | 23.00 | 1689.78 | 33.05 | 1724.82 | | |
| 14-Sep-98 | 42.23 | 1771.46 | | | | | 34.22 | 1735.32 | 21.30 | 1716.98 | 31.95 | 1734.31 | 28.65 | 1729.11 | 22.70 | 1690.08 | 33.00 | 1724.77 | | |
| 04-Feb-99 | 42.68 | 1770.78 | | | | | 34.38 | 1724.45 | 21.55 | 1716.73 | 32.17 | 1734.09 | 29.00 | 1728.76 | 23.16 | 1689.62 | 33.05 | 1724.82 | | |
| 15-Dec-98 | 42.80 | 1770.78 | | | | | 34.22 | 1735.32 | 21.60 | 1716.73 | 32.17 | 1734.09 | 29.00 | 1728.76 | 23.16 | 1689.62 | 33.05 | 1724.82 | | |
| 04-Feb-99 | 42.80 | 1770.78 | | | | | 34.22 | 1735.32 | 21.60 | 1716.73 | 32.17 | 1734.09 | 29.00 | 1728.76 | 23.16 | 1689.62 | 33.05 | 1724.82 | | |
| 24-Mar-99 | 43.05 | 1770.56 | | | | | 34.70 | 1734.84 | 20.81 | 1717.47 | 32.18 | 1734.08 | 29.10 | 1728.66 | 22.65 | 1690.13 | 33.72 | 1724.10 | 26.00 | 1714.16 |
| 04-May-99 | 43.05 | 1770.56 | | | | | 34.70 | 1734.84 | 20.81 | 1717.47 | 32.18 | 1734.08 | 29.10 | 1728.66 | 22.65 | 1690.13 | 33.72 | 1724.10 | 26.00 | 1714.16 |
| 09-Aug-99 | 43.26 | 1770.20 | | | | | 34.80 | 1734.74 | 21.35 | 1716.93 | 33.00 | 1733.26 | 29.00 | 1728.76 | 21.70 | 1691.08 | 33.41 | 1724.41 | | |
| 09-Nov-99 | 43.75 | 1769.71 | | | | | 35.43 | 1734.11 | 22.50 | 1715.78 | 33.03 | 1733.23 | 29.26 | 1728.50 | 21.87 | 1691.08 | 33.35 | 1724.42 | | |
| 08-Nov-99 | 43.45 | 1770.01 | | | | | 35.43 | 1734.11 | 22.50 | 1715.78 | 33.03 | 1733.23 | 29.26 | 1728.50 | 21.87 | 1691.08 | 33.35 | 1724.42 | | |
| 31-Jan-00 | 42.87 | 1770.69 | | | | | 35.20 | 1733.84 | 23.00 | 1715.28 | 33.70 | 1732.47 | 29.90 | 1727.86 | 23.11 | 1689.67 | 33.76 | 1724.06 | | |
| 01-May-00 | 43.30 | 1770.16 | | | | | 35.35 | 1734.34 | 23.51 | 1714.77 | 34.40 | 1731.86 | 30.29 | 1727.47 | 24.06 | 1688.72 | 33.70 | 1724.12 | | |
| | | | | | | | | | 23.86 | 1714.42 | 34.50 | 1731.76 | 30.36 | 1727.40 | 24.64 | 1688.14 | 33.53 | 1724.29 | | |

**KERR-McGEE CHEMICAL LLC
HENDERSON, NEVADA FACILITY
GROUNDWATER ELEVATIONS**

| TOC--> | M-31 1788.06 | | M-36 1757.94 | | M-37 1759.28 | | M-38 1757.94 | | M-39 1759.31 | | M-47 1716.51 | | M-49 1718.78 | | M-53 1751.56 | | M-54 1748.93 | | M-55 1749.35 | |
|-----------|-----------------|---------|-----------------|---------|-----------------|---------|-----------------|---------|-----------------|---------|-----------------|---------|-----------------|---------|-----------------|---------|-----------------|---------|-----------------|---------|
| | DTW | ELEV | DTW | ELEV | DTW | ELEV | DTW | ELEV | DTW | ELEV | DTW | ELEV | DTW | ELEV | DTW | ELEV | DTW | ELEV | DTW | ELEV |
| 12-Dec-95 | 37.60 | 1750.79 | 31.35 | 1726.59 | 31.20 | 1728.08 | 30.80 | 1727.08 | 30.30 | 1729.01 | 20.65 | 1695.86 | 20.30 | 1698.48 | 30.50 | 1721.06 | 28.15 | 1720.78 | 31.00 | 1718.35 |
| 11-Jan-96 | 37.75 | 1750.64 | 31.30 | 1726.64 | | | | | 30.00 | 1729.31 | 20.70 | 1695.81 | | | | | | | | |
| 12-Feb-96 | 38.05 | 1750.34 | 31.35 | 1726.59 | 31.50 | 1727.78 | 31.70 | 1726.18 | 29.90 | 1729.41 | 20.80 | 1695.71 | 20.50 | 1698.28 | 31.00 | 1720.56 | 28.70 | 1720.23 | 31.80 | 1717.75 |
| 15-Mar-96 | 38.30 | 1750.09 | 35.00 | 1722.94 | | | | | 50.00 | 1729.31 | 21.70 | 1694.81 | | | | | | | | |
| 30-Apr-96 | | | 35.00 | 1722.94 | | | | | 30.10 | 1729.21 | 20.80 | 1695.71 | | | | | | | | |
| 16-May-96 | | | 34.50 | 1723.44 | | | | | 30.15 | 1729.16 | 20.80 | 1695.71 | | | | | | | | |
| 20-Jun-96 | | | 34.80 | 1723.14 | 31.00 | 1728.28 | 31.10 | 1726.78 | 30.35 | 1728.96 | 20.85 | 1695.66 | 20.40 | 1698.38 | 30.30 | 1721.26 | 28.00 | 1720.93 | 30.80 | 1718.55 |
| 11-Jul-96 | | | 34.80 | 1723.34 | | | | | 30.50 | 1728.81 | 20.80 | 1695.71 | | | | | | | | |
| 28-Aug-96 | | | 34.80 | 1723.04 | 31.00 | 1728.28 | 31.00 | 1726.88 | 30.65 | 1728.66 | 20.80 | 1695.71 | 20.40 | 1698.38 | 30.40 | 1721.16 | 28.00 | 1720.93 | 31.00 | 1718.35 |
| 11-Sep-96 | | | 34.90 | 1723.04 | | | | | 30.70 | 1728.61 | 20.90 | 1695.61 | | | | | | | | |
| 17-Oct-96 | | | 31.00 | 1726.94 | | | | | 30.55 | 1728.76 | 21.00 | 1695.51 | | | | | | | | |
| 15-Nov-96 | | | 32.25 | 1725.69 | 31.80 | 1727.48 | 31.00 | 1726.88 | 30.50 | 1728.81 | 21.10 | 1695.41 | 20.75 | 1698.03 | 31.20 | 1720.36 | 28.60 | 1720.33 | 31.45 | 1717.90 |
| 20-Dec-96 | | | 32.20 | 1725.74 | | | | | 30.60 | 1728.71 | 21.20 | 1695.31 | | | | | | | | |
| 08-Jan-97 | | | 32.00 | 1725.94 | | | | | 30.50 | 1728.81 | 21.00 | 1695.51 | | | | | | | | |
| 10-Mar-97 | | | 32.20 | 1725.74 | | | | | 30.50 | 1728.81 | 21.35 | 1695.16 | | | | | | | | |
| 09-Apr-97 | | | 32.30 | 1725.64 | | | | | 30.70 | 1728.61 | 21.40 | 1695.11 | | | | | | | | |
| 28-Apr-97 | 39.53 | 1748.86 | 32.35 | 1725.59 | 31.95 | 1727.33 | 31.08 | 1726.80 | 30.68 | 1728.63 | 21.41 | 1695.10 | 21.04 | 1697.74 | 31.10 | 1720.46 | 28.55 | 1720.38 | 31.15 | 1718.20 |
| 18-Jun-97 | | | 31.20 | 1726.74 | | | | | 31.40 | 1727.91 | 21.40 | 1695.10 | | | 30.83 | 1720.73 | 28.35 | 1720.58 | 31.90 | 1717.45 |
| Aug-97 | | | 31.63 | 1726.31 | | | | | 30.00 | 1729.31 | 21.11 | 1695.40 | 20.50 | 1698.28 | | | 28.50 | 1720.43 | | |
| 15-Sep-97 | | | 31.49 | 1726.45 | | | | | 29.94 | 1729.37 | | | | | | | | | | |
| 20-Nov-97 | 38.95 | 1749.11 | 31.25 | 1726.69 | | | | | 29.55 | 1729.76 | | | | | | | | | | |
| 02-Dec-97 | | | 31.18 | 1726.76 | | | | | 29.47 | 1729.84 | | | | | | | | | | |
| 22-Jan-98 | 38.80 | 1749.28 | 31.12 | 1726.82 | 31.22 | 1728.06 | 30.73 | 1727.21 | 29.65 | 1729.86 | 21.33 | 1695.18 | 21.58 | 1697.20 | 30.04 | 1721.52 | 27.91 | 1721.02 | 31.23 | 1718.12 |
| 11-Feb-98 | 39.13 | 1748.93 | 31.20 | 1726.74 | 31.37 | 1727.91 | 30.70 | 1727.24 | 29.44 | 1729.87 | 21.42 | 1695.09 | 21.00 | 1697.78 | 30.20 | 1721.36 | 27.26 | 1721.87 | 30.65 | 1718.70 |
| 25-Mar-98 | 38.85 | 1749.21 | 31.20 | 1726.74 | 31.20 | 1728.08 | 30.70 | 1727.24 | 29.65 | 1729.86 | 21.05 | 1695.46 | 20.70 | 1697.73 | 30.65 | 1720.91 | 27.85 | 1721.08 | 31.00 | 1718.35 |
| 27-Apr-98 | 39.10 | 1749.29 | 31.31 | 1726.63 | 31.41 | 1728.87 | 30.74 | 1727.20 | 30.06 | 1729.25 | 20.90 | 1695.61 | 20.83 | 1698.08 | 30.75 | 1720.81 | 28.10 | 1720.83 | 30.68 | 1718.67 |
| 14-Sep-98 | 39.85 | 1748.54 | 31.82 | 1726.12 | 32.04 | 1727.24 | 31.21 | 1726.73 | 30.63 | 1728.68 | 21.02 | 1695.49 | 20.73 | 1697.95 | 31.00 | 1720.72 | 28.24 | 1720.69 | 30.33 | 1719.02 |
| 4-Feb-99 | 39.52 | 1748.87 | 31.87 | 1726.27 | 31.42 | 1727.86 | 31.05 | 1726.89 | 29.28 | 1729.03 | 20.65 | 1695.49 | 20.50 | 1698.05 | 31.40 | 1720.56 | 28.46 | 1720.47 | 31.65 | 1717.70 |
| 15-Dec-99 | 39.50 | 1748.89 | 31.47 | 1726.47 | 31.43 | 1727.85 | 30.94 | 1727.00 | 30.02 | 1729.29 | P&A | 1695.86 | P&A | 1698.28 | 30.80 | 1720.76 | 28.40 | 1720.53 | 31.40 | 1717.85 |
| 24-Mar-99 | 39.20 | 1748.19 | 31.60 | 1726.34 | 31.60 | 1727.68 | 31.00 | 1726.94 | 30.02 | 1729.93 | | | | | 29.60 | 1721.76 | 28.55 | 1720.36 | 31.50 | 1717.69 |
| 4-May-99 | 39.28 | 1748.11 | 31.48 | 1726.46 | 31.60 | 1727.68 | 30.90 | 1726.94 | 30.36 | 1728.93 | | | | | 30.13 | 1721.43 | 28.85 | 1720.08 | 31.66 | 1717.84 |
| 9-Aug-99 | 40.20 | 1748.19 | 32.09 | 1725.85 | 31.43 | 1727.85 | 30.90 | 1726.63 | 30.59 | 1728.72 | | | | | 30.42 | 1721.14 | 29.32 | 1719.61 | 32.51 | 1716.84 |
| 8-Nov-99 | 39.01 | 1749.39 | 32.42 | 1725.52 | 32.11 | 1727.17 | 31.31 | 1726.63 | 31.12 | 1728.19 | | | | | 30.80 | 1720.76 | 29.67 | 1719.26 | 32.20 | 1717.15 |
| 31-Jan-00 | 39.50 | 1748.89 | 32.30 | 1725.64 | 32.09 | 1727.19 | 31.48 | 1726.46 | 31.60 | 1727.71 | | | | | 31.21 | 1720.35 | 29.72 | 1719.21 | 32.42 | 1716.93 |
| 01-May-00 | 40.00 | 1748.39 | 32.29 | 1725.65 | 31.55 | 1727.73 | 31.30 | 1726.64 | 31.58 | 1727.73 | | | | | 31.18 | 1720.38 | 29.83 | 1719.10 | 32.32 | 1717.03 |
| | | | | | | | | | 31.70 | 1727.61 | | | | | P&A | | 29.26 | 1719.87 | 32.15 | 1717.20 |

**KERR-McGEE CHEMICAL LLC
HENDERSON, NEVADA FACILITY
GROUNDWATER ELEVATIONS**

| TOC--> | M-66 1752.33 DTW | ELEV | M-67 1744.88 DTW | ELEV | M-68 1747.44 DTW | ELEV | M-69 1748.77 DTW | ELEV | M-70 1746.96 DTW | ELEV | M-71 1745.88 DTW | ELEV | M-72 1745.49 DTW | ELEV | M-73 1740.05 DTW | ELEV | M-74 1743.42 DTW | ELEV | M-75 1751.01 DTW | ELEV |
|-----------|------------------------|---------|------------------------|---------|------------------------|---------|------------------------|---------|------------------------|---------|------------------------|---------|------------------------|---------|------------------------|---------|------------------------|---------|------------------------|---------|
| 12-Dec-95 | 30.30 | 1722.03 | 21.60 | 1723.38 | 23.20 | 1724.24 | 29.80 | 1718.97 | 28.50 | 1718.46 | 28.00 | 1717.88 | 25.30 | 1719.89 | 20.50 | 1719.55 | 23.15 | 1720.27 | 34.00 | 1717.01 |
| 11-Jan-96 | | | 20.80 | 1724.18 | 23.00 | 1724.44 | | | | | 28.40 | 1717.48 | 25.50 | 1718.79 | 20.25 | 1718.80 | | | | |
| 12-Feb-96 | 30.00 | 1722.33 | 20.80 | 1724.18 | 23.00 | 1724.44 | 31.00 | 1717.77 | 29.30 | 1717.66 | 29.40 | 1716.48 | 25.00 | 1720.29 | 20.20 | 1719.85 | 23.00 | 1720.42 | 33.00 | 1718.01 |
| 15-Mar-96 | | | 21.00 | 1723.98 | 22.20 | 1725.24 | | | | | 30.00 | 1715.88 | 25.30 | 1719.85 | 20.30 | 1718.75 | | | | |
| 30-Apr-96 | | | 20.75 | 1724.23 | 22.85 | 1724.59 | | | | | 29.80 | 1716.08 | 24.90 | 1720.39 | 20.00 | 1720.05 | | | | |
| 16-May-96 | 30.20 | 1722.13 | 20.65 | 1724.33 | 22.85 | 1724.59 | 30.00 | 1718.77 | 28.90 | 1718.06 | 30.10 | 1715.78 | 24.30 | 1720.99 | 19.65 | 1720.40 | | | | |
| 20-Jun-96 | | | 21.00 | 1723.98 | 23.00 | 1724.44 | | | | | 29.70 | 1716.18 | 26.01 | 1719.28 | 20.60 | 1719.45 | | | | |
| 11-Jul-96 | | | 21.00 | 1723.98 | 23.00 | 1724.44 | | | | | 29.90 | 1715.98 | 26.25 | 1719.04 | 20.75 | 1719.30 | | | | |
| 28-Aug-96 | | | 21.25 | 1723.73 | 23.35 | 1724.09 | | | | | 30.00 | 1715.88 | 26.00 | 1719.29 | 20.70 | 1719.35 | | | | |
| 11-Sep-96 | 30.20 | 1722.13 | 21.30 | 1723.68 | 23.40 | 1724.04 | 30.10 | 1718.67 | 29.00 | 1717.96 | 30.20 | 1715.88 | 26.20 | 1719.09 | 20.75 | 1719.35 | | | | |
| 17-Oct-96 | | | 21.20 | 1723.78 | 23.25 | 1724.19 | | | | | 29.85 | 1716.03 | 25.90 | 1719.39 | 20.60 | 1719.45 | | | | |
| 15-Nov-96 | | | 21.20 | 1723.78 | 23.25 | 1724.19 | | | | | 29.85 | 1716.03 | 25.90 | 1719.39 | 20.60 | 1719.45 | | | | |
| 20-Dec-96 | 30.60 | 1721.73 | 21.25 | 1723.73 | 23.30 | 1724.14 | 30.70 | 1718.07 | 29.05 | 1717.91 | 29.65 | 1716.23 | 26.20 | 1719.09 | 20.70 | 1719.35 | | | | |
| 08-Jan-97 | | | 21.25 | 1723.73 | 23.30 | 1724.14 | | | | | 29.65 | 1716.23 | 26.20 | 1719.09 | 20.70 | 1719.35 | | | | |
| 18-Feb-97 | | | 21.20 | 1723.78 | 23.20 | 1724.24 | | | | | 30.10 | 1715.78 | 26.30 | 1718.84 | 20.85 | 1719.20 | | | | |
| 10-Mar-97 | | | 21.25 | 1723.73 | 23.20 | 1724.19 | | | | | 30.50 | 1715.38 | 26.50 | 1718.99 | 20.45 | 1719.60 | | | | |
| 08-Apr-97 | | | 21.40 | 1723.58 | 23.25 | 1724.19 | | | | | 30.15 | 1715.73 | 26.30 | 1718.99 | 20.90 | 1719.25 | | | | |
| 28-Apr-97 | 30.70 | 1721.63 | 21.38 | 1723.60 | 23.32 | 1724.12 | 30.46 | 1718.31 | 29.38 | 1717.58 | 30.35 | 1715.53 | 26.65 | 1718.64 | 21.00 | 1719.05 | | | | |
| 18-Jun-97 | 30.78 | 1721.55 | 21.45 | 1723.53 | 23.50 | 1723.94 | 29.40 | 1719.37 | 29.85 | 1717.11 | 30.80 | 1715.98 | 26.75 | 1718.54 | 21.00 | 1719.05 | | | 34.50 | 1716.51 |
| Aug-97 | | | | | | | | | | | | | | | | | | | | |
| 15-Sep-97 | | | | | | | | | | | | | | | | | | | | |
| 20-Nov-97 | | | 20.35 | 1724.63 | 22.00 | 1725.44 | 28.90 | 1719.87 | 29.40 | 1717.56 | 30.31 | 1715.57 | 26.06 | 1719.23 | 20.20 | 1719.85 | | | | |
| 02-Dec-97 | 30.32 | 1722.01 | 20.30 | 1724.68 | 23.14 | 1724.30 | 28.38 | 1720.39 | 28.51 | 1717.45 | 28.75 | 1716.13 | 25.65 | 1719.64 | 20.20 | 1719.85 | | | 34.60 | 1716.41 |
| 22-Jan-98 | 29.42 | 1722.91 | 20.00 | 1724.98 | 22.00 | 1725.44 | 28.85 | 1719.92 | 28.74 | 1718.22 | 28.14 | 1716.74 | 25.93 | 1719.36 | 21.51 | 1718.54 | | | | |
| 11-Feb-98 | 29.70 | 1722.63 | 20.35 | 1724.63 | 21.80 | 1725.64 | 28.70 | 1720.07 | 28.77 | 1718.22 | 28.65 | 1716.23 | 25.40 | 1719.89 | 19.70 | 1720.35 | | | 34.28 | 1716.73 |
| 25-Mar-98 | 29.80 | 1722.53 | 20.48 | 1724.50 | 22.20 | 1725.24 | 30.00 | 1718.77 | 28.40 | 1718.56 | 30.02 | 1715.86 | 25.47 | 1719.82 | 20.00 | 1720.05 | | | 37.00 | 1716.51 |
| 27-Apr-98 | 30.12 | 1722.21 | 20.80 | 1724.18 | 22.67 | 1724.77 | 29.32 | 1718.45 | 27.84 | 1719.12 | 29.37 | 1716.51 | 25.70 | 1719.59 | 20.15 | 1719.90 | | | 37.00 | 1714.01 |
| 14-Sep-98 | 30.42 | 1721.91 | 20.79 | 1724.19 | 22.40 | 1725.04 | 30.58 | 1718.19 | 29.32 | 1717.64 | 29.46 | 1716.46 | 25.99 | 1718.07 | 20.46 | 1719.59 | | | 34.25 | 1716.76 |
| 4-Feb-99 | 30.55 | 1721.78 | 21.00 | 1723.98 | 22.20 | 1725.24 | 30.18 | 1718.59 | 29.32 | 1717.81 | 29.40 | 1716.46 | 25.99 | 1718.07 | 20.27 | 1719.78 | | | 34.80 | 1716.86 |
| 4-Feb-99 | 29.58 | 1722.75 | 20.10 | 1724.88 | 21.60 | 1725.84 | 30.18 | 1718.59 | 29.15 | 1717.81 | 28.29 | 1717.89 | 25.74 | 1719.30 | 19.74 | 1720.31 | | | 34.65 | 1716.96 |
| 24-Mar-99 | 29.90 | 1722.43 | 20.54 | 1724.44 | 22.90 | 1724.54 | 30.00 | 1718.77 | 29.65 | 1717.31 | 29.40 | 1716.48 | 25.32 | 1719.59 | 19.84 | 1720.41 | | | 34.68 | 1716.33 |
| 4-May-99 | 30.35 | 1721.98 | 20.90 | 1724.08 | 23.18 | 1724.26 | 31.14 | 1717.63 | 30.40 | 1716.56 | 30.00 | 1715.88 | 25.58 | 1719.71 | 19.84 | 1720.21 | | | 34.80 | 1716.21 |
| 9-Aug-99 | 30.69 | 1721.44 | 21.42 | 1723.56 | 23.60 | 1723.84 | 31.52 | 1717.25 | 31.00 | 1715.96 | 30.78 | 1714.91 | 26.22 | 1719.07 | 20.44 | 1719.84 | | | 35.00 | 1716.01 |
| 8-Nov-99 | 31.45 | 1720.88 | 22.04 | 1723.84 | 24.01 | 1723.45 | 31.92 | 1716.85 | 31.14 | 1715.82 | 30.97 | 1714.91 | 27.22 | 1718.07 | 21.21 | 1718.84 | | | 35.30 | 1715.71 |
| 31-Jan-00 | 31.47 | 1720.86 | 22.03 | 1723.95 | 24.29 | 1723.13 | 32.00 | 1716.77 | 31.10 | 1715.86 | 31.55 | 1714.33 | 27.78 | 1717.51 | 21.58 | 1718.47 | | | 33.68 | 1717.33 |
| 01-May-00 | 31.60 | 1720.73 | 22.24 | 1722.74 | 24.52 | 1722.92 | 31.31 | 1717.46 | 30.87 | 1716.09 | 31.07 | 1714.81 | 28.37 | 1718.92 | 22.17 | 1717.88 | | | 35.14 | 1715.87 |

**KERR-McGEE CHEMICAL LLC
HENDERSON, NEVADA FACILITY
GROUNDWATER ELEVATIONS**

| TOC--> | M-79 1742.93 ELEV | DTW | M-80 1745.73 ELEV | DTW | M-81A 1742.08 ELEV | DTW | M-82A 1738.35 ELEV | DTW | M-83 1740.83 ELEV | DTW | M-84 1739.63 ELEV | DTW | M-85 1741.19 ELEV | DTW | M-86 1742.73 ELEV | DTW | M-87 1742.27 ELEV | DTW | M-88 1737.99 ELEV | |
|-----------|-------------------------|---------|-------------------------|---------|--------------------------|---------|--------------------------|---------|-------------------------|---------|-------------------------|---------|-------------------------|---------|-------------------------|---------|-------------------------|---------|-------------------------|---------|
| 12-Dec-85 | 25.00 | 1717.93 | 30.30 | 1715.43 | 25.90 | 1716.18 | 22.30 | 1716.05 | 25.70 | 1715.13 | 24.60 | 1715.03 | 25.35 | 1715.84 | 26.80 | 1715.93 | 27.60 | 1714.67 | 23.10 | 1714.99 |
| 11-Jan-86 | | | | | | | | | | | 24.55 | 1715.08 | | | 26.00 | 1716.73 | | | 22.80 | 1715.19 |
| 12-Feb-86 | 25.70 | 1717.23 | 31.00 | 1714.73 | 23.90 | 1718.18 | 22.80 | 1715.55 | 26.70 | 1714.13 | 25.10 | 1714.53 | | | 25.20 | 1717.53 | | | 22.60 | 1715.39 |
| 15-Mar-86 | | | | | | | | | | | 25.60 | 1714.03 | | 26.90 | 27.00 | 1715.73 | | 1715.27 | 23.30 | 1714.69 |
| 30-Apr-86 | | | | | | | | | | | 25.70 | 1713.93 | | | 25.20 | 1717.53 | | | 22.70 | 1715.29 |
| 16-May-86 | 25.25 | 1717.68 | 31.00 | 1714.73 | 27.20 | 1714.88 | 21.85 | 1716.50 | 26.00 | 1714.83 | 25.95 | 1713.68 | | | 24.70 | 1718.03 | | | 22.30 | 1715.69 |
| 20-Jun-86 | | | | | | | | | | | 25.35 | 1714.28 | | 25.80 | 27.10 | 1714.73 | | 1714.67 | 22.95 | 1715.04 |
| 11-Jul-86 | | | | | | | | | | | 25.35 | 1714.28 | | | 27.00 | 1715.63 | | | 23.25 | 1714.74 |
| 28-Aug-86 | 25.35 | 1717.58 | 31.20 | 1714.53 | 27.20 | 1714.88 | 21.85 | 1716.50 | 26.40 | 1714.43 | 25.80 | 1713.78 | | | 26.50 | 1716.23 | | 1714.67 | 23.10 | 1714.89 |
| 11-Sep-86 | | | | | | | | | | | 25.70 | 1713.93 | | 25.80 | 27.10 | 1715.63 | | | 23.20 | 1714.79 |
| 17-Oct-86 | | | | | | | | | | | 25.85 | 1713.78 | | | 26.50 | 1716.23 | | | 23.15 | 1714.84 |
| 15-Nov-86 | 26.35 | 1716.58 | 30.80 | 1714.93 | 26.90 | 1715.18 | 23.40 | 1714.95 | 26.40 | 1714.43 | 25.60 | 1714.03 | | | 27.55 | 1715.18 | | 1714.27 | 23.20 | 1714.79 |
| 20-Dec-86 | | | | | | | | | | | 25.35 | 1714.28 | | 26.90 | 27.00 | 1714.73 | | | 23.35 | 1714.64 |
| 08-Jan-87 | | | | | | | | | | | 25.85 | 1713.78 | | | 27.00 | 1715.18 | | | 23.30 | 1714.79 |
| 18-Feb-87 | | | | | | | | | | | 25.55 | 1714.08 | | | 28.05 | 1715.73 | | | 23.30 | 1714.69 |
| 10-Mar-87 | | | | | | | | | | | 25.95 | 1713.68 | | | 27.35 | 1715.38 | | | 23.50 | 1714.49 |
| 09-Apr-87 | | | | | | | | | | | 26.00 | 1713.63 | | | 27.35 | 1715.38 | | | 23.35 | 1714.94 |
| 28-Apr-87 | 27.00 | 1715.93 | 31.05 | 1714.68 | 27.40 | 1714.68 | 23.80 | 1714.55 | 26.92 | 1713.91 | 25.55 | 1714.08 | | | 28.50 | 1714.23 | | 1714.00 | 23.55 | 1714.44 |
| 18-Jun-87 | 27.25 | 1715.68 | 32.45 | 1713.28 | 27.85 | 1714.23 | 23.95 | 1714.40 | 27.45 | 1713.98 | 23.55 | 1714.08 | | | 28.48 | 1714.25 | | 1713.92 | 23.60 | 1714.39 |
| Aug-87 | | | | | | | | | | | 26.50 | 1713.13 | | 28.03 | 28.70 | 1714.03 | | | 23.67 | 1714.32 |
| 15-Sep-87 | | | | | | | | | | | 26.21 | 1713.42 | | | 27.90 | 1714.83 | | | 22.45 | 1715.54 |
| 20-Nov-87 | 26.20 | 1716.73 | 31.25 | 1714.48 | 26.55 | 1715.53 | 22.70 | 1715.65 | 26.93 | 1713.90 | 1714.19 | 1713.42 | | | 27.74 | 1714.99 | | 1714.69 | 22.81 | 1715.18 |
| 02-Dec-87 | 26.08 | 1716.85 | 31.65 | 1714.08 | 27.24 | 1714.84 | 22.65 | 1715.70 | 26.74 | 1714.09 | 25.44 | 1714.19 | | | 27.75 | 1714.98 | | 1714.72 | 22.70 | 1715.29 |
| 22-Jan-88 | 25.65 | 1717.28 | 31.52 | 1714.21 | 26.80 | 1715.28 | 22.66 | 1715.69 | 26.82 | 1714.01 | 25.78 | 1713.85 | | | 28.11 | 1714.62 | | 1714.74 | 22.63 | 1715.36 |
| 11-Feb-88 | 25.35 | 1717.58 | 30.70 | 1715.03 | 26.20 | 1715.88 | 22.95 | 1715.40 | 26.40 | 1714.54 | 25.85 | 1713.78 | | | 27.98 | 1714.85 | | 1714.95 | 22.50 | 1715.49 |
| 25-Mar-88 | 25.55 | 1717.38 | 30.10 | 1715.63 | 26.35 | 1715.73 | 22.35 | 1716.00 | 24.72 | 1713.76 | 25.87 | 1713.76 | | | 27.43 | 1715.30 | | 1715.05 | 22.58 | 1715.41 |
| 27-Apr-88 | 25.56 | 1717.37 | 28.12 | 1717.61 | 26.55 | 1715.55 | 22.19 | 1716.16 | 24.40 | 1715.23 | 24.40 | 1715.23 | | | 27.46 | 1715.25 | | 1715.82 | 22.70 | 1715.29 |
| 14-Sep-88 | 25.10 | 1717.83 | 31.00 | 1714.73 | 25.80 | 1716.48 | 24.45 | 1713.90 | 24.35 | 1716.48 | 24.22 | 1715.41 | | | 27.77 | 1714.96 | | 1714.64 | 22.64 | 1715.35 |
| 15-Dec-88 | 25.25 | 1717.68 | 31.00 | 1714.73 | 25.40 | 1716.68 | 24.45 | 1715.45 | 26.57 | 1714.26 | 25.05 | 1714.58 | | | 26.42 | 1716.31 | | 1715.57 | 22.78 | 1715.21 |
| 4-Feb-89 | 26.85 | 1716.08 | 31.14 | 1714.59 | 24.60 | 1717.48 | 23.59 | 1714.76 | 25.72 | 1715.11 | 24.66 | 1714.97 | | | 26.59 | 1716.14 | | 1715.69 | 21.63 | 1716.36 |
| 24-Mar-89 | 27.72 | 1715.21 | 31.95 | 1713.78 | 25.98 | 1716.10 | 24.13 | 1714.22 | 26.46 | 1714.37 | 25.10 | 1714.53 | | | 26.70 | 1716.03 | | 1715.95 | 22.81 | 1715.18 |
| 4-May-89 | 28.28 | 1714.65 | 32.56 | 1713.17 | 26.92 | 1715.16 | 24.72 | 1713.63 | 27.20 | 1713.73 | 25.90 | 1713.73 | | | 27.00 | 1715.73 | | 1715.14 | 22.53 | 1715.46 |
| 9-Aug-89 | 28.68 | 1714.25 | 33.05 | 1712.68 | 27.89 | 1714.19 | 25.40 | 1712.95 | 27.89 | 1712.94 | 26.60 | 1713.03 | | | 27.88 | 1714.85 | | 1714.78 | 22.87 | 1715.12 |
| 8-Nov-89 | 29.15 | 1713.78 | 33.40 | 1712.33 | 28.10 | 1712.98 | 25.89 | 1712.46 | 28.82 | 1712.01 | 27.23 | 1712.40 | | | 28.74 | 1713.70 | | 1713.75 | 23.78 | 1714.21 |
| 31-Jan-00 | 28.21 | 1713.72 | 32.18 | 1713.55 | 30.19 | 1711.89 | 25.64 | 1712.71 | 29.48 | 1711.46 | 27.53 | 1712.10 | | | 28.92 | 1712.81 | | 1713.22 | 24.54 | 1713.45 |
| 01-May-00 | 28.80 | 1714.13 | 33.60 | 1712.13 | 30.09 | 1711.99 | 25.53 | 1712.82 | 29.18 | 1711.65 | 27.93 | 1711.49 | | | 30.80 | 1712.22 | | 1712.62 | 24.92 | 1713.07 |
| | | | | | | | | | 29.18 | 1711.65 | 27.93 | 1711.49 | | | 30.80 | 1712.22 | | 1712.62 | 25.25 | 1712.74 |

**KERR-McGEE CHEMICAL LLC
HENDERSON, NEVADA FACILITY
GROUNDWATER ELEVATIONS**

| TOC--> | M-89 1765.25 | | M-90 1736.95 | | M-91 1739.58 | | M-9A 1749.90 | | M-9A 1728.15 | | M-7B 1732.83 | | M-10 1834.76 | | M-13 1815.21 | |
|-----------|-----------------|---------|-----------------|---------|-----------------|---------|-----------------|---------|-----------------|---------|-----------------|---------|-----------------|---------|-----------------|---------|
| | DTW | ELEV | DTW | ELEV | DTW | ELEV | DTW | ELEV | DTW | ELEV | DTW | ELEV | DTW | ELEV | DTW | ELEV |
| 12-Dec-95 | 32.55 | 1732.70 | 23.45 | 1715.81 | 23.90 | 1719.48 | 39.80 | 1710.10 | 39.60 | 1689.55 | 37.55 | 1692.26 | 48.90 | 1785.66 | 45.80 | 1768.43 |
| 11-Jan-96 | 32.45 | 1732.80 | | | | | 38.95 | 1710.95 | 39.90 | 1689.25 | 37.60 | 1692.21 | 49.00 | 1785.76 | 45.70 | 1768.53 |
| 12-Feb-96 | 32.50 | 1732.75 | 24.00 | 1715.26 | 24.80 | 1718.58 | 39.10 | 1710.80 | 39.90 | 1689.25 | 37.50 | 1692.31 | 49.00 | 1785.76 | 45.00 | 1768.23 |
| 15-Mar-96 | 32.90 | 1732.35 | | | | | 39.60 | 1710.30 | 40.30 | 1688.85 | 39.00 | 1690.81 | 49.00 | 1785.66 | 45.85 | 1768.38 |
| 30-Apr-96 | 32.75 | 1732.50 | 24.30 | 1714.96 | 24.90 | 1718.48 | 39.60 | 1710.30 | 40.30 | 1688.85 | 37.65 | 1692.16 | 49.10 | 1785.66 | 45.90 | 1768.33 |
| 16-May-96 | 32.75 | 1732.50 | | | | | 39.25 | 1710.65 | 40.00 | 1689.15 | 37.70 | 1692.11 | 49.00 | 1785.76 | 45.90 | 1768.33 |
| 20-Jun-96 | 32.85 | 1732.40 | | | | | 39.45 | 1710.45 | 40.80 | 1688.35 | 38.25 | 1691.56 | 49.00 | 1785.76 | 45.90 | 1768.33 |
| 11-Jul-96 | 32.95 | 1732.30 | | | | | 39.40 | 1710.50 | 40.15 | 1689.00 | 38.80 | 1691.01 | 48.95 | 1785.81 | 45.90 | 1768.33 |
| 28-Aug-96 | 33.00 | 1732.25 | 24.30 | 1714.96 | 24.90 | 1718.48 | 39.50 | 1710.40 | 40.25 | 1688.90 | 38.80 | 1691.01 | 49.10 | 1785.66 | 45.85 | 1768.38 |
| 11-Sep-96 | 32.70 | 1732.55 | | | | | 39.50 | 1710.40 | 40.25 | 1688.90 | 38.80 | 1691.01 | 49.10 | 1785.66 | 45.90 | 1768.33 |
| 17-Oct-96 | 32.95 | 1732.30 | 24.85 | 1714.41 | 25.60 | 1717.78 | 39.55 | 1710.35 | 40.25 | 1688.90 | 39.00 | 1690.81 | 49.50 | 1785.26 | 46.15 | 1768.08 |
| 15-Nov-96 | 33.00 | 1732.25 | | | | | 39.60 | 1710.30 | 40.30 | 1688.85 | 39.00 | 1690.81 | 49.40 | 1785.36 | 46.35 | 1767.88 |
| 20-Dec-96 | 33.00 | 1732.25 | | | | | 39.60 | 1710.30 | 40.30 | 1688.85 | 39.00 | 1690.81 | 49.60 | 1785.16 | 46.50 | 1767.73 |
| 08-Jan-97 | 33.00 | 1732.25 | | | | | 39.65 | 1710.25 | 40.40 | 1688.75 | 39.00 | 1690.81 | 49.30 | 1785.46 | 46.60 | 1767.63 |
| 18-Feb-97 | 32.90 | 1732.35 | | | | | 39.60 | 1711.10 | 40.50 | 1688.65 | 39.00 | 1690.81 | 48.90 | 1785.86 | 46.60 | 1767.63 |
| 10-Mar-97 | 32.95 | 1732.30 | | | | | 39.60 | 1710.30 | 40.40 | 1688.75 | 39.00 | 1690.81 | 48.85 | 1785.91 | 46.80 | 1767.43 |
| 09-Apr-97 | 33.15 | 1732.10 | | | | | 39.65 | 1710.25 | 40.40 | 1688.75 | 39.65 | 1710.25 | 47.70 | 1787.06 | 46.75 | 1767.48 |
| 28-Apr-97 | 33.15 | 1732.10 | | | | | 39.67 | 1710.23 | 40.40 | 1688.75 | 39.67 | 1710.23 | 47.72 | 1787.04 | 46.71 | 1767.52 |
| 18-Jun-97 | | | 24.70 | 1714.56 | 25.40 | 1717.98 | | | | | | | 48.10 | 1786.66 | 45.61 | 1769.60 |
| Aug-97 | 33.02 | 1732.23 | 23.05 | 1716.21 | 24.00 | 1719.38 | 39.75 | 1710.15 | 40.50 | 1688.65 | 37.95 | 1691.86 | 48.55 | 1786.21 | 45.40 | 1769.81 |
| 15-Sep-97 | 32.85 | 1732.42 | 24.90 | 1714.05 | | | 39.76 | 1710.14 | 40.45 | 1688.70 | 37.15 | 1692.66 | 48.40 | 1786.36 | | |
| 20-Nov-97 | | | 24.29 | 1714.66 | | | | | | | | | 48.37 | 1786.39 | 42.10 | 1773.11 |
| 02-Dec-97 | 32.36 | 1732.89 | 23.03 | 1715.92 | 23.70 | 1715.88 | | | | | | | 48.25 | 1786.51 | 46.30 | 1768.91 |
| 22-Jan-98 | 32.56 | 1732.69 | 23.17 | 1715.78 | 22.47 | 1717.11 | | | | | | | 48.63 | 1786.13 | | |
| 11-Feb-98 | 32.31 | 1732.94 | 23.17 | 1715.78 | 23.60 | 1715.98 | | | | | | | 48.25 | 1786.51 | 46.42 | 1767.81 |
| 25-Mar-98 | 32.45 | 1732.80 | 24.00 | 1714.95 | 24.81 | 1714.77 | 46.79 | 1703.11 | 47.38 | 1681.77 | 40.47 | 1689.34 | 42.84 | 1791.92 | 46.18 | 1768.05 |
| 27-Apr-98 | 32.59 | 1732.66 | P&A | | P&A | | | | | | | | 49.05 | 1785.71 | 46.37 | 1767.86 |
| 14-Sep-98 | 33.43 | 1731.82 | | | | | | | | | | | 50.29 | 1784.47 | 46.22 | 1768.01 |
| 15-Dec-98 | 33.13 | 1732.12 | | | | | | | | | | | 50.00 | 1784.76 | | |
| 4-Feb-99 | 32.95 | 1732.30 | | | | | | | | | | | 49.92 | 1784.84 | 46.89 | 1767.34 |
| 24-Mar-99 | 33.00 | 1732.25 | | | | | | | | | | | 50.44 | 1784.32 | 47.08 | 1767.15 |
| 4-May-99 | 32.84 | 1732.41 | | | | | 37.69 | 1712.21 | 38.71 | 1690.44 | 33.73 | 1699.10 | 49.35 | 1785.41 | 46.70 | 1767.53 |
| 9-Aug-99 | 33.51 | 1731.74 | | | | | | | | | | | 48.58 | 1786.18 | 46.25 | 1767.98 |
| 8-Nov-99 | 33.83 | 1731.42 | | | | | | | | | | | 48.50 | 1786.26 | 46.65 | 1767.58 |
| 31-Jan-00 | 33.43 | 1731.82 | | | | | | | | | | | | | | |
| 01-May-00 | 33.46 | 1731.79 | | | | | 39.44 | 1710.46 | 40.60 | 1688.55 | 36.69 | 1696.14 | 48.50 | 1786.26 | | |

**KERR-McGEE CHEMICAL LLC
HENDERSON, NEVADA FACILITY
GROUNDWATER ELEVATIONS**

| TOC--> | 1751.06 | | 1750.69 | | 1750.44 | | 1750.54 | | 1750.22 | | 1747.58 | | 1750.42 | | 1751.07 | |
|-----------|---------|---------|---------|---------|---------|---------|---------|---------|---------|---------|---------|---------|---------|---------|---------|---------|
| | DTW | ELEV | DTW | ELEV | DTW | ELEV | DTW | ELEV | DTW | ELEV | DTW | ELEV | DTW | ELEV | DTW | ELEV |
| 12-Dec-95 | 41.00 | 1710.06 | 42.95 | 1707.74 | 43.80 | 1706.84 | 44.00 | 1708.54 | 44.80 | 1705.42 | 30.70 | 1716.88 | 39.80 | 1710.82 | 41.00 | 1710.07 |
| 11-Jan-96 | 42.00 | 1709.06 | 44.10 | 1706.59 | 31.20 | 1719.24 | 43.80 | 1706.74 | 35.90 | 1714.32 | 39.80 | 1707.78 | 41.00 | 1709.42 | 40.20 | 1710.87 |
| 12-Feb-96 | 42.00 | 1709.06 | 43.80 | 1706.89 | 43.70 | 1706.74 | 44.00 | 1706.54 | 38.00 | 1712.22 | 44.00 | 1703.58 | 30.70 | 1719.72 | 44.50 | 1706.57 |
| 15-Mar-96 | 42.00 | 1709.06 | 43.20 | 1707.49 | 44.10 | 1706.34 | 46.10 | 1704.44 | 42.30 | 1707.92 | 44.90 | 1702.88 | 39.00 | 1711.42 | 46.00 | 1705.07 |
| 30-Apr-96 | 42.00 | 1709.06 | 43.50 | 1707.19 | 43.85 | 1706.59 | 46.00 | 1704.54 | 35.90 | 1714.32 | 44.00 | 1703.58 | 38.55 | 1711.87 | 45.60 | 1705.47 |
| 16-May-96 | 41.95 | 1709.11 | 43.20 | 1707.49 | 43.75 | 1706.69 | 43.85 | 1706.69 | 34.50 | 1715.72 | 40.00 | 1707.58 | 39.50 | 1710.92 | 30.45 | 1720.82 |
| 20-Jun-96 | 42.00 | 1709.06 | 43.10 | 1707.59 | 43.90 | 1706.54 | 43.80 | 1706.74 | 36.20 | 1714.02 | 44.10 | 1703.48 | 31.00 | 1719.42 | 36.00 | 1715.07 |
| 11-Jul-96 | 42.00 | 1709.06 | 42.80 | 1707.89 | 43.65 | 1706.79 | 43.90 | 1706.84 | 34.50 | 1715.72 | 42.80 | 1704.78 | 32.00 | 1718.22 | 33.40 | 1717.87 |
| 28-Aug-96 | 42.20 | 1708.86 | 43.60 | 1707.09 | 44.20 | 1706.24 | 43.80 | 1706.74 | 36.00 | 1714.22 | 42.80 | 1704.78 | 31.30 | 1719.12 | 33.95 | 1717.12 |
| 11-Sep-96 | 42.00 | 1709.06 | 43.60 | 1707.09 | 43.70 | 1706.74 | 43.80 | 1706.74 | 34.70 | 1715.52 | 32.20 | 1715.98 | 31.45 | 1718.97 | 39.00 | 1712.07 |
| 17-Oct-96 | 42.00 | 1709.06 | 43.25 | 1707.44 | 43.80 | 1706.64 | 43.85 | 1706.64 | 36.50 | 1713.72 | 41.40 | 1705.88 | 39.70 | 1710.72 | 36.00 | 1715.07 |
| 15-Nov-96 | 42.00 | 1709.06 | 42.50 | 1708.19 | 43.80 | 1706.64 | 43.80 | 1706.74 | 34.80 | 1715.42 | 41.70 | 1705.88 | 31.40 | 1719.02 | 35.10 | 1715.97 |
| 20-Dec-96 | 42.00 | 1709.06 | 42.80 | 1707.89 | 44.00 | 1706.44 | 43.85 | 1706.69 | 34.45 | 1715.77 | 40.00 | 1707.58 | 31.30 | 1719.12 | 41.50 | 1708.57 |
| 08-Jan-97 | 33.50 | 1717.56 | 44.05 | 1706.84 | 43.80 | 1706.64 | 43.85 | 1706.88 | 35.30 | 1714.82 | 41.65 | 1705.83 | 40.75 | 1709.67 | 41.70 | 1709.37 |
| 18-Feb-97 | 42.00 | 1709.06 | 44.00 | 1706.69 | 43.90 | 1706.54 | 43.85 | 1706.69 | 41.15 | 1709.07 | 41.70 | 1705.88 | 40.70 | 1709.72 | 36.20 | 1714.87 |
| 10-Mar-97 | 33.00 | 1718.06 | 42.60 | 1708.09 | 43.90 | 1706.54 | 43.85 | 1706.69 | 35.70 | 1714.52 | 41.60 | 1705.98 | 40.75 | 1709.67 | 35.65 | 1715.42 |
| 09-Apr-97 | 40.00 | 1711.06 | 42.65 | 1708.04 | 43.85 | 1706.59 | 43.80 | 1706.74 | 34.60 | 1715.62 | 41.60 | 1705.98 | 40.75 | 1709.67 | 36.00 | 1715.07 |
| 28-Apr-97 | 34.25 | 1716.81 | 42.70 | 1707.99 | 43.90 | 1706.54 | 43.87 | 1706.87 | 33.80 | 1716.42 | 41.15 | 1706.43 | 40.76 | 1709.66 | 42.00 | 1709.07 |
| 18-Jun-97 | 40.00 | 1711.06 | 43.40 | 1707.29 | 31.85 | 1718.59 | 43.00 | 1707.54 | 35.70 | 1714.52 | 40.60 | 1706.98 | 40.70 | 1709.72 | 39.80 | 1711.27 |
| 15-Sep-97 | 35.94 | 1715.12 | 43.15 | 1707.54 | 43.20 | 1707.24 | 34.60 | 1715.94 | | | 41.91 | 1705.67 | | | | |
| 20-Nov-97 | 40.00 | 1711.06 | 43.00 | 1707.69 | 30.05 | 1720.39 | 44.05 | 1706.49 | 34.35 | 1715.87 | 43.00 | 1704.58 | 40.70 | 1709.72 | 36.40 | 1714.67 |
| 02-Dec-97 | 40.00 | 1711.06 | 43.00 | 1707.69 | 30.05 | 1720.39 | 44.05 | 1706.49 | 34.35 | 1715.87 | 43.00 | 1704.58 | 40.70 | 1709.72 | 36.40 | 1714.67 |
| 22-Jan-98 | 34.00 | 1717.06 | 35.00 | 1715.69 | 34.00 | 1716.44 | 42.80 | 1707.74 | 37.00 | 1713.22 | 33.30 | 1714.28 | 39.90 | 1710.52 | 37.70 | 1713.37 |
| 11-Feb-98 | 37.65 | 1713.41 | 39.20 | 1711.49 | 42.20 | 1708.24 | 44.25 | 1706.29 | 37.50 | 1712.72 | 38.25 | 1709.33 | 39.44 | 1710.98 | 31.54 | 1719.53 |
| 25-Mar-98 | 34.80 | 1716.26 | 43.00 | 1707.69 | 44.00 | 1706.44 | 44.70 | 1705.84 | 34.30 | 1715.92 | 40.85 | 1706.73 | 39.70 | 1710.72 | 34.20 | 1718.87 |
| 27-Apr-98 | 37.89 | 1713.17 | 43.18 | 1707.51 | 42.73 | 1707.71 | 32.15 | 1718.38 | 33.22 | 1717.00 | 40.74 | 1706.84 | 35.87 | 1714.55 | 34.85 | 1716.22 |
| 14-Sep-98 | 38.73 | 1712.33 | 42.73 | 1707.96 | 41.13 | 1709.31 | 44.41 | 1706.13 | 37.15 | 1713.07 | 40.70 | 1706.88 | 39.84 | 1714.58 | 36.02 | 1715.05 |
| 15-Dec-98 | 40.70 | 1710.36 | 42.86 | 1707.83 | 41.10 | 1709.34 | 44.50 | 1706.04 | 35.63 | 1714.59 | 40.98 | 1706.80 | 39.00 | 1711.42 | 40.58 | 1710.49 |
| 4-Feb-99 | 31.82 | 1719.24 | 43.21 | 1707.48 | 43.94 | 1706.50 | 44.64 | 1705.90 | 34.15 | 1716.07 | 41.32 | 1706.26 | 39.95 | 1710.47 | 31.00 | 1720.07 |
| 24-Mar-99 | 35.00 | 1716.06 | 42.80 | 1707.89 | 43.90 | 1706.54 | 44.62 | 1705.92 | 36.00 | 1714.22 | 41.50 | 1706.08 | 39.80 | 1710.82 | 32.00 | 1719.07 |
| 4-May-99 | 38.42 | 1712.64 | 42.10 | 1708.59 | 43.70 | 1706.74 | 43.87 | 1706.87 | 39.65 | 1710.57 | 40.56 | 1707.02 | 39.46 | 1710.96 | 32.67 | 1718.40 |
| 9-Aug-99 | 33.14 | 1717.92 | 42.54 | 1708.15 | 43.37 | 1707.07 | 44.80 | 1705.74 | 35.50 | 1714.72 | 41.04 | 1708.54 | 40.94 | 1709.48 | 33.18 | 1717.89 |
| 8-Nov-99 | 35.44 | 1715.82 | 43.54 | 1707.15 | 34.49 | 1715.95 | 44.32 | 1706.22 | 36.85 | 1713.37 | 44.00 | 1708.58 | 40.94 | 1710.52 | 33.90 | 1711.17 |
| 31-Jan-00 | 34.60 | 1716.46 | 44.00 | 1706.69 | 35.32 | 1715.12 | 38.55 | 1711.99 | 36.62 | 1713.60 | 44.80 | 1702.78 | 33.58 | 1716.84 | 41.51 | 1709.56 |
| 01-May-00 | P&A | | 43.19 | 1707.50 | 43.62 | 1706.82 | 43.42 | 1707.12 | 34.50 | 1715.72 | 32.81 | 1714.77 | 39.73 | 1710.69 | 34.83 | 1716.24 |

**KERR-MCGEE CHEMICAL LLC
HENDERSON, NEVADA FACILITY
GROUNDWATER ELEVATIONS**

| TOC--> | H | | I | | J | | K | | L | | M | | N | | O | | P | | Q | | |
|-----------|-------|---------|-------|---------|-------|---------|-------|---------|-------|---------|-------|---------|-------|---------|-------|---------|-------|---------|-------|---------|--|
| | DTW | ELEV | DTW | ELEV | DTW | ELEV | DTW | ELEV | DTW | ELEV | DTW | ELEV | DTW | ELEV | DTW | ELEV | DTW | ELEV | DTW | ELEV | |
| 12-Dec-95 | 41.00 | 1702.36 | 33.60 | 1714.35 | 36.00 | 1707.97 | 39.90 | 1708.59 | 41.55 | 1708.17 | 31.60 | 1717.66 | 34.80 | 1715.86 | 34.80 | 1715.86 | 31.45 | 1720.21 | 40.95 | 1712.16 | |
| 11-Jan-96 | 34.00 | 1709.36 | 33.15 | 1714.80 | 34.30 | 1708.67 | 40.00 | 1709.49 | 41.50 | 1708.22 | 32.00 | 1710.26 | 34.70 | 1715.96 | 34.70 | 1715.96 | 31.21 | 1720.45 | 40.14 | 1712.97 | |
| 12-Feb-96 | 41.00 | 1702.36 | 35.40 | 1712.55 | 34.00 | 1708.97 | 40.00 | 1709.49 | 41.00 | 1708.72 | 36.40 | 1710.86 | 34.50 | 1716.16 | 34.50 | 1716.16 | 29.62 | 1722.04 | 38.30 | 1714.81 | |
| 15-Mar-96 | 28.20 | 1715.16 | 35.50 | 1712.45 | 33.00 | 1710.97 | 40.70 | 1708.79 | 41.40 | 1708.32 | 40.40 | 1708.86 | 32.90 | 1717.76 | 32.90 | 1717.76 | 28.62 | 1720.94 | 38.00 | 1715.11 | |
| 30-Apr-96 | 37.70 | 1705.66 | 34.90 | 1713.05 | 33.00 | 1710.97 | 39.90 | 1708.59 | 41.40 | 1708.32 | 38.00 | 1711.26 | 32.50 | 1718.16 | 32.50 | 1718.16 | 29.83 | 1721.66 | 37.24 | 1715.87 | |
| 16-May-96 | 31.00 | 1712.36 | 33.95 | 1714.00 | 36.00 | 1707.97 | 39.90 | 1708.59 | 41.00 | 1708.72 | 38.10 | 1711.16 | 33.00 | 1717.66 | 33.00 | 1717.66 | 31.49 | 1720.17 | 36.58 | 1716.53 | |
| 20-Jun-96 | 33.00 | 1710.36 | 36.60 | 1711.35 | 35.70 | 1708.27 | 40.00 | 1708.49 | 41.40 | 1708.32 | 38.10 | 1710.16 | 33.00 | 1716.16 | 33.00 | 1716.16 | 36.47 | 1715.19 | 36.33 | 1713.78 | |
| 11-Jul-96 | 36.00 | 1707.36 | 36.50 | 1711.45 | 32.50 | 1711.47 | 38.85 | 1710.64 | 41.60 | 1708.12 | 38.10 | 1710.16 | 33.00 | 1716.16 | 33.00 | 1716.16 | 35.78 | 1715.88 | 39.15 | 1713.96 | |
| 28-Aug-96 | 41.00 | 1702.36 | 37.50 | 1710.45 | 35.50 | 1708.47 | 40.00 | 1709.49 | 41.60 | 1708.12 | 38.00 | 1711.26 | 34.50 | 1716.16 | 34.50 | 1716.16 | 31.83 | 1719.83 | | | |
| 11-Sep-96 | 41.30 | 1702.06 | 34.00 | 1713.95 | 35.60 | 1708.37 | 39.80 | 1709.69 | 36.60 | 1712.12 | 39.00 | 1710.26 | 34.50 | 1716.16 | 34.50 | 1716.16 | | | | | |
| 17-Oct-96 | 33.20 | 1710.16 | 34.50 | 1713.45 | 34.30 | 1708.67 | 40.00 | 1709.69 | 36.60 | 1712.12 | 38.00 | 1711.16 | 33.30 | 1717.36 | 33.30 | 1717.36 | | | | | |
| 15-Nov-96 | 41.00 | 1702.36 | 33.90 | 1714.45 | 35.00 | 1708.97 | 39.80 | 1709.69 | 40.80 | 1708.92 | 37.30 | 1711.96 | 34.30 | 1716.36 | 34.30 | 1716.36 | | | | | |
| 20-Dec-96 | 41.00 | 1702.36 | 33.90 | 1714.05 | 33.40 | 1710.57 | 39.90 | 1708.59 | 41.30 | 1708.42 | 32.75 | 1716.51 | 33.80 | 1716.86 | 33.80 | 1716.86 | | | | | |
| 08-Jan-97 | 41.00 | 1702.36 | 35.81 | 1712.14 | 30.20 | 1713.77 | 39.80 | 1708.68 | 41.75 | 1708.97 | 32.20 | 1717.06 | 36.40 | 1712.26 | 36.40 | 1712.26 | | | | | |
| 18-Feb-97 | 40.30 | 1703.06 | 35.80 | 1712.15 | 30.80 | 1713.17 | 40.10 | 1709.39 | 41.35 | 1708.37 | 37.55 | 1711.71 | 33.60 | 1717.06 | 33.60 | 1717.06 | | | | | |
| 10-Mar-97 | 35.80 | 1707.96 | 33.00 | 1714.95 | 31.70 | 1712.27 | 39.95 | 1709.54 | 41.80 | 1708.92 | 33.20 | 1716.06 | 35.60 | 1715.06 | 35.60 | 1715.06 | | | | | |
| 09-Apr-97 | 41.00 | 1702.36 | 36.50 | 1711.45 | 34.80 | 1708.17 | 39.50 | 1709.99 | 41.70 | 1708.02 | 33.30 | 1715.96 | 36.00 | 1714.66 | 36.00 | 1714.66 | | | | | |
| 28-May-97 | 41.00 | 1702.36 | 35.80 | 1712.15 | 36.25 | 1707.72 | 38.10 | 1711.39 | 33.15 | 1717.57 | 32.98 | 1716.28 | 39.95 | 1710.71 | 39.95 | 1710.71 | | | | | |
| 18-Jun-97 | 41.00 | 1703.36 | 36.25 | 1711.70 | 36.20 | 1707.77 | 38.85 | 1710.64 | 41.80 | 1708.92 | 33.60 | 1715.66 | 36.30 | 1714.36 | 36.30 | 1714.36 | | | | | |
| 01-Aug-97 | | | | | | | | | | | | | | | | | | | | | |
| 15-Sep-97 | 41.05 | 1702.31 | | | | | | | | | | | | | | | | | | | |
| 20-Nov-97 | 41.00 | 1702.36 | 30.65 | 1717.30 | 30.10 | 1713.87 | 38.05 | 1711.44 | 41.66 | 1708.06 | 39.18 | 1710.08 | 30.59 | 1720.07 | 30.59 | 1720.07 | | | | | |
| 02-Dec-97 | 41.00 | 1702.36 | 30.65 | 1717.30 | 30.10 | 1713.87 | 38.70 | 1710.79 | 41.70 | 1708.02 | 34.60 | 1714.66 | 36.00 | 1714.66 | 36.00 | 1714.66 | | | | | |
| 22-Jan-98 | 39.50 | 1703.66 | 29.60 | 1718.35 | 22.10 | 1721.87 | 30.90 | 1718.59 | 40.00 | 1710.72 | 38.00 | 1711.26 | 32.85 | 1717.81 | 32.85 | 1717.81 | | | | | |
| 11-Feb-98 | 35.90 | 1707.46 | 28.50 | 1719.45 | 26.17 | 1717.80 | 37.32 | 1712.17 | 40.05 | 1710.67 | 37.00 | 1712.26 | 34.15 | 1716.51 | 34.15 | 1716.51 | | | | | |
| 25-Mar-98 | 41.00 | 1702.36 | 37.00 | 1710.95 | 37.80 | 1706.17 | 36.60 | 1710.89 | 41.20 | 1708.52 | 38.00 | 1711.26 | 35.00 | 1715.66 | 35.00 | 1715.66 | | | | | |
| 27-Apr-98 | 30.30 | 1713.06 | 34.30 | 1713.65 | 24.51 | 1719.46 | 32.59 | 1716.90 | 40.19 | 1710.53 | 33.43 | 1715.83 | 33.00 | 1717.66 | 33.00 | 1717.66 | | | | | |
| 14-Sep-98 | 26.04 | 1717.32 | 35.55 | 1712.40 | 24.53 | 1719.44 | 39.83 | 1709.66 | 41.94 | 1708.78 | 36.29 | 1712.97 | 36.08 | 1712.58 | 36.08 | 1712.58 | | | | | |
| 15-Dec-98 | 24.77 | 1718.59 | 30.63 | 1717.32 | 22.76 | 1721.21 | 38.60 | 1710.89 | 41.67 | 1708.05 | 36.12 | 1713.14 | 33.77 | 1716.89 | 33.77 | 1716.89 | | | | | |
| 04-Feb-99 | 24.44 | 1719.92 | 32.51 | 1715.44 | 28.60 | 1715.37 | 37.50 | 1711.99 | 41.73 | 1708.99 | 37.10 | 1712.16 | 40.72 | 1708.94 | 40.72 | 1708.94 | | | | | |
| 24-Mar-99 | 23.50 | 1719.66 | 29.00 | 1718.95 | 28.90 | 1715.07 | 39.25 | 1710.24 | 41.70 | 1708.02 | 39.20 | 1710.06 | 30.20 | 1720.46 | 30.20 | 1720.46 | | | | | |
| 04-May-99 | 24.33 | 1719.03 | 28.25 | 1718.70 | 30.28 | 1713.69 | 39.31 | 1710.18 | 37.45 | 1713.27 | 37.10 | 1712.16 | 30.70 | 1719.96 | 30.70 | 1719.96 | | | | | |
| 09-Aug-99 | 25.34 | 1718.02 | 28.12 | 1708.83 | 30.07 | 1713.90 | 39.30 | 1710.48 | 41.90 | 1708.82 | 37.04 | 1712.22 | 31.80 | 1718.86 | 31.80 | 1718.86 | | | | | |
| 08-Nov-99 | 25.40 | 1717.96 | 29.04 | 1708.91 | 31.10 | 1712.87 | 38.77 | 1710.72 | 41.75 | 1708.97 | 34.00 | 1715.26 | 33.00 | 1717.66 | 33.00 | 1717.66 | | | | | |
| 31-Jan-00 | 26.30 | 1717.06 | 28.60 | 1719.35 | 25.86 | 1718.11 | 37.31 | 1712.18 | 41.74 | 1708.98 | 33.90 | 1715.36 | 32.60 | 1718.06 | 32.60 | 1718.06 | | | | | |
| 01-May-00 | 25.92 | 1717.44 | 40.70 | 1707.25 | 30.23 | 1713.74 | 39.68 | 1709.81 | 40.25 | 1710.47 | 34.24 | 1715.02 | 32.58 | 1718.08 | 32.58 | 1718.08 | | | | | |

**KERR-MCGEE CHEMICAL LLC
HENDERSON, NEVADA FACILITY
GROUNDWATER ELEVATIONS**

| TOC--> | I-R 1751.35 | | I-S 1750.03 | | I-T 1751.65 | | I-U 1752.16 | | I-V 1752.13 | | I-AR 1700 | | I 1700 | | I 1700 | |
|-----------|----------------|---------|----------------|---------|----------------|---------|----------------|---------|----------------|---------|--------------|------|-----------|------|-----------|------|
| | DTW | ELEV | DTW | ELEV | DTW | ELEV | DTW | ELEV | DTW | ELEV | DTW | ELEV | DTW | ELEV | DTW | ELEV |
| 04-May-99 | 31.22 | 1720.13 | 43.12 | 1706.91 | 40.00 | 1711.65 | 39.20 | 1712.96 | 40.19 | 1711.94 | | | | | | |
| 09-Aug-99 | 32.26 | 1719.09 | 35.95 | 1714.08 | 30.37 | 1721.28 | 31.16 | 1721.00 | 38.33 | 1713.80 | | | | | | |
| 06-Nov-99 | 33.35 | 1718.00 | 39.91 | 1710.12 | 42.00 | 1709.65 | 41.80 | 1710.36 | 40.50 | 1711.63 | | | | | | |
| 31-Jan-00 | 35.37 | 1715.98 | 41.63 | 1708.40 | 27.80 | 1723.85 | 38.42 | 1713.74 | 31.30 | 1720.83 | | | | | | |
| 01-May-00 | 34.74 | 1716.61 | 38.78 | 1711.25 | 41.58 | 1710.07 | 37.30 | 1714.86 | 39.48 | 1712.65 | | | | | | |

APPENDIX B
I-AR WELL CONSTRUCTION DIAGRAM

KERR-McGEE CORPORATION HYDROLOGY DEPARTMENT MONITORING WELL INSTALLATION DIAGRAM

Protective Pipe

Yes No

Steel PVC

Surveying Pin ?

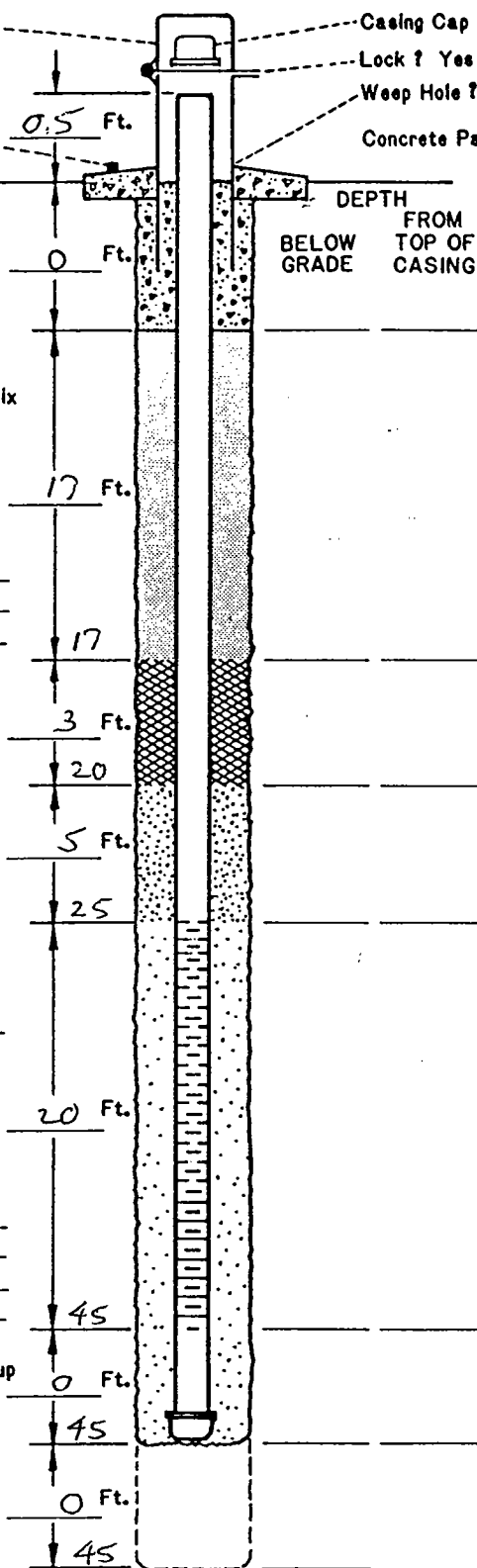
Yes No

Casing Cap Vent ? Yes No

Lock ? Yes No

Weep Hole ? Yes No

Concrete Pad _____ Ft. x _____ Ft. x _____ Inches



DEPTH
FROM
TOP OF
CASING
BELOW
GRADE

Concrete

Cement/Bentonite Grout Mix

Yes No

5.5 Gallons Water to
94Lb. Bag Cement &
3-5 Lb. Bentonite
Powder

Others: _____

Bentonite Seal

Pellets Slurry

Filter Pack
Above Screen

FILTER PACK MATERIAL

Silica Sand

Washed Sand

Pea Gravel

Others: _____

Sand Size _____

Dense Phase Sampling Cup

Bottom Plug
Yes No

Overdrilled Material
Backfill

Grout Sand

Caved Material

Others: _____

DRILLING INFORMATION:

- Borehole Diameter = 36 Inches.
- Were Drilling Additives Used? Yes No
Revert Bentonite Water
Solid Auger Hollow Stem Auger
- Was Outer Steel Casing Used? Yes No
Depth = _____ to _____ Feet.
- Borehole Diameter for Outer Casing _____ Inches.

WELL CONSTRUCTION INFORMATION:

- Type of Casing: PVC Galvanized Teflon
Stainless Other _____
- Type of Casing Joints: Screw-Couple Glue-Couple Other _____
- Type of Well Screens: PVC Galvanized
Stainless Teflon Other _____
- Diameter of Casing and Well Screens:
Casing 18 Inches, Screen 18 Inches.
- Slot Size of Screens: _____
- Type of Screen Perforations: Factory Slotted
Hacksaw Drilled Other TORCH CUT
- Installed Protector Pipe w/Lock: Yes No

WELL DEVELOPMENT INFORMATION:

- How was Well Developed? Bailing Pumping
Air Surging (Air or Nitrogen) Other _____
- Time Spent on Well Development?
30 / 1 Minutes/Hours
- Approximate Water Volume Removed? 1000 Gallons
- Water Clarity Before Development? Clear
Turbid Opaque
- Water Clarity After Development? Clear
Turbid Opaque
- Did Water have Odor? Yes No
If Yes, Describe _____
- Did Water have any Color? Yes No
If Yes, Describe _____

WATER LEVEL INFORMATION:

Water Level Summary (From Top of Casing)

During Drilling _____ Ft. Date _____

Before Development _____ Ft. Date _____

After Development ~27.00 Ft. Date 4/14/00

Driller/Firm ALLEN DRILLING

Drill Rig Type _____

Date Installed 4/10/00

Drill Crew _____

Well No. I-AR

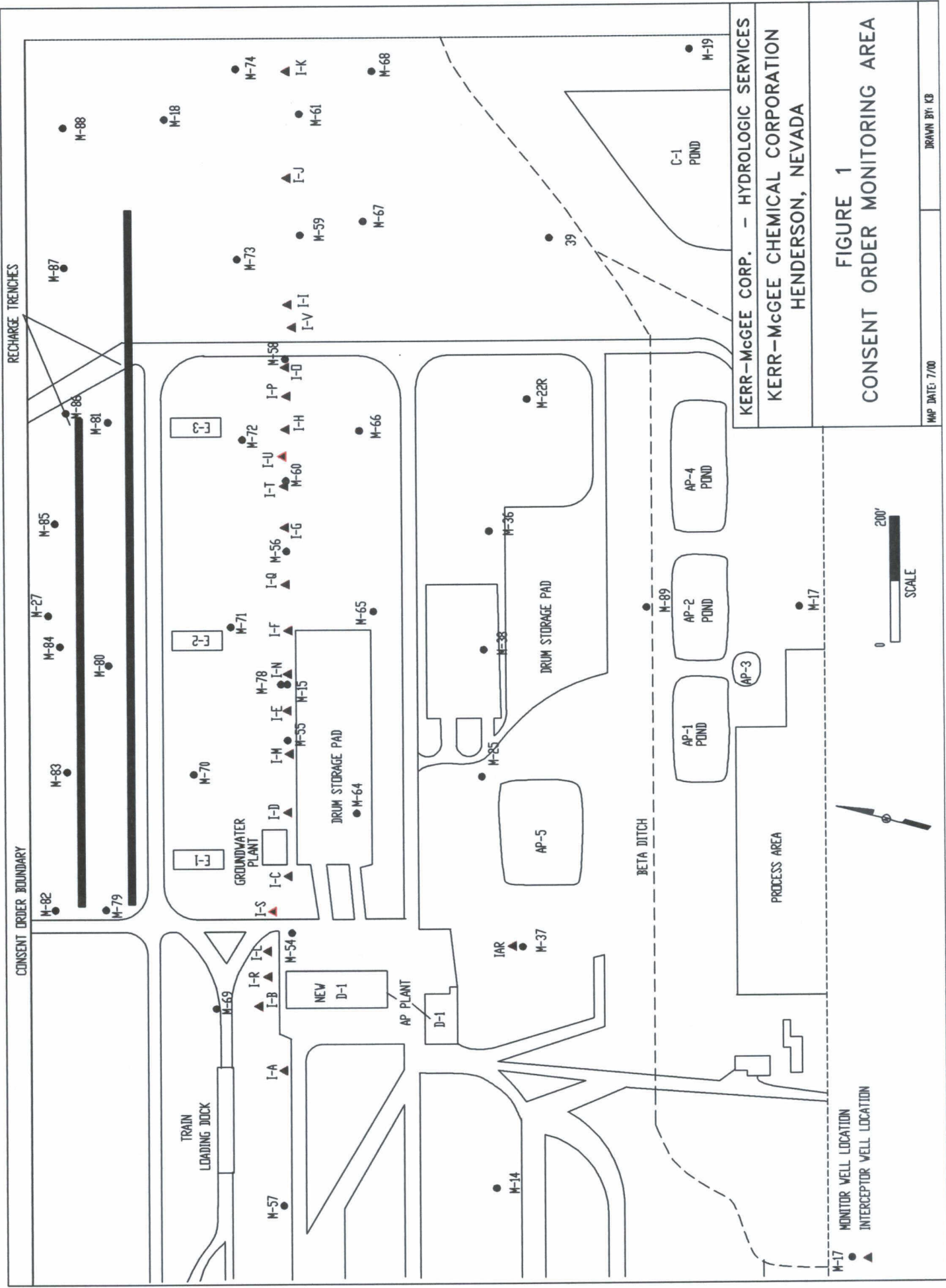
Kerr-McGee

Hydrologist

M. PORTERFIELD

FIGURES



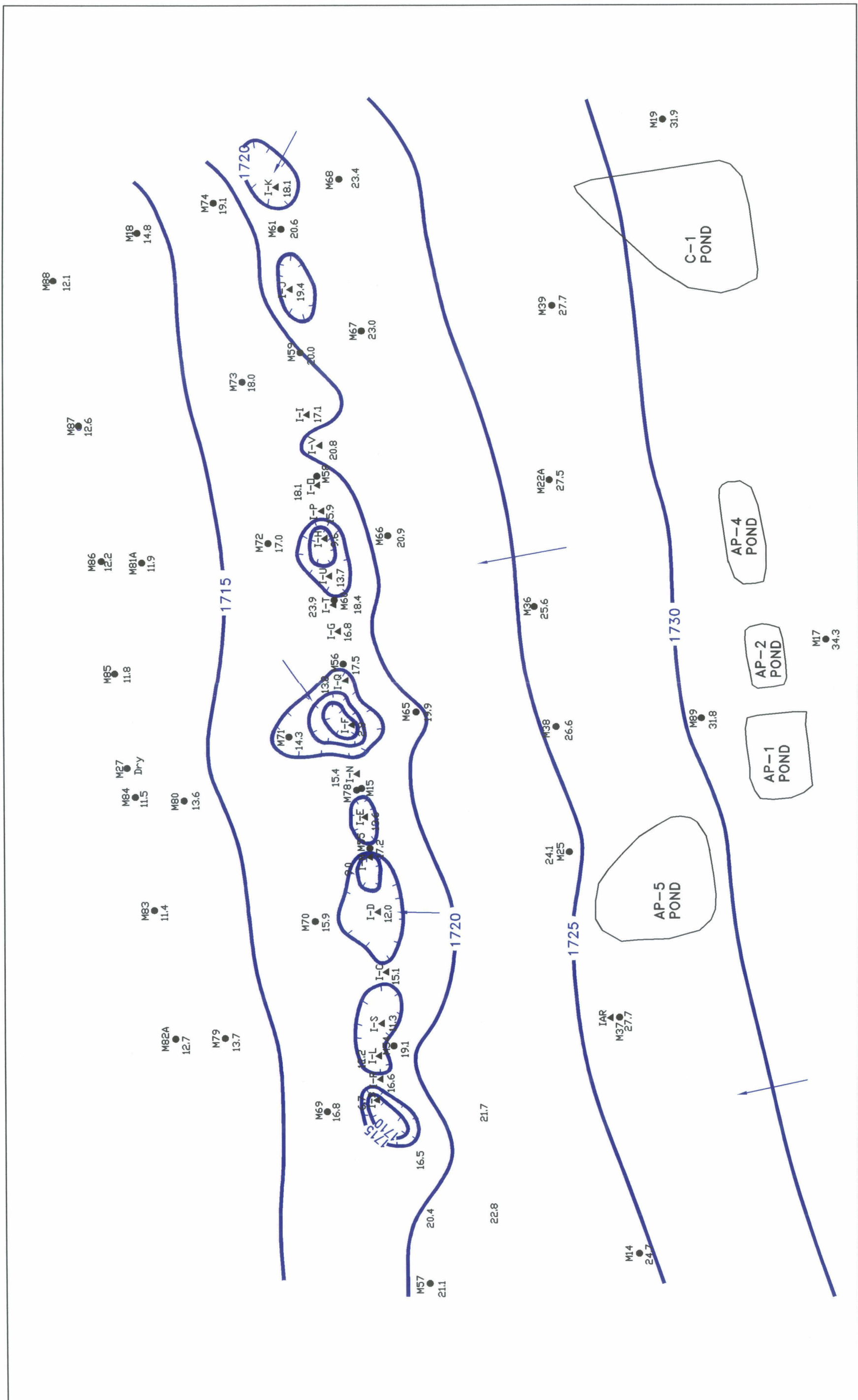


KERR-McGEE CORP. - HYDROLOGIC SERVICES
 KERR-McGEE CHEMICAL CORPORATION
 HENDERSON, NEVADA

FIGURE 1
 CONSENT ORDER MONITORING AREA

M-17 ● MONITOR WELL LOCATION
 ▲ INTERCEPTOR WELL LOCATION

0 200' SCALE

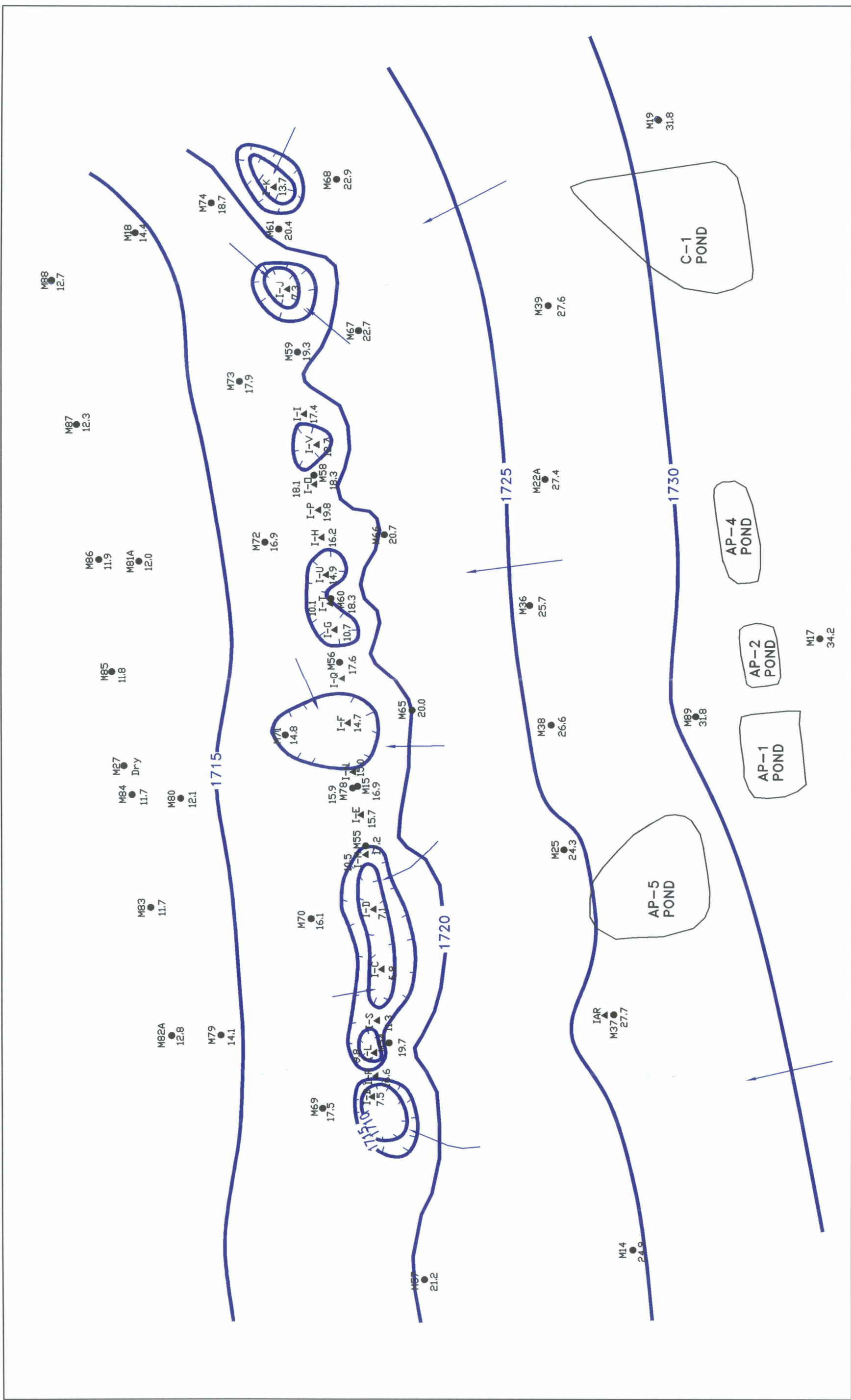


● WATER LEVEL WELL LOCATION (REF. 1700 FT, MSL)
 ▲ INTERCEPTOR WELL LOCATION
 --- POTENTIOMETRIC SURFACE CONTOUR
 LINE (FT MSL) CONTOUR INTERVAL = 5 FT
 WATER LEVEL DATA RECORDED JANUARY 31, 2000
 → DIRECTION OF GROUNDWATER FLOW

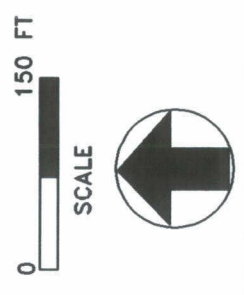
0 150 FT
 SCALE



KERR-McGEE CHEMICAL CORPORATION
 HENDERSON, NEVADA
 FIGURE 2
 CONSENT ORDER MONITORING AREA
 POTENTIOMETRIC SURFACE MAP
 JANUARY 31, 2000

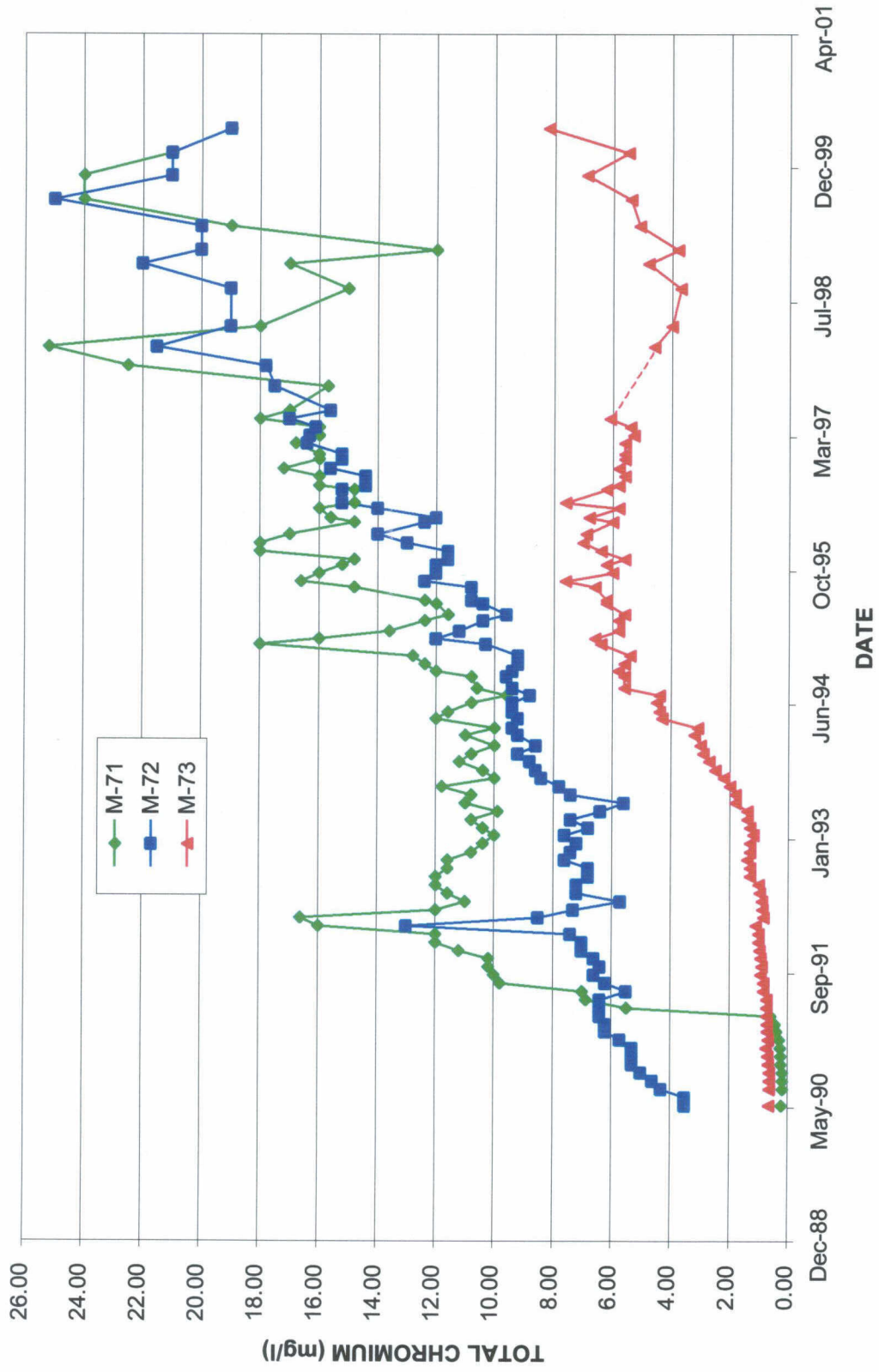


26.3 ● WATER LEVEL WELL LOCATION (REF. 1700 FT, MSL)
 ▲ INTERCEPTOR WELL LOCATION
 — POTENTIOMETRIC SURFACE CONTOUR
 LINE (FT MSL) CONTOUR INTERVAL = 5 FT
 WATER LEVEL DATA RECORDED MAY 1, 2000
 — DIRECTION OF GROUNDWATER FLOW

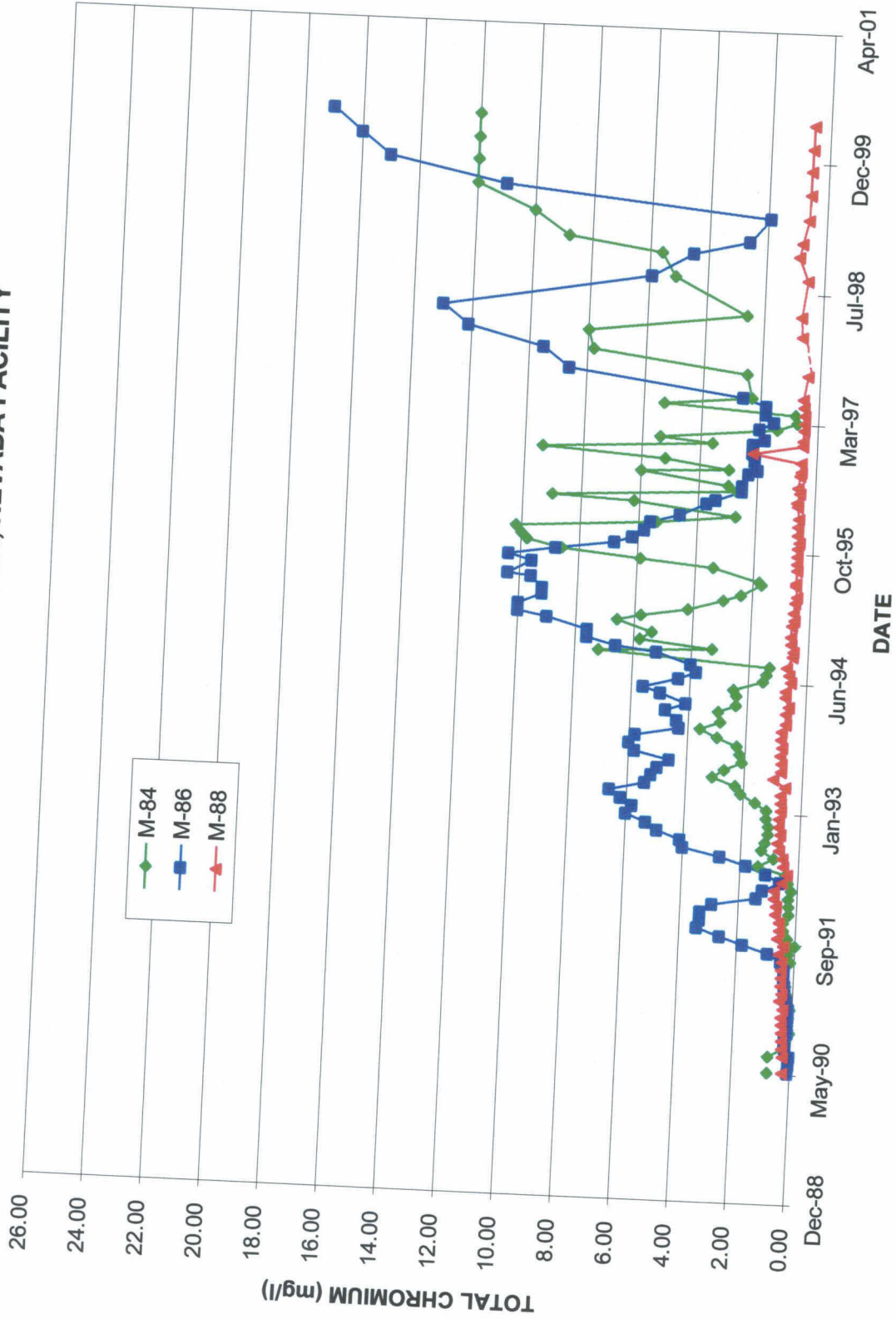


KERR-McGEE CHEMICAL CORPORATION
 HENDERSON, NEVADA
 FIGURE 3
 CONSENT ORDER MONITORING AREA
 POTENTIOMETRIC SURFACE MAP
 MAY 1, 2000


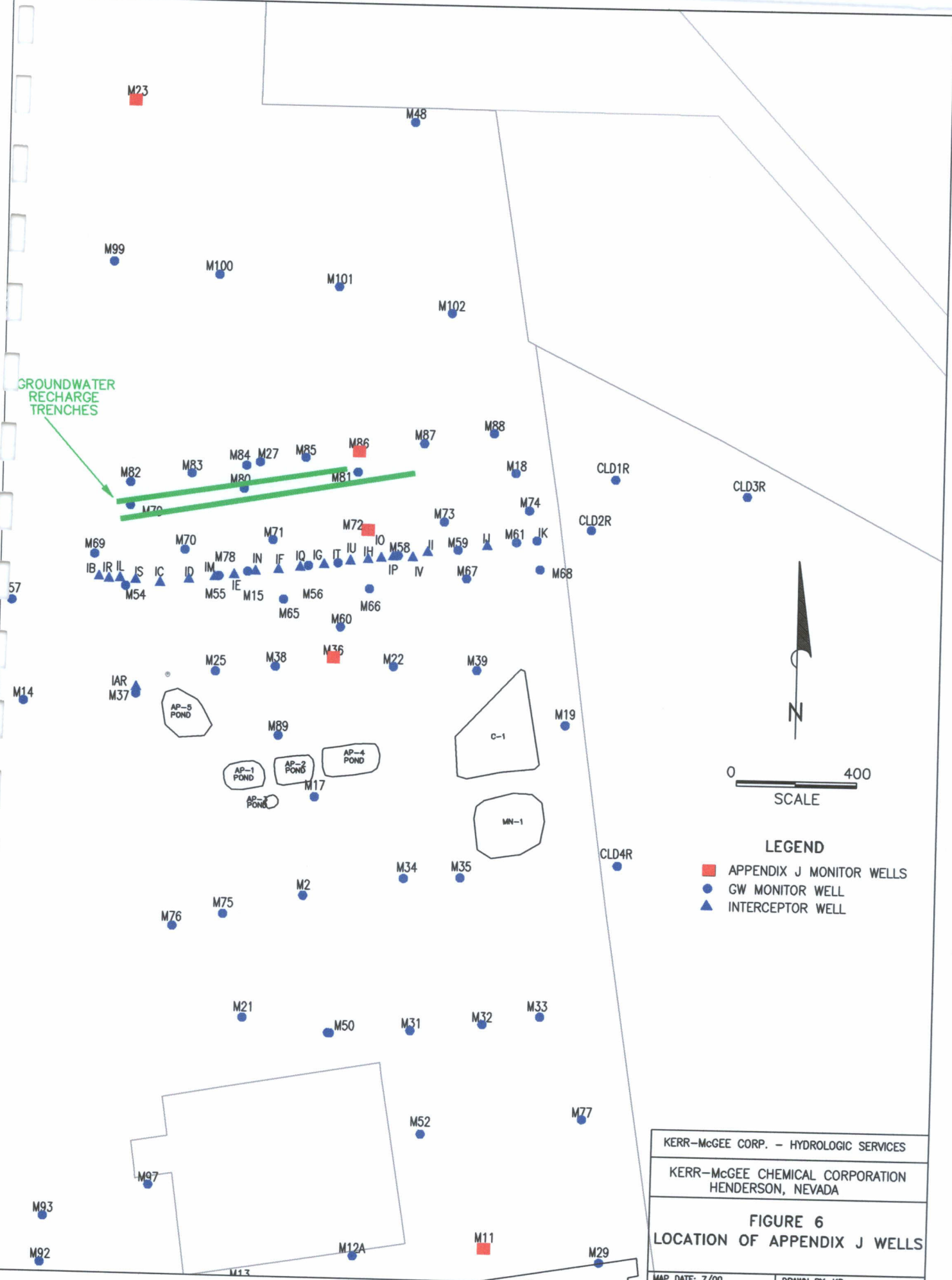
**FIGURE 4: UPGRADIENT MONITOR WELLS
KMCLLC HENDERSON, NEVADA FACILITY**



**FIGURE 5: DOWNGRADIENT MONITOR WELLS
KMCLLC HENDERSON, NEVADA FACILITY**



GROUNDWATER RECHARGE TRENCHES

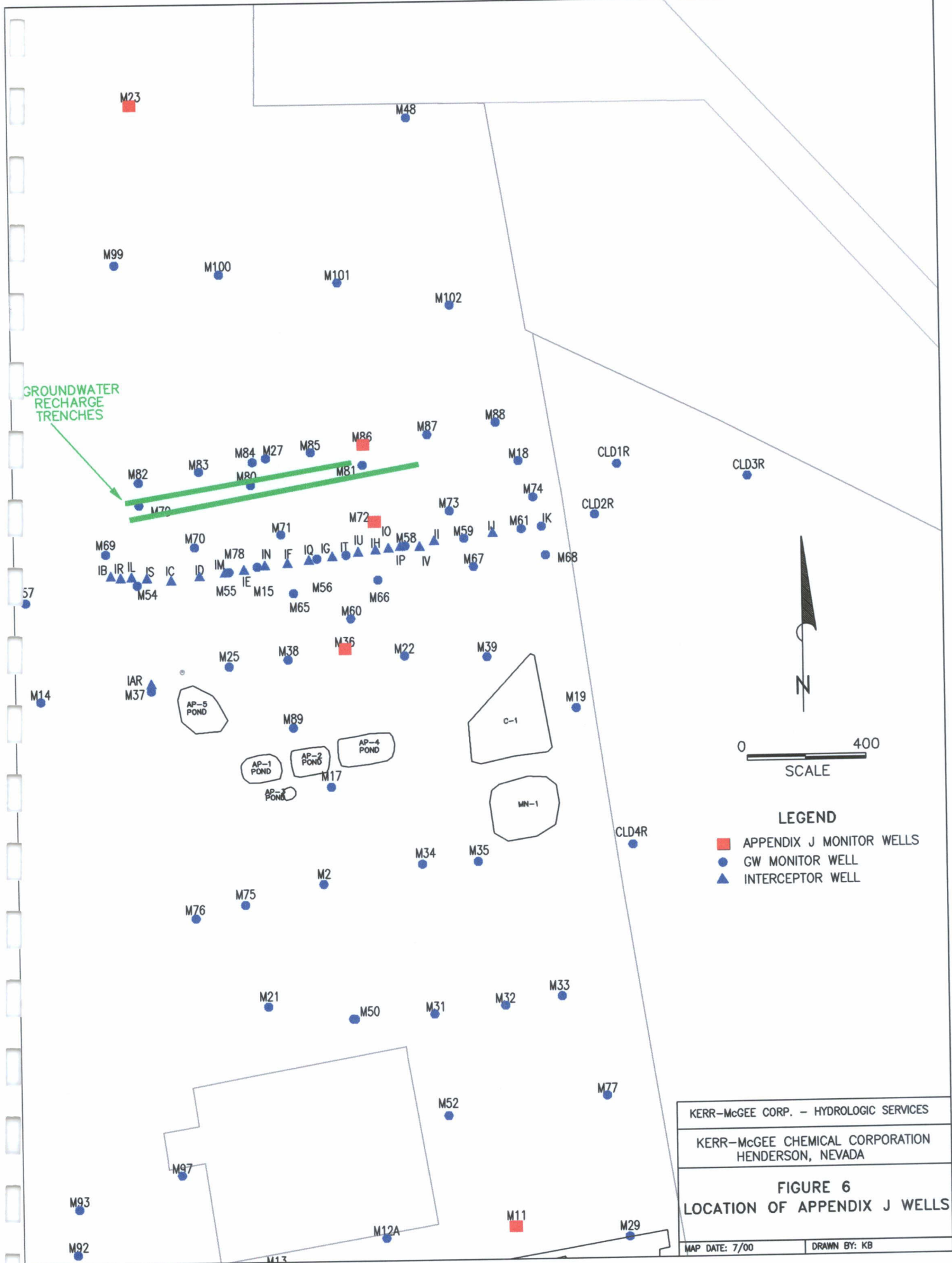


- LEGEND**
- APPENDIX J MONITOR WELLS
 - GW MONITOR WELL
 - ▲ INTERCEPTOR WELL


KERR-McGEE CORP. - HYDROLOGIC SERVICES
KERR-McGEE CHEMICAL CORPORATION
HENDERSON, NEVADA

FIGURE 6
LOCATION OF APPENDIX J WELLS

MAP DATE: 7/00 DRAWN BY: KB



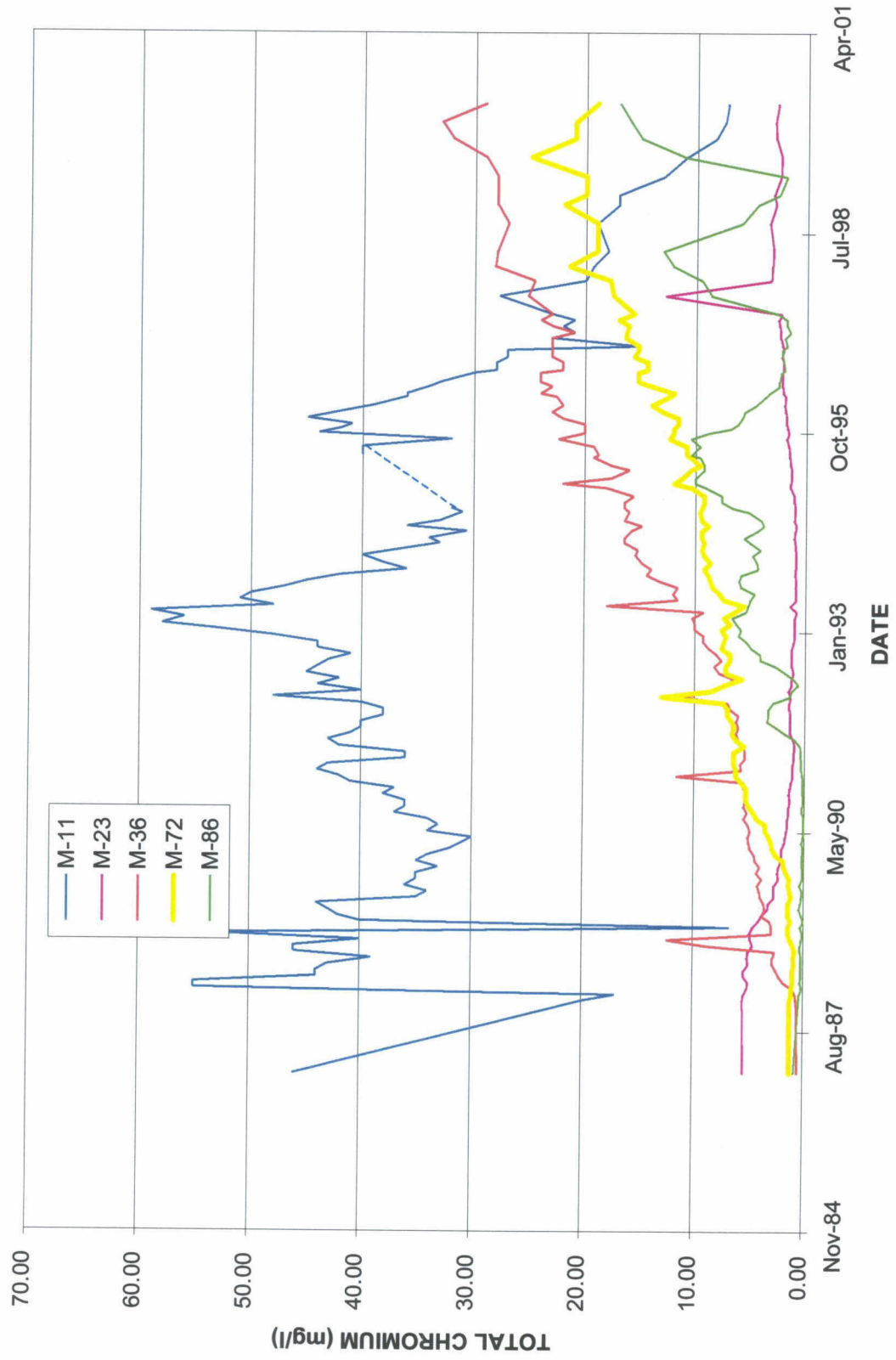
GROUNDWATER RECHARGE TRENCHES



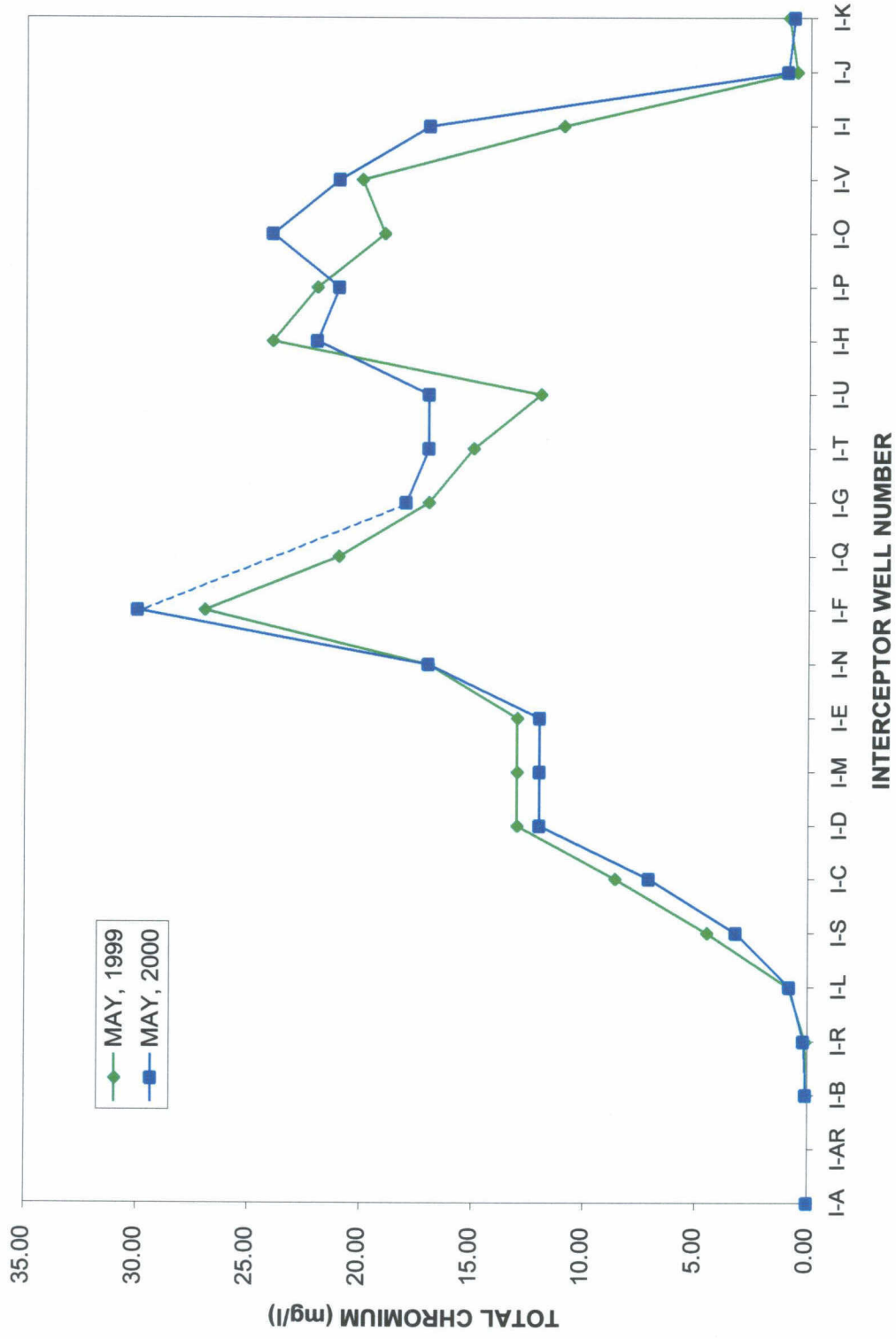
- LEGEND**
- APPENDIX J MONITOR WELLS
 - GW MONITOR WELL
 - ▲ INTERCEPTOR WELL

| | |
|--|--------------|
| KERR-McGEE CORP. - HYDROLOGIC SERVICES | |
| KERR-McGEE CHEMICAL CORPORATION HENDERSON, NEVADA | |
| FIGURE 6 LOCATION OF APPENDIX J WELLS | |
| MAP DATE: 7/00 | DRAWN BY: KB |

**FIGURE 7: APPENDIX J WELLS
KMCLLC HENDERSON, NEVADA FACILITY**



**FIGURE 8: INTERCEPTOR WELL LINE GRAPH
KMCLLC HENDERSON, NEVADA FACILITY**



TABLES

TABLE 1

TOTAL CHROMIUM (mg/l)
IN SELECTED MONITOR WELLS
KMCLLC HENDERSON NEVADA

| DATE | WELL # | | | |
|--------|--------|------|-------|------|
| | M-71 | M-73 | M-84 | M-88 |
| Jan-95 | 18.00 | 6.40 | 6.60 | 0.60 |
| Feb-95 | 16.00 | 6.60 | 5.80 | 0.52 |
| Mar-95 | 13.60 | 5.80 | 4.20 | 0.57 |
| Apr-95 | 12.40 | 5.80 | 3.00 | 0.52 |
| May-95 | 11.60 | 5.60 | 2.40 | 0.48 |
| Jun-95 | 12.00 | 6.20 | 1.70 | 0.52 |
| Jul-95 | 12.40 | 6.20 | 1.80 | 0.52 |
| Aug-95 | 14.80 | 6.60 | 3.40 | 0.51 |
| Sep-95 | 16.60 | 7.60 | 5.90 | 0.52 |
| Oct-95 | 16.00 | 6.00 | 8.60 | 0.52 |
| Nov-95 | 15.20 | 6.20 | 9.80 | 0.53 |
| Dec-95 | 14.80 | 5.60 | 10.00 | 0.47 |
| Jan-96 | 18.00 | 6.40 | 10.20 | 0.54 |
| Feb-96 | 18.00 | 7.00 | 5.40 | 0.55 |
| Mar-96 | 17.00 | 6.90 | 2.70 | 0.53 |
| Apr-96 | 14.80 | 6.00 | 6.20 | 0.59 |
| May-96 | 15.60 | 6.80 | 9.00 | 0.61 |
| Jun-96 | 16.00 | 5.80 | 2.70 | 0.53 |
| Jul-96 | 14.80 | 7.60 | 3.00 | 0.60 |
| Aug-96 | 14.80 | 6.20 | 6.00 | 0.55 |
| Sep-96 | 16.00 | 5.80 | 3.00 | 0.51 |
| Oct-96 | 16.00 | 5.60 | 5.20 | 0.53 |
| Nov-96 | 17.20 | 5.80 | 9.40 | 2.20 |
| Dec-96 | 16.00 | 5.60 | 3.60 | 0.49 |
| Jan-97 | 16.00 | 5.60 | 5.40 | 0.49 |
| Feb-97 | 16.80 | 5.60 | 1.40 | 0.47 |
| Mar-97 | 16.00 | 5.30 | 0.72 | 0.48 |
| Apr-97 | 16.00 | 5.40 | 0.80 | 0.48 |
| May-97 | 18.00 | 6.10 | 5.30 | 0.50 |
| Jun-97 | 17.00 | | 2.30 | 0.54 |
| Sep-97 | 15.70 | | 2.50 | 0.42 |
| Dec-97 | 22.50 | | 7.80 | |
| Feb-98 | 25.20 | 4.60 | 8.00 | 0.68 |
| Apr-98 | 18.00 | 4.00 | 2.60 | 0.73 |
| Sep-98 | 15.00 | 3.70 | 5.10 | 0.56 |
| Dec-98 | 17.00 | 4.80 | 5.60 | 0.89 |
| Feb-99 | 12.00 | 3.80 | 8.80 | 0.80 |
| May-99 | 19.00 | 5.10 | 10.00 | 0.62 |
| Aug-99 | 24.00 | 5.40 | 12.00 | 0.58 |
| Nov-99 | 24.00 | 6.90 | 12.00 | 0.59 |
| Jan-00 | 21.00 | 5.50 | 12.00 | 0.56 |
| May-00 | 19.00 | 8.20 | 12.00 | 0.54 |

TABLE 2
INTERCEPTOR WELL DISCHARGE RATES
DISCHARGE RATE (GPM)

| WELL # | JUNE 1998 | JUNE 1999 | JUNE 2000 |
|--------|--------------|--------------|--------------|
| I-A | 1.1 | 0.9 | |
| I-AR | | | 0.9 |
| I-B | 1.7 | 1.2 | 0.2 |
| I-C | 3.4 | 1.5 | 2.1 |
| I-D | 0.9 | 0.5 | 0.6 |
| I-E | 0.3 | 0.2 | 0.5 |
| I-F | 7.8 | 4.5 | 2.5 |
| I-G | 0.2 | 0.2 | 0.02 |
| I-H | 1.0 | 0.4 | 0.4 |
| I-I | 5.5 | 3.7 | 3.5 |
| I-J | 5.1 | 1.8 | 3.3 |
| I-K | 3.6 | 3.2 | 2.1 |
| I-L | 1.3 | 0.8 | 0.4 |
| I-M | 3.4 | 2.3 | 2.1 |
| I-N | 2.6 | 1.3 | 0.2 |
| I-O | 1.8 | 0.9 | 0.2 |
| I-P | 1.1 | 0.5 | 0.1 |
| I-Q | <u>0.03</u> | 0.3 | 0.3 |
| I-R | | 0.5 | 0.5 |
| I-S | | 0.7 | 0.4 |
| I-T | | 0.3 | 0.3 |
| I-U | | 0.5 | 0.5 |
| I-V | | <u>0.5</u> | <u>3.0</u> |
| TOTAL | 40.8 | 26.7 | 24.0 |

TABLE 3

TOTAL CHROMIUM CONCENTRATION (mg/l)
IN APPENDIX J WELLS
KERR-McGEE CHEMICAL LLC
HENDERSON, NEVADA

| DATE | WELL # | | | | |
|--------|--------|-------|-------|-------|-------|
| | M-11 | M-23 | M-36 | M-72 | M-86 |
| Jan-95 | | 1.40 | 18.00 | 10.31 | 9.00 |
| Feb-95 | | 1.40 | 22.00 | 12.00 | 10.00 |
| Mar-95 | | 1.30 | 17.60 | 11.20 | 10.00 |
| Apr-95 | | 1.30 | 16.00 | 10.40 | 9.20 |
| May-95 | | 1.40 | 17.60 | 9.60 | 9.20 |
| Jun-95 | | 1.50 | 19.20 | 10.40 | 9.60 |
| Jul-95 | 40.00 | 1.50 | 18.80 | 10.80 | 10.40 |
| Aug-95 | 40.00 | 1.60 | 19.20 | 10.80 | 9.60 |
| Sep-95 | 32.00 | 1.80 | 22.40 | 12.40 | 10.40 |
| Oct-95 | 44.00 | 1.60 | 20.00 | 12.00 | 8.80 |
| Nov-95 | 42.00 | 1.70 | 20.00 | 12.00 | 6.80 |
| Dec-95 | 41.00 | 1.80 | 20.00 | 11.60 | 6.20 |
| Jan-96 | 45.00 | 1.80 | 22.00 | 11.60 | 5.80 |
| Feb-96 | 42.00 | 1.90 | 23.00 | 13.00 | 5.60 |
| Mar-96 | 39.00 | 2.00 | 22.00 | 14.00 | 4.60 |
| Apr-96 | 36.00 | 1.90 | 22.60 | 12.40 | 3.70 |
| May-96 | 36.00 | 2.10 | 24.00 | 12.00 | 3.40 |
| Jun-96 | 34.00 | 2.20 | 23.00 | 14.00 | 2.50 |
| Jul-96 | 33.00 | 2.20 | 24.00 | 15.20 | 2.50 |
| Aug-96 | 30.00 | 2.20 | 24.00 | 15.20 | 2.30 |
| Sep-96 | 28.00 | 2.10 | 22.00 | 14.40 | 2.00 |
| Oct-96 | 28.00 | 2.10 | 22.00 | 14.40 | 2.10 |
| Nov-96 | 27.00 | 2.30 | 23.00 | 15.60 | 2.20 |
| Dec-96 | 27.00 | 2.10 | 23.00 | 15.20 | 2.20 |
| Jan-97 | 15.00 | 2.20 | 23.00 | 15.20 | 1.80 |
| Feb-97 | 23.00 | 2.40 | 23.00 | 16.40 | 2.00 |
| Mar-97 | 21.00 | 2.40 | 21.00 | 16.30 | 1.50 |
| Apr-97 | 22.00 | 2.50 | 23.00 | 16.10 | 1.80 |
| May-97 | 21.00 | 2.60 | 24.00 | 17.00 | 1.80 |
| Jun-97 | 23.00 | 2.30 | 23.00 | 15.60 | 2.60 |
| Sep-97 | 27.80 | 12.80 | 25.20 | 17.50 | 8.60 |
| Dec-97 | 20.00 | 3.30 | 24.60 | 17.80 | 9.50 |
| Feb-98 | 19.30 | 3.20 | 28.20 | 21.50 | 12.10 |
| Apr-98 | 18.00 | 3.10 | 28.00 | 19.00 | 13.00 |
| Sep-98 | 19.00 | 3.40 | 27.00 | 19.00 | 5.90 |
| Dec-98 | 17.00 | 2.90 | 28.00 | 22.00 | 4.50 |
| Feb-99 | 17.00 | 3.10 | 28.00 | 20.00 | 2.60 |
| May-99 | 13.00 | 2.50 | 28.00 | 20.00 | 1.90 |
| Aug-99 | 11.00 | 2.40 | 29.00 | 25.00 | 11.00 |
| Nov-99 | 8.30 | 2.90 | 32.00 | 21.00 | 15.00 |
| Jan-00 | 7.50 | 3.00 | 33.00 | 21.00 | 16.00 |
| May-00 | 7.20 | 2.70 | 29.00 | 19.00 | 17.00 |

PLATES

APPENDIX A

APPENDIX A
GROUNDWATER ELEVATIONS

**KERR-McGEE CHEMICAL LLC
HENDERSON, NEVADA FACILITY
GROUNDWATER ELEVATIONS**

| TOC--> | M-11 1813.46 | | M-14 1758.83 | | M-15 1749.36 | | M-17 1769.54 | | M-18 1738.28 | | M-19 1766.26 | | M-22A 1757.76 | | M-23 1712.78 | | M-25 1757.82 | | M-27 1740.16 | |
|-----------|-----------------|---------|-----------------|---------|-----------------|---------|-----------------|---------|-----------------|---------|-----------------|---------|------------------|---------|-----------------|---------|-----------------|---------|-----------------|---------|
| | DTW | ELEV | DTW | ELEV | DTW | ELEV | DTW | ELEV | DTW | ELEV | DTW | ELEV | DTW | ELEV | DTW | ELEV | DTW | ELEV | DTW | ELEV |
| 12-Dec-95 | 41.40 | 1772.06 | 33.00 | 1725.83 | 31.60 | 1718.09 | 34.15 | 1735.39 | 21.90 | 1716.38 | 34.00 | 1732.54 | 29.15 | 1729.20 | 22.00 | 1690.78 | 33.05 | 1725.10 | 25.80 | 1714.36 |
| 11-Jan-96 | 41.35 | 1772.11 | | | | | 33.70 | 1735.84 | | | 33.50 | 1733.04 | 28.90 | 1729.45 | 22.20 | 1690.58 | 33.00 | 1725.15 | | |
| 12-Feb-96 | 41.25 | 1772.21 | | | | | 33.80 | 1735.84 | | | 33.60 | 1732.94 | 28.70 | 1729.65 | 22.40 | 1690.38 | 33.10 | 1725.05 | | |
| 15-Mar-96 | 42.40 | 1771.06 | 33.20 | 1725.63 | 32.50 | 1717.19 | 34.10 | 1735.74 | 21.60 | 1716.68 | 33.70 | 1732.54 | 29.05 | 1729.35 | 22.80 | 1689.98 | 32.30 | 1725.95 | 26.00 | 1714.16 |
| 30-Apr-96 | 41.60 | 1771.86 | | | | | 34.15 | 1735.44 | | | 33.20 | 1732.84 | 29.05 | 1729.30 | 22.40 | 1690.38 | 33.30 | 1724.95 | | |
| 16-May-96 | 41.75 | 1771.71 | | | | | 34.30 | 1735.39 | 21.50 | 1716.78 | 34.00 | 1732.54 | 29.20 | 1729.15 | 22.35 | 1690.43 | 33.30 | 1724.95 | 26.00 | 1714.16 |
| 20-Jun-96 | 42.00 | 1771.46 | 33.30 | 1725.53 | 32.10 | 1717.59 | 34.40 | 1735.24 | 21.50 | 1716.78 | 34.10 | 1732.44 | 28.90 | 1729.45 | 22.40 | 1690.38 | 33.40 | 1724.75 | | |
| 11-Jul-96 | 41.85 | 1771.61 | | | | | 34.50 | 1735.14 | | | 34.00 | 1732.44 | 29.45 | 1729.20 | 22.40 | 1690.38 | 33.45 | 1724.70 | | |
| 28-Aug-96 | 41.80 | 1771.66 | | | | | 34.55 | 1735.04 | 21.50 | 1716.78 | 34.10 | 1732.44 | 29.45 | 1729.20 | 22.50 | 1690.28 | 33.55 | 1724.60 | | |
| 11-Sep-96 | 41.90 | 1771.56 | 33.10 | 1725.73 | 31.90 | 1717.79 | 34.45 | 1735.09 | 21.50 | 1716.78 | 34.00 | 1732.54 | 29.45 | 1729.20 | 22.60 | 1690.18 | 33.50 | 1724.65 | | |
| 17-Oct-96 | 42.30 | 1771.16 | | | | | 34.45 | 1735.09 | | | 33.00 | 1733.54 | 29.40 | 1728.95 | 22.65 | 1690.13 | 33.50 | 1724.65 | | |
| 15-Nov-96 | 42.50 | 1770.96 | | | | | 34.45 | 1735.09 | 22.15 | 1716.13 | 33.10 | 1733.44 | 29.40 | 1728.95 | 22.70 | 1690.08 | 33.55 | 1724.70 | | |
| 20-Dec-96 | 42.50 | 1770.96 | | | | | 34.40 | 1735.09 | | | 33.75 | 1732.79 | 29.45 | 1728.90 | 22.80 | 1689.98 | 33.55 | 1724.60 | | |
| 08-Jan-97 | 42.60 | 1770.86 | | | | | 34.40 | 1735.14 | | | 33.70 | 1732.84 | 29.40 | 1728.95 | 22.90 | 1689.88 | 33.40 | 1724.75 | | |
| 18-Feb-97 | 42.60 | 1770.86 | | | | | 34.35 | 1735.19 | | | 34.00 | 1732.54 | 29.35 | 1729.00 | 23.00 | 1689.78 | 33.30 | 1724.85 | | |
| 10-Mar-97 | 42.60 | 1770.86 | | | | | 34.60 | 1734.94 | | | 34.00 | 1732.54 | 29.45 | 1729.00 | 23.00 | 1689.78 | 33.50 | 1724.65 | | |
| 20-Apr-97 | 42.45 | 1771.01 | | | | | 34.62 | 1734.92 | 22.30 | 1715.98 | 31.70 | 1734.84 | 29.54 | 1728.81 | 23.05 | 1689.73 | 33.53 | 1724.52 | | |
| 18-Jun-97 | 42.45 | 1771.01 | | | | | 34.75 | 1734.79 | 22.40 | 1715.98 | | | 29.68 | 1728.67 | | | 33.59 | 1724.56 | | |
| Aug-97 | 42.05 | 1771.41 | | | | | 34.45 | 1735.09 | | | | | 29.68 | 1728.67 | | | 33.53 | 1724.29 | | |
| 15-Sep-97 | 41.93 | 1771.53 | | | | | 34.55 | 1734.99 | 21.48 | 1716.80 | 31.75 | 1734.51 | 29.20 | 1728.56 | 23.49 | 1689.29 | 33.45 | 1724.37 | | |
| 20-Nov-97 | 45.75 | 1767.71 | | | | | 33.90 | 1735.64 | 21.25 | 1717.03 | | | 28.65 | 1729.11 | | | 33.10 | 1724.72 | | |
| 02-Dec-97 | 42.20 | 1771.26 | | | | | 33.90 | 1735.64 | 21.25 | 1717.03 | 32.87 | 1733.39 | 28.65 | 1729.12 | 23.45 | 1689.33 | 33.04 | 1724.78 | 25.85 | 1714.31 |
| 11-Feb-98 | 42.25 | 1771.21 | | | | | 43.33 | 1726.21 | 21.03 | 1717.25 | 32.15 | 1734.11 | 28.60 | 1729.16 | 22.85 | 1689.93 | 33.00 | 1724.82 | | |
| 25-Mar-98 | 42.00 | 1771.46 | | | | | 34.15 | 1735.39 | 21.25 | 1717.03 | 33.10 | 1733.16 | 28.52 | 1729.24 | 23.00 | 1689.78 | 33.05 | 1724.77 | | |
| 14-Apr-98 | 42.00 | 1771.46 | | | | | 34.15 | 1735.39 | 21.30 | 1716.98 | 31.95 | 1734.31 | 28.65 | 1729.11 | 22.70 | 1690.08 | 33.00 | 1724.82 | | |
| 27-Apr-98 | 42.00 | 1771.46 | | | | | 34.22 | 1735.32 | 21.60 | 1716.68 | 32.40 | 1733.86 | 28.60 | 1728.76 | 23.16 | 1689.62 | 33.05 | 1724.77 | | |
| 14-Sep-98 | 42.23 | 1771.23 | | | | | 35.27 | 1734.27 | 21.55 | 1716.73 | 32.17 | 1734.09 | 28.60 | 1729.16 | 22.65 | 1690.13 | 33.72 | 1724.10 | | |
| 04-Dec-98 | 42.68 | 1770.78 | | | | | 34.87 | 1734.67 | 20.44 | 1717.47 | 32.18 | 1734.08 | 29.10 | 1728.66 | 22.15 | 1690.63 | 33.41 | 1724.41 | | |
| 24-Mar-99 | 42.90 | 1770.56 | | | | | 34.70 | 1734.84 | 20.81 | 1717.84 | 32.69 | 1733.57 | 29.00 | 1728.56 | 22.15 | 1691.08 | 33.35 | 1724.47 | | |
| 04-May-99 | 43.05 | 1770.41 | | | | | 34.80 | 1734.74 | 21.74 | 1716.93 | 33.00 | 1733.26 | 29.00 | 1728.76 | 21.70 | 1691.08 | 33.40 | 1724.42 | | |
| 08-Aug-99 | 43.26 | 1770.20 | | | | | 35.43 | 1734.11 | 22.50 | 1715.54 | 33.03 | 1733.23 | 29.26 | 1728.50 | 21.87 | 1690.91 | 33.33 | 1724.49 | | |
| 08-Nov-99 | 43.45 | 1770.01 | | | | | 35.70 | 1733.84 | 23.00 | 1715.28 | 33.78 | 1732.47 | 29.90 | 1727.86 | 22.62 | 1690.16 | 33.76 | 1724.06 | | |
| 31-Jan-00 | 42.87 | 1770.59 | | | | | 35.20 | 1734.34 | 23.51 | 1714.77 | 33.40 | 1732.46 | 30.31 | 1727.45 | 23.11 | 1689.67 | 34.00 | 1723.82 | | |
| 01-May-00 | 43.30 | 1770.16 | | | | | 35.95 | 1734.19 | 23.86 | 1714.42 | 34.50 | 1731.76 | 30.29 | 1727.40 | 24.64 | 1688.72 | 33.70 | 1724.12 | | |
| | | | | | | | | | | | | | 30.36 | | | 1688.14 | 33.53 | 1724.29 | | |

**KERR-McGEE CHEMICAL LLC
HENDERSON, NEVADA FACILITY
GROUNDWATER ELEVATIONS**

| TOC--> | M-65 1752.33 DTW | ELEV | M-57 1744.88 DTW | ELEV | M-55 1747.44 DTW | ELEV | M-59 1748.77 DTW | ELEV | M-70 1746.96 DTW | ELEV | M-71 1745.88 DTW | ELEV | M-72 1745.49 DTW | ELEV | M-73 1740.05 DTW | ELEV | M-74 1743.42 DTW | ELEV | M-78 1751.01 DTW | ELEV |
|-----------|------------------------|---------|------------------------|---------|------------------------|---------|------------------------|---------|------------------------|---------|------------------------|---------|------------------------|---------|------------------------|---------|------------------------|---------|------------------------|---------|
| 12-Dec-95 | 30.30 | 1722.03 | 21.60 | 1723.38 | 23.20 | 1724.24 | 29.80 | 1718.97 | 28.50 | 1718.46 | 28.00 | 1717.88 | 25.30 | 1719.99 | 20.50 | 1719.55 | 23.15 | 1720.27 | 34.00 | 1717.01 |
| 11-Jan-96 | | | 20.80 | 1724.16 | 23.00 | 1724.44 | | | | | 28.40 | 1717.48 | 25.50 | 1719.79 | 20.25 | 1718.60 | | | | 1751.01 |
| 12-Feb-96 | | | 20.80 | 1724.18 | 23.00 | 1724.44 | | | | | 28.40 | 1717.48 | 25.50 | 1719.79 | 20.25 | 1718.60 | | | | |
| 15-Mar-96 | 30.00 | 1722.33 | 20.50 | 1723.98 | 22.20 | 1725.24 | 31.00 | 1717.77 | 29.30 | 1717.66 | 30.00 | 1715.88 | 25.30 | 1719.99 | 20.30 | 1718.75 | 23.00 | 1720.42 | 33.00 | 1718.01 |
| 30-Apr-96 | | | 20.75 | 1724.23 | 22.85 | 1724.59 | | | | | 29.80 | 1716.08 | 24.90 | 1720.39 | 20.00 | 1720.05 | | | | |
| 16-May-96 | | | 20.65 | 1724.33 | 22.85 | 1724.59 | | | | | 29.80 | 1715.78 | 24.30 | 1720.99 | 19.65 | 1720.40 | | | | |
| 20-Jun-96 | 30.20 | 1722.13 | 21.00 | 1723.98 | 23.00 | 1724.44 | 30.00 | 1718.77 | 28.90 | 1718.06 | 28.70 | 1716.18 | 26.01 | 1719.28 | 20.60 | 1719.45 | 23.10 | 1720.32 | 33.80 | 1717.21 |
| 11-Jul-96 | | | 21.00 | 1723.98 | 23.00 | 1724.44 | | | | | 28.90 | 1715.98 | 26.25 | 1719.30 | 20.75 | 1719.30 | | | | |
| 28-Aug-96 | | | 21.25 | 1723.78 | 23.35 | 1724.09 | | | | | 30.00 | 1715.88 | 26.00 | 1719.29 | 20.70 | 1719.35 | | | | |
| 11-Sep-96 | 30.20 | 1722.13 | 21.30 | 1723.68 | 23.40 | 1724.04 | 30.10 | 1718.67 | 29.00 | 1717.96 | 30.20 | 1715.68 | 26.20 | 1719.09 | 20.75 | 1719.30 | 23.30 | 1720.12 | 33.90 | 1717.11 |
| 17-Oct-96 | | | 21.20 | 1723.78 | 23.25 | 1724.19 | | | | | 29.85 | 1716.03 | 26.20 | 1719.39 | 20.60 | 1718.45 | | | | |
| 15-Nov-96 | | | 21.20 | 1723.78 | 23.25 | 1724.19 | | | | | 29.85 | 1716.03 | 26.20 | 1719.39 | 20.60 | 1718.45 | | | | |
| 30-Dec-96 | 30.80 | 1721.73 | 21.25 | 1723.73 | 23.30 | 1724.14 | 30.70 | 1718.07 | 29.05 | 1717.91 | 29.65 | 1716.23 | 26.45 | 1719.09 | 20.70 | 1718.35 | 23.40 | 1720.02 | 34.40 | 1716.61 |
| 08-Jan-97 | | | 21.25 | 1723.73 | 23.30 | 1724.14 | | | | | 30.10 | 1715.78 | 26.30 | 1718.99 | 20.45 | 1719.60 | | | | |
| 18-Feb-97 | | | 21.20 | 1723.78 | 23.20 | 1724.24 | | | | | 30.50 | 1715.38 | 26.50 | 1718.79 | 20.80 | 1719.25 | | | | |
| 10-Mar-97 | | | 21.25 | 1723.73 | 23.25 | 1724.19 | | | | | 30.15 | 1715.73 | 26.30 | 1718.99 | 20.90 | 1719.15 | | | | |
| 09-Apr-97 | | | 21.40 | 1723.58 | 23.25 | 1724.19 | | | | | 30.35 | 1715.53 | 26.85 | 1718.64 | 21.00 | 1719.05 | | | | |
| 28-Apr-97 | 30.70 | 1721.63 | 21.38 | 1723.60 | 23.32 | 1724.12 | 30.46 | 1718.31 | 29.38 | 1717.58 | 29.90 | 1715.98 | 26.75 | 1718.54 | 21.00 | 1719.05 | 23.51 | 1719.91 | 34.50 | 1716.51 |
| 18-Jun-97 | 30.78 | 1721.55 | 21.45 | 1723.53 | 23.50 | 1723.94 | 29.40 | 1719.37 | 29.85 | 1717.11 | 30.80 | 1715.08 | 26.85 | 1718.44 | 21.12 | 1718.93 | 23.61 | 1719.61 | | |
| 15-Sep-97 | | | | | | | | | | | | | | | | | | | | |
| 20-Nov-97 | | | 20.35 | 1724.63 | 22.00 | 1725.44 | 28.90 | 1719.87 | 29.40 | 1717.56 | 30.31 | 1715.57 | 26.06 | 1719.23 | 20.20 | 1719.85 | 22.20 | 1721.22 | 34.60 | 1716.41 |
| 02-Dec-97 | | | 30.32 | 1724.68 | 23.14 | 1724.30 | 28.90 | 1720.39 | 29.51 | 1717.45 | 28.75 | 1716.13 | 25.65 | 1719.64 | 20.20 | 1719.85 | 22.04 | 1721.39 | | |
| 22-Jan-98 | | | 29.42 | 1724.98 | 22.00 | 1725.44 | 28.85 | 1719.92 | 28.51 | 1718.22 | 28.14 | 1716.74 | 25.93 | 1719.36 | 21.51 | 1718.54 | 22.04 | 1721.39 | | |
| 11-Feb-98 | | | 29.70 | 1724.63 | 21.80 | 1725.64 | 28.70 | 1720.07 | 28.74 | 1718.22 | 28.65 | 1716.23 | 25.40 | 1719.89 | 19.70 | 1720.35 | 21.85 | 1721.57 | 34.28 | 1716.73 |
| 25-Mar-98 | | | 29.80 | 1724.50 | 22.20 | 1725.24 | 30.00 | 1718.77 | 28.77 | 1718.19 | 30.02 | 1715.86 | 25.47 | 1719.82 | 20.00 | 1720.05 | 22.10 | 1721.32 | 34.50 | 1716.51 |
| 27-Apr-98 | | | 30.12 | 1724.18 | 22.67 | 1724.77 | 30.00 | 1719.45 | 28.40 | 1718.56 | 29.37 | 1716.51 | 25.70 | 1719.59 | 20.15 | 1720.90 | 22.34 | 1721.08 | 37.00 | 1714.01 |
| 14-Sep-98 | | | 30.42 | 1724.19 | 22.40 | 1725.04 | 29.32 | 1718.77 | 27.84 | 1719.12 | 29.46 | 1716.42 | 27.22 | 1718.07 | 20.46 | 1719.58 | 22.80 | 1720.82 | 34.25 | 1716.76 |
| 4-Feb-99 | | | 20.79 | 1724.19 | 22.20 | 1725.24 | 30.58 | 1718.59 | 29.32 | 1717.84 | 29.40 | 1716.48 | 25.99 | 1719.30 | 20.27 | 1719.76 | 22.36 | 1721.04 | 34.80 | 1716.21 |
| 15-Sep-98 | 30.55 | 1721.78 | 21.00 | 1723.98 | 22.20 | 1725.24 | 30.18 | 1718.59 | 29.15 | 1717.81 | 28.29 | 1716.59 | 25.74 | 1719.55 | 19.74 | 1720.31 | 22.80 | 1720.62 | 34.85 | 1716.36 |
| 4-Feb-99 | 29.58 | 1722.75 | 20.10 | 1724.88 | 22.20 | 1725.84 | 30.00 | 1718.77 | 29.65 | 1718.31 | 29.40 | 1716.48 | 25.32 | 1719.97 | 19.64 | 1720.41 | 22.00 | 1723.42 | 34.68 | 1716.33 |
| 24-Mar-99 | 29.90 | 1722.43 | 20.54 | 1724.44 | 22.90 | 1724.54 | 30.50 | 1718.27 | 30.40 | 1718.05 | 30.00 | 1715.88 | 25.58 | 1719.71 | 19.54 | 1720.21 | 22.65 | 1720.77 | 34.80 | 1716.21 |
| 4-May-98 | 30.35 | 1721.98 | 20.90 | 1724.08 | 23.18 | 1724.26 | 31.14 | 1717.63 | 30.91 | 1718.05 | 30.78 | 1715.10 | 26.22 | 1719.07 | 20.44 | 1719.61 | 23.02 | 1720.44 | 35.00 | 1715.71 |
| 9-Aug-98 | 30.89 | 1721.44 | 21.42 | 1723.58 | 23.60 | 1723.84 | 31.52 | 1717.25 | 31.00 | 1715.96 | 30.97 | 1714.91 | 27.22 | 1718.07 | 21.21 | 1718.84 | 23.58 | 1719.84 | 35.30 | 1715.01 |
| 8-Nov-98 | 31.45 | 1720.86 | 22.04 | 1723.84 | 24.29 | 1723.15 | 31.82 | 1716.65 | 31.14 | 1715.82 | 31.55 | 1714.33 | 27.78 | 1717.51 | 21.58 | 1718.47 | 24.20 | 1719.22 | 33.68 | 1717.33 |
| 31-Jan-00 | 31.47 | 1720.86 | 22.03 | 1722.85 | 24.01 | 1723.43 | 32.00 | 1716.77 | 31.10 | 1715.86 | 31.63 | 1714.25 | 26.30 | 1716.99 | 22.03 | 1718.02 | 24.34 | 1719.08 | | |
| 01-May-00 | 31.60 | 1720.73 | 22.24 | 1722.74 | 24.52 | 1722.92 | 31.31 | 1717.46 | 30.87 | 1716.09 | 31.07 | 1714.81 | 26.37 | 1716.92 | 22.17 | 1717.86 | 24.77 | 1718.65 | | |

**KERR-McGEE CHEMICAL LLC
HENDERSON, NEVADA FACILITY
GROUNDWATER ELEVATIONS**

| TOC--> | M-79 DTW 1742.93 ELEV | M-80 DTW 1745.73 ELEV | M-81A DTW 1742.08 ELEV | M-82A DTW 1738.35 ELEV | M-83 DTW 1740.83 ELEV | M-84 DTW 1739.63 ELEV | M-85 DTW 1741.19 ELEV | M-86 DTW 1742.73 ELEV | M-87 DTW 1742.27 ELEV | M-88 DTW 1737.99 ELEV |
|-----------|--------------------------------|--------------------------------|---------------------------------|---------------------------------|--------------------------------|--------------------------------|--------------------------------|--------------------------------|--------------------------------|--------------------------------|
| 12-Dec-95 | 25.00 | 30.30 | 25.90 | 22.30 | 25.70 | 24.80 | 25.35 | 28.80 | 27.80 | 23.10 |
| 11-Jan-96 | | 1715.43 | 1716.18 | 1716.05 | 1715.13 | 1715.03 | 1715.84 | 1715.93 | 1714.97 | 1714.89 |
| 12-Feb-96 | | 1717.23 | 1718.18 | 1715.55 | 1714.13 | 1715.08 | 1714.29 | 1718.73 | | 1715.19 |
| 15-Mar-96 | 25.70 | 31.00 | 23.90 | 22.80 | 26.70 | 25.10 | 26.90 | 23.20 | 27.00 | 22.80 |
| 30-Apr-96 | | 1714.73 | 1714.88 | 1716.50 | 1714.83 | 1713.68 | 1715.39 | 1715.73 | 1715.27 | 1715.39 |
| 16-May-96 | 25.25 | 31.00 | 27.20 | 21.85 | 26.00 | 25.95 | 25.80 | 24.70 | 22.30 | 22.70 |
| 20-Jun-96 | | 1717.68 | 1714.88 | 1716.50 | 1714.83 | 1713.68 | 1715.39 | 1714.73 | 1714.97 | 1715.69 |
| 11-Jul-96 | | 1717.58 | 1714.88 | 1716.50 | 1714.43 | 1713.83 | 1715.39 | 1715.63 | | 1715.04 |
| 28-Aug-96 | 25.35 | 31.20 | 27.20 | 21.85 | 26.40 | 25.80 | 25.80 | 26.50 | 27.80 | 23.10 |
| 11-Sep-96 | | 1716.58 | 1715.18 | 1714.95 | 1714.43 | 1713.78 | 1714.29 | 1715.63 | 1714.97 | 1714.89 |
| 15-Oct-96 | | 1716.58 | 1715.18 | 1714.95 | 1714.43 | 1714.03 | 1714.29 | 1715.18 | | 1714.79 |
| 15-Nov-96 | 26.35 | 30.80 | 26.90 | 23.40 | 26.40 | 25.80 | 26.90 | 27.55 | 28.00 | 23.20 |
| 20-Dec-96 | | 1714.88 | 1714.23 | 1714.55 | 1714.43 | 1713.78 | 1714.29 | 1714.73 | 1714.27 | 1714.84 |
| 08-Jan-97 | 27.00 | 31.05 | 27.40 | 23.80 | 28.92 | 25.85 | 27.35 | 27.00 | 28.00 | 23.90 |
| 18-Feb-97 | 27.25 | 32.45 | 27.85 | 23.95 | 27.45 | 25.85 | 28.05 | 28.05 | | 1714.69 |
| 10-Mar-97 | | 1714.88 | 1714.23 | 1714.55 | 1713.91 | 1713.68 | 1714.08 | 1714.68 | | 1714.49 |
| 09-Apr-97 | | 1715.68 | 1714.23 | 1714.40 | 1713.38 | 1713.63 | 1713.63 | 1715.38 | | 1714.44 |
| 15-May-97 | 26.20 | 31.25 | 26.55 | 22.70 | 26.80 | 26.00 | 27.35 | 27.35 | 28.27 | 23.55 |
| 20-Jun-97 | | 1716.73 | 1715.53 | 1715.85 | 1714.03 | 1713.90 | 1713.42 | 1714.23 | 1714.00 | 1714.64 |
| 02-Jul-97 | 26.08 | 31.65 | 27.24 | 22.65 | 26.93 | 26.74 | 27.52 | 27.74 | 27.58 | 23.80 |
| 22-Aug-97 | 25.65 | 31.52 | 26.80 | 22.66 | 26.74 | 25.44 | 26.52 | 27.74 | 27.55 | 23.87 |
| 11-Sep-97 | 23.35 | 30.70 | 26.20 | 22.95 | 26.82 | 25.78 | 27.40 | 28.11 | 27.53 | 22.45 |
| 11-Oct-97 | 25.55 | 30.10 | 26.20 | 22.35 | 26.40 | 25.85 | 27.55 | 27.88 | 27.32 | 22.81 |
| 25-Nov-97 | 25.96 | 30.12 | 26.35 | 22.35 | 24.72 | 25.87 | 27.43 | 27.43 | 27.22 | 22.70 |
| 14-Dec-97 | 25.10 | 31.00 | 26.55 | 22.19 | 24.35 | 24.22 | 26.66 | 27.48 | 27.35 | 22.64 |
| 15-Jan-98 | 25.25 | 31.00 | 26.60 | 24.45 | 24.35 | 24.22 | 26.66 | 27.77 | 27.63 | 22.78 |
| 4-Feb-98 | 26.65 | 31.14 | 26.80 | 24.45 | 25.72 | 25.05 | 26.86 | 26.42 | 26.70 | 21.63 |
| 24-Mar-98 | 27.72 | 31.95 | 26.92 | 24.72 | 26.82 | 25.80 | 27.49 | 26.70 | 26.68 | 21.63 |
| 8-Apr-98 | 26.68 | 33.05 | 27.89 | 25.40 | 26.82 | 25.80 | 27.49 | 26.70 | 26.68 | 21.63 |
| 6-May-98 | 28.15 | 33.40 | 28.10 | 25.89 | 27.11 | 27.53 | 28.74 | 28.82 | 27.13 | 21.63 |
| 6-Jun-98 | 29.21 | 32.18 | 30.19 | 25.84 | 29.46 | 28.14 | 28.42 | 28.92 | 28.05 | 21.63 |
| 31-Jul-98 | 28.80 | 33.60 | 30.09 | 25.53 | 29.16 | 27.93 | 29.41 | 30.80 | 30.01 | 21.63 |
| 01-Aug-98 | | 1714.13 | 1711.99 | 1712.82 | 1711.65 | 1711.70 | 1711.76 | 1711.93 | 1712.26 | 1712.74 |

**KERR-McGEE CHEMICAL LLC
HENDERSON, NEVADA FACILITY
GROUNDWATER ELEVATIONS**

| TOC--> | M-89 1765.25 | | M-90 1738.85 | | M-91 1739.56 | | M-5A 1749.90 | | M-5A 1728.15 | | M-7B 1732.83 | | M-10 1834.76 | | M-13 1815.21 | |
|-----------|-----------------|---------|-----------------|---------|-----------------|---------|-----------------|---------|-----------------|---------|-----------------|---------|-----------------|---------|-----------------|---------|
| | DTW | ELEV | DTW | ELEV | DTW | ELEV | DTW | ELEV | DTW | ELEV | DTW | ELEV | DTW | ELEV | DTW | ELEV |
| 12-Dec-95 | 32.55 | 1732.70 | 23.46 | 1715.81 | 23.90 | 1719.48 | 39.80 | 1710.10 | 39.80 | 1689.55 | 37.55 | 1692.26 | 48.90 | 1785.86 | 45.80 | 1768.43 |
| 11-Jan-96 | 32.45 | 1732.80 | | | 38.95 | 1710.95 | 39.90 | 1710.80 | 39.90 | 1689.25 | 37.60 | 1692.21 | 49.00 | 1785.76 | 45.70 | 1768.53 |
| 12-Feb-96 | 32.50 | 1732.75 | 24.00 | 1715.26 | 24.80 | 1718.58 | 39.10 | 1710.30 | 39.10 | 1688.85 | 37.50 | 1692.31 | 49.00 | 1785.76 | 46.00 | 1768.23 |
| 15-Mar-96 | 32.90 | 1732.35 | | | | | 39.60 | 1710.30 | 40.30 | 1688.85 | 39.00 | 1690.81 | 49.00 | 1785.66 | 45.85 | 1768.38 |
| 30-Apr-96 | 32.75 | 1732.50 | | | | | 39.25 | 1710.65 | 40.00 | 1689.15 | 37.85 | 1692.16 | 49.00 | 1785.76 | 45.90 | 1768.33 |
| 16-May-96 | 32.75 | 1732.50 | 24.30 | 1714.96 | 24.90 | 1718.48 | 39.45 | 1710.45 | 40.60 | 1688.35 | 38.25 | 1691.56 | 49.00 | 1785.76 | 45.90 | 1768.33 |
| 11-Jul-96 | 32.85 | 1732.40 | | | | | 39.40 | 1710.50 | 40.15 | 1689.00 | 38.80 | 1691.01 | 48.95 | 1785.81 | 45.90 | 1768.33 |
| 28-Aug-96 | 32.95 | 1732.30 | 24.30 | 1714.96 | 24.90 | 1718.48 | 39.50 | 1710.40 | 40.25 | 1688.90 | 38.80 | 1691.01 | 49.10 | 1785.66 | 45.85 | 1768.38 |
| 11-Sep-96 | 32.70 | 1732.55 | | | | | 39.55 | 1710.35 | 40.25 | 1688.90 | 39.00 | 1690.81 | 49.20 | 1785.56 | 45.90 | 1768.33 |
| 17-Oct-96 | 32.95 | 1732.30 | | | | | 39.60 | 1710.30 | 40.30 | 1688.85 | 39.00 | 1690.81 | 49.40 | 1785.26 | 46.15 | 1768.08 |
| 16-Nov-96 | 32.85 | 1732.40 | 24.85 | 1714.41 | 25.60 | 1717.78 | 39.60 | 1710.30 | 40.30 | 1688.85 | 39.00 | 1690.81 | 49.60 | 1785.16 | 46.35 | 1767.88 |
| 20-Dec-96 | 33.00 | 1732.25 | | | | | 39.65 | 1710.25 | 40.40 | 1688.75 | 39.00 | 1690.81 | 49.80 | 1785.46 | 46.50 | 1767.73 |
| 08-Jan-97 | 33.00 | 1732.25 | | | | | 39.65 | 1711.10 | 40.50 | 1688.65 | 39.00 | 1690.81 | 49.90 | 1785.66 | 46.60 | 1767.63 |
| 18-Feb-97 | 32.90 | 1732.35 | | | | | 39.60 | 1710.30 | 40.40 | 1688.75 | 39.00 | 1690.81 | 48.85 | 1785.91 | 46.80 | 1767.43 |
| 10-Mar-97 | 32.95 | 1732.30 | | | | | 39.65 | 1710.25 | 40.40 | 1688.75 | 39.00 | 1690.81 | 48.85 | 1785.91 | 46.75 | 1767.48 |
| 09-Apr-97 | 33.15 | 1732.10 | 24.70 | 1714.56 | 25.40 | 1717.98 | 39.67 | 1710.23 | 40.40 | 1688.75 | 39.00 | 1690.81 | 47.70 | 1787.06 | 46.75 | 1767.48 |
| 28-Apr-97 | 33.15 | 1732.10 | 23.05 | 1716.21 | 24.00 | 1718.38 | | | | | | | 47.72 | 1787.04 | 46.71 | 1767.52 |
| 18-Jun-97 | 33.02 | 1732.23 | 24.90 | 1714.05 | 24.00 | 1718.38 | 39.75 | 1710.15 | 40.50 | 1688.85 | 37.95 | 1691.88 | 48.10 | 1786.66 | 45.61 | 1769.60 |
| Aug-97 | 32.83 | 1732.42 | 24.28 | 1714.66 | 23.70 | 1715.68 | 39.76 | 1710.14 | 40.45 | 1688.70 | 37.15 | 1692.66 | 48.40 | 1786.36 | 45.40 | 1769.61 |
| 15-Sep-97 | 32.83 | 1732.42 | 23.03 | 1715.92 | 22.47 | 1717.11 | | | | | | | 48.37 | 1786.39 | 42.10 | 1773.11 |
| 20-Nov-97 | 32.36 | 1732.89 | 23.17 | 1715.78 | 23.60 | 1715.98 | 46.79 | 1703.11 | 47.38 | 1681.77 | 40.47 | 1689.34 | 48.25 | 1786.51 | 46.30 | 1768.91 |
| 02-Dec-97 | 32.56 | 1732.69 | 23.17 | 1715.78 | 23.60 | 1715.98 | | | | | | | 48.25 | 1786.51 | 46.30 | 1768.91 |
| 21-Jan-98 | 32.51 | 1732.94 | 24.00 | 1714.95 | 24.81 | 1714.77 | | | | | | | 48.25 | 1786.51 | 46.30 | 1768.91 |
| 11-Feb-98 | 32.45 | 1732.80 | P&A | | P&A | | | | | | | | 48.25 | 1786.51 | 46.30 | 1768.91 |
| 25-Mar-98 | 32.59 | 1732.66 | 24.00 | 1714.95 | 24.81 | 1714.77 | | | | | | | 48.25 | 1786.51 | 46.30 | 1768.91 |
| 27-Apr-98 | 33.43 | 1731.82 | | | | | | | | | | | 48.25 | 1786.51 | 46.30 | 1768.91 |
| 14-Sep-98 | 33.13 | 1732.12 | | | | | | | | | | | 48.25 | 1786.51 | 46.30 | 1768.91 |
| 4-Feb-99 | 32.95 | 1732.30 | | | | | | | | | | | 48.25 | 1786.51 | 46.30 | 1768.91 |
| 24-Mar-99 | 33.00 | 1732.25 | | | | | | | | | | | 48.25 | 1786.51 | 46.30 | 1768.91 |
| 4-May-99 | 32.84 | 1732.41 | | | | | | | | | | | 48.25 | 1786.51 | 46.30 | 1768.91 |
| 9-Aug-99 | 33.51 | 1731.74 | | | | | | | | | | | 48.25 | 1786.51 | 46.30 | 1768.91 |
| 8-Nov-99 | 33.83 | 1731.42 | | | | | | | | | | | 48.25 | 1786.51 | 46.30 | 1768.91 |
| 31-Jan-00 | 33.43 | 1731.82 | | | | | | | | | | | 48.25 | 1786.51 | 46.30 | 1768.91 |
| 01-May-00 | 33.48 | 1731.79 | | | | | | | | | | | 48.25 | 1786.51 | 46.30 | 1768.91 |

**KERR-McGEE CHEMICAL LLC
HENDERSON, NEVADA FACILITY
GROUNDWATER ELEVATIONS**

| TOC--> | 1751.08 | | 1750.69 | | 1750.44 | | 1750.54 | | 1750.22 | | 1747.58 | | 1750.42 | | 1751.07 | |
|-----------|---------|---------|---------|---------|---------|---------|---------|---------|---------|---------|---------|---------|---------|---------|---------|---------|
| | DTW | ELEV | DTW | ELEV | DTW | ELEV | DTW | ELEV | DTW | ELEV | DTW | ELEV | DTW | ELEV | DTW | ELEV |
| 12-Dec-85 | 41.00 | 1710.06 | 42.95 | 1707.74 | 43.80 | 1706.64 | 44.00 | 1706.54 | 44.80 | 1705.42 | 30.70 | 1716.88 | 39.80 | 1710.62 | 41.00 | 1710.07 |
| 11-Jan-86 | 42.00 | 1709.06 | 44.10 | 1706.59 | 43.20 | 1719.24 | 43.80 | 1706.74 | 35.90 | 1714.32 | 39.80 | 1707.78 | 41.00 | 1708.42 | 40.20 | 1710.87 |
| 12-Feb-86 | 42.00 | 1709.06 | 43.80 | 1706.89 | 43.70 | 1706.74 | 44.00 | 1706.54 | 38.00 | 1712.22 | 44.00 | 1703.58 | 30.70 | 1718.72 | 44.50 | 1706.57 |
| 15-Mar-86 | 42.00 | 1708.06 | 43.20 | 1707.49 | 44.10 | 1708.34 | 46.10 | 1704.44 | 42.30 | 1707.82 | 44.90 | 1702.68 | 39.00 | 1711.42 | 46.00 | 1705.07 |
| 30-Apr-86 | 42.00 | 1709.06 | 43.50 | 1707.19 | 43.85 | 1706.59 | 46.00 | 1704.54 | 35.90 | 1714.32 | 44.00 | 1703.58 | 38.55 | 1711.87 | 45.80 | 1705.47 |
| 16-May-86 | 41.95 | 1709.11 | 43.20 | 1707.49 | 43.75 | 1706.69 | 43.85 | 1706.69 | 34.50 | 1715.72 | 40.00 | 1707.58 | 39.50 | 1710.92 | 30.45 | 1720.62 |
| 20-Jun-86 | 41.80 | 1709.28 | 43.10 | 1707.59 | 43.90 | 1706.54 | 43.80 | 1706.74 | 36.20 | 1714.02 | 44.10 | 1704.78 | 31.00 | 1718.22 | 36.00 | 1715.07 |
| 11-Jul-86 | 42.00 | 1709.06 | 43.00 | 1707.89 | 43.65 | 1706.64 | 43.90 | 1706.64 | 34.50 | 1715.72 | 42.80 | 1704.78 | 32.20 | 1718.22 | 33.40 | 1717.07 |
| 28-Aug-86 | 42.20 | 1708.86 | 43.60 | 1707.09 | 44.20 | 1706.24 | 43.80 | 1706.74 | 36.00 | 1714.22 | 32.20 | 1715.38 | 31.30 | 1719.12 | 33.95 | 1717.12 |
| 11-Sep-86 | 42.00 | 1708.06 | 43.60 | 1707.09 | 43.70 | 1706.74 | 43.80 | 1706.74 | 34.70 | 1715.52 | 41.70 | 1705.88 | 31.45 | 1718.97 | 39.00 | 1712.07 |
| 17-Oct-86 | 42.00 | 1708.06 | 43.25 | 1707.44 | 43.80 | 1706.64 | 43.85 | 1706.69 | 36.50 | 1713.72 | 41.40 | 1708.18 | 39.70 | 1710.72 | 38.00 | 1715.07 |
| 15-Nov-86 | 42.00 | 1709.06 | 42.50 | 1708.19 | 43.80 | 1706.64 | 43.80 | 1706.74 | 34.80 | 1715.42 | 41.70 | 1705.88 | 31.40 | 1718.02 | 35.10 | 1715.97 |
| 20-Dec-86 | 42.00 | 1709.06 | 42.80 | 1707.89 | 44.00 | 1706.44 | 43.85 | 1706.69 | 34.45 | 1715.77 | 40.00 | 1707.58 | 31.30 | 1718.12 | 41.50 | 1708.57 |
| 08-Jan-87 | 33.50 | 1717.56 | 44.05 | 1706.64 | 43.80 | 1706.64 | 43.85 | 1706.69 | 35.30 | 1714.92 | 41.65 | 1705.93 | 40.75 | 1708.67 | 41.70 | 1708.37 |
| 18-Feb-87 | 42.00 | 1709.06 | 44.00 | 1706.69 | 43.90 | 1706.54 | 43.85 | 1706.69 | 41.15 | 1708.07 | 41.70 | 1705.88 | 40.70 | 1708.72 | 36.20 | 1714.87 |
| 10-Mar-87 | 33.00 | 1718.06 | 42.60 | 1708.09 | 43.90 | 1706.54 | 43.85 | 1706.69 | 35.70 | 1714.52 | 41.60 | 1705.98 | 40.75 | 1708.67 | 35.65 | 1715.42 |
| 09-Apr-87 | 40.00 | 1711.06 | 42.85 | 1708.04 | 43.85 | 1706.59 | 43.80 | 1706.74 | 33.80 | 1715.62 | 41.60 | 1705.98 | 40.75 | 1708.67 | 36.00 | 1715.07 |
| 28-Apr-87 | 34.25 | 1716.81 | 42.70 | 1707.99 | 43.90 | 1706.54 | 43.87 | 1706.67 | 33.80 | 1716.42 | 41.15 | 1706.43 | 40.78 | 1708.66 | 42.00 | 1708.07 |
| 18-Jun-87 | 40.00 | 1711.06 | 43.40 | 1707.29 | 31.85 | 1718.59 | 43.00 | 1707.54 | 35.70 | 1714.52 | 40.60 | 1708.98 | 40.70 | 1708.72 | 39.80 | 1711.27 |
| Aug-87 | | | | | | | | | | | | | | | | |
| 15-Sep-87 | 35.94 | 1715.12 | 43.15 | 1707.54 | 43.20 | 1707.24 | 34.60 | 1715.94 | | | 41.91 | 1705.67 | | | | |
| 20-Nov-87 | 40.00 | 1711.06 | 43.00 | 1707.69 | 30.05 | 1720.39 | 44.05 | 1706.49 | 34.35 | 1715.87 | 43.00 | 1704.58 | 40.70 | 1708.72 | 36.40 | 1714.67 |
| 02-Dec-87 | 40.00 | 1711.06 | 43.00 | 1707.89 | 30.05 | 1720.39 | 44.05 | 1706.49 | 34.35 | 1715.87 | 43.00 | 1704.58 | 40.70 | 1708.72 | 36.40 | 1714.67 |
| 22-Jan-88 | 34.00 | 1717.06 | 35.00 | 1715.69 | 44.00 | 1716.44 | 42.80 | 1707.74 | 37.00 | 1713.22 | 33.30 | 1714.28 | 39.00 | 1710.52 | 37.70 | 1713.37 |
| 11-Feb-88 | 37.65 | 1713.41 | 39.20 | 1711.49 | 42.20 | 1708.24 | 44.25 | 1706.29 | 31.50 | 1712.72 | 38.25 | 1709.33 | 39.44 | 1710.98 | 31.54 | 1719.53 |
| 25-Mar-88 | 34.80 | 1716.28 | 43.00 | 1707.69 | 44.00 | 1706.44 | 44.70 | 1705.84 | 34.30 | 1715.92 | 40.85 | 1706.73 | 39.70 | 1710.72 | 34.20 | 1716.87 |
| 27-Apr-88 | 37.89 | 1713.17 | 43.18 | 1707.51 | 42.73 | 1707.71 | 32.15 | 1718.39 | 33.22 | 1717.00 | 40.70 | 1706.84 | 35.87 | 1714.55 | 34.85 | 1716.22 |
| 14-Sep-88 | 38.73 | 1712.33 | 42.73 | 1707.98 | 41.13 | 1709.31 | 44.41 | 1706.13 | 37.15 | 1713.07 | 40.70 | 1706.86 | 39.84 | 1710.58 | 36.02 | 1715.05 |
| 15-Dec-88 | 40.70 | 1710.36 | 42.86 | 1707.83 | 41.10 | 1709.34 | 44.50 | 1706.04 | 35.63 | 1714.59 | 40.98 | 1706.60 | 39.00 | 1711.42 | 40.58 | 1710.49 |
| 4-Feb-89 | 31.82 | 1719.24 | 43.21 | 1707.48 | 43.94 | 1706.50 | 44.84 | 1705.90 | 34.15 | 1716.07 | 41.32 | 1706.26 | 39.95 | 1710.47 | 31.00 | 1720.07 |
| 24-Mar-89 | 35.00 | 1718.06 | 42.80 | 1707.89 | 43.90 | 1706.54 | 44.62 | 1705.92 | 36.00 | 1714.22 | 41.50 | 1706.08 | 39.80 | 1710.62 | 32.00 | 1719.07 |
| 4-May-89 | 38.42 | 1712.64 | 42.10 | 1708.59 | 43.70 | 1706.74 | 43.87 | 1706.67 | 39.65 | 1710.57 | 40.58 | 1707.02 | 39.46 | 1710.96 | 32.67 | 1718.40 |
| 9-Aug-89 | 33.14 | 1717.92 | 42.54 | 1708.15 | 43.49 | 1707.07 | 44.80 | 1705.74 | 35.50 | 1714.72 | 41.04 | 1706.54 | 40.94 | 1708.48 | 33.18 | 1717.89 |
| 8-Nov-89 | 35.44 | 1715.62 | 43.54 | 1707.15 | 34.49 | 1715.05 | 44.32 | 1706.22 | 36.85 | 1713.37 | 44.00 | 1703.58 | 39.90 | 1710.52 | 39.90 | 1711.17 |
| 31-Jan-00 | 34.60 | 1716.46 | 44.00 | 1706.69 | 35.32 | 1715.12 | 38.55 | 1711.96 | 36.62 | 1713.60 | 44.80 | 1702.78 | 33.58 | 1716.84 | 41.51 | 1708.56 |
| 01-May-00 | P&A | | 43.19 | 1707.50 | 43.62 | 1706.82 | 43.42 | 1707.12 | 34.50 | 1715.72 | 32.81 | 1714.77 | 39.73 | 1710.69 | 34.83 | 1716.24 |

KERR-MCGEE CHEMICAL LLC
 HENDERSON, NEVADA FACILITY
 GROUNDWATER ELEVATIONS

| TOC→ | I-R 1751.35 | | I-S 1750.03 | | I-T 1751.65 | | I-U 1752.16 | | I-V 1752.13 | | I-AR 1700 | | I- 1700 | | I- 1700 | |
|-----------|----------------|---------|----------------|---------|----------------|---------|----------------|---------|----------------|---------|--------------|------|------------|------|------------|------|
| | DTW | ELEV | DTW | ELEV | DTW | ELEV | DTW | ELEV | DTW | ELEV | DTW | ELEV | DTW | ELEV | DTW | ELEV |
| 04-May-99 | 31.22 | 1720.13 | 43.12 | 1706.91 | 40.00 | 1711.65 | 39.20 | 1712.96 | 40.19 | 1711.94 | | | | | | |
| 09-Aug-99 | 32.26 | 1719.09 | 35.95 | 1714.08 | 30.37 | 1721.28 | 31.16 | 1721.00 | 38.33 | 1713.90 | | | | | | |
| 08-Nov-99 | 33.35 | 1718.00 | 39.91 | 1710.12 | 42.00 | 1709.65 | 41.80 | 1710.36 | 40.50 | 1711.63 | | | | | | |
| 31-Jan-00 | 35.37 | 1715.98 | 41.63 | 1708.40 | 27.80 | 1723.85 | 38.42 | 1713.74 | 31.30 | 1720.83 | | | | | | |
| 01-May-00 | 34.74 | 1716.61 | 38.78 | 1711.25 | 41.58 | 1710.07 | 37.30 | 1714.86 | 39.48 | 1712.65 | | | | | | |

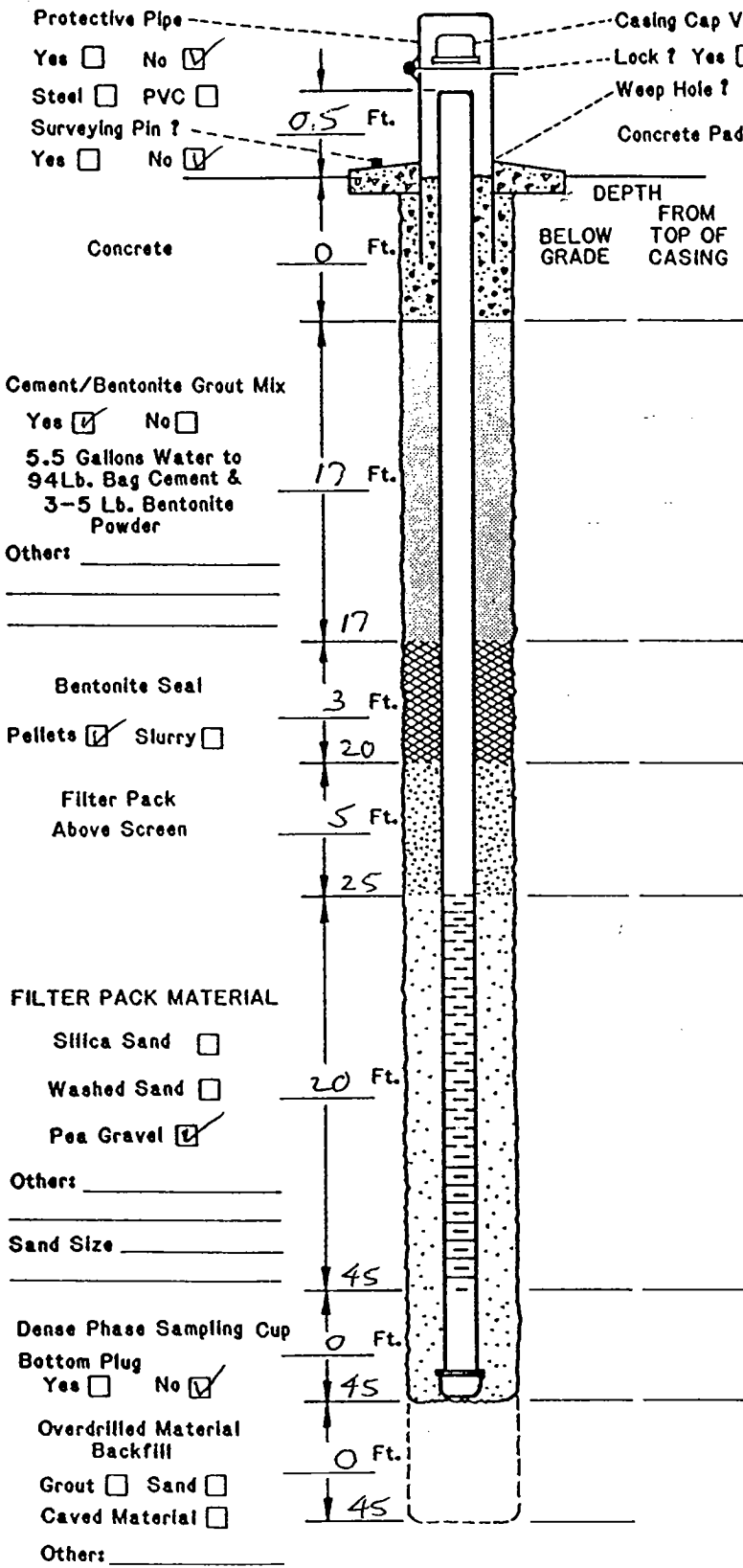
APPENDIX B
I-AR WELL CONSTRUCTION DIAGRAM

KERR-McGEE CORPORATION HYDROLOGY DEPARTMENT MONITORING WELL INSTALLATION DIAGRAM

Protective Pipe
 Yes No
 Steel PVC
 Surveying Pin ?
 Yes No

Casing Cap Vent ? Yes No
 Lock ? Yes No
 Weep Hole ? Yes No

Concrete Pad _____ Ft. x _____ Ft. x _____ Inches



DRILLING INFORMATION:

- Borehole Diameter = 36 inches.
- Were Drilling Additives Used ? Yes No
 Revert Bentonite Water
 Solid Auger Hollow Stem Auger
- Was Outer Steel Casing Used ? Yes No
 Depth = _____ to _____ Feet.
- Borehole Diameter for Outer Casing _____ inches.

WELL CONSTRUCTION INFORMATION:

- Type of Casing: PVC Galvanized Teflon
 Stainless Other _____
- Type of Casing Joints: Screw-Couple Glue-Couple Other _____
- Type of Well Screens: PVC Galvanized
 Stainless Teflon Other _____
- Diameter of Casing and Well Screens:
 Casing 18 inches, Screen 18 inches.
- Slot Size of Screens: _____
- Type of Screen Perforations: Factory Slotted
 Hacksaw Drilled Other TORCH CUT
- Installed Protector Pipe w/Lock: Yes No

WELL DEVELOPMENT INFORMATION:

- How was Well Developed ? Bailing Pumping
 Air Surging (Air or Nitrogen) Other _____
- Time Spent on Well Development ?
30 / 1 Minutes/Hours
- Approximate Water Volume Removed ? 1000 Gallons
- Water Clarity Before Development ? Clear
 Turbid Opaque
- Water Clarity After Development ? Clear
 Turbid Opaque
- Did Water have Odor ? Yes No
 If Yes, Describe _____
- Did Water have any Color ? Yes No
 If Yes, Describe _____

WATER LEVEL INFORMATION:

Water Level Summary (From Top of Casing)
 During Drilling _____ Ft. Date _____
 Before Development _____ Ft. Date _____
 After Development ~27.70 Ft. Date 4/14/00

Driller/Firm ALLEN DRILLING Drill Rig Type _____ Date Installed 4/10/00
 Drill Crew _____ Well No. T-AR Kerr-McGee Hydrologist M. PORTERFIELD