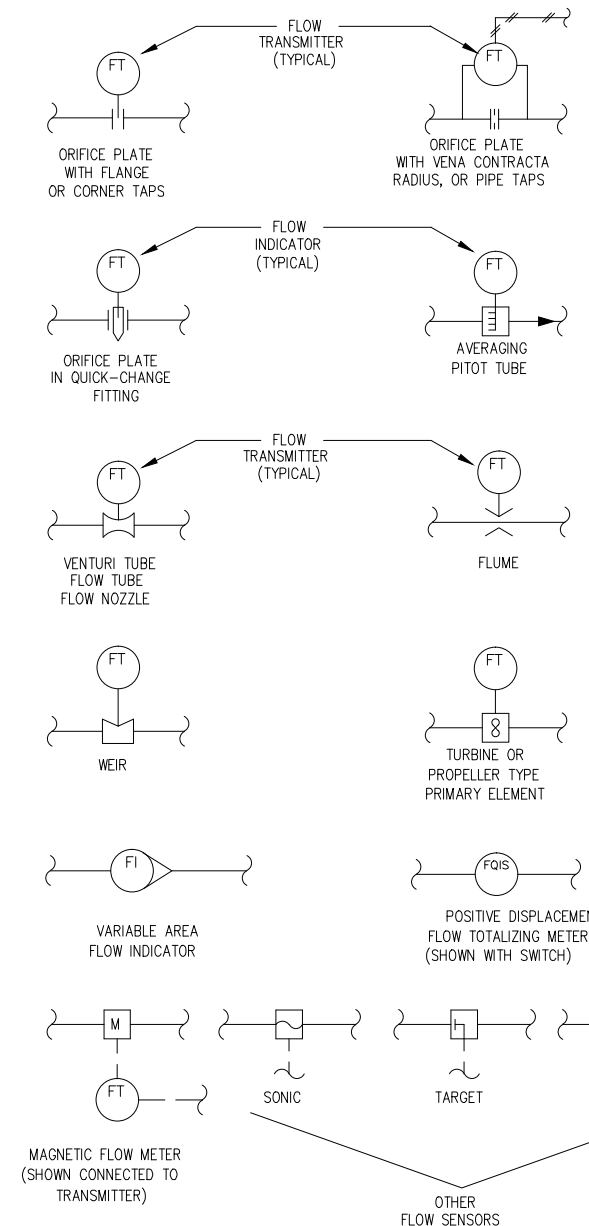
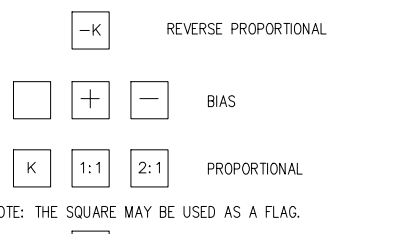
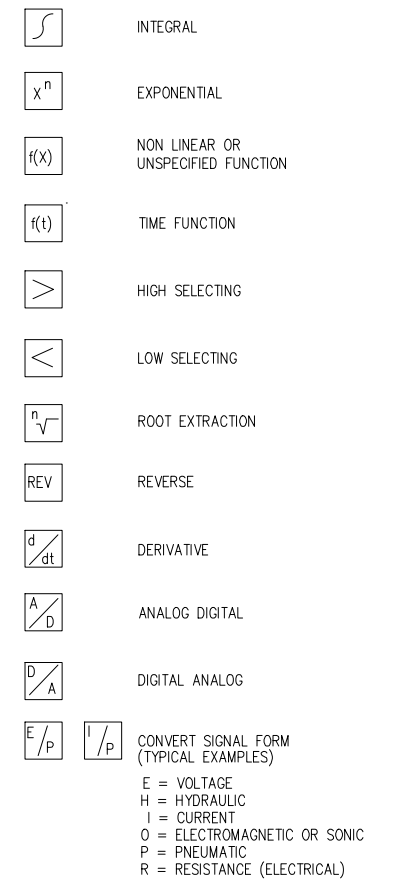


SYMBOLS FOR FLOW MEASUREMENT



MISCELLANEOUS SYMBOLS



INSTRUMENT IDENTIFICATION LETTERS

FIRST LETTER		SUCCEEDING LETTERS		
MEASURE OR INITIATING VARIABLE	MODIFIER	READOUT OR PASSIVE FUNCTION	OUTPUT FUNCTION	MODIFIER
A = ANALYSIS		ALARM		
B = BURNER, COMBUSTION		USER'S CHOICE	USER'S CHOICE	USER'S CHOICE
C = USER'S CHOICE			CONTROL	
D = USER'S CHOICE	DIFFERENTIAL			
E = VOLTAGE		SENSOR (PRIMARY ELEMENT)		
F = FLOW RATE	RATIO (FRACTION)			
G = USER'S CHOICE		GLASS, VIEWING DEVICE		
H = HAND				HIGH
I = CURRENT (ELECTRICAL)		INDICATE		
J = POWER	SCAN			
K = TIME, TIME SCHEDULE	TIME RATE OF CHANGE		CONTROL STATION	
L = LEVEL		LIGHT		LOW
M = USER'S CHOICE	MOMENTARY			MIDDLE, INTERMEDIATE
N = USER'S CHOICE		USER'S CHOICE	USER'S CHOICE	USER'S CHOICE
O = USER'S CHOICE		ORIFICE, RESTRICTION		
P = PRESSURE, VACUUM		POINT (TEST) CONNECTION		
Q = QUANTITY	INTEGRATE, TOTALIZE			
R = RADIATION		RECORD		
S = SPEED, FREQUENCY	SAFETY		SWITCH	
T = TEMPERATURE			TRANSMIT	
U = MULTIVARIABLE		MULTIFUNCTION	MULTIFUNCTION	MULTIFUNCTION
V = VIBRATION, MECH. ANALYSIS			VALVE, DAMPER, LOUVER	
W = WEIGHT, FORCE		WELL		
X = UNCLASSIFIED	X AXIS	UNCLASSIFIED	UNCLASSIFIED	UNCLASSIFIED
Y = EVENT, STATE OR PRESENCE	Y AXIS		RELAY, COMPUTE, CONVERT	
Z = POSITION, DIMENSION	Z AXIS		DRIVE, ACTUATOR, UNCLASSIFIED FINAL CONTROL ELEMENT	

- NOTES:
- ANY FIRST LETTER COMBINED WITH MODIFIER REPRESENTS A NEW AND SEPARATE MEASURED VARIABLE. EXAMPLES: PD = DIFFERENTIAL PRESSURE FQ = TOTALIZED OR INTEGRATED FLOW. EXCEPTION IS THE MODIFIER "J" FOR MULTIPPOINT SCANNING.
 - FOR ANALYSIS NOT IDENTIFIED BY A SPECIFIC LETTER IN THE TABLE, USE FIRST LETTER "A" NEAR THE INSTRUMENT SYMBOL, SPECIFY THE NATURE OF THE ANALYSIS. EXAMPLE: PH
 - MEANING OF A "USER CHOICE" LETTER SHALL BE CONSISTENT THROUGHOUT A PROJECT, AND SHALL BE SPECIFIED IN THE DRAWING LEGEND.
 - UNCLASSIFIED LETTER MAY HAVE A FEW DIFFERENT MEANINGS ON A PROJECT, THE MEANING SHALL BE SPECIFIED NEAR EACH INSTRUMENT SYMBOL USING THE UNCLASSIFIED LETTER.
 - THE MODIFIER "SCAN" APPLIES TO MULTIPPOINT PRINTING INSTRUMENTS, SUCH AS CURS (MULTIPPOINT CONDUCTIVITY RECORDER WITH ALARM SWITCHES).

GENERAL NOTE:

- FOR MECHANICAL SYMBOLS AND ADDITIONAL NOTES, SEE SHEET 1, DRAWING 1373-PID-LA.

INSTRUMENT SYMBOLS

	PRIMARY CONTROL PANEL NORMALLY ACCESSIBLE TO OPERATOR	FIELD MOUNTED	AUXILIARY PANEL OR RACK NORMALLY ACCESSIBLE TO OPERATOR
DISCRETE INSTRUMENTS			
SHARED DISPLAY, SHARED CONTROL			
COMPUTER FUNCTION INCLUDING DISTRIB. CNTL. SYS.			
PROGRAMMABLE LOGIC CONTROLLER FUNCTION			

GENERAL NOTES:

THIS DRAWING IS PROVIDED FOR INFORMATION ONLY.

DESIGNED BY/DATE	N/A		DRAWING SCALE	N/A
ISSUED FOR CONSTRUCTION	08-18-16	DL	MD	DRAWN BY/DATE
ISSUED FOR NDEP REVIEW	07-19-16	DL	DW	CHECKED BY/DATE
DESCRIPTION OF REVISION	REV	DATE	REVISION	BY

Envirogen Technologies
A Lifecycle Performance Company

ALL INFORMATION CONTAINED ON THIS DOCUMENT IS THE PROPERTY OF ENVIROGEN TECHNOLOGIES, INC. ("ENVIROGEN") AND/OR ITS AFFILIATES. THE DESIGN CONCEPTS AND INFORMATION CONTAINED HEREIN ARE PROPERTY OF ENVIROGEN AND ARE SUBMITTED IN CONFIDENCE. THEY ARE NOT TRANSFERABLE AND MUST BE USED ONLY FOR THE USE AND PROJECT FOR WHICH THE DOCUMENT IS EXPRESSLY SUBMITTED. THEY MUST NOT BE DISCLOSED, REPRODUCED, LOANED OR USED IN ANY OTHER MANNER WITHOUT THE EXPRESS WRITTEN CONSENT OF ENVIROGEN. ENVIROGEN ASSUMES NO RESPONSIBILITY OR LIABILITY FOR THE USE OF THIS DOCUMENT OR THE DESIGN CONCEPTS AND INFORMATION CONTAINED HEREIN FOR ANOTHER PROJECT, OR IN A MANNER THAT DOES NOT RELATE TO THE ORIGINALLY INTENDED USE OF THIS DOCUMENT. IN NO EVENT SHALL THIS DOCUMENT OR THE DESIGN CONCEPTS AND INFORMATION CONTAINED HEREIN BE USED IN ANY MANNER DETRIMENTAL TO THE INTEREST OF ENVIROGEN. THE RIGHTS AND OBLIGATIONS OF ENVIROGEN AND ITS CUSTOMER ARE FURTHER LIMITED IN THE AGREEMENT BETWEEN THEM FOR THIS PROJECT. ALL PATENT AND OTHER RIGHTS ARE RESERVED. ACCEPTANCE OF THE DELIVERY OF THIS DOCUMENT CONSTITUTES AGREEMENT TO THESE TERMS AND CONDITIONS.

APPROVED BY:

NERT
HENDERSON, NV

PIPING & INSTRUMENTATION DIAGRAM
LEGEND SHEET

SHEET 2

SHEET SIZE: D, REVISION: 0

SHEET 1 OF 1

DRAWING # 1373-PID-LB

FILE # 1373-PID-LB-0