



October 24, 2012

NPDES Compliance Coordinator
Nevada Division of Environmental Protection
Bureau of Water Pollution Control
901 South Stewart Street, Suite 4001
Carson City, Nevada 89701-5249

Subject: NPDES Permit NV0023060 – Discharge Monitoring Reports – 3rd Quarter 2012

Dear NPDES Compliance Coordinator:

The Nevada Environmental Response Trust (NERT) maintains NPDES Permit NV0023060 for discharge of treated water, as part of their on-going effort to capture and treat groundwater containing perchlorate in the Henderson area. The attached Discharge Monitoring Reports (DMRs) (Attachment 1) reflect information associated with the remediation efforts, i.e. surface discharge of treated water near the Las Vegas Wash. Included with this correspondence are the July, August and September 2012 DMRs. Analytical summaries are included in Attachment 2, with the supporting analytical reports supplied in electronic format on a CD included in Attachment 3.

During the reporting period, the biological perchlorate remediation process continued to demonstrate compliance with the monthly average perchlorate concentration limitation of 18 µg/L (ppb), except as previously reported to NDEP. Please see correspondence to Mr. Jeryl Gardner, NDEP, on September 28, 2012. As indicated in that correspondence, there was no indication that the perchlorate treatment system was operating abnormally on July 3rd or that perchlorate destruction had been compromised. Note that analyses of "Attachment A" analytes for the treated discharge continue to indicate that there is no significant increase in "other constituents" due to the treatment for perchlorate reduction.

Listed separately are analytical results for four Las Vegas Wash locations, one of which is required for evaluation of the permit's authorized mixing zone (please see the information related to the LVW 5.5 control point), as well as the upgradient on-site groundwater well. Please note the wash location LVW 5.5 was within Table I.2 limits for total dissolved solids (TDS) and total inorganic nitrogen (TIN). Analytical summaries are included in Attachment 2 for your convenience in reviewing the information, with supporting analytical reports provided in electronic format on a CD included in Attachment 3.

During the reporting period, there was no activity regarding permit condition I.A.3.d.ii.

As required by permit condition I.A.20, a report describing the biological process generated solid waste is included as Attachment 4.

Should you have any questions concerning this report, please contact Kimberly Kuwabara at (510) 420-2525 or kkuwabara@environcorp.com or Susan Crowley at (702) 592-7727 or smcrowley@cox.net. Thank you.

NPDES Compliance Coordinator

-2-

October 24, 2012

Sincerely,



Kimberly Kuwabara, M.S.
Manager



Allan J. DeLorme, P.E.
Managing Principal

Overnight Mail
Attachments

cc: Please see attached distribution sheet

smc/2012 3rd Q NPDES NV 0023060 - Environ Cvr Ltr.docx

NERT Document Distribution List

Updated: 24-Oct-12

Document Name: NPDES Quarterly DMR Report (e-copies provided via e-mail distribution)

Name (Last, First)		Firm	Distribution	
			Hard	e-Copy
Land King	Russ Val	NDEP		
Najima	Jim	NDEP		X
Lovato	Greg	NDEP		X
Sous	Nadir	NDEP		X
Tinney	Al	NDEP		X
Harbour	Shannon	NDEP		
Black	Paul	Neptune		
Hackenberry	Paul	Hackenberry		
Copeland	Teri			
Gratson	Dave	Neptune		
Otani-Fehling	Joanna	Neptune		
Pohlmann	Brenda	COH		
Mulroy	Pat	SNWA		
Goff	Mike	SNWA		
Liesing	Joe	SNWA		
Kaplan	Mitch	EPA, Reg 9		
Compliance Coordinator		NDEP	X	X
Compliance Coordinator		DAQEM		
Juma	Ebrahim	CCDAQEM		
Public Repository		Library		

Name (Last, First)		Firm	Hard	e-Copy	Cvr Only
Paque	Matt	Tronox Counsel			
Stater	Rick	Tronox			
Crowley	Susan	Crowley Environmental	X	X	
Krish	Ed	EJKrish		X	
Steinberg	Andrew	Trust		X	
O'Neill	Tanya	Trust Counsel		X	
DeLorme	Allan	Environ		X	
Travers	Mark	Environ		X	
Kuwabara	Kimberly	Environ	X	X	
Pekala	John	Environ		X	
Ritchie	Chris	Environ		X	
Kubacki	Steve	Veolia		X	
Speckin	Russell	Veolia		X	
Brown	Michele	Veolia		X	
Stowers	Kirk	Broadbent			
Sahu	Rahnijit	BMI			
Crouse	George	Syngenta			
Erickson	Lee	Stauffer			
Kelly	Joe	Montrose			
Sundberg	Paul	Montrose			
Gibson	Jeff	AmPac			
Richards	Curt	Olin			
Bellotti	Michael	Olin			
Wilkinson	Craig	Timet			
Mack	Joel	Montrose Counsel			

NPDES Permit NV0023060 – 3rd Q 2012 DMR
CEM Certification

I hereby certify that I am responsible for the services described in this document and for the preparation of this document. The services described in this document have been provided in a manner consistent with the current standards of the profession and, to the best of my knowledge, comply with all applicable federal, state and local statutes, regulations and ordinances.

Susan Crowley 10-24-12

Susan Crowley
CEM 1428, expires 3-8-13

ATTACHMENT 1

Discharge Monitoring Reports (DMR)



12 July DMR.xls

July 2012



12 August DMR.xls

August 2012



12 September
DMR.xls

September 2012

NATIONAL POLLUTANT DISCHARGE ELIMINATION SYSTEM (NPDES)

PERMITTEE NAME/ADDRESS
 Name: Nevada Environmental Response Trust
 Address: CO Veolia Water NA
 510 Fourth Street
 Henderson, NV. 89015
 Facility: Nevada Environmental Response Trust
 Location: Henderson, NV
 Attn: Susan M. Crowley

DISCHARGE MONITORING REPORT (DMR)
 NV 0023060
 PERMIT NUMBER

001
 DISCHARGE NUMBER

MONITORING PERIOD
 YEAR MO DAY TO YEAR MO DAY
 12 07 01 TO 12 07 31

NOTE: Read instructions before completing this form
 NO DISCHARGE

PARAMETER	QUANTITY OR LOADING		UNITS		QUALITY OR CONCENTRATION				NO. EX	FREQUENCY OF ANALYSIS	SAMPLE TYPE
	30 Day Ave	7 Day Average	7 Day Ave (mg/l)	30 Day Ave (mg/l)	7 Day Ave (mg/l)	30 Day Ave (lbs/day)	UNITS				
Flow	1.27	1.28	MGD						0	Cont	Flow Meter
Effluent	1.45 MGD Maximum	1.75 MGD Maximum									
BOD5 (Inhibited)			****		1.0	10.64	MG/L		0	Weekly	Discrete
Influent			****		Monitor & Report	Monitor & Report					
BOD5 (Inhibited)			****		4.1	43.11	MG/L		0	Weekly	Discrete
Effluent			****		25 mg/L	254 lbs/day					
Perchlorate FBR			****		107	1,133	MG/L		0	Weekly	Comp
Influent			****		Monitor & Report	Monitor & Report					
Perchlorate FBR			****		55.29	0.59	UG/L		1	Weekly	Comp
Effluent			****		18 ug/l	0.22 lbs/day					
pH			****		6.9	7.00	SU		0	Weekly	Discrete
Effluent			****		6.5 Minimum	9.0 Maximum					
Hexavalent Chromium			****		0.044	0.465	MG/L		0	Weekly	Discrete
Influent			****		Monitor & Report	Monitor & Report					

TELEPHONE

DATE

SIGNATURE OF PRINCIPAL EXECUTIVE OFFICER
Susan Crowley

702 AREA CODE
 592-7727 NUMBER

12 YEAR
 10 MONTH
 24 DAY

NAME/TITLE PRINCIPAL EXECUTIVE OFFICER
 Susan Crowley

CEM 1428, exp 3-8-13
 TYPED OR PRINTED

COMMENT AND EXPANATION OF ANY VIOLATIONS (Reference all attachments here)

NATIONAL POLLUTANT DISCHARGE ELIMINATION SYSTEM (NPDES)

PERMITTEE NAME/ADDRESS
 Name: Nevada Environmental Response Trust
 Address: CO Veolia Water NA
 510 Fourth Street
 Henderson, NV. 89015
 Facility: Nevada Environmental Response Trust
 Location: Henderson, NV
 Attn: Susan M. Crowley

DISCHARGE MONITORING REPORT (DMR)
 NV 0023060
 PERMIT NUMBER

001
 DISCHARGE NUMBER

MONITORING PERIOD
 FROM YEAR 12 MO 07 DAY 01 TO YEAR 12 MO 07 DAY 31

NO DISCHARGE
 NOTE: Read instructions before completing this form

PARAMETER	QUANTITY OR LOADING			QUALITY OR CONCENTRATION			NO. EX	FREQUENCY OF ANALYSIS	SAMPLE TYPE
	30 Day Ave	7 Day Average	UNITS	30 Day Ave (mg/l)	7 Day Ave (mg/l)	30 Day Ave (lbs/day)			
Hexavalent Chromium	SAMPLE MEASUREMENT	*****	*****	0.000	0.000	0.000	0	Weekly	Discrete
	PERMIT REQUIREMENT	*****	*****	Monitor & Report	0.01 mg/l	Monitor & Report			
Total Chromium	SAMPLE MEASUREMENT	*****	*****	0.047	0.056	0.498	0	Weekly	Discrete
	PERMIT REQUIREMENT	*****	*****	Monitor & Report	Monitor & Report	Monitor & Report			
Total Chromium	SAMPLE MEASUREMENT	*****	*****	0.006	0.008	0.067	0	Weekly	Discrete
	PERMIT REQUIREMENT	*****	*****	Monitor & Report	0.1 mg/l	Monitor & Report			
Effluent	SAMPLE MEASUREMENT	*****	*****	10.80	13.00	114.56	0	Weekly	Discrete
	PERMIT REQUIREMENT	*****	*****	135 mg/l	Monitor & Report	1,634 lbs/day			
Iron, Total	SAMPLE MEASUREMENT	*****	*****	1.94	2.70	20.60	0	Weekly	Discrete
	PERMIT REQUIREMENT	*****	*****	10 mg/l	Monitor & Report	121.03 lbs/day			
Effluent	SAMPLE MEASUREMENT	*****	*****	0.65	*****	6.92	0	Quarterly	Discrete
	PERMIT REQUIREMENT	*****	*****	5 mg/l	NA	60.52 lbs/day			
Manganese	SAMPLE MEASUREMENT	*****	*****	0.032	0.034	0.335	0	Weekly	Discrete
	PERMIT REQUIREMENT	*****	*****	Monitor & Report	Monitor & Report	Monitor & Report			
Total Phosphorus, as P	SAMPLE MEASUREMENT	*****	*****	0.032	0.034	0.335	0	Weekly	Discrete
	PERMIT REQUIREMENT	*****	*****	Monitor & Report	Monitor & Report	Monitor & Report			
CERTIFY UNDER PENALTY OF LAW THAT THIS DOCUMENT AND ALL ATTACHMENTS WERE PREPARED UNDER MY DIRECTION OR SUPERVISION IN ACCORDANCE WITH A SYSTEM DESIGNED TO ASSURE THAT QUALIFIED PERSONNEL PROPERLY GATHER AND EVALUATE THE INFORMATION SUBMITTED. BASED ON MY KNOWLEDGE OF THE PERSON OR PERSONS WHO MANAGE THE SYSTEM OR THOSE PERSONS DIRECTLY RESPONSIBLE FOR GATHERING THE INFORMATION, THE INFORMATION SUBMITTED IS, TO THE BEST OF MY KNOWLEDGE AND BELIEF, TRUE, ACCURATE, AND COMPLETE. I AM AWARE THAT THERE ARE SIGNIFICANT PENALTIES FOR SUBMITTING FALSE INFORMATION, INCLUDING THE POSSIBILITY OF FINE AND IMPRISONMENT FOR KNOWING VIOLATIONS.									
NAME/TITLE PRINCIPAL EXECUTIVE OFFICER Susan Crowley CEM 1428 TYPED OR PRINTED									
TELEPHONE 592-7727 NUMBER 702 AREA CODE SIGNATURE OF PRINCIPAL EXECUTIVE OFFICER: <i>Susan Crowley</i> OFFICER OR AUTHORIZED AGENT									
DATE 12 10 24 YEAR MONTH DAY									

COMMENT AND EXPANATION OF ANY VIOLATIONS (Reference all attachments here)

CEM 1428, exp 3-8-13

NATIONAL POLLUTANT DISCHARGE ELIMINATION SYSTEM (NPDES)

PERMITTEE NAME/ADDRESS
 Name: Nevada Environmental Response Trust
 Address: CO Veolia Water NA

510 Fourth Street
 Henderson, NV: 89015

Facility: Nevada Environmental Response Trust
 Location: Henderson, NV
 Attn: Susan M. Crowley

DISCHARGE MONITORING REPORT (DMR)
 NV 0023060
 PERMIT NUMBER

001
 DISCHARGE NUMBER

MONITORING PERIOD
 FROM YEAR 12 MO 07 DAY 01 TO YEAR 12 MO 07 DAY 31

NO DISCHARGE
 NOTE: Read instructions before completing this form

PARAMETER	QUANTITY OR LOADING			QUANTITY OR CONCENTRATION			NO. EX	FREQUENCY OF ANALYSIS	SAMPLE TYPE
	30 Day Ave	7 Day Average	UNITS	30 Day Ave (mg/l)	7 Day Ave (mg/l)	30 Day Ave (lbs/day)			
Total Phosphorus, as P	*****	*****	****	0.150	0.220	1.594	0	Weekly	Discrete
	*****	*****	****	Monitor & Report	Monitor & Report	20 lbs/day			
Effluent	*****	*****	****	0.16	0.24	1.70	0	Weekly	Discrete
	*****	*****	****	Monitor & Report	Monitor & Report	40 lbs/day			
Total Ammonia, as N	*****	*****	****	Please see attached results			0	Quarterly	Discrete
	*****	*****	****	Monitor & Report	Monitor & Report	Monitor & Report			
Effluent	*****	*****	****	9	10	*****	0	Weekly	Discrete
	*****	*****	****	Monitor & Report	Monitor & Report	*****			
Color	*****	*****	****	12.00	15.00	*****	0	Weekly	Discrete
	*****	*****	****	Monitor & Report	Monitor & Report	*****			
Effluent	*****	*****	****	10.20	11.00	108.15	0	Weekly	Discrete
	*****	*****	****	Monitor & Report	Monitor & Report	Monitor & Report			
Total Inorganic Nitrogen, as N	*****	*****	****	0.21	0.24	2.20	0	Weekly	Discrete
	*****	*****	****	Monitor & Report	Monitor & Report	Monitor & Report			
Effluent	*****	*****	****	*****	*****	*****			
	*****	*****	****	Monitor & Report	Monitor & Report	Monitor & Report			

CERTIFY UNDER PENALTY OF LAW THAT THIS DOCUMENT AND ALL ATTACHMENTS WERE PREPARED UNDER THE DIRECTION OR SUPERVISION IN ACCORDANCE WITH A SYSTEM DESIGNED TO ASSURE THAT QUALIFIED PERSONNEL PROPERLY GATHER AND EVALUATE THE INFORMATION SUBMITTED. BASED ON MY INQUIRY OF THE PERSON OR PERSONS WHO MANAGE THE SYSTEM OR THOSE PERSONS DIRECTLY RESPONSIBLE FOR GATHERING THE INFORMATION, THE INFORMATION SUBMITTED IS, TO THE BEST OF MY KNOWLEDGE AND BELIEF, TRUE, ACCURATE AND COMPLETE. I AM AWARE THAT THERE ARE SIGNIFICANT PENALTIES FOR SUBMITTING FALSE INFORMATION, INCLUDING THE POSSIBILITY OF FINE AND IMPRISONMENT FOR KNOWING VIOLATIONS.

NAME/TITLE PRINCIPAL EXECUTIVE OFFICER
Susan Crowley
 CE1428, exp 3-8-13
 TYPED OR PRINTED

SIGNATURE OF PRINCIPAL EXECUTIVE OFFICER


OFFICER OR AUTHORIZED AGENT

TELEPHONE
 AREA CODE: 702 NUMBER: 592-7727

DATE
 YEAR: 12 MONTH: 10 DAY: 24

NATIONAL POLLUTANT DISCHARGE ELIMINATION SYSTEM (NPDES)

PERMITTEE NAME/ADDRESS
 Name: Nevada Environmental Response Trust
 Address: CO Veolia Water NA
 510 Fourth Street
 Henderson, NV. 89015
 Facility: Nevada Environmental Response Trust
 Location: Henderson, NV
 Attn: Susan M. Crowley

DISCHARGE MONITORING REPORT (DMIR)
 NV 0023060
 PERMIT NUMBER

001
 DISCHARGE NUMBER

MONITORING PERIOD
 FROM YEAR 12 MO 07 DAY 01 TO YEAR 12 MO 07 DAY 31

NO DISCHARGE
 NOTE: Read instructions before completing this form

PARAMETER	QUANTITY OR LOADING			QUALITY OR CONCENTRATION			NO. EX	FREQUENCY OF ANALYSIS	SAMPLE TYPE	
	30 Day Ave	7 Day Average	UNITS	30 Day Ave (mg/l)	7 Day Ave (mg/l)	30 Day Ave (lbs/day)				UNITS
Sulfate	*****	*****	****	*****	*****	1,300	MG/L	0	Monthly	Discrete
	*****	*****	****	*****	*****	Monitor & Report				
Influent	*****	*****	****	*****	*****	1,250	MG/L	0	Monthly	Discrete
	*****	*****	****	*****	*****	Monitor & Report				
Total Dissolved Solids	*****	*****	****	*****	*****	5,100	MG/L	0	Quarterly	Discrete
	*****	*****	****	*****	*****	Monitor & Report				
Influent	*****	*****	****	*****	*****	4,900	MG/L	0	Quarterly	Discrete
	*****	*****	****	*****	*****	Monitor & Report				
Effluent	*****	*****	****	*****	*****	0.01	MG/L	0	Monthly	Discrete
	*****	*****	****	*****	*****	Monitor & Report				
Sulfide	*****	*****	****	*****	*****	0.13	MG/L	0	Monthly	Discrete
	*****	*****	****	*****	*****	Monitor & Report				
Influent	*****	*****	****	*****	*****	0.13	MG/L	0	Monthly	Discrete
	*****	*****	****	*****	*****	Monitor & Report				
Sulfide	*****	*****	****	*****	*****	0.01	MG/L	0	Monthly	Discrete
	*****	*****	****	*****	*****	Monitor & Report				
Effluent	*****	*****	****	*****	*****	0.67	MG/L	0	Quarterly	Discrete
	*****	*****	****	*****	*****	Monitor & Report				
Oil & Grease	*****	*****	****	*****	*****	7.09	MG/L	0	Quarterly	Discrete
	*****	*****	****	*****	*****	Monitor & Report				
Influent	*****	*****	****	*****	*****	Monitor & Report				
	*****	*****	****	*****	*****	Monitor & Report				

Susan Crowley
 SIGNATURE OF PRICIPAL EXECUTIVE

702
 AREA CODE

592-7727
 NUMBER

12 10 24
 YEAR MONTH DAY

TELEPHONE DATE

OFFICER OR AUTHORIZED AGENT

CERTIFY UNDER PENALTY OF LAW THAT THIS DOCUMENT AND ALL ATTACHMENTS WERE PREPARED UNDER MY DIRECTION OR SUPERVISION IN ACCORDANCE WITH A SYSTEM DESIGNED TO ASSURE THAT QUALIFIED PERSONNEL PROPERLY GATHER AND EVALUATE THE INFORMATION SUBMITTED. BASED ON MY INQUIRY OF THE PERSON OR PERSONS WHO MANAGE THE SYSTEM, OR THOSE PERSONS DIRECTLY RESPONSIBLE FOR GATHERING THE INFORMATION, THE INFORMATION SUBMITTED IS, TO THE BEST OF MY KNOWLEDGE AND BELIEF, TRUE, ACCURATE, AND COMPLETE. I AM AWARE THAT THERE ARE SIGNIFICANT PENALTIES FOR SUBMITTING FALSE INFORMATION, INCLUDING THE POSSIBILITY OF FINE AND IMPRISONMENT FOR KNOWING VIOLATIONS.

COMMENT AND EXPANATION OF ANY VIOLATIONS (Reference all attachments here)

NATIONAL POLLUTANT DISCHARGE ELIMINATION SYSTEM (NPDES)

PERMITTEE NAME/ADDRESS
 Name: Nevada Environmental Response Trust
 Address: CO Veolia Water NA
 510 Fourth Street
 Henderson, NV. 89015

DISCHARGE MONITORING REPORT (DMR)
 NV 0023060
 PERMIT NUMBER

001
 DISCHARGE NUMBER

NO DISCHARGE


NOTE: Read instructions before completing this form

MONITORING PERIOD
 FROM YEAR 12 MO 07 DAY 01 TO YEAR 12 MO 07 DAY 31

Facility: Nevada Environmental Response Trust
 Location: Henderson, NV
 Attn: Susan M. Crowley

PARAMETER	QUANTITY OR LOADING		QUALITY OR CONCENTRATION				NO. EX	FREQUENCY OF ANALYSIS	SAMPLE TYPE
	30 Day Ave	7 Day Average	30 Day Ave (mg/l)	7 Day Ave (mg/l)	30 Day Ave(lbs/day)	UNITS			
Oil & Grease	*****	*****	1.80	*****	19.15	MG/L	0	Quarterly	Discrete
Effluent	*****	*****	Monitor & Report	*****	Monitor & Report				
Boron	*****	*****	2.30	*****	24.47	MG/L	0	Quarterly	Discrete
Effluent	*****	*****	Monitor & Report	*****	Monitor & Report				
Dissolved Oxygen	*****	*****	7.64	8.42	81.14	MG/L	0	Weekly	Discrete
Effluent	*****	*****	Monitor & Report	Monitor & Report	Monitor & Report				
Nitrate as N	*****	*****	0.13	*****	1.33	MG/L	0	Monthly	Discrete
Effluent	*****	*****	Monitor & Report	*****	Monitor & Report				
Kjeldahl Nitrogen as N	*****	*****	0.05	0.09	0.50	MG/L	0	Weekly	Discrete
Influent	*****	*****	Monitor & Report	Monitor & Report	Monitor & Report				
Kjeldahl Nitrogen as N	*****	*****	2.71	7.30	28.71	MG/L	0	Weekly	Discrete
Effluent	*****	*****	Monitor & Report	Monitor & Report	Monitor & Report				
Chloride	*****	*****	1.600	*****	17.024	MG/L	0	Quarterly	Discrete
Influent	*****	*****	Monitor & Report	*****	Monitor & Report				

NAME/TITLE PRINCIPAL EXECUTIVE OFFICER
 Susan Crowley
 CEM 1428, exp 3-8-13
 TYPED OR PRINTED

SIGNATURE OF PRINCIPAL EXECUTIVE OFFICER


OFFICER OR AUTHORIZED AGENT

TELEPHONE NUMBER 592-7727

DATE YEAR 12 MONTH 10 DAY 24

COMMENT AND EXPANATION OF ANY VIOLATIONS (Reference all attachments here)

NATIONAL POLLUTANT DISCHARGE ELIMINATION SYSTEM (NPDES)

DISCHARGE MONITORING REPORT (DMR)
 NV 0023060 PERMIT NUMBER
 001 DISCHARGE NUMBER

NO DISCHARGE

NOTE: Read instructions before completing this form

MONITORING PERIOD
 FROM: 12 07 01 TO: 12 07 31
 YEAR MO DAY

PERMITTEE NAME/ADDRESS
 Name: Nevada Environmental Response Trust
 Address: CO Veolia Water NA
 510 Fourth Street
 Henderson, NV. 89015
 Facility: Nevada Environmental Response Trust
 Location: Henderson, NV
 Attn: Susan M. Crowley

PARAMETER	QUANTITY OR LOADING			QUALITY OR CONCENTRATION			NO. EX	FREQUENCY OF ANALYSIS	SAMPLE TYPE
	30 Day Ave	7 Day Average	UNITS	30 Day Ave (mg/l)	7 Day Ave (mg/l)	30 Day Ave(lbs/day)			
Chloride	*****	*****	****	1,700	*****	18,088	0	Quarterly	Discrete
Effluent	*****	*****	****	Monitor & Report	*****	Monitor & Report			
Chlorate	*****	*****	****	214	*****	2,268	0	Monthly	Discrete
Influent	*****	*****	****	Monitor & Report	*****	Monitor & Report			
Chlorate	*****	*****	****	0.00	*****	0.03	0	Monthly	Discrete
Effluent	*****	*****	****	Monitor & Report	*****	Monitor & Report			
	*****	*****	****				0		
	*****	*****	****				0		
	*****	*****	****						
	*****	*****	****						

CERTIFY UNDER PENALTY OF LAW THAT THIS DOCUMENT AND ALL ATTACHMENTS WERE PREPARED UNDER MY DIRECTION OR SUPERVISION IN ACCORDANCE WITH A SYSTEM DESIGNED TO ASSURE THAT QUALIFIED PERSONNEL PROPERLY GATHER AND EVALUATE THE INFORMATION SUBMITTED. BASED ON MY INQUIRY OF THE PERSON OR PERSONS WHO MANAGE THE SYSTEM OR THOSE PERSONS DIRECTLY RESPONSIBLE FOR GATHERING THE INFORMATION, THE INFORMATION SUBMITTED IS, TO THE BEST OF MY KNOWLEDGE AND BELIEF, TRUE, ACCURATE, AND COMPLETE. I AM AWARE THAT THERE ARE SIGNIFICANT PENALTIES FOR SUBMITTING FALSE INFORMATION, INCLUDING THE POSSIBILITY OF FINE AND IMPRISONMENT FOR KNOWING VIOLATIONS.

NAME/TITLE PRINCIPAL EXECUTIVE OFFICER
Susan Crowley
 CEM 1428, exp 3-8-13
 TYPED OR PRINTED

SIGNATURE OF PRINCIPAL EXECUTIVE OFFICER
Susan Crowley
 OFFICER OR AUTHORIZED AGENT

TELEPHONE NUMBER
 702 592-7727
 AREA CODE

DATE
 12 10 24
 YEAR MONTH DAY

NATIONAL POLLUTANT DISCHARGE ELIMINATION SYSTEM (NPDES)

PERMITTEE NAME/ADDRESS
 Name: Nevada Environmental Response Trust
 Address: CO Veolia Water NA
 510 Fourth Street
 Henderson, NV, 89015

DISCHARGE MONITORING REPORT (DMR)
 NV 0023060
 PERMIT NUMBER

001
 DISCHARGE NUMBER

NOTE: Read instructions before completing this form

NO DISCHARGE

MONITORING PERIOD
 YEAR MO DAY TO YEAR MO DAY
 12 08 01 TO 12 08 31

Facility: Nevada Environmental Response Trust
 Location: Henderson, NV
 Attn: Susan M. Crowley

PARAMETER	QUANTITY OR LOADING			QUALITY OR CONCENTRATION			NO. EX	FREQUENCY OF ANALYSIS	SAMPLE TYPE
	30 Day Ave	7 Day Average	UNITS	30 Day Ave (mg/l)	7 Day Ave (mg/l)	30 Day Ave (lbs/day)			
Flow	1.27	1.26	MGD	*****	*****	*****	0	Cont	Flow Meter
Effluent	1.45 MGD Maximum	1.75 MGD Maximum	*****	*****	*****	*****			
	SAMPLE MEASUREMENT	*****	*****	*****	*****	*****			
BOD5 (Inhibited)	*****	*****	*****	1.0	1.0	10.18	0	Weekly	Discrete
	PERMIT REQUIREMENT	*****	*****	Monitor & Report	Monitor & Report	Monitor & Report			
Effluent	*****	*****	*****	1.2	2.1	12.72	0	Weekly	Discrete
	PERMIT REQUIREMENT	*****	*****	25 mg/L	40 mg/L	254 lbs/day			
Perchlorate FBR	*****	*****	*****	100	100	1,058	0	Weekly	Comp
	PERMIT REQUIREMENT	*****	*****	Monitor & Report	Monitor & Report	Monitor & Report			
Effluent	*****	*****	*****	0.25	0.25	0.00	0	Weekly	Comp
	PERMIT REQUIREMENT	*****	*****	18 ug/l	Monitor & Report	0.22 lbs/day			
pH	*****	*****	*****	6.8	7.00	*****	0	Weekly	Discrete
	PERMIT REQUIREMENT	*****	*****	6.5 Minimum	9.0 Maximum	*****			
Effluent	*****	*****	*****	0.050	0.053	0.538	0	Weekly	Discrete
	PERMIT REQUIREMENT	*****	*****	Monitor & Report	Monitor & Report	Monitor & Report			
Hexavalent Chromium	*****	*****	*****	*****	*****	*****			
	PERMIT REQUIREMENT	*****	*****	*****	*****	*****			

TELEPHONE
 592-7727
 NUMBER

DATE
 12 10 24
 YEAR MONTH DAY

702
 AREA CODE

SIGNATURE OF PRINCIPAL EXECUTIVE
Susan Crowley
 OFFICER OR AUTHORIZED AGENT

CEM 1428, exp 3-8-13
 TYPED OR PRINTED
 COMMENT AND EXPANATION OF ANY VIOLATIONS (Reference all attachments here)

NATIONAL POLLUTANT DISCHARGE ELIMINATION SYSTEM (NPDES)

PERMITTEE NAME/ADDRESS
 Name: Nevada Environmental Response Trust
 Address: CO Veolia Water NA
 510 Fourth Street
 Henderson, NV. 89015

DISCHARGE MONITORING REPORT (DMR)
 NV 0023060
 PERMIT NUMBER

001
 DISCHARGE NUMBER

Facility: Nevada Environmental Response Trust
 Location: Henderson, NV
 Attn: Susan M. Crowley

MONITORING PERIOD
 FROM 12 08 01 TO 12 08 31

NO DISCHARGE
 NOTE: Read instructions before completing this form

PARAMETER	QUANTITY OR LOADING		QUALITY OR CONCENTRATION				NO. EX	FREQUENCY OF ANALYSIS	SAMPLE TYPE				
	30 Day Ave	7 Day Average	UNITS	30 Day Ave (mg/l)	7 Day Ave (mg/l)	30 Day Ave (lbs/day)				UNITS			
Hexavalent Chromium	*****	*****	****	0.000	0.000	0.000	MG/L	0	Weekly	Discrete			
Effluent	*****	*****	*****	Monitor & Report	0.01 mg/l	Monitor & Report							
Total Chromium	*****	*****	****	0.054	0.059	0.578	MG/L	0	Weekly	Discrete			
Influent	*****	*****	*****	Monitor & Report	Monitor & Report	Monitor & Report							
Total Chromium	*****	*****	****	0.008	0.008	0.081	MG/L	0	Weekly	Discrete			
Effluent	*****	*****	*****	Monitor & Report	0.1 mg/l	Monitor & Report							
Total Suspended Solids	*****	*****	****	13.50	17.00	145.71	MG/L	0	Weekly	Discrete			
Effluent	*****	*****	*****	135 mg/l	Monitor & Report	1,634 lbs/day							
Iron, Total	*****	*****	****	2.20	2.80	23.75	MG/L	0	Weekly	Discrete			
Effluent	*****	*****	*****	10 mg/l	Monitor & Report	121.03 lbs/day							
Manganese	*****	*****	****	*	*****	*	MG/L	0	Quarterly	Discrete			
Effluent	*****	*****	*****	5 mg/l	NA	60.52 lbs/day							
Total Phosphorus, as P	*****	*****	****	0.036	0.048	0.387	MG/L	0	Weekly	Discrete			
Influent	*****	*****	*****	Monitor & Report	Monitor & Report	Monitor & Report							
NAME/TITLE PRINCIPAL EXECUTIVE OFFICER Susan Crowley		TELEPHONE		DATE		AREA CODE		YEAR		MONTH		DAY	
CEM 1428, exp 3-8-13		702 592-7727		12 10 24		702		12		10		24	
TYPED OR PRINTED		SIGNATURE OF PRINCIPAL EXECUTIVE		OFFICER OR AUTHORIZED AGENT									
		<i>Susan Crowley</i>											

CERTIFY UNDER PENALTY OF LAW THAT THIS DOCUMENT AND ALL ATTACHMENTS WERE PREPARED UNDER MY DIRECTION OR SUPERVISION IN ACCORDANCE WITH A SYSTEM DESIGNED TO ASSURE THAT QUALIFIED PERSONNEL PROPERLY GATHER AND EVALUATE THE INFORMATION SUBMITTED. BASED ON MY KNOWLEDGE AND BELIEF, THE INFORMATION SUBMITTED IS, TO THE BEST OF MY KNOWLEDGE AND BELIEF, TRUE, ACCURATE, AND COMPLETE. I AM AWARE THAT THERE ARE SIGNIFICANT PENALTIES FOR SUBMITTING FALSE INFORMATION, INCLUDING THE POSSIBILITY OF FINE AND IMPROVEMENT FOR KNOWING VIOLATIONS.

COMMENT AND EXPANATION OF ANY VIOLATIONS (Reference all attachments here)
 * This analyte is measured quarterly. Please see the July 2012 DMR for information re the 3rd Q 2012.

NATIONAL POLLUTANT DISCHARGE ELIMINATION SYSTEM (NPDES)

PERMITTEE NAME/ADDRESS
 Name: Nevada Environmental Response Trust
 Address: CO Veolia Water NA
 510 Fourth Street
 Henderson, NV. 89015

DISCHARGE MONITORING REPORT (DMR)
 NV 0023060
 PERMIT NUMBER

DISCHARGE NUMBER
 001

Facility: Nevada Environmental Response Trust
 Location: Henderson, NV
 Attn: Susan M. Crowley

MONITORING PERIOD
 FROM 12 08 01 TO 12 08 31

NO DISCHARGE
 NOTE: Read instructions before completing this form

PARAMETER	QUANTITY OR LOADING			QUANTITY OR CONCENTRATION			NO. EX	FREQUENCY OF ANALYSIS	SAMPLE TYPE
	30 Day Ave	7 Day Average	UNITS	30 Day Ave (mg/l)	7 Day Ave (mg/l)	30 Day Ave (lbs/day)			
Total Phosphorus, as P	*****	*****	****	0.193	0.340	2.101	0	Weekly	Discrete
Effluent	*****	*****	****	Monitor & Report	Monitor & Report	20 lbs/day			
Total Ammonia, as N	*****	*****	****	0.54	1.40	5.83	0	Weekly	Discrete
Effluent	*****	*****	****	Monitor & Report	Monitor & Report	40 lbs/day			
Attachment A	*****	*****	****	Please see attached results			0	Quarterly	Discrete
Effluent	*****	*****	****	Monitor & Report	Monitor & Report	Monitor & Report			
Color	*****	*****	****	10	10	*****	0	Weekly	Discrete
Influent	*****	*****	****	Monitor & Report	Monitor & Report	*****			
Color	*****	*****	****	16.25	20.00	*****	0	Weekly	Discrete
Effluent	*****	*****	****	Monitor & Report	Monitor & Report	*****			
Total Inorganic Nitrogen, as N	*****	*****	****	10.75	12.00	115.75	0	Weekly	Discrete
Influent	*****	*****	****	Monitor & Report	Monitor & Report	Monitor & Report			
Total Inorganic Nitrogen, as N	*****	*****	****	0.56	1.40	6.04	0	Weekly	Discrete
Effluent	*****	*****	****	Monitor & Report	Monitor & Report	Monitor & Report			

Susan Crowley
 SIGNATURE OF PRINCIPAL EXECUTIVE OFFICER

702
 AREA CODE

592-7727
 NUMBER

12 10
 YEAR MONTH

24
 DAY

TELEPHONE

DATE

OFFICER OR AUTHORIZED AGENT

COMMENT AND EXPANATION OF ANY VIOLATIONS (Reference all attachments here)

NATIONAL POLLUTANT DISCHARGE ELIMINATION SYSTEM (NPDES)

PERMITTEE NAME/ADDRESS
 Name: Nevada Environmental Response Trust
 Address: CO Veolia Water NA

DISCHARGE MONITORING REPORT (DMR)
 NV 0023060
 PERMIT NUMBER

DISCHARGE NUMBER
 001

510 Fourth Street
 Henderson, NV. 89015
 Facility: Nevada Environmental Response Trust
 Location: Henderson, NV
 Attn: Susan M. Crowley

MONITORING PERIOD
 FROM 12 08 01 TO 12 08 31

NO DISCHARGE
 NOTE: Read instructions before completing this form

PARAMETER	QUANTITY OR LOADING		QUANTITY OR CONCENTRATION		UNITS	NO. EX	FREQUENCY OF ANALYSIS	SAMPLE TYPE
	30 Day Ave	7 Day Average	30 Day Ave (mg/l)	7 Day Ave (mg/l)				
Sulfate	*****	*****	1,300	13,681	MG/L	0	Monthly	Discrete
Influent	*****	*****	Monitor & Report	Monitor & Report				
Sulfate	*****	*****	1,200	12,629	MG/L	0	Monthly	Discrete
Effluent	*****	*****	Monitor & Report	Monitor & Report				
Total Dissolved Solids	*****	*****	Monitor & Report	Monitor & Report				
Influent	*****	*****	Monitor & Report	Monitor & Report				
Total Dissolved Solids	*****	*****	Monitor & Report	Monitor & Report				
Effluent	*****	*****	Monitor & Report	Monitor & Report				
Sulfide	*****	*****	0.01	0.12	MG/L	0	Monthly	Discrete
Influent	*****	*****	Monitor & Report	Monitor & Report				
Sulfide	*****	*****	0.01	0.12	MG/L	0	Monthly	Discrete
Effluent	*****	*****	Monitor & Report	Monitor & Report				
Oil & Grease	*****	*****	Monitor & Report	Monitor & Report				
Influent	*****	*****	Monitor & Report	Monitor & Report				

CERTIFY UNDER PENALTY OF LAW THAT THIS DOCUMENT AND ALL ATTACHMENTS WERE PREPARED UNDER MY DIRECTION OR SUPERVISION IN ACCORDANCE WITH A SYSTEM DESIGNED TO ASSURE THAT QUALIFIED PERSONNEL PROPERLY GATHER AND EVALUATE THE INFORMATION SUBMITTED. BASED ON MY INQUIRY OF THE PERSON OR PERSONS WHO MANAGE THE SYSTEM OR THOSE PERSONS DIRECTLY RESPONSIBLE FOR GATHERING THE INFORMATION, THE INFORMATION SUBMITTED IS, TO THE BEST OF MY KNOWLEDGE AND BELIEF, TRUE, ACCURATE, AND COMPLETE. I AM AWARE THAT THERE ARE SIGNIFICANT PENALTIES FOR SUBMITTING FALSE INFORMATION, INCLUDING THE POSSIBILITY OF FINE AND IMPRISONMENT FOR KNOWING VIOLATIONS.

NAME/TITLE PRINCIPAL EXECUTIVE OFFICER
Susan Crowley
 CEM 1428, exp 3-8-13
 TYPED OR PRINTED

SIGNATURE OF PRINCIPAL EXECUTIVE OFFICER

 OFFICER OR AUTHORIZED AGENT

TELEPHONE DATE
 AREA CODE NUMBER YEAR MONTH DAY
 702 592-7727 12 10 24

NATIONAL POLLUTANT DISCHARGE ELIMINATION SYSTEM (NPDES)

PERMITTEE NAME/ADDRESS
 Name: Nevada Environmental Response Trust
 Address: CO Veolia Water NA
 510 Fourth Street
 Henderson, NV. 89015
 Facility: Nevada Environmental Response Trust
 Location: Henderson, NV
 Attn: Susan M. Crowley

DISCHARGE MONITORING REPORT (DMR)
 NV 0023060
 PERMIT NUMBER

MONITORING PERIOD
 FROM: YEAR 12 MO 08 DAY 01 TO YEAR 12 MO 08 DAY 31

NO DISCHARGE
 NOTE: Read instructions before completing this form

PARAMETER	QUANTITY OR LOADING			QUALITY OR CONCENTRATION			NO. EX	FREQUENCY OF ANALYSIS	SAMPLE TYPE
	30 Day Ave	7 Day Average	UNITS	30 Day Ave (mg/l)	7 Day Ave (mg/l)	UNITS			
Oil & Grease	*****	*****	****	*****	*****	MG/L	0	Quarterly	Discrete
Effluent	*****	*****	****	*****	*****	Monitor & Report			
Boron	*****	*****	****	*****	*****	Monitor & Report	0	Quarterly	Discrete
Effluent	*****	*****	****	*****	*****	Monitor & Report			
Dissolved Oxygen	*****	*****	****	*****	7.64	68.92	0	Weekly	Discrete
Effluent	*****	*****	****	*****	Monitor & Report	Monitor & Report			
Nitrate as N	*****	*****	****	*****	0.13	1.34	0	Monthly	Discrete
Effluent	*****	*****	****	*****	Monitor & Report	Monitor & Report			
Kjeldahl Nitrogen as N	*****	*****	****	*****	0.03	0.33	0	Weekly	Discrete
Influent	*****	*****	****	*****	Monitor & Report	Monitor & Report			
Kjeldahl Nitrogen as N	*****	*****	****	*****	1.65	17.70	0	Weekly	Discrete
Effluent	*****	*****	****	*****	Monitor & Report	Monitor & Report			
Chloride	*****	*****	****	*****	*****	*****	0	Quarterly	Discrete
Influent	*****	*****	****	*****	Monitor & Report	Monitor & Report			

CERTIFY UNDER PENALTY OF LAW THAT THIS DOCUMENT AND ALL ATTACHMENTS WERE PREPARED UNDER THE DIRECTION OR SUPERVISION IN ACCORDANCE WITH A SYSTEM DESIGNED TO ASSURE THAT QUALIFIED PERSONNEL PROPERLY GATHER AND EVALUATE THE INFORMATION SUBMITTED. BASED ON MY INQUIRY OF THE PERSON OR PERSONS WHO MANAGE THE SYSTEM, OR THOSE PERSONS DIRECTLY RESPONSIBLE FOR GATHERING THE INFORMATION, THE INFORMATION SUBMITTED IS, TO THE BEST OF MY KNOWLEDGE AND BELIEF, TRUE, ACCURATE, AND COMPLETE. I AM AWARE THAT THERE ARE SIGNIFICANT PENALTIES FOR SUBMITTING FALSE INFORMATION, INCLUDING THE POSSIBILITY OF FINE AND IMPRISONMENT FOR KNOWING VIOLATIONS.

NAME/TITLE PRINCIPAL EXECUTIVE OFFICER
 Susan Crowley
 CEM 1428, exp 3-8-13
 TYPED OR PRINTED

TELEPHONE
 SIGNATURE OF PRINCIPAL EXECUTIVE
 OFFICER OR AUTHORIZED AGENT

DATE
 AREA CODE 702
 NUMBER 592-7727
 YEAR 12 MONTH 10 DAY 24

COMMENT AND EXPANION OF ANY VIOLATIONS (Reference all attachments here)
 * This analyte is measured quarterly. Please see the July 2012 DMR for information re the 3rd Q 2012.

NATIONAL POLLUTANT DISCHARGE ELIMINATION SYSTEM (NPDES)

DISCHARGE MONITORING REPORT (DMR)
 NV 0023060
 PERMIT NUMBER

PERMITTEE NAME/ADDRESS
 Name: Nevada Environmental Response Trust
 Address: CO Veolia Water NA
 510 Fourth Street
 Henderson, NV. 89015
 Facility: Nevada Environmental Response Trust
 Location: Henderson, NV
 Attn: Susan M. Crowley

NO DISCHARGE

NOTE: Read instructions before completing this form

MONITORING PERIOD
 FROM: YEAR 12 MO 08 DAY 01 TO YEAR 12 MO 08 DAY 31

PARAMETER	QUANTITY OR LOADING			QUALITY OR CONCENTRATION			NO. EX	FREQUENCY OF ANALYSIS	SAMPLE TYPE
	30 Day Ave *****	7 Day Average *****	UNITS	30 Day Ave (mg/l) *****	7 Day Ave (mg/l) *****	30 Day Ave (lbs/day) *****			
Chloride			****				0	Quarterly	Discrete
Effluent MEASUREMENT PERMIT REQUIREMENT	*****	*****	****	Monitor & Report	*****	Monitor & Report			
Chlorate			****	220	*****	2,370	0	Monthly	Discrete
Influent MEASUREMENT PERMIT REQUIREMENT	*****	*****	****	Monitor & Report	*****	Monitor & Report			
Chlorate			****	0.00	*****	0.04	0	Monthly	Discrete
Effluent MEASUREMENT PERMIT REQUIREMENT	*****	*****	****	Monitor & Report	*****	Monitor & Report			
			****				0		
			****				0		

STATEMENT OF PRINCIPAL EXECUTIVE
 Susana Crowley
 SIGNATURE OF PRINCIPAL EXECUTIVE
 OFFICER OR AUTHORIZED AGENT

COMMENT AND EXPANATION OF ANY VIOLATIONS (Reference all attachments here)
 * This analyte is measured quarterly. Please see the July 2012 DMR for information re the 3rd Q 2012.

NATIONAL POLLUTANT DISCHARGE ELIMINATION SYSTEM (NPDES)

PERMITTEE NAME/ADDRESS

Name: Nevada Environmental Response Trust
Address: CO Veolia Water NA

510 Fourth Street
Henderson, NV. 89015

Facility: Nevada Environmental Response Trust
Location: Henderson, NV

Attn: Susan M. Crowley

DISCHARGE MONITORING REPORT (DMR)

NV 0023060 PERMIT NUMBER
001 DISCHARGE NUMBER

MONITORING PERIOD

FROM 12 09 01 TO 12 09 30
YEAR MO DAY YEAR MO DAY

NO DISCHARGE
NOTE: Read instructions before completing this form

PARAMETER	QUANTITY OR LOADING			QUALITY OR CONCENTRATION			NO. EX	FREQUENCY OF ANALYSIS	SAMPLE TYPE
	30 Day Ave	7 Day Average	UNITS	30 Day Ave (mg/l)	7 Day Ave (mg/l)	30 Day Ave (lbs/day)			
Flow	1.33	1.38	MGD	*****	*****	*****	0	Cont	Flow Meter
Effluent	1.45 MGD Maximum	1.75 MGD Maximum	*****	*****	*****	*****			
BOD5 (Inhibited)	*****	*****	****	1.0	1.0	10.90	0	Weekly	Discrete
Influent	*****	*****	****	Monitor & Report	Monitor & Report	Monitor & Report			
BOD5 (Inhibited)	*****	*****	****	1.5	2.9	15.84	0	Weekly	Discrete
Effluent	*****	*****	****	25 mg/L	40 mg/L	254 lbs/day			
Perchlorate FBR	*****	*****	****	118	150	1,305	0	Weekly	Comp
Influent	*****	*****	****	Monitor & Report	Monitor & Report	Monitor & Report			
Perchlorate FBR	*****	*****	****	0.25	0.25	0.00	0	Weekly	Comp
Effluent	*****	*****	****	18 ug/l	Monitor & Report	0.22 lbs/day			
pH	*****	*****	****	6.9	7.20	*****	0	Weekly	Discrete
Effluent	*****	*****	****	6.5 Minimum	9.0 Maximum	*****			
Hexavalent Chromium	*****	*****	****	0.039	0.074	0.429	0	Weekly	Discrete
Influent	*****	*****	****	Monitor & Report	Monitor & Report	Monitor & Report			

NAME/TITLE PRINCIPAL EXECUTIVE OFFICER
Susan Crowley

CEM 1428, exp 3-8-13
TYPED OR PRINTED

SIGNATURE OF PRINCIPAL EXECUTIVE OFFICER: *Susan Crowley*

OFFICER OR AUTHORIZED AGENT

TELEPHONE

DATE

702 AREA CODE
592-7727 NUMBER
12 10 24 YEAR MONTH DAY

COMMENT AND EXPANATION OF ANY VIOLATIONS (Reference all attachments here)

NATIONAL POLLUTANT DISCHARGE ELIMINATION SYSTEM (NPDES)

PERMITTEE NAME/ADDRESS
 Name: Nevada Environmental Response Trust
 Address: CO Veolia Water NA
 510 Fourth Street
 Henderson, NV. 89015
 Facility: Nevada Environmental Response Trust
 Location: Henderson, NV
 Attn: Susan M. Crowley

DISCHARGE MONITORING REPORT (DMR)
 NV 0023060
 PERMIT NUMBER

001
 DISCHARGE NUMBER

MONITORING PERIOD
 FROM YEAR 12 MO 09 DAY 01 TO YEAR 12 MO 09 DAY 30

NO DISCHARGE
 NOTE: Read instructions before completing this form

PARAMETER	QUANTITY OR LOADING			QUALITY OR CONCENTRATION			NO. EX	FREQUENCY OF ANALYSIS	SAMPLE TYPE
	30 Day Ave	7 Day Average	UNITS	30 Day Ave (mg/l)	7 Day Ave (mg/l)	30 Day Ave (lbs/day)			
Hexavalent Chromium	*****	*****	****	0.000	0.000	0.001	0	Weekly	Discrete
Effluent	*****	*****	****	Monitor & Report	0.01 mg/l	Monitor & Report			
Total Chromium	*****	*****	****	0.037	0.077	0.414	0	Weekly	Discrete
Influent	*****	*****	****	Monitor & Report	Monitor & Report	Monitor & Report			
Total Chromium	*****	*****	****	0.009	0.012	0.103	0	Weekly	Discrete
Effluent	*****	*****	****	Monitor & Report	0.1 mg/l	Monitor & Report			
Total Suspended Solids	*****	*****	****	14.50	15.00	161.19	0	Weekly	Discrete
Effluent	*****	*****	****	135 mg/l	Monitor & Report	1,634 lbs/day			
Iron, Total	*****	*****	****	2.43	3.30	27.04	0	Weekly	Discrete
Effluent	*****	*****	****	10 mg/l	Monitor & Report	121.03 lbs/day			
Manganese	*****	*****	****	*	*****	*	0	Quarterly	Discrete
Effluent	*****	*****	****	5 mg/l	NA	60.52 lbs/day			
Total Phosphorus, as P	*****	*****	****	0.031	0.034	0.347	0	Weekly	Discrete
Influent	*****	*****	****	Monitor & Report	Monitor & Report	Monitor & Report			

SIGNATURE OF PRICIPAL EXECUTIVE
Susan Crowley
 OFFICER OR AUTHORIZED AGENT

TELEPHONE
 702 592-7727
 AREA CODE NUMBER

DATE
 12 10 24
 YEAR MONTH DAY

IDENTIFY UNDER PENALTY OF LAW THAT THIS DOCUMENT AND ALL ATTACHMENTS WERE PREPARED UNDER MY DIRECTION OR SUPERVISION IN ACCORDANCE WITH A SYSTEM DESIGNED TO ASSURE THAT QUALIFIED PERSONNEL PROPERLY GATHER AND EVALUATE THE INFORMATION SUBMITTED. BASED ON MY INCUR OF THE PERSON OR PERSONS WHO MANAGE THE SYSTEM, OR THOSE PERSONS DIRECTLY RESPONSIBLE FOR GATHERING THE INFORMATION, THE INFORMATION SUBMITTED IS, TO THE BEST OF MY KNOWLEDGE AND BELIEF, TRUE, ACCURATE, AND COMPLETE. I AM AWARE THAT THERE ARE SIGNIFICANT PENALTIES FOR SUBMITTING FALSE INFORMATION, INCLUDING THE POSSIBILITY OF FINE AND IMPRISONMENT FOR KNOWING VIOLATIONS.

COMMENT AND EXPANATION OF ANY VIOLATIONS (Reference all attachments here)
 * This analyte is monitored quarterly. Please see the July 2012 report for information.

NATIONAL POLLUTANT DISCHARGE ELIMINATION SYSTEM (NPDES)


PERMITTEE NAME/ADDRESS
 Name: Nevada Environmental Response Trust
 Address: CO Veolia Water NA
 510 Fourth Street
 Henderson, NV. 89015
 Facility: Nevada Environmental Response Trust
 Location: Henderson, NV
 Attn: Susan M. Crowley

DISCHARGE MONITORING REPORT (DMR)
 NV 0023060
 PERMIT NUMBER

001
 DISCHARGE NUMBER

MONITORING PERIOD
 YEAR MO DAY
 12 09 01 TO 12 09 30

NO DISCHARGE
 NOTE: Read instructions before completing this form

PARAMETER	QUANTITY OR LOADING				QUALITY OR CONCENTRATION				NO. EX	FREQUENCY OF ANALYSIS	SAMPLE TYPE
	30 Day Ave	7 Day Average	UNITS		30 Day Ave (mg/l)	7 Day Ave (mg/l)	30 Day Ave (lbs/day)	UNITS			
Total Phosphorus, as P Effluent	*****	*****	****	0.403	0.780	4.443	MG/L	0	Weekly	Discrete	
	*****	*****	****	Monitor & Report	Monitor & Report	20 lbs/day					
Total Ammonia, as N Effluent	*****	*****	****	0.28	0.66	3.03	MG/L	0	Weekly	Discrete	
	*****	*****	****	Monitor & Report	Monitor & Report	40 lbs/day					
Attachment A	Please see attached results										
Effluent	*****	*****	****	6	10	Monitor & Report	ACU	0	Weekly	Discrete	
	*****	*****	****	Monitor & Report	Monitor & Report	*****					
Color	*****	*****	****	15.00	25.00	*****	ACU	0	Weekly	Discrete	
	*****	*****	****	Monitor & Report	Monitor & Report	*****					
Effluent	*****	*****	****	13.50	15.00	150.04	MG/L	0	Weekly	Discrete	
	*****	*****	****	Monitor & Report	Monitor & Report	Monitor & Report					
Total Inorganic Nitrogen, as N Influent	*****	*****	****	0.35	0.66	3.83	MG/L	0	Weekly	Discrete	
	*****	*****	****	Monitor & Report	Monitor & Report	Monitor & Report					
Total Inorganic Nitrogen, as N Effluent	*****	*****	****	Monitor & Report	Monitor & Report	Monitor & Report					
	*****	*****	****	Monitor & Report	Monitor & Report	Monitor & Report					
I CERTIFY UNDER PENALTY OF LAW THAT THIS DOCUMENT AND ALL ATTACHMENTS WERE PREPARED UNDER MY DIRECTION OR SUPERVISION IN ACCORDANCE WITH A SYSTEM DESIGNED TO ASSURE THAT QUALIFIED PERSONNEL PROPERLY GATHER AND EVALUATE THE INFORMATION SUBMITTED. BASED ON MY INQUIRY OF THE PERSON OR PERSONS WHO MANAGE THE SYSTEM, OR THOSE PERSONS DIRECTLY RESPONSIBLE FOR GATHERING THE INFORMATION, THE INFORMATION SUBMITTED IS, TO THE BEST OF MY KNOWLEDGE AND BELIEF, TRUE, ACCURATE AND COMPLETE. I AM AWARE THAT THERE ARE SIGNIFICANT PENALTIES FOR SUBMITTING FALSE INFORMATION, INCLUDING THE POSSIBILITY OF FINE AND IMPRISONMENT FOR KNOWING VIOLATIONS.											
NAME/TITLE PRINCIPAL EXECUTIVE OFFICER Susan Crowley CEM 1428, exp 3-8-13 TYPED OR PRINTED											
SIGNATURE OF PRINCIPAL EXECUTIVE OFFICER OR AUTHORIZED AGENT 											
TELEPHONE 592-7727 NUMBER 702 AREA CODE DATE 12 10 24 YEAR MONTH DAY											

COMMENT AND EXPANATION OF ANY VIOLATIONS (Reference all attachments here)

NATIONAL POLLUTANT DISCHARGE ELIMINATION SYSTEM (NPDES)

PERMITTEE NAME/ADDRESS
 Name: Nevada Environmental Response Trust
 Address: CO Veolia Water NA
 510 Fourth Street
 Henderson, NV. 89015
 Facility: Nevada Environmental Response Trust
 Location: Henderson, NV
 Attn: Susan M. Crowley

DISCHARGE MONITORING REPORT (DMR)
 NV 0023060
 PERMIT NUMBER

001
 DISCHARGE NUMBER

MONITORING PERIOD
 FROM: YEAR 12 MO 09 DAY 01 TO YEAR 12 MO 09 DAY 30

NO DISCHARGE
 NOTE: Read instructions before completing this form

PARAMETER	QUANTITY OR LOADING				QUALITY OR CONCENTRATION				NO. EX	FREQUENCY OF ANALYSIS	SAMPLE TYPE
	30 Day Ave	7 Day Average	UNITS		30 Day Ave (mg/l)	7 Day Ave (mg/l)	30 Day Ave (lbs/day)	UNITS			
Sulfate	*****	*****	****	*****	*****	*****	1,500	MG/L	0	Monthly	Discrete
Influent	*****	*****	****	*****	*****	*****	Monitor & Report	MG/L			
Sulfate	*****	*****	****	*****	*****	*****	1,300	MG/L	0	Monthly	Discrete
Effluent	*****	*****	****	*****	*****	*****	Monitor & Report	MG/L			
Total Dissolved Solids	*****	*****	****	*****	*****	*****	Monitor & Report	MG/L	0	Quarterly	Discrete
Influent	*****	*****	****	*****	*****	*****	Monitor & Report	MG/L			
Total Dissolved Solids	*****	*****	****	*****	*****	*****	Monitor & Report	MG/L	0	Quarterly	Discrete
Effluent	*****	*****	****	*****	*****	*****	Monitor & Report	MG/L			
Sulfide	*****	*****	****	*****	*****	*****	0.01	MG/L	0	Monthly	Discrete
Influent	*****	*****	****	*****	*****	*****	Monitor & Report	MG/L			
Sulfide	*****	*****	****	*****	*****	*****	0.14	MG/L	0	Monthly	Discrete
Effluent	*****	*****	****	*****	*****	*****	Monitor & Report	MG/L			
Oil & Grease	*****	*****	****	*****	*****	*****	0.14	MG/L	0	Monthly	Discrete
Influent	*****	*****	****	*****	*****	*****	Monitor & Report	MG/L			

IDENTIFY CROSS PENALTY OF LAW THAT THIS DOCUMENT AND ALL ATTACHMENTS WERE PREPARED UNDER THE DIRECTION OR SUPERVISION IN ACCORDANCE WITH A SYSTEM DESIGNED TO ASSURE THAT QUALIFIED PERSONNEL PROPERLY GATHER AND EVALUATE THE INFORMATION SUBMITTED. BASED ON MY INQUIRY OF THE PERSON OR PERSONS WHO MANAGE THE SYSTEM, OR THOSE PERSONS DIRECTLY RESPONSIBLE FOR GATHERING THE INFORMATION, THE INFORMATION SUBMITTED IS, TO THE BEST OF MY KNOWLEDGE AND BELIEF, TRUE, ACCURATE, AND COMPLETE. I AM AWARE THAT THERE ARE SIGNIFICANT PENALTIES FOR SUBMITTING FALSE INFORMATION, INCLUDING THE POSSIBILITY OF FINE AND IMPRISONMENT FOR KNOWING VIOLATIONS.

NAME/TITLE PRINCIPAL EXECUTIVE OFFICER
 Susan Crowley
 CEM 1428, exp 3-8-13
 TYPED OR PRINTED

TELEPHONE
 SIGNATURE OF PRINCIPAL EXECUTIVE OFFICER
 OFFICER OR AUTHORIZED AGENT

DATE
 AREA CODE
 NUMBER
 YEAR
 MONTH
 DAY

COMMENT AND EXPANATION OF ANY VIOLATIONS (Reference all attachments here)
 * This ana,yte is monitored quarterly. Please see the July 2012 report for information.

NATIONAL POLLUTANT DISCHARGE ELIMINATION SYSTEM (NPDES)

PERMITTEE NAME/ADDRESS
 Name: Nevada Environmental Response Trust
 Address: CO Veolia Water NA
 510 Fourth Street
 Henderson, NV. 89015
 Facility: Nevada Environmental Response Trust
 Location: Henderson, NV
 Attn: Susan M. Crowlev

DISCHARGE MONITORING REPORT (DMIR)
 NV 0023060
 PERMIT NUMBER

001
 DISCHARGE NUMBER

MONITORING PERIOD
 YEAR MO DAY TO YEAR MO DAY
 12 09 01 TO 12 09 30

NO DISCHARGE
 NOTE: Read instructions before completing this form

PARAMETER	QUANTITY OR LOADING			QUALITY OR CONCENTRATION			NO. EX	FREQUENCY OF ANALYSIS	SAMPLE TYPE
	30 Day Ave	7 Day Average	UNITS	30 Day Ave (mg/l)	7 Day Ave (mg/l)	30 Day Ave (lbs/day)			
Oil & Grease	*****	*****	****	*****	*****	*	0	Quarterly	Discrete
Effluent	*****	*****	****	*****	*****	Monitor & Report			
Boron	*****	*****	****	*****	*****	*	0	Quarterly	Discrete
Effluent	*****	*****	****	*****	*****	Monitor & Report			
Dissolved Oxygen	*****	*****	****	*****	7.36	75.02	0	Weekly	Discrete
Effluent	*****	*****	****	*****	Monitor & Report	Monitor & Report			
Nitrate as N	*****	*****	****	*****	0.11	1.21	0	Monthly	Discrete
Effluent	*****	*****	****	*****	Monitor & Report	Monitor & Report			
Kjeldahl Nitrogen as N	*****	*****	****	*****	0.02	0.24	0	Weekly	Discrete
Influent	*****	*****	****	*****	Monitor & Report	Monitor & Report			
Kjeldahl Nitrogen as N	*****	*****	****	*****	1.25	13.99	0	Weekly	Discrete
Effluent	*****	*****	****	*****	Monitor & Report	Monitor & Report			
Chloride	*****	*****	****	*****	*****	*	0	Quarterly	Discrete
Influent	*****	*****	****	*****	Monitor & Report	Monitor & Report			

TELEPHONE
 992-7727
 AREA CODE NUMBER
 702 992-7727
 SIGNATURE OF PRINCIPAL EXECUTIVE
 OFFICER OR AUTHORIZED AGENT
 S.M. Crowlev

NAME/TITLE PRINCIPAL EXECUTIVE OFFICER
 Susan Crowlev
 CEM 1428, exp 3-8-13
 TYPED OR PRINTED
 COMMENT AND EXPANATION OF ANY VIOLATIONS (Reference all attachments here)
 * This analyte is monitored quarterly. Please see the July 2012 report for information.

NATIONAL POLLUTANT DISCHARGE ELIMINATION SYSTEM (NPDES)

PERMITTEE NAME/ADDRESS
 Name: Nevada Environmental Response Trust
 Address: CO Veolia Water NA
 510 Fourth Street
 Henderson, NV . 89015
 Facility: Nevada Environmental Response Trust
 Location: Henderson, NV
 Attn: Susan M. Crowley

DISCHARGE MONITORING REPORT (DMR)
 NV 0023060
 PERMIT NUMBER
 001
 DISCHARGE NUMBER

MONITORING PERIOD
 FROM YEAR 12 MO 09 DAY 01 TO YEAR 12 MO 09 DAY 30

NOTE: Read instructions before completing this form
 NO DISCHARGE

PARAMETER	QUANTITY OR LOADING			QUALITY OR CONCENTRATION			NO. EX	FREQUENCY OF ANALYSIS	SAMPLE TYPE
	30 Day Ave	7 Day Average	UNITS	30 Day Ave (mg/l)	7 Day Ave (mg/l)	30 Day Ave (lbs/day)			
Chloride	*****	*****	****	*****	*****	*	0	Quarterly	Discrete
Effluent	*****	*****	****	*****	*****	Monitor & Report			
Chlorate	*****	*****	****	*****	*****	230	0	Monthly	Discrete
Influent	*****	*****	****	*****	*****	Monitor & Report			
Chlorate	*****	*****	****	*****	*****	0.00	0	Monthly	Discrete
Effluent	*****	*****	****	*****	*****	Monitor & Report			
	*****	*****	****	*****	*****		0		
	*****	*****	****	*****	*****				
	*****	*****	****	*****	*****				
	*****	*****	****	*****	*****				
	*****	*****	****	*****	*****				

I CERTIFY UNDER PENALTY OF LAW THAT THIS DOCUMENT AND ALL ATTACHMENTS WERE PREPARED UNDER MY DIRECTION OR SUPERVISION IN ACCORDANCE WITH A SYSTEM DESIGNED TO ASSURE THAT QUALIFIED PERSONNEL PROPERLY GATHER AND EVALUATE THE INFORMATION SUBMITTED. BASED ON MY INQUIRY OF THE PERSON OR PERSONS WHO MANAGE THE SYSTEM, OR THOSE PERSONS DIRECTLY RESPONSIBLE FOR GATHERING THE INFORMATION, THE INFORMATION SUBMITTED IS, TO THE BEST OF MY KNOWLEDGE AND BELIEF, TRUE, ACCURATE, AND COMPLETE. I AM AWARE THAT THERE ARE SIGNIFICANT PENALTIES FOR SUBMITTING FALSE INFORMATION, INCLUDING THE POSSIBILITY OF FINE AND IMPRISONMENT FOR KNOWING VIOLATIONS.

NAME/TITLE PRINCIPAL EXECUTIVE OFFICER
 Susan Crowley
 CEM 1428, exp 3-8-13
 TYPED OR PRINTED

Susan Crowley
 SIGNATURE OF PRINCIPAL EXECUTIVE OFFICER OR AUTHORIZED AGENT

TELEPHONE
 702 592-7727
 AREA CODE NUMBER

DATE
 12 10 24
 YEAR MONTH DAY

COMMENT AND EXPANATION OF ANY VIOLATIONS (Reference all attachments here)
 * This ana.yte is monitored quarterly. Please see the July 2012 report for information.

ATTACHMENT 2

Summary of Supporting Analytical



Influent-Effluent.xls

X

Influent and Effluent



Influent-Comp and
Effluent-Comp.xlsx

Influent and Effluent Composites



Wash.xlsx

Wash



Wash - LVW 5.5 Mix
Zone Evaluation.xlsx

LVW 5.5 Mix Zone Evaluation



M-10.xlsx

M-10



FBR Solids.xlsx

FBR Solids

NPDES Permit NV0023060 - 3rd Q 12 - Influent-Effluent Analytical Summary

<u>Sample Date</u>	<u>Sample ID</u>	<u>Analyte</u>	<u>Final</u>	<u>Units</u>	<u>MRL</u>	<u>Units</u>	<u>Method</u>
7/2/2012	Influent	Ammonia Nitrogen	0.09	mg/L	0.05	mg/L	EPA 350.1
7/2/2012	Effluent	Ammonia Nitrogen	0.1	mg/L	0.05	mg/L	EPA 350.1
7/2/2012	Influent	Apparent Color	5	ACU	3	ACU	SM 2120B
7/2/2012	Effluent	Apparent Color	10	ACU	3	ACU	SM 2120B
7/2/2012	Influent	Chlorate by IC	230000	ug/L	20	ug/L	EPA 300.0
7/2/2012	Effluent	Chlorate by IC	ND	ug/L	20	ug/L	EPA 300.0
7/2/2012	Influent	Chromium Total ICAP	0.049	mg/L	0.01	mg/L	EPA 200.7
7/2/2012	Effluent	Chromium Total ICAP	ND	mg/L	0.01	mg/L	EPA 200.7
7/2/2012	Influent	Hexavalent chromium(Dissolved)	46	ug/L	0.02	ug/L	EPA 218.6
7/2/2012	Effluent	Hexavalent chromium(Dissolved)	ND	ug/L	0.02	ug/L	EPA 218.6
7/2/2012	Effluent	Iron Total ICAP	2.2	mg/L	0.02	mg/L	EPA 200.7
7/2/2012	Influent	Kjeldahl Nitrogen	ND	mg/L	0.2	mg/L	EPA 351.2
7/2/2012	Effluent	Kjeldahl Nitrogen	1	mg/L	0.2	mg/L	EPA 351.2
7/2/2012	Influent	Nitrate as Nitrogen by IC	11	mg/L	0.1	mg/L	EPA 300.0
7/2/2012	Effluent	Nitrate as Nitrogen by IC	ND	mg/L	0.013	mg/L	EPA 300.0
7/2/2012	Influent	Nitrite Nitrogen by IC	ND	mg/L	0.013	mg/L	EPA 300.0
7/2/2012	Effluent	Nitrite Nitrogen by IC	ND	mg/L	0.013	mg/L	EPA 300.0
7/2/2012	Influent	Perchlorate	100000	ug/L	4	ug/L	EPA 314.0
7/2/2012	Effluent	Perchlorate	ND	ug/L	4	ug/L	EPA 314.0
7/2/2012	Effluent	PH (H3=past HT not compliant)	6.9	Units	0.1	Units	SM4500-HB
7/2/2012	Influent	Sulfate	1300	mg/L	0.5	mg/L	EPA 300.0
7/2/2012	Effluent	Sulfate	1300	mg/L	0.5	mg/L	EPA 300.0
7/2/2012	Influent	Sulfide,Total	ND	mg/L	0.05	mg/L	SM4500SD/376.2
7/2/2012	Effluent	Sulfide,Total	ND	mg/L	0.05	mg/L	SM4500SD/376.2
7/2/2012	Influent	Total Inorganic Nitrogen-Calc	11	mg/L	0.2	mg/L	CALC_300.0
7/2/2012	Effluent	Total Inorganic Nitrogen-Calc	ND	mg/L	0.2	mg/L	CALC_300.0
7/2/2012	Influent	Total Nitrate, Nitrite-N, CALC	11	mg/L	0.1	mg/L	EPA 300.0
7/2/2012	Influent	Total phosphorus as P	0.029	mg/L	0.02	mg/L	SM4500-PE/EPA 365.1
7/2/2012	Effluent	Total phosphorus as P	0.052	mg/L	0.02	mg/L	SM4500-PE/EPA 365.1
7/2/2012	Effluent	Total Suspended Solids (TSS)	12	mg/L	10	mg/L	SM 2540D
7/5/2012	Influent	Carbonaceous BOD	ND	mg/L	3	mg/L	SM 5210B
7/5/2012	Effluent	Carbonaceous BOD	ND	mg/L	3	mg/L	SM 5210B
7/9/2012	Influent	1,1,1-Trichloroethane	ND	ug/L	0.5	ug/L	EPA 624
7/9/2012	Effluent	1,1,1-Trichloroethane	ND	ug/L	0.5	ug/L	EPA 624
7/9/2012	Influent	1,1,2,2-Tetrachloroethane	ND	ug/L	0.5	ug/L	EPA 624
7/9/2012	Effluent	1,1,2,2-Tetrachloroethane	ND	ug/L	0.5	ug/L	EPA 624
7/9/2012	Influent	1,1,2-Trichloroethane	ND	ug/L	0.5	ug/L	EPA 624
7/9/2012	Effluent	1,1,2-Trichloroethane	ND	ug/L	0.5	ug/L	EPA 624
7/9/2012	Influent	1,1-Dichloroethane	1.4	ug/L	0.5	ug/L	EPA 624
7/9/2012	Effluent	1,1-Dichloroethane	0.97	ug/L	0.5	ug/L	EPA 624
7/9/2012	Influent	1,1-Dichloroethylene	ND	ug/L	0.5	ug/L	EPA 624
7/9/2012	Effluent	1,1-Dichloroethylene	ND	ug/L	0.5	ug/L	EPA 624
7/9/2012	Influent	1,2,4-Trichlorobenzene	ND	ug/L	5	ug/L	EPA 625
7/9/2012	Effluent	1,2,4-Trichlorobenzene	ND	ug/L	5	ug/L	EPA 625
7/9/2012	Influent	1,2-Dichloroethane	ND	ug/L	0.5	ug/L	EPA 624
7/9/2012	Effluent	1,2-Dichloroethane	ND	ug/L	0.5	ug/L	EPA 624
7/9/2012	Influent	1,2-Dichloropropane	ND	ug/L	0.5	ug/L	EPA 624
7/9/2012	Effluent	1,2-Dichloropropane	ND	ug/L	0.5	ug/L	EPA 624
7/9/2012	Influent	1,2-Diphenylhydrazine	ND	ug/L	10	ug/L	EPA 625
7/9/2012	Effluent	1,2-Diphenylhydrazine	ND	ug/L	10	ug/L	EPA 625
7/9/2012	Influent	2,3,7,8-TCDD	ND	pg/L	5	pg/L	EPA 1613B
7/9/2012	Effluent	2,3,7,8-TCDD	ND	pg/L	5	pg/L	EPA 1613B
7/9/2012	Influent	2,4,5-Trichlorophenol	ND	ug/L	5	ug/L	EPA 625
7/9/2012	Effluent	2,4,5-Trichlorophenol	ND	ug/L	5	ug/L	EPA 625
7/9/2012	Influent	2,4,6-Trichlorophenol	ND	ug/L	5	ug/L	EPA 625
7/9/2012	Effluent	2,4,6-Trichlorophenol	ND	ug/L	5	ug/L	EPA 625
7/9/2012	Influent	2,4-Dichlorophenol	ND	ug/L	5	ug/L	EPA 625
7/9/2012	Effluent	2,4-Dichlorophenol	ND	ug/L	5	ug/L	EPA 625
7/9/2012	Influent	2,4-Dimethylphenol	ND	ug/L	5	ug/L	EPA 625

NPDES Permit NV0023060 - 3rd Q 12 - Influent-Effluent Analytical Summary

<u>Sample Date</u>	<u>Sample ID</u>	<u>Analyte</u>	<u>Final</u>	<u>Units</u>	<u>MRL</u>	<u>Units</u>	<u>Method</u>
7/9/2012	Effluent	2,4-Dimethylphenol	ND	ug/L	5	ug/L	EPA 625
7/9/2012	Influent	2,4-Dinitrophenol	ND	ug/L	50	ug/L	EPA 625
7/9/2012	Effluent	2,4-Dinitrophenol	ND	ug/L	50	ug/L	EPA 625
7/9/2012	Influent	2,4-Dinitrotoluene	ND	ug/L	5	ug/L	EPA 625
7/9/2012	Effluent	2,4-Dinitrotoluene	ND	ug/L	5	ug/L	EPA 625
7/9/2012	Influent	2,6-Dinitrotoluene	ND	ug/L	5	ug/L	EPA 625
7/9/2012	Effluent	2,6-Dinitrotoluene	ND	ug/L	5	ug/L	EPA 625
7/9/2012	Influent	2-Butanone (MEK)	ND	ug/L	5	ug/L	EPA 624
7/9/2012	Effluent	2-Butanone (MEK)	ND	ug/L	5	ug/L	EPA 624
7/9/2012	Influent	2-Chloroethylvinylether	ND	ug/L	0.5	ug/L	EPA 8260
7/9/2012	Effluent	2-Chloroethylvinylether	ND	ug/L	0.5	ug/L	EPA 8260
7/9/2012	Influent	2-Chloronaphthalene	ND	ug/L	5	ug/L	EPA 625
7/9/2012	Effluent	2-Chloronaphthalene	ND	ug/L	5	ug/L	EPA 625
7/9/2012	Influent	2-Chlorophenol	ND	ug/L	5	ug/L	EPA 625
7/9/2012	Effluent	2-Chlorophenol	ND	ug/L	5	ug/L	EPA 625
7/9/2012	Influent	2-Hexanone	ND	ug/L	10	ug/L	EPA 624
7/9/2012	Effluent	2-Hexanone	ND	ug/L	10	ug/L	EPA 624
7/9/2012	Influent	2-Methylnaphthalene	ND	ug/L	5	ug/L	EPA 625
7/9/2012	Effluent	2-Methylnaphthalene	ND	ug/L	5	ug/L	EPA 625
7/9/2012	Influent	2-Methylphenol	ND	ug/L	5	ug/L	EPA 625
7/9/2012	Effluent	2-Methylphenol	ND	ug/L	5	ug/L	EPA 625
7/9/2012	Influent	2-Nitroaniline	ND	ug/L	10	ug/L	EPA 625
7/9/2012	Effluent	2-Nitroaniline	ND	ug/L	10	ug/L	EPA 625
7/9/2012	Influent	2-Nitrophenol	ND	ug/L	5	ug/L	EPA 625
7/9/2012	Effluent	2-Nitrophenol	ND	ug/L	5	ug/L	EPA 625
7/9/2012	Influent	3,3-Dichlorobenzidine	ND	ug/L	50	ug/L	EPA 625
7/9/2012	Effluent	3,3-Dichlorobenzidine	ND	ug/L	50	ug/L	EPA 625
7/9/2012	Influent	3-Nitroaniline	ND	ug/L	20	ug/L	EPA 625
7/9/2012	Effluent	3-Nitroaniline	ND	ug/L	20	ug/L	EPA 625
7/9/2012	Influent	4,4-DDD	ND	ug/L	0.1	ug/L	EPA 608
7/9/2012	Effluent	4,4-DDD	ND	ug/L	0.1	ug/L	EPA 608
7/9/2012	Influent	4,4-DDE	ND	ug/L	0.1	ug/L	EPA 608
7/9/2012	Effluent	4,4-DDE	ND	ug/L	0.1	ug/L	EPA 608
7/9/2012	Influent	4,4-DDT	ND	ug/L	0.1	ug/L	EPA 608
7/9/2012	Effluent	4,4-DDT	ND	ug/L	0.1	ug/L	EPA 608
7/9/2012	Influent	4,6-Dinitro-o-cresol	ND	ug/L	50	ug/L	EPA 625
7/9/2012	Effluent	4,6-Dinitro-o-cresol	ND	ug/L	50	ug/L	EPA 625
7/9/2012	Influent	4-Bromophenylphenylether	ND	ug/L	5	ug/L	EPA 625
7/9/2012	Effluent	4-Bromophenylphenylether	ND	ug/L	5	ug/L	EPA 625
7/9/2012	Influent	4-Chloroaniline	ND	ug/L	5	ug/L	EPA 625
7/9/2012	Effluent	4-Chloroaniline	ND	ug/L	5	ug/L	EPA 625
7/9/2012	Influent	4-Chlorophenylphenylether	ND	ug/L	5	ug/L	EPA 625
7/9/2012	Effluent	4-Chlorophenylphenylether	ND	ug/L	5	ug/L	EPA 625
7/9/2012	Influent	4-Methyl-2-Pentanone (MIBK)	ND	ug/L	5	ug/L	EPA 624
7/9/2012	Effluent	4-Methyl-2-Pentanone (MIBK)	ND	ug/L	5	ug/L	EPA 624
7/9/2012	Influent	4-Methylphenol	ND	ug/L	5	ug/L	EPA 625
7/9/2012	Effluent	4-Methylphenol	ND	ug/L	5	ug/L	EPA 625
7/9/2012	Influent	4-Nitroaniline	ND	ug/L	20	ug/L	EPA 625
7/9/2012	Effluent	4-Nitroaniline	ND	ug/L	20	ug/L	EPA 625
7/9/2012	Influent	4-Nitrophenol	ND	ug/L	10	ug/L	EPA 625
7/9/2012	Effluent	4-Nitrophenol	ND	ug/L	10	ug/L	EPA 625
7/9/2012	Influent	Acenaphthene	ND	ug/L	5	ug/L	EPA 625
7/9/2012	Effluent	Acenaphthene	ND	ug/L	5	ug/L	EPA 625
7/9/2012	Influent	Acenaphthylene	ND	ug/L	5	ug/L	EPA 625
7/9/2012	Effluent	Acenaphthylene	ND	ug/L	5	ug/L	EPA 625
7/9/2012	Influent	Acetone	ND	ug/L	10	ug/L	EPA 624
7/9/2012	Effluent	Acetone	ND	ug/L	10	ug/L	EPA 624
7/9/2012	Influent	Acrolein (Screen)	ND	ug/L	25	ug/L	EPA 624
7/9/2012	Effluent	Acrolein (Screen)	ND	ug/L	25	ug/L	EPA 624

NPDES Permit NV0023060 - 3rd Q 12 - Influent-Effluent Analytical Summary

<u>Sample Date</u>	<u>Sample ID</u>	<u>Analyte</u>	<u>Final</u>	<u>Units</u>	<u>MRL</u>	<u>Units</u>	<u>Method</u>
7/9/2012	Influent	Acrylonitrile (Screen)	ND	ug/L	25	ug/L	EPA 624
7/9/2012	Effluent	Acrylonitrile (Screen)	ND	ug/L	25	ug/L	EPA 624
7/9/2012	Influent	Aldrin	ND	ug/L	0.1	ug/L	EPA 608
7/9/2012	Effluent	Aldrin	ND	ug/L	0.1	ug/L	EPA 608
7/9/2012	Influent	alpha-BHC	0.27	ug/L	0.1	ug/L	EPA 608
7/9/2012	Effluent	alpha-BHC	ND	ug/L	0.1	ug/L	EPA 608
7/9/2012	Influent	alpha-Chlordane	ND	ug/L	0.1	ug/L	EPA 608
7/9/2012	Effluent	alpha-Chlordane	ND	ug/L	0.1	ug/L	EPA 608
7/9/2012	Influent	Ammonia Nitrogen	0.12	mg/L	0.05	mg/L	EPA 350.1
7/9/2012	Effluent	Ammonia Nitrogen	0.14	mg/L	0.05	mg/L	EPA 350.1
7/9/2012	Influent	Aniline	ND	ug/L	10	ug/L	EPA 625
7/9/2012	Effluent	Aniline	ND	ug/L	10	ug/L	EPA 625
7/9/2012	Influent	Anthracene	ND	ug/L	5	ug/L	EPA 625
7/9/2012	Effluent	Anthracene	ND	ug/L	5	ug/L	EPA 625
7/9/2012	Influent	Antimony Total ICAP/MS	ND	ug/L	1	ug/L	EPA 200.8
7/9/2012	Effluent	Antimony Total ICAP/MS	ND	ug/L	1	ug/L	EPA 200.8
7/9/2012	Influent	Apparent Color	10	ACU	3	ACU	SM 2120B
7/9/2012	Effluent	Apparent Color	15	ACU	3	ACU	SM 2120B
7/9/2012	Influent	Arsenic III	26	ug/L	1	ug/L	EPA 200.8
7/9/2012	Effluent	Arsenic III	22	ug/L	1	ug/L	EPA 200.8
7/9/2012	Influent	Arsenic Total ICAP/MS	71	ug/L	1	ug/L	EPA 200.8
7/9/2012	Effluent	Arsenic Total ICAP/MS	50	ug/L	1	ug/L	EPA 200.8
7/9/2012	Influent	Arsenic V	74	ug/L	1	ug/L	EPA 200.8
7/9/2012	Effluent	Arsenic V	28	ug/L	1	ug/L	EPA 200.8
7/9/2012	Influent	Asbestos by TEM - >10 microns	ND	MFL	0.76	MFL	EPA 100.2
7/9/2012	Effluent	Asbestos by TEM - >10 microns	ND	MFL	3.81	MFL	EPA 100.2
7/9/2012	Influent	Atrazine	ND	ug/L	0.05	ug/L	EPA 525.2
7/9/2012	Effluent	Atrazine	ND	ug/L	0.05	ug/L	EPA 525.2
7/9/2012	Influent	Barium Total ICAP/MS	22	ug/L	2	ug/L	EPA 200.8
7/9/2012	Effluent	Barium Total ICAP/MS	23	ug/L	2	ug/L	EPA 200.8
7/9/2012	Influent	Benzene	ND	ug/L	0.5	ug/L	EPA 624
7/9/2012	Effluent	Benzene	ND	ug/L	0.5	ug/L	EPA 624
7/9/2012	Influent	Benzidine	ND	ug/L	50	ug/L	EPA 625
7/9/2012	Effluent	Benzidine	ND	ug/L	50	ug/L	EPA 625
7/9/2012	Influent	Benzo(a)anthracene	ND	ug/L	5	ug/L	EPA 625
7/9/2012	Effluent	Benzo(a)anthracene	ND	ug/L	5	ug/L	EPA 625
7/9/2012	Influent	Benzo(a)pyrene	ND	ug/L	0.02	ug/L	EPA 525.2
7/9/2012	Influent	Benzo(a)pyrene	ND	ug/L	5	ug/L	EPA 625
7/9/2012	Effluent	Benzo(a)pyrene	ND	ug/L	0.02	ug/L	EPA 525.2
7/9/2012	Effluent	Benzo(a)pyrene	ND	ug/L	5	ug/L	EPA 625
7/9/2012	Influent	Benzo(b)fluoranthene	ND	ug/L	5	ug/L	EPA 625
7/9/2012	Effluent	Benzo(b)fluoranthene	ND	ug/L	5	ug/L	EPA 625
7/9/2012	Influent	Benzo(g,h,i)perylene	ND	ug/L	10	ug/L	EPA 625
7/9/2012	Effluent	Benzo(g,h,i)perylene	ND	ug/L	10	ug/L	EPA 625
7/9/2012	Influent	Benzo(k)fluoranthene	ND	ug/L	5	ug/L	EPA 625
7/9/2012	Effluent	Benzo(k)fluoranthene	ND	ug/L	5	ug/L	EPA 625
7/9/2012	Influent	Benzoic Acid	ND	ug/L	50	ug/L	EPA 625
7/9/2012	Effluent	Benzoic Acid	ND	ug/L	50	ug/L	EPA 625
7/9/2012	Influent	Benzyl Alcohol	ND	ug/L	5	ug/L	EPA 625
7/9/2012	Effluent	Benzyl Alcohol	ND	ug/L	5	ug/L	EPA 625
7/9/2012	Influent	Beryllium Total ICAP/MS	ND	ug/L	1	ug/L	EPA 200.8
7/9/2012	Effluent	Beryllium Total ICAP/MS	ND	ug/L	1	ug/L	EPA 200.8
7/9/2012	Influent	beta-BHC	0.39	ug/L	0.1	ug/L	EPA 608
7/9/2012	Effluent	beta-BHC	0.18	ug/L	0.1	ug/L	EPA 608
7/9/2012	Influent	Biochemical Oxygen Demand,Totl	ND	mg/L	3	mg/L	SM5210B 405.1
7/9/2012	Effluent	Biochemical Oxygen Demand,Totl	ND	mg/L	3	mg/L	SM5210B 405.1
7/9/2012	Influent	bis(2-Chloroethoxy)methane	ND	ug/L	10	ug/L	EPA 625
7/9/2012	Effluent	bis(2-Chloroethoxy)methane	ND	ug/L	10	ug/L	EPA 625
7/9/2012	Influent	bis(2-Chloroethyl)ether	ND	ug/L	10	ug/L	EPA 625

NPDES Permit NV0023060 - 3rd Q 12 - Influent-Effluent Analytical Summary

<u>Sample Date</u>	<u>Sample ID</u>	<u>Analyte</u>	<u>Final</u>	<u>Units</u>	<u>MRL</u>	<u>Units</u>	<u>Method</u>
7/9/2012	Effluent	bis(2-Chloroethyl)ether	ND	ug/L	10	ug/L	EPA 625
7/9/2012	Influent	bis(2-Chloroisopropyl)ether	ND	ug/L	10	ug/L	EPA 625
7/9/2012	Effluent	bis(2-Chloroisopropyl)ether	ND	ug/L	10	ug/L	EPA 625
7/9/2012	Influent	Boron Total ICAP	2.5	mg/L	0.05	mg/L	EPA 200.7
7/9/2012	Effluent	Boron Total ICAP	2.3	mg/L	0.05	mg/L	EPA 200.7
7/9/2012	Influent	Bromodichloromethane	ND	ug/L	0.5	ug/L	EPA 624
7/9/2012	Effluent	Bromodichloromethane	ND	ug/L	0.5	ug/L	EPA 624
7/9/2012	Influent	Bromoform	ND	ug/L	0.5	ug/L	EPA 624
7/9/2012	Effluent	Bromoform	ND	ug/L	0.5	ug/L	EPA 624
7/9/2012	Influent	Bromomethane (Methyl Bromide)	ND	ug/L	0.5	ug/L	EPA 624
7/9/2012	Effluent	Bromomethane (Methyl Bromide)	ND	ug/L	0.5	ug/L	EPA 624
7/9/2012	Influent	Butylbenzylphthalate	ND	ug/L	5	ug/L	EPA 625
7/9/2012	Effluent	Butylbenzylphthalate	ND	ug/L	5	ug/L	EPA 625
7/9/2012	Influent	Cadmium Total ICAP/MS	ND	ug/L	0.5	ug/L	EPA 200.8
7/9/2012	Effluent	Cadmium Total ICAP/MS	0.76	ug/L	0.5	ug/L	EPA 200.8
7/9/2012	Influent	Carbon disulfide	ND	ug/L	0.5	ug/L	EPA 624
7/9/2012	Effluent	Carbon disulfide	0.95	ug/L	0.5	ug/L	EPA 624
7/9/2012	Influent	Carbon Tetrachloride	ND	ug/L	0.5	ug/L	EPA 624
7/9/2012	Effluent	Carbon Tetrachloride	ND	ug/L	0.5	ug/L	EPA 624
7/9/2012	Influent	Chemical Oxygen Demand (COD)	ND	mg/L	5	mg/L	EPA 410.4
7/9/2012	Effluent	Chemical Oxygen Demand (COD)	50	mg/L	5	mg/L	EPA 410.4
7/9/2012	Influent	Chlorate by IC	220000	ug/L	10	ug/L	EPA 300.0
7/9/2012	Effluent	Chlorate by IC	ND	ug/L	10	ug/L	EPA 300.0
7/9/2012	Influent	Chloride	1600	mg/L	1	mg/L	EPA 300.0
7/9/2012	Effluent	Chloride	1700	mg/L	1	mg/L	EPA 300.0
7/9/2012	Influent	Chlorobenzene	ND	ug/L	0.5	ug/L	EPA 624
7/9/2012	Effluent	Chlorobenzene	ND	ug/L	0.5	ug/L	EPA 624
7/9/2012	Influent	Chlorodibromomethane	ND	ug/L	0.5	ug/L	EPA 624
7/9/2012	Effluent	Chlorodibromomethane	ND	ug/L	0.5	ug/L	EPA 624
7/9/2012	Influent	Chloroethane	ND	ug/L	0.5	ug/L	EPA 624
7/9/2012	Effluent	Chloroethane	ND	ug/L	0.5	ug/L	EPA 624
7/9/2012	Influent	Chloroform (Trichloromethane)	39	ug/L	0.5	ug/L	EPA 624
7/9/2012	Effluent	Chloroform (Trichloromethane)	1.1	ug/L	0.5	ug/L	EPA 624
7/9/2012	Influent	Chloromethane(Methyl Chloride)	ND	ug/L	0.5	ug/L	EPA 624
7/9/2012	Effluent	Chloromethane(Methyl Chloride)	ND	ug/L	0.5	ug/L	EPA 624
7/9/2012	Influent	Chromium Total ICAP	0.056	mg/L	0.01	mg/L	EPA 200.7
7/9/2012	Effluent	Chromium Total ICAP	ND	mg/L	0.01	mg/L	EPA 200.7
7/9/2012	Influent	Chromium Total ICAP/MS	80	ug/L	1	ug/L	EPA 200.8
7/9/2012	Effluent	Chromium Total ICAP/MS	8.4	ug/L	1	ug/L	EPA 200.8
7/9/2012	Influent	Chrysene	ND	ug/L	5	ug/L	EPA 625
7/9/2012	Effluent	Chrysene	ND	ug/L	5	ug/L	EPA 625
7/9/2012	Influent	cis-1,2-Dichloroethylene	ND	ug/L	0.5	ug/L	EPA 624
7/9/2012	Effluent	cis-1,2-Dichloroethylene	ND	ug/L	0.5	ug/L	EPA 624
7/9/2012	Influent	cis-1,3-Dichloropropene	ND	ug/L	0.5	ug/L	EPA 624
7/9/2012	Effluent	cis-1,3-Dichloropropene	ND	ug/L	0.5	ug/L	EPA 624
7/9/2012	Influent	Copper Total ICAP/MS	ND	ug/L	2	ug/L	EPA 200.8
7/9/2012	Effluent	Copper Total ICAP/MS	3.2	ug/L	2	ug/L	EPA 200.8
7/9/2012	Influent	Cyanide by manual distillation	ND	mg/L	0.005	mg/L	EPA 335.4
7/9/2012	Effluent	Cyanide by manual distillation	ND	mg/L	0.005	mg/L	EPA 335.4
7/9/2012	Influent	delta-BHC	0.38	ug/L	0.1	ug/L	EPA 608
7/9/2012	Effluent	delta-BHC	0.16	ug/L	0.1	ug/L	EPA 608
7/9/2012	Influent	Di-(2-Ethylhexyl)adipate	ND	ug/L	0.6	ug/L	EPA 525.2
7/9/2012	Effluent	Di-(2-Ethylhexyl)adipate	ND	ug/L	0.6	ug/L	EPA 525.2
7/9/2012	Influent	Di(2-Ethylhexyl)phthalate	ND	ug/L	0.6	ug/L	EPA 525.2
7/9/2012	Influent	Di(2-Ethylhexyl)phthalate	ND	ug/L	4	ug/L	EPA 625
7/9/2012	Effluent	Di(2-Ethylhexyl)phthalate	ND	ug/L	0.6	ug/L	EPA 525.2
7/9/2012	Effluent	Di(2-Ethylhexyl)phthalate	ND	ug/L	4	ug/L	EPA 625
7/9/2012	Influent	Dibenz(a,h)anthracene	ND	ug/L	10	ug/L	EPA 625
7/9/2012	Effluent	Dibenz(a,h)anthracene	ND	ug/L	10	ug/L	EPA 625

NPDES Permit NV0023060 - 3rd Q 12 - Influent-Effluent Analytical Summary

<u>Sample Date</u>	<u>Sample ID</u>	<u>Analyte</u>	<u>Final</u>	<u>Units</u>	<u>MRL</u>	<u>Units</u>	<u>Method</u>
7/9/2012	Influent	Dibenzofuran	ND	ug/L	5	ug/L	EPA 625
7/9/2012	Effluent	Dibenzofuran	ND	ug/L	5	ug/L	EPA 625
7/9/2012	Influent	Dichlorodifluoromethane	ND	ug/L	0.5	ug/L	EPA 624
7/9/2012	Effluent	Dichlorodifluoromethane	ND	ug/L	0.5	ug/L	EPA 624
7/9/2012	Influent	Dichloromethane	ND	ug/L	0.5	ug/L	EPA 624
7/9/2012	Effluent	Dichloromethane	0.92	ug/L	0.5	ug/L	EPA 624
7/9/2012	Influent	Dieldrin	ND	ug/L	0.1	ug/L	EPA 608
7/9/2012	Effluent	Dieldrin	ND	ug/L	0.1	ug/L	EPA 608
7/9/2012	Influent	Diethylphthalate	ND	ug/L	5	ug/L	EPA 625
7/9/2012	Effluent	Diethylphthalate	ND	ug/L	5	ug/L	EPA 625
7/9/2012	Influent	Dimethylphthalate	ND	ug/L	5	ug/L	EPA 625
7/9/2012	Effluent	Dimethylphthalate	ND	ug/L	5	ug/L	EPA 625
7/9/2012	Influent	Di-n-butylphthalate	ND	ug/L	10	ug/L	EPA 625
7/9/2012	Effluent	Di-n-butylphthalate	ND	ug/L	10	ug/L	EPA 625
7/9/2012	Influent	Di-n-octylphthalate	ND	ug/L	10	ug/L	EPA 625
7/9/2012	Effluent	Di-n-octylphthalate	ND	ug/L	10	ug/L	EPA 625
7/9/2012	Influent	Endosulfan I (Alpha)	ND	ug/L	0.1	ug/L	EPA 608
7/9/2012	Effluent	Endosulfan I (Alpha)	ND	ug/L	0.1	ug/L	EPA 608
7/9/2012	Influent	Endosulfan II (Beta)	ND	ug/L	0.1	ug/L	EPA 608
7/9/2012	Effluent	Endosulfan II (Beta)	ND	ug/L	0.1	ug/L	EPA 608
7/9/2012	Influent	Endosulfan Sulfate	ND	ug/L	0.1	ug/L	EPA 608
7/9/2012	Effluent	Endosulfan Sulfate	ND	ug/L	0.1	ug/L	EPA 608
7/9/2012	Influent	Endrin	ND	ug/L	0.1	ug/L	EPA 608
7/9/2012	Effluent	Endrin	ND	ug/L	0.1	ug/L	EPA 608
7/9/2012	Influent	Endrin Aldehyde	ND	ug/L	0.1	ug/L	EPA 608
7/9/2012	Effluent	Endrin Aldehyde	ND	ug/L	0.1	ug/L	EPA 608
7/9/2012	Influent	Endrin Ketone	ND	ug/L	0.1	ug/L	EPA 608
7/9/2012	Effluent	Endrin Ketone	ND	ug/L	0.1	ug/L	EPA 608
7/9/2012	Influent	Ethyl benzene	ND	ug/L	0.5	ug/L	EPA 624
7/9/2012	Effluent	Ethyl benzene	0.85	ug/L	0.5	ug/L	EPA 624
7/9/2012	Influent	Fluoranthene	ND	ug/L	5	ug/L	EPA 625
7/9/2012	Effluent	Fluoranthene	ND	ug/L	5	ug/L	EPA 625
7/9/2012	Influent	Fluorene	ND	ug/L	5	ug/L	EPA 625
7/9/2012	Effluent	Fluorene	ND	ug/L	5	ug/L	EPA 625
7/9/2012	Influent	Gamma-BHC	ND	ug/L	0.1	ug/L	EPA 608
7/9/2012	Effluent	Gamma-BHC	ND	ug/L	0.1	ug/L	EPA 608
7/9/2012	Influent	gamma-Chlordane	ND	ug/L	0.1	ug/L	EPA 608
7/9/2012	Effluent	gamma-Chlordane	ND	ug/L	0.1	ug/L	EPA 608
7/9/2012	Influent	Heptachlor	ND	ug/L	0.1	ug/L	EPA 608
7/9/2012	Effluent	Heptachlor	ND	ug/L	0.1	ug/L	EPA 608
7/9/2012	Influent	Heptachlor Epoxide	ND	ug/L	0.1	ug/L	EPA 608
7/9/2012	Effluent	Heptachlor Epoxide	ND	ug/L	0.1	ug/L	EPA 608
7/9/2012	Influent	Hexachlorobenzene	ND	ug/L	0.05	ug/L	EPA 525.2
7/9/2012	Influent	Hexachlorobenzene	ND	ug/L	5	ug/L	EPA 625
7/9/2012	Effluent	Hexachlorobenzene	ND	ug/L	0.05	ug/L	EPA 525.2
7/9/2012	Effluent	Hexachlorobenzene	ND	ug/L	5	ug/L	EPA 625
7/9/2012	Influent	Hexachlorobutadiene	ND	ug/L	10	ug/L	EPA 625
7/9/2012	Effluent	Hexachlorobutadiene	ND	ug/L	10	ug/L	EPA 625
7/9/2012	Influent	Hexachlorocyclopentadiene	ND	ug/L	0.05	ug/L	EPA 525.2
7/9/2012	Influent	Hexachlorocyclopentadiene	ND	ug/L	10	ug/L	EPA 625
7/9/2012	Effluent	Hexachlorocyclopentadiene	ND	ug/L	0.05	ug/L	EPA 525.2
7/9/2012	Effluent	Hexachlorocyclopentadiene	ND	ug/L	10	ug/L	EPA 625
7/9/2012	Influent	Hexachloroethane	ND	ug/L	5	ug/L	EPA 625
7/9/2012	Effluent	Hexachloroethane	ND	ug/L	5	ug/L	EPA 625
7/9/2012	Influent	Hexavalent chromium(Dissolved)	50	ug/L	0.02	ug/L	EPA 218.6
7/9/2012	Effluent	Hexavalent chromium(Dissolved)	ND	ug/L	0.02	ug/L	EPA 218.6
7/9/2012	Influent	Indeno(1,2,3-c,d)pyrene	ND	ug/L	10	ug/L	EPA 625
7/9/2012	Effluent	Indeno(1,2,3-c,d)pyrene	ND	ug/L	10	ug/L	EPA 625
7/9/2012	Influent	Iron Total ICAP	ND	mg/L	0.02	mg/L	EPA 200.7

NPDES Permit NV0023060 - 3rd Q 12 - Influent-Effluent Analytical Summary

<u>Sample Date</u>	<u>Sample ID</u>	<u>Analyte</u>	<u>Final</u>	<u>Units</u>	<u>MRL</u>	<u>Units</u>	<u>Method</u>
7/9/2012	Effluent	Iron Total ICAP	2.7	mg/L	0.02	mg/L	EPA 200.7
7/9/2012	Effluent	Iron Total ICAP	2.5	mg/L	0.02	mg/L	EPA 200.7
7/9/2012	Influent	Isophorone	ND	ug/L	5	ug/L	EPA 625
7/9/2012	Effluent	Isophorone	ND	ug/L	5	ug/L	EPA 625
7/9/2012	Influent	Kjeldahl Nitrogen	ND	mg/L	0.2	mg/L	EPA 351.2
7/9/2012	Effluent	Kjeldahl Nitrogen	3.6	mg/L	0.2	mg/L	EPA 351.2
7/9/2012	Influent	Lead Total ICAP/MS	ND	ug/L	0.5	ug/L	EPA 200.8
7/9/2012	Effluent	Lead Total ICAP/MS	ND	ug/L	0.5	ug/L	EPA 200.8
7/9/2012	Influent	m,p-Xylenes	ND	ug/L	0.5	ug/L	EPA 624
7/9/2012	Effluent	m,p-Xylenes	3.2	ug/L	0.5	ug/L	EPA 624
7/9/2012	Influent	Magnesium Total ICAP	150	mg/L	0.1	mg/L	EPA 200.7
7/9/2012	Effluent	Magnesium Total ICAP	140	mg/L	0.1	mg/L	EPA 200.7
7/9/2012	Influent	Manganese Total ICAP/MS	450	ug/L	2	ug/L	EPA 200.8
7/9/2012	Effluent	Manganese Total ICAP/MS	650	ug/L	2	ug/L	EPA 200.8
7/9/2012	Influent	m-Dichlorobenzene (1,3-DCB)	ND	ug/L	0.5	ug/L	EPA 624
7/9/2012	Effluent	m-Dichlorobenzene (1,3-DCB)	ND	ug/L	0.5	ug/L	EPA 624
7/9/2012	Influent	Mercury	ND	ug/L	0.2	ug/L	EPA 245.1
7/9/2012	Effluent	Mercury	ND	ug/L	0.2	ug/L	EPA 245.1
7/9/2012	Influent	Methoxychlor	ND	ug/L	1	ug/L	EPA 608
7/9/2012	Effluent	Methoxychlor	ND	ug/L	1	ug/L	EPA 608
7/9/2012	Influent	Methyl Tert-butyl ether (MTBE)	ND	ug/L	0.5	ug/L	EPA 624
7/9/2012	Effluent	Methyl Tert-butyl ether (MTBE)	ND	ug/L	0.5	ug/L	EPA 624
7/9/2012	Influent	Molinate	ND	ug/L	0.1	ug/L	EPA 525.2
7/9/2012	Effluent	Molinate	ND	ug/L	0.1	ug/L	EPA 525.2
7/9/2012	Influent	Naphthalene	ND	ug/L	5	ug/L	EPA 625
7/9/2012	Effluent	Naphthalene	ND	ug/L	5	ug/L	EPA 625
7/9/2012	Influent	Nickel Total ICAP/MS	18	ug/L	5	ug/L	EPA 200.8
7/9/2012	Effluent	Nickel Total ICAP/MS	32	ug/L	5	ug/L	EPA 200.8
7/9/2012	Influent	Nitrate as Nitrogen by IC	10	mg/L	0.1	mg/L	EPA 300.0
7/9/2012	Effluent	Nitrate as Nitrogen by IC	ND	mg/L	0.013	mg/L	EPA 300.0
7/9/2012	Influent	Nitrite Nitrogen by IC	ND	mg/L	0.013	mg/L	EPA 300.0
7/9/2012	Effluent	Nitrite Nitrogen by IC	ND	mg/L	0.013	mg/L	EPA 300.0
7/9/2012	Influent	Nitrobenzene	ND	ug/L	5	ug/L	EPA 625
7/9/2012	Effluent	Nitrobenzene	ND	ug/L	5	ug/L	EPA 625
7/9/2012	Influent	N-Nitrosodimethylamine	ND	ug/L	5	ug/L	EPA 625
7/9/2012	Effluent	N-Nitrosodimethylamine	ND	ug/L	5	ug/L	EPA 625
7/9/2012	Influent	N-Nitrosodi-N-propylamine	ND	ug/L	5	ug/L	EPA 625
7/9/2012	Effluent	N-Nitrosodi-N-propylamine	ND	ug/L	5	ug/L	EPA 625
7/9/2012	Influent	N-Nitrosodiphenylamine	ND	ug/L	5	ug/L	EPA 625
7/9/2012	Effluent	N-Nitrosodiphenylamine	ND	ug/L	5	ug/L	EPA 625
7/9/2012	Influent	o-Dichlorobenzene (1,2-DCB)	ND	ug/L	0.5	ug/L	EPA 624
7/9/2012	Effluent	o-Dichlorobenzene (1,2-DCB)	ND	ug/L	0.5	ug/L	EPA 624
7/9/2012	Influent	Oil and Grease by 1664(subbed)	ND	mg/L	5	mg/L	EPA 1664
7/9/2012	Effluent	Oil and Grease by 1664(subbed)	ND	mg/L	5.01	mg/L	EPA 1664
7/9/2012	Influent	o-Xylene	ND	ug/L	0.5	ug/L	EPA 624
7/9/2012	Effluent	o-Xylene	1.5	ug/L	0.5	ug/L	EPA 624
7/9/2012	Influent	PCB 1016 Aroclor	ND	ug/L	1	ug/L	EPA 608
7/9/2012	Effluent	PCB 1016 Aroclor	ND	ug/L	1	ug/L	EPA 608
7/9/2012	Influent	PCB 1221 Aroclor	ND	ug/L	1	ug/L	EPA 608
7/9/2012	Effluent	PCB 1221 Aroclor	ND	ug/L	1	ug/L	EPA 608
7/9/2012	Influent	PCB 1232 Aroclor	ND	ug/L	1	ug/L	EPA 608
7/9/2012	Effluent	PCB 1232 Aroclor	ND	ug/L	1	ug/L	EPA 608
7/9/2012	Influent	PCB 1242 Aroclor	ND	ug/L	1	ug/L	EPA 608
7/9/2012	Effluent	PCB 1242 Aroclor	ND	ug/L	1	ug/L	EPA 608
7/9/2012	Influent	PCB 1248 Aroclor	ND	ug/L	1	ug/L	EPA 608
7/9/2012	Effluent	PCB 1248 Aroclor	ND	ug/L	1	ug/L	EPA 608
7/9/2012	Influent	PCB 1254 Aroclor	ND	ug/L	1	ug/L	EPA 608
7/9/2012	Effluent	PCB 1254 Aroclor	ND	ug/L	1	ug/L	EPA 608
7/9/2012	Influent	PCB 1260 Aroclor	ND	ug/L	1	ug/L	EPA 608

NPDES Permit NV0023060 - 3rd Q 12 - Influent-Effluent Analytical Summary

<u>Sample Date</u>	<u>Sample ID</u>	<u>Analyte</u>	<u>Final</u>	<u>Units</u>	<u>MRL</u>	<u>Units</u>	<u>Method</u>
7/9/2012	Effluent	PCB 1260 Aroclor	ND	ug/L	1	ug/L	EPA 608
7/9/2012	Influent	p-Chloro-m-cresol	ND	ug/L	5	ug/L	EPA 625
7/9/2012	Effluent	p-Chloro-m-cresol	ND	ug/L	5	ug/L	EPA 625
7/9/2012	Influent	p-Dichlorobenzene (1,4-DCB)	ND	ug/L	0.5	ug/L	EPA 624
7/9/2012	Effluent	p-Dichlorobenzene (1,4-DCB)	ND	ug/L	0.5	ug/L	EPA 624
7/9/2012	Influent	Pentachlorophenol	ND	ug/L	20	ug/L	EPA 625
7/9/2012	Effluent	Pentachlorophenol	ND	ug/L	20	ug/L	EPA 625
7/9/2012	Influent	Perchlorate	100000	ug/L	4	ug/L	EPA 314.0
7/9/2012	Effluent	Perchlorate	ND	ug/L	4	ug/L	EPA 314.0
7/9/2012	Effluent	PH (H3=past HT not compliant)	6.8	Units	0.1	Units	SM4500-HB
7/9/2012	Influent	Phenanthrene	ND	ug/L	5	ug/L	EPA 625
7/9/2012	Effluent	Phenanthrene	ND	ug/L	5	ug/L	EPA 625
7/9/2012	Influent	Phenol	ND	ug/L	5	ug/L	EPA 625
7/9/2012	Effluent	Phenol	ND	ug/L	5	ug/L	EPA 625
7/9/2012	Influent	Potassium Total ICAP	27	mg/L	1	mg/L	EPA 200.7
7/9/2012	Effluent	Potassium Total ICAP	24	mg/L	1	mg/L	EPA 200.7
7/9/2012	Influent	Pyrene	ND	ug/L	5	ug/L	EPA 625
7/9/2012	Effluent	Pyrene	ND	ug/L	5	ug/L	EPA 625
7/9/2012	Influent	Selenium Total ICAP/MS	14	ug/L	5	ug/L	EPA 200.8
7/9/2012	Effluent	Selenium Total ICAP/MS	ND	ug/L	5	ug/L	EPA 200.8
7/9/2012	Influent	Silver Total ICAP/MS	ND	ug/L	0.5	ug/L	EPA 200.8
7/9/2012	Effluent	Silver Total ICAP/MS	ND	ug/L	0.5	ug/L	EPA 200.8
7/9/2012	Influent	Simazine	ND	ug/L	0.05	ug/L	EPA 525.2
7/9/2012	Effluent	Simazine	ND	ug/L	0.05	ug/L	EPA 525.2
7/9/2012	Influent	Sodium Total ICAP	1200	mg/L	1	mg/L	EPA 200.7
7/9/2012	Effluent	Sodium Total ICAP	1100	mg/L	1	mg/L	EPA 200.7
7/9/2012	Influent	Strontium ICAP	8.4	mg/L	0.01	mg/L	EPA 200.7
7/9/2012	Effluent	Strontium ICAP	7.9	mg/L	0.01	mg/L	EPA 200.7
7/9/2012	Influent	Styrene	ND	ug/L	0.5	ug/L	EPA 624
7/9/2012	Effluent	Styrene	ND	ug/L	0.5	ug/L	EPA 624
7/9/2012	Influent	Sulfate	1300	mg/L	0.5	mg/L	EPA 300.0
7/9/2012	Effluent	Sulfate	1200	mg/L	0.5	mg/L	EPA 300.0
7/9/2012	Influent	Surfactants	1.2	mg/L	0.05	mg/L	SM 5540C/EPA 425.1
7/9/2012	Effluent	Surfactants	0.13	mg/L	0.05	mg/L	SM 5540C/EPA 425.1
7/9/2012	Influent	Tetrachloroethylene (PCE)	ND	ug/L	0.5	ug/L	EPA 624
7/9/2012	Effluent	Tetrachloroethylene (PCE)	ND	ug/L	0.5	ug/L	EPA 624
7/9/2012	Influent	Tetrahydrofuran	ND	ug/L	10	ug/L	EPA 624
7/9/2012	Effluent	Tetrahydrofuran	ND	ug/L	10	ug/L	EPA 624
7/9/2012	Influent	Thallium Total ICAP/MS	ND	ug/L	1	ug/L	EPA 200.8
7/9/2012	Effluent	Thallium Total ICAP/MS	ND	ug/L	1	ug/L	EPA 200.8
7/9/2012	Influent	Thiobencarb (ELAP)	ND	ug/L	0.2	ug/L	EPA 525.2
7/9/2012	Effluent	Thiobencarb (ELAP)	ND	ug/L	0.2	ug/L	EPA 525.2
7/9/2012	Influent	Toluene	ND	ug/L	0.5	ug/L	EPA 624
7/9/2012	Effluent	Toluene	ND	ug/L	0.5	ug/L	EPA 624
7/9/2012	Influent	Total 1,3-Dichloropropene	ND	ug/L	1	ug/L	EPA 624
7/9/2012	Effluent	Total 1,3-Dichloropropene	ND	ug/L	1	ug/L	EPA 624
7/9/2012	Influent	Total Dissolved Solids (TDS)	5100	mg/L	10	mg/L	E160.1/SM2540C
7/9/2012	Effluent	Total Dissolved Solids (TDS)	4900	mg/L	10	mg/L	E160.1/SM2540C
7/9/2012	Influent	Total Inorganic Nitrogen-Calc	10	mg/L	0.2	mg/L	CALC_300.0
7/9/2012	Effluent	Total Inorganic Nitrogen-Calc	ND	mg/L	0.2	mg/L	CALC_300.0
7/9/2012	Influent	Total Nitrate, Nitrite-N, CALC	10	mg/L	0.1	mg/L	EPA 300.0
7/9/2012	Influent	Total Organic Carbon	2.4	mg/L	0.3	mg/L	SM5310C/E415.3
7/9/2012	Effluent	Total Organic Carbon	2.3	mg/L	0.3	mg/L	SM5310C/E415.3
7/9/2012	Influent	Total phosphorus as P	0.033	mg/L	0.02	mg/L	SM4500-PE/EPA 365.1
7/9/2012	Effluent	Total phosphorus as P	0.22	mg/L	0.02	mg/L	SM4500-PE/EPA 365.1
7/9/2012	Influent	Total Suspended Solids (TSS)	ND	mg/L	10	mg/L	SM 2540D
7/9/2012	Effluent	Total Suspended Solids (TSS)	13	mg/L	10	mg/L	SM 2540D
7/9/2012	Effluent	Total Suspended Solids (TSS)	14	mg/L	10	mg/L	SM 2540D
7/9/2012	Influent	Toxaphene	ND	ug/L	1.98	ug/L	EPA 608

NPDES Permit NV0023060 - 3rd Q 12 - Influent-Effluent Analytical Summary

<u>Sample Date</u>	<u>Sample ID</u>	<u>Analyte</u>	<u>Final</u>	<u>Units</u>	<u>MRL</u>	<u>Units</u>	<u>Method</u>
7/9/2012	Effluent	Toxaphene	ND	ug/L	2.04	ug/L	EPA 608
7/9/2012	Influent	trans-1,2-Dichloroethylene	ND	ug/L	0.5	ug/L	EPA 624
7/9/2012	Effluent	trans-1,2-Dichloroethylene	ND	ug/L	0.5	ug/L	EPA 624
7/9/2012	Influent	trans-1,3-Dichloropropene	ND	ug/L	0.5	ug/L	EPA 624
7/9/2012	Effluent	trans-1,3-Dichloropropene	ND	ug/L	0.5	ug/L	EPA 624
7/9/2012	Influent	Trichloroethylene (TCE)	ND	ug/L	0.5	ug/L	EPA 624
7/9/2012	Effluent	Trichloroethylene (TCE)	ND	ug/L	0.5	ug/L	EPA 624
7/9/2012	Influent	Trichlorofluoromethane	ND	ug/L	0.5	ug/L	EPA 624
7/9/2012	Effluent	Trichlorofluoromethane	ND	ug/L	0.5	ug/L	EPA 624
7/9/2012	Influent	Vanadium Total ICAP/MS	58	ug/L	3	ug/L	EPA 200.8
7/9/2012	Effluent	Vanadium Total ICAP/MS	37	ug/L	3	ug/L	EPA 200.8
7/9/2012	Influent	Vinyl Acetate	ND	ug/L	10	ug/L	EPA 624
7/9/2012	Effluent	Vinyl Acetate	ND	ug/L	10	ug/L	EPA 624
7/9/2012	Influent	Vinyl chloride (VC)	ND	ug/L	0.3	ug/L	EPA 624
7/9/2012	Effluent	Vinyl chloride (VC)	ND	ug/L	0.3	ug/L	EPA 624
7/9/2012	Influent	Zinc Total ICAP/MS	ND	ug/L	20	ug/L	EPA 200.8
7/9/2012	Effluent	Zinc Total ICAP/MS	ND	ug/L	20	ug/L	EPA 200.8
7/11/2012	Influent	Carbonaceous BOD	ND	mg/L	3	mg/L	SM 5210B
7/11/2012	Effluent	Carbonaceous BOD	ND	mg/L	3	mg/L	SM 5210B
7/16/2012	Influent	Ammonia Nitrogen	ND	mg/L	0.05	mg/L	EPA 350.1
7/16/2012	Effluent	Ammonia Nitrogen	0.2	mg/L	0.05	mg/L	EPA 350.1
7/16/2012	Influent	Apparent Color	10	ACU	3	ACU	SM 2120B
7/16/2012	Effluent	Apparent Color	15	ACU	3	ACU	SM 2120B
7/16/2012	Influent	Chlorate by IC	180000	ug/L	10	ug/L	EPA 300.0
7/16/2012	Effluent	Chlorate by IC	ND	ug/L	10	ug/L	EPA 300.0
7/16/2012	Influent	Chromium Total ICAP	0.045	mg/L	0.01	mg/L	EPA 200.7
7/16/2012	Effluent	Chromium Total ICAP	ND	mg/L	0.01	mg/L	EPA 200.7
7/16/2012	Influent	Hexavalent chromium(Dissolved)	46	ug/L	0.02	ug/L	EPA 218.6
7/16/2012	Effluent	Hexavalent chromium(Dissolved)	ND	ug/L	0.02	ug/L	EPA 218.6
7/16/2012	Effluent	Iron Total ICAP	2.1	mg/L	0.02	mg/L	EPA 200.7
7/16/2012	Influent	Kjeldahl Nitrogen	ND	mg/L	0.2	mg/L	EPA 351.2
7/16/2012	Effluent	Kjeldahl Nitrogen	1	mg/L	0.2	mg/L	EPA 351.2
7/16/2012	Influent	Nitrate as Nitrogen by IC	10	mg/L	0.1	mg/L	EPA 300.0
7/16/2012	Effluent	Nitrate as Nitrogen by IC	ND	mg/L	0.013	mg/L	EPA 300.0
7/16/2012	Influent	Nitrite Nitrogen by IC	ND	mg/L	0.013	mg/L	EPA 300.0
7/16/2012	Effluent	Nitrite Nitrogen by IC	ND	mg/L	0.013	mg/L	EPA 300.0
7/16/2012	Influent	Perchlorate	100000	ug/L	4	ug/L	EPA 314.0
7/16/2012	Effluent	Perchlorate	ND	ug/L	4	ug/L	EPA 314.0
7/16/2012	Effluent	PH (H3=past HT not compliant)	7	Units	0.1	Units	SM4500-HB
7/16/2012	Influent	Total Inorganic Nitrogen-Calc	10	mg/L	0.2	mg/L	CALC_300.0
7/16/2012	Effluent	Total Inorganic Nitrogen-Calc	ND	mg/L	0.2	mg/L	CALC_300.0
7/16/2012	Influent	Total Nitrate, Nitrite-N, CALC	10	mg/L	0.1	mg/L	EPA 300.0
7/16/2012	Influent	Total phosphorus as P	0.03	mg/L	0.02	mg/L	SM4500-PE/EPA 365.1
7/16/2012	Effluent	Total phosphorus as P	0.16	mg/L	0.02	mg/L	SM4500-PE/EPA 365.1
7/16/2012	Effluent	Total Suspended Solids (TSS)	10	mg/L	10	mg/L	SM 2540D
7/18/2012	Influent	Carbonaceous BOD	ND	mg/L	3	mg/L	SM 5210B
7/18/2012	Effluent	Carbonaceous BOD	3.3	mg/L	3	mg/L	SM 5210B
7/23/2012	Influent	Ammonia Nitrogen	ND	mg/L	0.05	mg/L	EPA 350.1
7/23/2012	Effluent	Ammonia Nitrogen	0.12	mg/L	0.05	mg/L	EPA 350.1
7/23/2012	Influent	Apparent Color	10	ACU	3	ACU	SM 2120B
7/23/2012	Effluent	Apparent Color	10	ACU	3	ACU	SM 2120B
7/23/2012	Influent	Chlorate by IC	220000	ug/L	10	ug/L	EPA 300.0
7/23/2012	Effluent	Chlorate by IC	ND	ug/L	10	ug/L	EPA 300.0
7/23/2012	Influent	Chromium Total ICAP	0.029	mg/L	0.01	mg/L	EPA 200.7
7/23/2012	Effluent	Chromium Total ICAP	ND	mg/L	0.01	mg/L	EPA 200.7
7/23/2012	Influent	Hexavalent chromium(Dissolved)	25	ug/L	0.02	ug/L	EPA 218.6
7/23/2012	Effluent	Hexavalent chromium(Dissolved)	ND	ug/L	0.02	ug/L	EPA 218.6
7/23/2012	Effluent	Iron Total ICAP	1.3	mg/L	0.02	mg/L	EPA 200.7
7/23/2012	Influent	Kjeldahl Nitrogen	ND	mg/L	0.2	mg/L	EPA 351.2

NPDES Permit NV0023060 - 3rd Q 12 - Influent-Effluent Analytical Summary

<u>Sample Date</u>	<u>Sample ID</u>	<u>Analyte</u>	<u>Final</u>	<u>Units</u>	<u>MRL</u>	<u>Units</u>	<u>Method</u>
7/23/2012	Effluent	Kjeldahl Nitrogen	7.3	mg/L	0.2	mg/L	EPA 351.2
7/23/2012	Influent	Nitrate as Nitrogen by IC	10	mg/L	0.1	mg/L	EPA 300.0
7/23/2012	Effluent	Nitrate as Nitrogen by IC	ND	mg/L	0.013	mg/L	EPA 300.0
7/23/2012	Influent	Nitrite Nitrogen by IC	ND	mg/L	0.013	mg/L	EPA 300.0
7/23/2012	Effluent	Nitrite Nitrogen by IC	ND	mg/L	0.013	mg/L	EPA 300.0
7/23/2012	Influent	Perchlorate	120000	ug/L	4	ug/L	EPA 314.0
7/23/2012	Effluent	Perchlorate	ND	ug/L	4	ug/L	EPA 314.0
7/23/2012	Effluent	PH (H3=past HT not compliant)	6.9	Units	0.1	Units	SM4500-HB
7/23/2012	Influent	Total Inorganic Nitrogen-Calc	10	mg/L	0.2	mg/L	CALC_300.0
7/23/2012	Effluent	Total Inorganic Nitrogen-Calc	ND	mg/L	0.2	mg/L	CALC_300.0
7/23/2012	Influent	Total Nitrate, Nitrite-N, CALC	10	mg/L	0.1	mg/L	EPA 300.0
7/23/2012	Influent	Total phosphorus as P	0.032	mg/L	0.02	mg/L	SM4500-PE/EPA 365.1
7/23/2012	Effluent	Total phosphorus as P	0.19	mg/L	0.02	mg/L	SM4500-PE/EPA 365.1
7/23/2012	Effluent	Total Suspended Solids (TSS)	ND	mg/L	10	mg/L	SM 2540D
7/25/2012	Influent	Carbonaceous BOD	ND	mg/L	3	mg/L	SM 5210B
7/25/2012	Effluent	Carbonaceous BOD	11	mg/L	3	mg/L	SM 5210B
7/30/2012	Influent	Ammonia Nitrogen	0.062	mg/L	0.05	mg/L	EPA 350.1
7/30/2012	Effluent	Ammonia Nitrogen	0.24	mg/L	0.05	mg/L	EPA 350.1
7/30/2012	Influent	Apparent Color	10	ACU	3	ACU	SM 2120B
7/30/2012	Effluent	Apparent Color	10	ACU	3	ACU	SM 2120B
7/30/2012	Influent	Chlorate by IC	220000	ug/L	10	ug/L	EPA 300.0
7/30/2012	Effluent	Chlorate by IC	ND	ug/L	10	ug/L	EPA 300.0
7/30/2012	Influent	Chromium Total ICAP	0.056	mg/L	0.01	mg/L	EPA 200.7
7/30/2012	Effluent	Chromium Total ICAP	ND	mg/L	0.01	mg/L	EPA 200.7
7/30/2012	Influent	Hexavalent chromium(Dissolved)	52	ug/L	0.02	ug/L	EPA 218.6
7/30/2012	Effluent	Hexavalent chromium(Dissolved)	0.057	ug/L	0.02	ug/L	EPA 218.6
7/30/2012	Effluent	Iron Total ICAP	1.4	mg/L	0.02	mg/L	EPA 200.7
7/30/2012	Influent	Kjeldahl Nitrogen	ND	mg/L	0.2	mg/L	EPA 351.2
7/30/2012	Effluent	Kjeldahl Nitrogen	0.66	mg/L	0.2	mg/L	EPA 351.2
7/30/2012	Influent	Nitrate as Nitrogen by IC	10	mg/L	0.1	mg/L	EPA 300.0
7/30/2012	Effluent	Nitrate as Nitrogen by IC	ND	mg/L	0.013	mg/L	EPA 300.0
7/30/2012	Influent	Nitrite Nitrogen by IC	ND	mg/L	0.013	mg/L	EPA 300.0
7/30/2012	Effluent	Nitrite Nitrogen by IC	ND	mg/L	0.013	mg/L	EPA 300.0
7/30/2012	Influent	Perchlorate	100000	ug/L	4	ug/L	EPA 314.0
7/30/2012	Effluent	Perchlorate	ND	ug/L	4	ug/L	EPA 314.0
7/30/2012	Effluent	PH (H3=past HT not compliant)	6.8	Units	0.1	Units	SM4500-HB
7/30/2012	Influent	Radium 226	ND	pCi/L	1	pCi/L	Ra-226 GA
7/30/2012	Influent	Radium 226 Min Detect Activity	0.32	pCi/L	Å	pCi/L	Ra-226 GA
7/30/2012	Influent	Radium 226 Two Sigma Error	0.14	pCi/L	Å	pCi/L	Ra-226 GA
7/30/2012	Influent	Radium 228	ND	pCi/L	1	pCi/L	RA-228 GA
7/30/2012	Influent	Radium 228 Min Detect Activity	0.72	pCi/L	Å	pCi/L	RA-228 GA
7/30/2012	Influent	Radium 228 Two Sigma Error	0	pCi/L	Å	pCi/L	RA-228 GA
7/30/2012	Influent	Total Inorganic Nitrogen-Calc	10	mg/L	0.2	mg/L	CALC_300.0
7/30/2012	Effluent	Total Inorganic Nitrogen-Calc	0.24	mg/L	0.2	mg/L	CALC_300.0
7/30/2012	Influent	Total Nitrate, Nitrite-N, CALC	10	mg/L	0.1	mg/L	EPA 300.0
7/30/2012	Influent	Total phosphorus as P	0.034	mg/L	0.02	mg/L	SM4500-PE/EPA 365.1
7/30/2012	Effluent	Total phosphorus as P	0.13	mg/L	0.02	mg/L	SM4500-PE/EPA 365.1
7/30/2012	Effluent	Total Suspended Solids (TSS)	10	mg/L	10	mg/L	SM 2540D
8/1/2012	Influent	Carbonaceous BOD	ND	mg/L	3	mg/L	SM 5210B
8/1/2012	Effluent	Carbonaceous BOD	ND	mg/L	3	mg/L	SM 5210B
8/6/2012	Influent	Ammonia Nitrogen	0.11	mg/L	0.05	mg/L	EPA 350.1
8/6/2012	Effluent	Ammonia Nitrogen	0.33	mg/L	0.05	mg/L	EPA 350.1
8/6/2012	Influent	Apparent Color	10	ACU	3	ACU	SM 2120B
8/6/2012	Effluent	Apparent Color	15	ACU	3	ACU	SM 2120B
8/6/2012	Influent	Chlorate by IC	220000	ug/L	10	ug/L	EPA 300.0
8/6/2012	Effluent	Chlorate by IC	ND	ug/L	10	ug/L	EPA 300.0
8/6/2012	Influent	Chromium Total ICAP	0.052	mg/L	0.01	mg/L	EPA 200.7
8/6/2012	Effluent	Chromium Total ICAP	ND	mg/L	0.01	mg/L	EPA 200.7
8/6/2012	Influent	Hexavalent chromium(Dissolved)	49	ug/L	0.02	ug/L	EPA 218.6

NPDES Permit NV0023060 - 3rd Q 12 - Influent-Effluent Analytical Summary

<u>Sample Date</u>	<u>Sample ID</u>	<u>Analyte</u>	<u>Final</u>	<u>Units</u>	<u>MRL</u>	<u>Units</u>	<u>Method</u>
8/6/2012	Effluent	Hexavalent chromium(Dissolved)	ND	ug/L	0.02	ug/L	EPA 218.6
8/6/2012	Effluent	Iron Total ICAP	2.4	mg/L	0.02	mg/L	EPA 200.7
8/6/2012	Influent	Kjeldahl Nitrogen	ND	mg/L	0.2	mg/L	EPA 351.2
8/6/2012	Effluent	Kjeldahl Nitrogen	1	mg/L	0.2	mg/L	EPA 351.2
8/6/2012	Influent	Nitrate as Nitrogen by IC	10	mg/L	0.1	mg/L	EPA 300.0
8/6/2012	Effluent	Nitrate as Nitrogen by IC	ND	mg/L	0.0125	mg/L	EPA 300.0
8/6/2012	Influent	Nitrite Nitrogen by IC	ND	mg/L	0.0125	mg/L	EPA 300.0
8/6/2012	Effluent	Nitrite Nitrogen by IC	ND	mg/L	0.0125	mg/L	EPA 300.0
8/6/2012	Influent	Perchlorate	100000	ug/L	4	ug/L	EPA 314.0
8/6/2012	Effluent	Perchlorate	ND	ug/L	4	ug/L	EPA 314.0
8/6/2012	Effluent	PH (H3=past HT not compliant)	7	Units	0.1	Units	SM4500-HB
8/6/2012	Influent	Sulfate	1300	mg/L	0.5	mg/L	EPA 300.0
8/6/2012	Effluent	Sulfate	1200	mg/L	0.5	mg/L	EPA 300.0
8/6/2012	Influent	Sulfide,Total	ND	mg/L	0.05	mg/L	SM4500SD/376.2
8/6/2012	Effluent	Sulfide,Total	ND	mg/L	0.05	mg/L	SM4500SD/376.2
8/6/2012	Influent	Total Inorganic Nitrogen-Calc	10	mg/L	0.2	mg/L	CALC_300.0
8/6/2012	Effluent	Total Inorganic Nitrogen-Calc	0.33	mg/L	0.2	mg/L	CALC_300.0
8/6/2012	Influent	Total Nitrate, Nitrite-N, CALC	10	mg/L	0.1	mg/L	EPA 300.0
8/6/2012	Influent	Total phosphorus as P	0.032	mg/L	0.02	mg/L	SM4500-PE/EPA 365.1
8/6/2012	Effluent	Total phosphorus as P	0.13	mg/L	0.02	mg/L	SM4500-PE/EPA 365.1
8/6/2012	Effluent	Total Suspended Solids (TSS)	13	mg/L	10	mg/L	SM 2540D
8/8/2012	Influent	Carbonaceous BOD	ND	mg/L	3	mg/L	SM 5210B
8/8/2012	Effluent	Carbonaceous BOD	ND	mg/L	3	mg/L	SM 5210B
8/13/2012	Influent	Ammonia Nitrogen	ND	mg/L	0.05	mg/L	EPA 350.1
8/13/2012	Effluent	Ammonia Nitrogen	0.12	mg/L	0.05	mg/L	EPA 350.1
8/13/2012	Influent	Apparent Color	10	ACU	3	ACU	SM 2120B
8/13/2012	Effluent	Apparent Color	15	ACU	3	ACU	SM 2120B
8/13/2012	Influent	Chlorate by IC	210000	ug/L	10	ug/L	EPA 300.0
8/13/2012	Effluent	Chlorate by IC	ND	ug/L	10	ug/L	EPA 300.0
8/13/2012	Influent	Chromium Total ICAP	0.054	mg/L	0.01	mg/L	EPA 200.7
8/13/2012	Effluent	Chromium Total ICAP	ND	mg/L	0.01	mg/L	EPA 200.7
8/13/2012	Influent	Hexavalent chromium(Dissolved)	51	ug/L	0.02	ug/L	EPA 218.6
8/13/2012	Effluent	Hexavalent chromium(Dissolved)	0.021	ug/L	0.02	ug/L	EPA 218.6
8/13/2012	Effluent	Iron Total ICAP	2	mg/L	0.02	mg/L	EPA 200.7
8/13/2012	Influent	Kjeldahl Nitrogen	ND	mg/L	0.2	mg/L	EPA 351.2
8/13/2012	Effluent	Kjeldahl Nitrogen	1.4	mg/L	0.2	mg/L	EPA 351.2
8/13/2012	Influent	Nitrate as Nitrogen by IC	10	mg/L	0.1	mg/L	EPA 300.0
8/13/2012	Effluent	Nitrate as Nitrogen by IC	ND	mg/L	0.0125	mg/L	EPA 300.0
8/13/2012	Influent	Nitrite Nitrogen by IC	ND	mg/L	0.0125	mg/L	EPA 300.0
8/13/2012	Effluent	Nitrite Nitrogen by IC	ND	mg/L	0.0125	mg/L	EPA 300.0
8/13/2012	Influent	Perchlorate	100000	ug/L	4	ug/L	EPA 314.0
8/13/2012	Effluent	Perchlorate	ND	ug/L	4	ug/L	EPA 314.0
8/13/2012	Effluent	PH (H3=past HT not compliant)	6.9	Units	0.1	Units	SM4500-HB
8/13/2012	Influent	Total Inorganic Nitrogen-Calc	10	mg/L	0.2	mg/L	CALC_300.0
8/13/2012	Effluent	Total Inorganic Nitrogen-Calc	ND	mg/L	0.2	mg/L	CALC_300.0
8/13/2012	Influent	Total Nitrate, Nitrite-N, CALC	10	mg/L	0.1	mg/L	EPA 300.0
8/13/2012	Influent	Total phosphorus as P	0.032	mg/L	0.02	mg/L	SM4500-PE/EPA 365.1
8/13/2012	Effluent	Total phosphorus as P	0.051	mg/L	0.02	mg/L	SM4500-PE/EPA 365.1
8/13/2012	Effluent	Total Suspended Solids (TSS)	14	mg/L	10	mg/L	SM 2540D
8/15/2012	Influent	Carbonaceous BOD	ND	mg/L	3	mg/L	SM 5210B
8/15/2012	Effluent	Carbonaceous BOD	ND	mg/L	3	mg/L	SM 5210B
8/20/2012	Influent	Ammonia Nitrogen	1.2	mg/L	0.05	mg/L	EPA 350.1
8/20/2012	Effluent	Ammonia Nitrogen	1.4	mg/L	0.05	mg/L	EPA 350.1
8/20/2012	Influent	Apparent Color	10	ACU	3	ACU	SM 2120B
8/20/2012	Effluent	Apparent Color	15	ACU	3	ACU	SM 2120B
8/20/2012	Influent	Chlorate by IC	210000	ug/L	10	ug/L	EPA 300.0
8/20/2012	Effluent	Chlorate by IC	ND	ug/L	10	ug/L	EPA 300.0
8/20/2012	Influent	Chromium Total ICAP	0.059	mg/L	0.01	mg/L	EPA 200.7
8/20/2012	Effluent	Chromium Total ICAP	ND	mg/L	0.01	mg/L	EPA 200.7

NPDES Permit NV0023060 - 3rd Q 12 - Influent-Effluent Analytical Summary

<u>Sample Date</u>	<u>Sample ID</u>	<u>Analyte</u>	<u>Final</u>	<u>Units</u>	<u>MRL</u>	<u>Units</u>	<u>Method</u>
8/20/2012	Influent	Hexavalent chromium(Dissolved)	53	ug/L	0.02	ug/L	EPA 218.6
8/20/2012	Effluent	Hexavalent chromium(Dissolved)	0.072	ug/L	0.02	ug/L	EPA 218.6
8/20/2012	Effluent	Iron Total ICAP	1.6	mg/L	0.02	mg/L	EPA 200.7
8/20/2012	Influent	Kjeldahl Nitrogen	ND	mg/L	0.2	mg/L	EPA 351.2
8/20/2012	Effluent	Kjeldahl Nitrogen	3.2	mg/L	0.2	mg/L	EPA 351.2
8/20/2012	Influent	Nitrate as Nitrogen by IC	10	mg/L	0.1	mg/L	EPA 300.0
8/20/2012	Effluent	Nitrate as Nitrogen by IC	ND	mg/L	0.0125	mg/L	EPA 300.0
8/20/2012	Influent	Nitrite Nitrogen by IC	ND	mg/L	0.0125	mg/L	EPA 300.0
8/20/2012	Effluent	Nitrite Nitrogen by IC	ND	mg/L	0.0125	mg/L	EPA 300.0
8/20/2012	Influent	Perchlorate	110000	ug/L	4	ug/L	EPA 314.0
8/20/2012	Effluent	Perchlorate	ND	ug/L	4	ug/L	EPA 314.0
8/20/2012	Effluent	PH (H3=past HT not compliant)	6.8	Units	0.1	Units	SM4500-HB
8/20/2012	Influent	Total Inorganic Nitrogen-Calc	12	mg/L	0.2	mg/L	CALC_300.0
8/20/2012	Effluent	Total Inorganic Nitrogen-Calc	1.4	mg/L	0.2	mg/L	CALC_300.0
8/20/2012	Influent	Total Nitrate, Nitrite-N, CALC	10	mg/L	0.1	mg/L	EPA 300.0
8/20/2012	Influent	Total phosphorus as P	0.031	mg/L	0.02	mg/L	SM4500-PE/EPA 365.1
8/20/2012	Effluent	Total phosphorus as P	0.25	mg/L	0.02	mg/L	SM4500-PE/EPA 365.1
8/20/2012	Effluent	Total Suspended Solids (TSS)	10	mg/L	10	mg/L	SM 2540D
8/22/2012	Influent	Carbonaceous BOD	ND	mg/L	3	mg/L	SM 5210B
8/22/2012	Effluent	Carbonaceous BOD	ND	mg/L	3	mg/L	SM 5210B
8/27/2012	Influent	Ammonia Nitrogen	ND	mg/L	0.05	mg/L	EPA 350.1
8/27/2012	Effluent	Ammonia Nitrogen	0.32	mg/L	0.05	mg/L	EPA 350.1
8/27/2012	Influent	Apparent Color	10	ACU	3	ACU	SM 2120B
8/27/2012	Effluent	Apparent Color	20	ACU	3	ACU	SM 2120B
8/27/2012	Influent	Chlorate by IC	240000	ug/L	10	ug/L	EPA 300.0
8/27/2012	Effluent	Chlorate by IC	ND	ug/L	10	ug/L	EPA 300.0
8/27/2012	Influent	Chromium Total ICAP	0.05	mg/L	0.01	mg/L	EPA 200.7
8/27/2012	Effluent	Chromium Total ICAP	ND	mg/L	0.01	mg/L	EPA 200.7
8/27/2012	Influent	Hexavalent chromium(Dissolved)	47	ug/L	0.02	ug/L	EPA 218.6
8/27/2012	Effluent	Hexavalent chromium(Dissolved)	0.071	ug/L	0.02	ug/L	EPA 218.6
8/27/2012	Effluent	Iron Total ICAP	2.8	mg/L	0.02	mg/L	EPA 200.7
8/27/2012	Influent	Kjeldahl Nitrogen	ND	mg/L	0.2	mg/L	EPA 351.2
8/27/2012	Effluent	Kjeldahl Nitrogen	1	mg/L	0.2	mg/L	EPA 351.2
8/27/2012	Influent	Nitrate as Nitrogen by IC	11	mg/L	0.1	mg/L	EPA 300.0
8/27/2012	Effluent	Nitrate as Nitrogen by IC	ND	mg/L	0.0125	mg/L	EPA 300.0
8/27/2012	Influent	Nitrite Nitrogen by IC	ND	mg/L	0.0125	mg/L	EPA 300.0
8/27/2012	Effluent	Nitrite Nitrogen by IC	ND	mg/L	0.0125	mg/L	EPA 300.0
8/27/2012	Influent	Perchlorate	100000	ug/L	4	ug/L	EPA 314.0
8/27/2012	Effluent	Perchlorate	ND	ug/L	4	ug/L	EPA 314.0
8/27/2012	Effluent	PH (H3=past HT not compliant)	6.9	Units	0.1	Units	SM4500-HB
8/27/2012	Influent	Total Inorganic Nitrogen-Calc	11	mg/L	0.2	mg/L	CALC_300.0
8/27/2012	Effluent	Total Inorganic Nitrogen-Calc	0.32	mg/L	0.2	mg/L	CALC_300.0
8/27/2012	Influent	Total Nitrate, Nitrite-N, CALC	11	mg/L	0.1	mg/L	EPA 300.0
8/27/2012	Influent	Total phosphorus as P	0.048	mg/L	0.02	mg/L	SM4500-PE/EPA 365.1
8/27/2012	Effluent	Total phosphorus as P	0.34	mg/L	0.02	mg/L	SM4500-PE/EPA 365.1
8/27/2012	Effluent	Total Suspended Solids (TSS)	17	mg/L	10	mg/L	SM 2540D
8/29/2012	Influent	Carbonaceous BOD	ND	mg/L	3	mg/L	SM 5210B
8/29/2012	Effluent	Carbonaceous BOD	ND	mg/L	3	mg/L	SM 5210B
9/4/2012	Influent	Ammonia Nitrogen	ND	mg/L	0.05	mg/L	EPA 350.1
9/4/2012	Effluent	Ammonia Nitrogen	ND	mg/L	0.05	mg/L	EPA 350.1
9/4/2012	Influent	Apparent Color	5	ACU	3	ACU	SM 2120B
9/4/2012	Effluent	Apparent Color	25	ACU	3	ACU	SM 2120B
9/4/2012	Influent	Chlorate by IC	230000	ug/L	10	ug/L	EPA 300.0
9/4/2012	Effluent	Chlorate by IC	ND	ug/L	10	ug/L	EPA 300.0
9/4/2012	Influent	Chromium Total ICAP	ND	mg/L	0.01	mg/L	EPA 200.7
9/4/2012	Effluent	Chromium Total ICAP	0.012	mg/L	0.01	mg/L	EPA 200.7
9/4/2012	Influent	Hexavalent chromium(Dissolved)	5.4	ug/L	0.02	ug/L	EPA 218.6
9/4/2012	Effluent	Hexavalent chromium(Dissolved)	0.23	ug/L	0.02	ug/L	EPA 218.6
9/4/2012	Effluent	Iron Total ICAP	2.4	mg/L	0.02	mg/L	EPA 200.7

NPDES Permit NV0023060 - 3rd Q 12 - Influent-Effluent Analytical Summary

<u>Sample Date</u>	<u>Sample ID</u>	<u>Analyte</u>	<u>Final</u>	<u>Units</u>	<u>MRL</u>	<u>Units</u>	<u>Method</u>
9/4/2012	Influent	Kjeldahl Nitrogen	ND	mg/L	0.2	mg/L	EPA 351.2
9/4/2012	Effluent	Kjeldahl Nitrogen	1.9	mg/L	0.2	mg/L	EPA 351.2
9/4/2012	Influent	Nitrate as Nitrogen by IC	13	mg/L	0.1	mg/L	EPA 300.0
9/4/2012	Effluent	Nitrate as Nitrogen by IC	ND	mg/L	0.0125	mg/L	EPA 300.0
9/4/2012	Influent	Nitrite Nitrogen by IC	ND	mg/L	0.0125	mg/L	EPA 300.0
9/4/2012	Effluent	Nitrite Nitrogen by IC	ND	mg/L	0.0125	mg/L	EPA 300.0
9/4/2012	Influent	Perchlorate	120000	ug/L	4	ug/L	EPA 314.0
9/4/2012	Effluent	Perchlorate	24	ug/L	4	ug/L	EPA 314.0
9/4/2012	Effluent	PH (H3=past HT not compliant)	6.8	Units	0.1	Units	SM4500-HB
9/4/2012	Influent	Sulfate	1500	mg/L	0.5	mg/L	EPA 300.0
9/4/2012	Effluent	Sulfate	1300	mg/L	0.5	mg/L	EPA 300.0
9/4/2012	Influent	Sulfide,Total	ND	mg/L	0.05	mg/L	SM4500SD/376.2
9/4/2012	Effluent	Sulfide,Total	ND	mg/L	0.05	mg/L	SM4500SD/376.2
9/4/2012	Influent	Total Inorganic Nitrogen-Calc	13	mg/L	0.2	mg/L	CALC_300.0
9/4/2012	Effluent	Total Inorganic Nitrogen-Calc	ND	mg/L	0.2	mg/L	CALC_300.0
9/4/2012	Influent	Total Nitrate, Nitrite-N, CALC	13	mg/L	0.1	mg/L	EPA 300.0
9/4/2012	Influent	Total phosphorus as P	0.024	mg/L	0.02	mg/L	SM4500-PE/EPA 365.1
9/4/2012	Effluent	Total phosphorus as P	0.14	mg/L	0.02	mg/L	SM4500-PE/EPA 365.1
9/4/2012	Effluent	Total Suspended Solids (TSS)	14	mg/L	10	mg/L	SM 2540D
9/5/2012	Influent	Carbonaceous BOD	ND	mg/L	3	mg/L	SM 5210B
9/5/2012	Effluent	Carbonaceous BOD	ND	mg/L	3	mg/L	SM 5210B
9/10/2012	Influent	Ammonia Nitrogen	0.14	mg/L	0.05	mg/L	EPA 350.1
9/10/2012	Effluent	Ammonia Nitrogen	0.12	mg/L	0.05	mg/L	EPA 350.1
9/10/2012	Influent	Apparent Color	5	ACU	3	ACU	SM 2120B
9/10/2012	Effluent	Apparent Color	20	ACU	3	ACU	SM 2120B
9/10/2012	Influent	Chlorate by IC	230000	ug/L	10	ug/L	EPA 300.0
9/10/2012	Effluent	Chlorate by IC	ND	ug/L	10	ug/L	EPA 300.0
9/10/2012	Influent	Chromium Total ICAP	0.077	mg/L	0.01	mg/L	EPA 200.7
9/10/2012	Effluent	Chromium Total ICAP	ND	mg/L	0.01	mg/L	EPA 200.7
9/10/2012	Influent	Hexavalent chromium(Dissolved)	74	ug/L	0.02	ug/L	EPA 218.6
9/10/2012	Effluent	Hexavalent chromium(Dissolved)	0.079	ug/L	0.02	ug/L	EPA 218.6
9/10/2012	Effluent	Iron Total ICAP	2.6	mg/L	0.02	mg/L	EPA 200.7
9/10/2012	Influent	Kjeldahl Nitrogen	ND	mg/L	0.2	mg/L	EPA 351.2
9/10/2012	Effluent	Kjeldahl Nitrogen	0.88	mg/L	0.2	mg/L	EPA 351.2
9/10/2012	Influent	Nitrate as Nitrogen by IC	12	mg/L	0.1	mg/L	EPA 300.0
9/10/2012	Effluent	Nitrate as Nitrogen by IC	ND	mg/L	0.0125	mg/L	EPA 300.0
9/10/2012	Influent	Nitrite Nitrogen by IC	ND	mg/L	0.0125	mg/L	EPA 300.0
9/10/2012	Effluent	Nitrite Nitrogen by IC	ND	mg/L	0.0125	mg/L	EPA 300.0
9/10/2012	Influent	Perchlorate	120000	ug/L	4	ug/L	EPA 314.0
9/10/2012	Effluent	Perchlorate	ND	ug/L	4	ug/L	EPA 314.0
9/10/2012	Effluent	PH (H3=past HT not compliant)	7.2	Units	0.1	Units	SM4500-HB
9/10/2012	Influent	Total Inorganic Nitrogen-Calc	12	mg/L	0.2	mg/L	CALC_300.0
9/10/2012	Effluent	Total Inorganic Nitrogen-Calc	ND	mg/L	0.2	mg/L	CALC_300.0
9/10/2012	Influent	Total Nitrate, Nitrite-N, CALC	12	mg/L	0.1	mg/L	EPA 300.0
9/10/2012	Influent	Total phosphorus as P	0.034	mg/L	0.02	mg/L	SM4500-PE/EPA 365.1
9/10/2012	Effluent	Total phosphorus as P	0.16	mg/L	0.02	mg/L	SM4500-PE/EPA 365.1
9/10/2012	Effluent	Total Suspended Solids (TSS)	15	mg/L	10	mg/L	SM 2540D
9/12/2012	Influent	Carbonaceous BOD	ND	mg/L	3	mg/L	SM 5210B
9/12/2012	Effluent	Carbonaceous BOD	ND	mg/L	3	mg/L	SM 5210B
9/17/2012	Influent	Ammonia Nitrogen	0.055	mg/L	0.05	mg/L	EPA 350.1
9/17/2012	Effluent	Ammonia Nitrogen	0.32	mg/L	0.05	mg/L	EPA 350.1
9/17/2012	Influent	Apparent Color	10	ACU	3	ACU	SM 2120B
9/17/2012	Effluent	Apparent Color	10	ACU	3	ACU	SM 2120B
9/17/2012	Influent	Chlorate by IC	240000	ug/L	10	ug/L	EPA 300.0
9/17/2012	Effluent	Chlorate by IC	ND	ug/L	10	ug/L	EPA 300.0
9/17/2012	Influent	Chromium Total ICAP	ND	mg/L	0.01	mg/L	EPA 200.7
9/17/2012	Effluent	Chromium Total ICAP	ND	mg/L	0.01	mg/L	EPA 200.7
9/17/2012	Influent	Hexavalent chromium(Dissolved)	16	ug/L	0.02	ug/L	EPA 218.6
9/17/2012	Effluent	Hexavalent chromium(Dissolved)	0.049	ug/L	0.02	ug/L	EPA 218.6

NPDES Permit NV0023060 - 3rd Q 12 - Influent-Effluent Analytical Summary

<u>Sample Date</u>	<u>Sample ID</u>	<u>Analyte</u>	<u>Final</u>	<u>Units</u>	<u>MRL</u>	<u>Units</u>	<u>Method</u>
9/17/2012	Effluent	Iron Total ICAP	1.4	mg/L	0.02	mg/L	EPA 200.7
9/17/2012	Influent	Kjeldahl Nitrogen	ND	mg/L	0.2	mg/L	EPA 351.2
9/17/2012	Effluent	Kjeldahl Nitrogen	0.4	mg/L	0.2	mg/L	EPA 351.2
9/17/2012	Influent	Nitrate as Nitrogen by IC	15	mg/L	0.1	mg/L	EPA 300.0
9/17/2012	Effluent	Nitrate as Nitrogen by IC	ND	mg/L	0.0125	mg/L	EPA 300.0
9/17/2012	Influent	Nitrite Nitrogen by IC	ND	mg/L	0.0125	mg/L	EPA 300.0
9/17/2012	Effluent	Nitrite Nitrogen by IC	ND	mg/L	0.0125	mg/L	EPA 300.0
9/17/2012	Influent	Perchlorate	130000	ug/L	4	ug/L	EPA 314.0
9/17/2012	Effluent	Perchlorate	ND	ug/L	4	ug/L	EPA 314.0
9/17/2012	Effluent	PH (H3=past HT not compliant)	6.8	Units	0.1	Units	SM4500-HB
9/17/2012	Influent	Total Inorganic Nitrogen-Calc	15	mg/L	0.2	mg/L	CALC_300.0
9/17/2012	Effluent	Total Inorganic Nitrogen-Calc	0.32	mg/L	0.2	mg/L	CALC_300.0
9/17/2012	Influent	Total Nitrate, Nitrite-N, CALC	15	mg/L	0.1	mg/L	EPA 300.0
9/17/2012	Influent	Total phosphorus as P	0.034	mg/L	0.02	mg/L	SM4500-PE/EPA 365.1
9/17/2012	Effluent	Total phosphorus as P	0.53	mg/L	0.02	mg/L	SM4500-PE/EPA 365.1
9/17/2012	Effluent	Total Suspended Solids (TSS)	15	mg/L	10	mg/L	SM 2540D
9/19/2012	Influent	Carbonaceous BOD	ND	mg/L	3	mg/L	SM 5210B
9/19/2012	Effluent	Carbonaceous BOD	ND	mg/L	3	mg/L	SM 5210B
9/24/2012	Influent	Ammonia Nitrogen	ND	mg/L	0.05	mg/L	EPA 350.1
9/24/2012	Effluent	Ammonia Nitrogen	0.66	mg/L	0.05	mg/L	EPA 350.1
9/24/2012	Influent	Apparent Color	5	ACU	3	ACU	SM 2120B
9/24/2012	Effluent	Apparent Color	5	ACU	3	ACU	SM 2120B
9/24/2012	Influent	Chlorate by IC	220000	ug/L	10	ug/L	EPA 300.0
9/24/2012	Effluent	Chlorate by IC	ND	ug/L	10	ug/L	EPA 300.0
9/24/2012	Influent	Chromium Total ICAP	0.061	mg/L	0.01	mg/L	EPA 200.7
9/24/2012	Effluent	Chromium Total ICAP	ND	mg/L	0.01	mg/L	EPA 200.7
9/24/2012	Influent	Hexavalent chromium(Dissolved)	60	ug/L	0.02	ug/L	EPA 218.6
9/24/2012	Effluent	Hexavalent chromium(Dissolved)	ND	ug/L	0.02	ug/L	EPA 218.6
9/24/2012	Effluent	Iron Total ICAP	3.3	mg/L	0.02	mg/L	EPA 200.7
9/24/2012	Influent	Kjeldahl Nitrogen	ND	mg/L	0.2	mg/L	EPA 351.2
9/24/2012	Effluent	Kjeldahl Nitrogen	1.8	mg/L	0.2	mg/L	EPA 351.2
9/24/2012	Influent	Nitrate as Nitrogen by IC	14	mg/L	0.1	mg/L	EPA 300.0
9/24/2012	Effluent	Nitrate as Nitrogen by IC	ND	mg/L	0.0125	mg/L	EPA 300.0
9/24/2012	Influent	Nitrite Nitrogen by IC	ND	mg/L	0.0125	mg/L	EPA 300.0
9/24/2012	Effluent	Nitrite Nitrogen by IC	ND	mg/L	0.0125	mg/L	EPA 300.0
9/24/2012	Influent	Perchlorate	160000	ug/L	4	ug/L	EPA 314.0
9/24/2012	Effluent	Perchlorate	ND	ug/L	4	ug/L	EPA 314.0
9/24/2012	Effluent	PH (H3=past HT not compliant)	6.9	Units	0.1	Units	SM4500-HB
9/24/2012	Influent	Total Inorganic Nitrogen-Calc	14	mg/L	0.2	mg/L	CALC_300.0
9/24/2012	Effluent	Total Inorganic Nitrogen-Calc	0.66	mg/L	0.2	mg/L	CALC_300.0
9/24/2012	Influent	Total Nitrate, Nitrite-N, CALC	14	mg/L	0.1	mg/L	EPA 300.0
9/24/2012	Influent	Total phosphorus as P	0.033	mg/L	0.02	mg/L	SM4500-PE/EPA 365.1
9/24/2012	Effluent	Total phosphorus as P	0.78	mg/L	0.02	mg/L	SM4500-PE/EPA 365.1
9/24/2012	Effluent	Total Suspended Solids (TSS)	14	mg/L	10	mg/L	SM 2540D
9/26/2012	Influent	Carbonaceous BOD	ND	mg/L	3	mg/L	SM 5210B
9/26/2012	Effluent	Carbonaceous BOD	ND	mg/L	3	mg/L	SM 5210B

NPDES Permit NV0023060 - 3rd Q 2012 - InfluentComposite - Effluent Composite Analytical Summary

<u>Sample Date</u>	<u>Sample ID</u>	<u>Analyte</u>	<u>Final</u>	<u>Units</u>	<u>MRL</u>	<u>Units</u>	<u>Method</u>
7/7/2012*	Influent-Comp	Perchlorate	100000	ug/L	4	ug/L	EPA 314.0
7/7/2012*	Influent-Comp	Perchlorate	98000	ug/L	4	ug/L	EPA 314.0
7/7/2012*	Effluent-Comp	Perchlorate	220	ug/L	4	ug/L	EPA 314.0
7/14/2012	Influent-Comp	Perchlorate	110000	ug/L	4	ug/L	EPA 314.0
7/14/2012	Effluent-Comp	Perchlorate	ND	ug/L	4	ug/L	EPA 314.0
7/21/2012	Influent-Comp	Perchlorate	120000	ug/L	4	ug/L	EPA 314.0
7/21/2012	Effluent-Comp	Perchlorate	ND	ug/L	2	ug/L	EPA 314.0
7/28/2012	Influent-Comp	Perchlorate	100000	ug/L	4	ug/L	EPA 314.0
7/28/2012	Effluent-Comp	Perchlorate	ND	ug/L	4	ug/L	EPA 314.0
8/4/2012	Influent-Comp	Perchlorate	100000	ug/L	4	ug/L	EPA 314.0
8/4/2012	Effluent-Comp	Perchlorate	ND	ug/L	4	ug/L	EPA 314.0
8/11/2012	Influent-Comp	Perchlorate	100000	ug/L	4	ug/L	EPA 314.0
8/11/2012	Effluent-Comp	Perchlorate	ND	ug/L	4	ug/L	EPA 314.0
8/18/2012	Influent-Comp	Perchlorate	100000	ug/L	4	ug/L	EPA 314.0
8/18/2012	Effluent-Comp	Perchlorate	ND	ug/L	4	ug/L	EPA 314.0
8/25/2012	Influent-Comp	Perchlorate	100000	ug/L	4	ug/L	EPA 314.0
8/25/2012	Effluent-Comp	Perchlorate	ND	ug/L	2	ug/L	EPA 314.0
9/1/2012	Influent-Comp	Perchlorate	100000	ug/L	4	ug/L	EPA 314.0
9/1/2012	Effluent-Comp	Perchlorate	ND	ug/L	4	ug/L	EPA 314.0
9/8/2012	Influent-Comp	Perchlorate	98000	ug/L	4	ug/L	EPA 314.0
9/8/2012	Effluent-Comp	Perchlorate	ND	ug/L	2	ug/L	EPA 314.0
9/15/2012	Influent-Comp	Perchlorate	130000	ug/L	4	ug/L	EPA 314.0
9/15/2012	Effluent-Comp	Perchlorate	ND	ug/L	4	ug/L	EPA 314.0
9/22/2012	Influent-Comp	Perchlorate	110000	ug/L	4	ug/L	EPA 314.0
9/22/2012	Effluent-Comp	Perchlorate	ND	ug/L	4	ug/L	EPA 314.0
9/29/2012	Influent-Comp	Perchlorate	150000	ug/L	4	ug/L	EPA 314.0
9/29/2012	Effluent-Comp	Perchlorate	ND	ug/L	4	ug/L	EPA 314.0

* Please see correspondence from ENVIRON to Mr. Jeryl Gardner, NDEP, dated September 28, 2012, regarding the Influent-Comp and Effluent-Comp sampling and analytical results for the week of July 7, 2012.

NPDES Permit NV0023060 - 3rd Q 2012 - Las Vegas Wash Analytical Summary

Sample Date	Sample ID	Analyte	Final	Units	MRL	Units	Method
7/2/2012	LVW UPGRADIENT	Ammonia Nitrogen	0.055	mg/L	0.05	mg/L	EPA 350.1
7/2/2012	LVW UPGRADIENT	Apparent Color	15	ACU	3	ACU	SM 2120B
7/2/2012	LVW UPGRADIENT	Boron Total ICAP	0.5	mg/L	0.05	mg/L	EPA 200.7
7/2/2012	LVW UPGRADIENT	Chloride	260	mg/L	1	mg/L	EPA 300.0
7/2/2012	LVW UPGRADIENT	Chromium Total ICAP	ND	mg/L	0.01	mg/L	EPA 200.7
7/2/2012	LVW UPGRADIENT	Iron Total ICAP	0.19	mg/L	0.02	mg/L	EPA 200.7
7/2/2012	LVW UPGRADIENT	Manganese Total ICAP	0.032	mg/L	0.002	mg/L	EPA 200.7
7/2/2012	LVW UPGRADIENT	Nitrate as Nitrogen by IC	14	mg/L	0.1	mg/L	EPA 300.0
7/2/2012	LVW UPGRADIENT	Nitrite Nitrogen by IC	ND	mg/L	0.013	mg/L	EPA 300.0
7/2/2012	LVW UPGRADIENT	Perchlorate	21	ug/L	4	ug/L	EPA 314.0
7/2/2012	LVW UPGRADIENT	Total Dissolved Solids (TDS)	1400	mg/L	10	mg/L	E160.1/SM2540C
7/2/2012	LVW UPGRADIENT	Total Inorganic Nitrogen-Calc	14	mg/L	0.2	mg/L	CALC_300.0
7/2/2012	LVW 6.05	Ammonia Nitrogen	ND	mg/L	0.05	mg/L	EPA 350.1
7/2/2012	LVW 6.05	Apparent Color	15	ACU	3	ACU	SM 2120B
7/2/2012	LVW 6.05	Boron Total ICAP	0.52	mg/L	0.05	mg/L	EPA 200.7
7/2/2012	LVW 6.05	Chloride	290	mg/L	1	mg/L	EPA 300.0
7/2/2012	LVW 6.05	Chromium Total ICAP	ND	mg/L	0.01	mg/L	EPA 200.7
7/2/2012	LVW 6.05	Iron Total ICAP	0.27	mg/L	0.02	mg/L	EPA 200.7
7/2/2012	LVW 6.05	Manganese Total ICAP	0.037	mg/L	0.002	mg/L	EPA 200.7
7/2/2012	LVW 6.05	Nitrate as Nitrogen by IC	12	mg/L	0.1	mg/L	EPA 300.0
7/2/2012	LVW 6.05	Nitrite Nitrogen by IC	ND	mg/L	0.013	mg/L	EPA 300.0
7/2/2012	LVW 6.05	Perchlorate	24	ug/L	4	ug/L	EPA 314.0
7/2/2012	LVW 6.05	Total Dissolved Solids (TDS)	1400	mg/L	10	mg/L	E160.1/SM2540C
7/2/2012	LVW 6.05	Total Inorganic Nitrogen-Calc	12	mg/L	0.2	mg/L	CALC_300.0
7/2/2012	LVW 5.5	Ammonia Nitrogen	ND	mg/L	0.05	mg/L	EPA 350.1
7/2/2012	LVW 5.5	Apparent Color	NA	ACU	3	ACU	SM 2120B
7/2/2012	LVW 5.5	Boron Total ICAP	0.53	mg/L	0.05	mg/L	EPA 200.7
7/2/2012	LVW 5.5	Chloride	290	mg/L	1	mg/L	EPA 300.0
7/2/2012	LVW 5.5	Chromium Total ICAP	ND	mg/L	0.01	mg/L	EPA 200.7
7/2/2012	LVW 5.5	Iron Total ICAP	0.17	mg/L	0.02	mg/L	EPA 200.7
7/2/2012	LVW 5.5	Manganese Total ICAP	0.034	mg/L	0.002	mg/L	EPA 200.7
7/2/2012	LVW 5.5	Nitrate as Nitrogen by IC	12	mg/L	0.1	mg/L	EPA 300.0
7/2/2012	LVW 5.5	Nitrite Nitrogen by IC	ND	mg/L	0.013	mg/L	EPA 300.0
7/2/2012	LVW 5.5	Perchlorate	25	ug/L	4	ug/L	EPA 314.0
7/2/2012	LVW 5.5	Total Dissolved Solids (TDS)	1400	mg/L	10	mg/L	E160.1/SM2540C
7/2/2012	LVW 5.5	Total Inorganic Nitrogen-Calc	12	mg/L	0.2	mg/L	CALC_300.0
7/2/2012	LVW 0.55	Ammonia Nitrogen	ND	mg/L	0.05	mg/L	EPA 350.1
7/2/2012	LVW 0.55	Perchlorate	45	ug/L	4	ug/L	EPA 314.0
7/2/2012	LVW 0.55	Total phosphorus as P	0.073	mg/L	0.02	mg/L	SM4500-PE/EPA 365.1
7/16/2012	LVW UPGRADIENT	Ammonia Nitrogen	0.34	mg/L	0.05	mg/L	EPA 350.1
7/16/2012	LVW UPGRADIENT	Nitrate as Nitrogen by IC	3.9	mg/L	0.1	mg/L	EPA 300.0
7/16/2012	LVW UPGRADIENT	Nitrite Nitrogen by IC	ND	mg/L	0.05	mg/L	EPA 300.0
7/16/2012	LVW UPGRADIENT	Perchlorate	11	ug/L	4	ug/L	EPA 314.0
7/16/2012	LVW 6.05	Ammonia Nitrogen	0.32	mg/L	0.05	mg/L	EPA 350.1
7/16/2012	LVW 6.05	Nitrate as Nitrogen by IC	4.3	mg/L	0.1	mg/L	EPA 300.0
7/16/2012	LVW 6.05	Nitrite Nitrogen by IC	ND	mg/L	0.05	mg/L	EPA 300.0
7/16/2012	LVW 6.05	Perchlorate	11	ug/L	4	ug/L	EPA 314.0
7/16/2012	LVW 5.5	Ammonia Nitrogen	0.34	mg/L	0.05	mg/L	EPA 350.1
7/16/2012	LVW 5.5	Nitrate as Nitrogen by IC	4.2	mg/L	0.1	mg/L	EPA 300.0
7/16/2012	LVW 5.5	Nitrite Nitrogen by IC	ND	mg/L	0.05	mg/L	EPA 300.0
7/16/2012	LVW 5.5	Perchlorate	7.8	ug/L	4	ug/L	EPA 314.0
7/16/2012	LVW 0.55	Ammonia Nitrogen	0.33	mg/L	0.05	mg/L	EPA 350.1
7/16/2012	LVW 0.55	Perchlorate	20	ug/L	4	ug/L	EPA 314.0
7/16/2012	LVW 0.55	Total phosphorus as P	0.89	mg/L	0.02	mg/L	SM4500-PE/EPA 365.1
8/6/2012	LVW UPGRADIENT	Ammonia Nitrogen	ND	mg/L	0.05	mg/L	EPA 350.1
8/6/2012	LVW UPGRADIENT	Nitrate as Nitrogen by IC	12	mg/L	0.1	mg/L	EPA 300.0
8/6/2012	LVW UPGRADIENT	Nitrite Nitrogen by IC	ND	mg/L	0.0125	mg/L	EPA 300.0
8/6/2012	LVW UPGRADIENT	Perchlorate	18	ug/L	4	ug/L	EPA 314.0
8/6/2012	LVW UPGRADIENT	Total Inorganic Nitrogen-Calc	12	mg/L	0.2	mg/L	CALC_300.0
8/6/2012	LVW 6.05	Ammonia Nitrogen	ND	mg/L	0.05	mg/L	EPA 350.1
8/6/2012	LVW 6.05	Nitrate as Nitrogen by IC	12	mg/L	0.1	mg/L	EPA 300.0
8/6/2012	LVW 6.05	Nitrite Nitrogen by IC	ND	mg/L	0.0125	mg/L	EPA 300.0
8/6/2012	LVW 6.05	Perchlorate	16	ug/L	4	ug/L	EPA 314.0

NPDES Permit NV0023060 - 3rd Q 2012 - Las Vegas Wash Analytical Summary

<u>Sample Date</u>	<u>Sample ID</u>	<u>Analyte</u>	<u>Final</u>	<u>Units</u>	<u>MRL</u>	<u>Units</u>	<u>Method</u>
8/6/2012	LVW 6.05	Total Inorganic Nitrogen-Calc	12	mg/L	0.2	mg/L	CALC_300.0
8/6/2012	LVW 5.5	Ammonia Nitrogen	0.051	mg/L	0.05	mg/L	EPA 350.1
8/6/2012	LVW 5.5	Nitrate as Nitrogen by IC	13	mg/L	0.1	mg/L	EPA 300.0
8/6/2012	LVW 5.5	Nitrite Nitrogen by IC	ND	mg/L	0.0125	mg/L	EPA 300.0
8/6/2012	LVW 5.5	Perchlorate	16	ug/L	4	ug/L	EPA 314.0
8/6/2012	LVW 5.5	Total Inorganic Nitrogen-Calc	13	mg/L	0.2	mg/L	CALC_300.0
8/6/2012	LVW 0.55	Ammonia Nitrogen	ND	mg/L	0.05	mg/L	EPA 350.1
8/6/2012	LVW 0.55	Perchlorate	39	ug/L	4	ug/L	EPA 314.0
8/6/2012	LVW 0.55	Total phosphorus as P	0.12	mg/L	0.02	mg/L	SM4500-PE/EPA 365.1
8/20/2012	LVW UPGRADIENT	Ammonia Nitrogen	0.093	mg/L	0.05	mg/L	EPA 350.1
8/20/2012	LVW UPGRADIENT	Nitrate as Nitrogen by IC	12	mg/L	0.1	mg/L	EPA 300.0
8/20/2012	LVW UPGRADIENT	Nitrite Nitrogen by IC	ND	mg/L	0.0125	mg/L	EPA 300.0
8/20/2012	LVW UPGRADIENT	Perchlorate	21	ug/L	4	ug/L	EPA 314.0
8/20/2012	LVW UPGRADIENT	Total Inorganic Nitrogen-Calc	12	mg/L	0.2	mg/L	CALC_300.0
8/20/2012	LVW 6.05	Ammonia Nitrogen	0.14	mg/L	0.05	mg/L	EPA 350.1
8/20/2012	LVW 6.05	Nitrate as Nitrogen by IC	12	mg/L	0.1	mg/L	EPA 300.0
8/20/2012	LVW 6.05	Nitrite Nitrogen by IC	ND	mg/L	0.0125	mg/L	EPA 300.0
8/20/2012	LVW 6.05	Perchlorate	21	ug/L	4	ug/L	EPA 314.0
8/20/2012	LVW 6.05	Total Inorganic Nitrogen-Calc	12	mg/L	0.2	mg/L	CALC_300.0
8/20/2012	LVW 5.5	Ammonia Nitrogen	0.053	mg/L	0.05	mg/L	EPA 350.1
8/20/2012	LVW 5.5	Nitrate as Nitrogen by IC	12	mg/L	0.1	mg/L	EPA 300.0
8/20/2012	LVW 5.5	Nitrite Nitrogen by IC	ND	mg/L	0.0125	mg/L	EPA 300.0
8/20/2012	LVW 5.5	Perchlorate	21	ug/L	4	ug/L	EPA 314.0
8/20/2012	LVW 5.5	Total Inorganic Nitrogen-Calc	12	mg/L	0.2	mg/L	CALC_300.0
8/20/2012	LVW 0.55	Ammonia Nitrogen	ND	mg/L	0.05	mg/L	EPA 350.1
8/20/2012	LVW 0.55	Perchlorate	53	ug/L	4	ug/L	EPA 314.0
8/20/2012	LVW 0.55	Total phosphorus as P	0.11	mg/L	0.02	mg/L	SM4500-PE/EPA 365.1
9/4/2012	LVW UPGRADIENT	Ammonia Nitrogen	ND	mg/L	0.05	mg/L	EPA 350.1
9/4/2012	LVW UPGRADIENT	Nitrate as Nitrogen by IC	13	mg/L	0.1	mg/L	EPA 300.0
9/4/2012	LVW UPGRADIENT	Nitrite Nitrogen by IC	ND	mg/L	0.05	mg/L	EPA 300.0
9/4/2012	LVW UPGRADIENT	Perchlorate	13	ug/L	4	ug/L	EPA 314.0
9/4/2012	LVW UPGRADIENT	Total Inorganic Nitrogen-Calc	13	mg/L	0.2	mg/L	CALC_300.0
9/4/2012	LVW 6.05	Ammonia Nitrogen	ND	mg/L	0.05	mg/L	EPA 350.1
9/4/2012	LVW 6.05	Nitrate as Nitrogen by IC	12	mg/L	0.1	mg/L	EPA 300.0
9/4/2012	LVW 6.05	Nitrite Nitrogen by IC	ND	mg/L	0.05	mg/L	EPA 300.0
9/4/2012	LVW 6.05	Perchlorate	26	ug/L	4	ug/L	EPA 314.0
9/4/2012	LVW 6.05	Total Inorganic Nitrogen-Calc	12	mg/L	0.2	mg/L	CALC_300.0
9/4/2012	LVW 5.5	Ammonia Nitrogen	ND	mg/L	0.05	mg/L	EPA 350.1
9/4/2012	LVW 5.5	Apparent Color	15	ACU	3	ACU	SM 2120B
9/4/2012	LVW 5.5	Nitrate as Nitrogen by IC	12	mg/L	0.1	mg/L	EPA 300.0
9/4/2012	LVW 5.5	Nitrite Nitrogen by IC	ND	mg/L	0.05	mg/L	EPA 300.0
9/4/2012	LVW 5.5	Perchlorate	16	ug/L	4	ug/L	EPA 314.0
9/4/2012	LVW 5.5	Total Inorganic Nitrogen-Calc	12	mg/L	0.2	mg/L	CALC_300.0
9/4/2012	LVW 0.55	Ammonia Nitrogen	ND	mg/L	0.05	mg/L	EPA 350.1
9/4/2012	LVW 0.55	Perchlorate	56	ug/L	4	ug/L	EPA 314.0
9/4/2012	LVW 0.55	Total phosphorus as P	0.066	mg/L	0.02	mg/L	SM4500-PE/EPA 365.1
9/17/2012	LVW UPGRADIENT	Ammonia Nitrogen	0.056	mg/L	0.05	mg/L	EPA 350.1
9/17/2012	LVW UPGRADIENT	Nitrate as Nitrogen by IC	11	mg/L	0.1	mg/L	EPA 300.0
9/17/2012	LVW UPGRADIENT	Nitrite Nitrogen by IC	ND	mg/L	0.05	mg/L	EPA 300.0
9/17/2012	LVW UPGRADIENT	Perchlorate	45	ug/L	4	ug/L	EPA 314.0
9/17/2012	LVW UPGRADIENT	Total Inorganic Nitrogen-Calc	11	mg/L	0.2	mg/L	CALC_300.0
9/17/2012	LVW 6.05	Ammonia Nitrogen	ND	mg/L	0.05	mg/L	EPA 350.1
9/17/2012	LVW 6.05	Nitrate as Nitrogen by IC	12	mg/L	0.1	mg/L	EPA 300.0
9/17/2012	LVW 6.05	Nitrite Nitrogen by IC	ND	mg/L	0.05	mg/L	EPA 300.0
9/17/2012	LVW 6.05	Perchlorate	36	ug/L	4	ug/L	EPA 314.0
9/17/2012	LVW 6.05	Total Inorganic Nitrogen-Calc	12	mg/L	0.2	mg/L	CALC_300.0
9/17/2012	LVW 5.5	Ammonia Nitrogen	ND	mg/L	0.05	mg/L	EPA 350.1
9/17/2012	LVW 5.5	Nitrate as Nitrogen by IC	12	mg/L	0.1	mg/L	EPA 300.0
9/17/2012	LVW 5.5	Nitrite Nitrogen by IC	ND	mg/L	0.05	mg/L	EPA 300.0
9/17/2012	LVW 5.5	Perchlorate	37	ug/L	4	ug/L	EPA 314.0
9/17/2012	LVW 5.5	Total Inorganic Nitrogen-Calc	12	mg/L	0.2	mg/L	CALC_300.0
9/17/2012	LVW 0.55	Ammonia Nitrogen	ND	mg/L	0.05	mg/L	EPA 350.1
9/17/2012	LVW 0.55	Perchlorate	65	ug/L	4	ug/L	EPA 314.0
9/17/2012	LVW 0.55	Total phosphorus as P	0.075	mg/L	0.02	mg/L	SM4500-PE/EPA 365.1

NPDES Permit NV0023060 - 3rd Q 2012 - Las Vegas Wash Analytical Summary

<u>Sample Date</u>	<u>Sample ID</u>	<u>Analyte</u>	<u>Final</u>	<u>Units</u>	<u>MRL</u>	<u>Units</u>	<u>Method</u>	<u>Mix Zone Limits</u>
7/2/2012	LVW 5.5	Total Dissolved Solids (TDS)	1400	mg/L	10	mg/L	E160.1/SM2540C	2400 mg/l
7/2/2012	LVW 5.5	Total Inorganic Nitrogen-Calc	12	mg/L	0.2	mg/L	CALC_300.0	17 mg/l
8/6/2012	LVW 5.5	Total Inorganic Nitrogen-Calc	13	mg/L	0.2	mg/L	CALC_300.0	17 mg/l
8/20/2012	LVW 5.5	Total Inorganic Nitrogen-Calc	12	mg/L	0.2	mg/L	CALC_300.0	17 mg/l
9/4/2012	LVW 5.5	Total Inorganic Nitrogen-Calc	12	mg/L	0.2	mg/L	CALC_300.0	17 mg/l
9/17/2012	LVW 5.5	Total Inorganic Nitrogen-Calc	12	mg/L	0.2	mg/L	CALC_300.0	17 mg/l

NPDES Permit NV0023060 - 3rd Q 2012 - Upgradient Monitoring Well Analytical Summary

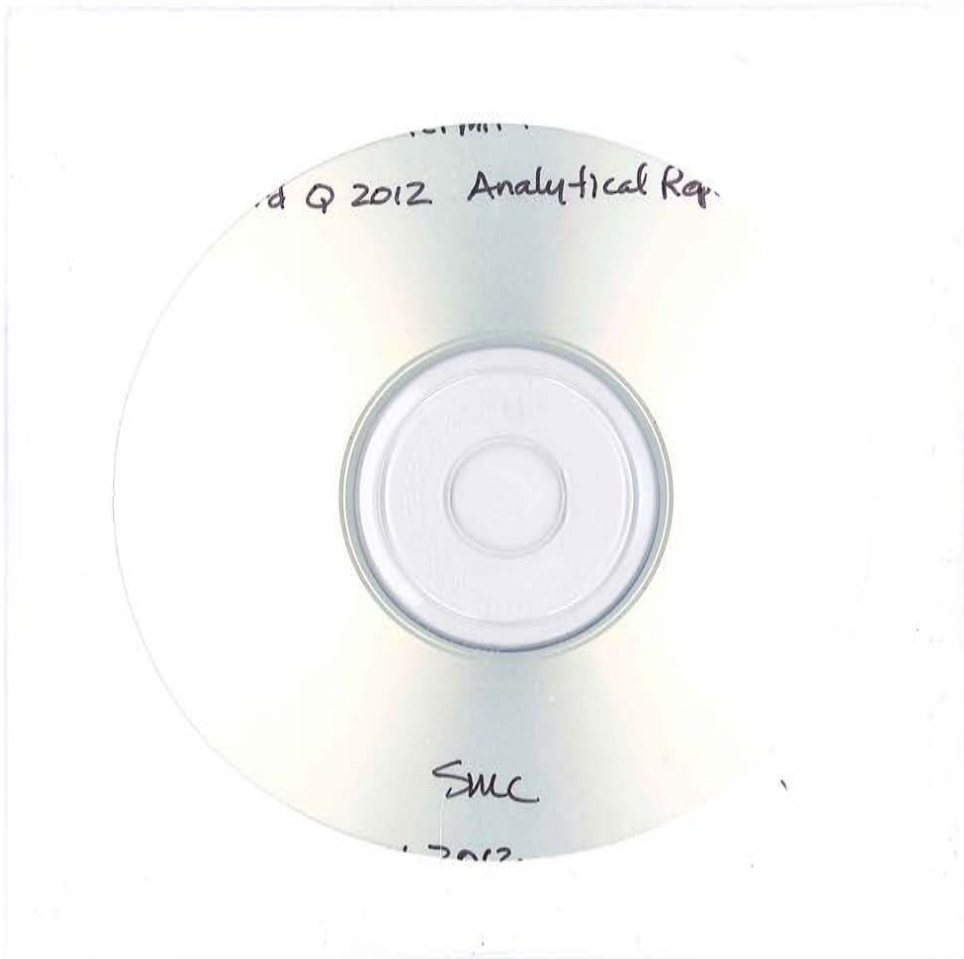
<u>Sample Date</u>	<u>Sample ID</u>	<u>Analyte</u>	<u>Final</u>	<u>Units</u>	<u>MRL</u>	<u>Units</u>	<u>Method</u>
8/8/2012	M-10	Ammonia Nitrogen	ND	mg/L	0.05	mg/L	EPA 350.1
8/8/2012	M-10	Boron Total ICAP	3.1	mg/L	0.05	mg/L	EPA 200.7
8/8/2012	M-10	Chloride	240	mg/L	1	mg/L	EPA 300.0
8/8/2012	M-10	Chromium Total ICAP	0.5	mg/L	0.01	mg/L	EPA 200.7
8/8/2012	M-10	Chromium Total ICAP	0.51	mg/L	0.01	mg/L	EPA 6010
8/8/2012	M-10	Hexavalent chromium (Cr VI)	0.015	mg/L	0.005	mg/L	EPA 7196
8/8/2012	M-10	Iron Total ICAP	3.8	mg/L	0.02	mg/L	EPA 200.7
8/8/2012	M-10	Manganese Total ICAP	0.23	mg/L	0.002	mg/L	EPA 200.7
8/8/2012	M-10	Nitrate as Nitrogen by IC	1.8	mg/L	0.0125	mg/L	EPA 300.0
8/8/2012	M-10	Nitrite Nitrogen by IC	ND	mg/L	0.0125	mg/L	EPA 300.0
8/8/2012	M-10	Perchlorate	13000	ug/L	4	ug/L	EPA 314.0
8/8/2012	M-10	PH (H3=past HT not compliant)	7.3	Units	0.1	Units	EPA 9040
8/8/2012	M-10	Total Dissolved Solids (TDS)	2900	mg/L	10	mg/L	E160.1/SM2540C
8/8/2012	M-10	Total Dissolved Solids (TDS)	2800	mg/L	10	mg/L	E160.1/SM2540C
8/8/2012	M-10	Total Inorganic Nitrogen-Calc	1.8	mg/L	0.2	mg/L	CALC_300.0

NPDES Permit NV0023060 - 3rd Q 2012 - FBR Waste Sludge

<u>Sample Date</u>	<u>Sample ID</u>	<u>Analyte</u>	<u>Final</u>	<u>Units</u>	<u>MRL</u>	<u>Units</u>	<u>Method</u>
7/2/2012	FBR BIOLOGICAL SOLIDS	4,4-DDD	ND	ug/kg	11	ug/kg	EPA 8081A
7/2/2012	FBR BIOLOGICAL SOLIDS	4,4-DDE	ND	ug/kg	11	ug/kg	EPA 8081A
7/2/2012	FBR BIOLOGICAL SOLIDS	4,4-DDT	ND	ug/kg	11	ug/kg	EPA 8081A
7/2/2012	FBR BIOLOGICAL SOLIDS	Aldrin	ND	ug/kg	5.3	ug/kg	EPA 8081A
7/2/2012	FBR BIOLOGICAL SOLIDS	Alpha-BHC	210	ug/kg	5.3	ug/kg	EPA 8081A
7/2/2012	FBR BIOLOGICAL SOLIDS	Alpha-Chlordane	ND	ug/kg	5.3	ug/kg	EPA 8081A
7/2/2012	FBR BIOLOGICAL SOLIDS	Arsenic Subbed	650	mg/kg	2.65	mg/kg	EPA 6010
7/2/2012	FBR BIOLOGICAL SOLIDS	Beta-BHC	190	ug/kg	5.3	ug/kg	EPA 8081A
7/2/2012	FBR BIOLOGICAL SOLIDS	Cadmium Subbed	ND	mg/kg	2.65	mg/kg	EPA 6010
7/2/2012	FBR BIOLOGICAL SOLIDS	Chromium Subbed	510	mg/kg	2.65	mg/kg	EPA 6010
7/2/2012	FBR BIOLOGICAL SOLIDS	Copper Subbed	230	mg/kg	2.65	mg/kg	EPA 6010
7/2/2012	FBR BIOLOGICAL SOLIDS	Delta-BHC	130	ug/kg	5.3	ug/kg	EPA 8081A
7/2/2012	FBR BIOLOGICAL SOLIDS	Dieldrin	ND	ug/kg	11	ug/kg	EPA 8081A
7/2/2012	FBR BIOLOGICAL SOLIDS	Endosulfan I	ND	ug/kg	5.3	ug/kg	EPA 8081A
7/2/2012	FBR BIOLOGICAL SOLIDS	Endosulfan II	ND	ug/kg	11	ug/kg	EPA 8081A
7/2/2012	FBR BIOLOGICAL SOLIDS	Endosulfan sulfate	ND	ug/kg	11	ug/kg	EPA 8081A
7/2/2012	FBR BIOLOGICAL SOLIDS	Endrin	ND	ug/kg	11	ug/kg	EPA 8081A
7/2/2012	FBR BIOLOGICAL SOLIDS	Endrin Aldehyde	ND	ug/kg	11	ug/kg	EPA 8081A
7/2/2012	FBR BIOLOGICAL SOLIDS	Endrin Ketone	ND	ug/kg	11	ug/kg	EPA 8081A
7/2/2012	FBR BIOLOGICAL SOLIDS	Gamma-BHC	ND	ug/kg	5.3	ug/kg	EPA 8081A
7/2/2012	FBR BIOLOGICAL SOLIDS	Gamma-Chlordane	ND	ug/kg	5.3	ug/kg	EPA 8081A
7/2/2012	FBR BIOLOGICAL SOLIDS	Heptachlor	ND	ug/kg	5.3	ug/kg	EPA 8081A
7/2/2012	FBR BIOLOGICAL SOLIDS	Heptachlor Epoxide	ND	ug/kg	5.3	ug/kg	EPA 8081A
7/2/2012	FBR BIOLOGICAL SOLIDS	Lead Subbed	ND	mg/kg	2.65	mg/kg	EPA 6010
7/2/2012	FBR BIOLOGICAL SOLIDS	Mercury Subbed	ND	mg/kg	0.265	mg/kg	EPA 7471A
7/2/2012	FBR BIOLOGICAL SOLIDS	Methoxychlor	ND	ug/kg	53	ug/kg	EPA 8081A
7/2/2012	FBR BIOLOGICAL SOLIDS	Molybdenum Subbed	1700	mg/kg	13.2	mg/kg	EPA 6010
7/2/2012	FBR BIOLOGICAL SOLIDS	Nickel Subbed	38	mg/kg	2.65	mg/kg	EPA 6010
7/2/2012	FBR BIOLOGICAL SOLIDS	PCB 1016	ND	ug/kg	130	ug/kg	EPA 8082
7/2/2012	FBR BIOLOGICAL SOLIDS	PCB 1016 Aroclor	ND	ug/kg	130	ug/kg	EPA 8082
7/2/2012	FBR BIOLOGICAL SOLIDS	PCB 1221 Aroclor	ND	ug/kg	130	ug/kg	EPA 8082
7/2/2012	FBR BIOLOGICAL SOLIDS	PCB 1232 Aroclor	ND	ug/kg	130	ug/kg	EPA 8082
7/2/2012	FBR BIOLOGICAL SOLIDS	PCB 1242 Aroclor	ND	ug/kg	130	ug/kg	EPA 8082
7/2/2012	FBR BIOLOGICAL SOLIDS	PCB 1248 Aroclor	ND	ug/kg	130	ug/kg	EPA 8082
7/2/2012	FBR BIOLOGICAL SOLIDS	PCB 1254 Aroclor	ND	ug/kg	130	ug/kg	EPA 8082
7/2/2012	FBR BIOLOGICAL SOLIDS	PCB 1260 Aroclor	ND	ug/kg	130	ug/kg	EPA 8082
7/2/2012	FBR BIOLOGICAL SOLIDS	Selenium Subbed	94	mg/kg	2.65	mg/kg	EPA 6010
7/2/2012	FBR BIOLOGICAL SOLIDS	Silver Subbed	ND	mg/kg	2.65	mg/kg	EPA 6010
7/2/2012	FBR BIOLOGICAL SOLIDS	Toxaphene	ND	ug/kg	130	ug/kg	EPA 8081A
7/2/2012	FBR BIOLOGICAL SOLIDS	Zinc Subbed	330	mg/kg	5.29	mg/kg	EPA 6010

ATTACHMENT 3

**Supporting
Analytical Reports**



I hereby certify that all laboratory analytical data was generated by a laboratory certified by the NDEP for each constituent and media presented herein, exceptions and corresponding justifications are provided below.

SM Crowley 10-24-12

Susan M. Crowley, CEM 1428, exp 3-8-13

ATTACHMENT 4

FBR Solids Report

(Analytical report included on CD in Attachment 3)



12 3rd Q Sludge
Report.pdf



October 17, 2012

RE: FBR Biological Solids 3rd Quarter Reporting

To whom it may concern,

The NDEP Authorization to Discharge Permit No. NV0023060 section I.A.11 requires facilities that generate and dispose of sludge to monitor certain constituents; the frequency of monitoring depends on the amount of sludge produced.

The FBR Perchlorate Reduction Process generated 16.46 dry metric tons of biological solids in the Third quarter of 2012. This extrapolates to an expected production of 65.85 metric TPY of dry FBR biological solids.

Attached for your review is the 3rd Quarter 2012 sludge monitoring results reported in mg/kg of dry sludge based on MWH Laboratories analysis (MWH Service Report #401387 for Environ International Corp.)

Please contact me if there are any questions.

Sincerely,
Steve Kubacki

A handwritten signature in black ink, appearing to read "Steve Kubacki".

CC: Via email

Russell Speckin - Veolia Water

Sachin Chawla - Veolia Water

John Pekala - Environ

Kim Kuwabara - Environ

Chris Ritchie - Environ

Veolia Water North America

PO Box 90578 Henderson, NV 89009

Tel 702-566-6001/Fax 702-566-9030

www.Veoliawaterna.com

Calculation of Metric Tons of Dry Solids Produced at the FBR

3rd QTR 2012

VWNA Operation's Input Required:	Jul	Aug	Sept
Average % solids of filter press cake	25.06%	22.19%	21.75%
Republic's information on tons of solids hauled, Tons	30.61	29.1	18.47
Less Iron Oxide Sludge, Tons			
==> Wet Tons of FBR Biological solids	30.61	29.1	18.47
==> Wet Metric Tons of FBR Biological solids	27.77	26.40	16.76
==> Metric Tons of DRY FBR Biological solids	6.96	5.86	3.64
==> Average MTPD of dry FBR Biological Solids	0.23	0.19	0.12
==> Predicted MTPY of dry FBR Biological Solids. Note: the permit requires quarterly monitoring for Facilities which produce >290 and <1500 metric tons of dry solids per year.	27.84	23.43	14.58

Total Metric Tons
16.46
65.85

Detail Contract Activity Report

All Ticket Types

July 01, 2012 to September 30, 2012

History and Waiting

Specific Contract: ET-INTERCO VEOLIA WATER

ET-INTERCO VEOLIA WATER

Ticket Date	Facility & Ticket	Customer	Truck	Material		Billing Quantity	Ordered Quantity	Minimum Quantity	Maximum Quantity
07/06/2012	I 70	101499 099017 - ET - INTERCO	5068	SW-SLUDGE	F	7.89 TN	0.00	\$0.00	\$0.00
07/11/2012	I 70	101713 099017 - ET - INTERCO	6127	SW-SLUDGE	F	6.89 TN	0.00	\$0.00	\$0.00
07/16/2012	I 70	101915 099017 - ET - INTERCO	5068	SW-SLUDGE	F	6.73 TN	0.00	\$0.00	\$0.00
07/24/2012	I 70	102315 099017 - ET - INTERCO	6152	SW-SLUDGE	F	6.57 TN	0.00	\$0.00	\$0.00
07/26/2012	I 70	102483 099017 - ET - INTERCO	6110	SW-SLUDGE	F	2.53 TN	0.00	\$0.00	\$0.00
08/02/2012	I 70	102815 099017 - ET - INTERCO	6127	SW-SLUDGE	F	6.57 TN	0.00	\$0.00	\$0.00
08/08/2012	I 70	103100 099017 - ET - INTERCO	6145	SW-SLUDGE	F	7.11 TN	0.00	\$0.00	\$0.00
08/14/2012	I 70	103408 099017 - ET - INTERCO	6080	SW-SLUDGE	F	3.58 TN	0.00	\$0.00	\$0.00
08/22/2012	I 70	103966 099017 - ET - INTERCO	6080	SW-SLUDGE	F	4.97 TN	0.00	\$0.00	\$0.00
08/29/2012	I 70	104345 099017 - ET - INTERCO	5068	SW-SLUDGE	F	6.87 TN	0.00	\$0.00	\$0.00
09/05/2012	I 70	104782 099017 - ET - INTERCO	5068	SW-SLUDGE	F	7.48 TN	0.00	\$0.00	\$0.00
09/11/2012	I 70	105087 099017 - ET - INTERCO	6080	SW-SLUDGE	F	4.37 TN	0.00	\$0.00	\$0.00
09/24/2012	I 70	105906 099017 - ET - INTERCO	5068	SW-SLUDGE	F	6.62 TN	0.00	\$0.00	\$0.00

Tickets Reported: 14

Items Reported: 14

Contract Totals:

Material Summary	Weight		Volume		Count		Billing Quantity	Material Total	Tax Total	Total
	Inbound	Outbound	Inbound	Outbound	Inbound	Outbound				
WA - SW-SLUDGE		0.00 T		0.00 YD	0.00	0.00	89.17 T		\$0.00	

Tickets Reported: 14

Items Reported: 14