

Client ID #
2027.07

MICRO ANALYTICAL LABORATORIES, INC.

Log in # 148622

Name / Client / Address:
Northgate Environmental

5900 Hollis St., Suite M, Emeryville, CA 94608
(510) 653-0824 - (510) 653-1361 - FAX

300 Frank H. Ogawa Plaza, Suite
510
Oakland, CA 94612

Project
Tronox LLC

Asbestos (TEM) NIOSH 7400

Asbestos

Lead Only

Metals (Specify)

Mold, Non-Viable

Other (Specify)

Tel. (510) 839-0688

Fax (510) 839-4350

Job No. 2027.07

E-mail ted.splitter@ngem.com

Number of Samples Turn-Around Time
10 3-5 DAYS

Micro ID # (For Lab Use Only)	Client Sample ID#	Description	Date Sampled	Time Sampled Start / Stop / Total Minutes	Average LPM	Total Liters	Filter Pore Size
	UW-12212010B	Upwind Station (BS826323)	12/21/2010	06:00 14:50 530	2.0	1,060.00	0.80
	FB-67-12212010	Upwind Station Field Blank (BS826537)	12/21/2010	: : 0	0.0	0.00	0.80
	DW-12212010B	Downwind Station (BS826328)	12/21/2010	6:15 14:45 510	2.0	1,020.00	0.80
	FB-68-12212010	Downwind Station Field Blank (BS826315)	12/21/2010	: : 0	0.0	0.00	0.80
	UW-12272010B	Upwind Station (BS826436)	12/27/2010	6:10 16:15 605	2.0	1,210.00	0.80
	FB-70-12272010	Upwind Station Field Blank (BS826490)	12/27/2010	: : 0	0.0	0.00	0.80
	DW-12272010B	Downwind Station (BS826523)	12/27/2010	6:05 16:30 625	2.0	1,250.00	0.80
	FB-69-12272010	Downwind Station Field Blank (BS826373)	12/27/2010	: : 0	0.0	0.00	0.80
	UW-12292010B	Upwind Station (BS826296)	12/29/2010	6:47 21:20 873	2.0	1,746.00	0.80
	FB-71-12292010	Upwind Station Field Blank (BS826568)	12/29/2010	: : 0	0.0	0.00	0.80

Instructions / Comments: Fax E-mail To: ted.splitter@ngem.com; david.behnken@ngem.com

Sample Return: YES NO If "YES" is checked, samples will be returned to the client or archived at Micro Analytical if required. If "NO" is checked, solid samples may be disposed of within three months (one week for liquid samples, lab suspensions, and digestates).

Francisco Barron

Sampler's Signature / Name

Francisco Barron 1/3/11 16:40

Note to Lab: If any samples are not acceptable, record reasons for rejection.

Sonny Nguyen

Sonny Nguyen 1/3/11 16:41 Drop Box / Courier

Relinquished By

Date / Time

Received By

Date / Time

Relinquished By

Date/Time

Received By

Date / Time

Client ID #
2027.07
Name / Client / Address:
Northgate Environmental
300 Frank H. Ogawa Plaza, Suite
510
Oakland, CA 94612

Tel. (510) 839-0688
Fax (510) 839-4350
E-mail ted.splitter@ngem.com

MICRO ANALYTICAL LABORATORIES, INC.

5900 Hollis St., Suite M, Emeryville, CA 94608
(510) 653-0824 - (510) 653-1361 - FAX

Log in # 148622

Project
Tronox LLC

Asbestos (TEM) NIOSH 7400
Asbestos _____
Lead Only _____
Metals (Specify) _____
Mold, Non-Viable _____
Other (Specify) _____

Job No. 2027.07

Number of Samples Turn-Around Time
10 3-5 DAYS

Micro ID # (For Lab Use Only)	Client Sample ID#	Description	Date Sampled	Time Sampled Start / Stop / Total Minutes	Average LPM	Total Liters	Filter Pore Size
148622.1	UW-12212010B	Upwind Station (BS826323)	12/21/2010	06:00 14:50 530	2.0	1,060.00	0.80
2	FB-67-12212010	Upwind Station Field Blank (BS826537)	12/21/2010	: : 0	0.0	0.00	0.80
3	DW-12212010B	Downwind Station (BS826328)	12/21/2010	6:15 14:45 510	2.0	1,020.00	0.80
4	FB-68-12212010	Downwind Station Field Blank (BS826315)	12/21/2010	: : 0	0.0	0.00	0.80
5	UW-12272010B	Upwind Station (BS826436)	12/27/2010	6:10 16:15 605	2.0	1,210.00	0.80
6	FB-70-12272010	Upwind Station Field Blank (BS826490)	12/27/2010	: : 0	0.0	0.00	0.80
7	DW-12272010B	Downwind Station (BS826523)	12/27/2010	6:05 16:30 625	2.0	1,250.00	0.80
8	FB-69-12272010	Downwind Station Field Blank (BS826373)	12/27/2010	: : 0	0.0	0.00	0.80
9	UW-12292010B	Upwind Station (BS826296)	12/29/2010	6:47 21:20 873	2.0	1,746.00	0.80
10	FB-71-12292010	Upwind Station Field Blank (BS826568)	12/29/2010	: : 0	0.0	0.00	0.80

Instructions / Comments: Fax E-mail To: ted.splitter@ngem.com; david.behnken@ngem.com

Sample Return: YES NO If "YES" is checked, samples will be returned to the client or archived at Micro Analytical if required. If "NO" is checked, solid samples may be disposed of within three months (one week for liquid samples, lab suspensions, and digestates).

Francisco Barron
Sampler's Signature / Name *Francisco Barron* 1/3/11 16:40

Note to Lab: If any samples are not acceptable, record reasons for rejection.

Sonny Nguyen
Relinquished By *Sonny Nguyen* 1/3/11 16:41 Drop Box / Courier

[Signature] 1.4.11 9.12
Received By _____ Date / Time

Relinquished By _____ Date/Time

Received By _____ Date / Time

Client ID #
2027.07
Name / Client / Address:
Northgate Environmental

MICRO ANALYTICAL LABORATORIES, INC.

5900 Hollis St., Suite M, Emeryville, CA 94608
(510) 653-0824 - (510) 653-1361 - FAX

Log in # 1498622

300 Frank H. Ogawa Plaza, Suite
510
Oakland, CA 94612

Project
Tronox LLC

Asbestos (TEM) NIOSH 7400

Asbestos

Lead Only

Metals (Specify)

Mold, Non-Viable

Other (Specify)

Tel. (510) 839-0688

Fax (510) 839-4350

E-mail ted.splitter@ngem.com

Job No. 2027.07

Number of Samples 2
Turn-Around Time 3-5 DAYS

Micro ID # (For Lab Use Only)	Client Sample ID#	Description	Date Sampled	Time Sampled		Average LPM	Total Liters	Filter Pore Size
				Start / Stop / Total Minutes				
1498622-11	DW-12292010B	Downwind Station (BS826319)	12/29/2010	6:28	21:35	2.0	1,814.00	0.80
				907				
1-17	FB-72-12292010	Downwind Station Field Blank (BS826509)	12/29/2010	:	:	0.0	0.00	0.80
				0		2.0	0.00	0.80
				:	:	0.0	0.00	0.80
				0		2.0	0.00	0.80
				:	:	0.0	0.00	0.80
				0		2.0	0.00	0.80
				:	:	0.0	0.00	0.80
				0			0.00	
				:	:		0.00	
				0			0.00	
				:	:		0.00	
				0			0.00	
				:	:		0.00	
				0			0.00	

Instructions / Comments: Fax E-mail To: ted.splitter@ngem.com; david.behnken@ngem.com

sample Return: YES NO If "YES" is checked, samples will be returned to the client or archived at Micro Analytical if required. If "NO" is checked, solid samples may be disposed of within three months (one week for liquid samples, lab suspensions, and digestates).

Francisco Barron
Sampler's Signature / Name *Francisco Barron* 1/3/11 16:40


Sonny Nguyen *Sonny Nguyen* 1/3/11 16:41 Drop Box / Courier
Relinquished By Date / Time Received By *[Signature]* 1-4-11 9:12 Date / Time

Relinquished By Date/Time Received By Date / Time

Note to Lab: If any samples are not acceptable, record reasons for rejection.

MICRO ANALYTICAL LABORATORIES, INC.

PHASE CONTRAST MICROSCOPY



1027
 Northgate Environmental Management
 300 Frank H. Ogawa Plaza
 Suite 510
 Oakland, CA 94612

PROJECT:
 TRONOX LLC
 JOB NO. 2027.07

Micro Log In **148622**
 Total Samples 12
 Date Sampled 12/21/2010
 Date Received 01/04/2011
 Date Analyzed 01/04/2011

Sample ID	Field Data	Lab Data	Fibers / cc	Limits	
Client: UW-1221210B Micro: 148622-01 UPWIND STATION (BS826323)	Time 530 Rate 2 Liters 1060.0	Fibers 1 Fields 100 F/mm ² < 7.0	< 0.003	LCL 0.000 LOD 0.003 CV 0.52	UCL 0.005 LOQ 0.036
Client: FB-67-12212010 Micro: 148622-02 UPWIND STATION FIELD BLANK (BS826537)	Time Rate Liters	Fibers 0 Fields 100 F/mm ² < 7.0		LCL LOD CV	UCL LOQ 0.52
Client: DW-12212010B Micro: 148622-03 LM DOWNWIND STATION (BS826328)	Time 510 Rate 2 Liters 1020.0	Fibers 2.5 Fields 100 F/mm ² < 7.0	< 0.003	LCL 0.000 LOD 0.003 CV 0.52	UCL 0.005 LOQ 0.038
Client: FB-68-12212010 Micro: 148622-04 DOWNWIND STATION FIELD BLANK (BS826315)	Time Rate Liters	Fibers 0 Fields 100 F/mm ² < 7.0		LCL LOD CV	UCL LOQ 0.52
Client: UW-12272010B Micro: 148622-05 UPWIND STATION (BS826436)	Time 605 Rate 2 Liters 1210.0	Fibers 1 Fields 100 F/mm ² < 7.0	< 0.002	LCL 0.000 LOD 0.002 CV 0.52	UCL 0.005 LOQ 0.032

Technical Supervisor: _____

Frank Raviola, M.S.
 Frank Raviola, M.S.

1/4/2011
 Date Reported

Analyst: _____

LM

AIHA IHLAP LABORATORY Accreditation / PAT ID No. 101788. Samples are analyzed using the NIOSH 7400 Method (NIOSH Manual of Analytical Methods, 4th Ed., Issue 2 of Rev. 3, 8/15/1994). The "A" Rules are used, unless otherwise noted. The limit of detection (LOD) is 7 fibers/mm². Limits of quantification for optimal precision and accuracy are 100 (LOQ) and 1300 fibers/mm². The 95% UCL and LCL (Upper and Lower Confidence Limits of the Two-sided 95% Confidence Interval) represent the highest and lowest expected concentrations (in fibers/cc) for a given fiber count, based on the reported concentration. Intra-laboratory coefficients of variation (CV) for various fiber loadings are reported. Limits for compliance testing may be calculated by the client, using the CV and an appropriate regulatory standard, e.g. UCL = (Concentration + [1.645 x CV x Standard]). Concentrations are field blank-corrected. Time is in minutes, flow rate is in liters per minute. 8 Hour TWA: calculated time weighted average concentration (in fibers/cc) based on 8 hours. Note: due to method variability, 95% LCL and UCL for the TWA may vary significantly from reported TWA values. The 8 hour TWA may not be statistically accurate for actual total times less than 8 hours; zero concentration is assumed for remaining time if no information is given. Micro Analytical Laboratories, Inc. assumes no responsibility for clients' interpretation of any requested TWA data or calculations in this report. Unless otherwise indicated on this report, all required Quality Control samples have been determined to be in control prior to releasing these analytical results. This report shall not be reproduced without the approval of Micro Analytical Laboratories, Inc., shall not be reproduced except in full, and pertains only to the samples analyzed. Unless otherwise stated in this report, all samples were received in acceptable condition for analysis. Micro Analytical Laboratories, Inc. shall not be responsible for clients' deviations from any prescribed sampling parameters. Air volumes are based on client data. The laboratory's verifiability of results is limited to fibers per mm². N/A = not applicable.

MICRO ANALYTICAL LABORATORIES, INC.

PHASE CONTRAST MICROSCOPY




1027
Northgate Environmental Management
300 Frank H. Ogawa Plaza
Suite 510
Oakland, CA 94612

PROJECT:
TRONOX LLC
JOB NO. 2027.07

Micro Log In **148622**
Total Samples 12
Date Sampled 12/21/2010
Date Received 01/04/2011
Date Analyzed 01/04/2011

Sample ID	Field Data	Lab Data	Fibers / cc	Limits	
Client: FB-70-12272010 Micro: 148622-06 UPWIND STATION FIELD BLANK (BS826490)	Time Rate Liters	Fibers 0 Fields 100 F/mm ² < 7.0		LCL LOD CV	UCL LOQ 0.52
Client: DW-12272010B Micro: 148622-07 LM DOWNWIND STATION (BS826523)	Time 625 Rate 2 Liters 1250.0	Fibers 1 Fields 100 F/mm ² < 7.0	< 0.002	LCL LOD CV	UCL 0.004 0.031 0.52
Client: FB-69-12272010 Micro: 148622-08 DOWNWIND STATION FIELD BLANK (BS826373)	Time Rate Liters	Fibers 0 Fields 100 F/mm ² < 7.0		LCL LOD CV	UCL LOQ 0.52
Client: UW-12292010B Micro: 148622-09 UPWIND STATION (BS826296)	Time 873 Rate 2 Liters 1746.0	Fibers 2 Fields 100 F/mm ² < 7.0	< 0.002	LCL LOD CV	UCL 0.003 0.022 0.52
Client: FB-71-12292010 Micro: 148622-10 UPWIND STATION FIELD BLANK (BS826568)	Time Rate Liters	Fibers 0 Fields 100 F/mm ² < 7.0		LCL LOD CV	UCL LOQ 0.52

Technical Supervisor: _____


for Frank Raviola, M.S.

1/4/2011
Date Reported

Analyst: _____

LM

AIHA IHLAP LABORATORY Accreditation / PAT ID No. 101788. Samples are analyzed using the NIOSH 7400 Method (NIOSH Manual of Analytical Methods, 4th Ed., Issue 2 of Rev. 3, 8/15/1994). The "A" Rules are used, unless otherwise noted. The limit of detection (LOD) is 7 fibers/mm². Limits of quantification for optimal precision and accuracy are 100 (LOQ) and 1300 fibers/mm². The 95% UCL and LCL (Upper and Lower Confidence Limits of the Two-sided 95% Confidence Interval) represent the highest and lowest expected concentrations (in fibers/cc) for a given fiber count, based on the reported concentration. Intralaboratory coefficients of variation (CV) for various fiber loadings are reported. Limits for compliance testing may be calculated by the client, using the CV and an appropriate regulatory standard, e.g. UCL = (Concentration + [1.645 x CV x Standard]). Concentrations are field blank-corrected. Time is in minutes, flow rate is in liters per minute. 8 Hour TWA: calculated time weighted average concentration (in fibers/cc) based on 8 hours. Note: due to method variability, 95% LCL and UCL for the TWA may vary significantly from reported TWA values. The 8 hour TWA may not be statistically accurate for actual total times less than 8 hours; zero concentration is assumed for remaining time if no information is given. Micro Analytical Laboratories, Inc. assumes no responsibility for clients' interpretation of any requested TWA data or calculations in this report. Unless otherwise indicated on this report, all required Quality Control samples have been determined to be in control prior to releasing these analytical results. This report shall not be reproduced without the approval of Micro Analytical Laboratories, Inc., shall not be reproduced except in full, and pertains only to the samples analyzed. Unless otherwise stated in this report, all samples were received in acceptable condition for analysis. Micro Analytical Laboratories, Inc. shall not be responsible for clients' deviations from any prescribed sampling parameters. Air volumes are based on client data. The laboratory's verifiability of results is limited to fibers per mm². N/A = not applicable.

MICRO ANALYTICAL LABORATORIES, INC.
PHASE CONTRAST MICROSCOPY




1027
 Northgate Environmental Management
 300 Frank H. Ogawa Plaza
 Suite 510
 Oakland, CA 94612

PROJECT:
 TRONOX LLC
 JOB NO. 2027.07

Micro Log In **148622**
 Total Samples 12
 Date Sampled 12/21/2010
 Date Received 01/04/2011
 Date Analyzed 01/04/2011

Sample ID		Field Data	Lab Data	Fibers / cc	Limits	
Client: DW-12292010B	Micro: 148622-11 DOWNWIND STATION (BS826319)	Time 907	Fibers 1.5	< 0.001	LCL	UCL
		Rate 2	Fields 100		0.000	0.003
		Liters 1814.0	F/mm ² < 7.0		LOD	LOQ
					0.001	0.021
					CV	0.52
Client: FB-72-12292010	Micro: 148622-12 DOWNWIND STATION FIELD BLANK (BS826509)	Time	Fibers 0		LCL	UCL
		Rate	Fields 100		LOD	LOQ
		Liters	F/mm ² < 7.0			
					CV	0.52

Technical Supervisor: _____


 Frank Raviola, M.S.

1/4/2011
 Date Reported

Analyst: _____ LM

AIHA IHLAP LABORATORY Accreditation / PAT ID No. 101788. Samples are analyzed using the NIOSH 7400 Method (NIOSH Manual of Analytical Methods, 4th Ed., Issue 2 of Rev. 3, 8/15/1994). The "A" Rules are used, unless otherwise noted. The limit of detection (LOD) is 7 fibers/mm². Limits of quantification for optimal precision and accuracy are 100 (LOQ) and 1300 fibers/mm². The 85% UCL and LCL (Upper and Lower Confidence Limits of the Two-sided 95% Confidence Interval) represent the highest and lowest expected concentrations (in fibers/cc) for a given fiber count, based on the reported concentration. Intralaboratory coefficients of variation (CV) for various fiber loadings are reported. Limits for compliance testing may be calculated by the client, using the CV and an appropriate regulatory standard, e.g. UCL = (Concentration + [1.645 x CV x Standard]). Concentrations are field blank-corrected. Time is in minutes, flow rate is in liters per minute. 8 Hour TWA: calculated time weighted average concentration (in fibers/cc) based on 8 hours. Note: due to method variability, 95% LCL and UCL for the TWA may vary significantly from reported TWA values. The 8 hour TWA may not be statistically accurate for actual total times less than 8 hours; zero concentration is assumed for remaining time if no information is given. Micro Analytical Laboratories, Inc. assumes no responsibility for clients' interpretation of any requested TWA data or calculations in this report. Unless otherwise indicated on this report, all required Quality Control samples have been determined to be in control prior to releasing these analytical results. This report shall not be reproduced without the approval of Micro Analytical Laboratories, Inc., shall not be reproduced except in full, and pertains only to the samples analyzed. Unless otherwise stated in this report, all samples were received in acceptable condition for analysis. Micro Analytical Laboratories, Inc. shall not be responsible for clients' deviations from any prescribed sampling parameters. Air volumes are based on client data. The laboratory's verifiability of results is limited to fibers per mm². N/A = not applicable.