

CLEAR FORM

SAVE FORM

E-MAIL

Client ID #  
2027.07

### MICRO ANALYTICAL LABORATORIES, INC.

Log in #

147225

Name / Client / Address:

5900 Hollis St., Suite M, Emeryville, CA 94608  
(510) 653-0824 - (510) 653-1361 - FAX

Northgate Environmental

300 Frank H. Ogawa Plaza, Suite  
510  
Oakland, CA 94612

Project

Tronox LLC

Asbestos (TEM) NIOSH 7400

Asbestos

Lead Only

Metals (Specify)

Mold, Non-Viable

Other (Specify)

Tel. (510) 839-0688

Fax (510) 839-4350

Job No. 2027.07

E-mail ted.splitter@ngem.com

Number of Samples  
10

Turn-Around Time  
3-5 DAYS

Micro ID # (For Lab Use Only)	Client Sample ID#	Description	Date Sampled	Time Sampled Start / Stop / Total Minutes	Average LPM	Total Liters	Filter Pore Size
	RZ-B-11102010	Remediation Zone B (BM883933)	11/10/2010	07:28   15:00 452	2.0	904.00	0.80
	FB-1-11102010-RZ-B	Remediation Zone B Field Blank (BM884053)	11/10/2010	:   : 0	0.0	0.00	0.80
	11122010-RZ-B-12.13	Remediation Zone B (BM883979)	11/12/2010	05:30   15:08 578	2.0	1,156.00	0.80
	FB-1-11122010-RZ-B	Remediation Zone D - 31 Field Blank (BM883970)	11/12/2010	:   : 0	0.0	0.00	0.80
	11152010-RZ-B-12.13	Remediation Zone B (BM860674)	11/15/2010	5:25   14:48 563	2.0	1,126.00	0.80
	FB-1-11152010-RZ-B-12	Remediation Zone B Field Blank (BM884006)	11/15/2010	:   : 0	0.0	0.00	0.80
	UW-11172010B	Upwind Station (BM883993)	11/17/2010	5:04   16:30 686	2.0	1,372.00	0.80
	FB-35-11172010	Upwind Station Field Blank (BM883975)	11/17/2010	:   : 0	0.0	0.00	0.80
	DW-11172010B	Downwind Station (BM860572)	11/17/2010	5:17   16:38 681	2.0	1,362.00	0.80
	FB-36-11172010	Downwind Station Field Blank (BM883992)	11/17/2010	:   : 0	0.0	0.00	0.80

Instructions / Comments:  Fax  E-mail To: ted.splitter@ngem.com; david.behnken@ngem.com

Sample Return: YES  NO  If "YES" is checked, samples will be returned to the client or archived at Micro Analytical if required. If "NO" is checked, solid samples may be disposed of within three months (one week for liquid samples, lab suspensions, and digestates).

Ronda S. Bailey

Sampler's Signature / Name

Note to Lab: If any samples are not acceptable, record reasons for rejection.

Ronda S. Bailey

Drop Box / Courier

Relinquished By

Date / Time

□ □ □ □ □ □

Received By

Date / Time

Relinquished By

Date / Time

□ □ □ □ □ □

Received By

Date / Time

*Original is signed*

Client ID #  
2027.07

**MICRO ANALYTICAL LABORATORIES, INC.**

Log in #

Name / Client / Address:  
Northgate Environmental

5900 Hollis St., Suite M, Emeryville, CA 94608  
(510) 653-0824 - (510) 653-1361 - FAX

300 Frank H. Ogawa Plaza, Suite  
510  
Oakland, CA 94612

**Project**  
Tronox LLC

Asbestos (TEM) NIOSH 7400

Asbestos

Lead Only

Metals (Specify)

Mold, Non-Viable

Other (Specify)

Tel. (510) 839-0688

Job No. 2027.07

Fax (510) 839-4350

E-mail ted.splitter@ngem.com

Number of Samples 10 Turn-Around Time 3-5 DAYS

Micro ID # (For Lab Use Only)	Client Sample ID#	Description	Date Sampled	Time Sampled Start / Stop / Total Minutes	Average LPM	Total Liters	Filter Pore Size
	Unit 2-11152010	Remediation Zone B (BM883956)	11/15/2010	5:58   13:53 475	2.0	950.00	0.80
	Unit 2-FB-11152010	Remediation Zone B Field Blank (BM883958)	11/15/2010	:   : 0	0.0	0.00	0.80
	RZ-D-11162010	Remediation Zone D (BM883951)	11/16/2010	07:40   17:00 560	2.0	1,120.00	0.80
	FB-1-11162010-RZ-D	Remediation Zone D Field Blank (BM883970)	11/16/2010	:   : 0	0.0	0.00	0.80
	11172010-RZ-B-12.13	Remediation Zone B (BM884100)	11/17/2010	6:15   16:05 590	2.0	1,180.00	0.80
	FB-1-RZ-B-11172010	Remediation Zone B Field Blank (BM884008)	11/17/2010	:   : 0	0.0	0.00	0.80
	UW-11192010B	Upwind Station (BS823115)	11/19/2010	4:14   15:05 651	2.0	1,302.00	0.80
	FB-37-11192010B	Upwind Station Field Blank (BS823266)	11/19/2010	:   : 0	0.0	0.00	0.80
	DW-11192010B	Downwind Station (BS823106)	11/19/2010	4:26   15:10 644	2.0	1,288.00	0.80
	FB-38-11192010	Downwind Station Field Blank (BS823086)	11/19/2010	:   : 0	0.0	0.00	0.80

Instructions / Comments:  Fax  E-mail To: ted.splitter@ngem.com; david.behnken@ngem.com

Sample Return: YES  NO  If "YES" is checked, samples will be returned to the client or archived at Micro Analytical if required. If "NO" is checked, solid samples may be disposed of within three months (one week for liquid samples, lab suspensions, and digestates).

Ronda S. Bailey

Note to Lab: If any samples are not acceptable, record reasons for rejection.

Sampler's Signature / Name

Ronda S. Bailey *Ronda S. Bailey* 11/22/10 12:00 Drop Box / Courier

Relinquished By *Ronda S. Bailey* Date / Time    Received By \_\_\_\_\_ Date / Time \_\_\_\_\_


Relinquished By \_\_\_\_\_ Date / Time    Received By \_\_\_\_\_ Date / Time \_\_\_\_\_

Client ID #  
2027.07

### MICRO ANALYTICAL LABORATORIES, INC.

5900 Hollis St., Suite M, Emeryville, CA 94608  
(510) 653-0824 - (510) 653-1361 - FAX

Log in #



Name / Client / Address:

Northgate Environmental

300 Frank H. Ogawa Plaza, Suite  
510  
Oakland, CA 94612

Tel. (510) 839-0688

Fax (510) 839-4350

E-mail ted.splitter@ngem.com

Project  
Tronox LLC

Job No. 2027.07

Asbestos (TEM) NIOSH 7400

Asbestos

Lead Only

Metals (Specify)

Mold, Non-Viable

Other (Specify)

Number of Samples  
10

Turn-Around Time  
3-5 DAYS

Micro ID # (For Lab Use Only)	Client Sample ID#	Description	Date Sampled	Time Sampled Start / Stop / Total Minutes	Average LPM	Total Liters	Filter Pore Size
	RZ-B-18-11172010	Remediation Zone B (BM884018)	11/17/2010	6:00   14:10 490	2.0	980.00	0.80
	FB-1-RZ-B-18-11172010	Remediation Zone B Field Blank (BM883976)	11/17/2010	:   : 0	0.0	0.00	0.80
	11172010-RZ-D-NE	Remediation Zone D (BM884125)	11/17/2010	5:08   15:01 593	2.0	1,186.00	0.80
	FB-2-RZ-D-11172010	Remediation Zone D Field Blank (BM884243)	11/17/2010	:   : 0	0.0	0.00	0.80
	11192010-RZ-B-12	Remediation Zone B (BS823246)	11/19/2010	5:20   15:00 580	2.0	1,160.00	0.80
	FB-2-11192010	Remediation Zone B Field Blank (BS823084)	11/19/2010	:   : 0	0.0	0.00	0.80
	11182010-RZ-D-NW	Remediation Zone D (BS823104)	11/18/2010	5:15   16:05 650	2.0	1,300.00	0.80
	FB-1-11182010	Remediation Zone D Field Blank (BS823109)	11/18/2010	:   : 0	0.0	0.00	0.80
	11192010-RZ-D-16&17	Remediation Zone D (BS823095)	11/19/2010	5:54   15:07 553	2.0	1,106.00	0.80
	FB-3-11192010	Remediation Zone B Field Blank (BS823080)	11/19/2010	:   : 0	0.0	0.00	0.80

Instructions / Comments:  Fax  E-mail To: ted.splitter@ngem.com; david.behnken@ngem.com

Sample Return: YES  NO  If "YES" is checked, samples will be returned to the client or archived at Micro Analytical if required. If "NO" is checked, solid samples may be disposed of within three months (one week for liquid samples, lab suspensions, and digestates).

Ronda S. Bailey *Ronda S. Bailey*  
Sampler's Signature / Name

Note to Lab: If any samples are not acceptable, record reasons for rejection.

Ronda S. Bailey *Ronda S. Bailey* 11/22/10/2008 Drop Box / Courier  
Relinquished By Date / Time

Received By Date / Time

Relinquished By Date/Time

Received By Date / Time

Client ID #  
2027.07  
Name / Client / Address:  
Northgate Environmental  
300 Frank H. Ogawa Plaza, Suite  
510  
Oakland, CA 94612  
Tel. (510) 839-0688  
Fax (510) 839-4350  
E-mail ted.splitter@ngem.com

**MICRO ANALYTICAL LABORATORIES, INC.**

5900 Hollis St., Suite M, Emeryville, CA 94608  
(510) 653-0824 - (510) 653-1361 - FAX

Log in #

**Project**  
Tronox LLC

**Asbestos (TEM)** NIOSH 7400  
**Asbestos**  
**Lead Only**  
**Metals (Specify)**  
**Mold, Non-Viable**  
**Other (Specify)**

Job No. 2027.07

**Number of Samples** 7  
**Turn-Around Time** 3-5 DAYS

Micro ID # (For Lab Use Only)	Client Sample ID#	Description	Date Sampled	Time Sampled Start / Stop / Total Minutes	Average LPM	Total Liters	Filter Pore Size
	DW-11222010A	Downwind Station (BS823153)	11/22/2010	6:20   16:40 620	2.0	1,240.00	0.80
	FB-40-11222010	Downwind Station Field Blank (BS823154)	11/22/2010	:   : 0	0.0	0.00	0.80
	UW-11222010A	Upwind Station (BS823230)	11/22/2010	6:00   16:25 625	2.0	1,250.00	0.80
	FB-39-11222010	Upwind Station Field Blank (BS823078)	11/22/2010	:   : 0	0.0	0.00	0.80
	11192010-RZ-B-18	WORK ZONE RZ-B-18	11/19/2010	6:02   14:02 480	2.0	960.00	
	FB-1-11192010	WORK ZONE RZ-B-18 FIELD BLANK	11/19/2010	:   : 0	0.0	0.00	
		USED MEDIA PLEASE DISCARD		:   : 0	2.0	0.00	
				:   : 0	0.0	0.00	
				:   : 0	2.0	0.00	
				:   : 0	0.0	0.00	

Instructions / Comments:  Fax  E-mail To: ted.splitter@ngem.com; david.behnken@ngem.com

Sample Return: YES  NO  If "YES" is checked, samples will be returned to the client or archived at Micro Analytical if required. If "NO" is checked, solid samples may be disposed of within three months (one week for liquid samples, lab suspensions, and digestates).

Sampler's Signature / Name: Ronda S. Bailey  
Date / Time: 11/22/2010  
Note to Lab: If any samples are not acceptable, record reasons for rejection.  
Drop Box / Courier:      
Received By: \_\_\_\_\_ Date / Time: \_\_\_\_\_  
Received By: \_\_\_\_\_ Date / Time: \_\_\_\_\_

Client ID #  
2027.07  
Name / Client / Address:  
Northgate Environmental  
300 Frank H. Ogawa Plaza, Suite  
510  
Oakland, CA 94612  
  
Tel. (510) 839-0688  
Fax (510) 839-4350  
E-mail ted.splitter@ngem.com

**MICRO ANALYTICAL LABORATORIES, INC.**

5900 Hollis St., Suite M, Emeryville, CA 94608  
(510) 663-0824 - (510) 663-1361 - FAX

Log in # 147225

**Project**  
Tronox LLC

**Asbestos (TEM)** NIOSH 7400  
**Asbestos**  
**Lead Only**  
**Metals (Specify)**  
**Mold, Non-Viable**  
**Other (Specify)**

**Number of Samples**      **Turn-Around Time**  
10                              3-5 DAYS

Micro ID # (For Lab Use Only)	Client Sample ID#	Description	Date Sampled	Time Sampled		Average LPM	Total Liters	Filter Pore Size
				Start / Stop / Total Minutes				
01	RZ-B-11102010	Remediation Zone B (BM883933)	11/10/2010	07:28	15:00	2.0	904.00	0.80
				452				
02	FB-1-11102010-RZ-B	Remediation Zone B Field Blank (BM884053)	11/10/2010	:	:	0.0	0.00	0.80
				0				
03	11122010-RZ-B-12.13	Remediation Zone B (BM883979)	11/12/2010	05:30	15:08	2.0	1,156.00	0.80
				578				
04	FB-1-11122010-RZ-B	Remediation Zone D - 31 Field Blank (BM883970)	11/12/2010	:	:	0.0	0.00	0.80
				0				
05	11152010-RZ-B-12.13	Remediation Zone B (BM860674)	11/15/2010	5:25	14:48	2.0	1,126.00	0.80
				563				
06	FB-1-11152010-RZ-B-12	Remediation Zone B Field Blank (BM884006)	11/15/2010	:	:	0.0	0.00	0.80
				0				
07	UW-11172010B	Upwind Station (BM883993)	11/17/2010	5:04	16:30	2.0	1,372.00	0.80
				686				
08	FB-35-11172010	Upwind Station Field Blank (BM883975)	11/17/2010	:	:	0.0	0.00	0.80
				0				
09	DW-11172010B	Downwind Station (BM860572)	11/17/2010	5:17	16:38	2.0	1,362.00	0.80
				681				
10	FB-36-11172010	Downwind Station Field Blank (BM883992)	11/17/2010	:	:	0.0	0.00	0.80
				0				

Instructions / Comments:     Fax     E-mail To: ted.splitter@ngem.com; david.behnken@ngem.com

Sample Return: YES  NO  If "YES" is checked, samples will be returned to the client or archived at Micro Analytical if required. If "NO" is checked, solid samples may be disposed of within three months (one week for liquid samples, lab suspensions, and digestates).

Sampler's Signature / Name: *Ronda S. Bailey*      Note to Lab: If any samples are not acceptable, record reasons for rejection.

Relinquished By: *Ronda S. Bailey*      Date / Time: *11/22/10 12:00*      Drop Box / Courier:          Received By: *[Signature]*      Date / Time: *11/23/10 11:09*

Relinquished By:      Date/Time:      Received By:      Date / Time:

# MICRO ANALYTICAL LABORATORIES, INC.

## PHASE CONTRAST MICROSCOPY



1027  
Northgate Environmental Management  
300 Frank H. Ogawa Plaza  
Suite 510  
Oakland, CA 94612

PROJECT:  
TRONOX LLC  
JOB NO. 2027.07

Micro Log In **147225**  
Total Samples 10  
Date Sampled 11/10/2010  
Date Received 11/23/2010  
Date Analyzed 11/23/2010

Sample ID	Field Data	Lab Data	Fibers / cc	Limits
Client: <b>RZ-B-11102010</b> ✓ Micro: 147225-01 11/10/2010 REMEDIATION ZONE B (BM883933)	Time 452 Rate 2 Liters 904.0	Fibers 8.5 Fields 100 F/mm <sup>2</sup> 10.8	<b>0.005</b>	LCL 0.002 UCL 0.007 LOD 0.003 LOQ 0.043 CV 0.26
Client: <b>FB-1-11102010-RZ-B</b> Micro: 147225-02 11/10/2010 REMEDIATION ZONE B FIELD BLANK (BM884053)	Time Rate Liters	Fibers 0 Fields 100 F/mm <sup>2</sup> < 7.0		LCL UCL LOD LOQ CV 0.52
Client: <b>11122010-RZ-B-12.13</b> ✓ Micro: 147225-03 11/12/2010 REMEDIATION ZONE B (BM883979)	Time 578 Rate 2 Liters 1156.0	Fibers 2.5 Fields 100 F/mm <sup>2</sup> < 7.0	<b>&lt; 0.002</b>	LCL 0.000 UCL 0.005 LOD 0.002 LOQ 0.033 CV 0.52
Client: <b>FB-1-1122010-RZ-B</b> Micro: 147225-04 11/12/2010 REMEDIATION ZONE D 31 FIELD BLANK (BM883970)	Time Rate Liters	Fibers 0 Fields 100 F/mm <sup>2</sup> < 7.0		LCL UCL LOD LOQ CV 0.52
Client: <b>11152010-RZ-B-12.13</b> ✓ Micro: 147225-05 11/15/2010 REMEDIATION ZONE B (BM860674)	Time 563 Rate 2 Liters 1126.0	Fibers 3 Fields 100 F/mm <sup>2</sup> < 7.0	<b>&lt; 0.002</b>	LCL 0.000 UCL 0.005 LOD 0.002 LOQ 0.034 CV 0.52


Technical Supervisor: Frank Raviola, M.S. 11/23/2010 Date Reported

Analyst: LM

AIHA IHLAP LABORATORY Accreditation / PAT ID No. 101768. Samples are analyzed using the NIOSH 7400 Method (NIOSH Manual of Analytical Methods, 4th Ed., Issue 2 of Rev. 3, 8/15/1994). The "A" Rules are used, unless otherwise noted. The limit of detection (LOD) is 7 fibers/mm<sup>2</sup>. Limits of quantification for optimal precision and accuracy are 100 (LOQ) and 1300 fibers/mm<sup>2</sup>. The 95% UCL and LCL (Upper and Lower Confidence Limits of the Two-sided 95% Confidence Interval) represent the highest and lowest expected concentrations (in fibers/cc) for a given fiber count, based on the reported concentration. Intralaboratory coefficients of variation (CV) for various fiber loadings are reported. Limits for compliance testing may be calculated by the client, using the CV and an appropriate regulatory standard, e.g. UCL = (Concentration + [1.645 x CV x Standard]). Concentrations are field blank-corrected. Time is in minutes, flow rate is in liters per minute. 8 Hour TWA: calculated time weighted average concentration (in fibers/cc) based on 8 hours. Note: due to method variability, 95% LCL and UCL for the TWA may vary significantly from reported TWA values. The 8 hour TWA may not be statistically accurate for actual total times less than 8 hours; zero concentration is assumed for remaining time if no information is given. Micro Analytical Laboratories, Inc. assumes no responsibility for clients' interpretation of any requested TWA data or calculations in this report. Unless otherwise indicated on this report, all required Quality Control samples have been determined to be in control prior to releasing these analytical results. This report shall not be reproduced without the approval of Micro Analytical Laboratories, Inc. shall not be reproduced except in full, and pertains only to the samples analyzed. Unless otherwise stated in this report, all samples were received in acceptable condition for analysis. Micro Analytical Laboratories, Inc. shall not be responsible for clients' deviations from any prescribed sampling parameters. Air volumes are based on client data. The laboratory's verifiability of results is limited to fibers per mm<sup>2</sup>. N/A = not applicable.

# MICRO ANALYTICAL LABORATORIES, INC.

## PHASE CONTRAST MICROSCOPY



1027  
Northgate Environmental Management  
300 Frank H. Ogawa Plaza  
Suite 510  
Oakland, CA 94612

PROJECT:  
TRONOX LLC  
JOB NO. 2027.07

Micro Log In **147225**  
Total Samples 10  
Date Sampled 11/10/2010  
Date Received 11/23/2010  
Date Analyzed 11/23/2010

Sample ID		Field Data		Lab Data		Fibers / cc	Limits	
Client:	<b>FB-1-11152010-RZ-B-12</b>						LCL	UCL
Micro:	147225-06 11/15/2010	Time		Fibers	0			
	<b>REMEDIATION ZONE B FIELD BLANK (BM884006)</b>	Rate		Fields	100		LOD	LOQ
		Liters		F/mm <sup>2</sup>	< 7.0			CV 0.52
Client:	<b>UW-11172010B</b> ✓						LCL	UCL
Micro:	147225-07 LM 11/17/2010	Time	686	Fibers	18.5	<b>0.007</b>	0.003	0.010
	<b>UPWIND STATION (BM883993)</b>	Rate	2	Fields	100		LOD	LOQ
		Liters	1372.0	F/mm <sup>2</sup>	23.6		0.002	0.028
							CV	0.26
Client:	<b>FB-35-11172010</b>						LCL	UCL
Micro:	147225-08 11/17/2010	Time		Fibers	0			
	<b>UPWIND STATION FIELD BLANK (BM883975)</b>	Rate		Fields	100		LOD	LOQ
		Liters		F/mm <sup>2</sup>	< 7.0			CV 0.52
Client:	<b>DW-11172010B</b> ✓						LCL	UCL
Micro:	147225-09 11/17/2010	Time	681	Fibers	24	<b>0.009</b>	0.004	0.013
	<b>DOWNWIND STATION (BM860572)</b>	Rate	2	Fields	100		LOD	LOQ
		Liters	1362.0	F/mm <sup>2</sup>	30.6		0.002	0.028
							CV	0.28
Client:	<b>FB-36-11172010</b>						LCL	UCL
Micro:	147225-10 11/17/2010	Time		Fibers	0			
	<b>DOWNWIND STATION FIELD BLANK (BM883992)</b>	Rate		Fields	100		LOD	LOQ
		Liters		F/mm <sup>2</sup>	< 7.0			CV 0.52

Technical Supervisor: \_\_\_\_\_

Frank Raviola, M.S.

11/23/2010  
Date Reported

Analyst: \_\_\_\_\_

LM

AIHA IHLAP LABORATORY Accreditation / PAT ID No. 101768. Samples are analyzed using the NIOSH 7400 Method (NIOSH Manual of Analytical Methods, 4th Ed., Issue 2 of Rev. 3, 8/15/1984). The "A" Rules are used, unless otherwise noted. The limit of detection (LOD) is 7 fibers/mm<sup>2</sup>. Limits of quantification for optimal precision and accuracy are 100 (LOQ) and 1300 fibers/mm<sup>2</sup>. The 95% UCL and LCL (Upper and Lower Confidence Limits of the Two-sided 95% Confidence Interval) represent the highest and lowest expected concentrations (in fibers/cc) for a given fiber count, based on the reported concentration. Intralaboratory coefficients of variation (CV) for various fiber loadings are reported. Limits for compliance testing may be calculated by the client, using the CV and an appropriate regulatory standard, e.g. UCL = (Concentration + [1.645 x CV x Standard]). Concentrations are field blank-corrected. Time is in minutes, flow rate is in liters per minute. 8 Hour TWA: calculated time weighted average concentration (in fibers/cc) based on 8 hours. Note: due to method variability, 95% LCL and UCL for the TWA may vary significantly from reported TWA values. The 8 hour TWA may not be statistically accurate for actual total times less than 8 hours; zero concentration is assumed for remaining time if no information is given. Micro Analytical Laboratories, Inc. assumes no responsibility for clients' interpretation of any requested TWA data or calculations in this report. Unless otherwise indicated on this report, all required Quality Control samples have been determined to be in control prior to releasing these analytical results. This report shall not be reproduced without the approval of Micro Analytical Laboratories, Inc., shall not be reproduced, except in full, and pertains only to the samples analyzed. Unless otherwise stated in this report, all samples were received in acceptable condition for analysis. Micro Analytical Laboratories, Inc. shall not be responsible for clients' deviations from any prescribed sampling parameters. Air volumes are based on client data. The laboratory's verifiability of results is limited to fibers per mm<sup>2</sup>. N/A = not applicable.

# MICRO ANALYTICAL LABORATORIES, INC.

## PHASE CONTRAST MICROSCOPY



1027  
Northgate Environmental Management  
300 Frank H. Ogawa Plaza  
Suite 510  
Oakland, CA 94612

PROJECT:  
TRONOX LLC  
JOB NO. 2027.07

Micro Log In **147225**  
Total Samples 10  
Date Sampled 11/10/2010  
Date Received 11/23/2010  
Date Analyzed 11/23/2010

Sample ID	Field Data	Lab Data	Fibers / cc	Limits
Client: <b>RZ-B-11102010</b> Micro: 147225-01 11/10/2010 <b>REMEDIAION ZONE B (BM883933)</b>	Time 452 Rate 2 Liters 904.0	Fibers 8.5 Fields 100 F/mm <sup>2</sup> 10.8	<b>0.005</b>	LCL UCL 0.002 0.007 LOD LOQ 0.003 0.043 CV 0.26
Client: <b>FB-1-11102010-RZ-B</b> Micro: 147225-02 11/10/2010 <b>REMEDIAION ZONE B FIELD BLANK (BM884053)</b>	Time Rate Liters	Fibers 0 Fields 100 F/mm <sup>2</sup> < 7.0		LCL UCL LOD LOQ CV 0.52
Client: <b>11122010-RZ-B-12.13</b> Micro: 147225-03 11/12/2010 <b>REMEDIAION ZONE B (BM883979)</b>	Time 578 Rate 2 Liters 1156.0	Fibers 2.5 Fields 100 F/mm <sup>2</sup> < 7.0	<b>&lt; 0.002</b>	LCL UCL 0.000 0.005 LOD LOQ 0.002 0.033 CV 0.52
Client: <b>FB-1-1122010-RZ-B</b> Micro: 147225-04 11/12/2010 <b>REMEDIAION ZONE D 31 FIELD BLANK (BM883970)</b>	Time Rate Liters	Fibers 0 Fields 100 F/mm <sup>2</sup> < 7.0		LCL UCL LOD LOQ CV 0.52
Client: <b>11152010-RZ-B-12.13</b> Micro: 147225-05 11/15/2010 <b>REMEDIAION ZONE B (BM860674)</b>	Time 563 Rate 2 Liters 1126.0	Fibers 3 Fields 100 F/mm <sup>2</sup> < 7.0	<b>&lt; 0.002</b>	LCL UCL 0.000 0.005 LOD LOQ 0.002 0.034 CV 0.52


Technical Supervisor: Frank Raviola, M.S. 11/23/2010 Date Reported Analyst: LM

AIHA IHLAP LABORATORY Accreditation / PAT ID No. 101768. Samples are analyzed using the NIOSH 7400 Method (NIOSH Manual of Analytical Methods, 4th Ed., Issue 2 of Rev. 3, 8/15/1994). The "A" Rules are used, unless otherwise noted. The limit of detection (LOD) is 7 fibers/mm<sup>2</sup>. Limits of quantification for optimal precision and accuracy are 100 (LOQ) and 1300 fibers/mm<sup>2</sup>. The 95% UCL and LCL (Upper and Lower Confidence Limits of the Two-sided 95% Confidence Interval) represent the highest and lowest expected concentrations (in fibers/cc) for a given fiber count, based on the reported concentration. Intralaboratory coefficients of variation (CV) for various fiber loadings are reported. Limits for compliance testing may be calculated by the client, using the CV and an appropriate regulatory standard, e.g. UCL = (Concentration + [1.645 x CV x Standard]). Concentrations are field blank-corrected. Time is in minutes, flow rate is in liters per minute. 8 Hour TWA: calculated time weighted average concentration (in fibers/cc) based on 8 hours. Note: due to method variability, 95% LCL and UCL for the TWA may vary significantly from reported TWA values. The 8 hour TWA may not be statistically accurate for actual total times less than 8 hours; zero concentration is assumed for remaining time if no information is given. Micro Analytical Laboratories, Inc. assumes no responsibility for clients' interpretation of any requested TWA data or calculations in this report. Unless otherwise indicated on this report, all required Quality Control samples have been determined to be in control prior to releasing these analytical results. This report shall not be reproduced without the approval of Micro Analytical Laboratories, Inc., shall not be reproduced except in full, and pertains only to the samples analyzed. Unless otherwise stated in this report, all samples were received in acceptable condition for analysis. Micro Analytical Laboratories, Inc. shall not be responsible for clients' deviations from any prescribed sampling parameters. Air volumes are based on client data. The laboratory's verifiability of results is limited to fibers per mm<sup>2</sup>. N/A = not applicable.



# MICRO ANALYTICAL LABORATORIES, INC.

## PHASE CONTRAST MICROSCOPY




1027  
Northgate Environmental Management  
300 Frank H. Ogawa Plaza  
Suite 510  
Oakland, CA 94612

PROJECT:  
TRONOX LLC  
JOB NO. 2027.07

Micro Log In **147225**  
Total Samples 10  
Date Sampled 11/10/2010  
Date Received 11/23/2010  
Date Analyzed 11/23/2010

Sample ID	Field Data	Lab Data	Fibers / cc	Limits	
Client: <b>FB-1-11152010-RZ-B-12</b> Micro: 147225-06 11/15/2010 <b>REMEDATION ZONE B FIELD BLANK (BM884006)</b>	Time Rate Liters	Fibers 0 Fields 100 F/mm <sup>2</sup> < 7.0		LCL LOD CV	UCL LOQ 0.52
Client: <b>UW-11172010B</b> Micro: 147225-07 LM 11/17/2010 <b>UPWIND STATION (BM883993)</b>	Time 686 Rate 2 Liters 1372.0	Fibers 18.5 Fields 100 F/mm <sup>2</sup> 23.6	<b>0.007</b>	LCL LOD CV	UCL 0.010 0.028 0.26
Client: <b>FB-35-11172010</b> Micro: 147225-08 11/17/2010 <b>UPWIND STATION FIELD BLANK (BM883975)</b>	Time Rate Liters	Fibers 0 Fields 100 F/mm <sup>2</sup> < 7.0		LCL LOD CV	UCL LOQ 0.52
Client: <b>DW-11172010B</b> Micro: 147225-09 11/17/2010 <b>DOWNWIND STATION (BM860572)</b>	Time 681 Rate 2 Liters 1362.0	Fibers 24 Fields 100 F/mm <sup>2</sup> 30.6	<b>0.009</b>	LCL LOD CV	UCL 0.013 0.028 0.28
Client: <b>FB-36-11172010</b> Micro: 147225-10 11/17/2010 <b>DOWNWIND STATION FIELD BLANK (BM883992)</b>	Time Rate Liters	Fibers 0 Fields 100 F/mm <sup>2</sup> < 7.0		LCL LOD CV	UCL LOQ 0.52

Technical Supervisor: \_\_\_\_\_

  
Frank Raviola, M.S.

11/23/2010  
Date Reported

Analyst: \_\_\_\_\_

LM

AIHA IHLP LABORATORY Accreditation / PAT ID No. 101768. Samples are analyzed using the NIOSH 7400 Method (NIOSH Manual of Analytical Methods, 4th Ed., Issue 2 of Rev. 3, 8/15/1994). The "A" Rules are used, unless otherwise noted. The limit of detection (LOD) is 7 fibers/mm<sup>2</sup>. Limits of quantification for optimal precision and accuracy are 100 (LOQ) and 1300 fibers/mm<sup>2</sup>. The 95% UCL and LCL (Upper and Lower Confidence Limits of the Two-sided 95% Confidence Interval) represent the highest and lowest expected concentrations (in fibers/cc) for a given fiber count, based on the reported concentration. Intralaboratory coefficients of variation (CV) for various fiber loadings are reported. Limits for compliance testing may be calculated by the client, using the CV and an appropriate regulatory standard, e.g. UCL = (Concentration + [1.645 x CV x Standard]). Concentrations are field blank-corrected. Time is in minutes, flow rate is in liters per minute. 8 Hour TWA: calculated time weighted average concentration (in fibers/cc) based on 8 hours. Note: due to method variability, 95% LCL and UCL for the TWA may vary significantly from reported TWA values. The 8 hour TWA may not be statistically accurate for actual total times less than 8 hours; zero concentration is assumed for remaining time if no information is given. Micro Analytical Laboratories, Inc. assumes no responsibility for clients' interpretation of any requested TWA data or calculations in this report. Unless otherwise indicated on this report, all required Quality Control samples have been determined to be in control prior to releasing these analytical results. This report shall not be reproduced without the approval of Micro Analytical Laboratories, Inc., shall not be reproduced except in full, and pertains only to the samples analyzed. Unless otherwise stated in this report, all samples were received in acceptable condition for analysis. Micro Analytical Laboratories, Inc. shall not be responsible for clients' deviations from any prescribed sampling parameters. Air volumes are based on client data. The laboratory's verifiability of results is limited to fibers per mm<sup>2</sup>. N/A = not applicable.