

May 4, 2010

TestAmerica Project Number: G0D150582

PO/Contract: 2027.01

Cindy Arnold
Tronox LLC / AIU Henderson, NV
PO Box 268859
Oklahoma City, OK 73126-8859

Dear Ms. Arnold,

This report contains the analytical results for the samples received under chain of custody by TestAmerica on April 15, 2010. These samples are associated with your Tronox Henderson project.

The test results in this report meet all NELAC requirements for parameters that accreditation is required or available. Any exceptions to NELAC requirements are noted in the case narrative. The case narrative is an integral part of this report.

If you have any questions, please feel free to call me at (916) 374-4383.

Sincerely,



DAVID R. ALLTUCKER
Project Manager

Table of Contents

TestAmerica West Sacramento Project Number G0D150582

Case Narrative

Quality Assurance Program

Sample Description Information

Chain of Custody Documentation

WATER, 8290, Dioxins/Furans

Samples: 1, 2

 Sample Data Sheets

 Method Blank Report

 Laboratory QC Reports

Raw Data Package

Case Narrative

TestAmerica West Sacramento Project Number GOD150582

WATER, 8290, Dioxins/Furans

Sample(s): 1, 2

Several analytes in each sample have been qualified with a "Q" flag due to the ion abundance ratios being outside of criteria. The analytes have been reported as an "estimated maximum possible concentration" (EMPC) because the quantitation is based on the theoretical ion abundance ratio for these analytes.

There were no other anomalies associated with this project.

TestAmerica Laboratories West Sacramento Certifications/Accreditations

Certifying State	Certificate #	Certifying State	Certificate #
Alaska	UST-055	New York*	11666
Arizona	AZ0708	Oregon*	CA 200005
Arkansas	88-0691	Pennsylvania	68-1272
California*	01119CA	South Carolina	87014
Colorado	NA	Texas	T104704399-08-TX
Connecticut	PH-0691	Utah*	QUAN1
Florida*	E87570	Virginia	00178
Georgia	960	Washington	C1281
Hawaii	NA	West Virginia	9930C, 334
Illinois	200060	Wisconsin	998204680
Kansas*	E-10375	NFESC	NA
Louisiana*	30612	USACE	NA
Michigan	9947	USDA Foreign Plant	37-82605
Nevada	CA44	USDA Foreign Soil	P330-09-00055
New Jersey*	CA005	US Fish & Wildlife	LE148388-0
New Mexico	NA	Guam	09-014r

*NELAP accredited. A more detailed parameter list is available upon request. Updated 3/25/2009

QC Parameter Definitions

QC Batch: The QC batch consists of a set of up to 20 field samples that behave similarly (i.e., same matrix) and are processed using the same procedures, reagents, and standards at the same time.

Method Blank: An analytical control consisting of all reagents, which may include internal standards and surrogates, and is carried through the entire analytical procedure. The method blank is used to define the level of laboratory background contamination.

Laboratory Control Sample and Laboratory Control Sample Duplicate (LCS/LCSD): An aliquot of blank matrix spiked with known amounts of representative target analytes. The LCS (and LCSD as required) is carried through the entire analytical process and is used to monitor the accuracy of the analytical process independent of potential matrix effects. If an LCSD is performed, it may also be used to evaluate the precision of the process.

Duplicate Sample (DU): Different aliquots of the same sample are analyzed to evaluate the precision of an analysis.

Surrogates: Organic compounds not expected to be detected in field samples, which behave similarly to target analytes. These are added to every sample within a batch at a known concentration to determine the efficiency of the sample preparation and analytical process.

Matrix Spike and Matrix Spike Duplicate (MS/MSD): An MS is an aliquot of a matrix fortified with known quantities of specific compounds and subjected to an entire analytical procedure in order to indicate the appropriateness of the method for a particular matrix. The percent recovery for the respective compound(s) is then calculated. The MSD is a second aliquot of the same matrix as the matrix spike, also spiked, in order to determine the precision of the method.

Isotope Dilution: For isotope dilution methods, isotopically labeled analogs (internal standards) of the native target analytes are spiked into the sample at time of extraction. These internal standards are used for quantitation, and monitor and correct for matrix effects. Since matrix effects on method performance can be judged by the recovery of these analogs, there is little added benefit of performing MS/MSD for these methods. MS/MSD are only performed for client or QAPP requirements.

Control Limits: The reported control limits are either based on laboratory historical data, method requirements, or project data quality objectives. The control limits represent the estimated uncertainty of the test results.

Sample Summary

TestAmerica West Sacramento Project Number G0D150582

<u>WO#</u>	<u>Sample #</u>	<u>Client Sample ID</u>	<u>Sampling Date</u>	<u>Received Date</u>
LX2FJ	1	EB-04132010-RIG3-RZD	4/13/2010 12:28 PM	4/15/2010 09:40 AM
LX2FN	2	FB-04132010-RIG2-RZE	4/13/2010 11:26 AM	4/15/2010 09:40 AM

Notes(s):

- The analytical results of the samples listed above are presented on the following pages.
- All calculations are performed before rounding to avoid round-off errors in calculated results.
- Results noted as "ND" were not detected at or above the stated limit.
- This report must not be reproduced, except in full, without the written approval of the laboratory.
- Results for the following parameters are never reported on a dry weight basis: color, corrosivity, density, flashpoint, ignitability, layers, odor, paint filter test, pH, porosity, pressure, reactivity, redox potential, specific gravity, spot tests, solids, solubility, temperature, viscosity, and weight.

CLIENT Northgate PM DA LOG # 64268

LOT# (QUANTIMS ID) G0D150582 QUOTE# 89087 LOCATION N20B

DATE RECEIVED 4/15/10 TIME RECEIVED 0940 Checked (✓)

DELIVERED BY FEDEX ON TRAC CLIENT

GOLDENSTATE UPS GO-GETTERS OTHER

TAL COURIER TAL SF VALLEY LOGISTICS

CUSTODY SEAL STATUS INTACT BROKEN N/A

CUSTODY SEAL #(S) Seal

SHIPPING CONTAINER(S) TAL CLIENT N/A

COC #(S) 02027.01.2018, -1918

TEMPERATURE BLANK Observed: NA Corrected: _____

SAMPLE TEMPERATURE - (TEMPERATURES ARE IN °C)

Observed: 4, 5, 4 Average 4 Corrected Average 4

LABORATORY THERMOMETER ID: _____

IR UNIT: #4 #5 OTHER _____

CV 4/15/10
Initials Date

pH MEASURED YES ANOMALY N/A

LABELED BY _____

LABELS CHECKED BY _____

PEER REVIEW _____ NA

SHORT HOLD TEST NOTIFICATION _____

SAMPLE RECEIVING _____

WETCHEM N/A

VOA-ENCORES N/A

METALS NOTIFIED OF FILTER/PRESERVE VIA VERBAL & EMAIL N/A

COMPLETE SHIPMENT RECEIVED IN GOOD CONDITION WITH N/A
APPROPRIATE TEMPERATURES, CONTAINERS, PRESERVATIVES

CLOUSEAU TEMPERATURE EXCEEDED (2 °C - 6 °C)* N/A

WET ICE BLUE ICE GEL PACK NO COOLING AGENTS USED PM NOTIFIED

CV 4/15/10
Initials Date

Notes COC not relinquished

*1 Acceptable temperature range for State of Wisconsin samples is ≤4°C.

Lot ID: G0D150582

	1	2	3	4	5	6	7	8	9	10	11	12	13	14	15	16	17	18	19	20
VOA*	/	/	/	/	/	/	/	/	/	/	/	/	/	/	/	/	/	/	/	/
VOAh*	/	/	/	/	/	/	/	/	/	/	/	/	/	/	/	/	/	/	/	/
AGB	2	2																		
AGBs																				
250AGB																				
250AGBs																				
250AGBn																				
500AGB																				
___AGJ																				
500AGJ																				
250AGJ																				
125AGJ																				
___CGJ																				
500CGJ																				
250CGJ																				
125CGJ																				
PJ																				
PJn																				
500PJ																				
500PJn																				
500PJna																				
500PJzn/na																				
250PJ																				
250PJn																				
250PJna																				
250PJzn/na																				
Acetate Tube																				
___"CT																				
Encore																				
Folder/filter																				
PUF																				
Petri/Filter																				
XAD Trap																				
Ziploc																				

h = hydrochloric acid s = sulfuric acid na = sodium hydroxide n = nitric acid zn = zinc acetate

Number of VOAs with air bubbles present / total number of VOA's

WATER, 8290, Dioxins/Furans

Northgate Environmental Management, Inc.

Sample ID: EB-04132010-RIG3-RZD

Trace Level Organic Compounds

SW846 8290

Lot - Sample #....: GOD150582 - 001
 Date Sampled....: 04/13/10
 Prep Date....: 04/21/10
 Prep Batch #: 0111312
 Initial Wgt/Vol : 972.3 mL

Work Order #....: LX2FJ1AA
 Date Received....: 04/15/10
 Analysis Date....: 05/01/10
 Dilution Factor....: 1.03
 Analyst ID....: Grandfield S. Virginia

Matrix....: WATER
 Instrument ID....: 4D5

Units.....: pg/L

PARAMETER	RESULT		REPORTING LIMIT	TEF FACTOR	TEQ CONCENTRATION
2,3,7,8-TCDD	ND		5.2	1.0	0
1,2,3,7,8-PeCDD	ND		26	1.0	0
1,2,3,4,7,8-HxCDD	ND		26	0.1	0
1,2,3,6,7,8-HxCDD	0.39	J B	26	0.1	0.039
1,2,3,7,8,9-HxCDD	ND		26	0.1	0
1,2,3,4,6,7,8-HpCDD	1.3	J Q B	26	0.01	0.013
OCDD	3.1	J B	52	0.0003	0.00093
2,3,7,8-TCDF	2.8	J B	5.2	0.1	0.28
1,2,3,7,8-PeCDF	2.3	J B	26	0.03	0.069
2,3,4,7,8-PeCDF	1.4	J Q B	26	0.3	0.42
1,2,3,4,7,8-HxCDF	4.6	J B	26	0.1	0.46
1,2,3,6,7,8-HxCDF	2.7	J B	26	0.1	0.27
2,3,4,6,7,8-HxCDF	1.0	J B	26	0.1	0.10
1,2,3,7,8,9-HxCDF	0.48	J Q B	26	0.1	0.048
1,2,3,4,6,7,8-HpCDF	5.9	J B	26	0.01	0.059
1,2,3,4,7,8,9-HpCDF	2.3	J Q B	26	0.01	0.023
OCDF	9.9	J B	52	0.0003	0.0030
Total TEQ Concentration					1.8

INTERNAL STANDARDS	PERCENT RECOVERY	RECOVERY LIMITS
13C-2,3,7,8-TCDD	78	40 - 135
13C-1,2,3,7,8-PeCDD	84	40 - 135
13C-1,2,3,6,7,8-HxCDD	86	40 - 135
13C-1,2,3,4,6,7,8-HpCDD	85	40 - 135
13C-OCDD	85	40 - 135
13C-2,3,7,8-TCDF	66	40 - 135
13C-1,2,3,7,8-PeCDF	74	40 - 135
13C-1,2,3,4,7,8-HxCDF	68	40 - 135
13C-1,2,3,4,6,7,8-HpCDF	77	40 - 135

QUALIFIERS

Northgate Environmental Management, Inc.

Sample ID: EB-04132010-RIG3-RZD

Trace Level Organic Compounds

SW846 8290

Lot - Sample #....:	G0D150582 - 001	Work Order #....:	LX2FJ1AA	Matrix....:	WATER
Date Sampled....:	04/13/10	Date Received....:	04/15/10	Instrument ID....:	4D5
Prep Date....:	04/21/10	Analysis Date....:	05/01/10		
Prep Batch #:	0111312	Dilution Factor....:	1.03	Units....:	pg/L
Initial Wgt/Vol :	972.3 mL	Analyst ID....:	Grandfield S. Virginia		

Notes:

WHO TEFs for human risk assessment based on the conclusions of the World Health Organization meeting in Geneva, Switzerland, June 2005.

- B Method blank contamination. The associated method blank contains the target analyte at a reportable level.
- J Estimated Result.
- Q Estimated maximum possible concentration (EMPC).

Northgate Environmental Management, Inc.

Sample ID: EB-04132010-RIG3-RZD

Trace Level Organic Compounds

SW846 8290

Lot - Sample #....:	G0D150582 - 001	Work Order #....:	LX2FJ1AA	Matrix....:	WATER
Date Sampled....:	04/13/10	Date Received....:	04/15/10	Dilution Factor:	1.03
Prep Date....:	04/21/10	Analysis Date....:	05/01/10		
Prep Batch #:	0111312	Instrument ID....:	4D5		
Initial Wgt/Vol :	972.3 mL	Analyst ID....:	Grandfield S. Virginia		

<u>PARAMETER</u>	<u>RESULT</u>	<u>REPORTING LIMIT</u>	<u>ESTIMATED DETECTION LIMIT</u>	<u>UNITS</u>
2,3,7,8-TCDD	ND	5.2	0.35	pg/L
1,2,3,7,8-PeCDD	ND	26	0.37	pg/L
1,2,3,4,7,8-HxCDD	ND	26	0.39	pg/L
1,2,3,6,7,8-HxCDD	0.39 J B	26	0.35	pg/L
1,2,3,7,8,9-HxCDD	ND	26	0.33	pg/L
1,2,3,4,6,7,8-HpCDD	1.3 J Q B	26	0.32	pg/L
OCDD	3.1 J B	52	0.39	pg/L
2,3,7,8-TCDF	2.8 J B	5.2	0.35	pg/L
1,2,3,7,8-PeCDF	2.3 J B	26	0.35	pg/L
2,3,4,7,8-PeCDF	1.4 J Q B	26	0.37	pg/L
1,2,3,4,7,8-HxCDF	4.6 J B	26	0.17	pg/L
1,2,3,6,7,8-HxCDF	2.7 J B	26	0.15	pg/L
2,3,4,6,7,8-HxCDF	1.0 J B	26	0.17	pg/L
1,2,3,7,8,9-HxCDF	0.48 J Q B	26	0.19	pg/L
1,2,3,4,6,7,8-HpCDF	5.9 J B	26	0.28	pg/L
1,2,3,4,7,8,9-HpCDF	2.3 J Q B	26	0.36	pg/L
OCDF	9.9 J B	52	0.60	pg/L

<u>INTERNAL STANDARDS</u>	<u>PERCENT RECOVERY</u>	<u>RECOVERY LIMITS</u>
13C-2,3,7,8-TCDD	78	40 - 135
13C-1,2,3,7,8-PeCDD	84	40 - 135
13C-1,2,3,6,7,8-HxCDD	86	40 - 135
13C-1,2,3,4,6,7,8-HpCDD	85	40 - 135
13C-OCDD	85	40 - 135
13C-2,3,7,8-TCDF	66	40 - 135
13C-1,2,3,7,8-PeCDF	74	40 - 135
13C-1,2,3,4,7,8-HxCDF	68	40 - 135
13C-1,2,3,4,6,7,8-HpCDF	77	40 - 135

QUALIFIERS

- B Method blank contamination. The associated method blank contains the target analyte at a reportable level.
- J Estimated Result.
- Q Estimated maximum possible concentration (EMPC).

Northgate Environmental Management, Inc.

Sample ID: FB-04132010-RIG2-RZE

Trace Level Organic Compounds

SW846 8290

Lot - Sample #....: GOD150582 - 002
Date Sampled....: 04/13/10
Prep Date....: 04/21/10
Prep Batch #: 0111312
Initial Wgt/Vol : 941.1 mL

Work Order #....: LX2FN1AA
Date Received....: 04/15/10
Analysis Date....: 05/01/10
Dilution Factor....: 1.06
Analyst ID....: Grandfield S. Virginia

Matrix....: WATER
Instrument ID....: 4D5
Units....: pg/L

<u>PARAMETER</u>	<u>RESULT</u>		<u>REPORTING LIMIT</u>	<u>TEF FACTOR</u>	<u>TEQ CONCENTRATION</u>
2,3,7,8-TCDD	ND		5.3	1.0	0
1,2,3,7,8-PeCDD	ND		27	1.0	0
1,2,3,4,7,8-HxCDD	ND		27	0.1	0
1,2,3,6,7,8-HxCDD	ND		27	0.1	0
1,2,3,7,8,9-HxCDD	0.40	J B	27	0.1	0.040
1,2,3,4,6,7,8-HpCDD	0.65	J Q B	27	0.01	0.0065
OCDD	2.5	J Q B	53	0.0003	0.00075
2,3,7,8-TCDF	ND		5.3	0.1	0
1,2,3,7,8-PeCDF	ND		27	0.03	0
2,3,4,7,8-PeCDF	ND		27	0.3	0
1,2,3,4,7,8-HxCDF	0.66	J Q B	27	0.1	0.066
1,2,3,6,7,8-HxCDF	ND		27	0.1	0
2,3,4,6,7,8-HxCDF	0.41	J B	27	0.1	0.041
1,2,3,7,8,9-HxCDF	ND		27	0.1	0
1,2,3,4,6,7,8-HpCDF	0.53	J Q B	27	0.01	0.0053
1,2,3,4,7,8,9-HpCDF	ND		27	0.01	0
OCDF	0.97	J B	53	0.0003	0.00029
Total TEQ Concentration					0.16

<u>INTERNAL STANDARDS</u>	<u>PERCENT RECOVERY</u>	<u>RECOVERY LIMITS</u>
13C-2,3,7,8-TCDD	75	40 - 135
13C-1,2,3,7,8-PeCDD	77	40 - 135
13C-1,2,3,6,7,8-HxCDD	80	40 - 135
13C-1,2,3,4,6,7,8-HpCDD	77	40 - 135
13C-OCDD	66	40 - 135
13C-2,3,7,8-TCDF	64	40 - 135
13C-1,2,3,7,8-PeCDF	70	40 - 135
13C-1,2,3,4,7,8-HxCDF	69	40 - 135
13C-1,2,3,4,6,7,8-HpCDF	71	40 - 135

QUALIFIERS

Northgate Environmental Management, Inc.

Sample ID: FB-04132010-RIG2-RZE

Trace Level Organic Compounds

SW846 8290

Lot - Sample #....:	G0D150582 - 002	Work Order #....:	LX2FN1AA	Matrix....:	WATER
Date Sampled....:	04/13/10	Date Received....:	04/15/10	Instrument ID....:	4D5
Prep Date....:	04/21/10	Analysis Date....:	05/01/10		
Prep Batch #:	0111312	Dilution Factor....:	1.06	Units....:	pg/L
Initial Wgt/Vol :	941.1 mL	Analyst ID....:	Grandfield S. Virginia		

Notes:

WHO TEFs for human risk assessment based on the conclusions of the World Health Organization meeting in Geneva, Switzerland, June 2005.

- B Method blank contamination. The associated method blank contains the target analyte at a reportable level.
- J Estimated Result.
- Q Estimated maximum possible concentration (EMPC).

Northgate Environmental Management, Inc.

Sample ID: FB-04132010-RIG2-RZE

Trace Level Organic Compounds

SW846 8290

Lot - Sample #....:	G0D150582 - 002	Work Order #....:	LX2FN1AA	Matrix....:	WATER
Date Sampled....:	04/13/10	Date Received....:	04/15/10	Dilution Factor:	1.06
Prep Date....:	04/21/10	Analysis Date....:	05/01/10		
Prep Batch #:	0111312	Instrument ID....:	4D5		
Initial Wgt/Vol :	941.1 mL	Analyst ID....:	Grandfield S. Virginia		

<u>PARAMETER</u>	<u>RESULT</u>		<u>REPORTING LIMIT</u>	<u>ESTIMATED DETECTION LIMIT</u>	<u>UNITS</u>
2,3,7,8-TCDD	ND		5.3	0.36	pg/L
1,2,3,7,8-PeCDD	ND		27	0.45	pg/L
1,2,3,4,7,8-HxCDD	ND		27	0.34	pg/L
1,2,3,6,7,8-HxCDD	ND		27	0.31	pg/L
1,2,3,7,8,9-HxCDD	0.40	J B	27	0.29	pg/L
1,2,3,4,6,7,8-HpCDD	0.65	J Q B	27	0.46	pg/L
OCDD	2.5	J Q B	53	0.64	pg/L
2,3,7,8-TCDF	ND		5.3	0.37	pg/L
1,2,3,7,8-PeCDF	ND		27	0.41	pg/L
2,3,4,7,8-PeCDF	ND		27	0.36	pg/L
1,2,3,4,7,8-HxCDF	0.66	J Q B	27	0.16	pg/L
1,2,3,6,7,8-HxCDF	ND		27	0.14	pg/L
2,3,4,6,7,8-HxCDF	0.41	J B	27	0.16	pg/L
1,2,3,7,8,9-HxCDF	ND		27	0.18	pg/L
1,2,3,4,6,7,8-HpCDF	0.53	J Q B	27	0.39	pg/L
1,2,3,4,7,8,9-HpCDF	ND		27	0.52	pg/L
OCDF	0.97	J B	53	0.66	pg/L

<u>INTERNAL STANDARDS</u>	<u>PERCENT RECOVERY</u>	<u>RECOVERY LIMITS</u>
13C-2,3,7,8-TCDD	75	40 - 135
13C-1,2,3,7,8-PeCDD	77	40 - 135
13C-1,2,3,6,7,8-HxCDD	80	40 - 135
13C-1,2,3,4,6,7,8-HpCDD	77	40 - 135
13C-OCDD	66	40 - 135
13C-2,3,7,8-TCDF	64	40 - 135
13C-1,2,3,7,8-PeCDF	70	40 - 135
13C-1,2,3,4,7,8-HxCDF	69	40 - 135
13C-1,2,3,4,6,7,8-HpCDF	71	40 - 135

QUALIFIERS

- B Method blank contamination. The associated method blank contains the target analyte at a reportable level.
- J Estimated Result.
- Q Estimated maximum possible concentration (EMPC).

QC DATA ASSOCIATION SUMMARY

G0D150582

Sample Preparation and Analysis Control Numbers

<u>SAMPLE#</u>	<u>MATRIX</u>	<u>ANALYTICAL METHOD</u>	<u>LEACH BATCH #</u>	<u>PREP BATCH #</u>	<u>MS RUN#</u>
001	WATER	SW846 8290		0111312	
002	WATER	SW846 8290		0111312	

Method Blank Report
Trace Level Organic Compounds
SW846 8290

Lot - Sample #....:	G0D210000 - 312B	Work Order #....:	L0AHX1AA	Matrix....:	WATER
Date Sampled....:	04/14/10	Date Received....:	04/16/10	Dilution Factor:	1
Prep Date....:	04/21/10	Analysis Date....:	05/01/10		
Prep Batch #:	0111312	Instrument ID....:	4D5		
Initial Wgt/Vol :	1000 mL	Analyst ID....:	Grandfield S. Virginia		

<u>PARAMETER</u>	<u>RESULT</u>	<u>REPORTING LIMIT</u>	<u>ESTIMATED DETECTION LIMIT</u>	<u>UNITS</u>
2,3,7,8-TCDD	ND	5.0	0.39	pg/L
1,2,3,7,8-PeCDD	0.64 J	25	0.44	pg/L
1,2,3,4,7,8-HxCDD	0.83 J Q	25	0.42	pg/L
1,2,3,6,7,8-HxCDD	1.0 J Q	25	0.38	pg/L
1,2,3,7,8,9-HxCDD	1.3 J	25	0.35	pg/L
1,2,3,4,6,7,8-HpCDD	2.1 J	25	0.47	pg/L
OCDD	6.6 J	50	0.87	pg/L
2,3,7,8-TCDF	ND	5.0	0.37	pg/L
1,2,3,7,8-PeCDF	0.78 J Q	25	0.48	pg/L
2,3,4,7,8-PeCDF	0.79 J Q	25	0.51	pg/L
1,2,3,4,7,8-HxCDF	1.2 J Q	25	0.28	pg/L
1,2,3,6,7,8-HxCDF	1.2 J	25	0.26	pg/L
2,3,4,6,7,8-HxCDF	1.6 J	25	0.28	pg/L
1,2,3,7,8,9-HxCDF	2.2 J Q	25	0.31	pg/L
1,2,3,4,6,7,8-HpCDF	1.6 J	25	0.37	pg/L
1,2,3,4,7,8,9-HpCDF	1.7 J Q	25	0.47	pg/L
OCDF	3.5 J Q	50	0.56	pg/L

<u>INTERNAL STANDARDS</u>	<u>PERCENT RECOVERY</u>	<u>RECOVERY LIMITS</u>
13C-2,3,7,8-TCDD	82	40 - 135
13C-1,2,3,7,8-PeCDD	86	40 - 135
13C-1,2,3,6,7,8-HxCDD	84	40 - 135
13C-1,2,3,4,6,7,8-HpCDD	85	40 - 135
13C-OCDD	81	40 - 135
13C-2,3,7,8-TCDF	70	40 - 135
13C-1,2,3,7,8-PeCDF	76	40 - 135
13C-1,2,3,4,7,8-HxCDF	71	40 - 135
13C-1,2,3,4,6,7,8-HpCDF	77	40 - 135

QUALIFIERS

- J Estimated Result.
- Q Estimated maximum possible concentration (EMPC).

LABORATORY CONTROL SAMPLE DATA REPORT

Trace Level Organic Compounds

Client Lot # ...: GOD150582	Work Order # ...: L0AHX1AC-LCS	Matrix : WATER
LCS Lot-Sample# : GOD210000 - 312		
Prep Date : 04/21/10	Analysis Date ..: 05/01/10	
Prep Batch # ...: 0111312		
Dilution Factor : 1		
Analyst ID.....: Grandfield S. Virginia	Instrument ID.: 4D5	Method.....: SW846 8290
Initial Wgt/Vol: 1000 mL		

<u>PARAMETER</u>	<u>SPIKE AMOUNT</u>	<u>MEASURED AMOUNT</u>	<u>UNITS</u>	<u>PERCENT RECOVERY</u>	<u>RECOVERY LIMITS</u>
2,3,7,8-TCDD	200	192	pg/L	96	(64 - 142)
1,2,3,7,8-PeCDD	1000	979	pg/L	98	(71 - 140)
1,2,3,4,7,8-HxCDD	1000	1010	pg/L	101	(56 - 146)
1,2,3,6,7,8-HxCDD	1000	1030	pg/L	103	(73 - 144)
1,2,3,7,8,9-HxCDD	1000	1060	pg/L	106	(71 - 151)
1,2,3,4,6,7,8-HpCDD	1000	975	pg/L	98	(78 - 139)
OCDD	2000	1980	pg/L	99	(80 - 132)
2,3,7,8-TCDF	200	208	pg/L	104	(71 - 142)
1,2,3,7,8-PeCDF	1000	1010	pg/L	101	(76 - 135)
2,3,4,7,8-PeCDF	1000	976	pg/L	98	(74 - 137)
1,2,3,4,7,8-HxCDF	1000	1100	pg/L	110	(75 - 131)
1,2,3,6,7,8-HxCDF	1000	1140	pg/L	114	(76 - 133)
2,3,4,6,7,8-HxCDF	1000	1200	pg/L	120	(80 - 137)
1,2,3,7,8,9-HxCDF	1000	1220	pg/L	122	(77 - 142)
1,2,3,4,6,7,8-HpCDF	1000	1000	pg/L	100	(79 - 133)
1,2,3,4,7,8,9-HpCDF	1000	1080	pg/L	108	(83 - 130)
OCDF	2000	1960	pg/L	98	(72 - 140)

<u>INTERNAL STANDARD</u>	<u>PERCENT RECOVERY</u>	<u>RECOVERY LIMITS</u>
13C-2,3,7,8-TCDD	82	(40 - 135)
13C-1,2,3,7,8-PeCDD	87	(40 - 135)
13C-1,2,3,6,7,8-HxCDD	79	(40 - 135)
13C-1,2,3,4,6,7,8-HpCDD	90	(40 - 135)
13C-OCDD	88	(40 - 135)
13C-2,3,7,8-TCDF	69	(40 - 135)
13C-1,2,3,7,8-PeCDF	76	(40 - 135)
13C-1,2,3,4,7,8-HxCDF	67	(40 - 135)
13C-1,2,3,4,6,7,8-HpCDF	77	(40 - 135)

Notes:

Calculations are performed before rounding to avoid round-off errors in calculated results.

Bold print denotes control parameters

LABORATORY CONTROL SAMPLE DATA REPORT

Trace Level Organic Compounds

Client Lot # ...: GOD150582 Work Order # ...: LOAHX1AC-LCS Matrix: WATER
 LCS Lot-Sample# : GOD210000 - 312
 Prep Date: 04/21/10 Analysis Date ..: 05/01/10
 Prep Batch # ...: 0111312
 Dilution Factor : 1
 Analyst ID.....: Grandfield S. Virginia Instrument ID..: 4D5 Method.....: SW846 8290
 Initial Wgt/Vol: 1000 mL

<u>PARAMETER</u>	<u>SPIKE AMOUNT</u>	<u>MEASURED AMOUNT</u>	<u>UNITS</u>	<u>PERCENT RECOVERY</u>	<u>RECOVERY LIMITS</u>
2,3,7,8-TCDD	200	192	pg/L	96	(64 - 142)
1,2,3,7,8-PeCDD	1000	979	pg/L	98	(71 - 140)
1,2,3,4,7,8-HxCDD	1000	1010	pg/L	101	(56 - 146)
1,2,3,6,7,8-HxCDD	1000	1030	pg/L	103	(73 - 144)
1,2,3,7,8,9-HxCDD	1000	1060	pg/L	106	(71 - 151)
1,2,3,4,6,7,8-HpCDD	1000	975	pg/L	98	(78 - 139)
OCDD	2000	1980	pg/L	99	(80 - 132)
2,3,7,8-TCDF	200	208	pg/L	104	(71 - 142)
1,2,3,7,8-PeCDF	1000	1010	pg/L	101	(76 - 135)
2,3,4,7,8-PeCDF	1000	976	pg/L	98	(74 - 137)
1,2,3,4,7,8-HxCDF	1000	1100	pg/L	110	(75 - 131)
1,2,3,6,7,8-HxCDF	1000	1140	pg/L	114	(76 - 133)
2,3,4,6,7,8-HxCDF	1000	1200	pg/L	120	(80 - 137)
1,2,3,7,8,9-HxCDF	1000	1220	pg/L	122	(77 - 142)
1,2,3,4,6,7,8-HpCDF	1000	1000	pg/L	100	(79 - 133)
1,2,3,4,7,8,9-HpCDF	1000	1080	pg/L	108	(83 - 130)
OCDF	2000	1960	pg/L	98	(72 - 140)

<u>INTERNAL STANDARD</u>	<u>PERCENT RECOVERY</u>	<u>RECOVERY LIMITS</u>
13C-2,3,7,8-TCDD	82	(40 - 135)
13C-1,2,3,7,8-PeCDD	87	(40 - 135)
13C-1,2,3,6,7,8-HxCDD	79	(40 - 135)
13C-1,2,3,4,6,7,8-HpCDD	90	(40 - 135)
13C-OCDD	88	(40 - 135)
13C-2,3,7,8-TCDF	69	(40 - 135)
13C-1,2,3,7,8-PeCDF	76	(40 - 135)
13C-1,2,3,4,7,8-HxCDF	67	(40 - 135)
13C-1,2,3,4,6,7,8-HpCDF	77	(40 - 135)

Notes:

Calculations are performed before rounding to avoid round-off errors in calculated results.

Bold print denotes control parameters

WATER, 8290, Dioxins/Furans

Raw Data Package

Run/Batch Data

Includes (as applicable):

runlogs

continuing calibration standards

interference/performance check standards

continuing calibration blanks

method blanks

lcs

ms/sd

sample raw data

ms tune data

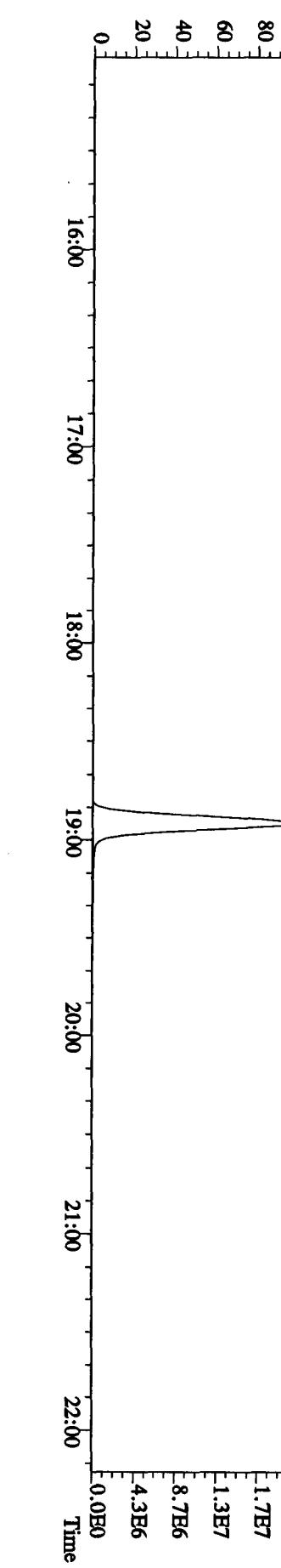
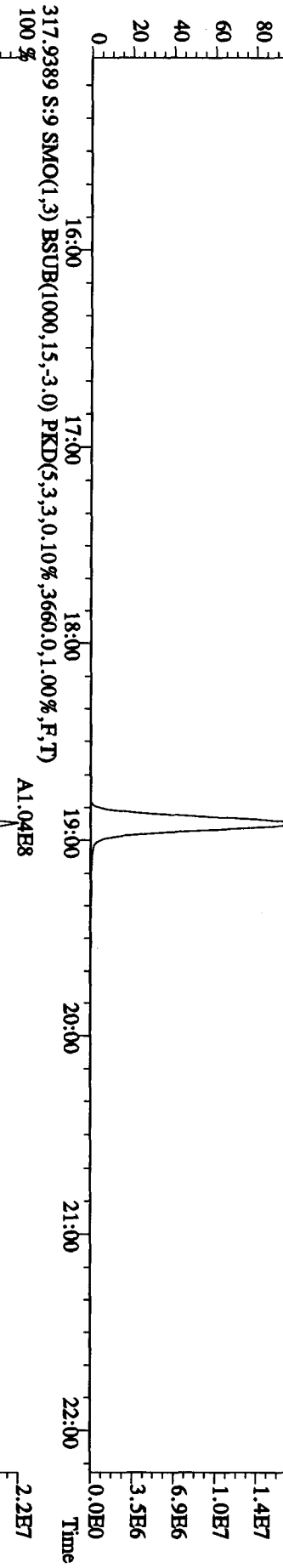
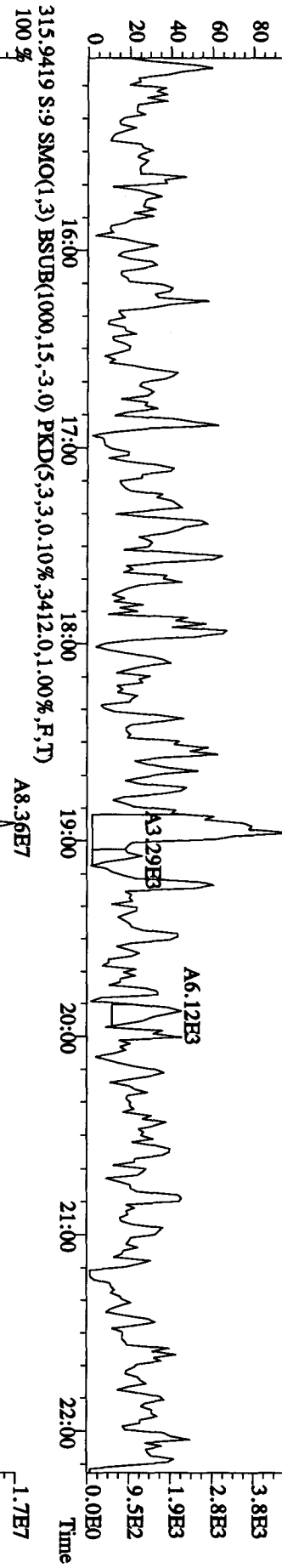
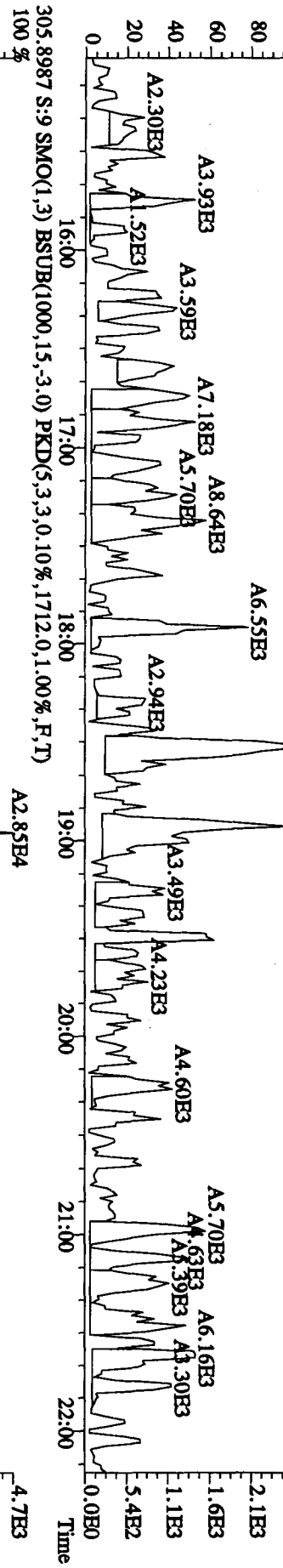
Run text: L0AHX-1-AA Sample text: L0AHX-1-AA :G0D210000-312B
 Run #12 Filename: 01MY104D5 S: 9 I: 1 Results: 01MY104D58290A
 Acquired: 1-MAY-10 14:40:36 Processed: 2-MAY-10 09:22:50
 Run: 01MY104D5 Analyte: 8290AHRS Cal: 8290A0412104D5
 Sample size: 1.00 L

Isomers EDLs

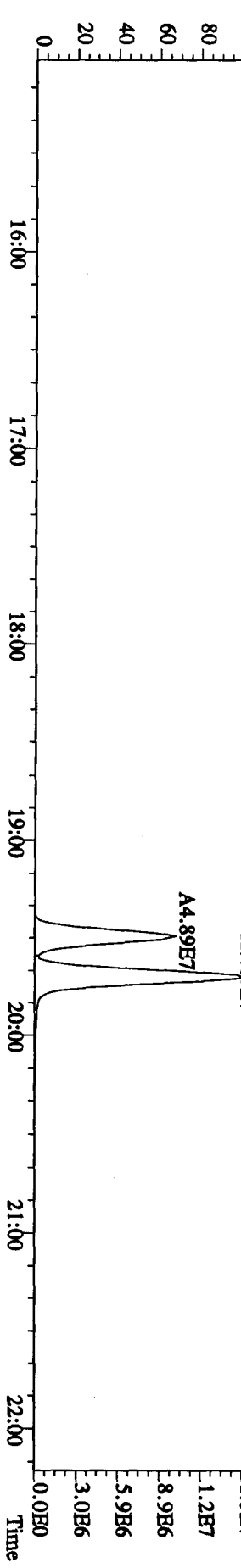
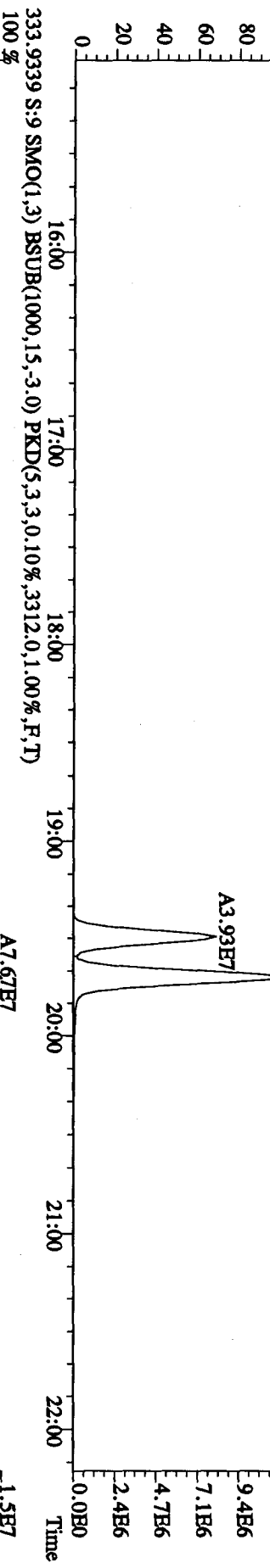
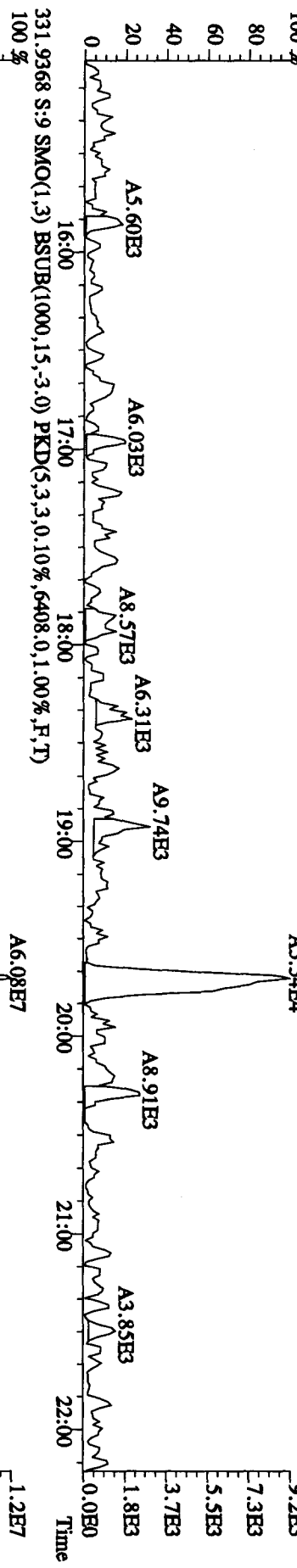
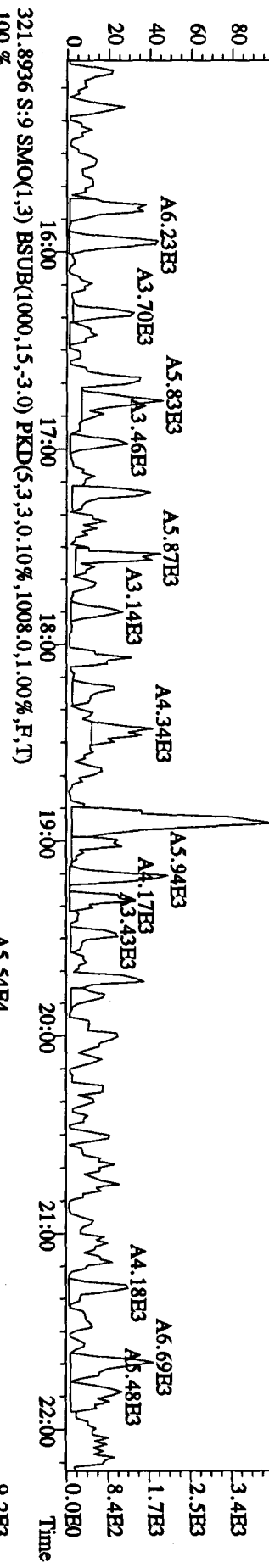
5/2/10 WE

Name	Resp	RA	RT	RRF	Conc	EDL	Rec	M
13C-1,2,3,4-TCDD	88198300	0.80 y	19:29	-	66.2950	-	-	n
13C-2,3,7,8-TCDF	187787100	0.80 y	18:55	1.52	1400.0748	0.7678	70.0	n
2,3,7,8-TCDF	29258	0.45 n	18:56	0.95	0.3296	0.3677	-	n
Total TCDF	29258	0.45 n	18:56	0.95	0.3296	0.3677	-	n
13C-2,3,7,8-TCDD	137480400	0.79 y	19:42	0.95	1641.3448	1.6899	82.1	n
2,3,7,8-TCDD	*	* n	NotFnd	1.02	*	0.3854	-	n
Total TCDD	35834	0.57 n	16:58	1.02	0.5106	0.3854	-	n
37Cl-2,3,7,8-TCDD	139692000	1.00 y	19:43	2.26	700.4116	0.3645	87.6	n
13C-1,2,3,7,8-PeCDF	140231100	1.57 y	24:34	1.05	1513.7720	1.2318	75.7	n
1,2,3,7,8-PeCDF	57234	2.48 n	24:37	1.04	0.7813	JQ 0.4826	-	n
2,3,4,7,8-PeCDF	54514	1.96 n	26:07	0.98	0.7916	JQ 0.5134	-	n
Total F2 PeCDF	138546	2.48 n	24:37	1.01	1.9501	0.4975	-	n
Total F1 PeCDF	71259	0.23 n	16:38	1.01	1.0028	0.2919	-	n
13C-1,2,3,7,8-PeCDD	101354700	1.55 y	26:52	0.67	1713.9790	0.5654	85.7	n
1,2,3,7,8-PeCDD	32055	1.37 y	26:54	0.98	0.6442	J 0.4442	-	n
Total PeCDD	66993	6.25 n	23:17	0.98	1.3463	0.4442	-	n
13C-1,2,3,7,8,9-HxCDD	66204400	1.30 y	33:05	-	64.4280	-	-	n
13C-1,2,3,4,7,8-HxCDF	96044900	0.52 y	31:55	1.02	1415.5395	6.9656	70.8	n
1,2,3,4,7,8-HxCDF	69336	1.62 n	31:56	1.21	1.1907	JQ 0.2831	-	n
1,2,3,6,7,8-HxCDF	78289	1.41 y	32:03	1.34	1.2141	J 0.2557	-	n
2,3,4,6,7,8-HxCDF	96513	1.29 y	32:36	1.22	1.6443	J 0.2809	-	n
1,2,3,7,8,9-HxCDF	114901	1.44 n	33:16	1.09	2.1902	JQ 0.3142	-	n
Total HxCDF	470429	1.11 y	30:32	1.22	8.1443	0.2820	-	n
13C-1,2,3,6,7,8-HxCDD	89966800	1.26 y	32:49	0.81	1683.7804	0.0420	84.2	n
1,2,3,4,7,8-HxCDD	37534	0.56 n	32:45	1.01	0.8288	JQ 0.4154	-	n
1,2,3,6,7,8-HxCDD	52491	0.78 n	32:50	1.11	1.0476	JQ 0.3754	-	n
1,2,3,7,8,9-HxCDD	70733	1.26 y	33:07	1.21	1.3006	J 0.3459	-	n
Total HxCDD	187647	2.48 n	31:54	1.11	3.7155	0.3768	-	n
13C-1,2,3,4,6,7,8-HpCDF	87750300	0.44 y	34:35	0.86	1536.5874	6.3193	76.8	n
1,2,3,4,6,7,8-HpCDF	90746	1.14 y	34:37	1.31	1.5792	J 0.3710	-	n
1,2,3,4,7,8,9-HpCDF	77922	0.79 n	35:43	1.03	1.7316	JQ 0.4737	-	n
Total HpCDF	201765	1.14 y	34:37	1.17	3.9569	0.4161	-	n
13C-1,2,3,4,6,7,8-HpCDD	78707800	1.07 y	35:24	0.70	1704.4721	2.9753	85.2	n
1,2,3,4,6,7,8-HpCDD	86703	1.10 y	35:24	1.07	2.0555	J 0.4734	-	n
Total HpCDD	175771	3.47 n	34:36	1.07	4.1670	0.4734	-	n
13C-OCDD	113827600	0.89 y	37:54	0.53	3235.5633	0.0486	80.9	n
OCDF	142909	1.17 n	38:02	1.45	3.4746	JQ 0.5634	-	n
OCDD	218728	0.98 y	37:55	1.17	6.5906	J 0.8723	-	n

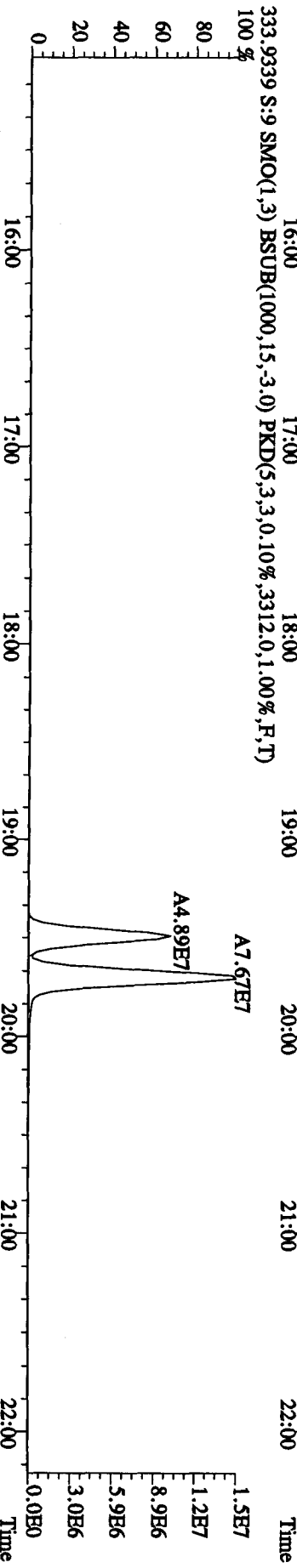


File:01MAY104D5 #1-434 Acq: 1-MAY-2010 14:40:36 GC HI + Voltage SIR Autospec-Ultimate
 Sample#9 Text:LOAHX-1-AA :GDD210000-312B Exp:DIOXINRES8290A
 303.9016 S:9 SMO(1,3) BSUB(1000,15,-3.0) PKD(5,3,3,0,10%,548.0,1.00%,F,T)



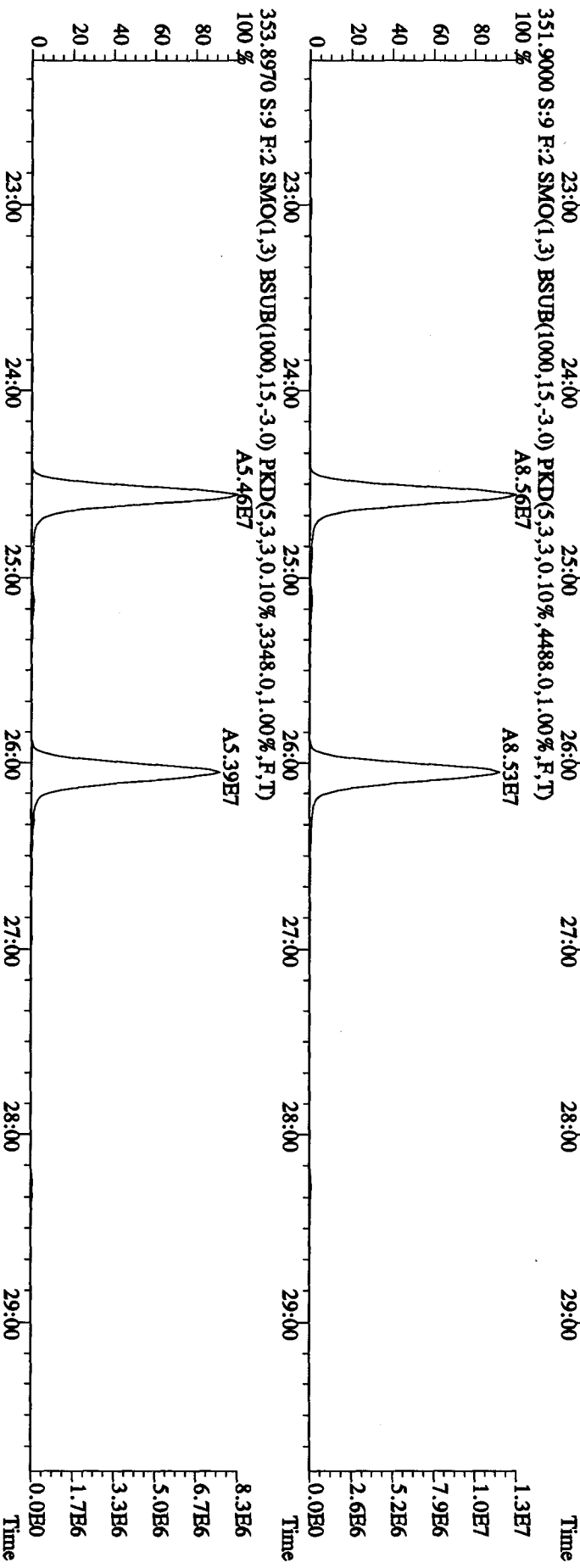
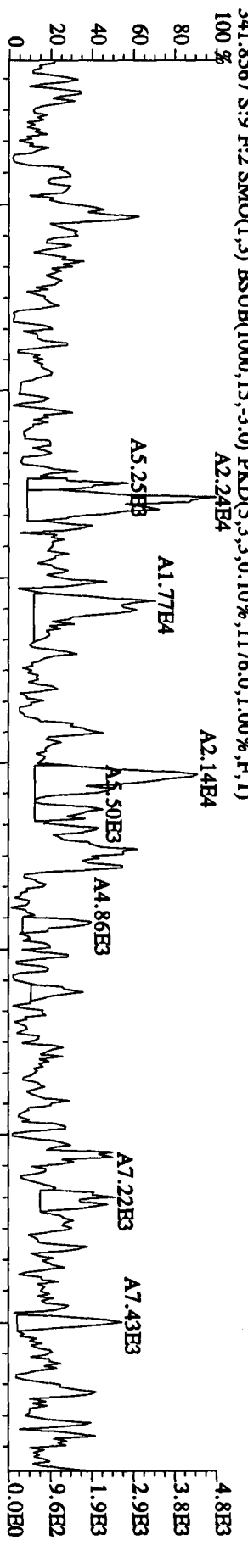
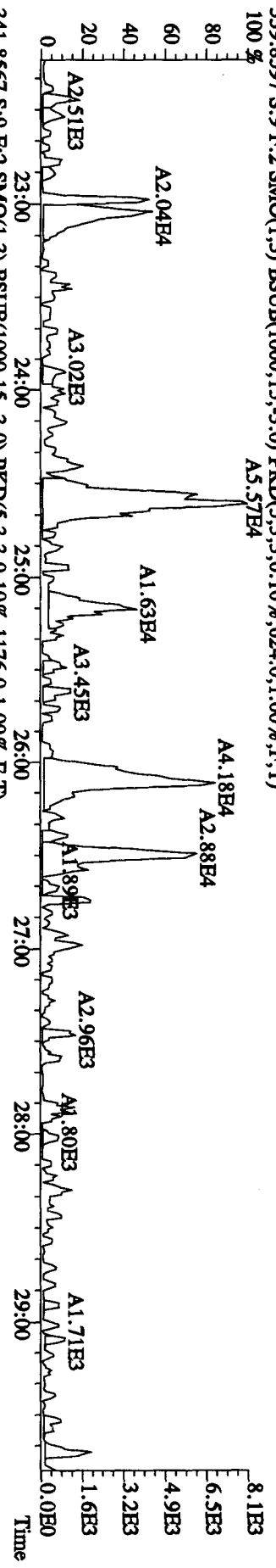
File:01MAY104D5 #1-434 Acq: 1-MAY-2010 14:40:36 GC EI+ Voltage SIR Autospec-Ultimate
 Sample#9 Text:10AHX-1-AA :GDD210000-312B Exp:DIOXINRES8290A
 319.8965 S:9 SMO(1,3) BSUB(1000,15,3.0) PKD(5,3,3,0.10%,732.0,1.00%,F,T) 100%



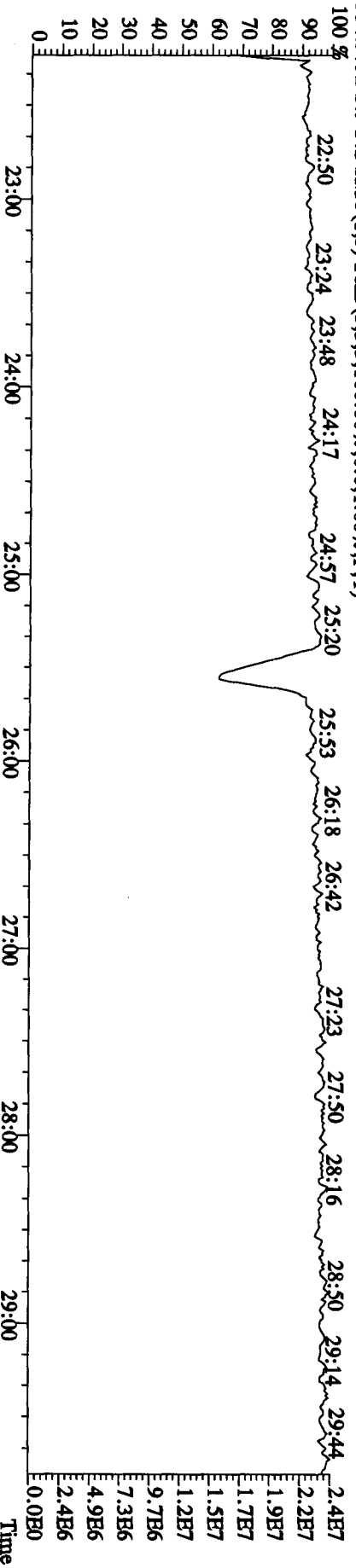
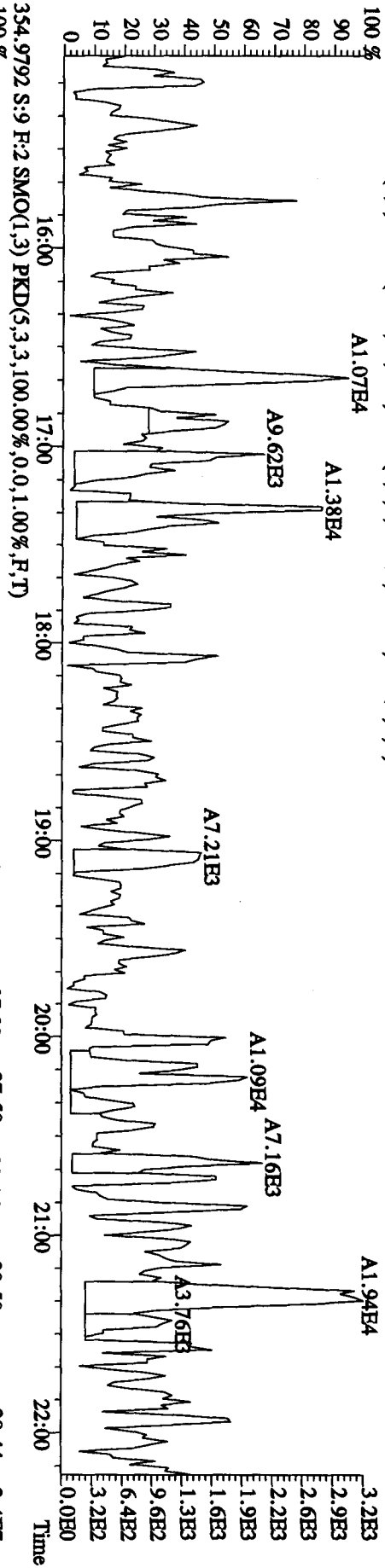

File:01MAY104D5 #1-434 Acq: 1-MAY-2010 14:40:36 GC EI + Voltage SIR Autospec-UltimaE
 Sample#9 Text:LOAHX-1-AA :G0D210000-312B Exp:DIOXINRESS8290A
 327.8847 S:9 SMO(1,3) BSUB(1000,15,-3.0) PKD(5,3,3,0,10%,2496.0,1.00%,F,T)



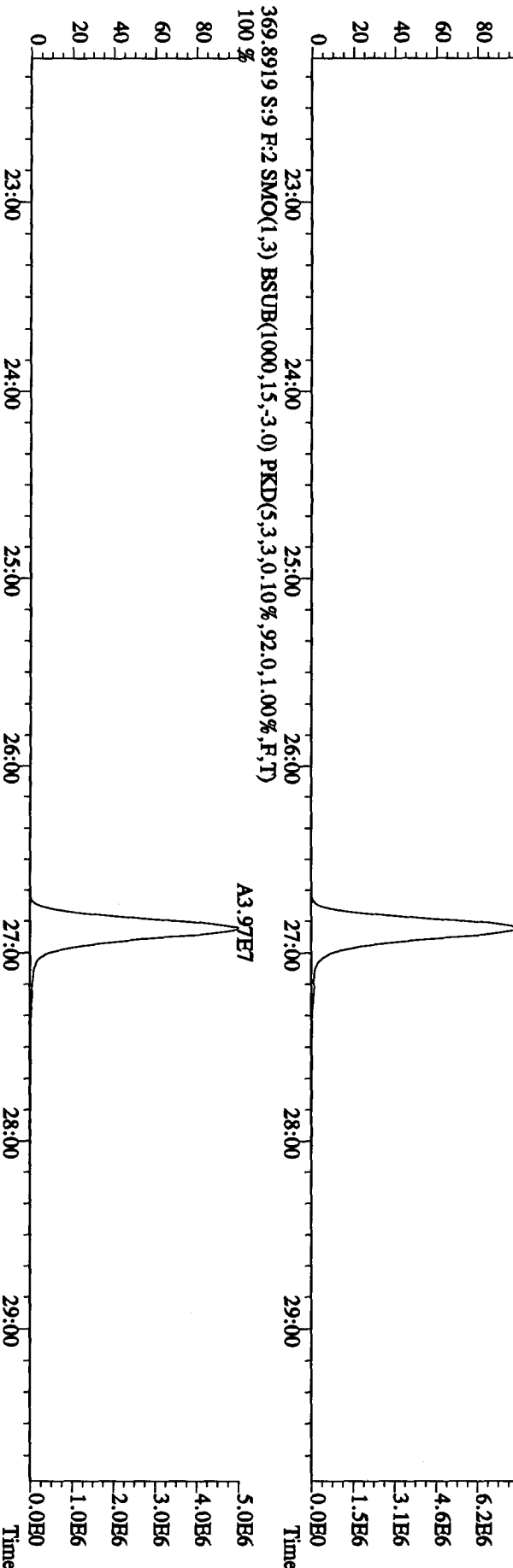
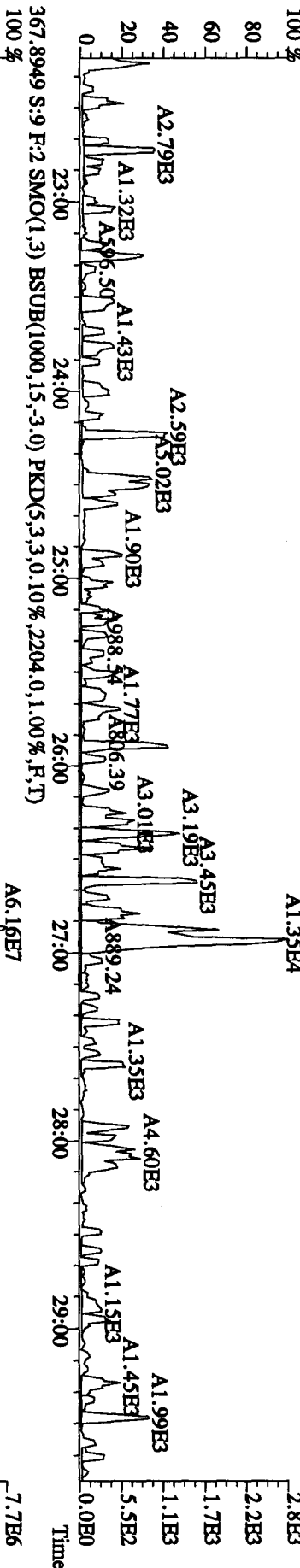
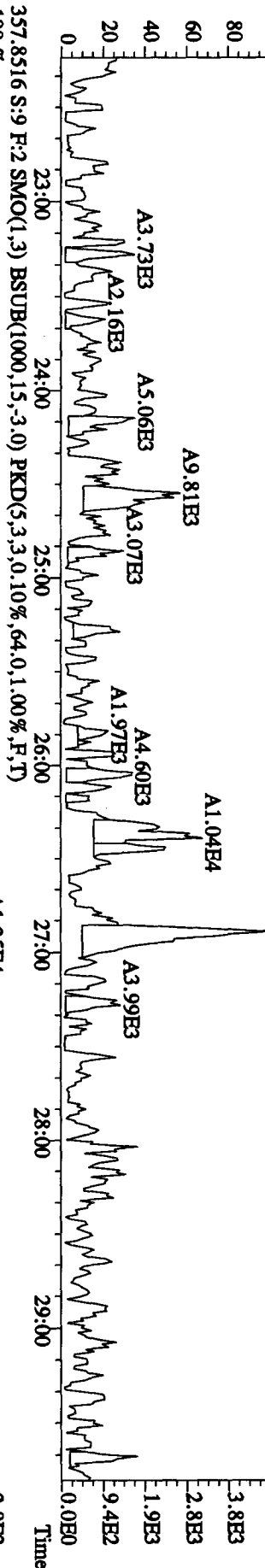
File:01MY104D5 #1-604 Acq: 1-MAY-2010 14:40:36 GC EI+ Voltage SIR Autospec-UltraE
 Sample#9 Text:LOAHX-1-AA :GDD210000-312B Exp:DIOXINRES8290A
 339.8597 S:9 F:2 SMO(1.3) BSUB(1000,15,-3.0) PKD(5,3,3,0,10%,624.0,1.00%,F,T)
 100 %



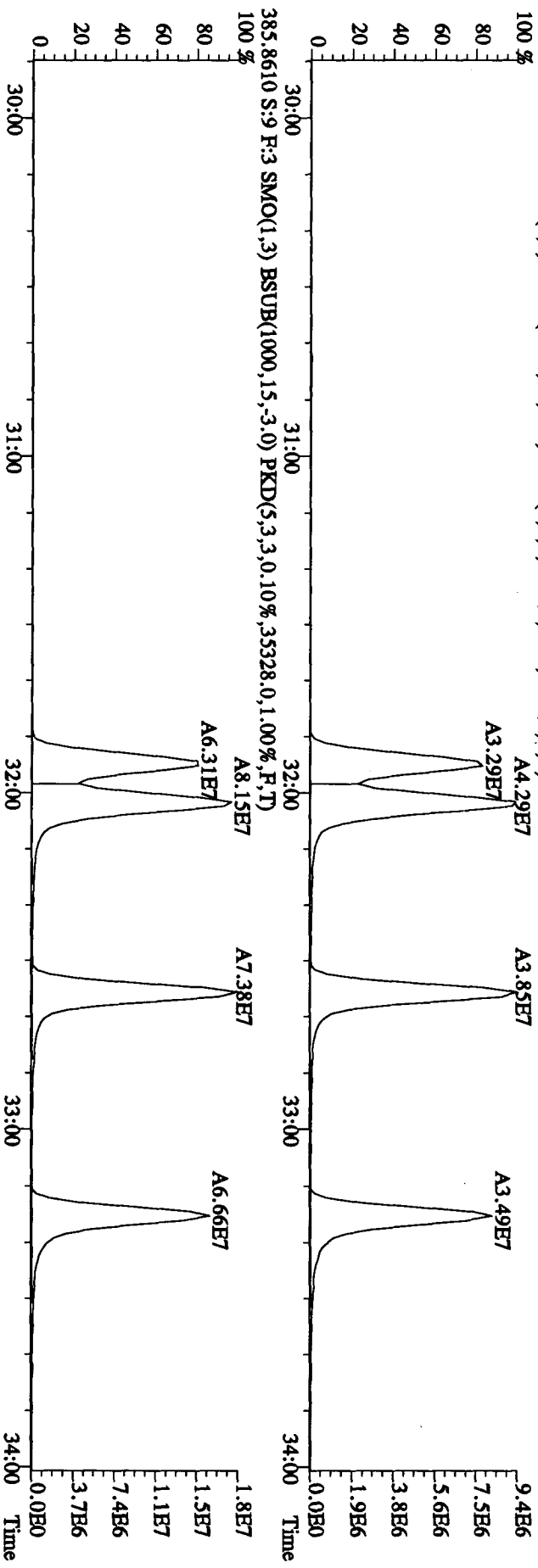
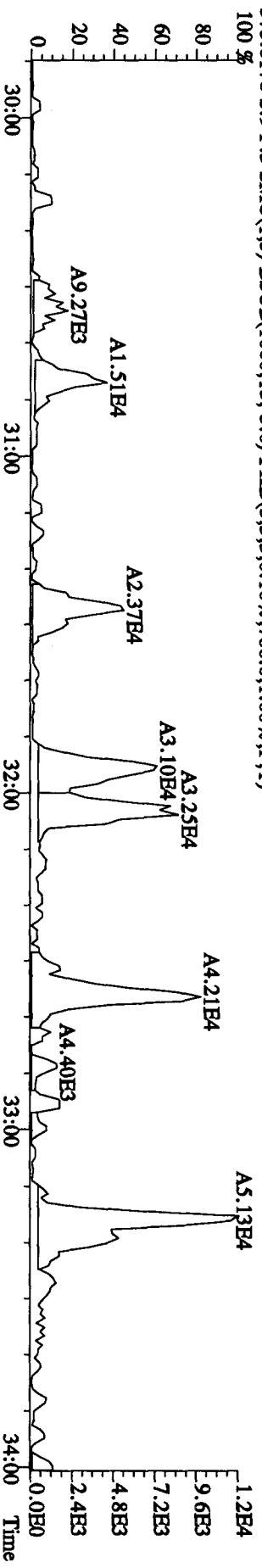
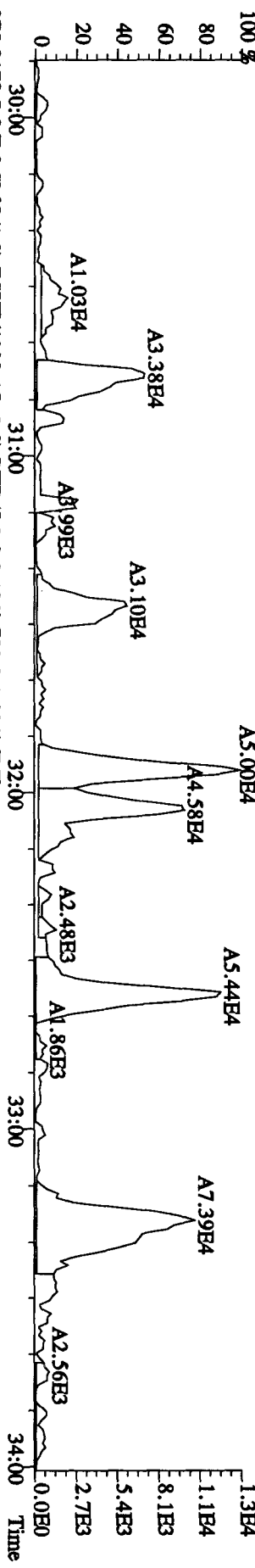
File:01MAY104D5 #1-434 Acq: 1-MAY-2010 14:40:36 GC EI+ Voltage SIR Autospec-UltraME
 Sample#9 Text:LOAHX-1-AA :GDD210000-312B Exp:DIOXINRES8290A
 339.8597 S:9 SMO(1.3) BSUB(1000,15,-3.0) PKD(5,3,3,0.10%,48,0,1.00%,F,T)



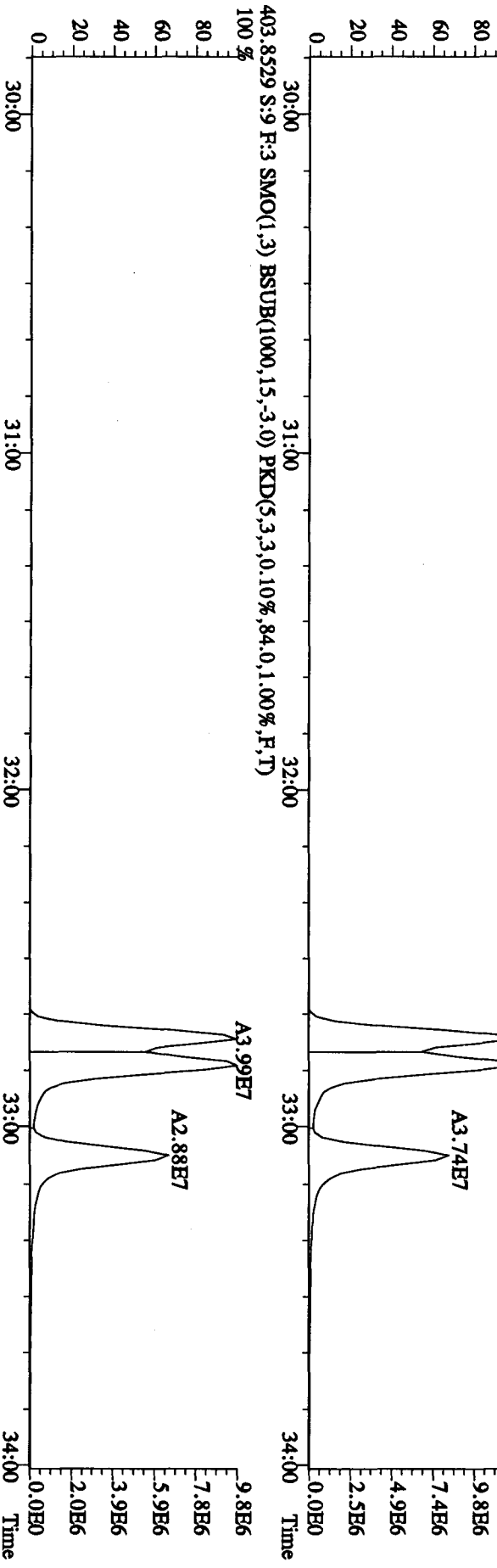
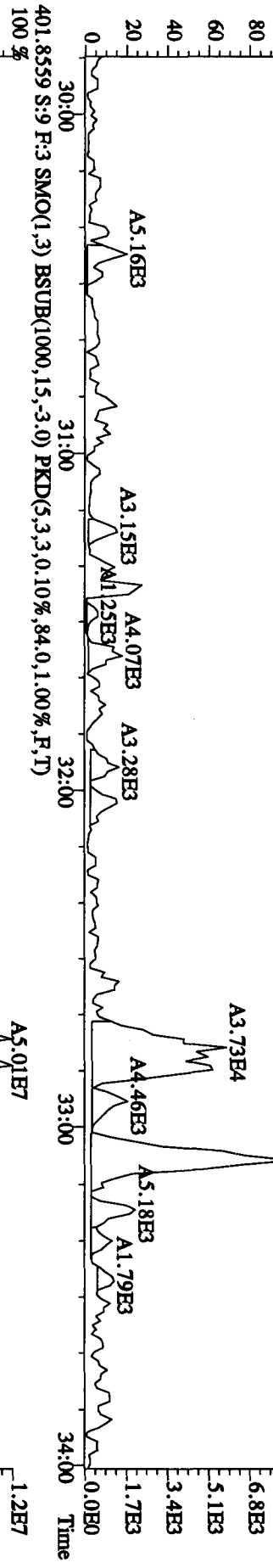
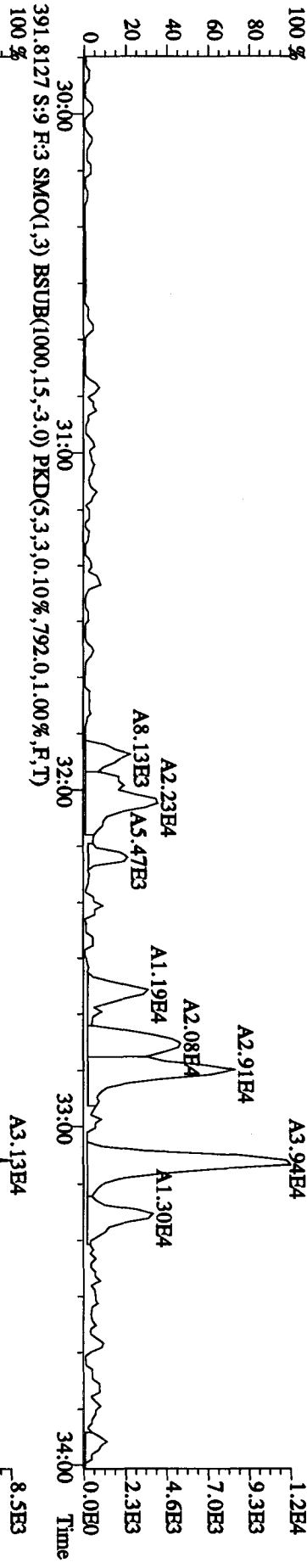
File:01MAY104D5 #1-604 Acq: 1-MAY-2010 14:40:36 GC EI+ Voltage SIR Autospec-Ultimate
 Sample#9 Text:L0AHX-1-AA :G0D210000-312B Exp:DIOXINRES8290A
 355.8546 S:9 F:2 SMO(1.3) BSUB(1000,15,-3.0) PKD(5,3,3,0,10%,.864,0,1,100%,F,T)





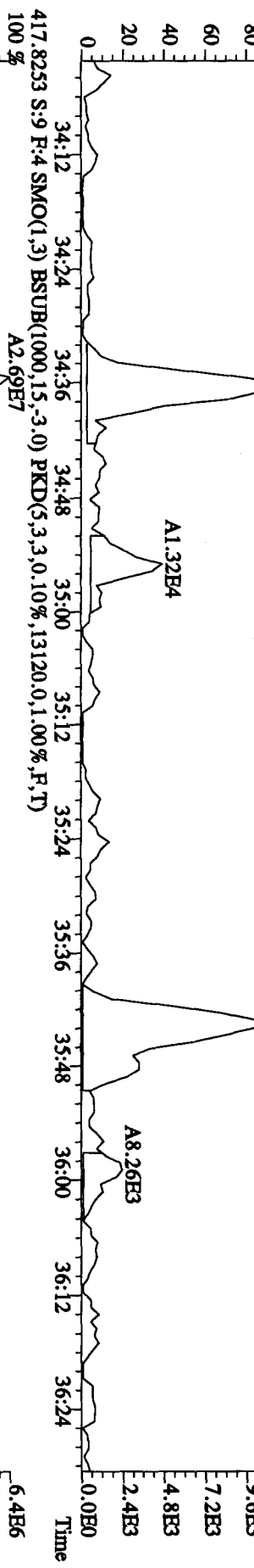
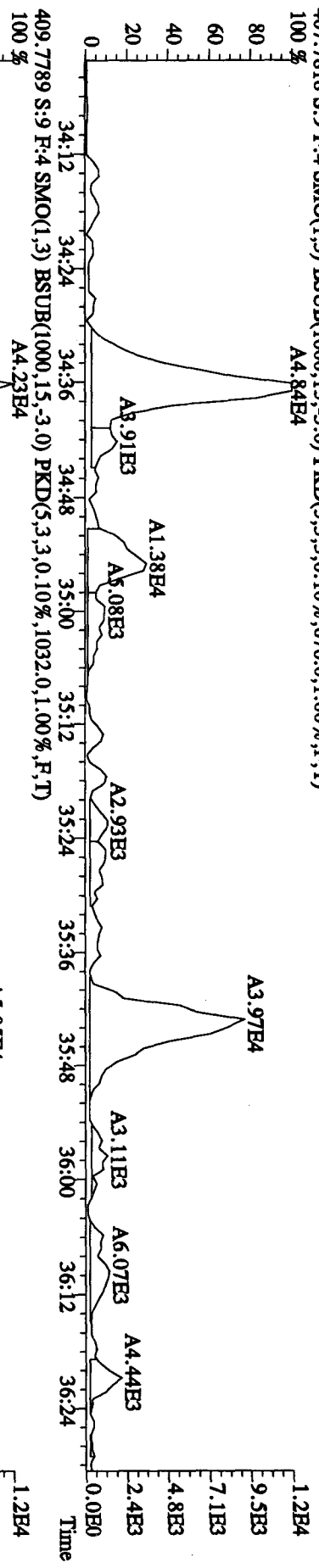
File:01MY104D5 #1-317 Acq: 1-MAY-2010 14:40:36 GC EI+ Voltage SIR Autospec-UltimaE
 Sample#9 Text:LOAHX-1-AA :G0D21000-312B Exp:DIOXINRES8290A
 373.8208 S:9 F:3 SMO(1,3) BSUB(1000,15,-3.0) PKD(5,3,3,0,10%,512.0,1.00%,F,T) A5.00E4
 100 %



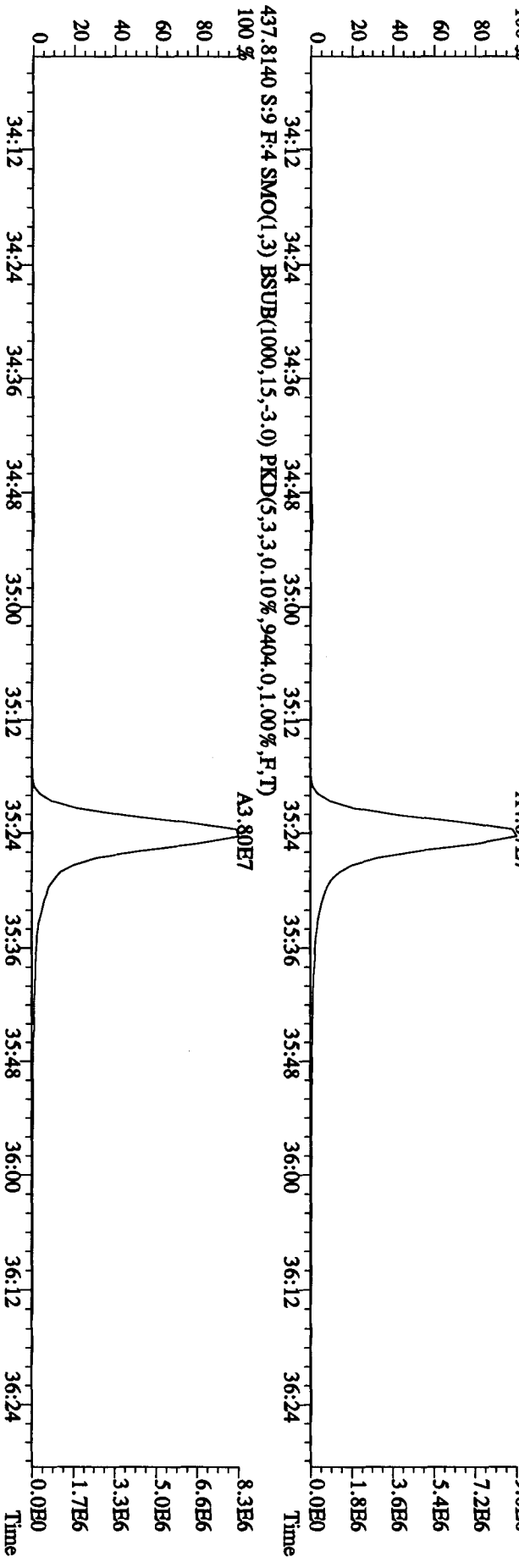
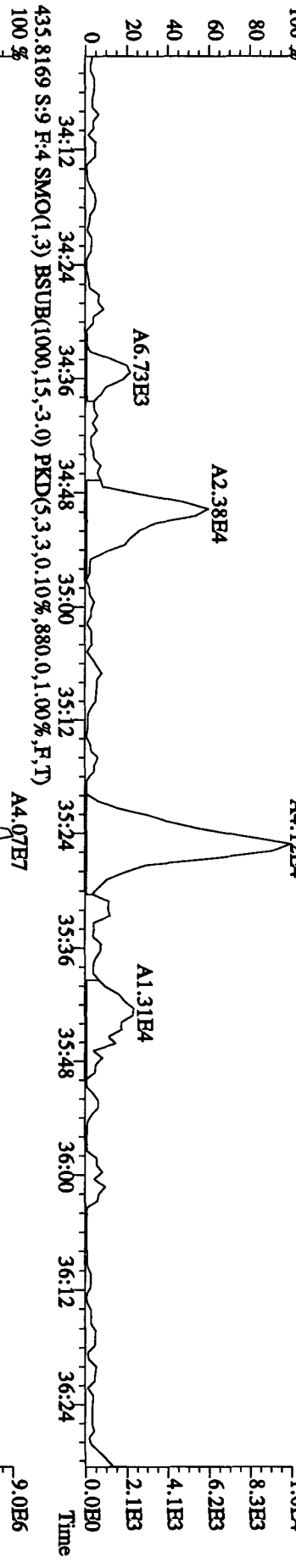
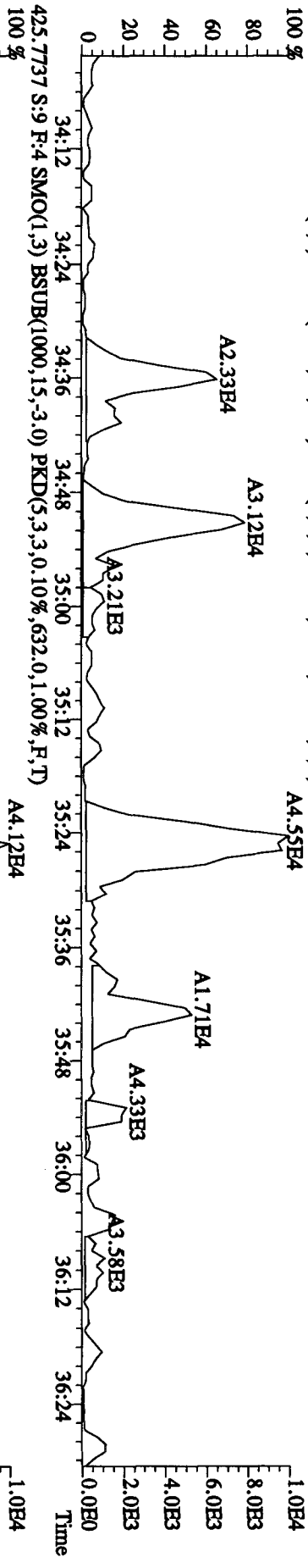
File:01MYY104D5 #1-317 Acq: 1-MAY-2010 14:40:36 GC EI+ Voltage SIR Autospec-Ultimat
 Sample#9 Text:LOAHX-1-AA :GDD210000-312B Exp:DIOXINRES8290A
 389.8157 S:9 F:3 SMO(1,3) BSUB(1000,15,-3.0) PKD(5,3,3,0.10%,744.0,1.00%,F,T)



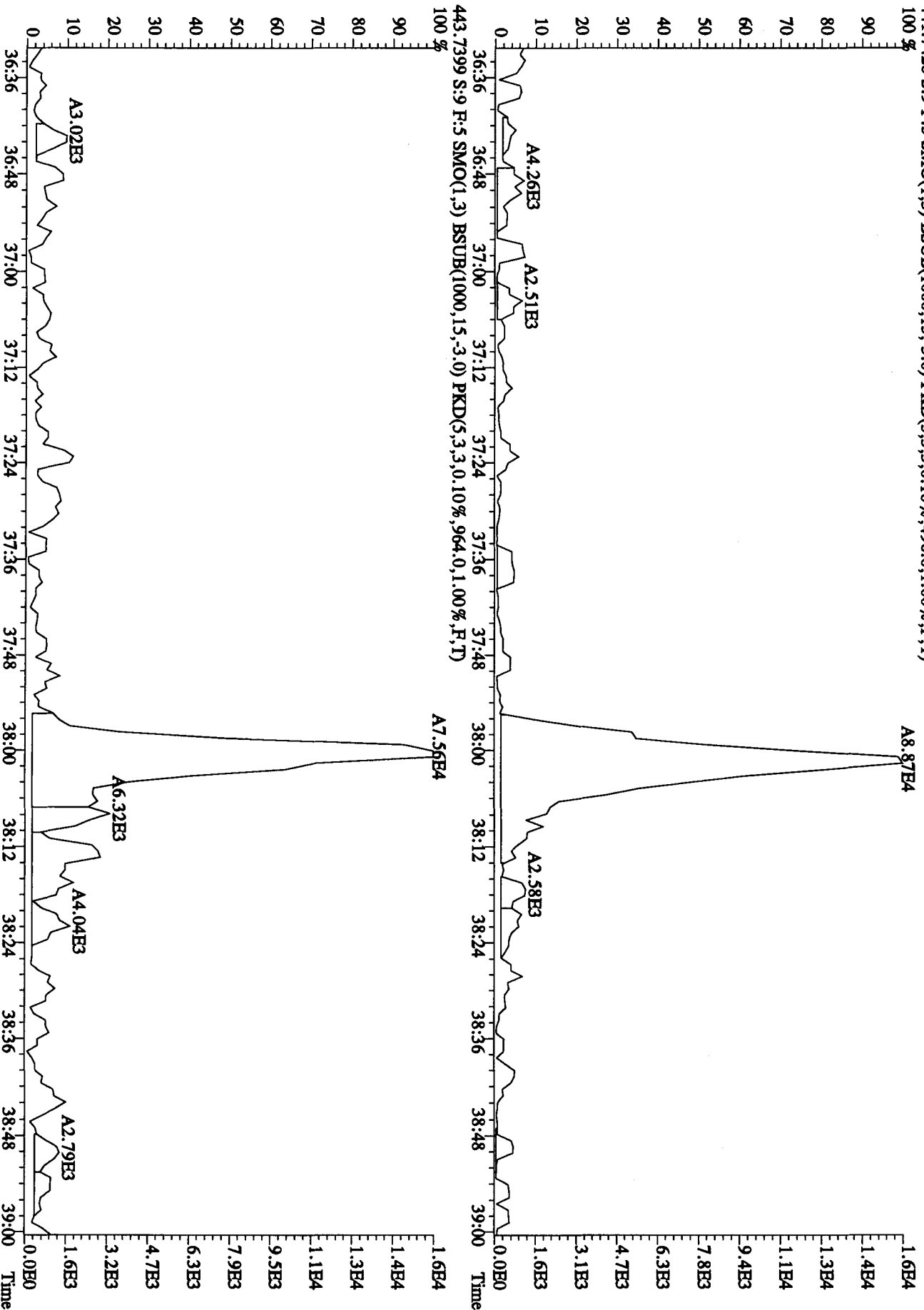
File:01MY104D5 #1-198 Acq: 1-MAY-2010 14:40:36 GC EI+ Voltage SIR Autospec-UltimaE
 Sample#9 Text:LOAHX-1-AA :GOD21000-312B Exp:DIOXINRES8290A
 407.7818 S:9 F:4 SMO(1.3) BSUB(1000,15,-3.0) PKD(5,3,3,0,10%,676,0,1,00%,F,T)
 100 %



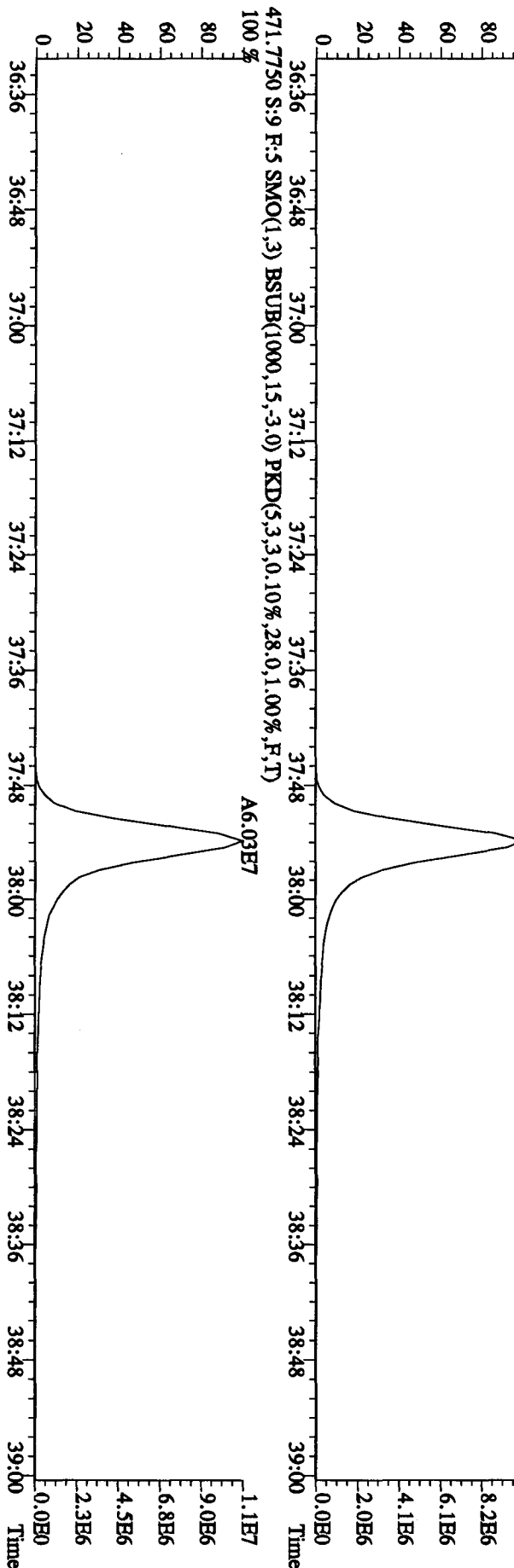
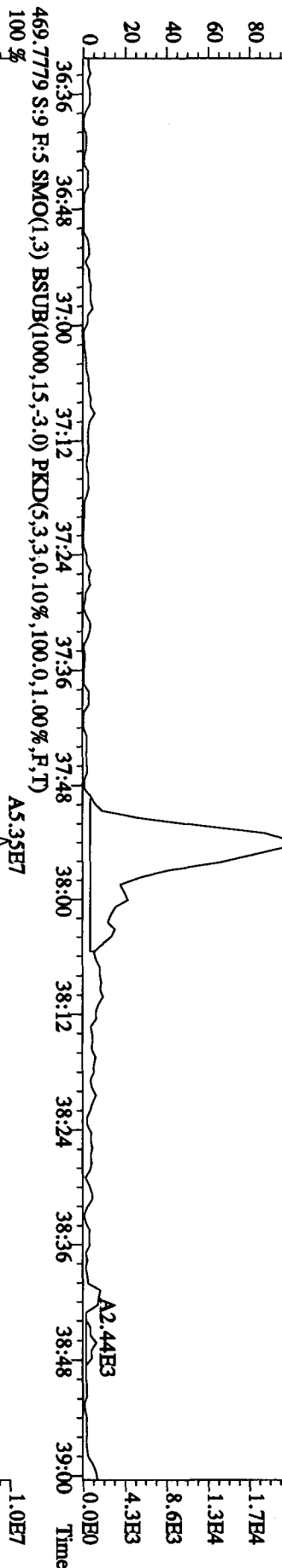
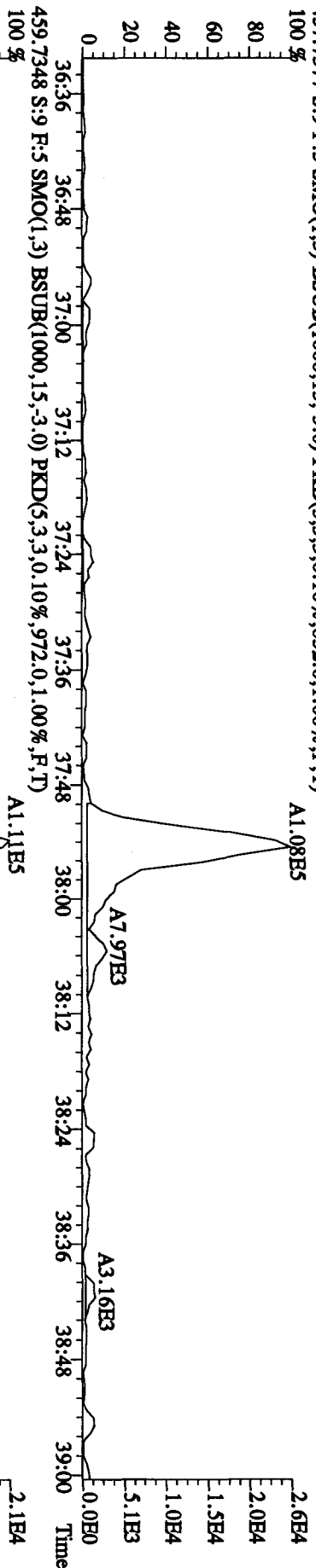
File:01MAY104D5 #1-198 Acq: 1-MAY-2010 14:40:36 GC EI+ Voltage SIR Autospec-Ultimate
 Sample#9 Text:LOAHX-1-AA :GDD210000-312B Exp:DIOXINRES8290A
 423.7766 S:9 F:4 SMO(1,3) BSUB(1000,15,-3.0) PKD(5,3,3,0.10%,828.0,1.00%,F,T)



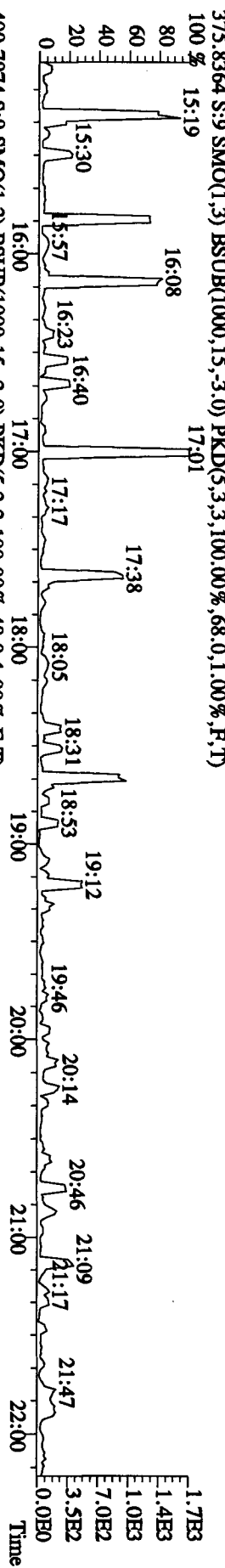
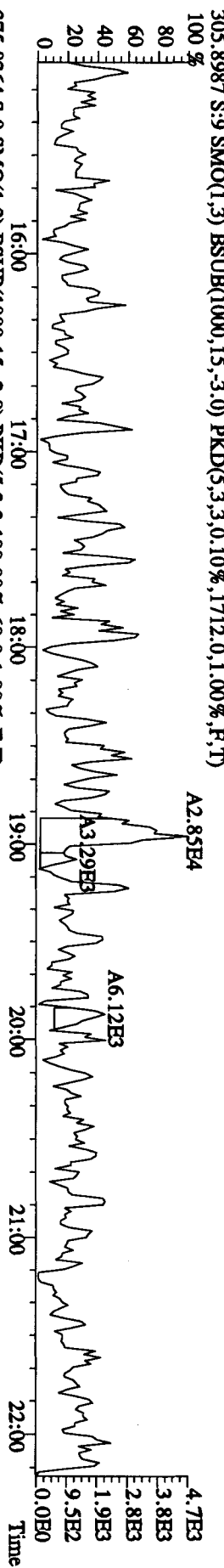
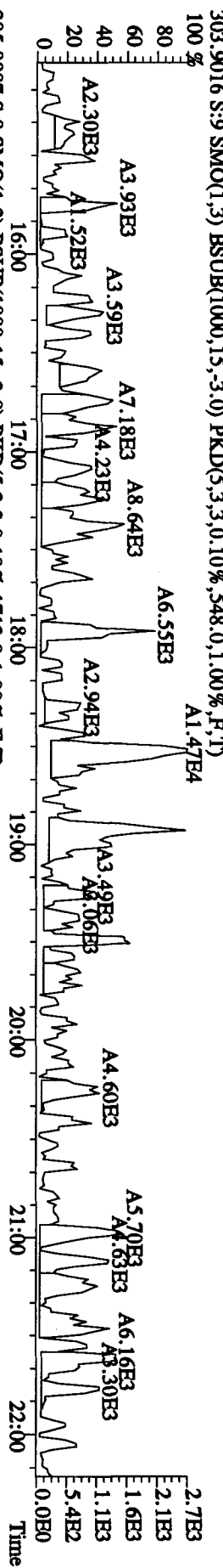
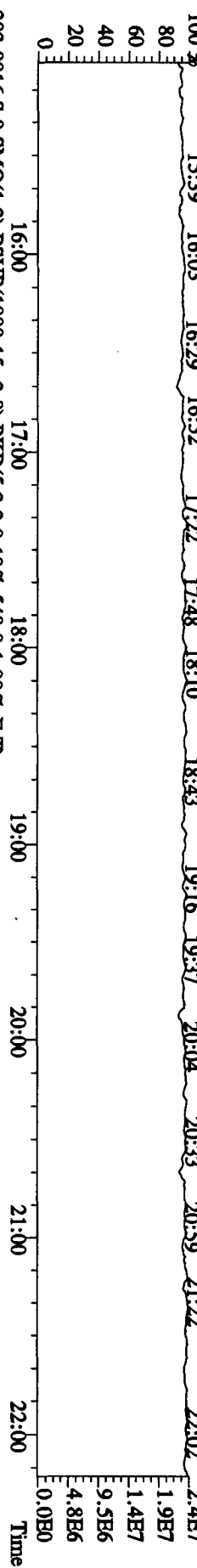
File:01MAY104D5 #1-190 Acq: 1-MAY-2010 14:40:36 GC EI+ Voltage SIR Autospec-UltimaE
 Sample#9 Text:L0AHX-1-AA :GDD210000-312B Exp:DIOXINRES8290A
 441.7428 S:9 F:5 SMO(1,3) BSUB(1000,15,-3,0) PKD(5,3,3,0.10%,496,0.1,00%,F,T)
 100 %



File:01MAY104D5 #1-190 Acq: 1-MAY-2010 14:40:36 GC EI+ Voltage SIR Autospec-UltraE
 Sample#9 Text:LOAHX-1-AA :GDD210000-312B Exp:DIOXINRES8290A
 457.7377 S:9 F:5 SMO(1,3) BSUB(1000,15,-3.0) PKD(5,3,3,0.10%,852.0,1.00%,F,T)



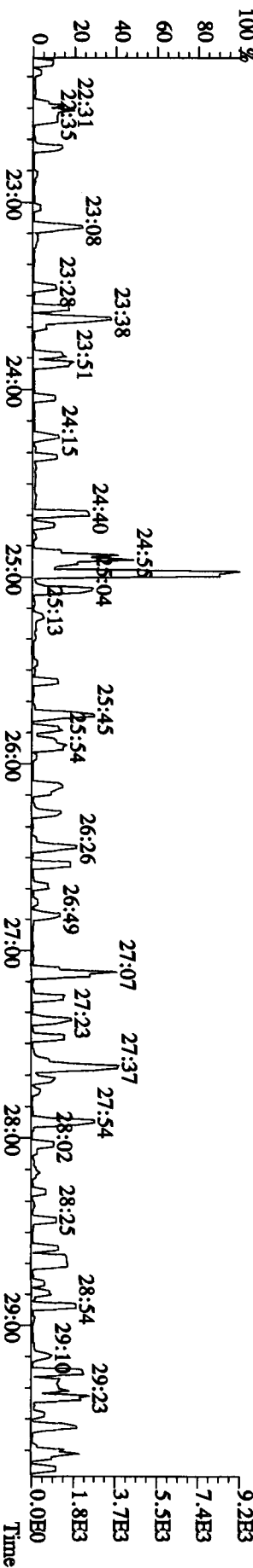
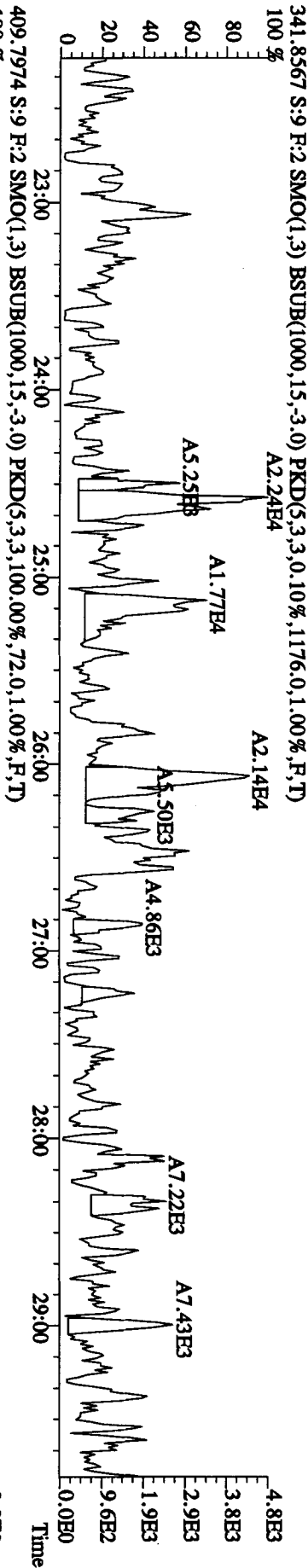
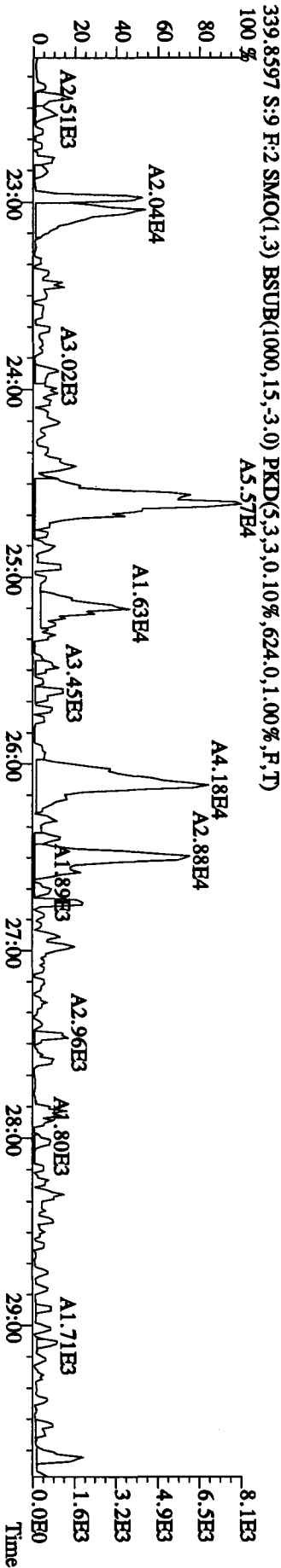
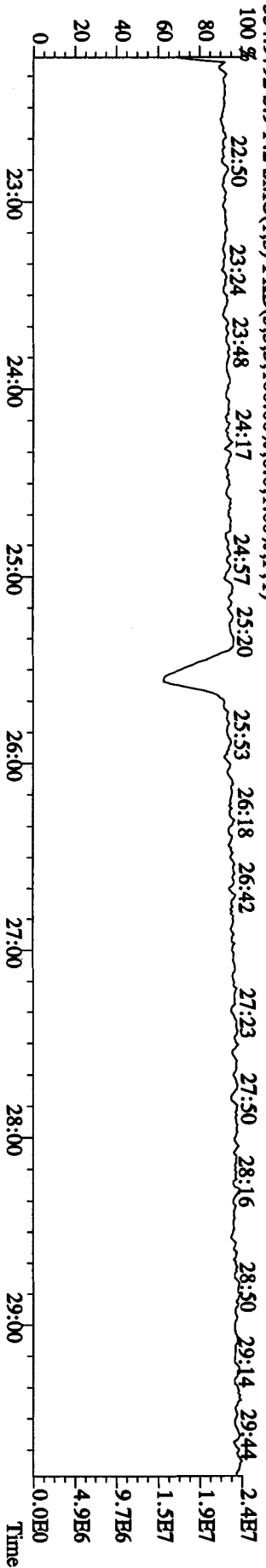
File:01MAY104D5 #1-434 Acq: 1-MAY-2010 14:40:36 GC EI + Voltage SIR Autospec-Ultimate
 Sample#9 Text:LOAHX-1-AA :GOD210000-312B Exp:DIOXINRES8290A
 354.9792 S:9 SMO(1,3) PKD(5,3,3,100.00%,0.0,1.00%,F,T)
 15:39 16:03 16:29 16:52 17:22 17:48 18:10 18:43 19:16 19:37 20:04 20:33 20:59 21:22 22:02 2:4E7



File:01MAY104D5 #1-604 Acq: 1-MAY-2010 14:40:36 GC EI+ Voltage SIR Autospec-Ultimate

Sample#9 Text:L0AHX-1-AA :G0D210000-312B Exp:DIOXINRES8290A

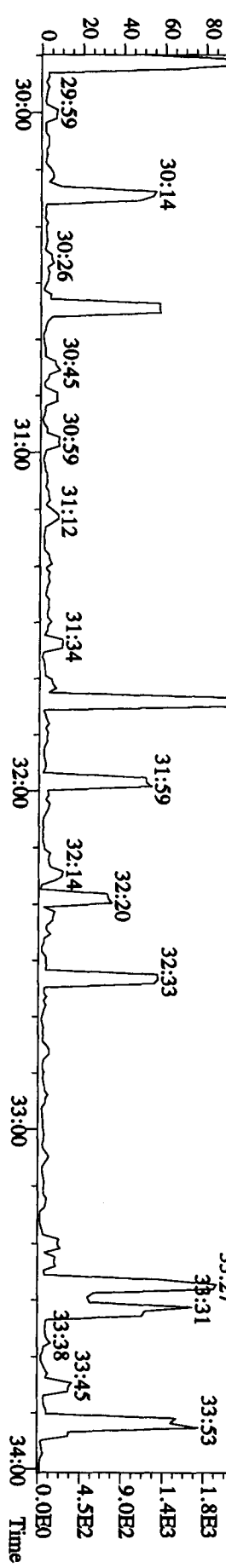
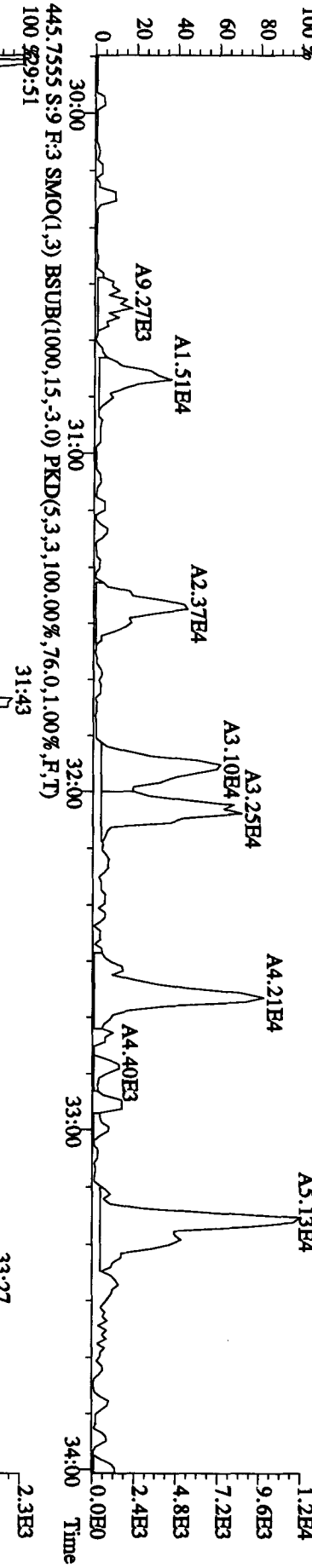
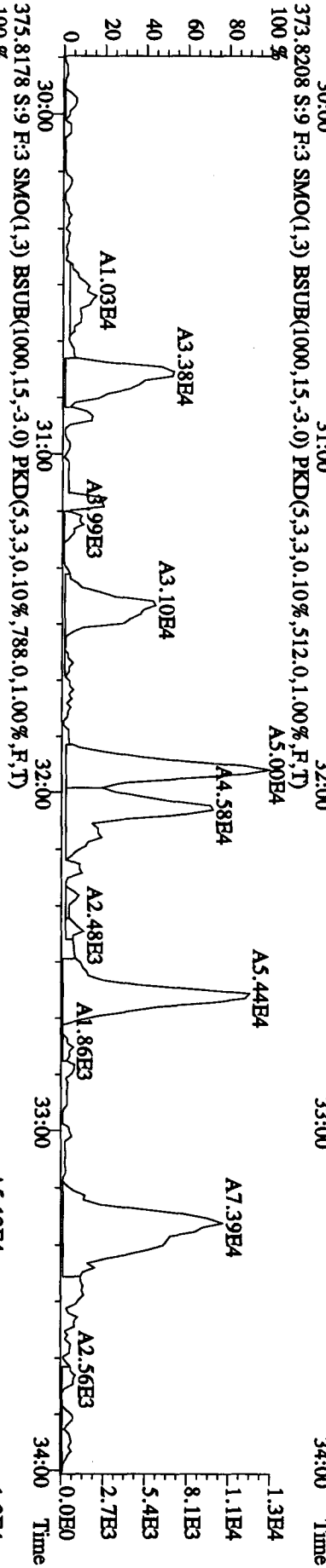
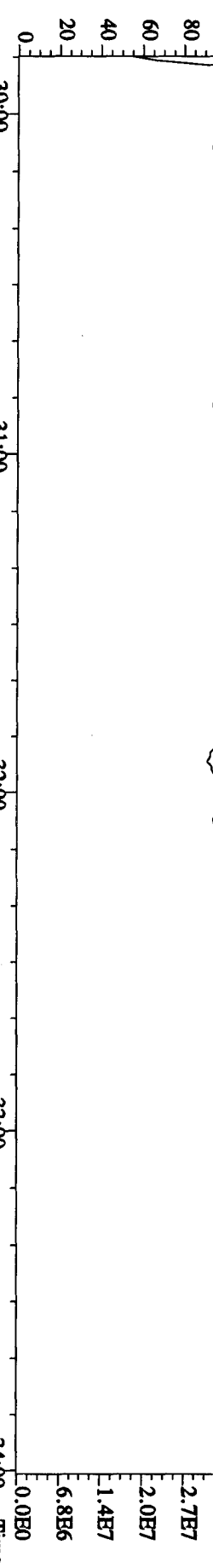
354.9792 S:9 F:2 SMO(1,3) PKD(5,3,3,100.00%,0.0,1.00%,F,T)



File:01MAY104D5 #1-317 Acq: 1-MAY-2010 14:40:36 GC EI+ Voltage SIR Autospec-UltimaE

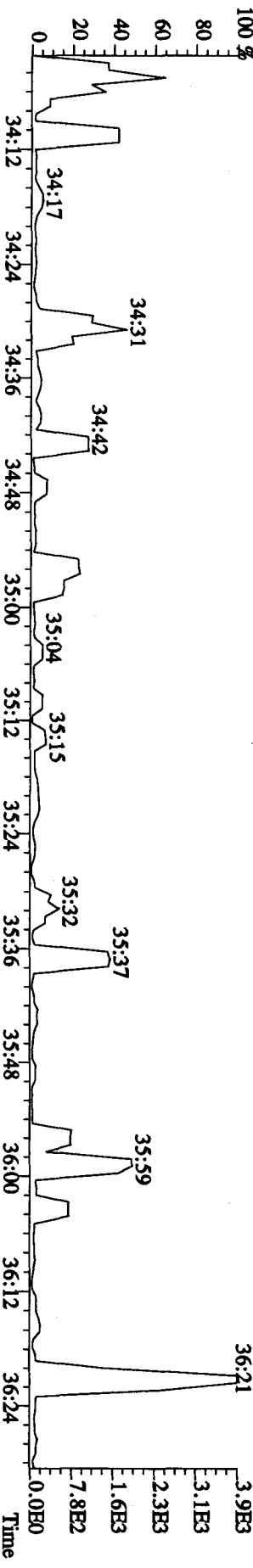
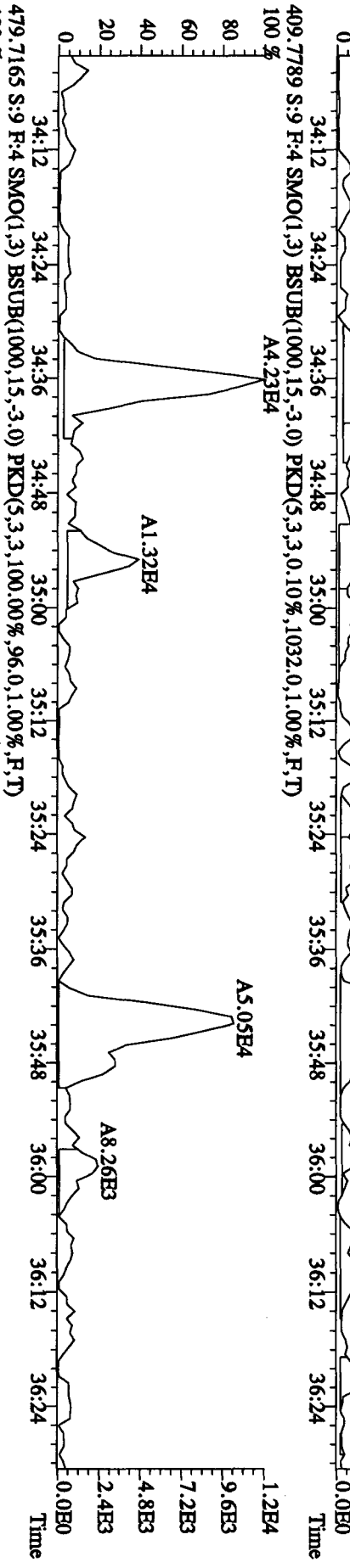
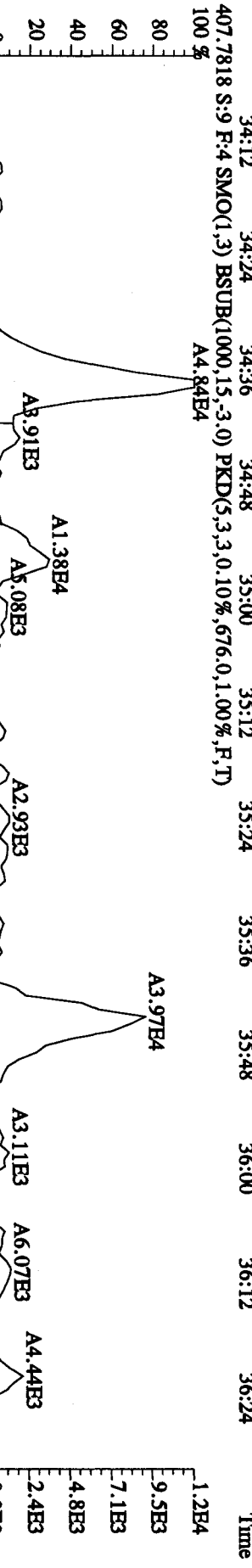
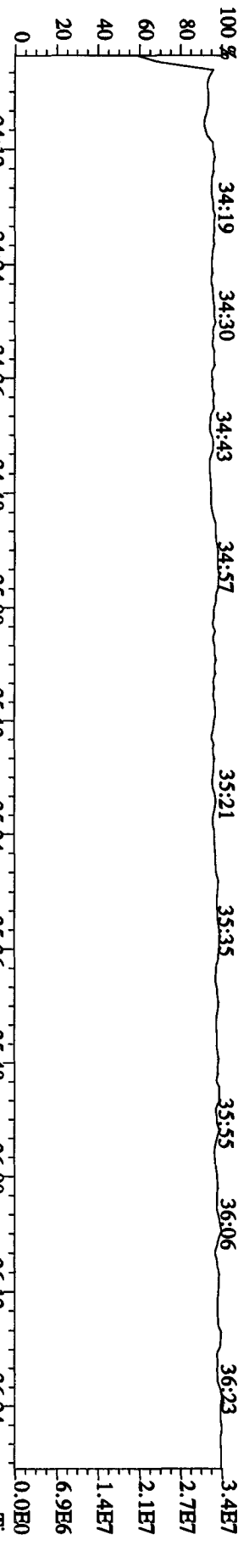
Sample#9 Text:L0AHX-1-AA :G0D210000-312B Exp:DIOXINRES8290A

430.9728 S:9 F:3 SMO(1,3) PKD(5,3,3,100.00%,0.0,1.00%,F,T)



File:01MAY104D5 #1-198 Acq: 1-MAY-2010 14:40:36 GC EI+ Voltage SIR Autospec-Ultimat


Sample#9 Text:LOAHX-1-AA :GDD210000-312B Exp:DIOXINRES8290A




File:01MYY104D5 #1-190 Acq: 1-MAY-2010 14:40:36 GC EI+ Voltage SIR Autospec-UltimaB

Sample#9 Text:LOAHX-1-AA :G0D210000-312B Exp:DIOXINRES8290A

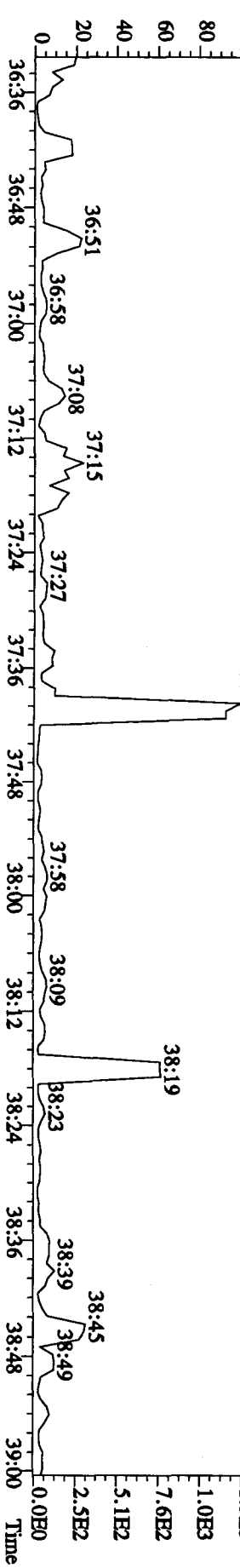
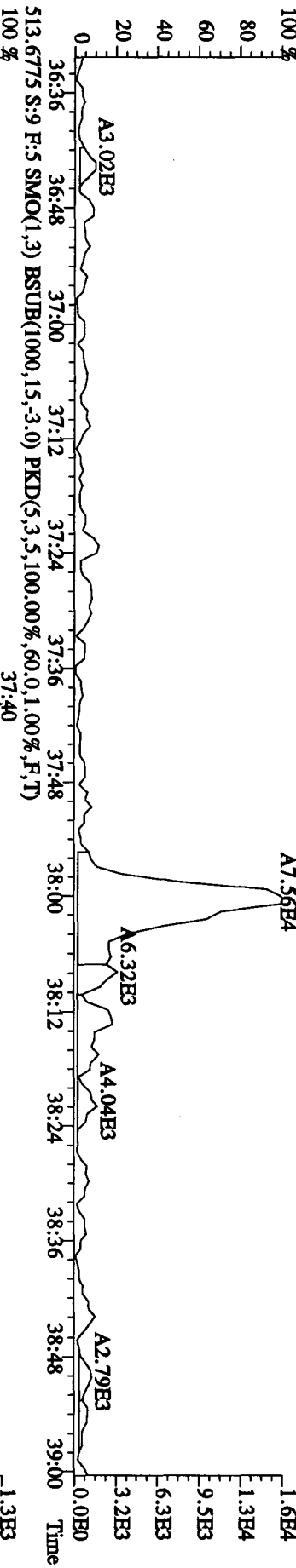
442.9728 S:9 F:5 SMO(1.3) PKD(5,3,3,100.00%,0.0,1.00%,F,T) 100% 36:39 36:48 37:01 37:12 37:26 37:34 37:49 37:59 38:18 38:27 38:38 38:48 38:56



441.7428 S:9 F:5 SMO(1.3) BSUB(1000,15,-3.0) PKD(5,3,3,0.10%,496.0,1.00%,F,T) 100% 36:36 36:48 37:00 37:12 37:24 37:36 37:48 38:00 38:12 38:24 38:36 38:48 39:00



443.7399 S:9 F:5 SMO(1.3) BSUB(1000,15,-3.0) PKD(5,3,3,0.10%,964.0,1.00%,F,T) 100% 36:36 36:48 37:00 37:12 37:24 37:36 37:48 38:00 38:12 38:24 38:36 38:48 39:00



Run text: LOAHX-1-AC Sample text: LOAHX-1-AC :G0D210000-312C
 Run #11 Filename: 01MY104D5 S: 8 I: 1 Results: 01my104d58290avg
 Acquired: 1-MAY-10 13:56:34 Processed: 2-MAY-10 09:22:49
 Run: 01MY104D5 Analyte: 8290AHRS Cal: 8290A0412104D5
 Factor 1: 1600.000 Factor 2: 20.000 Sample size: 1.00 L

V8 5.7.6

Name	Resp	RA	RT	RRF	Conc	EDL	Rec	M
13C-1,2,3,4-TCDD	71826700	0.77 y	19:29	-	53.99	-	-	n
13C-2,3,7,8-TCDF	150046800	0.80 y	18:55	1.52	1373.68	1.00	68.7	n
2,3,7,8-TCDF	14785590	0.77 y	18:56	0.95	208.48	0.57	-	n
Total TCDF	14955241	0.50 n	17:55	0.95	210.87	0.57	-	n
13C-2,3,7,8-TCDD	111304700	0.80 y	19:41	0.95	1631.72	2.12	81.6	n
2,3,7,8-TCDD	10900170	0.75 y	19:42	1.02	191.83	0.52	-	n
Total TCDD	10978969	0.55 n	18:28	1.02	193.22	0.52	-	n
37Cl-2,3,7,8-TCDD	121733600	1.00 y	19:42	2.26	749.49	0.49	93.7	n
13C-1,2,3,7,8-PeCDF	115250100	1.58 y	24:34	1.05	1527.68	1.04	76.4	n
1,2,3,7,8-PeCDF	60993200	1.57 y	24:35	1.04	1013.11	1.39	-	n
2,3,4,7,8-PeCDF	55224200	1.56 y	26:05	0.98	975.75	1.48	-	n
Total F2 PeCDF	117484199	1.22 n	23:01	1.01	2010.55	1.43	-	n
Total F1 PeCDF	34304	0.53 n	16:43	1.01	0.59	0.48	-	n
13C-1,2,3,7,8-PeCDD	83671700	1.55 y	26:53	0.67	1737.46	1.00	86.9	n
1,2,3,7,8-PeCDD	40207400	1.57 y	26:54	0.98	978.77	1.14	-	n
Total PeCDD	40207400	1.57 y	26:54	0.98	978.77	1.14	-	n
13C-1,2,3,7,8,9-HxCDD	54030900	1.29 y	33:05	-	52.58	-	-	n
13C-1,2,3,4,7,8-HxCDF	74073900	0.53 y	31:54	1.02	1337.70	0.65	66.9	n
1,2,3,4,7,8-HxCDF	49383800	1.26 y	31:55	1.21	1099.58	2.73	-	n
1,2,3,6,7,8-HxCDF	56534900	1.28 y	32:02	1.34	1136.77	2.46	-	n
2,3,4,6,7,8-HxCDF	54436400	1.27 y	32:36	1.22	1202.50	2.70	-	n
1,2,3,7,8,9-HxCDF	49554000	1.28 y	33:16	1.09	1224.72	3.03	-	n
Total HxCDF	210042754	1.11 y	30:47	1.22	4666.53	2.71	-	n
13C-1,2,3,6,7,8-HxCDD	69228500	1.27 y	32:49	0.81	1587.57	0.33	79.4	n
1,2,3,4,7,8-HxCDD	35167000	1.27 y	32:45	1.01	1009.15	0.32	-	y
1,2,3,6,7,8-HxCDD	39636900	1.30 y	32:50	1.11	1028.00	0.29	-	y
1,2,3,7,8,9-HxCDD	44357300	1.27 y	33:06	1.21	1059.92	0.26	-	y
Total HxCDD	119161200	1.27 y	32:45	1.11	3097.08	0.29	-	y
13C-1,2,3,4,6,7,8-HpCDF	71502700	0.45 y	34:35	0.86	1534.18	5.00	76.7	n
1,2,3,4,6,7,8-HpCDF	46972800	0.96 y	34:36	1.31	1003.20	4.82	-	n
1,2,3,4,7,8,9-HpCDF	39696400	0.97 y	35:44	1.03	1082.60	6.16	-	n
Total HpCDF	87239912	0.96 y	34:36	1.17	2099.47	5.41	-	n
13C-1,2,3,4,6,7,8-HpCDD	67744000	1.07 y	35:24	0.70	1797.58	2.70	89.9	n
1,2,3,4,6,7,8-HpCDD	35412400	1.05 y	35:24	1.07	975.39	3.22	-	n
Total HpCDD	35657960	0.97 y	34:51	1.07	982.16	3.22	-	n
13C-OCDD	101138800	0.91 y	37:54	0.53	3522.61	6.08	88.1	n
OCDF	71578100	0.91 y	38:01	1.45	1958.61	0.47	-	n

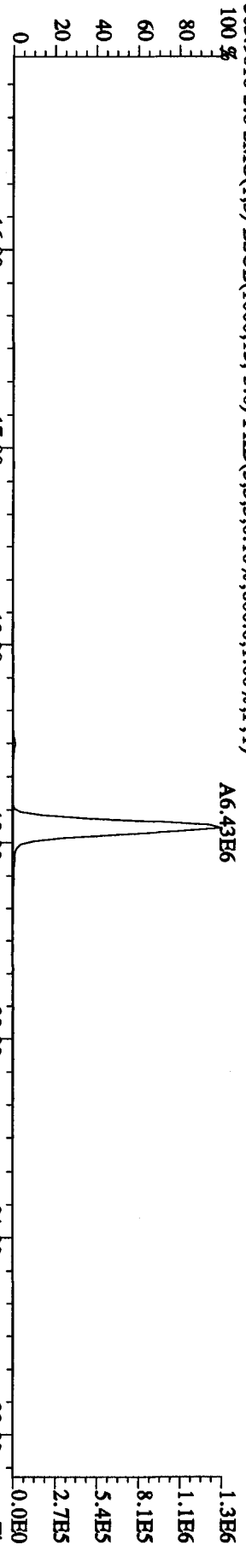
OCDD 58480300 0.88 y 37:55 1.17 1983.17 0.42 - n

Run text: L0AHX-1-AC Sample text: L0AHX-1-AC :G0D210000-312C
Run #11 Filename: 01MY104D5 S: 8 I: 1 Results: 01MY104D58290A
Acquired: 1-MAY-10 13:56:34 Processed: 2-MAY-10 09:22:49
Run: 01MY104D5 Analyte: 8290AHRS Cal: 8290A0412104D5
Sample size: 1.00 L

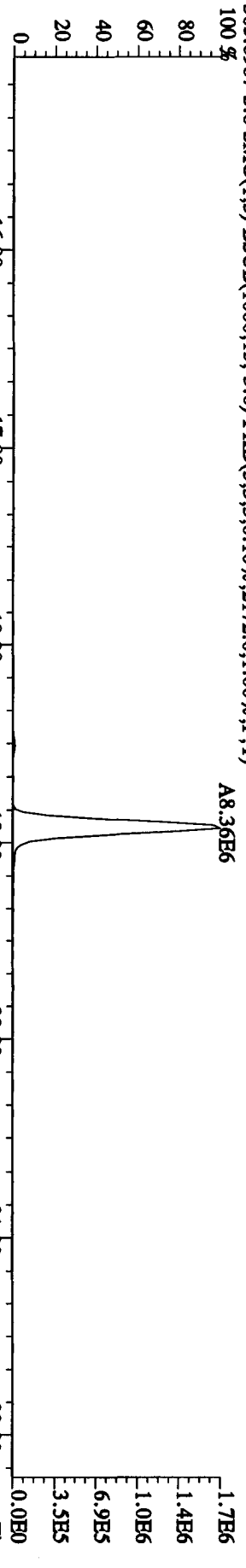
5/2/10 mc

Table with 10 columns: Name, Resp, RA, RT, RRF, Conc, EDL, Rec, M. Rows include various chemical compounds like TCDD, TCDF, PeCDF, HxCDF, HxCDD, HpCDF, HpCDD, and OCDD with their respective response and recovery values.

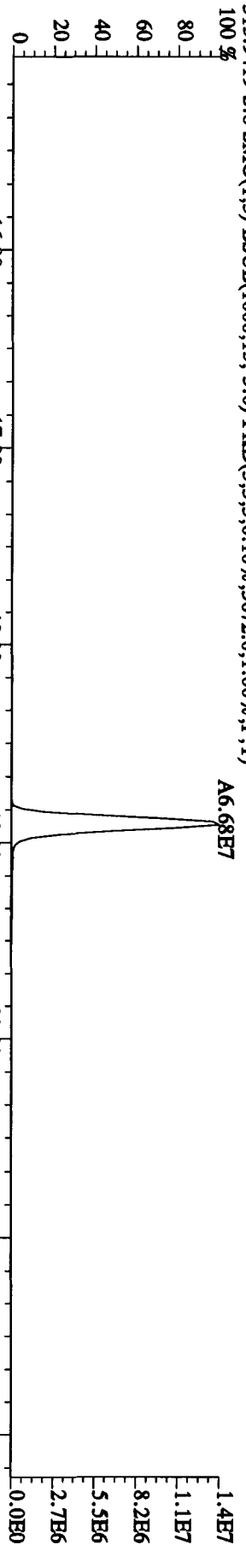
File:01MAY104D5 #1-434 Acq: 1-MAY-2010 13:56:34 GC EI+ Voltage SIR Autospec-Ultimate
 Sample#8 Text:10AHX-1-AC :G0D210000-312C Exp:DIOXINRES8290A
 303.9016 S:8 SMO(1,3) BSUB(1000,15,-3,0) PKD(5,3,3,0,10%,600,0,1,00%,F,T) 100%



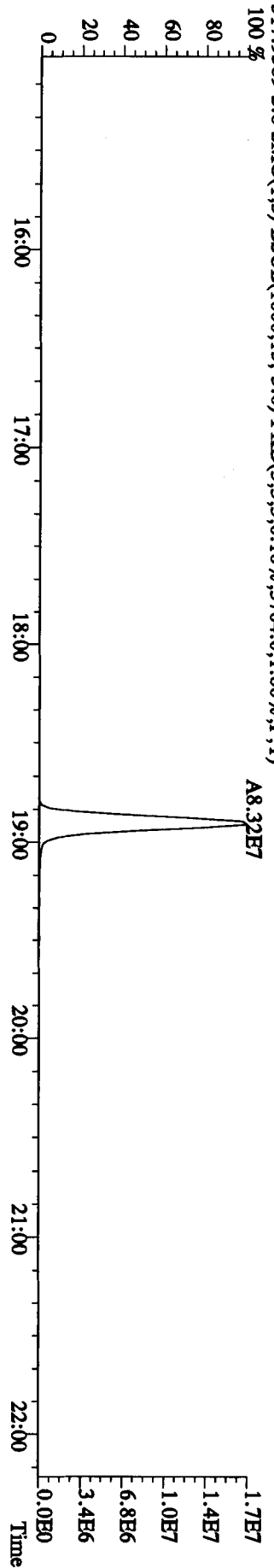
305.8987 S:8 SMO(1,3) BSUB(1000,15,-3,0) PKD(5,3,3,0,10%,2172,0,1,00%,F,T) 100%



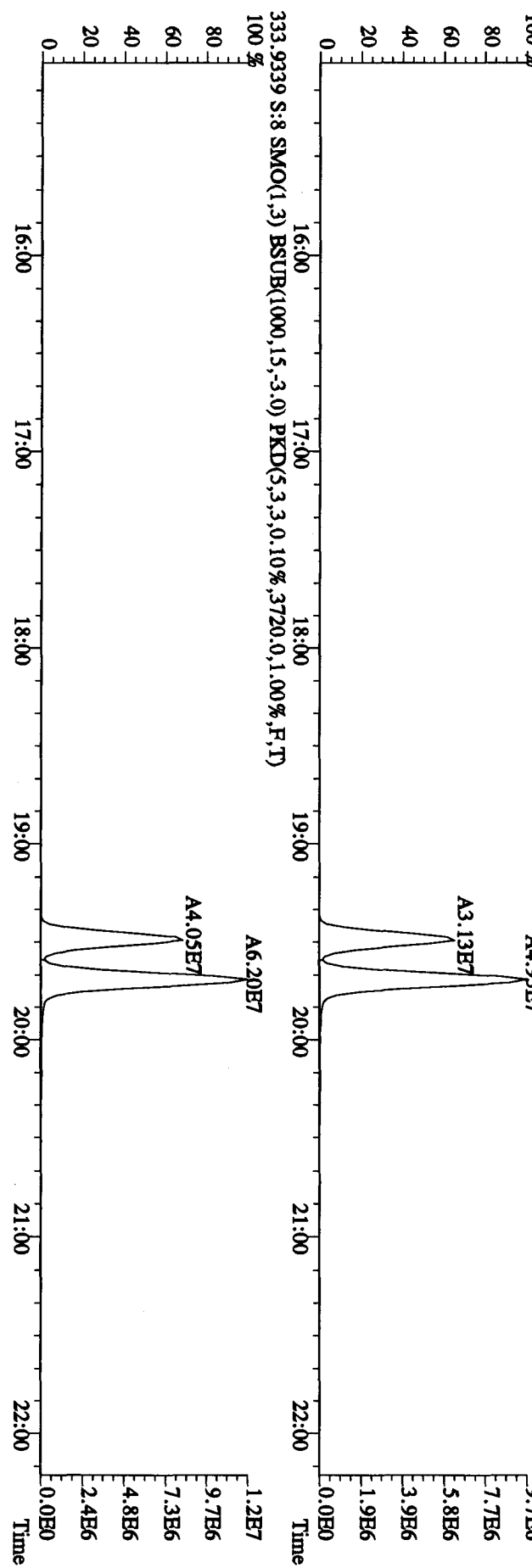
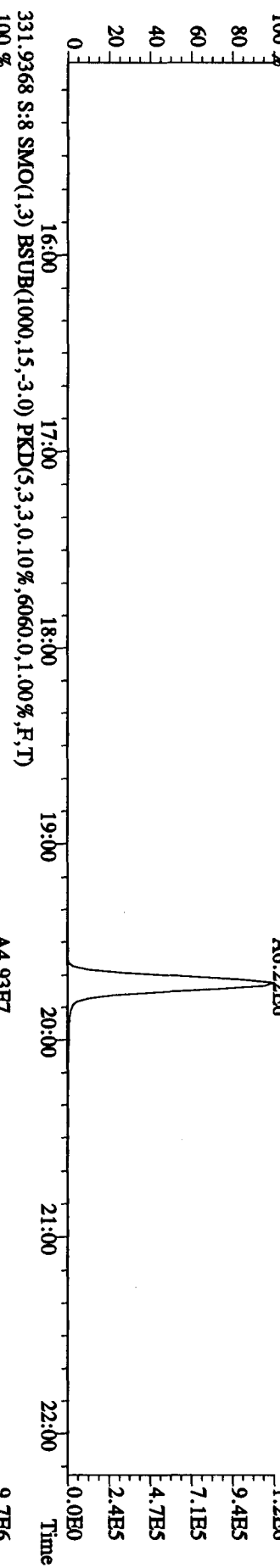
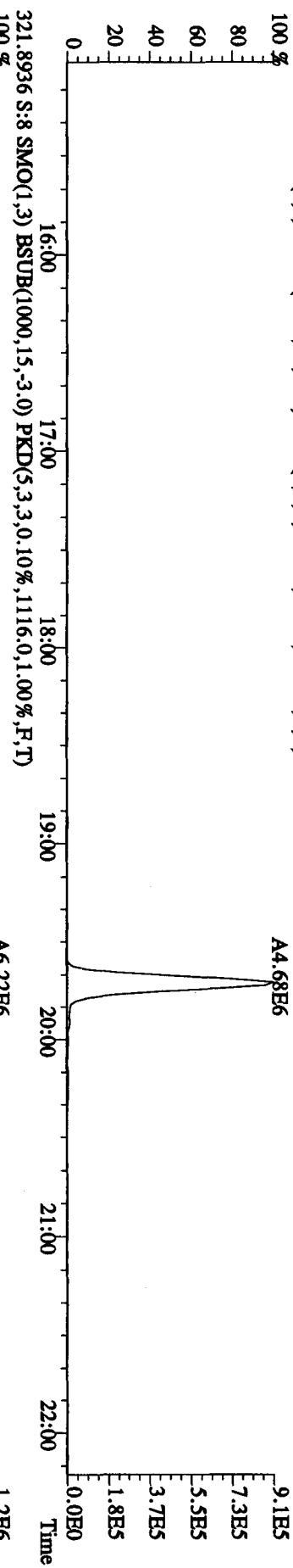
315.9419 S:8 SMO(1,3) BSUB(1000,15,-3,0) PKD(5,3,3,0,10%,3672,0,1,00%,F,T) 100%



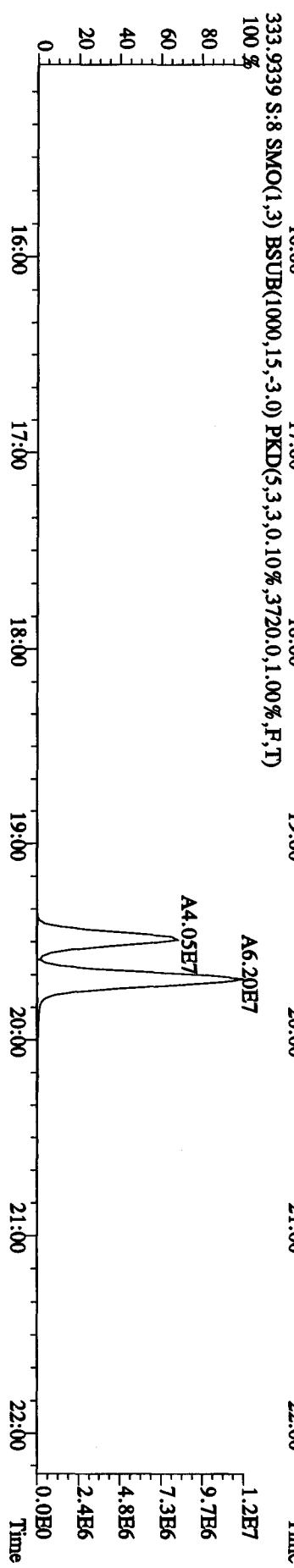

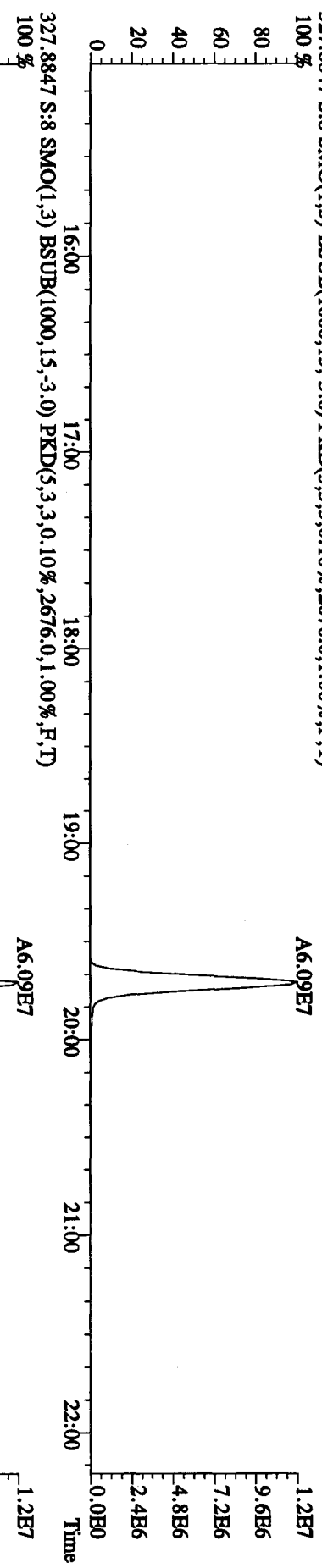
317.9389 S:8 SMO(1,3) BSUB(1000,15,-3,0) PKD(5,3,3,0,10%,3704,0,1,00%,F,T) 100%



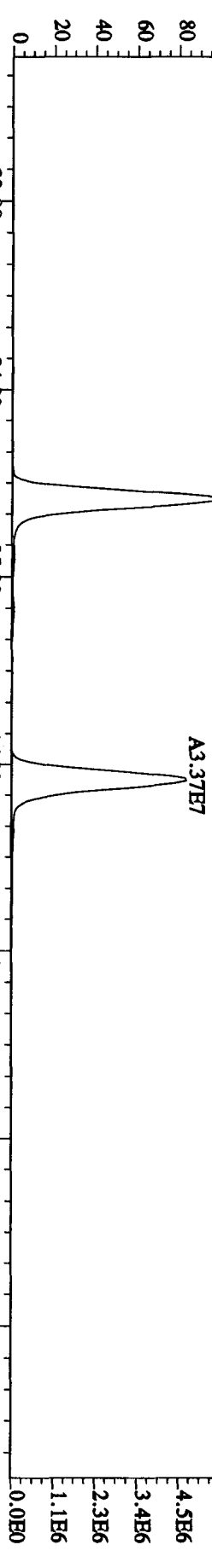
File:01MAY104D5 #1-434 Acq: 1-MAY-2010 13:56:34 GC EI+ Voltage S1R Autospec-UltimaE
 Sample#8 Text:LOAHX-1-AC :GDD210000-312C Exp:DIOXINRES8290A
 319.8965 S:8 SMO(1,3) BSUB(1000,15,-3,0) PKD(5,3,3,0,10%,796.0,1.00%,F,T)



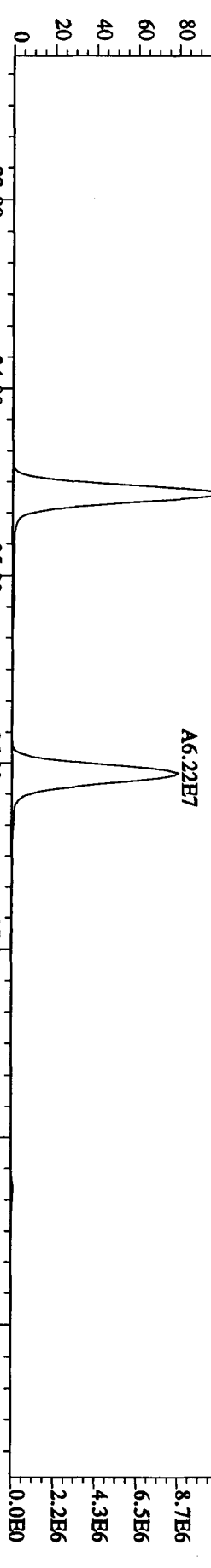
File:01MAY104D5 #1-434 Acq: 1-MAY-2010 13:56:34 GC EI+ Voltage SIR Autospec-Ultimate
 Sample#8 Text:10AHX-1-AC :GDD210000-312C Exp:DIOXINRES8290A
 327.8847 S:8 SMO(1,3) BSUB(1000,15,-3.0) PKD(5,3,3,0,10%,2676.0,1.00%,F,T)
 100 %



File:01MYY104D5 #1-604 Acq: 1-MAY-2010 13:56:34 GC EI+ Voltage SIR Autospec-Ultimate
 Sample#8 Text:LOAHX-1-AC :G0D210000-312C Exp:DIOXINRES8290A
 339.8597 S:8 F:2 SMO(1,3) BSUB(1000,15,-3,0) PKD(5,3,3,0,10%,1700,0,1,00%,F,T)
 100 %



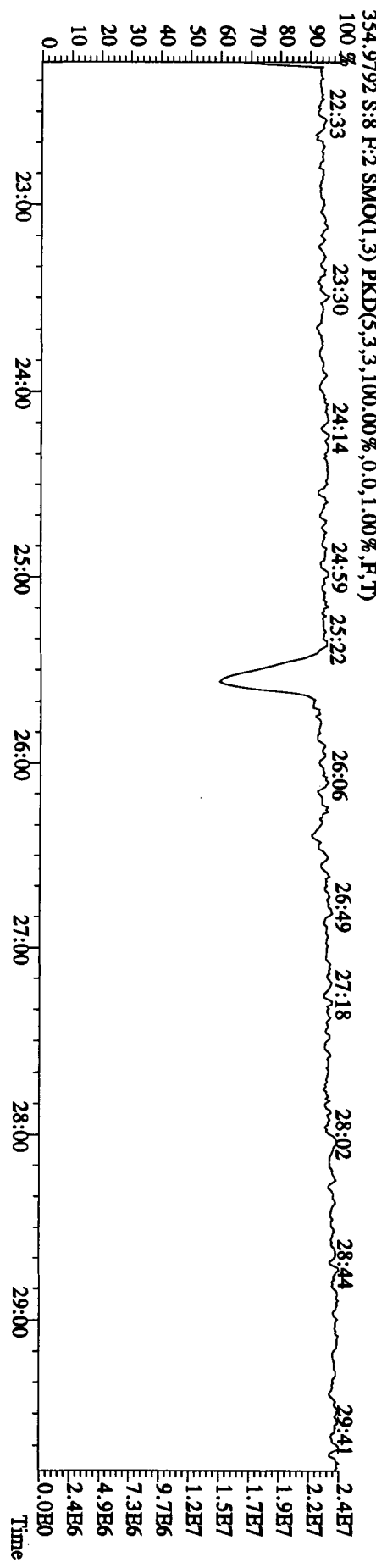
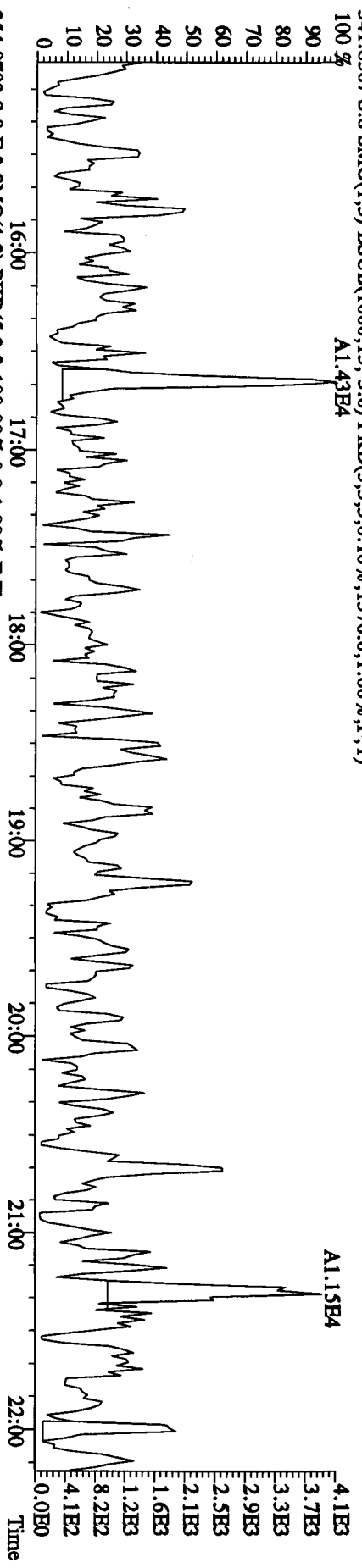
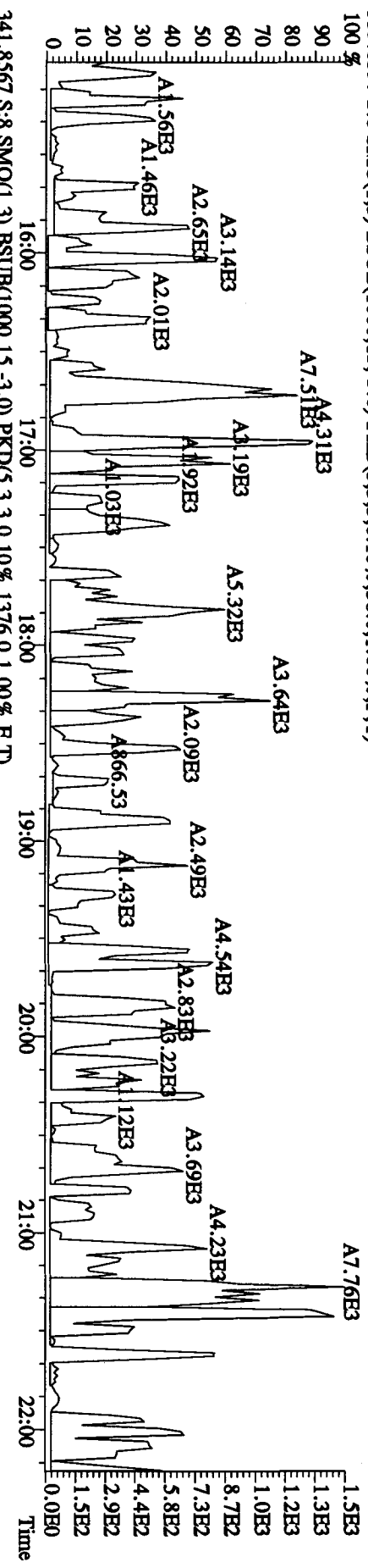
341.8567 S:8 F:2 SMO(1,3) BSUB(1000,15,-3,0) PKD(5,3,3,0,10%,2600,0,1,00%,F,T)
 100 %



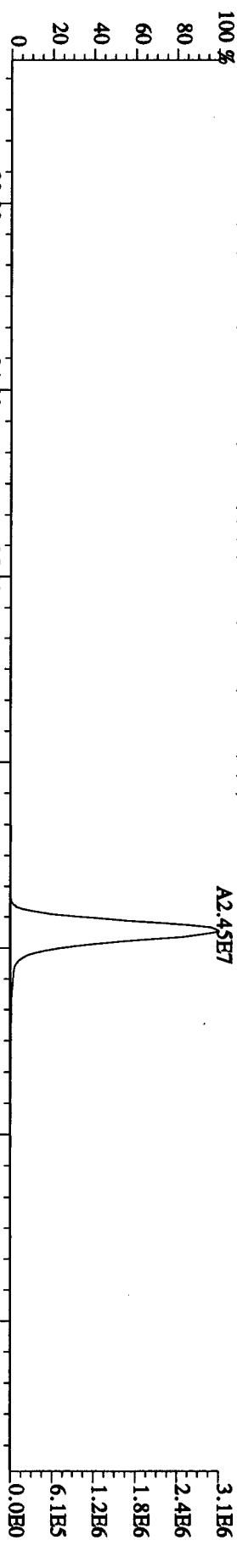
353.8970 S:8 F:2 SMO(1,3) BSUB(1000,15,-3,0) PKD(5,3,3,0,10%,3396,0,1,00%,F,T)
 100 %



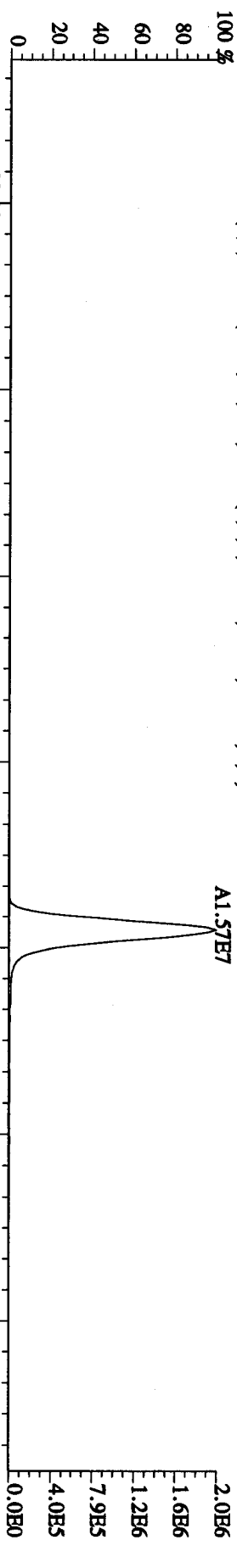
File:01MAY104D5 #1-434 Acq: 1-MAY-2010 13:56:34 GC EI+ Voltage SIR Autospec-Ultimate
 Sample#8 Text:L0AHX-1-AC :G0D210000-312C Exp:DIOXINRES8290A
 339.8597 S:8 SMO(1,3) BSUB(1000,15,-3,0) PKD(5,3,3,0,10%,56,0,1,00%,F,T)




File:01MAY104D5 #1-604 Acq: 1-MAY-2010 13:56:34 GC EI+ Voltage SIR Autospec-UltimaE
 Sample#8 Text:L0AHX-1-AC :G0D210000-312C Exp:DIOXINRES8290A
 355.8546 S:8 F:2 SMO(1,3) BSUB(1000,15,-3.0) PKD(5,3,3,0.10%,1396,0.1,0.00%,F,T)



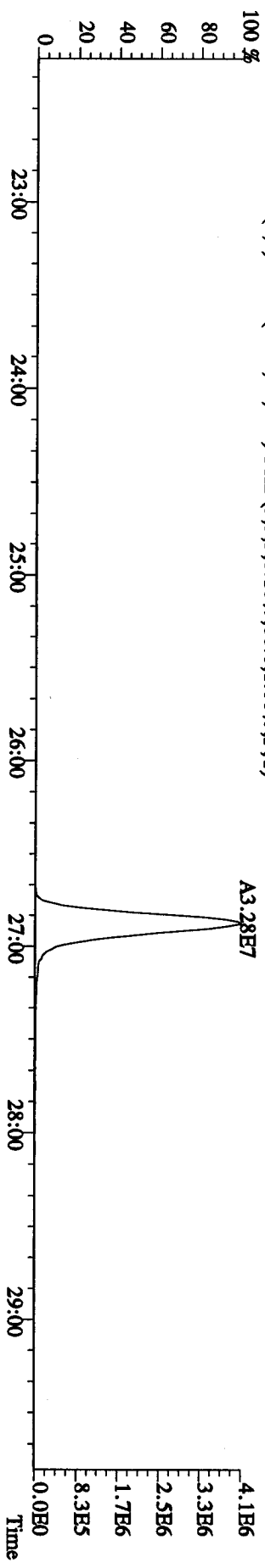
357.8516 S:8 F:2 SMO(1,3) BSUB(1000,15,-3.0) PKD(5,3,3,0.10%,572,0.1,0.00%,F,T)



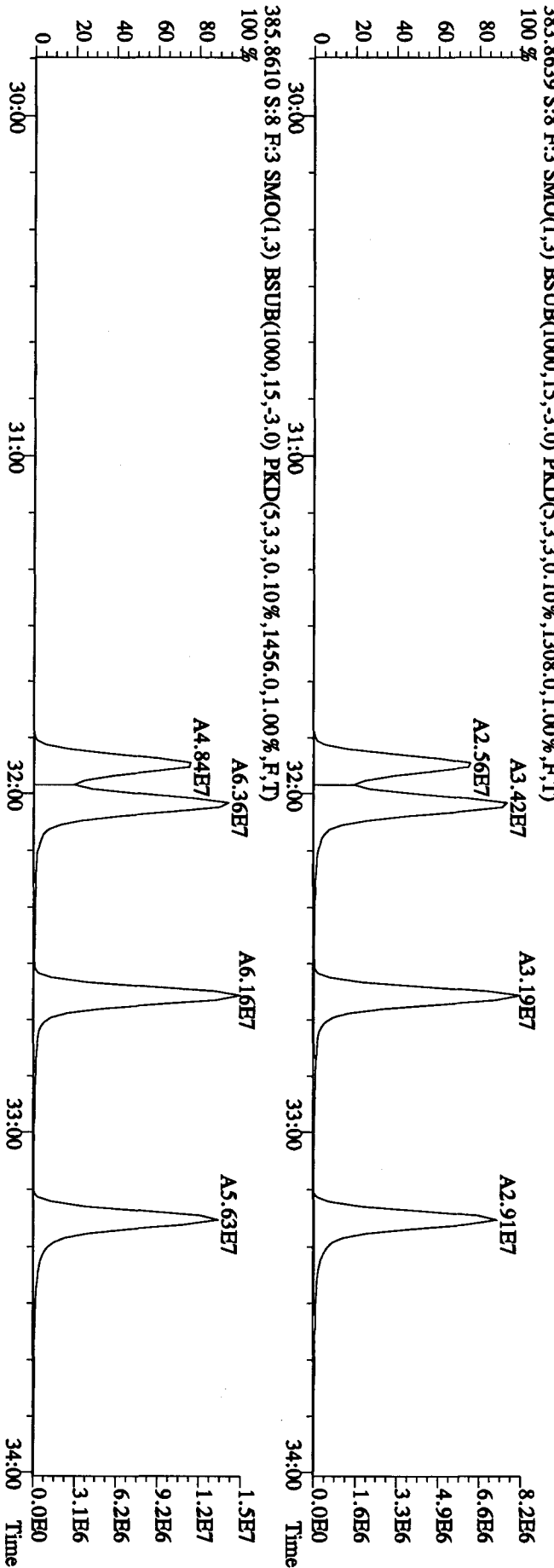
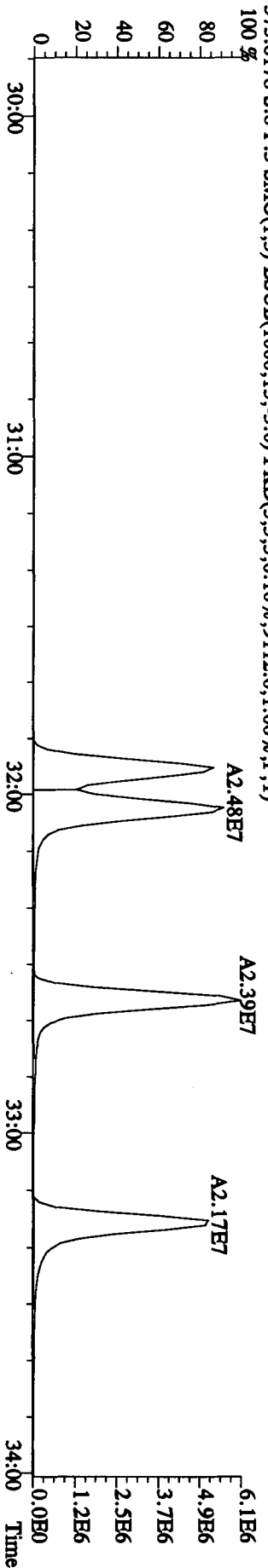
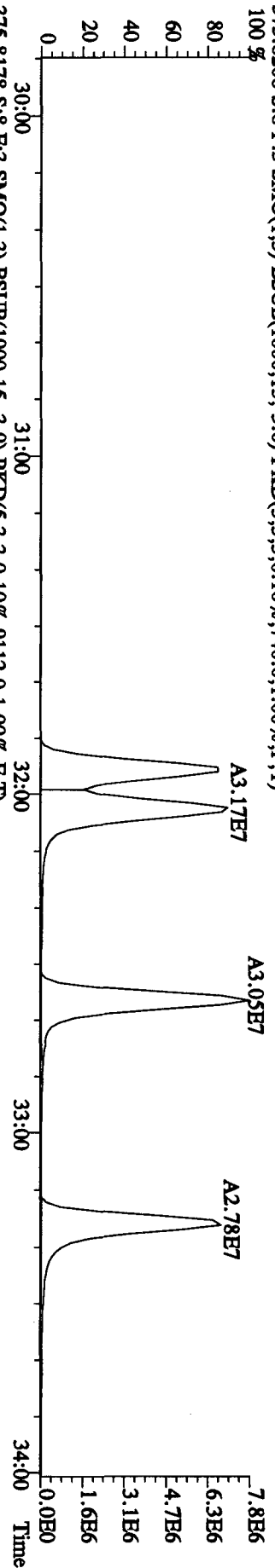
367.8949 S:8 F:2 SMO(1,3) BSUB(1000,15,-3.0) PKD(5,3,3,0.10%,3160,0.1,0.00%,F,T)



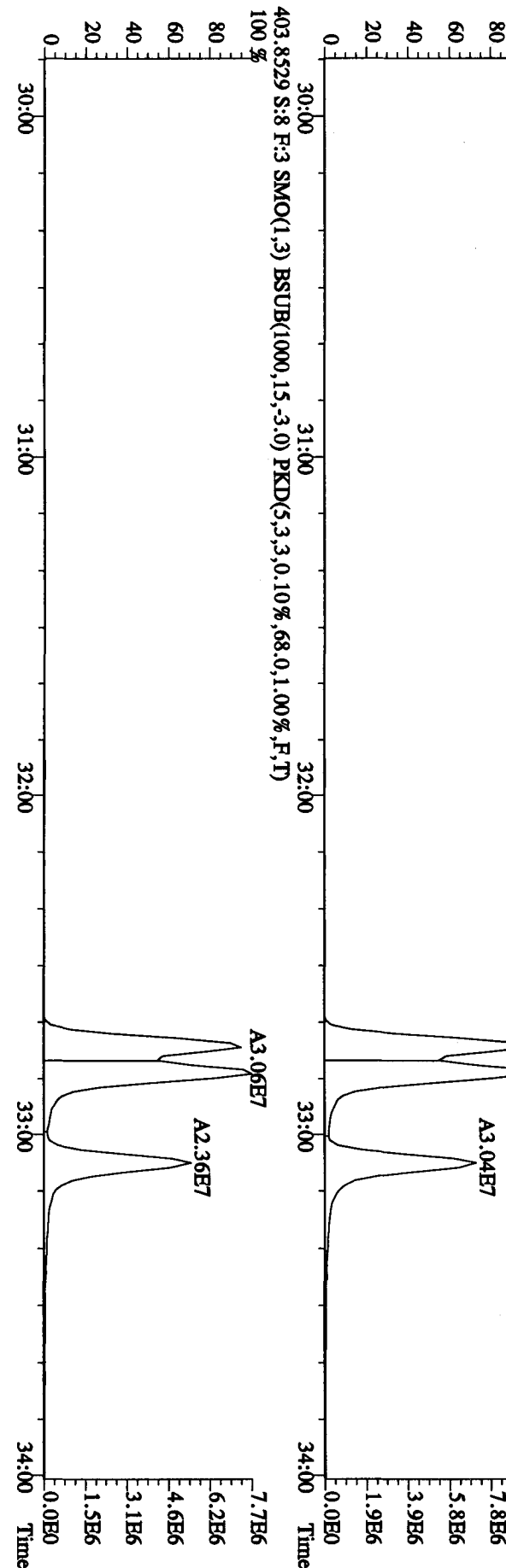
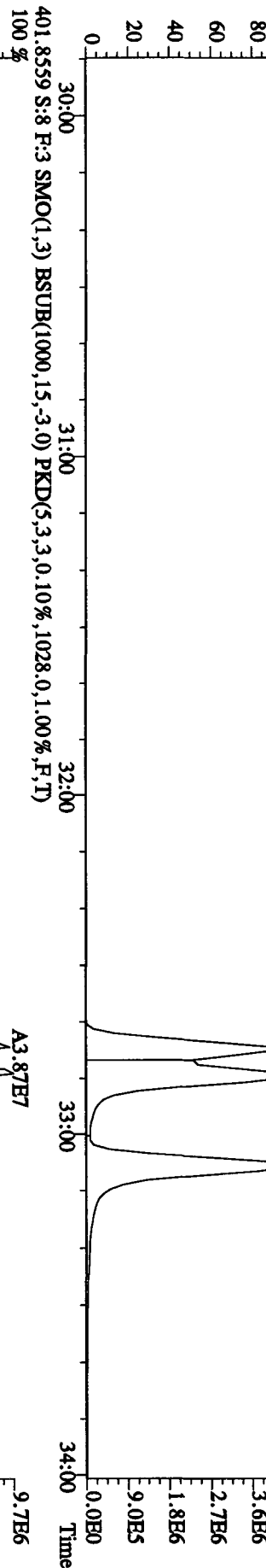
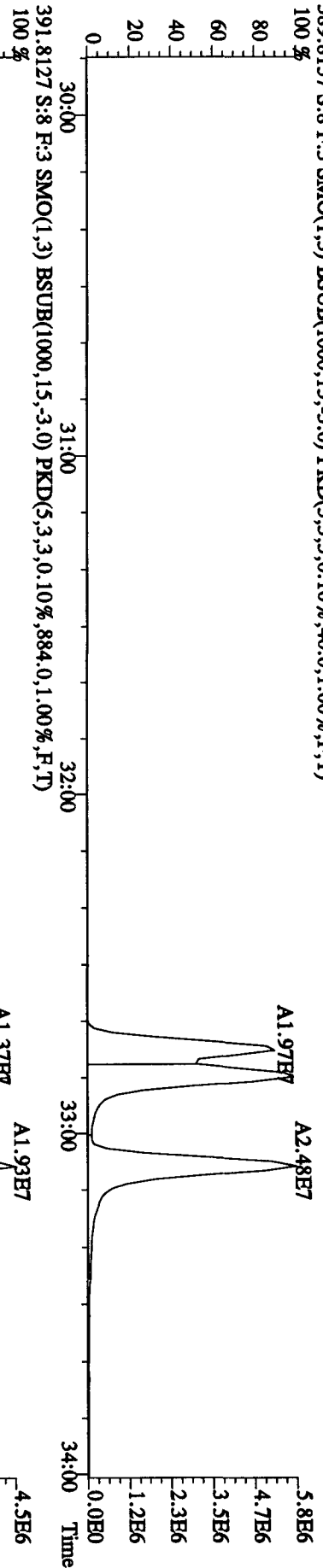
369.8919 S:8 F:2 SMO(1,3) BSUB(1000,15,-3.0) PKD(5,3,3,0.10%,80,0.1,0.00%,F,T)



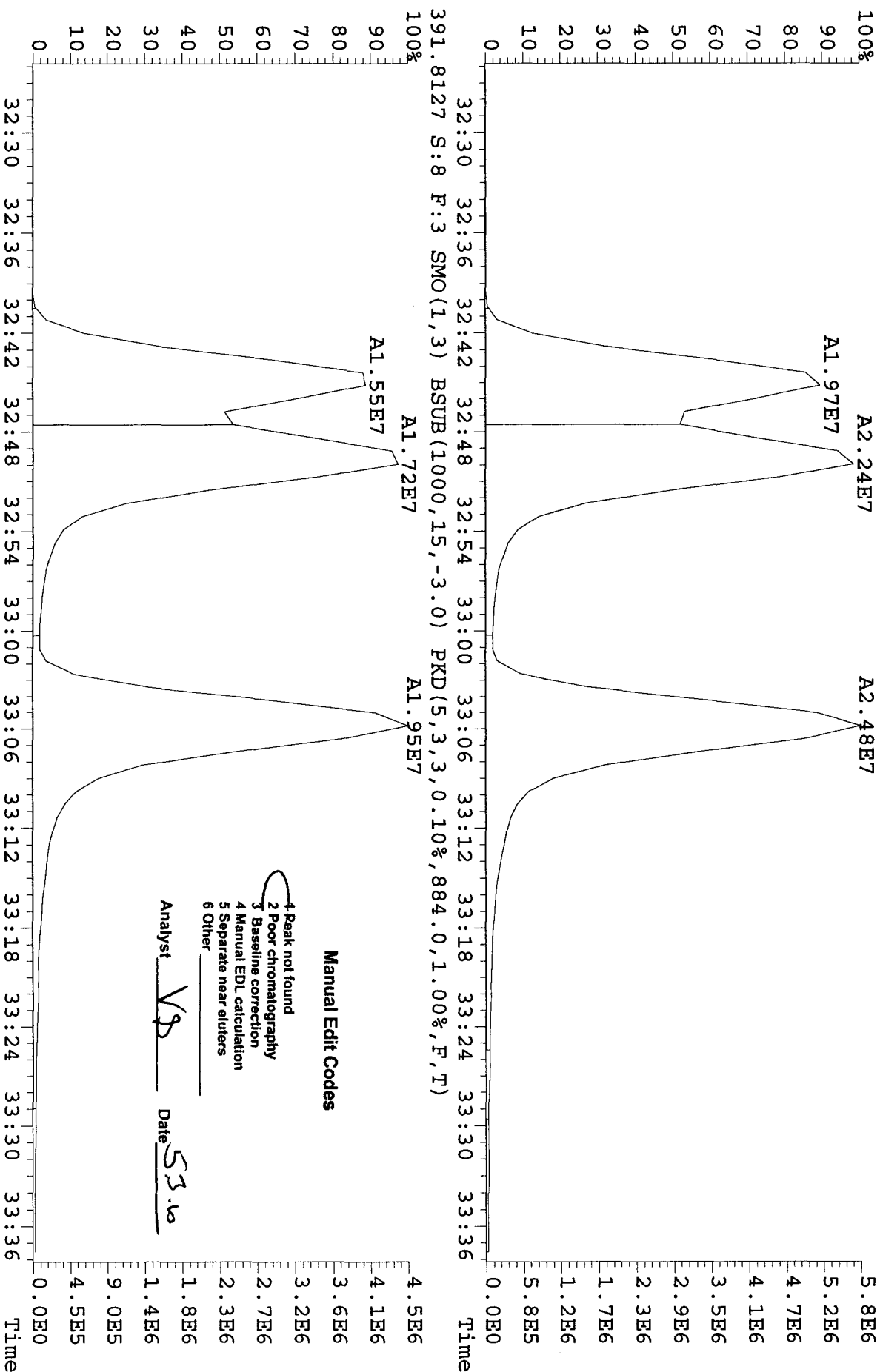
File:01MAY104D5 #1-317 Acq: 1-MAY-2010 13:56:34 GC EI+ Voltage SIR Autospec-Ultimate
 Sample#8 Text:LOAHX-1-AC :GDD210000-312C Exp:DIOXINRES8290A
 373.8208 S:8 F:3 SMO(1,3) BSUB(1000,15,-3,0) PKD(5,3,3,0,10%,740.0,1.00%,F,T)



File:01MAY10ADD5 #1-317 Acq: 1-MAY-2010 13:56:34 GC EI+ Voltage SIR Autospec-Ultimate
 Sample#8 Text:L0AHX-1-AC :G0D210000-312C Exp:DIOXINRES8290A
 389.8157 S:8 F:3 SMO(1,3) BSUB(1000,15,-3.0) PKD(5,3,0.10%,40.0,1.00%,F,T) 100 %



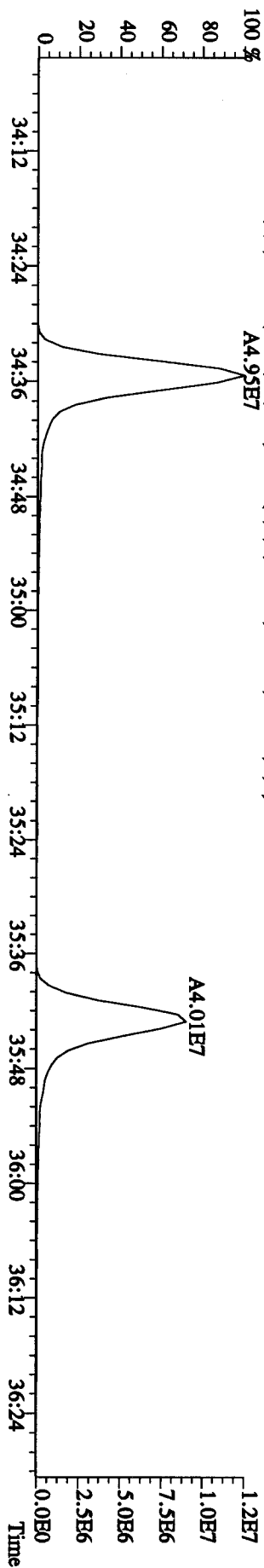



File: 01MY104D5 #1-317 Acq: 1-MAY-2010 13:56:34 GC FI+ Voltage SIR Autospec-Ultimate
 Sample#8 Text: LOAHX-1-AC :G0D210000-31 Exp:DIOXINRES8290A
 389.8157 S:8 F:3 SMO(1,3) BSUB(1000,15,-3.0) PKD(5,3,3,0.10%,40.0,1.00%,F,T)



Manual Edit Codes

- 1 Peak not found
- 2 Poor chromatography
- 3 Baseline correction
- 4 Manual EDL calculation
- 5 Separate near eluters
- 6 Other

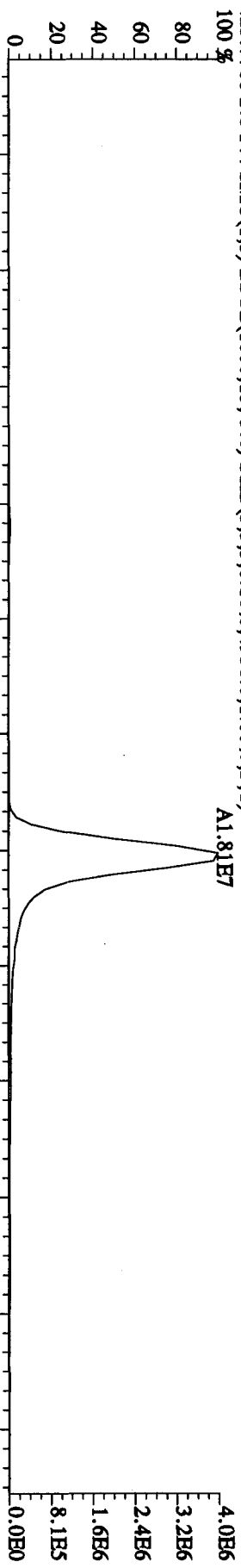
Analyst VP Date 5.5.10



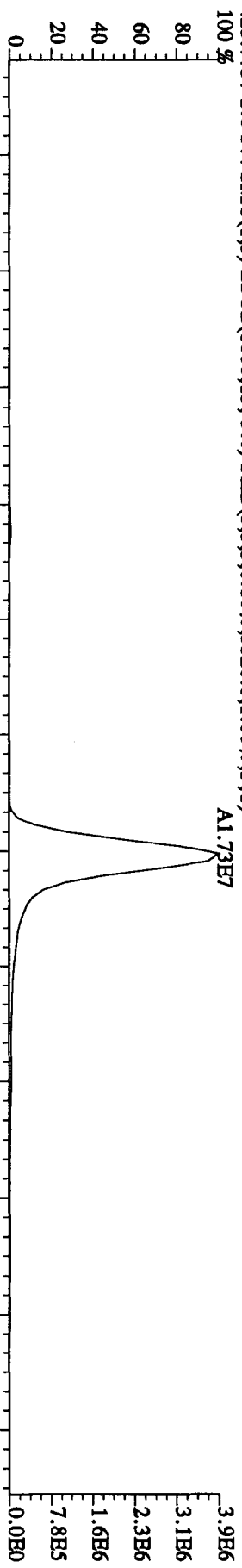
File:01MAY104D5 #1-198 Acq: 1-MAY-2010 13:56:34 GC EI+ Voltage SIR Autospec-Ultimate

Sample#8 Text:L0AHX-1-AC :G0D210000-312C Exp:DIOXINRES8290A

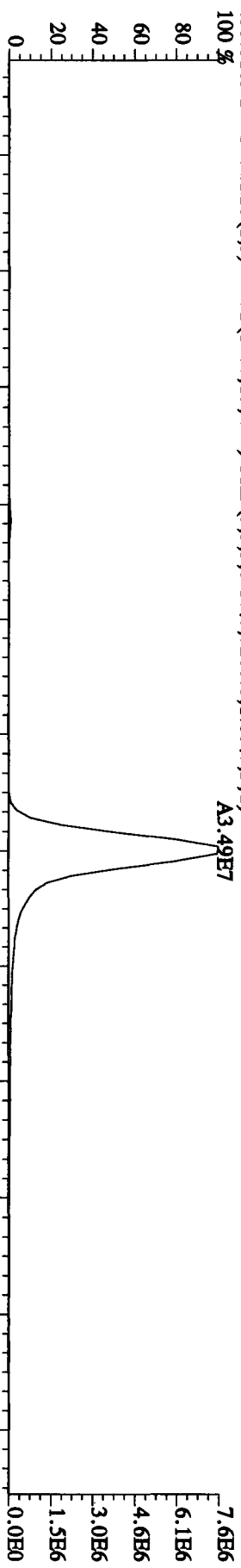
423.7766 S:8 F:4 SMO(1,3) BSUB(1000,15,-3.0) PKD(5,3,3,0.10%,4956,0,1.00%,F,T)



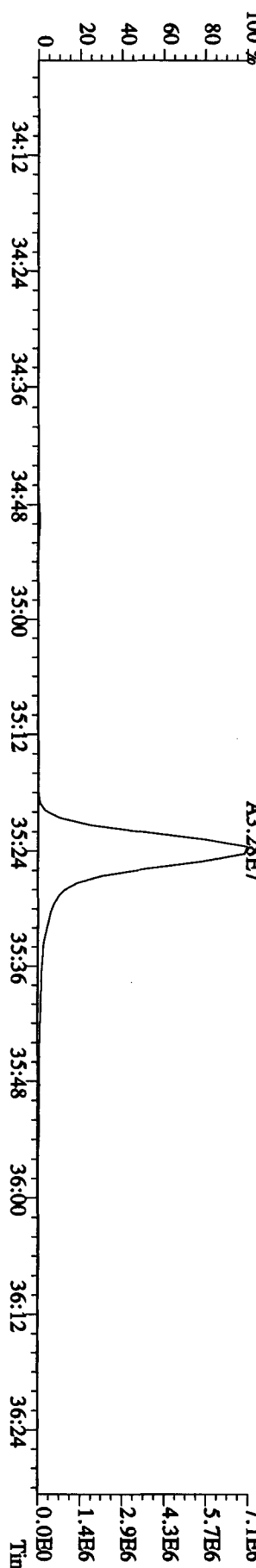
425.7737 S:8 F:4 SMO(1,3) BSUB(1000,15,-3.0) PKD(5,3,3,0.10%,3520,0,1.00%,F,T)



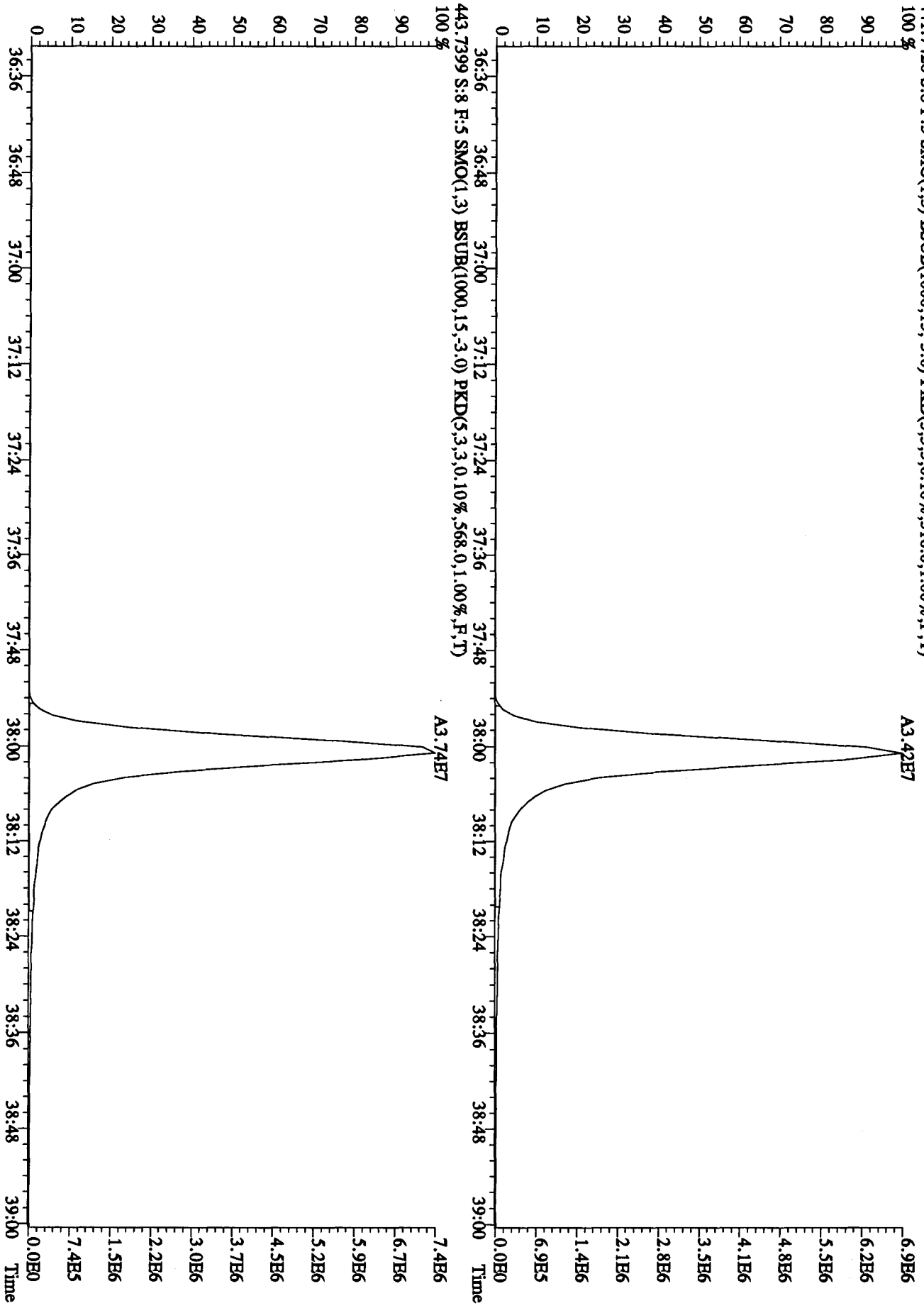
435.8169 S:8 F:4 SMO(1,3) BSUB(1000,15,-3.0) PKD(5,3,3,0.10%,7260,0,1.00%,F,T)



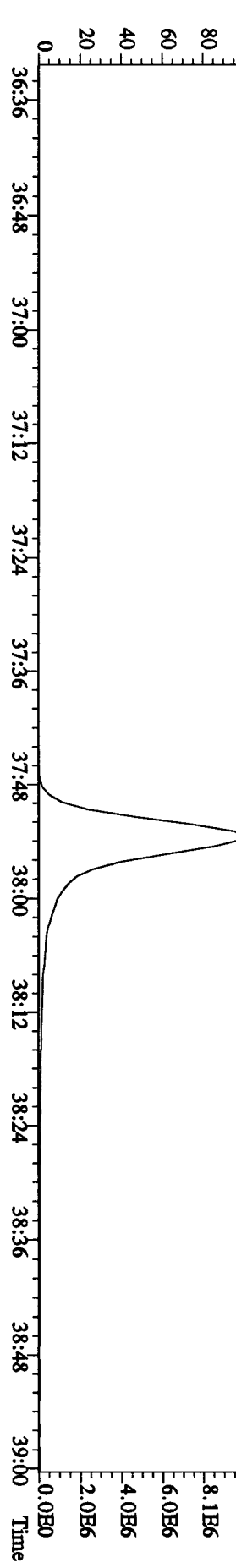
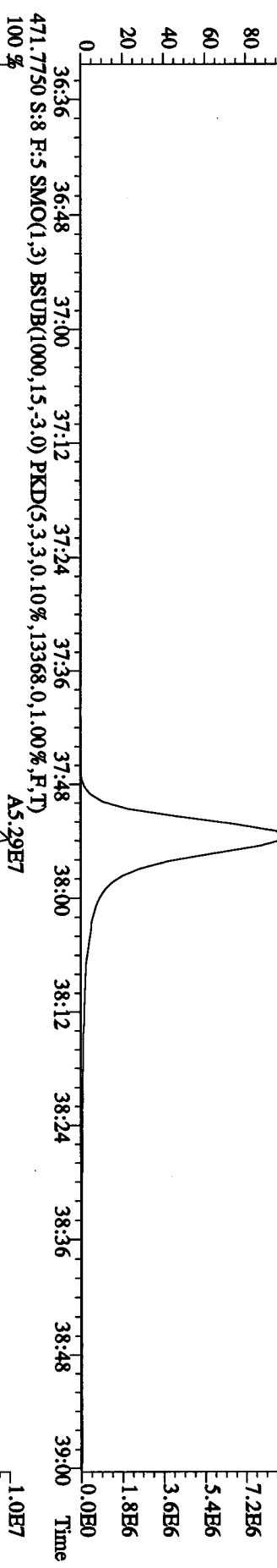
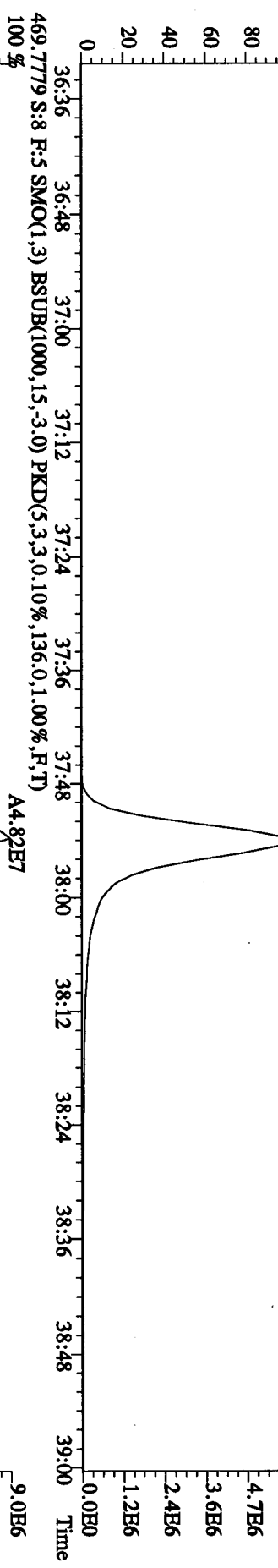
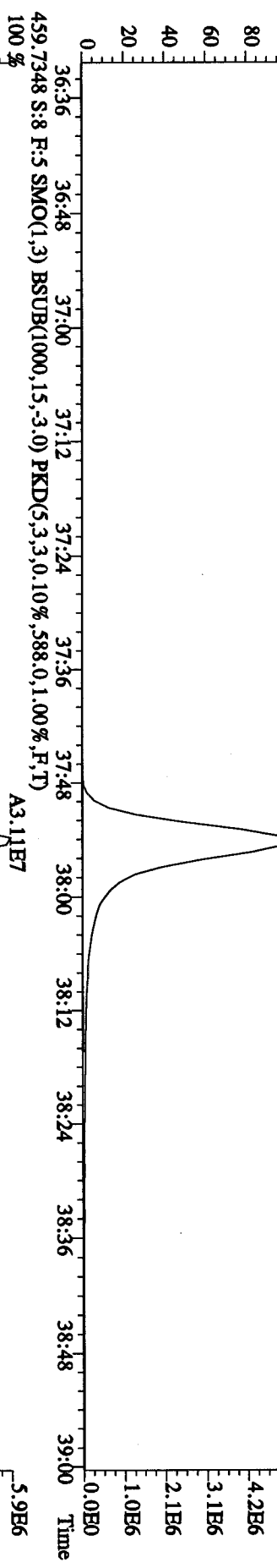
437.8140 S:8 F:4 SMO(1,3) BSUB(1000,15,-3.0) PKD(5,3,3,0.10%,616,0,1.00%,F,T)



File:01MAY104D5 #1-190 Acq: 1-MAY-2010 13:56:34 GC EI+ Voltage SIR Autospec-UltimaB
Sample#8 Text:LOAHX-1-AC :GDD210000-312C Exp:DIOXINRES8290A
441.7428 S:8 F:5 SMO(1,3) BSUB(1000,15,-3.0) PKD(5,3,3,0,10%,516,0,1.00%,F,T)



File:01MAY104D5 #1-190 Acq: 1-MAY-2010 13:56:34 GC EI + Voltage SIR Autospec-UltimaE
 Sample#8 Text:L0AHX-1-AC :G0DD210000-312C Exp:DIOXINRES8290A
 457.7377 S:8 F:5 SMO(1,3) BSUB(1000,15,-3.0) PKD(5,3,3,0,10%,184.0,1.00%,F,T)




File:01MXY104D5 #1-434 Acq: 1-MAY-2010 13:56:34 GC EI + Voltage SFR Autospec-UltimaB

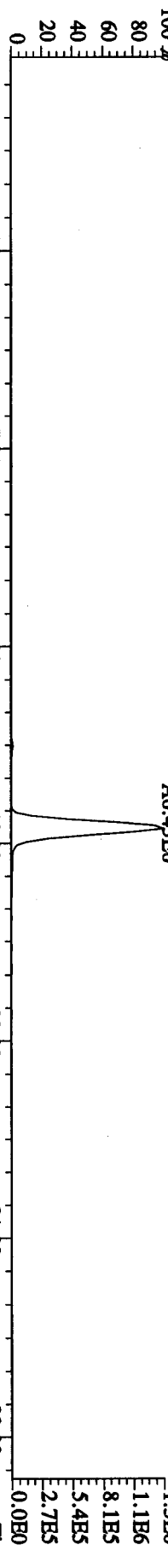
Sample#8 Text:LOAHX-1-AC :G0DD210000-312C Exp:DIOXINRES6290A

354.9792 S:8 SMO(1,3) PKD(5,3,3,100.00%,0.0,1.00%,F,T)

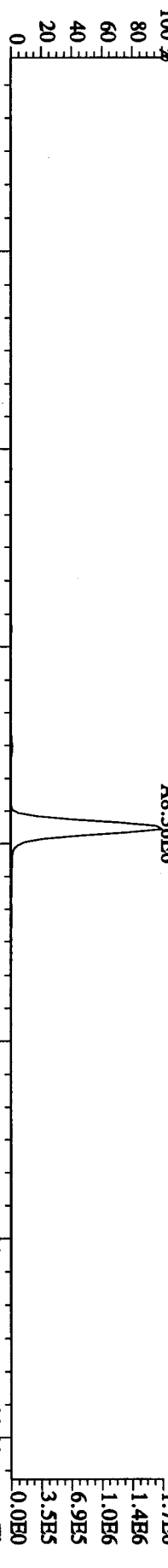
100% 15:14 15:43 16:06 16:48 17:18 17:44 18:08 18:43 19:08 19:39 20:06 20:28 20:58 21:21 21:47



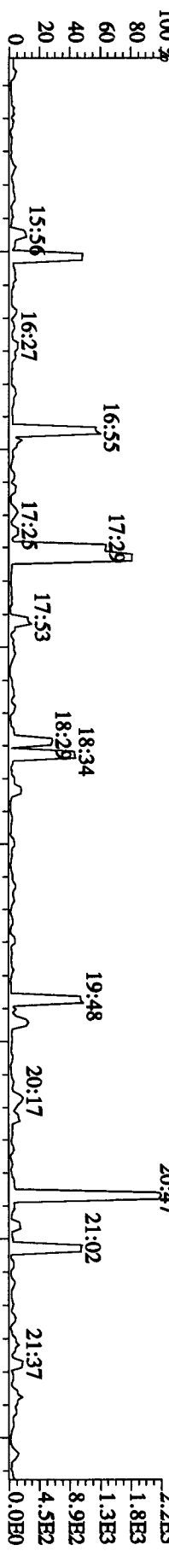
303.9016 S:8 SMO(1,3) BSUB(1000,15,-3,0) PKD(5,3,3,0.10%,600,0,1.00%,F,T)



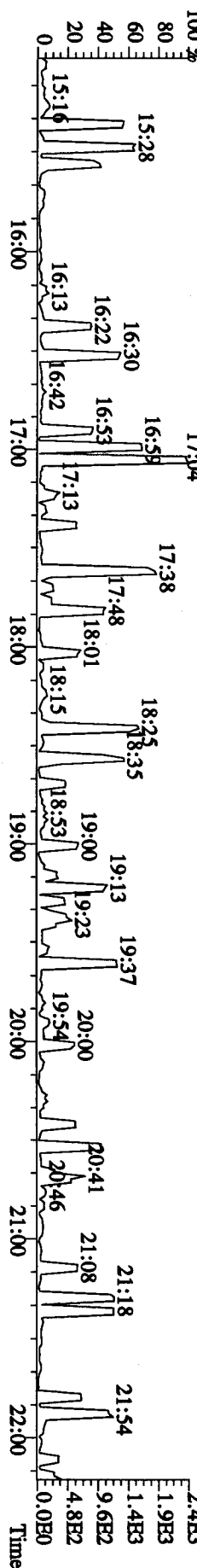
305.8987 S:8 SMO(1,3) BSUB(1000,15,-3,0) PKD(5,3,3,0.10%,2172,0,1.00%,F,T)



375.8364 S:8 SMO(1,3) BSUB(1000,15,-3,0) PKD(5,3,3,100.00%,60,0,1.00%,F,T)



409.7974 S:8 SMO(1,3) BSUB(1000,15,-3,0) PKD(5,3,3,100.00%,72,0,1.00%,F,T)

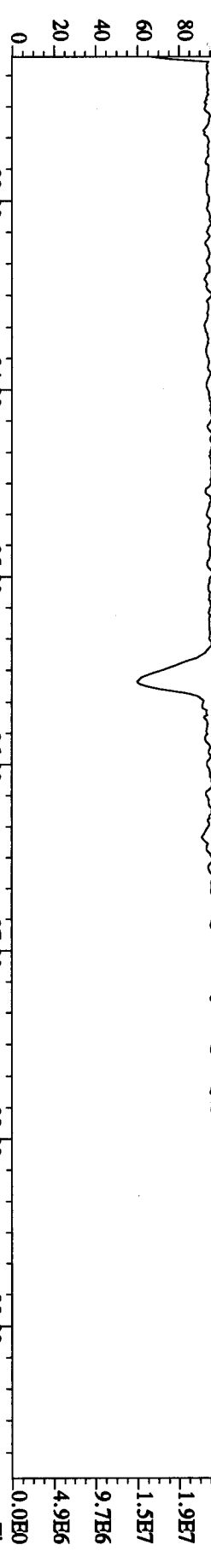


File:01MY104D5 #1-604 Acq: 1-MAY-2010 13:56:34 GC EI+ Voltage SIR Autospec-UltimaB

Sample#8 Text:L0AHX-1-AC :G0D210000-312C Exp:DIOXINRES8290A

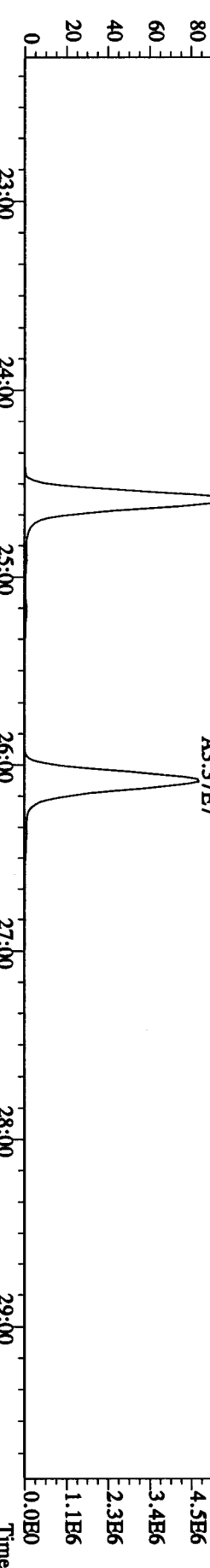
354.9792 S:8 F:2 SMO(1,3) PKD(5,3,3,100.00%,0.0,1.00%,F,T)

100 % 22:33 23:30 24:18 24:59 25:22 26:06 26:49 27:18 28:02 28:44 29:41



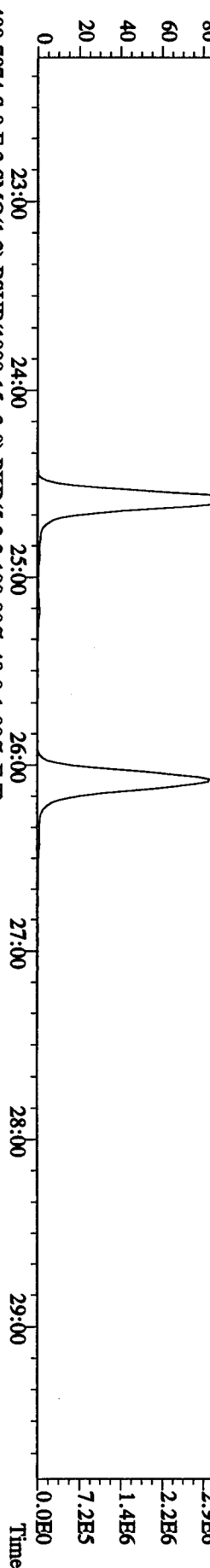
339.8597 S:8 F:2 SMO(1,3) BSUB(1000,15,-3.0) PKD(5,3,3,0.10%,1700.0,1.00%,F,T)

100 % A3.73E7 A3.37E7

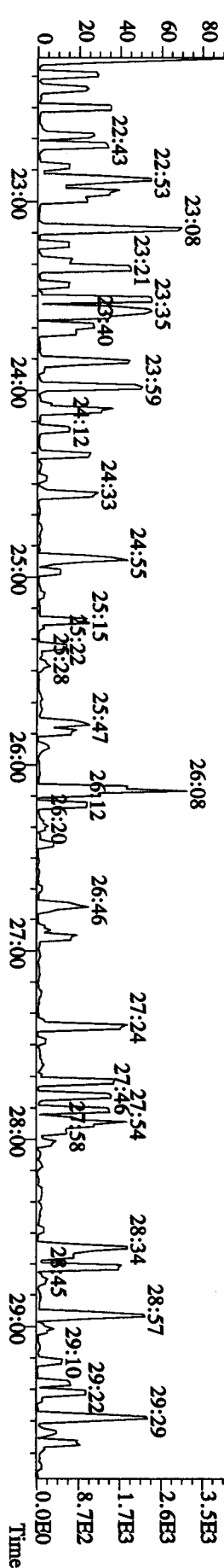


341.8567 S:8 F:2 SMO(1,3) BSUB(1000,15,-3.0) PKD(5,3,3,0.10%,2600.0,1.00%,F,T)

100 % A2.37E7 A2.16E7



409.7974 S:8 F:2 SMO(1,3) BSUB(1000,15,-3.0) PKD(5,3,3,100.00%,48.0,1.00%,F,T)




File:01MAY104D5 #1-317 Acq: 1-MAY-2010 13:56:34 GC EI + Voltage SFR Autospec-Ultimate

Sample#8 Text:LOAHX-1-AC :G0D210000-312C Exp:DIOXINRES8290A

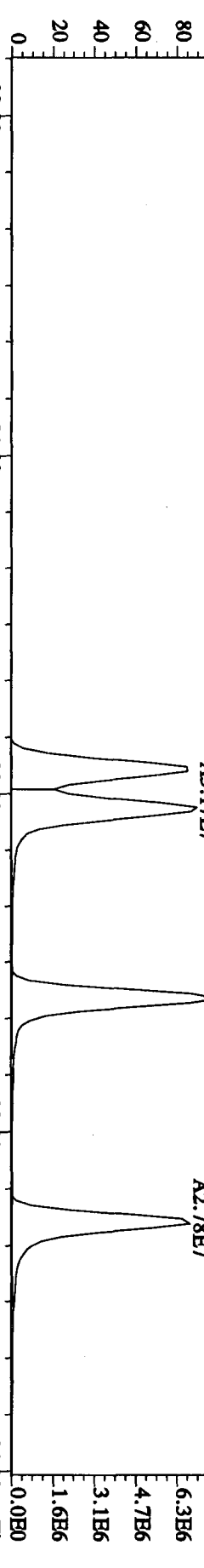
430.9728 S:8 F:3 SMO(1,3) PKD(5,3,3,100.00%,0.0,1.00%,F,T)

100% 29:56 30:18 30:35 30:51 31:12 31:26 31:49 32:12 32:33 32:46 33:04 33:19 33:35 33:59 3.5E7



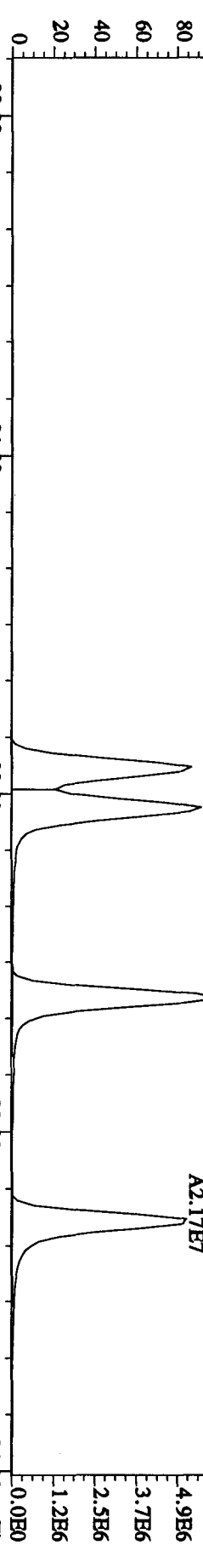
373.8208 S:8 F:3 SMO(1,3) BSUB(1000,15,-3,0) PKD(5,3,3,0.10%,740.0,1.00%,F,T)

100% 30:00 31:00 32:00 33:00 34:00



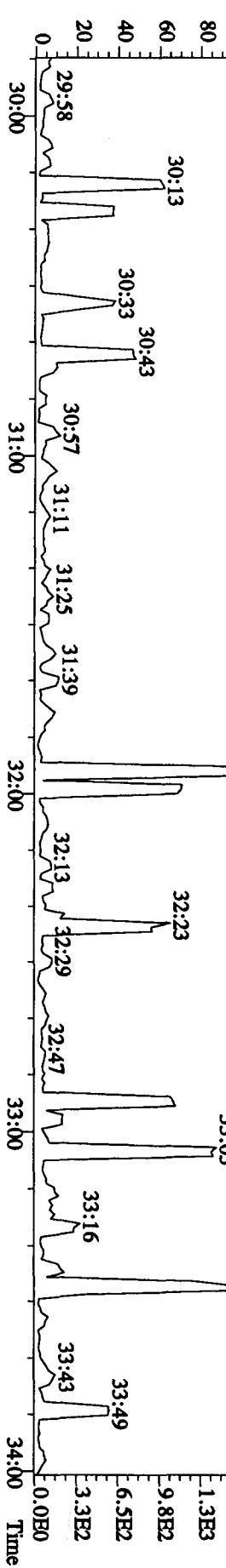
375.8178 S:8 F:3 SMO(1,3) BSUB(1000,15,-3,0) PKD(5,3,3,0.10%,9112.0,1.00%,F,T)

100% 30:00 31:00 32:00 33:00 34:00

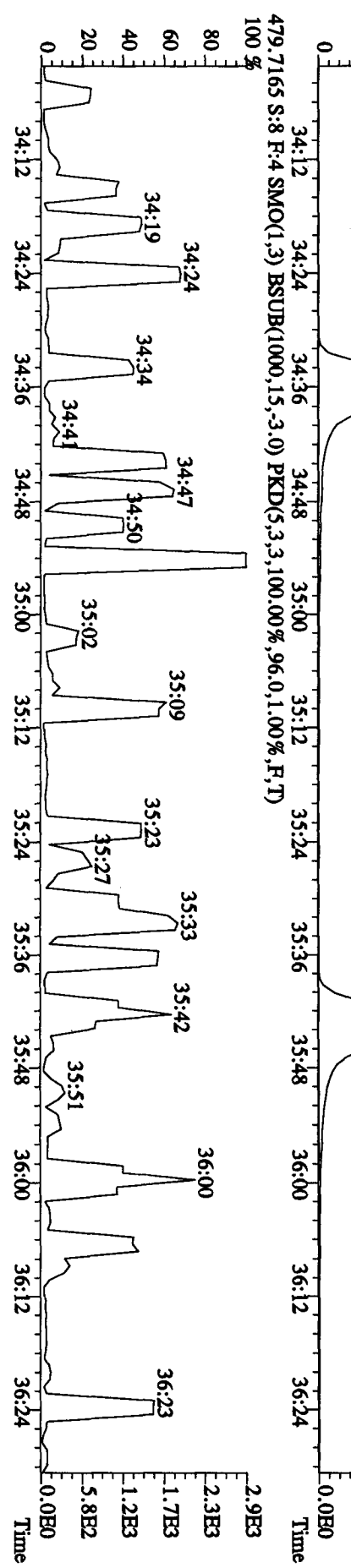
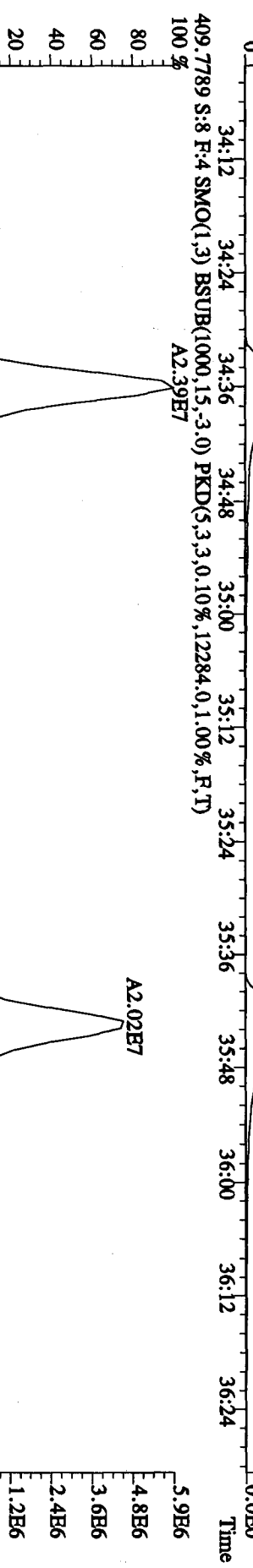




445.7555 S:8 F:3 SMO(1,3) BSUB(1000,15,-3,0) PKD(5,3,3,100.00%,80.0,1.00%,F,T)

100% 30:00 31:00 32:00 33:00 34:00




File:01MYY104D5 #1-198 Acq: 1-MAY-2010 13:56:34 GC EI+ Voltage SIR Autospec-Ultimate
 Sample#8 Text:LOAHX-1-AC :GDD210000-312C Exp:DIOXINRES8290A
 430.9728 S:8 F:4 SMO(1,3) PKD(5,3,3,100.00%,0.0,1.00%,F,T)



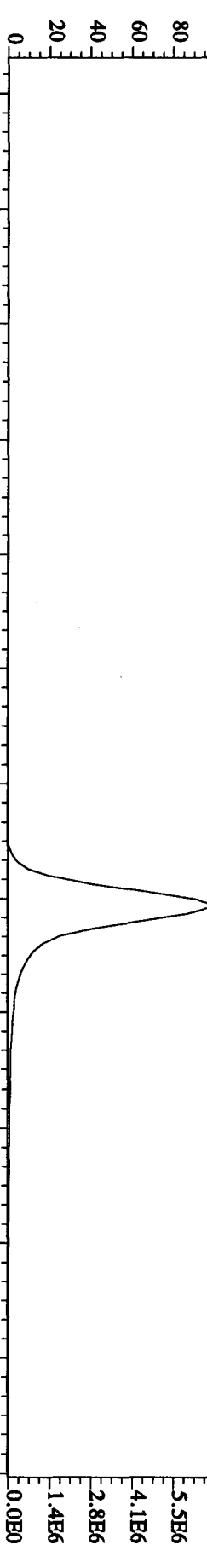
File: 01MY104D5 #1-190 Acq: 1-MAY-2010 13:56:34 GC EI+ Voltage SIR Autospec-Ultimate

Sample#8 Text: LOAHX-1-AC :G0D210000-312C Exp: DIOXINRES8290A

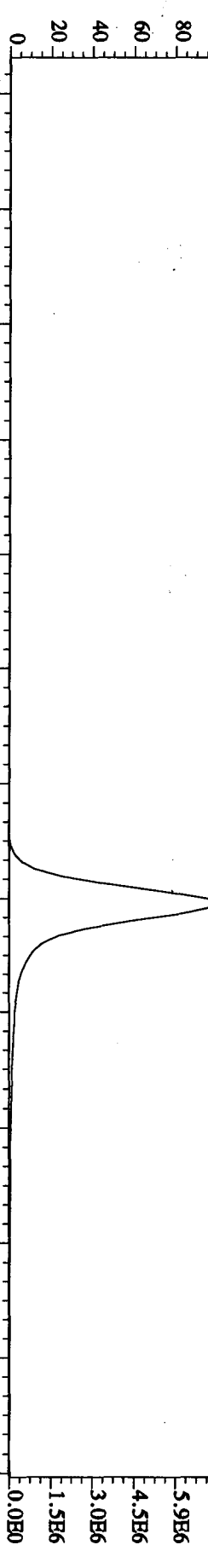
442.9728 S:8 F:5 SMO(1,3) PKD(5,3,3,100,00%,0,0,1,00%,F,T)



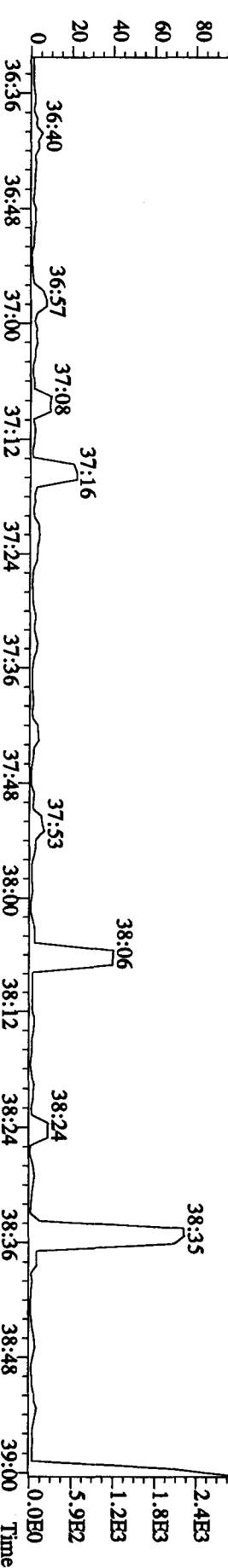
441.7428 S:8 F:5 SMO(1,3) BSUB(1000,15,-3,0) PKD(5,3,3,0,10%,516,0,1,00%,F,T)



443.7399 S:8 F:5 SMO(1,3) BSUB(1000,15,-3,0) PKD(5,3,3,0,10%,568,0,1,00%,F,T)



513.6775 S:8 F:5 SMO(1,3) BSUB(1000,15,-3,0) PKD(5,3,3,0,100,00%,60,0,1,00%,F,T)



Vs 5.3.6

Run text: LX2FJ-1-AA Sample text: LX2FJ-1-AA :G0D150582-1
Run #13 Filename: 01MY104D5 S: 10 I: 1 Results: 01MY104D58290AVG
Acquired: 1-MAY-10 15:24:38 Processed: 2-MAY-10 09:22:51
Run: 01MY104D5 Analyte: 8290AHRS Cal: 8290A0412104D5
Factor 1: 1600.000 Factor 2: 20.000 Sample size: 0.97 /L

Table with columns: Name, Resp, RA, RT, RRF, Conc, EDL, Rec, M. Contains multiple rows of chemical analysis data with handwritten annotations like 'J', 'JQ', 'DL', and 'CSIN'.

OCDD

136853 0.77 y 37:55 1.17

3.08 S

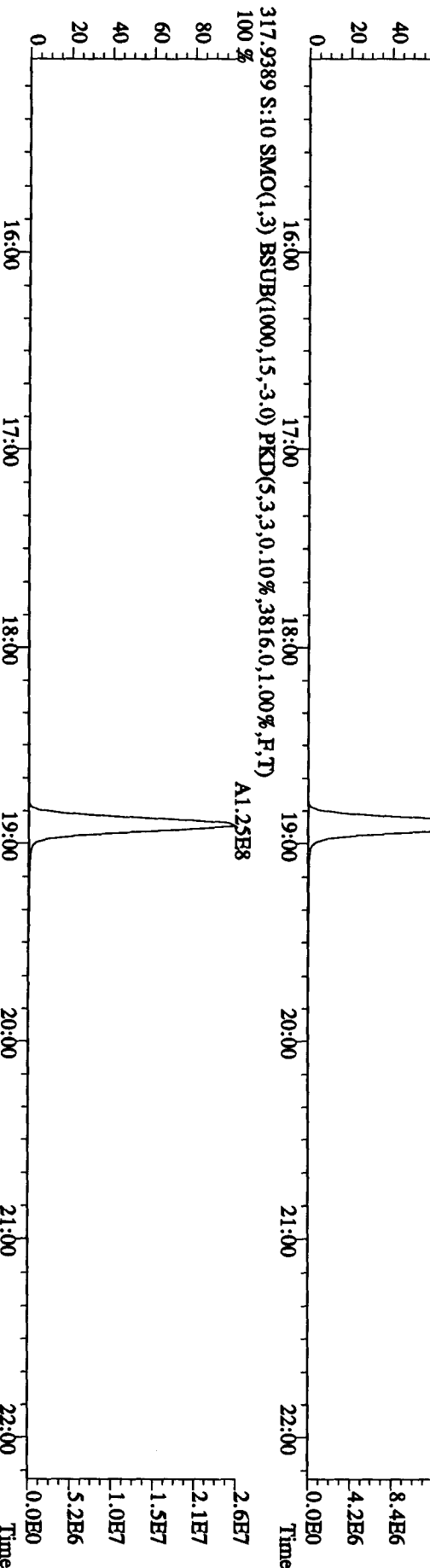
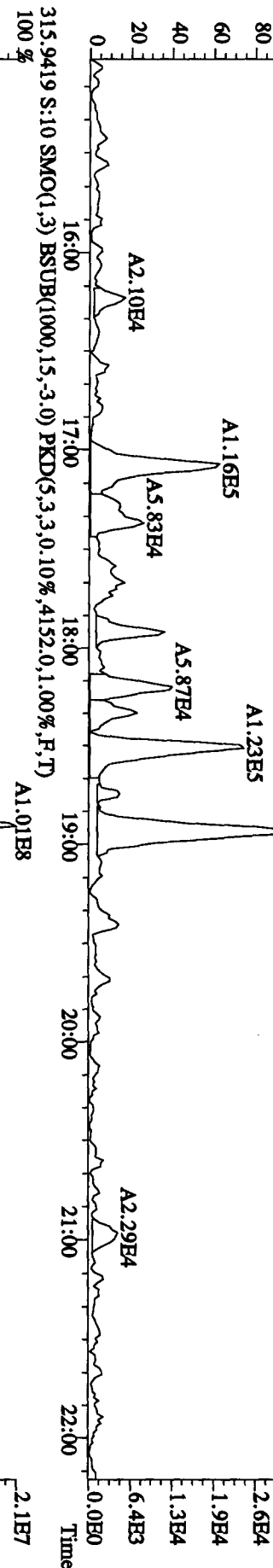
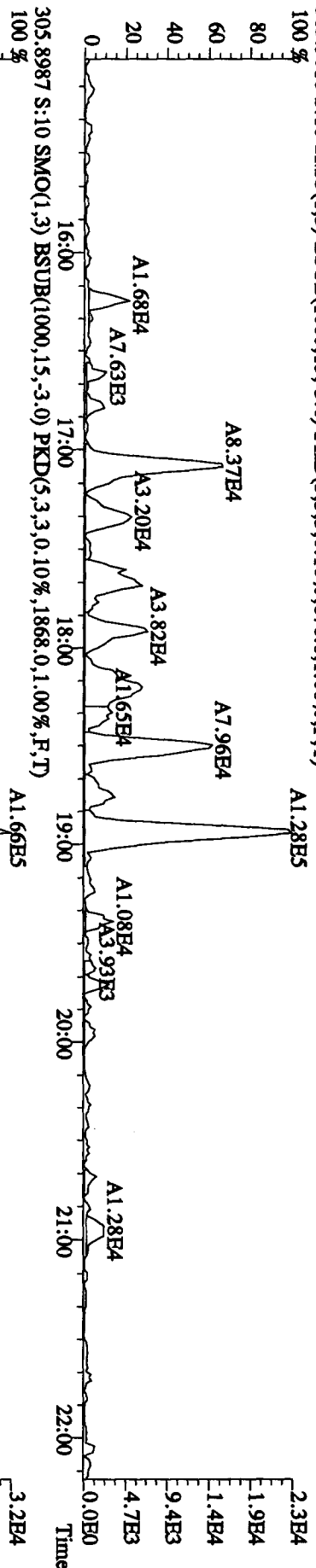
0.39

- n

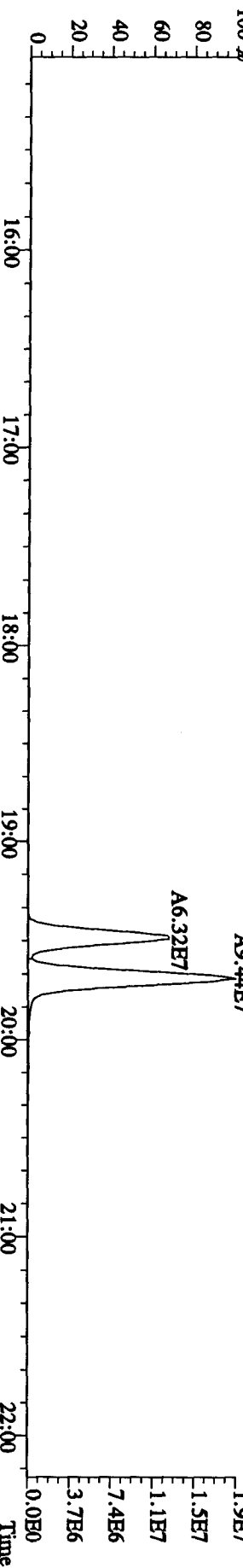
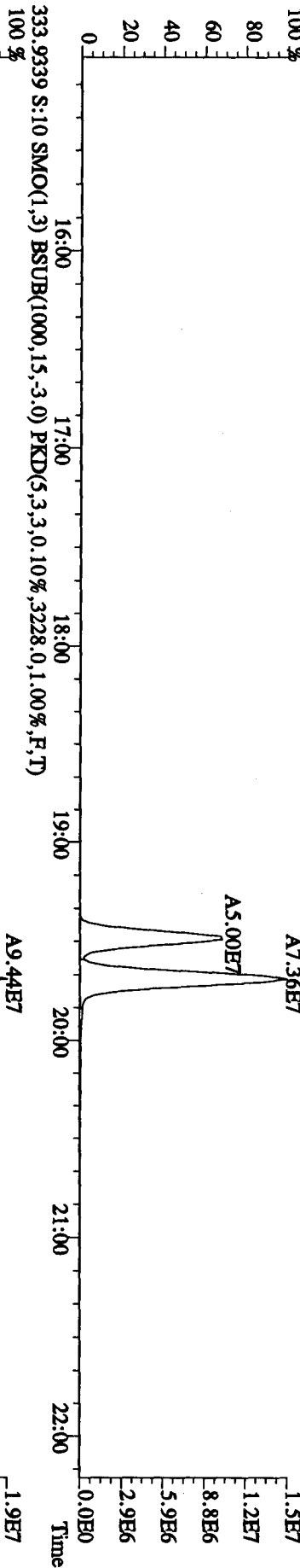
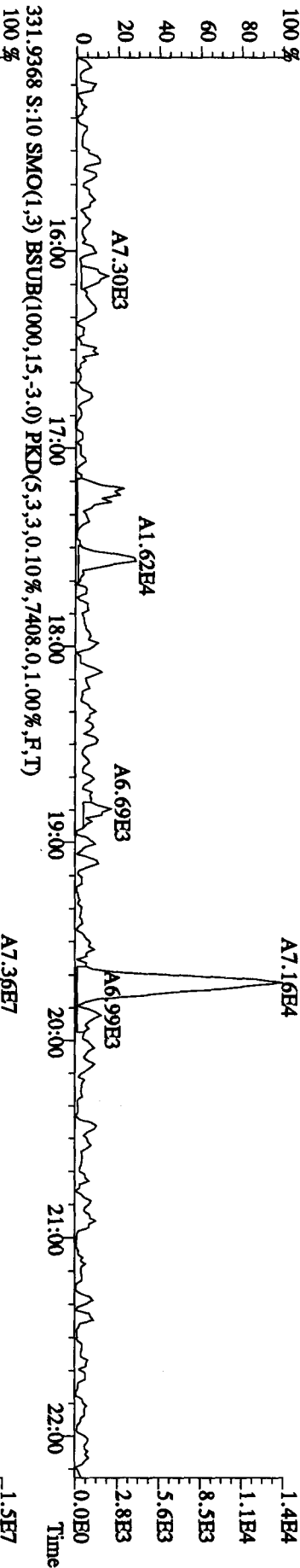
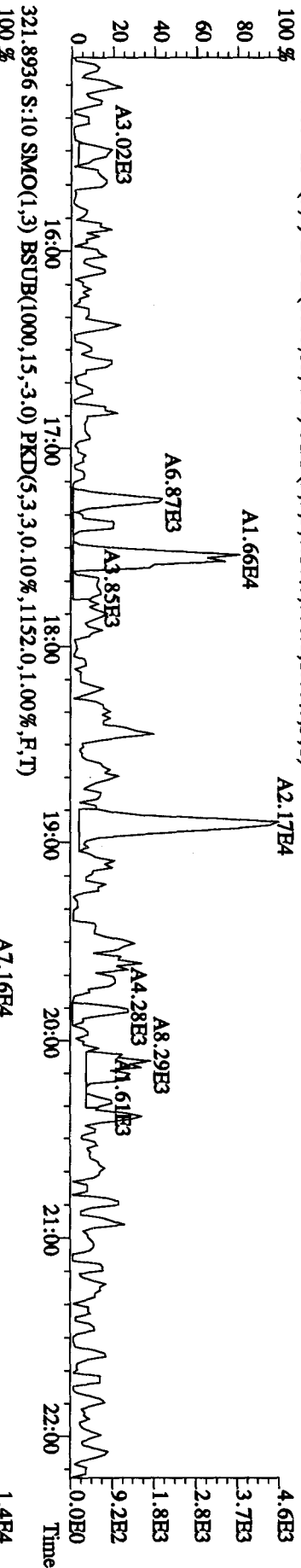
Run text: LX2FJ-1-AA Sample text: LX2FJ-1-AA :GOD150582-1
 Run #13 Filename: 01MY104D5 S: 10 I: 1 Results: 01MY104D58290A
 Acquired: 1-MAY-10 15:24:38 Processed: 2-MAY-10 09:22:51
 Run: 01MY104D5 Analyte: 8290AHRS Cal: 8290A0412104D5
 Sample size: 0.97 L

Name	Resp	RA	RT	RRF	Conc	EDL	Rec	M
13C-1,2,3,4-TCDD	113178300	0.79 y	19:29	-	87.4950	-	-	n
13C-2,3,7,8-TCDF	226678000	0.81 y	18:55	1.52	1354.5393	0.7153	65.9	n
2,3,7,8-TCDF	294435	0.77 y	18:57	0.95	2.8264 J	0.3549	-	n
Total TCDF	1051540	0.80 y	16:15	0.95	10.0941	0.3549	-	n
13C-2,3,7,8-TCDD	168019500	0.78 y	19:41	0.95	1607.7387	1.5290	78.2	n
2,3,7,8-TCDD	*	* n	NotFnd	1.02	*	0.3508	-	n
Total TCDD	66176	0.34 n	17:15	1.02	0.7935	0.3508	-	n
37C1-2,3,7,8-TCDD	175129200	1.00 y	19:42	2.26	703.7803	0.1763	85.5	n
13C-1,2,3,7,8-PeCDF	175708000	1.58 y	24:33	1.05	1520.2130	1.0232	73.9	n
1,2,3,7,8-PeCDF	205224	1.60 y	24:35	1.04	2.2996 J	0.3494	-	n
2,3,4,7,8-PeCDF	120135	2.16 n	26:05	0.98	1.4320 JQ	0.3717	-	n
Total F2 PeCDF	1064832	2.84 n	22:47	1.01	12.2735	0.3602	-	n
Total F1 PeCDF	119110	0.36 n	15:27	1.01	1.3759	0.3153	-	n
13C-1,2,3,7,8-PeCDD	127416600	1.52 y	26:52	0.67	1726.9684	0.3486	84.0	n
1,2,3,7,8-PeCDD	22271	1.08 n	26:55	0.98	0.3662 SIN	0.3238	-	n
Total PeCDD	109446	6.38 n	22:24	0.98	1.7994	0.3238	-	n
13C-1,2,3,7,8,9-HxCDD	87209900	1.24 y	33:05	-	87.2878	-	-	n
13C-1,2,3,4,7,8-HxCDF	121117700	0.53 y	31:54	1.02	1393.7217	0.2160	67.8	n
1,2,3,4,7,8-HxCDF	330114	1.22 y	31:56	1.21	4.6234 J	0.1676	-	n
1,2,3,6,7,8-HxCDF	214538	1.41 y	32:03	1.34	2.7134 J	0.1514	-	n
2,3,4,6,7,8-HxCDF	140735	1.15 y	32:36	1.22	1.9555	0.1663	-	n
1,2,3,7,8,9-HxCDF	171827	1.20 y	33:19	1.09	2.6712	0.1860	-	n
Total HxCDF	1604286	1.45 n	30:32	1.22	22.3844	0.1669	-	n
13C-1,2,3,6,7,8-HxCDD	121463000	1.25 y	32:48	0.81	1774.8758	0.0281	86.3	n
1,2,3,4,7,8-HxCDD	19427	0.80 n	32:44	1.01	0.3268	0.3921	-	n
1,2,3,6,7,8-HxCDD	25383	1.26 y	32:48	1.11	0.3859 J	0.3544	-	n
1,2,3,7,8,9-HxCDD	19614	1.84 n	33:06	1.21	0.2747	0.3265	-	n
Total HxCDD	122010	3.10 n	31:55	1.11	1.8661	0.3557	-	n
13C-1,2,3,4,6,7,8-HpCDF	116168000	0.45 y	34:35	0.86	1588.2394	5.6293	77.2	n
1,2,3,4,6,7,8-HpCDF	435060	0.93 y	34:36	1.31	5.8820 J	0.2827	-	n
1,2,3,4,7,8,9-HpCDF	131935	0.71 n	35:43	1.03	2.2778 JQ	0.3610	-	n
Total HpCDF	810738	0.93 y	34:36	1.17	11.8560	0.3171	-	n
13C-1,2,3,4,6,7,8-HpCDD	103498900	1.04 y	35:24	0.70	1749.9621	2.1752	85.1	n
1,2,3,4,6,7,8-HpCDD	67557	0.81 n	35:24	1.07	1.2526 JQ	0.3191	-	n
Total HpCDD	175253	3.26 n	34:35	1.07	3.2496	0.3191	-	n
13C-OCDD	156565300	0.90 y	37:54	0.53	3474.7104	6.0209	84.5	n
OCDF	546222	0.97 y	38:01	1.45	9.9302 J	0.6025	-	n
OCDD	136853	0.77 y	37:55	1.17	3.0834 J	0.3921	-	n

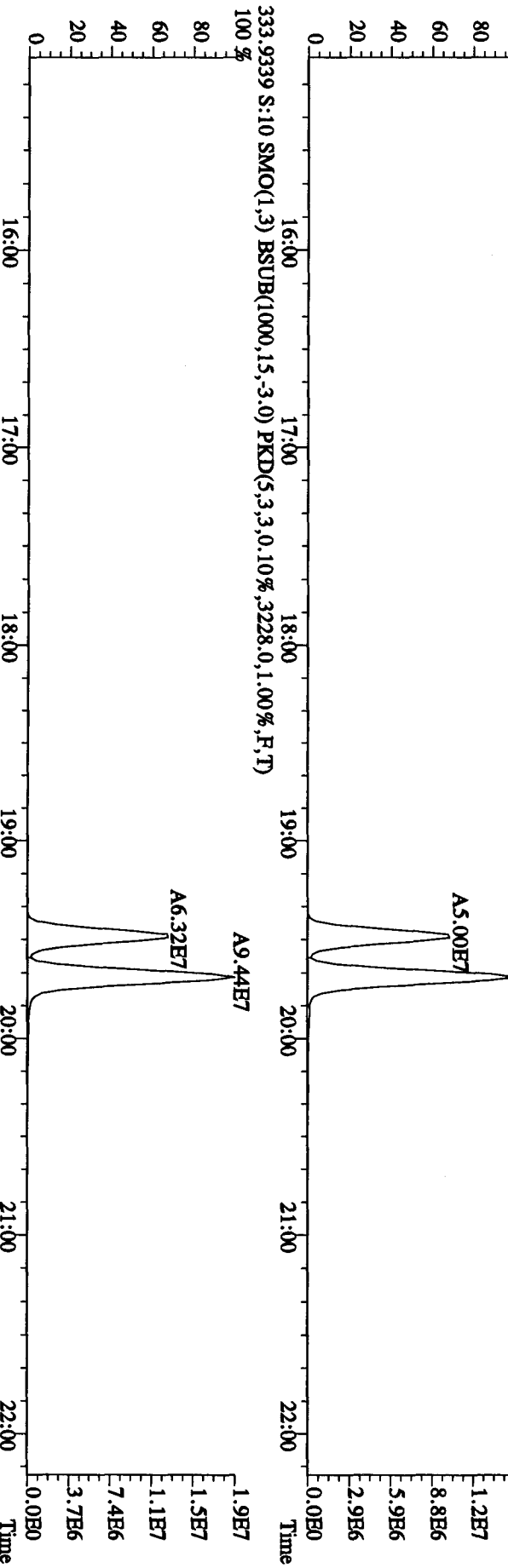
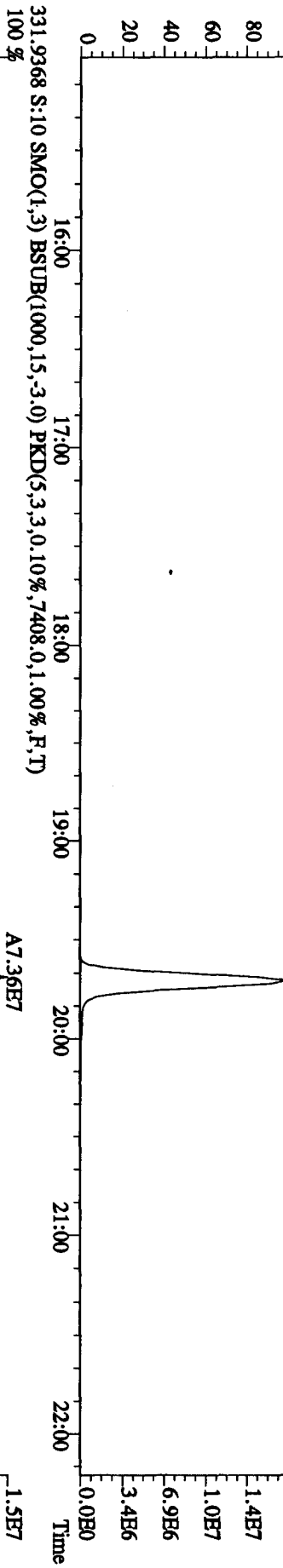
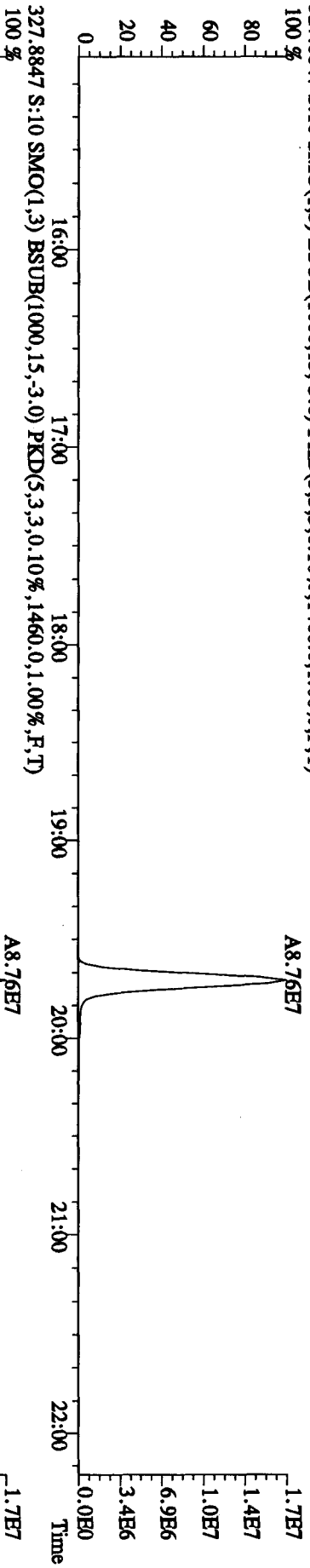
File:01MAY104D5 #1-434 Acq: 1-MAY-2010 15:24:38 GC EI+ Voltage SIR Autospec-Ultimate
 Sample#10 Text:LX2F1-AA :GOD150582-1 Exp:DIOXINRES8290A
 303.9016 S:10 SMO(1,3) BSUB(1000,15,-3,0) PKD(5,3,3,0,10%,676.0,1.00%,F,T)



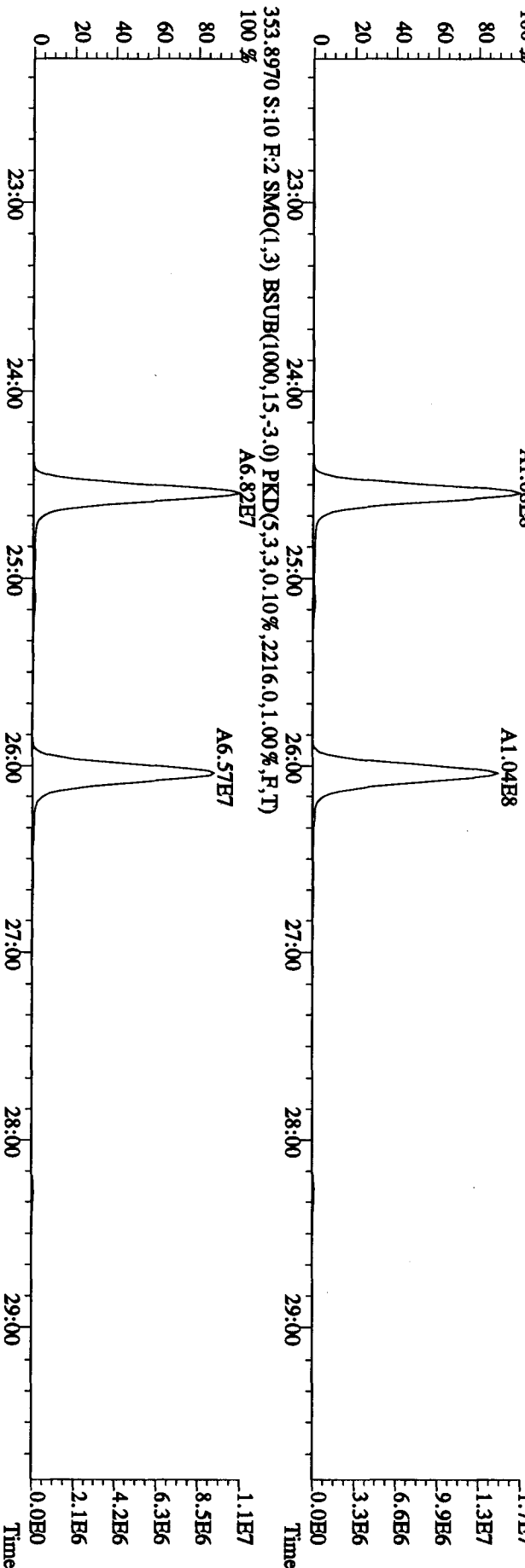
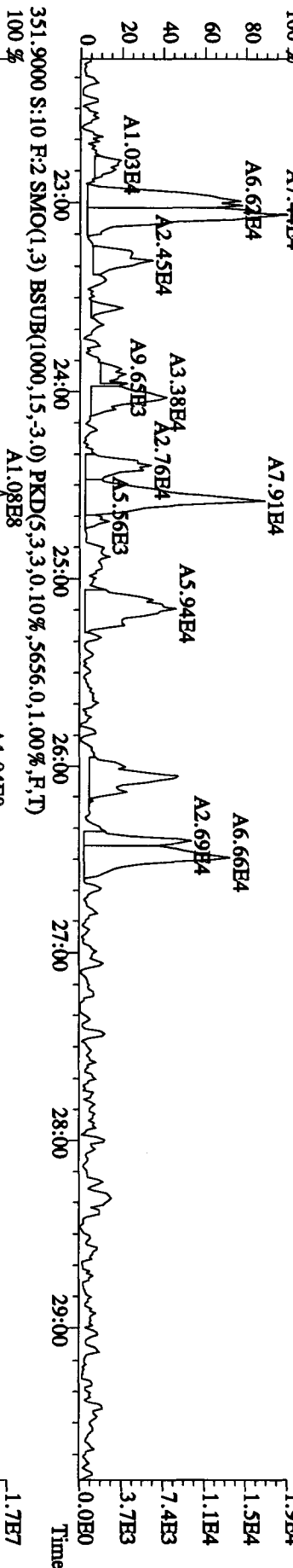
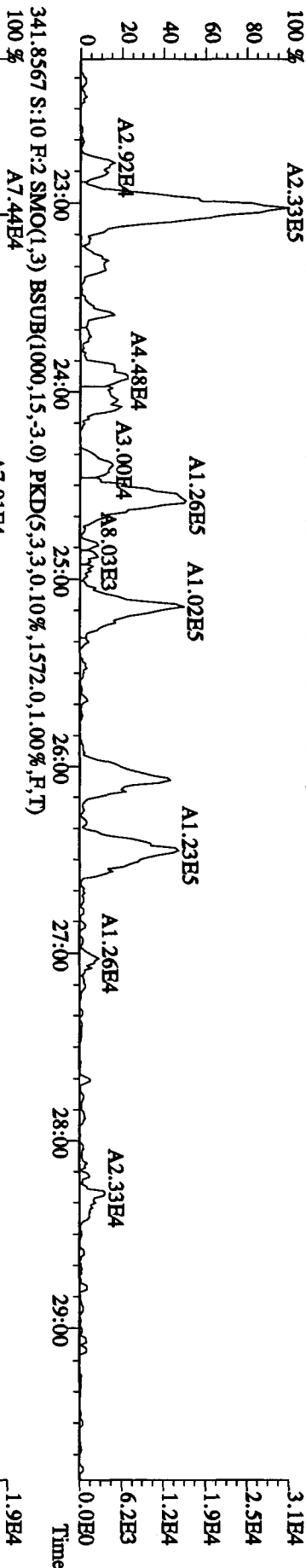
File:01MY104D5 #1-434 Acq: 1-MAY-2010 15:24:38 GC EI+ Voltage SIR Autospec-UltimaB
 Sample#10 Text:LX2FI-1-AA :G0D150582-1 Exp.:DIOXINRES8290A
 319,8965 S:10 SMO(1,3) BSUB(1000,15,-3,0) PKD(5,3,3,0,10%,776.0,1.00%,F,T)



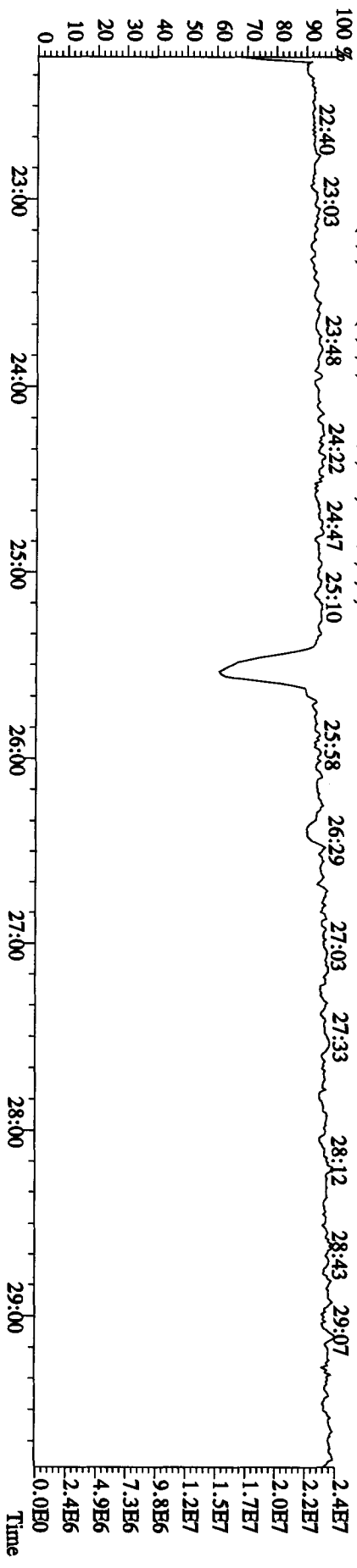
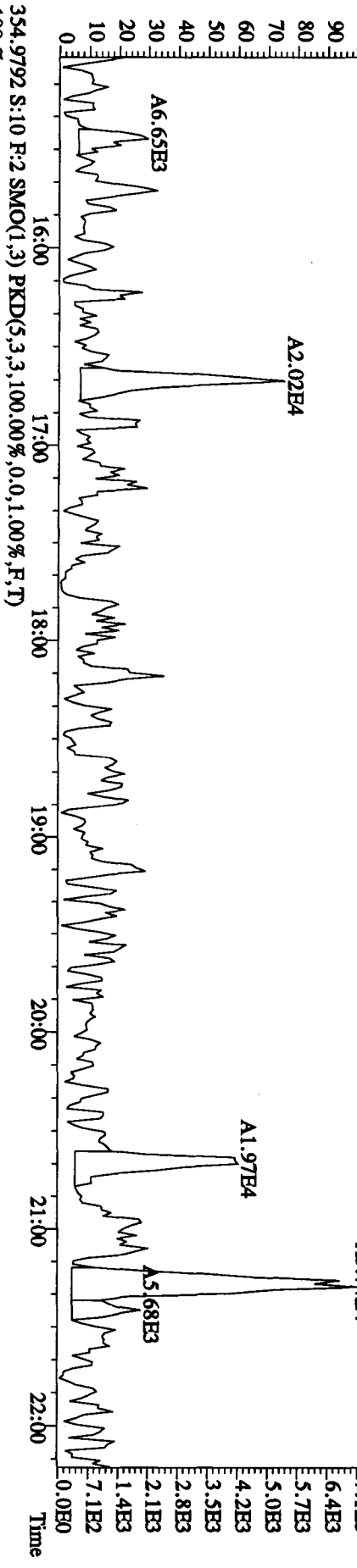
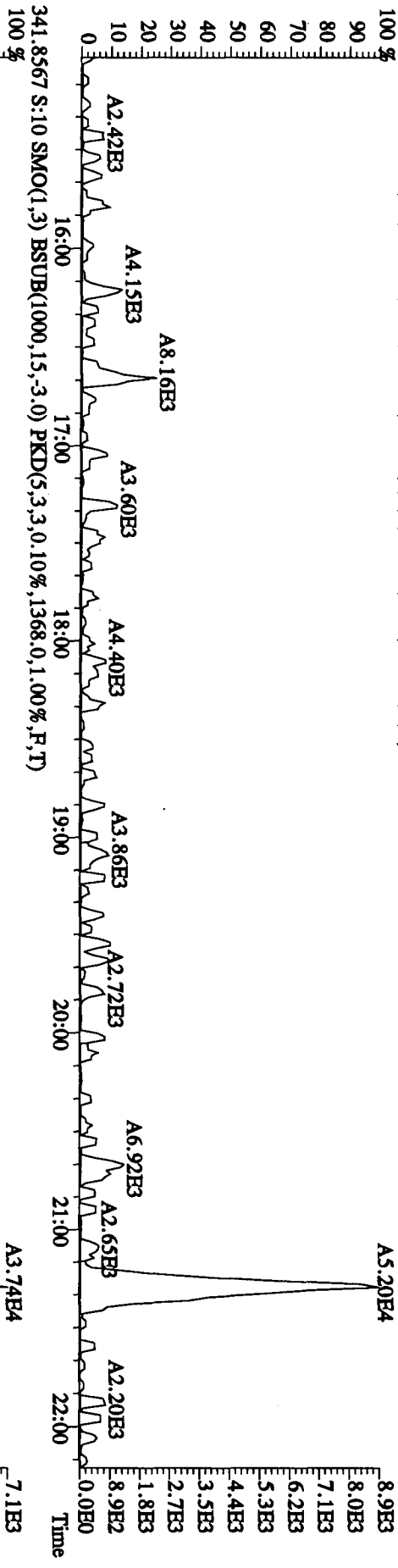
File:01MAY104D5 #1-434 Acq: 1-MAY-2010 15:24:38 GC EI+ Voltage STR Autospec-UltimaE
 Sample#10 Text:LX2F1-AA :GOD150582-1 Exp:DIOXINRES8290A
 327,8847 S:10 SMO(1,3) BSUB(1000,15,-3,0) PKD(5,3,3,0,10%,1460,0,1,00%,F,T)



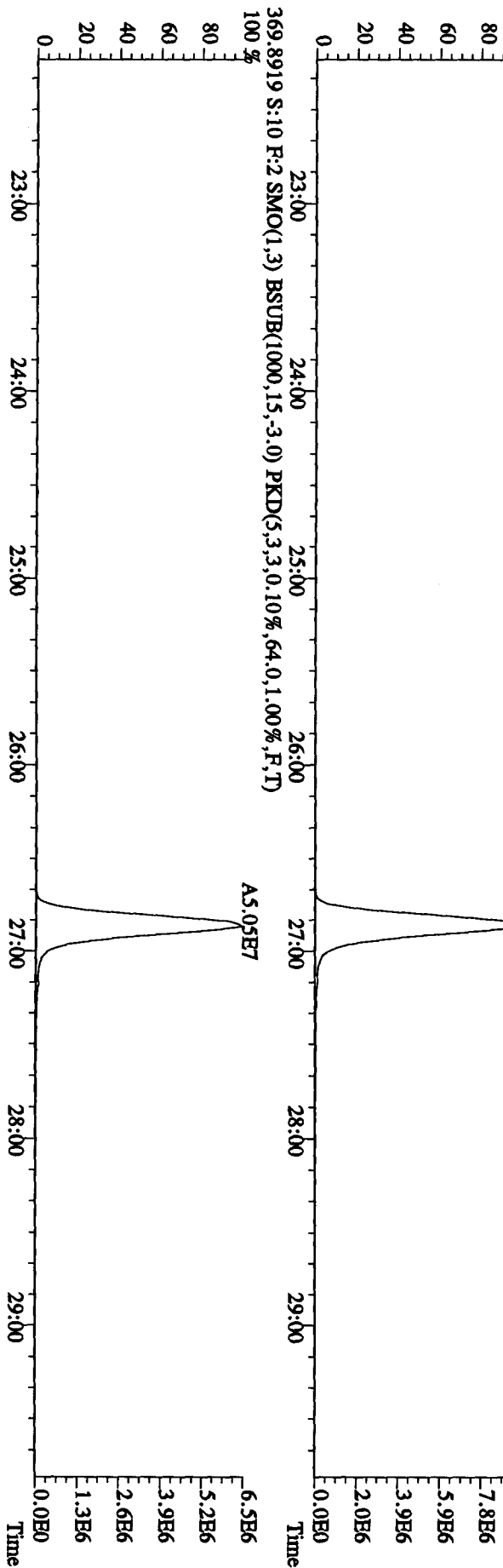
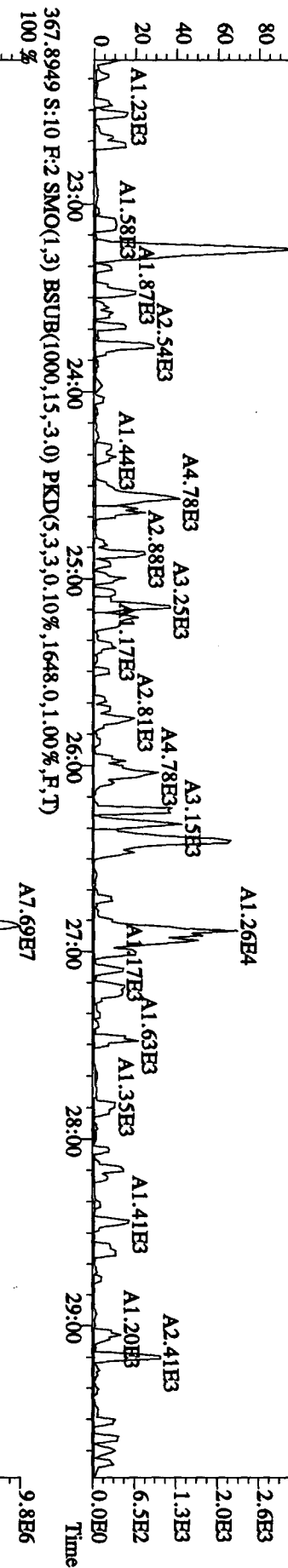
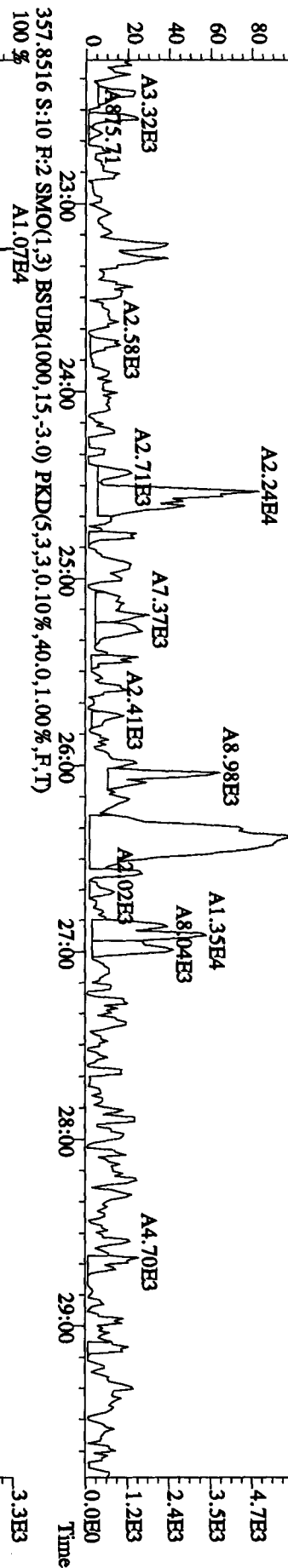
File:01MAY104D5 #1-604 Acq: 1-MAY-2010 15:24:38 GC EI+ Voltage SIR Autospec-Ultimate
 Sample#10 Text:LX2F1-1-AA :G0D150582-1 Exp:DIOXINRES8290A
 339.8597 S:10 F:2 SMO(1,3) BSUB(1000,15,-3.0) PKD(5,3,3,0.10%,32.0,1.00%,F,T) 100% A2.33E5



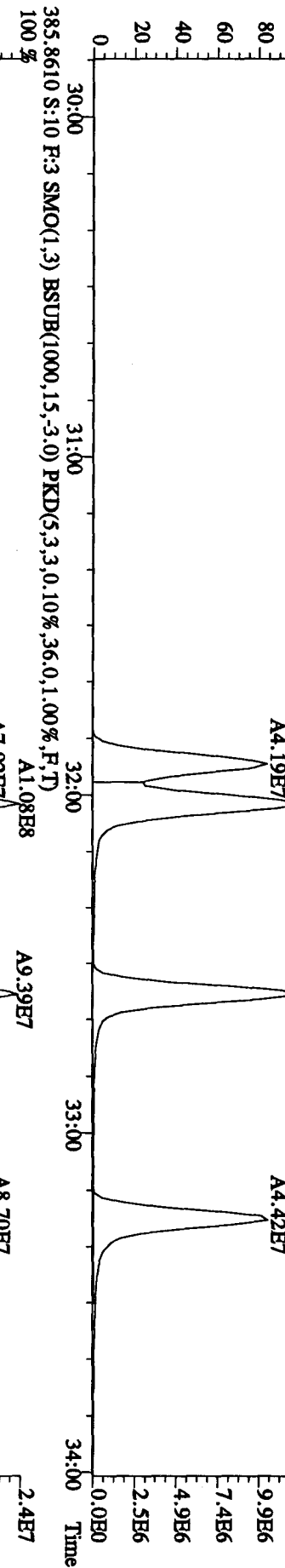
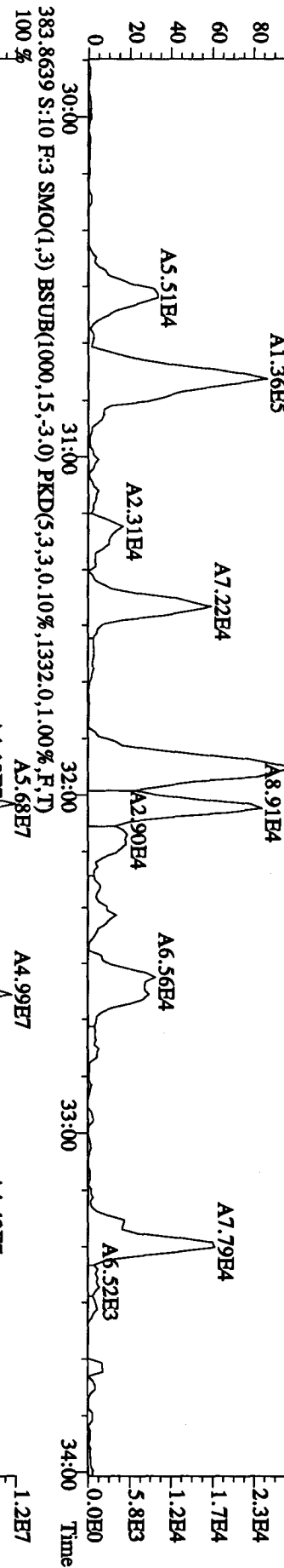
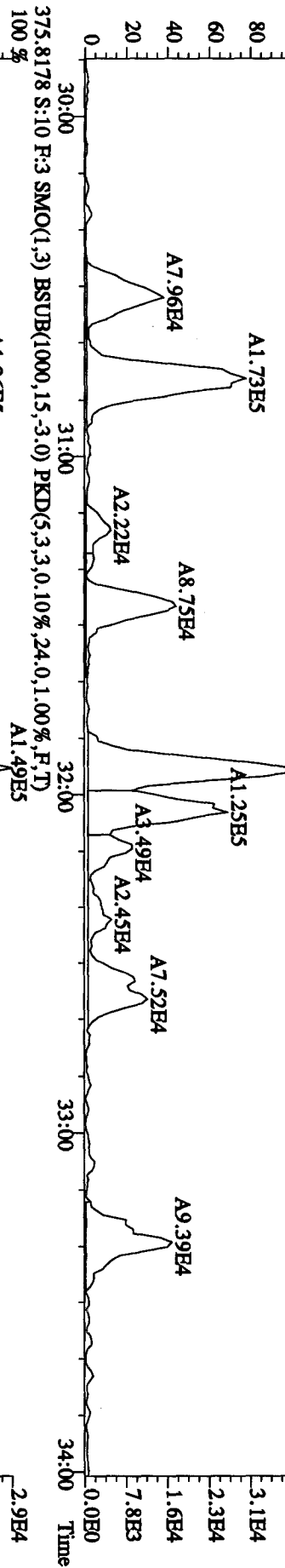
File:01MAY104D5 #1-434 Acq: 1-MAY-2010 15:24:38 GC EI+ Voltage SIR Autospec-Ultimat
 Sample#10 Text:1X2F1-1-AA :GOD150582-1 Exp:DIOXINRES8290A
 339.8597 S:10 SMO(1.3) BSUB(1000,15,-3.0) PKD(5,3,0,10%,36.0,1.00%,F,T)



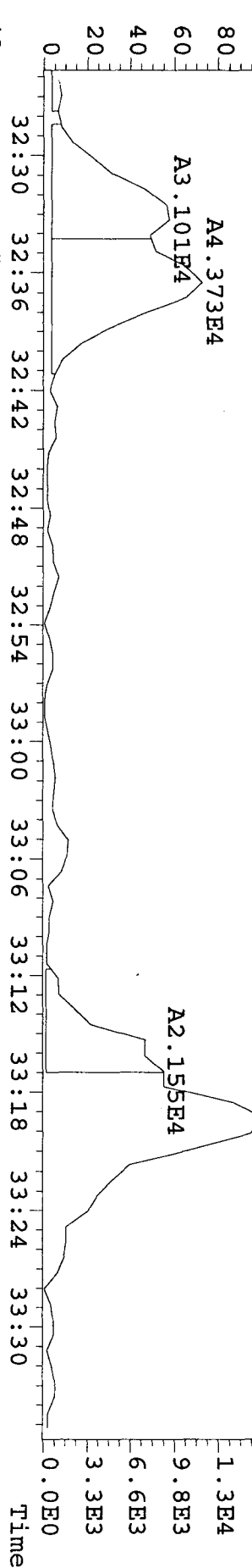
File:01MY104D5 #1-604 Acq: 1-MAY-2010 15:24:38 GC EI+ Voltage SIR Autospec-UltimaE
 Sample#10 Text:LX2FI-1-AA :GOD150582-1 Exp:DIOXINRES8290A
 355.8546 S:10 F:2 SMO(1,3) BSUB(1000,15,-3,0) PKD(5,3,3,0,10%,800,0,1,100%,F,T)



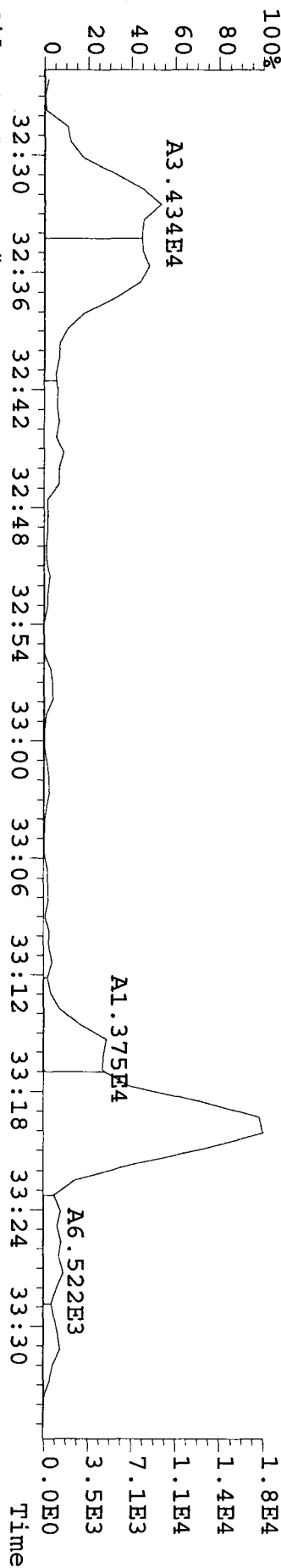
File:01MAY104D5 #1-317 Acq: 1-MAY-2010 15:24:38 GC EI+ Voltage SIR Autospec-UltimaE
 Sample#10 Text:1.X2H1-1-AA :GDD150582-1 Exp:DIOXINRES8290A
 373.8208 S:10 F:3 SMO(1,3) BSUB(1000,15,-3.0) PKD(5,3,3,0.10%,968,0,1.00%,F,T) A1.82E5



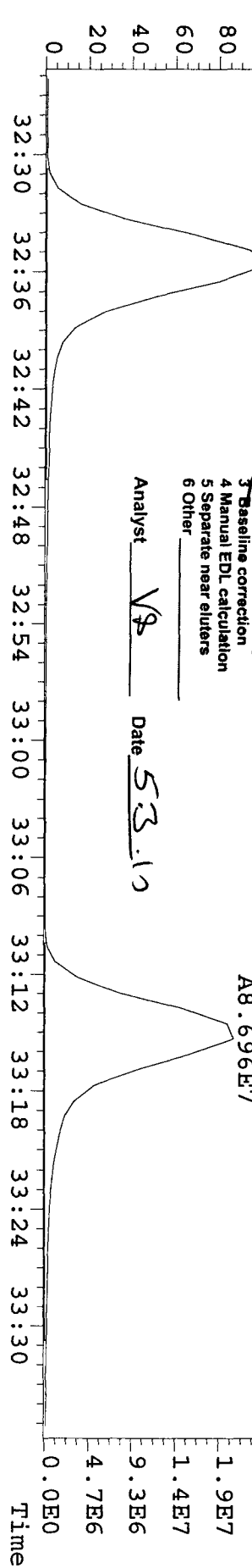
File: 01MY104D5 #1-317 Acq: 1-MAY-2010 15:24:38 GC EI+ Voltage SIR Autospec-UltimaE
 373.8208 S:10 F:3 SMO(1,3) BSUB(1000,15,-3.0) PKD(5,3,3,0.10%,968.0,1.00%,F,T) Exp:DIOXINRES829
 Sample Text:LX2FJ-1-AA :GOD150582-1



File: 01MY104D5 #1-317 Acq: 1-MAY-2010 15:24:38 GC EI+ Voltage SIR Autospec-UltimaE
 375.8178 S:10 F:3 SMO(1,3) BSUB(1000,15,-3.0) PKD(5,3,3,0.10%,24.0,1.00%,F,T) Exp:DIOXINRES829
 Sample Text:LX2FJ-1-AA :GOD150582-1



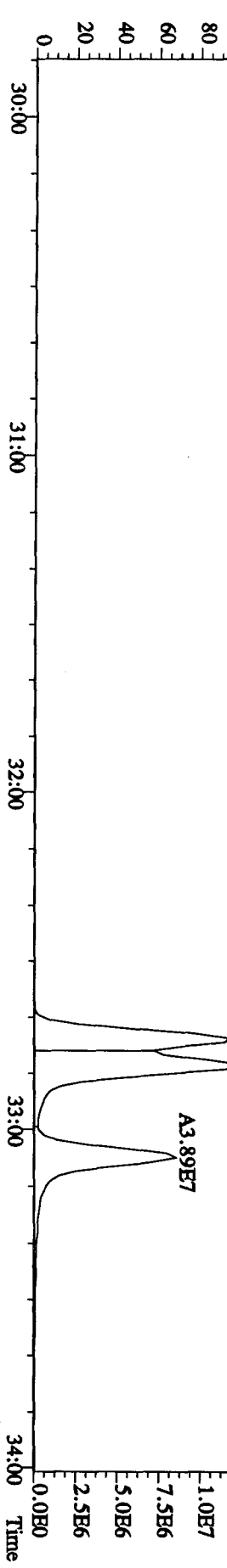

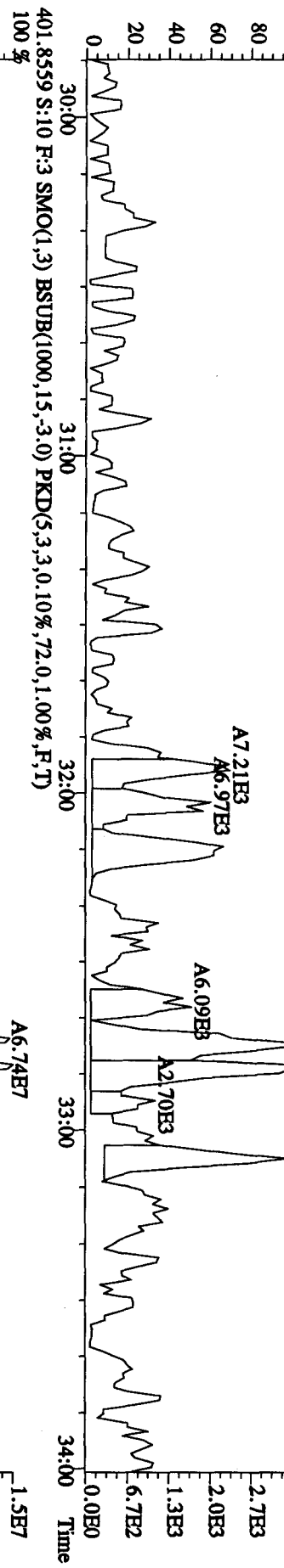
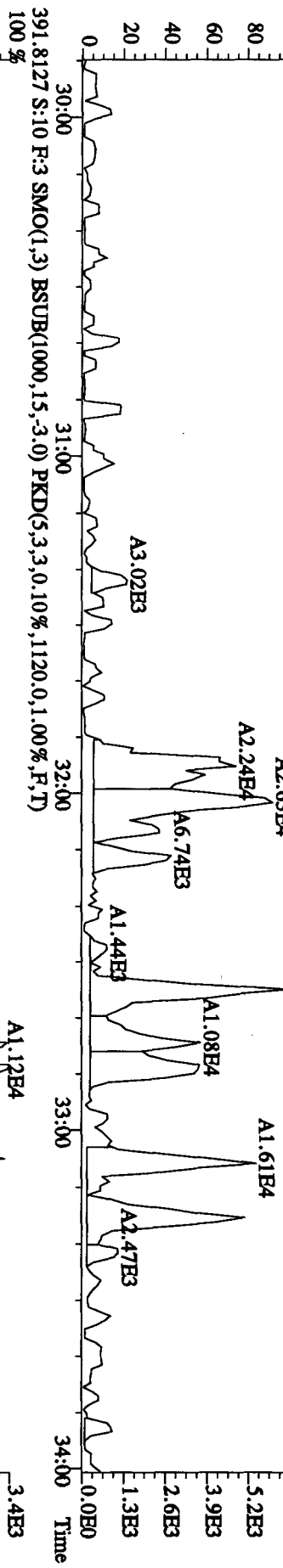
File: 01MY104D5 #1-317 Acq: 1-MAY-2010 15:24:38 GC EI+ Voltage SIR Autospec-UltimaE
 385.8610 S:10 F:3 SMO(1,3) BSUB(~~1000~~ Edit Codes) PKD(5,3,3,0.10%,36.0,1.00%,F,T) Exp:DIOXINRES829
 Sample Text:LX2FJ-1-AA :GOD150582-1



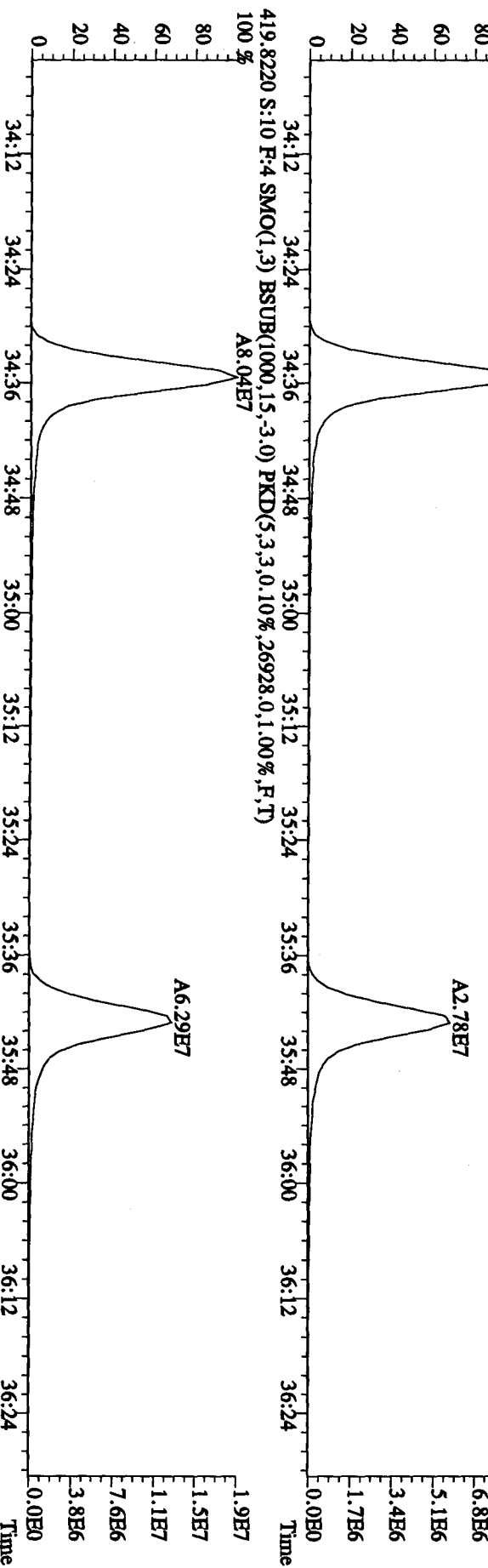
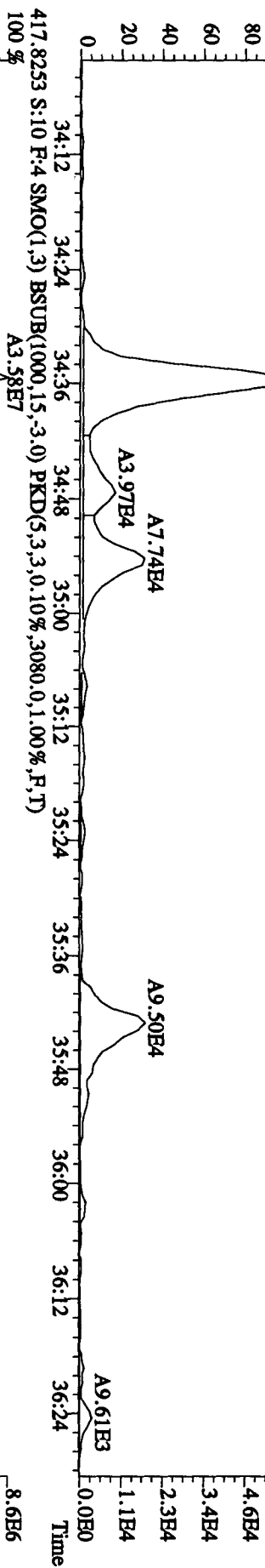

- 1 Peak not found
- 2 Poor chromatography
- 3 Baseline correction
- 4 Manual EDL calculation
- 5 Separate near eluters
- 6 Other

Analyst VP Date 5.3.10

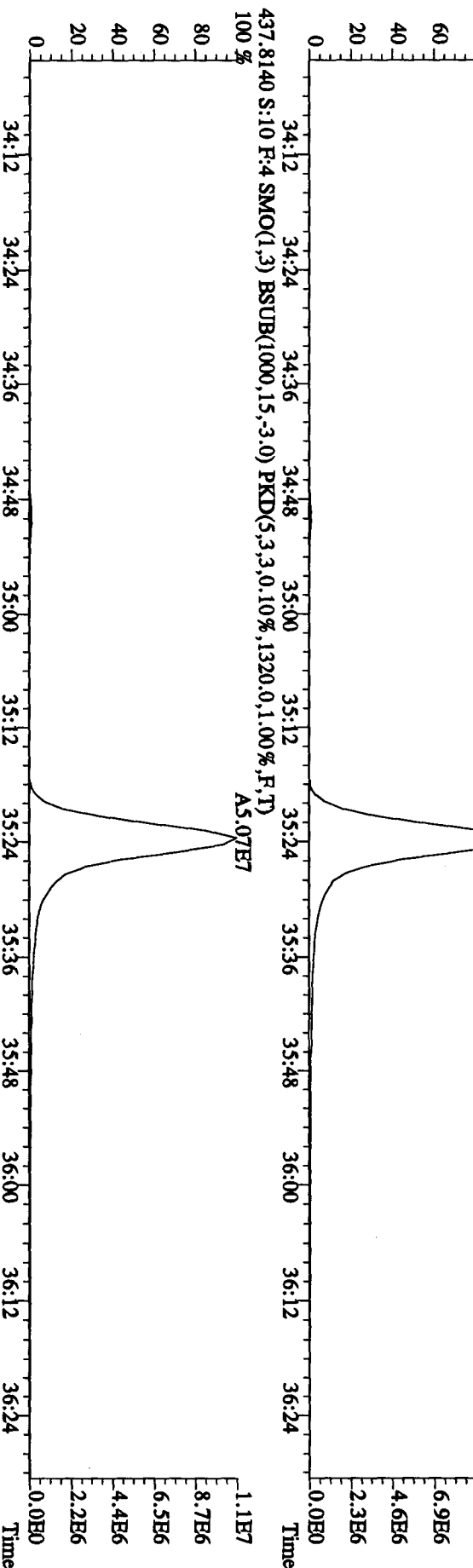
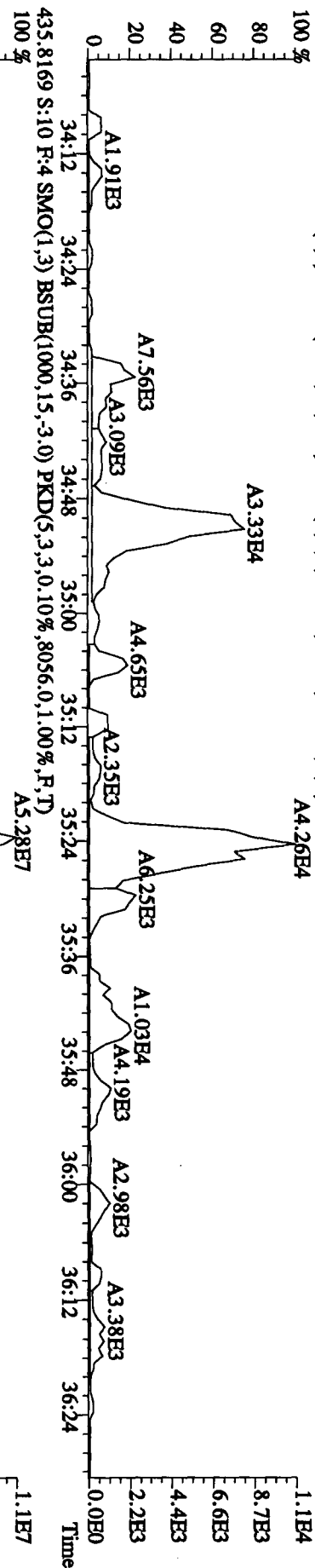
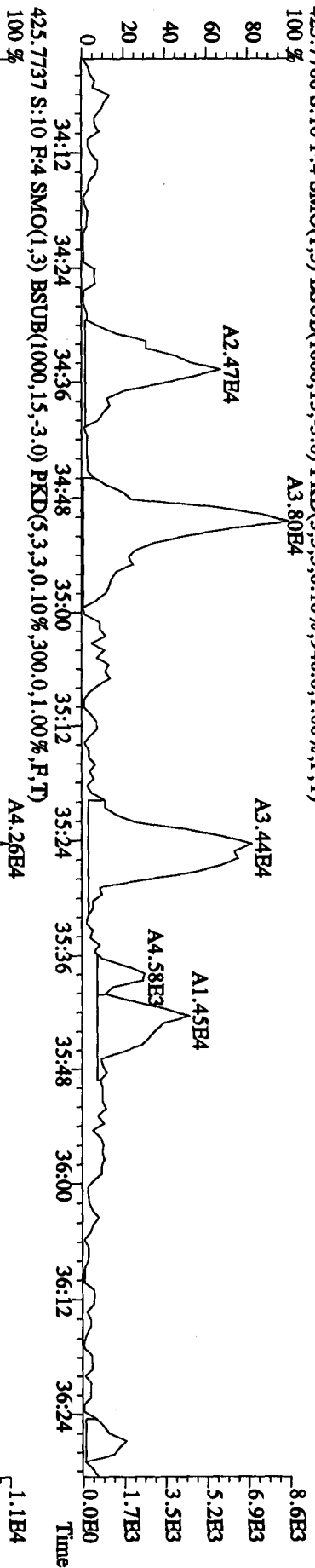
File:01MY104D5 #1-317 Acq: 1-MAY-2010 15:24:38 GC EI+ Voltage:51R Autospec-Ultimate
 Sample#10 Text:IX2FI-1-AA :GDD150582-1 Exp:DIOXINRES8290A
 389.8157 S:10 F:3 SMO(1,3) BSUB(1000,15,-3.0) PKD(5,3,3,0.10%,656.0,1.00%,F,T)
 100%



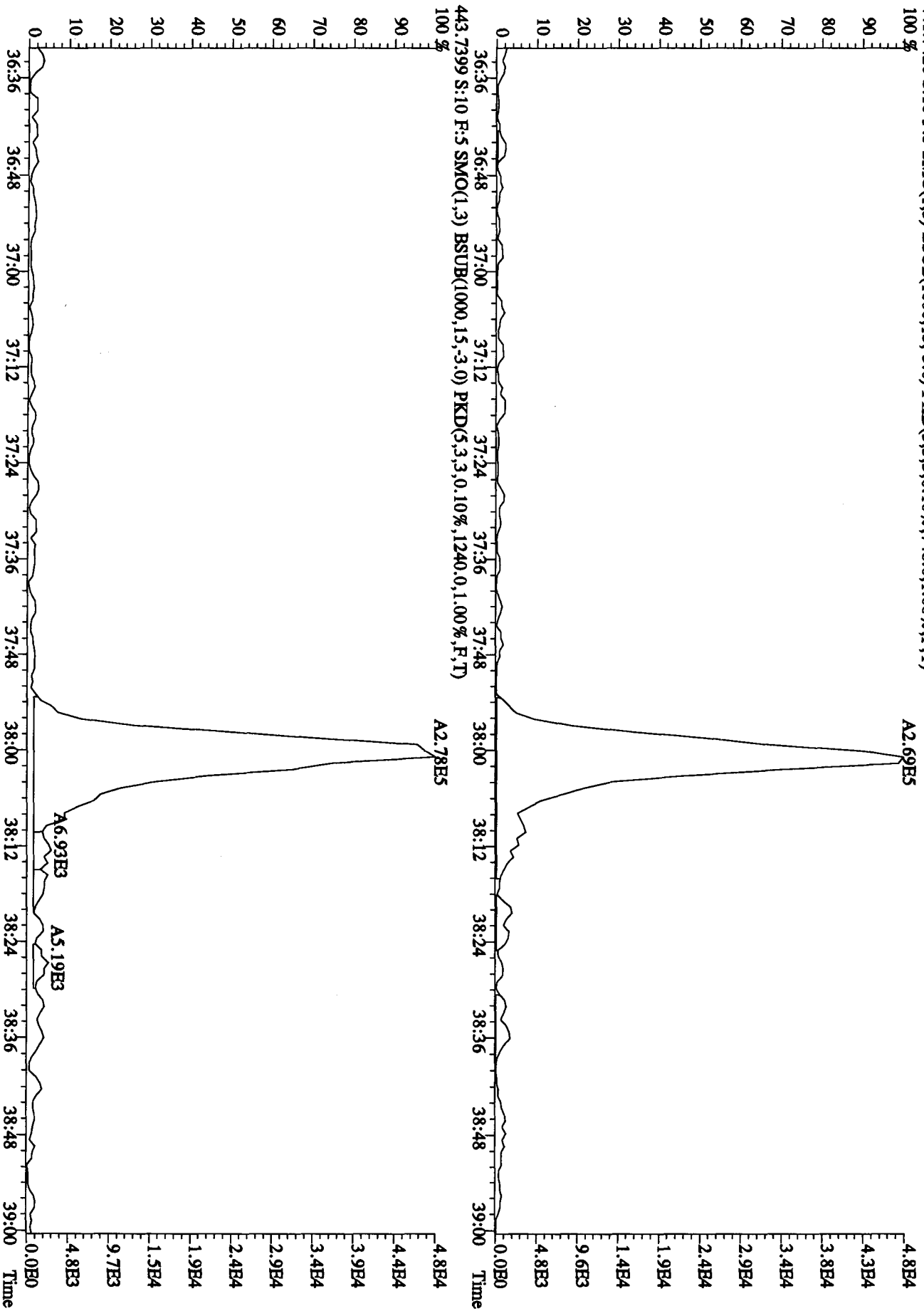
File:01MXY104D5 #1-198 Acq: 1-MAY-2010 15:24:38 GC EI+ Voltage:519 Autospec-Ultimate
 Sample#10 Text:LX2FI-1-AA :GOD150582-1 Exp:DIOXINRES8290A
 407.7818 S:10 F:4 SMO(1,3) BSUB(1000,15,-3.0) PKD(5,3,3,0.10%,828.0,1.00%,F,T)
 100%



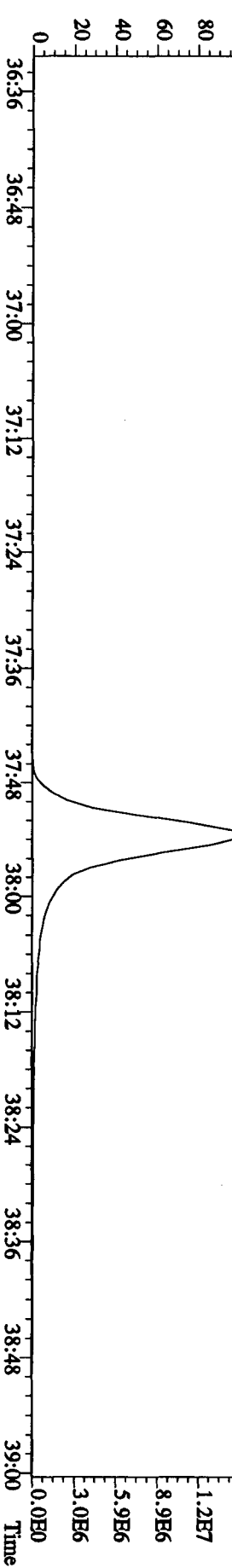
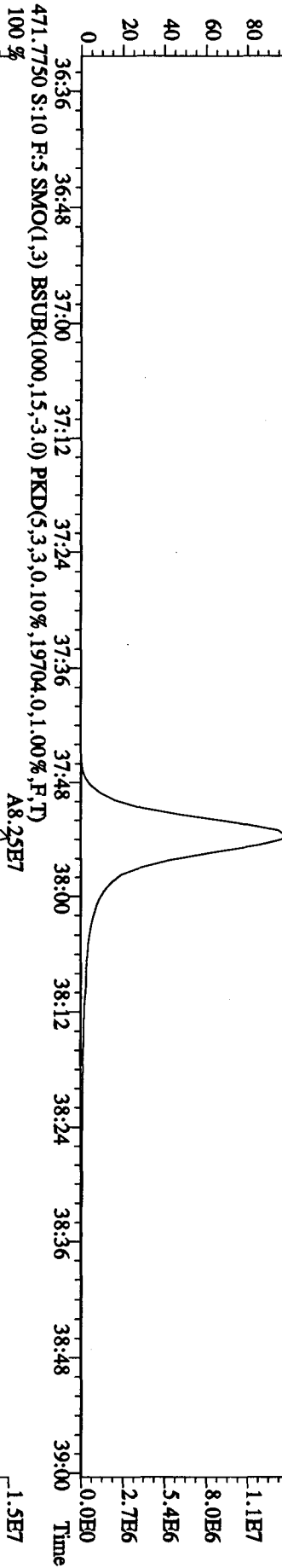
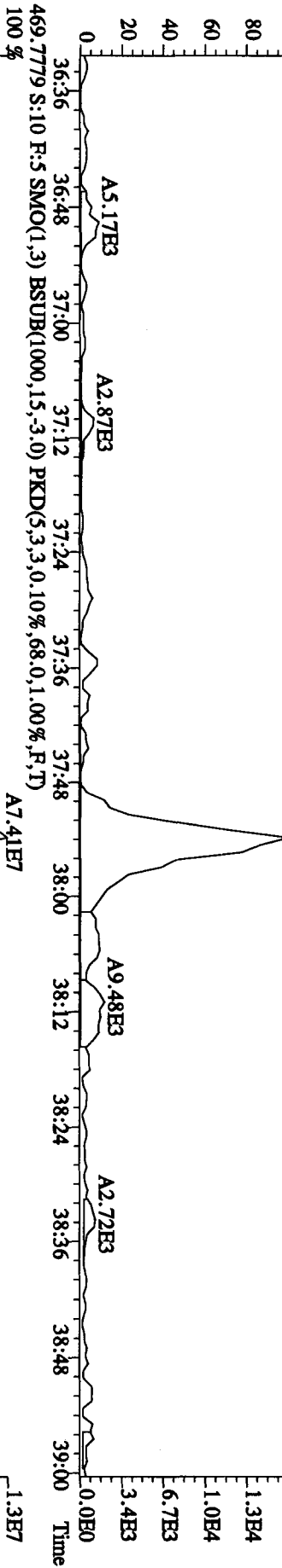
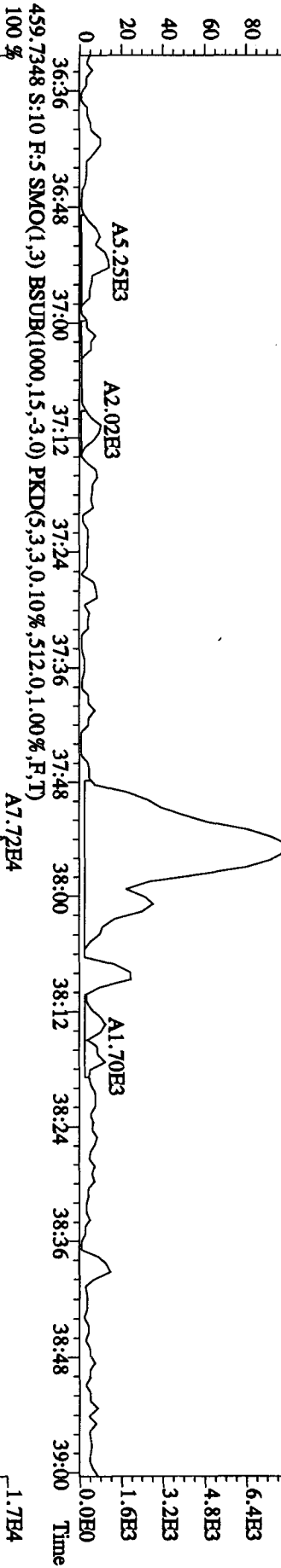
File:01MAY104D5 #1-198 Acq: 1-MAY-2010 15:24:38 GC EI+ Voltage SIR Autospec-UltimaE
 Sample#10 Text:LX2FI-1-AA :GOD150582-1 Exp:DIOXINRES8290A
 423.7766 S:10 F:4 SMO(1,3) BSUB(1000,15,-3.0) PKD(5,3,3,0.10%,940.0,1.00%,F,T) A3.80E4
 100 %



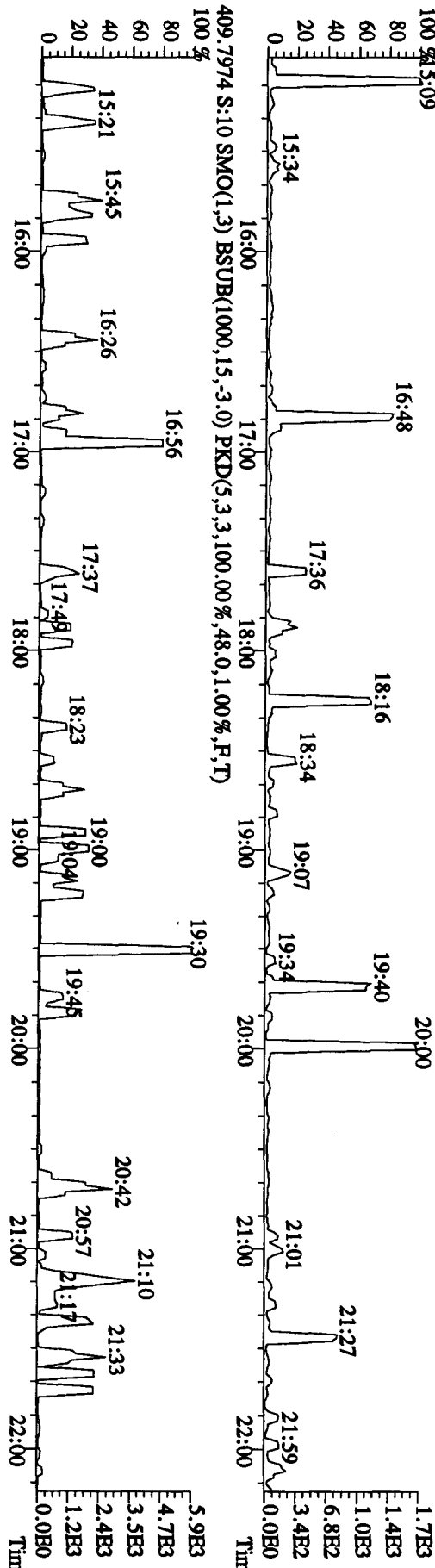
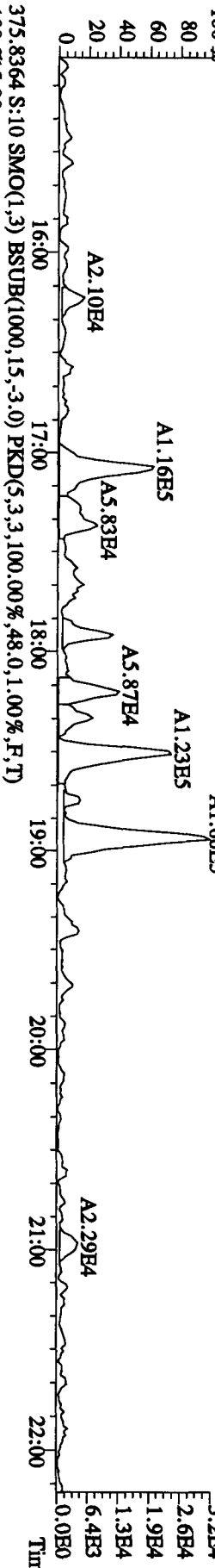
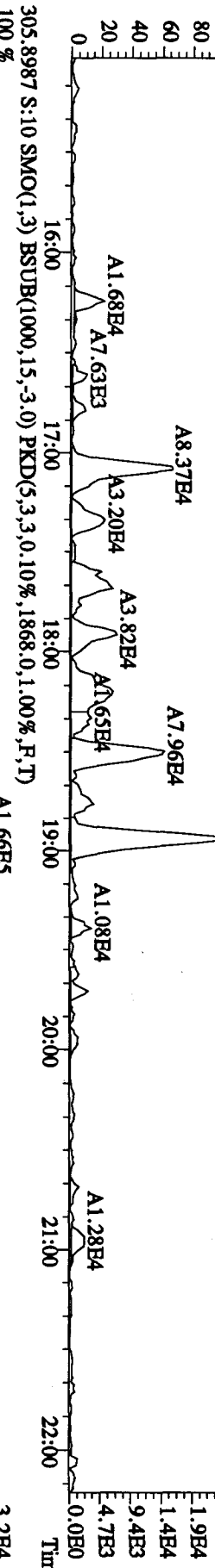
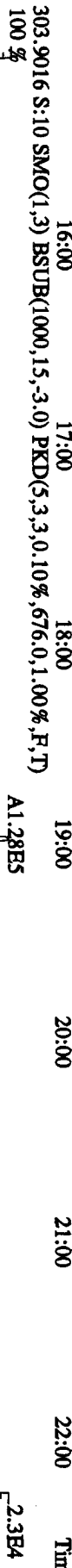

File:01MYY104D5 #1-190 Acq: 1-MAY-2010 15:24:38 GC EI+ Voltage SIR Autospec-UltimaB
 Sample#10 Text:IX2FJ-1-AA :GDD150582-1 Exp:DIOXINRES8290A
 441.7428 S:10 F:5 SMO(1,3) BSUB(1000,15,-3,0) PKD(5,3,3,0.10%,748.0,1.00%,F,T)
 100 %

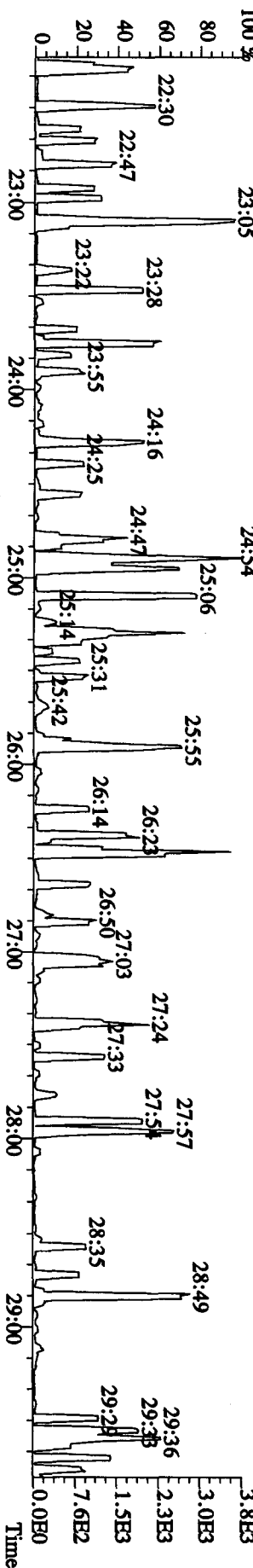
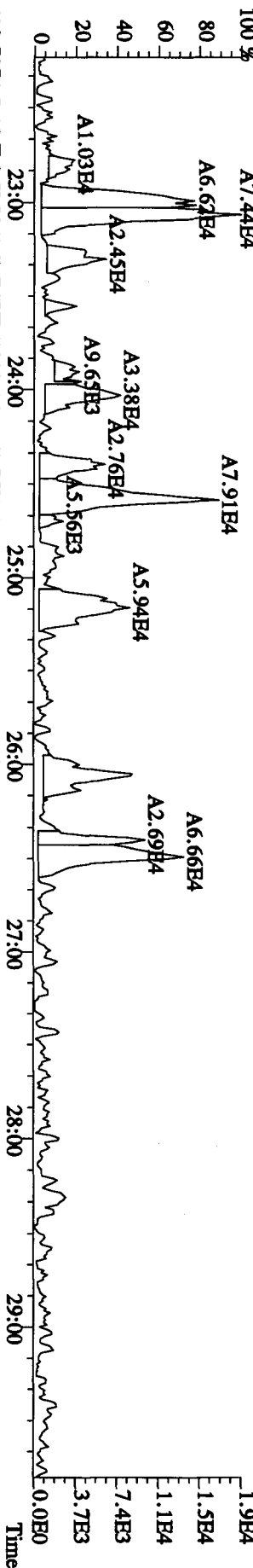
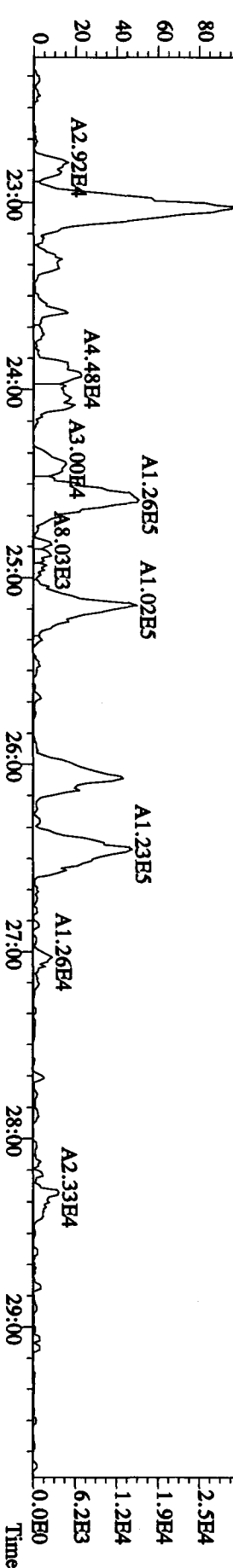
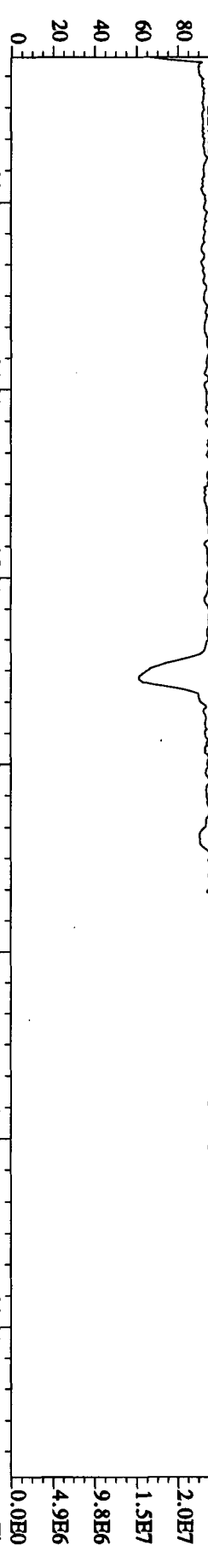


File:01MAY104D5 #1-190 Acq: 1-MAY-2010 15:24:38 GC EI+ Voltage SIR Autospec-Ultimate
 Sample#10 Text:LX2FI-1-AA :G0DD150582-1 Exp:DIOXINRES8290A
 457.7377 S:10 F:5 SMO(1,3) BSUB(1000,15,-3.0) PKD(5,3,3,0.10%,532.0,1.00%,F,T)

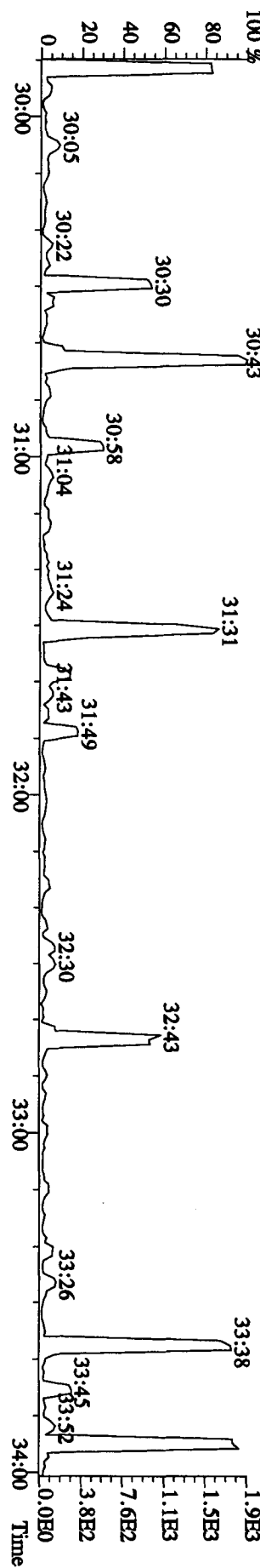
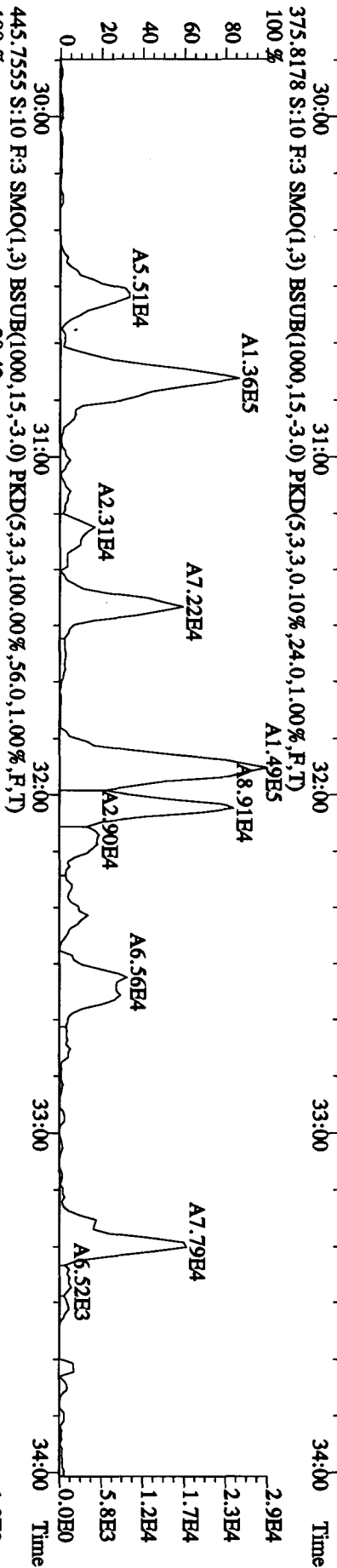
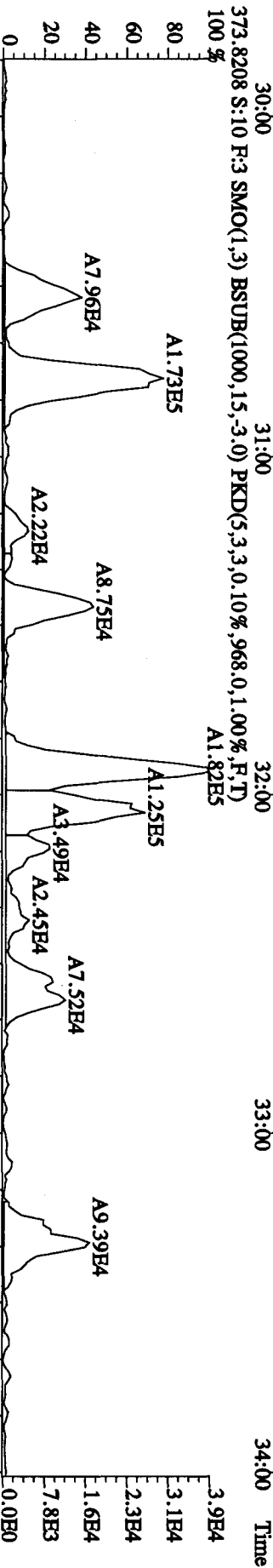



File:01MAY104D5 #1-434 Acq: 1-MAY-2010 15:24:38 GC EI+ Voltage:51R Autospec-Ultimate
 Sample#10 Text:LX2H-1-AA :GOD150582-1 Exp:DIOXINRES8290A
 354.9792 S:10 SMO(1,3) PKD(5,3,3,100.00%,0.0,1.00%,F,T)
 100% 15:16 15:47 16:14 17:02 17:51 18:24 18:49 19:18 19:46 20:09 20:55 21:19 22:11

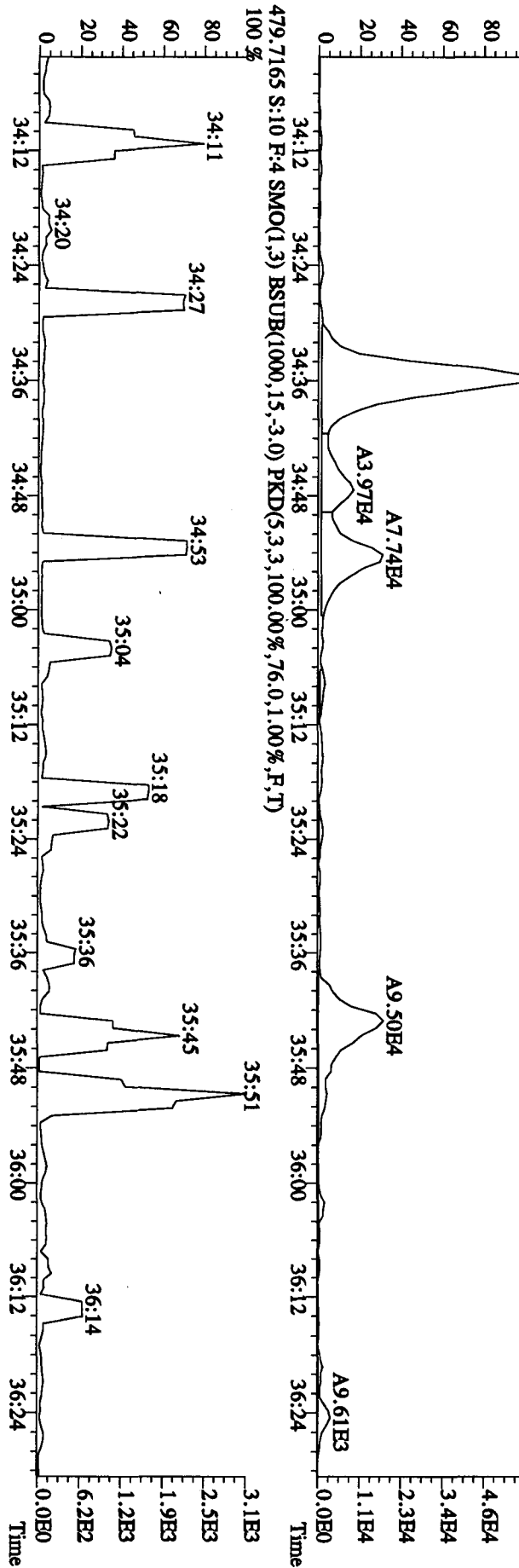
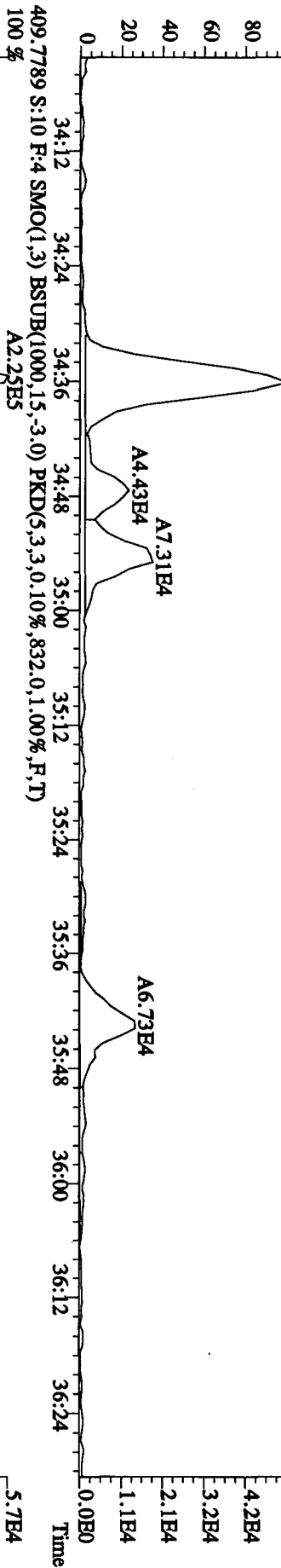



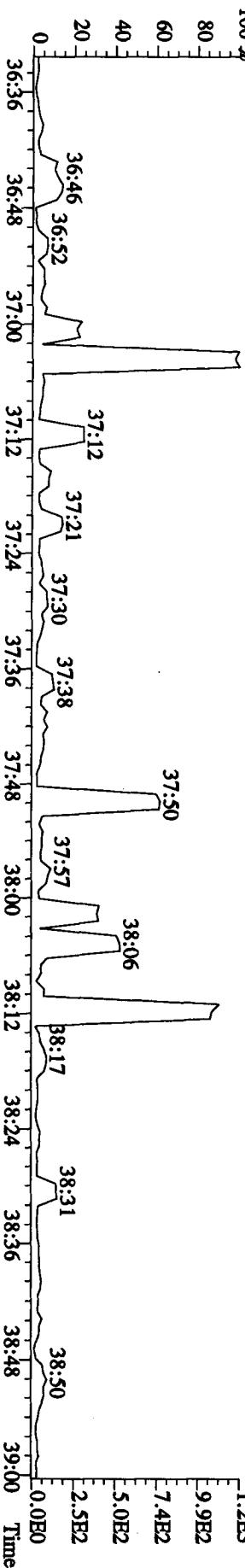
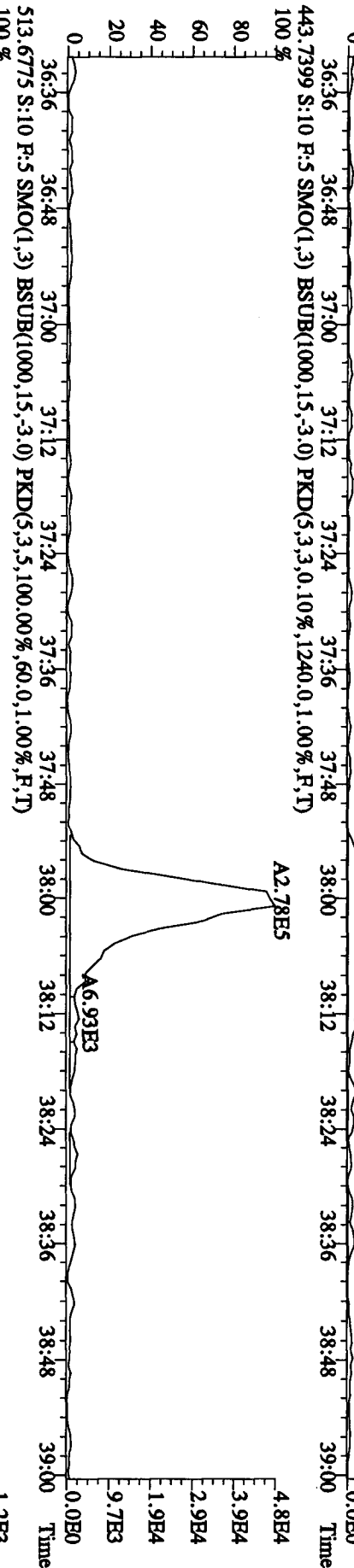
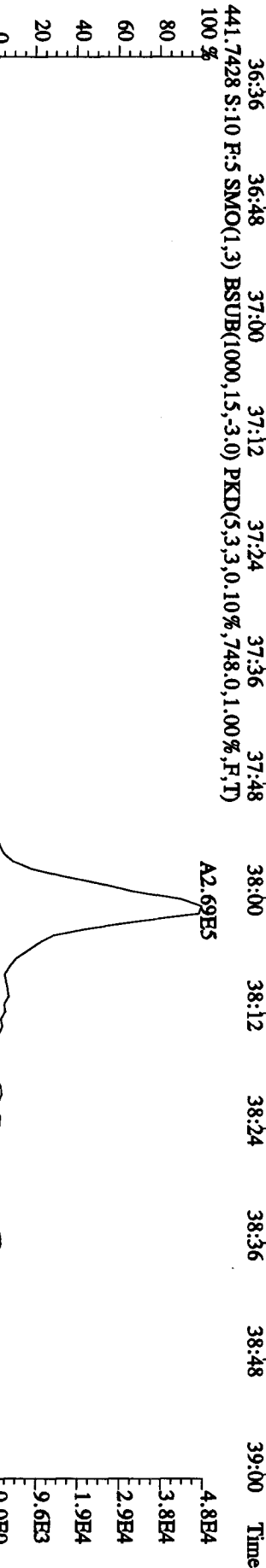



File:01MAY104D5 #1-317 Acq: 1-MAY-2010 15:24:38 GC EI+ Voltage SIR Autospec-Ultimate
 Sample#10 Text:LX2FI-1-AA :G0D150582-1 Exp:DIOXINRES8290A
 430.9728 S:10 F:3 SMO(1,3) PKD(5,3,3,100.00%,0.0,1.00%,F,T)



File:01MAY104D5 #1-198 Acq: 1-MAY-2010 15:24:38 GC FI+ Voltage SIR Autospec-Ultimate
 Sample#10 Text:LX2FI-1-AA :GOD150582-1 Exp:DIOXINRES8290A
 430.9728 S:10 F:4 SMO(1,3) PKD(5,3,3,100.00%,0.0,1.00%,F,T)
 100 % 34:08 34:17 34:26 34:35 34:51 35:06 35:20 35:33 35:43 35:51 35:59 36:17 36:25





Run text: LX2FN-1-AA Sample text: LX2FN-1-AA :G0D150582-2
 Run #14 Filename: 01MY104D5 S: 11 I: 1 Results: 01MY104D58290AVG
 Acquired: 1-MAY-10 16:08:40 Processed: 2-MAY-10 09:22:51
 Run: 01MY104D5 Analyte: 8290AHRS Cal: 8290A0412104D5
 Factor 1: 1600.000 Factor 2: 20.000 Sample size: 0.94 L ✓

Name	Resp	RA	RT	RRF	Conc	EDL	Rec	M
13C-1,2,3,4-TCDD	105851300	0.79 y	19:29	-	84.54	-	-	n
13C-2,3,7,8-TCDF	205805900	0.79 y	18:55	1.52	1358.54	0.64	63.9	n
2,3,7,8-TCDF	32720	1.28 n	18:57	0.95	0.36	0.37	-	n
Total TCDF	87850	0.62 n	15:46	0.95	0.96	0.37	-	n
13C-2,3,7,8-TCDD	150357700	0.79 y	19:41	0.95	1589.33	1.63	74.8	n
2,3,7,8-TCDD	11962	0.12 n	19:42	1.02	0.17	0.36	-	n
Total TCDD	17611	1.90 n	17:33	1.02	0.24	0.36	-	n
37Cl-2,3,7,8-TCDD	151572800	1.00 y	19:42	2.26	672.87	0.03	79.2	n
13C-1,2,3,7,8-PeCDF	154517100	1.59 y	24:33	1.05	1476.80	1.11	69.5	n
1,2,3,7,8-PeCDF	31088	0.93 n	24:37	1.04	0.41 DL	0.34	-	n
2,3,4,7,8-PeCDF	*	* n	NotFnd	0.98	*	0.36	-	n
Total F2 PeCDF	129229	2.63 n	23:54	1.01	1.74	0.35	-	n
Total F1 PeCDF	46521	0.13 n	16:35	1.01	0.63	0.28	-	n
13C-1,2,3,7,8-PeCDD	108749600	1.56 y	26:51	0.67	1628.24	0.57	76.6	n
1,2,3,7,8-PeCDD	9826	1.69 y	26:52	0.98	0.20	0.45	-	n
Total PeCDD	75326	5.44 n	22:23	0.98	1.50	0.45	-	n
13C-1,2,3,7,8,9-HxCDD	71383100	1.24 y	33:05	-	73.82	-	-	n
13C-1,2,3,4,7,8-HxCDF	101267300	0.53 y	31:54	1.02	1470.86	0.33	69.2	n
1,2,3,4,7,8-HxCDF	38206	0.98 n	31:56	1.21	0.66 JQ	0.16	-	n
1,2,3,6,7,8-HxCDF	38206	0.98 n	31:56	1.34	0.60	0.14	-	n
2,3,4,6,7,8-HxCDF	23950	1.06 y	32:37	1.22	0.41 J	0.16	-	n
1,2,3,7,8,9-HxCDF	33470	1.70 n	33:19	1.09	0.64	0.18	-	n
Total HxCDF	212518	1.42 y	30:33	1.22	3.67	0.16	-	n
13C-1,2,3,6,7,8-HxCDD	91779700	1.26 y	32:49	0.81	1692.80	0.04	79.7	n
1,2,3,4,7,8-HxCDD	11898	1.81 n	32:43	1.01	0.27	0.34	-	n
1,2,3,6,7,8-HxCDD	11898	1.75 n	32:49	1.11	0.25	0.31	-	n
1,2,3,7,8,9-HxCDD	20852	1.42 y	33:07	1.21	0.40 J	0.29	-	n
Total HxCDD	83269	1.98 n	32:01	1.11	1.73	0.31	-	n
13C-1,2,3,4,6,7,8-HpCDF	87548800	0.44 y	34:35	0.86	1510.83	7.30	71.1	n
1,2,3,4,6,7,8-HpCDF	28798	2.39 n	34:36	1.31	0.53 JQ	0.39	-	n
1,2,3,4,7,8,9-HpCDF	22121	0.96 y	35:44	1.03	0.52 DL	0.49	-	n
Total HpCDF	76807	2.39 n	34:36	1.17	1.60	0.43	-	n
13C-1,2,3,4,6,7,8-HpCDD	76283500	1.07 y	35:24	0.70	1628.02	8.84	76.6	n
1,2,3,4,6,7,8-HpCDD	24826	0.75 n	35:25	1.07	0.65 JQ	0.46	-	n
Total HpCDD	85871	4.36 n	34:35	1.07	2.23	0.46	-	n
13C-OCDD	100886400	0.90 y	37:54	0.53	2826.12	3.80	66.5	n
OCDF	33275	0.84 y	38:00	1.45	0.97 J	0.66	-	n

OCDD

68446 1.25 (n 37:55 1.17

2.47 JQ

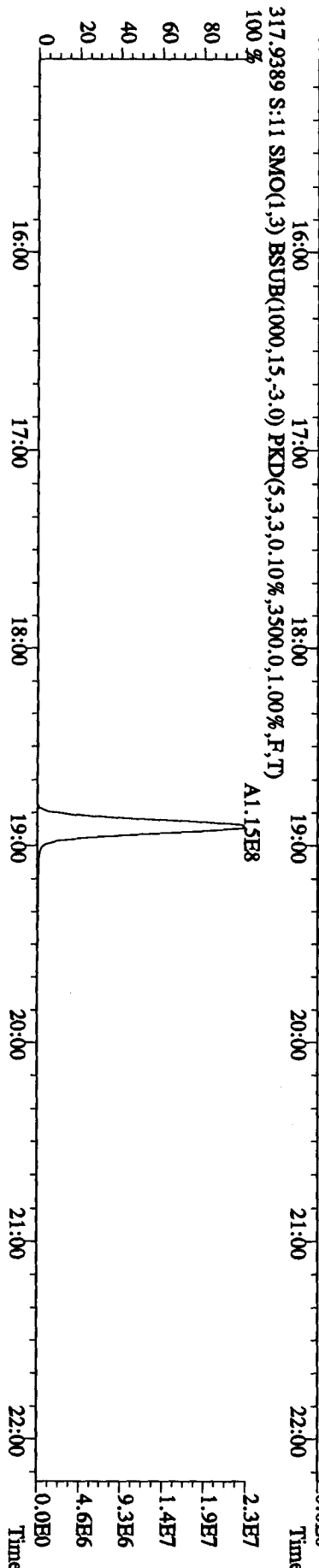
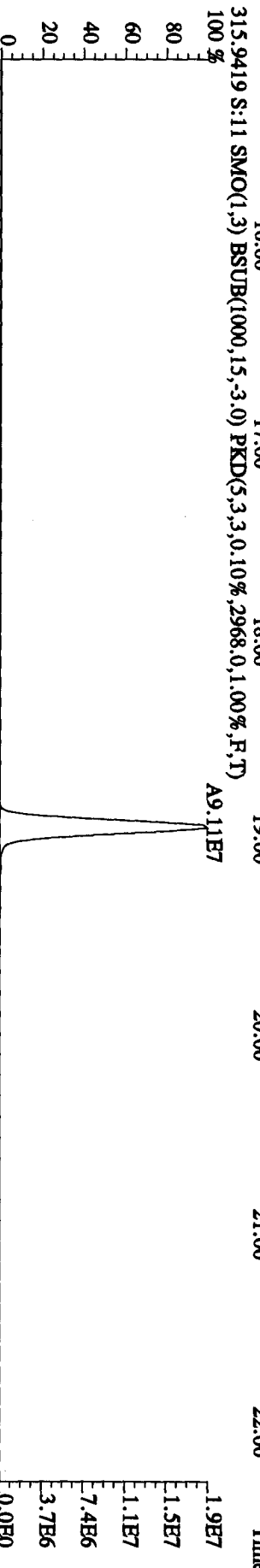
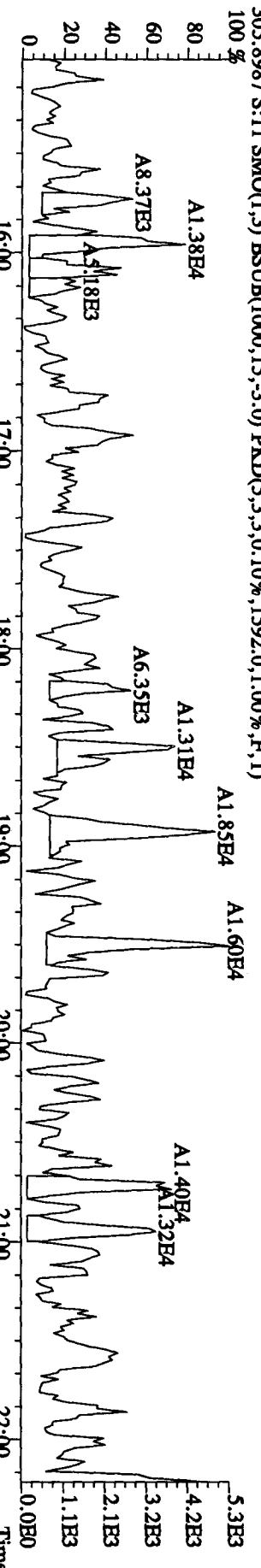
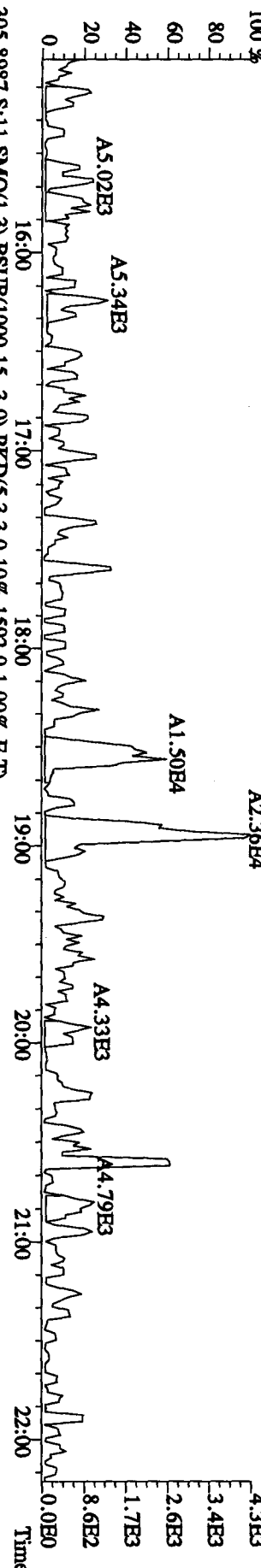
0.64

- n

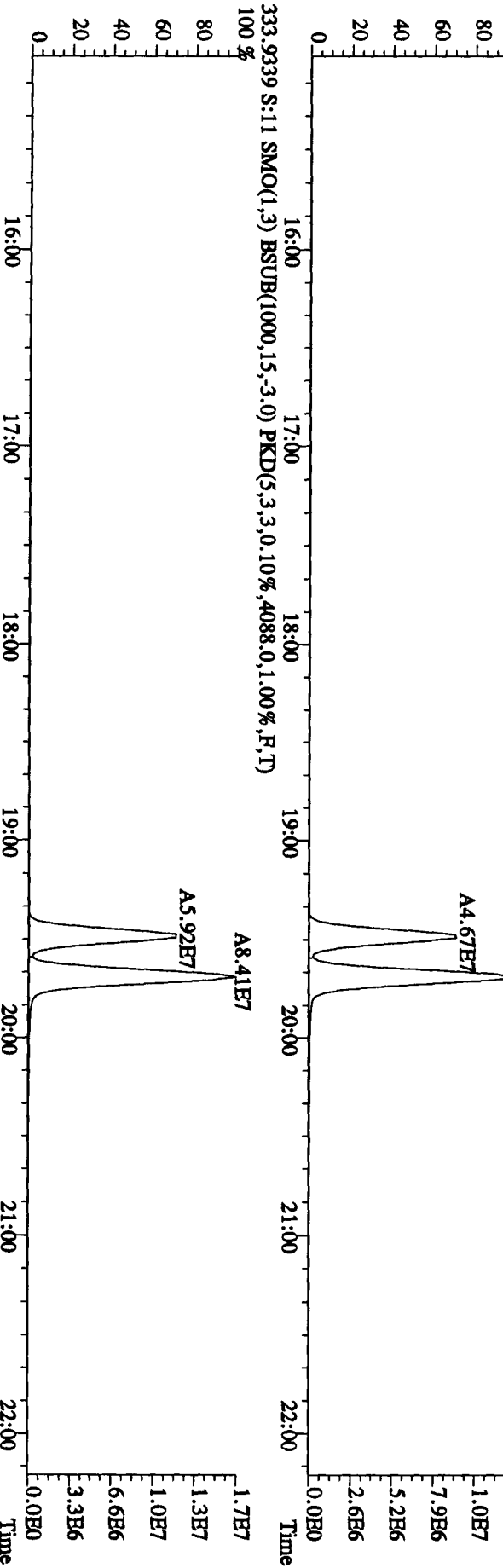
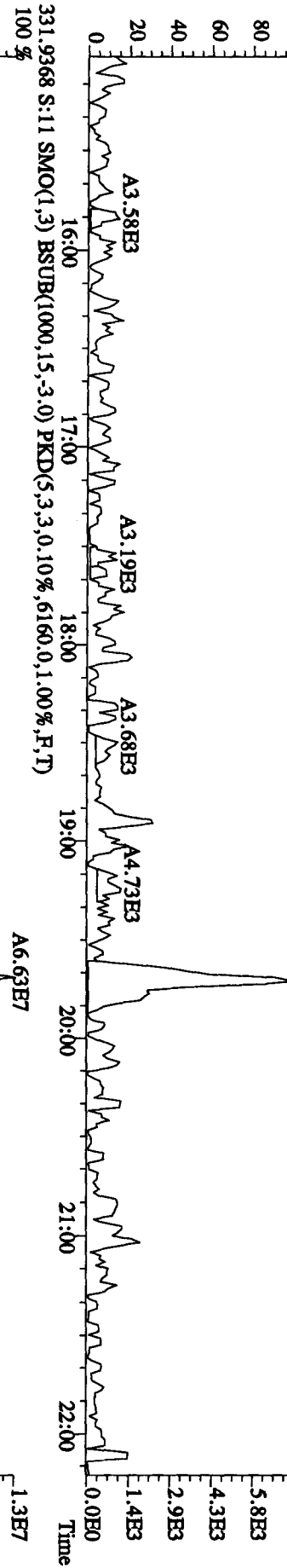
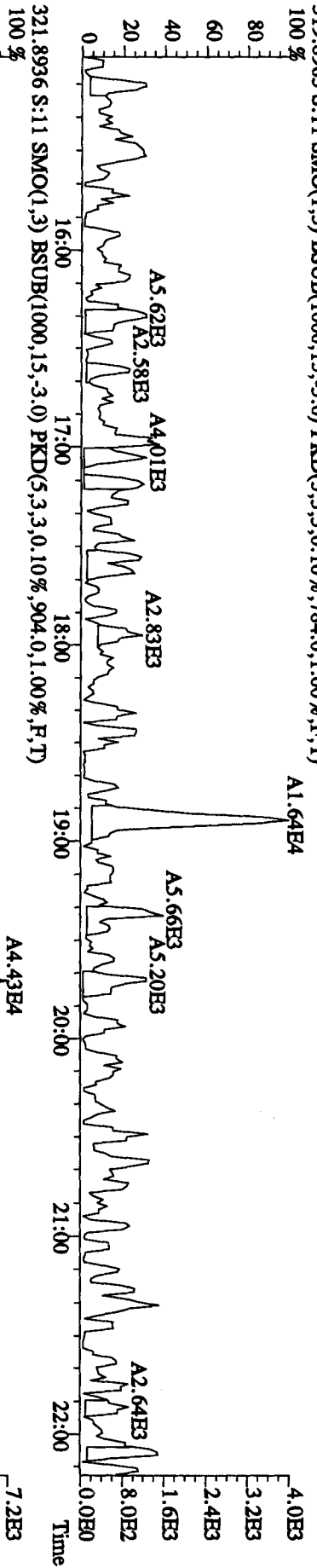
Run text: LX2FN-1-AA Sample text: LX2FN-1-AA :G0D150582-2
 Run #14 Filename: 01MY104D5 S: 11 I: 1 Results: 01MY104D58290A
 Acquired: 1-MAY-10 16:08:40 Processed: 2-MAY-10 09:22:51
 Run: 01MY104D5 Analyte: 8290AHRS Cal: 8290A0412104D5
 Sample size: 0.97 L

Name	Resp	RA	RT	RRF	Conc	EDL	Rec	M
13C-1,2,3,4-TCDD	105851300	0.79 y	19:29	-	81.6787	-	-	n
13C-2,3,7,8-TCDF	205805900	0.79 y	18:55	1.52	1312.5000	0.6200	63.9	n
2,3,7,8-TCDF	32720	1.28 n	18:57	0.95	0.3453	0.3529	-	n
Total TCDF	87850	0.62 n	15:46	0.95	0.9271	0.3529	-	n
13C-2,3,7,8-TCDD	150357700	0.79 y	19:41	0.95	1535.4678	1.5739	74.8	n
2,3,7,8-TCDD	11962	0.12 n	19:42	1.02	0.1600	0.3431	-	n
Total TCDD	17611	1.90 n	17:33	1.02	0.2355	0.3431	-	n
37Cl-2,3,7,8-TCDD	151572800	1.00 y	19:42	2.26	650.0684	0.0273	79.2	n
13C-1,2,3,7,8-PeCDF	154517100	1.59 y	24:33	1.05	1426.7527	1.0737	69.5	n
1,2,3,7,8-PeCDF	31088	0.93 n	24:37	1.04	0.3954	0.3312	-	n
2,3,4,7,8-PeCDF	*	* n	NotFnd	0.98	*	0.3523	-	n
Total F2 PeCDF	129229	2.63 n	23:54	1.01	1.6821	0.3414	-	n
Total F1 PeCDF	46521	0.13 n	16:35	1.01	0.6099	0.2661	-	n
13C-1,2,3,7,8-PeCDD	108749600	1.56 y	26:51	0.67	1573.0600	0.5552	76.6	n
1,2,3,7,8-PeCDD	9826	1.69 y	26:52	0.98	0.1889	0.4317	-	n
Total PeCDD	75326	5.44 n	22:23	0.98	1.4483	0.4317	-	n
13C-1,2,3,7,8,9-HxCDD	71383100	1.24 y	33:05	-	71.3141	-	-	n
13C-1,2,3,4,7,8-HxCDF	101267300	0.53 y	31:54	1.02	1421.0205	0.3175	69.2	n
1,2,3,4,7,8-HxCDF	38206	0.98 n	31:56	1.21	0.6388	0.1527	-	n
1,2,3,6,7,8-HxCDF	38206	0.98 n	31:56	1.34	0.5769	0.1379	-	n
2,3,4,6,7,8-HxCDF	23950	1.06 y	32:37	1.22	0.3973	0.1515	-	n
1,2,3,7,8,9-HxCDF	33470	1.70 n	33:19	1.09	0.6212	0.1695	-	n
Total HxCDF	212518	1.42 y	30:33	1.22	3.5418	0.1521	-	n
13C-1,2,3,6,7,8-HxCDD	91779700	1.26 y	32:49	0.81	1635.4349	0.0339	79.7	n
1,2,3,4,7,8-HxCDD	11898	1.81 n	32:43	1.01	0.2644	0.3314	-	n
1,2,3,6,7,8-HxCDD	11898	1.75 n	32:49	1.11	0.2389	0.2995	-	n
1,2,3,7,8,9-HxCDD	20852	1.42 y	33:07	1.21	0.3858	0.2760	-	n
Total HxCDD	83269	1.98 n	32:01	1.11	1.6676	0.3006	-	n
13C-1,2,3,4,6,7,8-HpCDF	87548800	0.44 y	34:35	0.86	1459.6284	7.0556	71.1	n
1,2,3,4,6,7,8-HpCDF	28798	2.39 n	34:36	1.31	0.5157	0.3732	-	n
1,2,3,4,7,8,9-HpCDF	22121	0.96 y	35:44	1.03	0.5058	0.4766	-	n
Total HpCDF	76807	2.39 n	34:36	1.17	1.5414	0.4186	-	n
13C-1,2,3,4,6,7,8-HpCDD	76283500	1.07 y	35:24	0.70	1572.8459	8.5407	76.6	n
1,2,3,4,6,7,8-HpCDD	24826	0.75 n	35:25	1.07	0.6234	0.4492	-	n
Total HpCDD	85871	4.36 n	34:35	1.07	2.1563	0.4492	-	n
13C-OCDD	100886400	0.90 y	37:54	0.53	2730.3504	3.6735	66.5	n
OCDF	33275	0.84 y	38:00	1.45	0.9371	0.6368	-	n
OCDD	68446	1.25 n	37:55	1.17	2.3888	0.6204	-	n

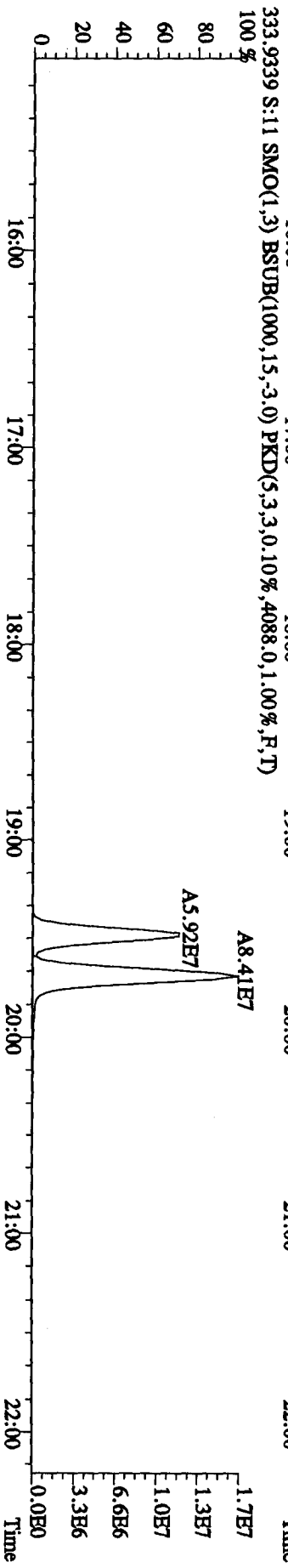
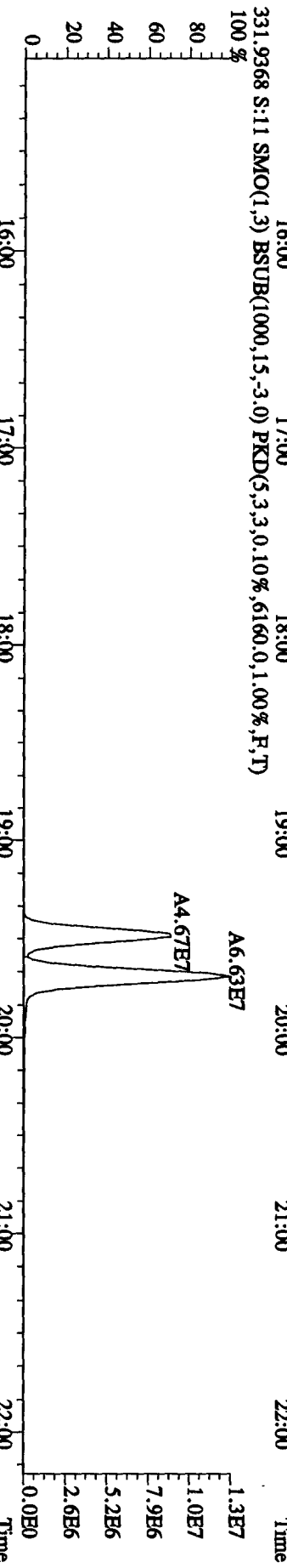
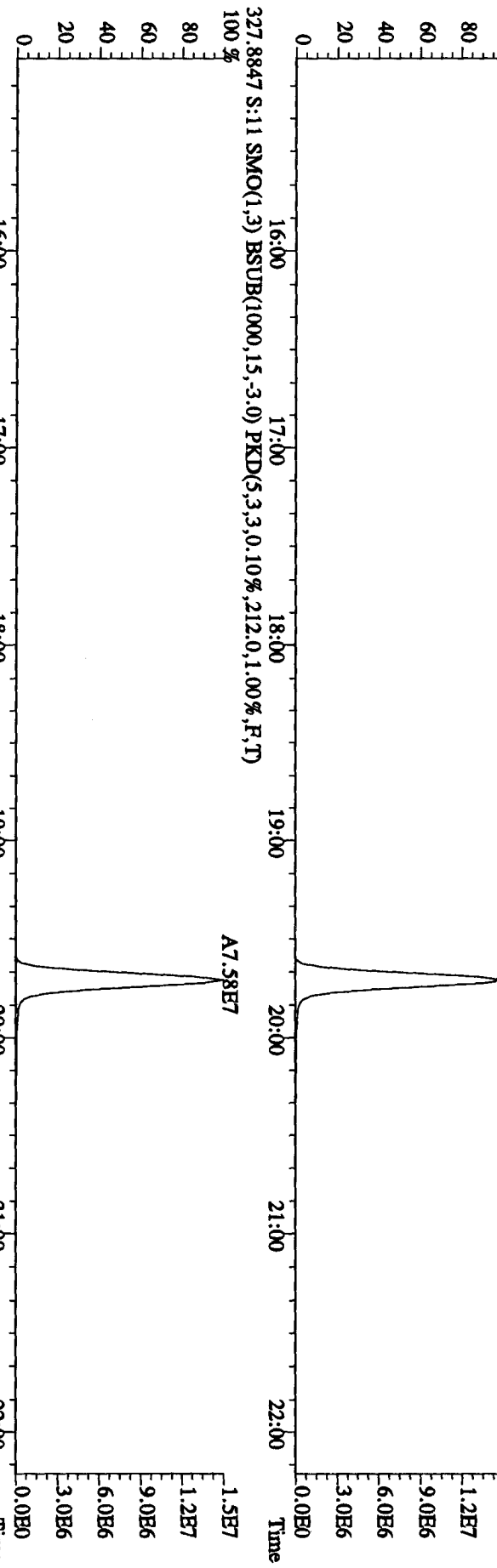
File: 01MAY104D5 #1-434 Acq: 1-MAY-2010 16:08:40 GC EI+ Voltage SIR Autospec-Ultimate
 Sample#11 Text: LX2FN-1-AA :G0D150582-2 Exp: DIOXINRES8290A
 303.9016 S:11 SMO(1,3) BSUB(1000,15,-3,0) PKD(5,3,3,0,10%,668,0,1,00%,F,T)



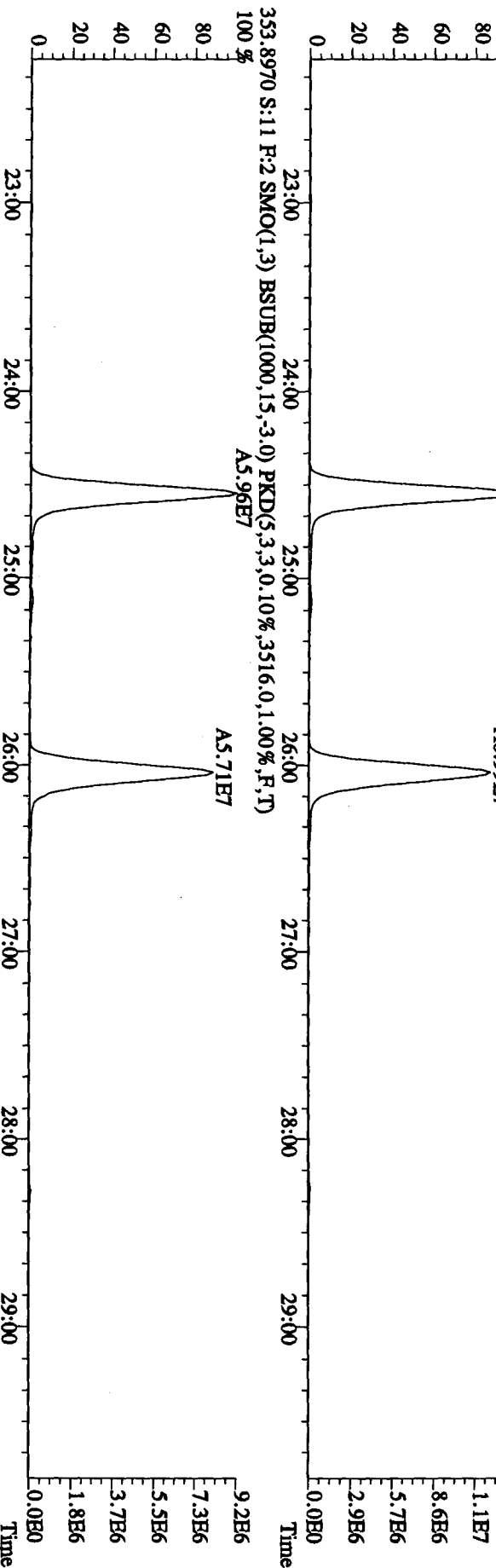
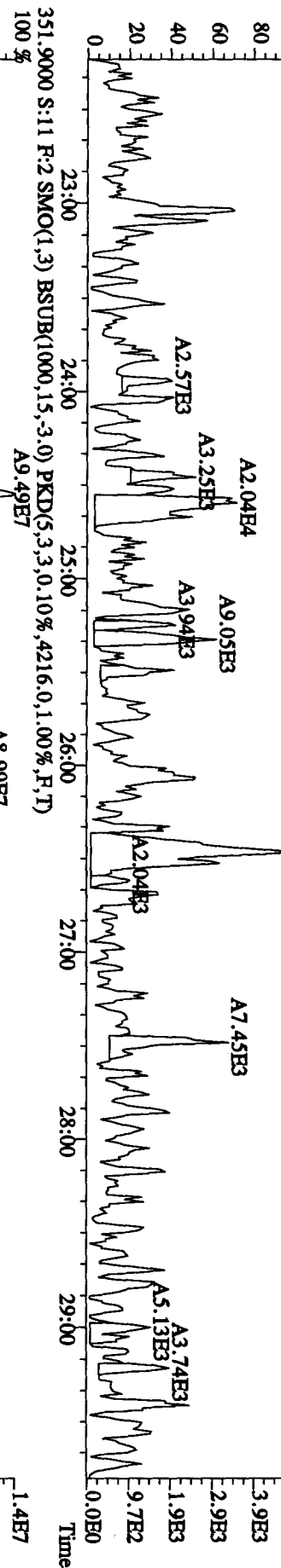
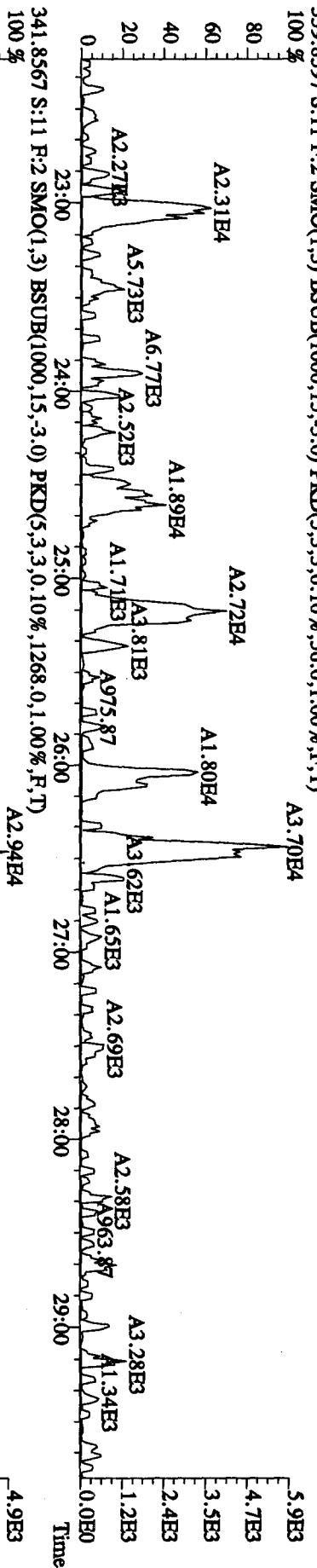
File:01MAY104D5 #1-434 Acq: 1-MAY-2010 16:08:40 GC EI+ Voltage SIR Autospec-UltimaE
 Sample#11 Text:LX2FN-1-AA :GOD150582-2 Exp:DIOXINRES8290A
 319.8965 S:11 SMO(1,3) BSUB(1000,15,-3,0) PKD(5,3,3,0,10%,784.0,1.00%,F,T)



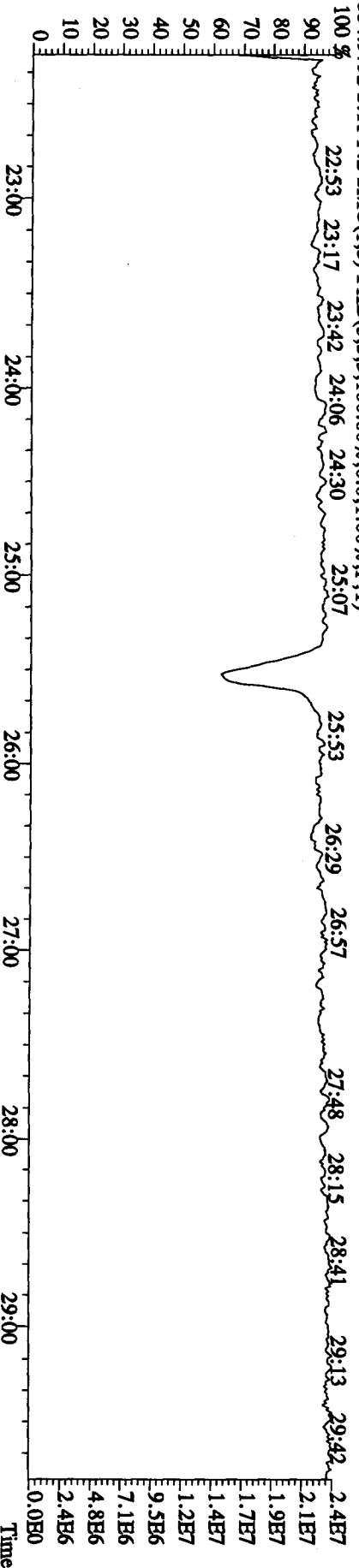
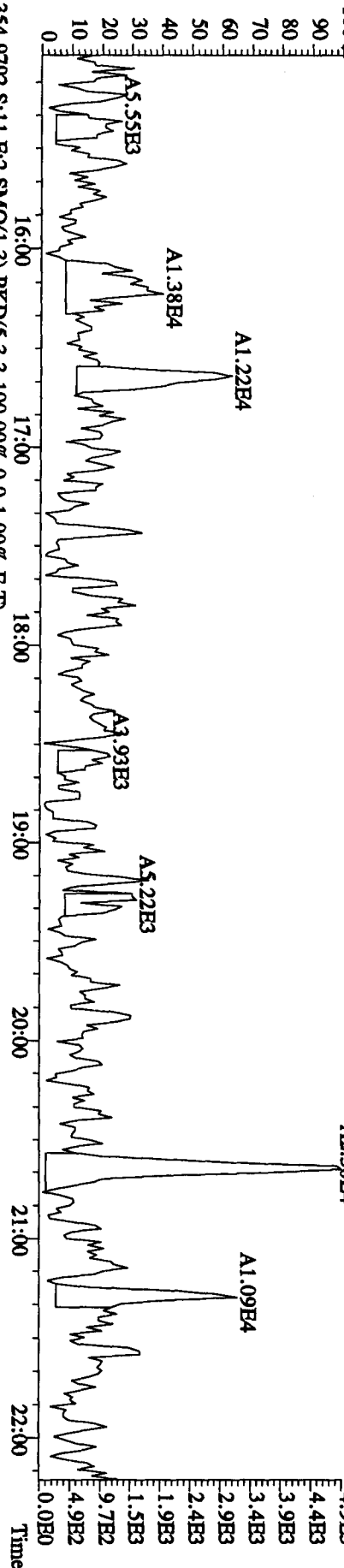
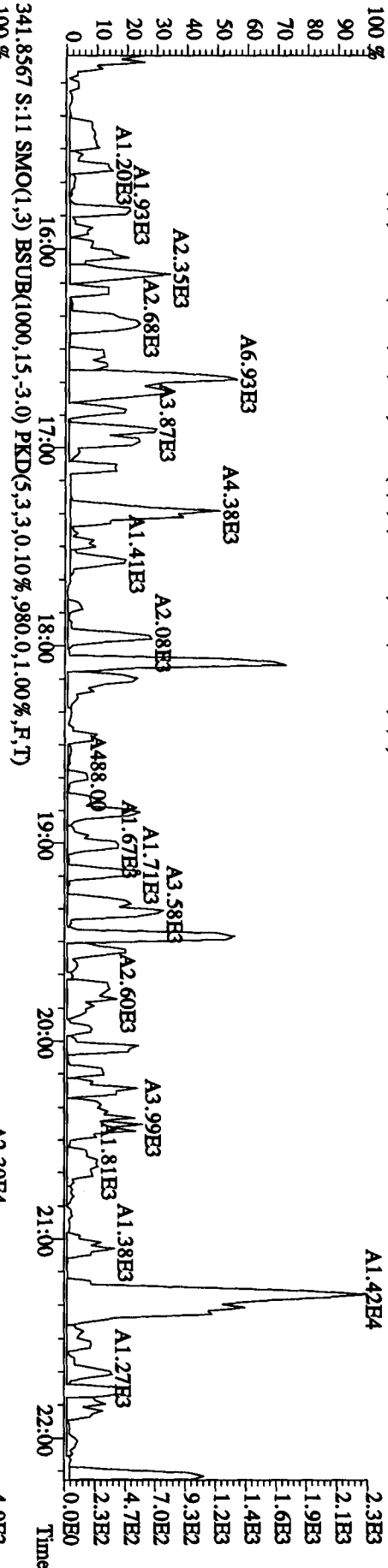
File:01MAY104D5 #1-434 Acq: 1-MAY-2010 16:08:40 GC EI+ Voltage SIR Autospec-UltimaE
 Sample#11 Text:LX2FN-1-AA :GOD150582-2 Exp:DIOXINRES8290A
 327.8847 S:11 SMO(1,3) BSUB(1000,15,-3.0) PKD(5,3,3,0,10%,212.0,1.00%,F,T)



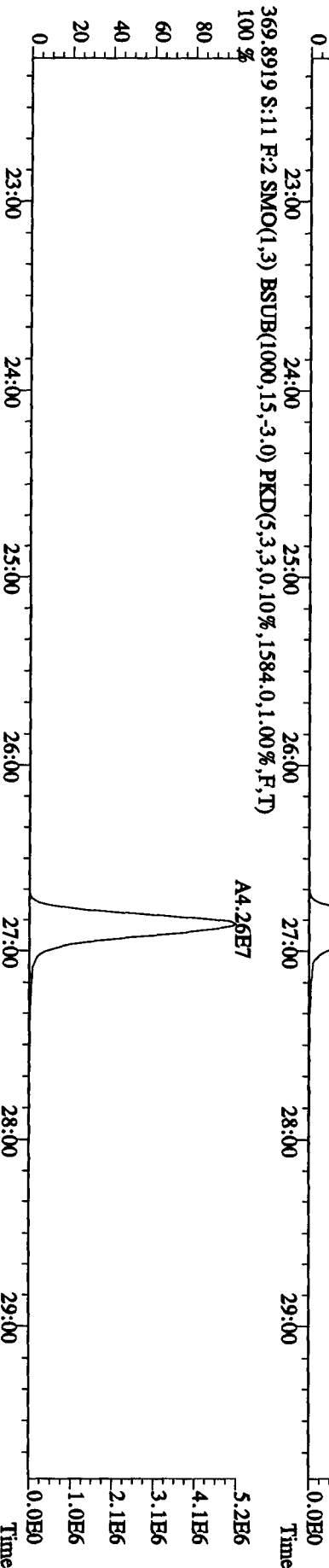
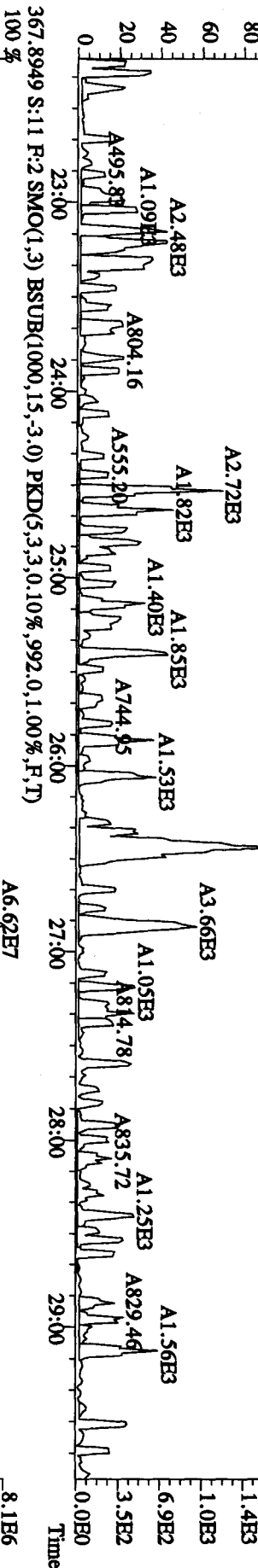
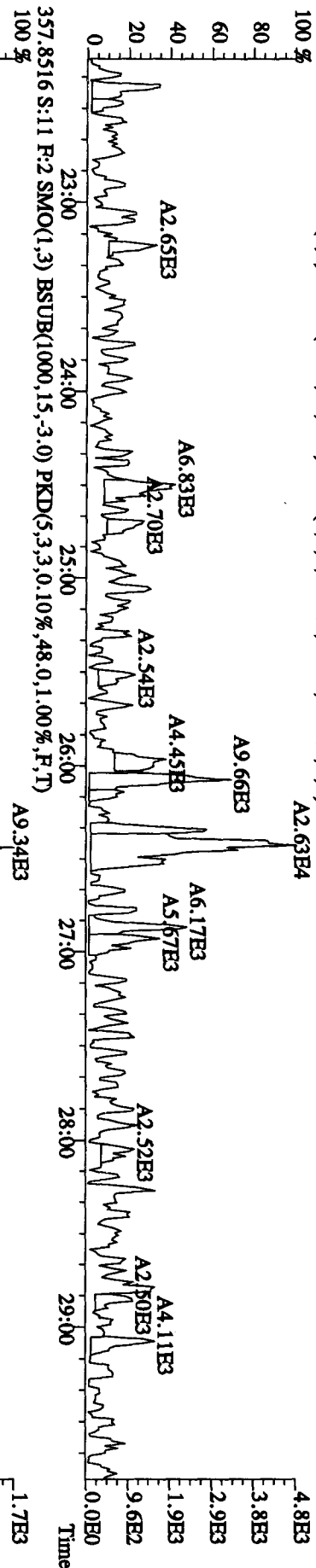
File:01MXY104D5 #1-604 Acq: 1-MAY-2010 16:08:40 GC EI+ Voltage SIR Autospec-Ultimate
 Sample#11 Text:LX2FN-1-AA :GOD150582-2 Exp:DIOXINRES8290A
 339.8597 S:11 F:2 SMO(1,3) BSUB(1000,15,-3.0) PKD(5,3,3,0.10%,.56,0,1.00%,F,T)



File:01MAY10AD5 #1-434 Acq: 1-MAY-2010 16:08:40 GC EI+ Voltage SIR Autospec-Ultimate
 Sample#11 Text:LX2FN-1-AA :GOD150582-2 Exp:DIOXINRES8290A
 339.8597 S:11 SMO(1,3) BSUB(1000,15,-3.0) PKD(5,3,3,0.10%,52.0,1.00%,F,T)
 100%

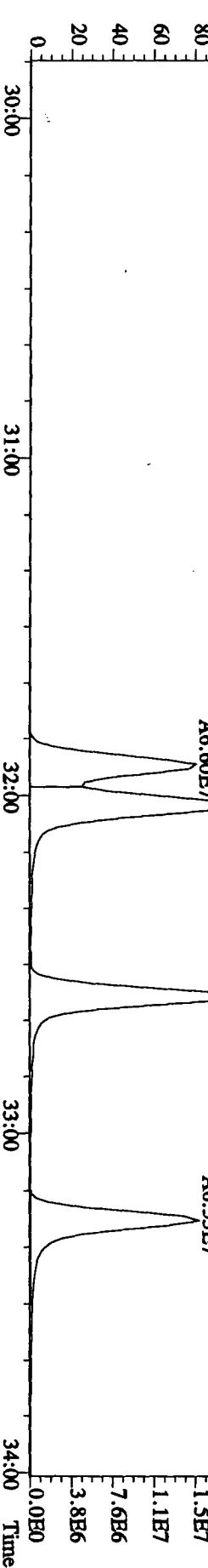
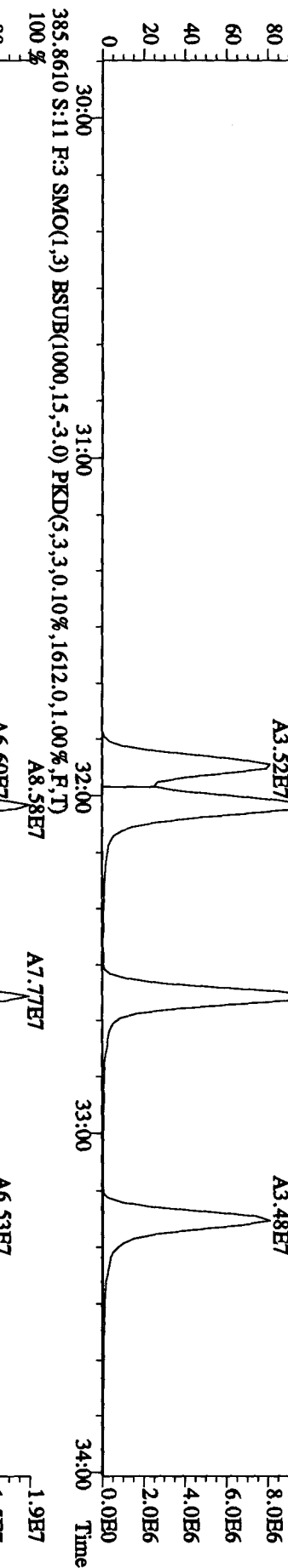
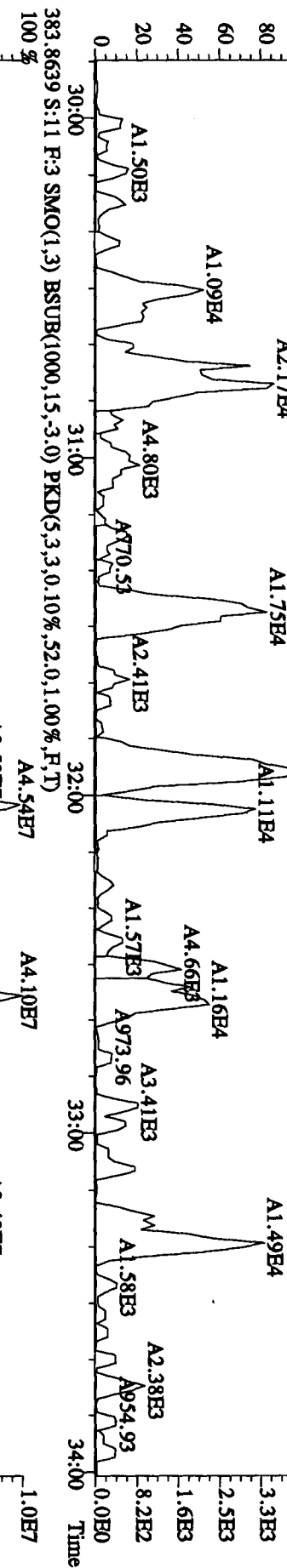
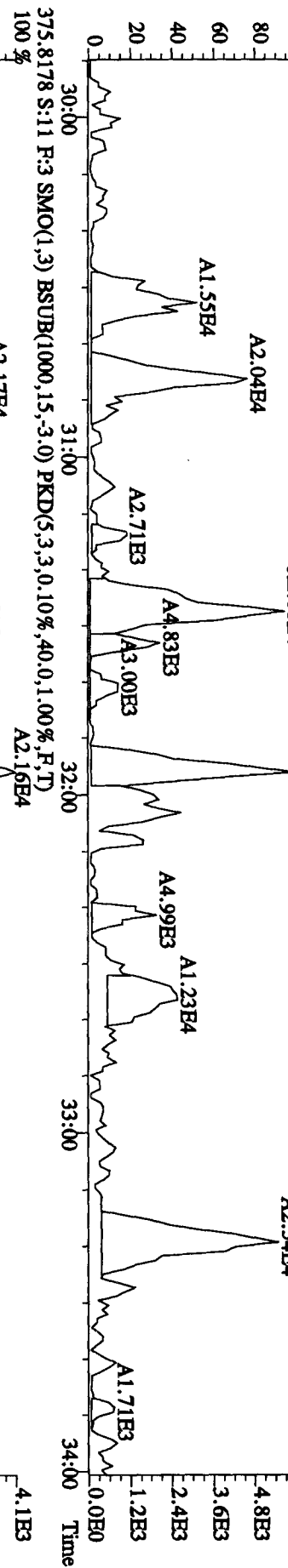


File:01MAY104D5 #1-604 Acq: 1-MAY-2010 16:08:40 GC EI+ Voltage SIR Autospec-Ultimate
 Sample#11 Text:LX2FRN-1-AA :GOD150582-2 Exp:DIOXINRES8290A
 357.8516 S:11 F:2 SMO(1,3) BSUB(1000,15,-3.0) PKD(5,3,3,0.10%,992.0,1.00%,F,T)
 367.8949 S:11 F:2 SMO(1,3) BSUB(1000,15,-3.0) PKD(5,3,3,0.10%,1584.0,1.00%,F,T)
 369.8919 S:11 F:2 SMO(1,3) BSUB(1000,15,-3.0) PKD(5,3,3,0.10%,1584.0,1.00%,F,T)

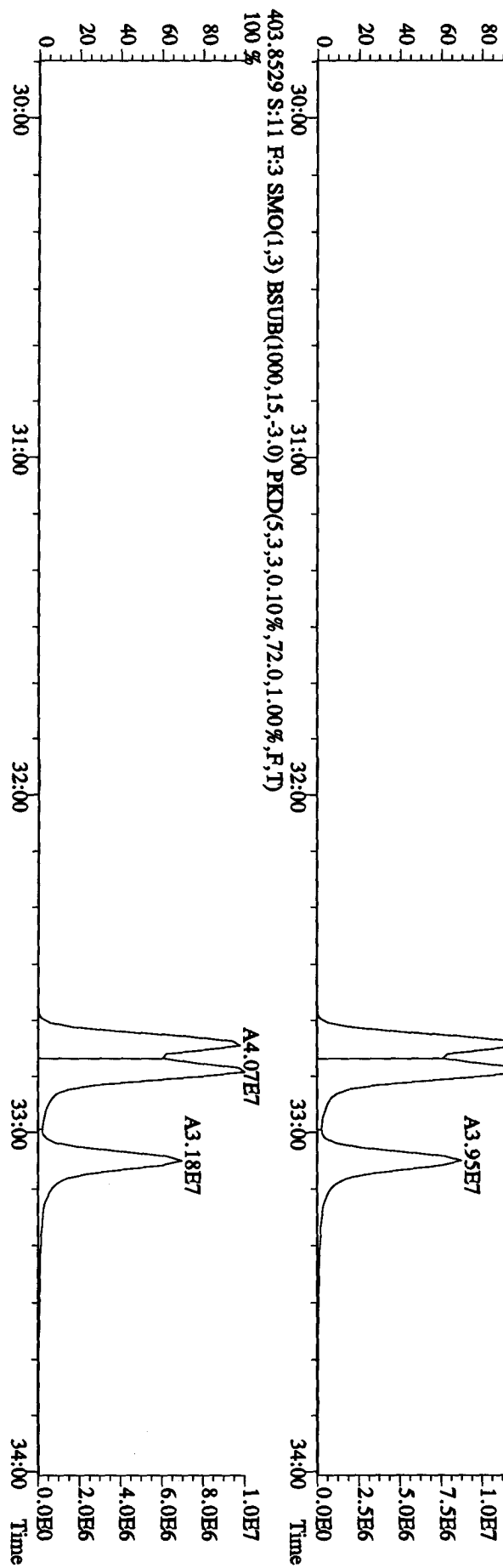
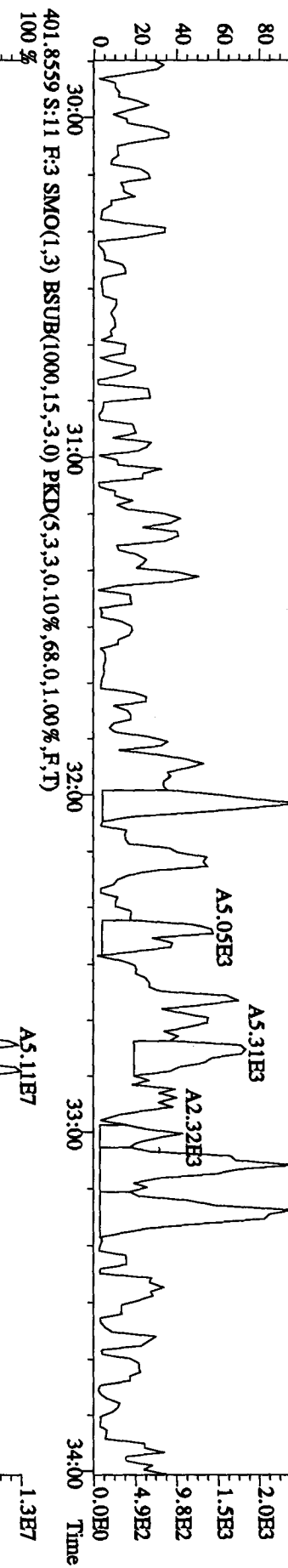
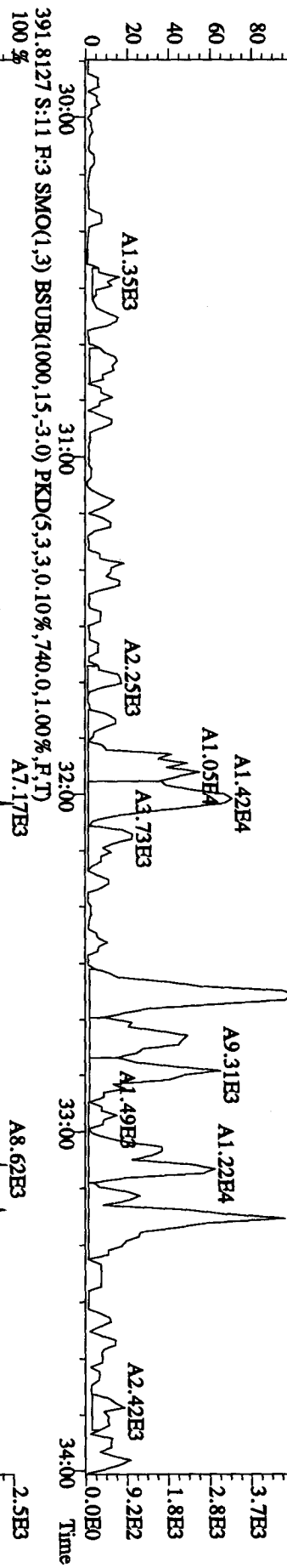


File:01MXY104D5 #1-317 Acq: 1-MAY-2010 16:08:40 GC EI+ Voltage SIR Autospec-Ultimate
 Sample#11 Text:LX2FN-1-AA :G0D150582-2 Exp:DIOXINRES8290A

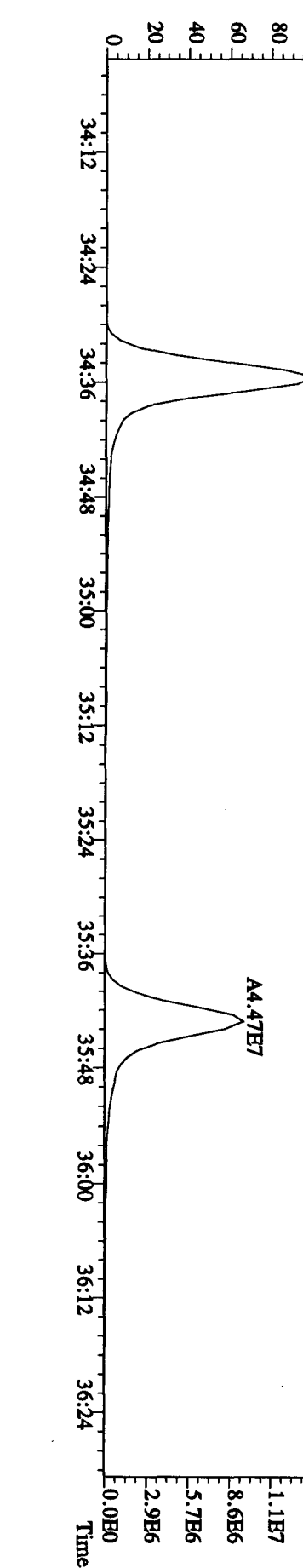


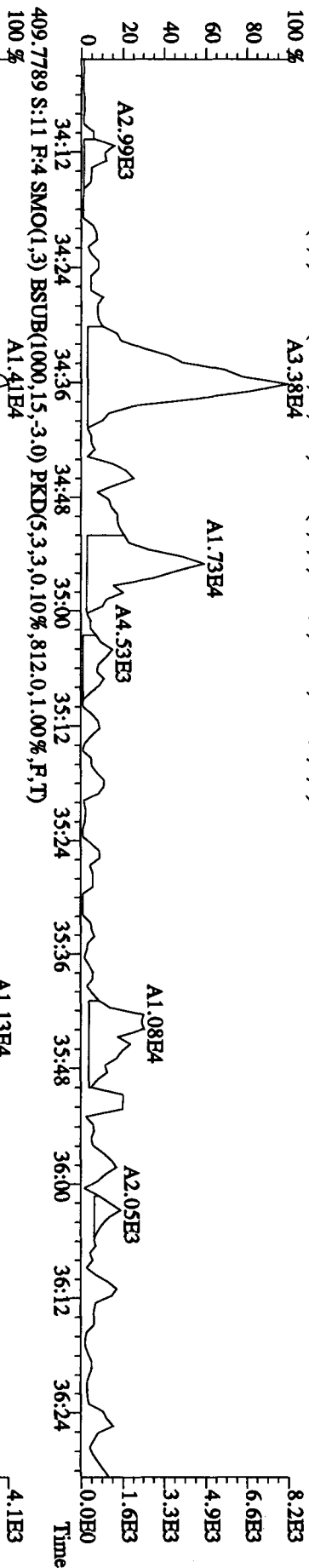
373.8208 S:11 F:3 SMO(1,3) BSUB(1000,15,-3.0) PKD(5,3,3,0.10%,660,0.1,0.0%,F,T)
 385.8610 S:11 F:3 SMO(1,3) BSUB(1000,15,-3.0) PKD(5,3,3,0.10%,1612,0.1,0.0%,F,T)



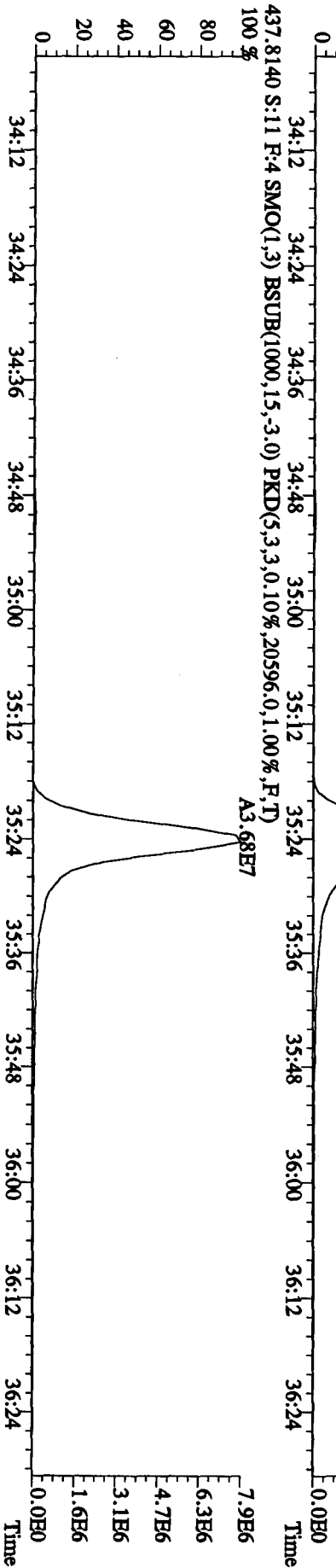
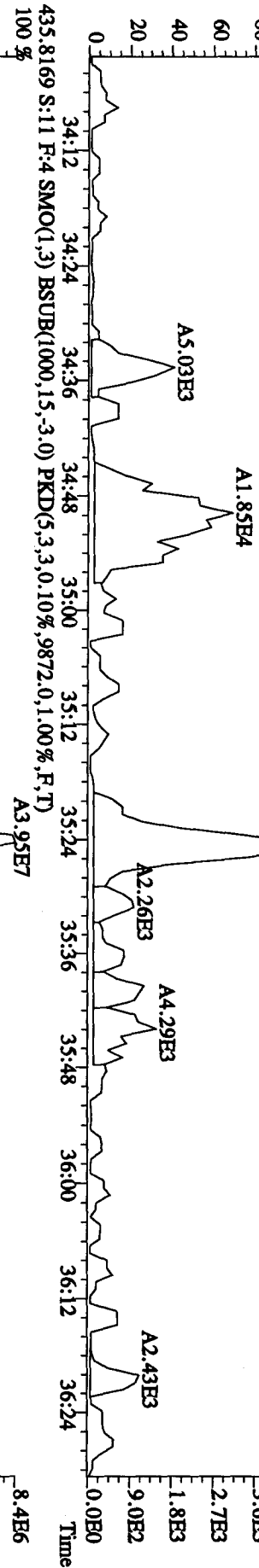
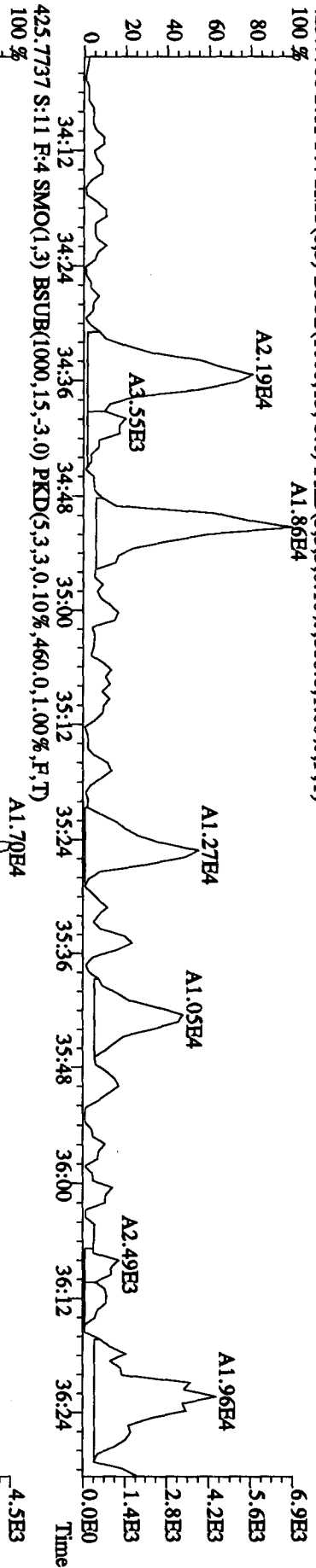
File:01MAY104D5 #1-317 Acq: 1-MAY-2010 16:08:40 GC EI+ Voltage SIR Autospec-Ultimate
 Sample#11 Text:LX2FN-1-AA :GOD150582-2 Exp:DIOXINRES8290A
 389.8157 S:11 F:3 SMO(1,3) BSUB(1000,15,-3.0) PKD(5,3,3,0.10%,484,0.1,00%,F,T)



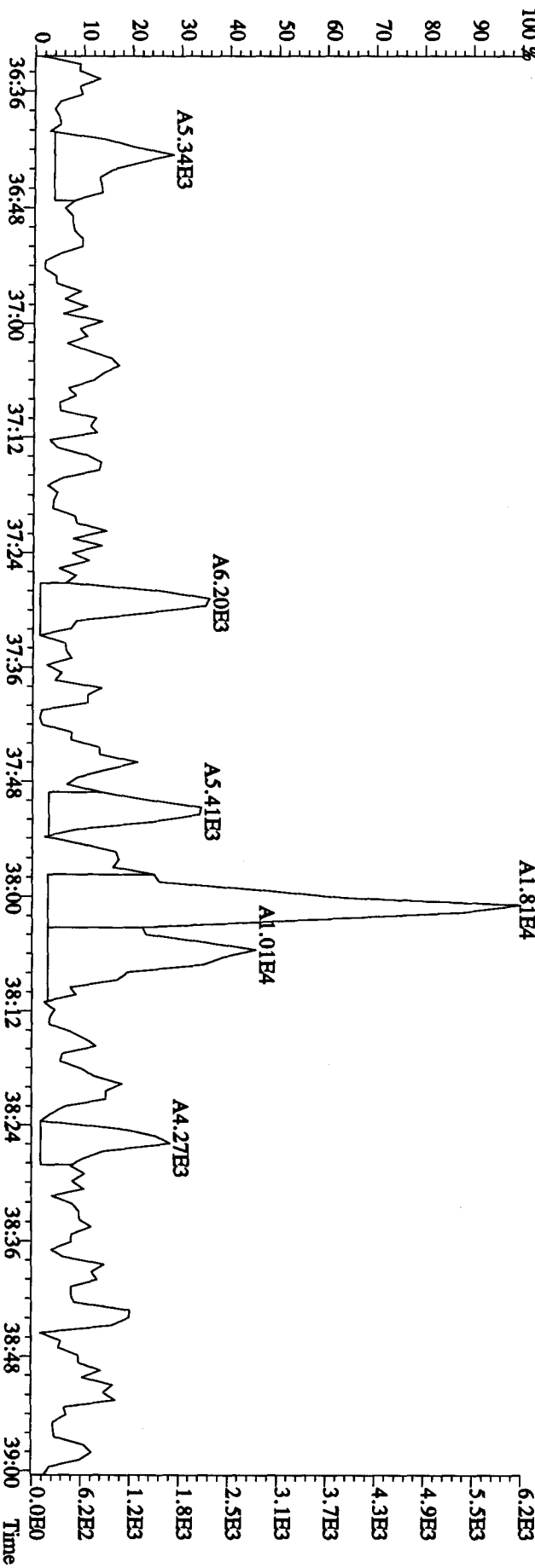
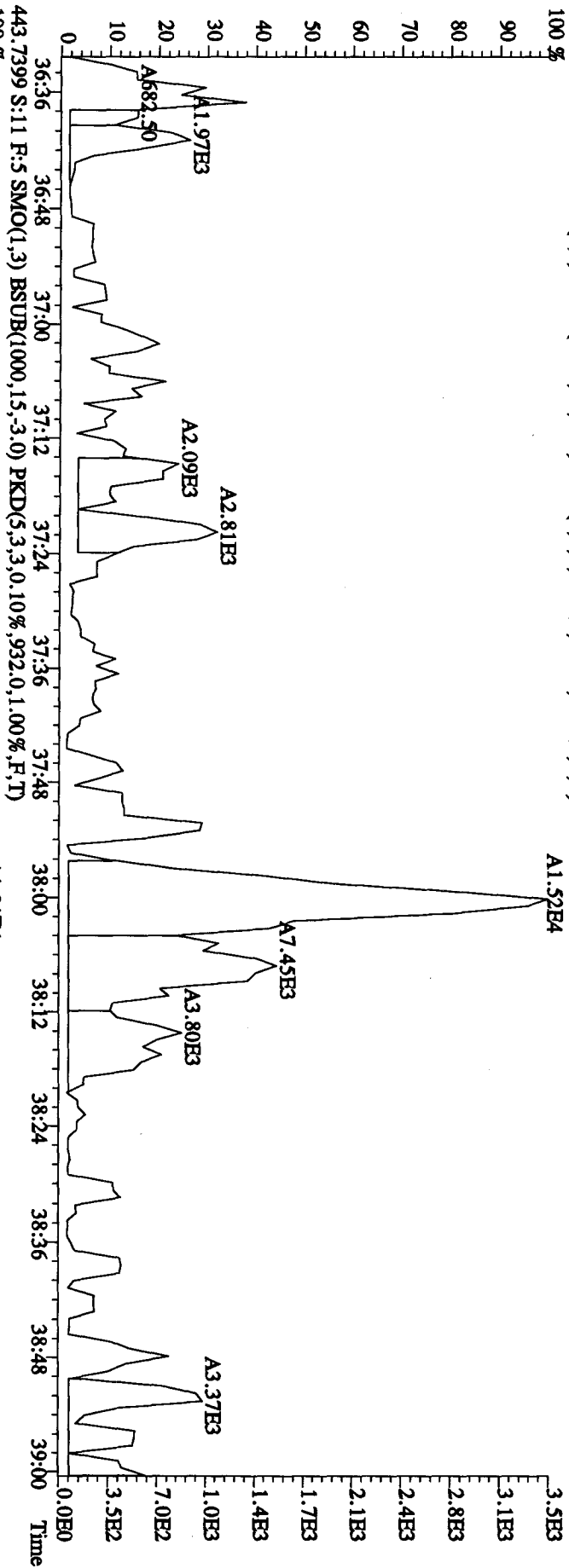
File: 01MAY104D5 #1-198 Acq: 1-MAY-2010 16:08:40 GC EI+ Voltage SIR Autospec-Ultimate
 Sample#11 Text: LX2FN-1-AA :G0D150582-2 Exp: DIOXINRES8290A
 407.7818 S:11 F:4 SMO(1,3) BSUB(1000,15,-3.0) PKD(5,3,3,0.10%,832.0,1.00%,F,T)



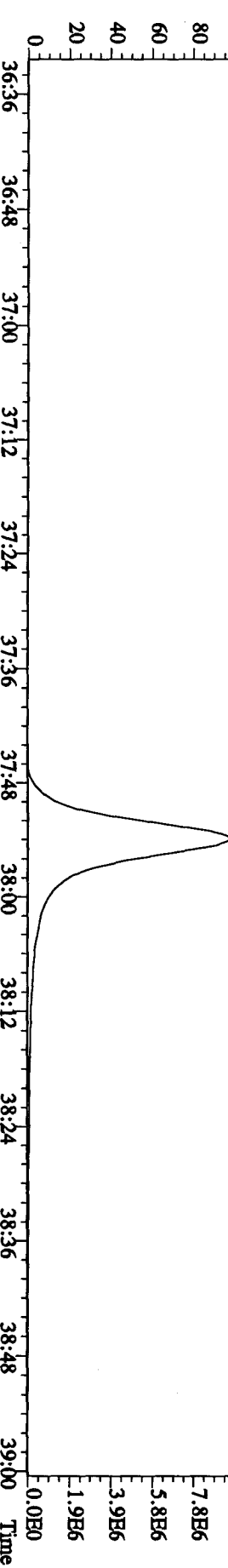
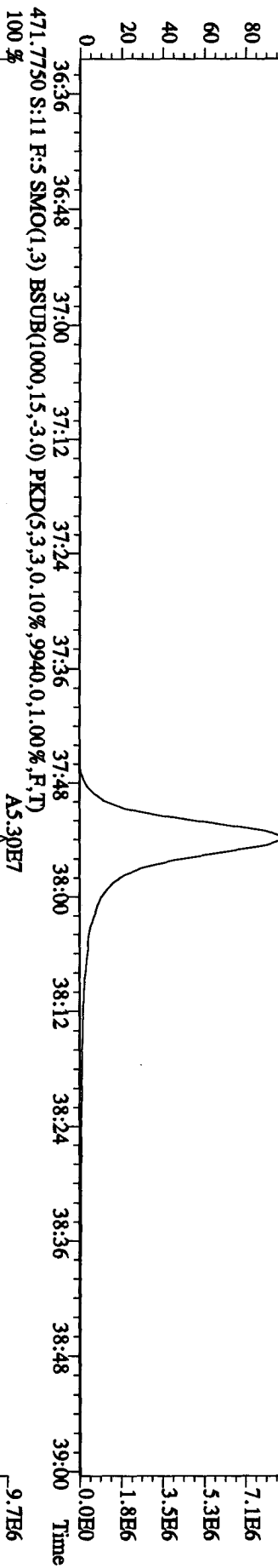

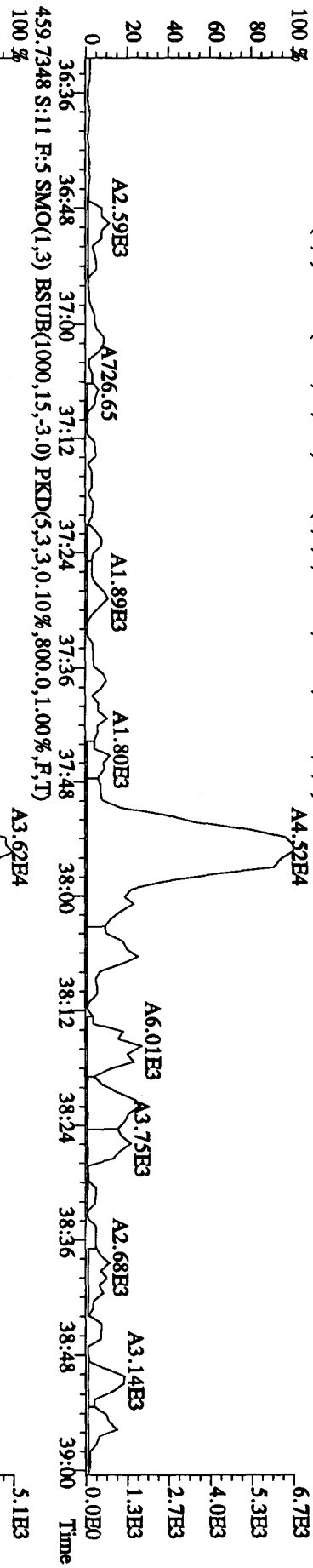
File: 01MAY10AD5 #1-198 Acq: 1-MAY-2010 16:08:40 GC EI + Voltage SIR Autospec-Ultimate
 Sample#11 Text: LXC2FN-1-AA :GOD150582-2 Exp: DIOXINRES8290A
 423.7737 S:11 F:4 SMO(1,3) BSUB(1000,15,-3,0) PKD(5,3,3,0.10%,808.0,1.00%,F,T)



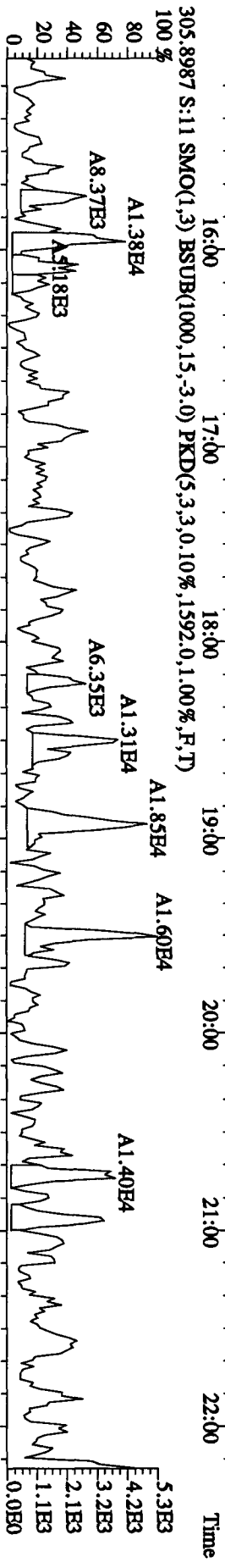
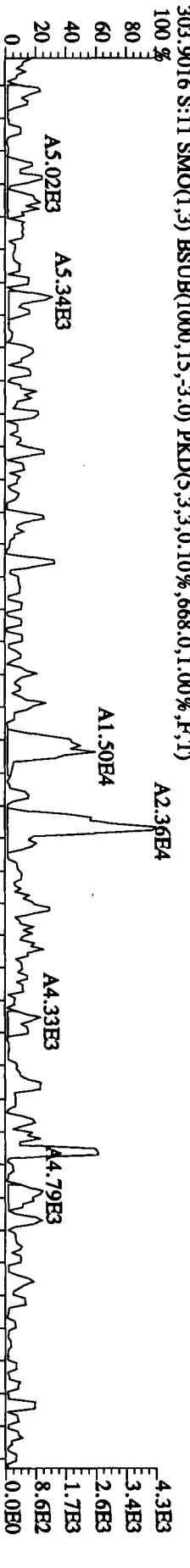
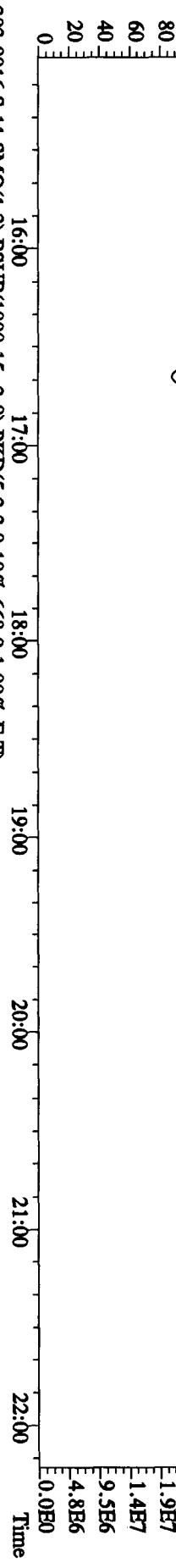
File: 01MAY104D5 #1-190 Acq: 1-MAY-2010 16:08:40 GC EI+ Voltage SIR Autospec-UltimaE
 Sample#11 Text: LK2FRN-1-AA :GOD150582-2 Exp: DIOXINRES8290A
 441.7428 S:11 F:5 SMO(1,3) BSUB(1000,15,-3,0) PKD(5,3,3,0.10%,452.0,1.00%,F,T)
 100 %



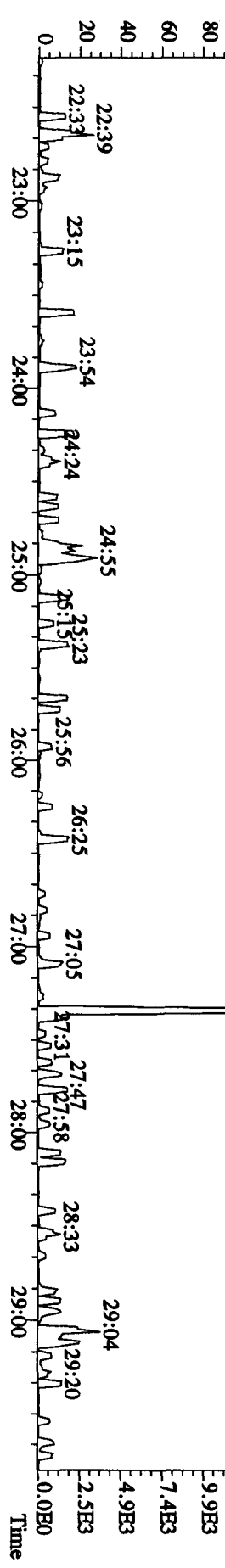
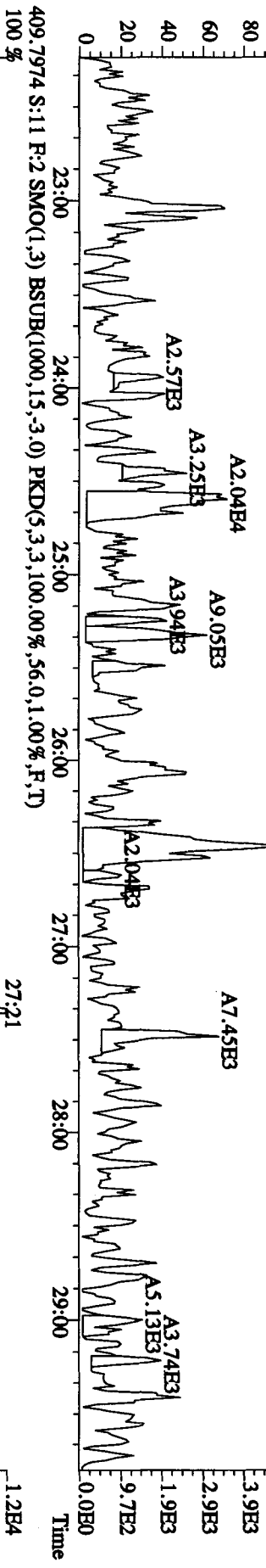
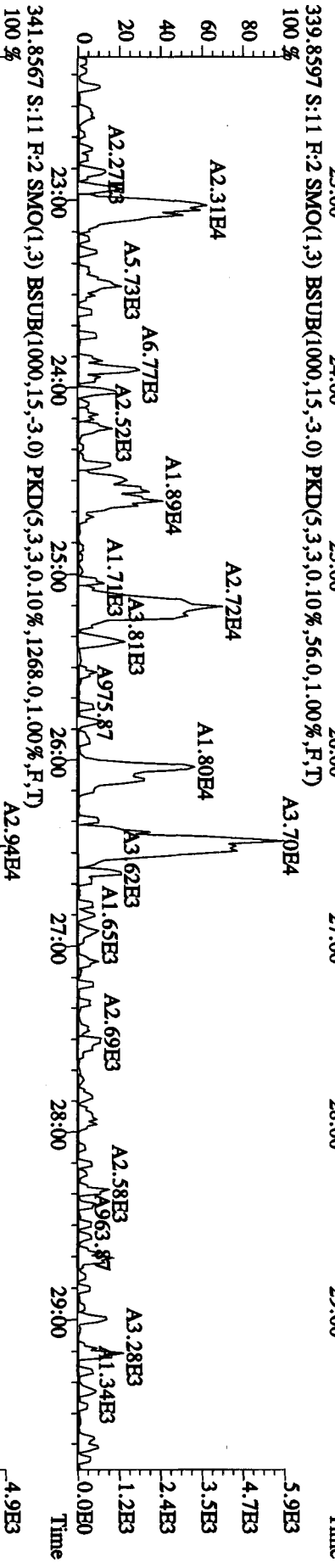
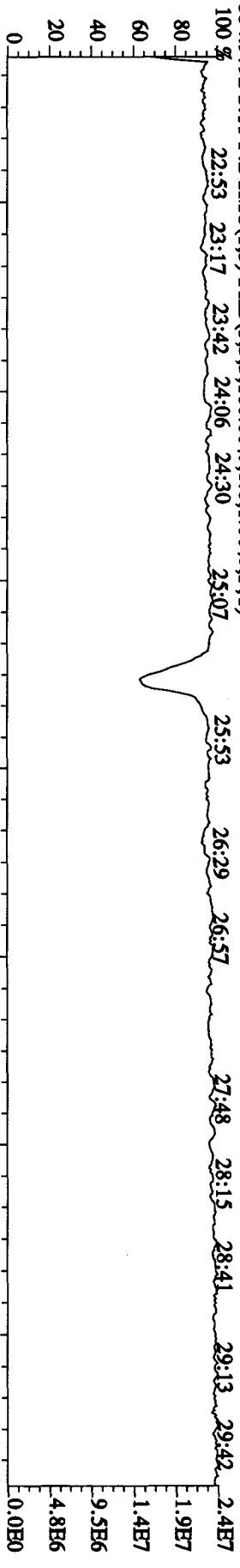
File:01MAY104D5 #1-190 Acq: 1-MAY-2010 16:08:40 GC EI+ Voltage SIR Autospec-Ultimate
 Sample#11 Text:LC2RN-1-AA :GOD150582-2 Exp:DIOXINRES8290A
 457.7377 S:11 F:5 SMO(1,3) BSUB(1000,15,-3,0) PKD(5,3,3,0.10%,288,0,1.00%,F,T)



File:01MAY104D5 #1-434 Acq: 1-MAY-2010 16:08:40 GC EI+ Voltage SIR Autospec-Ultimate
 Sample#11 Text:LX2FN-1-AA :GOD150582-2 Exp:DIOXINRES8290A
 354.9792 S:11 SMO(1,3) PKD(5,3,3,100.00%,0.0,1.00%,F,T)
 100 % 15:12 15:43 16:08 16:32 16:56 17:23 18:01 18:27 18:54 19:30 20:32 21:06 21:34 22:11

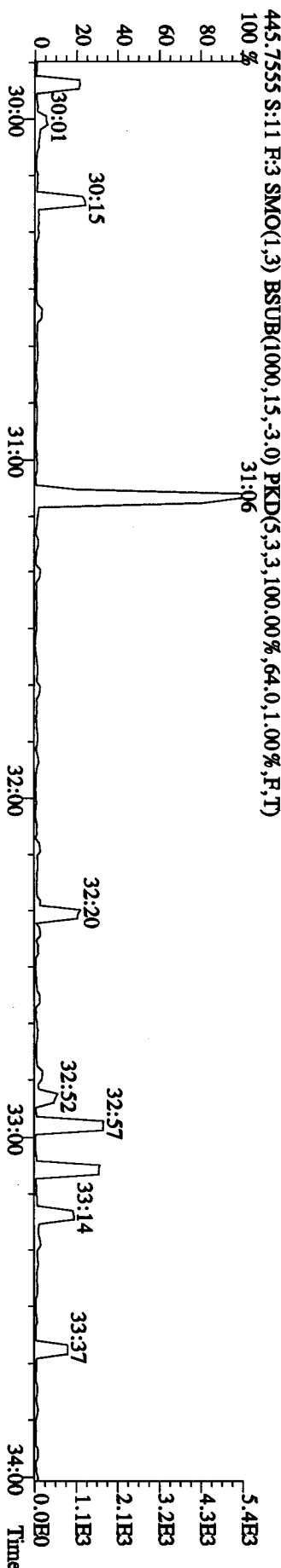
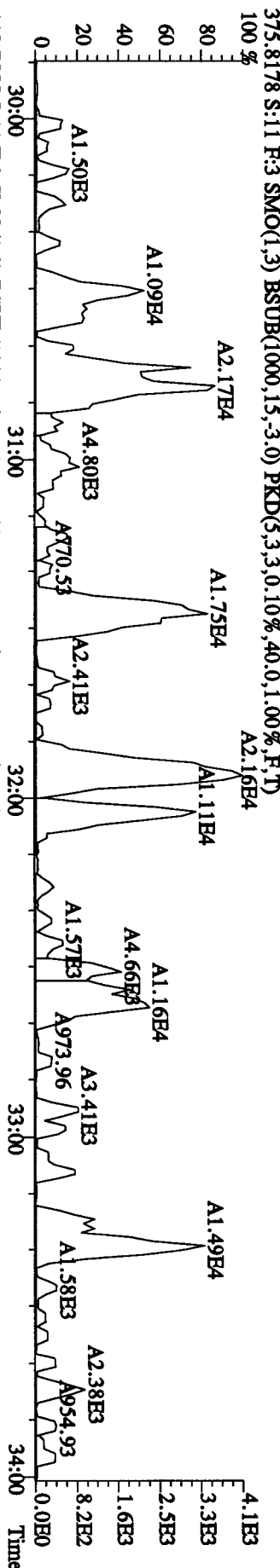
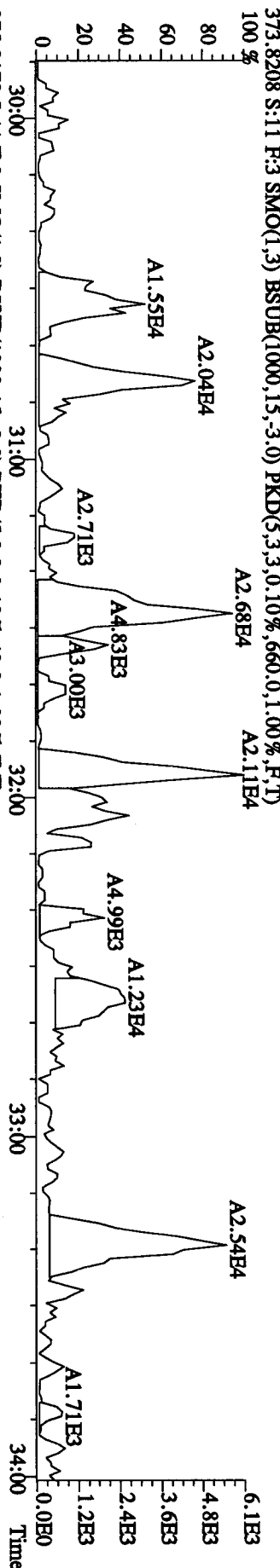
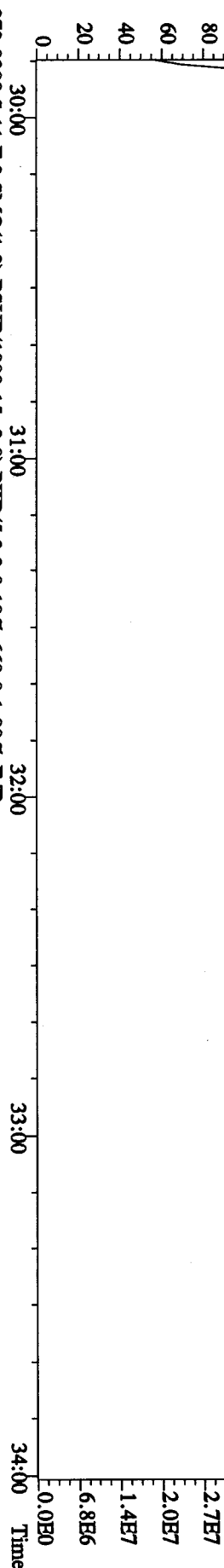


File:01MAY104D5 #1-604 Acq: 1-MAY-2010 16:08:40 GC EI + Voltage SIR Autospec-Ultimate
 Sample#11 Text:LX2FN-1-AA :G0D150582-2 Exp:DIOXINRES8290A



File:01MY104D5 #1-317 Acq: 1-MAY-2010 16:08:40 GC EI+ Voltage SIR Autospec-UltimaE
 Sample#11 Text:LX2FN-1-AA :GDD150582-2 Exp:DIOXINRES8290A

430.9728 S:11 F:3 SMO(1,3) PKD(5,3,3,100.00%,0.0,1.00%,F,T) 100% 29:57 30:13 30:29 30:53 31:08 31:31 31:50 32:04 32:28 32:45 33:21 33:46




File:01MY104D5 #1-198 Acq: 1-MAY-2010 16:08:40 GC EI+ Voltage SIR Autospec-UltimaB

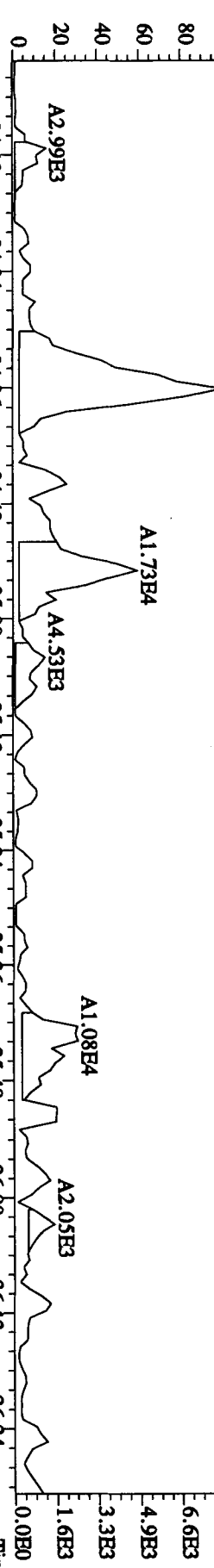
Sample#11 Text:LX2FN-1-AA :GDD150582-2 Exp:DIOXINRES8290A

430.9728 S:11 F:4 SMO(1,3) PKD(5,3,3,100.00%,0.0,1.00%,F,T)

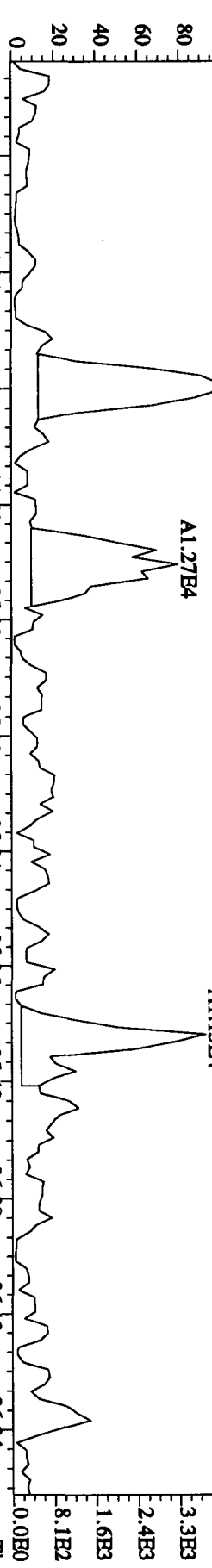
100 %34:06 34:18 34:27 34:38 34:48 34:57 35:07 35:19 35:27 35:41 35:49 36:09 36:17 36:25



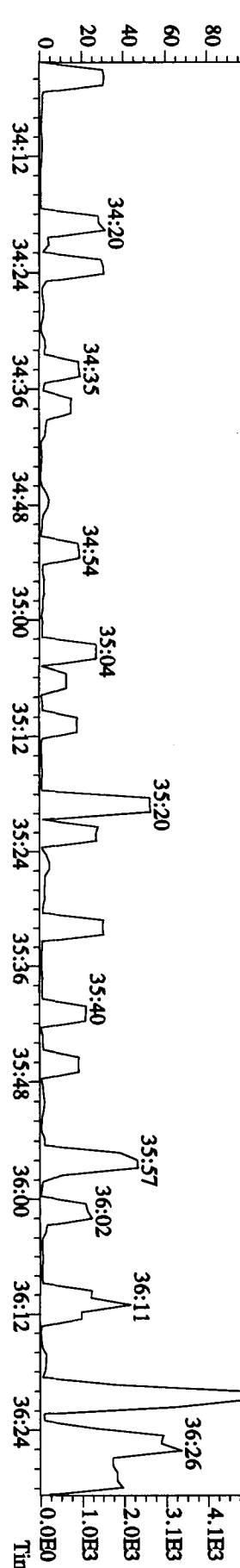
407.7818 S:11 F:4 SMO(1,3) BSUB(1000,15,3,0) PKD(5,3,3,0.10%,832.0,1.00%,F,T)

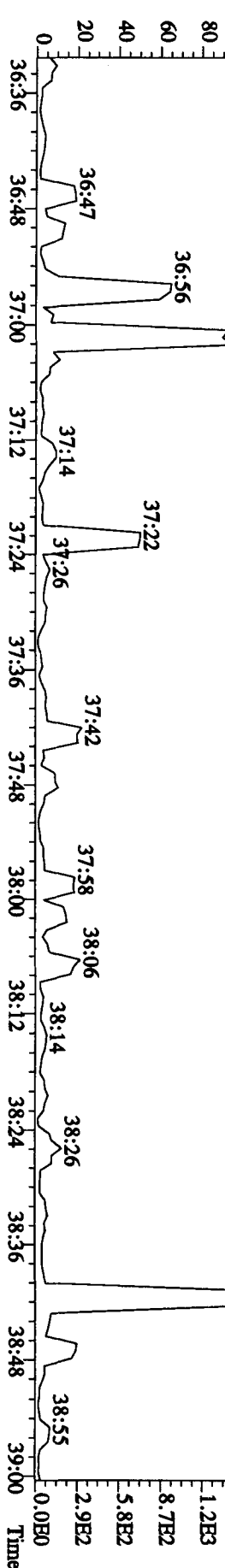
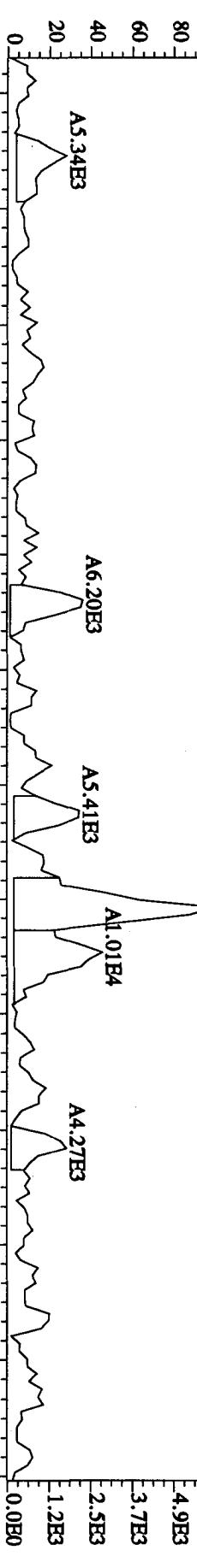
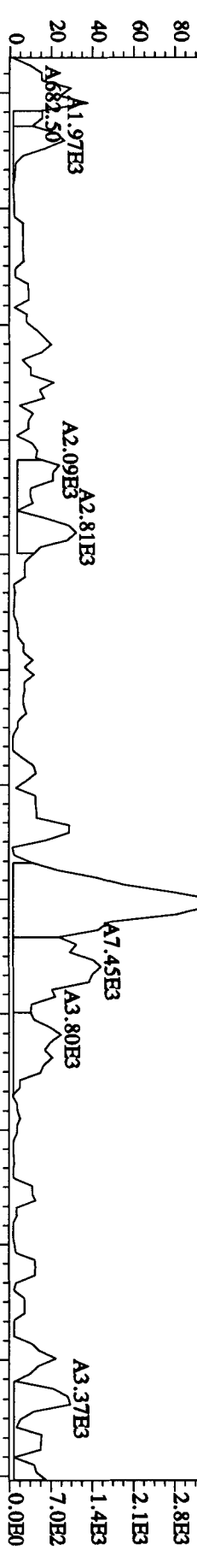



409.7789 S:11 F:4 SMO(1,3) BSUB(1000,15,3,0) PKD(5,3,3,0.10%,812.0,1.00%,F,T)



479.7165 S:11 F:4 SMO(1,3) BSUB(1000,15,3,0) PKD(5,3,3,100.00%,64.0,1.00%,F,T)





6

Daily Calibration Checklist Dioxin Methods

Method ID 8290

Associated ICAL 8290A0412104B5

Column ID DB5

Instrument ID 4A5

STD ID ST0501, ST0501A

STD Solution 100XN111

Analyzed by AM, ME

Date Analyzed 5/1/10

Std. Pkg. By ME

Date Std. Pkg. Assembled 5/2/10

Std. Pkg. Reviewed By SMA

Date Std. Pkg. Reviewed 5/03/10

DAILY STANDARD PACKAGE	INITIATED	REVIEWED
Standard, CPSM, and Solvent Blank present?	✓	✓
Copy of log-file and Beginning Static Resolution present?	✓	✓
CPSM blow up present?	✓	✓
Curve Summary present?	✓	✓
Summary of Method criteria present or documented below?	✓	✓
Daily standard within method specified limits?*	✓	✓
Analyte retention times correct?	✓	✓
Isotopic ratios within limits?	✓	✓
CPSM valley ≤ method specified limits?***	✓	✓
Are chromatographic windows correct?	✓	✓
Samples analyzed within 12 hrs of daily standard?	✓	✓
Manual reintegration's checked and hardcopies included?	NA	NA
Ending Standard present?	✓	✓
Ending Static Resolutions present	✓	✓
Absolute retention times for 13C12-1,2,3,4-TCDD and 13C12-1,2,3,7,8,9-HxCDD are within +/- 15 seconds of the retention times in the Initial Calibration? (required for all 1613B samples)	NA	NA

COMMENTS: _____

* Method 8290/TO9/M0023A: (beginning) ≤ 20% from curve RRFs for native analytes, ≤ 30% from curve RRFs for labeled compounds.
 Method 8290/TO9/M0023A: (ending) ≤ 25% from curve RRFs for native analytes, ≤ 35% from curve RRFs for labeled compounds.
 Method 23: See Method 23 Daily Standard Criteria, Table 5.
 Method 1613B: See, Method 1613B or Method 1613B Tetras Daily Standard Criteria.
 ** Method 23/0023A CPSM Criteria: 25% valley between 2378 TCDF (DB-225)/TCDD (DB-5) and its closest eluters normalized to the smallest peak of the triplet
 Method 1613B/8290/TO9 CPSM Criteria: 25% valley between 2378 TCDF (DB-225)/TCDD (DB-5) and its closest eluters normalized to the 2378 peak.

Run text: ST0501 File text: ST0501 :CS3 10DXN083
 Run #6 Filename 01MY104D5 S: 1 I: 1
 Acquired: 1-MAY-10 08:48:19 Processed: 2-MAY-10 09:21:44
 Run: 01MY104D5 Analyte: 8290A Cal: 8290A0412104D5 Results: 01MY104D58290A

Name	Resp	RA	RT	RRF	Amount	Dev'n	Mod?
13C-1,2,3,4-TCDD	146739400	0.80 y	19:30	-	100.00	-	n
13C-2,3,7,8-TCDF	223821200	0.80 y	18:55	1.53	100.00	0.3	n
2,3,7,8-TCDF	21562170	0.79 y	18:56	0.96	10.00	1.9	n
Total TCDF	21750047	0.45 n	17:56	0.96	10.00	1.9	n
13C-2,3,7,8-TCDD	151633700	0.78 y	19:43	1.03	100.00	8.8	n
2,3,7,8-TCDD	14451400	0.78 y	19:44	0.95	10.00	-6.7	n
Total TCDD	14503234	0.68 y	18:28	0.95	10.00	-6.7	n
37Cl-2,3,7,8-TCDD	35955800	1.00 y	19:44	2.45	10.00	8.4	n
13C-1,2,3,7,8-PeCDF	152638100	1.56 y	24:34	1.04	100.00	-1.0	n
1,2,3,7,8-PeCDF	78056200	1.59 y	24:35	1.02	50.00	-2.1	n
2,3,4,7,8-PeCDF	74078500	1.56 y	26:05	0.97	50.00	-1.2	n
Total F2 PeCDF	154427192	1.67 y	23:00	1.00	100.00	-1.7	n
Total F1 PeCDF	16556	0.17 n	16:41	1.00	100.00	-1.7	n
13C-1,2,3,7,8-PeCDD	105170000	1.56 y	26:52	0.72	100.00	6.9	n
1,2,3,7,8-PeCDD	48270900	1.58 y	26:55	0.92	50.00	-6.5	n
Total PeCDD	48270900	1.58 y	26:55	0.92	50.00	-6.5	n
13C-1,2,3,7,8,9-HxCDD	120109000	1.27 y	33:05	-	100.00	-	n
13C-1,2,3,4,7,8-HxCDF	109948300	0.52 y	31:55	0.92	100.00	-10.7	n
1,2,3,4,7,8-HxCDF	67922200	1.24 y	31:56	1.24	50.00	1.9	n
1,2,3,6,7,8-HxCDF	77606400	1.25 y	32:03	1.41	50.00	5.1	n
2,3,4,6,7,8-HxCDF	71115100	1.29 y	32:37	1.29	50.00	5.8	n
1,2,3,7,8,9-HxCDF	66383100	1.25 y	33:16	1.21	50.00	10.5	n
Total HxCDF	283136957	1.36 y	30:47	1.29	200.00	5.7	n
13C-1,2,3,6,7,8-HxCDD	109934000	1.27 y	32:49	0.92	100.00	13.4	n
1,2,3,4,7,8-HxCDD	44621900	1.28 y	32:45	0.81	50.00	-19.4	n
1,2,3,6,7,8-HxCDD	60062200	1.29 y	32:49	1.09	50.00	-1.9	n
1,2,3,7,8,9-HxCDD	60107100	1.28 y	33:06	1.09	50.00	-9.6	n
Total HxCDD	164791200	1.28 y	32:45	1.00	150.00	-10.0	n
13C-1,2,3,4,6,7,8-HpCDF	99562400	0.44 y	34:36	0.83	100.00	-3.9	n
1,2,3,4,6,7,8-HpCDF	63278700	0.96 y	34:36	1.27	50.00	-2.9	n
1,2,3,4,7,8,9-HpCDF	54417700	0.96 y	35:43	1.09	50.00	6.6	n
Total HpCDF	117696400	0.96 y	34:36	1.18	100.00	1.2	n
13C-1,2,3,4,6,7,8-HpCDD	95219600	1.05 y	35:24	0.79	100.00	13.7	n
1,2,3,4,6,7,8-HpCDD	49833600	1.05 y	35:25	1.05	50.00	-2.3	n
Total HpCDD	50059612	0.85 n	34:51	1.05	50.00	-2.3	n
13C-OCDD	134824700	0.90 y	37:53	0.56	200.00	5.6	n
OCDF	94262700	0.92 y	38:00	1.40	100.00	-3.3	n
OCDD	76243600	0.89 y	37:54	1.13	100.00	-3.0	n

Run text: ST0501A File text: ST0501A :CS3 10DXN083
 Run #20 Filename 01MY104D5 S: 18 I: 1
 Acquired: 1-MAY-10 21:17:02 Processed: 2-MAY-10 09:24:44
 Run: 01MY104D5 Analyte: 8290A Cal: 8290A0412104D5 Results: 01MY104D58290A

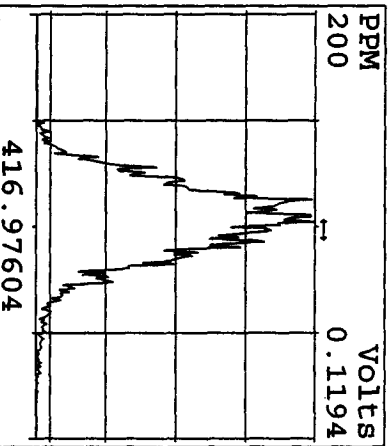
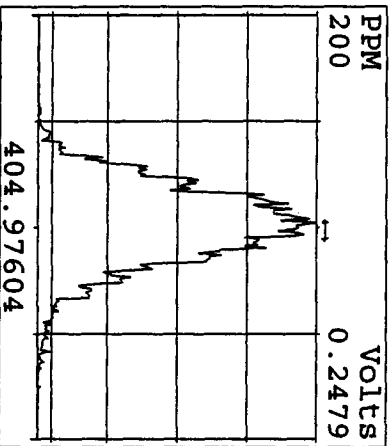
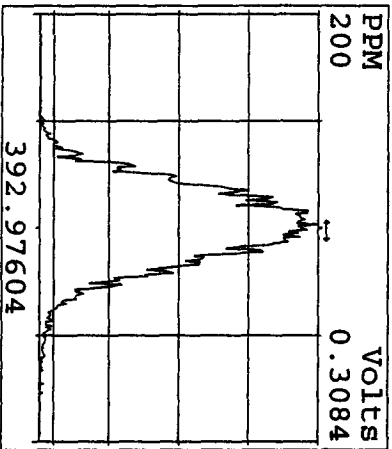
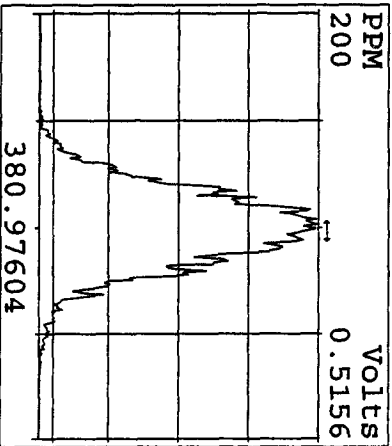
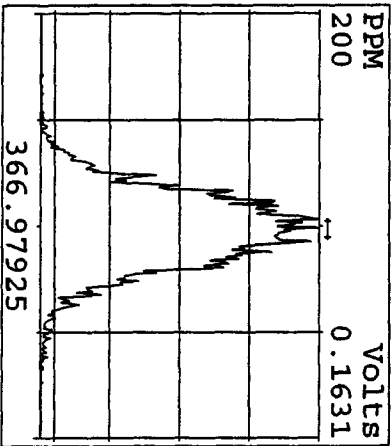
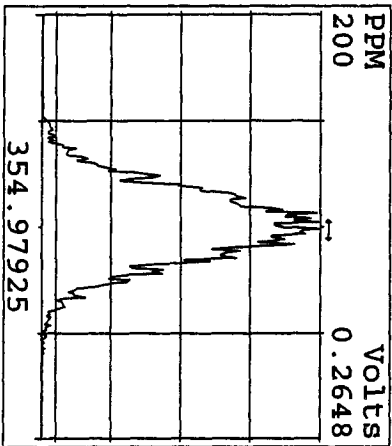
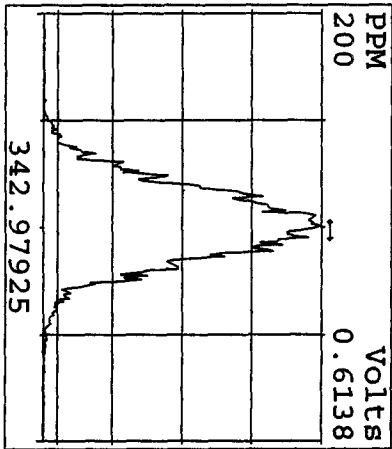
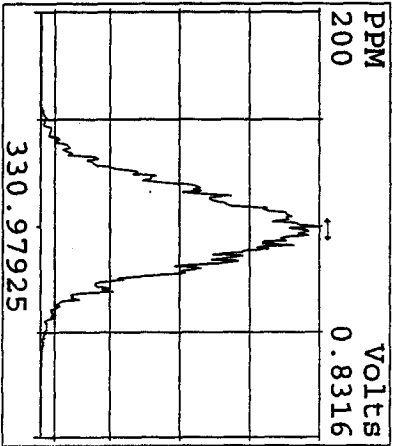
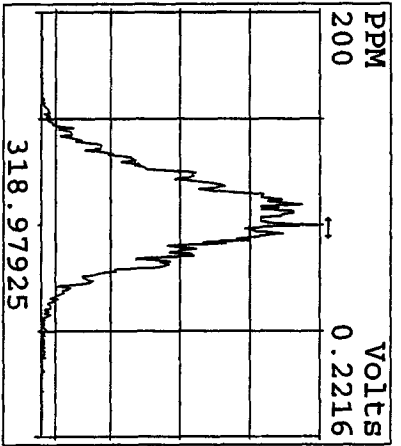
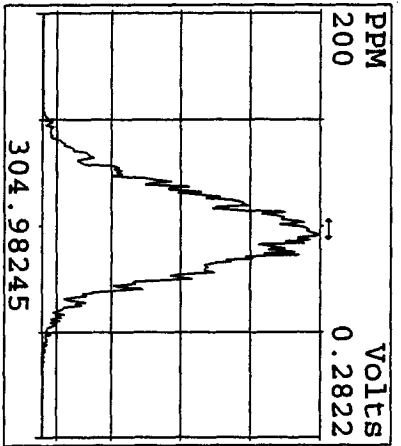
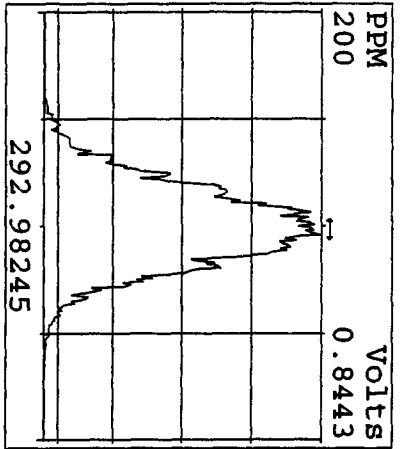
Name	Resp	RA	RT	RRF	Amount	Dev'n	Mod?
13C-1,2,3,4-TCDD	131130396	0.79 y	19:30	-	100.00	-	n
13C-2,3,7,8-TCDF	198713664	0.79 y	18:55	1.52	100.00	-0.4	n
2,3,7,8-TCDF	19000129	0.78 y	18:56	0.96	10.00	1.1	n
Total TCDF	19127788	0.75 y	18:31	0.96	10.00	1.1	n
13C-2,3,7,8-TCDD	133148476	0.79 y	19:43	1.02	100.00	6.9	n
2,3,7,8-TCDD	12720864	0.78 y	19:44	0.96	10.00	-6.4	n
Total TCDD	12758850	0.40 n	18:29	0.96	10.00	-6.4	n
37Cl-2,3,7,8-TCDD	31099532	1.00 y	19:44	2.37	10.00	4.9	n
13C-1,2,3,7,8-PeCDF	138798408	1.56 y	24:34	1.06	100.00	0.8	n
1,2,3,7,8-PeCDF	70849384	1.56 y	24:35	1.02	50.00	-2.3	n
2,3,4,7,8-PeCDF	69381910	1.56 y	26:05	1.00	50.00	1.8	n
Total F2 PeCDF	141199654	2.14 n	23:03	1.01	100.00	-0.3	n
Total F1 PeCDF	33211	0.22 n	16:08	1.01	100.00	-0.3	n
13C-1,2,3,7,8-PeCDD	99650396	1.53 y	26:53	0.76	100.00	13.3	n
1,2,3,7,8-PeCDD	46069956	1.56 y	26:55	0.92	50.00	-5.8	n
Total PeCDD	46069956	1.56 y	26:55	0.92	50.00	-5.8	n
13C-1,2,3,7,8,9-HxCDD	104729540	1.27 y	33:05	-	100.00	-	n
13C-1,2,3,4,7,8-HxCDF	99279104	0.52 y	31:55	0.95	100.00	-7.5	n
1,2,3,4,7,8-HxCDF	61254934	1.25 y	31:56	1.23	50.00	1.8	n
1,2,3,6,7,8-HxCDF	69040610	1.28 y	32:03	1.39	50.00	3.6	n
2,3,4,6,7,8-HxCDF	64003716	1.27 y	32:37	1.29	50.00	5.5	n
1,2,3,7,8,9-HxCDF	57404352	1.29 y	33:17	1.16	50.00	5.9	n
Total HxCDF	251807041	0.91 n	30:47	1.27	200.00	4.1	n
13C-1,2,3,6,7,8-HxCDD	87238456	1.29 y	32:50	0.83	100.00	3.2	n
1,2,3,4,7,8-HxCDD	40690090	1.27 y	32:46	0.93	50.00	-7.3	n
1,2,3,6,7,8-HxCDD	54351886	1.31 y	32:50	1.25	50.00	11.9	n
1,2,3,7,8,9-HxCDD	53360746	1.27 y	33:06	1.22	50.00	1.2	n
Total HxCDD	148402722	1.27 y	32:46	1.13	150.00	2.2	n
13C-1,2,3,4,6,7,8-HpCDF	87798028	0.44 y	34:36	0.84	100.00	-2.8	n
1,2,3,4,6,7,8-HpCDF	56057650	0.95 y	34:37	1.28	50.00	-2.5	n
1,2,3,4,7,8,9-HpCDF	46674540	0.96 y	35:44	1.06	50.00	3.7	n
Total HpCDF	102732190	0.95 y	34:37	1.17	100.00	0.2	n
13C-1,2,3,4,6,7,8-HpCDD	78724988	1.06 y	35:24	0.75	100.00	7.8	n
1,2,3,4,6,7,8-HpCDD	41106808	1.03 y	35:25	1.04	50.00	-2.6	n
Total HpCDD	41587659	1.27 n	34:51	1.04	50.00	-2.6	n
13C-OCDD	119042964	0.91 y	37:54	0.57	200.00	7.0	n
OCDF	82960652	0.92 y	38:01	1.39	100.00	-3.6	n
OCDD	68190198	0.89 y	37:54	1.15	100.00	-1.8	n

Data file	Smp	Work Order	Sample ID	FV-uL	Method/Matrix	Box	Size	U
01MY104D5	1	ST0501	CS3 10DXN083				1.00000	
01MY104D5	2	CP0501	DB-5 CPSM 3732-05				1.00000	
01MY104D5	3	SB0501	Solvent Blank C-14				1.00000	
01MY104D5	4	LX3LQ-1-AA	GOD160000-253B	20	8290/WATER	72	1.00000	L
01MY104D5	5	LX3LQ-1-AC	GOD160000-253C	20	8290/WATER		1.00000	L
01MY104D5	6	LXWV7-1-AA	GOD130519-1	10	8290/WATER		1.03350	L
01MY104D5	7	LXWV8-1-AA	GOD130519-2	10	8290/WATER		1.03380	L
01MY104D5	8	LOAHX-1-AC	GOD210000-312C	10	8290/WATER	78	1.00000	L
01MY104D5	9	LOAHX-1-AA	GOD210000-312B	10	8290/WATER		1.00000	L
01MY104D5	10	LX2FJ-1-AA	GOD150582-1	10	8290/WATER		0.97230	L
01MY104D5	11	LX2FN-1-AA	GOD150582-2	10	8290/WATER		0.97411	L
01MY104D5	12	LXOM3-1-AA	GOD140534-1	10	8290/WATER	75	1.00480	L
01MY104D5	13	LXOM5-1-AA	GOD140534-2	10	8290/WATER		0.99770	L
01MY104D5	14	LXOM6-1-AA	GOD140534-3	10	8290/WATER		0.94920	L
01MY104D5	15	LX2G1-1-AD	GOD150589-9	10	8290/SOLID	75	10.24000	g
01MY104D5	16	LX2JT-1-AD	GOD150589-36	10	8290/SOLID		10.00000	g
01MY104D5	17	SB0501A	Solvent Blank C-14				1.00000	
01MY104D5	18	ST0501A	CS3 10DXN083				1.00000	
01MY104D5	19	CP0501A	DB-5 CPSM 3732-05				1.00000	
01MY104D5	20	SB0501B	Solvent Blank C-14				1.00000	
01MY104D5	21	L0LW7-1-AA	GOD270000-429B	20	8290/WATER	84	1.00000	L
01MY104D5	22	L0LW7-1-AC	GOD270000-429C	20	8290/WATER		1.00000	L
01MY104D5	23	LOJOP-1-AC	GOD260486-1	20	8290/WATER		1.00490	L
01MY104D5	24	LOJOR-1-AC	GOD260486-2	20	8290/WATER		0.96380	L
01MY104D5	25	LOJOT-1-AC	GOD260486-3	20	8290/WATER		1.00150	L
01MY104D5	26	LOJOV-1-AC	GOD260486-4	20	8290/WATER		1.00460	L
01MY104D5	27	LOJOO-1-AD	GOD260486-6	20	8290/SOLID		10.11000	g
01MY104D5	28	LOJ01-1-AD	GOD260486-7	20	8290/SOLID		10.09000	g
01MY104D5	29	LOJ03-1-AD	GOD260486-8	20	8290/SOLID		10.20000	g
01MY104D5	30	LOJ04-1-AD	GOD260486-9	20	8290/SOLID		10.16000	g
01MY104D5	31	LOJ05-1-AD	GOD260486-10	20	8290/SOLID		10.24000	g
01MY104D5	32	LOJ06-1-AD	GOD260486-11	20	8290/SOLID		10.32000	g
01MY104D5	33	SB0501C	Solvent Blank C-14				1.00000	
01MY104D5	34	ST0501B	CS3 10DXN083				1.00000	
01MY104D5	35	CP0501B	DB-5 CPSM 3732-05				1.00000	
01MY104D5	36	SB0501D	Solvent Blank C-14				1.00000	
01MY104D5	37	LOJ08-1-AD	GOD260486-12	20	8290/SOLID		10.07000	g
01MY104D5	38	LOJ09-1-AD	GOD260486-13	20	8290/SOLID		10.25000	g
01MY104D5	39	LOJ1A-1-AD	GOD260486-14	20	8290/SOLID		10.58000	g
01MY104D5	40	LOJ1C-1-AD	GOD260486-15	20	8290/SOLID		10.39000	g
01MY104D5	41	LOJ1D-1-AD	GOD260486-16	20	8290/SOLID		10.16000	g
01MY104D5	42	LOJ1F-1-AD	GOD260486-17	20	8290/SOLID		10.19000	g
01MY104D5	43	LOJ1G-1-AD	GOD260486-18	20	8290/SOLID		10.17000	g
01MY104D5	44	LOJ1H-1-AD	GOD260486-19	20	8290/SOLID		10.35000	g
01MY104D5	45	LOJ1J-1-AD	GOD260486-20	20	8290/SOLID		10.14000	g
01MY104D5	46	LOJ1K-1-AD	GOD260486-21	20	8290/SOLID		10.22000	g
01MY104D5	47	LOJ1L-1-AD	GOD260486-22	20	8290/SOLID		10.44000	g
01MY104D5	48	LOJ1M-1-AD	GOD260486-23	20	8290/SOLID		10.11000	g
01MY104D5	49	SB0501E	Solvent Blank C-14				1.00000	
01MY104D5	50	ST0501C	CS3 10DXN083				1.00000	
01MY104D5	51						1.00000	
01MY104D5	52						1.00000	
01MY104D5	53		MG, AM 05-01-10				1.00000	

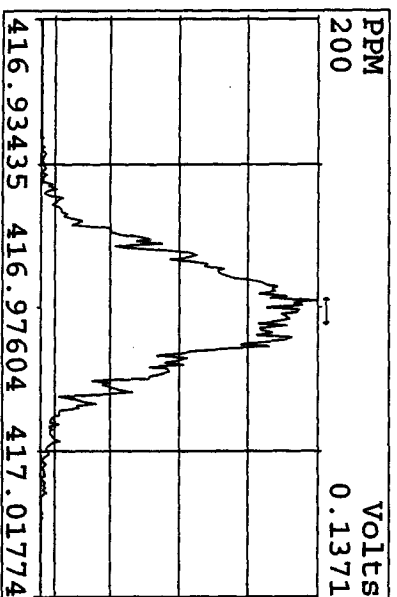
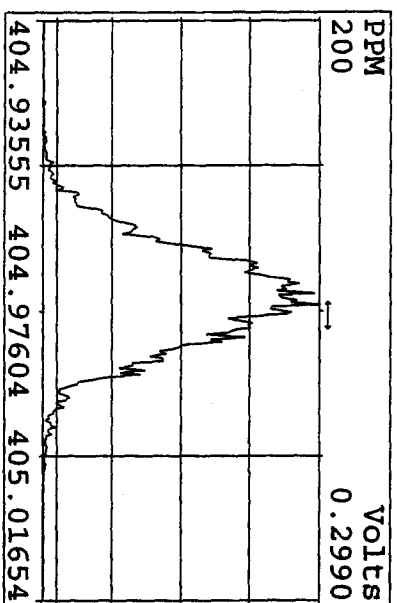
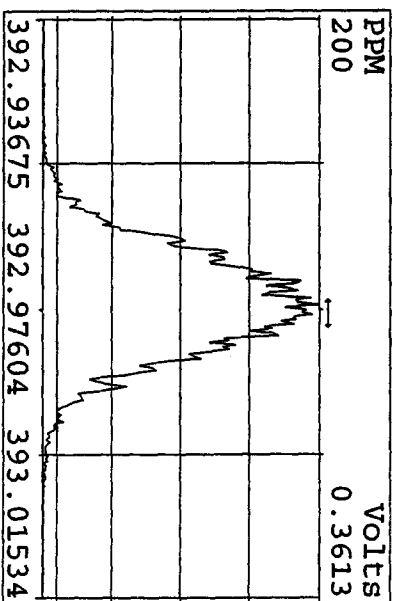
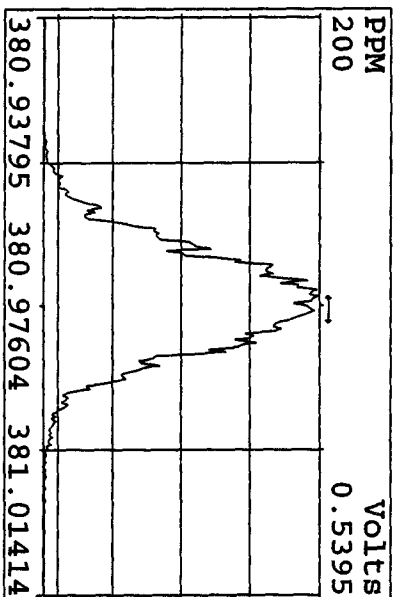
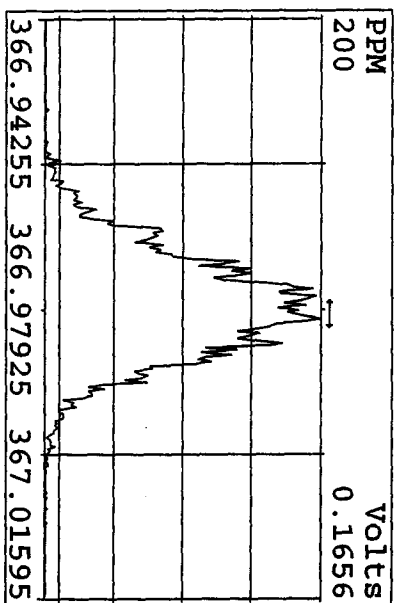
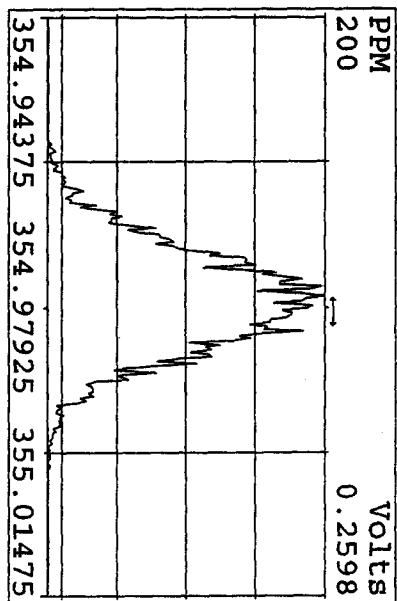
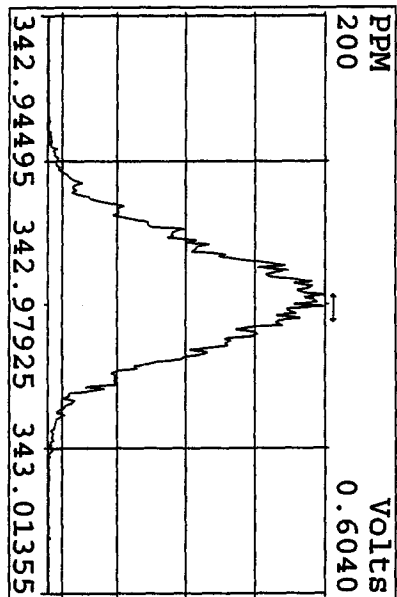
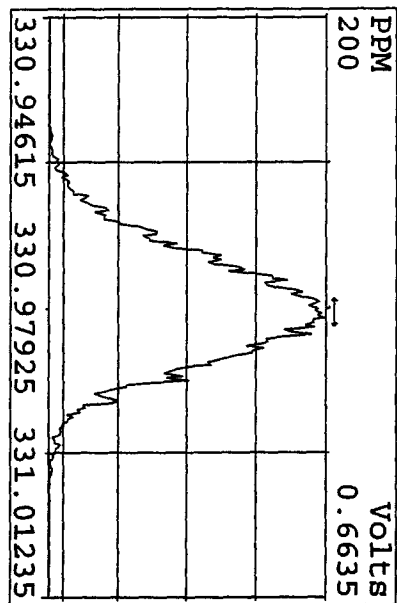
S105
Crashed
5/2/10
fsw84

logfile id
5/2/10

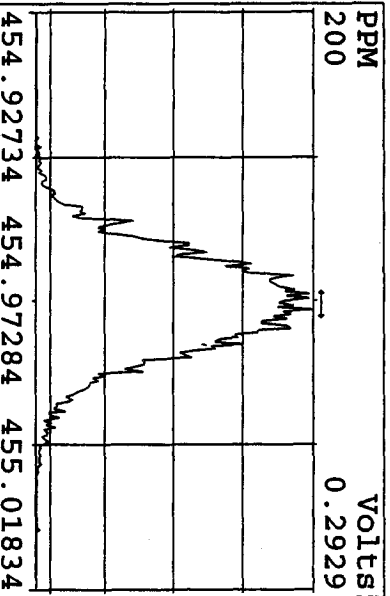
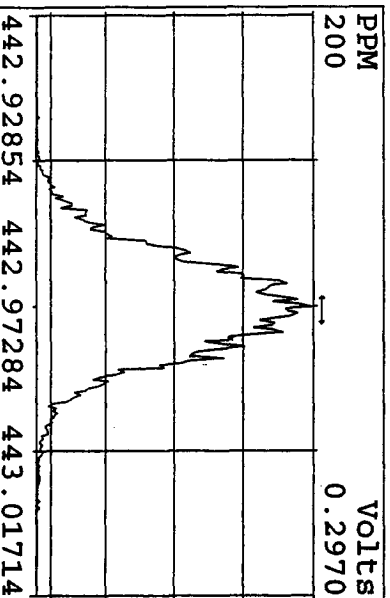
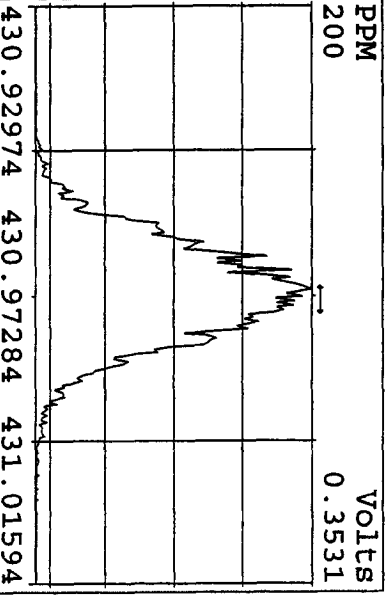
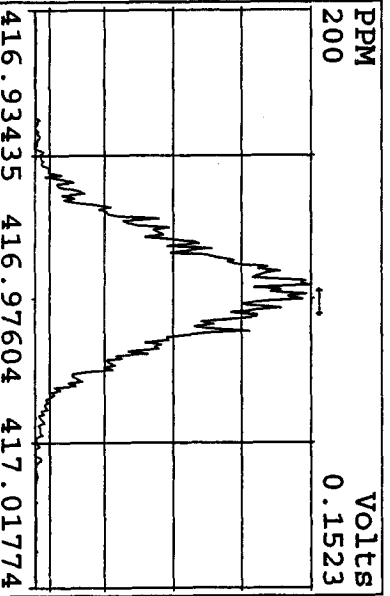
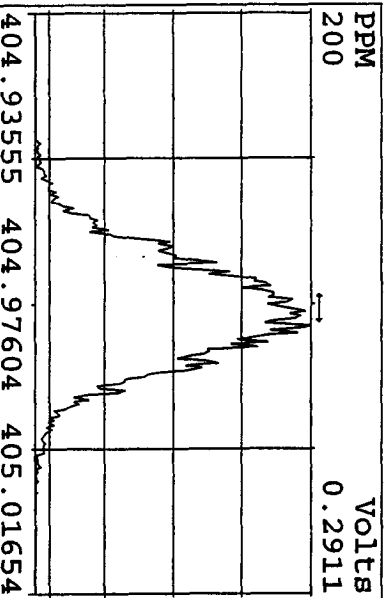
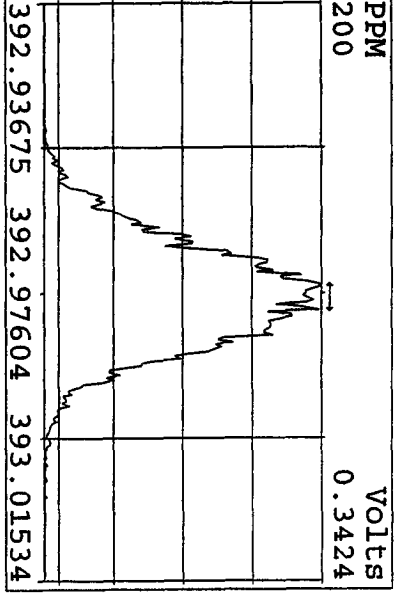
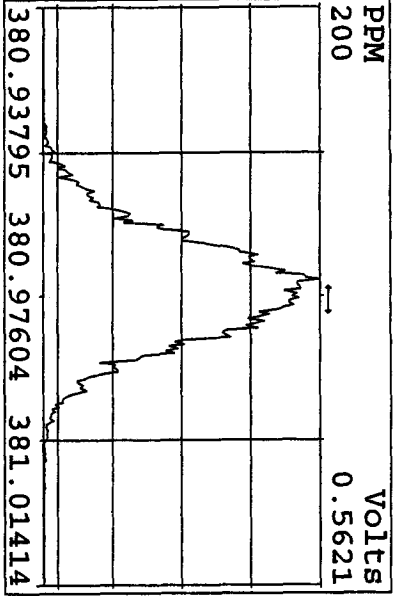
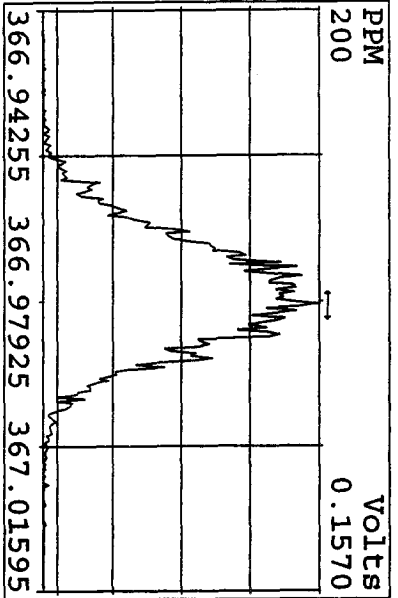
Peak Locate Examination: 1-MAY-2010:08:45 File:01MY104D5
Experiment:DIOXINRES8290A Function:1 Reference:PFK



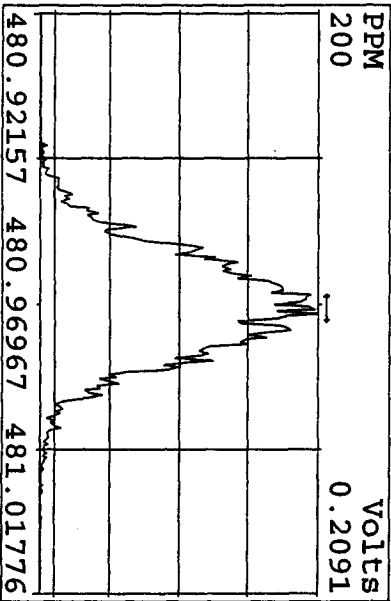
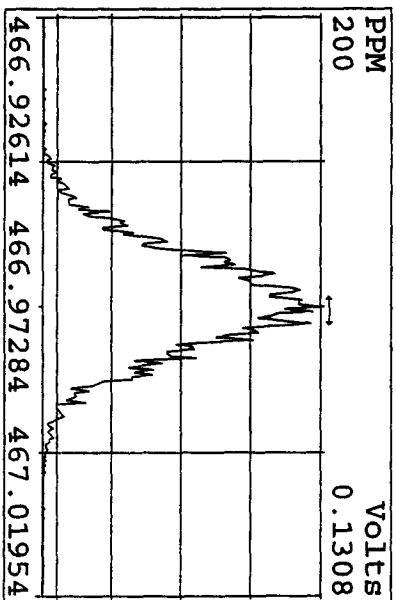
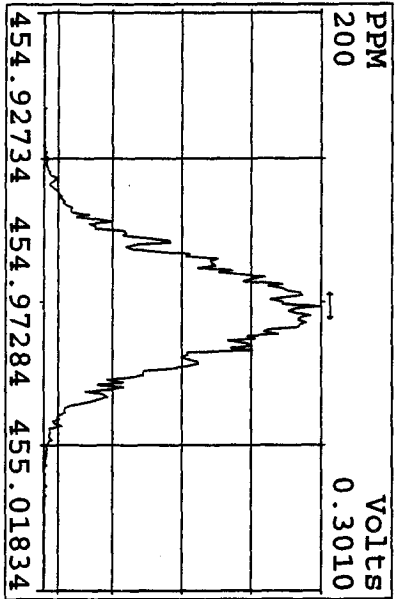
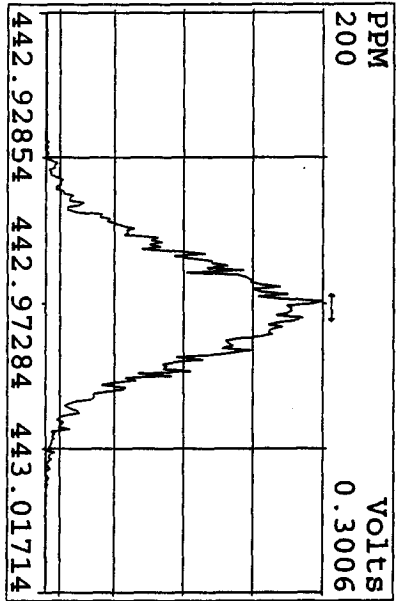
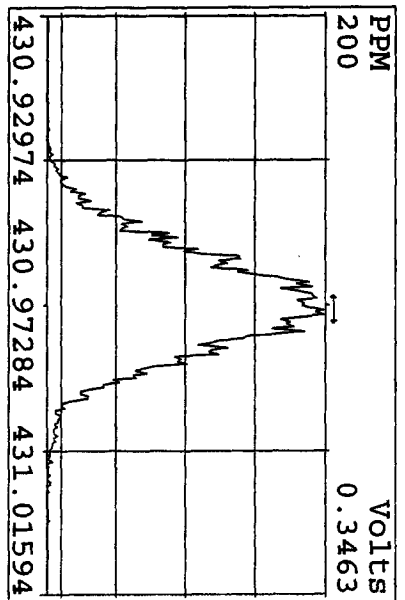
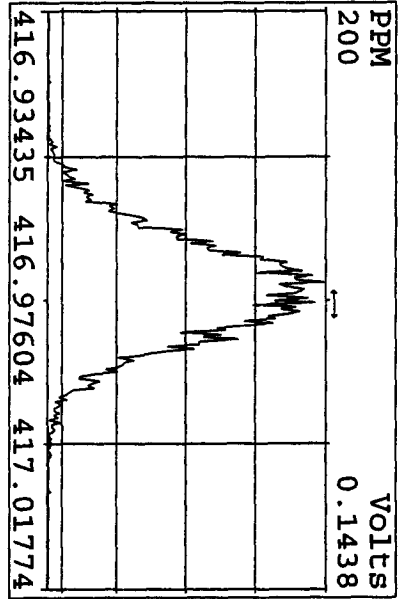
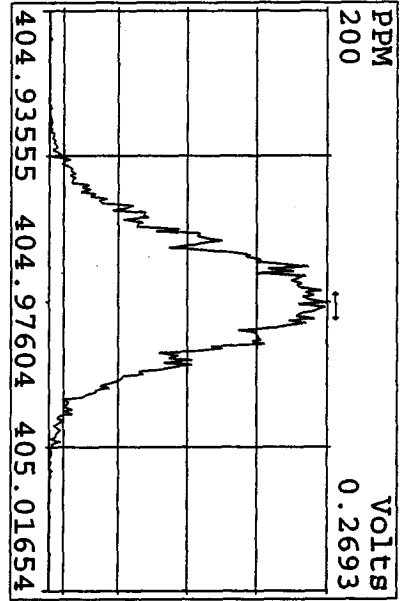
Peak Locate Examination: 1-MAY-2010:08:46 File:01MY104D5
 Experiment:DIOXINRES8290A Function:2 Reference:PFK



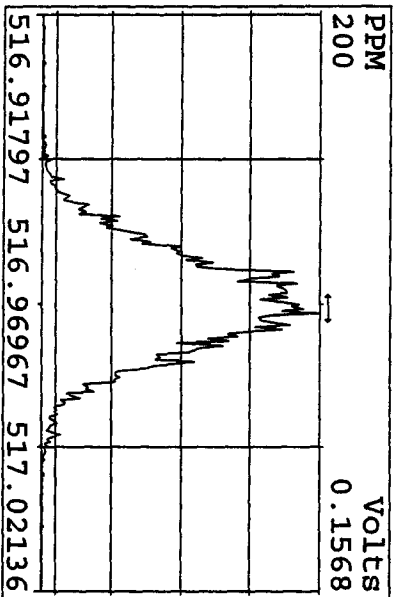
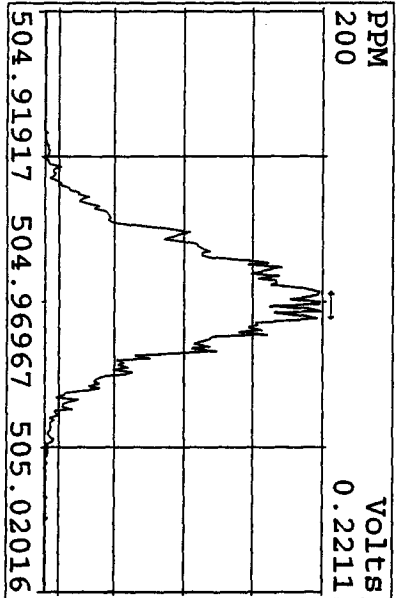
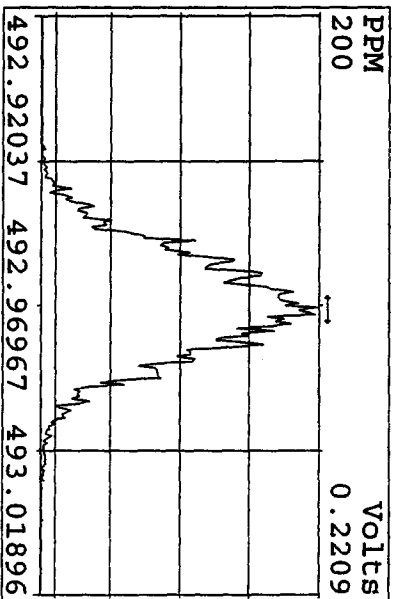
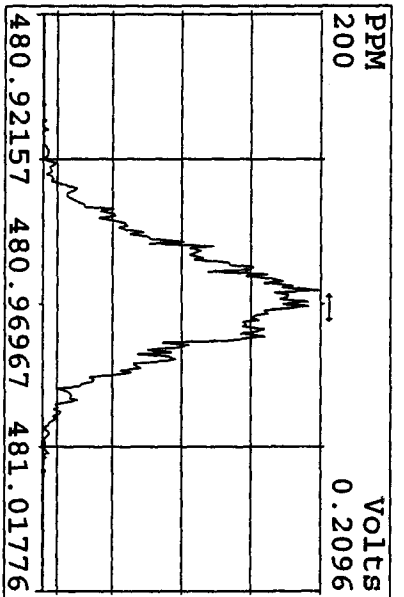
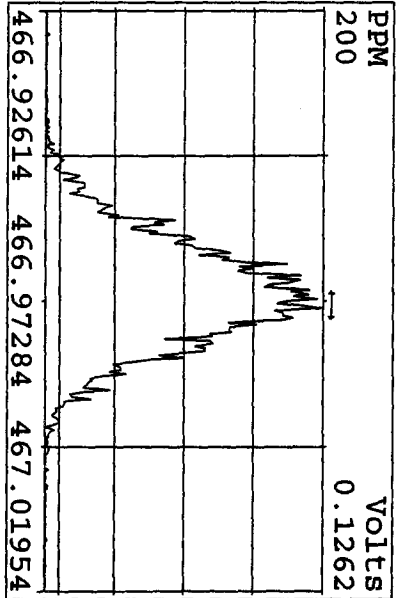
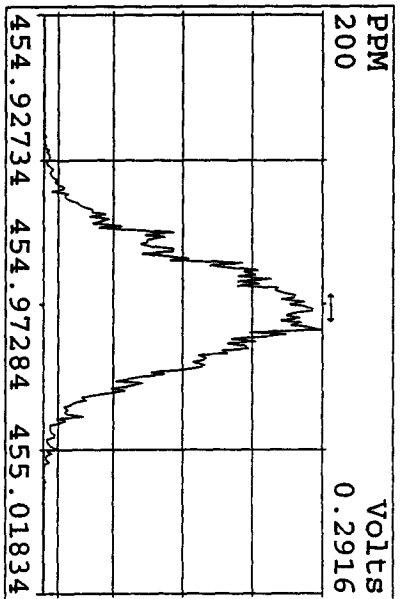
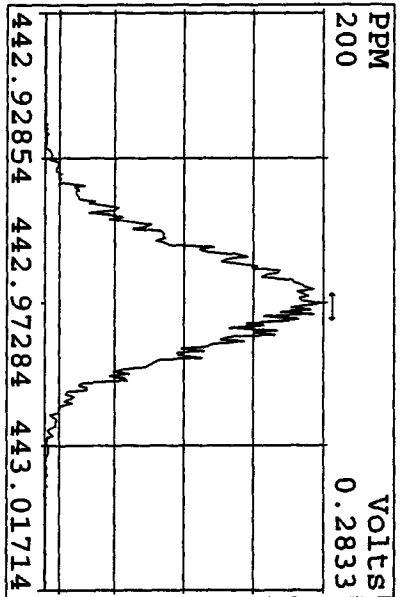
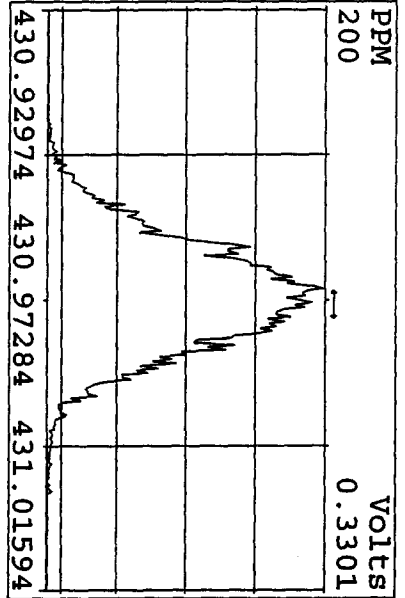
Peak Locate Examination: 1-MAY-2010:08:46 File:01MY104D5
Experiment:DIOXINRES8290A Function:3 Reference:PFK



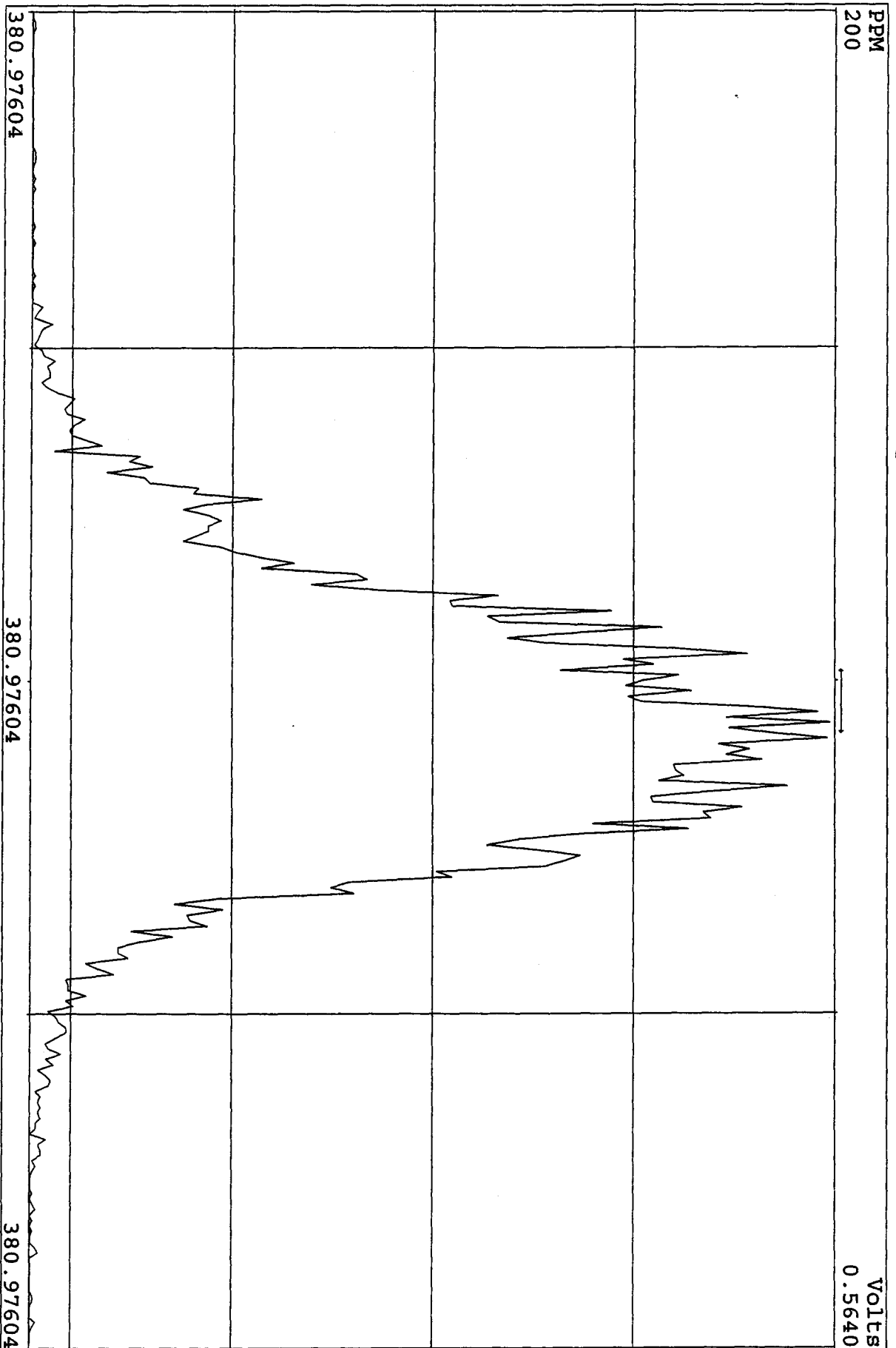
Peak Locate Examination: 1-MAY-2010:08:46 File:01MY104D5
 Experiment:DIOXINRES8290A Function:4 Reference:PRK



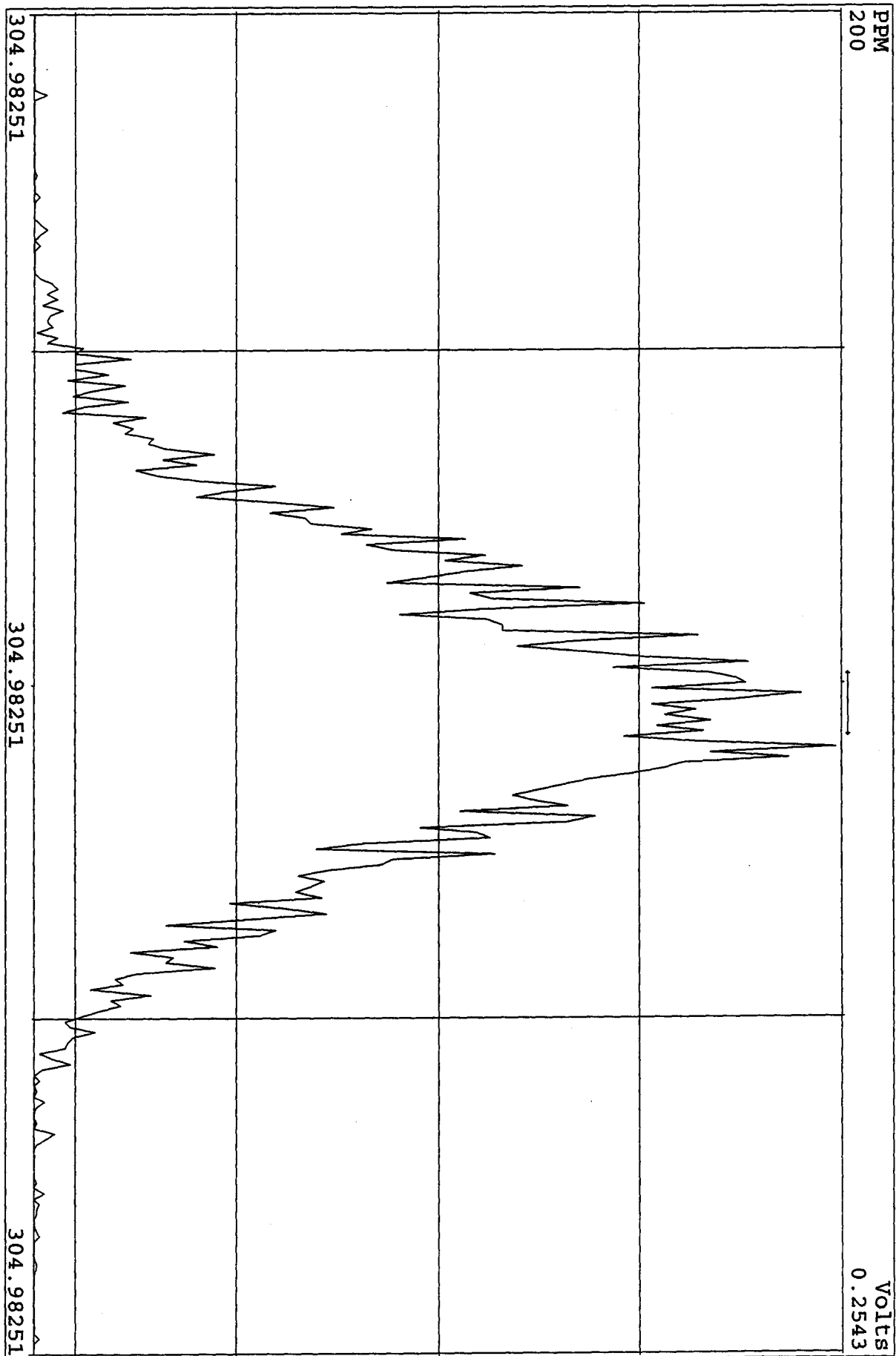
Peak Locate Examination: 1-MAY-2010:08:47 File:01MY104D5
 Experiment:DIOXINRES8290A Function:5 Reference:PFK



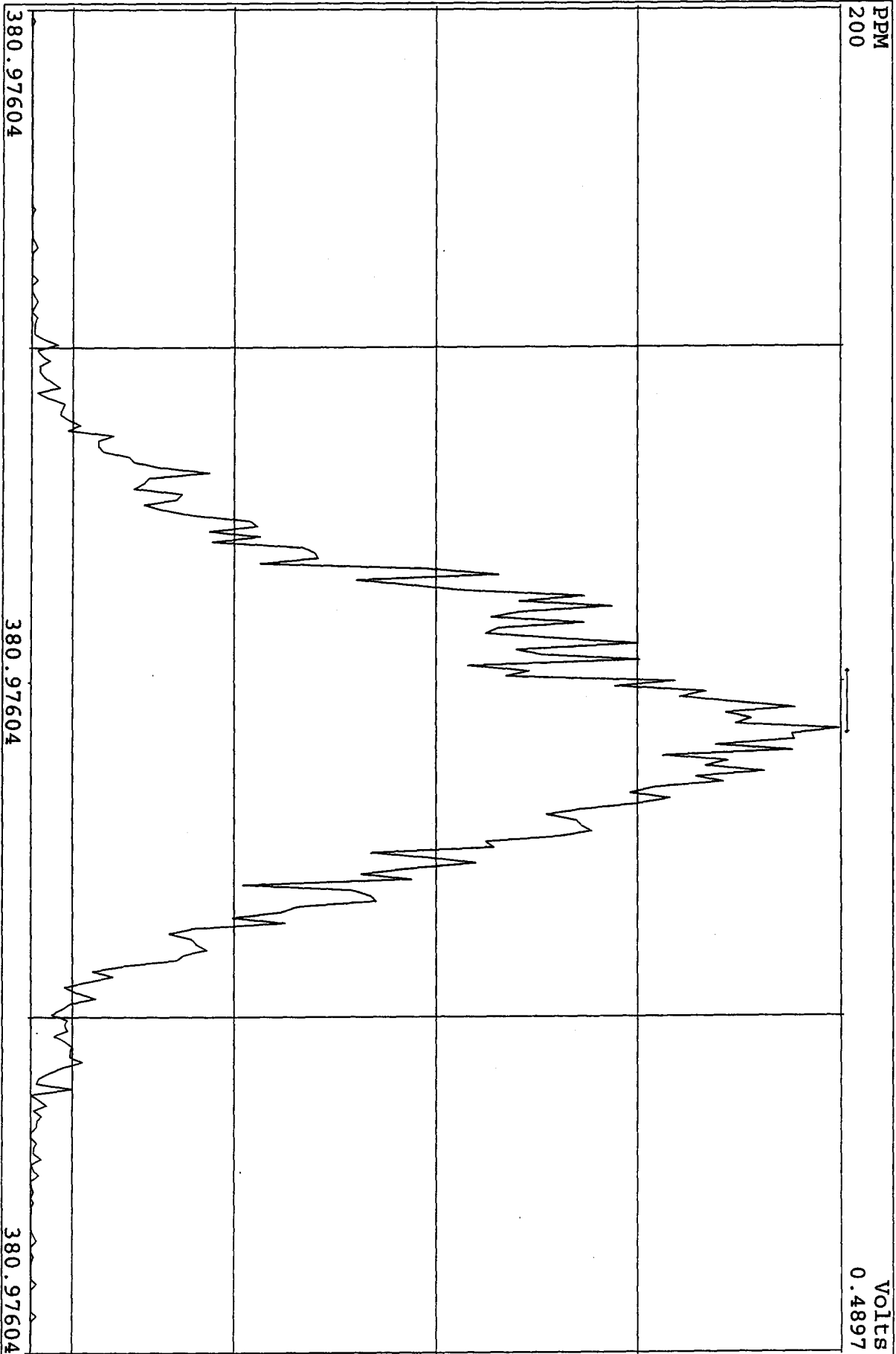
SIRLM Examination: 1-MAY-2010:19:01 File:01MY104D5
Experiment:DIOXINRES8290A Function:6



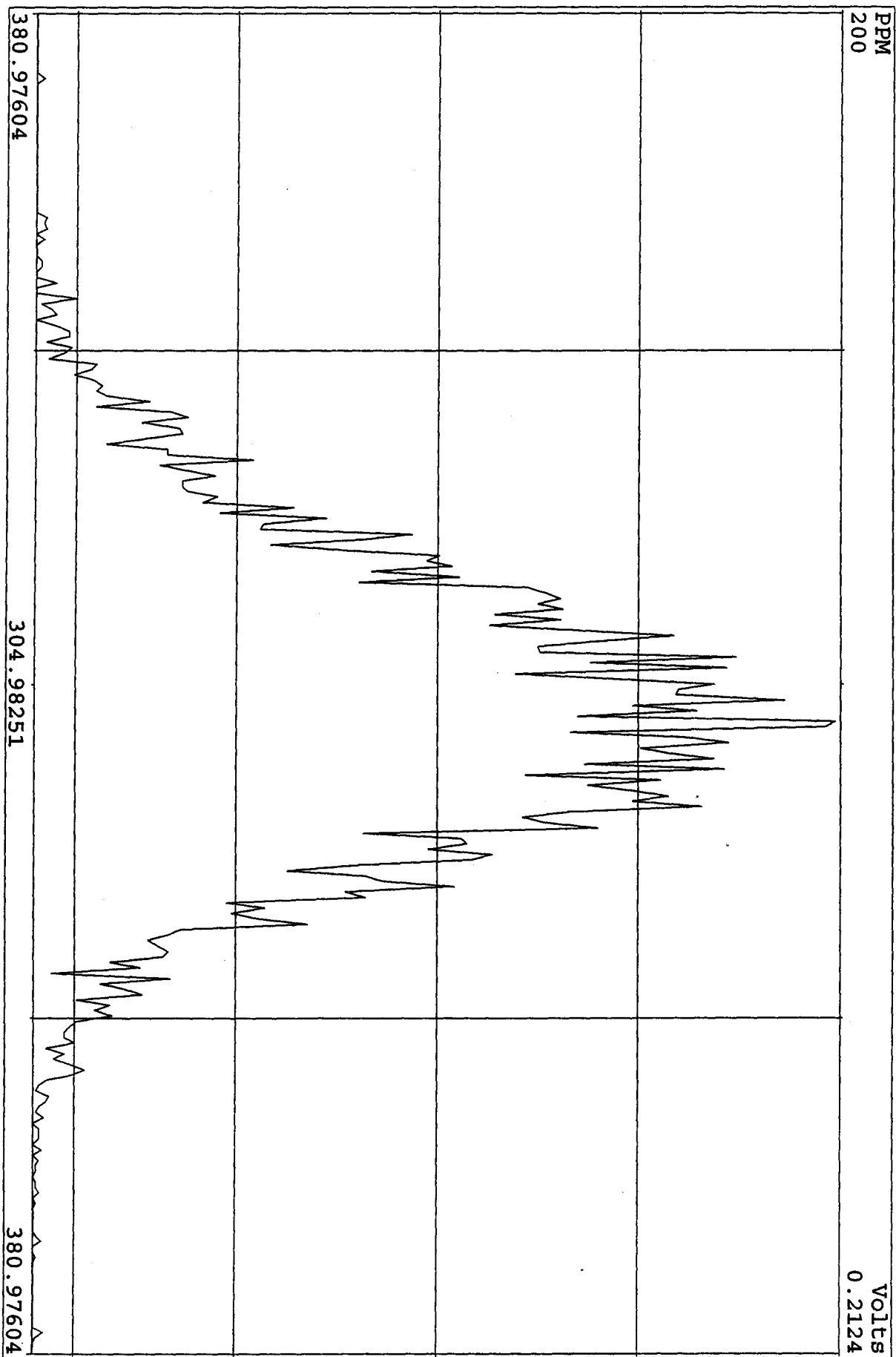
SIRLM Examination: 1-MAY-2010:19:01 File:01MY104DS
Experiment:DIOXINRES8290A Function:7



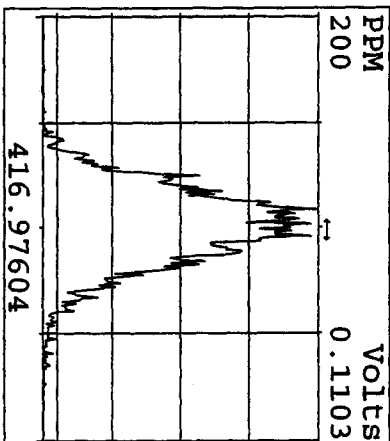
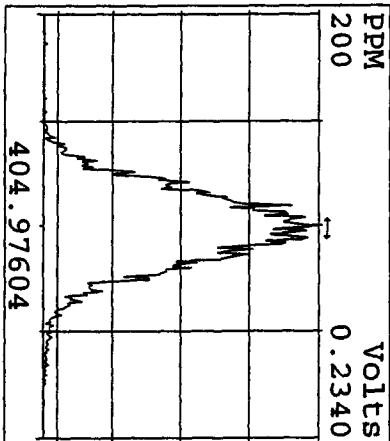
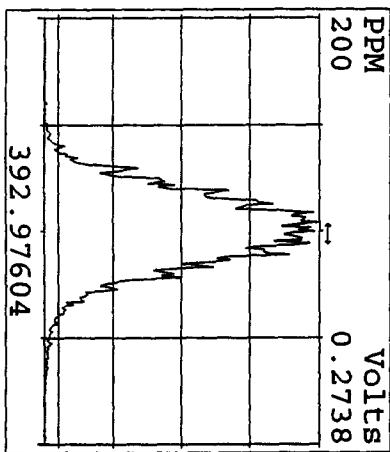
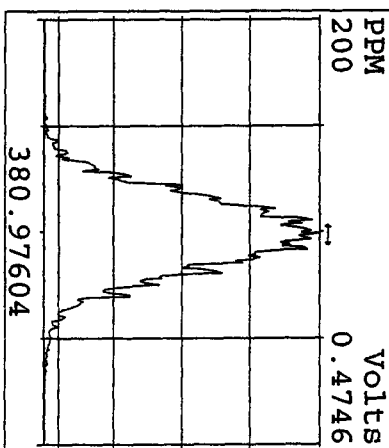
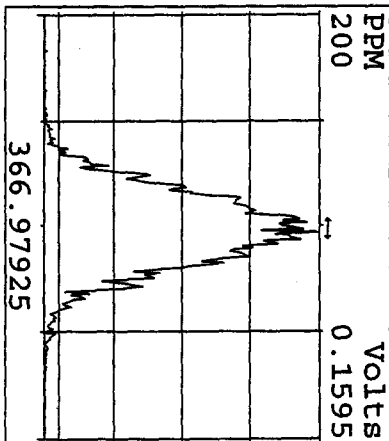
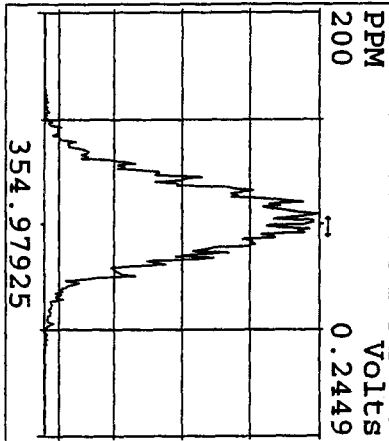
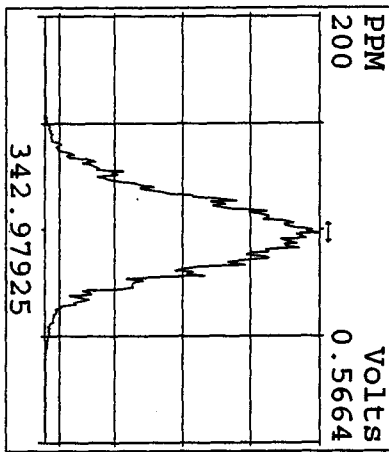
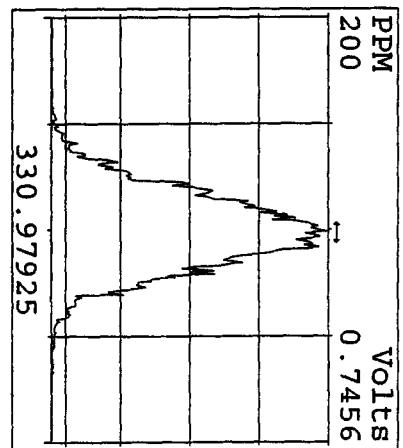
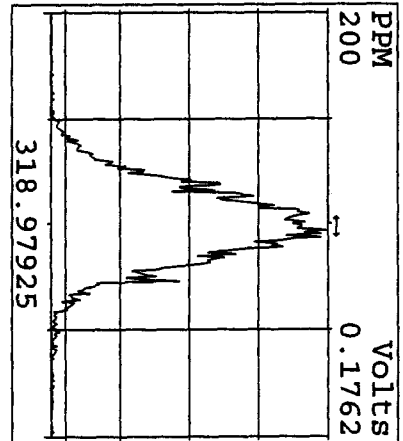
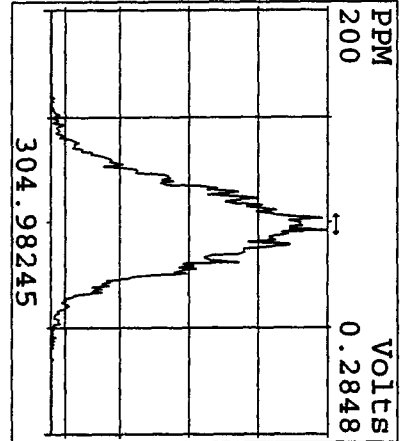
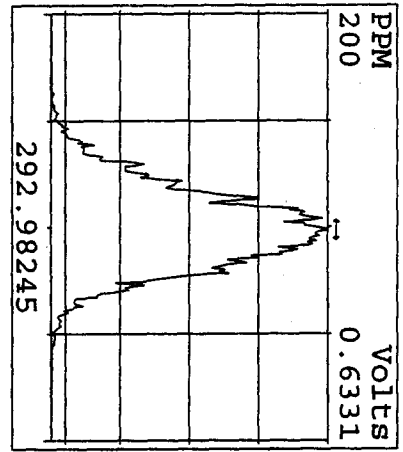
SIRLM Examination: 1-MAY-2010:22:42 File:01MY104D5
Experiment:DIOXINRES8290A Function:6



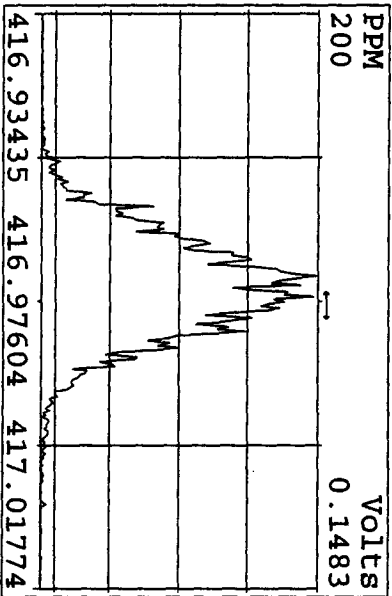
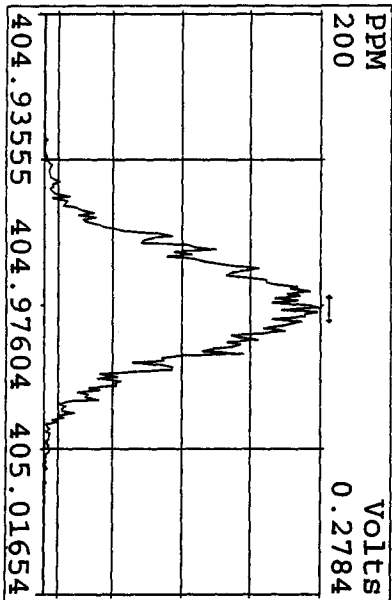
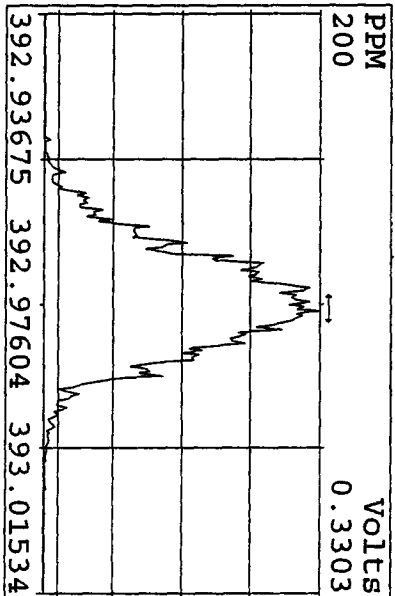
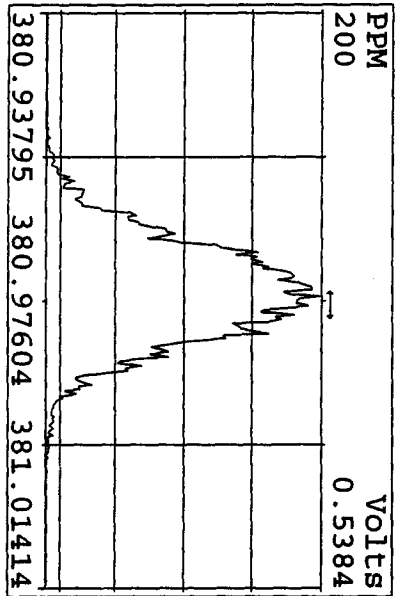
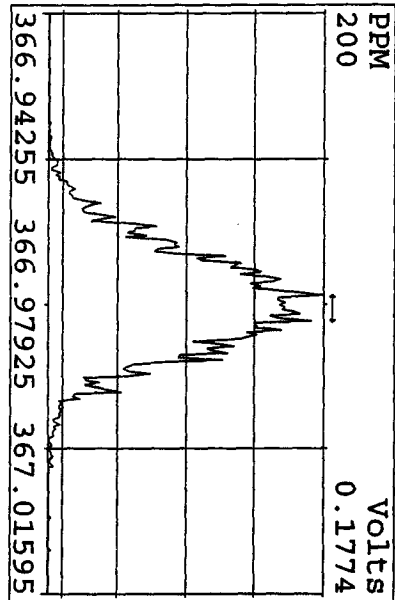
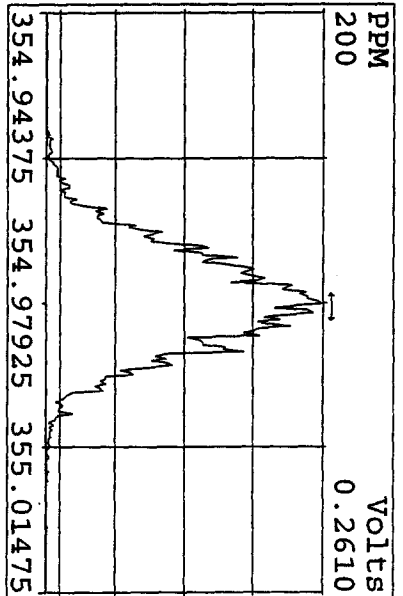
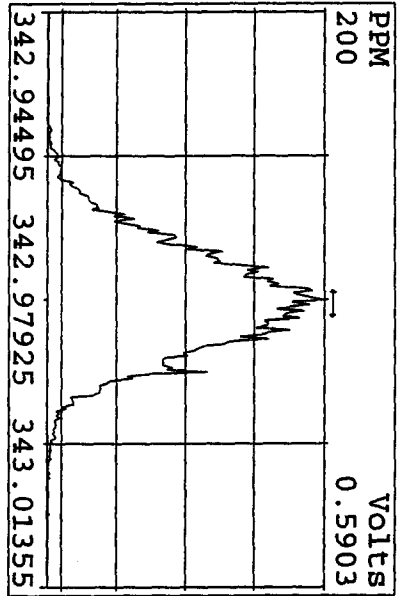
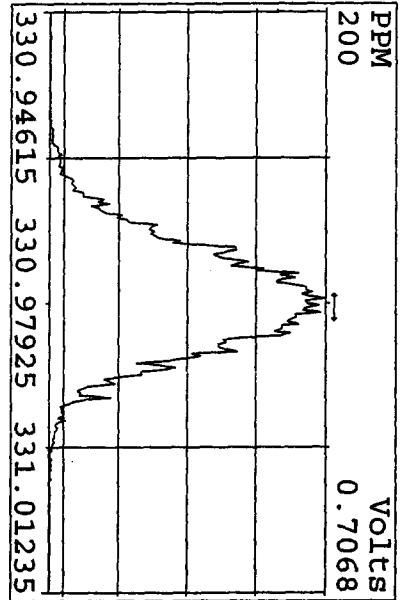
SIRLM Examination: 1-MAY-2010:22:43 File: 01MY104D5
Experiment: DIOXINRES8290A Function: 7



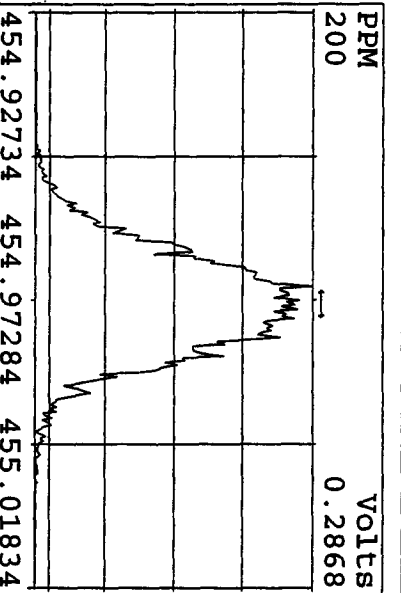
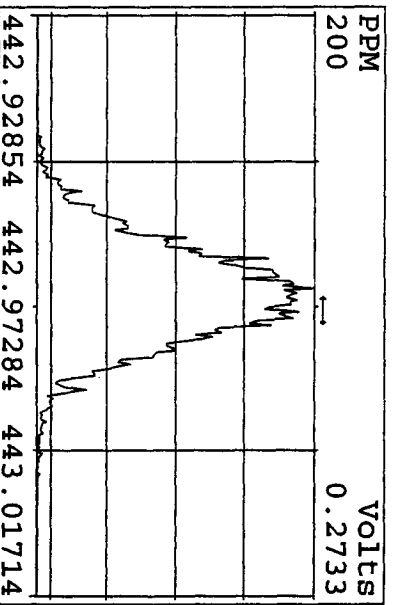
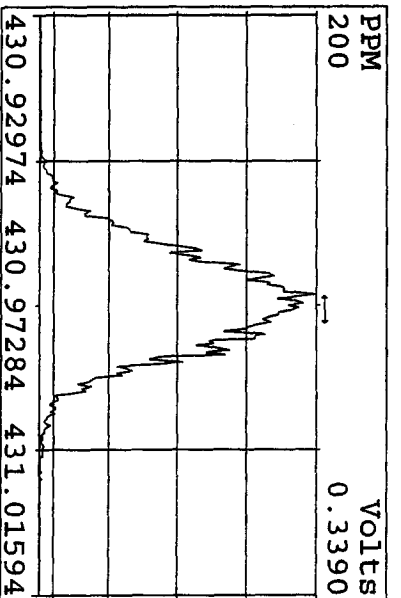
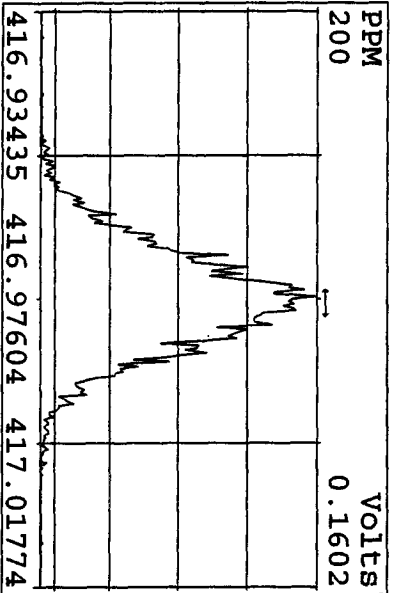
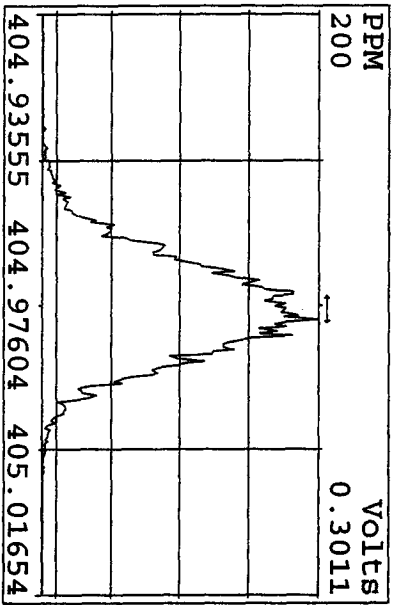
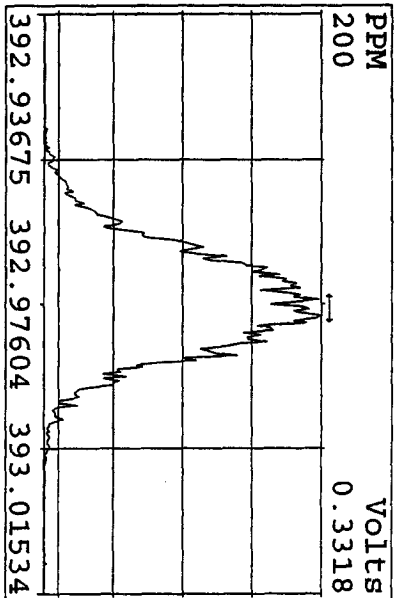
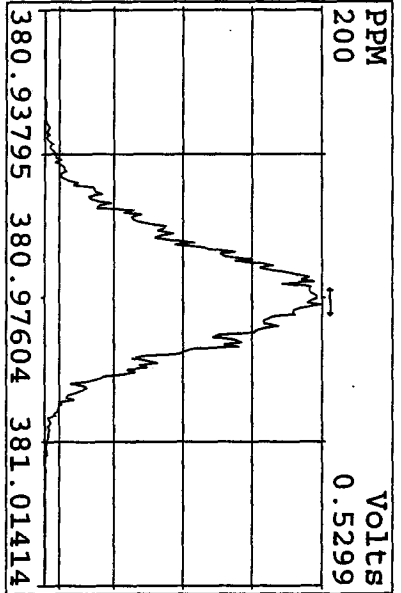
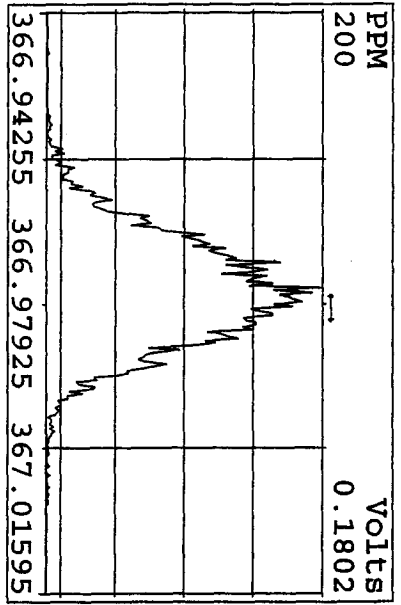
Peak Locate Examination: 2-MAY-2010:08:00 File:01MY104D5ENDRES
Experiment:DIOXINRES8290A Function:1 Reference:PFK



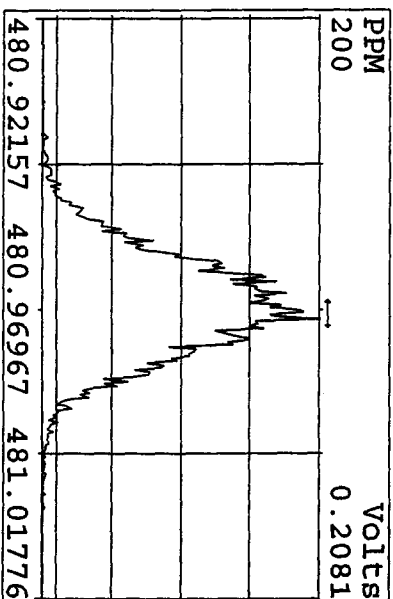
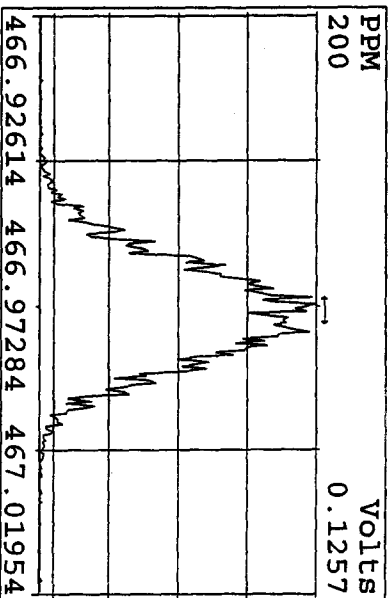
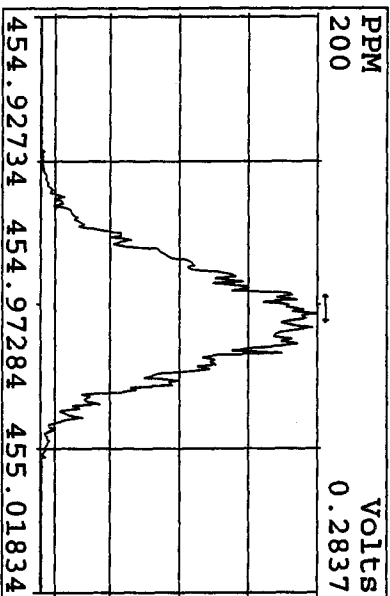
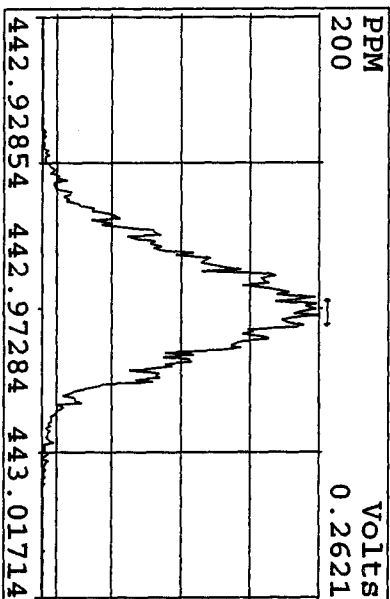
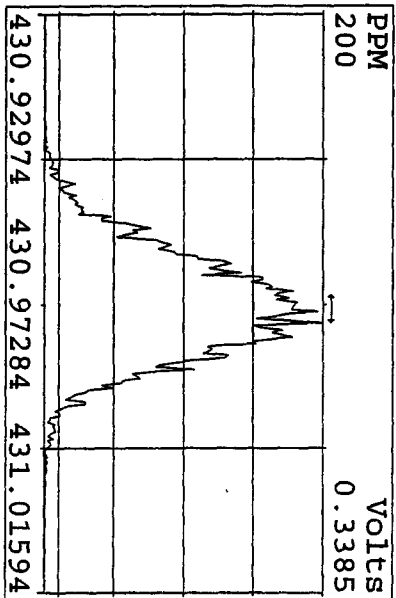
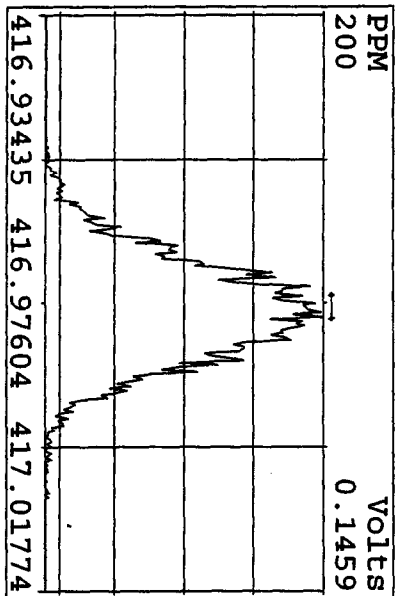
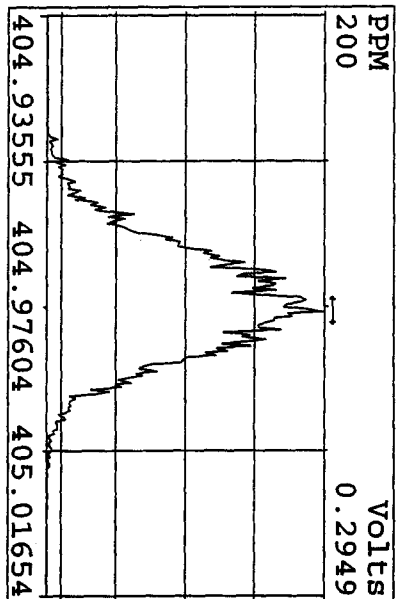
Peak Locate Examination: 2-MAY-2010:08:02 File:01MY104D5ENDRES
 Experiment:DIOXINRES8290A Function:2 Reference:PFK



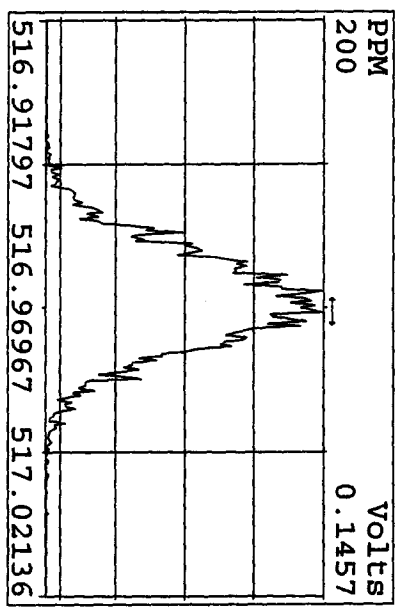
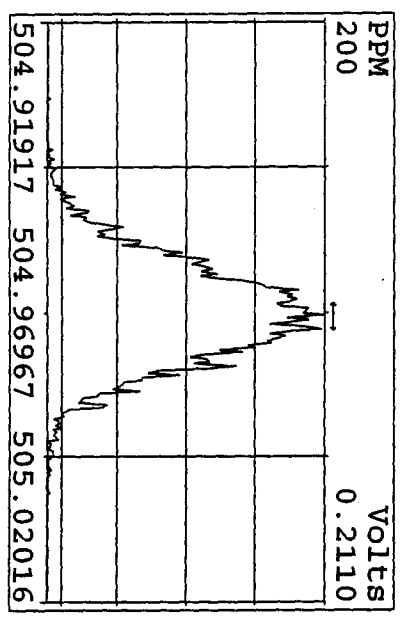
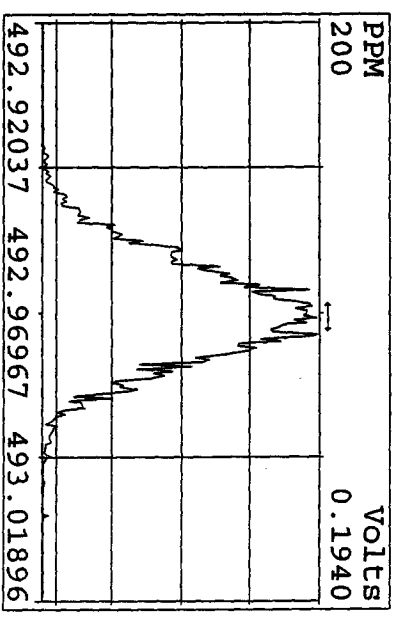
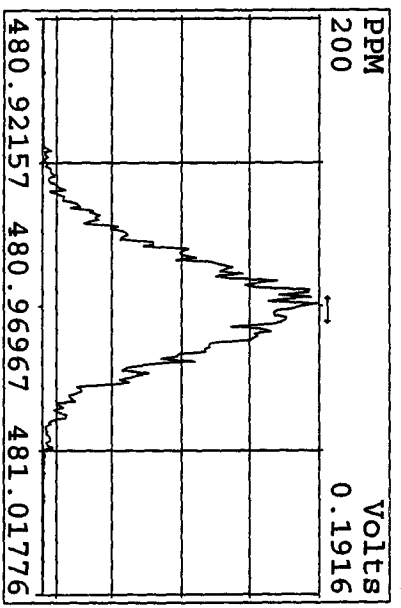
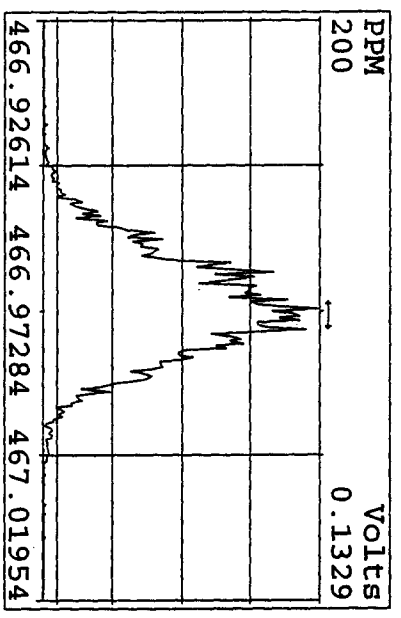
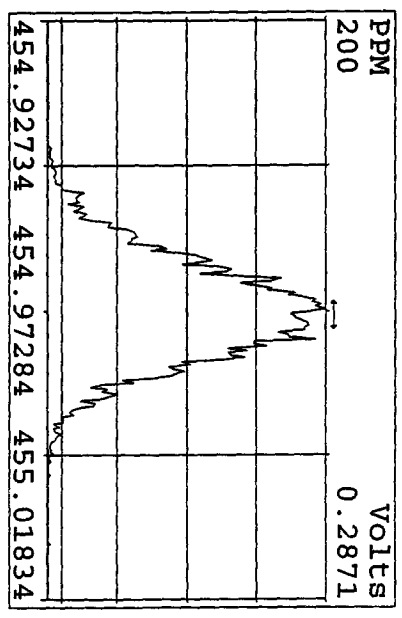
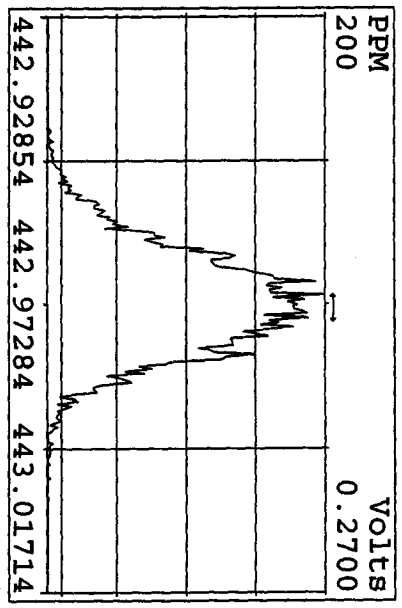
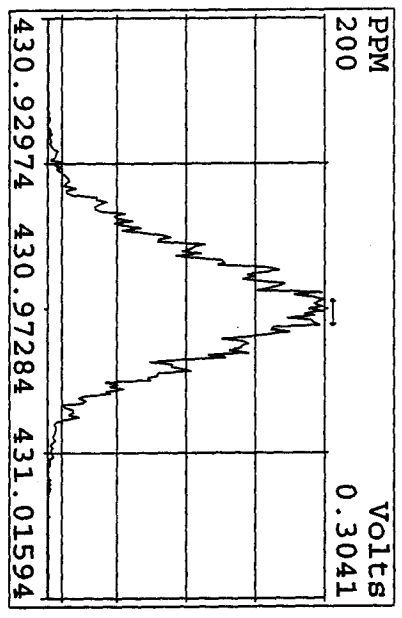
Peak Locate Examination: 2-MAY-2010:08:03 File:01MY104D5ENDRES
Experiment: DIOXINRES8290A Function: 3 Reference: PFK



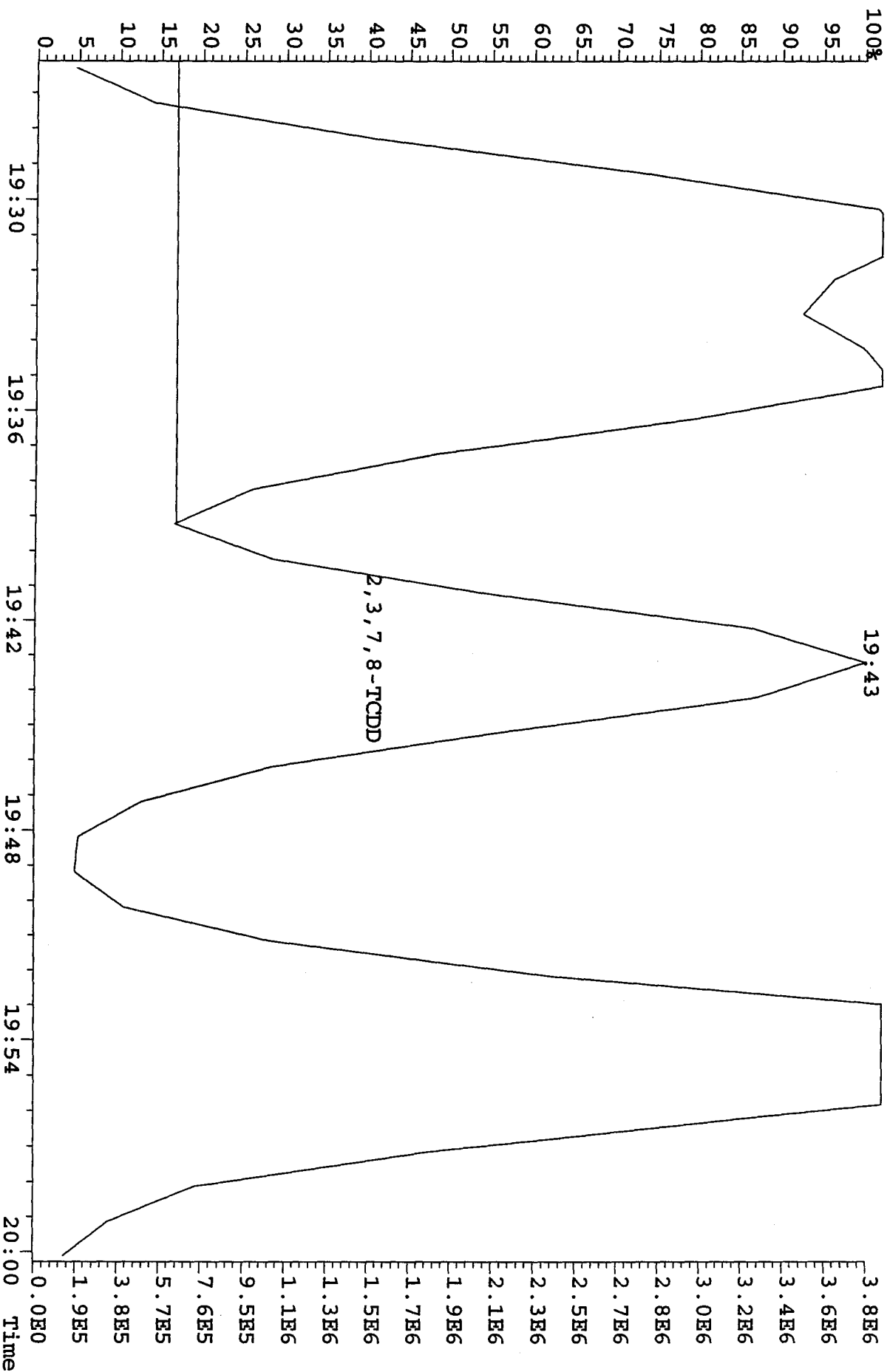
Peak Locate Examination: 2-MAY-2010:08:04 File:01MY104D5ENDRES
 Experiment:DIOXINRES8290A Function:4 Reference:PFK



Peak Locate Examination: 2-MAY-2010:08:05 File:01MY104D5ENDRES
 Experiment:DIOXINRES8290A Function:5 Reference:PFK



File: 01MY104D5 #1-433 Acq: 1-MAY-2010 09:32:20 GC EI+ Voltage SIR Autospec-UltimaE
321.8936 S:2 Exp: DIOXINRES8290A



ST0412B :CS-1 09DXN422 ST0412A :CS-2 09DXN423 ST0412 :CS-3 10DXN111
 ST0412D :CS-4 09DXN426 ST0412C :CS-5 09DXN456

12AP104D5 12AP104D5 12AP104D5 12AP104D5 12AP104D5

Name	Mean	S. D.	%RSD	RRF1	RRF2	RRF3	RRF4	RRF5
13C-1,2,3,4-TCDD	-	-	- %	-	-	-	-	-

13C-2,3,7,8-TCDF	1.521	0.098	6.47 %	1.54	1.47	1.60	1.38	1.62
2,3,7,8-TCDF	0.945	0.042	4.44 %	0.88	0.94	0.98	0.95	0.98
Total TCDF	0.945	0.042	4.44 %	0.88	0.94	0.98	0.95	0.98

13C-2,3,7,8-TCDD	0.950	0.080	8.47 %	0.94	0.87	0.95	0.91	1.08
2,3,7,8-TCDD	1.021	0.031	3.03 %	1.00	0.98	1.04	1.04	1.05
Total TCDD	1.021	0.031	3.03 %	1.00	0.98	1.04	1.04	1.05

37Cl-2,3,7,8-TCDD	2.261	0.218	9.64 %	2.41	2.04	2.16	2.14	2.56
-------------------	-------	-------	--------	------	------	------	------	------

13C-1,2,3,7,8-PeCDF	1.050	0.149	14.1 %	0.97	0.97	1.01	0.98	1.31
1,2,3,7,8-PeCDF	1.045	0.049	4.68 %	0.97	1.02	1.09	1.09	1.06
2,3,4,7,8-PeCDF	0.982	0.045	4.55 %	0.93	0.97	1.03	1.02	0.96
Total F2 PeCDF	1.013	0.046	4.50 %	0.95	0.99	1.06	1.05	1.01
Total F1 PeCDF	1.013	0.046	4.50 %	0.95	0.99	1.06	1.05	1.01

13C-1,2,3,7,8-PeCDD	0.670	0.094	14.0 %	0.61	0.65	0.62	0.64	0.84
1,2,3,7,8-PeCDD	0.982	0.047	4.75 %	0.94	0.93	1.04	1.01	0.99
Total PeCDD	0.982	0.047	4.75 %	0.94	0.93	1.04	1.01	0.99

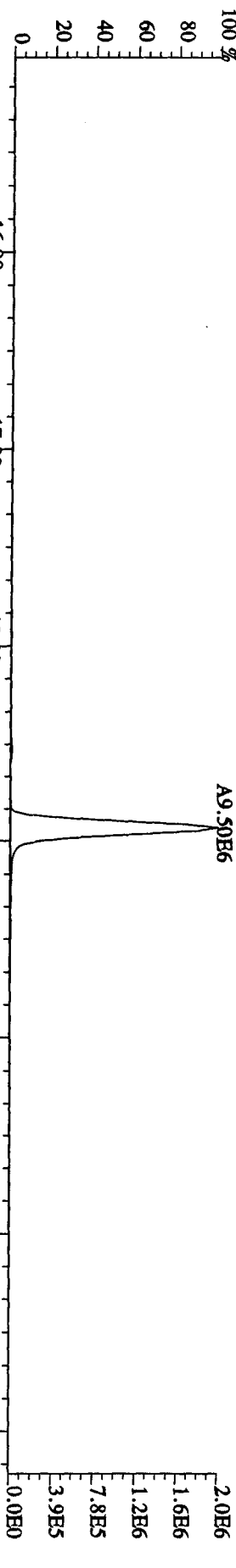
13C-1,2,3,7,8-HxCDD	-	-	- %	-	-	-	-	-
---------------------	---	---	-----	---	---	---	---	---

13C-1,2,3,4,7,8-HxCDF	1.025	0.075	7.29 %	1.08	0.98	1.08	0.92	1.06
1,2,3,4,7,8-HxCDF	1.213	0.061	5.00 %	1.12	1.18	1.25	1.28	1.23
1,2,3,6,7,8-HxCDF	1.343	0.096	7.13 %	1.20	1.34	1.46	1.38	1.33
2,3,4,6,7,8-HxCDF	1.222	0.064	5.27 %	1.13	1.19	1.29	1.26	1.23
1,2,3,7,8,9-HxCDF	1.092	0.072	6.60 %	1.02	1.02	1.15	1.17	1.10
Total HxCDF	1.218	0.070	5.72 %	1.12	1.18	1.29	1.27	1.22

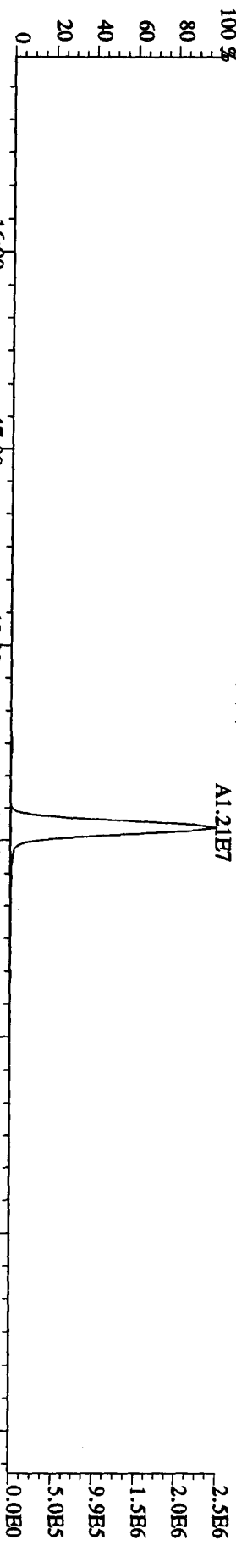
13C-1,2,3,6,7,8-HxCDD	0.807	0.060	7.46 %	0.81	0.77	0.86	0.72	0.87
1,2,3,4,7,8-HxCDD	1.007	0.056	5.54 %	0.93	1.02	1.04	1.07	0.98

1,2,3,6,7,8-HxCDD	1.114	0.059	5.33 %	1.06	1.06	1.19	1.16	1.11
1,2,3,7,8-HxCDD	1.209	0.083	6.88 %	1.12	1.17	1.22	1.34	1.19
Total HxCDD	1.110	0.061	5.46 %	1.04	1.08	1.15	1.19	1.09
13C-1,2,3,4,6,7,8-HpCDF	0.863	0.061	7.10 %	0.87	0.82	0.95	0.79	0.88
1,2,3,4,6,7,8-HpCDF	1.310	0.072	5.52 %	1.20	1.28	1.39	1.36	1.32
1,2,3,4,7,8,9-HpCDF	1.026	0.053	5.19 %	0.95	1.00	1.09	1.06	1.03
Total HpCDF	1.168	0.063	5.36 %	1.08	1.14	1.24	1.21	1.18
13C-1,2,3,4,6,7,8-HpCDD	0.697	0.052	7.39 %	0.71	0.67	0.77	0.64	0.71
1,2,3,4,6,7,8-HpCDD	1.072	0.039	3.60 %	1.03	1.03	1.11	1.11	1.08
Total HpCDD	1.072	0.039	3.60 %	1.03	1.03	1.11	1.11	1.08
13C-OCDD	0.531	0.041	7.69 %	0.53	0.49	0.58	0.49	0.57
OCDF	1.445	0.085	5.85 %	1.32	1.39	1.51	1.50	1.50
OCDD	1.166	0.060	5.16 %	1.08	1.14	1.23	1.21	1.17

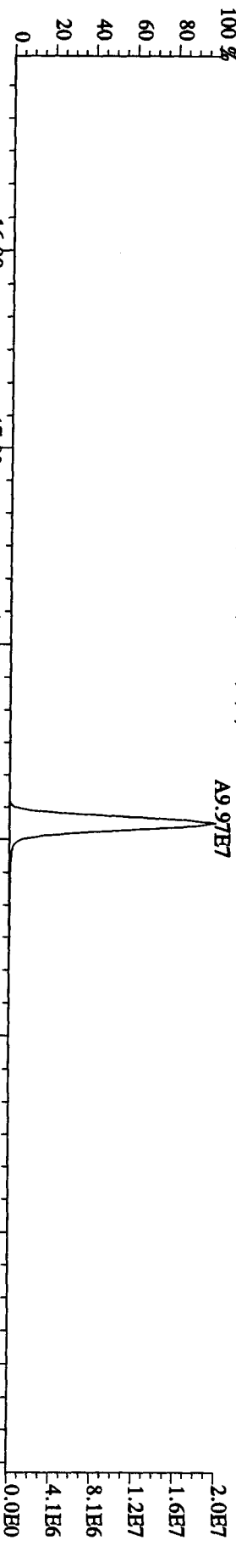
File:01MY104D5 #1-435 Acq: 1-MAY-2010 08:48:19 GC EI+ Voltage SIR Autospec-UltimaB
 Sample#1 Text:ST0501 :CS3 10DXN083 Exp:DIOXINRES8290A
 303.9016 SMO(1,3) BSUB(1000,15,-3.0) PKD(5,3,3,0,10%,.584,0,1,00%,F,T)
 100%



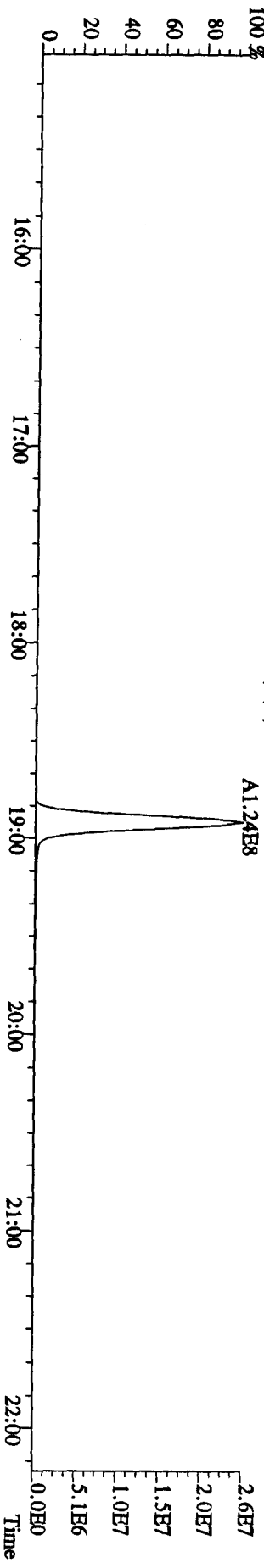
305.8987 SMO(1,3) BSUB(1000,15,-3.0) PKD(5,3,3,0,10%,.2256,0,1,00%,F,T)
 100%



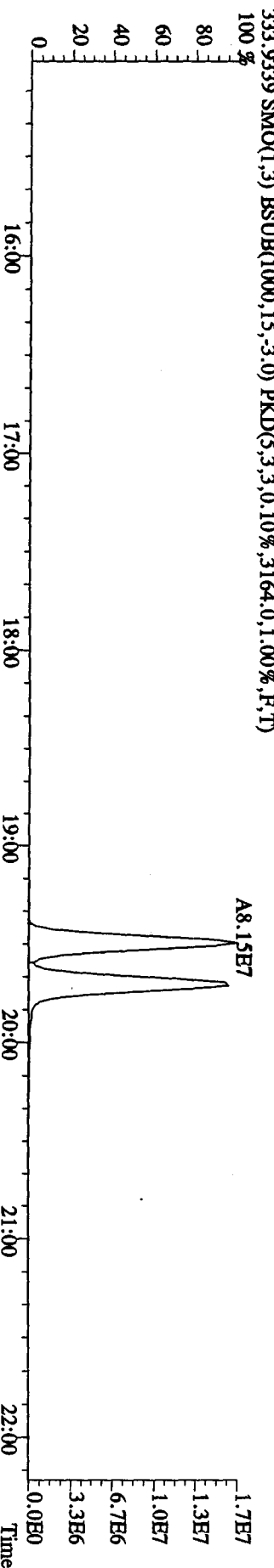
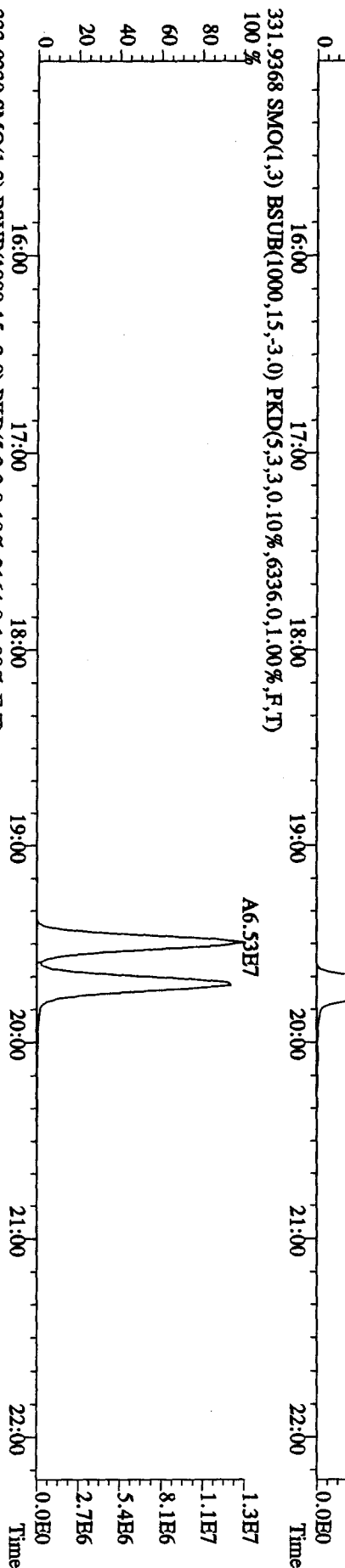


315.9419 SMO(1,3) BSUB(1000,15,-3.0) PKD(5,3,3,0,10%,.3780,0,1,00%,F,T)
 100%



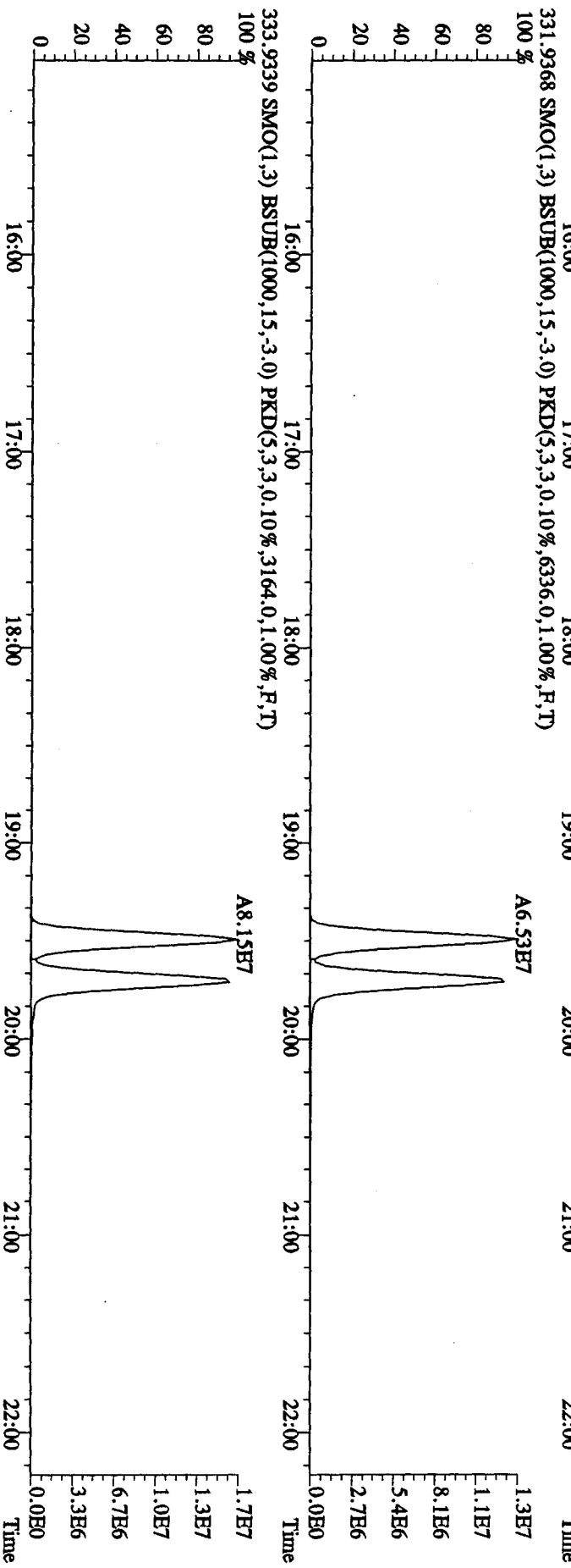
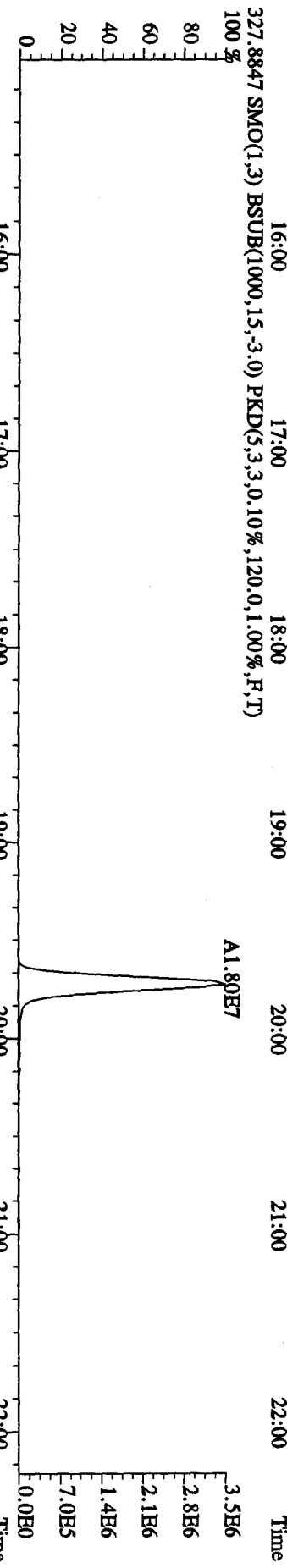

317.9389 SMO(1,3) BSUB(1000,15,-3.0) PKD(5,3,3,0,10%,.3032,0,1,00%,F,T)
 100%



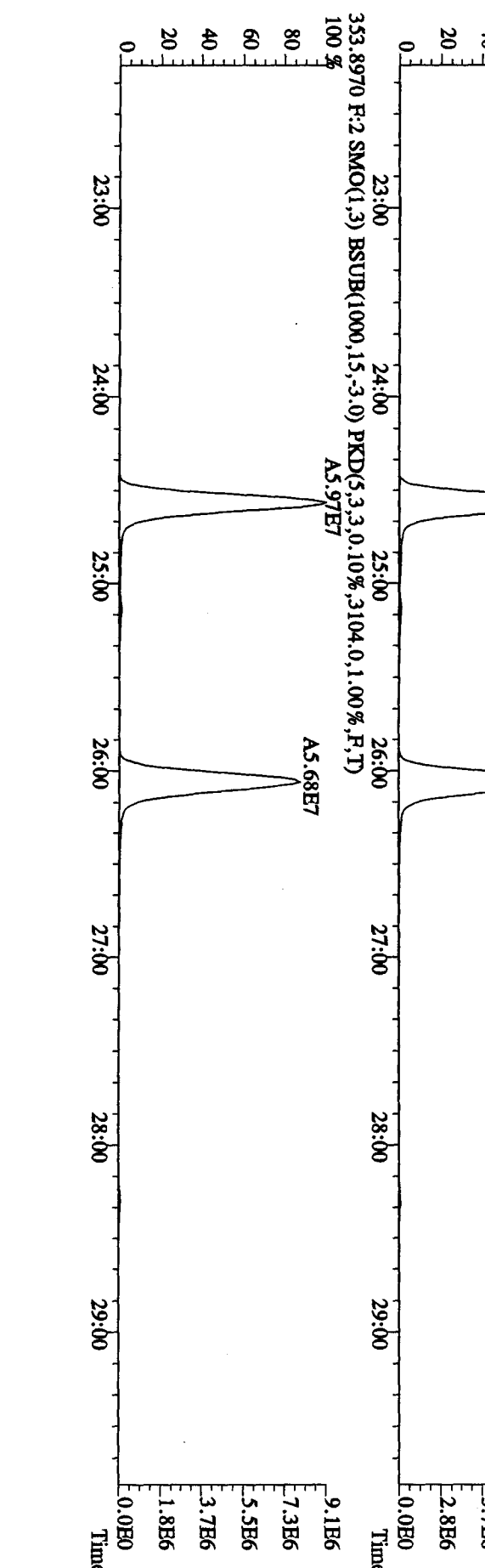
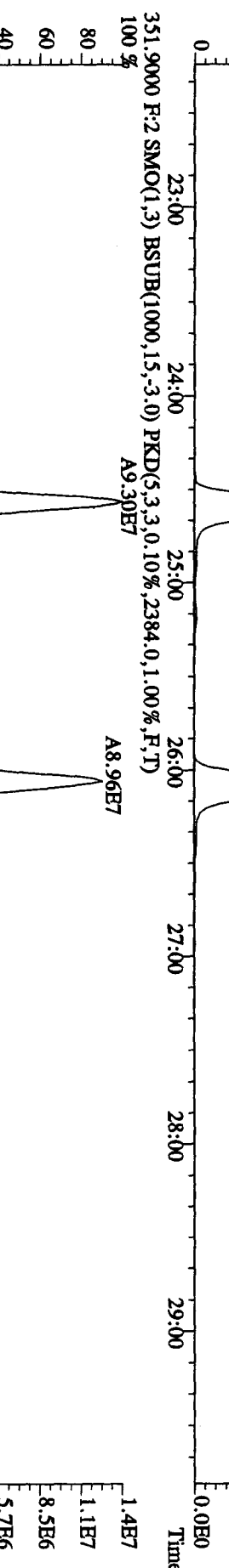
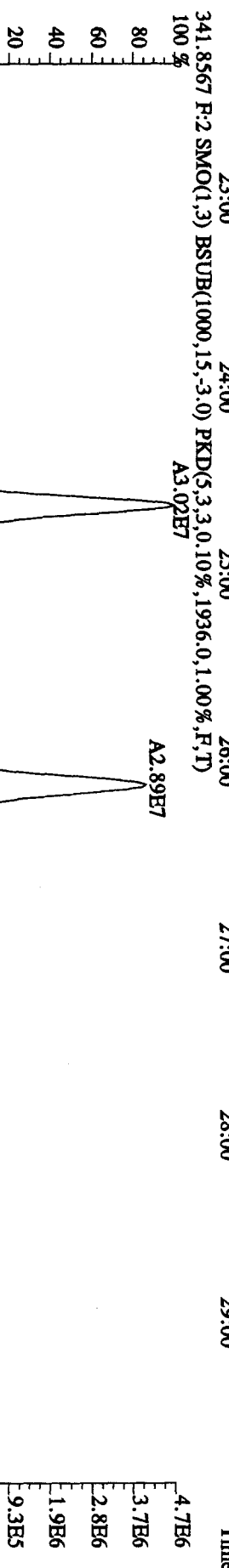
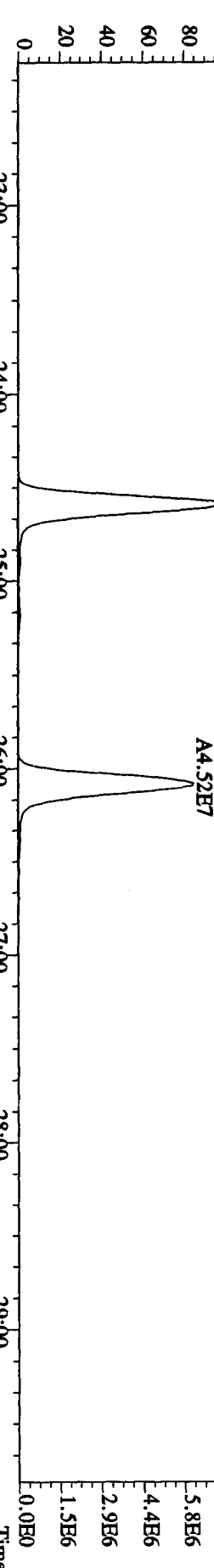
File:01MAY104D5 #1-435 Acq: 1-MAY-2010 08:48:19 GC EI+ Voltage SIR Autospec-UltimaB
 Sample#1 Text:ST0501 :CS3 10DXN083 Exp:DIOXINRES8290A
 319.8965 SMO(1,3) BSUB(1000,15,-3.0) PKD(5,3,3,0.10%,1040.0,1.00%,F,T)



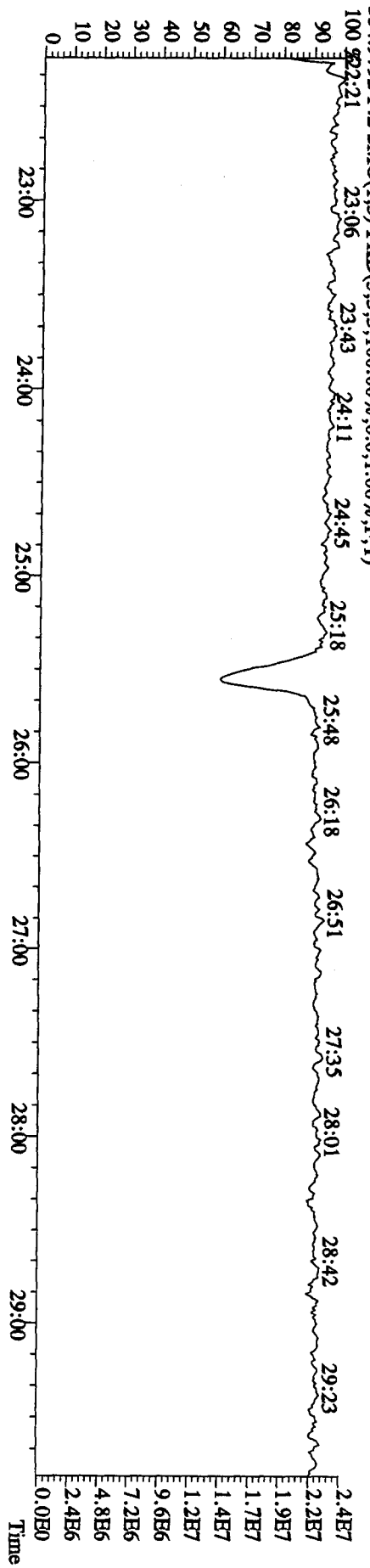
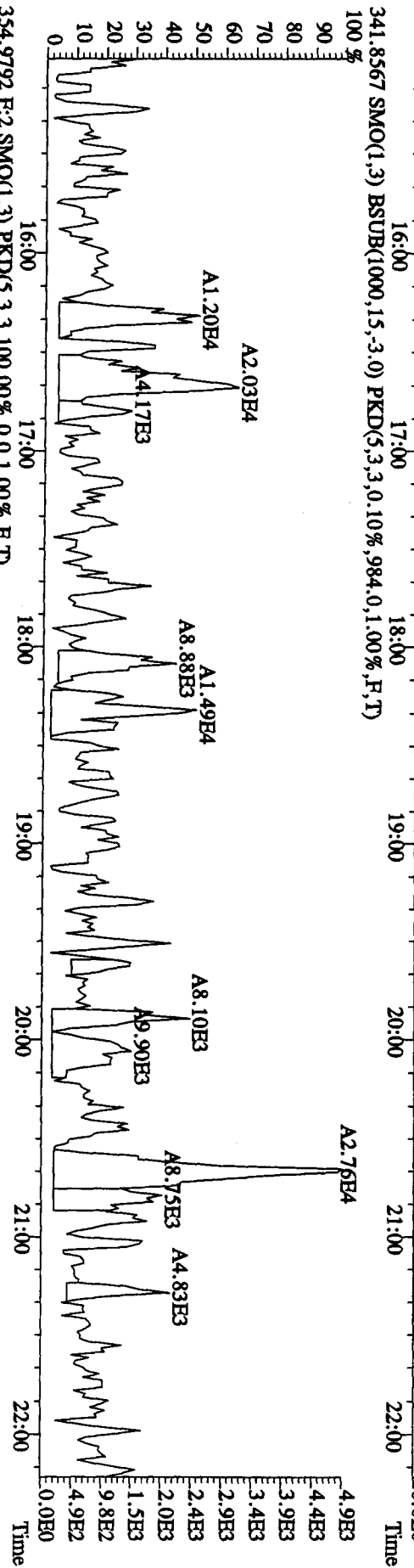

File:01MAY104D5 #1-435 Acq: 1-MAY-2010 08:48:19 GC EI+ Voltage SIR Autospec-UltimaB
 Sample#1 Text:ST0501 :CS3 10DXN083 Exp:DIOXINRES8290A
 327.8847 SMO(1,3) BSUB(1000,15,-3.0) PKD(5,3,3,0,10%,120.0,1.00%,F,T)
 100%



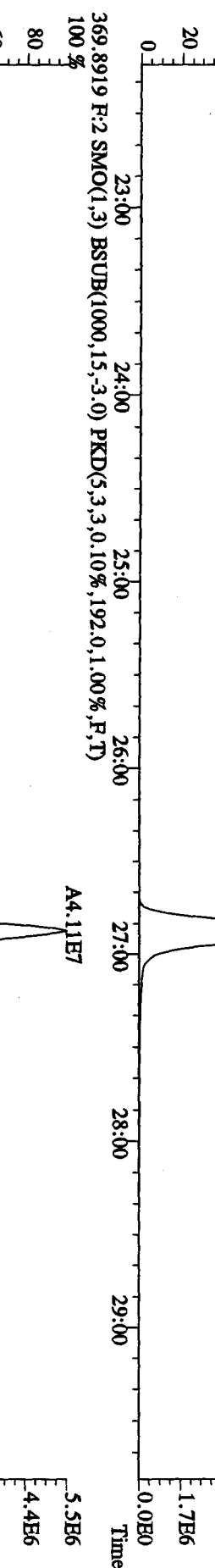
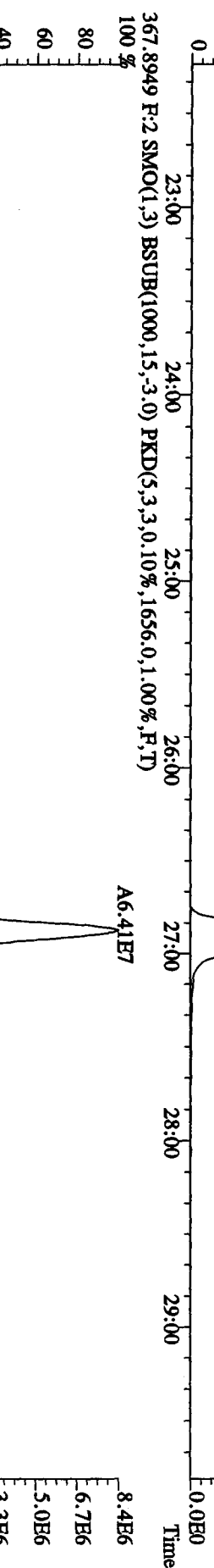

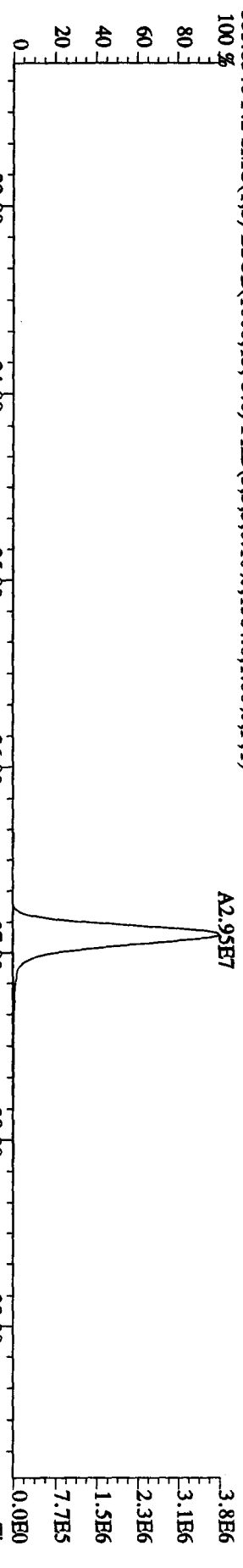
File:01MAY104D5 #1-604 Acq: 1-MAY-2010 08:48:19 GC EI+ Voltage SIR Autospec-UltimaE
 Sample#1 Text:ST0501 :CS3 10DXN083 Exp:DIOXINRES8290A
 339.8597 F:2 SMO(1,3) BSUB(1000,15,-3.0) PKD(5,3,3,0.10%,2020.0,1.00%,F,T)
 100%



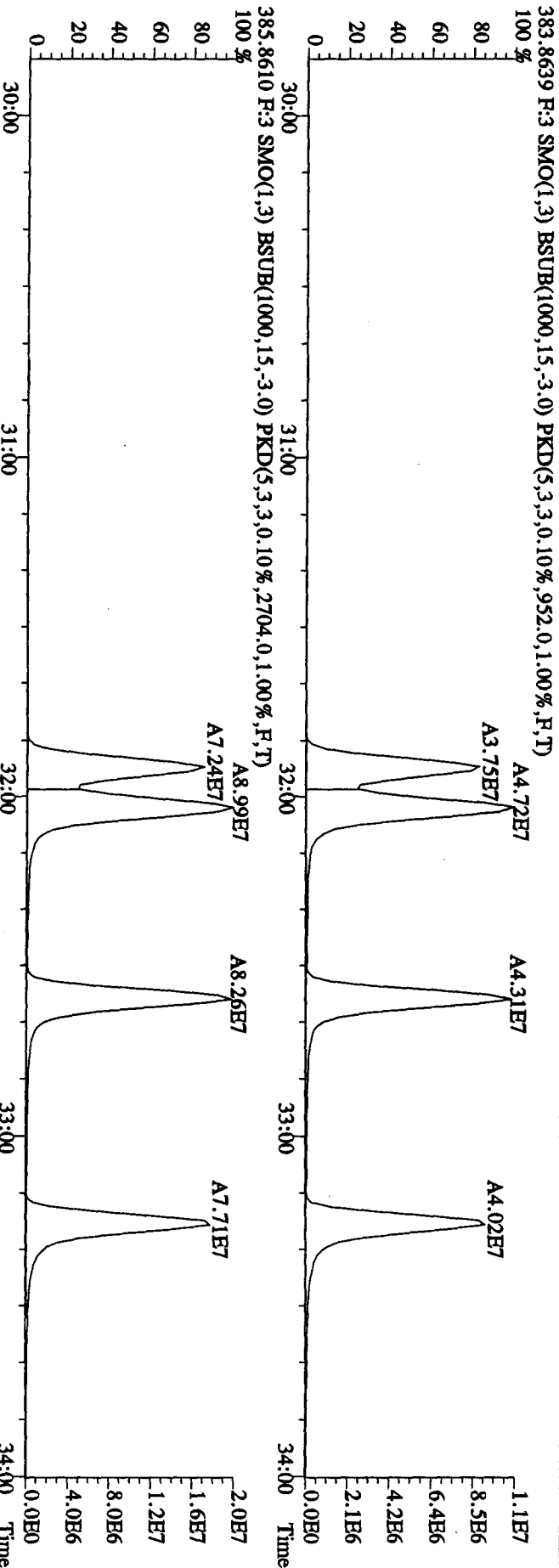
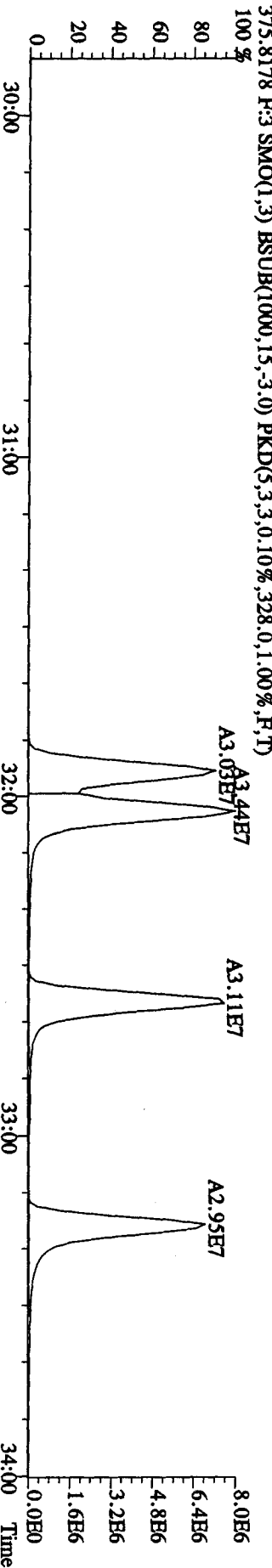
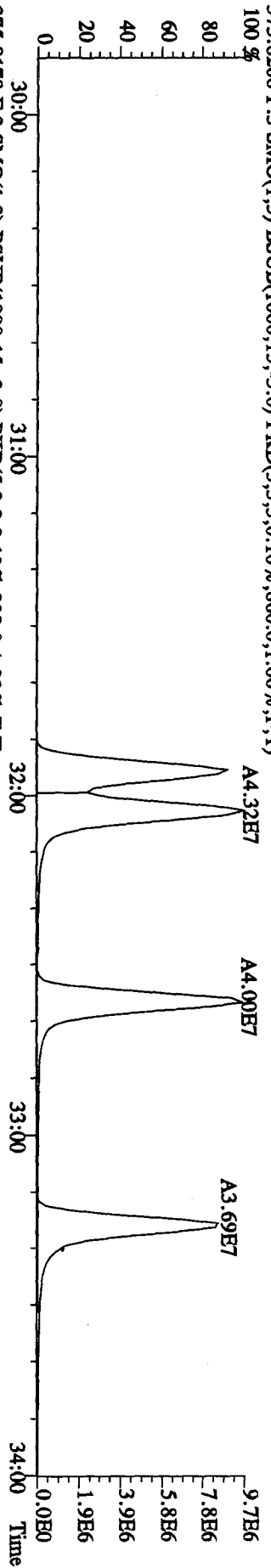
File: 01MAY104D5 #1-435 Acq: 1-MAY-2010 08:48:19 GC EI + Voltage SIR Autospec-UltimaE
 Sample#1 Text: ST0501 :CS3 10DXN083 Exp: DIOXINRES8290A
 339.8597 SMO(1,3) BSUB(1000,15,-3.0) PKD(5,3,3,0.10%,436.0,1.00%,F,T)



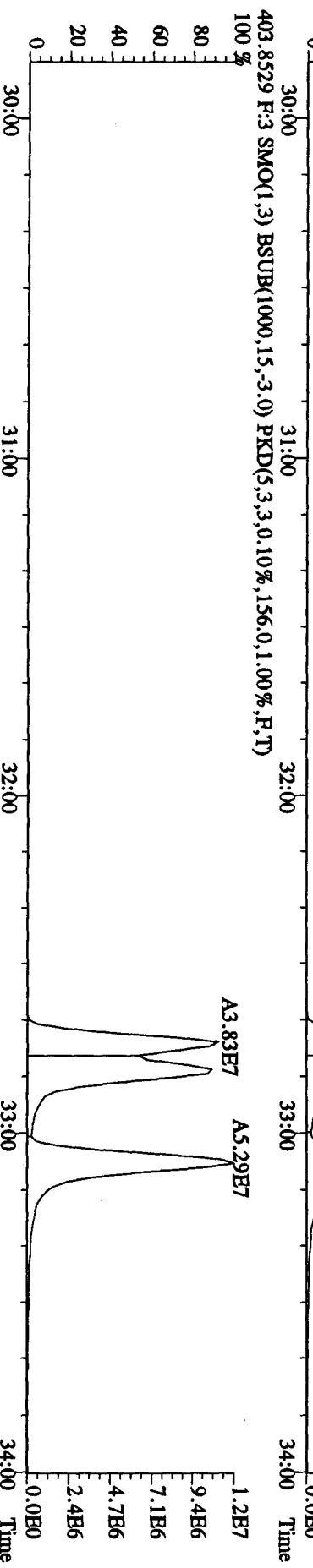
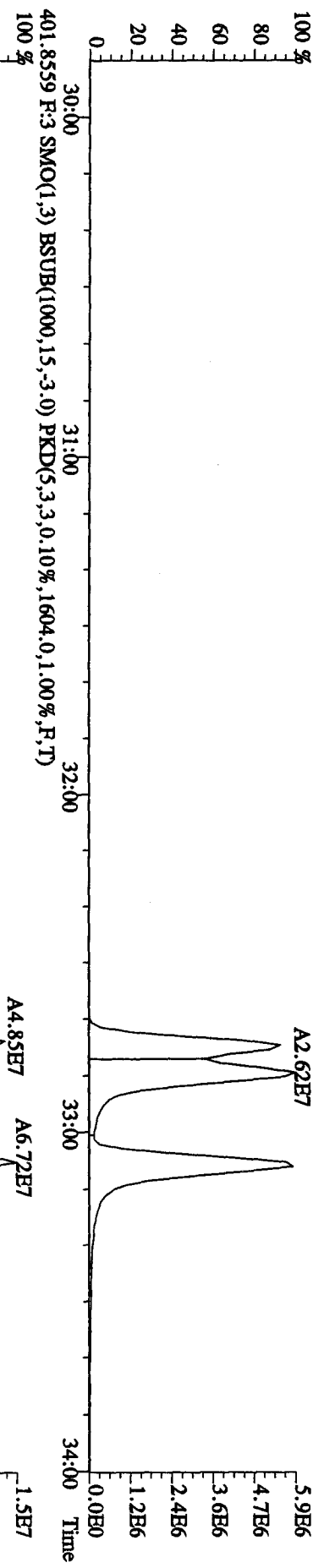

File:01MAY104D5 #1-604 Acq: 1-MAY-2010 08:48:19 GC EI+ Voltage SIR Autospec-UltimaB
 Sample#1 Text:ST0501 :CS3 10DXN083 Exp:DIOXINRES8290A
 355.8546 F:2 SMO(1,3) BSUB(1000,15,-3.0) PKD(5,3,3,0.10%,1564.0,1.00%,F,T) 100%




File:01MAY104D5 #1-316 Acq: 1-MAY-2010 08:48:19 GC EI+ Voltage SIR Autospec-UltimaB
 Sample#1 Text:ST0501 :CS3 10DXN083 Exp:DIOXINRES8290A
 373.8208 F:3 SMO(1,3) BSUB(1000,15,-3.0) PKD(5,3,3,0.10%,860.0,1.00%,F,T)




File:01MAY104D5 #1-316 Acq: 1-MAY-2010 08:48:19 GC EI+ Voltage SIR Autospec-Ultimate
 Sample#1 Text:ST0501 :CS3 10DXN083 Exp:DIOXINRES8290A
 389.8157 F:3 SMO(1,3) BSUB(1000,15,-3,0) PKD(5,3,3,0,10%,128,0,1,00%,F,T)




407.7818 F:4 SMO(1,3) BSUB(1000,15,-3.0) PKD(5,3,3,0.10%,9416.0,1.00%,F,T)




409.7789 F:4 SMO(1,3) BSUB(1000,15,-3.0) PKD(5,3,3,0.10%,9452.0,1.00%,F,T)



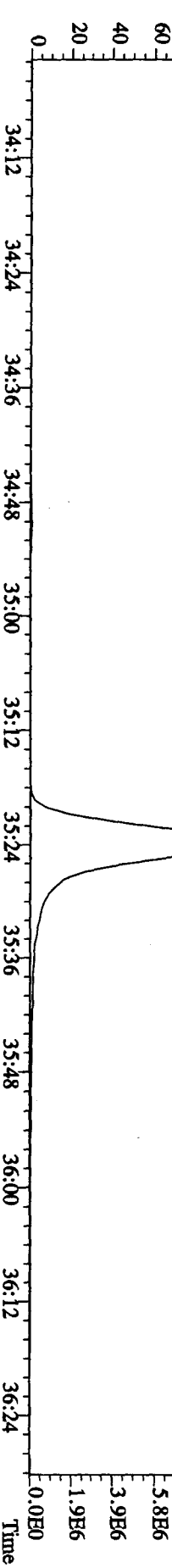
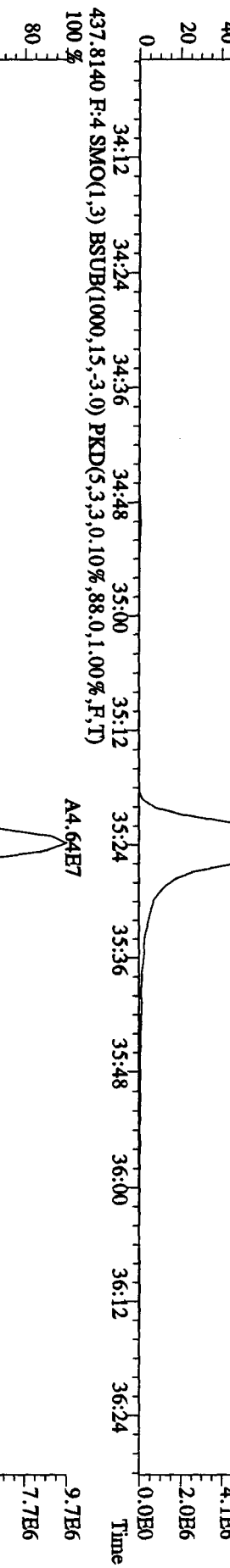
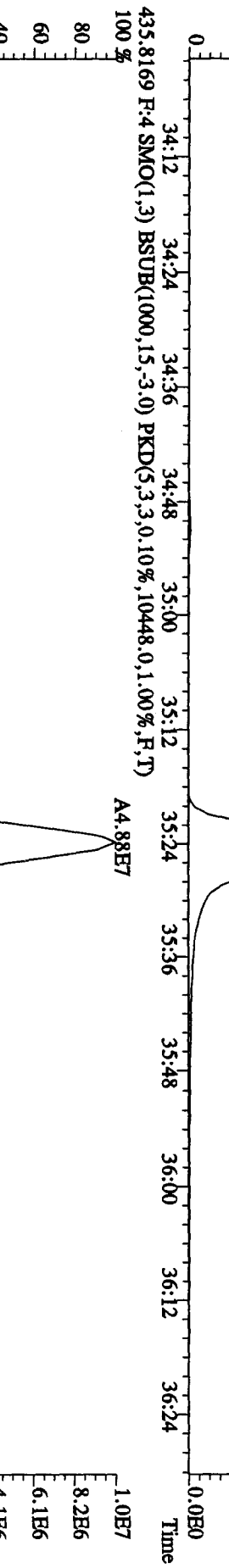
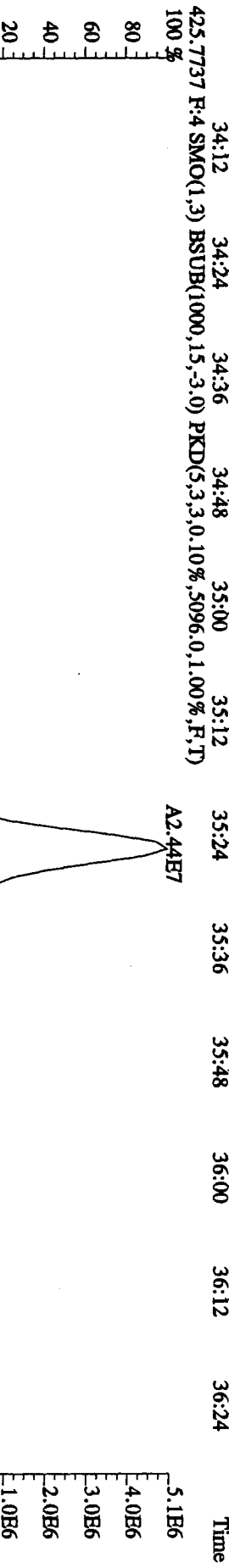
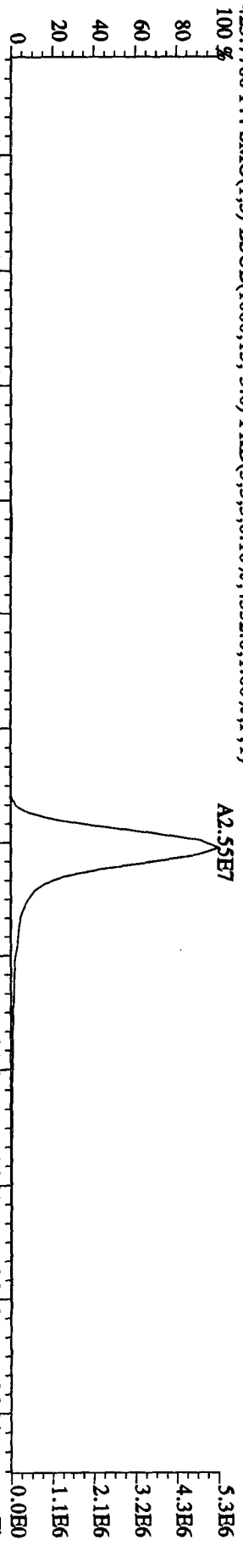
417.8253 F:4 SMO(1,3) BSUB(1000,15,-3.0) PKD(5,3,3,0.10%,10688.0,1.00%,F,T)



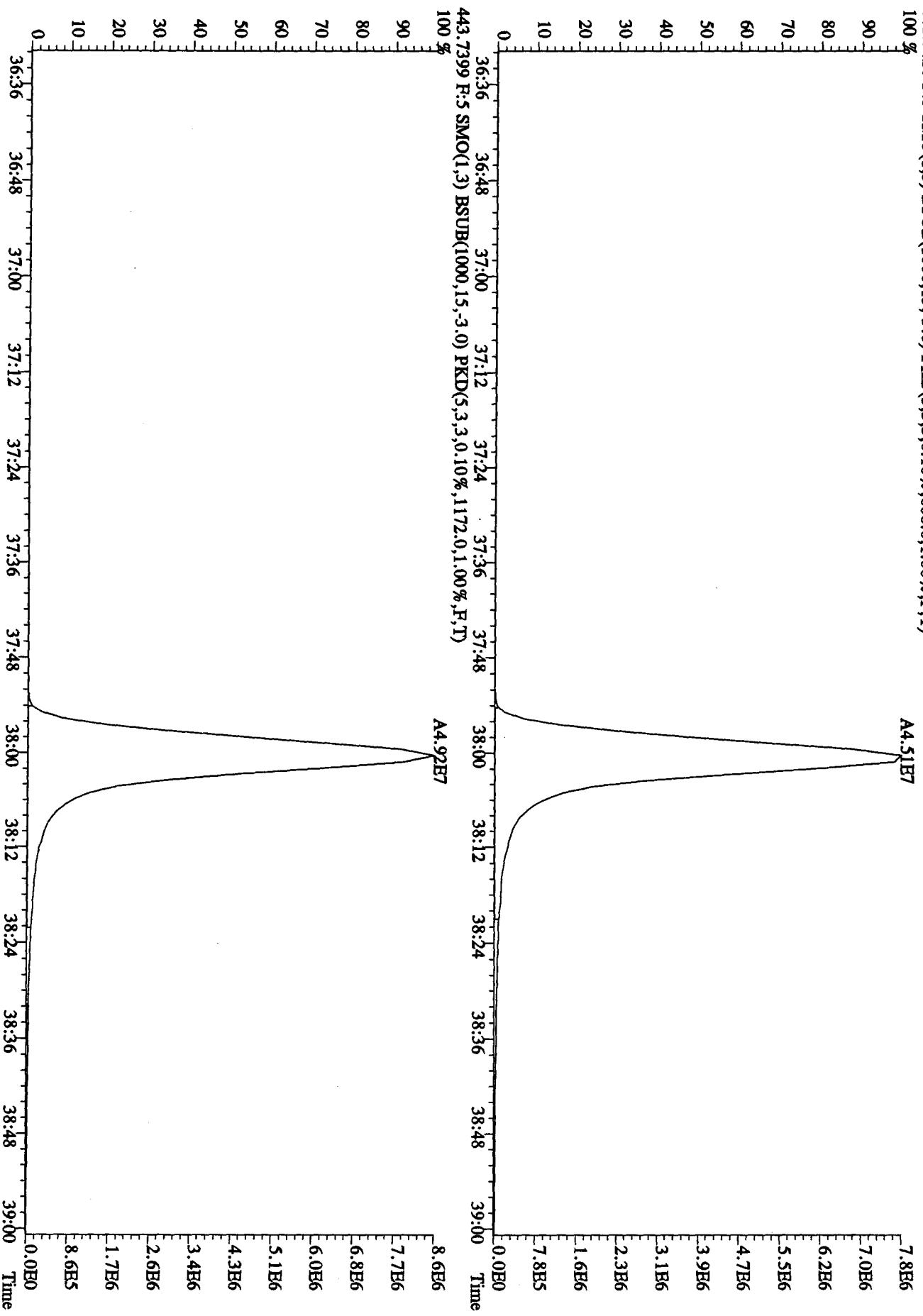
419.8220 F:4 SMO(1,3) BSUB(1000,15,-3.0) PKD(5,3,3,0.10%,21580.0,1.00%,F,T)



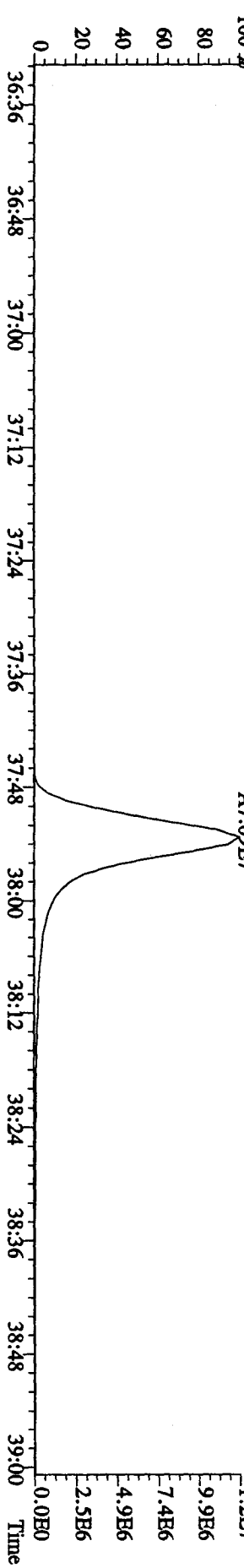
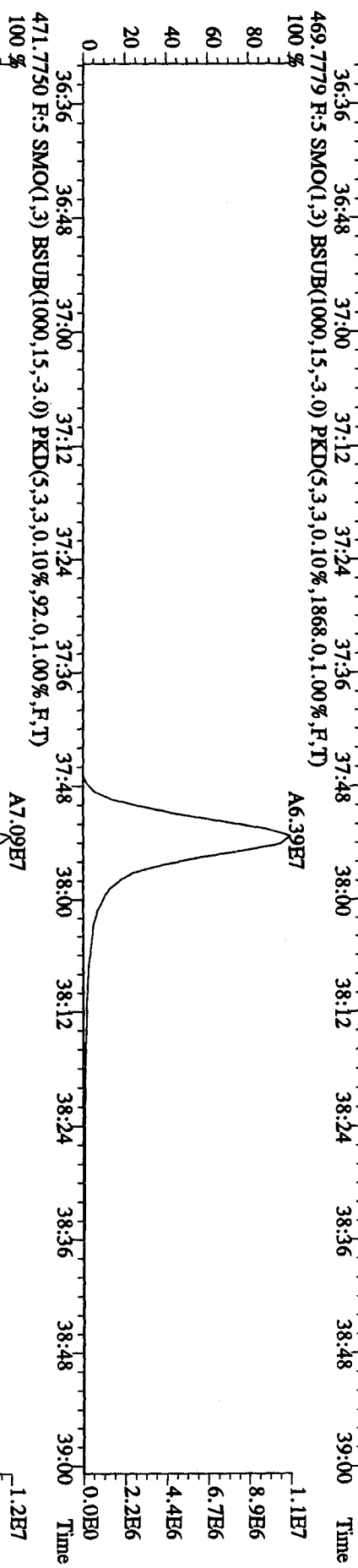
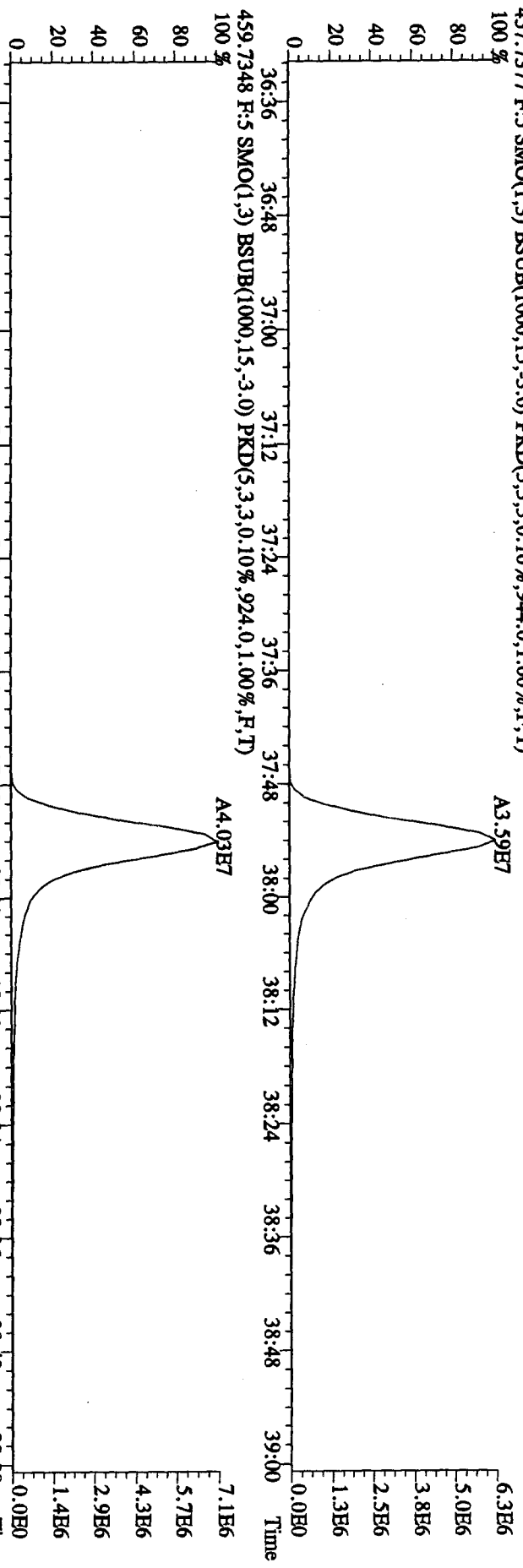
File:01MY104D5 #1-198 Acq: 1-MAY-2010 08:48:19 GC EI+ Voltage SIR Autospec-UltimaE
 Sample#1 Text:ST0501 :CS3 10DXN083 Exp:DIOXINRES8290A
 423.7766 F:4 SMO(1,3) BSUB(1000,15,-3.0) PKD(5,3,3,0.10%,4352.0,1.00%,F,T)



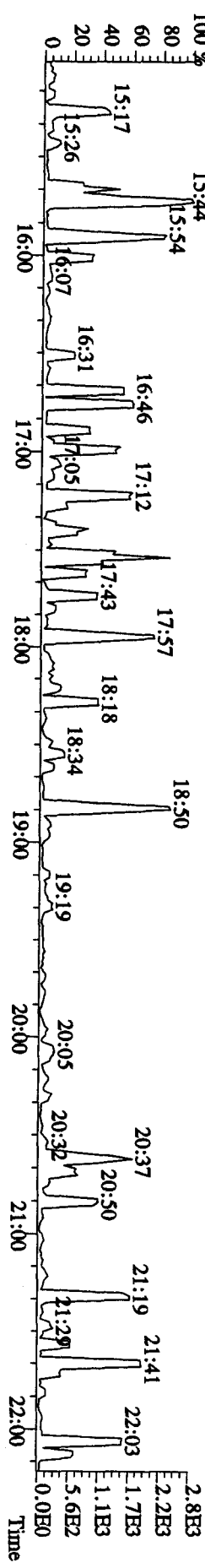
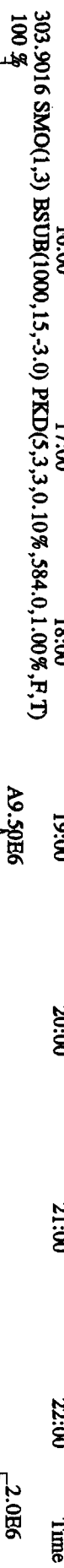

File:01MY104D5 #1-191 Acq: 1-MAY-2010 08:48:19 GC EI+ Voltage SIR Autospec-UltimaB
Sample#1 Text:ST0501 :CS3 10DXN083 Exp:DIOXINRBS8290A
441.7428 F:5 SMO(1,3) BSUB(1000,15,-3.0) PKD(5,3,3,0,10%,608,0,1,00%,F,T)
100 %



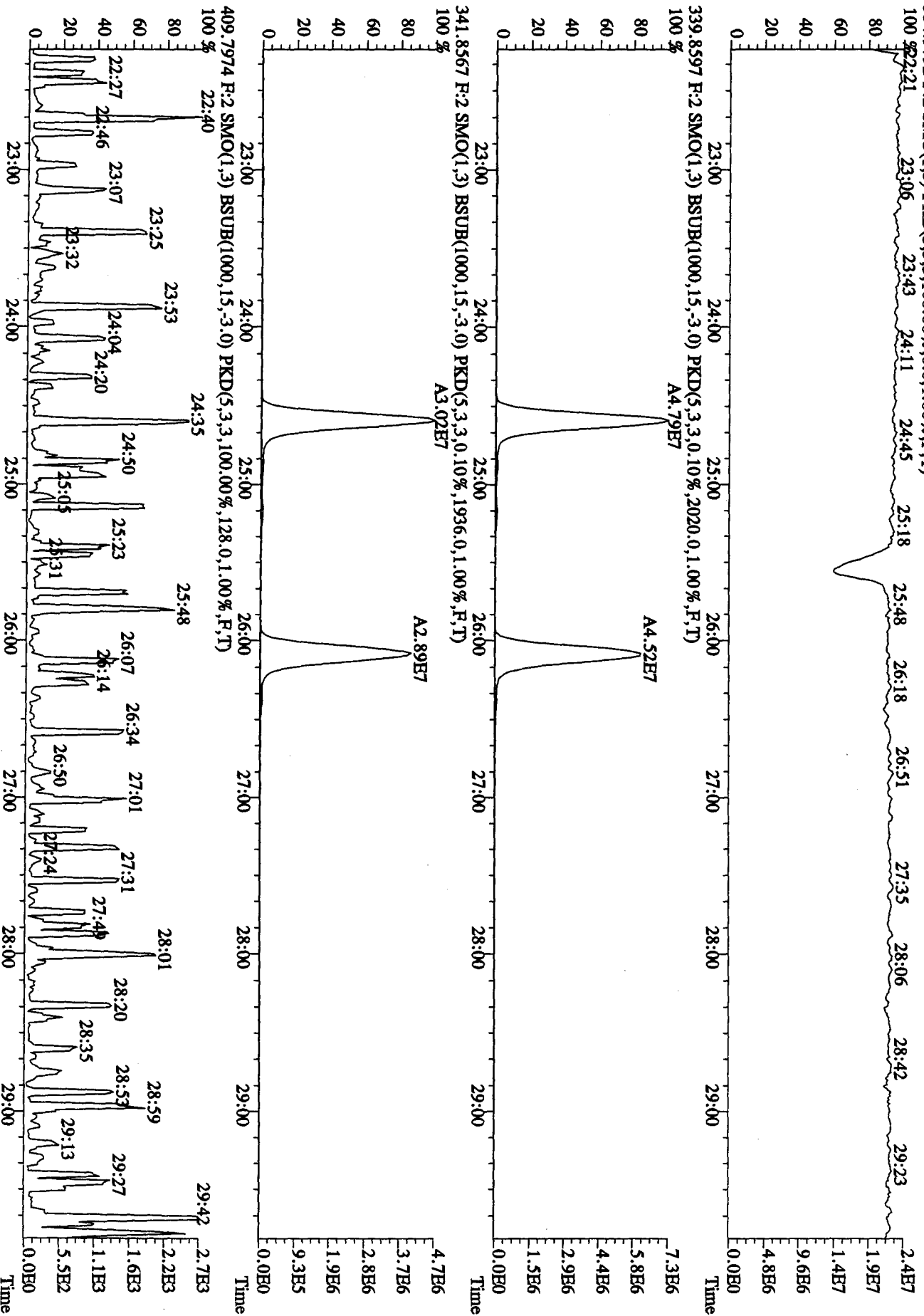
File:01M1Y104D5 #1-191 Acq: 1-MAY-2010 08:48:19 GC EI + Voltage SIR Autospec-UltimaE
 Sample#1 Text:ST0501 :CS3 10DXN083 Exp:DIOXINRES8290A
 457.7377 F:5 SMO(1,3) BSUB(1000,15,-3.0) PKD(5,3,3,0,10%,944.0,1.00%,F,T)
 100 %



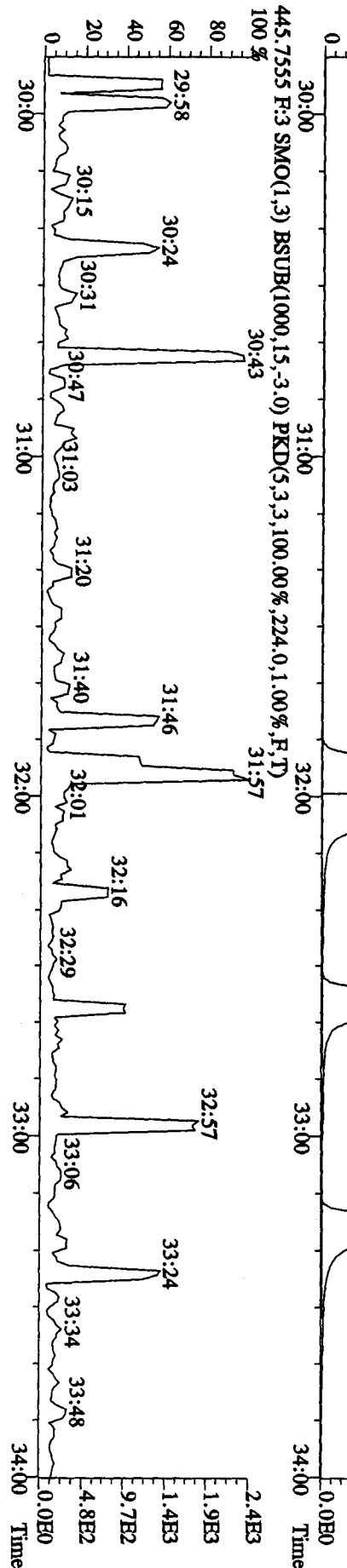
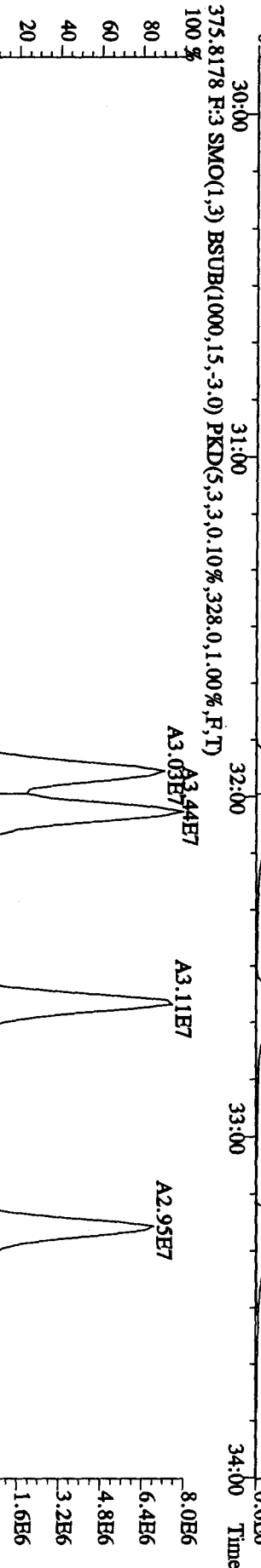
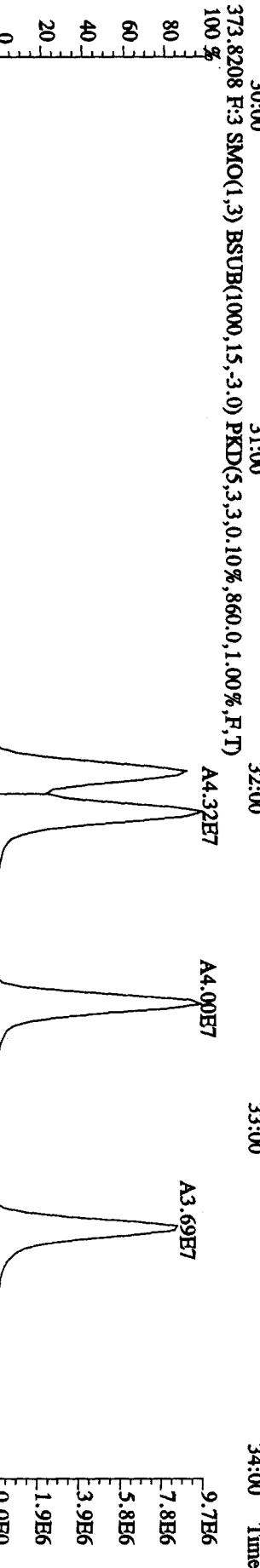
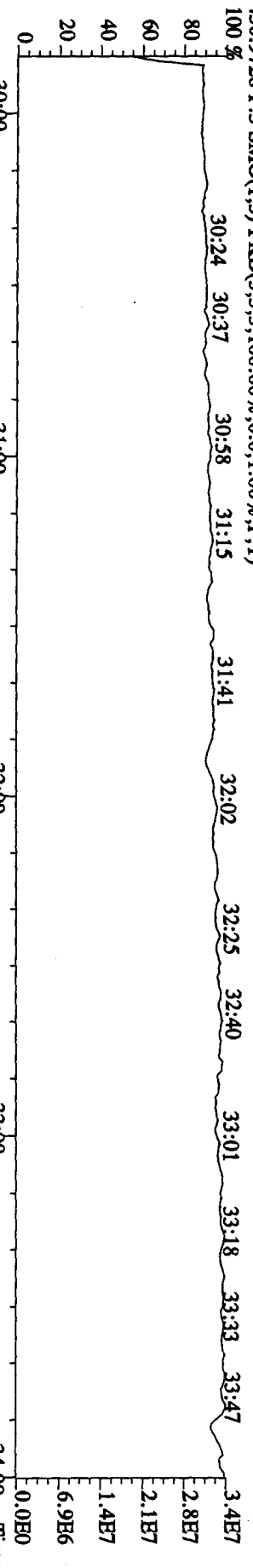
File:01MY104D5 #1-435 Acq:1-MAY-2010 08:48:19 GC EI+ Voltage SIR Autospec-UltimaE
 Sample#1 Text:ST0501 :CS3 10DXN083 Exp:DIOXINRES8290A
 354.9792 SMO(1,3) PKD(5,3,3,100.00%,0.0,1.00%,F,T)



File:01MYY104D5 #1-604 Acq: 1-MAY-2010 08:48:19 GC EI+ Voltage SIR Autospec-UltimaB
 Sample#1 Text:ST0501 :CS3 10DXN083 Exp:DIOXINRES8290A



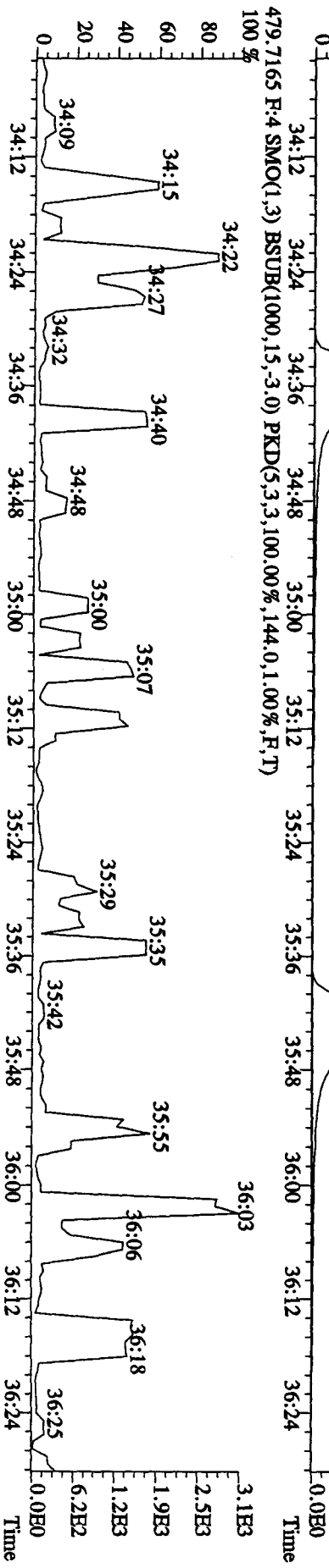



File:01MXY104D5 #1-316 Acq: 1-MAY-2010 08:48:19 GC HI+ Voltage SIR Autospec-UltimaE
 Sample#1 Text:ST0501 :CS3 10DXN083 Exp:DIOXINRES8290A
 430.9728 F:3 SMO(1,3) PKD(5,3,3,100.00%,0.0,1.00%,F,T)



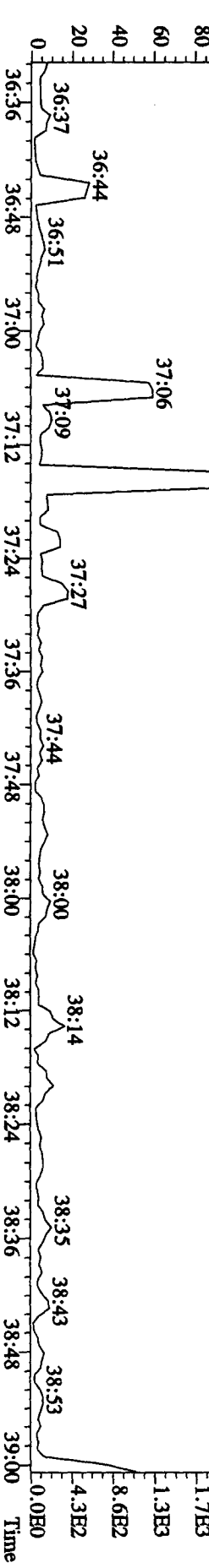
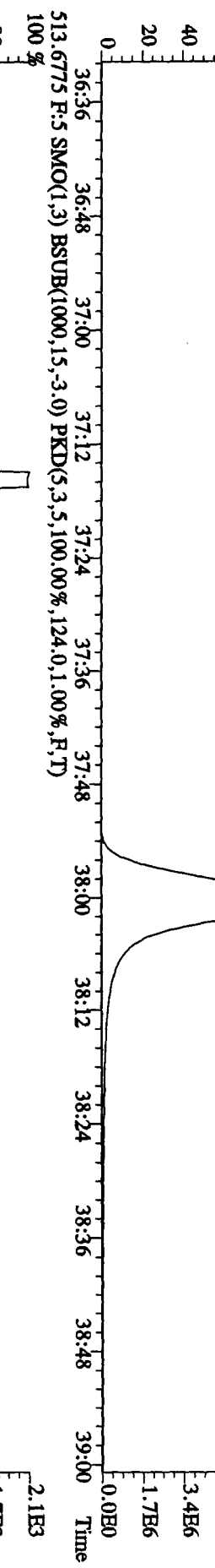
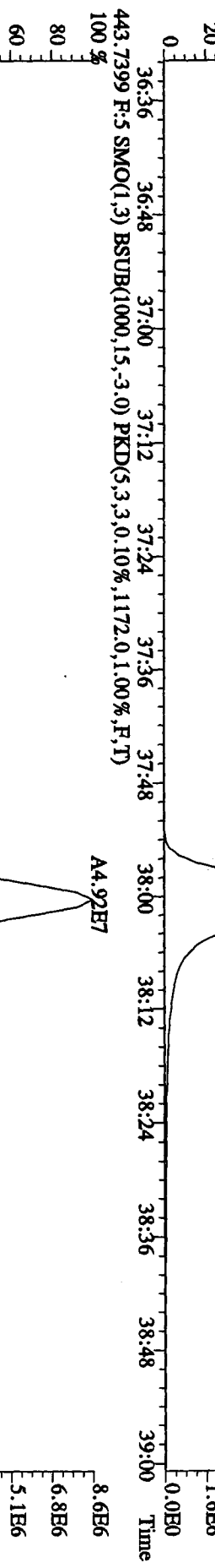
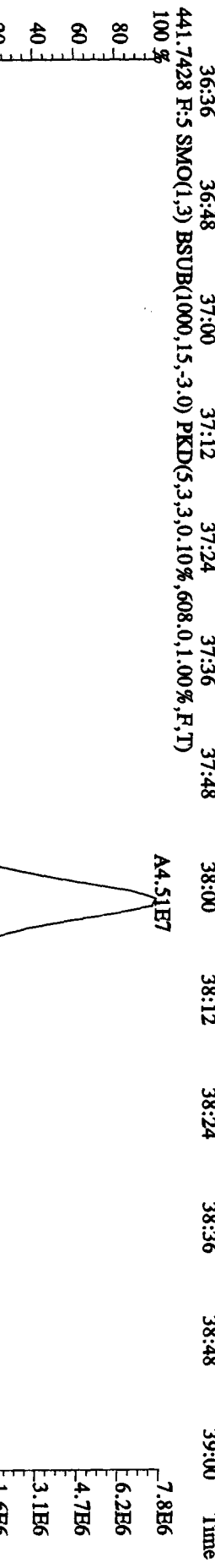

File:01MVT104D5 #1-198 Acq: 1-MAY-2010 08:48:19 GC EI + Voltage SIR Autospec-UltimaE

Sample#1 Text:ST0501 :CS3 10DXN083 Exp:DIOXINRES8290A

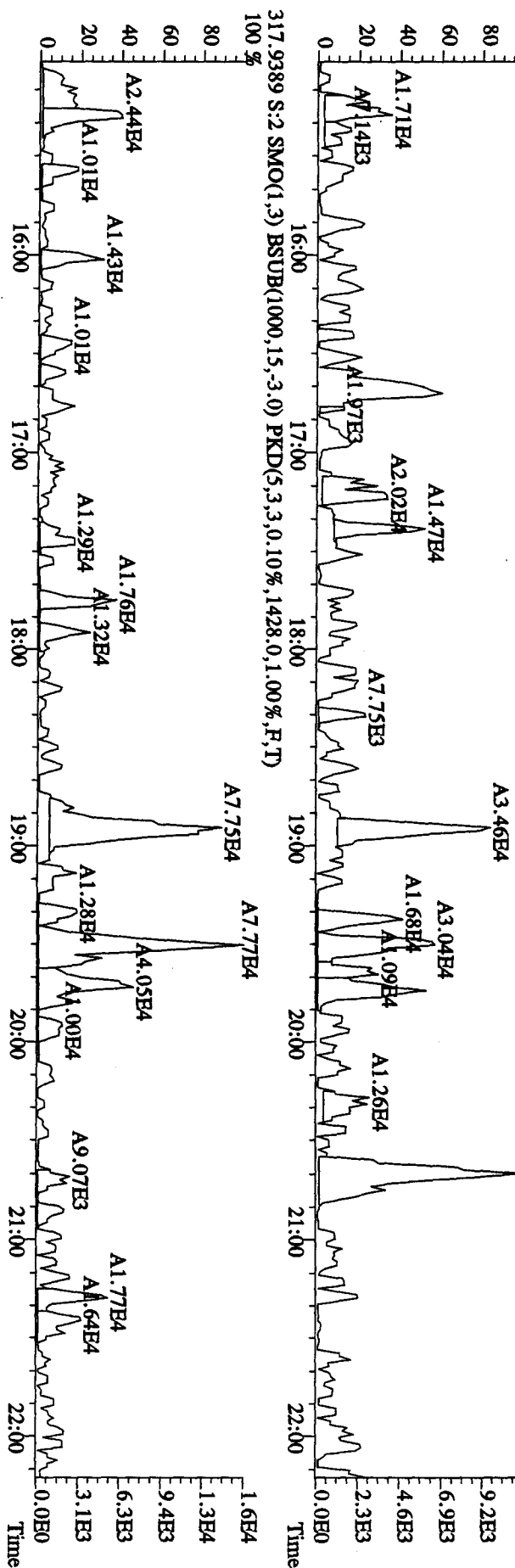
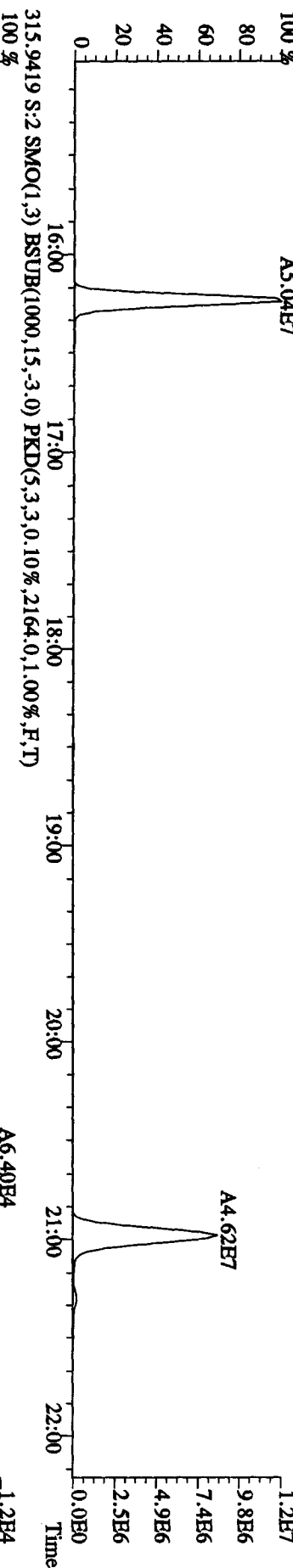
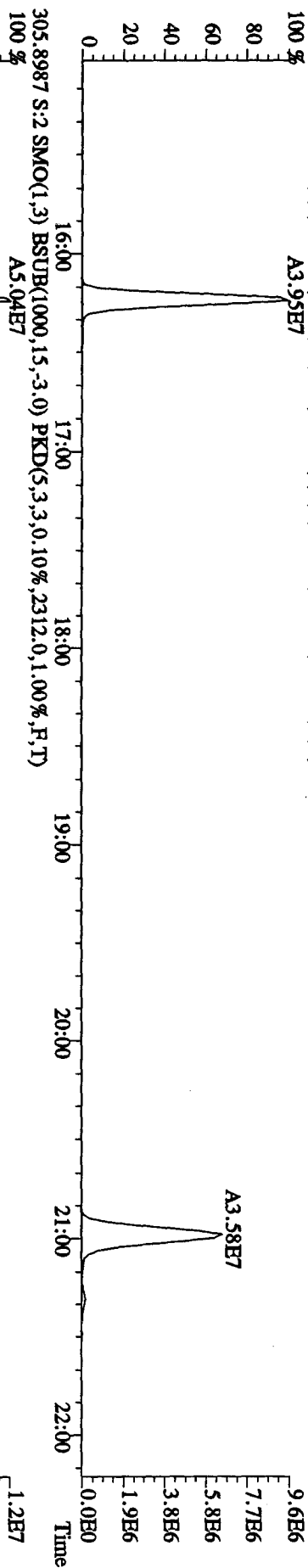
430.9728 F:4 SMO(1,3) PKD(5,3,3,100.00%,0.0,1.00%,F,T)



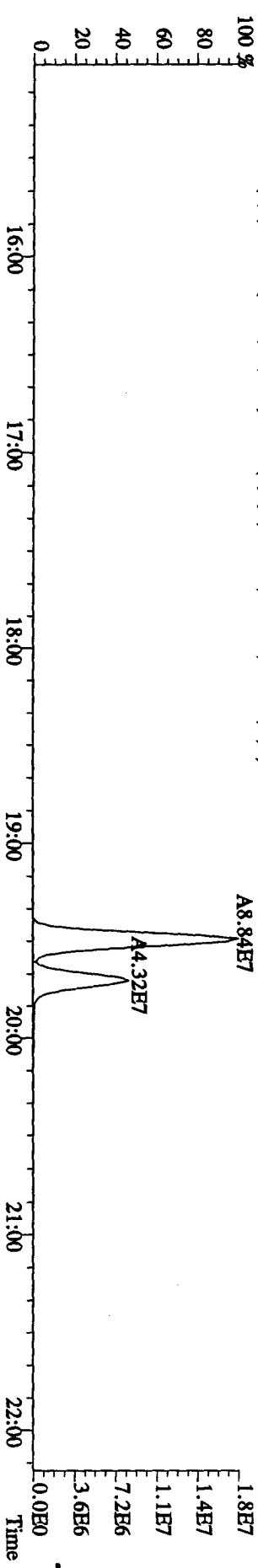
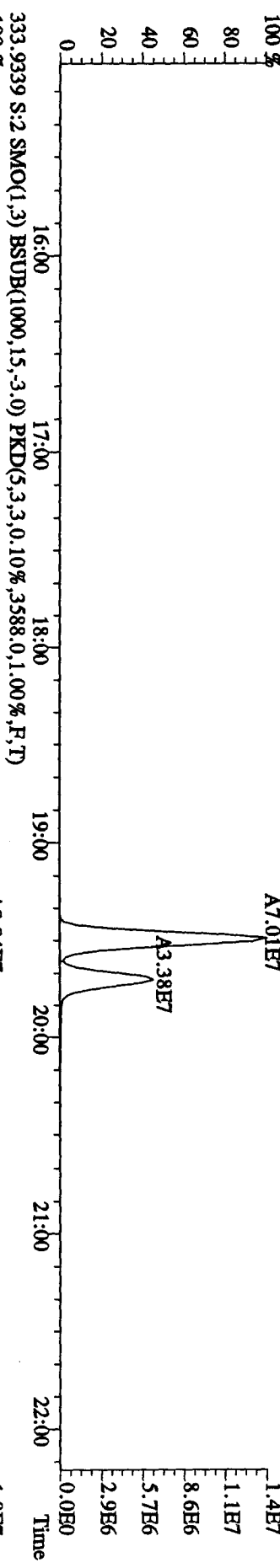
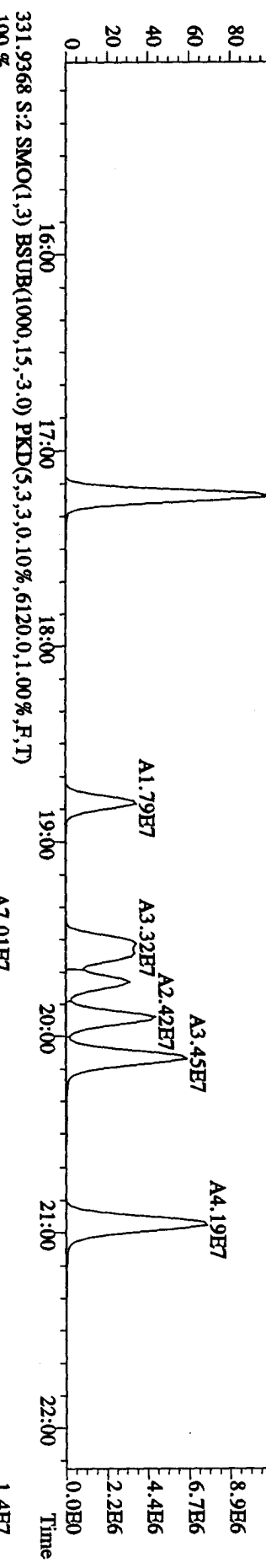
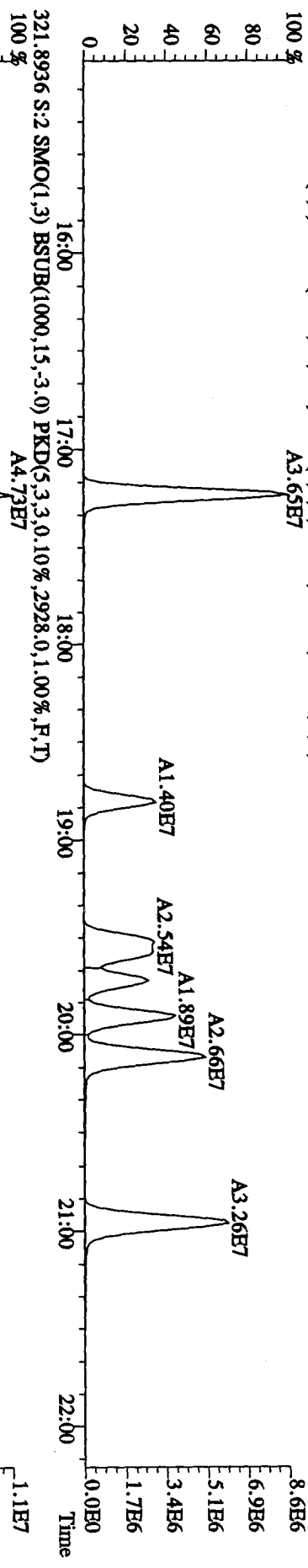
File:01MVT104D5 #1-191 Acq: 1-MAY-2010 08:48:19 GC EI+ Voltage SIR Autospec-UltimaB
 Sample#1 Text:ST0501 :CS3 10DXN083 Exp:DIOXINRES8290A
 442.9728 F:5 SMO(1,3) PKD(5,3,3,100.00%,0,0,1.00%,F,T)
 100%



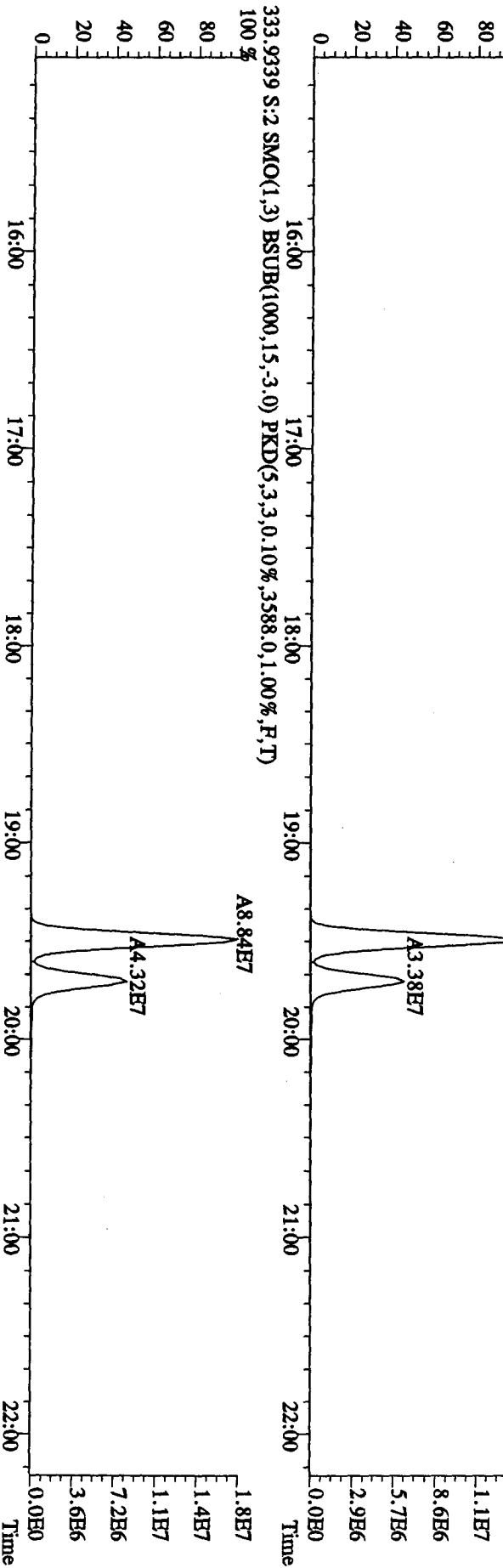
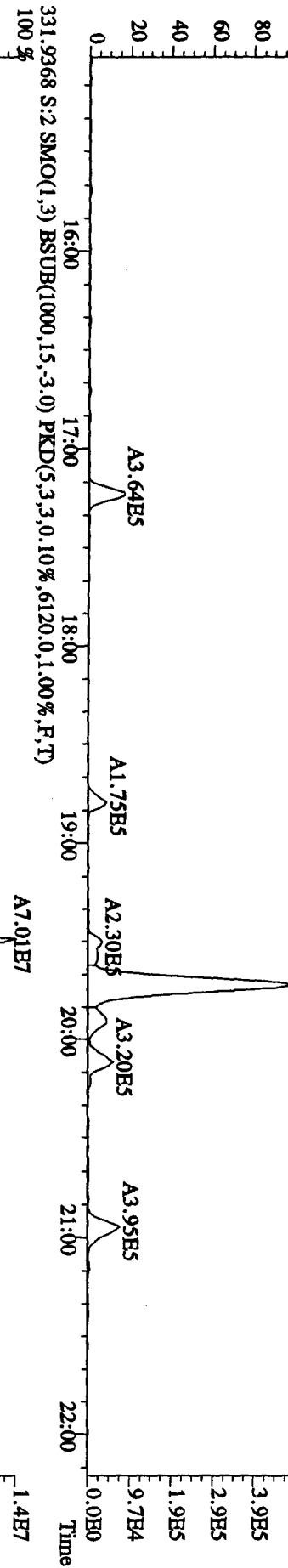
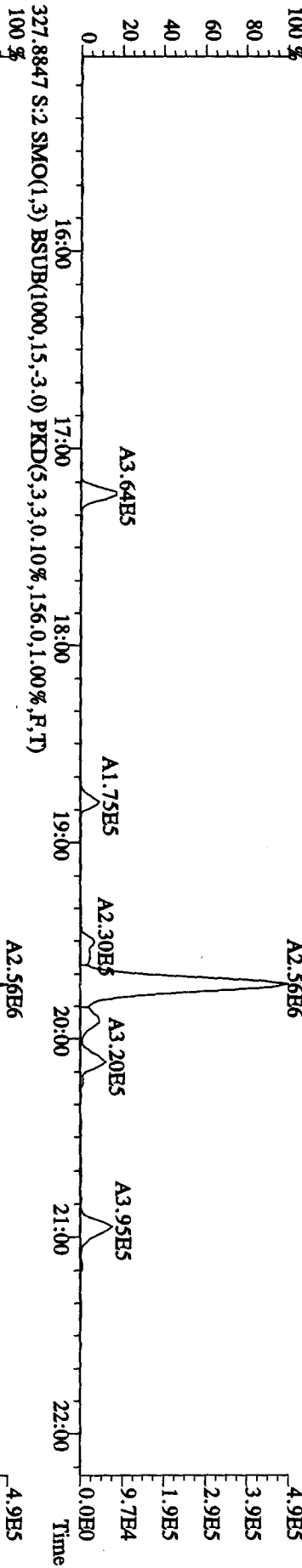
File:01\MTY104D5 #1-434 Acq: 1-MAY-2010 09:32:20 GC EI+ Voltage SIR Autospec-UltimaB
 Sample#2 Text:CP0501 :DB-5 CPSM 3732-05 Exp:DIOXINRHS8290A
 303.9016 S:2 SMO(1,3) BSUB(1000,15,-3.0) PKD(5,3,0.10%,1972.0,1.00%,F,T)
 100 % A3.95E7



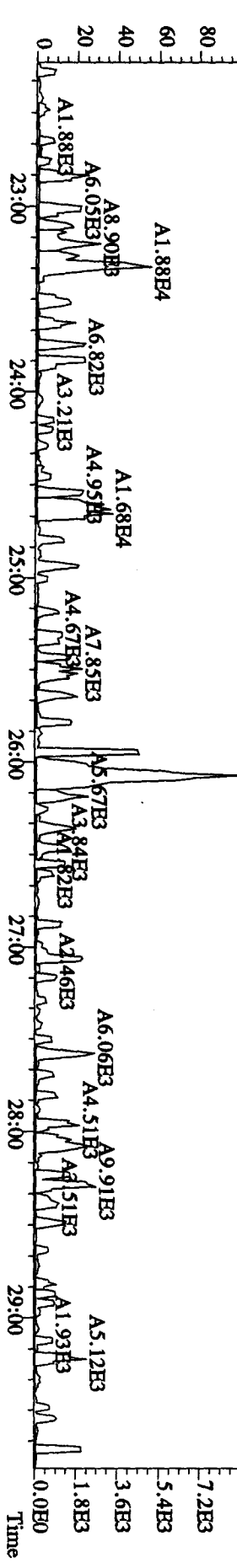
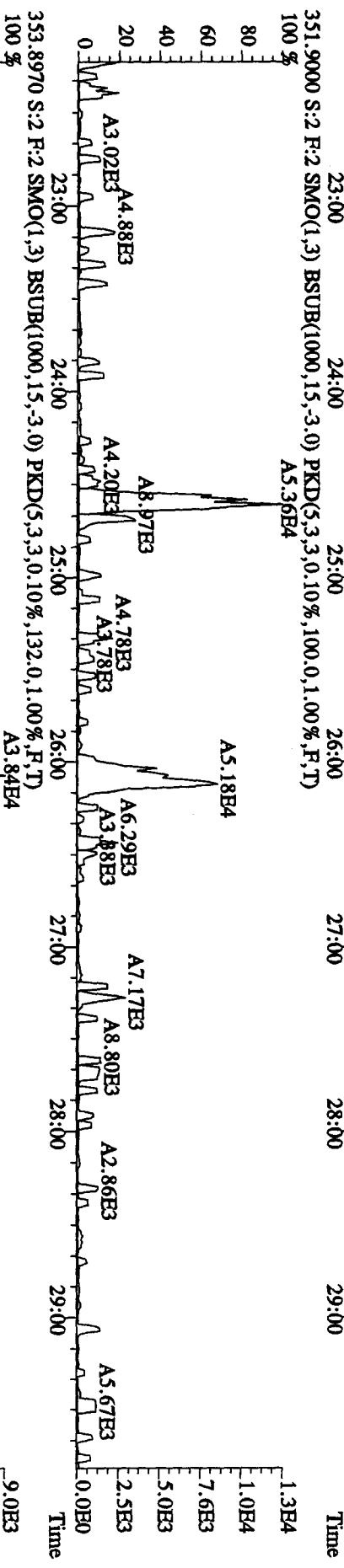
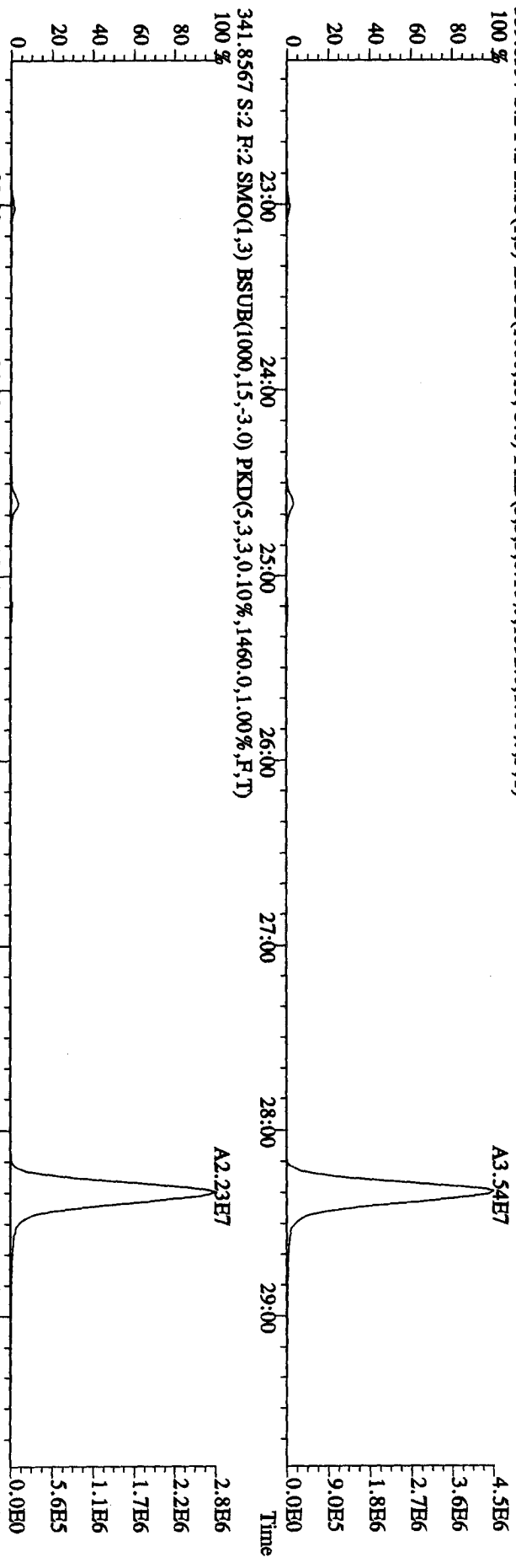
File:01MXY104D5 #1-434 Acq: 1-MAY-2010 09:32:20 GC: EI+ Voltage: SIR Autospec-UltimaB
 Sample#2 Text:CP0501 :DB-5 CPSM 3732-05 Exp.:DIOXINRES8290A
 319.8965 S:2 SMO(1,3) BSUB(1000,15,-3.0) PKD(5,3,3,0,10%,1920,0,1,100%,F,T)



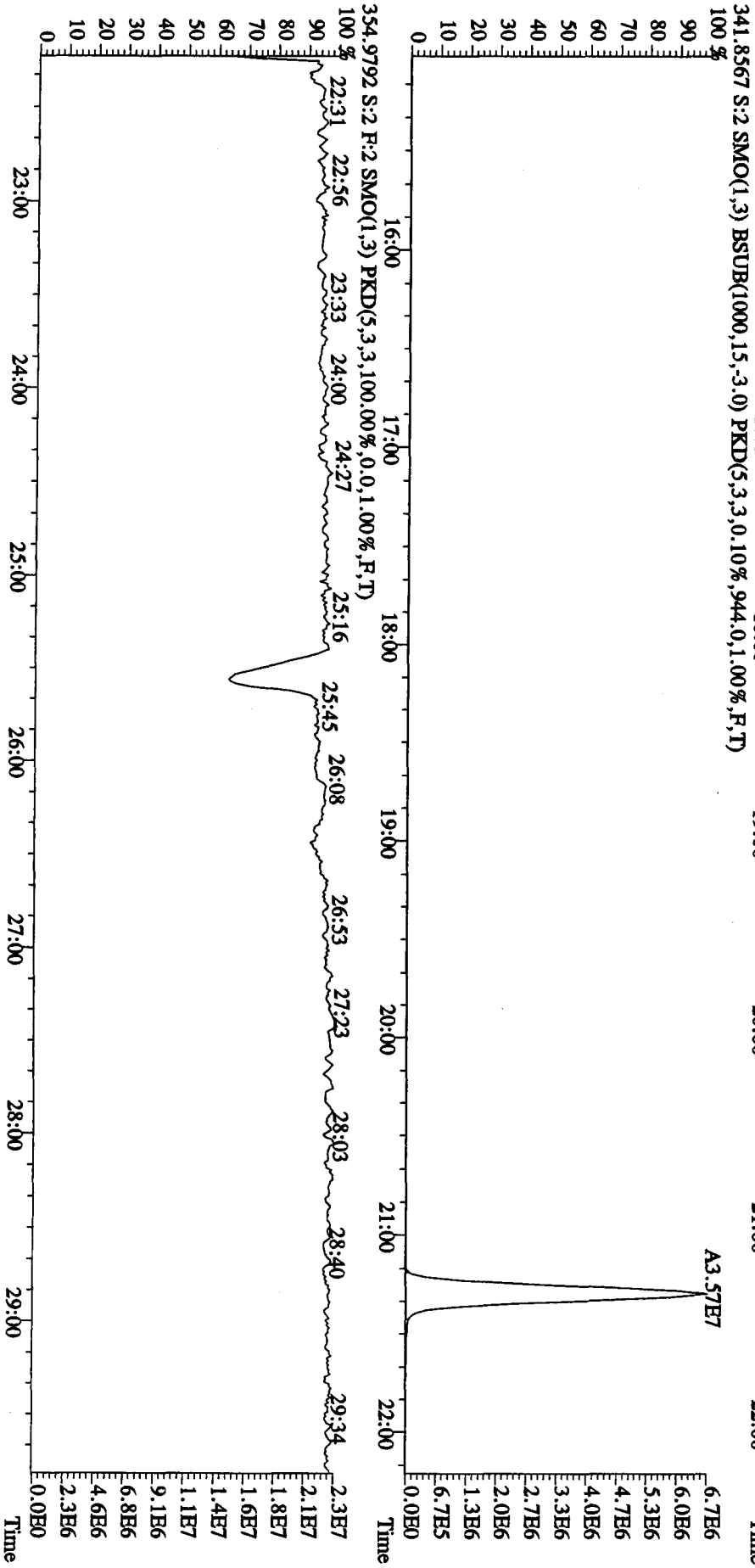
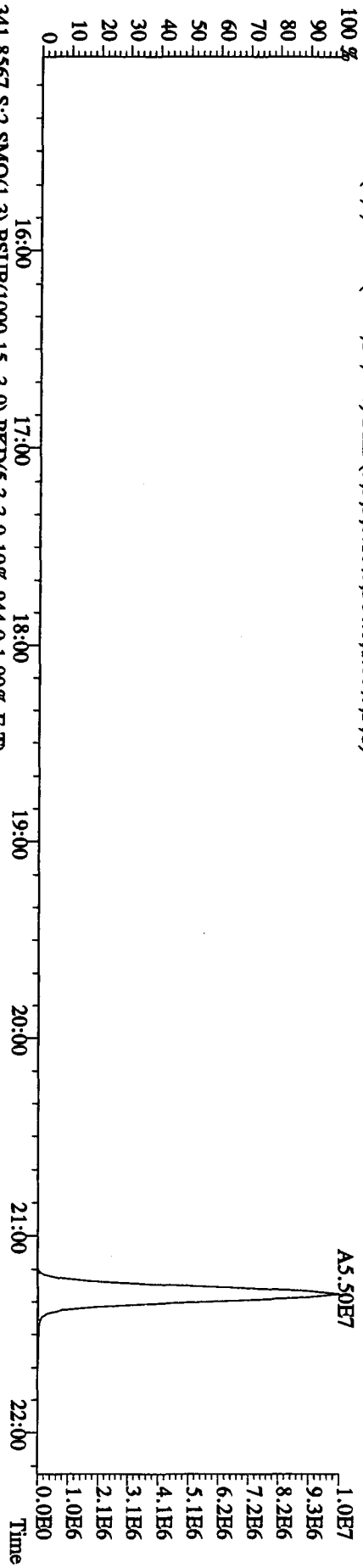
File:01MAY104D5 #1-434 Acq: 1-MAY-2010 09:32:20 GC EI+ Voltage SIR Autospec-UltimaB
 Sample#2 Text:CP0501 :DB-5 CP5M 3732-05 Exp:DIOXINRES8290A
 327.8847 S:2 SMO(1,3) BSUB(1000,15,-3.0) PKD(5,3,3,0.10%,156.0,1.00%,F,T)



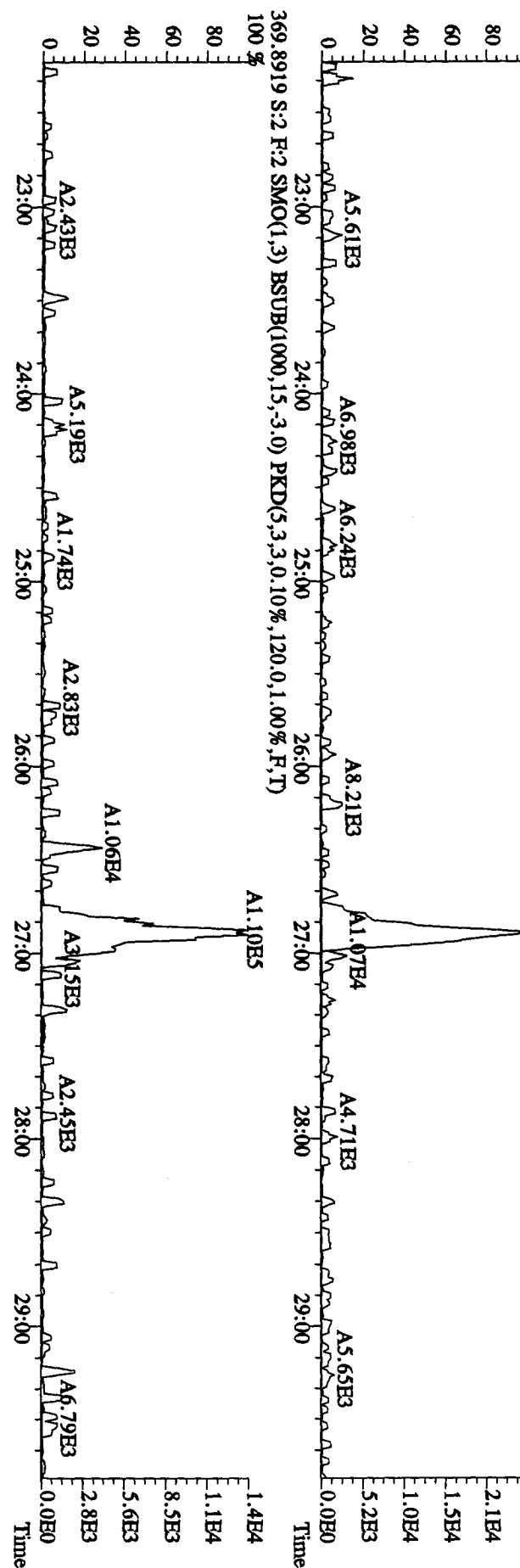

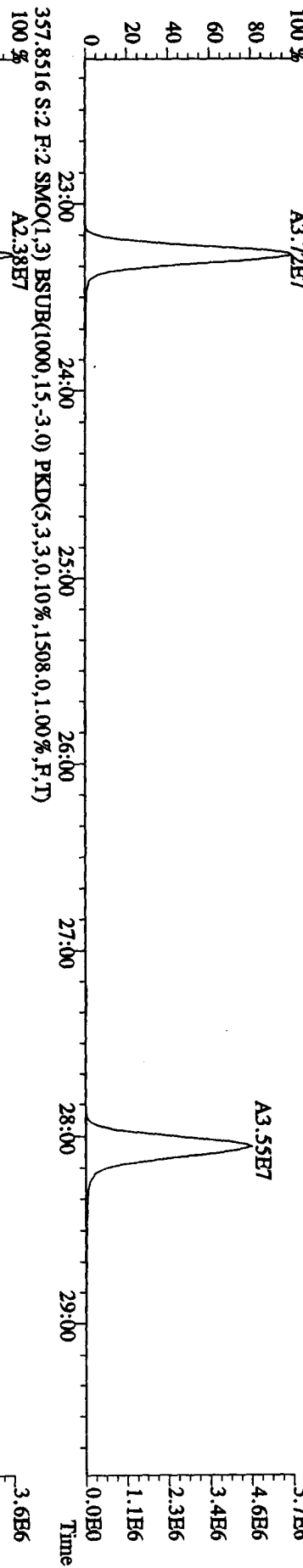
File: 01MAY104D5 #1-605 Acq: 1-MAY-2010 09:32:20 GC EI+ Voltage SIR Autospec-UltimaB
 Sample#2 Text: CP0501 :DB-5 CP5M 3732-05 Exp: DIOXINRES8290A
 339.8597 S:2 F:2 SMO(1,3) BSUB(1000,15,-3,0) PKD(5,3,3,0,10%,1592.0,1.00%,F,T)



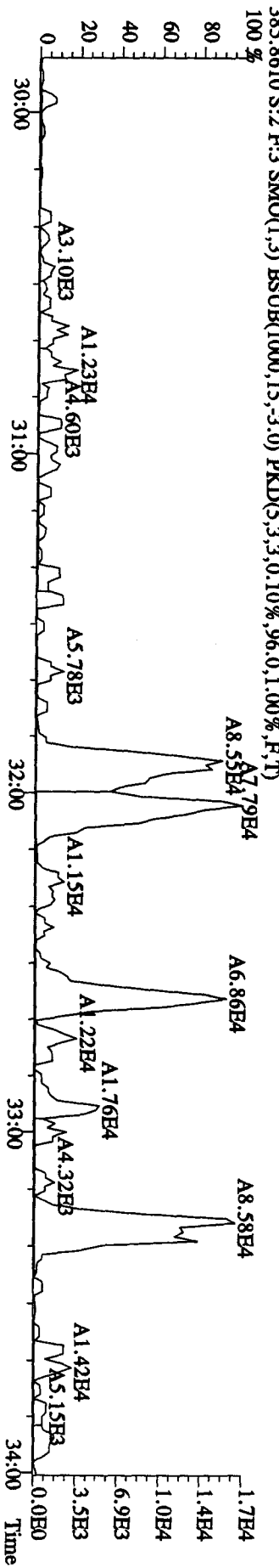
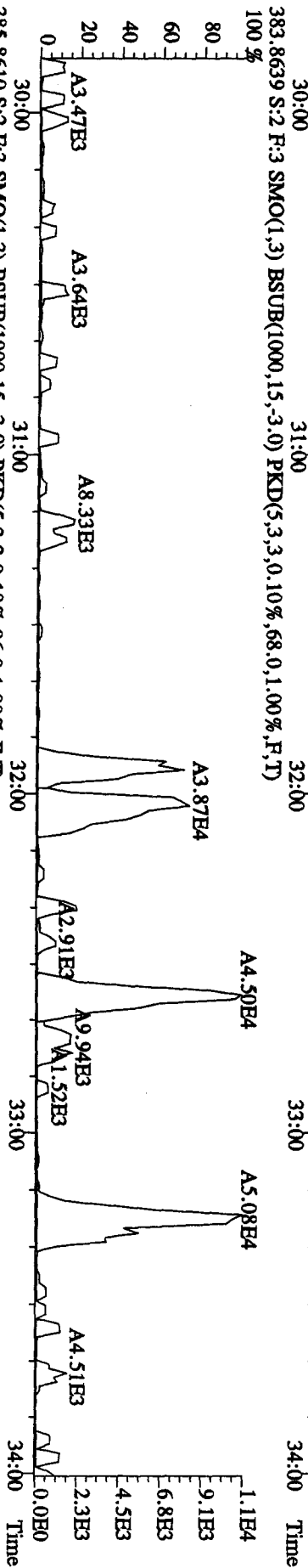
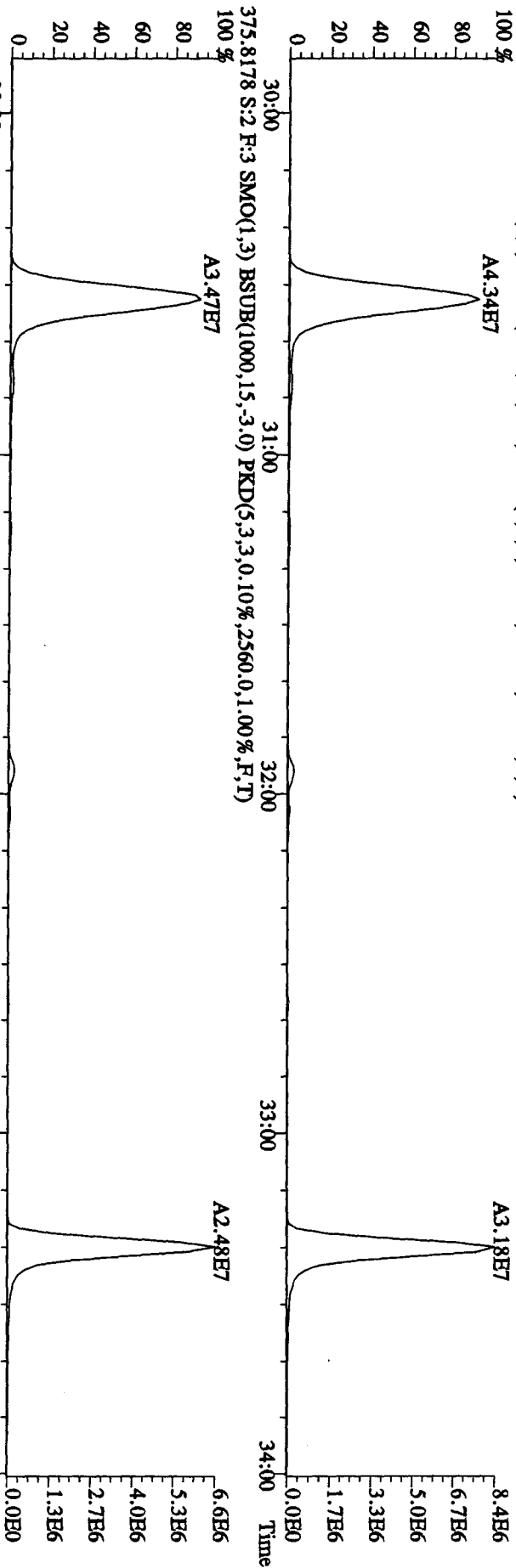
File:01MAY104D5 #1-434 Acq: 1-MAY-2010 09:32:20 GC EI+ Voltage SIR Autospec-UltimaE
 Sample#2 Text:CP0501 :DB-5 CP5M 3732-05 Exp:DIOXINRES8290A
 339.8597 S:2 SMO(1,3) BSUB(1000,15,-3.0) PKD(5,3,3,0,10%,364.0,1.00%,F,T)



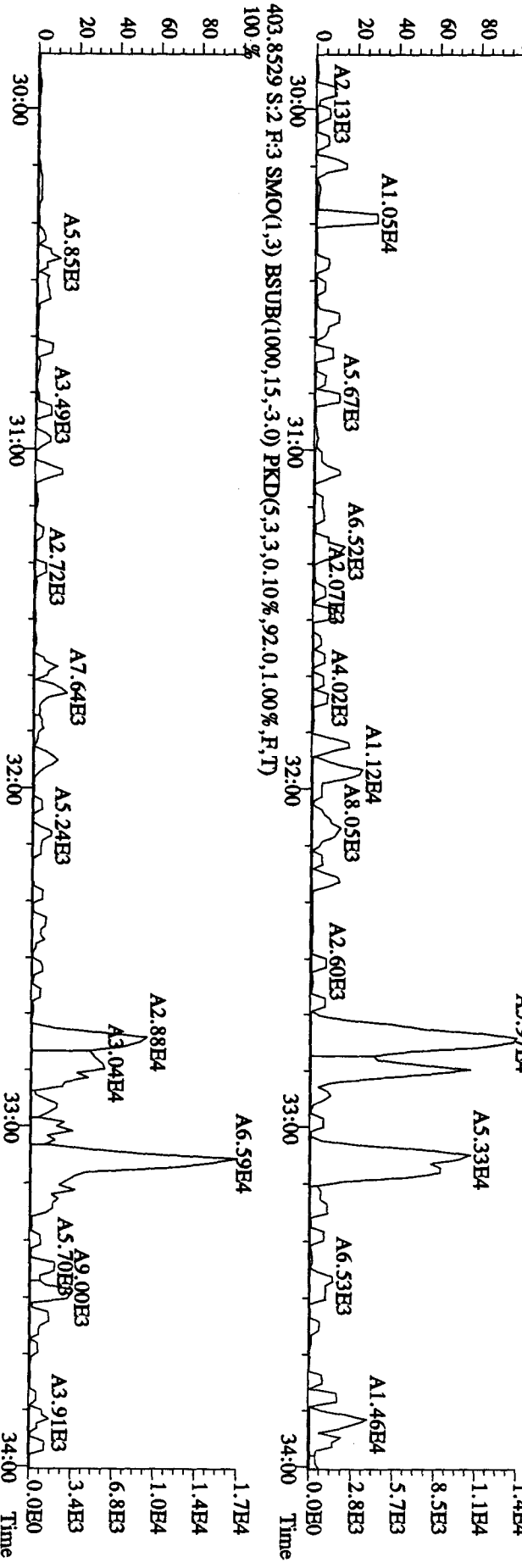
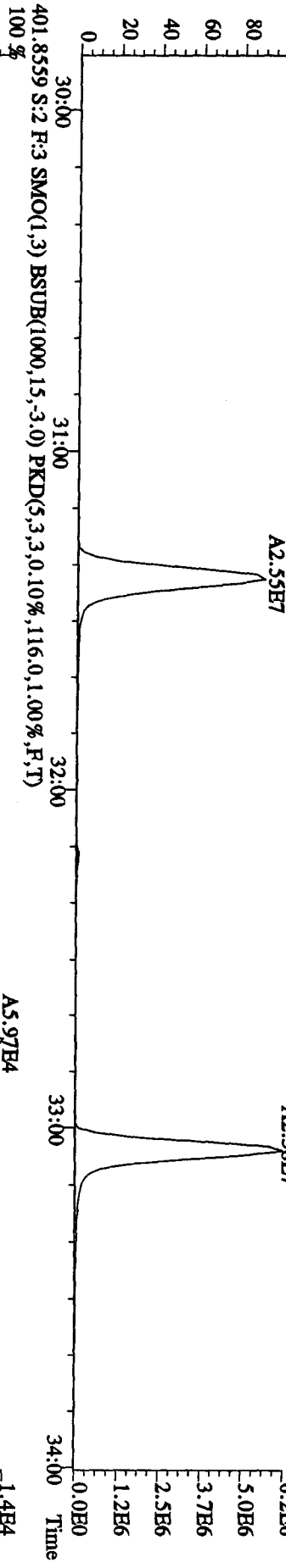

File:01MYY104D5 #1-605 Acq: 1-MAY-2010 09:32:20 GC HI + Voltage SIR Autospec-UltimaE
 Sample#2 Text:CP0501 :DB-5 CP5M 3732-05 Exp:DIOXINRES8290A
 355.8546 S:2 F:2 SMO(1,3) BSUB(1000,15,-3.0) PKD(5,3,3,0,10%,1736,0,1,00%,F,T)



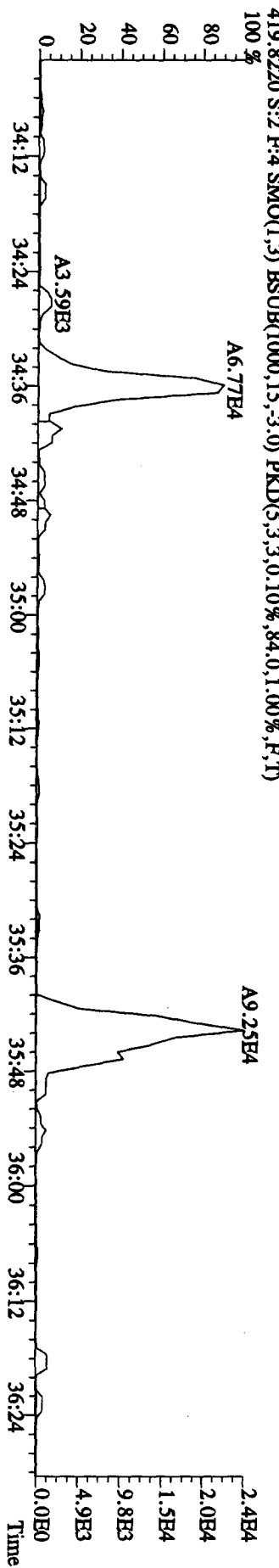
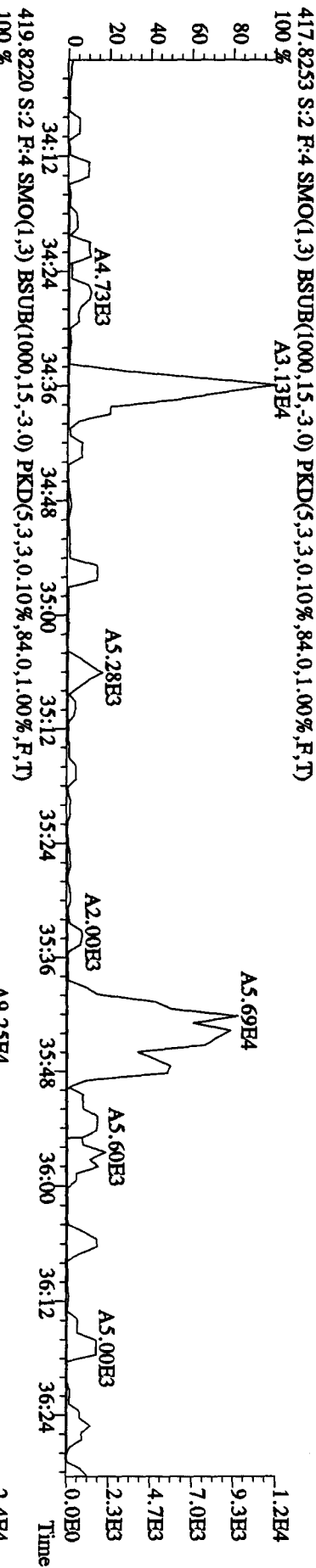


File:01MAY104D5 #1-316 Acq: 1-MAY-2010 09:32:20 GC: EI+ Voltage: SIR Autospec-UltimaB
 Sample#2 Text:CP0501 :DB-5 CP5M 3732-05 Exp:DIOXINRES8290A
 373.8208 S:2 F:3 SMO(1,3) BSUB(1000,15,-3.0) PKD(5,3,3,0.10%,1948.0,1.00%,F,T)



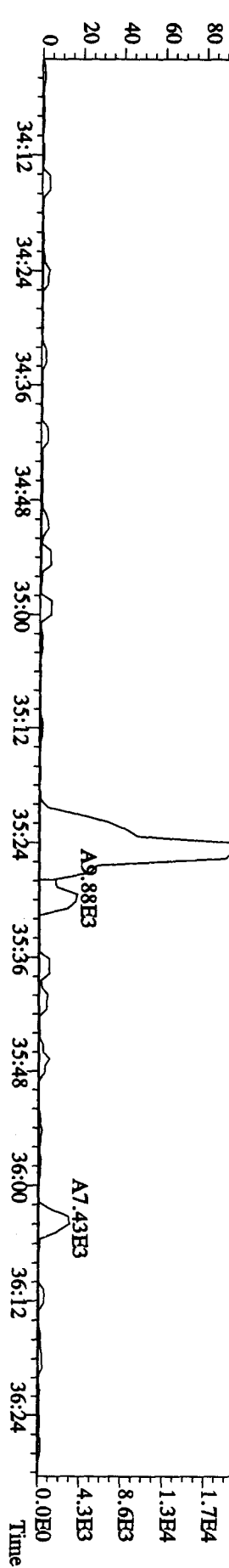
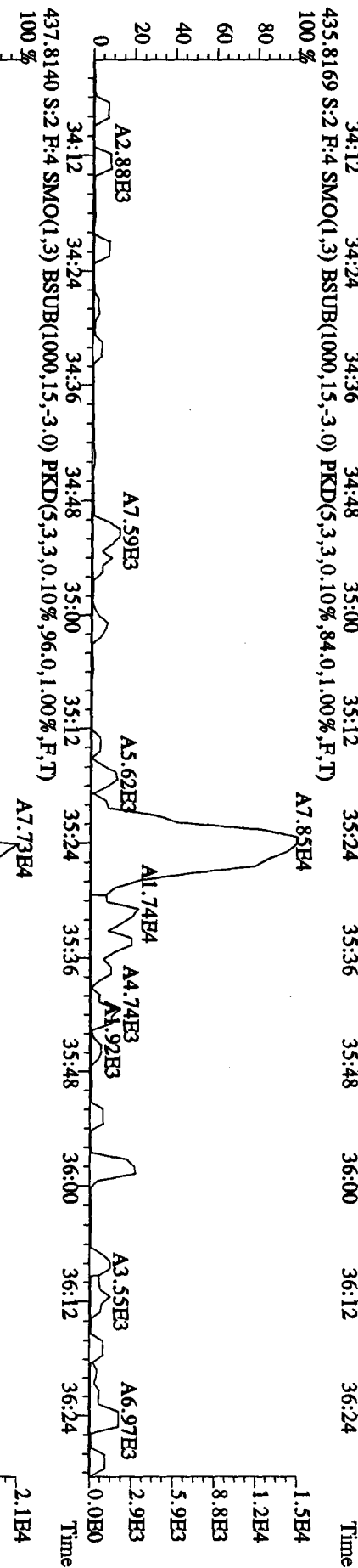
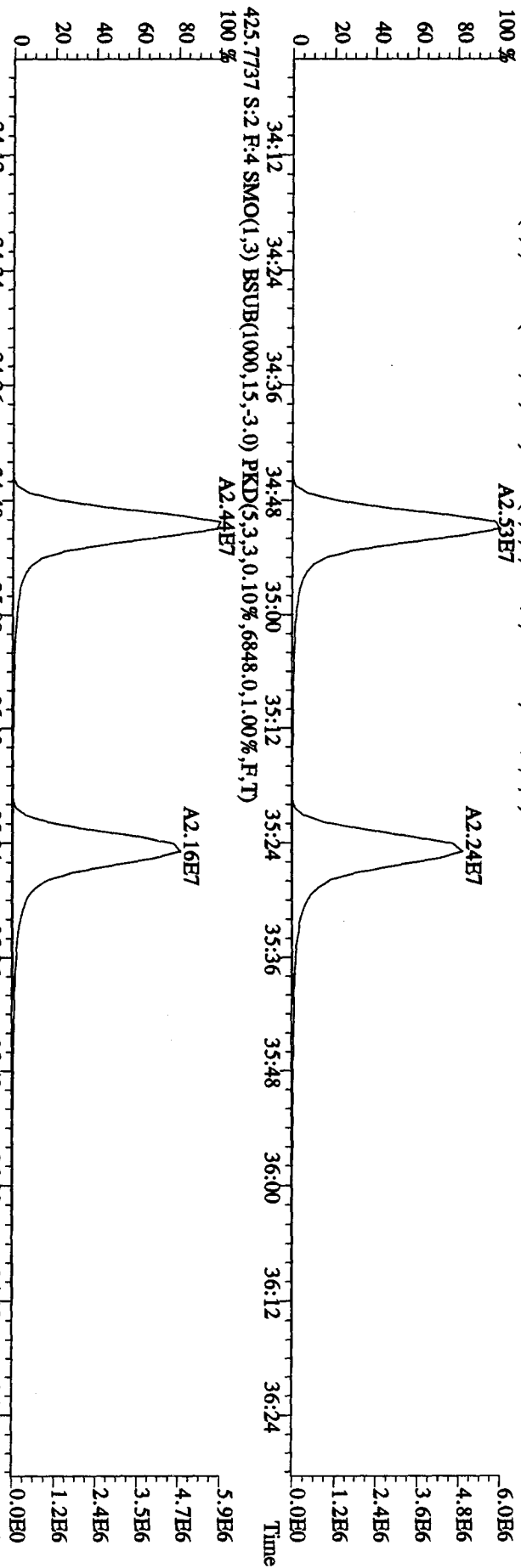
File:01MAY104D5 #1-316 Acq: 1-MAY-2010 09:32:20 GC EI+ Voltage SIR Autospec-UltimaE
 Sample#2 Text:CP0501 :DB-5 CP5M 3732-05 Exp:DIOXINRES8290A
 389.8157 S:2 F:3 SMO(1,3) BSUB(1000,15,-3,0) PKD(5,3,3,0,10%,1476.0,1.00%,F,T) 100%



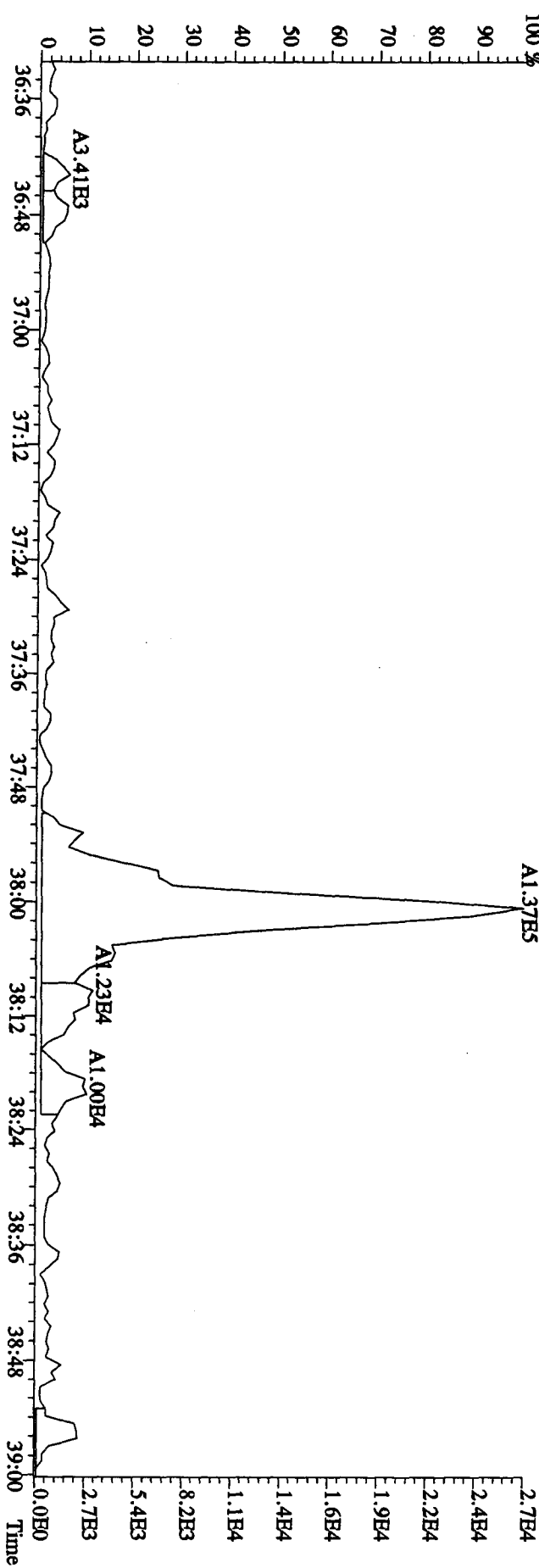
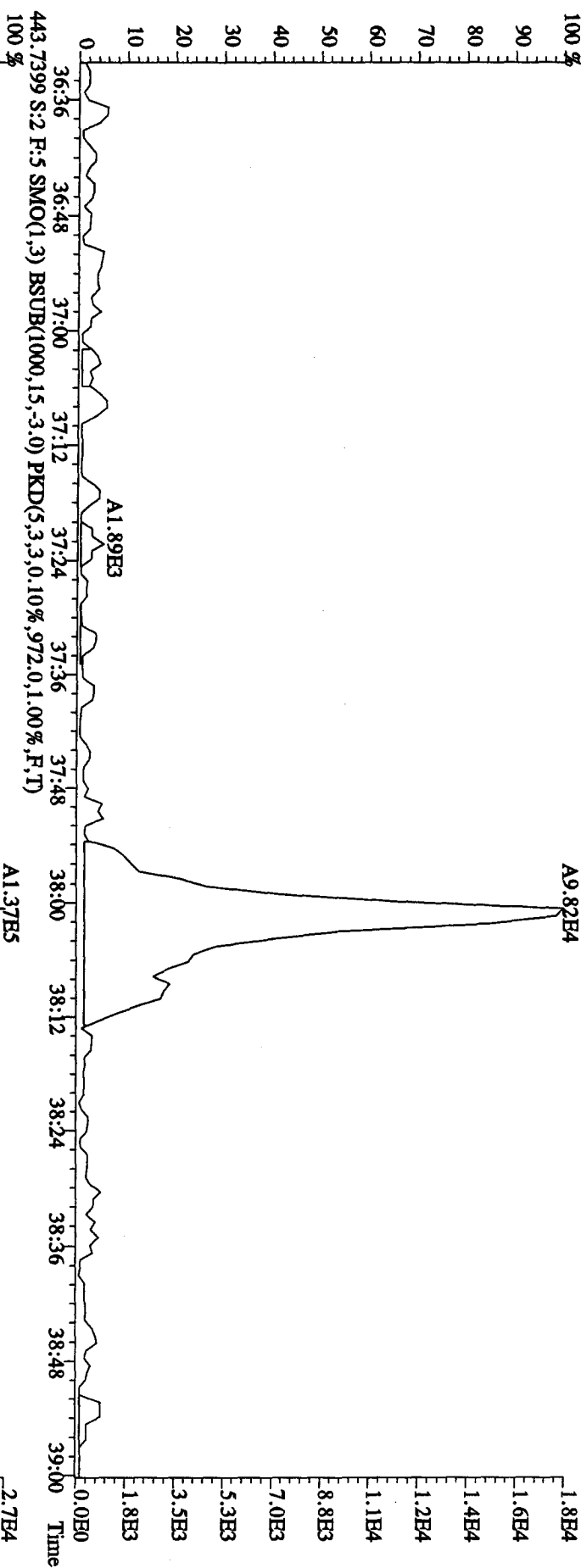
File:01MAY104D5 #1-198 Acq: 1-MAY-2010 09:32:20 GC EI+ Voltage SIR Autospec-UltimaE
 Sample#2 Text:CP0501 :DB-5 CPISM 3732-05 Exp:DIOXINRES8290A
 407.7818 S:2 F:4 SMO(1,3) BSUB(1000,15,-3.0) PKD(5,3,3,0,10%,9900,0,1,00%,F,T)



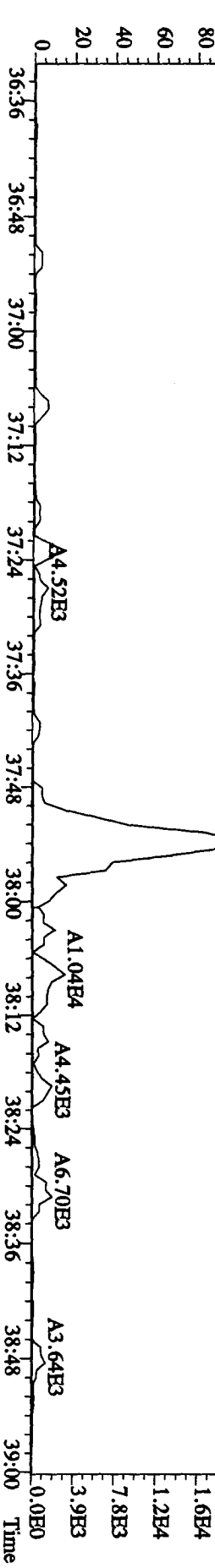
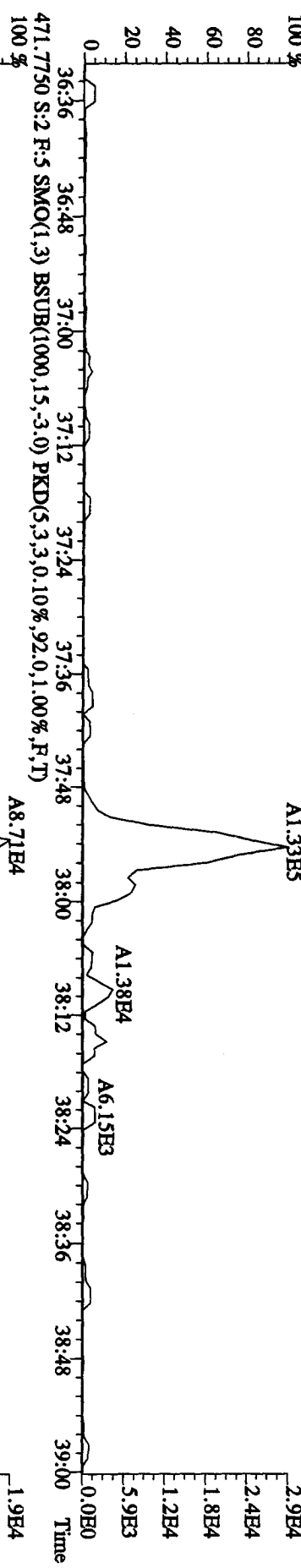
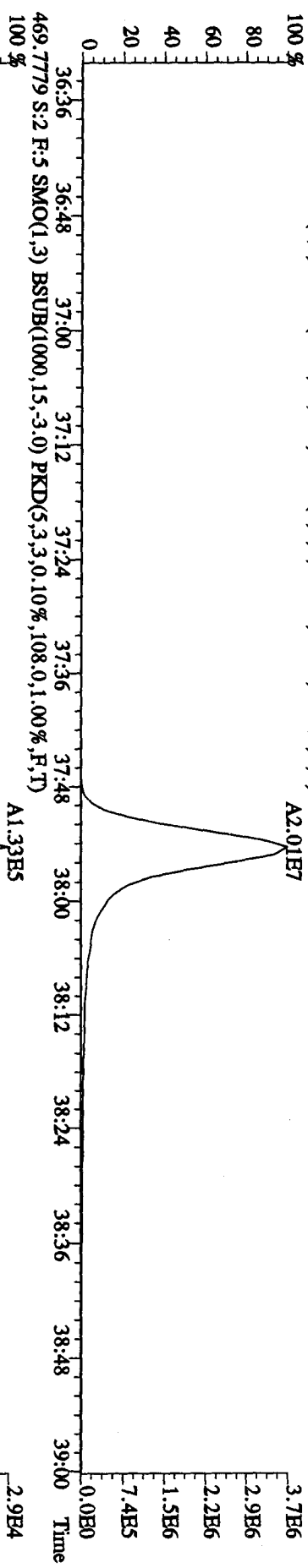
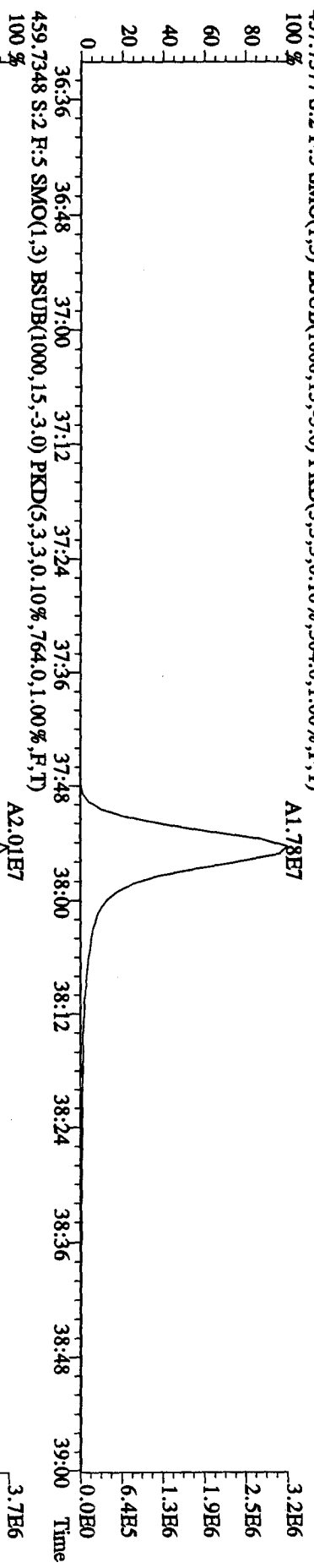
File:01MAY104D5 #1-198 Acq: 1-MAY-2010 09:32:20 GC EI+ Voltage SIR Autospec-UltimaE
 Sample#2 Text:CP0501 :DB-5 CPSM 3732-05 Exp:DIOXINRES8290A
 423.7766 S:2 F:4 SMO(1,3) BSUB(1000,15,-3.0) PKD(5,3,3,0,10%,12096,0,1,00%,F,T)
 100 %



File:01MY104D5 #1-190 Acq: 1-MAY-2010 09:32:20 GC EI+ Voltage SIR Autospec-Ultimate
 Sample#2 Text:CP0501 :DB-5 CPSM 3732-05 Exp.:DIOXINRBS8290A
 441.7428 S:2 F:5 SMO(1,3) BSUB(1000,15,-3,0) PKD(5,3,0,10%,496.0,1.00%,F,T)
 100 %

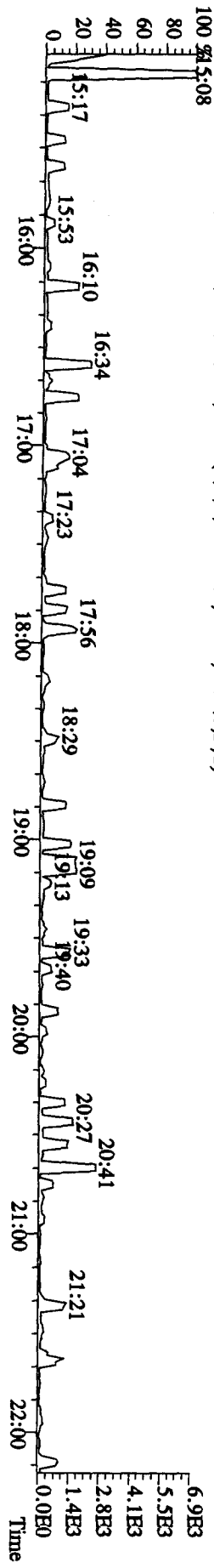
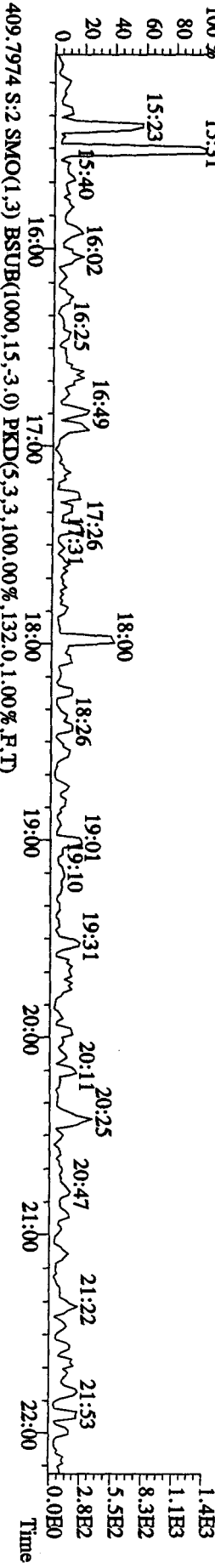
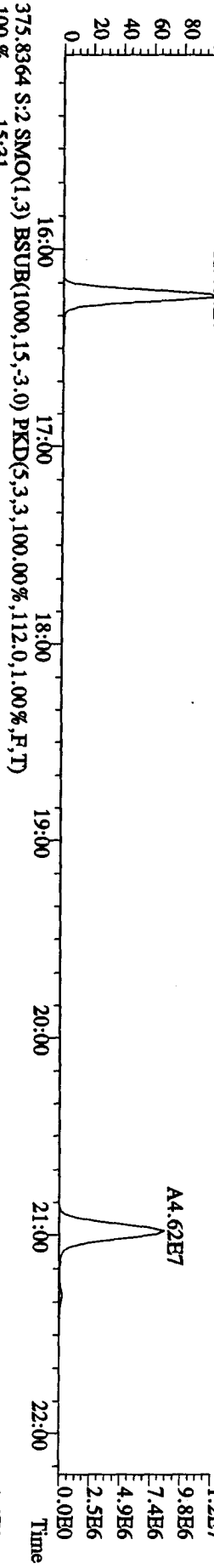
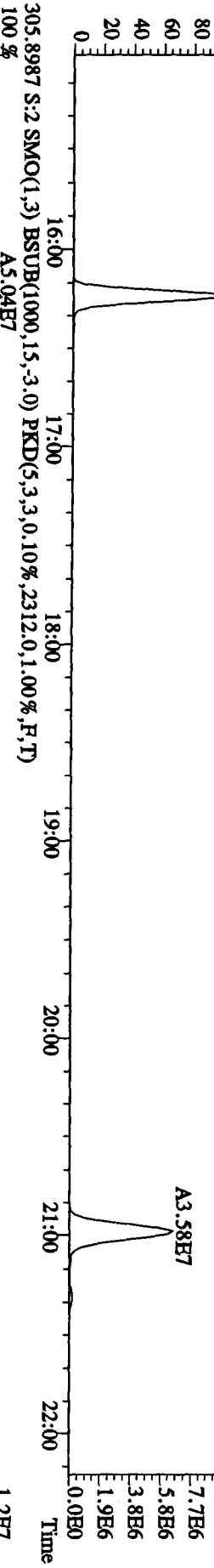
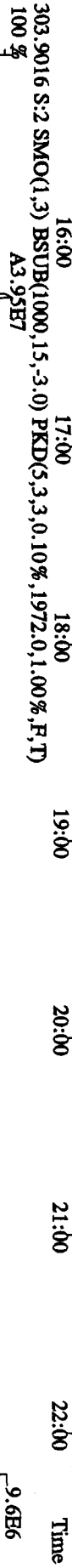



File:01MY104D5 #1-190 Acq: 1-MAY-2010 09:32:20 GC EI + Voltage SIR Autospec-UltimaE
 Sample#2 Text:CP0501 :DB-5 CP5M 3732-05 Exp:DIOXINRES8290A
 457.7377 S:2 F:5 SMO(1,3) BSUB(1000,15,-3.0) PKD(5,3,3,0.10%,504.0,1.00%,F,T) 100%



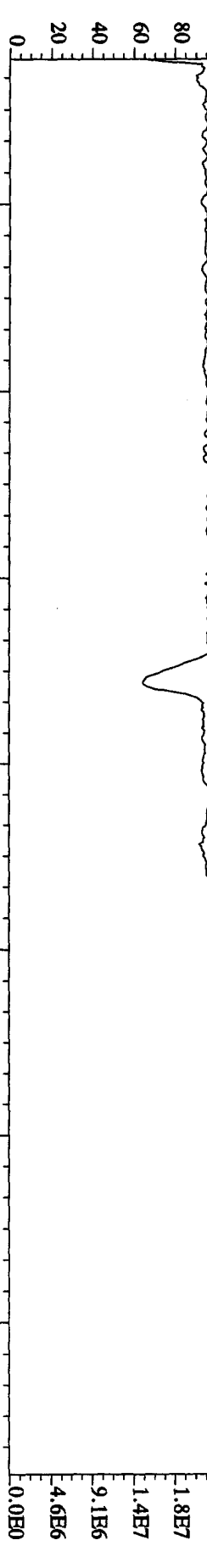
File:01MNT104D5 #1-434 Acq: 1-MAY-2010 09:32:20 GC EI+ Voltage SIR Autospec-UltimaB
 Sample#2 Text:CP0501 :DB-5 CP5M 3732-05 Exp:DIOXINRES8290A

354.9792 S:2 SMO(1,3) PKD(5,3,3,100.00%,0.0,1.00%,F,T) 15:26 16:03 16:26 16:55 17:38 18:08 18:43 19:07 19:46 20:09 21:07 21:32 22:04




File:01MAY104D5 #1-605 Acq: 1-MAY-2010 09:32:20 GC EI+ Voltage SIR Autospec-UltimaB
 Sample#2 Text:CP0501 :DB-5 CP5M 3732-05 Exp:DIQXINRES8290A


354.9792 S:2 F:2 SMO(1,3) PKD(5,3,3,100.00%,0.0,1.00%,F,T) 100% 22:31 22:56 23:33 24:00 24:27 25:16 25:45 26:08 26:53 27:23 28:03 28:40 29:34



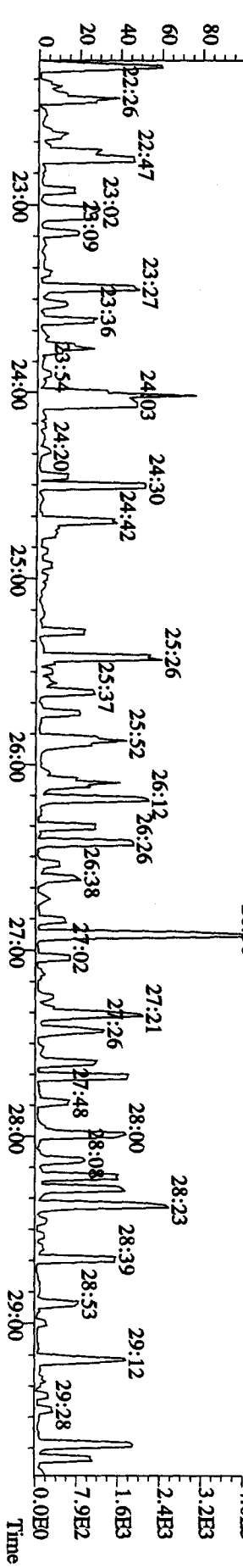
339.8597 S:2 F:2 SMO(1,3) BSUB(1000,15,-3.0) PKD(5,3,3,0.10%,1.592,0.1,0.00%,F,T) 100% 23:00 24:00 25:00 26:00 27:00 28:00 29:00



341.8567 S:2 F:2 SMO(1,3) BSUB(1000,15,-3.0) PKD(5,3,3,0.10%,1.460,0.1,0.00%,F,T) 100% 23:00 24:00 25:00 26:00 27:00 28:00 29:00



409.7974 S:2 F:2 SMO(1,3) BSUB(1000,15,-3.0) PKD(5,3,3,100.00%,1.16,0.1,0.00%,F,T) 100% 23:00 24:00 25:00 26:00 27:00 28:00 29:00

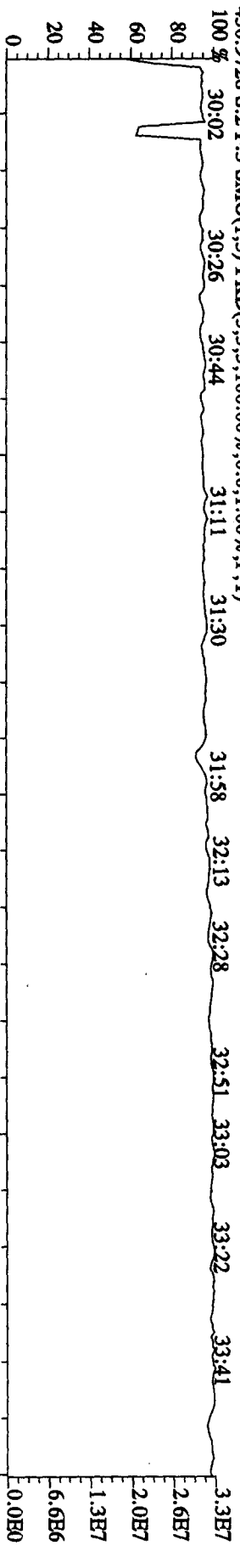


File:01MVT104D5 #1-316 Acq: 1-MAY-2010 09:32:20 GC EI+ Voltage SIR Autospec-UltimaB

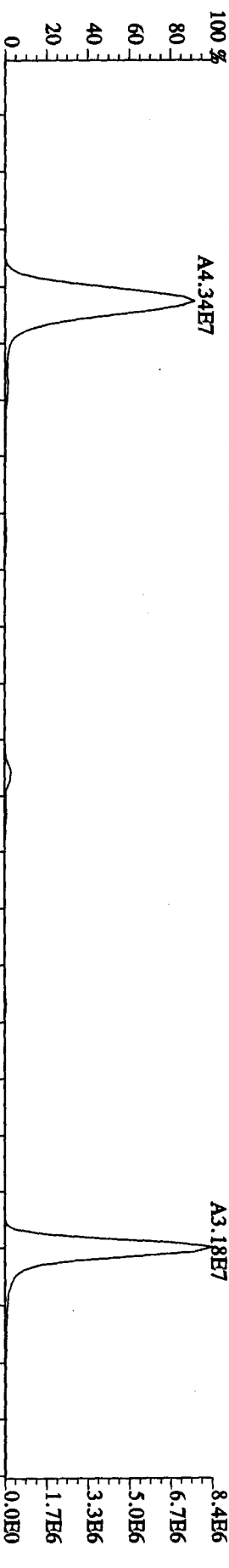
Sample#2 Text:CP0501 :DB-5 CPSM 3732-05 Exp:DIOXINRES8290A

430.9728 S:2 F:3 SMO(1,3) PKD(5,3,3,100.00%,0.0,1.00%,F,T)

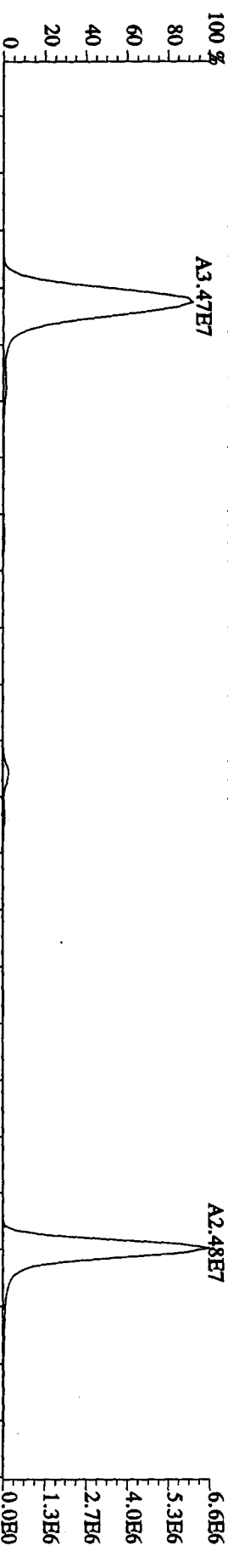
100 % 30:02 30:26 30:44 31:11 31:30 31:58 32:13 32:28 32:51 33:03 33:22 33:41



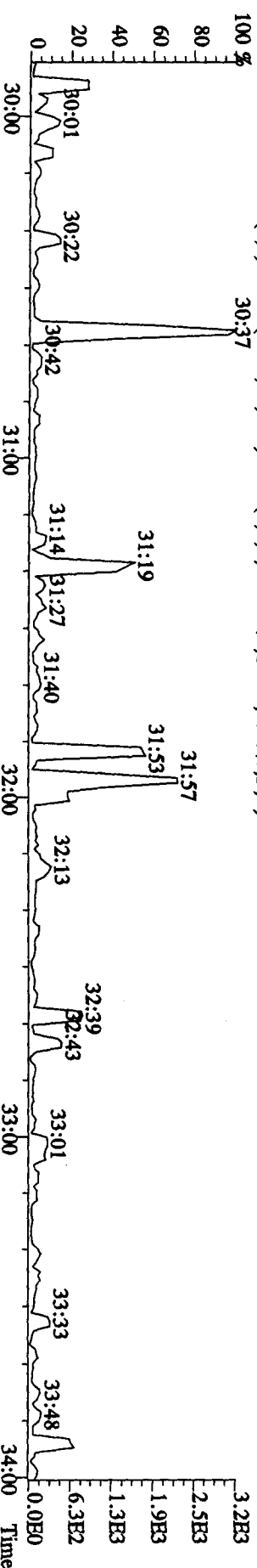
373.8208 S:2 F:3 SMO(1,3) BSUB(1000,15,-3.0) PKD(5,3,3,0.10%,1948.0,1.00%,F,T)



375.8178 S:2 F:3 SMO(1,3) BSUB(1000,15,-3.0) PKD(5,3,3,0.10%,2560.0,1.00%,F,T)




445.7555 S:2 F:3 SMO(1,3) BSUB(1000,15,-3.0) PKD(5,3,3,100.00%,108.0,1.00%,F,T)




File:01MAY104D5 #1-198 Acq: 1-MAY-2010 09:32:20 GC EI+ Voltage SIR Autospec-UltimaB
 Sample#2 Text:CP0501 :DB-5 CPSM 3732-05 Exp:DIOXINRES8290A


430.9728 S:2 F:4 SMO(1.3) PKD(5,3,3,100.00%,0.0,1.00%,F,T) 34:09 34:21 34:32 34:44 35:02 35:11 35:20 35:31 35:38 35:48 36:00 36:12 36:27 3.3E7



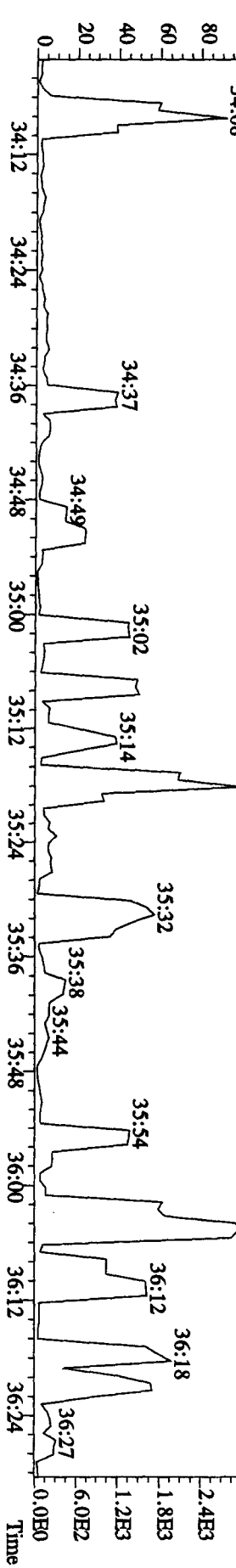
407.7818 S:2 F:4 SMO(1.3) BSUB(1000,15,3.0) PKD(5,3,3,0.10%,9900.0,1.00%,F,T) 34:12 34:24 34:36 34:48 35:00 35:12 35:24 35:36 35:48 36:00 36:12 36:24 7.0E6



409.7789 S:2 F:4 SMO(1.3) BSUB(1000,15,3.0) PKD(5,3,3,0.10%,5584.0,1.00%,F,T) 34:12 34:24 34:36 34:48 35:00 35:12 35:24 35:36 35:48 36:00 36:12 36:24 7.4E6



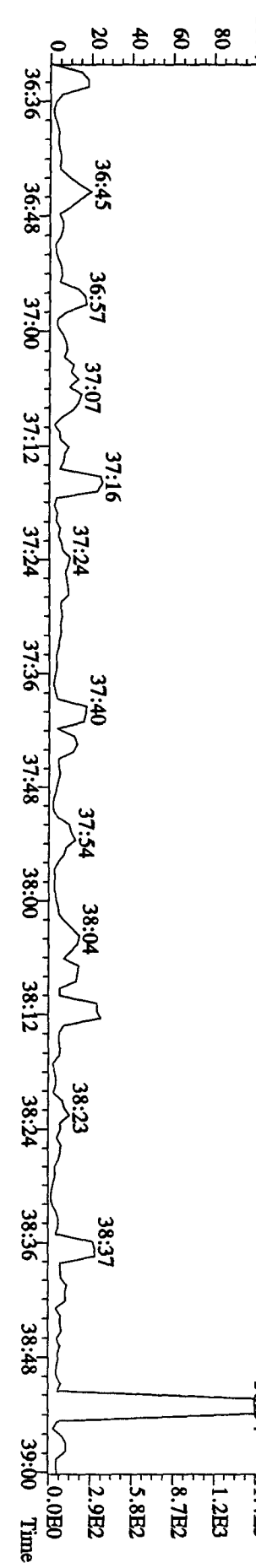
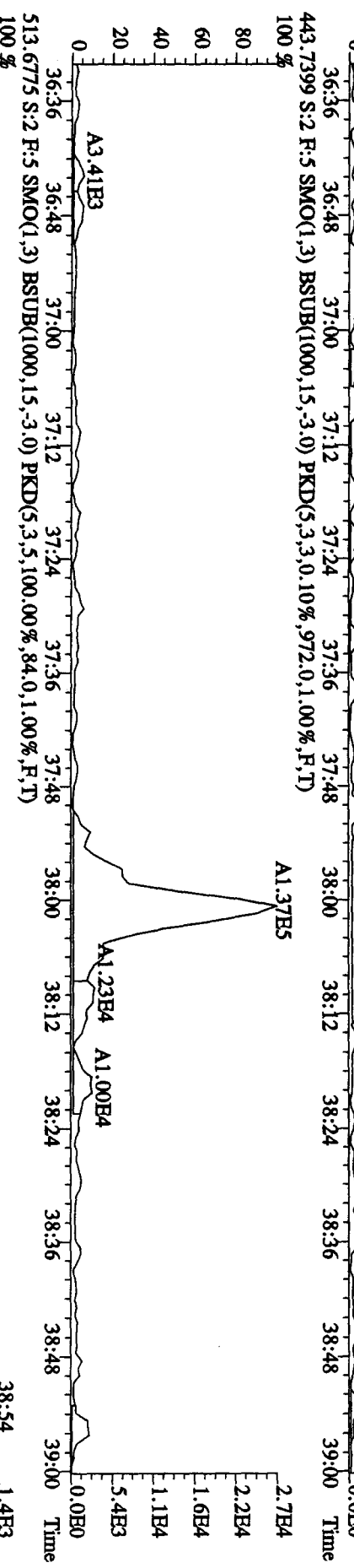
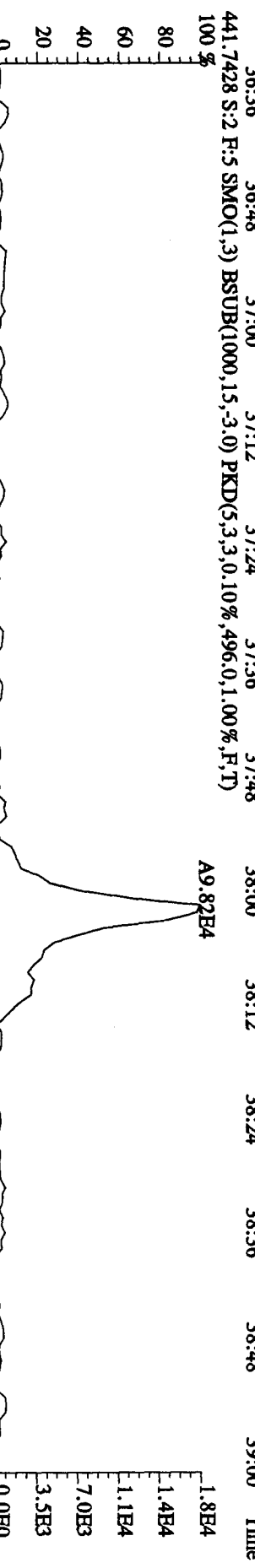

479.7165 S:2 F:4 SMO(1.3) BSUB(1000,15,3.0) PKD(5,3,3,100.00%,88.0,1.00%,F,T) 34:12 34:24 34:36 34:48 35:00 35:12 35:24 35:36 35:48 36:00 36:12 36:24 3.0E3



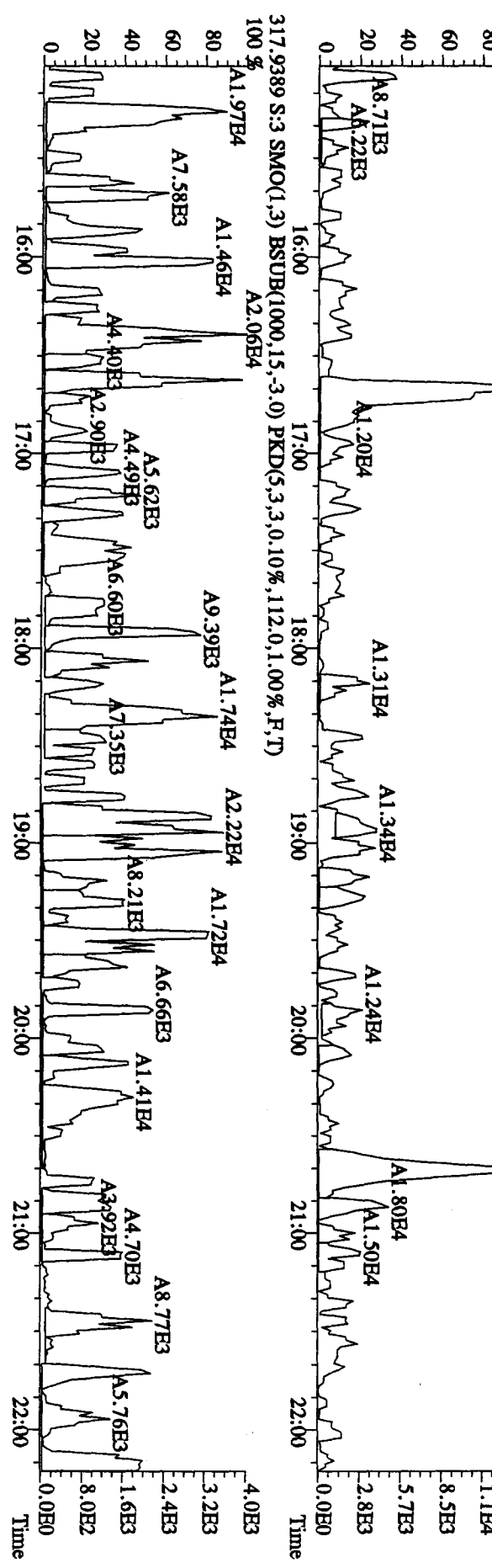
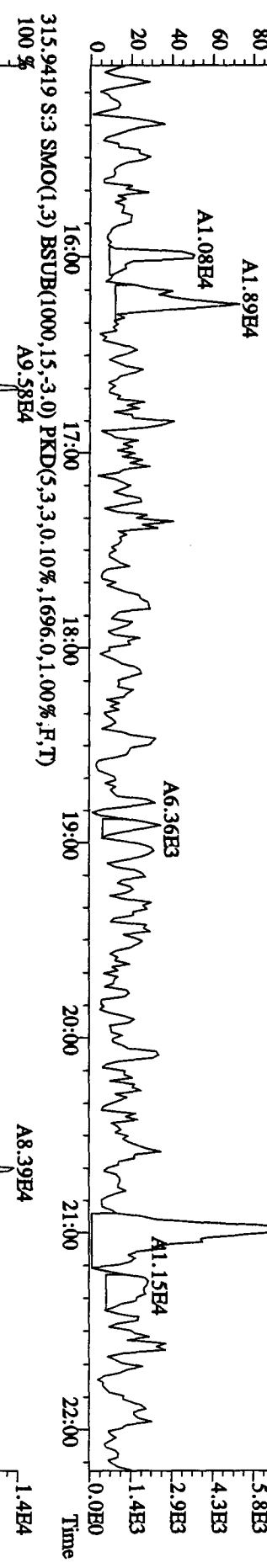
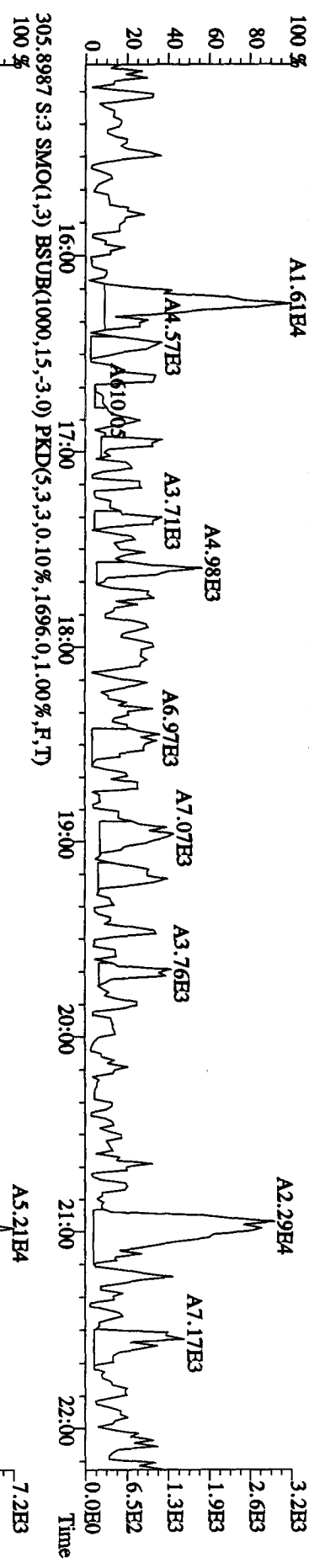
File:01MYY104D5 #1-190 Acq: 1-MAY-2010 09:32:20 GC EI+ Voltage SIR Autospec-UltimaE

Sample#2 Text:CP0501 :DB-5 CP5M 3732-05 Exp:DIOXINRES8290A

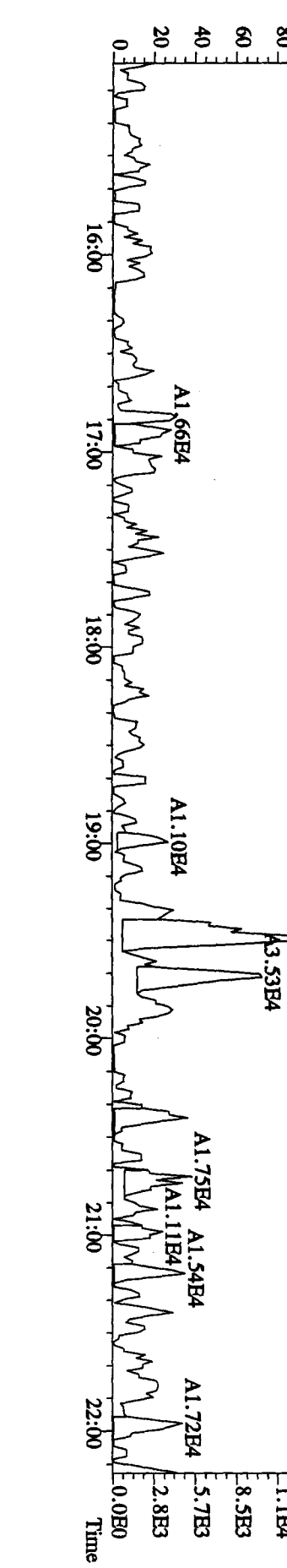
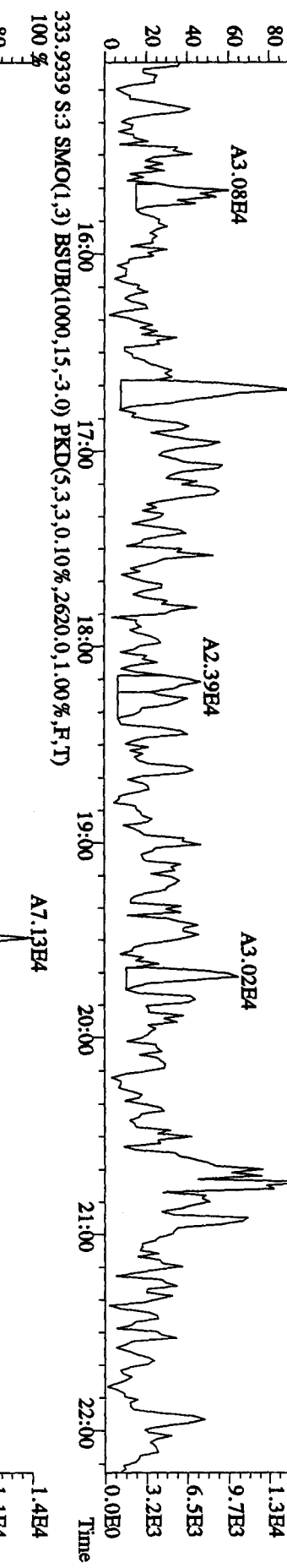
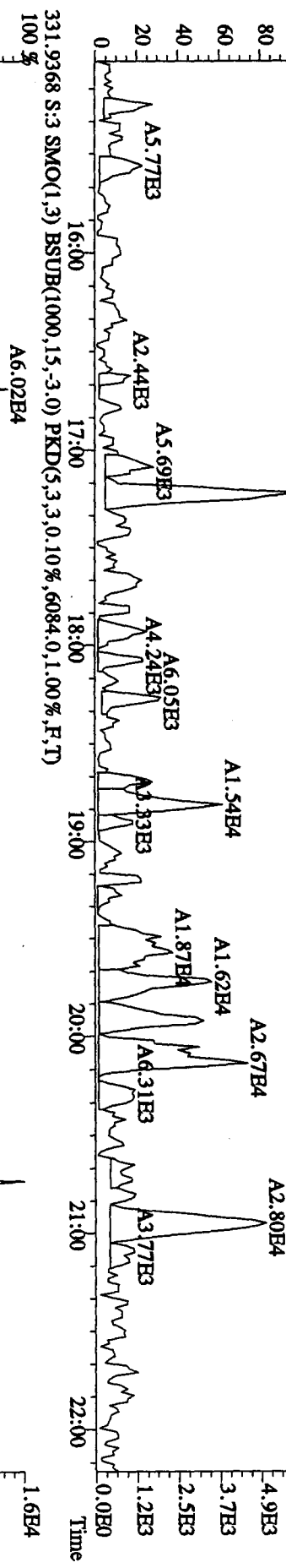
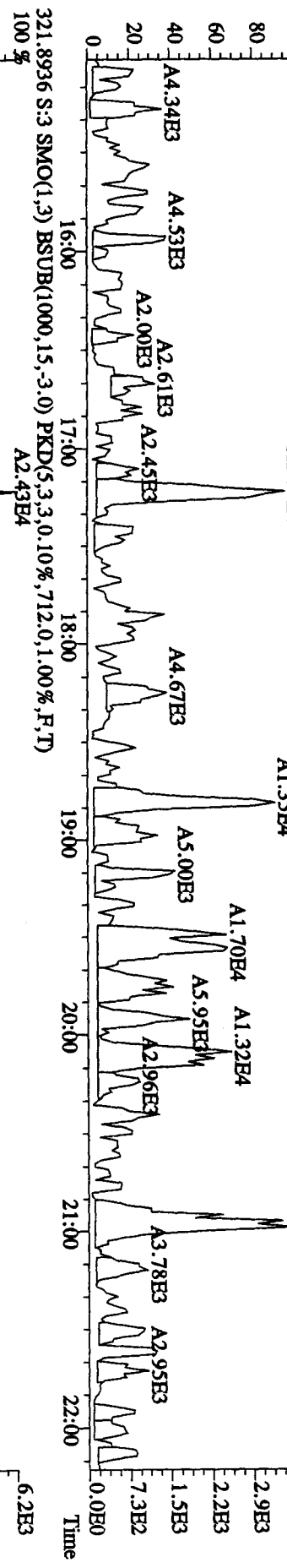
442.9728 S:2 F:5 SMO(1,3) PKD(5,3,3,100.00%,0.0,1.00%,F,T)



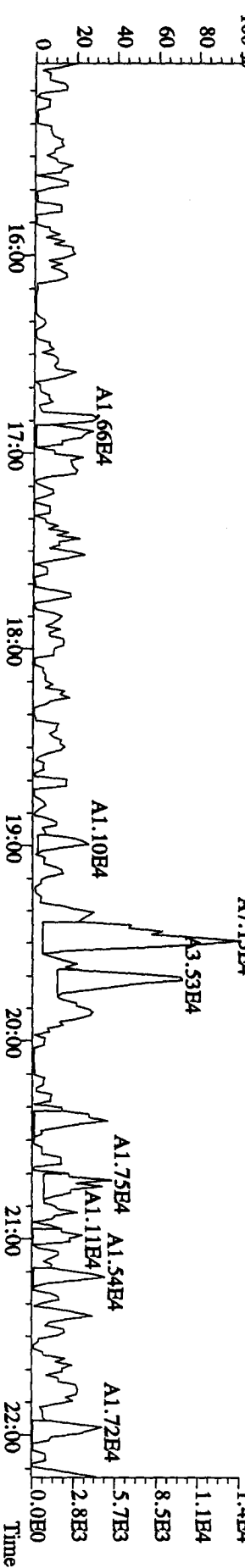
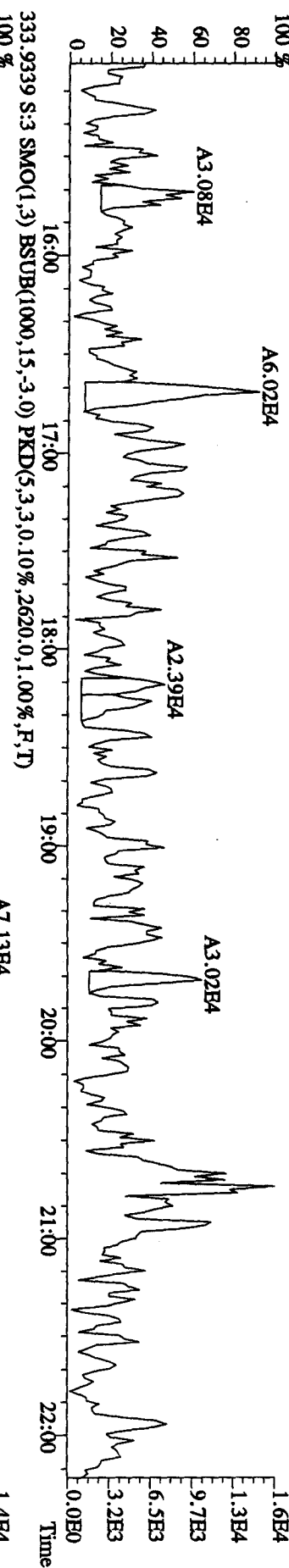
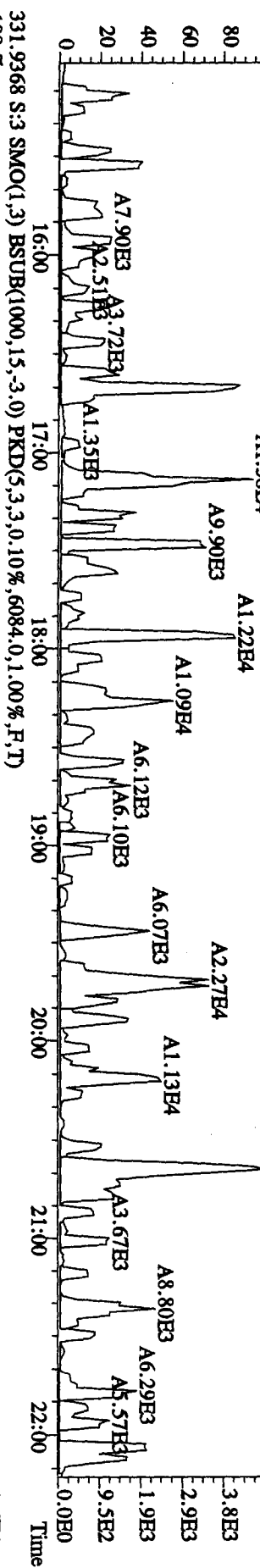
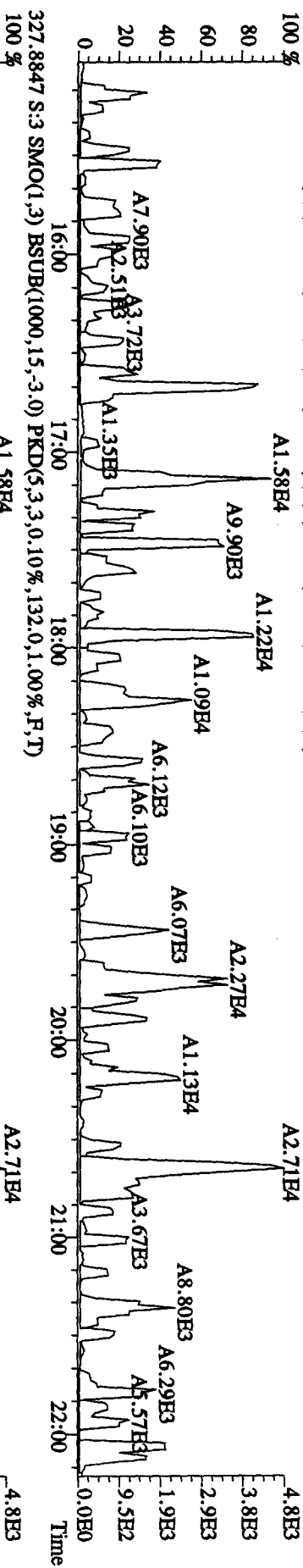
File:01MXY104D5 #1-434 Acq: 1-MAY-2010 10:16:22 GC EI + Voltage SIR Autospec-UltimaB
 Sample#3 Text:SB0501 :Solvent Blank C-14 Exp:DIOXINRES8290A
 303.9016 S:3 SMO(1,3) BSUB(1000,15,-3,0) PKD(5,3,3,0,10%,716,0,1,00%,F,T)



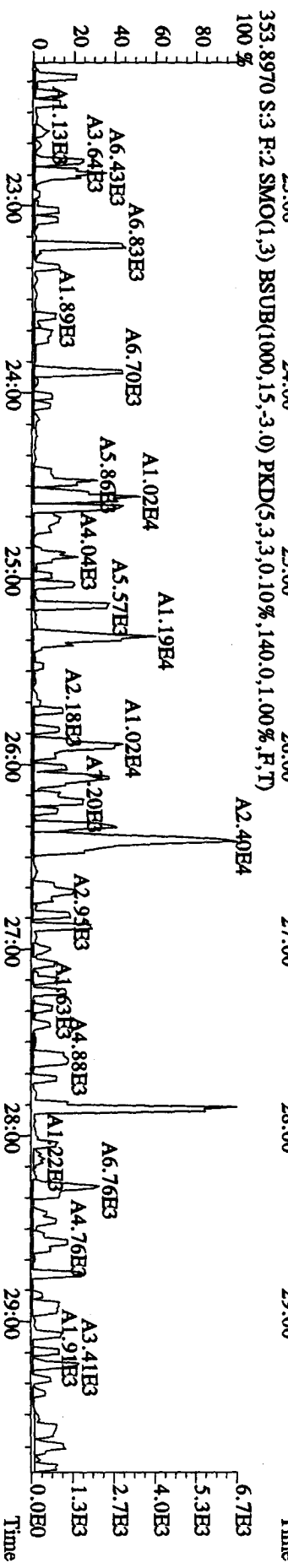
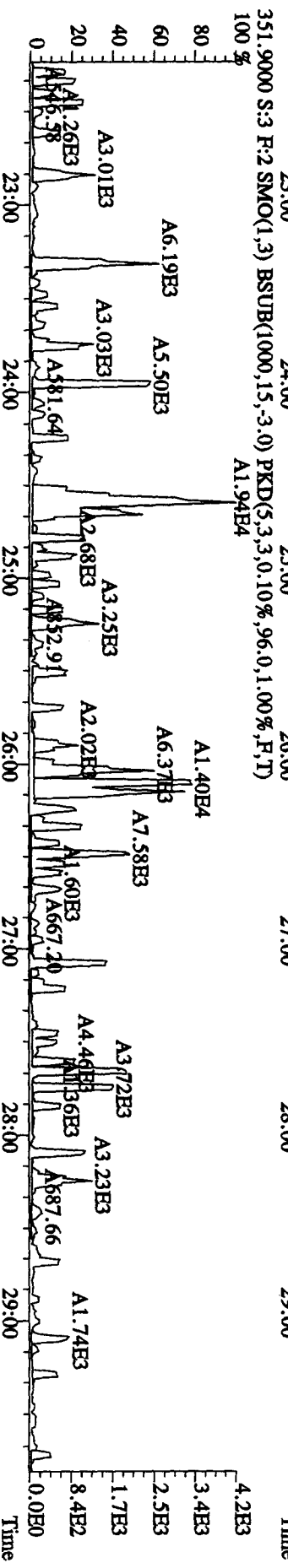
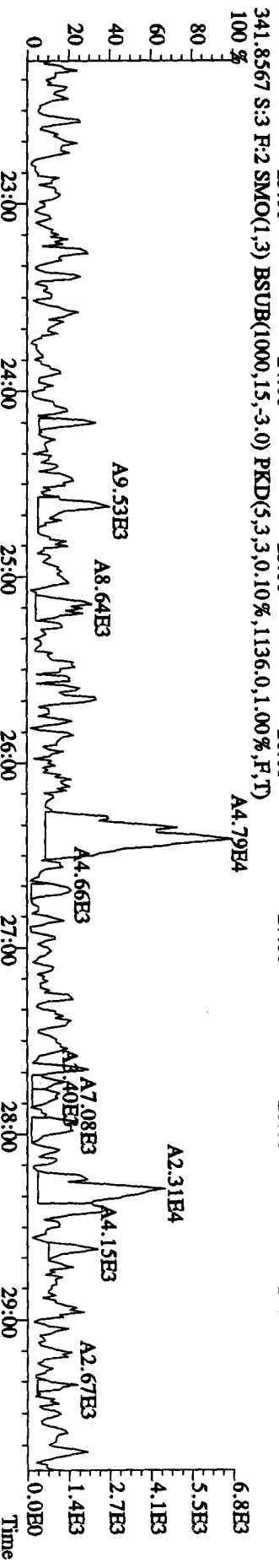
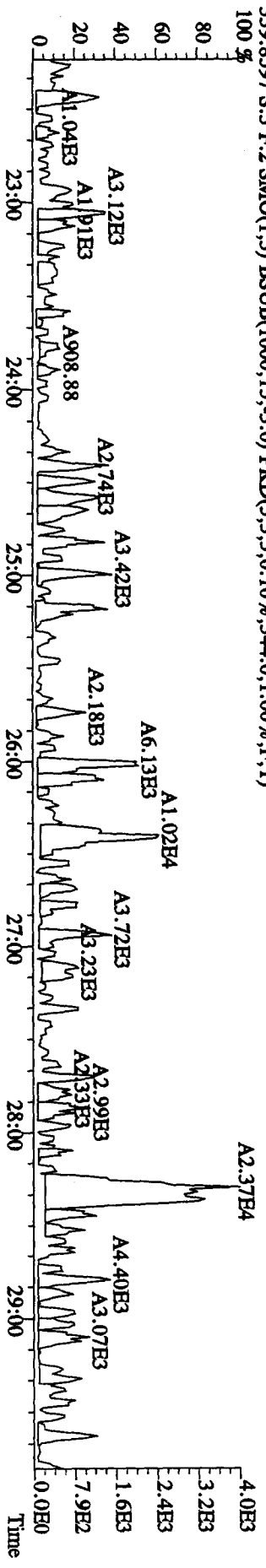
File:01MAY104D5 #1-434 Acq: 1-MAY-2010 10:16:22 GC EI+ Voltage SIR Autospec-UltimaB
 Sample#3 Text:SB0501 :Solvent Blank C-14 Exp:DIOXINRES8290A
 319.8965 S:3 SMO(1,3) BSUB(1000,15,-3.0) PKD(5,3,3,0.10%,.580,0.1,0.0%,F,T)
 100 %



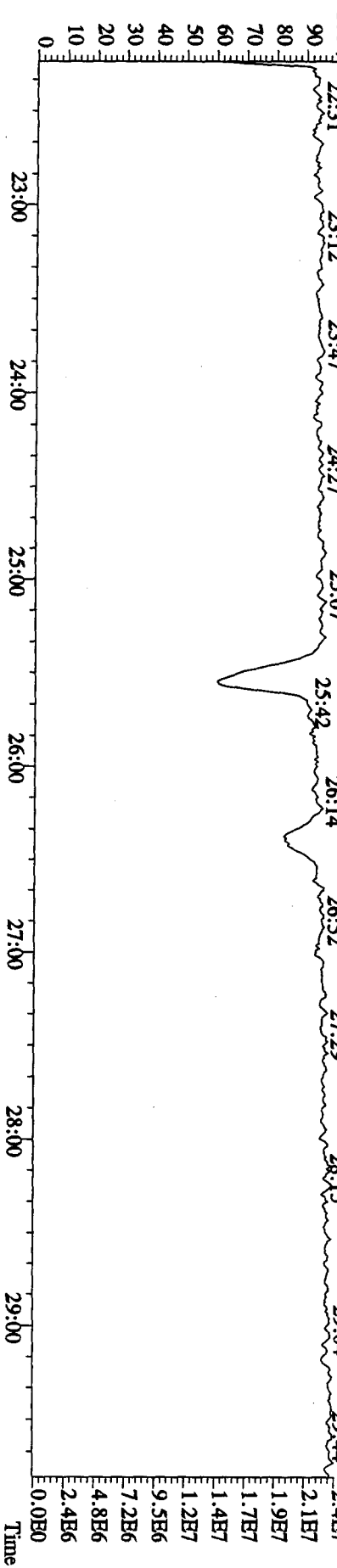
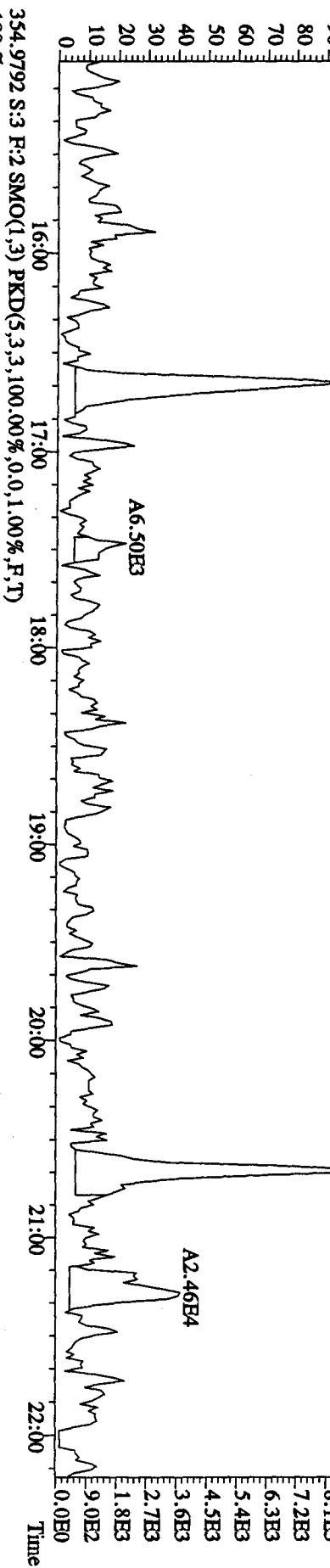

File:01MAY104D5 #1-434 Acq: 1-MAY-2010 10:16:22 GC EI + Voltage SIR Autospec-UltimaE
 Sample#3 Text:SB0501 :Solvent Blank C-14 Exp:DIOXINRES8290A
 327.8847 S:3 SMO(1,3) BSUB(1000,15,-3.0) PKD(5,3,3,0.10%,132.0,1.00%,F,T)




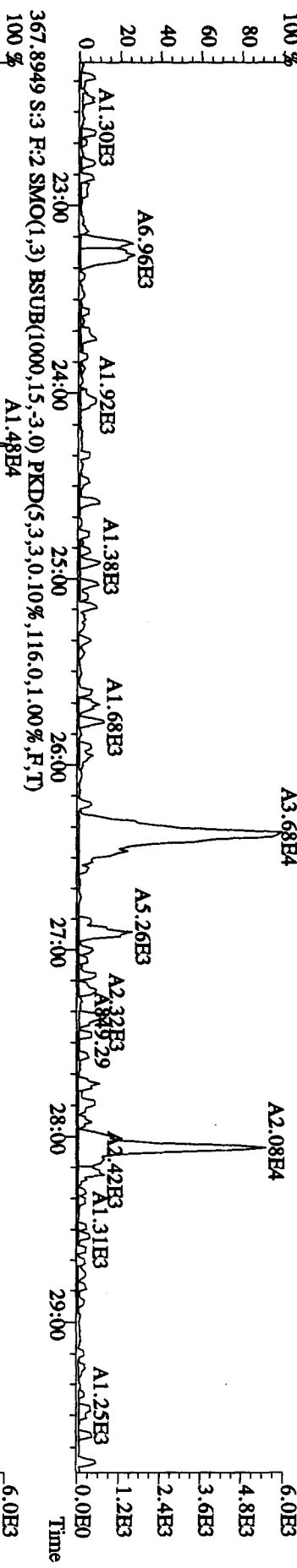
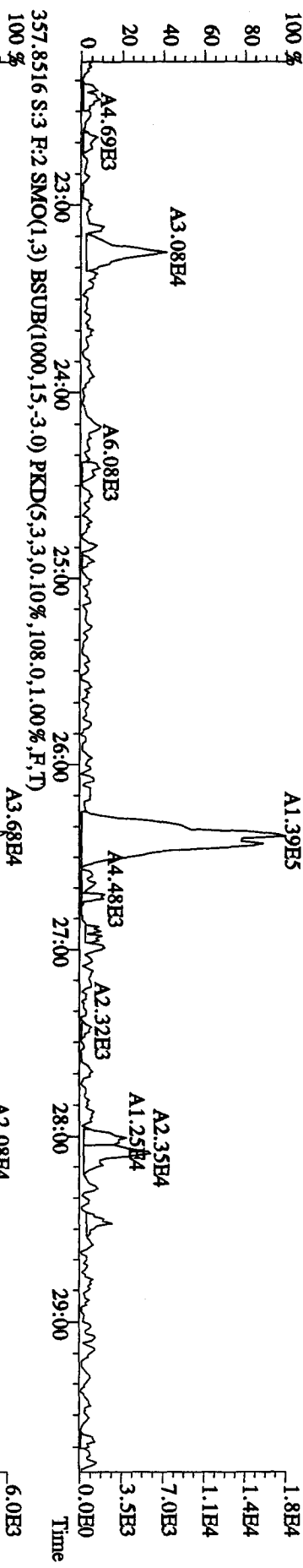
File:01MAY104D5 #1-604 Acq: 1-MAY-2010 10:16:22 GC EI+ Voltage SIR Autospec-UltimaB
 Sample#3 Text:SP0501 :Solvent Blank C-14 Exp:DIOXINRES8290A
 339.8597 S:3 F:2 SMO(1.3) BSUB(1000,15,-3.0) PKD(5,3,3,0.10%,344.0,1.00%,F,T)
 100 %



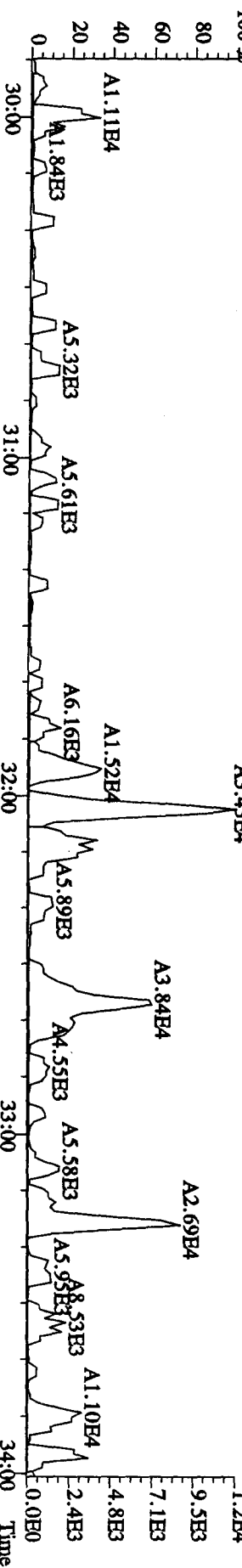
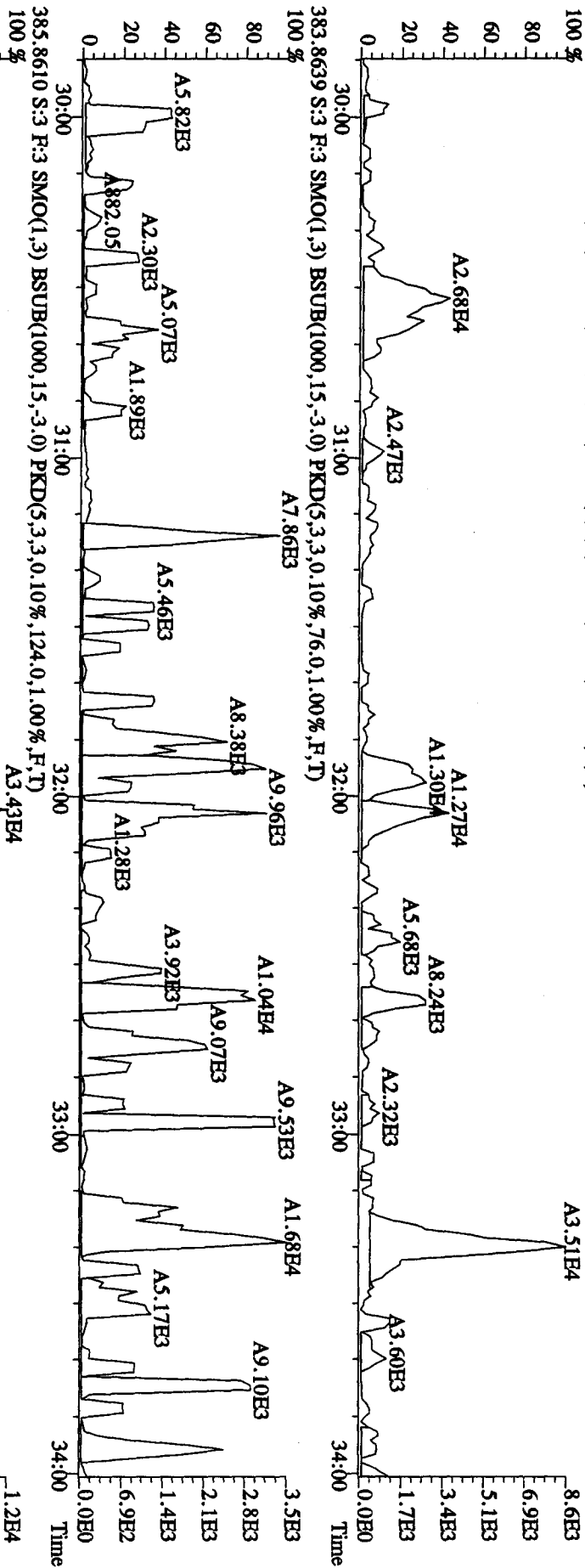
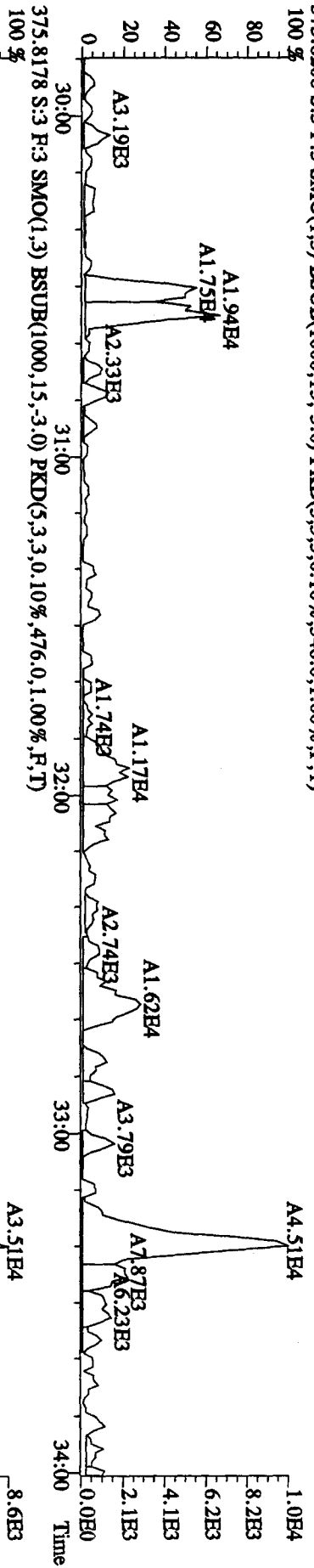
File: 01MAY10AD5 #1-434 Acq: 1-MAY-2010 10:16:22 GC EI+ Voltage SIR Autospec-Ultimate
 Sample#3 Text: SB0501 : Solvent Blank C-14 Exp: DIOXINRES8290A
 339.8597 S:3 SMO(1,3) BSUB(1000,15,-3.0) PKD(5,3,3,0.10%,432.0,1.00%,F,T)



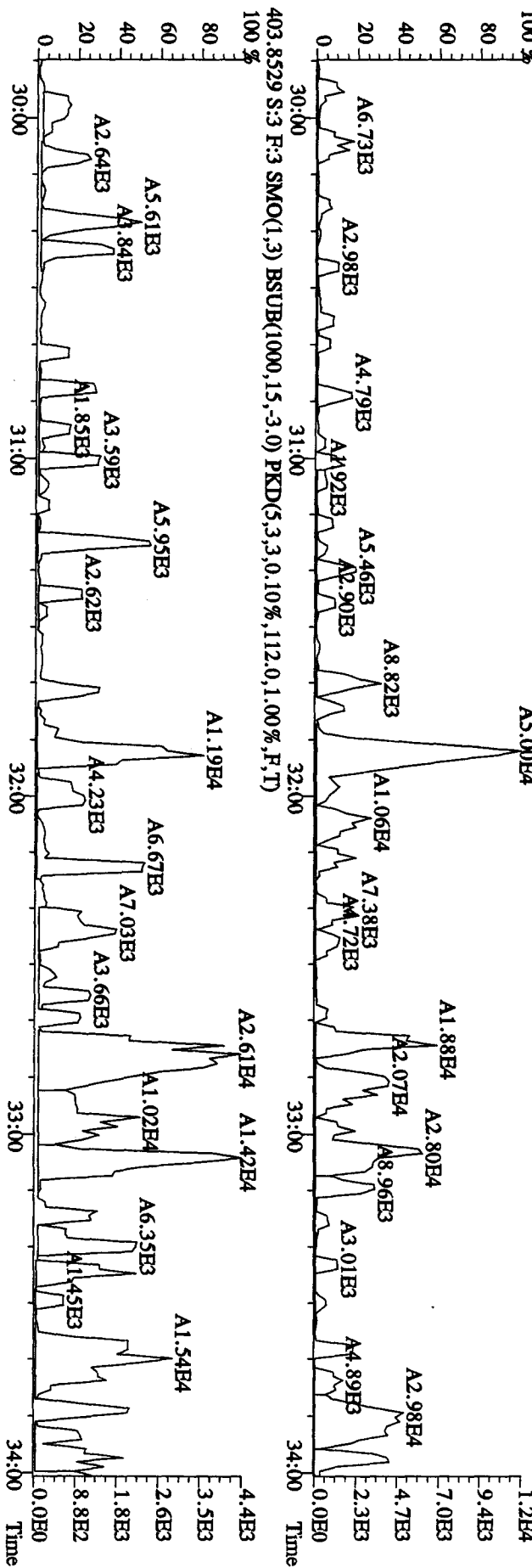
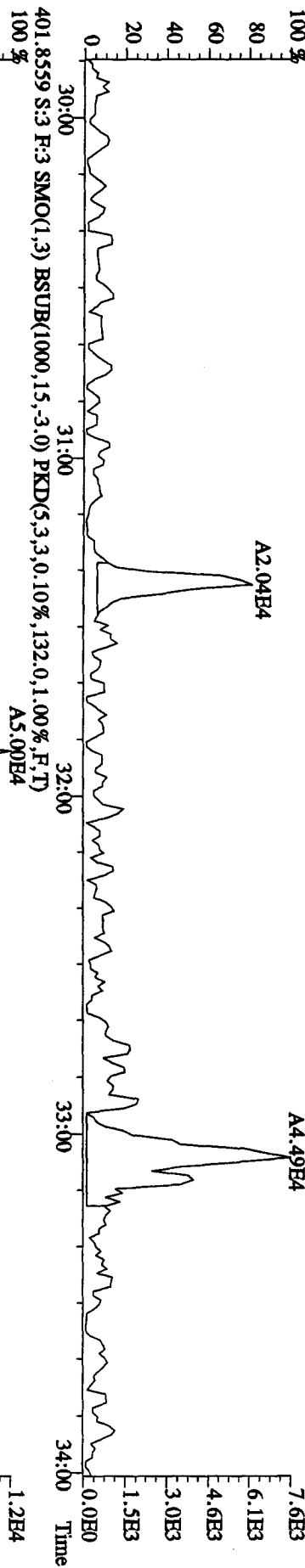
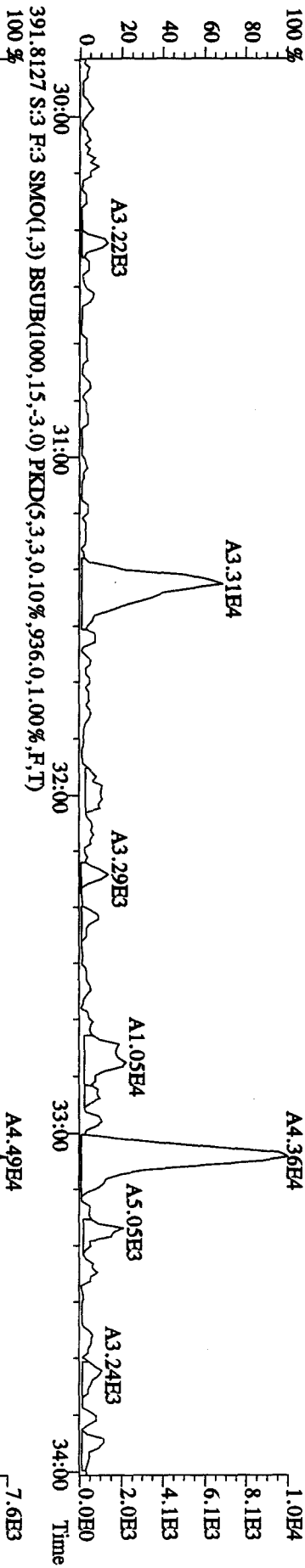
File:01MY104D5 #1-604 Acq: 1-MAY-2010 10:16:22 GC EI+ Voltage SIR Autospec-UltimaE
 Sample#3 Text:SB0501 :Solvent Blank C-14 Exp:DIOXINRES8290A
 355.8546 S:3 F:2 SMO(1,3) BSUB(1000,15,3.0) PKD(5,3,3,0.10%,864.0,1.00%,F,T)
 100 %



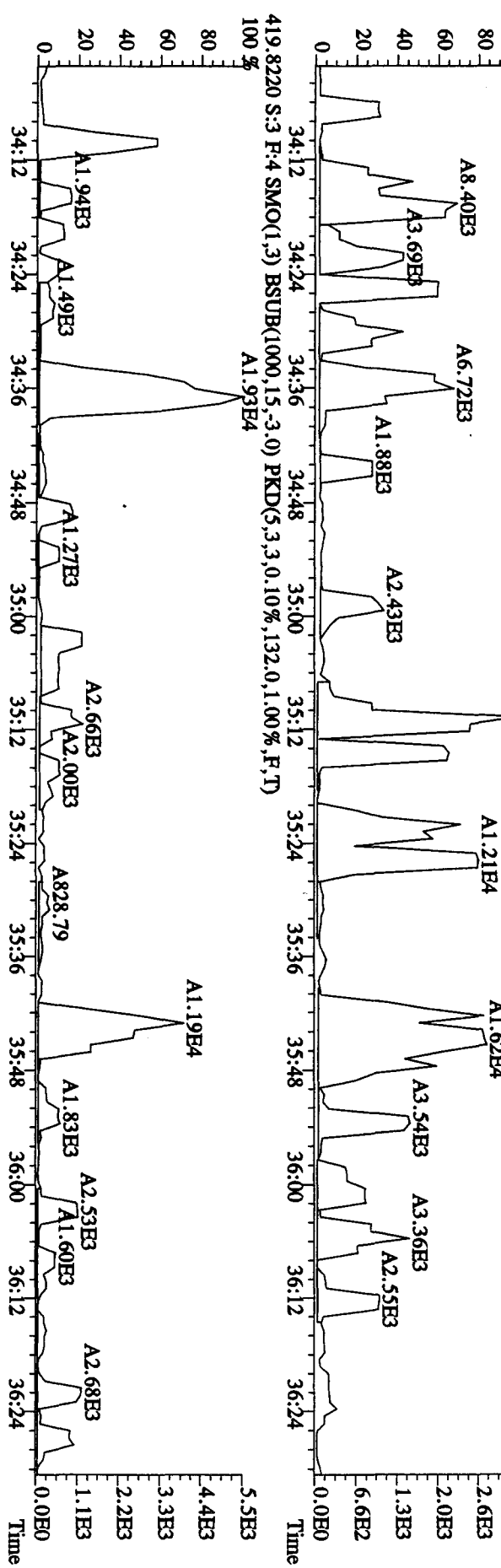
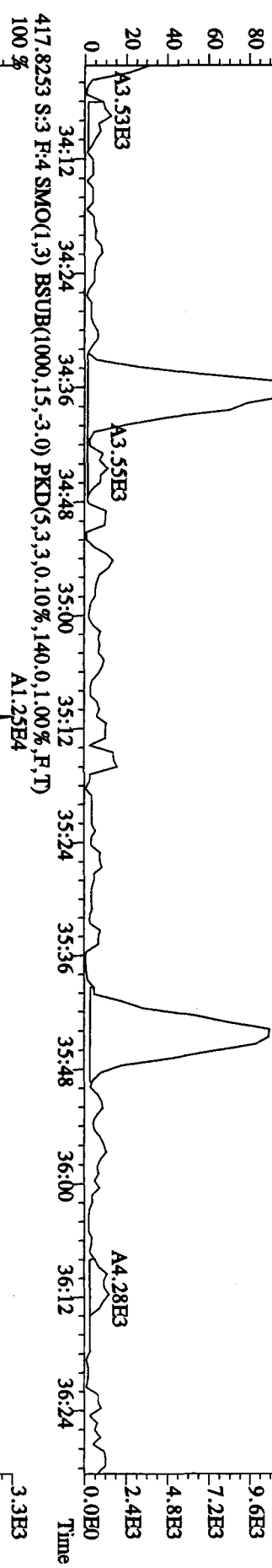
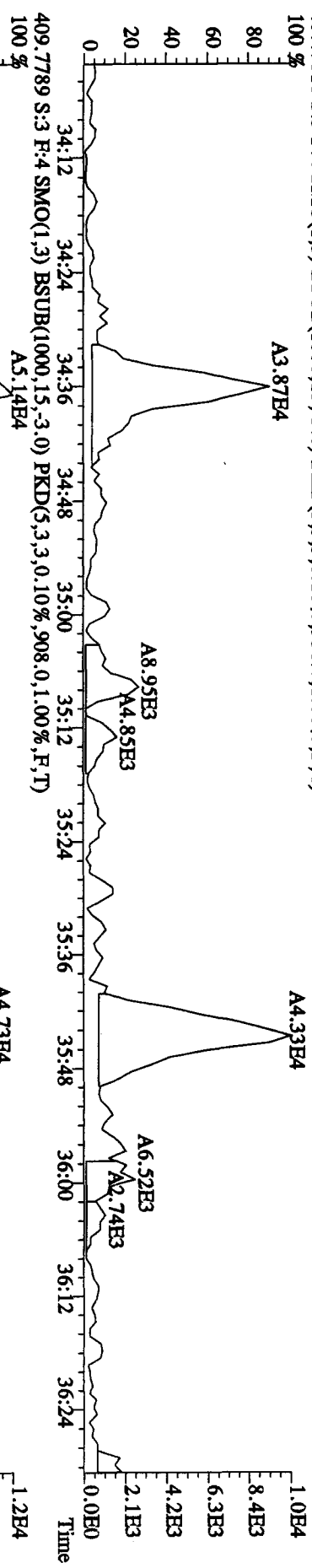
File:01MAY104D5 #1-317 Acq: 1-MAY-2010 10:16:22 GC EI+ Voltage SIR Autospec-UltimaB
 Sample#3 Text:SB0501 :Solvent Blank C-14 Exp:DIOXINRES8290A
 373.8208 S:3 F:3 SMO(1,3) BSUB(1000,15,-3.0) PKD(5,3,3,0,10%,348.0,1.00%,F,T)



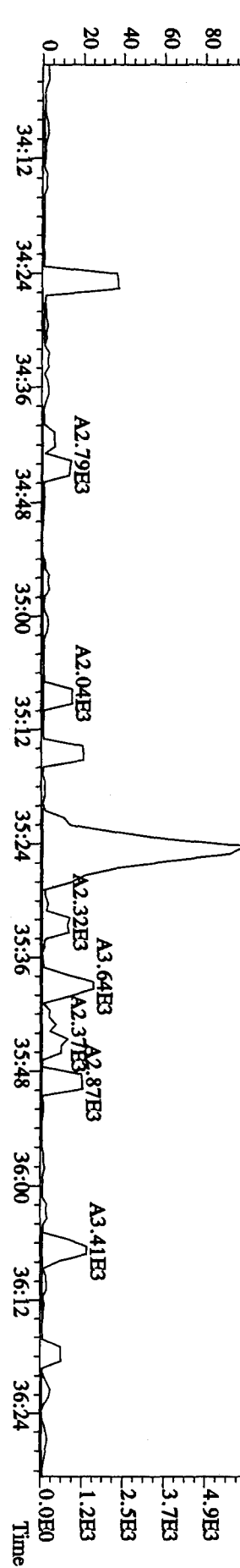
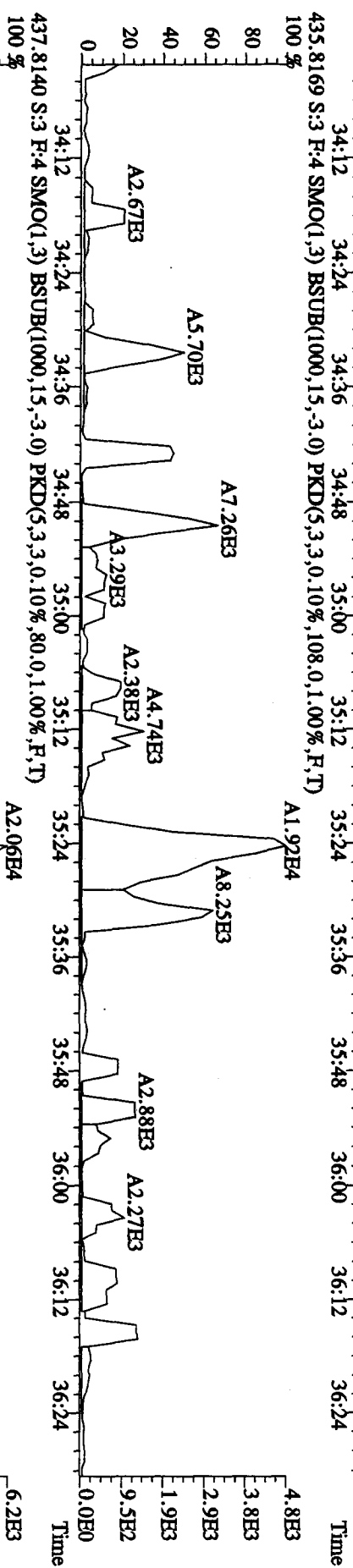
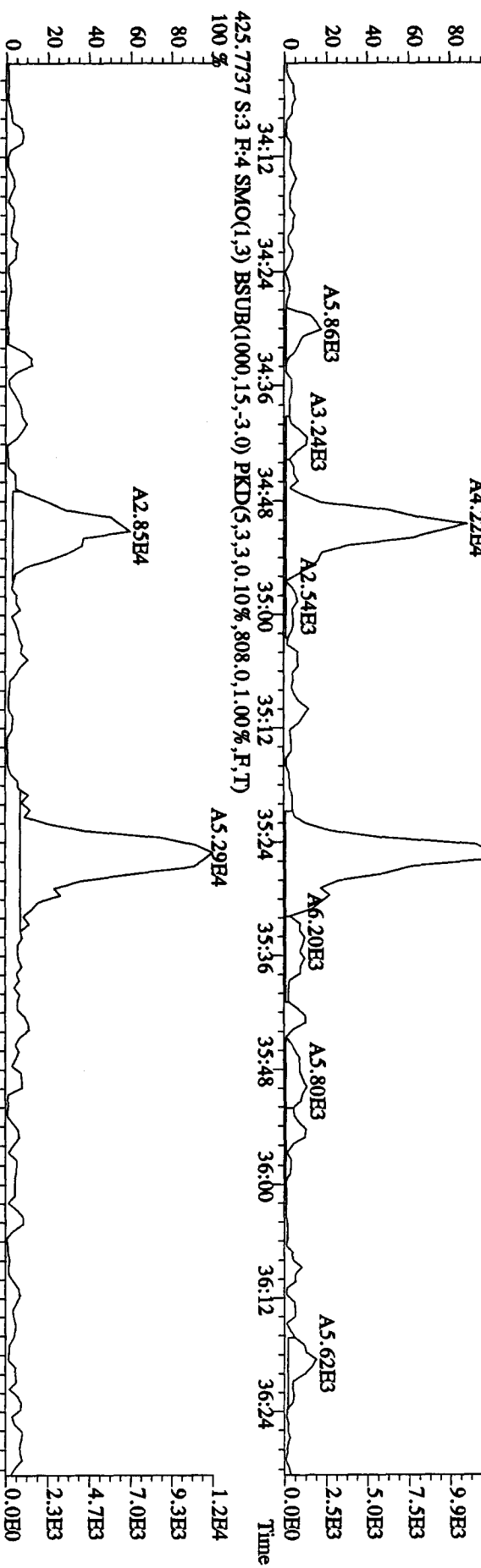
File:01MY10AD5 #1-317 Acq: 1-MAY-2010 10:16:22 GC EI+ Voltage SIR Autospec-UltimaE
 Sample#3 Text:SB0501 :Solvent Blank C-14 Exp:DIOXINRES8290A
 389.8157 S:3 F:3 SMO(1,3) BSUB(1000,15,-3.0) PKD(5,3,3,0.10%,600.0,1.00%,F,T)
 100 %



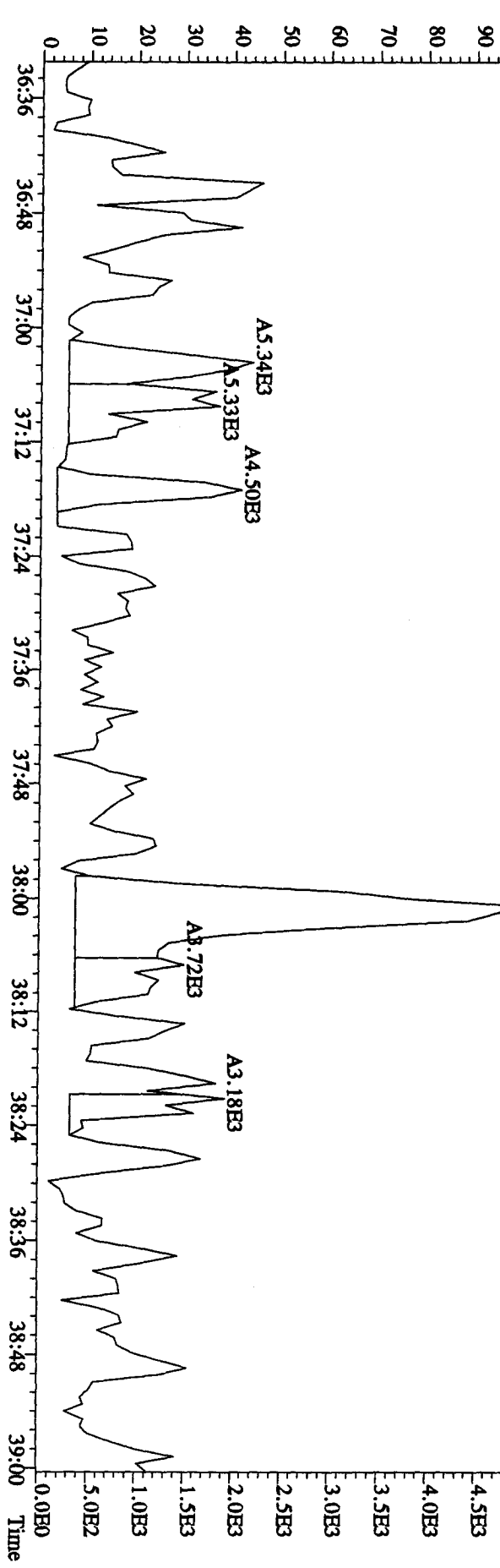
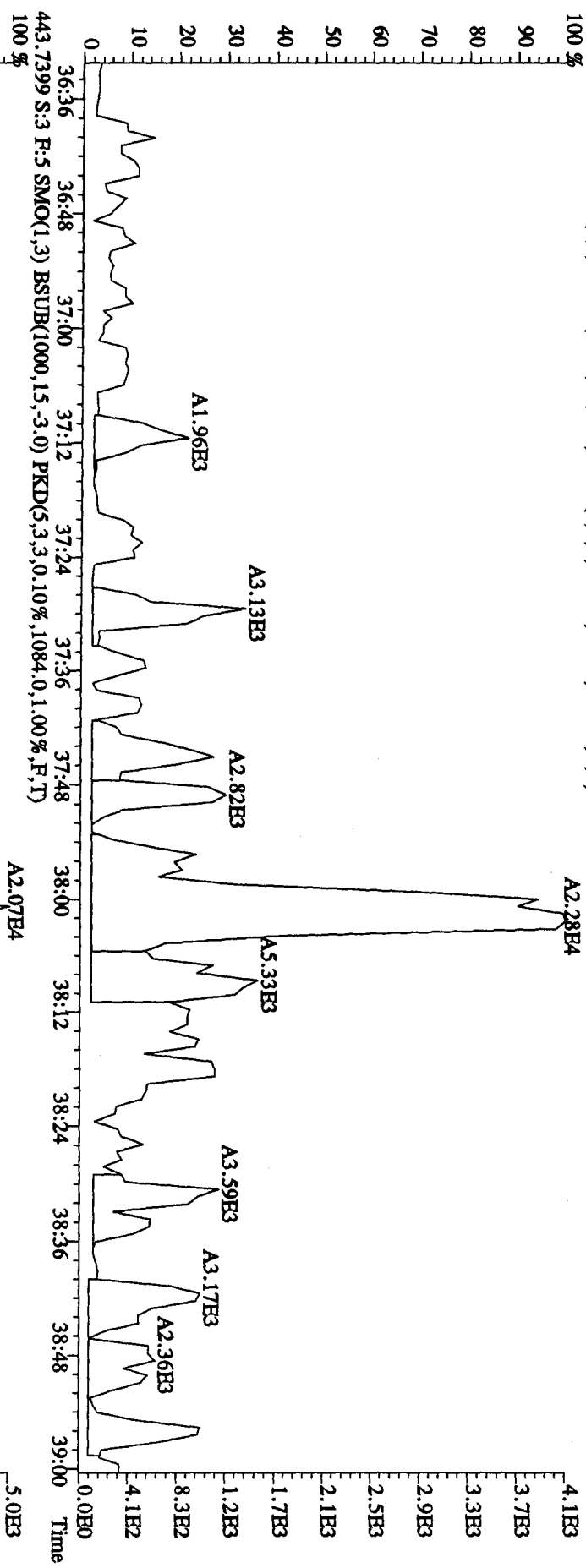
File:01MY104D5 #1-198 Acq: 1-MAY-2010 10:16:22 GC EI+ Voltage SIR Autospec-Ultimate
 Sample#3 Text:SB0501 :Solvent Blank C-14 Exp:DIOXINRES8290A
 407.7818 S:3 F:4 SMO(1,3) BSUB(1000,15,-3.0) PKD(5,3,3,0.10%,956,0.1,0.00%,F,T)



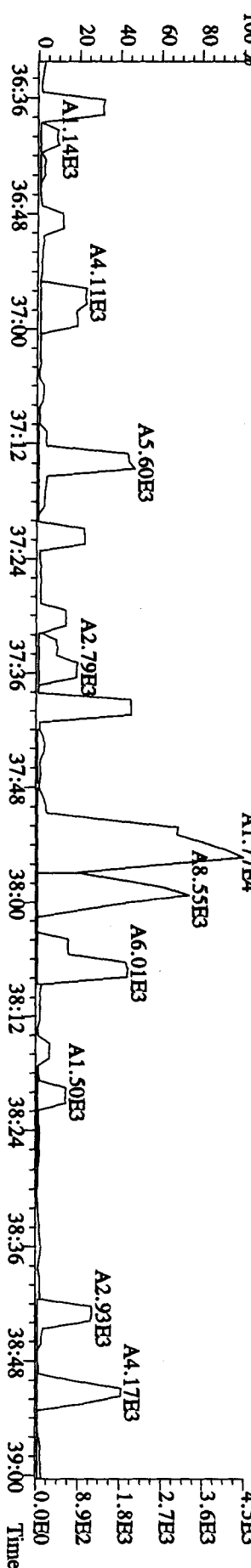
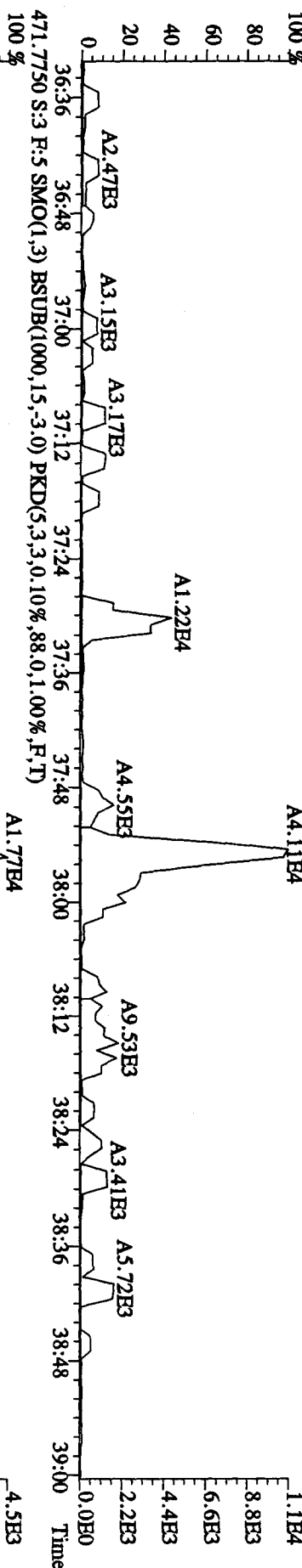
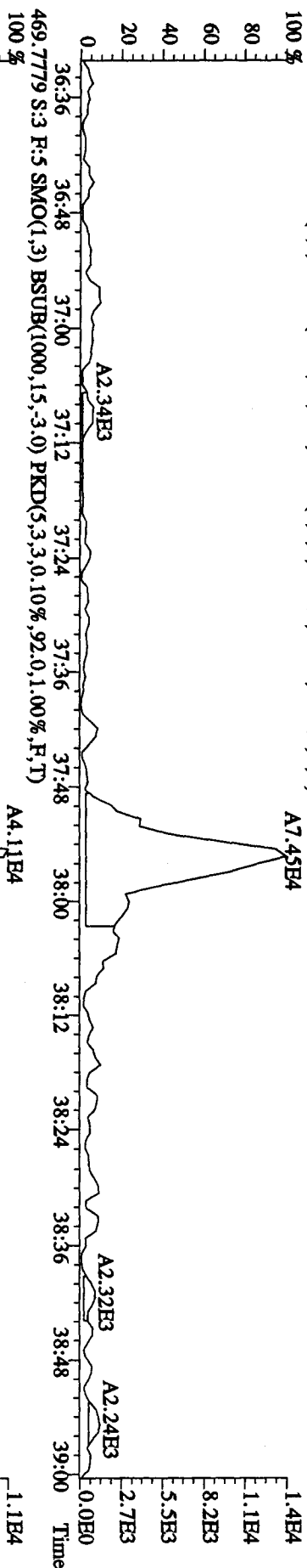
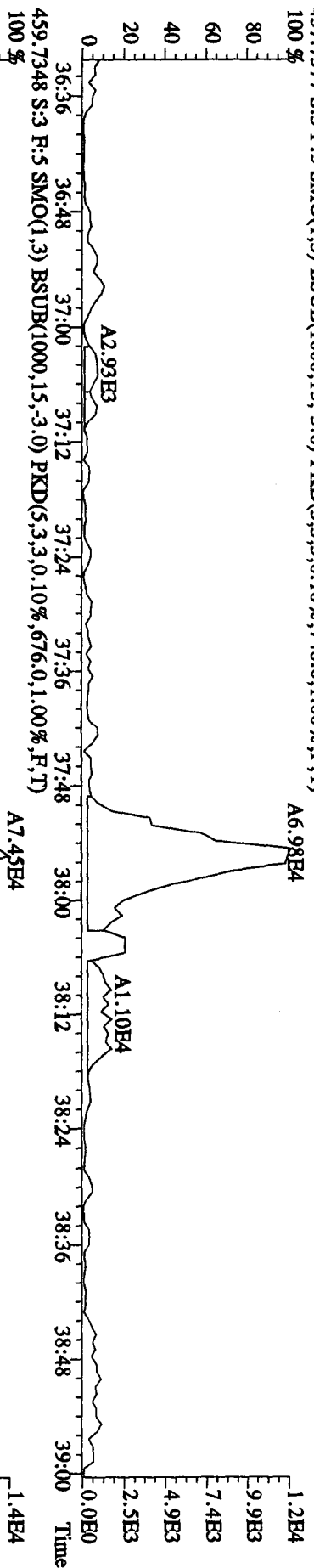
File:01MY104D5 #1-198 Acq: 1-MAY-2010 10:16:22 GC EI+ Voltage SIR Autospec-UltimaB
 Sample#3 Text:SB0501 :Solvent Blank C-14 Exp:DIOXINRES8290A
 423.7737 S:3 F:4 SMO(1,3) BSUB(1000,15,-3.0) PKD(5,3,3,0.10%,564.0,1.00%,F,T) 100%



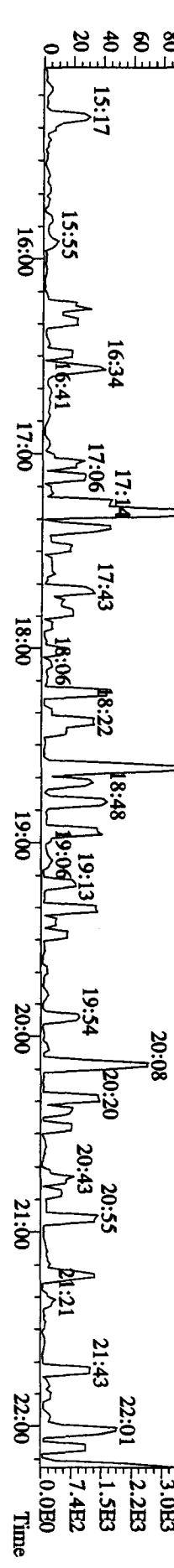
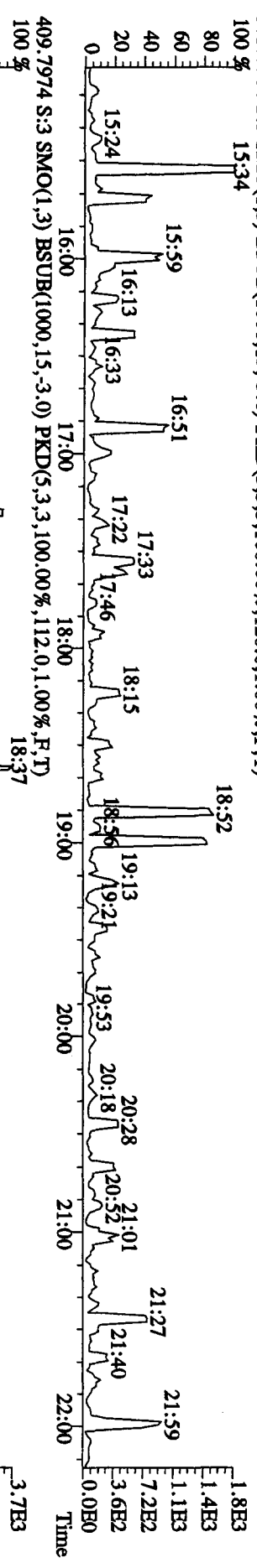
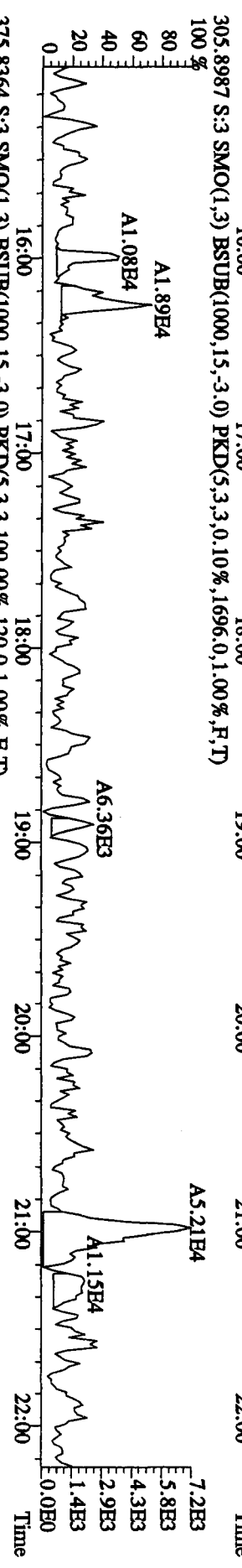
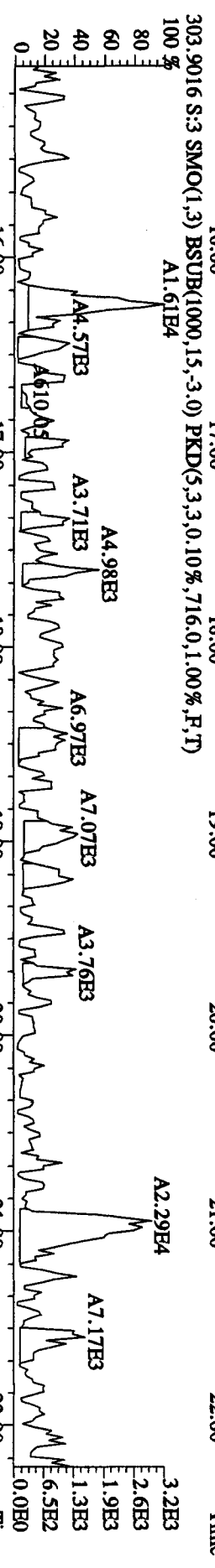
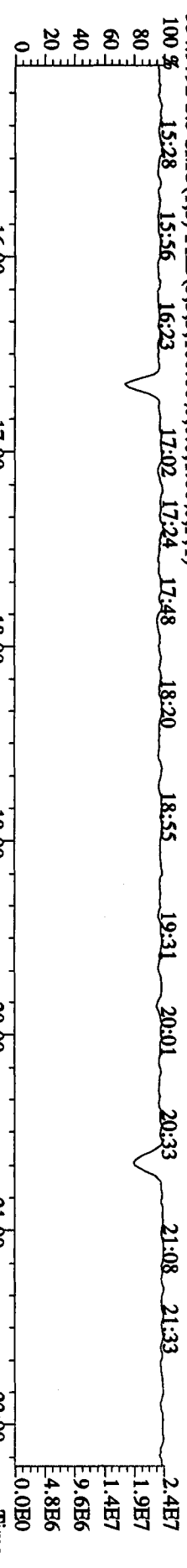
File: 01MAY104D5 #1-190 Acq: 1-MAY-2010 10:16:22 GC EI+ Voltage: SIR Autospec-UltimaE
 Sample#3 Text: SB0501 Solvent Blank C-14 Exp: DIOXINRES8290A
 441.7428 S:3 F:5 SMO(1,3) BSUB(1000,15,-3.0) PKD(5,3,3,0.10%,400.0,1.00%,F,T)



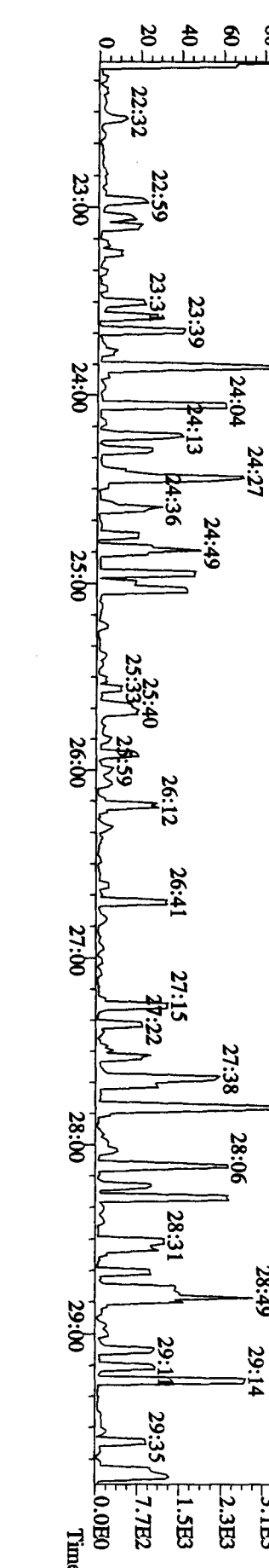
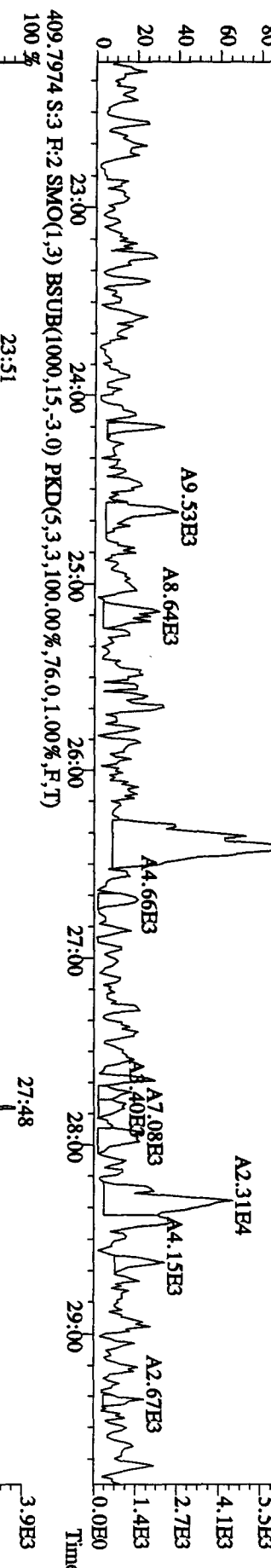
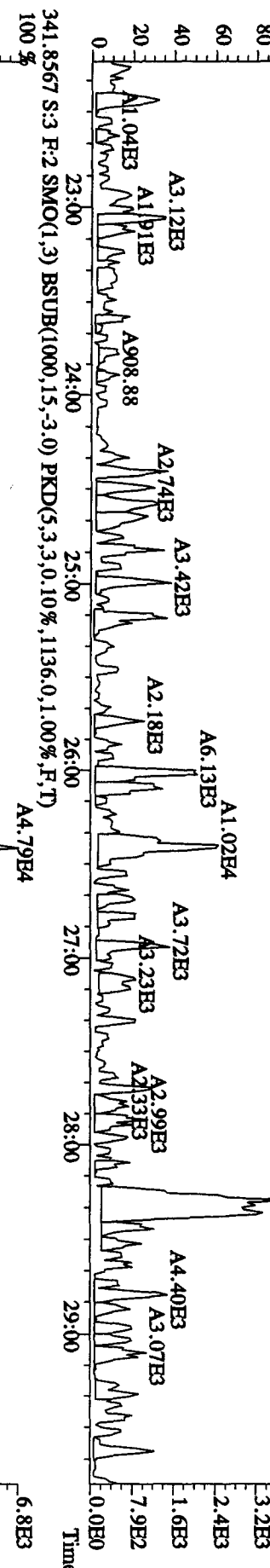
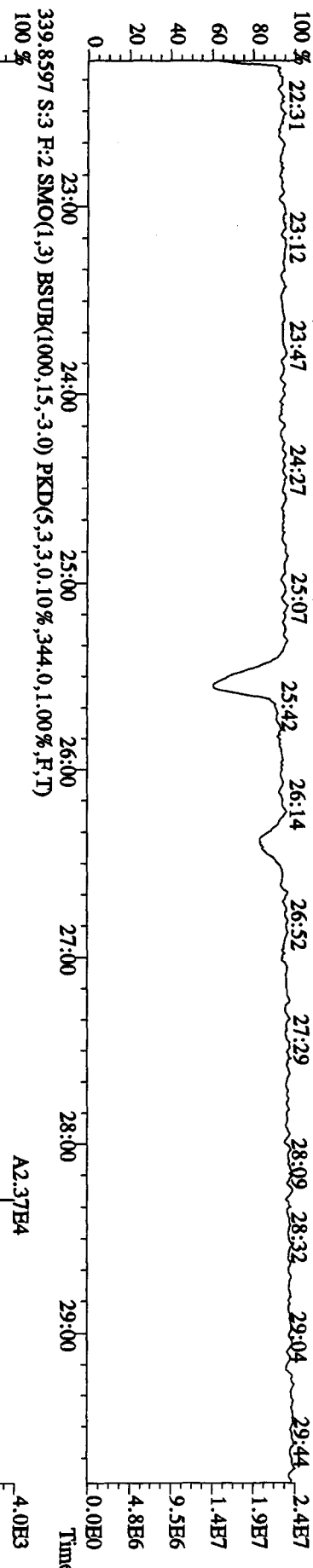
File:01MAY104D5 #1-190 Acq: 1-MAY-2010 10:16:22 GC EI+ Voltage SIR Autospec-UltimaE
 Sample#3 Text:SB0501 :Solvent Blank C-14 Exp:DIOXINRES8290A
 457.7377 S:3 F:5 SMO(1.3) BSUB(1000,15,-3.0) PKD(5,3,3,0.10%,748.0,1.00%,F,T)



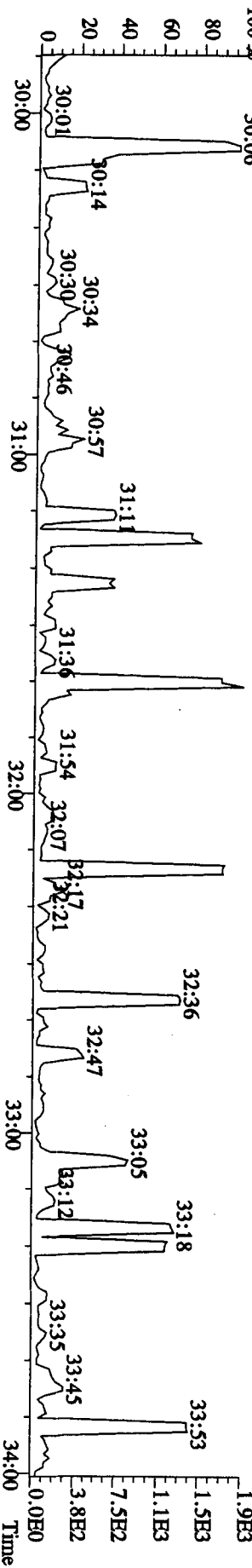
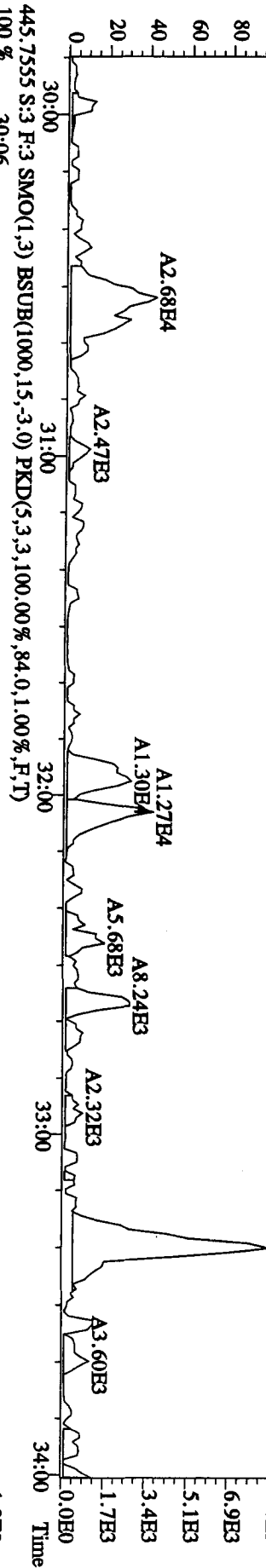
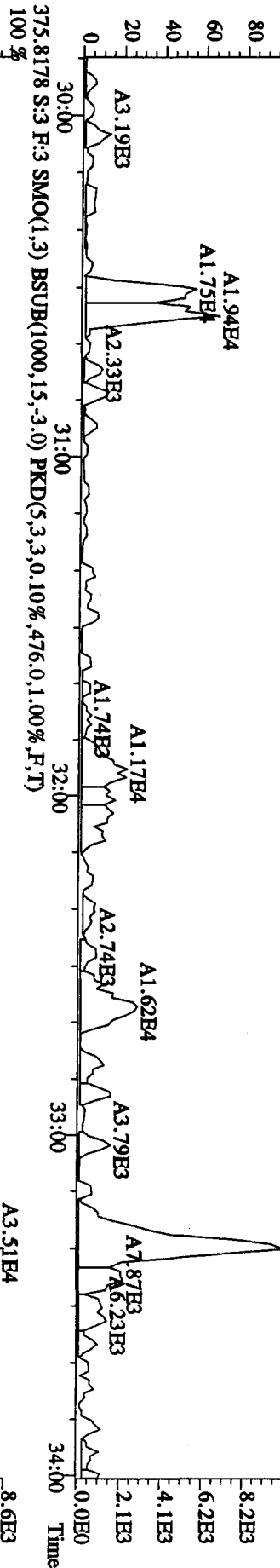
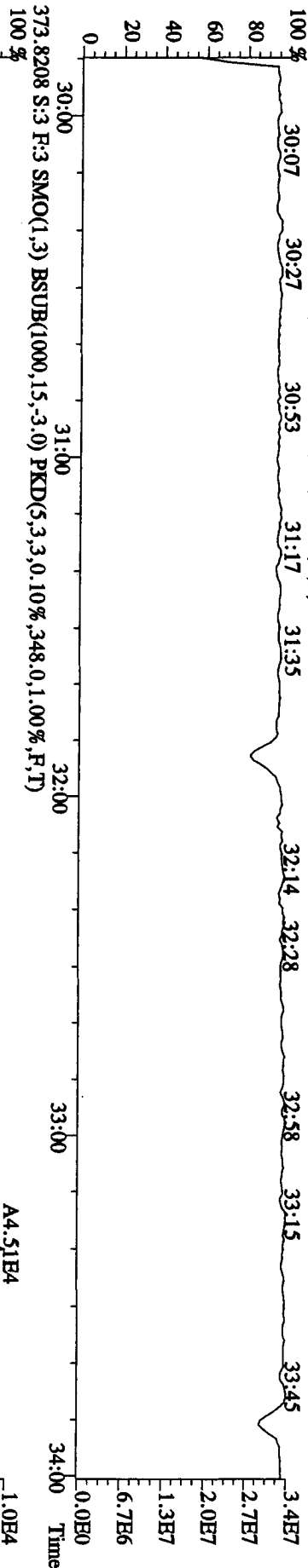
File:01MAY104D5 #1-434 Acq: 1-MAY-2010 10:16:22 GC EI+ Voltage SIR Autospec-UltimaE
 Sample#3 Text:SB0501 :Solvent Blank C-14 Exp:DIOXINRES8290A
 354,9792 S:3 SMO(1,3) PKD(5,3,3,100.00%,0.0,1.00%,F,T)



File:01MY104D5 #1-604 Acq: 1-MAY-2010 10:16:22 GC EI+ Voltage SIR Autospec-UltimaE
 Sample#3 Text:SB0501 :Solvent Blank C-14 Exp:DIOXINRES8290A
 354.9792 S:3 F:2 SMO(1,3) PKD(5,3,3,100.00%,0.0,1.00%,F,T)
 100% 22:31 23:12 23:47 24:27 25:07 25:42 26:14 26:52 27:29 28:09 28:32 29:04 29:44



File:01MRY104D5 #1-317 Acq: 1-MAY-2010 10:16:22 GC EI+ Voltage SIR Autospec-UltimaF
 Sample#3 Text:SB0501 :Solvent Blank C-14 Exp:DIOXINRES8290A
 430.9728 S:3 F:3 SMO(1,3) PKD(5,3,3,100.00%,0.0,1.00%,F,T)

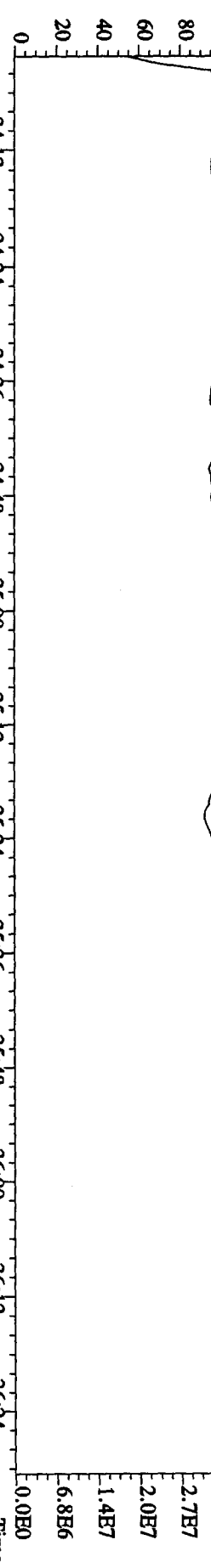


File:01MXY104D5 #1-198 Acq: 1-MAY-2010 10:16:22 GC EI+ Voltage SIR Autospec-Ultimate

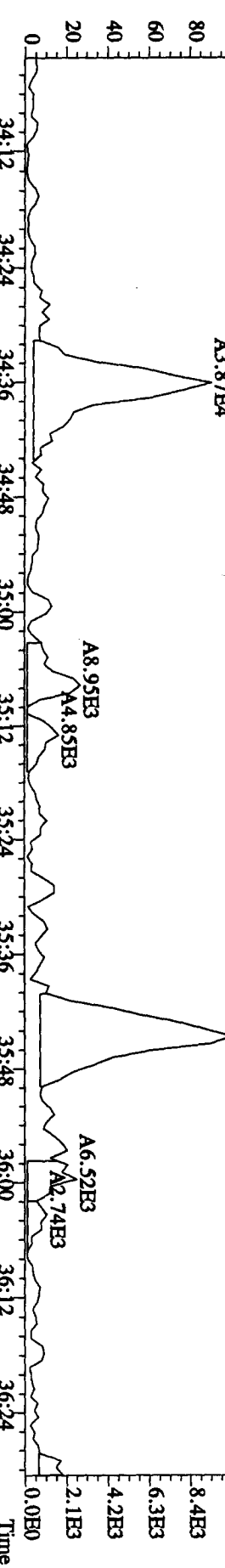
Sample#3 Text:SB0501 :Solvent Blank C-14 Exp:DIOXINRES8290A

430.9728 S:3 F:4 SMO(1,3) PKD(5,3,3,100.00%,0.0,1.00%,F,T)

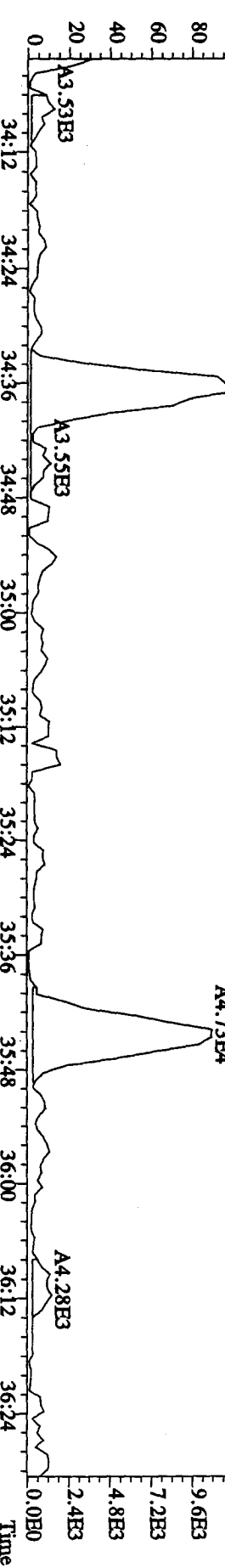
100 %34:06 34:19 34:32 34:41 35:06



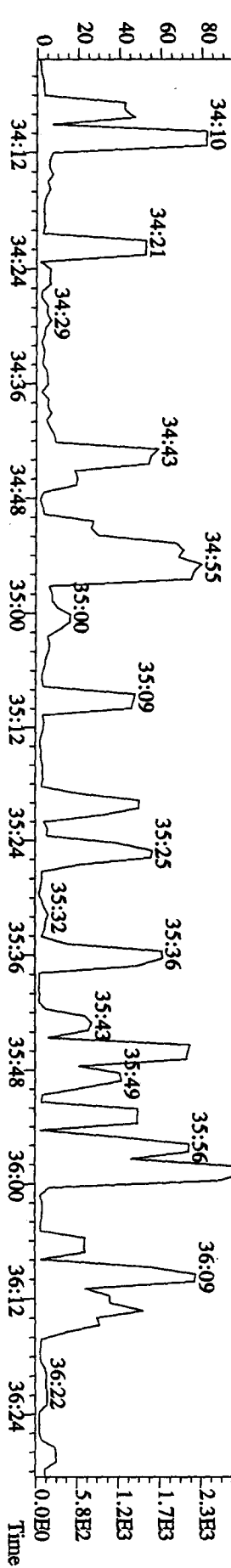
407.7818 S:3 F:4 SMO(1,3) BSUB(1000,15,-3.0) PKD(5,3,3,0.10%,956,0,1.00%,F,T)



409.7789 S:3 F:4 SMO(1,3) BSUB(1000,15,-3.0) PKD(5,3,3,0.10%,908,0,1.00%,F,T)



479.7165 S:3 F:4 SMO(1,3) BSUB(1000,15,-3.0) PKD(5,3,3,100.00%,172,0,1.00%,F,T)

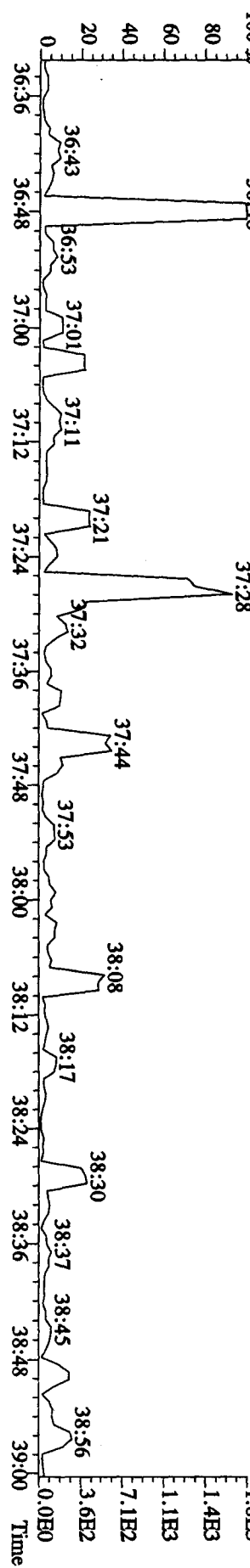
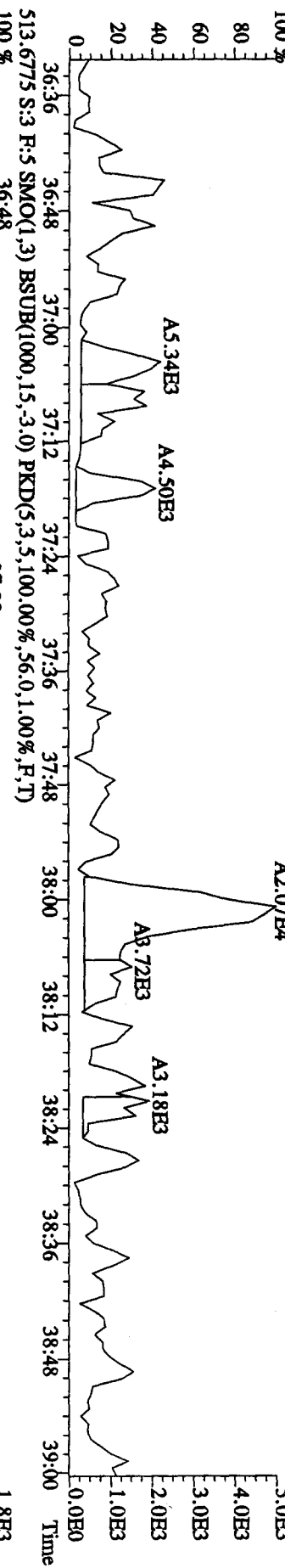
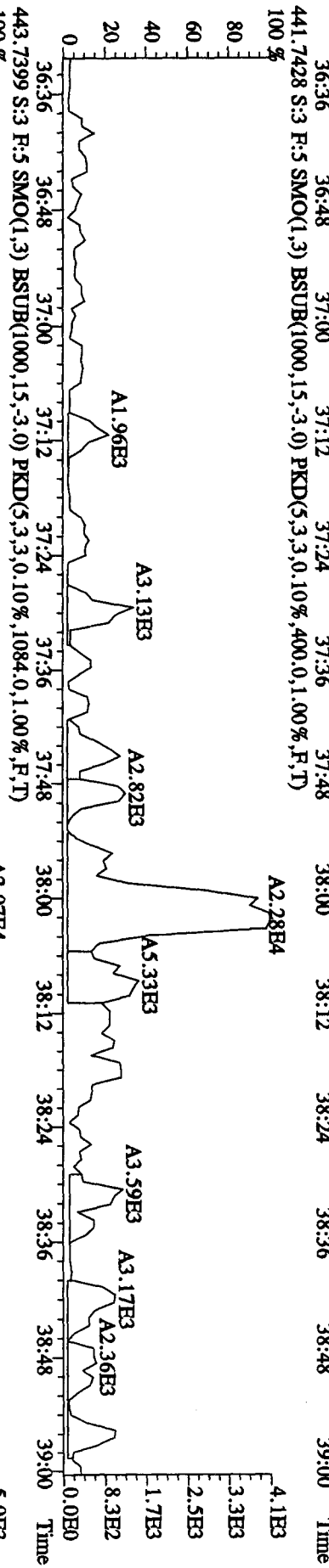



Sample#3 Text:SB0501 :Solvent Blank C-14 Exp:DIOXINRES8290A

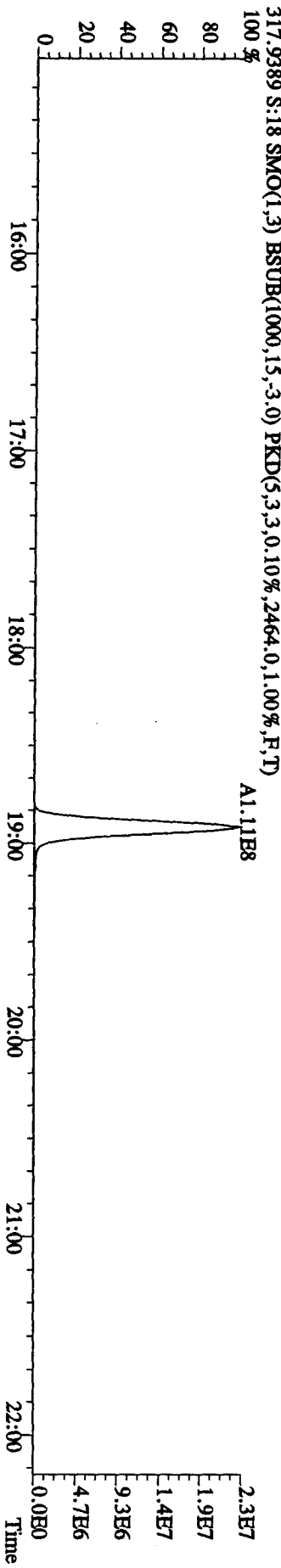
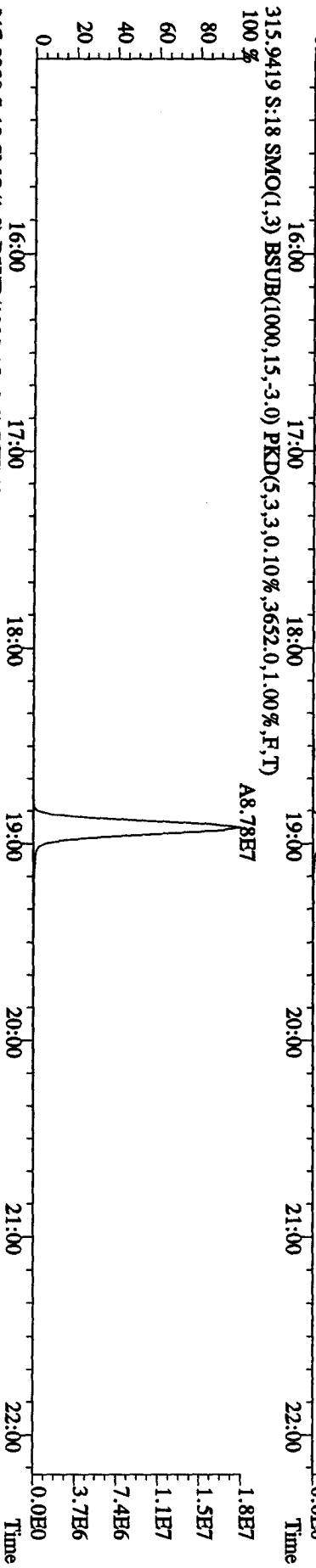
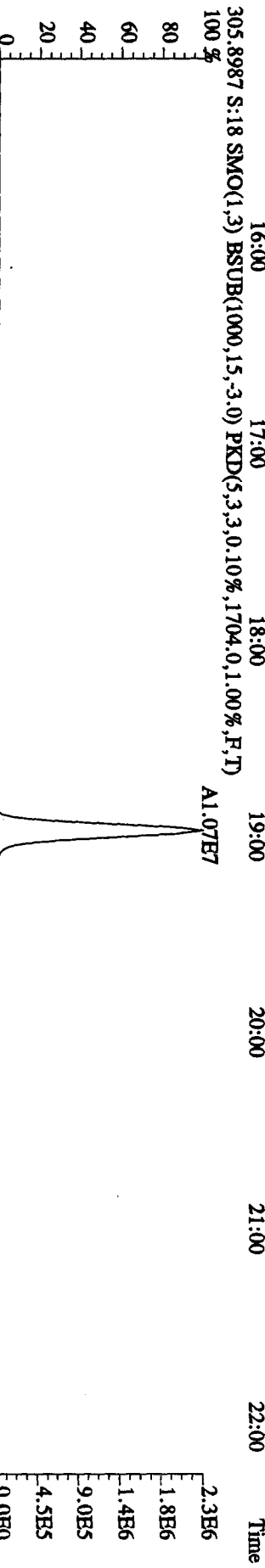
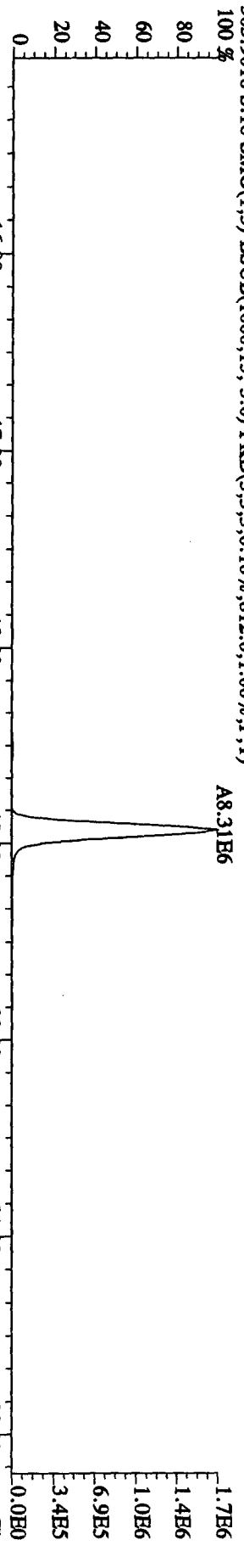
441.7428 S:3 F:5 SMO(1,3) PKD(5,3,3,100,00%,0.0,1.00%,F,T)

442.9728 S:3 F:5 SMO(1,3) PKD(5,3,3,100,00%,0.0,1.00%,F,T)

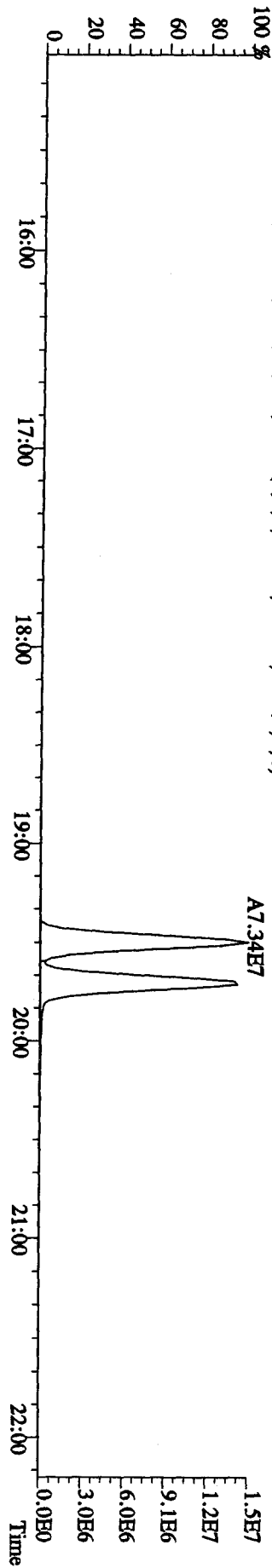
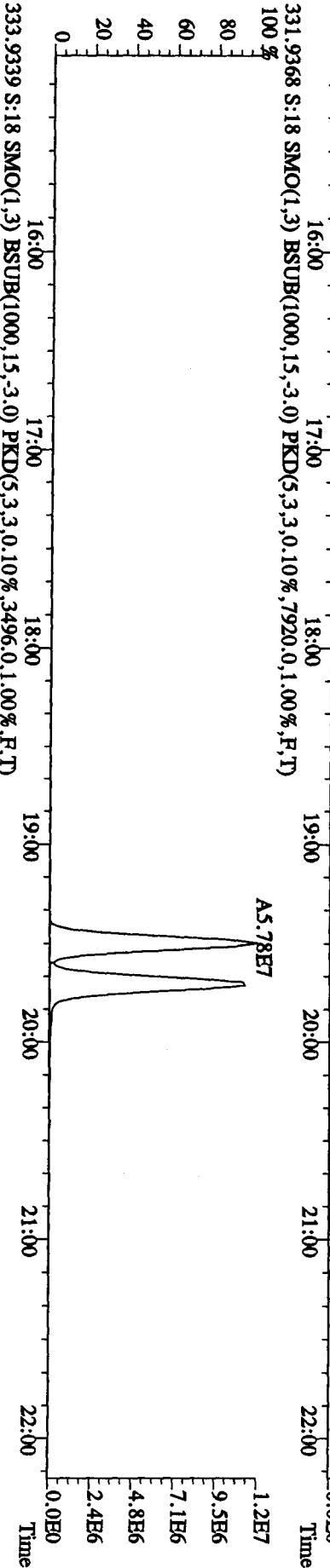

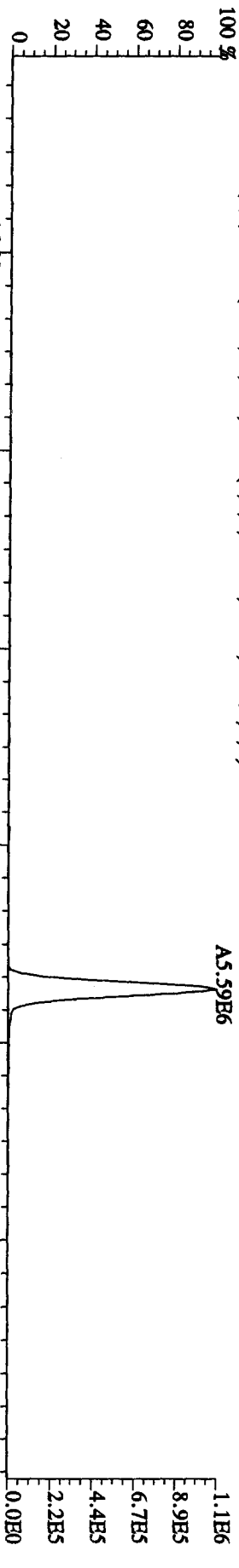
100 % 36:44 36:58 37:17 37:27 37:37 37:45 37:59 38:08 38:16 38:24 38:32 38:52



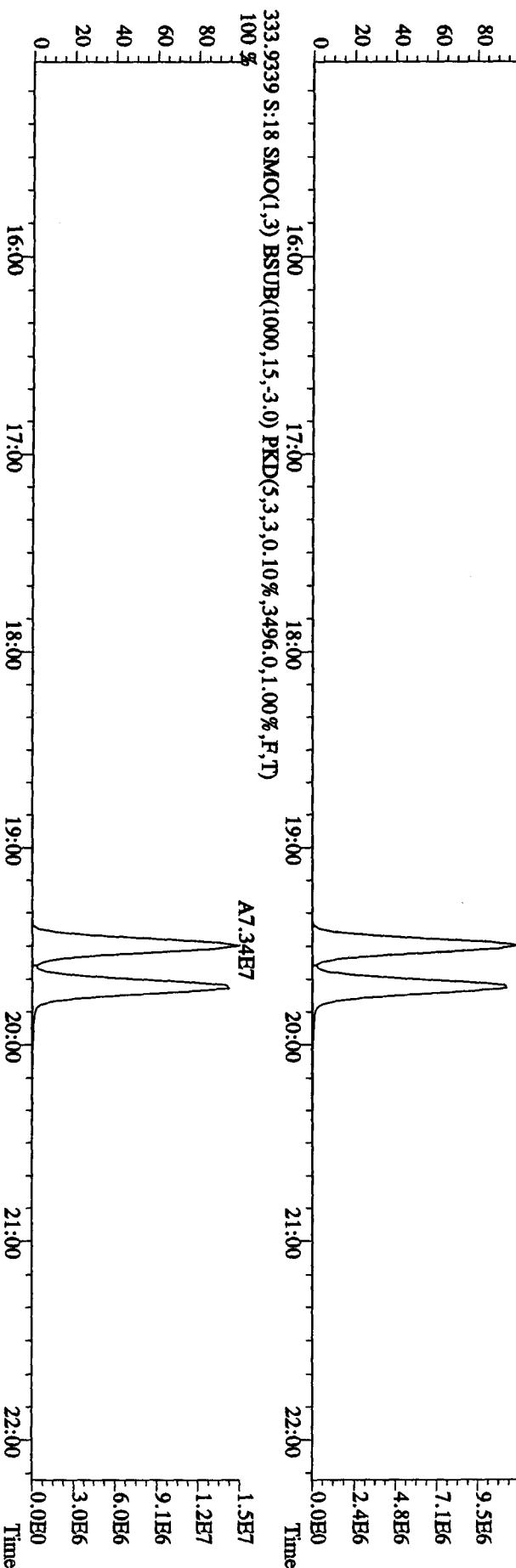

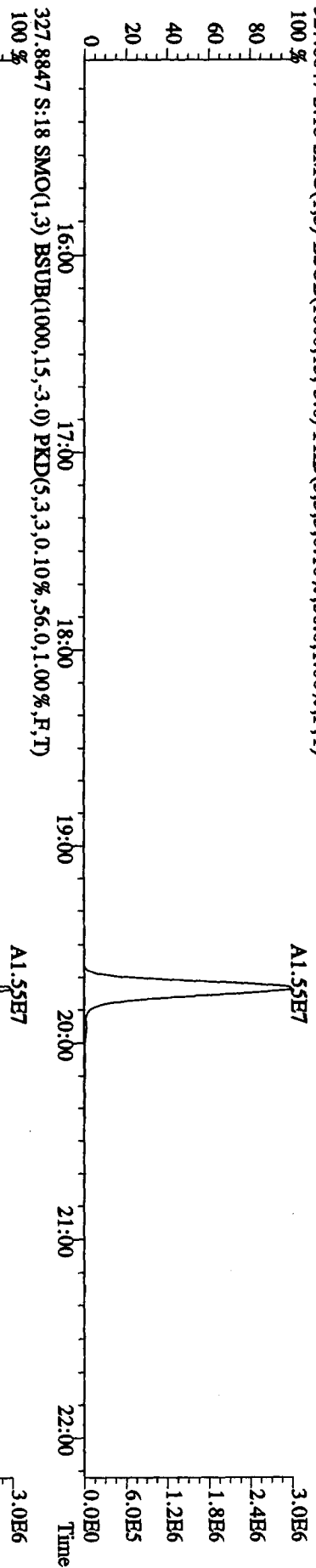
File: 01MAY104D5 #1-434 Acq: 1-MAY-2010 21:17:02 GC EI+ Voltage SIR Autospec-UltimaE
 Sample#18 Text:ST0501A :CS3 10DXN083 Exp:DIOXINRES8290A
 303.9016 S:18 SMO(1,3) BSUB(1000,15,-3,0) PKD(5,3,3,0,10%,812.0,1.00%,F,T) 100%



File:01MY104D5 #1-434 Acq: 1-MAY-2010 21:17:02 GC EI+ Voltage SIR Autospec-UltimaE
 Sample#18 Text:STD501A :CS3 10DXN083 Exp:DIOXINRBS8290A
 319.8965 S:18 SMO(1,3) BSUB(1000,15,-3,0) PKD(5,3,3,0,10%,808,0,1,100%,F,T)
 100 %



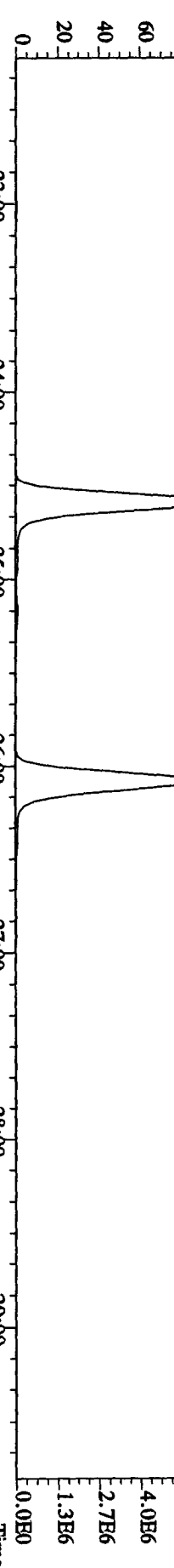
File:01MYY104D5 #1-434 Acq: 1-MAY-2010 21:17:02 GC EI+ Voltage SIR Autospec-UltimaE
Sample#18 Text:ST0501A :CS3 10DXN083 Exp:DIOXINRES8290A
327.8847 S:18 SMO(1,3) BSUB(1000,15,-3.0) PKD(5,3,3,0.10%,56.0,1.00%,F,T)



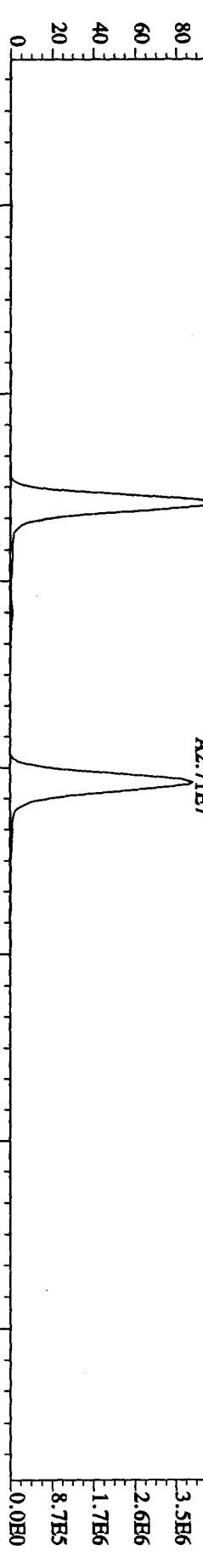
File:01MAY104D5 #1-605 Acq: 1-MAY-2010 21:17:02 GC EI+ Voltage SIR Autospec-UltimaB

Sample#18 Text:ST0501A :CS3 10DXN083 Exp:DIOXINRES8290A

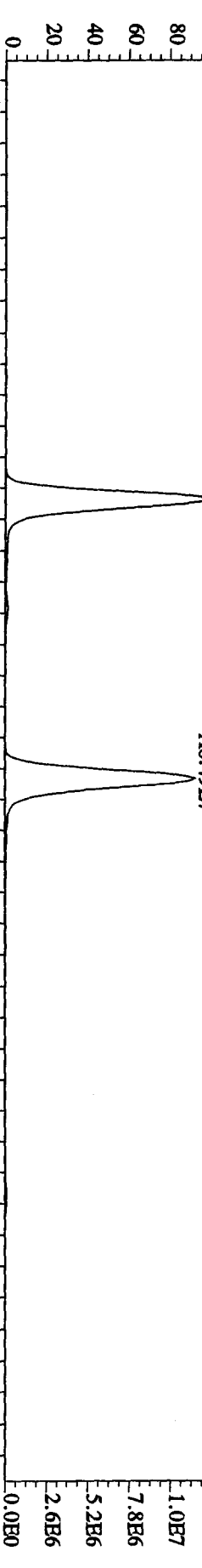
339.8597 S:18 F:2 SMO(1,3) BSUB(1000,15,-3,0) PKD(5,3,3,0,10%,1344,0,1,00%,F,T)



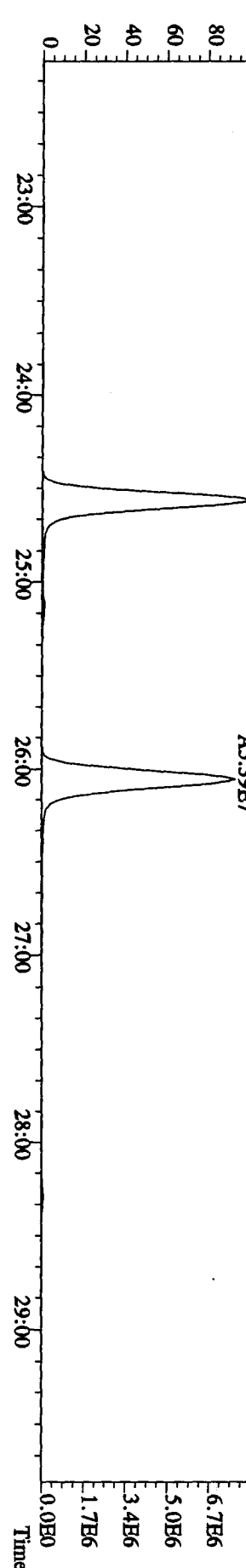
341.8567 S:18 F:2 SMO(1,3) BSUB(1000,15,-3,0) PKD(5,3,3,0,10%,2380,0,1,00%,F,T)




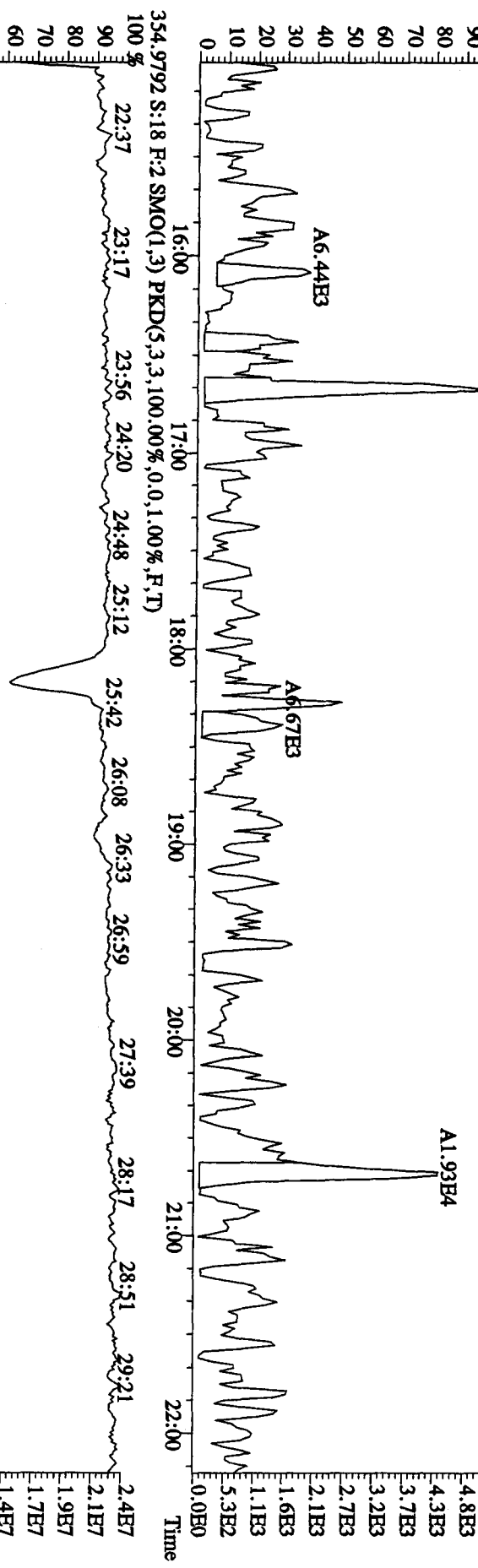
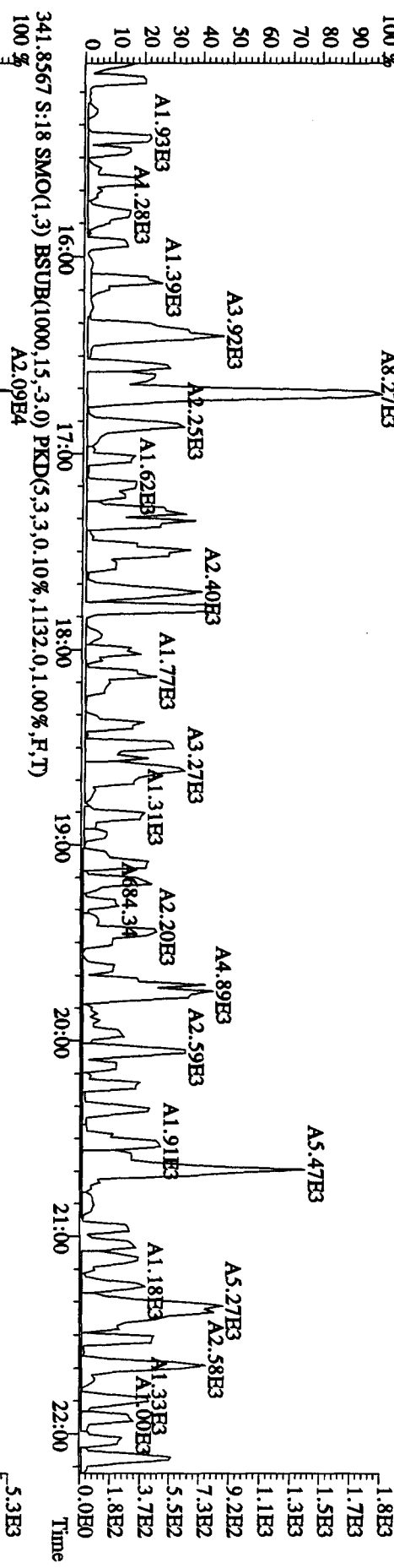
351.9000 S:18 F:2 SMO(1,3) BSUB(1000,15,-3,0) PKD(5,3,3,0,10%,1636,0,1,00%,F,T)



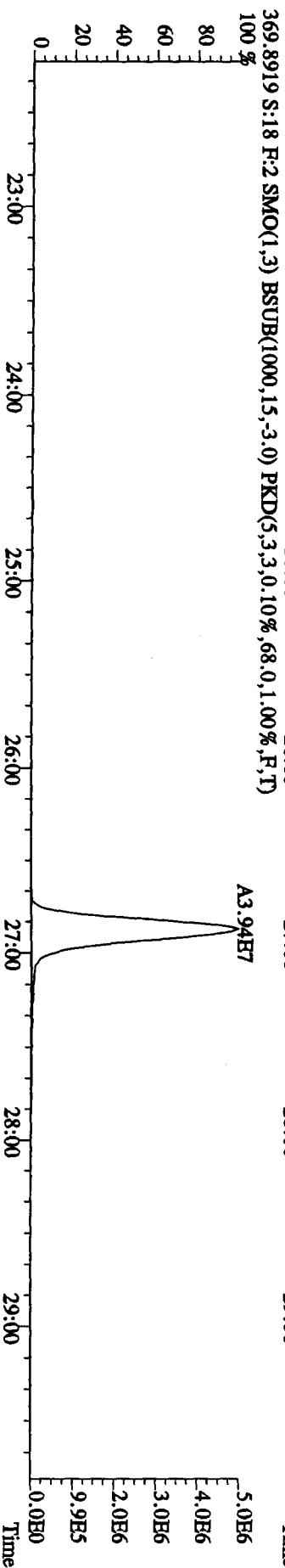
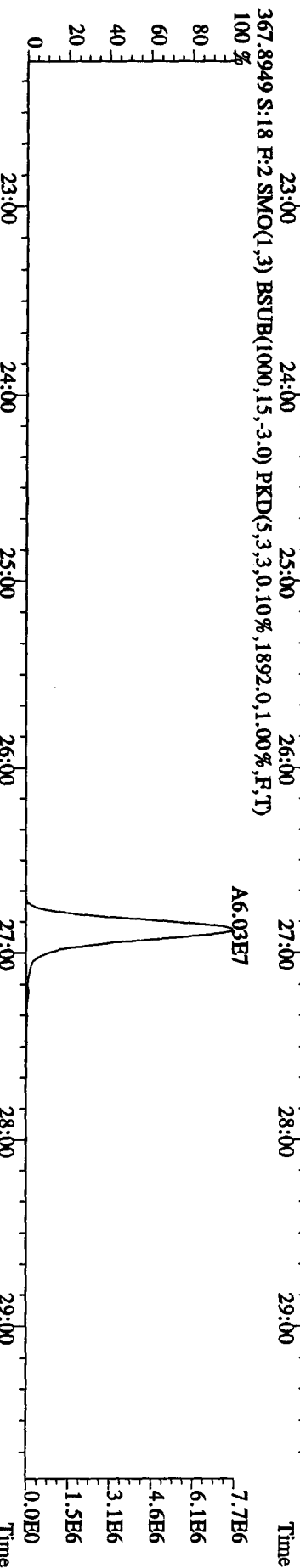
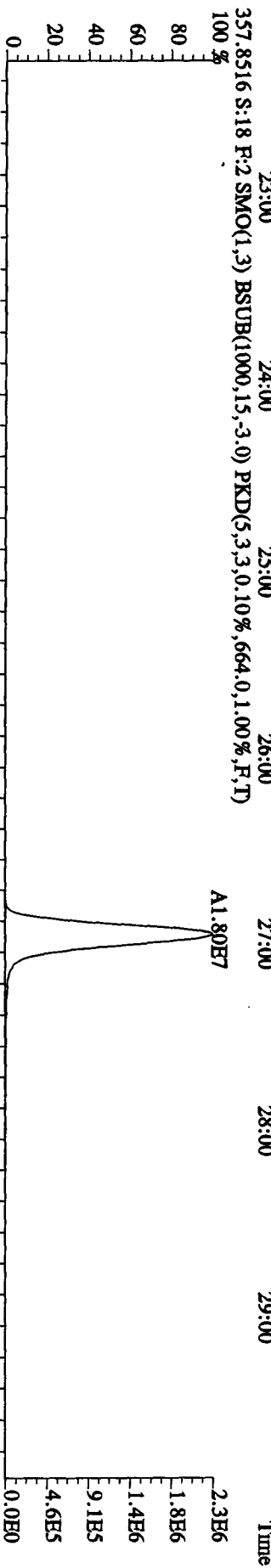

353.8970 S:18 F:2 SMO(1,3) BSUB(1000,15,-3,0) PKD(5,3,3,0,10%,1720,0,1,00%,F,T)



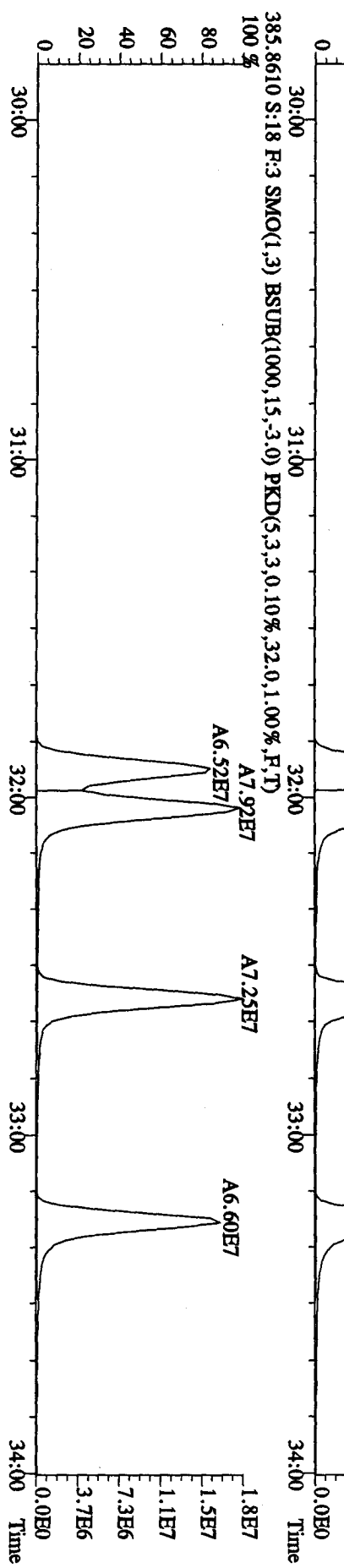
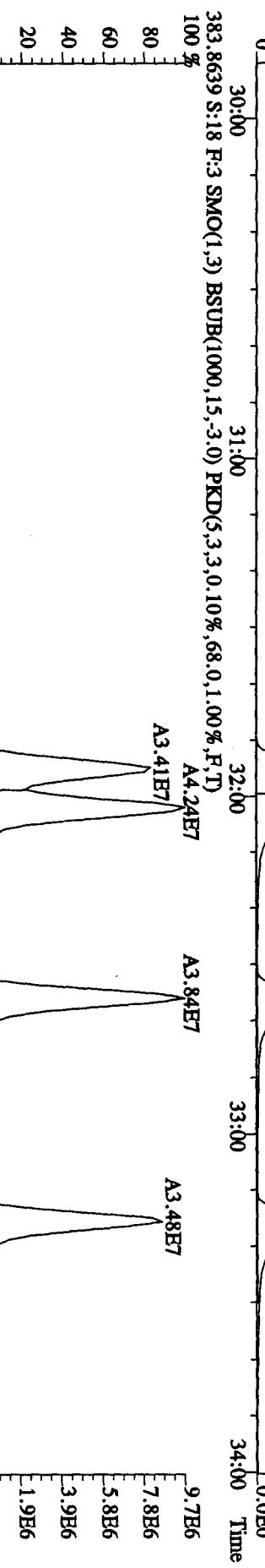
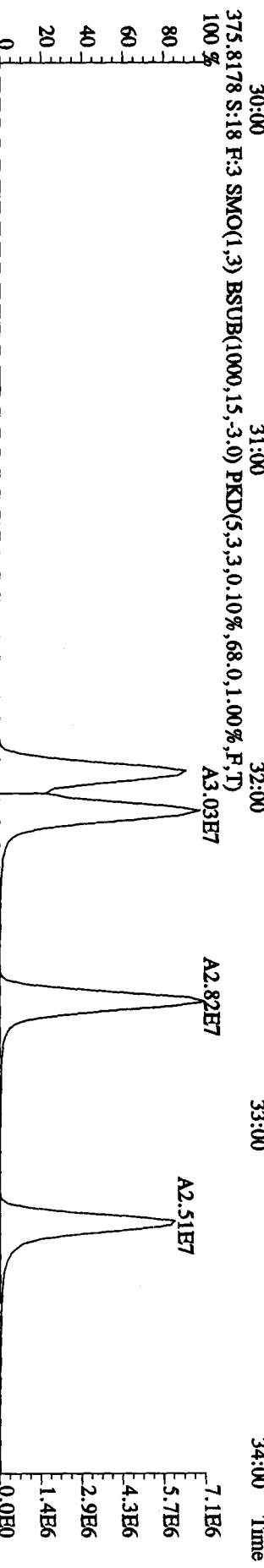
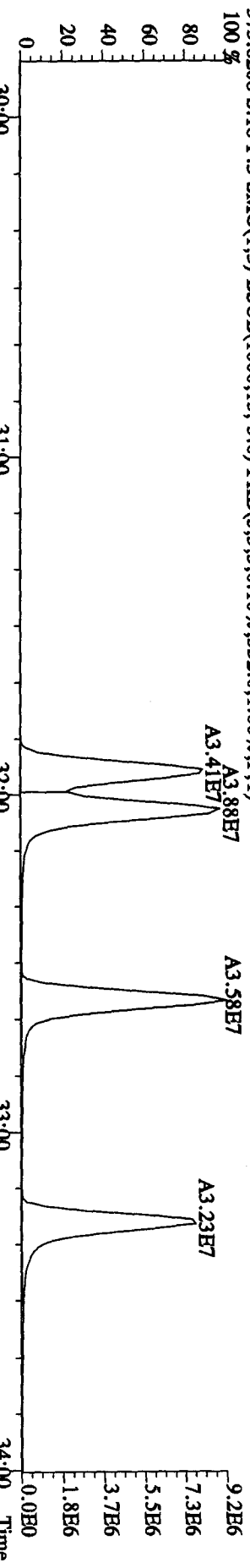
File:01MY104D5 #1-434 Acq: 1-MAY-2010 21:17:02 GC EI+ Voltage SIR Autospec-Ultimate
 Sample#18 Text:ST0501A :CS3 10DXN083 Exp:DIOXINRES8290A
 339.8597 S:18 SMO(1,3) BSUB(1000,15,3.0) PKD(5,3,3,0,10%,48,0,1,00%,F,T)



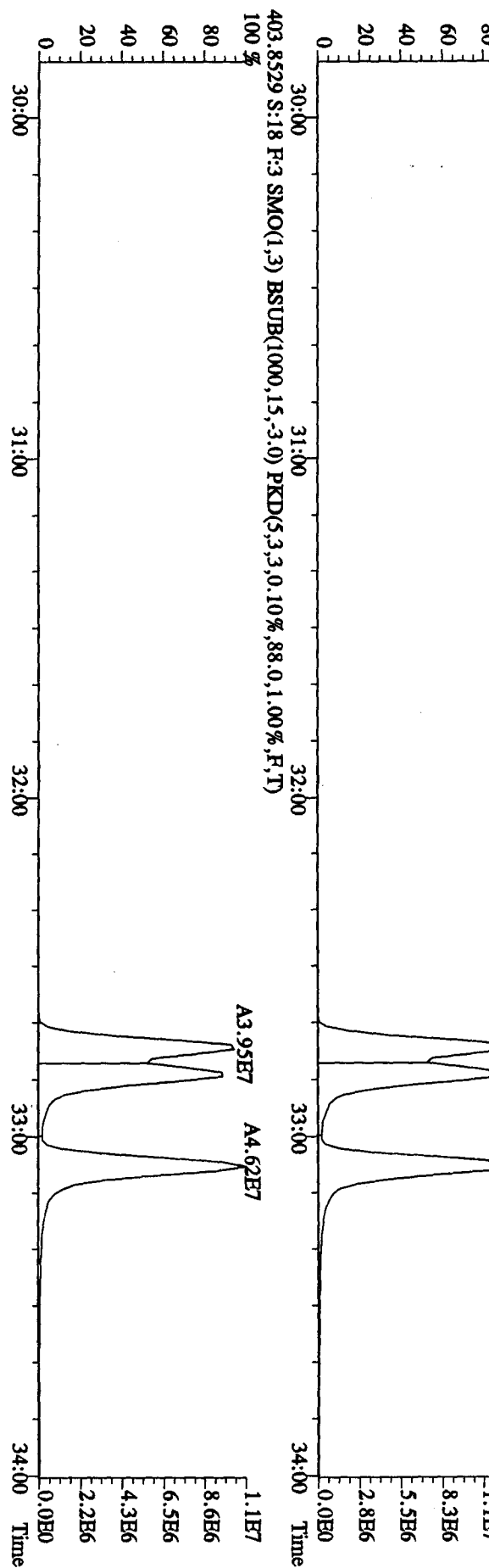
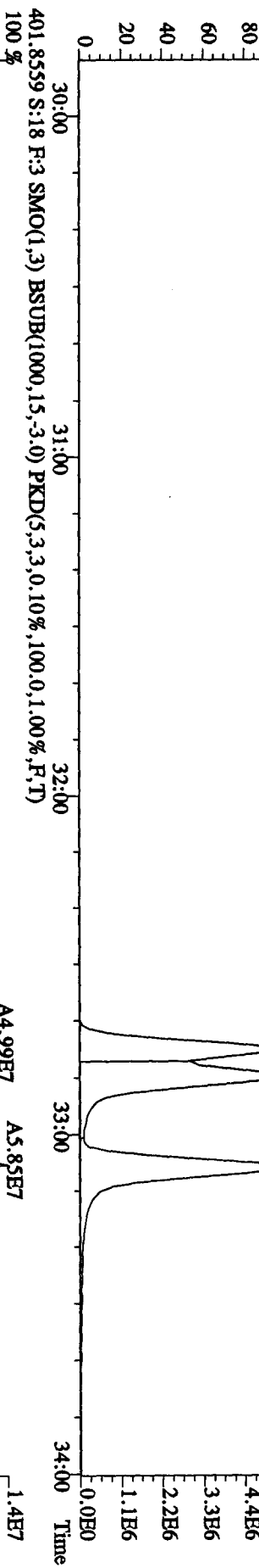

File: 01MAY104D5 #1-605 Acq: 1-MAY-2010 21:17:02 GC BI+ Voltage SIR Autospec-UltimaE
 Sample#18 Text: ST0501A :CS3 10DXN083 Exp: DIOXINRES8290A
 355.8546 S:18 F:2 SMO(1,3) BSUB(1000,15,-3.0) PKD(5,3,3,0.10%,1524.0,1.00%,F,T)





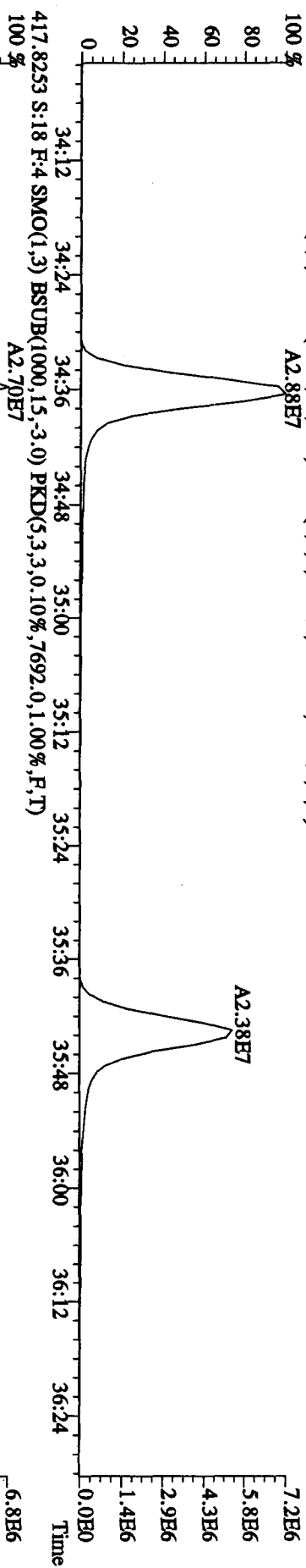
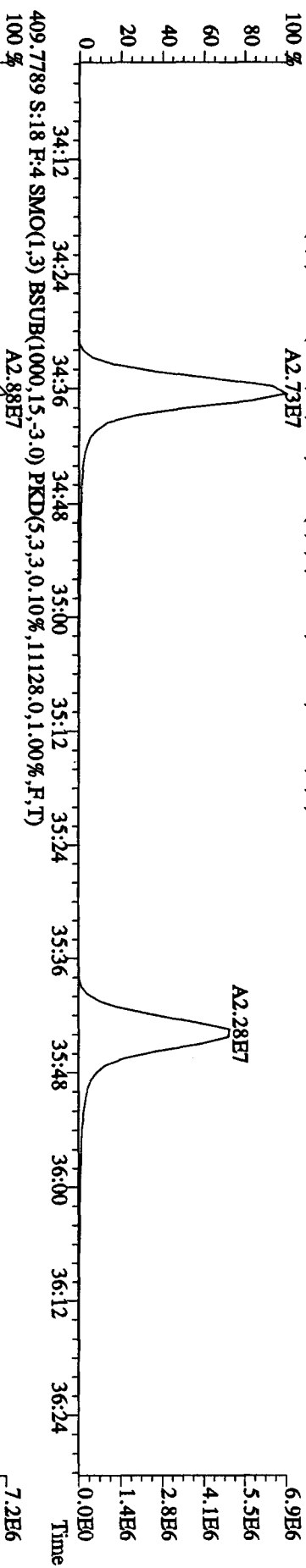
File:01MY104D5 #1-316 Acq: 1-MAY-2010 21:17:02 GC EI+ Voltage SIR Autospec-UltimaE
 Sample#18 Text:ST0501A :CSS 10DXN083 Exp:DIOXINRES8290A
 373.8208 S:18 F:3 SMO(1,3) BSUB(1000,15,-3.0) PKD(5,3,3,0,10%,332.0,1.00%,F,T)



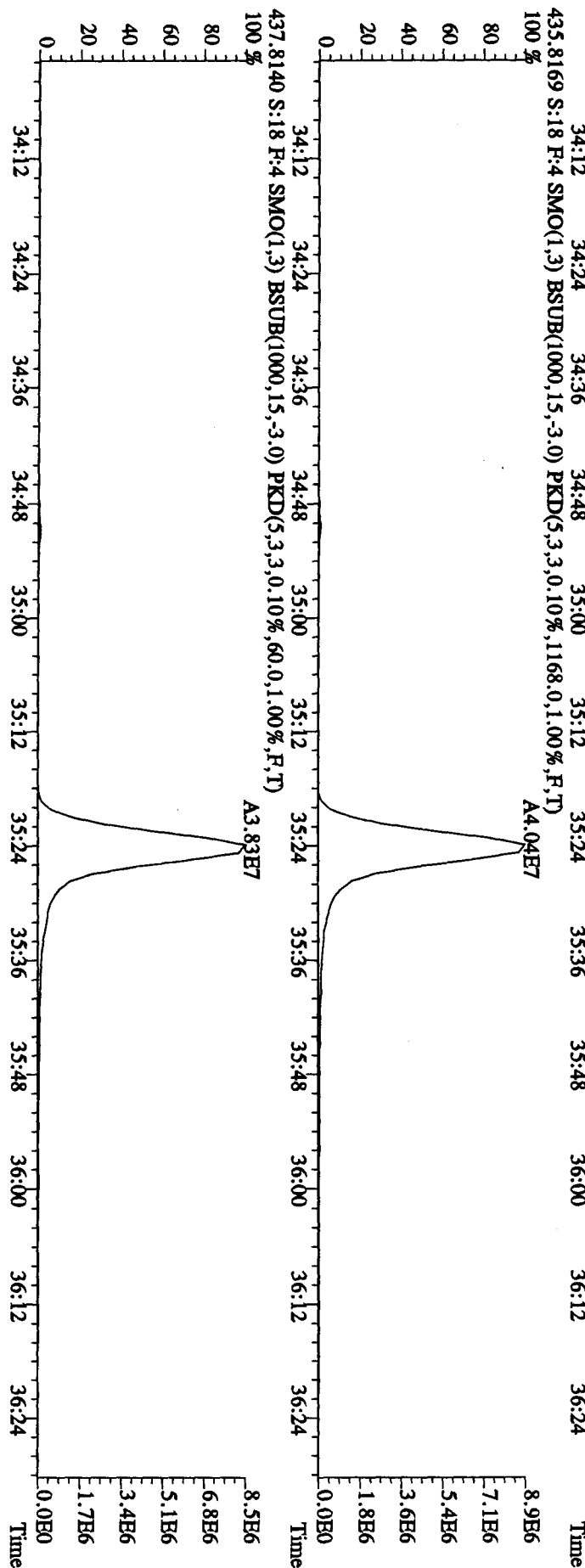
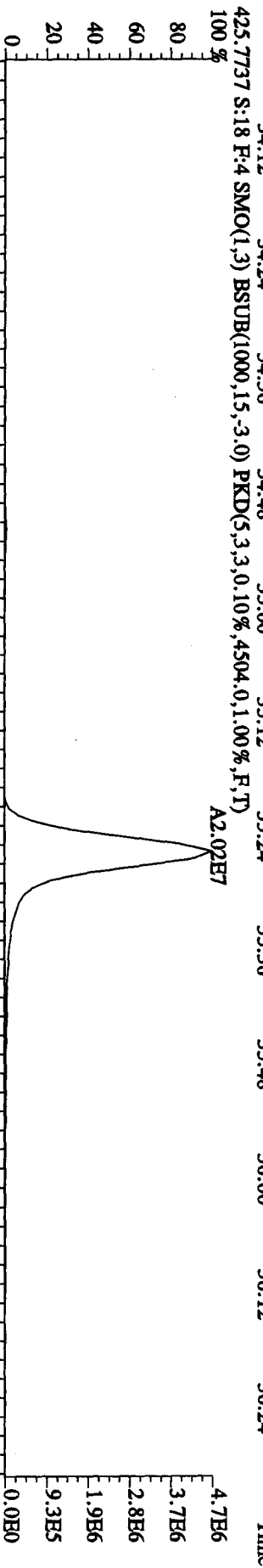
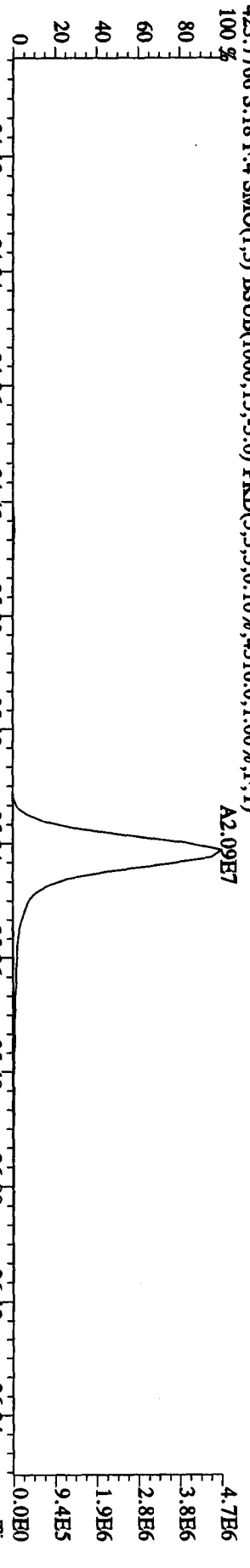
File:01MY104D5 #1-316 Acq: 1-MAY-2010 21:17:02 GC EI+ Voltage SIR Autospec-UltimaE
 Sample#18 Text:STD501A :CS3 10DXN083 Exp:DIOXINRES8290A
 389.8157 S:18 F:3 SMO(1,3) BSUB(1000,15,-3.0) PKD(5,3,3,0.10%,64.0,1.00%,F,T)



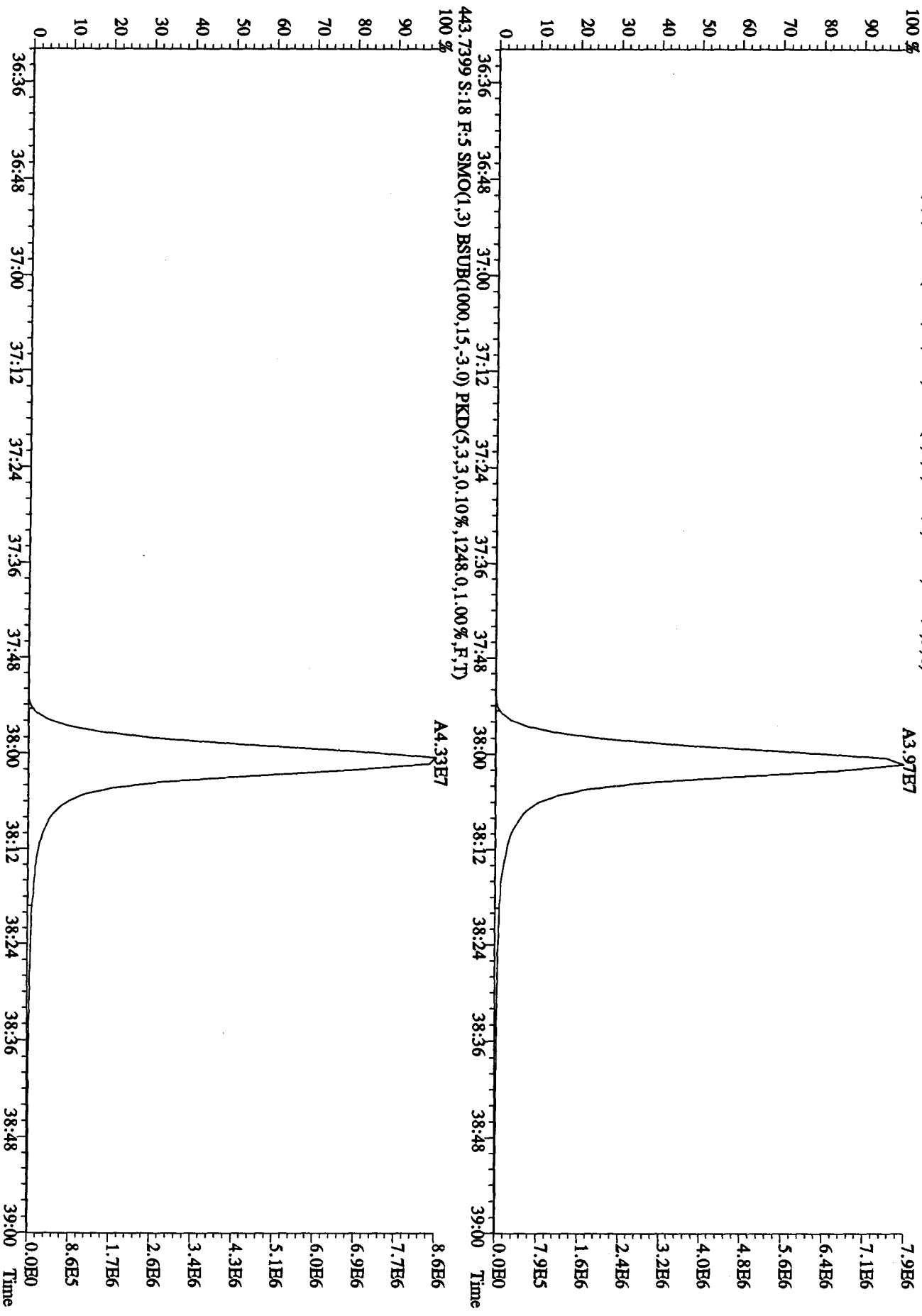
File:01MY104D5 #1-198 Acq: 1-MAY-2010 21:17:02 GC EI+ Voltage SIR Autospec-UltimaE
 Sample#18 Text:STD0501A :CS3 10DXN083 Exp:DIOXINRESS8290A
 407.7818 S:18 F:4 SMO(1,3) BSUB(1000,15,-3,0) PKD(5,3,3,0,10%,9600,0,1,00%,F,T)
 100 % A2.73E7



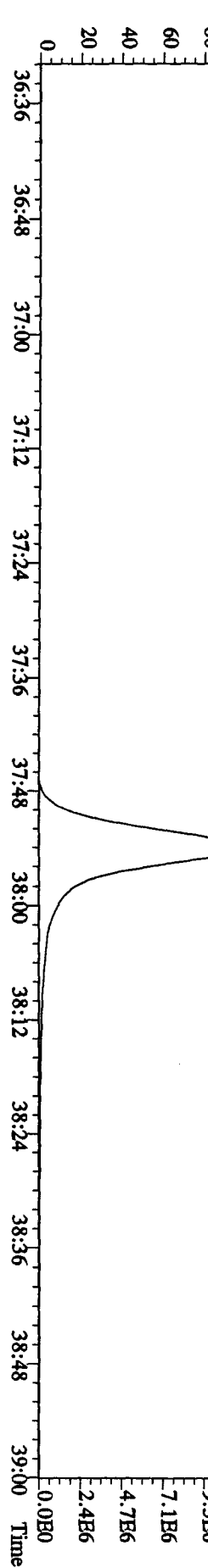
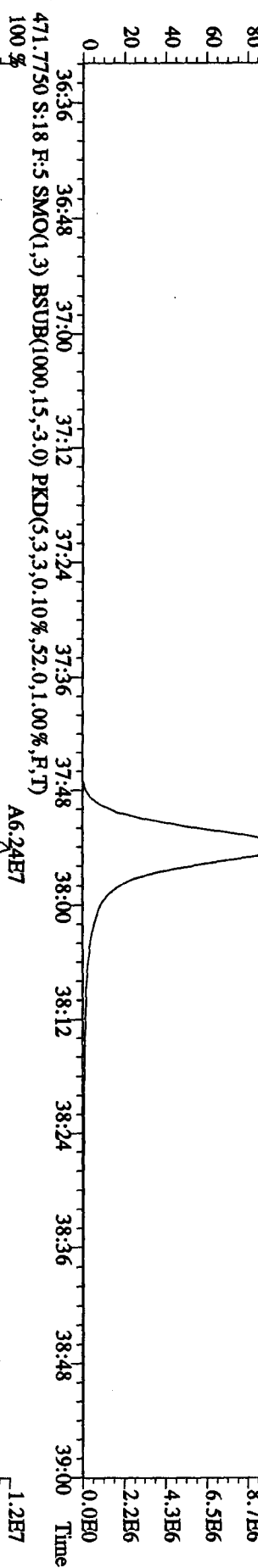
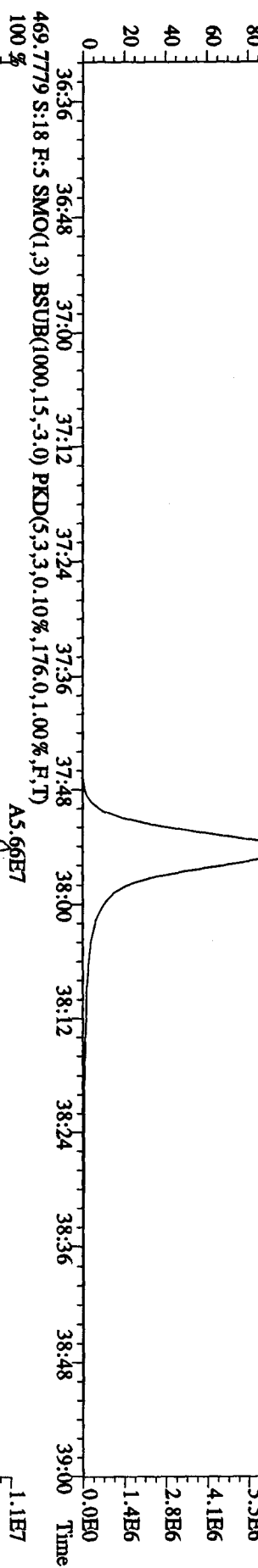
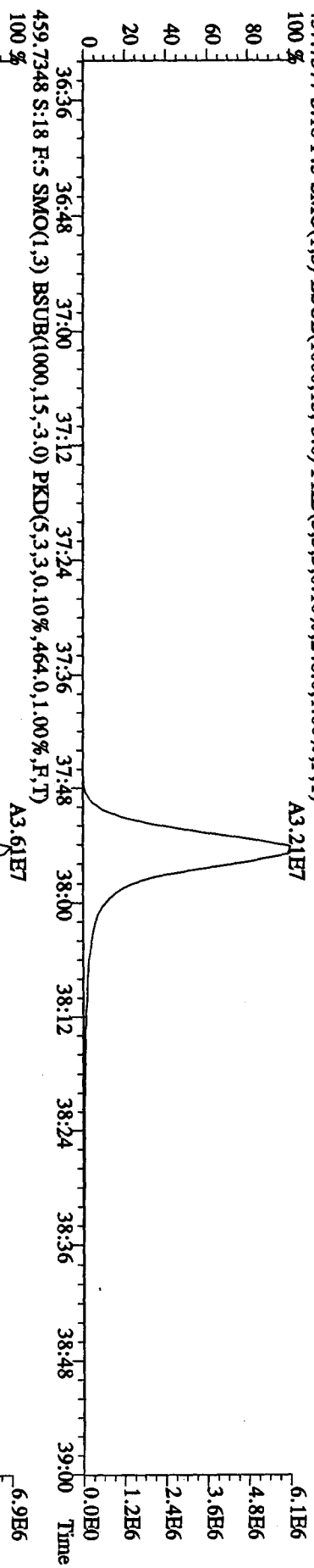
File:01MY104D5 #1-198 Acq: 1-MAY-2010 21:17:02 GC EI+ Voltage SIR Autospec-UltimaB
 Sample#18 Text:ST0501A :CS3 10DXN083 Exp:DIOXINRES8290A
 425.7766 S:18 F:4 SMO(1,3) BSUB(1000,15,-3.0) PKD(5,3,3,0,10%,4504,0,1,00%,F,T)
 100%



File:01MY104D5 #1-190 Acq: 1-MAY-2010 21:17:02 GC EI+ Voltage SIR Autospec-Ultimate
Sample#18 Text:ST0501A :CS3 10DXN083 Exp:DIOXINRES8290A
441.7428 S:18 F:5 SMO(1,3) BSUBR(1000,15,-3.0) PKD(5,3,3,0.10%,424.0,1.00%,F,T)
100 %




File:01MAY104D5 #1-190 Acq: 1-MAY-2010 21:17:02 GC EI+ Voltage SIR Autospec-Ultimate
 Sample#18 Text:ST0501A :CS3 10DXN083 Exp:DIOXINRES8290A
 457.7377 S:18 F:5 SMO(1,3) BSUB(1000,15,-3.0) PKD(5,3,3,0.10%,248.0,1.00%,F,T)
 100 %



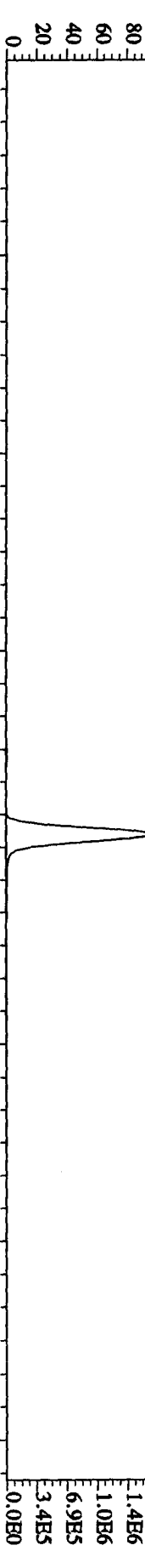
File:01MAY104D5 #1-434 Acq: 1-MAY-2010 21:17:02 GC EI+ Voltage SIR Autospec-Ultimate

Sample#18 Text:ST0501A :CS3 10DXN083 Exp:DIOXINRES8290A

354.9792 S:18 SMO(1,3) PKD(5,3,3,100.00%,0.0,1.00%,F,T)



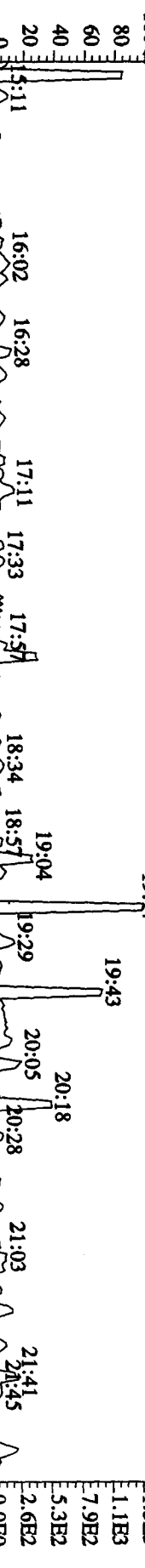
303.9016 S:18 SMO(1,3) BSUB(1000,15,-3.0) PKD(5,3,3,0.10%,812.0,1.00%,F,T)



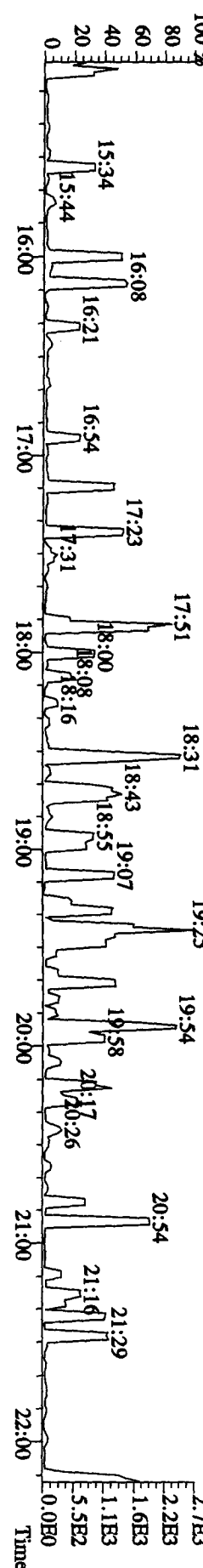
305.8987 S:18 SMO(1,3) BSUB(1000,15,-3.0) PKD(5,3,3,0.10%,1704.0,1.00%,F,T)



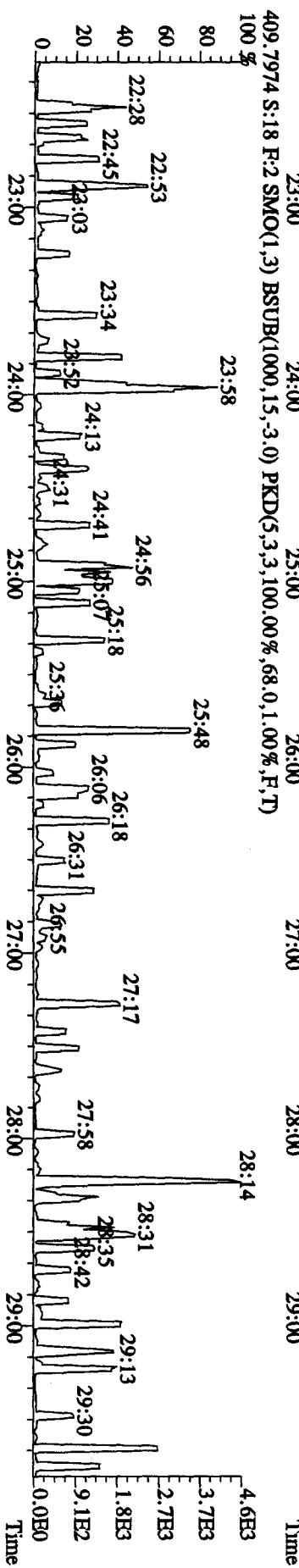
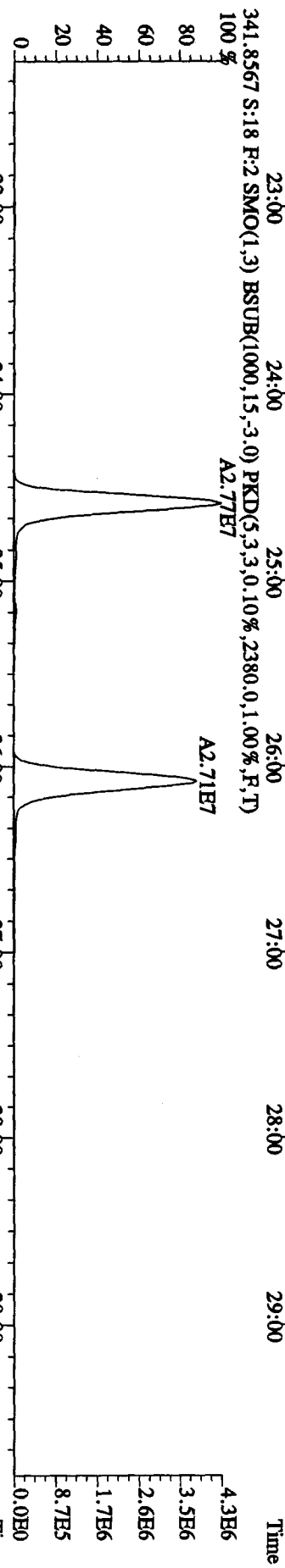
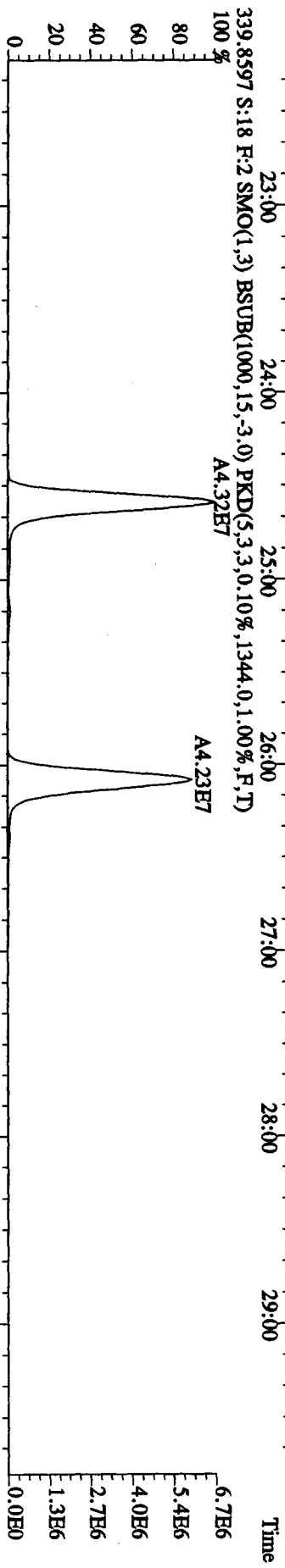
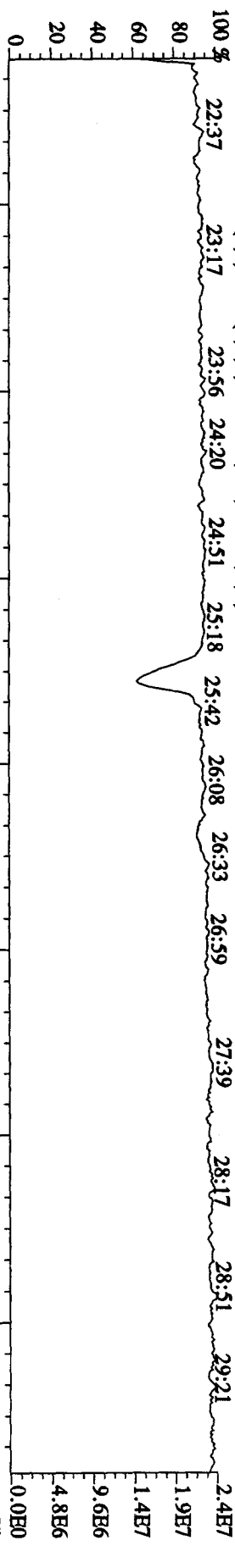
375.8364 S:18 SMO(1,3) BSUB(1000,15,-3.0) PKD(5,3,3,100.00%,60.0,1.00%,F,T)



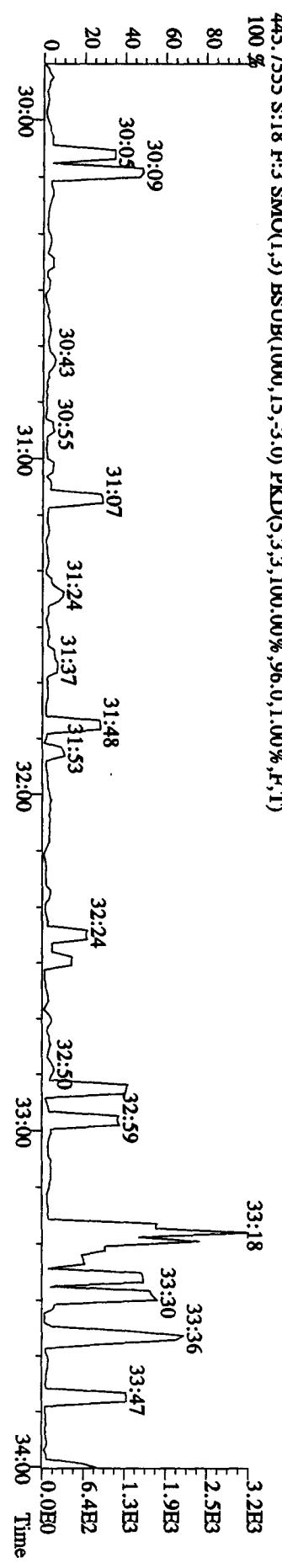
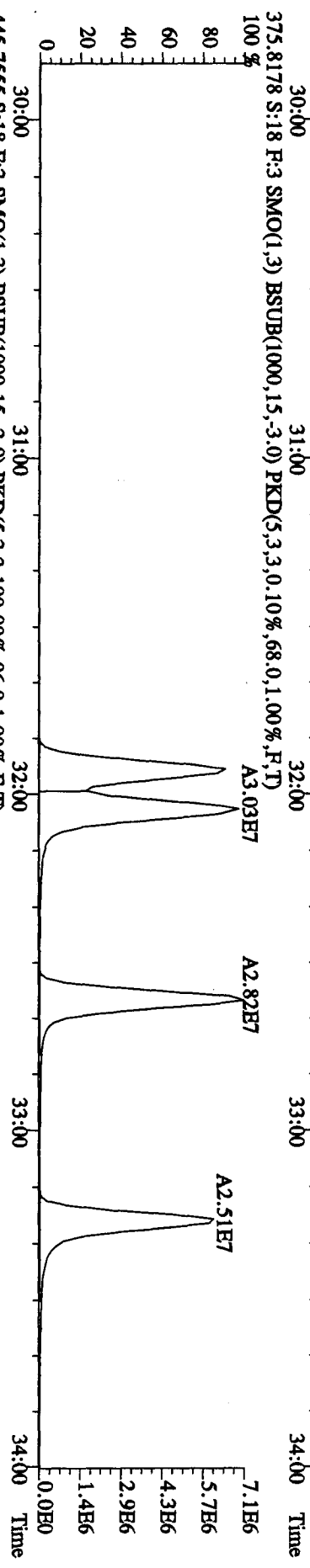
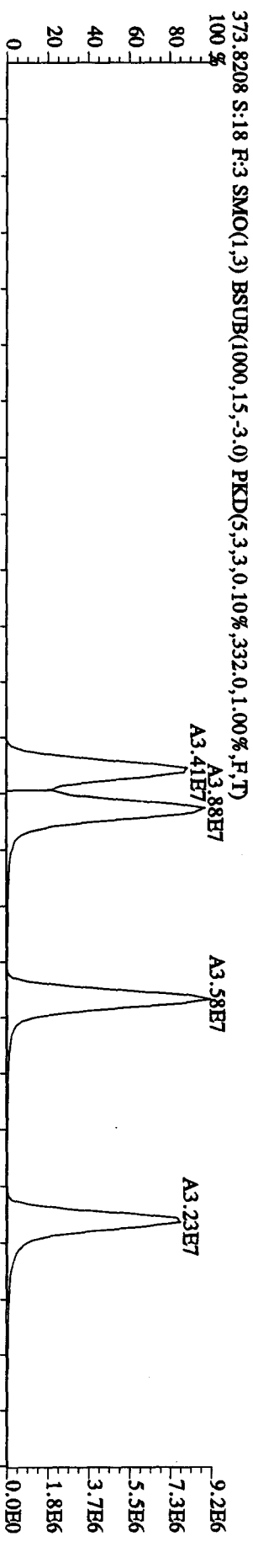
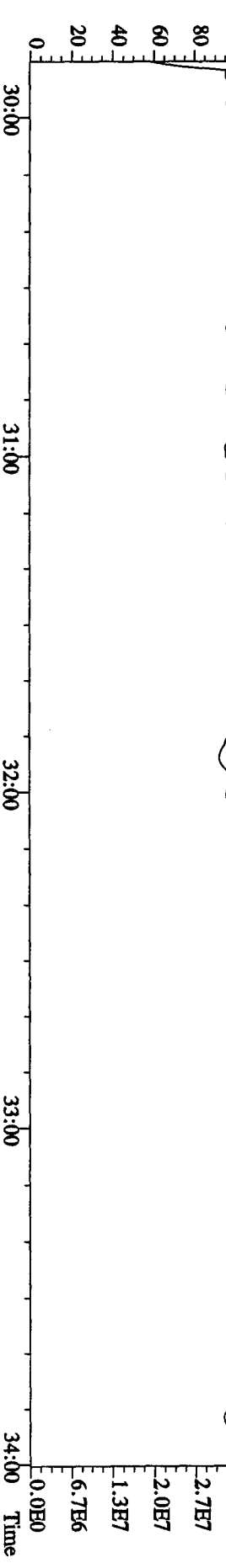
409.7974 S:18 SMO(1,3) BSUB(1000,15,-3.0) PKD(5,3,3,100.00%,68.0,1.00%,F,T)



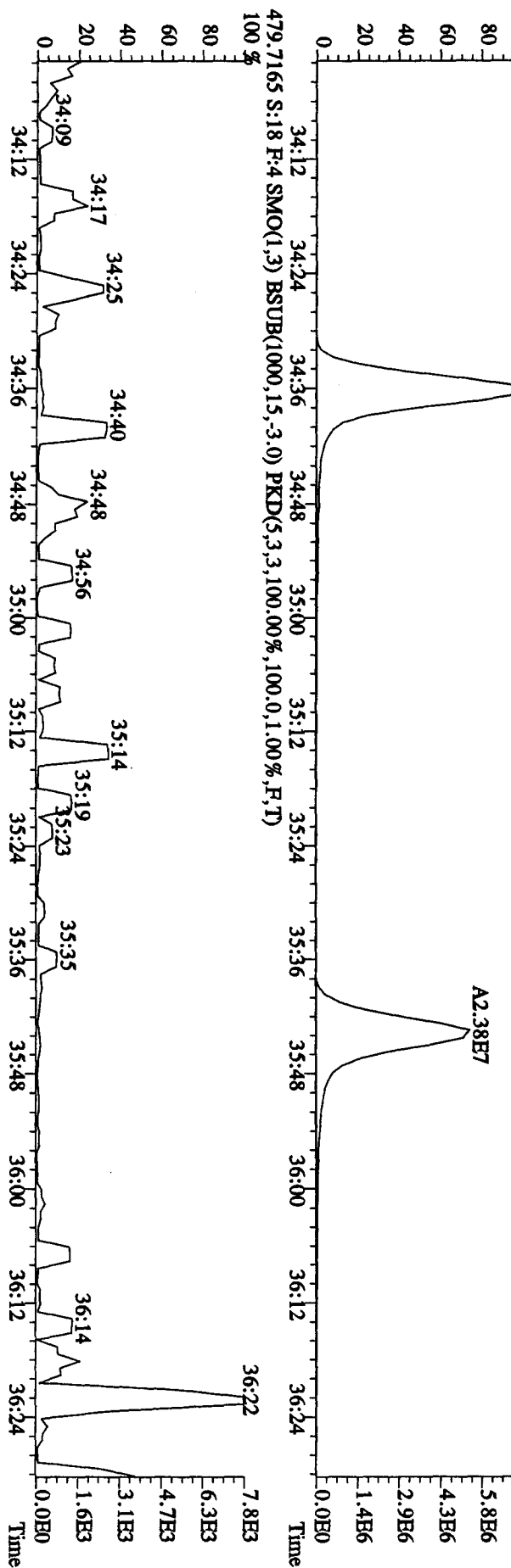


File:01MAY104D5 #1-605 Acq: 1-MAY-2010 21:17:02 GC EI+ Voltage SIR Autospec-UltimaB
 Sample#18 Text:ST0501A :CS3 10DXN083 Exp:DIOXINRES8290A



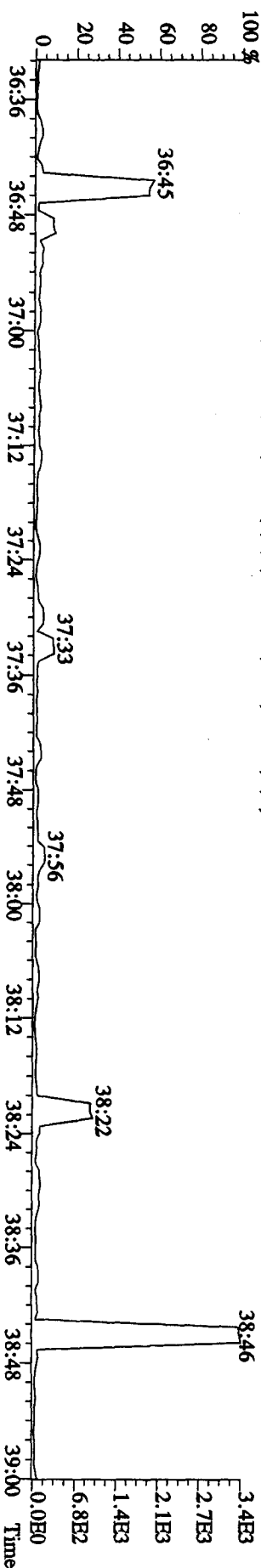
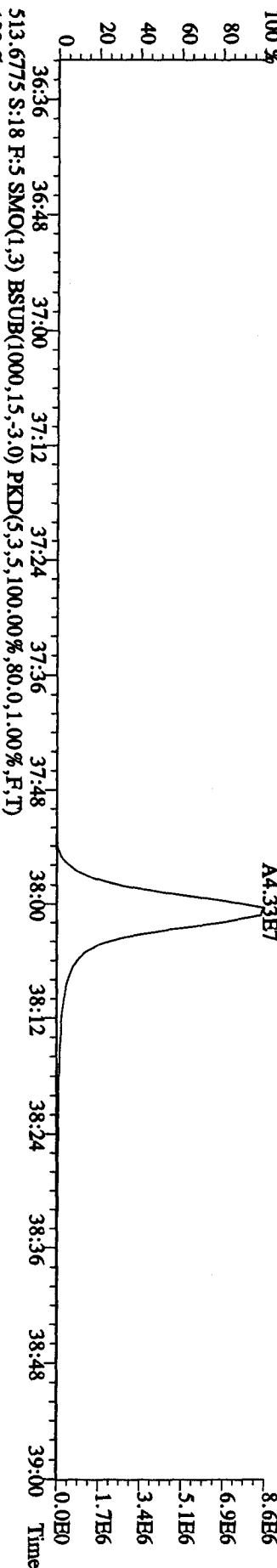
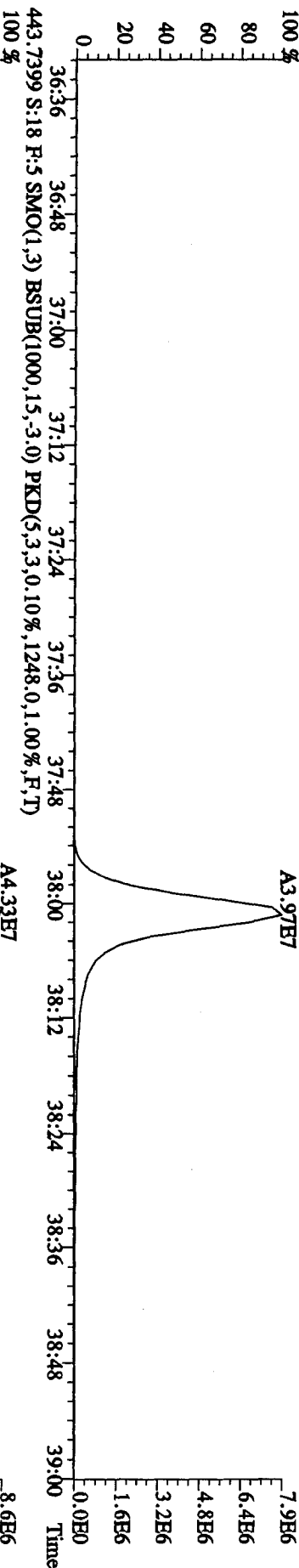
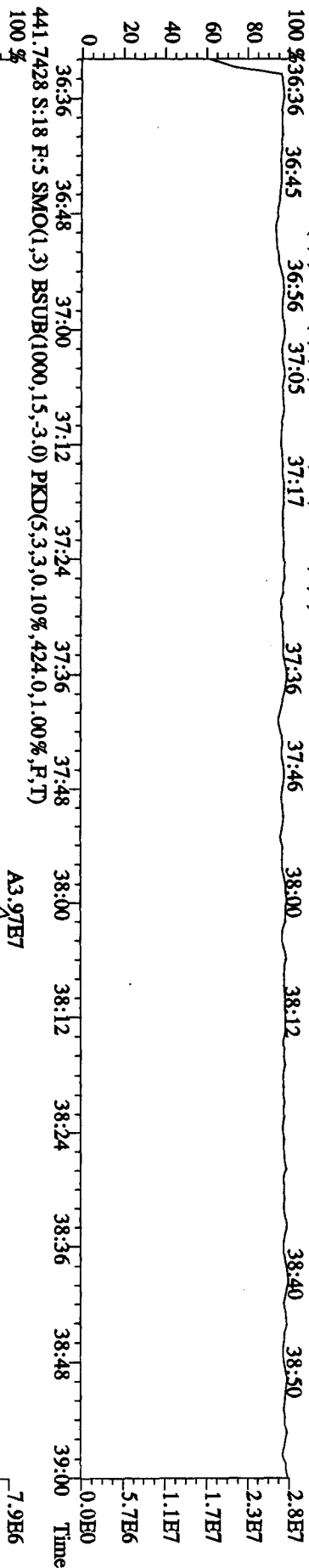
File:01MY104D5 #1-316 Acq: 1-MAY-2010 21:17:02 GC HI+ Voltage SIR Autospec-UltimaE
 Sample#18 Text:ST0501A :CS3 10DXN083 Exp:DIOXINRES8290A
 430.9728 S:18 F:3 SMO(1,3) PKD(5,3,3,100.00%,0.0,1.00%,F,T)
 100 % 30:01 30:22 30:35 30:56 31:16 31:38 32:08 32:23 32:50 33:14 33:32 33:46



File:01MAY104D5 #1-198 Acq: 1-MAY-2010 21:17:02 GC EI+ Voltage SIR Autospec-Ultimate
 Sample#18 Text:ST0501A :CS3 10DXN083 Exp:DIOXINRES8290A
 430.9728 S:18 F:4 SMO(1,3) PKD(5,3,3,100.00%,0.0,1.00%,F,T)
 100% 34:07 34:17 34:32 34:40 34:58 35:06 35:17 35:26 35:37 35:44 35:54 36:02 36:20



File:01MAY104D5 #1-190 Acq: 1-MAY-2010 21:17:02 GC EI+ Voltage SIR Autospec-Ultimate
 Sample#18 Text:ST0501A :CS3 10DXN083 Exp:DIOXINRES8290A
 442.9728 S:18 F:5 SMO(1,3) PKD(5,3,3,100.00%,0.0,1.00%,F,T)



Initial Calibration

Includes (as applicable):

runlog

standard raw data

statistical summary

ms tune data

Initial Calibration Checklist Dioxin Methods

ICAL ID 8290A041210405

Method ID 8290A Date Scanned _____

Column ID DB5 Instrument ID 405

STD ID's ST0412(B,A,-,D,C) STD Solution 09DXN422, 09DXN423, 10DXN111, 09DXN424, 09DXN456

GC Program OCDD Multiplier Setting 410

Analyzed By M.G. Date Analyzed 4/12/10

Prepared By M.G. Date Prepared 4/14/10

Reviewed By MAT Date Reviewed 4/14/10

Curve summary present?	✓	✓
Hardcopies of chromatograms for CS1-CS5 present?	✓	✓
Copy of log-file present?	✓	✓
Static resolution check present?	✓	✓
Target file RT's correct?	✓	✓
%RSD within method-specified limits?*	✓	✓
Signal-to-noise criteria met?	✓	✓
Isotopic ratios within limits?	✓	✓
High point free of saturation?	✓	✓
Are chromatographic windows correct?	✓	✓
Manual reintegration's checked and hardcopies included?	NA	NA

COMMENTS:

*Method 8290/TO9/M0023A: %RSD ≤ 20% for natives, ≤ 30% for labeled compounds; S/N ≥ 10
 Method 1613B: %RSD ≤ 20% natives, ≤ 30% labeled compounds; S/N ≥ 10
 Method 23: %RSD ≤ values specified in Table 5, Method 23; S/N ≥ 2.5

Run:	12API04D5	Analyte:	8290A	Cal:	8290A0412104D5															
	ST0412B	:CS-1	09DXN422	ST0412A	:CS-2	09DXN423	ST0412	:CS-3	10DXN111											
	ST0412D	:CS-4	09DXN426	ST0412C	:CS-5	09DXN456														
	Name	Mean	S. D.	%RSD	S4	RRF1	S3	RRF2	S2	RRF3	S6	RRF4	S5	RRF5						
13C-1,2,3,4-TCDD		-	-	- %		-		-		-		-		-						
13C-2,3,7,8-TCDF		1.521	0.098	6.47 %	1.54	1.47	1.60	1.38	1.62	0.98	0.95	0.98	0.98							
2,3,7,8-TCDF		0.945	0.042	4.44 %	0.88	0.94	0.98	0.95	0.98	0.95	0.95	0.98	0.98							
Total TCDF		0.945	0.042	4.44 %	0.88	0.94	0.98	0.95	0.98	0.95	0.95	0.98	0.98							
13C-2,3,7,8-TCDD		0.950	0.080	8.47 %	0.94	0.87	0.95	0.91	1.08	1.04	1.04	1.05	1.05							
2,3,7,8-TCDD		1.021	0.031	3.03 %	1.00	0.98	1.04	1.04	1.05	1.04	1.04	1.05	1.05							
Total TCDD		1.021	0.031	3.03 %	1.00	0.98	1.04	1.04	1.05	1.04	1.04	1.05	1.05							
37Cl-2,3,7,8-TCDD		2.261	0.218	9.64 %	2.41	2.04	2.16	2.14	2.56											
13C-1,2,3,7,8-PeCDF		1.050	0.149	14.1 %	0.97	0.97	1.01	0.98	1.31											
1,2,3,7,8-PeCDF		1.045	0.049	4.68 %	0.97	1.02	1.09	1.09	1.06											
2,3,4,7,8-PeCDF		0.982	0.045	4.55 %	0.93	0.97	1.03	1.02	0.96											
Total F2 PeCDF		1.013	0.046	4.50 %	0.95	0.99	1.06	1.05	1.01											
Total F1 PeCDF		1.013	0.046	4.50 %	0.95	0.99	1.06	1.05	1.01											
13C-1,2,3,7,8-PeCDD		0.670	0.094	14.0 %	0.61	0.65	0.62	0.64	0.84											
1,2,3,7,8-PeCDD		0.982	0.047	4.75 %	0.94	0.93	1.04	1.01	0.99											
Total PeCDD		0.982	0.047	4.75 %	0.94	0.93	1.04	1.01	0.99											
13C-1,2,3,7,8,9-HxCDD		-	-	- %	-	-	-	-	-											
13C-1,2,3,4,7,8-HxCDF		1.025	0.075	7.29 %	1.08	0.98	1.08	0.92	1.06											
1,2,3,4,7,8-HxCDF		1.213	0.061	5.00 %	1.12	1.18	1.25	1.28	1.23											
1,2,3,6,7,8-HxCDF		1.343	0.096	7.13 %	1.20	1.34	1.46	1.38	1.33											
2,3,4,6,7,8-HxCDF		1.222	0.064	5.27 %	1.13	1.19	1.29	1.26	1.23											
1,2,3,7,8,9-HxCDF		1.092	0.072	6.60 %	1.02	1.02	1.15	1.17	1.10											
Total HxCDF		1.218	0.070	5.72 %	1.12	1.18	1.29	1.27	1.22											
13C-1,2,3,6,7,8-HxCDD		0.807	0.060	7.46 %	0.81	0.77	0.86	0.72	0.87											
1,2,3,4,7,8-HxCDD		1.007	0.056	5.54 %	0.93	1.02	1.04	1.07	0.98											

1,2,3,6,7,8-HxCDD	1.114	0.059	5.33 ‡	1.06	1.06	1.19	1.16	1.11
1,2,3,7,8,9-HxCDD	1.209	0.083	6.88 ‡	1.17	1.17	1.22	1.34	1.19
Total HxCDD	1.110	0.061	5.46 ‡	1.08	1.08	1.15	1.19	1.09
13C-1,2,3,4,6,7,8-HpCDF	0.863	0.061	7.10 ‡	0.82	0.82	0.95	0.79	0.88
1,2,3,4,6,7,8-HpCDF	1.310	0.072	5.52 ‡	1.28	1.28	1.39	1.36	1.32
1,2,3,4,7,8,9-HpCDF	1.026	0.053	5.19 ‡	1.00	1.00	1.09	1.06	1.03
Total HpCDF	1.168	0.063	5.36 ‡	1.14	1.14	1.24	1.21	1.18
13C-1,2,3,4,6,7,8-HpCDD	0.697	0.052	7.39 ‡	0.67	0.67	0.77	0.64	0.71
1,2,3,4,6,7,8-HpCDD	1.072	0.039	3.60 ‡	1.03	1.03	1.11	1.11	1.08
Total HpCDD	1.072	0.039	3.60 ‡	1.03	1.03	1.11	1.11	1.08
13C-OCDD	0.531	0.041	7.69 ‡	0.49	0.49	0.58	0.49	0.57
OCDF	1.445	0.085	5.85 ‡	1.39	1.39	1.51	1.50	1.50
OCDD	1.166	0.060	5.16 ‡	1.14	1.14	1.23	1.21	1.17

Run #1 Filename 12AP104D5 S: 4 I: 1
 Acquired: 12-APR-10 10:48:47 Processed: 12-APR-10 13:15:04
 Run: 12AP104D5 Analyte: 8290A Cal: 8290A0412104D5

Comments:

Sample text: ST0412B :CS-1 09DXN422

Name	Resp	RA	RT	RRF		Mod?
13C-1,2,3,4-TCDD	150889300	0.82 y	19:40	-	100.00	n
13C-2,3,7,8-TCDF	232739000	0.78 y	19:04	1.5424	100.00	n
2,3,7,8-TCDF	1023349	0.88 y	19:05	0.8794	0.50	n
Total TCDF	-	- n	-	0.8794	0.50	n
13C-2,3,7,8-TCDD	141161700	0.80 y	19:53	0.9355	100.00	n
2,3,7,8-TCDD	703881	0.67 y	19:54	0.9973	0.50	n
Total TCDD	-	- n	-	0.9973	0.50	n
37Cl-2,3,7,8-TCDD	1819544	1.00 y	19:54	2.4118	0.50	n
13C-1,2,3,7,8-PeCDF	146106800	1.52 y	24:49	0.9683	100.00	n
1,2,3,7,8-PeCDF	3546420	1.50 y	24:50	0.9709	2.50	n
2,3,4,7,8-PeCDF	3384670	1.43 y	26:21	0.9266	2.50	n
Total F2 PeCDF	-	- n	-	0.9488	5.00	n
Total F1 PeCDF	-	- n	-	0.9488	5.00	n
13C-1,2,3,7,8-PeCDD	92385600	1.55 y	27:09	0.6123	100.00	n
1,2,3,7,8-PeCDD	2166233	1.61 y	27:12	0.9379	2.50	n
Total PeCDD	-	- n	-	0.9379	2.50	n
13C-1,2,3,7,8,9-HxCDD	103077500	1.29 y	33:11	-	100.00	n
13C-1,2,3,4,7,8-HxCDF	111667600	0.52 y	32:02	1.0833	100.00	n
1,2,3,4,7,8-HxCDF	3133010	1.21 y	32:04	1.1223	2.50	n
1,2,3,6,7,8-HxCDF	3346790	1.13 y	32:10	1.1988	2.50	n
2,3,4,6,7,8-HxCDF	3162220	1.22 y	32:43	1.1327	2.50	n
1,2,3,7,8,9-HxCDF	2848310	1.21 y	33:21	1.0203	2.50	n
Total HxCDF	-	- n	-	1.1185	10.00	n
13C-1,2,3,6,7,8-HxCDD	83861100	1.28 y	32:55	0.8136	100.00	n
1,2,3,4,7,8-HxCDD	1947993	1.33 y	32:51	0.9292	2.50	n
1,2,3,6,7,8-HxCDD	2219360	1.18 y	32:56	1.0586	2.50	n
1,2,3,7,8,9-HxCDD	2352910	1.23 y	33:12	1.1223	2.50	n
Total HxCDD	-	- n	-	1.0367	7.50	n
13C-1,2,3,4,6,7,8-HpCDF	89290500	0.42 y	34:41	0.8662	100.00	n
1,2,3,4,6,7,8-HpCDF	2683070	0.92 y	34:42	1.2020	2.50	n
1,2,3,4,7,8,9-HpCDF	2130830	0.96 y	35:50	0.9546	2.50	n
Total HpCDF	-	- n	-	1.0783	5.00	n
13C-1,2,3,4,6,7,8-HpCDD	72671900	1.06 y	35:30	0.7050	100.00	n
1,2,3,4,6,7,8-HpCDD	1867690	1.03 y	35:31	1.0280	2.50	n
Total HpCDD	-	- n	-	1.0280	2.50	n
13C-OCDD	109193900	0.90 y	38:02	0.5297	200.00	n
OCDF	3611560	0.91 y	38:09	1.3230	5.00	n

OCDD 2945690 0.92 y 38:02 1.0791 5.00 n

Run #2 Filename 12AP104D5 S: 3 I: 1
 Acquired: 12-APR-10 10:04:44 Processed: 12-APR-10 13:15:05
 Run: 12AP104D5 Analyte: 8290A Cal: 8290A0412104D5

Comments:

Sample text: ST0412A :CS-2 09DXN423

Name	Resp	RA	RT	RRF		Mod?
13C-1,2,3,4-TCDD	161658700	0.83 y	19:41	-	100.00	n
13C-2,3,7,8-TCDF	237756000	0.78 y	19:06	1.4707	100.00	n
2,3,7,8-TCDF	4448700	0.78 y	19:07	0.9356	2.00	n
Total TCDF	-	- n	-	0.9356	2.00	n
13C-2,3,7,8-TCDD	141013400	0.83 y	19:54	0.8723	100.00	n
2,3,7,8-TCDD	2761520	0.74 y	19:55	0.9792	2.00	n
Total TCDD	-	- n	-	0.9792	2.00	n
37Cl-2,3,7,8-TCDD	6579920	1.00 y	19:55	2.0351	2.00	n
13C-1,2,3,7,8-PeCDF	157487700	1.55 y	24:50	0.9742	100.00	n
1,2,3,7,8-PeCDF	16085800	1.52 y	24:52	1.0214	10.00	n
2,3,4,7,8-PeCDF	15225000	1.52 y	26:23	0.9667	10.00	n
Total F2 PeCDF	-	- n	-	0.9941	20.00	n
Total F1 PeCDF	-	- n	-	0.9941	20.00	n
13C-1,2,3,7,8-PeCDD	104378100	1.53 y	27:11	0.6457	100.00	n
1,2,3,7,8-PeCDD	9696460	1.56 y	27:13	0.9290	10.00	n
Total PeCDD	-	- n	-	0.9290	10.00	n
13C-1,2,3,7,8,9-HxCDD	119338900	1.29 y	33:12	-	100.00	n
13C-1,2,3,4,7,8-HxCDF	116840100	0.51 y	32:03	0.9791	100.00	n
1,2,3,4,7,8-HxCDF	13837370	1.16 y	32:04	1.1843	10.00	n
1,2,3,6,7,8-HxCDF	15711510	1.20 y	32:11	1.3447	10.00	n
2,3,4,6,7,8-HxCDF	13850440	1.17 y	32:44	1.1854	10.00	n
1,2,3,7,8,9-HxCDF	11885350	1.19 y	33:23	1.0172	10.00	n
Total HxCDF	-	- n	-	1.1829	40.00	n
13C-1,2,3,6,7,8-HxCDD	92237400	1.32 y	32:57	0.7729	100.00	n
1,2,3,4,7,8-HxCDD	9381490	1.25 y	32:53	1.0171	10.00	n
1,2,3,6,7,8-HxCDD	9738380	1.25 y	32:57	1.0558	10.00	n
1,2,3,7,8,9-HxCDD	10785510	1.28 y	33:12	1.1693	10.00	n
Total HxCDD	-	- n	-	1.0807	30.00	n
13C-1,2,3,4,6,7,8-HpCDF	97759400	0.43 y	34:42	0.8192	100.00	n
1,2,3,4,6,7,8-HpCDF	12506030	0.97 y	34:43	1.2793	10.00	n
1,2,3,4,7,8,9-HpCDF	9737130	0.96 y	35:52	0.9960	10.00	n
Total HpCDF	-	- n	-	1.1376	20.00	n
13C-1,2,3,4,6,7,8-HpCDD	79460100	1.04 y	35:31	0.6658	100.00	n
1,2,3,4,6,7,8-HpCDD	8216600	1.02 y	35:32	1.0341	10.00	n
Total HpCDD	-	- n	-	1.0341	10.00	n
13C-OCDD	117016000	0.90 y	38:02	0.4903	200.00	n
OCDF	16264550	0.91 y	38:09	1.3899	20.00	n
OCDD	13337580	0.89 y	38:03	1.1398	20.00	n

Run #3 Filename 12AP104D5 S: 2 I: 1
 Acquired: 12-APR-10 09:14:17 Processed: 12-APR-10 13:15:06
 Run: 12AP104D5 Analyte: 8290A Cal: 8290A0412104D5

Comments:

Sample text: ST0412 :CS-3 10DXN111

Name	Resp	RA	RT	RRF		Mod?
13C-1,2,3,4-TCDD	64371200	0.84 y	19:40	-	100.00	n
13C-2,3,7,8-TCDF	102873500	0.76 y	19:05	1.5981	100.00	n
2,3,7,8-TCDF	10115650	0.82 y	19:06	0.9833	10.00	n
Total TCDF	-	- n	-	0.9833	10.00	n
13C-2,3,7,8-TCDD	61271500	0.83 y	19:53	0.9518	100.00	n
2,3,7,8-TCDD	6357860	0.79 y	19:54	1.0377	10.00	n
Total TCDD	-	- n	-	1.0377	10.00	n
37C1-2,3,7,8-TCDD	13876260	1.00 y	19:54	2.1557	10.00	n
13C-1,2,3,7,8-PeCDF	65259400	1.55 y	24:49	1.0138	100.00	n
1,2,3,7,8-PeCDF	35414800	1.47 y	24:50	1.0854	50.00	n
2,3,4,7,8-PeCDF	33672100	1.50 y	26:22	1.0319	50.00	n
Total F2 PeCDF	-	- n	-	1.0587	100.00	n
Total F1 PeCDF	-	- n	-	1.0587	100.00	n
13C-1,2,3,7,8-PeCDD	39998300	1.51 y	27:10	0.6214	100.00	n
1,2,3,7,8-PeCDD	20706690	1.56 y	27:12	1.0354	50.00	n
Total PeCDD	-	- n	-	1.0354	50.00	n
13C-1,2,3,7,8,9-HxCDD	43950100	1.30 y	33:11	-	100.00	n
13C-1,2,3,4,7,8-HxCDF	47581500	0.51 y	32:03	1.0826	100.00	n
1,2,3,4,7,8-HxCDF	29775400	1.17 y	32:04	1.2516	50.00	n
1,2,3,6,7,8-HxCDF	34813100	1.18 y	32:11	1.4633	50.00	n
2,3,4,6,7,8-HxCDF	30804200	1.18 y	32:43	1.2948	50.00	n
1,2,3,7,8,9-HxCDF	27436400	1.20 y	33:22	1.1532	50.00	n
Total HxCDF	-	- n	-	1.2907	200.00	n
13C-1,2,3,6,7,8-HxCDD	37776400	1.31 y	32:56	0.8595	100.00	n
1,2,3,4,7,8-HxCDD	19591860	1.40 y	32:52	1.0373	50.00	n
1,2,3,6,7,8-HxCDD	22495200	1.13 y	32:57	1.1910	50.00	n
1,2,3,7,8,9-HxCDD	23103700	1.25 y	33:12	1.2232	50.00	n
Total HxCDD	-	- n	-	1.1505	150.00	n
13C-1,2,3,4,6,7,8-HpCDF	41837400	0.43 y	34:42	0.9519	100.00	n
1,2,3,4,6,7,8-HpCDF	29031500	0.97 y	34:42	1.3878	50.00	n
1,2,3,4,7,8,9-HpCDF	22825800	0.97 y	35:50	1.0912	50.00	n
Total HpCDF	-	- n	-	1.2395	100.00	n
13C-1,2,3,4,6,7,8-HpCDD	33979600	1.08 y	35:31	0.7731	100.00	n
1,2,3,4,6,7,8-HpCDD	18775170	1.01 y	35:31	1.1051	50.00	n
Total HpCDD	-	- n	-	1.1051	50.00	n
13C-OCDD	50907600	0.91 y	38:02	0.5792	200.00	n
OCDF	38455800	0.91 y	38:09	1.5108	100.00	n
OCDD	31406500	0.90 y	38:02	1.2339	100.00	n

Run #4 Filename 12AP104D5 S: 6 I: 1
 Acquired: 12-APR-10 12:16:51 Processed: 12-APR-10 13:15:06
 Run: 12AP104D5 Analyte: 8290A Cal: 8290A0412104D5

Comments:

Sample text: ST0412D :CS-4 09DXN426

Name	Resp	RA	RT	RRF		Mod?
13C-1,2,3,4-TCDD	155249200	0.82 y	19:40	-	100.00	n
13C-2,3,7,8-TCDF	213728200	0.78 y	19:04	1.3767	100.00	n
2,3,7,8-TCDF	81152300	0.80 y	19:05	0.9492	40.00	n
Total TCDF	-	- n	-	0.9492	40.00	n
13C-2,3,7,8-TCDD	140634600	0.81 y	19:53	0.9059	100.00	n
2,3,7,8-TCDD	58567300	0.76 y	19:54	1.0411	40.00	n
Total TCDD	-	- n	-	1.0411	40.00	n
37C1-2,3,7,8-TCDD	132968000	1.00 y	19:54	2.1412	40.00	n
13C-1,2,3,7,8-PeCDF	152320900	1.55 y	24:49	0.9811	100.00	n
1,2,3,7,8-PeCDF	330717000	1.52 y	24:50	1.0856	200.00	n
2,3,4,7,8-PeCDF	311957000	1.53 y	26:21	1.0240	200.00	n
Total F2 PeCDF	-	- n	-	1.0548	400.00	n
Total F1 PeCDF	-	- n	-	1.0548	400.00	n
13C-1,2,3,7,8-PeCDD	98815100	1.51 y	27:10	0.6365	100.00	n
1,2,3,7,8-PeCDD	200073100	1.56 y	27:12	1.0124	200.00	n
Total PeCDD	-	- n	-	1.0124	200.00	n
13C-1,2,3,7,8,9-HxCDD	122882600	1.29 y	33:11	-	100.00	n
13C-1,2,3,4,7,8-HxCDF	112493800	0.51 y	32:02	0.9155	100.00	n
1,2,3,4,7,8-HxCDF	286893000	1.17 y	32:03	1.2752	200.00	n
1,2,3,6,7,8-HxCDF	309941000	1.20 y	32:10	1.3776	200.00	n
2,3,4,6,7,8-HxCDF	284576000	1.18 y	32:44	1.2649	200.00	n
1,2,3,7,8,9-HxCDF	263425000	1.19 y	33:22	1.1708	200.00	n
Total HxCDF	-	- n	-	1.2721	800.00	n
13C-1,2,3,6,7,8-HxCDD	88870500	1.27 y	32:55	0.7232	100.00	n
1,2,3,4,7,8-HxCDD	190818600	1.23 y	32:51	1.0736	200.00	n
1,2,3,6,7,8-HxCDD	205324800	1.26 y	32:56	1.1552	200.00	n
1,2,3,7,8,9-HxCDD	238684000	1.24 y	33:12	1.3429	200.00	n
Total HxCDD	-	- n	-	1.1905	600.00	n
13C-1,2,3,4,6,7,8-HpCDF	97521600	0.43 y	34:41	0.7936	100.00	n
1,2,3,4,6,7,8-HpCDF	264362000	0.96 y	34:42	1.3554	200.00	n
1,2,3,4,7,8,9-HpCDF	206496000	0.97 y	35:50	1.0587	200.00	n
Total HpCDF	-	- n	-	1.2071	400.00	n
13C-1,2,3,4,6,7,8-HpCDD	78184500	1.04 y	35:30	0.6363	100.00	n
1,2,3,4,6,7,8-HpCDD	173361700	1.02 y	35:31	1.1087	200.00	n
Total HpCDD	-	- n	-	1.1087	200.00	n
13C-OCDD	120964400	0.91 y	38:01	0.4922	200.00	n
OCDF	363722000	0.91 y	38:08	1.5034	400.00	n
OCDD	291736000	0.90 y	38:02	1.2059	400.00	n

Run #5 Filename 12AP104D5 S: 5 I: 1
 Acquired: 12-APR-10 11:32:49 Processed: 12-APR-10 13:15:07
 Run: 12AP104D5 Analyte: 8290A Cal: 8290A0412104D5

Comments:

Sample text: ST0412C :CS-5 09DXN456

Name	Resp	RA	RT	RRF		Mod?
13C-1,2,3,4-TCDD	133027400	0.81 y	19:40	-	100.00	n
13C-2,3,7,8-TCDF	214932900	0.77 y	19:04	1.6157	100.00	n
2,3,7,8-TCDF	420869000	0.81 y	19:05	0.9791	200.00	n
Total TCDF	-	- n	-	0.9791	200.00	n
13C-2,3,7,8-TCDD	144056100	0.81 y	19:52	1.0829	100.00	n
2,3,7,8-TCDD	302482000	0.77 y	19:54	1.0499	200.00	n
Total TCDD	-	- n	-	1.0499	200.00	n
37Cl-2,3,7,8-TCDD	681830000	1.00 y	19:54	2.5627	200.00	n
13C-1,2,3,7,8-PeCDF	174822600	1.57 y	24:49	1.3142	100.00	n
1,2,3,7,8-PeCDF	1854040000	1.52 y	24:50	1.0605	1000.00	n
2,3,4,7,8-PeCDF	1680778000	1.50 y	26:21	0.9614	1000.00	n
Total F2 PeCDF	-	- n	-	1.0110	2000.00	n
Total F1 PeCDF	-	- n	-	1.0110	2000.00	n
13C-1,2,3,7,8-PeCDD	111282000	1.52 y	27:09	0.8365	100.00	n
1,2,3,7,8-PeCDD	1107251000	1.56 y	27:12	0.9950	1000.00	n
Total PeCDD	-	- n	-	0.9950	1000.00	n
13C-1,2,3,7,8,9-HxCDD	124536600	1.30 y	33:11	-	100.00	n
13C-1,2,3,4,7,8-HxCDF	132485800	0.52 y	32:03	1.0638	100.00	n
1,2,3,4,7,8-HxCDF	1629345000	1.17 y	32:04	1.2298	1000.00	n
1,2,3,6,7,8-HxCDF	1761404000	1.19 y	32:10	1.3295	1000.00	n
2,3,4,6,7,8-HxCDF	1634313000	1.18 y	32:43	1.2336	1000.00	n
1,2,3,7,8,9-HxCDF	1458311000	1.19 y	33:21	1.1007	1000.00	n
Total HxCDF	-	- n	-	1.2234	4000.00	n
13C-1,2,3,6,7,8-HxCDD	107863400	1.32 y	32:55	0.8661	100.00	n
1,2,3,4,7,8-HxCDD	1053487000	1.22 y	32:51	0.9767	1000.00	n
1,2,3,6,7,8-HxCDD	1196229000	1.25 y	32:56	1.1090	1000.00	n
1,2,3,7,8,9-HxCDD	1280853000	1.24 y	33:12	1.1875	1000.00	n
Total HxCDD	-	- n	-	1.0911	3000.00	n
13C-1,2,3,4,6,7,8-HpCDF	109839300	0.44 y	34:41	0.8820	100.00	n
1,2,3,4,6,7,8-HpCDF	1454217000	0.96 y	34:42	1.3239	1000.00	n
1,2,3,4,7,8,9-HpCDF	1128812000	0.96 y	35:50	1.0277	1000.00	n
Total HpCDF	-	- n	-	1.1758	2000.00	n
13C-1,2,3,4,6,7,8-HpCDD	88075100	1.03 y	35:30	0.7072	100.00	n
1,2,3,4,6,7,8-HpCDD	954247000	1.02 y	35:31	1.0834	1000.00	n
Total HpCDD	-	- n	-	1.0834	1000.00	n
13C-OCDD	140888400	0.91 y	38:02	0.5657	200.00	n
OCDF	2112770000	0.91 y	38:09	1.4996	2000.00	n
OCDD	1652111000	0.90 y	38:03	1.1726	2000.00	n

Lab file	Smp	Work Order	Sample ID	FV-uL	Method/Matrix	Box	Size	U
12AP104D5	1	CP0412	DB-5 CPSM 3732-04				1.00000	
12AP104D5	2	ST0412	CS-3 10DXN111				1.00000	
12AP104D5	3	ST0412A	CS-2 09DXN423				1.00000	
12AP104D5	4	ST0412B	CS-1 09DXN422				1.00000	
12AP104D5	5	ST0412C	CS-5 09DXN456				1.00000	
12AP104D5	6	ST0412D	CS-4 09DXN426				1.00000	
12AP104D5	7	ST0412E	2nd Source 09DXN449				1.00000	
12AP104D5	8	ST0412F	CS-3 10DXN111				1.00000	
12AP104D5	9	CP0412A	DB-5 CPSM 3732-04				1.00000	
12AP104D5	10	SB0412	Solvent Blank C-14				1.00000	
12AP104D5	11	LXH9E-1-AA	G0D050000-198B	20	8290A/WATER	V-1	1.00000	L
12AP104D5	12	LXH9E-1-AC	G0D050000-198C	20	8290A/WATER		1.00000	L
12AP104D5	13	LXFLQ-1-AA	C0D010564-13	20	8290A/WATER		1.04090	L
12AP104D5	14	LXMQP-1-AC	G0D070000-424C	20	8290A/SOLID		10.00000	g
12AP104D5	15	LXMQP-1-AA	G0D070000-424B	20	8290A/SOLID		10.00000	g
12AP104D5	16	LXPKR-1-AA	C0D010564-1	20	8290A/SOLID		10.96000	g
12AP104D5	17	LXFKX-1-AA	C0D010564-2	20	8290A/SOLID		10.00000	g
12AP104D5	18	LXFK2-1-AA	C0D010564-3	20	8290A/SOLID		10.45000	g
12AP104D5	19	LXFK7-1-AA	C0D010564-4	20	8290A/SOLID		10.83000	g
12AP104D5	20	LXFLA-1-AA	C0D010564-5	20	8290A/SOLID		10.37000	g
12AP104D5	21	LXFLC-1-AA	C0D010564-6	20	8290A/SOLID		10.75000	g
12AP104D5	22	LXFLD-1-AA	C0D010564-7	20	8290A/SOLID		10.36000	g
12AP104D5	23	LXFLD-1-AD	C0D010564-7S	20	8290A/SOLID		10.12000	g
12AP104D5	24	LXFLD-1-AE	C0D010564-7D	20	8290A/SOLID		10.69000	g
12AP104D5	25	SB0412A	Solvent Blank C-14				1.00000	
12AP104D5	26	ST0412G	CS-3 10DXN111				1.00000	
12AP104D5	27	CP0412B	DB-5 CPSM 3732-04				1.00000	
12AP104D5	28	SB0412B	Solvent Blank C-14				1.00000	
12AP104D5	29	LXFLE-1-AA	C0D010564-8	20	8290A/SOLID	V-1	10.54000	g
12AP104D5	30	LXFLE-1-AA	C0D010564-9	20	8290A/SOLID		10.12000	g
12AP104D5	31	LXFLG-1-AA	C0D010564-10	20	8290A/SOLID		10.98000	g
12AP104D5	32	LXFLK-1-AA	C0D010564-11	20	8290A/SOLID		10.17000	g
12AP104D5	33	LXFLM-1-AA	C0D010564-12	20	8290A/SOLID		10.94000	g
12AP104D5	34	LXFK2-1-AA	C0D010564-3 (20x)	20	8290A/SOLID		10.45000	g
12AP104D5	35	LXFLE-1-AA	C0D010564-9 RI	20	8290A/SOLID		10.12000	g
12AP104D5	36	LXFLG-1-AA	C0D010564-10 (20x)	20	8290A/SOLID		10.98000	g
12AP104D5	37	LXFLC-1-AA	C0D010564-6 (50x)	20	8290A/SOLID		10.75000	g
12AP104D5	38	LXFLK-1-AA	C0D010564-11 (50x)	20	8290A/SOLID		10.17000	g
12AP104D5	39	LXFLE-1-AA	C0D010564-8 (100x)	20	8290A/SOLID		10.54000	g
12AP104D5	40	LXFLD-1-AA	C0D010564-7 (100x)	20	8290A/SOLID		10.36000	g
12AP104D5	41	LXFLM-1-AA	C0D010564-12 (100x)	20	8290A/SOLID		10.94000	g
12AP104D5	42	LXFLE-1-AA	C0D010564-8 (100x) RI	20	8290A/SOLID		10.54000	g
12AP104D5	43	SB0412C	Solvent Blank C-14				1.00000	
12AP104D5	44	SB0412D	Solvent Blank C-14				1.00000	
12AP104D5	45	ST0412H	CS-3 10DXN111				1.00000	
12AP104D5	46	CP0412C	DB-5 CPSM 3732-04				1.00000	
12AP104D5	47	SB0412E	Solvent Blank C-14				1.00000	
12AP104D5	48	LXFK2-1-AA	C0D010564-3 (20x) RI	20	8290A/SOLID	V-1	10.45000	g
12AP104D5	49	LXFLG-1-AA	C0D010564-10 (20x) RI	20	8290A/SOLID		10.98000	g
12AP104D5	50	LXFLC-1-AA	C0D010564-6 (50x) RI	20	8290A/SOLID		10.75000	g
12AP104D5	51	LXFLK-1-AA	C0D010564-11 (50x) RI	20	8290A/SOLID		10.17000	g
12AP104D5	52	SB0412F	Solvent Blank C-14				1.00000	
12AP104D5	53	ST0412I	CS-3 10DXN111				1.00000	

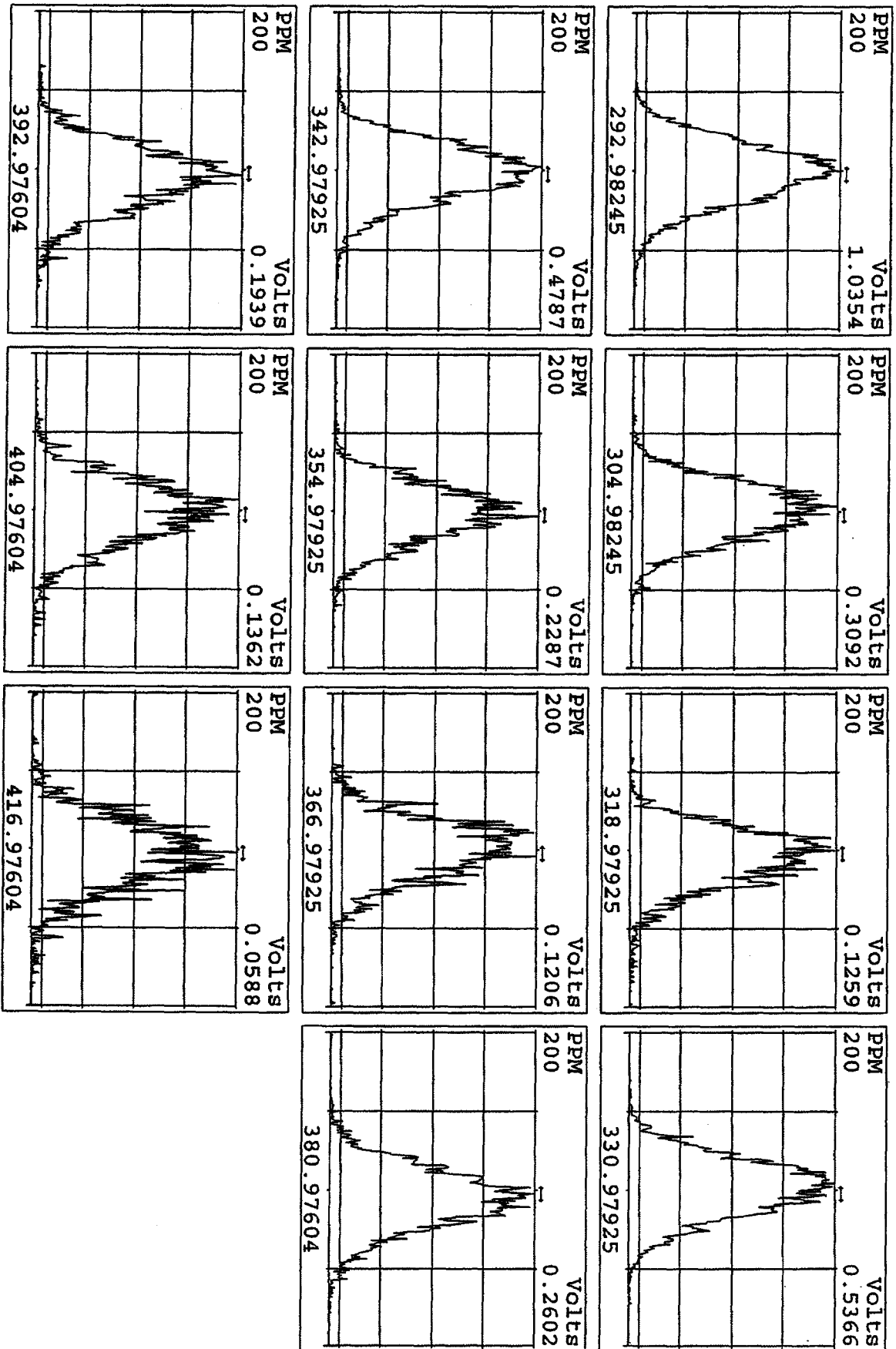
12AP104D5 54
12AP104D5 55
12AP104D5 56
12AP104D5 57

1.00000
1.00000
1.00000
1.00000

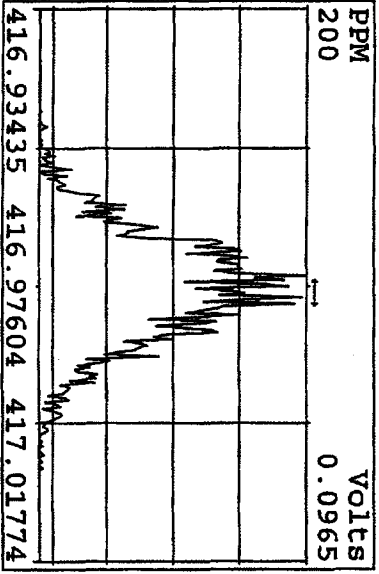
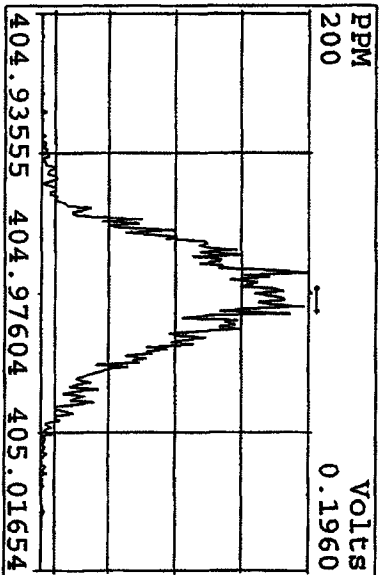
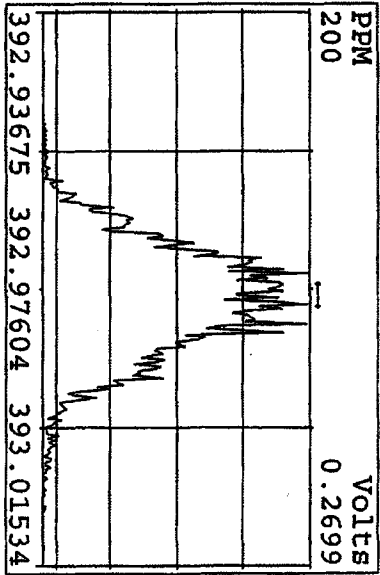
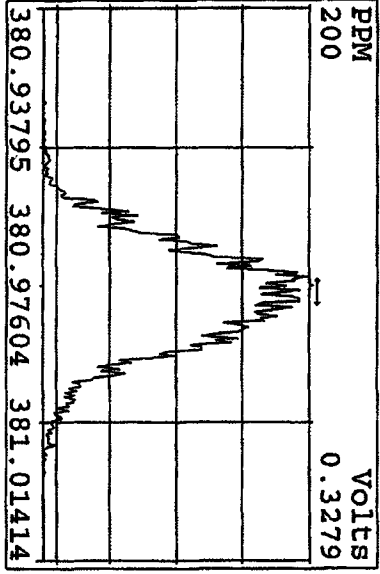
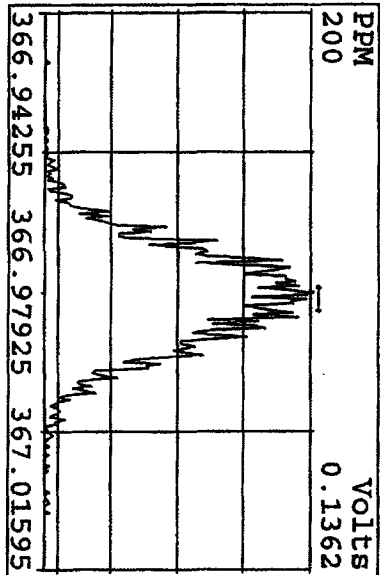
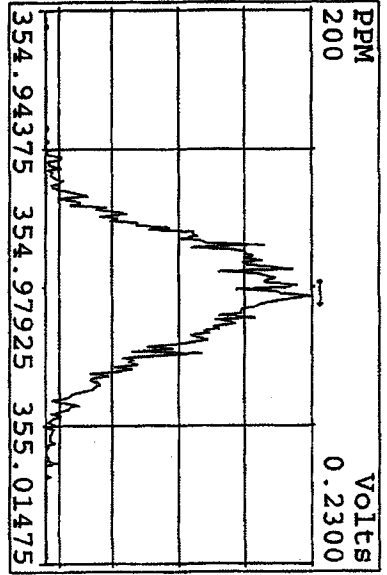
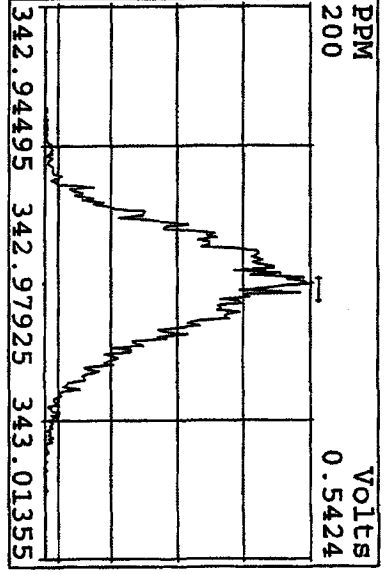
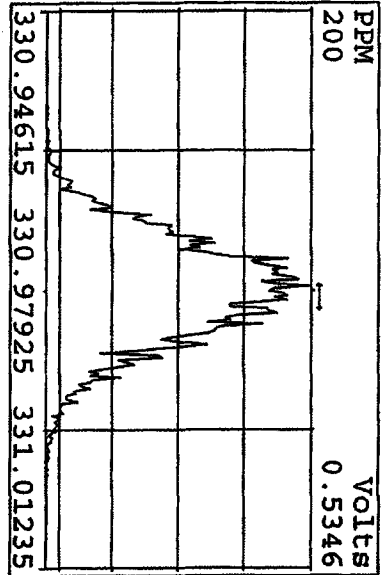
MG 04/12/10

✓ Ak 4/14/10

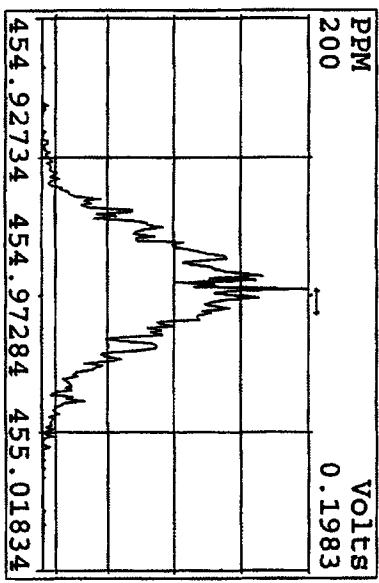
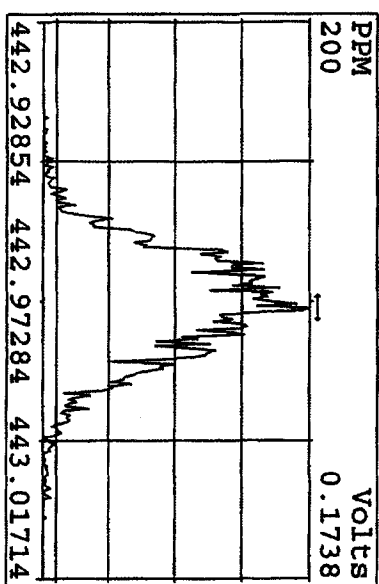
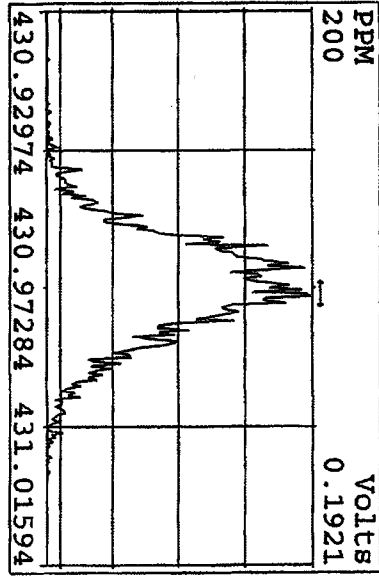
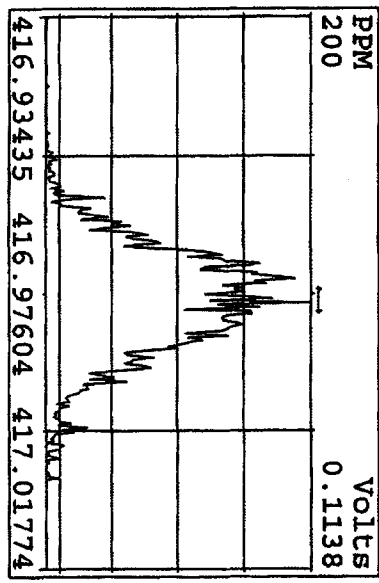
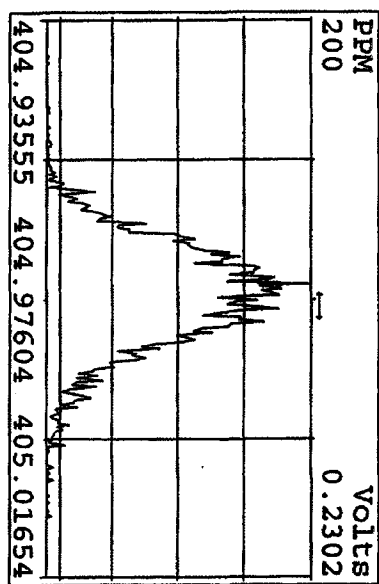
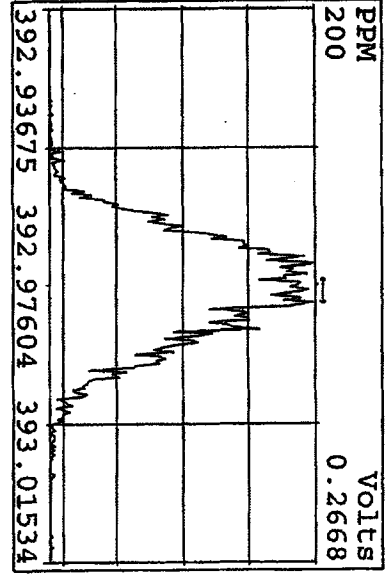
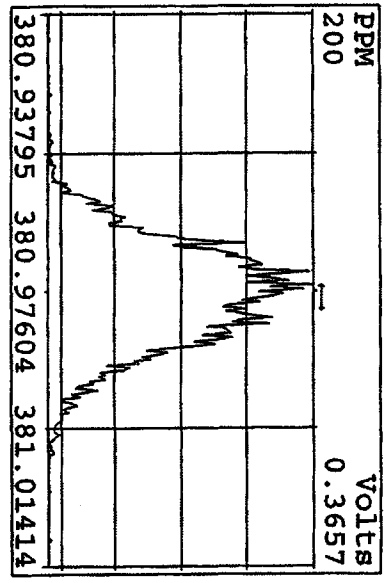
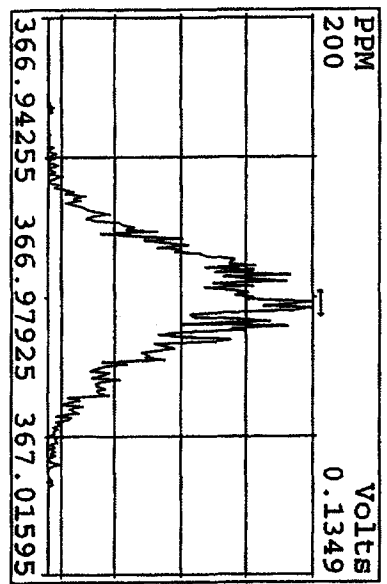
Peak Locate Examination: 12-APR-2010: 08:26 File: 12API104D5
Experiment: DIOXINRES8290A Function: 1 Reference: PFK



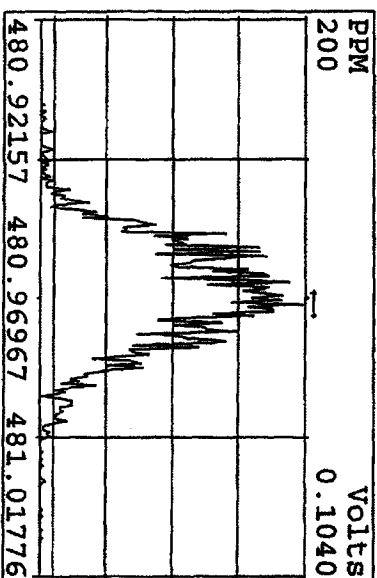
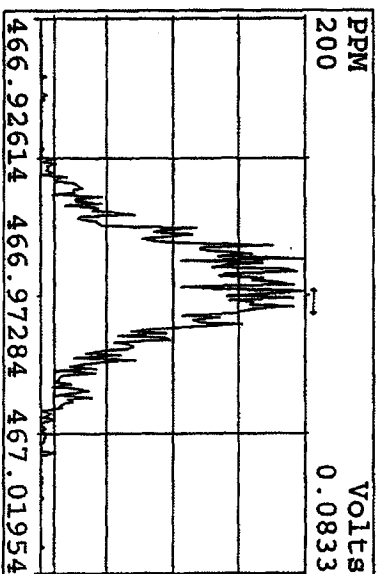
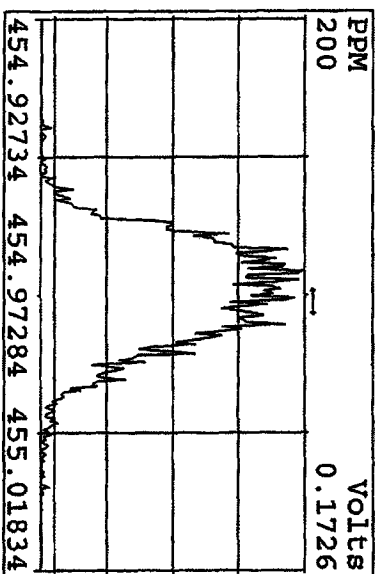
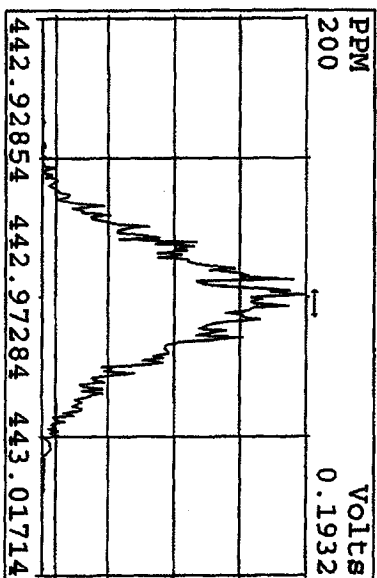
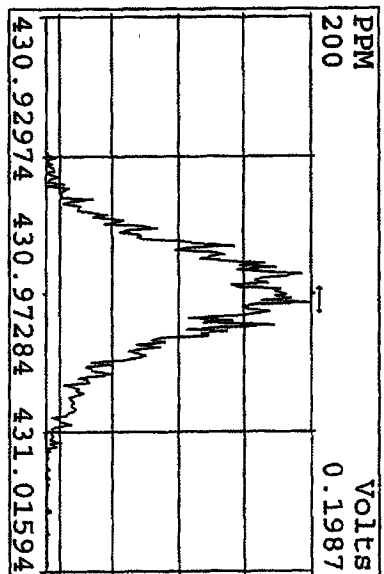
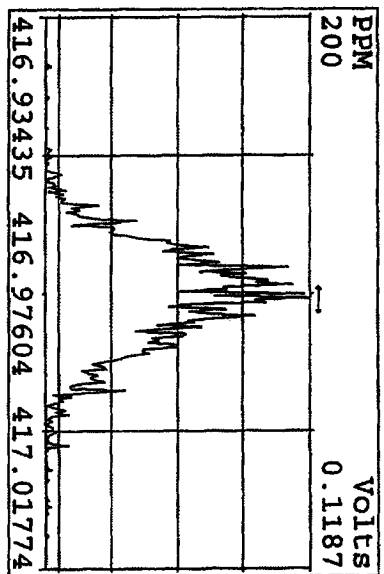
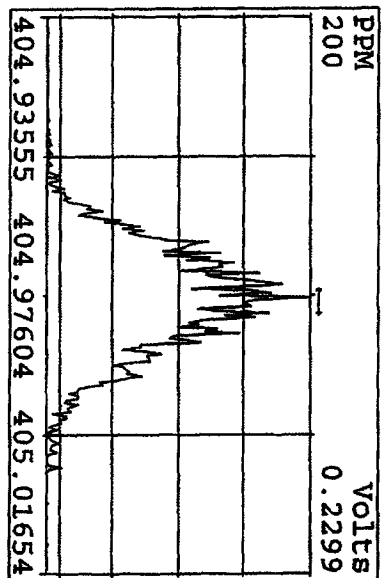
Peak Locate Examination: 12-APR-2010: 08:26 File: 12API04DS
 Experiment: DIOXINRES8290A Function: 2 Reference: PFK



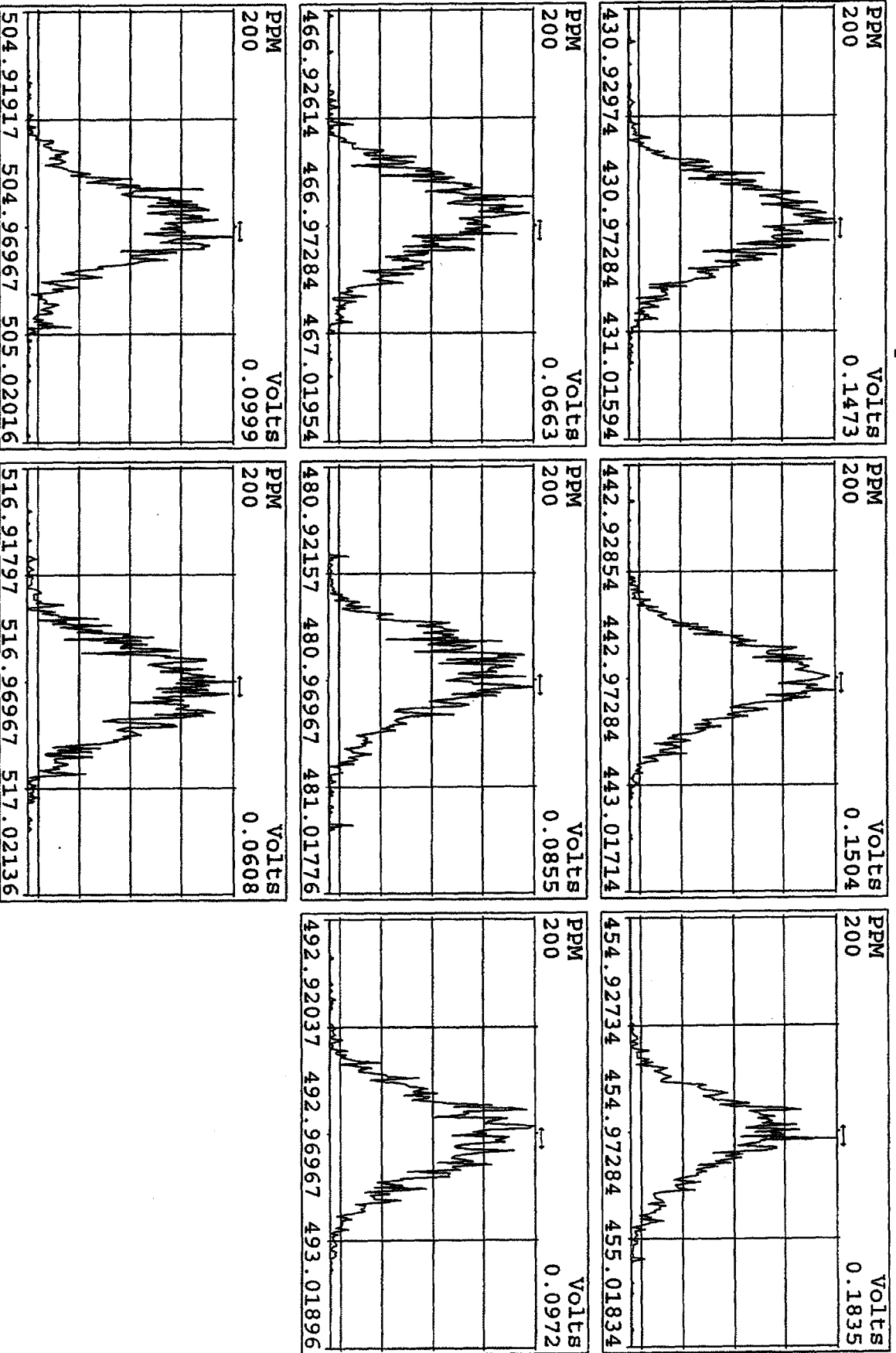
Peak Locate Examination: 12-APR-2010: 08:27 File: 12AP104D5
 Experiment: DIOXINRES8290A Function: 3 Reference: PFK



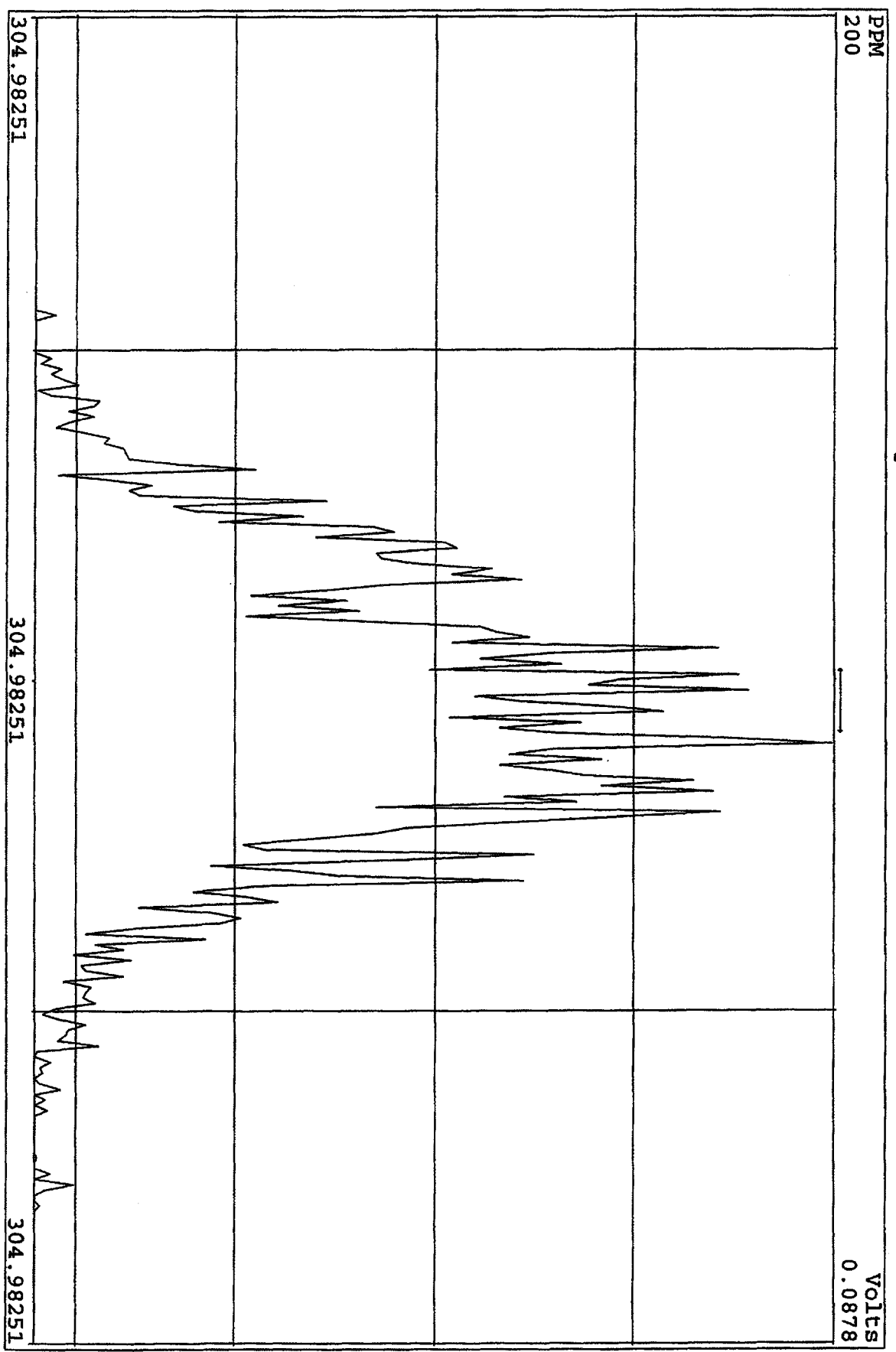
Peak Locate Examination: 12-APR-2010: 08:27 File: 12AP104D5
 Experiment: DIOXINRES8290A Function: 4 Reference: PFK



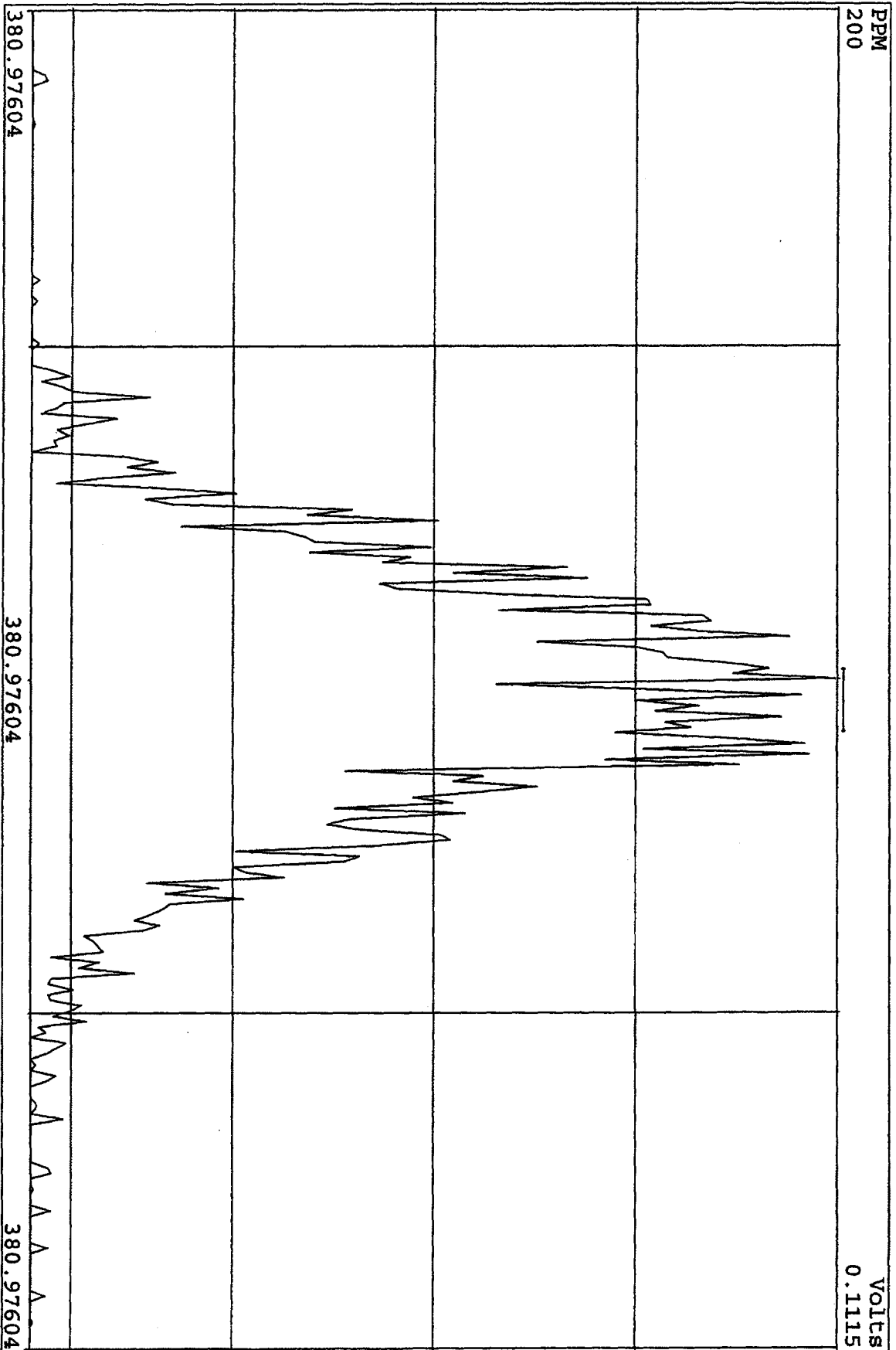
Peak Locate Examination:12-APR-2010:08:28 File:12AP104D5
 Experiment:DIOXINRES8290A Function:5 Reference:PK



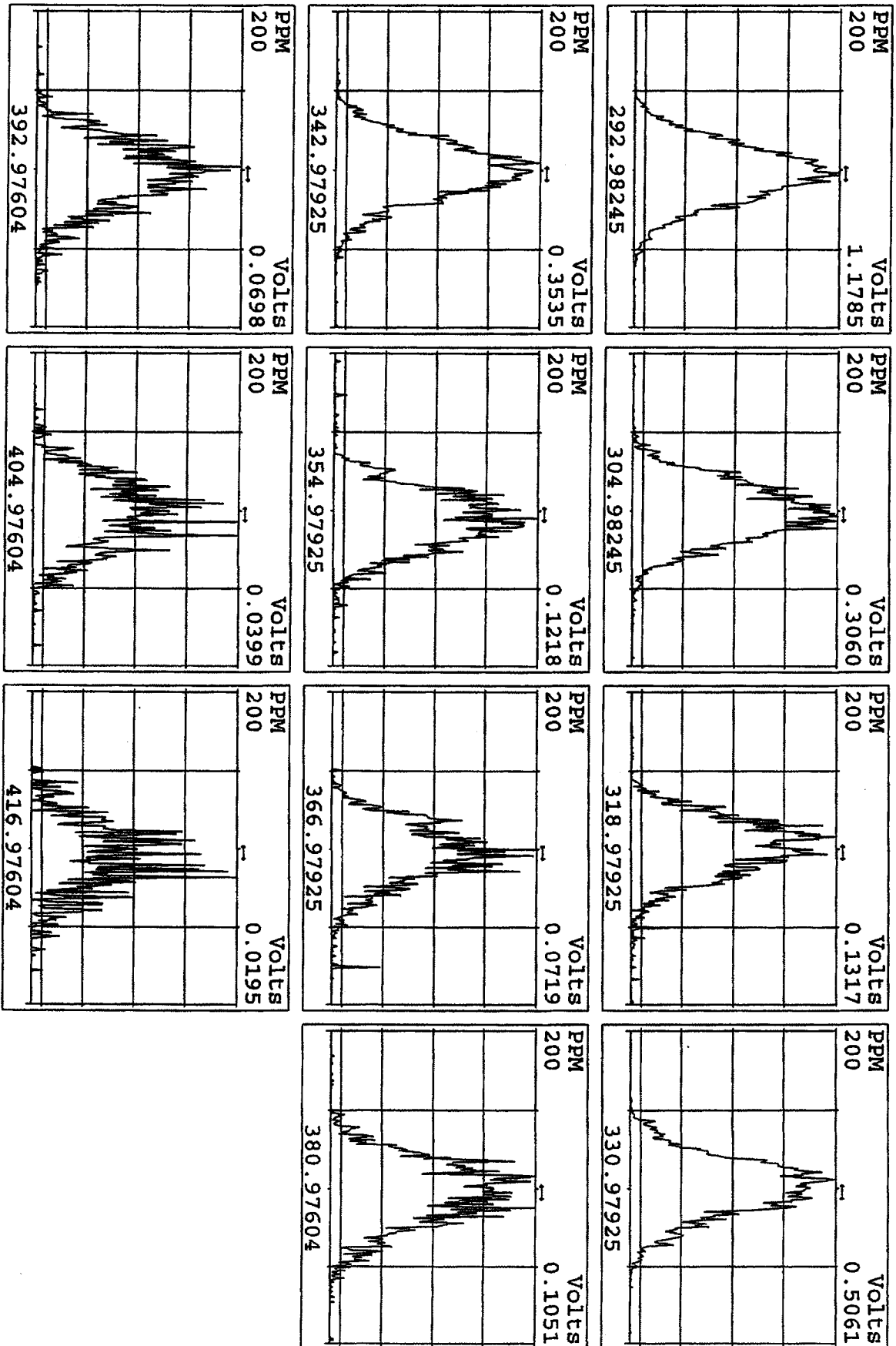
SIRIM Examination: 12-APR-2010: 14:26 File: 12API04D5
Experiment: DIOXINRES8290A Function: 7



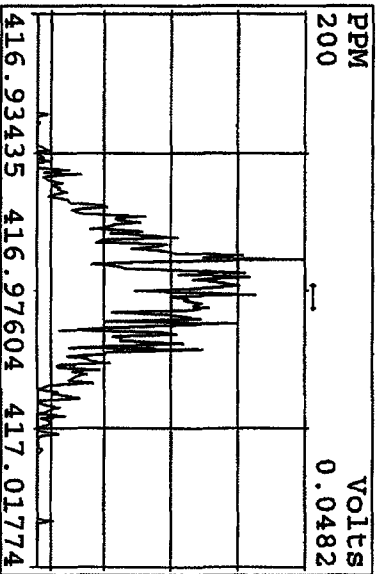
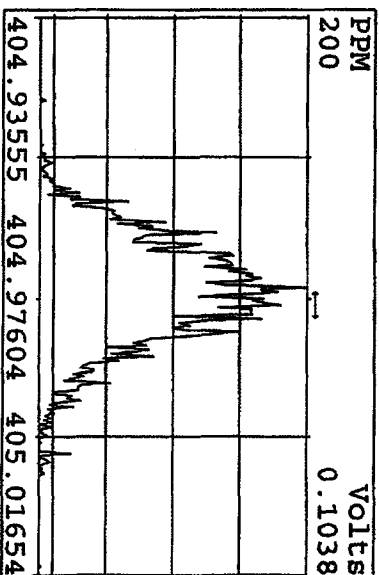
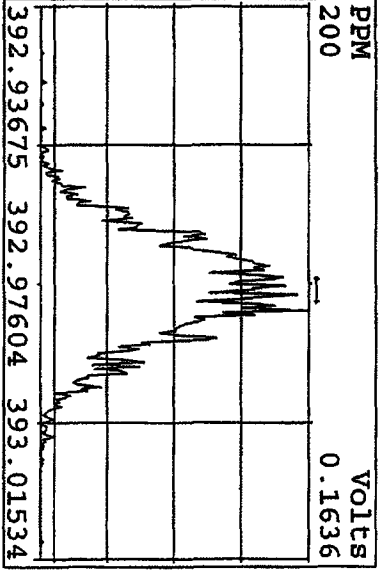
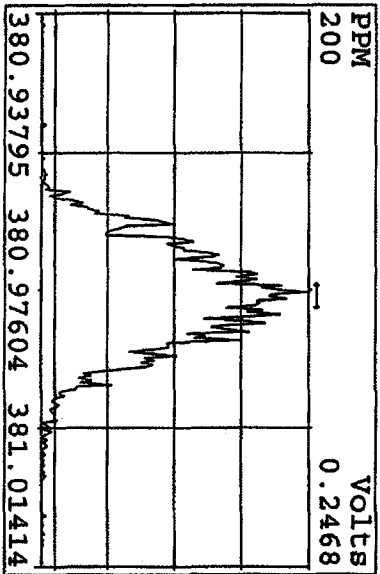
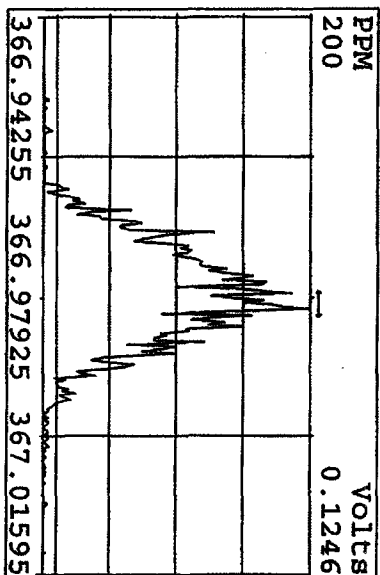
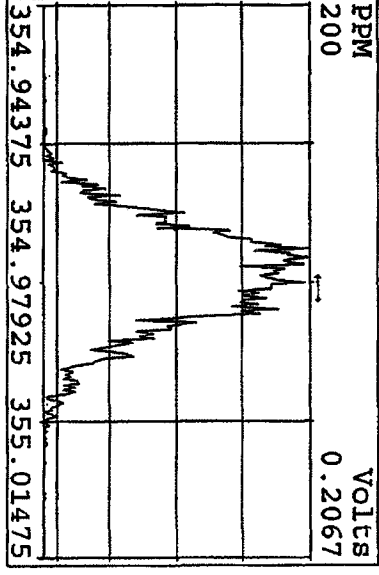
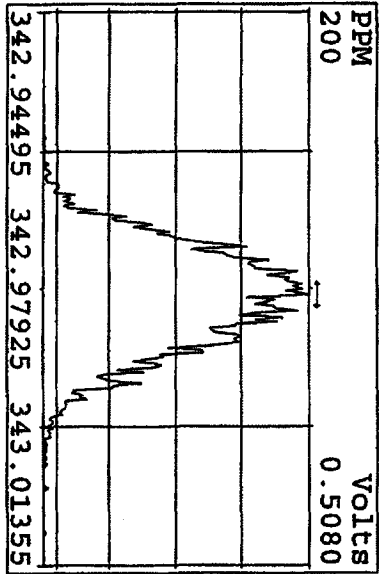
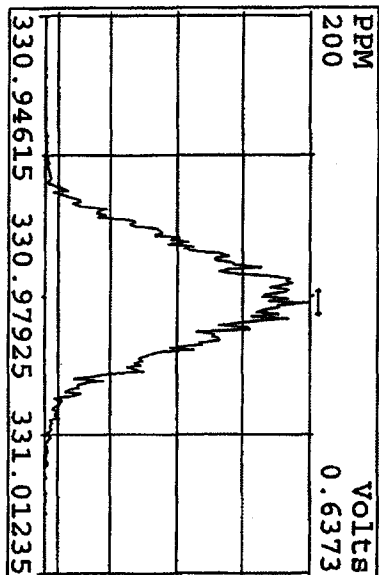
SIRLM Examination: 12-APR-2010: 14:25 File: 12API04D5
Experiment: DIOXINRES8290A Function: 6



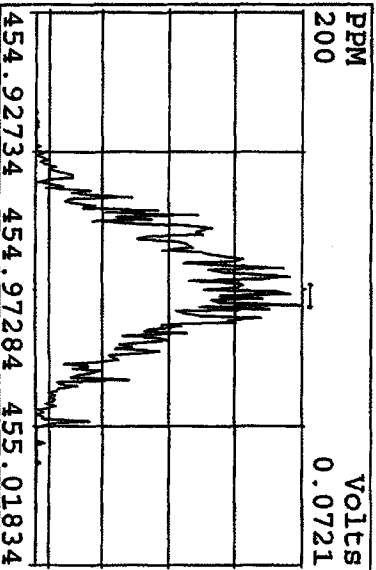
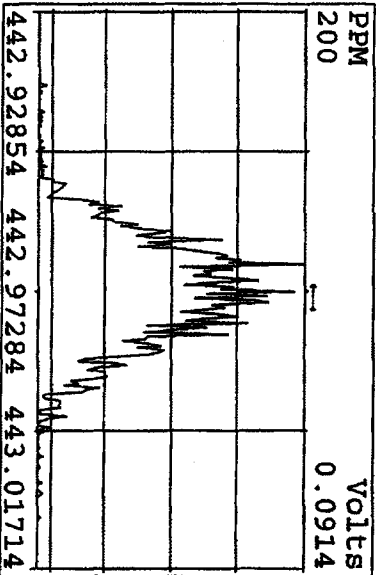
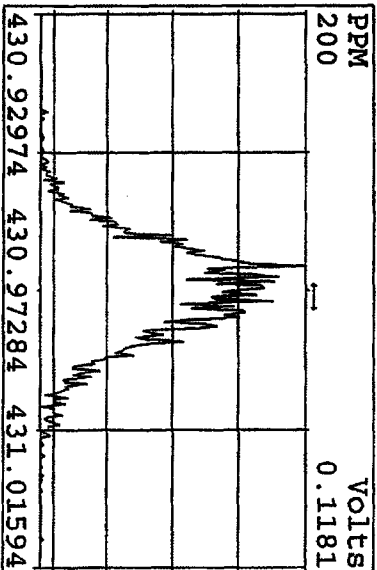
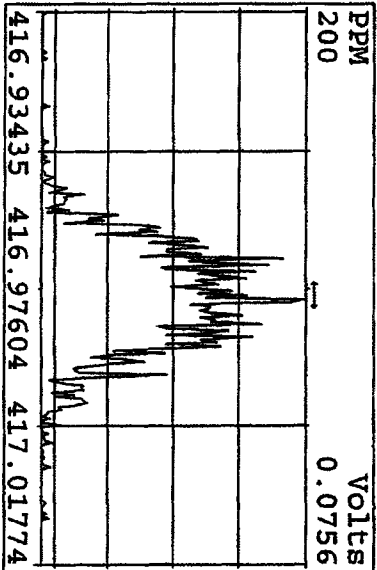
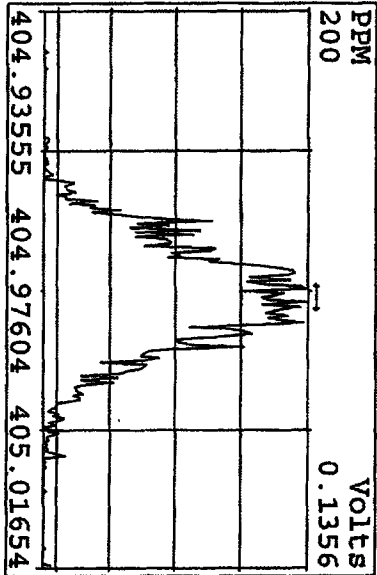
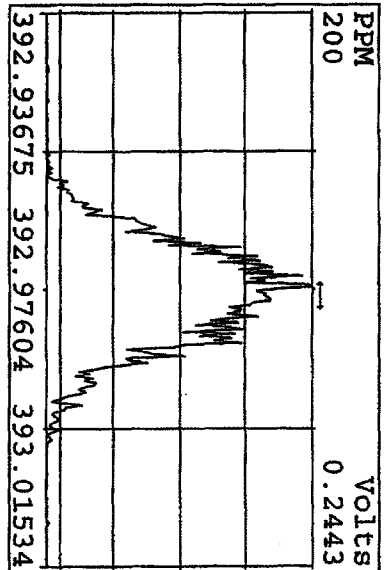
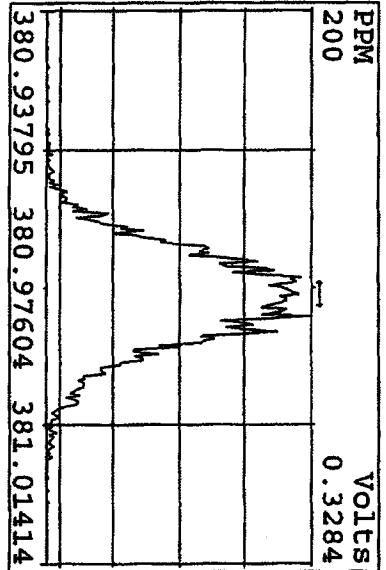
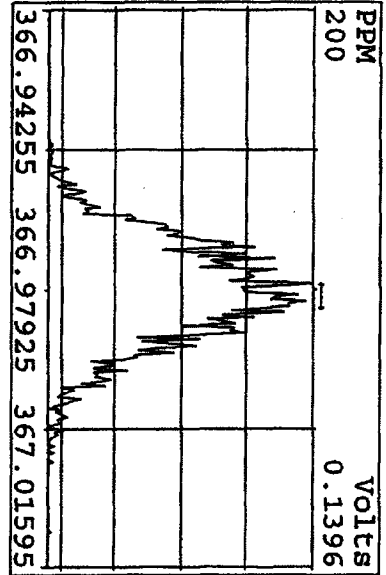
Peak Locate Examination: 14-APR-2010:00:00 File: RESCHK12AP104DS
Experiment: DIOXINRES8290A Function: 1 Reference: PFK



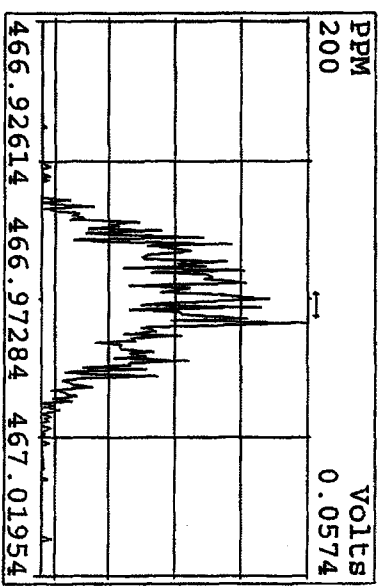
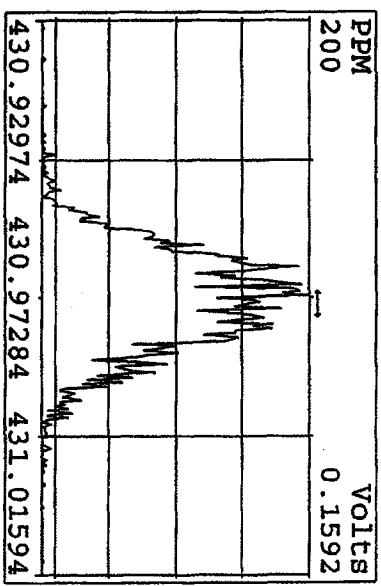
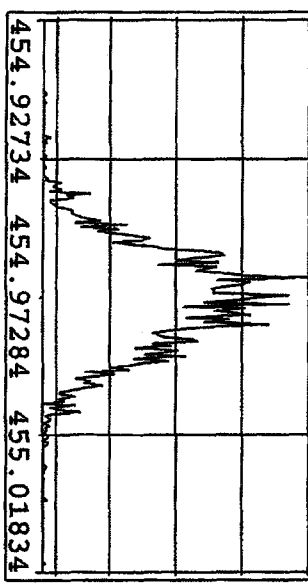

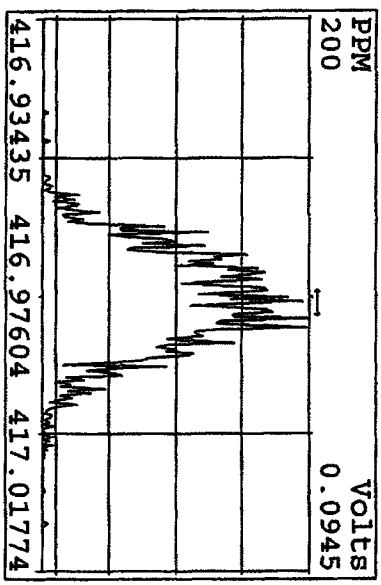
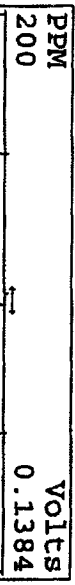
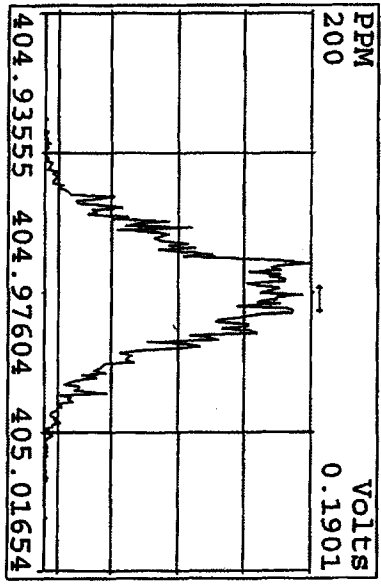
Peak Locate Examination: 14-APR-2010:00:01 File: RESCHK12AP104D5
 Experiment: DIOXINRES8290A Function: 2 Reference: PFK



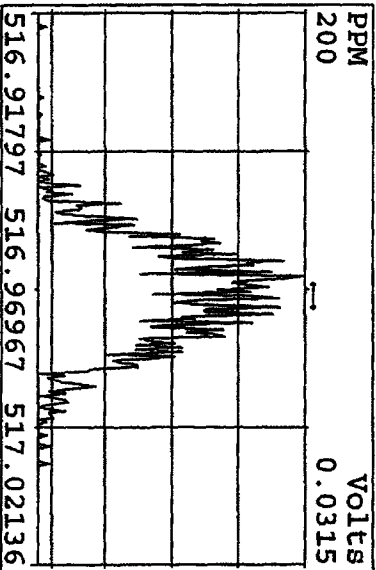
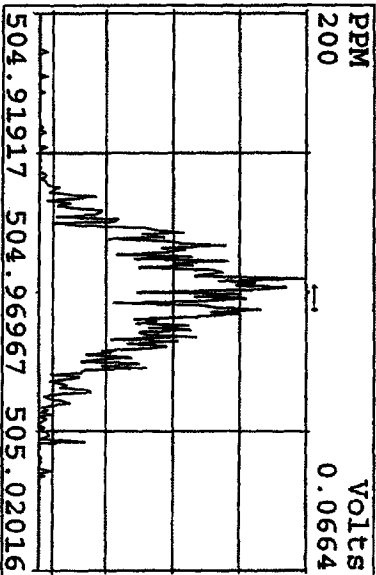
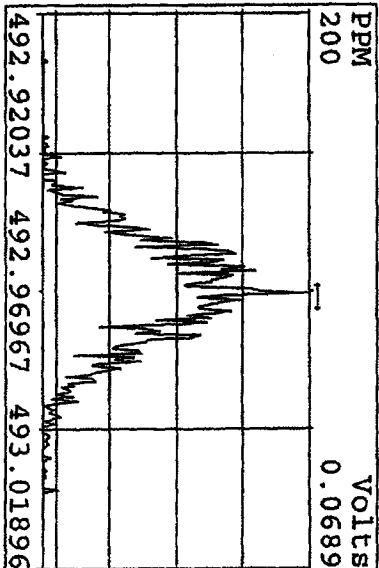
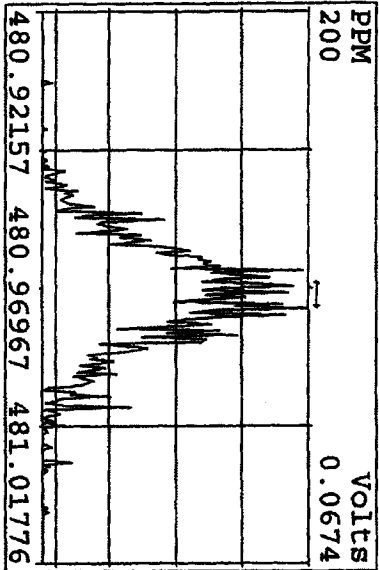
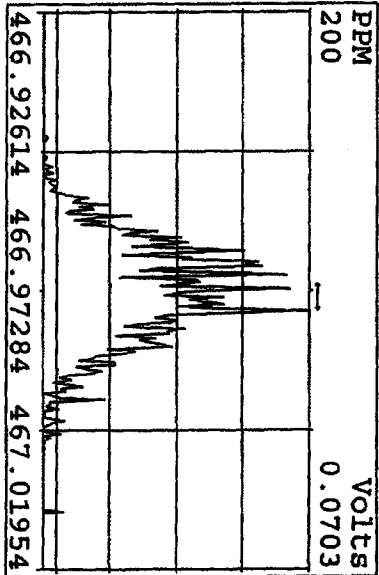
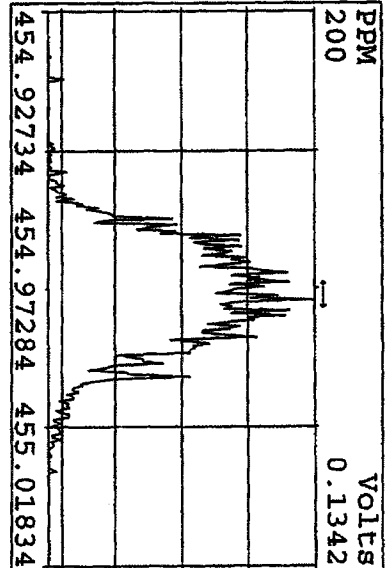
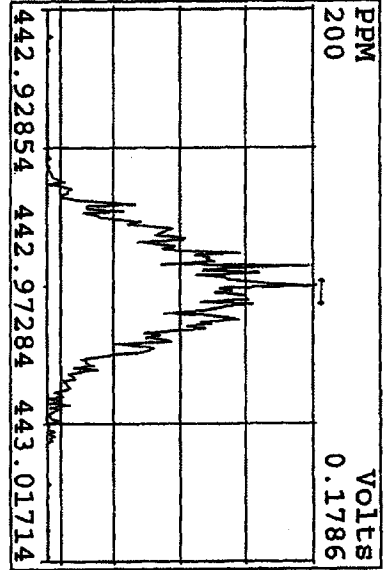
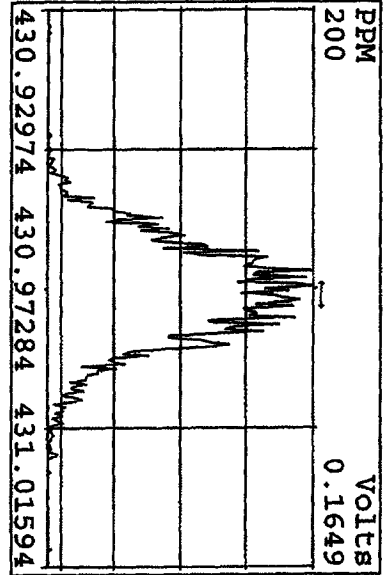
Peak Locate Examination: 14-APR-2010:00:01 File: RESCHK12API10AD5
 Experiment: DIOXINRES8290A Function: 3 Reference: PFK



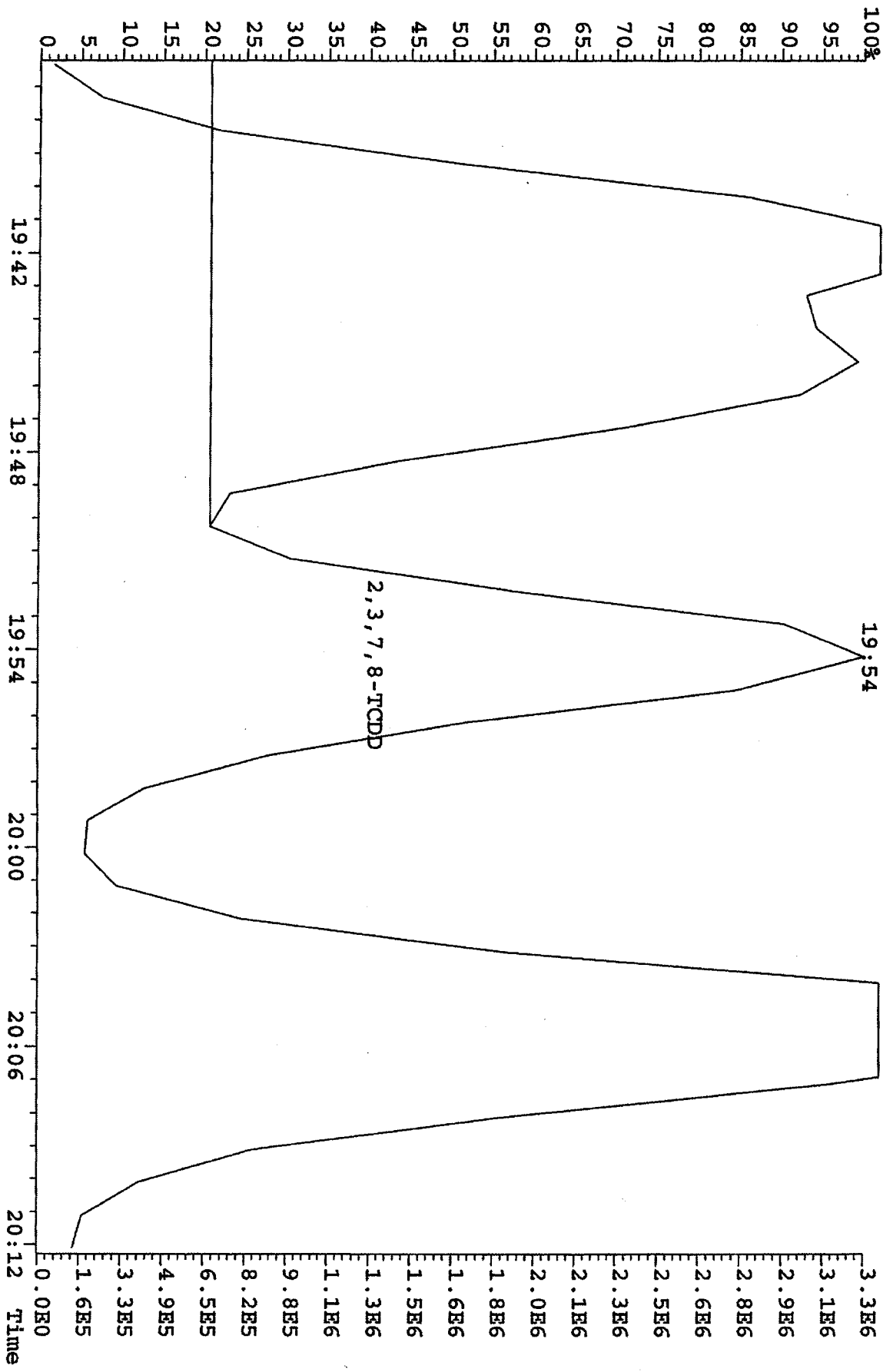
Peak Locate Examination: 14-APR-2010:00:02 File: RESCHK12AP104D5
 Experiment: DIOXINRES8290A Function: 4 Reference: PFK



Peak Locate Examination: 14-APR-2010:00:03 File: RESCHK12AP104DS
Experiment: DIOXINRES8290A Function: 5 Reference: PFK



File:12API04D5 #1-435 Acq:12-APR-2010 08:30:15 GC RI+ Voltage SIR Autospec-UltimaE
321.8936 BSub(128,15,-3.0) Exp:DIOXINRES8290A Noise:14

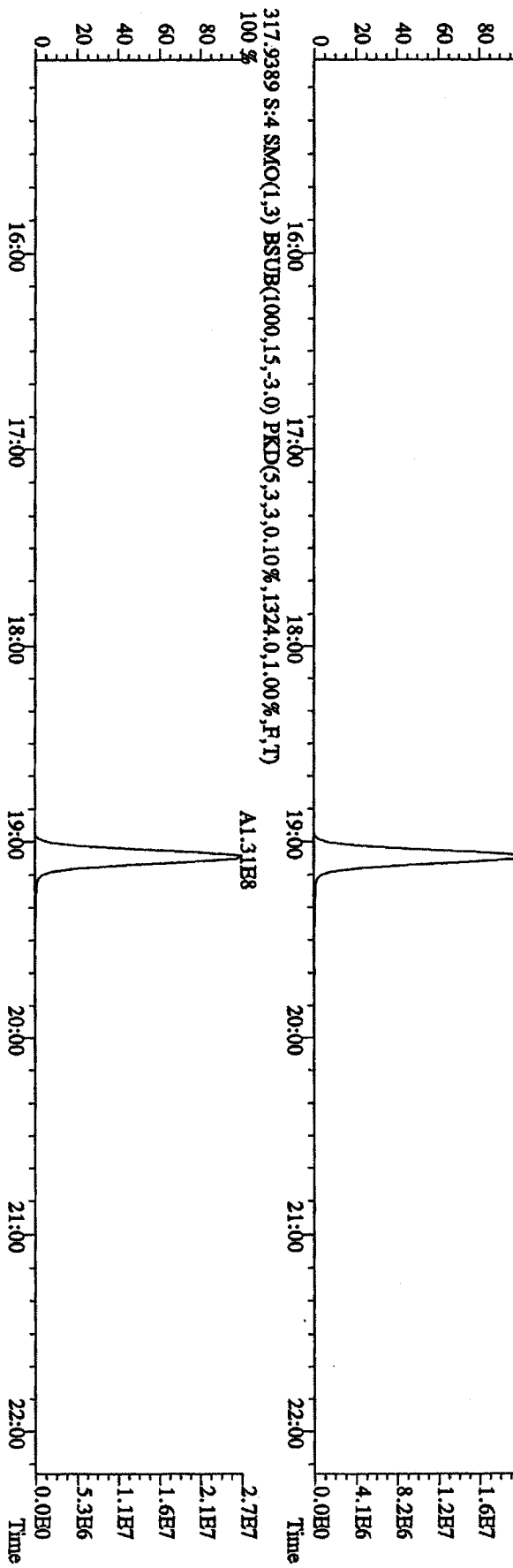
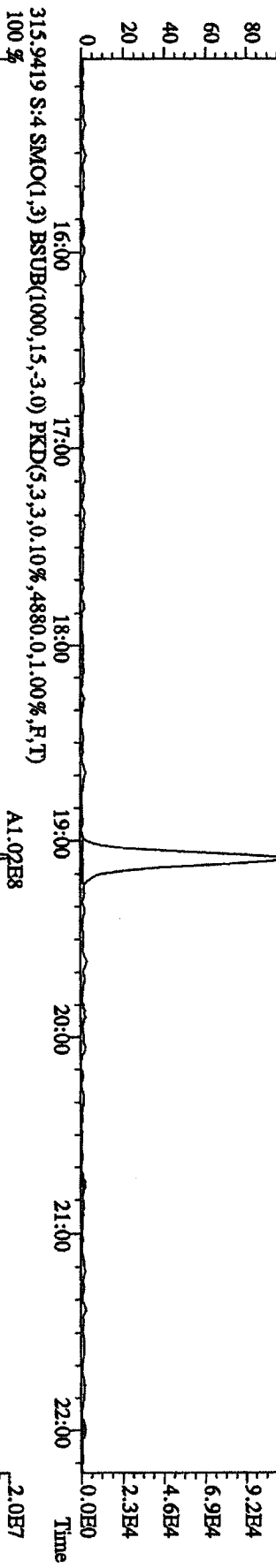
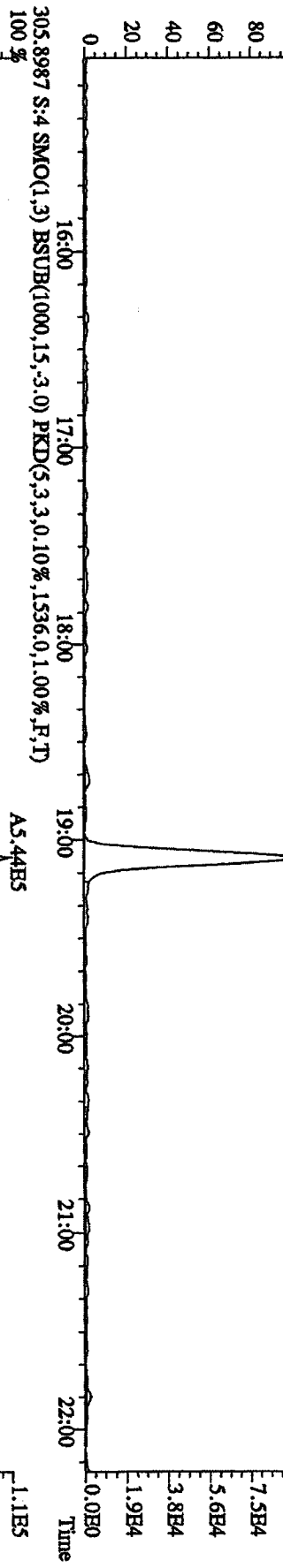


Run text: ST0412E Sample text: ST0412E :2nd Source 09DXN449
 Run #6 Filename: 12AP104D5 S: 7 I: 1 Results: 12AP104D58290A
 Acquired: 12-APR-10 13:00:53 Processed: 12-APR-10 13:48:00
 Run: 12AP104D5 Analyte: 8290A Cal: 8290A0412104D5
 Factor 1: 400.000 Factor 2: 20.000 Sample size: 1.000000

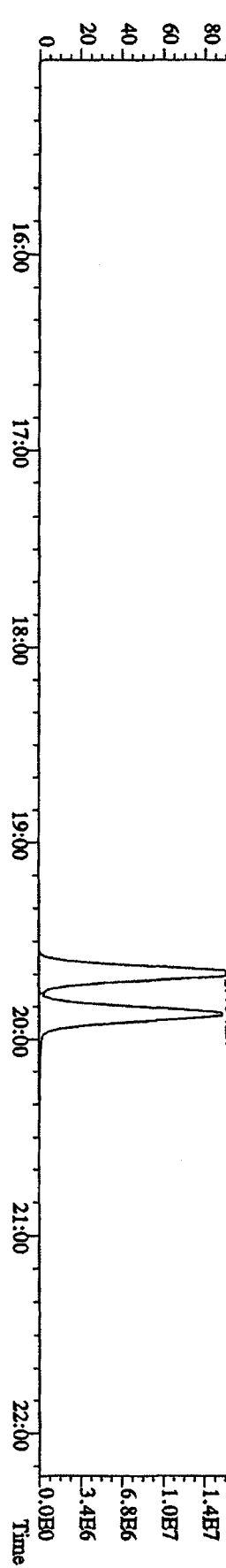


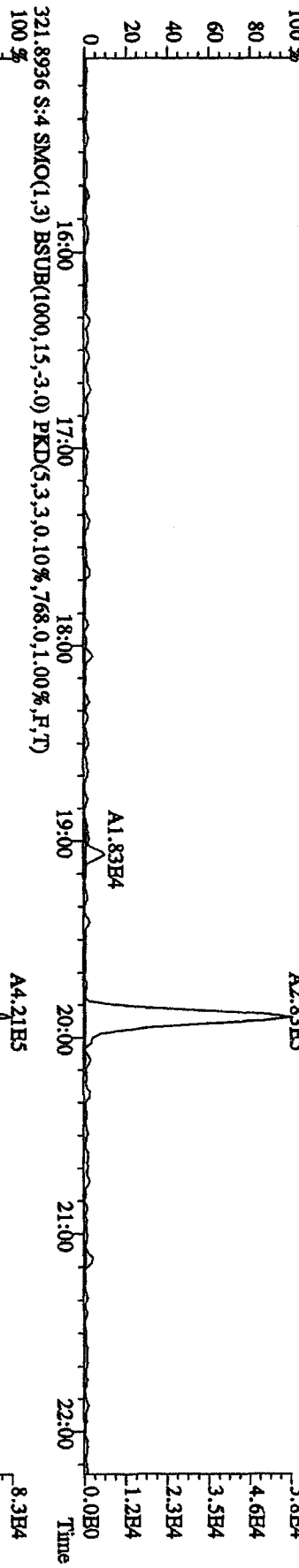
Name	Resp	RA	RT	RRF	Conc	EDL	Rec	M
13C-1,2,3,4-TCDD	151409600	0.82 y	19:40	-	113.81	-	-	n
13C-2,3,7,8-TCDF	230171000	0.79 y	19:04	1.52	1999.28	0.93	100.0	n
2,3,7,8-TCDF	21242270	0.79 y	19:05	0.95	195.26	0.34	-	n
Total TCDF	21588235	1.02 n	18:04	0.95	198.44	0.34	-	n
13C-2,3,7,8-TCDD	152072000	0.79 y	19:52	0.95	2115.17	1.71	105.8	n
2,3,7,8-TCDD	15275820	0.77 y	19:53	1.02	196.77	0.50	-	n
Total TCDD	15275820	0.77 y	19:53	1.02	196.77	0.50	-	n
37Cl-2,3,7,8-TCDD	37521800	1.00 y	19:53	2.26	219.18	0.48	109.6	n
13C-1,2,3,7,8-PeCDF	168794500	1.54 y	24:49	1.05	2122.81	0.96	106.1	n
1,2,3,7,8-PeCDF	42754900	1.53 y	24:50	1.04	484.89	0.77	-	n
2,3,4,7,8-PeCDF	39304600	1.50 y	26:21	0.98	474.17	0.82	-	n
Total F2 PeCDF	83226107	0.21 n	23:12	1.01	972.70	0.79	-	n
Total F1 PeCDF	10469	0.45 n	16:46	1.01	0.12	0.61	-	n
13C-1,2,3,7,8-PeCDD	109679100	1.54 y	27:09	0.67	2160.84	0.25	108.0	n
1,2,3,7,8-PeCDD	25416700	1.60 y	27:11	0.98	472.01	0.97	-	n
Total PeCDD	25446396	1.18 n	24:49	0.98	472.56	0.97	-	n
13C-1,2,3,7,8,9-HxCDD	113147700	1.27 y	33:11	-	110.11	-	-	n
13C-1,2,3,4,7,8-HxCDF	123877600	0.52 y	32:02	1.02	2136.54	0.23	106.8	n
1,2,3,4,7,8-HxCDF	37911400	1.23 y	32:03	1.21	504.76	0.33	-	n
1,2,3,6,7,8-HxCDF	40651300	1.15 y	32:10	1.34	488.77	0.30	-	n
2,3,4,6,7,8-HxCDF	35521200	1.16 y	32:43	1.22	469.20	0.32	-	n
1,2,3,7,8,9-HxCDF	31499000	1.17 y	33:21	1.09	465.51	0.36	-	n
Total HxCDF	145654993	1.64 n	30:59	1.22	1929.19	0.33	-	n
13C-1,2,3,6,7,8-HxCDD	96396500	1.28 y	32:55	0.81	2111.23	0.43	105.6	n
1,2,3,4,7,8-HxCDD	26232400	1.22 y	32:51	1.01	540.61	0.40	-	n
1,2,3,6,7,8-HxCDD	26144300	1.25 y	32:56	1.11	486.96	0.36	-	n
1,2,3,7,8,9-HxCDD	28011100	1.25 y	33:11	1.21	480.69	0.33	-	n
Total HxCDD	80387800	1.22 y	32:51	1.11	1508.26	0.36	-	n
13C-1,2,3,4,6,7,8-HpCDF	106632500	0.43 y	34:41	0.86	2185.09	4.33	109.3	n
1,2,3,4,6,7,8-HpCDF	33859900	0.94 y	34:42	1.31	484.91	1.62	-	n
1,2,3,4,7,8,9-HpCDF	26897700	0.96 y	35:50	1.03	491.88	2.07	-	n
Total HpCDF	61065054	0.94 y	34:42	1.17	981.73	1.82	-	n
13C-1,2,3,4,6,7,8-HpCDD	86175900	1.05 y	35:30	0.70	2183.88	1.23	109.2	n
1,2,3,4,6,7,8-HpCDD	22374800	1.02 y	35:31	1.07	484.47	1.05	-	n
Total HpCDD	22766213	0.81 n	34:57	1.07	492.95	1.05	-	n
13C-OCDD	132677900	0.90 y	38:01	0.53	4413.39	0.40	110.3	n

OCDF	45645500	0.90	y	38:08	1.45	952.11	0.72	-	n
OCDD	37812000	0.89	y	38:02	1.17	977.46	1.35	-	n

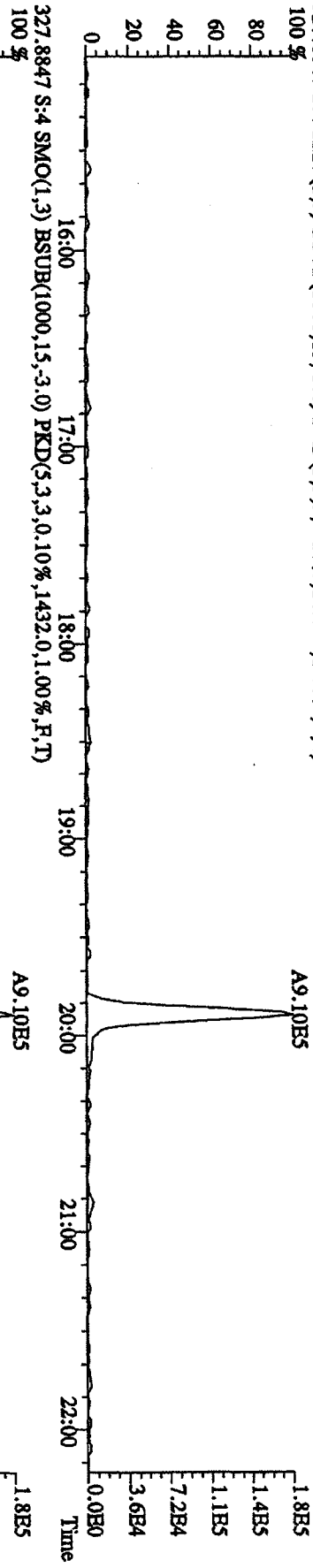
File: 12AP104D5 #1-435 Acq: 12-APR-2010 10:48:47 GC HI+ Voltage SIR Autospec-UltimaB
 Sample#4 Text: ST0412B :CS-1 09DXN422 Exp: DIOXINRES8290A
 303.9016 S:4 SMO(1,3) BSUB(1000,15,-3.0) PKD(5,3,3,0.10%,1084.0,1.00%,F,T)
 100 %



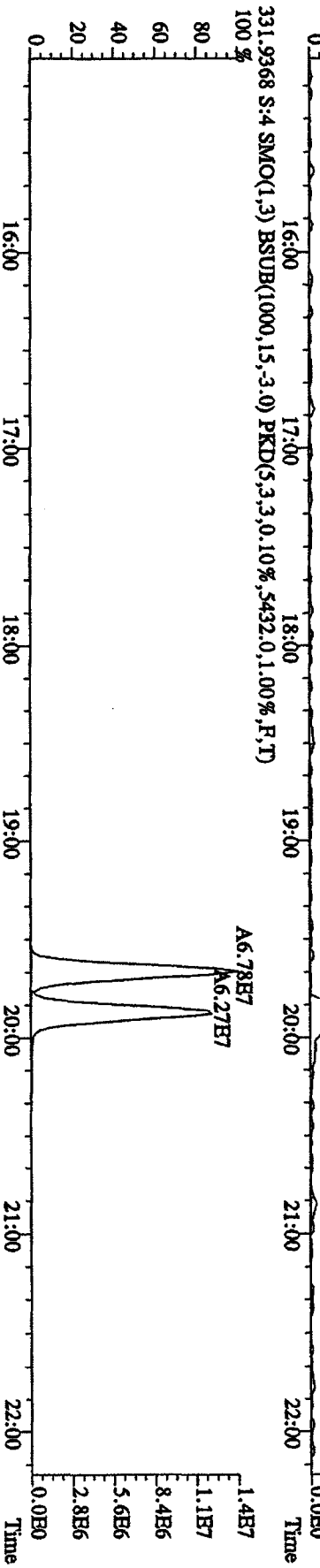
File:12AP104D5 #1-435 Acq:12-APR-2010 10:48:47 GC HI+ Voltage SIR Autospec-UltimaE
 Sample#4 Text:ST0412B :CS-1 09DXN422 Exp:DIOXINRES8290A
 319.8965 S:4 SMO(1,3) BSUB(1000,15,-3,0) PKD(5,3,3,0,10%,840,0,1,00%,F,T)
 100%



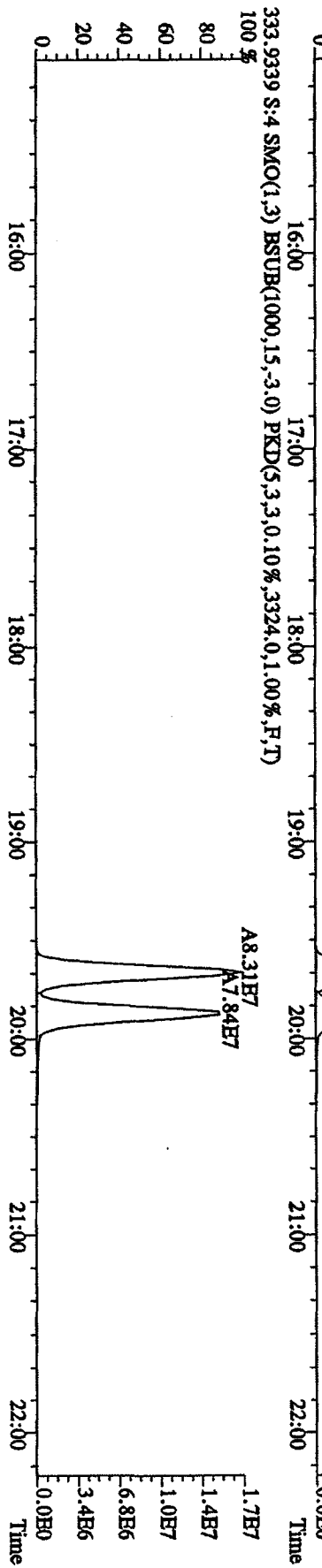
File:12AP104D5 #1-435 Acq:12-APR-2010 10:48:47 GC HI+ Voltage SIR Autospec-UltimaB
 Sample#4 Text:ST0412B :CS-1 09DXN422 Exp:DIOXINRES8290A
 327.8847 S:4 SMO(1,3) BSUB(1000,15,-3.0) PKD(5,3,3,0.10%,1432.0,1.00%,F,T) 100%



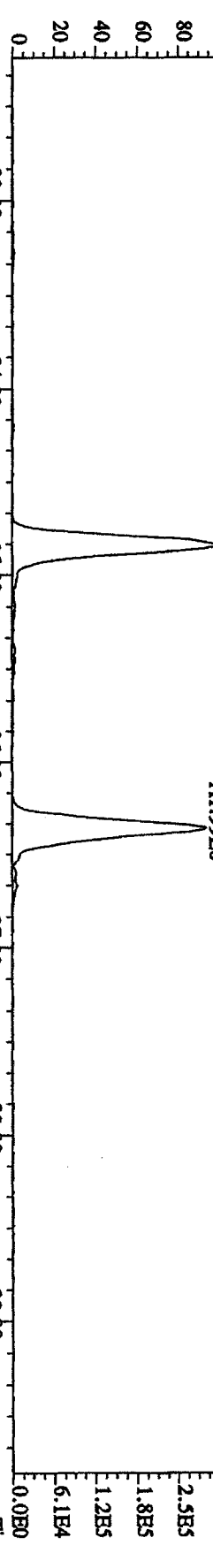
331.9368 S:4 SMO(1,3) BSUB(1000,15,-3.0) PKD(5,3,3,0.10%,5432.0,1.00%,F,T) 100%



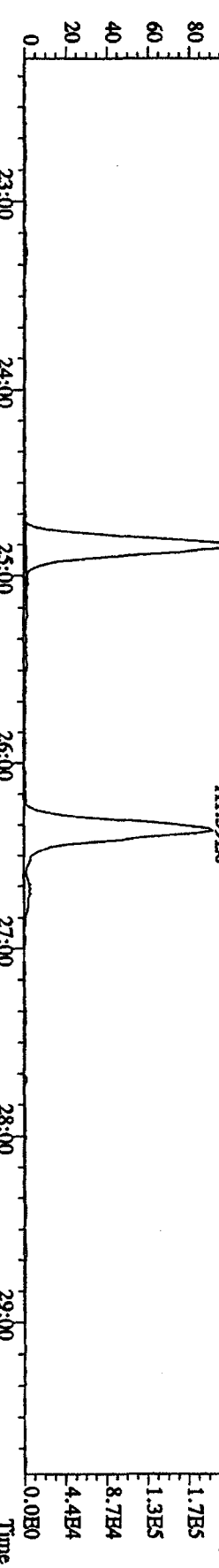
333.9339 S:4 SMO(1,3) BSUB(1000,15,-3.0) PKD(5,3,3,0.10%,3324.0,1.00%,F,T) 100%



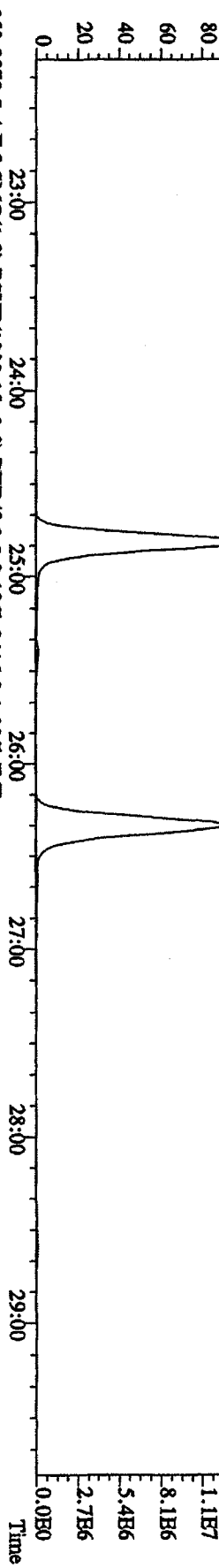
File:12AP104D5 #1-604 Acq:12-APR-2010 10:48:47 GC EI+ Voltage SIR Autospec-UltimaB
 Sample#4 Text:ST0412B :CS-1 09DXN422 Exp:DIOXINRESS8290A
 339.8597 S:4 F:2 SMO(1,3) BSUB(1000,15,-3.0) PKD(5,3,3,0,10%,400,0,1,00%,F,T)
 100 % A2.13E6



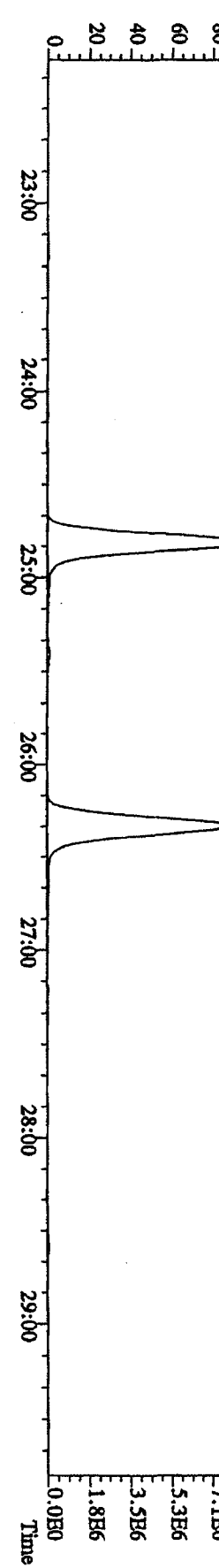
341.8567 S:4 F:2 SMO(1,3) BSUB(1000,15,-3.0) PKD(5,3,3,0,10%,1016,0,1,00%,F,T)
 100 % A1.42E6



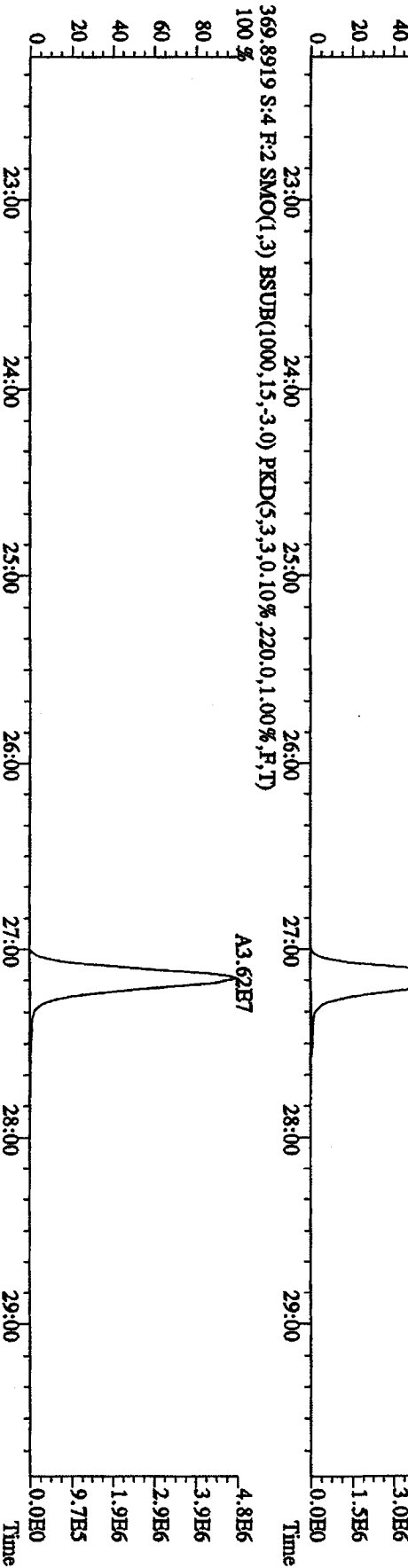
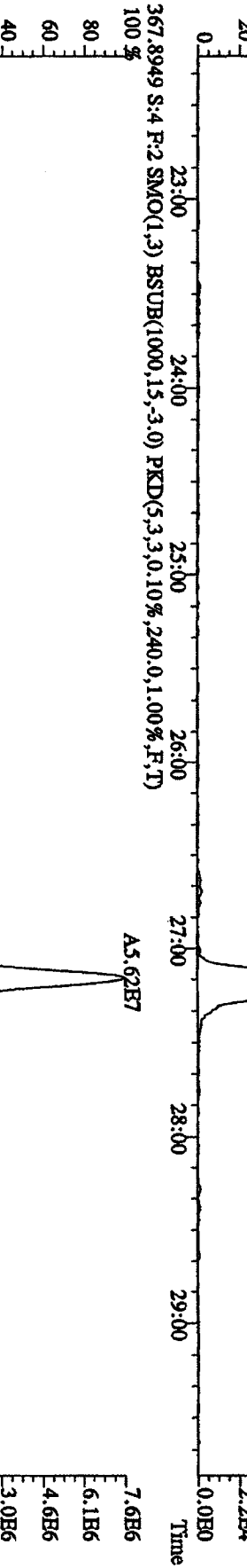

351.9000 S:4 F:2 SMO(1,3) BSUB(1000,15,-3.0) PKD(5,3,3,0,10%,2588,0,1,00%,F,T)
 100 % A8.81E7



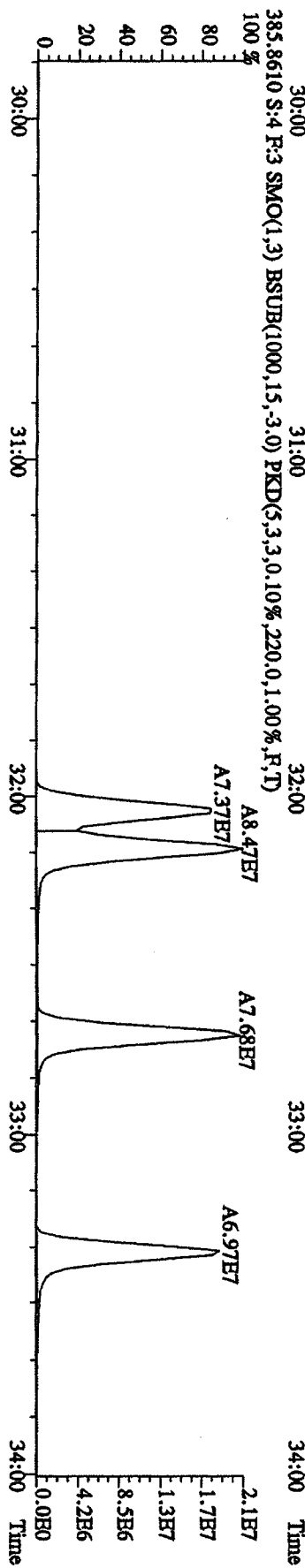
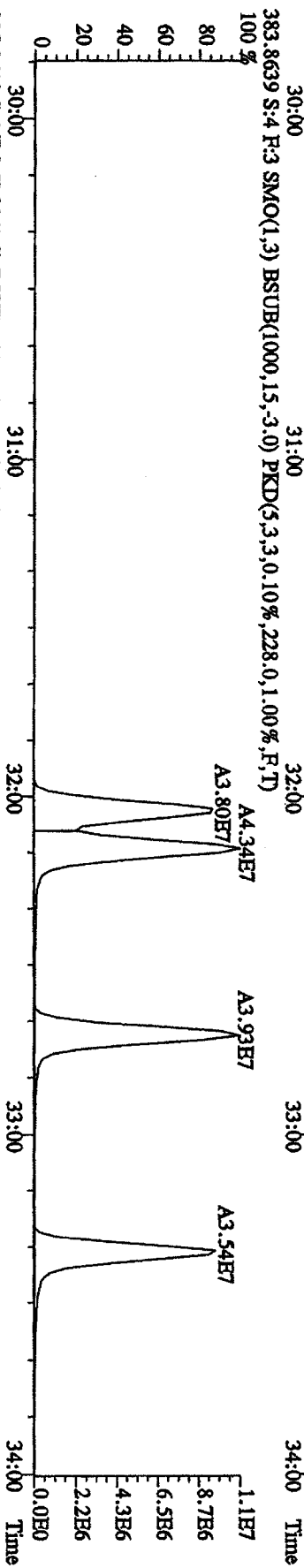
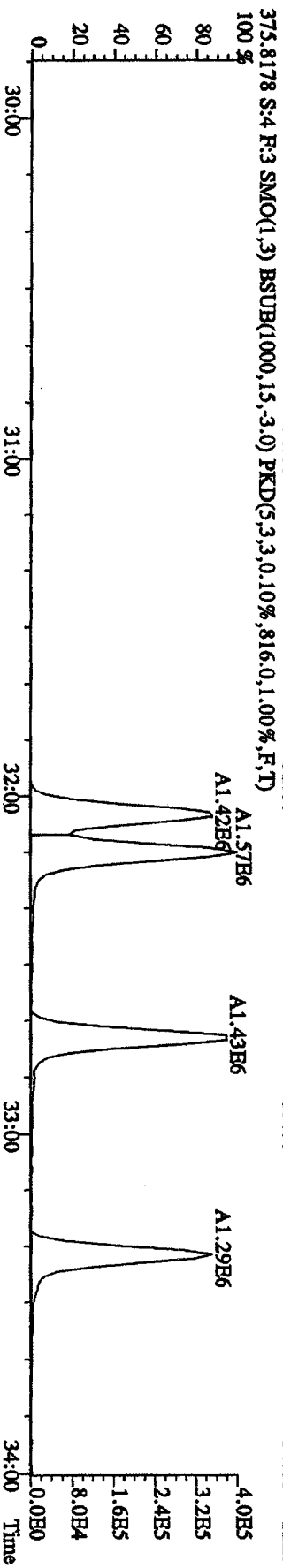
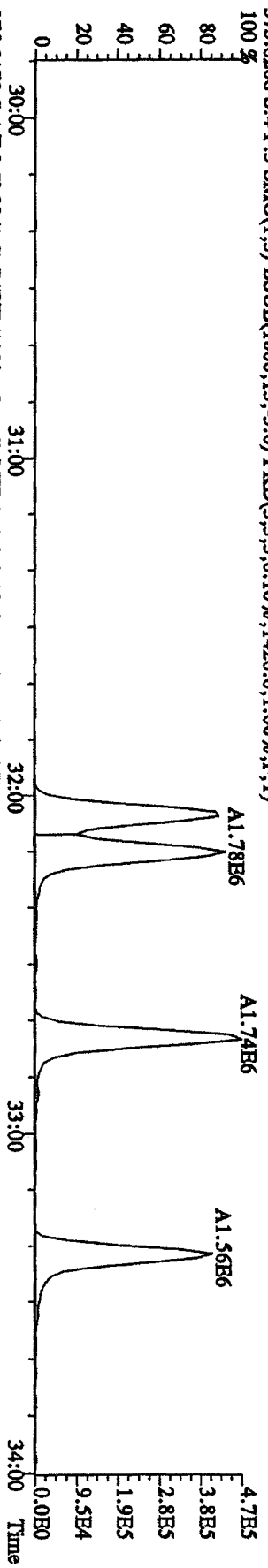
353.8970 S:4 F:2 SMO(1,3) BSUB(1000,15,-3.0) PKD(5,3,3,0,10%,3416,0,1,00%,F,T)
 100 % A5.80E7



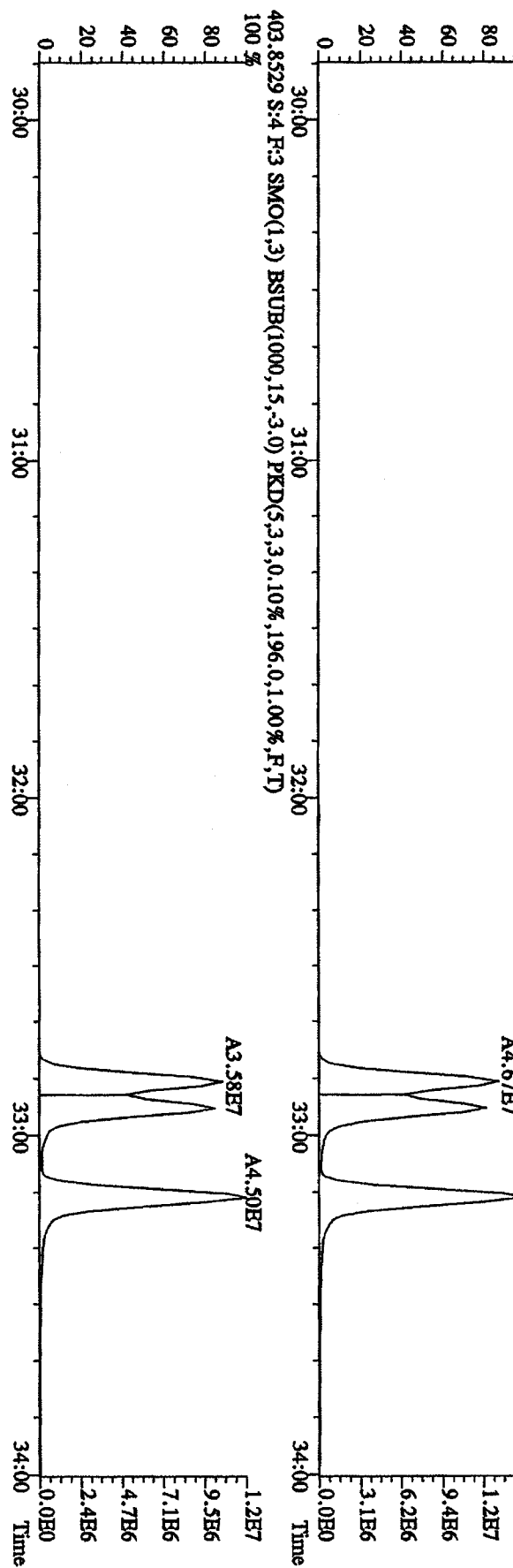


File:12AP104D5 #1-604 Acq:12-APR-2010 10:48:47 GC EI+ Voltage SIR Autospec-UltimaB
 Sample#4 Text:ST0412B :CS-1 09DXN422 Exp:DIOXINRES8290A
 355.8546 S:4 F:2 SMO(1,3) BSUB(1000,15,-3.0) PKD(5,3,3,0,10%,732.0,1.00%,F,T)
 100 %







File:12AP104D5 #1-317 Acq:12-APR-2010 10:48:47 GC EI+ Voltage S1R Autospec-UltimaB
 Sample#4 Text:ST0412B :CS-1 09DXN422 Exp:DIOXINRES8290A
 373.8208 S:4 F:3 SMO(1,3) BSUB(1000,15,-3.0) PKD(5,3,3,0.10%,1420.0,1.00%,F,T)



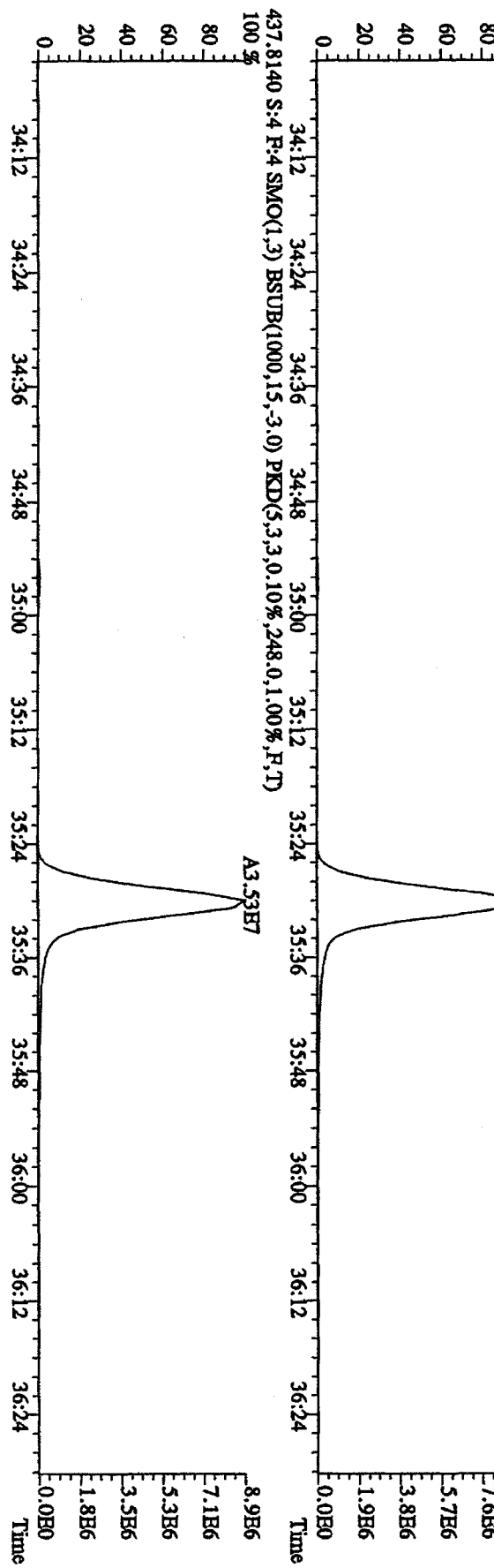
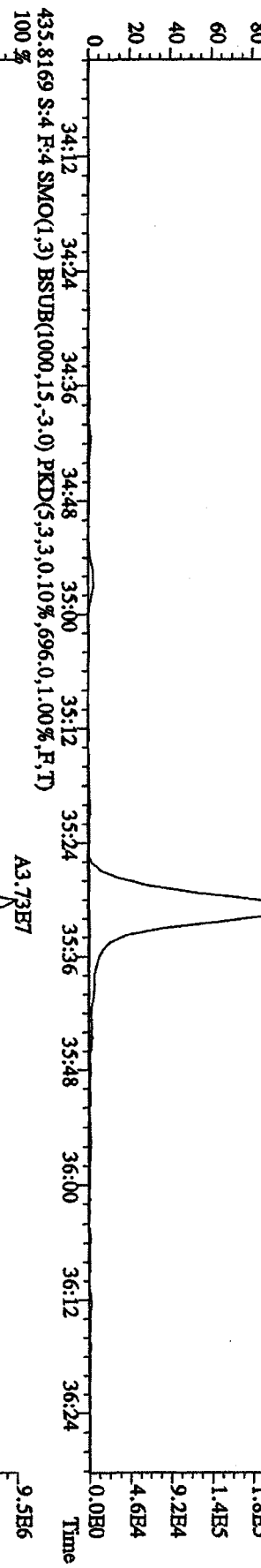
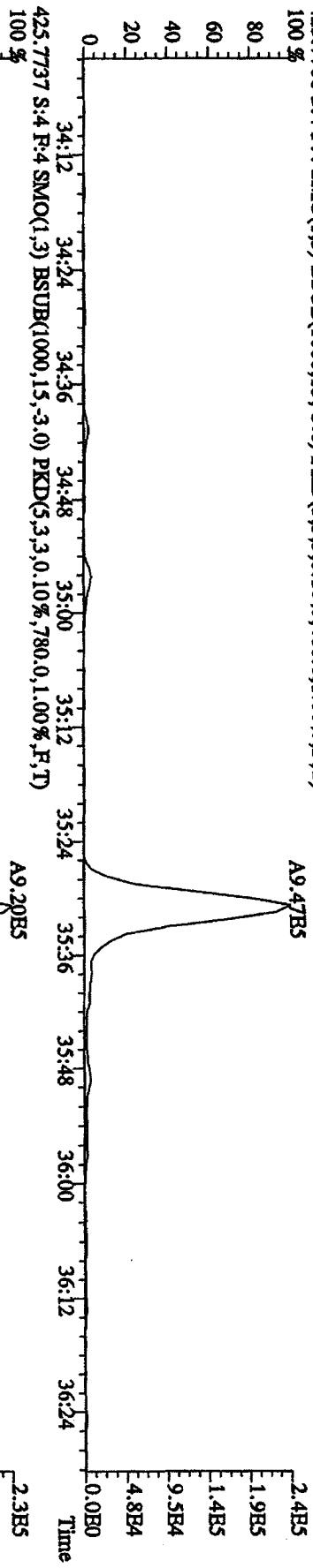
File:12AP104D5 #1-317 Acq:12-APR-2010 10:48:47 GC-EL+ Voltage:500V SIR Autospec-UltimaB
 Sample#4 Text:ST0412B :CS-1 09DXN422 Exp:DIOXINRES8290A
 389.8157 S:4 F:3 SMO(1,3) BSUB(1000,15,-3.0) PKD(5,3,3,0.10%,828.0,1.00%,F,T)



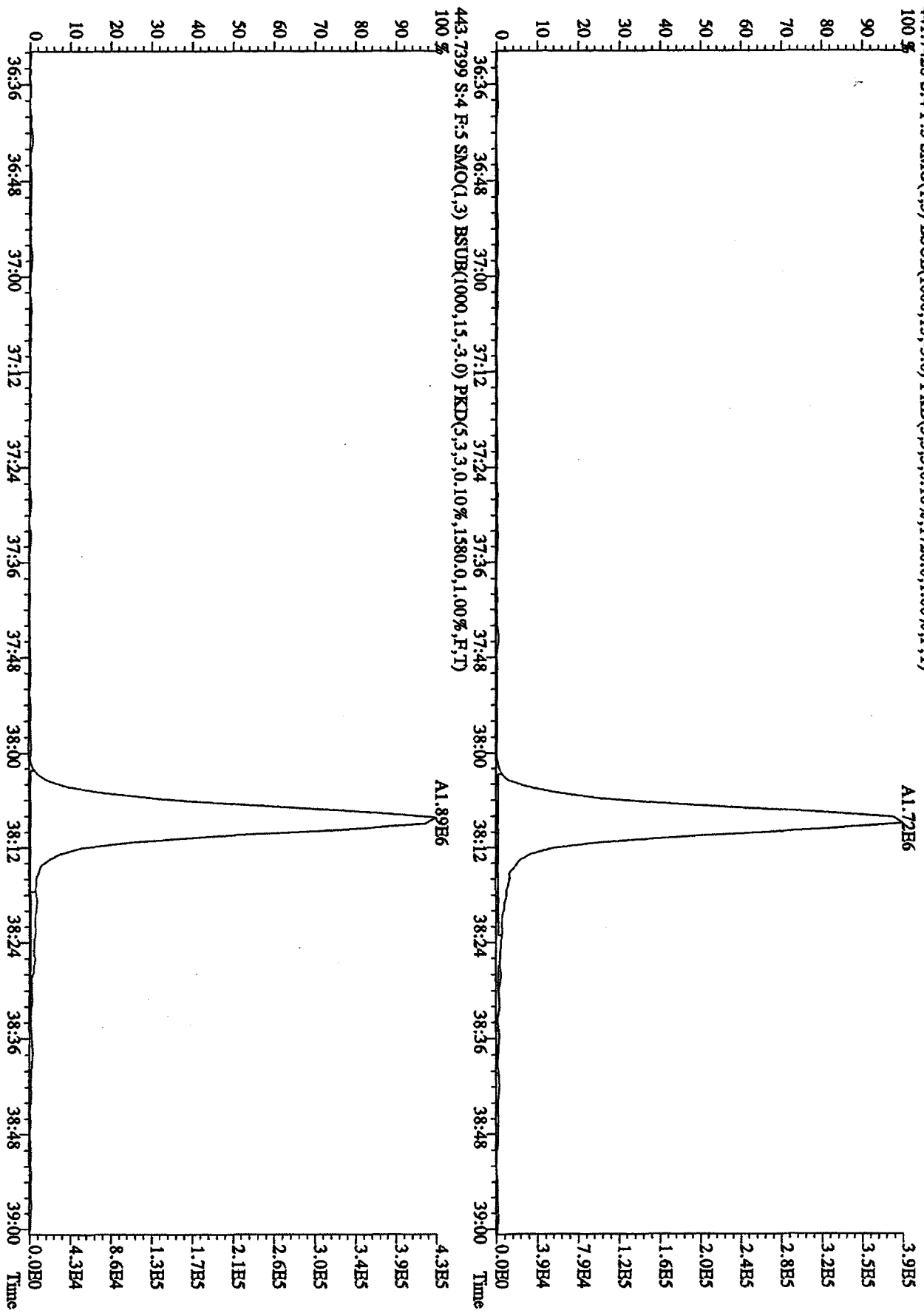
File: 12AP104D5 #1-198 Acq: 12-APR-2010 10:48:47 GC HI+ Voltage SIR Autospec-UltimaB
 Sample#4 Text: ST0412B :CS-1 09DXN422 Exp: DIOXINRES8290A
 407.7818 S:4 F:4 SMO(1,3) BSUB(1000,15,-3,0) PKD(5,3,3,0,10%,4044,0,1,00%,F,T)
 100% A1.29E6



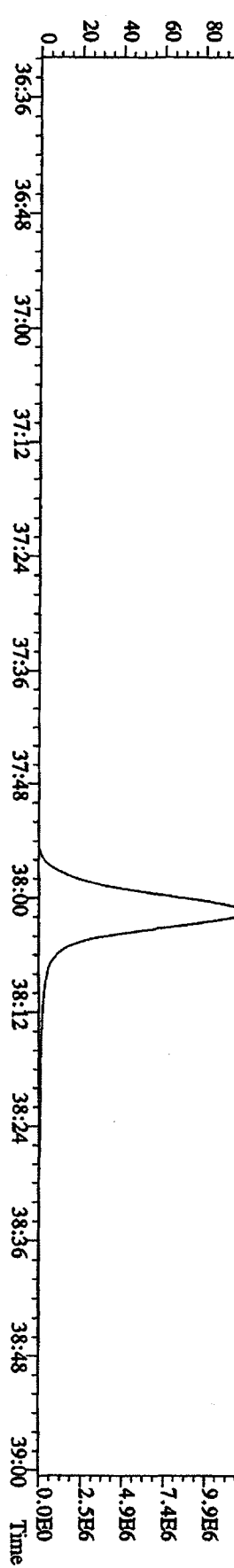
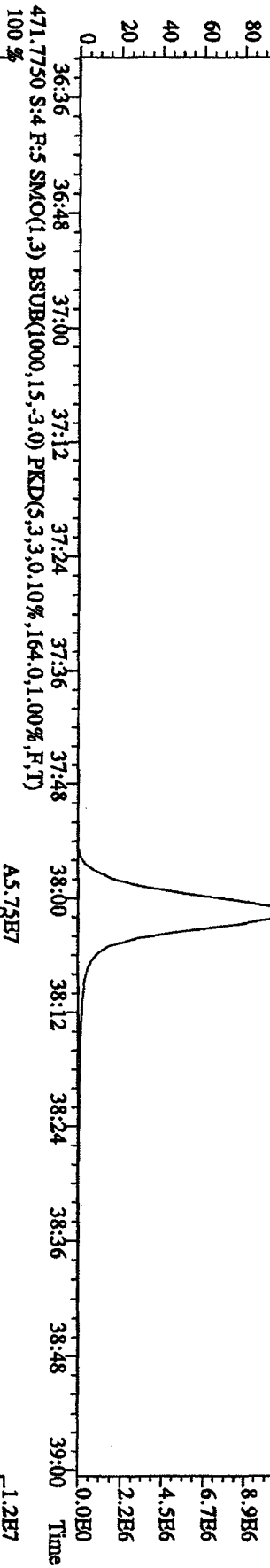
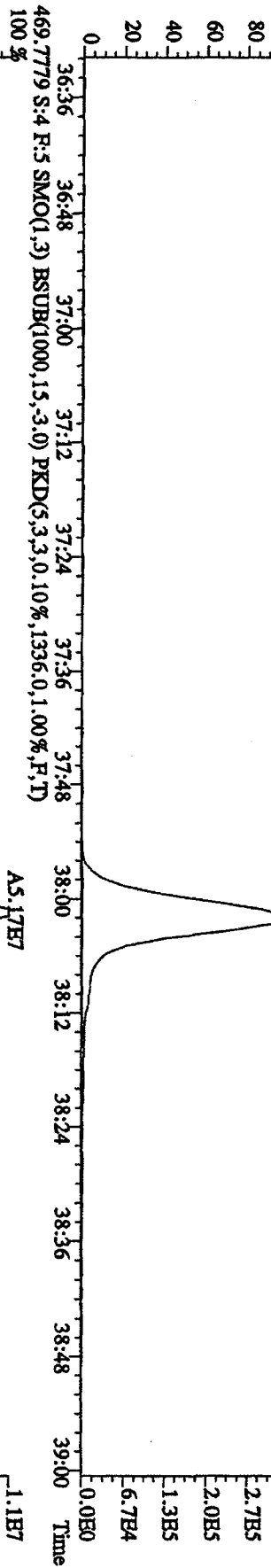
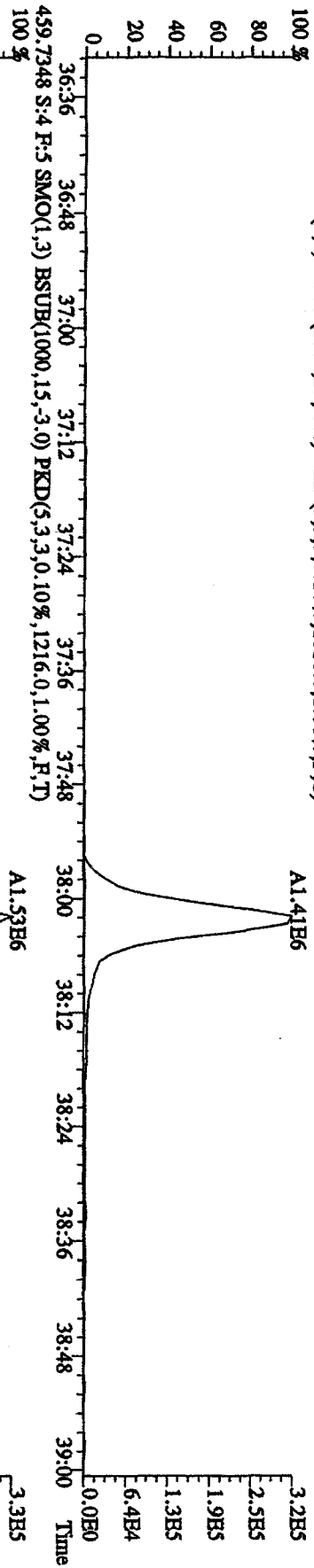
File:12AP104D5 #1-198 Acq:12-APR-2010 10:48:47 GC EI+ Voltage SIR Autospec-UltimaB
 Sample#4 Text:ST0412B :CS-1 09DXN422 Exp:DIOXINRES8290A
 423.7766 S:4 F:4 SMO(1,3) BSUB(1000,15,3.0) PKD(5,3,3,0.10%,460.0,1.00%,F,T)



File:12A/P104D5 #1-191 Acq:12-APR-2010 10:48:47 GC EI+ Voltage SIR Autospec-UltimaB
 Sample#4 Text:ST0412B :CS-1 09DXN422 Exp:DIOXINRES8290A
 441.7428 S:4 R:5 SMO(1,3) BSUB(1000,15,-3.0) PKD(5,3,3,0,10%,1720.0,1.00%,F,T) 100%




File:12AP104D5 #1-191 Acq:12-APR-2010 10:48:47 GC EI+ Voltage SIR Autospec-UltimaB
 Sample#4 Text:ST0412B :CS-1 09DXN422 Exp:DIOXINRES8290A
 457.7377 S:4 F:5 SMO(1,3) BSUB(1000,15,-3,0) PKD(5,3,3,0,10%,1816,0,1,00%,F,T) 100%



File: 12AP104D5 #1-435 Acq: 12-APR-2010 10:48:47 GC EI+ Voltage SIR Autospec-Ultimate
 Sample#4 Text: ST0412B : CS-1 09DXN422 Exp: DIOXINRHS8290A

354.9792 S:4 SMO(1,3) PKD(5,3,3,100,00%,0,0,1,00%,F,T) 15:16 15:56 16:19 16:52 17:15 17:38 18:00 18:27 18:56 19:39 20:27 20:58 21:20 21:44



303.9016 S:4 SMO(1,3) BSUB(1000,15,-3,0) PKD(5,3,3,0,10%,1084,0,1,00%,F,T)



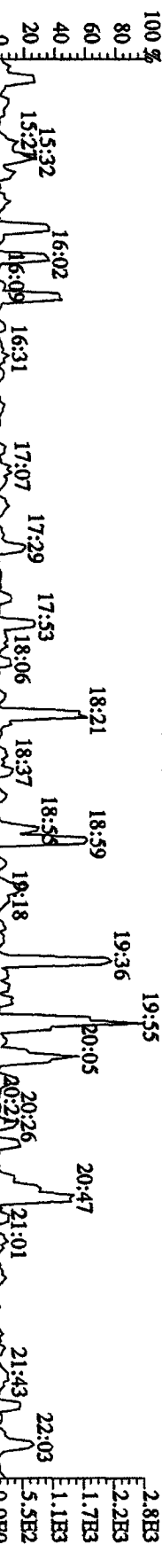
305.8987 S:4 SMO(1,3) BSUB(1000,15,-3,0) PKD(5,3,3,0,10%,1536,0,1,00%,F,T)



375.8364 S:4 SMO(1,3) BSUB(1000,15,-3,0) PKD(5,3,3,100,00%,196,0,1,00%,F,T)



409.7974 S:4 SMO(1,3) BSUB(1000,15,-3,0) PKD(5,3,3,100,00%,176,0,1,00%,F,T)




File: 12AP104D5 #1-604 Acq: 12-APR-2010 10:48:47 GC HI+ Voltage SIR Autospec-UltimaB

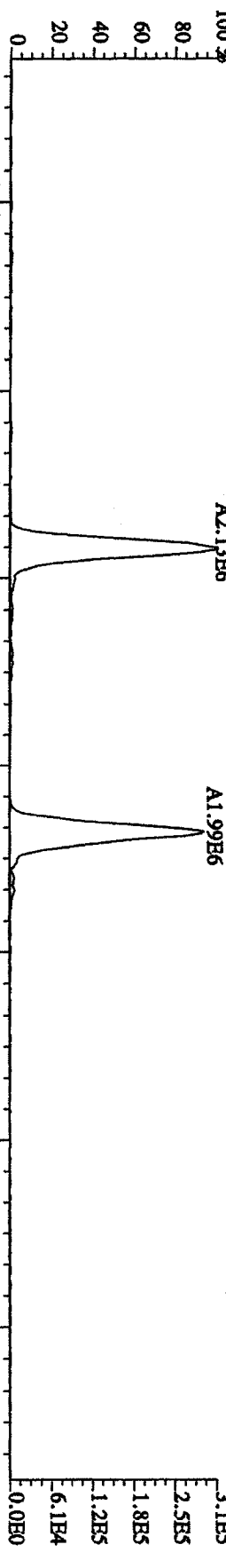
Sample#4 Text: ST0412B :CS-1 09DXN422 Exp: DIOXINRES8290A

354.9792 S:4 F:2 SMO(1,3) PKD(5,3,3,100.00%,0.0,1.00%,F,T)

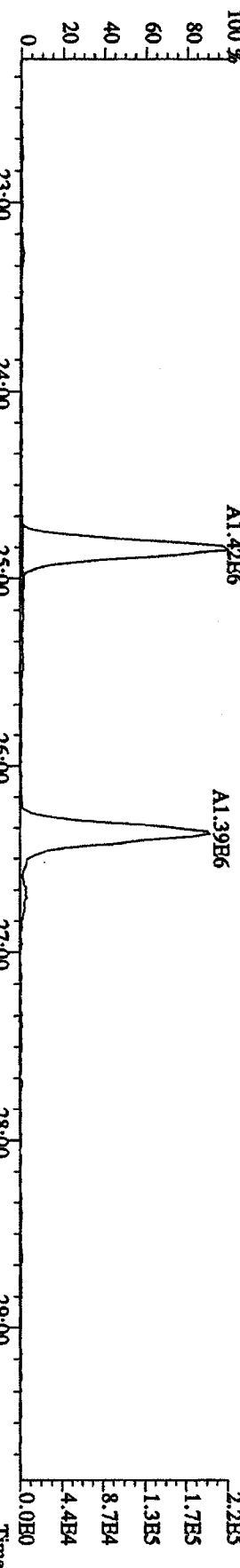
100% 22:32 23:00 23:28 24:01 24:28 25:23 25:47 26:10 26:39 27:09 27:55 28:25 28:49 29:26



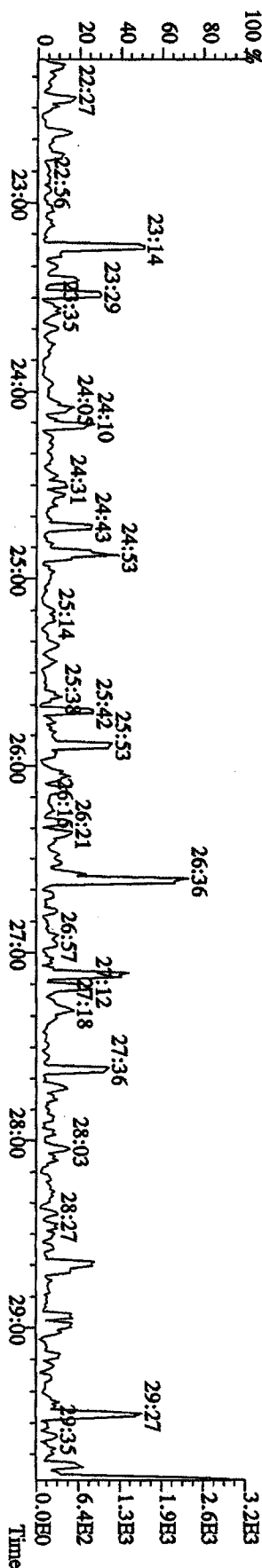
339.8597 S:4 F:2 SMO(1,3) BSUB(1000,15,3,0) PKD(5,3,3,0.10%,400,0,1.00%,F,T)



341.8567 S:4 F:2 SMO(1,3) BSUB(1000,15,3,0) PKD(5,3,3,0.10%,1016,0,1.00%,F,T)




409.7974 S:4 F:2 SMO(1,3) BSUB(1000,15,3,0) PKD(5,3,3,100.00%,248,0,1.00%,F,T)

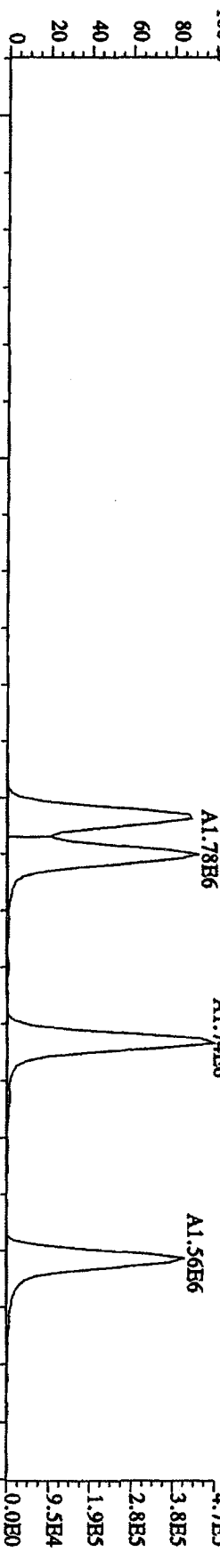


File:12AP104D5 #1-317 Acq:12-APR-2010 10:48:47 GC HI+ Voltage SIR Autospec-UltimaB
 Sample#4 Text:ST0412B :CS-1-09DDXN422 Exp:DIOXINRES8290A

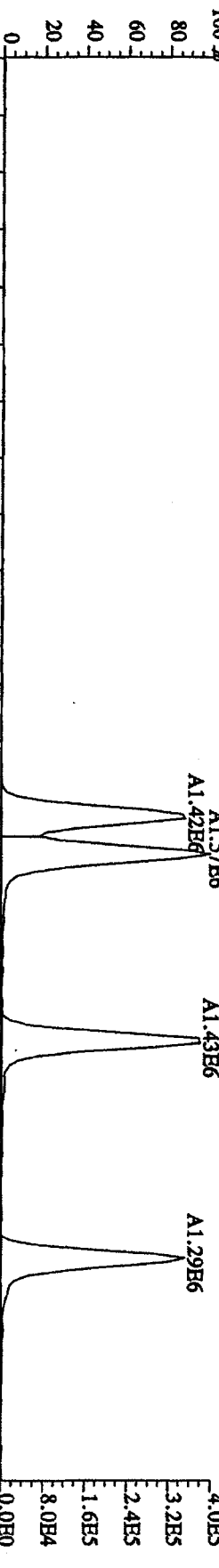
430.9728 S:4 F:3 SMO(1,3) PKD(5,3,3,100,00%,0,0,1,00%,F,T)



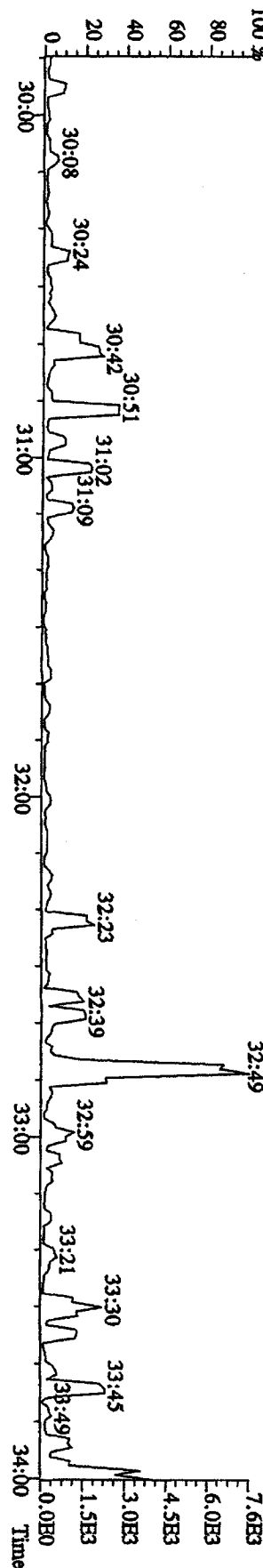
373.8208 S:4 F:3 SMO(1,3) BSUB(1000,15,-3.0) PKD(5,3,3,0.10%,1420,0,1,00%,F,T)



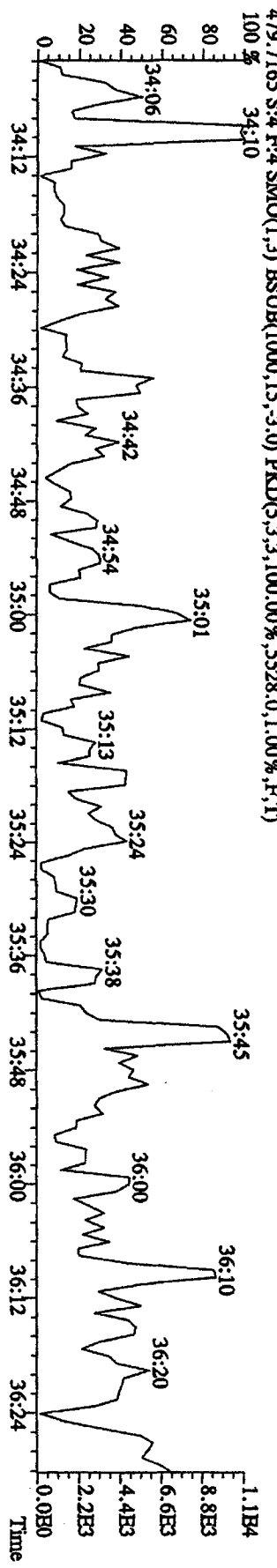


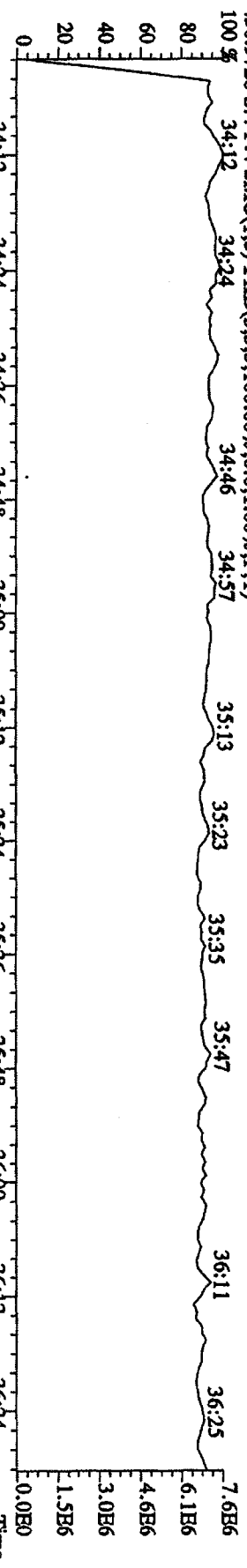
375.8178 S:4 F:3 SMO(1,3) BSUB(1000,15,-3.0) PKD(5,3,3,0.10%,816,0,1,00%,F,T)



445.7555 S:4 F:3 SMO(1,3) BSUB(1000,15,-3.0) PKD(5,3,3,100,00%,192,0,1,00%,F,T)

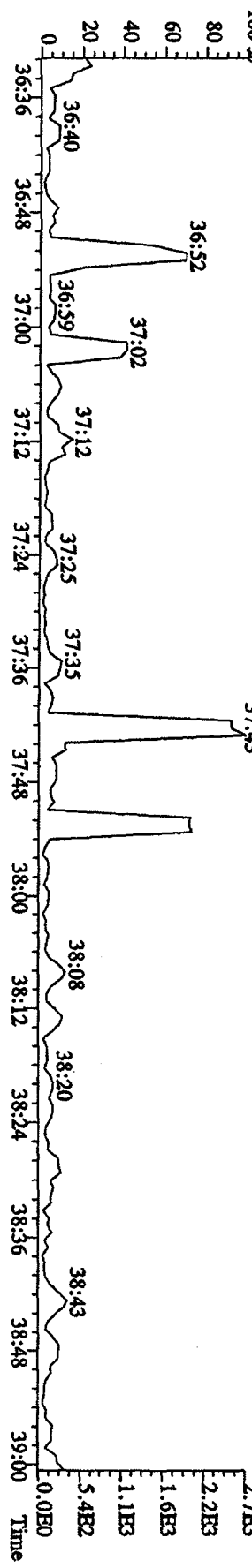
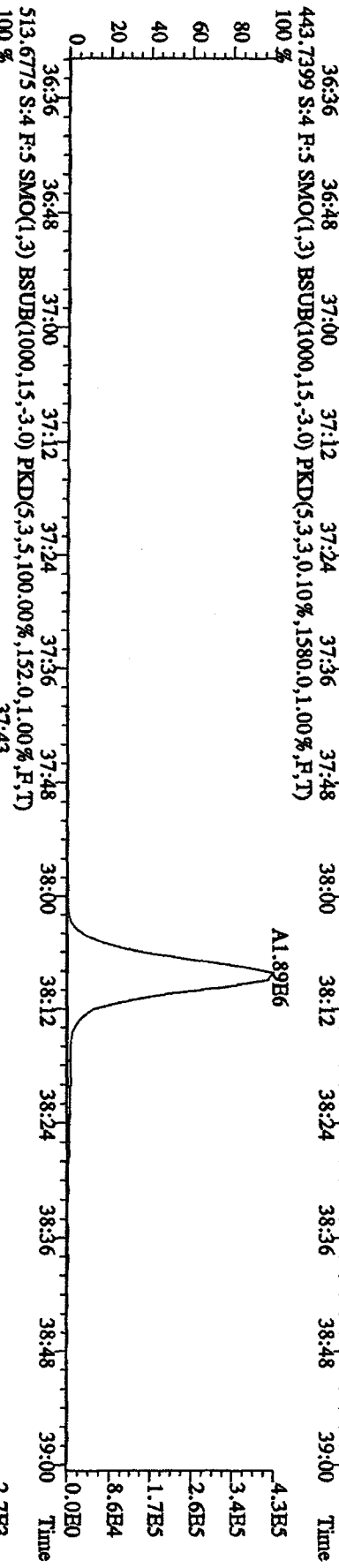

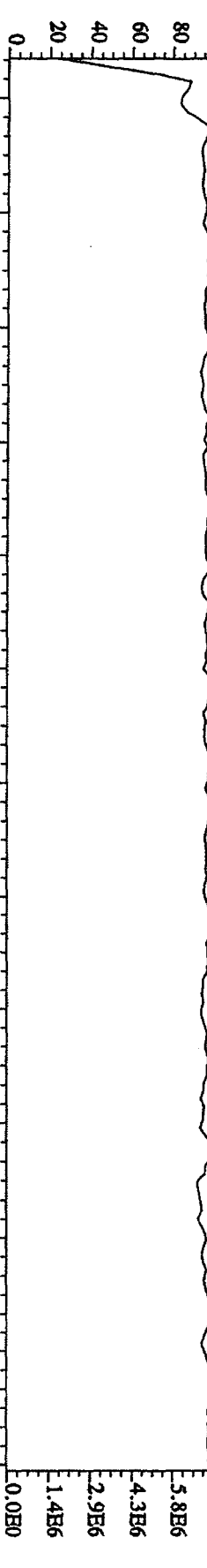


File:12AP104D5 #1-198 Acq:12-APR-2010 10:48:47 GC EI+ Voltage SIR Autospec-UltimaB
 Sample#4 Text:ST0412B :CS-109DXN422 Bsp:DIOXINRES8290A

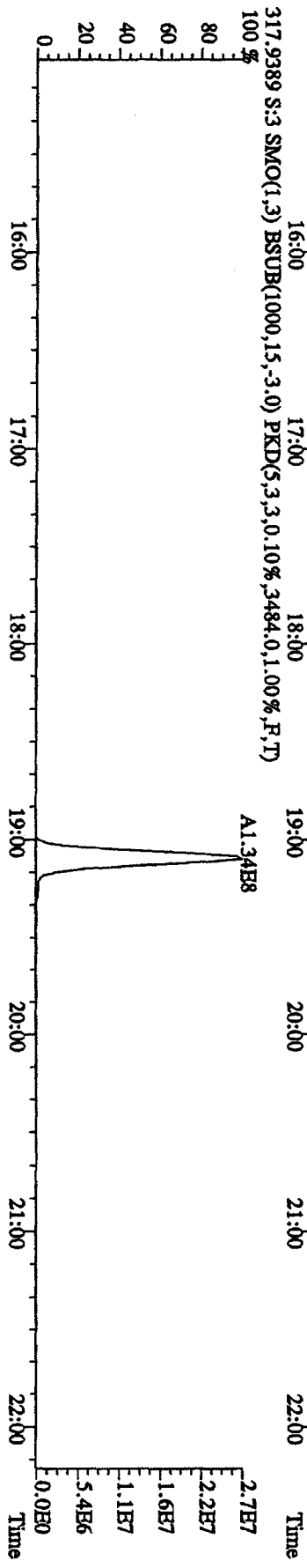
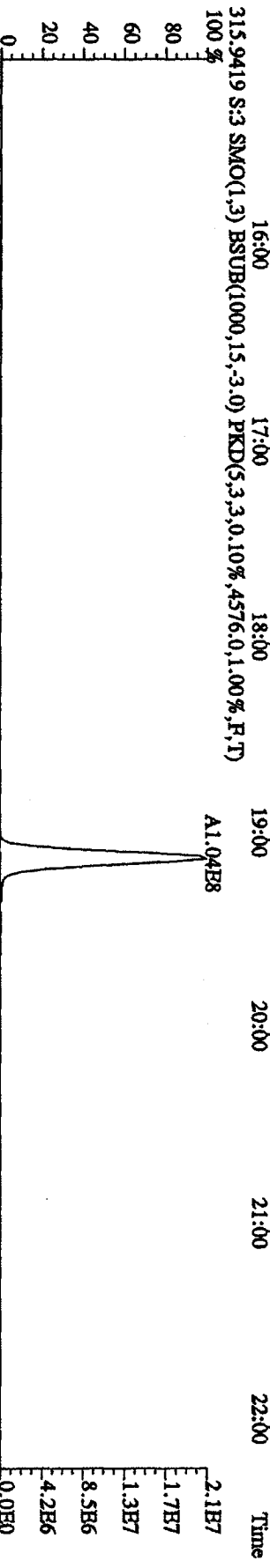
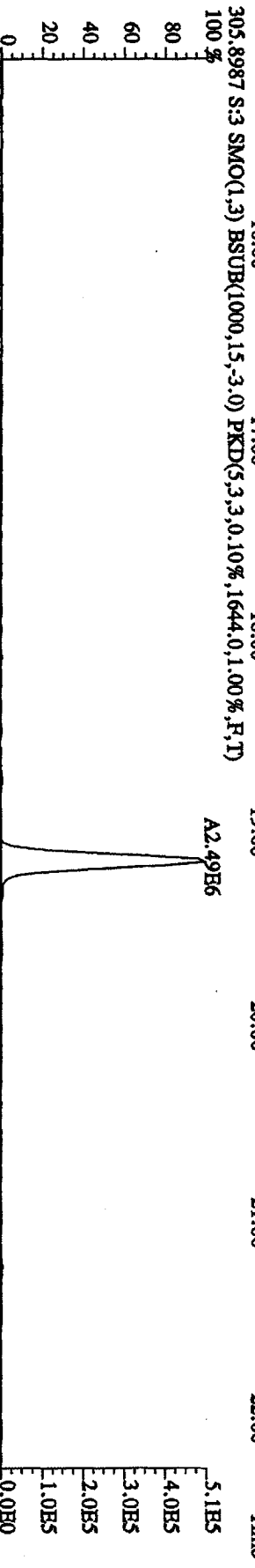
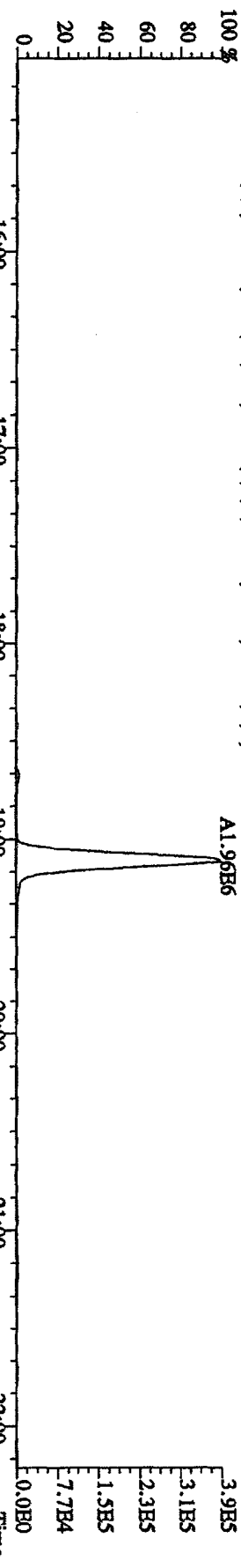


File:12AP104D5 #1-191 Acq:12-APR-2010 10:48:47 GC EL+ Voltage SIR Autospec-UtimaE


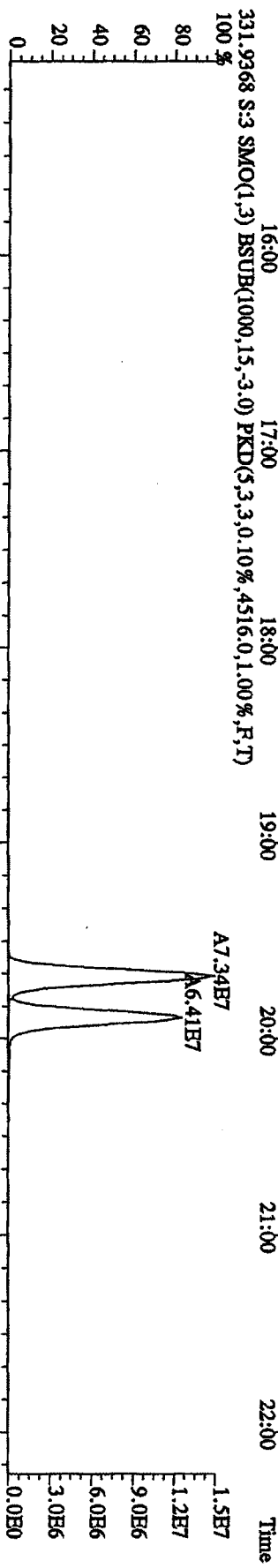
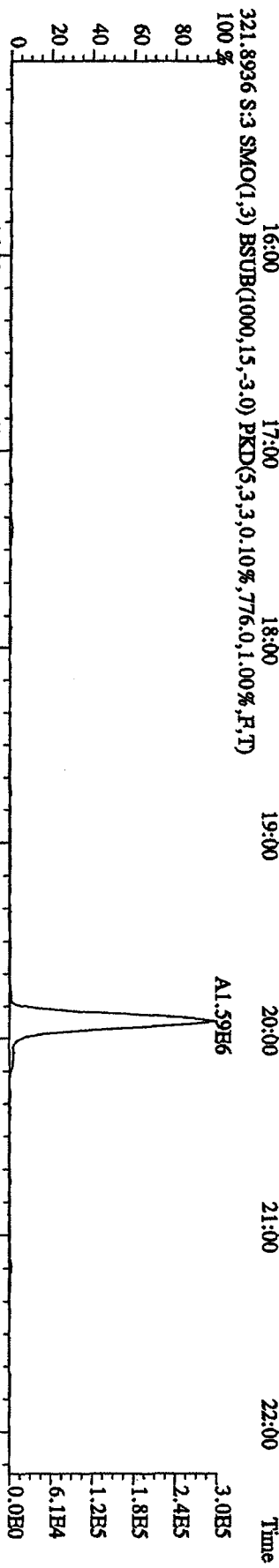

Sample#4 Text:ST0412B :CS-1 09DXK422 Exp.:DIOXINRES8290A



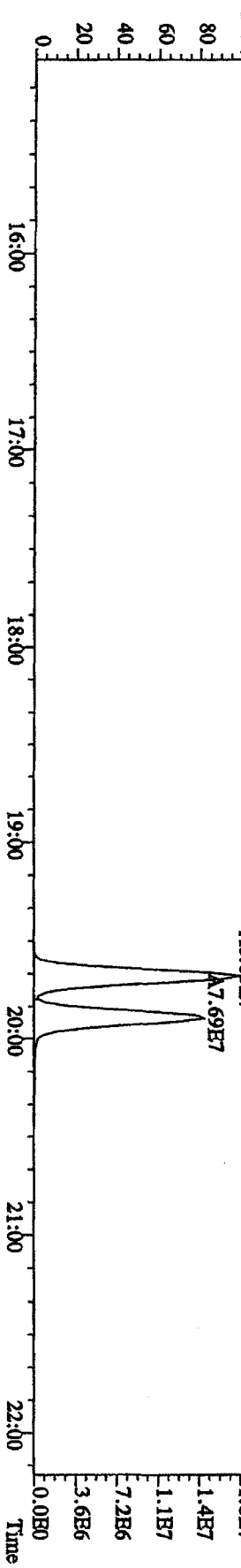
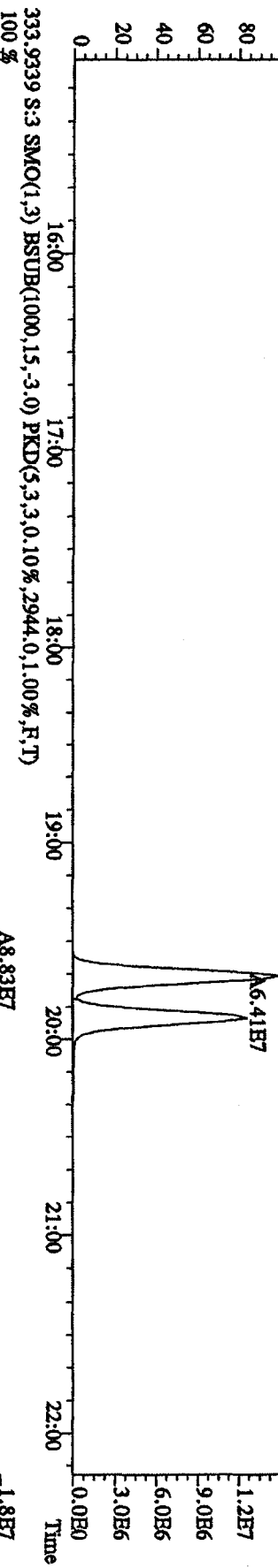
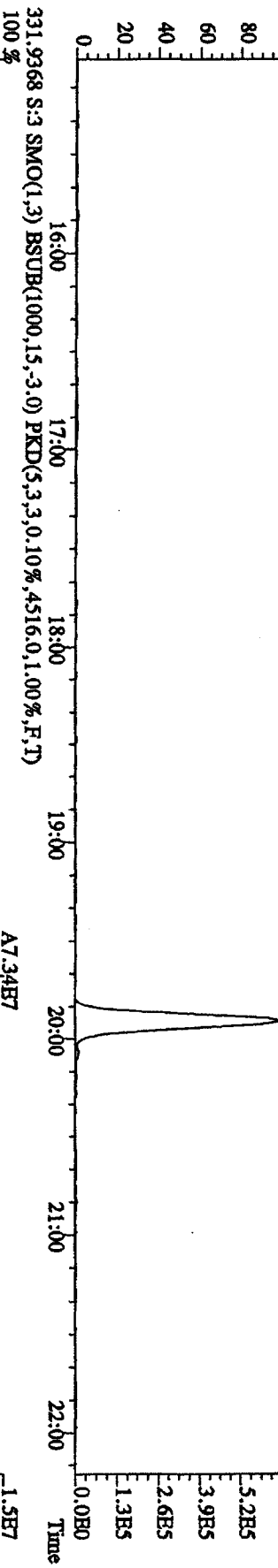

File:12ADP104D5 #1-435 Acq:12-APR-2010 10:04:44 GC EI+ Voltage SIR Autospec-UltimaB
 Sample#3 Text:ST0412A :CS-2 09DXN423 Exp:DIOXINRESS8290A
 303.9016 S:3 SMO(1,3) BSUB(1000,15,-3,0) PKD(5,3,3,0,10%,616,0,1,00%,F,T) 100%



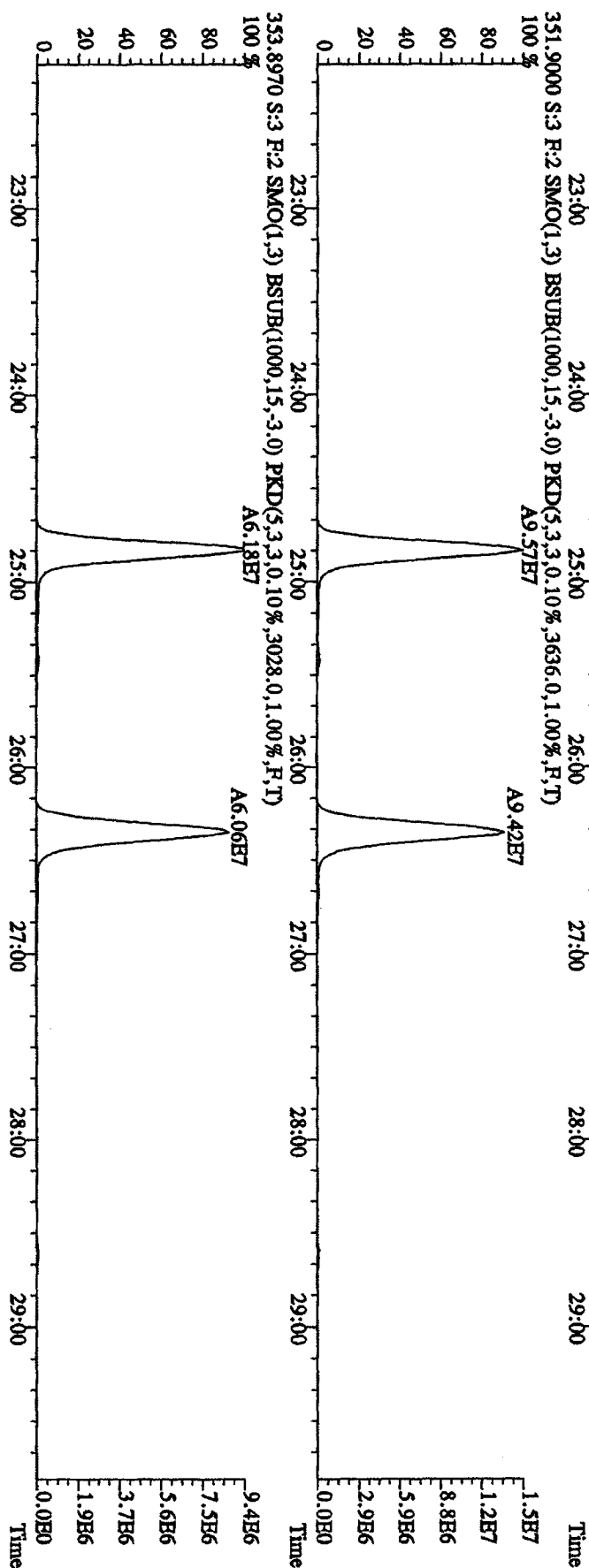
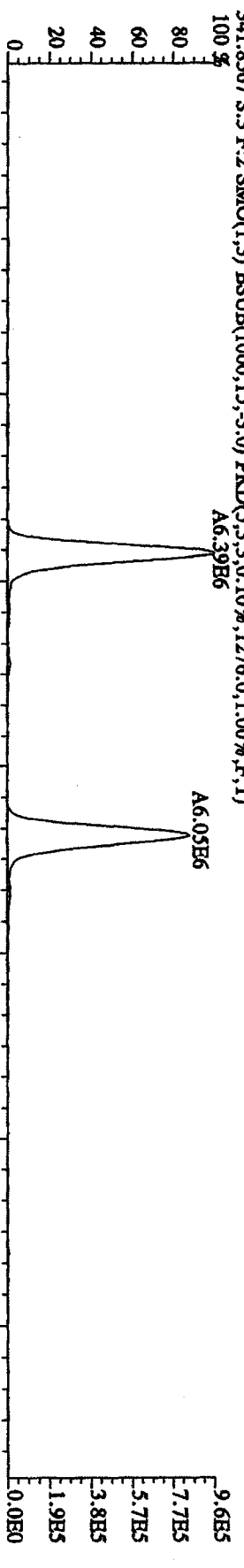
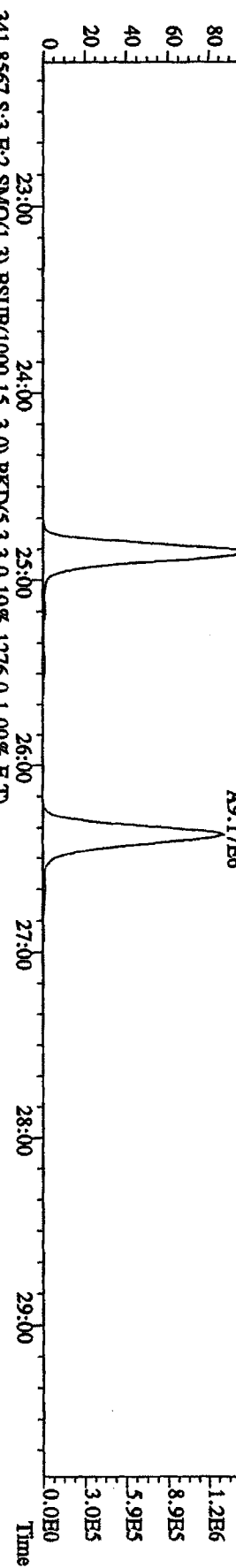
File: 12AP104D5 #1-435 Acq: 12-APR-2010 10:04:44 GC HI+ Voltage SIR Autospec-Ultimate
 Sample#3 Text: ST0412A :CS-2.09DXN423 Exp: DIOXINRES8290A
 319.8965 S:3 SMO(1,3) BSUB(1000,15,-3.0) PKD(5,3,3,0.10%,756.0,1.00%,F,T) 100%
 333.9339 S:3 SMO(1,3) BSUB(1000,15,-3.0) PKD(5,3,3,0.10%,2944.0,1.00%,F,T) 100%



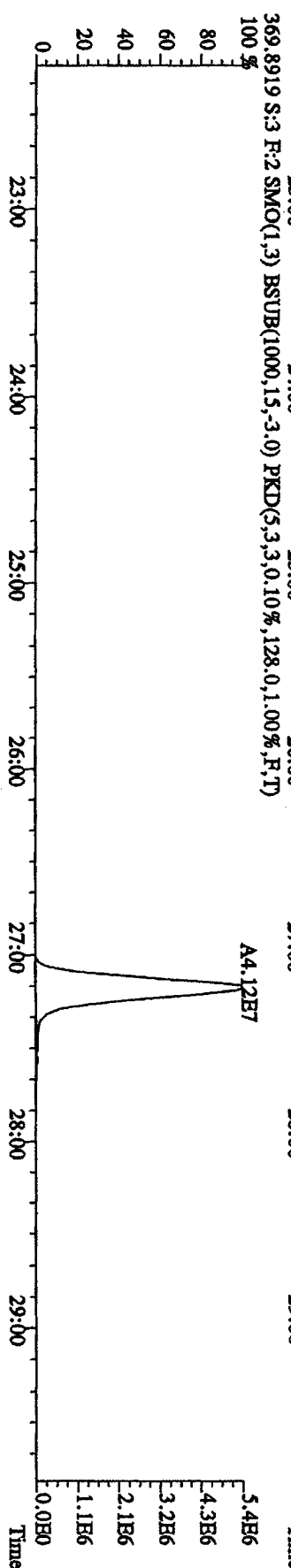


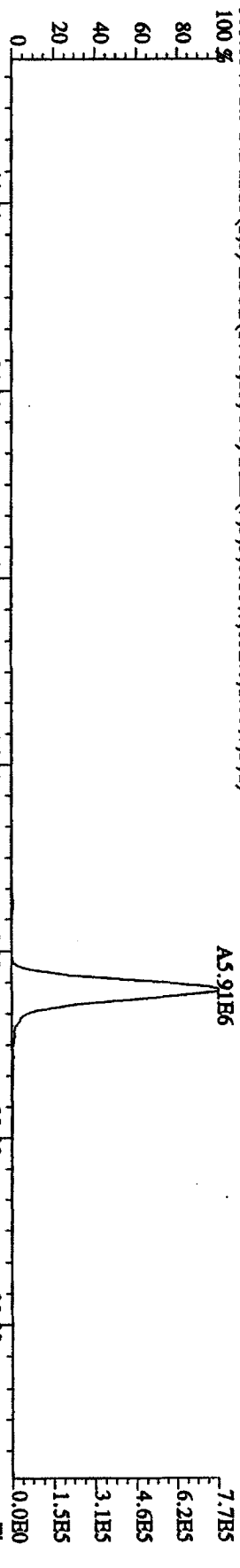
File: 12AP104D5 #1-435 Acq: 12-APR-2010 10:04:44 GC HI+ Voltage SIR Autospec-Ultimate
 Sample#3 Text: ST0412A :CS-2 09DXN423 Exp: DIOXINRES8290A
 327.8847 S:3 SMO(1,3) BSUB(1000,15,-3,0) PKD(5,3,3,0,10%,1680,0,1,00%,F,T)



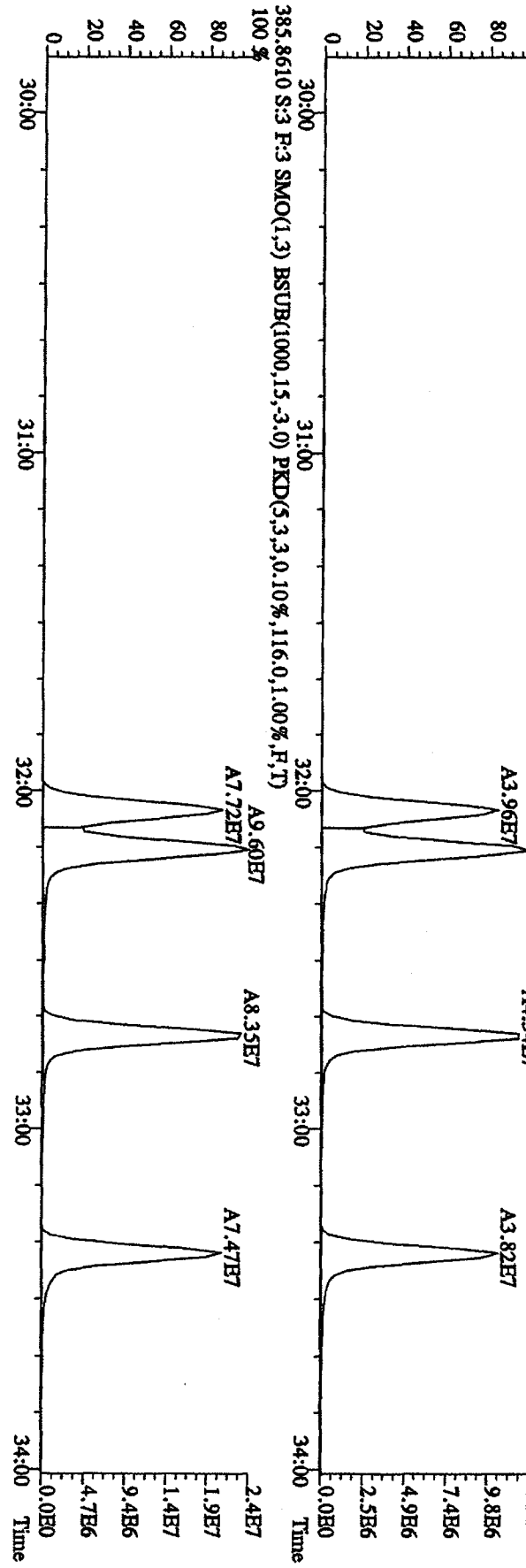
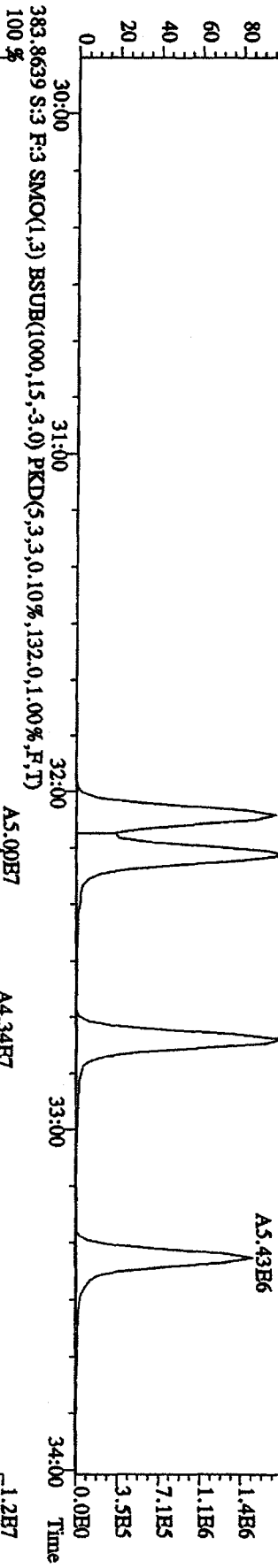
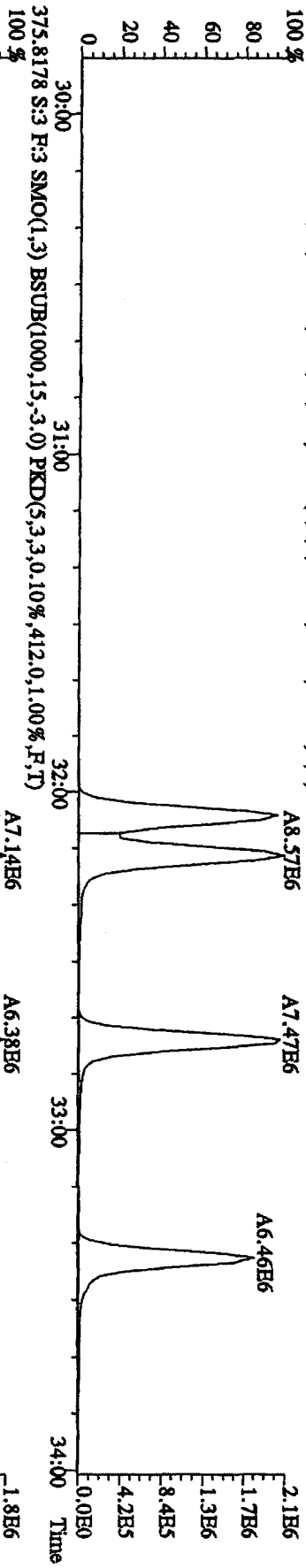
File:12ADP104D5 #1-605 Acq:12-APR-2010 10:04:44 GC EI+ Voltage SIR Autospec-UltimaB
 Sample#3 Text:ST0412A :CS-2 09DXN423 Exp:DIOXINRES8290A
 339.8597 S:3 F:2 SMO(1,3) BSUB(1000,15,-3,0) PKD(5,3,3,0,10%,676,0,1,00%,F,T)
 100% A9.70E6



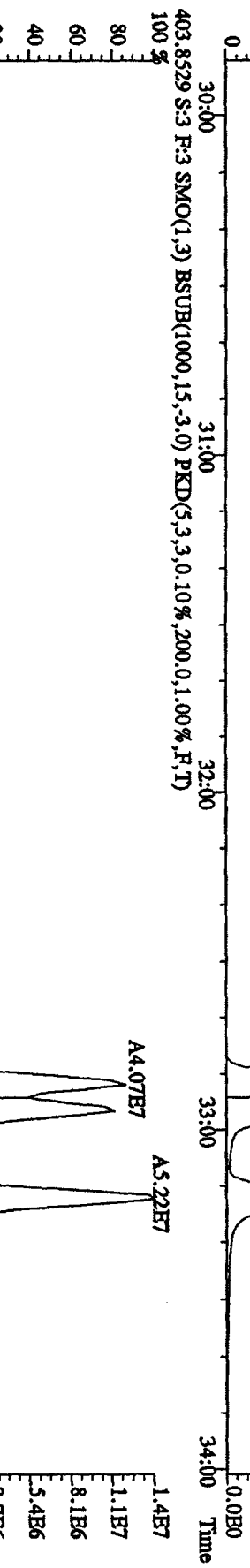


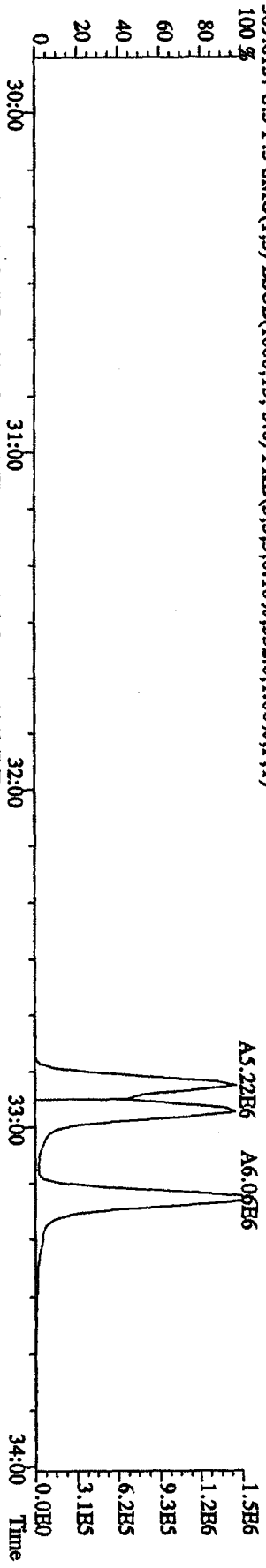
File:12AP104D5 #1-605 Acq:12-APR-2010 10:04:44 GC EI+ Voltage SIR Autospec-UltimaB
 Sample#3 Text:STD412A :CS-2 09DXN423 Exp:DIOXINRES8290A
 355.8346 S:3 F:2 SMO(1,3) BSUB(1000,15,-3,0) PKD(5,3,3,0,10%,832.0,1.00%,F,T)
 100 %




File: 12AP104D5 #1-317 Acq: 12-APR-2010 10:04:44 GC HI + Voltage SIR Autospec-Ultimate
 Sample#3 Text: ST0412A :CS-2 09DXN423 Exp: DIOXINRES8290A
 373.8208 S:3 F:3 SMO(1,3) BSUB(1000,15,-3,0) PKD(5,3,3,0,10%,808,0,1,00%,F,T)




File: 12AP104D5 #1-317 Acq: 12-APR-2010 10:04:44 GC EI+ Voltage SIR Autospec-Ultimate
 Sample#3 Text: ST0412A :CS-2-09DXN423 Exp: DIOXINRES8290A
 389.8157 S:3 F:3 SMO(1,3) BSUB(1000,15,-3,0) PKD(5,3,3,0,10%,532.0,1.00%,F,T)




File:12AP104D5 #1-198 Acq:12-APR-2010 10:04:44 GC EI+ Voltage SIR Autospec-UltimaB
 Sample#3 Text:ST0412A :CS-2 09DXN423 Exp:DIOXINRBS8290A
 407.7818 S:3 F:4 SMO(1,3) BSUB(1000,15,-3,0) PKD(5,3,3,0.10%,5260.0,1.00%,F,T)
 100 % A6.17E6




409.7789 S:3 F:4 SMO(1,3) BSUB(1000,15,-3,0) PKD(5,3,3,0.10%,1816.0,1.00%,F,T)
 100 % A6.34E6



417.8253 S:3 F:4 SMO(1,3) BSUB(1000,15,-3,0) PKD(5,3,3,0.10%,13900.0,1.00%,F,T)
 100 % A2.92E7



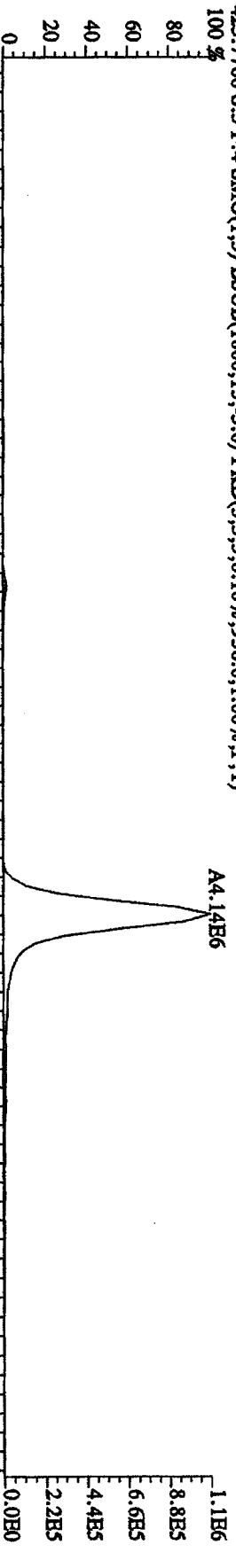
419.8220 S:3 F:4 SMO(1,3) BSUB(1000,15,-3,0) PKD(5,3,3,0.10%,8456.0,1.00%,F,T)
 100 % A6.86E7



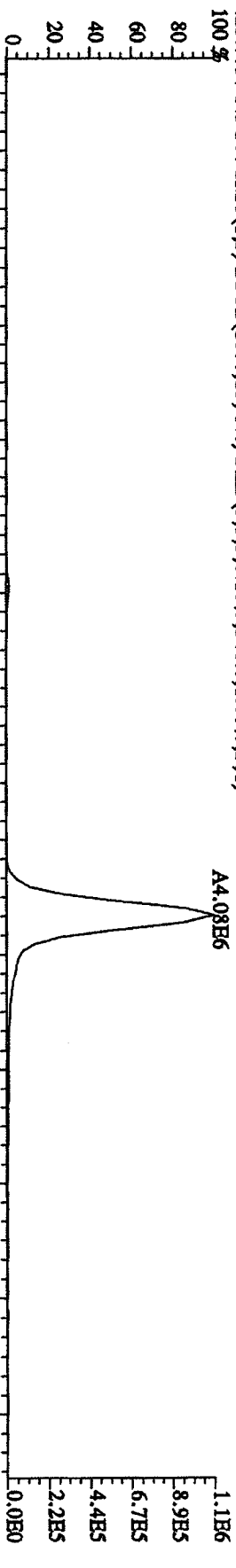
File:12AP104D5 #1-198 Acq:12-APR-2010 10:04:44 GC EI+ Voltage SIR Autospec-UltimaB

Sample#3 Text:ST0412A :CS-2 09DXN423 Exp:DIOXINRHS8290A

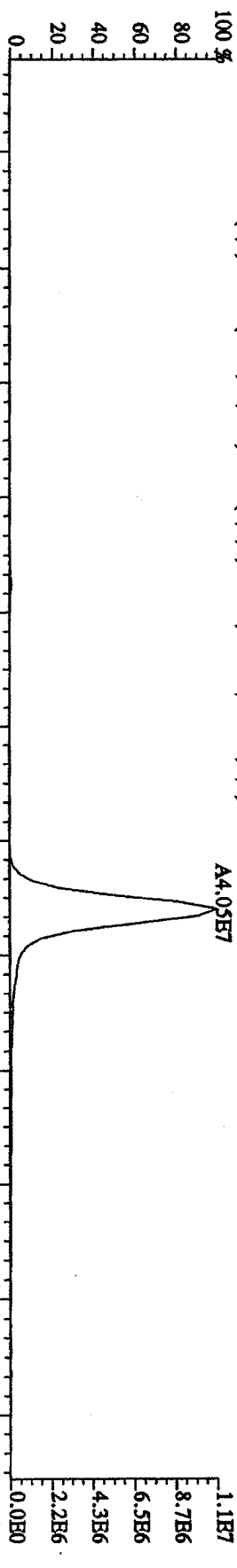
423.7766 S:3 F:4 SMO(1,3) BSUB(1000,15,-3.0) PKD(5,3,3,0,10%,956.0,1.00%,F,T)



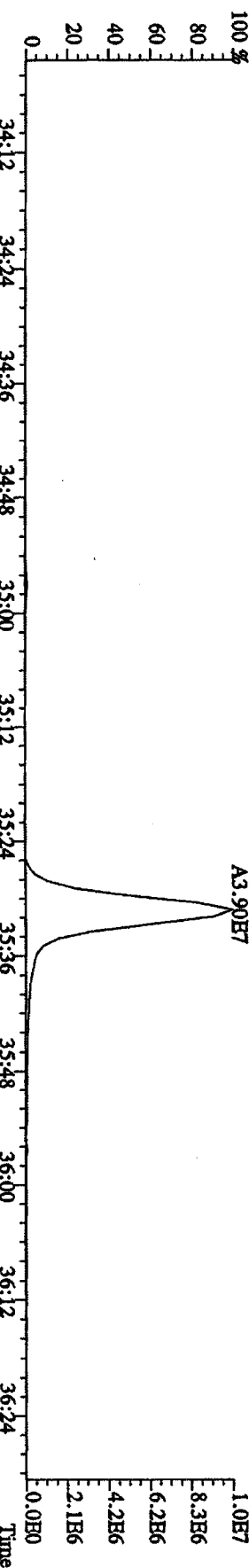
425.7737 S:3 F:4 SMO(1,3) BSUB(1000,15,-3.0) PKD(5,3,3,0,10%,540.0,1.00%,F,T)



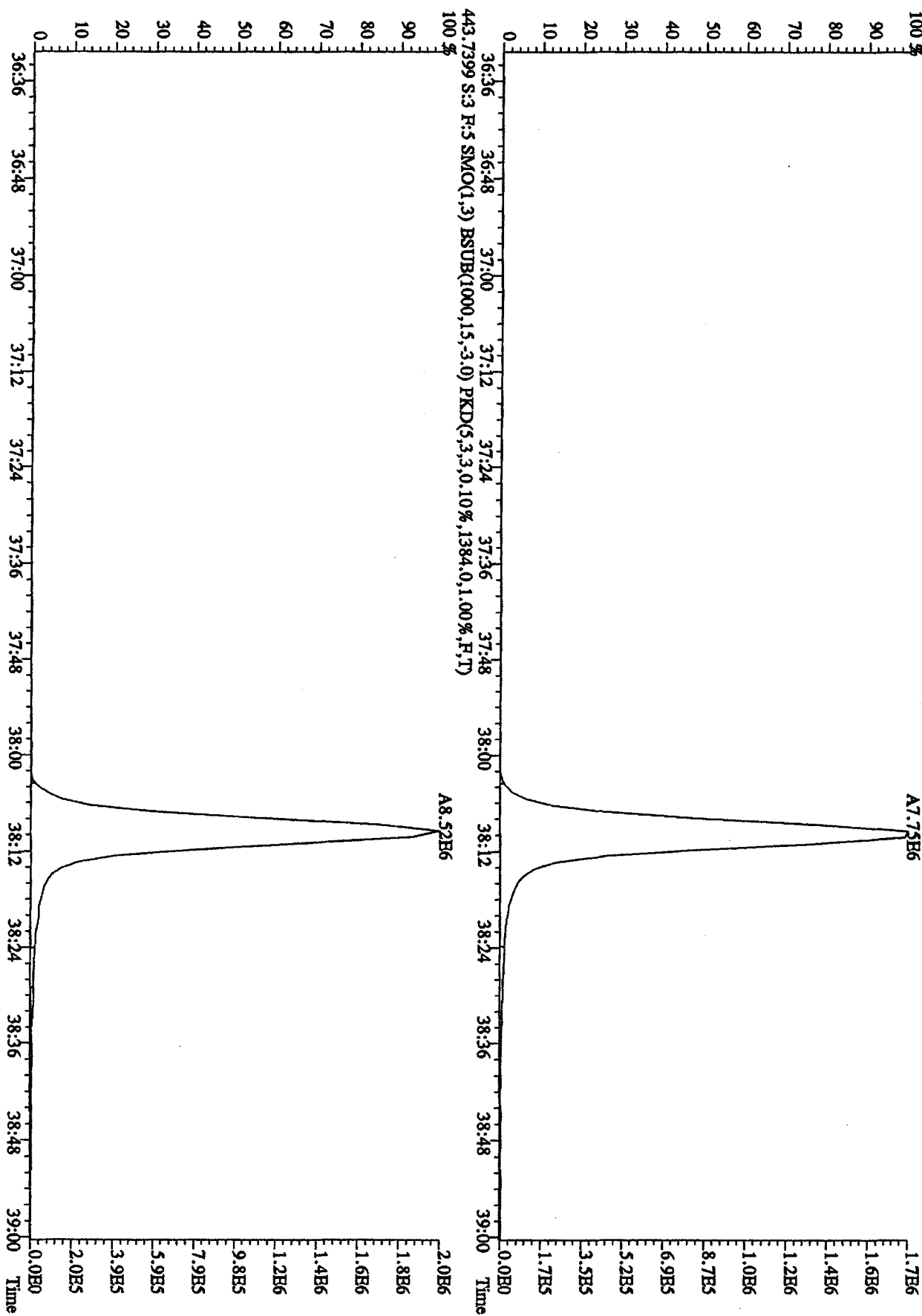
435.8169 S:3 F:4 SMO(1,3) BSUB(1000,15,-3.0) PKD(5,3,3,0,10%,1508.0,1.00%,F,T)



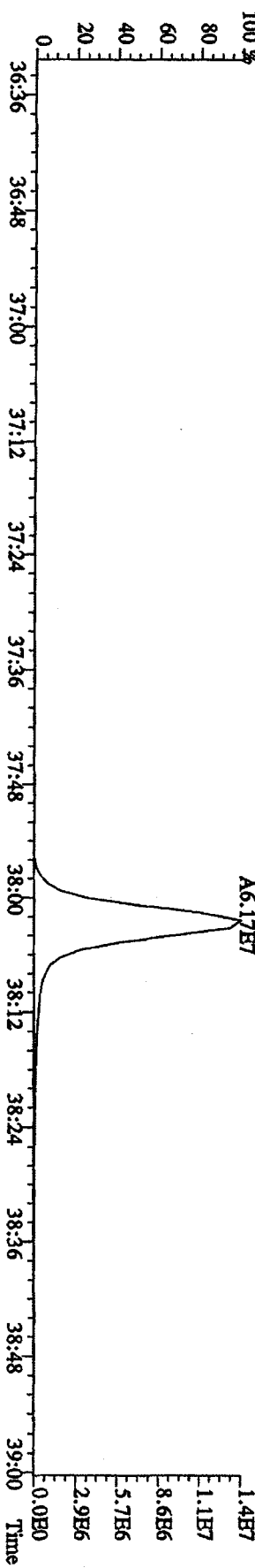
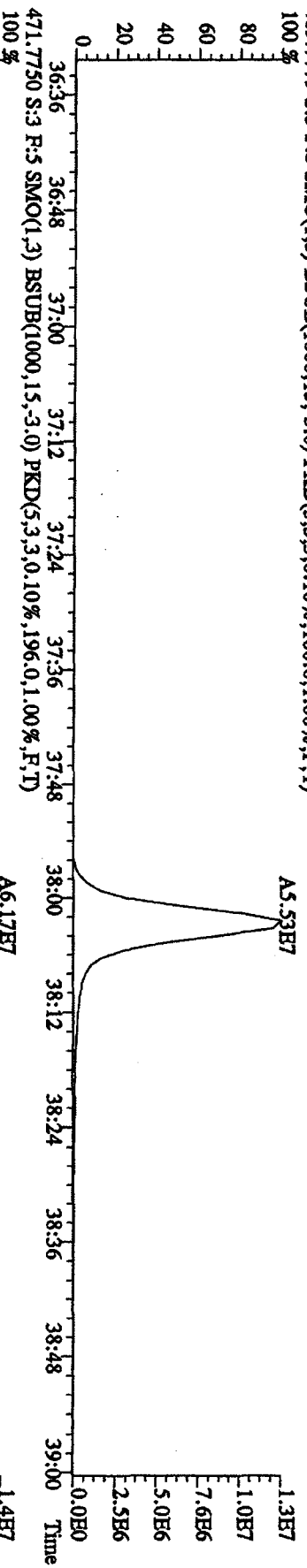
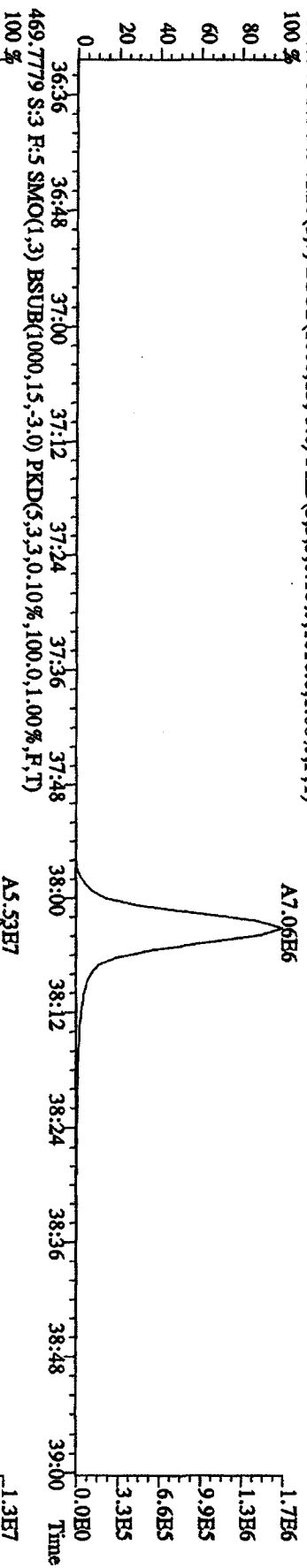
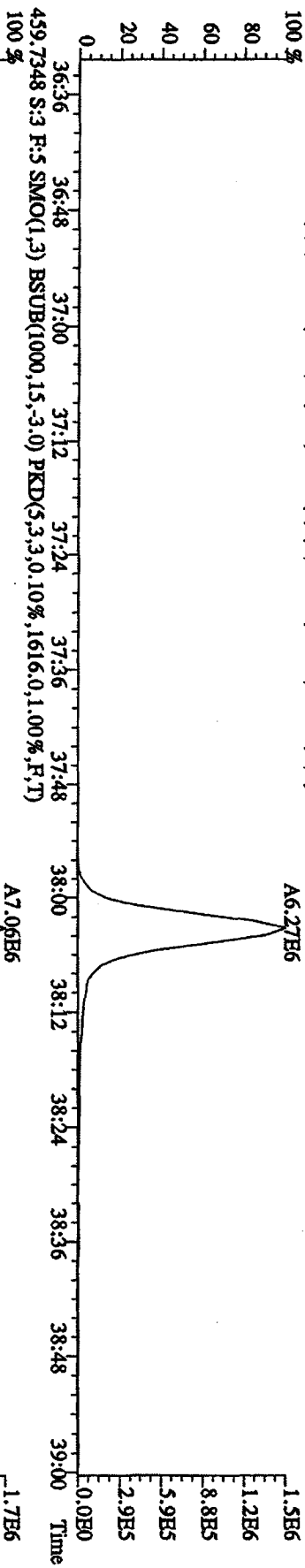
437.8140 S:3 F:4 SMO(1,3) BSUB(1000,15,-3.0) PKD(5,3,3,0,10%,264.0,1.00%,F,T)



File: 12AP104D5 #1-190 Acq: 12-APR-2010 10:04:44 GC BI + Voltage SIR Autospec-UltraB
 Sample#3 Text: ST0412A :CS-2 09DXN423 Exp: DIOXINRES8290A
 441.7428 S:3 F:5 SMO(1,3) BSUB(1000,15,-3,0) PKD(5,3,3,0,10%,840,0,1,100%,F,T)
 100%




File:12AP104D5 #1-190 Acq:12-APR-2010 10:04:44 GC EI+ Voltage SIR Autospec-Ultimate
 Sample#3 Text:ST0412A :CS-2 09DXN423 Exp:DIOXINRESS8290A
 457.7377 S:3 F:5 SMO(1.3) BSUB(1000,15,-3.0) PKD(5.3,3.0,10%,604.0,1.00%,F,T) 100%




File: 12AP104D5 #1-435 Acq: 12-APR-2010 10:04:44 GC EI+ Voltage SIR Autospec-UltimaB

Sample#3 Text: ST0412A :CS-2-09DXN423 Exp: DIOXINRES8290A


354.9792 S:3 SMO(1,3) PKD(5,3,3,100.00%,0.0,1.00%,F,T)



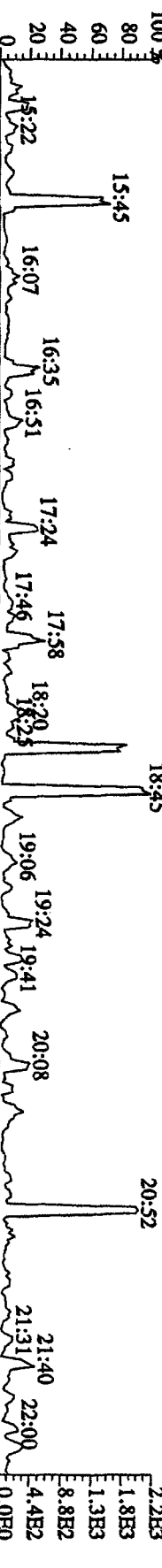
303.9016 S:3 SMO(1,3) BSUB(1000,15,3,0) PKD(5,3,3,0.10%,616.0,1.00%,F,T)



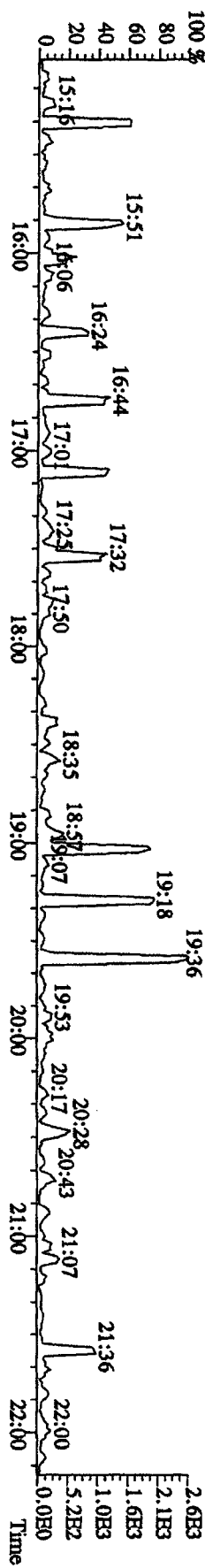
305.8987 S:3 SMO(1,3) BSUB(1000,15,3,0) PKD(5,3,3,0.10%,1644.0,1.00%,F,T)



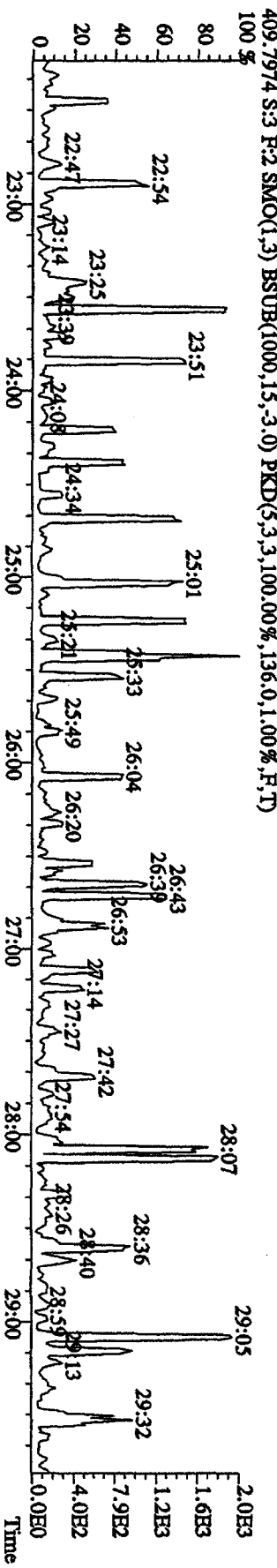
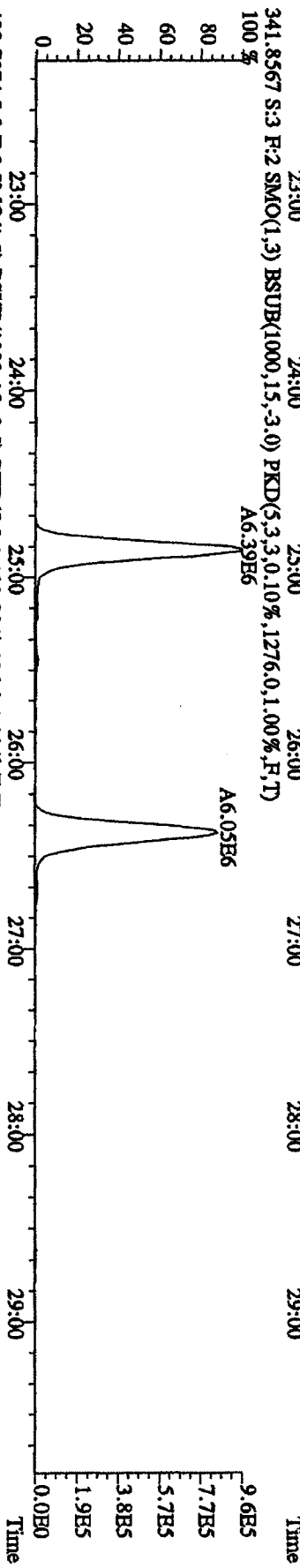
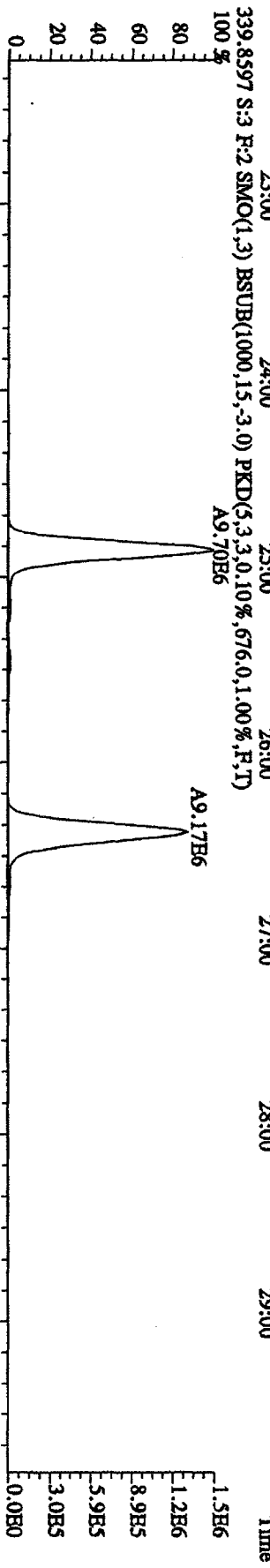
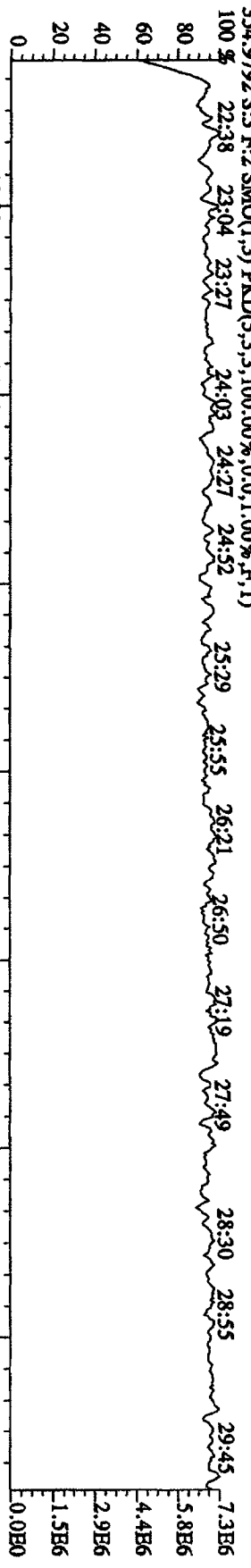
375.8364 S:3 SMO(1,3) BSUB(1000,15,3,0) PKD(5,3,3,100.00%,132.0,1.00%,F,T)



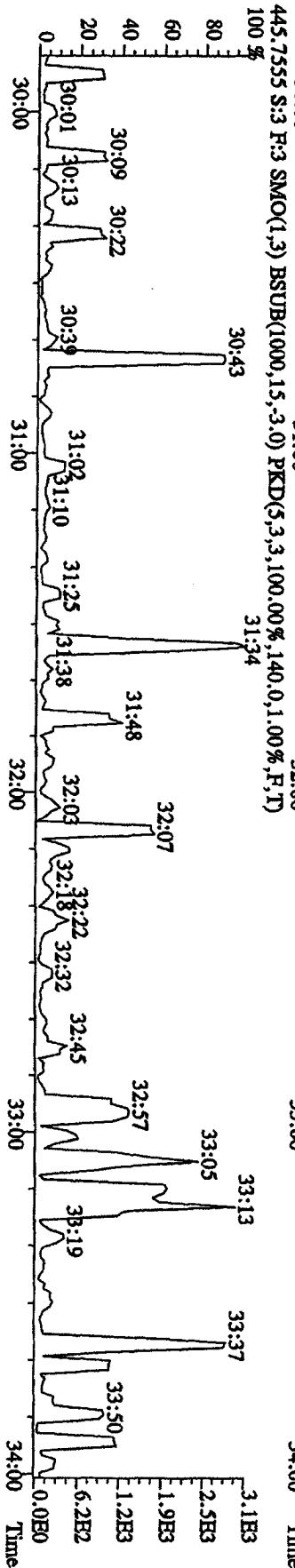
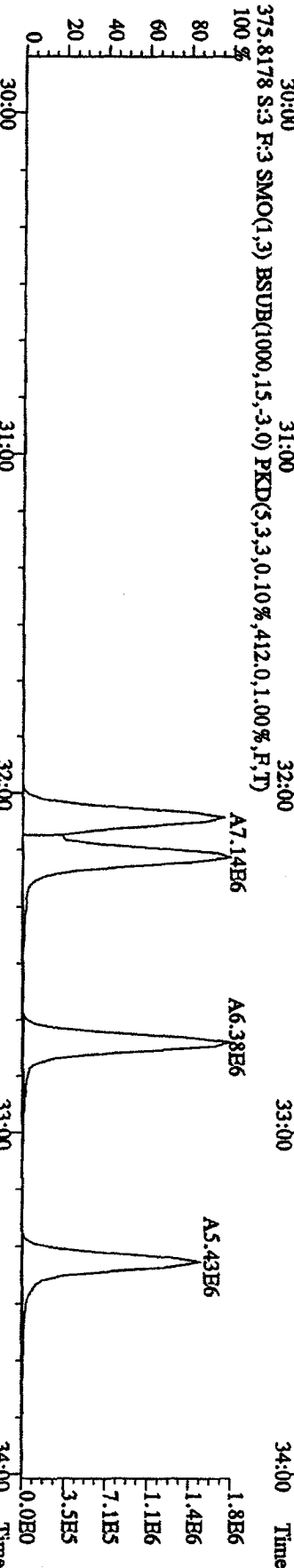
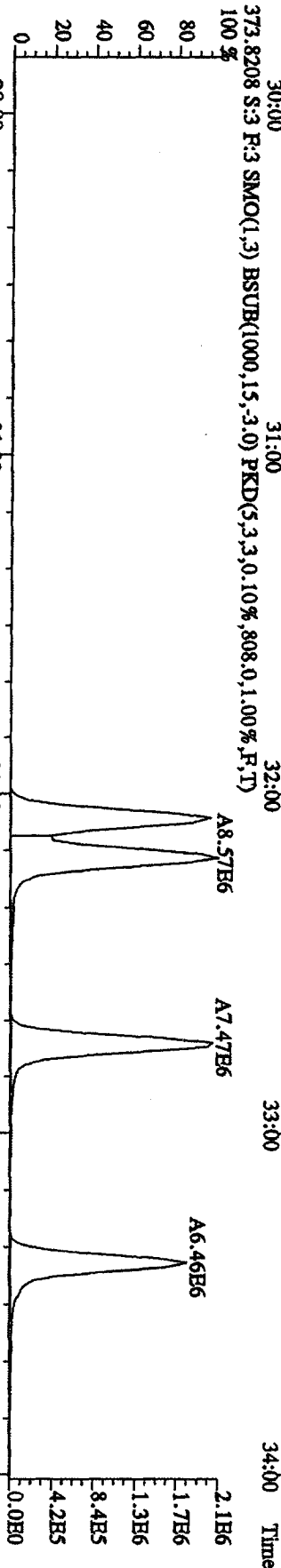

409.7974 S:3 SMO(1,3) BSUB(1000,15,3,0) PKD(5,3,3,100.00%,96.0,1.00%,F,T)

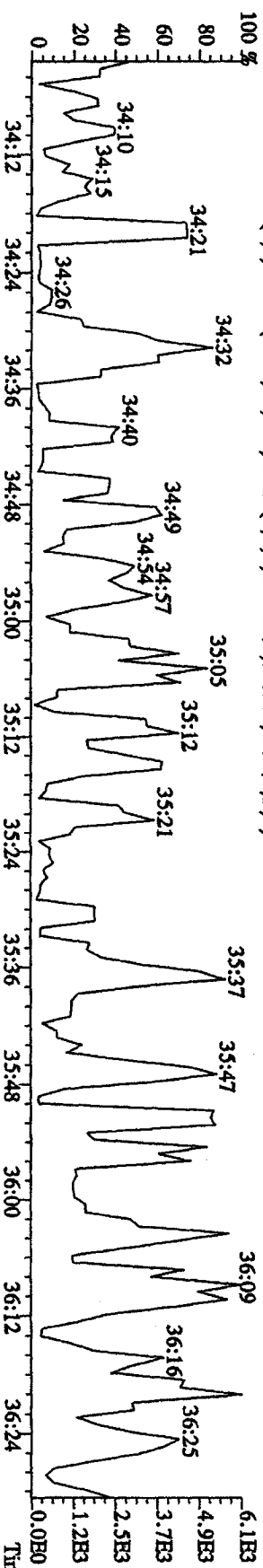
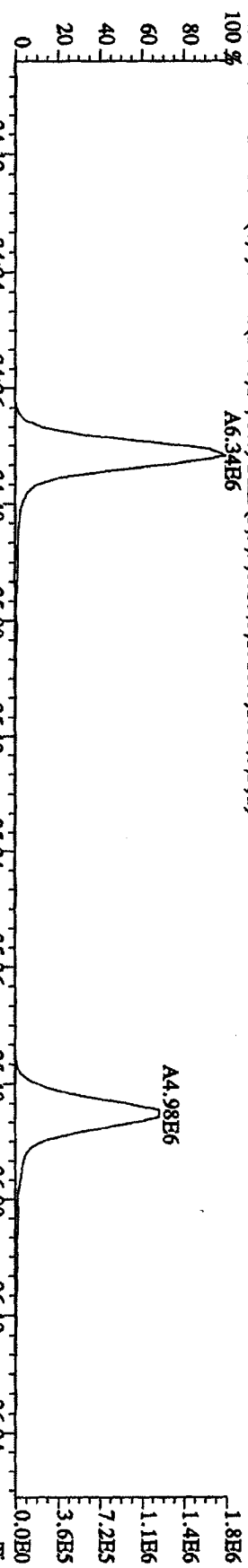

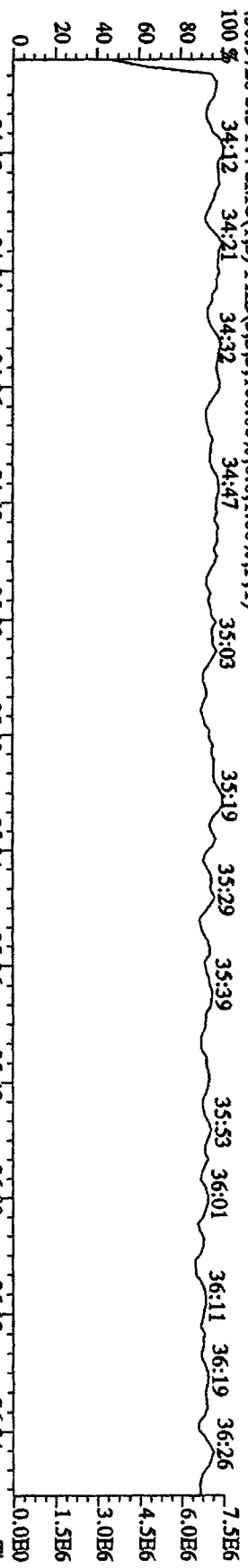


File: 12AP104D5 #1-605 Acq: 12-APR-2010 10:04:44 GC EI+ Voltage SIR Autospec-Ultimah
 Sample#3 Text: ST0412A :CS-2.09DXN423 Exp: DIOXINRES8290A

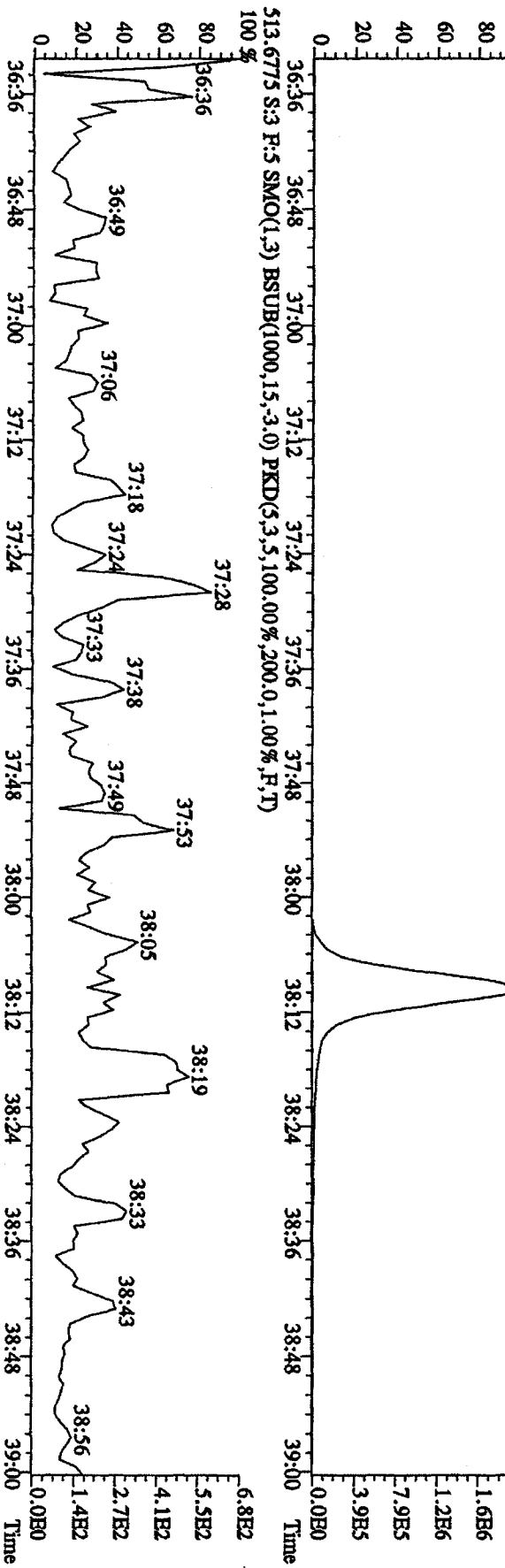

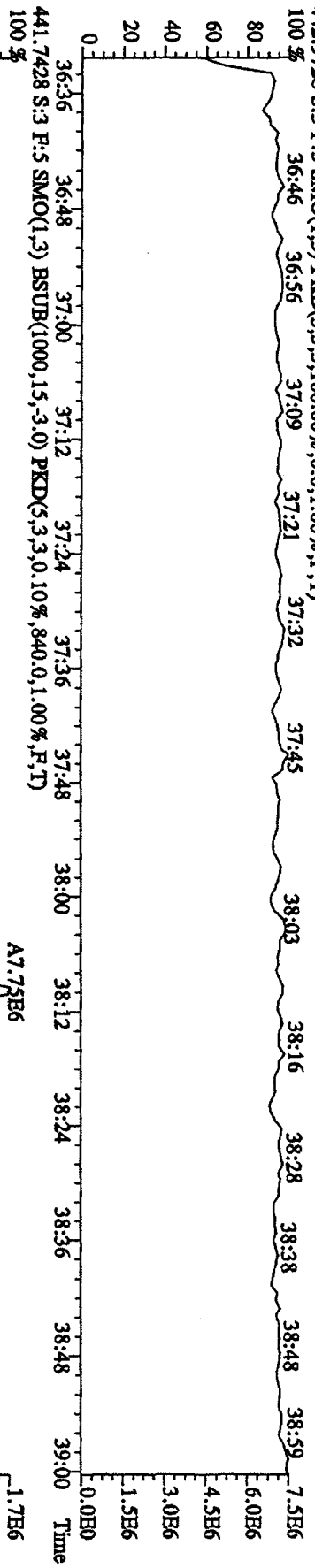


File:12AP104D5 #1-317 Acq:12-APR-2010 10:04:44 GC HI + Voltage SIR Autospec-UltraB
 Sample#3 Text:ST0412A :CS-2 09DXN423 Exp:DIOXINRES8290A

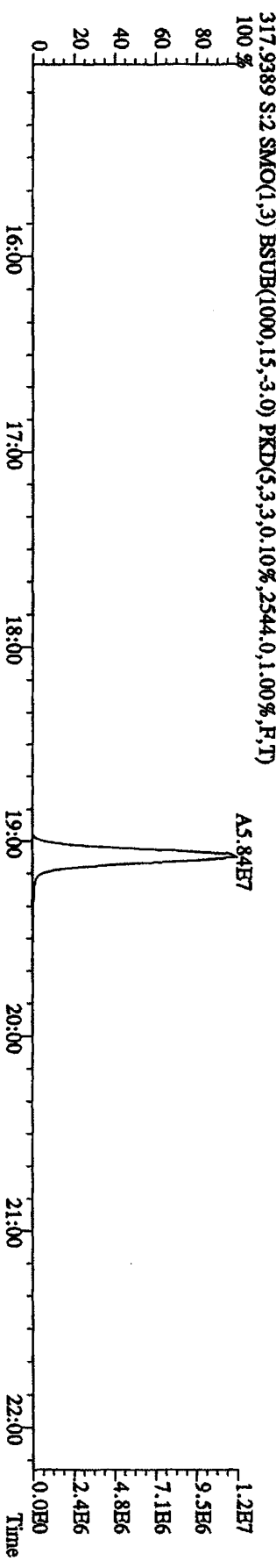
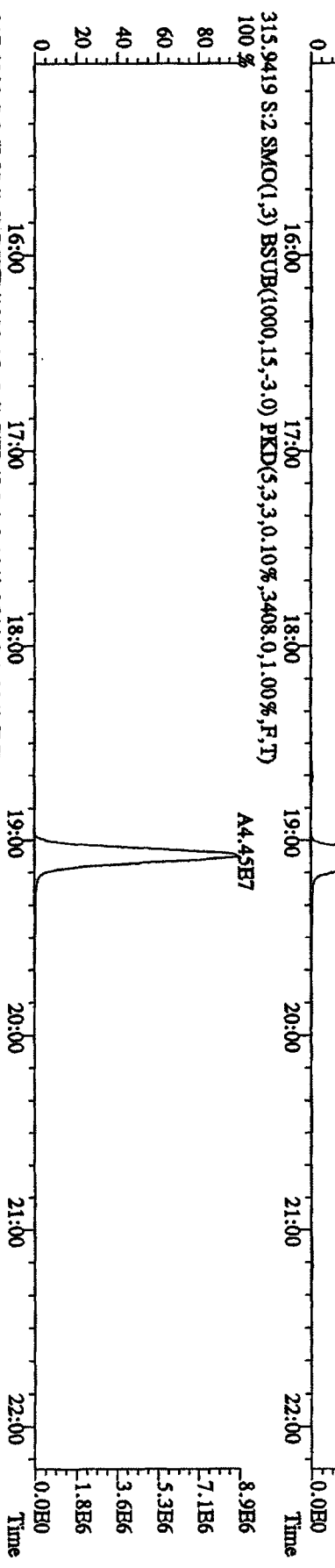
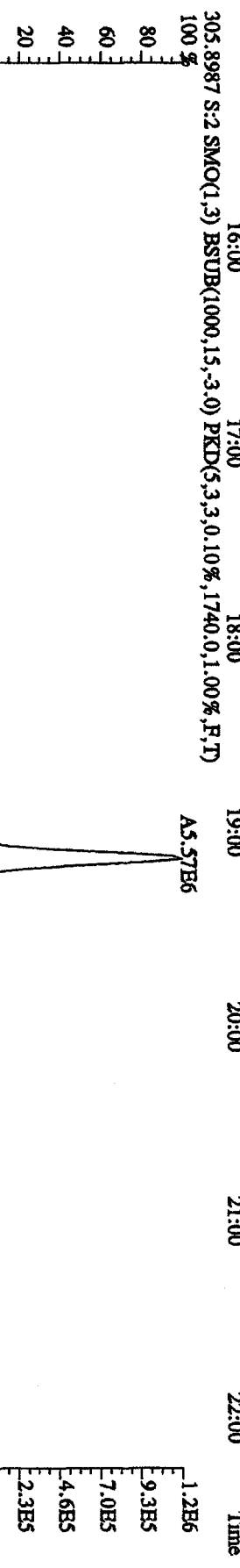
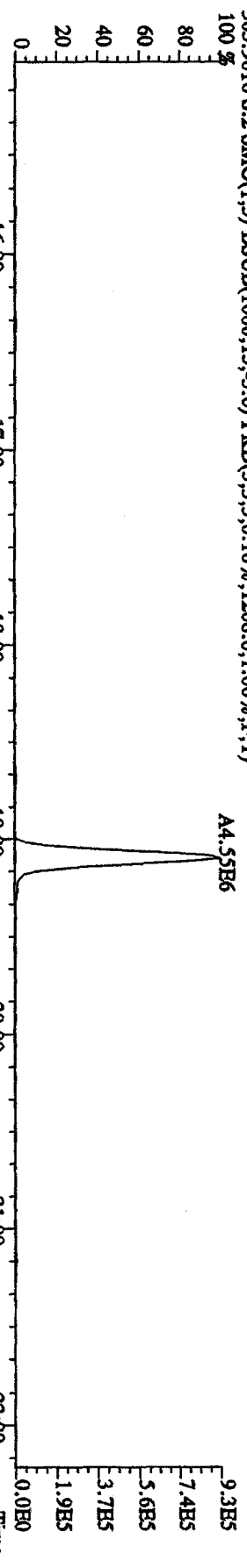




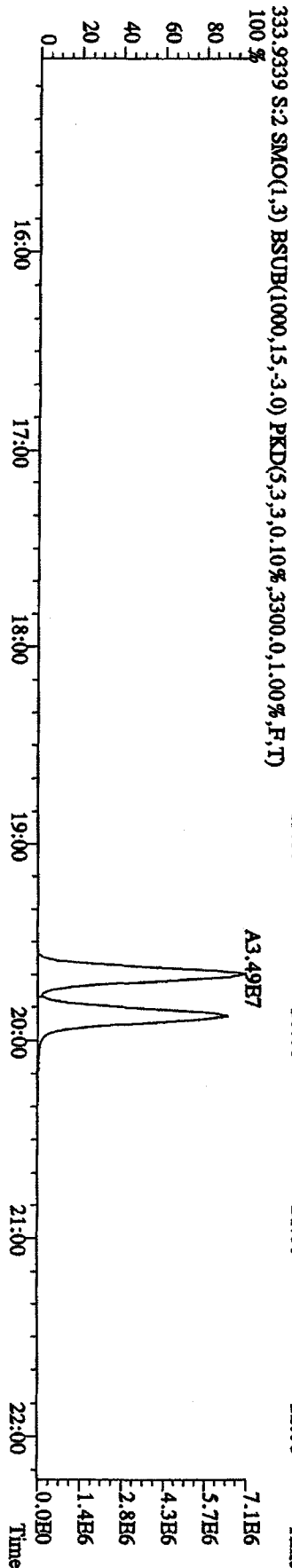
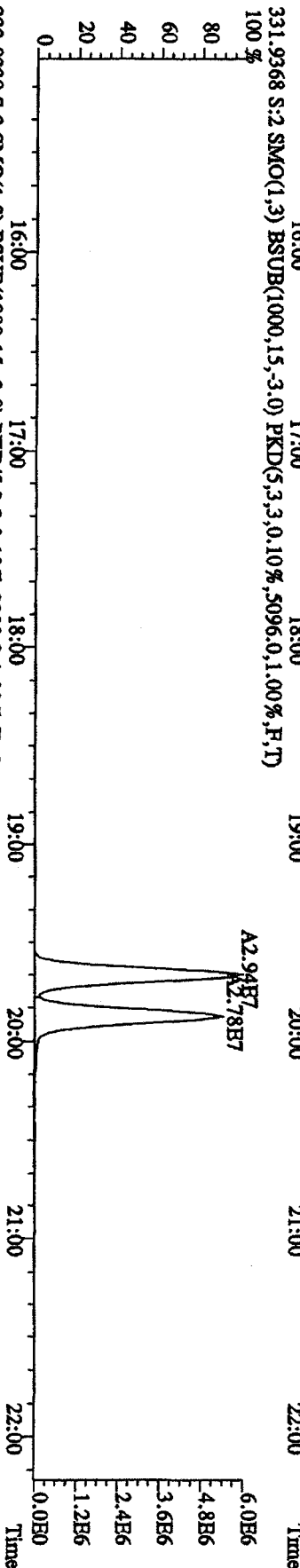
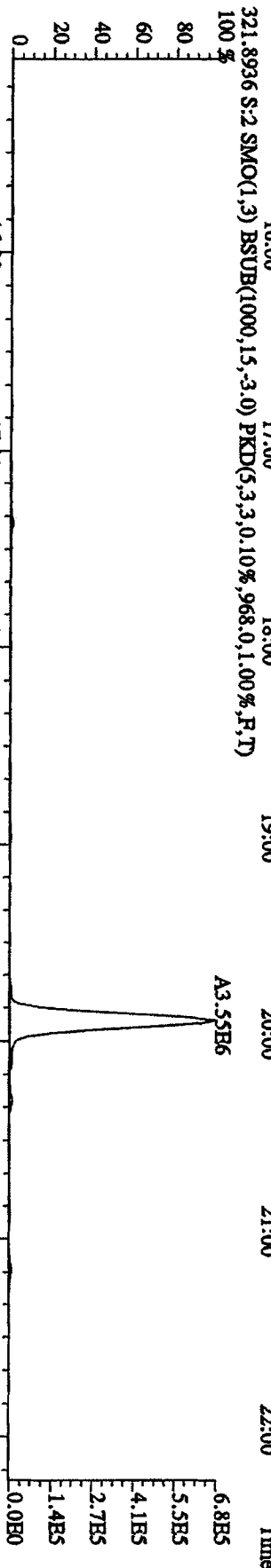

File: 12AP104D5 #1-190 Acq: 12-APR-2010 10:04:44 GC EI+ Voltage SIR Autospec-UltimaB
 Sample#3 Text: ST0412A :CS-2 09DXN423 Exp: DIOXINRES8290A



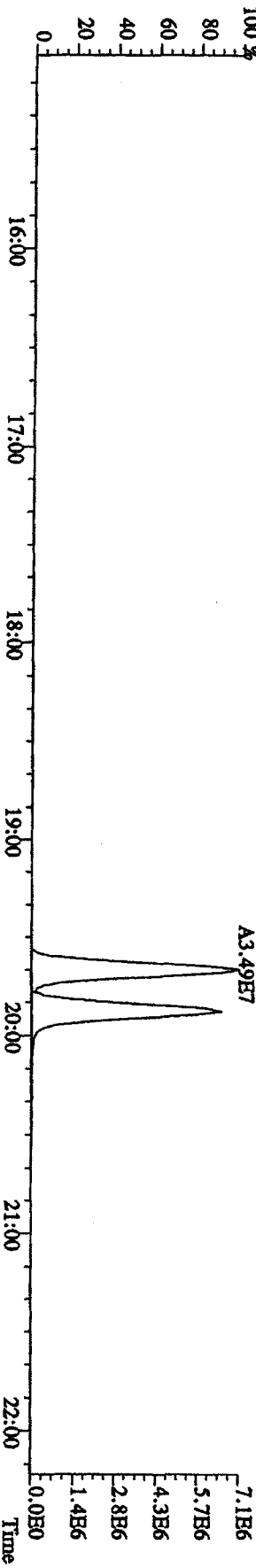
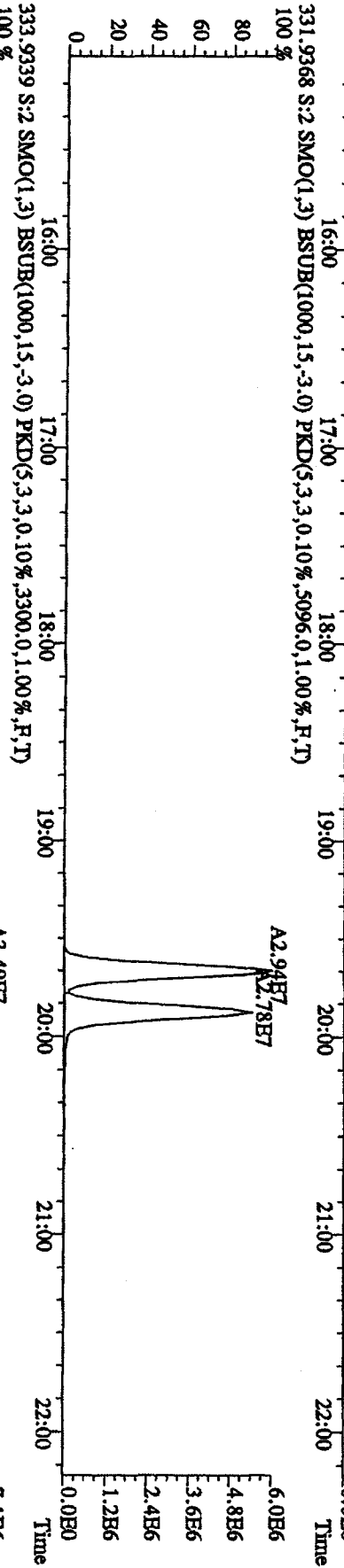
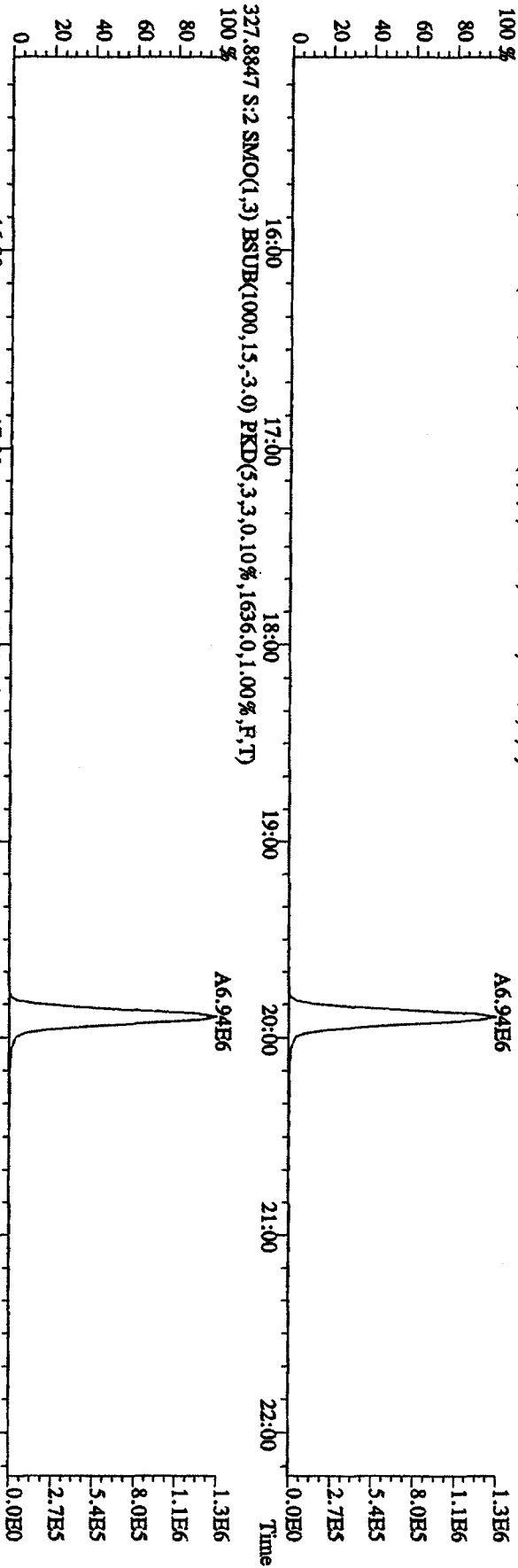
File: 12AP104D5 #1-435 Acq: 12-APR-2010 09:14:17 GC HI+ Voltage SIR Autospec-UltimaB
 Sample#2 Text: ST0412 :CS-3 10DXN111 Exp: DIOXINRES8290A
 303.9016 S:2 SMO(1,3) BSUB(1000,15,-3,0) PKD(5,3,3,0.10%,1208.0,1.00%,F,T) 100%



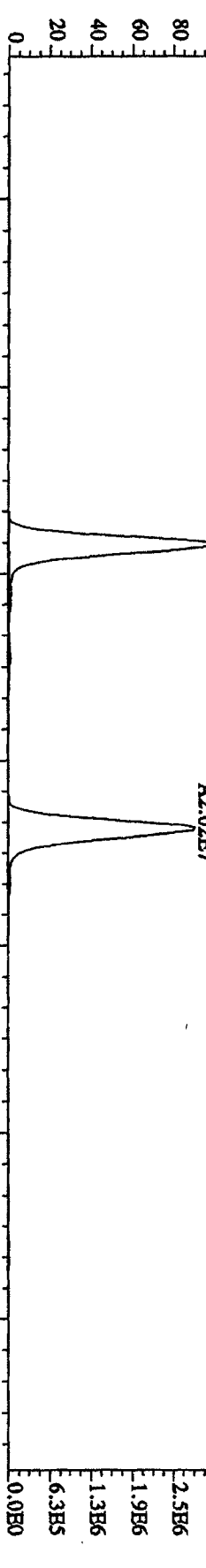
File: 12AP104D5 #1-435 Acq: 12-APR-2010 09:14:17 GC EI+ Voltage SIR Autospec-Ultimate
 Sample#2 Text: ST0412 : CS-3 10DXN111 Exp: DIOXINRES8290A
 319.8965 S:2 SMO(1,3) BSUB(1000,15,-3,0) PKD(5,3,3,0,10%,748,0,1,00%,F,T)



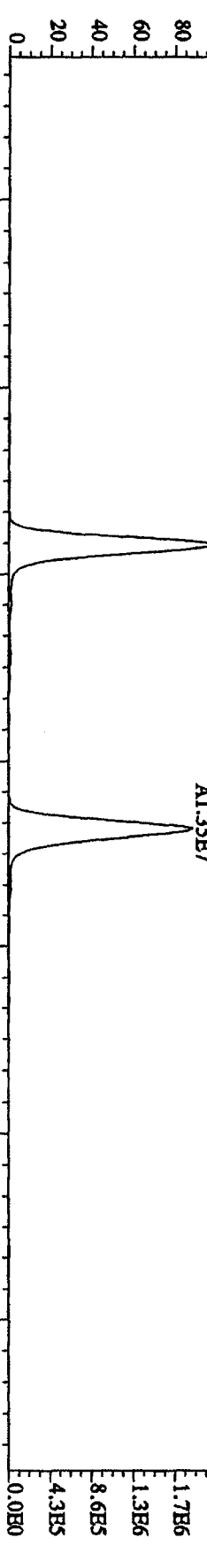
File: 12AD104D5 #1-435 Acq: 12-APR-2010 09:14:17 GC HI + Voltage SIR Autospec-UltimaE
 Sample#2 Text: ST0412 :CS-3 10DXN111 Exp: DIOXINRES8290A
 327.8847 S:2 SMO(1,3) BSUB(1000,15,-3,0) PKD(5,3,3,0.10%,1.636,0,1.00%,F,T)
 100%



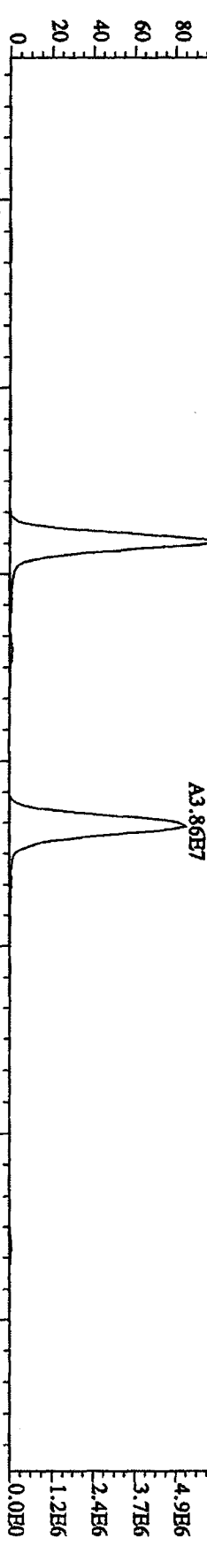
File:12AP104D5 #1-604 Acq:12-APR-2010 09:14:17 GC EI+ Voltage SIR Autospec-UltimaB
 Sample#2 Text:ST0412 :CS-3 10DXN111 Exp:DIOXINRES8290A
 339.8597 S:2 F:2 SMO(1,3) BSUB(1000,15,-3,0) PKD(5,3,3,0,10%,1572.0,1.00%,F,T)
 100 % A2.11E7



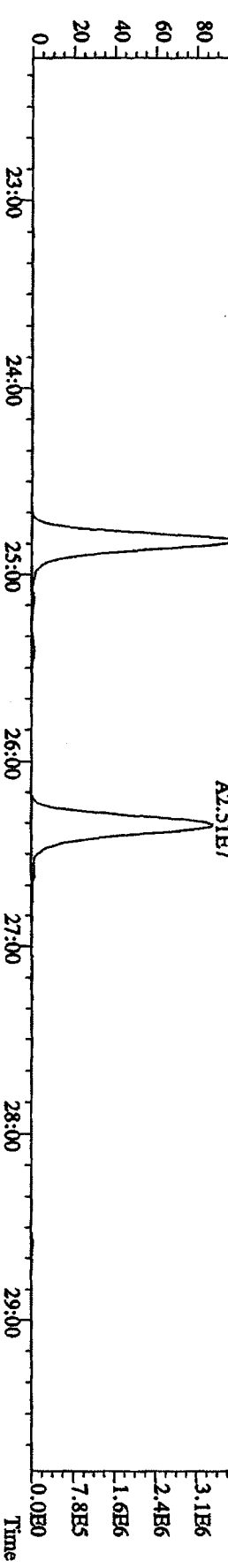
341.8567 S:2 F:2 SMO(1,3) BSUB(1000,15,-3,0) PKD(5,3,3,0,10%,1216.0,1.00%,F,T)
 100 % A1.43E7



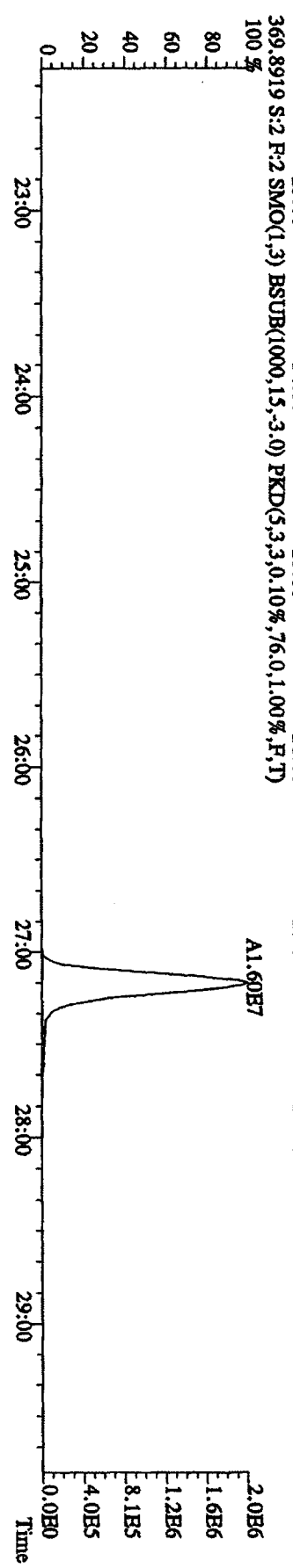
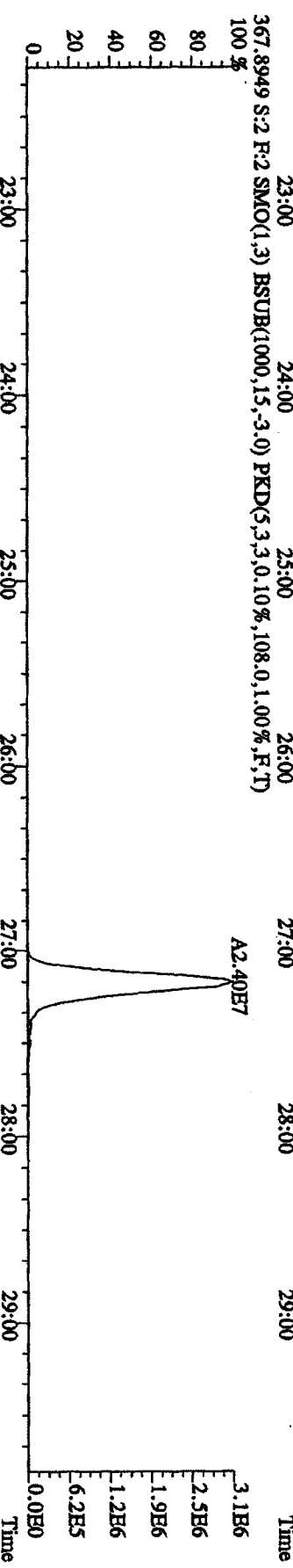
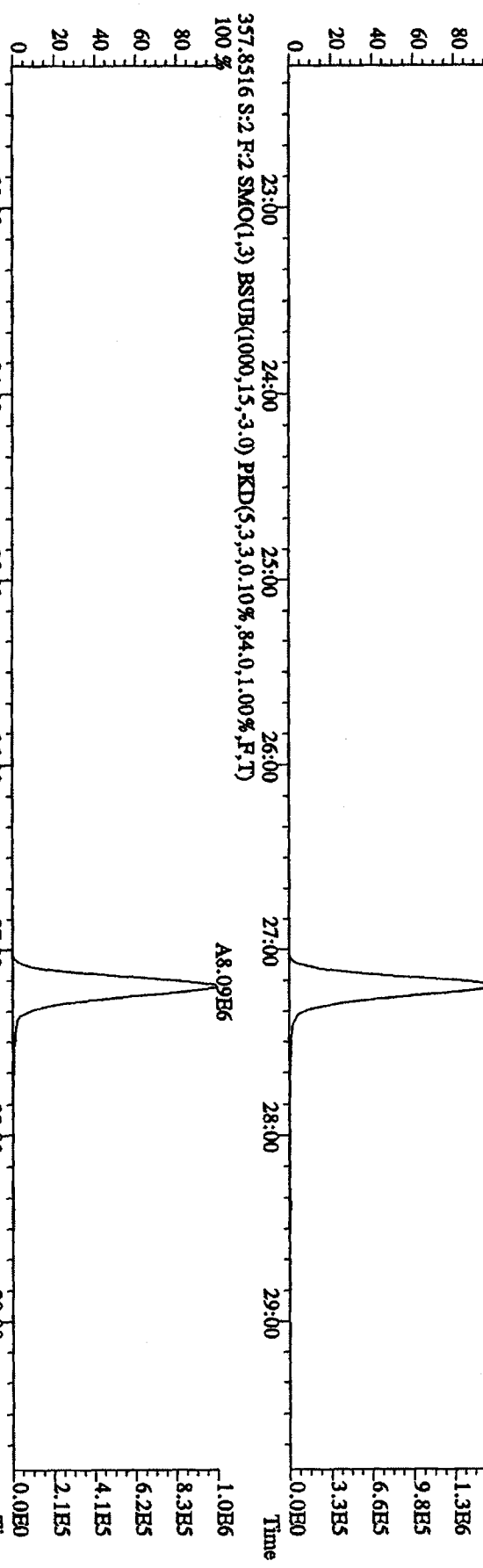
351.9000 S:2 F:2 SMO(1,3) BSUB(1000,15,-3,0) PKD(5,3,3,0,10%,88.0,1.00%,F,T)
 100 % A3.96E7



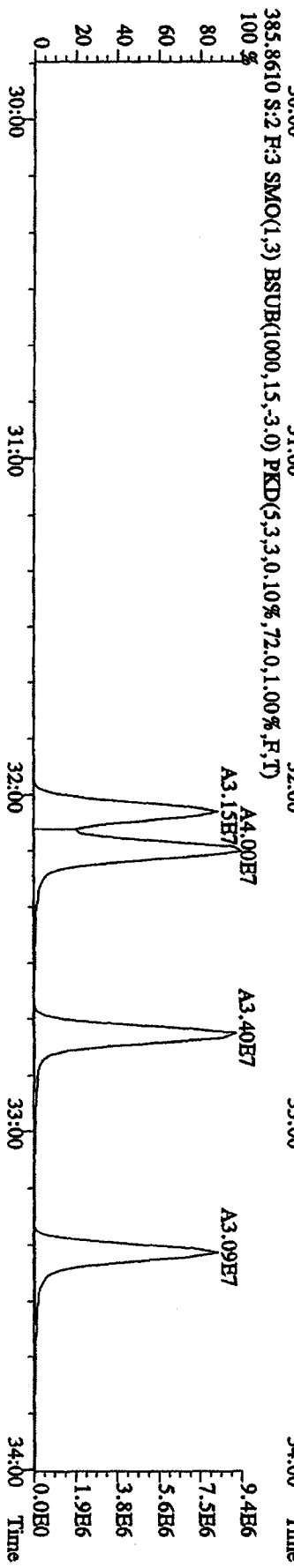
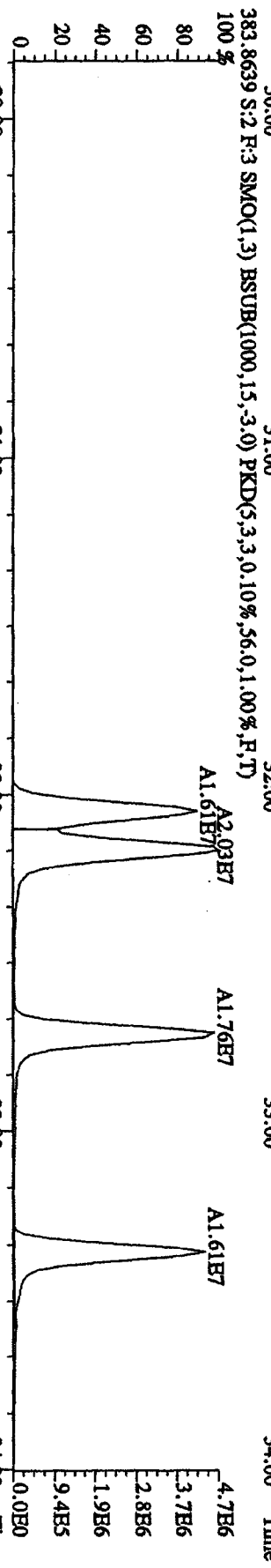
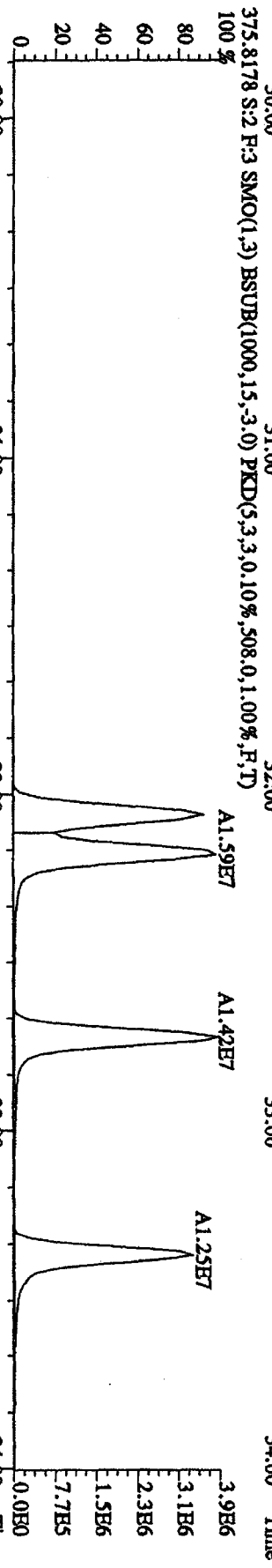
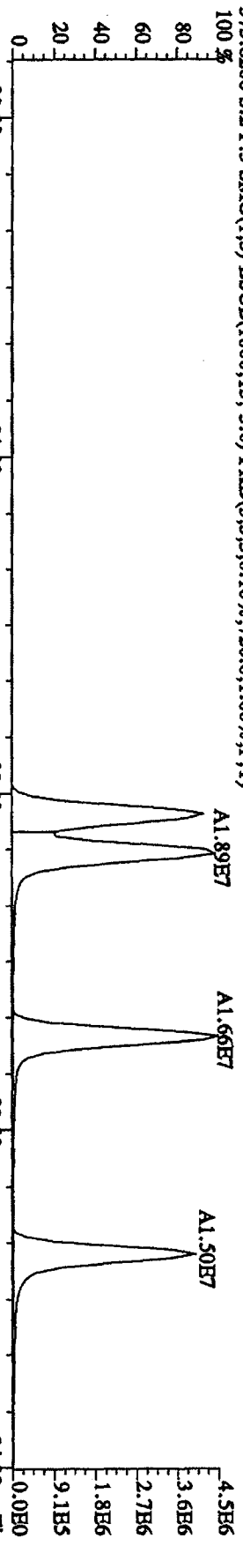
353.8970 S:2 F:2 SMO(1,3) BSUB(1000,15,-3,0) PKD(5,3,3,0,10%,104.0,1.00%,F,T)
 100 % A2.56E7





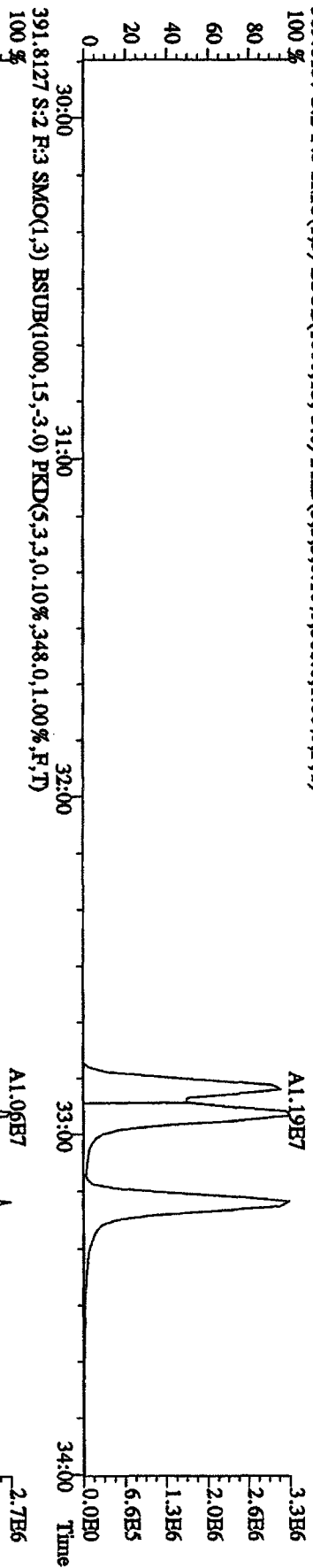
File: 12AP104D5 #1-604 Acq: 12-APR-2010 09:14:17 GC HI+ Voltage SIR Autospec-UltimaB
 Sample#2 Text: ST0412 : CS-3 10DXN111 Exp: DIOXINRES8290A
 357.8516 S:2 F:2 SMO(1,3) BSUB(1000,15,-3,0) PKD(5,3,3,0,10%,84.0,1.00%,F,T)
 100%



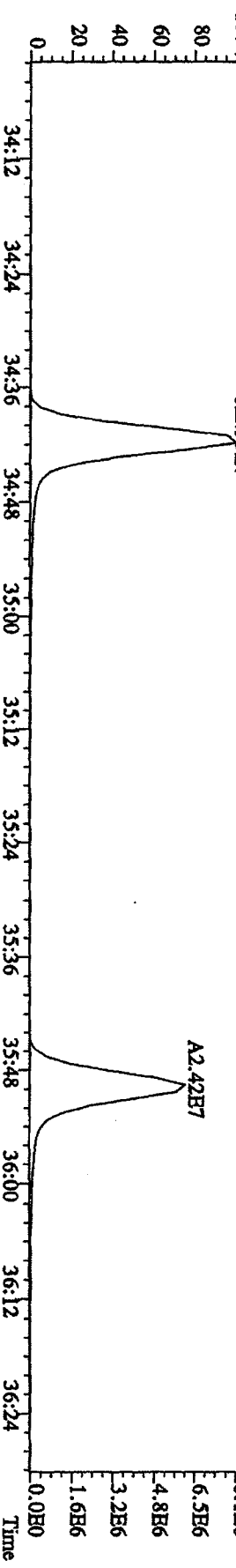

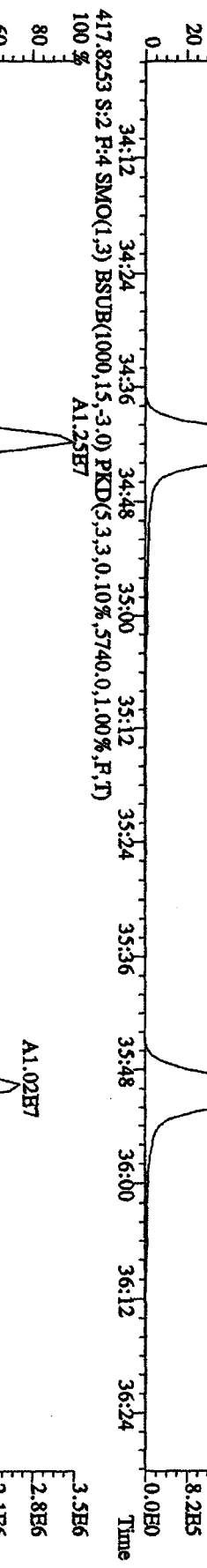
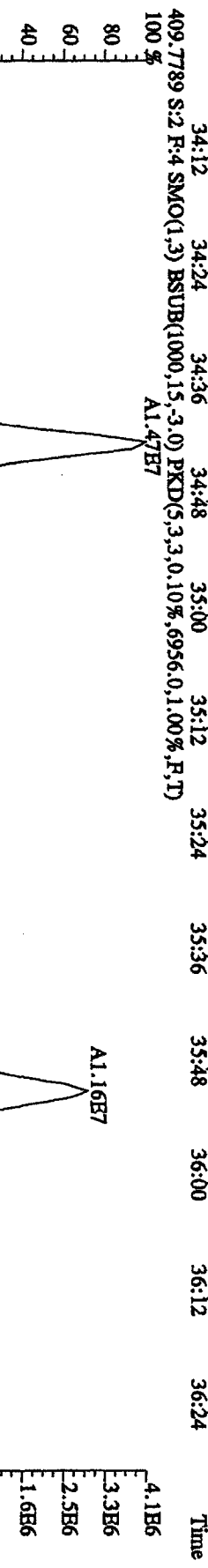

File:12AP104D5 #1-317 Acq:12-APR-2010 09:14:17 GC HI + Voltage SIR Autospec-UltraB
 Sample#2 Text:ST0412 :CS-3 IODXN111 Exp:DIOXINRES8290A
 373.8208 S:2 F:3 SMO(1,3) BSUB(1000,15,-3,0) PKD(5,3,3,0,10%,720.0,1.00%,F,T)



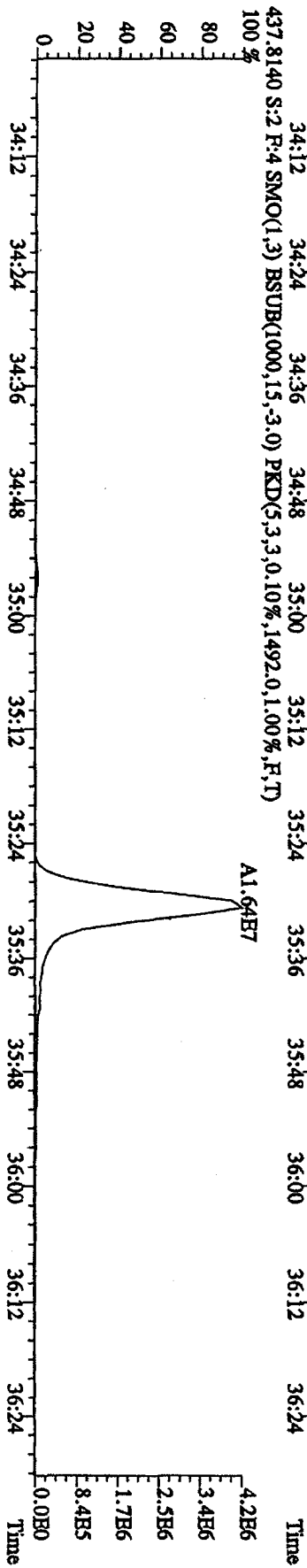
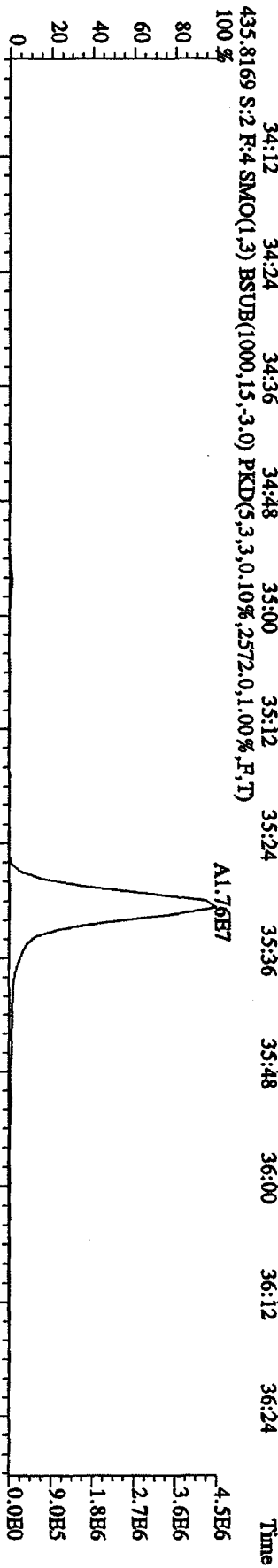
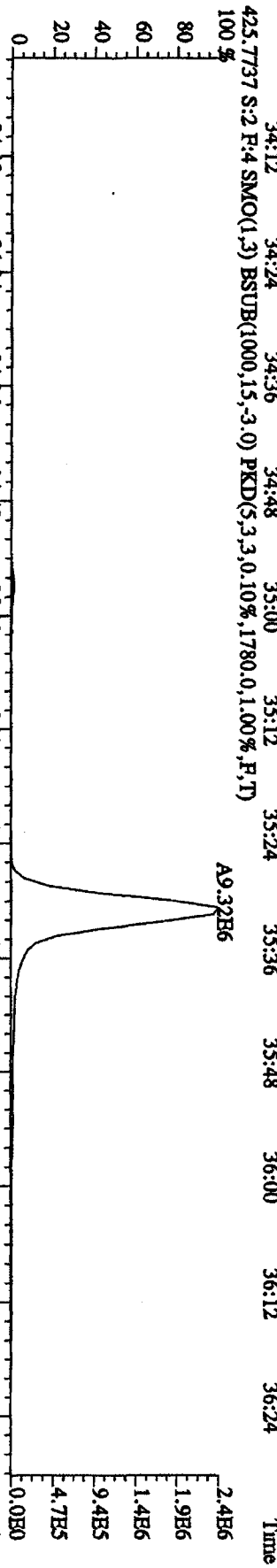
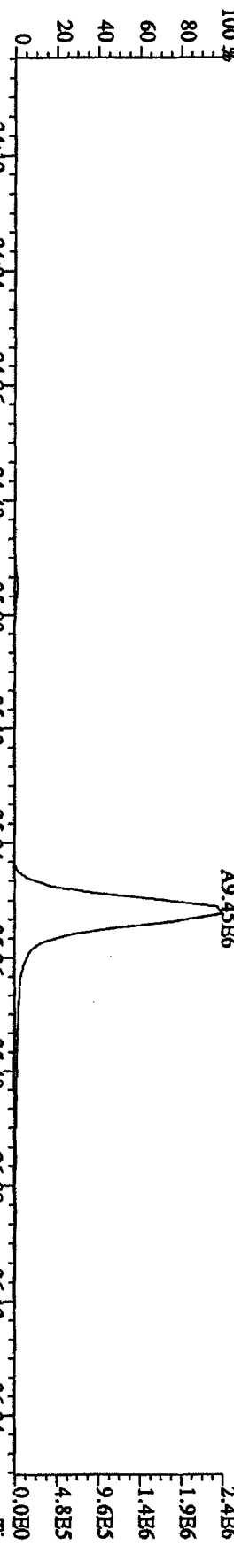
File:12AP104D5 #1-317 Acq:12-APR-2010 09:14:17 GC EI+ Voltage SIR Autospec-UltimaB
 Sample#2 Text:ST0412 :CS-3 10DXN111 Exp:DIOXINRES8290A
 389.8157 S:2 F:3 SMO(1,3) BSUB(1000,15,-3.0) PKD(5,3,3,0,10%,588,0,1.00%,F,T) 100%



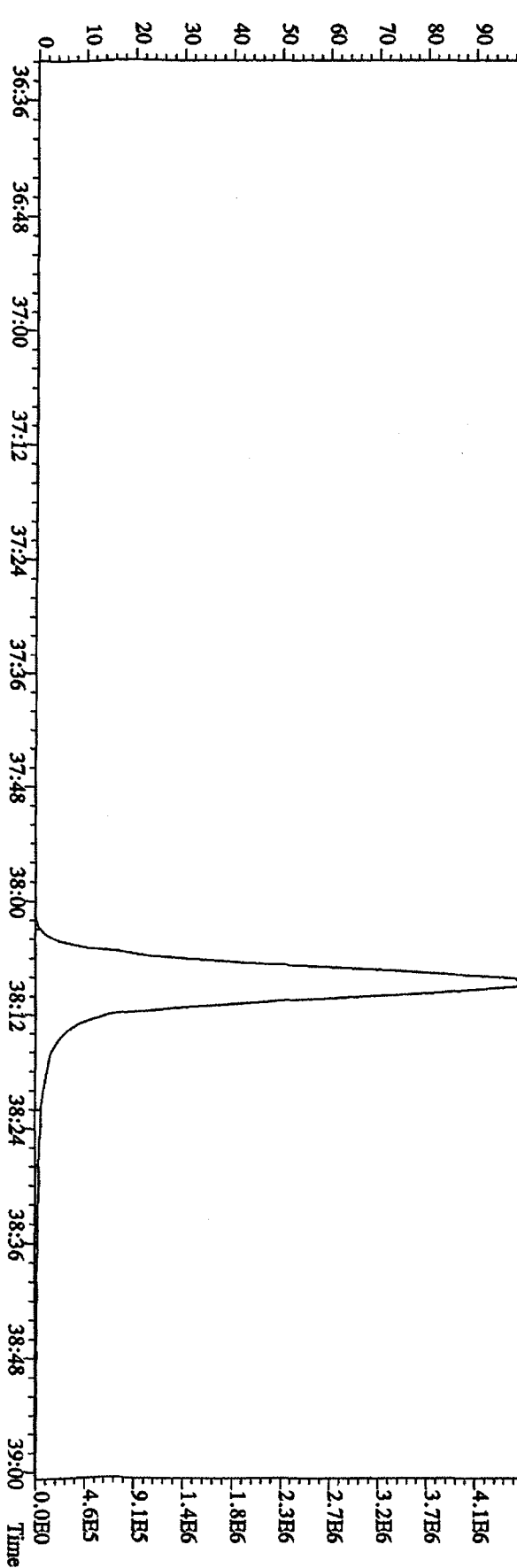
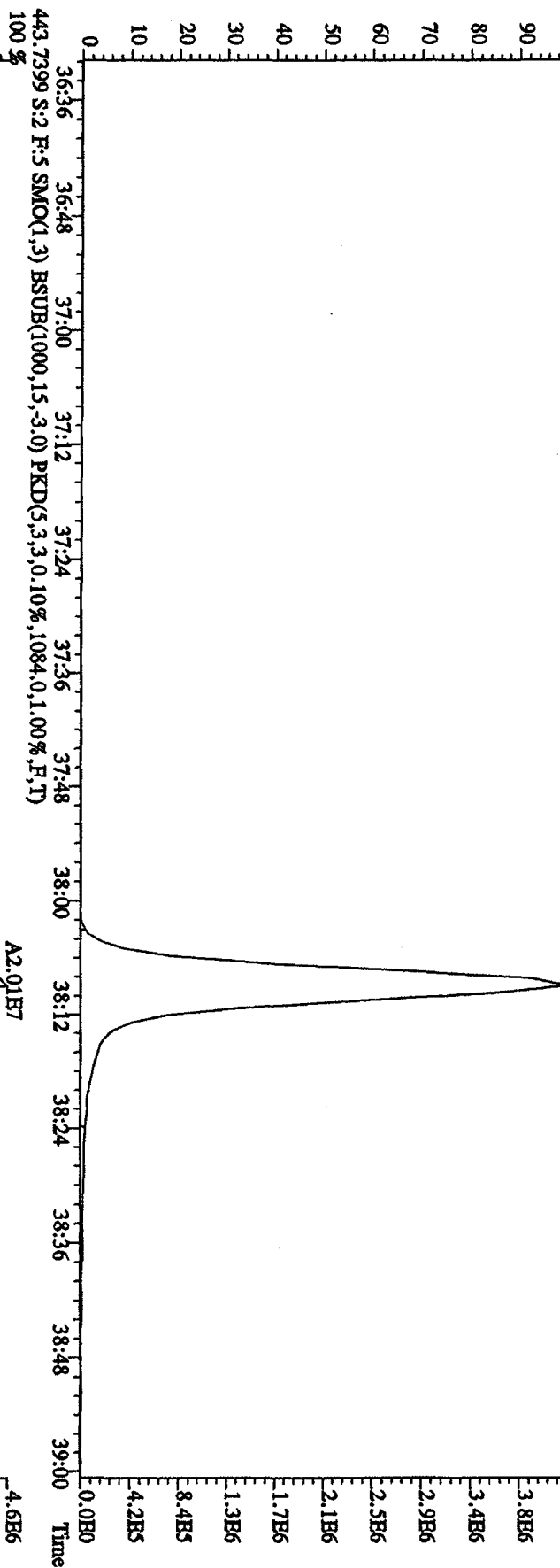
File:12AP104D5 #1-198 Acq:12-APR-2010 09:14:17 GC HI+ Voltage SIR Autospec-UltimaB
 Sample#2 Text:ST0412 :CS-3 10DXN111 Exp:DIOXINRES8290A
 407.7818 S:2 F:4 SMO(1,3) BSUB(1000,15,-3,0) PKD(5,3,3,0.10%,6488,0.1,00%,F,T)



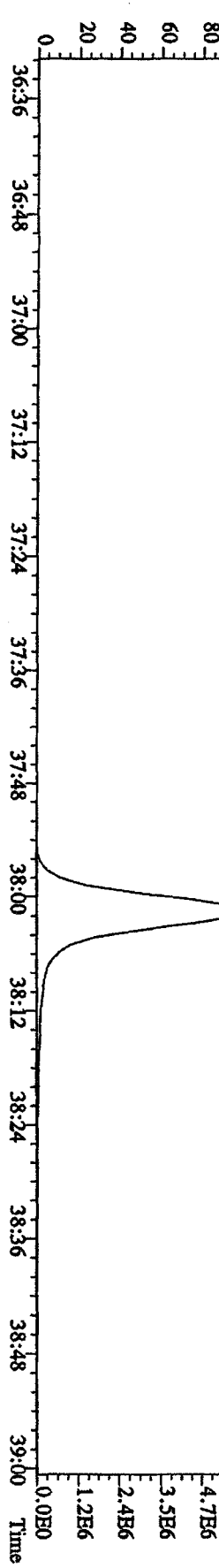
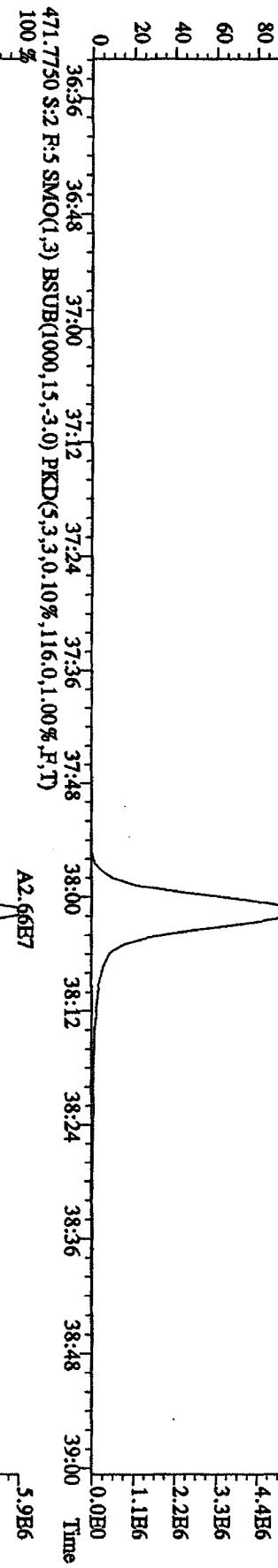
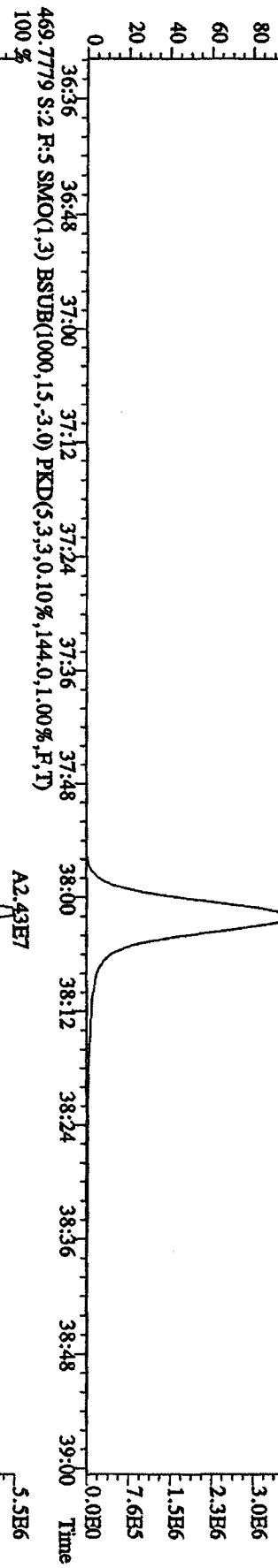
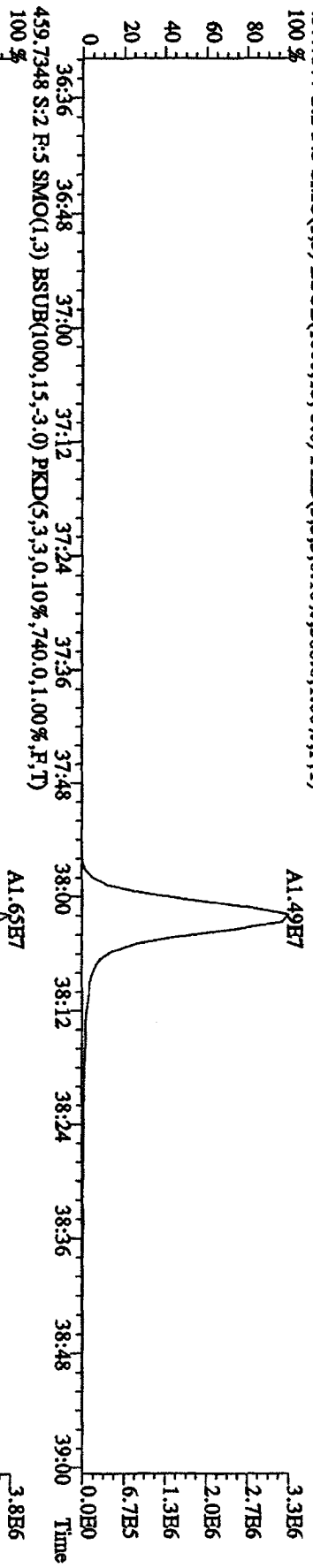
File: 12AP104D5 #1-198 Acq: 12-APR-2010 09:14:17 GC FI+ Voltage SIR Autospec-UltimaB
 Sample#2 Text: ST0412 : CS-3 10DXN111 Exp: DIOXINRES8290A
 423.7766 S:2 F:4 SMO(1,3) BSUB(1000,15,-3.0) PKD(5,3,3,0,10%,1872.0,1.00%,F,T) 100%



File: 12AP104D5 #1-191 Acq: 12-APR-2010 09:14:17 GC HI+ Voltage SIR Autospec-Ultimat
 Sample#2 Text: ST0412 :CS-3 10DXN111 Exp: DIOXINRES8290A
 441.7428 S:2 F:5 SMO(1,3) BSUB(1000,15,-3,0) PKD(5,3,3,0,10%,1340,0,1,00%,F,T) 100%



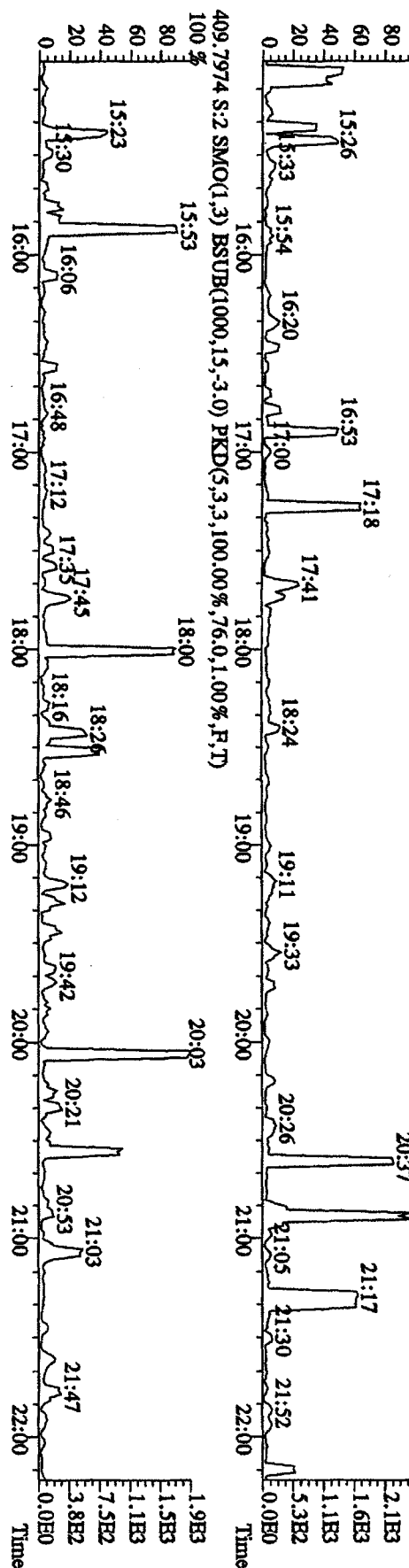
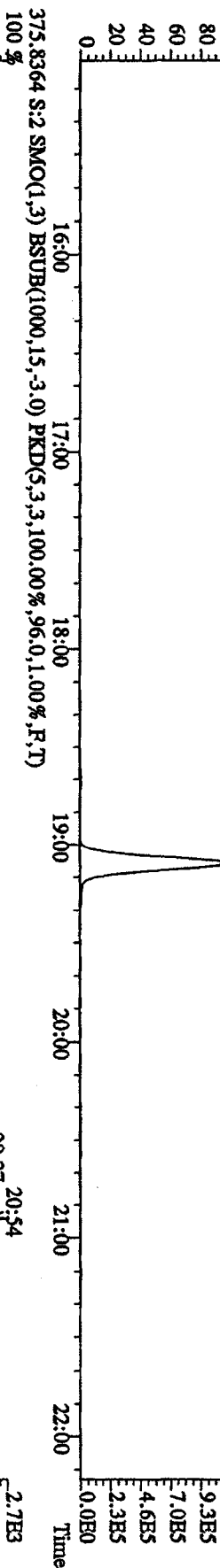
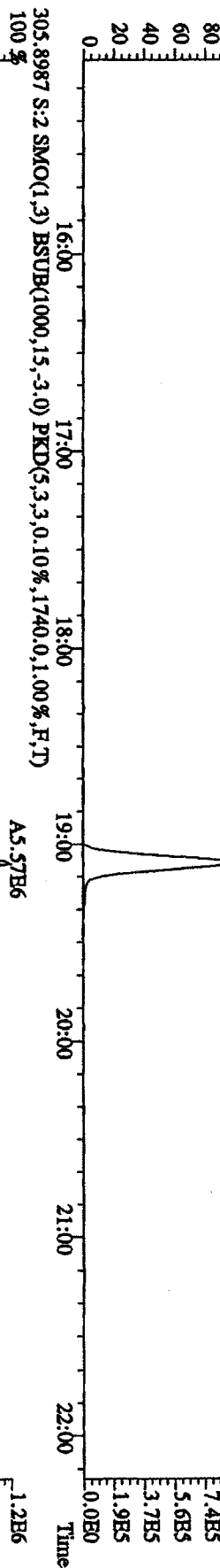
File:12AP104D5 #1-191 Acq:12-APR-2010 09:14:17 GC EI+ Voltage SIR Autospec-UltimaE
 Sample#2 Text:ST0412 :CS-3 10DXN111 Exp:DIOXINRES8290A
 457.7377 S:2 F:5 SMO(1,3) BSUB(1000,15,-3.0) PKD(5,3,3,0,10%,568.0,1.00%,F,T) 100%




File: 12AP104D5 #1-435 Acq: 12-APR-2010 09:14:17 GC EI+ Voltage SIR Autospec-Ultimate

Sample#2 Text: ST0412 :CS-3 10DXN111 Exp: DIOXINRES8290A

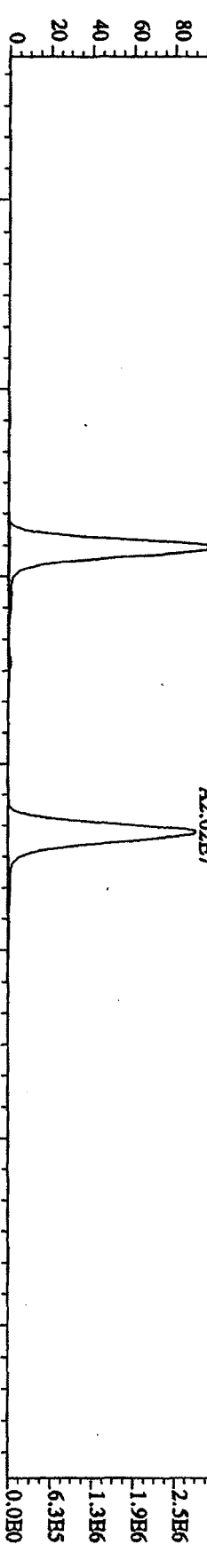
354.9792 S:2 SMO(1.3) PKD(5.3,3.100,0.0%,0.0%,1.00%,F,T)



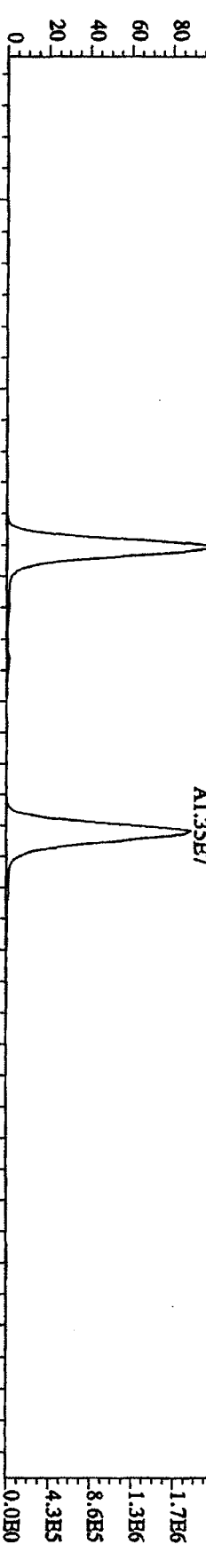
File:12AP104D5 #1-604 Acq:12-APR-2010 09:14:17 GC EI+ Voltage SIR Autospec-Ultimate
 Sample#2 Text:ST0412 :CS-3 10DXN111 Exp:DIOXINRHS8290A
 354.9792 S:2 F:2 SMO(1,3) PKD(5,3,3,100.00%,0.0,1.00%,F,T)
 100% 22:33 23:01 23:34 24:01 24:43 25:14 25:41 26:17 26:58 27:24 27:55 28:31 28:56 29:21



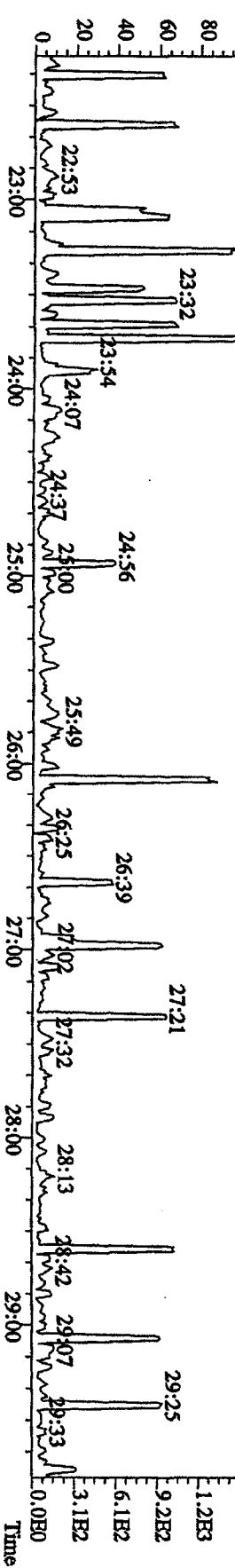
339.8597 S:2 F:2 SMO(1,3) BSUB(1000,15,-3.0) PKD(5,3,3,0.10%,1572.0,1.00%,F,T)
 100% 22:33 23:01 23:34 24:01 24:43 25:14 25:41 26:17 26:58 27:24 27:55 28:31 28:56 29:21



341.8567 S:2 F:2 SMO(1,3) BSUB(1000,15,-3.0) PKD(5,3,3,0.10%,1216.0,1.00%,F,T)
 100% 22:33 23:01 23:34 24:01 24:43 25:14 25:41 26:17 26:58 27:24 27:55 28:31 28:56 29:21




409.7974 S:2 F:2 SMO(1,3) BSUB(1000,15,-3.0) PKD(5,3,3,100.00%,88.0,1.00%,F,T)
 100% 22:33 23:01 23:34 24:01 24:43 25:14 25:41 26:17 26:58 27:24 27:55 28:31 28:56 29:21

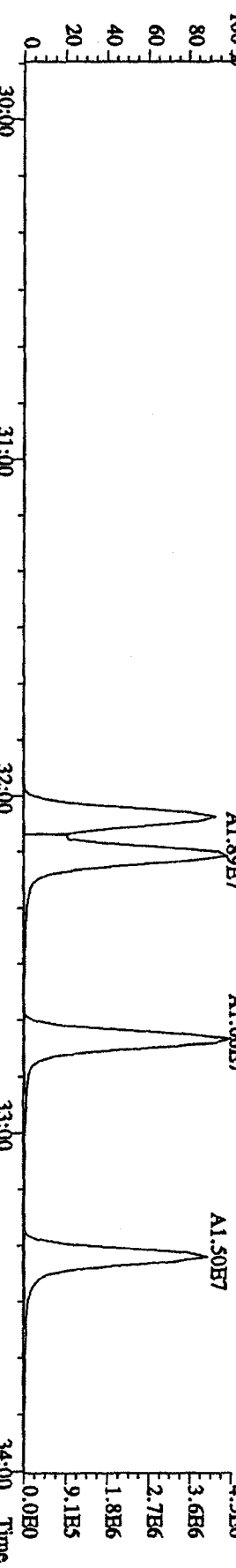


File:12AP104D5 #1-317 Acq:12-APR-2010 09:14:17 GC HI+ Voltage SIR Autospec-UltimaB
 Sample#2 Text:ST0412 :CS-3 10DXN111 Exp:DI0XINRES8290A

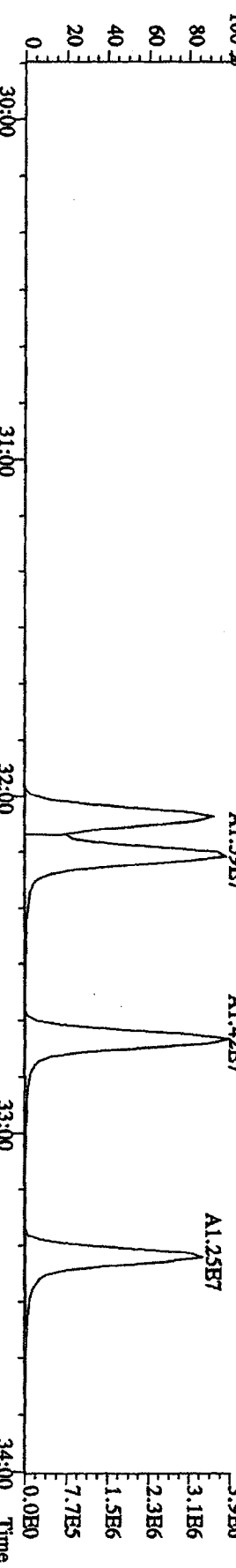
430.9728 S:2 F:3 SMO(1,3) PKD(5,3,3,100.00%,0.0,1.00%,F,T)



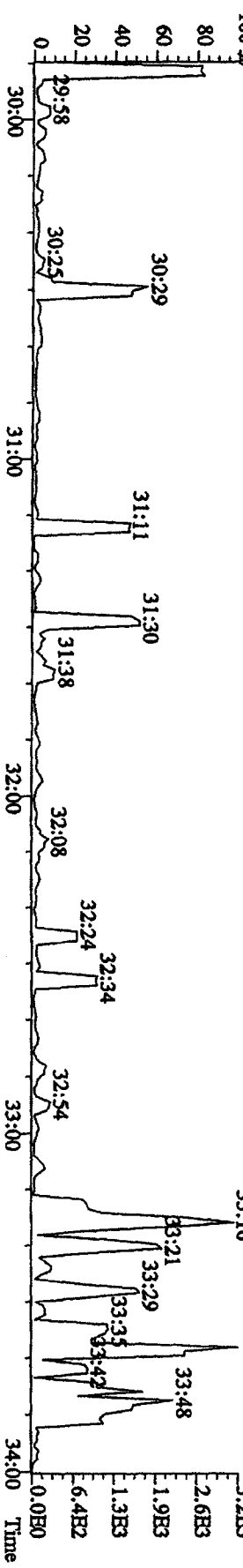
373.8208 S:2 F:3 SMO(1,3) BSUB(1000,15,-3.0) PKD(5,3,3,0.10%,720.0,1.00%,F,T)



375.8178 S:2 F:3 SMO(1,3) BSUB(1000,15,-3.0) PKD(5,3,3,0.10%,508.0,1.00%,F,T)

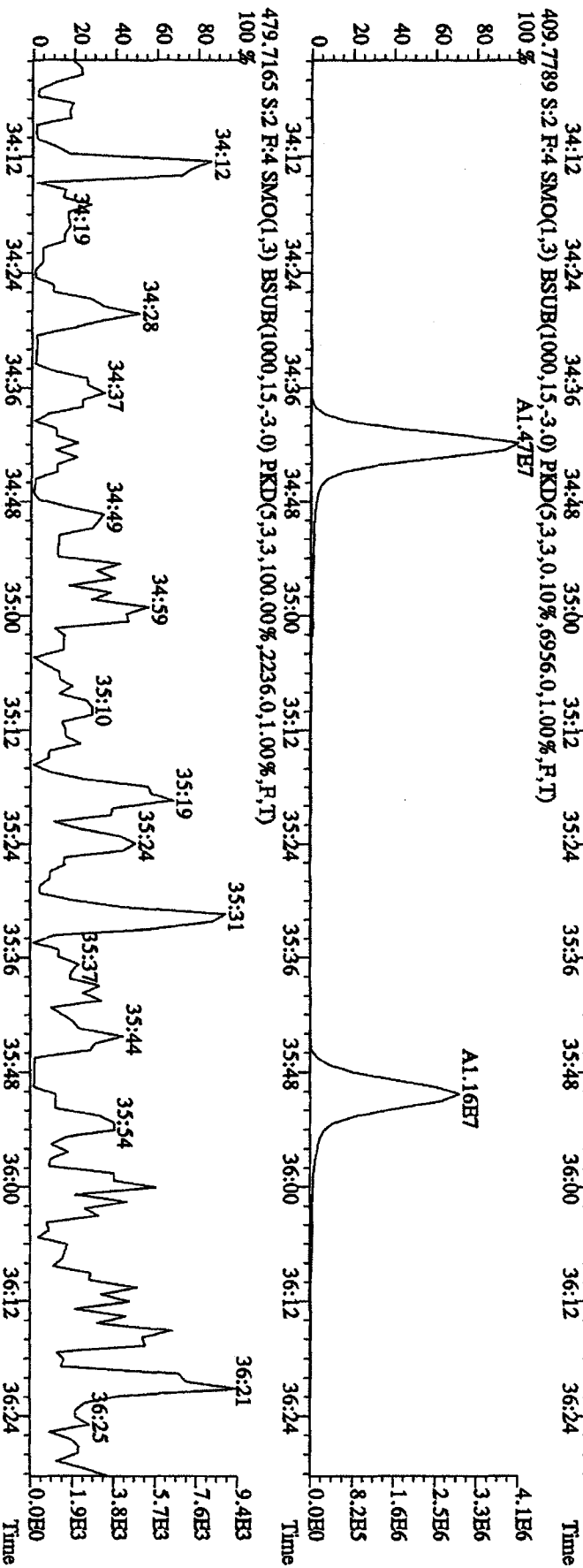

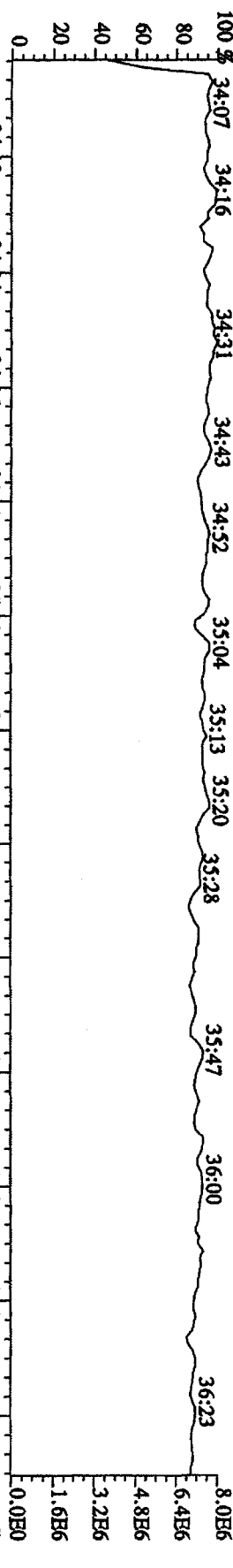


445.7555 S:2 F:3 SMO(1,3) BSUB(1000,15,-3.0) PKD(5,3,3,100.00%,76.0,1.00%,F,T)

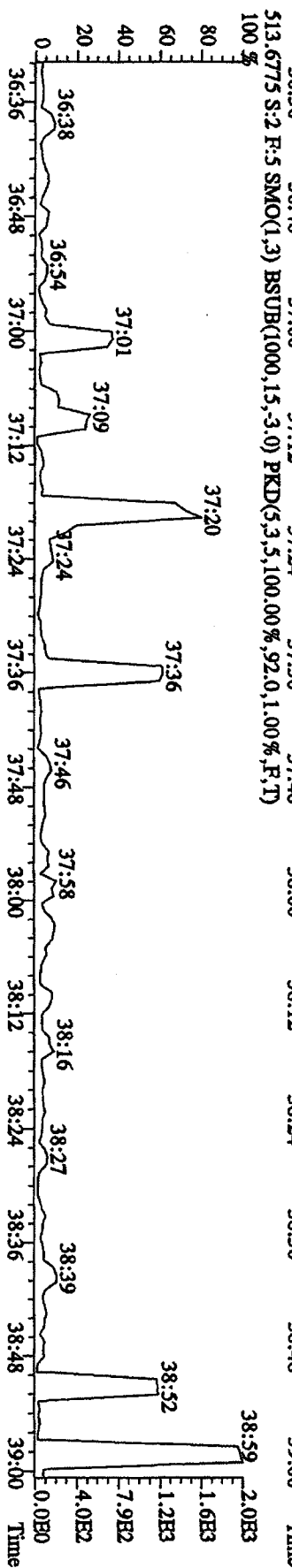


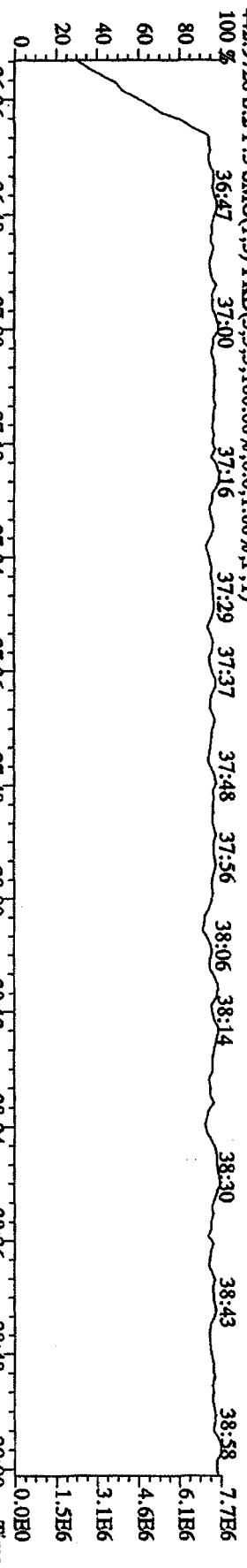


File: 12ADP104D5 #1-198 Acq: 12-APR-2010 09:14:17 GC EI+ Voltage SIR Autospec-UltimaB

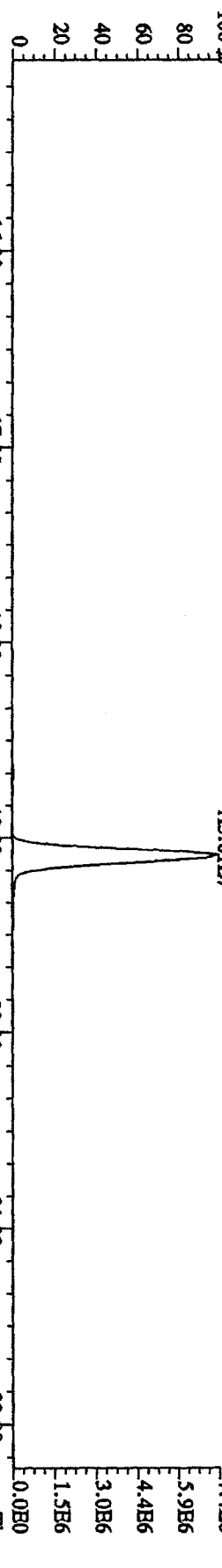
Sample#2 Text: STD412 : CS-3 10DXN111 Exp: DIOXINRES8290A



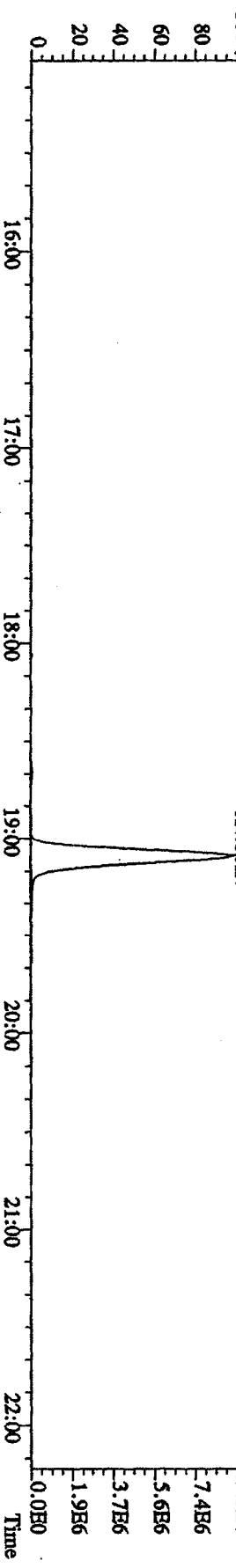
File: 12AP104D5 #1-191 Acq: 12-APR-2010 09:14:17 GC HI+ Voltage SIR Autospec-UltimaB
 Sample#2 Text: ST0412 : CS-3 10DXN111 Exp: DIOXINRES8290A



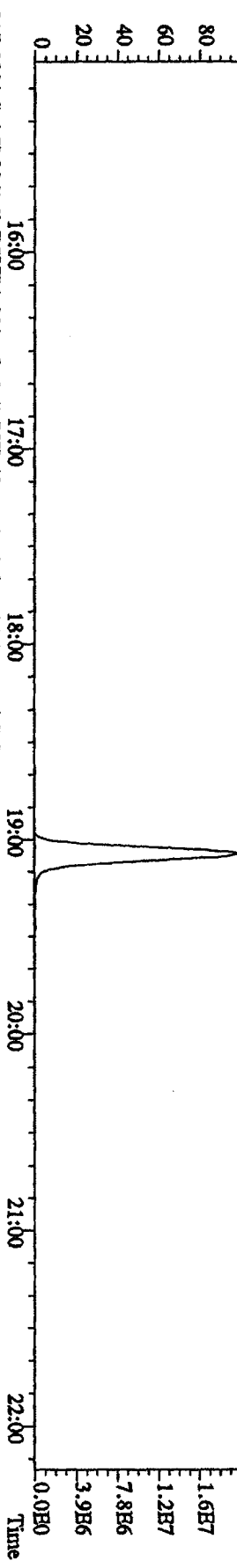
File: 12AP104D5 #1-435 Acq: 12-APR-2010 12:16:51 GC EI+ Voltage SIR Autospec-UltimaE
 Sample#6 Text: ST0412D :CS-4 09DXN426 Exp: DIOXINRES8290A
 303.9016 S:6 SMO(1,3) BSUB(1000,15,-3.0) PKD(5,3,3,0.10%,2052.0,1.00%,F,T)
 100%



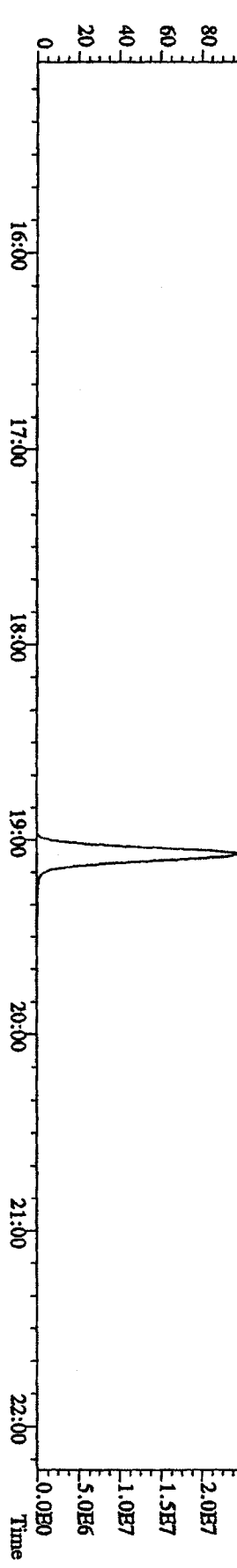
305.8987 S:6 SMO(1,3) BSUB(1000,15,-3.0) PKD(5,3,3,0.10%,2832.0,1.00%,F,T)
 100%



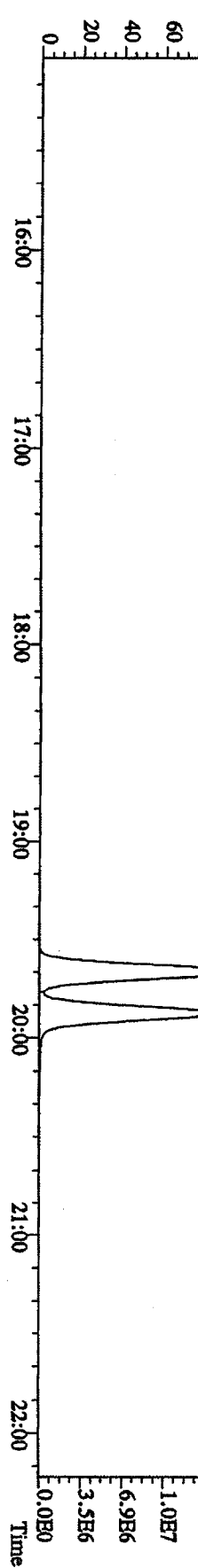
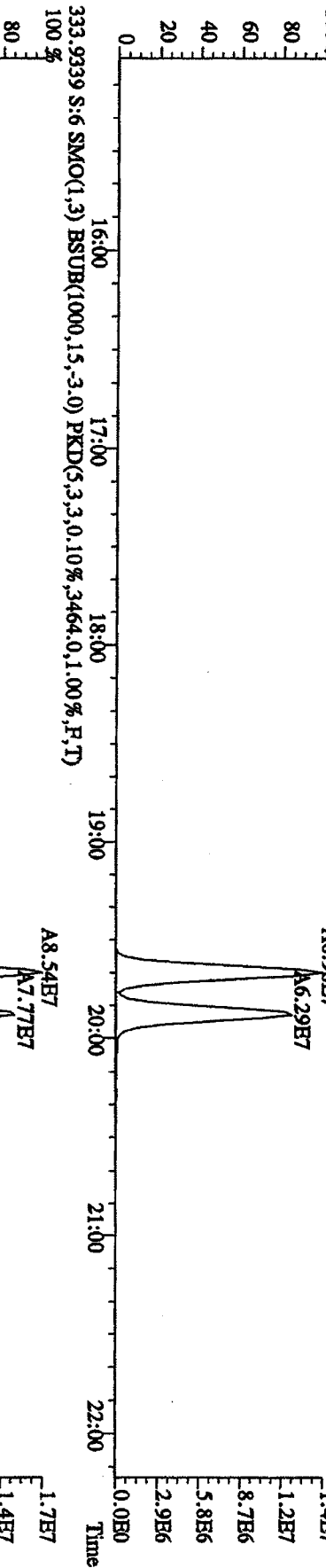
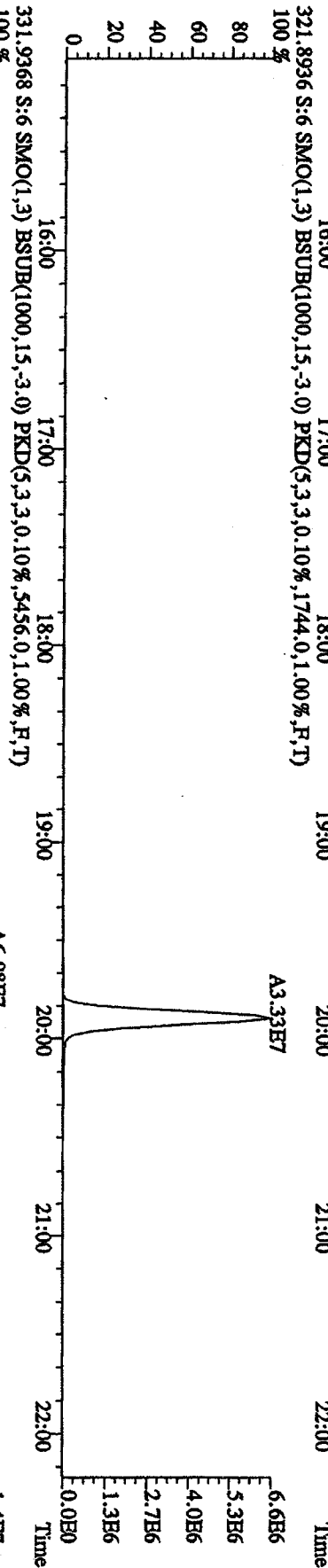

315.9419 S:6 SMO(1,3) BSUB(1000,15,-3.0) PKD(5,3,3,0.10%,4620.0,1.00%,F,T)
 100%



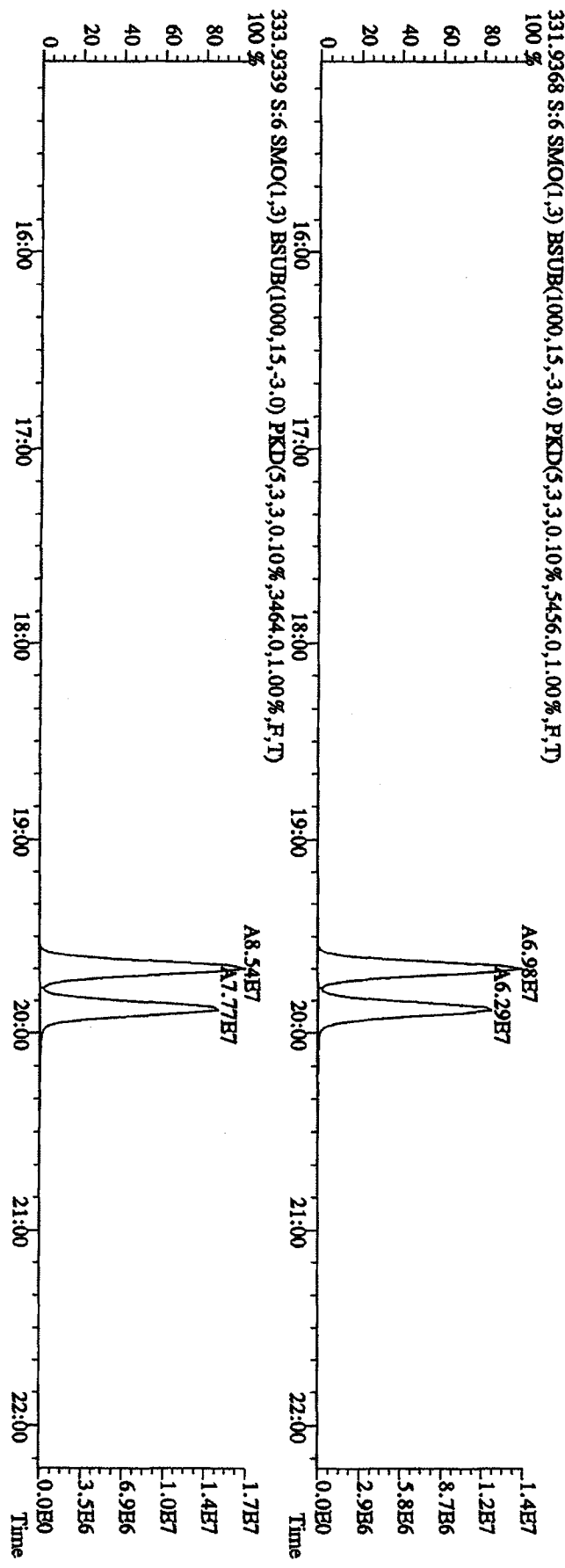
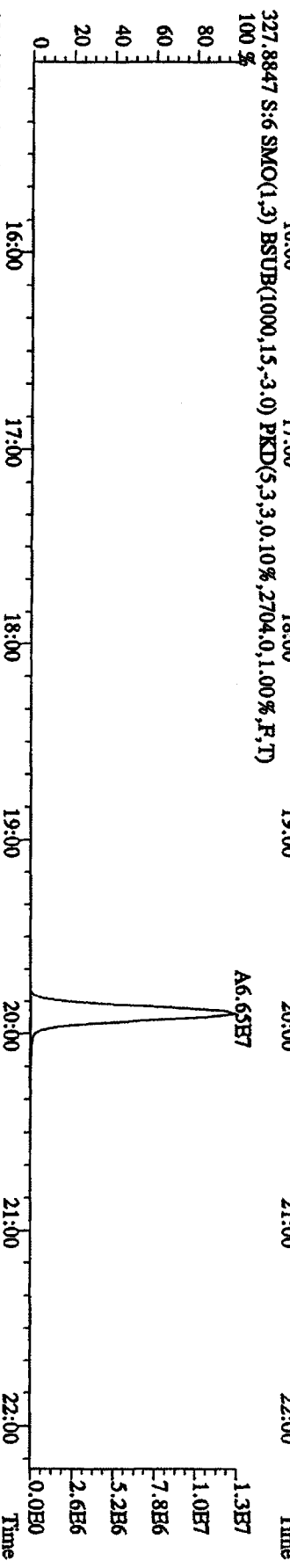
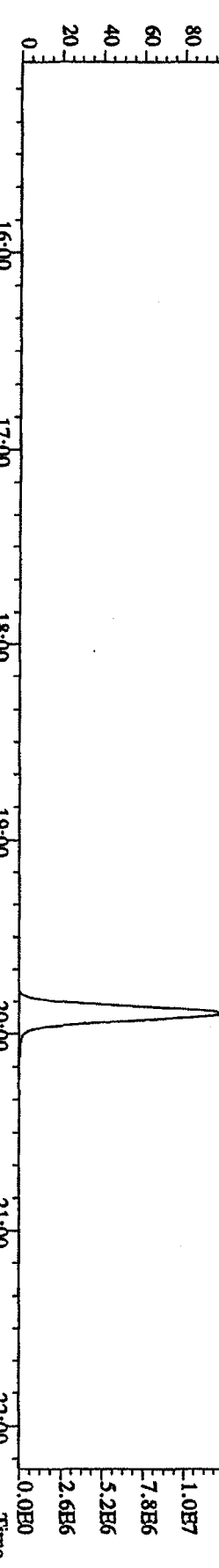
317.9389 S:6 SMO(1,3) BSUB(1000,15,-3.0) PKD(5,3,3,0.10%,4424.0,1.00%,F,T)
 100%



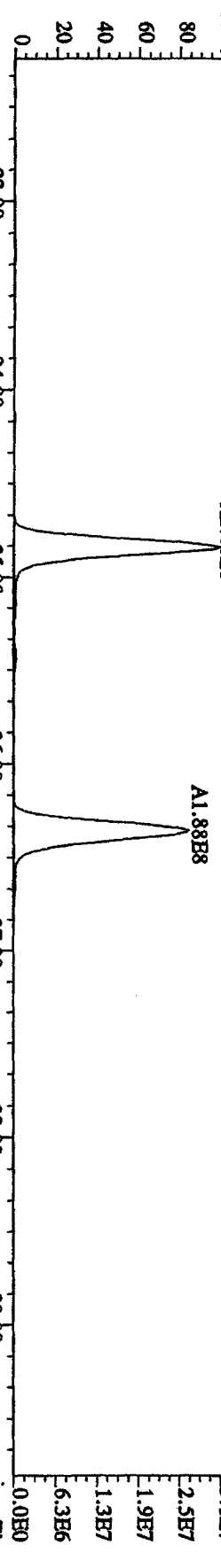
File:12ADP104D5 #1-435 Acq:12-APR-2010 12:16:51 GC HI+ Voltage SIR Autospec-UltimaB
 Sample#6 Text:ST0412D :CS-4 09DXN426 Exp:DIOXINRHS8290A
 319.8965 S:6 SMO(1,3) BSUB(1000,15,-3.0) PKD(5,3,3,0.10%,1540.0,1.00%,F,T)



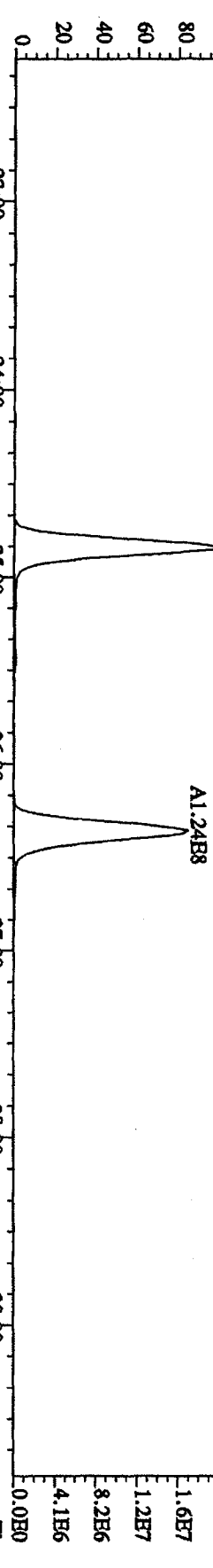
File:12AP104D5 #1-435 Acq:12-APR-2010 12:16:51 GC EI+ Voltage SIR Autospec-UltimaB
 Sample#6 Text:ST0412D :CS-4 09DXN426 Exp:DIOXINRES8290A
 327.8847 S:6 SMO(1,3) BSUB(1000,15,-3.0) PKD(5,3,3,0,10%,2704,0,1,00%,F,T)



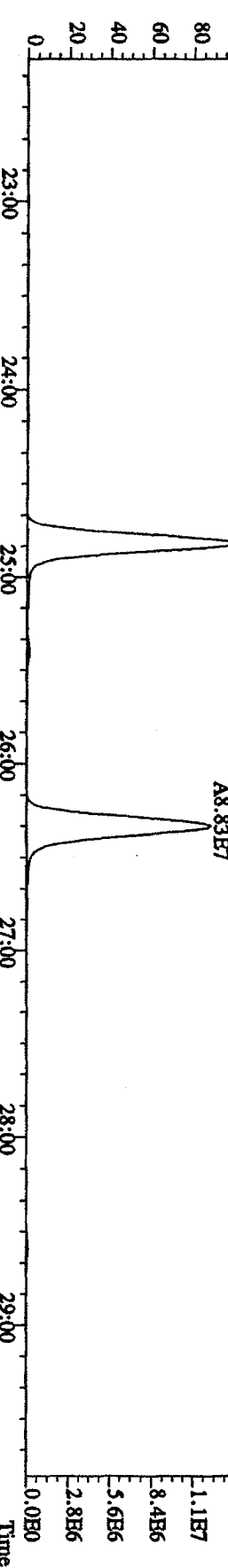
File:12AP104D5 #1-604 Acq:12-APR-2010 12:16:51 GC HI+ Voltage SIR Autospec-UltimaE
 Sample#6 Text:ST0412D :CS 4 09DXN426 Exp:DIOXINRES8290A
 339.8597 S:6 F:2 SMO(1,3) BSUB(1000,15,-3.0) PKD(5,3,3,0.10%,2416.0,1.00%,F,T)
 100 % A2.00E8



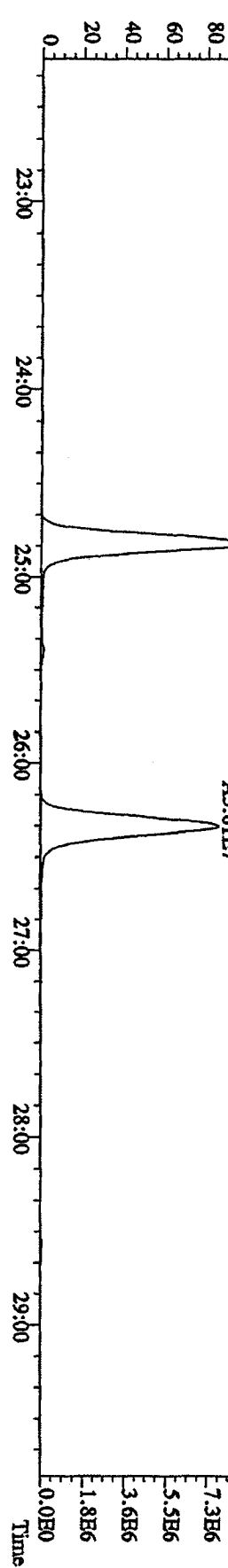
341.8567 S:6 F:2 SMO(1,3) BSUB(1000,15,-3.0) PKD(5,3,3,0.10%,2652.0,1.00%,F,T)
 100 % A1.31E8



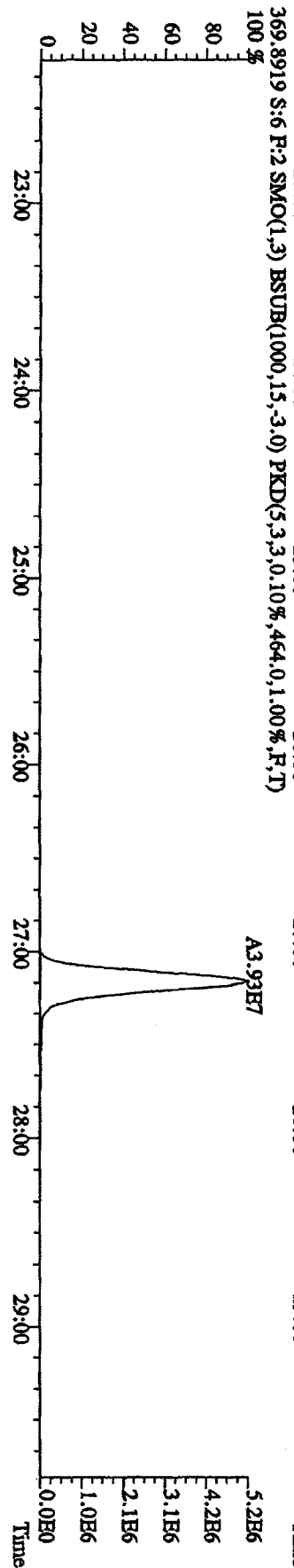
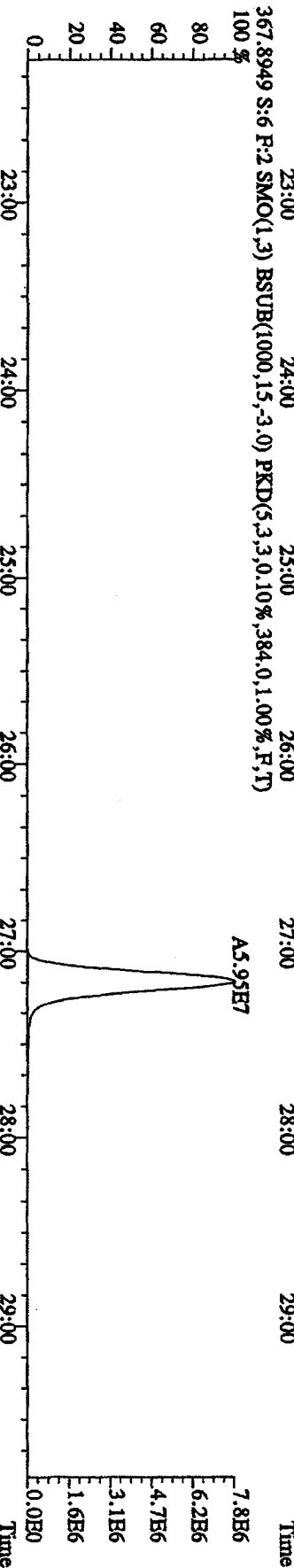
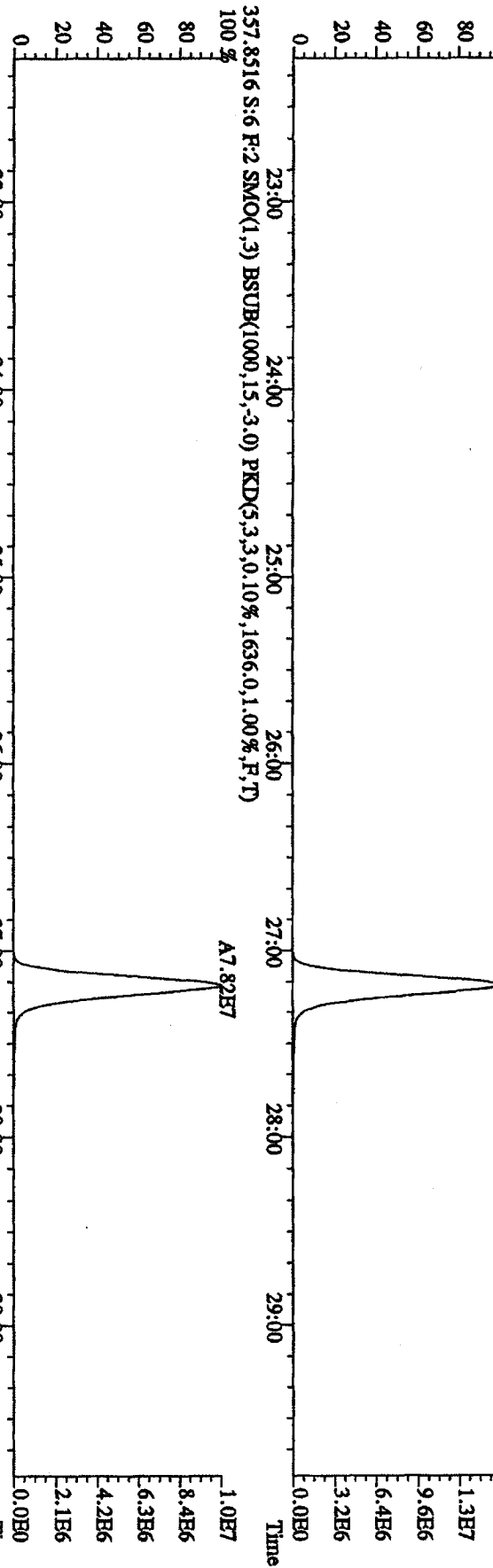
351.9000 S:6 F:2 SMO(1,3) BSUB(1000,15,-3.0) PKD(5,3,3,0.10%,3032.0,1.00%,F,T)
 100 % A9.25E7



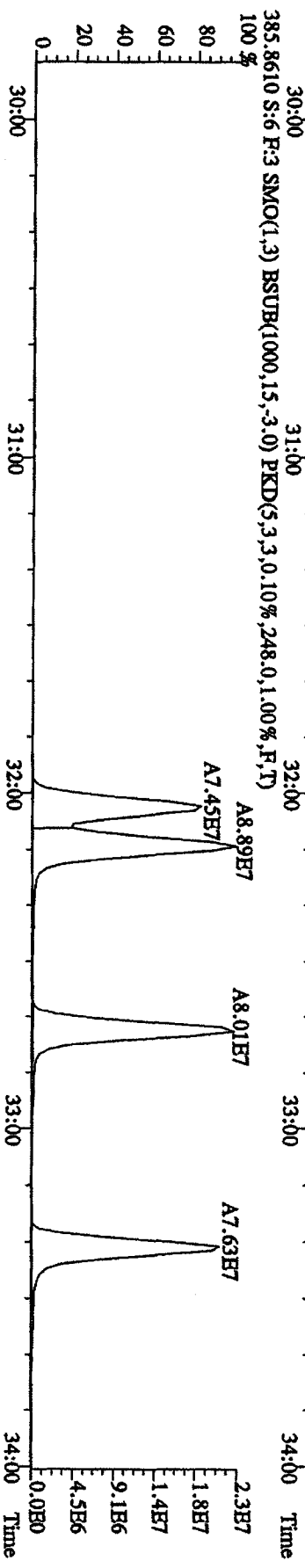
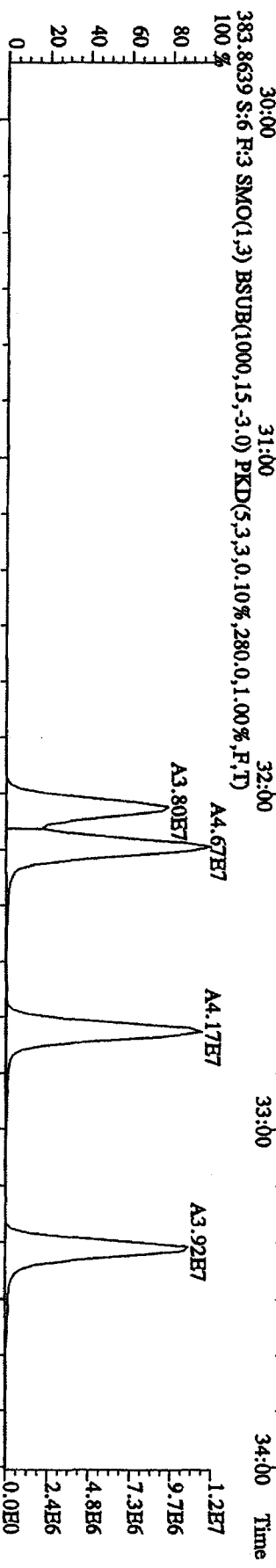
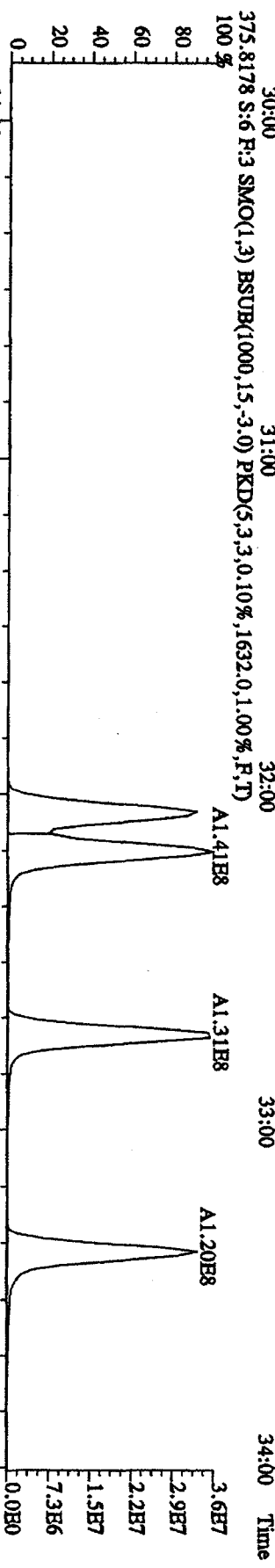
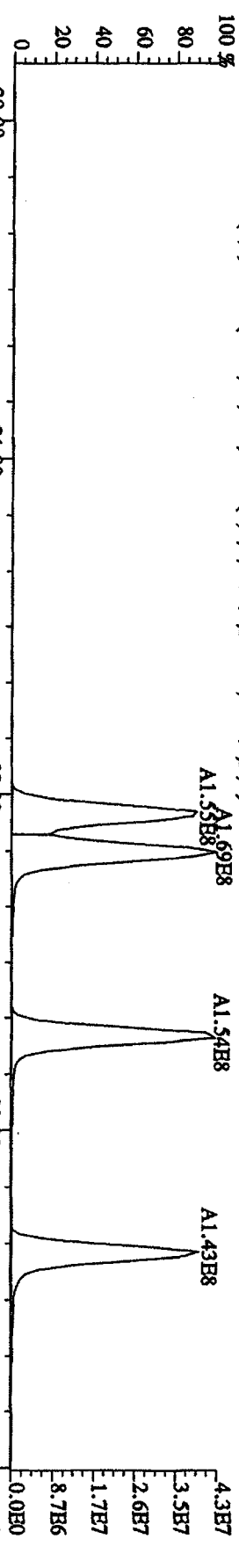
353.8970 S:6 F:2 SMO(1,3) BSUB(1000,15,-3.0) PKD(5,3,3,0.10%,936.0,1.00%,F,T)
 100 % A5.98E7



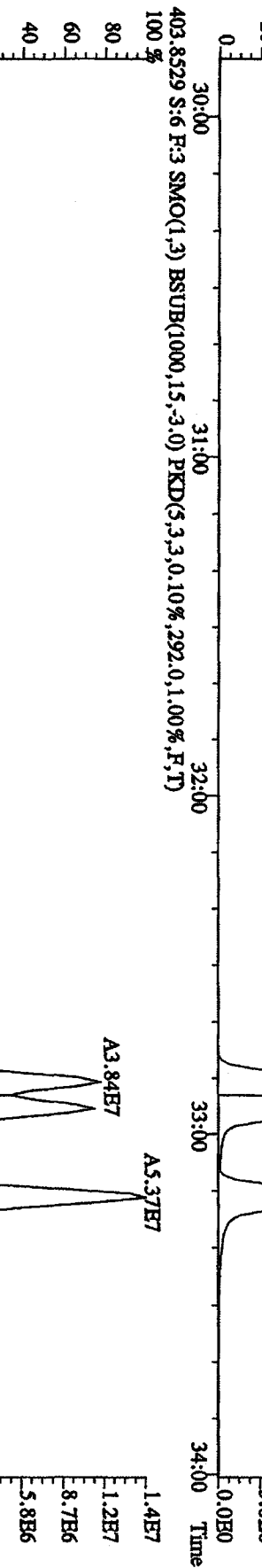
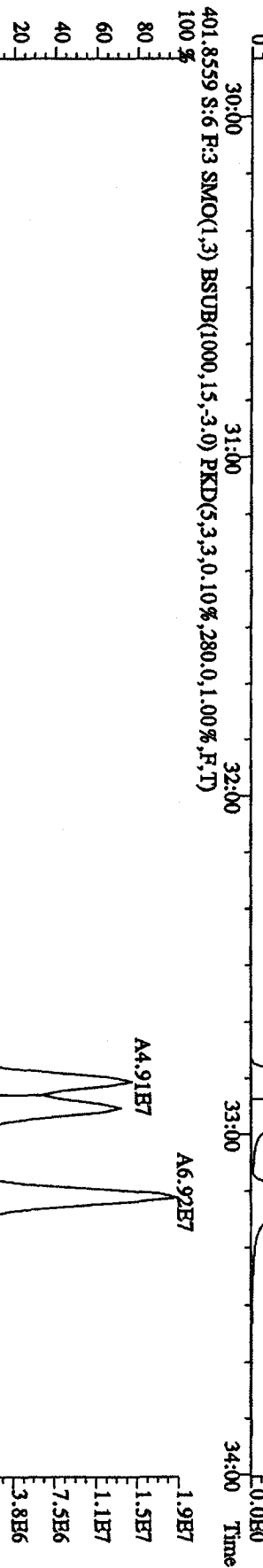

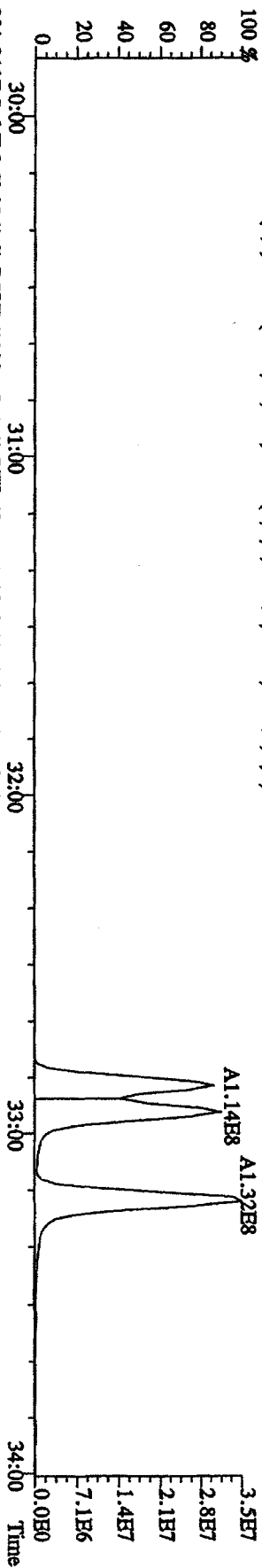
File:12AP104D5 #1-604 Acq:12-APR-2010 12:16:51 GC HI+ Voltage SIR Autospec-Ultimat
 Sample#6 Text:ST0412D :CS 4 09DXN426 Exp:DIOXINRES8290A
 357.8516 S:6 F:2 SMO(1,3) BSUB(1000,15,-3.0) PKD(5,3,3,0.10%,1636.0,1.00%,F,T)
 100%







File: 12AP104D5 #1-317 Acq: 12-APR-2010 12:16:51 GC HF+ Voltage SIR Autospec-Ultimat
 Sample#6 Text: ST0412D :CS-4 09DXN426 Exp: DIOXINRES8290A
 373.8208 S:6 F:3 SMO(1,3) BSUB(1000,15,-3.0) PKD(5,3,3,0.10%,2520.0,1.00%,F,T)



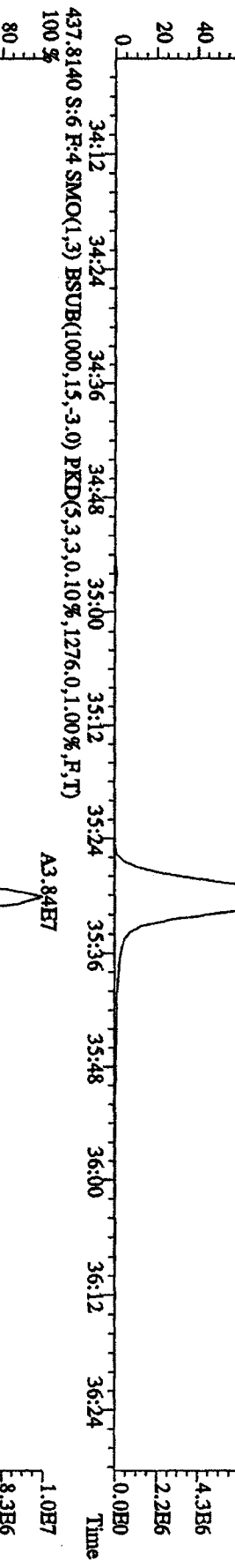
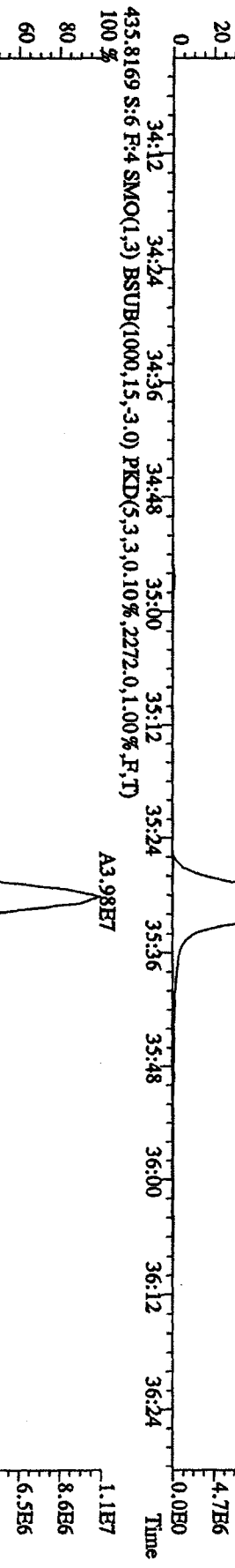
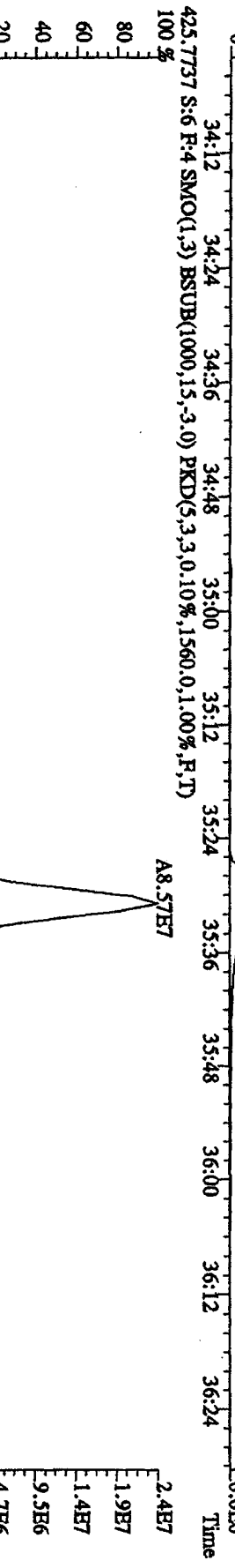
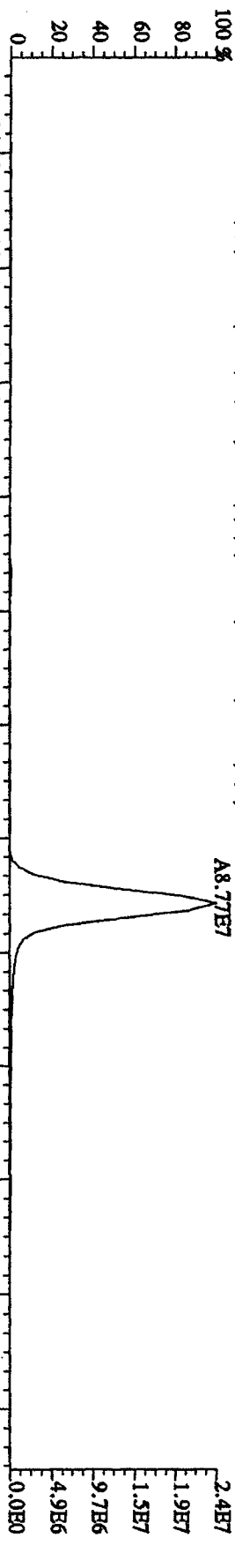
File:12A104D5 #1-317 Acq:12-APR-2010 12:16:51 GC BI+ Voltage S1R Autospec-Ultimat
 Sample#6 Text:ST0412D :CS-4 09DXN426 Exp:DIOXINRES8290A
 389.8157 S:6 F:3 SMO(1,3) BSUB(1000,15,-3,0) PKD(5,3,0,10%,868,0,1,00%,F,T)



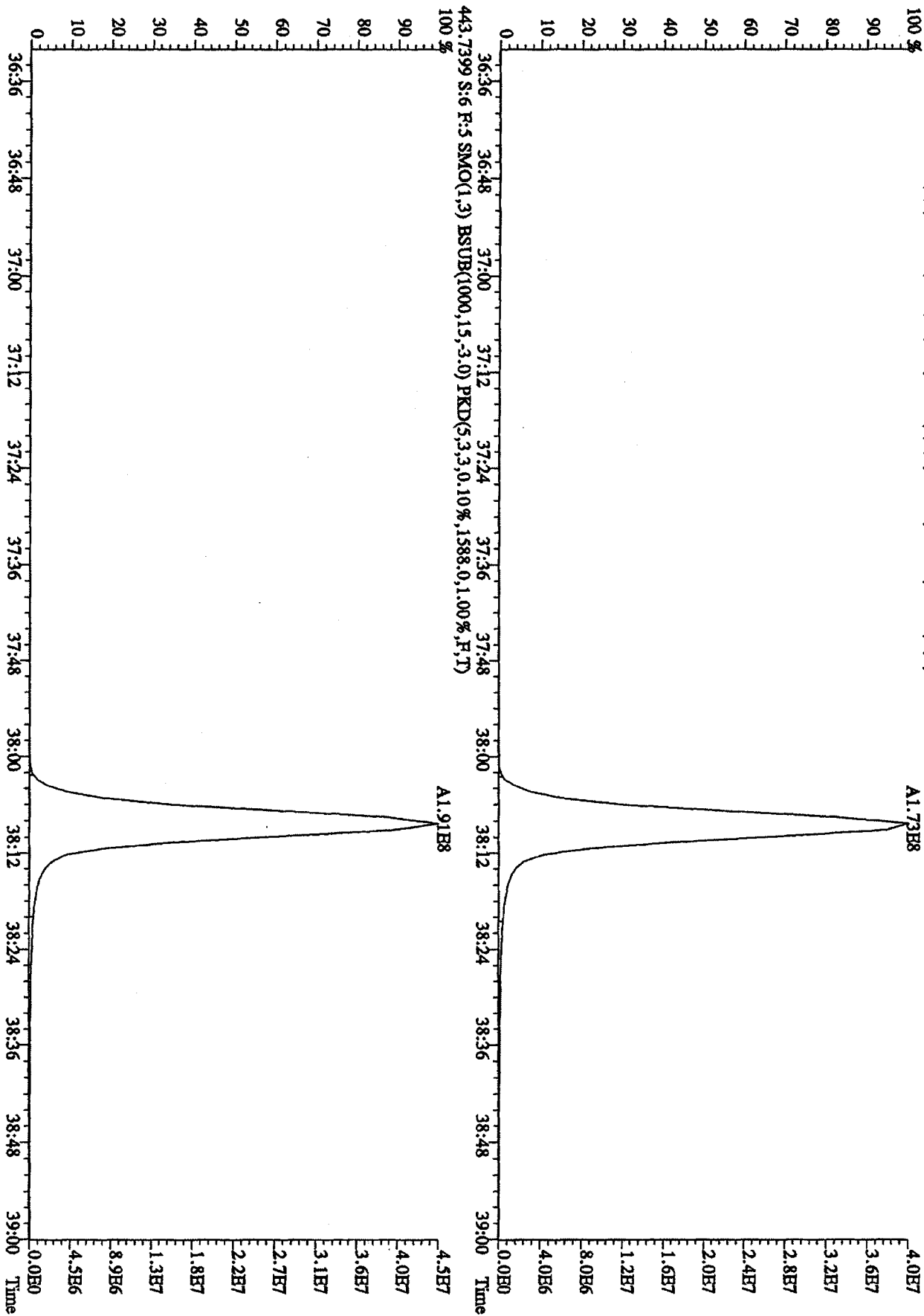
File: 12ADP104D5 #1-198 Acq: 12-APR-2010 12:16:51 GC BI+ Voltage SIR Autospec-Ultimate
 Sample#6 Text: ST0412D :CS-4 09DXN426 Exp: DIOXINRESS8290A
 407.7818 S: 6 F: 4 SMO(1,3) BSUB(1000,15,-3,0) PKD(5,3,3,0,10%,27648,0,1,00%,F,T)
 100%



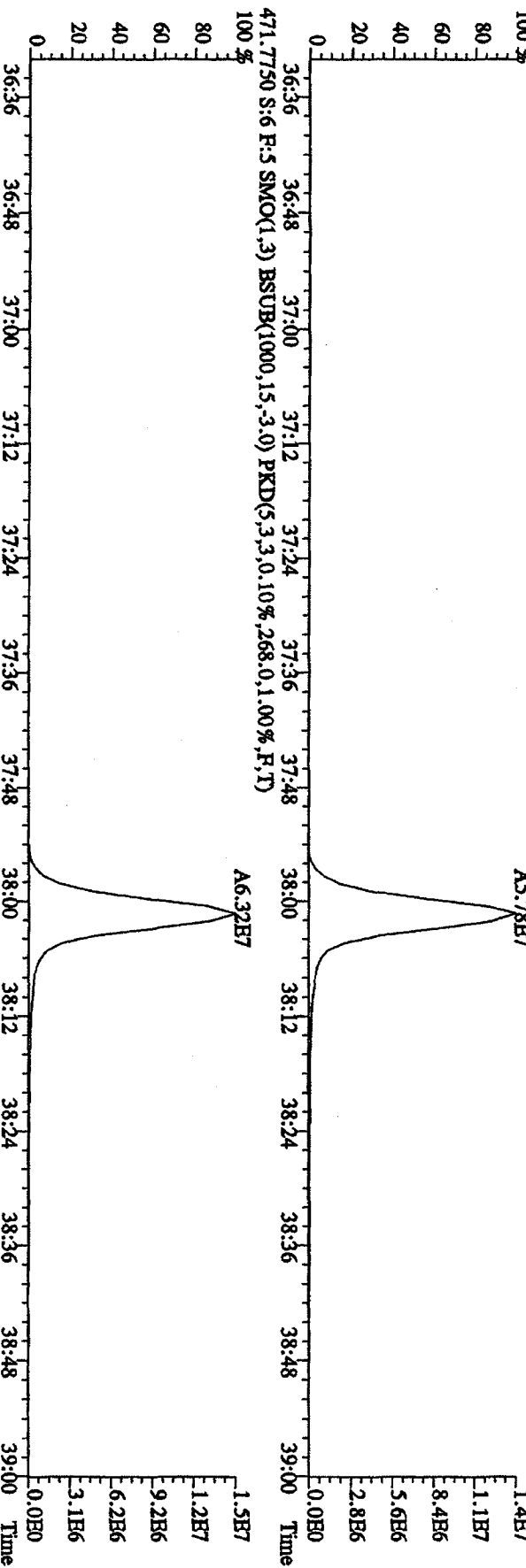
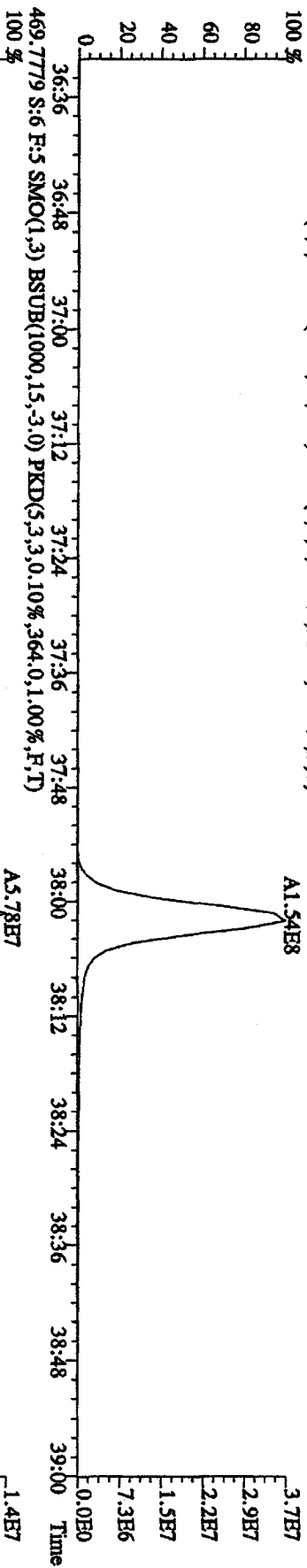
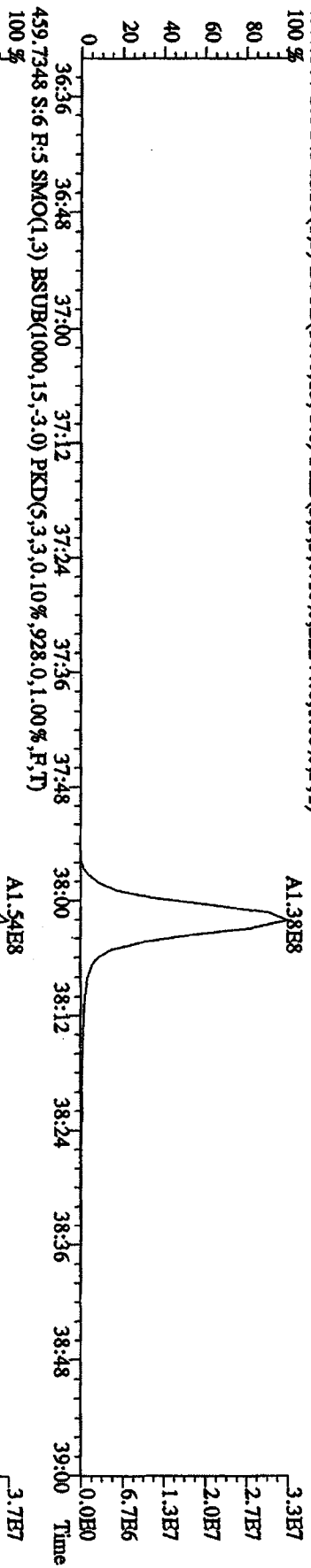
File: 12AP104D5 #1-198 Acq: 12-APR-2010 12:16:51 GC EI+ Voltage SIR Autospec-UltimaB
 Sample#6 Text: ST0412D :CS-4 09DXN426 Exp: DIOXINRESS8290A
 423.7766 S:6 F:4 SMO(1,3) BSUB(1000,15,-3.0) PKD(5,3,3,0.10%,10928,0.1,00%,F,T)



File:12AP104D5 #1-190 Acq:12-APR-2010 12:16:51 GC EI+ Voltage SIR Autospec-UltimaE
 Sample#6 Text:ST0412D :CS 4 09DXN426 Exp:DIOXINRES8290A
 441.7428 S:6 F:3 SMO(1,3) BSUB(1000,15,-3.0) PKD(5,3,3,0.10%,1272.0,1.00%,F,T)
 100 %




File: 12AP104D5 #1-190 Acq: 12-APR-2010 12:16:51 GC EI+ Voltage SIR Autospec-UltimaB
 Sample#6 Text: ST0412D : CS 4 09DXN426 Exp: DIOXINRES8290A
 457.7377 S: 6 F: 5 SMO(1,3) BSUB(1000,15,-3,0) PKD(5,3,3,0,10%,22244,0,1,00%,F,T)
 100 %




File: 12AP104D5 #1-435 Acq: 12-APR-2010 12:16:51 GC HF+ Voltage SIR Autospec-Ultimate

Sample#6 Text: ST0412D : CS-4 09DXN426 Exp: DIOXINRES8290A

354.9792 S:6 SMO(1,3) PKD(5,3,3,100.00%,0.0,1.00%,F,T)




303.9016 S:6 SMO(1,3) BSUB(1000,15,-3,0) PKD(5,3,3,0.10%,2052,0,1.00%,F,T)



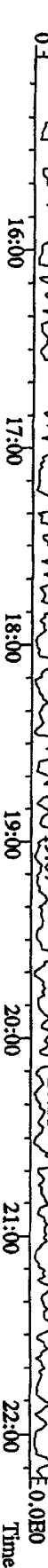
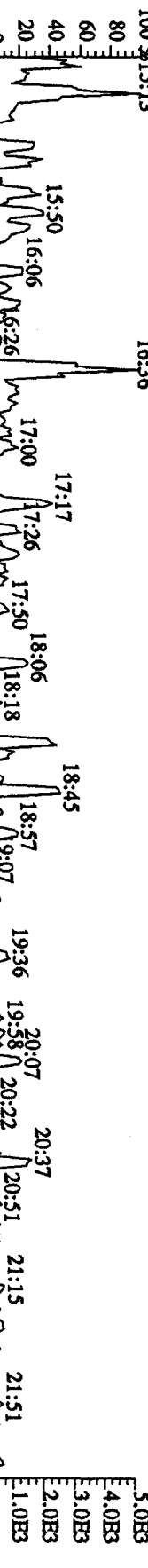
305.8987 S:6 SMO(1,3) BSUB(1000,15,-3,0) PKD(5,3,3,0.10%,2832,0,1.00%,F,T)



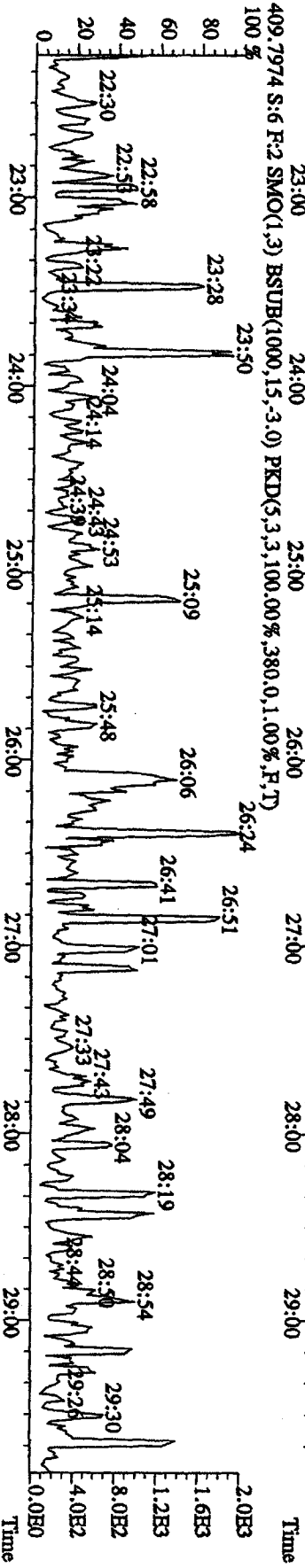
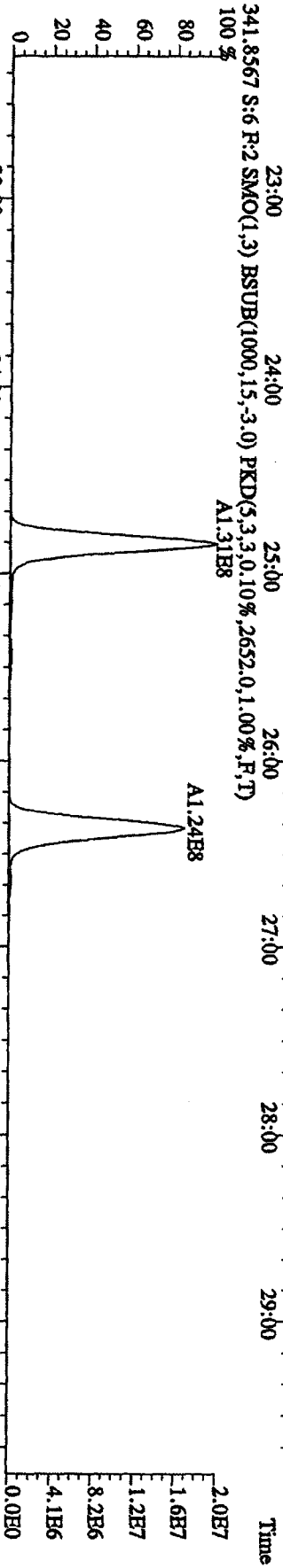
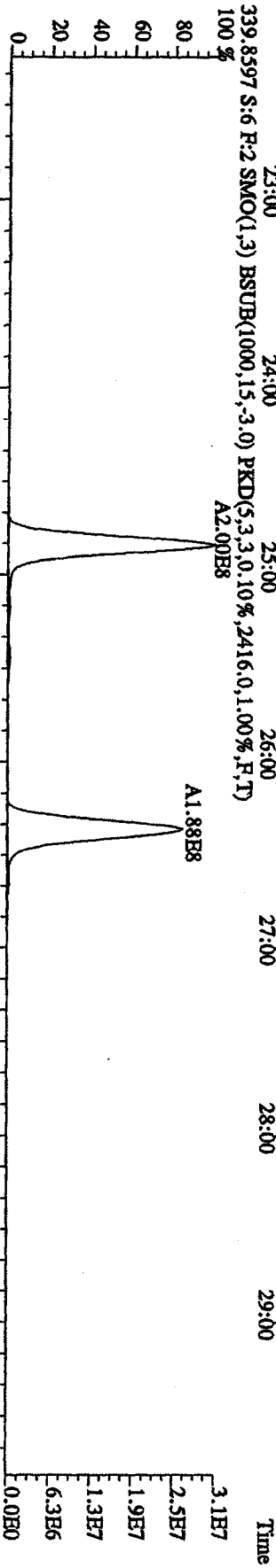

375.8364 S:6 SMO(1,3) BSUB(1000,15,-3,0) PKD(5,3,3,100.00%,452,0,1.00%,F,T)



409.7974 S:6 SMO(1,3) BSUB(1000,15,-3,0) PKD(5,3,3,100.00%,408,0,1.00%,F,T)

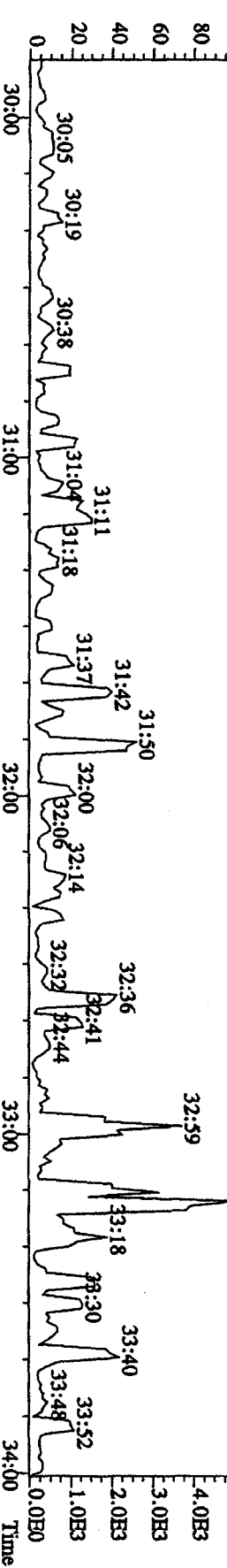
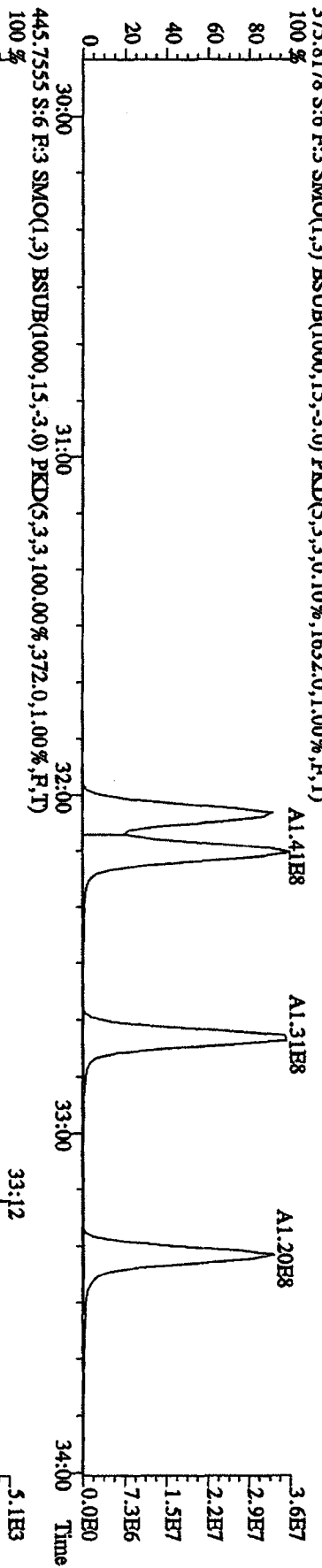
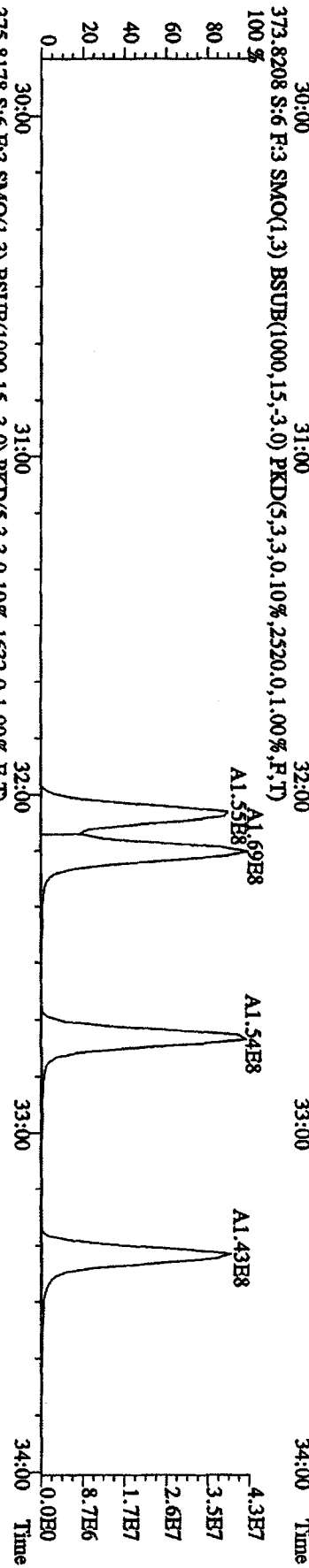



File: 12AP104D5 #1-604 Acq: 12-APR-2010 12:16:51 GC BI+ Voltage SIR Autospec-UltimaB
 Sample#6 Text: ST0412D : CS-4 09DXN426 Exp: DIOXINRES6290A

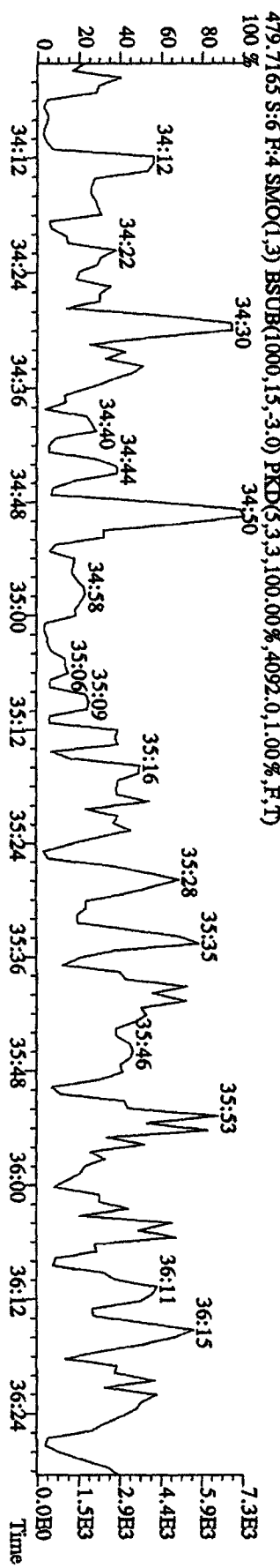
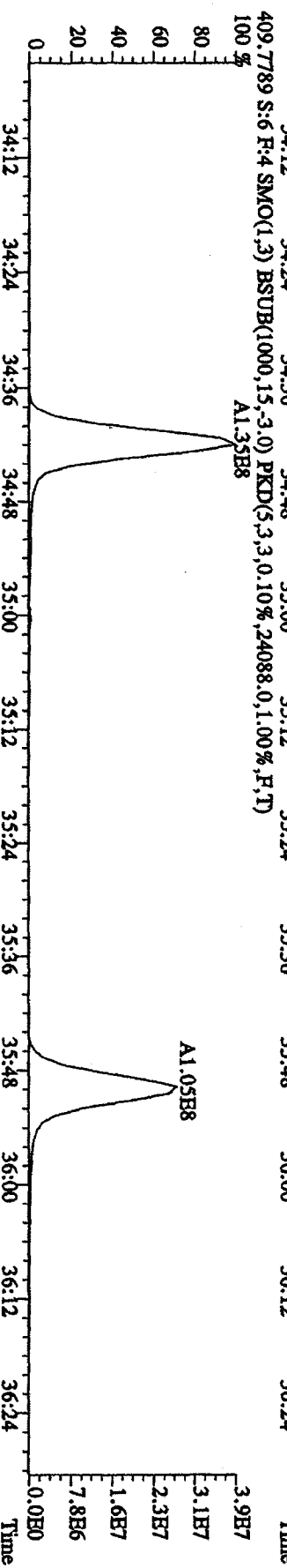
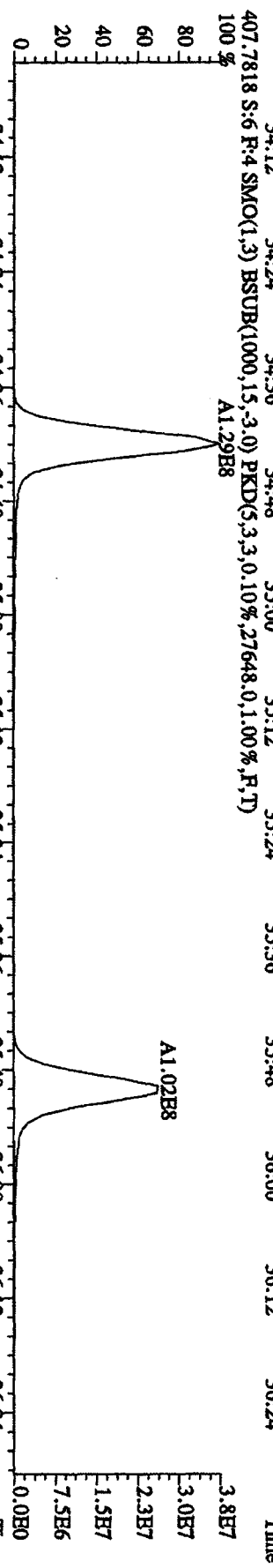



File:12ADP104D5 #1-317 Acq:12-APR-2010 12:16:51 GC HI + Voltage SIR Autospec-Ultimate

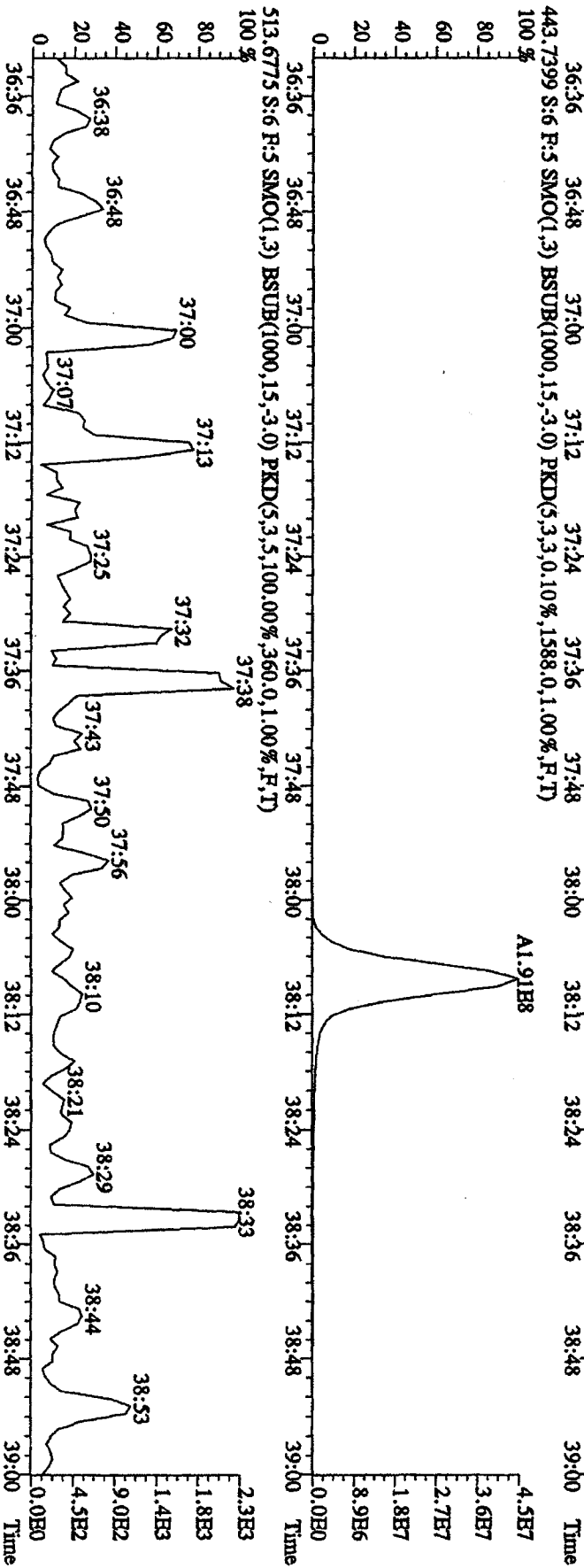

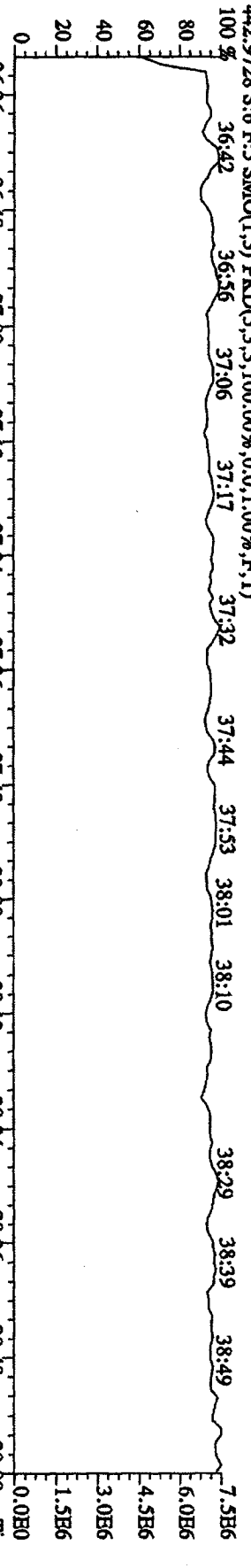
Sample#6 Text:ST0412D :CS-4 09DXN426 Exp:DIOXINRES8290A



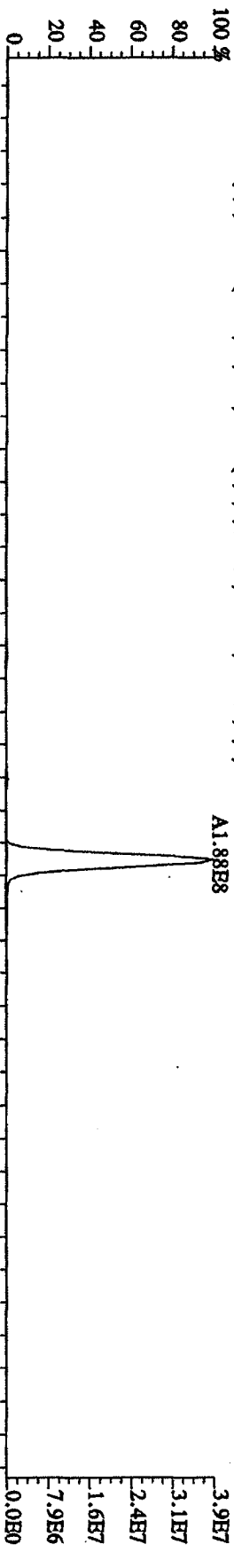
File: 12AP104D5 #1-198 Acq: 12-APR-2010 12:16:51 GC HI+ Voltage SIR Autospec-UltimaB
 Sample#6 Text: ST0412D :CS-4 09DXN426 Exp: DIOXINRES8290A



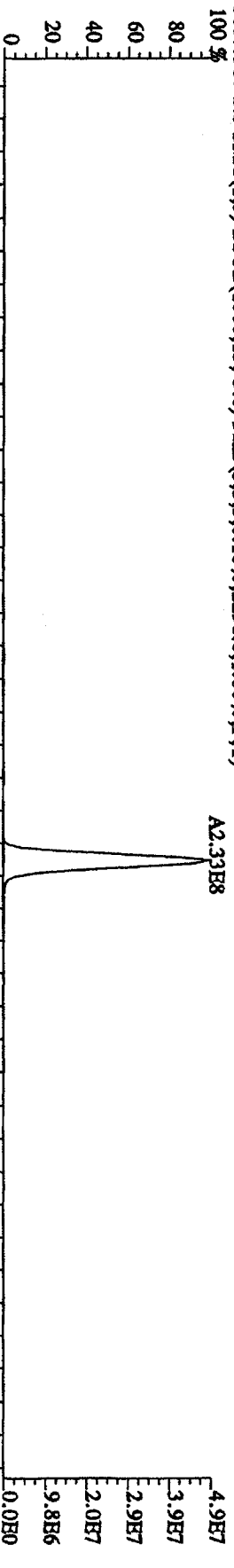
File: 12AP104D5 #1-190 Acq: 12-APR-2010 12:16:51 GC HI+ Voltage SIR Autospec-UltimaB
 Sample#6 Text: ST0412D :CS-4 09DXN426 Exp: DIOXINRES8290A



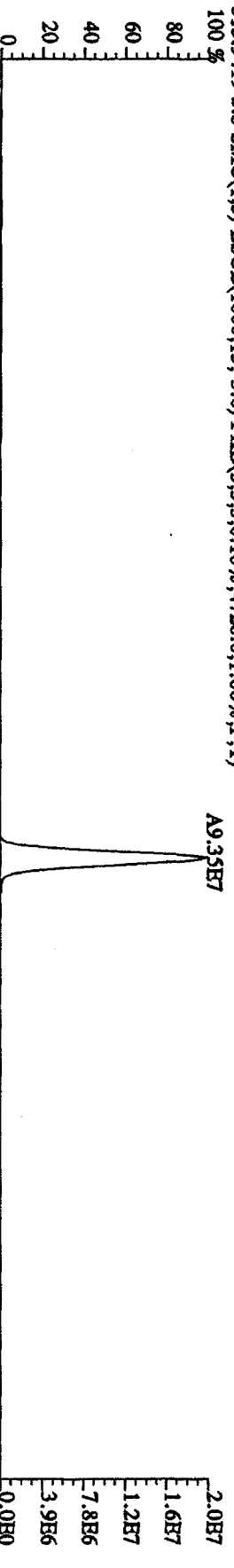
File: 12AP104D5 #1-435 Acq: 12-APR-2010 11:32:49 GC HI + Voltage SIR Autospec-UltraE
 Sample#5 Text: ST0412C :CS-5 09DXN456 Exp: DIOXINRES8290A
 303.9016 S:5 SMO(1,3) BSUB(1000,15,-3,0) PKD(5,3,3,0.10%,2960.0,1.00%,F,T)



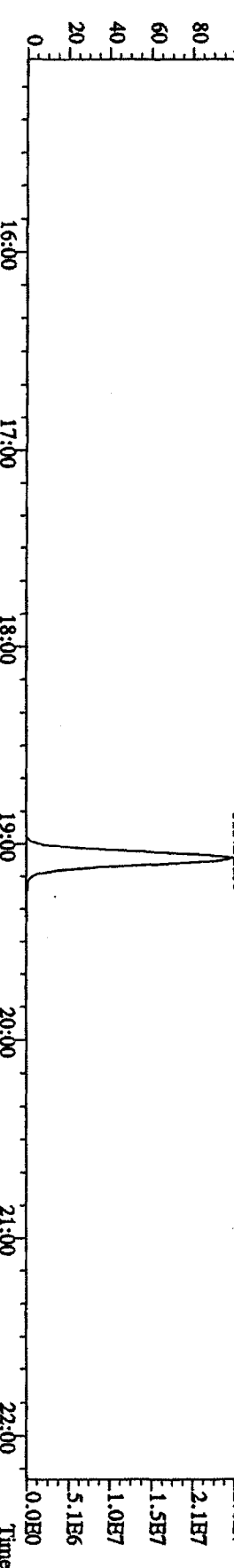
305.8987 S:5 SMO(1,3) BSUB(1000,15,-3,0) PKD(5,3,3,0.10%,2296.0,1.00%,F,T)



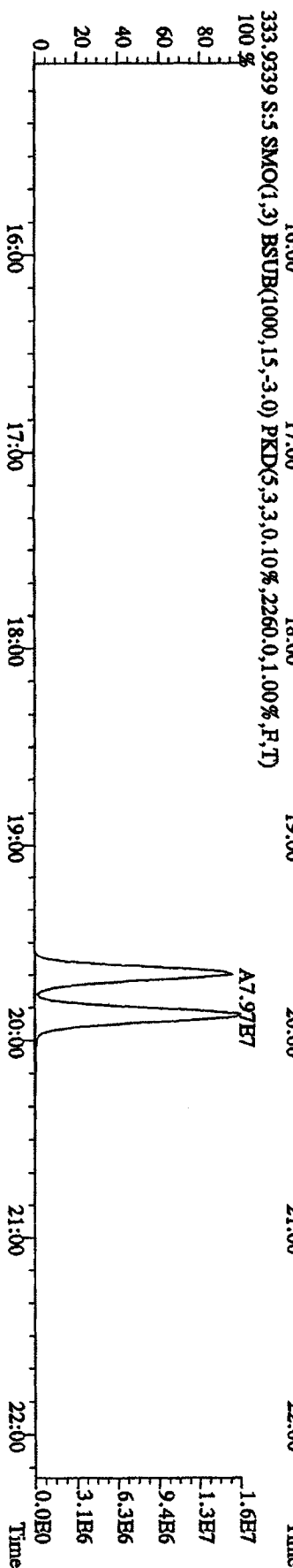



315.9419 S:5 SMO(1,3) BSUB(1000,15,-3,0) PKD(5,3,3,0.10%,4728.0,1.00%,F,T)




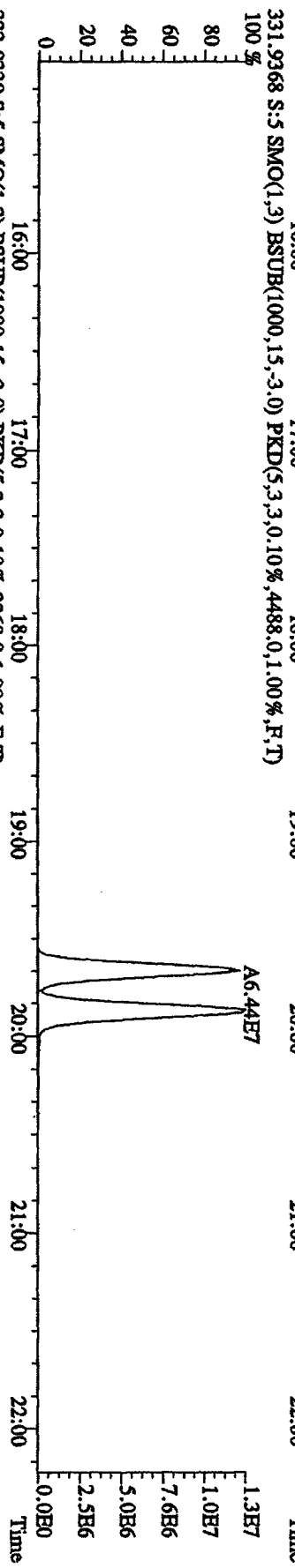
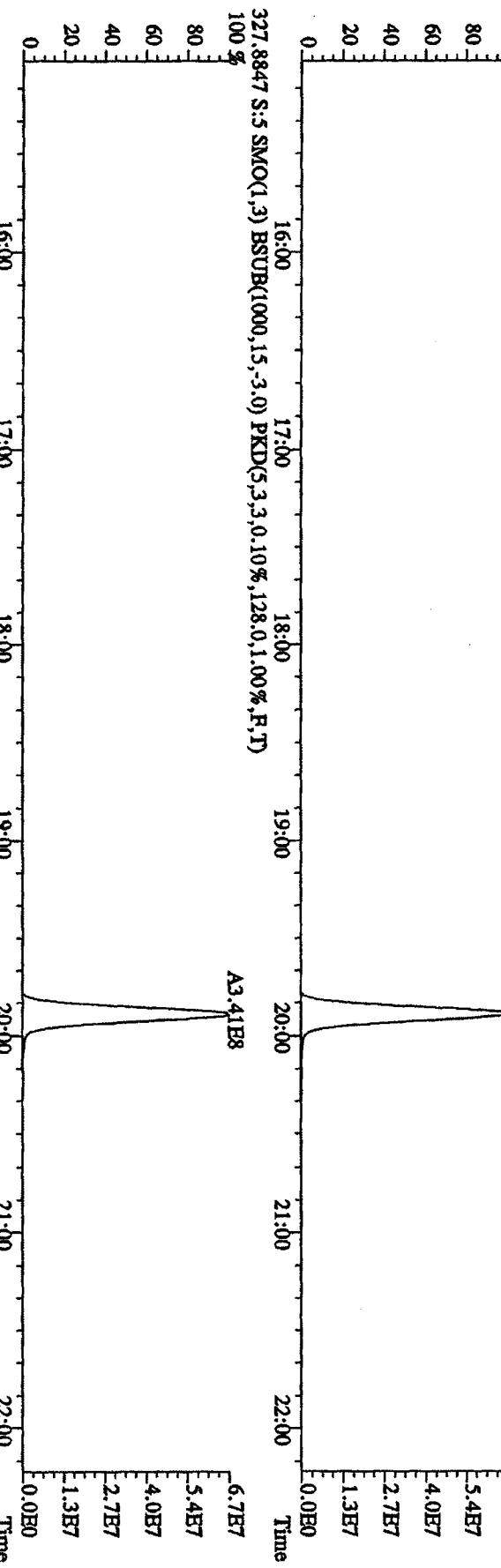
317.9389 S:5 SMO(1,3) BSUB(1000,15,-3,0) PKD(5,3,3,0.10%,3496.0,1.00%,F,T)



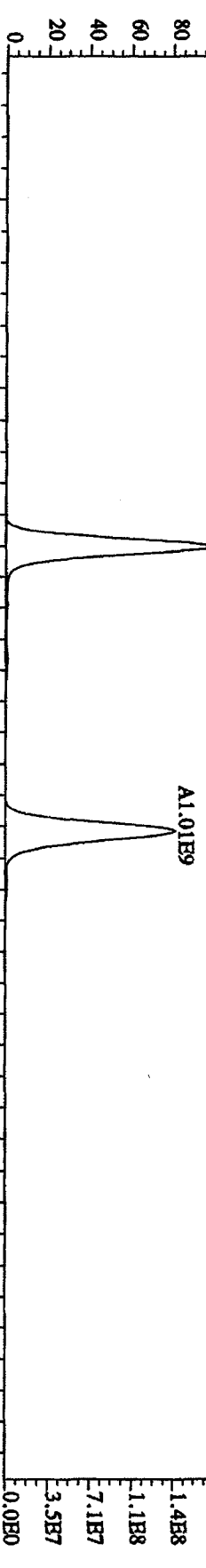
File:12AP104D5 #1-435 Acq:12-APR-2010 11:32:49 GC EI+ Voltage SIR Autospec-UltimaB
 Sample#5 Text:ST0412C :CS-5 09DXN456 Exp:DIOXINRES8290A
 319.8965 S:5 SMO(1,3) BSUB(1000,15,-3.0) PKD(5,3,3,0.10%,1000.0,1.00%,F,T)



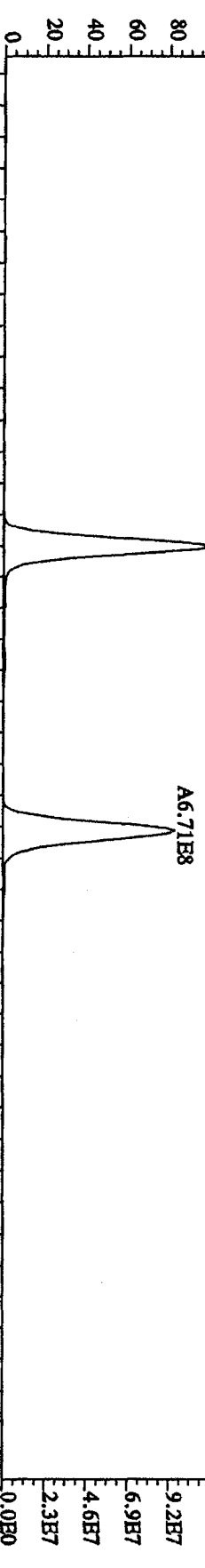
File:12AP104D5 #1-435 Acq:12-APR-2010 11:32:49 GC EI+ Voltage SIR Autospec-Ultimate
 Sample#5 Text:ST0412C :CS-5 09DXN456 Exp:DIOXINRES8290A
 327.8847 S:5 SMO(1,3) BSUB(1000,15,-3.0) PKD(5,3,3,0,10%,128,0,1.00%,F,T) 100%



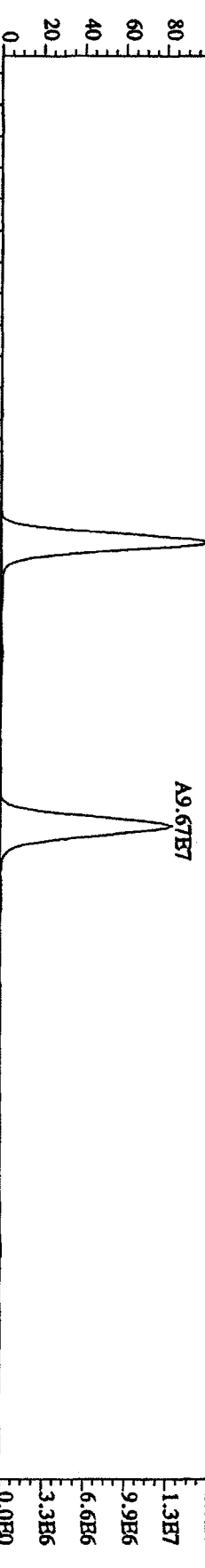
File: 12AP104D5 #1-604 Acq: 12-APR-2010 11:32:49 GC EI+ Voltage SIR Autospec-Ultimate
 Sample#5 Text: ST0412C :CS-5 09DXN456 Exp: DIOXINRES8290A
 339.8597 S:5 F:2 SMO(1,3) BSUB(1000,15,-3,0) PKD(5,3,3,0.10%,8368,0,1.00%,F,T)
 100 % A1.12B9



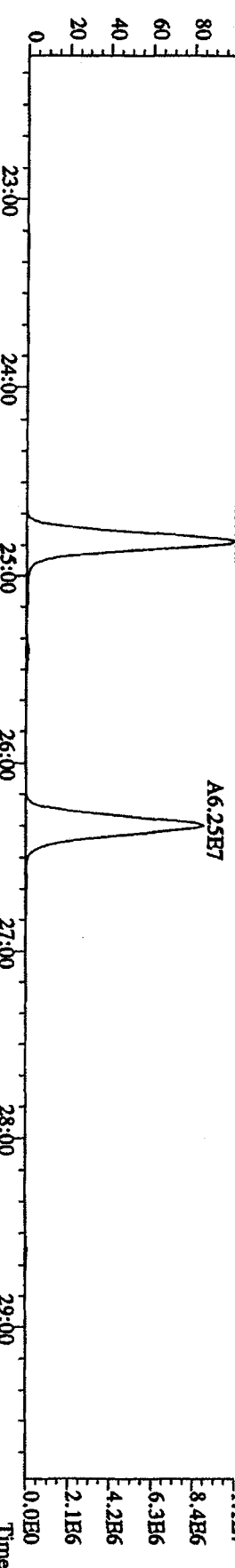
341.8567 S:5 F:2 SMO(1,3) BSUB(1000,15,-3,0) PKD(5,3,3,0.10%,4044,0,1.00%,F,T)
 100 % A7.35B8



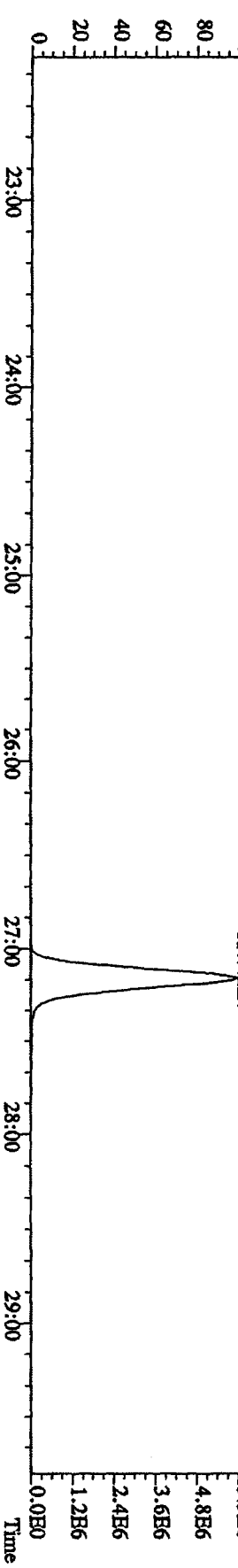
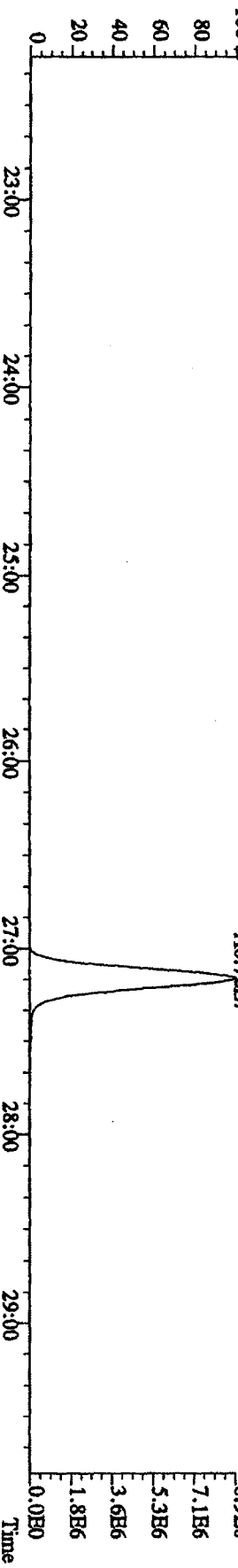
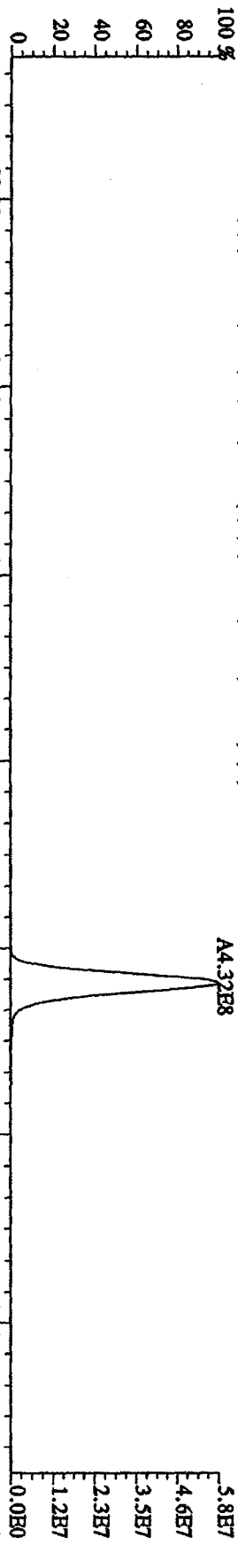
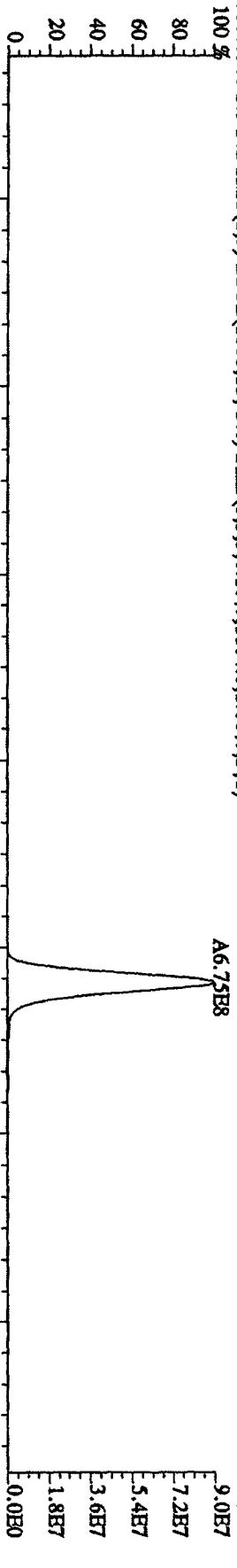
351.9000 S:5 F:2 SMO(1,3) BSUB(1000,15,-3,0) PKD(5,3,3,0.10%,2240,0,1.00%,F,T)
 100 % A1.07B8



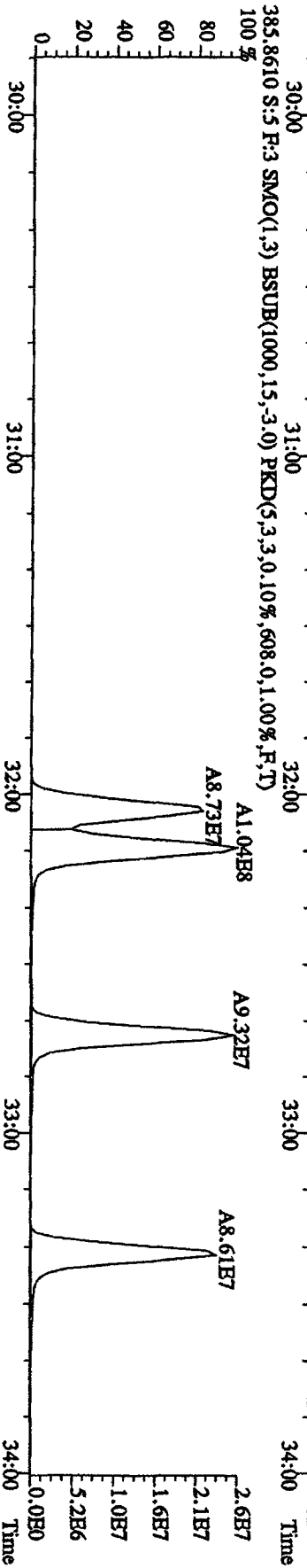
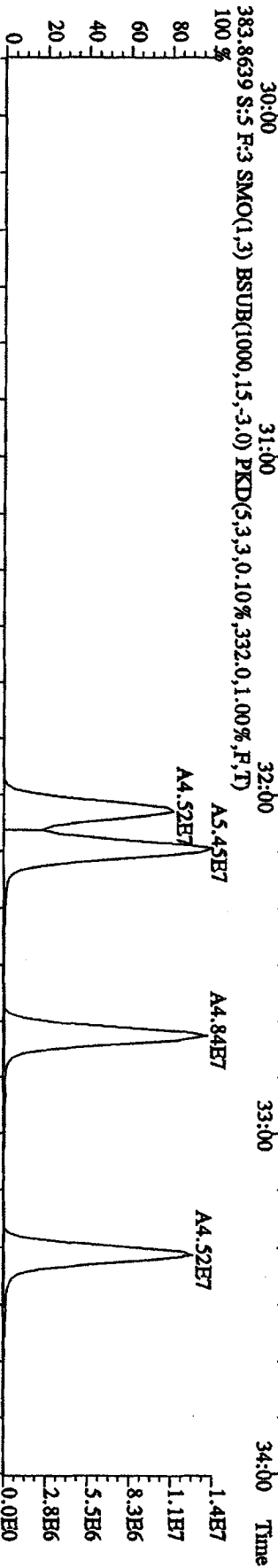
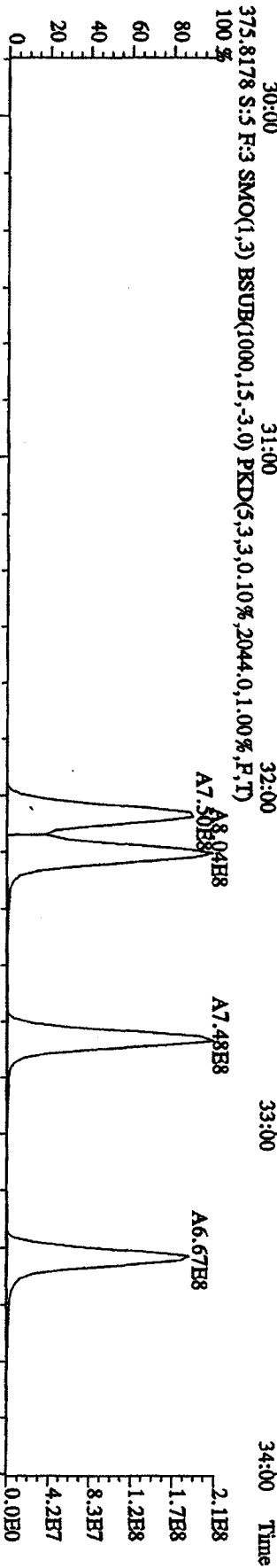
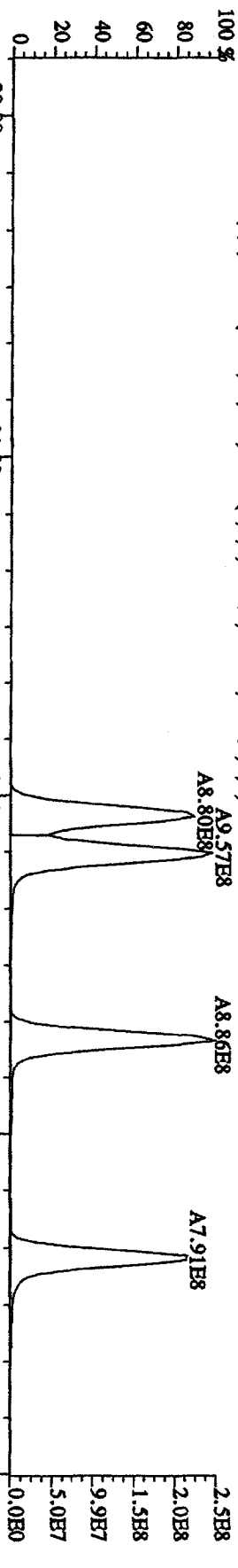
353.8970 S:5 F:2 SMO(1,3) BSUB(1000,15,-3,0) PKD(5,3,3,0.10%,2120,0,1.00%,F,T)
 100 % A6.80E7



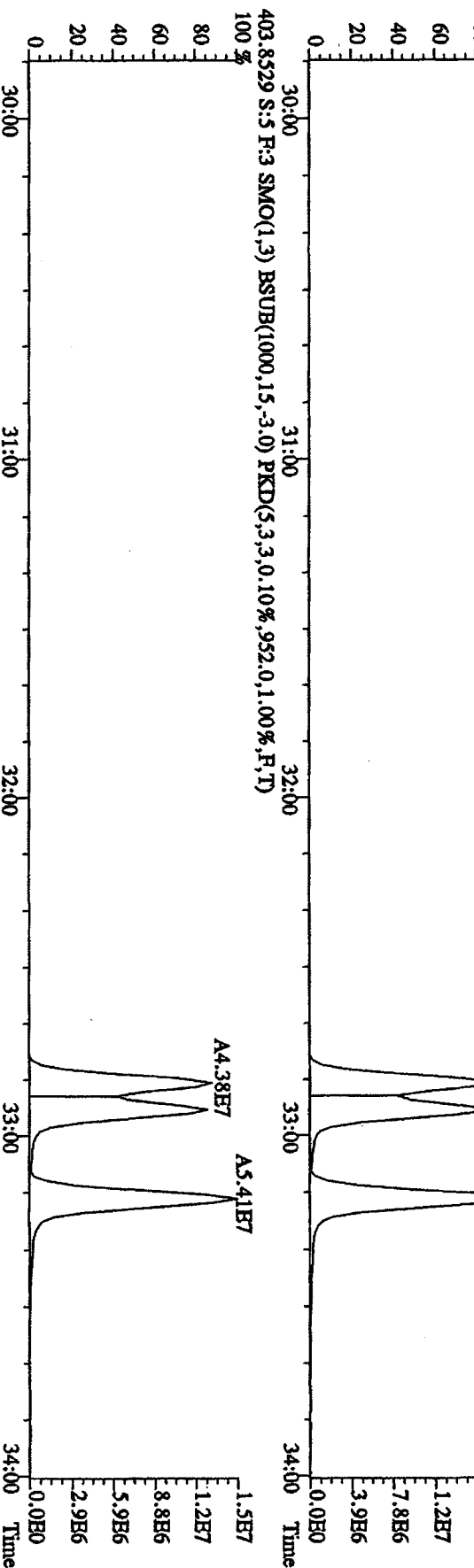

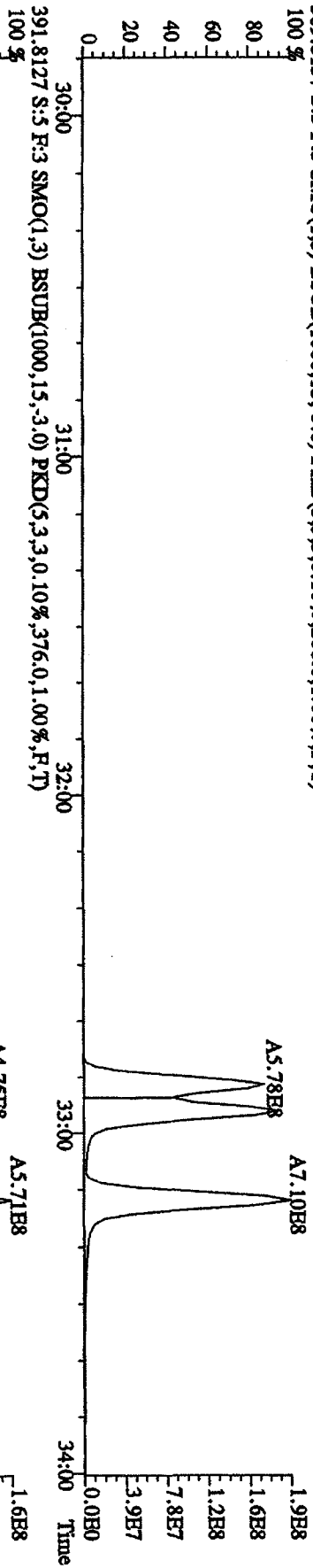
File: 12AP104D5 #1-604 Acq: 12-APR-2010 11:32:49 GC HI+ Voltage SIR Autospec-UltimaE
 Sample#5 Text: ST0412C :CS-5 09DXN456 Exp: DIOXINRES8290A
 355.8546 S:5 F:2 SMO(1,3) BSUB(1000,15,-3.0) PKD(5,3,3,0.10%,1104.0,1.00%,F,T)




File: 12AP104D5 #1-317 Acq: 12-APR-2010 11:32:49 GC EI+ Voltage SIR Autospec-Ultimate
 Sample# 5 Text: ST0412C :CS-5 09DXN456 Exp: DIOXINRES8290A
 373.8208 S: 5 F: 3 SMO(1,3) BSUB(1000,15,-3,0) PKD(5,3,0,10%,3020,0,1,00%,F,T)




File: 12AP104D5 #1-317 Acq: 12-APR-2010 11:32:49 GC EI+ Voltage SIR Autospec-Ultimate
 Sample#5 Text: ST0412C :CS-5 09DXN456 Exp: DIOXINRES8290A
 389.8157 S:5 F:3 SMO(1,3) BSUB(1000,15,-3.0) PKD(5,3,3,0.10%,208.0,1.00%,F,T)




File: 12AP104D5 #1-198 Acq: 12-APR-2010 11:32:49 GC EI+ Voltage SIR Autospec-Ultimate
 Sample#5 Text: ST0412C :CS-5-09DXN456 Exp: DIOXINRES8290A
 407.7818 S:5 F:4 SMO(1,3) BSUB(1000,15,-3.0) PKD(5,3,3,0.10%,81496.0,1.00%,F,T)
 100%




409.7789 S:5 F:4 SMO(1,3) BSUB(1000,15,-3.0) PKD(5,3,3,0.10%,148832.0,1.00%,F,T)
 100%



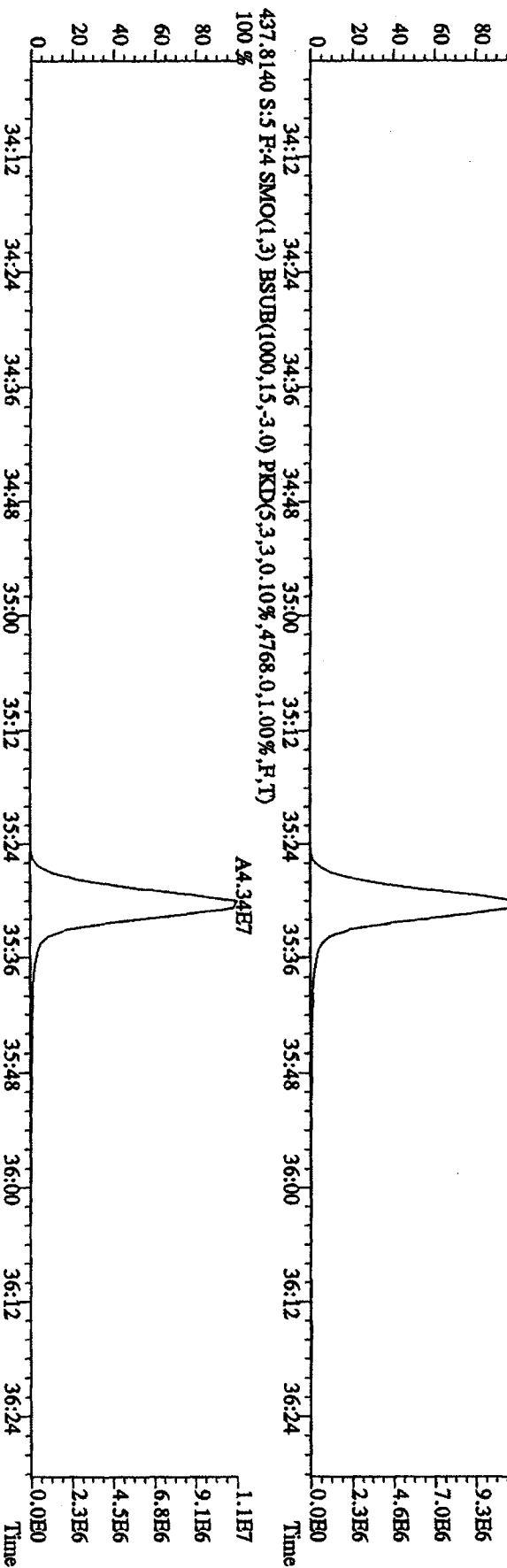
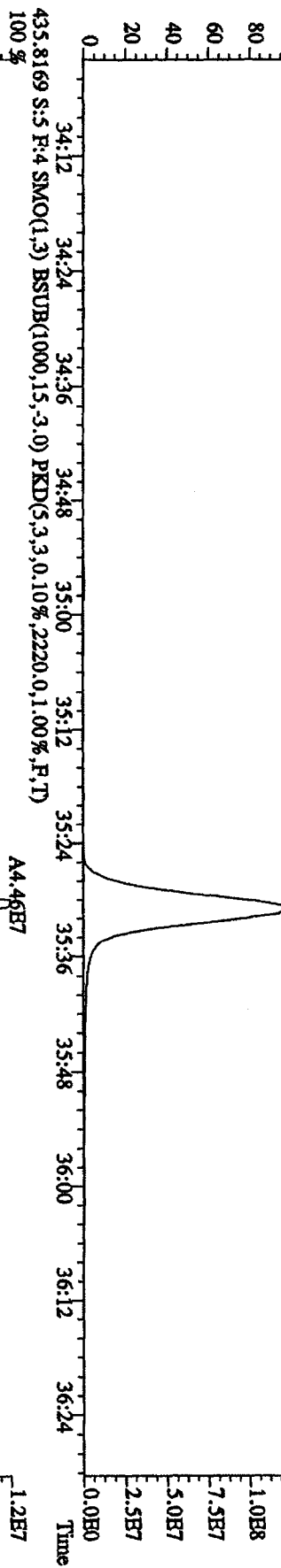
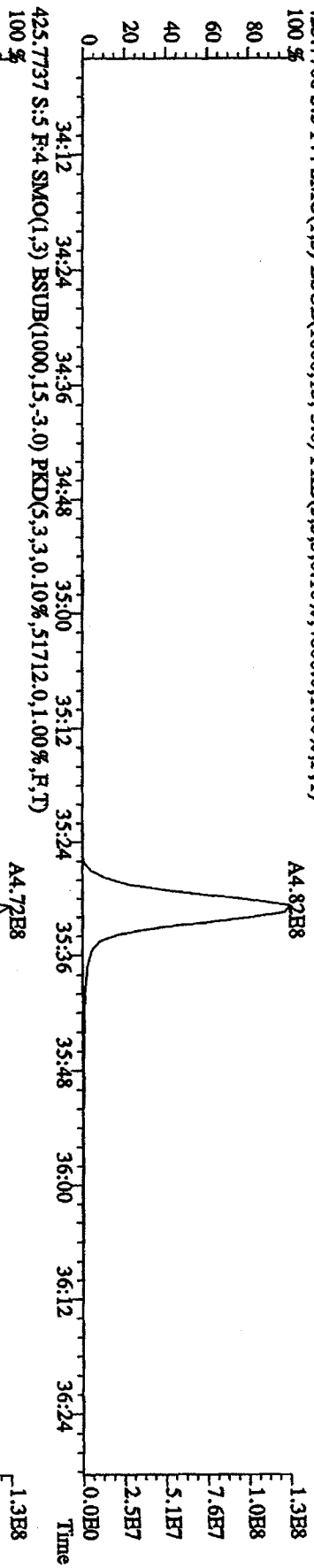
417.8253 S:5 F:4 SMO(1,3) BSUB(1000,15,-3.0) PKD(5,3,3,0.10%,11656.0,1.00%,F,T)
 100%



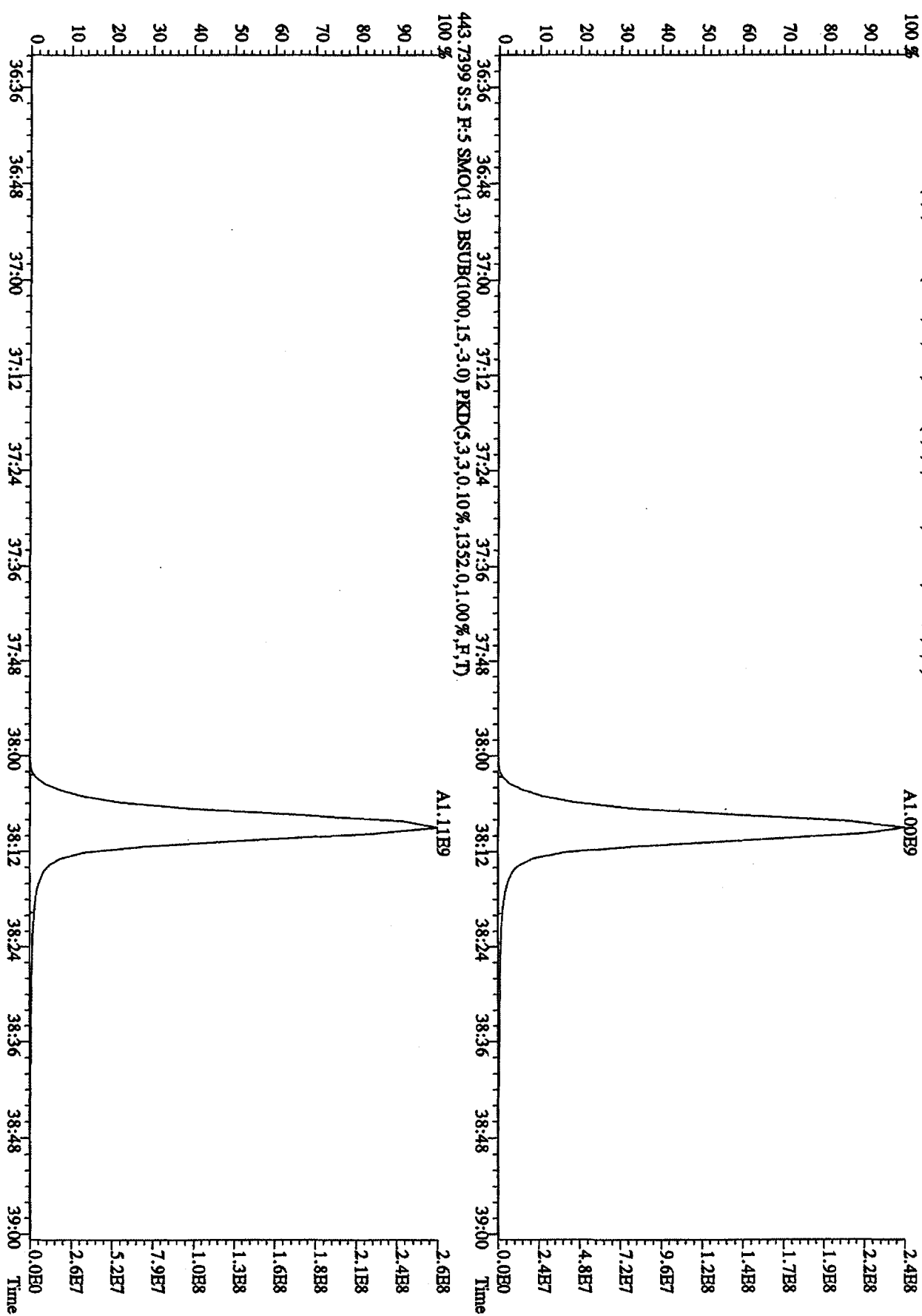
419.8220 S:5 F:4 SMO(1,3) BSUB(1000,15,-3.0) PKD(5,3,3,0.10%,18740.0,1.00%,F,T)
 100%



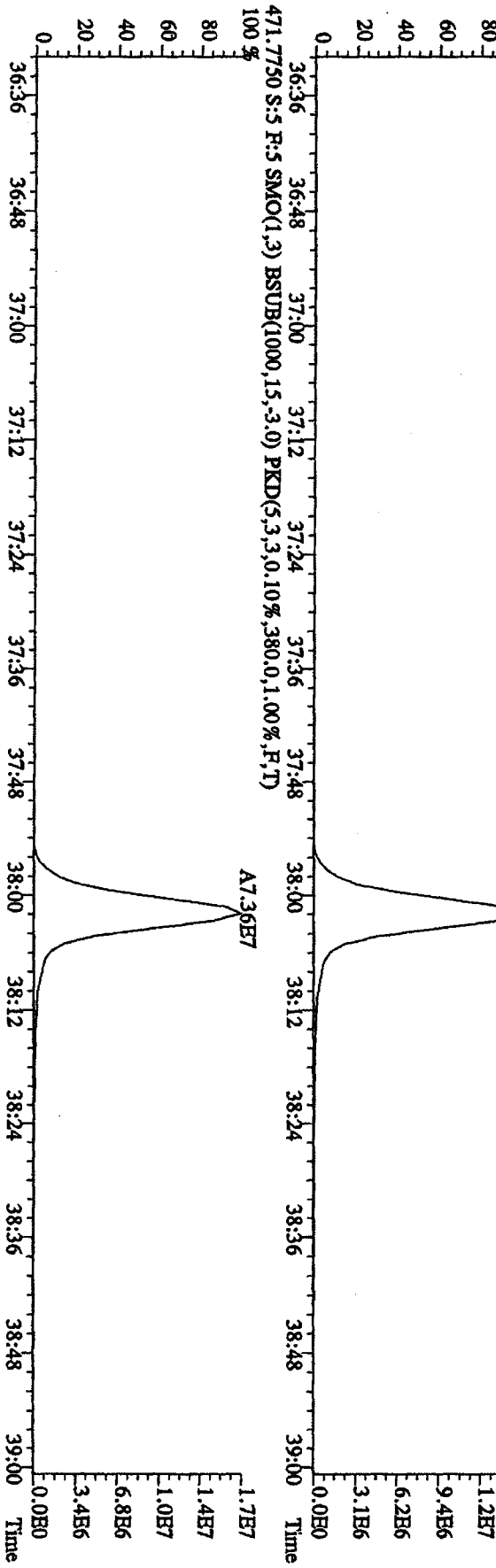
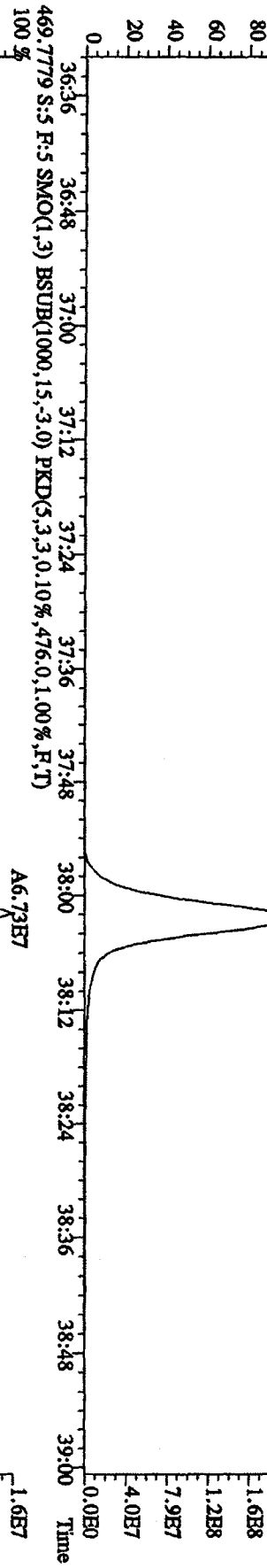
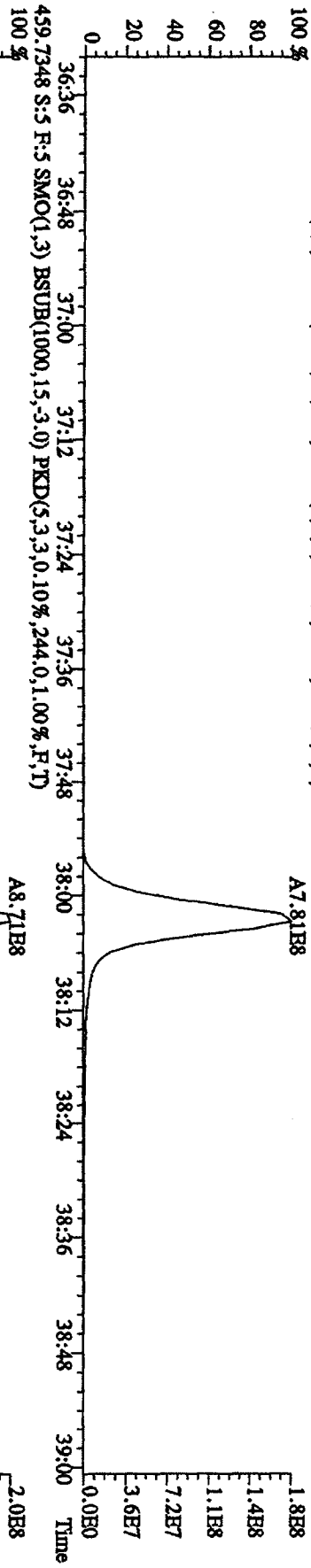
File:12AP10AD5 #1-198 Acq:12-APR-2010 11:32:49 GC EI+ Voltage SIR Autospec-UltimaE
 Sample#5 Text:ST0412C :CS-5-09DXN456 Exp:DIOXINRES8290A
 423.7737 S:5 F:4 SMO(1,3) BSUB(1000,15,-3.0) PKD(5,3,3,0.10%,4800.0,1.00%,F,T)



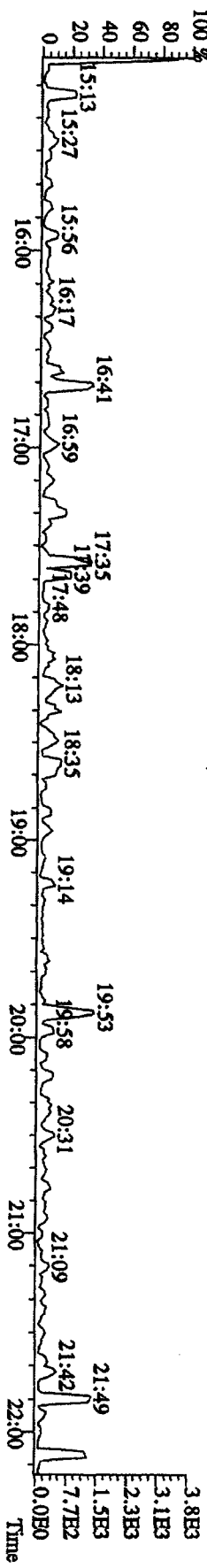
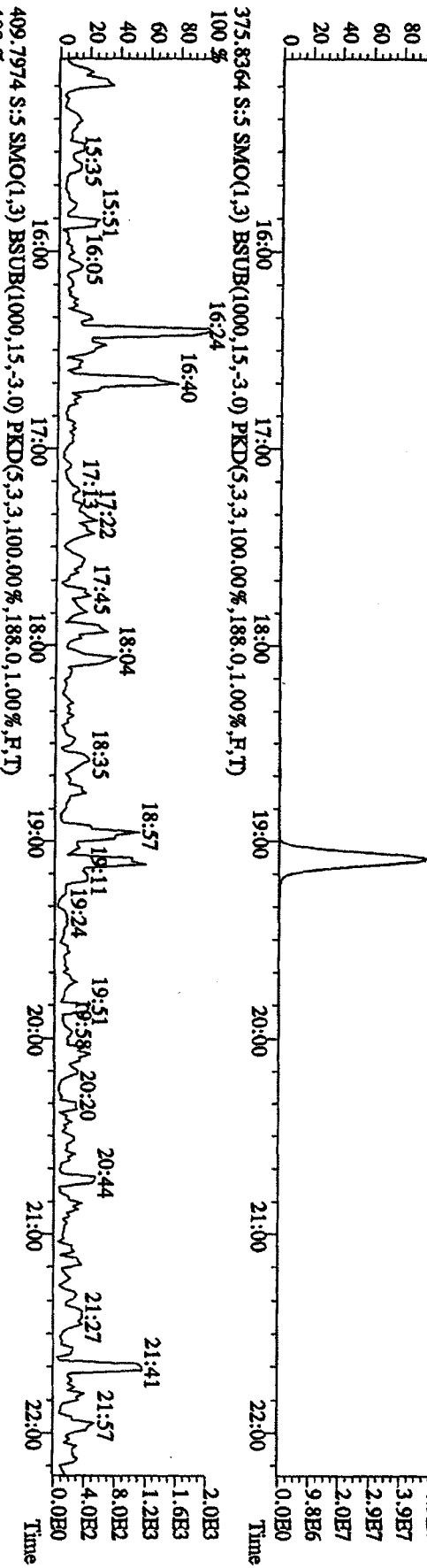
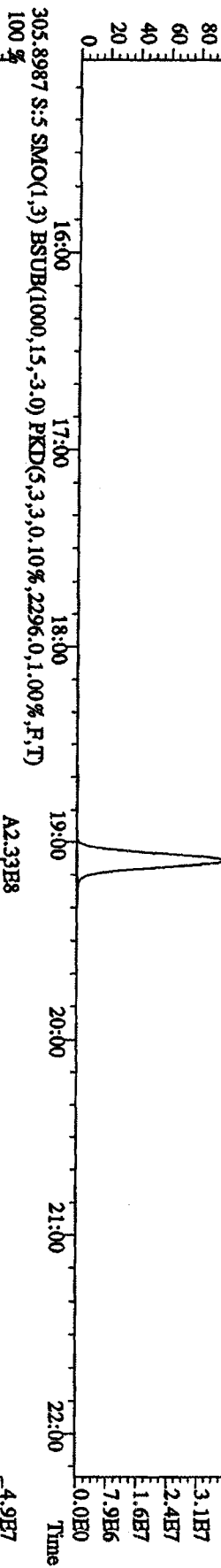


File:12AP104D5 #1-191 Acq:12-APR-2010 11:32:49 GC HI+ Voltage SIR Autospec-UltimaB
 Sample#5 Text:ST0412C :CS-5 09DXN456 Exp:DIOXINRES8290A
 441.7428 S:5 F:5 SMO(1,3) BSUB(1000,15,-3.0) PKD(5,3,3,0.10%,1064,0,1.00%,F,T)
 100 %



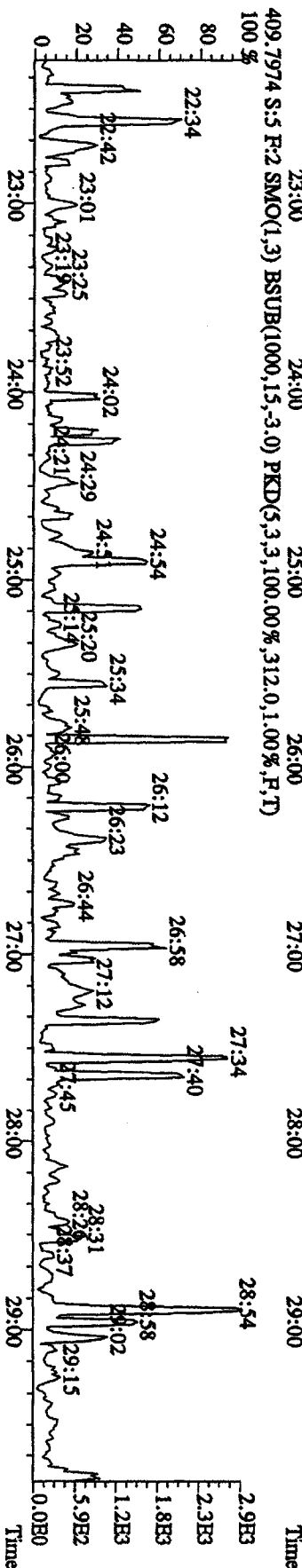
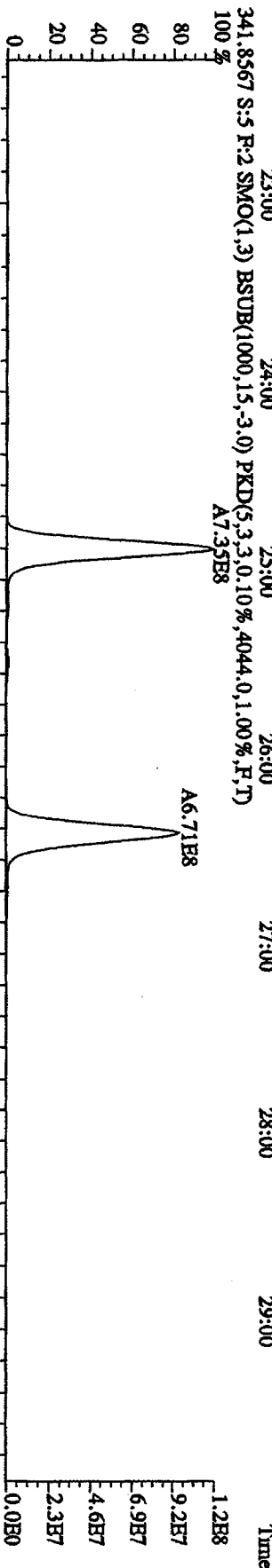
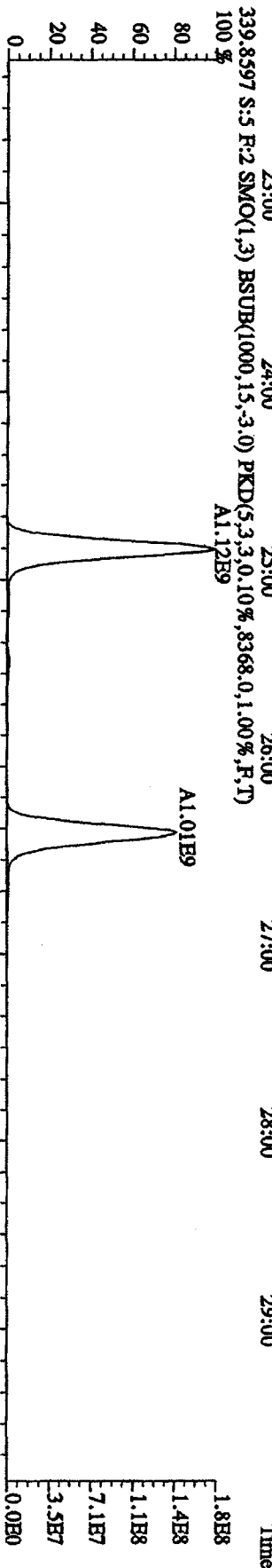

File:12AP104D5 #1-191 Acq:12-APR-2010 11:32:49 GC EI+ Voltage SIR Autospec-UltimaB
 Sample#5 Text:ST0412C :CS-5 09DXN456 Exp:DIOXINRES8290A
 457.7377 S:5 F:5 SMO(1,3) BSUB(1000,15,-3,0) PKD(5,3,3,0,10%,836.0,1.00%,F,T)



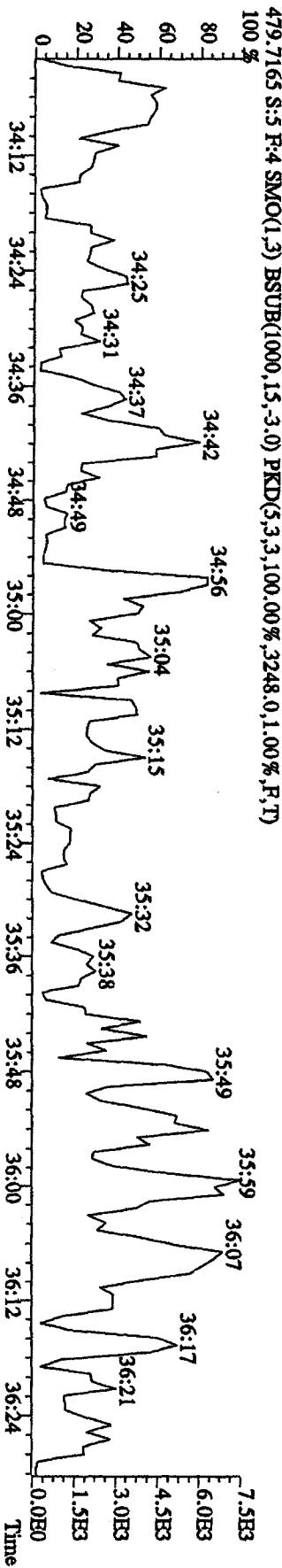



File:12AP104D5 #1-435 Acq:12-APR-2010 11:32:49 GC FI+ Voltage SIR Autospec-UltimaB
 Sample#5 Text:ST0412C :CS-5 09DXN456 Exp:DIOXINRES8290A
 354.9792 S:5 SMO(1,3) PKD(5,3,3,100,00%,0,0,1,00%,F,T)



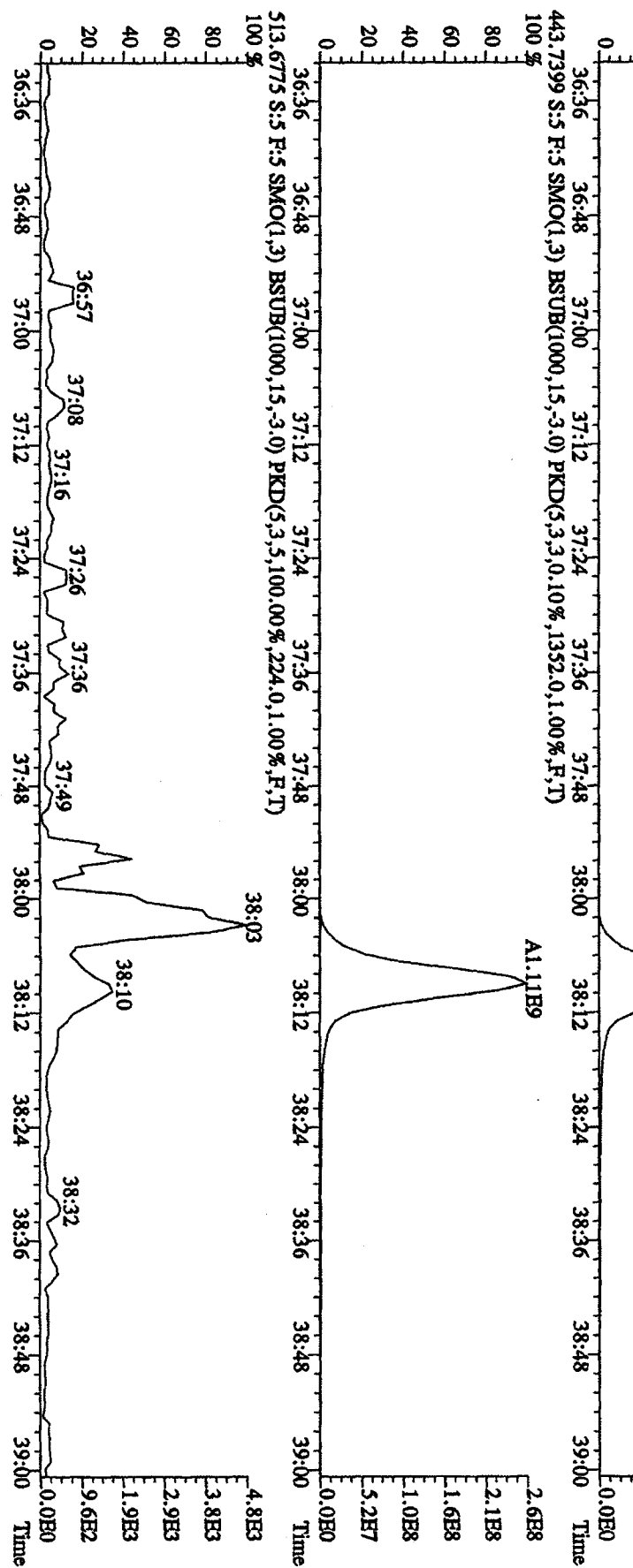


File:12AP104D5 #1-604 Acq:12-APR-2010 11:32:49 GC EI+ Voltage SIR Autospec-Ultimate
 Sample#5 Text:ST0412C :CS-5 09DXN456 Exp:DIOXINRES8290A



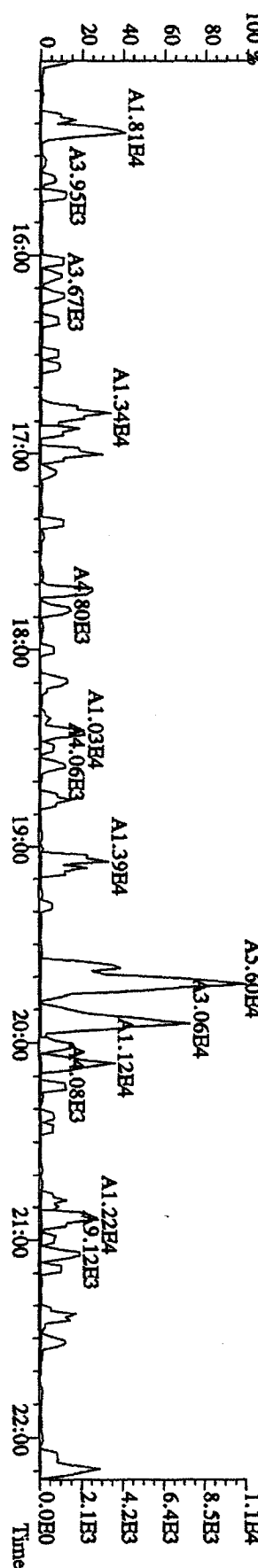
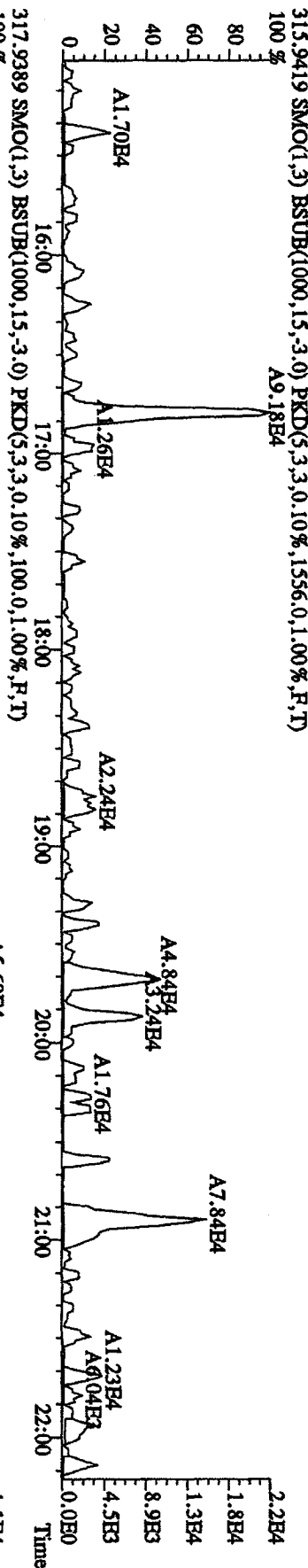
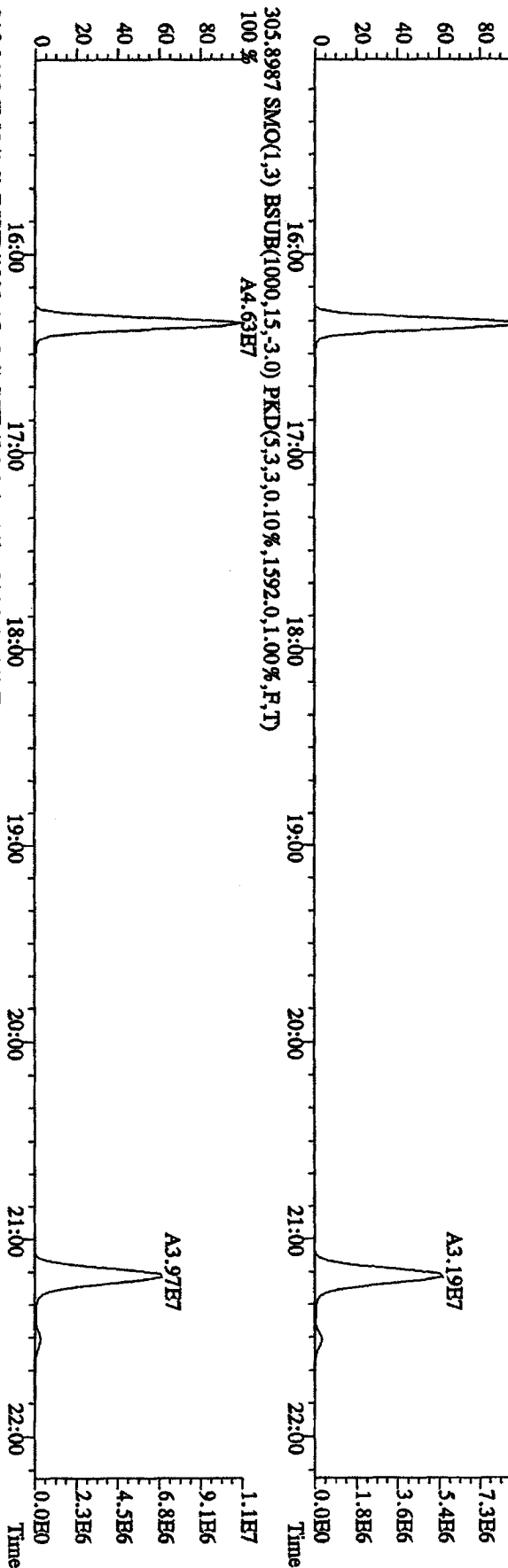
File: 12AP104D5 #1-198 Acq: 12-APR-2010 11:32:49 GC EI+ Voltage SIR Autospec-UltimaB
 Sample#5 Text: ST0412C : CS-5 09DXN456 Exp: DIOXINRES8290A




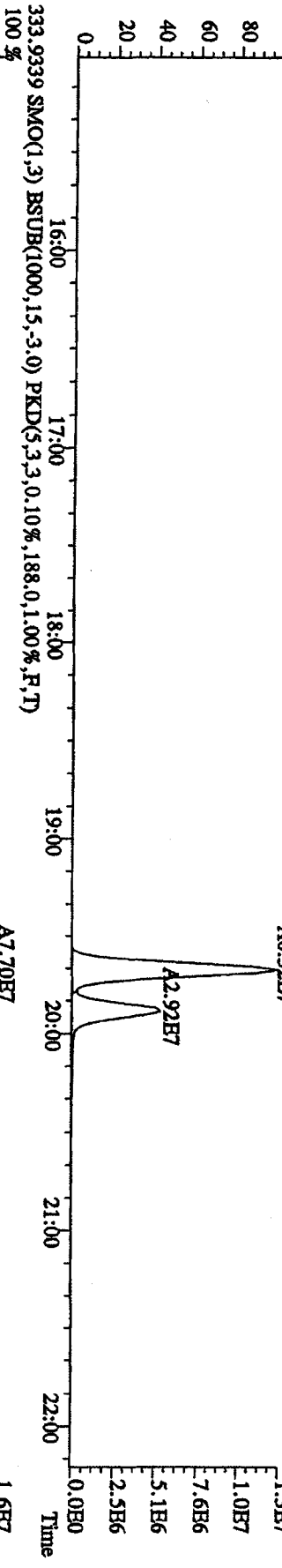
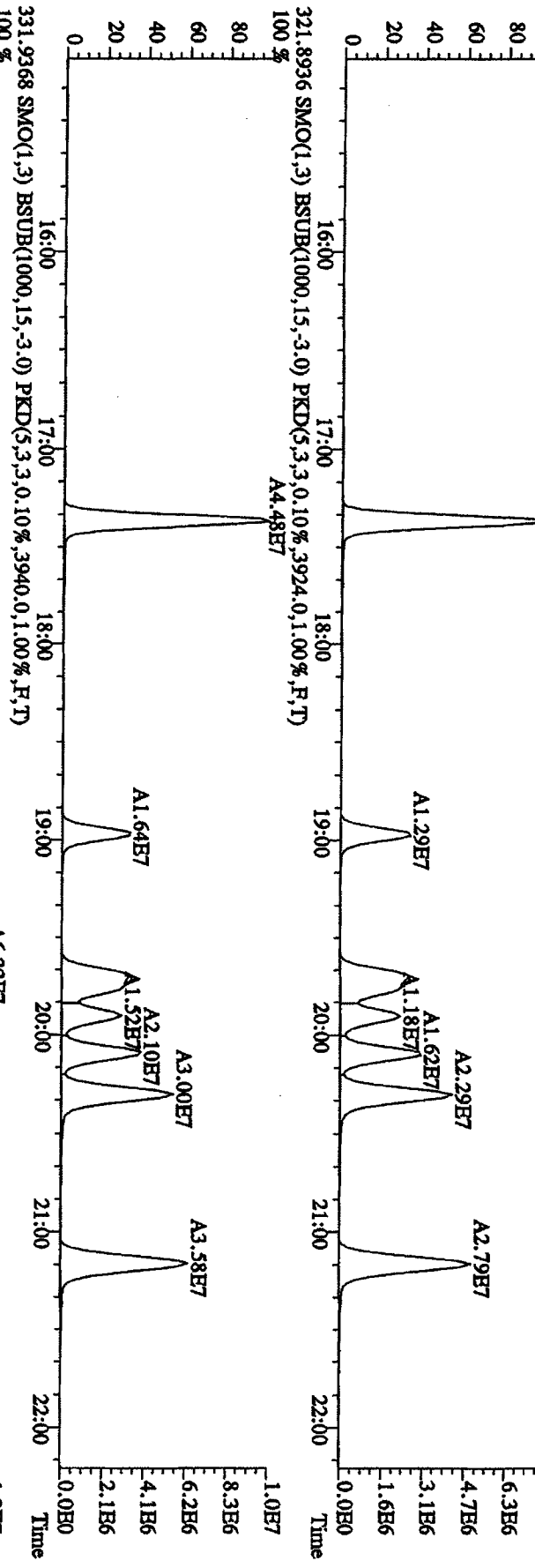
File: 12AP104D5 #1-191 Acq: 12-APR-2010 11:32:49 GC HI+ Voltage SIR Autospec-UltimaB
 Sample#5 Text: ST0412C :CS-5 09DXN456 Exp: DIOXINRES8290A



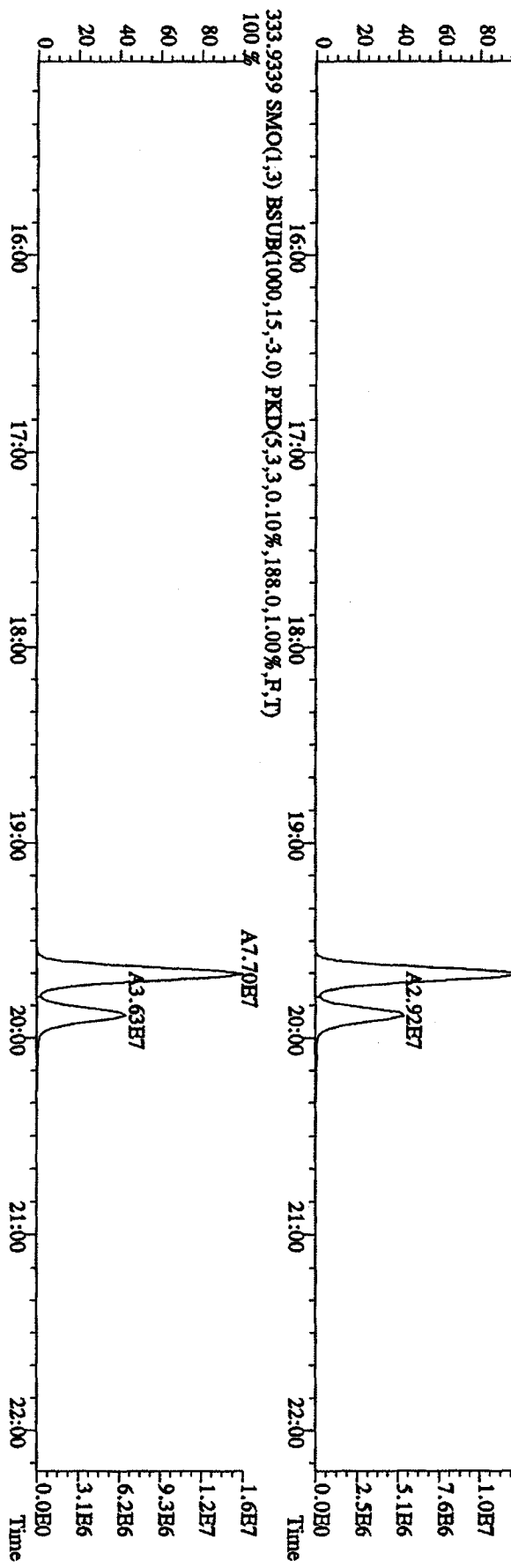
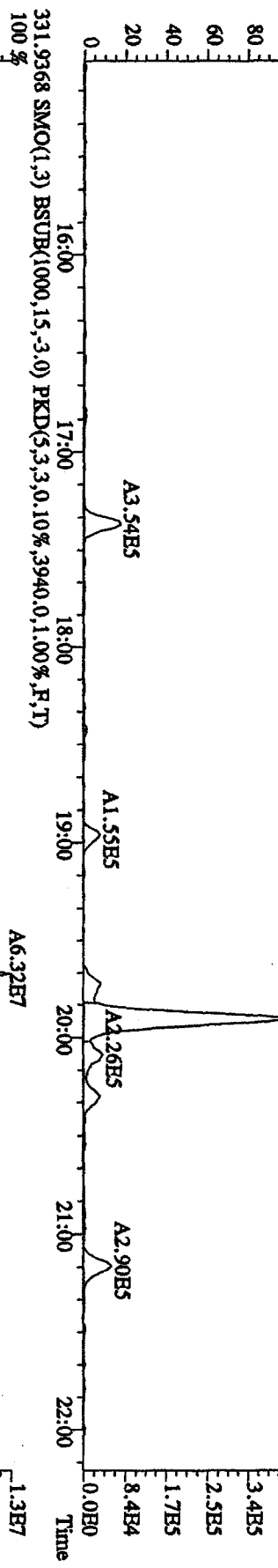
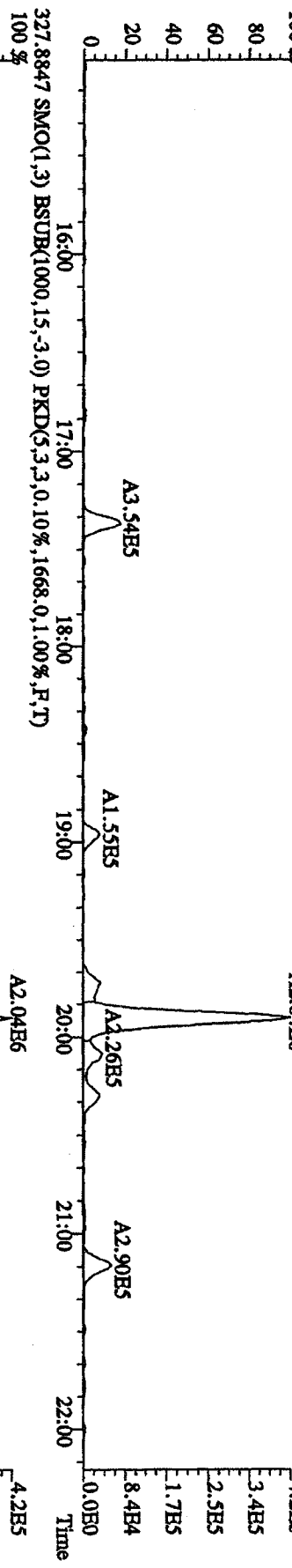
File:12AP104D5 #1-435 Acq:12-APR-2010 08:30:15 GC HI+ Voltage SIR Autospec-UltimatB
 Sample#1 Text:CP0412 :DB-5 CPSM 3732-04 Exp:DIOXINRES8290A
 303.9016 SMO(1,3) BSUB(1000,15,-3.0) PKD(5,3,3,0.10%,944.0,1.00%,F,T)
 100% A3.75E7



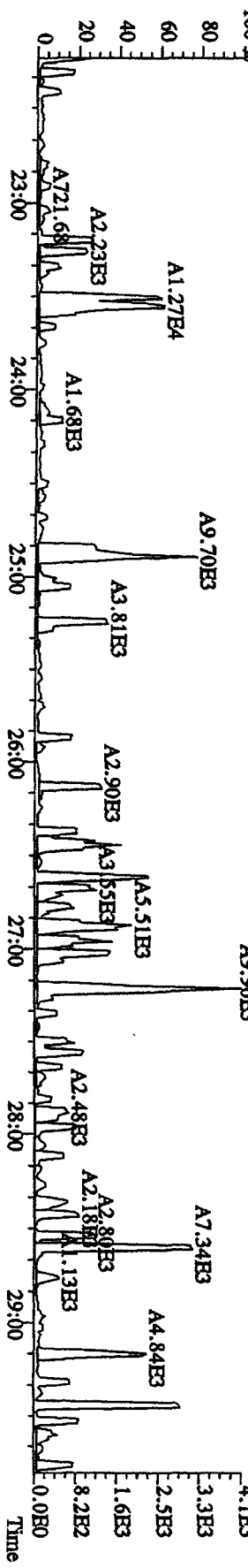
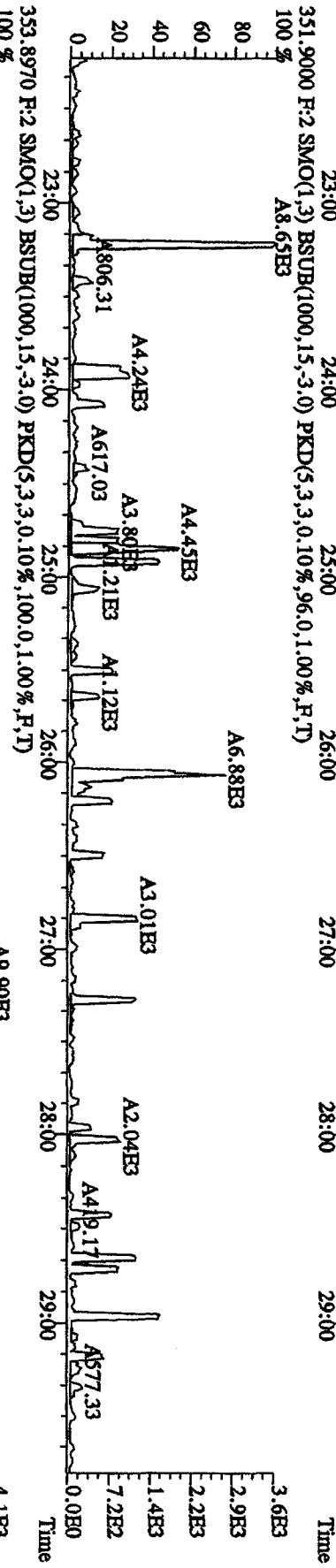
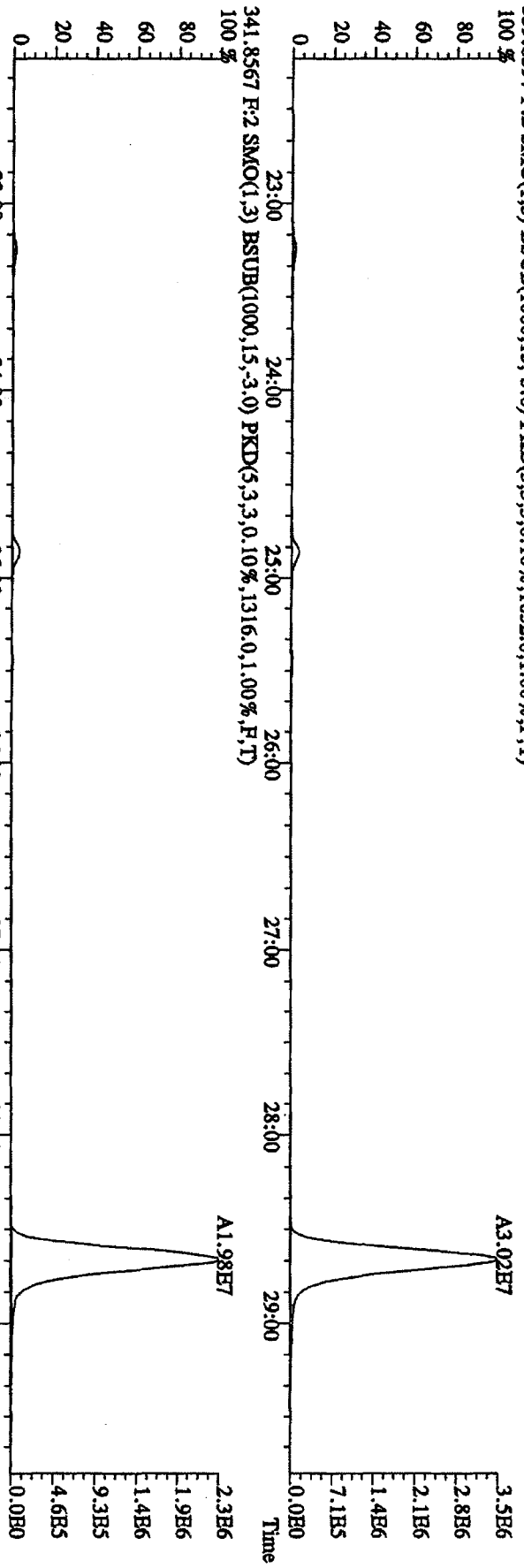
File:12AP104D5 #1-435 Acq:12-APR-2010 08:30:15 GC EI+ Voltage SIR Autospec-UltimaB
 Sample#1 Text:CP0412 :DB-5 CPSEM 3732-04 Exp:DIOXINRESS8290A
 319.8965 SMO(1,3) BSUB(1000,15,-3.0) PKD(5,3,3,0.10%,1208.0,1.00%,F,T)
 100 % A3.43E7



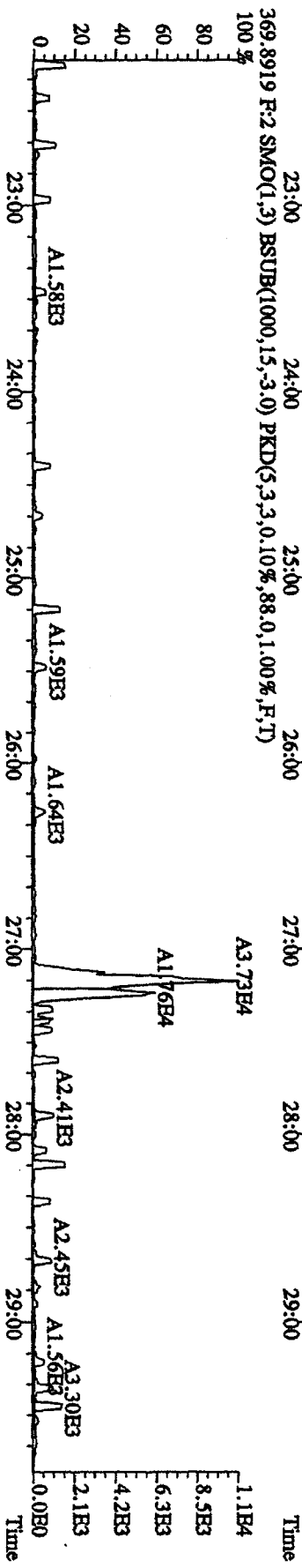
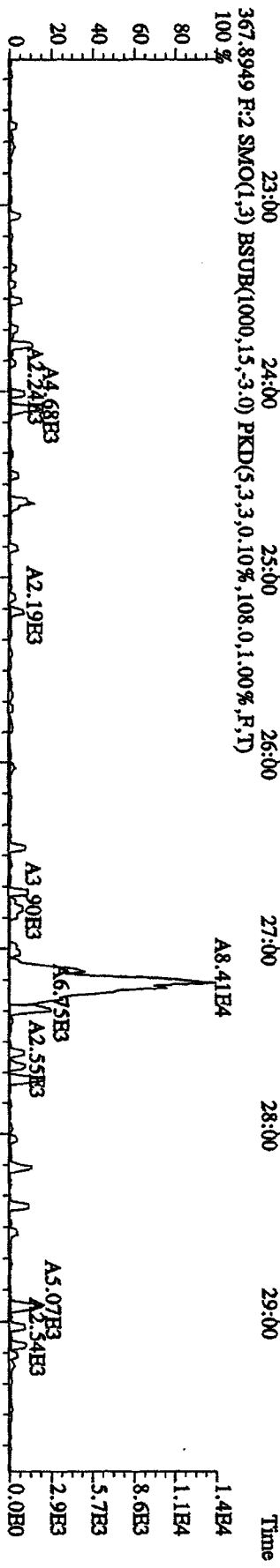


File:12AP104D5 #1-435 Acq:12-APR-2010 08:30:15 GC EI+ Voltage SIR Autospec-Ultimate
 Sample#1 Text:CP0412 :DB-5 CFSM 3732-04 Exp:DIOXINRES8290A
 327.8847 SMO(1,3) BSUB(1000,15,-3.0) PKD(5,3,3,0.10%,1.668,0,1.00%,F,T)



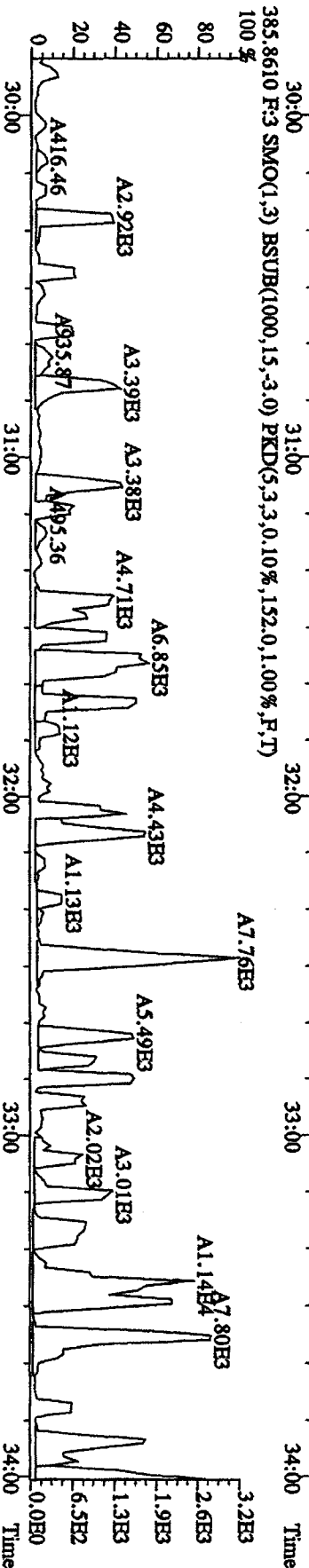
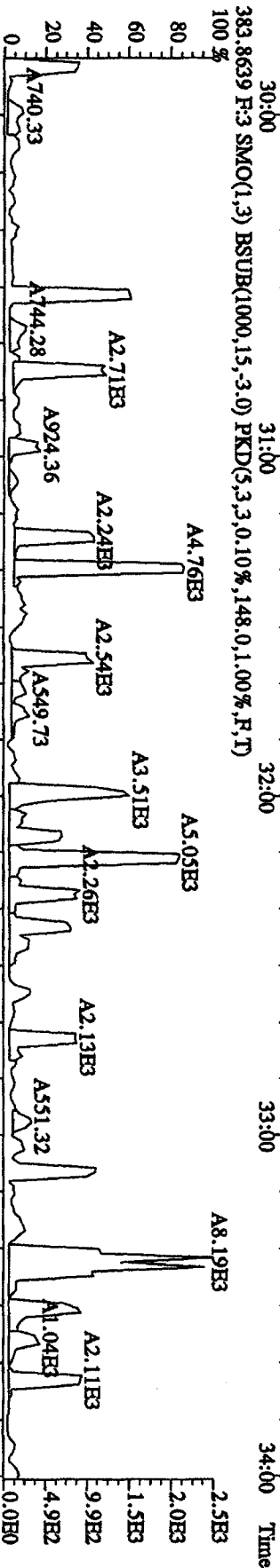
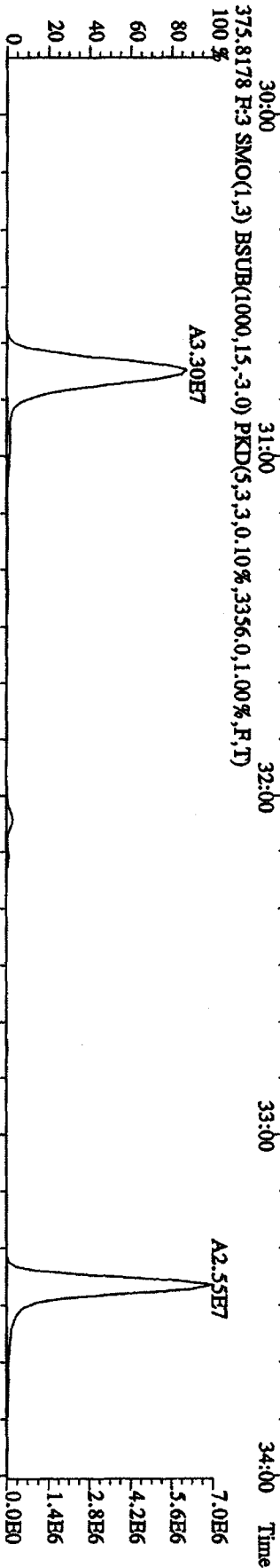

File:12AP104D5 #1-605 Acq:12-APR-2010 08:30:15 GC EI+ Voltage: SIR Autospec-UltimaB
 Sample#1 Text:CP0412 :DB-5 CP5M 3732-04 Exp:DIOXINRES8290A
 339.8597 F:2.SMO(1,3) BSUB(1000,15,-3.0) PKD(5,3,3,0,10%,1652.0,1.00%,F,T)



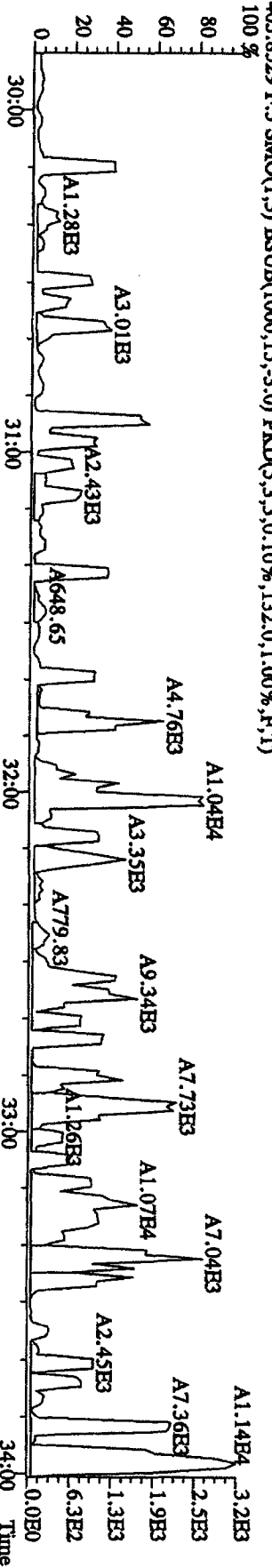
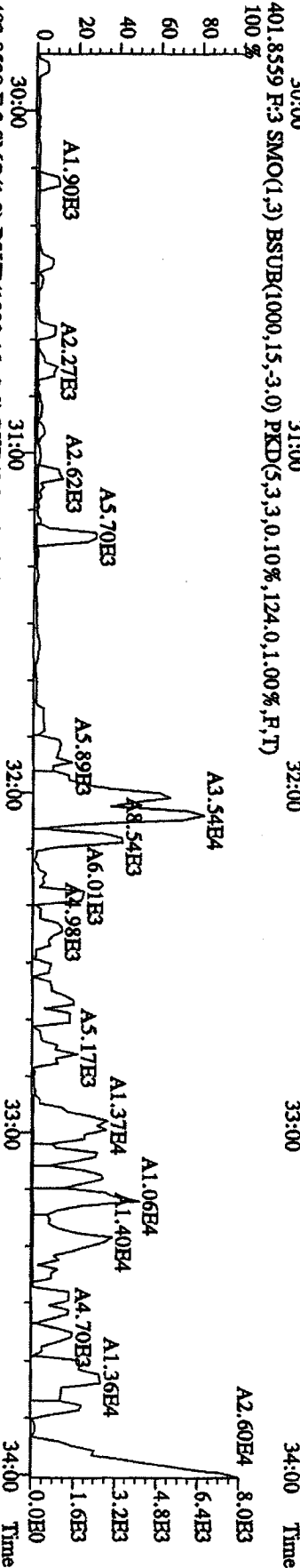
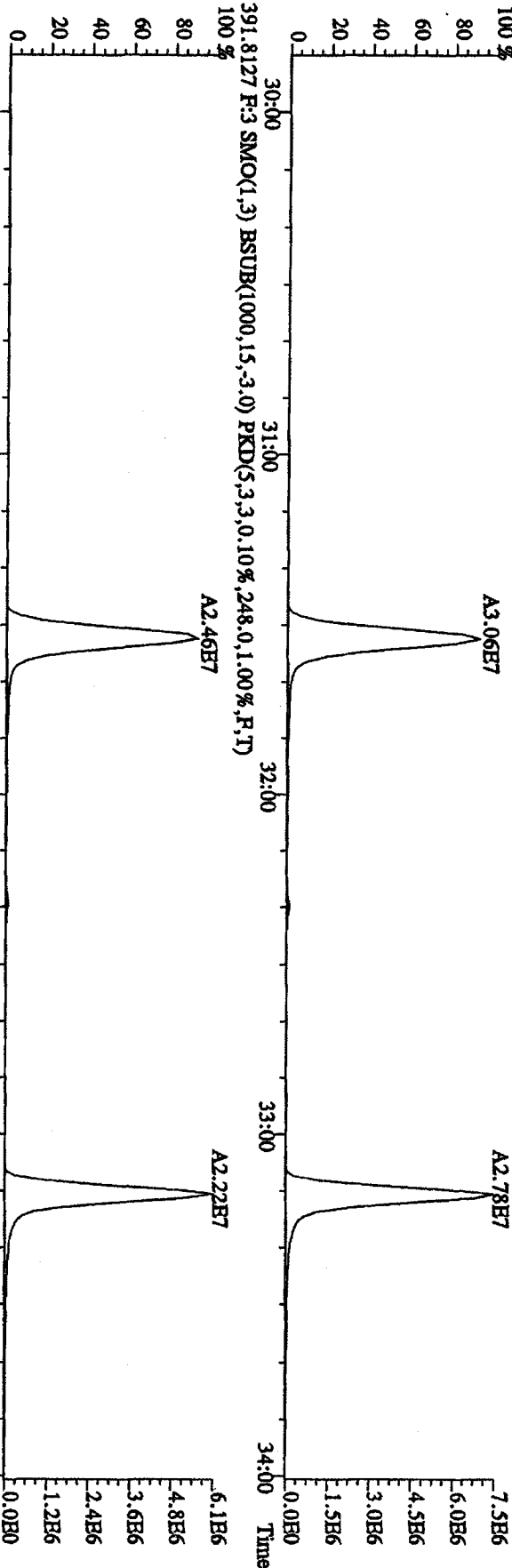
File:12AP104D5 #1-605 Acq:12-APR-2010 08:30:15 GC HI+ Voltage SIR Autospec-Ultimate
 Sample#1 Text:CP0412 :DB-5 CP5M 3732-04 Exp:DIOXINRES8290A
 355.8546 F:2 SMO(1,3) BSUB(1000,15,-3.0) PKD(5,3,3,0,10%,1256,0,1,100%,F,T)



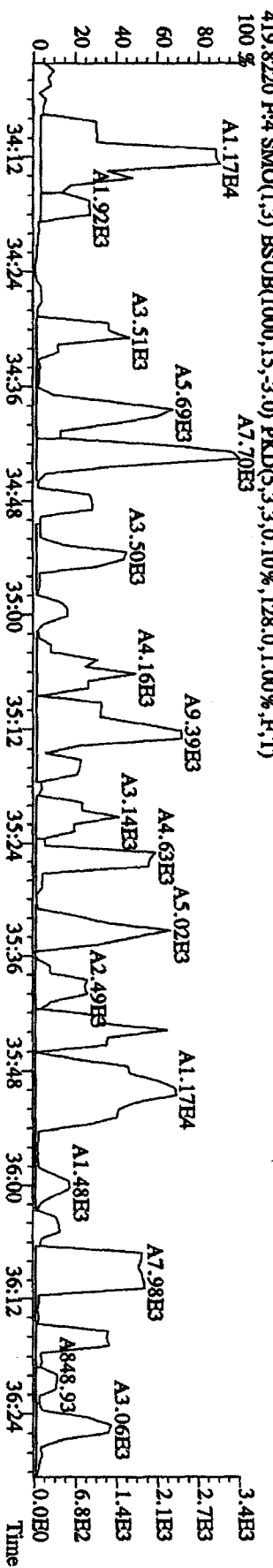
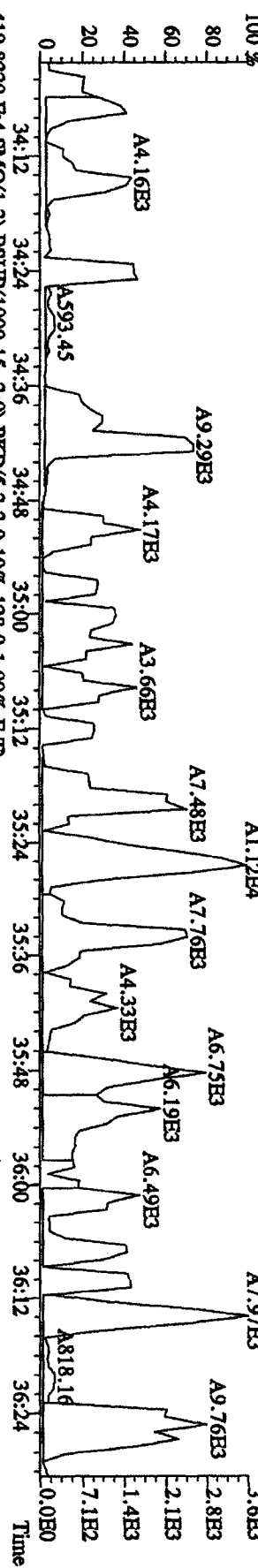
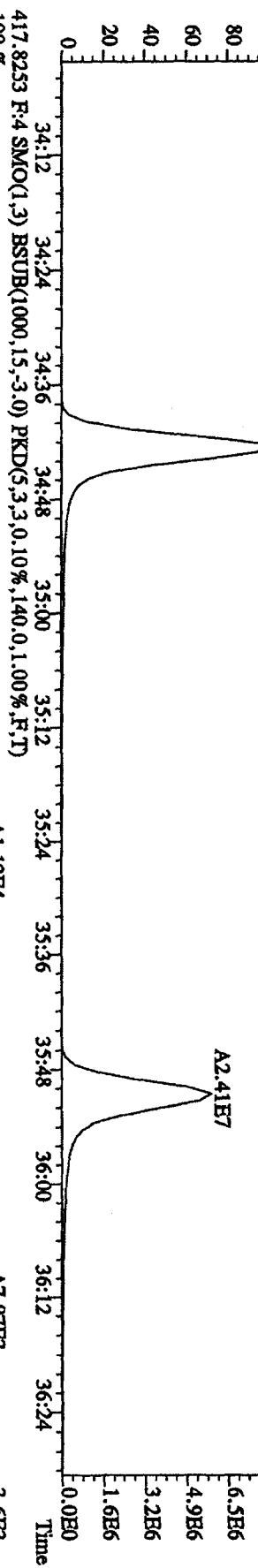

File:12AP104D5 #1-317 Acq:12-APR-2010 08:30:15 GC EI+ Voltage:STR Autospec-Ultimate
 Sample#1 Text:CP0412 :DB-5 CP5M 3732-04 Exp:DIOXINRESS8290A
 373.8208 F:3 SMO(1,3) BSUB(1000,15,-3.0) PKD(5,3,3,0,10%,2080,0,1,00%,F,T)



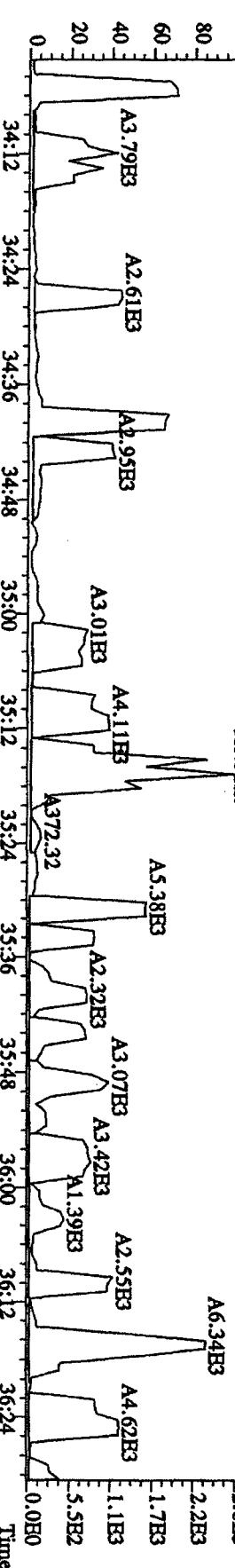
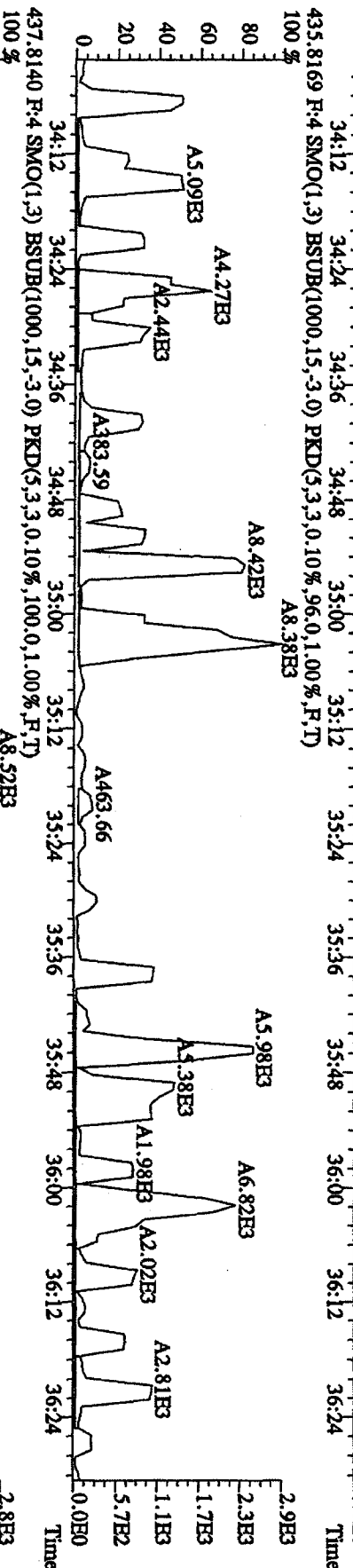
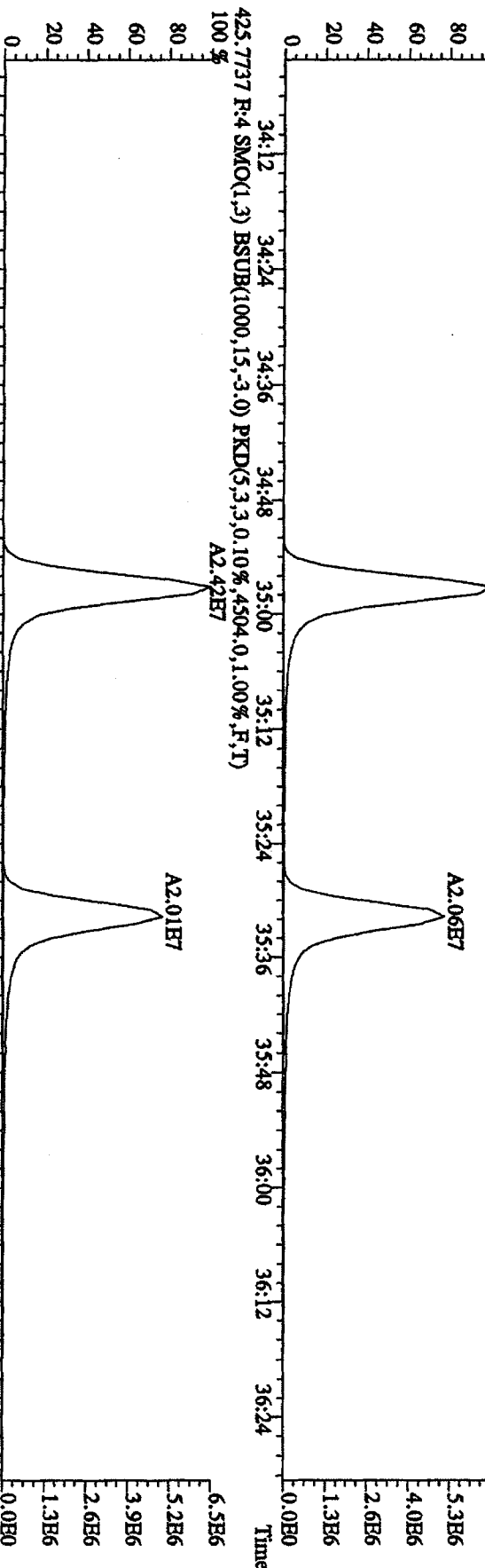
File: 12AP104D5 #1-317 Acq: 12-APR-2010 08:30:15 GC HI+ Voltage SIR Autospec-Ultimate
 Sample#1 Text: CP0412 :DB-5 CFSM 3732-04 Exp: DIOXINRES8290A
 389.8157 F:3 SMO(1,3) BSUB(1000,15,-3.0) PKD(5,3,3,0,10%,448,0,1,00%,F,T)



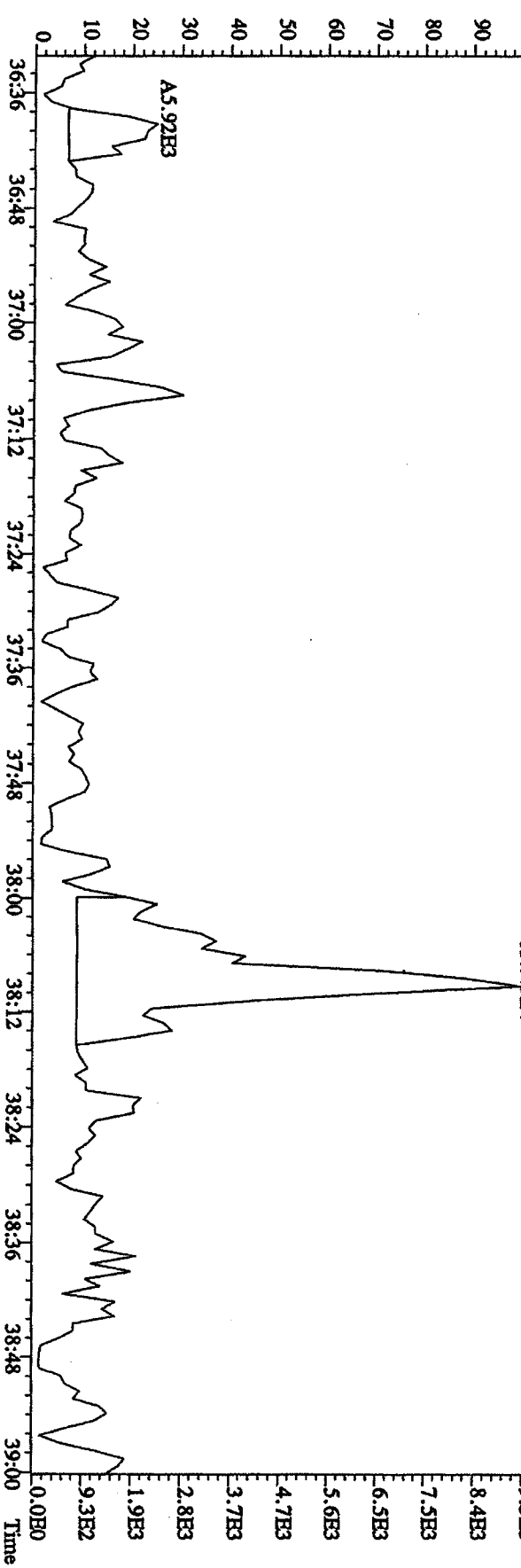
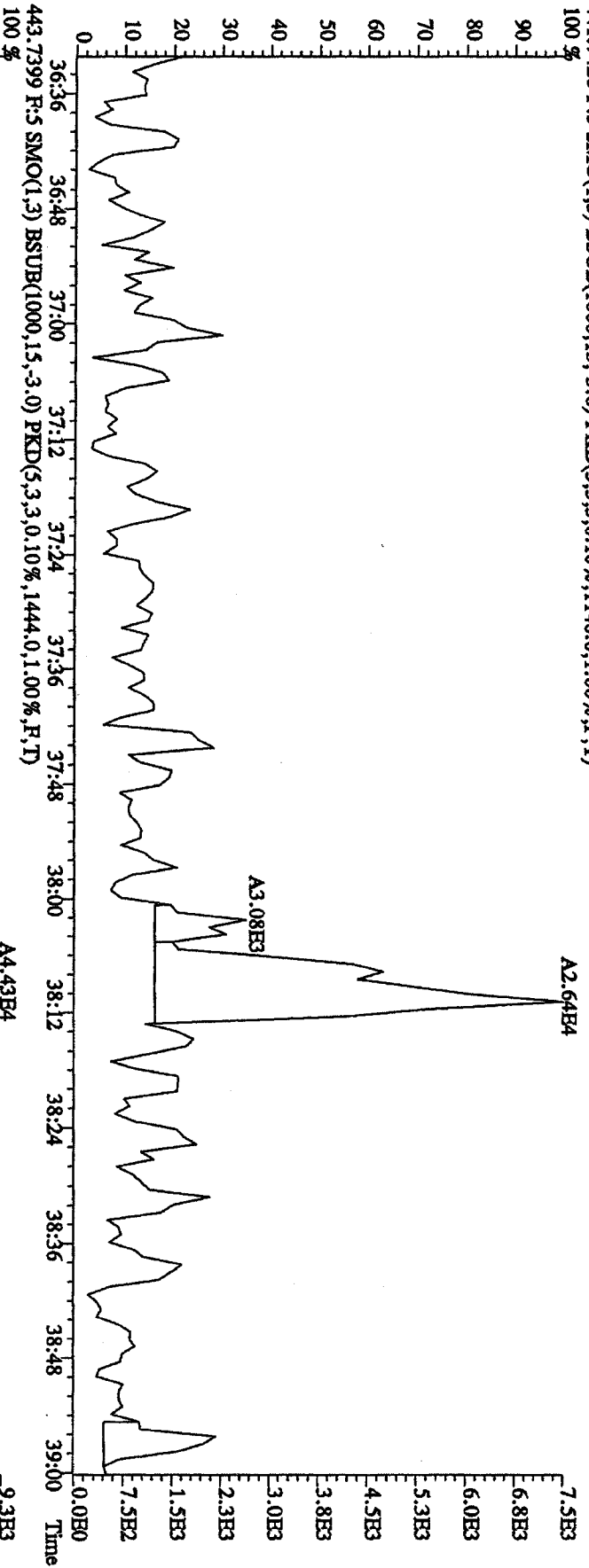
File:12AP104D5 #1-198 Acq:12-APR-2010 08:30:15 GC HI+ Voltage SIR Autospec-UltimaE
 Sample#1 Text:CP0412 ;DB-5 CP5M 3732-04 Exp:DIOXINRES8290A
 407.7818 F:4-SMO(1,3) BSUB(1000,15,-3,0) PKD(5,3,3,0,10%,14896,0,1,100%,F,T)



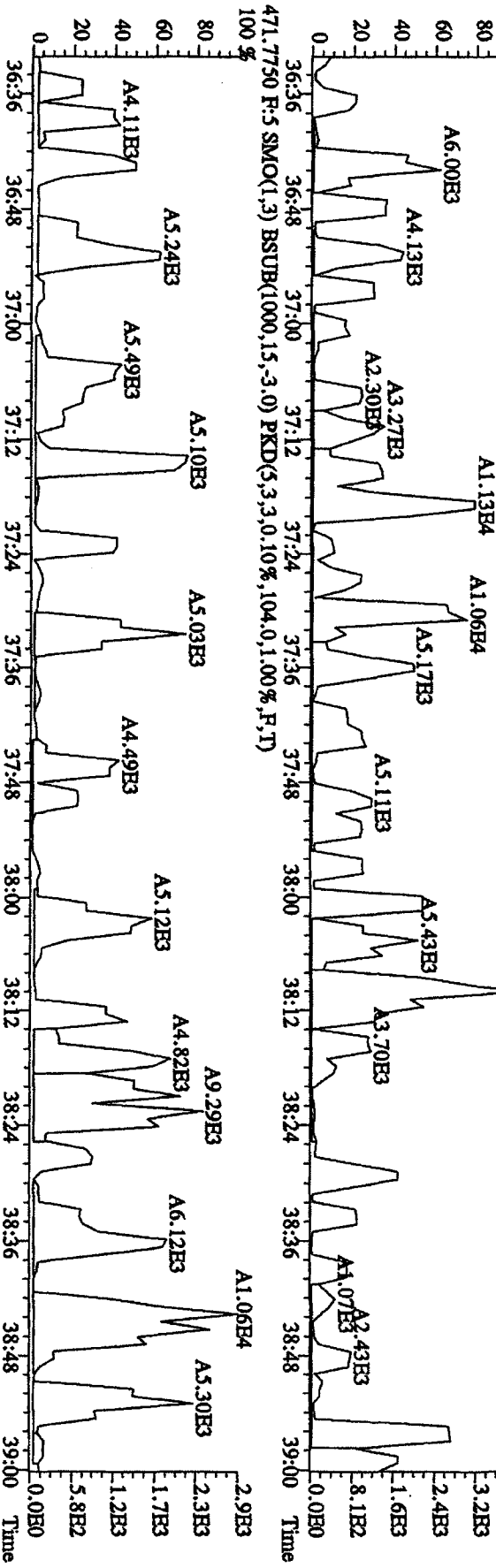
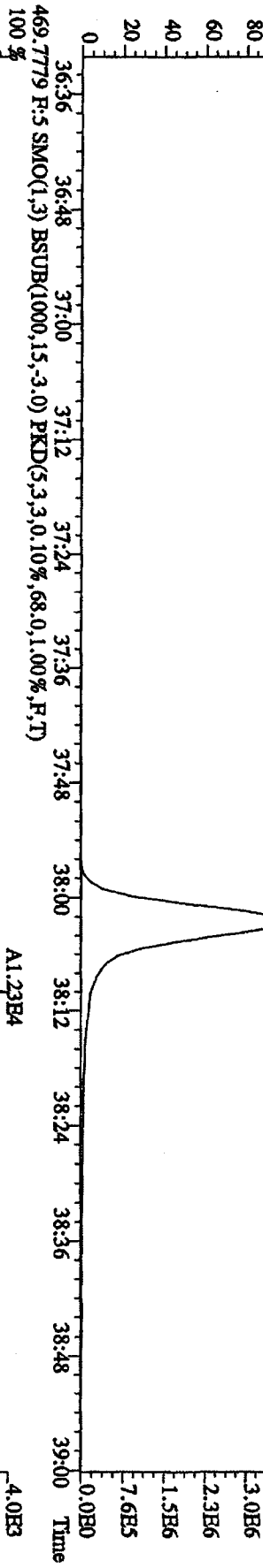
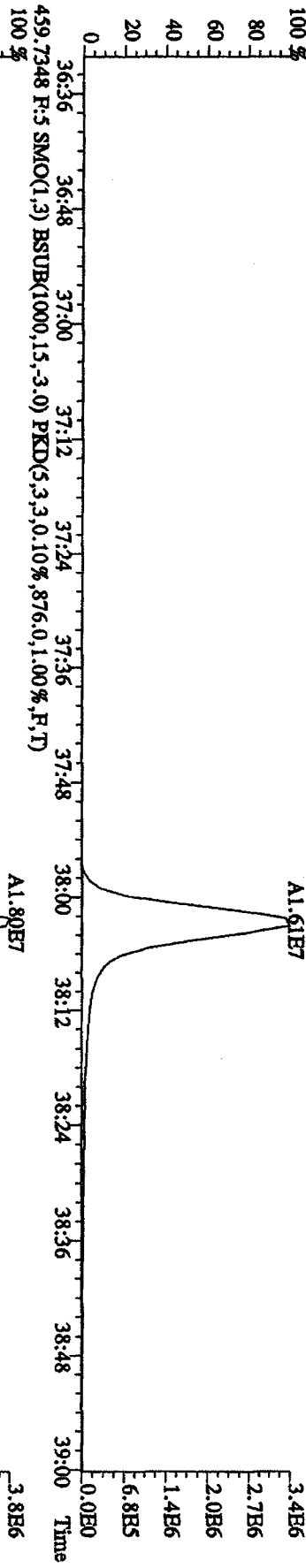
File:12AP104D5 #1-198 Acq:12-APR-2010 08:30:15 GC EI+ Voltage SIR Autospec-Ultimate
 Sample#1 Text:CP0412 ;DB-5 CFSM 3732-04 Exp:DIOXINRES8290A
 423.7766 F:4 SMO(1,3) BSUB(1000,15,-3,0) PKD(5,3,3,0,10%,5.932,0,1.00%,F,T) A2.50E7



File: 12AP104D5 #1-190 Acq: 12-APR-2010 08:30:15 GC BI + Voltage SIR Autospec-Ultimate
 Sample#1 Text: CP0412 :DB-5 CP5M 3732-04 Exp: DIOXINRES8290A
 441.7428 F: 5 SMO(1,3) BSUB(1000,15,-3,0) PKD(5,3,3,0,10%,1148,0,1,100%,F,T) 100%



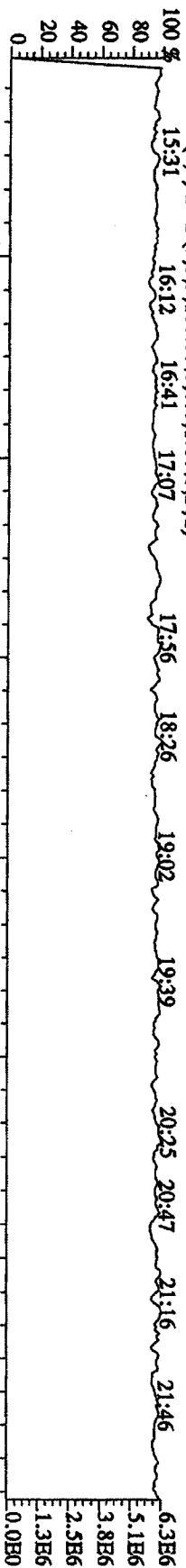
File:12AP104D5 #1-190 Acq:12-APR-2010 08:30:15 GC EI+ Voltage SIR Autospec-Ultimate
 Sample#1 Text:CP0412 :DB-5 CPSM 3732-04 Exp:DIOXINRES8290A
 457.7377 F:5 SMO(1.3) BSUB(1000,15,-3.0) PKD(5,3,3,0,10%,.504,0,1,1.00%,F,I,D)



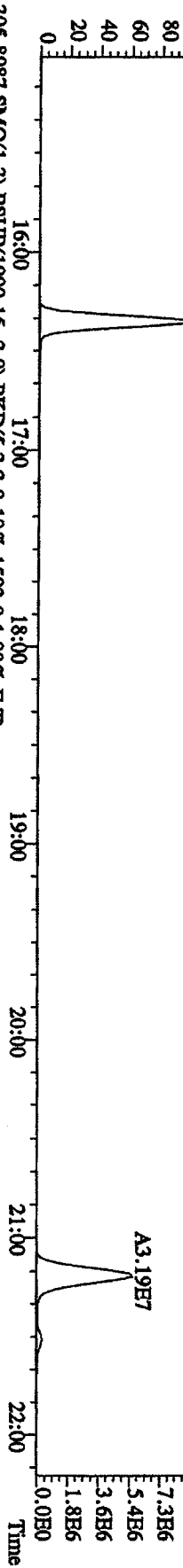
File:12AP104D5 #1-435 Acq:12-APR-2010 08:30:15 GC EI+ Voltage SIR Autospec-UltimaE

Sample#1 Text:CP0412 :DB-5 CP5M 3732-04 Exp:DIOXINRES8290A


354.9792 SMO(1.3) PKD(5.3,3,100.00%,0.0,1.00%,F,T)



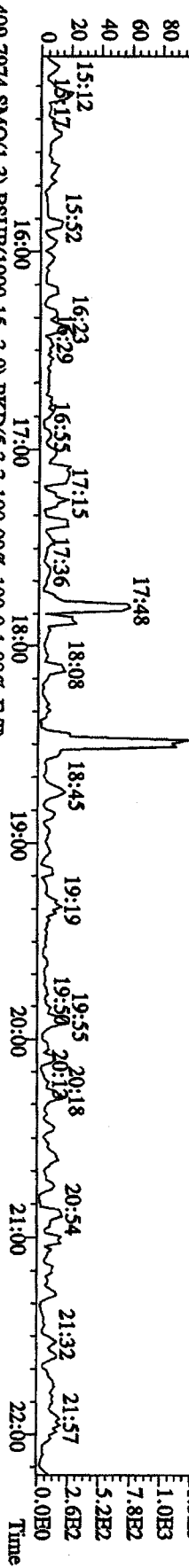
303.9016 SMO(1.3) BSUB(1000,15,-3.0) PKD(5.3,3,0.10%,944.0,1.00%,F,T)



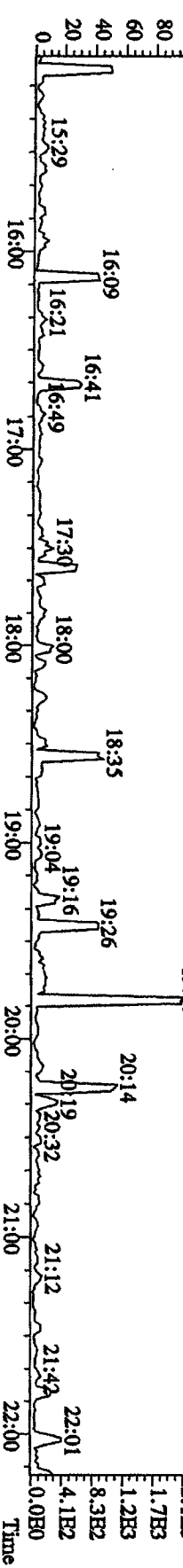
305.8987 SMO(1.3) BSUB(1000,15,-3.0) PKD(5.3,3,0.10%,1592.0,1.00%,F,T)



375.8364 SMO(1.3) BSUB(1000,15,-3.0) PKD(5.3,3,100.00%,96.0,1.00%,F,T)



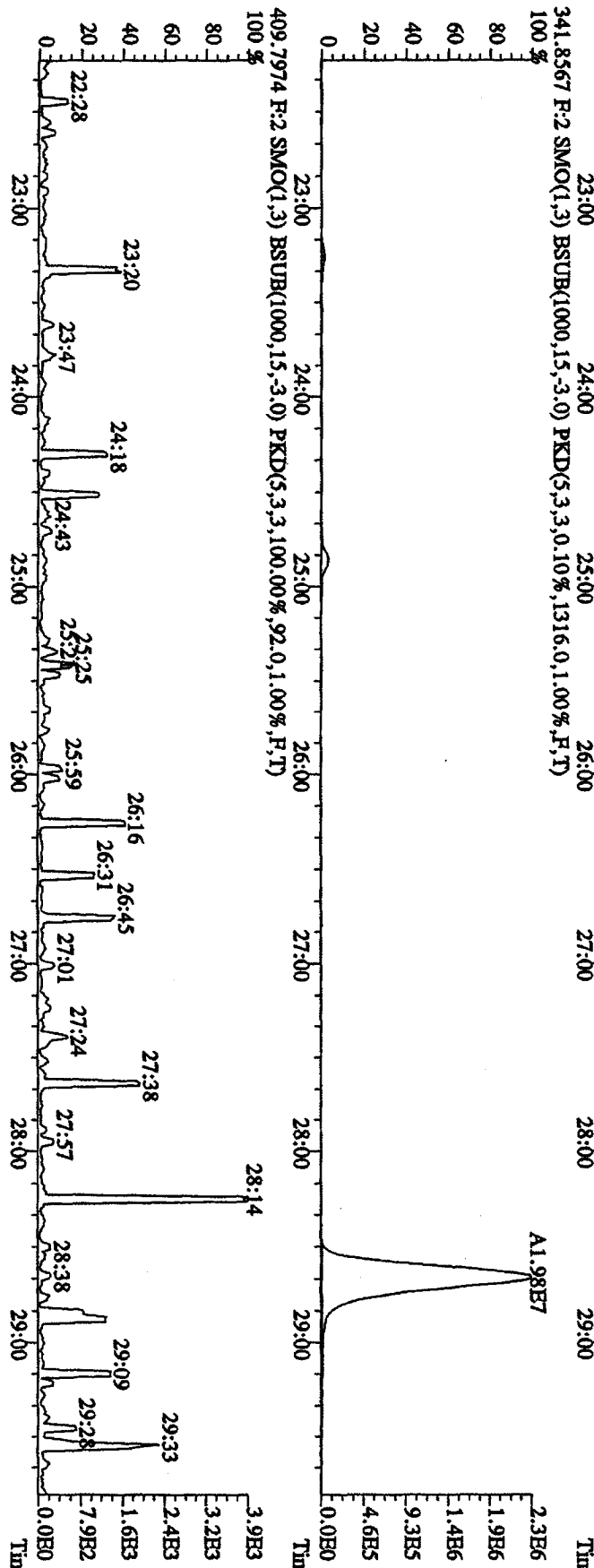

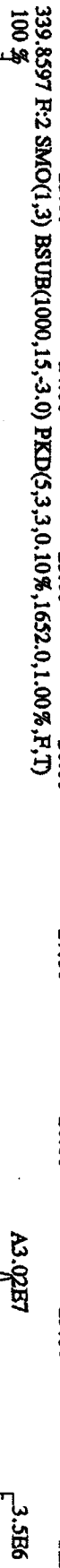
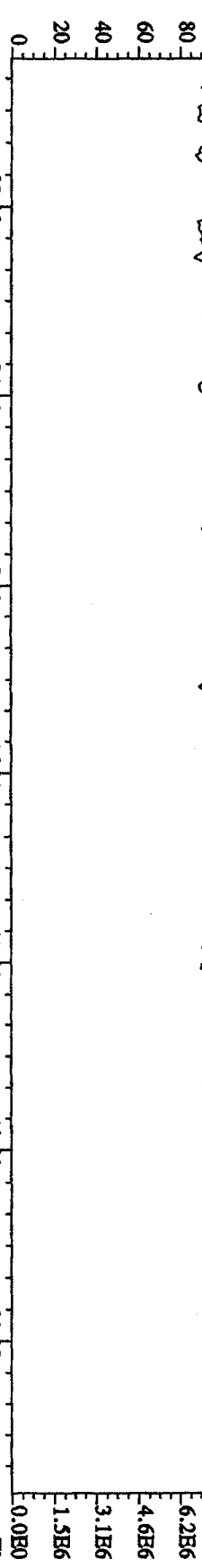
409.7974 SMO(1.3) BSUB(1000,15,-3.0) PKD(5.3,3,100.00%,100.0,1.00%,F,T)



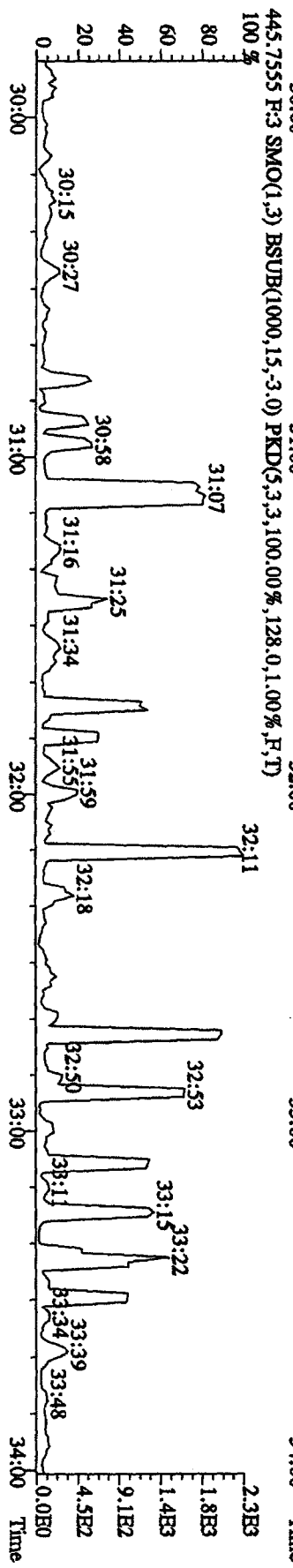
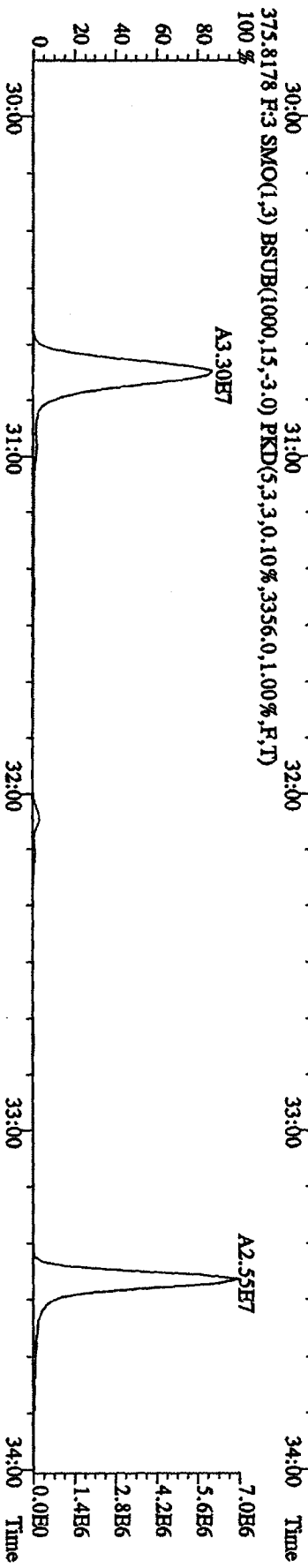


File:12AP104D5 #1-605 Acq:12-APR-2010 08:30:15 GC EI+ Voltage SIR Autospec-Ultimate

Sample#1 Text:CP0412 :DB-5 CP5M 3732-04 Bsp:DIOXINR88290A

354.9792 F:2 SMO(1.3) PKD(5,3,3,100.00%,0.0,1.00%,F,T)



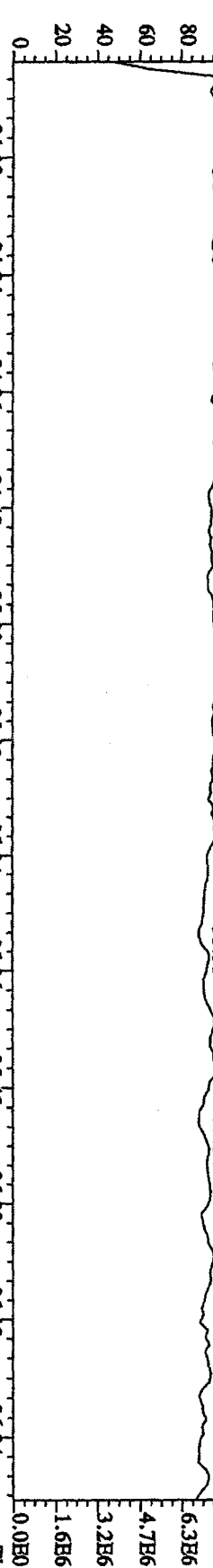
File:12AP104D5 #1-317 Acq:12-APR-2010 08:30:15 GC HI + Voltage SIR Autospec-UltimaB
 Sample#1 Text:CP0412 :DB-5 CFSM 3732-04 Exp:DIOXINRHS8290A
 430.9728 F:3 SMO(1,3) PKD(5,3,3,100.00%,0.0,1.00%,F,T)
 30:12 30:43 30:58 31:15 31:32 31:47 32:01 32:28 32:42 32:58 33:11 33:25 33:46




File: 12AP104D5 #1-198 Acq: 12-APR-2010 08:30:15 GC EI+ Voltage SIR Autospec-Ultimate

Sample#1 Text: CP0412 : DB-5 CPSM 3732-04 Exp: DIOXINRES8290A

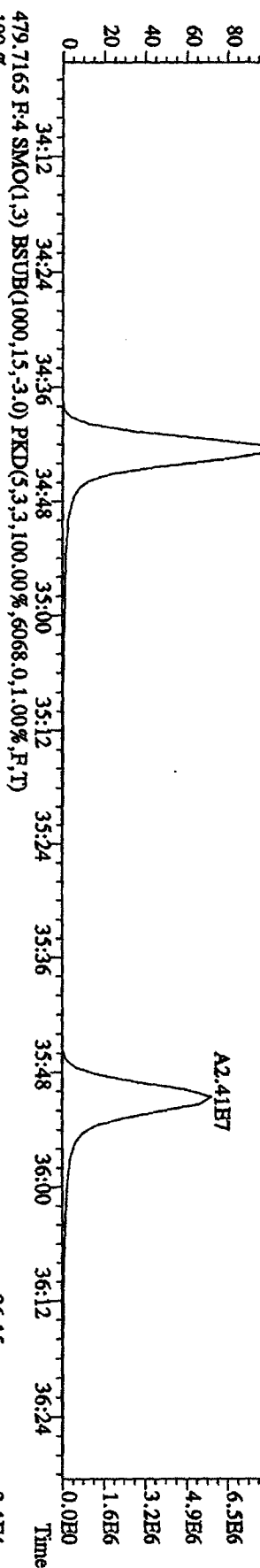
430.9728 F:4 SMO(1,3) PKD(5,3,3,100.00%,0.0,1.00%,F,T)



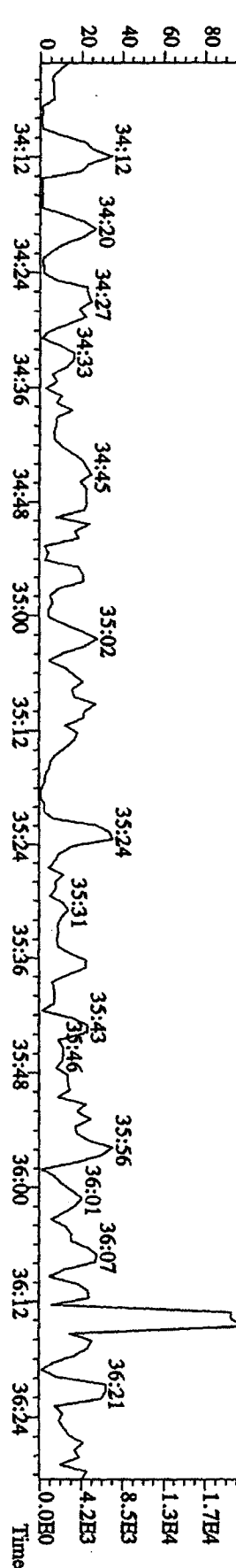
407.7818 F:4 SMO(1,3) BSUB(1000,15,-3.0) PKD(5,3,3,0.10%,14896.0,1.00%,F,T)



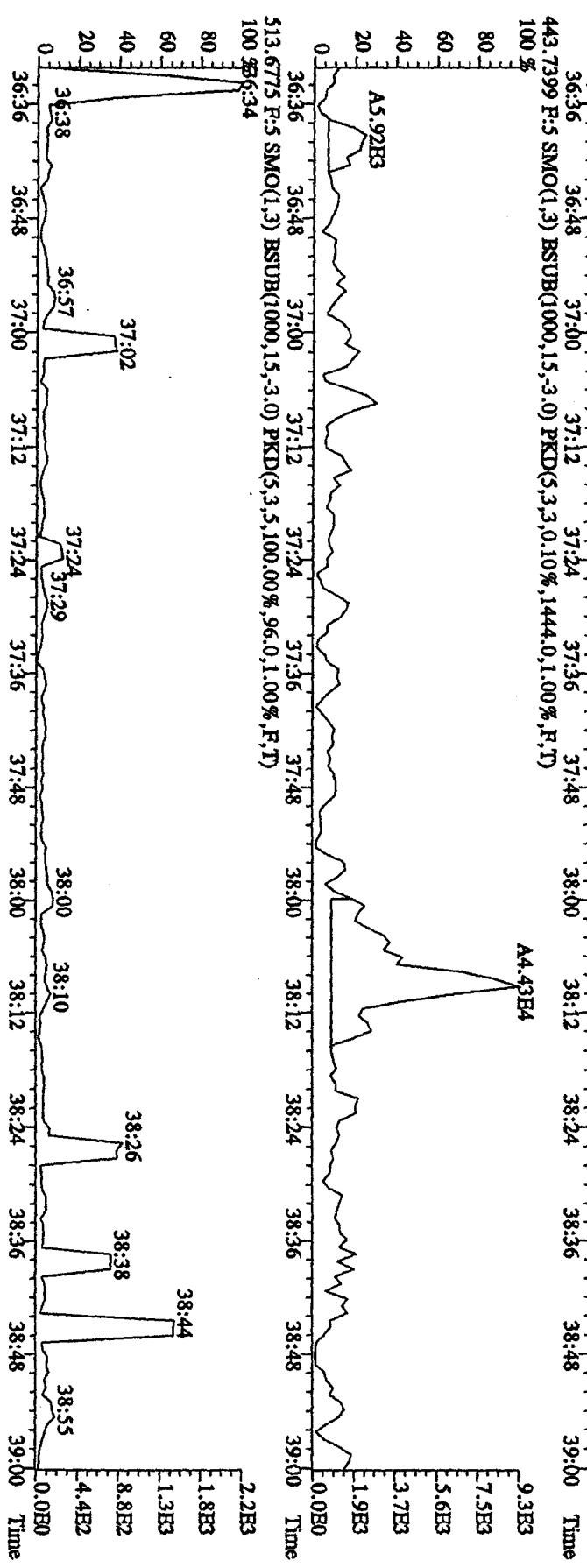
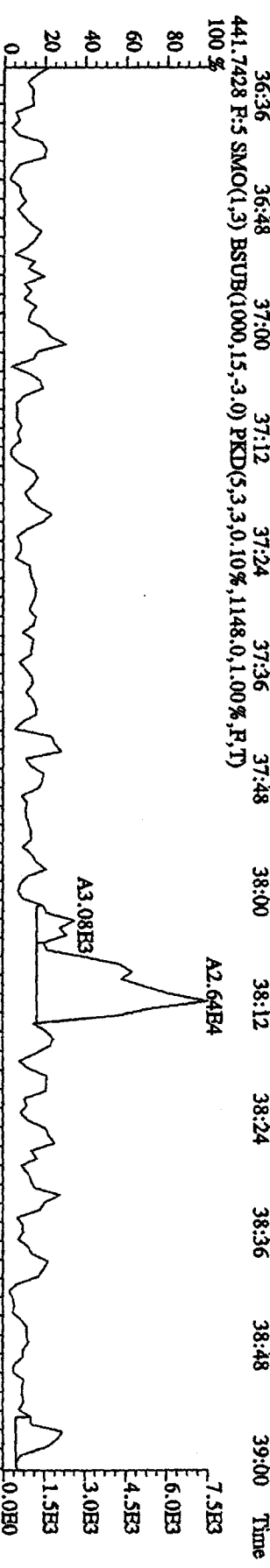

409.7789 F:4 SMO(1,3) BSUB(1000,15,-3.0) PKD(5,3,3,0.10%,13544.0,1.00%,F,T)



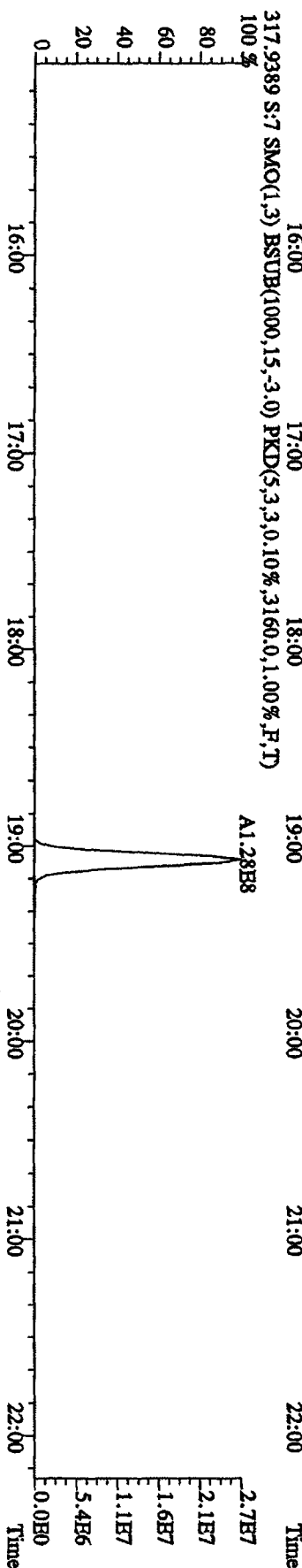
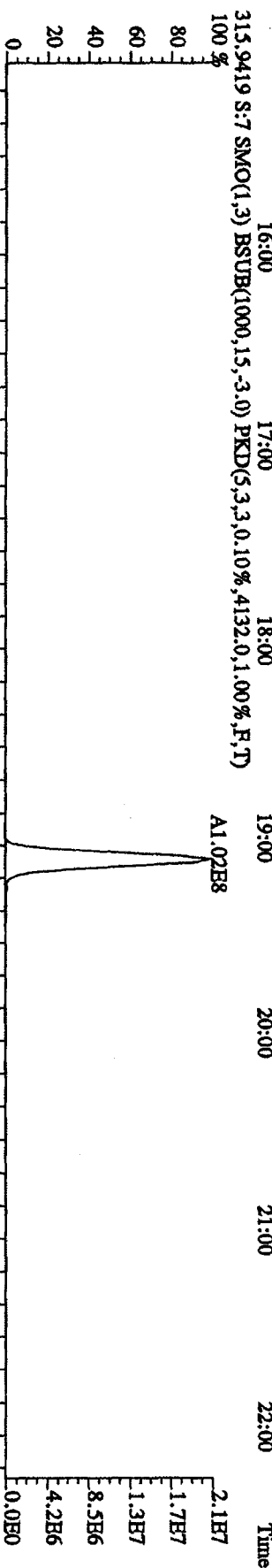
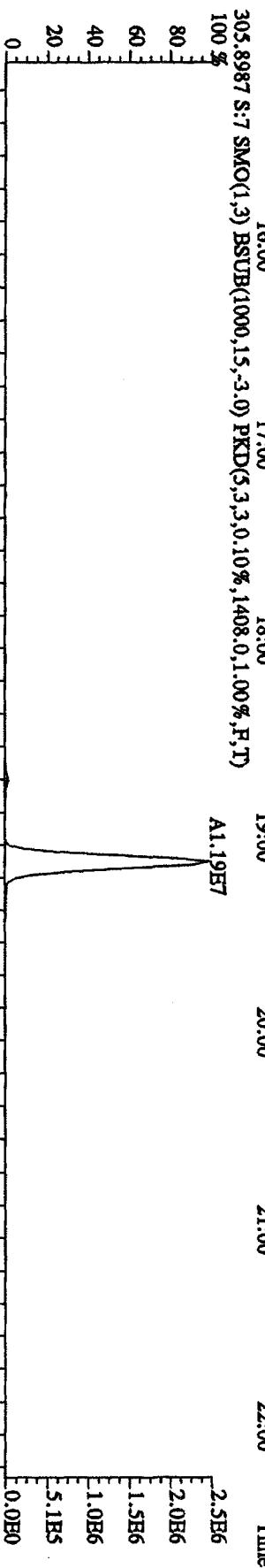
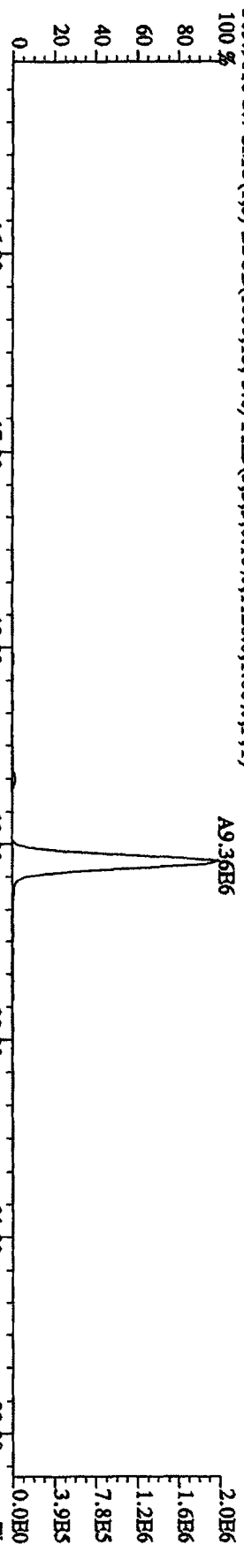
479.7165 F:4 SMO(1,3) BSUB(1000,15,-3.0) PKD(5,3,3,100.00%,6068.0,1.00%,F,T)



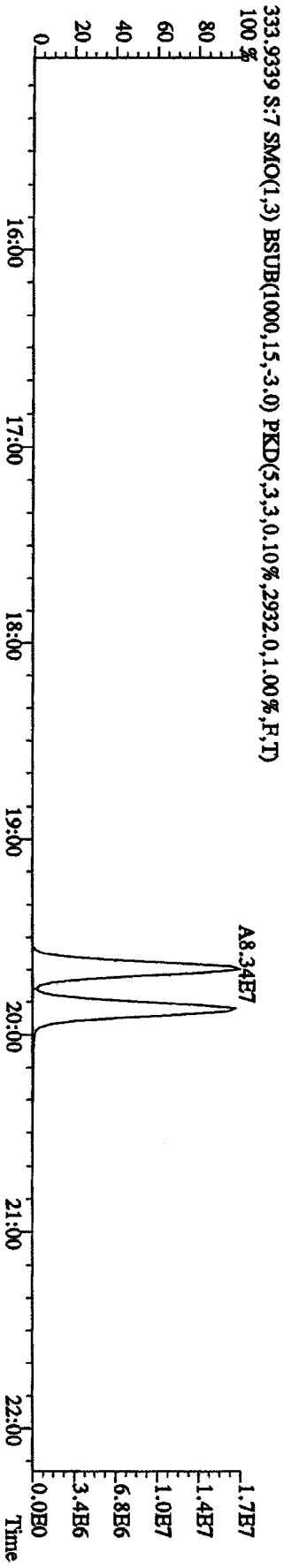
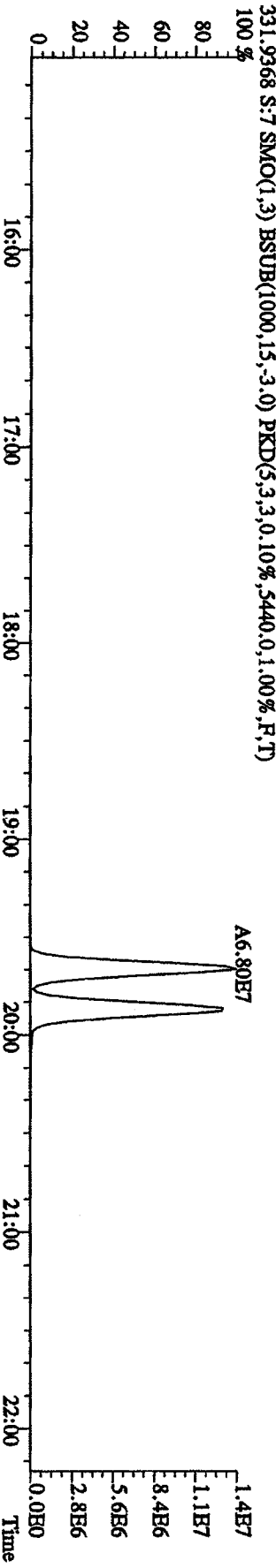
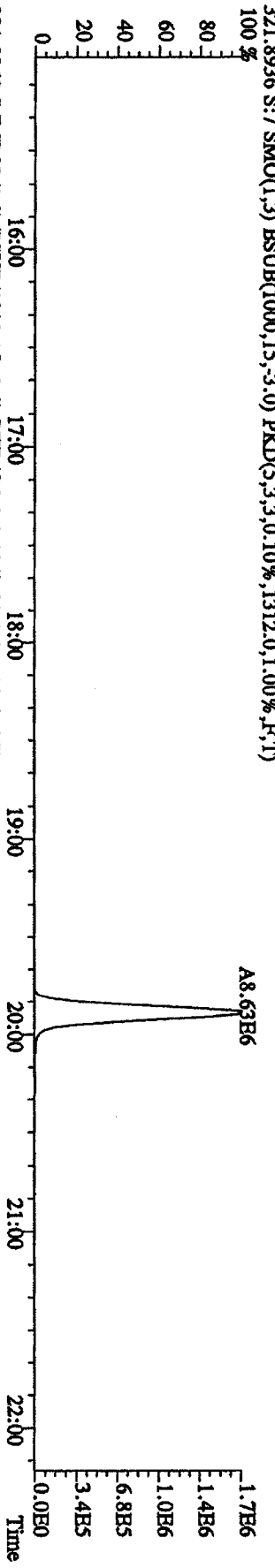

File:12AP104D5 #1-190 Acq:12-APR-2010 08:30:15 GC EI+ Voltage SIR Autospec-UltimaE
 Sample#1 Text:CP0412 :DB-5 CP5M 3732-04 Exp:DIOXINRES8290A
 442.9728 F:5 SMO(1,3) PKD(5,3,3,100,00%,0,0,1,00%,F,T)
 100 % 36:36 36:48 36:56 37:13 37:22 37:33 37:40 37:52 38:05 38:16 38:39 38:53



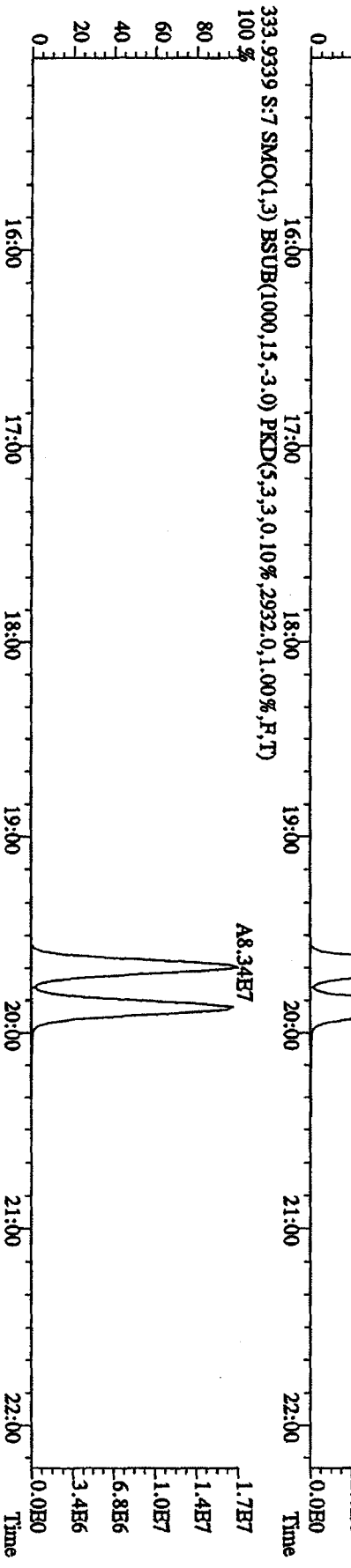

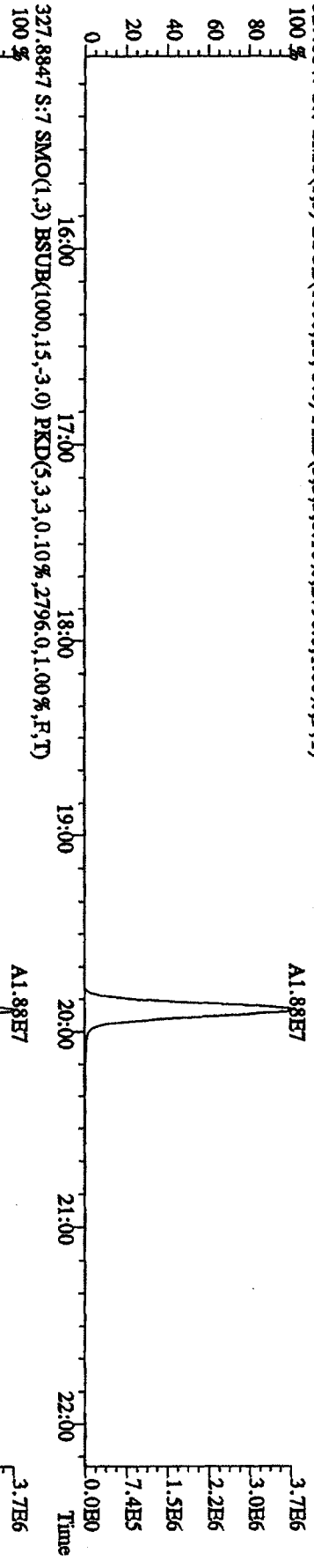
File:12AP104D5 #1-435 Acq:12-APR-2010 13:00:53 GC EI+ Voltage SIR Autospec-UltimaB
 Sample#7 Text:ST0412B :2nd Source 09DXN449 Exp.:DIOXINRES8290A
 303.9016 S:7 SMO(1,3) BSUB(1000,15,-3,0) PKD(5,3,3,0,10%,1128,0,1,00%,F,T)



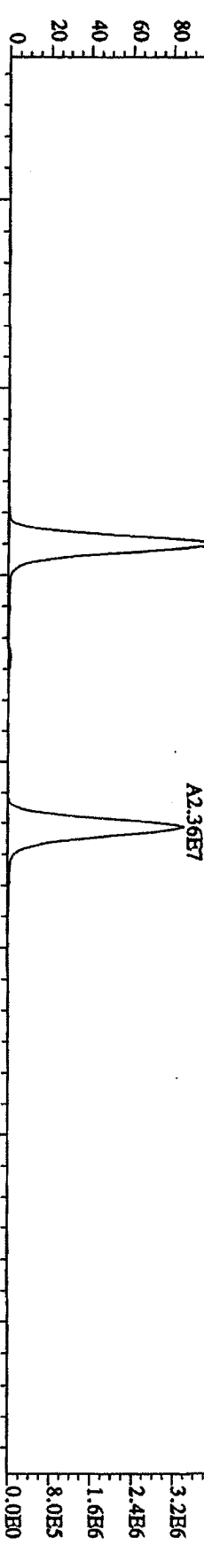
File: 12AP104D5 #1-435 Acq: 12-APR-2010 13:00:33 GC HI+ Voltage SIR Autospec-UltimaB
 Sample#7 Text: ST0412E : 2nd Source 09DXN449 Exp: DIOXINRES8290A
 319.8965 S: 7 SMO(1,3) BSUB(1000,15,-3.0) PKD(5,3,3,0.10%,1228.0,1.00%,F,T)



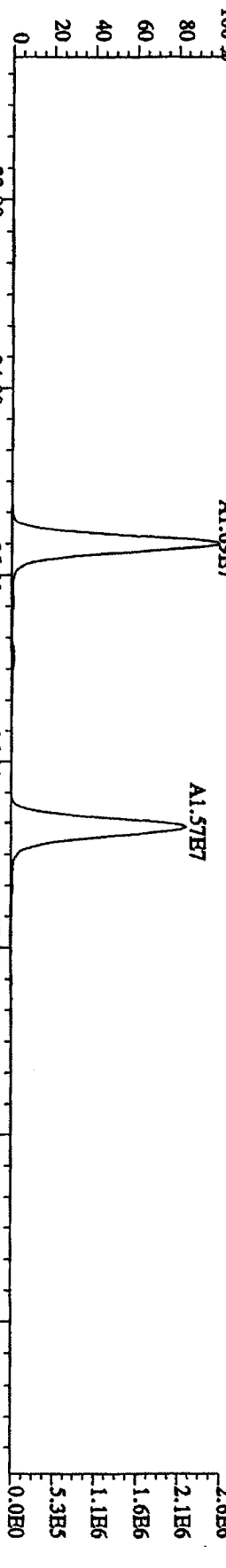
File:12AP104D5 #1-435 Acq:12-APR-2010 13:00:53 GC HI + Voltage SIR Autospec-UltimaB
 Sample#7 Text:ST0412E :2nd Source 09DXN449 Exp:DIOXINRES8290A
 327.8847 S:7 SMO(1,3) BSUB(1000,15,-3.0) PKD(5,3,3,0.10%,2796.0,1.00%,F,T)
 100%



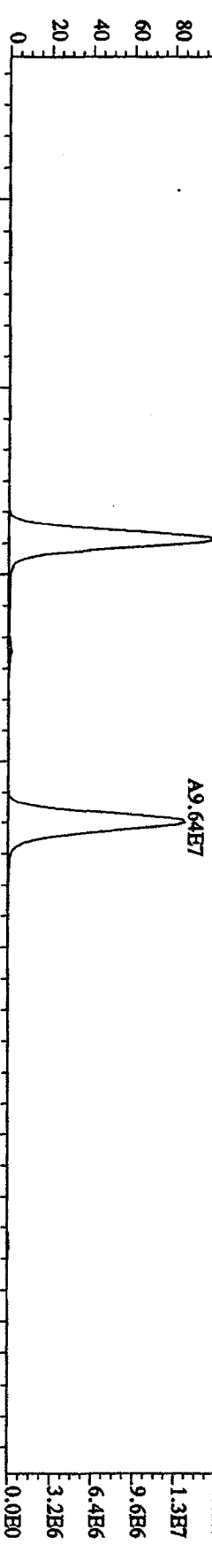
File:12AP104D5 #1-604 Acq:12-APR-2010 13:00:53 GC HI+ Voltage SIR Autospec-UltraMS
 Sample#7 Text:ST0412B 2nd Source 09DXN449 Exp:DIOXINRES8290A
 339.8397 S:7 F:2 SMO(1,3) BSUB(1000,15,-3.0) PKD(5,3,3,0,10%,2008,0,1,00%,F,T)
 100 %



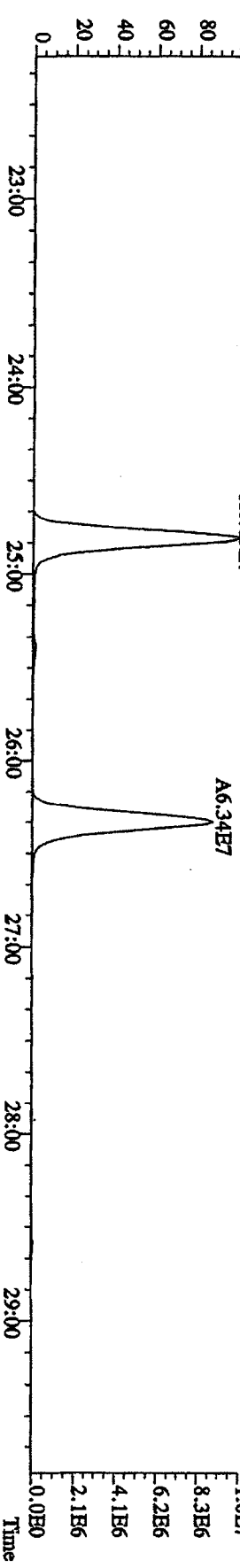
341.8567 S:7 F:2 SMO(1,3) BSUB(1000,15,-3.0) PKD(5,3,3,0,10%,1500,0,1,00%,F,T)
 100 %



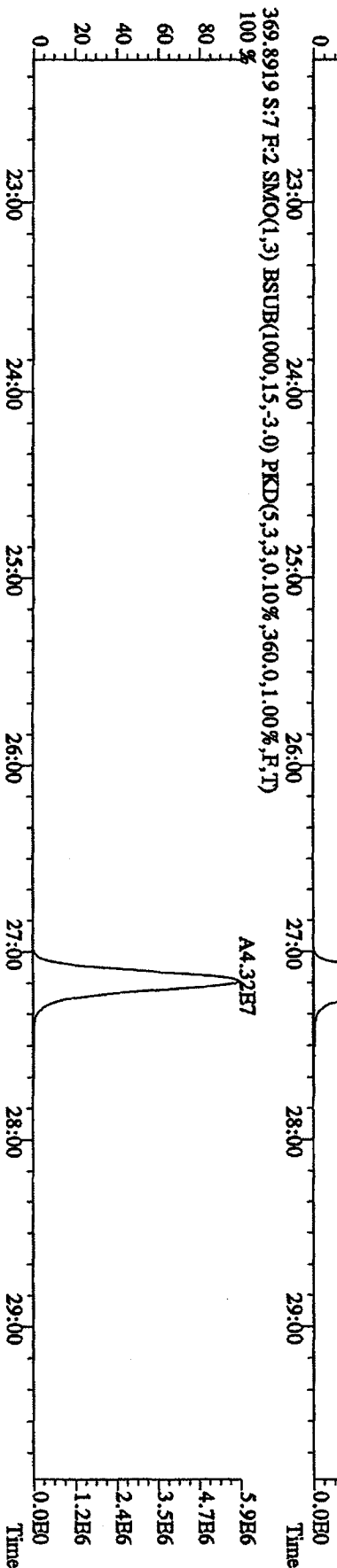

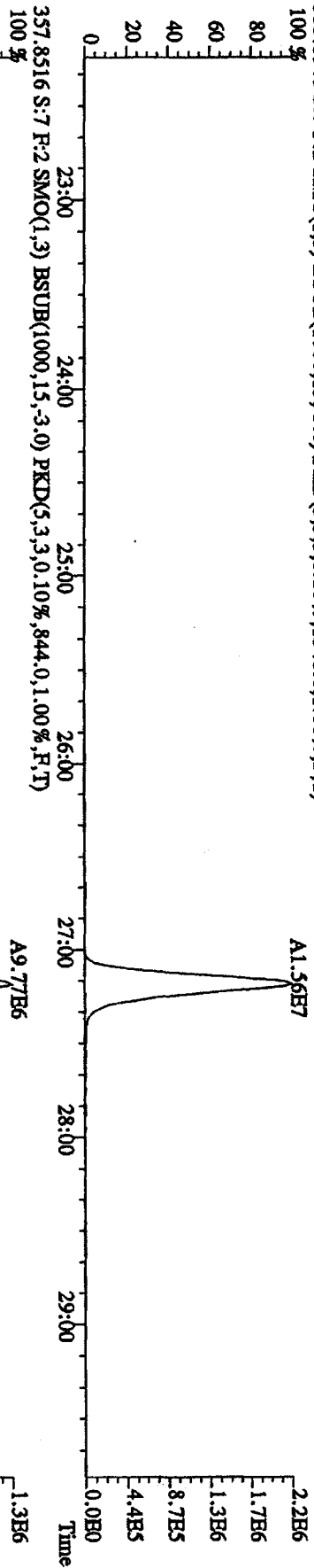
351.9000 S:7 F:2 SMO(1,3) BSUB(1000,15,-3.0) PKD(5,3,3,0,10%,2332,0,1,00%,F,T)
 100 %



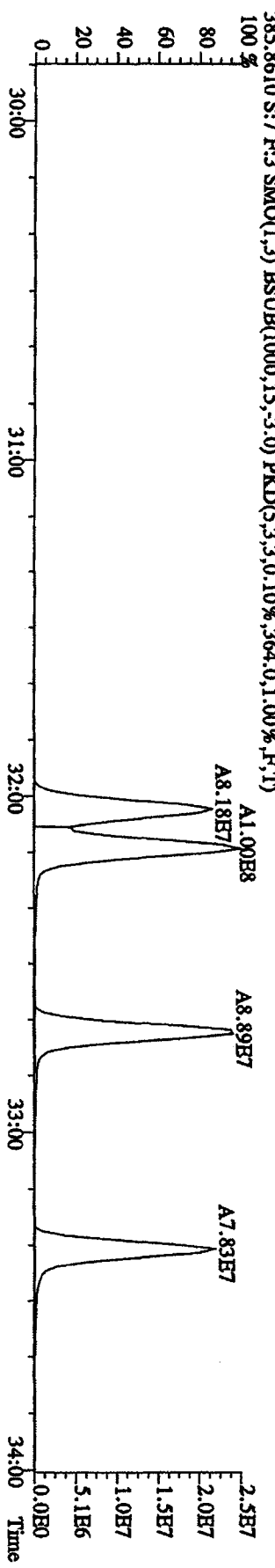
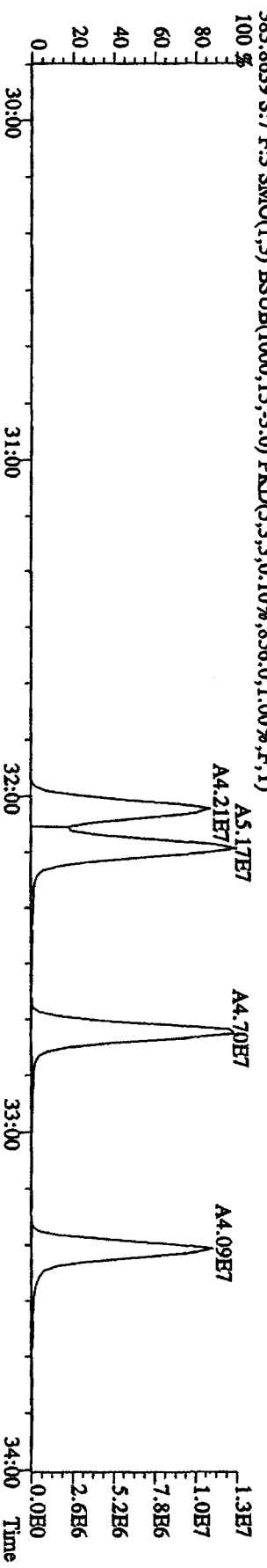
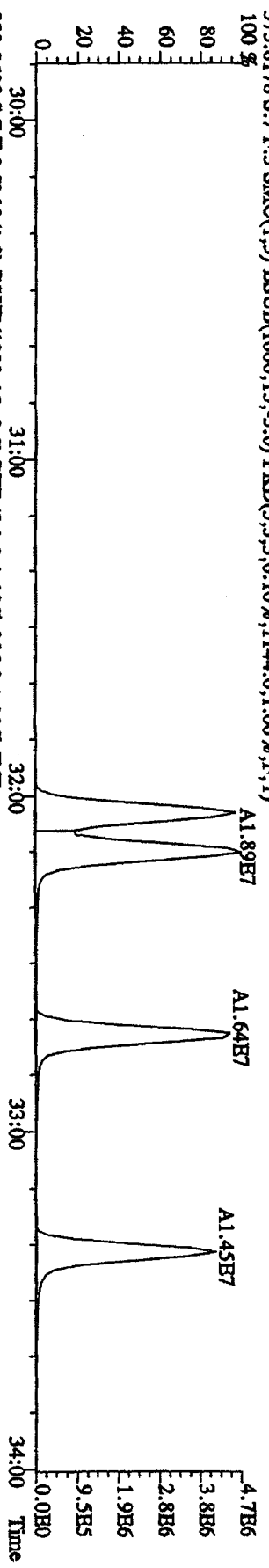
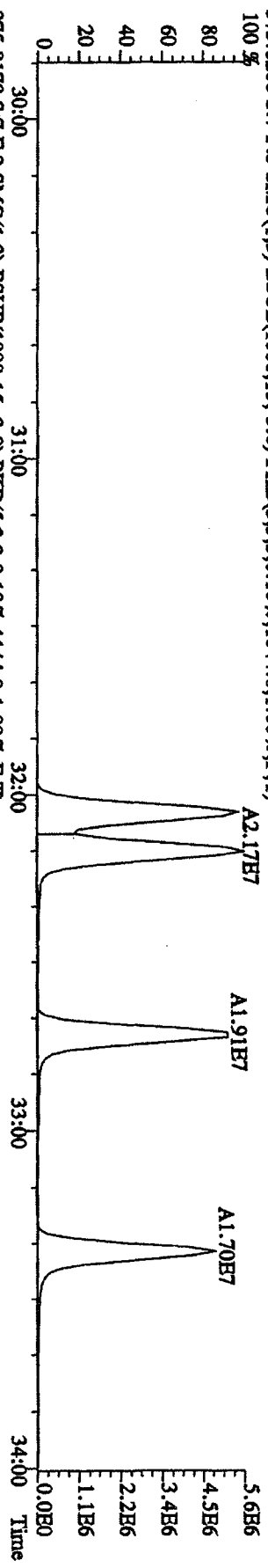
353.8970 S:7 F:2 SMO(1,3) BSUB(1000,15,-3.0) PKD(5,3,3,0,10%,2860,0,1,00%,F,T)
 100 %



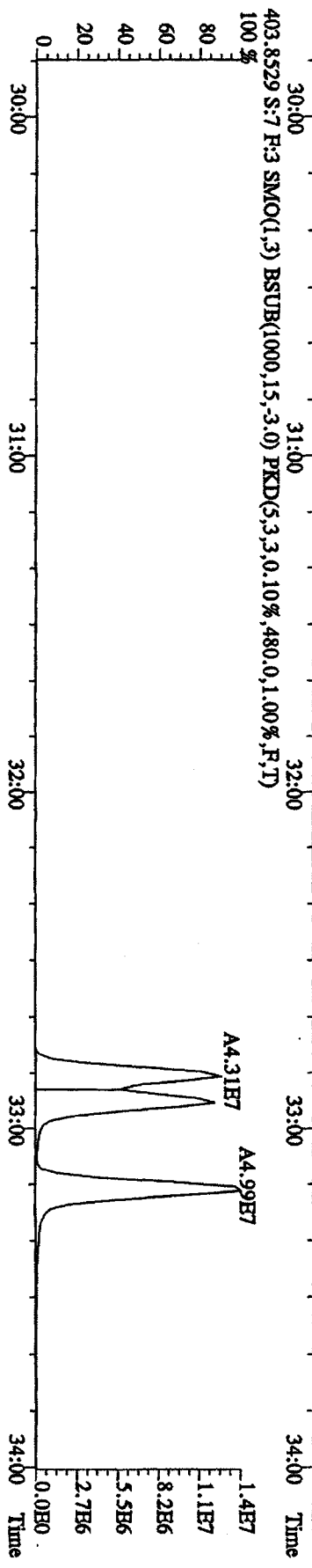
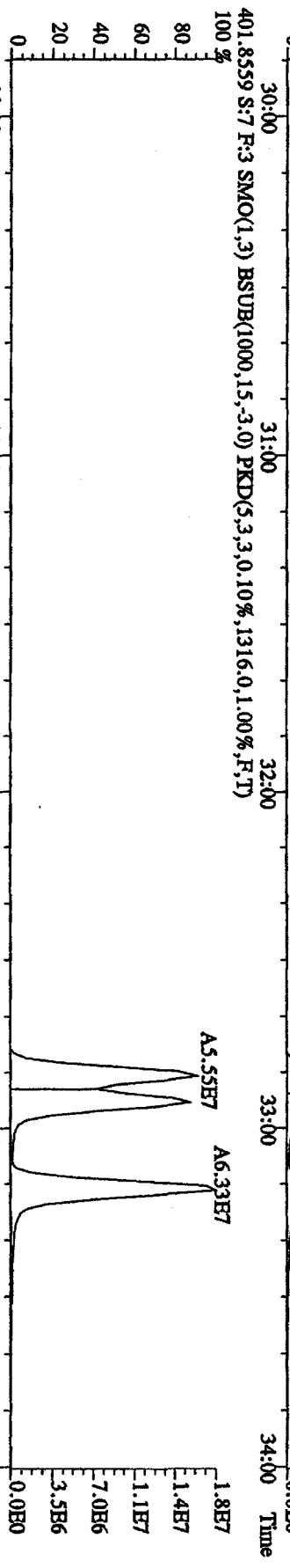


File:12AP104D5 #1-604 Acq:12-APR-2010 13:00:53 GC EI+ Voltage 518 Autospec-UltimaB
 Sample#7 Text:ST0412B :2nd Source 09DXN449 Bsp:DIOXINRES8290A
 355.8546 S:7 F:2 SMO(1,3) BSUB(1000,15,-3.0) PKD(5,3,3,0,10%,1548,0,1,00%,F,T)
 100%




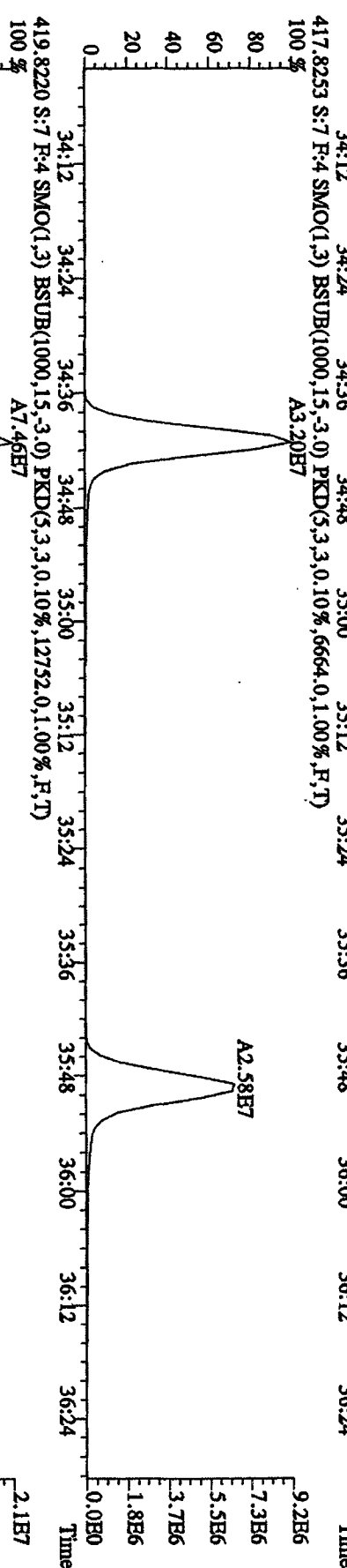

File:12AP104D5 #1-317 Acq:12-APR-2010 13:00:53 GC EI+ Voltage SIR Autospec-UltimaB
 Sample#7 Text:ST0412B 2nd Source 09DXN449 Exp:DXINRES8290A
 373.8208 S:7 F:3 SMO(1,3) BSUB(1000,15,-3.0) PKD(5,3,3,0,10%,1044,0,1,00%,F,T)



File: 12API04D5 #1-317 Acq: 12-APR-2010 13:00:53 GC HI+ Voltage SIR Autospec-UltimaB
 Sample#7 Text: ST0412E : 2nd Source 09DXN449 Exp: DIOXINRES8290A
 389.8157 S:7 F:3 SMO(1,3) BSUB(1000,15,-3.0) PKD(5,3,3,0.10%,956.0,1.00%,F,T)

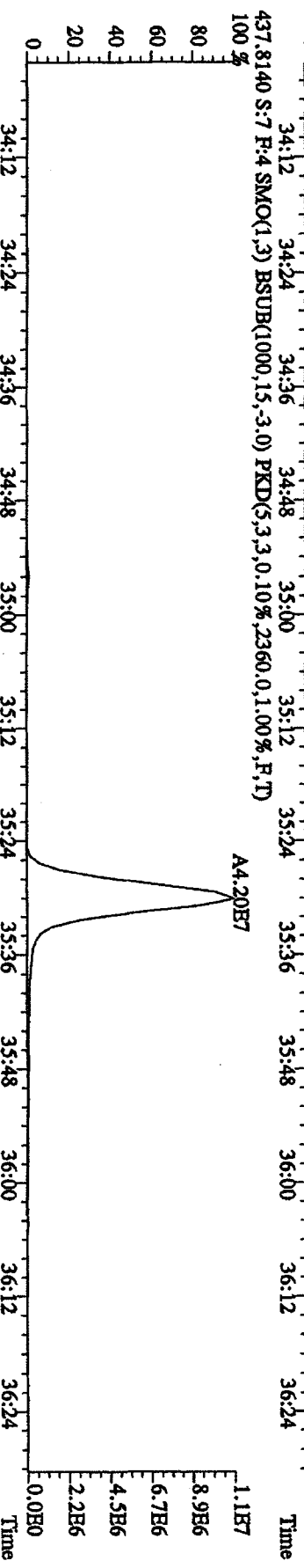
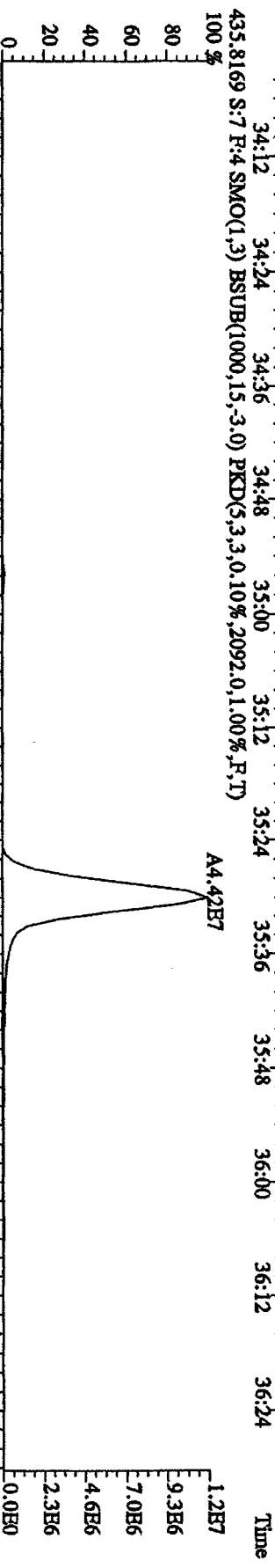
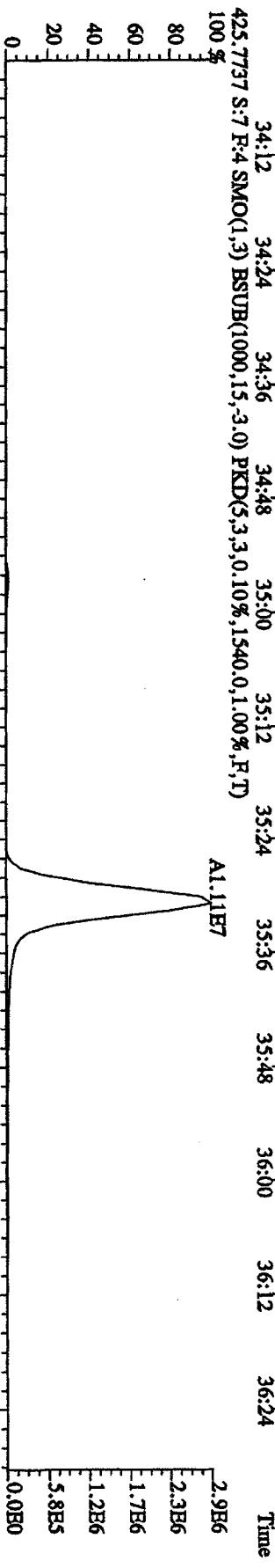
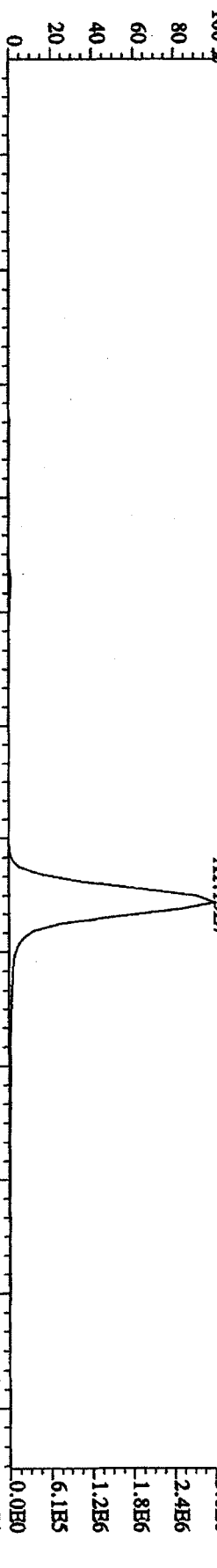


File: 12AP104D5 #1-198 Acq: 12-APR-2010 13:00:53 GC EI+ Voltage SIR Autospec-UltimaB
 Sample#7 Text: ST0412E : 2nd Source 09DXN449 Exp: DIOXINRES8290A
 407.7818 S:7 F:4 SMO(1,3) BSUB(1000,15,-3.0) PKD(5,3,3,0.10%,6164.0,1.00%,F,T)
 100%

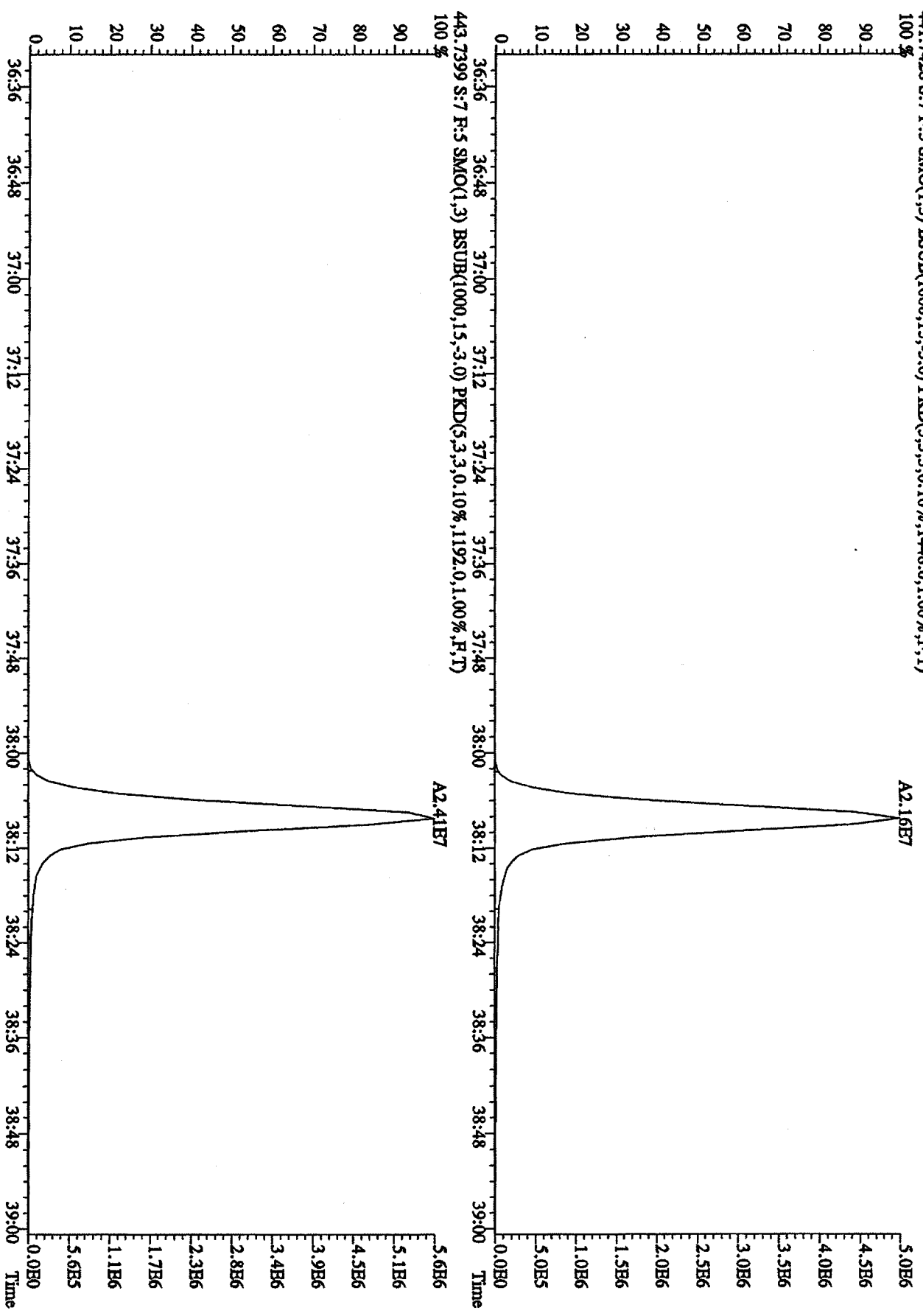


File:12AP104D5 #1-198 Acq:12-APR-2010 13:00:53 GC EI+ Voltage SIR Autospec-Ultimate

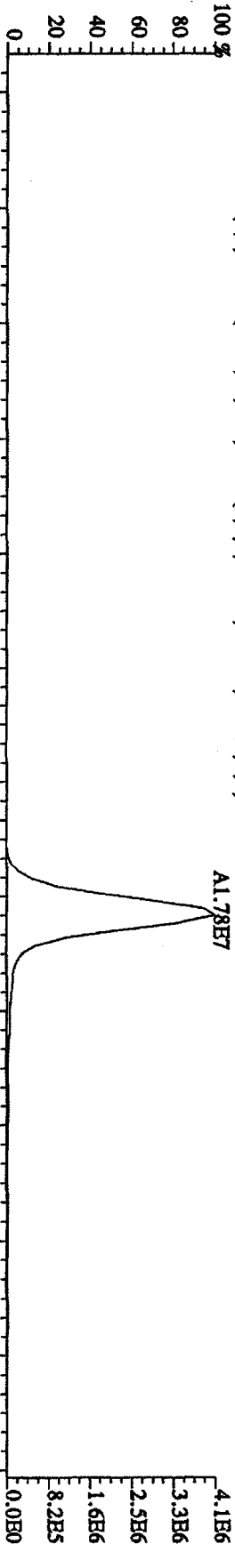
Sample#7 Text:ST0412H :2nd Source 09DXN449 Exp:DIOXINRBS8290A



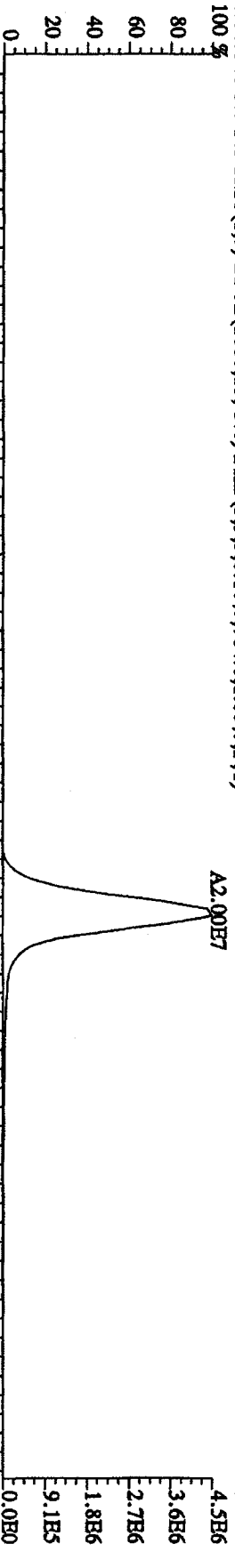
File: 12AP104D5 #1-191 Acq: 12-APR-2010 13:00:53 GC HI + Voltage: SIR Autospec-UltimaB
 Sample#7 Text: ST0412B : 2nd Source 09DXN449 Exp: DIOXINRES8290A
 441.7428 S: 7 F: 5 SMO(1,3) BSUB(1000,15,-3.0) PKD(5,3,3,0,10%,1448,0,1,00%,F,T)



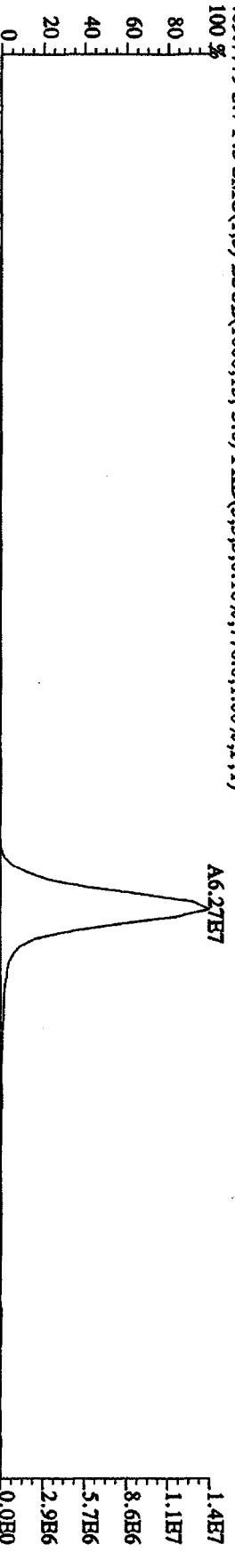
File: 12AP104D5 #1-191 Acq: 12-APR-2010 13:00:53 GC BI+ Voltage SIR Autospec-UltimaB
 Sample#7 Text: ST0412B 2nd Source 09DXN449 Exp: DIOXINRBS8290A
 457.7377 S:7 F:5 SMO(1,3) BSUB(1000,15,-3,0) PKD(5,3,3,0,10%,3196,0,1,00%,F,T)
 100%



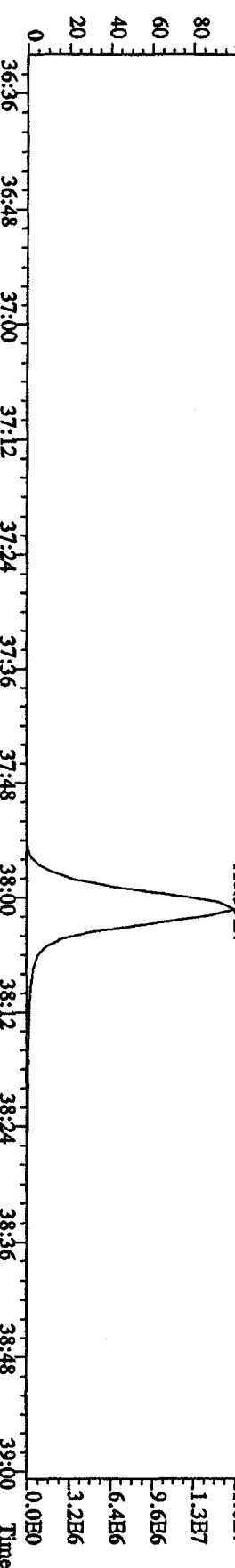
459.7348 S:7 F:5 SMO(1,3) BSUB(1000,15,-3,0) PKD(5,3,3,0,10%,784,0,1,00%,F,T)
 100%



469.7779 S:7 F:5 SMO(1,3) BSUB(1000,15,-3,0) PKD(5,3,3,0,10%,776,0,1,00%,F,T)
 100%



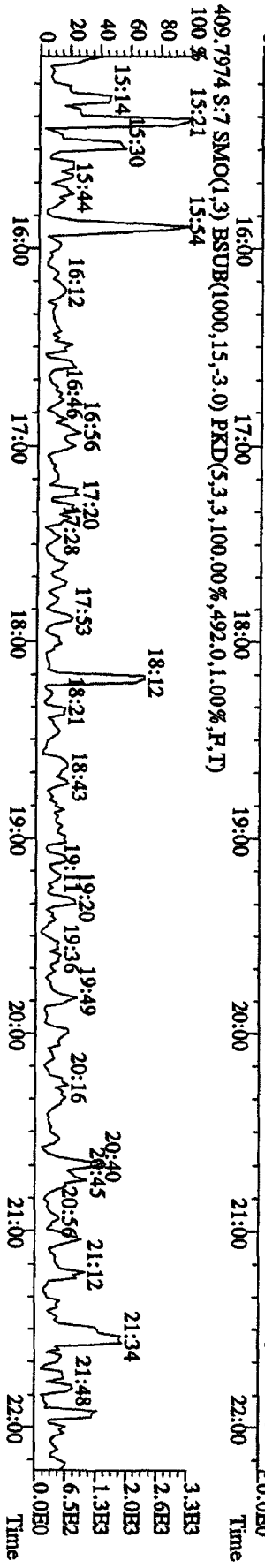
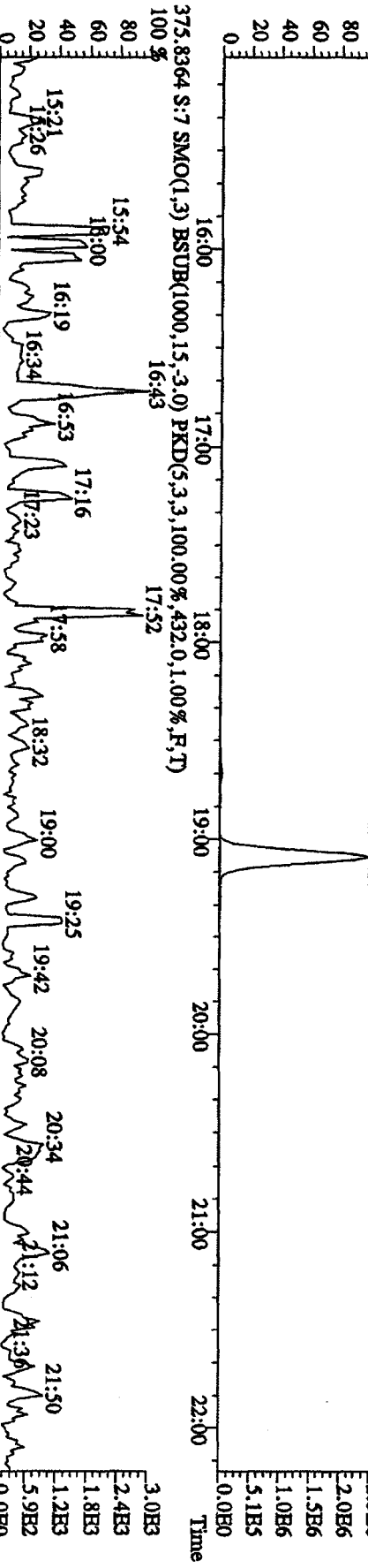
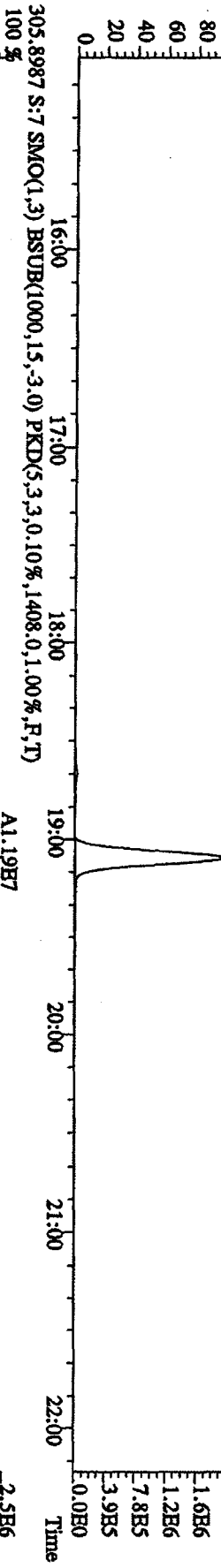
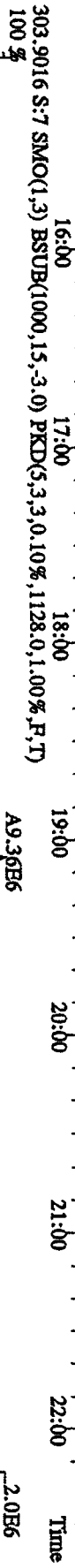

471.7750 S:7 F:5 SMO(1,3) BSUB(1000,15,-3,0) PKD(5,3,3,0,10%,332,0,1,00%,F,T)
 100%



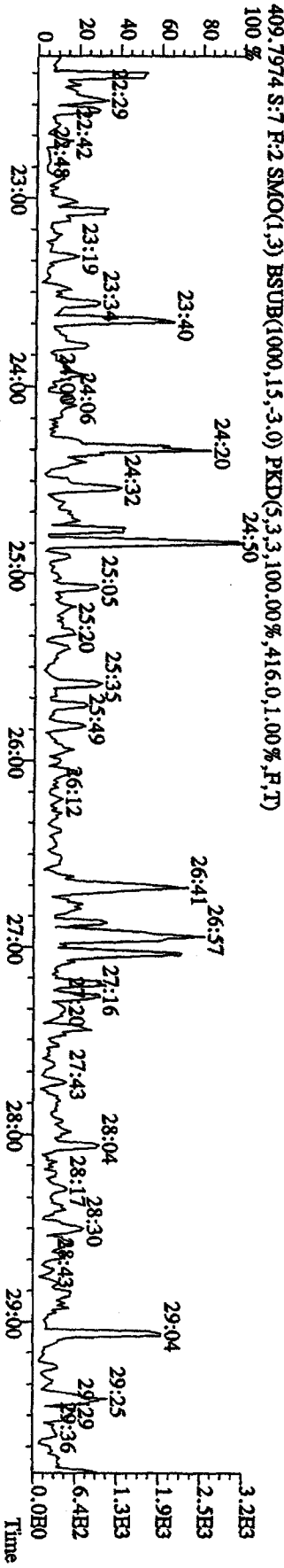
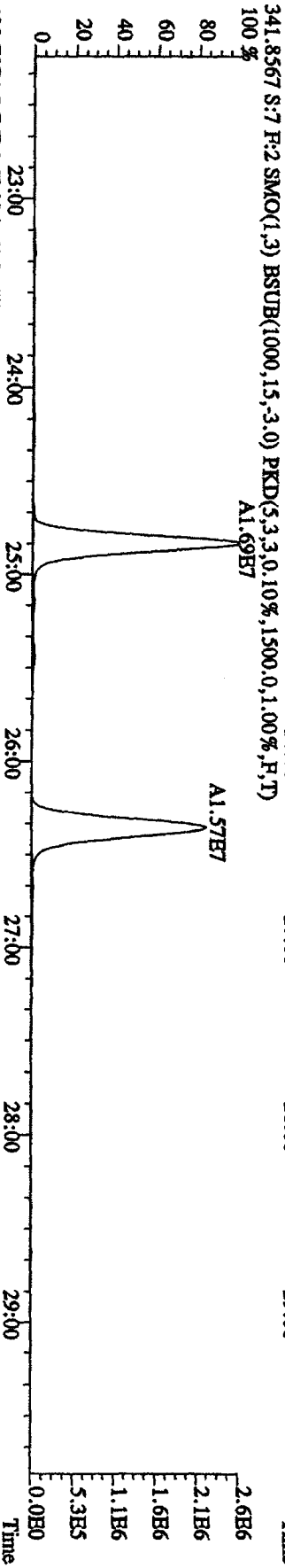
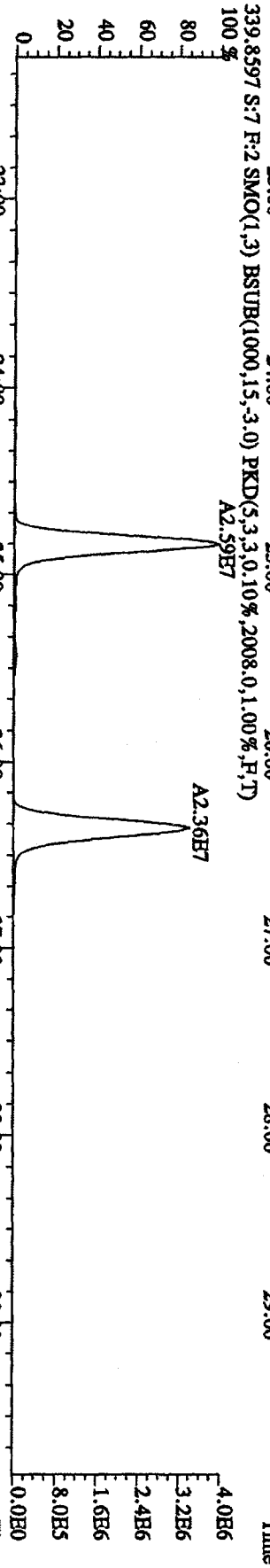

File: 12AP104D5 #1-435 Acq: 12-APR-2010 13:00:53 GC EI+ Voltage SIR Autospec-UltimaB

Sample#7 Text:ST0412B :2nd Source 09DXN449 Exp:DIOXINRES8290A

354.9792 S:7 SMO(1,3) PKD(5,3,3,100,00%,0,0,1,00%,F,T)



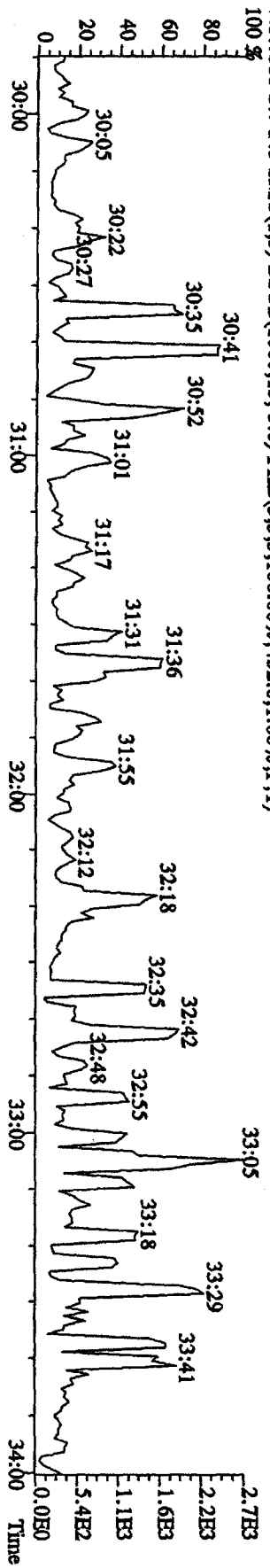
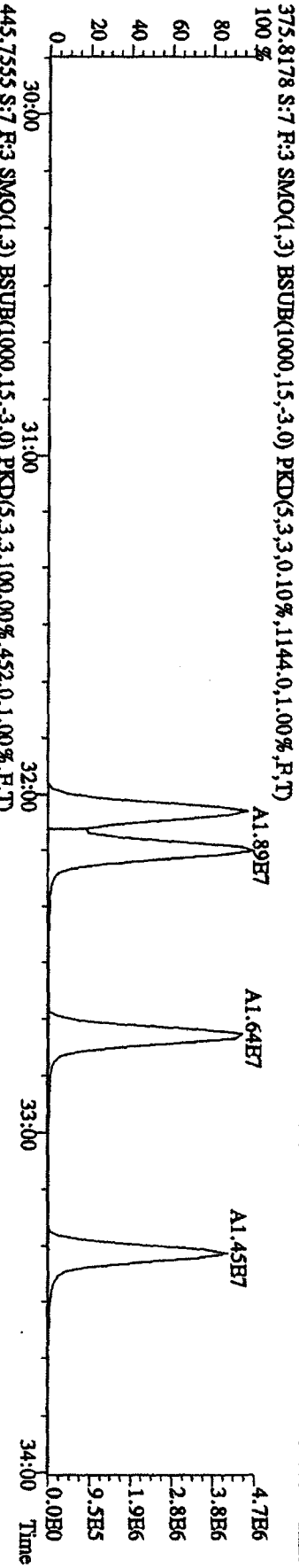
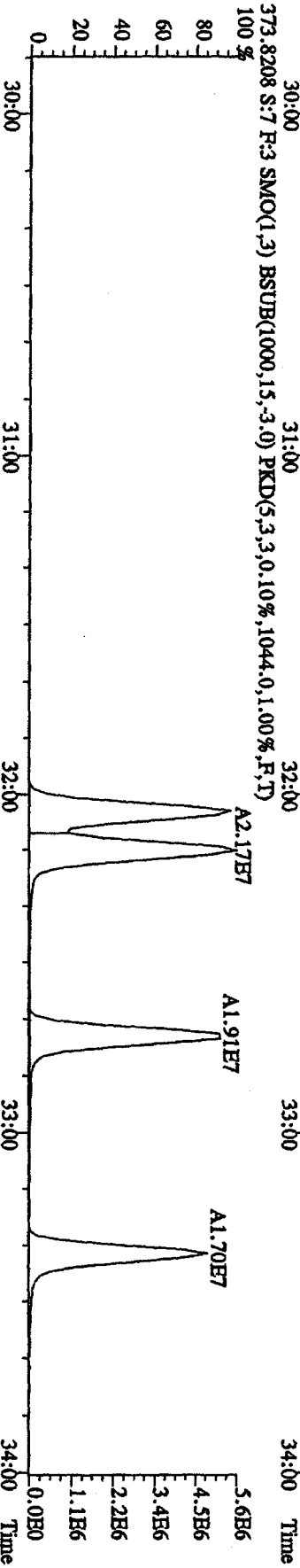
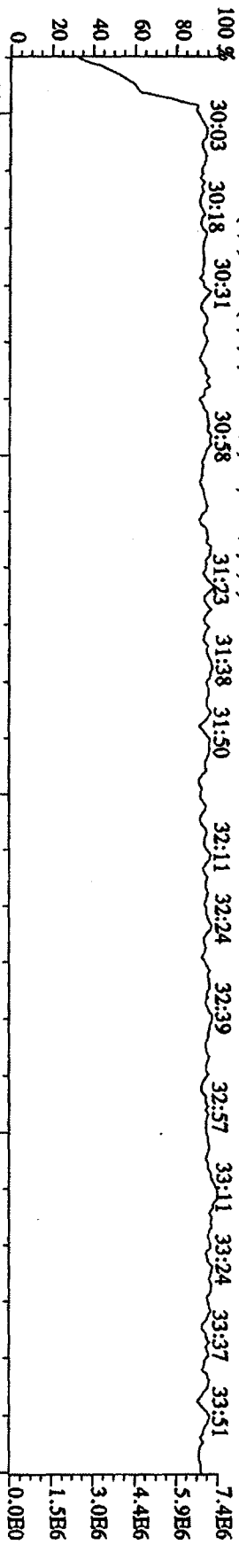
File:12AP104D5 #1-604 Acq:12-APR-2010 13:00:53 GC HI+ Voltage SIR Autospec-UltimaB
 Sample#7 Text:ST0412E 2nd Source 09DYX449 Exp:DIOXINRES8290A



File:12AP104D5 #1-317 Acq:12-APR-2010 13:00:53 GC EI+ Voltage SIR Autospec-UltimaB

Sample#7 Text:ST0412E 2nd Source 09DDXN449 Exp:DIKXINRBS8290A

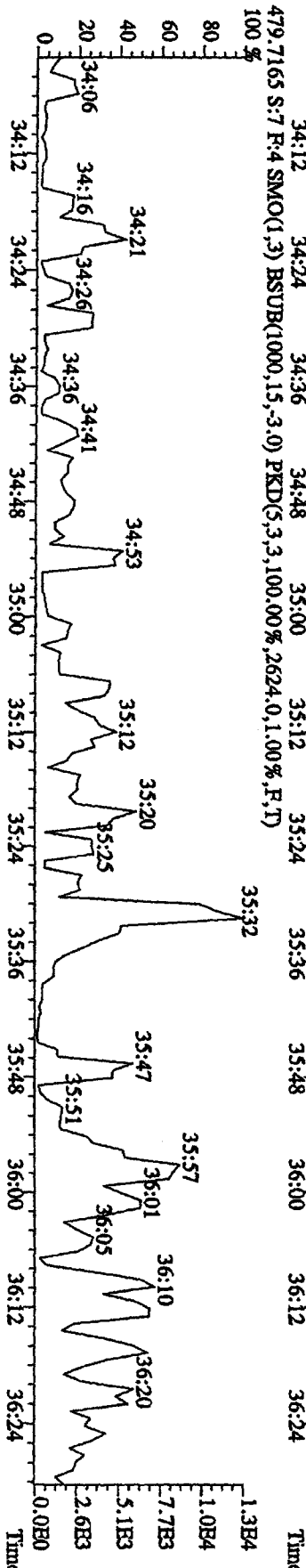


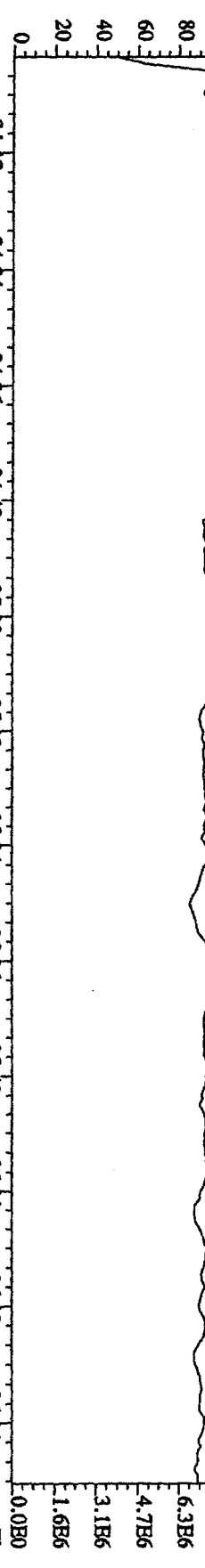
430.9728 S:7 F:3 SMO(1,3) PKD(5,3,3,100.00%,0.0,1.00%,F,T)



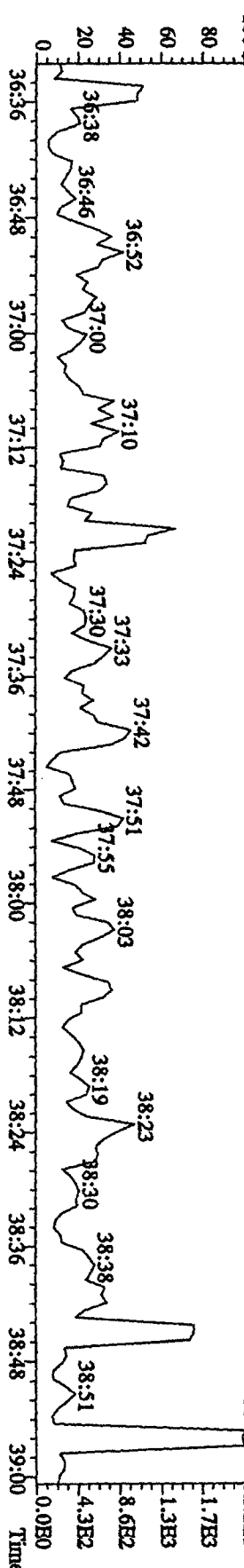

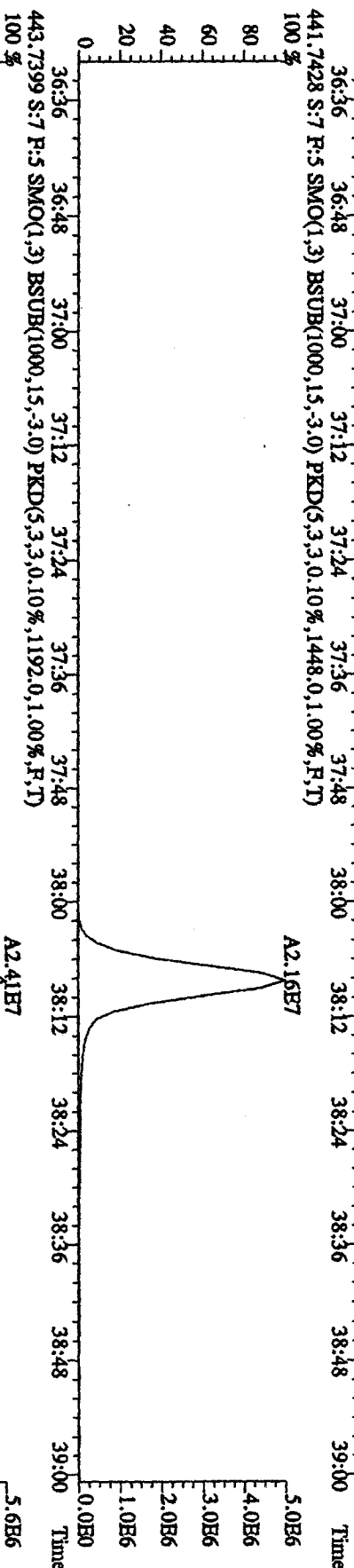
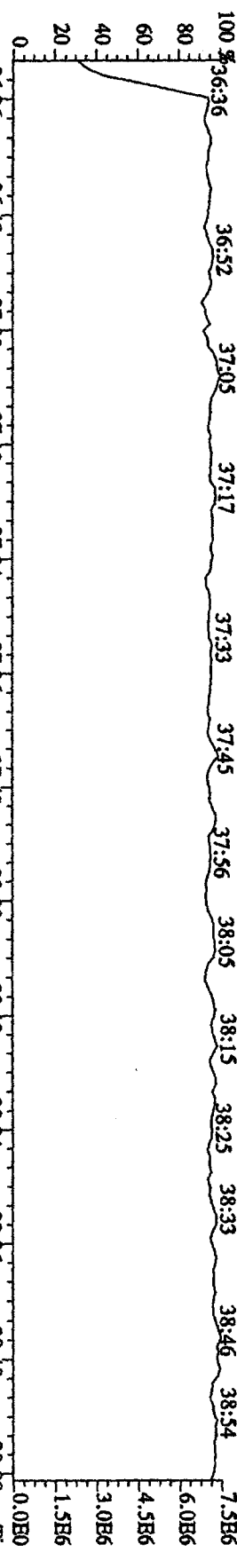
File:12AP104D5 #1-198 Acq:12-APR-2010 13:00:53 GC EI+ Voltage SIR Autospec-Ultimate

Sample#7 Text:ST0412B :2nd Source 09DXN449 Exp:DIOXINRES8290A

430.9728 S:7 F:4 SMO(1,3) PKD(5,3,3,100.00%,0.0,1.00%,F,T)



File:12AP104D5 #1-191 Acq:12-APR-2010 13:00:53 GC HI+ Voltage SIR Autospec-UltimaB
 Sample#7 Text:ST0412E :2nd Source 09DXN449 Exp:DIOXINRES8290A
 442.9728 S:7 F:5 SMO(1,3) PKD(5,3,3,100.00%,0.0,1.00%,F,T)



Sample Extraction/Preparation Log
Copies and Checklists

Batch: 0111312
 MS Run #:
 Prep Date: 4/21/2010

**TestAmerica West Sacramento
 High Resolution Prep Log
 Dioxin/Furan AQ Extraction**

Shared QC Batch: SAME
 Shares QC With: N/A

Internal COC:	
Delivered to Inst.:	4/22/10
Inst Receipt:	

Box # 78

Method: IN 8290
 Matrix: I WATER
 Extraction: 09 LIQ/LIQ, SEP FUNNEL (PAH,P,P,TPH,Dioxin) - Nominal
 QC: 01 STANDARD TEST SET
 SAC: IN - I - 09 - 01

Reagent	Supplier	Lot #
DCM	Baker	106507
Hexane	Baker	A37EH
H2SO4	Baker	NA
20% DCM:Hexane	NA	3630-53F
65% DCM:Hexane	NA	3630-54F
1:1 DCM:Cyclohexane	NA	NA
75:20:5 DCM:Hexane:Benzene	NA	NA
Silica Gel	Waters	21-24
Acid Alumina	NA	19
5% Carbon:Silica Gel	NA	NA

Extraction Table

Sample ID	Suff	Work Order	Extraction Hold Time Expires	Sample size * 1000 µL	Bottle + Sample Weight	Empty Bottle Weight	Final Volume		Analysis Hold Time Expires	Extraction ID	Round Bottom ID	Rotovap ID
							20uL	Other				
G0D150582 - 1		LX2FJ1AA	5/13/2010	472.3	1469.3	497.0	✓	10.00	6/5/2010	RO5G	5	
G0D150582 - 2		LX2FN1AA	5/13/2010	941.1	1437.2	496.1	✓	10.00	6/5/2010	R13G	7	
G0D160472 - 1		LX3MC1AA	5/14/2010	975.7	1470.7	495.0	✓	10.00	6/5/2010	R26G	5	
G0D160472 - 2		LX3RL1AA	5/14/2010	966.1	1455.8	494.7	✓	10.00	6/5/2010	R23G	7	
G0D160519 - 1		LX4AE1AA	5/8/2010	918.9	1347.5	428.6	✓	10.00	6/5/2010	RO4G	5	
G0D160519 - 2		LX4AH1AA	5/8/2010	893.5	1319.8	426.0	✓	10.00	6/5/2010	R19G	7	
G0D160519 - 3		LX4AK1AA	5/8/2010	888.3	1316.3	428.0	✓	10.00	6/5/2010	R24G	5	
G0D160519 - 4		LX4AN1AA	5/8/2010	843.8	1269.6	425.8	✓	10.00	6/5/2010	R18G	7	
G0D160519 - 5		LX4AQ1AA	5/8/2010	519.6	948.6	429.0	✓	10.00	6/5/2010	R11G	5	
G0D210000 - 312	B	L0AHX1AA	5/14/2010	1000.0	NA	-	✓	10.00	6/5/2010	RO2G	5	
G0D210000 - 312	C	L0AHX1AC	5/14/2010	1000.0	NA	-	✓	10.00	6/5/2010	RO7G	7	

9W
4/21/10

* See attached sheet for sample volumes recorded from scale

Comments/NCMs:

ID	Spike Exp Date:	Spiked By:	Witnessed By:	Date:
Internal Standard All Samples	10/31/10	BB	GW	4/21/10
Spike Mix LCS/LCSD/MS/MS	3/9/11	BB	GW	4/21/10
Cleanup Standard All Samples	4/12/2010	J	T.K	4/22/2010
Recovery Standard All Samples	1/19/10	J	AD	4/22/10
Liq Liq Extraction Analyst/Date	GW 4/21/10			

Split/Archive Analyst/Date	Option C Analyst/Date	IFB Analyst/Date	D2 Analyst/Date
—	—	GW 4/22/2010	—

RQC058

TestAmerica Laboratories, Inc.
EXTRACTION BENCH WORKSHEET

Run Date: 4/22/10
Time: 16:13:33

LEV	LEV	LEV	LEV
1	1	2	2
Y	Y	Y	Y
Y	Y	Y	Y
Y	Y	Y	Y
Y	Y	Y	Y

Blank Check
MS/MSD
Weights/Volumes
Spike & Surrogate Worksheet
Vial contains correct volume
Labels, greenbars, worksheets
computer batch: correct & all match
Anomalies to Extraction Method

Expanded Deliverable
COC Completed
Bench Sheet Copied
Package Submitted to Analytical Group
Bench Sheet Copied per COC

Extractionist: 403613 Brent Ginn

Concentrationist: 006625 Elizabeth Nguyen

* QC BATCH: 0111312 *
* PREP DATE: 4/21/10 15:00 *
* COMP DATE: 4/22/10 21:00 *

Reviewer/Date: NGUYENE / 4/22/10 - Dioxins/Furans, HRGC/HRMS (\$290)
LIQ/LIQ, SEP FUNNEL (PAH, P/P, TPH, Dioxin) - Nominal

EXTR EXPR	ANL DUE	LOT#,MSRUN#/ WORK ORDER	TEST FLGS	EXT MTH	MATRIX	INIT/FIN WT/VOL	PH"S ADJ1	NA	NA	DCM	EXTRACTION VOL	EXCHANGE VOL	SOLVENTS SURROGATE ID	
5/13/10	5/03/10	G0D150582-001 LX2PJ-1-AA		09	IN WATER	972.3mL 20.00uL	NA	NA	NA	DCM	300.0	C14	20.0	1.0 ML IS 10DXN120
5/13/10	5/03/10	G0D150582-002 LX2FN-1-AA		09	IN WATER	941.1mL 20.00uL	NA	NA	NA	DCM	300.0	C14	20.0	1.0 ML IS 10DXN120
5/14/10	5/04/10	G0D160472-001 LX3MC-1-AA		09	IN WATER	975.7mL 20.00uL	NA	NA	NA	DCM	300.0	C14	20.0	1.0 ML IS 10DXN120
5/14/10	5/04/10	G0D160472-002 LX3RL-1-AA		09	IN WATER	961.1mL 20.00uL	NA	NA	NA	DCM	300.0	C14	20.0	1.0 ML IS 10DXN120
5/06/10	5/04/10	G0D160519-001 LX4AE-1-AA		09	IN WATER	918.9mL 20.00uL	NA	NA	NA	DCM	300.0	C14	20.0	1.0 ML IS 10DXN120
5/08/10	5/04/10	G0D160519-002 LX4AH-1-AA		09	IN WATER	893.8mL 20.00uL	NA	NA	NA	DCM	300.0	C14	20.0	1.0 ML IS 10DXN120
5/08/10	5/04/10	G0D160519-003 LX4AK-1-AA		09	IN WATER	888.3mL 20.00uL	NA	NA	NA	DCM	300.0	C14	20.0	1.0 ML IS 10DXN120

RQC058

TestAmerica Laboratories, Inc.
EXTRACTION BENCH WORKSHEET

Run Date: 4/22/10
Time: 16:13:33

* QC BATCH: 0111312 *
* PREP DATE: 4/21/10 15:00 *
* COMP DATE: 4/22/10 21:00 *

EXTR EXPR	ANL DUE	LOT# MSRUN#/ WORK ORDER	TEST FLGS	EXT MTH	MATRIX	INIT/FIN WT/VOL	PH"S INIT ADJ1	ADJ2	EXTRACTION VOL	EXCHANGE	VOL	SOLVENTS	SPIKE STANDARD/ SURROGATE ID
5/08/10	5/04/10	GOD160519-004 LX4AQ-1-AA		09	IN WATER	943.8mL 20.00uL	NA	NA	DCM	300.0	C14	20.0	1.0 ML IS 10DXN120
5/08/10	5/04/10	GOD160519-005 LX4AQ-1-AA		09	IN WATER	519.6mL 20.00uL	NA	NA	DCM	300.0	C14	20.0	1.0 ML IS 10DXN120
5/14/10	0/00/00	GOD210000-312 L0AHK-1-AA		09	IN WATER	1000.0mL 20.00uL	NA	NA	DCM	300.0	C14	20.0	1.0 ML IS 10DXN120
5/14/10	0/00/00	GOD210000-312 L0AHK-1-ACC		09	IN WATER	1000.0mL 20.00uL	NA	NA	DCM	300.0	C14	20.0	50 UL NS 10DXN103 1.0 ML IS 10DXN120

R = RUSH C = CLP
E = EPA 600 D = EXP-DEL)
M = CLIENT REQ MS/MSD

NUMBER OF WORK ORDERS IN BATCH: 11

Prep Batch(es) 0111312

Test: 8290

Prep Date: 4/21/10

Holding Times: 5/6/10 NCM: Y N

A. Spike Witness/Batch setup	Spike Witness	Reviewer
1. Holding times checked? NCMs filed as appropriate	✓	✓
2. QAS checked for QC instructions (LCS, LCSD, MS,MSD, etc)	✓	✓
3. Amount of samples in hood match amount of samples on bench sheet. Sample IDS match.	✓	NA
4. Worksheets have been checked for required spiking compounds	✓	✓
5. Spiking volumes are correctly documented	✓	✓
6. Std ID numbers on spike labels match numbers on bench sheet	✓	NA
7. Expiration dates have been checked	✓	✓
8. Calibration expiration dates on pipettors have been checked	✓	NA
9. Spiker and spike witness have signed and dated bench sheet	✓	✓
B. Weights and Volumes		
1. Recorded weights are in anticipated range	NA	✓
2. Balance upload or raw data for weights is included	NA	✓
3. Weights and volumes have been transcribed correctly to LIMS.	NA	✓
4. Weights are not targeted to meet exact weights.	NA	✓
5. Each weight or volume measurement is a unique record (no dittos or line downs)	NA	✓
C. Standards and Reagents		
1. Lot numbers for all reagents, including clean up stages, are recorded.	NA	✓
2. Are dates and analysts for cleanups recorded?	NA	✓
3. Are correct IDs used for standards? Are expiration dates to day/month/year, when listed?	NA	✓
D. Documentation		
1. Are all nonconformances documented appropriately?	NA	✓
2. QuantIMs entry correct, including dates and times.	NA	✓
3. Are all fields completed?	NA	✓

Spike witness: [Signature]

Date: 4/21/10

2nd Level Reviewer: [Signature]

Date: 4/21/10

Comments:

Data Checklist
HRGCMS/LRGCMS Analyses

Batch #: 011312 Method ID: 8290

	<u>DB-5</u>	<u>DB-225</u>
Data Analyst:	<u>V9</u>	_____
Date initiated:	<u>5.3.10</u>	_____
Reviewer:	<u>MW</u>	_____
Date reviewed:	<u>5/4/2010</u>	_____

QA/QC verification:	<u>Initiated</u> <u>DB-5</u>	<u>Reviewed</u> <u>DB-5</u>	<u>Initiated</u> <u>DB-225</u> (High Res Only)	<u>Reviewed</u> <u>DB-225</u> (High Res Only)
-Daily standard package(s) present?	<input checked="" type="checkbox"/>	<input checked="" type="checkbox"/>	_____	_____
-Method Blank present?	<input checked="" type="checkbox"/>	<input checked="" type="checkbox"/>	_____	_____
-LCS/DCS copy present and meets native recovery criteria?	<input checked="" type="checkbox"/>	<input checked="" type="checkbox"/>	_____	_____
-Internal standard recoveries within limits?*	<input checked="" type="checkbox"/>	<input checked="" type="checkbox"/>	_____	_____
-Ion ratios within + 15% of theoretical values?	<input checked="" type="checkbox"/>	<input checked="" type="checkbox"/>	_____	_____
-Other QC (Dup,MS,SD) within specs?*	<input checked="" type="checkbox"/> <u>NA</u>	<input checked="" type="checkbox"/>	_____	_____

Sample Analysis:	<u>Initiated</u> <u>DB-5</u>	<u>Reviewed</u> <u>DB-5</u>	<u>Initiated</u> <u>DB-225</u> (High Res Only)	<u>Reviewed</u> <u>DB-225</u> (High Res Only)
-Correct sample aliquot used?	<input checked="" type="checkbox"/>	<input checked="" type="checkbox"/>	_____	_____
-All raw data present?	<input checked="" type="checkbox"/>	<input checked="" type="checkbox"/>	_____	_____
-Standard target DL's used? If RL's are used specify: _____	<input checked="" type="checkbox"/>	<input checked="" type="checkbox"/>	_____	_____
-DL's below <u>TDL</u> / LCL (please circle)?	<input checked="" type="checkbox"/>	<input checked="" type="checkbox"/>	_____	_____
-All positives reported at levels greater than method blank DL's?	<input checked="" type="checkbox"/>	<input checked="" type="checkbox"/>	_____	_____
-Correct RRF's used for method?	<input checked="" type="checkbox"/>	<input checked="" type="checkbox"/>	_____	_____
-Internal standard amounts correct for method?	<input checked="" type="checkbox"/>	<input checked="" type="checkbox"/>	_____	_____
-Target analytes are not saturated?	<input checked="" type="checkbox"/>	<input checked="" type="checkbox"/>	_____	_____
-Dilution/splitting of extract taken into account?	<u>NA</u>	<u>NA</u>	_____	_____
-Have dilution calculations been verified?	<input checked="" type="checkbox"/>	<input checked="" type="checkbox"/>	_____	_____
-Has a manual calculation for the sequence(s) been verified?	<input checked="" type="checkbox"/>	<input checked="" type="checkbox"/>	_____	_____
-Are retention times (RT) correct?	<input checked="" type="checkbox"/>	<input checked="" type="checkbox"/>	_____	_____
-Manual integrations checked?	<input checked="" type="checkbox"/>	<input checked="" type="checkbox"/>	_____	_____

Comments: (Use other side if necessary)

SEC NCM

*** Recovery limits:**

NCASI 551:	40-120%***
Method 8290:	40-135%***
Method 1613:	25-150%***
Method 23:	40-130%***(Cl4-Cl6), 25-130%(Cl7-8), 70-130%(surr.)
PCBs:	25-150%***
Method 8280:	40-120%***
DFLM01.0:	25-150%***
Method 1614:	25-150%***

****RPD limits:**

50%
20%
50%
50%
50%

*** Lower recoveries are acceptable if I.S. S/N ≥10:1 and DL's are <LCL for target analytes.