

May 11, 2010

**TestAmerica Project Number: G0D160472**

PO/Contract: 2027.01

Cindy Arnold  
Tronox LLC / AIU Henderson, NV  
PO Box 268859  
Oklahoma City, OK 73126-8859

Dear Ms. Arnold,

This report contains the analytical results for the samples received under chain of custody by TestAmerica on April 16, 2010. These samples are associated with your Tronox Henderson project.

The test results in this report meet all NELAC requirements for parameters that accreditation is required or available. Any exceptions to NELAC requirements are noted in the case narrative. The case narrative is an integral part of this report.

If you have any questions, please feel free to call me at (916) 374-4383.

Sincerely,



DAVID R. ALLTUCKER  
Project Manager

## Table of Contents

# TestAmerica West Sacramento Project Number G0D160472

Case Narrative

Quality Assurance Program

Sample Description Information

Chain of Custody Documentation

WATER, 8290, Dioxins/Furans

Samples: 1, 2

    Sample Data Sheets

    Method Blank Report

    Laboratory QC Reports

Raw Data Package

## Case Narrative

### TestAmerica West Sacramento Project Number GOD160472

#### **WATER, 8290, Dioxins/Furans**

Sample(s): 1, 2

Several analytes in each sample have been qualified with a "Q" flag due to the ion abundance ratios being outside of criteria. The analytes have been reported as an "estimated maximum possible concentration" (EMPC) because the quantitation is based on the theoretical ion abundance ratio for these analytes.

There were no other anomalies associated with this project.

### TestAmerica Laboratories West Sacramento Certifications/Accreditations

Certifying State	Certificate #	Certifying State	Certificate #
Alaska	UST-055	New York*	11666
Arizona	AZ0708	Oregon*	CA 200005
Arkansas	88-0691	Pennsylvania	68-1272
California*	01119CA	South Carolina	87014
Colorado	NA	Texas	T104704399-08-TX
Connecticut	PH-0691	Utah*	QUAN1
Florida*	E87570	Virginia	00178
Georgia	960	Washington	C1281
Hawaii	NA	West Virginia	9930C, 334
Illinois	200060	Wisconsin	998204680
Kansas*	E-10375	NFESC	NA
Louisiana*	30612	USACE	NA
Michigan	9947	USDA Foreign Plant	37-82605
Nevada	CA44	USDA Foreign Soil	P330-09-00055
New Jersey*	CA005	US Fish & Wildlife	LE148388-0
New Mexico	NA	Guam	09-014r

\*NELAP accredited. A more detailed parameter list is available upon request. Updated 3/25/2009

### QC Parameter Definitions

**QC Batch:** The QC batch consists of a set of up to 20 field samples that behave similarly (i.e., same matrix) and are processed using the same procedures, reagents, and standards at the same time.

**Method Blank:** An analytical control consisting of all reagents, which may include internal standards and surrogates, and is carried through the entire analytical procedure. The method blank is used to define the level of laboratory background contamination.

**Laboratory Control Sample and Laboratory Control Sample Duplicate (LCS/LCSD):** An aliquot of blank matrix spiked with known amounts of representative target analytes. The LCS (and LCSD as required) is carried through the entire analytical process and is used to monitor the accuracy of the analytical process independent of potential matrix effects. If an LCSD is performed, it may also be used to evaluate the precision of the process.

**Duplicate Sample (DU):** Different aliquots of the same sample are analyzed to evaluate the precision of an analysis.

**Surrogates:** Organic compounds not expected to be detected in field samples, which behave similarly to target analytes. These are added to every sample within a batch at a known concentration to determine the efficiency of the sample preparation and analytical process.

**Matrix Spike and Matrix Spike Duplicate (MS/MSD):** An MS is an aliquot of a matrix fortified with known quantities of specific compounds and subjected to an entire analytical procedure in order to indicate the appropriateness of the method for a particular matrix. The percent recovery for the respective compound(s) is then calculated. The MSD is a second aliquot of the same matrix as the matrix spike, also spiked, in order to determine the precision of the method.

**Isotope Dilution:** For isotope dilution methods, isotopically labeled analogs (internal standards) of the native target analytes are spiked into the sample at time of extraction. These internal standards are used for quantitation, and monitor and correct for matrix effects. Since matrix effects on method performance can be judged by the recovery of these analogs, there is little added benefit of performing MS/MSD for these methods. MS/MSD are only performed for client or QAPP requirements.

**Control Limits:** The reported control limits are either based on laboratory historical data, method requirements, or project data quality objectives. The control limits represent the estimated uncertainty of the test results.



## Sample Summary

### TestAmerica West Sacramento Project Number G0D160472

<u>WO#</u>	<u>Sample #</u>	<u>Client Sample ID</u>	<u>Sampling Date</u>	<u>Received Date</u>
LX3MC	1	EB-04142010-RIG1-RZC	4/14/2010 04:55 PM	4/16/2010 08:45 AM
LX3RL	2	EB-04142010-RIG2-RZC	4/14/2010 05:47 PM	4/16/2010 08:45 AM

#### Notes(s):

- The analytical results of the samples listed above are presented on the following pages.
- All calculations are performed before rounding to avoid round-off errors in calculated results.
- Results noted as "ND" were not detected at or above the stated limit.
- This report must not be reproduced, except in full, without the written approval of the laboratory.
- Results for the following parameters are never reported on a dry weight basis: color, corrosivity, density, flashpoint, ignitability, layers, odor, paint filter test, pH, porosity, pressure, reactivity, redox potential, specific gravity, spot tests, solids, solubility, temperature, viscosity, and weight.

<b>Required Ship to Lab:</b> Lab Name: Test America Laboratories Inc Address: 880 Riverside Parkway West Sacramento, CA 95605 Lab PM: David Alltucker Phone/Fax: (916) 373-5600 Lab PM email: David.Alltucker@testamericains.com Applicable Lab Quote #		<b>Required Project Information:</b> Site ID # 102: TRONOX LLC, HENDERSON Project #: 2027.01 Site Address: 560 W Lake Mead Drive City: Henderson State, Zip: NV, 89009 Site PM Name: Derrick Willis Phone/Fax: (949) 375-1004 Site PM Email: derrick.willis@ngem.com		<b>Required Invoice Information:</b> Send Invoice to: Susan Crowley Tronox LLC. Address: PO Box 55 City/State: Henderson, NV 89009 Phone #: (949) 260-9293 PO # Send EDD to: Frank.Hegar@ngem.com CC Hardcopy report to: PDF Electronic Version Only - FTP Upload CC Hardcopy report to: See Additional Comments Below		<b>COC # 02027.01.1845</b> Total # of Samples: 2 Event Complete?												
# WELL	SAMPLE ID Samples IDs MUST BE UNIQUE	SAMPLE LOCATION	MATRIX CODE	G-GRAB C-COMP	SAMPLE TYPE	SAMPLE DATE	SAMPLE TIME	# OF CONTAINERS	Comments/Lab Sample I.D.	Analysis	Regular	X	Rush	Mark One	Sample Receipt Conditions			
															Temp in OC	Samples on Ice?	Sample Intact?	Tap Blank?
1	EB-04142010-RIG1-RZC	SA106	W	G	N	4/14/2010	16:55	2	15-Day TAT All	X								
2																		
3																		
4																		
5																		
6																		
7																		
8																		
9																		
10																		
11																		
12																		
13																		
14																		
15																		
16																		
17																		
18																		
19																		
20																		

Additional Comments/Special Instructions:

RELINQUISHED BY / AFFILIATION: [Signature] DATE: 4/14/10 TIME: 17:10  
 ACCEPTED BY / AFFILIATION: [Signature] DATE: 4/14/10 TIME: 17:50  
 SHIPPER NAME AND SIGNATURE: Eric Taub  
 COMPANY: [Blank]  
 TRACKING #: [Blank]



1100 Quail Street, Suite 102  
Newport Beach, CA 92660 (949) 260-9293

**CHAIN-OF-CUSTODY / Analytical Request Document**  
The Chain-of-Custody is a LEGAL DOCUMENT. All relevant fields must be completed and accurate

Required Ship to Lab: Lab Name: Test America Laboratories Inc Address: 10000 Lab PM: [Name] Phone/Fax: [Number] Applicable Lab: Quota #		Required Project Information: Site ID #102: TRONOX LLC, HENDERSON Project #: 2027.01 Site Address: 560 W Lake Mead Drive City: Henderson State: NV, Zip: 89009 Site PM Name: Derrick Willis Phone/Fax: (949) 375-7004 Site PM Email: derrick.willis@ngem.com		Required Invoice Information: Send Invoice to: Susan Crowley Tronox LLC. Address: PO Box 86 City/State: Henderson, NV 89009 Phone #: (949) 260-9293 PO #:		COC # 02027.01.1921 Total # of Samples: 1 Event Complete?										
ITEM #	SAMPLE ID Samples IDs MUST BE UNIQUE	SAMPLE LOCATION	MATRIX CODE	G-RAB C-COMP	SAMPLE TYPE	SAMPLE DATE	SAMPLE TIME	#OF CONTAINERS	Comments/Lab Sample I.D.	Regular	X	Rush	Temp in OC	Samples on Ice?	Sample Intact?	Temp Blank?
1	EB-04142010-RIG2-RZC	SSA-03-02	W	G	N	4/14/2010	17:47	2	15-D lat all	X						
Additional Comments/Special Instructions: [Handwritten notes and signatures]																

CLIENT Northgate PM DA LOG # 64279

LOT# (QUANTIMS ID) 90D160472 QUOTE# 84087 LOCATION W22B

DATE RECEIVED 4/16/10 TIME RECEIVED 0845 Checked (✓)

DELIVERED BY  FEDEX  ON TRAC  CLIENT

GOLDENSTATE  UPS  GO-GETTERS  OTHER

TAL COURIER  TAL SF  VALLEY LOGISTICS

CUSTODY SEAL STATUS  INTACT  BROKEN  N/A

CUSTODY SEAL #(S) Seal

SHIPPING CONTAINER(S)  TAL  CLIENT  N/A

COC #(S) 02027.01.1845, -1921

TEMPERATURE BLANK Observed: NA Corrected: \_\_\_\_\_

SAMPLE TEMPERATURE - (TEMPERATURES ARE IN °C)

Observed: 4, 4, 2 Average 3 Corrected Average 3

**LABORATORY THERMOMETER ID:**

IR UNIT: #4  #5   OTHER \_\_\_\_\_

EU 4/16/10  
Initials Date

pH MEASURED  YES  ANOMALY  N/A

LABELED BY.....

LABELS CHECKED BY.....

PEER REVIEW \_\_\_\_\_  NA

SHORT HOLD TEST NOTIFICATION

SAMPLE RECEIVING

WETCHEM  N/A

VOA-ENCORES  N/A

METALS NOTIFIED OF FILTER/PRESERVE VIA VERBAL & EMAIL  N/A

COMPLETE SHIPMENT RECEIVED IN GOOD CONDITION WITH  N/A   
APPROPRIATE TEMPERATURES, CONTAINERS, PRESERVATIVES

CLOUSEAU  TEMPERATURE EXCEEDED (2 °C - 6 °C)<sup>\*1</sup>  N/A

WET ICE  BLUE ICE  GEL PACK  NO COOLING AGENTS USED  PM NOTIFIED

EU 4/16/10  
Initials Date

Notes \_\_\_\_\_  
\_\_\_\_\_  
\_\_\_\_\_

\*1 Acceptable temperature range for State of Wisconsin samples is ≤4°C.

Lot ID: G0D160472

	1	2	3	4	5	6	7	8	9	10	11	12	13	14	15	16	17	18	19	20
VOA*	/	/	/	/	/	/	/	/	/	/	/	/	/	/	/	/	/	/	/	/
VOAh*	/	/	/	/	/	/	/	/	/	/	/	/	/	/	/	/	/	/	/	/
AGB	2	2																		
AGBs																				
250AGB																				
250AGBs																				
250AGBn																				
500AGB																				
___AGJ																				
500AGJ																				
250AGJ																				
125AGJ																				
___CGJ																				
500CGJ																				
250CGJ																				
125CGJ																				
PJ																				
PJn																				
500PJ																				
500PJn																				
500PJna																				
500PJzn/na																				
250PJ																				
250PJn																				
250PJna																				
250PJzn/na																				
Acetate Tube																				
___"CT																				
Encore																				
Folder/filter																				
PUF																				
Petri/Filter																				
XAD Trap																				
Ziploc																				
	1	2	3	4	5	6	7	8	9	10	11	12	13	14	15	16	17	18	19	20

h = hydrochloric acid    s = sulfuric acid    na = sodium hydroxide    n = nitric acid    zn = zinc acetate

Number of VOAs with air bubbles present / total number of VOA's

# WATER, 8290, Dioxins/Furans

>

Northgate Environmental Management, Inc.

Sample ID: EB-04142010-RIG1-RZC

Trace Level Organic Compounds

SW846 8290

Lot - Sample #....:	G0D160472 - 001	Work Order #....:	LX3MC1AA	Matrix....:	WQ
Date Sampled....:	04/14/10	Date Received....:	04/16/10	Instrument ID....:	3D5
Prep Date....:	04/21/10	Analysis Date....:	05/06/10		
Prep Batch # ....:	0111312	Dilution Factor....:	1.02	Units.....:	pg/L
Initial Wgt/Vol :	975.7 mL	Analyst ID....:	Sylvia H. Krenn		

PARAMETER	RESULT	REPORTING LIMIT	TEF FACTOR	TEQ CONCENTRATION
2,3,7,8-TCDD	ND	10	1.0	0
1,2,3,7,8-PeCDD	ND	51	1.0	0
1,2,3,4,7,8-HxCDD	ND	51	0.1	0
1,2,3,6,7,8-HxCDD	ND	51	0.1	0
1,2,3,7,8,9-HxCDD	ND	51	0.1	0
1,2,3,4,6,7,8-HpCDD	1.2 J B	51	0.01	0.012
OCDD	9.2 J B	100	0.0003	0.0028
2,3,7,8-TCDF	0.50 J Q	10	0.1	0.050
1,2,3,7,8-PeCDF	0.32 J Q B	51	0.03	0.0096
2,3,4,7,8-PeCDF	ND	51	0.3	0
1,2,3,4,7,8-HxCDF	0.69 J Q B	51	0.1	0.069
1,2,3,6,7,8-HxCDF	0.39 J Q B	51	0.1	0.039
2,3,4,6,7,8-HxCDF	0.28 J B	51	0.1	0.028
1,2,3,7,8,9-HxCDF	0.20 J B	51	0.1	0.020
1,2,3,4,6,7,8-HpCDF	0.79 J Q B	51	0.01	0.0079
1,2,3,4,7,8,9-HpCDF	0.30 J Q B	51	0.01	0.0030
OCDF	1.8 J B	100	0.0003	0.00054
<b>Total TEQ Concentration</b>				<b>0.24</b>

INTERNAL STANDARDS	PERCENT RECOVERY	RECOVERY LIMITS
13C-2,3,7,8-TCDD	71	40 - 135
13C-1,2,3,7,8-PeCDD	67	40 - 135
13C-1,2,3,6,7,8-HxCDD	79	40 - 135
13C-1,2,3,4,6,7,8-HpCDD	78	40 - 135
13C-OCDD	73	40 - 135
13C-2,3,7,8-TCDF	76	40 - 135
13C-1,2,3,7,8-PeCDF	72	40 - 135
13C-1,2,3,4,7,8-HxCDF	80	40 - 135
13C-1,2,3,4,6,7,8-HpCDF	91	40 - 135

QUALIFIERS

**Northgate Environmental Management, Inc.**

**Sample ID: EB-04142010-RIG1-RZC**

**Trace Level Organic Compounds**

**SW846 8290**

<b>Lot - Sample #....:</b>	G0D160472 - 001	<b>Work Order #....:</b>	LX3MC1AA	<b>Matrix....:</b>	WQ
<b>Date Sampled....:</b>	04/14/10	<b>Date Received....:</b>	04/16/10	<b>Instrument ID....:</b>	3D5
<b>Prep Date....:</b>	04/21/10	<b>Analysis Date....:</b>	05/06/10		
<b>Prep Batch # ....:</b>	0111312	<b>Dilution Factor....:</b>	1.02	<b>Units....:</b>	pg/L
<b>Initial Wgt/Vol :</b>	975.7 mL	<b>Analyst ID....:</b>	Sylvia H. Krenn		

**Notes:**

WHO TEFs for human risk assessment based on the conclusions of the World Health Organization meeting in Geneva, Switzerland, June 2005

- B Method blank contamination. The associated method blank contains the target analyte at a reportable level.
- J Estimated Result.
- Q Estimated maximum possible concentration (EMPC).



Northgate Environmental Management, Inc.

Sample ID: EB-04142010-RIG1-RZC

Trace Level Organic Compounds

SW846 8290

Lot - Sample #....:	G0D160472 - 001	Work Order #....:	LX3MC1AA	Matrix....:	WQ
Date Sampled....:	04/14/10	Date Received....:	04/16/10	Dilution Factor:	1.02
Prep Date....:	04/21/10	Analysis Date....:	05/06/10		
Prep Batch # ....:	0111312	Instrument ID....:	3D5		
Initial Wgt/Vol :	975.7 mL	Analyst ID....:	Sylvia H. Krenn		

PARAMETER	RESULT		REPORTING LIMIT	ESTIMATED DETECTION LIMIT	UNITS
2,3,7,8-TCDD	ND		10	0.15	pg/L
1,2,3,7,8-PeCDD	ND		51	0.23	pg/L
1,2,3,4,7,8-HxCDD	ND		51	0.19	pg/L
1,2,3,6,7,8-HxCDD	ND		51	0.15	pg/L
1,2,3,7,8,9-HxCDD	ND		51	0.16	pg/L
1,2,3,4,6,7,8-HpCDD	1.2	J B	51	0.15	pg/L
OCDD	9.2	J B	100	0.33	pg/L
2,3,7,8-TCDF	0.50	J Q	10	0.14	pg/L
1,2,3,7,8-PeCDF	0.32	J Q B	51	0.19	pg/L
2,3,4,7,8-PeCDF	ND		51	0.20	pg/L
1,2,3,4,7,8-HxCDF	0.69	J Q B	51	0.11	pg/L
1,2,3,6,7,8-HxCDF	0.39	J Q B	51	0.10	pg/L
2,3,4,6,7,8-HxCDF	0.28	J B	51	0.11	pg/L
1,2,3,7,8,9-HxCDF	0.20	J B	51	0.13	pg/L
1,2,3,4,6,7,8-HpCDF	0.79	J Q B	51	0.13	pg/L
1,2,3,4,7,8,9-HpCDF	0.30	J Q B	51	0.16	pg/L
OCDF	1.8	J B	100	0.22	pg/L

INTERNAL STANDARDS	PERCENT RECOVERY	RECOVERY LIMITS
13C-2,3,7,8-TCDD	71	40 - 135
13C-1,2,3,7,8-PeCDD	67	40 - 135
13C-1,2,3,6,7,8-HxCDD	79	40 - 135
13C-1,2,3,4,6,7,8-HpCDD	78	40 - 135
13C-OCDD	73	40 - 135
13C-2,3,7,8-TCDF	76	40 - 135
13C-1,2,3,7,8-PeCDF	72	40 - 135
13C-1,2,3,4,7,8-HxCDF	80	40 - 135
13C-1,2,3,4,6,7,8-HpCDF	91	40 - 135

**QUALIFIERS**

- B Method blank contamination The associated method blank contains the target analyte at a reportable level.
- J Estimated Result.
- Q Estimated maximum possible concentration (EMPC)

Northgate Environmental Management, Inc.

Sample ID: EB-04142010-RIG2-RZC

Trace Level Organic Compounds

SW846 8290

Lot - Sample #....:	G0D160472 - 002	Work Order #....:	LX3RL1AA	Matrix....:	WQ
Date Sampled....:	04/14/10	Date Received....:	04/16/10	Instrument ID....:	3D5
Prep Date....:	04/21/10	Analysis Date....:	05/06/10		
Prep Batch # ....:	0111312	Dilution Factor....:	1.04	Units.....:	pg/L
Initial Wgt/Vol :	961.1 mL	Analyst ID....:	Sylvia H. Krenn		

PARAMETER	RESULT	REPORTING LIMIT	TEF FACTOR	TEQ CONCENTRATION
2,3,7,8-TCDD	ND	10	1.0	0
1,2,3,7,8-PeCDD	ND	52	1.0	0
1,2,3,4,7,8-HxCDD	ND	52	0.1	0
1,2,3,6,7,8-HxCDD	0.29	J Q B 52	0.1	0.029
1,2,3,7,8,9-HxCDD	0.39	J B 52	0.1	0.039
1,2,3,4,6,7,8-HpCDD	0.77	J Q B 52	0.01	0.0077
OCDD	2.5	J Q B 100	0.0003	0.00075
2,3,7,8-TCDF	3.3	J 10	0.1	0.33
1,2,3,7,8-PeCDF	1.6	J Q B 52	0.03	0.048
2,3,4,7,8-PeCDF	0.73	J Q B 52	0.3	0.22
1,2,3,4,7,8-HxCDF	4.2	J B 52	0.1	0.42
1,2,3,6,7,8-HxCDF	2.2	J B 52	0.1	0.22
2,3,4,6,7,8-HxCDF	0.71	J B 52	0.1	0.071
1,2,3,7,8,9-HxCDF	0.43	J Q B 52	0.1	0.043
1,2,3,4,6,7,8-HpCDF	6.6	J B 52	0.01	0.066
1,2,3,4,7,8,9-HpCDF	1.9	J B 52	0.01	0.019
OCDF	13	J B 100	0.0003	0.0039

Total TEQ Concentration

1.5

INTERNAL STANDARDS	PERCENT RECOVERY	RECOVERY LIMITS
13C-2,3,7,8-TCDD	67	40 - 135
13C-1,2,3,7,8-PeCDD	65	40 - 135
13C-1,2,3,6,7,8-HxCDD	73	40 - 135
13C-1,2,3,4,6,7,8-HpCDD	77	40 - 135
13C-OCDD	70	40 - 135
13C-2,3,7,8-TCDF	73	40 - 135
13C-1,2,3,7,8-PeCDF	73	40 - 135
13C-1,2,3,4,7,8-HxCDF	75	40 - 135
13C-1,2,3,4,6,7,8-HpCDF	84	40 - 135

QUALIFIERS

**Northgate Environmental Management, Inc.**

**Sample ID: EB-04142010-RIG2-RZC**

**Trace Level Organic Compounds**

**SW846 8290**

<b>Lot - Sample #....:</b>	G0D160472 - 002	<b>Work Order #....:</b>	LX3RL1AA	<b>Matrix....:</b>	WQ
<b>Date Sampled....:</b>	04/14/10	<b>Date Received....:</b>	04/16/10	<b>Instrument ID....:</b>	3D5
<b>Prep Date....:</b>	04/21/10	<b>Analysis Date....:</b>	05/06/10		
<b>Prep Batch # ....:</b>	0111312	<b>Dilution Factor....:</b>	1.04	<b>Units....:</b>	pg/L
<b>Initial Wgt/Vol :</b>	961.1 mL	<b>Analyst ID....:</b>	Sylvia H. Krenn		

**Notes:**

WHO TEFs for human risk assessment based on the conclusions of the World Health Organization meeting in Geneva, Switzerland, June 2005

- B Method blank contamination. The associated method blank contains the target analyte at a reportable level.
- J Estimated Result.
- Q Estimated maximum possible concentration (EMPC).

Northgate Environmental Management, Inc.

Sample ID: EB-04142010-RIG2-RZC

Trace Level Organic Compounds

SW846 8290

Lot - Sample #....:	G0D160472 - 002	Work Order #....:	LX3RL1AA	Matrix....:	WQ
Date Sampled....:	04/14/10	Date Received....:	04/16/10	Dilution Factor:	1.04
Prep Date....:	04/21/10	Analysis Date....:	05/06/10		
Prep Batch # ....:	0111312	Instrument ID....:	3D5		
Initial Wgt/Vol :	961.1 mL	Analyst ID....:	Sylvia H. Krenn		

PARAMETER	RESULT		REPORTING LIMIT	ESTIMATED DETECTION LIMIT	UNITS
2,3,7,8-TCDD	ND		10	0.28	pg/L
1,2,3,7,8-PeCDD	ND		52	0.40	pg/L
1,2,3,4,7,8-HxCDD	ND		52	0.32	pg/L
1,2,3,6,7,8-HxCDD	0.29	J Q B	52	0.26	pg/L
1,2,3,7,8,9-HxCDD	0.39	J B	52	0.27	pg/L
1,2,3,4,6,7,8-HpCDD	0.77	J Q B	52	0.34	pg/L
OCDD	2.5	J Q B	100	0.21	pg/L
2,3,7,8-TCDF	3.3	J	10	0.19	pg/L
1,2,3,7,8-PeCDF	1.6	J Q B	52	0.31	pg/L
2,3,4,7,8-PeCDF	0.73	J Q B	52	0.33	pg/L
1,2,3,4,7,8-HxCDF	4.2	J B	52	0.18	pg/L
1,2,3,6,7,8-HxCDF	2.2	J B	52	0.16	pg/L
2,3,4,6,7,8-HxCDF	0.71	J B	52	0.17	pg/L
1,2,3,7,8,9-HxCDF	0.43	J Q B	52	0.20	pg/L
1,2,3,4,6,7,8-HpCDF	6.6	J B	52	0.24	pg/L
1,2,3,4,7,8,9-HpCDF	1.9	J B	52	0.29	pg/L
OCDF	13	J B	100	0.41	pg/L

INTERNAL STANDARDS	PERCENT RECOVERY	RECOVERY LIMITS
13C-2,3,7,8-TCDD	67	40 - 135
13C-1,2,3,7,8-PeCDD	65	40 - 135
13C-1,2,3,6,7,8-HxCDD	73	40 - 135
13C-1,2,3,4,6,7,8-HpCDD	77	40 - 135
13C-OCDD	70	40 - 135
13C-2,3,7,8-TCDF	73	40 - 135
13C-1,2,3,7,8-PeCDF	73	40 - 135
13C-1,2,3,4,7,8-HxCDF	75	40 - 135
13C-1,2,3,4,6,7,8-HpCDF	84	40 - 135

**QUALIFIERS**

- B Method blank contamination. The associated method blank contains the target analyte at a reportable level.
- J Estimated Result.
- Q Estimated maximum possible concentration (EMPC).

# QC DATA ASSOCIATION SUMMARY

G0D160472

Sample Preparation and Analysis Control Numbers

<u>SAMPLE#</u>	<u>MATRIX</u>	<u>ANALYTICAL METHOD</u>	<u>LEACH BATCH #</u>	<u>PREP BATCH #</u>	<u>MS RUN#</u>
001	WATER	SW846 8290		0111312	
002	WATER	SW846 8290		0111312	

**Method Blank Report**  
**Trace Level Organic Compounds**  
**SW846 8290**

<b>Lot - Sample #....:</b> G0D210000 - 312B	<b>Work Order #....:</b> L0AHX1AA	<b>Matrix....:</b> WATER
<b>Date Sampled....:</b> 04/14/10	<b>Date Received....:</b> 04/16/10	<b>Dilution Factor:</b> 1
<b>Prep Date....:</b> 04/21/10	<b>Analysis Date....:</b> 05/01/10	
<b>Prep Batch # ....:</b> 0111312	<b>Instrument ID....:</b> 4D5	
<b>Initial Wgt/Vol :</b> 1000 mL	<b>Analyst ID....:</b> Grandfield S. Virginia	

<u>PARAMETER</u>	<u>RESULT</u>	<u>REPORTING LIMIT</u>	<u>ESTIMATED DETECTION LIMIT</u>	<u>UNITS</u>
2,3,7,8-TCDD	ND	5.0	0.39	pg/L
1,2,3,7,8-PeCDD	0.64 J	25	0.44	pg/L
1,2,3,4,7,8-HxCDD	0.83 J Q	25	0.42	pg/L
1,2,3,6,7,8-HxCDD	1.0 J Q	25	0.38	pg/L
1,2,3,7,8,9-HxCDD	1.3 J	25	0.35	pg/L
1,2,3,4,6,7,8-HpCDD	2.1 J	25	0.47	pg/L
OCDD	6.6 J	50	0.87	pg/L
2,3,7,8-TCDF	ND	5.0	0.37	pg/L
1,2,3,7,8-PeCDF	0.78 J Q	25	0.48	pg/L
2,3,4,7,8-PeCDF	0.79 J Q	25	0.51	pg/L
1,2,3,4,7,8-HxCDF	1.2 J Q	25	0.28	pg/L
1,2,3,6,7,8-HxCDF	1.2 J	25	0.26	pg/L
2,3,4,6,7,8-HxCDF	1.6 J	25	0.28	pg/L
1,2,3,7,8,9-HxCDF	2.2 J Q	25	0.31	pg/L
1,2,3,4,6,7,8-HpCDF	1.6 J	25	0.37	pg/L
1,2,3,4,7,8,9-HpCDF	1.7 J Q	25	0.47	pg/L
OCDF	3.5 J Q	50	0.56	pg/L

<u>INTERNAL STANDARDS</u>	<u>PERCENT RECOVERY</u>	<u>RECOVERY LIMITS</u>
13C-2,3,7,8-TCDD	82	40 - 135
13C-1,2,3,7,8-PeCDD	86	40 - 135
13C-1,2,3,6,7,8-HxCDD	84	40 - 135
13C-1,2,3,4,6,7,8-HpCDD	85	40 - 135
13C-OCDD	81	40 - 135
13C-2,3,7,8-TCDF	70	40 - 135
13C-1,2,3,7,8-PeCDF	76	40 - 135
13C-1,2,3,4,7,8-HxCDF	71	40 - 135
13C-1,2,3,4,6,7,8-HpCDF	77	40 - 135

**QUALIFIERS**

- J Estimated Result
- Q Estimated maximum possible concentration (EMPC).

**LABORATORY CONTROL SAMPLE DATA REPORT**

**Trace Level Organic Compounds**

Client Lot # ...: GOD160472      Work Order # ...: L0AHX1AC-LCS      Matrix .....: WATER  
 LCS Lot-Sample# : GOD210000 - 312  
 Prep Date .....: 04/21/10      Analysis Date ..: 05/01/10  
 Prep Batch # ...: 0111312  
 Dilution Factor : 1  
 Analyst ID.....: Grandfield S. Virginia      Instrument ID..: 4D5      Method.....: SW846      8290  
 Initial Wgt/Vol: 1000 mL

<u>PARAMETER</u>	<u>SPIKE AMOUNT</u>	<u>MEASURED AMOUNT</u>	<u>UNITS</u>	<u>PERCENT RECOVERY</u>	<u>RECOVERY LIMITS</u>
2,3,7,8-TCDD	200	192	pg/L	96	(64 - 142)
1,2,3,7,8-PeCDD	1000	979	pg/L	98	(71 - 140)
1,2,3,4,7,8-HxCDD	1000	1010	pg/L	101	(56 - 146)
1,2,3,6,7,8-HxCDD	1000	1030	pg/L	103	(73 - 144)
1,2,3,7,8,9-HxCDD	1000	1060	pg/L	106	(71 - 151)
1,2,3,4,6,7,8-HpCDD	1000	975	pg/L	98	(78 - 139)
OCDD	2000	1980	pg/L	99	(80 - 132)
2,3,7,8-TCDF	200	208	pg/L	104	(71 - 142)
1,2,3,7,8-PeCDF	1000	1010	pg/L	101	(76 - 135)
2,3,4,7,8-PeCDF	1000	976	pg/L	98	(74 - 137)
1,2,3,4,7,8-HxCDF	1000	1100	pg/L	110	(75 - 131)
1,2,3,6,7,8-HxCDF	1000	1140	pg/L	114	(76 - 133)
2,3,4,6,7,8-HxCDF	1000	1200	pg/L	120	(80 - 137)
1,2,3,7,8,9-HxCDF	1000	1220	pg/L	122	(77 - 142)
1,2,3,4,6,7,8-HpCDF	1000	1000	pg/L	100	(79 - 133)
1,2,3,4,7,8,9-HpCDF	1000	1080	pg/L	108	(83 - 130)
OCDF	2000	1960	pg/L	98	(72 - 140)

<u>INTERNAL STANDARD</u>	<u>PERCENT RECOVERY</u>	<u>RECOVERY LIMITS</u>
13C-2,3,7,8-TCDD	82	(40 - 135)
13C-1,2,3,7,8-PeCDD	87	(40 - 135)
13C-1,2,3,6,7,8-HxCDD	79	(40 - 135)
13C-1,2,3,4,6,7,8-HpCDD	90	(40 - 135)
13C-OCDD	88	(40 - 135)
13C-2,3,7,8-TCDF	69	(40 - 135)
13C-1,2,3,7,8-PeCDF	76	(40 - 135)
13C-1,2,3,4,7,8-HxCDF	67	(40 - 135)
13C-1,2,3,4,6,7,8-HpCDF	77	(40 - 135)

**Notes:**

Calculations are performed before rounding to avoid round-off errors in calculated results

Bold print denotes control parameters

# WATER, 8290, Dioxins/Furans



# **Raw Data Package**

## **Run/Batch Data**

***Includes (as applicable):***

***runlogs***

***continuing calibration standards***

***interference/performance check standards***

***continuing calibration blanks***

***method blanks***

***lcs***

***ms/sd***

***sample raw data***

***ms tune data***

Run text: L0AHX-1-AA Sample text: L0AHX-1-AA :G0D210000-312B  
 Run #12 Filename: 01MY104D5 S: 9 I: 1 Results: 01MY104D58290A  
 Acquired: 1-MAY-10 14:40:36 Processed: 2-MAY-10 09:22:50  
 Run: 01MY104D5 Analyte: 8290AHRS Cal: 8290A0412104D5  
 Sample size: 1.00 L

*Kromas EDLs*

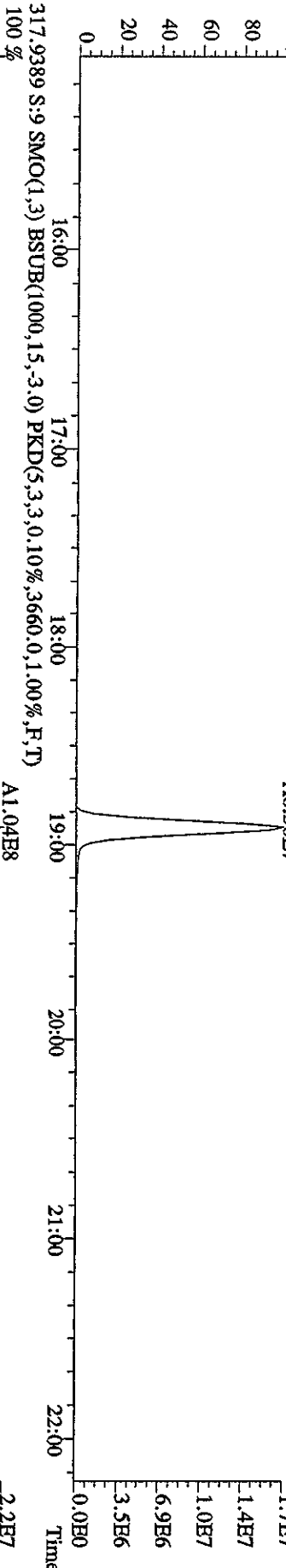
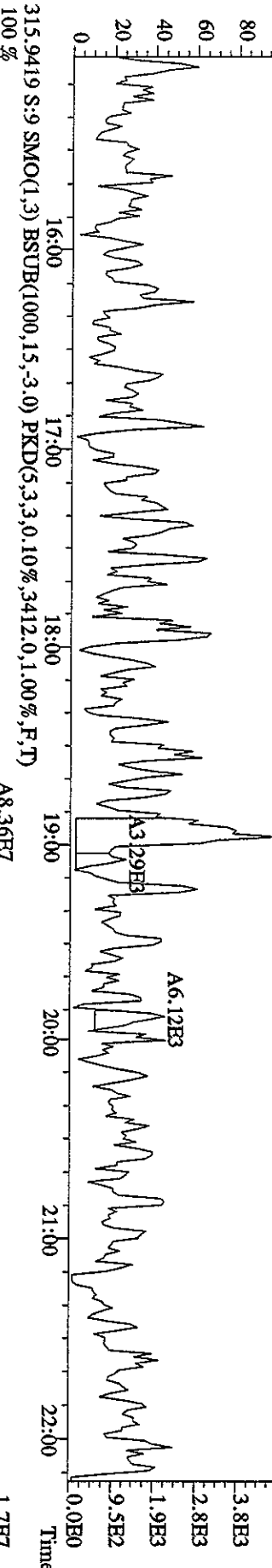
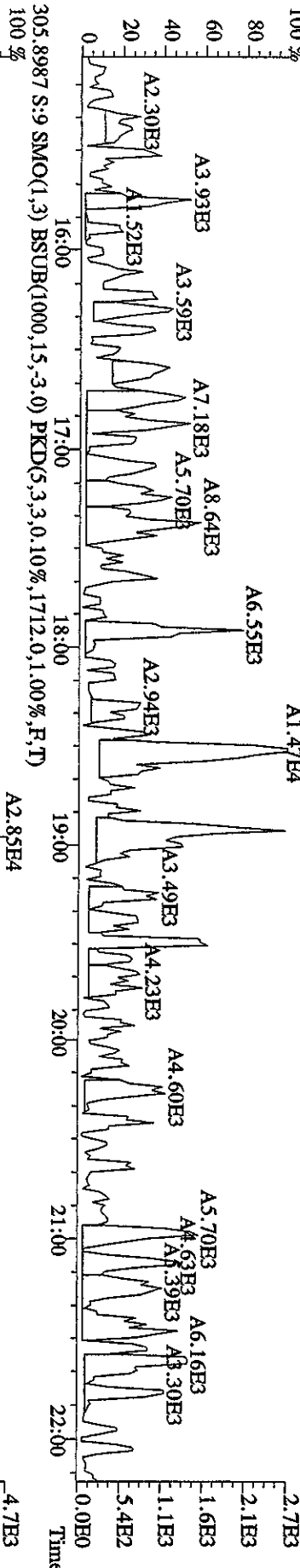
*5/2/10 WGE*

Name	Resp	RA	RT	RRF	Conc	EDL	Rec	M
13C-1,2,3,4-TCDD	88198300	0.80 y	19:29	-	66.2950	-	-	n
13C-2,3,7,8-TCDF	187787100	0.80 y	18:55	1.52	1400.0748	0.7678	70.0	n
2,3,7,8-TCDF	29258	0.45 n	18:56	0.95	0.3296	0.3677	-	n
Total TCDF	29258	0.45 n	18:56	0.95	0.3296	0.3677	-	n
13C-2,3,7,8-TCDD	137480400	0.79 y	19:42	0.95	1641.3448	1.6899	82.1	n
2,3,7,8-TCDD	*	* n	Not Fnd	1.02	*	0.3854	-	n
Total TCDD	35834	0.57 n	16:58	1.02	0.5106	0.3854	-	n
37C1-2,3,7,8-TCDD	139692000	1.00 y	19:43	2.26	700.4116	0.3645	87.6	n
13C-1,2,3,7,8-PeCDF	140231100	1.57 y	24:34	1.05	1513.7720	1.2318	75.7	n
1,2,3,7,8-PeCDF	57234	2.48 n	24:37	1.04	0.7813	0.4826	-	n
2,3,4,7,8-PeCDF	54514	1.96 n	26:07	0.98	0.7916	0.5134	-	n
Total F2 PeCDF	138546	2.48 n	24:37	1.01	1.9501	0.4975	-	n
Total F1 PeCDF	71259	0.23 n	16:38	1.01	1.0028	0.2919	-	n
13C-1,2,3,7,8-PeCDD	101354700	1.55 y	26:52	0.67	1713.9790	0.5654	85.7	n
1,2,3,7,8-PeCDD	32055	1.37 y	26:54	0.98	0.6442	0.4442	-	n
Total PeCDD	66993	6.25 n	23:17	0.98	1.9463	0.4442	-	n
13C-1,2,3,7,8,9-HxCDD	66204400	1.30 y	33:05	-	64.4280	-	-	n
13C-1,2,3,4,7,8-HxCDF	96044900	0.52 y	31:55	1.02	1415.5395	6.9656	70.8	n
1,2,3,4,7,8-HxCDF	69336	1.62 n	31:56	1.21	1.1907	0.2831	-	n
1,2,3,6,7,8-HxCDF	78289	1.41 y	32:03	1.34	1.2141	0.2557	-	n
2,3,4,6,7,8-HxCDF	96513	1.29 y	32:36	1.22	1.6443	0.2809	-	n
1,2,3,7,8,9-HxCDF	114901	1.44 n	33:16	1.09	2.1902	0.3142	-	n
Total HxCDF	470429	1.11 y	30:32	1.22	8.1443	0.2820	-	n
13C-1,2,3,6,7,8-HxCDD	89966800	1.26 y	32:49	0.81	1683.7804	0.0420	84.2	n
1,2,3,4,7,8-HxCDD	37534	0.56 n	32:45	1.01	0.8288	0.4154	-	n
1,2,3,6,7,8-HxCDD	52491	0.78 n	32:50	1.11	1.0476	0.3754	-	n
1,2,3,7,8,9-HxCDD	70733	1.26 y	33:07	1.21	1.3006	0.3459	-	n
Total HxCDD	187647	2.48 n	31:54	1.11	3.7455	0.3768	-	n
13C-1,2,3,4,6,7,8-HpCDF	87750300	0.44 y	34:35	0.86	1536.5874	6.3193	76.8	n
1,2,3,4,6,7,8-HpCDF	90746	1.14 y	34:37	1.31	1.5792	0.3710	-	n
1,2,3,4,7,8,9-HpCDF	77922	0.79 n	35:43	1.03	1.7316	0.4737	-	n
Total HpCDF	201765	1.14 y	34:37	1.17	3.9569	0.4161	-	n
13C-1,2,3,4,6,7,8-HpCDD	78707800	1.07 y	35:24	0.70	1704.4721	2.9753	85.2	n
1,2,3,4,6,7,8-HpCDD	86703	1.10 y	35:24	1.07	2.0555	0.4734	-	n
Total HpCDD	175771	3.47 n	34:36	1.07	4.1670	0.4734	-	n
13C-OCDD	113827600	0.89 y	37:54	0.53	3235.5633	0.0486	80.9	n
OCDF	142909	1.17 n	38:02	1.45	3.4746	0.5634	-	n
OCDD	218728	0.98 y	37:55	1.17	6.5906	0.8723	-	n

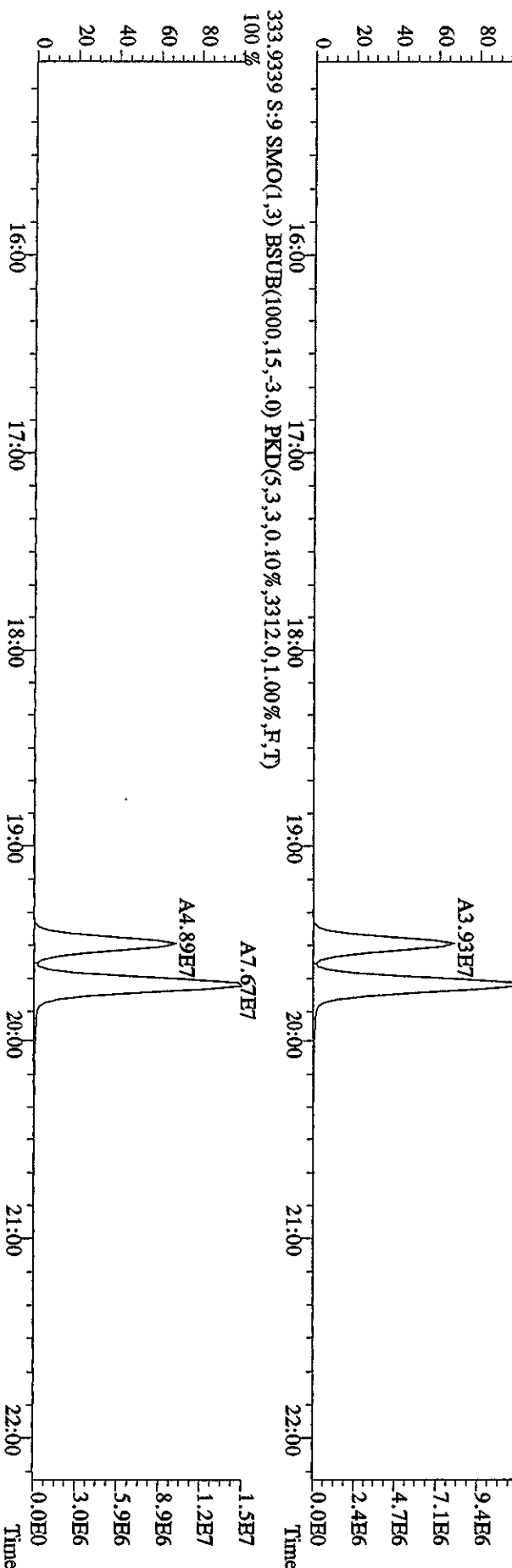
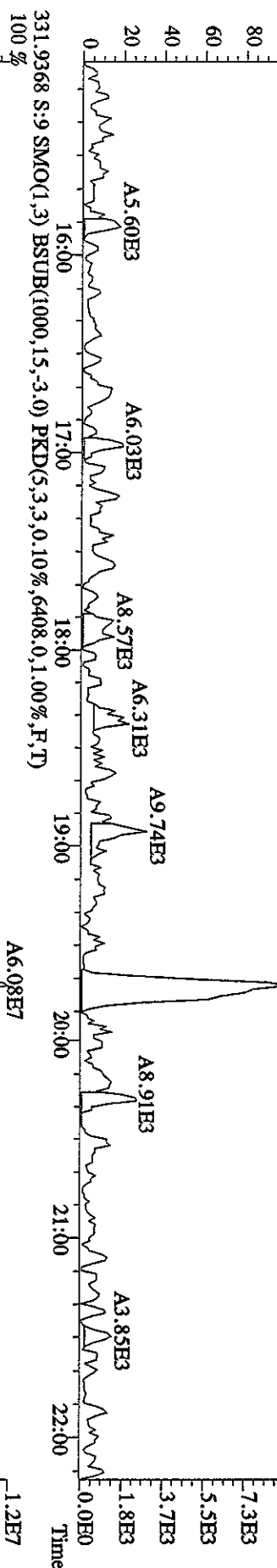
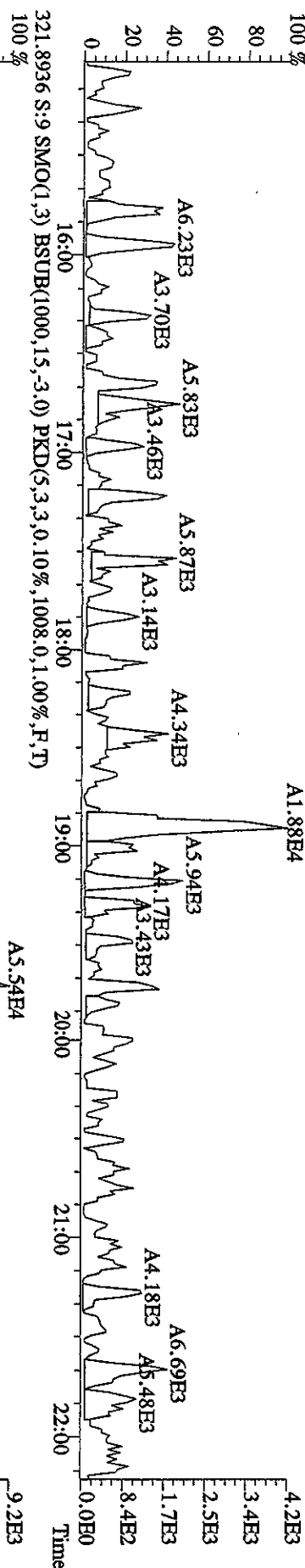
File:01MAY104D5 #1-434 Acq: 1-MAY-2010 14:40:36 GC EI+ Voltage SIR Autospec-Ultimate

Sample#9 Text:10AHX-1-AA :G0DD210000-312B Exp:DIOXINRES8290A

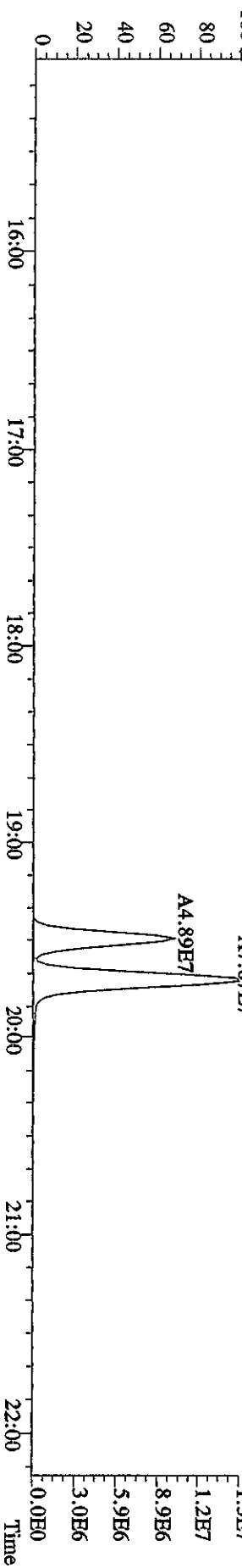
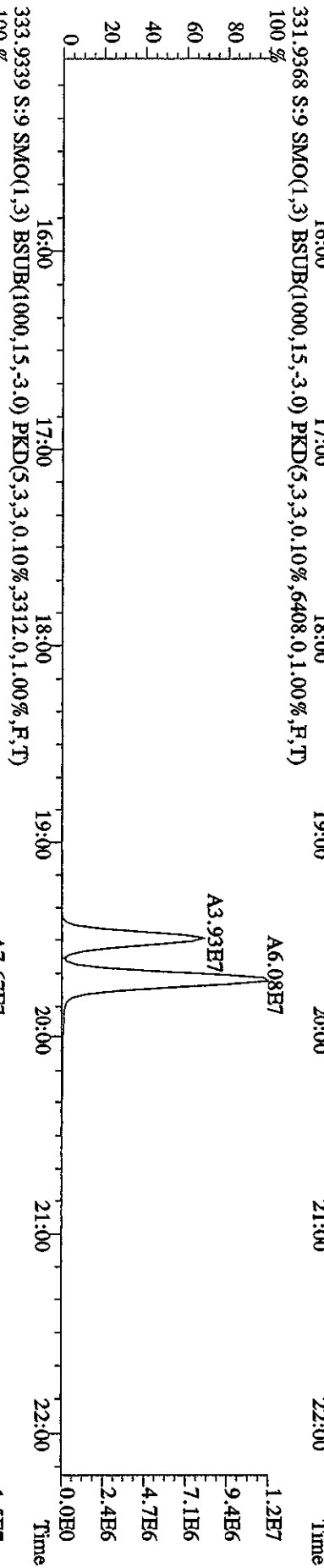
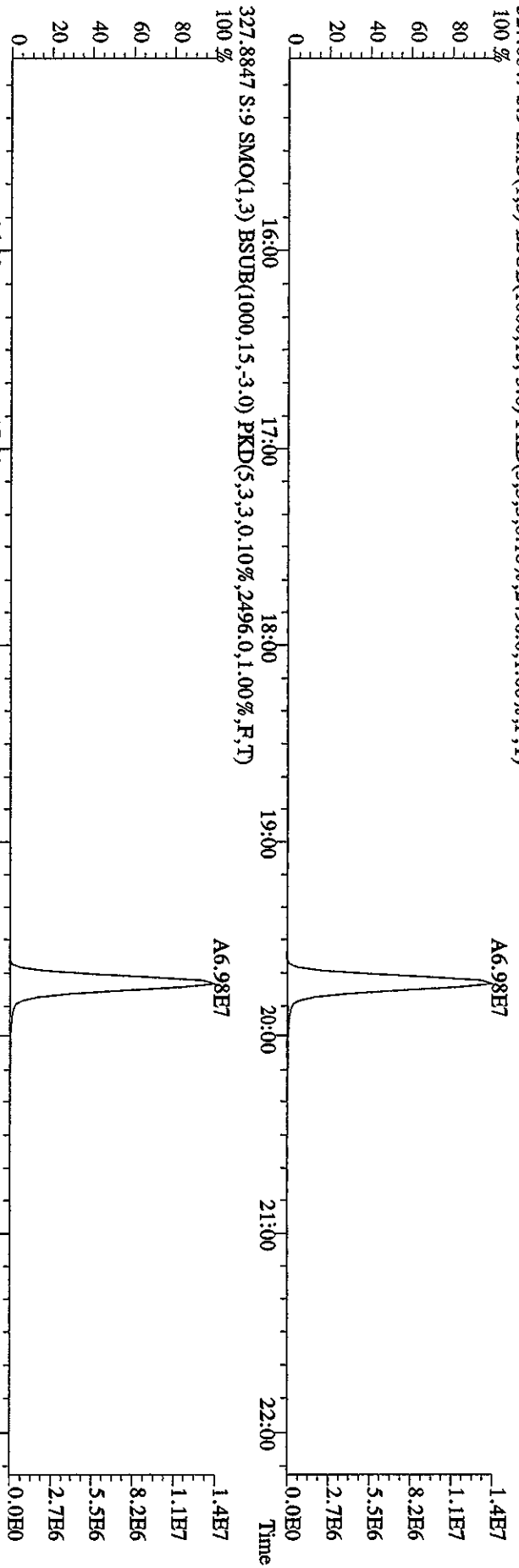
303.9016 S:9 SMO(1,3) BSUB(1000,15,-3.0) PKD(5,3,3,0.10%,548,0,1.00%,F,T)



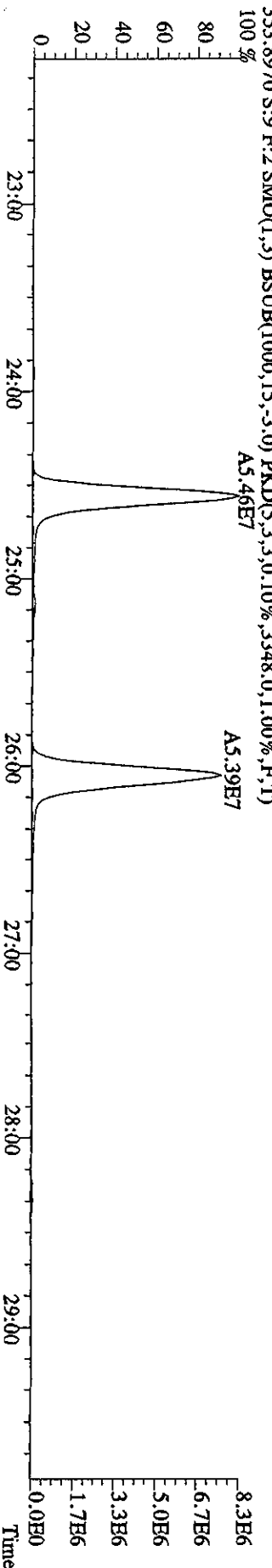
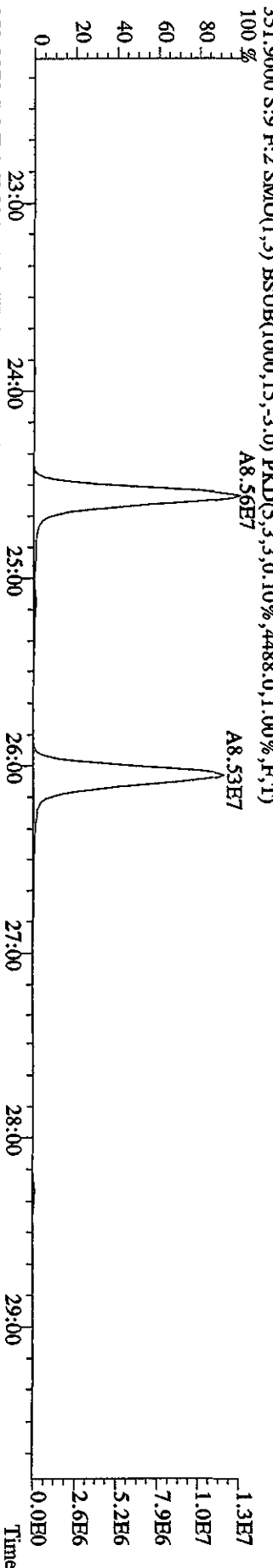
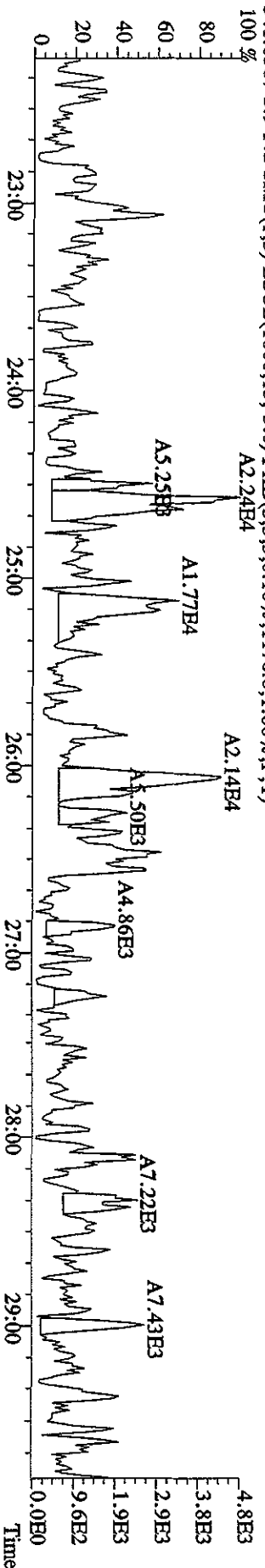
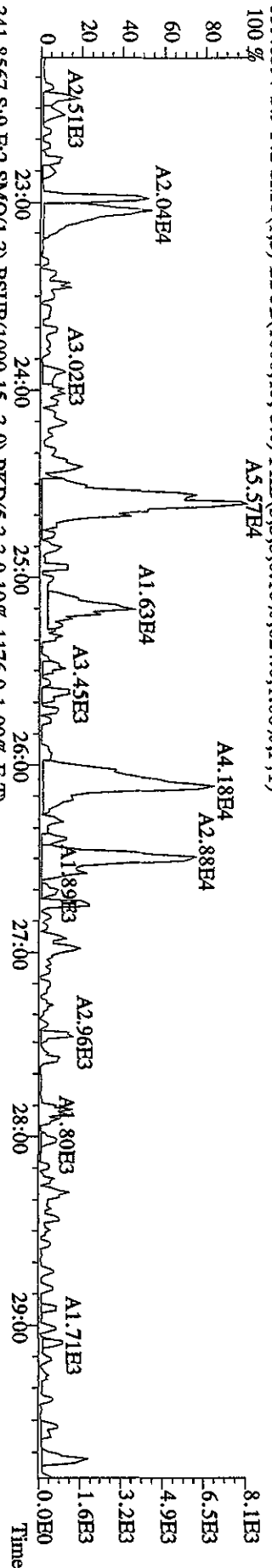
File:01MAY104D5 #1-434 Acq: 1-MAY-2010 14:40:36 GC EI+ Voltage SIR Autospec-UltimaE  
 Sample#9 Text:1.0AHX-1-AA :G0DD210000-312B Exp:DIOXINRBSS8290A  
 319,8965 S:9 SMO(1,3) BSUB(1000,15,-3,0) PKD(5,3,3,0,10%,732.0,1.00%,F,T)



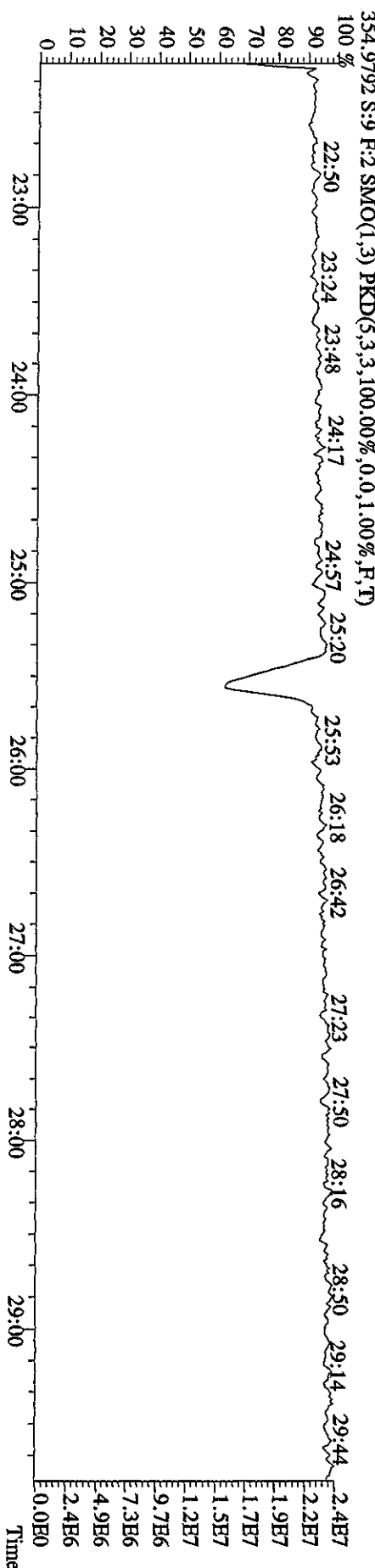
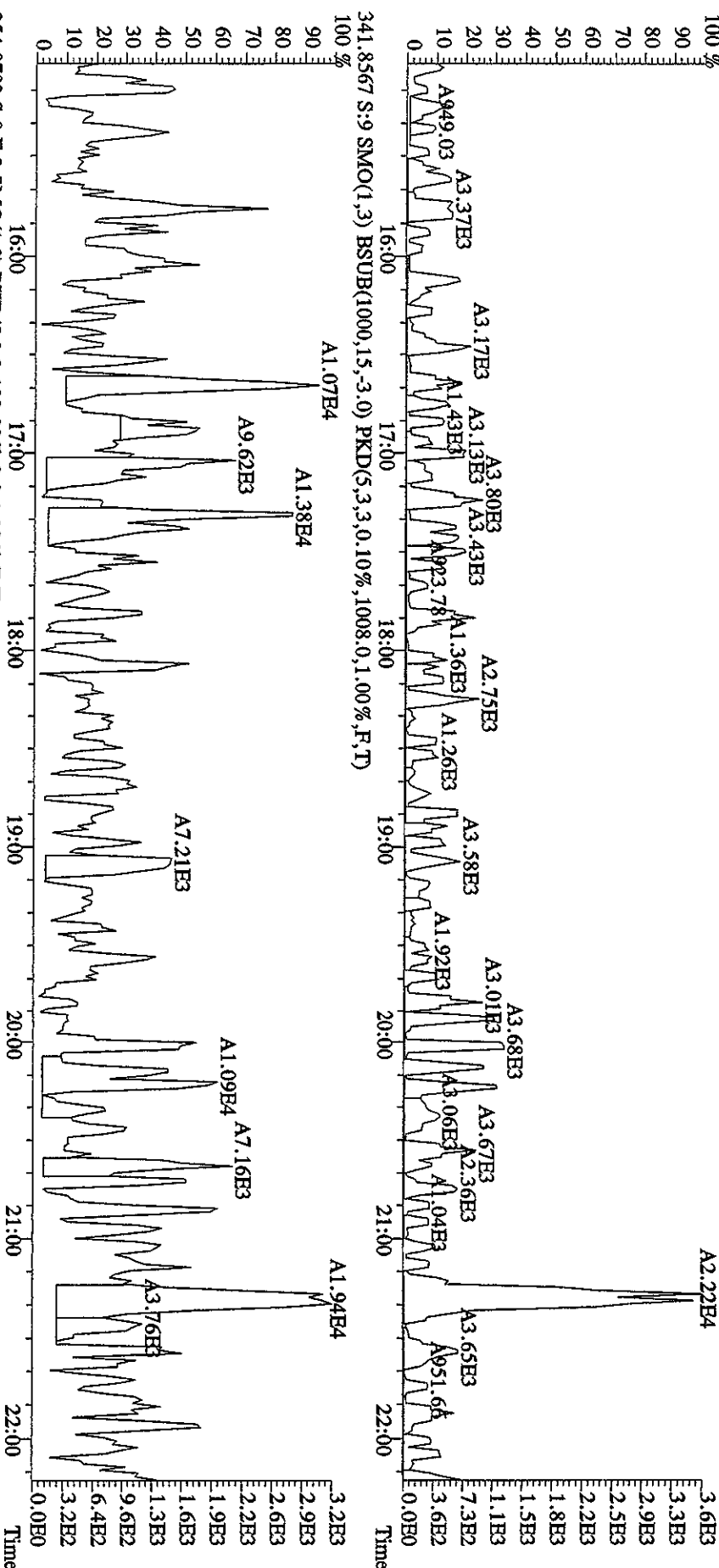
File:01MAY104D5 #1-434 Acq: 1-MAY-2010 14:40:36 GC EI + Voltage SIR Autospec-Ultimate  
Sample#9 Text:10AHX-1-AA :G0D210000-312B Exp:DIOXINRES8290A  
327.8847 S:9 SMO(1,3) BSUB(1000,15,-3,0) PKD(5,3,3,0,10%,2496.0,1.00%,F,T)



File:01MAY104D5 #1-604 Acq: 1-MAY-2010 14:40:36 GC EI+ Voltage SIR Autospec-UltimaE  
 Sample#9 Text:1:0AHX-1-AA :G0DD210000-312B Exp:DIOXINRES8290A  
 339.8597 S:9 F:2 SMO(1.3) BSUB(1000,15,-3.0) PKD(5,3,3,0.10%,624.0,1.00%,F,T)  
 100 %

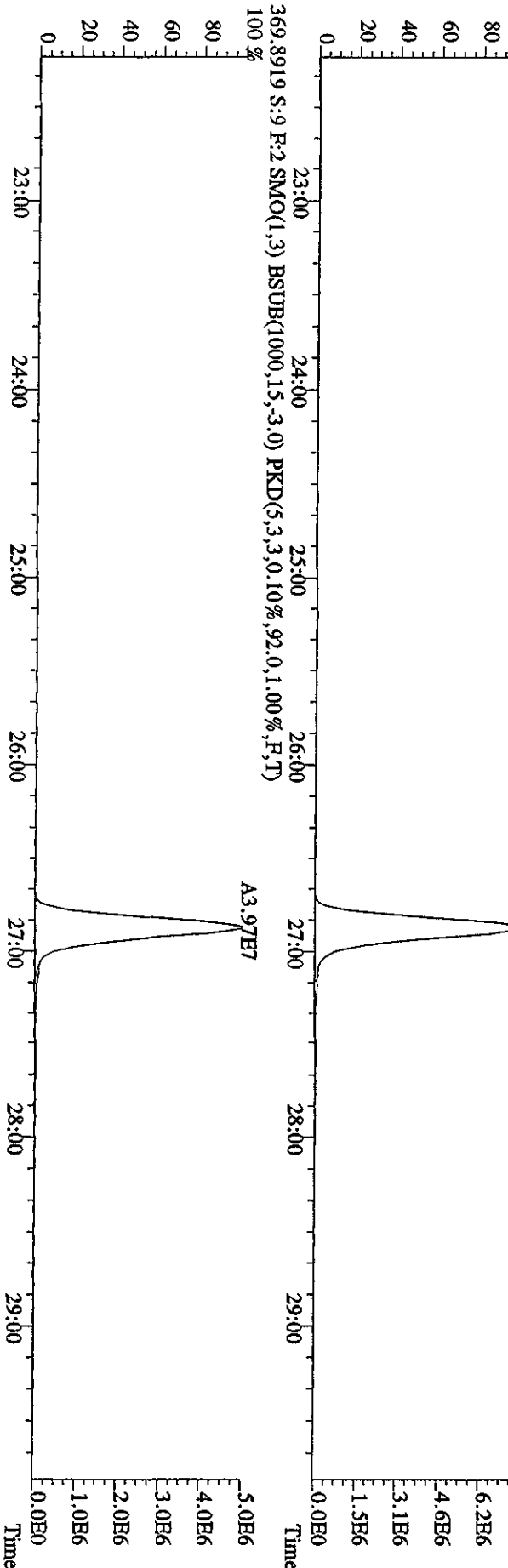
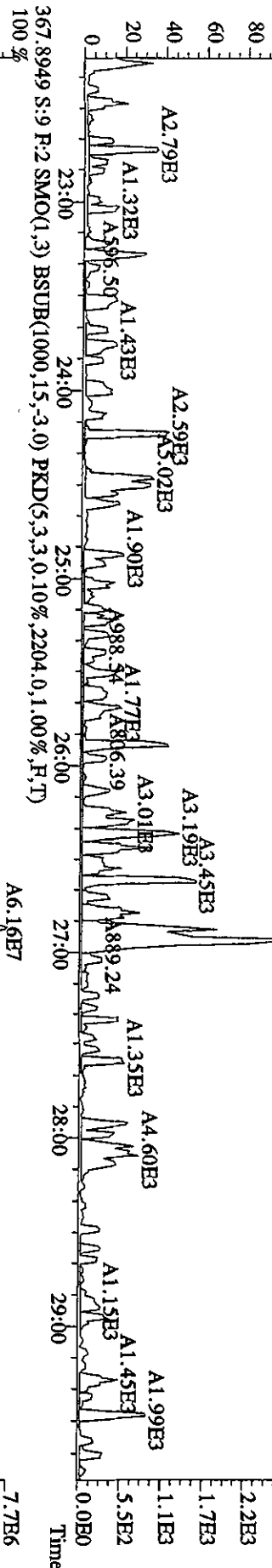
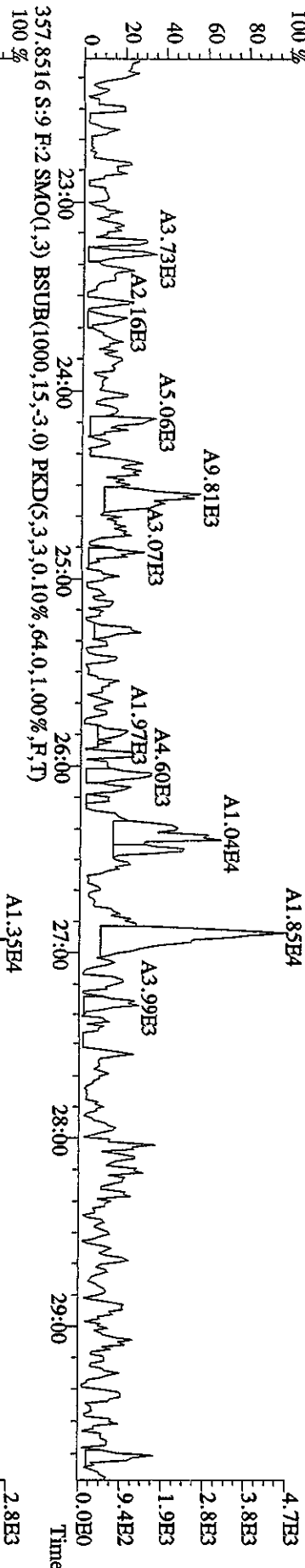


File:01MAY104D5 #1-434 Acq: 1-MAY-2010 14:40:36 GC EI+ Voltage SIR Autospec-UtimaB  
 Sample#9 Text:LOAHX-1-AA :GDD210000-312B Exp:DIOXINRES8290A  
 339,8597 S:9 SMO(1,3) BSUB(1000,15,-3.0) PKD(5,3,3,0.10%,48.0,1.00%,F,T)

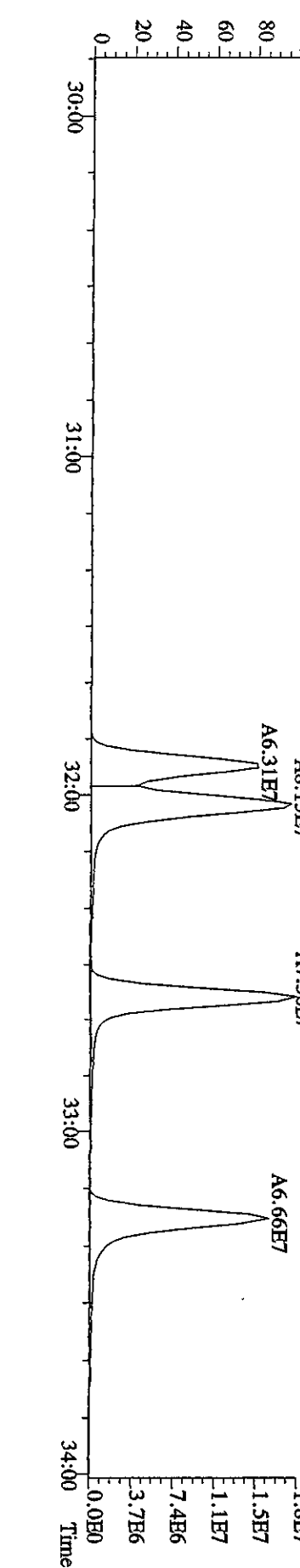
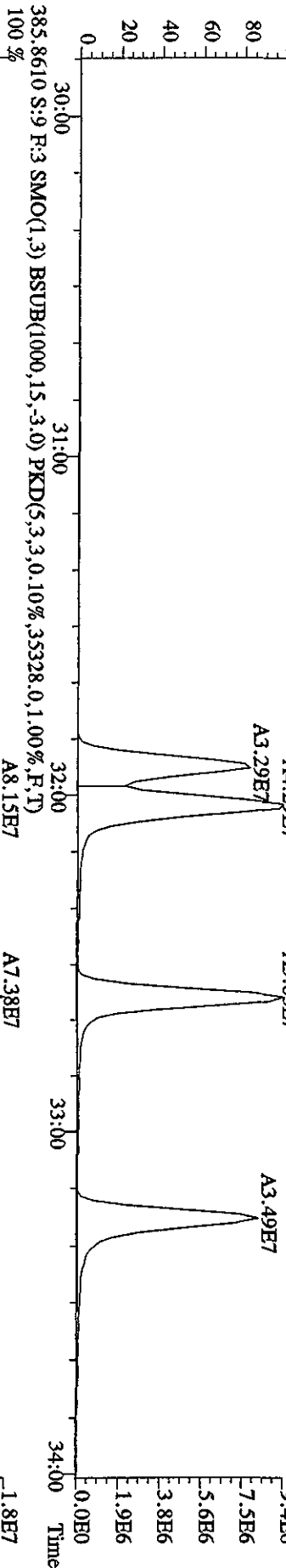
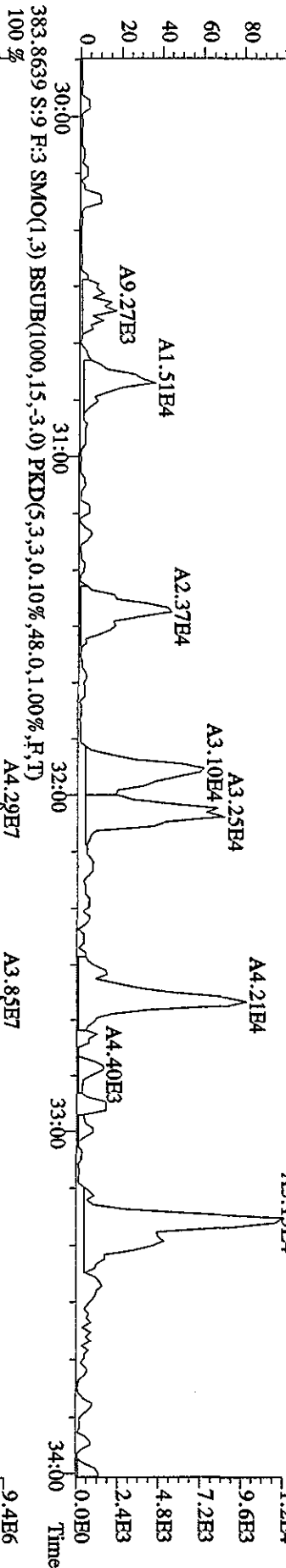
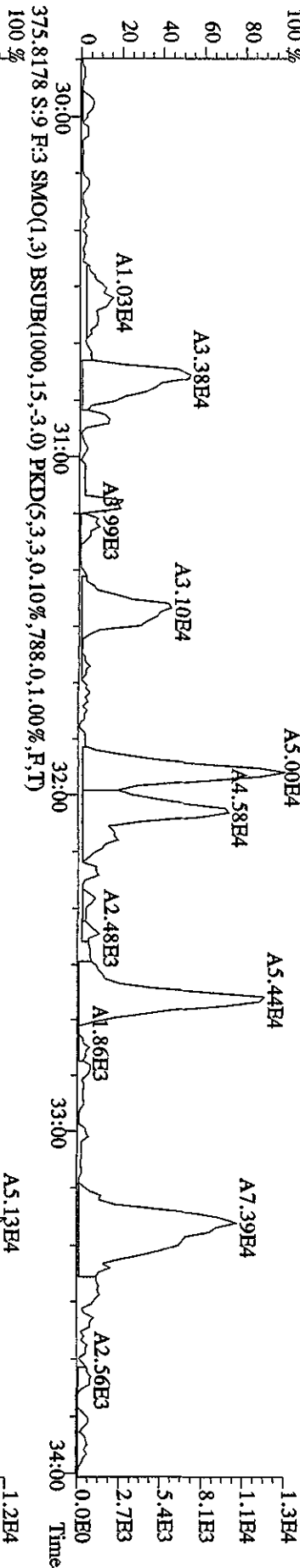




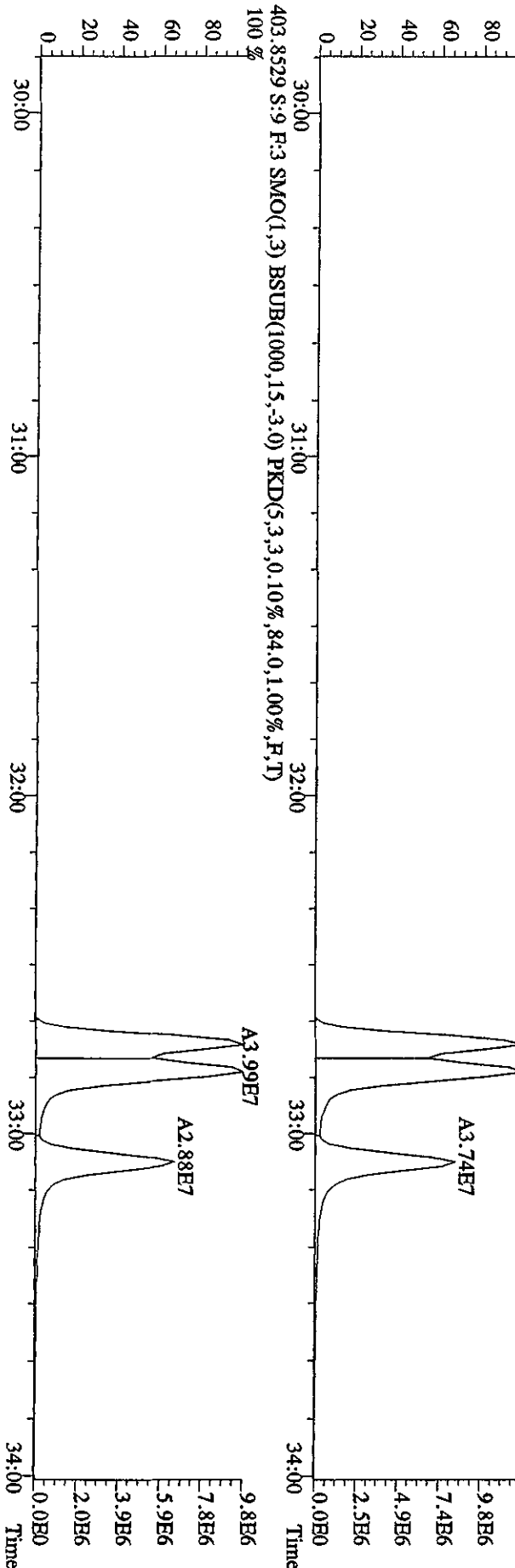
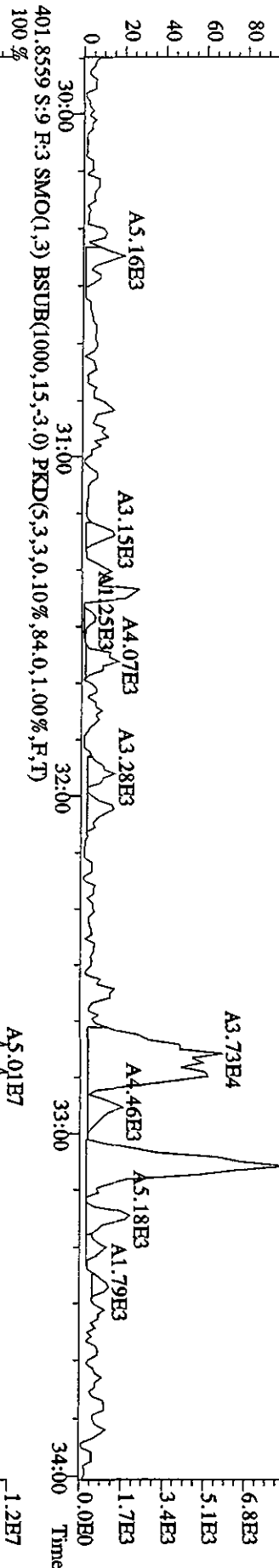
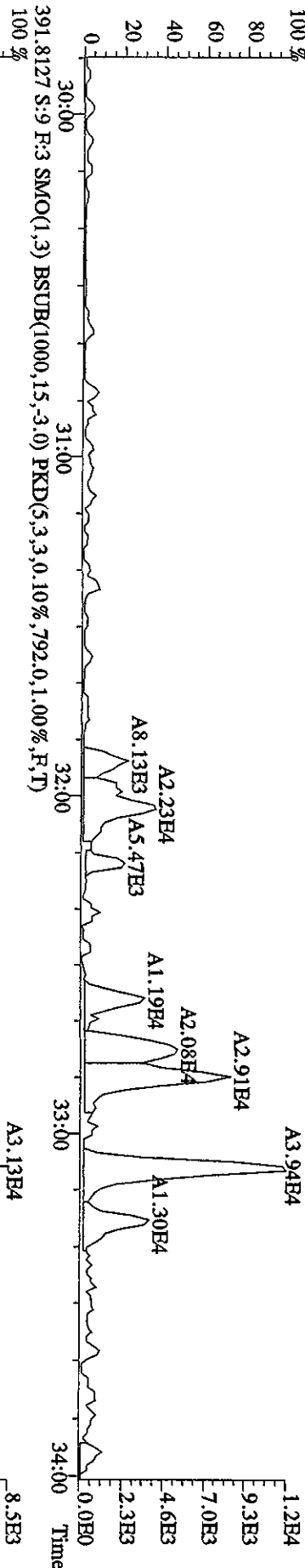
File:01MAY104D5 #1-604 Acq: 1-MAY-2010 14:40:36 GC EI+ Voltage SIR Autospec-UltimaE  
 Sample#9 Text:LOAHX-1-AA :GOD210000-312B Exp:DIOXINRES8290A  
 357.8516 S:9 F:2 SMO(1,3) BSUB(1000,15,-3.0) PKD(5,3,3,0.10%,64.0,1.00%,F,T)





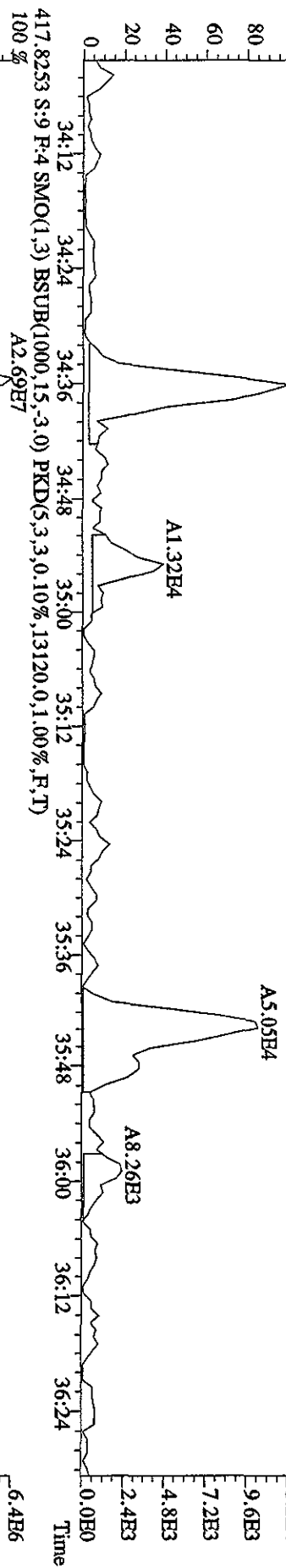
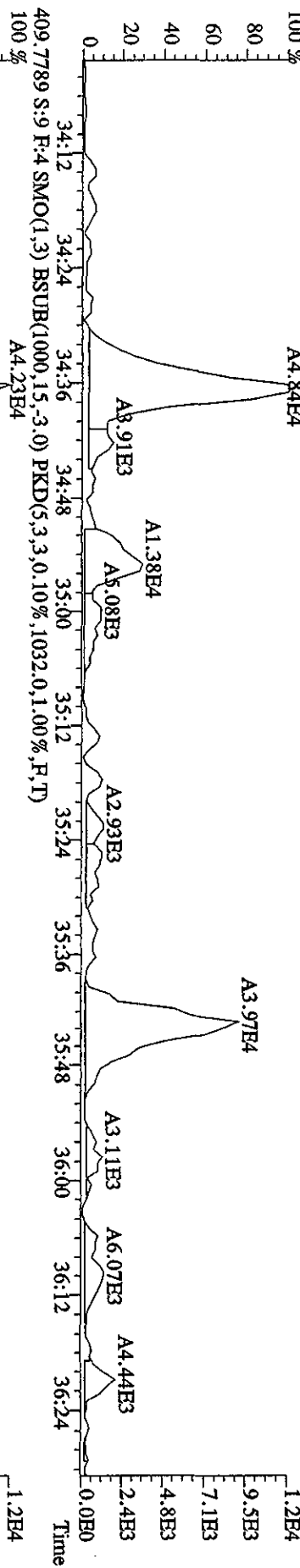
File:01MYY104D5 #1-317 Acq: 1-MAY-2010 14:40:36 GC EI+ Voltage SIR Autospec-UltimaB  
 Sample#9 Text:L0AHX-1-AA :GDD210000-312B Exp:DIOXINRES8290A  
 373.8208 S:9 F:3 SMO(1,3) BSUB(1000,15,-3.0) PKD(5,3,3,0,10%,512.0,1.00%,F,T)



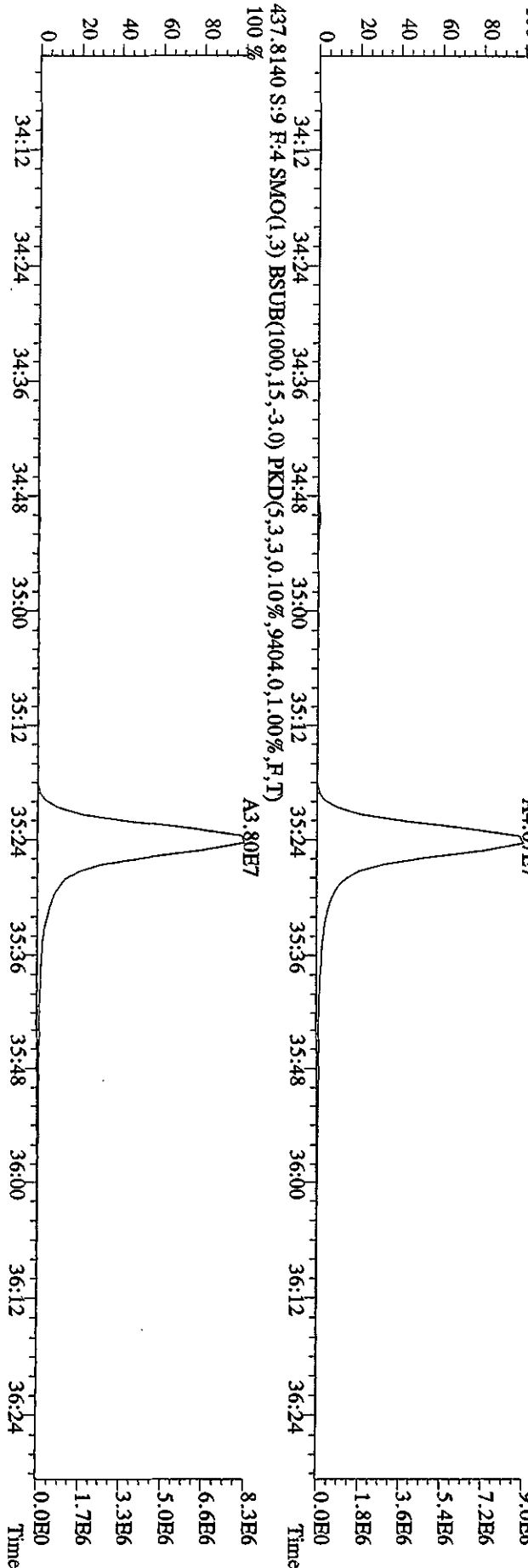
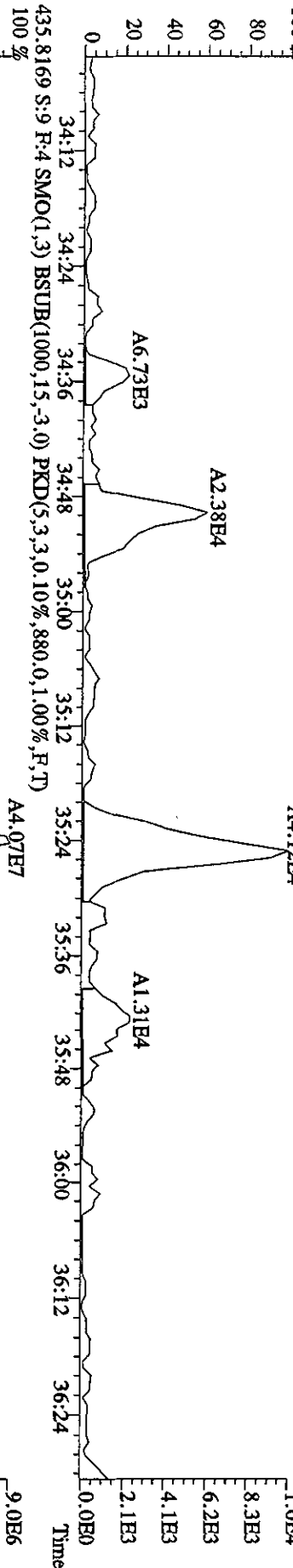
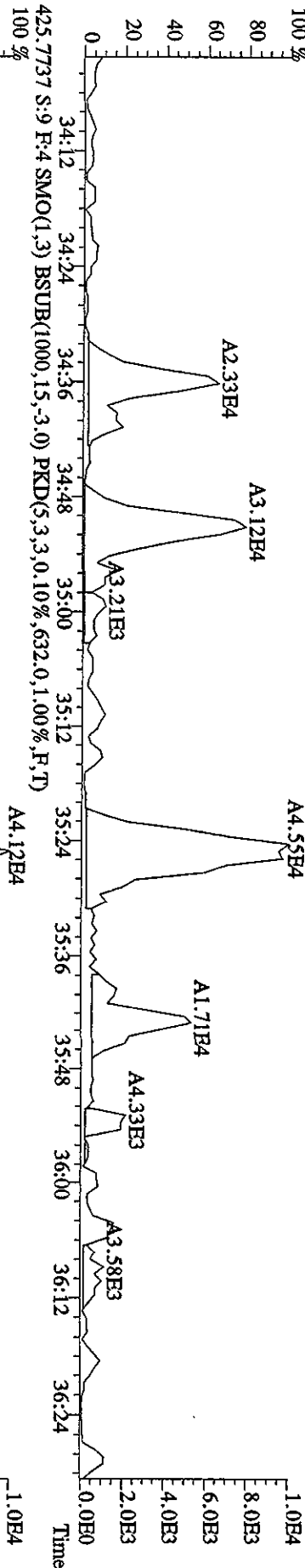
File:01MYY104D5 #1-317 Acq: 1-MAY-2010 14:40:36 GC: EI+ Voltage: SIR Autospec-UltimaB  
 Sample#9 Text:LOAHX-1-AA :GDD210000-312B Exp:DIOXINRES8290A  
 389.8157 S:9 F:3 SMO(1,3) BSUB(1000,15,-3.0) PKD(5,3,3,0.10%,744.0,1.00%,F,T)



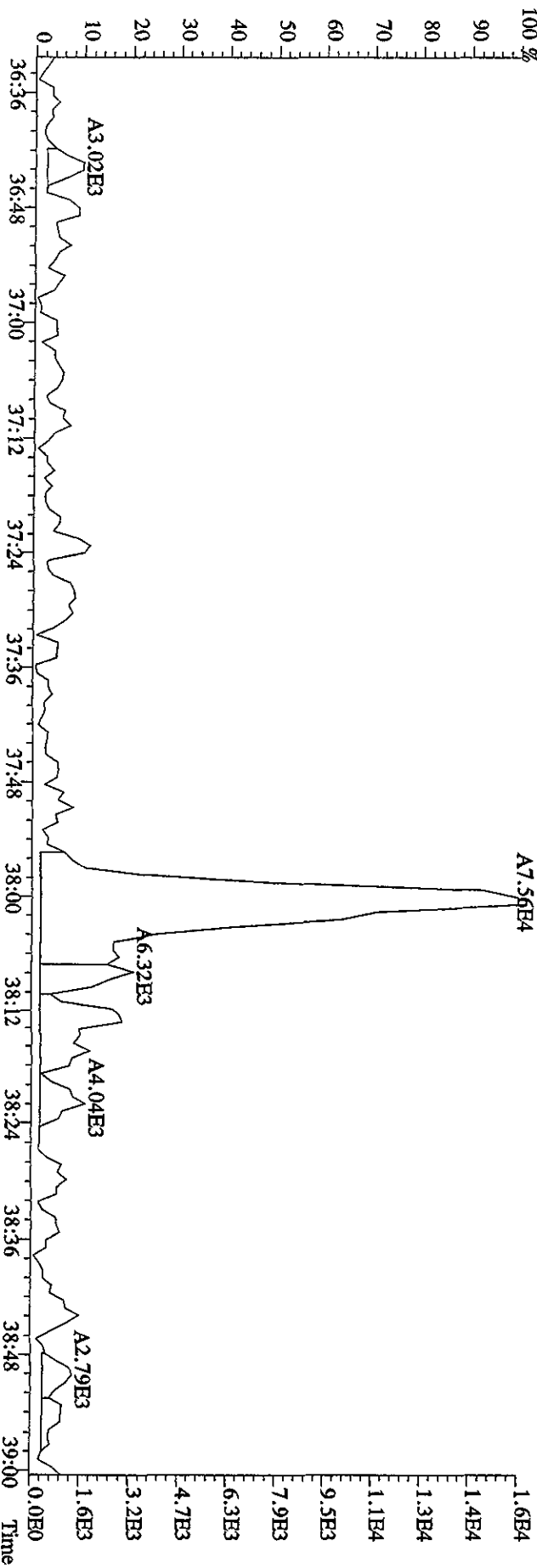
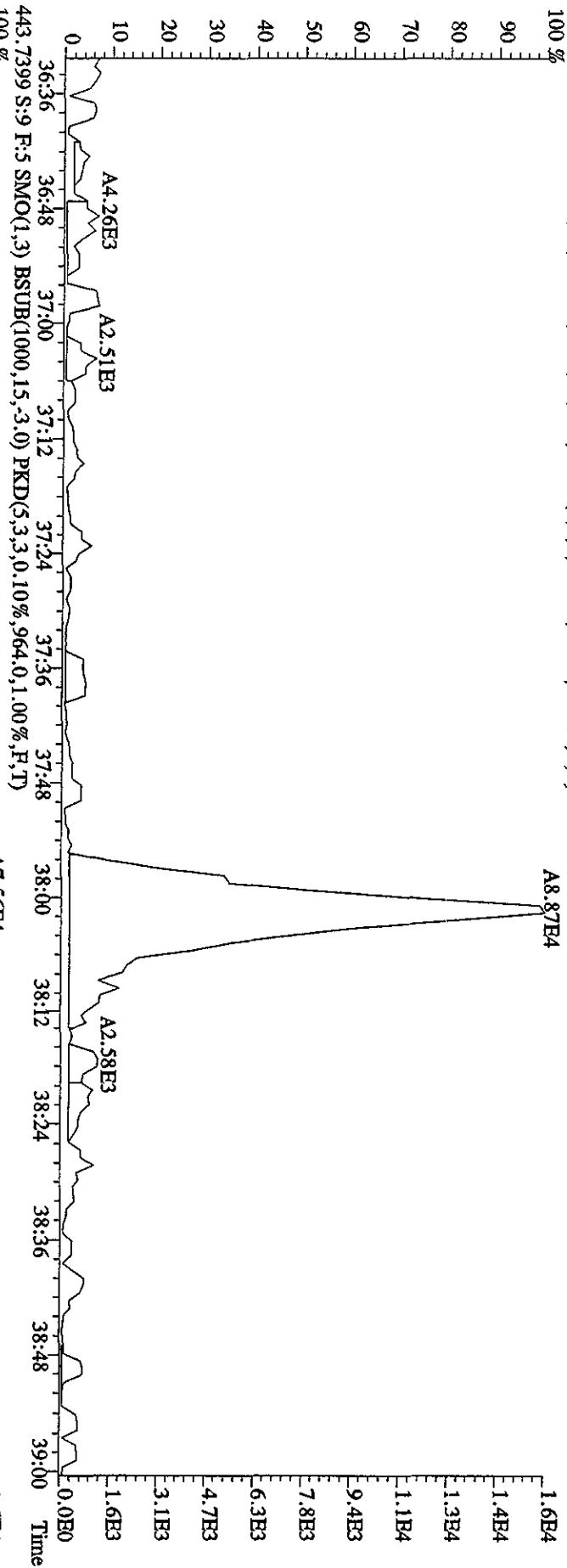
File:01MY104D5 #1-198 Acq: 1-MAY-2010 14:40:36 GC EI+ Voltage SIR Autospec-UtimaB  
 Sample#9 Text:LOAHX-1-AA :GDD210000-312B Exp:DIOXINRES8290A  
 407.7818 S:9 F:4 SMO(1,3) BSUB(1000,15,3,0) PKD(5,3,3,0,10%,676,0,1,00%,F,T)



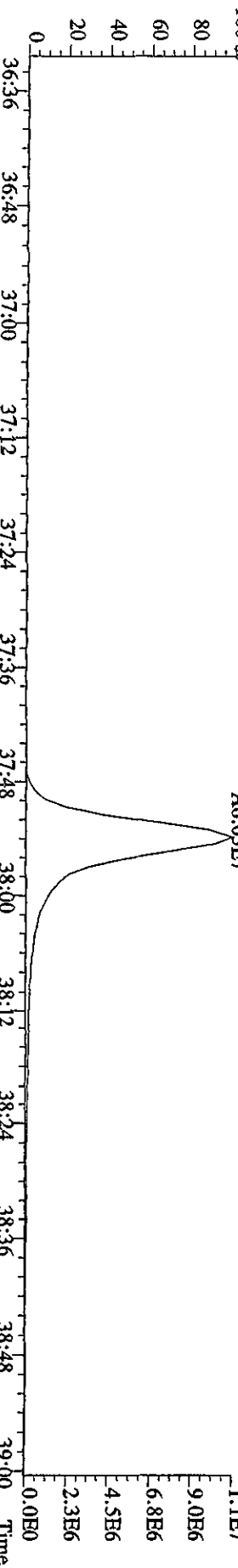
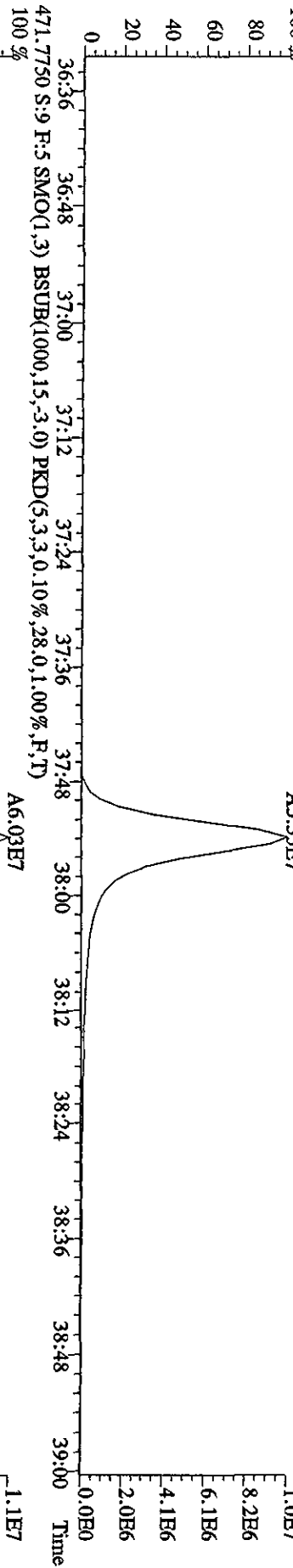
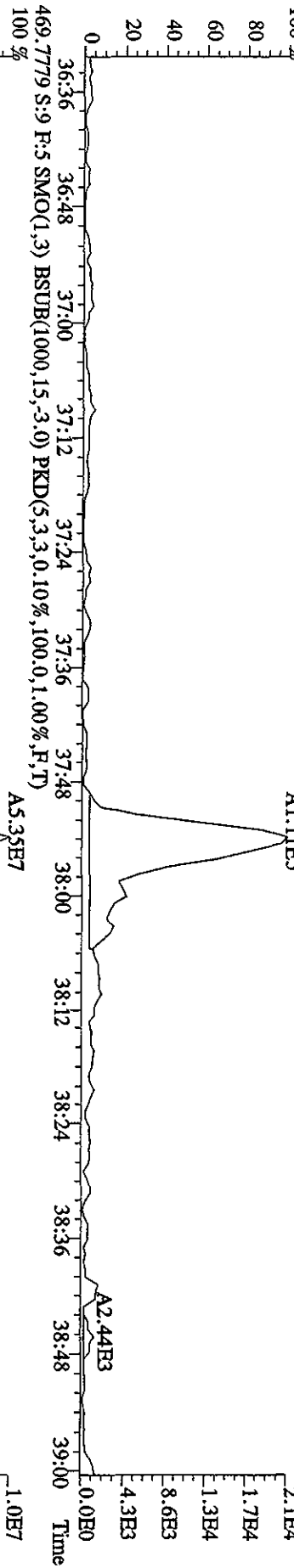
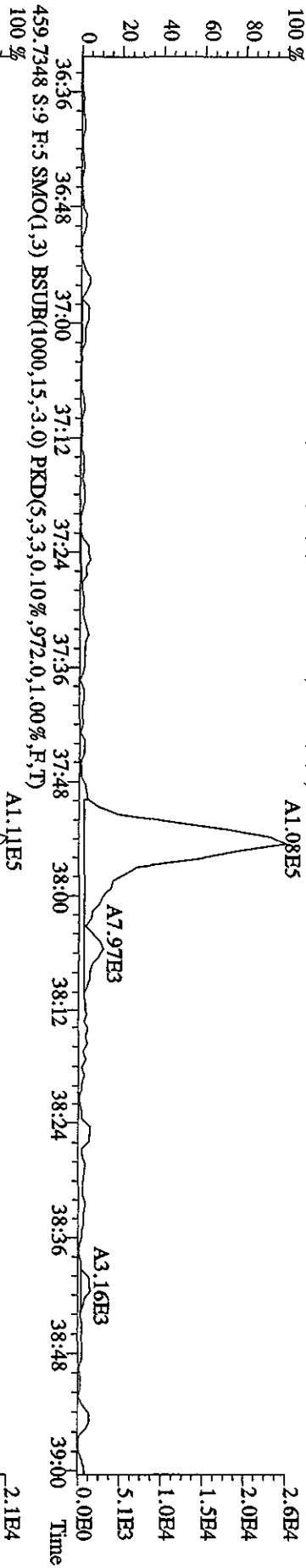
File:01MYY104D5 #1-198 Acq: 1-MAY-2010 14:40:36 GC EI+ Voltage SIR Autospec-UltimaB  
 Sample#9 Text:LOAHX-1-AA :GDD210000-312B Exp:DIOXINRES8290A  
 423.7766 S:9 F:4 SMO(1,3) BSUB(1000,15,-3.0) PKD(5,3,3,0,10%,828,0,1.00%,F,T)

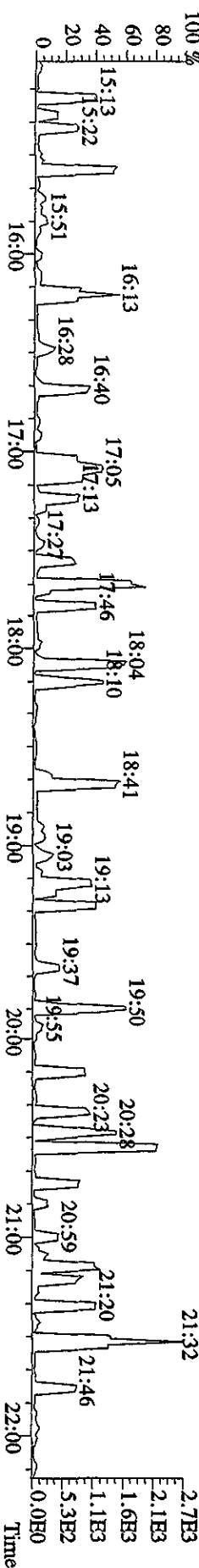
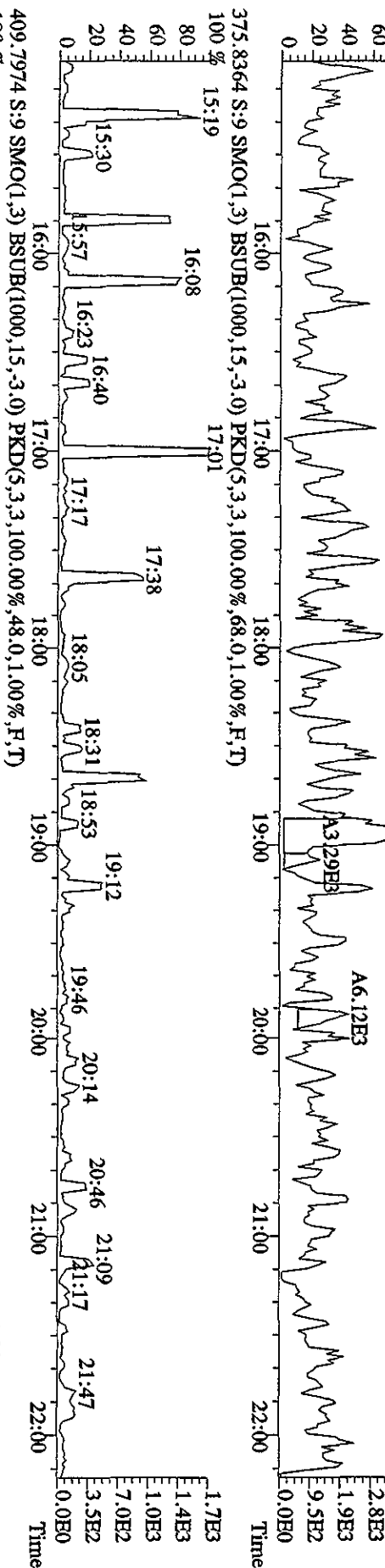
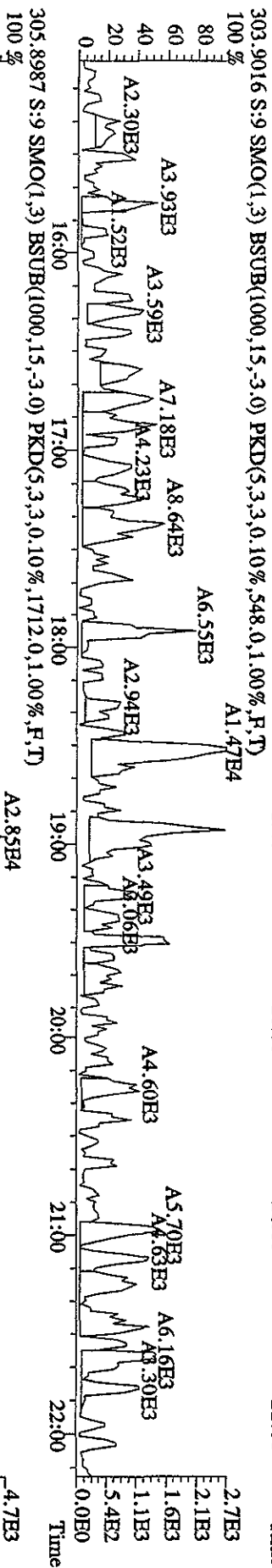



File:01MY104D5 #1-190 Acq: 1-MAY-2010 14:40:36 GC EI+ Voltage SIR Autospec-UltimaE  
 Sample#9 Text:L0AHX-1-AA :G0D210000-312B Exp:DIOXINRES8290A  
 441.7428 S:9 F:5 SMO(1,3) BSUBR(1000,15,-3.0) PKD(5,3,3,0.10%,496,0,1.00%,F,T)  
 100 %



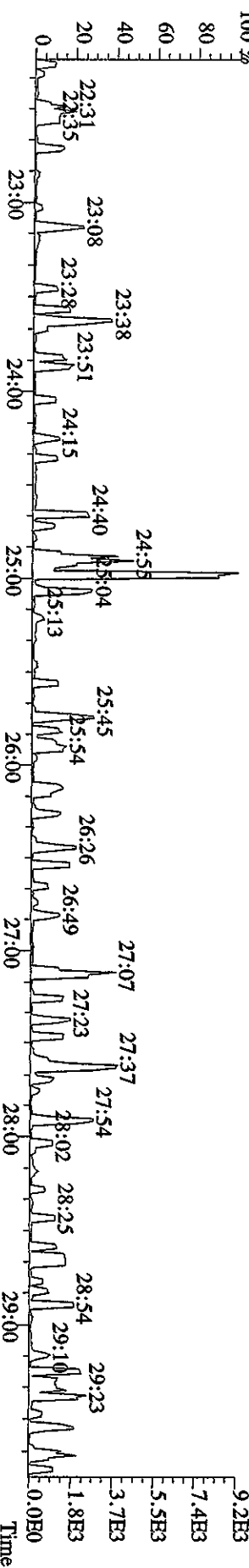
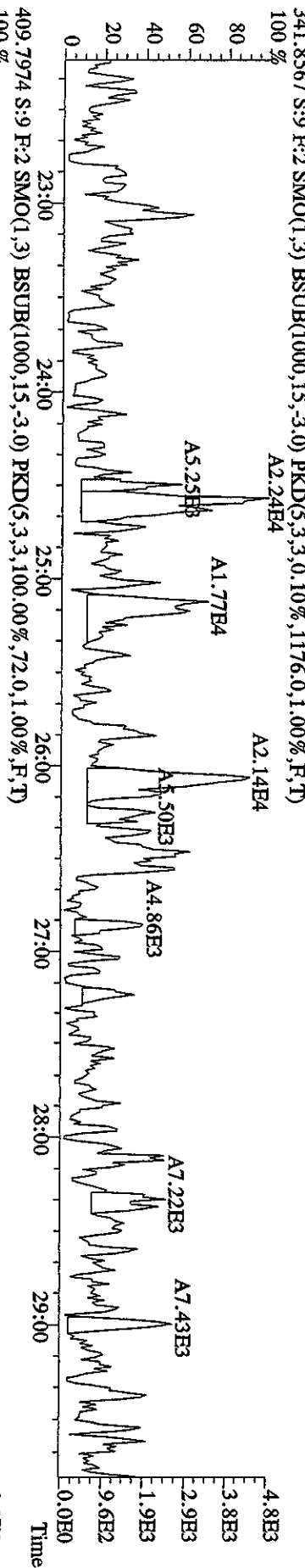
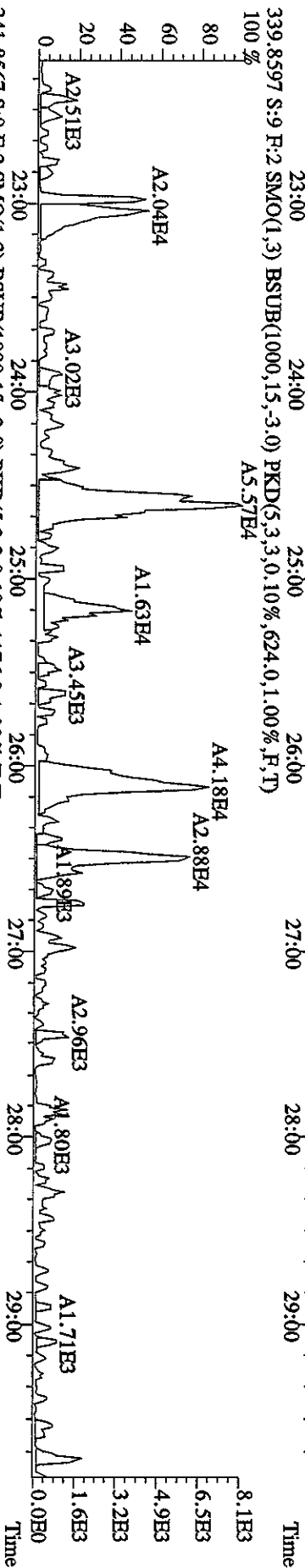
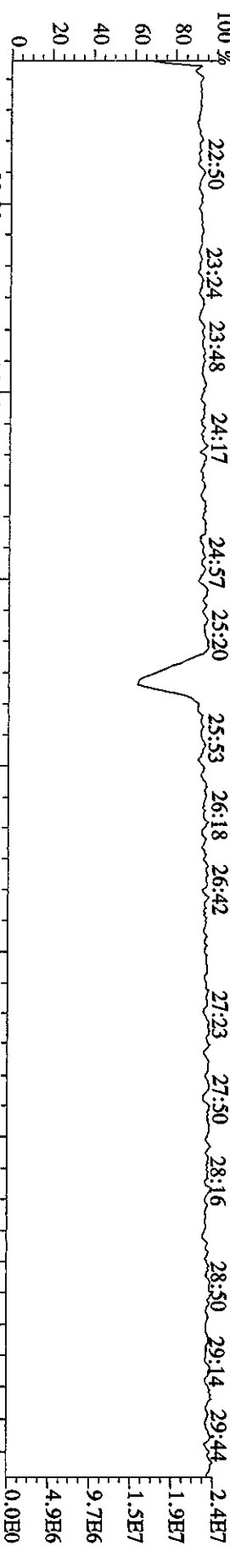
File:01MAY104D5 #1-190 Acq: 1-MAY-2010 14:40:36 GC EI+ Voltage SIR Autospec-UltimaB  
 Sample#9 Text:10AHX-1-AA :G0D210000-312B Exp:DIOXINRES8290A  
 457.7377 S:9 F:5 SMO(1,3) BSUB(1000,15,-3.0) PKD(5,3,3,0.10%,852.0,1.00%,F,T)  
 100%



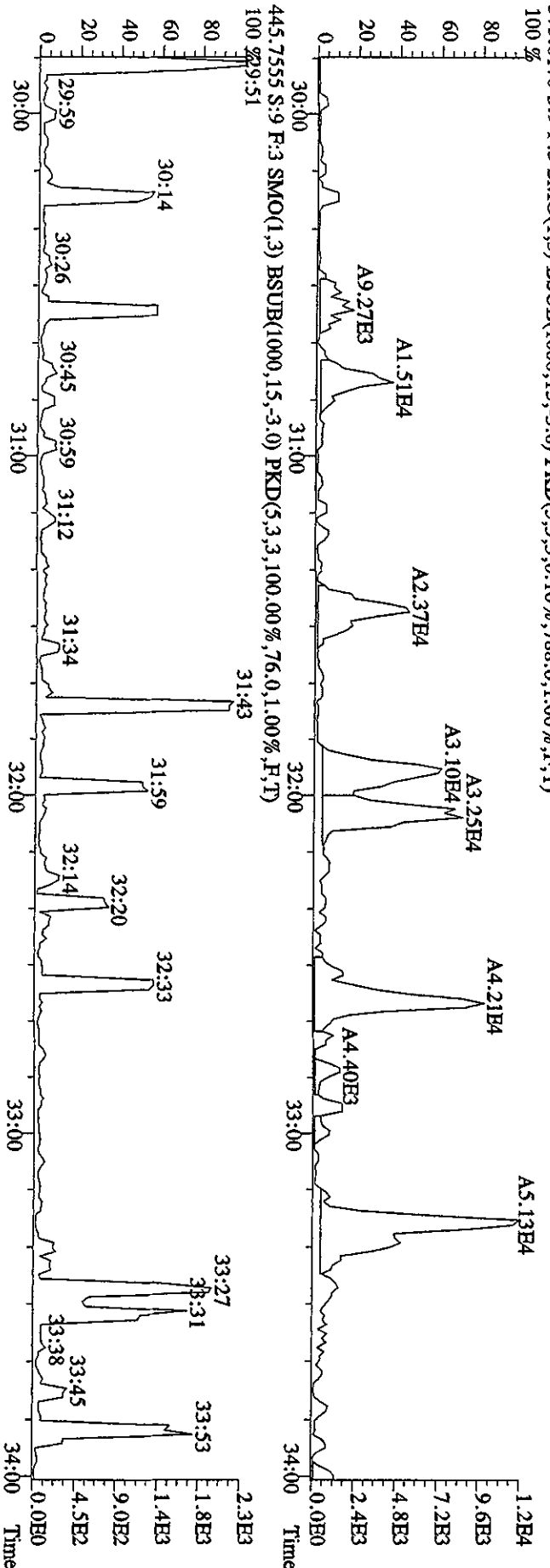
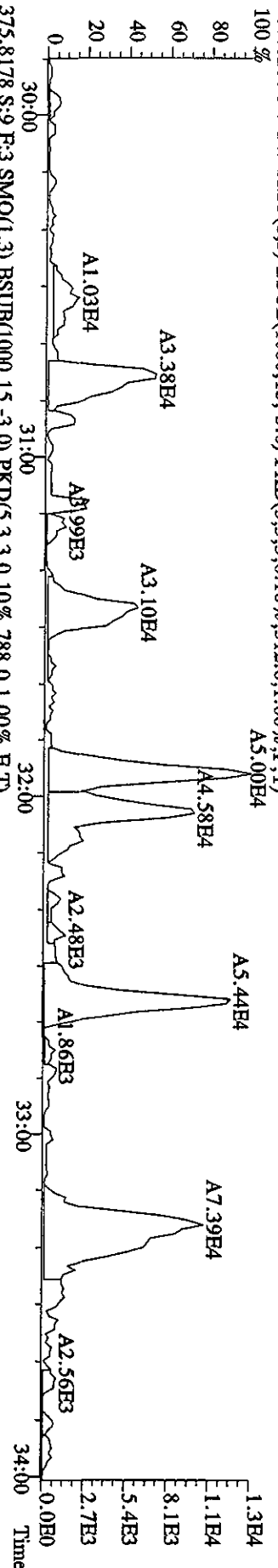
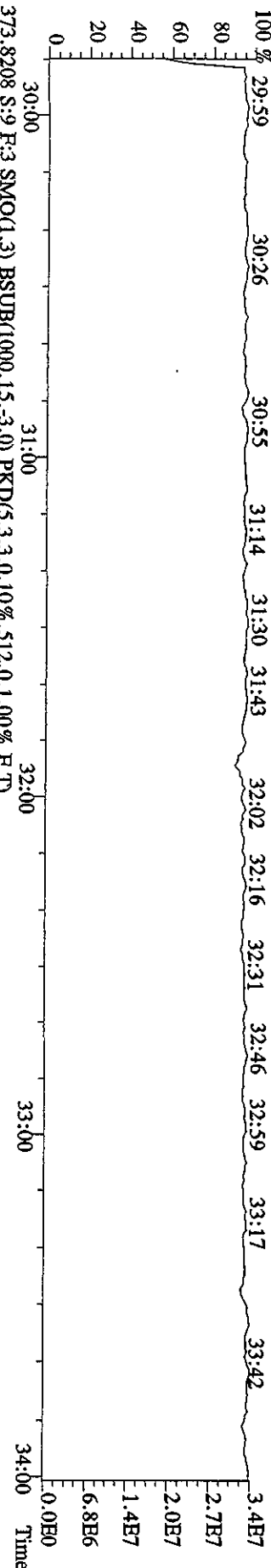




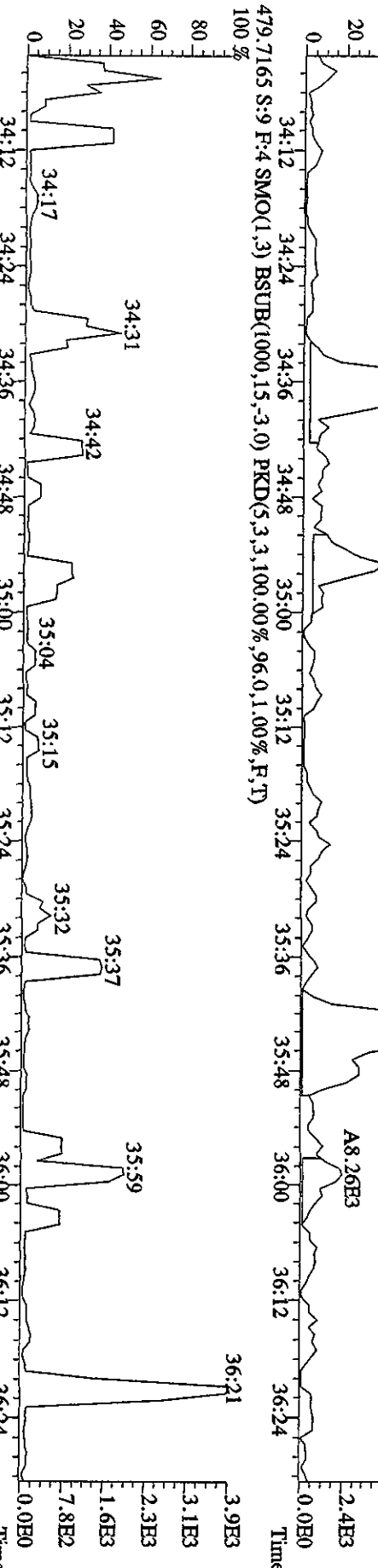
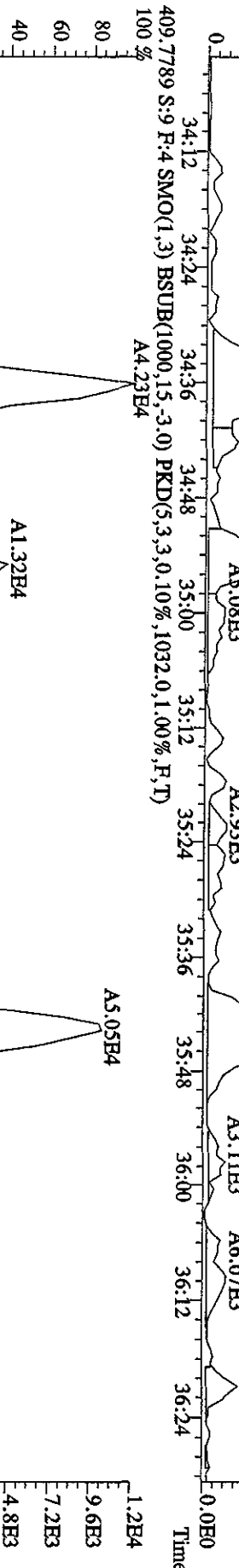
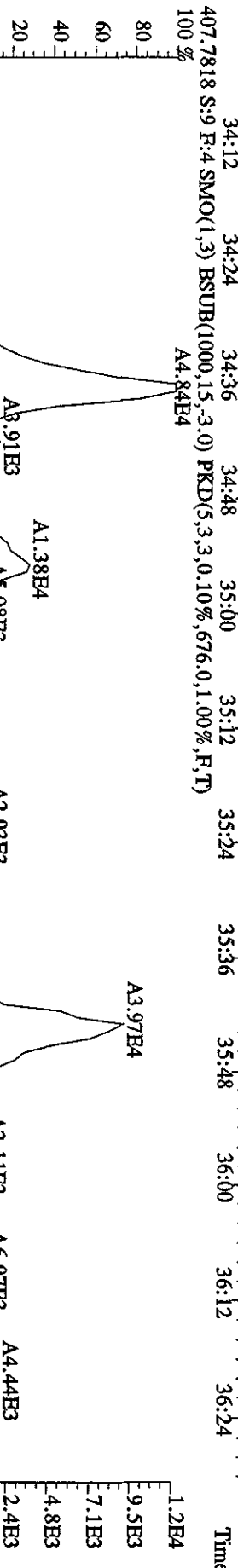

File:01MAY104D5 #1-604 Acq: 1-MAY-2010 14:40:36 GC EI + Voltage SIR Autospec-UltimaE  
 Sample#9 Text:LOAHX-1-AA :GDD210000-312B Exp:DIOXINRES8290A  
 354.9792 S:9 F:2 SMO(1,3) PKD(5,3,3,100.00%,0.0,1.00%,F,T)

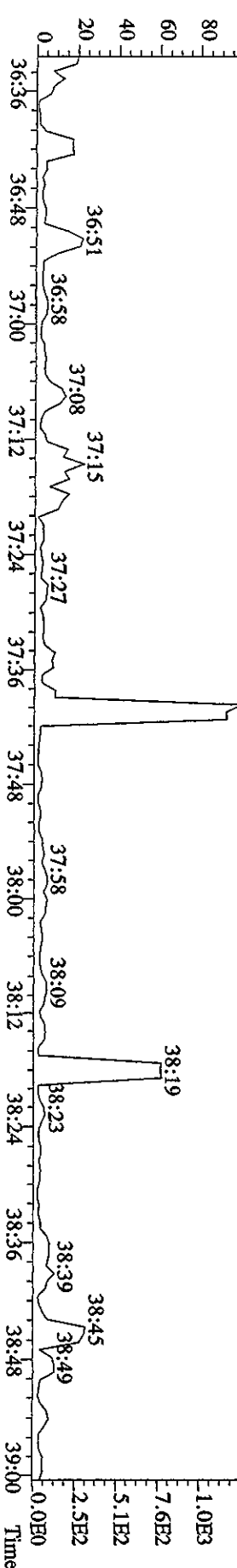
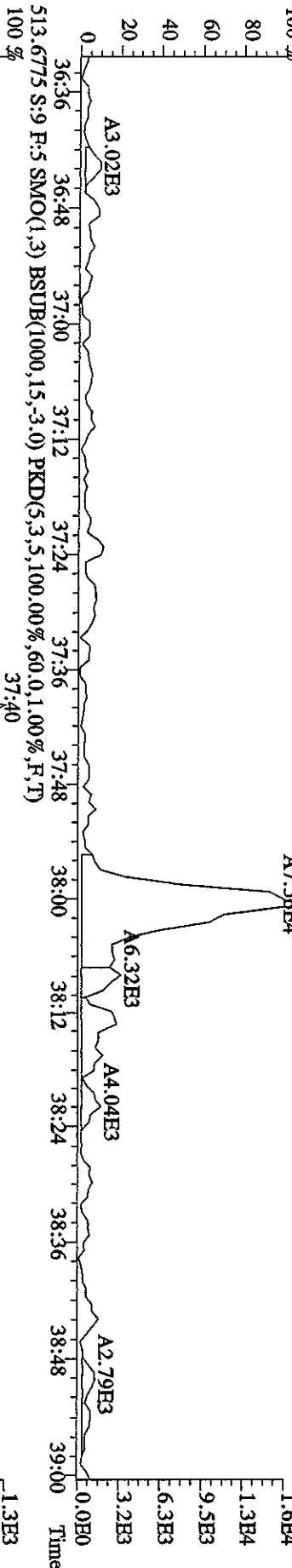
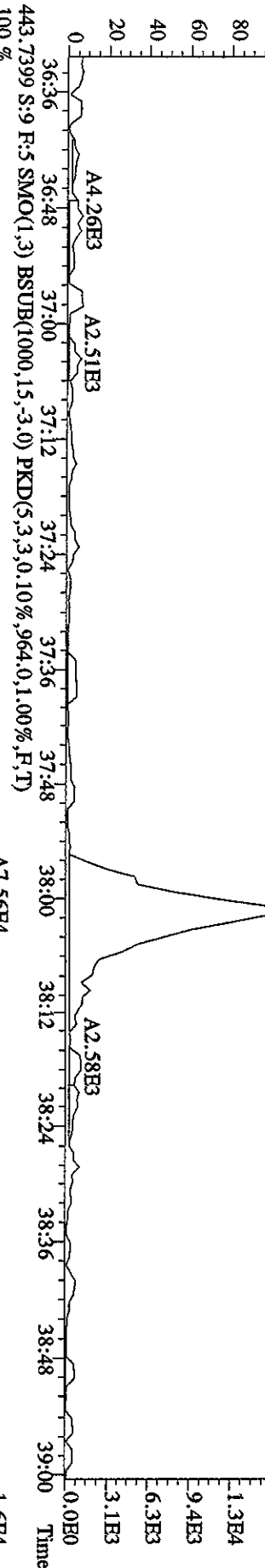
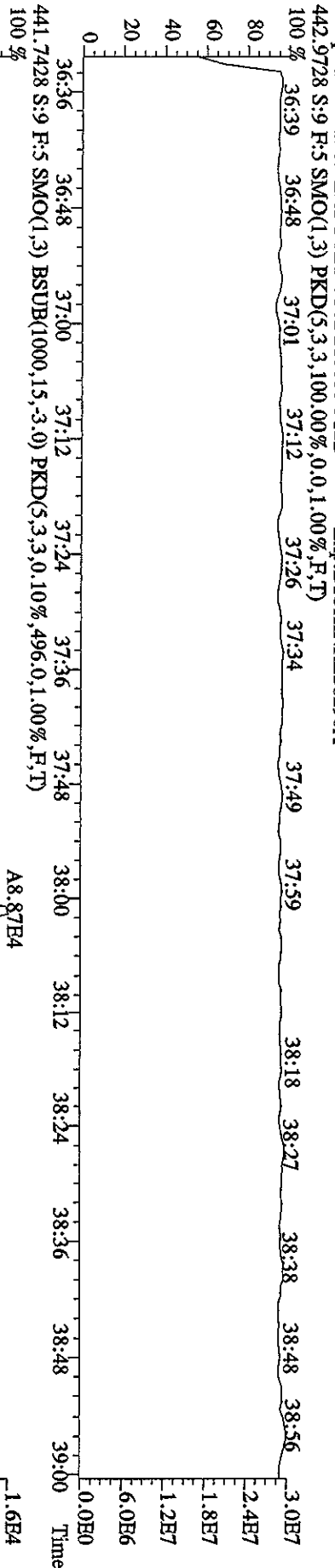


File:01M\Y104D5 #1-317 Acq: 1-MAY-2010 14:40:36 GC: EI+ Voltage: SIR Autospec-UltimaE  
 Sample#9 Text:LOAHX-1-AA :GDD210000-312B Exp:DIOXINRES8290A  
 430.9728 S:9 F:3 SMO(1,3) PKD(5,3,3,100.00%,0.0,1.00%,F,T)



File:01MXY104D5 #1-198 Acq: 1-MAY-2010 14:40:36 GC EI+ Voltage SIR Autospec-Ultimate  
 Sample#9 Text:L0AHX-1-AA :GDD210000-312B Exp:DIOXINRES8290A  
 430.9728 S:9 F:4 SMO(1,3) PKD(5,3,3,100.00%,0.0,1.00%,F,T)  
 100% 34:19 34:30 34:43 34:57 35:21 35:35 35:55 36:06 36:23





Run text: LOAHX-1-AC Sample text: LOAHX-1-AC :G0D210000-312C  
 Run #11 Filename: 01MY104D5 S: 8 I: 1 Results: 01my104d58290avg  
 Acquired: 1-MAY-10 13:56:34 Processed: 2-MAY-10 09:22:49  
 Run: 01MY104D5 Analyte: 8290AHRS Cal: 8290A0412104D5  
 Factor 1: 1600.000 Factor 2: 20.000 Sample size: 1.00 L

*V8 5.3.6*

Name	Resp	RA	RT	RRF	Conc	EDL	Rec	M
13C-1,2,3,4-TCDD	71826700	0.77 y	19:29	-	53.99	-	-	n
13C-2,3,7,8-TCDF	150046800	0.80 y	18:55	1.52	1373.68	1.00	68.7	n
2,3,7,8-TCDF	14785590	0.77 y	18:56	0.95	208.48	0.57	-	n
Total TCDF	14955241	0.50 n	17:55	0.95	<del>210.87</del>	0.57	-	n
13C-2,3,7,8-TCDD	111304700	0.80 y	19:41	0.95	1631.72	2.12	81.6	n
2,3,7,8-TCDD	10900170	0.75 y	19:42	1.02	191.83	0.52	-	n
Total TCDD	10978969	0.55 n	18:28	1.02	<del>193.22</del>	0.52	-	n
37Cl-2,3,7,8-TCDD	121733600	1.00 y	19:42	2.26	749.49	0.49	93.7	n
13C-1,2,3,7,8-PeCDF	115250100	1.58 y	24:34	1.05	1527.68	1.04	76.4	n
1,2,3,7,8-PeCDF	60993200	1.57 y	24:35	1.04	1013.11	1.39	-	n
2,3,4,7,8-PeCDF	55224200	1.56 y	26:05	0.98	975.75	1.48	-	n
Total F2 PeCDF	117484199	1.22 n	23:01	1.01	<del>2010.55</del>	1.43	-	n
Total F1 PeCDF	34304	0.53 n	16:43	1.01	<del>0.59</del>	0.48	-	n
13C-1,2,3,7,8-PeCDD	83671700	1.55 y	26:53	0.67	1737.46	1.00	86.9	n
1,2,3,7,8-PeCDD	40207400	1.57 y	26:54	0.98	978.77	1.14	-	n
Total PeCDD	40207400	1.57 y	26:54	0.98	<del>978.77</del>	1.14	-	n
13C-1,2,3,7,8,9-HxCDD	54030900	1.29 y	33:05	-	52.58	-	-	n
13C-1,2,3,4,7,8-HxCDF	74073900	0.53 y	31:54	1.02	1337.70	0.65	66.9	n
1,2,3,4,7,8-HxCDF	49383800	1.26 y	31:55	1.21	1099.58	2.73	-	n
1,2,3,6,7,8-HxCDF	56534900	1.28 y	32:02	1.34	1136.77	2.46	-	n
2,3,4,6,7,8-HxCDF	54436400	1.27 y	32:36	1.22	1202.50	2.70	-	n
1,2,3,7,8,9-HxCDF	49554000	1.28 y	33:16	1.09	1224.72	3.03	-	n
Total HxCDF	210042754	1.11 y	30:47	1.22	<del>4666.53</del>	2.71	-	n
13C-1,2,3,6,7,8-HxCDD	69228500	1.27 y	32:49	0.81	1587.57	0.33	79.4	n
1,2,3,4,7,8-HxCDD	35167000	1.27 y	32:45	1.01	1009.15	0.32	-	y
1,2,3,6,7,8-HxCDD	39636900	1.30 y	32:50	1.11	1028.00	0.29	-	y
1,2,3,7,8,9-HxCDD	44357300	1.27 y	33:06	1.21	1059.92	0.26	-	y
Total HxCDD	119161200	1.27 y	32:45	1.11	<del>3097.08</del>	0.29	-	y
13C-1,2,3,4,6,7,8-HpCDF	71502700	0.45 y	34:35	0.86	1534.18	5.00	76.7	n
1,2,3,4,6,7,8-HpCDF	46972800	0.96 y	34:36	1.31	1003.20	4.82	-	n
1,2,3,4,7,8,9-HpCDF	39696400	0.97 y	35:44	1.03	1082.60	6.16	-	n
Total HpCDF	87239912	0.96 y	34:36	1.17	<del>2099.47</del>	5.41	-	n
13C-1,2,3,4,6,7,8-HpCDD	67744000	1.07 y	35:24	0.70	1797.58	2.70	89.9	n
1,2,3,4,6,7,8-HpCDD	35412400	1.05 y	35:24	1.07	975.39	3.22	-	n
Total HpCDD	35657960	0.97 y	34:51	1.07	<del>982.16</del>	3.22	-	n
13C-OCDD	101138800	0.91 y	37:54	0.53	3522.61	6.08	88.1	n
OCDF	71578100	0.91 y	38:01	1.45	1958.61	0.47	-	n

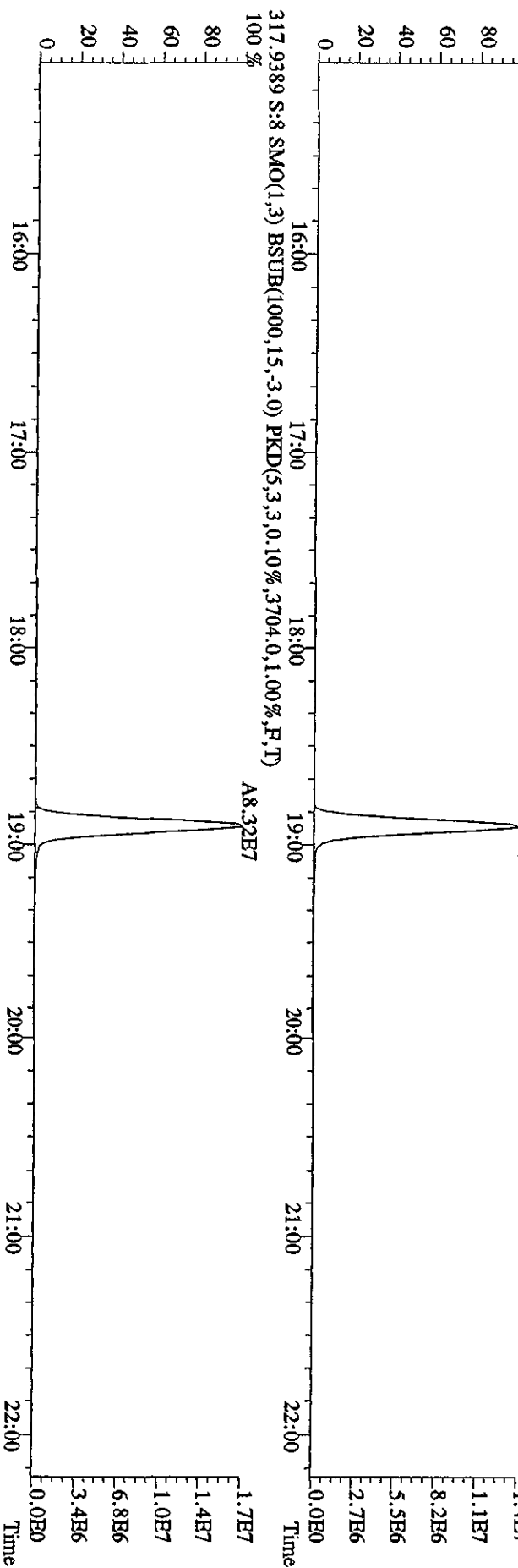
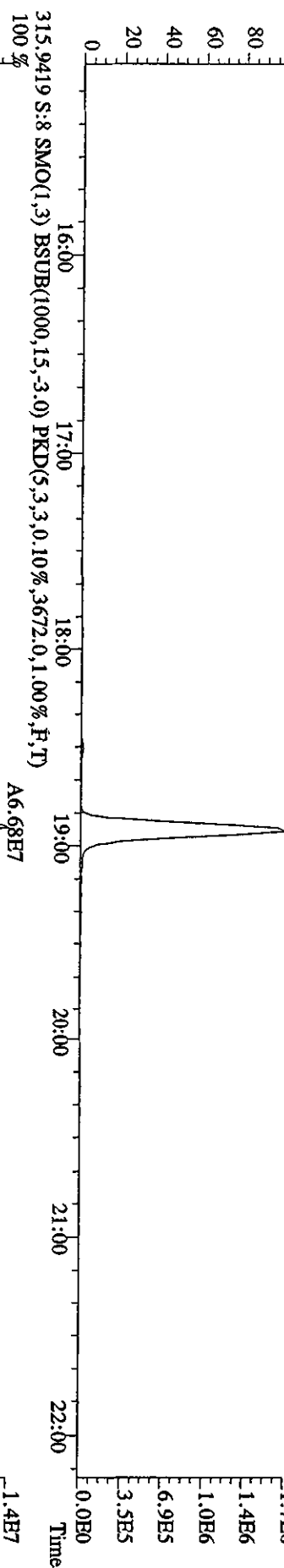
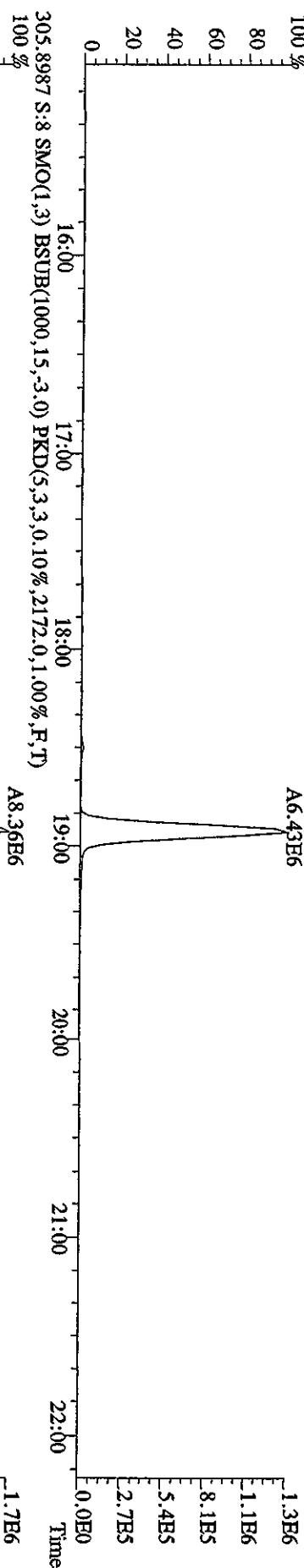
OCDD 58480300 0.88 y 37:55 1.17 1983.17 0.42 - n

*5/2/10  
MCE*

Run text: L0AHX-1-AC Sample text: L0AHX-1-AC :G0D210000-312C  
 Run #11 Filename: 01MY104D5 S: 8 I: 1 Results: 01MY104D58290A  
 Acquired: 1-MAY-10 13:56:34 Processed: 2-MAY-10 09:22:49  
 Run: 01MY104D5 Analyte: 8290AHRS Cal: 8290A0412104D5  
 Sample size: 1.00 L

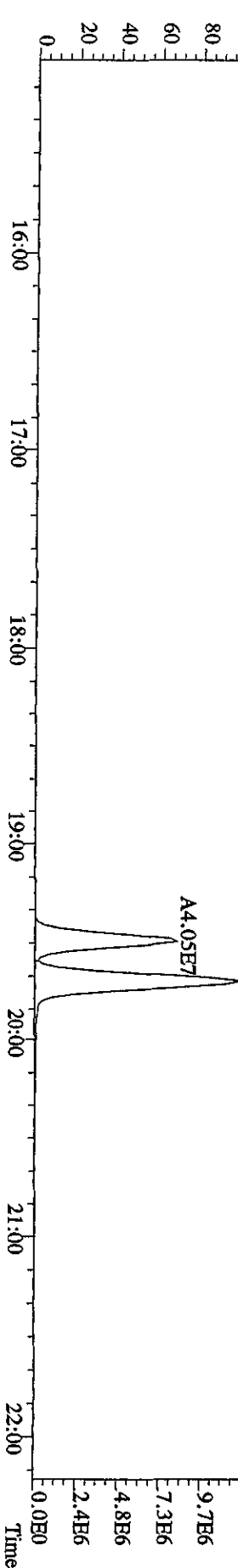
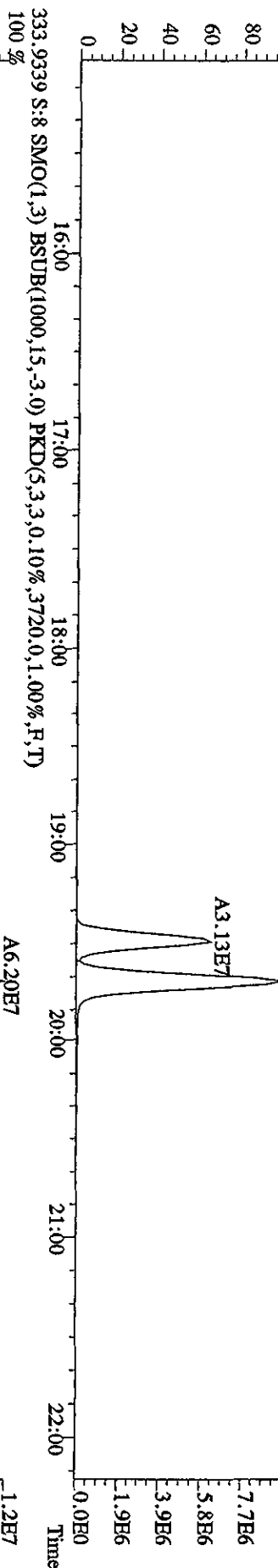
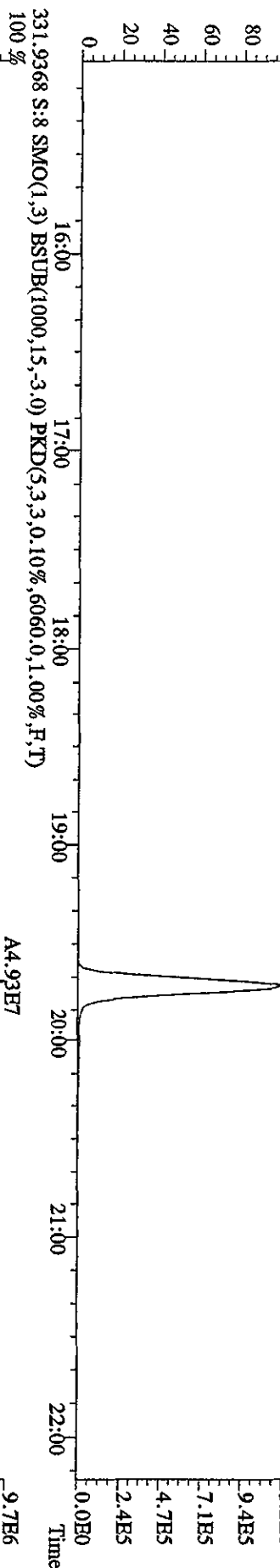
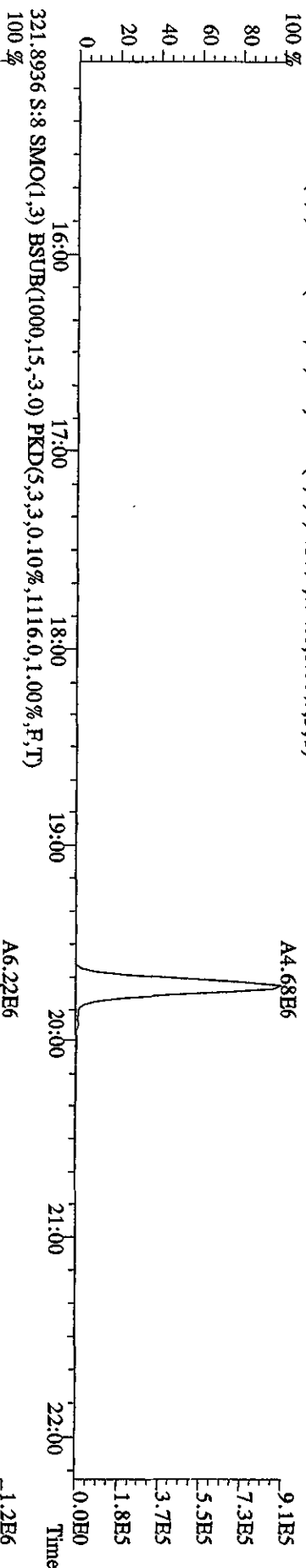
Name	Resp	RA	RT	RRF	Conc	EDL	Rec	M
13C-1,2,3,4-TCDD	71826700	0.77 y	19:29	-	53.9891	-	-	n
13C-2,3,7,8-TCDF	150046800	0.80 y	18:55	1.52	1373.6830	0.9994	68.7	n
2,3,7,8-TCDF	14785590	0.77 y	18:56	0.95	208.4801	0.5709	-	n
Total TCDF	14955241	0.50 n	17:55	0.95	210.8722	0.5709	-	n
13C-2,3,7,8-TCDD	111304700	0.80 y	19:41	0.95	1631.7245	2.1219	81.6	n
2,3,7,8-TCDD	10900170	0.75 y	19:42	1.02	191.8298	0.5159	-	n
Total TCDD	10978969	0.55 n	18:28	1.02	193.2166	0.5159	-	n
37Cl-2,3,7,8-TCDD	121733600	1.00 y	19:42	2.26	749.4912	0.4877	93.7	n
13C-1,2,3,7,8-PeCDF	115250100	1.58 y	24:34	1.05	1527.6777	1.0445	76.4	n
1,2,3,7,8-PeCDF	60993200	1.57 y	24:35	1.04	1013.1056	1.3912	-	n
2,3,4,7,8-PeCDF	55224200	1.56 y	26:05	0.98	975.7541	1.4799	-	n
Total F2 PeCDF	117484199	1.22 n	23:01	1.01	2010.5513	1.4342	-	n
Total F1 PeCDF	34304	0.53 n	16:43	1.01	0.5874	0.4776	-	n
13C-1,2,3,7,8-PeCDD	83671700	1.55 y	26:53	0.67	1737.4587	0.9957	86.9	n
1,2,3,7,8-PeCDD	40207400	1.57 y	26:54	0.98	978.7677	1.1403	-	n
Total PeCDD	40207400	1.57 y	26:54	0.98	978.7677	1.1403	-	n
13C-1,2,3,7,8,9-HxCDD	54030900	1.29 y	33:05	-	52.5812	-	-	n
13C-1,2,3,4,7,8-HxCDF	74073900	0.53 y	31:54	1.02	1337.6963	0.6458	66.9	n
1,2,3,4,7,8-HxCDF	49383800	1.26 y	31:55	1.21	1099.5756	2.7258	-	n
1,2,3,6,7,8-HxCDF	56534900	1.28 y	32:02	1.34	1136.7733	2.4616	-	n
2,3,4,6,7,8-HxCDF	54436400	1.27 y	32:36	1.22	1202.5015	2.7043	-	n
1,2,3,7,8,9-HxCDF	49554000	1.28 y	33:16	1.09	1224.7178	3.0256	-	n
Total HxCDF	210042754	1.11 y	30:47	1.22	4666.5321	2.7148	-	n
13C-1,2,3,6,7,8-HxCDD	69228500	1.27 y	32:49	0.81	1587.5696	0.3252	79.4	n
1,2,3,4,7,8-HxCDD	30599520	1.44 n	32:45	1.01	878.0842	0.3155	-	n
1,2,3,6,7,8-HxCDD	41430600	1.18 y	32:50	1.11	1074.5217	0.2852	-	n
1,2,3,7,8,9-HxCDD	44178400	1.28 y	33:06	1.21	1055.6463	0.2628	-	n
Total HxCDD	116208520	1.44 n	32:45	1.11	3008.2523	0.2862	-	n
13C-1,2,3,4,6,7,8-HpCDF	71502700	0.45 y	34:35	0.86	1534.1780	4.9976	76.7	n
1,2,3,4,6,7,8-HpCDF	46972800	0.96 y	34:36	1.31	1003.2038	4.8215	-	n
1,2,3,4,7,8,9-HpCDF	39696400	0.97 y	35:44	1.03	1082.5953	6.1568	-	n
Total HpCDF	87239912	0.96 y	34:36	1.17	2099.4705	5.4079	-	n
13C-1,2,3,4,6,7,8-HpCDD	67744000	1.07 y	35:24	0.70	1797.5775	2.7023	89.9	n
1,2,3,4,6,7,8-HpCDD	35412400	1.05 y	35:24	1.07	975.3917	3.2195	-	n
Total HpCDD	35657960	0.97 y	34:51	1.07	982.1553	3.2195	-	n
13C-OCDD	101138800	0.91 y	37:54	0.53	3522.6116	6.0848	88.1	n
OCDF	71578100	0.91 y	38:01	1.45	1958.6105	0.4713	-	n
OCDD	58480300	0.88 y	37:55	1.17	1983.1701	0.4160	-	n

File:01MAY104D5 #1-434 Acq: 1-MAY-2010 13:56:34 GC EI+ Voltage SIR Autospec-Ultimate  
 Sample#8 Text:LOAHX-1-AC :G0DD210000-312C Exp:DIOXINRES8290A  
 305.8987 S:8 SMO(1,3) BSUB(1000,15,3,0) PKD(5,3,3,0,10%,2172.0,1.00%,F,T)

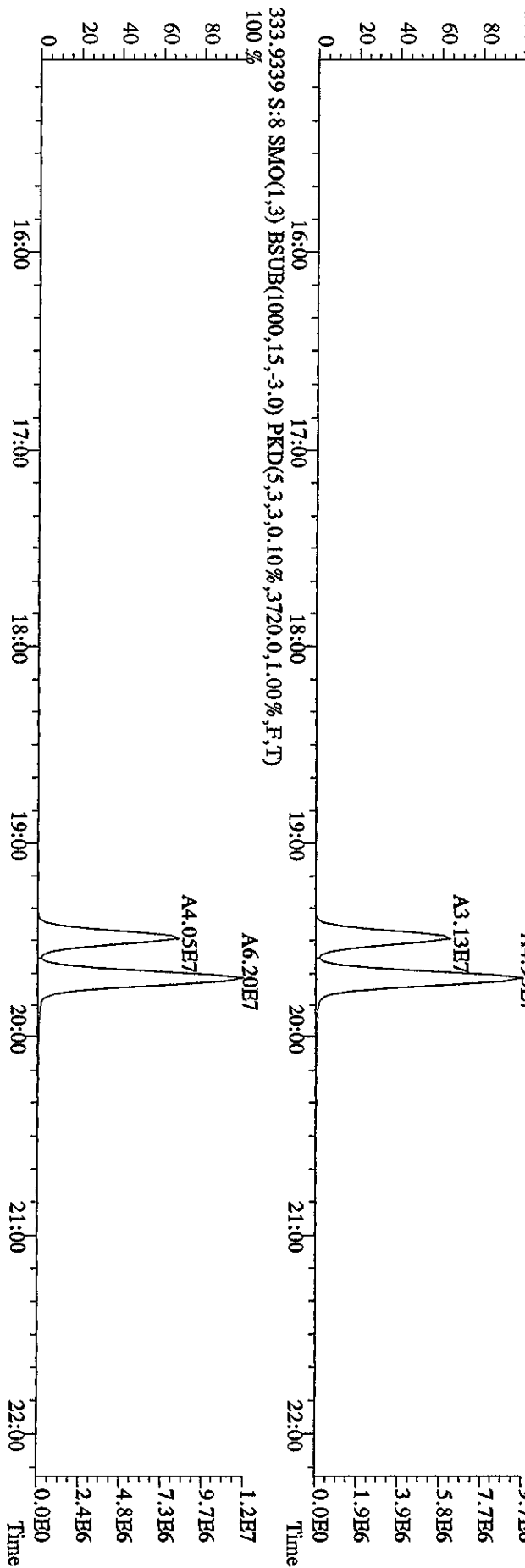
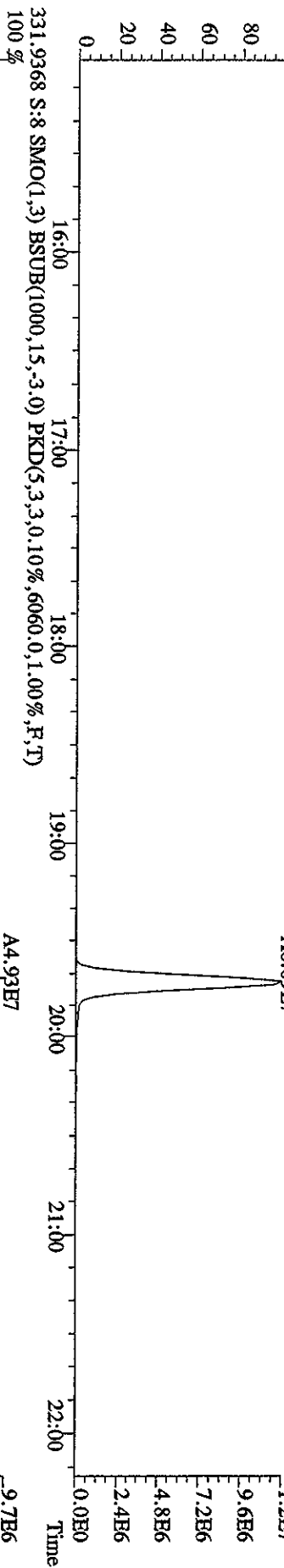
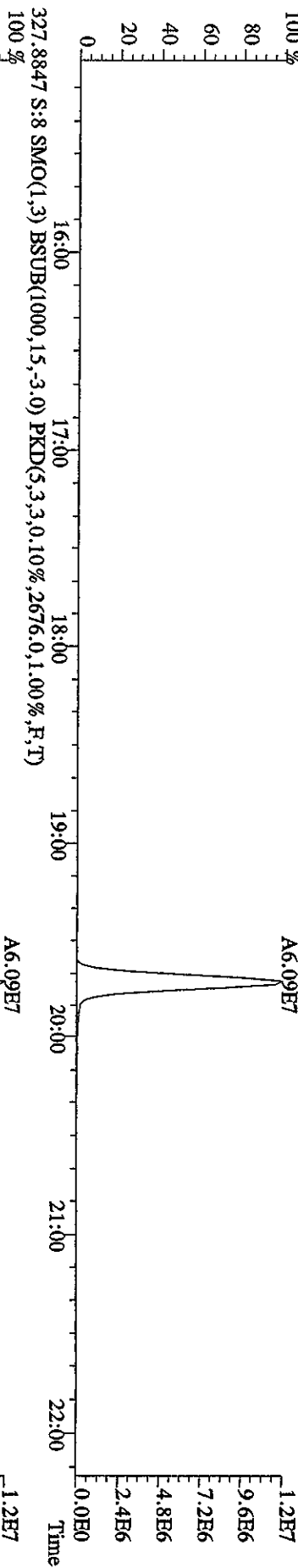




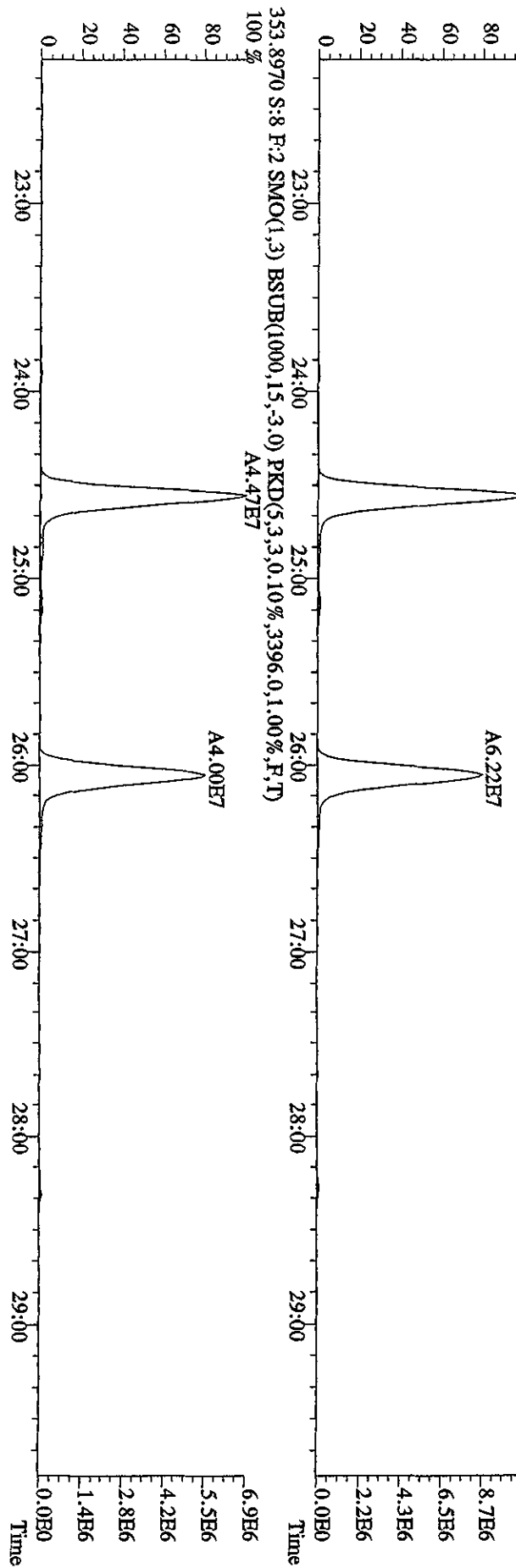
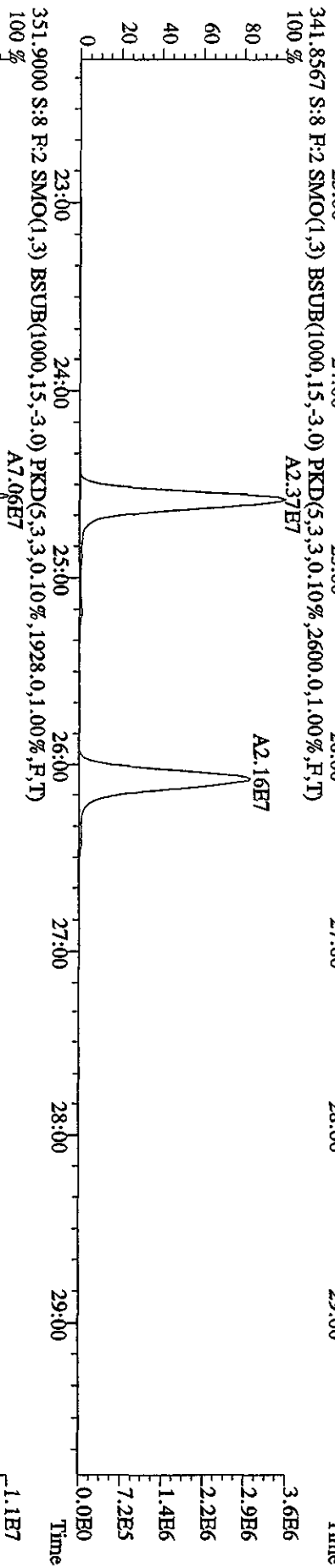
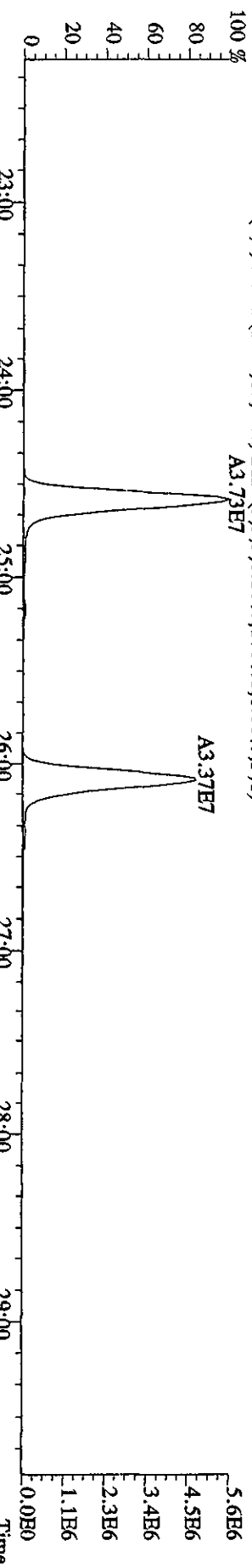
File:01MY104D5 #1-434 Acq: 1-MAY-2010 13:56:34 GC EI+ Voltage SIR Autospec-UltimaB  
 Sample#8 Text:L0AHX-1-AC :G0D210000-312C Exp:DIOXINRES8290A  
 319.8965 S:8 SMO(1,3) BSUB(1000,15,-3.0) PKD(5,3,3,0.10%,796,0,1.00%,F,T)



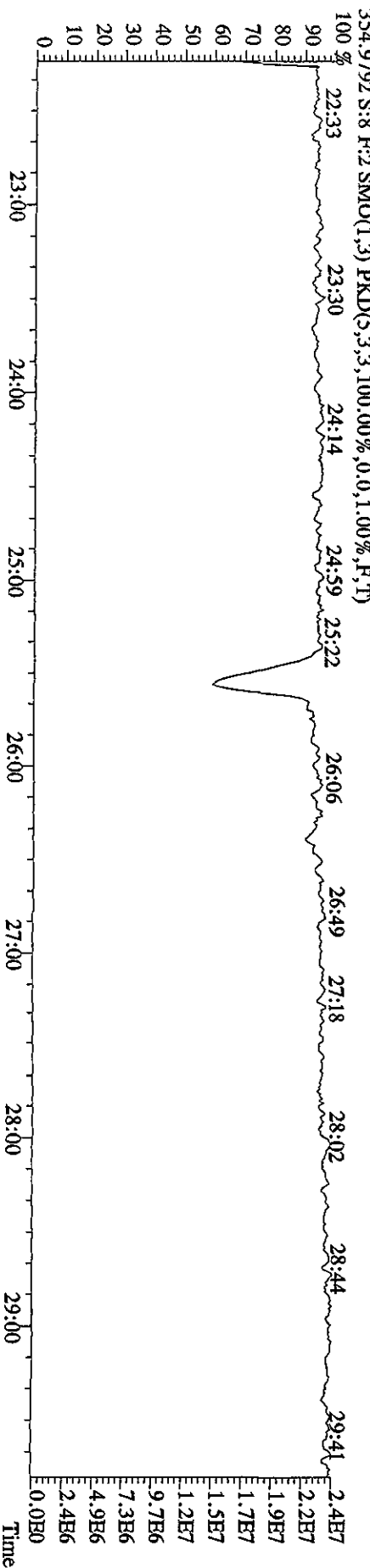
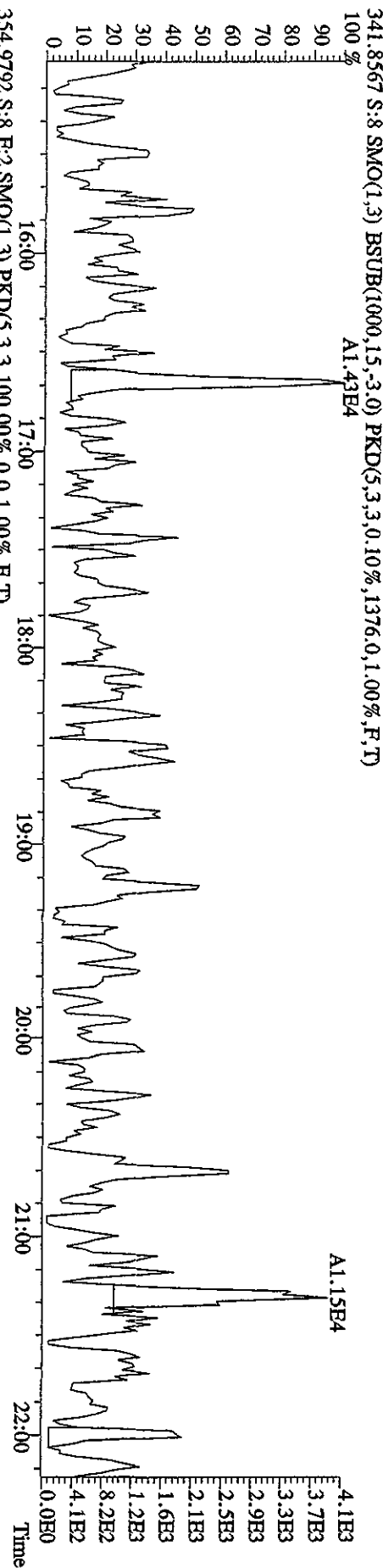
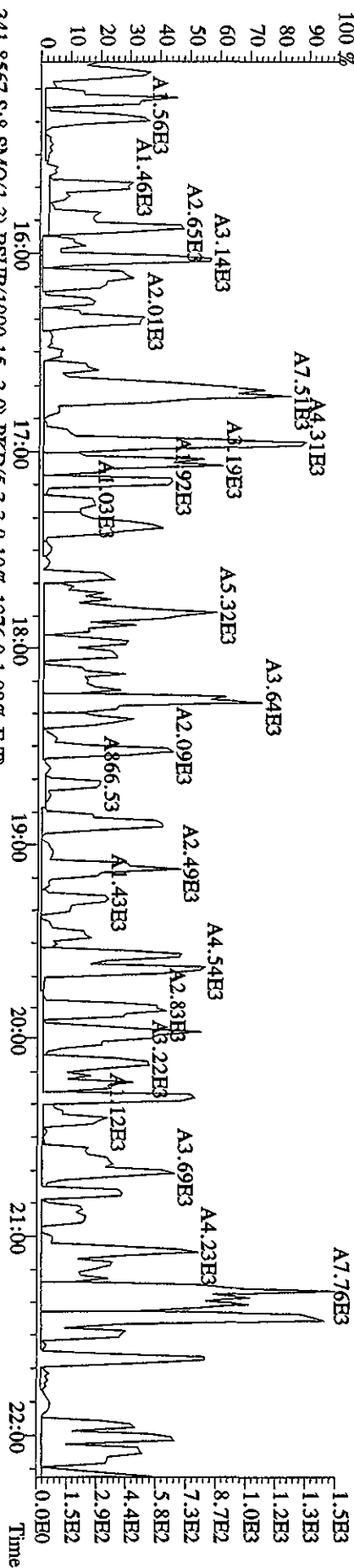
File:01MVT104D5 #1-434 Acq: 1-MAY-2010 13:56:34 GC EI+ Voltage SIR Autospec-UltimaE  
 Sample#8 Text:L0AHX-1-AC :G0D210000-312C Exp:DIOXINRES8290A  
 327,8847 S:8 SMO(1,3) BSUB(1000,15,-3,0) PKD(5,3,3,0,10%,2676,0,1,00%,F,T)  
 100%



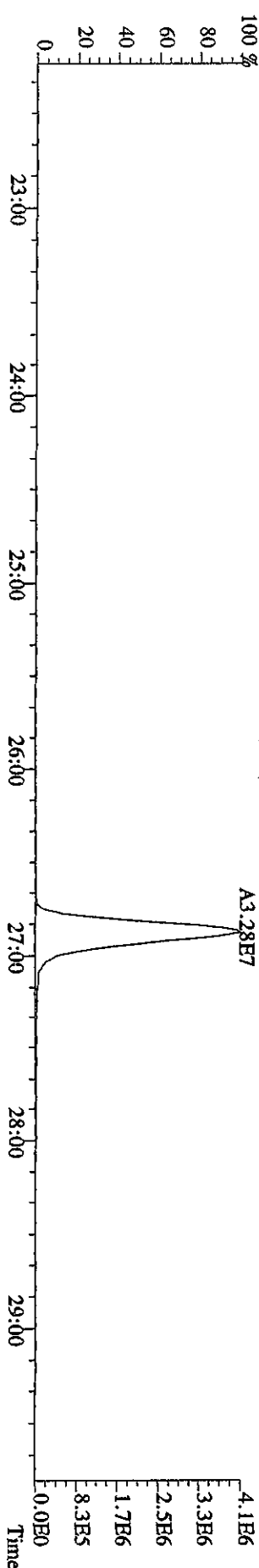
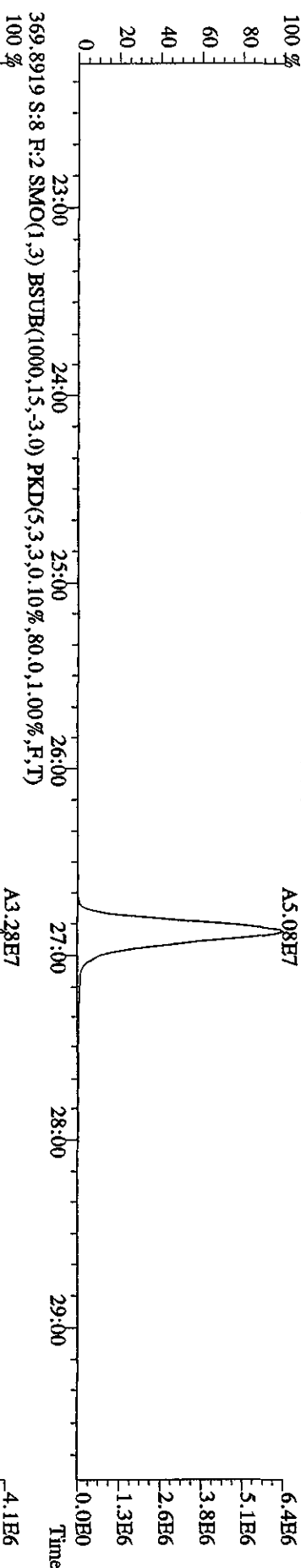
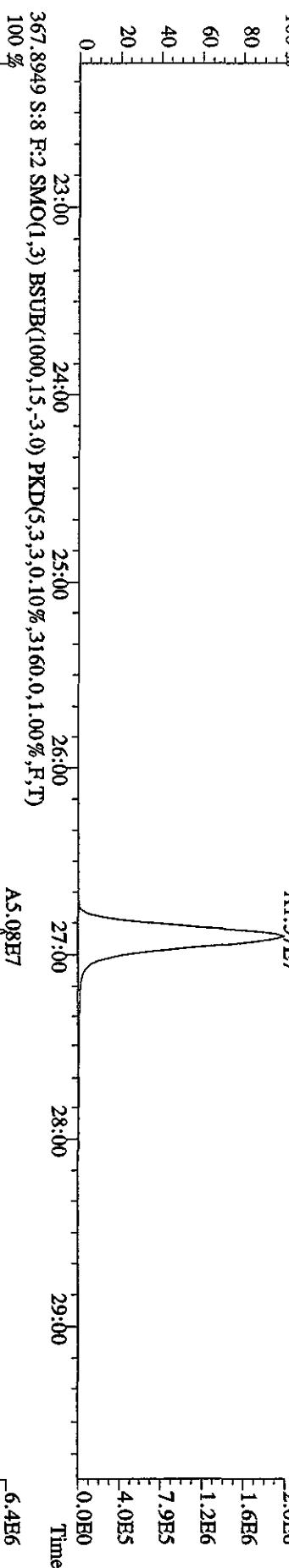
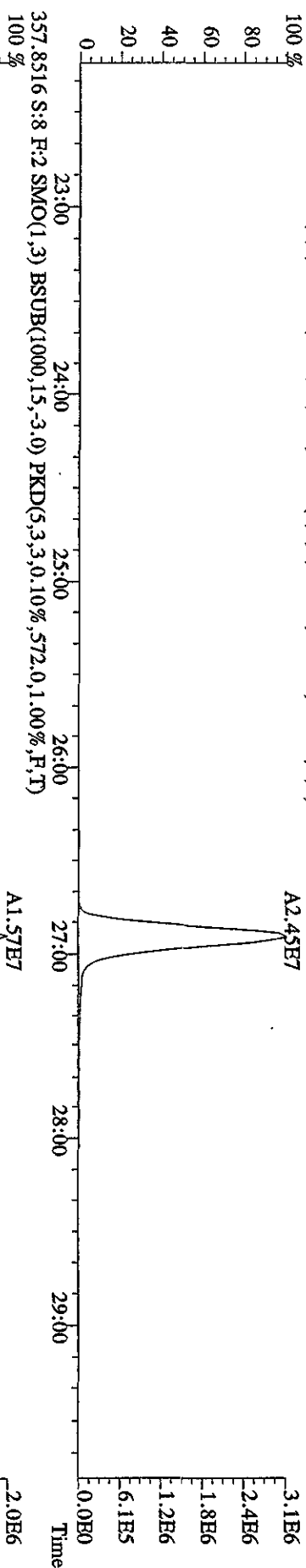
File:01MAY104D5 #1-604 Acq: 1-MAY-2010 13:56:34 GC EI+ Voltage SIR Autospec-UltimaB  
 Sample#8 Text:LOAHX-1-AC :GDD210000-312C Exp:DIOXINRES8290A  
 339.8597 S:8 F:2 SMO(1,3) BSUB(1000,15,-3,0) PKD(5,3,3,0,10%,1700,0,1,00%,F,T)  
 100% A3.73E7



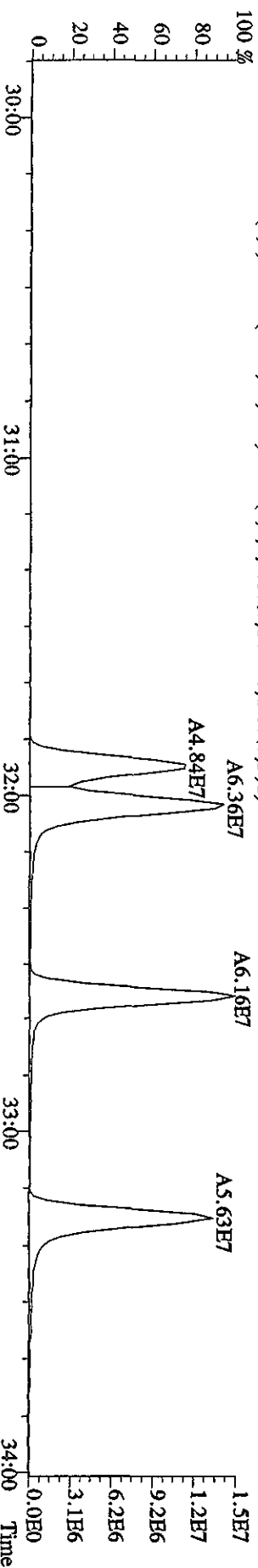
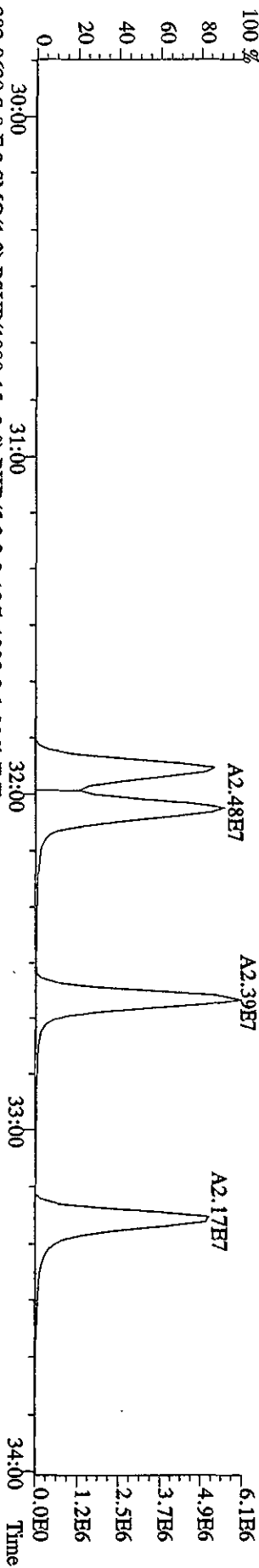
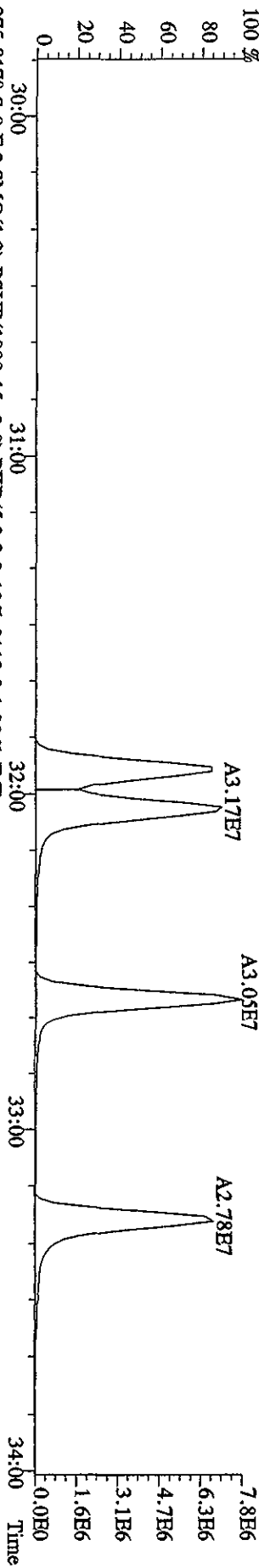
File:01MAY104D5 #1-434 Acq: 1-MAY-2010 13:56:34 GC EI+ Voltage SIR Autospec-UltimaB  
 Sample#8 Text:LOAHX-1-AC :GOD210000-312C Exp:DIOXINRES8290A  
 339.8597 S:8 SMO(1,3) BSUB(1000,15,-3.0) PKD(5,3,3,0,10%,56.0,1.00%,F,T)



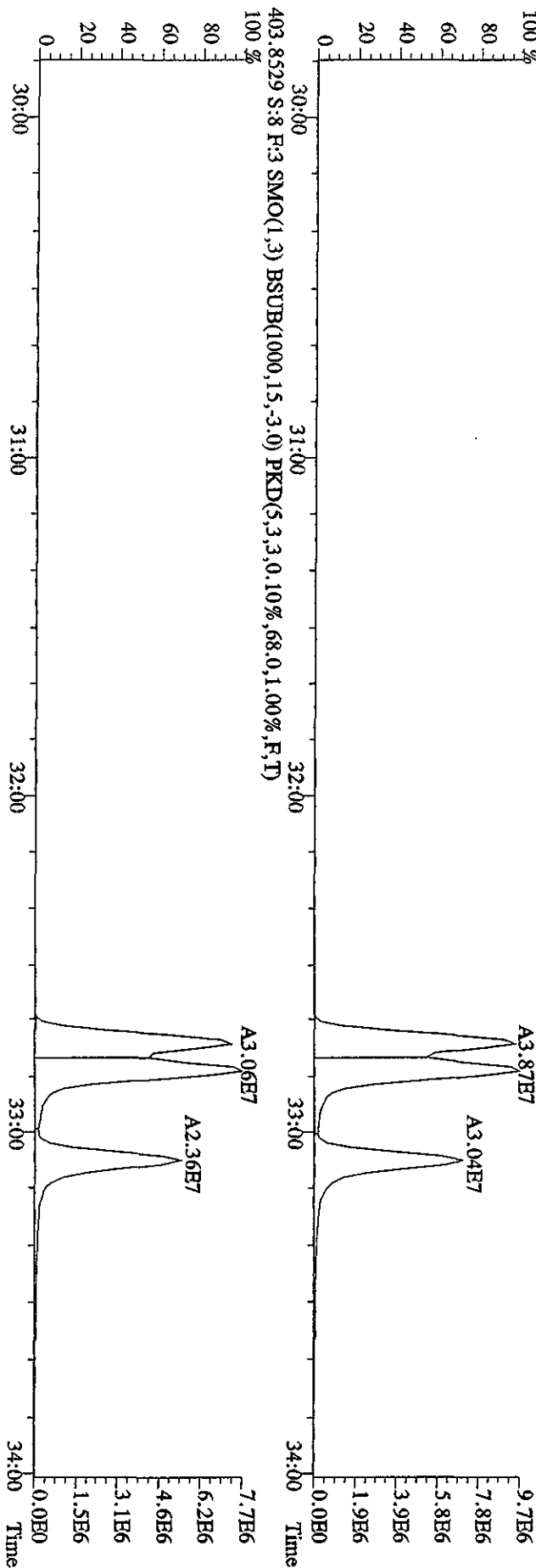
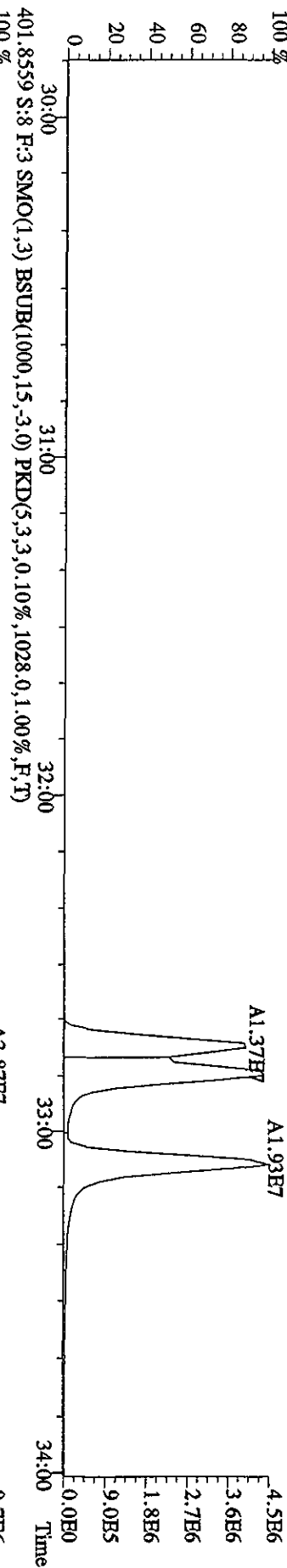
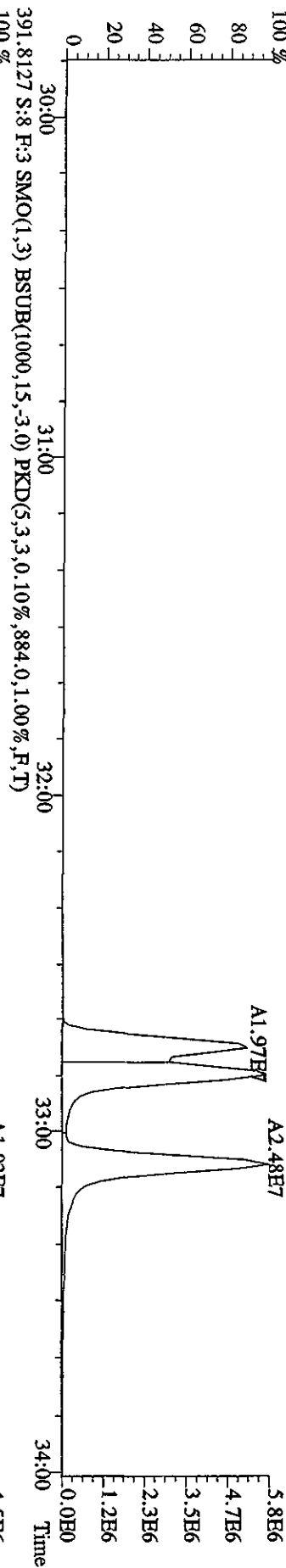
File:01MXY104D5 #1-604 Acq: 1-MAY-2010 13:56:34 GC EI+ Voltage SIR Autospec-UltimaB  
Sample#8 Text:L0AHX-1-AC :G0D210000-312C Exp:DIOXINRES8290A  
355.8546 S:8 F:2 SMO(1,3) BSUB(1000,15,-3.0) PKD(5,3,3,0.10%,1.396,0,1.00%,F,T)



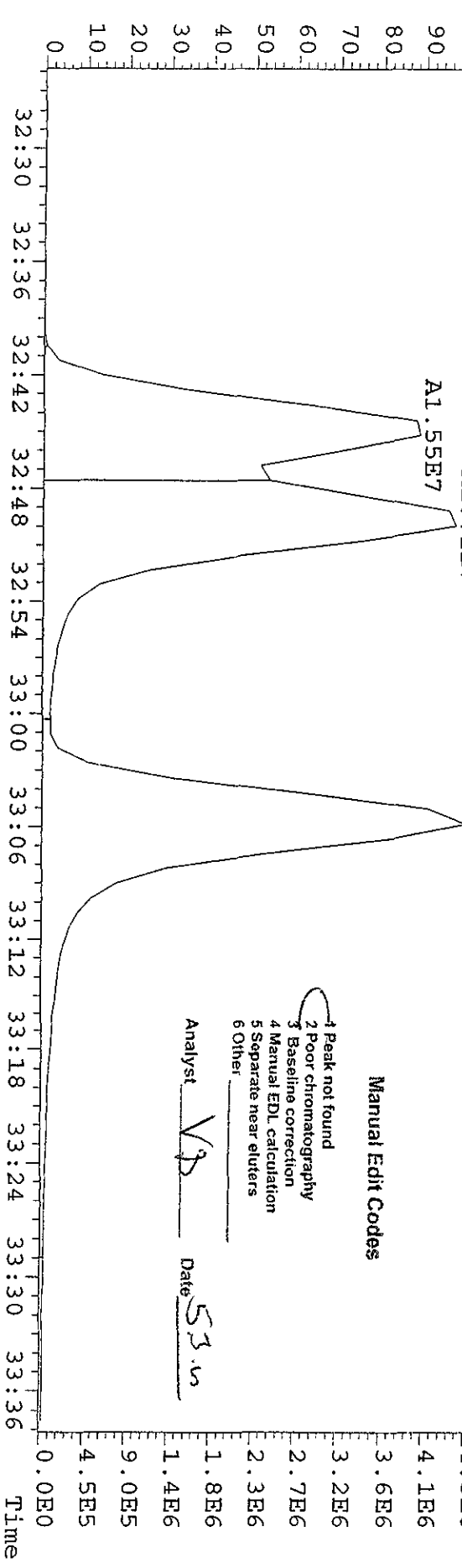
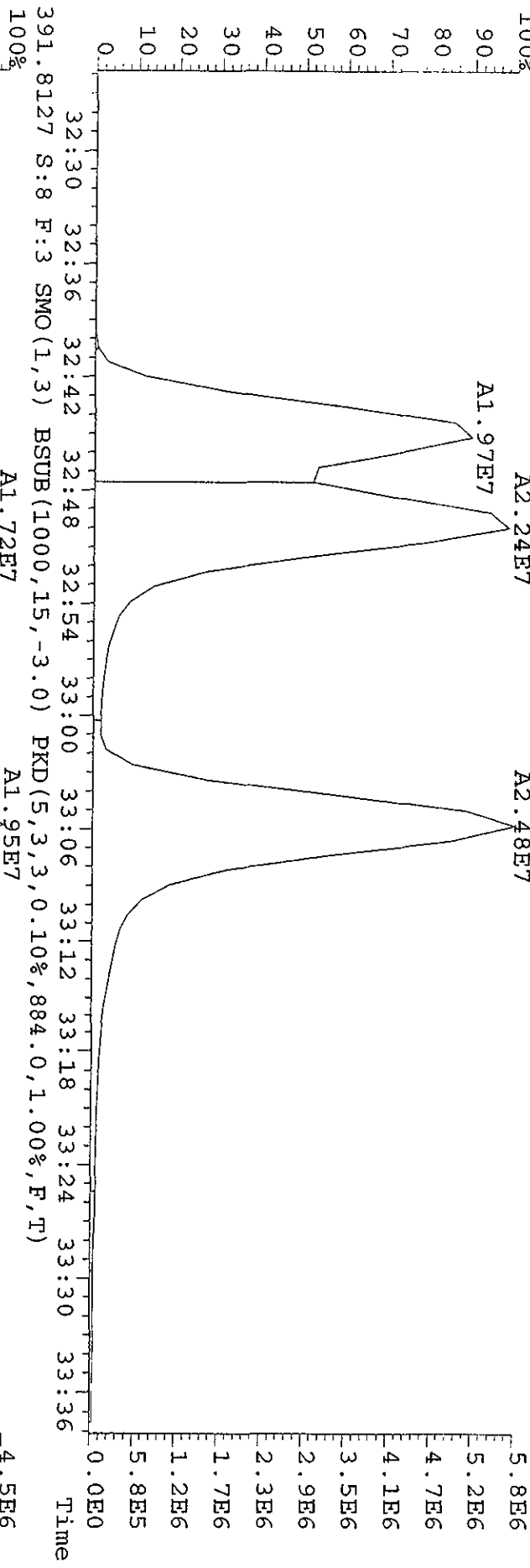
File:01MY104D5 #1-317 Acq: 1-MAY-2010 13:56:34 GC EI+ Voltage SIR Autospec-UltimaB  
 Sample#8 Tex:L0AHX-1-AC :G0D210000-312C Exp:DIOXINRES8290A  
 373.8208 S:8 F:3 SMO(1,3) BSUB(1000,15,-3.0) PKD(5,3,3,0,10%,740.0,1.00%,F,T)  
 100 %



File:01MY104D5 #1-317 Acq: 1-MAY-2010 13:56:34 GC EI+ Voltage SIR Autospec-UltimaE  
 Sample#8 Text:LOAHX-1-AC :GDD210000-312C Exp:DIOXINRES8290A  
 389.8157 S:8 F:3 SMO(1,3) BSUB(1000,15,-3.0) PKD(5,3,3,0.10%,40.0,1.00%,F,T)



File: 01MY104D5 #1-317 Acq: 1-MAY-2010 13:56:34 GC EI+ Voltage SIR Autospec-Ultimate  
 Sample#8 Text: L0AHX-1-AC :G0D210000-31 Exp:DIOXINRES8290A  
 389.8157 S:8 F:3 SMO(1,3) BSUB(1000,15,-3.0) PKD(5,3,3,0.10%,40.0,1.00%,F,T)







Manual Edit Codes

- 1 Peak not found
- 2 Poor chromatography
- 3 Baseline correction
- 4 Manual EDL calculation
- 5 Separate near eluters
- 6 Other

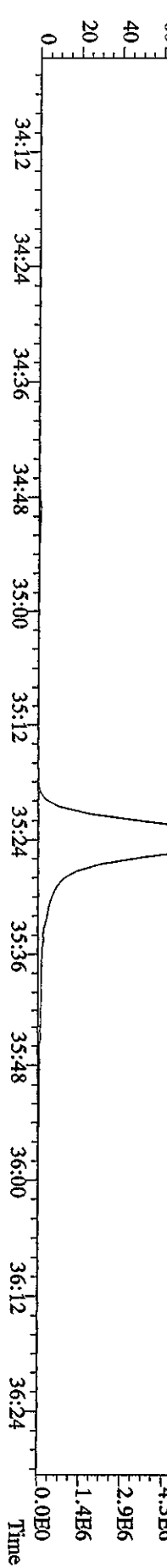
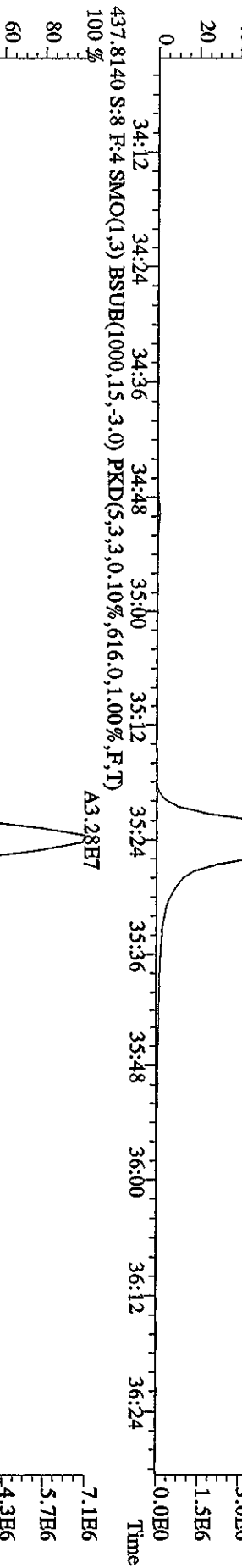
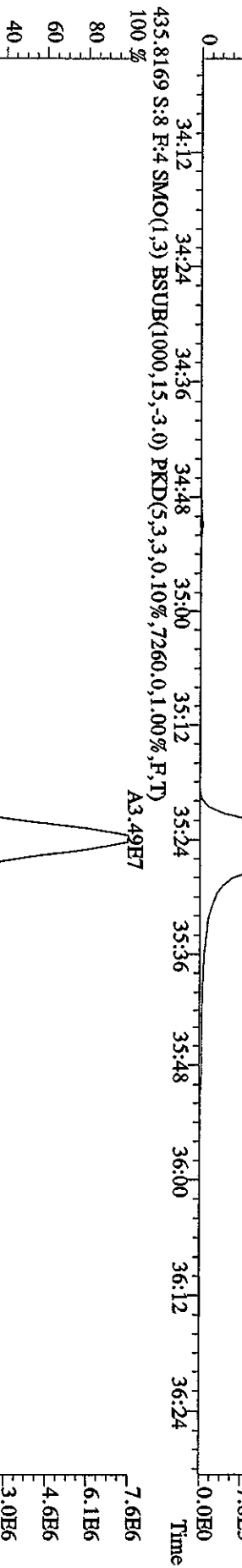
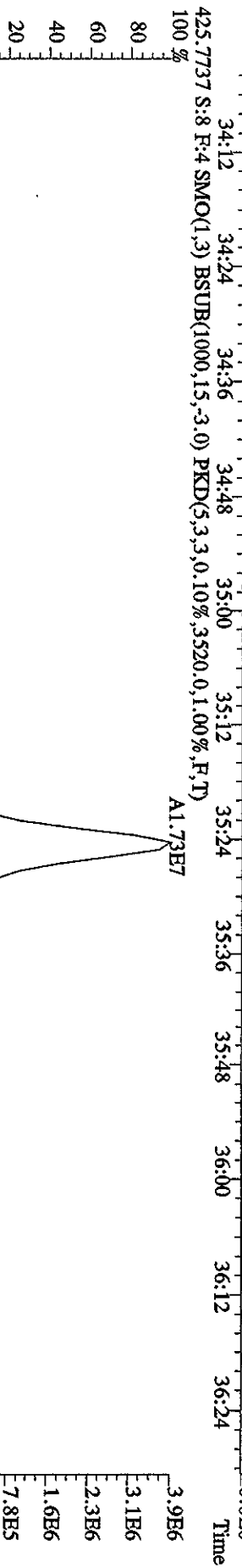
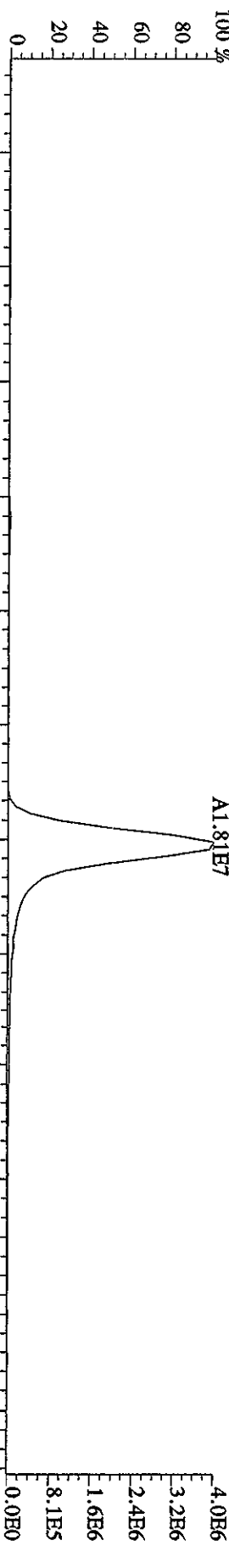
Analyst VP Date 5.3.10



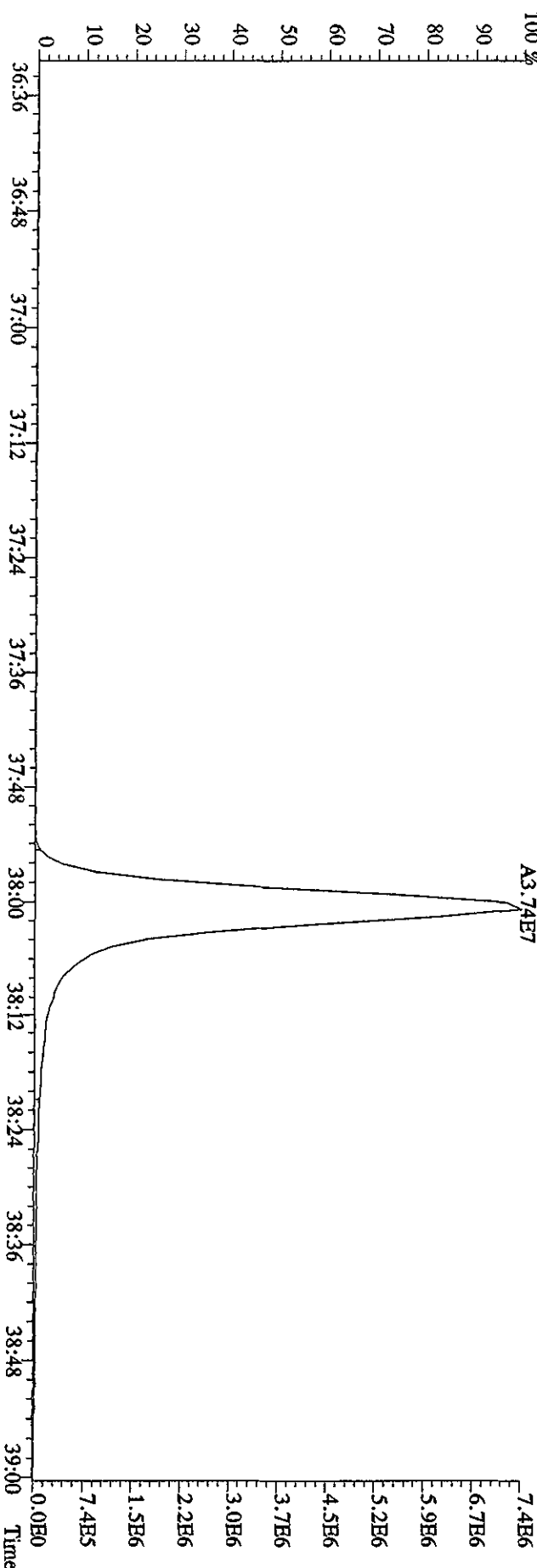
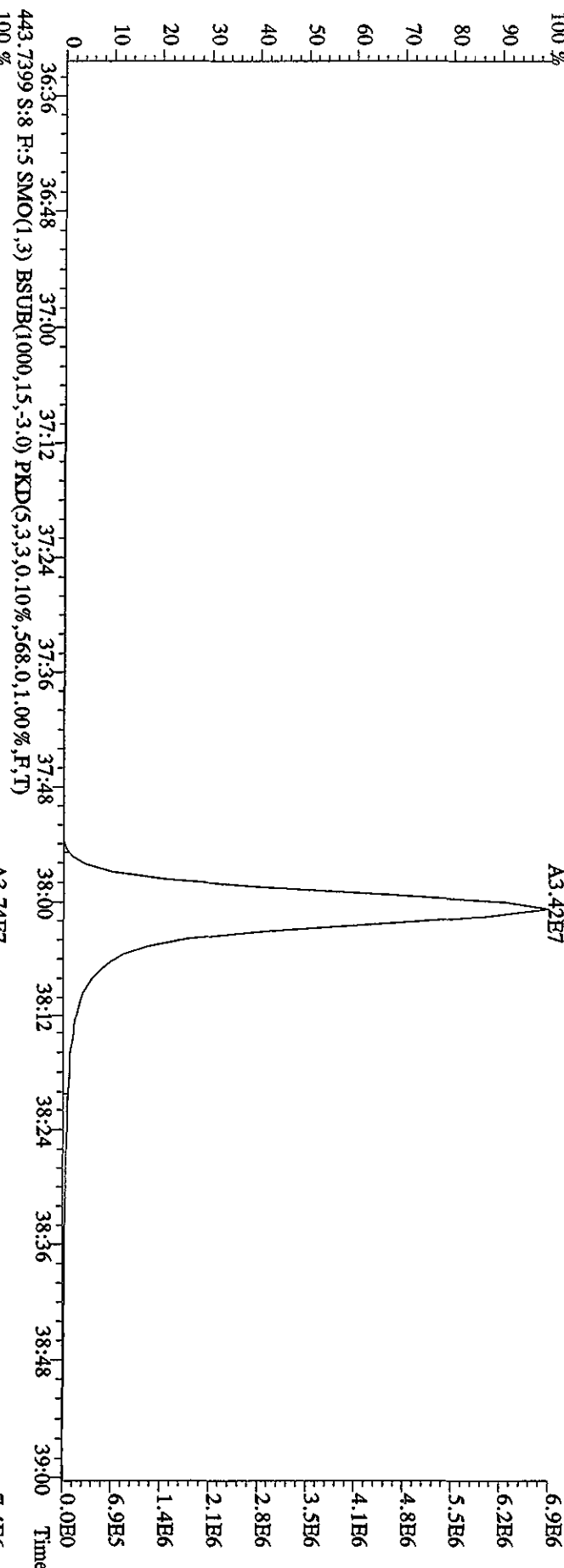
File:01MAY104D5 #1-198 Acq: 1-MAY-2010 13:36:34 GC EI+ Voltage SIR Autospec-UltraB  
 Sample#8 Text:LOAHX-1-AC :GDD210000-312C Exp:DIOXINRES8290A  
 407.7818 S:8 F:4 SMO(1,3) BSUB(1000,15,-3.0) PKD(5,3,3,0.10%,6620.0,1.00%,F,T)



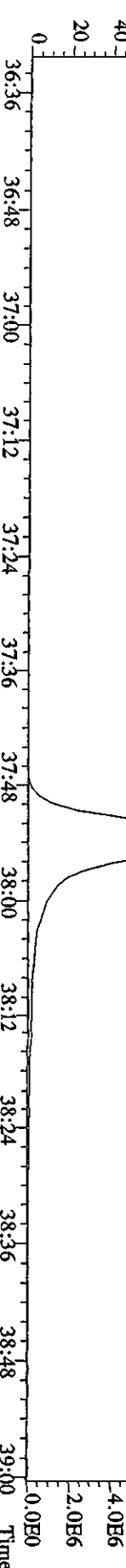
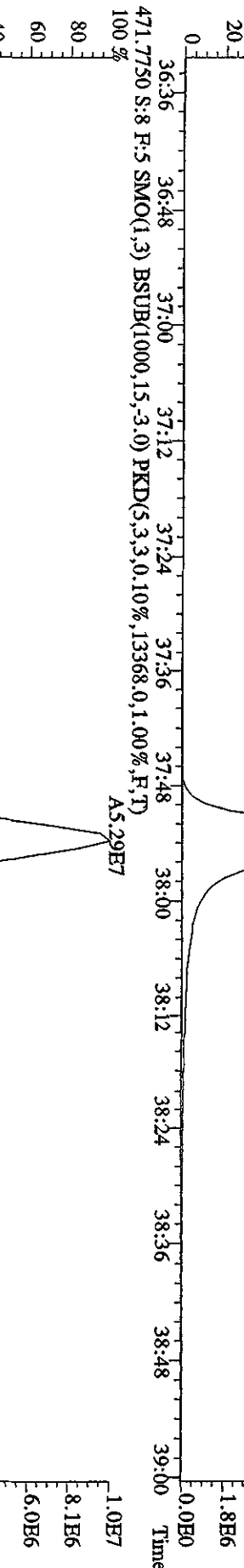
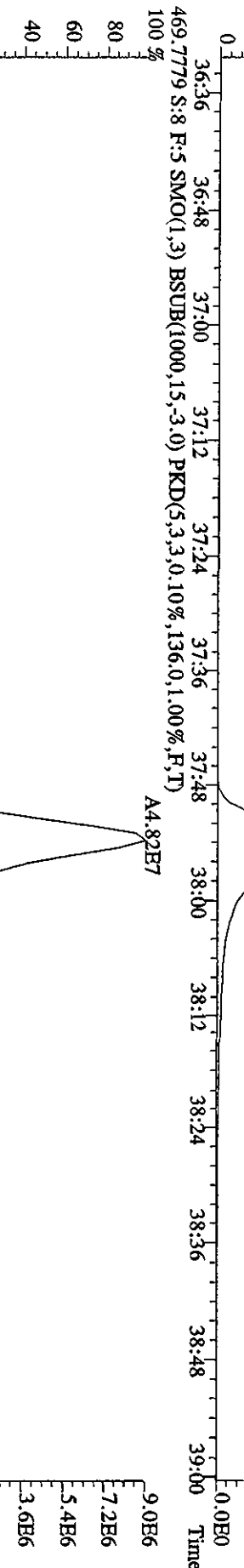
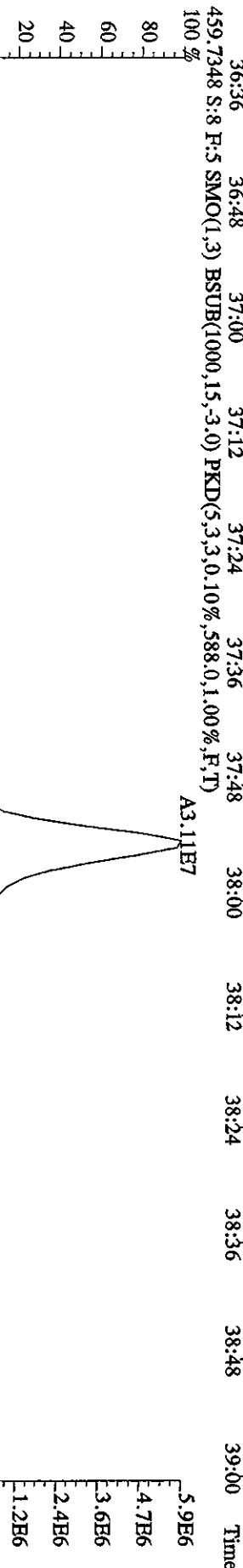
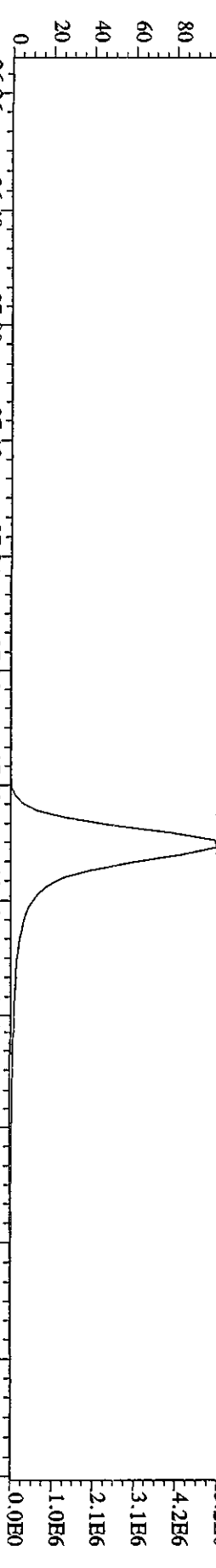
File:01MVT104D5 #1-198 Acq: 1-MAY-2010 13:56:34 GC EI+ Voltage SIR Autospec-Utimate  
 Sample#8 Text:L0AHX-1-AC :GDD210000-312C Exp:DIOXINRES8290A  
 423.7766 S:8 F:4 SMO(1,3) BSUB(1000,15,-3,0) PKD(5,3,3,0,10%,4956,0,1.00%,F,T)



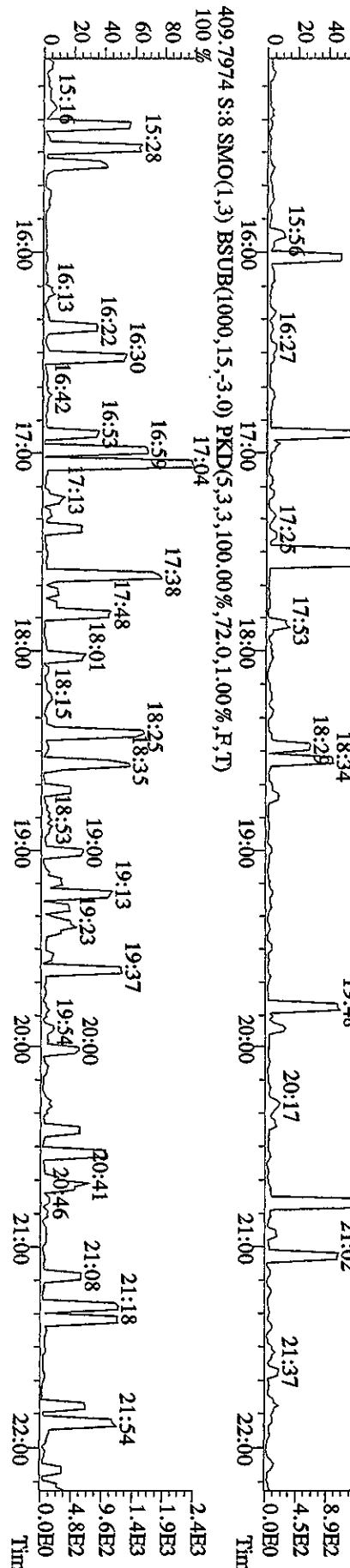
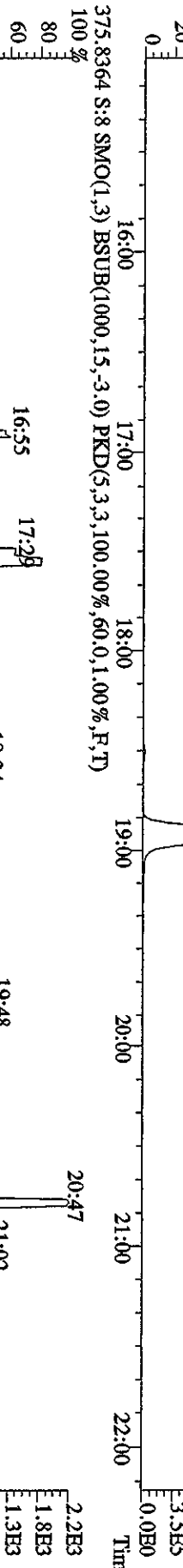
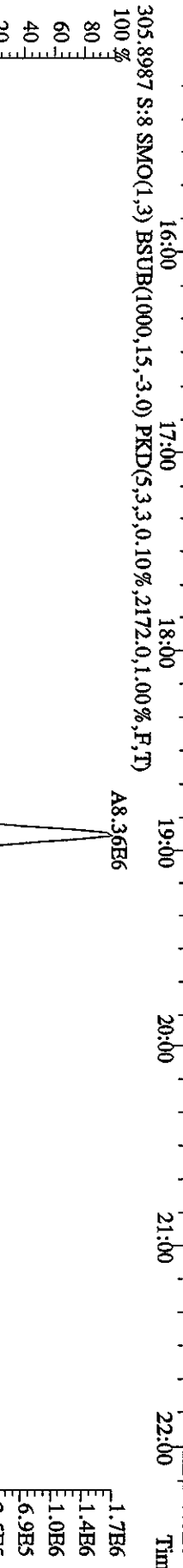
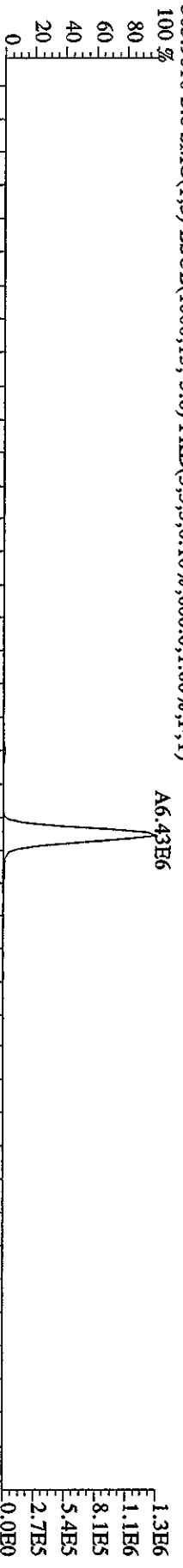
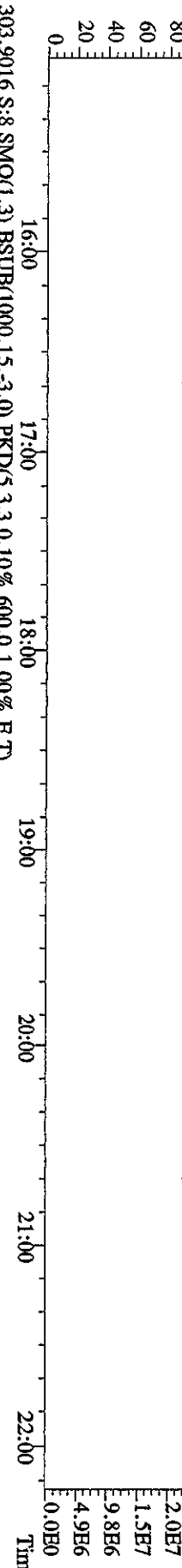
File:01MVT104D5 #1-190 Acq: 1-MAY-2010 13:56:34 GC EI+ Voltage SIR Autospec-Ultimate  
Sample#8 Text:L0AHX-1-AC :G0D210000-312C Exp:DIOXINRES8290A  
441.7428 S:8 F:5 SMO(1,3) BSUB(1000,15,-3,0) PKD(5,3,3,0.10%,516.0,1.00%,F,T)



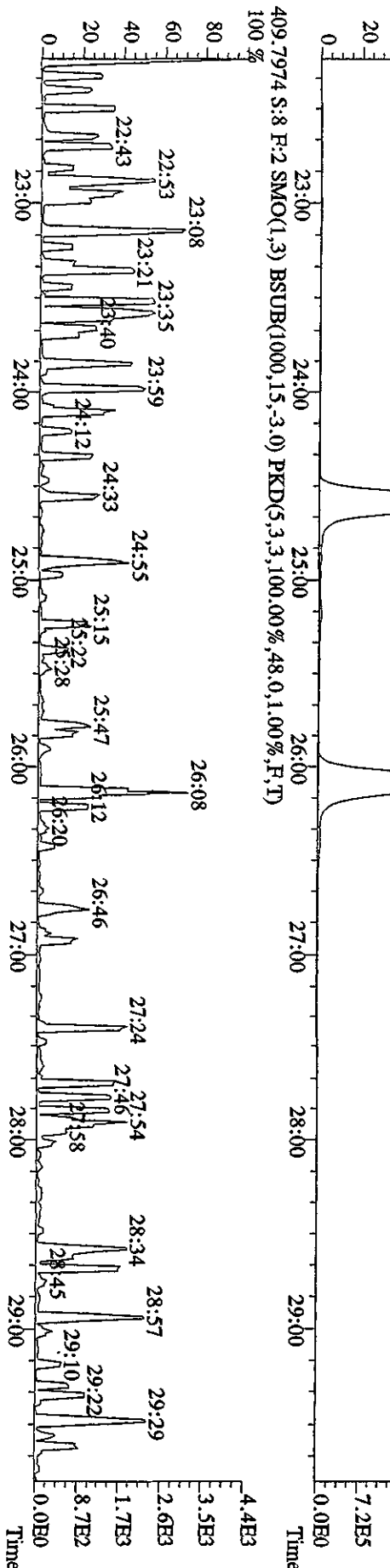
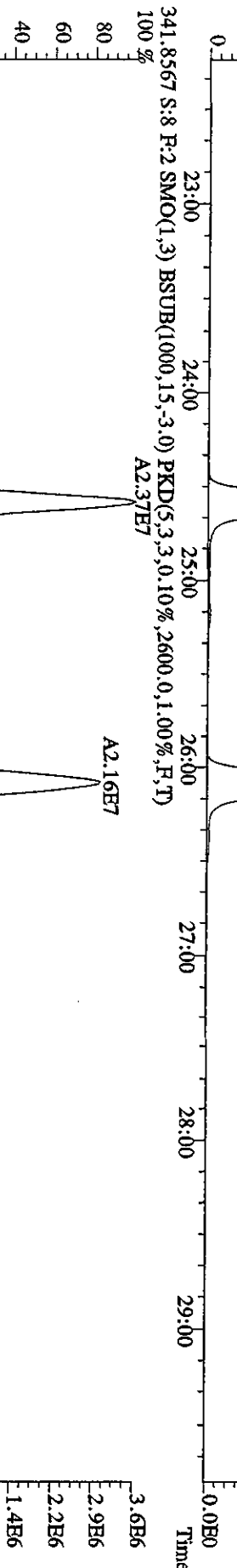
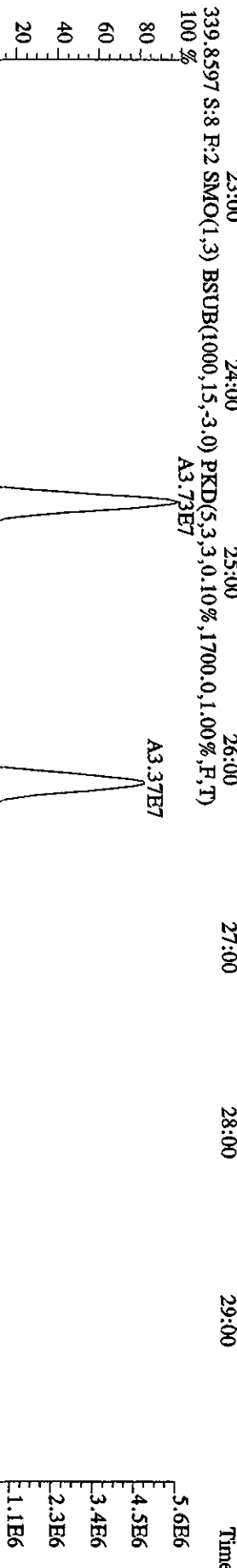
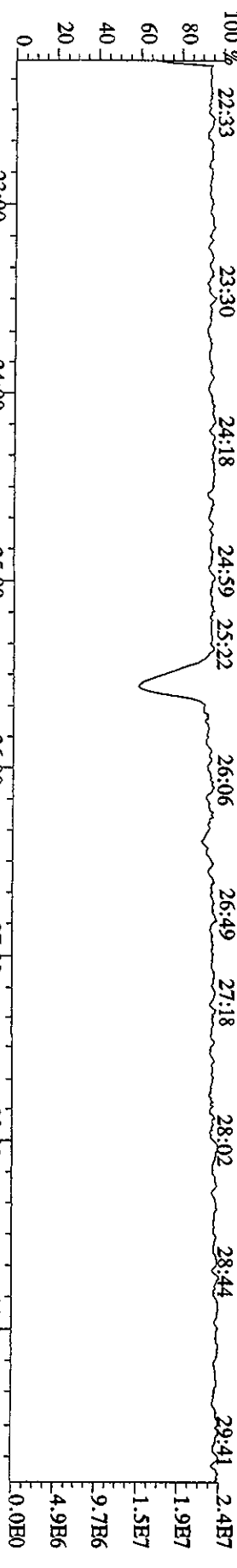
File:01MAY104D5 #1-190 Acq: 1-MAY-2010 13:56:34 GC EI+ Voltage SIR Autospec-Ultimate  
 Sample#8 Text:LOAHX-1-AC :GDD210000-312C Exp:DIOXINRES8290A  
 457.7377 S:8 F:5 SMO(1,3) BSUB(1000,15,-3,0) PKD(5,3,3,0,10%,184.0,1.00%,F,T) 100%  
 100%



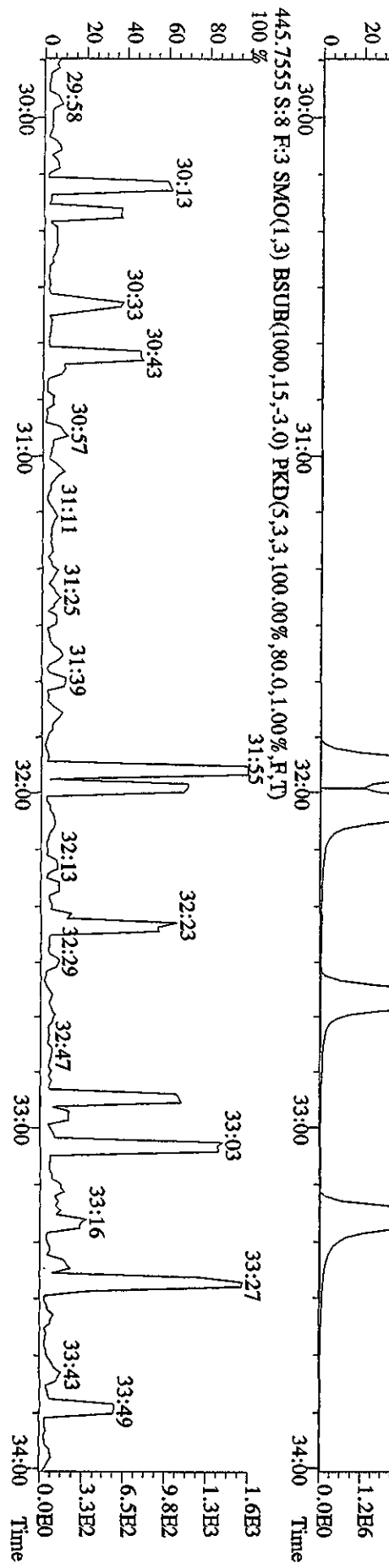
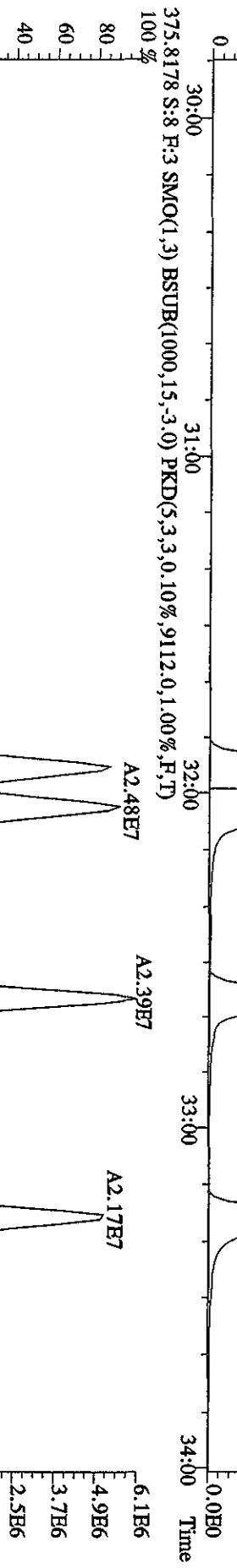
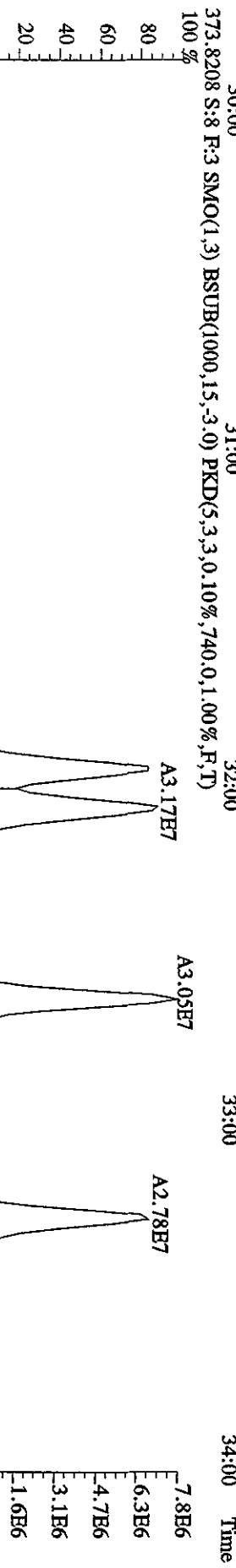
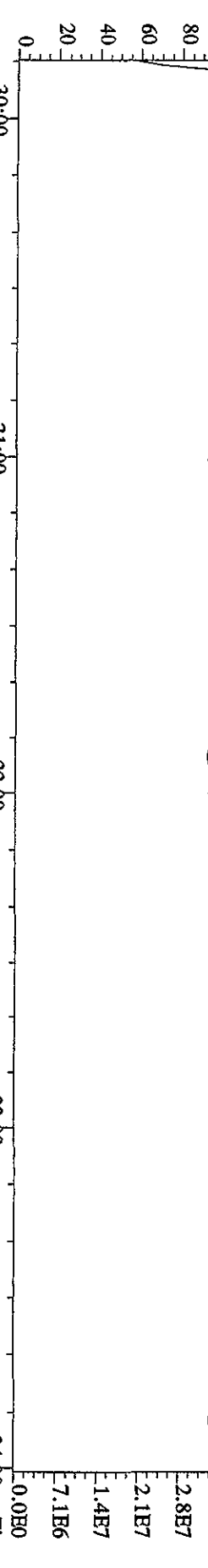
File:01M1Y104D5 #1-434 Acq: 1-MAY-2010 13:56:34 GC EI+ Voltage:50V SIR Autospec-UltimaF  
 Sample#8 Text:LOAHX-1-AC :G0D210000-312C Exp:DIOXINRES8290A  
 354.9792 S:8 SMO(1,3) PKD(5,3,3,100.00%,0.0,1.00%,F,T)  
 100% 15:14 15:43 16:06 16:48 17:18 17:44 18:08 18:43 19:08 19:39 20:06 20:28 20:58 21:21 21:47



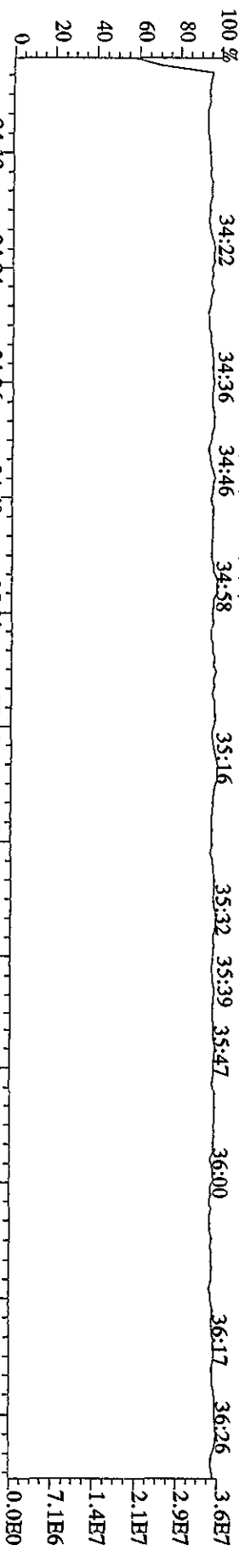
File:01MVT104D5 #1-604 Acq: 1-MAY-2010 13:56:34 GC EI+ Voltage SIR Autospec-UltimaB  
 Sample#8 Text:L0AHX-1-AC :G0D210000-312C Exp:DIOXINRES8290A  
 354.9792 S:8 F:2 SMO(1,3) PKD(5,3,3,100.00%,0.0,1.00%,F,T)




File:01MAY104D5 #1-317 Acq: 1-MAY-2010 13:56:34 GC HI+ Voltage SFR Autospec-Ultimate  
 Sample#8 Text:LOAHX-1-AC :G0D210000-312C Exp:DIOXINRES8290A  
 430.9728 S:8 F:3 SMO(1,3) PKD(5,3,3,100.00%,0.0,1.00%,F,T)  
 100% 29:56 30:18 30:35 30:51 31:12 31:26 31:49 32:12 32:33 32:46 33:04 33:19 33:35 33:59




430.9728 S:8 F:4 SMO(1,3) PKD(5,3,3,100.00%,0.0,1.00%,F,T)



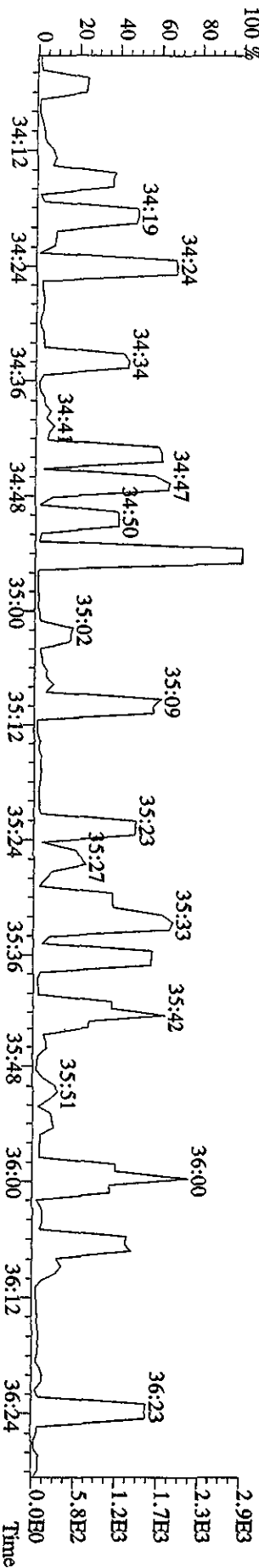
407.7818 S:8 F:4 SMO(1,3) BSUB(1000,15,-3.0) PKD(5,3,3,0.10%,6620.0,1.00%,F,T)



409.7789 S:8 F:4 SMO(1,3) BSUB(1000,15,-3.0) PKD(5,3,3,0.10%,12284.0,1.00%,F,T)

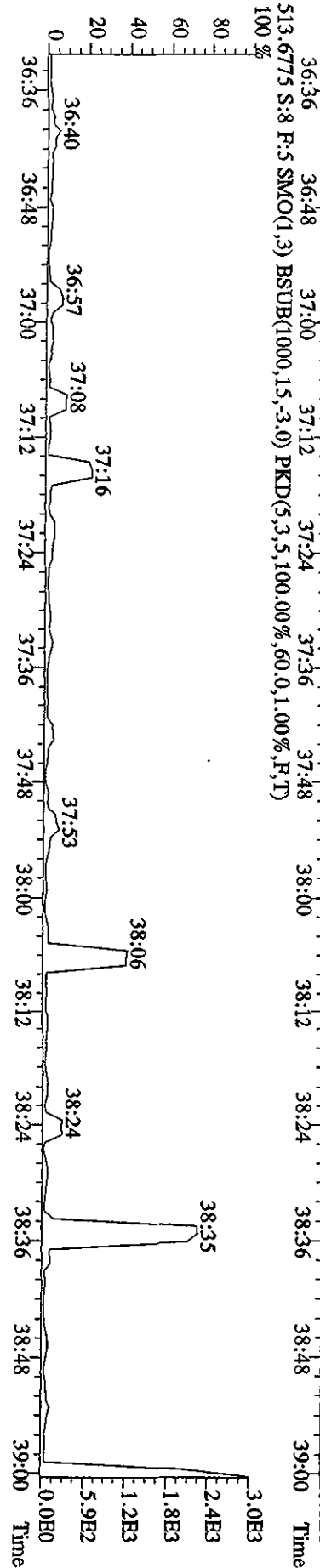
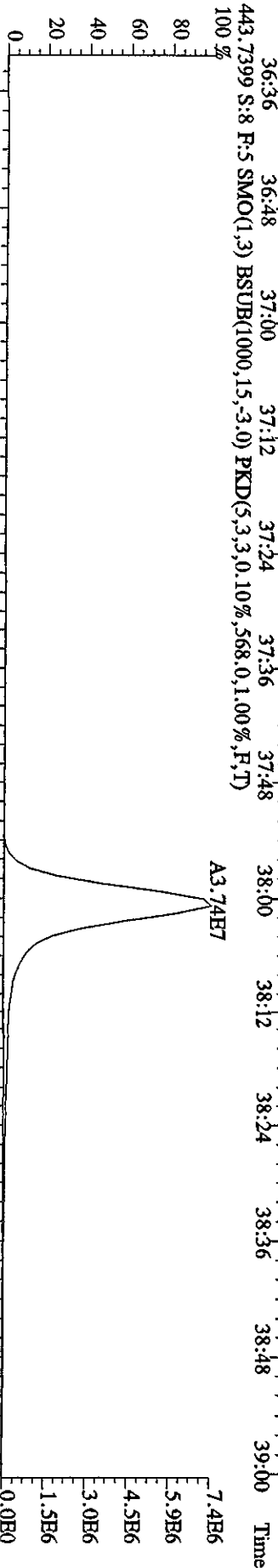
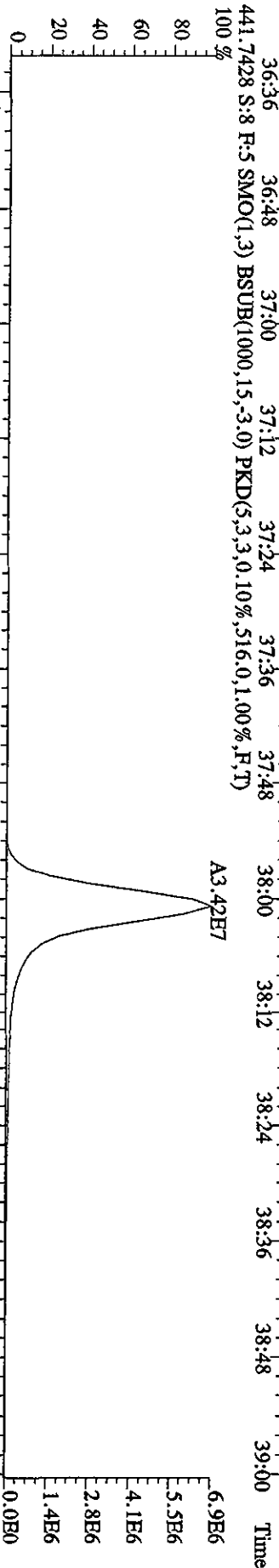
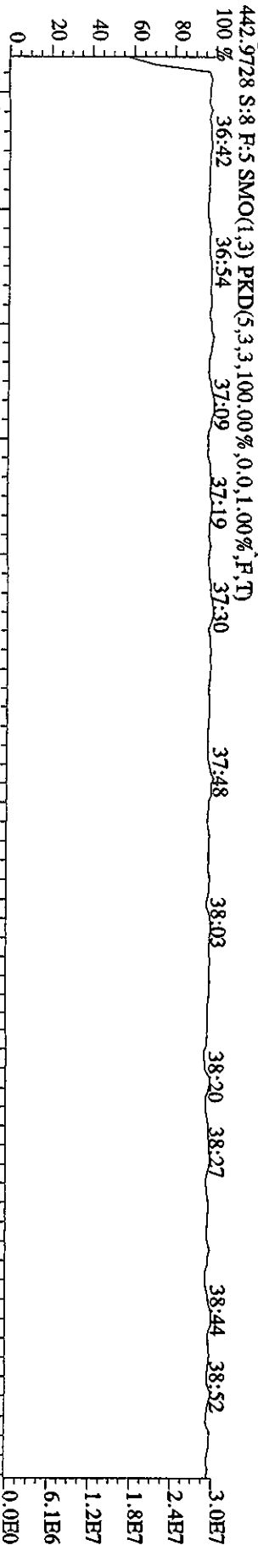


479.7165 S:8 F:4 SMO(1,3) BSUB(1000,15,-3.0) PKD(5,3,3,100.00%,96.0,1.00%,F,T)





File:01M\Y104D5 #1-190 Acq: 1-MAY-2010 13:56:34 GC EI+ Voltage S1R Autospec-UltimaB  
 Sample#8 Text:LOAHX-1-AC :G0D210000-312C Exp:DIOXINRES8290A



Quantity Sample Summary Report MassLynx 4.1

Dataset: V:\HighRes\_Archive\3D5\JAN2010.PRO\06MY103D58290Csk.qld

Last Altered: Monday, May 10, 2010 12:30:49 Pacific Daylight Time  
 Printed: Monday, May 10, 2010 12:32:05 Pacific Daylight Time

Method: C:\MassLynx\JAN2010.PRO\MethDB\62903D5.mdb 05 Apr 2010 08:41:34  
 Calibration: C:\MassLynx\JAN2010.PRO\CurredB\CA030120103D58290.cdb 01 Mar 2010 17:27:59

Name: 06MY10A3D5\_09, Date: 06-May-2010, Time: 20:42:36, ID: LX3MC-1-AA, Description: GOD160472-1, Task:

*SK 9/16/10*

# Name	Trace	Sample Size	RT	Pct RT	RRF	M	Abs Resp	Conc	EMPC	Reo	EDI	Ratio	Ratio F1	Mod Date
1 13C-1,2,3,4-TCDD	331.9368	0.976	19.08	19.08	1.00000		3375392.13	1024.9052	1024.9052	100.0	0.61847	0.8090	NO	
2														
3 13C-2,3,7,8-TCDF	315.9419	0.976	18.52	18.46	1.40173		7189133.00	1557.3012	1557.3012	76.0	0.55251	0.7881	NO	
4 2,3,7,8-TCDF	303.9016	0.976	18.52	18.54	0.92135		1792.67	0.5548	0.5007	NR	0.14090	0.9613	YES	
5 Total TCDFs	303.9016	0.976						0.7696	0.6454		0.14090			
6														
7 13C-2,3,7,8-TCDD	331.9368	0.976	19.29	19.29	0.94961		4550985.38	1455.1861	1455.1861	71.0	0.65128	0.7881	NO	
8 2,3,7,8-TCDD	319.8965	0.976	19.33	19.33	1.03870						0.15110		NO	
9 Total TCDDs	319.8965	0.976									0.02050			
10														
11 37CL-2,3,7,8-TCDD	327.8847	0.976	19.31	19.31	1.14465		2446144.50	648.8872	0.0000	79.1	0.20275			
12														
13 13C-1,2,3,7,8-PeCDF	351.9000	0.976	24.08	24.07	1.11677		5439877.25	1479.0625	1479.0625	72.2	0.95086	1.5592	NO	
14 1,2,3,7,8-PeCDF	339.8597	0.976	24.12	24.11	0.98929		1010.91	0.3850	0.3162	NR	0.19163	0.9964	YES	
15 2,3,4,7,8-PeCDF	339.8597	0.976	25.61	25.58	0.94936		120.64	0.0479	0.0229		0.19970	3.8730	YES	
16 Total F2 PeCDFs	339.8597	0.976						0.9332	0.6743		0.19998			
17 Total F1 PeCDFs	339.8597	0.976						0.0659	0.0347		0.14413			
18														
19 13C-1,2,3,7,8-PeCDD	367.8949	0.976	26.36	26.34	0.77603		3487204.75	1364.4585	1364.4585	66.6	0.90450	1.5875	NO	
20 1,2,3,7,8-PeCDD	355.8546	0.976	26.36	26.39	0.96958		76.18	0.0462	0.0472		0.23332	0.1896	YES	
21 Total PeCDDs	355.8546	0.976						0.1209	0.0620		0.23332			
22														
23 13C-1,2,3,7,8,9-HxCDD	401.8559	0.976	32.98	32.91	1.00000		2306573.19	1024.9052	1024.9052	100.0	1.64524	1.3038	NO	
24														
25 13C-1,2,3,4,7,8-HxCDF	363.8639	0.976	31.74	31.74	0.97183		3580614.50	1637.1351	1637.1351	79.9	2.15611	0.5255	NO	
26 1,2,3,4,7,8-HxCDF	373.8208	0.976	31.76	31.74	1.20098		1782.49	0.8501	0.6934	NR	0.11362	1.7461	YES	
27 1,2,3,6,7,8-HxCDF	373.8208	0.976	31.89	31.87	1.34082		992.39	0.4237	0.3875		0.10172	1.4490	YES	
28 2,3,4,6,7,8-HxCDF	373.8208	0.976	32.49	32.47	1.25668		624.98	0.2847	0.2847		0.10853	1.2435	NO	
29 1,2,3,7,8,9-HxCDF	373.8208	0.976	33.19	33.16	1.07528		368.39	0.1961	0.1961		0.12684	1.3152	NO	10-May-10
30 Total HxCDFs	373.8208	0.976						2.9624	2.5903		0.11195			
31														

Quantity Sample Summary Report MassLynx 4.1

Dataset: V:\HighRes\_Archive\3DS\JAN2010.PRO\06MY103D58290Csk.qld

Last Altered: Monday, May 10, 2010 12:30:49 Pacific Daylight Time  
 Printed: Monday, May 10, 2010 12:32:05 Pacific Daylight Time

Name: 06MY10A3D5\_09, Date: 06-May-2010, Time: 20:42:36, ID: LX3MC-1-AA, Description: GOD160472-1, Task:

# Name	Trace	Sample Size	RT	Pd,RT	RRF,M	Abs Resp	Conc	EMPC	%Rec	EDL	Ratio	Ratio P	Mod Date
32 13C-1,2,3,6,7,8-HKCDD	401.8559	0.976	32.70	32.71	0.88936	328526.88	1622.2663	1622.2663	79.1	1.82934	1.2758	NO	
33 1,2,3,4,7,8-HKCDD	389.8157	0.976	32.62	32.61	0.90180	371.23	0.2570	<del>0.1486</del>		0.18776	0.4707	YES	
34 1,2,3,6,7,8-HKCDD	389.8157	0.976	32.70	32.70	1.09904	484.18	0.2750	<del>0.1743</del>		0.15406	2.5345	YES	
35 1,2,3,7,8,9-HKCDD	389.8157	0.976	32.98	32.98	1.06390			<del>0.2229</del>		0.15915		NO	
36 Total HxCDDs	389.8157	0.976	0.00	0.00	1.02158					<del>0.16574</del>			
37													
38 13C-1,2,3,4,6,7,8-HpCDF	417.8253	0.976	34.52	34.51	0.84273	3519831.25	1855.8723	1855.8723	90.5	3.02552	0.4719	NO	
39 1,2,3,4,6,7,8-HpCDF	407.7818	0.976	34.52	34.53	1.30670	1961.28	0.8741	0.7945 <del>0.12</del>		0.13407	1.2443	YES	10-May-10
40 1,2,3,4,7,8,9-HpCDF	407.7818	0.976	35.66	35.67	1.06434	609.45	0.3335	0.2962 <del>0.1</del>		0.16460	1.2968	YES	
41 Total HpCDFs	407.7818	0.976	0.00	0.00	1.18552			1.8672 <del>0.1</del>		0.14778			
42													
43 13C-1,2,3,4,6,7,8-HpCDD	435.8169	0.976	35.34	35.34	0.79749	2875140.38	1601.9623	1601.9623	78.2	1.77811	1.0560	NO	
44 1,2,3,4,6,7,8-HpCDD	423.7766	0.976	35.36	35.35	0.99684	1633.30	1.1681	1.1681 <del>0.1</del>		0.14829	1.0095	NO	
45 Total HxCDDs	423.7766	0.976	0.07	0.07	0.99684			2.8971 <del>0.1</del>		0.14829			
46													
47 13C-OCDD	469.7779	0.976	37.85	37.86	0.58869	4023546.63	2986.2440	2986.2440	72.8	2.68009	0.8901	NO	
48 OCDF	441.7428	0.976	37.98	37.97	1.28224	2258.80	1.8234	1.8234 <del>0.1</del>		0.22131	0.7978	NO	
49 OCDD	457.7377	0.976	37.86	37.86	1.11522	10026.30	9.1604	9.1604 <del>0.1</del>		0.32968	0.8736	NO	
50													
51													
52 Function 1 PFK	330.97920	1.000		21.92	11489...					0.00000			
53 Function 2 PFK	342.97920	1.000	22.34	22.31	9733.6...	12804.05	1.3154		131.5	3.35641			
54 Function 3 PFK	380.97600	1.000		31.73	5225.1...					0.00000			
55 Function 4 PFK	430.97290	1.000		34.66	4454.8...					0.00000			
56 Function 5 PFK	442.97280	1.000		37.69	3910.7...					0.00000			
57 TCDF PCDFE	375.8364	1.000	21.94	22.03	45.934...	95.82	2.0860		208.6	0.17705			
58 F1 PCDF PCDFE	409.79740	1.000	16.78	16.71	76.179...	49.33	0.6475		64.8	0.76692			
59 F2 PCDF PCDFE	409.7974	1.000		22.33	92.309...					0.00000			
60 HxCDF PCDFE	445.7555	1.000	32.38	32.38	77.611...	35.49	0.4573		45.7	0.21557			
61 HPCDF PCDFE	479.7165	1.000		35.69	88.953...					0.00000			
62 OCDF PCDFE	513.67750	1.000		37.12	102.26...					0.00000			

Dataset: C:\MassLynx\LAN2010.PRO\06MY103D58290C.qld

Last Altered: Friday, May 07, 2010 10:07:48 Pacific Daylight Time  
 Printed: Friday, May 07, 2010 10:09:31 Pacific Daylight Time

Name: 06MY10A3D5\_09, Date: 06-May-2010, Time: 20:42:36, ID: LX3MC-1-AA, Description: G0D160472-1, Task:

#	Name	Trace	Sample Size	RT	Ptd:RT	RRF	M	Abs Resp	Conc	EMPC	%Rec	EDL	Ratio	Ptd:Ratio	Ratio	Mod Date
1	13C-1,2,3,4-TCDD	331.9368	0.976	19.08	19.08	1.000		3375392.13	1024.9052	1024.9052	100.0	0.6185	0.809	0.770		NO
2																
3	13C-2,3,7,8-TCDF	315.9419	0.976	18.52	18.46	1.402		7189133.00	1557.3012	1557.3012	76.0	0.5525	0.788	0.770		NO
4	2,3,7,8-TCDF	303.9016	0.976	18.52	18.54	0.921		1792.67	0.5548	0.5007	70	0.1409	0.961	0.770		YES
5	Total TCDFs	303.9016	0.976		21.44	0.921			0.7696	0.6454		0.1409				
6																
7	13C-2,3,7,8-TCDD	331.9368	0.976	19.29	19.29	0.950		4550985.38	1455.1861	1455.1861	71.0	0.6513	0.788	0.770		NO
8	2,3,7,8-TCDD	319.8965	0.976		19.32	1.039			0.5548	0.5007		0.1511				
9	Total TCDDs	319.8965	0.976		19.55	1.039			0.7696	0.6454		0.1511				
10																
11	37Cl-2,3,7,8-TCDD	327.8847	0.976	19.31	19.31	1.145		2446144.50	648.8872	0.0000	79.1	0.2028				
12																
13	13C-1,2,3,7,8-PeCDF	351.9000	0.976	24.08	24.07	1.117		5439877.25	1479.0625	1479.0625	72.2	0.9509	1.559	1.550		NO
14	1,2,3,7,8-PeCDF	339.8597	0.976	24.12	24.11	0.989		1010.91	0.3860	0.3162	70	0.1916	0.996	1.550		YES
15	2,3,4,7,8-PeCDF	339.8597	0.976	25.61	25.58	0.949		120.64	0.0479	0.0257		0.1997	3.873	1.550		YES
16	Total F2 PeCDFs	339.8597	0.976		34.47	0.969			0.9332	0.6743		0.1997				
17	Total F1 PeCDFs	339.8597	0.976		36.56	0.969			0.0659	0.0317		0.1997				
18																
19	13C-1,2,3,7,8-PeCDD	367.8949	0.976	26.36	26.34	0.776		3487204.75	1364.4585	1364.4585	66.6	0.9045	1.587	1.550		NO
20	1,2,3,7,8-PeCDD	355.8546	0.976	26.36	26.39	0.970		76.18	0.0462	0.0422		0.2333	0.190	1.550		YES
21	Total PeCDDs	355.8546	0.976		31.10	0.970			0.1209	0.0620		0.2333				
22																
23	13C-1,2,3,7,8,9-HxCDD	401.8559	0.976	32.98	32.91	1.000		2306573.19	1024.9052	1024.9052	100.0	1.6452	1.304	1.240		NO
24																
25	13C-1,2,3,4,7,8-HxCDF	383.8639	0.976	31.74	31.74	0.972		3580614.50	1637.1351	1637.1351	79.9	2.1561	0.526	0.510		NO
26	1,2,3,4,7,8-HxCDF	373.8208	0.976	31.76	31.74	1.200		1782.49	0.8501	0.6934	70	0.1136	1.746	1.240		YES
27	1,2,3,6,7,8-HxCDF	373.8208	0.976	31.89	31.87	1.341		992.39	0.4237	0.3875	70	0.1017	1.449	1.240		YES
28	2,3,4,6,7,8-HxCDF	373.8208	0.976	32.49	32.47	1.257		624.98	0.2847	0.2847	70	0.1085	1.244	1.240		NO
29	1,2,3,7,8,9-HxCDF	373.8208	0.976	33.22	33.16	1.075		1163.54	0.6195	0.4658		0.1268	0.713	1.240		YES
30	Total HxCDFs	373.8208	0.976		0.00	1.218			3.3857	2.8600		0.1120				
31																
32	13C-1,2,3,6,7,8-HxCDD	401.8559	0.976	32.70	32.71	0.899		3283526.88	1622.2663	1622.2663	79.1	1.8293	1.276	1.240		NO
33	1,2,3,4,7,8-HxCDD	389.8157	0.976	32.62	32.61	0.902		371.23	0.2570	0.1465		0.1878	0.471	1.240		YES
34	1,2,3,6,7,8-HxCDD	389.8157	0.976	32.46	32.70	1.099		484.18	0.2750	0.1743		0.1541	2.535	1.240		YES
35	1,2,3,7,8,9-HxCDD	389.8157	0.976		32.98	1.064						0.1591		1.240		NO

Dataset: C:\MassLynx\JAN2010.PRO\06MY103D58290C.qld

Last Altered: Friday, May 07, 2010 10:07:48 Pacific Daylight Time  
 Printed: Friday, May 07, 2010 10:09:31 Pacific Daylight Time

Name: 06MY10A3D5\_09, Date: 06-May-2010, Time: 20:42:36, ID: LX3MC-1-AA, Description: GOD160472-1, Task:

# Name	Trace	Sample Size	RT	Ptd:RT	RRF	M	Abs Resp	Conc	EMPC	%Rec	EDI	Ratio	Ptd:Ratio	Ratio	Mod Date
36 Total HxCDDs	389.8157	0.976		0.00	1.022			0.5320	0.3229		0.1657				
37															
38 13C-1,2,3,4,6,7,8-HpCDF	417.8253	0.976	34.52	34.51	0.843		3519831.25	1855.8723	1855.8723	90.5	3.0255	0.472	0.440	NO	
39 1,2,3,4,6,7,8-HpCDF	407.7818	0.976	34.52	34.53	1.307		2197.94	0.9796	0.7945		0.1341	1.515	1.040	YES	
40 1,2,3,4,7,8,9-HpCDF	407.7818	0.976	35.66	35.67	1.064		609.45	0.3335	0.2962		0.1646	1.297	1.040	YES	
41 Total HpCDFs	407.7818	0.976		0.00	1.186			2.0895	1.8672		0.1478				
42															
43 13C-1,2,3,4,6,7,8-HpCDD	435.8169	0.976	35.34	35.34	0.797		2875140.38	1601.9623	1601.9623	78.2	1.7781	1.056	1.040	NO	
44 1,2,3,4,6,7,8-HpCDD	423.7766	0.976	35.36	35.35	0.997		1633.30	1.1681	1.1681		0.1483	1.010	1.040	NO	
45 Total HpCDDs	423.7766	0.976		0.07	0.997			3.3094	2.8971		0.1483				
46															
47 13C-OCDD	469.7779	0.976	37.85	37.86	0.599		4023546.63	2986.2440	2986.2440	72.8	2.6801	0.890	0.890	NO	
48 OCDF	441.7428	0.976	37.98	37.97	1.262		2258.80	1.8234	1.8234		0.2213	0.798	0.890	NO	
49 OCDD	457.7377	0.976	37.86	37.86	1.115		10026.30	9.1604	9.1604		0.3297	0.874	0.890	NO	
50															
51															
52 Function 1 PFK	330.97920	1.000		21.92	11489...						0.0000				
53 Function 2 PFK	342.97920	1.000	22.34	22.31	9733.6...		12804.05	1.3154		131.5	3.3564				
54 Function 3 PFK	380.97600	1.000		31.73	5225.1...						0.0000				
55 Function 4 PFK	430.97290	1.000		34.66	4454.8...						0.0000				
56 Function 5 PFK	442.97280	1.000		37.69	3910.7...						0.0000				
57 TCDF PCDFE	375.8364	1.000	21.94	22.03	45.934		95.82	2.0860		208.6	0.1771				
58 F1 PeCDF PCDFE	409.79740	1.000	16.78	16.71	76.179		49.33	0.6475		64.8	0.7669				
59 F2 PeCDF PCDFE	409.7974	1.000		22.33	92.309						0.0000				
60 HxCDF PCDFE	445.7555	1.000	32.38	32.38	77.611		35.49	0.4573		45.7	0.2156				
61 HPCDF PCDFE	479.7165	1.000		35.69	88.954						0.0000				
62 OCDF PCDFE	513.67750	1.000		37.12	102.269						0.0000				

Quantity Sample Report Masslynx 4.1

Dataset: C:\Masslynx\UNAN2010\PRO\06MY103D58290C.qld

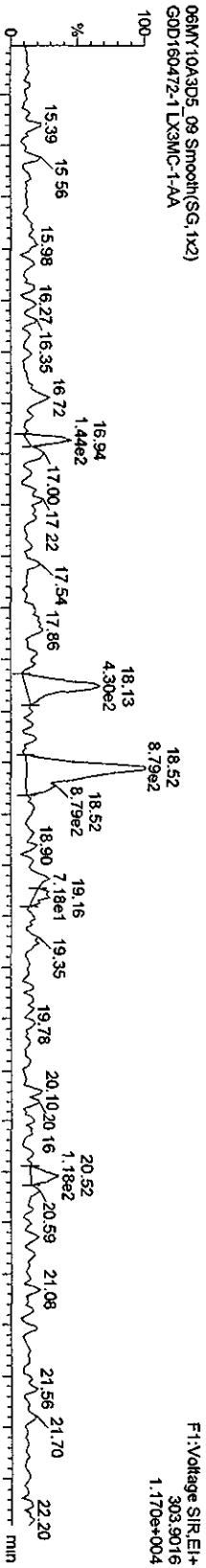
Last Altered: Friday, May 07, 2010 10:07:48 Pacific Daylight Time

Printed: Friday, May 07, 2010 10:11:07 Pacific Daylight Time

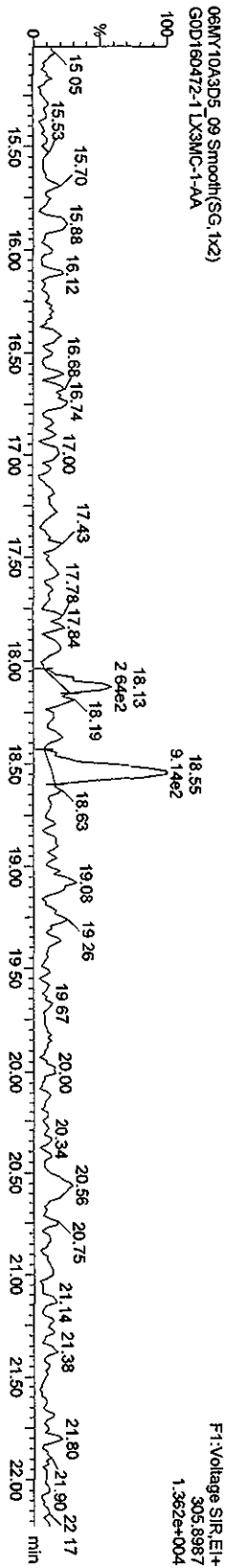
Name: 06MY10A3D5\_09, Date: 06-May-2010, Time: 20:42:36, ID: LX3MC-1-AA, Description: G0D160472-1

TCDFs

06MY10A3D5\_09 Smooth(SG, 1x2)  
G0D160472-1 LX3MC-1-AA

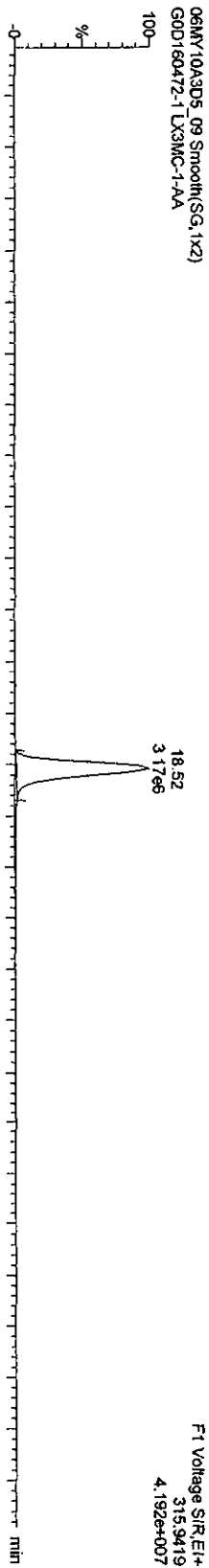


06MY10A3D5\_09 Smooth(SG, 1x2)  
G0D160472-1 LX3MC-1-AA

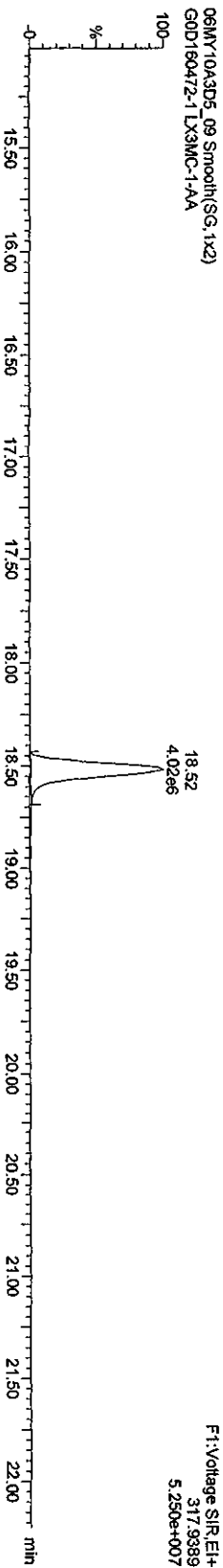


13C-TCDF

06MY10A3D5\_09 Smooth(SG, 1x2)  
G0D160472-1 LX3MC-1-AA



06MY10A3D5\_09 Smooth(SG, 1x2)  
G0D160472-1 LX3MC-1-AA

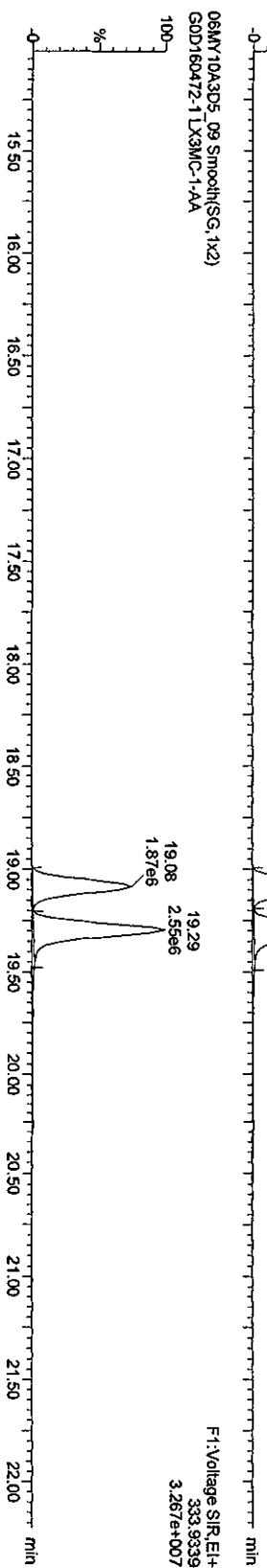
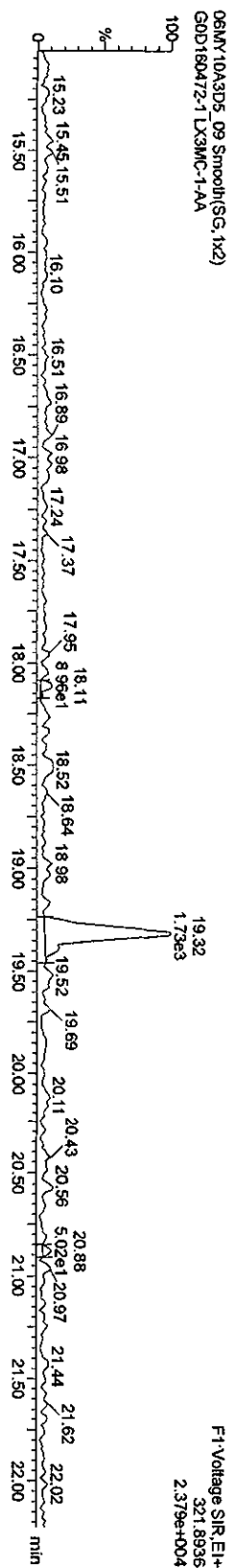
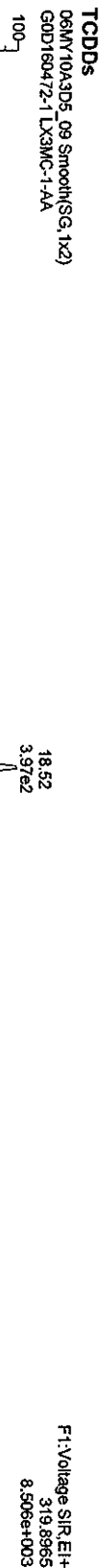


Quantity Sample Report MassLynx 4.1

Dataset: C:\MassLynx\JAN2010\PROV06MY103D58290C.qld

Last Altered: Friday, May 07, 2010 10:07:48 Pacific Daylight Time  
 Printed: Friday, May 07, 2010 10:11:07 Pacific Daylight Time

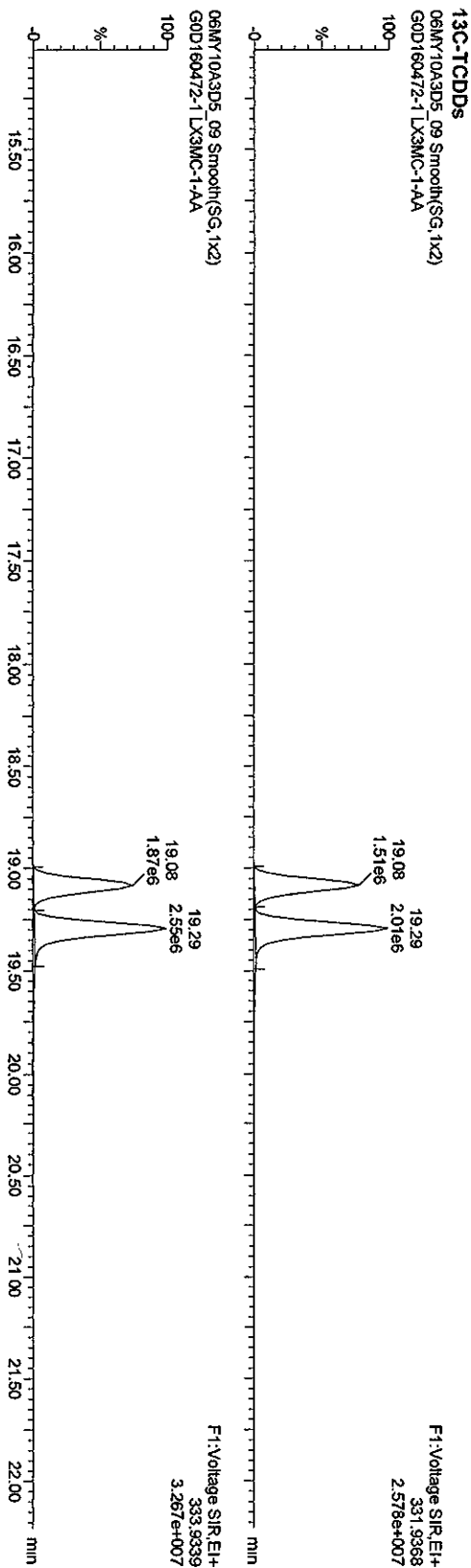
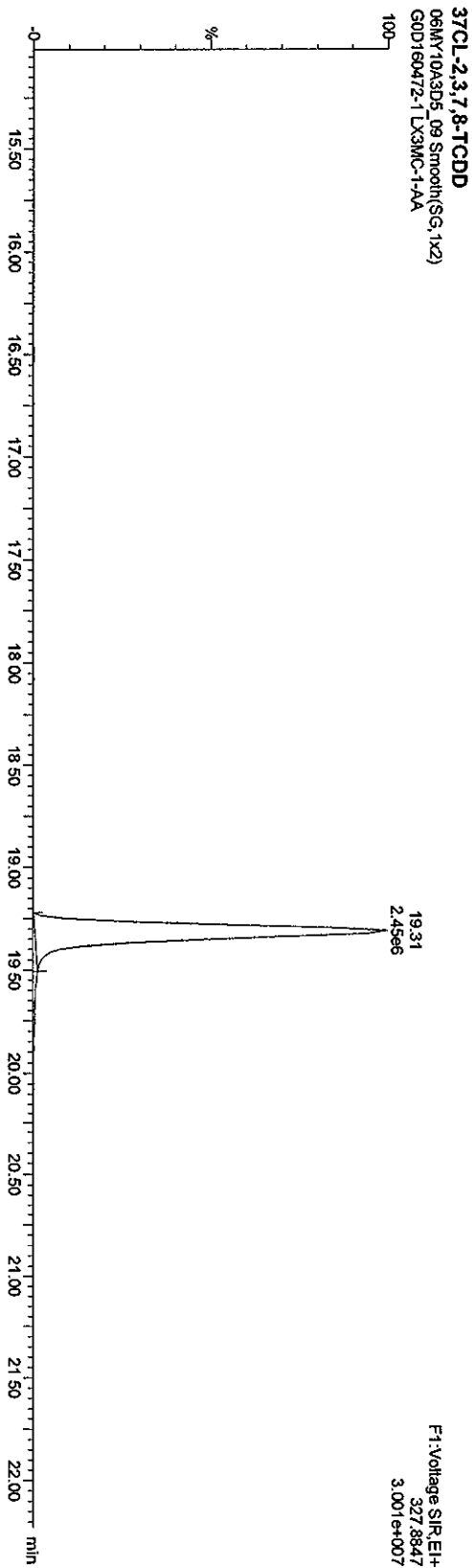
Name: 06MY10A3D5\_09, Date: 06-May-2010, Time: 20:42:36, ID: LX3MC-1-AA, Description: GOD160472-1



Quantity Sample Report MassLynx 4.1

Dataset: C:\MassLynx\JAN2010\PROJ06MY103D58290C.qld  
Last Altered: Friday, May 07, 2010 10:07:48 Pacific Daylight Time  
Printed: Friday, May 07, 2010 10:11:07 Pacific Daylight Time

Name: 06MY10A3D5\_09, Date: 06-May-2010, Time: 20:42:36, ID: LX3MC-1-AA, Description: GOD160472-1



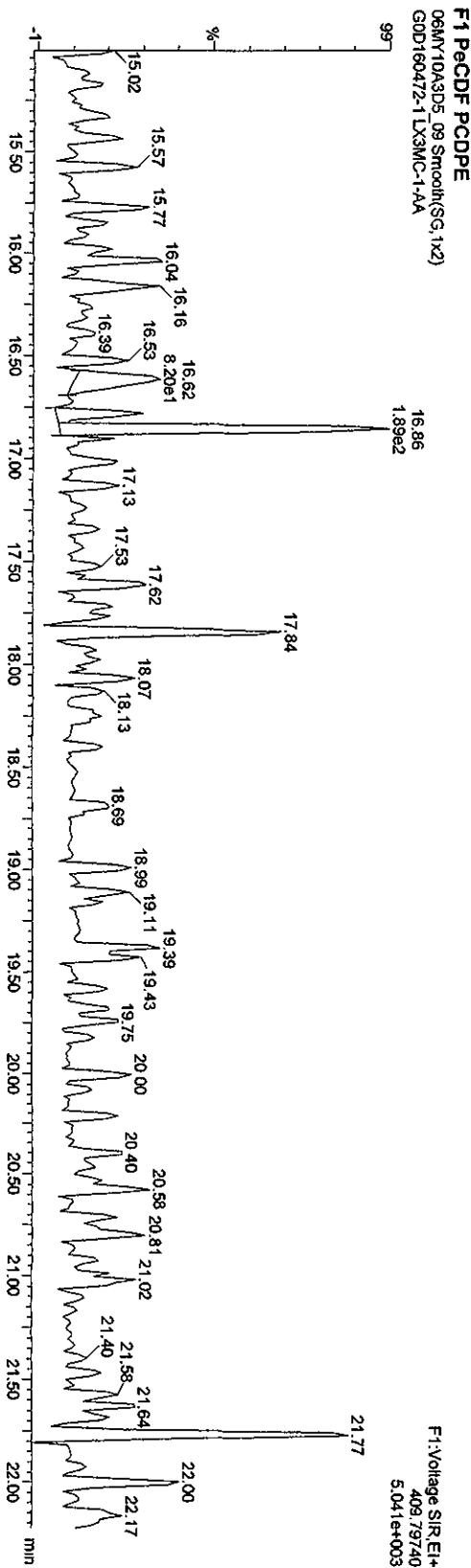
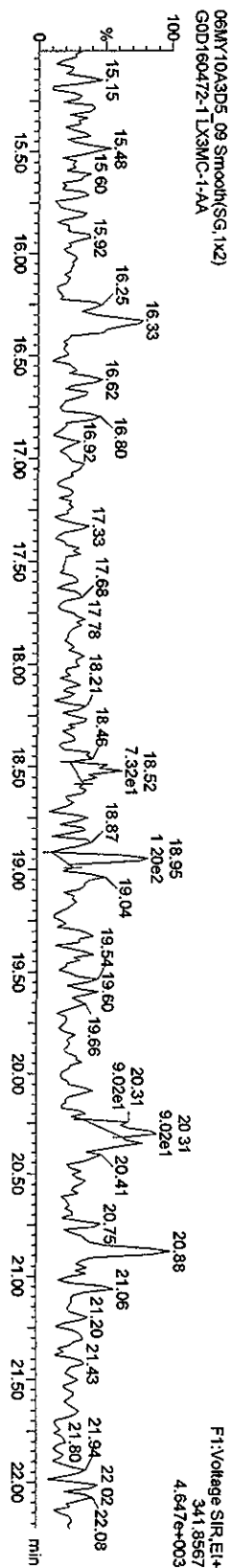


Quantity Sample Report MassLynx 4.1

Dataset: C:\MassLynx\JAN2010.PRO\06MY103D58290C.qld

Last Altered: Friday, May 07, 2010 10:07:48 Pacific Daylight Time  
 Printed: Friday, May 07, 2010 10:11:07 Pacific Daylight Time

Name: 06MY10A3D5\_09, Date: 06-May-2010, Time: 20:42:36, ID: LX3MC-1-AA, Description: GOD160472-1



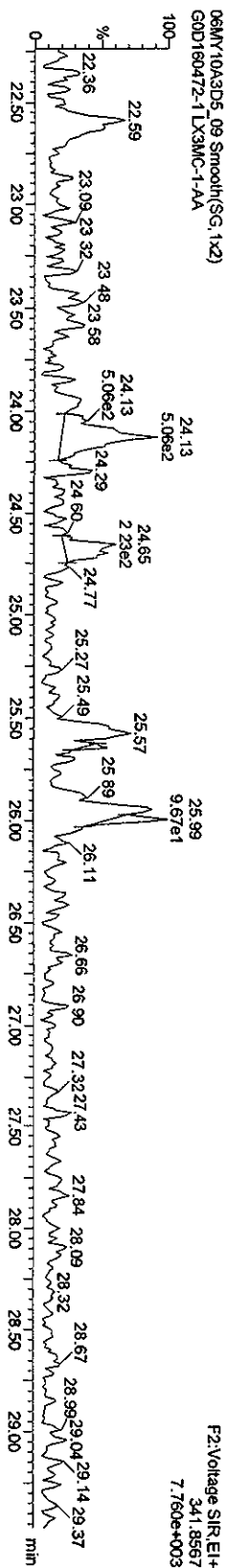
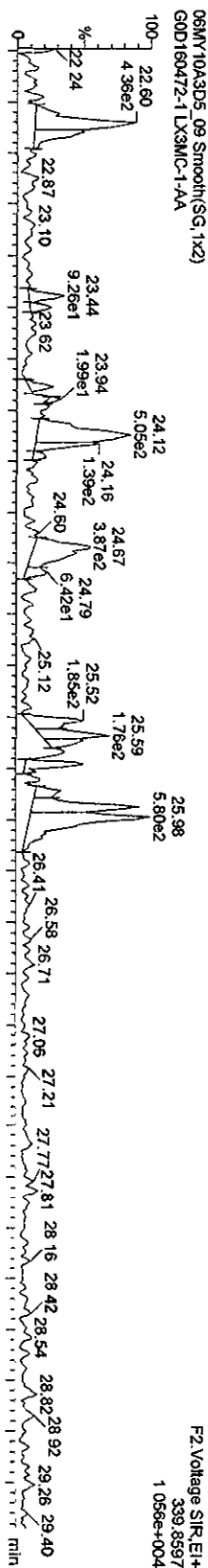
Quantity Sample Report Masslynx 4.1

Dataset: C:\MassLynx\LAN2010\PRO\06MY103D58290C.qld

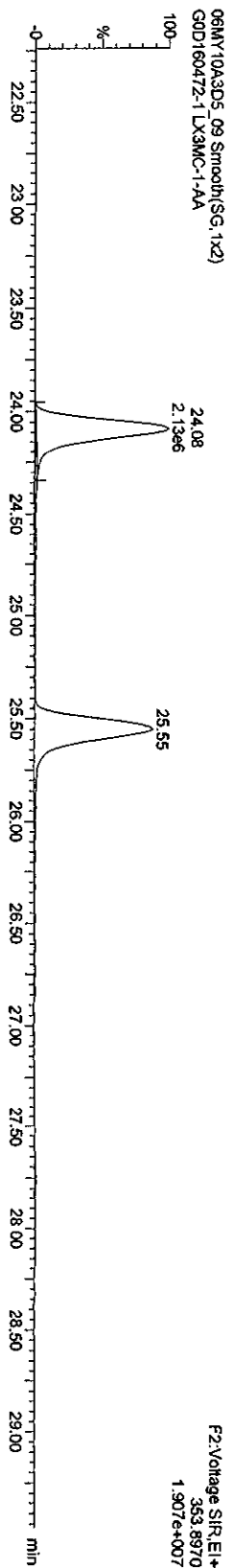
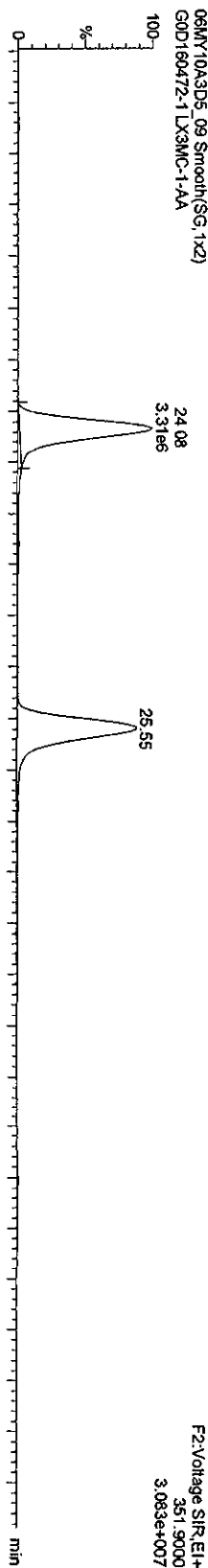
Last Altered: Friday, May 07, 2010 10:07:48 Pacific Daylight Time  
 Printed: Friday, May 07, 2010 10:11:07 Pacific Daylight Time

Name: 06MY10A3D5\_09, Date: 06-May-2010, Time: 20:42:36, ID: LX3MC-1-AA, Description: GOD160472-1

PeCDFs



13C-PeCDFs



Quantity Sample Report MassLynx 4.1

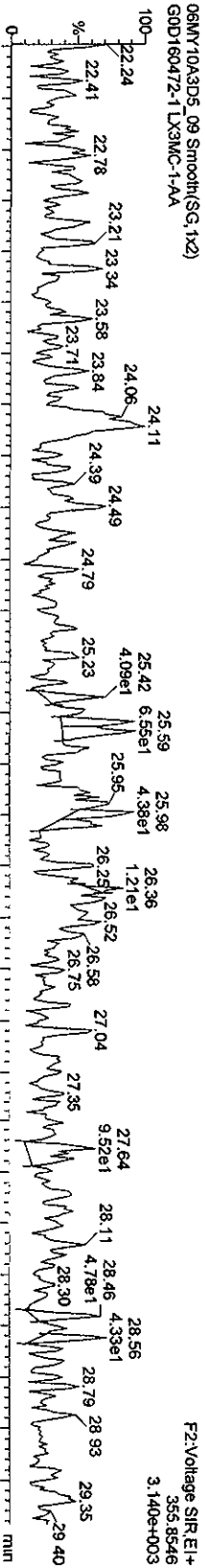
Dataset: C:\MassLynx\JAN2010\PROV06MY103D58290C.qid

Last Altered: Friday, May 07, 2010 10:07:48 Pacific Daylight Time  
Printed: Friday, May 07, 2010 10:11:07 Pacific Daylight Time

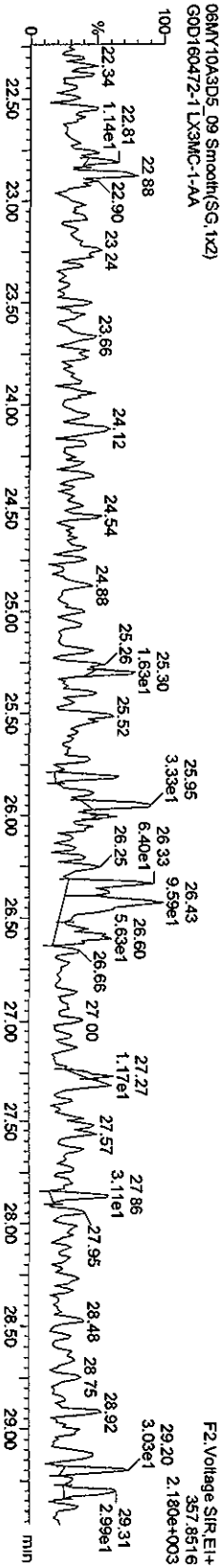
Name: 06MY10A3D5\_09, Date: 06-May-2010, Time: 20:42:36, ID: LX3MC-1-AA, Description: GOD160472-1

PecDDs

06MY10A3D5\_09 Smooth(SG, 1x2)  
GOD160472-1 LX3MC-1-AA

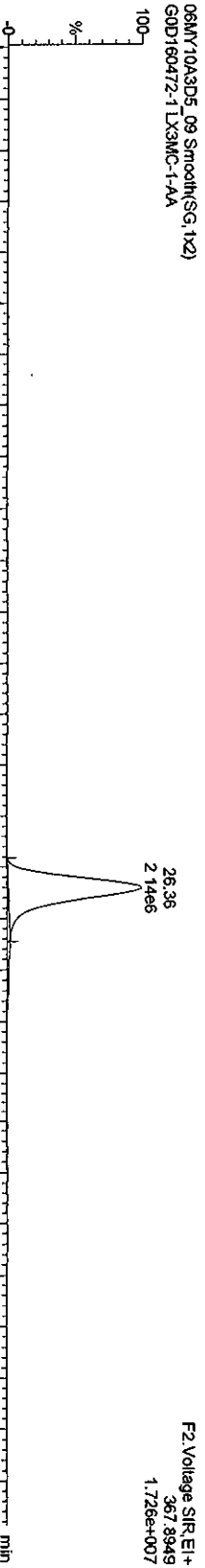


06MY10A3D5\_09 Smooth(SG, 1x2)  
GOD160472-1 LX3MC-1-AA

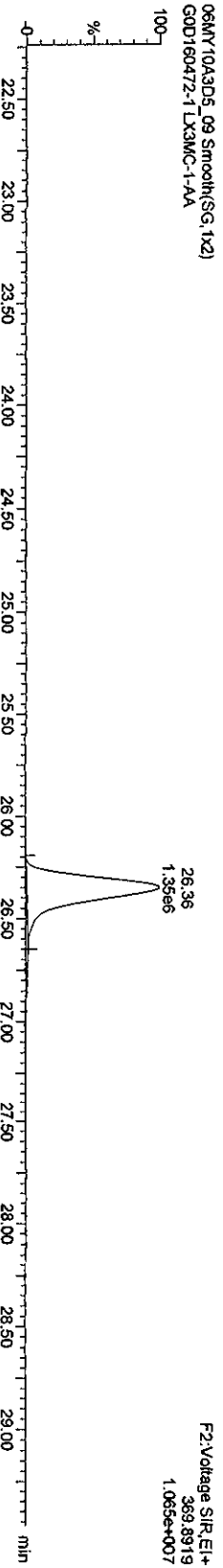


13C-PecDD

06MY10A3D5\_09 Smooth(SG, 1x2)  
GOD160472-1 LX3MC-1-AA



06MY10A3D5\_09 Smooth(SG, 1x2)  
GOD160472-1 LX3MC-1-AA



Quantity Sample Report Masslynx 4.1

Dataset: C:\MassLynx\UAN2010\PROV06MY103D58290C.qld

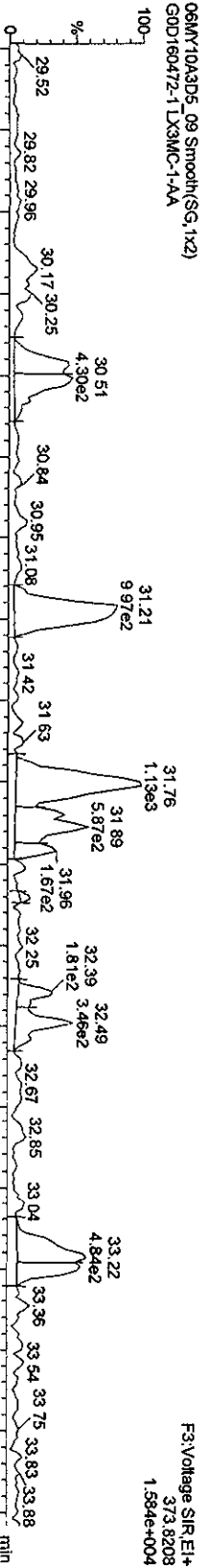
Last Altered: Friday, May 07, 2010 10:07:48 Pacific Daylight Time

Printed: Friday, May 07, 2010 10:11:07 Pacific Daylight Time

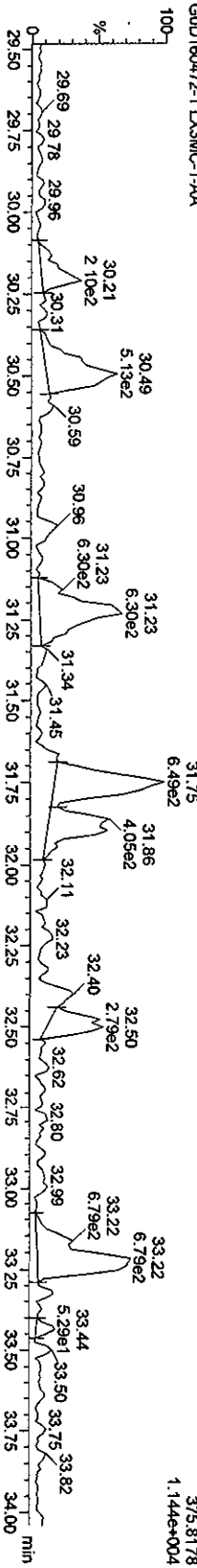
Name: 06MY10A3D5\_09, Date: 06-May-2010, Time: 20:42:36, ID: LX3MC-1-AA, Description: G0D160472-1

HXCDFs

06MY10A3D5\_09 Smooth(SG,1x2)  
G0D160472-1 LX3MC-1-AA

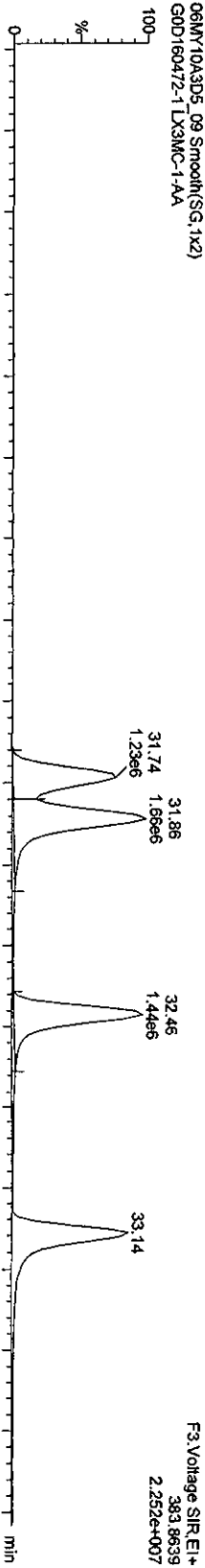


06MY10A3D5\_09 Smooth(SG,1x2)  
G0D160472-1 LX3MC-1-AA

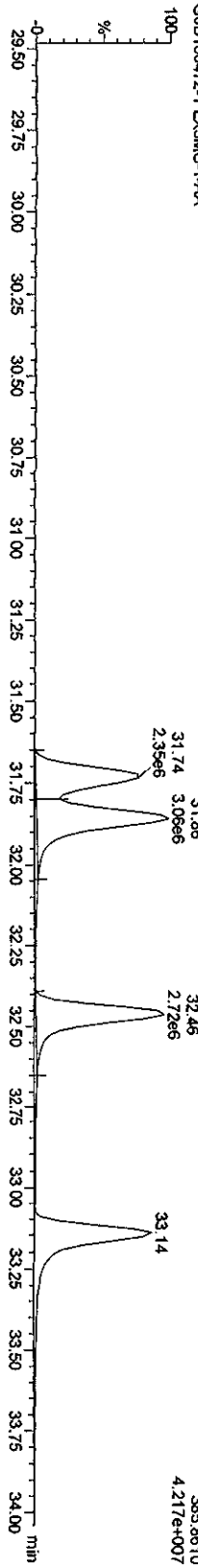


13C-HXCDFs

06MY10A3D5\_09 Smooth(SG,1x2)  
G0D160472-1 LX3MC-1-AA



06MY10A3D5\_09 Smooth(SG,1x2)  
G0D160472-1 LX3MC-1-AA



Dataset: V:\HighRes\_Archive\3D5\JAN2010.PRO\06MY103D58290Csk.qld

Last Altered: Monday, May 10, 2010 12:30:49 Pacific Daylight Time

Printed: Monday, May 10, 2010 12:31:31 Pacific Daylight Time

Method: C:\MassLynx\JAN2010.PRO\MethDB\82903D5.mdb 05 Apr 2010 08:41:34  
Calibration: C:\MassLynx\JAN2010.PRO\CureDB\ICA030120103D58290.cdb 01 Mar 2010 17:27:59

Sample Name: 06MY10A3D5\_09

06MY10A3D5\_09 Smooth(SG,1x2)  
G0D160472-1 LX3MC-1-AA

F3:Voltage SIR.EI+  
373.8208  
9.345e+003

Manual Edit Codes

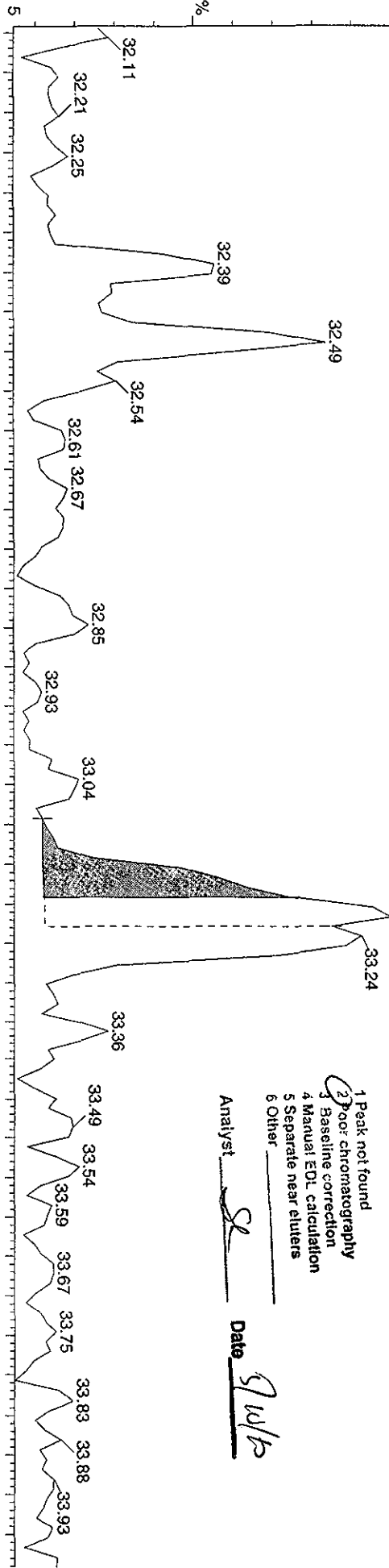
- 1 Peak not found
- 2 Poor chromatography
- 3 Baseline correction
- 4 Manual EDL calculation
- 5 Separate near eluters
- 6 Other

Analyst

*SL*

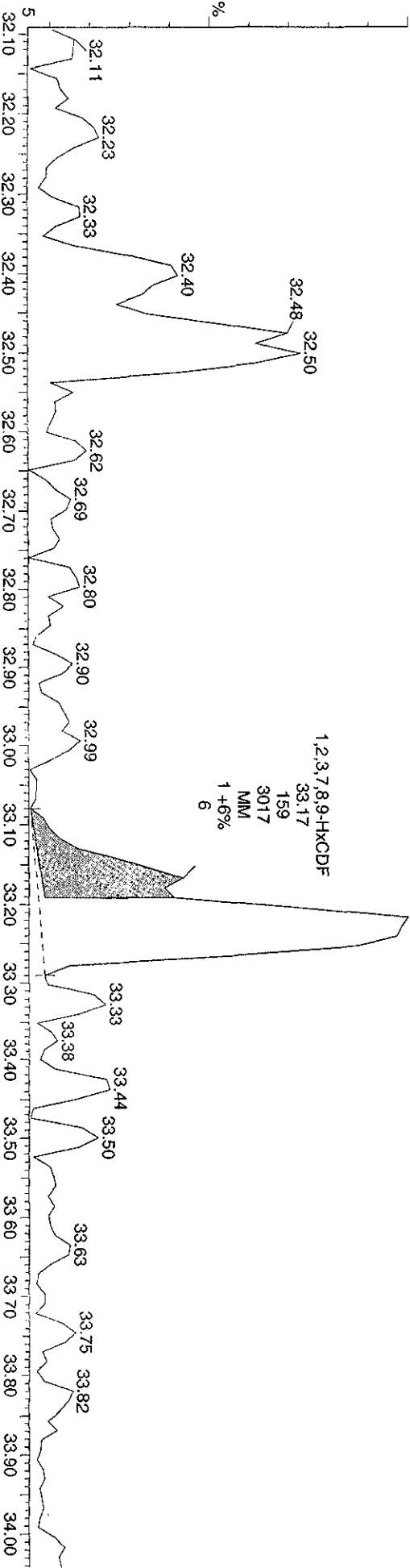
Date

*9/16/10*



06MY10A3D5\_09 Smooth(SG,1x2)  
G0D160472-1 LX3MC-1-AA

F3:Voltage SIR.EI+  
375.8178  
8.541e+003



Quantity Sample Report MassLynx 4.1

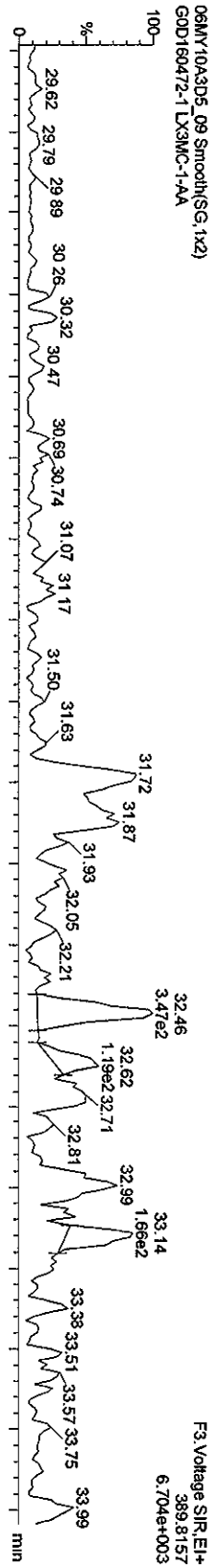
Dataset: C:\MassLynx\JAN2010\PROJ06MY103D58290C.qld

Last Altered: Friday, May 07, 2010 10:07:48 Pacific Daylight Time

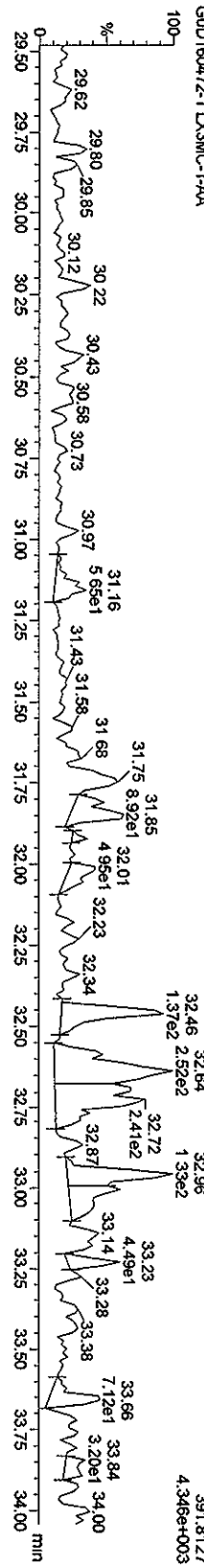
Printed: Friday, May 07, 2010 10:11:07 Pacific Daylight Time

Name: 06MY10A3D5\_09, Date: 06-May-2010, Time: 20:42:36, ID: LX3MC-1-AA, Description: G0D160472-1


HXCDDs




13C-HxCDDs



13C-HxCDDs



13C-HxCDDs



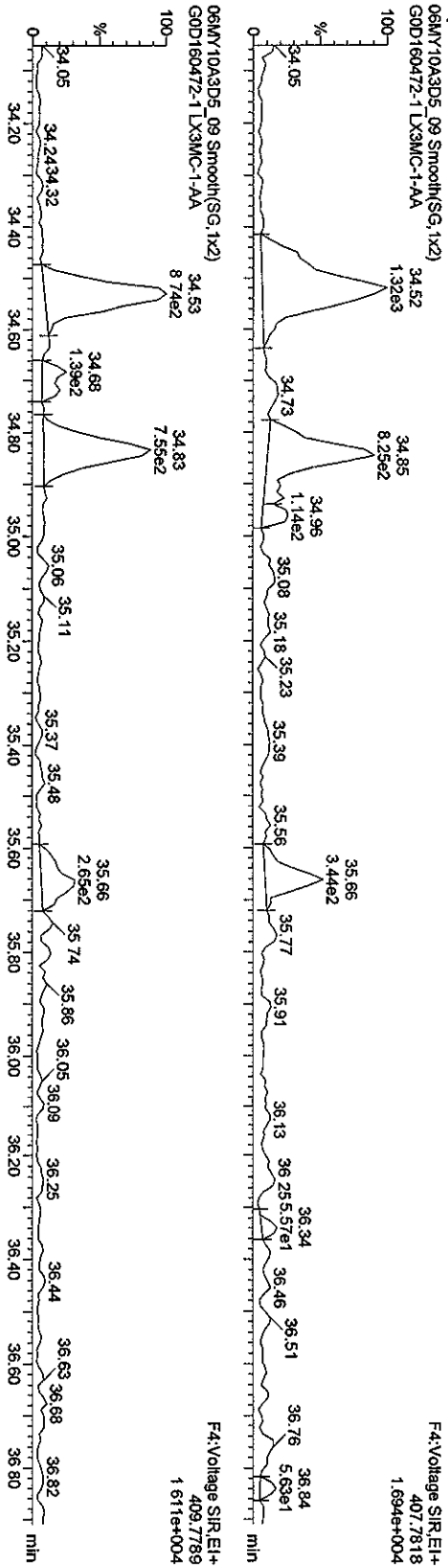
Quantity Sample Report MassLynx 4.1

Dataset: C:\MassLynx\JAN2010\PROV06MY103D58290C.qld

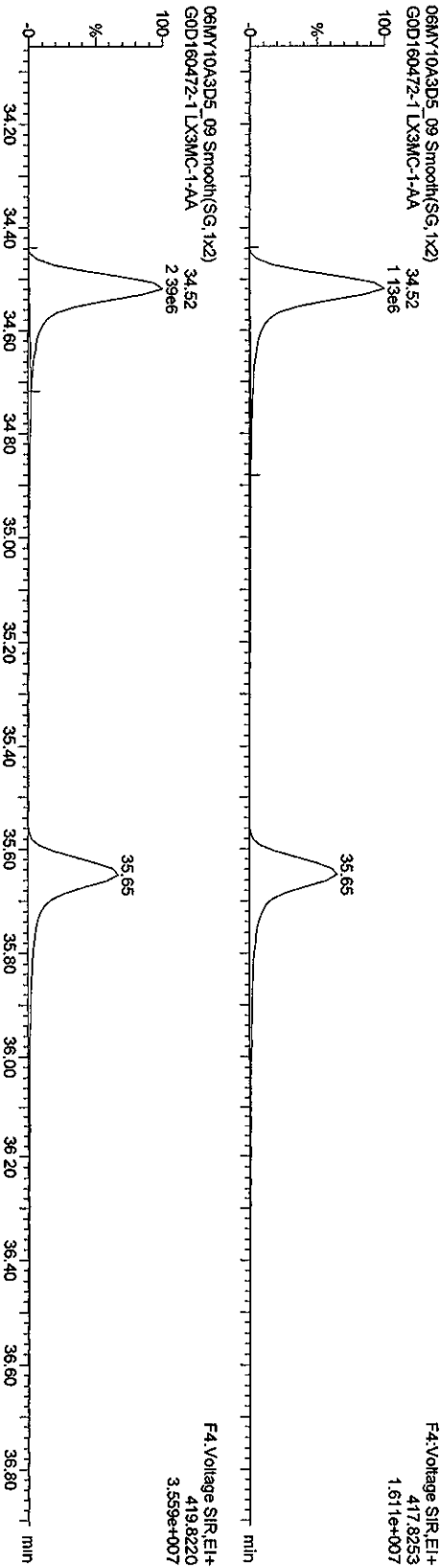
Last Altered: Friday, May 07, 2010 10:07:48 Pacific Daylight Time  
Printed: Friday, May 07, 2010 10:11:07 Pacific Daylight Time

Name: 06MY10A3D5\_09, Date: 06-May-2010, Time: 20:42:36, ID: LX3MC-1-AA, Description: GOD160472-1

HPCDFs



13C-HPCDFs



Dataset: V:\HighRes\_Archive\3D5\JAN2010.PRO\06MY103D58290Csk.qld

Last Altered: Monday, May 10, 2010 12:30:49 Pacific Daylight Time

Printed: Monday, May 10, 2010 12:31:31 Pacific Daylight Time

Sample Name: 06MY10A3D5\_09

06MY10A3D5\_09 Smooth(SG,1x2)

G0D160472-1 LX3MC-1-AA

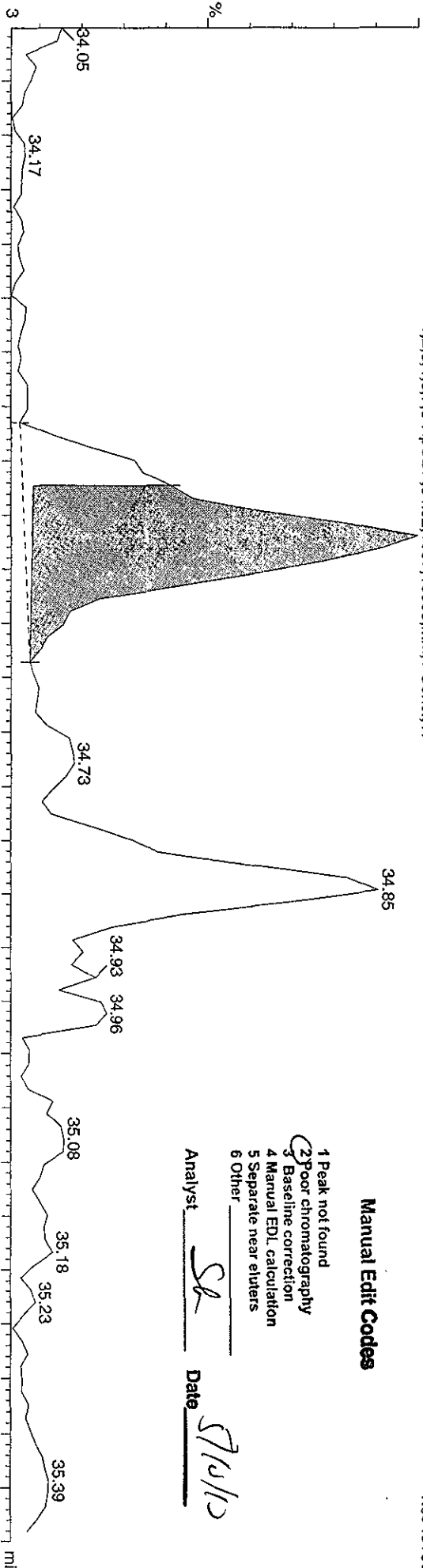
1,2,3,4,6,7,8-HpCDF;34.52;1087;15505;MM;1 Conc.;17

F4:Voltage SIR,EI+  
407.7818  
1.694e+004

Manual Edit Codes

- 1 Peak not found
- 2 Poor chromatography
- 3 Baseline correction
- 4 Manual EDL calculation
- 5 Separate near eluters
- 6 Other

Analyst SL Date 5/10/10

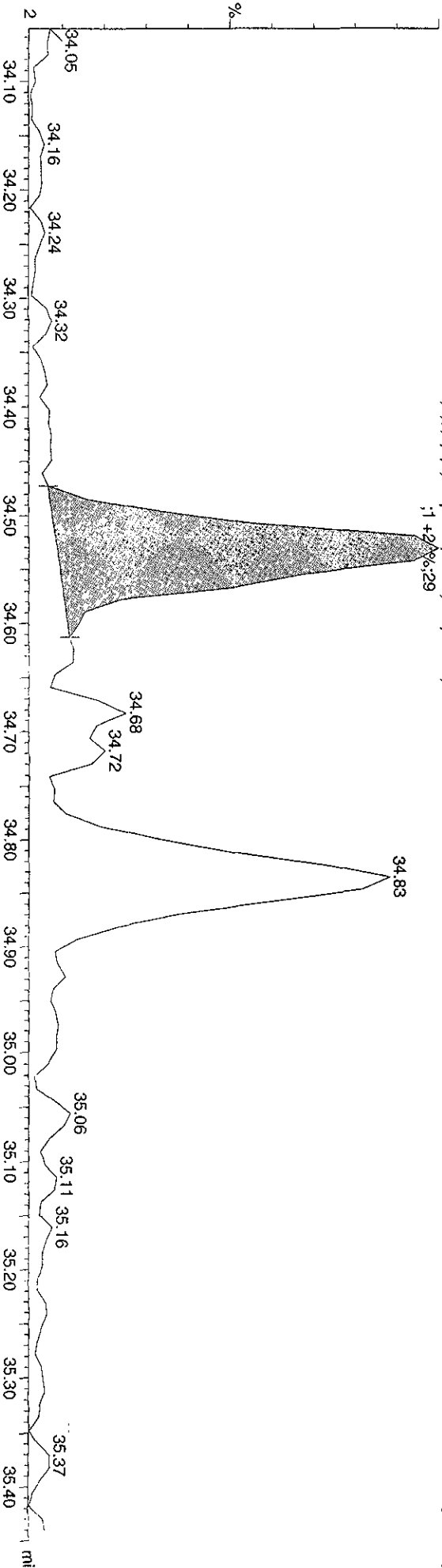


06MY10A3D5\_09 Smooth(SG,1x2)

G0D160472-1 LX3MC-1-AA

1,2,3,4,6,7,8-HpCDF;34.53;874;14683;bb  
;1 +2%;29

F4:Voltage SIR,EI+  
409.7788  
1.611e+009





Quantity Sample Report Masslynx 4.1

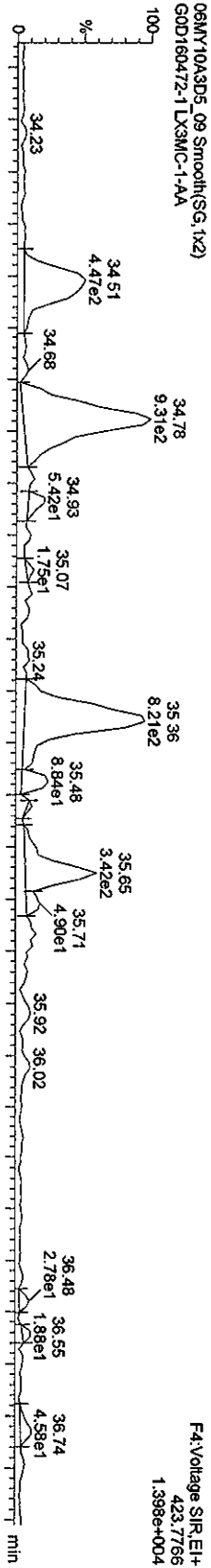
Dataset: C:\Masslynx\UAN2010\PROV06MY103D58290C.qld

Last Altered: Friday, May 07, 2010 10:07:48 Pacific Daylight Time  
Printed: Friday, May 07, 2010 10:11:07 Pacific Daylight Time

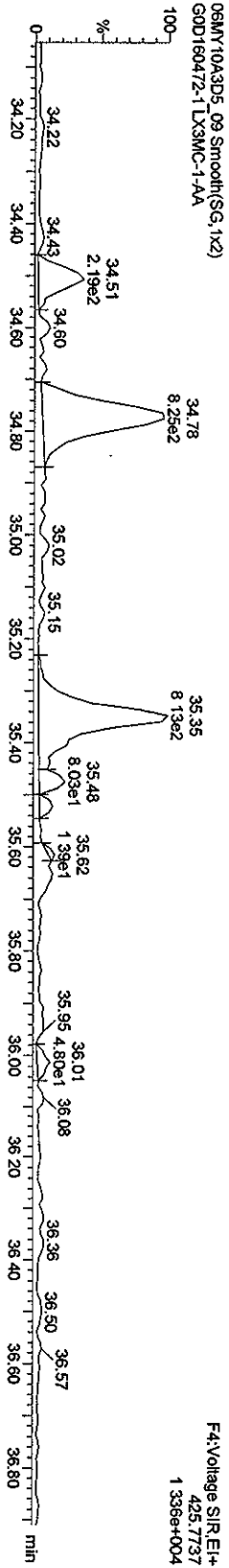
Name: 06MY10A3D5\_09, Date: 06-May-2010, Time: 20:42:36, ID: LX3MC-1-AA, Description: G0D160472-1

HpCDDs

06MY10A3D5\_09 Smooth(SG, 1x2)  
G0D160472-1 LX3MC-1-AA

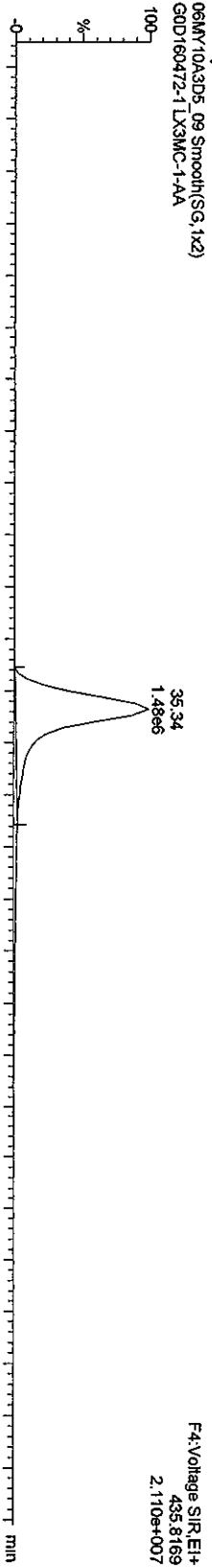


06MY10A3D5\_09 Smooth(SG, 1x2)  
G0D160472-1 LX3MC-1-AA

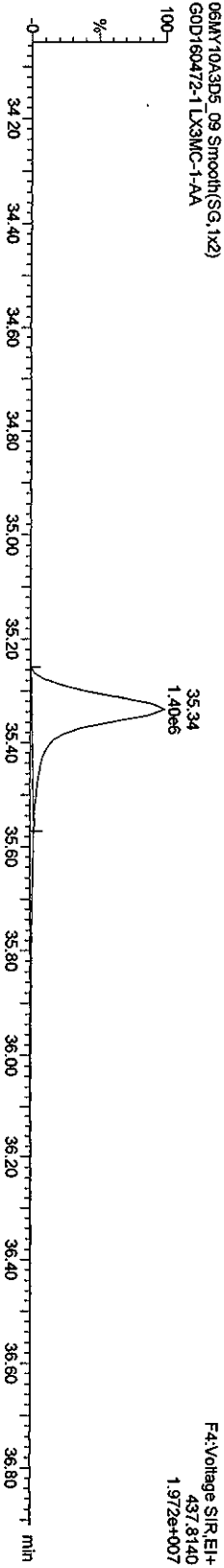


13C-HpCDD

06MY10A3D5\_09 Smooth(SG, 1x2)  
G0D160472-1 LX3MC-1-AA



06MY10A3D5\_09 Smooth(SG, 1x2)  
G0D160472-1 LX3MC-1-AA



Quantity Sample Report MassLynx 4.1

Dataset: C:\MassLynx\LAN2010.PRO\06MY103D58290C.qld

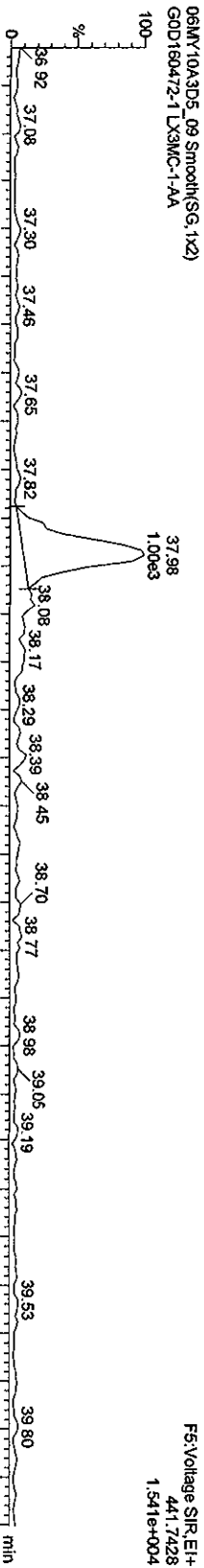
Last Altered: Friday, May 07, 2010 10:07:48 Pacific Daylight Time

Printed: Friday, May 07, 2010 10:11:07 Pacific Daylight Time

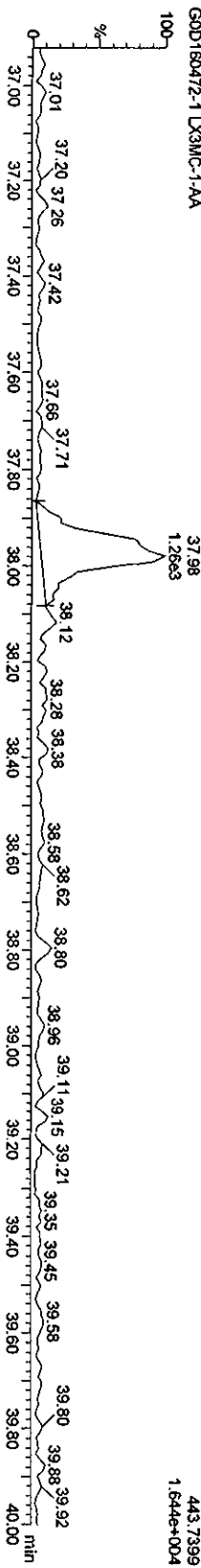
Name: 06MY10A3D5\_09, Date: 06-May-2010, Time: 20:42:36, ID: LX3MC-1-AA, Description: G0D160472-1

OCDFs

06MY10A3D5\_09 Smooth(SG, 1x2)  
G0D160472-1 LX3MC-1-AA

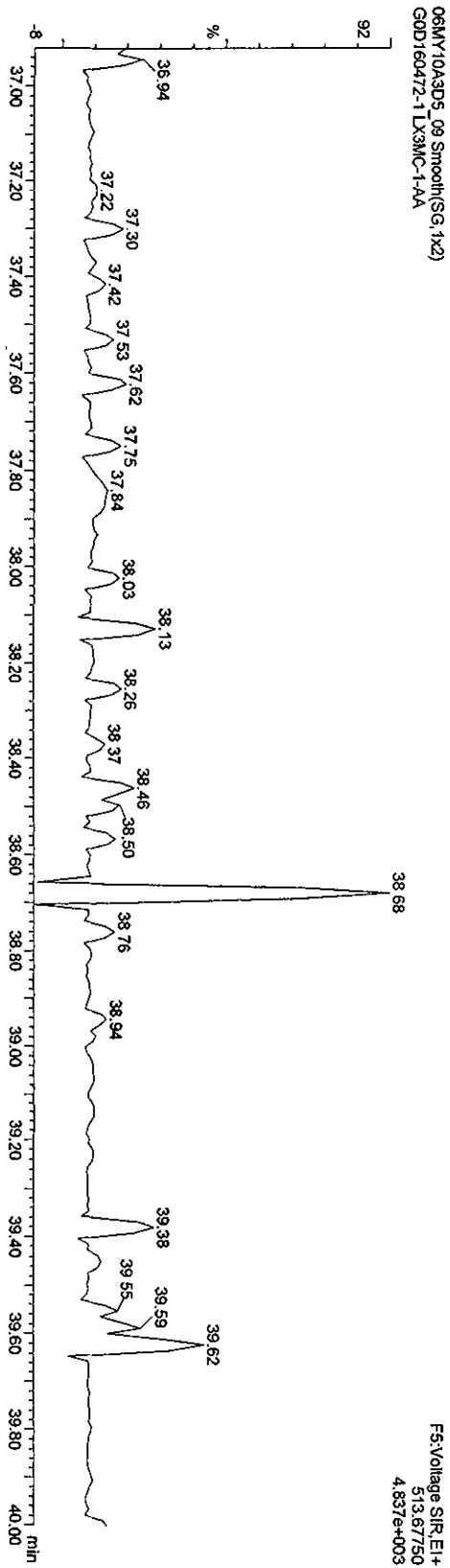


06MY10A3D5\_09 Smooth(SG, 1x2)  
G0D160472-1 LX3MC-1-AA



OCDF PCDFE

06MY10A3D5\_09 Smooth(SG, 1x2)  
G0D160472-1 LX3MC-1-AA

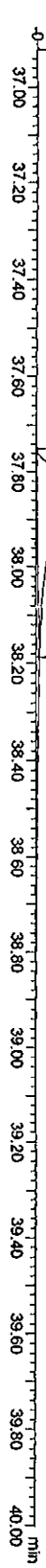
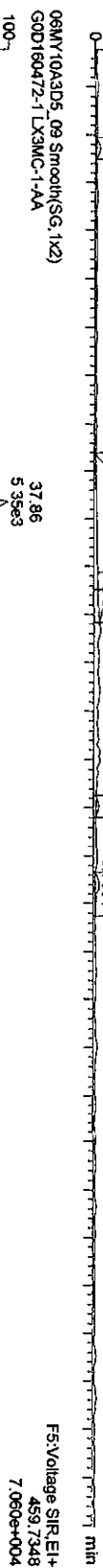


Quantity Sample Report Masslynx 4.1

Dataset: C:\Masslynx\UAN2010\PROV06MY103D58290C.qld

Last Altered: Friday, May 07, 2010 10:07:48 Pacific Daylight Time  
Printed: Friday, May 07, 2010 10:11:07 Pacific Daylight Time

Name: 06MY10A3D5\_09, Date: 06-May-2010, Time: 20:42:36, ID: LX3MC-1-AA, Description: G0D160472-1



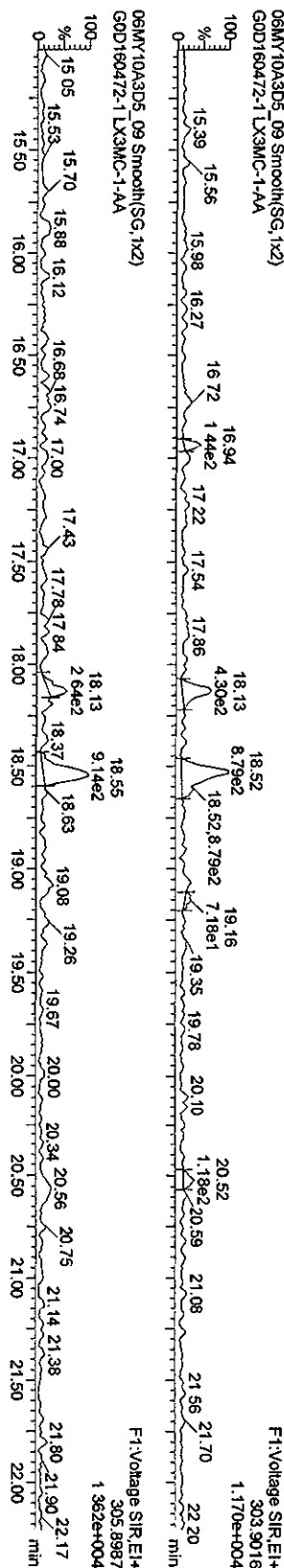
Quantity Sample Report Masslynx 4.1

Dataset: C:\Masslynx\JUN2010\PROV06MY103D58290C.qld

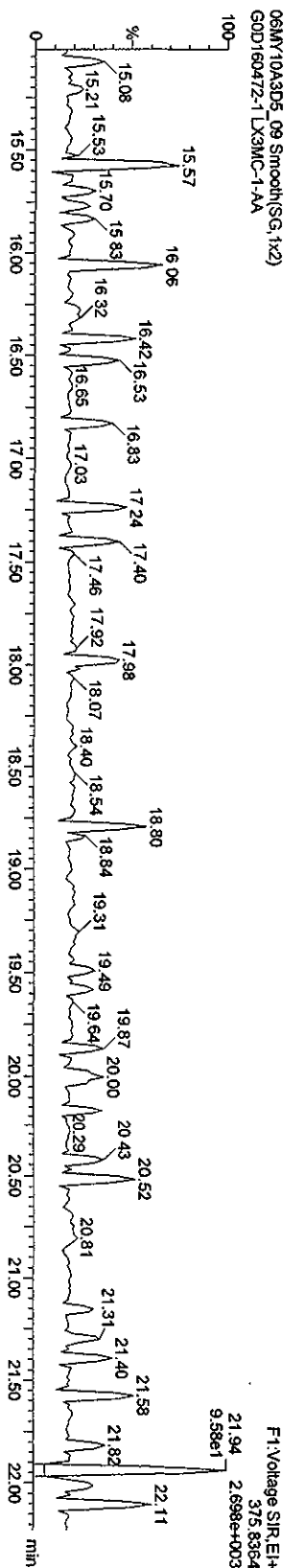
Last Altered: Friday, May 07, 2010 10:07:48 Pacific Daylight Time  
Printed: Friday, May 07, 2010 10:11:07 Pacific Daylight Time

Name: 06MY10A3D5\_09, Date: 06-May-2010, Time: 20:42:36, ID: LX3MC-1-AA, Description: GOD160472-1

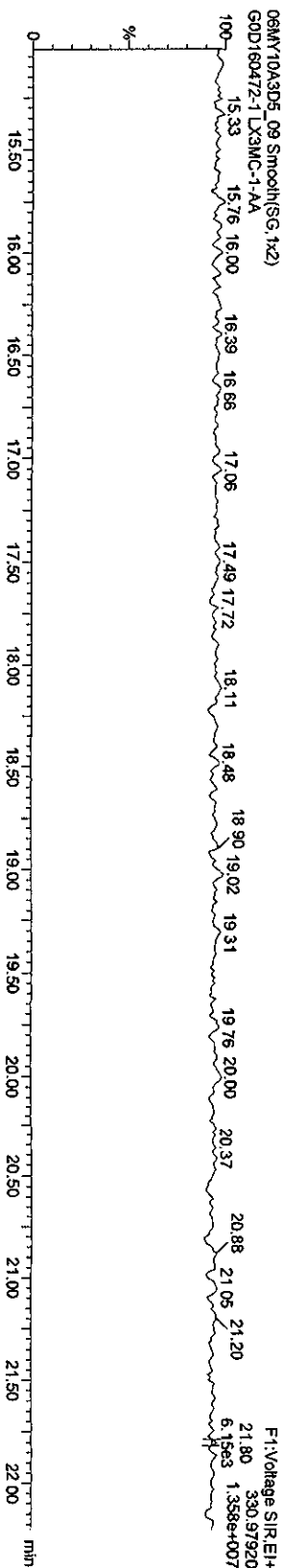
TCDFs



TCDF PCDPE



Function 1 PFK



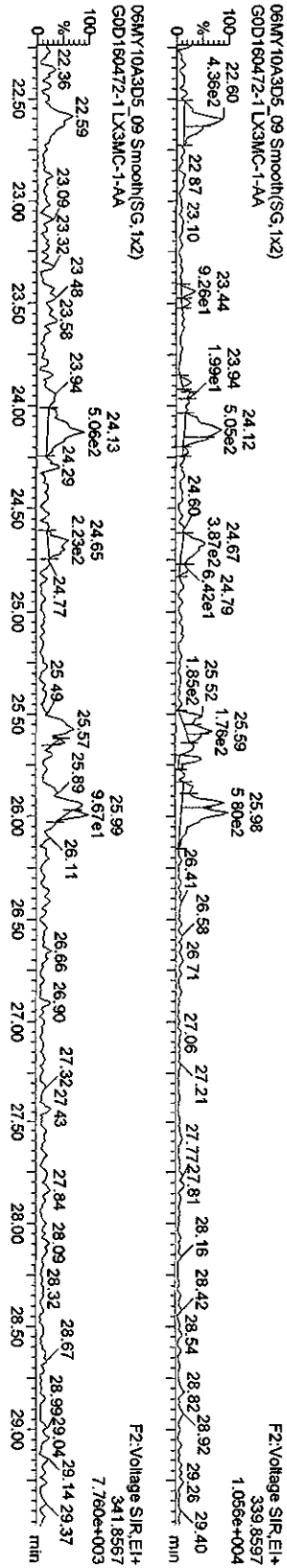
Quantity Sample Report Masslynx 4.1

Dataset: C:\Masslynx\UAN2010\PRO\06MY103D58290C.qld

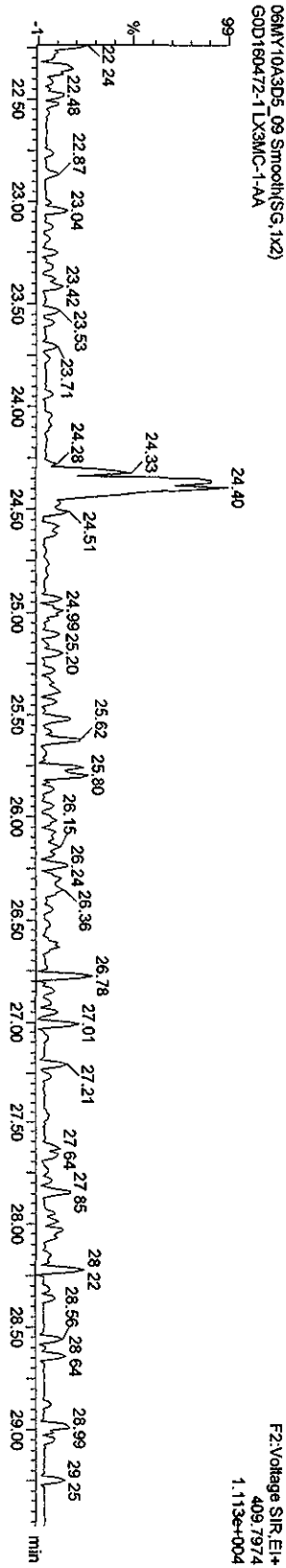
Last Altered: Friday, May 07, 2010 10:07:48 Pacific Daylight Time  
Printed: Friday, May 07, 2010 10:11:07 Pacific Daylight Time

Name: 06MY10A3D5\_09, Date: 06-May-2010, Time: 20:42:36, ID: LX3MC-1-AA, Description: GOD160472-1

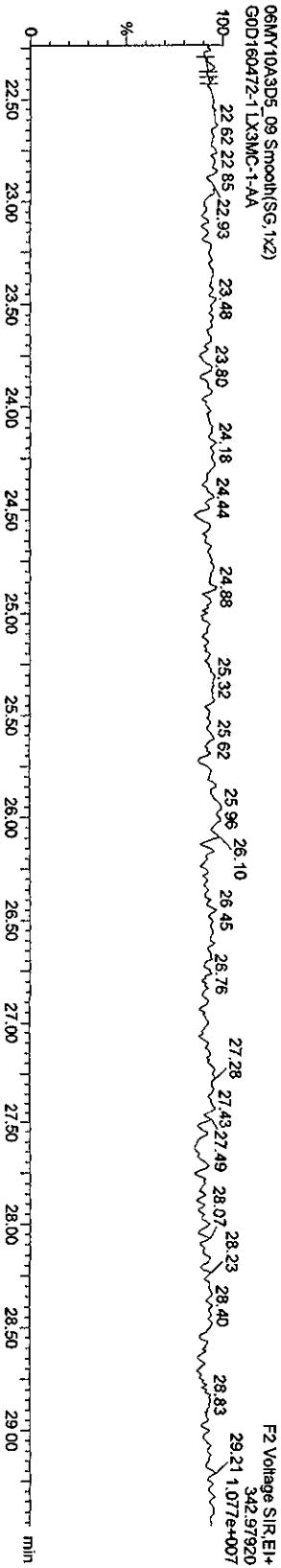
PeCDF



F2 PeCDF PCDPE



Function 2 PFK



Quantity Sample Report MassLynx 4.1

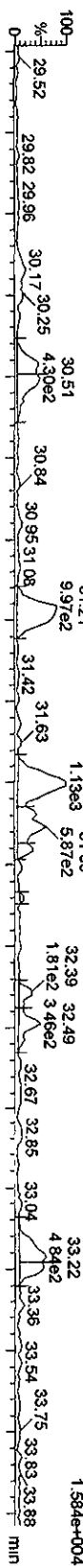
Dataset: C:\MassLynx\JAN2010.PRO\06MY103D58290C.qld

Last Altered: Friday, May 07, 2010 10:07:48 Pacific Daylight Time  
 Printed: Friday, May 07, 2010 10:11:07 Pacific Daylight Time

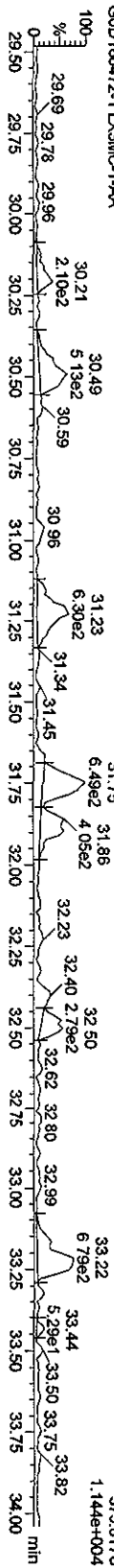
Name: 06MY10A3D5\_09, Date: 06-May-2010, Time: 20:42:36, ID: LX3MC-1-AA, Description: GOD160472-1

HXCDFs

06MY10A3D5\_09 Smooth(SG,1x2)  
 GOD160472-1 LX3MC-1-AA

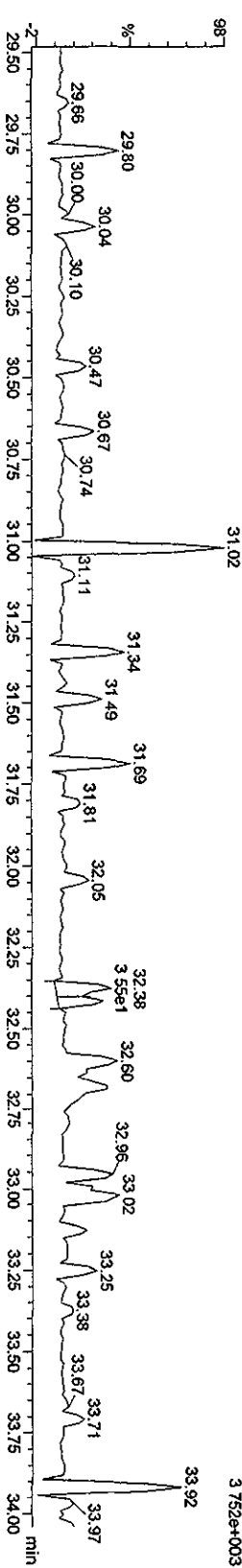


06MY10A3D5\_09 Smooth(SG,1x2)  
 GOD160472-1 LX3MC-1-AA



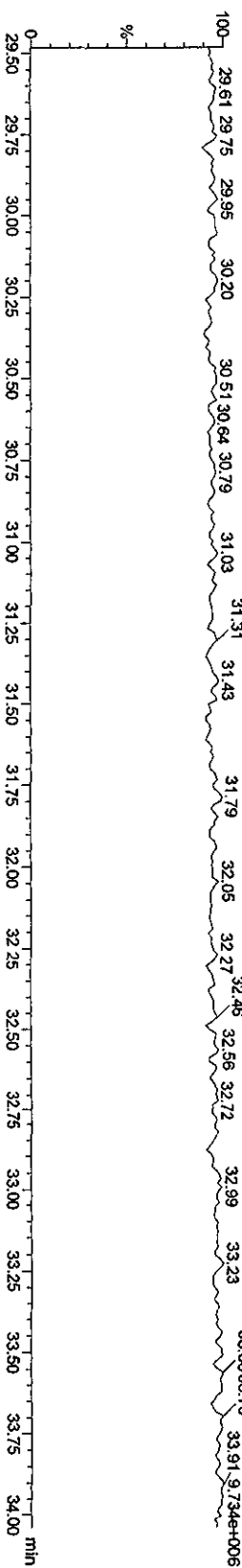
HXCDF PCDFE

06MY10A3D5\_09 Smooth(SG,1x2)  
 GOD160472-1 LX3MC-1-AA



Function 3 PFK

06MY10A3D5\_09 Smooth(SG,1x2)  
 GOD160472-1 LX3MC-1-AA



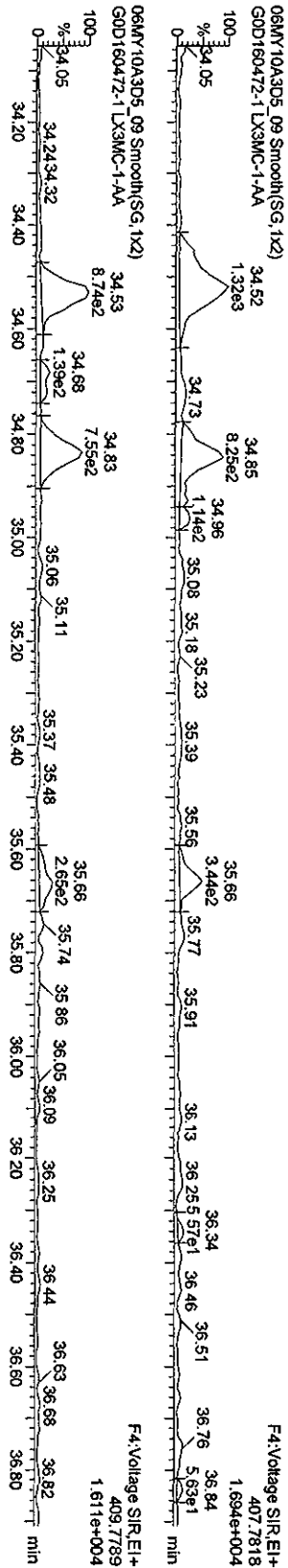
Quantity Sample Report Masslynx 4.1

Dataset: C:\Masslynx\AN2010\PRO\06MY103D58290C.qld

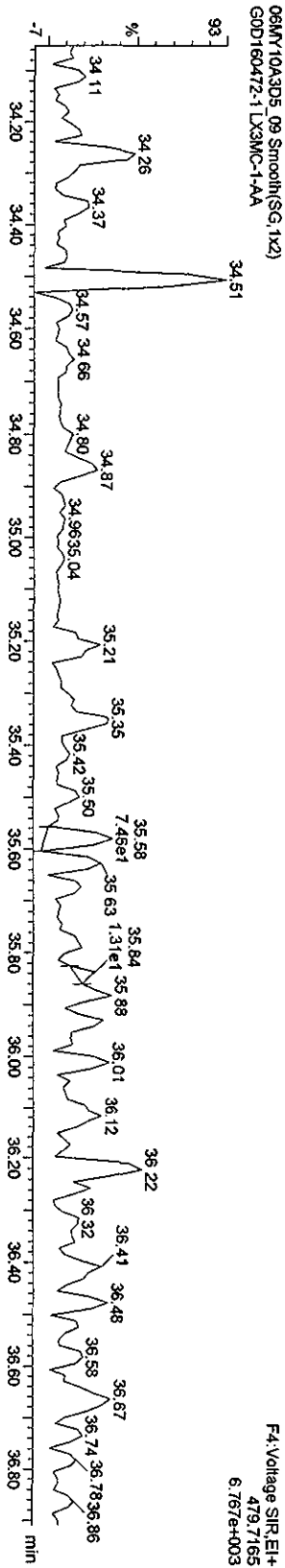
Last Altered: Friday, May 07, 2010 10:07:48 Pacific Daylight Time  
 Printed: Friday, May 07, 2010 10:11:07 Pacific Daylight Time

Name: 06MY10A3D5\_09, Date: 06-May-2010, Time: 20:42:36, ID: LX3MC-1-AA, Description: GOD160472-1

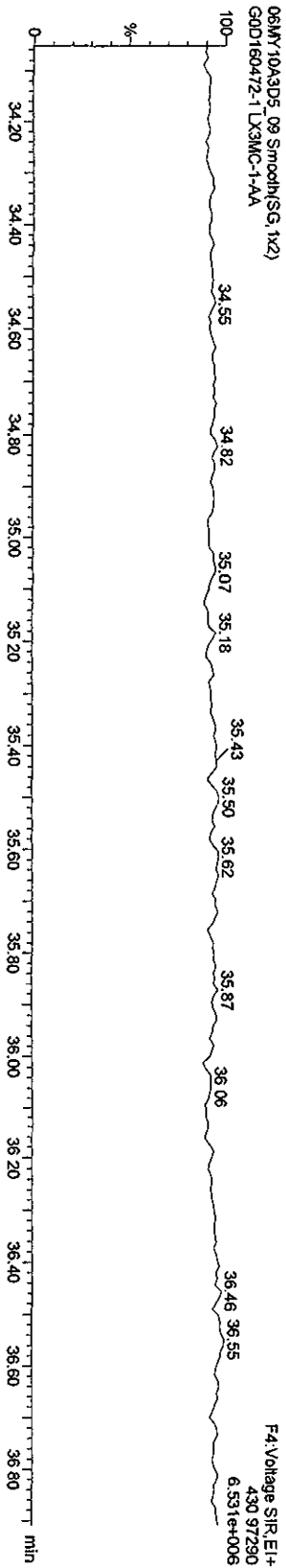
HPCDFs



HPCDF PCDPE



Function 4 PFK



Quantity Sample Report MassLynx 4.1

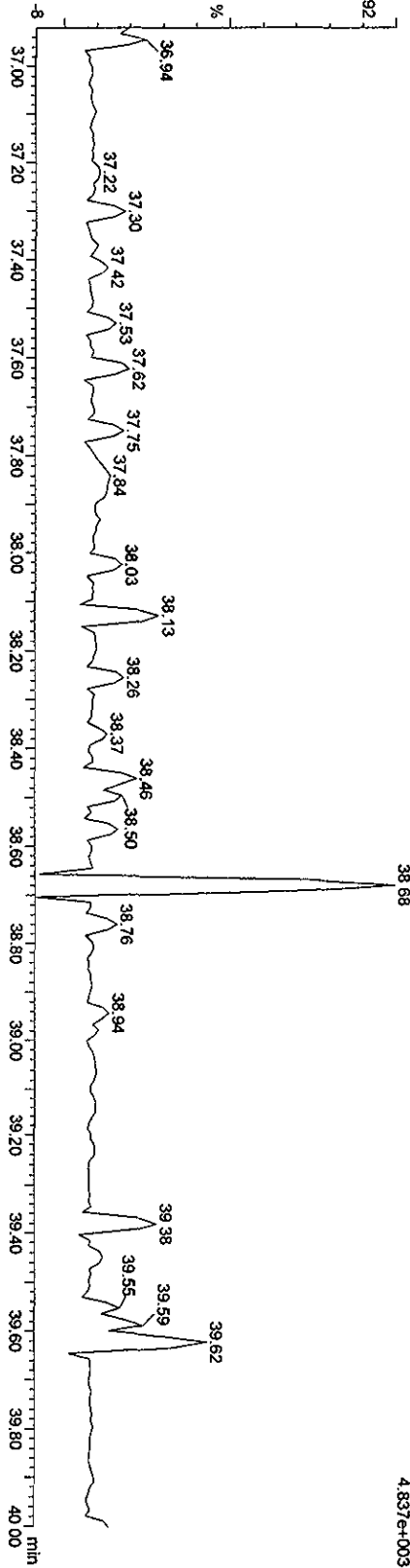
Dataset: C:\MassLynx\JAN2010.PRO\06MY103D58290C.qld

Last Altered: Friday, May 07, 2010 10:07:48 Pacific Daylight Time  
Printed: Friday, May 07, 2010 10:11:07 Pacific Daylight Time

Name: 06MY10A3D5\_09, Date: 06-May-2010, Time: 20:42:36, ID: LX3MC-1-AA, Description: GOD160472-1

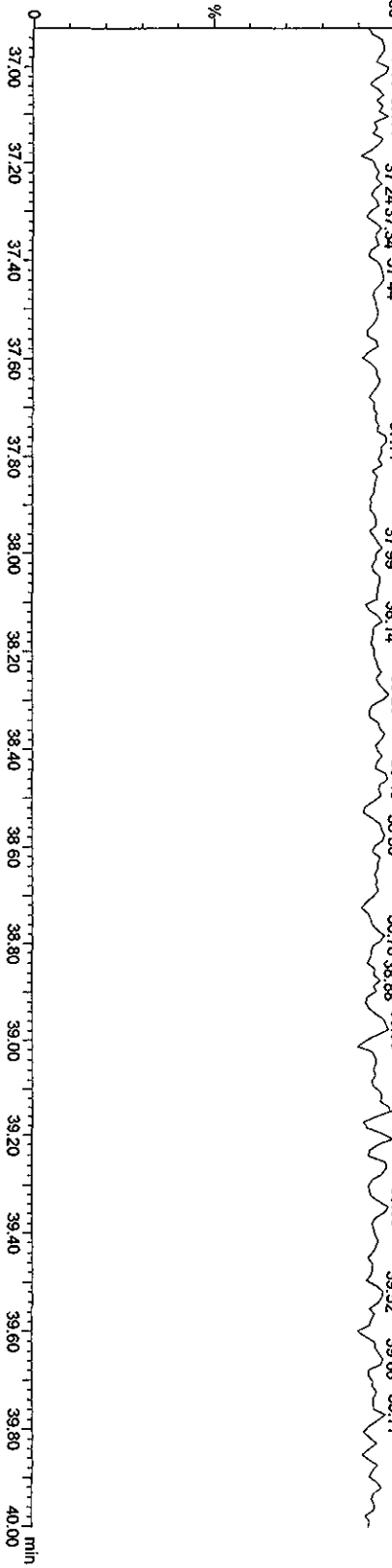
OCDF PCDFE  
06MY10A3D5\_09 Smooth(SG,1x2)  
GOD160472-1 LX3MC-1-AA

F5:Voltage SIR.EI+  
513.6750  
4.837e+003



Function 5 PFK  
06MY10A3D5\_09 Smooth(SG,1x2)  
GOD160472-1 LX3MC-1-AA

F5:Voltage SIR.EI+  
442.97280  
5.151e+006





Quantity Sample Summary Report MassLynx 4.1

Dataset: C:\MassLynx\JAN2010.PRO\06MY103D58290C.qld

Last Altered: Friday, May 07, 2010 10:07:48 Pacific Daylight Time  
 Printed: Friday, May 07, 2010 10:09:31 Pacific Daylight Time

Name: 06MY10A3D5\_10, Date: 06-May-2010, Time: 21:24:54, ID: LX3RL-1-AA, Description: GOD160472-2, Task:

#	Name	Trace	Sample Size	RT	Prod.RT	PRF.M.	Abs Resp	Conc.	EMPC	%Rec	EDI	Ratio	Prod Ratio	Ratio	Mod Date
1	13C-1,2,3,4-TCDD	331.9366	0.961	19.07	19.07	1.000	3032775.88	1040.4745	1040.4745	100.0	0.7651	0.771	0.770	NO	
2	3 13C-2,3,7,8-TCDF	315.9419	0.961	18.51	18.46	1.402	6177815.25	1512.0379	1512.0379	72.7	0.4052	0.796	0.770	NO	
4	2,3,7,8-TCDF	303.9016	0.961	18.54	18.52	0.921	9140.72	3.3418	3.3418	5	0.1921	0.837	0.770	NO	
5	Total TCDFs	303.9016	0.961			0.921		13.9720	13.9720		0.1921	0.837	0.770	NO	
6	7 13C-2,3,7,8-TCDD	331.9366	0.961	19.28	19.28	0.950	3862742.25	1395.5341	1395.5341	67.1	0.8057	0.756	0.770	NO	
8	2,3,7,8-TCDD	319.8965	0.961	19.29	19.31	1.039	1649.13	0.8553	0.1150	1	0.2792	0.062	0.770	YES	
9	Total TCDDs	319.8965	0.961			1.039		1.9885	0.8718		0.2792	0.062	0.770	YES	
10	11 37CL-2,3,7,8-TCDD	327.8847	0.961	19.29	19.29	1.145	2470652.50	740.5091	0.0000	89.0	0.2514			NO	
12	13 13C-1,2,3,7,8-PeCDF	351.9000	0.961	24.07	24.06	1.117	4958967.13	1523.4222	1523.4222	73.2	1.1312	1.610	1.550	NO	
14	1,2,3,7,8-PeCDF	339.8597	0.961	24.11	24.09	0.989	4400.08	1.8664	1.5870	5	0.3149	1.999	1.550	YES	
15	2,3,4,7,8-PeCDF	339.8597	0.961	25.54	25.56	0.949	2186.03	0.9663	0.7327	1	0.3282	2.363	1.550	YES	
16	Total F2 PeCDFs	339.8597	0.961			0.969		9.4059	8.4392		0.3282			YES	
17	Total F1 PeCDFs	339.8597	0.961			0.969		1.0433	0.9458		0.1600			NO	
18	19 13C-1,2,3,7,8-PeCDD	367.8949	0.961	26.33	26.32	0.776	3054108.75	1350.2029	1350.2029	64.9	0.9056	1.570	1.550	NO	
20	1,2,3,7,8-PeCDD	355.8546	0.961	26.34	26.37	0.970	295.92	0.2080	0.4213		0.4039	3.372	1.550	YES	
21	Total PeCDDs	355.8546	0.961			0.970		0.8104	0.4654		0.4039			YES	
22	23 13C-1,2,3,7,8-HxCDD	401.8559	0.961	32.96	32.91	1.000	2036555.63	1040.4745	1040.4745	100.0	1.5220	1.308	1.240	NO	
24	25 13C-1,2,3,4,7,8-HxCDF	383.8639	0.961	31.71	31.72	0.972	2975927.75	1564.4729	1564.4729	75.2	2.0759	0.529	0.510	NO	
26	1,2,3,4,7,8-HxCDF	373.8208	0.961	31.74	31.72	1.200	7230.77	4.2122	4.2122	5	0.1760	1.228	1.240	NO	
27	1,2,3,6,7,8-HxCDF	373.8208	0.961	31.85	31.84	1.341	4252.81	2.2179	2.2179	1	0.1576	1.206	1.240	NO	
28	2,3,4,6,7,8-HxCDF	373.8208	0.961	32.45	32.45	1.257	1270.69	0.7071	0.7071	1	0.1681	1.257	1.240	NO	
29	1,2,3,7,8,9-HxCDF	373.8208	0.961	33.14	33.13	1.075	706.69	0.4596	0.4258	3	0.1965	1.053	1.240	YES	
30	Total HxCDFs	373.8208	0.961			1.218		16.7170	16.4020		0.1734			YES	
31	32 13C-1,2,3,6,7,8-HxCDD	401.8559	0.961	32.67	32.69	0.899	2686023.50	1525.8438	1525.8438	73.3	1.6923	1.253	1.240	NO	
33	1,2,3,4,7,8-HxCDD	389.8157	0.961	32.61	32.58	0.902	379.28	0.3258	0.2539		0.3224	1.875	1.240	YES	
34	1,2,3,6,7,8-HxCDD	389.8157	0.961	32.67	32.67	1.099	580.45	0.4092	0.2867	5	0.2645	2.197	1.240	YES	
35	1,2,3,7,8,9-HxCDD	389.8157	0.961	32.98	32.95	1.064	536.65	0.3908	0.3908	5	0.2732	1.363	1.240	NO	

*Handwritten signature and date: S. 5/10/10*

Dataset: C:\MassLynx\JAN2010.PRO\06MY103D58290C.dld

Last Altered: Friday, May 07, 2010 10:07:48 Pacific Daylight Time

Printed: Friday, May 07, 2010 10:09:31 Pacific Daylight Time

Name: 06MY10A3D5\_10, Date: 06-May-2010, Time: 21:24:54, ID: LX3RL-1-AA, Description: G0D160472-2, Task:

#	Name	Trace	Sample Size	RT	Ptd RT	RRT	M	Abs Resp	Conc	EMPC	%Rec	EDL	Ratio	Ptd:Ratio	Ratio	Mod Date
36	Total HxCDDs	389.8157	0.961		0.00	1.022			2.2181	1.6117		0.2846				
37																
38	13C-1,2,3,4,6,7,8-HpCDF	417.8253	0.961	34.50	34.49	0.843		2869154.94	1739.3979	1739.3979	83.6	3.6701	0.443	0.440	NO	
39	1,2,3,4,6,7,8-HpCDF	407.7818	0.961	34.51	34.51	1.307		11892.39	6.6009	6.6009	✓	0.2356	1.174	1.040	NO	
40	1,2,3,4,7,8,9-HpCDF	407.7818	0.961	35.64	35.65	1.064		2843.69	1.9378	1.9378	✓	0.2892	1.050	1.040	NO	
41	Total HpCDFs	407.7818	0.961		0.00	1.186			12.5466	<del>12.4048</del>		0.2596				
42																
43	13C-1,2,3,4,6,7,8-HpCDD	435.8169	0.961	35.31	35.31	0.797		2504964.50	1604.7726	1604.7726	77.1	2.8066	1.042	1.040	NO	
44	1,2,3,4,6,7,8-HpCDD	423.7766	0.961	35.32	35.32	0.997		1121.47	0.9346	0.7666	✓	0.3428	1.487	1.040	YES	
45	Total HpCDDs	423.7766	0.961		0.05	0.997			2.8945	1.9601		0.3428				
46																
47	13C-OCDD	469.7779	0.961	37.84	37.83	0.599		3405082.63	2905.7792	2905.7792	69.8	3.4850	0.908	0.890	NO	
48	OCDF	441.7428	0.961	37.96	37.96	1.262		13084.90	12.6704	12.6704	✓	0.4102	0.772	0.890	NO	
49	OCDD	457.7377	0.961	37.85	37.85	1.115		2537.09	2.7806	2.4526	✓	0.2098	0.710	0.890	YES	
50																
51																
52	Function 1 PFK	330.97920	1.000		21.92	11489.000						0.0000				
53	Function 2 PFK	342.97920	1.000		22.31	9733.600						0.0000				
54	Function 3 PFK	380.97600	1.000		31.73	5225.100						0.0000				
55	Function 4 PFK	430.97290	1.000		34.66	4454.800						0.0000				
56	Function 5 PFK	442.97280	1.000		37.69	3910.700						0.0000				
57	TCDF PCDDPE	375.8364	1.000		22.03	45.934						0.0000				
58	F1 PeCDF PCDDPE	409.79740	1.000		16.71	76.179						0.0000				
59	F2 PeCDF PCDDPE	409.7974	1.000		22.33	92.309						0.0000				
60	HXCDF PCDDPE	445.7555	1.000	32.38	32.38	77.611		32.45	0.4180		41.8	0.2351				
61	HPCDF PCDDPE	479.7165	1.000	35.70	35.69	88.954		46.26	0.5201		52.0	0.9212				
62	OCDF PCDDPE	513.67750	1.000	37.12	37.12	102.269		25.09	0.2454		24.5	0.1412				

Quantity Sample Report MassLynx 4.1

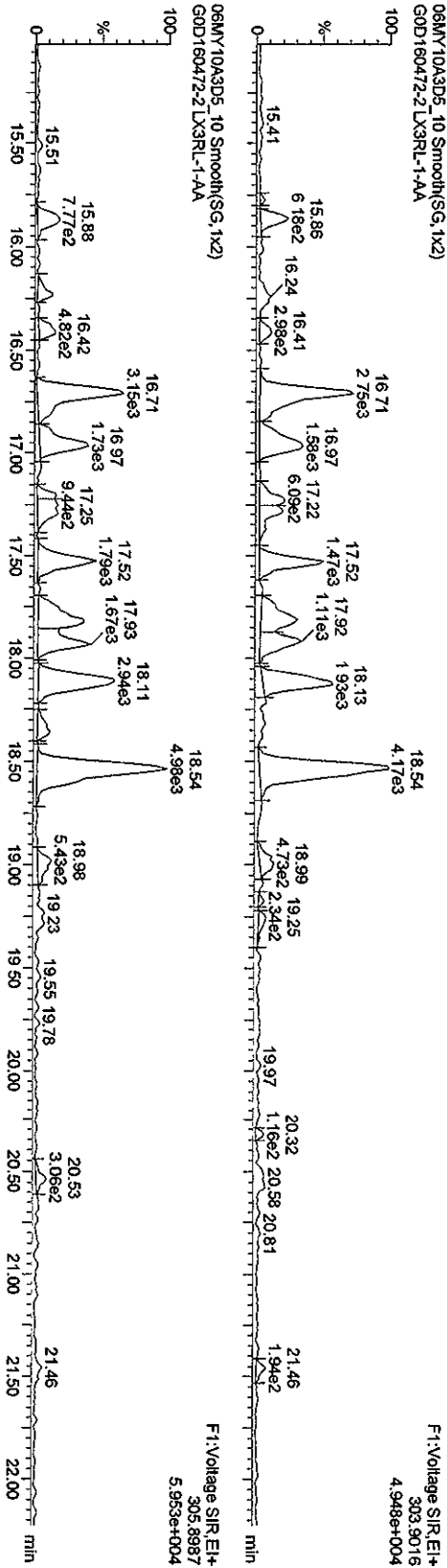
Dataset: C:\MassLynx\JAN2010\PROJ\06MY103D58290C.qld

Last Altered: Friday, May 07, 2010 10:07:48 Pacific Daylight Time

Printed: Friday, May 07, 2010 10:11:07 Pacific Daylight Time

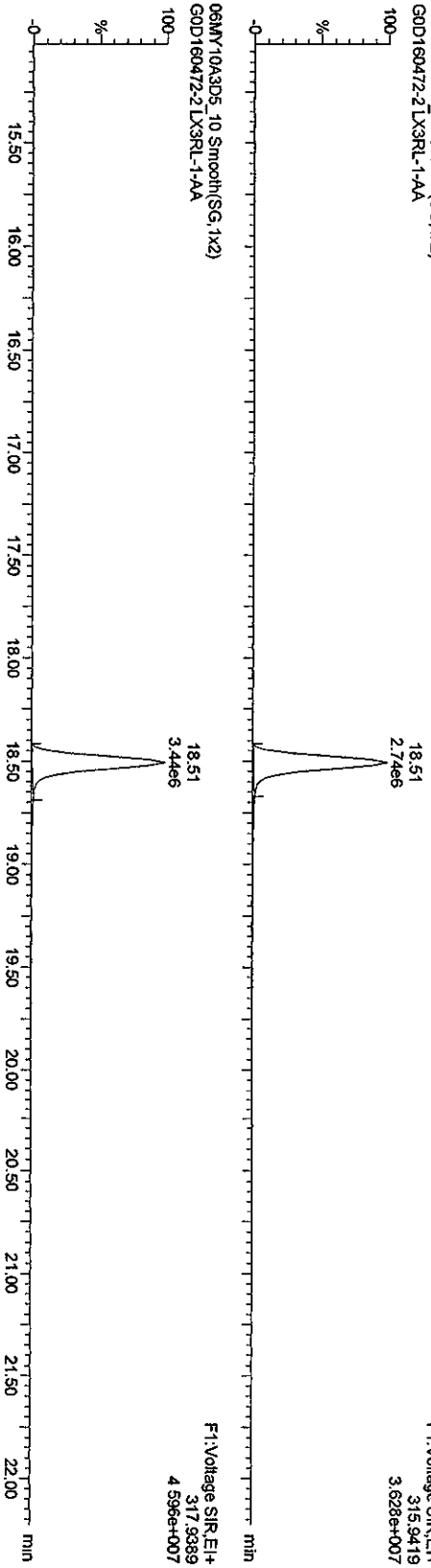
Name: 06MY10A3D5\_10, Date: 06-May-2010, Time: 21:24:54, ID: LX3RL-1-AA, Description: GOD160472-2

TCDs  
06MY10A3D5\_10 Smooth(SG, 1x2)  
GOD160472-2 LX3RL-1-AA



F1:Voltage SIR.EI+  
303.9016  
4.948e+004

13C-TCDF  
06MY10A3D5\_10 Smooth(SG, 1x2)  
GOD160472-2 LX3RL-1-AA



F1:Voltage SIR.EI+  
315.9419  
3.628e+007


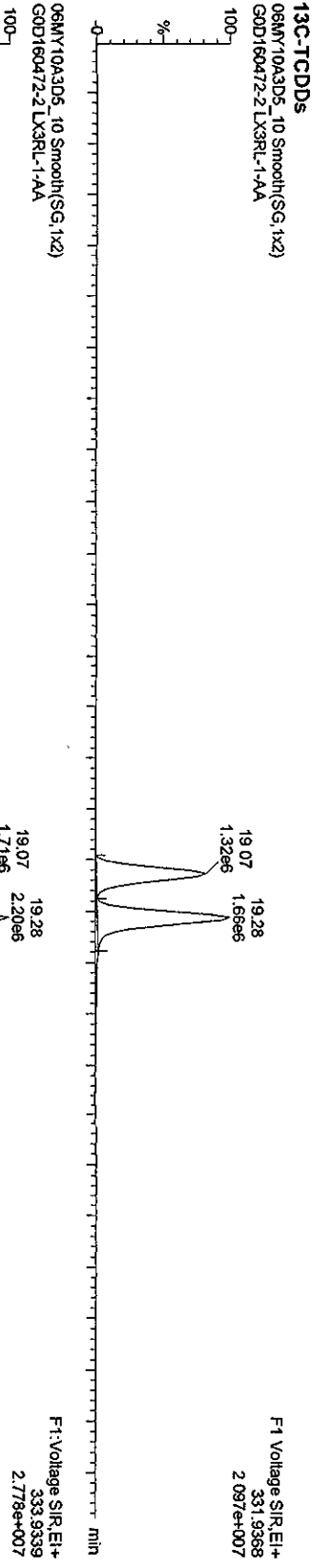
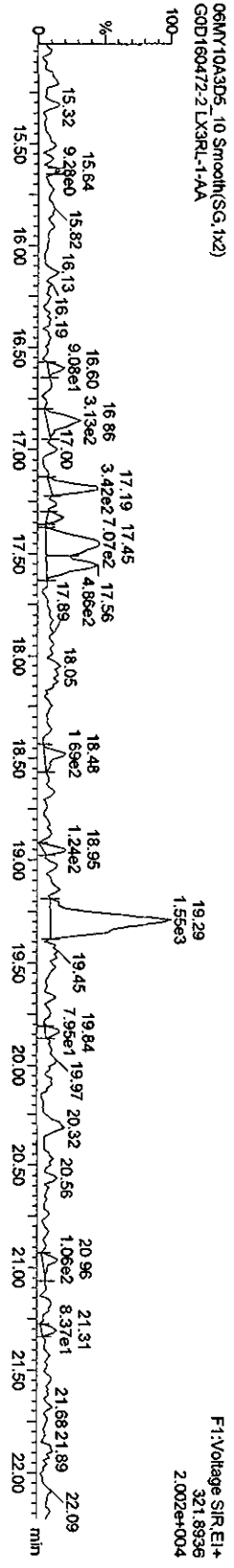

Quantity Sample Report Masslynx 4.1

Dataset: C:\Masslynx\UN2010\PROV06MY103D58290C.qld

Last Altered: Friday, May 07, 2010 10:07:48 Pacific Daylight Time

Printed: Friday, May 07, 2010 10:11:07 Pacific Daylight Time

Name: 06MY10A3D5\_10, Date: 06-May-2010, Time: 21:24:54, ID: LX3RL-1-AA, Description: GOD160472-2



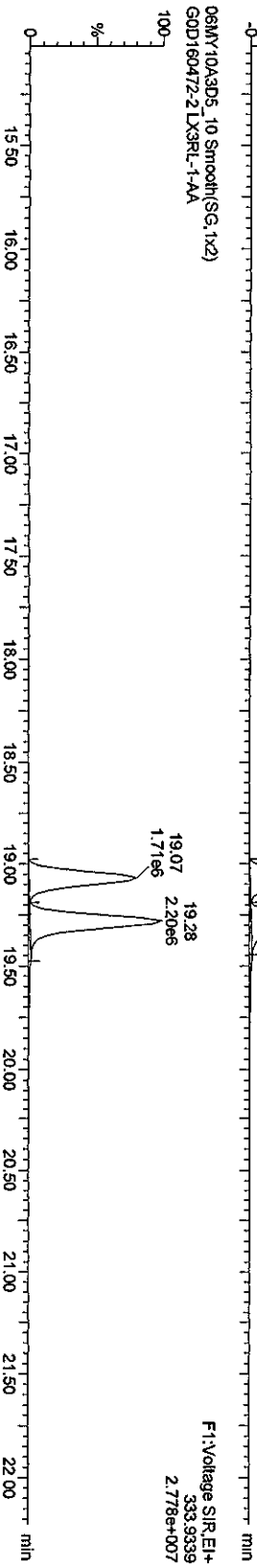
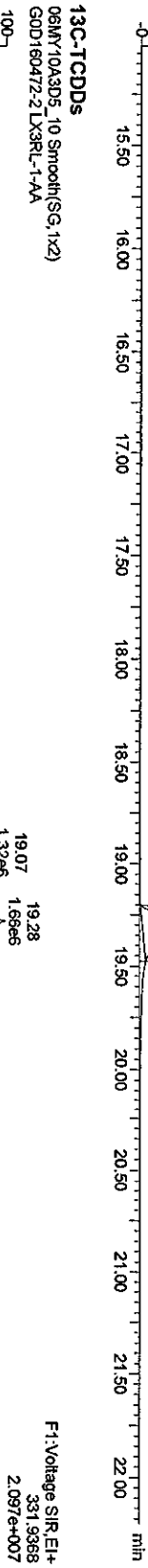
Quantity Sample Report MassLynx 4.1

Dataset: C:\MassLynx\JAN2010\PROJ06MY103D58290C.qld

Last Altered: Friday, May 07, 2010 10:07:48 Pacific Daylight Time

Printed: Friday, May 07, 2010 10:11:07 Pacific Daylight Time

Name: 06MY10A3D5\_10, Date: 06-May-2010, Time: 21:24:54, ID: LX3RL-1-AA, Description: GOD160472-2



Quantity Sample Report Masslynx 4.1

Dataset: C:\Masslynx\UAN2010\PROV06MY103D58290C.qld

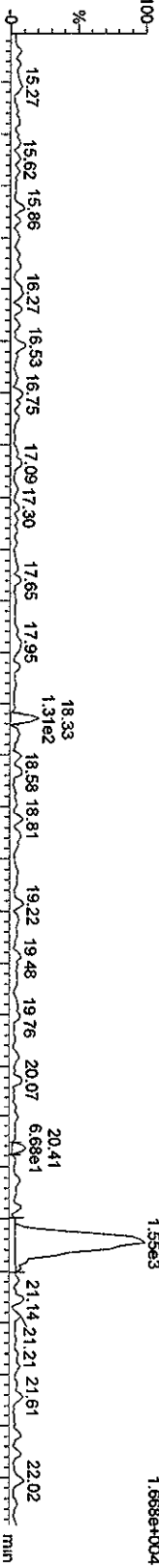
Last Altered: Friday, May 07, 2010 10:07:48 Pacific Daylight Time

Printed: Friday, May 07, 2010 10:11:07 Pacific Daylight Time

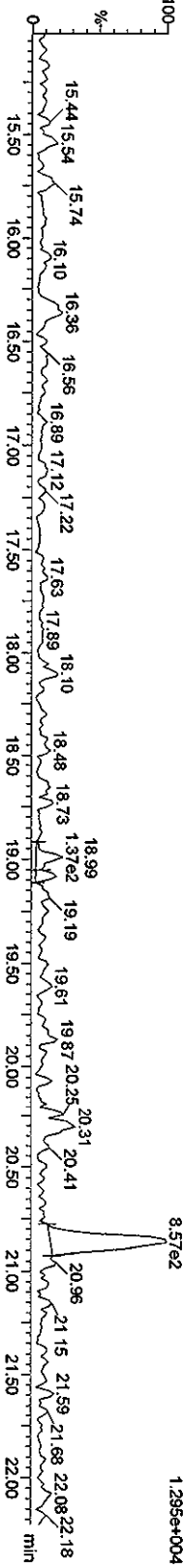
Name: 06MY10A3D5\_10, Date: 06-May-2010, Time: 21:24:54, ID: LX3RL-1-AA, Description: GOD160472-2

F1 PeCDFs

06MY10A3D5\_10 Smooth(SG, 1x2)  
GOD160472-2 LX3RL-1-AA

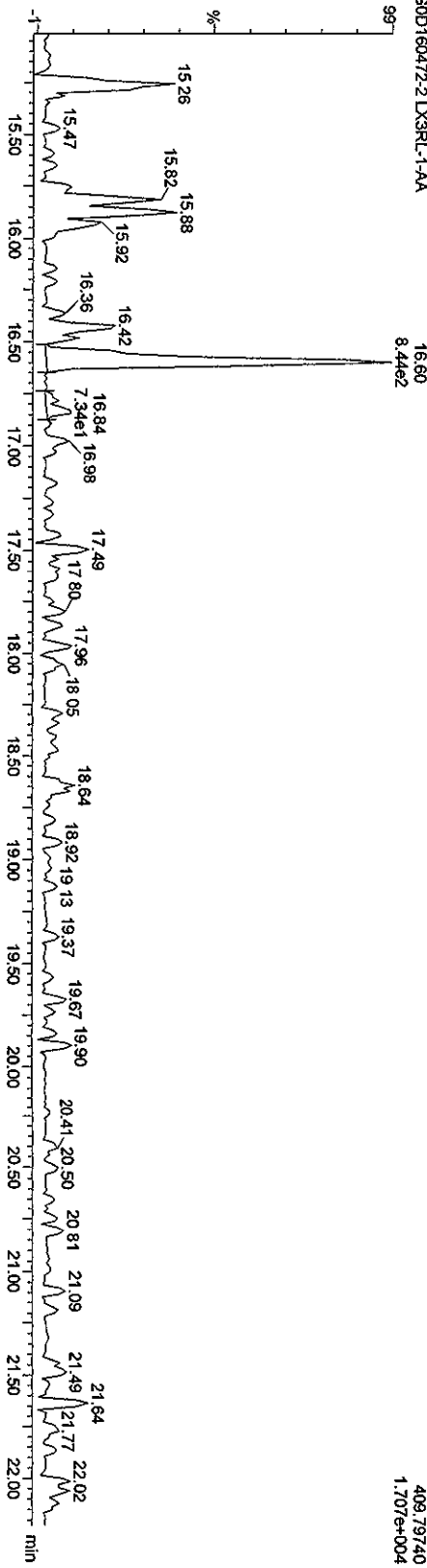


06MY10A3D5\_10 Smooth(SG, 1x2)  
GOD160472-2 LX3RL-1-AA



F1 PeCDF PCDPE

06MY10A3D5\_10 Smooth(SG, 1x2)  
GOD160472-2 LX3RL-1-AA



F1: Voltage SIR.EI+  
409.79740  
1.707e+004


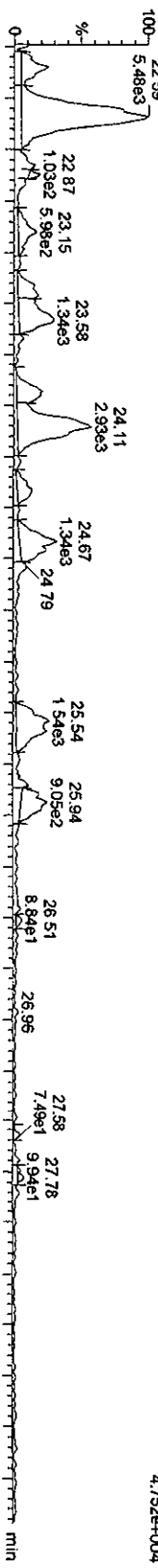
Quantity Sample Report MassLynx 4.1

Dataset: C:\MassLynx\JAN2010\PROV\06MY103D58290C.qld

Last Altered: Friday, May 07, 2010 10:07:48 Pacific Daylight Time  
 Printed: Friday, May 07, 2010 10:11:07 Pacific Daylight Time

Name: 06MY10A3D5\_10, Date: 06-May-2010, Time: 21:24:54, ID: LX3RL-1-AA, Description: GOD160472-2

PeCDFs  
 06MY10A3D5\_10 Smooth(SG, 1x2)  
 GOD160472-2 LX3RL-1-AA



Quantity Sample Report MassLynx 4.1

Dataset: C:\MassLynx\LAN2010\PRO\06MY10A3D58290C.qld

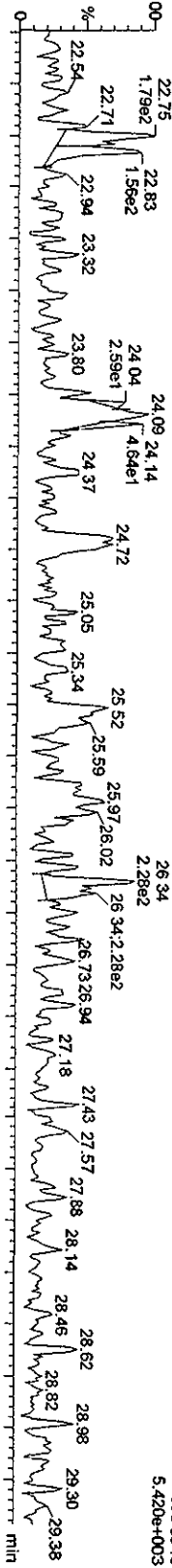
Last Altered: Friday, May 07, 2010 10:07:48 Pacific Daylight Time

Printed: Friday, May 07, 2010 10:11:07 Pacific Daylight Time

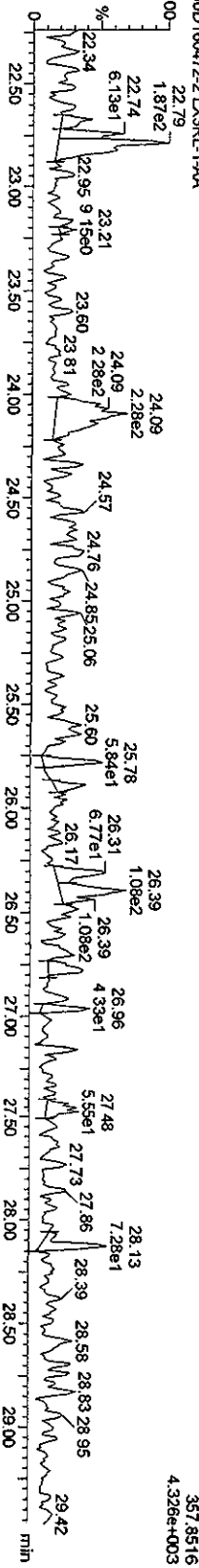
Name: 06MY10A3D5\_10, Date: 06-May-2010, Time: 21:24:54, ID: LX3RL-1-AA, Description: G0D160472-2

PeCDDs

06MY10A3D5\_10 Smooth(SG, 1x2)  
G0D160472-2 LX3RL-1-AA

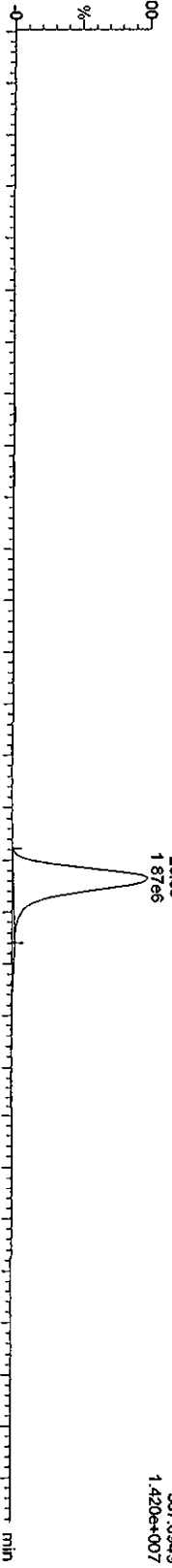


06MY10A3D5\_10 Smooth(SG, 1x2)  
G0D160472-2 LX3RL-1-AA

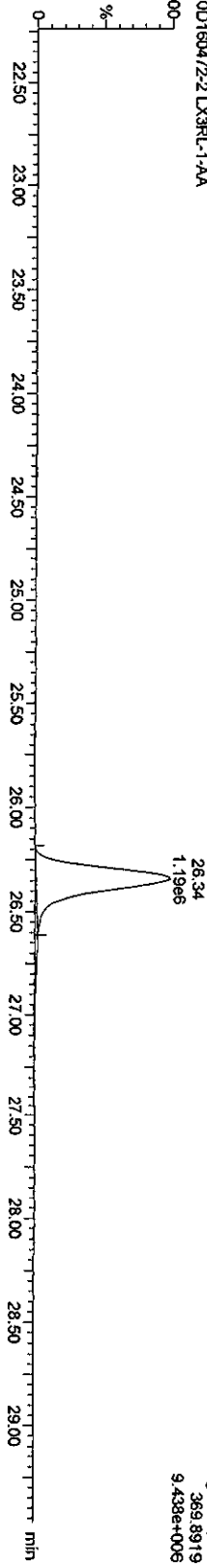


13C-PeCDB

06MY10A3D5\_10 Smooth(SG, 1x2)  
G0D160472-2 LX3RL-1-AA



06MY10A3D5\_10 Smooth(SG, 1x2)  
G0D160472-2 LX3RL-1-AA



F2:Voltage SIR\_EI+  
355.8546  
5.420e+003

F2:Voltage SIR\_EI+  
357.8516  
4.328e+003

F2:Voltage SIR\_EI+  
367.8949  
1.420e+007

F2:Voltage SIR\_EI+  
369.8919  
9.438e+005



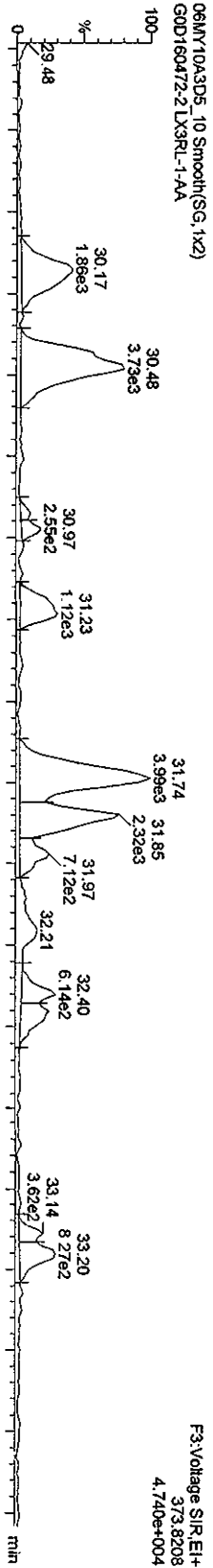
Quantity Sample Report MassLynx 4.1

Dataset: C:\MassLynx\UNAN2010.PRO\06MY103D58290C.qld

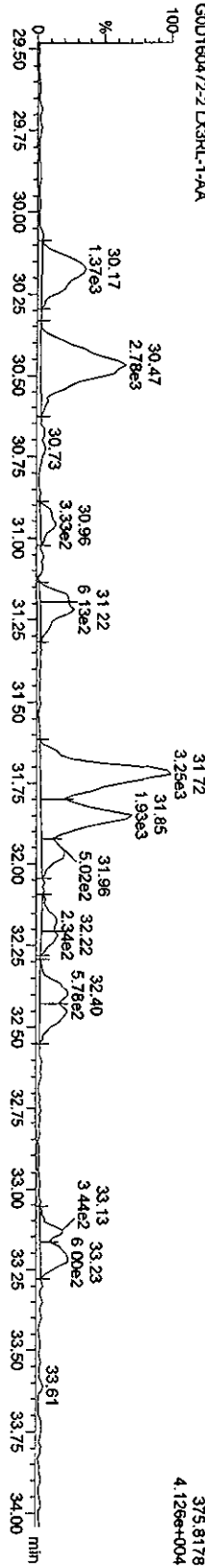
Last Altered: Friday, May 07, 2010 10:07:48 Pacific Daylight Time  
Printed: Friday, May 07, 2010 10:11:07 Pacific Daylight Time

Name: 06MY10A3D5\_10, Date: 06-May-2010, Time: 21:24:54, ID: LX3RL-1-AA, Description: GOD160472-2

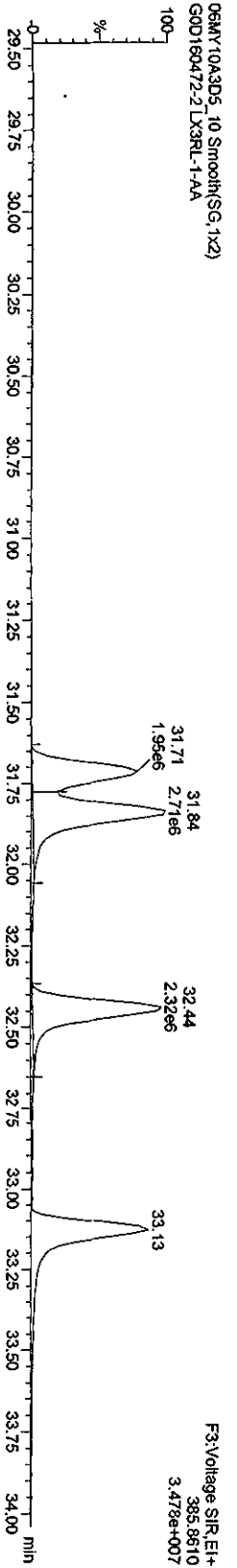
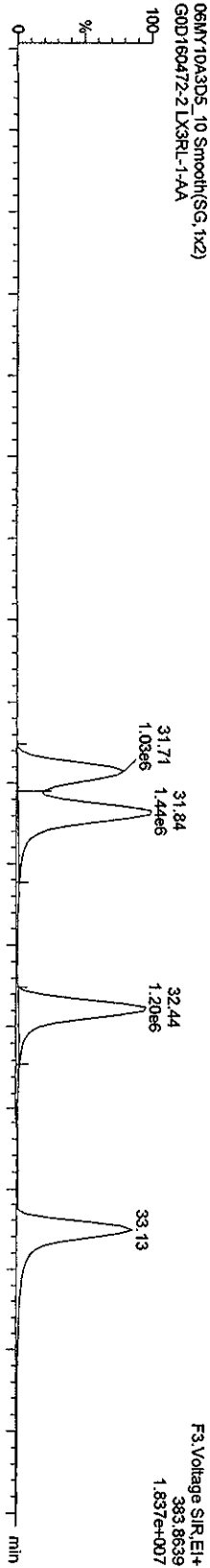
HxCDFs



13C-HxCDFs



13C-HxCDFs



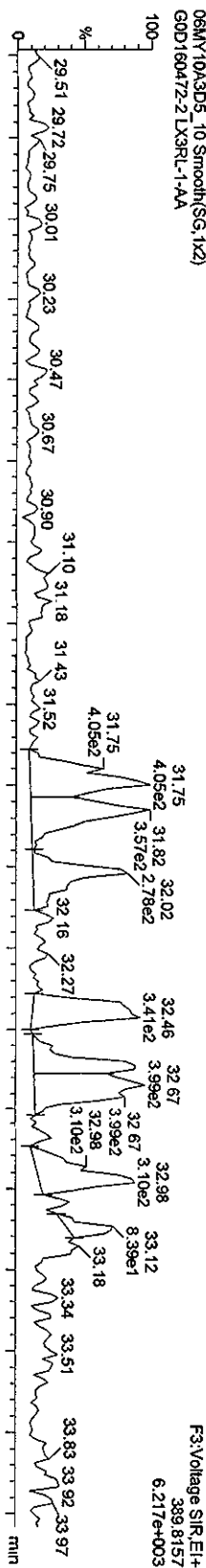
Quantity Sample Report MassLynx 4.1

Dataset: C:\MassLynx\UAN2010.PRO\06MY103D58290C.qld

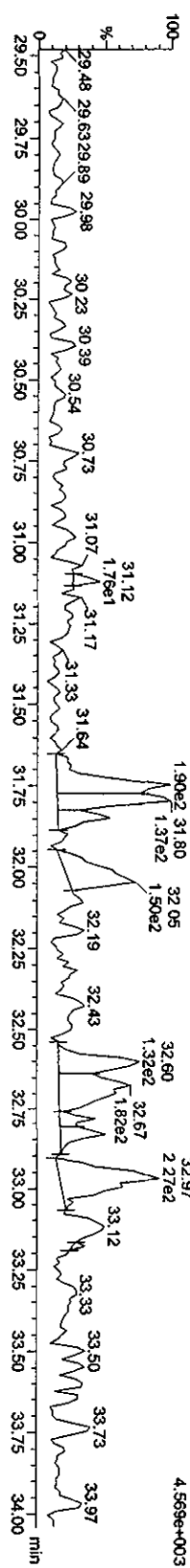
Last Altered: Friday, May 07, 2010 10:07:48 Pacific Daylight Time  
 Printed: Friday, May 07, 2010 10:11:07 Pacific Daylight Time

Name: 06MY10A3D5\_10, Date: 06-May-2010, Time: 21:24:54, ID: LX3RL-1-AA, Description: GDD160472-2


HxCDDs




HxCDDs



13C-HxCDDs



13C-HxCDDs



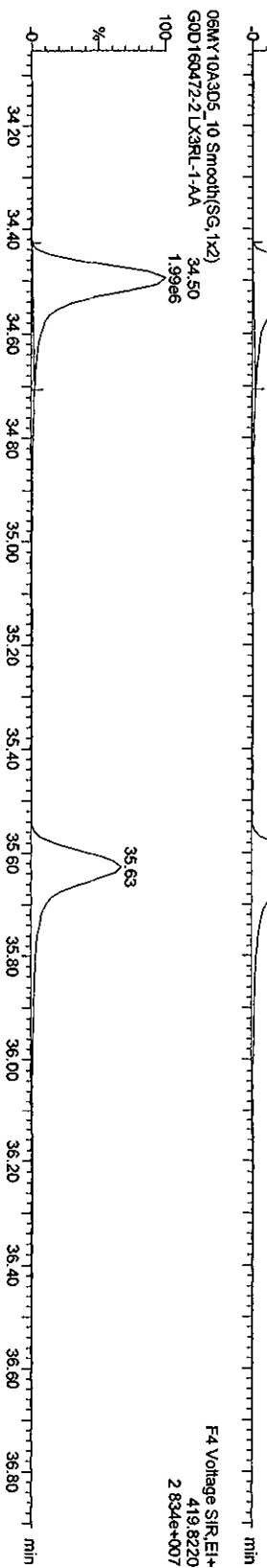
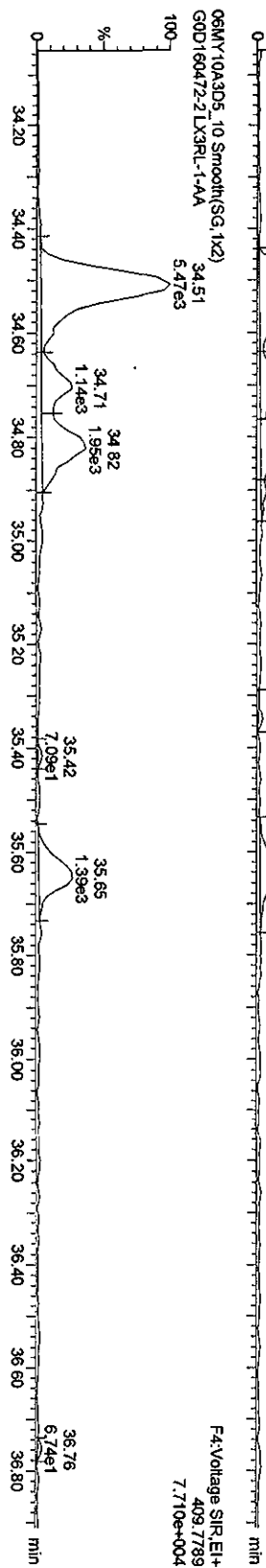
Quantity Sample Report MassLynx 4.1

Dataset: C:\MassLynx\LAN2010\PRO\06MY103D58290C.qld

Last Altered: Friday, May 07, 2010 10:07:48 Pacific Daylight Time

Printed: Friday, May 07, 2010 10:11:07 Pacific Daylight Time

Name: 06MY10A3D5\_10, Date: 06-May-2010, Time: 21:24:54, ID: LX3RL-1-AA, Description: GOD160472-2



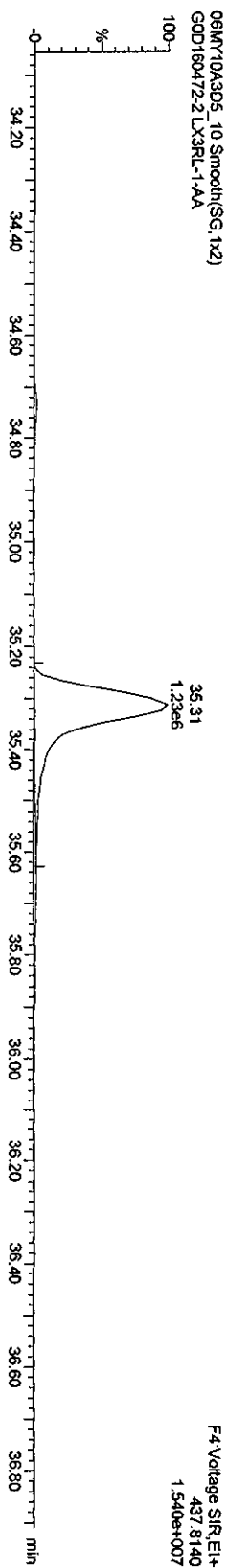
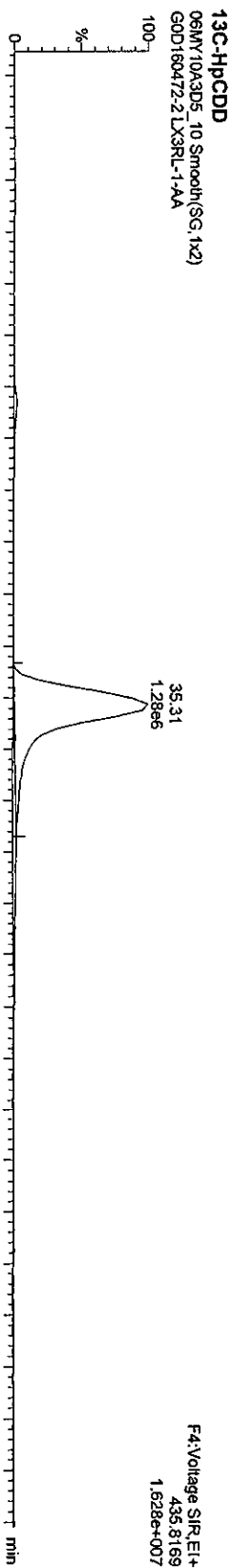
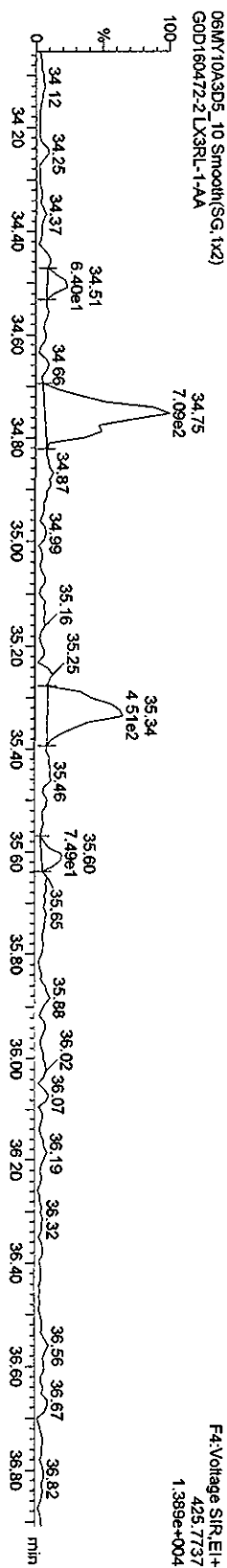
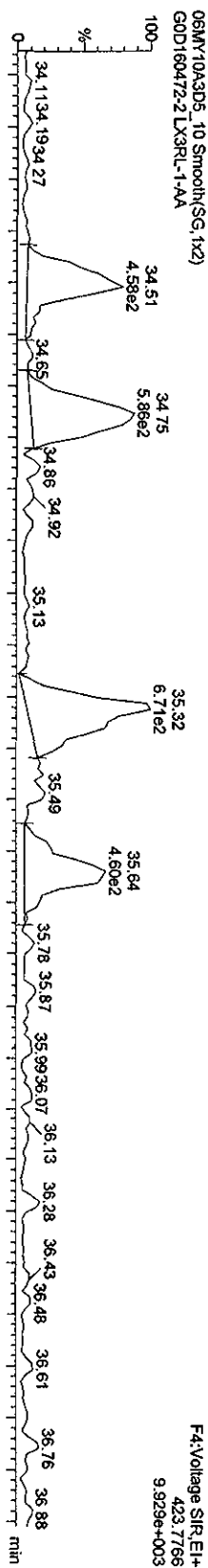
Quantity Sample Report Masslynx 4.1

Dataset: C:\MassLynx\JAN2010\PRO\06MY103D58290C.qld

Last Altered: Friday, May 07, 2010 10:07:48 Pacific Daylight Time  
 Printed: Friday, May 07, 2010 10:11:07 Pacific Daylight Time

Name: 06MY10A3D5\_10, Date: 06-May-2010, Time: 21:24:54, ID: LX3RL-1-AA, Description: GOD160472-2

HPCDDs

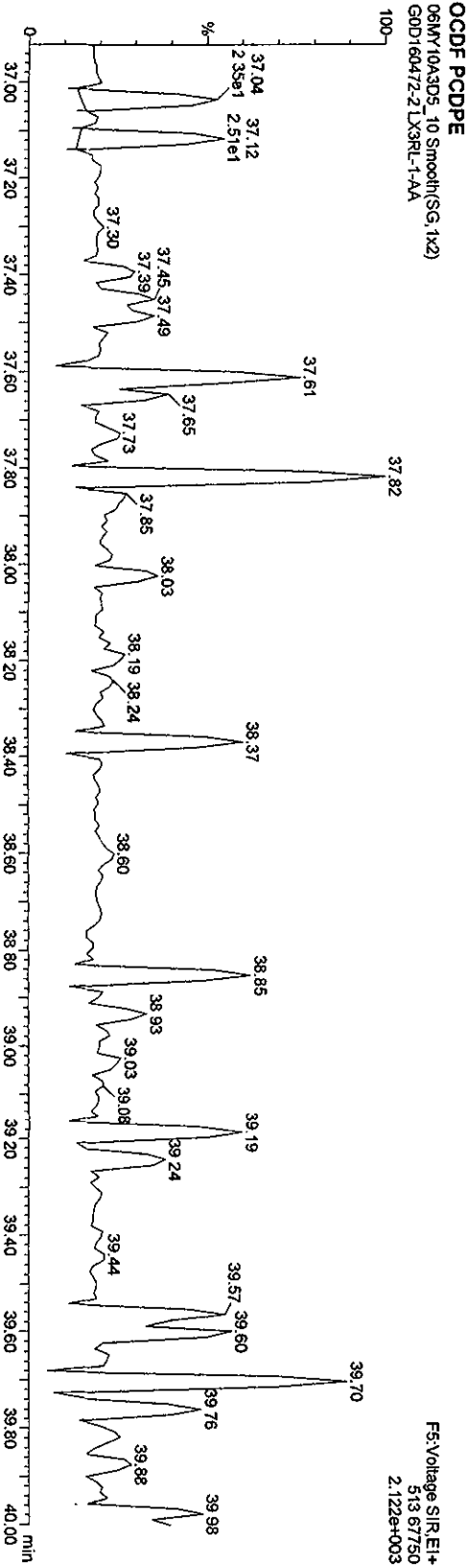
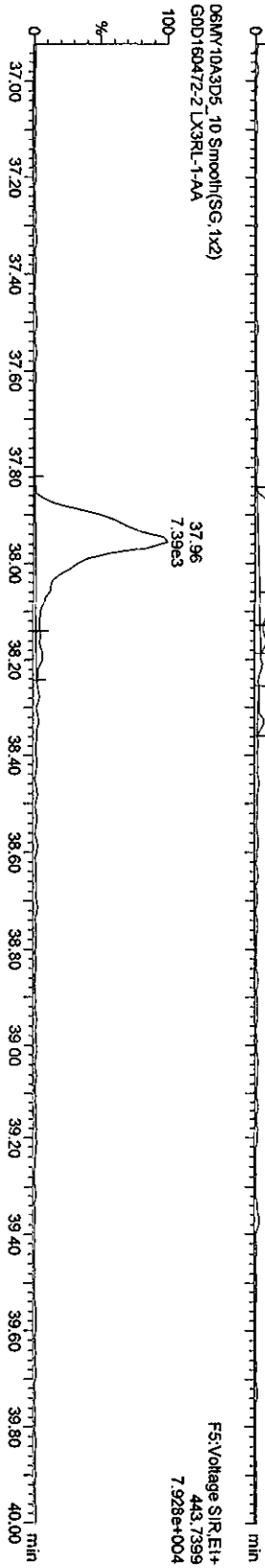


Quantity Sample Report Masslynx 4.1

Dataset: C:\MassLynx\JAN2010\PROJ06MY103D58290C.qld

Last Altered: Friday, May 07, 2010 10:07:48 Pacific Daylight Time  
Printed: Friday, May 07, 2010 10:11:07 Pacific Daylight Time

Name: 06MY10A3D5\_10, Date: 06-May-2010, Time: 21:24:54, ID: LX3RL-1-AA, Description: GOD160472-2



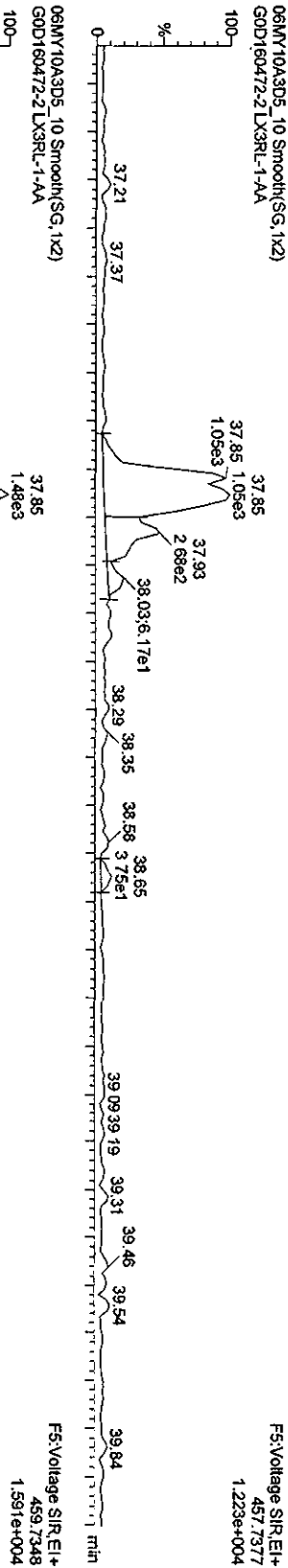
Quantity Sample Report MassLynx 4.1

Dataset: C:\MassLynx\JAN2010\PROV06MY103D58290C.qld



Last Altered: Friday, May 07, 2010 10:07:48 Pacific Daylight Time  
Printed: Friday, May 07, 2010 10:11:07 Pacific Daylight Time

Name: 06MY10A3D5\_10, Date: 06-May-2010, Time: 21:24:54, ID: LX3RL-1-AA, Description: GOD160472-2

OCDD



13C-OCDD

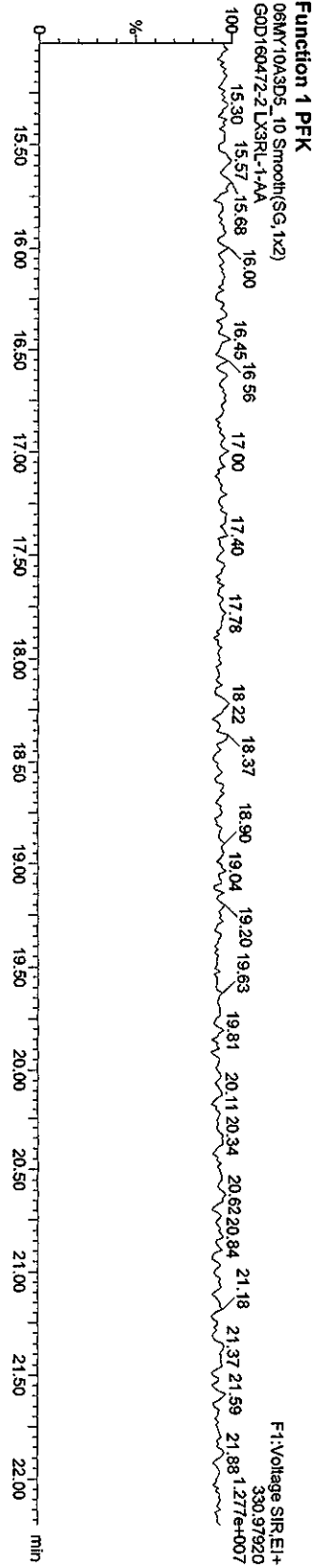
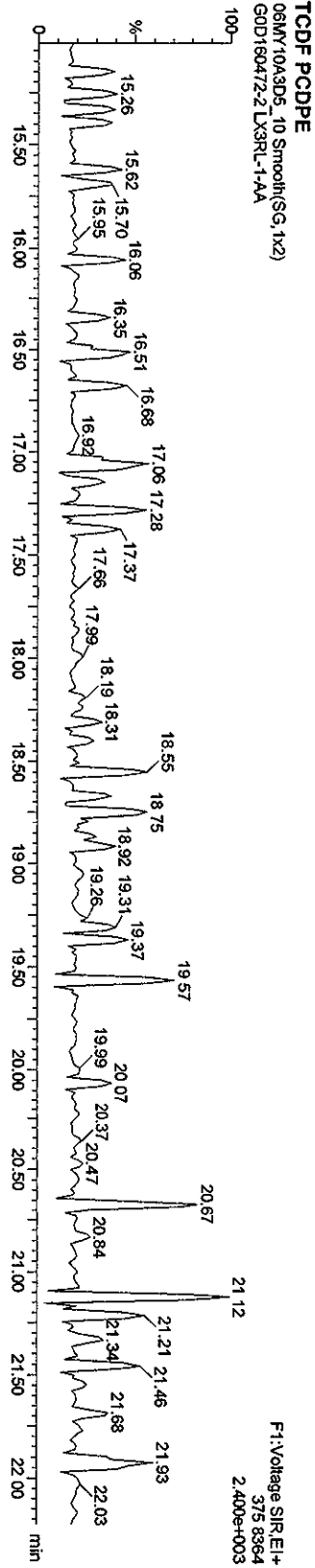
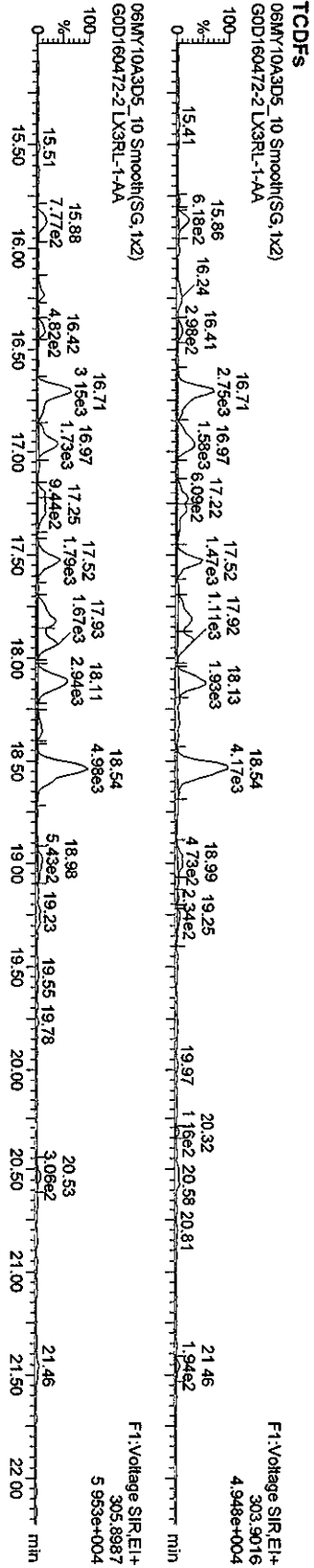


Quantity Sample Report MassLynx 4.1

Dataset: C:\MassLynx\JAN2010\PROJ06MY103D58290C.qid

Last Altered: Friday, May 07, 2010 10:07:48 Pacific Daylight Time  
Printed: Friday, May 07, 2010 10:11:07 Pacific Daylight Time

Name: 06MY10A3D5\_10, Date: 06-May-2010, Time: 21:24:54, ID: LX3RL-1-AA, Description: GOD160472-2



Quantity Sample Report MassLynx 4.1

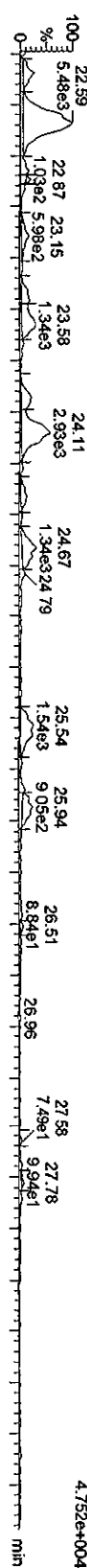
Dataset: C:\MassLynx\JAN2010\PRO\06MY103D58290C.qld

Last Altered: Friday, May 07, 2010 10:07:48 Pacific Daylight Time  
 Printed: Friday, May 07, 2010 10:11:07 Pacific Daylight Time

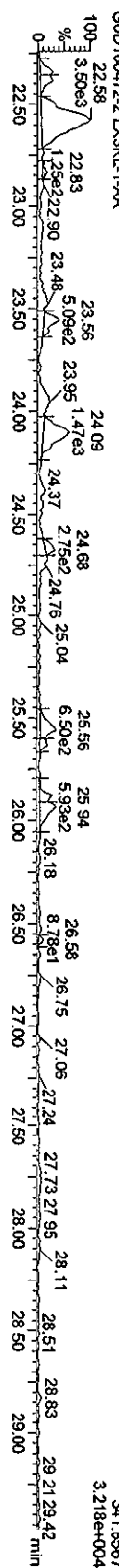
Name: 06MY10A3D5\_10, Date: 06-May-2010, Time: 21:24:54, ID: LX3RL-1-AA, Description: GOD160472-2

PACDF

06MY10A3D5\_10 Smooth(SG, 1x2)  
 GOD160472-2 LX3RL-1-AA



06MY10A3D5\_10 Smooth(SG, 1x2)  
 GOD160472-2 LX3RL-1-AA



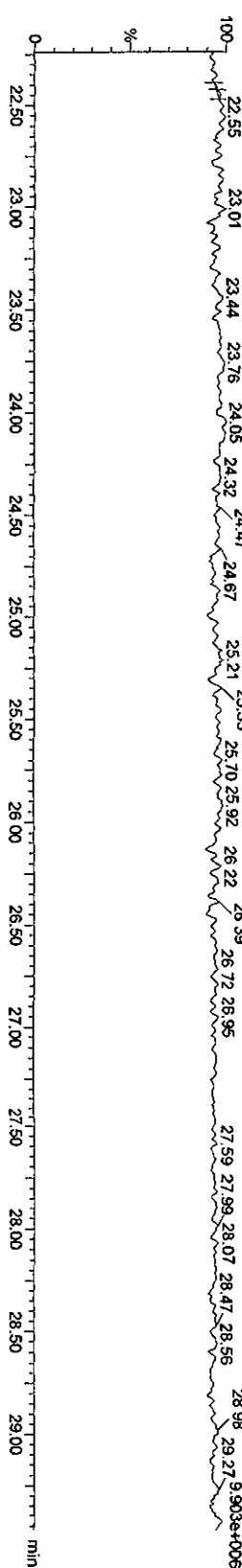
F2 PACDF PACDF

06MY10A3D5\_10 Smooth(SG, 1x2)  
 GOD160472-2 LX3RL-1-AA



Function 2 PFK

06MY10A3D5\_10 Smooth(SG, 1x2)  
 GOD160472-2 LX3RL-1-AA





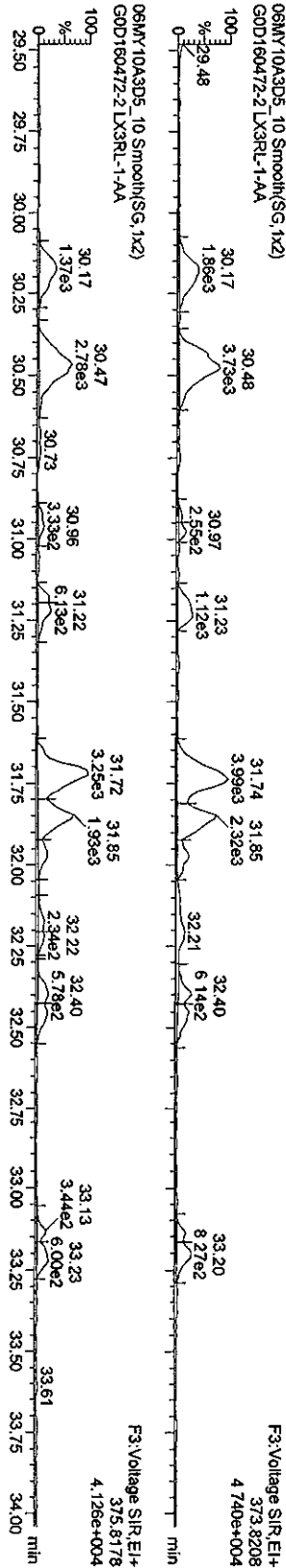
Quantity Sample Report Masslynx 4.1

Dataset: C:\Masslynx\LAN2010\PRO\06MY103D58290C.did

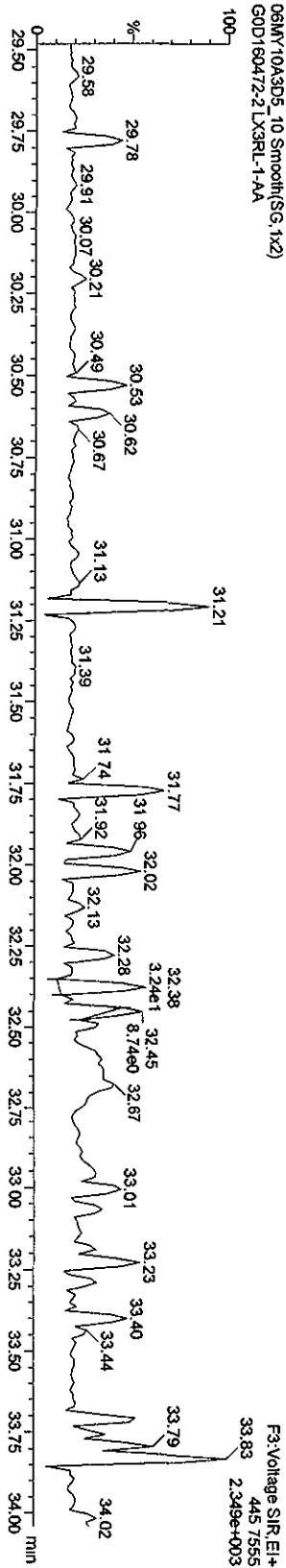
Last Altered: Friday, May 07, 2010 10:07:48 Pacific Daylight Time  
 Printed: Friday, May 07, 2010 10:11:07 Pacific Daylight Time

Name: 06MY10A3D5\_10, Date: 06-May-2010, Time: 21:24:54, ID: LX3RL-1-AA, Description: GDD160472-2

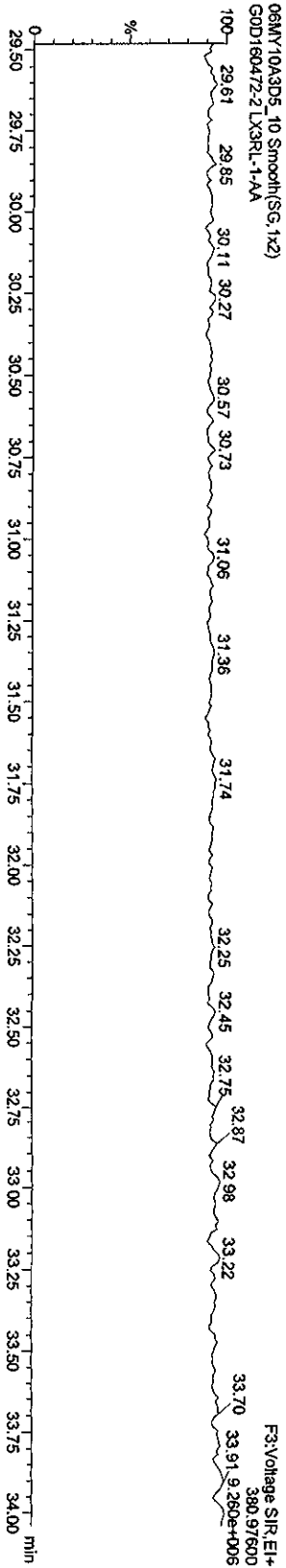
HxCDFs



HxCDF PCDFE



Function 3 PFK

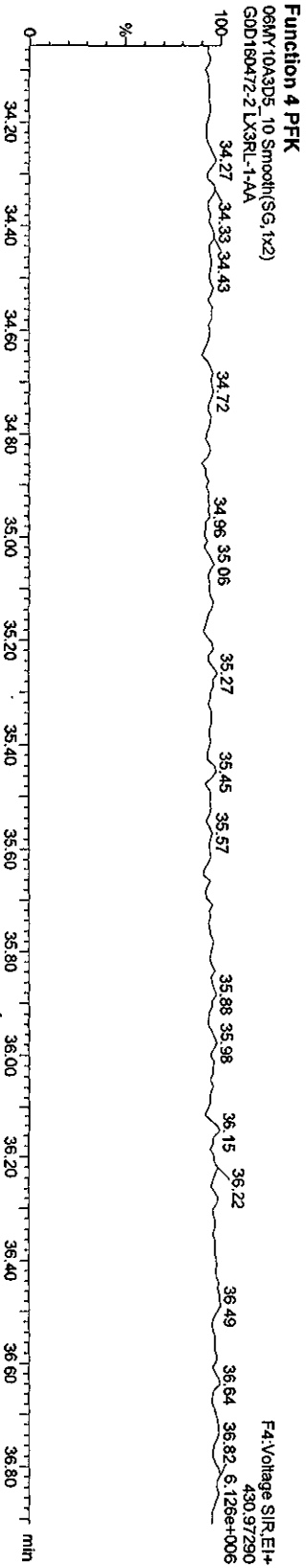
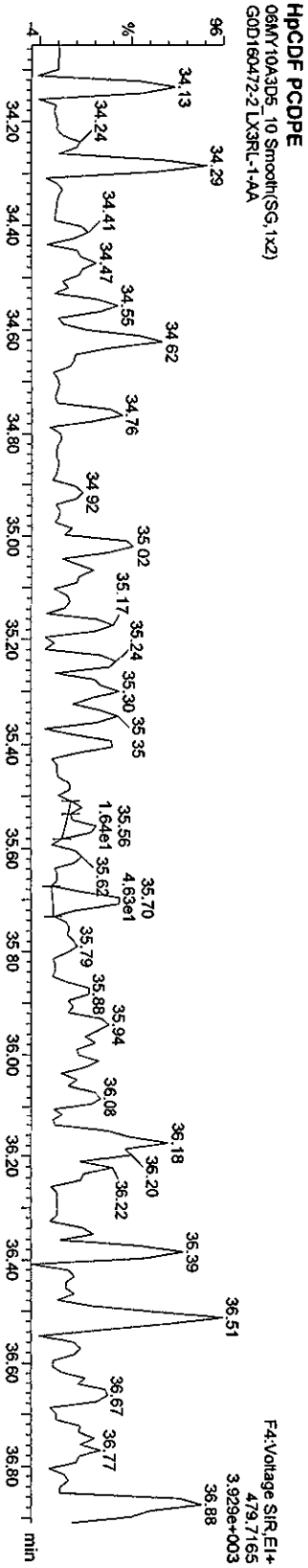
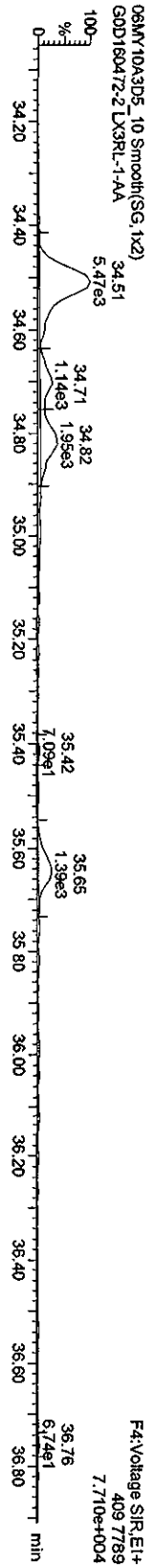
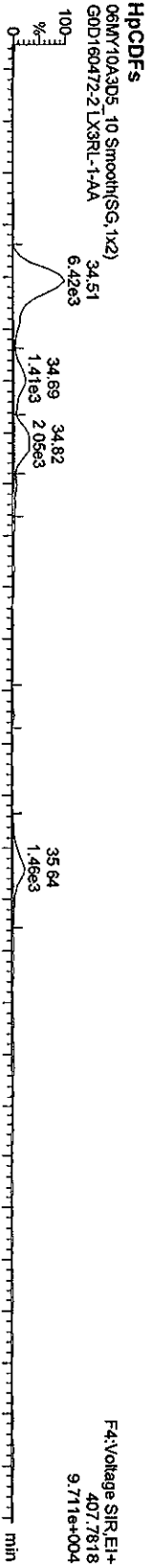


Quantity Sample Report MassLynx 4.1

Dataset: C:\MassLynx\JAN2010\PROJ06MY103D58290C.qld

Last Altered: Friday, May 07, 2010 10:07:48 Pacific Daylight Time  
Printed: Friday, May 07, 2010 10:11:07 Pacific Daylight Time

Name: 06MY10A3D5\_10, Date: 06-May-2010, Time: 21:24:54, ID: LX3RL-1-AA, Description: GOD160472-2



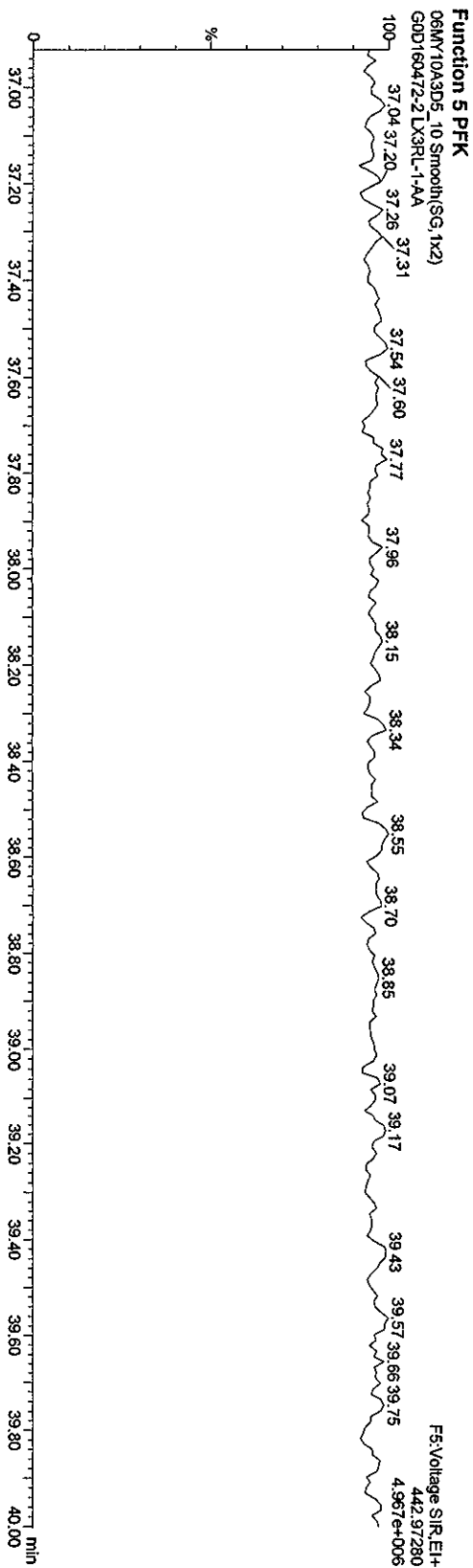
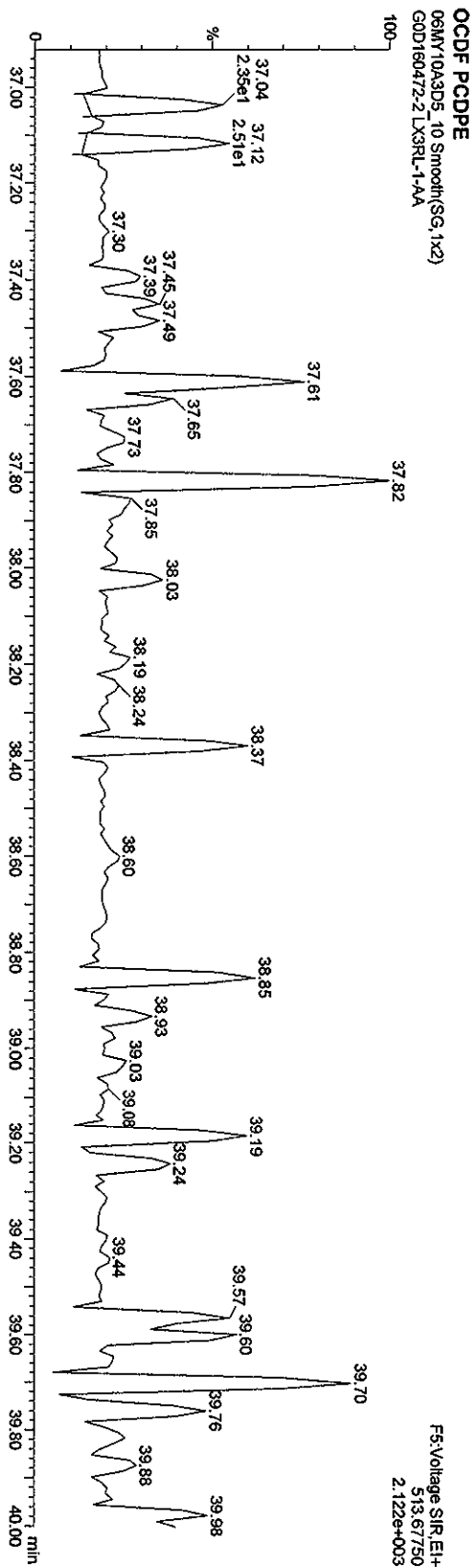
Quantity Sample Report MassLynx 4.1

Dataset: C:\MassLynx\LAN2010\PRO\06MY103D58290C.qld

Last Altered: Friday, May 07, 2010 10:07:48 Pacific Daylight Time

Printed: Friday, May 07, 2010 10:11:07 Pacific Daylight Time

Name: 06MY10A3D5\_10, Date: 06-May-2010, Time: 21:24:54, ID: LX3RL-1-AA, Description: GOD160472-2



## Daily Calibration Checklist Dioxin Methods

Method ID 8290

Associated ICAL 1CA030120103058290

Column ID DB5

Instrument ID 305

STD ID ST0506C, ST0506D

STD Solution 10DXN083

Analyzed by M.G.A.M.

Date Analyzed 5/6/10, 5/7/10

Std. Pkg. By M.G.

Date Std. Pkg. Assembled 5/7/10

Std. Pkg. Reviewed By AK

Date Std. Pkg. Reviewed 5/7/10

DAILY STANDARD PACKAGE	INITIATED	REVIEWED
Standard, CPSM, and Solvent Blank present?	✓	✓
Copy of log-file and Beginning Static Resolution present?	✓	✓
CPSM blow up present?	✓	✓
Curve Summary present?	✓	✓
Summary of Method criteria present or documented below?	✓	✓
Daily standard within method specified limits?*	✓	✓
Analyte retention times correct?	✓	✓
Isotopic ratios within limits?	✓	✓
CPSM valley ≤ method specified limits?***	✓	✓
Are chromatographic windows correct?	✓	✓
Samples analyzed within 12 hrs of daily standard?	✓	✓
Manual reintegration's checked and hardcopies included?	NA	NA
Ending Standard present?	✓	✓
Ending Static Resolutions present	✓	✓
Absolute retention times for 13C12-1,2,3,4-TCDD and 13C12-1,2,3,7,8,9-HxCDD are within +/- 15 seconds of the retention times in the Initial Calibration? (required for all 1613B samples)	NA	NA

COMMENTS: \_\_\_\_\_

\* Method 8290/TO9/M0023A: (beginning) ≤ 20% from curve RRFs for native analytes, ≤ 30% from curve RRFs for labeled compounds.

Method 8290/TO9/M0023A: (ending) ≤ 25% from curve RRFs for native analytes, ≤ 35% from curve RRFs for labeled compounds.

Method 23: See Method 23 Daily Standard Criteria, Table 5.

Method 1613B: See, Method 1613B or Method 1613B Tetras Daily Standard Criteria.

\*\* Method 23/0023A CPSM Criteria: 25% valley between 2378 TCDF (DB-225)/TCDD (DB-5) and its closest eluters normalized to the smallest peak of the triplet

Method 1613B/8290/TO9 CPSM Criteria: 25% valley between 2378 TCDF (DB-225)/TCDD (DB-5) and its closest eluters normalized to the 2378 peak

Dataset: C:\MassLynx\JAN2010.PRO\06MY103D58290C.qld

Last Altered: Friday, May 07, 2010 10:07:48 Pacific Daylight Time

Printed: Friday, May 07, 2010 10:08:36 Pacific Daylight Time

Method: C:\MassLynx\JAN2010.PRO\MethDB\82903D5.mdb 05 Apr 2010 08:41:34

Calibration: C:\MassLynx\JAN2010.PRO\CurveDB\ICA030120103D58290.cdb 01 Mar 2010 17:27:59

Name: 06MY10A3D5\_02, Date: 06-May-2010, Time: 15:16:30, ID: ST0506C, Description: CS-3 10DXN083

#	Name	Response	RT	Pred.RT	RRF	M	RRF	Conc	%Dev	%Rec	Mod.D	Ratio	Ratio Flag
1	13C-1,2,3,4-TCDD	3890405	19.08	19.08	1.00000	1.00000	100.00	0.0	100.0			0.771	NO
2													
3	13C-2,3,7,8-TCDF	6415634	18.52	18.46	1.40173	1.64909	117.65	17.6	117.6			0.797	NO
4	2,3,7,8-TCDF	635260	18.54	18.54	0.92135	0.99018	10.75	7.5	107.5			0.799	NO
5	Total TCDFs			21.44	0.92135		10.75						
6													
7	13C-2,3,7,8-TCDD	3778656	19.29	19.29	0.94961	0.97128	102.28	2.3	102.3			0.764	NO
8	2,3,7,8-TCDD	406042	19.31	19.32	1.03870	1.07457	10.35	3.5	103.5			0.803	NO
9	Total TCDDs			19.55	1.03870		10.35						
10													
11	37CL-2,3,7,8-TCDD	462898	19.31	19.31	1.14465	1.18985	10.39	3.9	103.9				
12													
13	13C-1,2,3,7,8-PeCDF	4518154	24.08	24.07	1.11677	1.16136	103.99	4.0	104.0			1.565	NO
14	1,2,3,7,8-PeCDF	2365051	24.11	24.11	0.98929	1.04691	52.91	5.8	105.8			1.645	NO
15	2,3,4,7,8-PeCDF	2229289	25.57	25.58	0.94936	0.98681	51.97	3.9	103.9			1.581	NO
16	Total F2 PeCDFs			34.47	0.96932		104.89						
17	Total F1 PeCDFs			36.56	0.96932		0.02						
18													
19	13C-1,2,3,7,8-PeCDD	2808117	26.36	26.34	0.77603	0.72181	93.01	-7.0	93.0			1.584	NO
20	1,2,3,7,8-PeCDD	1437046	26.38	26.39	0.96958	1.02349	52.78	5.6	105.6			1.640	NO
21	Total PeCDDs			31.10	0.96958		52.78						
22													
23	13C-1,2,3,7,8,9-HxCDD	3003127	32.97	32.91	1.00000	1.00000	100.00	0.0	100.0			1.290	NO
24													
25	13C-1,2,3,4,7,8-HxCDF	2916413	31.72	31.73	0.97183	0.97113	99.93	-0.1	99.9			0.526	NO
26	1,2,3,4,7,8-HxCDF	1822029	31.74	31.73	1.20038	1.24950	52.05	4.1	104.1			1.248	NO
27	1,2,3,6,7,8-HxCDF	2325942	31.86	31.85	1.34082	1.59507	59.48	19.0	119.0			1.330	NO
28	2,3,4,6,7,8-HxCDF	1930599	32.46	32.46	1.25668	1.32395	52.68	5.4	105.4			1.284	NO
29	1,2,3,7,8,9-HxCDF	1714052	33.14	33.15	1.07528	1.17545	54.66	9.3	109.3			1.277	NO
30	Total HxCDFs			0.00	1.21829		218.86						
31													
32	13C-1,2,3,6,7,8-HxCDD	2893076	32.69	32.70	0.89936	0.96335	107.12	7.1	107.1			1.290	NO
33	1,2,3,4,7,8-HxCDD	1091868	32.61	32.60	0.90180	0.75481	41.85	-16.3	83.7			1.250	NO
34	1,2,3,6,7,8-HxCDD	1608813	32.70	32.68	1.09904	1.11218	50.60	1.2	101.2			1.265	NO
35	1,2,3,7,8,9-HxCDD	1509534	32.98	32.97	1.06390	1.04355	49.04	-1.9	98.1			1.183	NO
36	Total HxCDDs			0.00	1.02158		141.49						
37													
38	13C-1,2,3,4,6,7,8-HpCDF	2681736	34.51	34.50	0.84273	0.89298	105.96	6.0	106.0			0.482	NO
39	1,2,3,4,6,7,8-HpCDF	1854520	34.52	34.52	1.30670	1.38307	52.92	5.8	105.8			1.038	NO
40	1,2,3,4,7,8,9-HpCDF	1552454	35.64	35.66	1.06434	1.15780	54.39	8.8	108.8			1.126	NO
41	Total HpCDFs			0.00	1.18552		107.31						
42													
43	13C-1,2,3,4,6,7,8-HpCDD	2274241	35.32	35.33	0.79749	0.75729	94.96	-5.0	95.0			1.055	NO
44	1,2,3,4,6,7,8-HpCDD	1292917	35.34	35.34	0.99684	1.13701	57.03	14.1	114.1			1.066	NO
45	Total HpCDDs			0.06	0.99684		57.03						

Dataset: C:\MassLynx\JAN2010.PRO\06MY103D58290C.qld

Last Altered: Friday, May 07, 2010 10:07:48 Pacific Daylight Time

Printed: Friday, May 07, 2010 10:08:36 Pacific Daylight Time

Name: 06MY10A3D5\_02, Date: 06-May-2010, Time: 15:16:30, ID: ST0506C, Description: CS-3 10DXN083

#	Name	Response	RT	Pred:RT	RRF	M	RRF	Conc	%Dev	%Rec	Mod.D	Ratio	Ratio Flag
47	13C-OCDD	3467628	37.84	37.85	0.59869		0.57734	192.87	-3.6	96.4		0.855	NO
48	OCDF	2538487	37.96	37.96	1.26224		1.46411	115.99	16.0	116.0		0.875	NO
49	OCDD	2106143	37.85	37.85	1.11522		1.21475	108.92	8.9	108.9		0.867	NO
50													
51													
52	Function 1 PFK	35272	21.94	21.92	11489....		35272....	3.07	207.0	307.0			
53	Function 2 PFK	2152	22.32	22.31	9733.6...		2152 2...	0.22	-77.9	22.1			
54	Function 3 PFK			31.73	5225.1..								
55	Function 4 PFK	11572	34.64	34.66	4454.8..		11571....	2.60	159.8	259.8			
56	Function 5 PFK	2223	37.68	37.69	3910.7...		2223.4...	0.57	-43.1	56.9			
57	TCDF PCDPE			22.03	45.934...								
58	F1 PeCDF PCDPE	66	16.62	16.71	76.179...		66.237...	0.87	-13.1	86.9			
59	F2 PeCDF PCDPE			22.33	92.309...								
60	HXCDF PCDPE			32.38	77.611...								
61	HPCDF PCDPE			35.69	88.953...								
62	OCDF PCDPE			37.12	102.26...								

Dataset: C:\MassLynx\JAN2010.PRO\06MY103D58290C.qld

Last Altered: Friday, May 07, 2010 10:07:48 Pacific Daylight Time

Printed: Friday, May 07, 2010 10:08:36 Pacific Daylight Time

Name: 06MY10A3D5\_17, Date: 07-May-2010, Time: 02:26:18, ID: ST0506D, Description: CS-3 10DXN083

#	Name	Response	RT	Pred.RT	RRF M	RRF	Conc	%Dev	%Rec	Mod.D	Ratio	Ratio Flag
1	13C-1,2,3,4-TCDD	4055250	19.08	19.08	1.00000	1.00000	100.00	0.0	100.0		0.801	NO
2												
3	13C-2,3,7,8-TCDF	6703257	18.52	18.46	1.40173	1.65298	117.92	17.9	117.9		0.788	NO
4	2,3,7,8-TCDF	649141	18.54	18.54	0.92135	0.96840	10.51	5.1	105.1		0.750	NO
5	Total TCDFs			21.44	0.92135		10.51					
6												
7	13C-2,3,7,8-TCDD	3923886	19.29	19.29	0.94961	0.96761	101.89	1.9	101.9		0.797	NO
8	2,3,7,8-TCDD	414711	19.31	19.32	1.03870	1.05689	10.18	1.8	101.8		0.799	NO
9	Total TCDDs			19.55	1.03870		10.18					
10												
11	37CL-2,3,7,8-TCDD	485457	19.31	19.31	1.14465	1.19711	10.46	4.6	104.6			
12												
13	13C-1,2,3,7,8-PeCDF	4543746	24.08	24.07	1.11677	1.12046	100.33	0.3	100.3		1.590	NO
14	1,2,3,7,8-PeCDF	2373116	24.11	24.11	0.98929	1.04456	52.79	5.6	105.6		1.568	NO
15	2,3,4,7,8-PeCDF	2292818	25.57	25.58	0.94936	1.00922	53.15	6.3	106.3		1.561	NO
16	Total F2 PeCDFs			34.47	0.96932		105.95					
17	Total F1 PeCDFs			36.56	0.96932		0.02					
18												
19	13C-1,2,3,7,8-PeCDD	2767659	26.34	26.34	0.77603	0.68249	87.95	-12.1	87.9		1.583	NO
20	1,2,3,7,8-PeCDD	1422828	26.38	26.38	0.96958	1.02818	53.02	6.0	106.0		1.618	NO
21	Total PeCDDs			31.10	0.96958		53.02					
22												
23	13C-1,2,3,7,8,9-HxCDD	2692397	32.97	32.91	1.00000	1.00000	100.00	0.0	100.0		1.307	NO
24												
25	13C-1,2,3,4,7,8-HxCDF	3113016	31.72	31.73	0.97183	1.15622	118.97	19.0	119.0		0.524	NO
26	1,2,3,4,7,8-HxCDF	1952397	31.75	31.73	1.20038	1.25434	52.25	4.5	104.5		1.241	NO
27	1,2,3,6,7,8-HxCDF	2247452	31.87	31.85	1.34082	1.44391	53.84	7.7	107.7		1.204	NO
28	2,3,4,6,7,8-HxCDF	1876643	32.48	32.46	1.25668	1.20567	47.97	-4.1	95.9		1.259	NO
29	1,2,3,7,8,9-HxCDF	1763613	33.15	33.15	1.07528	1.13306	52.69	5.4	105.4		1.341	NO
30	Total HxCDFs			0.00	1.21829		206.75					
31												
32	13C-1,2,3,6,7,8-HxCDD	2507236	32.69	32.70	0.89936	0.93123	103.54	3.5	103.5		1.293	NO
33	1,2,3,4,7,8-HxCDD	1164824	32.62	32.60	0.90180	0.92917	51.52	3.0	103.0		1.242	NO
34	1,2,3,6,7,8-HxCDD	1489237	32.70	32.68	1.09904	1.18795	54.05	8.1	108.1		1.191	NO
35	1,2,3,7,8,9-HxCDD	1498296	32.98	32.97	1.06390	1.19518	56.17	12.3	112.3		1.103	NO
36	Total HxCDDs			0.00	1.02158		161.73					
37												
38	13C-1,2,3,4,6,7,8-HpCDF	2649074	34.52	34.50	0.84273	0.98391	116.75	16.8	116.8		0.447	NO
39	1,2,3,4,6,7,8-HpCDF	1886260	34.53	34.53	1.30670	1.42409	54.49	9.0	109.0		1.077	NO
40	1,2,3,4,7,8,9-HpCDF	1497031	35.66	35.67	1.06434	1.13023	53.10	6.2	106.2		1.051	NO
41	Total HpCDFs			0.00	1.18552		107.59					
42												
43	13C-1,2,3,4,6,7,8-HpCDD	2356292	35.34	35.33	0.79749	0.87517	109.74	9.7	109.7		1.051	NO
44	1,2,3,4,6,7,8-HpCDD	1228627	35.35	35.35	0.99684	1.04285	52.31	4.6	104.6		1.053	NO
45	Total HpCDDs			0.07	0.99684		52.31					
46												
47	13C-OCDD	3146006	37.85	37.85	0.59869	0.58424	195.17	-2.4	97.6		0.925	NO
48	OCDF	2319287	37.97	37.97	1.26224	1.47443	116.81	16.8	116.8		0.905	NO
49	OCDD	1968738	37.86	37.86	1.11522	1.25158	112.23	12.2	112.2		0.878	NO

Dataset: C:\MassLynx\JAN2010.PRO\06MY103D58290C.qld

Last Altered: Friday, May 07, 2010 10:07:48 Pacific Daylight Time

Printed: Friday, May 07, 2010 10:08:36 Pacific Daylight Time

Name: 06MY10A3D5\_17, Date: 07-May-2010, Time: 02:26:18, ID: ST0506D, Description: CS-3 10DXN083

#	Name	Response	RT	Pred:RT	RRF	M	RRF	Conc	%Dev	%Rec	Mod.D	Ratio	Ratio Flag
50													
51													
52	Function 1 PFK			21.92	11489	...							
53	Function 2 PFK	15759	22.36	22.31	9733.6	...	15759	...	1.62	61.9	161.9		
54	Function 3 PFK	5106	31.75	31.73	5225.1	...	5106.0	...	0.98	-2.3	97.7		
55	Function 4 PFK			34.66	4454.8	...							
56	Function 5 PFK			37.69	3910.7	...							
57	TCDF PCDPE	5	21.99	22.03	45.934	...	4.58500	0.10		-90.0	10.0		
58	F1 PeCDF PCDPE	72	16.71	16.71	76.179	...	72.400	...	0.95	-5.0	95.0		
59	F2 PeCDF PCDPE	12	22.41	22.33	92.309	...	11.748	...	0.13	-87.3	12.7		
60	HXCDF PCDPE	19	32.32	32.38	77.611	...	19.466	...	0.25	-74.9	25.1		
61	HPCDF PCDPE			35.69	88.953	...							
62	OCDF PCDPE	20	37.05	37.12	102.26	...	20.170	...	0.20	-80.3	19.7		



Sample List Report

MassLynx 4.1

Sample List: C:\MassLynx\JAN2010.PRO\SampleDB\06MY10A3D5.SPL

Page 1 of 3

Last Modified: Thursday, May 06, 2010 20:39:52 Pacific Daylight Time

Printed: Thursday, May 06, 2010 20:39:58 Pacific Daylight Time

Page Position (1, 1)

File Name	File Text	Sample ID	Meth/Matrix	BOX #	Sample Size	Units	Bottle	
1	06MY10A3D5_01	CS-3 10DXN083	ST0506B	---	---	1.000000	---	Tray01:1
2	06MY10A3D5_02	CS-3 10DXN083	ST0506C	---	---	1.000000	---	Tray01:2
3	06MY10A3D5_03	DB5 CPSM 3732-05	CP0506	---	---	1.000000	---	Tray01:3
4	06MY10A3D5_04	Solvent Blank C-14	SB0506	---	---	1.000000	---	Tray01:4
5	06MY10A3D5_05	G0D060492-1MB	L022F-1-AA	8290/Water	93	1.000000	L	Tray01:5
6	06MY10A3D5_06	G0D060492-1LCS	L022F-1-AC	8290/Water		1.000000	L	Tray01:6
7	06MY10A3D5_07	G0D060492-1DCS	L022F-1-AD	8290/Water		1.000000	L	Tray01:7
8	06MY10A3D5_08	G0D060492-1	LXKN9-1-AC	8290/Water		0.913200	L	Tray01:8
9	06MY10A3D5_09	G0D160472-1	LX3MC-1-AA	8290/Water	78	0.975700	L	Tray01:9
10	06MY10A3D5_10	G0D160472-2	LX3RL-1-AA	8290/Water		0.961100	L	Tray01:10
11	06MY10A3D5_11	G0D200558-1	LX8XC-1-AA	8290/Water	79	1.015800	L	Tray01:11
12	06MY10A3D5_12	G0D170492-1	LX524-1-AA	8290/Water		0.974100	L	Tray01:12
13	06MY10A3D5_13	G0D160516-1LCS	L0E5N-1-AC	8290/Solid	89	10.000000	g	Tray01:13
14	06MY10A3D5_14	G0D090419-8	LXP22-1-AA	1613B/Water	75	0.977600	L	Tray01:14
15	06MY10A3D5_15	G0D130556-1 (20x)	LXW72-1-AA	8290/Water	72	0.862600	L	Tray01:15
16	06MY10A3D5_16	Solvent Blank C-14	SB0506A	---	---	1.000000	---	Tray01:16
17	06MY10A3D5_17	CS-3 10DXN083	ST0506D	---	---	1.000000	---	Tray01:17
18	06MY10A3D5_18	DB5 CPSM 3732-05	CP0506A	---	---	1.000000	---	Tray01:18
19	06MY10A3D5_19	Solvent Blank C-14	SB0506B	---	---	1.000000	---	Tray01:19
20	06MY10A3D5_20	Solvent Blank C-14	SB0506C	---	---	1.000000	---	Tray01:20
21	06MY10A3D5_21	G0D160519-4	LX4AN-1-AA	8290/Water	78	0.843800	L	Tray01:21
22	06MY10A3D5_22	G0D220531-1MB	L0PVE-1-AAB	1613B/Water	87	1.000000	L	Tray01:22
23	06MY10A3D5_23	G0D220531-1LCS	L0PVE-1-ACC	1613B/Water		1.000000	L	Tray01:23
24	06MY10A3D5_24	G0D220531-1DCS	L0PVE-1-ADL	1613B/Water	---	1.000000	L	Tray01:24
25	06MY10A3D5_25	G0D260457-1	L0JG3-1-AA	1613B/Water	---	1.040900	L	Tray01:25
26	06MY10A3D5_26	G0D200563-1MBRX	L022T-1-AAB	8290/Solid	93	10.000000	g	Tray01:26
27	06MY10A3D5_27	G0D200563-1LCSRX	L022T-1-ACC	8290/Solid	---	10.000000	g	Tray01:27
28	06MY10A3D5_28	G0D200563-1RX	LX81A-2-AA	8290/Solid	---	10.100000	g	Tray01:28
29	06MY10A3D5_29	G0D200563-2RX	LX81H-2-AA	8290/Solid	---	10.200000	g	Tray01:29
30	06MY10A3D5_30	G0D200563-3RX	LX81K-2-AA	8290/Solid	---	10.300000	g	Tray01:30
31	06MY10A3D5_31	Solvent Blank C-14	SB0506D	---	---	1.000000	---	Tray01:31
32	06MY10A3D5_32	CS-3 10DXN083	ST0506E	---	---	1.000000	---	Tray01:17
33	06MY10A3D5_33	Solvent Blank C-14	SB0506E	---	---	1.000000	---	Tray01:33

reviewed  
by  
ms  
5/7/10

Sample List Report

MassLynx 4.1

Sample List: C:\MassLynx\JAN2010.PRO\SampleDB\06MY10A3D5.SPL

Page 2 of 3

Last Modified: Thursday, May 06, 2010 20:39:52 Pacific Daylight Time

Printed: Thursday, May 06, 2010 20:39:58 Pacific Daylight Time

Page Position (2, 1)

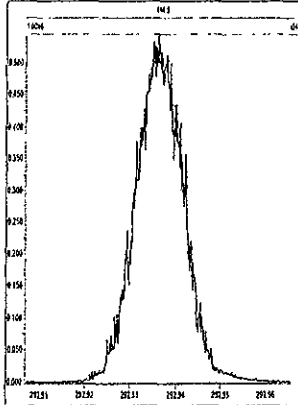
FV_uL	Inj Vol	Sam Typ	Analyst	MS File	Inl File	ConA	ConB	ConC	ConD	ConE	ConF
---	2.000000	Analyte	MG 05/06/10	Dioxin3D5	dioxin	10	50	100	100	200	10
---	2.000000	Analyte	MG 05/06/10	Dioxin3D5	dioxin	10	50	100	100	200	10
---	2.000000	Analyte	MG 05/06/10	Dioxin3D5	dioxin	---	---	---	---	---	---
---	2.000000	Analyte	MG 05/06/10	Dioxin3D5	dioxin	---	---	---	---	---	---
20	2.000000	Analyte	MG 05/06/10	Dioxin3D5	dioxin	---	---	---	2000	4000	800
20	2.000000	Analyte	MG 05/06/10	Dioxin3D5	dioxin	---	---	---	2000	4000	800
20	2.000000	Analyte	MG 05/06/10	Dioxin3D5	dioxin	---	---	---	2000	4000	800
20	2.000000	Analyte	MG 05/06/10	Dioxin3D5	dioxin	---	---	---	2000	4000	800
20	2.000000	Analyte	MG 05/06/10	Dioxin3D5	dioxin	---	---	---	2000	4000	800
20	2.000000	Analyte	MG 05/06/10	Dioxin3D5	dioxin	---	---	---	2000	4000	800
20	2.000000	Analyte	MG 05/06/10	Dioxin3D5	dioxin	---	---	---	2000	4000	800
20	2.000000	Analyte	MG 05/06/10	Dioxin3D5	dioxin	---	---	---	2000	4000	800
20	2.000000	Analyte	MG 05/06/10	Dioxin3D5	dioxin	---	---	---	2000	4000	800
20	2.000000	Analyte	MG 05/06/10	Dioxin3D5	dioxin	---	---	---	2000	4000	800
20	2.000000	Analyte	MG 05/06/10	Dioxin3D5	dioxin	---	---	---	2000	4000	800
20	2.000000	Analyte	MG 05/06/10	Dioxin3D5	dioxin	---	---	---	2000	4000	800
20	2.000000	Analyte	MG 05/06/10	Dioxin3D5	dioxin	---	---	---	2000	4000	800
20	2.000000	Analyte	MG 05/06/10	Dioxin3D5	dioxin	---	---	---	2000	4000	800
20	2.000000	Analyte	MG, AM 05/06/10	Dioxin3D5	dioxin	---	---	---	2000	4000	800
20	2.000000	Analyte	MG, AM 05/06/10	Dioxin3D5	dioxin	---	---	---	2000	4000	800
20	2.000000	Analyte	MG, AM 05/06/10	Dioxin3D5	dioxin	---	---	---	2000	4000	800
20	2.000000	Analyte	MG, AM 05/06/10	Dioxin3D5	dioxin	---	---	---	2000	4000	800
20	2.000000	Analyte	MG, AM 05/06/10	Dioxin3D5	dioxin	---	---	---	2000	4000	800
20	2.000000	Analyte	MG, AM 05/06/10	Dioxin3D5	dioxin	---	---	---	2000	4000	800
20	2.000000	Analyte	MG, AM 05/06/10	Dioxin3D5	dioxin	---	---	---	2000	4000	800
20	2.000000	Analyte	MG, AM 05/06/10	Dioxin3D5	dioxin	---	---	---	2000	4000	800
20	2.000000	Analyte	MG, AM 05/06/10	Dioxin3D5	dioxin	---	---	---	2000	4000	800
20	2.000000	Analyte	MG, AM 05/06/10	Dioxin3D5	dioxin	---	---	---	2000	4000	800
20	2.000000	Analyte	MG, AM 05/06/10	Dioxin3D5	dioxin	---	---	---	2000	4000	800
---	2.000000	Analyte	MG, AM 05/06/10	Dioxin3D5	dioxin	---	---	---	---	---	---
---	2.000000	Analyte	MG, AM 05/06/10	Dioxin3D5	dioxin	10	50	100	100	200	10
---	2.000000	Analyte	MG, AM 05/06/10	Dioxin3D5	dioxin	---	---	---	---	---	---

ConG	Process	Acqu Process Options	Action On Error
100	---	---	---
100	---	---	---
---	---	---	---
---	---	---	---
2000	---	---	---
2000	---	---	---
2000	---	---	---
2000	---	---	---
1000	---	---	---
1000	---	---	---
1000	---	---	---
1000	---	---	---
2000	---	---	---
2000	---	---	---
2000	ResolutionCheck	---	Ignore Error
---	---	---	---
100	---	---	---
---	---	---	---
---	ResolutionCheck	---	Ignore Error
---	---	---	---
2000	---	---	---
2000	---	---	---
2000	---	---	---
2000	---	---	---
2000	---	---	---
2000	---	---	---
2000	---	---	---
2000	---	---	---
2000	ResolutionCheck	---	Ignore Error
---	---	---	---
100	---	---	---
---	ResolutionCheck	---	Ignore Error

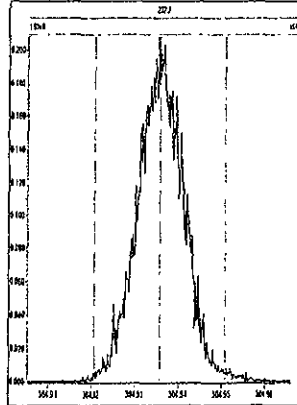
File: Experiment: Dioxin3D5.exp Reference: Pfk.ref Function: 1 @ 200 (ppm)

Printed: Thursday, May 06, 2010 14:29:36 Pacific Daylight Time

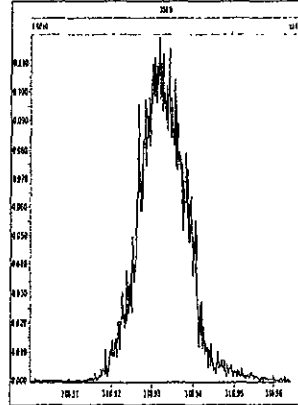
M 292.9824 R 12374



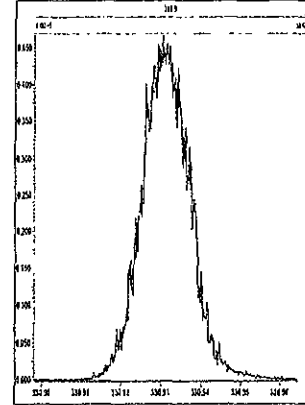
M 304.9824 R 13223



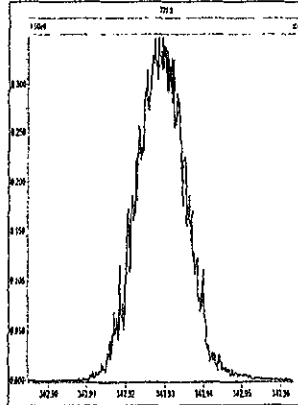
M 318.9792 R 12954



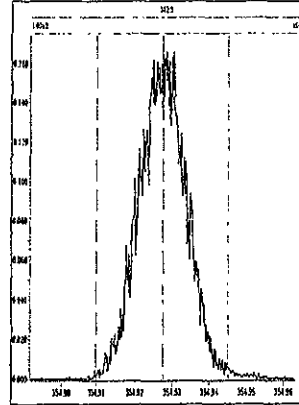
M 330.9792 R 12375



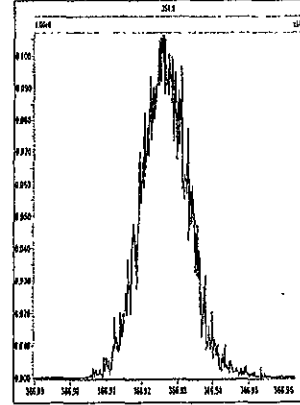
M 342.9792 R 12191



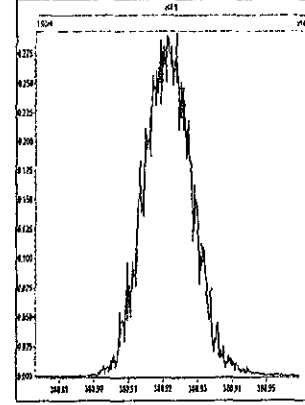
M 354.9792 R 12953



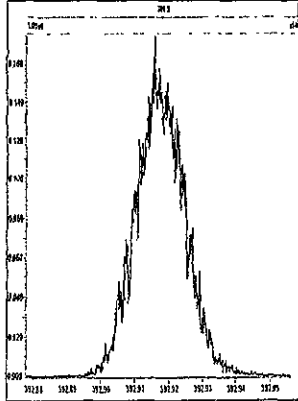
M 366.9792 R 12075



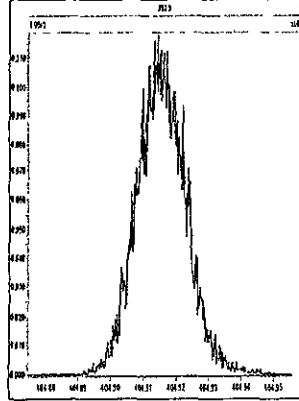
M 380.9760 R 12378



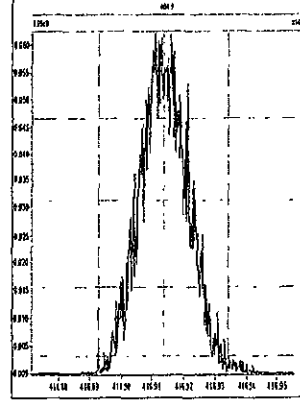
M 392.9760 R 12019



M 404.9760 R 12075



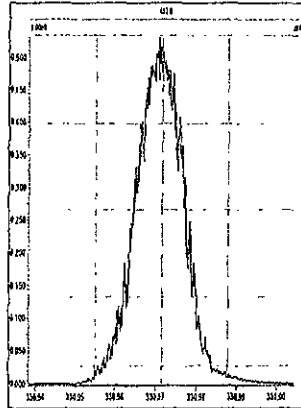
M 416.9760 R 11958



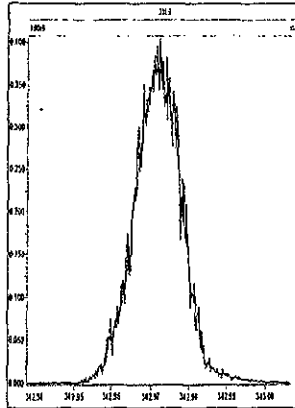
File: Experiment: Dioxin3D5.exp Reference: Pfk.ref Function: 2 @ 200 (ppm)

Printed: Thursday, May 06, 2010 14:30:27 Pacific Daylight Time

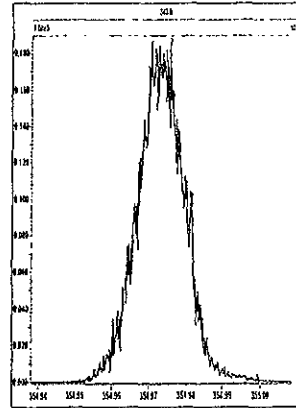
M 330.9792 R 12755



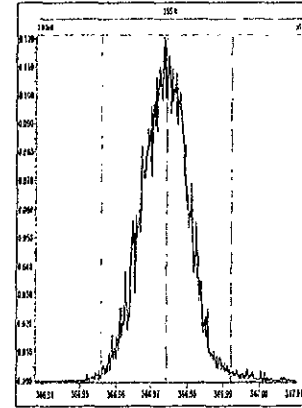
M 342.9792 R 12951



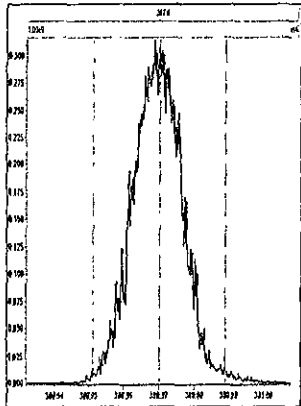
M 354.9792 R 12559



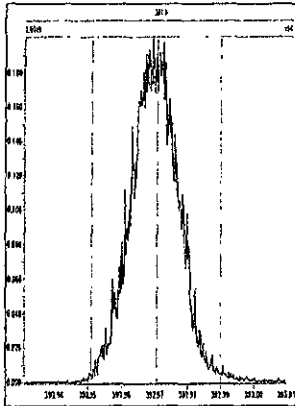
M 366.9792 R 12499



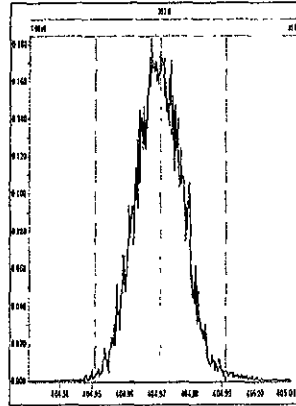
M 380.9760 R 11795



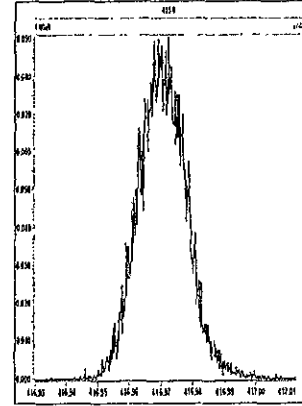
M 392.9760 R 11906



M 404.9760 R 12886



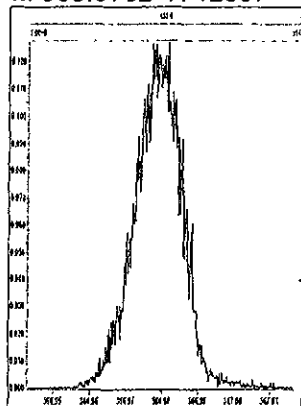
M 416.9760 R 12374



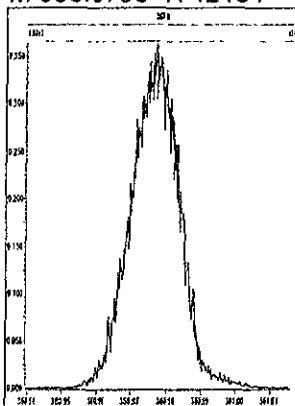
File: Experiment: Dioxin3D5.exp Reference: Pfk.ref Function: 3 @ 200 (ppm)

Printed: Thursday, May 06, 2010 14:31:05 Pacific Daylight Time

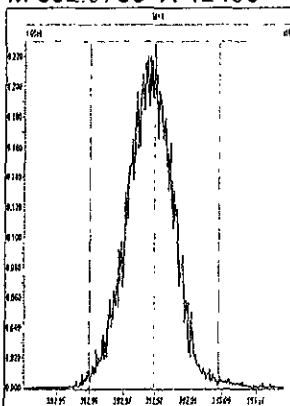
M 366.9792 R 12557



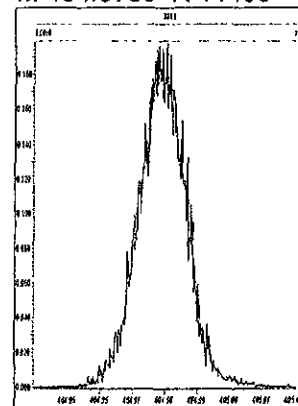
M 380.9760 R 12134



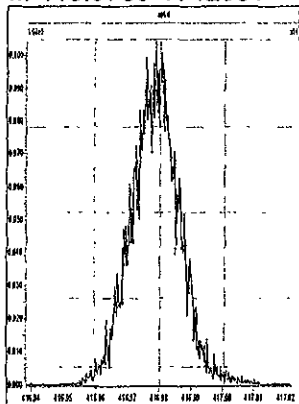
M 392.9760 R 12435



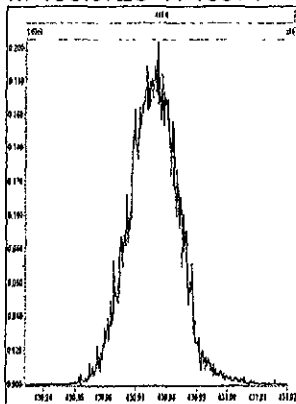
M 404.9760 R 11468



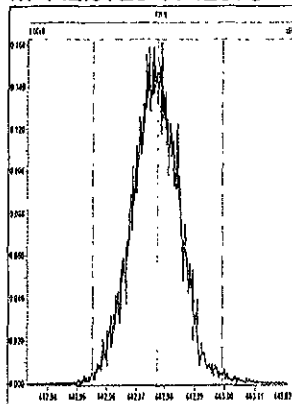
M 416.9760 R 12561



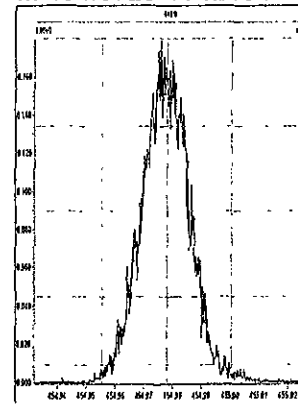
M 430.9728 R 13371



M 442.9728 R 12376



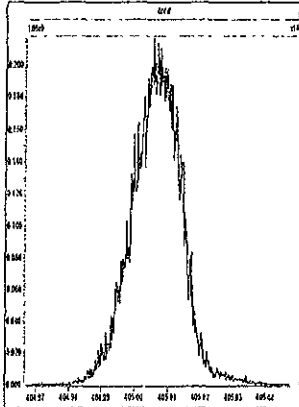
M 454.9728 R 12194



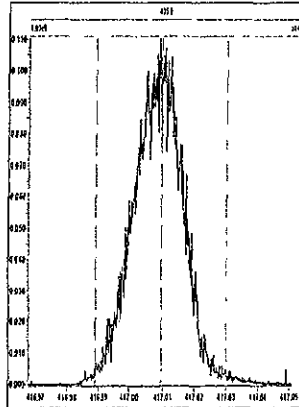
File: Experiment: Dioxin3D5.exp Reference: Pfk.ref Function: 4 @ 200 (ppm)

Printed: Thursday, May 06, 2010 14:31:44 Pacific Daylight Time

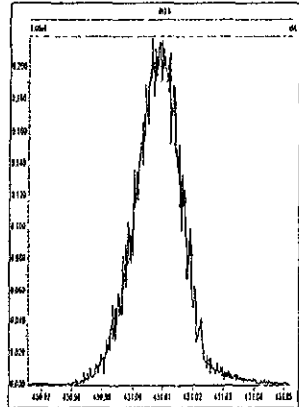
M 404.9760 R 12256



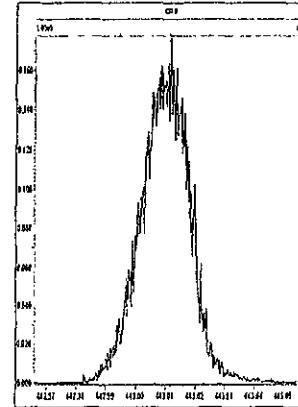
M 416.9760 R 12375



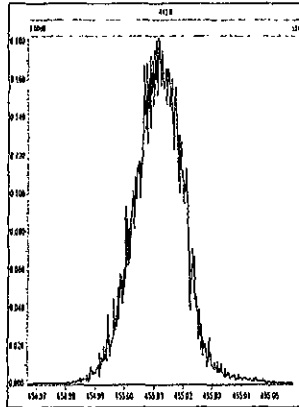
M 430.9728 R 12823



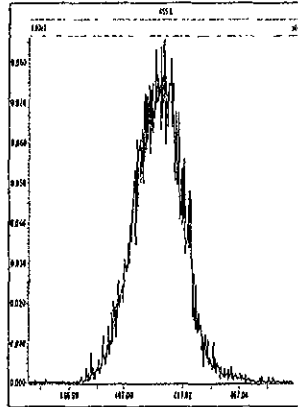
M 442.9728 R 12627



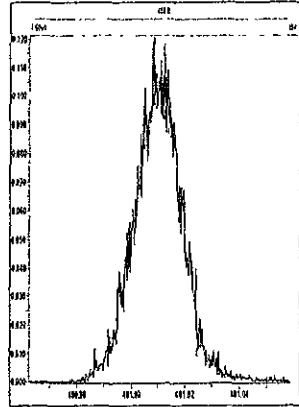
M 454.9728 R 11904



M 466.9728 R 12075



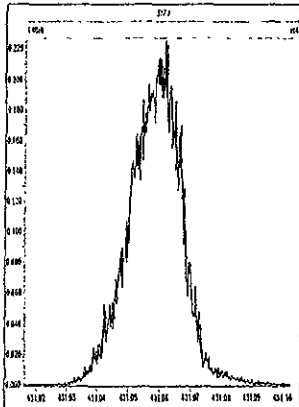
M 480.9696 R 11465



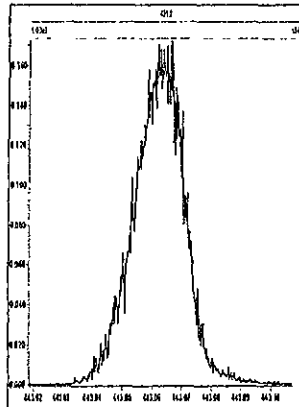
File: Experiment: Dioxin3D5.exp Reference: Pfk.ref Function: 5 @ 200 (ppm)

Printed: Thursday, May 06, 2010 14:32:19 Pacific Daylight Time

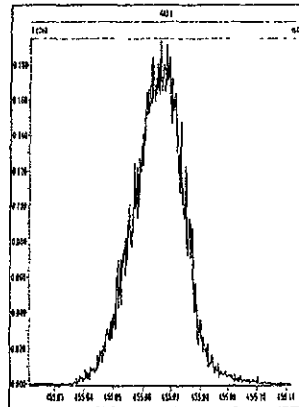
M 430.9728 R 11210



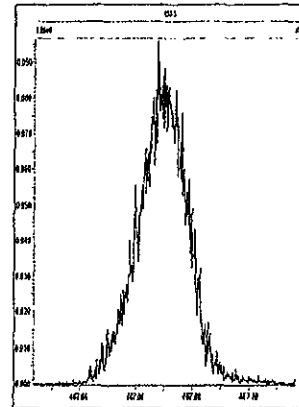
M 442.9728 R 11523



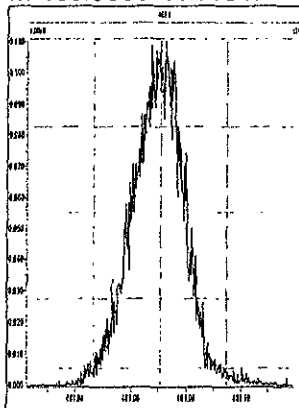
M 454.9728 R 11161



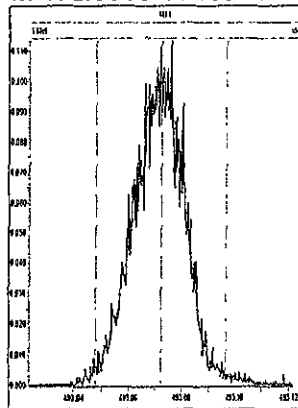
M 466.9728 R 12254



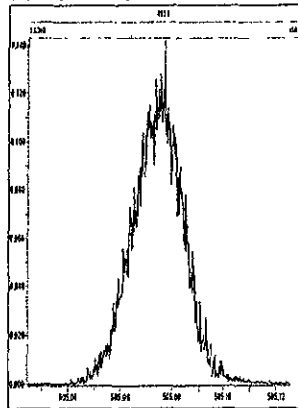
M 480.9696 R 11847



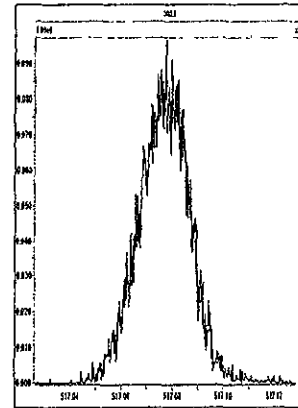
M 492.9696 R 10914



M 504.9696 R 11520



M 516.9697 R 11163

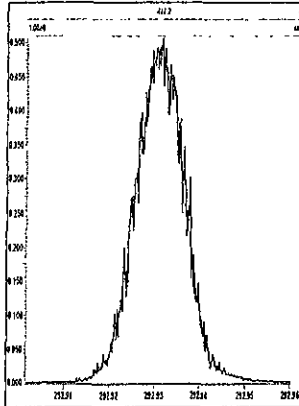




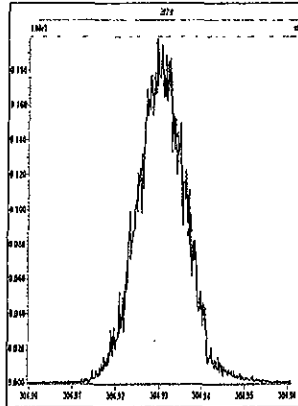
File: Experiment: Dioxin3D5.exp Reference: Pfk.ref Function: 1 @ 200 (ppm)

Printed: Thursday, May 06, 2010 22:10:04 Pacific Daylight Time

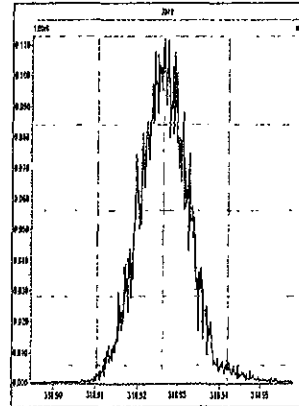
M 292.9824 R 12134



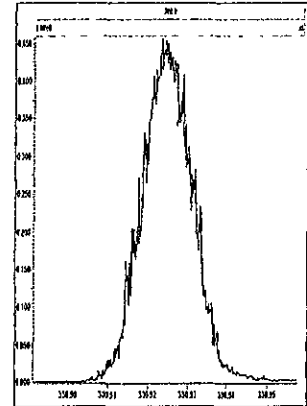
M 304.9824 R 12079



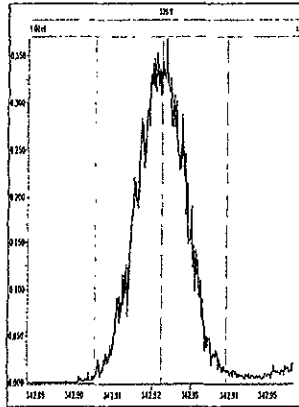
M 318.9792 R 11793



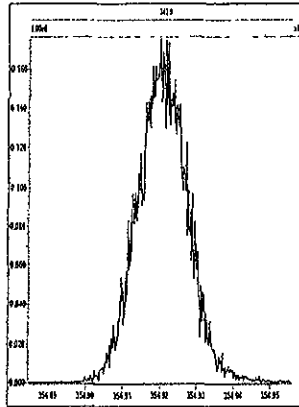
M 330.9792 R 11903



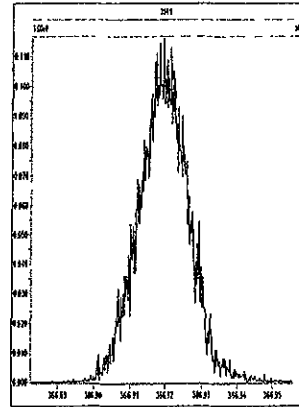
M 342.9792 R 11522



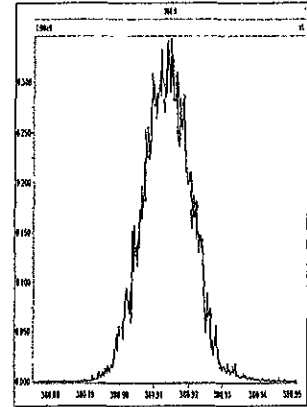
M 354.9792 R 12315



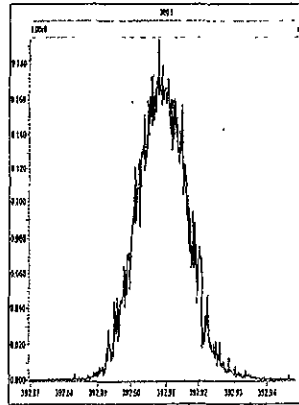
M 366.9792 R 12441



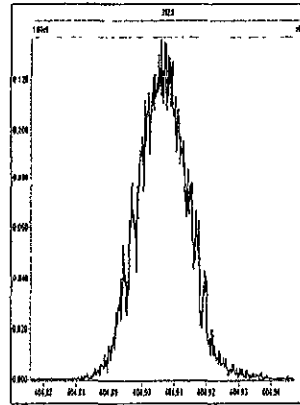
M 380.9760 R 12317



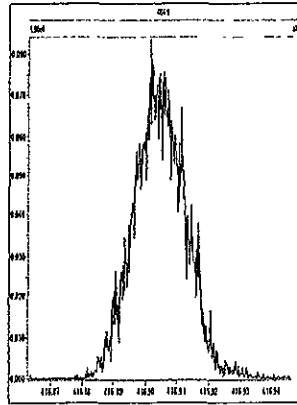
M 392.9760 R 11961



M 404.9760 R 11684



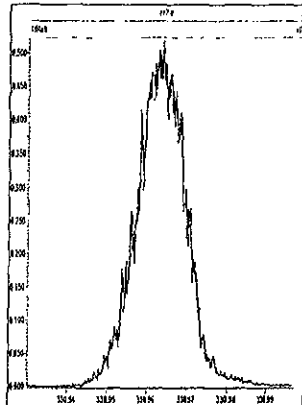
M 416.9760 R 11905



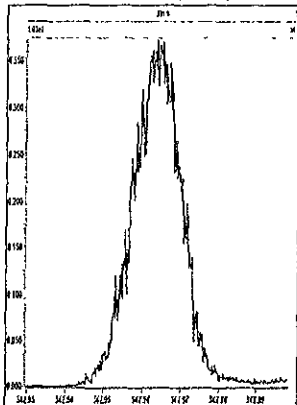
File: Experiment: Dioxin3D5.exp Reference: Pfk.ref Function: 2 @ 200 (ppm)

Printed: Thursday, May 06, 2010 22:10:39 Pacific Daylight Time

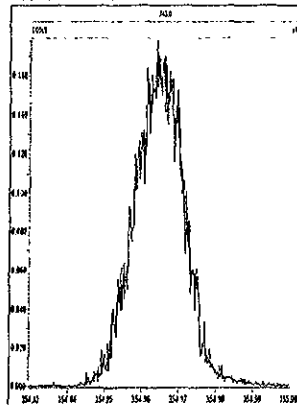
M 330.9792 R 11627



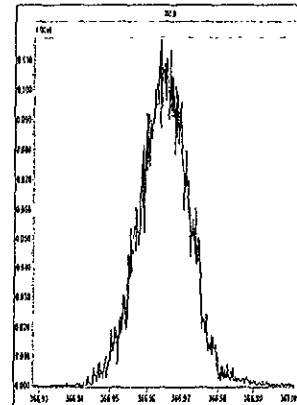
M 342.9792 R 12374



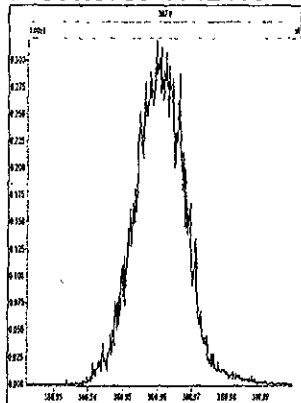
M 354.9792 R 11683



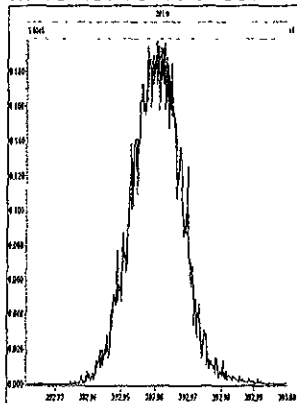
M 366.9792 R 11904



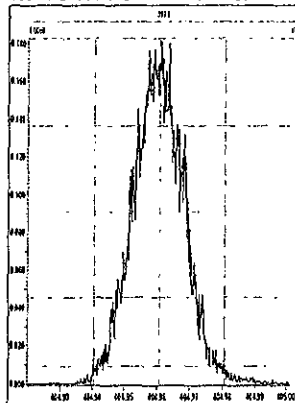
M 380.9760 R 12198



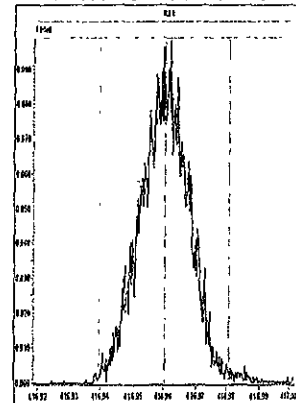
M 392.9760 R 11063



M 404.9760 R 11627



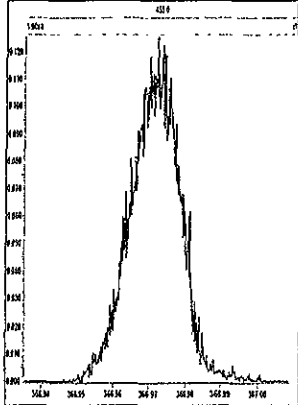
M 416.9760 R 11790



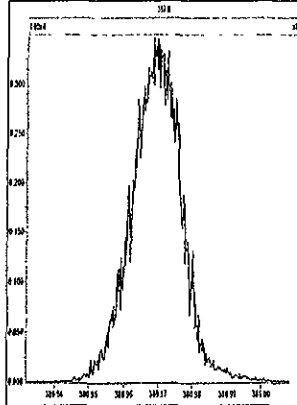
File: Experiment: Dioxin3D5.exp Reference: Pfk.ref Function: 3 @ 200 (ppm)

Printed: Thursday, May 06, 2010 22:11:13 Pacific Daylight Time

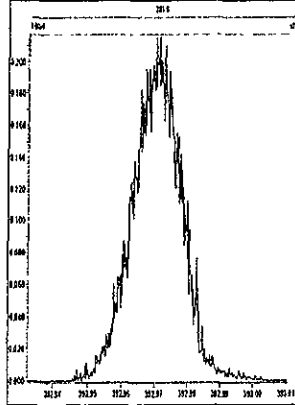
M 366.9792 R 11467



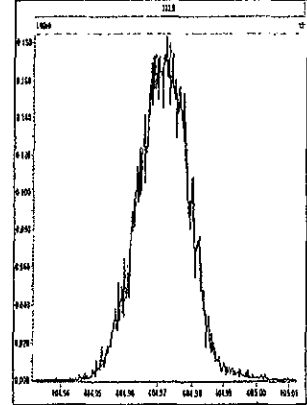
M 380.9760 R 12374



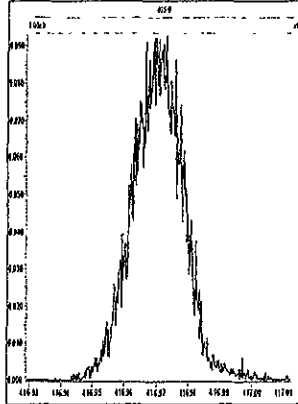
M 392.9760 R 11313



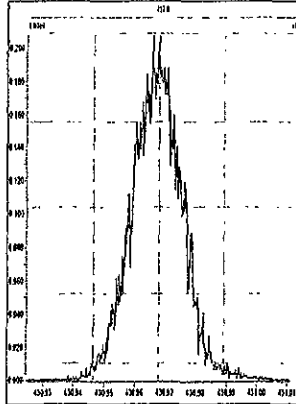
M 404.9760 R 11160



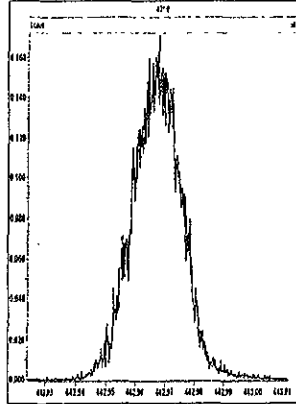
M 416.9760 R 11739



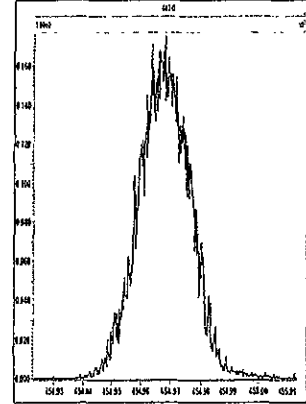
M 430.9728 R 11262



M 442.9728 R 12495



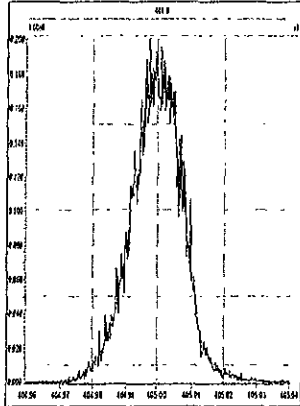
M 454.9728 R 11739



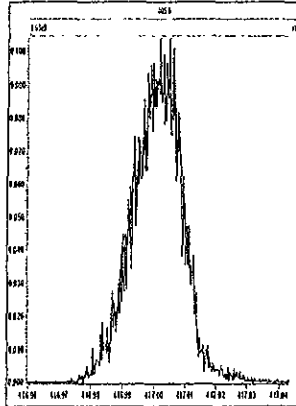
File: Experiment: Dioxin3D5.exp Reference: Pfk.ref Function: 4 @ 200 (ppm)

Printed: Thursday, May 06, 2010 22:12:04 Pacific Daylight Time

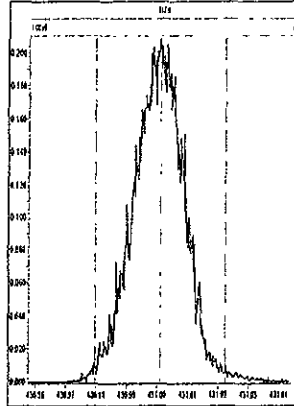
M 404.9760 R 11683



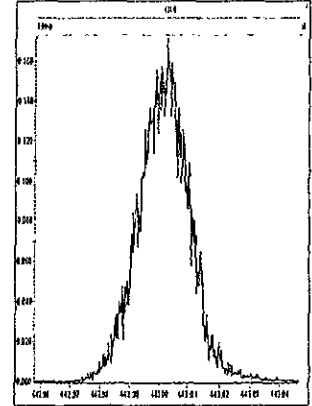
M 416.9760 R 11904



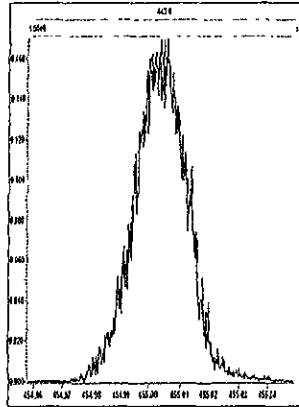
M 430.9728 R 11417



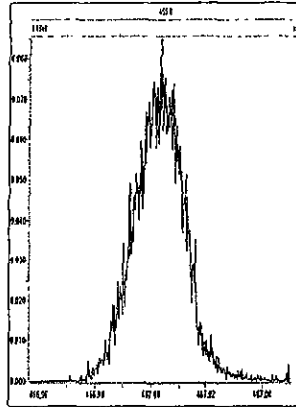
M 442.9728 R 10965



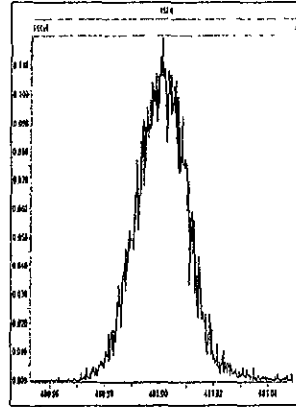
M 454.9728 R 11418



M 466.9728 R 11011



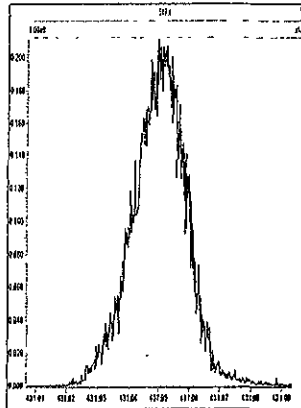
M 480.9696 R 11628



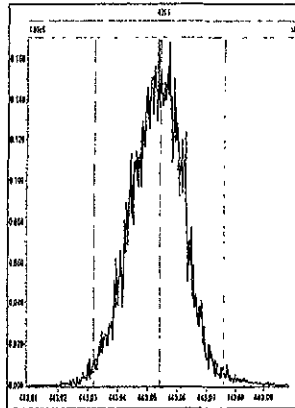
File: Experiment: Dioxin3D5.exp Reference: Pfk.ref Function: 5 @ 200 (ppm)

Printed: Thursday, May 06, 2010 22:13:08 Pacific Daylight Time

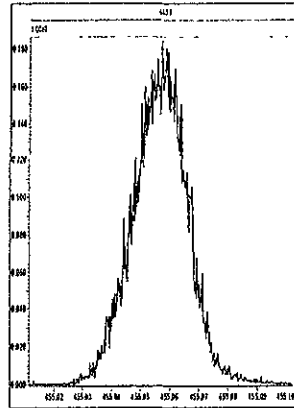
M 430.9728 R 11110



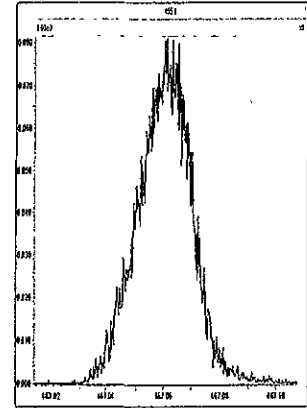
M 442.9728 R 10820



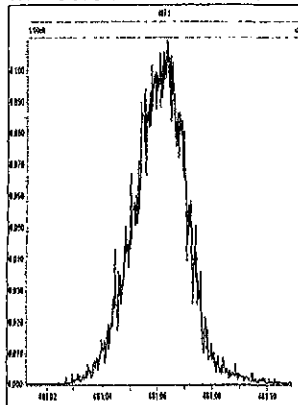
M 454.9728 R 10461



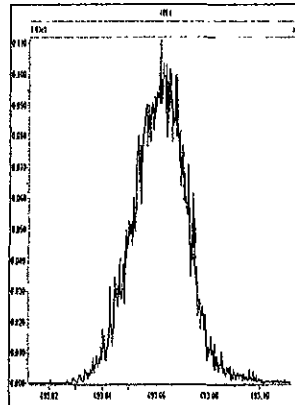
M 466.9728 R 11210



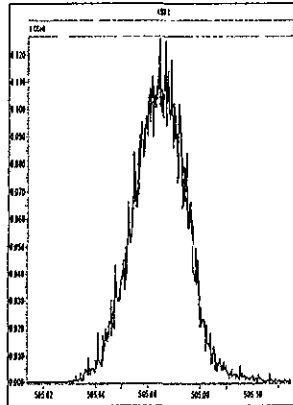
M 480.9696 R 11260



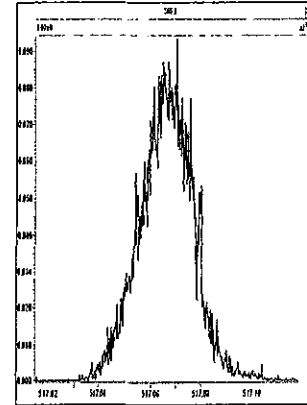
M 492.9696 R 10636



M 504.9696 R 11160



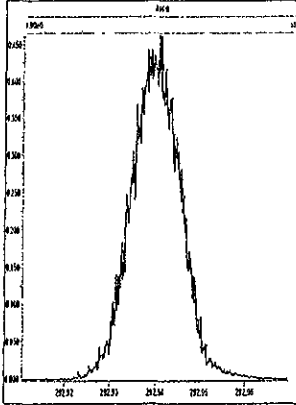
M 516.9697 R 11064



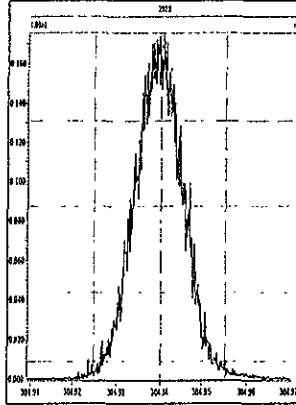
File: Experiment: Dioxin3D5.exp Reference: Pfk.ref Function: 1 @ 200 (ppm)

Printed: Friday, May 07, 2010 08:49:19 Pacific Daylight Time

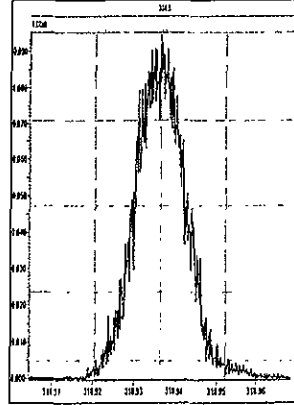
M 292.9824 R 12253



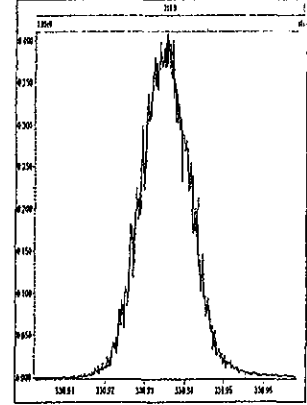
M 304.9824 R 12080



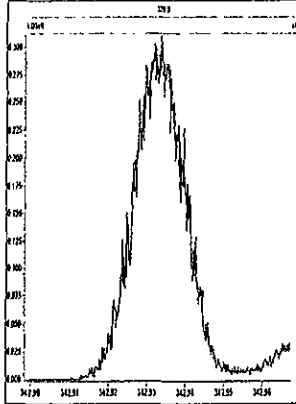
M 318.9792 R 12563



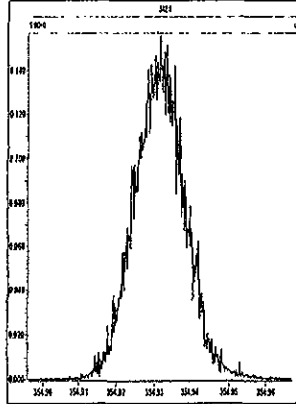
M 330.9792 R 11681



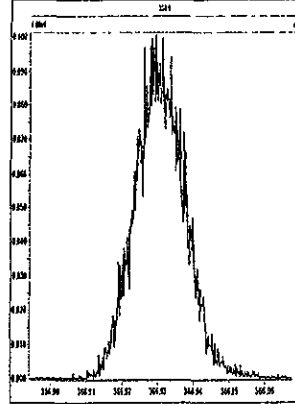
M 342.9792 R 11412



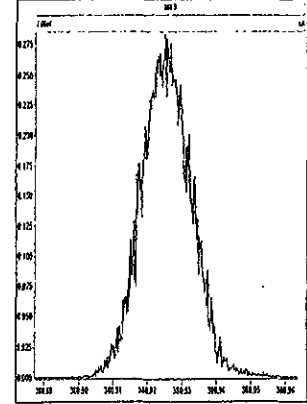
M 354.9792 R 12077



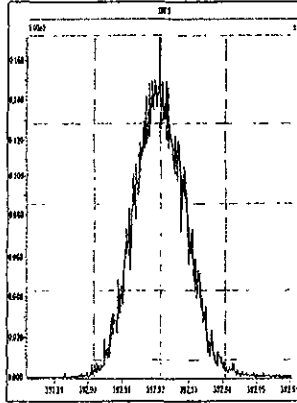
M 366.9792 R 11960



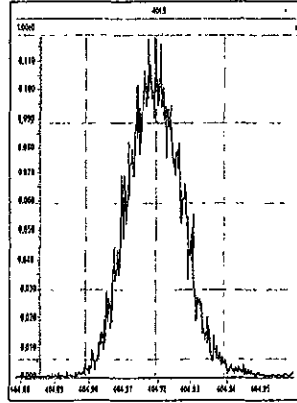
M 380.9760 R 12137



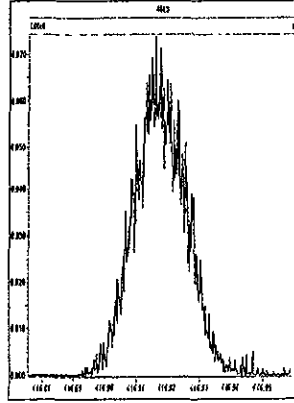
M 392.9760 R 11961



M 404.9760 R 12193



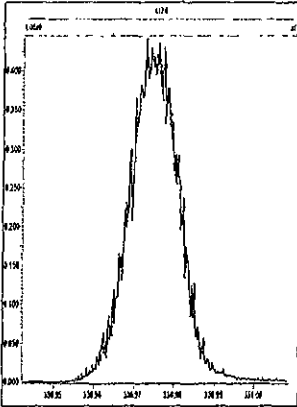
M 416.9760 R 12196



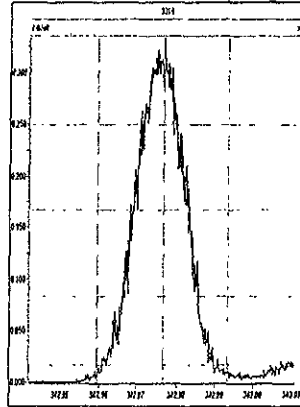
File: Experiment: Dioxin3D5.exp Reference: Pfk.ref Function: 2 @ 200 (ppm)

Printed: Friday, May 07, 2010 08:49:53 Pacific Daylight Time

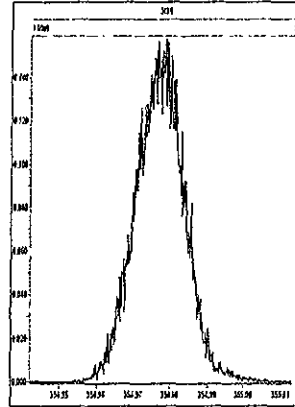
M 330.9792 R 11737



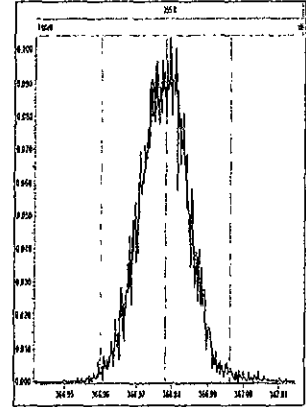
M 342.9792 R 11790



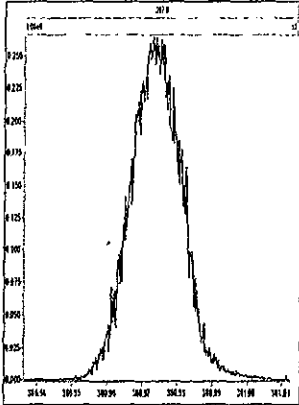
M 354.9792 R 12016



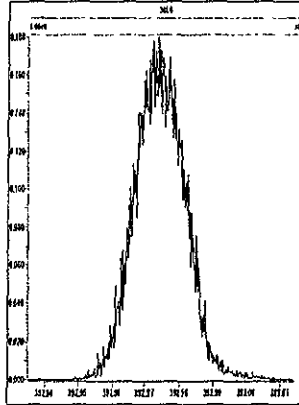
M 366.9792 R 12626



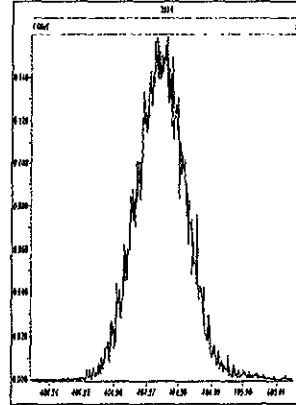
M 380.9760 R 11626



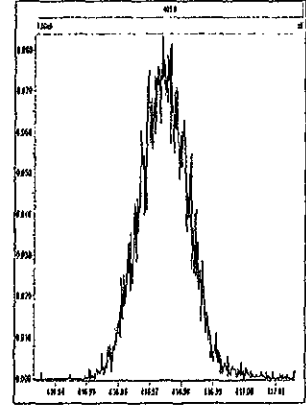
M 392.9760 R 11575



M 404.9760 R 11628



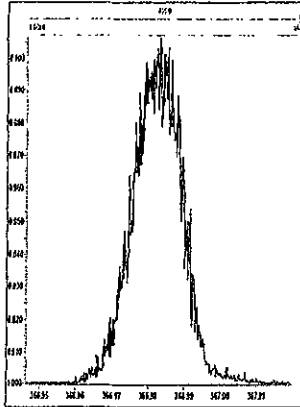
M 416.9760 R 12253



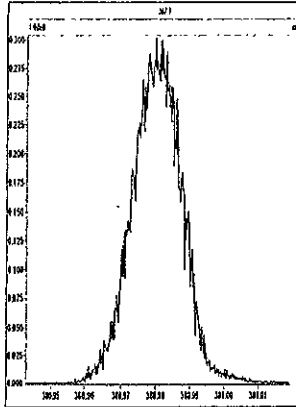
File: Experiment: Dioxin3D5.exp Reference: Pfk.ref Function: 3 @ 200 (ppm)

Printed: Friday, May 07, 2010 08:50:31 Pacific Daylight Time

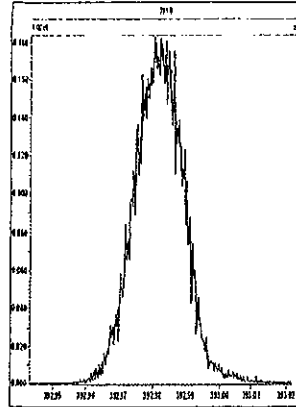
M 366.9792 R 12376



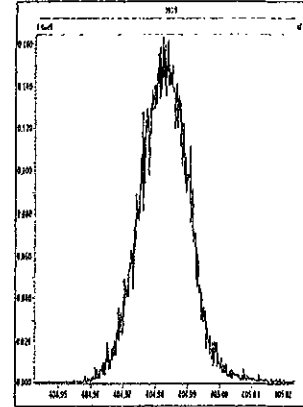
M 380.9760 R 12380



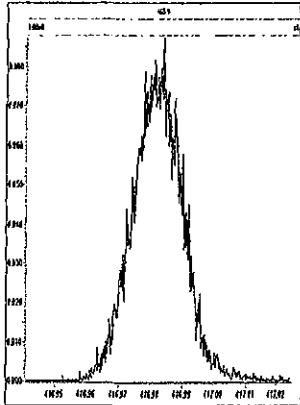
M 392.9760 R 12378



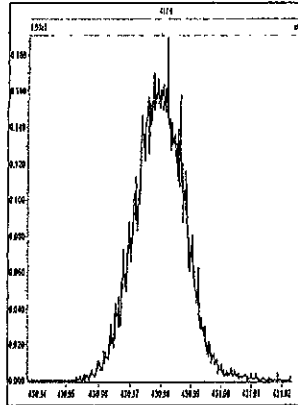
M 404.9760 R 11788



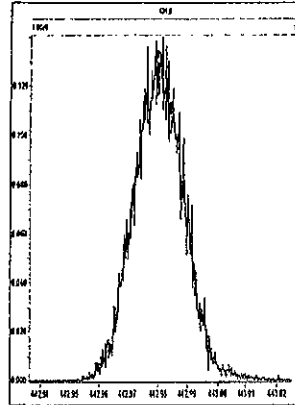
M 416.9760 R 12076



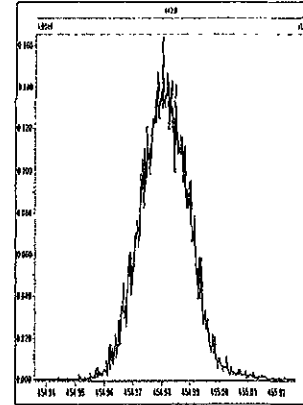
M 430.9728 R 11518



M 442.9728 R 12821



M 454.9728 R 12198

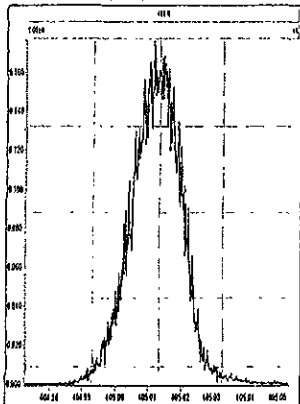




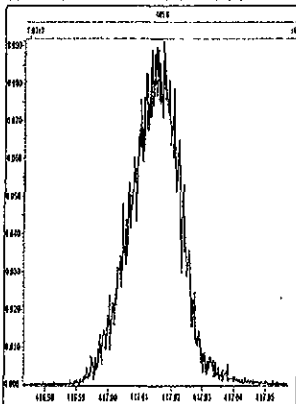
File: Experiment: Dioxin3D5.exp Reference: Pfk.ref Function: 4 @ 200 (ppm)

Printed: Friday, May 07, 2010 08:51:02 Pacific Daylight Time

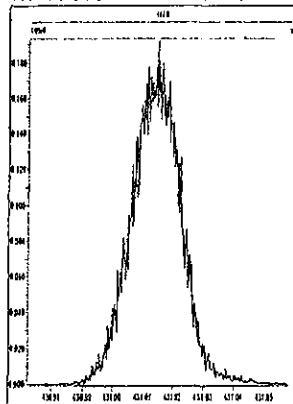
M 404.9760 R 12020



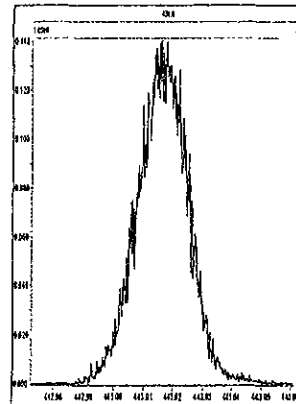
M 416.9760 R 12437



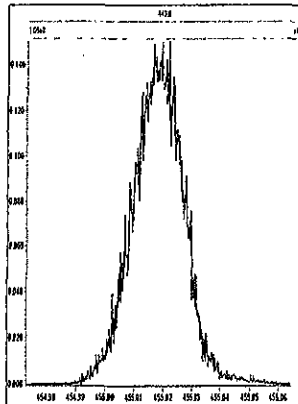
M 430.9728 R 12436



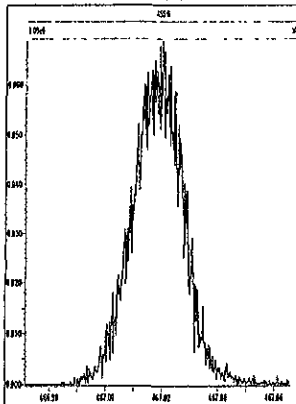
M 442.9728 R 11522



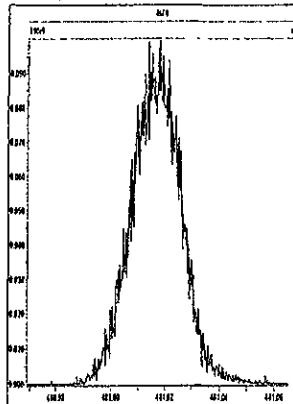
M 454.9728 R 11210



M 466.9728 R 11964



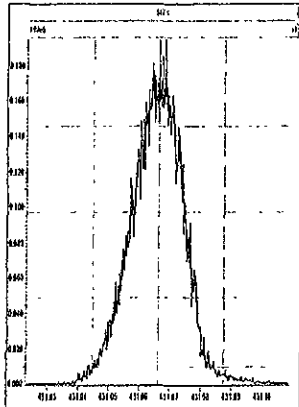
M 480.9696 R 12016



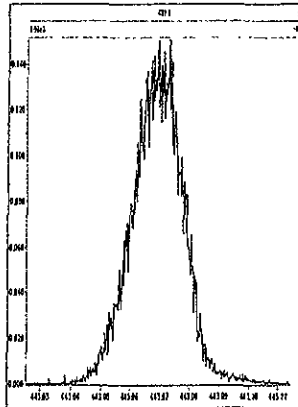
File: Experiment: Dioxin3D5.exp Reference: Pfk.ref Function: 5 @ 200 (ppm)

Printed: Friday, May 07, 2010 08:51:41 Pacific Daylight Time

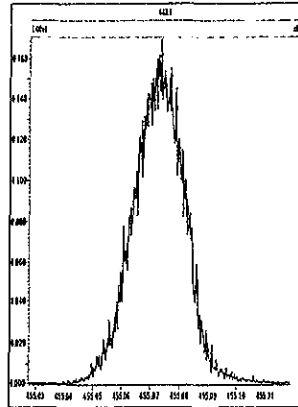
M 430.9728 R 10775



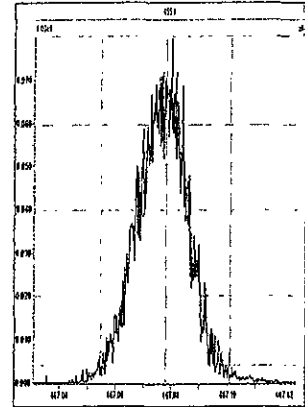
M 442.9728 R 11311



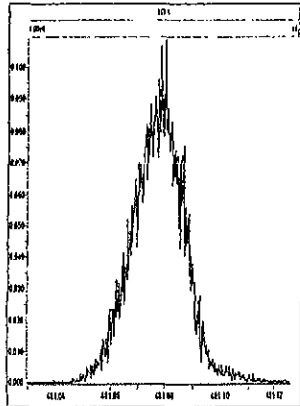
M 454.9728 R 11906



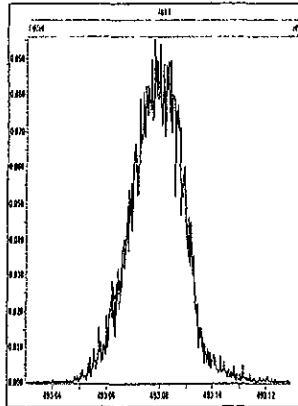
M 466.9728 R 11961



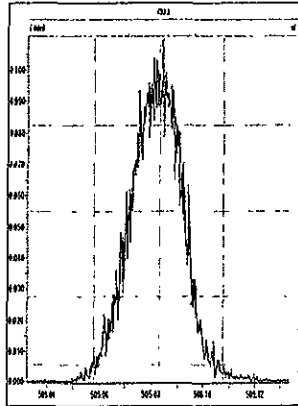
M 480.9696 R 12375



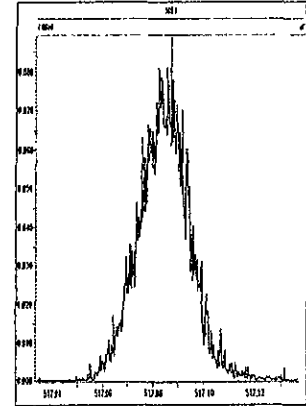
M 492.9696 R 11572



M 504.9696 R 11363




M 516.9697 R 10771



DB5 CPSM 3732-0516:06:1406-May-2010Tray01:3

06M\10A3D5\_03 Sb (1,10.00)



Dataset: C:\MassLynx\JAN2010.PRO\06MY103D58290C.qld

Last Altered: Friday, May 07, 2010 10:07:48 Pacific Daylight Time

Printed: Friday, May 07, 2010 10:09:00 Pacific Daylight Time

Method: C:\MassLynx\JAN2010.PRO\MethDB\82903D5.mdb 05 Apr 2010 08:41:34

Calibration: C:\MassLynx\JAN2010.PRO\CurveDB\ICA030120103D58290.cdb 01 Mar 2010 17:27:59

#	Name	RRF Mean	RRF SD	RRF %Rel SD
1	13C-1,2,3,4-TCDD	1.00000	0.00000	0.00000
2				
3	13C-2,3,7,8-TCDF	1.40173	0.06488	4.62848
4	2,3,7,8-TCDF	0.92135	0.05628	6.10850
5	Total TCDFs	0.92135	0.05628	6.10849
6				
7	13C-2,3,7,8-TCDD	0.94961	0.05927	6.24113
8	2,3,7,8-TCDD	1.03870	0.05087	4.89709
9	Total TCDDs	1.03870	0.05087	4.89709
10				
11	37CL-2,3,7,8-TCDD	1.14465	0.06138	5.36206
12				
13	13C-1,2,3,7,8-PeCDF	1.11677	0.10746	9.62233
14	1,2,3,7,8-PeCDF	0.98929	0.04661	4.71185
15	2,3,4,7,8-PeCDF	0.94936	0.04998	5.26421
16	Total F2 PeCDFs	0.96932	0.04812	4.96464
17	Total F1 PeCDFs	0.96932	0.04812	4.96464
18				
19	13C-1,2,3,7,8-PeCDD	0.77603	0.07472	9.62895
20	1,2,3,7,8-PeCDD	0.96958	0.03870	3.99107
21	Total PeCDDs	0.96958	0.03870	3.99107
22				
23	13C-1,2,3,7,8,9-HxCDD	1.00000	0.00000	0.00000
24				
25	13C-1,2,3,4,7,8-HxCDF	0.97183	0.07570	7.78896
26	1,2,3,4,7,8-HxCDF	1.20038	0.06355	5.29397
27	1,2,3,6,7,8-HxCDF	1.34082	0.07485	5.58214
28	2,3,4,6,7,8-HxCDF	1.25668	0.04314	3.43324
29	1,2,3,7,8,9-HxCDF	1.07528	0.10741	9.98906
30	Total HxCDFs	1.21829	0.06579	5.40021
31				
32	13C-1,2,3,6,7,8-HxCDD	0.89936	0.06718	7.47010
33	1,2,3,4,7,8-HxCDD	0.90180	0.06757	7.49316
34	1,2,3,6,7,8-HxCDD	1.09904	0.05428	4.93847
35	1,2,3,7,8,9-HxCDD	1.06390	0.12987	12.20746
36	Total HxCDDs	1.02158	0.07967	7.79841
37				
38	13C-1,2,3,4,6,7,8-HpCDF	0.84273	0.04470	5.30365
39	1,2,3,4,6,7,8-HpCDF	1.30670	0.07887	6.03564
40	1,2,3,4,7,8,9-HpCDF	1.06434	0.10376	9.74841
41	Total HpCDFs	1.18552	0.09003	7.59427
42				
43	13C-1,2,3,4,6,7,8-HpCDD	0.79749	0.03990	5.00319
44	1,2,3,4,6,7,8-HpCDD	0.99684	0.05299	5.31535
45	Total HpCDDs	0.99684	0.05299	5.31535
46				
47	13C-OCDD	0.59869	0.03502	5.84934

Dataset: C:\MassLynx\JAN2010.PRO\06MY103D58290C.qld

Last Altered: Friday, May 07, 2010 10:07:48 Pacific Daylight Time

Printed: Friday, May 07, 2010 10:09:00 Pacific Daylight Time

#	Name	RRF Mean	RRF SD	RRF %Rel SD
48	OCDF	1.26224	0.11865	9.39998
49	OCDD	1.11522	0.06009	5.38825
50				
51				
52	Function 1 PFK	11489.54900	8071.33682	70.24938
53	Function 2 PFK	9733.63550	5820.31117	59.79586
54	Function 3 PFK	5225.13050	1100.08208	21.05368
55	Function 4 PFK	4454.80333	6288.24877	141.15660
56	Function 5 PFK	3910.74167	1894.19759	48.43576
57	TCDF PCDPE	45.93425	43.03779	93.69433
58	F1 PeCDF PCDPE	76.17900	79.72604	104.65619
59	F2 PeCDF PCDPE	92.30900	72.65489	78.70835
60	HXCDF PCDPE	77.61100	82.57176	106.39182
61	HPCDF PCDPE	88.95350	82.45643	92.69610
62	OCDF PCDPE	102.26850	73.15913	71.53632

Quantity Sample Report MassLynx 4.1

Dataset: C:\MassLynx\JAN2010.PRO\06MY103D58290C.qld

Last Altered: Friday, May 07, 2010 10:07:48 Pacific Daylight Time

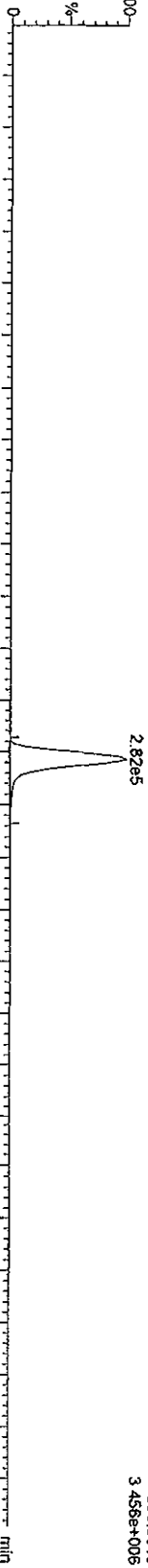
Printed: Friday, May 07, 2010 10:11:07 Pacific Daylight Time

Method: C:\MassLynx\JAN2010.PRO\Meth\DB182903D5.mdb 05 Apr 2010 08:41:34  
Calibration: C:\MassLynx\JAN2010.PRO\Curv\DB1CA030120103D58290.cdb 01 Mar 2010 17:27:59

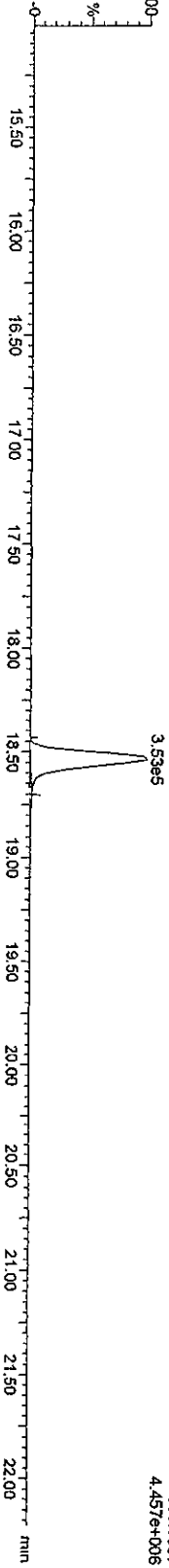
Name: 06MY10A3D5\_02, Date: 06-May-2010, Time: 15:16:30, ID: ST0506C, Description: CS-3 10DXN083

TCDFs

06MY10A3D5\_02 Smooth(SG, 1x2)  
CS-3 10DXN083 ST0506C

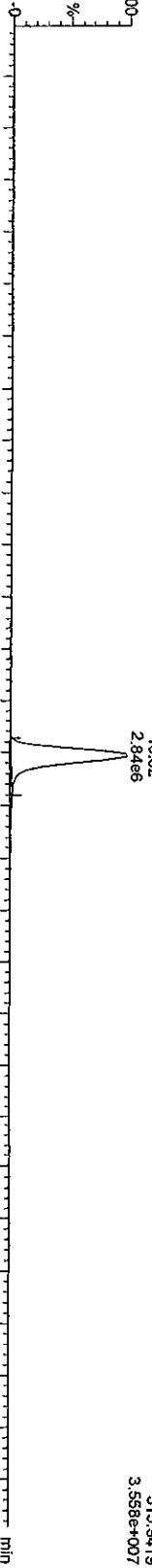


06MY10A3D5\_02 Smooth(SG, 1x2)  
CS-3 10DXN083 ST0506C

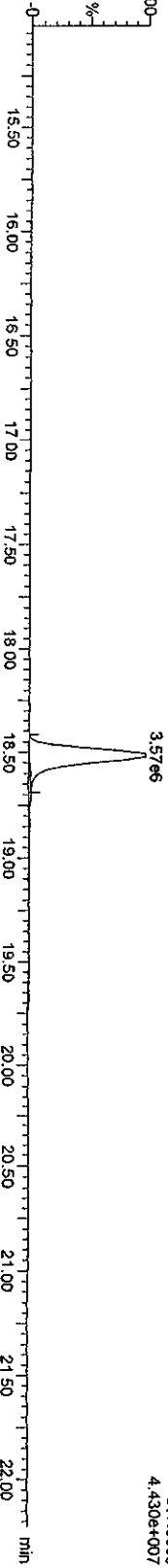


13C-TICDF

06MY10A3D5\_02 Smooth(SG, 1x2)  
CS-3 10DXN083 ST0506C



06MY10A3D5\_02 Smooth(SG, 1x2)  
CS-3 10DXN083 ST0506C



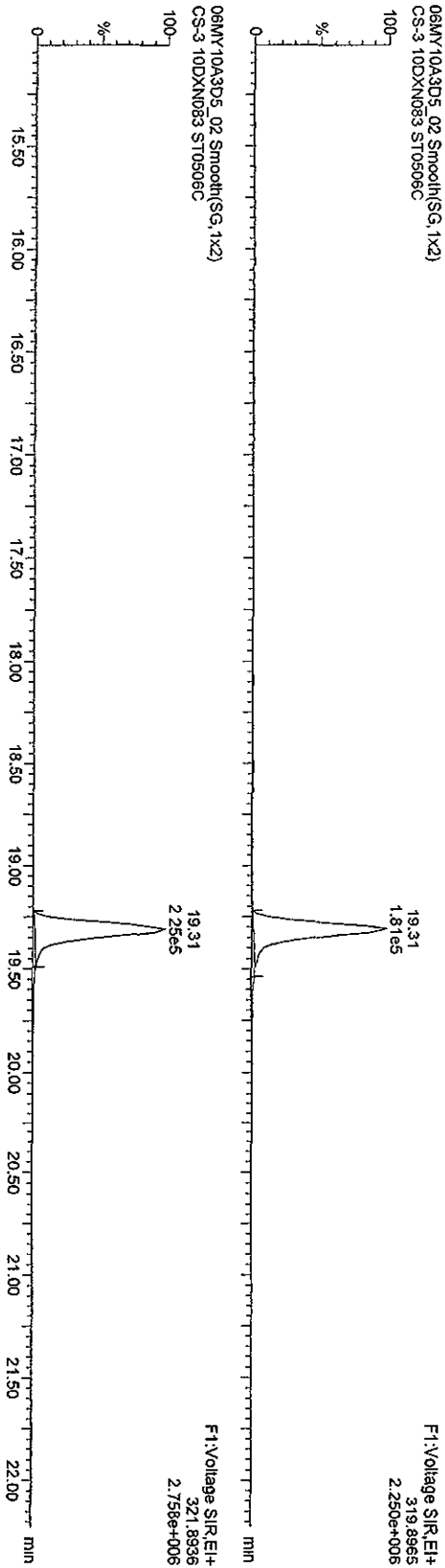
Quantity Sample Report MassLynx 4.1

Dataset: C:\MassLynx\UAN2010\PROV06MY103D58290C.qld

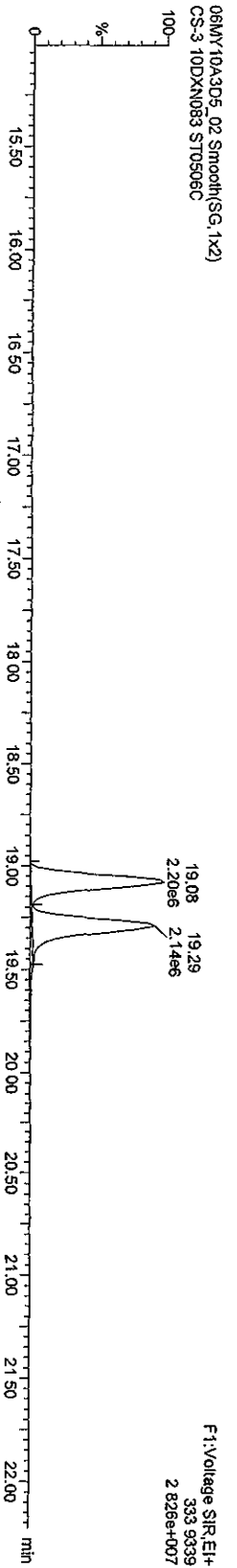
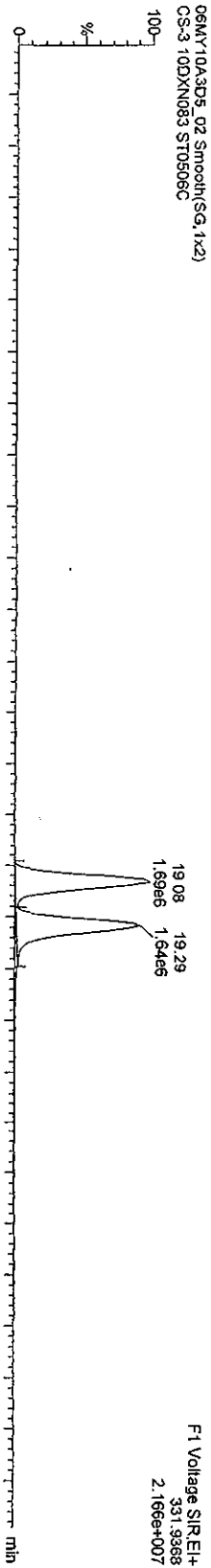
Last Altered: Friday, May 07, 2010 10:07:48 Pacific Daylight Time  
 Printed: Friday, May 07, 2010 10:11:07 Pacific Daylight Time

Name: 06MY10A3D5\_02, Date: 06-May-2010, Time: 15:16:30, ID: ST0506C, Description: CS-3 10DXN083

TCDDs



13C-TCDDs

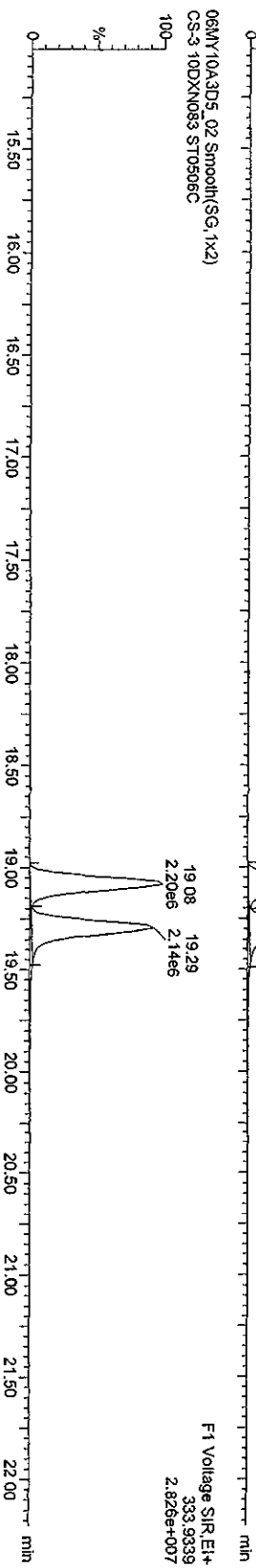



Quantity Sample Report MassLynx 4.1

Dataset: C:\MassLynx\JAN2010\PROV06MY103D58290C.qid

Last Altered: Friday, May 07, 2010 10:07:48 Pacific Daylight Time  
Printed: Friday, May 07, 2010 10:11:07 Pacific Daylight Time

Name: 06MY10A3D5\_02, Date: 06-May-2010, Time: 15:16:30, ID: ST0506C, Description: CS-3 10DXN083



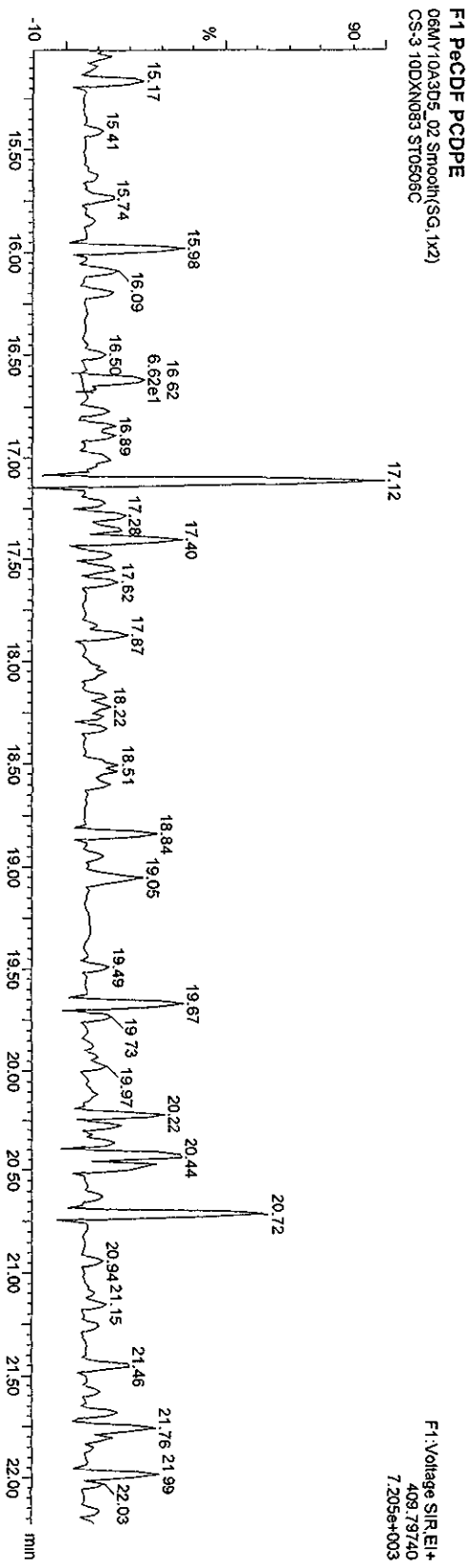
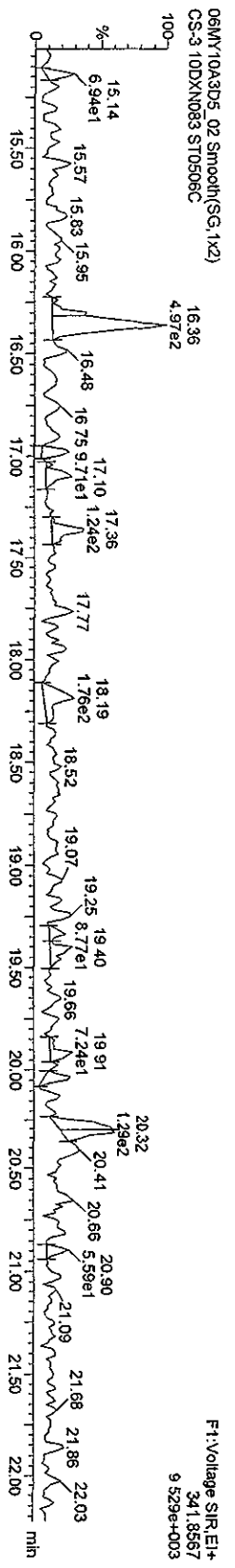
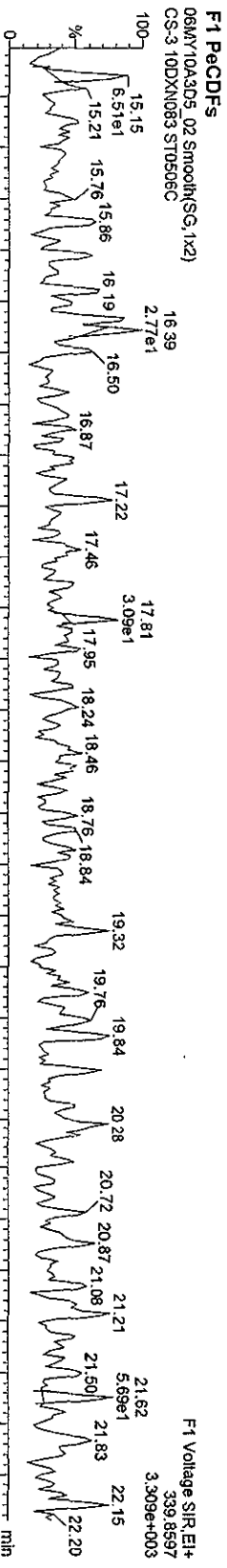


Quantity Sample Report MassLynx 4.1

Dataset: C:\MassLynx\JAN2010\PROV06MY103D58290C.qid

Last Altered: Friday, May 07, 2010 10:07:48 Pacific Daylight Time  
Printed: Friday, May 07, 2010 10:11:07 Pacific Daylight Time

Name: 06MY10A3D5\_02, Date: 06-May-2010, Time: 15:16:30, ID: ST0506C, Description: CS-3 10DXN083

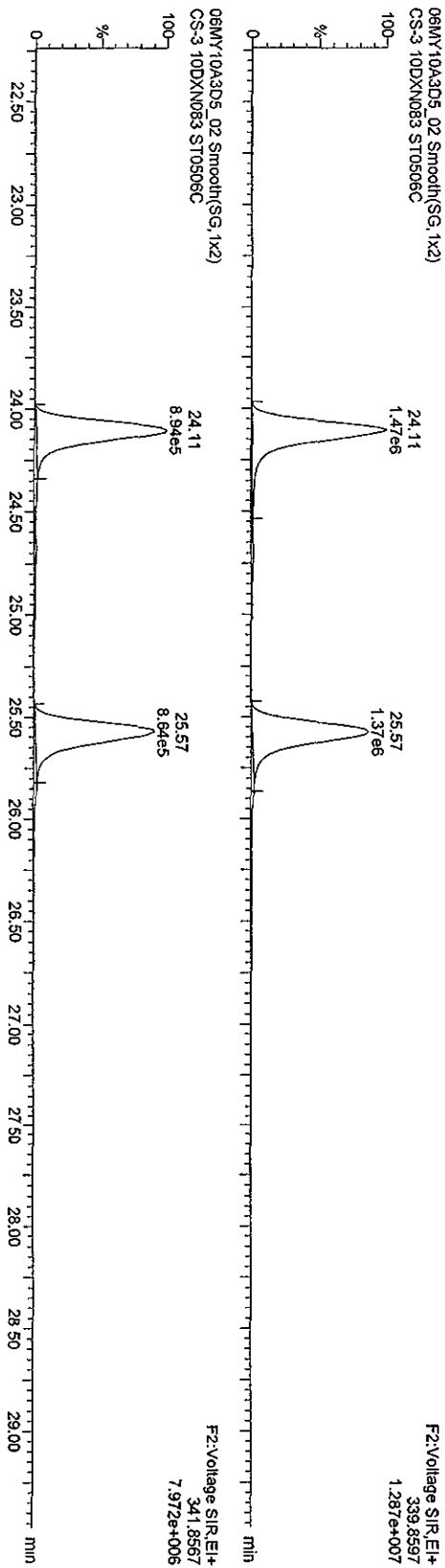


Dataset: C:\MassLynx\JAN2010\PRO\06MY103D58290C.qid

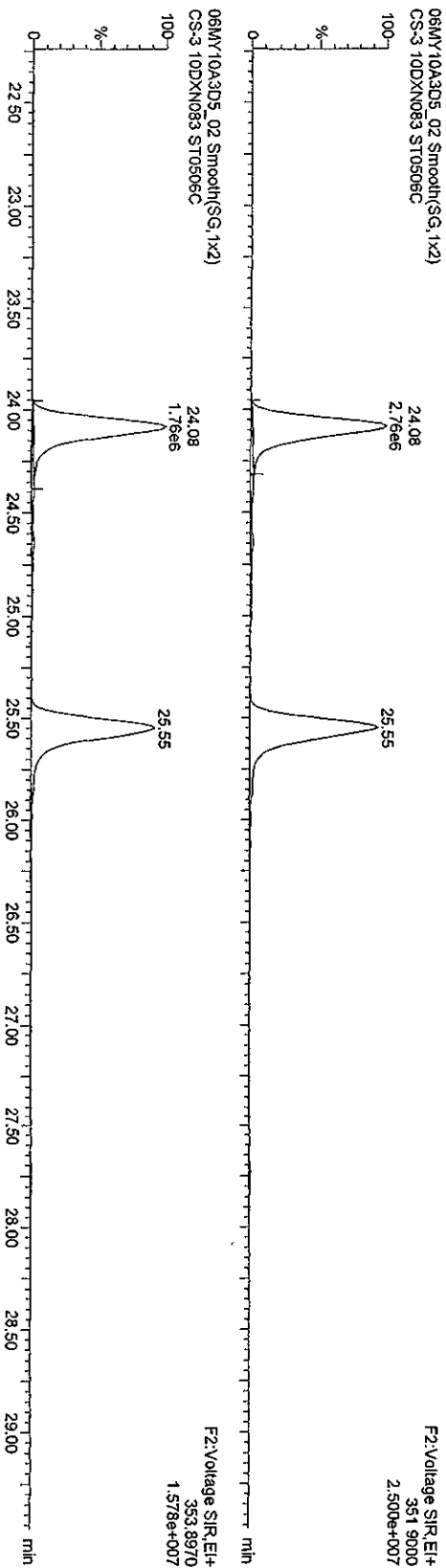
Last Altered: Friday, May 07, 2010 10:07:48 Pacific Daylight Time  
Printed: Friday, May 07, 2010 10:11:07 Pacific Daylight Time

Name: 06MY10A3D5\_02, Date: 06-May-2010, Time: 15:16:30, ID: ST0506C, Description: CS-3 10DXN083

**PeCDFs**



**13C-PeCDFs**



Quantity Sample Report MassLynx 4.1

Dataset: C:\MassLynx\JAN2010\PRO\06MY103D58290C.qld

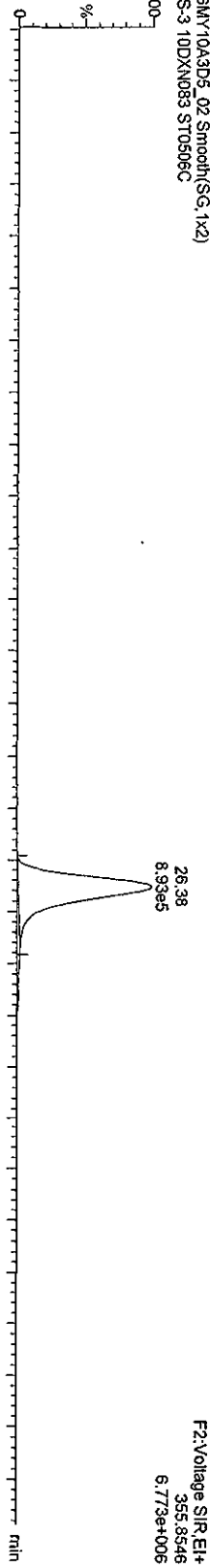
Last Altered: Friday, May 07, 2010 10:07:48 Pacific Daylight Time

Printed: Friday, May 07, 2010 10:11:07 Pacific Daylight Time

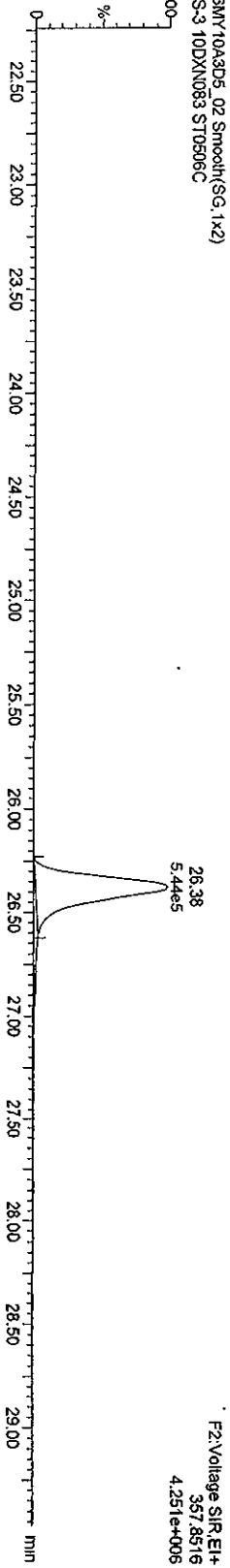
Name: 06MY10A3D5\_02, Date: 06-May-2010, Time: 15:16:30, ID: ST0506C, Description: CS-3 10DXN083

PecDDs

06MY10A3D5\_02 Smooth(SG, 1x2)  
CS-3 10DXN083 ST0506C

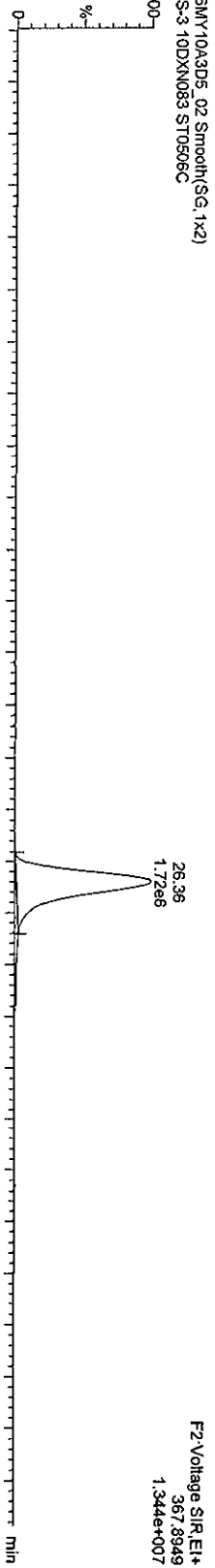


06MY10A3D5\_02 Smooth(SG, 1x2)  
CS-3 10DXN083 ST0506C

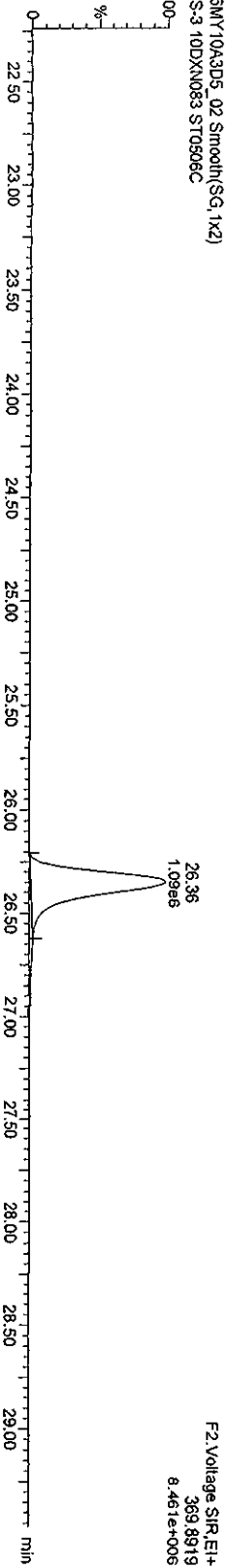


13C-PecDD

06MY10A3D5\_02 Smooth(SG, 1x2)  
CS-3 10DXN083 ST0506C



06MY10A3D5\_02 Smooth(SG, 1x2)  
CS-3 10DXN083 ST0506C



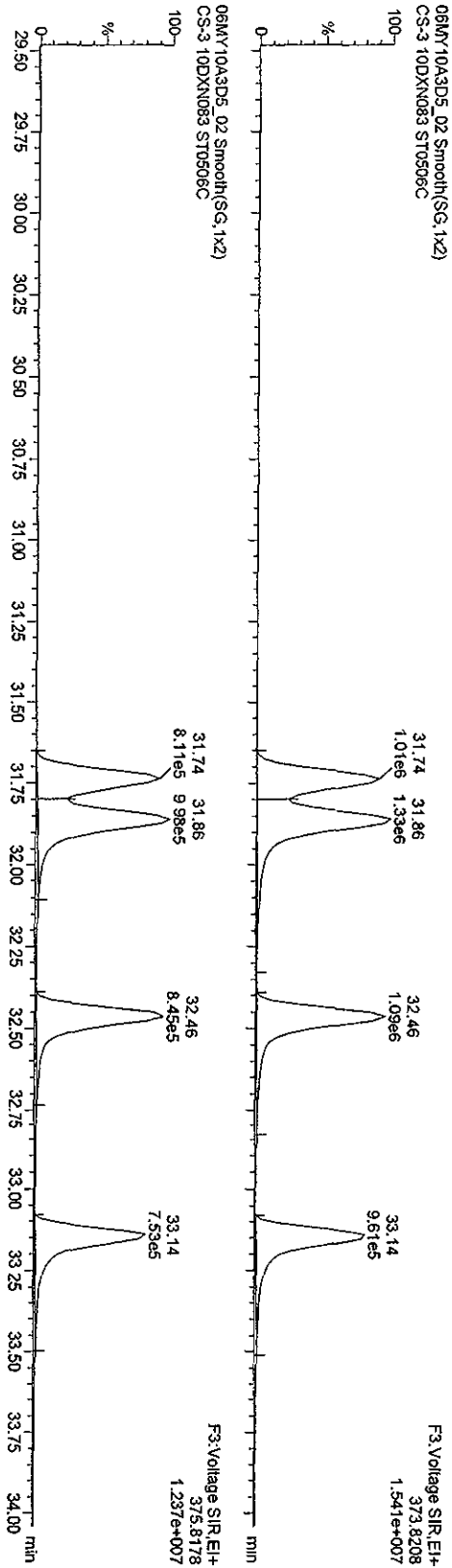
Quantity Sample Report MassLynx 4.1

Dataset: C:\MassLynx\UAN2010\FRO\06MY103D58290C.qld

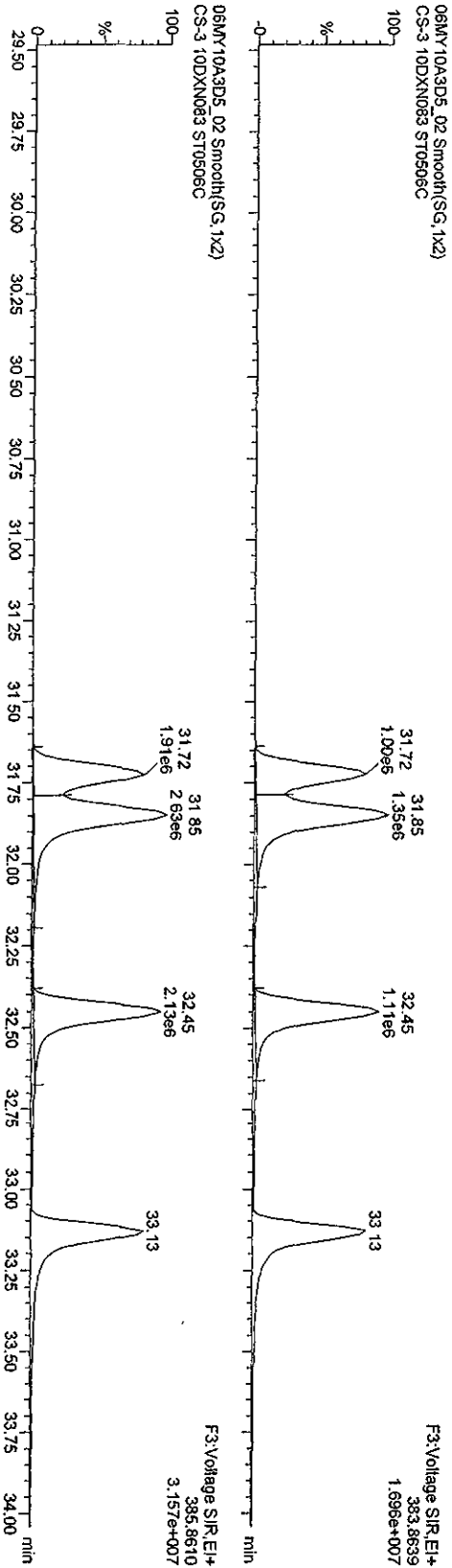
Last Altered: Friday, May 07, 2010 10:07:48 Pacific Daylight Time  
Printed: Friday, May 07, 2010 10:11:07 Pacific Daylight Time

Name: 06MY10A3D5\_02, Date: 06-May-2010, Time: 15:16:30, ID: ST0506C, Description: CS-3 10DXN083

HXCDFs



13C-HXCDFs



Quantity Sample Report MassLynx 4.1


Dataset: C:\MassLynx\JAN2010\PRO\06MY103D58290C.qld

Last Altered: Friday, May 07, 2010 10:07:48 Pacific Daylight Time  
Printed: Friday, May 07, 2010 10:11:07 Pacific Daylight Time


Name: 06MY10A3D5\_02, Date: 06-May-2010, Time: 15:16:30, ID: ST0506C, Description: CS-3 10DXN083

HxCDDs

06MY10A3D5\_02 Smooth(S.G, 1x2)  
CS-3 10DXN083 ST0506C




06MY10A3D5\_02 Smooth(S.G, 1x2)  
CS-3 10DXN083 ST0506C




13C-HxCDDs

06MY10A3D5\_02 Smooth(S.G, 1x2)  
CS-3 10DXN083 ST0506C



06MY10A3D5\_02 Smooth(S.G, 1x2)  
CS-3 10DXN083 ST0506C



Quantity Sample Report MassLynx 4.1

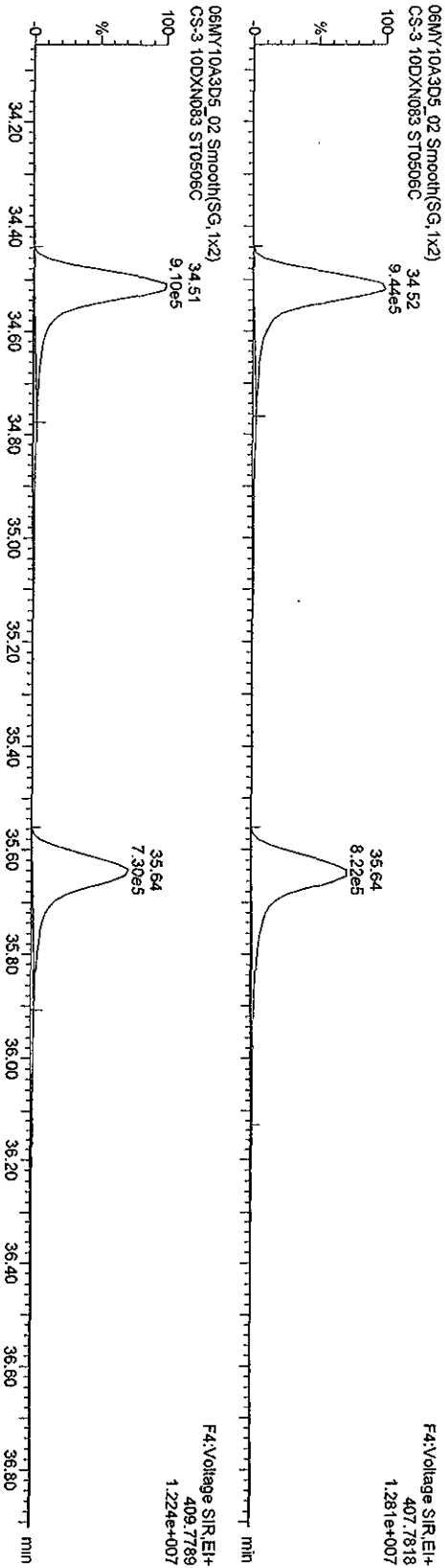
Dataset: C:\MassLynx\UAN2010\PRO\06MY103D58290C.qld

Last Altered: Friday, May 07, 2010 10:07:48 Pacific Daylight Time

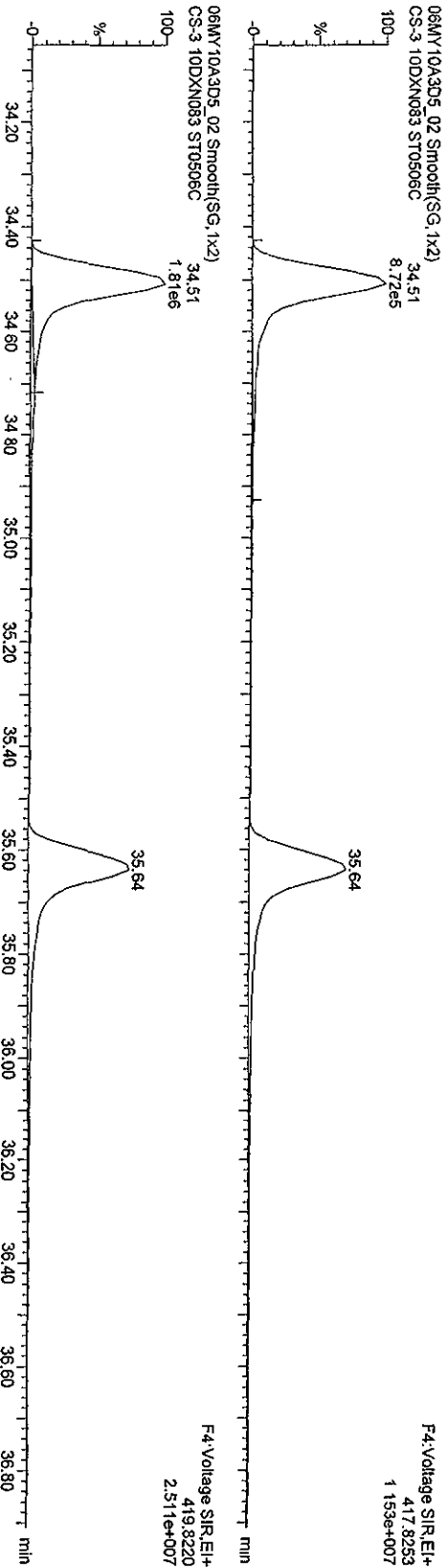
Printed: Friday, May 07, 2010 10:11:07 Pacific Daylight Time

Name: 06MY10A3D5\_02, Date: 06-May-2010, Time: 15:16:30, ID: ST0506C, Description: CS-3 10DXN083

HpCDFs



13C-HpCDFs



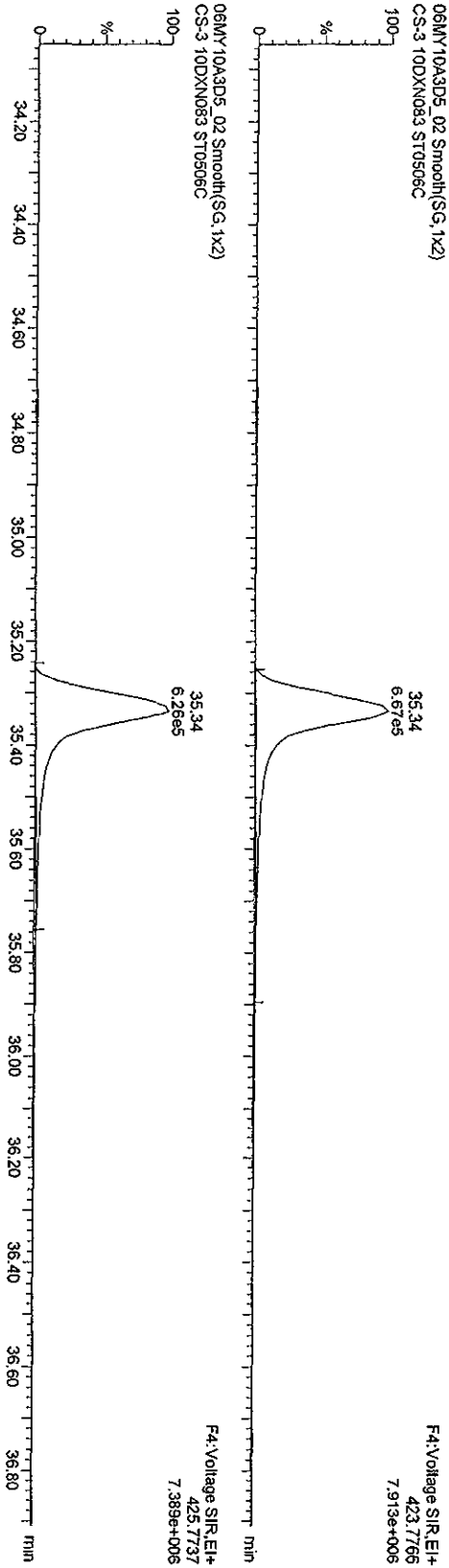
Quantity Sample Report MassLynx 4.1

Dataset: C:\MassLynx\LAN2010.PRO\06MY103D58290C.qld

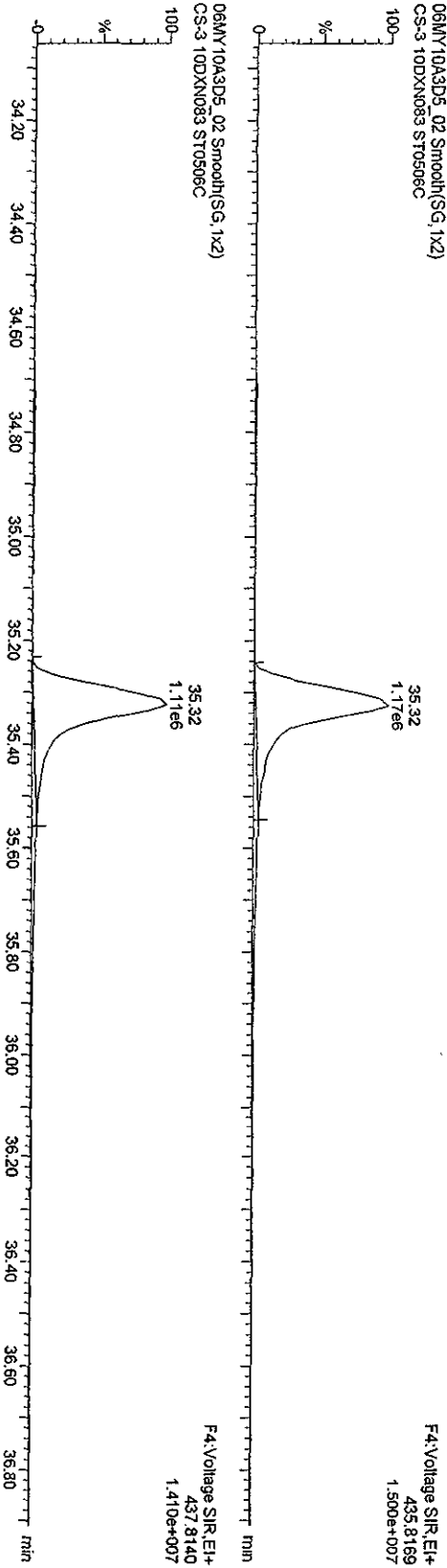
Last Altered: Friday, May 07, 2010 10:07:48 Pacific Daylight Time  
Printed: Friday, May 07, 2010 10:11:07 Pacific Daylight Time

Name: 06MY10A3D5\_02, Date: 06-May-2010, Time: 15:16:30, ID: ST0506C, Description: CS-3 10DXN083

HpCDDs



13C-HpCDD



Quantity Sample Report MassLynx 4.1

Dataset: C:\MassLynx\JAN2010\PROJ06MY103D58290C.qld


Last Altered: Friday, May 07, 2010 10:07:48 Pacific Daylight Time

Printed: Friday, May 07, 2010 10:11:07 Pacific Daylight Time

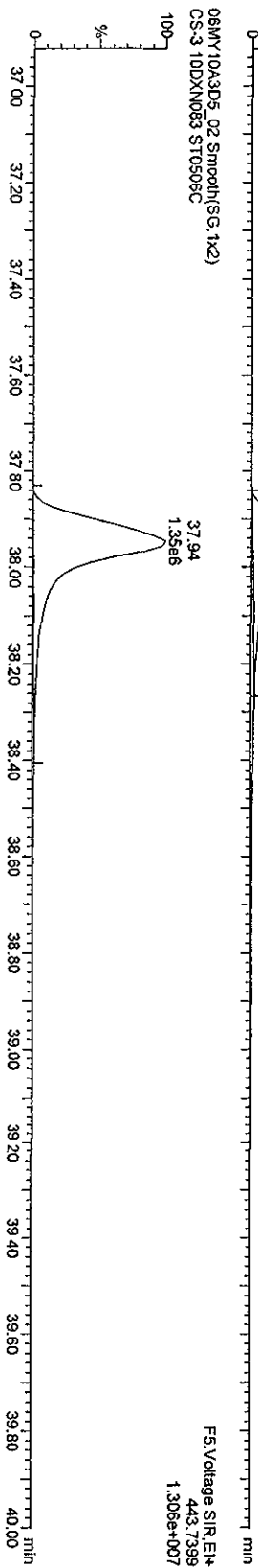
Name: 06MY10A3D5\_02, Date: 06-May-2010, Time: 15:16:30, ID: ST0506C, Description: CS-3 10DXN083

OCDFS

06MY10A3D5\_02 Smooth(SG,1x2)  
CS-3 10DXN083 ST0506C

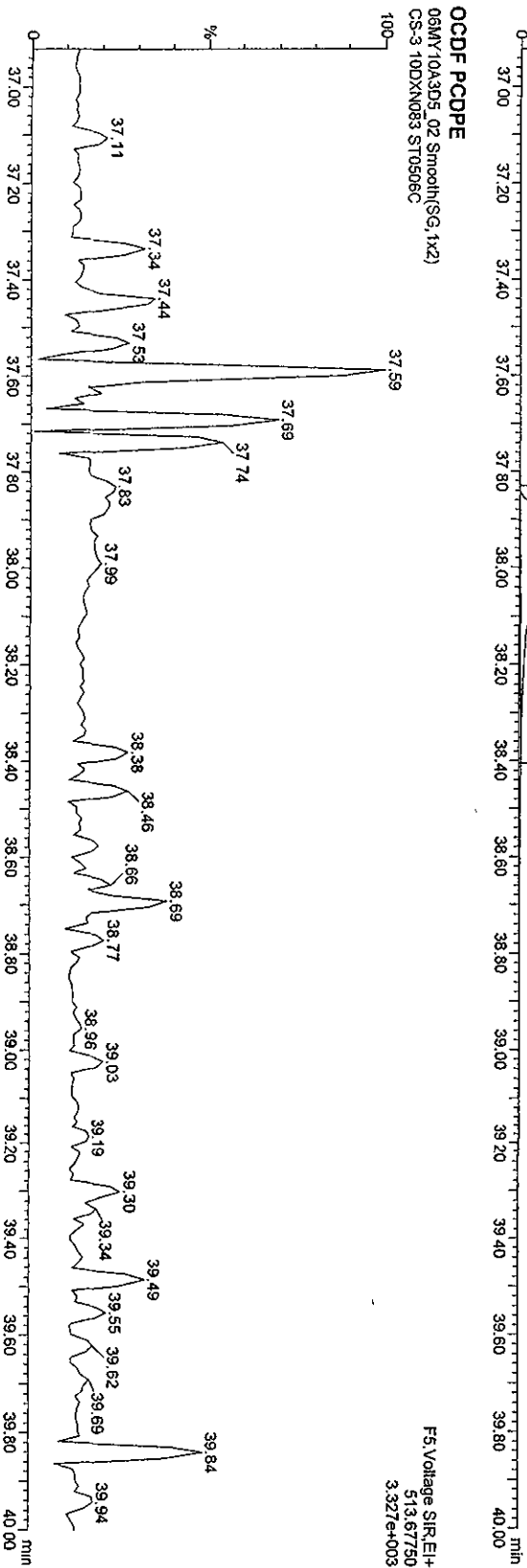


06MY10A3D5\_02 Smooth(SG,1x2)  
CS-3 10DXN083 ST0506C



OCDP PCDFE

06MY10A3D5\_02 Smooth(SG,1x2)  
CS-3 10DXN083 ST0506C



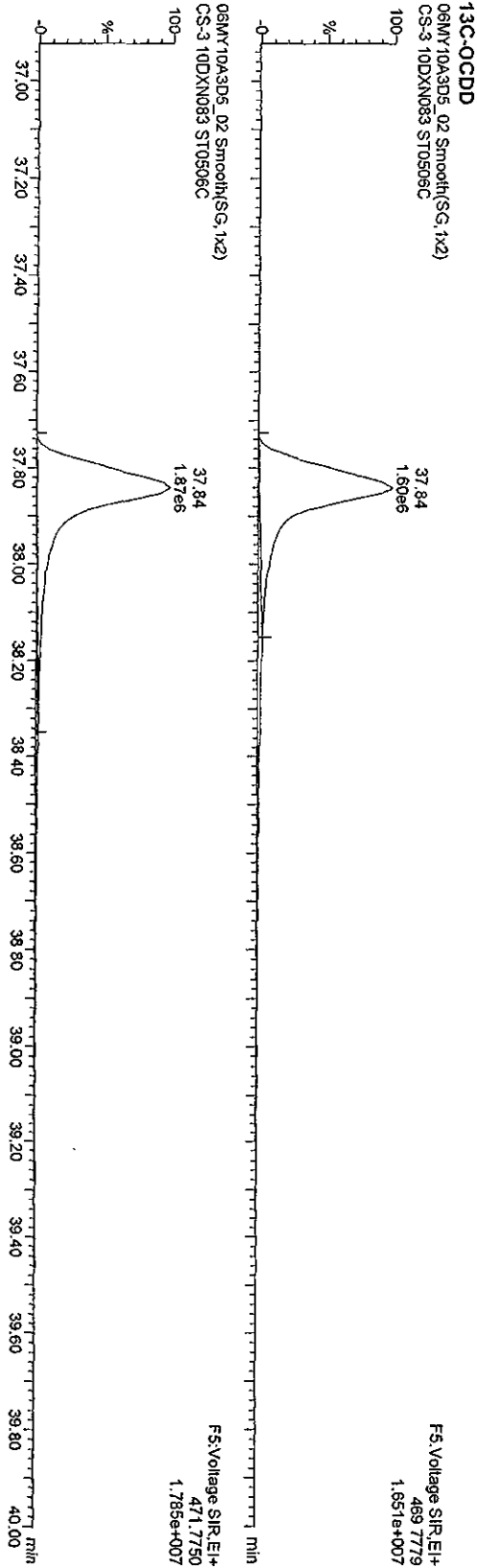
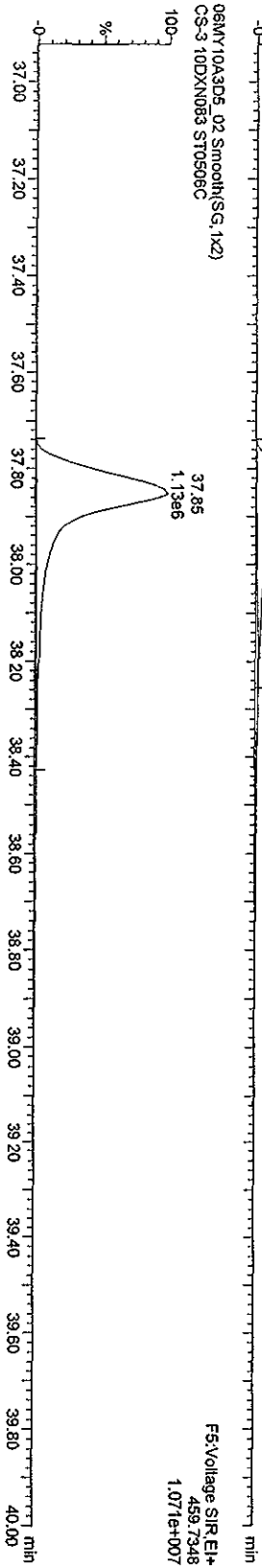


Quantify Sample Report MassLynx 4.1

Dataset: C:\MassLynx\UAN2010\PRO\06MY103D58290C.qid

Last Altered: Friday, May 07, 2010 10:07:48 Pacific Daylight Time  
Printed: Friday, May 07, 2010 10:11:07 Pacific Daylight Time

Name: 06MY10A3D5\_02, Date: 06-May-2010, Time: 15:16:30, ID: ST0506C, Description: CS-3 10DXN083



Quantity Sample Report MassLynx 4.1

Dataset: C:\MassLynx\LAN2010\PROV06MY103D58290C.qld

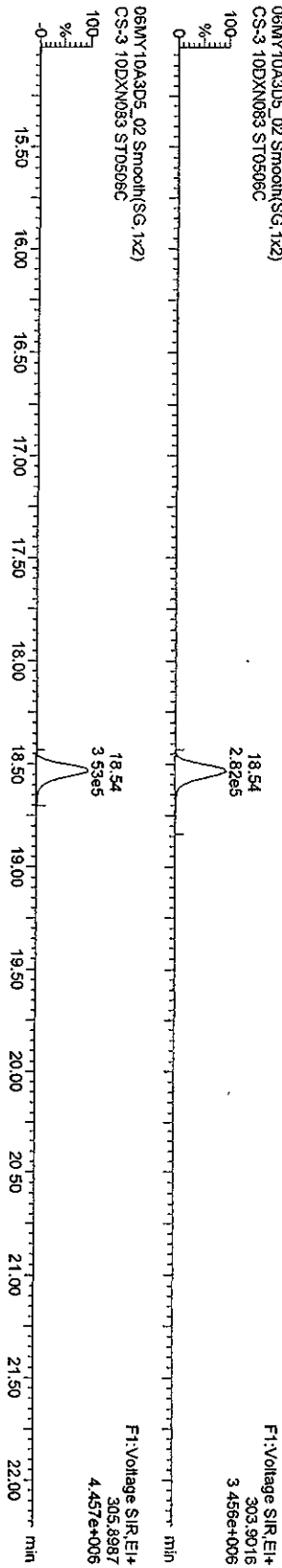
Last Altered: Friday, May 07, 2010 10:07:48 Pacific Daylight Time

Printed: Friday, May 07, 2010 10:11:07 Pacific Daylight Time

Name: 06MY10A3D5\_02, Date: 06-May-2010, Time: 15:16:30, ID: ST0506C, Description: CS-3 10DXN083

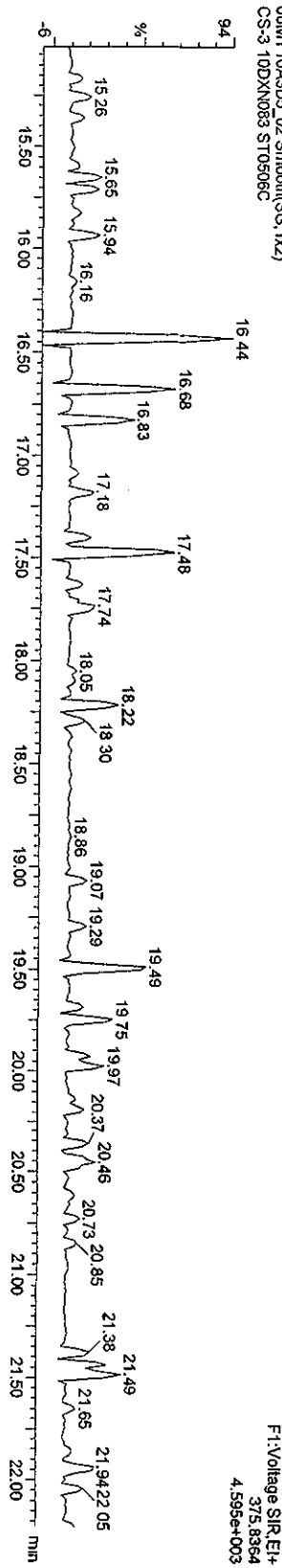
TCDFs

06MY10A3D5\_02 Smooth(SG, 1x2)  
CS-3 10DXN083 ST0506C



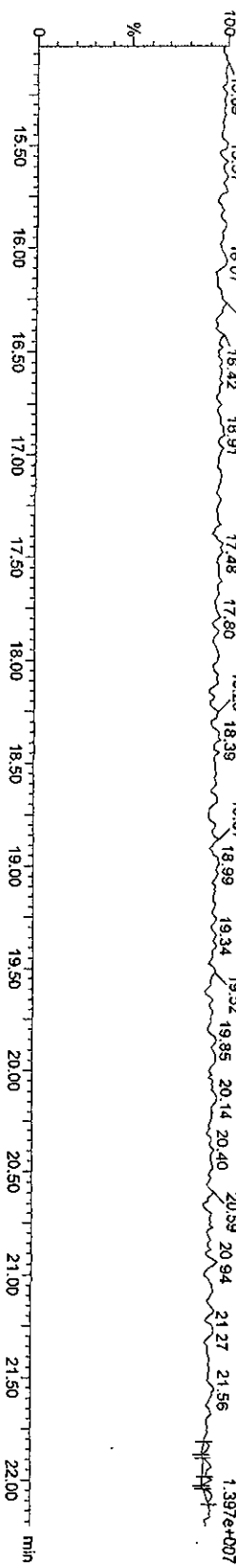
TCDF PCDPE

06MY10A3D5\_02 Smooth(SG, 1x2)  
CS-3 10DXN083 ST0506C



Function 1 PFK

06MY10A3D5\_02 Smooth(SG, 1x2)  
CS-3 10DXN083 ST0506C



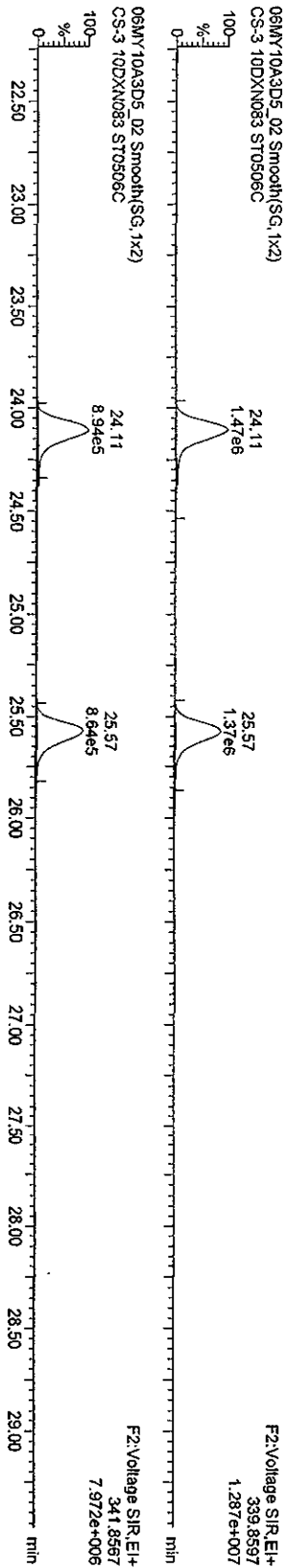
Quantity Sample Report Masslynx 4.1

Dataset: C:\Masslynx\AN2010\PROV06MY103D58290C.qtd

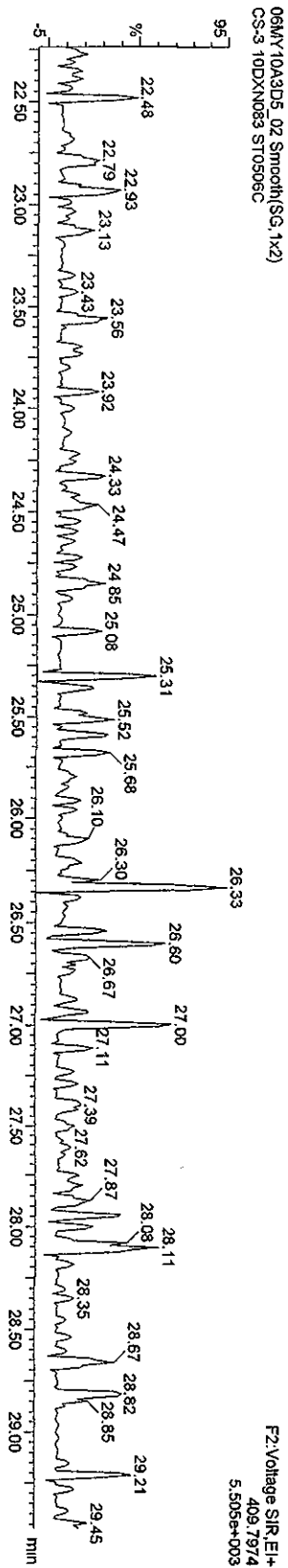
Last Altered: Friday, May 07, 2010 10:07:48 Pacific Daylight Time  
 Printed: Friday, May 07, 2010 10:11:07 Pacific Daylight Time

Name: 06MY10A3D5\_02, Date: 06-May-2010, Time: 15:16:30, ID: ST0506C, Description: CS-3 10DXN083

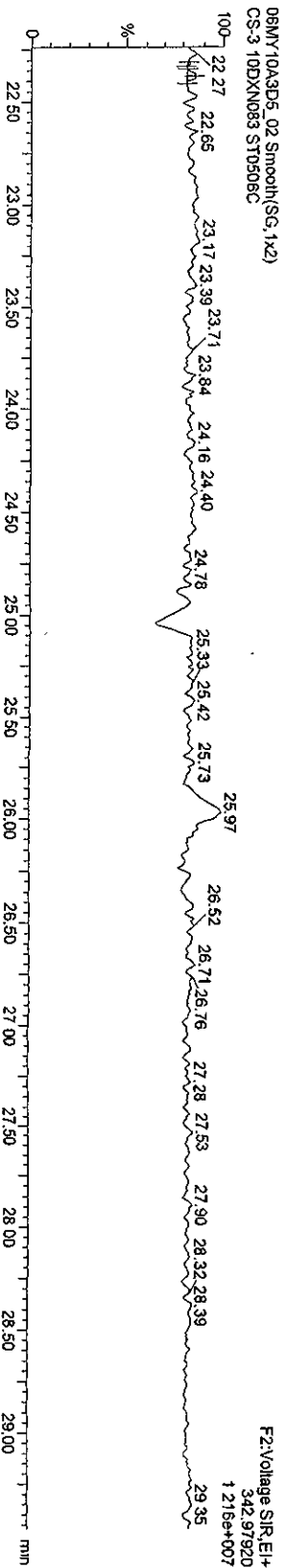
PeCDF



F2 PeCDF PCDPE



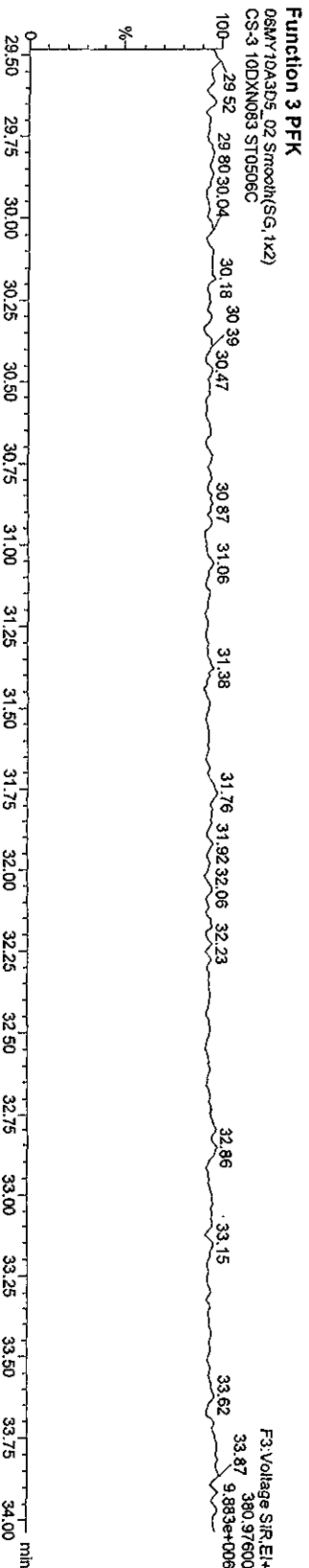
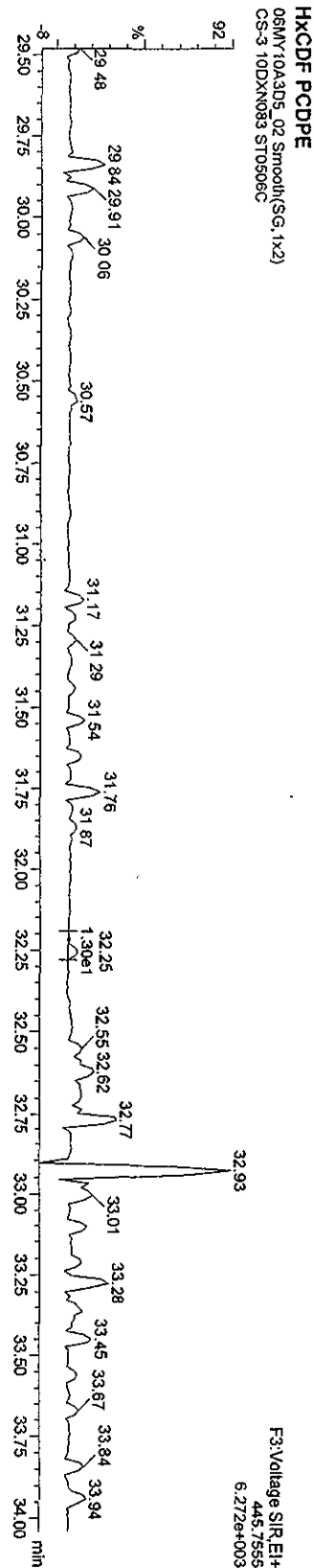
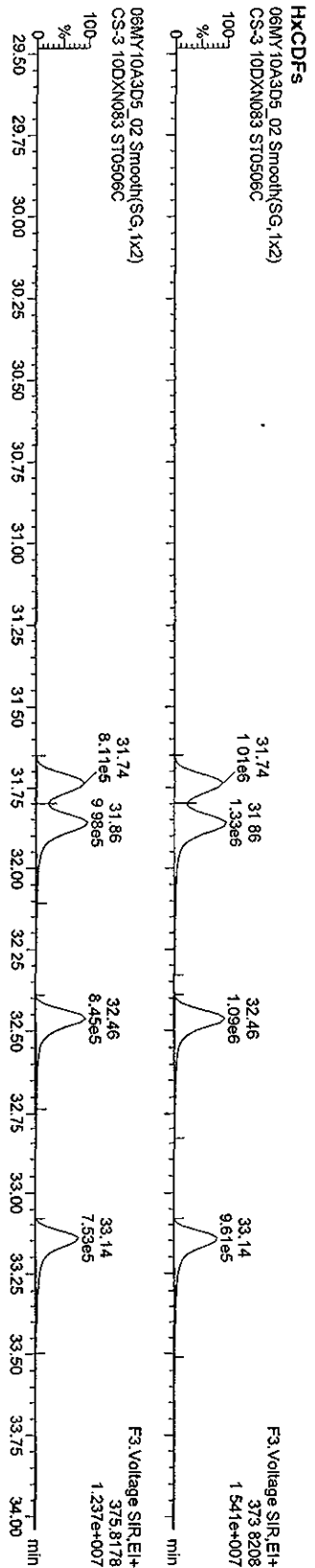
Function 2 PFK



Quantity Sample Report MassLynx 4.1

Dataset: C:\MassLynx\UAN2010\PRO\06MY103D58290C.qld  
 Last Altered: Friday, May 07, 2010 10:07:48 Pacific Daylight Time  
 Printed: Friday, May 07, 2010 10:11:07 Pacific Daylight Time

Name: 06MY10A3D5\_02, Date: 06-May-2010, Time: 15:16:30, ID: ST0506C, Description: CS-3 10DXN083

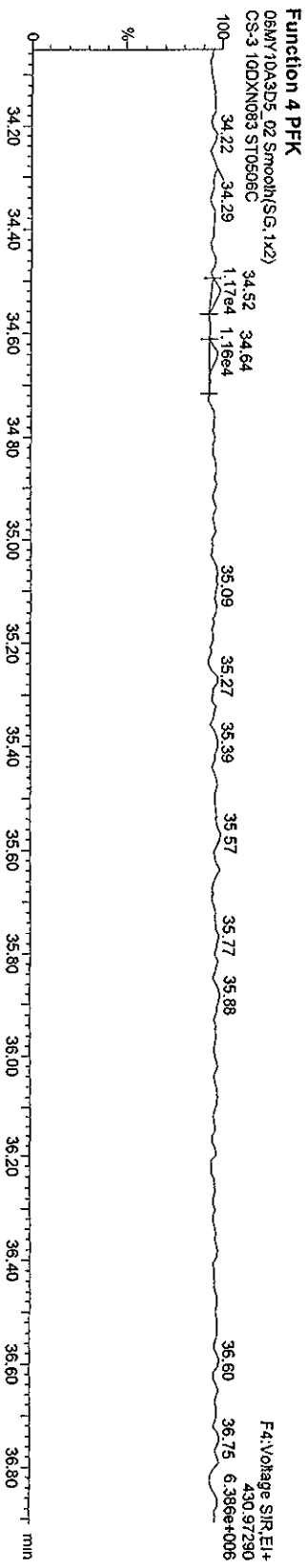
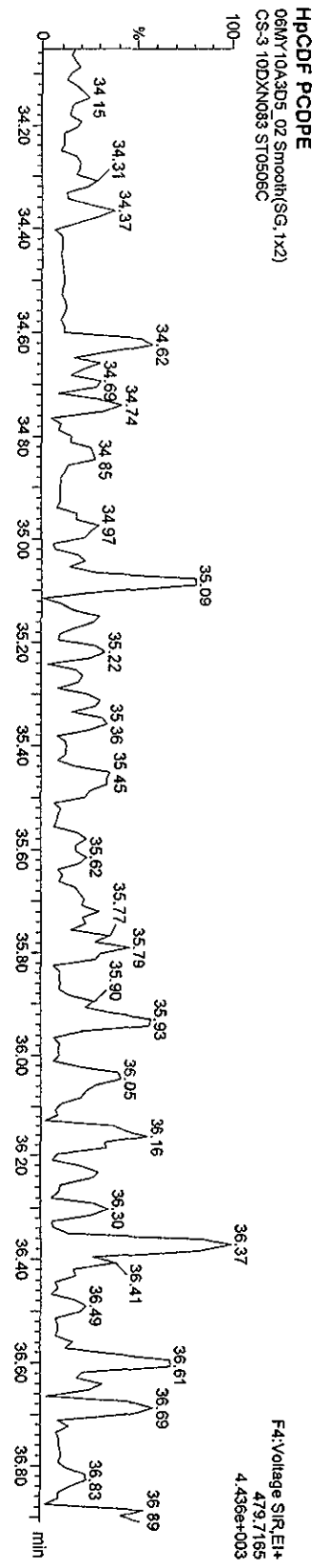
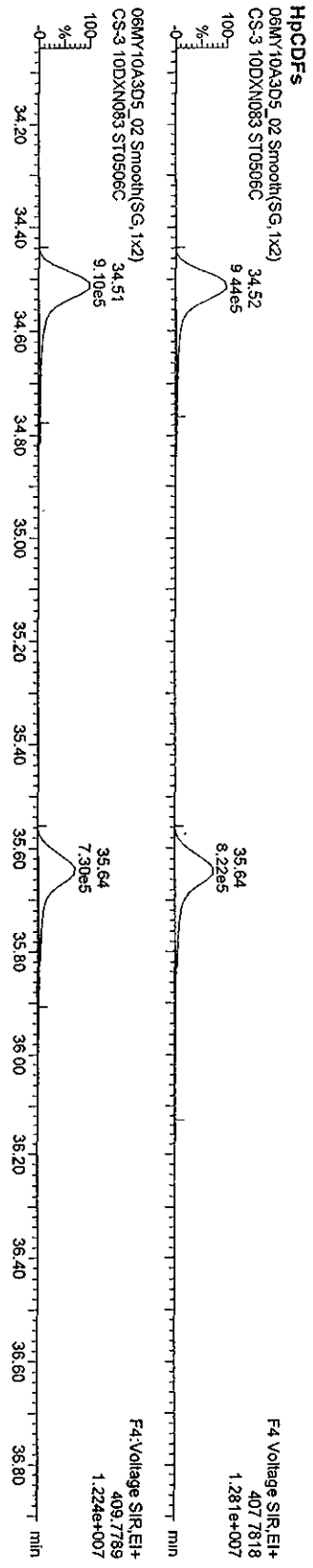


Quantity Sample Report Masslynx 4.1

Dataset: C:\Masslynx\AN2010\PRO\06MY103D58290C.qid

Last Altered: Friday, May 07, 2010 10:07:48 Pacific Daylight Time  
 Printed: Friday, May 07, 2010 10:11:07 Pacific Daylight Time

Name: 06MY10A3D5\_02, Date: 06-May-2010, Time: 15:16:30, ID: ST0506C, Description: CS-3 10DXN083



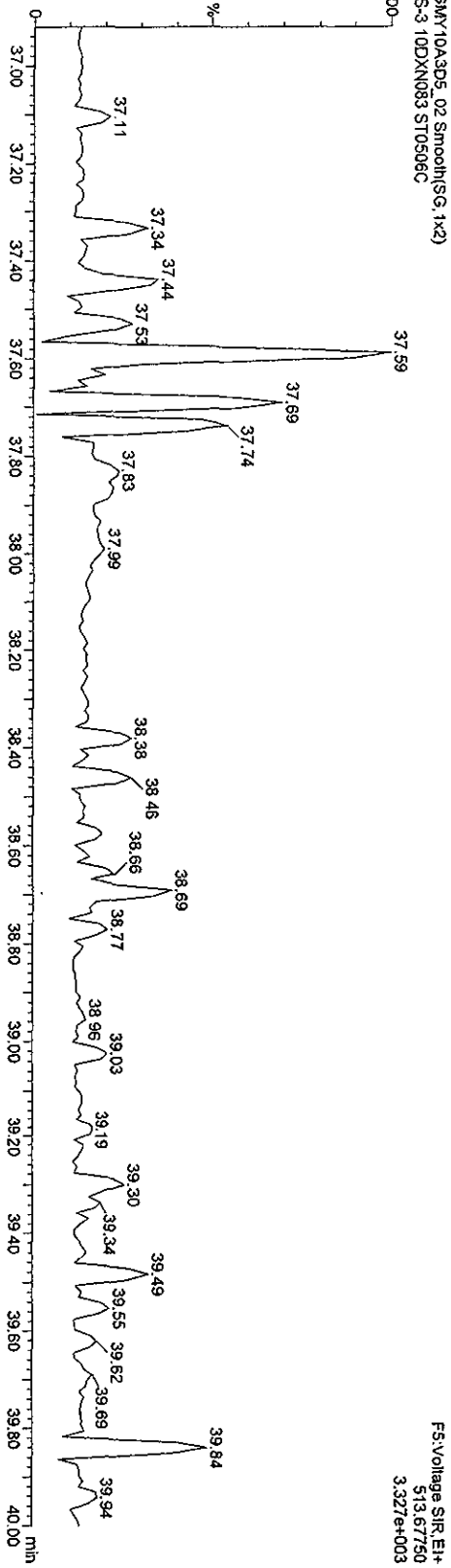
Quantity Sample Report MassLynx 4.1

Dataset: C:\MassLynx\JAN2010.PRO\06MY103D58290C.qid

Last Altered: Friday, May 07, 2010 10:07:48 Pacific Daylight Time  
Printed: Friday, May 07, 2010 10:11:07 Pacific Daylight Time

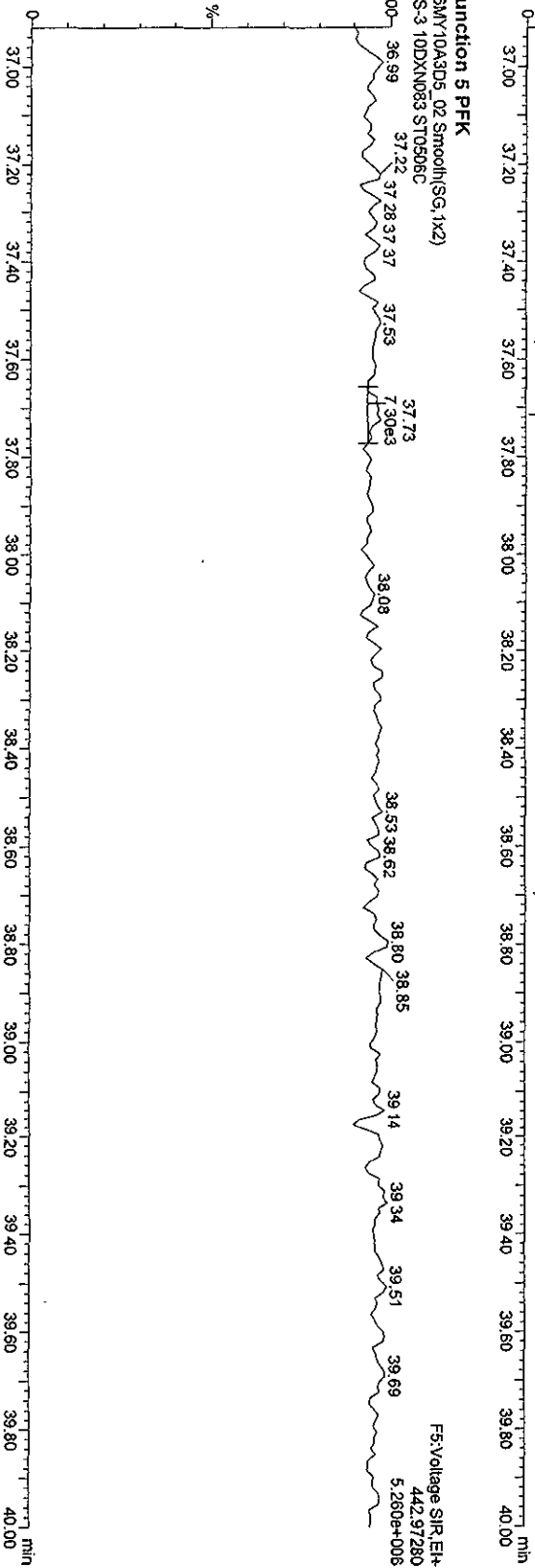
Name: 06MY10A3D5\_02, Date: 06-May-2010, Time: 15:16:30, ID: ST0506C, Description: CS-3 10DXN083

OCDF PCDDPE  
06MY10A3D5\_02 Smooth(SG, 1x2)  
CS-3 10DXN083 ST0506C



Function 5 PFK

06MY10A3D5\_02 Smooth(SG, 1x2)  
CS-3 10DXN083 ST0506C



Quantify Sample Report MassLynx 4.1

Dataset: C:\MassLynx\UAN2010\PRO\06MY103D58290C.qld

Last Altered: Friday, May 07, 2010 10:07:48 Pacific Daylight Time  
Printed: Friday, May 07, 2010 10:11:07 Pacific Daylight Time


Name: 06MY10A3D5\_03, Date: 06-May-2010, Time: 16:08:14, ID: CP0506, Description: DB5 CPSM 3732-05

TCDFs

06MY10A3D5\_03 Smooth(SG, 1x2)  
DB5 CPSM 3732-05 CP0506

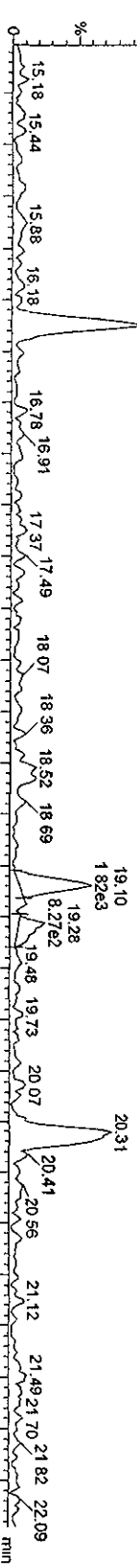


06MY10A3D5\_03 Smooth(SG, 1x2)  
DB5 CPSM 3732-05 CP0506

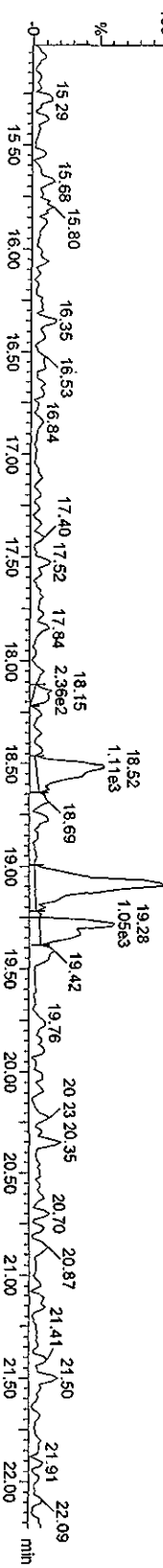


13C-TCDF

06MY10A3D5\_03 Smooth(SG, 1x2)  
DB5 CPSM 3732-05 CP0506



06MY10A3D5\_03 Smooth(SG, 1x2)  
DB5 CPSM 3732-05 CP0506



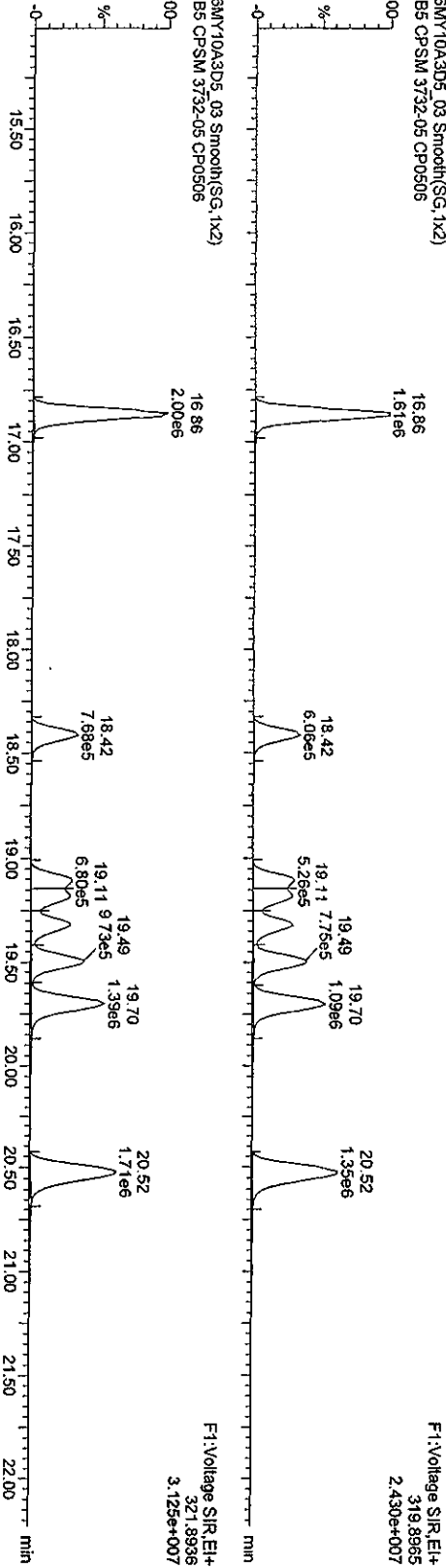
Quantity Sample Report MassLynx 4.1

Dataset: C:\MassLynx\JUN2010\PRO\06MY103D58290C.qid

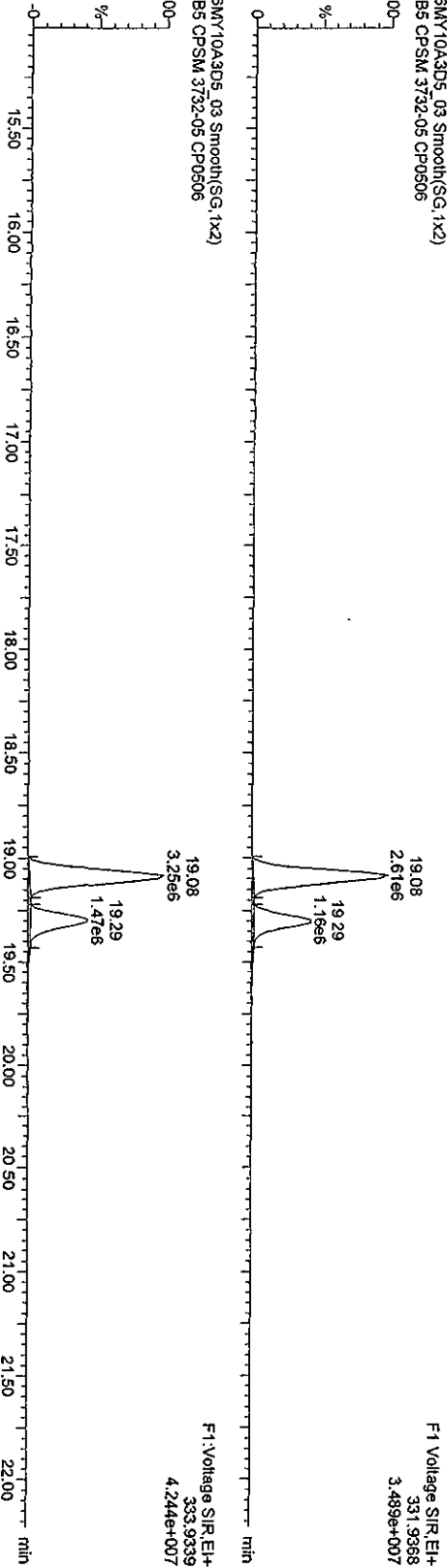
Last Altered: Friday, May 07, 2010 10:07:48 Pacific Daylight Time  
Printed: Friday, May 07, 2010 10:11:07 Pacific Daylight Time

Name: 06MY10A3D5\_03, Date: 06-May-2010, Time: 16:06:14, ID: CP0506, Description: DB5 CPSM 3732-05

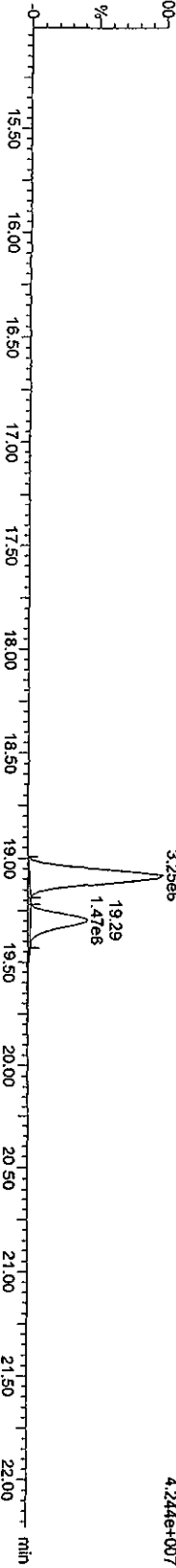
TCDDs  
06MY10A3D5\_03 Smooth(SG, 1x2)  
DB5 CPSM 3732-05 CP0506



13C-TCDDs  
06MY10A3D5\_03 Smooth(SG, 1x2)  
DB5 CPSM 3732-05 CP0506



06MY10A3D5\_03 Smooth(SG, 1x2)  
DB5 CPSM 3732-05 CP0506





Quantity Sample Report MassLynx 4.1

Dataset: C:\MassLynx\JAN2010\PRO106MY103D56290C.qld

Last Altered: Friday, May 07, 2010 10:07:48 Pacific Daylight Time

Printed: Friday, May 07, 2010 10:11:07 Pacific Daylight Time

Name: 06MY10A3D5\_03, Date: 06-May-2010, Time: 16:06:14, ID: CP0506, Description: DB5 CPSM 3732-05



Quantity Sample Report MassLynx 4.1

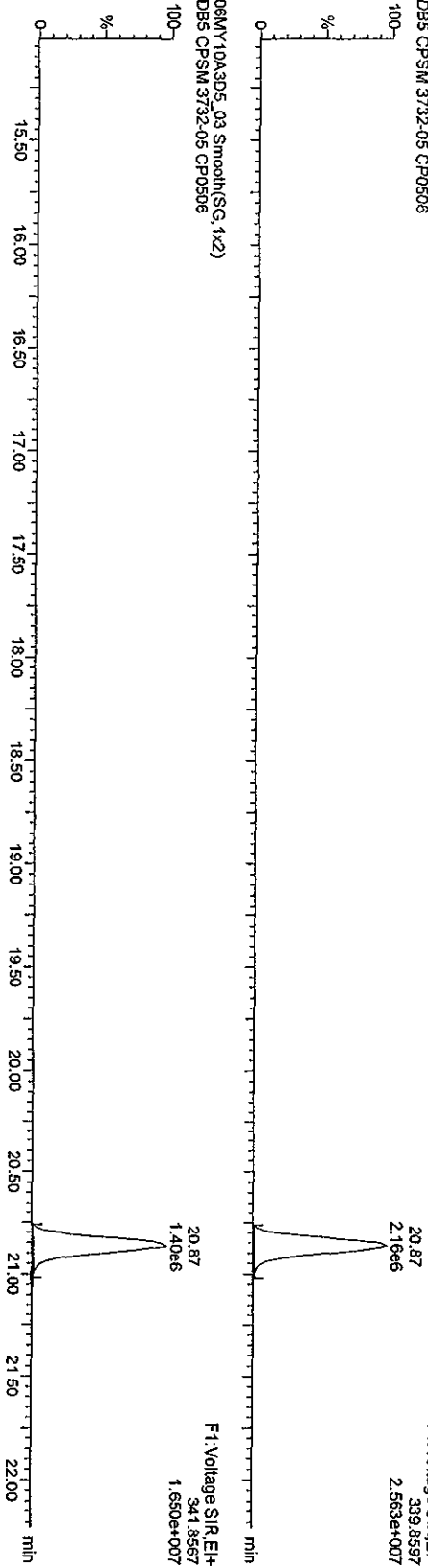
Dataset: C:\MassLynx\JAN2010\PROJ06MY103D58290C.qld

Last Altered: Friday, May 07, 2010 10:07:48 Pacific Daylight Time  
Printed: Friday, May 07, 2010 10:11:07 Pacific Daylight Time

Name: 06MY10A3D5\_03, Date: 06-May-2010, Time: 16:06:14, ID: CP0506, Description: DB5 CPSM 3732-05

F1 PeCDFs

06MY10A3D5\_03 Smooth(SG, 1x2)  
DB5 CPSM 3732-05 CP0506

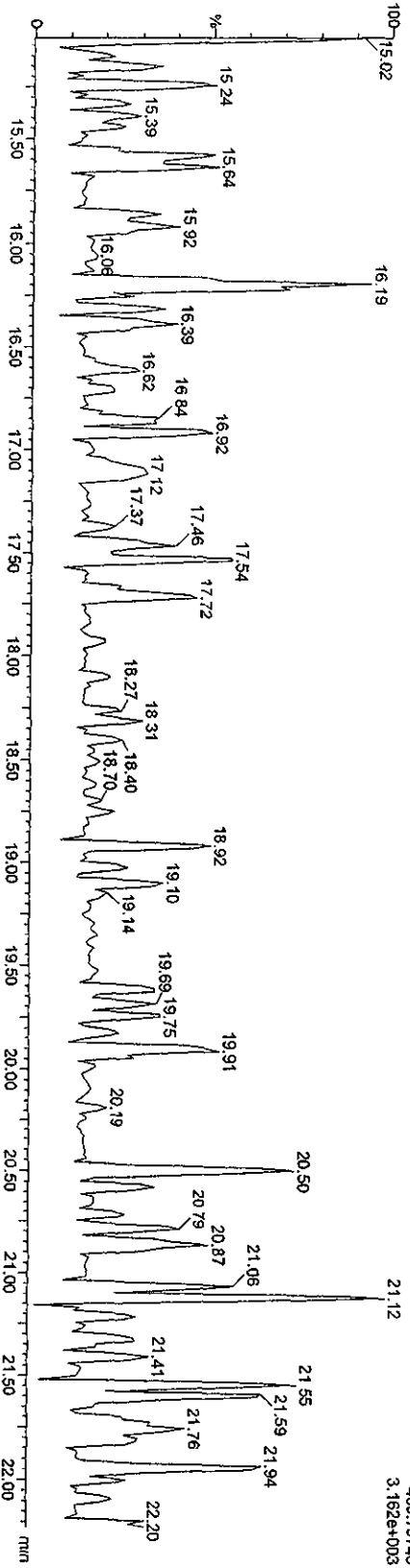


06MY10A3D5\_03 Smooth(SG, 1x2)  
DB5 CPSM 3732-05 CP0506

F1:Voltage SIR,EL+  
341,8567  
1,650e+007

F1 PeCDF PCDPE

06MY10A3D5\_03 Smooth(SG, 1x2)  
DB5 CPSM 3732-05 CP0506



F1:Voltage SIR,EL+  
409,79740  
3,162e+003

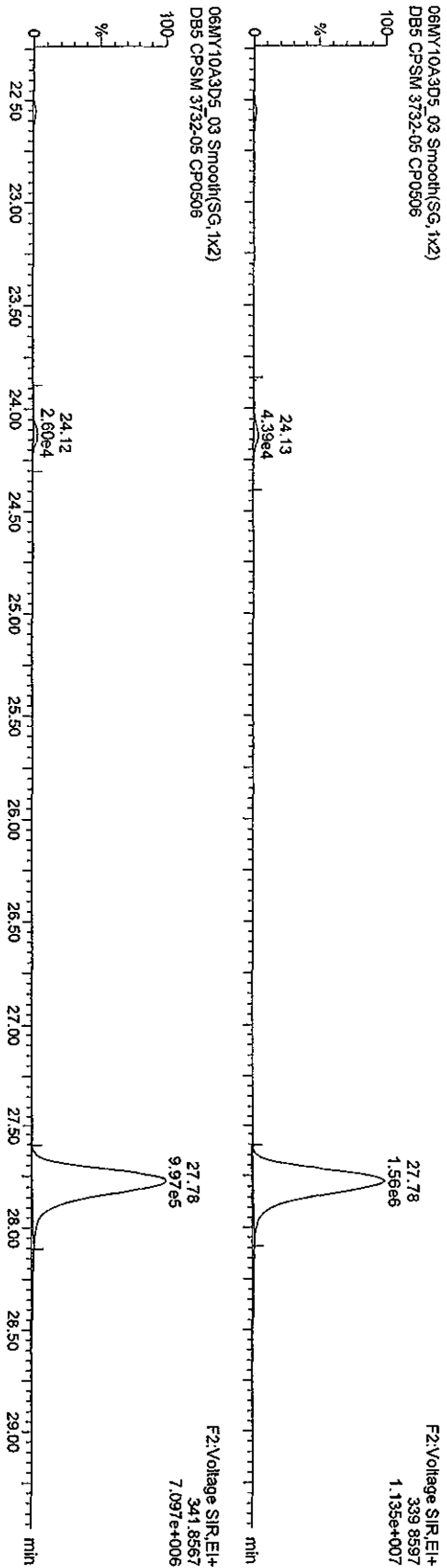
Quantity Sample Report MassLynx 4.1

Dataset: C:\MassLynx\UAN2010.PRO\06MY10A3D5\28290C.qld

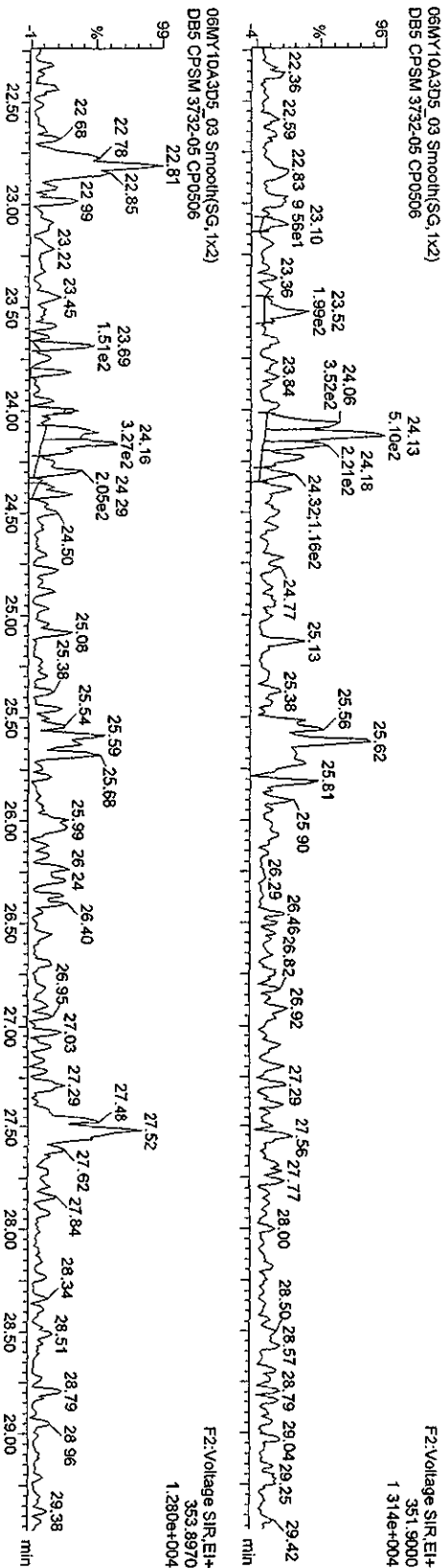
Last Altered Friday, May 07, 2010 10:07:48 Pacific Daylight Time  
 Printed: Friday, May 07, 2010 10:11:07 Pacific Daylight Time

Name: 06MY10A3D5\_03, Date: 06-May-2010, Time: 16:06:14, ID: CP0506, Description: DB5 CPSM 3732-05

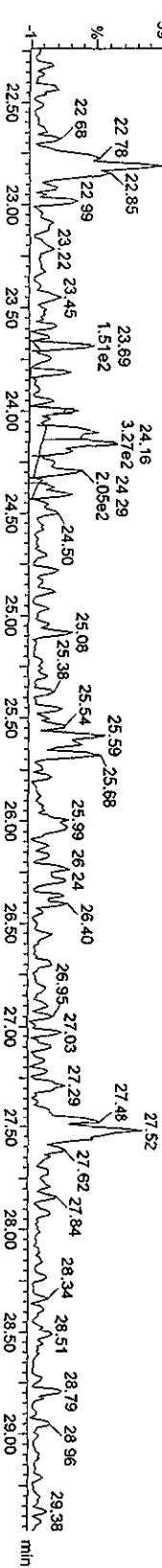
PeCDFs  
 06MY10A3D5\_03 Smooth(SG, 1x2)  
 DB5 CPSM 3732-05 CP0506



13C-PeCDFs  
 06MY10A3D5\_03 Smooth(SG, 1x2)  
 DB5 CPSM 3732-05 CP0506



06MY10A3D5\_03 Smooth(SG, 1x2)  
 DB5 CPSM 3732-05 CP0506



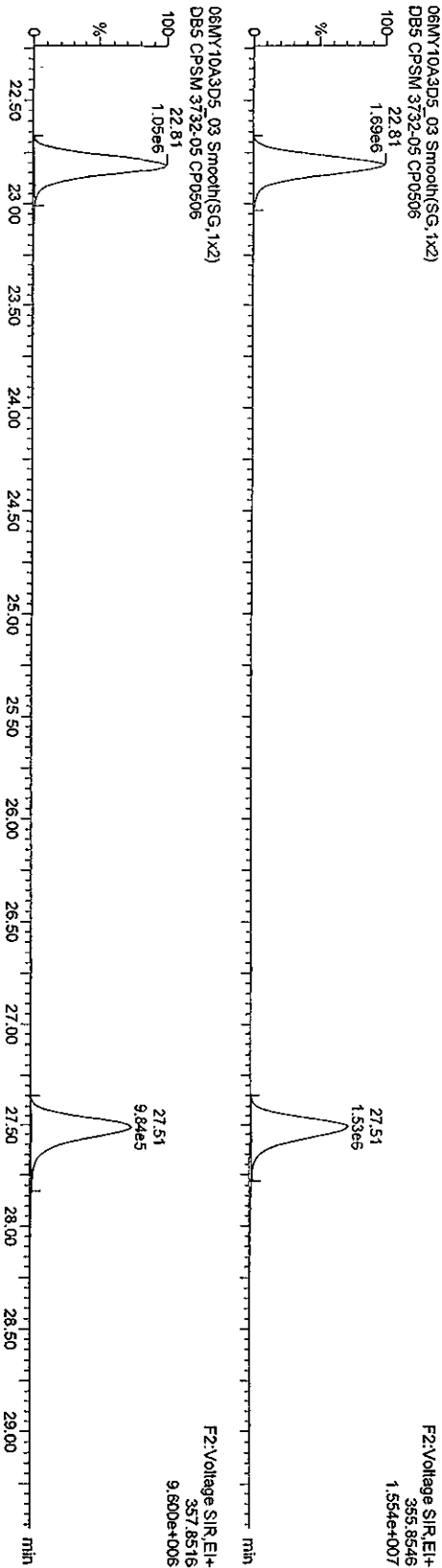
Quantity Sample Report MassLynx 4.1

Dataset: C:\MassLynx\JAN2010\PRO\06MY103D58290C.qld

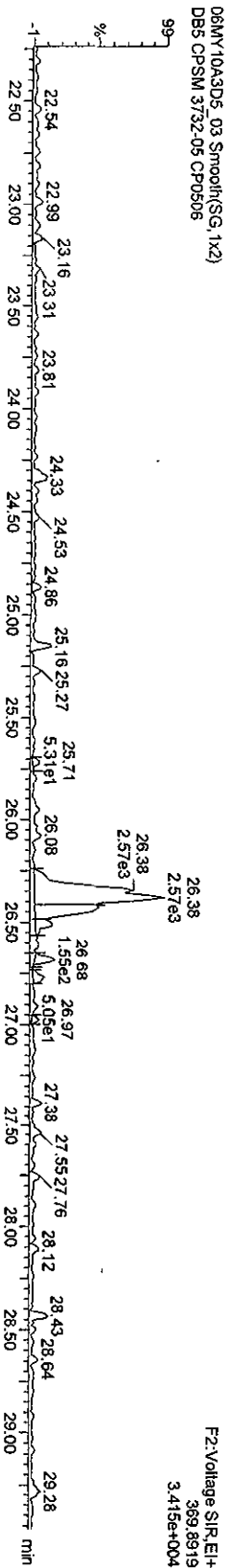
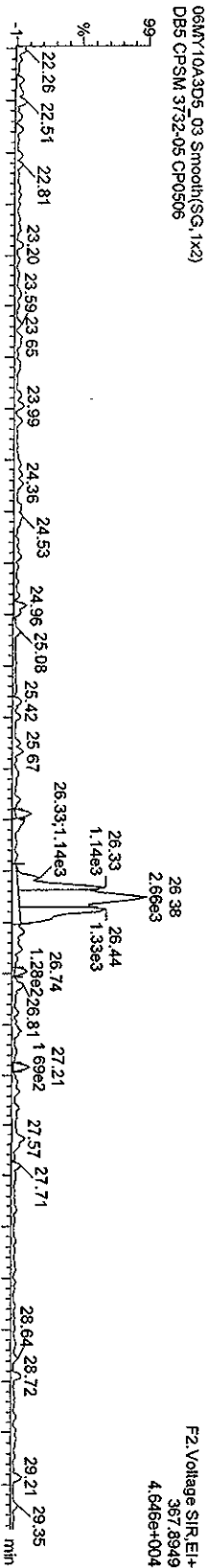
Last Altered: Friday, May 07, 2010 10:07:48 Pacific Daylight Time  
 Printed: Friday, May 07, 2010 10:11:07 Pacific Daylight Time

Name: 06MY10A3D5\_03, Date: 06-May-2010, Time: 16:06:14, ID: CP0506, Description: DB5 CPSM 3732-05

PeCDDs



13C-PeCDD



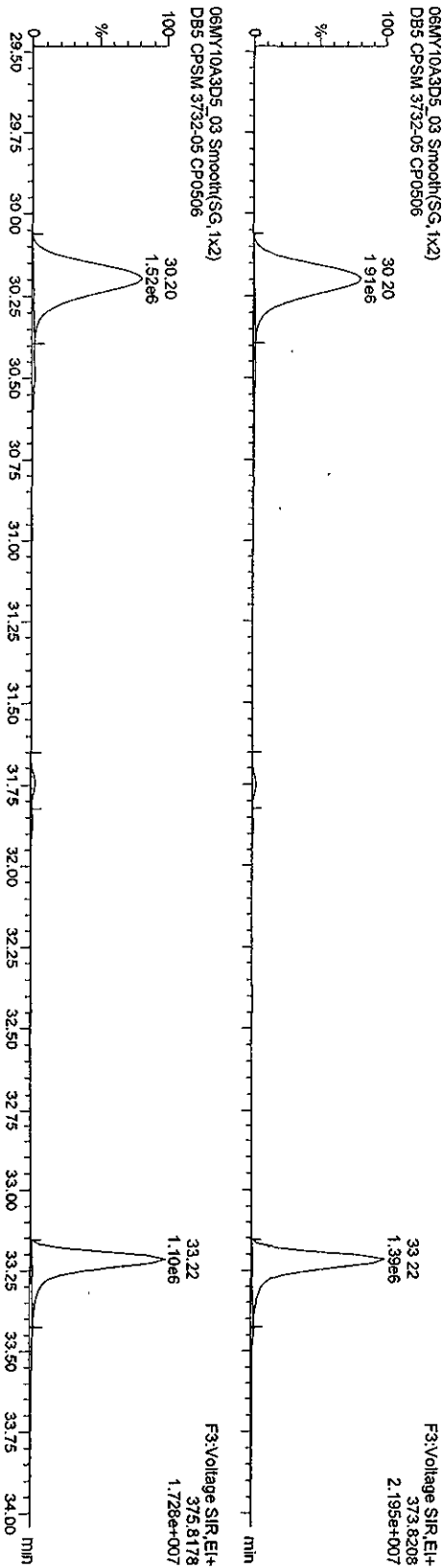
Quantity Sample Report Masslynx 4.1

Dataset: C:\Masslynx\UAN2010\PROV06MY103D56290C.qld

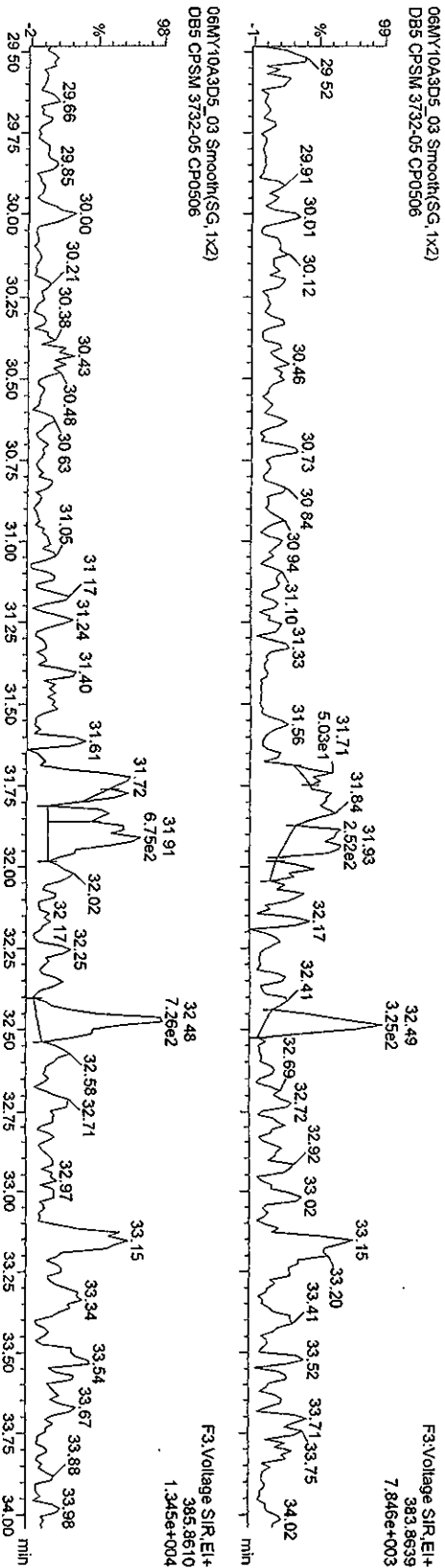
Last Altered: Friday, May 07, 2010 10:07:48 Pacific Daylight Time  
Printed: Friday, May 07, 2010 10:11:07 Pacific Daylight Time

Name: 06MY10A3D5\_03, Date: 06-May-2010, Time: 16:06:14, ID: CP0506, Description: DB5 CPSM 3732-05

HxCDFs



13C-HxCDFs



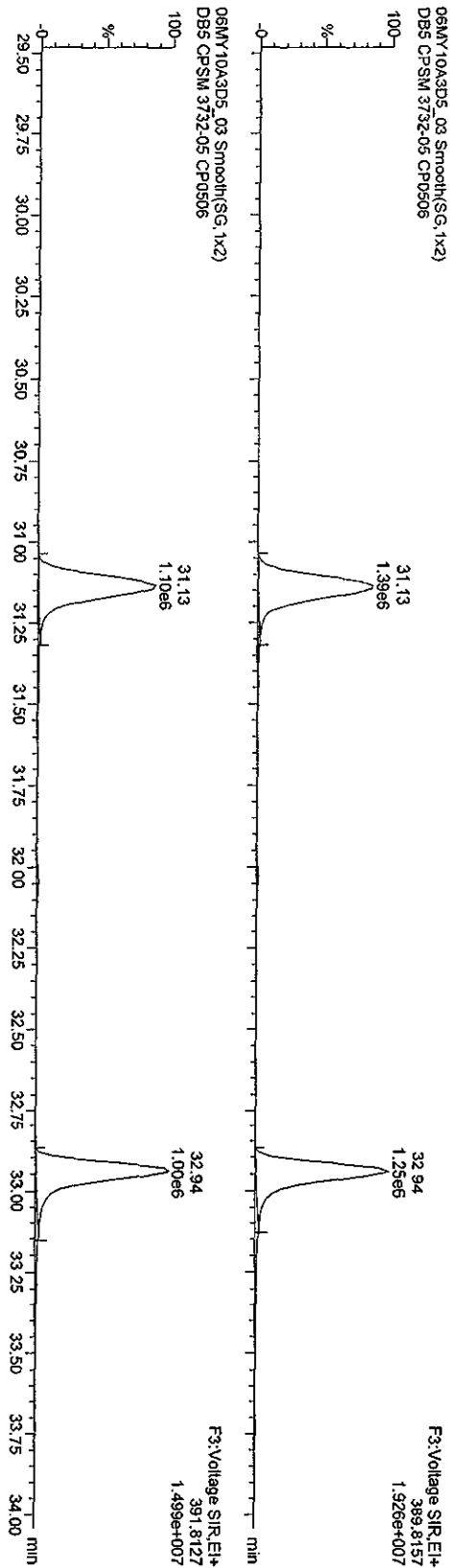
Quantity Sample Report MassLynx 4.1

Dataset: C:\MassLynx\JAN2010\PROV06MY103D58290C.qld

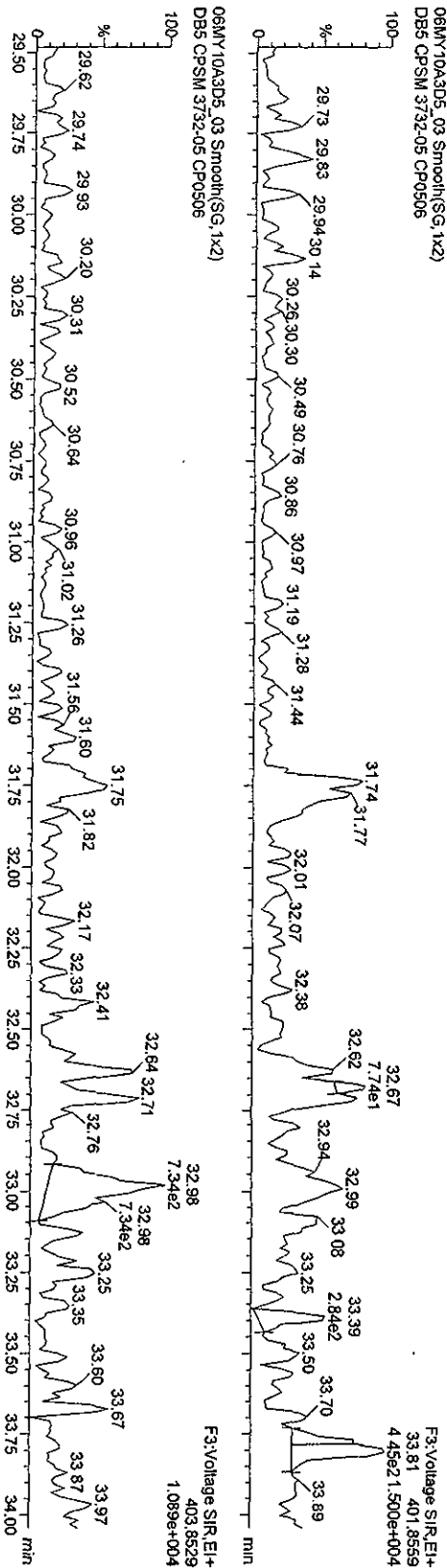
Last Altered: Friday, May 07, 2010 10:07:48 Pacific Daylight Time  
Printed: Friday, May 07, 2010 10:11:07 Pacific Daylight Time

Name: 06MY10A3D5\_03, Date: 06-May-2010, Time: 16:06:14, ID: CP0506, Description: DB5 CPSM 3732-05

HXCDDs



13C-HXCDDs



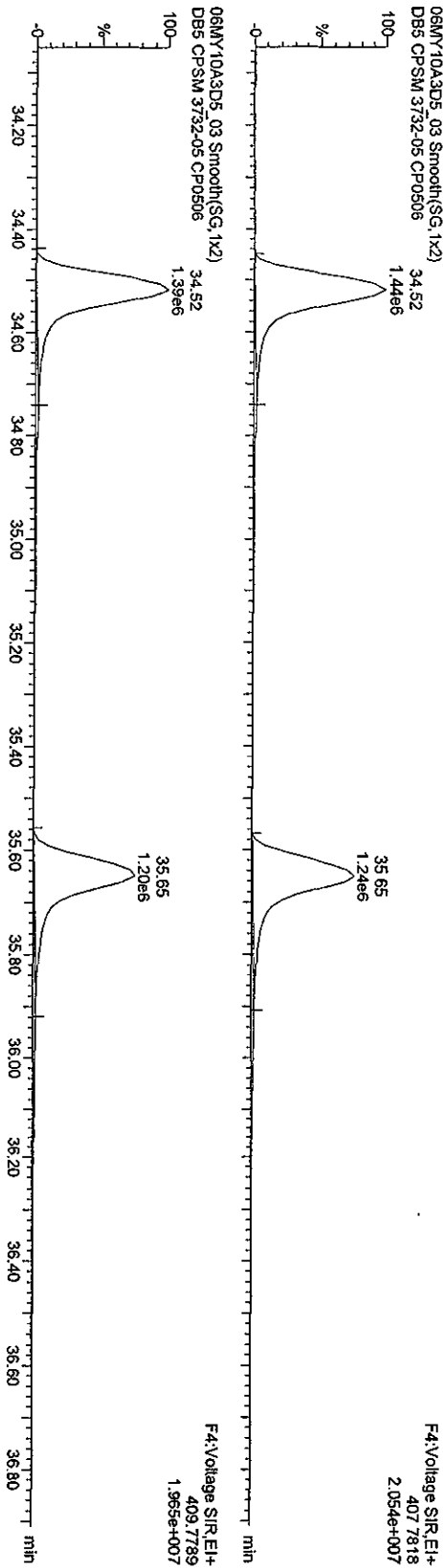
Quantity Sample Report MassLynx 4.1

Dataset: C:\MassLynx\JAN2010\PRO106MY103D58290C.qld

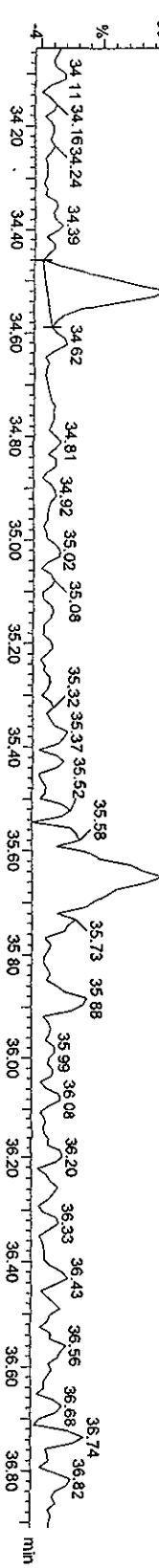
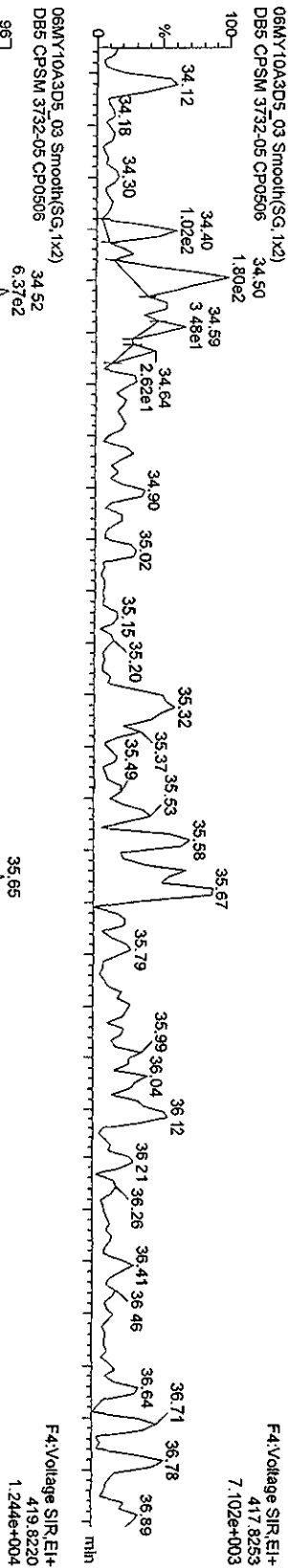
Last Altered: Friday, May 07, 2010 10:07:48 Pacific Daylight Time  
Printed: Friday, May 07, 2010 10:11:07 Pacific Daylight Time

Name: 06MY10A3D5\_03, Date: 06-May-2010, Time: 16:06:14, ID: CP0506, Description: DB5 CPSM 3732-05

HPCDFs



<sup>13</sup>C-HPCDFs

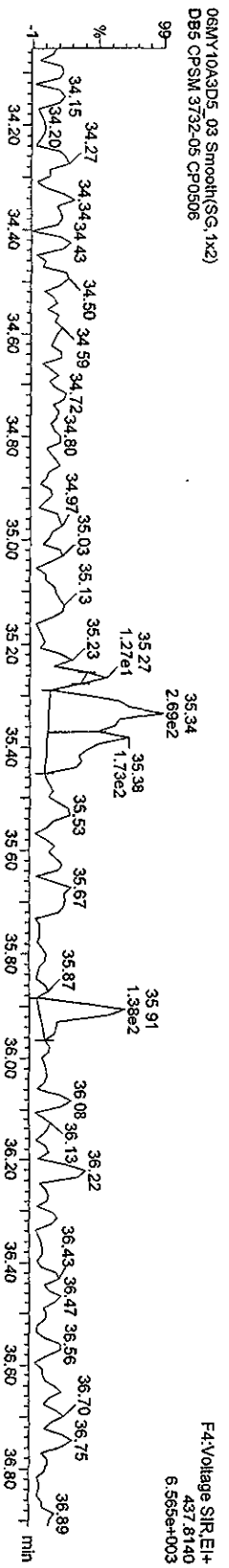
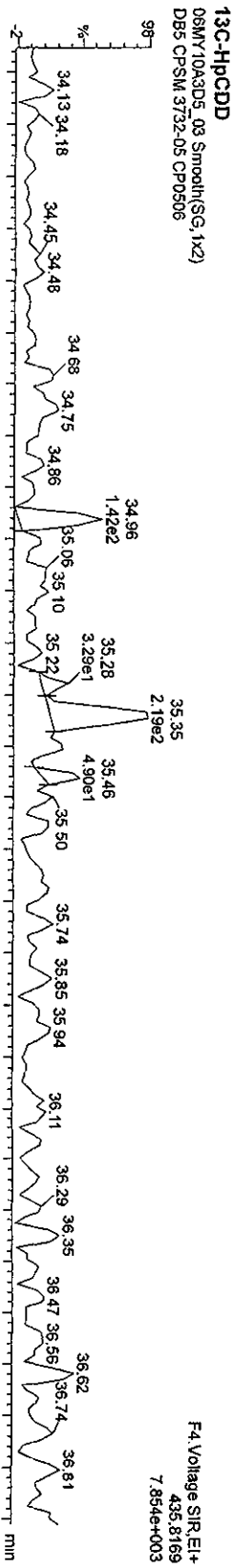
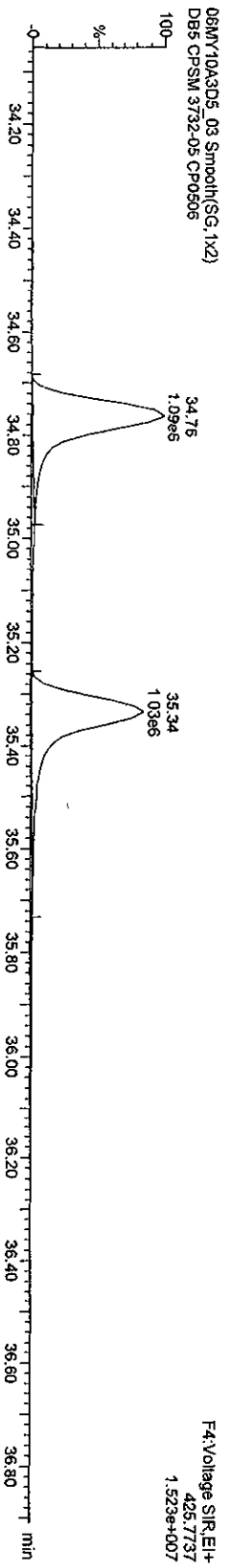


Quantity Sample Report Masslynx 4.1

Dataset: C:\MassLynx\UNAN2010.PRO\06MY103D58290C.qld

Last Altered: Friday, May 07, 2010 10:07:48 Pacific Daylight Time  
 Printed: Friday, May 07, 2010 10:11:07 Pacific Daylight Time

Name: 06MY10A3D5\_03, Date: 06-May-2010, Time: 16:06:14, ID: CP0506, Description: DB5 CPSM 3732-05





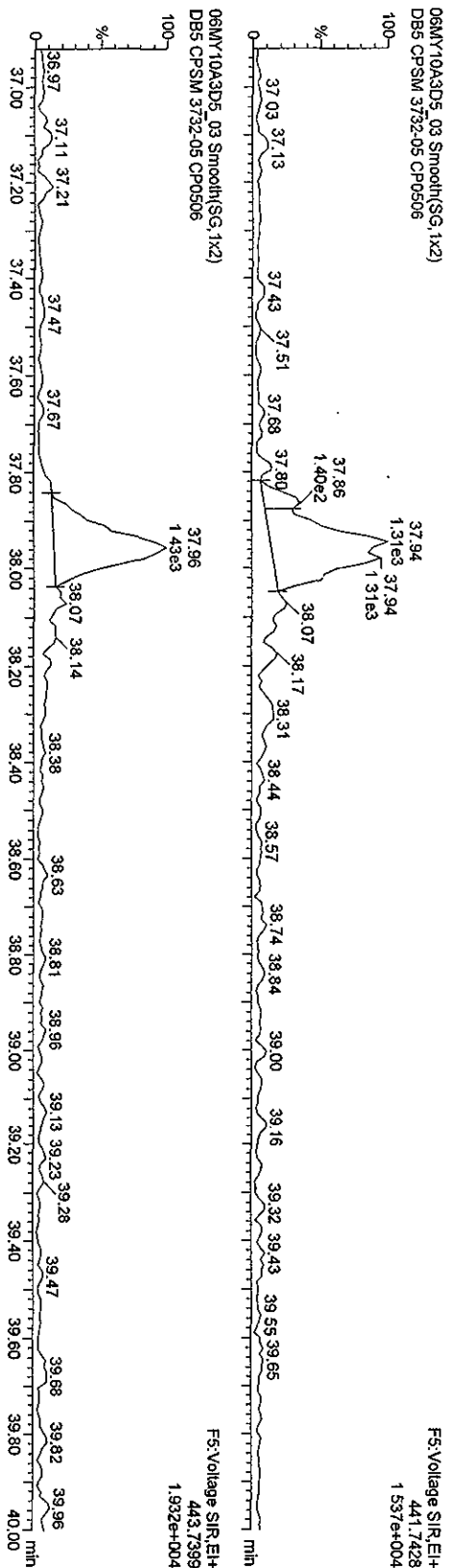
Quantity Sample Report MassLynx 4.1

Dataset: C:\MassLynx\AN2010\PRO\06MY103D58290C.qid

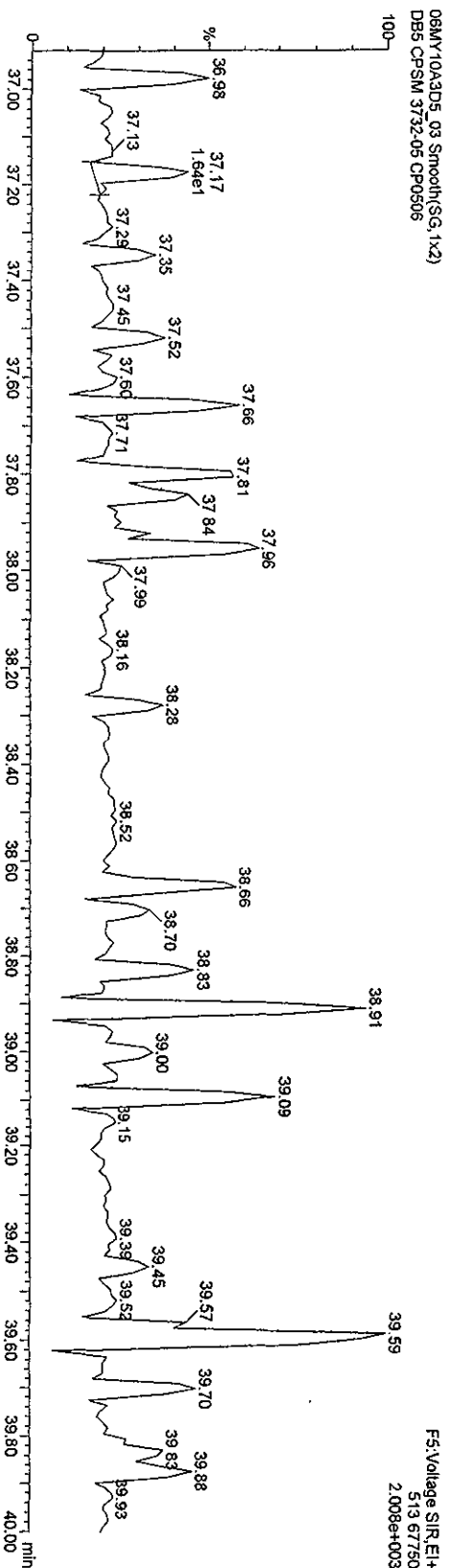
Last Altered: Friday, May 07, 2010 10:07:48 Pacific Daylight Time  
Printed: Friday, May 07, 2010 10:11:07 Pacific Daylight Time

Name: 06MY10A3D5\_03, Date: 06-May-2010, Time: 16:06:14, ID: CP0506, Description: DB5 CPSM 3732-05

OCDFs  
06MY10A3D5\_03 Smooth(SG, 1x2)  
DB5 CPSM 3732-05 CP0506



OCDF PCDPE  
06MY10A3D5\_03 Smooth(SG, 1x2)  
DB5 CPSM 3732-05 CP0506



Quantity Sample Report Masslynx 4.1

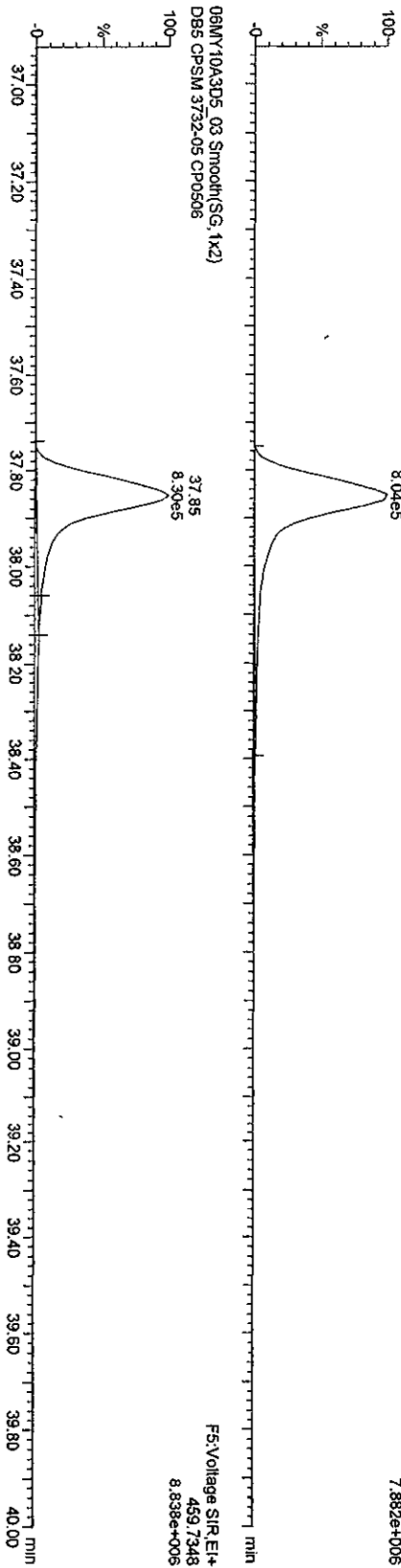
Dataset: C:\Masslynx\UNAN2010.PRO\06MY10A3D58290C.qtd

Last Altered: Friday, May 07, 2010 10:07:48 Pacific Daylight Time  
Printed: Friday, May 07, 2010 10:11:07 Pacific Daylight Time

Name: 06MY10A3D5\_03, Date: 06-May-2010, Time: 16:06:14, ID: CP0506, Description: DB5 CPSM 3732-05

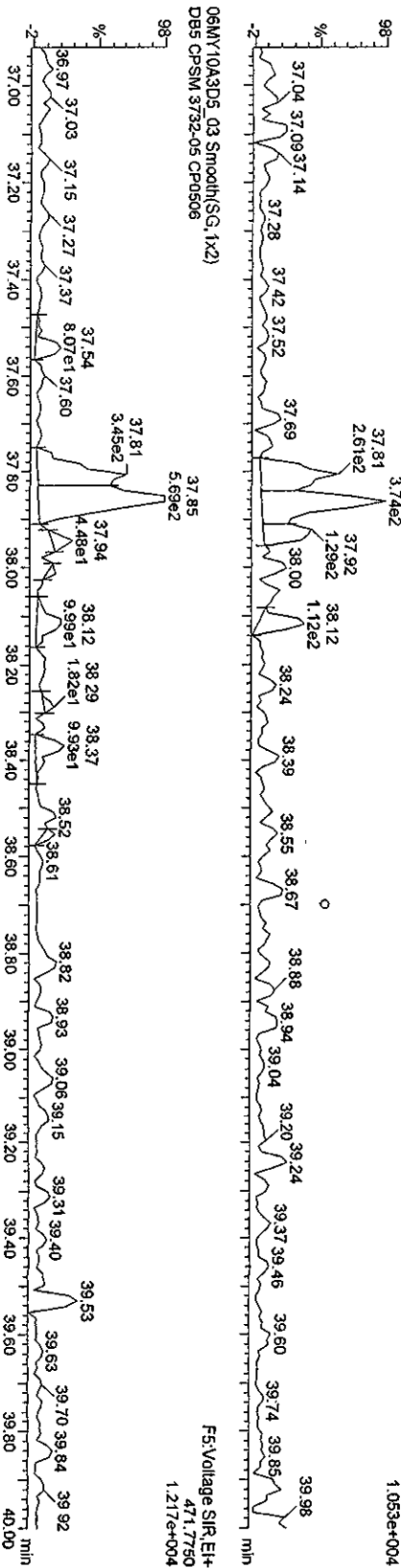
OCDD

06MY10A3D5\_03 Smooth(SG, 1x2)  
DB5 CPSM 3732-05 CP0506



13C-OCDD

06MY10A3D5\_03 Smooth(SG, 1x2)  
DB5 CPSM 3732-05 CP0506

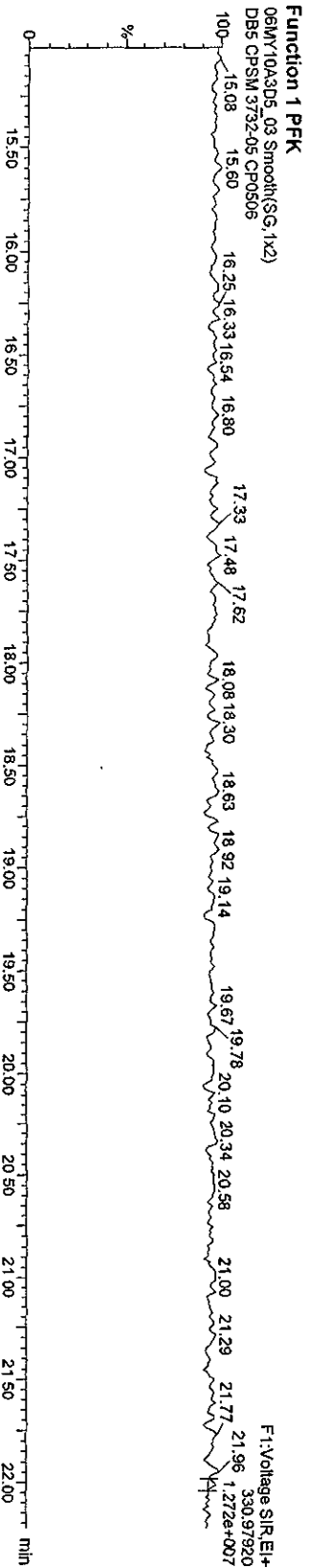



Quantity Sample Report MassLynx 4.1

Dataset: C:\MassLynx\JAN2010.PRO\06MY103D58290C.qld

Last Altered: Friday, May 07, 2010 10:07:48 Pacific Daylight Time  
 Printed: Friday, May 07, 2010 10:11:07 Pacific Daylight Time

Name: 06MY10A3D5\_03, Date: 06-May-2010, Time: 16:06:14, ID: CP0506, Description: DBS CPSM 3732-05



Quantity Sample Report MassLynx 4.1

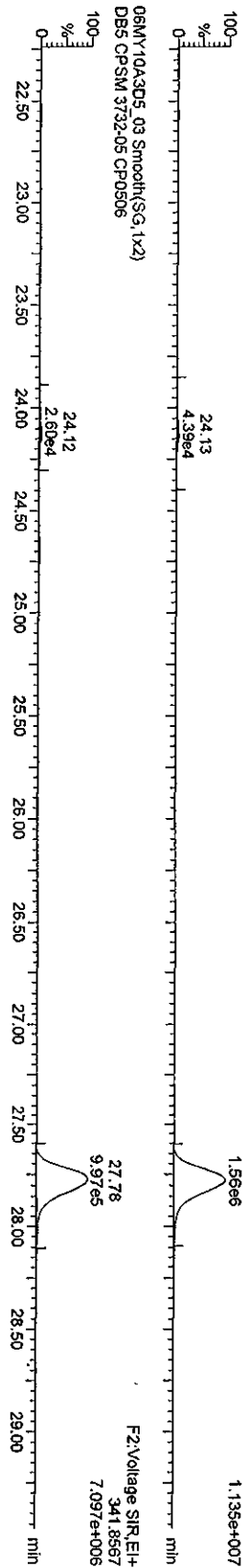
Dataset: C:\MassLynx\UNAN2010\PROV06MY103D58290C.qld

Last Altered: Friday, May 07, 2010 10:07:48 Pacific Daylight Time  
Printed: Friday, May 07, 2010 10:11:07 Pacific Daylight Time

Name: 06MY10A3D5\_03, Date: 06-May-2010, Time: 16:06:14, ID: CP0506, Description: DB5 CPSM 3732-05

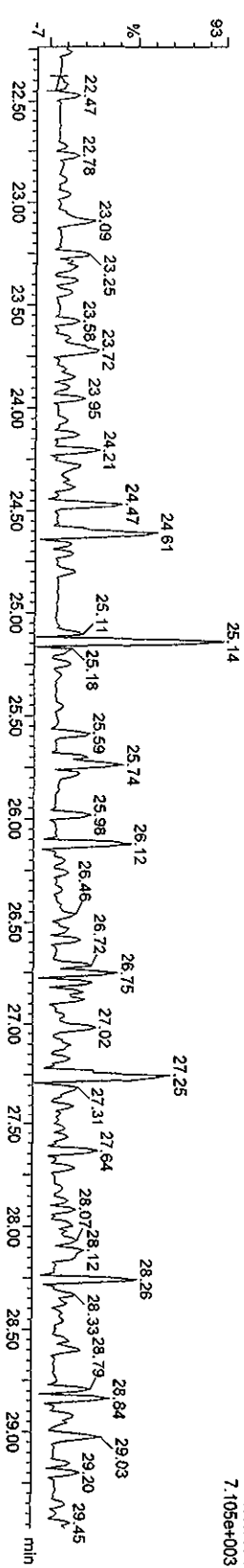
PcCDF

06MY10A3D5\_03 Smooth(SG, 1x2)  
DB5 CPSM 3732-05 CP0506



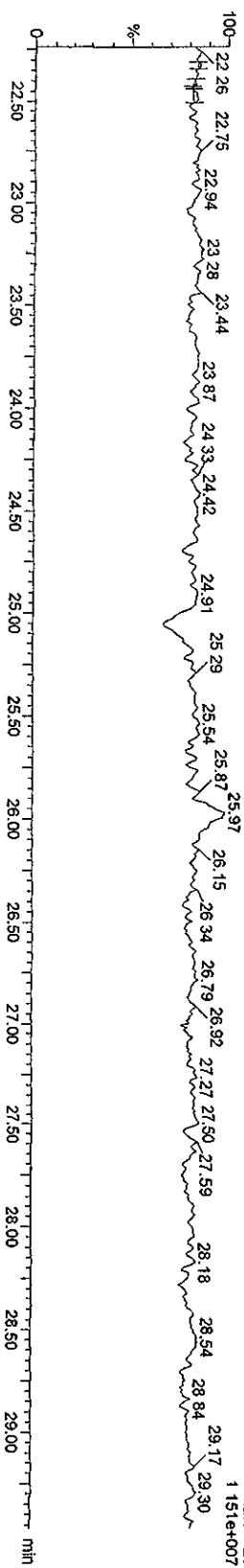
F2 PcCDF PCDFE

06MY10A3D5\_03 Smooth(SG, 1x2)  
DB5 CPSM 3732-05 CP0506



Function 2 PFK

06MY10A3D5\_03 Smooth(SG, 1x2)  
DB5 CPSM 3732-05 CP0506

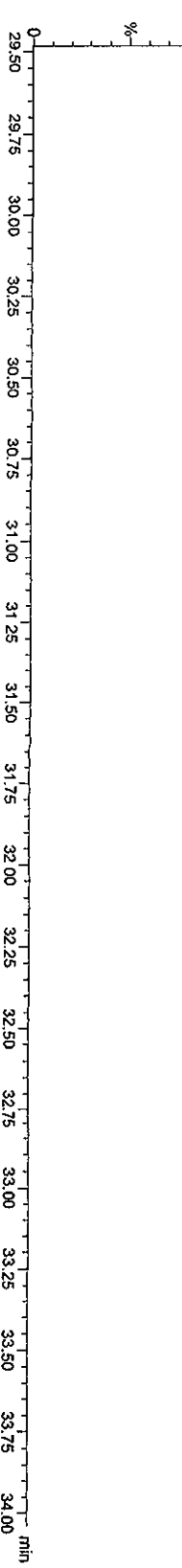
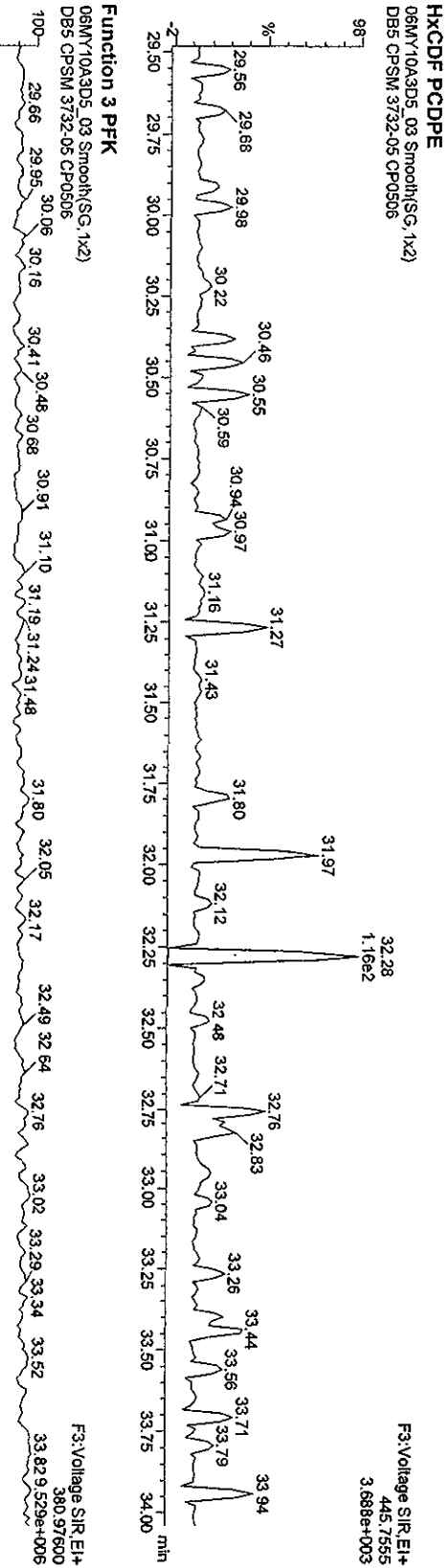
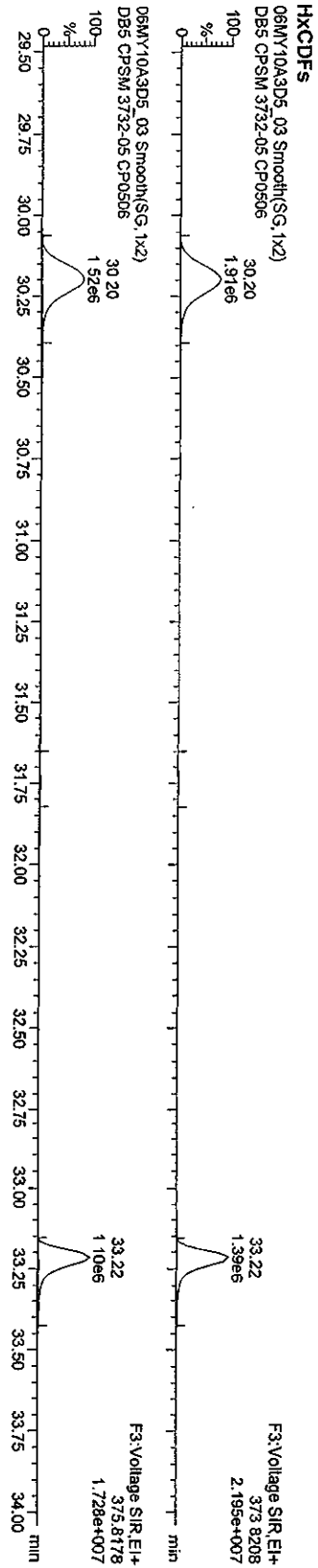


Quantity Sample Report Masslynx 4.1

Dataset: C:\MassLynx\JAN2010\PRO\06MY103D58290C.qld

Last Altered: Friday, May 07, 2010 10:07:48 Pacific Daylight Time  
 Printed: Friday, May 07, 2010 10:11:07 Pacific Daylight Time

Name: 06MY10A3D5\_03, Date: 06-May-2010, Time: 16:06:14, ID: CP0506, Description: DB5 CPSM 3732-05



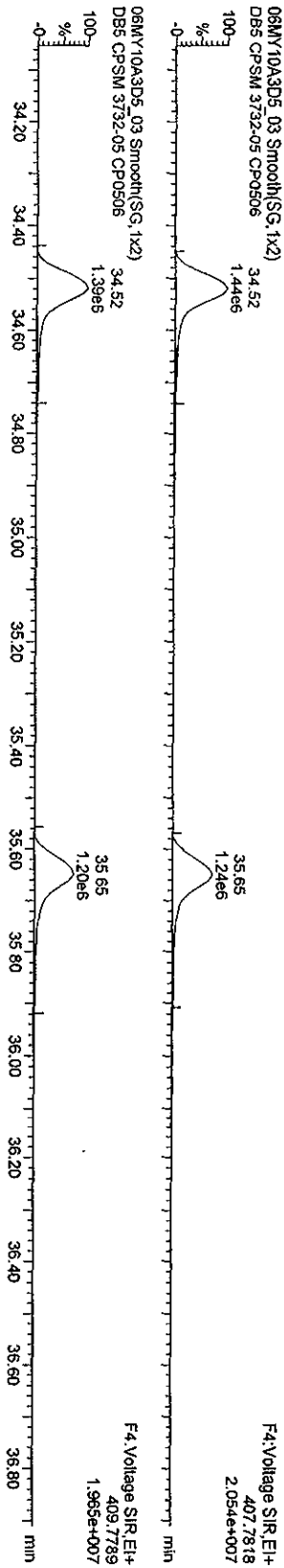
Quantity Sample Report MassLynx 4.1

Dataset: C:\MassLynx\JAN2010\PRO106MV103D58290C.qld

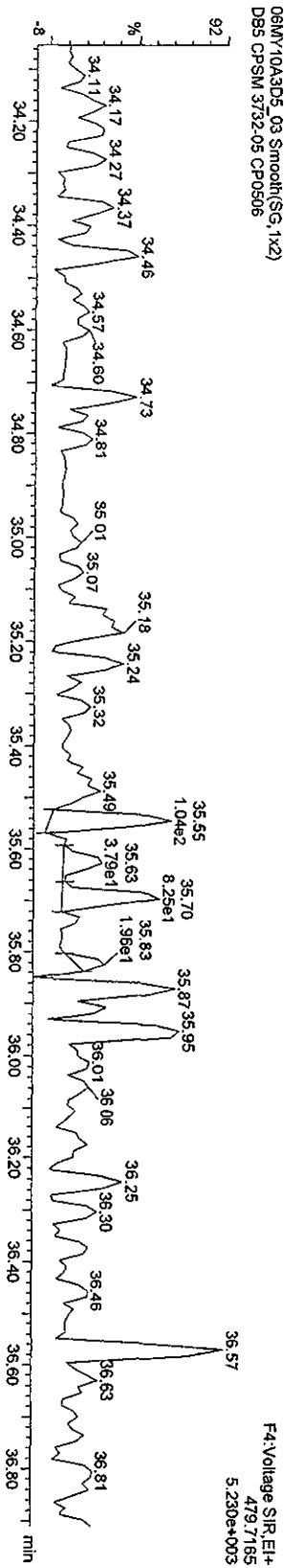
Last Altered: Friday, May 07, 2010 10:07:48 Pacific Daylight Time  
Printed: Friday, May 07, 2010 10:11:07 Pacific Daylight Time

Name: 06MY10A3D5\_03, Date: 06-May-2010, Time: 16:06:14, ID: CP0506, Description: DB5 CPSM 3732-05

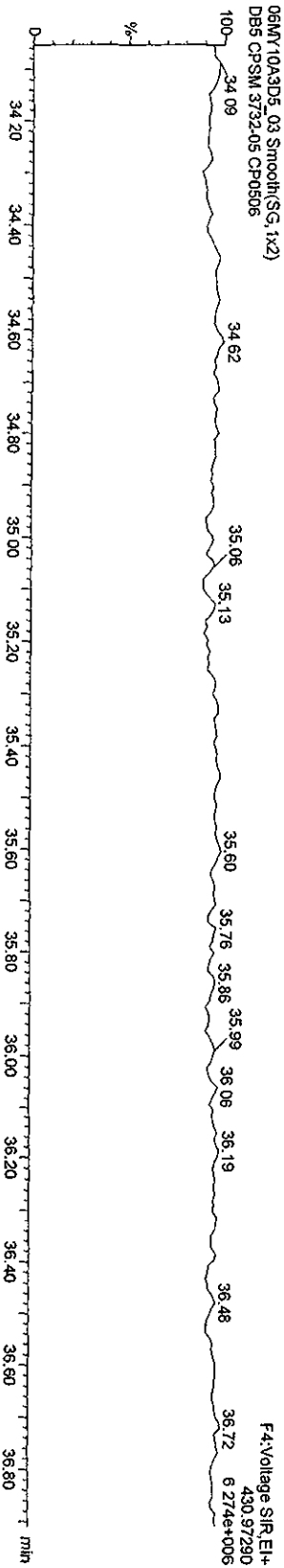
HPCDFs



HPCDF PCDFE



Function 4 PFK



Quantity Sample Report Masslynx 4.1

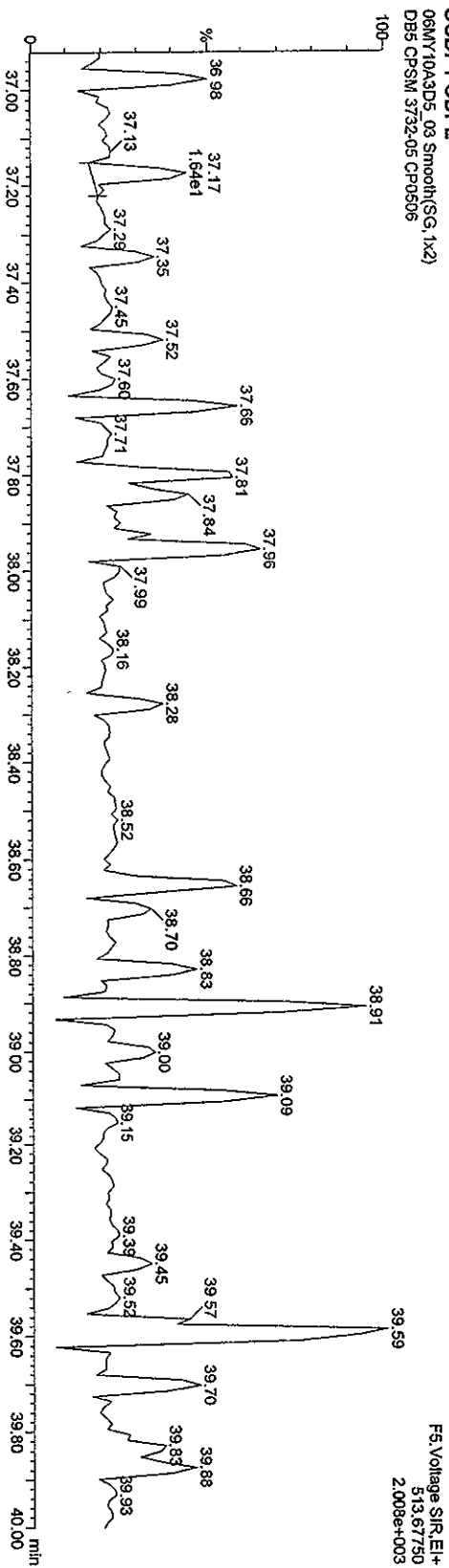
Dataset: C:\MassLynx\JAN2010\PRO\06MY103D58290C.qld

Last Altered: Friday, May 07, 2010 10:07:48 Pacific Daylight Time  
Printed: Friday, May 07, 2010 10:11:07 Pacific Daylight Time

Name: 06MY10A3D5\_03, Date: 06-May-2010, Time: 16:06:14, ID: CP0506, Description: DB5 CPSM 3732-05

OCDF PCDDPE

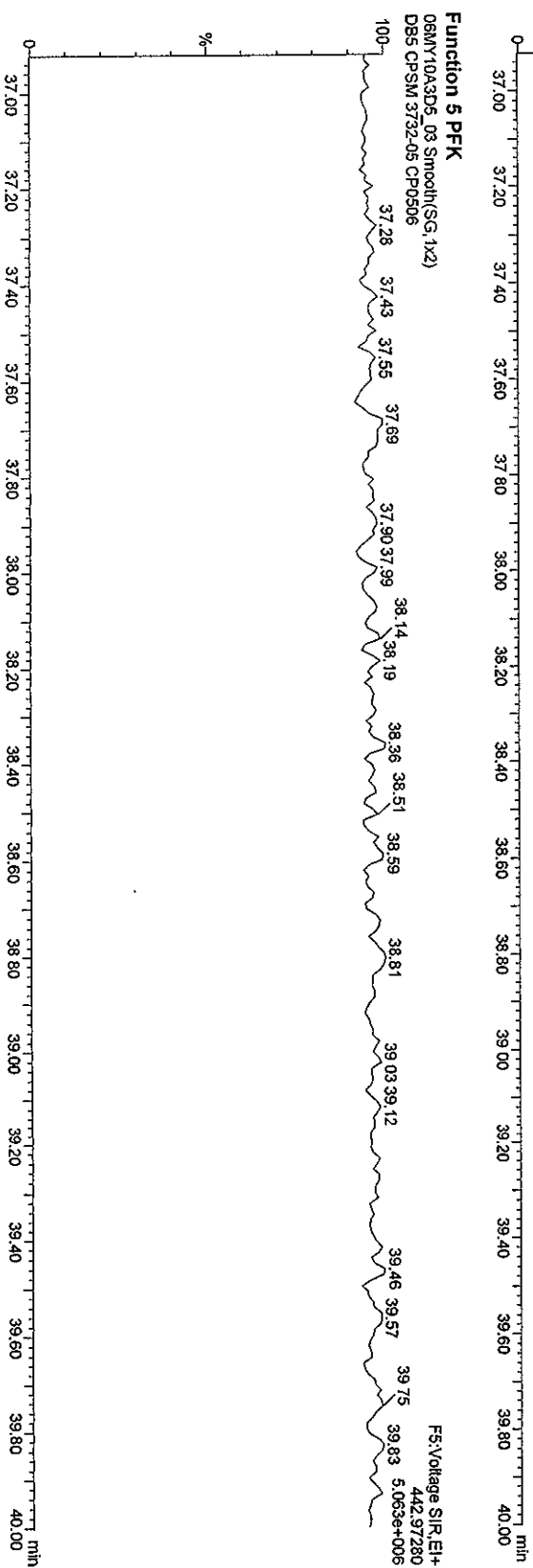
06MY10A3D5\_03 Smooth(SG, 1x2)  
DB5 CPSM 3732-05 CP0506



FS: Voltage SIR, EI+  
513.67750  
2.008e+003

Function 5 PFK

06MY10A3D5\_03 Smooth(SG, 1x2)  
DB5 CPSM 3732-05 CP0506



FS: Voltage SIR, EI+  
442.97280  
5.063e+006


Quantity Sample Report MassLynx 4.1

Dataset: C:\MassLynx\UNAN2010.PRO\06MY103D58290C.qld

Last Altered: Friday, May 07, 2010 10:07:48 Pacific Daylight Time  
Printed: Friday, May 07, 2010 10:11:07 Pacific Daylight Time

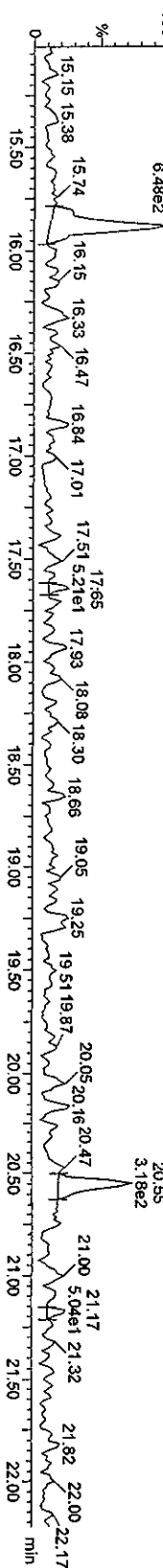
Name: 06MY10A3D5\_04, Date: 06-May-2010, Time: 16:47:27, ID: SB0506, Description: Solvent Blank C-14

TCDES



06MY10A3D5\_04 Smooth(SG,1x2)

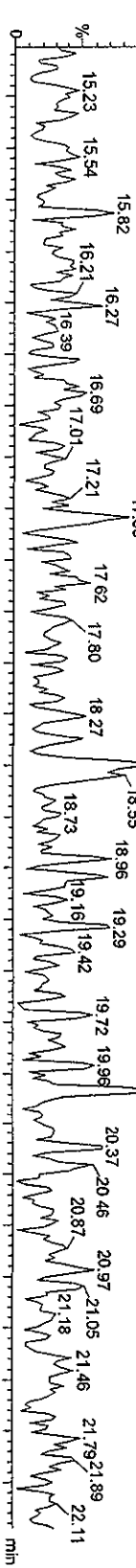
Solvent Blank C-14 SB0506



13C-TCDF

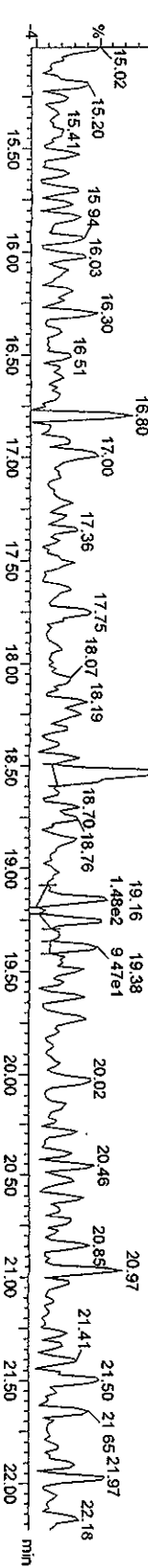
06MY10A3D5\_04 Smooth(SG,1x2)

Solvent Blank C-14 SB0506



06MY10A3D5\_04 Smooth(SG,1x2)

Solvent Blank C-14 SB0506



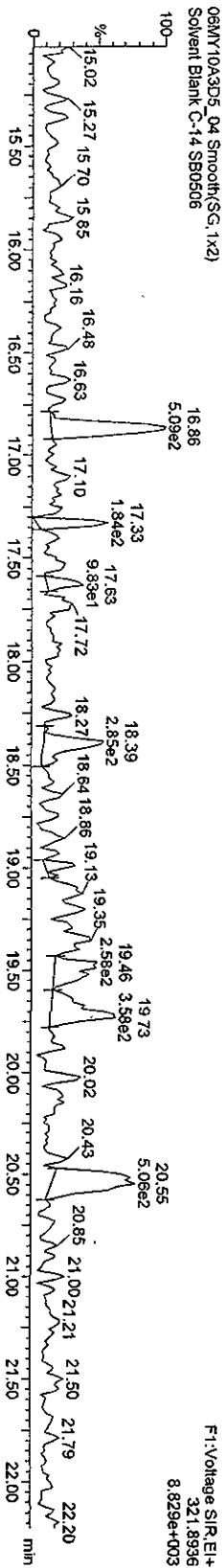
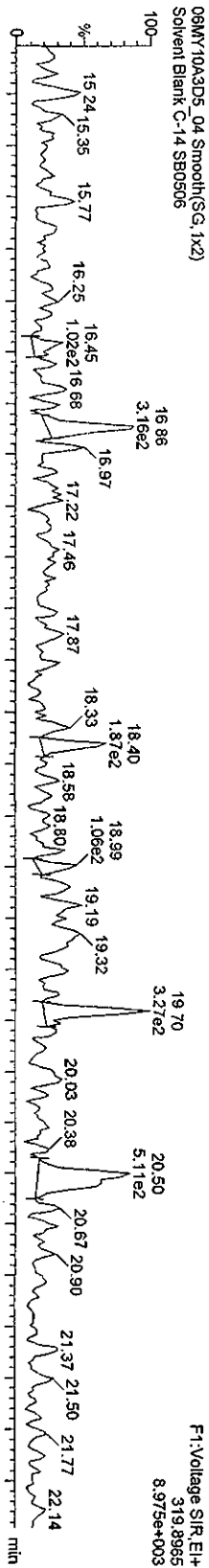


Dataset: C:\MassLynx\JAN2010\PROV06MY103D58290C.qld

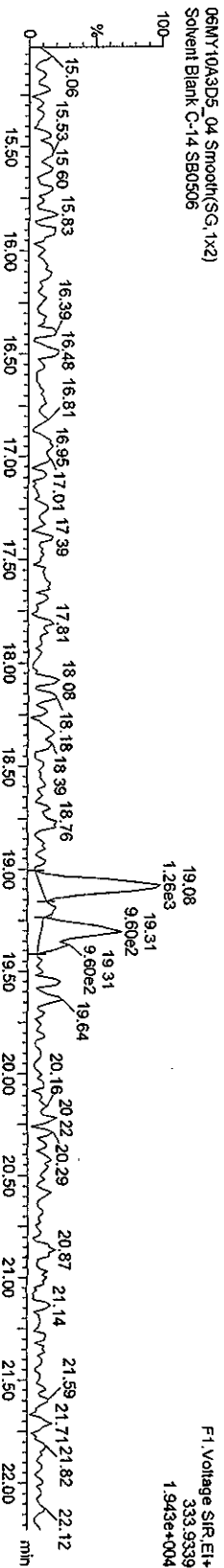
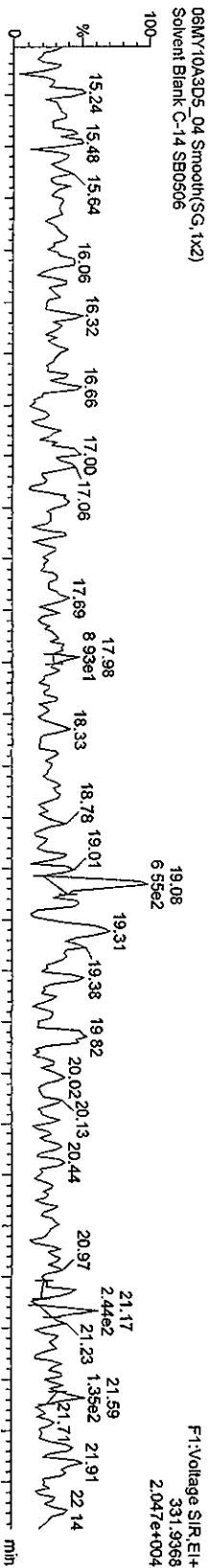
Last Altered: Friday, May 07, 2010 10:07:48 Pacific Daylight Time  
Printed: Friday, May 07, 2010 10:11:07 Pacific Daylight Time

Name: 06MY10A3D5\_04, Date: 06-May-2010, Time: 16:47:27, ID: SB0506, Description: Solvent Blank C-14

TCDDs



13C-TCDDs

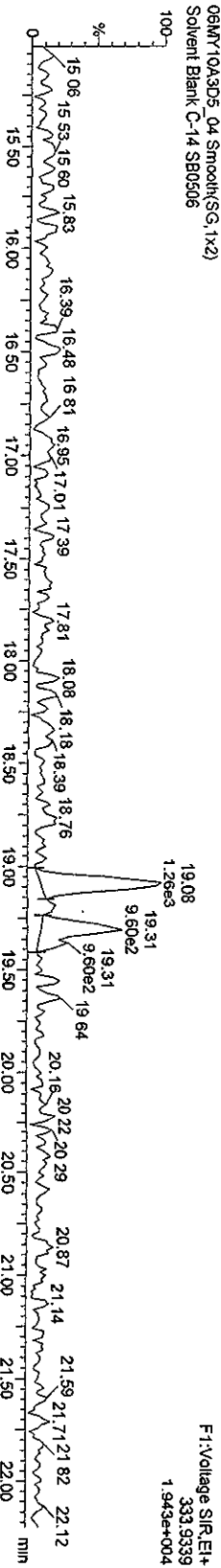
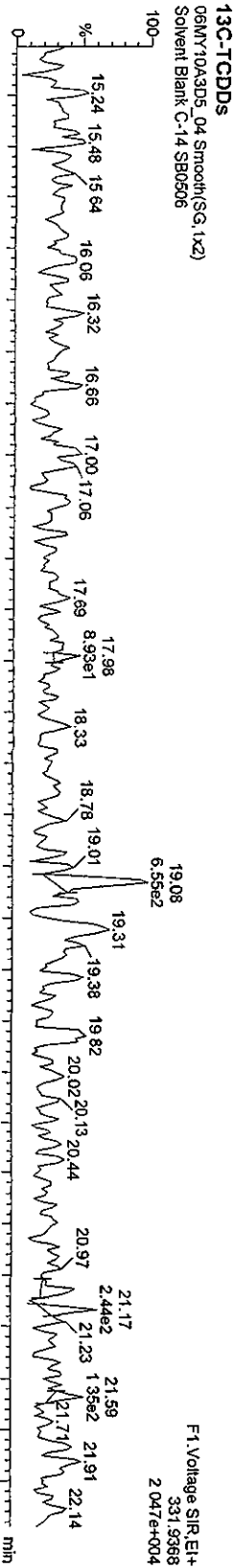
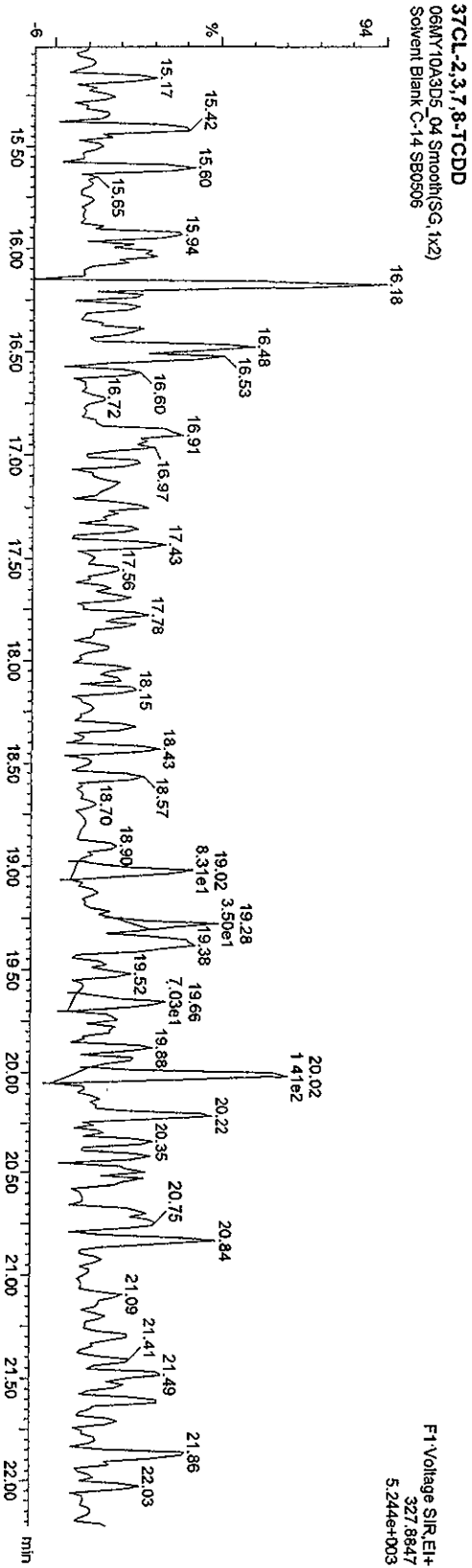


Quantity Sample Report Masslynx 4.1

Dataset: C:\Masslynx\UN2010\PRO06MY103D58290C.qld

Last Altered: Friday, May 07, 2010 10:07:48 Pacific Daylight Time  
Printed: Friday, May 07, 2010 10:11:07 Pacific Daylight Time

Name: 06MY10A3D5\_04, Date: 06-May-2010, Time: 16:47:27, ID: SB0506, Description: Solvent Blank C-14



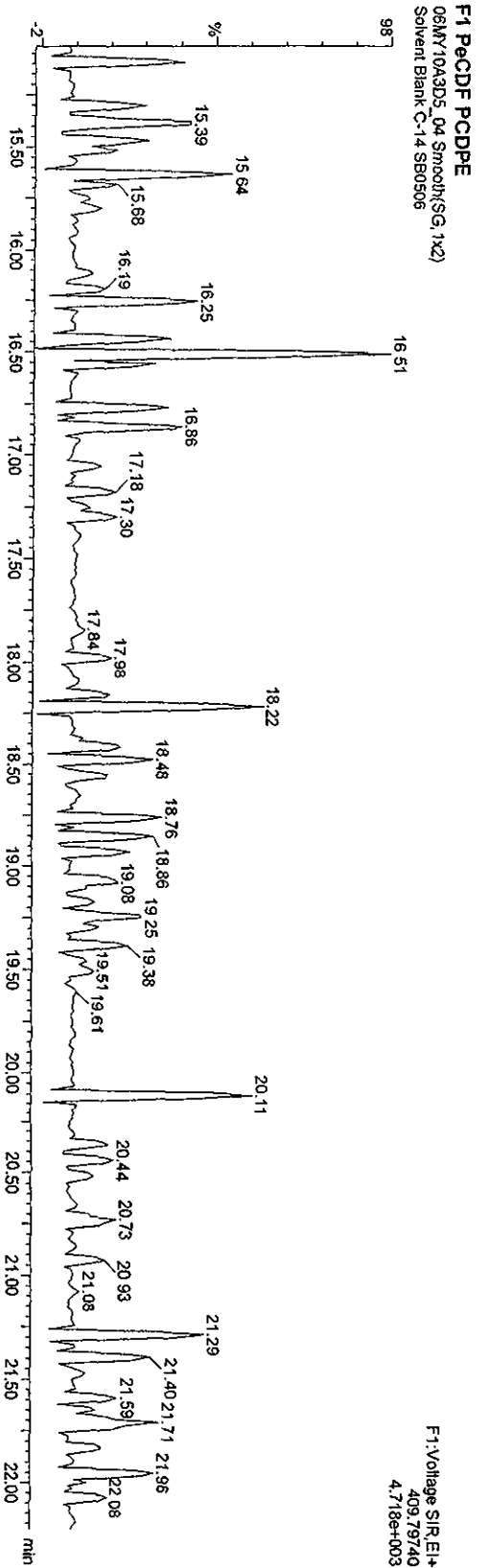
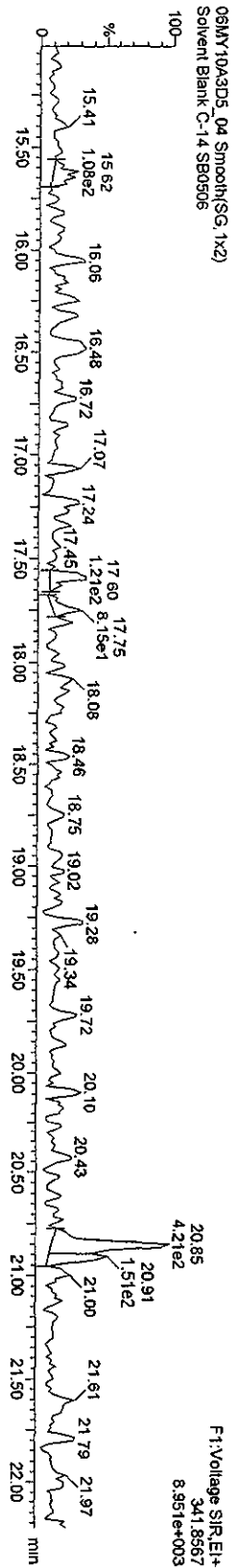
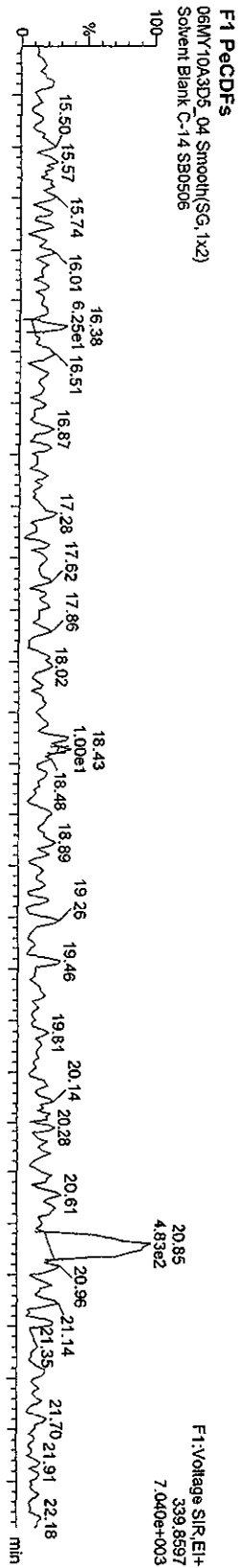
Quantity Sample Report Masslynx 4.1

Dataset: C:\Masslynx\UNAN2010\PROV06MY103D68290C.qld

Last Altered: Friday, May 07, 2010 10:07:48 Pacific Daylight Time

Printed: Friday, May 07, 2010 10:11:07 Pacific Daylight Time

Name: 06MY10A3D5\_04, Date: 06-May-2010, Time: 16:47:27, ID: SB0506, Description: Solvent Blank C-14

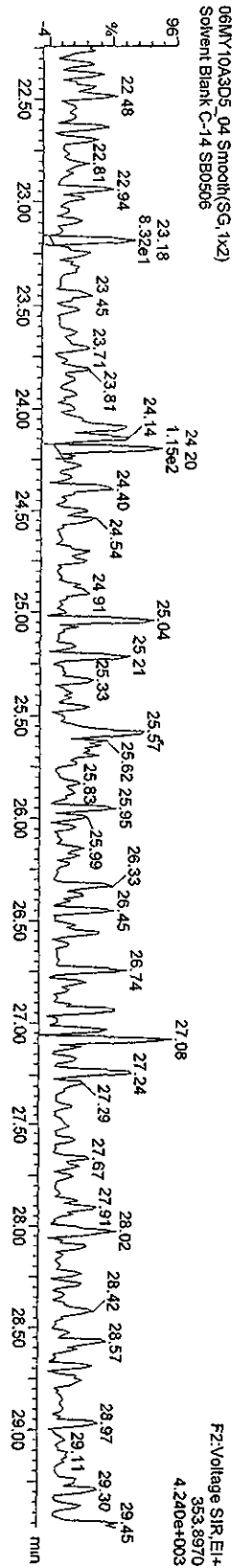
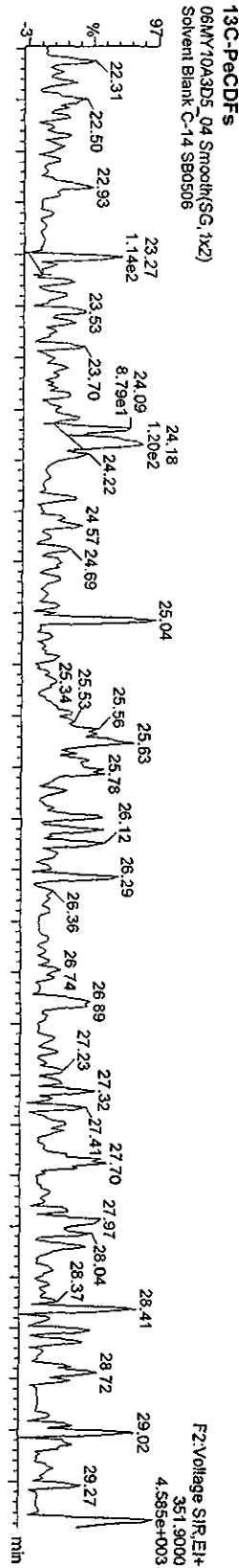
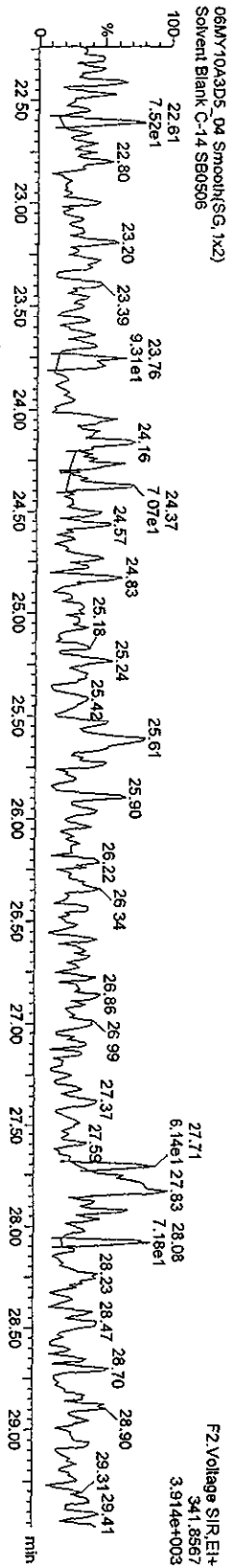
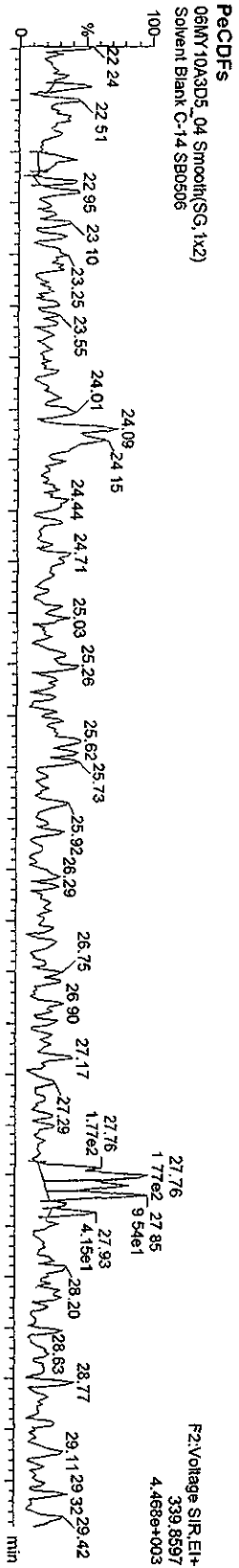


Quantify Sample Report Masslynx 4.1

Dataset: C:\Masslynx\JAN2010\PRO\06MY103D58290C.qld

Last Altered: Friday, May 07, 2010 10:07:48 Pacific Daylight Time  
Printed: Friday, May 07, 2010 10:11:07 Pacific Daylight Time

Name: 06MY10A3D5\_04, Date: 06-May-2010, Time: 16:47:27, ID: SB0506, Description: Solvent Blank C-14



Quantity Sample Report MassLynx 4.1

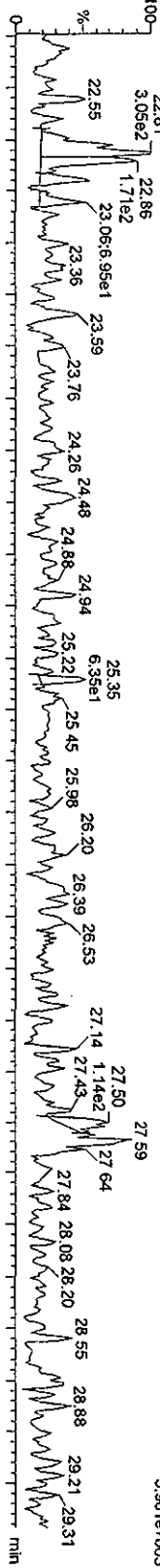
Dataset: C:\MassLynx\AN2010\FROW06MY103D58290C.qld

Last Altered: Friday, May 07, 2010 10:07:48 Pacific Daylight Time  
Printed: Friday, May 07, 2010 10:11:07 Pacific Daylight Time

Name: 06MY10A3D5\_04, Date: 06-May-2010, Time: 16:47:27, ID: SB0506, Description: Solvent Blank C-14

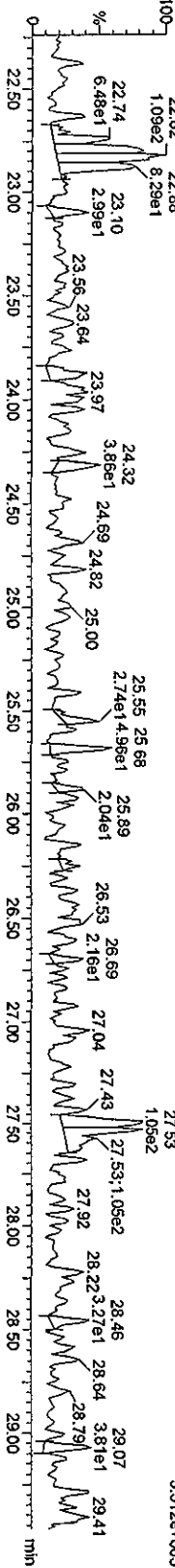
PeCDDs

06MY10A3D5\_04 Smooth(SG, 1x2)  
Solvent Blank C-14 SB0506



F2:Voltage SIR.EI+  
355.8546  
5.961e+003

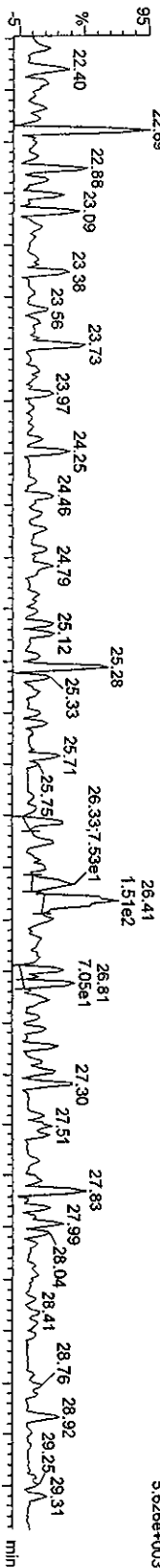
06MY10A3D5\_04 Smooth(SG, 1x2)  
Solvent Blank C-14 SB0506



F2:Voltage SIR.EI+  
357.8516  
3.512e+003

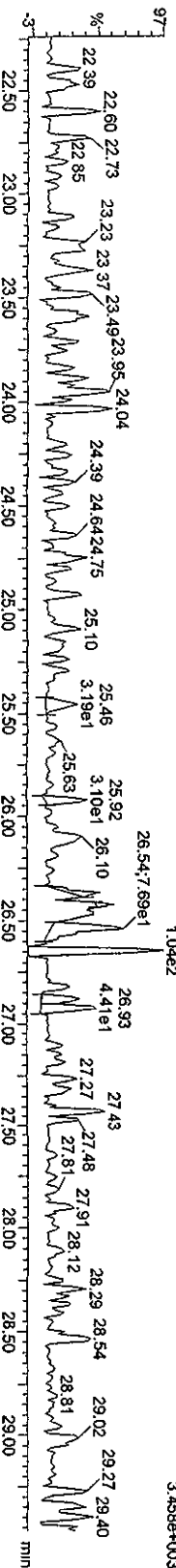
13C-PeCDD

06MY10A3D5\_04 Smooth(SG, 1x2)  
Solvent Blank C-14 SB0506



F2:Voltage SIR.EI+  
367.8949  
5.626e+003

06MY10A3D5\_04 Smooth(SG, 1x2)  
Solvent Blank C-14 SB0506

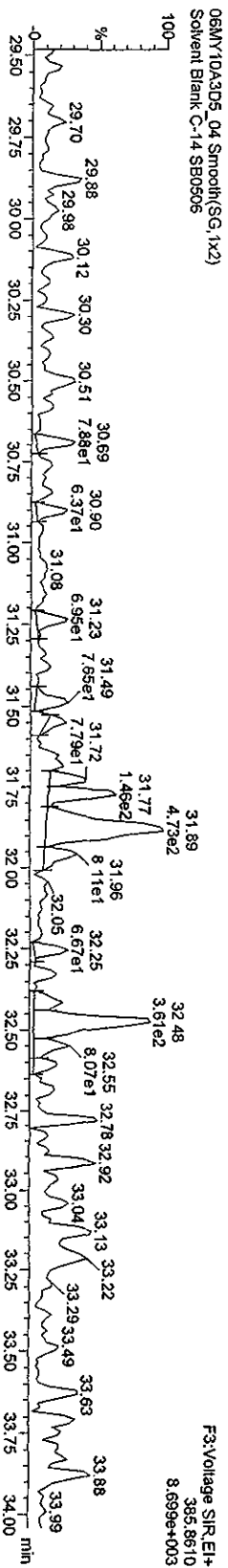
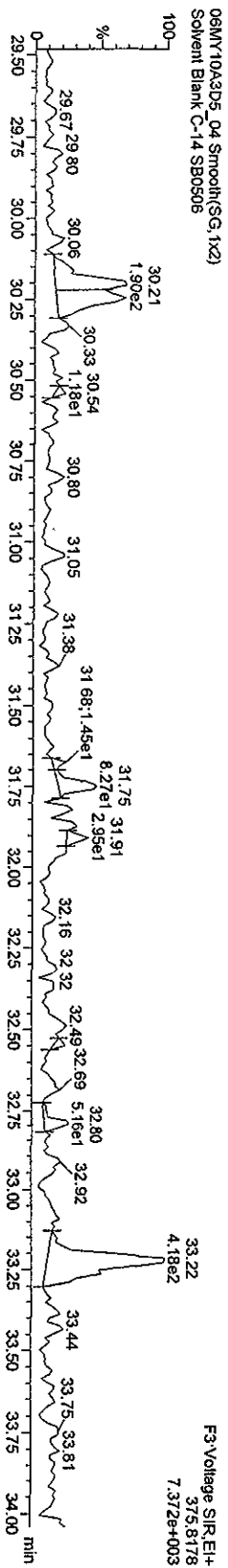


F2:Voltage SIR.EI+  
369.8919  
3.459e+003

Dataset: C:\MassLynx\UN2010\PROV06MY103D68290C.qid

Last Altered: Friday, May 07, 2010 10:07:48 Pacific Daylight Time  
Printed: Friday, May 07, 2010 10:11:07 Pacific Daylight Time

Name: 06MY10A3D5\_04, Date: 06-May-2010, Time: 16:47:27, ID: SB0506, Description: Solvent Blank C-14



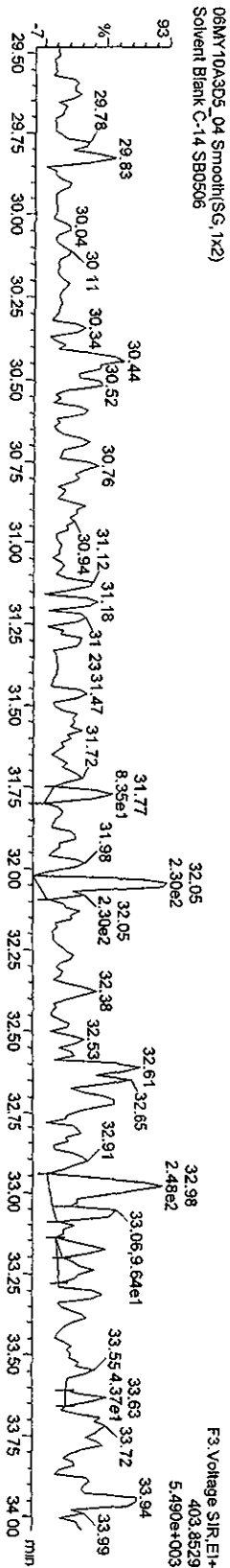
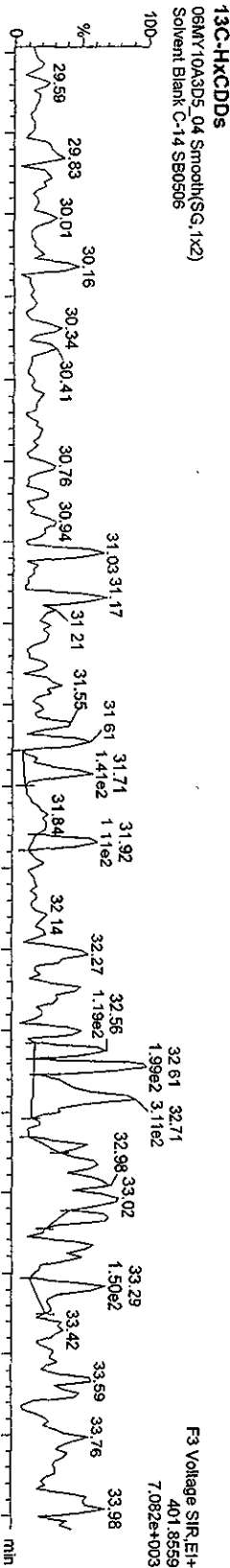
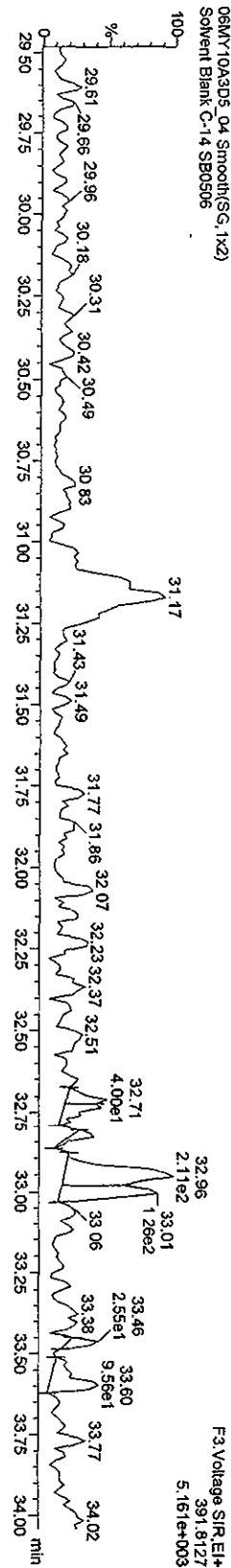
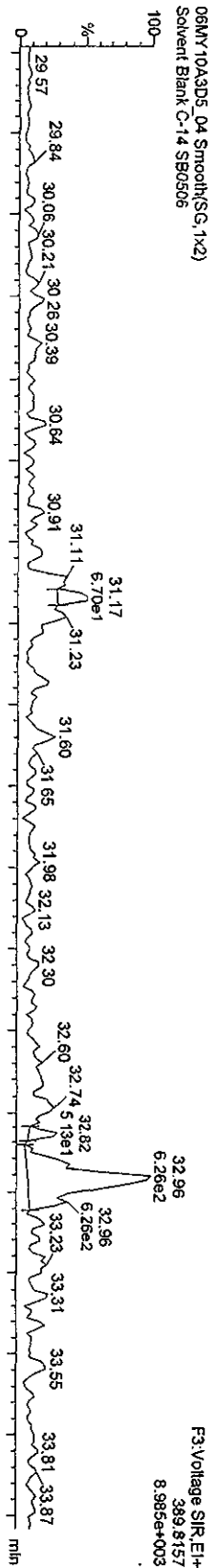
Quantity Sample Report MassLynx 4.1

Dataset: C:\MassLynx\UAN2010\PROV\06MY103D58290C.qld

Last Altered: Friday, May 07, 2010 10:07:48 Pacific Daylight Time  
 Printed: Friday, May 07, 2010 10:11:07 Pacific Daylight Time

Name: 06MY10A3D5\_04, Date: 05-May-2010, Time: 16:47:27, ID: SB0506, Description: Solvent Blank C-14

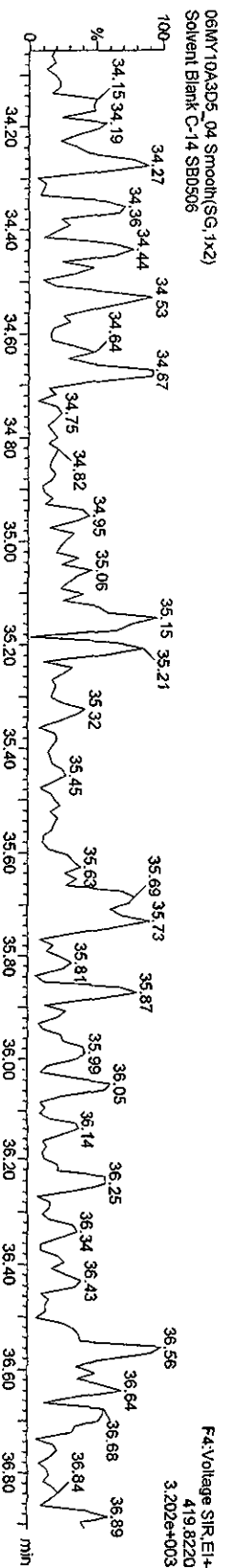
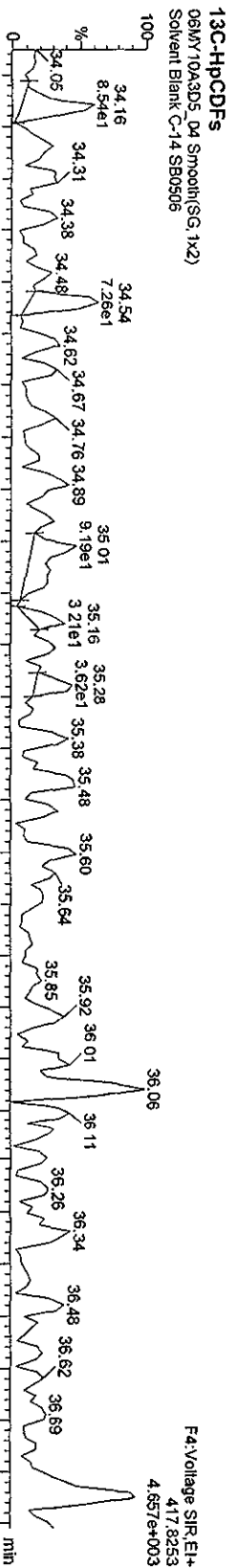
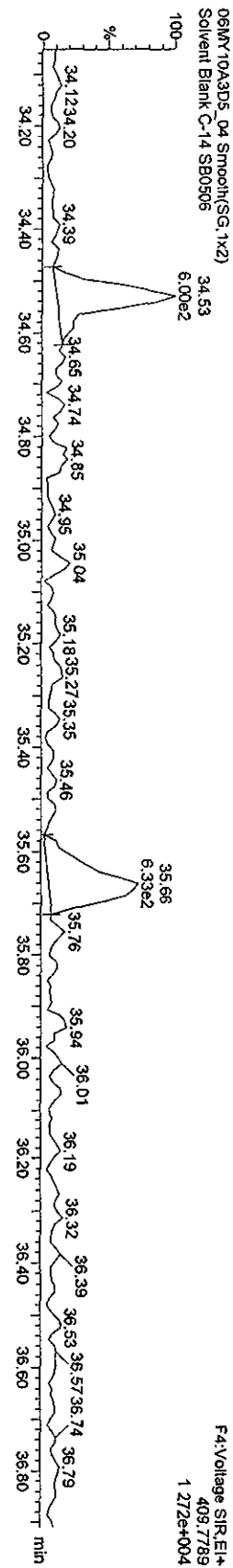
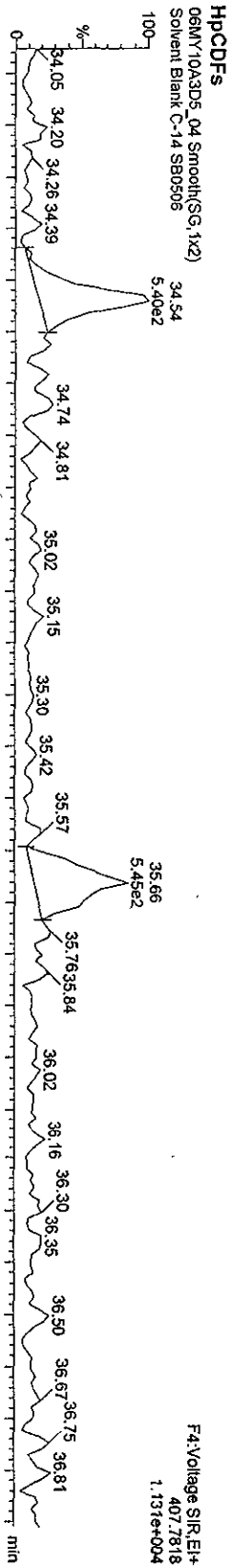
HXCDDS



Dataset: C:\MassLynx\JAN2010\PRO106MY103D58290C.qld

Last Altered: Friday, May 07, 2010 10:07:48 Pacific Daylight Time  
Printed: Friday, May 07, 2010 10:11:07 Pacific Daylight Time

Name: 06MY10A3D5\_04, Date: 06-May-2010, Time: 16:47:27, ID: SB0506, Description: Solvent Blank C-14





Quantity Sample Report MassLynx 4.1

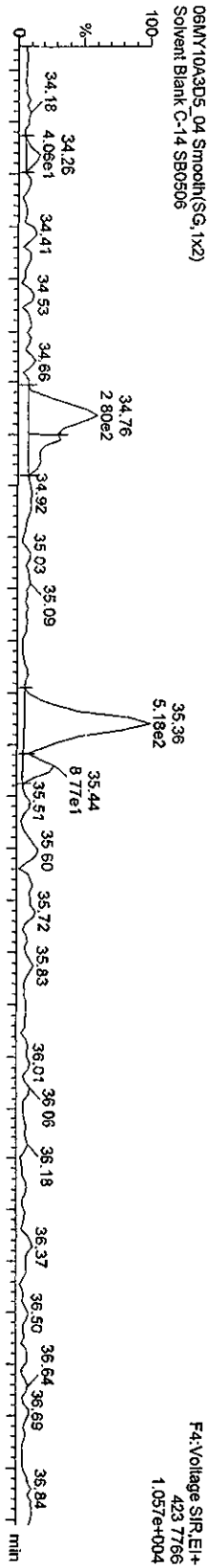
Dataset: C:\MassLynx\UAN2010\PROV06MY103D58290C.qld

Last Altered: Friday, May 07, 2010 10:07:48 Pacific Daylight Time  
Printed: Friday, May 07, 2010 10:11:07 Pacific Daylight Time

Name: 06MY10A3D5\_04, Date: 06-May-2010, Time: 16:47:27, ID: SB0506, Description: Solvent Blank C-14

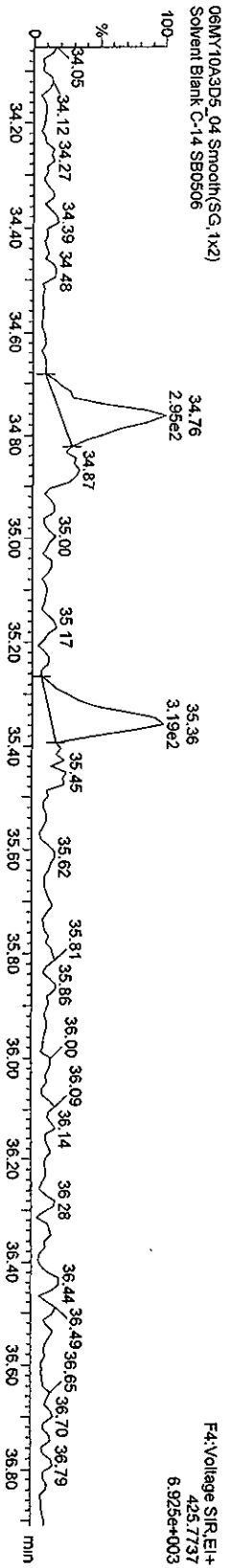
HpCDDs

06MY10A3D5\_04 Smooth(SG, 1x2)  
Solvent Blank C-14 SB0506

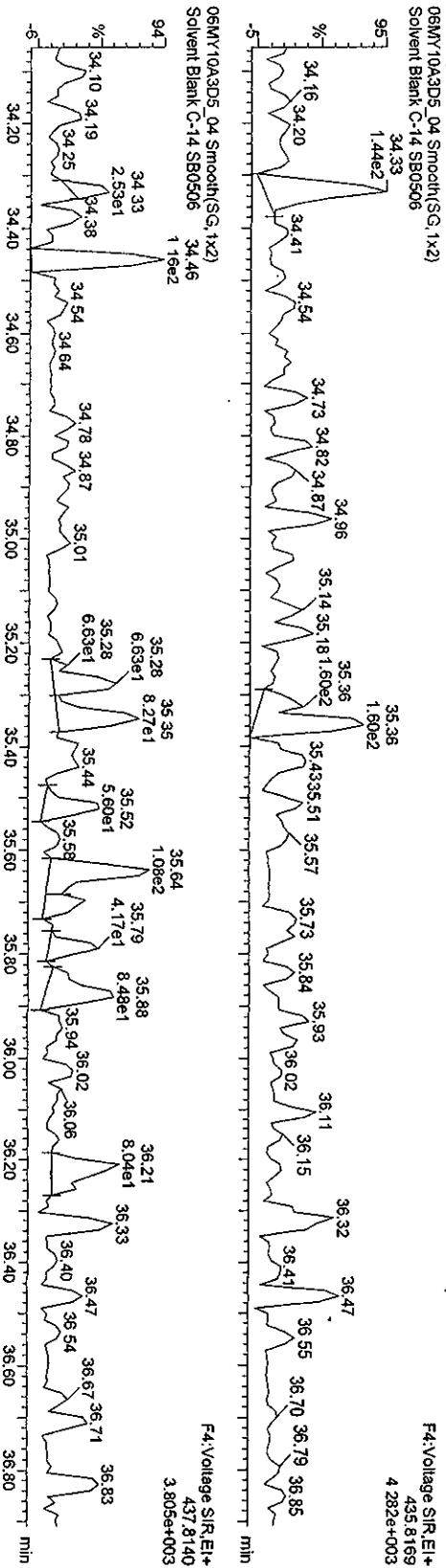


13C-HpCDD

06MY10A3D5\_04 Smooth(SG, 1x2)  
Solvent Blank C-14 SB0506



06MY10A3D5\_04 Smooth(SG, 1x2)  
Solvent Blank C-14 SB0506

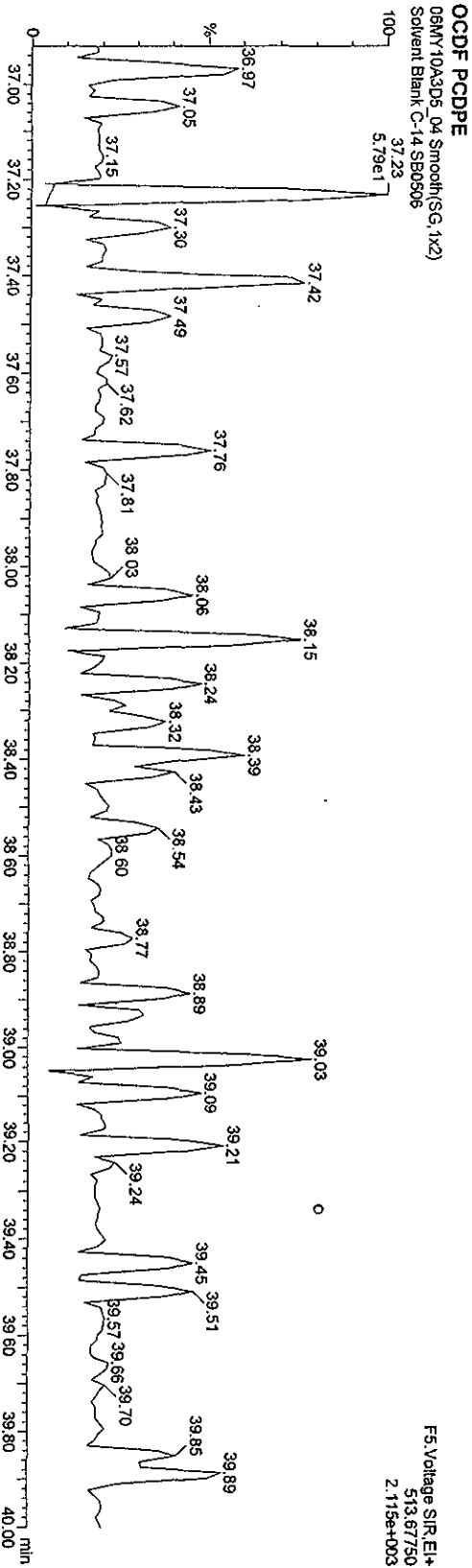
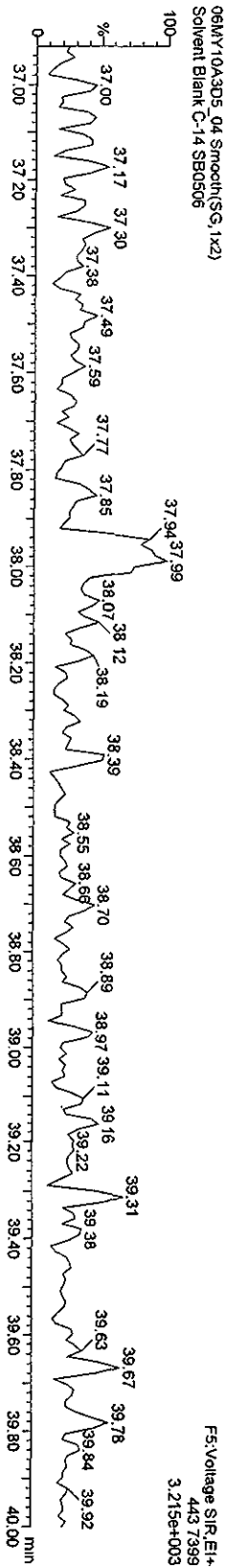
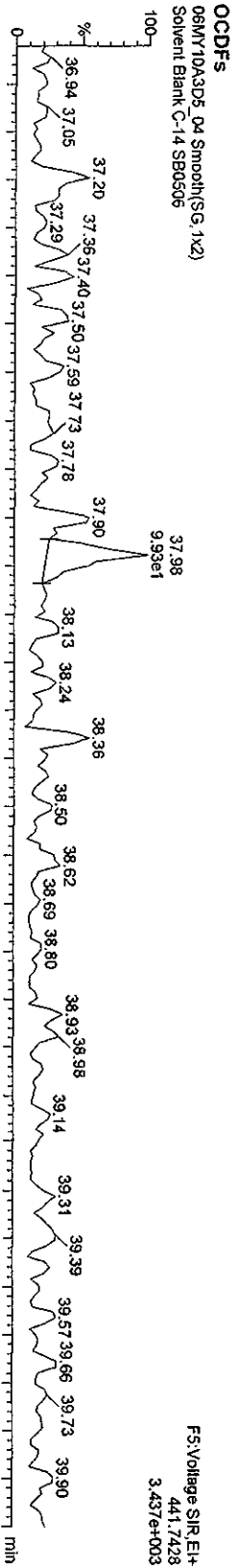


Quantify Sample Report Masslynx 4.1

Dataset: C:\Masslynx\UNAN2010.PRO\06MY103D58290C.qld

Last Altered: Friday, May 07, 2010 10:07:48 Pacific Daylight Time  
Printed: Friday, May 07, 2010 10:11:07 Pacific Daylight Time

Name: 06MY10A3D5\_04, Date: 06-May-2010, Time: 16:47:27, ID: SB0506, Description: Solvent Blank C-14

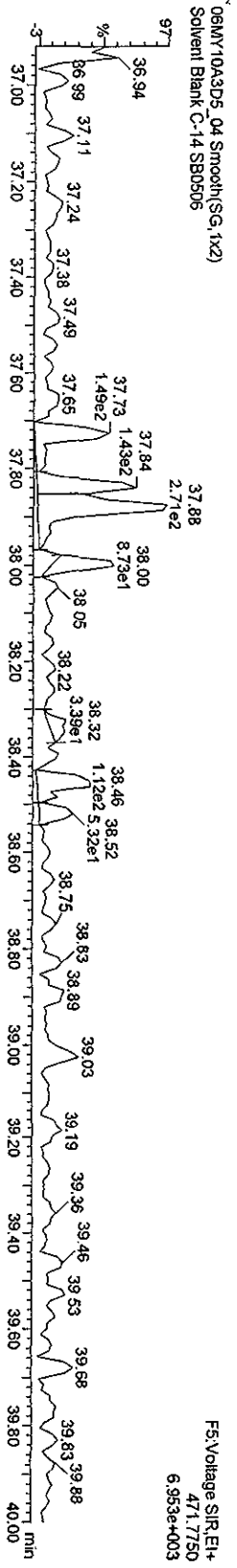
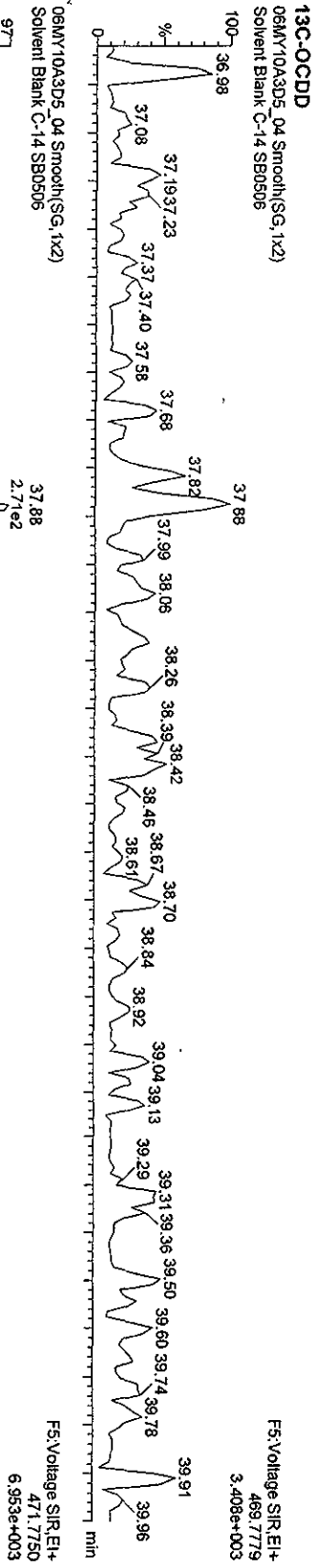
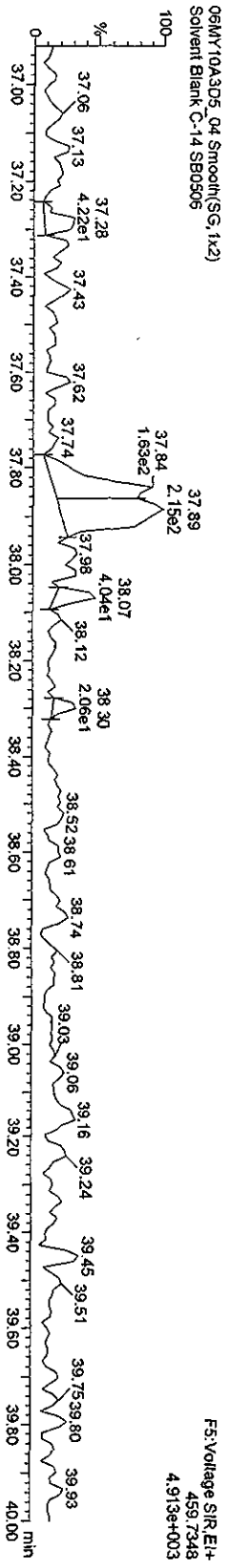


Quantify Sample Report MassLynx 4.1

Dataset: C:\MassLynx\JUN2010\PRO106\MY103D58290C.qld

Last Altered: Friday, May 07, 2010 10:07:48 Pacific Daylight Time  
Printed: Friday, May 07, 2010 10:11:07 Pacific Daylight Time

Name: 06MY10A3D5\_04, Date: 06-May-2010, Time: 16:47:27, ID: SB0506, Description: Solvent Blank C-14



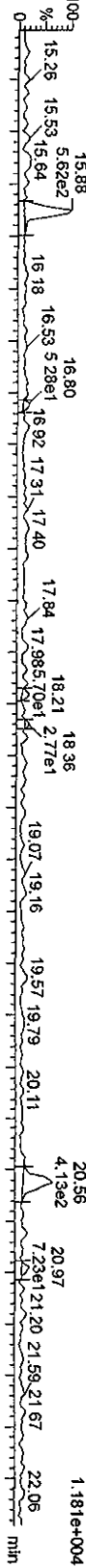
Quantity Sample Report Masslynx 4.1

Dataset: C:\Masslynx\JAN2010\PROJ06MY103D58290C.qld

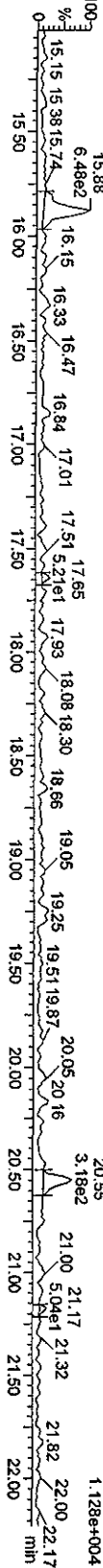
Last Altered: Friday, May 07, 2010 10:07:48 Pacific Daylight Time  
Printed: Friday, May 07, 2010 10:11:07 Pacific Daylight Time

Name: 06MY10A3D5\_04, Date: 06-May-2010, Time: 16:47:27, ID: SB0506, Description: Solvent Blank C-14

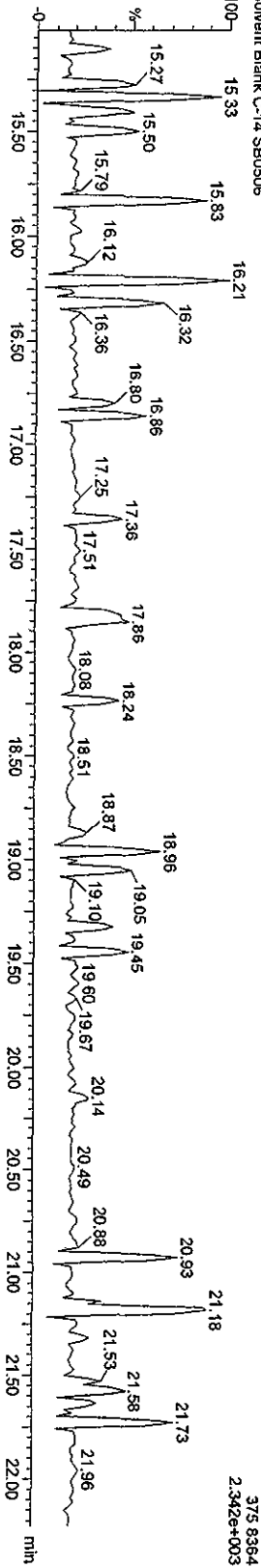
**TCDFs**  
06MY10A3D5\_04 Smooth(S.G, 1x2)  
Solvent Blank C-14 SB0506



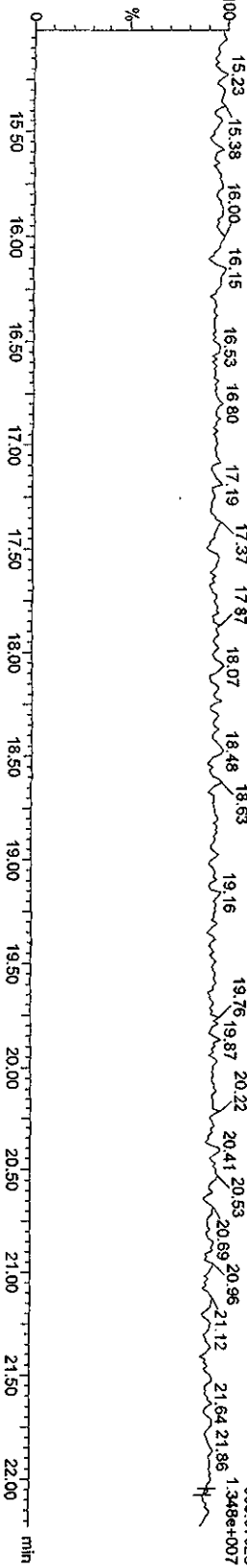
**TCDFs**  
06MY10A3D5\_04 Smooth(S.G, 1x2)  
Solvent Blank C-14 SB0506



**TCDF PCDFE**  
06MY10A3D5\_04 Smooth(S.G, 1x2)  
Solvent Blank C-14 SB0506



**Function 1 PFK**  
06MY10A3D5\_04 Smooth(S.G, 1x2)  
Solvent Blank C-14 SB0506

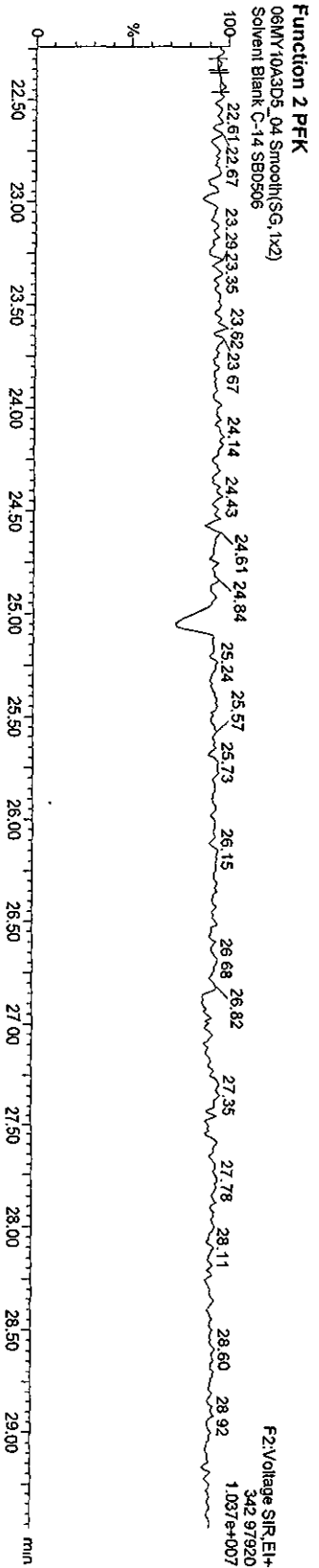
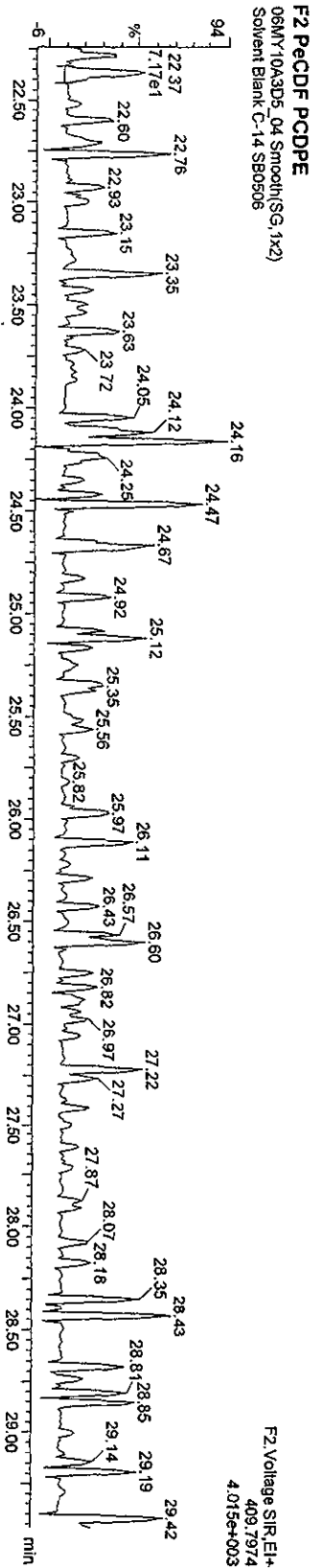
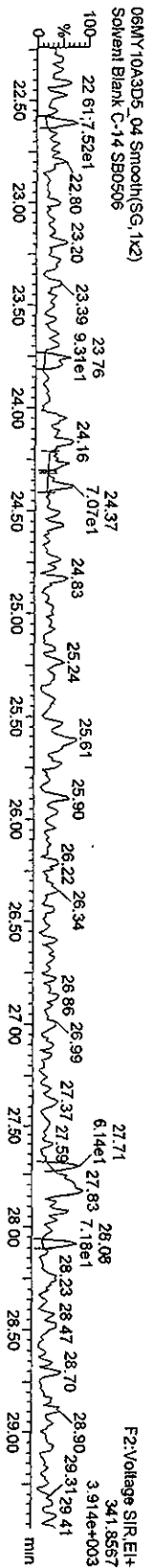
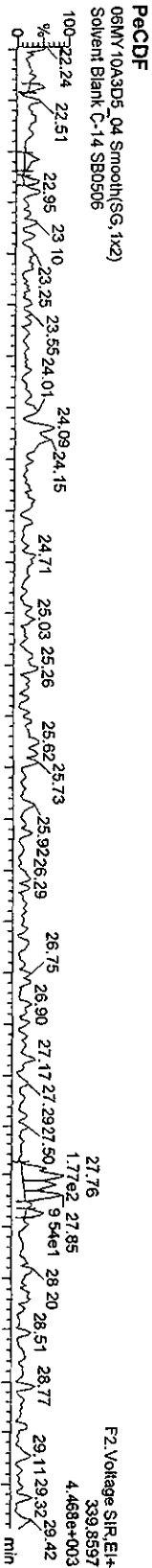


Quantity Sample Report Masslynx 4.1

Dataset: C:\Masslynx\JAN2010\PRO106MY103D58290C.qld

Last Altered: Friday, May 07, 2010 10:07:48 Pacific Daylight Time  
 Printed: Friday, May 07, 2010 10:11:07 Pacific Daylight Time

Name: 06MY10A3D5\_04, Date: 06-May-2010, Time: 16:47:27, ID: SB0506, Description: Solvent Blank C-14



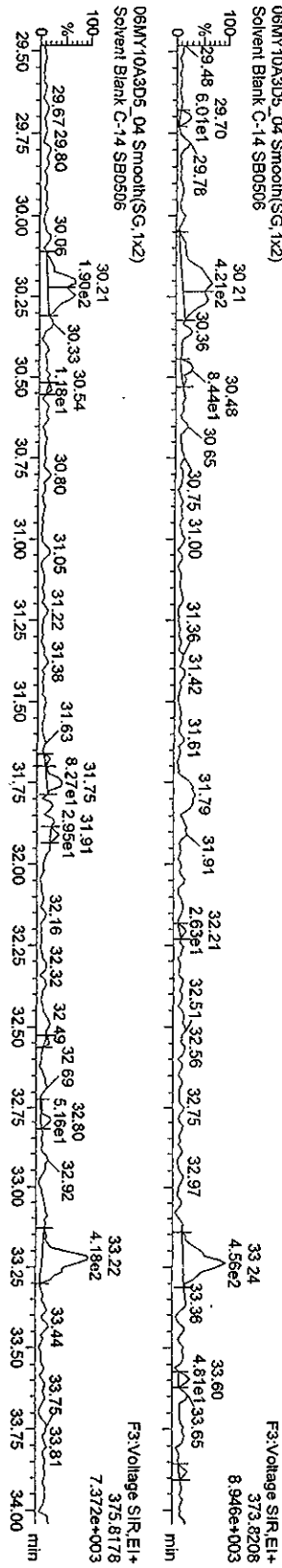
Quantity Sample Report MassLynx 4.1

Dataset: C:\MassLynx\JAN2010\PROJ06M\103D56290C.qld

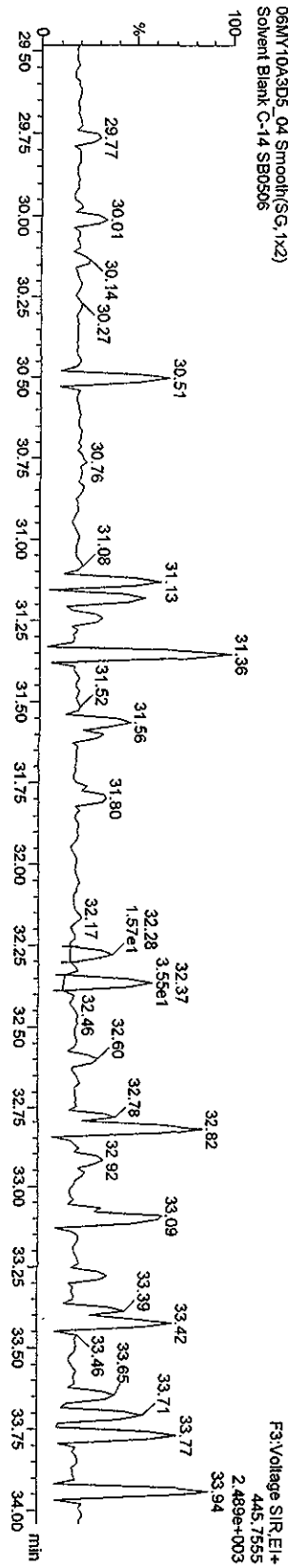
Last Altered: Friday, May 07, 2010 10:07:48 Pacific Daylight Time  
Printed: Friday, May 07, 2010 10:11:07 Pacific Daylight Time

Name: 06MY10A3D5\_04, Date: 06-May-2010, Time: 16:47:27, ID: SB0506, Description: Solvent Blank C-14

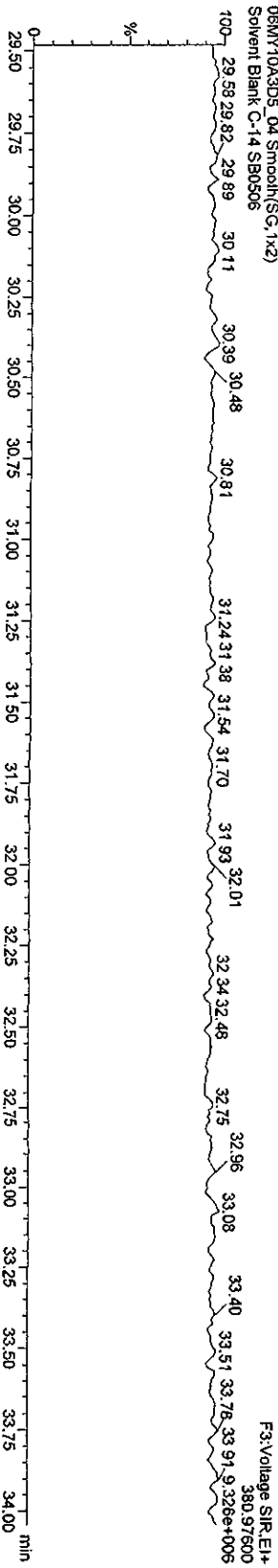
HxCDFs



HxCDF PCDFE



Function 3 PFK



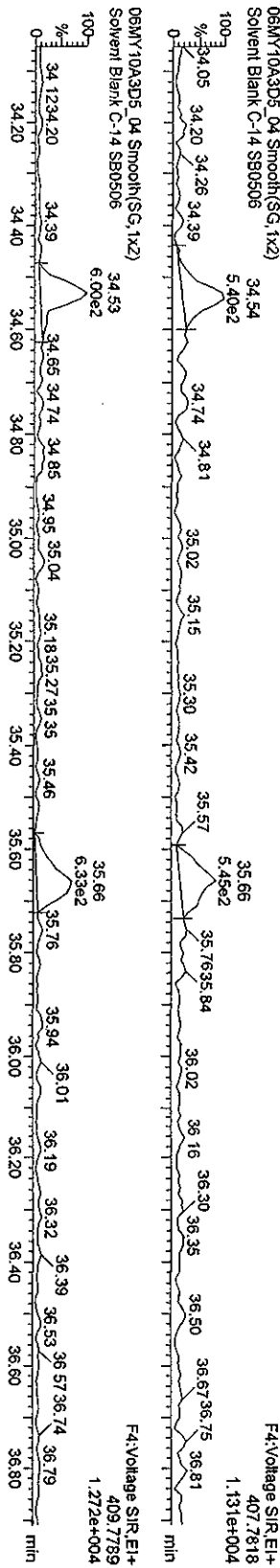
Quantity Sample Report Masslynx 4.1

Dataset: C:\Masslynx\LAN2010.PRO\06MY103D58290C.qld

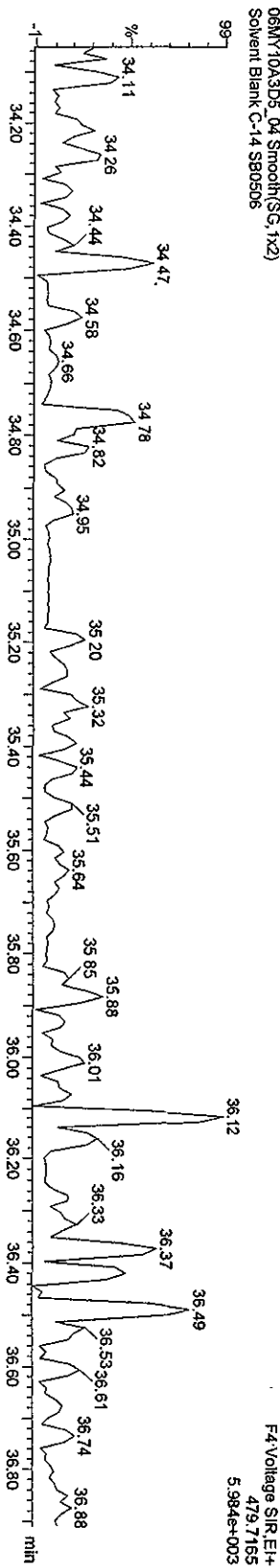
Last Altered: Friday, May 07, 2010 10:07:48 Pacific Daylight Time  
 Printed: Friday, May 07, 2010 10:11:07 Pacific Daylight Time

Name: 06MY10A3D5\_04, Date: 06-May-2010, Time: 16:47:27, ID: SB0506, Description: Solvent Blank C-14

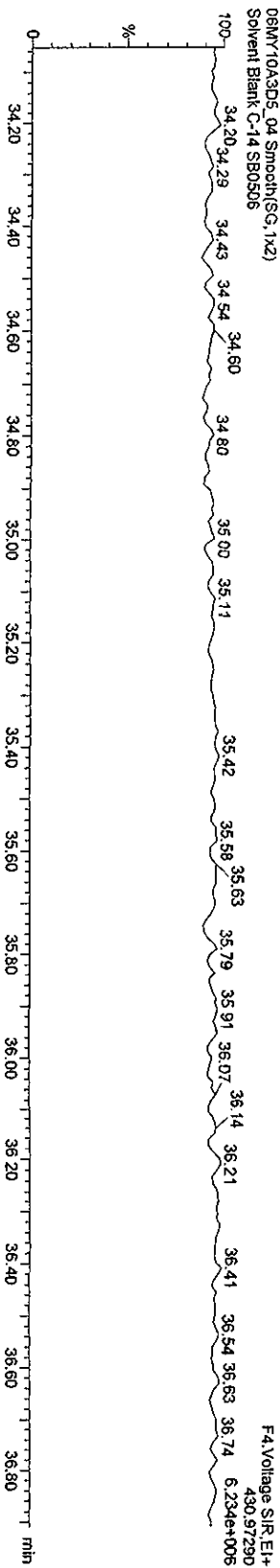
HPCDFS



HPCDF PCDFE



Function 4 PFK




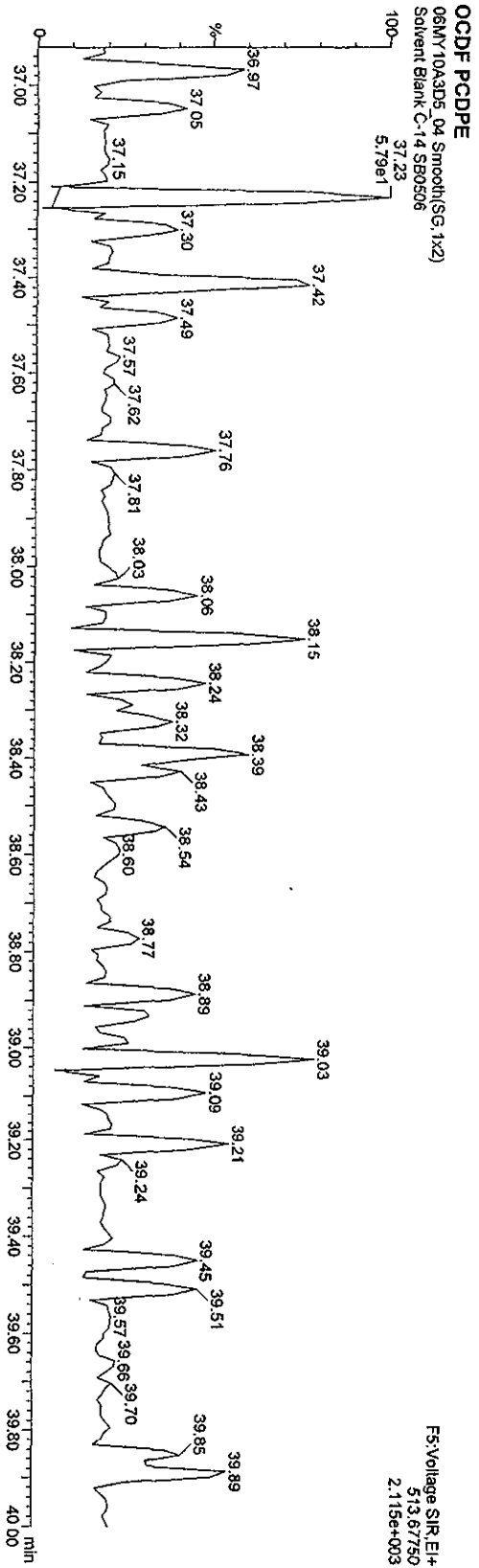
Quantity Sample Report MassLynx 4.1

Dataset: C:\MassLynx\JAN2010.PRO\06MY103D56290C.qld

Last Altered: Friday, May 07, 2010 10:07:48 Pacific Daylight Time

Printed: Friday, May 07, 2010 10:11:07 Pacific Daylight Time

Name: 06MY10A3D5\_04, Date: 06-May-2010, Time: 16:47:27, ID: SB0506, Description: Solvent Blank C-14





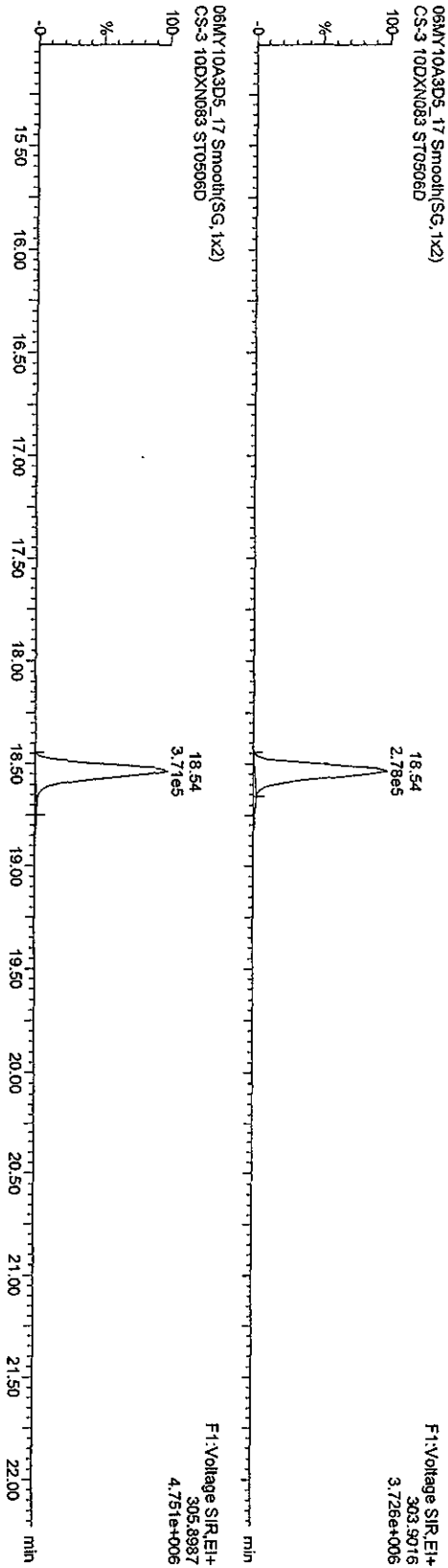
Quantity Sample Report MassLynx 4.1

Dataset: C:\MassLynx\JAN2010.PRO\06MY103D56290C.qld

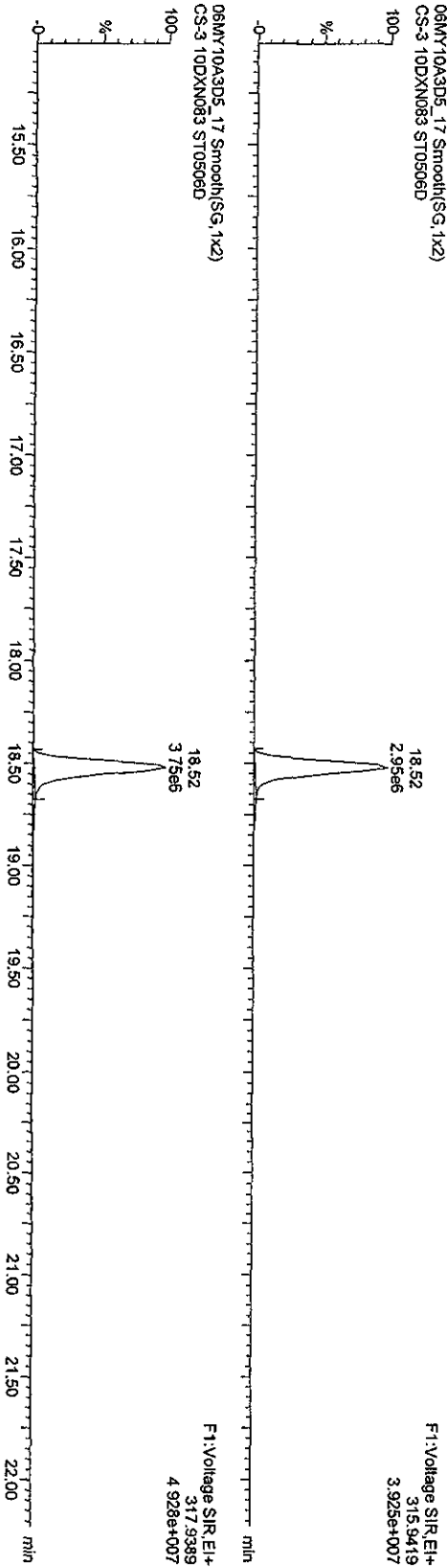
Last Altered: Friday, May 07, 2010 10:07:48 Pacific Daylight Time  
Printed: Friday, May 07, 2010 10:11:07 Pacific Daylight Time

Name: 06MY10A3D5\_17, Date: 07-May-2010, Time: 02:26:18, ID: ST0506D, Description: CS-3 10DXN083

TCDFs



13C-TCDF



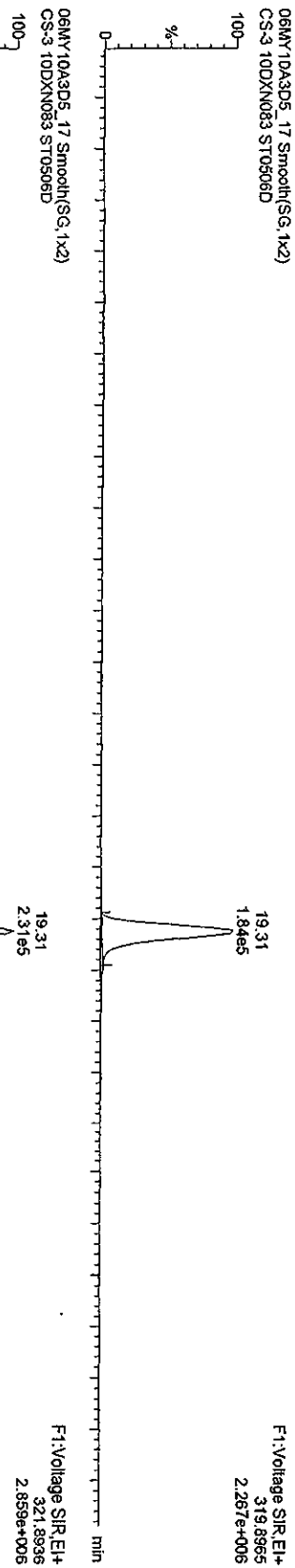
Quantify Sample Report MassLynx 4.1

Dataset: C:\MassLynx\UAN2010.PRO\06MY103D58290C.qld

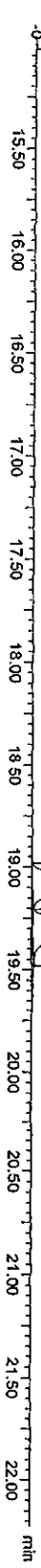
Last Altered: Friday, May 07, 2010 10:07:48 Pacific Daylight Time  
Printed: Friday, May 07, 2010 10:11:07 Pacific Daylight Time

Name: 06MY10A3D5\_17, Date: 07-May-2010, Time: 02:26:18, ID: ST0506D, Description: CS-3 10DXN083

TCDDs



13C-TCDDs

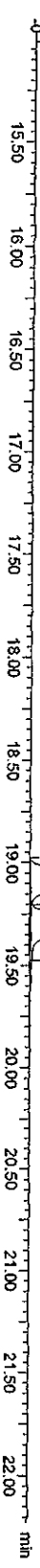



Quantify Sample Report MassLynx 4.1

Dataset: C:\MassLynx\UAN2010.PRO\06MY103D58290C.qld

Last Altered: Friday, May 07, 2010 10:07:48 Pacific Daylight Time  
Printed: Friday, May 07, 2010 10:11:07 Pacific Daylight Time

Name: 06MY10A3D5\_17, Date: 07-May-2010, Time: 02:26:18, ID: ST0506D, Description: CS-3 10DXN083

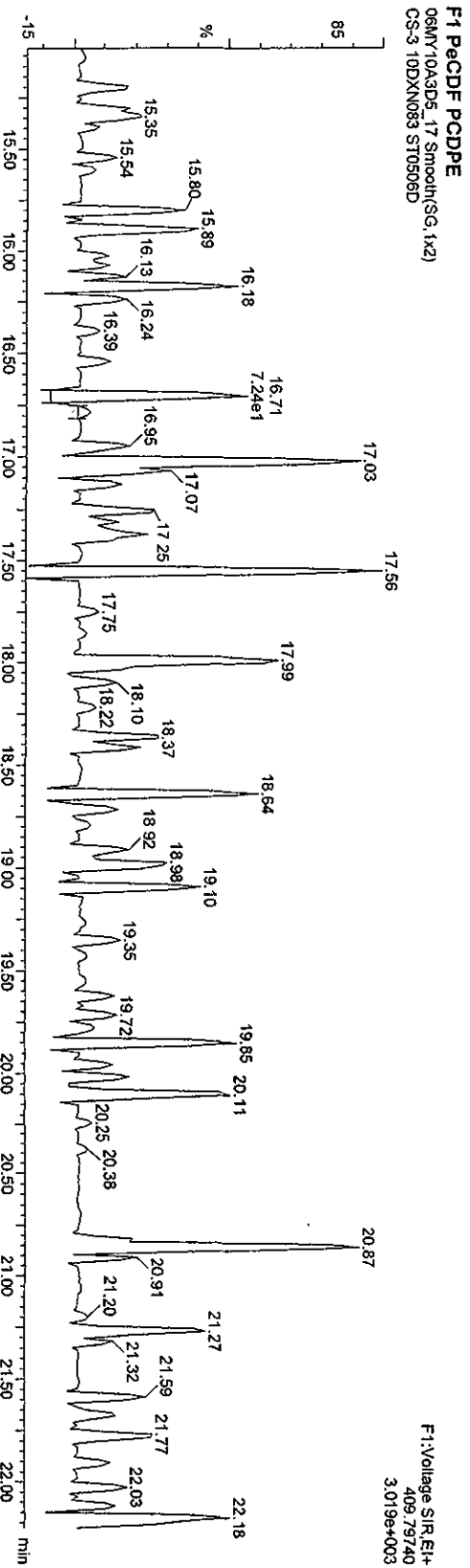
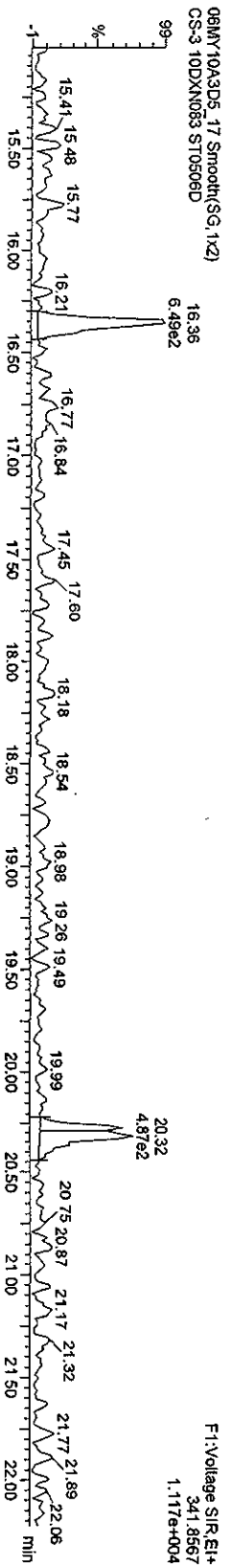
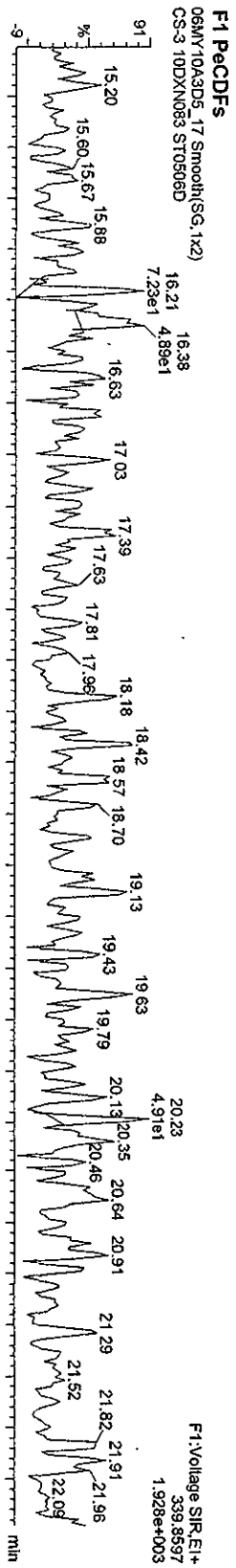


Quantity Sample Report MassLynx 4.1

Dataset: C:\MassLynx\JAN2010\PRO06MY103D58290C.qld

Last Altered: Friday, May 07, 2010 10:07:48 Pacific Daylight Time  
Printed: Friday, May 07, 2010 10:11:07 Pacific Daylight Time

Name: 06MY10A3D5\_17, Date: 07-May-2010, Time: 02:26:18, ID: ST0506D, Description: CS-3 10DXN083



Quantify Sample Report MassLynx 4.1

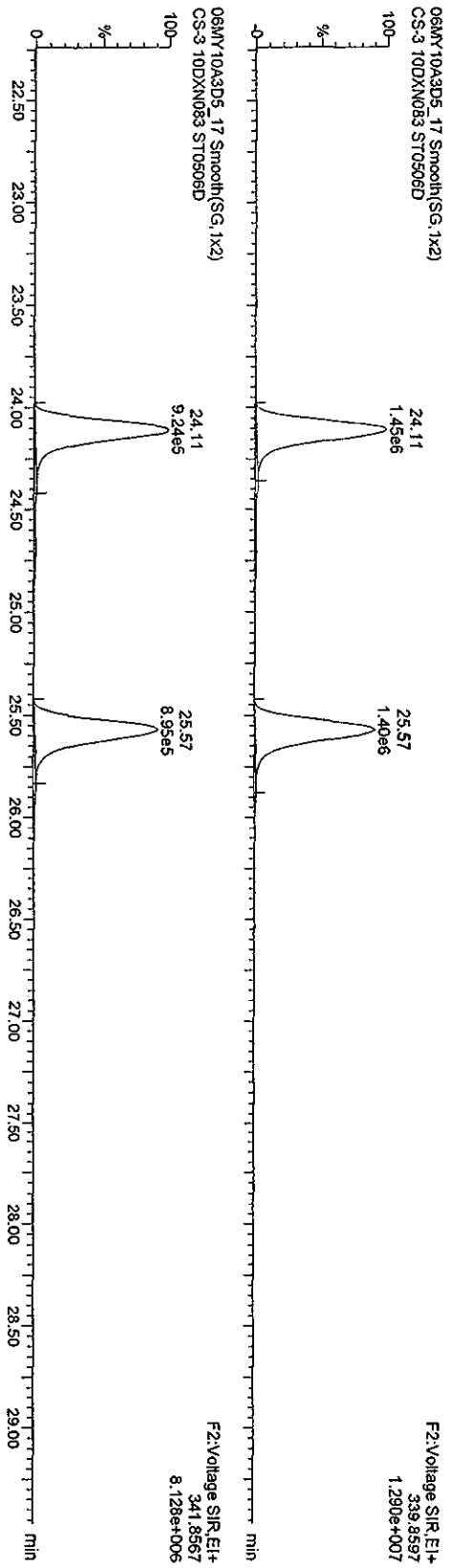
Dataset: C:\MassLynx\JAN2010\PRO\06MY103D568290C.qld

Last Altered: Friday, May 07, 2010 10:07:48 Pacific Daylight Time

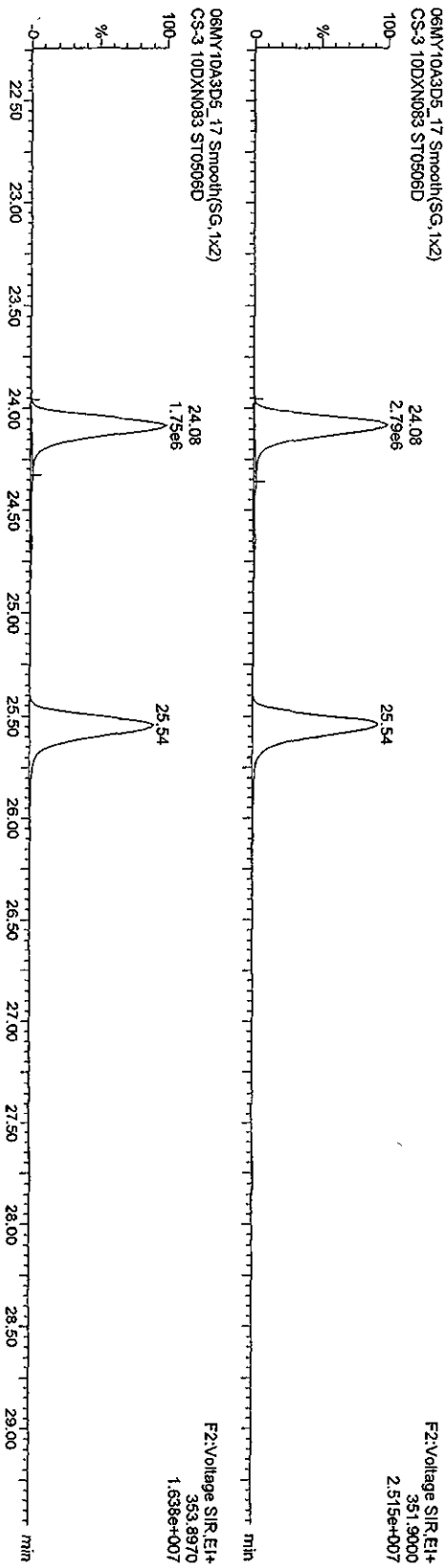
Printed: Friday, May 07, 2010 10:11:07 Pacific Daylight Time

Name: 06MY10A3D5\_17, Date: 07-May-2010, Time: 02:26:18, ID: ST0506D, Description: CS-3 10DXN083

PeCDFs



13C-PeCDFs



Quantity Sample Report MassLynx 4.1

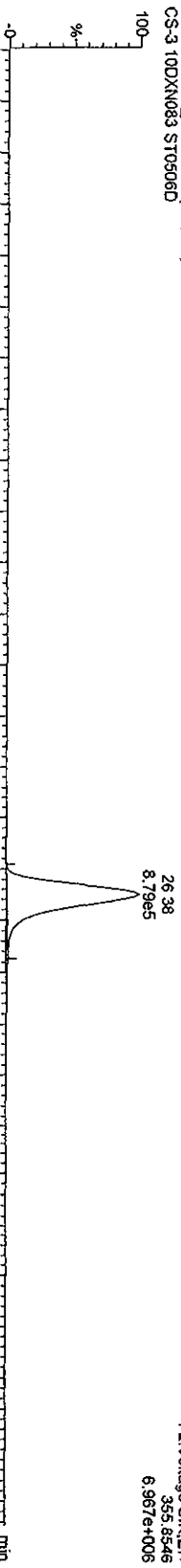
Dataset: C:\MassLynx\LAN2010\PROJ06MY103D58290C.qld

Last Altered: Friday, May 07, 2010 10:07:48 Pacific Daylight Time  
Printed: Friday, May 07, 2010 10:11:07 Pacific Daylight Time

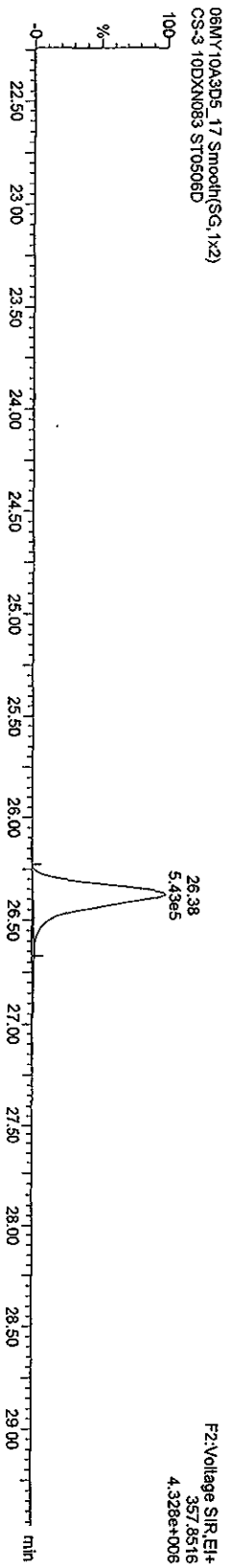
Name: 06MY10A3D5\_17, Date: 07-May-2010, Time: 02:26:18, ID: ST0506D, Description: CS-3 10DXN083

PeakIDs

06MY10A3D5\_17 Smooth(SG, 1x2)  
CS-3 10DXN083 ST0506D

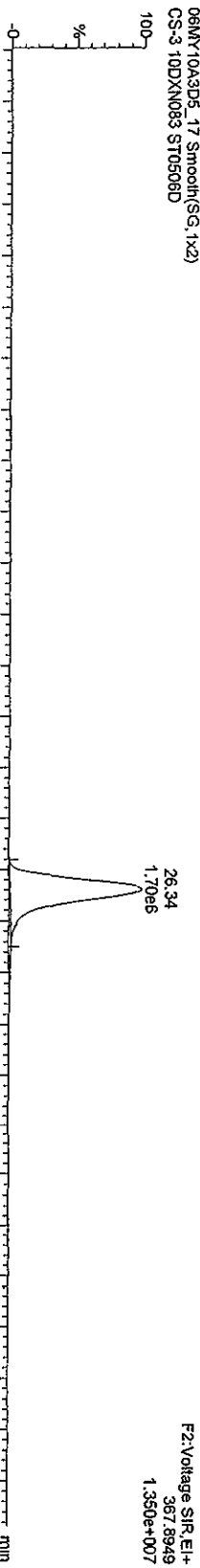


06MY10A3D5\_17 Smooth(SG, 1x2)  
CS-3 10DXN083 ST0506D

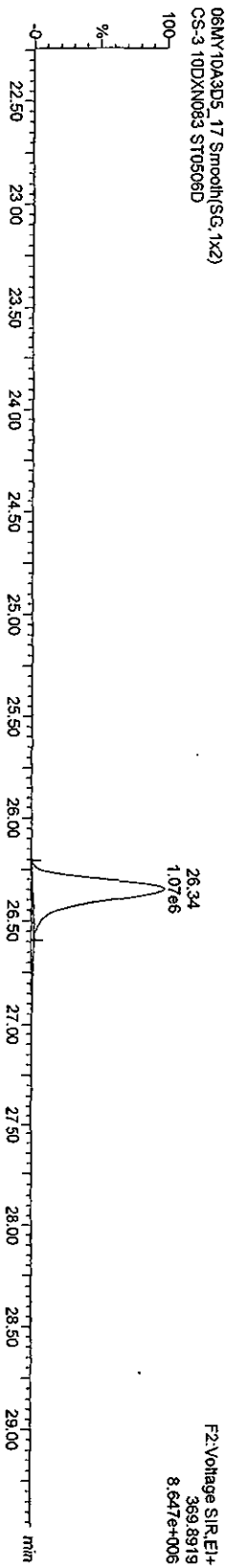


13C-PeakID

06MY10A3D5\_17 Smooth(SG, 1x2)  
CS-3 10DXN083 ST0506D



06MY10A3D5\_17 Smooth(SG, 1x2)  
CS-3 10DXN083 ST0506D



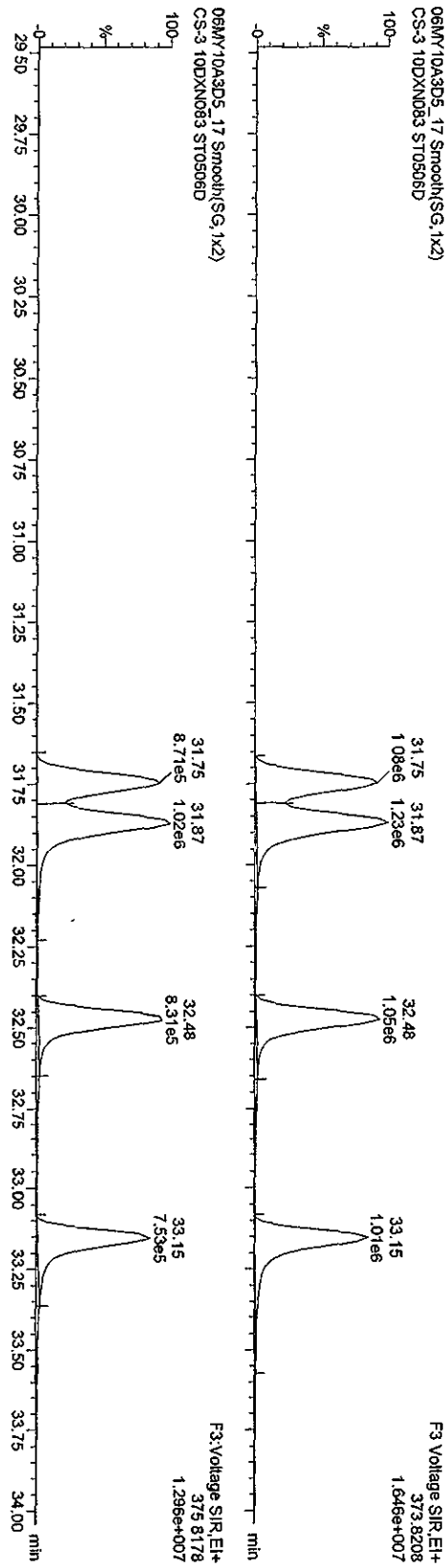
Quantify Sample Report MassLynx 4.1

Dataset: C:\MassLynx\JAN2010\PROJ06MY103D58290C.qld

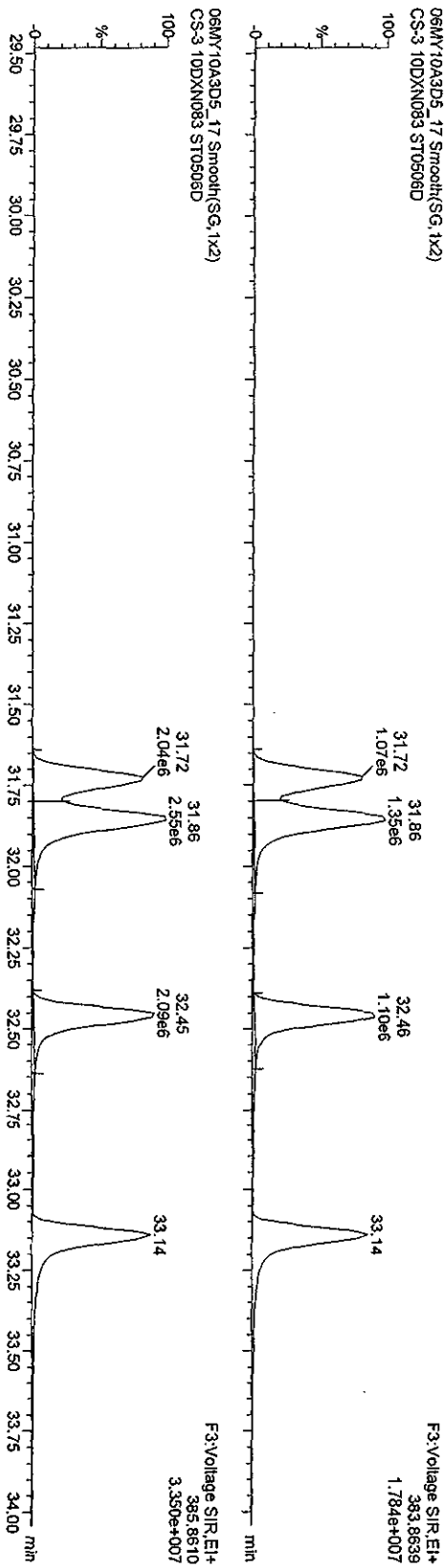
Last Altered: Friday, May 07, 2010 10:07:48 Pacific Daylight Time  
Printed: Friday, May 07, 2010 10:11:07 Pacific Daylight Time

Name: 06MY10A3D5\_17, Date: 07-May-2010, Time: 02:26:18, ID: ST0506D, Description: CS-3 10DXN083

HXCDFs



13C-HXCDFs



Quantity Sample Report MassLynx 4.1

Dataset: C:\MassLynx\JAN2010.PRO\06MY103D58290C.qid


Last Altered: Friday, May 07, 2010 10:07:48 Pacific Daylight Time

Printed: Friday, May 07, 2010 10:11:07 Pacific Daylight Time


Name: 06MY10A3D5\_17, Date: 07-May-2010, Time: 02:26:18, ID: ST0506D, Description: CS-3 10DXN083

HXCDDs

06MY10A3D5\_17 Smooth(SG, 1x2)  
CS-3 10DXN083 ST0506D




06MY10A3D5\_17 Smooth(SG, 1x2)  
CS-3 10DXN083 ST0506D




13C-HXCDDs

06MY10A3D5\_17 Smooth(SG, 1x2)  
CS-3 10DXN083 ST0506D



06MY10A3D5\_17 Smooth(SG, 1x2)  
CS-3 10DXN083 ST0506D





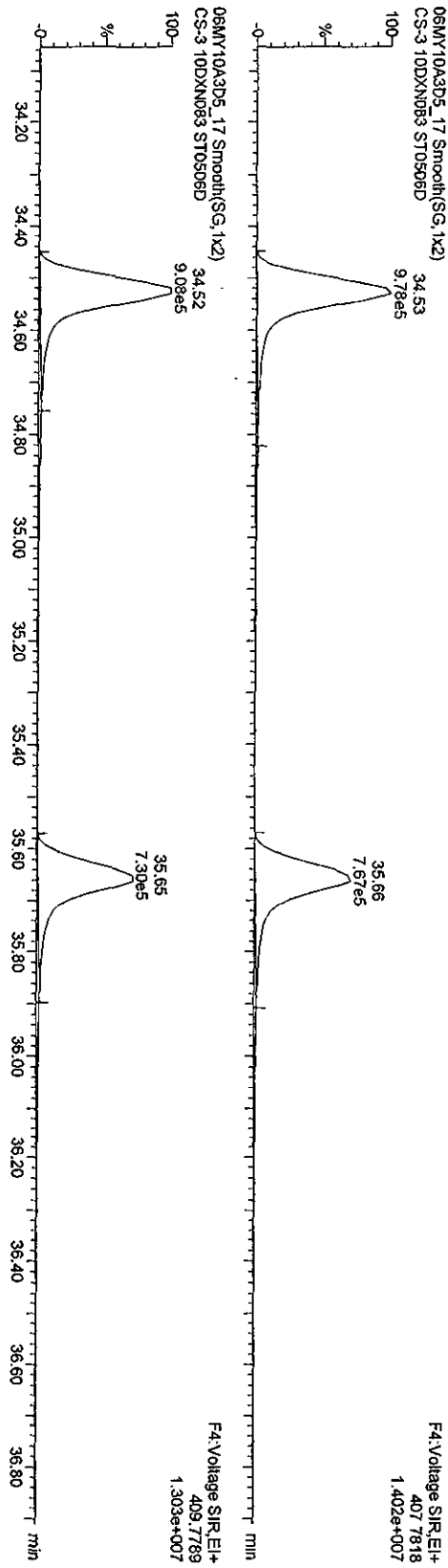
Quantity Sample Report MassLynx 4.1

Dataset: C:\MassLynx\UAN2010\PROV06MY103D58290C.qld

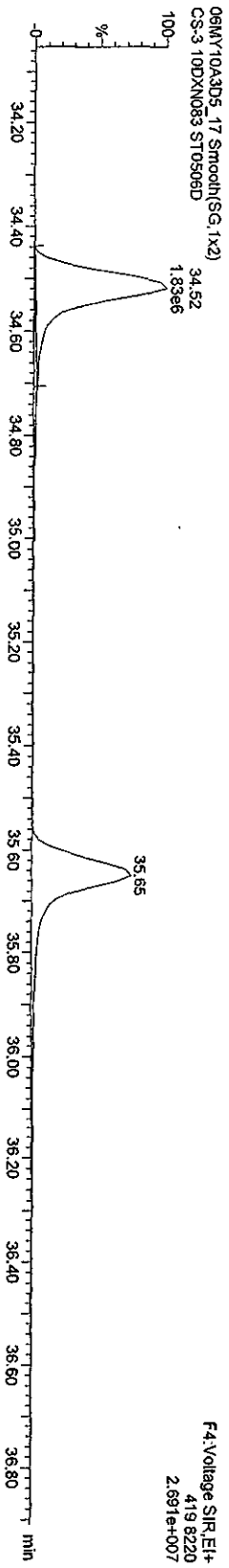
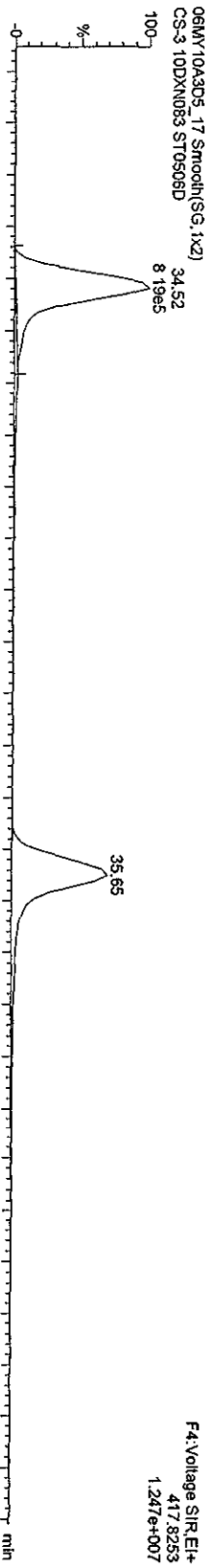
Last Altered: Friday, May 07, 2010 10:07:48 Pacific Daylight Time  
Printed: Friday, May 07, 2010 10:11:07 Pacific Daylight Time

Name: 06MY10A3D5\_17, Date: 07-May-2010, Time: 02:26:18, ID: ST0506D, Description: CS-3 10DXN083

HPCDFs



13C-HPCDFs



Quantity Sample Report MassLynx 4.1

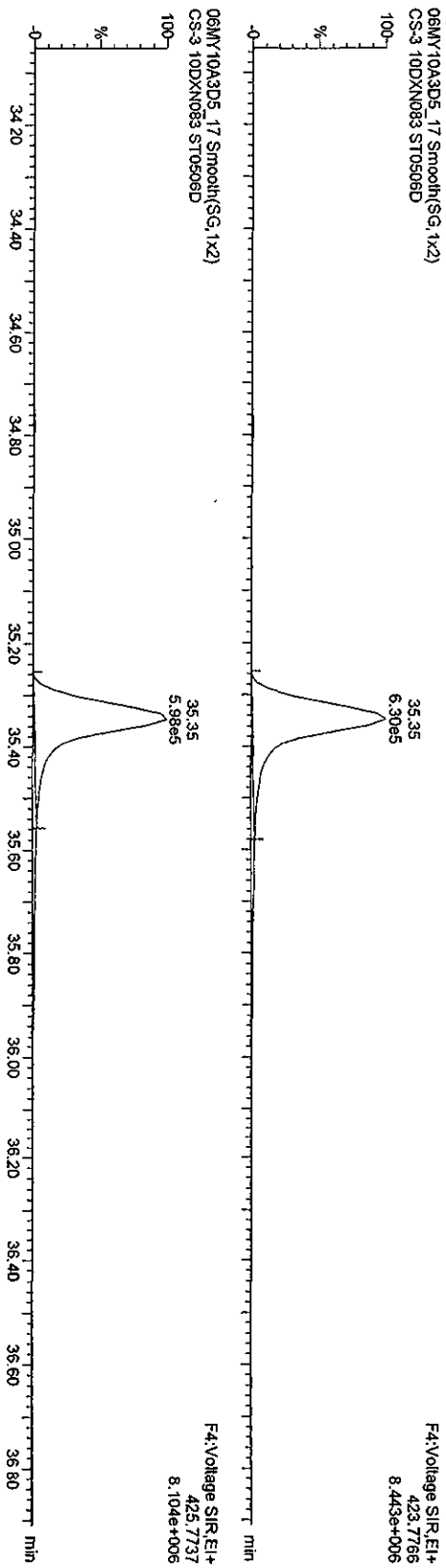
Dataset: C:\MassLynx\JAN2010.PRO\06MY103DS8290C.qld

Last Altered: Friday, May 07, 2010 10:07:48 Pacific Daylight Time  
Printed: Friday, May 07, 2010 10:11:07 Pacific Daylight Time

Name: 06MY10A3D5\_17, Date: 07-May-2010, Time: 02:26:18, ID: ST0506D, Description: CS-3 10DXN083

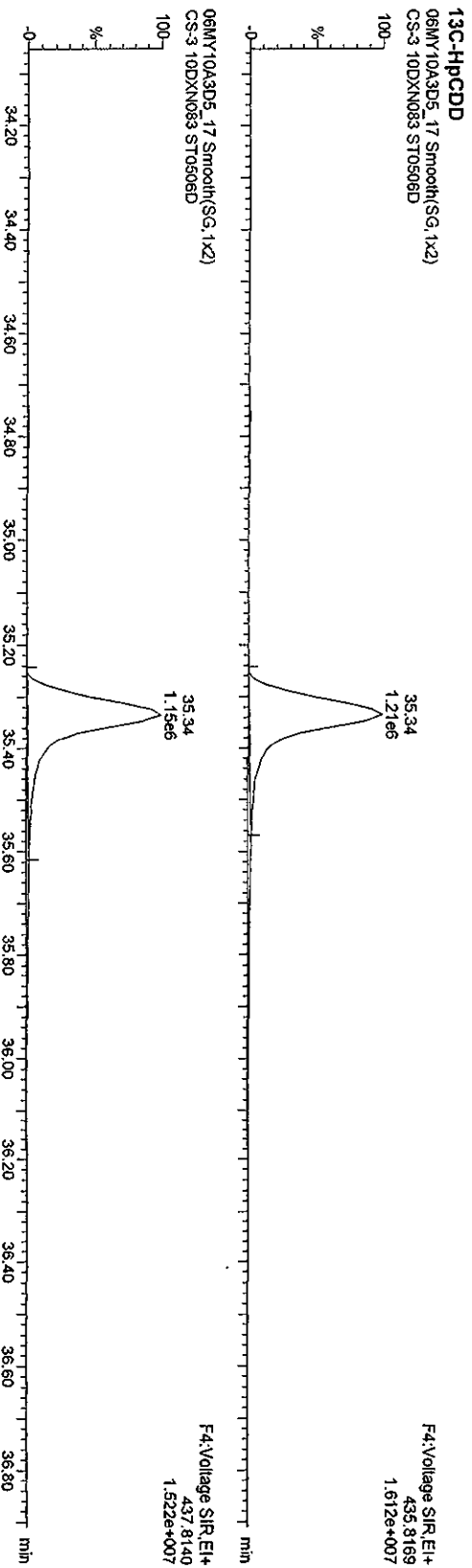
HPCDDs

06MY10A3D5\_17 Smooth(SG, 1x2)  
CS-3 10DXN083 ST0506D

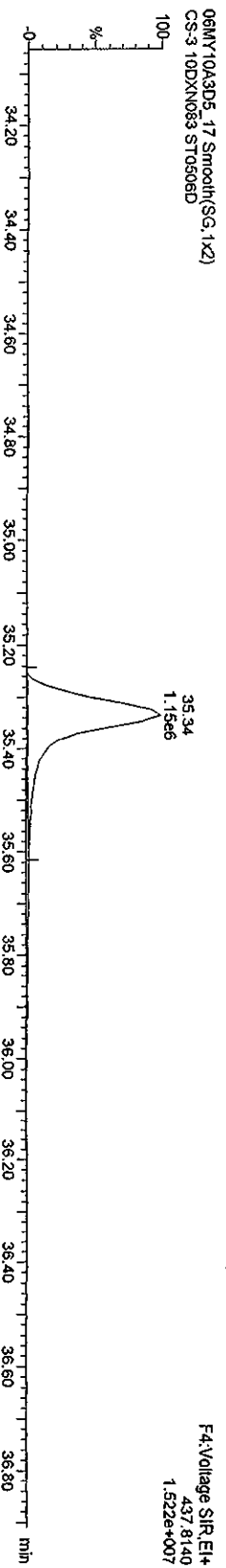


13C-HPCDD

06MY10A3D5\_17 Smooth(SG, 1x2)  
CS-3 10DXN083 ST0506D



06MY10A3D5\_17 Smooth(SG, 1x2)  
CS-3 10DXN083 ST0506D



Quantity Sample Report MassLynx 4.1


Dataset: C:\MassLynx\JAN2010\PRO\06MY103D58290C.qld

Last Altered: Friday, May 07, 2010 10:07:48 Pacific Daylight Time  
Printed: Friday, May 07, 2010 10:11:07 Pacific Daylight Time


Name: 06MY10A3D5\_17, Date: 07-May-2010, Time: 02:26:18, ID: ST0506D, Description: CS-3 10DXN083

OCDfS

06MY10A3D5\_17 Smooth(SG, 1x2)  
CS-3 10DXN083 ST0506D

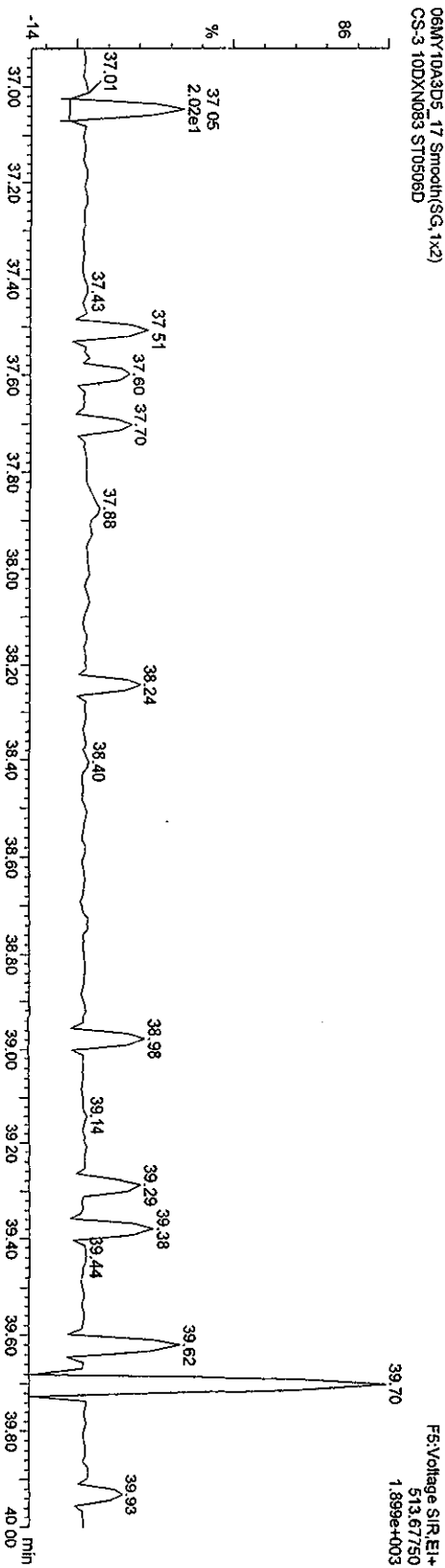


06MY10A3D5\_17 Smooth(SG, 1x2)  
CS-3 10DXN083 ST0506D



OCDfP PCDFE

06MY10A3D5\_17 Smooth(SG, 1x2)  
CS-3 10DXN083 ST0506D



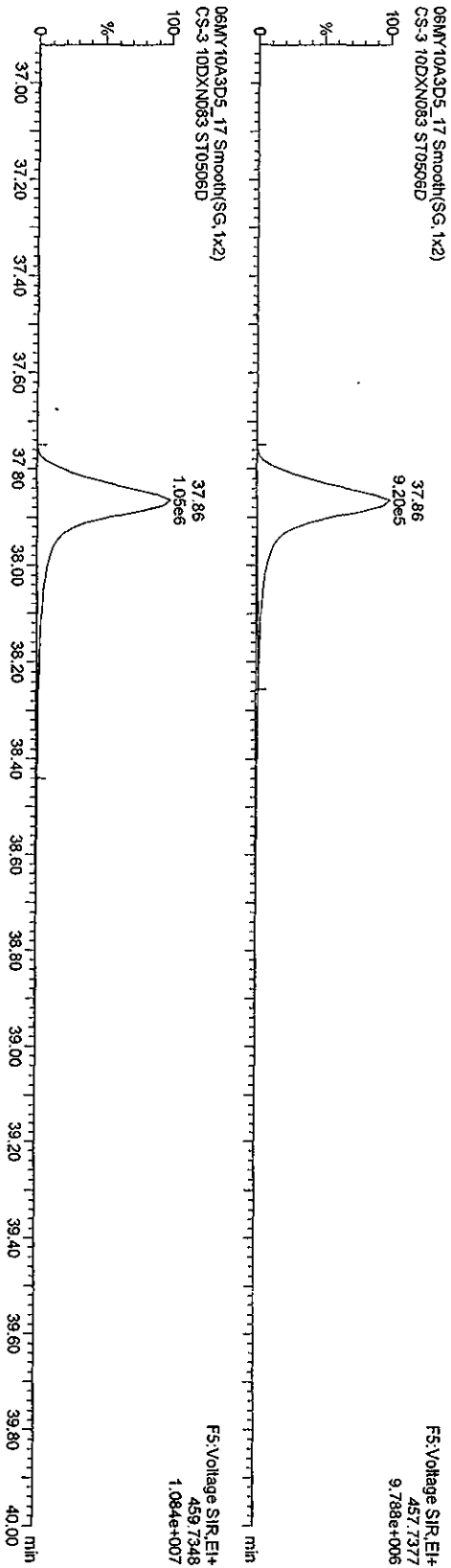
Quantify Sample Report Masslynx 4.1

Dataset: C:\Masslynx\JAN2010\PROV06MY103D58290C.qld

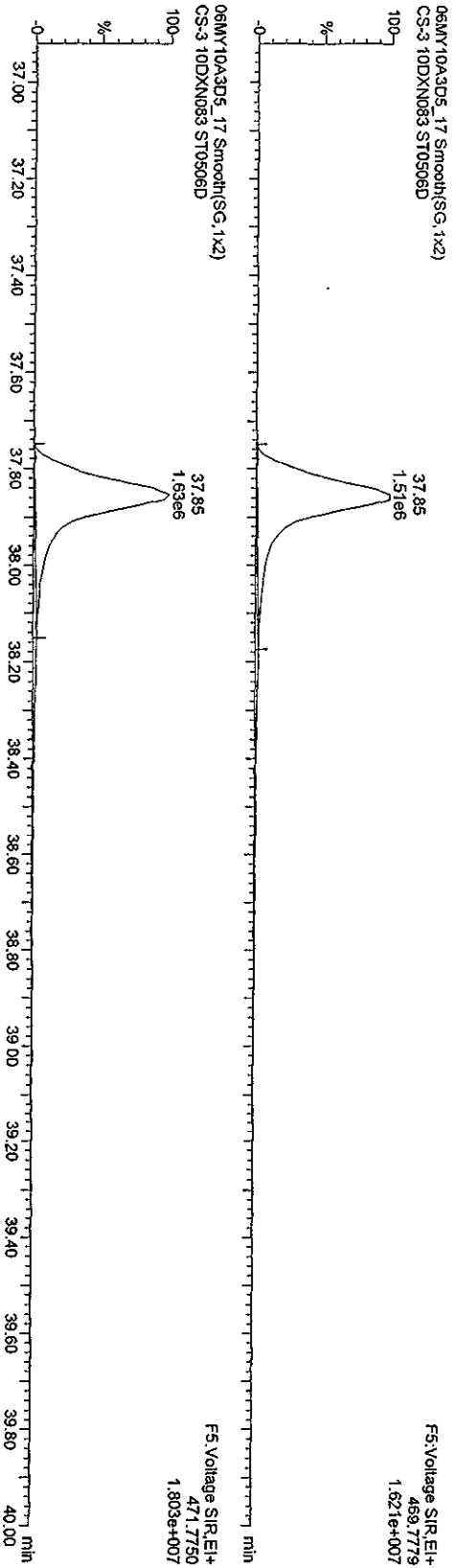
Last Altered: Friday, May 07, 2010 10:07:48 Pacific Daylight Time  
Printed: Friday, May 07, 2010 10:11:07 Pacific Daylight Time

Name: 06MY10A3D5\_17, Date: 07-May-2010, Time: 02:26:18, ID: ST0506D, Description: CS-3 10DXN083

OCDD



13C-OCDD

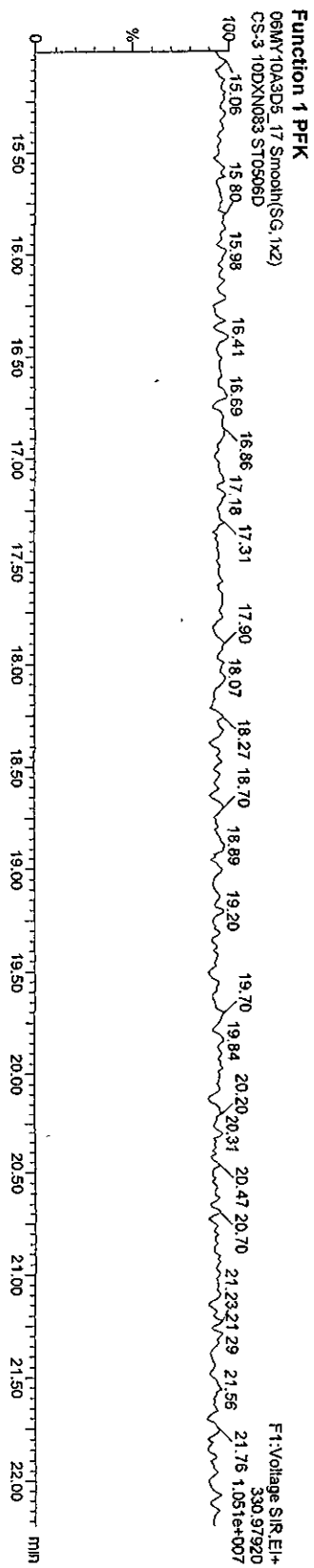
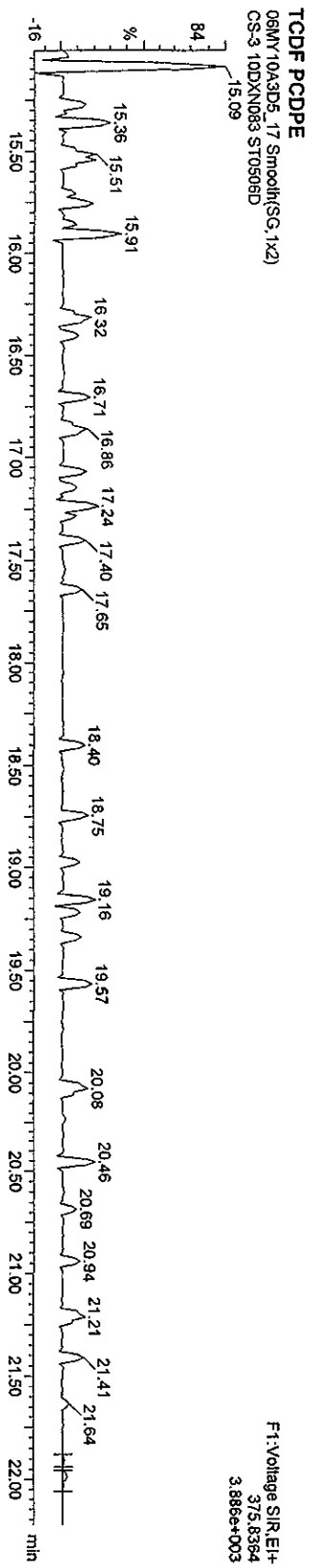
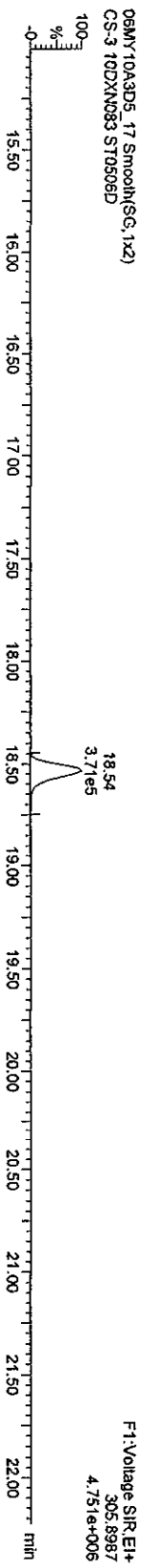
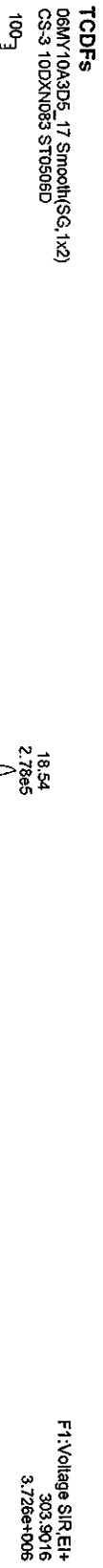


Quantity Sample Report MassLynx 4.1

Dataset: C:\MassLynx\UAN2010.PRO\06MY103D58290C.qld

Last Altered: Friday, May 07, 2010 10:07:48 Pacific Daylight Time  
Printed: Friday, May 07, 2010 10:11:07 Pacific Daylight Time

Name: 06MY10A3D5\_17, Date: 07-May-2010, Time: 02:26:18, ID: ST0506D, Description: CS-3 10DXN083



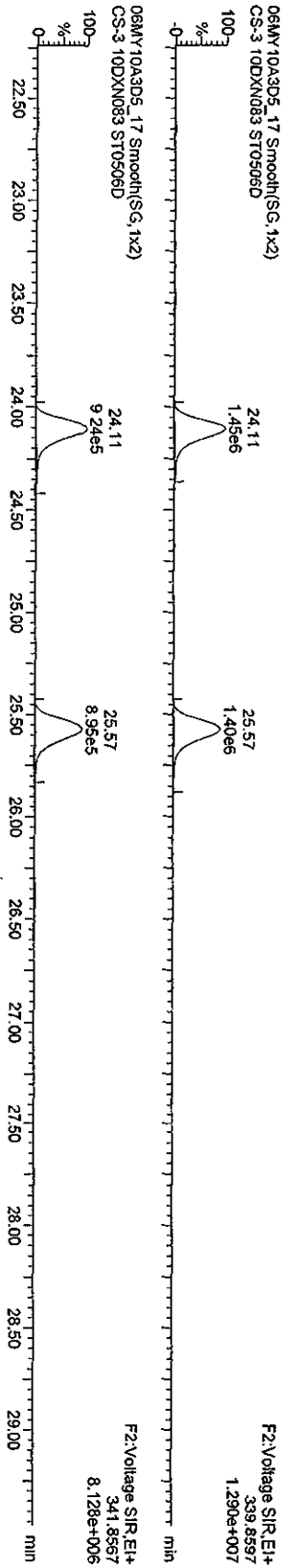
Quantify Sample Report MassLynx 4.1

Dataset: C:\MassLynx\LAN2010.PRO\06MY103D58290C.qid

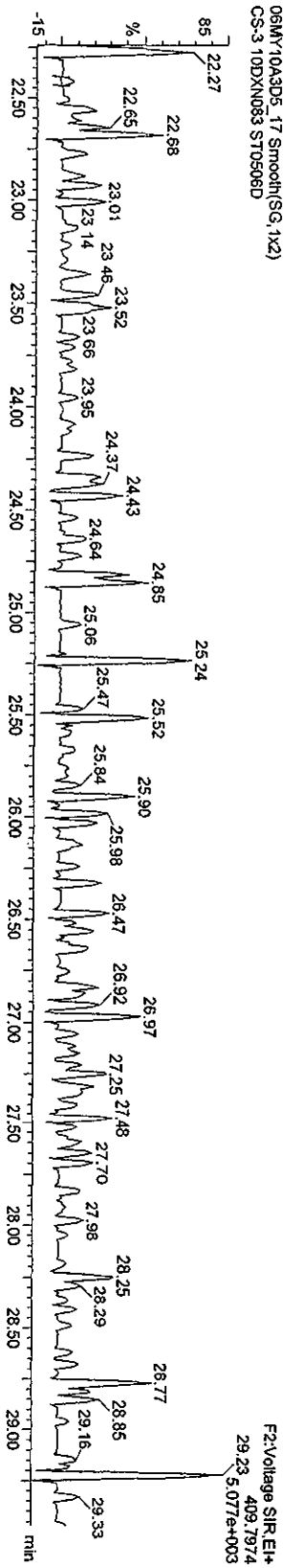
Last Altered: Friday, May 07, 2010 10:07:48 Pacific Daylight Time  
 Printed: Friday, May 07, 2010 10:11:07 Pacific Daylight Time

Name: 06MY10A3D5\_17, Date: 07-May-2010, Time: 02:26:18, ID: ST0506D, Description: CS-3 10DXN083

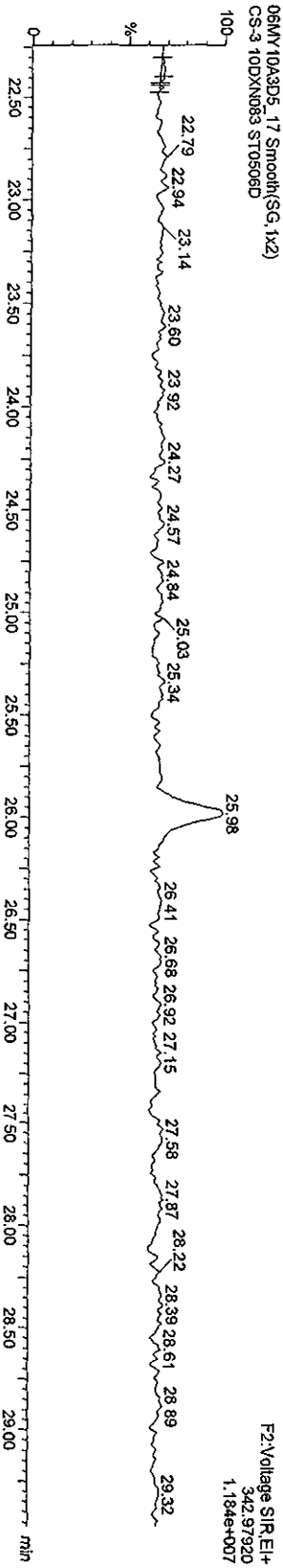
PeCDF



F2 PeCDF PCDPE



Function 2 PPK

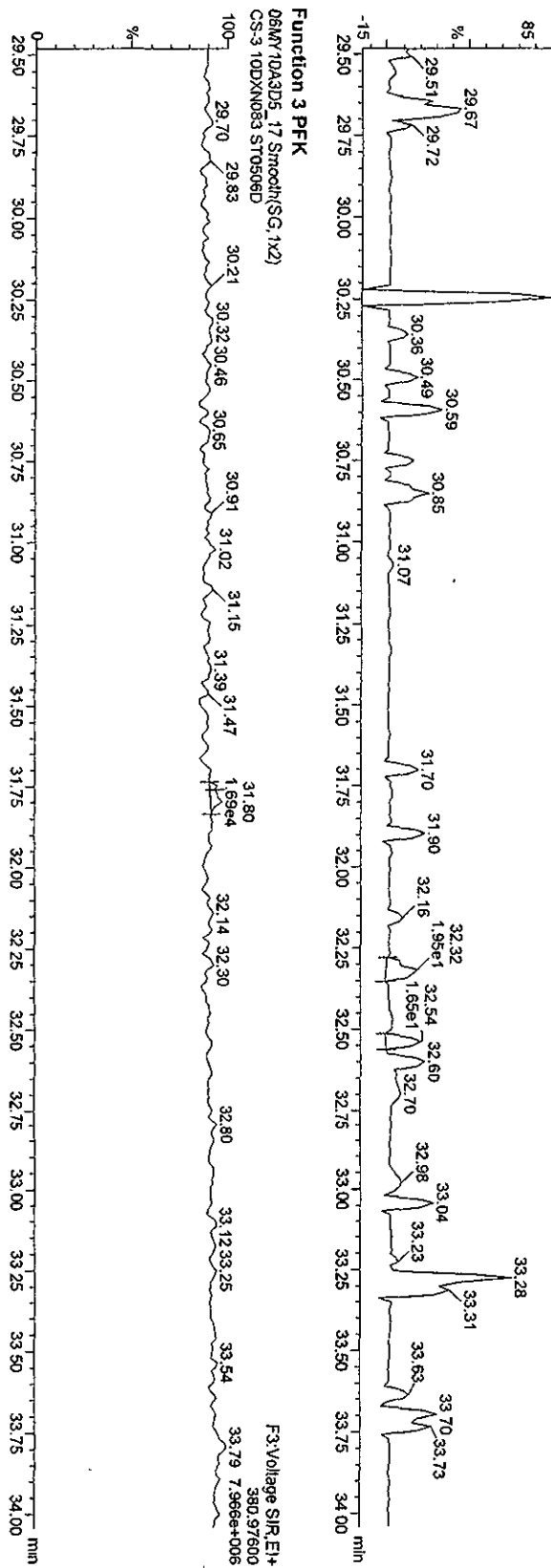
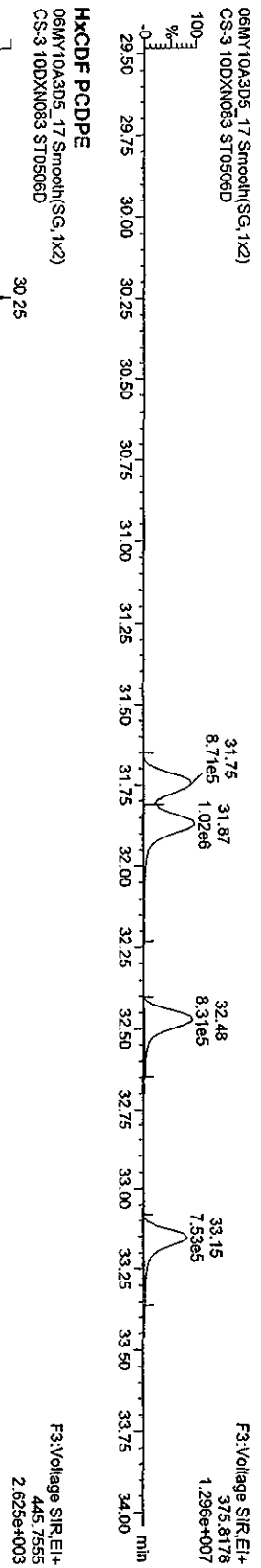
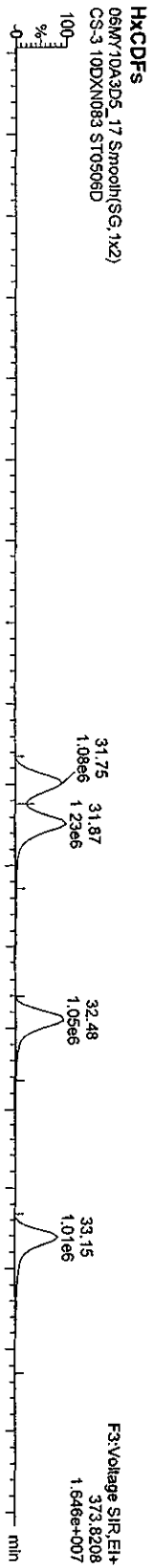


Quantity Sample Report Masslynx 4.1

Dataset: C:\MassLynx\UN2010.PRO\06MY103D58290C.qid

Last Altered: Friday, May 07, 2010 10:07:48 Pacific Daylight Time  
Printed: Friday, May 07, 2010 10:11:07 Pacific Daylight Time

Name: 06MY10A3D5\_17, Date: 07-May-2010, Time: 02:26:18, ID: ST0506D, Description: CS-3 10DXN083

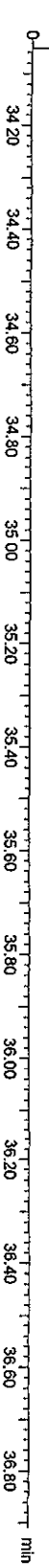
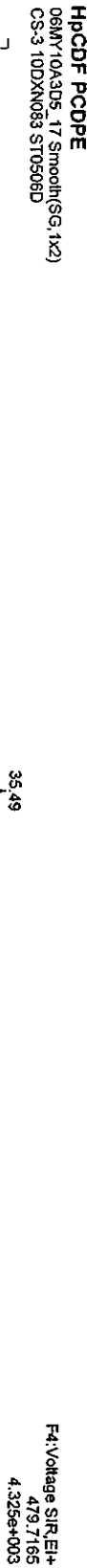
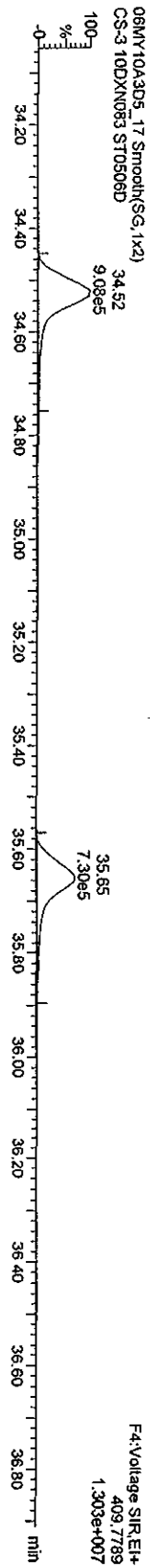
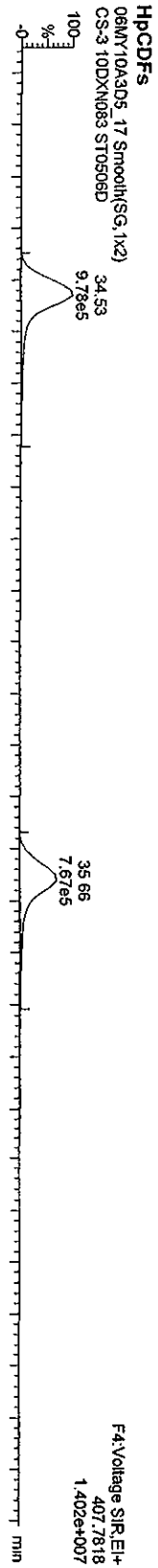


Quantity Sample Report MassLynx 4.1

Dataset: C:\MassLynx\JAN2010\PRO\06MY103D58290C.qid

Last Altered: Friday, May 07, 2010 10:07:48 Pacific Daylight Time  
Printed: Friday, May 07, 2010 10:11:07 Pacific Daylight Time

Name: 06MY10A3D5\_17, Date: 07-May-2010, Time: 02:26:18, ID: ST0506D, Description: CS-3 10DXN083





Quantify Sample Report MassLynx 4.1

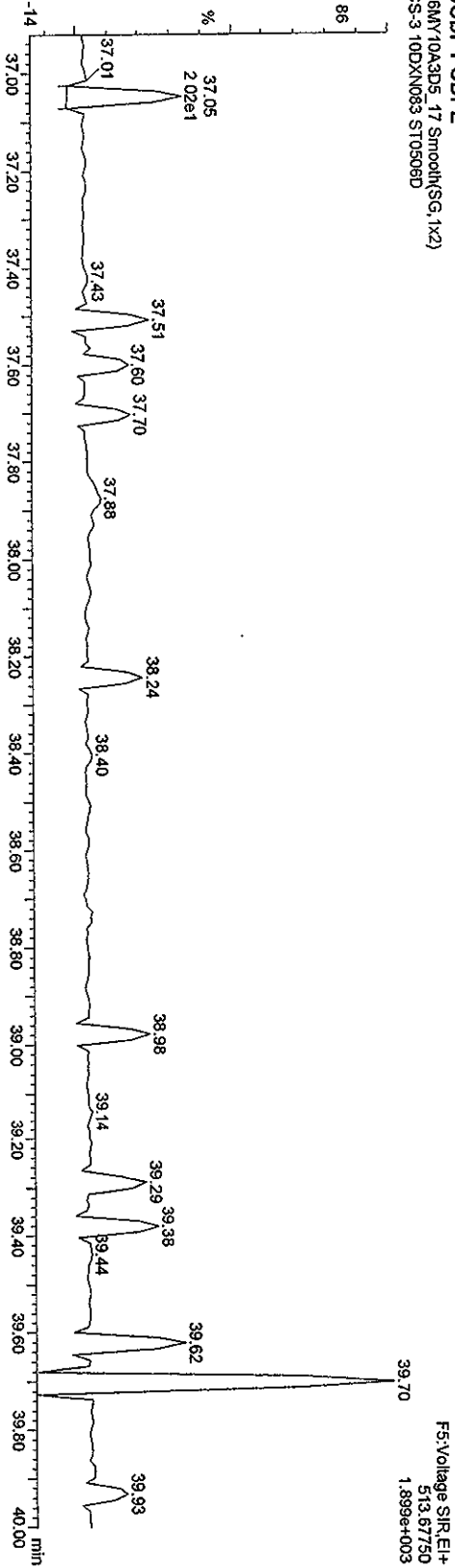
Dataset: C:\MassLynx\JAN2010\PRO\06MY103D58290C.qld

Last Altered: Friday, May 07, 2010 10:07:48 Pacific Daylight Time  
Printed: Friday, May 07, 2010 10:11:07 Pacific Daylight Time

Name: 06MY10A3D5\_17, Date: 07-May-2010, Time: 02:26:18, ID: ST0506D, Description: CS-3 10DXN083

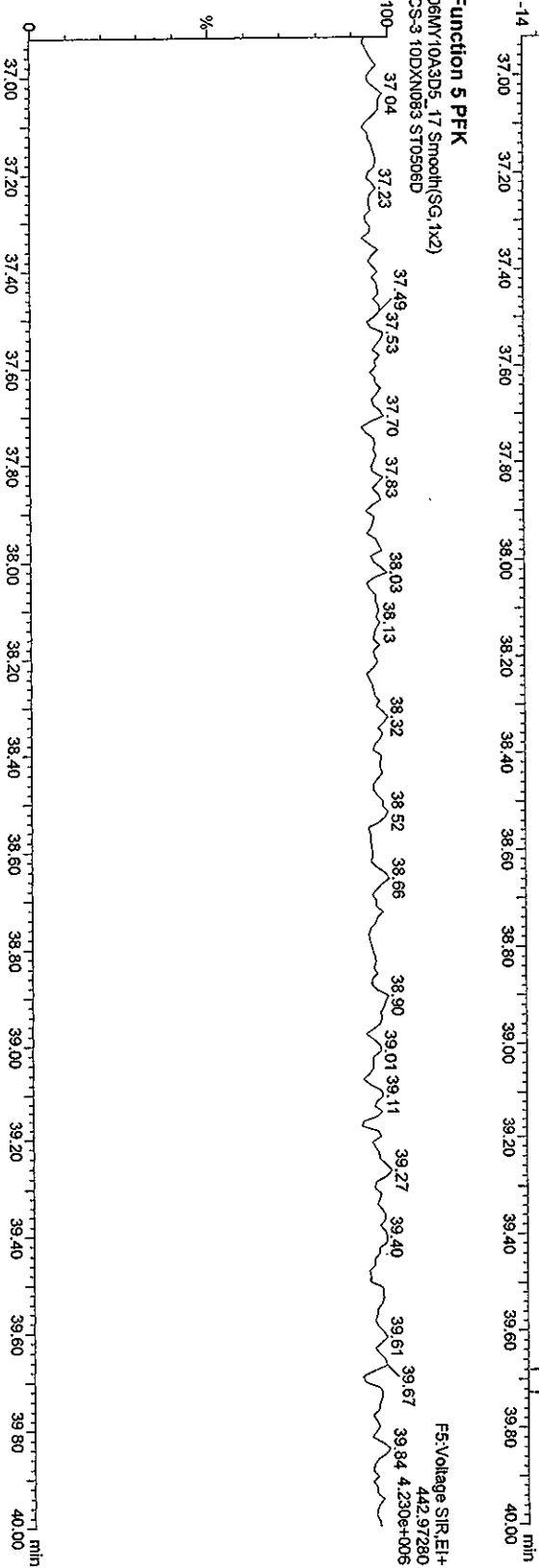
OCDF PCDDPE

06MY10A3D5\_17 Smooth(SG, 1x2)  
CS-3 10DXN083 ST0506D



Function 5 PFK

06MY10A3D5\_17 Smooth(SG, 1x2)  
CS-3 10DXN083 ST0506D



6

Daily Calibration Checklist  
Dioxin Methods

Method ID 8290

Associated ICAL 8290A0412104AS

Column ID DB5

Instrument ID 4AS

STD ID ST0501, ST0501A

STD Solution 100XN111

Analyzed by AM, ME

Date Analyzed 5/1/10

Std. Pkg. By ME

Date Std. Pkg. Assembled 5/2/10

Std. Pkg. Reviewed By SMA

Date Std. Pkg. Reviewed 5/03/10

DAILY STANDARD PACKAGE	INITIATED	REVIEWED
Standard, CPSM, and Solvent Blank present?	✓	✓
Copy of log-file and Beginning Static Resolution present?	✓	✓
CPSM blow up present?	✓	✓
Curve Summary present?	✓	✓
Summary of Method criteria present or documented below?	✓	✓
Daily standard within method specified limits?*	✓	✓
Analyte retention times correct?	✓	✓
Isotopic ratios within limits?	✓	✓
CPSM valley ≤ method specified limits?***	✓	✓
Are chromatographic windows correct?	✓	✓
Samples analyzed within 12 hrs of daily standard?	✓	✓
Manual reintegration's checked and hardcopies included?	NA	NA
Ending Standard present?	✓	✓
Ending Static Resolutions present	✓	✓
Absolute retention times for 13C12-1,2,3,4-TCDD and 13C12-1,2,3,7,8,9-HxCDD are within +/- 15 seconds of the retention times in the Initial Calibration? (required for all 1613B samples)	NA	NA

COMMENTS:

\* Method 8290/TO9/M0023A: (beginning) ≤ 20% from curve RRFs for native analytes, ≤ 30% from curve RRFs for labeled compounds.

Method 8290/TO9/M0023A: (ending) ≤ 25% from curve RRFs for native analytes, ≤ 35% from curve RRFs for labeled compounds.

Method 23: See Method 23 Daily Standard Criteria, Table 5.

Method 1613B: See, Method 1613B or Method 1613B Tetras Daily Standard Criteria.

\*\*\* Method 23/0023A CPSM Criteria: 25% valley between 2378 TCDF (DB-225)/TCDD (DB-5) and its closest eluters normalized to the smallest peak of the triplet

Method 1613B/8290/TO9 CPSM Criteria: 25% valley between 2378 TCDF (DB-225)/TCDD (DB-5) and its closest eluters normalized to the 2378 peak.

Run text: ST0501 File text: ST0501 :CS3 10DXN083  
 Run #6 Filename 01MY104D5 S: 1 I: 1  
 Acquired: 1-MAY-10 08:48:19 Processed: 2-MAY-10 09:21:44  
 Run: 01MY104D5 Analyte: 8290A Cal: 8290A0412104D5 Results: 01MY104D58290A

Name	Resp	RA	RT	RRF	Amount	Dev'n	Mod?
13C-1,2,3,4-TCDD	146739400	0.80 y	19:30	-	100.00	-	n
13C-2,3,7,8-TCDF	223821200	0.80 y	18:55	1.53	100.00	0.3	n
2,3,7,8-TCDF	21562170	0.79 y	18:56	0.96	10.00	1.9	n
Total TCDF	21750047	0.45 n	17:56	0.96	10.00	1.9	n
13C-2,3,7,8-TCDD	151633700	0.78 y	19:43	1.03	100.00	8.8	n
2,3,7,8-TCDD	14451400	0.78 y	19:44	0.95	10.00	-6.7	n
Total TCDD	14503234	0.68 y	18:28	0.95	10.00	-6.7	n
37Cl-2,3,7,8-TCDD	35955800	1.00 y	19:44	2.45	10.00	8.4	n
13C-1,2,3,7,8-PeCDF	152638100	1.56 y	24:34	1.04	100.00	-1.0	n
1,2,3,7,8-PeCDF	78056200	1.59 y	24:35	1.02	50.00	-2.1	n
2,3,4,7,8-PeCDF	74078500	1.56 y	26:05	0.97	50.00	-1.2	n
Total F2 PeCDF	154427192	1.67 y	23:00	1.00	100.00	-1.7	n
Total F1 PeCDF	16556	0.17 n	16:41	1.00	100.00	-1.7	n
13C-1,2,3,7,8-PeCDD	105170000	1.56 y	26:52	0.72	100.00	6.9	n
1,2,3,7,8-PeCDD	48270900	1.58 y	26:55	0.92	50.00	-6.5	n
Total PeCDD	48270900	1.58 y	26:55	0.92	50.00	-6.5	n
13C-1,2,3,7,8,9-HxCDD	120109000	1.27 y	33:05	-	100.00	-	n
13C-1,2,3,4,7,8-HxCDF	109948300	0.52 y	31:55	0.92	100.00	-10.7	n
1,2,3,4,7,8-HxCDF	67922200	1.24 y	31:56	1.24	50.00	1.9	n
1,2,3,6,7,8-HxCDF	77606400	1.25 y	32:03	1.41	50.00	5.1	n
2,3,4,6,7,8-HxCDF	71115100	1.29 y	32:37	1.29	50.00	5.8	n
1,2,3,7,8,9-HxCDF	66383100	1.25 y	33:16	1.21	50.00	10.5	n
Total HxCDF	283136957	1.36 y	30:47	1.29	200.00	5.7	n
13C-1,2,3,6,7,8-HxCDD	109934000	1.27 y	32:49	0.92	100.00	13.4	n
1,2,3,4,7,8-HxCDD	44621900	1.28 y	32:45	0.81	50.00	-19.4	n
1,2,3,6,7,8-HxCDD	60062200	1.29 y	32:49	1.09	50.00	-1.9	n
1,2,3,7,8,9-HxCDD	60107100	1.28 y	33:06	1.09	50.00	-9.6	n
Total HxCDD	164791200	1.28 y	32:45	1.00	150.00	-10.0	n
13C-1,2,3,4,6,7,8-HpCDF	99562400	0.44 y	34:36	0.83	100.00	-3.9	n
1,2,3,4,6,7,8-HpCDF	63278700	0.96 y	34:36	1.27	50.00	-2.9	n
1,2,3,4,7,8,9-HpCDF	54417700	0.96 y	35:43	1.09	50.00	6.6	n
Total HpCDF	117696400	0.96 y	34:36	1.18	100.00	1.2	n
13C-1,2,3,4,6,7,8-HpCDD	95219600	1.05 y	35:24	0.79	100.00	13.7	n
1,2,3,4,6,7,8-HpCDD	49833600	1.05 y	35:25	1.05	50.00	-2.3	n
Total HpCDD	50059612	0.85 n	34:51	1.05	50.00	-2.3	n
13C-OCDD	134824700	0.90 y	37:53	0.56	200.00	5.6	n
OCDF	94262700	0.92 y	38:00	1.40	100.00	-3.3	n
OCDD	76243600	0.89 y	37:54	1.13	100.00	-3.0	n

Run text: ST0501A File text: ST0501A :CS3 10DXN083  
 Run #20 Filename 01MY104D5 S: 18 I: 1  
 Acquired: 1-MAY-10 21:17:02 Processed: 2-MAY-10 09:24:44  
 Run: 01MY104D5 Analyte: 8290A Cal: 8290A0412104D5 Results: 01MY104D58290A

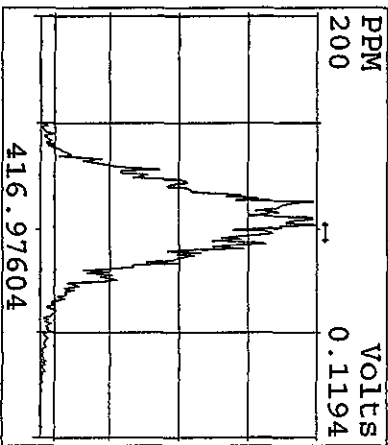
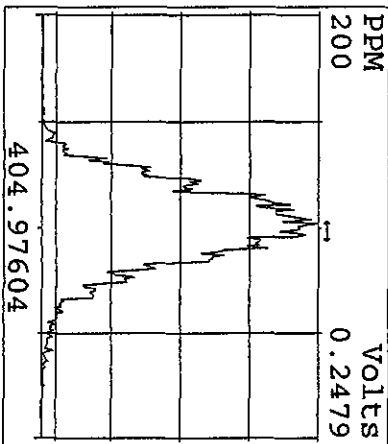
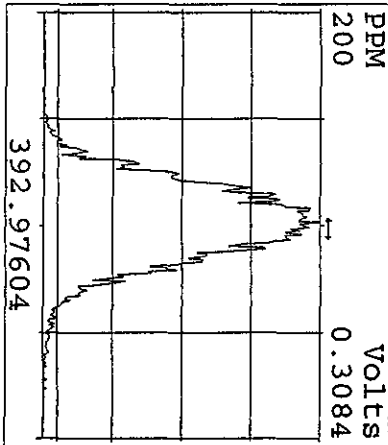
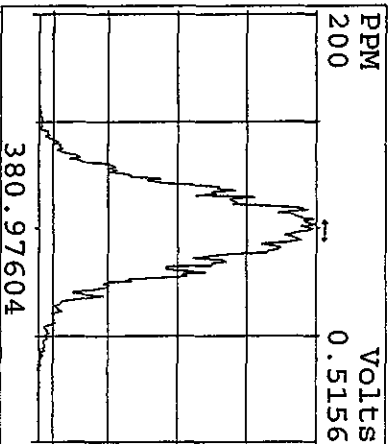
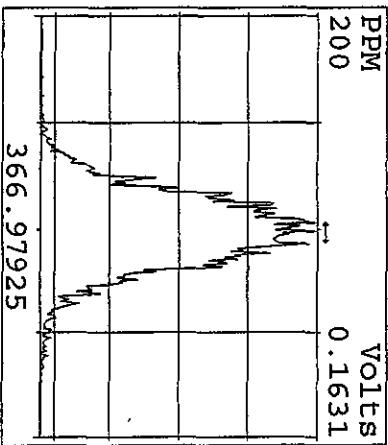
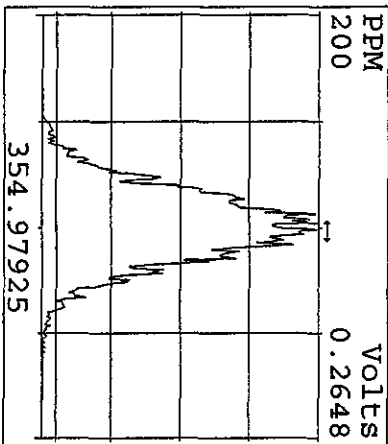
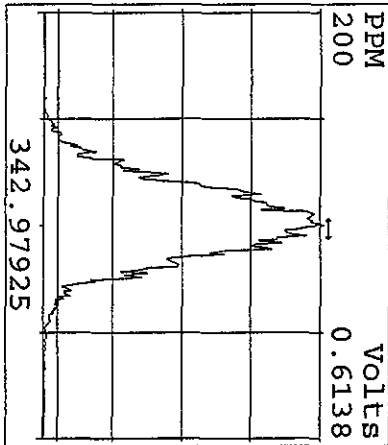
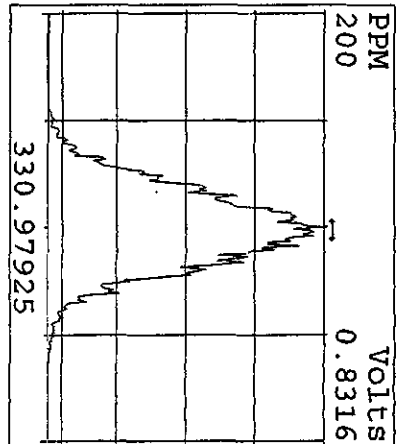
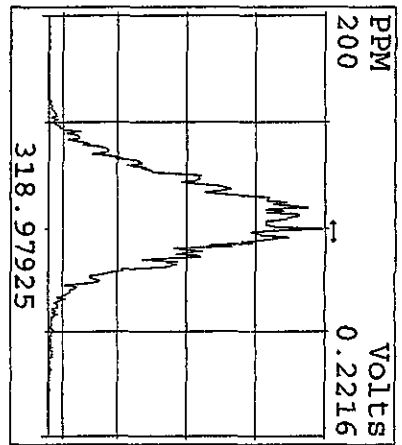
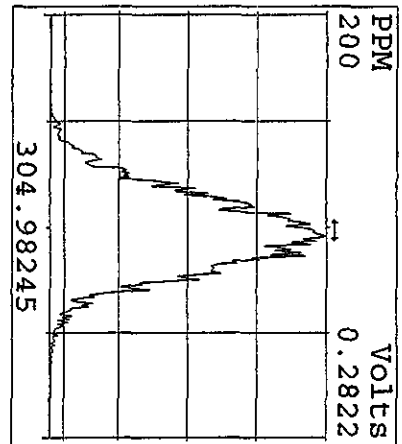
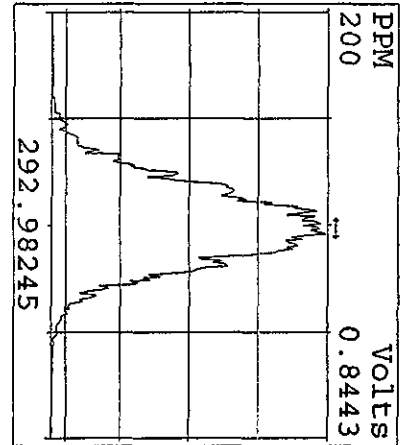
Name	Resp	RA	RT	RRF	Amount	Dev'n	Mod?
13C-1,2,3,4-TCDD	131130396	0.79 y	19:30	-	100.00	-	n
13C-2,3,7,8-TCDF	198713664	0.79 y	18:55	1.52	100.00	-0.4	n
2,3,7,8-TCDF	19000129	0.78 y	18:56	0.96	10.00	1.1	n
Total TCDF	19127788	0.75 y	18:31	0.96	10.00	1.1	n
13C-2,3,7,8-TCDD	133148476	0.79 y	19:43	1.02	100.00	6.9	n
2,3,7,8-TCDD	12720864	0.78 y	19:44	0.96	10.00	-6.4	n
Total TCDD	12758850	0.40 n	18:29	0.96	10.00	-6.4	n
37Cl-2,3,7,8-TCDD	31099532	1.00 y	19:44	2.37	10.00	4.9	n
13C-1,2,3,7,8-PeCDF	138798408	1.56 y	24:34	1.06	100.00	0.8	n
1,2,3,7,8-PeCDF	70849384	1.56 y	24:35	1.02	50.00	-2.3	n
2,3,4,7,8-PeCDF	69381910	1.56 y	26:05	1.00	50.00	1.8	n
Total F2 PeCDF	141199654	2.14 n	23:03	1.01	100.00	-0.3	n
Total F1 PeCDF	33211	0.22 n	16:08	1.01	100.00	-0.3	n
13C-1,2,3,7,8-PeCDD	99650396	1.53 y	26:53	0.76	100.00	13.3	n
1,2,3,7,8-PeCDD	46069956	1.56 y	26:55	0.92	50.00	-5.8	n
Total PeCDD	46069956	1.56 y	26:55	0.92	50.00	-5.8	n
13C-1,2,3,7,8,9-HxCDD	104729540	1.27 y	33:05	-	100.00	-	n
13C-1,2,3,4,7,8-HxCDF	99279104	0.52 y	31:55	0.95	100.00	-7.5	n
1,2,3,4,7,8-HxCDF	61254934	1.25 y	31:56	1.23	50.00	1.8	n
1,2,3,6,7,8-HxCDF	69040610	1.28 y	32:03	1.39	50.00	3.6	n
2,3,4,6,7,8-HxCDF	64003716	1.27 y	32:37	1.29	50.00	5.5	n
1,2,3,7,8,9-HxCDF	57404352	1.29 y	33:17	1.16	50.00	5.9	n
Total HxCDF	251807041	0.91 n	30:47	1.27	200.00	4.1	n
13C-1,2,3,6,7,8-HxCDD	87238456	1.29 y	32:50	0.83	100.00	3.2	n
1,2,3,4,7,8-HxCDD	40690090	1.27 y	32:46	0.93	50.00	-7.3	n
1,2,3,6,7,8-HxCDD	54351886	1.31 y	32:50	1.25	50.00	11.9	n
1,2,3,7,8,9-HxCDD	53360746	1.27 y	33:06	1.22	50.00	1.2	n
Total HxCDD	148402722	1.27 y	32:46	1.13	150.00	2.2	n
13C-1,2,3,4,6,7,8-HpCDF	87798028	0.44 y	34:36	0.84	100.00	-2.8	n
1,2,3,4,6,7,8-HpCDF	56057650	0.95 y	34:37	1.28	50.00	-2.5	n
1,2,3,4,7,8,9-HpCDF	46674540	0.96 y	35:44	1.06	50.00	3.7	n
Total HpCDF	102732190	0.95 y	34:37	1.17	100.00	0.2	n
13C-1,2,3,4,6,7,8-HpCDD	78724988	1.06 y	35:24	0.75	100.00	7.8	n
1,2,3,4,6,7,8-HpCDD	41106808	1.03 y	35:25	1.04	50.00	-2.6	n
Total HpCDD	41587659	1.27 n	34:51	1.04	50.00	-2.6	n
13C-OCDD	119042964	0.91 y	37:54	0.57	200.00	7.0	n
OCDF	82960652	0.92 y	38:01	1.39	100.00	-3.6	n
OCDD	68190198	0.89 y	37:54	1.15	100.00	-1.8	n

Data file	Smp	Work Order	Sample ID	FV-uL	Method/Matrix	Box	Size	U
01MY104D5	1	ST0501	CS3 10DXN083				1.00000	
01MY104D5	2	CP0501	DB-5 CPSM 3732-05				1.00000	
01MY104D5	3	SB0501	Solvent Blank C-14				1.00000	
01MY104D5	4	LX3LQ-1-AA	G0D160000-253B	20	8290/WATER	72	1.00000	L
01MY104D5	5	LX3LQ-1-AC	G0D160000-253C	20	8290/WATER		1.00000	L
01MY104D5	6	LXWV7-1-AA	G0D130519-1	10	8290/WATER		1.03350	L
01MY104D5	7	LXWV8-1-AA	G0D130519-2	10	8290/WATER		1.03380	L
01MY104D5	8	L0AHX-1-AC	G0D210000-312C	10	8290/WATER	78	1.00000	L
01MY104D5	9	L0AHX-1-AA	G0D210000-312B	10	8290/WATER		1.00000	L
01MY104D5	10	LX2FJ-1-AA	G0D150582-1	10	8290/WATER		0.97230	L
01MY104D5	11	LX2FN-1-AA	G0D150582-2	10	8290/WATER		0.97411	L
01MY104D5	12	LX0M3-1-AA	G0D140534-1	10	8290/WATER	75	1.00480	L
01MY104D5	13	LX0M5-1-AA	G0D140534-2	10	8290/WATER		0.99770	L
01MY104D5	14	LX0M6-1-AA	G0D140534-3	10	8290/WATER		0.94920	L
01MY104D5	15	LX2G1-1-AD	G0D150589-9	10	8290/SOLID	75	10.24000	g
01MY104D5	16	LX2JT-1-AD	G0D150589-36	10	8290/SOLID		10.00000	g
01MY104D5	17	SB0501A	Solvent Blank C-14				1.00000	
01MY104D5	18	ST0501A	CS3 10DXN083				1.00000	
01MY104D5	19	CP0501A	DB-5 CPSM 3732-05				1.00000	
01MY104D5	20	SB0501B	Solvent Blank C-14				1.00000	
01MY104D5	21	L0LW7-1-AA	G0D270000-429B	20	8290/WATER	84	1.00000	L
<del>01MY104D5</del>	<del>22</del>	<del>L0LW7-1-AC</del>	<del>G0D270000-429C</del>	<del>20</del>	<del>8290/WATER</del>		<del>1.00000</del>	<del>L</del>
01MY104D5	23	L0J0P-1-AC	G0D260486-1	20	8290/WATER		1.00490	L
01MY104D5	24	L0J0R-1-AC	G0D260486-2	20	8290/WATER		0.96380	L
01MY104D5	25	L0J0T-1-AC	G0D260486-3	20	8290/WATER		1.00150	L
01MY104D5	26	L0J0V-1-AC	G0D260486-4	20	8290/WATER		1.00460	L
01MY104D5	27	L0J00-1-AD	G0D260486-6	20	8290/SOLID		10.11000	g
01MY104D5	28	L0J01-1-AD	G0D260486-7	20	8290/SOLID		10.09000	g
01MY104D5	29	L0J03-1-AD	G0D260486-8	20	8290/SOLID		10.20000	g
01MY104D5	30	L0J04-1-AD	G0D260486-9	20	8290/SOLID		10.16000	g
01MY104D5	31	L0J05-1-AD	G0D260486-10	20	8290/SOLID		10.24000	g
01MY104D5	32	L0J06-1-AD	G0D260486-11	20	8290/SOLID		10.32000	g
01MY104D5	33	SB0501C	Solvent Blank C-14				1.00000	
01MY104D5	34	ST0501B	CS3 10DXN083				1.00000	
01MY104D5	35	CP0501B	DB-5 CPSM 3732-05				1.00000	
01MY104D5	36	SB0501D	Solvent Blank C-14				1.00000	
01MY104D5	37	L0J08-1-AD	G0D260486-12	20	8290/SOLID		10.07000	g
01MY104D5	38	L0J09-1-AD	G0D260486-13	20	8290/SOLID		10.25000	g
01MY104D5	39	L0J1A-1-AD	G0D260486-14	20	8290/SOLID		10.58000	g
01MY104D5	40	L0J1C-1-AD	G0D260486-15	20	8290/SOLID		10.39000	g
01MY104D5	41	L0J1D-1-AD	G0D260486-16	20	8290/SOLID		10.16000	g
01MY104D5	42	L0J1F-1-AD	G0D260486-17	20	8290/SOLID		10.19000	g
01MY104D5	43	L0J1G-1-AD	G0D260486-18	20	8290/SOLID		10.17000	g
01MY104D5	44	L0J1H-1-AD	G0D260486-19	20	8290/SOLID		10.35000	g
01MY104D5	45	L0J1J-1-AD	G0D260486-20	20	8290/SOLID		10.14000	g
01MY104D5	46	L0J1K-1-AD	G0D260486-21	20	8290/SOLID		10.22000	g
01MY104D5	47	L0J1L-1-AD	G0D260486-22	20	8290/SOLID		10.44000	g
01MY104D5	48	L0J1M-1-AD	G0D260486-23	20	8290/SOLID		10.11000	g
01MY104D5	49	SB0501E	Solvent Blank C-14				1.00000	
01MY104D5	50	ST0501C	CS3 10DXN083				1.00000	
01MY104D5	51						1.00000	
01MY104D5	52						1.00000	
01MY104D5	53		MG, AM 05-01-10				1.00000	

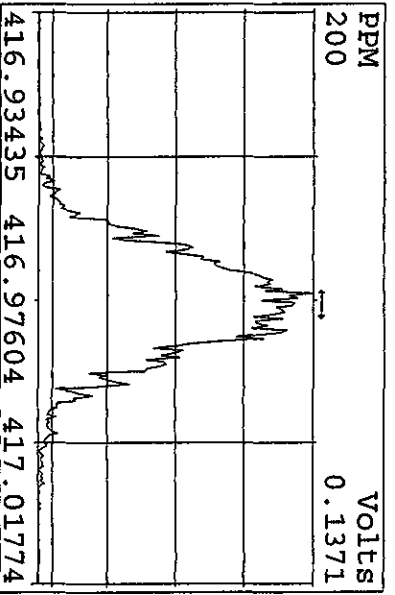
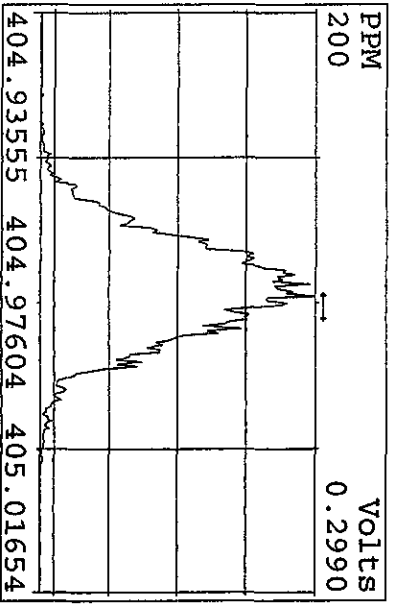
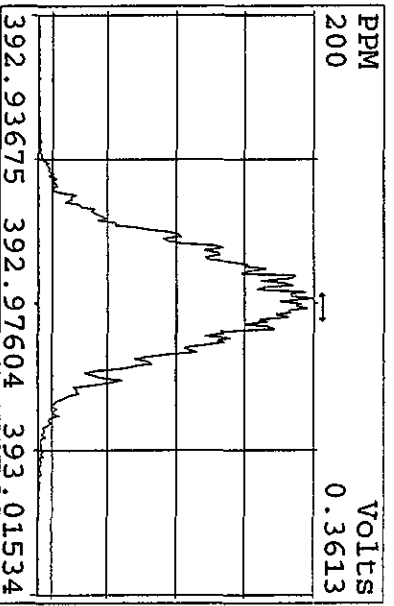
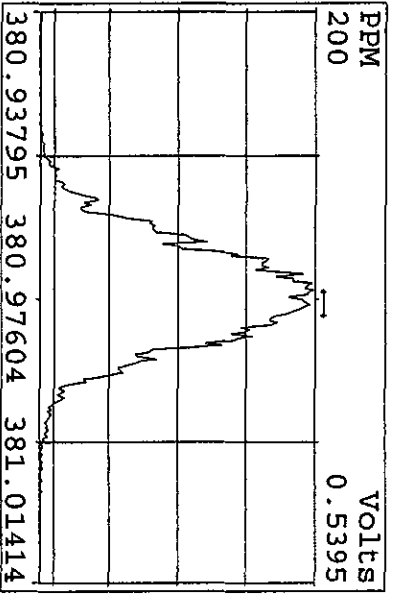
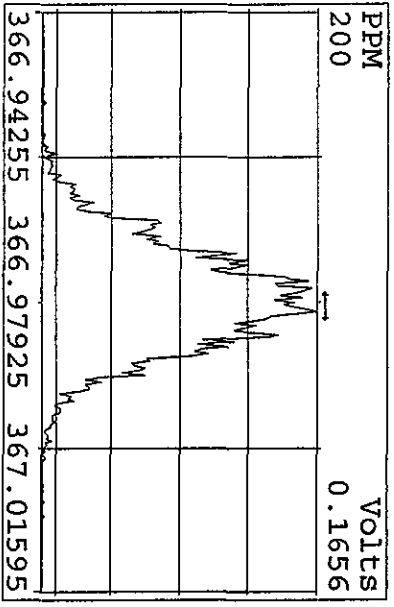
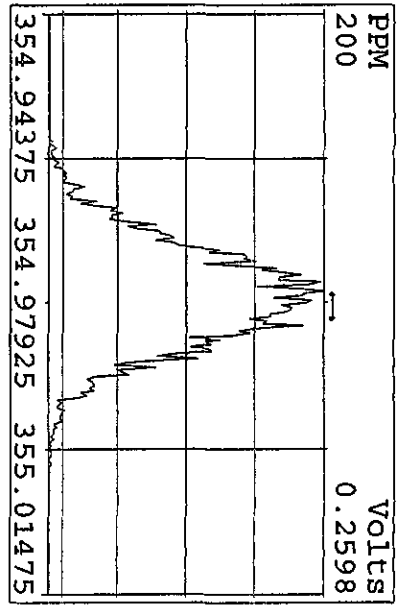
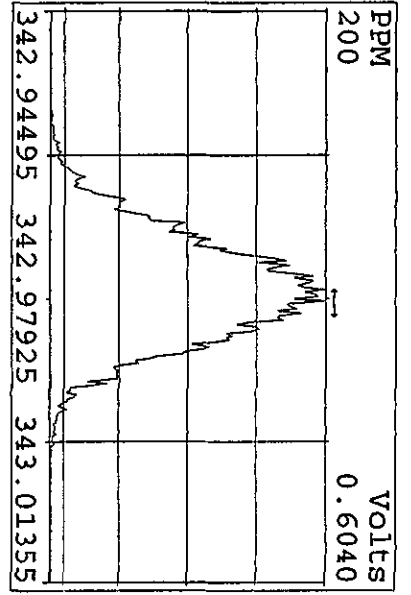
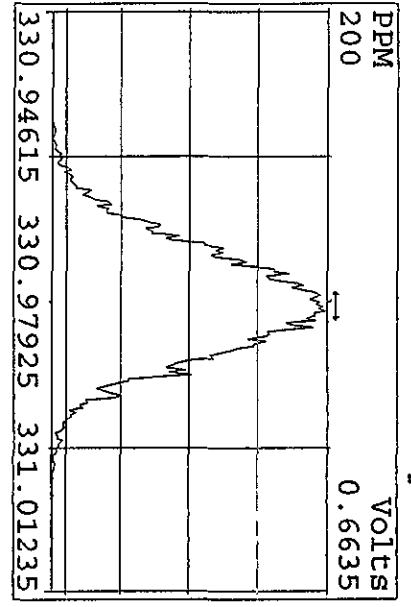
*S105  
Cashed  
5/2/10  
MSW84*

*log file id  
5/2/10 MSW*

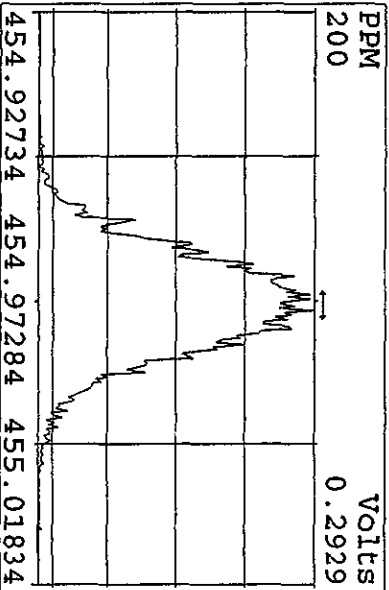
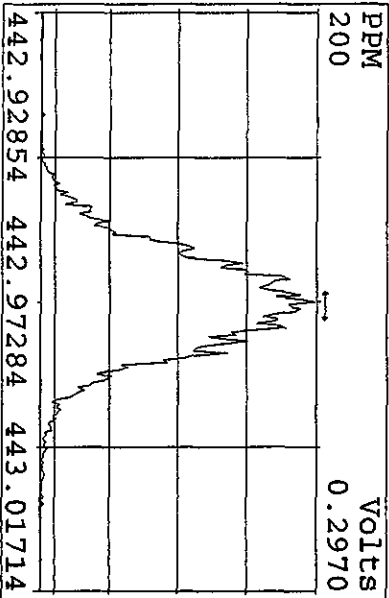
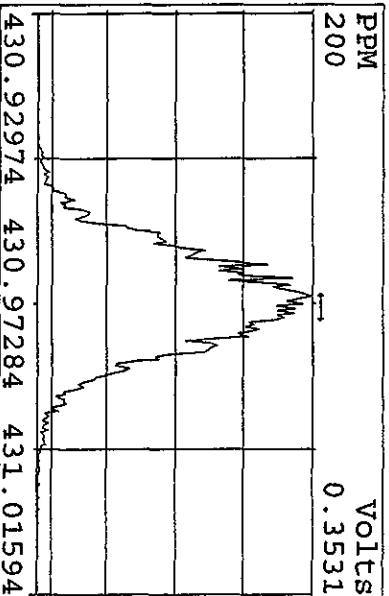
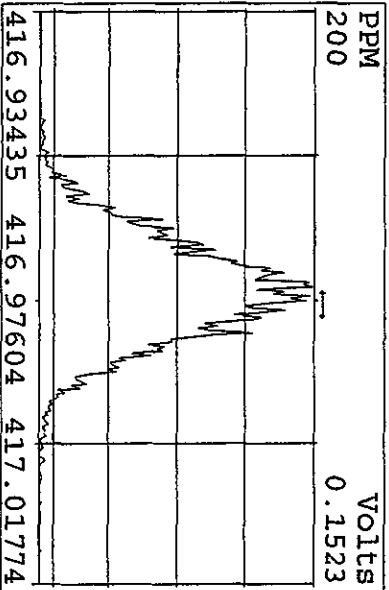
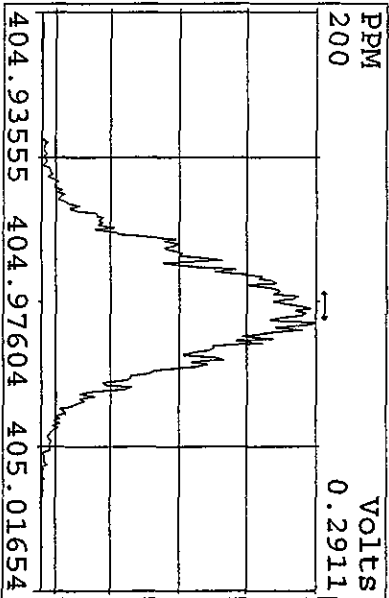
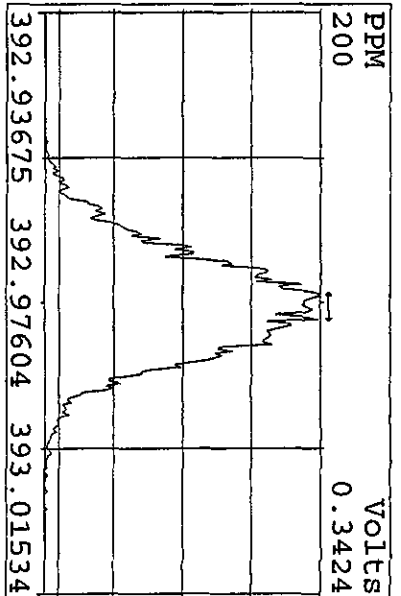
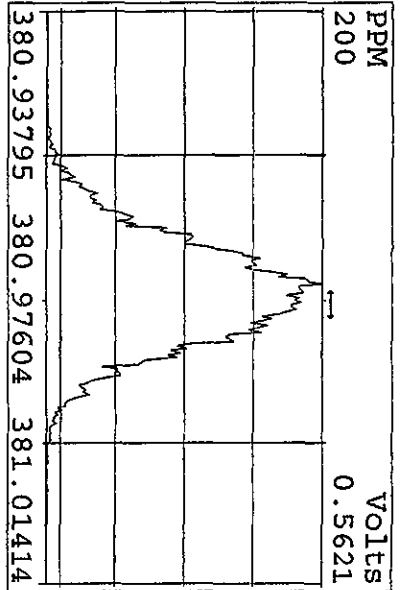
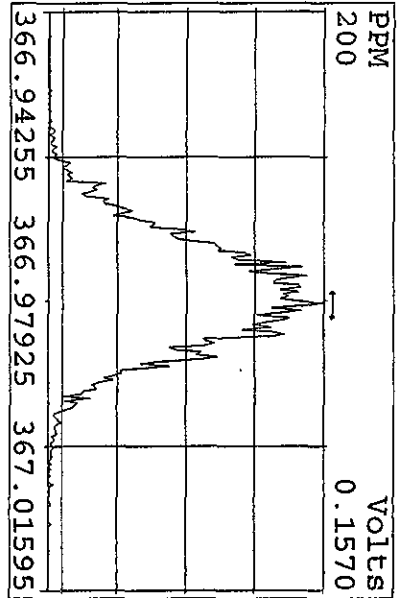
Peak Locate Examination: 1-MAY-2010:08:45 File:01MY104D5  
Experiment:DIOXINRES8290A Function:1 Reference:PFK



Peak Locate Examination: 1-MAY-2010:08:46 File:01MY104D5  
 Experiment:DIOXINRES8290A Function:2 Reference:PFK

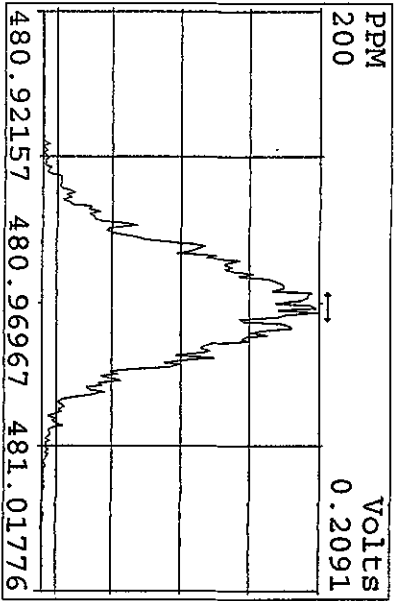
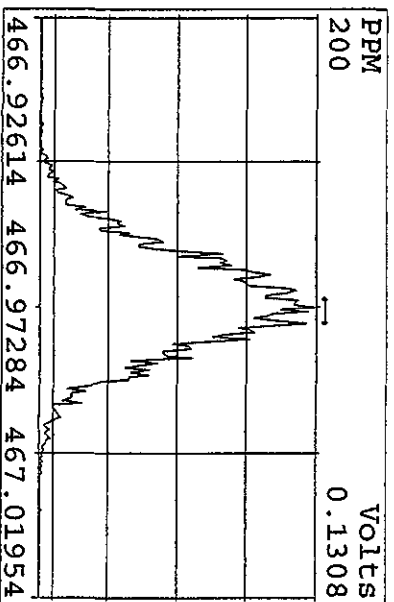
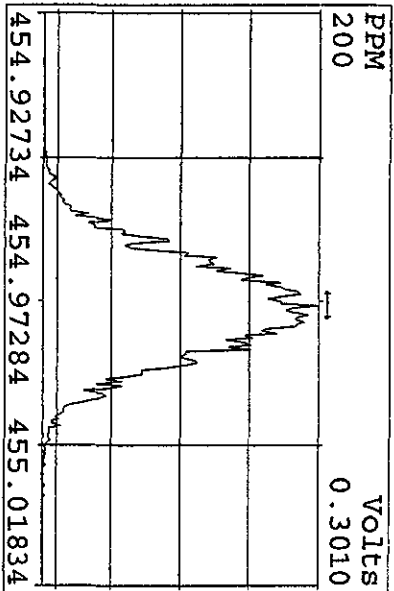
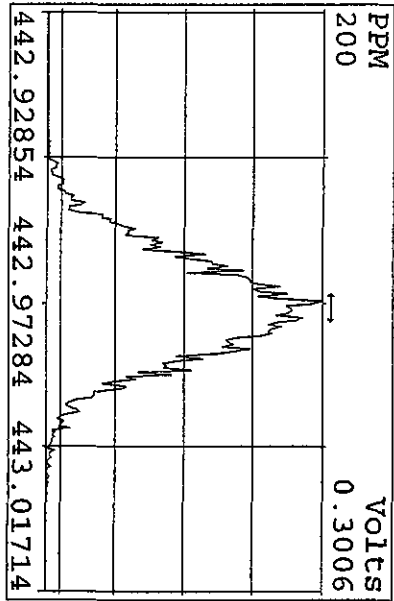
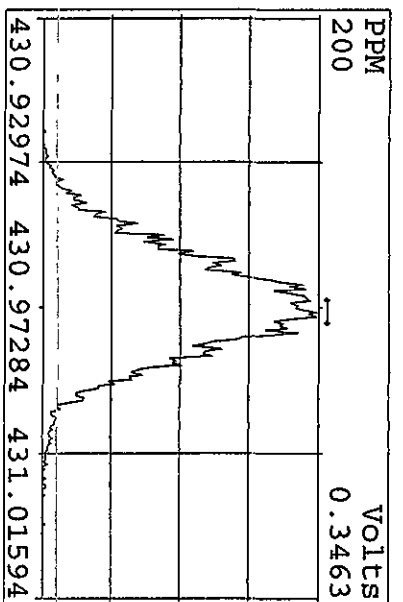
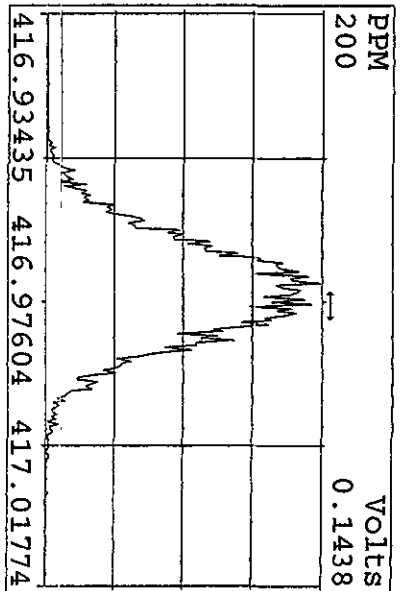
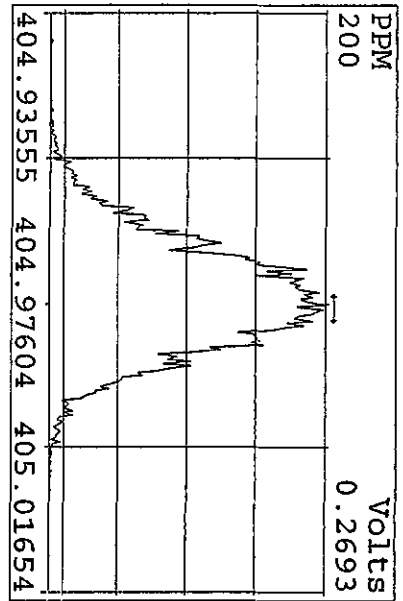


Peak Locate Examination: 1-MAY-2010:08:46 File:01MY104D5  
 Experiment: DIOXINRES8290A Function:3 Reference: PFK

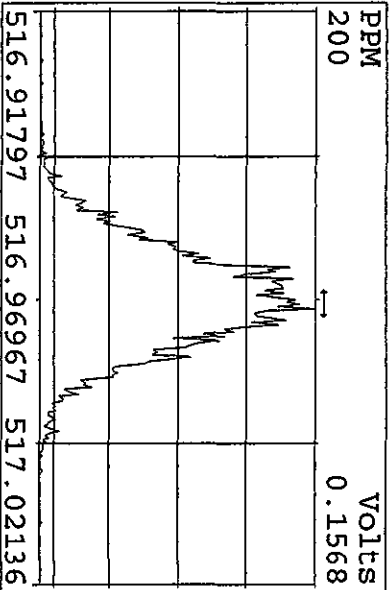
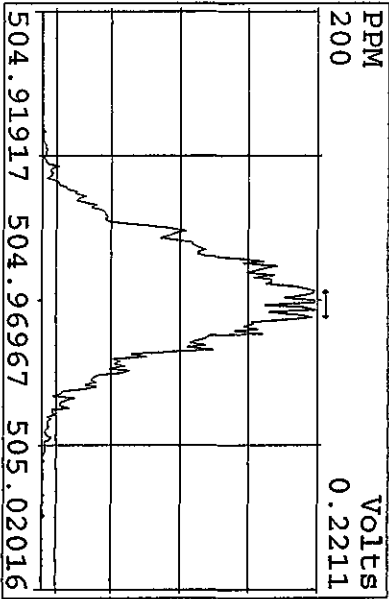
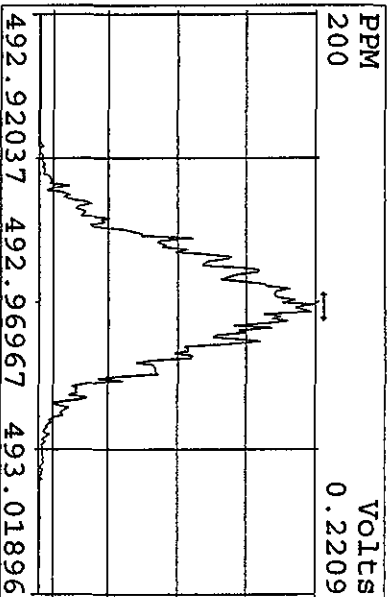
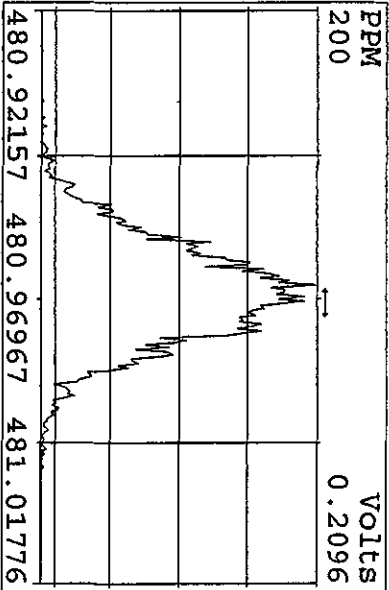
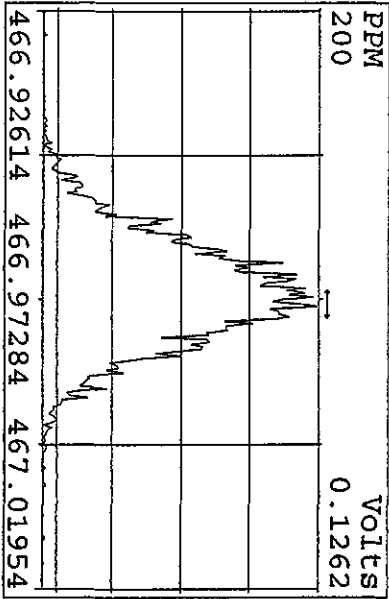
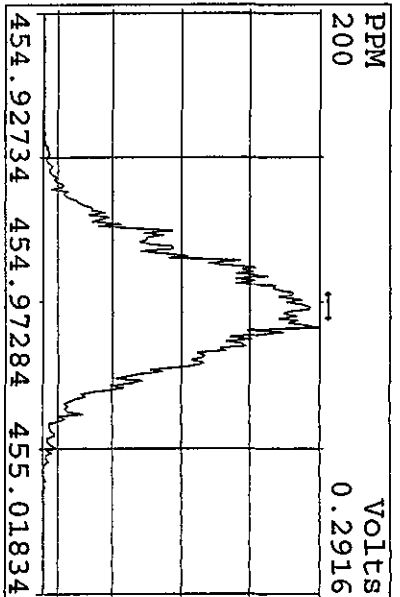
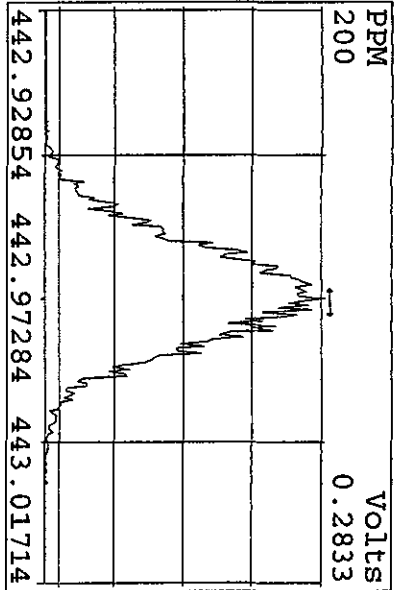
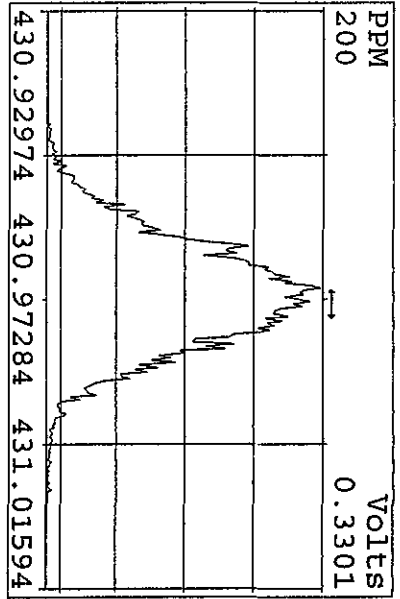




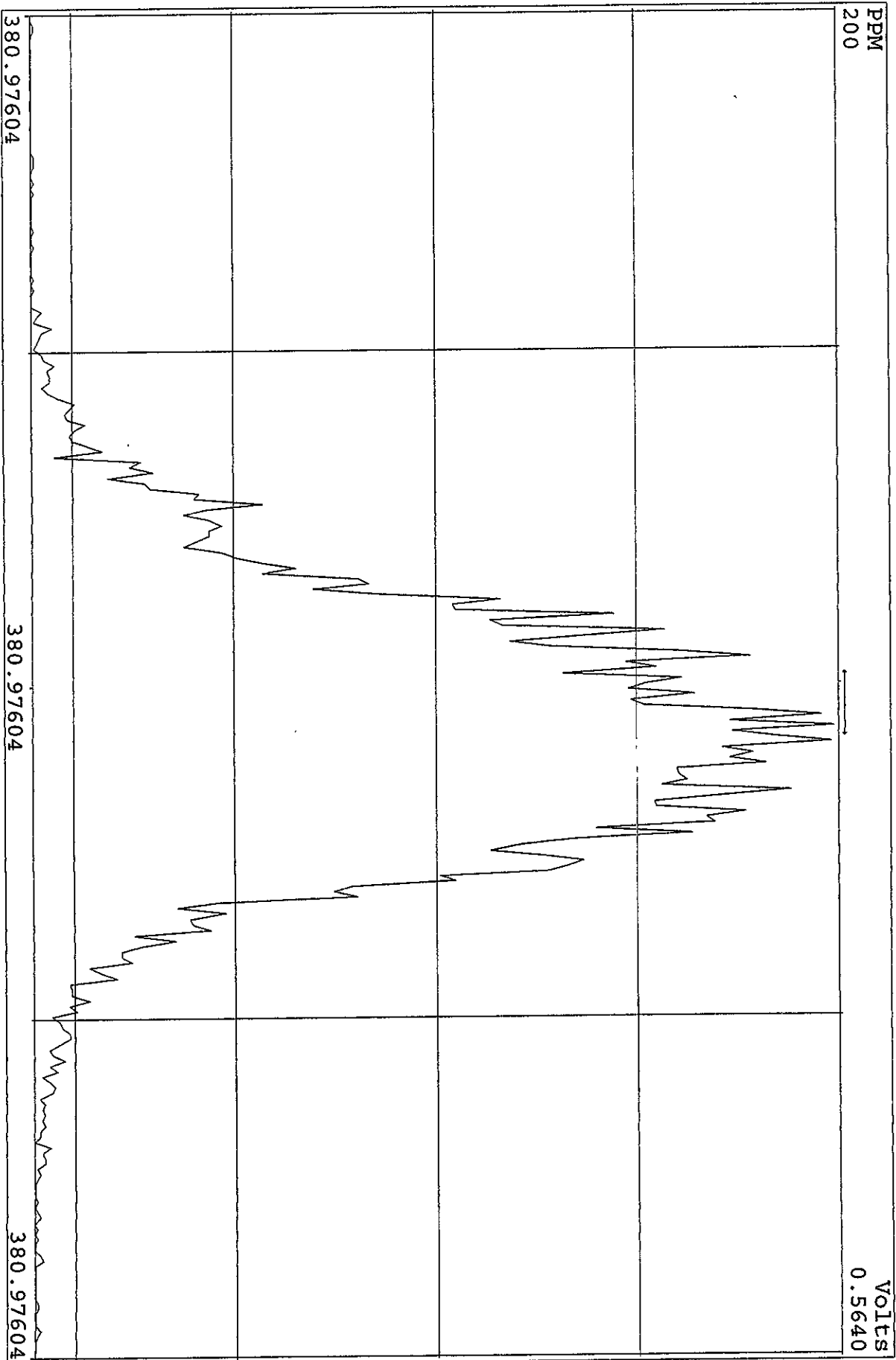
Peak Locate Examination: 1-MAY-2010:08:46 File:01MY104D5  
 Experiment:DIOXINRES8290A Function:4 Reference:PFK



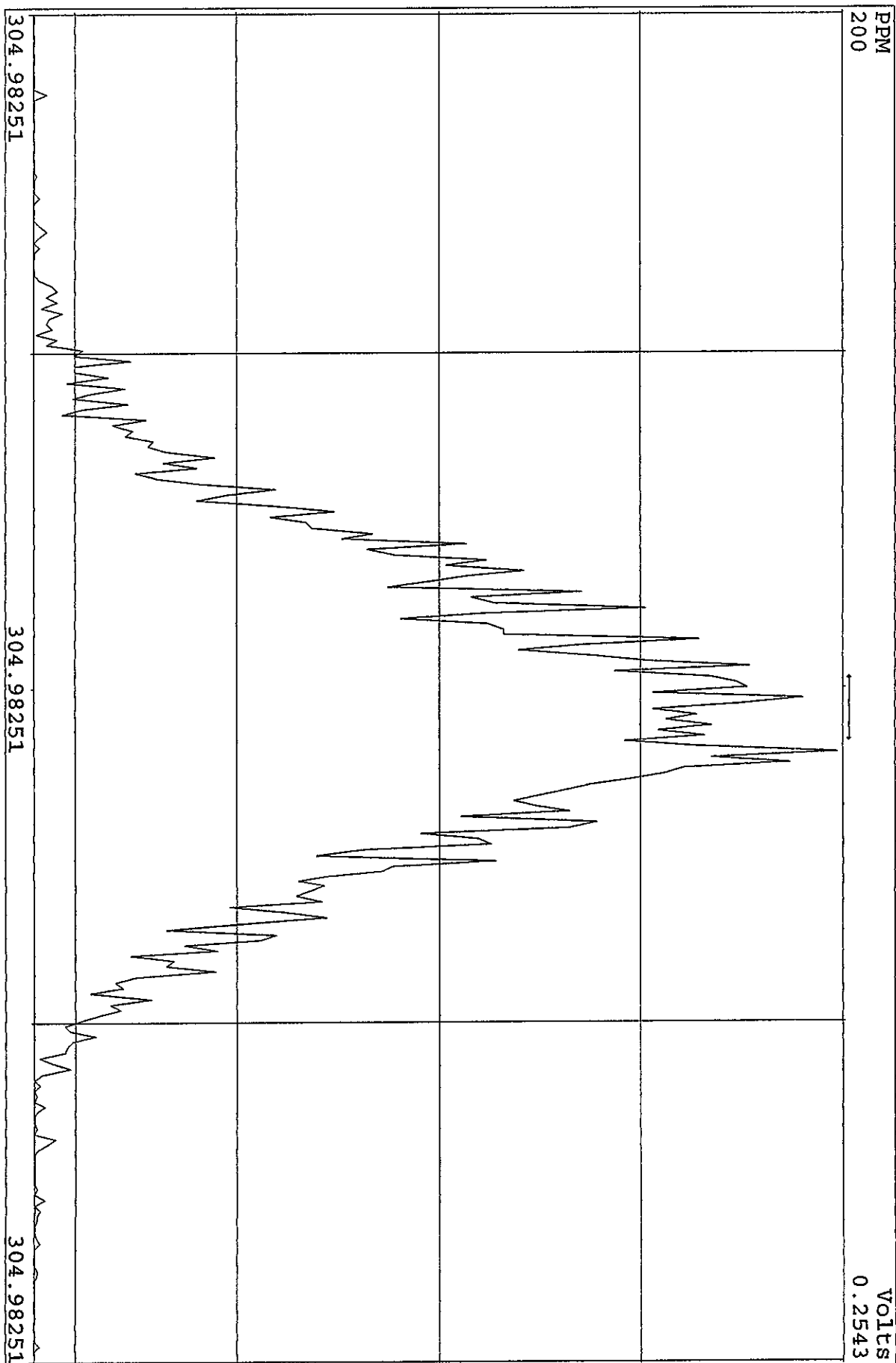
Peak Locate Examination: 1-MAY-2010:08:47 File:01MY104D5  
 Experiment:DIOXINRES8290A Function:5 Reference:PFK



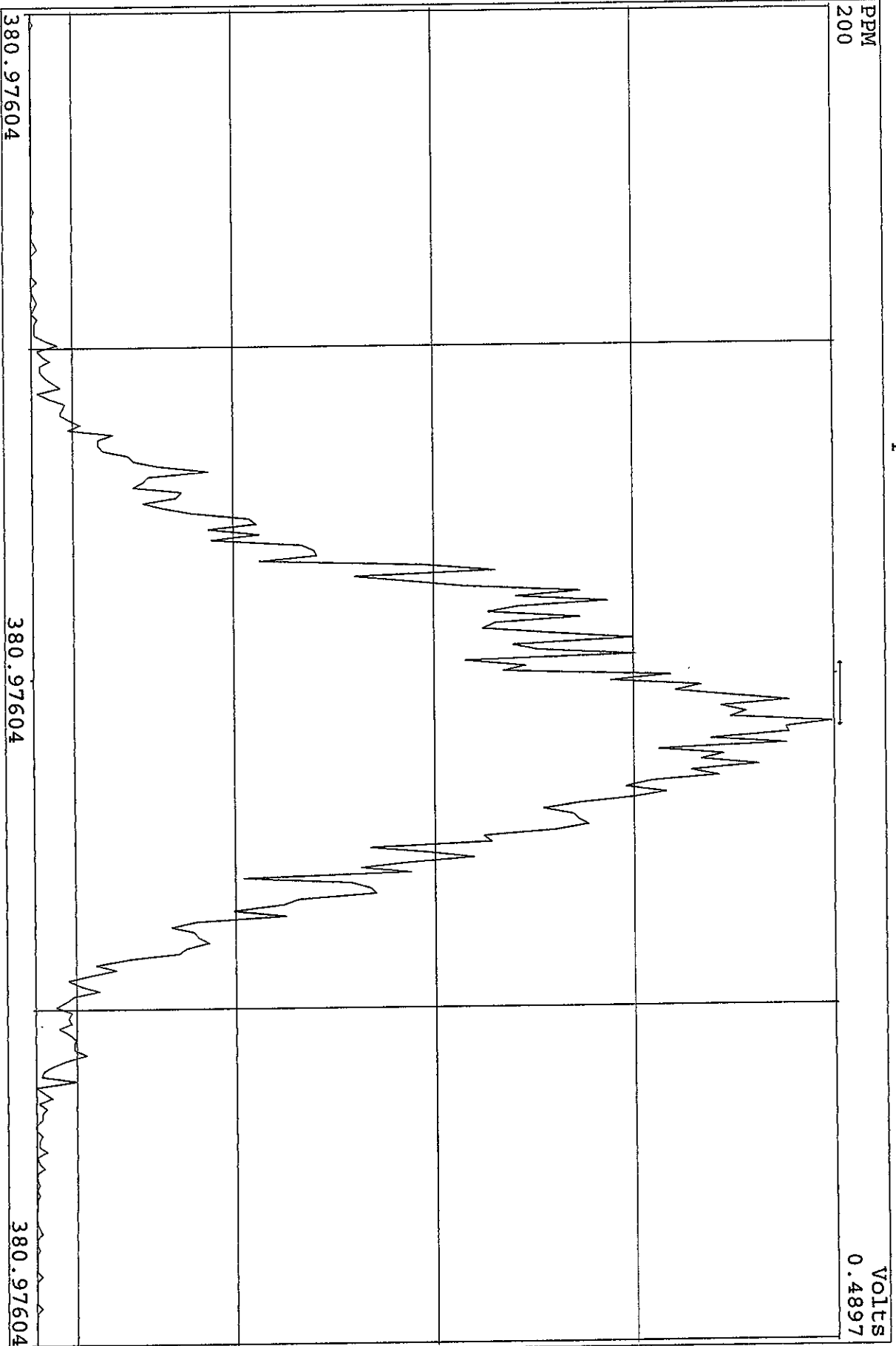
SIRLM Examination: 1-MAY-2010:19:01 File:01MY104D5  
Experiment:DIOXINRES8290A Function:6



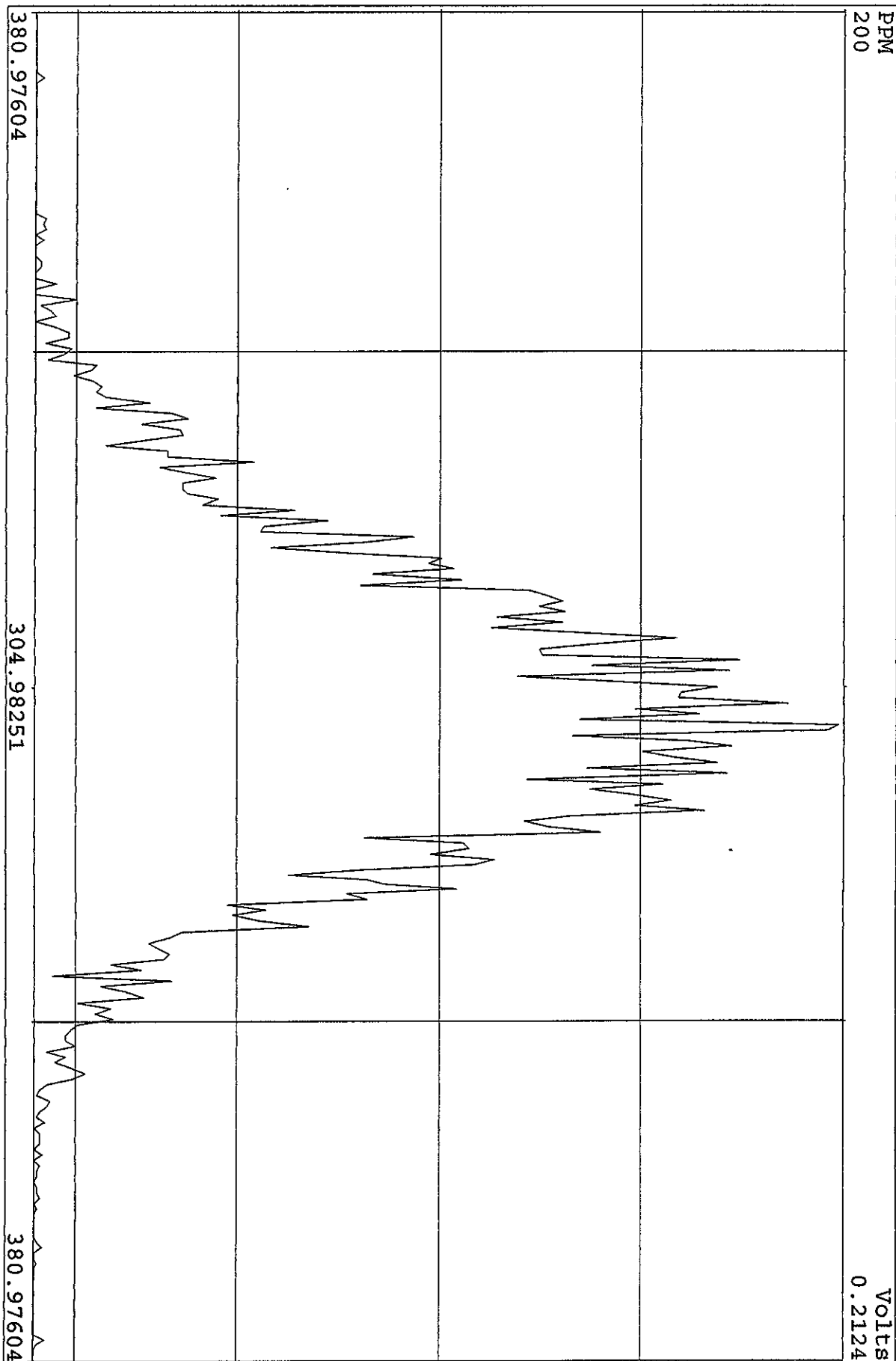
SIRIM Examination: 1-MAY-2010:19:01 File:01MY104D5  
Experiment:DIOXINRES8290A Function:7



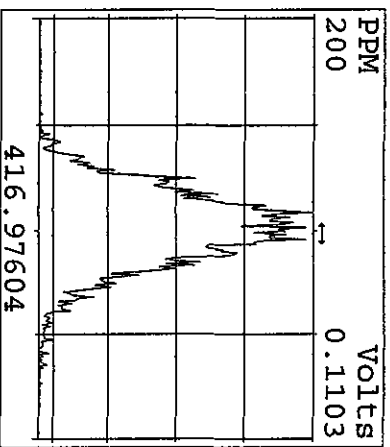
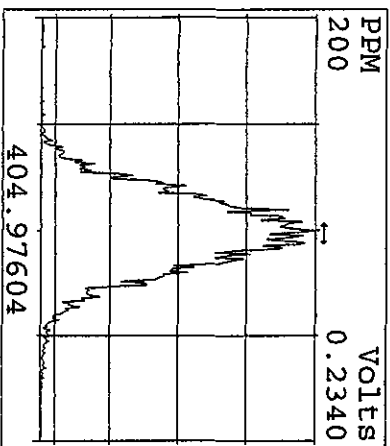
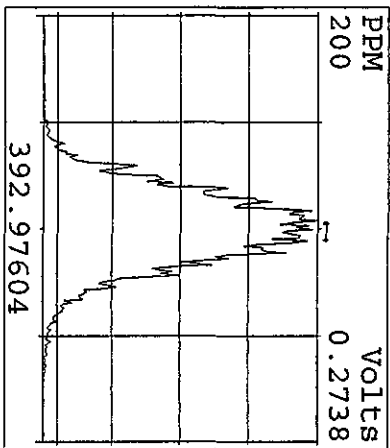
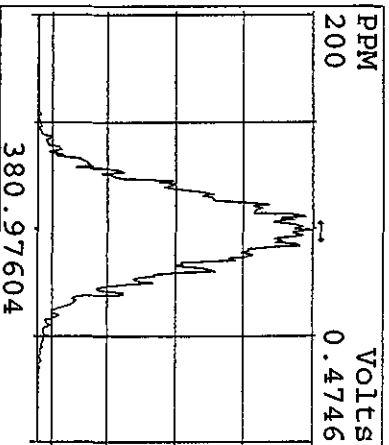
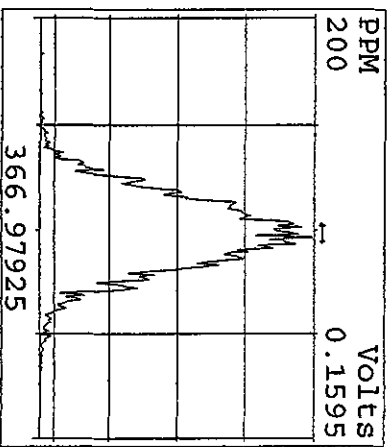
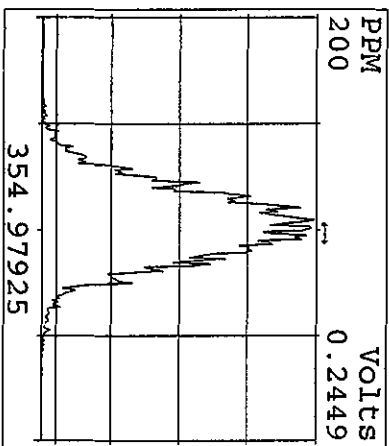
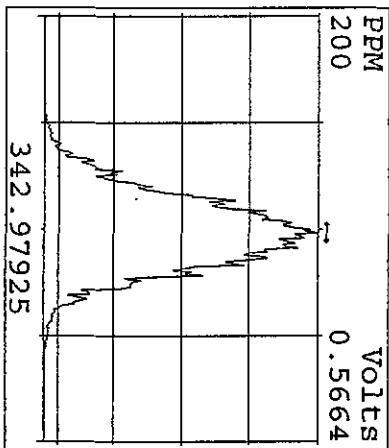
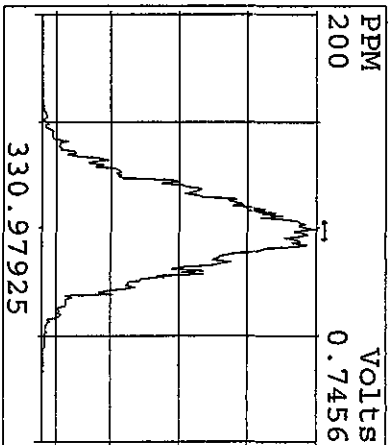
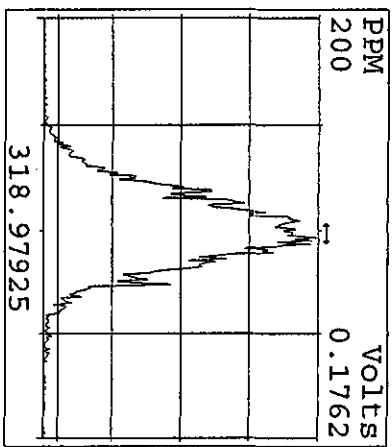
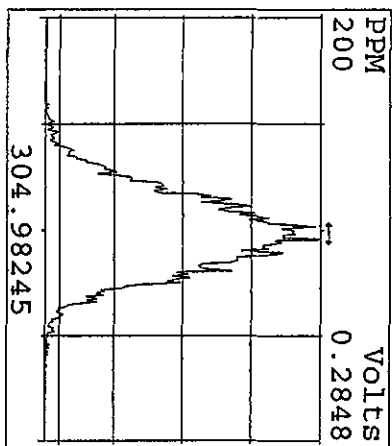
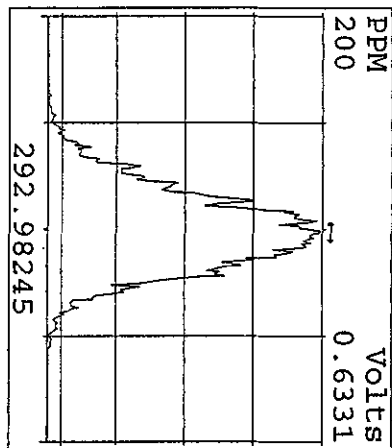
SIRLM Examination: 1-MAY-2010:22:42 File:01MY104D5  
Experiment:DIOXINRES8290A Function:6



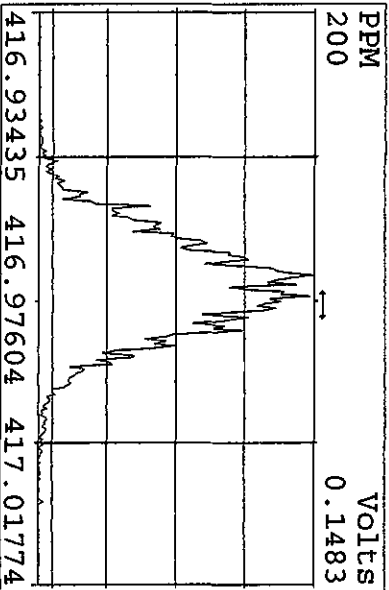
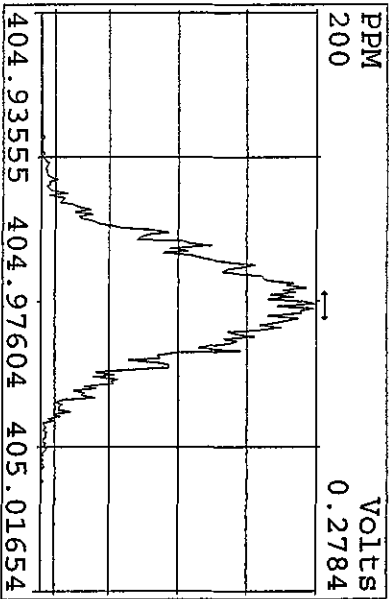
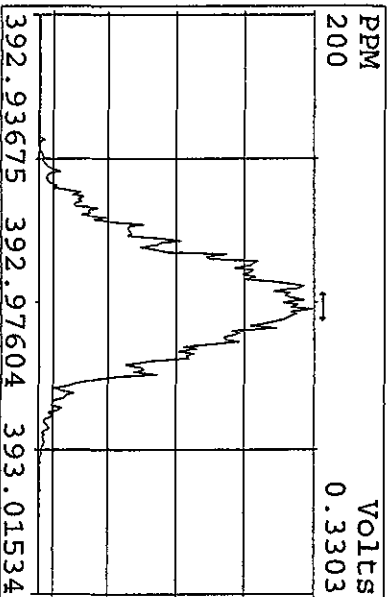
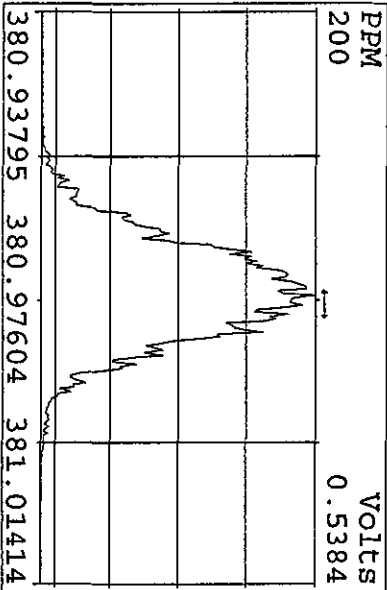
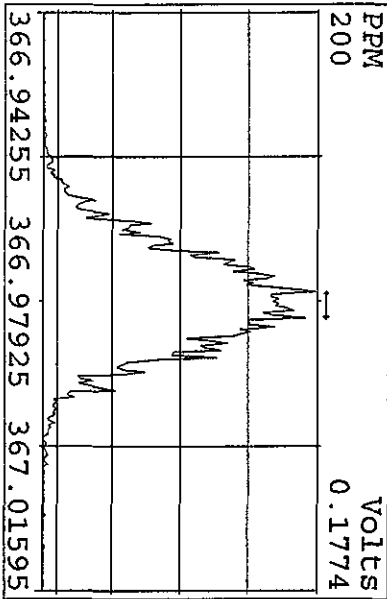
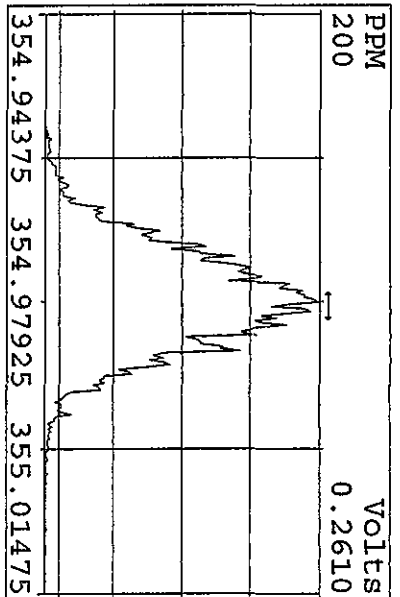
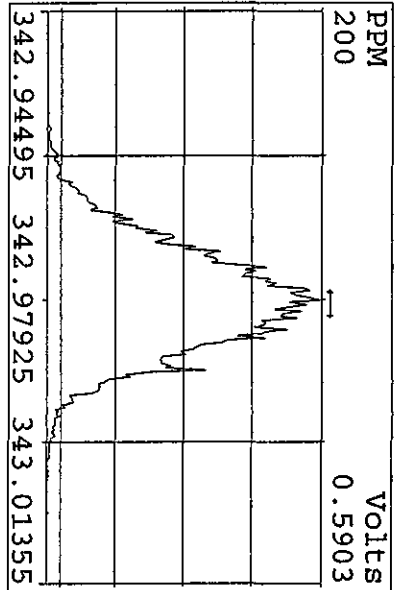
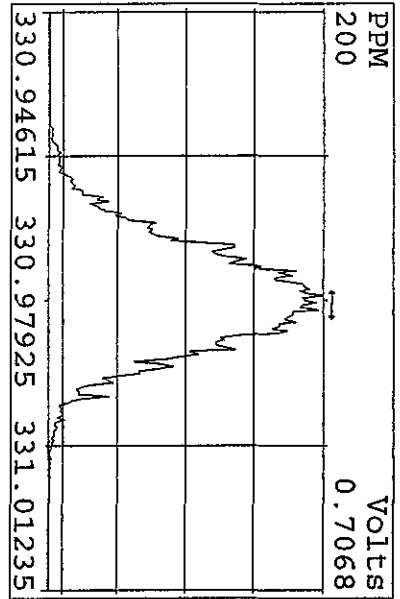
SIRLM Examination: 1-MAY-2010:22:43 File:01MY104D5  
Experiment: DIOXINRES8290A Function: 7



Peak Locate Examination: 2-MAY-2010:08:00 File:01MY104D5ENDRES  
 Experiment:DIOXINRES8290A Function:1 Reference:PFK

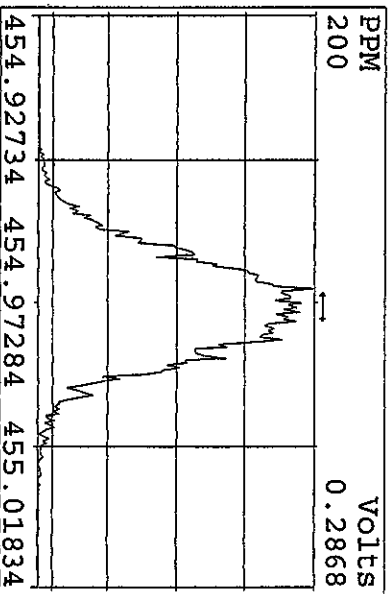
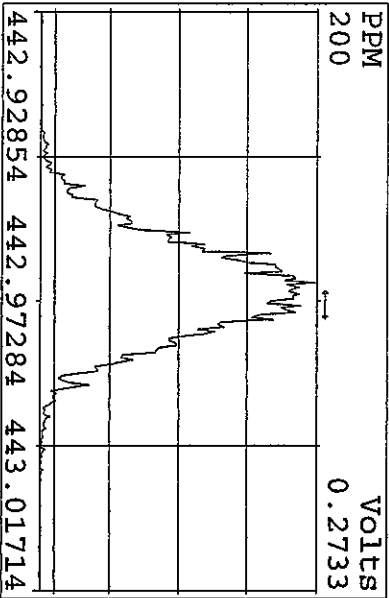
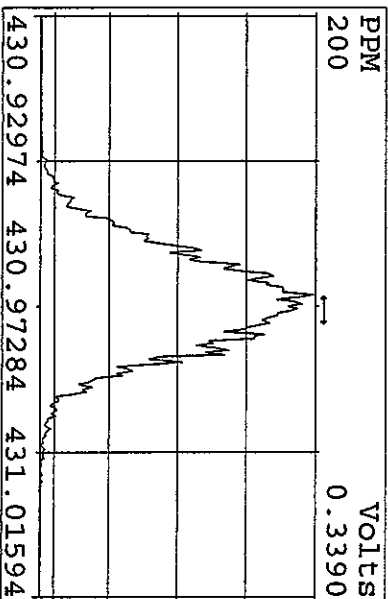
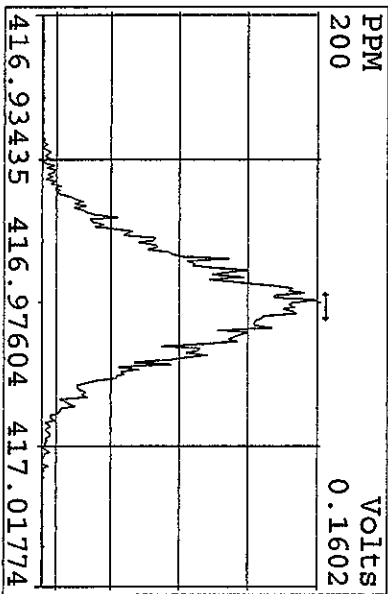
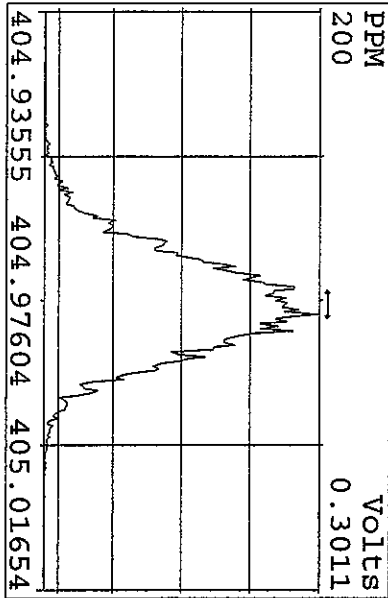
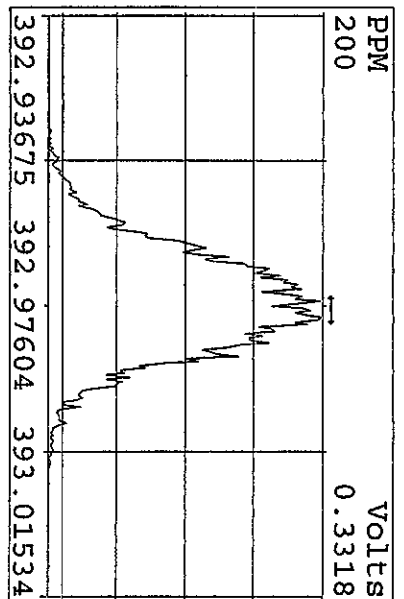
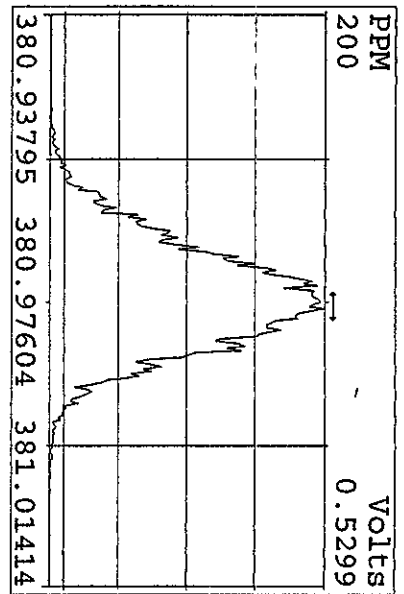
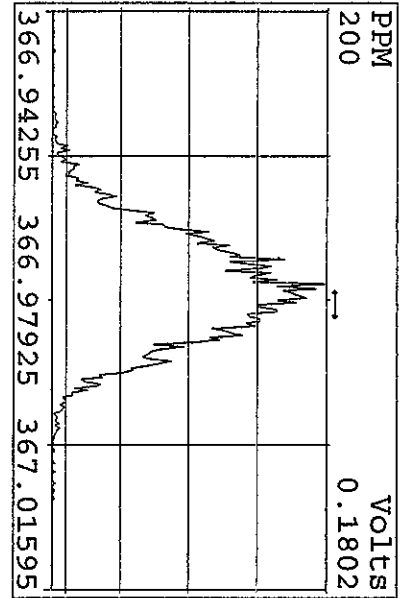


Peak Locate Examination: 2-MAY-2010:08:02 File:01MY104D5ENDRES  
 Experiment:DIOXINRES8290A Function:2 Reference:PFK

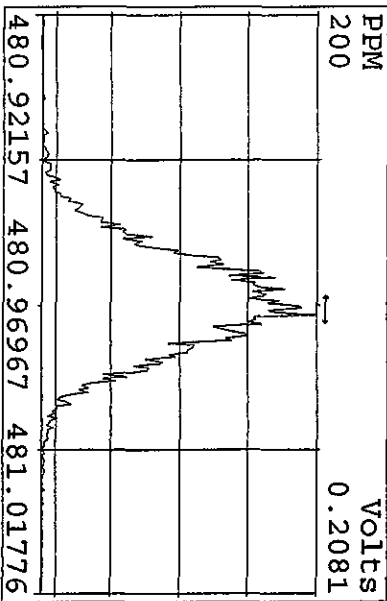
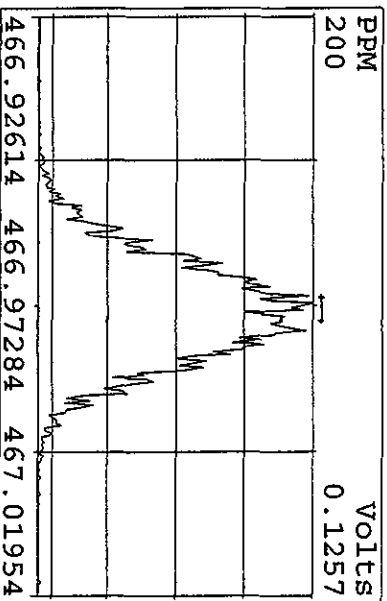
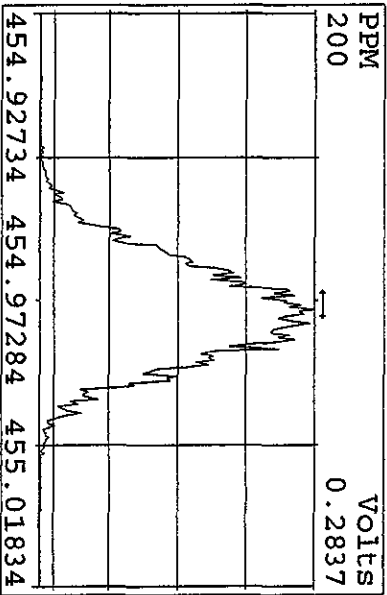
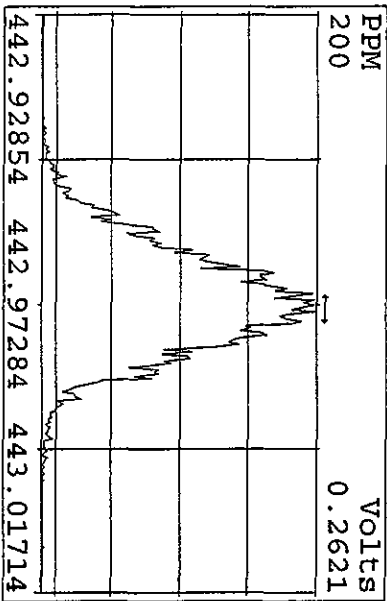
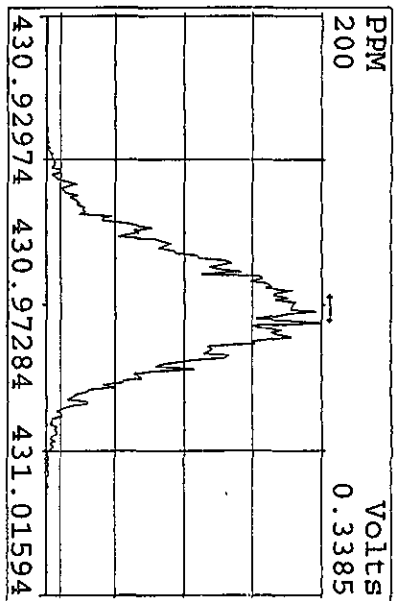
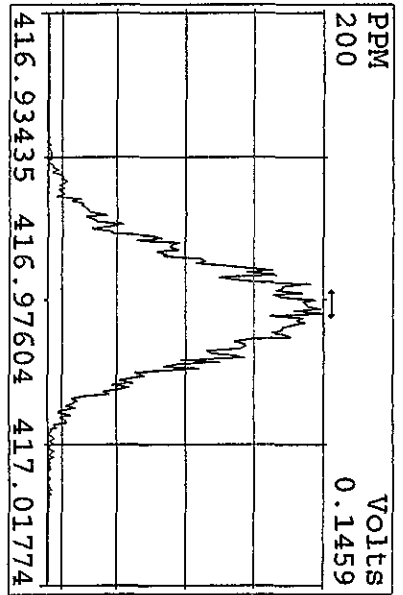
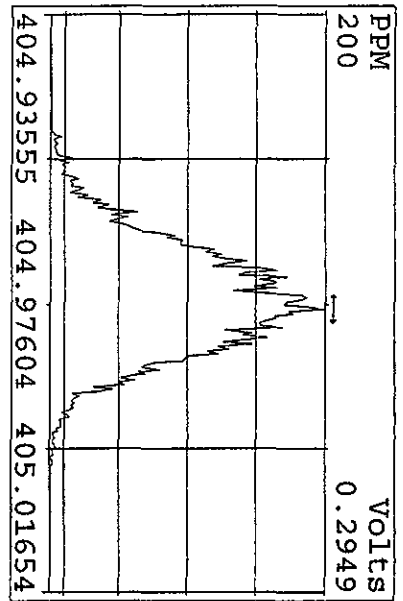




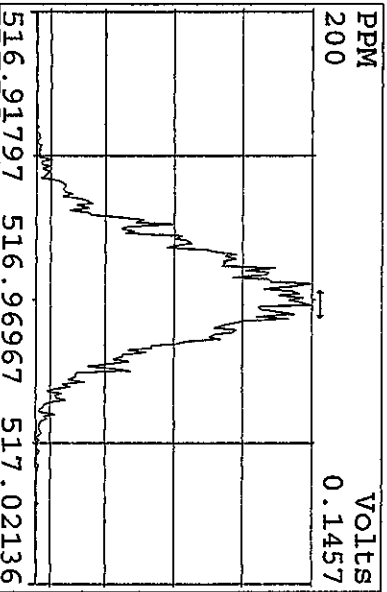
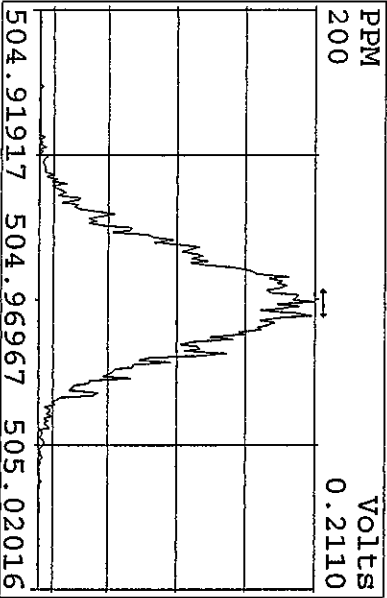
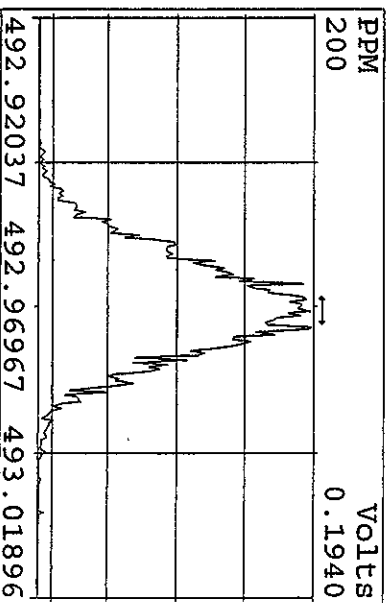
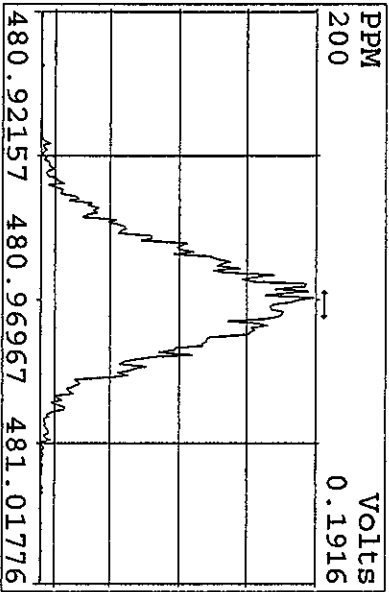
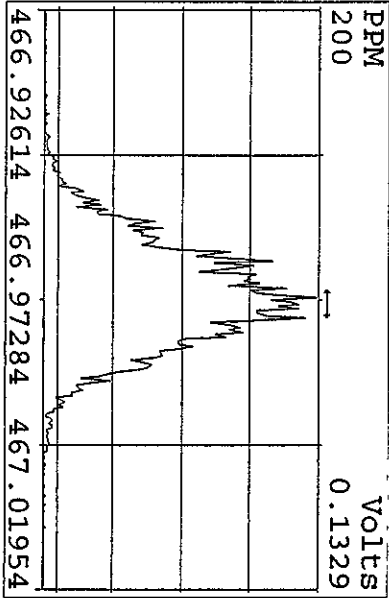
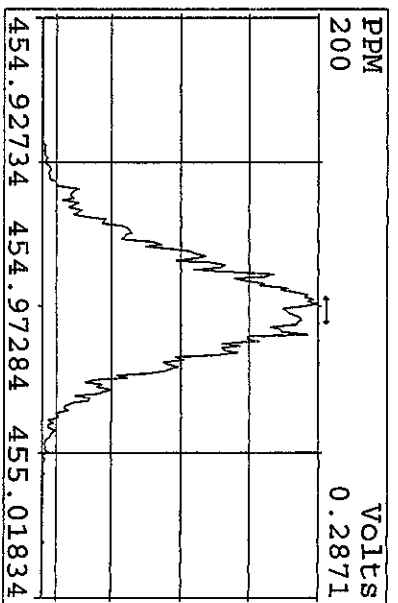
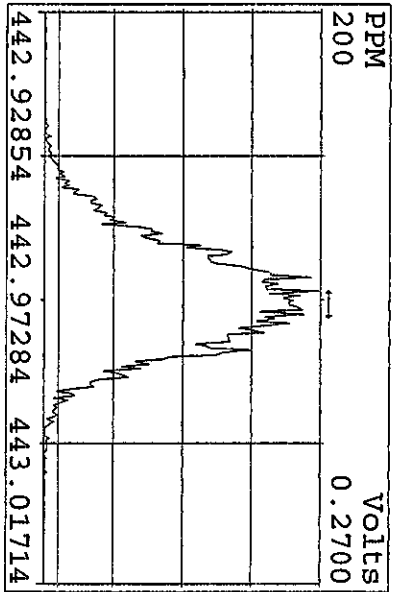
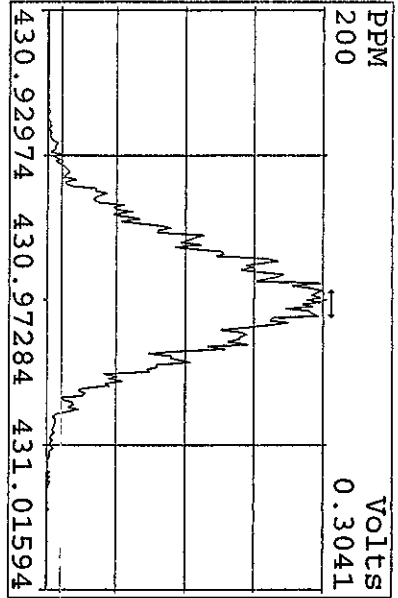
Peak Locate Examination: 2-MAY-2010:08:03 File:01MY104D5ENDRES  
 Experiment:DIOXINRES8290A Function:3 Reference:PFK



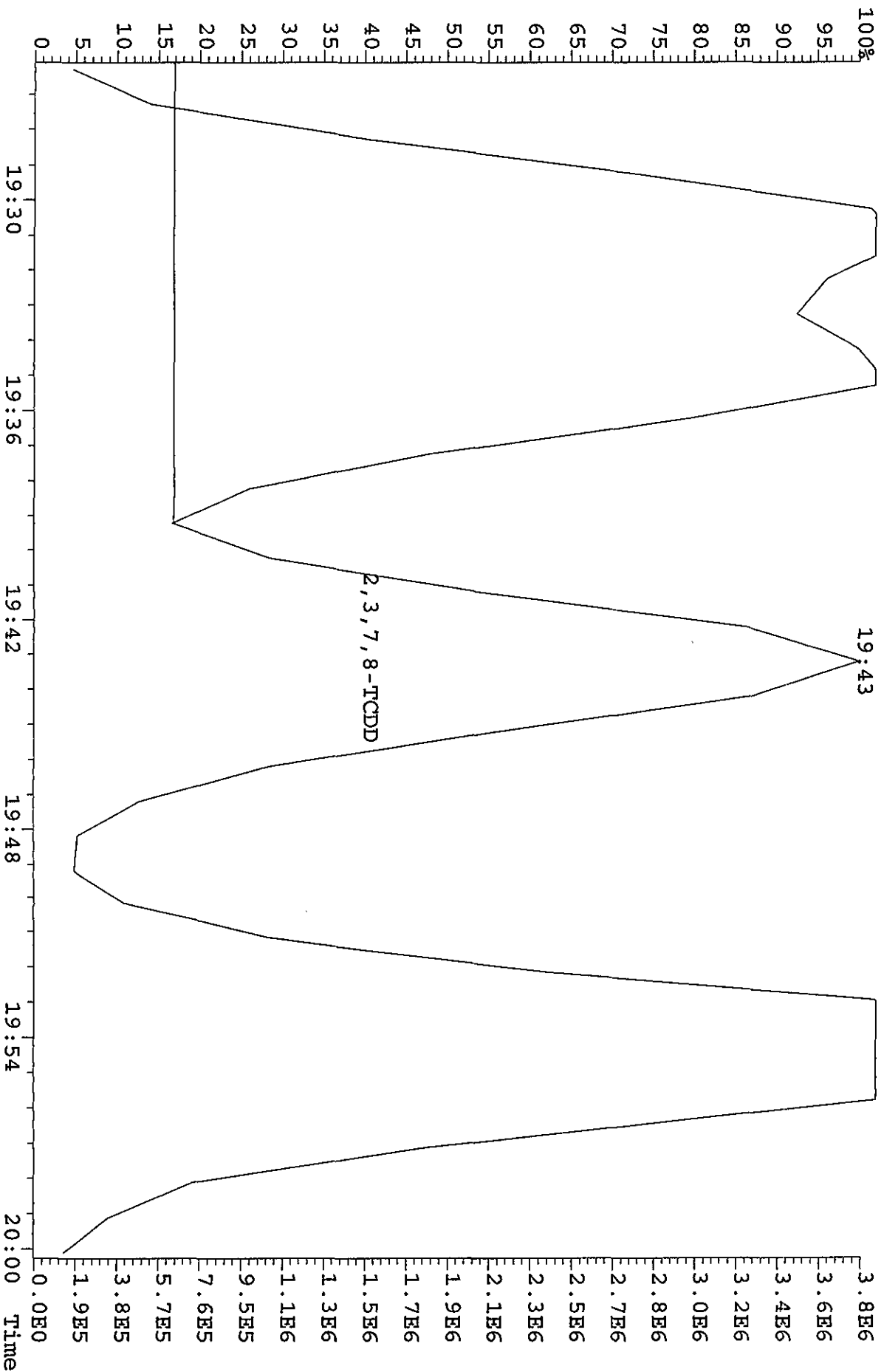
Peak Locate Examination: 2-MAY-2010:08:04 File:01MY104D5ENDRES  
 Experiment:DIOXINRES8290A Function:4 Reference:PFK



Peak Locate Examination: 2-MAY-2010:08:05 File:01MY104D5ENDRES  
 Experiment:DIOXINRES8290A Function:5 Reference:PFK



File: 01MY104D5 #1-433 Acq: 1-MAY-2010 09:32:20 GC EI+ Voltage SIR Autospec-UltimaE  
321.8936 S:2 Exp:DIOXINRES8290A



Run: 12AP104D5 Analyte: 8290A Cal: 8290A0412104D5

ST0412B :CS-1 09DXN422 ST0412A :CS-2 09DXN423 ST0412 :CS-3 10DXN111  
 ST0412D :CS-4 09DXN426 ST0412C :CS-5 09DXN456

12AP104D5 12AP104D5 12AP104D5 12AP104D5 12AP104D5

Name	Mean	S. D.	%RSD	RRF1	RRF2	RRF3	RRF4	RRF5
13C-1,2,3,4-TCDD	-	-	- %	-	-	-	-	-
13C-2,3,7,8-TCDF	1.521	0.098	6.47 %	1.54	1.47	1.60	1.38	1.62
2,3,7,8-TCDF	0.945	0.042	4.44 %	0.88	0.94	0.98	0.95	0.98
Total TCDF	0.945	0.042	4.44 %	0.88	0.94	0.98	0.95	0.98
13C-2,3,7,8-TCDD	0.950	0.080	8.47 %	0.94	0.87	0.95	0.91	1.08
2,3,7,8-TCDD	1.021	0.031	3.03 %	1.00	0.98	1.04	1.04	1.05
Total TCDD	1.021	0.031	3.03 %	1.00	0.98	1.04	1.04	1.05
37Cl-2,3,7,8-TCDD	2.261	0.218	9.64 %	2.41	2.04	2.16	2.14	2.56

13C-1,2,3,7,8-PeCDF	1.050	0.149	14.1 %	0.97	0.97	1.01	0.98	1.31
1,2,3,7,8-PeCDF	1.045	0.049	4.68 %	0.97	1.02	1.09	1.09	1.06
2,3,4,7,8-PeCDF	0.982	0.045	4.55 %	0.93	0.97	1.03	1.02	0.96
Total F2 PeCDF	1.013	0.046	4.50 %	0.95	0.99	1.06	1.05	1.01
Total F1 PeCDF	1.013	0.046	4.50 %	0.95	0.99	1.06	1.05	1.01

13C-1,2,3,7,8-PeCDD	0.670	0.094	14.0 %	0.61	0.65	0.62	0.64	0.84
1,2,3,7,8-PeCDD	0.982	0.047	4.75 %	0.94	0.93	1.04	1.01	0.99
Total PeCDD	0.982	0.047	4.75 %	0.94	0.93	1.04	1.01	0.99

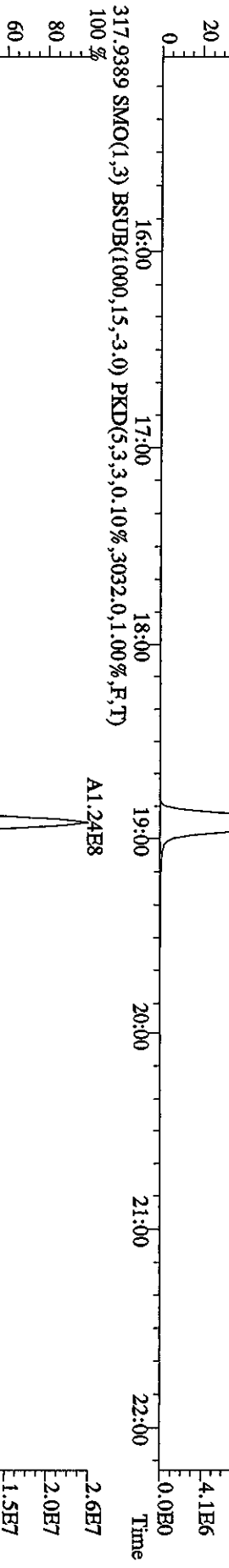
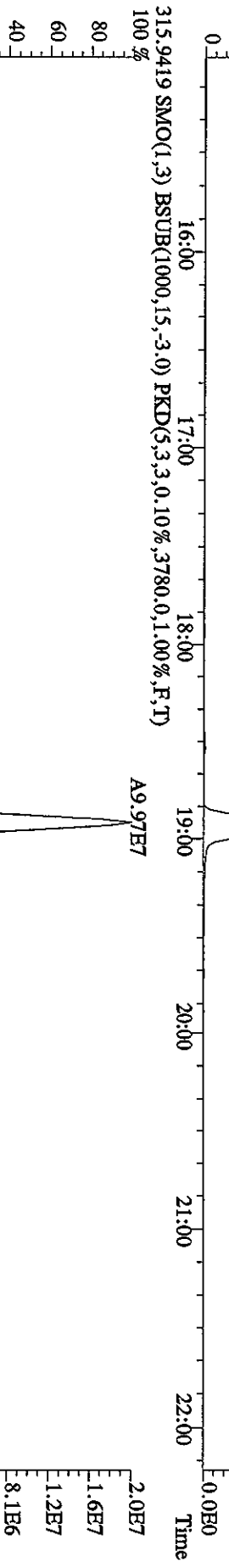
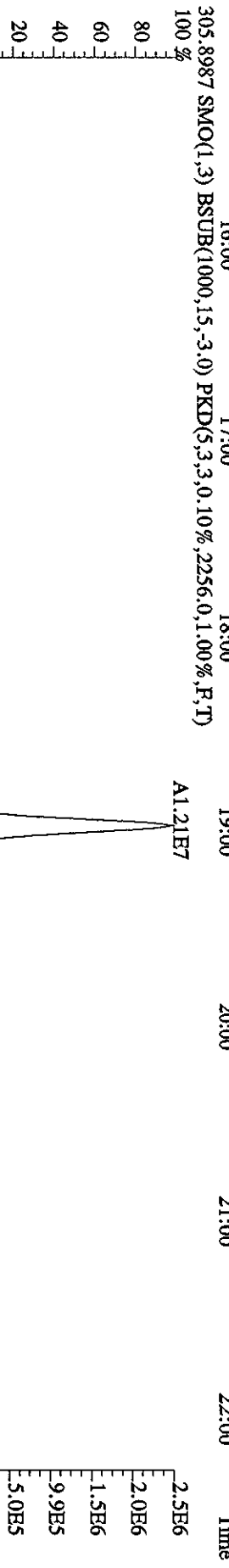
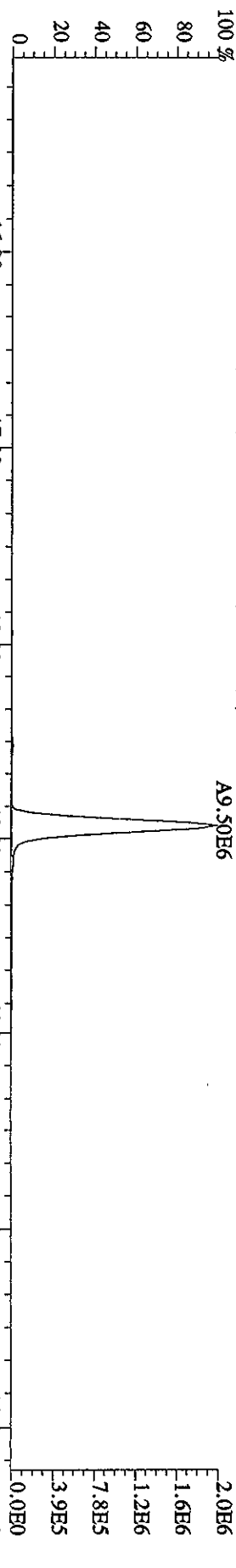
13C-1,2,3,7,8,9-HxCDD - %

13C-1,2,3,4,7,8-HxCDF	1.025	0.075	7.29 %	1.08	0.98	1.08	0.92	1.06
1,2,3,4,7,8-HxCDF	1.213	0.061	5.00 %	1.12	1.18	1.25	1.28	1.23
1,2,3,6,7,8-HxCDF	1.343	0.096	7.13 %	1.20	1.34	1.46	1.38	1.33
2,3,4,6,7,8-HxCDF	1.222	0.064	5.27 %	1.13	1.19	1.29	1.26	1.23
1,2,3,7,8,9-HxCDF	1.092	0.072	6.60 %	1.02	1.02	1.15	1.17	1.10
Total HxCDF	1.218	0.070	5.72 %	1.12	1.18	1.29	1.27	1.22

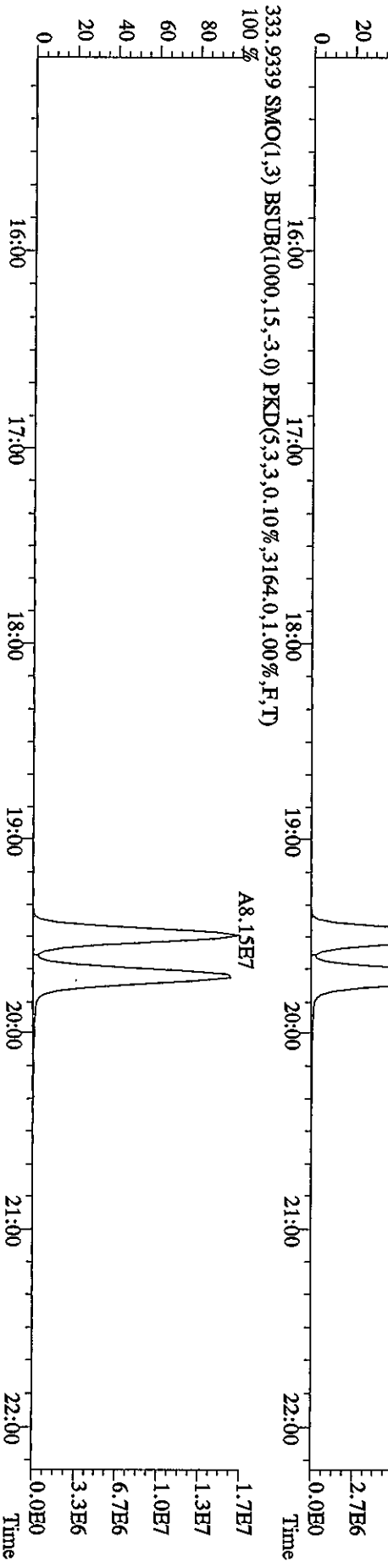
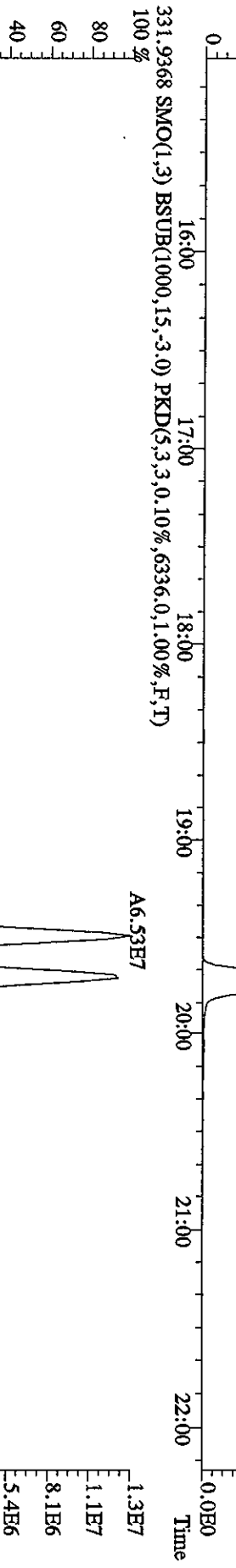


13C-1,2,3,6,7,8-HxCDD	0.807	0.060	7.46 %	0.81	0.77	0.86	0.72	0.87
1,2,3,4,7,8-HxCDD	1.007	0.056	5.54 %	0.93	1.02	1.04	1.07	0.98

1,2,3,6,7,8-HxCDD	1.114	0.059	5.33 %	1.06	1.06	1.19	1.16	1.11
1,2,3,7,8,9-HxCDD	1.209	0.083	6.88 %	1.12	1.17	1.22	1.34	1.19
Total HxCDD	1.110	0.061	5.46 %	1.04	1.08	1.15	1.19	1.09
13C-1,2,3,4,6,7,8-HpCDF	0.863	0.061	7.10 %	0.87	0.82	0.95	0.79	0.88
1,2,3,4,6,7,8-HpCDF	1.310	0.072	5.52 %	1.20	1.28	1.39	1.36	1.32
1,2,3,4,7,8,9-HpCDF	1.026	0.053	5.19 %	0.95	1.00	1.09	1.06	1.03
Total HpCDF	1.168	0.063	5.36 %	1.08	1.14	1.24	1.21	1.18
13C-1,2,3,4,6,7,8-HpCDD	0.697	0.052	7.39 %	0.71	0.67	0.77	0.64	0.71
1,2,3,4,6,7,8-HpCDD	1.072	0.039	3.60 %	1.03	1.03	1.11	1.11	1.08
Total HpCDD	1.072	0.039	3.60 %	1.03	1.03	1.11	1.11	1.08
13C-OCDD	0.531	0.041	7.69 %	0.53	0.49	0.58	0.49	0.57
OCDF	1.445	0.085	5.85 %	1.32	1.39	1.51	1.50	1.50
OCDD	1.166	0.060	5.16 %	1.08	1.14	1.23	1.21	1.17

File:01MY104D5 #1\_435 Acq: 1-MAY-2010 08:48:19 GC FI+ Voltage SIR Autospec-UltraB  
 Sample#1 Text:ST0501 :CS3 10DXN083 Exp:DIOXINRES8290A  
 303.9016 SMO(1,3) BSUB(1000,15,-3.0) PKD(5,3,3,0,10%,584,0,1.00%,F,T)

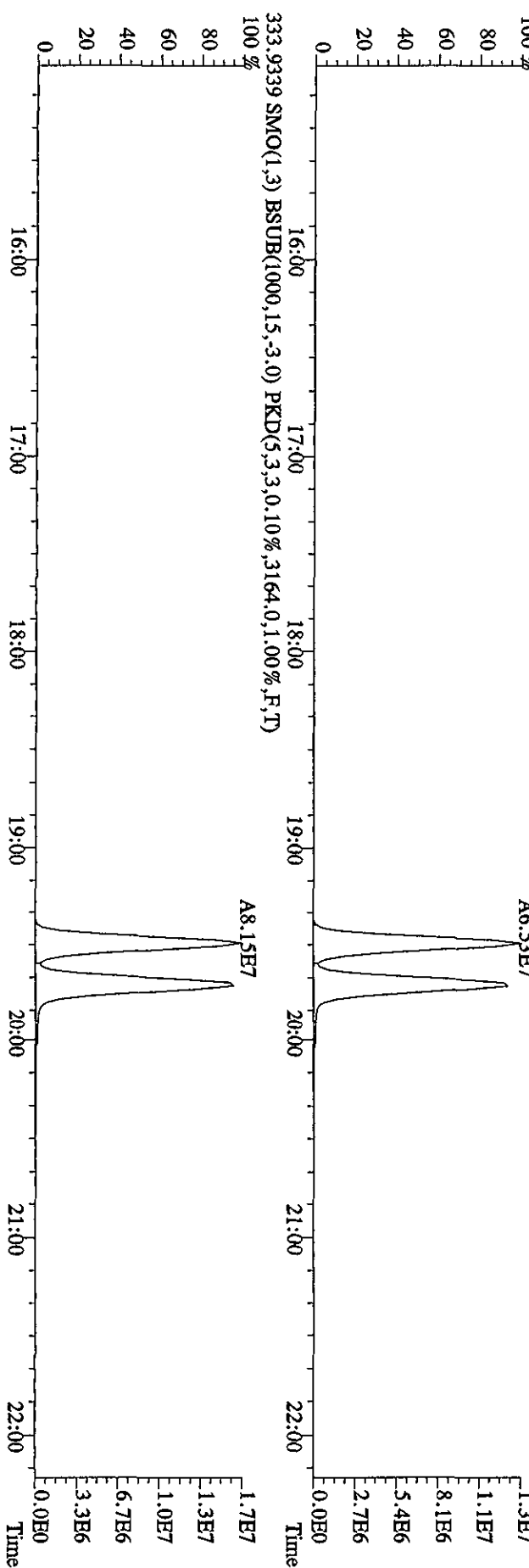
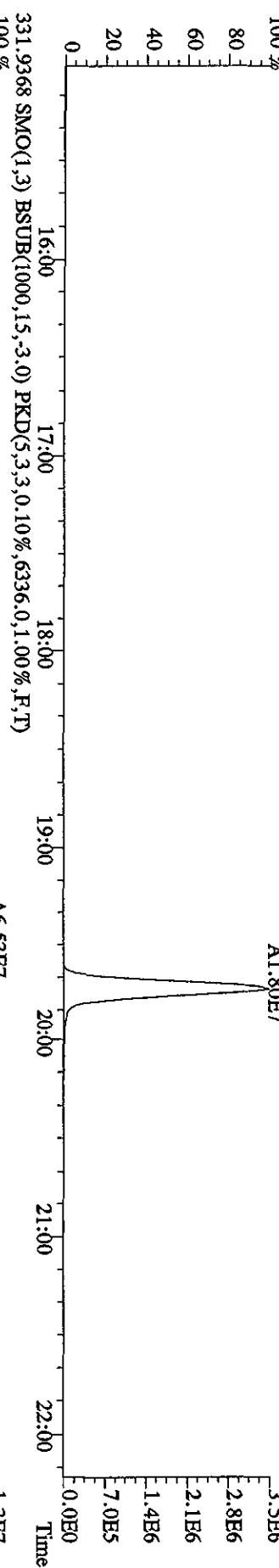
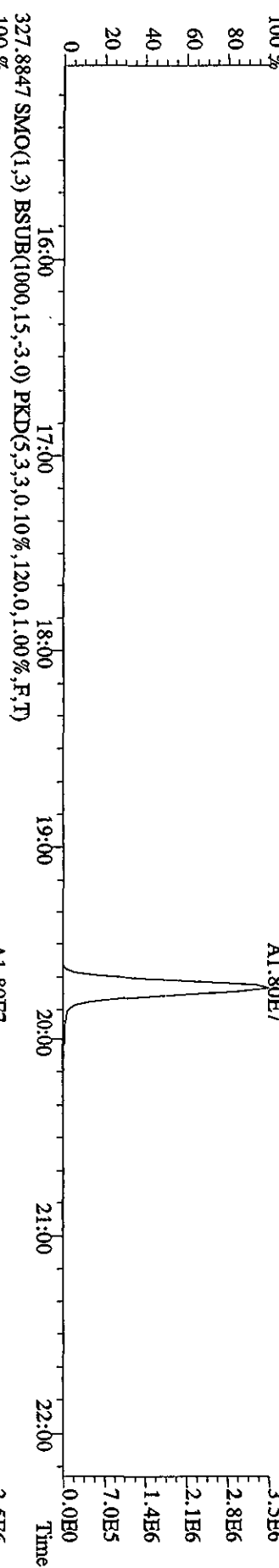


File:01MY104D5 #1-435 Acq: 1-MAY-2010 08:48:19 GC BI+ Voltage SIR Autospec-UHimaE  
 Sample#1 Text:ST0501 :CS3 10DXN083 Exp:DIOXINRES8290A  
 319.8965 SMO(1,3) BSUB(1000,15,-3.0) PKD(5,3,3,0,10%,1040.0,1.00%,F,T)

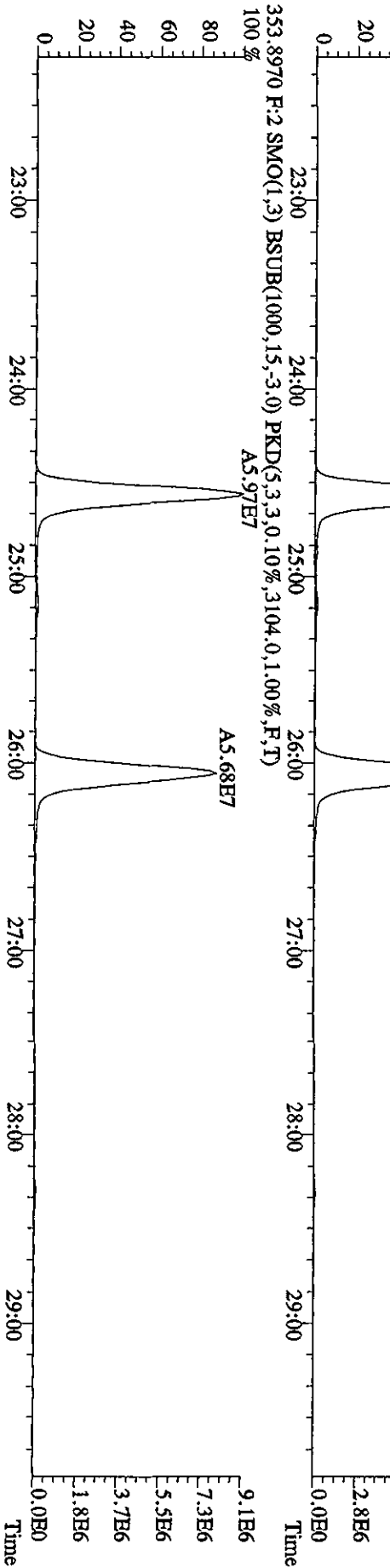
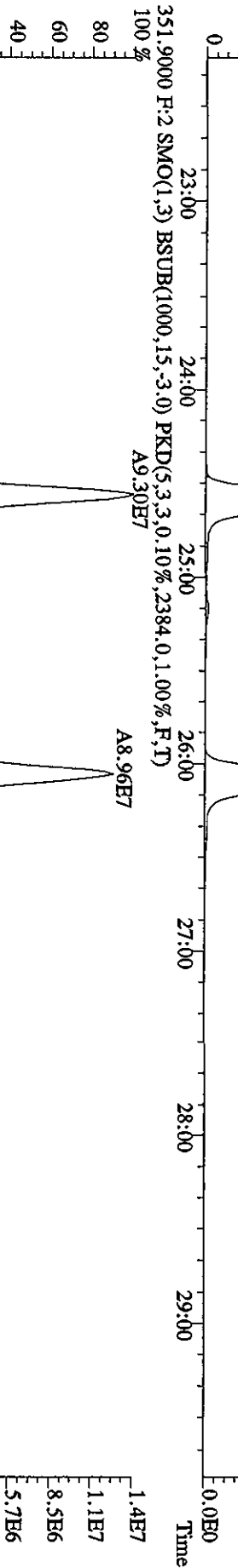
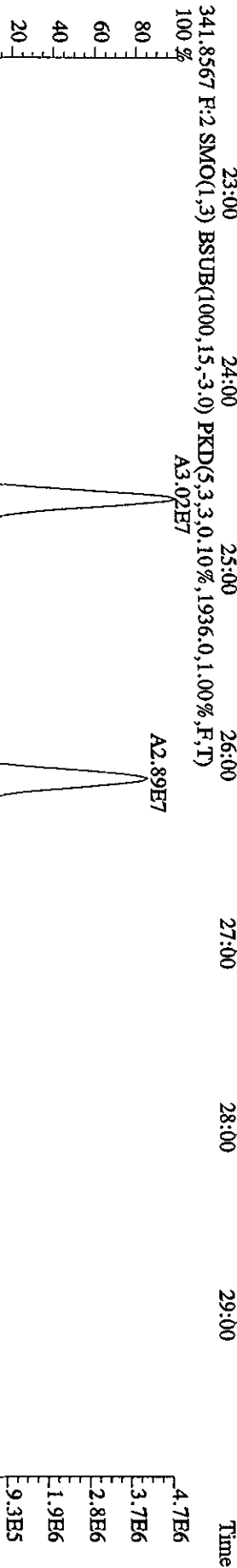
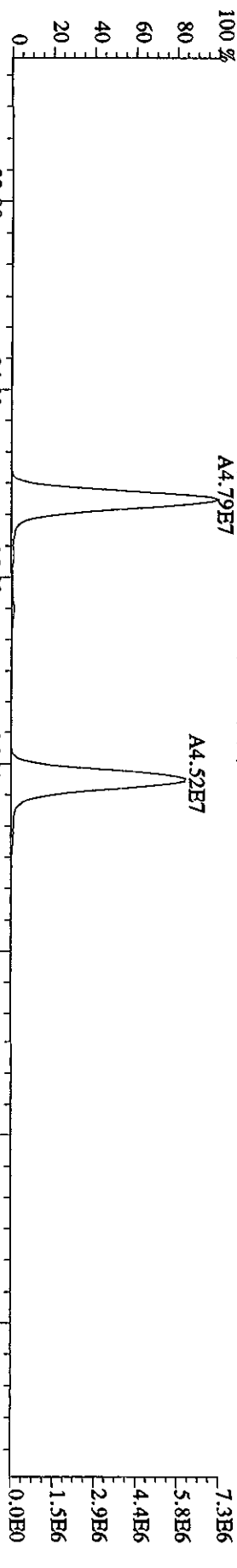




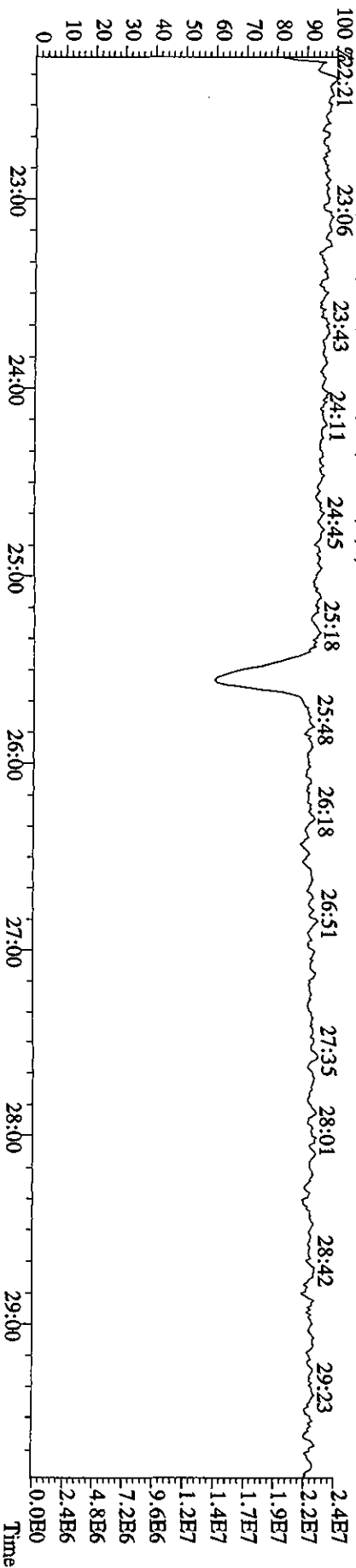
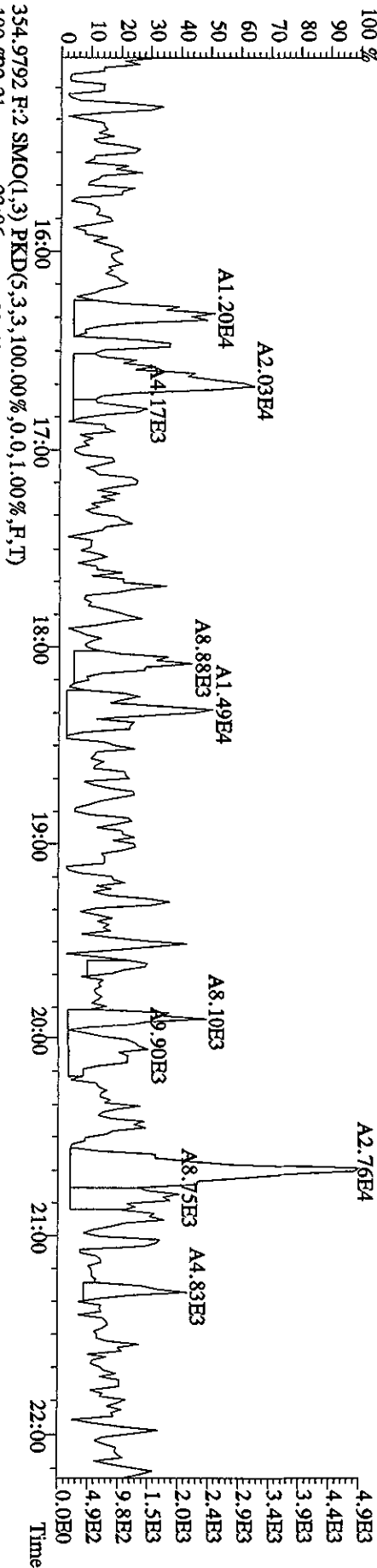
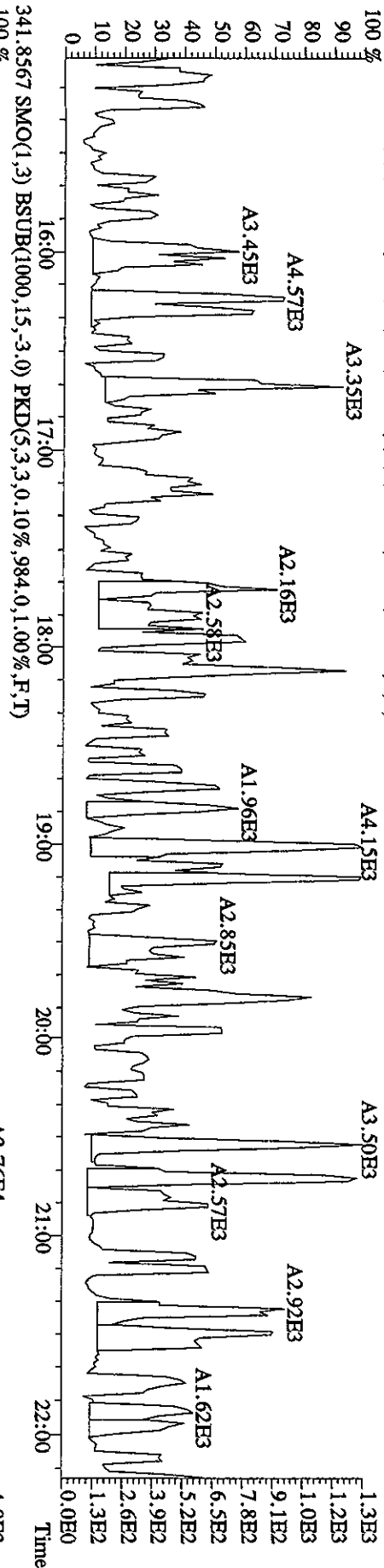
File:01MYY104D5 #1-435 Acq: 1-MAY-2010 08:48:19 GC EI+ Voltage SIR Autospec-UltimaB  
 Sample#1 Text:ST0501 :CS3 10DXN083 Exp:DIOXINRES8290A  
 327.8847 SMO(1,3) BSUB(1000,15,-3.0) PKD(5,3,3,0.10%,120.0,1.00%,F,T)



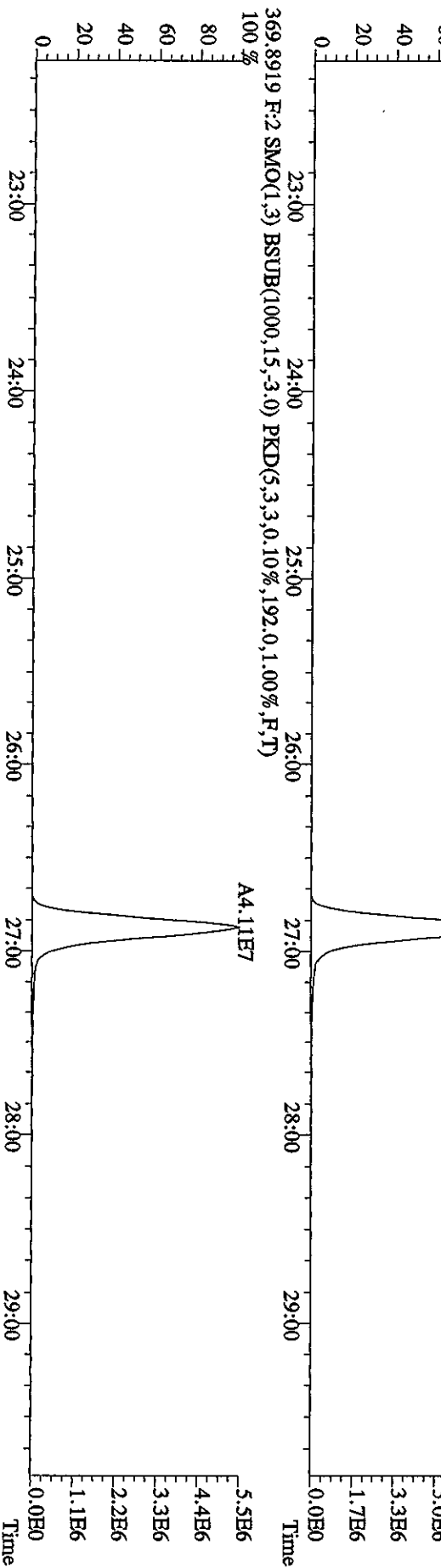
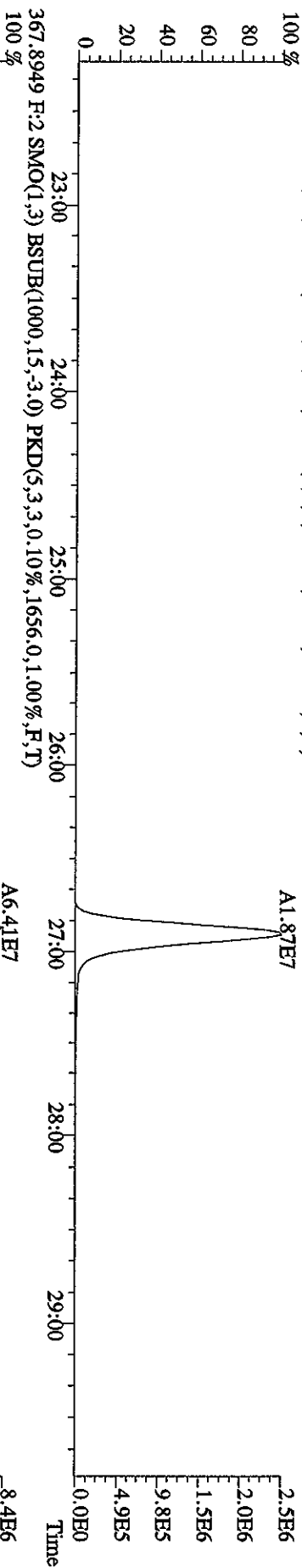
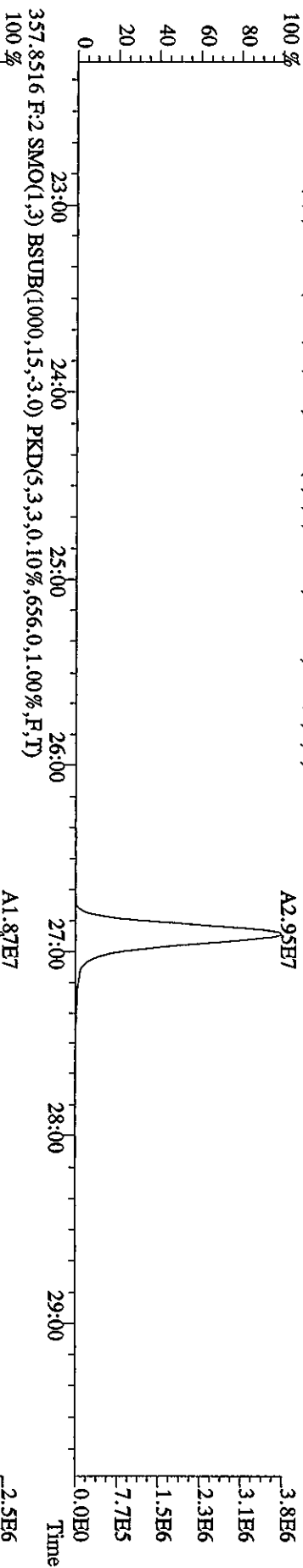
File:01MYY104D5 #1-604 Acq: 1-MAY-2010 08:48:19 GC EI+ Voltage SIR Autospec-UltimaB  
 Sample#1 Text:ST0501 :CS3 10DXN083 Exp:DIOXINRES8290A  
 339.8597 F:2 SMO(1,3) BSUB(1000,15,-3,0) PKD(5,3,3,0,10%,2020,0,1,00%,F,T)  
 A4.79E7



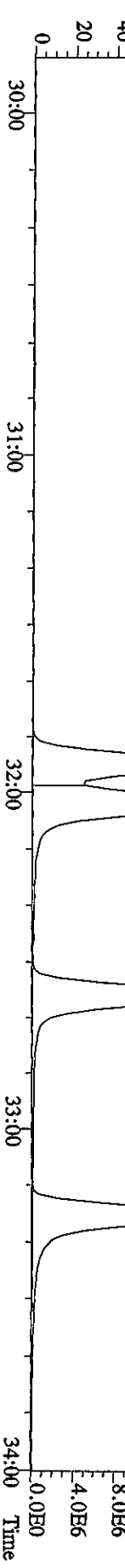
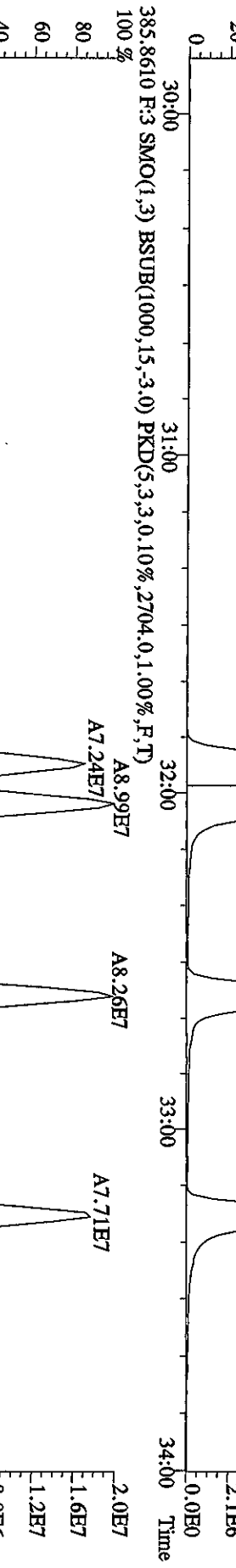
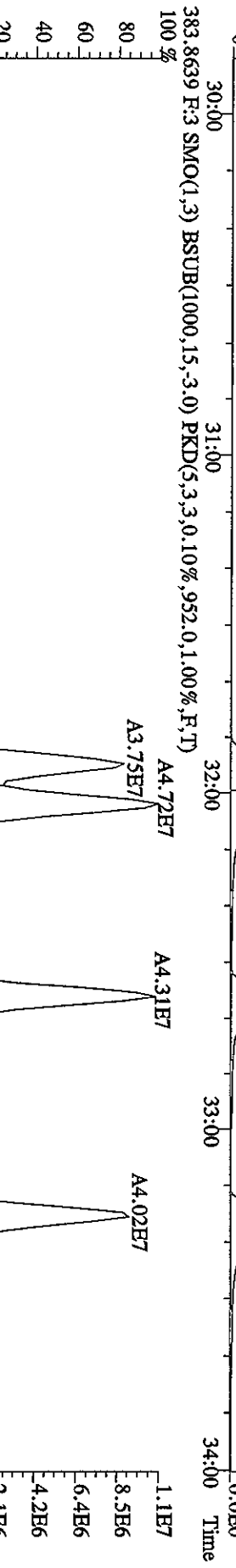
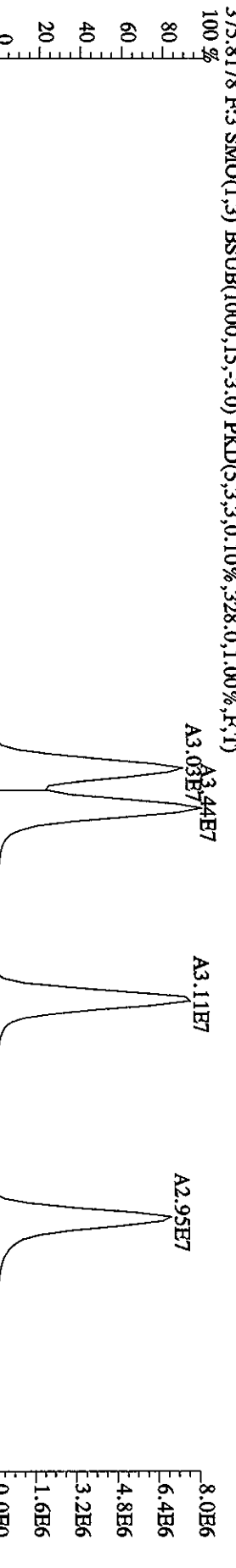
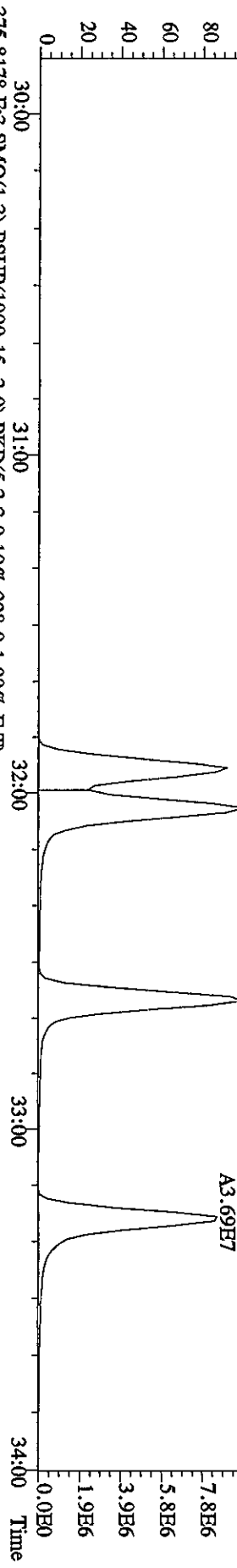
File:01MAY104D5 #1-435 Acq: 1-MAY-2010 08:48:19 GC BI+ Voltage SIR Autospec-Ultimate  
 Sample#1 Text:ST0501 :CS3 10DXN083 Exp:DIOXINRES8290A  
 339.8597 SMO(1,3) BSUB(1000,15,-3.0) PKD(5,3,3,0.10%,436,0.1,00%,F,T)



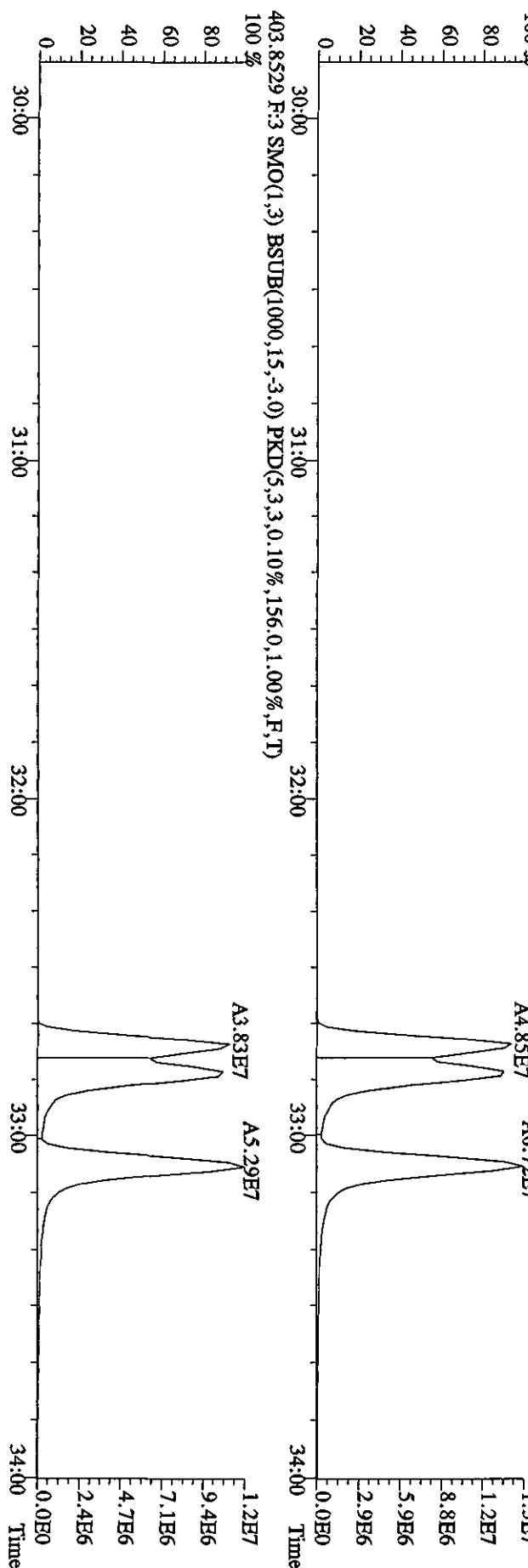

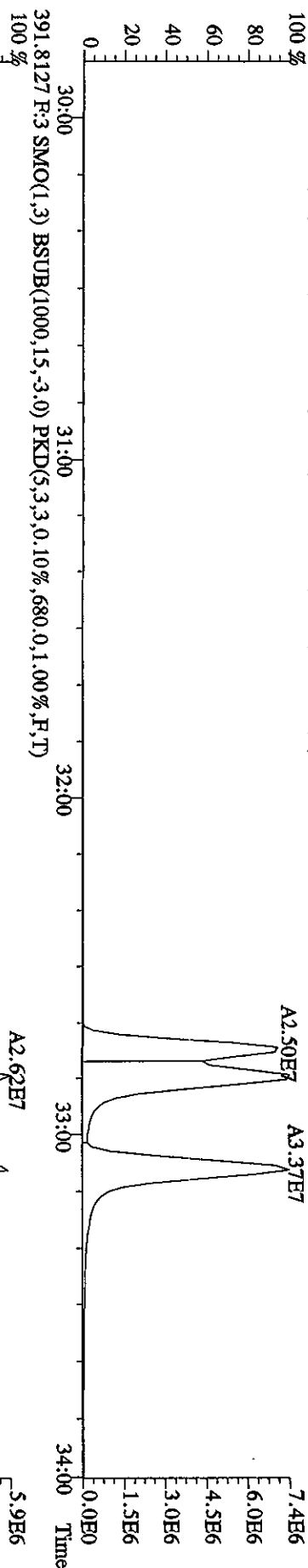
File:01MY104D5 #1-604 Acq: 1-MAY-2010 08:48:19 GC EI+ Voltage SIR Autospec-Ultimate  
Sample#1 Text:ST0501 :CSS 10DXN083 Exp:DIOXINRES8290A  
355.8546 F:2 SMO(1,3) BSUB(1000,15,-3,0) PKD(5,3,3,0,10%,1564.0,1.00%,F,T)



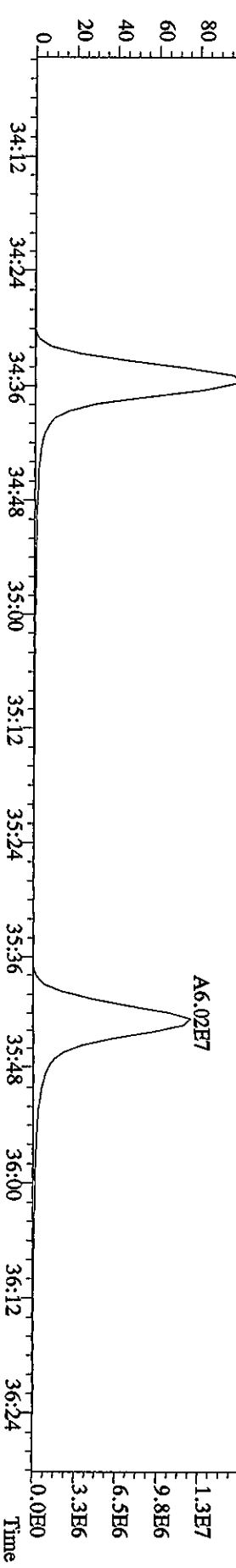
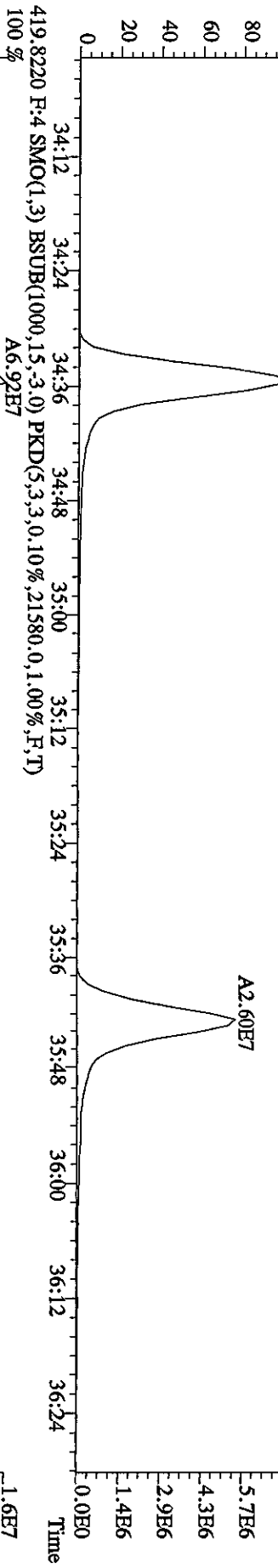


File:01MY104D5 #1-316 Acq: 1-MAY-2010 08:48:19 GC FI+ Voltage SIR Autospec-Ultimate  
 Sample#1 Text:ST0501 :CS3 10DXN083 Exp:DIOXINRES8290A  
 373.8208 F:3 SMO(1,3) BSUB(1000,15,-3,0) PKD(5,3,3,0,10%,860.0,1.00%,F,T)



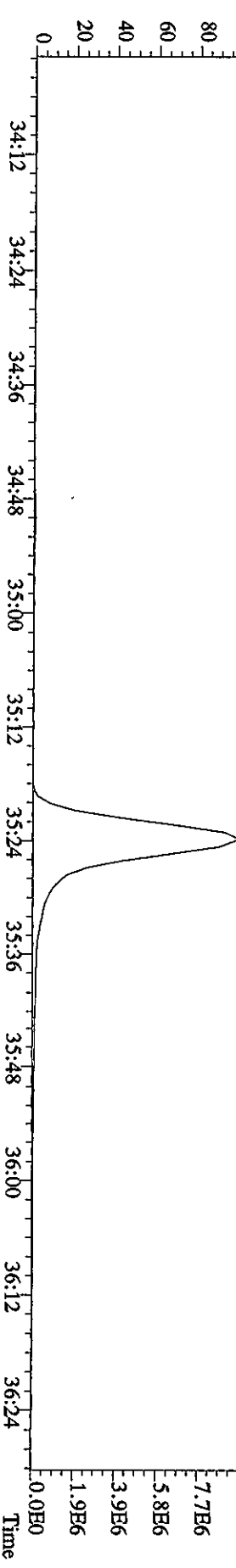
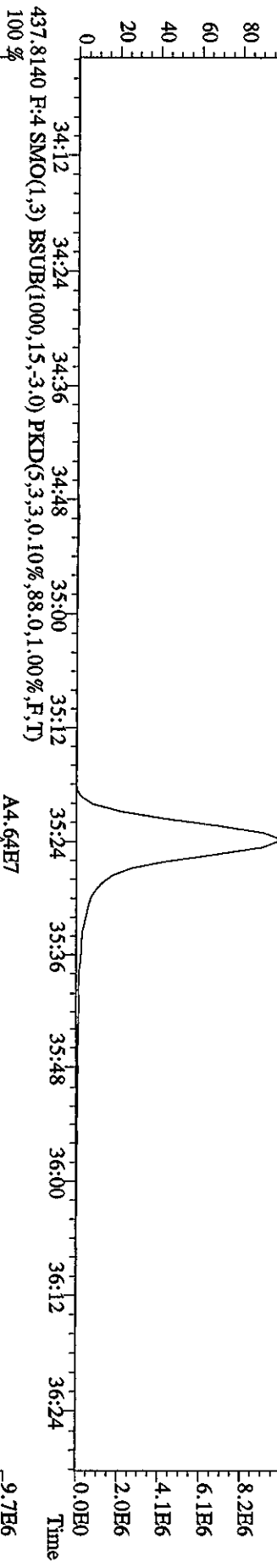
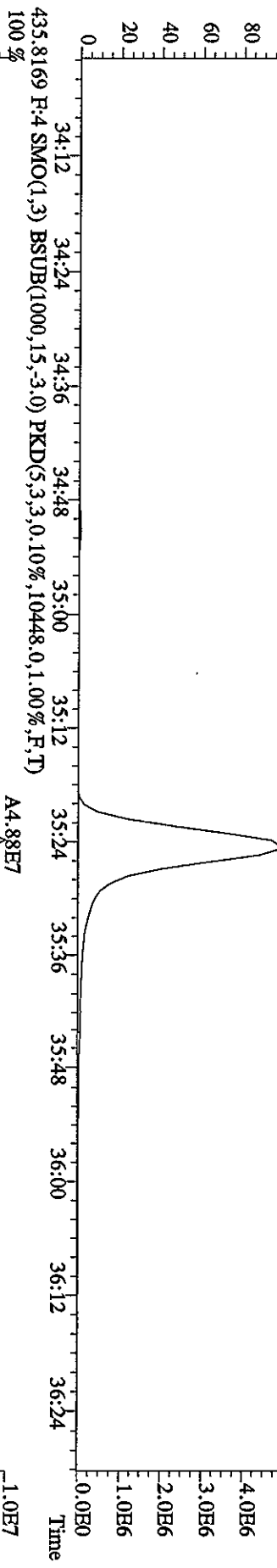
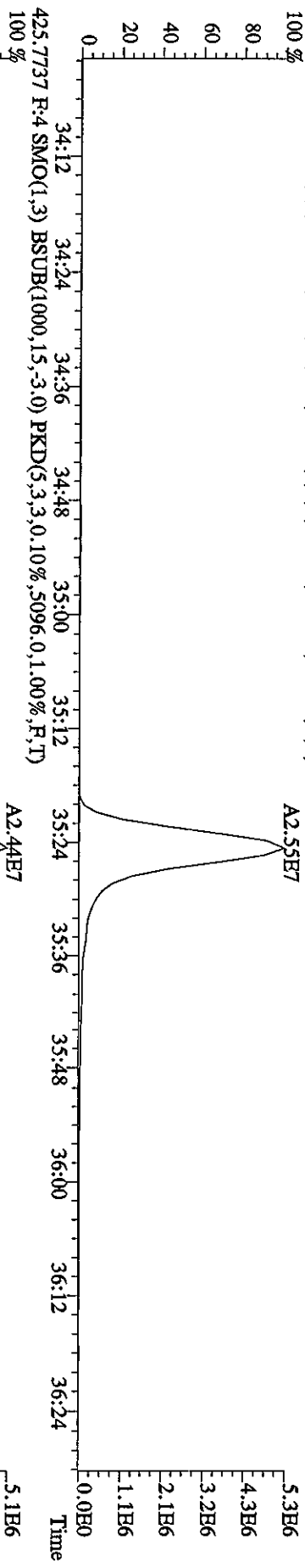
File:01MXY104D5 #1-316 Acq: 1-MAY-2010 08:48:19 GC EI+ Voltage SIR Autospec-Ultimate  
 Sample#1 Text:ST0501 :CS3 10DXN083 Exp:DIOXINRES8290A  
 389.8157 F:3 SMO(1,3) BSUB(1000,15,-3.0) PKD(5,3,3,0,10%,128.0,1.00%,F,T)



File:01MXY104D5 #1-198 Acq: 1-MAY-2010 08:48:19 GC EI+ Voltage SIR Autospec-Ultimate  
 Sample#1 Text:ST0501 :CSS 10DXN083 Exp:DIOXINRES8290A  
 407.7818 F:4 SMO(1,3) BSUB(1000,15,-3,0) PKD(5,3,3,0.10%,9416.0,1.00%,F,T)  
 100% A3.09E7

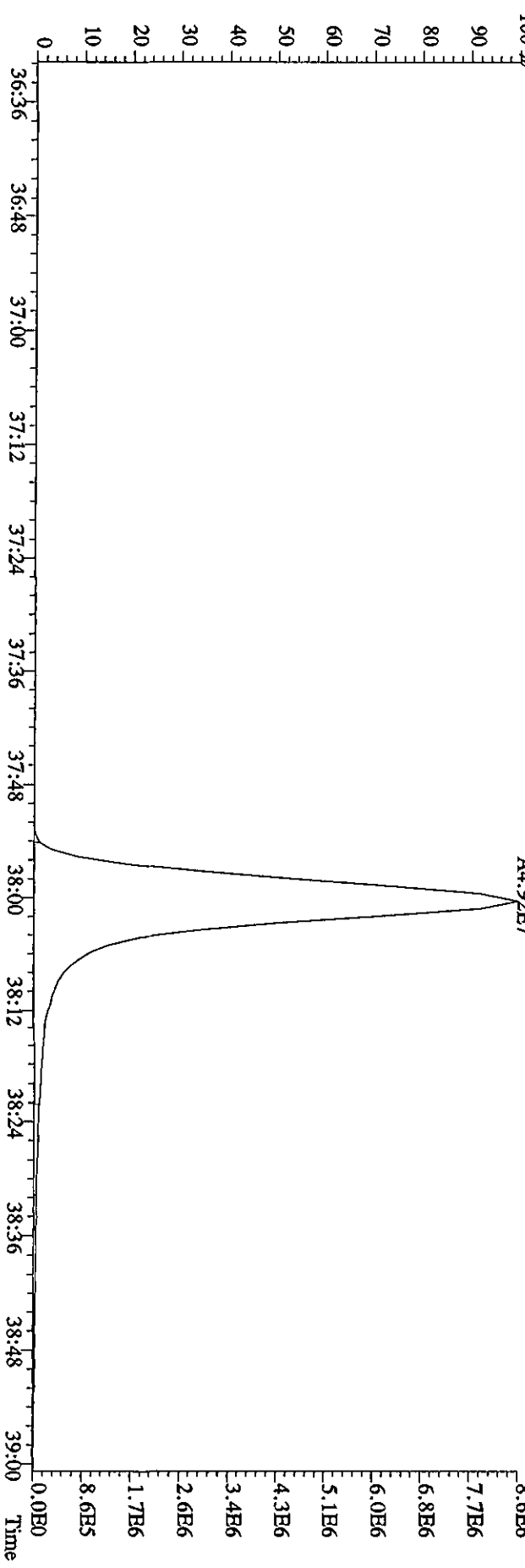
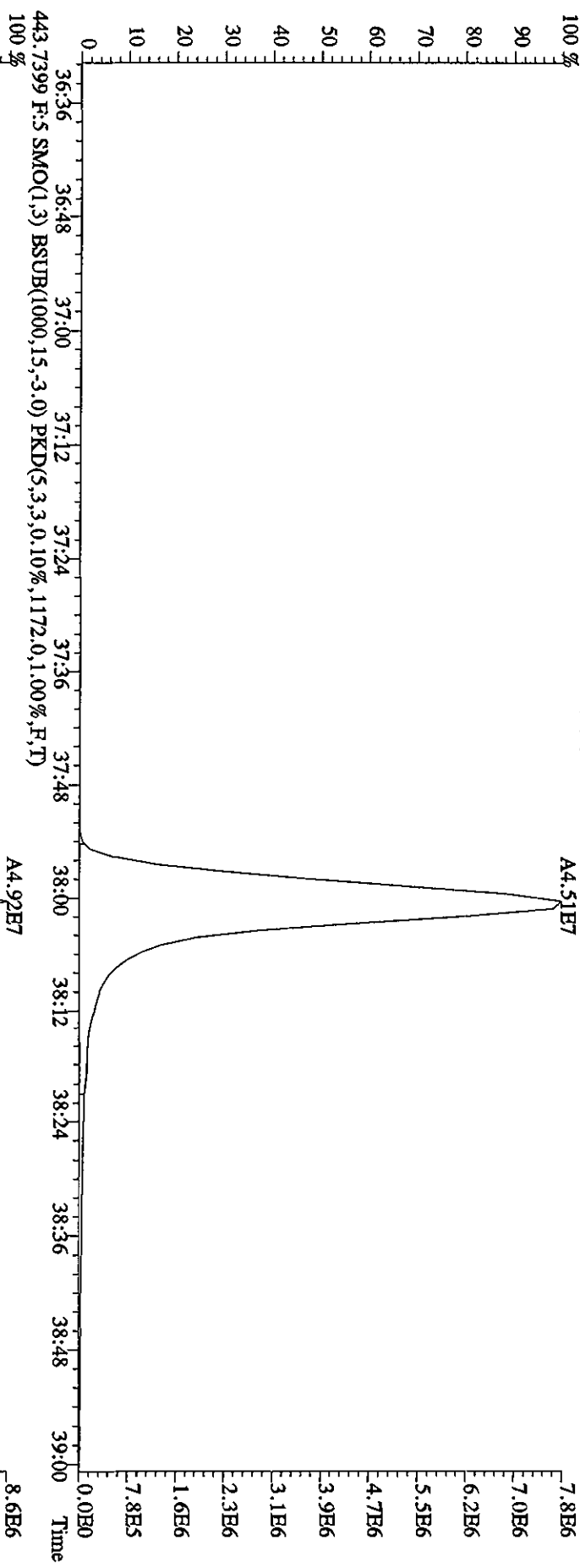


File:01MAY104D5 #1-198 Acq: 1-MAY-2010 08:48:19 GC EI+ Voltage SIR Autospec-UltimaE  
 Sample#1 Text:ST0501 :CS3 10DXN083 Exp:DIOXINRES8290A  
 423.7766 F:4 SMO(1,3) BSUB(1000,15,-3,0) PKD(5,3,3,0,10%,4352,0,1,00%,F,T)

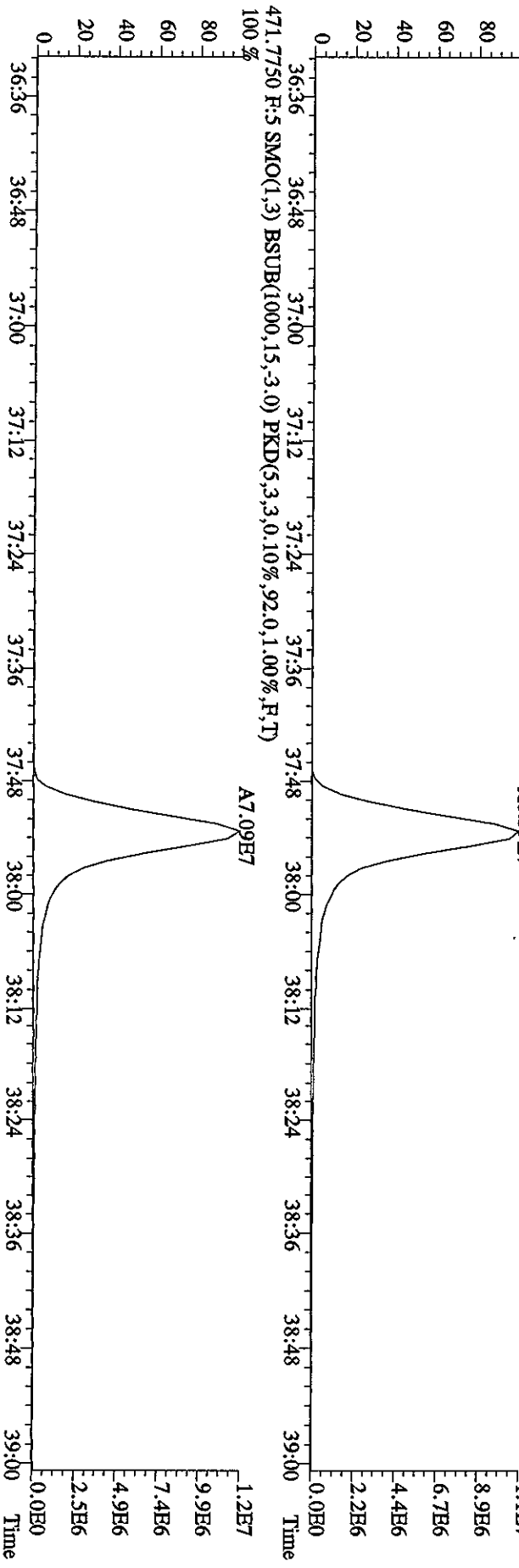
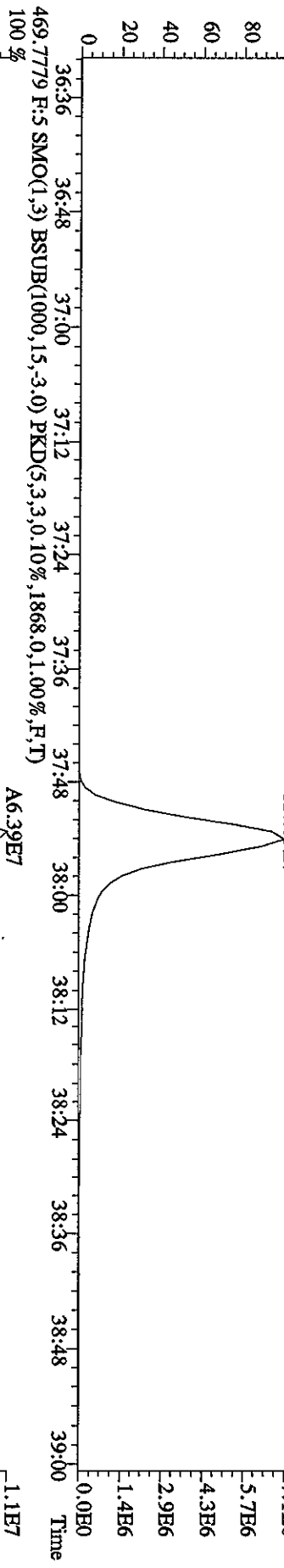
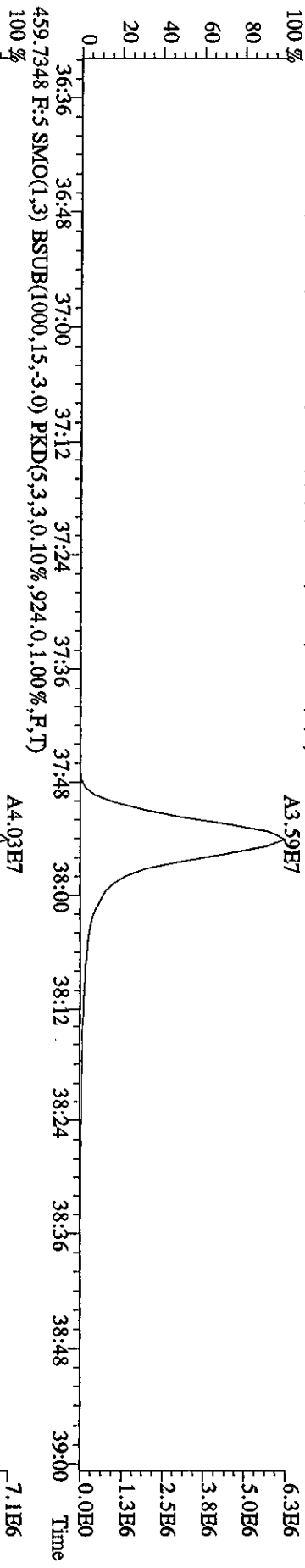




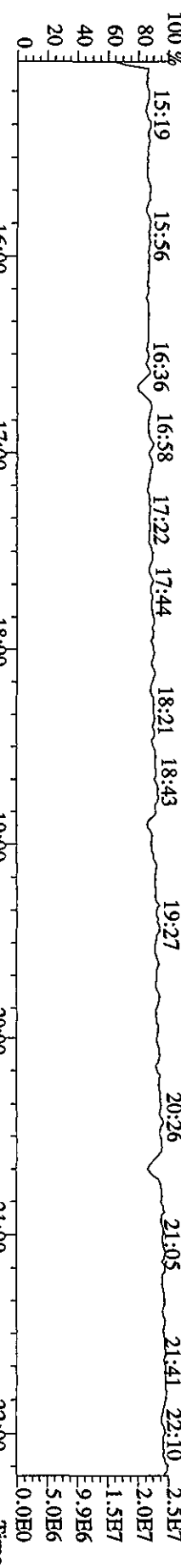
File:01MAY104D5 #1-191 Acq: 1-MAY-2010 08:48:19 GC EI+ Voltage SIR Autospec-UltimaB  
Sample#1 Text:ST0501 :CS3 10DXN083 Exp:DIOXINRES8290A  
441.7428 F:5 SMO(1,3) BSUB(1000,15,-3.0) PKD(5,3,3,0.10%,608.0,1.00%,F,T)



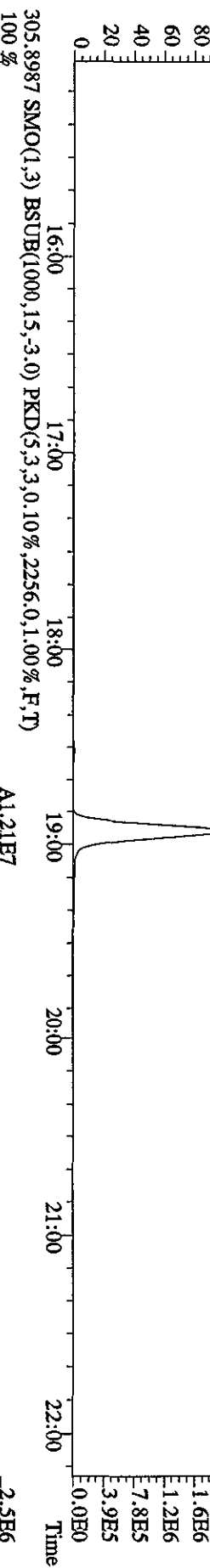
File:01MAY104D5 #1-191 Acq: 1-MAY-2010 08:48:19 GC EI+ Voltage SIR Autospec-UltimaE  
Sample#1 Text:ST0501 :CS3 10DXN083 Exp:DIOXINRES8290A  
457.7377 F:5 SMO(1,3) BSUB(1000,15,-3,0) PKD(5,3,3,0,10%,944.0,1.00%,F,T)



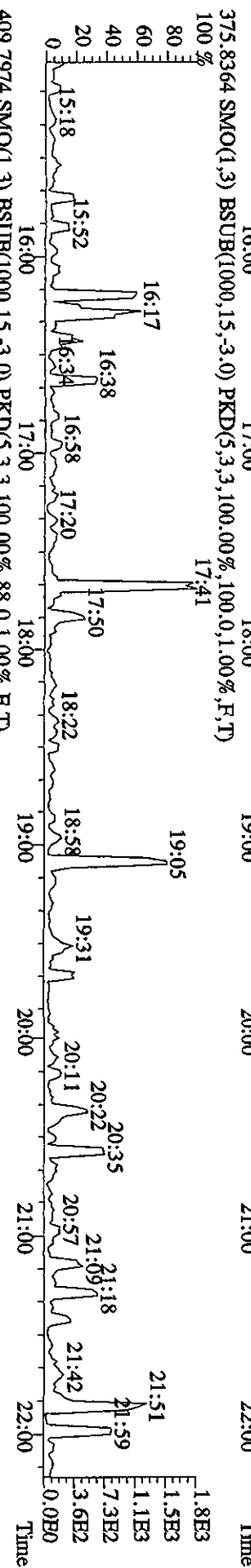
File:01MYY104D5 #1-435 Acq: 1-MAY-2010 08:48:19 GC EI+ Voltage SIR Autospec-Ultimate  
 Sample#1 Text:ST0501 :CS3 IODXN083 Exp:DIOXINRES8290A  
 354.9792 SMO(1,3) PKD(5,3,3,100.00%,0.0,1.00%,F,T)



303.9016 SMO(1,3) BSUB(1000,15,-3,0) PKD(5,3,3,0.10%,584.0,1.00%,F,T)  
 100%  
 A9.50E6  
 2.0E6  
 1.6E6  
 1.2E6  
 7.8E5  
 3.9E5  
 0.0E0



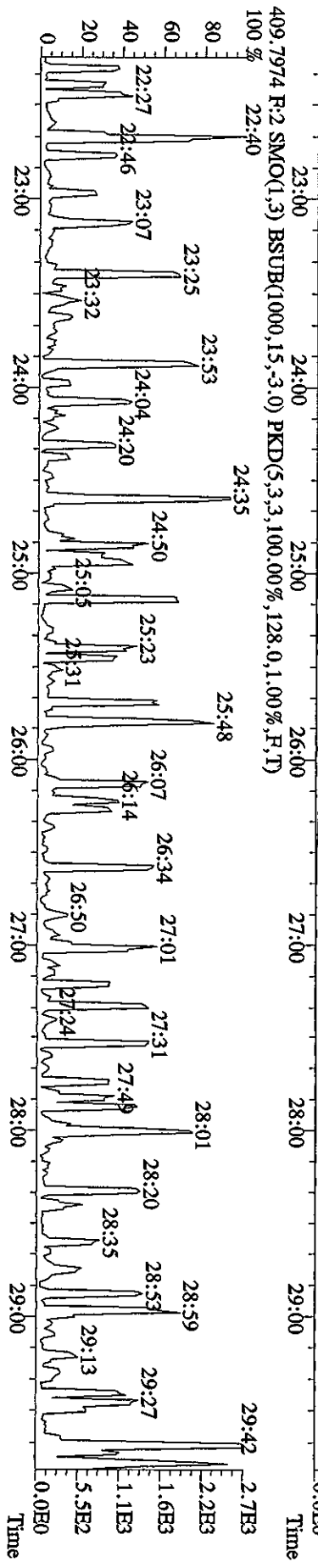
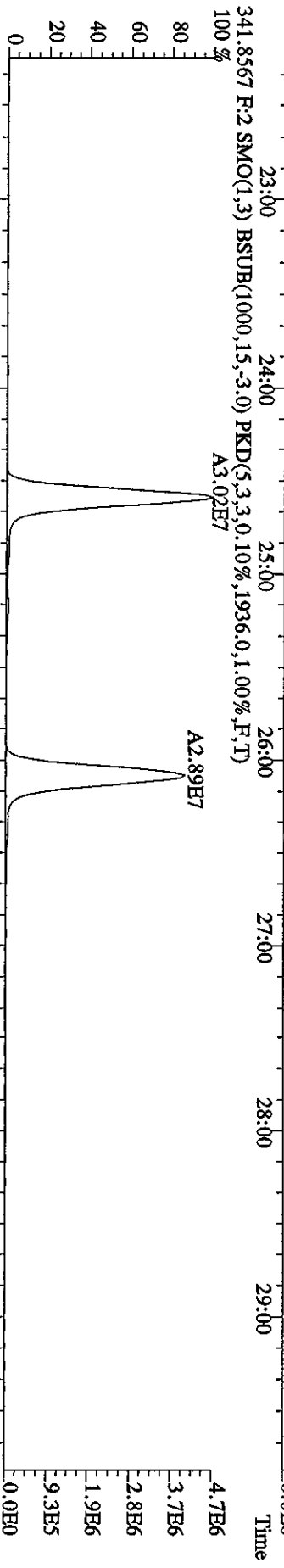
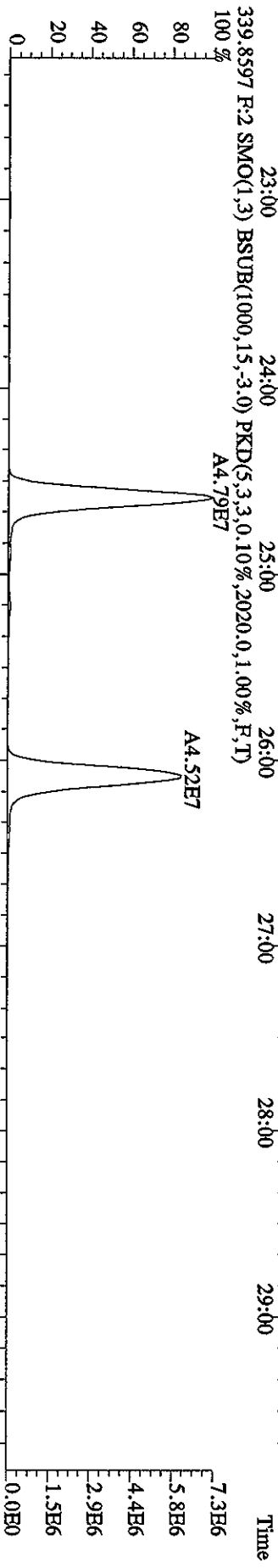
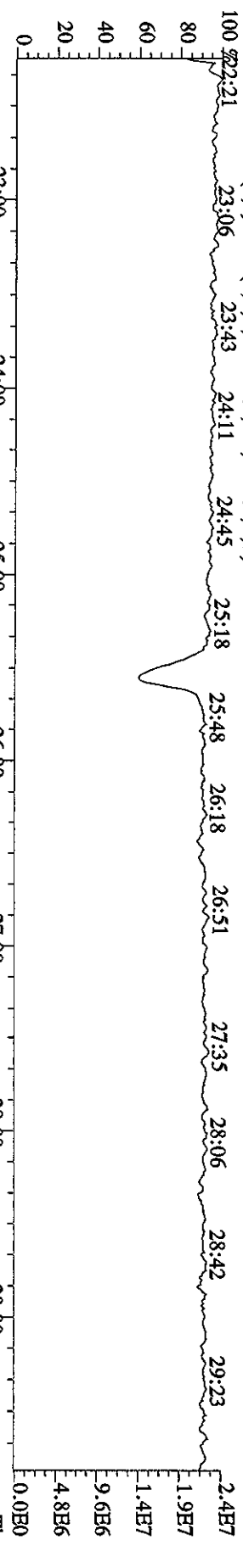
305.8987 SMO(1,3) BSUB(1000,15,-3,0) PKD(5,3,3,0.10%,2256.0,1.00%,F,T)  
 100%  
 A1.21E7  
 2.5E6  
 2.0E6  
 1.5E6  
 9.9E5  
 5.0E5  
 0.0E0



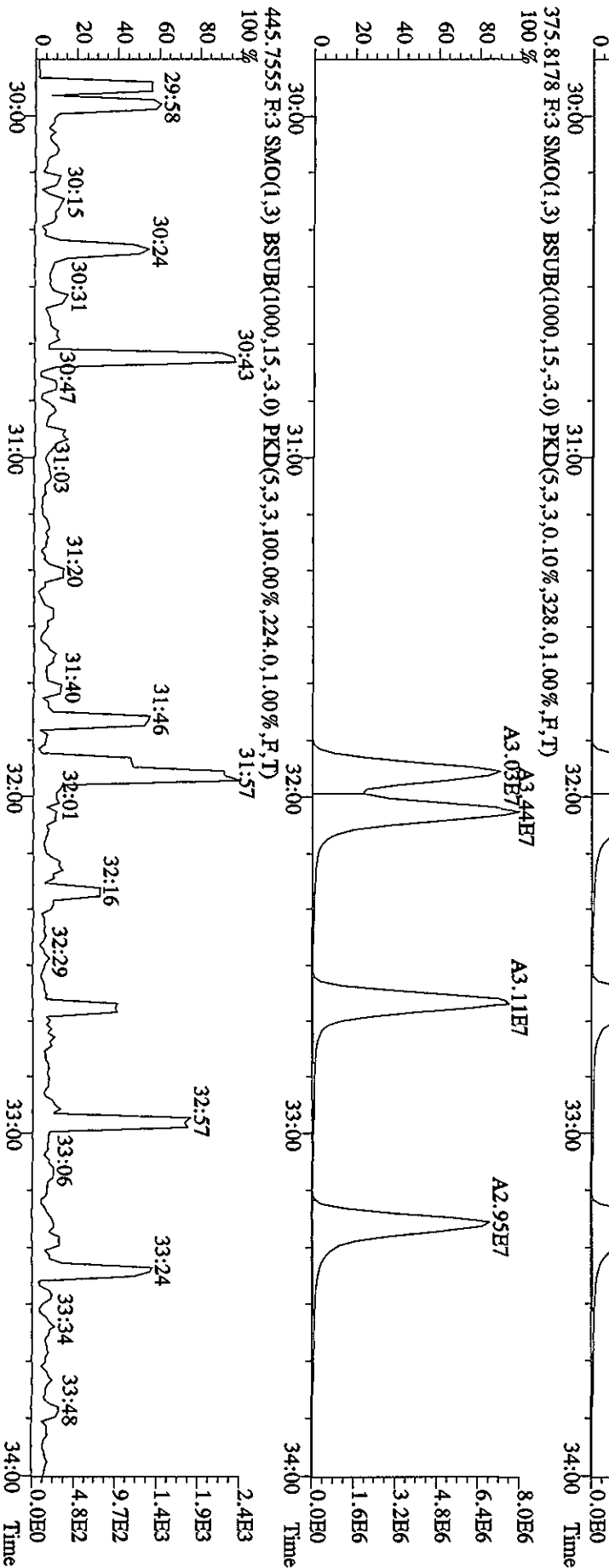
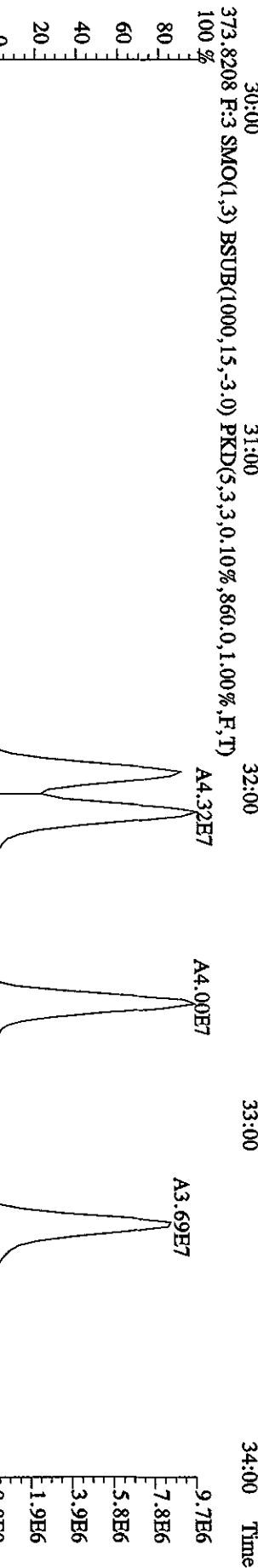
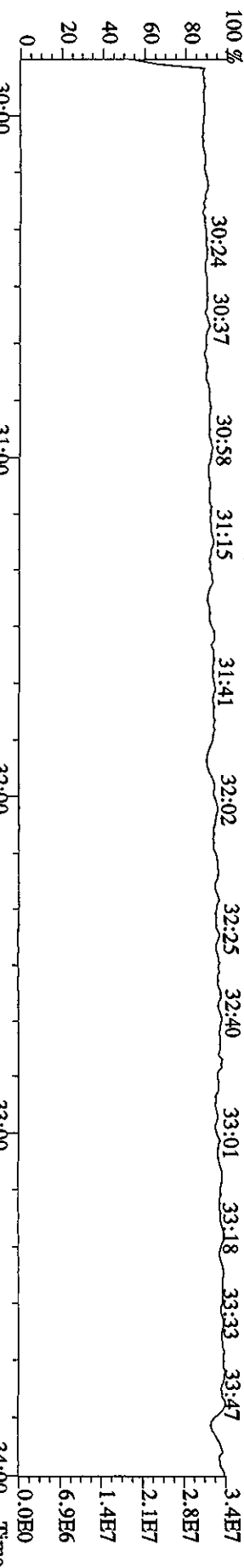
409.7974 SMO(1,3) BSUB(1000,15,-3,0) PKD(5,3,3,100.00%,88.0,1.00%,F,T)  
 100%  
 2.8E3  
 2.2E3  
 1.7E3  
 1.1E3  
 5.6E2  
 0.0E0



File:01MAY104D5 #1-604 Acq: 1-MAY-2010 08:48:19 GC FI+ Voltage SIR Autospec-Ultimate  
 Sample#1 Text:ST0501 :CS3 10DXN083 Exp:DIOXINRES8290A  
 354.9792 F:2 SMO(1,3) PKD(5,3,3,100.00%,0.0,1.00%,F,T)  
 100 22:21 23:06 23:43 24:11 24:45 25:18 25:48 26:18 26:51 27:35 28:06 28:42 29:23



File:01MXY104D5 #1-316 Acq: 1-MAY-2010 08:48:19 GC FI + Voltage SIR Autospec-Ultimate  
 Sample#1 Text:ST0501 :CS3 10DXN083 Exp:DIOXINRES8290A  
 430.9728 F:3 SMO(1,3) PKD(5,3,3,100.00%,0.0,1.00%,F,T)




File:01MAY104D5 #1-198 Acq: 1-MAY-2010 08:48:19 GC EI+ Voltage SIR Autospec-UltimaE


Sample#1 Text:ST0501 :CSS 10DXN083 Exp:DIOXINRES8290A

430.9728 F:4 SMO(1,3) PKD(5,3,3,100.00%,0.0,1.00%,F,T)


100% 34:15 34:37 34:45 34:53 35:01 35:10



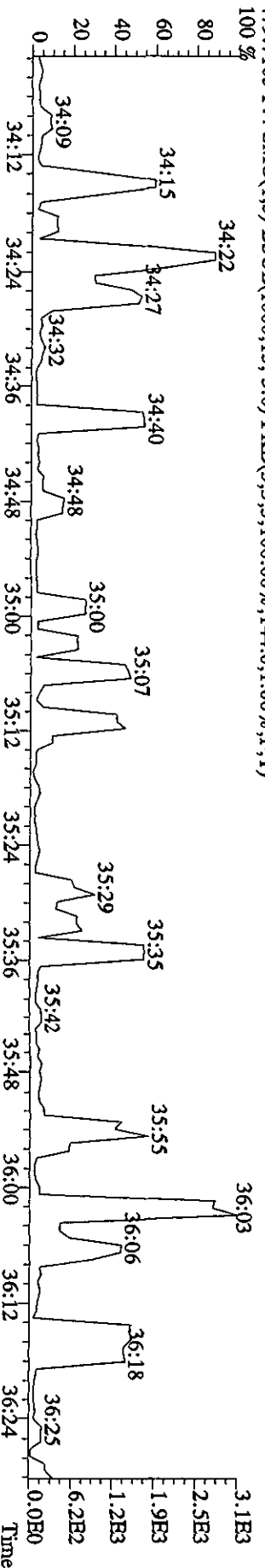
407.7818 F:4 SMO(1,3) BSUB(1000,15,-3,0) PKD(5,3,3,0.10%,9416.0,1.00%,F,T)



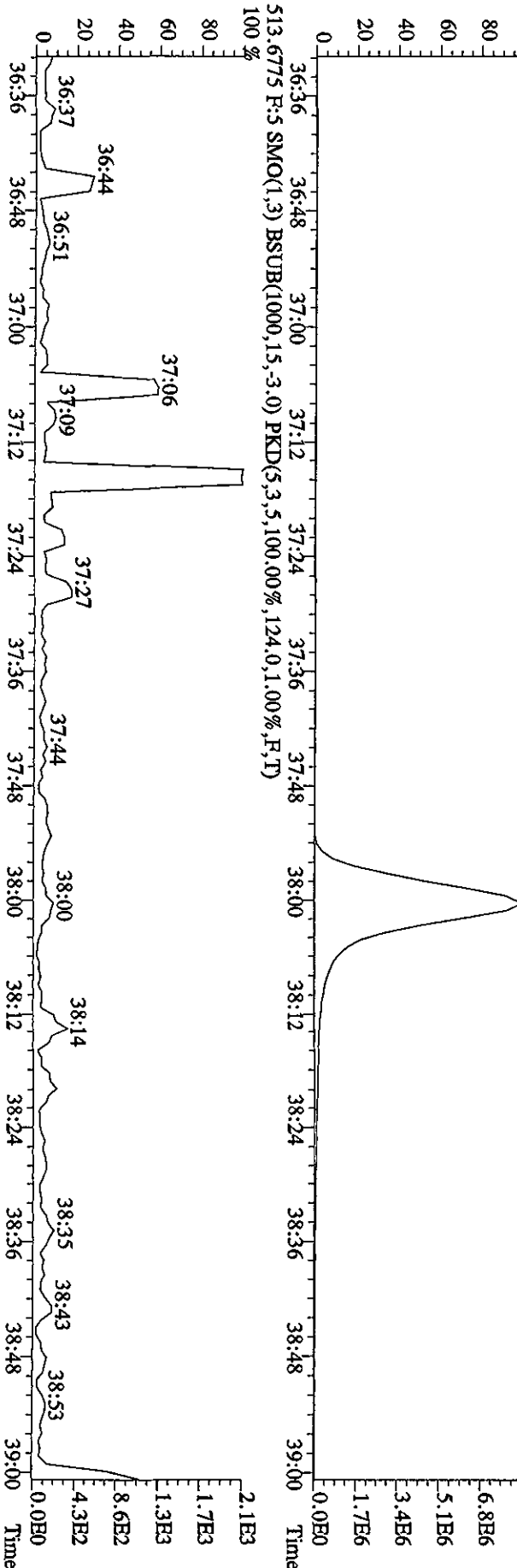
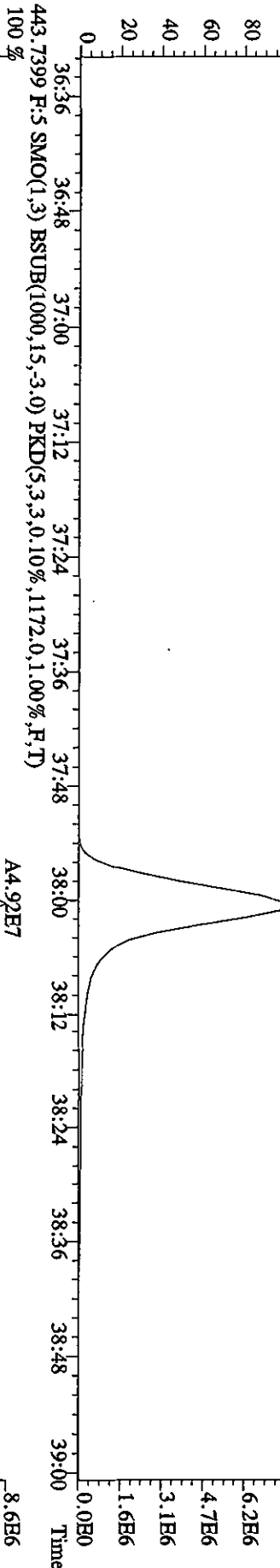

409.7789 F:4 SMO(1,3) BSUB(1000,15,-3,0) PKD(5,3,3,0.10%,9452.0,1.00%,F,T)



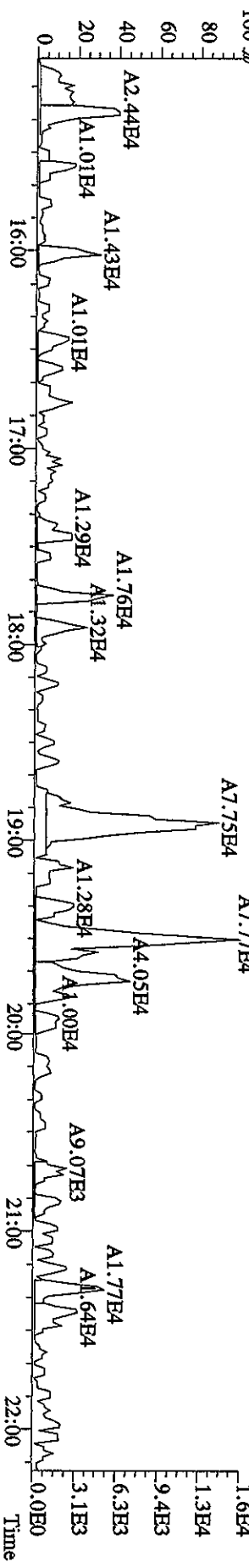


479.7165 F:4 SMO(1,3) BSUB(1000,15,-3,0) PKD(5,3,3,100.00%,144.0,1.00%,F,T)



File:01MAY10AD5 #1-191 Acq: 1-MAY-2010 08:48:19 GC EI+ Voltage SIR Autospec-Ultimate  
 Sample#1 Text:ST0501 :CS3 10DXN083 Exp:DIOXINRES8290A  
 442.9728 F:5 SMO(1,3) PKD(5,3,3,100.00%,0.0,1.00%,F,T)  
 100% 36:40 37:04 37:31 37:41 37:56 38:09 38:28 38:47 38:55

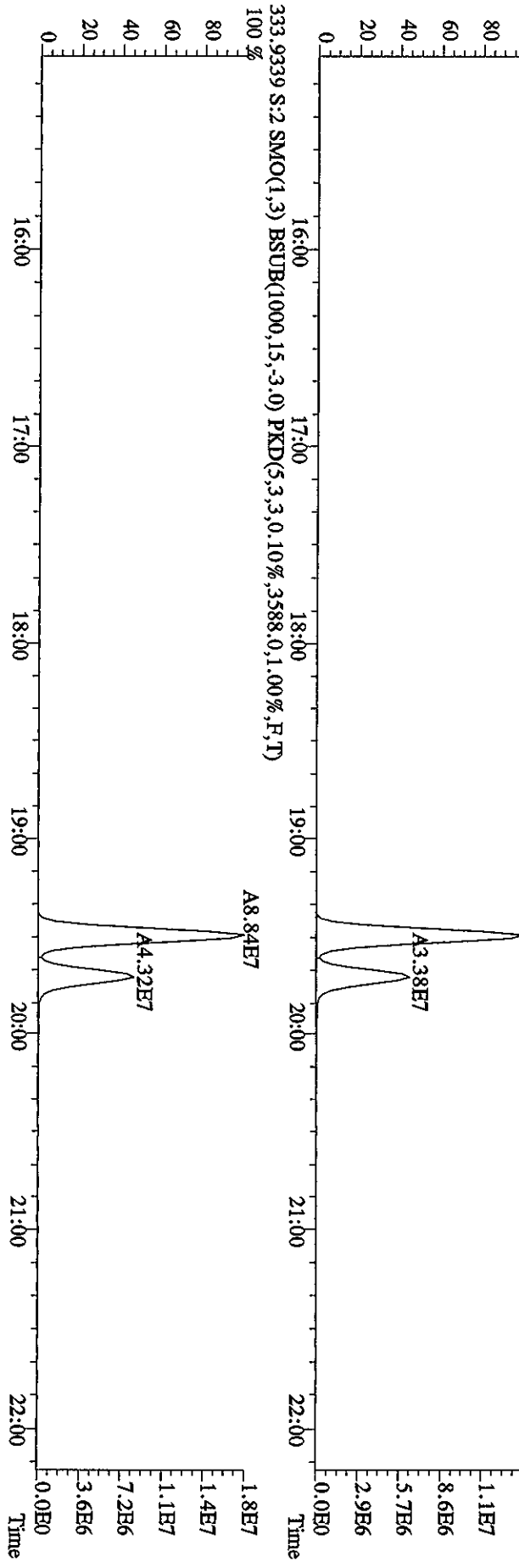
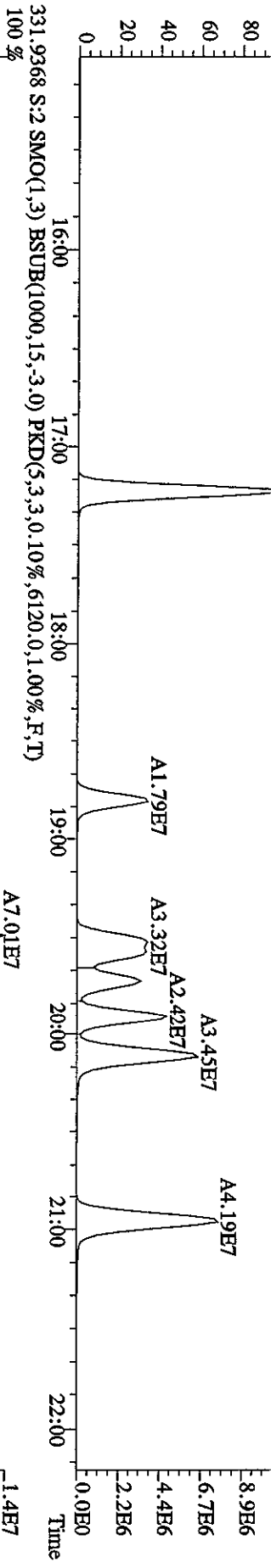
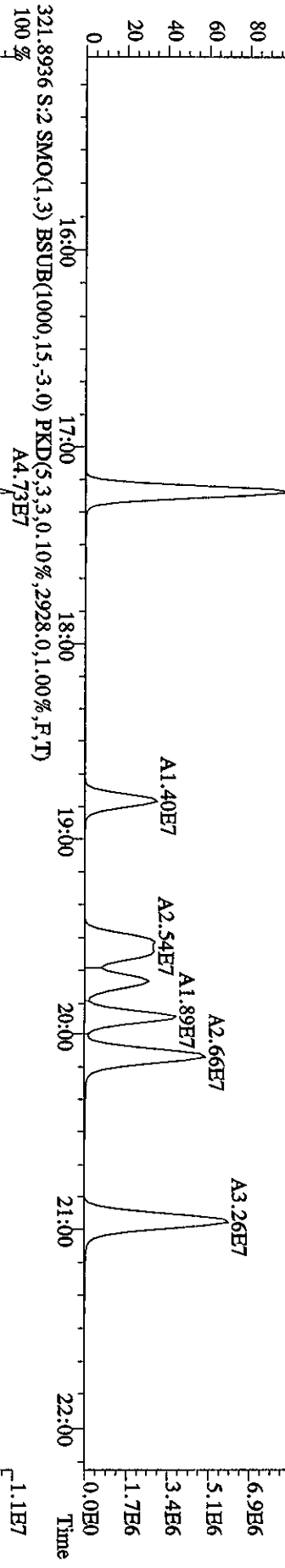


File:01MAY104D5 #1-434 Acq: 1-MAY-2010 09:32:20 GC EI+ Voltage:51R Autospec-Ultimate  
 Sample#2 Text:CP0501 :DB-5 CP5M 3732-05 Exp:DIOXINRES8290A  
 303.9016 S:2 SMO(1,3) BSUB(1000,15,-3,0) PKD(5,3,3,0,10%,1972.0,1.00%,F,T)  
 100 % A3.95E7

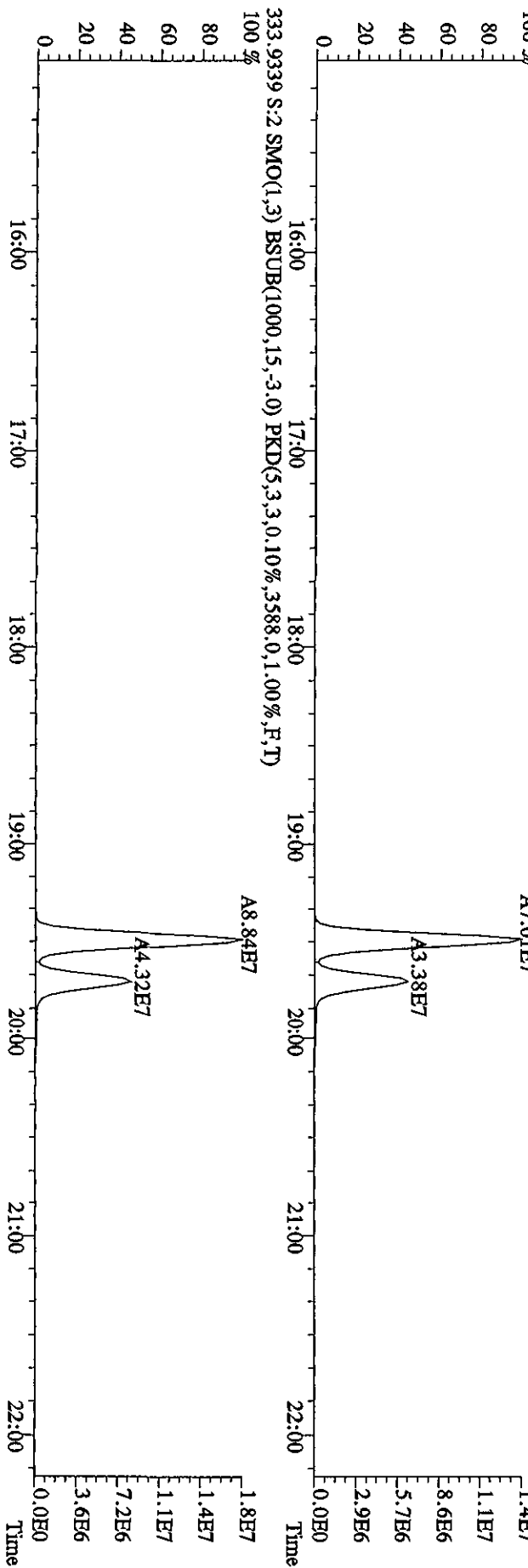
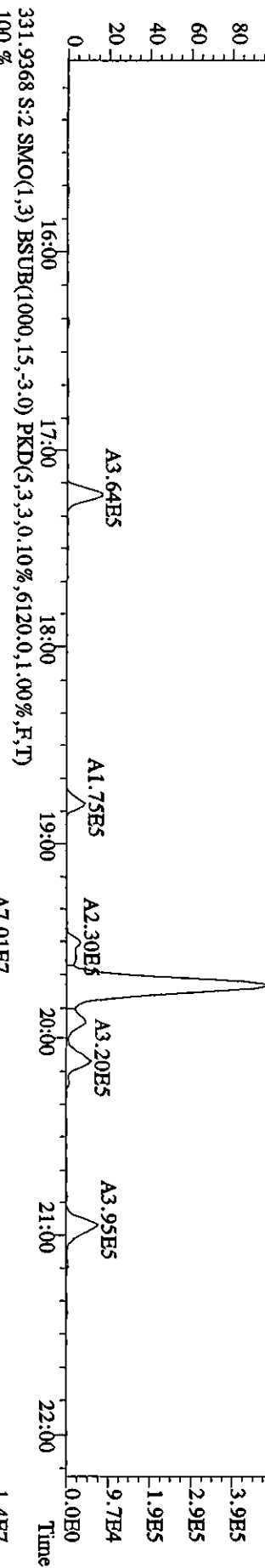





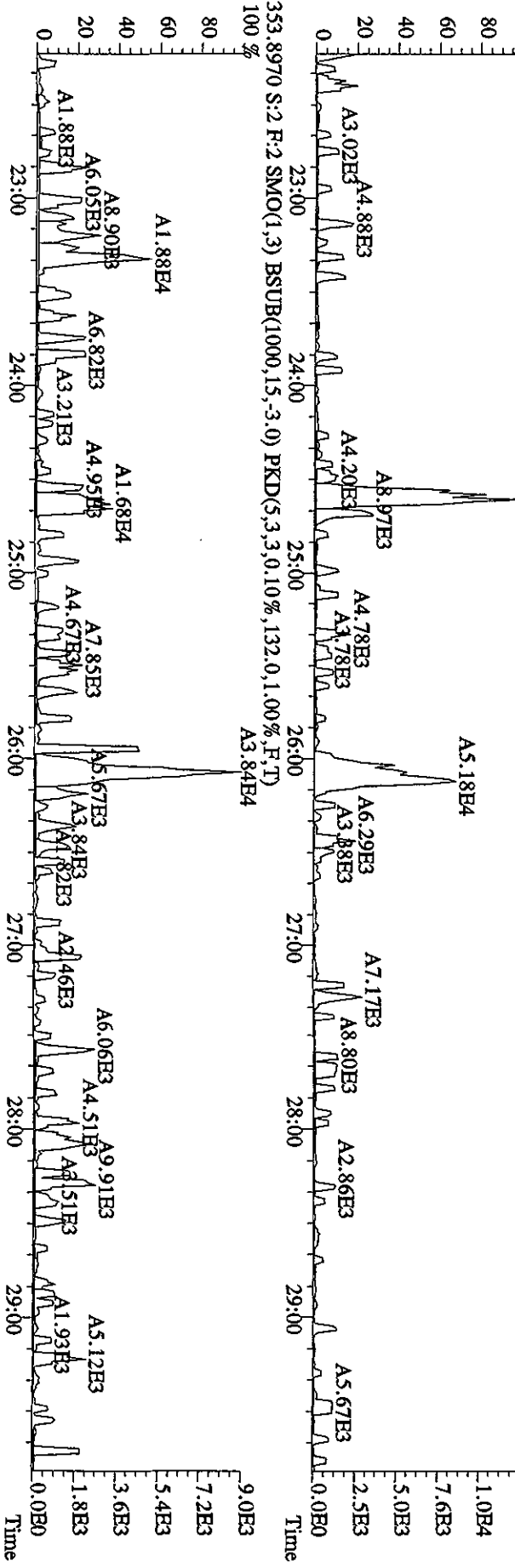
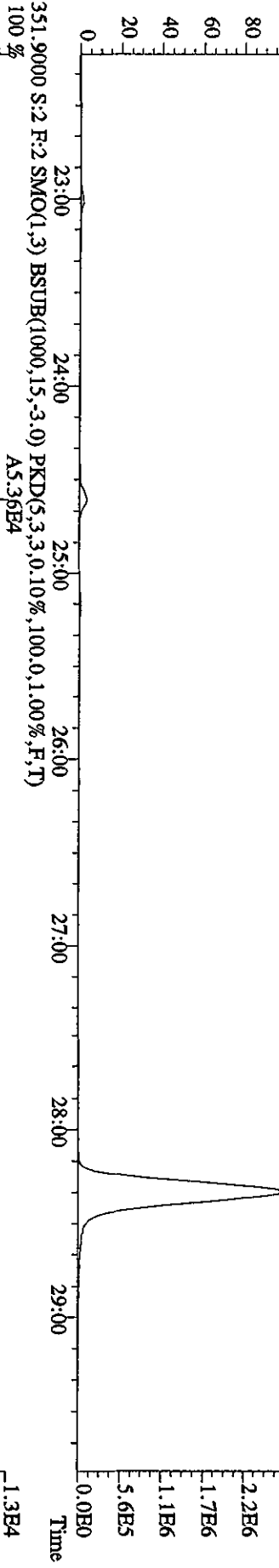
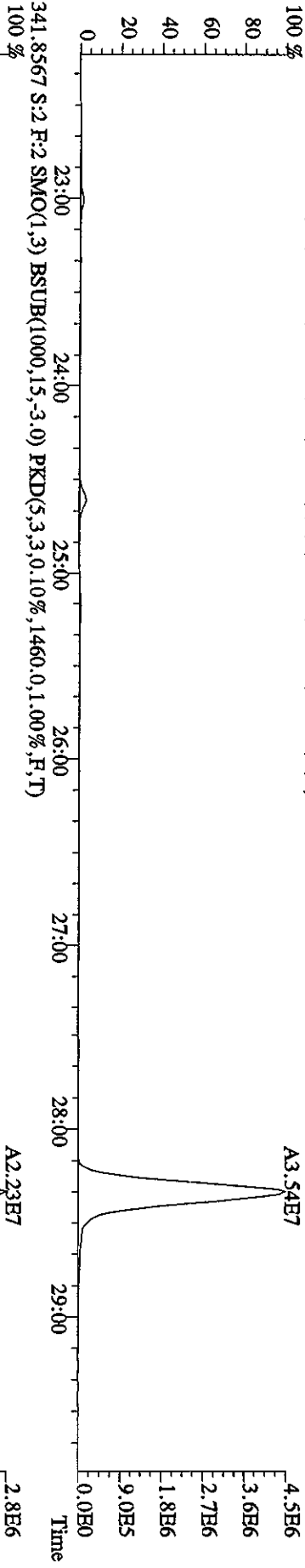
File:01MY104D5 #1-434 Acq: 1-MAY-2010 09:32:20 GC EI+ Voltage SIR Autospec-Ultimate  
 Sample#2 Text:CP0501 :DB-5 C/PSM 3732-05 Exp:DIOXINRES8290A  
 319.8965 S:2 SMO(1,3) BSUB(1000,15,-3,0) PKD(5,3,3,0,10%,1920,0,1,00%,F,T)  
 100% A3.65E7



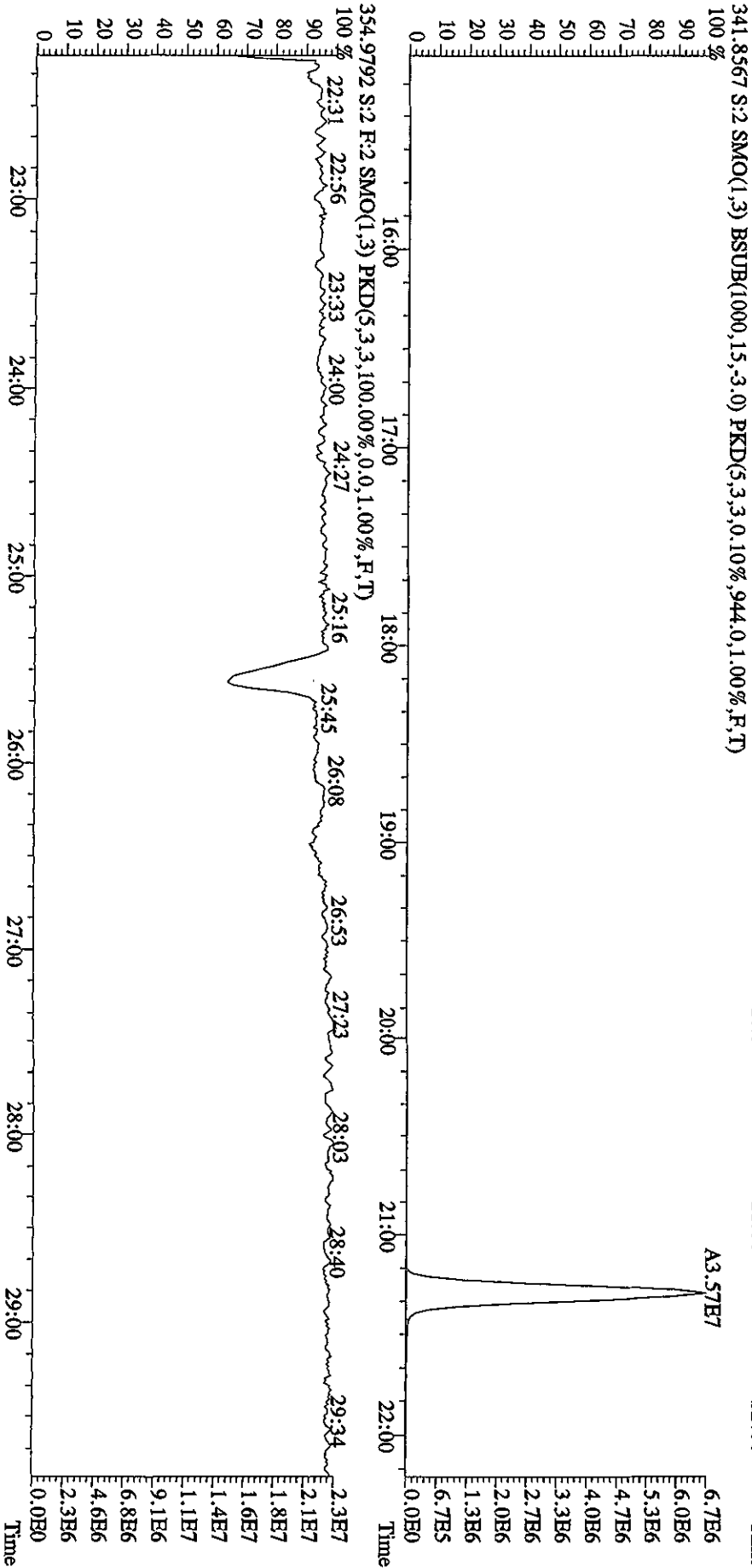
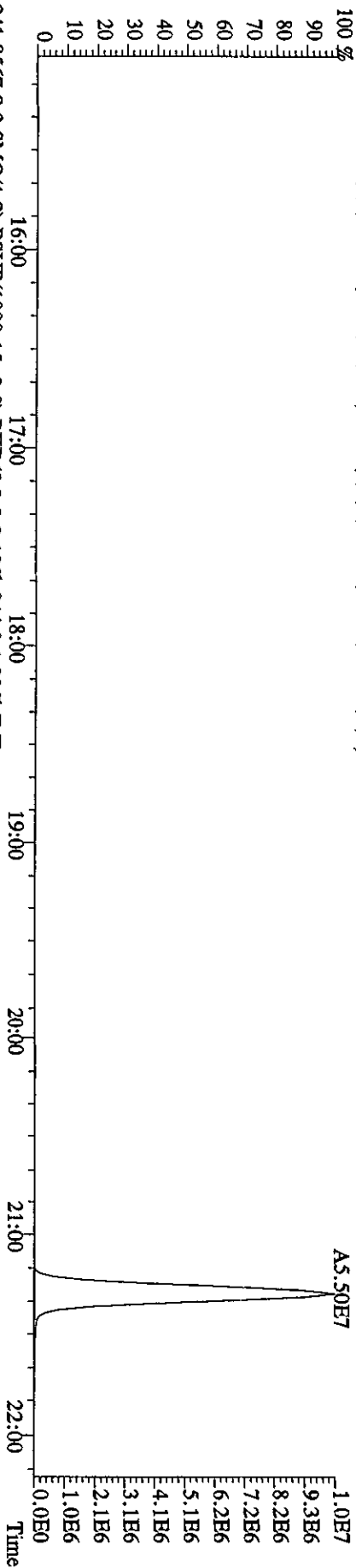
File:01MY104D5 #1-434 Acq: 1-MAY-2010 09:32:20 GC FI+ Voltage SIR Autospec-UltraE  
 Sample#2 Text:CP0501 :DB-5 CPSM 3732-05 Exp:DIOXINRES8290A  
 327.8847 S:2 SMO(1,3) BSUB(1000,15,-3,0) PKD(5,3,3,0,10%,156,0,1,00%,F,T)



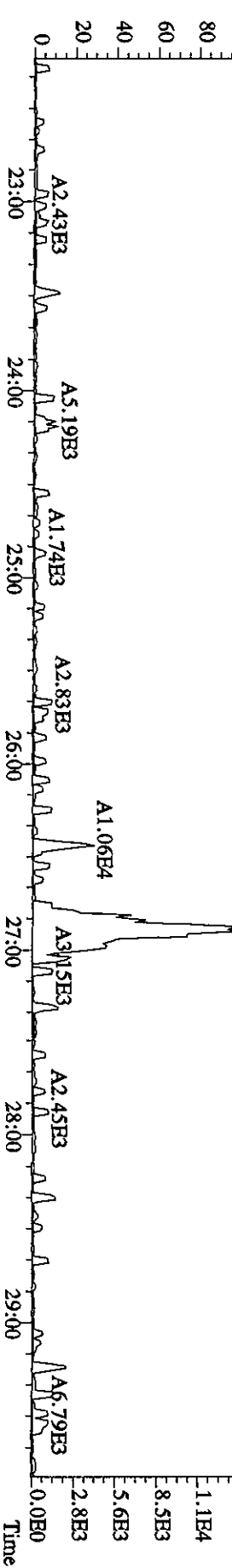
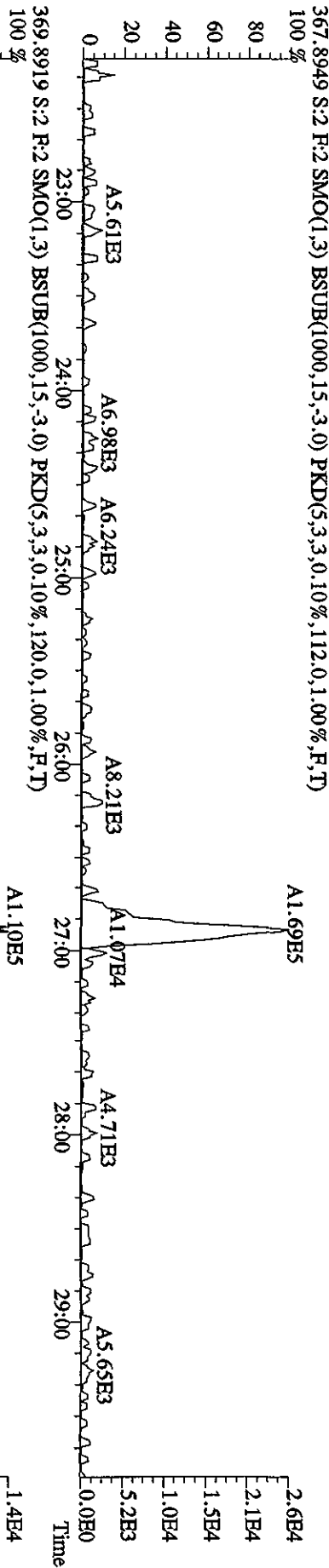

File:01MAY104D5 #1-605 Acq: 1-MAY-2010 09:32:20 GC EI+ Voltage SIR Autospec-Ultimat  
 Sample#2 Text:CP0501 :DB-5 CP5M 3732-05 Exp:DIOXINRES8290A  
 339.8597 S:2 F:2 SMO(1,3) BSUB(1000,15,-3,0) PKD(5,3,3,0,10%,1592.0,1.00%,F,T)



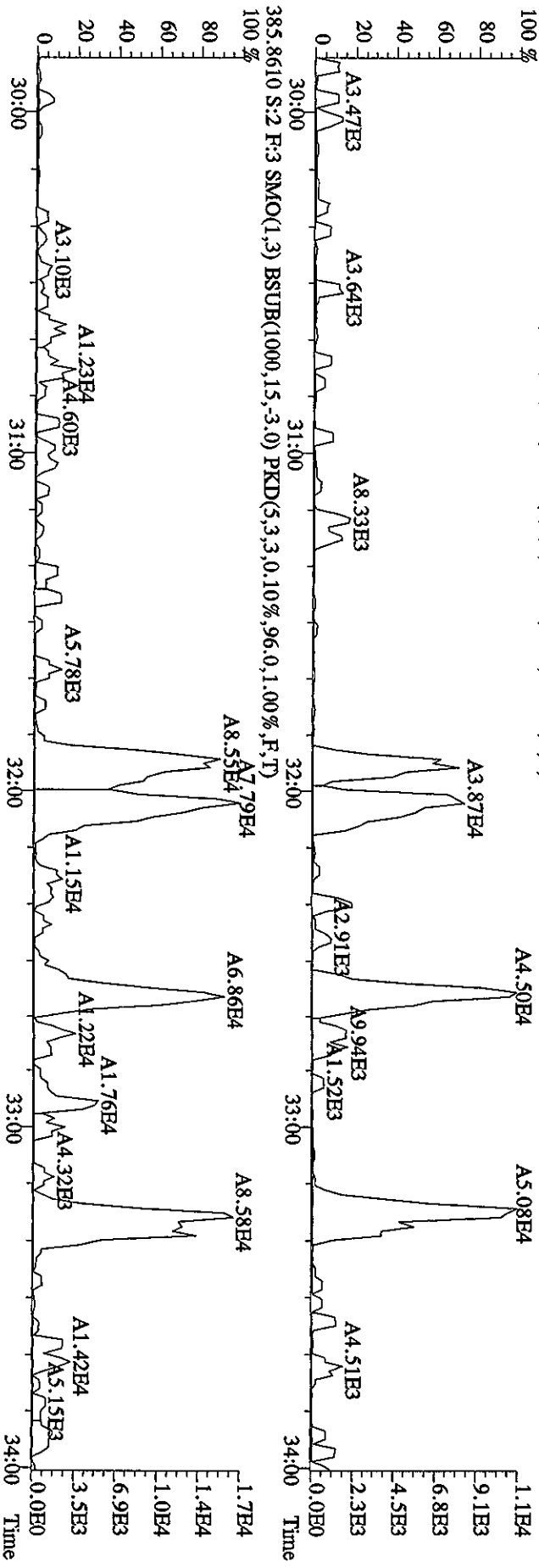
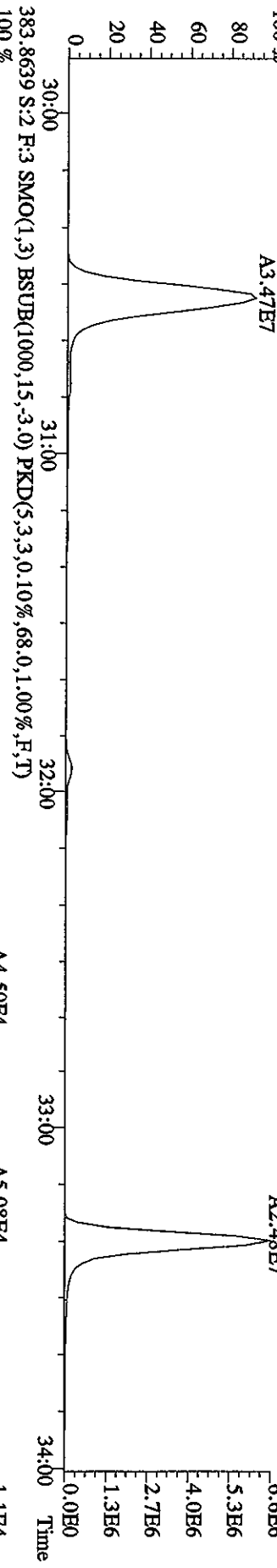
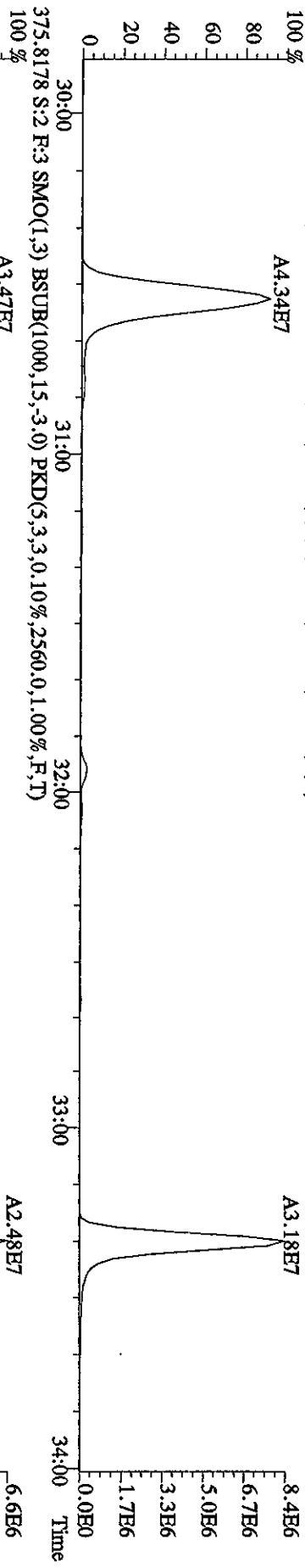
File:01NMY104D5 #1-434 Acq: 1-MAY-2010 09:32:20 GC BI + Voltage SIR Autospec-Ultimate  
 Sample#2 Text:CP0501 :DB-5 CP5M 3732-05 Exp:DIOXINRES8290A  
 339.8397 S:2 SMO(1,3) BSUB(1000,15,-3.0) PKD(5,3,3,0.10%,364.0,1.00%,F,T)



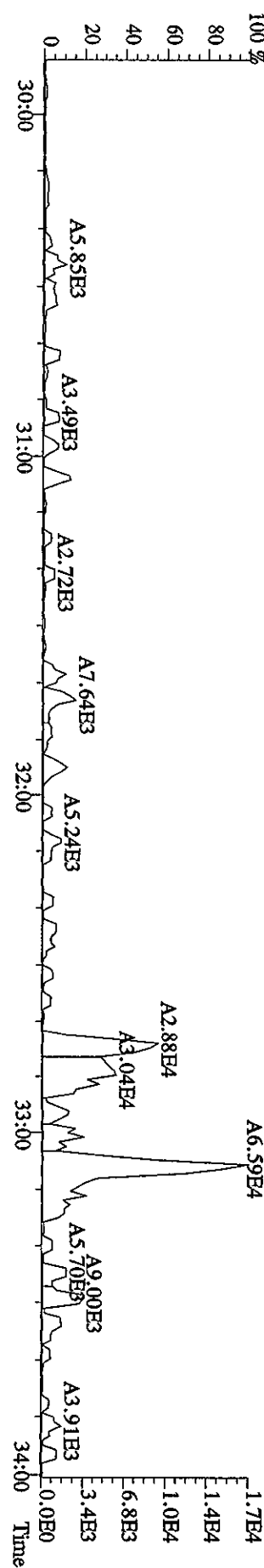

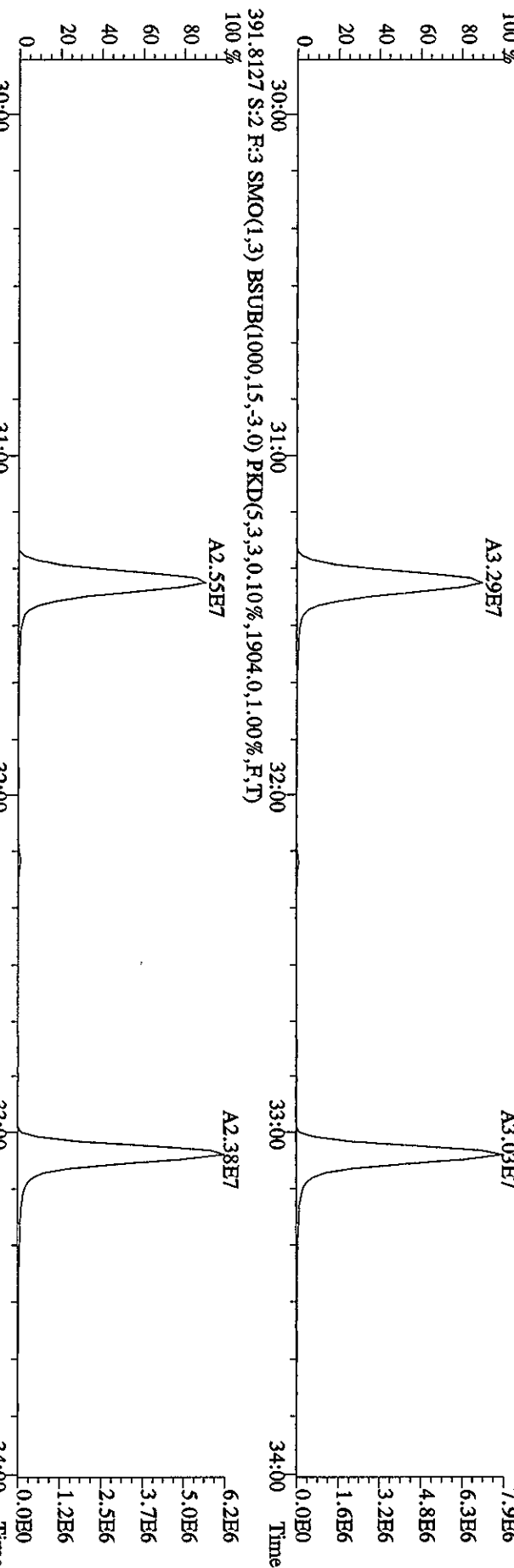
File:01MXY104D5 #1-605 Acq: 1-MAY-2010 09:32:20 GC EI+ Voltage SIR Autospec-UltimaE  
 Sample#2 Text:CP0501 :DB-5 C/PSM 3732-05 Exp:DIOXINRES8290A  
 355.8546 S:2 F:2 SMO(1,3) BSUB(1000,15,-3,0) PKD(5,3,3,0,10%,1736,0,1,00%,F,T)  
 100% A3.72E7



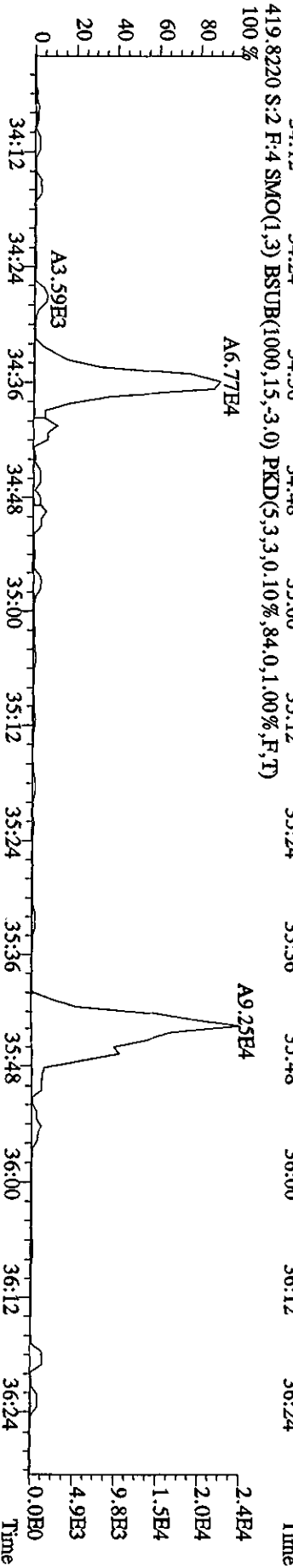


File:01MAY104D5 #1-316 Acq: 1-MAY-2010 09:32:20 GC EI+ Voltage:50V SIR Autospec-Ultimate  
 Sample#2 Text:CP0501 :DB-5 CPSM 3732-05 Exp:DIOXINRES8290A  
 373.8208 S:2 F:3 SMO(1,3) BSUB(1000,15,-3,0) PKD(5,3,3,0,10%,1948,0,1,00%,F,T)



File:01MAY104D5 #1-316 Acq: 1-MAY-2010 09:32:20 GC EI+ Voltage SIR Autospec-UltimaB  
 Sample#2 Text:CP0501 :DB-5 CPSM 3732.05 Exp:DIOXINRES8290A  
 389.8157 S:2 F:3 SMO(1,3) BSUB(1000,15,-3.0) PKD(5,3,3,0.10%,1476.0,1.00%,F,T)

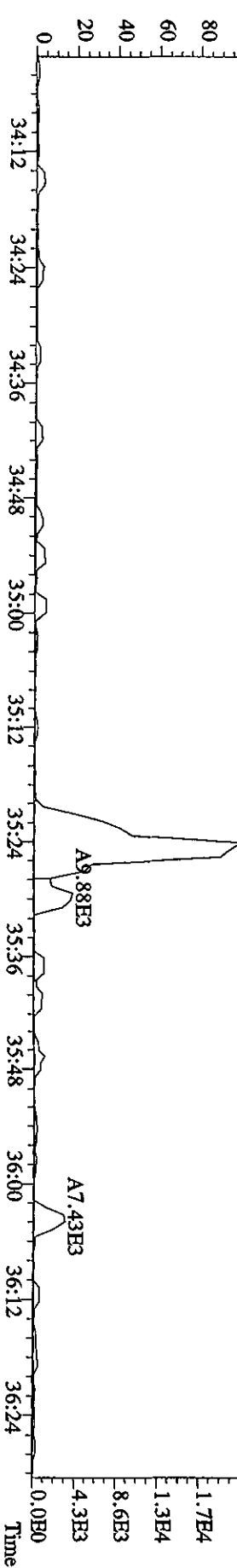
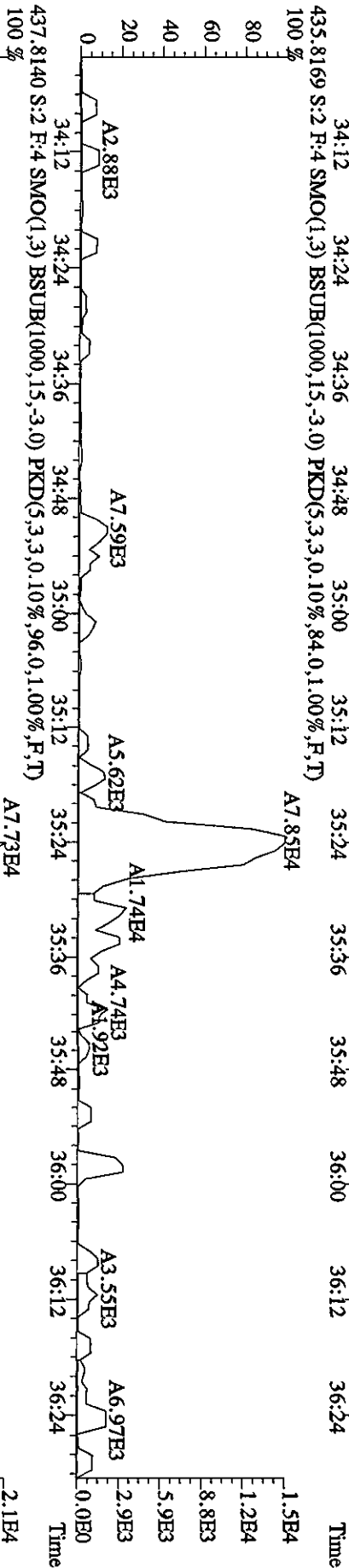
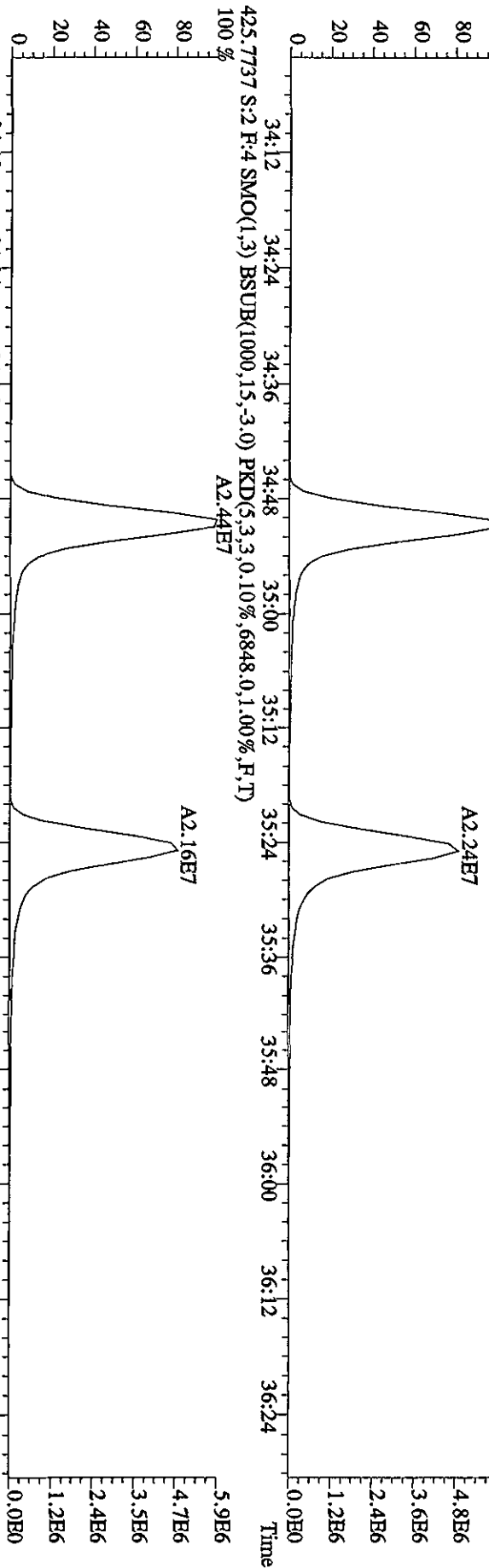


File:01MAY104D5 #1-198 Acq: 1-MAY-2010 09:32:20 GC EI+ Voltage SIR Autospec-Ultimate  
 Sample#2 Text:CP0501 :DB-5 CPM 3732-05 Exp:DIOXINRES8290A  
 407.7818 S:2 F:4 SMO(1,3) BSUB(1000,15,-3.0) PKD(5,3,3,0.10%,9900,0.1,00%,F,T)  
 100%

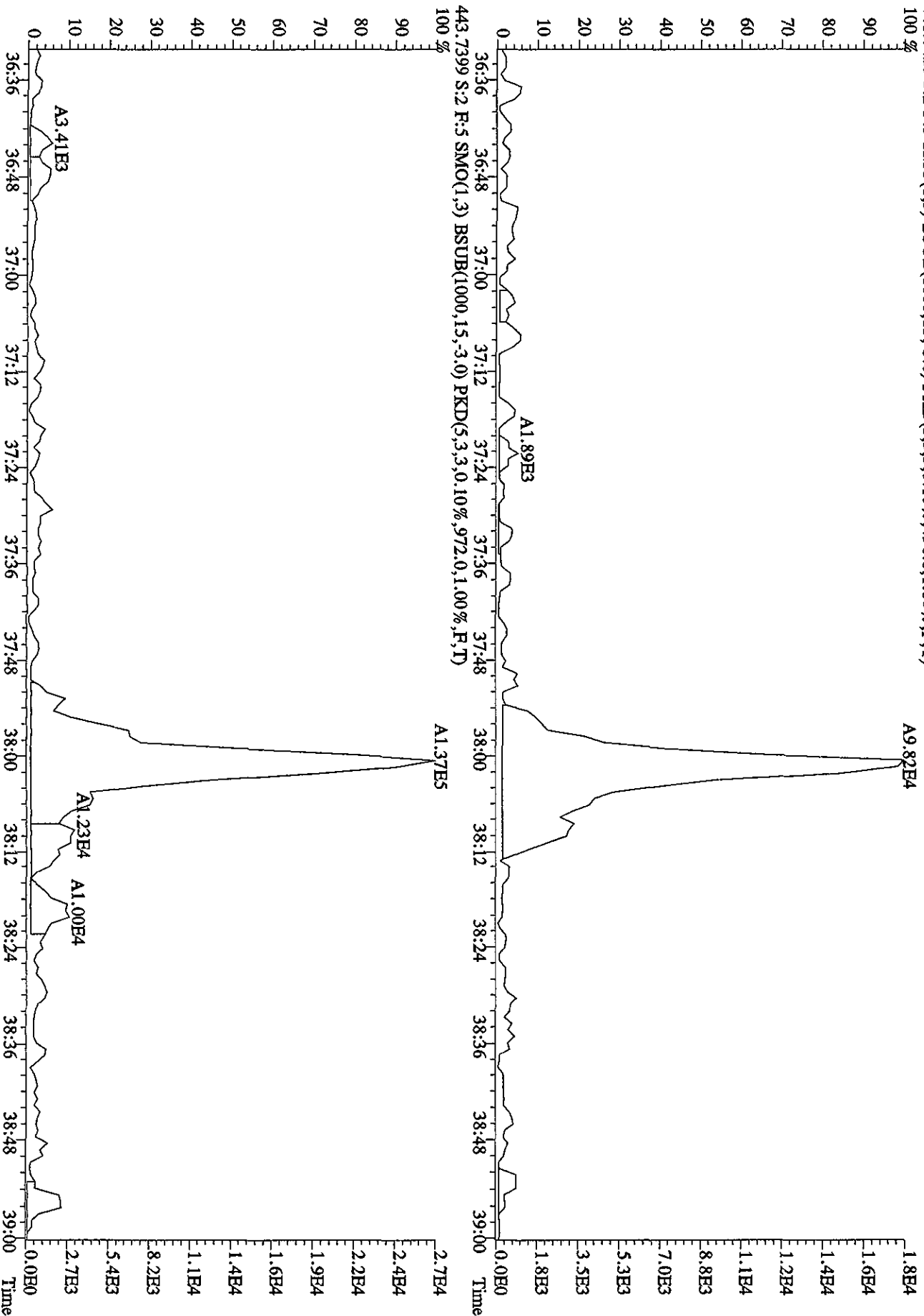




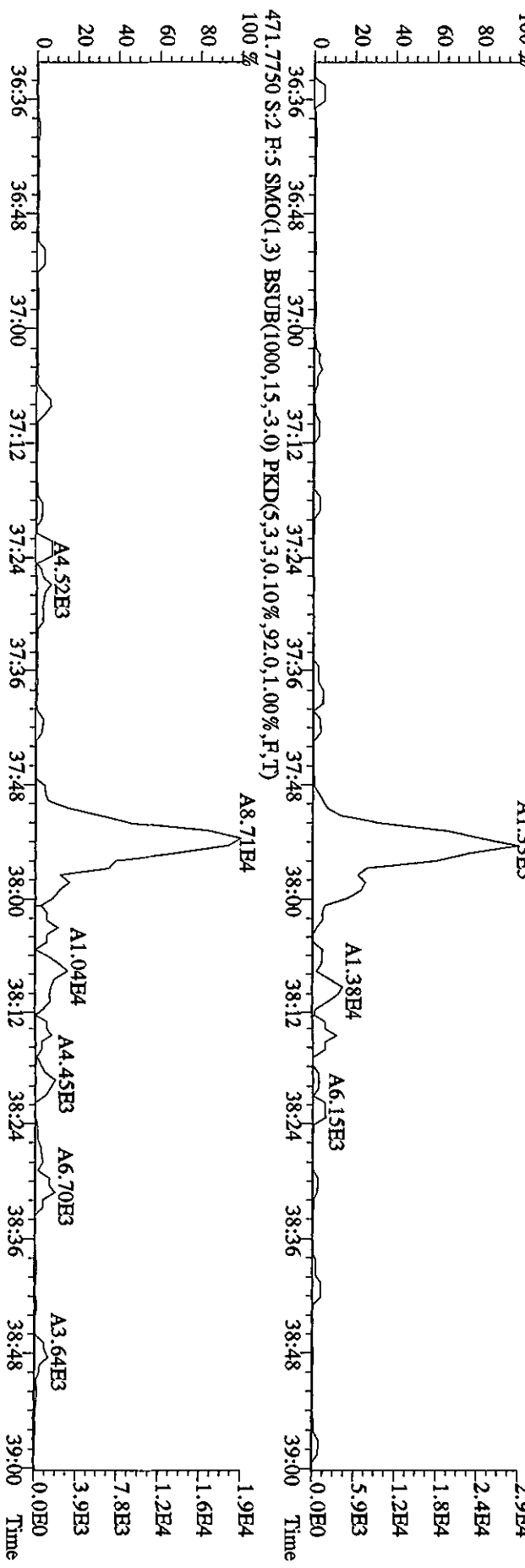
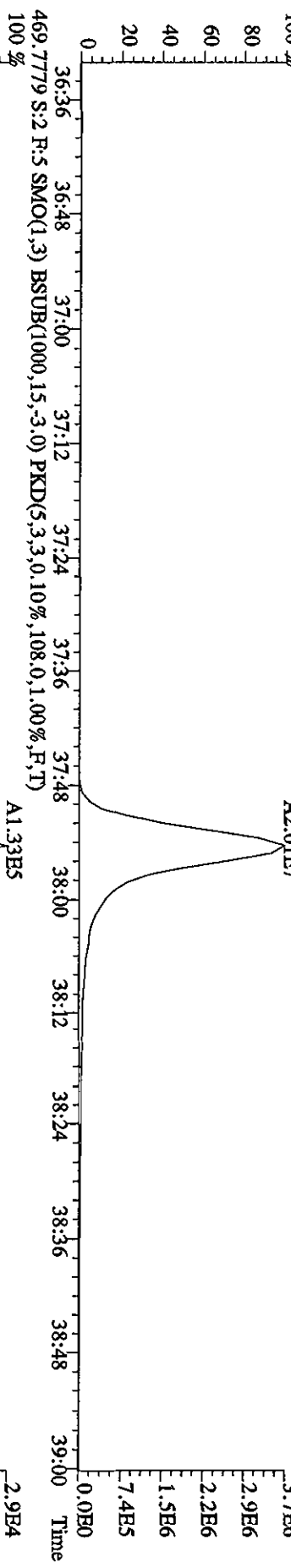
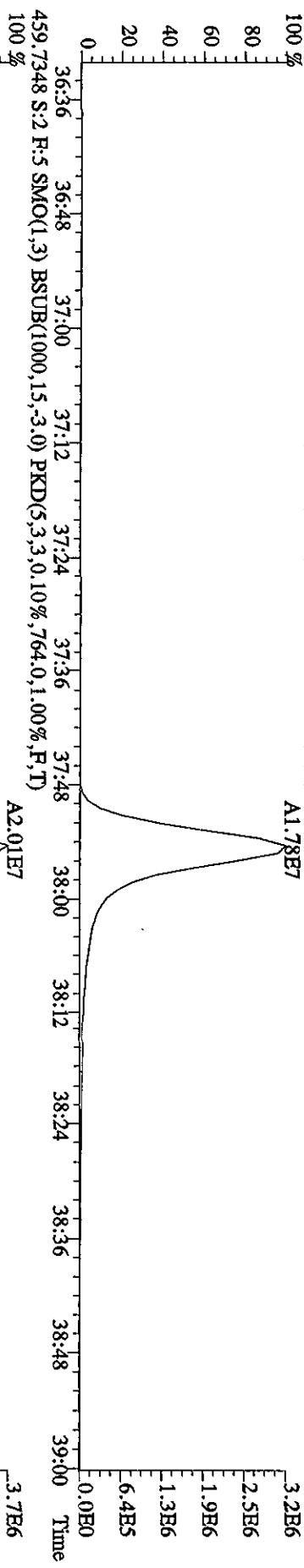
File:01MAY104D5 #1-198 Acq: 1-MAY-2010 09:32:20 GC EI+ Voltage SIR Autospec-Ultimate  
 Sample#2 Text:CP0501 :DB-5 C/PSM 3732-05 Exp:DIOXINRES8290A  
 423.7766 S:2 F:4 SMO(1,3) BSUB(1000,15,-3.0) PKD(5,3,3,0.10%,12096,0,1.00%,F,T)  
 100%



File:01MAY104D5 #1-190 Acq: 1-MAY-2010 09:32:20 GC EI+ Voltage SIR Autospec-Ultimate  
 Sample#2 Text:CP0501 :DB-5 CPM 3732-05 Exp:DIOXINRES8290A  
 441.7428 S:2 F:5 SMO(1,3) BSUB(1000,15,-3.0) PKD(5,3,3,0.10%,496,0,1.00%,F,T)




File:01MXY104D5 #1-190 Acq: 1-MAY-2010 09:32:20 GC HI+ Voltage SIR Autospec-UltimaE  
 Sample#2 Text:CP0501 :DB-5 CPSM 3732-05 Exp:DIOXINRES8290A  
 457.7377 S:2 R:5 SMO(1,3) BSUB(1000,15,-3.0) PKD(5,3,3,0.10%,504.0,1.00%,F,T)




File:01MAY104D5 #1-434 Acq: 1-MAY-2010 09:32:20 GC EI+ Voltage SIR Autospec-Ultimate

Sample#2 Text:CP0501 :DB-5 CPISM 3732-05 Exp:DIOXINRES8290A


354.9792 S:2 SMO(1,3) PKD(5,3,3,100.00%,0.0,1.00%,F,T)




303.9016 S:2 SMO(1,3) BSUB(1000,15,-3.0) PKD(5,3,3,0.10%,1972.0,1.00%,F,T)



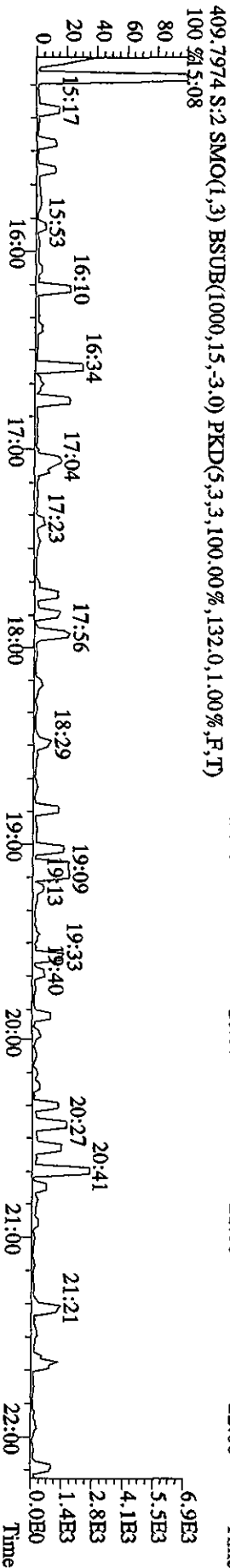
305.8987 S:2 SMO(1,3) BSUB(1000,15,-3.0) PKD(5,3,3,0.10%,2312.0,1.00%,F,T)



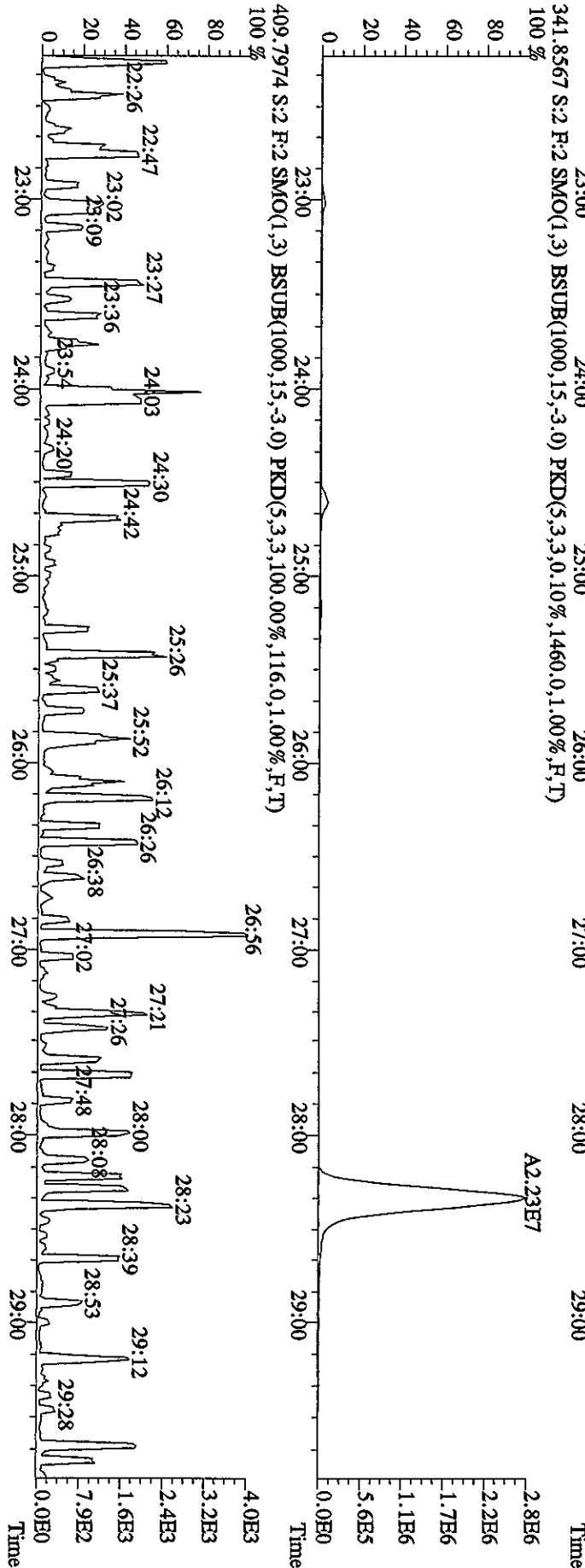
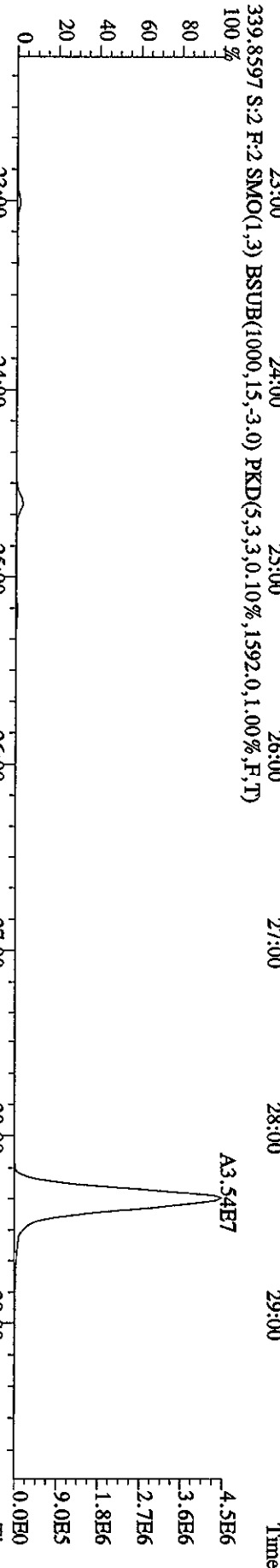
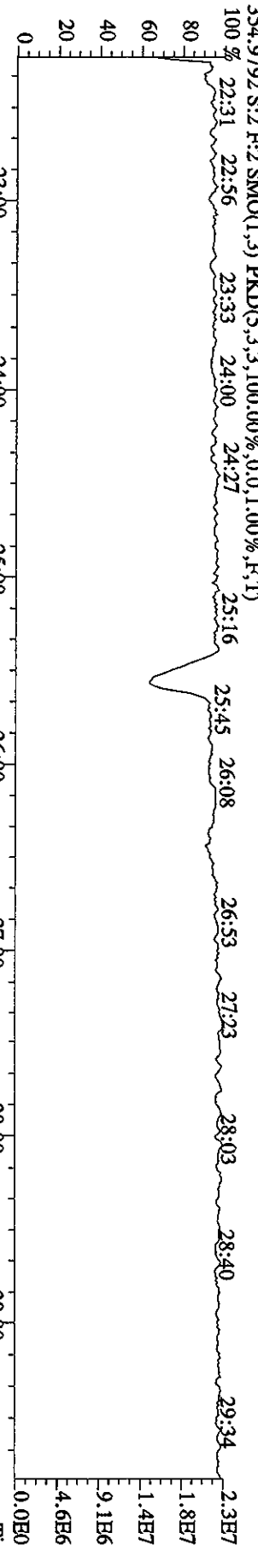
375.8364 S:2 SMO(1,3) BSUB(1000,15,-3.0) PKD(5,3,3,100.00%,112.0,1.00%,F,T)



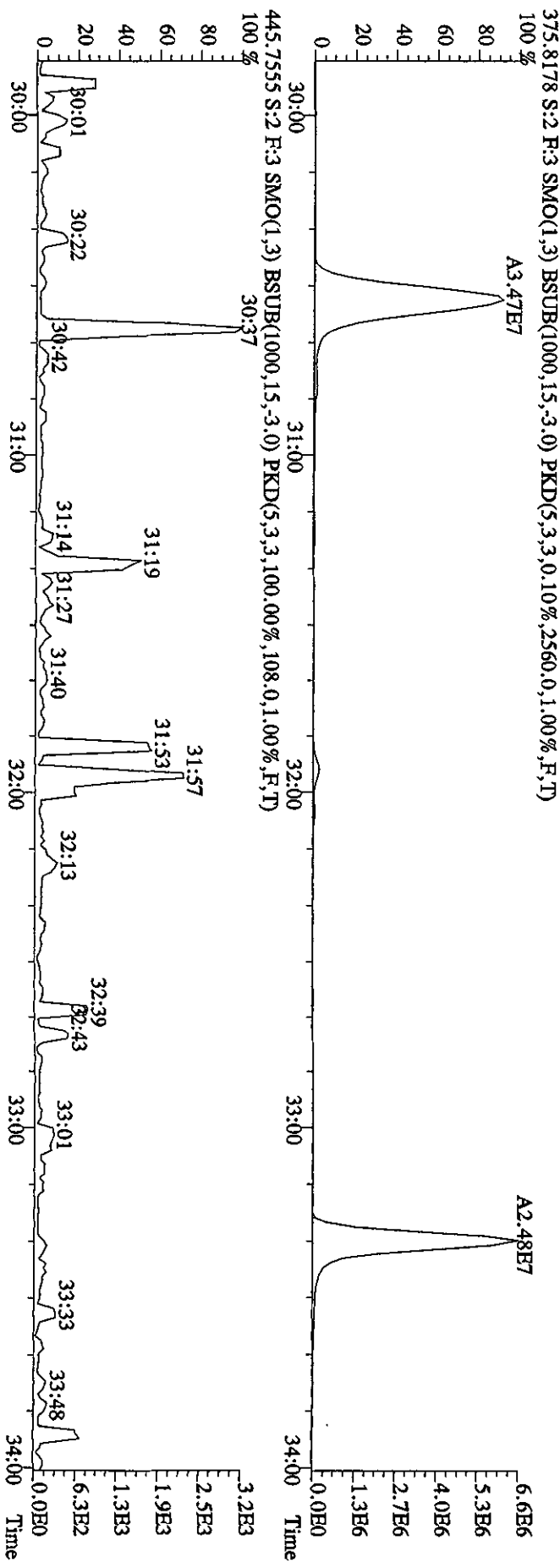
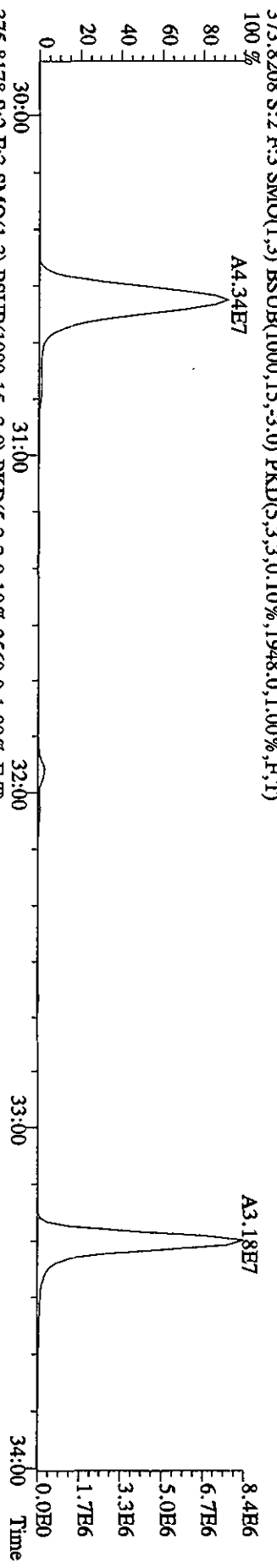
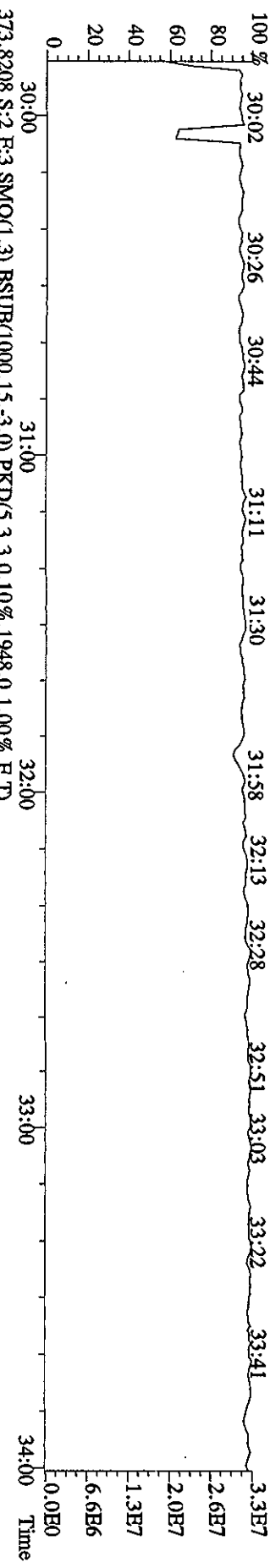
409.7974 S:2 SMO(1,3) BSUB(1000,15,-3.0) PKD(5,3,3,100.00%,132.0,1.00%,F,T)



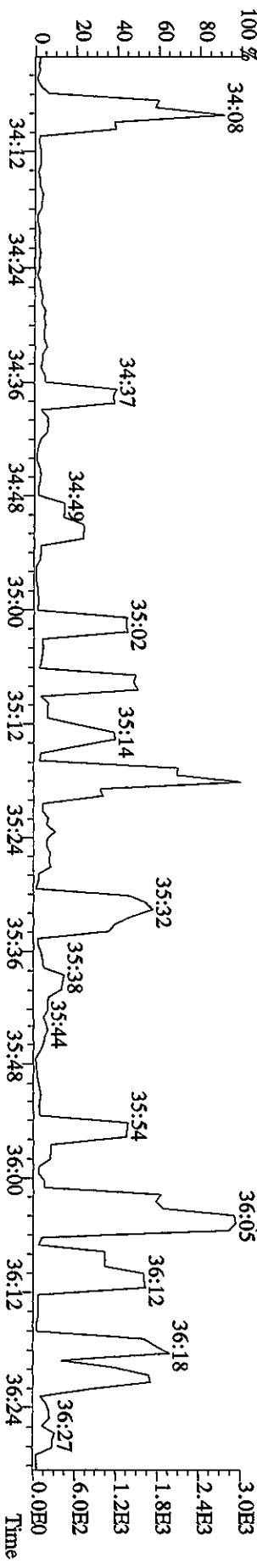
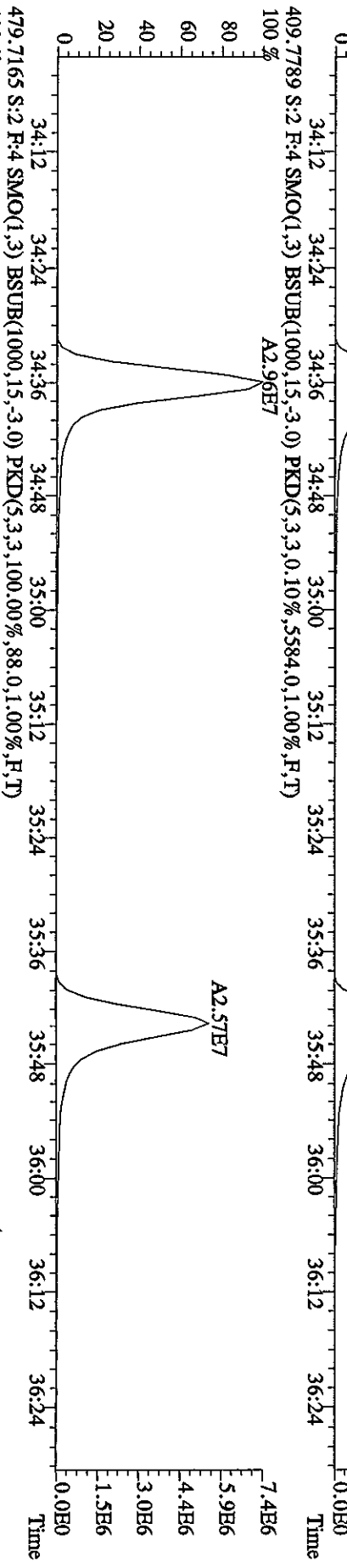
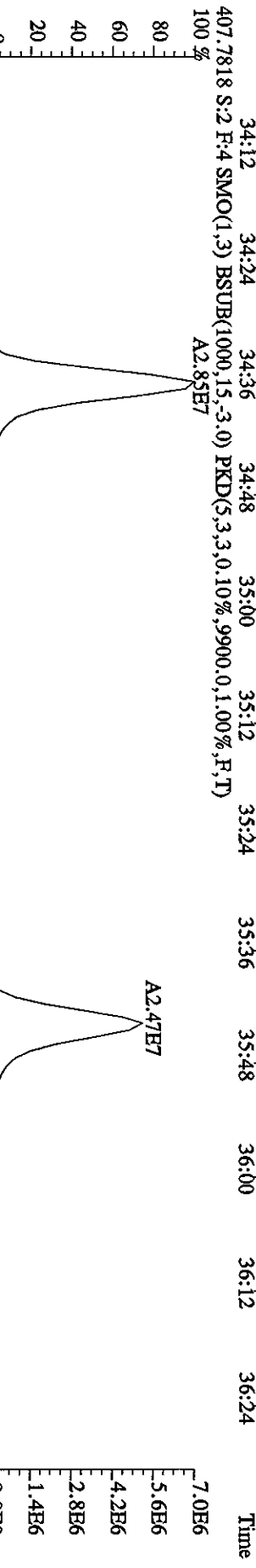
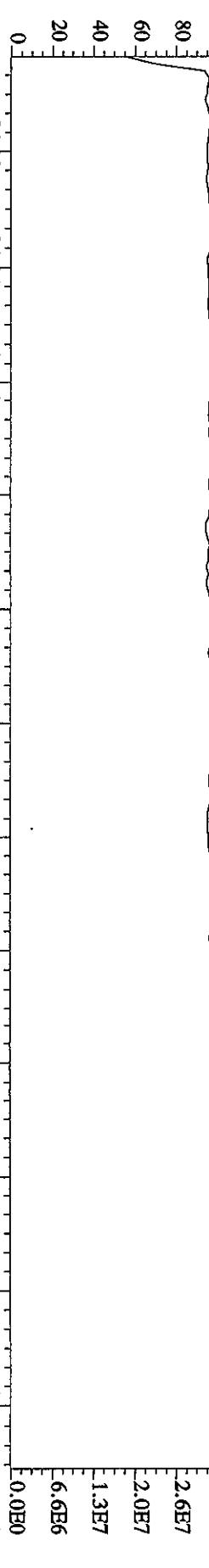
File:01MY104D5 #1-605 Acq: 1-MAY-2010 09:32:20 GC EI+ Voltage SIR Autospec-UltimaF  
 Sample#2 Text:CP0501 :DB-5-CPISM 3732-05 Exp:DIOXINRES8290A



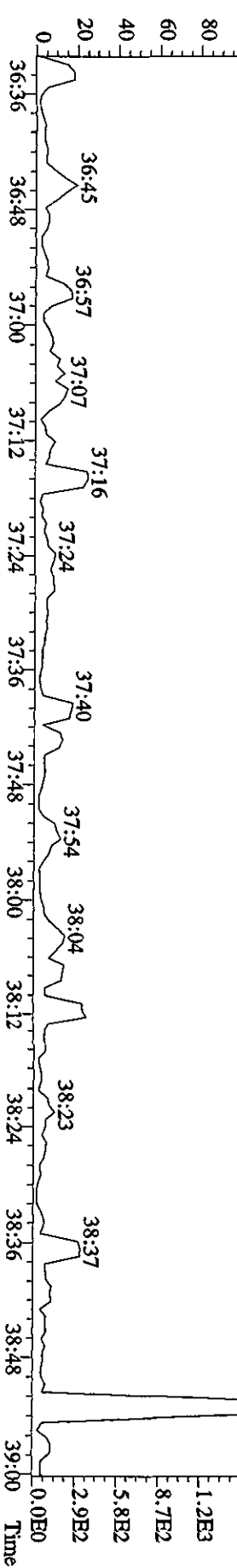

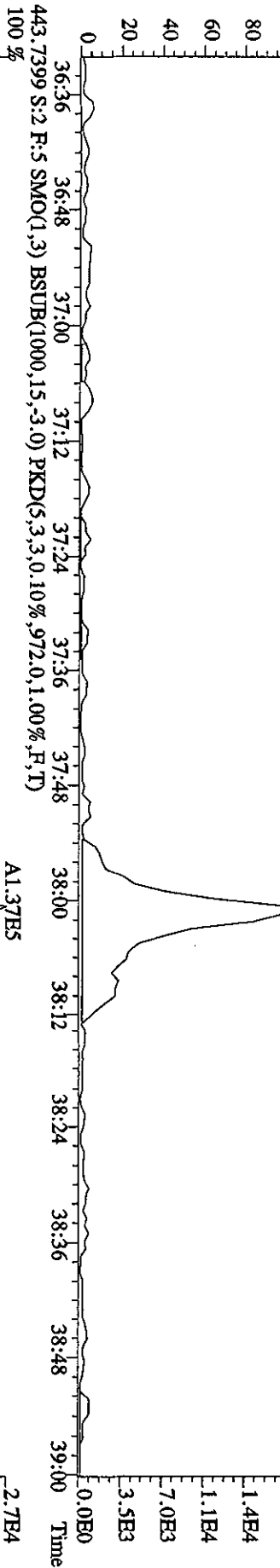

File:01MAY104D5 #1-316 Acq: 1-MAY-2010 09:32:20 GC EI+ Voltage SIR Autospec-UltimaE  
 Sample#2 Text:CP0501 :DB-5 CP5M 3732-05 Exp:DIOXINRES8290A  
 430.9728 S:2 F:3 SMO(1,3) PKD(5,3,3,100.00%,0.0,1.00%,F,T)



File:01MY104D5 #1-198 Acq: 1-MAY-2010 09:32:20 GC EI+ Voltage SIR Autospec-UltimaB  
 Sample#2 Text:CP0501 :DB-5 C/PSM 3732-05 Exp:DIOXINRES8290A  
 430.9728 S:2 F:4 SMO(1,3) PKD(5,3,3,100.00%,0.0,1.00%,F,T)  
 100% 34:09 34:21 34:32 34:44 35:02 35:11 35:20 35:31 35:38 35:48 36:00 36:12 36:27 3.3E7

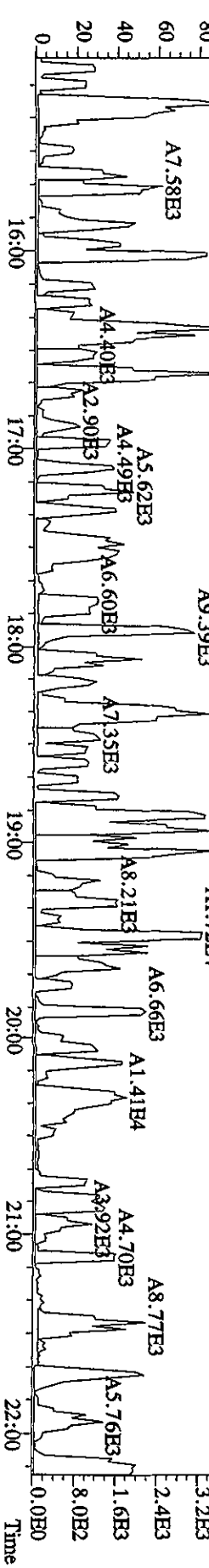
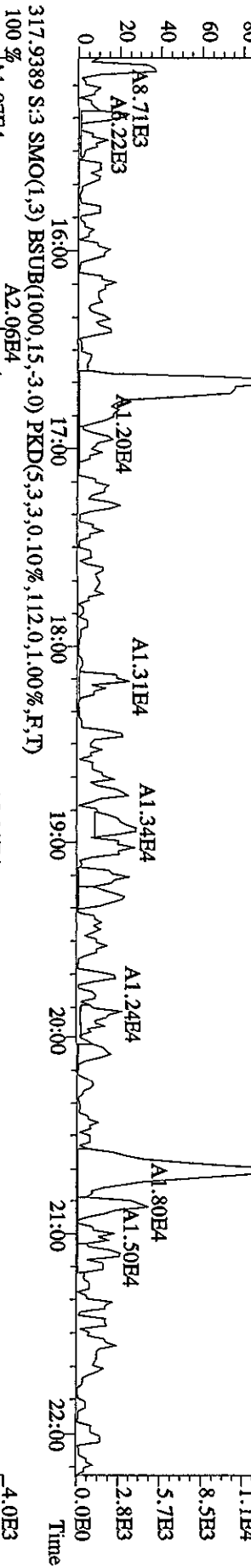
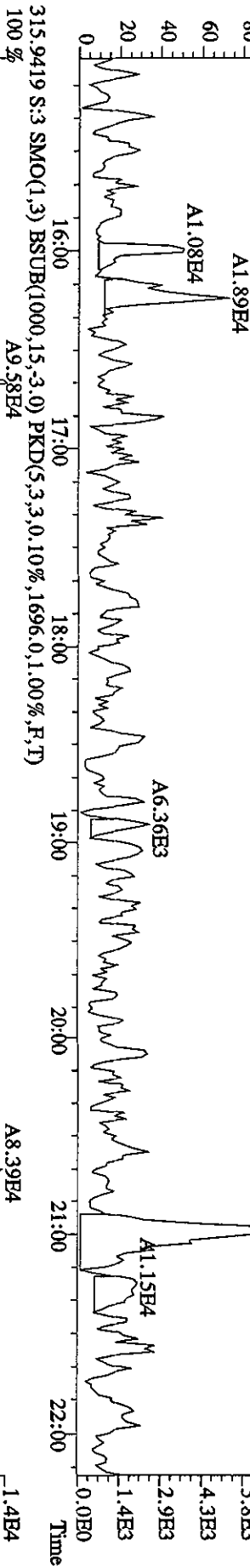
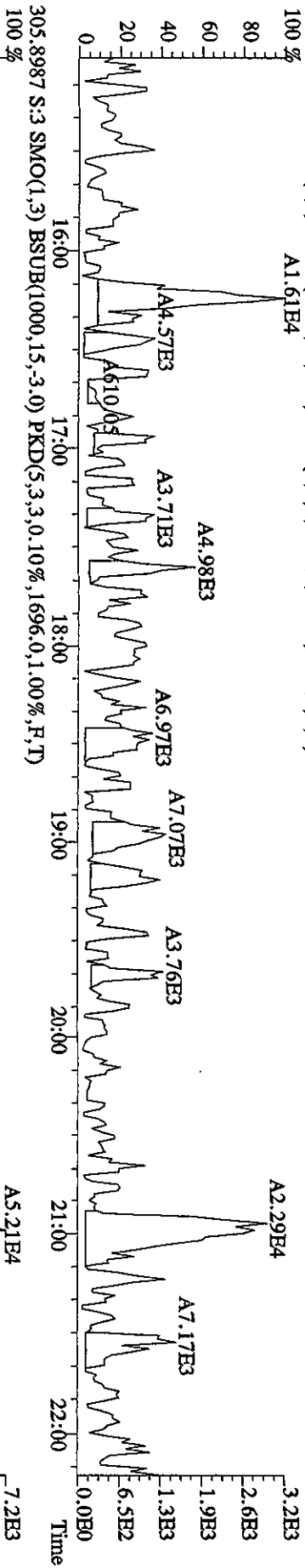


File:01MAY104D5 #1-190 Acq: 1-MAY-2010 09:32:20 GC EI + Voltage SIR Autospec-Ultimate  
 Sample#2 Text:CP0501 :DB-5 CP5M 3732-05 Exp:DIOXINRES8290A  
 442.9728 S:2 F:5 SMO(1,3) PKD(5,3,3,100.00%,0.0,1.00%,F,T)  
 100% 36:38 36:53 37:07 37:15 37:44 37:56 38:05 38:14 38:31 38:41 38:54

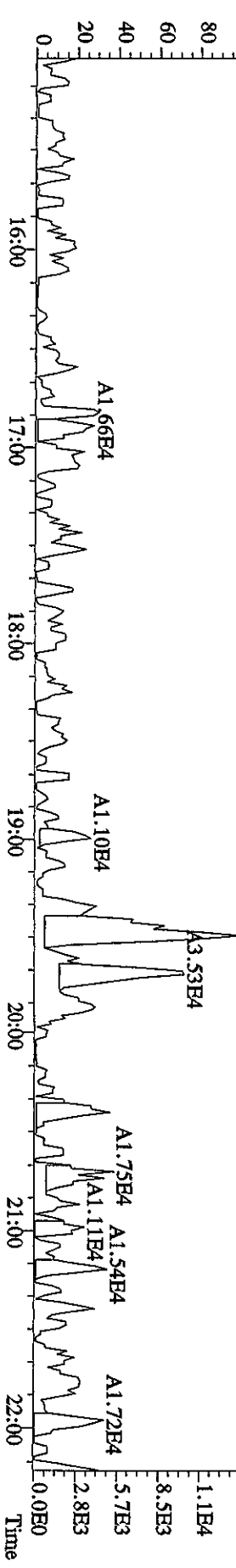
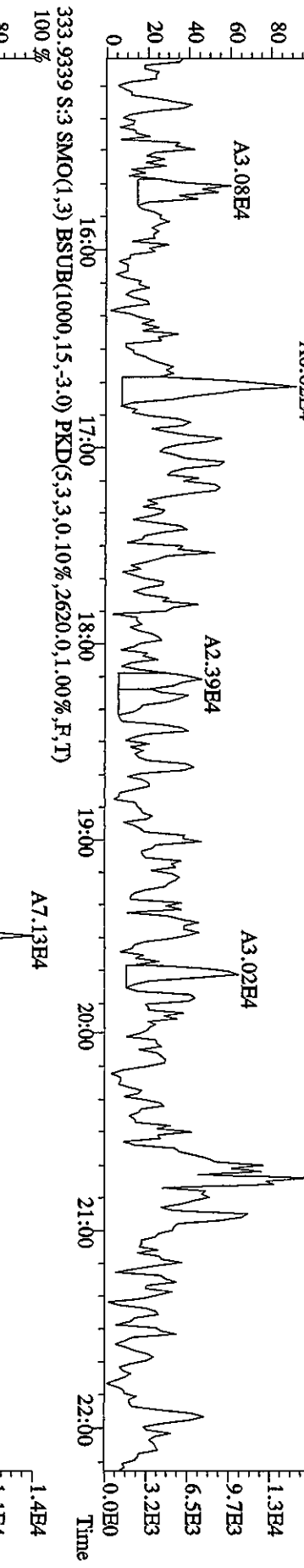
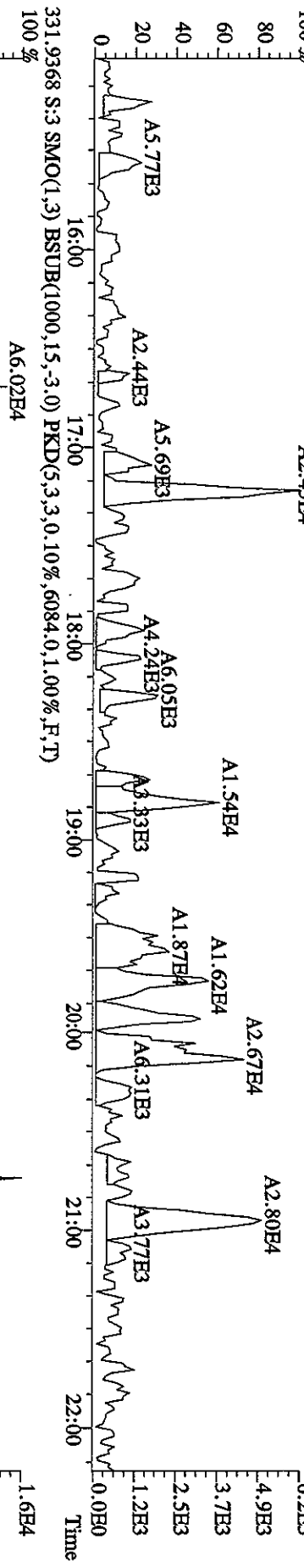
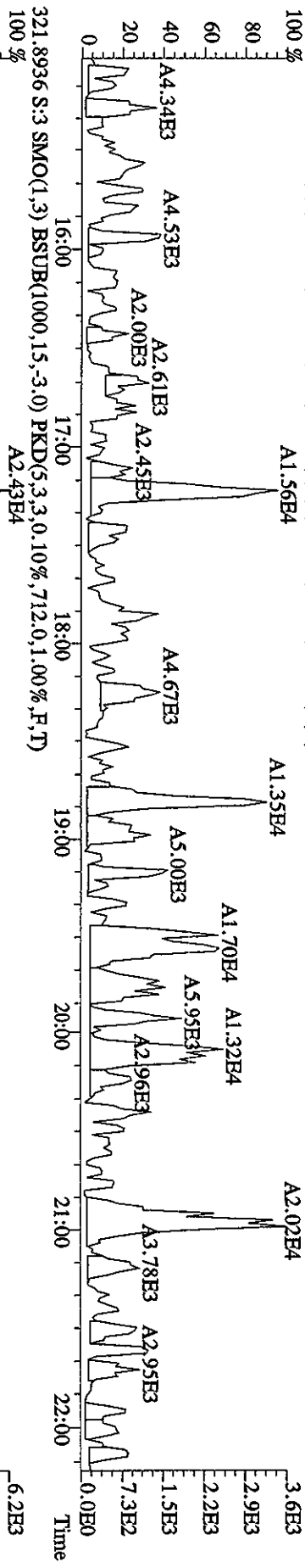




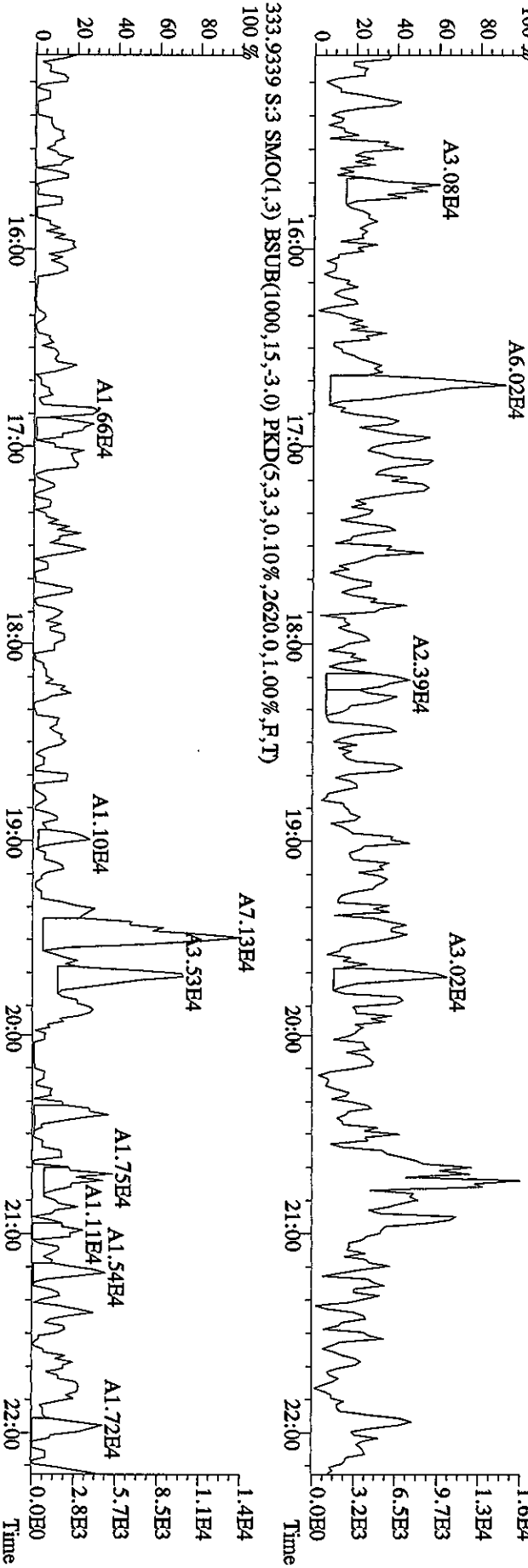
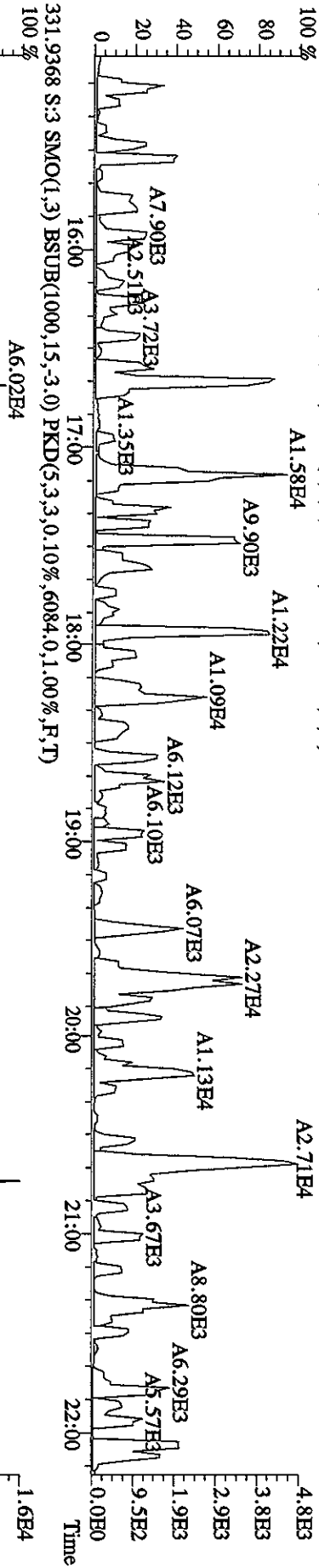
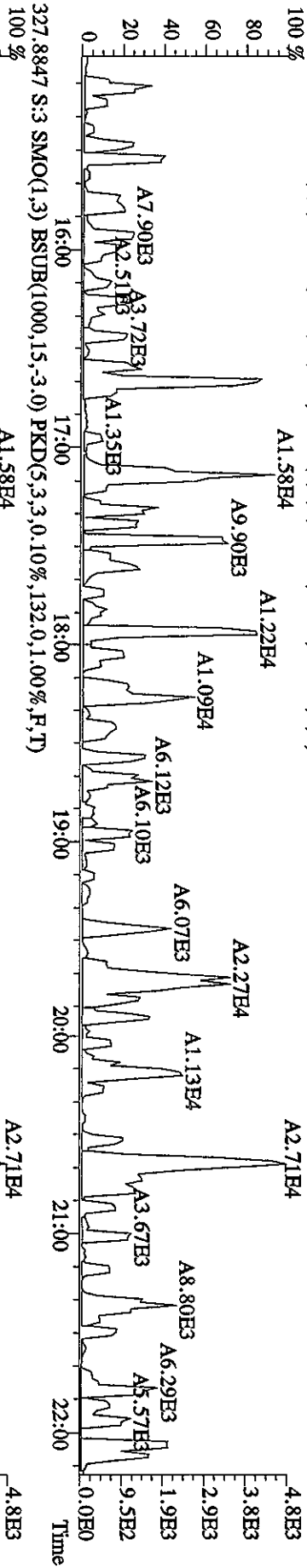
File:01MAY10AD5 #1-434 Acq: 1-MAY-2010 10:16:22 GC EI+ Voltage SIR Autospec-Ultimate  
 Sample#3 Text:SB0501 :Solvent Blank C-14 Exp:DIOXINRES8290A  
 303.9016 S:3 SMO(1,3) BSUB(1000,15,-3.0) PKD(5,3,3,0,10%,716.0,1.00%,F,T)  
 100%



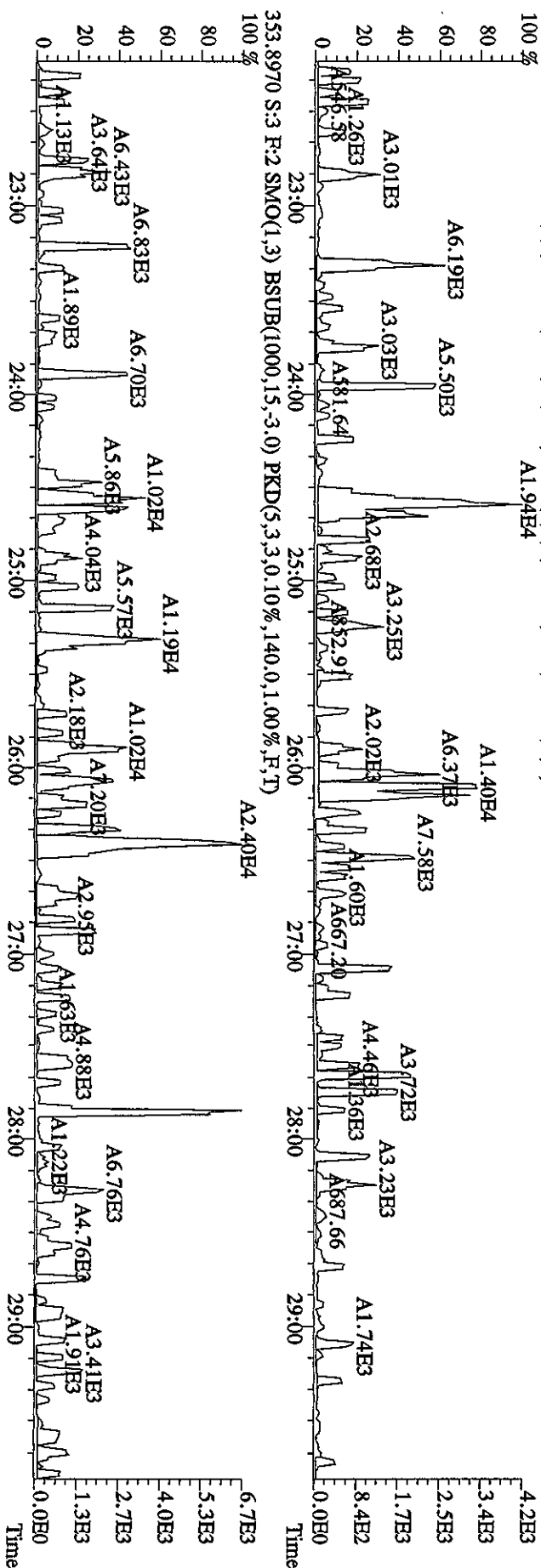
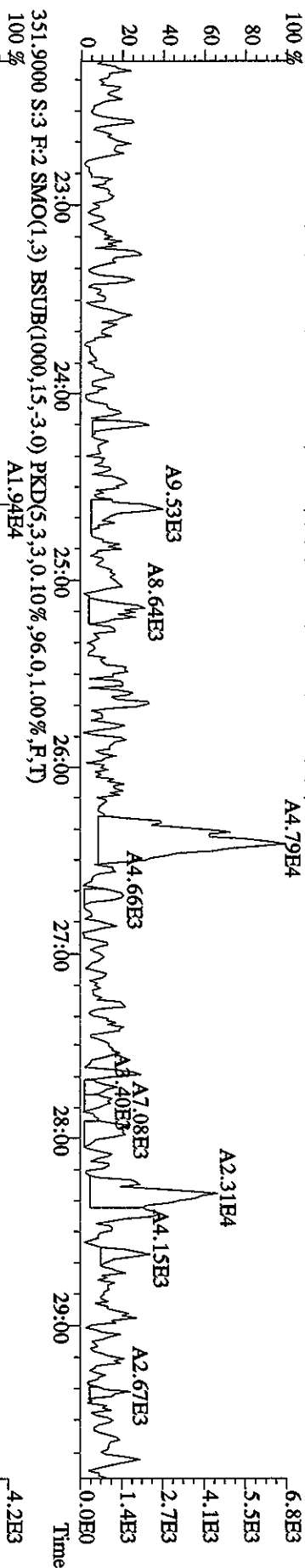
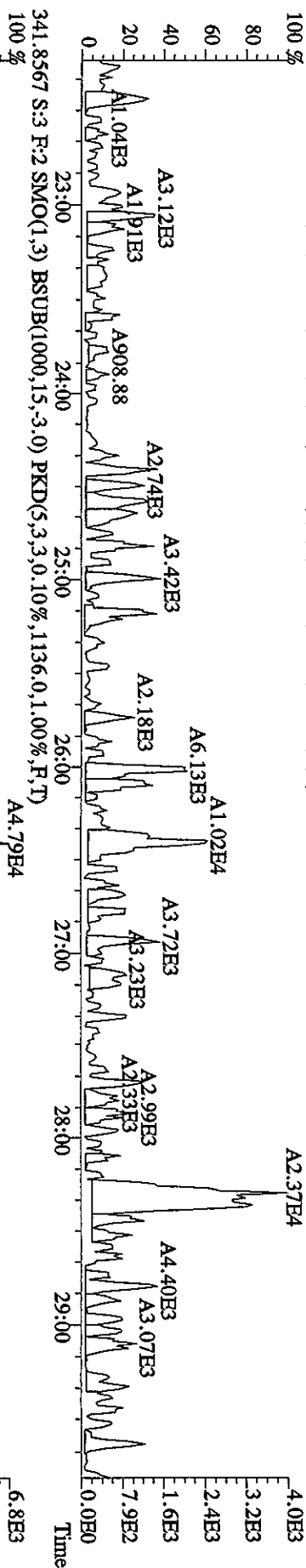
File:01MAY104D5 #1-434 Acq: 1-MAY-2010 10:16:22 GC EI+ Voltage SIR Autospec-UltraME  
 Sample#3 Text:SB0501 :Solvent Blank C-14 Exp:DIOXINRES8290A  
 319.8965 S:3 SMO(1,3) BSUB(1000,15,-3,0) PKD(5,3,3,0,10%,580,0,1,1,00%,F,T)



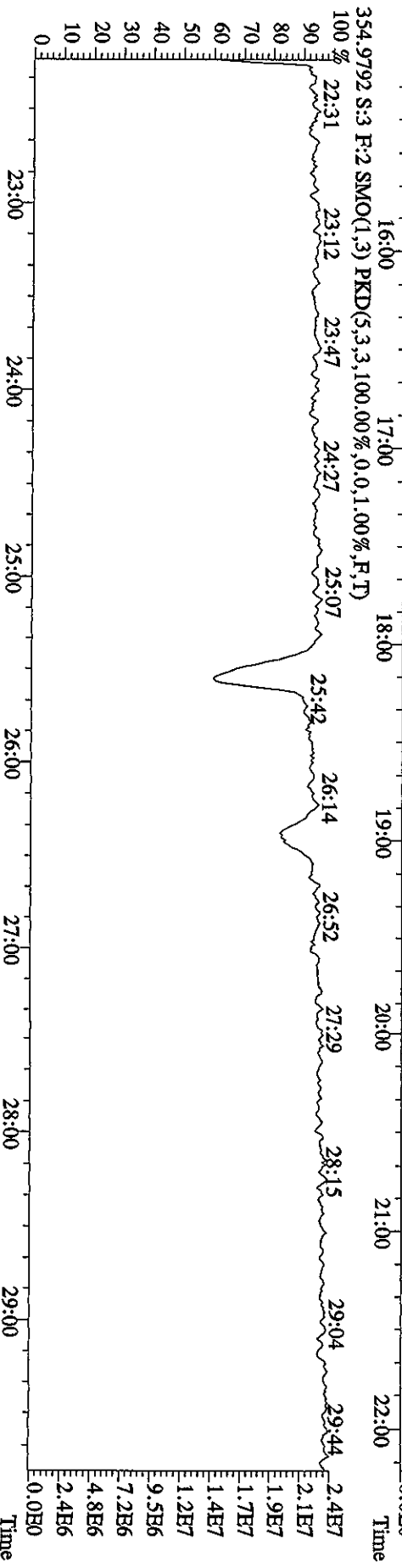

File:01MAY104D5 #1-434 Acq: 1-MAY-2010 10:16:22 GC EI+ Voltage SIR Autospec-Ultimat  
 Sample#3 Text:SB0501 :Solvent Blank C-14 Exp:DIOXINRES8290A  
 327.8847 S:3 SMO(1,3) BSUB(1000,15,-3.0) PKD(5,3,3,0,10%,132.0,1.00%,F,T) 100%



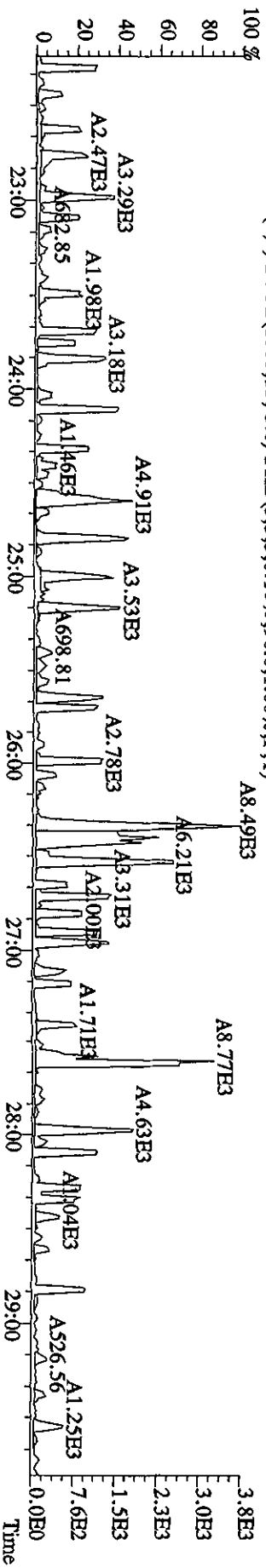

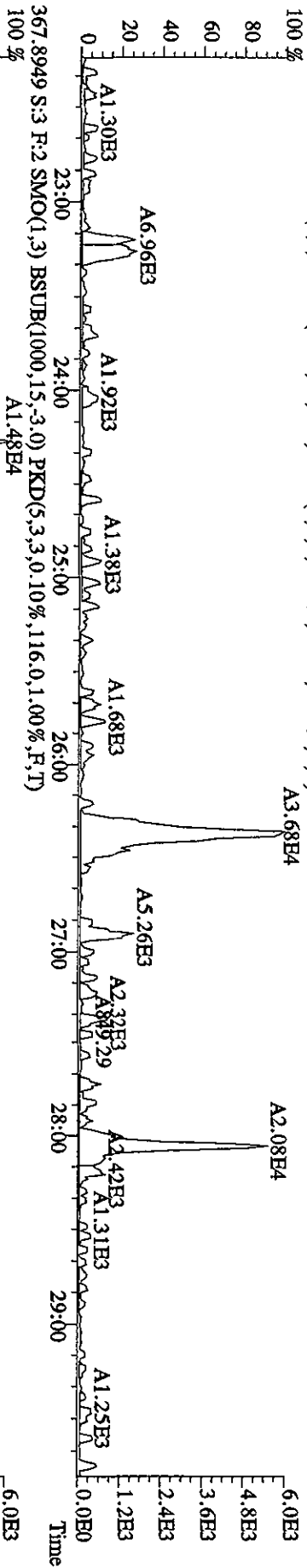
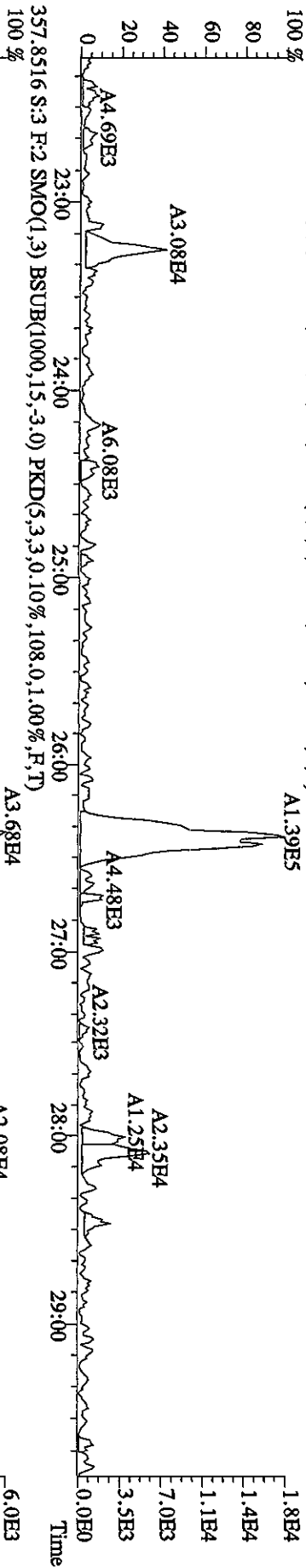
File:01MY104D5 #1-604 Acq: 1-MAY-2010 10:16:22 GC BI+ Voltage SIR Autospec-UltraHE  
 Sample#3 Text:SB0501 :Solvent Blank C-14 Exp:DIOXINRES8290A  
 339.8597 S:3 F:2 SMO(1,3) BSUB(1000,15,-3.0) PKD(5,3,3,0.10%,344.0,1.00%,F,T)



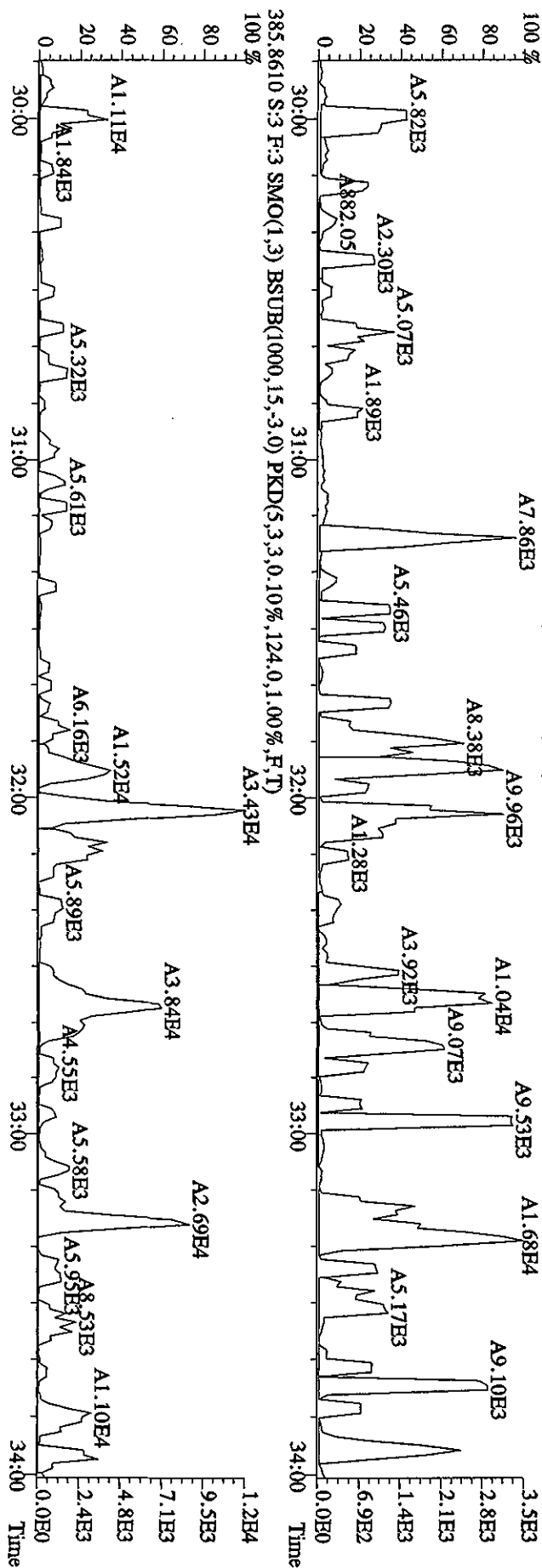
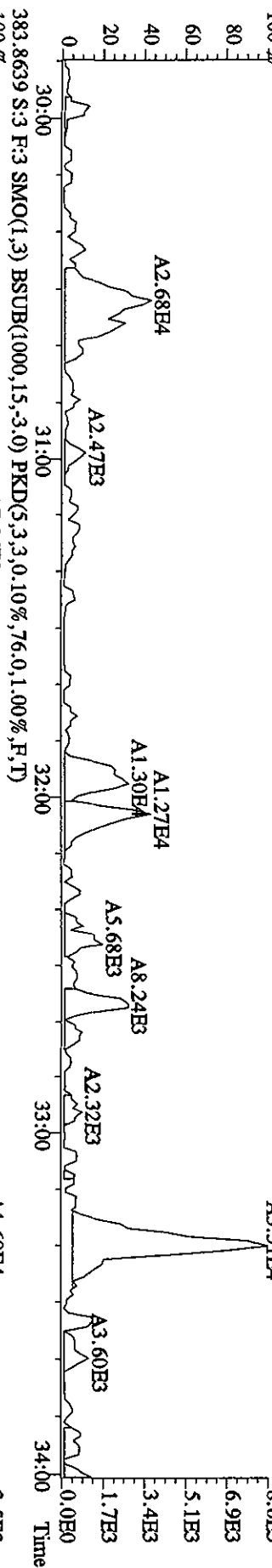
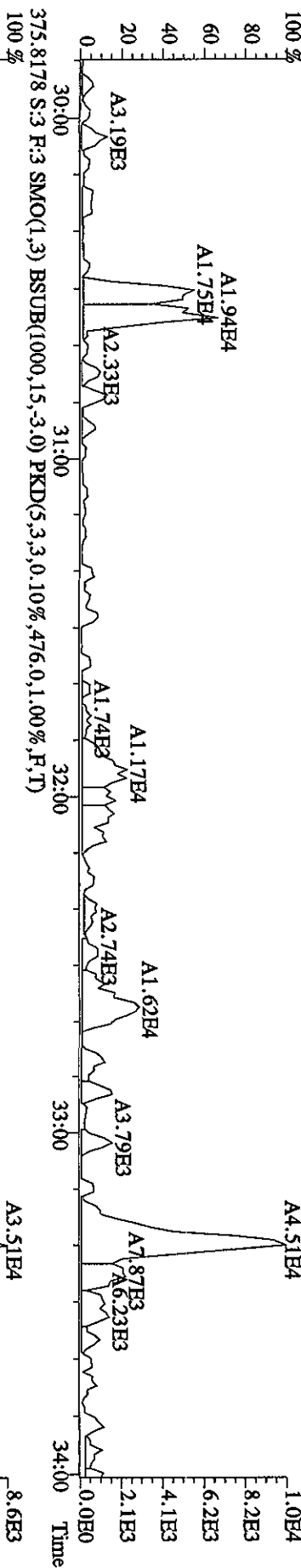
File:01MAY104D5 #1-434 Acq: 1-MAY-2010 10:16:22 GC EI+ Voltage SIR Autospec-Ultimate  
 Sample#3 Text:SB0501 :Solvent Blank C-14 Exp:DIOXINRES8290A  
 339.8597 S:3 SMO(1,3) BSUB(1000,15,-3.0) PKD(5,3,3,0,10%,432.0,1.00%,F,T)



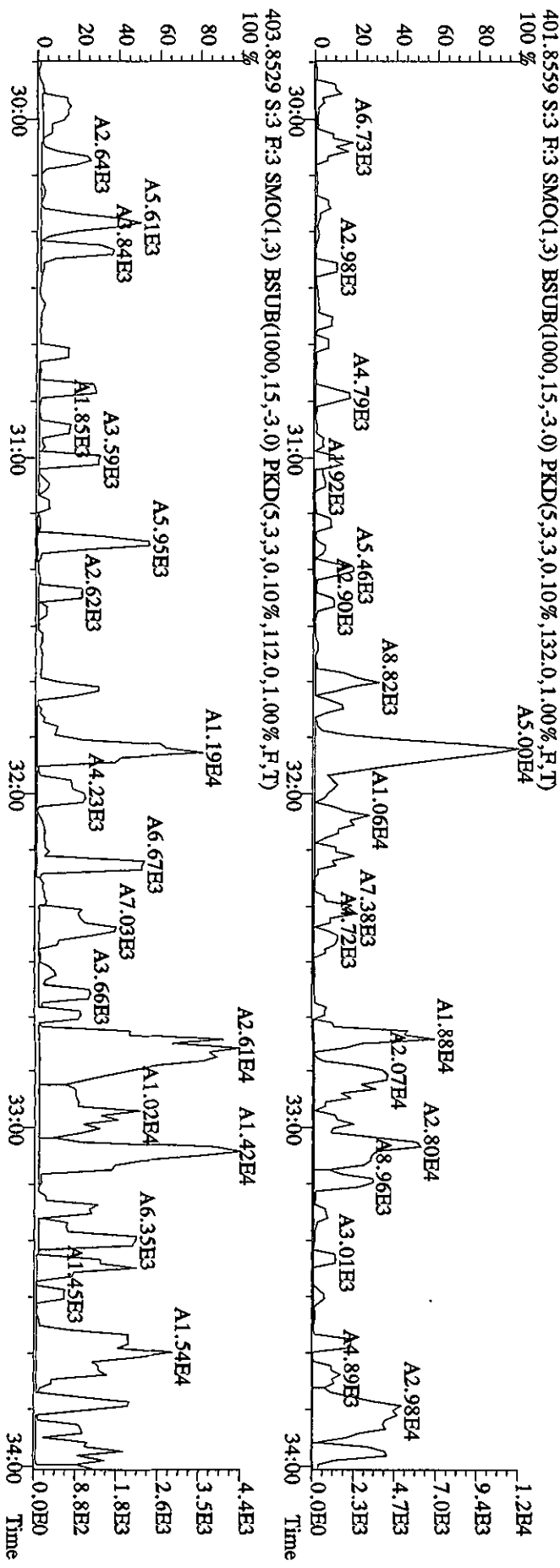
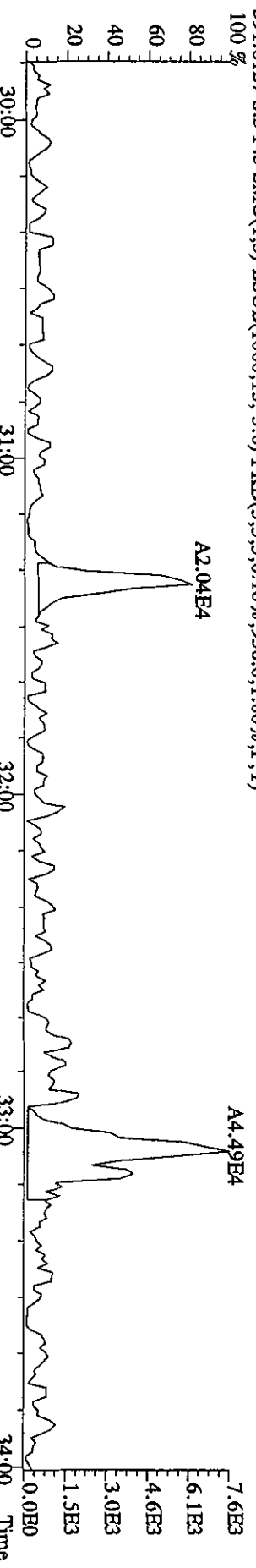
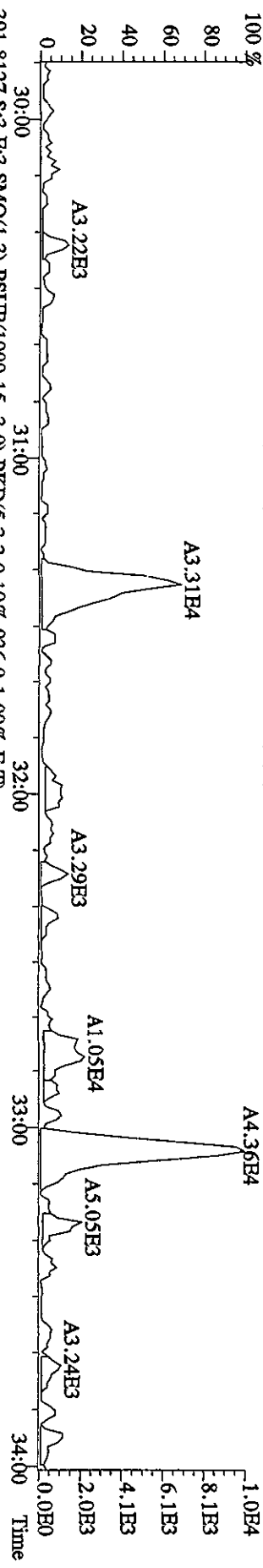
File:01MAY104D5 #1-604 Acq: 1-MAY-2010 10:16:22 GC EI+ Voltage SIR Autospec-Ultimate  
Sample#3 Text:SB0501 :Solvent Blank C-14 Exp:DIOXINRES8290A  
355.8346 S:3 F:2 SMO(1,3) BSUB(1000,15,-3,0) PKD(5,3,3,0.10%,864.0,1.00%,F,T)  
100%



File:01MAY104D5 #1-317 Acq: 1-MAY-2010 10:16:22 GC EI+ Voltage SFR Autospec-UltimaB  
 Sample#3 Text:SB0501 :Solvent Blank C-14 Exp:DIOXINRES8290A  
 373.8208 S:3 F:3 SMO(1,3) BSUB(1000,15,-3.0) PKD(5,3,3,0.10%,348.0,1.00%,F,T)

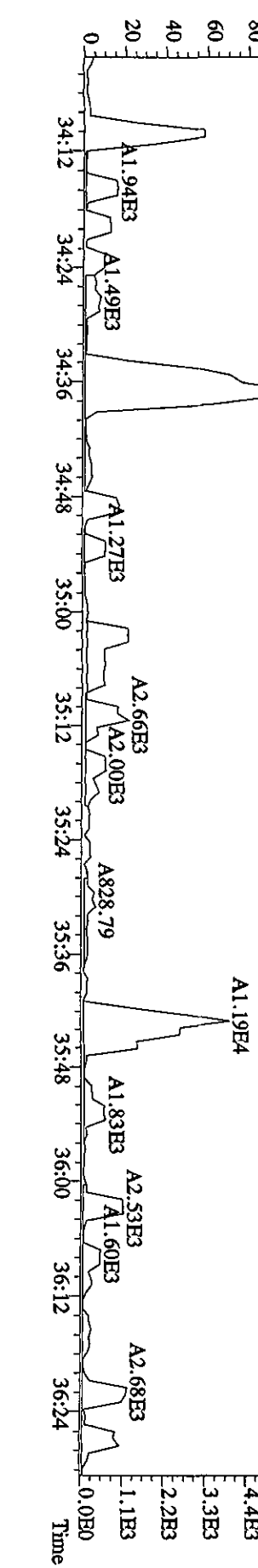
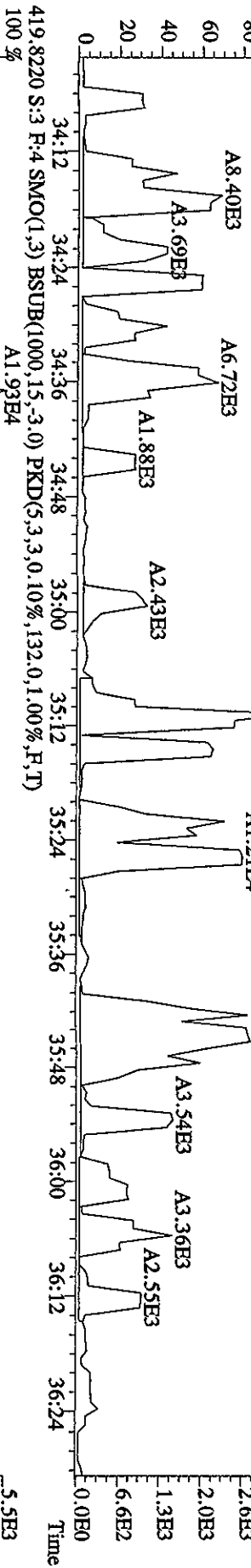
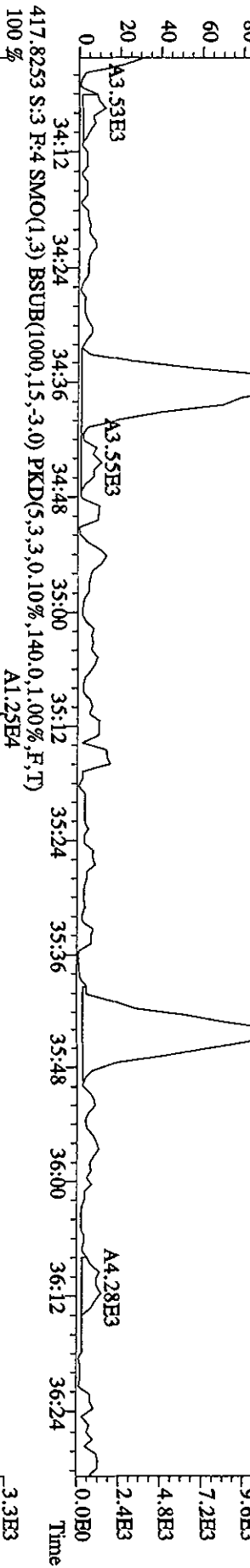
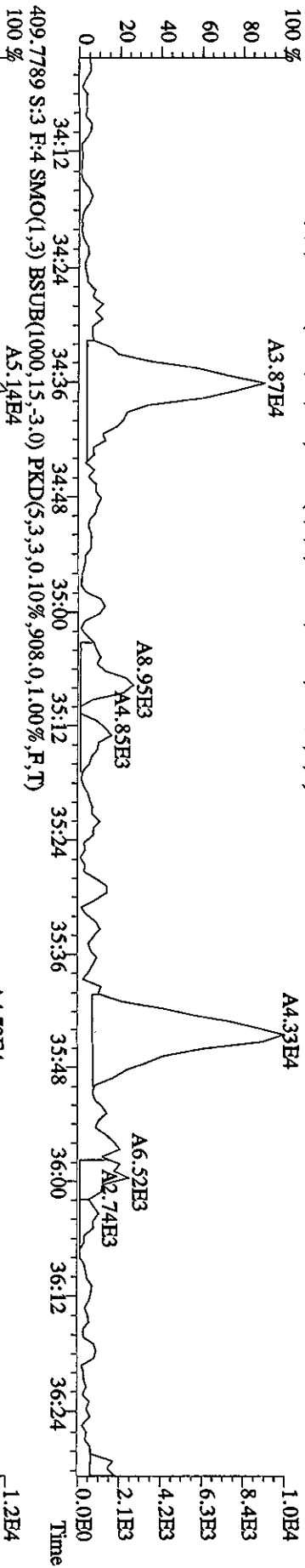


File:01MXY104D5 #1-317 Acq: 1-MAY-2010 10:16:22 GC EI+ Voltage SIR Autospec-UltimaE  
 Sample#3 Text:SB0501 :Solvent Blank C-14 Exp:DIOXINRES8290A  
 389.8157 S:3 F:3 SMO(1,3) BSUB(1000,15,-3.0) PKD(5,3,3,0.10%,600.0,1.00%,F,T)

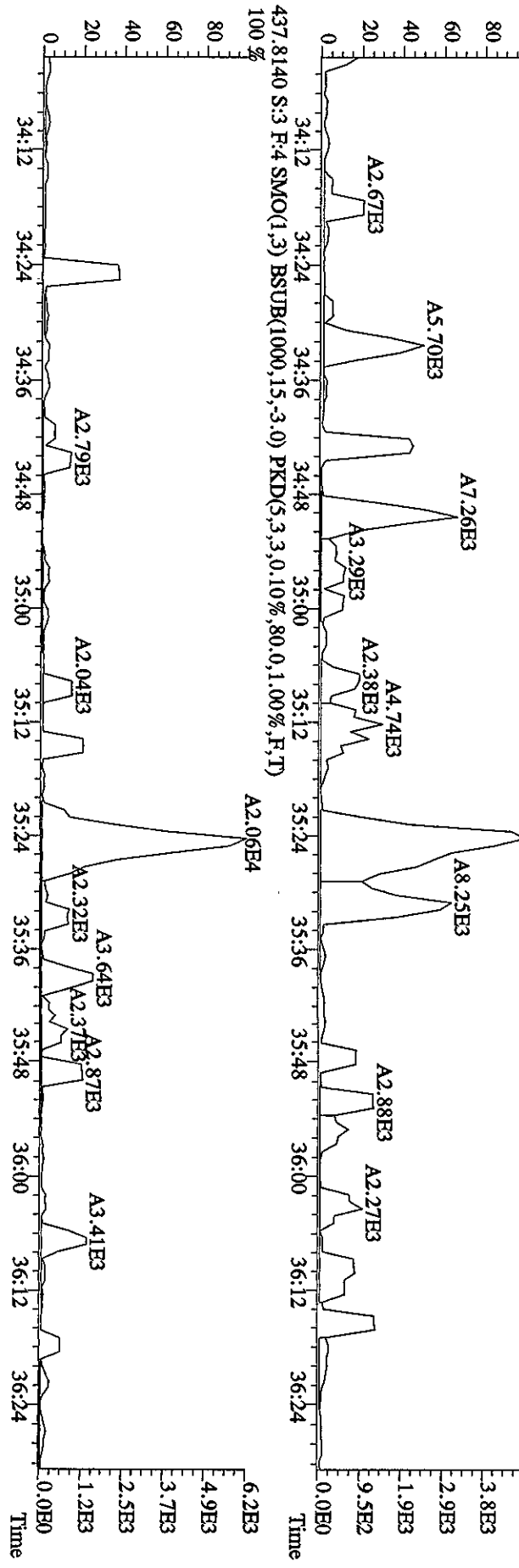
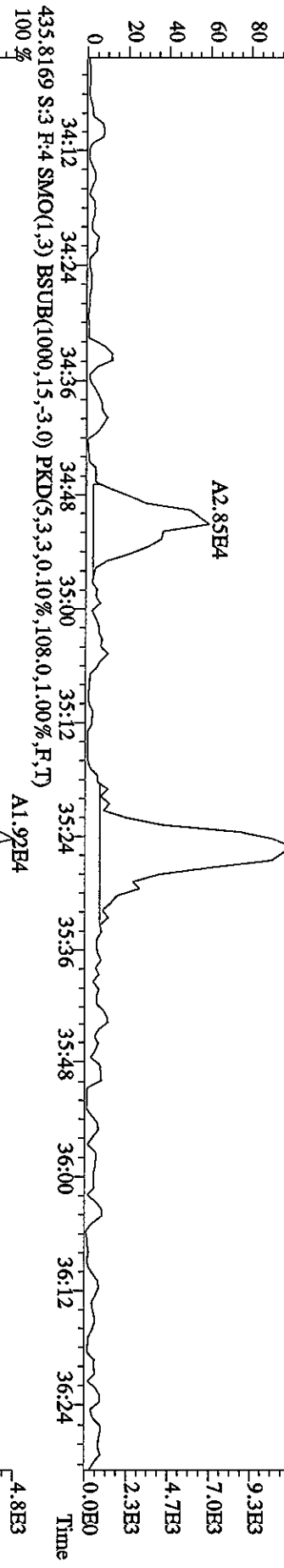
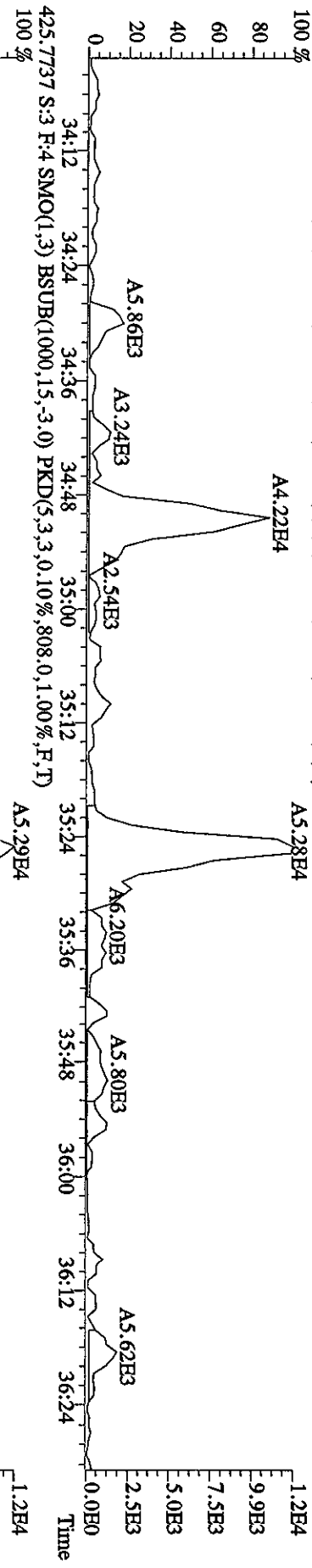




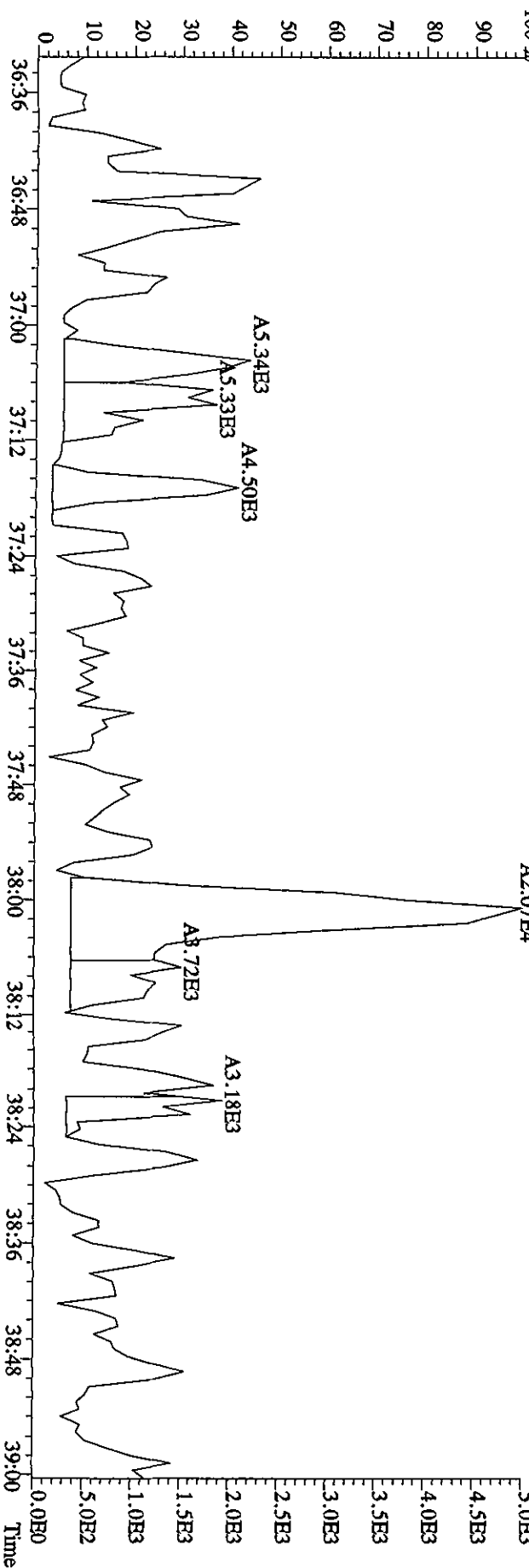
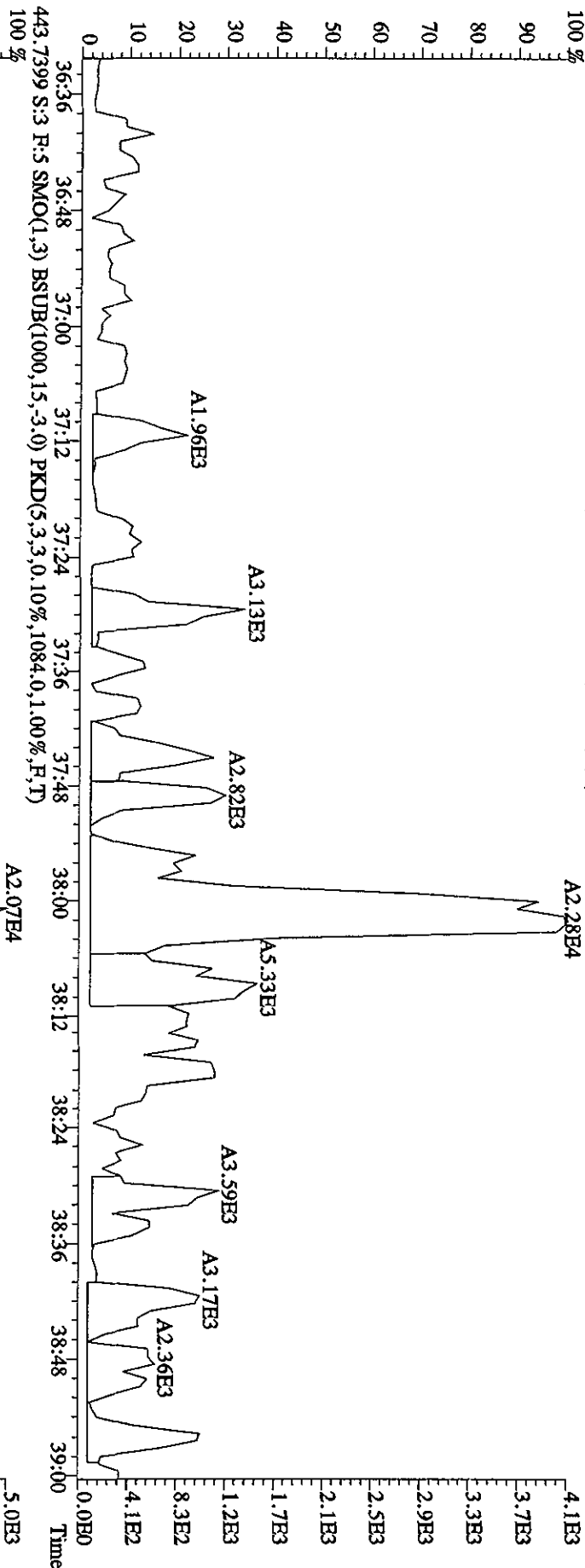
File:01MAY104D5 #1-198 Acq: 1-MAY-2010 10:16:22 GC EI+ Voltage SIR Autospec-Ultimate  
 Sample#3 Text:SB0501 :Solvent Blank C-14 Exp:DIOXINRES8290A  
 407.7818 S:3 F:4 SMO(1,3) BSUB(1000,15,-3,0) PKD(5,3,3,0,10%,956,0,1,00%,F,T)  
 100%



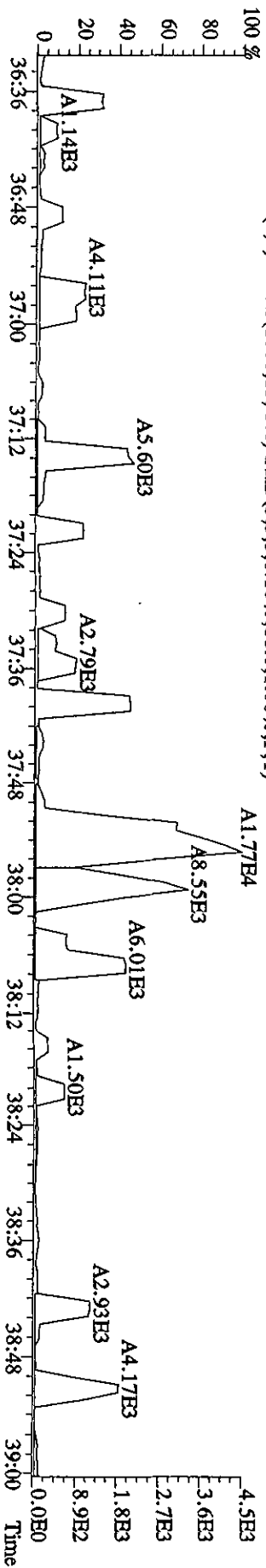
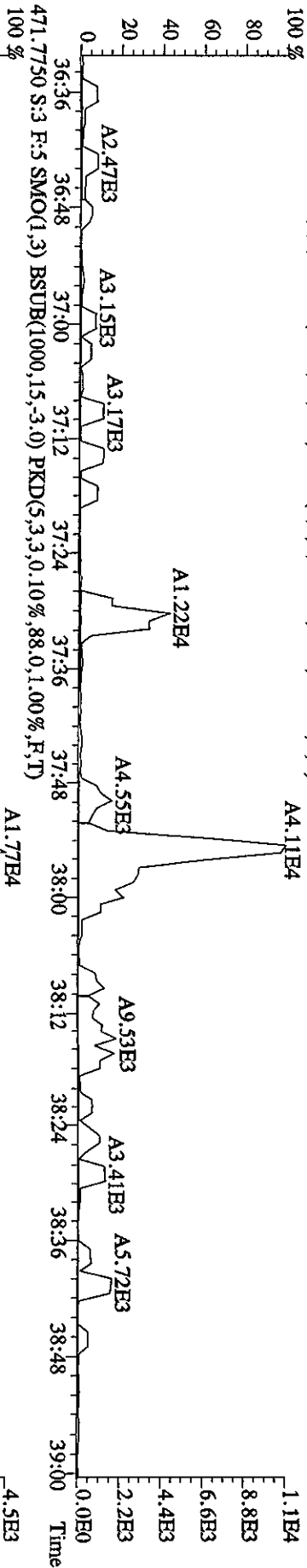
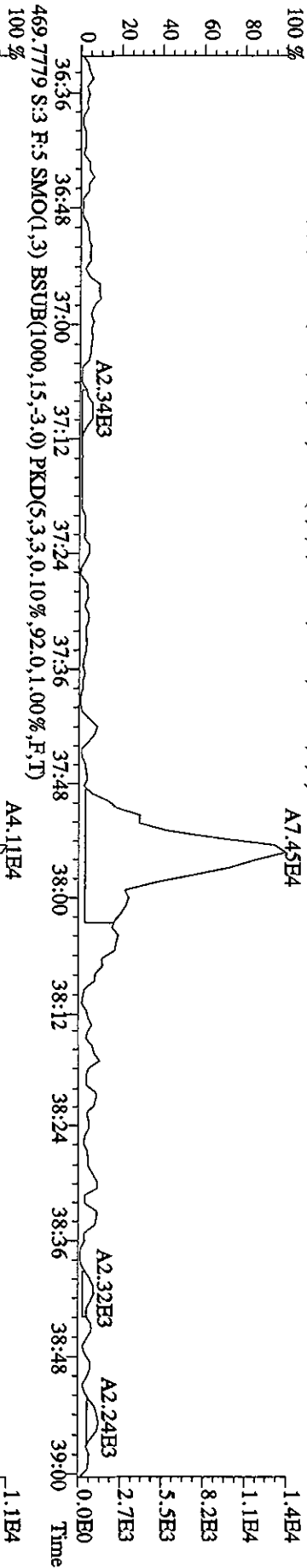
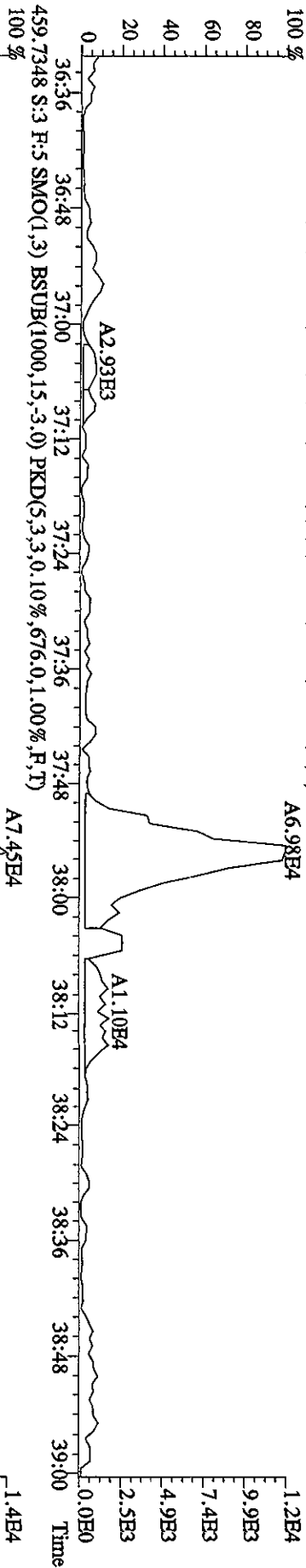
File:01MY104D5 #1-198 Acq: 1-MAY-2010 10:16:22 GC HI+ Voltage SIR Autospec-UltraH  
 Sample#3 Text:SB0501 :Solvent Blank C-14 Exp:DIOXINRES8290A  
 423.7766 S:3 F:4 SMO(1,3) BSUB(1000,15,-3.0) PKD(5,3,3,0.10%,564.0,1.00%,F,T)




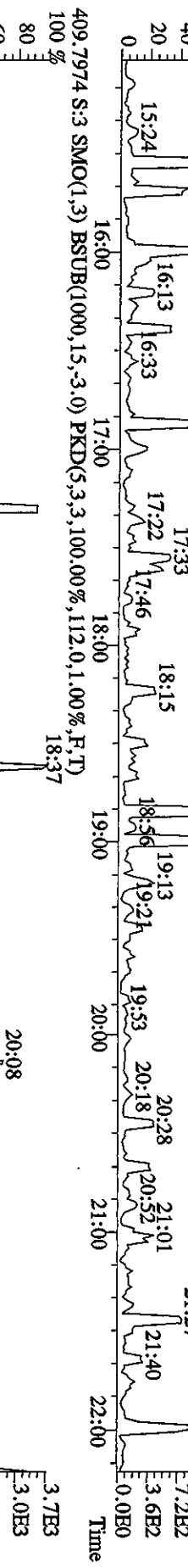
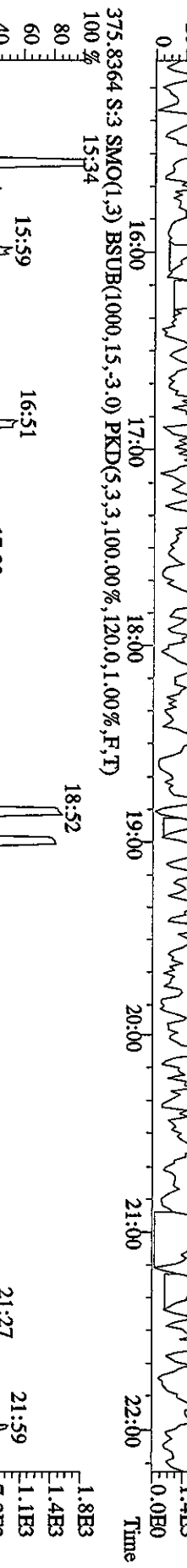
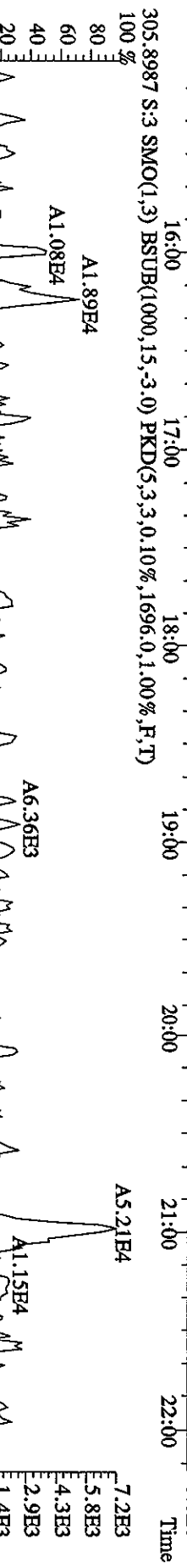
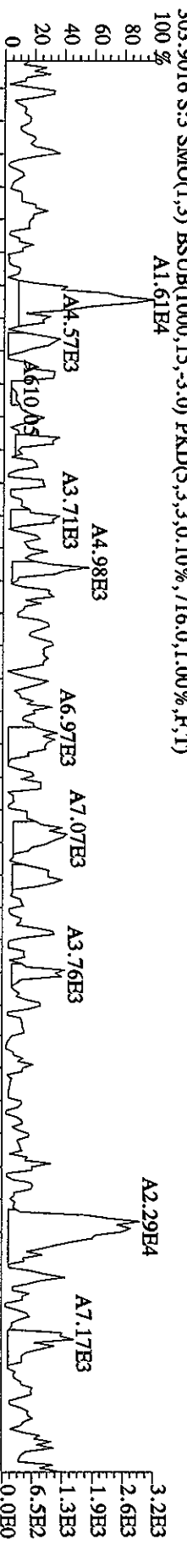
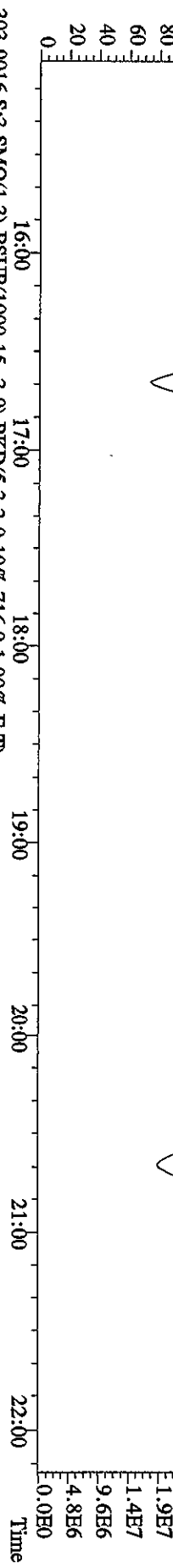
File:01MAY104D5 #1-190 Acq: 1-MAY-2010 10:16:22 GC BI+ Voltage SIR Autospec-Ultimate  
 Sample#3 Text:SB0501 :Solvent Blank C-14 Exp:DIOXINRES8290A  
 441.7428 S:3 F:5 SMO(1,3) BSUB(1000,15,-3.0) PKD(5,3,3,0,10%,400,0,1,00%,F,T)



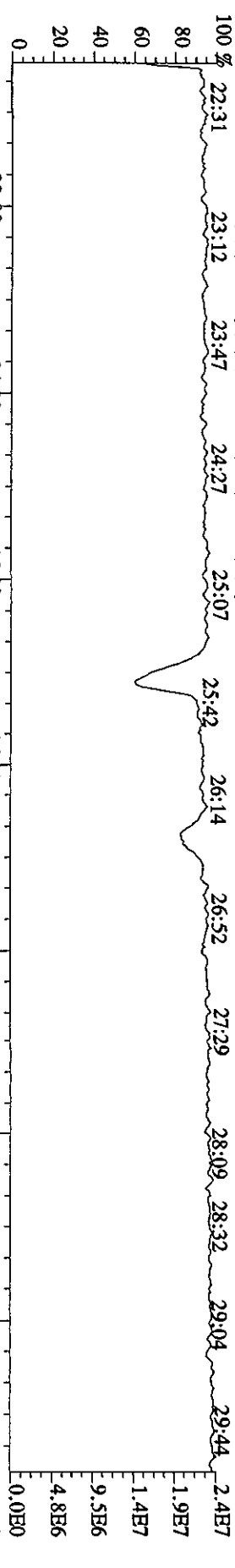
File:01MAY104D5 #1-190 Acq: 1-MAY-2010 10:16:22 GC EI+ Voltage SIR Autospec-Ultimate  
 Sample#3 Text:SB0501 :Solvent Blank C-14 Exp:DIOXINRES8290A  
 457.7377 S:3 F:5 SMO(1,3) BSUB(1000,15,-3,0) PKD(5,3,3,0.10%,748.0,1.00%,F,T)  
 100%



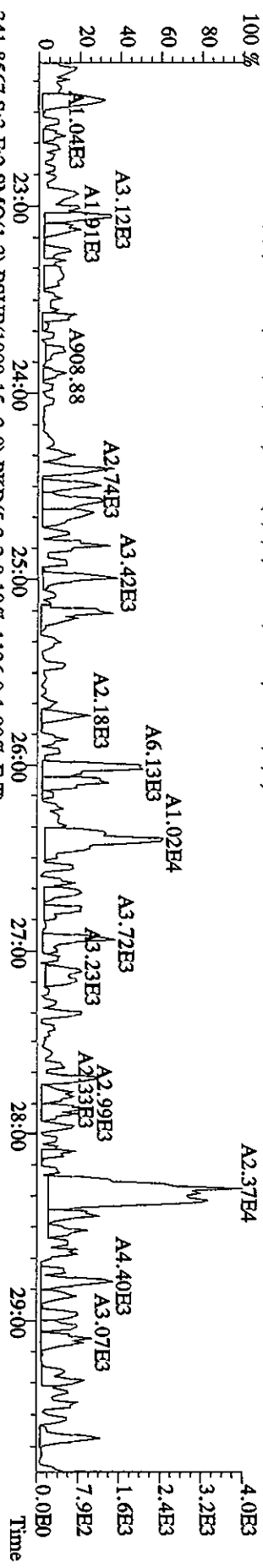
File:01MAY104D5 #1-434 Acq: 1-MAY-2010 10:16:22 GC HI+ Voltage SIR Autospec-UltimatE  
 Sample#3 Text:SB0501 :Solvent Blank C-14 Exp:DIOXINRES8290A  
 354.9792 S:3 SMO(1,3) PKD(5,3,3,100.00%,0.0,1.00%,F,T)  
 100% 15:28 15:56 16:23 17:02 17:24 17:48 18:20 18:55 19:31 20:01 20:33 21:08 21:33



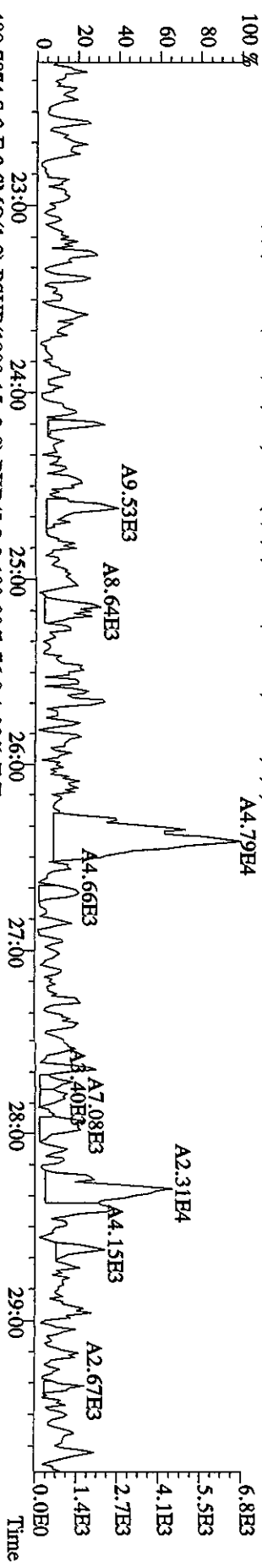
File:01MAY104D5 #1-604 Acq: 1-MAY-2010 10:16:22 GC BI+ Voltage SIR Autospec-Ultimat  
 Sample#3 Text:SB0501 :Solvent Blank C-14 Exp:DIOXINRES8290A  
 354.9792 S:3 F:2 SMO(1,3) PKD(5,3,3,100.00%,0.0,1.00%,F,T)



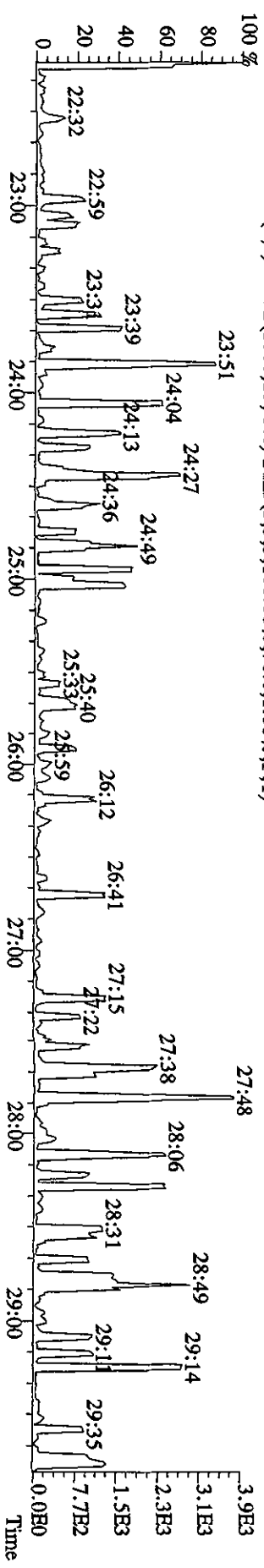
339.8597 S:3 F:2 SMO(1,3) BSUB(1000,15,-3,0) PKD(5,3,3,0.10%,344.0,1.00%,F,T)



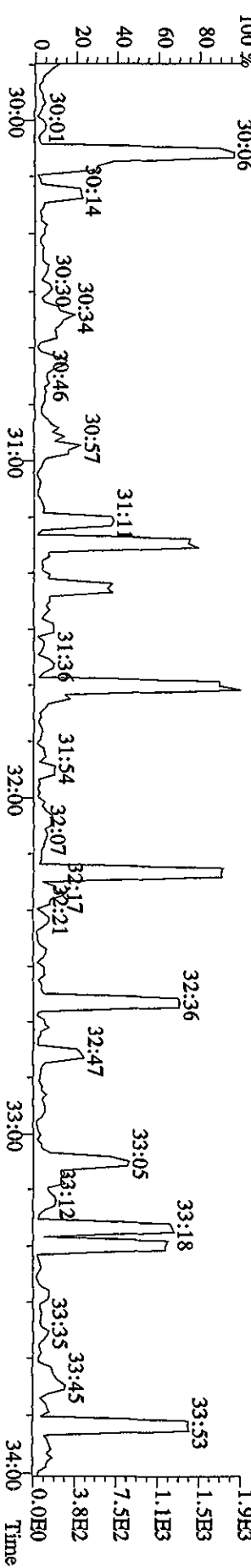
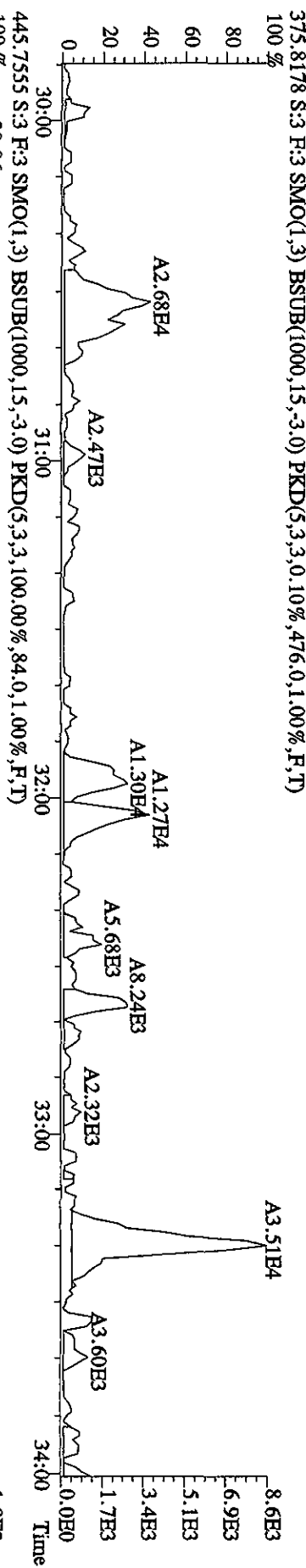
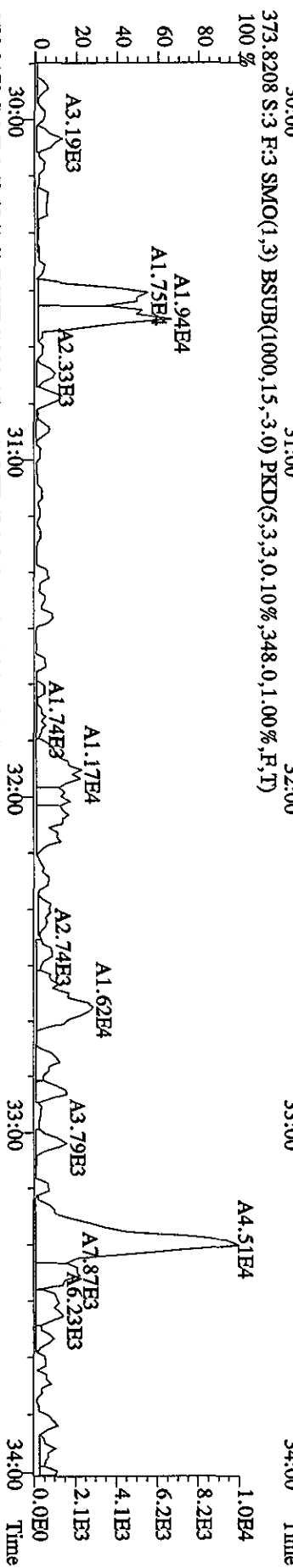
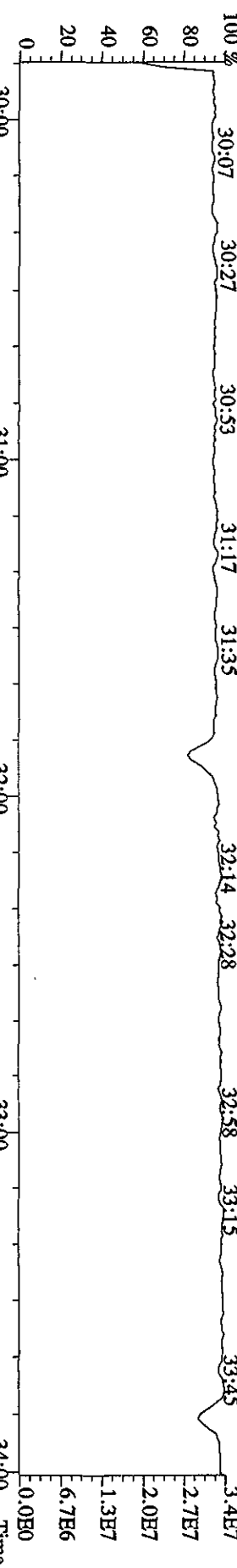
341.8567 S:3 F:2 SMO(1,3) BSUB(1000,15,-3,0) PKD(5,3,3,0.10%,1136.0,1.00%,F,T)



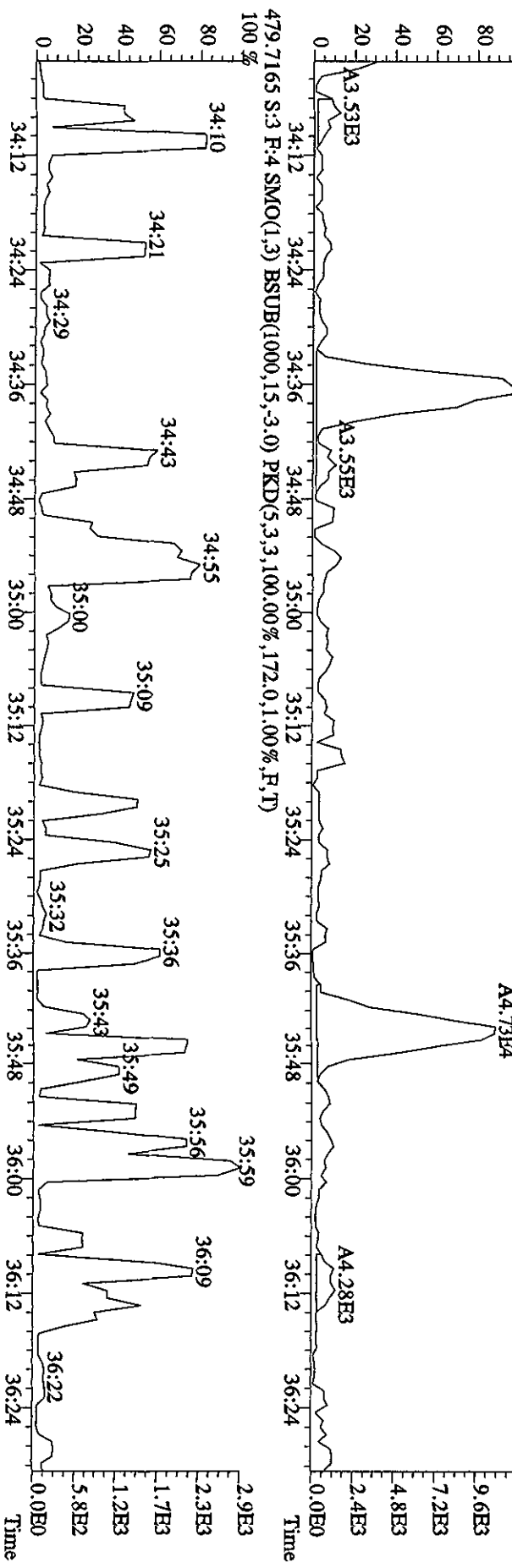
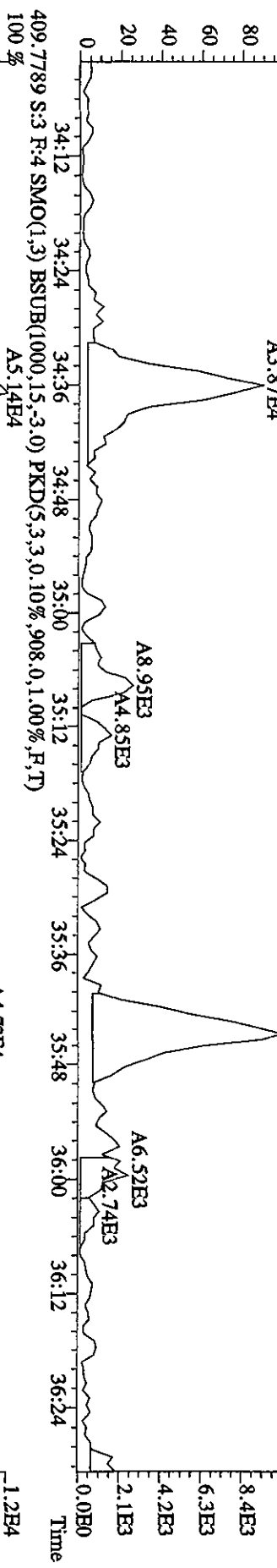

409.7974 S:3 F:2 SMO(1,3) BSUB(1000,15,-3,0) PKD(5,3,3,100.00%,76.0,1.00%,F,T)



File:01MAY10ADD5 #1-317 Acq: 1-MAY-2010 10:16:22 GC EI+ Voltage SIR Autospec-UltimateE  
 Sample#3 Text:SB0501 :Solvent Blank C-14 Exp:DIOXINRES8290A  
 430.9728 S:3 F:3 SMO(1,3) PKD(5,3,3,100.00%,0.0,1.00%,F,T)



File:01MAY104D5 #1-198 Acq: 1-MAY-2010 10:16:22 GC EI+ Voltage SIR Autospec-Ultimat  
 Sample#3 Text:SB0501 :Solvent Blank C-14 Exp:DIOXINRES8290A  
 430.9728 S:3 F:4 SMO(1,3) PKD(5,3,3,100.00%,0.0,1.00%,F,T)  
 100 %34:06 34:19 34:32 34:41 35:06 35:31 35:42 35:50 36:01 36:17



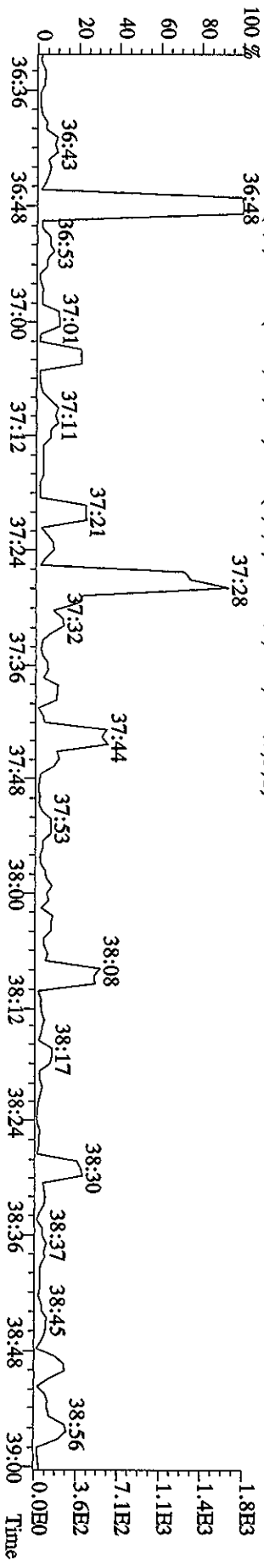
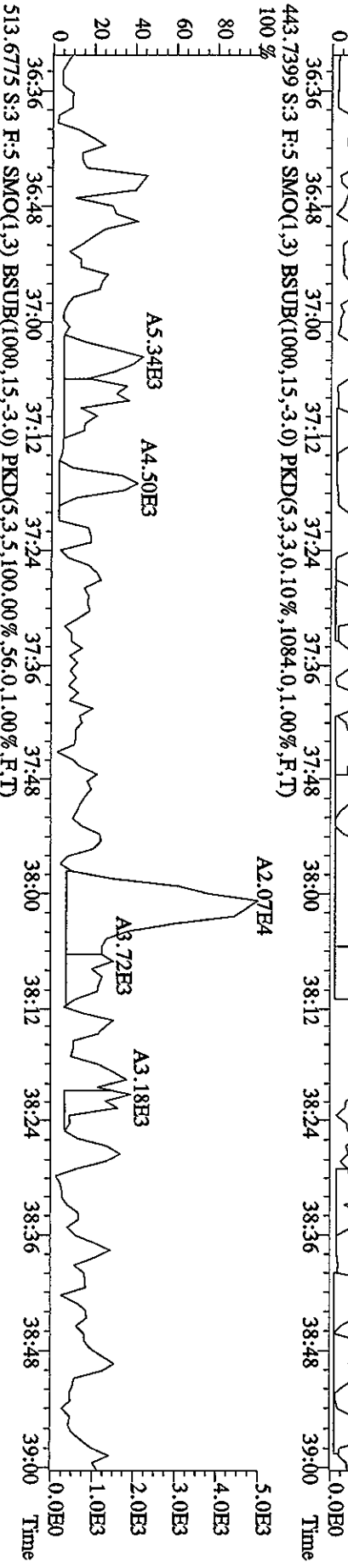




File:01MAY104D5 #1-190 Acq: 1-MAY-2010 10:16:22 GC EI + Voltage SIR Autospec-Ultimate

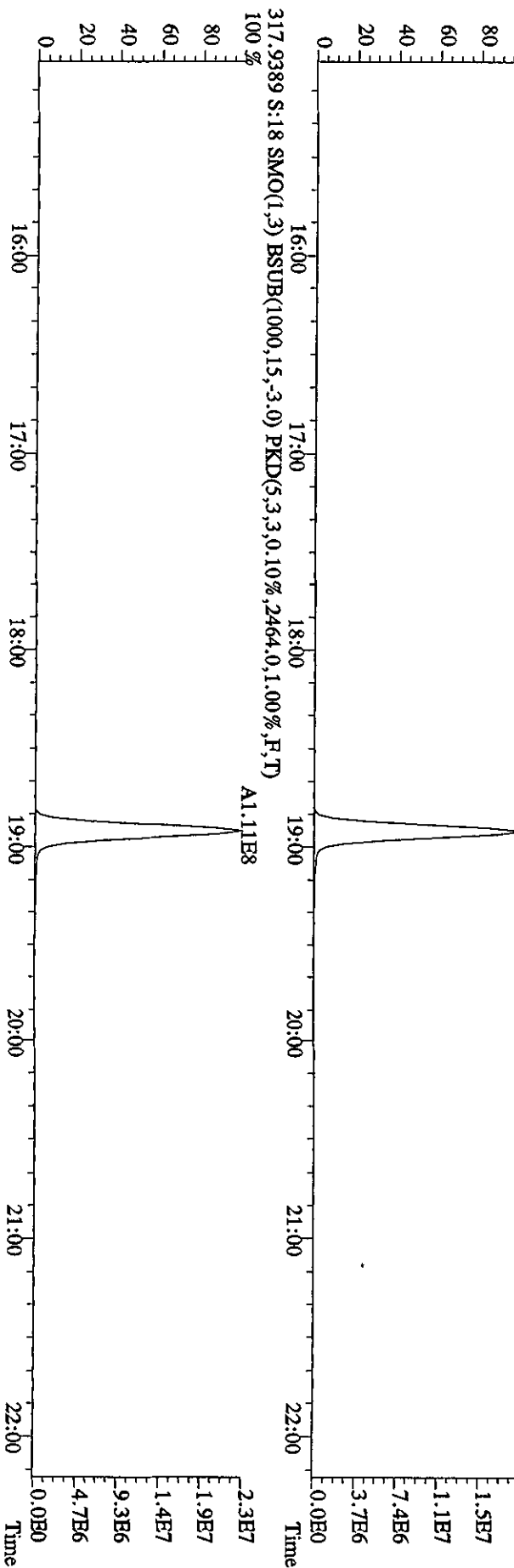
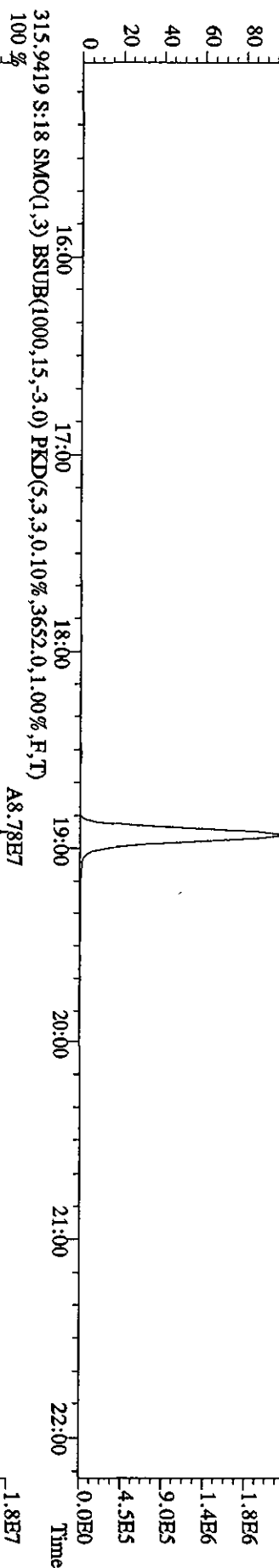
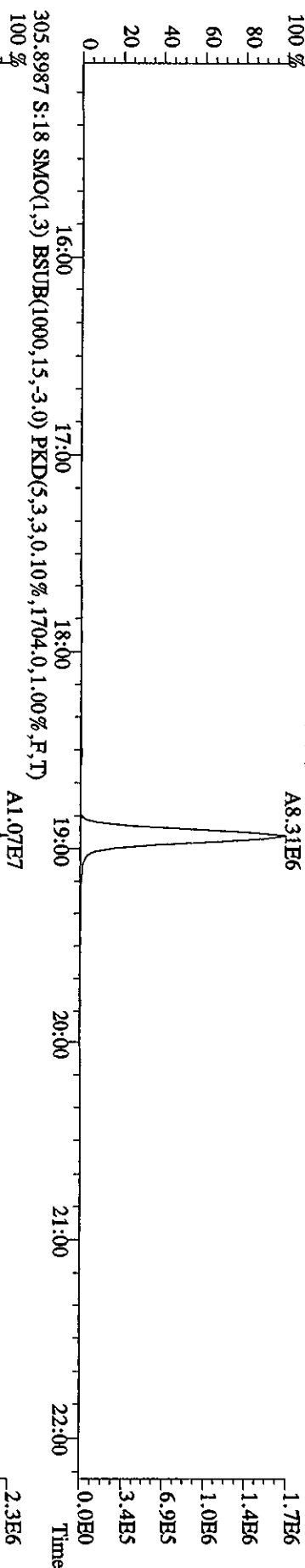
Sample#3 Text:SB0501 :Solvent Blank C-14 Exp:DIOXINRES8290A

442.9728 S:3 F:5 SMO(1,3) PKD(5,3,3,100.00%,0.0,1.00%,F,T)

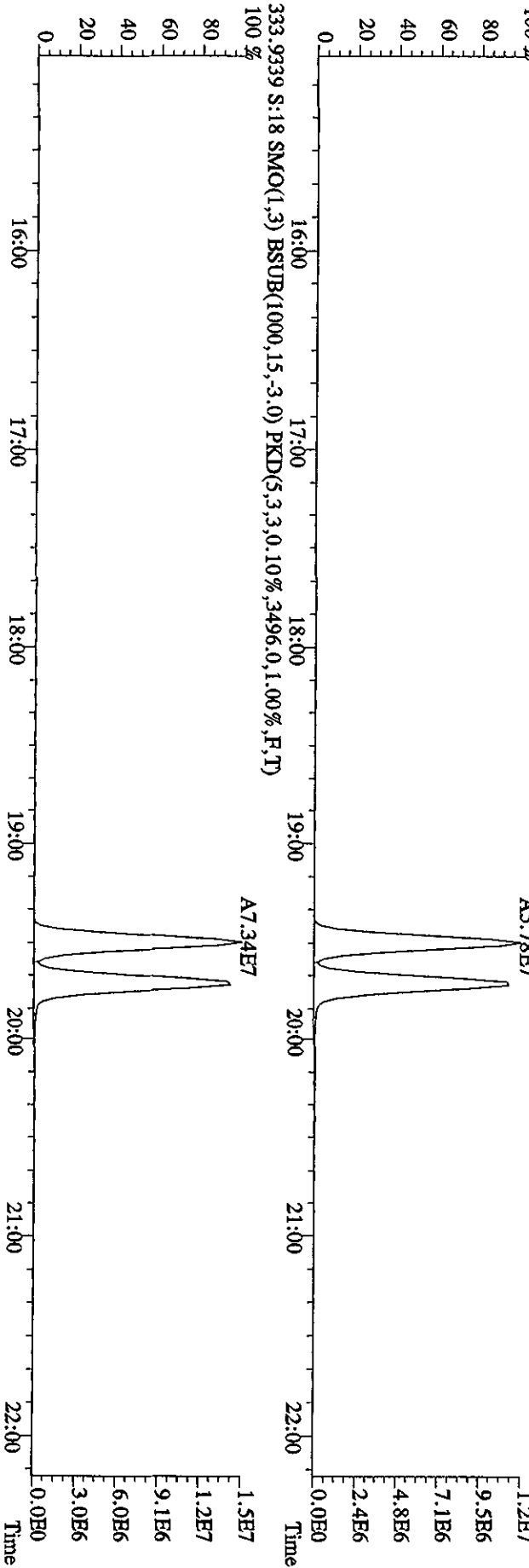
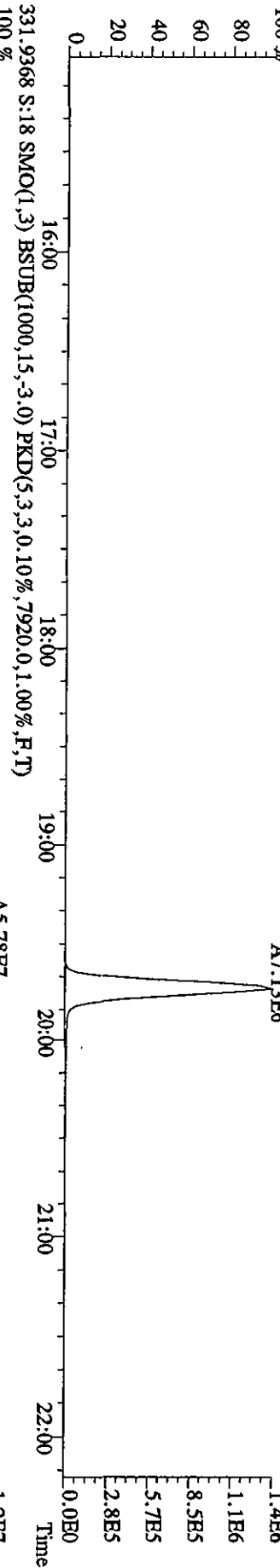
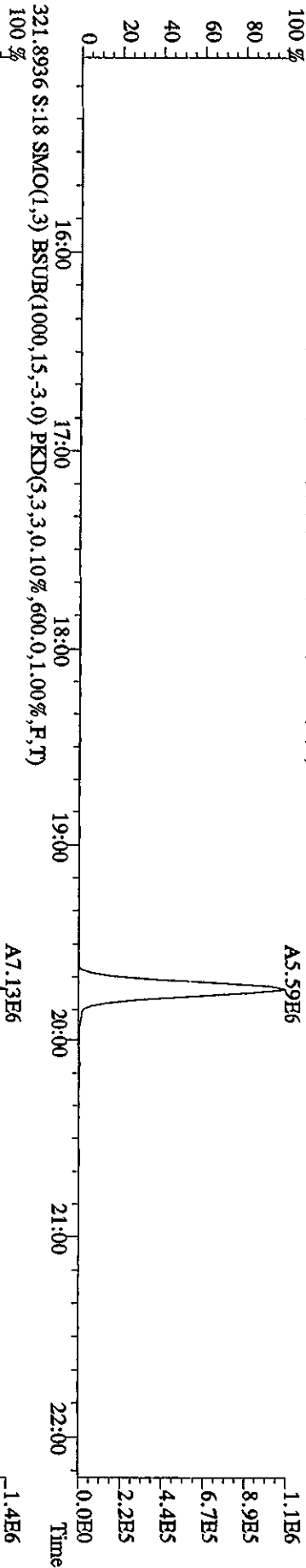
441.7428 S:3 F:5 SMO(1,3) BSUB(1000,15,-3.0) PKD(5,3,3,0.10%,400.0,1.00%,F,T)



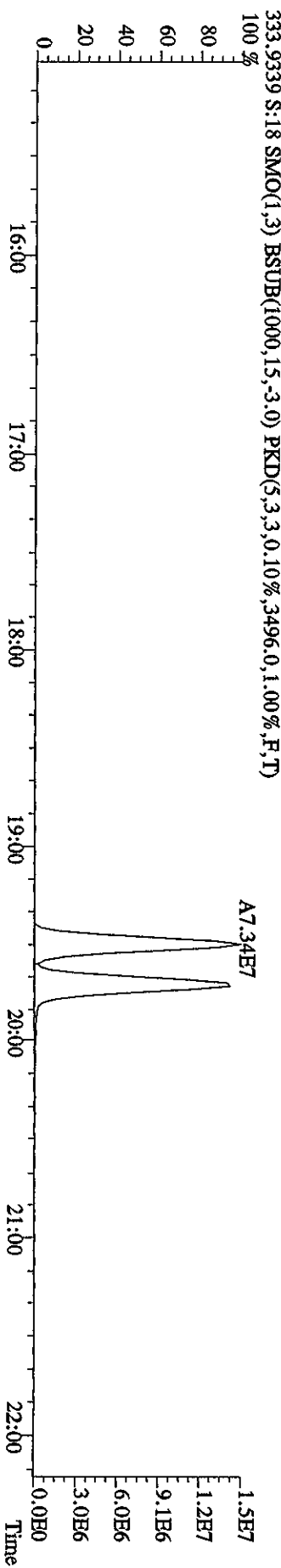
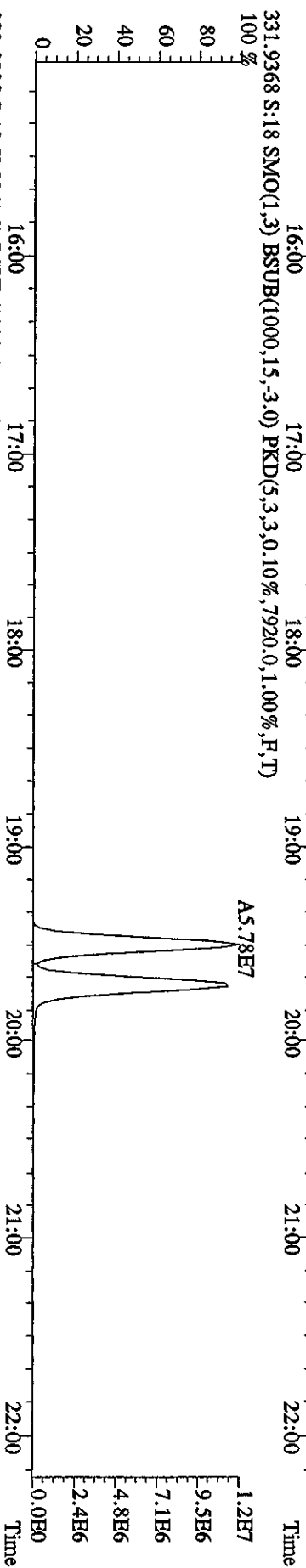
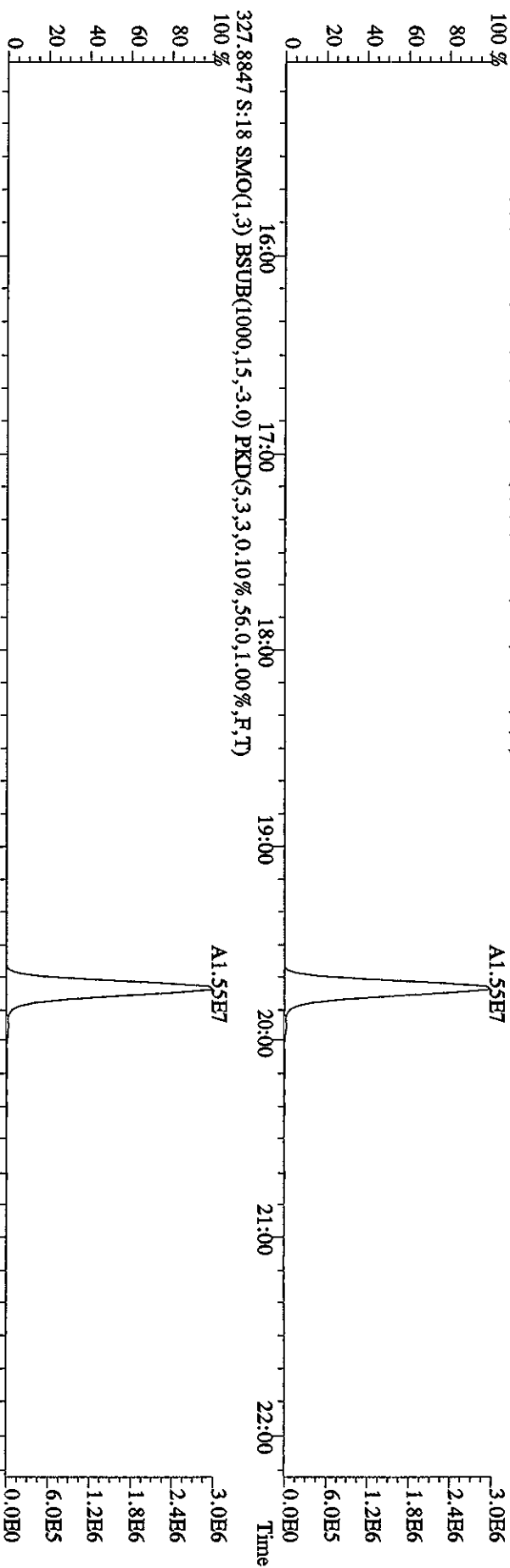
File:01MAY104D5 #1-434 Acq: 1-MAY-2010 21:17:02 GC EI+ Voltage:51R Autospec-Ultimat  
Sample#18 Text:ST0501A :CS3 10DXN083 Exp:DIOXINRES8290A  
303.9016 S:18 SMO(1,3) BSUB(1000,15,-3,0) PKD(5,3,3,0,10%,812.0,1.00%,F,T)



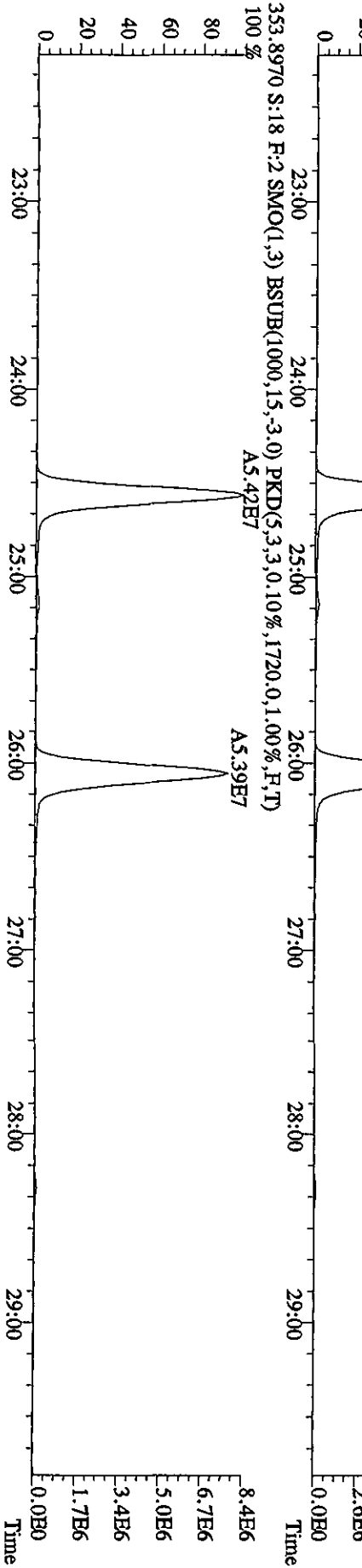
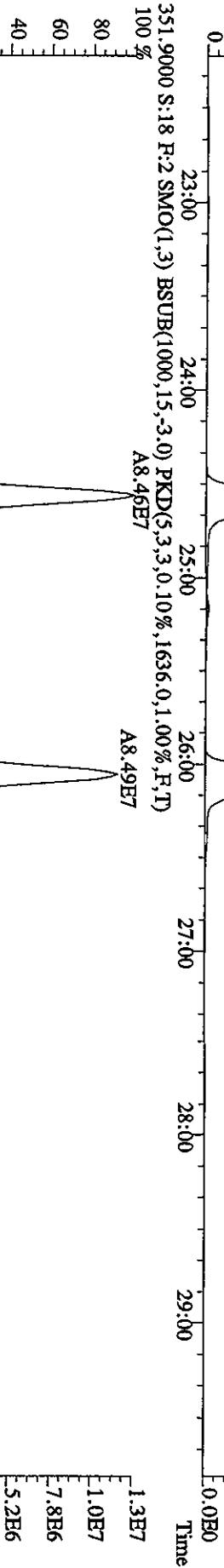
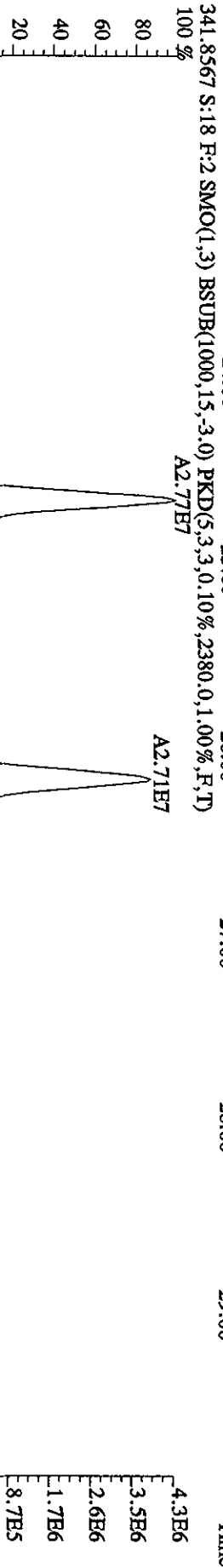
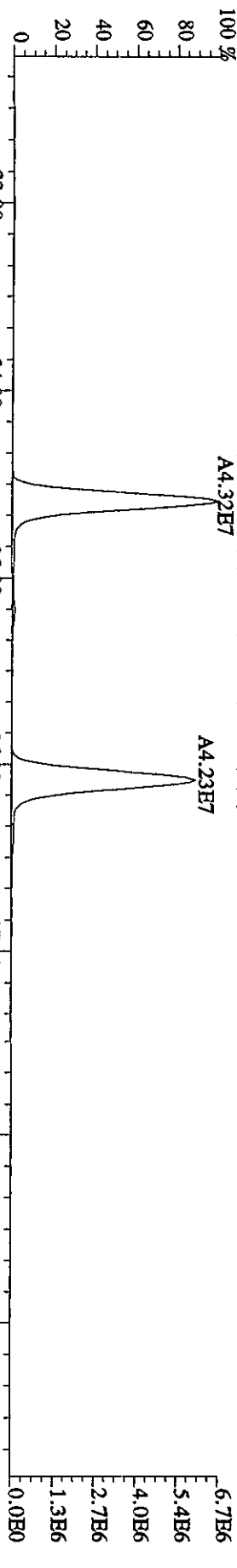
File:01MAY104D5 #1-434 Acq: 1-MAY-2010 21:17:02 GC EI+ Voltage SIR Autospec-UltimaE  
 Sample#18 Text:ST0501A :CS3 10DXN083 Exp:DIOXINRES8290A  
 319.8965 S:18 SMO(1,3) BSUB(1000,15,-3,0) PKD(5,3,3,0,10%,808,0,1,00%,F,T)



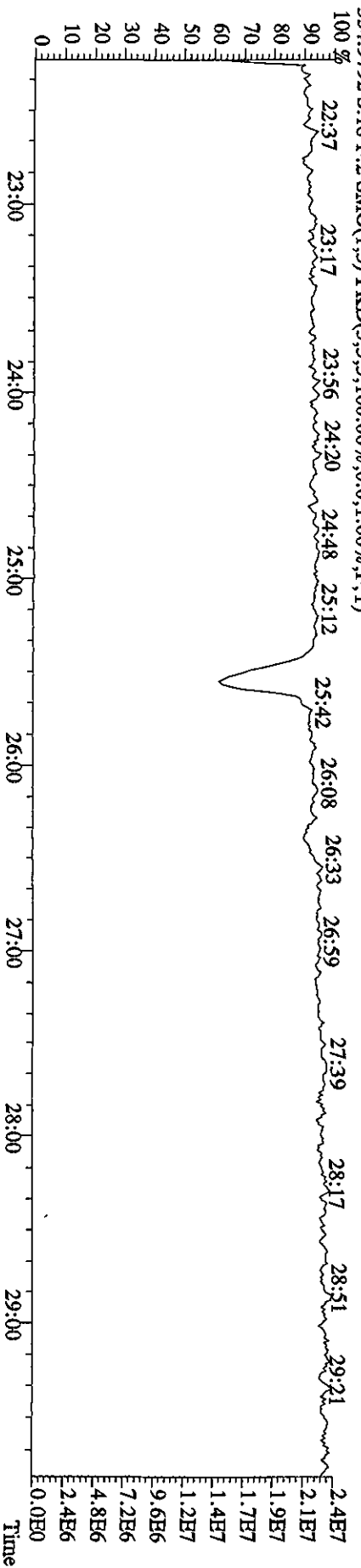
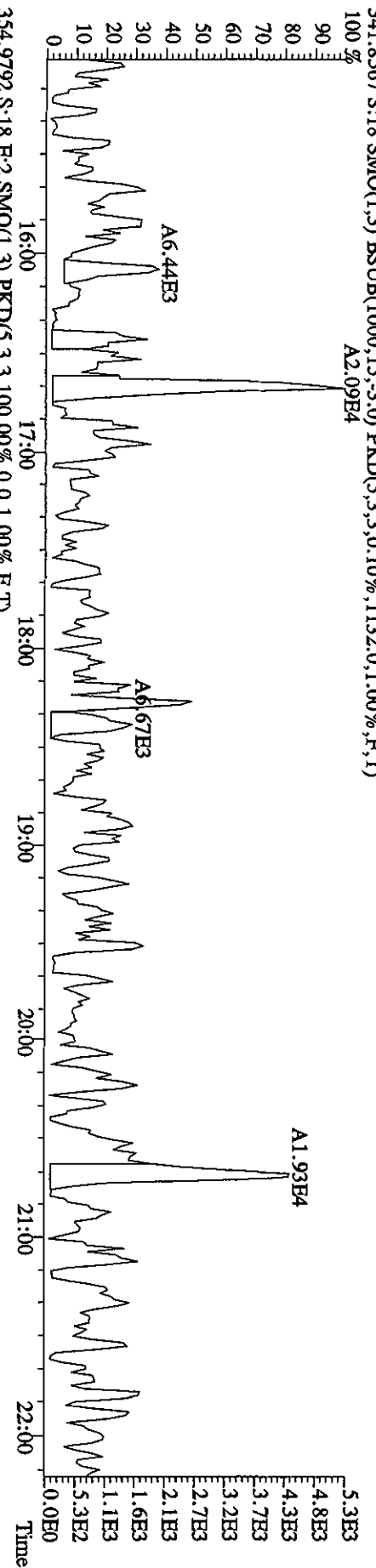
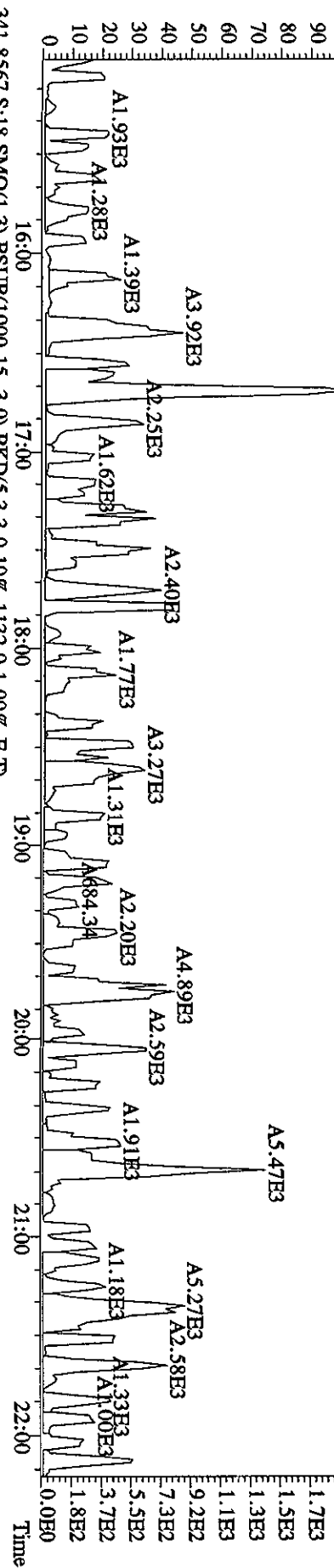
File:01MY104D5 #1-434 Acq: 1-MAY-2010 21:17:02 GC EI+ Voltage SIR Autospec-UltimaE  
Sample#18 Text:ST0501A :CS3 10DXN083 Exp:DIOXINRES8290A  
327.8847 S:18 SMO(1,3) BSUB(1000,15,-3,0) PKD(5,3,3,0,10%,56.0,1.00%,F,T)



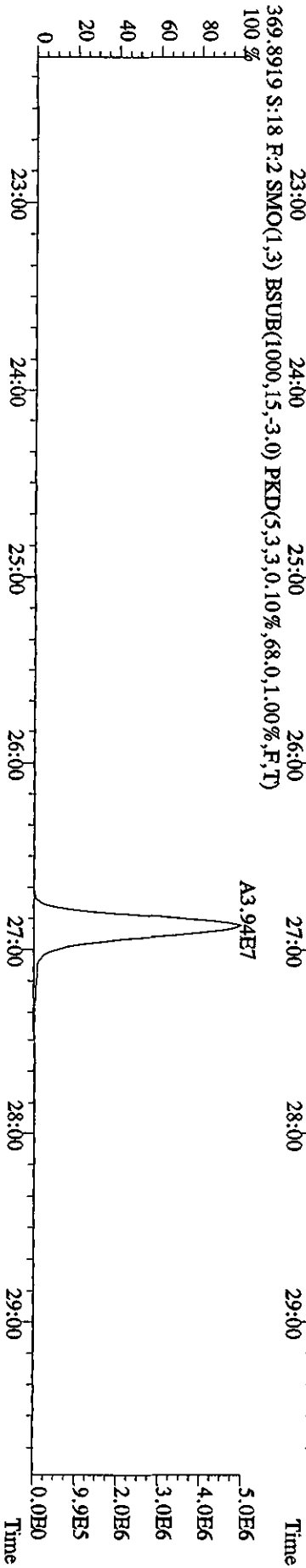
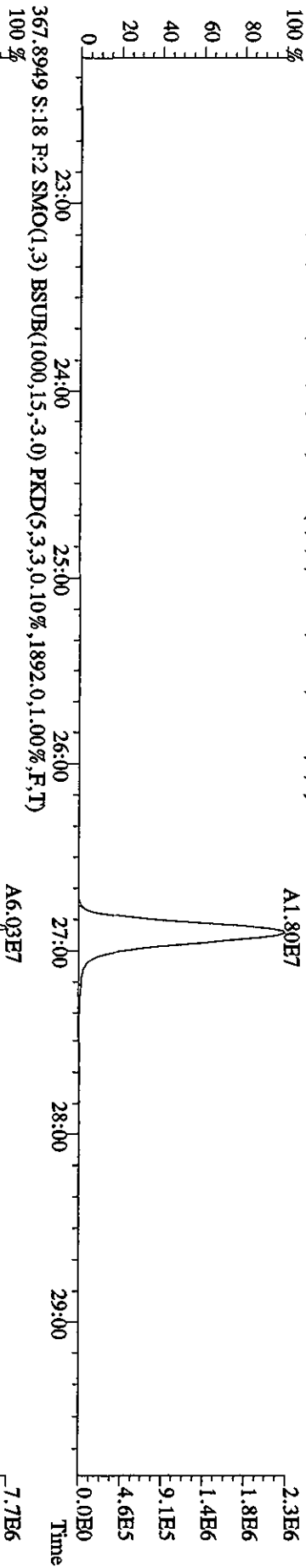
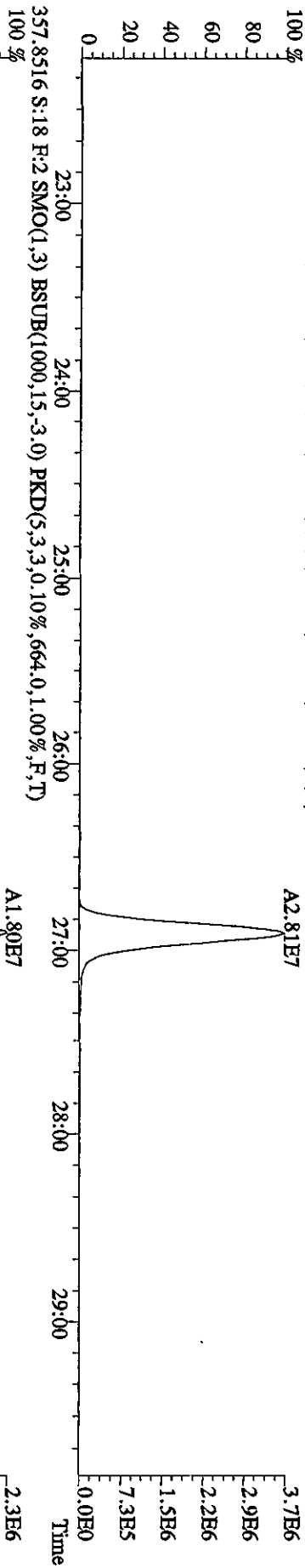
File:01MAY104D5 #1-605 Acq: 1-MAY-2010 21:17:02 GC EI+ Voltage:518 Autospec-Ultimate  
 Sample#18 Text:ST0501A :CS3 10DXN083 Exp:DIOXINRES8290A  
 339.8597 S:18 F:2 SMO(1,3) BSUB(1000,15,-3.0) PKD(5,3,3,0.10%,1344,0,1.00%,F,T)  
 100%



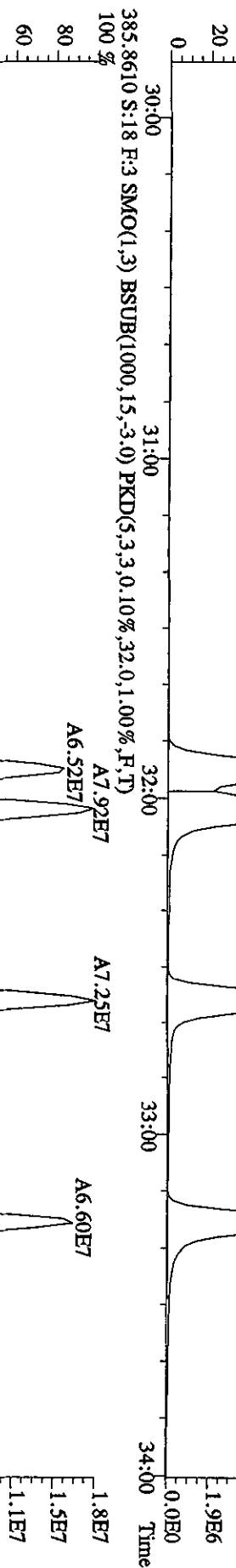
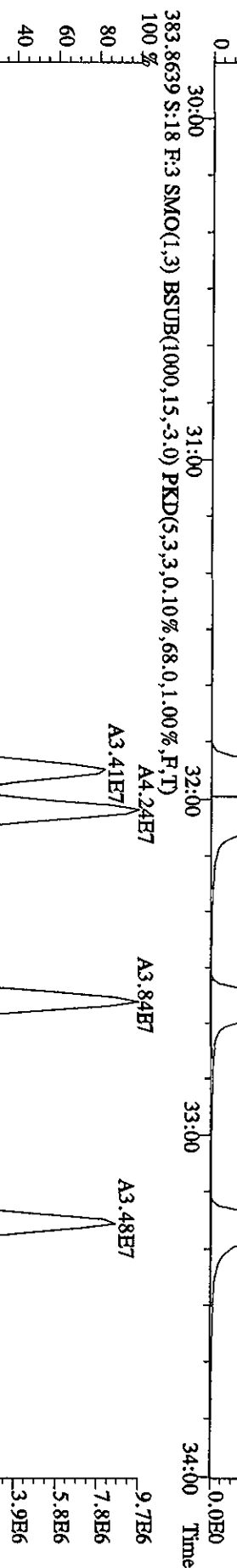
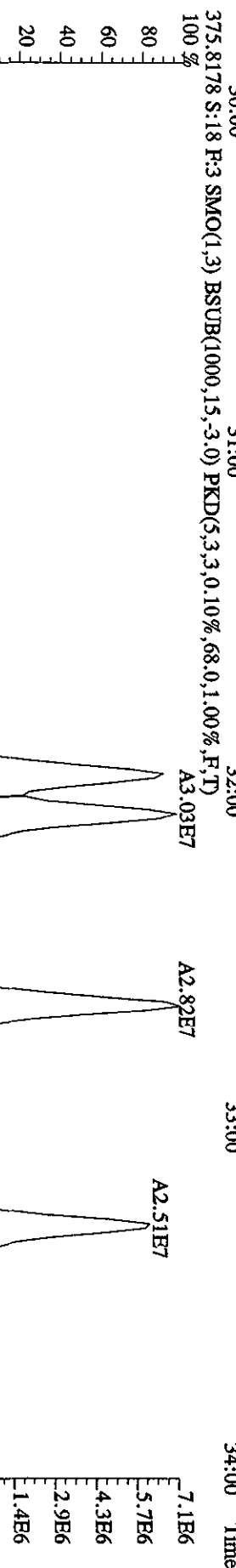
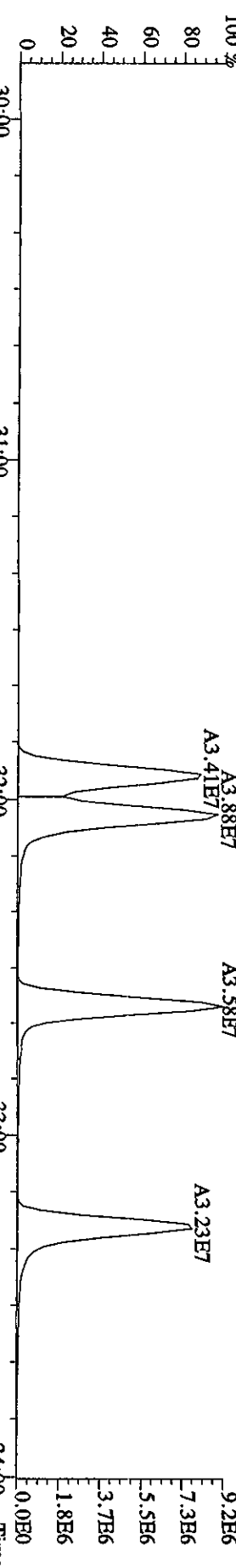
File:01MAY104D5 #1-434 Acq: 1-MAY-2010 21:17:02 GC BI + Voltage SIR Autospec-Ultimate  
 Sample#18 Text:ST0501A :CS3 10DXN083 Exp:DIOXINRES8290A  
 339,8597 S:18 SMO(1,3) BSUB(1000,15,-3,0) PKD(5,3,3,0.10%,48.0,1.00%,F,T)  
 A8.27E3



File:01MYY104D5 #1-605 Acq: 1-MAY-2010 21:17:02 GC EI+ Voltage SIR Autospec-Ultimate  
Sample#18 Text:ST0501A :CS3 10DXN083 Exp:DIOXINRES8290A  
355.8546 S:18 F:2 SMO(1,3) BSUB(1000,15,-3,0) PKD(5,3,3,0,10%,1524,0,1,00%,F,T)  
100%

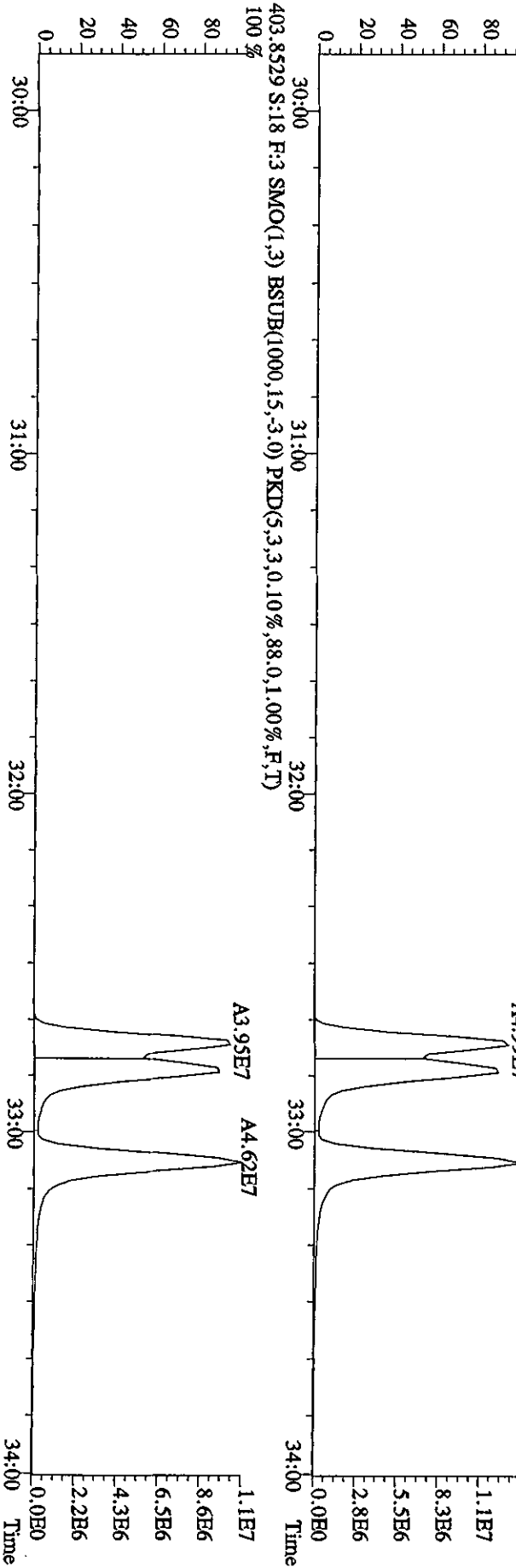

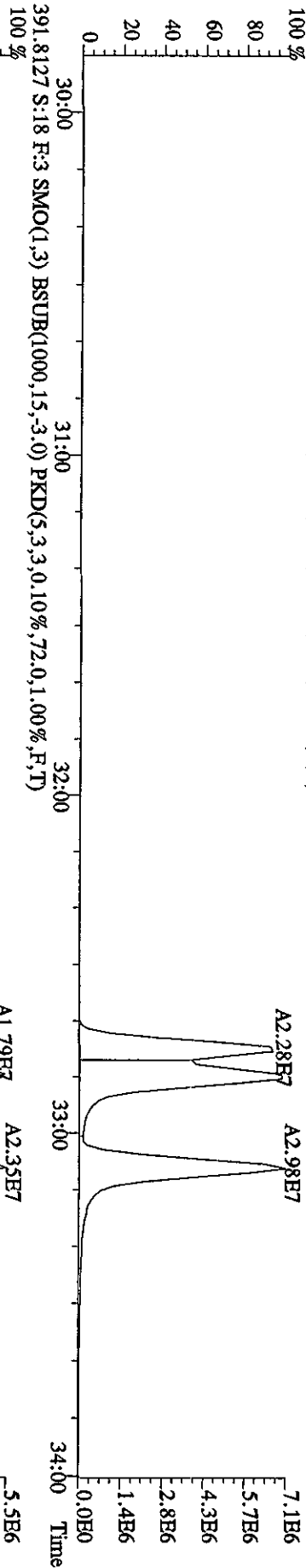


File:01MAY104D5 #1-316 Acq: 1-MAY-2010 21:17:02 GC EI+ Voltage SIR Autospec-UltimaB  
 Sample#18 Text:ST0501A :CS3 10DXN083 Exp:DIOXINRES8290A  
 373.8208 S:18 F:3 SMO(1,3) BSUB(1000,15,-3.0) PKD(5,3,3,0.10%,332.0,1.00%,F,T)




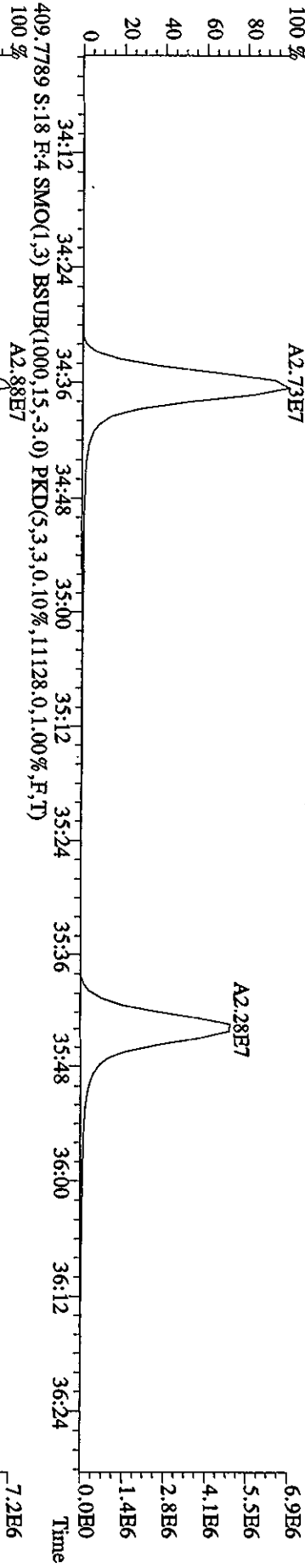




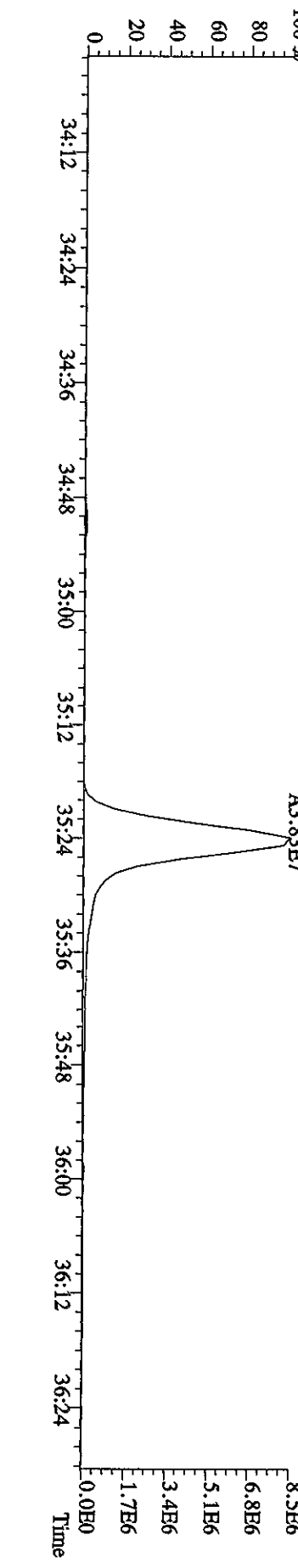
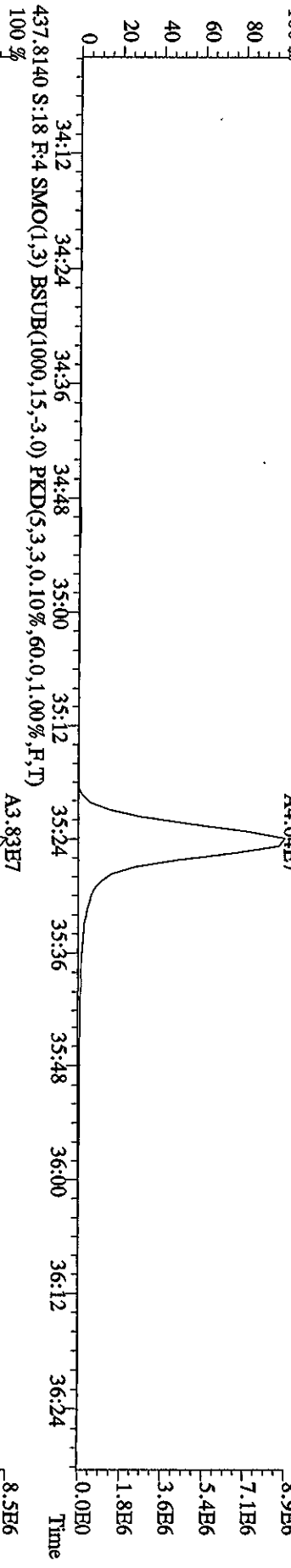
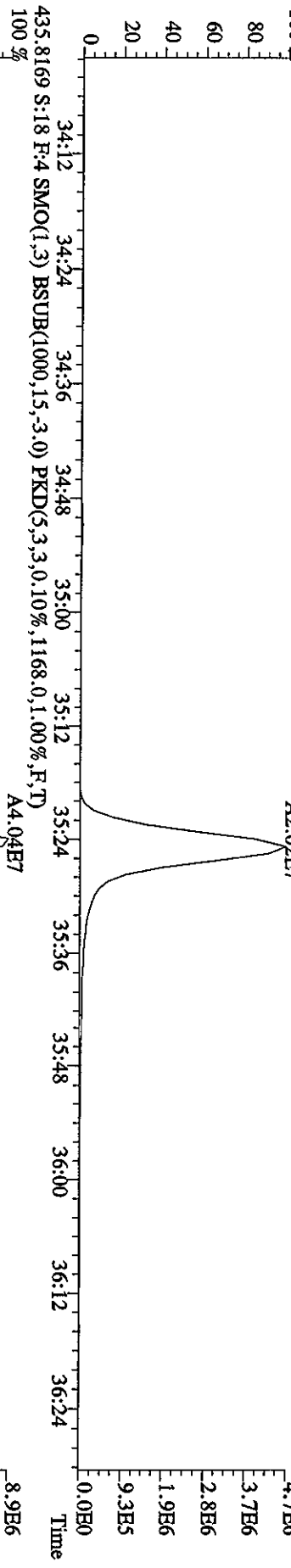
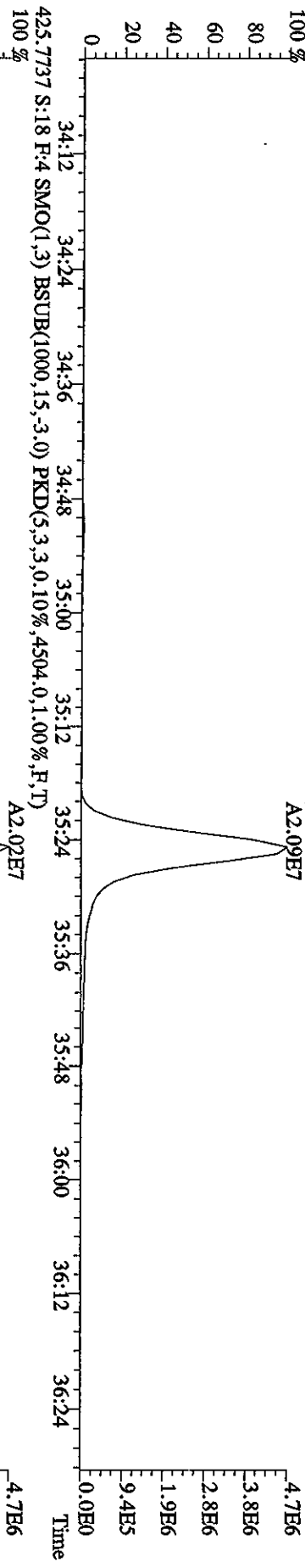
File:01MAY104D5 #1-316 Acq: 1-MAY-2010 21:17:02 GC EI+ Voltage: SIR Autospec-Ultimat  
 Sample#18 Text:ST0501A :CS3 10DXN083 Exp:DIOXINRES8290A  
 389.8157 S:18 F:3 SMO(1,3) BSUB(1000,15,-3.0) PKD(5,3,3,0.10%,64.0,1.00%,F,T)



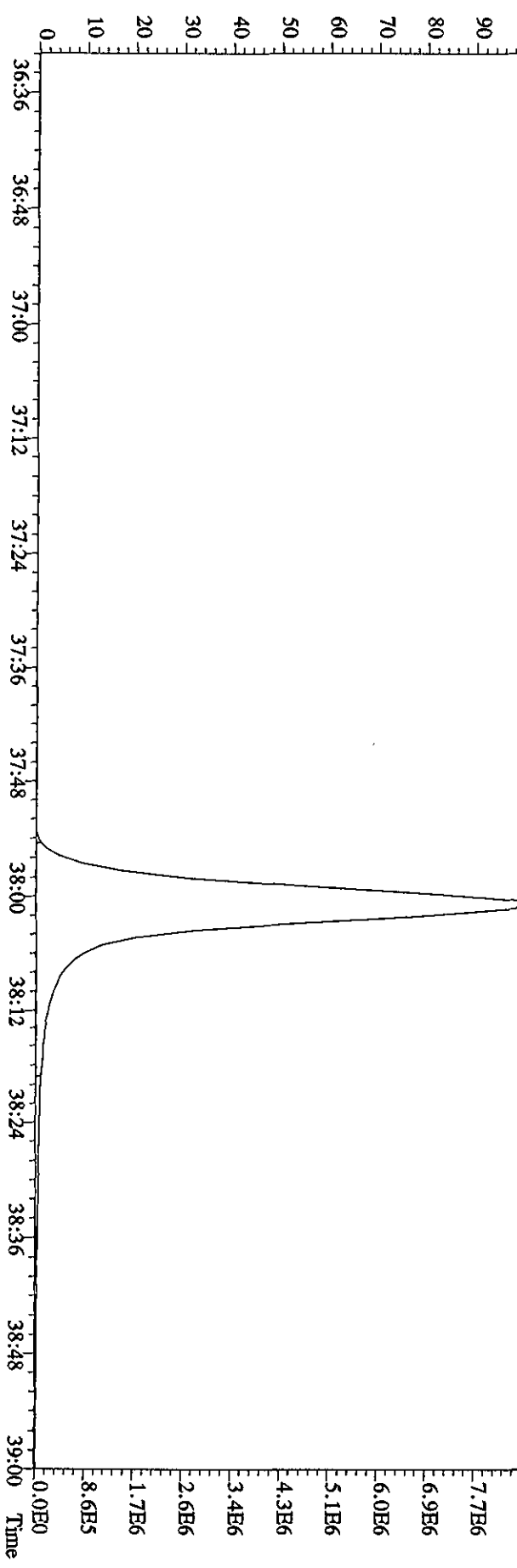
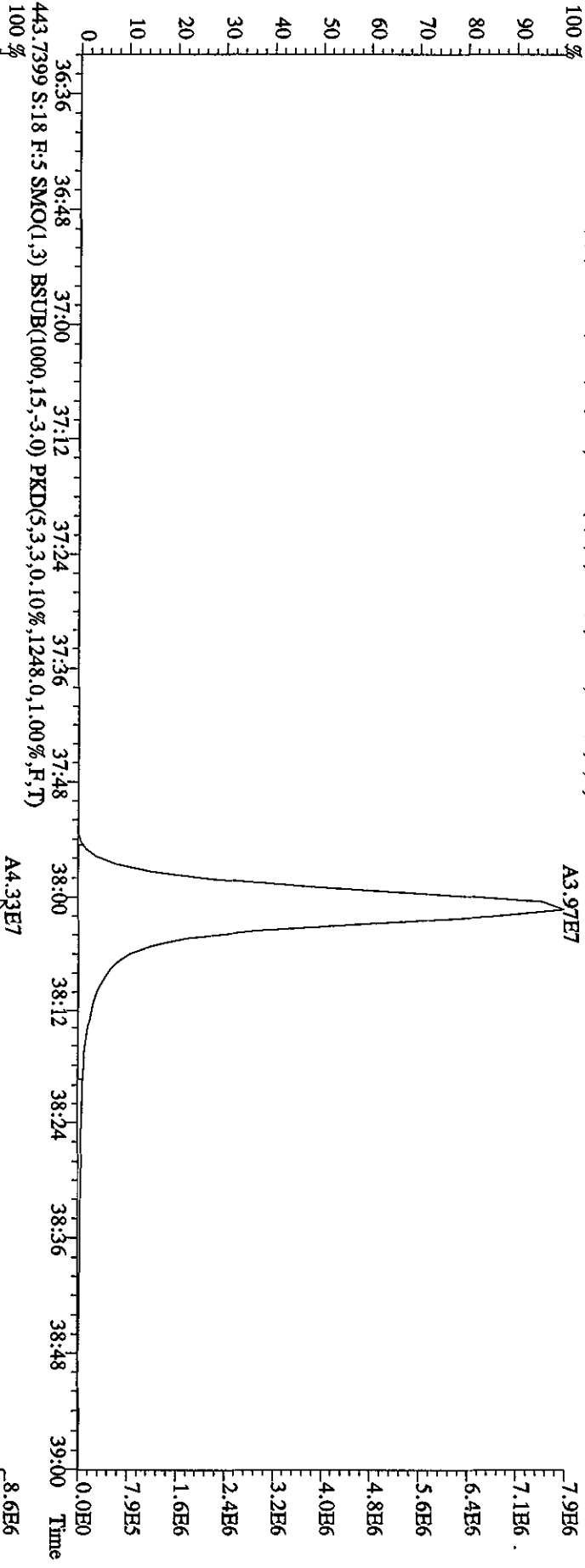
File:01MYY104D5 #1-198 Acq: 1-MAY-2010 21:17:02 GC EI+ Voltage SIR Autospec-Ultimate  
 Sample#18 Text:ST0501A :CS3 10DXN083 Exp.:DIOXINRES8290A  
 407.7818 S:18 F:4 SMO(1,3) BSUB(1000,15,-3.0) PKD(5,3,3,0.10%,9600,0.1,00%,F,T)  
 100%



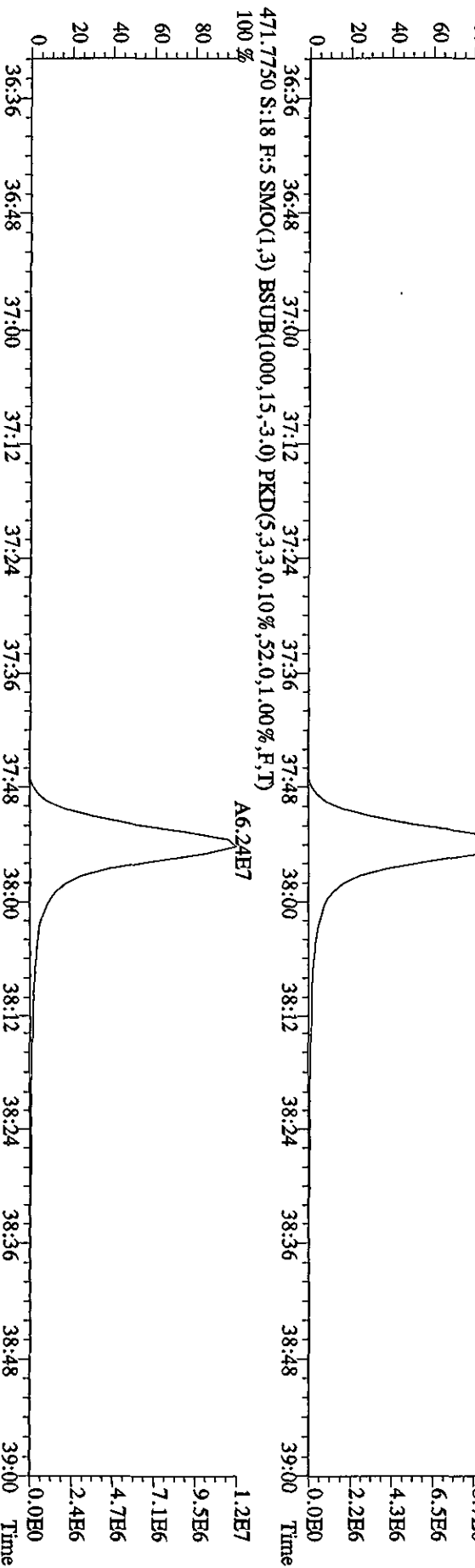
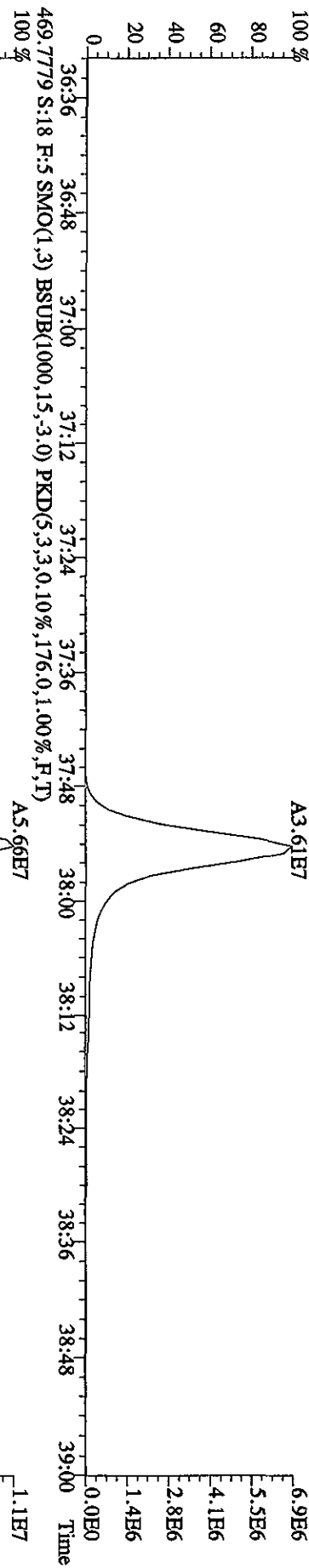
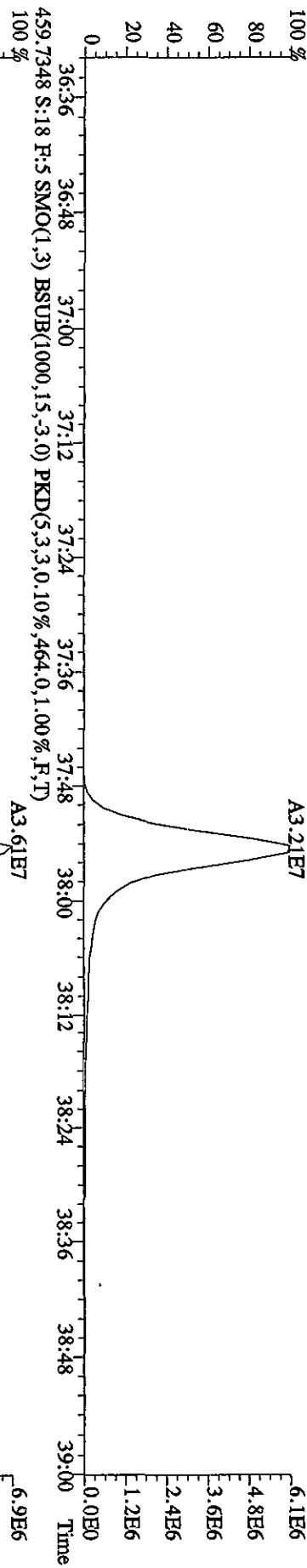
File:01MY104D5 #1-198 Acq: 1-MAY-2010 21:17:02 GC EI+ Voltage SFR Autospec-UltimaE  
 Sample#18 Tex:ST0501A :CS3 10DXN083 Exp:DIOXINRES8290A  
 423.7766 S:18 F:4 SMO(1,3) BSUB(1000,15,-3.0) PKD(5,3,3,0.10%,4316.0,1.00%,F,T)



File:01MAY104D5 #1-190 Acq: 1-MAY-2010 21:17:02 GC EI+ Voltage STR Autospec-Ultimate  
 Sample#18 Text:ST0501A :CS3 10DXN083 Exp:DIOXINRES8290A  
 441.7428 S:18 F:5 SMO(1,3) BSUB(1000,15,-3,0) PKD(5,3,3,0,10%,424,0,1,100%,F,T)

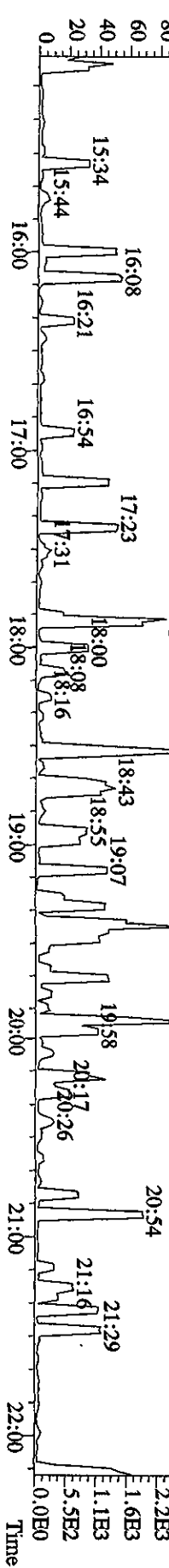
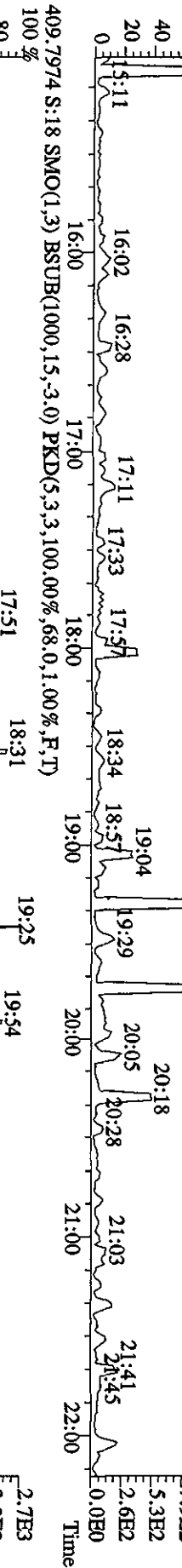
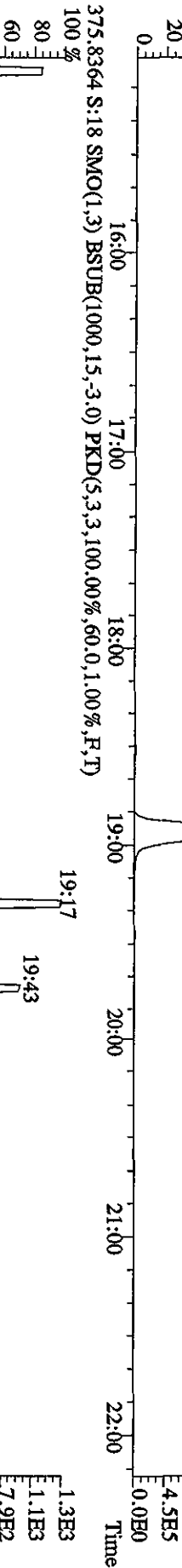
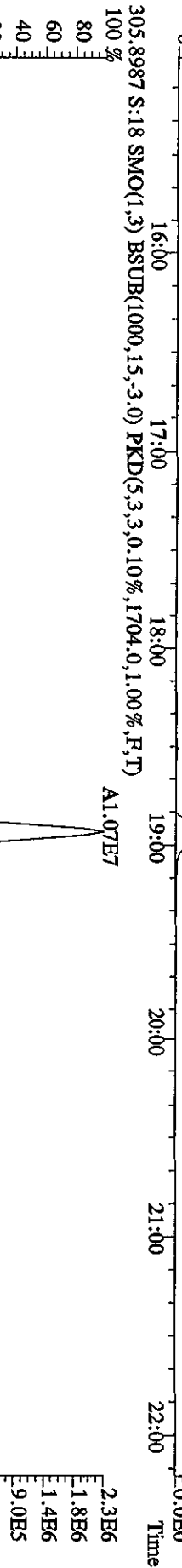
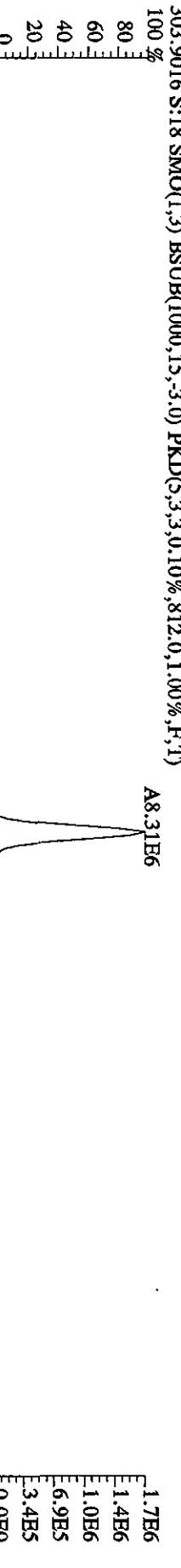
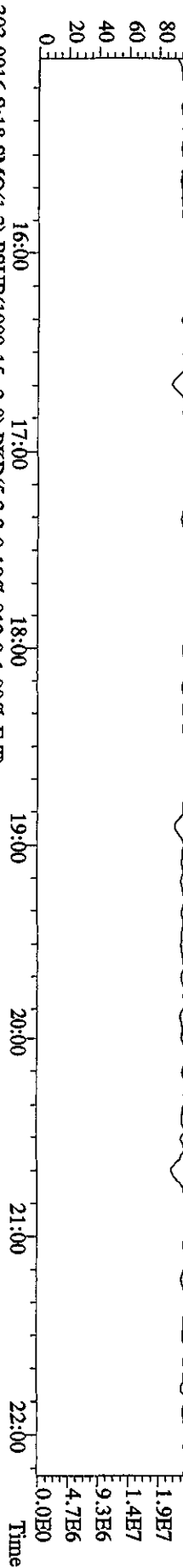


File:01MAY104D5 #1-190 Acq: 1-MAY-2010 21:17:02 GC EI+ Voltage SIR Autospec-Ultimate  
 Sample#18 Text:ST0501A :CS3 10DXN083 Exp:DIOXINRES8290A  
 457.7377 S:18 F:5 SMO(1,3) BSUB(1000,15,-3.0) PKD(5,3,3,0.10%,248,0.1,0.0%,F,T)

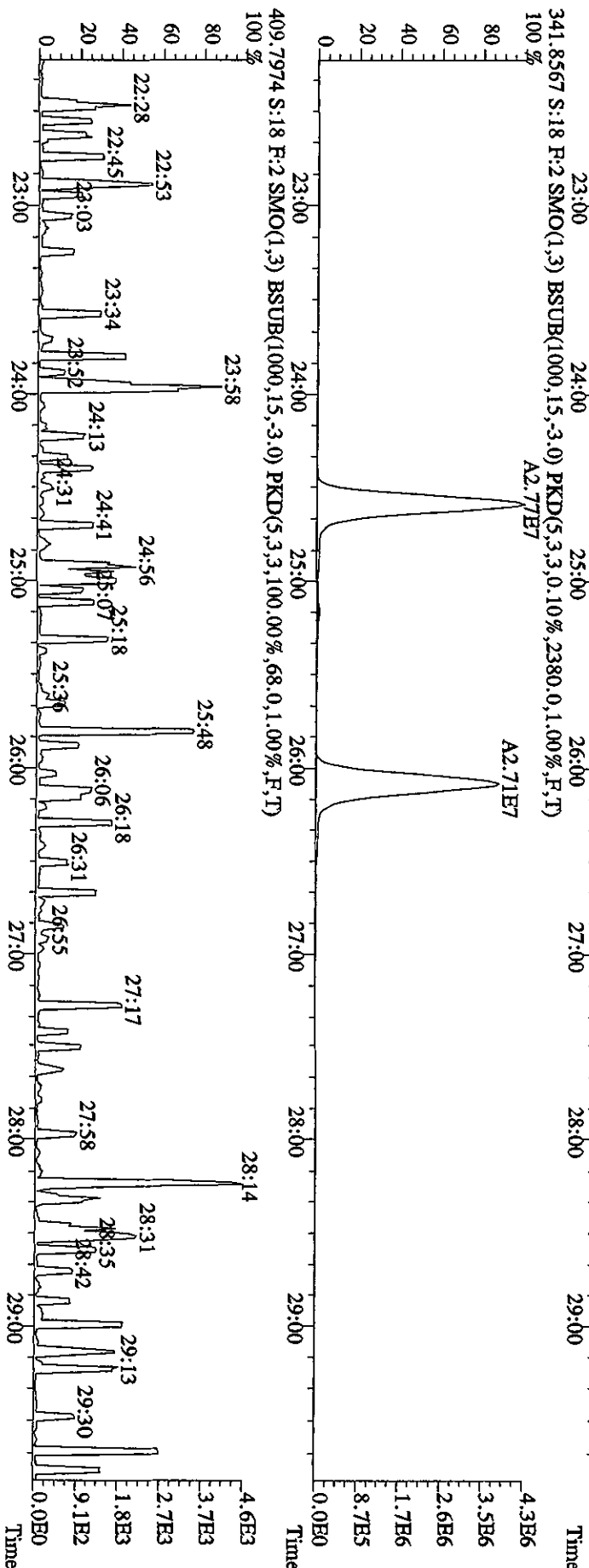
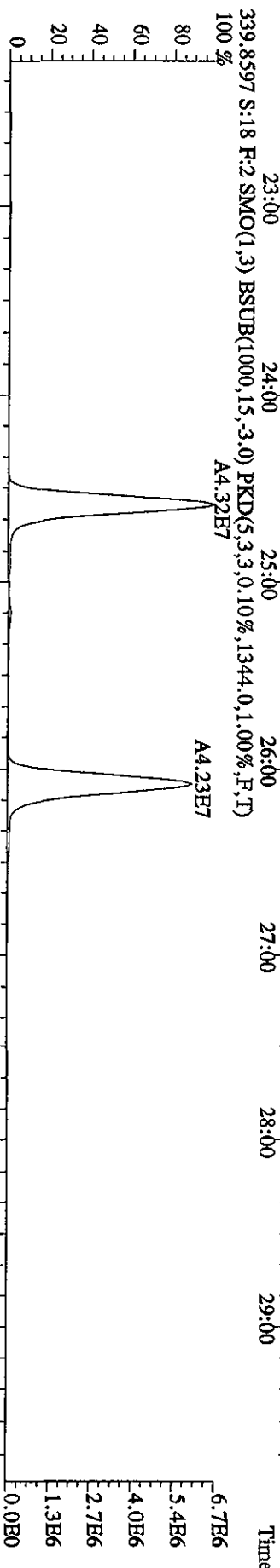
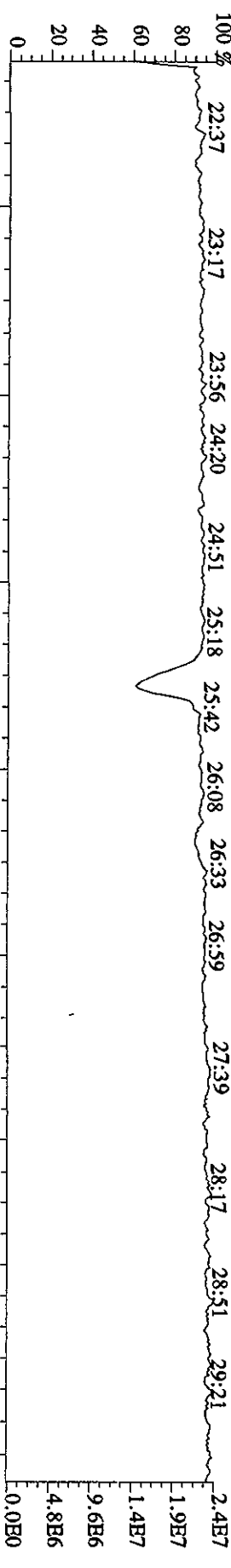


File:01MAY104D5 #1-434 Acq: 1-MAY-2010 21:17:02 GC EI+ Voltage 51V Autospec-Ultimate  
 Sample#18 Text:ST0501A :CS3 10DXN083 Exp:DIOXINRESS290A

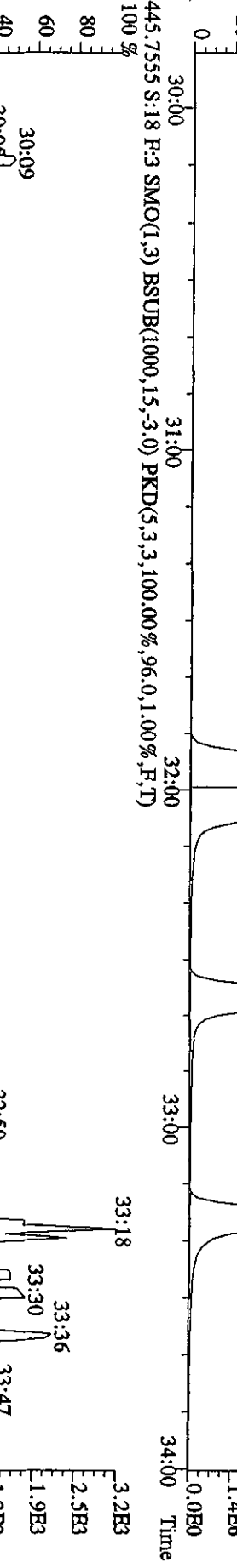
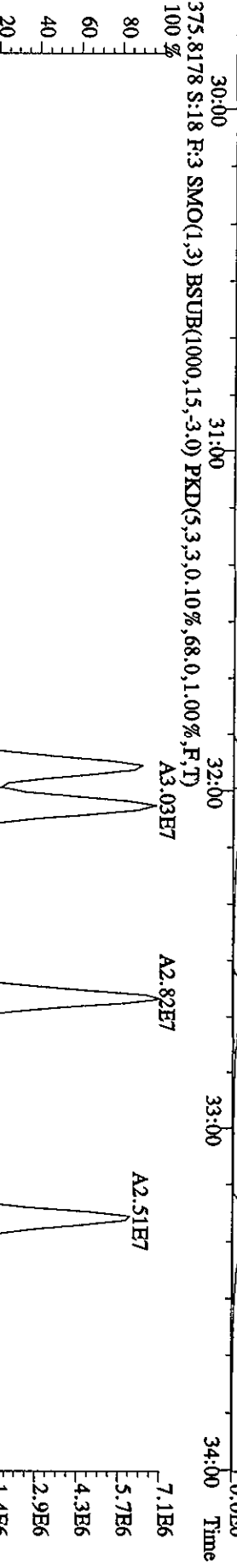
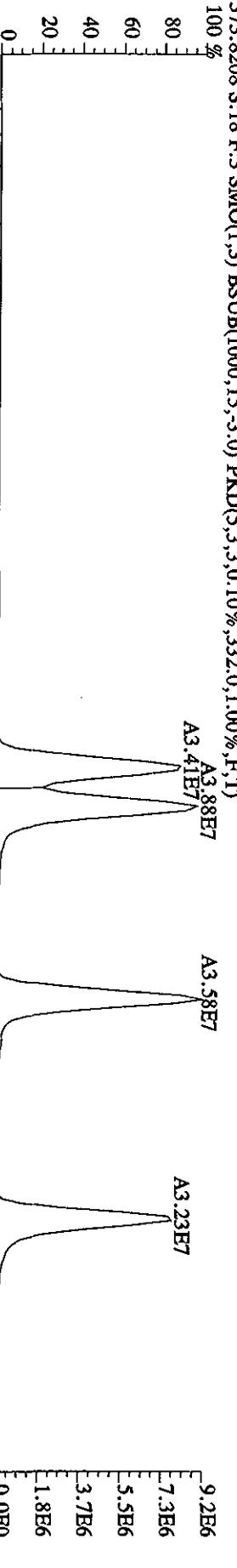
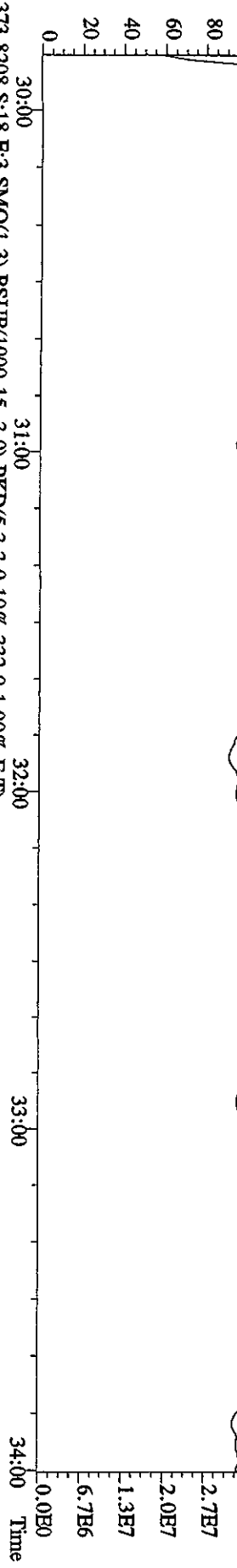
354.9792 S:18 SMO(1,3) PKD(5,3,3,100.00%,0.0,1.00%,F,T)  
 100% 15:21 15:46 16:11 16:58 17:38 18:05 18:44 19:17 19:48 20:14 20:59 21:21 21:59



File:01MAY104D5 #1-605 Accq: 1-MAY-2010 21:17:02 GC EI+ Voltage: SIR Autospec-UltimaB  
 Sample#18 Text:ST0501A :CS3 10DXN083 Exp:DIOXINRES8290A

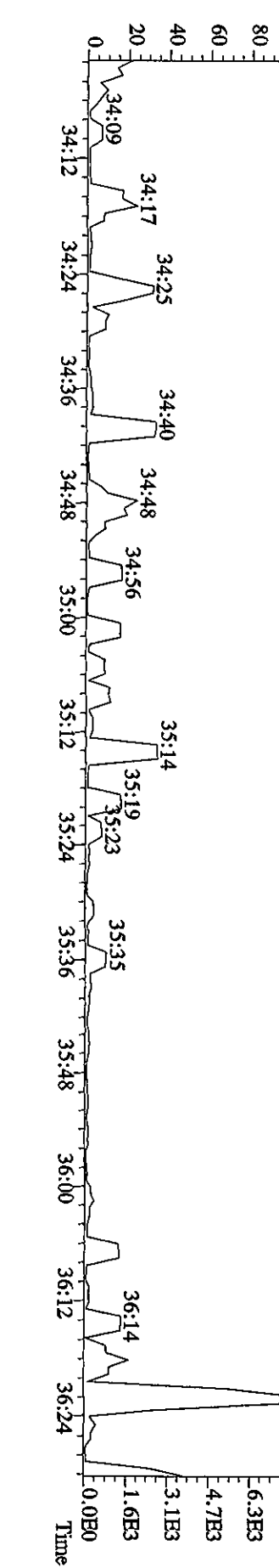





File:01MYY104D5 #1-316 Acq: 1-MAY-2010 21:17:02 GC EI+ Voltage SIR Autospec-UltimaE  
 Sample#18 Text:ST0501A :CS3 10DXN083 Exp:DIOXINRES8290A  
 430.9728 S:18 F:3 SMO(1,3) PKD(5,3,3,100.00%,0.0,1.00%,F,T)  
 100% 30:01 30:22 30:35 30:56 31:16 31:38 32:08 32:23 32:50 33:14 33:32 33:46

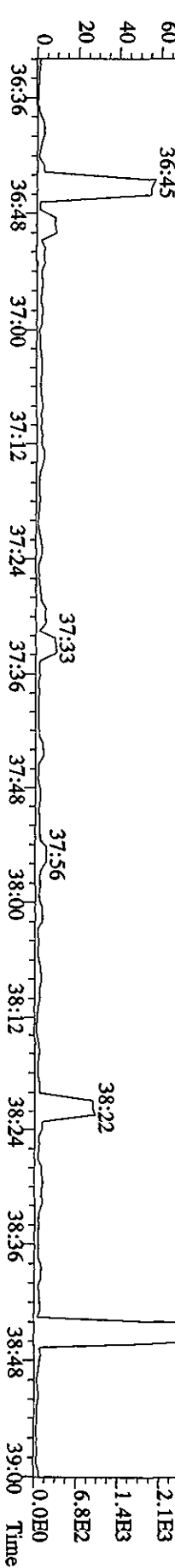
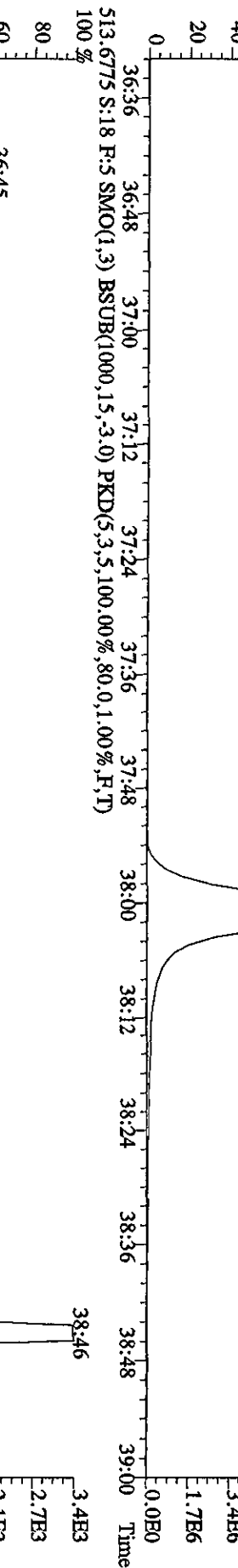
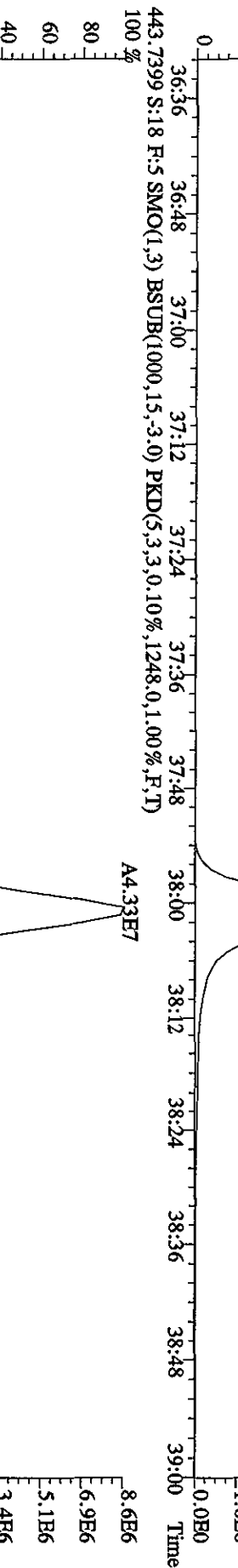

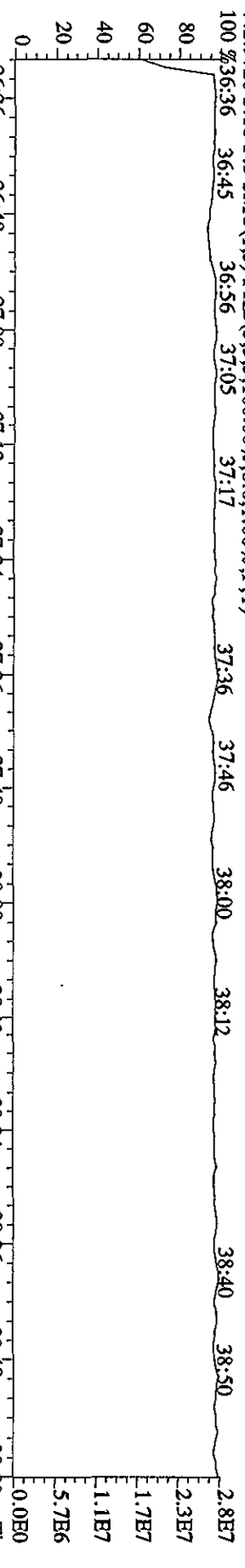




File:01MYY104D5 #1-198 Acq: 1-MAY-2010 21:17:02 GC EI+ Voltage SIR Autospec-UltimaB  
 Sample#18 Text:ST0501A :CS3 10DXN083 Exp:DIOXINRES8290A  
 430.9728 S:18 F:4 SMO(1,3) PKD(5,3,3,100,00%,0,0,1,00%,F,T)  
 100% 34:07 34:17 34:32 34:40 34:58 35:06 35:17 35:26 35:37 35:44 35:54 36:02 36:20



File:01MAY104D5 #1-190 Acq: 1-MAY-2010 21:17:02 GC HI + Voltage SIR Autospec-Ultimate  
 Sample#18 Text:ST0501A :CS3 10DXN083 Exp:DIOXINRES8290A



# **Initial Calibration**

***Includes (as applicable):***

***runlog***

***standard raw data***

***statistical summary***

***ms tune data***

Initial Calibration Checklist  
 Dioxin Methods

ICAL ID ICA030120103D5 (8290, 1613, TETRAS)

Method ID 8290, 1613B, Tetras Date Scanned \_\_\_\_\_

Column ID DB5 Instrument ID 3D5  
 10DXN049,

STD ID's ST0301,(A, B, C, D.) STD Solution 09DXN422(23,26,56)

GC Program DIOXIN Multiplier Setting 350

Analyzed By JRB Date Analyzed 03/01/10

Prepared By JRB Date Prepared 3/1/10

Reviewed By M.G. Date Reviewed 3/1/10

ANALYSIS OFFICIAL	INITIATED	REVIEWED
Curve summary present?	✓	✓
Hardcopies of chromatograms for CS1-CS5 present?	✓	✓
Copy of log-file present?	✓	✓
Static resolution check present?	✓	✓
Target file RT's correct?	✓	✓
%RSD within method-specified limits?*	✓	✓
Signal-to-noise criteria met?	✓	✓
Isotopic ratios within limits?	✓	✓
High point free of saturation?	✓	✓
Are chromatographic windows correct?	✓	✓
Manual reintegration's checked and hardcopies included?	NA	NA

COMMENTS: CS3 13C-1,2,3,4-TCDD RT = 19.13 min 13C-1,2,3,7,8,9-HxCDD RT = 32.97 min

\*Method 8290/TO9/M0023A: %RSD ≤20% for natives, ≤30% for labeled compounds; S/N ≥10  
 Method 1613B: %RSD ≤ 20% natives, ≤30% labeled compounds; S/N ≥10  
 Method 23: %RSD ≤ values specified in Table 5, Method 23; S/N ≥ 2.5

Dataset: C:\MassLynx\JAN2010.PRO\ICA030120103D58290.qld

Last Altered: Monday, March 01, 2010 16:27:59 Pacific Standard Time

Printed: Monday, March 01, 2010 16:29:42 Pacific Standard Time

Method: C:\MassLynx\JAN2010.PRO\MethDB\82903D5.mdb 01 Mar 2010 16:27:52

Calibration: 01 Mar 2010 16:27:59

#	Name	RRF Mean	RRF SD	RRF %Rel SD
1	13C-1,2,3,4-TCDD	1.00000	0.00000	0.00000
2				
3	13C-2,3,7,8-TCDF	1.40173	0.06488	4.62848
4	2,3,7,8-TCDF	0.92135	0.05628	6.10850
5	Total TCDFs	0.92135	0.05628	6.10849
6				
7	13C-2,3,7,8-TCDD	0.94961	0.05927	6.24113
8	2,3,7,8-TCDD	1.03870	0.05087	4.89709
9	Total TCDDs	1.03870	0.05087	4.89709
10				
11	37CL-2,3,7,8-TCDD	1.14465	0.06138	5.36206
12				
13	13C-1,2,3,7,8-PeCDF	1.11677	0.10746	9.62233
14	1,2,3,7,8-PeCDF	0.98929	0.04661	4.71185
15	2,3,4,7,8-PeCDF	0.94936	0.04998	5.26421
16	Total F2 PeCDFs	0.96932	0.04812	4.96464
17	Total F1 PeCDFs	0.96932	0.04812	4.96464
18				
19	13C-1,2,3,7,8-PeCDD	0.77603	0.07472	9.62895
20	1,2,3,7,8-PeCDD	0.96958	0.03870	3.99107
21	Total PeCDDs	0.96958	0.03870	3.99107
22				
23	13C-1,2,3,7,8,9-HxCDD	1.00000	0.00000	0.00000
24				
25	13C-1,2,3,4,7,8-HxCDF	0.97183	0.07570	7.78896
26	1,2,3,4,7,8-HxCDF	1.20038	0.06355	5.29397
27	1,2,3,6,7,8-HxCDF	1.34082	0.07485	5.58214
28	2,3,4,6,7,8-HxCDF	1.25668	0.04314	3.43324
29	1,2,3,7,8,9-HxCDF	1.07528	0.10741	9.98906
30	Total HxCDFs	1.21829	0.06579	5.40021
31				
32	13C-1,2,3,6,7,8-HxCDD	0.89936	0.06718	7.47010
33	1,2,3,4,7,8-HxCDD	0.90180	0.06757	7.49316
34	1,2,3,6,7,8-HxCDD	1.09904	0.05428	4.93847
35	1,2,3,7,8,9-HxCDD	1.06390	0.12987	12.20746
36	Total HxCDDs	1.02158	0.07967	7.79841
37				
38	13C-1,2,3,4,6,7,8-HpCDF	0.84273	0.04470	5.30365
39	1,2,3,4,6,7,8-HpCDF	1.30670	0.07887	6.03564
40	1,2,3,4,7,8,9-HpCDF	1.06434	0.10376	9.74841
41	Total HpCDFs	1.18552	0.09003	7.59427
42				
43	13C-1,2,3,4,6,7,8-HpCDD	0.79749	0.03990	5.00319
44	1,2,3,4,6,7,8-HpCDD	0.99684	0.05299	5.31535
45	Total HpCDDs	0.99684	0.05299	5.31535
46				
47	13C-OCDD	0.59869	0.03502	5.84934

Dataset: C:\MassLynx\JAN2010.PRO\ICA030120103D58290.qld

Last Altered: Monday, March 01, 2010 16:27:59 Pacific Standard Time

Printed: Monday, March 01, 2010 16:29:42 Pacific Standard Time

#	Name	RRE Mean	RRE SD	RRE %Rrel SD
48	OCDF	1.26224	0.11865	9.39998
49	OCDD	1.11522	0.06009	5.38825
50				
51				
52	Function 1 PFK	11489.54900	8071.33682	70.24938
53	Function 2 PFK	9733.63550	5820.31117	59.79586
54	Function 3 PFK	5225.13050	1100.08208	21.05368
55	Function 4 PFK	4454.80333	6288.24877	141.15660
56	Function 5 PFK	3910.74167	1894.19759	48.43576
57	TCDF PCDPE	45.93425	43.03779	93.69433
58	F1 PeCDF PCDPE	76.17900	79.72604	104.65619
59	F2 PeCDF PCDPE	92.30900	72.65489	78.70835
60	HXCDF PCDPE	77.61100	82.57176	106.39182
61	HPCDF PCDPE	88.95350	82.45643	92.69610
62	OCDF PCDPE	102.26850	73.15913	71.53632

Dataset: C:\MassLynx\JAN2010.PRO\ICA030120103D58290.qld

Last Altered: Monday, March 01, 2010 16:27:59 Pacific Standard Time

Printed: Monday, March 01, 2010 16:30:00 Pacific Standard Time

Method: C:\MassLynx\JAN2010.PRO\MethDB\82903D5.mdb 01 Mar 2010 16:27:52

Calibration: 01 Mar 2010 16:27:59

Name: 01MR103D5\_01, Date: 01-Mar-2010, Time: 09:59:22, ID: ST0301, Description: CS-3 10DXN049

#	Name	Trace	RT	Response	RRF	Mod.Date	Ratio	Ratio Flag
1	13C-1,2,3,4-TCDD	331.9368	19.13	2364985	1.00000		0.778	NO
2								
3	13C-2,3,7,8-TCDF	315.9419	18.55	3351317	1.41706		0.781	NO
4	2,3,7,8-TCDF	303.9016	18.57	318250	0.94963		0.754	NO
5	Total TCDFs	303.9016						
6								
7	13C-2,3,7,8-TCDD	331.9368	19.34	2356086	0.99624		0.760	NO
8	2,3,7,8-TCDD	319.8965	19.35	246730	1.04720		0.784	NO
9	Total TCDDs	319.8965						
10								
11	37CL-2,3,7,8-TCDD	327.8847	19.35	273383	1.15596			
12								
13	13C-1,2,3,7,8-PeCDF	351.9000	24.15	2756814	1.16568		1.600	NO
14	1,2,3,7,8-PeCDF	339.8597	24.18	1416444	1.02759		1.571	NO
15	2,3,4,7,8-PeCDF	339.8597	25.66	1373135	0.99618		1.560	NO
16	Total F2 PeCDFs	339.8597						
17	Total F1 PeCDFs	339.8597						
18								
19	13C-1,2,3,7,8-PeCDD	367.8949	26.44	1985364	0.83948		1.628	NO
20	1,2,3,7,8-PeCDD	355.8546	26.47	980879	0.98811		1.565	NO
21	Total PeCDDs	355.8546						
22								
23	13C-1,2,3,7,8,9-HxCDD	401.8559	32.97	1789550	1.00000		1.291	NO
24								
25	13C-1,2,3,4,7,8-HxCDF	383.8639	31.74	1915628	1.07045		0.511	NO
26	1,2,3,4,7,8-HxCDF	373.8208	31.76	1201649	1.25457		1.235	NO
27	1,2,3,6,7,8-HxCDF	373.8208	31.87	1350244	1.40971		1.254	NO
28	2,3,4,6,7,8-HxCDF	373.8208	32.48	1221201	1.27499		1.213	NO
29	1,2,3,7,8,9-HxCDF	373.8208	33.14	985535	1.02894		1.214	NO
30	Total HxCDFs	373.8208						
31								
32	13C-1,2,3,6,7,8-HxCDD	401.8559	32.69	1723496	0.96309		1.287	NO
33	1,2,3,4,7,8-HxCDD	389.8157	32.62	835884	0.96999		1.244	NO
34	1,2,3,6,7,8-HxCDD	389.8157	32.70	962832	1.11730		1.295	NO
35	1,2,3,7,8,9-HxCDD	389.8157	32.98	907155	1.05269		1.233	NO
36	Total HxCDDs	389.8157						
37								
38	13C-1,2,3,4,6,7,8-HpCDF	417.8253	34.50	1563993	0.87396		0.458	NO
39	1,2,3,4,6,7,8-HpCDF	407.7818	34.51	1080224	1.38137		1.000	NO
40	1,2,3,4,7,8,9-HpCDF	407.7818	35.65	872663	1.11594		1.083	NO
41	Total HpCDFs	407.7818						
42								
43	13C-1,2,3,4,6,7,8-HpCDD	435.8169	35.32	1495048	0.83543		1.022	NO
44	1,2,3,4,6,7,8-HpCDD	423.7766	35.34	788946	1.05541		1.094	NO
45	Total HpCDDs	423.7766						
46								

Dataset: C:\MassLynx\JAN2010.PRONICA030120103D58290.qld

Last Altered: Monday, March 01, 2010 16:27:59 Pacific Standard Time

Printed: Monday, March 01, 2010 16:30:00 Pacific Standard Time

Name: 01MR103D5\_01, Date: 01-Mar-2010, Time: 09:59:22, ID: ST0301, Description: CS-3 10DXN049

#	Name	Trace	RT	Response	RRF	Mod.Date	Ratio	Ratio Flag
47	13C-OCDD	469.7779	37.85	2244512	0.62712		0.906	NO
48	OCDF	441.7428	37.97	1492462	1.32988		0.935	NO
49	OCDD	457.7377	37.86	1332444	1.18729		0.868	NO
50								
51								
52	Function 1 PFK	330.97...	18.18	5782	5782.2...			
53	Function 2 PFK	342.97...						
54	Function 3 PFK	380.97...	32.33	4447	4447.2...			
55	Function 4 PFK	430.97...	34.61	11703	11703....			
56	Function 5 PFK	442.97...						
57	TCDF PCDPE	375.8364	21.06	68	67.932...			
58	F1 PeCDF PCDPE	409.79...						
59	F2 PeCDF PCDPE	409.7974						
60	HXCDF PCDPE	445.7555	33.68	213	212.84...			
61	HPCDF PCDPE	479.7165						
62	OCDF PCDPE	513.67...	39.70	191	191.00...			



Dataset: C:\MassLynx\JAN2010.PRO\CA030120103D58290.qld

Last Altered: Monday, March 01, 2010 16:27:59 Pacific Standard Time

Printed: Monday, March 01, 2010 16:30:00 Pacific Standard Time

Name: 01MR103D5\_02, Date: 01-Mar-2010, Time: 10:45:15, ID: ST0301A, Description: CS-2 09DXN423

#	Name	Trace	RI	Response	RRF	Mod.Date	Ratio	Ratio Flag
1	13C-1,2,3,4-TCDD	331.9368	19.11	2292797	1.00000		0.772	NO
2								
3	13C-2,3,7,8-TCDF	315.9419	18.54	3063515	1.33615		0.782	NO
4	2,3,7,8-TCDF	303.9016	18.57	52610	0.85865		0.764	NO
5	Total TCDFs	303.9016						
6								
7	13C-2,3,7,8-TCDD	331.9368	19.32	2040709	0.89005		0.773	NO
8	2,3,7,8-TCDD	319.8965	19.34	39759	0.97414		0.778	NO
9	Total TCDDs	319.8965						
10								
11	37CL-2,3,7,8-TCDD	327.8847	19.34	49607	1.08181			
12								
13	13C-1,2,3,7,8-PeCDF	351.9000	24.13	2352868	1.02620		1.553	NO
14	1,2,3,7,8-PeCDF	339.8597	24.15	222551	0.94587		1.612	NO
15	2,3,4,7,8-PeCDF	339.8597	25.63	212716	0.90407		1.541	NO
16	Total F2 PeCDFs	339.8597						
17	Total F1 PeCDFs	339.8597						
18								
19	13C-1,2,3,7,8-PeCDD	367.8949	26.41	1617570	0.70550		1.572	NO
20	1,2,3,7,8-PeCDD	355.8546	26.45	151414	0.93606		1.581	NO
21	Total PeCDDs	355.8546						
22								
23	13C-1,2,3,7,8,9-HxCDD	401.8559	32.96	1758480	1.00000		1.336	NO
24								
25	13C-1,2,3,4,7,8-HxCDF	383.8639	31.74	1731496	0.98465		0.526	NO
26	1,2,3,4,7,8-HxCDF	373.8208	31.75	198399	1.14582		1.261	NO
27	1,2,3,6,7,8-HxCDF	373.8208	31.87	225242	1.30085		1.285	NO
28	2,3,4,6,7,8-HxCDF	373.8208	32.46	214018	1.23603		1.218	NO
29	1,2,3,7,8,9-HxCDF	373.8208	33.14	169419	0.97845		1.191	NO
30	Total HxCDFs	373.8208						
31								
32	13C-1,2,3,6,7,8-HxCDD	401.8559	32.69	1651226	0.93901		1.259	NO
33	1,2,3,4,7,8-HxCDD	389.8157	32.61	134250	0.81303		1.227	NO
34	1,2,3,6,7,8-HxCDD	389.8157	32.70	172807	1.04654		1.238	NO
35	1,2,3,7,8,9-HxCDD	389.8157	32.97	154900	0.93809		1.310	NO
36	Total HxCDDs	389.8157						
37								
38	13C-1,2,3,4,6,7,8-HpCDF	417.8253	34.50	1461269	0.83098		0.431	NO
39	1,2,3,4,6,7,8-HpCDF	407.7818	34.51	179587	1.22898		1.031	NO
40	1,2,3,4,7,8,9-HpCDF	407.7818	35.65	141801	0.97040		1.084	NO
41	Total HpCDFs	407.7818						
42								
43	13C-1,2,3,4,6,7,8-HpCDD	435.8169	35.32	1361669	0.77434		1.063	NO
44	1,2,3,4,6,7,8-HpCDD	423.7766	35.34	129875	0.95360		1.048	NO
45	Total HpCDDs	423.7766						
46								
47	13C-OCDD	469.7779	37.84	1954952	0.55586		0.929	NO
48	OCDF	441.7428	37.96	219835	1.12450		0.918	NO
49	OCDD	457.7377	37.85	204075	1.04389		0.934	NO

Dataset: C:\MassLynx\JAN2010.PRO\ICA030120103D58290.qld

Last Altered: Monday, March 01, 2010 16:27:59 Pacific Standard Time

Printed: Monday, March 01, 2010 16:30:00 Pacific Standard Time

Name: 01MR103D5\_02, Date: 01-Mar-2010, Time: 10:45:15, ID: ST0301A, Description: CS-2 09DXN423

#	Name	Trace	RT	Response	RRF	Mod.Date	Ratio	Ratio Flag
50								
51								
52	Function 1 PFK	330.97...						
53	Function 2 PFK	342.97...						
54	Function 3 PFK	380.97...						
55	Function 4 PFK	430.97...						
56	Function 5 PFK	442.97...	38.42	4443	4443.0...			
57	TCDF PCDPE	375.8364	21.08	19	19.410...			
58	F1 PeCDF PCDPE	409.79...	18.73	106	105.74...			
59	F2 PeCDF PCDPE	409.7974	23.21	10	9.77000			
60	HXCDF PCDPE	445.7555	33.71	14	13.724...			
61	HPCDF PCDPE	479.7165	34.52	31	30.648...			
62	OCDF PCDPE	513.67...	39.60	120	119.62...			

Dataset: C:\MassLynx\JAN2010.PRO\CA030120103D58290.qld

Last Altered: Monday, March 01, 2010 16:27:59 Pacific Standard Time

Printed: Monday, March 01, 2010 16:30:00 Pacific Standard Time

Name: 01MR103D5\_03, Date: 01-Mar-2010, Time: 11:32:07, ID: ST0301B, Description: CS-1 09DXN422

#	Name	Trace	RT	Response	RRF	Mod.Date	Ratio	Ratio Flag
1	13C-1,2,3,4-TCDD	331.9368	19.13	2361798	1.00000		0.791	NO
2								
3	13C-2,3,7,8-TCDF	315.9419	18.55	3214735	1.36114		0.774	NO
4	2,3,7,8-TCDF	303.9016	18.57	13854	0.86192		0.753	NO
5	Total TCDFs	303.9016						
6								
7	13C-2,3,7,8-TCDD	331.9368	19.32	2176691	0.92162		0.797	NO
8	2,3,7,8-TCDD	319.8965	19.35	10877	0.99942		0.861	NO
9	Total TCDDs	319.8965						
10								
11	37CL-2,3,7,8-TCDD	327.8847	19.35	13161	1.11448			
12								
13	13C-1,2,3,7,8-PeCDF	351.9000	24.13	2469946	1.04579		1.592	NO
14	1,2,3,7,8-PeCDF	339.8597	24.16	57704	0.93449		1.504	NO
15	2,3,4,7,8-PeCDF	339.8597	25.63	55273	0.89513		1.573	NO
16	Total F2 PeCDFs	339.8597						
17	Total F1 PeCDFs	339.8597						
18								
19	13C-1,2,3,7,8-PeCDD	367.8949	26.43	1698414	0.71912		1.590	NO
20	1,2,3,7,8-PeCDD	355.8546	26.45	39093	0.92069		1.588	NO
21	Total PeCDDs	355.8546						
22								
23	13C-1,2,3,7,8,9-HxCDD	401.8559	32.96	1935821	1.00000		1.398	NO
24								
25	13C-1,2,3,4,7,8-HxCDF	383.8639	31.74	1843697	0.95241		0.516	NO
26	1,2,3,4,7,8-HxCDF	373.8208	31.75	51877	1.12549		1.262	NO
27	1,2,3,6,7,8-HxCDF	373.8208	31.87	57372	1.24472		1.222	NO
28	2,3,4,6,7,8-HxCDF	373.8208	32.46	54891	1.19088		1.261	NO
29	1,2,3,7,8,9-HxCDF	373.8208	33.14	46482	1.00845		1.303	NO
30	Total HxCDFs	373.8208						
31								
32	13C-1,2,3,6,7,8-HxCDD	401.8559	32.69	1678133	0.86688		1.326	NO
33	1,2,3,4,7,8-HxCDD	389.8157	32.61	36804	0.87727		1.388	NO
34	1,2,3,6,7,8-HxCDD	389.8157	32.70	43895	1.04629		1.191	NO
35	1,2,3,7,8,9-HxCDD	389.8157	32.97	40797	0.97244		1.271	NO
36	Total HxCDDs	389.8157						
37								
38	13C-1,2,3,4,6,7,8-HpCDF	417.8253	34.50	1666531	0.86089		0.451	NO
39	1,2,3,4,6,7,8-HpCDF	407.7818	34.51	51065	1.22566		1.021	NO
40	1,2,3,4,7,8,9-HpCDF	407.7818	35.65	39159	0.93989		1.064	NO
41	Total HpCDFs	407.7818						
42								
43	13C-1,2,3,4,6,7,8-HpCDD	435.8169	35.32	1551532	0.80149		1.092	NO
44	1,2,3,4,6,7,8-HpCDD	423.7766	35.34	36178	0.93269		1.045	NO
45	Total HpCDDs	423.7766						
46								
47	13C-OCDD	469.7779	37.85	2284858	0.59015		0.911	NO
48	OCDF	441.7428	37.97	65228	1.14191		0.957	NO
49	OCDD	457.7377	37.86	60757	1.06365		0.864	NO

Dataset: C:\MassLynx\JAN2010.PRO\ICA030120103D58290.qld

Last Altered: Monday, March 01, 2010 16:27:59 Pacific Standard Time

Printed: Monday, March 01, 2010 16:30:00 Pacific Standard Time

Name: 01MR103D5\_03, Date: 01-Mar-2010, Time: 11:32:07, ID: ST0301B, Description: CS-1 09DXN422

#	Name	Trace	RT	Response	RRF	Mod Date	Ratio	Ratio Flag
50								
51								
52	Function 1 PFK	330.97...						
53	Function 2 PFK	342.97...	25.57	13849	13849...			
54	Function 3 PFK	380.97...						
55	Function 4 PFK	430.97...	34.62	462	462.31...			
56	Function 5 PFK	442.97...	38.46	5482	5481.8...			
57	TCDF PCDPE	375.8364						
58	F1 PeCDF PCDPE	409.79...	18.89	20	20.053...			
59	F2 PeCDF PCDPE	409.7974	23.22	66	66.022...			
60	HXCDF PCDPE	445.7555	33.66	49	48.588...			
61	HPCDF PCDPE	479.7165						
62	OCDF PCDPE	513.67...	39.58	16	15.649...			

Dataset: C:\MassLynx\JAN2010.PRO\CA030120103D58290.qld

Last Altered: Monday, March 01, 2010 16:27:59 Pacific Standard Time  
 Printed: Monday, March 01, 2010 16:30:00 Pacific Standard Time

Name: 01MR103D5\_04, Date: 01-Mar-2010, Time: 12:13:11, ID: ST0301C, Description: CS-5 09DXN456

Name	Trace	RT	Response	RRF	Mod Date	Ratio	Ratio Flag
1 13C-1,2,3,4-TCDD	331.9368	19.11	2187117	1.00000		0.779	NO
2							
3 13C-2,3,7,8-TCDF	315.9419	18.54	3290031	1.50428		0.801	NO
4 2,3,7,8-TCDF	303.9016	18.55	6377773	0.96926		0.765	NO
5 Total TCDFs	303.9016						
6							
7 13C-2,3,7,8-TCDD	331.9368	19.32	2248331	1.02799		0.784	NO
8 2,3,7,8-TCDD	319.8965	19.34	4899839	1.08966		0.797	NO
9 Total TCDDs	319.8965						
10							
11 37CL-2,3,7,8-TCDD	327.8847	19.34	5439660	1.24357			
12							
13 13C-1,2,3,7,8-PeCDF	351.9000	24.13	2806319	1.28311		1.594	NO
14 1,2,3,7,8-PeCDF	339.8597	24.15	28141493	1.00279		1.551	NO
15 2,3,4,7,8-PeCDF	339.8597	25.62	26633745	0.94906		1.548	NO
16 Total F2 PeCDFs	339.8597						
17 Total F1 PeCDFs	339.8597						
18							
19 13C-1,2,3,7,8-PeCDD	367.8949	26.40	1905969	0.87145		1.639	NO
20 1,2,3,7,8-PeCDD	355.8546	26.44	18958636	0.99470		1.579	NO
21 Total PeCDDs	355.8546						
22							
23 13C-1,2,3,7,8,9-HxCDD	401.8559	32.96	2063670	1.00000		1.284	NO
24							
25 13C-1,2,3,4,7,8-HxCDF	383.8639	31.74	2044436	0.99068		0.519	NO
26 1,2,3,4,7,8-HxCDF	373.8208	31.75	24696987	1.20801		1.240	NO
27 1,2,3,6,7,8-HxCDF	373.8208	31.87	27121636	1.32661		1.260	NO
28 2,3,4,6,7,8-HxCDF	373.8208	32.46	26303985	1.28661		1.297	NO
29 1,2,3,7,8,9-HxCDF	373.8208	33.14	22828081	1.11660		1.278	NO
30 Total HxCDFs	373.8208						
31							
32 13C-1,2,3,6,7,8-HxCDD	401.8559	32.69	1920145	0.93045		1.333	NO
33 1,2,3,4,7,8-HxCDD	389.8157	32.61	16877625	0.87898		1.231	NO
34 1,2,3,6,7,8-HxCDD	389.8157	32.70	21311956	1.10991		1.257	NO
35 1,2,3,7,8,9-HxCDD	389.8157	32.97	20848679	1.08579		1.287	NO
36 Total HxCDDs	389.8157						
37							
38 13C-1,2,3,4,6,7,8-HpCDF	417.8253	34.50	1811808	0.87795		0.433	NO
39 1,2,3,4,6,7,8-HpCDF	407.7818	34.51	23716064	1.30897		1.047	NO
40 1,2,3,4,7,8,9-HpCDF	407.7818	35.65	20197358	1.11476		1.026	NO
41 Total HpCDFs	407.7818						
42							
43 13C-1,2,3,4,6,7,8-HpCDD	435.8169	35.32	1720913	0.83391		1.021	NO
44 1,2,3,4,6,7,8-HpCDD	423.7766	35.34	17263231	1.00314		1.051	NO
45 Total HpCDDs	423.7766						
46							
47 13C-OCDD	469.7779	37.85	2646442	0.64120		0.891	NO
48 OCDF	441.7428	37.97	35690858	1.34864		0.912	NO
49 OCDD	457.7377	37.86	29914861	1.13038		0.881	NO

Dataset: C:\MassLynx\JAN2010.PRO\ICA030120103D58290.qld

Last Altered: Monday, March 01, 2010 16:27:59 Pacific Standard Time

Printed: Monday, March 01, 2010 16:30:00 Pacific Standard Time

Name: 01MR103D5\_04, Date: 01-Mar-2010, Time: 12:13:11, ID: ST0301C, Description: CS-5 09DXN456

#	Name	Trace	RT	Response	RRF	Mod.Date	Ratio	Ratio Flag
50								
51								
52	Function 1 PFK	330.97...	18.10	17197	17196...			
53	Function 2 PFK	342.97...	25.47	5618	5618.0...			
54	Function 3 PFK	380.97...						
55	Function 4 PFK	430.97...						
56	Function 5 PFK	442.97...						
57	TCDF PCDPE	375.8364	21.14	2	1.51200			
58	F1 PeCDF PCDPE	409.79...	18.86	4	3.75300			
59	F2 PeCDF PCDPE	409.7974	23.28	112	112.00...			
60	HXCDF PCDPE	445.7655	33.79	17	16.665...			
61	HPCDF PCDPE	479.7165						
62	OCDF PCDPE	513.67...						

Dataset: C:\MassLynx\JAN2010.PRO\ICA030120103D58290.qld

Last Altered: Monday, March 01, 2010 16:27:59 Pacific Standard Time

Printed: Monday, March 01, 2010 16:30:00 Pacific Standard Time

Name: 01MR103D5\_05, Date: 01-Mar-2010, Time: 12:55:26, ID: ST0301D, Description: CS-4 09DXN426

#	Name	Trace	RT	Response	RRF	Mod.Date	Ratio	Ratio Flag
1	13C-1,2,3,4-TCDD	331.9368	19.13	2432299	1.00000		0.795	NO
2								
3	13C-2,3,7,8-TCDF	315.9419	18.55	3380927	1.39001		0.803	NO
4	2,3,7,8-TCDF	303.9016	18.57	1308159	0.96731		0.765	NO
5	Total TCDFs	303.9016						
6								
7	13C-2,3,7,8-TCDD	331.9368	19.34	2218645	0.91216		0.762	NO
8	2,3,7,8-TCDD	319.8965	19.35	961187	1.08308		0.779	NO
9	Total TCDDs	319.8965						
10								
11	37CL-2,3,7,8-TCDD	327.8847	19.35	1096896	1.12743			
12								
13	13C-1,2,3,7,8-PeCDF	351.9000	24.13	2585644	1.06305		1.594	NO
14	1,2,3,7,8-PeCDF	339.8597	24.16	5355896	1.03570		1.564	NO
15	2,3,4,7,8-PeCDF	339.8597	25.63	5183395	1.00234		1.543	NO
16	Total F2 PeCDFs	339.8597						
17	Total F1 PeCDFs	339.8597						
18								
19	13C-1,2,3,7,8-PeCDD	367.8949	26.43	1811035	0.74458		1.575	NO
20	1,2,3,7,8-PeCDD	355.8546	26.45	3652230	1.00833		1.586	NO
21	Total PeCDDs	355.8546						
22								
23	13C-1,2,3,7,8,9-HxCDD	401.8559	32.97	2158757	1.00000		1.276	NO
24								
25	13C-1,2,3,4,7,8-HxCDF	383.8639	31.74	1858567	0.86094		0.516	NO
26	1,2,3,4,7,8-HxCDF	373.8208	31.76	4713343	1.26800		1.290	NO
27	1,2,3,6,7,8-HxCDF	373.8208	31.87	5286599	1.42222		1.224	NO
28	2,3,4,6,7,8-HxCDF	373.8208	32.48	4813242	1.29488		1.255	NO
29	1,2,3,7,8,9-HxCDF	373.8208	33.15	4623959	1.24396		1.262	NO
30	Total HxCDFs	373.8208						
31								
32	13C-1,2,3,6,7,8-HxCDD	401.8559	32.69	1721352	0.79738		1.272	NO
33	1,2,3,4,7,8-HxCDD	389.8157	32.62	3338449	0.96972		1.267	NO
34	1,2,3,6,7,8-HxCDD	389.8157	32.70	4045688	1.17515		1.315	NO
35	1,2,3,7,8,9-HxCDD	389.8157	32.98	4373853	1.27047		1.395	NO
36	Total HxCDDs	389.8157						
37								
38	13C-1,2,3,4,6,7,8-HpCDF	417.8253	34.51	1661984	0.76988		0.441	NO
39	1,2,3,4,6,7,8-HpCDF	407.7818	34.52	4615340	1.38850		1.022	NO
40	1,2,3,4,7,8,9-HpCDF	407.7818	35.65	3924647	1.18071		1.049	NO
41	Total HpCDFs	407.7818						
42								
43	13C-1,2,3,4,6,7,8-HpCDD	435.8169	35.32	1602360	0.74226		1.078	NO
44	1,2,3,4,6,7,8-HpCDD	423.7766	35.34	3330255	1.03917		1.011	NO
45	Total HpCDDs	423.7766						
46								
47	13C-OCDD	469.7779	37.85	2500302	0.57911		0.889	NO
48	OCDF	441.7428	37.97	6832197	1.36627		0.901	NO
49	OCDD	457.7377	37.86	5755066	1.15087		0.896	NO

Dataset: C:\MassLynx\JAN2010\PROVICA030120103D58290.qld

Last Altered: Monday, March 01, 2010 16:27:59 Pacific Standard Time

Printed: Monday, March 01, 2010 16:30:00 Pacific Standard Time

Name: 01MR103D5\_05, Date: 01-Mar-2010, Time: 12:55:26, ID: ST0301D, Description: CS-4 09DXN426

#	Name	Trace	RT	Response	RRF	Mod.Date	Ratio	Ratio Flag
50								
51								
62	Function 1 PFK	330.97...						
53	Function 2 PFK	342.97...						
54	Function 3 PFK	380.97...	32.30	6003	6003.0...			
55	Function 4 PFK	430.97...	34.60	1199	1198.7...			
56	Function 5 PFK	442.97...	38.53	1807	1807.3...			
57	TCDF PCDPE	375.8364	21.12	95	94.883...			
58	F1 PeCDF PCDPE	409.79...	18.83	175	175.17...			
59	F2 PeCDF PCDPE	409.7974	23.23	181	181.44...			
60	HXCDF PCDPE	445.7555	33.73	96	96.237...			
61	HPCDF PCDPE	479.7165	34.51	147	147.25...			
62	OCDF PCDPE	513.67...	39.62	83	82.800...			



---

**Sample List Report****MassLynx 4.1**

Sample List: C:\MassLynx\JAN2010.PRO\SampleDB\01MR103D5.SPL

Page 1 of 2

Last Modified: Monday, March 01, 2010 14:23:18 Pacific Standard Time

Printed: Monday, March 01, 2010 14:23:22 Pacific Standard Time

Page Position (1, 1)

---

	File Name	File Text	Sample ID	Meth/Matrix	BOX #	Sample Size	Units	Bottle	FV_uL
1	01MR103D5_01	CS-3 10DXN049	ST0301	---	---	1.000000	---	Tray01:1	---
2	01MR103D5_02	CS-2 09DXN423	ST0301A	---	---	1.000000	---	Tray01:2	---
3	01MR103D5_03	CS-1 09DXN422	ST0301B	---	---	1.000000	---	Tray01:3	---
4	01MR103D5_04	CS-5 09DXN456	ST0301C	---	---	1.000000	---	Tray01:4	---
5	01MR103D5_05	CS-4 09DXN426	ST0301D	---	---	1.000000	---	Tray01:5	---
6	01MR103D5_06	2nd Source 09DXN449	ST0301E	1613B/8290	---	1.000000	---	Tray01:6	20
7	01MR103D5_07	DB5 CPSM 3732-05	CP0301	---	---	1.000000	---	Tray01:7	---

---

**Sample List Report****MassLynx 4.1**

Sample List: C:\MassLynx\JAN2010.PRO\SampleDB\01MR103D5.SPL

Page 2 of 2

Last Modified: Monday, March 01, 2010 14:23:18 Pacific Standard Time

Printed: Monday, March 01, 2010 14:23:22 Pacific Standard Time

Page Position (2, 1)

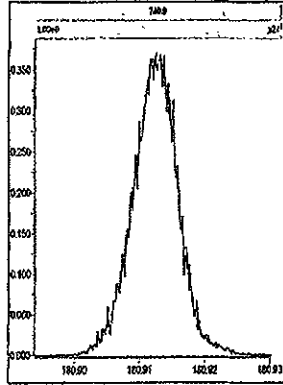
---

Inj Vol	Sam Typ	Analyst	MS File	Ini File	ConA	ConB	ConC	ConD	ConE	ConF	ConG
2.000000	Standard	JRB	Dioxin3D5	dioxin	10	50	100	100	200	10	100
2.000000	Standard	JRB	Dioxin3D5	dioxin	2	10	20	100	200	2	100
2.000000	Standard	JRB	Dioxin3D5	dioxin	0.5	2.5	5	100	200	0.5	100
2.000000	Standard	JRB	Dioxin3D5	dioxin	200	1000	2000	100	200	200	100
2.000000	Standard	JRB	Dioxin3D5	dioxin	40	200	400	100	200	40	100
2.000000	Analyte	JRB	Dioxin3D5	dioxin	---	---	---	2000	4000	200	2000
2.000000	Analyte	JRB	Dioxin3D5	dioxin	---	---	---	---	---	---	---

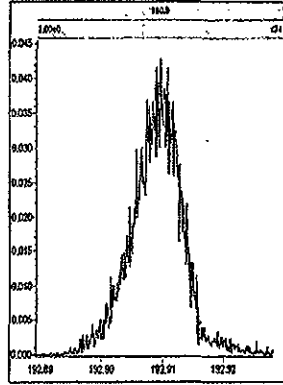
File: Experiment: 1668M3D5.exp Reference: Pfk.ref Function: 1 @ 200 (ppm)

Printed: Monday, March 01, 2010 09:44:35 Pacific Standard Time

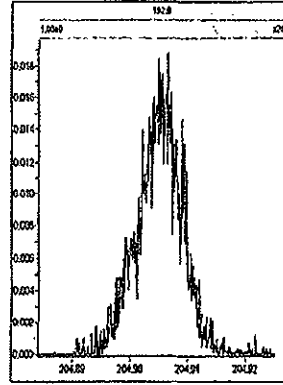
M 180.9888 R 11211



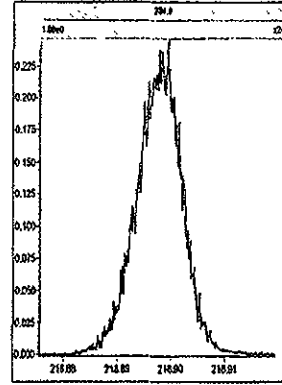
M 192.9888 R 12192



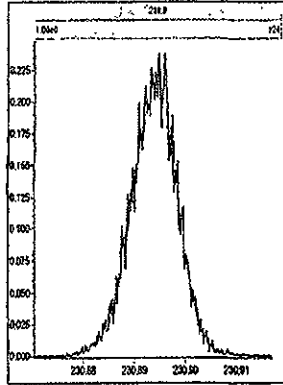
M 204.9888 R 12624



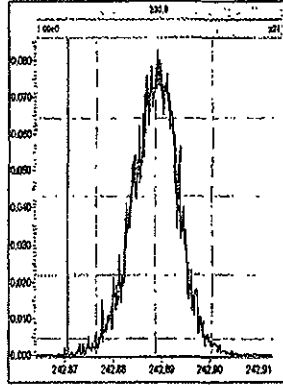
M 218.9856 R 11111



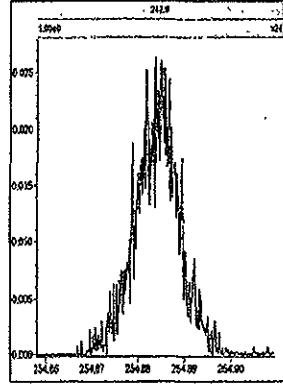
M 230.9856 R 11010



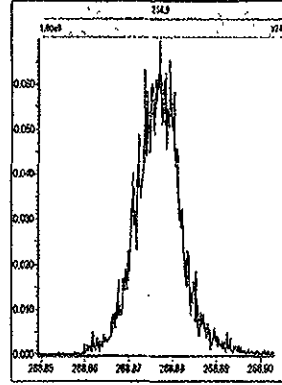
M 242.9856 R 11680



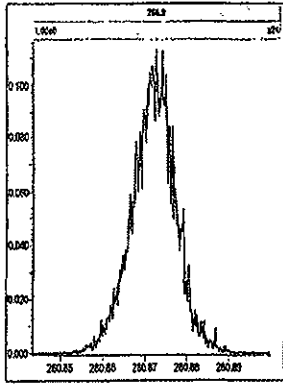
M 254.9856 R 12819



M 268.9824 R 11628



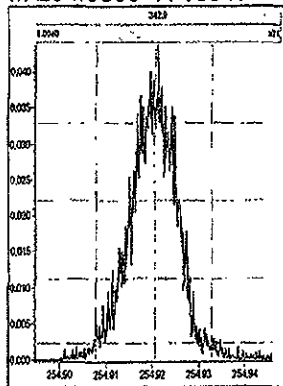
M 280.9824 R 12435



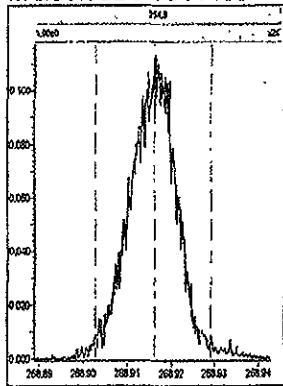
File: Experiment: 1668M3D5.exp Reference: Pfk.ref Function: 2 @ 200 (ppm)

Printed: Monday, March 01, 2010 09:45:37 Pacific Standard Time

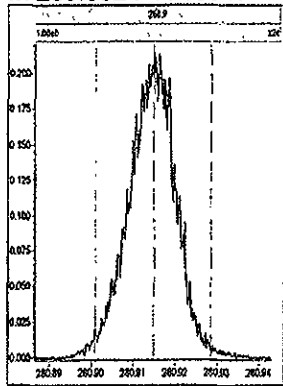
M 254.9824 R 10917



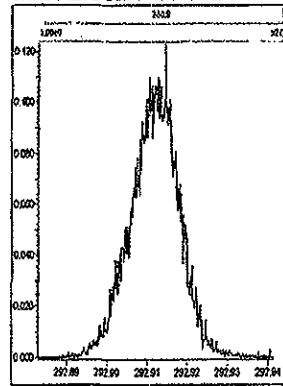
M 268.9824 R 11463



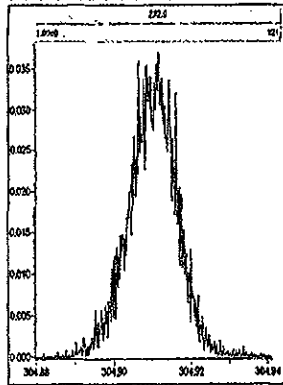
M 280.9824 R 10917



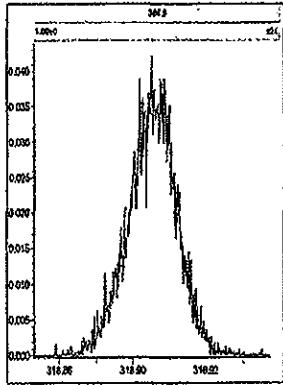
M 292.9824 R 11214



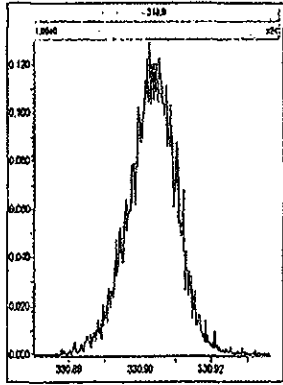
M 304.9824 R 11162



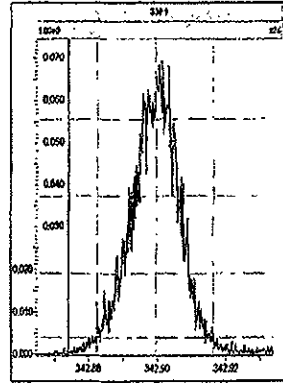
M 318.9792 R 11061



M 330.9792 R 10727



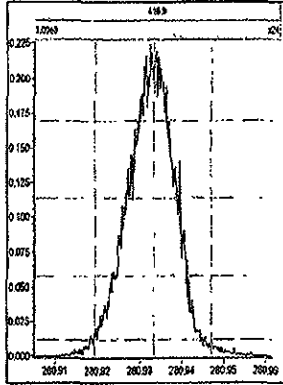
M 342.9792 R 11211



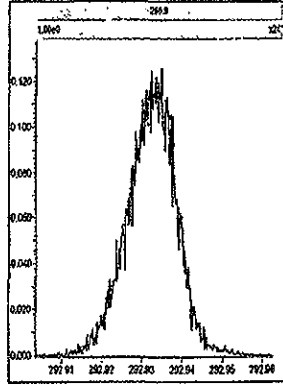
File: Experiment: 1668M3D5.exp Reference: Pfk.ref Function: 3 @ 200 (ppm)

Printed: Monday, March 01, 2010 09:46:00 Pacific Standard Time

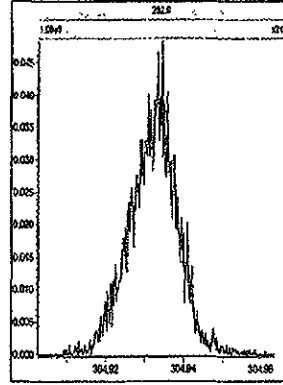
M 280.9824 R 11013



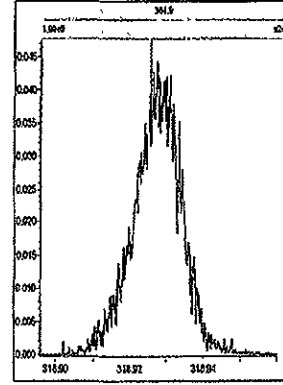
M 292.9824 R 10915



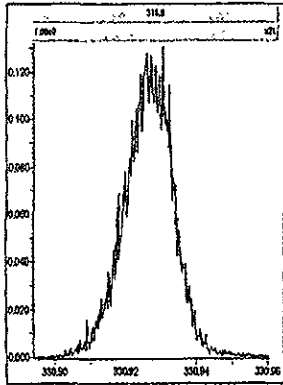
M 304.9824 R 10506



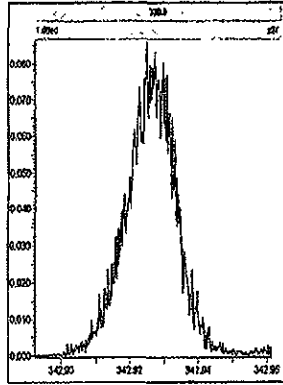
M 318.9792 R 11793



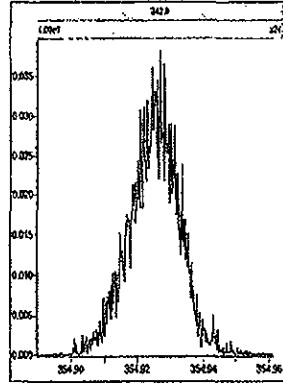
M 330.9792 R 11159



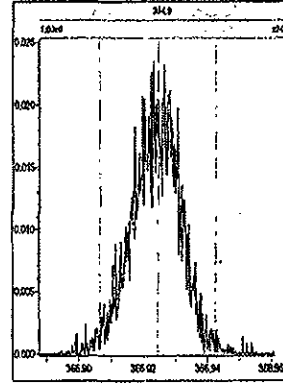
M 342.9792 R 10327



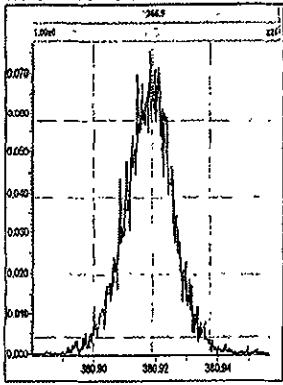
M 354.9792 R 11574



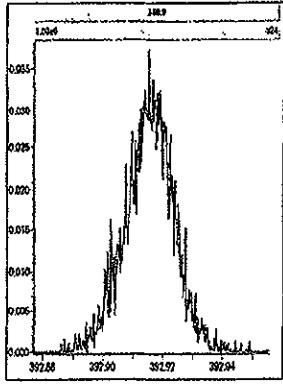
M 366.9792 R 12436



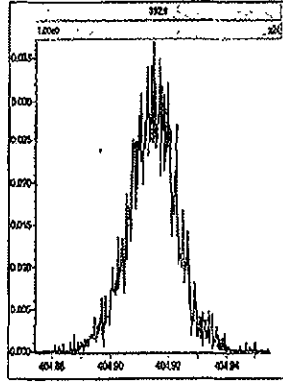
M 380.9760 R 11063



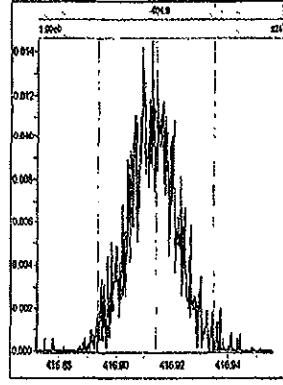
M 392.9760 R 11312



M 404.9760 R 13511



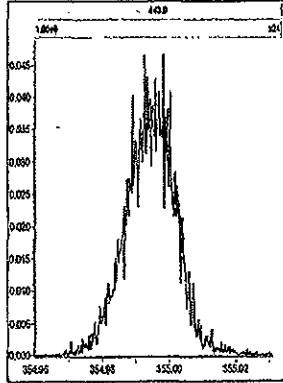
M 416.9760 R 12821



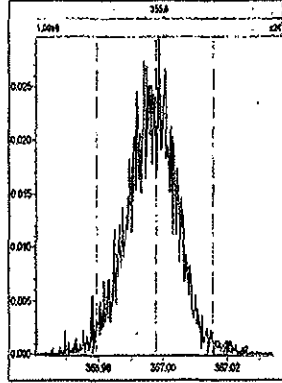
File: Experiment: 1668M3D5.exp Reference: Pfk.ref Function: 4 @ 200 (ppm)

Printed: Monday, March 01, 2010 09:46:35 Pacific Standard Time

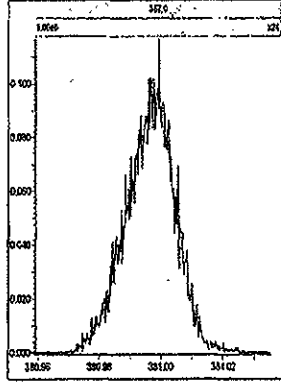
M 354.9792 R 10590



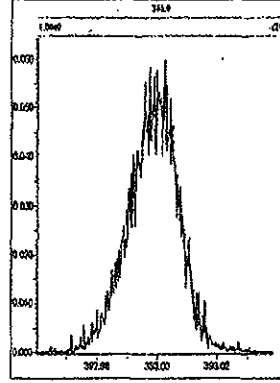
M 366.9792 R 11107



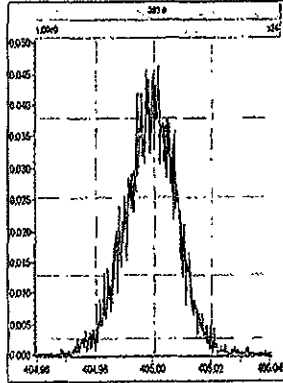
M 380.9760 R 10548



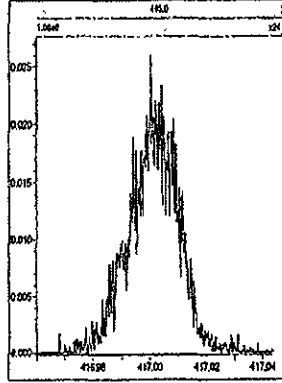
M 392.9760 R 10681



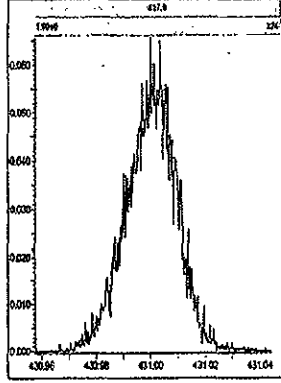
M 404.9760 R 10461



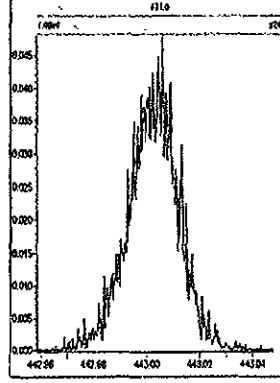
M 416.9760 R 11520



M 430.9728 R 10415



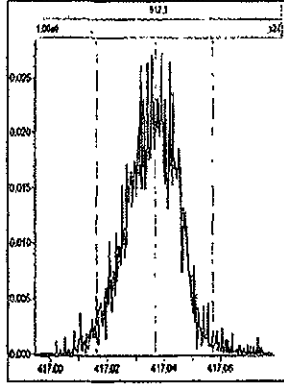
M 442.9728 R 11313



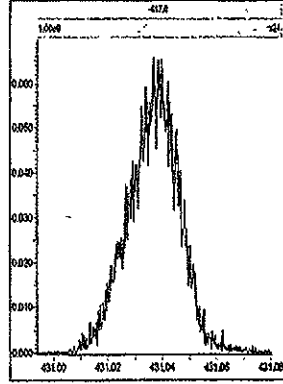
File: Experiment: 1668M3D5.exp Reference: Pfk.ref Function: 5 @ 200 (ppm)

Printed: Monday, March 01, 2010 09:47:40 Pacific Standard Time

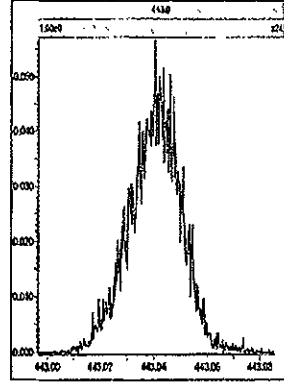
M 416.9760 R 12019



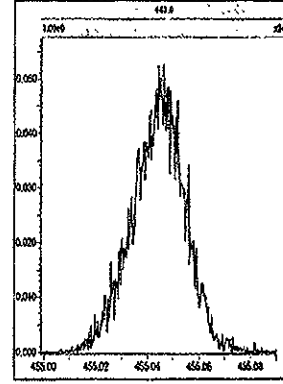
M 430.9728 R 10916



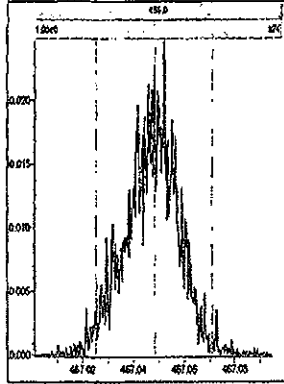
M 442.9728 R 9922



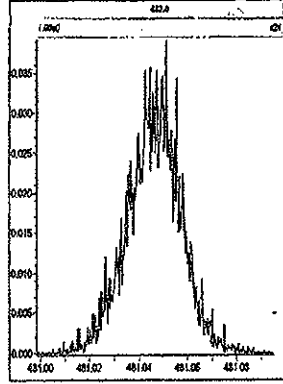
M 454.9728 R 10163



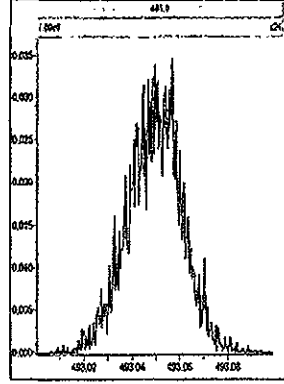
M 466.9728 R 10002



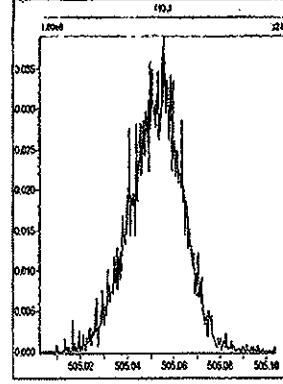
M 480.9696 R 10415



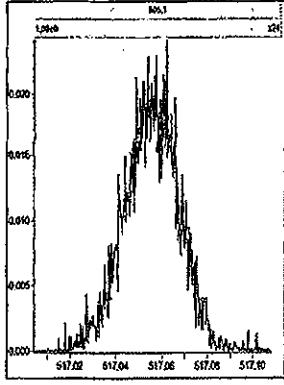
M 492.9696 R 10081



M 504.9696 R 10775



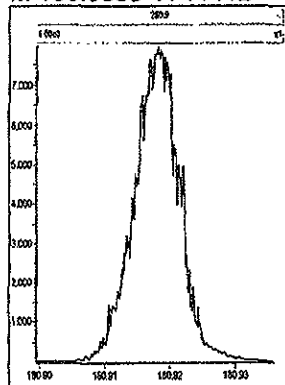
M 516.9697 R 10505



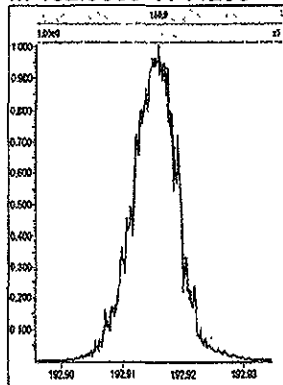
File: Experiment: 1668M3D5.exp Reference: Pfk.ref Function: 1 @ 200 (ppm)

Printed: Monday, March 01, 2010 15:11:32 Pacific Standard Time

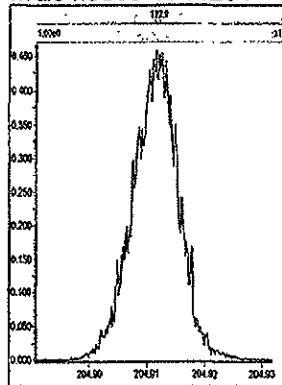
M 180.9888 R 11412



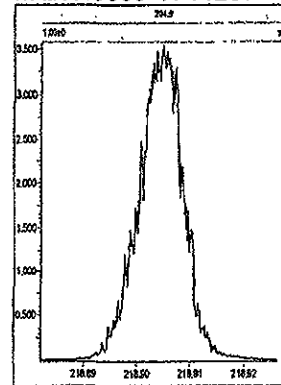
M 192.9888 R 11208



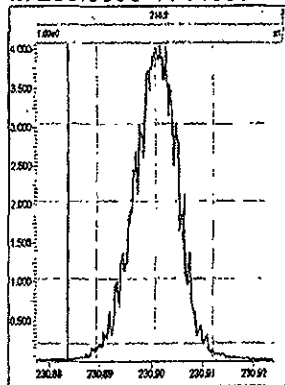
M 204.9888 R 11264



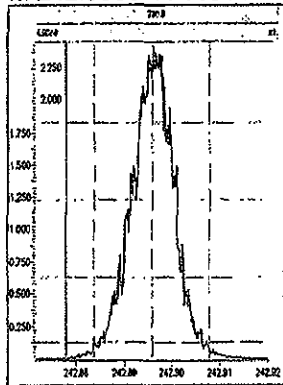
M 218.9856 R 11207



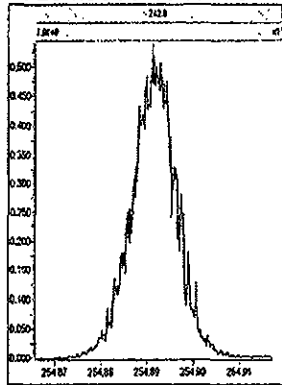
M 230.9856 R 11850



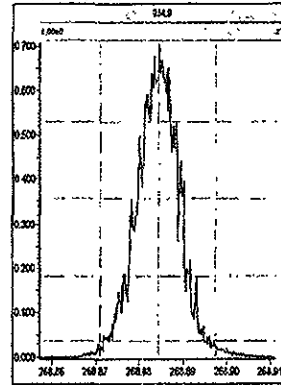
M 242.9856 R 11314



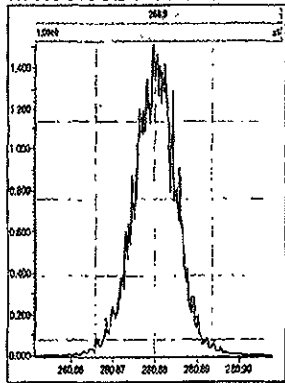
M 254.9856 R 10775



M 268.9824 R 11962



M 280.9824 R 11966

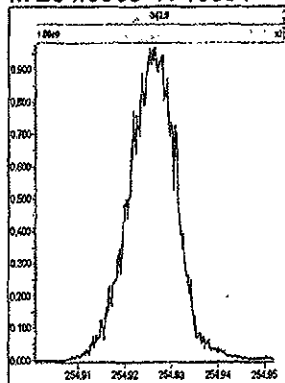




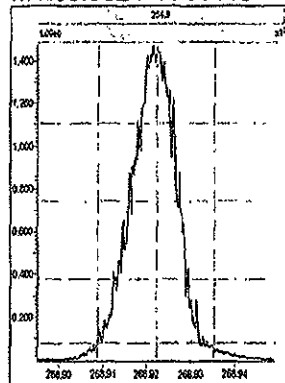
File: Experiment: 1668M3D5.exp Reference: Pfk.ref Function: 2 @ 200 (ppm)

Printed: Monday, March 01, 2010 15:11:54 Pacific Standard Time

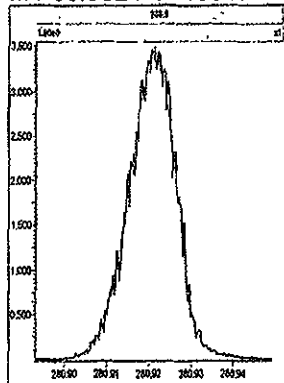
M 254.9856 R 10681



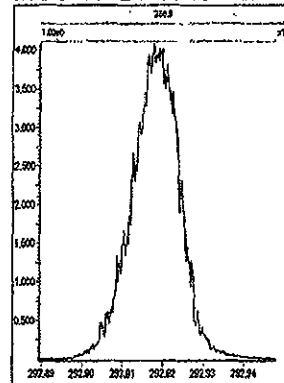
M 268.9824 R 11418



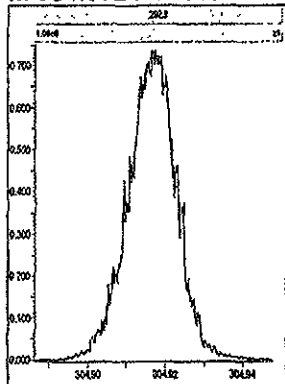
M 280.9824 R 10917



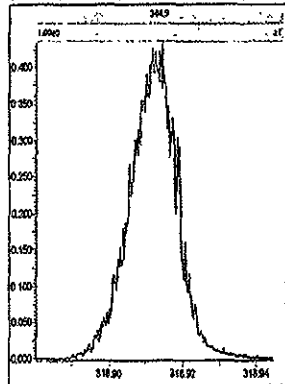
M 292.9824 R 10552



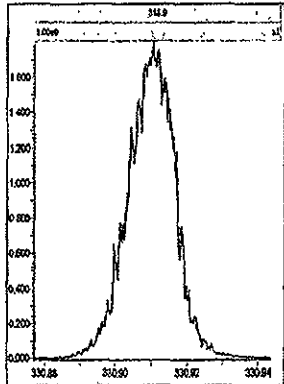
M 304.9824 R 11014



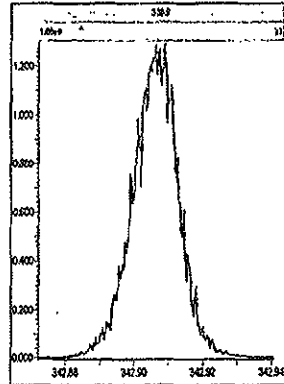
M 318.9792 R 10416



M 330.9792 R 11011



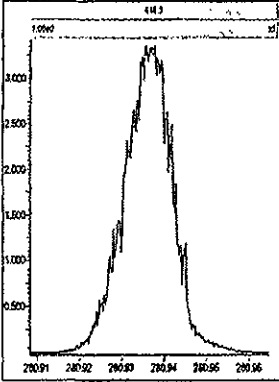
M 342.9792 R 11014



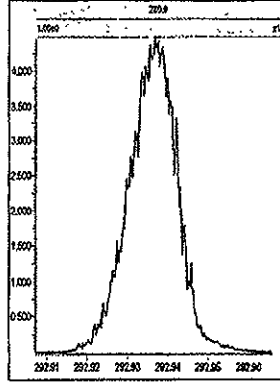
File: Experiment: 1668M3D5.exp Reference: Pfk.ref Function: 3 @ 200 (ppm)

Printed: Monday, March 01, 2010 15:12:50 Pacific Standard Time

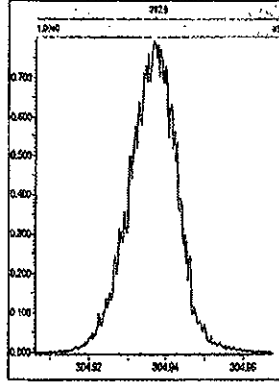
M 280.9824 R 10417



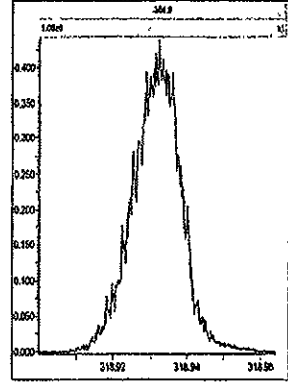
M 292.9824 R 10377



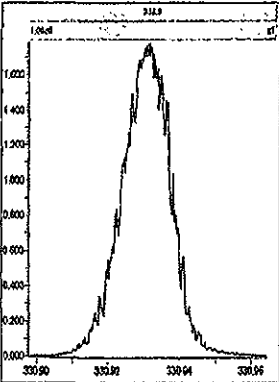
M 304.9824 R 10545



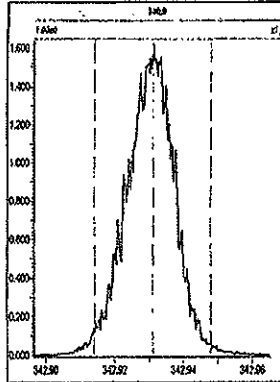
M 318.9792 R 10544



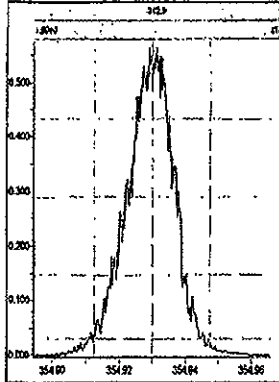
M 330.9792 R 10963



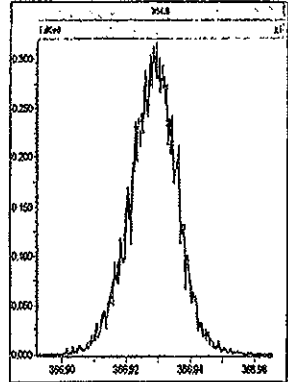
M 342.9792 R 10590



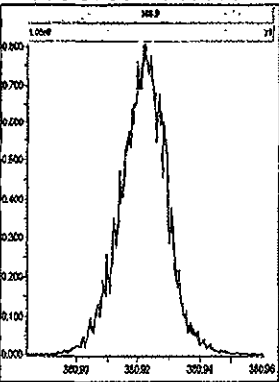
M 354.9792 R 10869



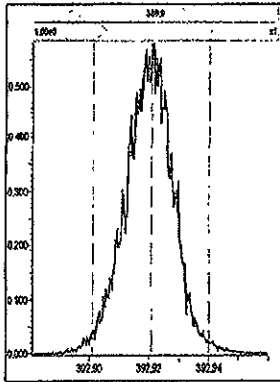
M 366.9792 R 10248



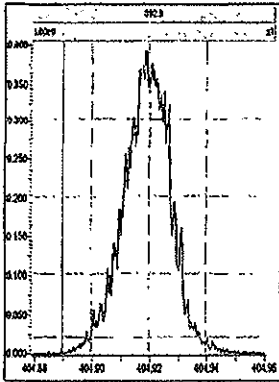
M 380.9760 R 10550



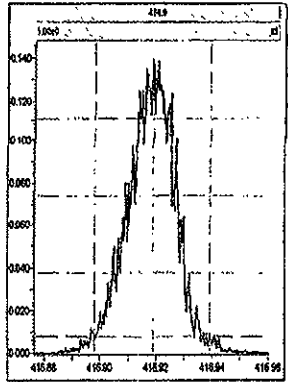
M 392.9760 R 10204



M 404.9760 R 10419



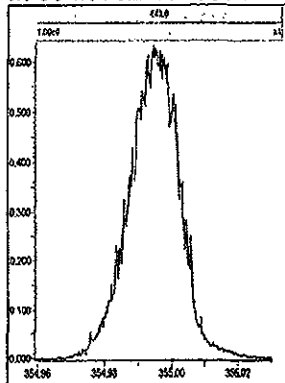
M 416.9760 R 11212



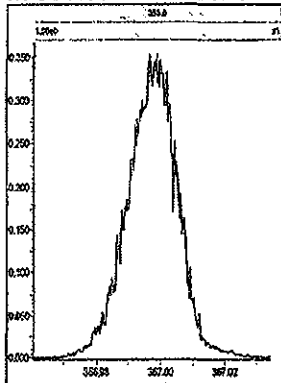
File: Experiment: 1668M3D5.exp Reference: Pfk.ref Function: 4 @ 200 (ppm)

Printed: Monday, March 01, 2010 15:15:17 Pacific Standard Time

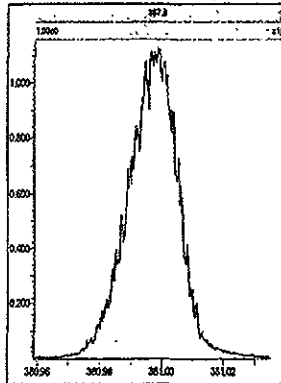
M 354.9792 R 10371



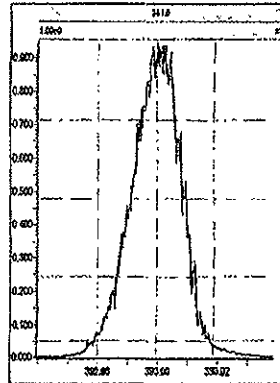
M 366.9792 R 10326



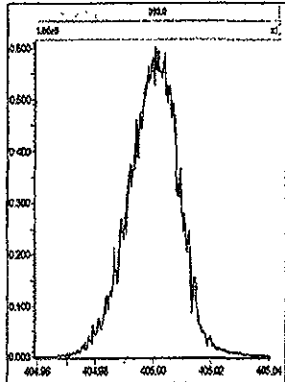
M 380.9760 R 10373



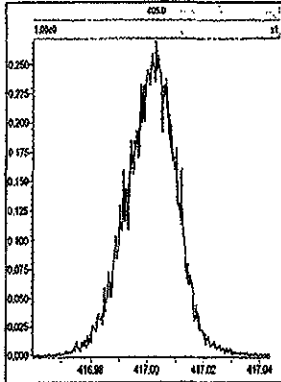
M 392.9760 R 10042



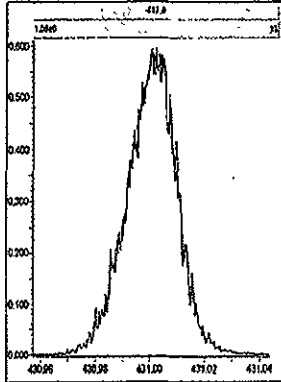
M 404.9760 R 10040



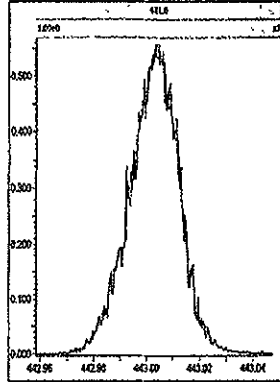
M 416.9760 R 10287



M 430.9728 R 10547



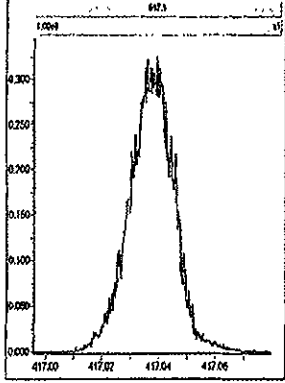
M 442.9728 R 10159



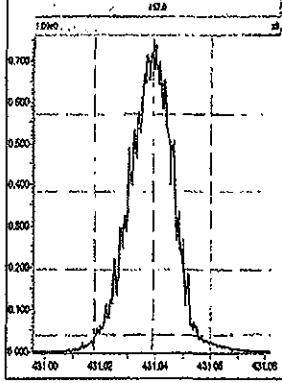
File: Experiment: 1668M3D5.exp Reference: Pfk.ref Function: 5 @ 200 (ppm)

Printed: Monday, March 01, 2010 15:17:06 Pacific Standard Time

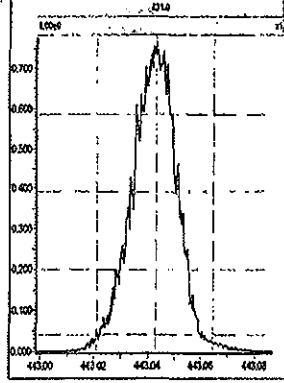
M 427.7635 R 11962



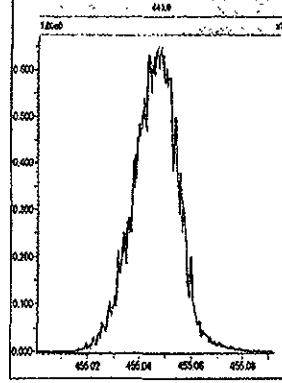
M 429.7606 R 11311



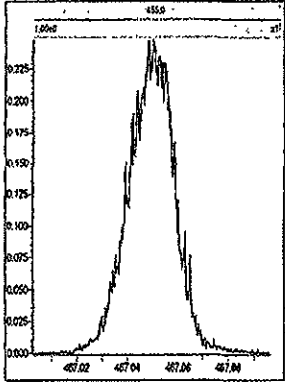
M 439.8038 R 11629



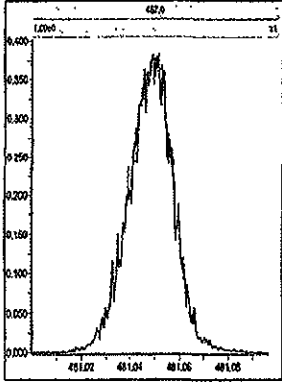
M 441.8008 R 11062



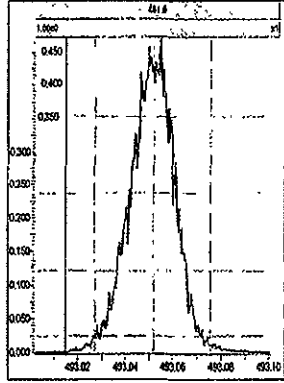
M 461.7245 R 11260



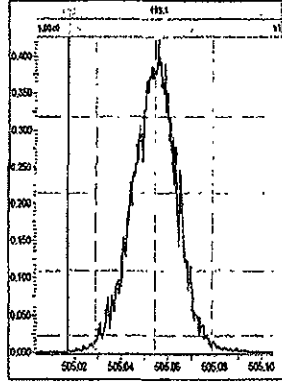
M 463.7216 R 12017



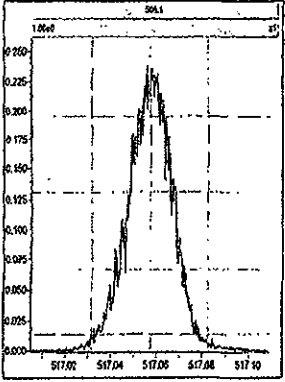
M 473.7648 R 11309



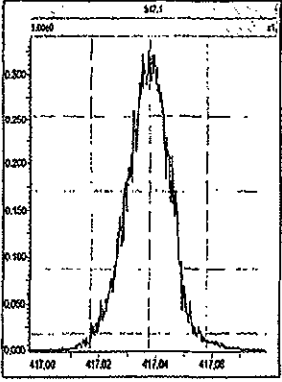
M 475.7619 R 11520



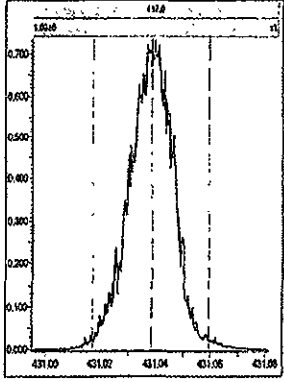
M 480.9696 R 11212



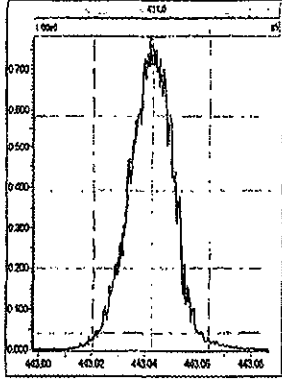
M 427.7635 R 11682



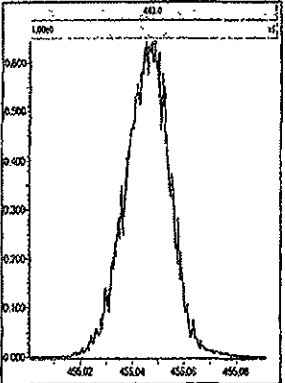
M 429.7606 R 11681



M 439.8038 R 11629

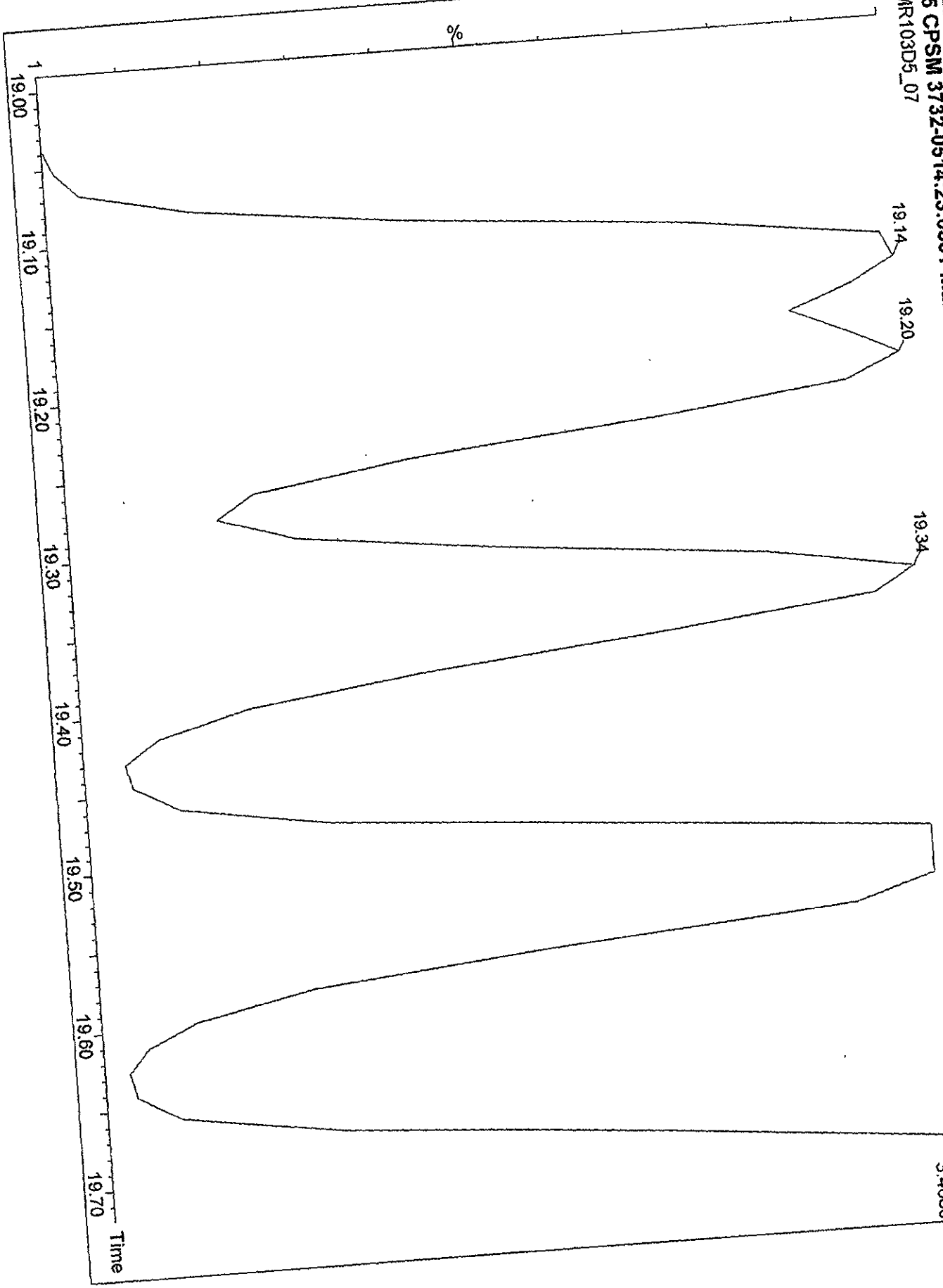


M 441.8008 R 11161



DB5 CPSM 3732-0514:23:0301-Mar-2010Tray01:7  
01MR103D5\_07

1: Voltage SIR 15 Channels EI+  
319.8965  
3.46e6



Quantity Sample Summary Report Masslynx 4.1

Dataset: C:\Masslynx\JAN2010.PRO\ICAO30120103D52ndSource.qld

Last Altered: Monday, March 01, 2010 14:20:38 Pacific Standard Time  
 Printed: Monday, March 01, 2010 14:22:32 Pacific Standard Time

Method: C:\Masslynx\JAN2010.PRO\Method\B16133D5.mdb 01 Mar 2010 14:17:18  
 Calibration: C:\Masslynx\JAN2010.PRO\Curve\B16133D51613.cdb 01 Mar 2010 14:19:06

Name: 01MR103D5\_06, Date: 01-Mar-2010, Time: 13:37:44, ID: ST0301E, Description: 2nd Source 09DXM49, Task:

#	Name	Trace	Sample Size	RT	Ptd RT	RT M	Abs Resp	Cong	EMPC	%Rec	EDL	Ratio	Ptd Ratio	Ratio	Mod Date
1	13C-1,2,3,4-TCDD	331.8968	1.000	19.11	19.11	1.000	2328000.63	2000.0000	2000.0000	100.0	1.0650	0.781	0.770		NO
2															
3	13C-2,3,7,8-TCDF	315.9419	1.000	18.54	18.55	1.402	3438076.38	2107.1678	2107.1676	105.4	0.9986	0.788	0.770		NO
4	2,3,7,8-TCDF	303.9016	1.000	18.55	18.55	0.921	307551.42	194.1808	194.1808		0.2974	0.775	0.770		NO
5	Total TCDFs	303.9016	1.000		21.44	0.921		194.1808	194.1808		0.2974				
6															
7	13C-2,3,7,8-TCDD	331.9368	1.000	19.31	19.32	0.950	2352179.56	2127.9969	2127.9969	106.4	1.1215	0.788	0.770		NO
8	2,3,7,8-TCDD	319.8965	1.000	19.34	19.34	1.039	234382.01	191.8637	191.8637		0.2985	0.787	0.770		NO
9	Total TCDDs	319.8965	1.000		22.69	1.039		191.8637	191.8637		0.2985				
10															
11	37Cl-2,3,7,8-TCDD	327.8847	1.000	19.34	19.34	1.145	281662.94	211.3996	0.0000	105.7	0.3072				
12															
13	13C-1,2,3,7,8-PeCDF	351.9000	1.000	24.12	24.11	1.117	2758911.88	2122.3777	2122.3777	106.1	1.9251	1.596	1.550		NO
14	1,2,3,7,8-PeCDF	339.8597	1.000	24.14	24.15	0.989	660488.20	483.9873	483.9873		0.7000	1.598	1.550		NO
15	13C-2,3,4,7,8-PeCDF	351.9000	1.000	25.59	25.59	1.096	2675006.94	2096.7224	2096.7224	104.8	1.9615	1.574	1.550		NO
16	2,3,4,7,8-PeCDF	339.8597	1.000	25.62	25.61	0.967	625559.41	483.8216	483.8216		0.8139	1.558	1.550		NO
17	Total F2 PeCDFs	339.8597	1.000		34.47	0.978		967.8088	967.8088		0.7555				
18	Total F1 PeCDFs	339.8597	1.000		36.56	0.978					0.2481				
19															
20	13C-1,2,3,7,8-PeCDD	367.8949	1.000	26.40	26.41	0.776	1908829.38	2113.1846	2113.1846	105.7	1.7923	1.596	1.550		NO
21	1,2,3,7,8-PeCDD	355.8546	1.000	26.43	26.43	0.970	443952.92	479.7532	479.7532		0.9221	1.614	1.550		NO
22	Total PeCDDs	355.8546	1.000		31.10	0.970		479.7532	479.7532		0.9221				
23															
24	13C-1,2,3,7,8,9-HxCDD	401.8559	1.000	32.96	32.97	1.000	1907622.13	2000.0000	2000.0000	100.0	2.0159	1.266	1.240		NO
25															
26	13C-1,2,3,4,7,8-HxCDF	383.8639	1.000	31.72	31.72	0.972	2020911.81	2180.1959	2180.1959	109.0	2.5781	0.514	0.510		NO
27	1,2,3,4,7,8-HxCDF	373.8208	1.000	31.74	31.75	1.200	567096.09	467.5418	467.5418		0.6446	1.240	1.240		NO
28	13C-1,2,3,6,7,8-HxCDF	383.8639	1.000	31.85	31.85	1.213	2508816.69	2168.8920	2168.8920	108.4	2.0659	0.505	0.510		NO
29	1,2,3,6,7,8-HxCDF	373.8208	1.000	31.86	31.86	1.074	650400.84	482.5727	482.5727		0.6970	1.252	1.240		NO
30	13C-2,3,4,6,7,8-HxCDF	383.8639	1.000	32.44	32.45	1.079	2193240.19	2130.7183	2130.7183	106.5	2.3216	0.526	0.510		NO
31	2,3,4,6,7,8-HxCDF	373.8208	1.000	32.46	32.45	1.132	580551.48	467.7309	467.7309		0.5890	1.265	1.240		NO

Dataset: C:\MassLynx\JAN2010\PROVCA030120103D52ndSource.qld

Last Altered: Monday, March 01, 2010 14:20:38 Pacific Standard Time  
 Printed: Monday, March 01, 2010 14:22:32 Pacific Standard Time

Name: 01MR103D5\_06, Date: 01-Mar-2010, Time: 13:37:44, ID: ST0301E, Description: 2nd Source 09DXN449, Task:

#	Name	Trace	Sample Size	RT	Ptd RT	RRF	M...	MS Resp	Conc.	EMPG	%Rec	EDU	Ratio	PtdRatio	Ratio	Mod Date
32	13C-1,2,3,7,8,9-HxCDF	383.8639	1.000	33.13	33.13	0.961		2040641.38	2248.6006	2248.6006	112.4	2.6333	0.509	0.510	NO	
33	1,2,3,7,8,9-HxCDF	373.8208	1.000	33.14	33.14	1.094		549193.14	492.1002	492.1002	0.6457	1.289	1.240	NO		
34	Total HxCDFs	373.8208	1.000			0.00			1909.9456	1909.9456	0.6162					
35																
36	13C-1,2,3,4,7,8-HxCDD	401.8559	1.000	32.60	32.60	0.817		1731629.50	2222.2451	2222.2451	111.1	2.4676	1.269	1.240	NO	
37	1,2,3,4,7,8-HxCDD	389.8157	1.000	32.61	32.61	0.993		441529.34	513.7151	513.7151	0.6316	1.228	1.240	NO		
38	13C-1,2,3,6,7,8-HxCDD	401.8559	1.000	32.67	32.67	0.899		1805002.38	2104.1686	2104.1686	105.2	2.2415	1.256	1.240	NO	
39	1,2,3,6,7,8-HxCDD	389.8157	1.000	32.69	32.69	1.099		477311.91	481.2178	481.2178	0.5917	1.264	1.240	NO		
40	1,2,3,7,8,9-HxCDD	389.8157	1.000	32.97	32.98	1.115		480184.11	487.0681	487.0681	0.5730	1.322	1.240	NO		
41	Total HxCDDs	389.8157	1.000			0.00			1482.0010	1482.0010	0.5977					
42																
43	13C-1,2,3,4,6,7,8-HpCDF	417.8253	1.000	34.50	34.50	0.843		1788999.69	2225.6543	2225.6543	111.3	4.1494	0.468	0.440	NO	
44	1,2,3,4,6,7,8-HpCDF	407.7818	1.000	34.51	34.51	1.307		564872.41	483.2762	483.2762	1.0736	1.030	1.040	NO		
45	13C-1,2,3,4,7,8,9-HpCDF	417.8253	1.000	35.64	35.64	0.693		1496586.69	2265.0236	2265.0236	113.3	5.0479	0.429	0.440	NO	
46	1,2,3,4,7,8,9-HpCDF	407.7818	1.000	35.65	35.64	1.293		471265.83	487.1612	487.1612	1.4429	1.019	1.040	NO		
47	Total HpCDFs	407.7818	1.000			0.00			970.4374	970.4374	1.2415					
48																
49	13C-1,2,3,4,6,7,8-HpCDD	435.8169	1.000	35.31	35.31	0.797		1736021.94	2282.2838	2282.2838	114.1	3.8774	0.999	1.040	NO	
50	1,2,3,4,6,7,8-HpCDD	423.7766	1.000	35.32	35.32	0.997		422869.31	488.7129	488.7129	0.9531	1.093	1.040	NO		
51	Total HpCDDs	423.7766	1.000			-0.01			488.7129	488.7129	0.9531					
52																
53	13C-OCDD	469.7779	1.000	37.84	37.84	0.588		2601861.13	4556.3970	4556.3970	113.9	5.6021	0.897	0.890	NO	
54	OCDF	441.7428	1.000	37.96	37.96	1.262		798526.19	972.5743	972.5743	1.0863	0.952	0.890	NO		
55	OCDD	457.7377	1.000	37.85	37.85	1.115		702641.38	968.6141	968.6141	1.0568	0.908	0.890	NO		
56																
57																
58	Function 1 PFK	330.97920	1.000			15.62	3769.5...					0.0000				
59	Function 3 PFK	380.97600	1.000	32.22		32.30	5225.1...	3694.44	0.7013		70.1	1.5459				
60	Function 2 PFK	342.97920	1.000			25.55	9733.6...					0.0000				
61	Function 4 PFK	430.97290	1.000			34.60	4454.8...					0.0000				
62	Function 5 PFK	442.97280	1.000	37.52		37.58	2072.8...	3094.57	1.4929		149.3	2.9301				
63	TCDF PCDDPE	375.8364	1.000			21.12	45.934					0.0000				
64	F1 PeCDF PCDDPE	409.79740	1.000	18.89		18.83	76.179	24.52	0.3219		32.2	0.4403				
65	F2 PeCDF PCDDPE	409.7974	1.000	23.22		23.23	92.309	7.24	0.0785		7.8	0.2873				
66	HxCDF PCDDPE	445.7555	1.000	33.79		33.73	77.611	108.69	1.4005		140.0	0.0779				

Dataset: C:\MassLynx\JAN2010\PRO\CA030120103D52ndSource.qld

Last Altered: Monday, March 01, 2010 14:20:38 Pacific Standard Time  
 Printed: Monday, March 01, 2010 14:22:32 Pacific Standard Time

Name: 01MR103D5\_06, Date: 01-Mar-2010, Time: 13:37:44, ID: ST0301E, Description: 2nd Source 09DXN449, Task:

# Name	Time	Sample Size	RT	Ptd RT	RRF	M	Abs Resp	Conc	EMPC	%Rec	EDL	Ratio	Ptd Ratio	Ratio	Mod Date
67 HPcdf PCDFE	479.7165	1.000	34.51	34.51	88.954		35.02	0.3425		34.2	0.0000				
68 OCDF PCDFE	513.67750	1.000	39.63	39.62	102.269		35.02	0.3425		34.2	0.0550				



Quantity Sample Report MasSlynx 4.1

Dataset: C:\MasSlynx\LAN2010.PRO\NCA030120103D51613.qld

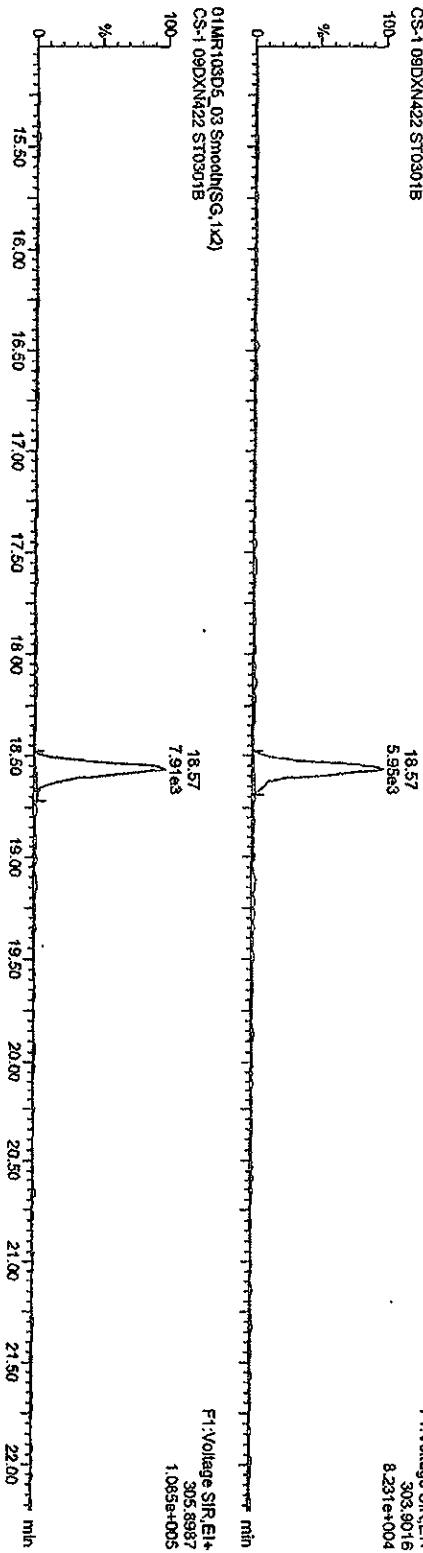
Last Altered: Monday, March 01, 2010 14:19:07 Pacific Standard Time

Printed: Monday, March 01, 2010 14:23:49 Pacific Standard Time

Name: 01MR103D5\_03, Date: 01-Mar-2010, Time: 11:32:07, ID: ST0301B, Description: CS-1-09DXN422

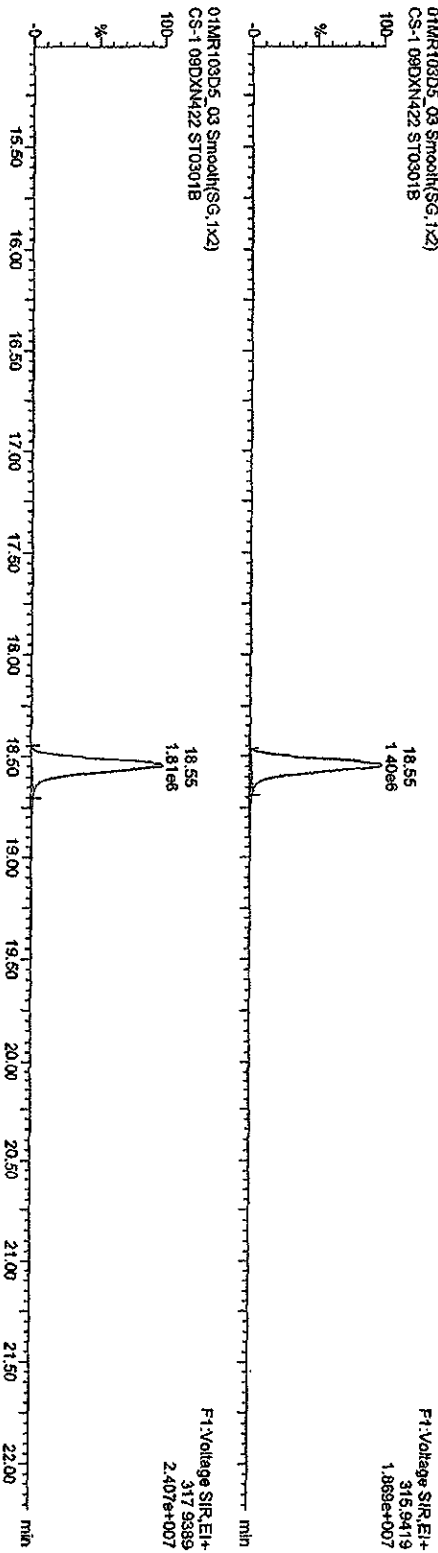
TCDFs

01MR103D5\_03 Smooth(SG, 1x2)  
CS-1-09DXN422 ST0301B



13C-TCDF

01MR103D5\_03 Smooth(SG, 1x2)  
CS-1-09DXN422 ST0301B



Quantity Sample Report MassLynx 4.1

Dataset: C:\MassLynx\LAN2010\PROL\CA030120103D51613.qld

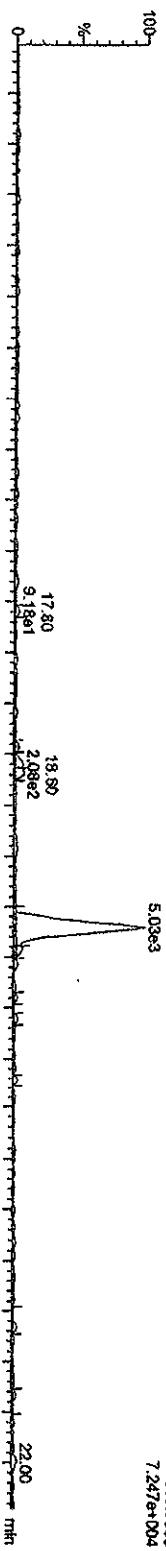
Last Altered: Monday, March 01, 2010 14:19:07 Pacific Standard Time

Printed: Monday, March 01, 2010 14:23:49 Pacific Standard Time

Name: 01MR103D5\_03, Date: 01-Mar-2010, Time: 11:32:07, ID: ST0301B, Description: CS-1 09DXN422

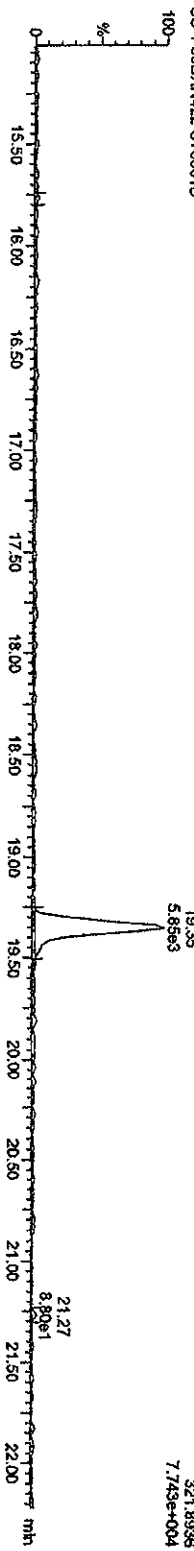
TCDDs

01MR103D5\_03 Smooth(SG, 1x2)  
CS-1 09DXN422 ST0301B



F1:Vollage SIR.EI+  
319.8865  
7.247e+004

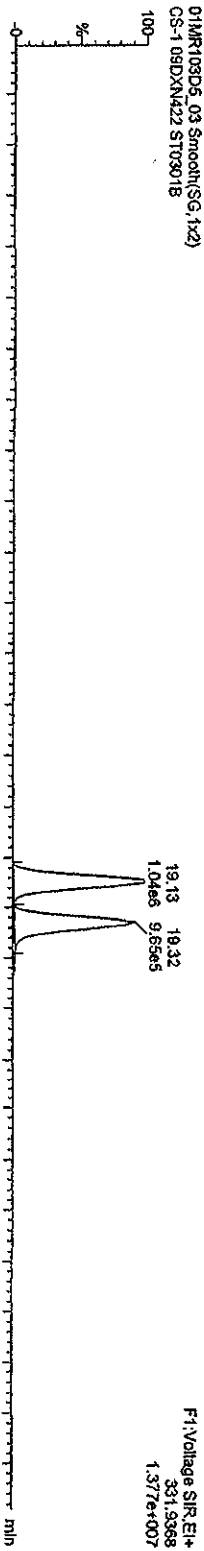
01MR103D5\_03 Smooth(SG, 1x2)  
CS-1 09DXN422 ST0301B



F1:Vollage SIR.EI+  
321.8936  
7.743e+004


13C-TCDDs

01MR103D5\_03 Smooth(SG, 1x2)  
CS-1 09DXN422 ST0301B



F1:Vollage SIR.EI+  
333.9339  
1.717e+007

01MR103D5\_03 Smooth(SG, 1x2)  
CS-1 09DXN422 ST0301B

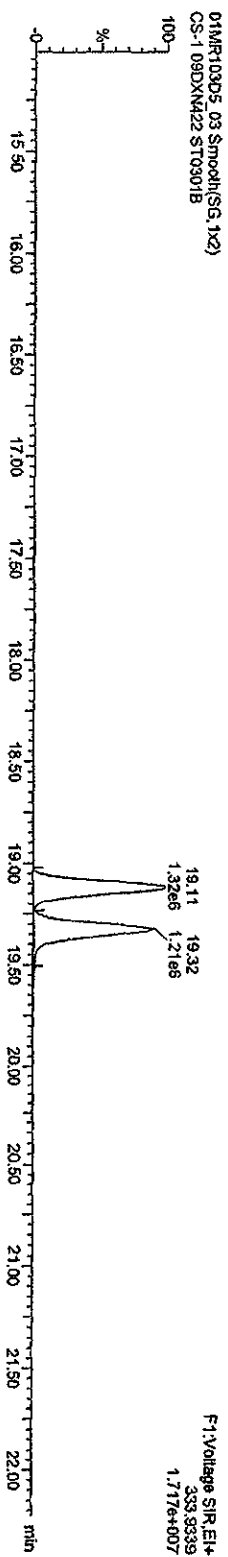


Quantify Sample Report Masslynx 4.1

Dataset: C:\Masslynx\JAN2010\PROVCA030120103D51613.qtd

Last Altered: Monday, March 01, 2010 14:19:07 Pacific Standard Time  
Printed: Monday, March 01, 2010 14:23:49 Pacific Standard Time

Name: 01MR103D5\_03, Date: 01-Mar-2010, Time: 11:32:07, ID: ST0301B, Description: CS-1 09DXN422



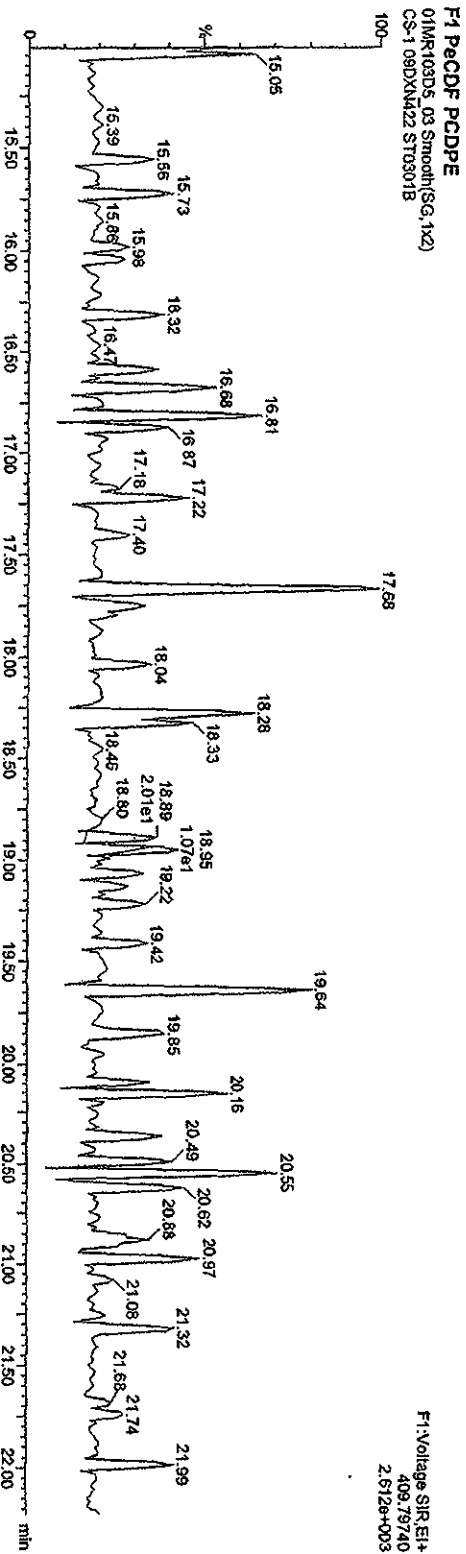
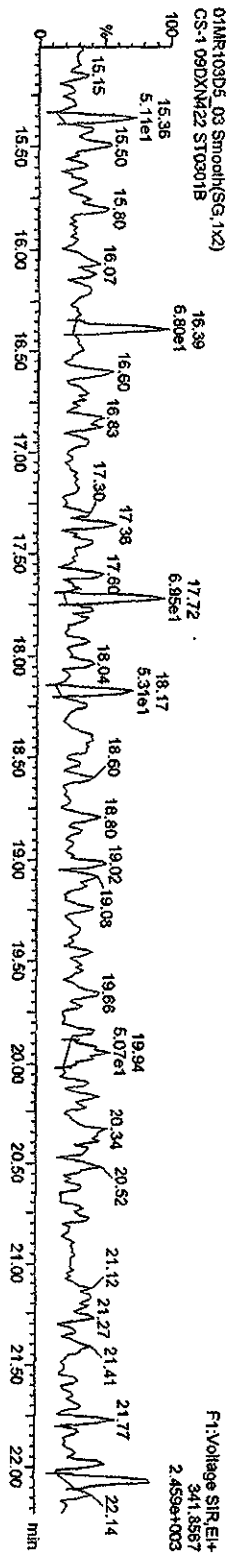
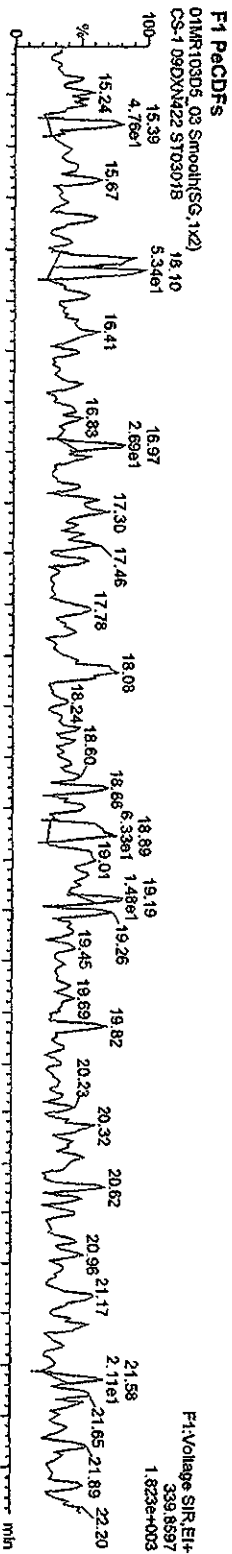
Quantity Sample Report MassLynx 4.1

Dataset: C:\MassLynx\LAN2010\PROVICA030120103D51613.dld

Last Altered: Monday, March 01, 2010 14:19:07 Pacific Standard Time

Printed: Monday, March 01, 2010 14:23:49 Pacific Standard Time

Name: 01MR103D5\_03, Date: 01-Mar-2010, Time: 11:32:07, ID: ST0301B, Description: CS-1 09DXM422



Quantify Sample Report MassLynx 4.1

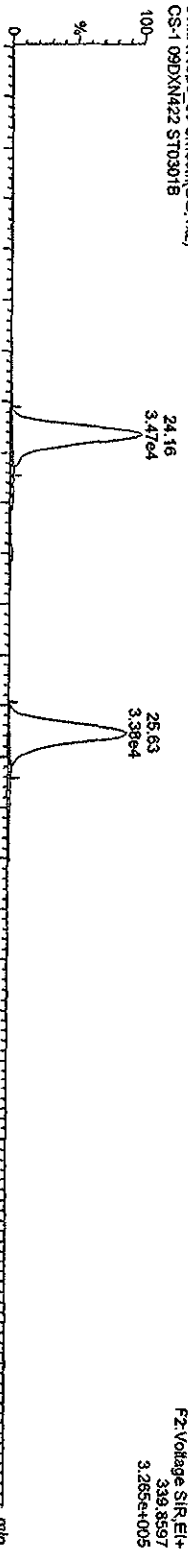
Dataset: C:\MassLynx\JAN2010\PROLCA030120103D51613.qld

Last Altered: Monday, March 01, 2010 14:19:07 Pacific Standard Time  
Printed: Monday, March 01, 2010 14:23:49 Pacific Standard Time

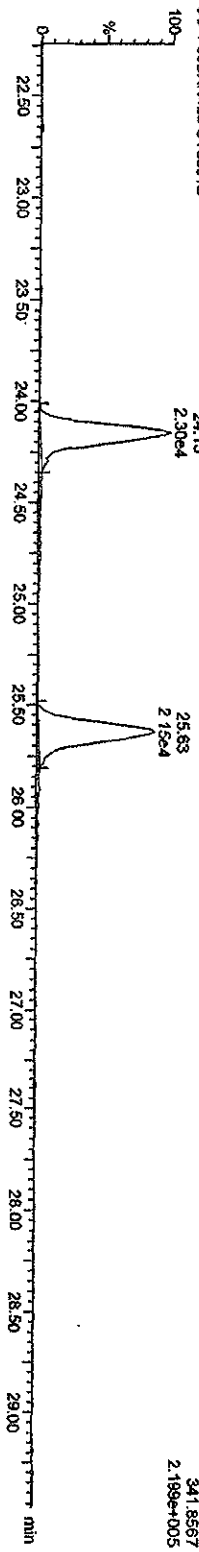
Name: 01MR103D5\_03, Date: 01-Mar-2010, Time: 11:32:07, ID: ST0301B, Description: CS-1 09DXN422

PeCDFs

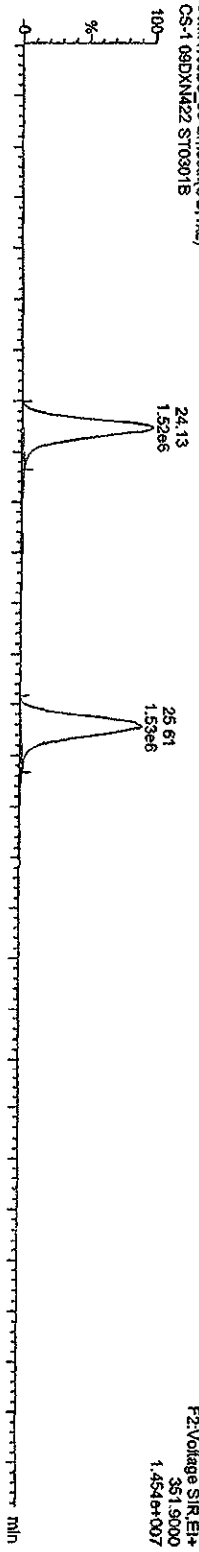
01MR103D5\_03 Smooth(SG, 1x2)  
CS-1 09DXN422 ST0301B



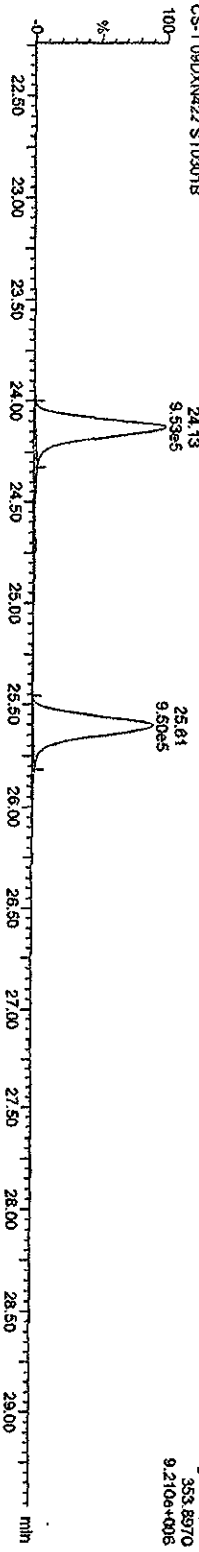
01MR103D5\_03 Smooth(SG, 1x2)  
CS-1 09DXN422 ST0301B



01MR103D5\_03 Smooth(SG, 1x2)  
CS-1 09DXN422 ST0301B



01MR103D5\_03 Smooth(SG, 1x2)  
CS-1 09DXN422 ST0301B



Quantity Sample Report MassLynx 4.1

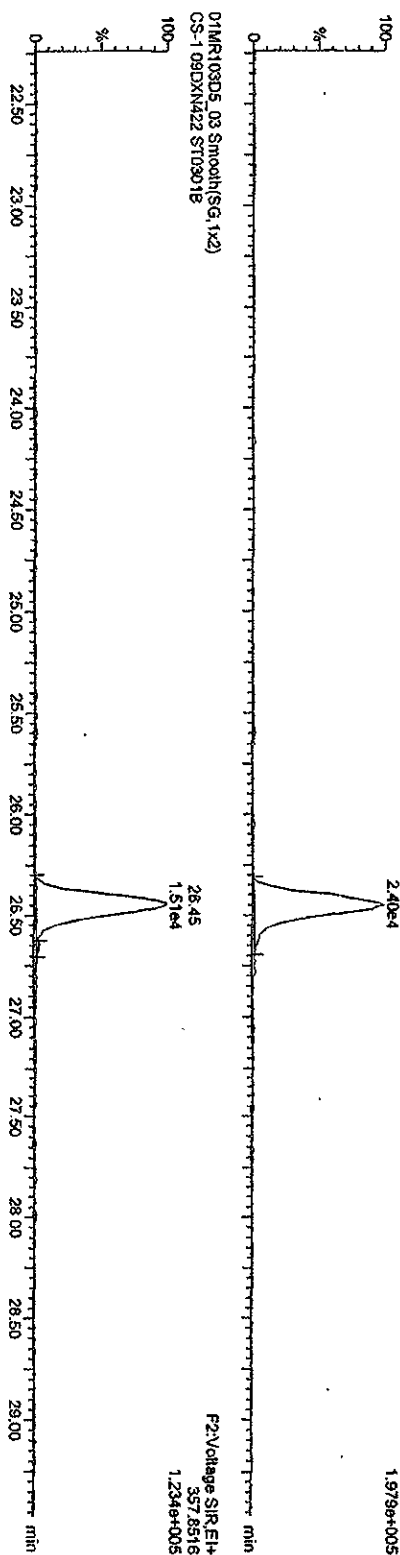
Dataset: C:\MassLynx\JAN2010\PROVCA030120103D51613.qid

Last Altered: Monday, March 01, 2010 14:19:07 Pacific Standard Time  
Printed: Monday, March 01, 2010 14:23:49 Pacific Standard Time

Name: 01MR103D5\_03, Date: 01-Mar-2010, Time: 11:32:07, ID: ST0301B, Description: CS-1 09DXN422

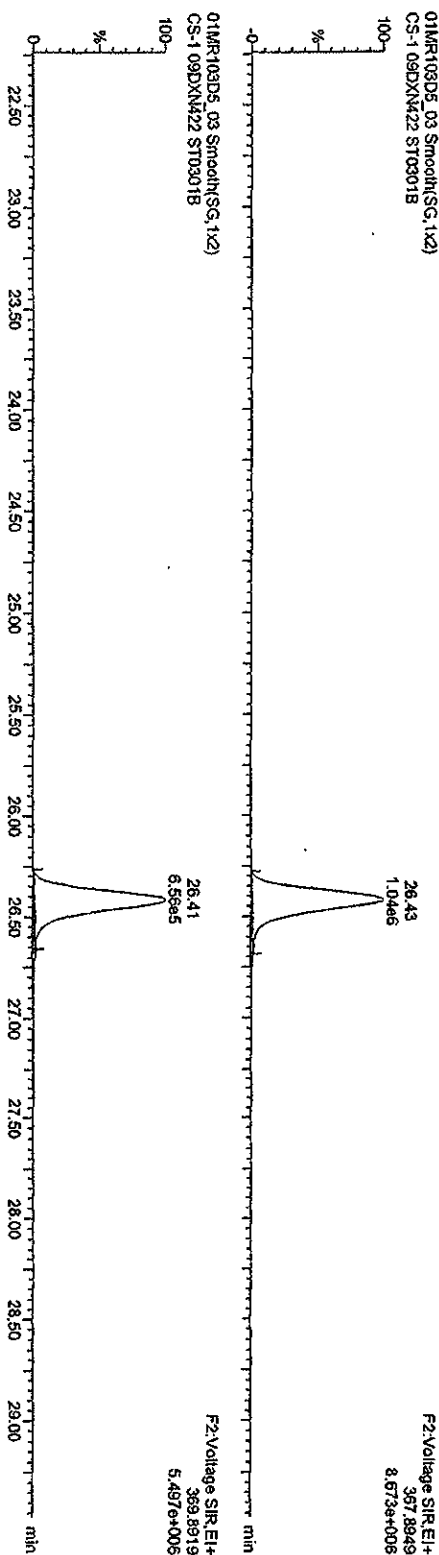
PeCDDs

01MR103D5\_03 Smooth(SG,1x2)  
CS-1 09DXN422 ST0301B



13C-PeCDD

01MR103D5\_03 Smooth(SG,1x2)  
CS-1 09DXN422 ST0301B



Dataset: C:\MassLynx\JAN2010.PRO\ICA030120103D5TETRAS.qld

Last Altered: Monday, March 01, 2010 14:44:06 Pacific Standard Time

Printed: Monday, March 01, 2010 14:44:53 Pacific Standard Time

Method: C:\MassLynx\JAN2010.PRO\MethDB\TETRAS3D5.mdb 01 Mar 2010 14:43:30

Calibration: 01 Mar 2010 14:44:05

#	Name	RRF Mean	RRF SD	RRF %Rel SD
1	13C-1,2,3,4-TCDD	1.00000	0.00000	0.00000
2				
3	13C-2,3,7,8-TCDF	1.40173	0.06488	4.62848
4	2,3,7,8-TCDF	0.92135	0.05628	6.10850
5	Total TCDFs	0.92135	0.05628	6.10849
6				
7	13C-2,3,7,8-TCDD	0.94961	0.05927	6.24113
8	2,3,7,8-TCDD	1.03870	0.05087	4.89709
9	Total TCDDs	1.03870	0.05087	4.89709
10				
11	37CL-2,3,7,8-TCDD	1.14465	0.06138	5.36206
12				
13	Function 1 PFK	3136.00733	2690.35540	85.78919
14	TCDF PCDFE	56.90650	87.40735	153.59819

Dataset: C:\MassLynx\JAN2010.PRO\ICA030120103D5TETRAS.qld

Last Altered: Monday, March 01, 2010 14:44:06 Pacific Standard Time

Printed: Monday, March 01, 2010 14:44:37 Pacific Standard Time

Method: C:\MassLynx\JAN2010.PRO\MethDB\TETRAS3D5.mdb 01 Mar 2010 14:43:30

Calibration: 01 Mar 2010 14:44:05

Name: 01MR103D5\_01, Date: 01-Mar-2010, Time: 09:59:22, ID: ST0301, Description: CS-3 10DXN049

#	Name	Trace	RT	Response	RRF	Mod Date	Ratio	Ratio Flag
1	13C-1,2,3,4-TCDD	331.9368	19.13	2364985	1.00000		0.778	NO
2								
3	13C-2,3,7,8-TCDF	315.9419	18.55	3351317	1.41706		0.781	NO
4	2,3,7,8-TCDF	303.9016	18.57	318250	0.94963		0.754	NO
5	Total TCDFs	303.9016						
6								
7	13C-2,3,7,8-TCDD	331.9368	19.34	2356086	0.99624		0.760	NO
8	2,3,7,8-TCDD	319.8965	19.35	246730	1.04720		0.784	NO
9	Total TCDDs	319.8965						
10								
11	37CL-2,3,7,8-TCDD	327.8847	19.35	273383	1.15596			
12								
13	Function 1 PFK	330.97...	19.26	1517	1516.9...			
14	TCDF PCDFE	375.8364	15.14	186	185.69...			



Dataset: C:\MassLynx\JAN2010.PRO\ICA030120103D5TETRAS.gld

Last Altered: Monday, March 01, 2010 14:44:06 Pacific Standard Time

Printed: Monday, March 01, 2010 14:44:37 Pacific Standard Time

Name: 01MR103D5\_02, Date: 01-Mar-2010, Time: 10:45:15, ID: ST0301A, Description: CS-2 09DXN423

#	Name	Trace	RT	Response	RRF	Mod.Date	Ratio	Ratio Flag
1	13C-1,2,3,4-TCDD	331.9368	19.11	2292797	1.00000		0.772	NO
2								
3	13C-2,3,7,8-TCDF	315.9419	18.54	3063515	1.33615		0.782	NO
4	2,3,7,8-TCDF	303.9016	18.57	52610	0.85865		0.764	NO
5	Total TCDFs	303.9016						
6								
7	13C-2,3,7,8-TCDD	331.9368	19.32	2040709	0.89005		0.773	NO
8	2,3,7,8-TCDD	319.8965	19.34	39759	0.97414		0.778	NO
9	Total TCDDs	319.8965						
10								
11	37CL-2,3,7,8-TCDD	327.8847	19.34	49607	1.08181			
12								
13	Function 1 PFK	330.97...	19.29	1649	1649.4...			
14	TCDF PCDPE	375.8364	15.15	1	1.25600			

Dataset: C:\MassLynx\JAN2010.PRO\ICA030120103D5TETRAS.qld

Last Altered: Monday, March 01, 2010 14:44:06 Pacific Standard Time

Printed: Monday, March 01, 2010 14:44:37 Pacific Standard Time

Name: 01MR103D5\_03, Date: 01-Mar-2010, Time: 11:32:07, ID: ST0301B, Description: CS-1 09DXN422

#	Name	Trace	RT	Response	RRF	Mod.Date	Ratio	Ratio Flag
1	13C-1,2,3,4-TCDD	331.9368	19.13	2361798	1.00000		0.791	NO
2								
3	13C-2,3,7,8-TCDF	315.9419	18.55	3214735	1.36114		0.774	NO
4	2,3,7,8-TCDF	303.9016	18.57	13854	0.86192		0.753	NO
5	Total TCDFs	303.9016						
6								
7	13C-2,3,7,8-TCDD	331.9368	19.32	2176691	0.92162		0.797	NO
8	2,3,7,8-TCDD	319.8965	19.35	10877	0.99942		0.861	NO
9	Total TCDDs	319.8965						
10								
11	37CL-2,3,7,8-TCDD	327.8847	19.35	13161	1.11448			
12								
13	Function 1 PFK	330.97...						
14	TCDF PCDPE	375.8364						

Dataset: C:\MassLynx\JAN2010.PRO\ICA030120103D5TETRAS.qld

Last Altered: Monday, March 01, 2010 14:44:06 Pacific Standard Time

Printed: Monday, March 01, 2010 14:44:37 Pacific Standard Time

Name: 01MR103D5\_04, Date: 01-Mar-2010, Time: 12:13:11, ID: ST0301C, Description: CS-5 09DXN456

#	Name	Trace	RT	Response	RRP	Mod.Date	Ratio	Ratio Flag
1	13C-1,2,3,4-TCDD	331.9368	19.11	2187117	1.00000		0.779	NO
2								
3	13C-2,3,7,8-TCDF	315.9419	18.54	3290031	1.50428		0.801	NO
4	2,3,7,8-TCDF	303.9016	18.55	6377773	0.96926		0.765	NO
5	Total TCDFs	303.9016						
6								
7	13C-2,3,7,8-TCDD	331.9368	19.32	2248331	1.02799		0.784	NO
8	2,3,7,8-TCDD	319.8965	19.34	4899839	1.08966		0.797	NO
9	Total TCDDs	319.8965						
10								
11	37CL-2,3,7,8-TCDD	327.8847	19.34	5439660	1.24357			
12								
13	Function 1 PFK	330.97...	19.25	6242	6241.6...			
14	TCDF PCDFE	375.8364	15.15	4	3.57300			

Dataset: C:\MassLynx\JAN2010.PRO\ICA030120103D5TETRAS.qld

Last Altered: Monday, March 01, 2010 14:44:06 Pacific Standard Time

Printed: Monday, March 01, 2010 14:44:37 Pacific Standard Time

Name: 01MR103D5\_05, Date: 01-Mar-2010, Time: 12:55:26, ID: ST0301D, Description: CS-4 09DXN426

#	Name	Trace	RT	Response	RRF	Mod Date	Ratio	Ratio Flag
1	13C-1,2,3,4-TCDD	331.9368	19.13	2432299	1.00000		0.795	NO
2								
3	13C-2,3,7,8-TCDF	315.9419	18.55	3380927	1.39001		0.803	NO
4	2,3,7,8-TCDF	303.9016	18.57	1308159	0.96731		0.765	NO
5	Total TCDFs	303.9016						
6								
7	13C-2,3,7,8-TCDD	331.9368	19.34	2218645	0.91216		0.762	NO
8	2,3,7,8-TCDD	319.8965	19.35	961187	1.08308		0.779	NO
9	Total TCDDs	319.8965						
10								
11	37CL-2,3,7,8-TCDD	327.8847	19.35	1096896	1.12743			
12								
13	Function 1 PFK	330.97...						
14	TCDF PCDPE	.375.8364	15.12	37	37.102...			

Dataset: C:\MassLynx\JAN2010.PRO\ICA030120103D51613.qld

Last Altered: Monday, March 01, 2010 14:19:07 Pacific Standard Time

Printed: Monday, March 01, 2010 14:19:54 Pacific Standard Time

Method: C:\MassLynx\JAN2010.PRO\MethDB\16133D5.mdb 01 Mar 2010 14:17:18

Calibration: 01 Mar 2010 14:19:06

#	Name	RRF Mean	RRF SD	RRF %R@SD
1	13C-1,2,3,4-TCDD	1.00000	0.00000	0.00000
2				
3	13C-2,3,7,8-TCDF	1.40173	0.06488	4.62848
4	2,3,7,8-TCDF	0.92135	0.05628	6.10850
5	Total TCDFs	0.92135	0.05628	6.10849
6				
7	13C-2,3,7,8-TCDD	0.94961	0.05927	6.24113
8	2,3,7,8-TCDD	1.03870	0.05087	4.89709
9	Total TCDDs	1.03870	0.05087	4.89709
10				
11	37CL-2,3,7,8-TCDD	1.14465	0.06138	5.36206
12				
13	13C-1,2,3,7,8-PeCDF	1.11677	0.10746	9.62233
14	1,2,3,7,8-PeCDF	0.98929	0.04661	4.71185
15	13C-2,3,4,7,8-PeCDF	1.09605	0.08762	7.99436
16	2,3,4,7,8-PeCDF	0.96669	0.05945	6.14977
17	Total F2 PeCDFs	0.97799	0.05273	5.39198
18	Total F1 PeCDFs	0.97799	0.05273	5.39198
19				
20	13C-1,2,3,7,8-PeCDD	0.77603	0.07472	9.62895
21	1,2,3,7,8-PeCDD	0.96958	0.03870	3.99107
22	Total PeCDDs	0.96958	0.03870	3.99107
23				
24	13C-1,2,3,7,8,9-HxCDD	1.00000	0.00000	0.00000
25				
26	13C-1,2,3,4,7,8-HxCDF	0.97183	0.07570	7.78896
27	1,2,3,4,7,8-HxCDF	1.20038	0.06355	5.29397
28	13C-1,2,3,6,7,8-HxCDF	1.21274	0.11185	9.22330
29	1,2,3,6,7,8-HxCDF	1.07443	0.03615	3.36478
30	13C-2,3,4,6,7,8-HxCDF	1.07919	0.08350	7.73747
31	2,3,4,6,7,8-HxCDF	1.13185	0.04623	4.08414
32	13C-1,2,3,7,8,9-HxCDF	0.95146	0.04041	4.24744
33	1,2,3,7,8,9-HxCDF	1.09379	0.06606	6.03988
34	Total HxCDFs	1.12511	0.04980	4.42626
35				
36	13C-1,2,3,4,7,8-HxCDD	0.81696	0.06224	7.61811
37	1,2,3,4,7,8-HxCDD	0.99269	0.07172	7.22496
38	13C-1,2,3,6,7,8-HxCDD	0.89936	0.06718	7.47010
39	1,2,3,6,7,8-HxCDD	1.09904	0.05428	4.93847
40	1,2,3,7,8,9-HxCDD	1.11503	0.13952	12.51248
41	Total HxCDDs	1.06892	0.08554	8.00249
42				
43	13C-1,2,3,4,6,7,8-HpCDF	0.84273	0.04470	5.30365
44	1,2,3,4,6,7,8-HpCDF	1.30670	0.07887	6.03564
45	13C-1,2,3,4,7,8,9-HpCDF	0.69273	0.02994	4.32158
46	1,2,3,4,7,8,9-HpCDF	1.29279	0.10448	8.08143
47	Total HpCDFs	1.29974	0.08941	6.87881

Dataset: C:\MassLynx\JAN2010.PRO\ICA030120103D51613.qld

Last Altered: Monday, March 01, 2010 14:19:07 Pacific Standard Time

Printed: Monday, March 01, 2010 14:19:54 Pacific Standard Time

#	Name	RRF Mean	RRF SD	RRF %Rel SD
48				
49	13C-1,2,3,4,6,7,8-HpCDD	0.79749	0.03990	5.00319
50	1,2,3,4,6,7,8-HpCDD	0.99684	0.05299	5.31535
51	Total HpCDDs	0.99684	0.05299	5.31535
52				
53	13C-OCDD	0.59889	0.03502	5.84934
54	OCDF	1.26224	0.11865	9.39998
55	OCDD	1.11522	0.06009	5.38825
56				
57				
58	Function 1 PFK	3769.57700	0.00000	0.00000
59	Function 3 PFK	5225.13050	1100.08208	21.05368
60	Function 2 PFK	9733.63550	5820.31117	59.79586
61	Function 4 PFK	4454.80333	6288.24877	141.15660
62	Function 5 PFK	2072.82200	1235.98447	59.62810
63	TCDF PCDPE	45.93425	43.03779	93.69433
64	F1 PeCDF PCDPE	76.17900	79.72604	104.65619
65	F2 PeCDF PCDPE	92.30900	72.65489	78.70835
66	HXCDF PCDPE	77.61100	82.57176	106.39182
67	HPCDF PCDPE	88.95350	82.45643	92.69610
68	OCDF PCDPE	102.26850	73.15913	71.53632

Dataset: C:\MassLynx\JAN2010.PRO\ICA030120103D51613.qld

Last Altered: Monday, March 01, 2010 14:19:07 Pacific Standard Time

Printed: Monday, March 01, 2010 14:19:29 Pacific Standard Time

Name: 01MR103D5\_03, Date: 01-Mar-2010, Time: 11:32:07, ID: ST0301B, Description: CS-1 09DXN422

#	Name	Trace	RT	Response	RRF	Mod.Date	Ratio	Ratio Flag
1	13C-1,2,3,4-TCDD	331.9368	19.13	2361798	1.00000		0.791	NO
2								
3	13C-2,3,7,8-TCDF	315.9419	18.55	3214735	1.36114		0.774	NO
4	2,3,7,8-TCDF	303.9016	18.57	13854	0.86192		0.753	NO
5	Total TCDFs	303.9016						
6								
7	13C-2,3,7,8-TCDD	331.9368	19.32	2176691	0.92162		0.797	NO
8	2,3,7,8-TCDD	319.8965	19.35	10877	0.99942		0.861	NO
9	Total TCDDs	319.8965						
10								
11	37CL-2,3,7,8-TCDD	327.8847	19.35	13161	1.11448			
12								
13	13C-1,2,3,7,8-PeCDF	351.9000	24.13	2469946	1.04579		1.592	NO
14	1,2,3,7,8-PeCDF	339.8597	24.16	57704	0.93449		1.504	NO
15	13C-2,3,4,7,8-PeCDF	351.9000	25.61	2484041	1.05176		1.615	NO
16	2,3,4,7,8-PeCDF	339.8597	25.63	55273	0.89005		1.573	NO
17	Total F2 PeCDFs	339.8597						
18	Total F1 PeCDFs	339.8597						
19								
20	13C-1,2,3,7,8-PeCDD	367.8949	26.43	1698414	0.71912		1.590	NO
21	1,2,3,7,8-PeCDD	355.8546	26.45	39093	0.92069		1.588	NO
22	Total PeCDDs	355.8546						
23								
24	13C-1,2,3,7,8,9-HxCDD	401.8559	32.96	1935821	1.00000		1.398	NO
25								
26	13C-1,2,3,4,7,8-HxCDF	383.8639	31.74	1843697	0.95241		0.516	NO
27	1,2,3,4,7,8-HxCDF	373.8208	31.75	51877	1.12549		1.262	NO
28	13C-1,2,3,6,7,8-HxCDF	383.8639	31.86	2253677	1.16420		0.522	NO
29	1,2,3,6,7,8-HxCDF	373.8208	31.87	57372	1.01828		1.222	NO
30	13C-2,3,4,6,7,8-HxCDF	383.8639	32.45	2087138	1.07817		0.517	NO
31	2,3,4,6,7,8-HxCDF	373.8208	32.46	54891	1.05198		1.261	NO
32	13C-1,2,3,7,8,9-HxCDF	383.8639	33.13	1859660	0.96066		0.502	NO
33	1,2,3,7,8,9-HxCDF	373.8208	33.14	46482	0.99979		1.303	NO
34	Total HxCDFs	373.8208						
35								
36	13C-1,2,3,4,7,8-HxCDD	401.8559	32.60	1650979	0.85286		1.259	NO
37	1,2,3,4,7,8-HxCDD	389.8157	32.61	36804	0.89170		1.388	NO
38	13C-1,2,3,6,7,8-HxCDD	401.8559	32.69	1678133	0.86688		1.326	NO
39	1,2,3,6,7,8-HxCDD	389.8157	32.70	43895	1.04629		1.191	NO
40	1,2,3,7,8,9-HxCDD	389.8157	32.97	40797	0.98037		1.271	NO
41	Total HxCDDs	389.8157						
42								
43	13C-1,2,3,4,6,7,8-HpCDF	417.8253	34.50	1666531	0.86089		0.451	NO
44	1,2,3,4,6,7,8-HpCDF	407.7818	34.51	51065	1.22566		1.021	NO
45	13C-1,2,3,4,7,8,9-HpCDF	417.8253	35.64	1375923	0.71077		0.442	NO
46	1,2,3,4,7,8,9-HpCDF	407.7818	35.65	39159	1.13840		1.064	NO
47	Total HpCDFs	407.7818						
48								
49	13C-1,2,3,4,6,7,8-HpCDD	435.8169	35.32	1551532	0.80149		1.092	NO

Dataset: C:\MassLynx\JAN2010.PRO\ICA030120103D51613.qld

Last Altered: Monday, March 01, 2010 14:19:07 Pacific Standard Time

Printed: Monday, March 01, 2010 14:19:29 Pacific Standard Time

Name: 01MR103D5\_03, Date: 01-Mar-2010, Time: 11:32:07, ID: ST0301B, Description: CS-1 09DXN422

#	Name	Trace	RT	Response	RRF	Mod Date	Ratio	Ratio Flag
50	1,2,3,4,6,7,8-HpCDD	423.7766	35.34	36178	0.93269		1.045	NO
51	Total HpCDDs	423.7766						
52								
53	13C-OCDD	469.7779	37.85	2284858	0.59015		0.911	NO
54	OCDF	441.7428	37.97	65228	1.14191		0.957	NO
55	OCDD	457.7377	37.86	60757	1.06365		0.864	NO
56								
57								
58	Function 1 PFK	330.97...						
59	Function 3 PFK	380.97...						
60	Function 2 PFK	342.97...	25.57	13849	13849...			
61	Function 4 PFK	430.97...	34.62	462	462.31...			
62	Function 5 PFK	442.97...						
63	TCDF PCDPE	375.8364						
64	F1 PeCDF PCDPE	409.79...	18.89	20	20.053...			
65	F2 PeCDF PCDPE	409.7974	23.22	66	66.022...			
66	HXCDF PCDPE	445.7555	33.66	49	48.588...			
67	HPCDF PCDPE	479.7165						
68	OCDF PCDPE	513.67...	39.58	16	15.649...			



Dataset: C:\MassLynx\JAN2010.PROMICA030120103D51613.qld

Last Altered: Monday, March 01, 2010 14:19:07 Pacific Standard Time

Printed: Monday, March 01, 2010 14:19:29 Pacific Standard Time

Name: 01MR103D5\_02, Date: 01-Mar-2010, Time: 10:45:15, ID: ST0301A, Description: CS-2 09DXN423

#	Name	Trace	RT	Response	RRE	Mod.Date	Ratio	Ratio	Flag
1	13C-1,2,3,4-TCDD	331.9368	19.11	2292797	1.00000		0.772		NO
2									
3	13C-2,3,7,8-TCDF	315.9419	18.54	3063515	1.33615		0.782		NO
4	2,3,7,8-TCDF	303.9016	18.57	52610	0.85865		0.764		NO
5	Total TCDFs	303.9016							
6									
7	13C-2,3,7,8-TCDD	331.9368	19.32	2040709	0.89005		0.773		NO
8	2,3,7,8-TCDD	319.8965	19.34	39759	0.97414		0.778		NO
9	Total TCDDs	319.8965							
10									
11	37CL-2,3,7,8-TCDD	327.8847	19.34	49607	1.08181				
12									
13	13C-1,2,3,7,8-PeCDF	351.9000	24.13	2352868	1.02620		1.553		NO
14	1,2,3,7,8-PeCDF	339.8597	24.15	222551	0.94587		1.612		NO
15	13C-2,3,4,7,8-PeCDF	351.9000	25.61	2320816	1.01222		1.555		NO
16	2,3,4,7,8-PeCDF	339.8597	25.63	212716	0.91656		1.541		NO
17	Total F2 PeCDFs	339.8597							
18	Total F1 PeCDFs	339.8597							
19									
20	13C-1,2,3,7,8-PeCDD	367.8949	26.41	1617570	0.70550		1.572		NO
21	1,2,3,7,8-PeCDD	355.8546	26.45	151414	0.93606		1.581		NO
22	Total PeCDDs	355.8546							
23									
24	13C-1,2,3,7,8,9-HxCDD	401.8559	32.96	1758480	1.00000		1.336		NO
25									
26	13C-1,2,3,4,7,8-HxCDF	383.8639	31.74	1731496	0.98465		0.526		NO
27	1,2,3,4,7,8-HxCDF	373.8208	31.75	198399	1.14582		1.261		NO
28	13C-1,2,3,6,7,8-HxCDF	383.8639	31.86	2114416	1.20241		0.524		NO
29	1,2,3,6,7,8-HxCDF	373.8208	31.87	225242	1.06527		1.285		NO
30	13C-2,3,4,6,7,8-HxCDF	383.8639	32.45	1884143	1.07146		0.530		NO
31	2,3,4,6,7,8-HxCDF	373.8208	32.46	214018	1.13589		1.218		NO
32	13C-1,2,3,7,8,9-HxCDF	383.8639	33.13	1588434	0.90330		0.522		NO
33	1,2,3,7,8,9-HxCDF	373.8208	33.14	169419	1.06658		1.191		NO
34	Total HxCDFs	373.8208							
35									
36	13C-1,2,3,4,7,8-HxCDD	401.8559	32.60	1412855	0.80345		1.270		NO
37	1,2,3,4,7,8-HxCDD	389.8157	32.61	134250	0.95020		1.227		NO
38	13C-1,2,3,6,7,8-HxCDD	401.8559	32.69	1651226	0.93901		1.259		NO
39	1,2,3,6,7,8-HxCDD	389.8157	32.70	172807	1.04654		1.238		NO
40	1,2,3,7,8,9-HxCDD	389.8157	32.97	154900	1.01107		1.310		NO
41	Total HxCDDs	389.8157							
42									
43	13C-1,2,3,4,6,7,8-HpCDF	417.8253	34.50	1461269	0.83098		0.431		NO
44	1,2,3,4,6,7,8-HpCDF	407.7818	34.51	179587	1.22898		1.031		NO
45	13C-1,2,3,4,7,8,9-HpCDF	417.8253	35.64	1152289	0.65528		0.458		NO
46	1,2,3,4,7,8,9-HpCDF	407.7818	35.65	141801	1.23060		1.084		NO
47	Total HpCDFs	407.7818							
48									
49	13C-1,2,3,4,6,7,8-HpCDD	435.8169	35.32	1361669	0.77434		1.063		NO

Dataset: C:\MassLynx\JAN2010.PRO\ICA030120103D51613.qld

Last Altered: Monday, March 01, 2010 14:19:07 Pacific Standard Time

Printed: Monday, March 01, 2010 14:19:29 Pacific Standard Time

Name: 01MR103D5\_02, Date: 01-Mar-2010, Time: 10:45:15, ID: ST0301A, Description: CS-2 09DXN423

#	Name	Trace	RT	Response	RRF	Mod Date	Ratio	Ratio Flag
50	1,2,3,4,6,7,8-HpCDD	423.7766	35.34	129875	0.95380		1.048	NO
51	Total HpCDDs	423.7766						
52								
53	13C-OCDD	469.7779	37.84	1954952	0.55586		0.929	NO
54	OCDF	441.7428	37.96	219835	1.12450		0.918	NO
55	OCDD	457.7377	37.85	204075	1.04389		0.934	NO
56								
57								
58	Function 1 PFK	330.97...						
59	Function 3 PFK	380.97...						
60	Function 2 PFK	342.97...						
61	Function 4 PFK	430.97...						
62	Function 5 PFK	442.97...	37.52	1199	1198.8...			
63	TCDF PCDPE	375.8364	21.08	19	19.410...			
64	F1 PeCDF PCDPE	409.79...	18.73	106	105.74...			
65	F2 PeCDF PCDPE	409.7974	23.21	10	9.77000			
66	HXCDF PCDPE	445.7555	33.71	14	13.724...			
67	HPCDF PCDPE	479.7165	34.52	31	30.648...			
68	OCDF PCDPE	513.67...	39.60	120	119.62...			

Dataset: C:\MassLynx\JAN2010.PRO\ICA030120103D51613.qld

Last Altered: Monday, March 01, 2010 14:19:07 Pacific Standard Time

Printed: Monday, March 01, 2010 14:19:29 Pacific Standard Time

Method: C:\MassLynx\JAN2010.PRO\MethDB\16133D5.mdb 01 Mar 2010 14:17:18

Calibration: 01 Mar 2010 14:19:06

Name: 01MR103D5\_01, Date: 01-Mar-2010, Time: 09:59:22, ID: ST0301, Description: CS-3 10DXN049

#	Name	Trace	RT	Response	RRF	Mod:Date	Ratio	Ratio:Flag
1	13C-1,2,3,4-TCDD	331.9368	19.13	2364985	1.00000		0.778	NO
2								
3	13C-2,3,7,8-TCDF	315.9419	18.55	3351317	1.41706		0.781	NO
4	2,3,7,8-TCDF	303.9016	18.57	318250	0.94963		0.754	NO
5	Total TCDFs	303.9016						
6								
7	13C-2,3,7,8-TCDD	331.9368	19.34	2356086	0.99624		0.760	NO
8	2,3,7,8-TCDD	319.8965	19.35	246730	1.04720		0.784	NO
9	Total TCDDs	319.8965						
10								
11	37CL-2,3,7,8-TCDD	327.8847	19.35	273383	1.15596			
12								
13	13C-1,2,3,7,8-PeCDF	351.9000	24.15	2756814	1.16568		1.600	NO
14	1,2,3,7,8-PeCDF	339.8597	24.18	1416444	1.02759		1.571	NO
15	13C-2,3,4,7,8-PeCDF	351.9000	25.62	2746679	1.16139		1.579	NO
16	2,3,4,7,8-PeCDF	339.8597	25.66	1373135	0.99985		1.560	NO
17	Total F2 PeCDFs	339.8597						
18	Total F1 PeCDFs	339.8597						
19								
20	13C-1,2,3,7,8-PeCDD	367.8949	26.44	1985364	0.83948		1.628	NO
21	1,2,3,7,8-PeCDD	355.8546	26.47	980879	0.98811		1.565	NO
22	Total PeCDDs	355.8546						
23								
24	13C-1,2,3,7,8,9-HxCDD	401.8559	32.97	1789550	1.00000		1.291	NO
25								
26	13C-1,2,3,4,7,8-HxCDF	383.8639	31.74	1915628	1.07045		0.511	NO
27	1,2,3,4,7,8-HxCDF	373.8208	31.76	1201649	1.25457		1.235	NO
28	13C-1,2,3,6,7,8-HxCDF	383.8639	31.86	2507847	1.40138		0.495	NO
29	1,2,3,6,7,8-HxCDF	373.8208	31.87	1350244	1.07682		1.254	NO
30	13C-2,3,4,6,7,8-HxCDF	383.8639	32.45	2133837	1.19239		0.517	NO
31	2,3,4,6,7,8-HxCDF	373.8208	32.48	1221201	1.14461		1.213	NO
32	13C-1,2,3,7,8,9-HxCDF	383.8639	33.13	1689168	0.94391		0.520	NO
33	1,2,3,7,8,9-HxCDF	373.8208	33.14	985535	1.16689		1.214	NO
34	Total HxCDFs	373.8208						
35								
36	13C-1,2,3,4,7,8-HxCDD	401.8559	32.60	1596233	0.89197		1.271	NO
37	1,2,3,4,7,8-HxCDD	389.8157	32.62	835884	1.04732		1.244	NO
38	13C-1,2,3,6,7,8-HxCDD	401.8559	32.69	1723496	0.96309		1.287	NO
39	1,2,3,6,7,8-HxCDD	389.8157	32.70	962832	1.11730		1.295	NO
40	1,2,3,7,8,9-HxCDD	389.8157	32.98	907155	1.09305		1.233	NO
41	Total HxCDDs	389.8157						
42								
43	13C-1,2,3,4,6,7,8-HpCDF	417.8253	34.50	1563993	0.87396		0.458	NO
44	1,2,3,4,6,7,8-HpCDF	407.7818	34.51	1080224	1.38137		1.000	NO
45	13C-1,2,3,4,7,8,9-HpCDF	417.8253	35.64	1266356	0.70764		0.475	NO
46	1,2,3,4,7,8,9-HpCDF	407.7818	35.65	872663	1.37823		1.083	NO

Dataset: C:\MassLynx\JAN2010.PRO\ICA030120103D51613.qld

Last Altered: Monday, March 01, 2010 14:19:07 Pacific Standard Time

Printed: Monday, March 01, 2010 14:19:29 Pacific Standard Time

Name: 01MR103D5\_01, Date: 01-Mar-2010, Time: 09:59:22, ID: ST0301, Description: CS-3 10DXN049

#	Name	Trace	RT	Response	RRF	Mod. Date	Ratio	Ratio Flag
47	Total HpCDFs	407.7818						
48								
49	13C-1,2,3,4,6,7,8-HpCDD	435.8169	35.32	1495048	0.83543		1.022	NO
50	1,2,3,4,6,7,8-HpCDD	423.7766	35.34	788946	1.05541		1.094	NO
51	Total HpCDDs	423.7766						
52								
53	13C-OCDD	469.7779	37.85	2244512	0.62712		0.906	NO
54	OCDF	441.7428	37.97	1492462	1.32988		0.935	NO
55	OCDD	457.7377	37.86	1332444	1.18729		0.868	NO
56								
57								
58	Function 1 PFK	330.97...						
59	Function 3 PFK	380.97...	32.33	4447	4447.2...			
60	Function 2 PFK	342.97...						
61	Function 4 PFK	430.97...	34.61	11703	11703....			
62	Function 5 PFK	442.97...						
63	TCDF PCDPE	375.8364	21.06	68	67.932...			
64	F1 PeCDF PCDPE	409.79...						
65	F2 PeCDF PCDPE	409.7974						
66	HXCDF PCDPE	445.7555	33.68	213	212.84...			
67	HPCDF PCDPE	479.7165						
68	OCDF PCDPE	513.67...	39.70	191	191.00...			

Dataset: C:\MassLynx\JAN2010.PRO\CA030120103D51613.qld

Last Altered: Monday, March 01, 2010 14:19:07 Pacific Standard Time

Printed: Monday, March 01, 2010 14:19:29 Pacific Standard Time

Name: 01MR103D5\_05, Date: 01-Mar-2010, Time: 12:55:26, ID: ST0301D, Description: CS-4 09DXN426

#	Name	Trace	RT	Response	RRF	Mod.Date	Ratio	Ratio Flag
1	13C-1,2,3,4-TCDD	331.9368	19.13	2432299	1.00000		0.795	NO
2								
3	13C-2,3,7,8-TCDF	315.9419	18.55	3380927	1.39001		0.803	NO
4	2,3,7,8-TCDF	303.9016	18.57	1308159	0.96731		0.765	NO
5	Total TCDFs	303.9016						
6								
7	13C-2,3,7,8-TCDD	331.9368	19.34	2218645	0.91216		0.762	NO
8	2,3,7,8-TCDD	319.8965	19.35	961187	1.08308		0.779	NO
9	Total TCDDs	319.8965						
10								
11	37CL-2,3,7,8-TCDD	327.8847	19.35	1096896	1.12743			
12								
13	13C-1,2,3,7,8-PeCDF	351.9000	24.13	2685644	1.06305		1.594	NO
14	1,2,3,7,8-PeCDF	339.8597	24.16	5355896	1.03570		1.564	NO
15	13C-2,3,4,7,8-PeCDF	351.9000	25.61	2528284	1.03946		1.587	NO
16	2,3,4,7,8-PeCDF	339.8597	25.63	5183395	1.02508		1.543	NO
17	Total F2 PeCDFs	339.8597						
18	Total F1 PeCDFs	339.8597						
19								
20	13C-1,2,3,7,8-PeCDD	367.8949	26.43	1811035	0.74458		1.575	NO
21	1,2,3,7,8-PeCDD	355.8546	26.45	3652230	1.00833		1.586	NO
22	Total PeCDDs	355.8546						
23								
24	13C-1,2,3,7,8,9-HxCDD	401.8559	32.97	2158757	1.00000		1.276	NO
25								
26	13C-1,2,3,4,7,8-HxCDF	383.8639	31.74	1858567	0.86094		0.516	NO
27	1,2,3,4,7,8-HxCDF	373.8208	31.76	4713343	1.26800		1.290	NO
28	13C-1,2,3,6,7,8-HxCDF	383.8639	31.86	2386648	1.10557		0.500	NO
29	1,2,3,6,7,8-HxCDF	373.8208	31.87	5286599	1.10754		1.224	NO
30	13C-2,3,4,6,7,8-HxCDF	383.8639	32.46	2067710	0.95782		0.552	NO
31	2,3,4,6,7,8-HxCDF	373.8208	32.48	4813242	1.16391		1.255	NO
32	13C-1,2,3,7,8,9-HxCDF	383.8639	33.14	2020742	0.93607		0.521	NO
33	1,2,3,7,8,9-HxCDF	373.8208	33.15	4623959	1.14412		1.262	NO
34	Total HxCDFs	373.8208						
35								
36	13C-1,2,3,4,7,8-HxCDD	401.8559	32.61	1566239	0.72553		1.271	NO
37	1,2,3,4,7,8-HxCDD	389.8157	32.62	3338449	1.06575		1.267	NO
38	13C-1,2,3,6,7,8-HxCDD	401.8559	32.69	1721352	0.79738		1.272	NO
39	1,2,3,6,7,8-HxCDD	389.8157	32.70	4045688	1.17515		1.315	NO
40	1,2,3,7,8,9-HxCDD	389.8157	32.98	4373853	1.33041		1.395	NO
41	Total HxCDDs	389.8157						
42								
43	13C-1,2,3,4,6,7,8-HpCDF	417.8253	34.51	1661984	0.76988		0.441	NO
44	1,2,3,4,6,7,8-HpCDF	407.7818	34.52	4615340	1.38850		1.022	NO
45	13C-1,2,3,4,7,8,9-HpCDF	417.8253	35.65	1438759	0.66648		0.442	NO
46	1,2,3,4,7,8,9-HpCDF	407.7818	35.65	3924647	1.36390		1.049	NO
47	Total HpCDFs	407.7818						
48								
49	13C-1,2,3,4,6,7,8-HpCDD	435.8169	35.32	1602360	0.74226		1.078	NO

Dataset: C:\MassLynx\JAN2010.PRO\ICA030120103D51613.qld

Last Altered: Monday, March 01, 2010 14:19:07 Pacific Standard Time

Printed: Monday, March 01, 2010 14:19:29 Pacific Standard Time

Name: 01MR103D5\_05, Date: 01-Mar-2010, Time: 12:55:26, ID: ST0301D, Description: CS-4 09DXN426

#	Name	Trace	RT	Response	RRF	Mod.Date	Ratio	Ratio Flag
50	1,2,3,4,6,7,8-HpCDD	423.7766	35.34	3330255	1.03917		1.011	NO
51	Total HpCDDs	423.7766						
52								
53	13C-OCDD	469.7779	37.85	2500302	0.57911		0.889	NO
54	OCDF	441.7428	37.97	6832197	1.36627		0.901	NO
55	OCDD	457.7377	37.86	5755066	1.15087		0.896	NO
56								
57								
58	Function 1 PFK	330.97...						
59	Function 3 PFK	380.97...	32.30	6003	6003.0...			
60	Function 2 PFK	342.97...						
61	Function 4 PFK	430.97...	34.60	1199	1198.7...			
62	Function 5 PFK	442.97...	37.58	2947	2946.7...			
63	TCDF PCDPE	375.8364	21.12	95	94.883...			
64	F1 PeCDF PCDPE	409.79...	18.83	175	175.17...			
65	F2 PeCDF PCDPE	409.7974	23.23	181	181.44...			
66	HXCDF PCDPE	445.7555	33.73	96	96.237...			
67	HPCDF PCDPE	479.7165	34.51	147	147.25...			
68	OCDF PCDPE	513.67...	39.62	83	82.800...			

Dataset: C:\MassLynx\JAN2010.PRO\ICA030120103D51613.qld

Last Altered: Monday, March 01, 2010 14:19:07 Pacific Standard Time

Printed: Monday, March 01, 2010 14:19:29 Pacific Standard Time

Name: 01MR103D5\_04, Date: 01-Mar-2010, Time: 12:13:11, ID: ST0301C, Description: CS-5 09DXN456

#	Name	Trace	RT	Response	RRF	Mod.Date	Ratio	RatioFlag
1	13C-1,2,3,4-TCDD	331.9368	19.11	2187117	1.00000		0.779	NO
2								
3	13C-2,3,7,8-TCDF	315.9419	18.54	3290031	1.50428		0.801	NO
4	2,3,7,8-TCDF	303.9016	18.55	6377773	0.96926		0.765	NO
5	Total TCDFs	303.9016						
6								
7	13C-2,3,7,8-TCDD	331.9368	19.32	2248331	1.02799		0.784	NO
8	2,3,7,8-TCDD	319.8965	19.34	4899839	1.08966		0.797	NO
9	Total TCDDs	319.8965						
10								
11	37CL-2,3,7,8-TCDD	327.8847	19.34	5439660	1.24357			
12								
13	13C-1,2,3,7,8-PeCDF	351.9000	24.13	2806319	1.28311		1.594	NO
14	1,2,3,7,8-PeCDF	339.8597	24.15	28141493	1.00279		1.551	NO
15	13C-2,3,4,7,8-PeCDF	351.9000	25.60	2658268	1.21542		1.577	NO
16	2,3,4,7,8-PeCDF	339.8597	25.62	26633745	1.00192		1.548	NO
17	Total F2 PeCDFs	339.8597						
18	Total F1 PeCDFs	339.8597						
19								
20	13C-1,2,3,7,8-PeCDD	367.8949	26.40	1905969	0.87145		1.639	NO
21	1,2,3,7,8-PeCDD	355.8546	26.44	18958636	0.99470		1.579	NO
22	Total PeCDDs	355.8546						
23								
24	13C-1,2,3,7,8,9-HxCDD	401.8559	32.96	2063670	1.00000		1.284	NO
25								
26	13C-1,2,3,4,7,8-HxCDF	383.8639	31.74	2044436	0.99068		0.519	NO
27	1,2,3,4,7,8-HxCDF	373.8208	31.75	24696987	1.20801		1.240	NO
28	13C-1,2,3,6,7,8-HxCDF	383.8639	31.86	2456088	1.19016		0.523	NO
29	1,2,3,6,7,8-HxCDF	373.8208	31.87	27121636	1.10426		1.260	NO
30	13C-2,3,4,6,7,8-HxCDF	383.8639	32.45	2262005	1.09611		0.522	NO
31	2,3,4,6,7,8-HxCDF	373.8208	32.46	26303985	1.16286		1.297	NO
32	13C-1,2,3,7,8,9-HxCDF	383.8639	33.13	2091294	1.01339		0.508	NO
33	1,2,3,7,8,9-HxCDF	373.8208	33.14	22828081	1.09158		1.278	NO
34	Total HxCDFs	373.8208						
35								
36	13C-1,2,3,4,7,8-HxCDD	401.8559	32.60	1673608	0.81099		1.273	NO
37	1,2,3,4,7,8-HxCDD	389.8157	32.61	16877625	1.00846		1.231	NO
38	13C-1,2,3,6,7,8-HxCDD	401.8559	32.69	1920145	0.93045		1.333	NO
39	1,2,3,6,7,8-HxCDD	389.8157	32.70	21311956	1.10991		1.257	NO
40	1,2,3,7,8,9-HxCDD	389.8157	32.97	20848679	1.16027		1.287	NO
41	Total HxCDDs	389.8157						
42								
43	13C-1,2,3,4,6,7,8-HpCDF	417.8253	34.50	1811806	0.87795		0.433	NO
44	1,2,3,4,6,7,8-HpCDF	407.7818	34.51	23716064	1.30897		1.047	NO
45	13C-1,2,3,4,7,8,9-HpCDF	417.8253	35.64	1493004	0.72347		0.444	NO
46	1,2,3,4,7,8,9-HpCDF	407.7818	35.65	20197358	1.35280		1.026	NO
47	Total HpCDFs	407.7818						
48								
49	13C-1,2,3,4,6,7,8-HpCDD	435.8169	35.32	1720913	0.83391		1.021	NO

Dataset: C:\MassLynx\JAN2010.PRO\ICA030120103D51613.qld

Last Altered: Monday, March 01, 2010 14:19:07 Pacific Standard Time

Printed: Monday, March 01, 2010 14:19:29 Pacific Standard Time

Name: 01MR103D5\_04, Date: 01-Mar-2010, Time: 12:13:11, ID: ST0301C, Description: CS-5 09DXN456

#	Name	Trace	RT	Response	RRF	Mod.Date	Ratio	Ratio Flag
50	1,2,3,4,6,7,8-HpCDD	423.7766	35.34	17263231	1.00314		1.051	NO
51	Total HpCDDs	423.7766						
52								
53	13C-OCDD	469.7779	37.85	2646442	0.64120		0.891	NO
54	OCDF	441.7428	37.97	35690858	1.34864		0.912	NO
55	OCDD	457.7377	37.86	29914861	1.13038		0.881	NO
56								
57								
58	Function 1 PFK	330.97...	15.67	3770	3769.5...			
59	Function 3 PFK	380.97...						
60	Function 2 PFK	342.97...	25.47	5618	5618.0...			
61	Function 4 PFK	430.97...						
62	Function 5 PFK	442.97...						
63	TCDF PCDPE	375.8364	21.14	2	1.51200			
64	F1 PeCDF PCDPE	409.79...	18.86	4	3.75300			
65	F2 PeCDF PCDPE	409.7974	23.28	112	112.00...			
66	HXCDF PCDPE	445.7555	33.79	17	16.665...			
67	HPCDF PCDPE	479.7165						
68	OCDF PCDPE	513.67...						



Quantify Sample Report MassLynx 4.1

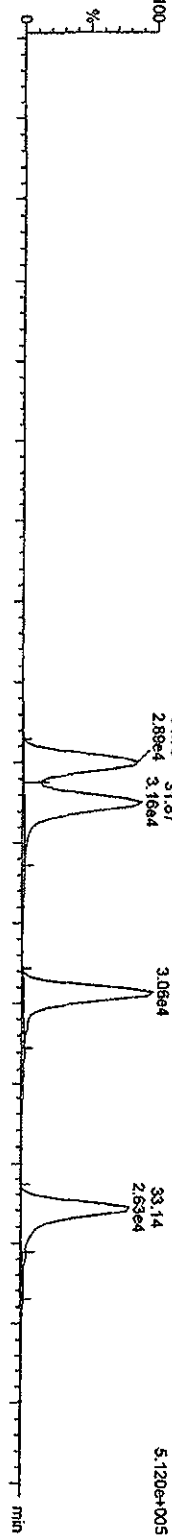
Dataset: C:\MassLynx\JAN2010\PROV\CA030120103D51613.qld

Last Altered: Monday, March 01, 2010 14:19:07 Pacific Standard Time  
Printed: Monday, March 01, 2010 14:23:49 Pacific Standard Time

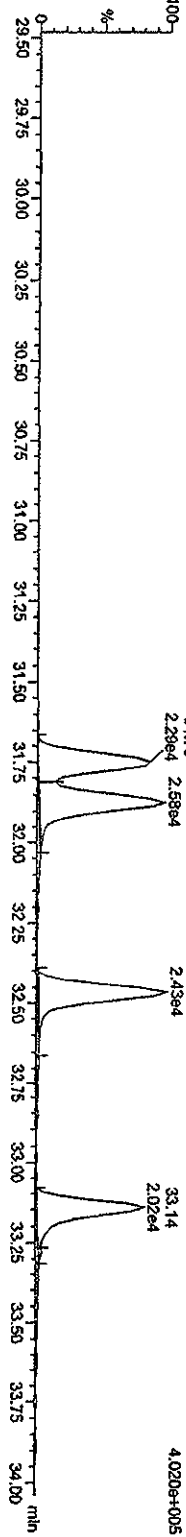
Name: 01MR103D5\_03, Date: 01-Mar-2010, Time: 11:32:07, ID: ST0301B, Description: CS-1 09DXNA22

HxCDFs

01MR103D5\_03 Smooth(SG, 1x2)  
CS-1 09DXNA22 ST0301B

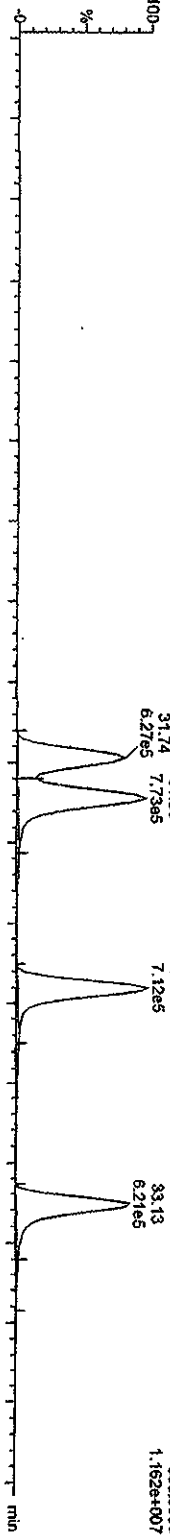


01MR103D5\_03 Smooth(SG, 1x2)  
CS-1 09DXNA22 ST0301B

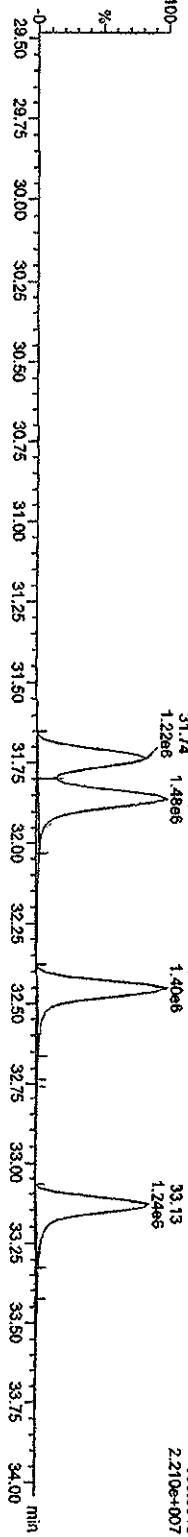


<sup>13</sup>C-HxCDFs

01MR103D5\_03 Smooth(SG, 1x2)  
CS-1 09DXNA22 ST0301B



01MR103D5\_03 Smooth(SG, 1x2)  
CS-1 09DXNA22 ST0301B



Quantity Sample Report Masslynx 4.1


Dataset: C:\MassLynx\JAN2010\PROL\CA030120103D51613.qld

Last Altered: Monday, March 01, 2010 14:19:07 Pacific Standard Time  
Printed: Monday, March 01, 2010 14:23:49 Pacific Standard Time

Name: 01MR103D5\_03, Date: 01-Mar-2010, Time: 11:32:07, ID: ST0301B, Description: CS-1 09DXN422

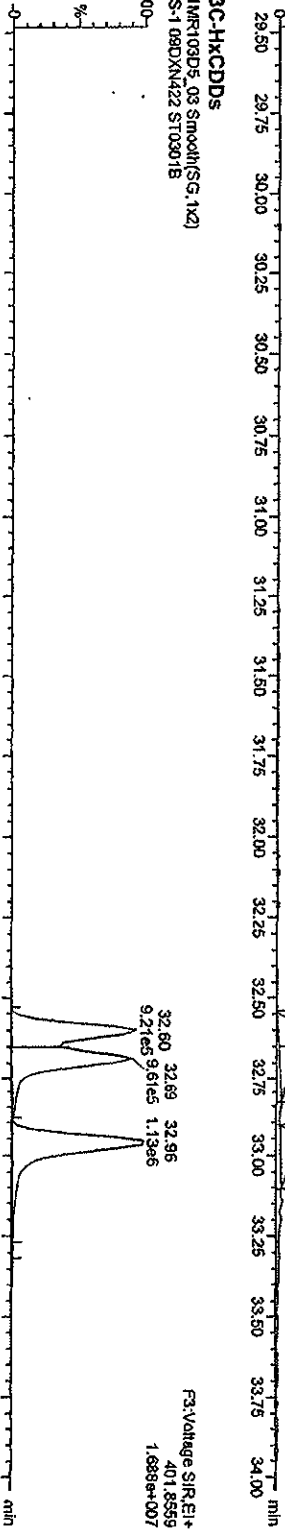
HCDDs

01MR103D5\_03 Smooth(SG, 1x2)  
CS-1 09DXN422 ST0301B

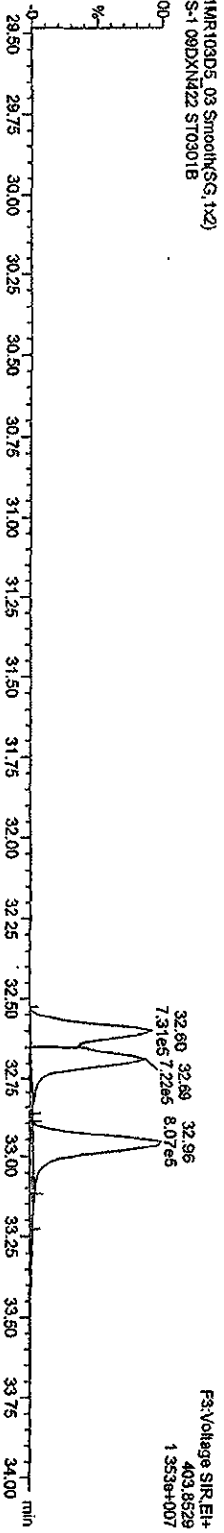


13C-HxCDDs

01MR103D5\_03 Smooth(SG, 1x2)  
CS-1 09DXN422 ST0301B



01MR103D5\_03 Smooth(SG, 1x2)  
CS-1 09DXN422 ST0301B



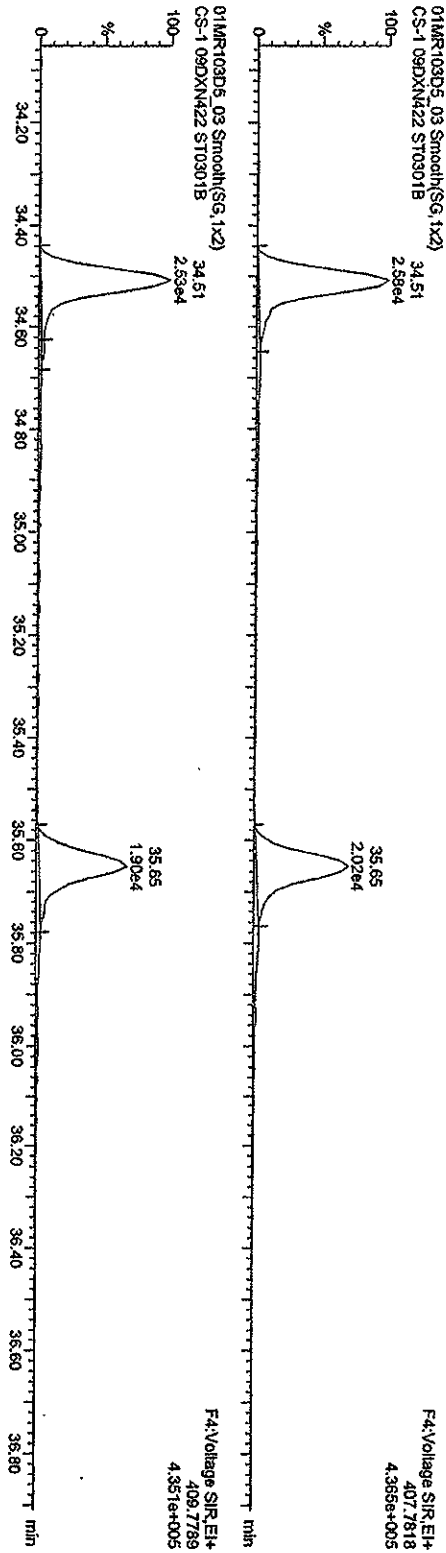
Quantity Sample Report MassLynx 4.1

Dataset: C:\MassLynx\AN2010\PRONICA030120103D51613.qld

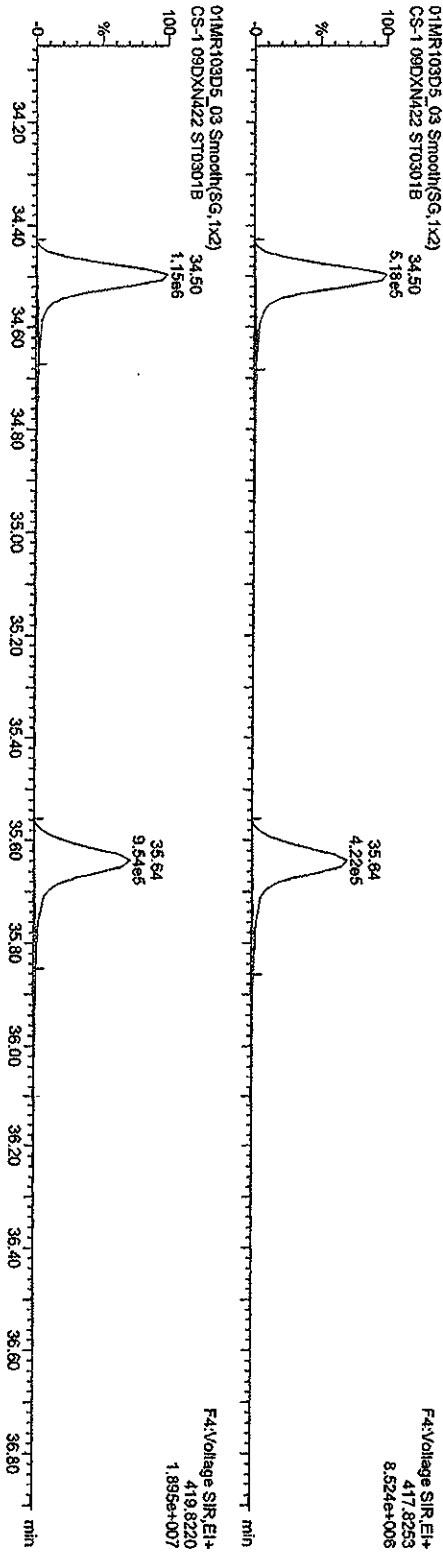
Last Altered: Monday, March 01, 2010 14:19:07 Pacific Standard Time  
Printed: Monday, March 01, 2010 14:23:49 Pacific Standard Time

Name: 01MR103D5\_03, Date: 01-Mar-2010, Time: 11:32:07, ID: ST0301B, Description: CS-1 09DXN422

HpCDFs



13C-HpCDFs



Quantify Sample Report MassLynx 4.1

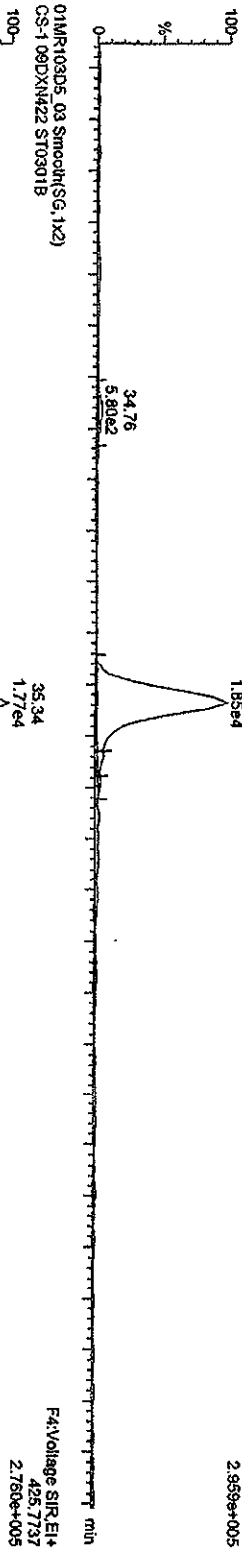
Dataset: C:\MassLynx\JAN2010\PRO\CA030120103D51613.qld

Last Altered: Monday, March 01, 2010 14:19:07 Pacific Standard Time  
Printed: Monday, March 01, 2010 14:23:49 Pacific Standard Time

Name: 01MR103D5\_03, Date: 01-Mar-2010, Time: 14:32:07, ID: ST0301B, Description: CS-1 09DXN422

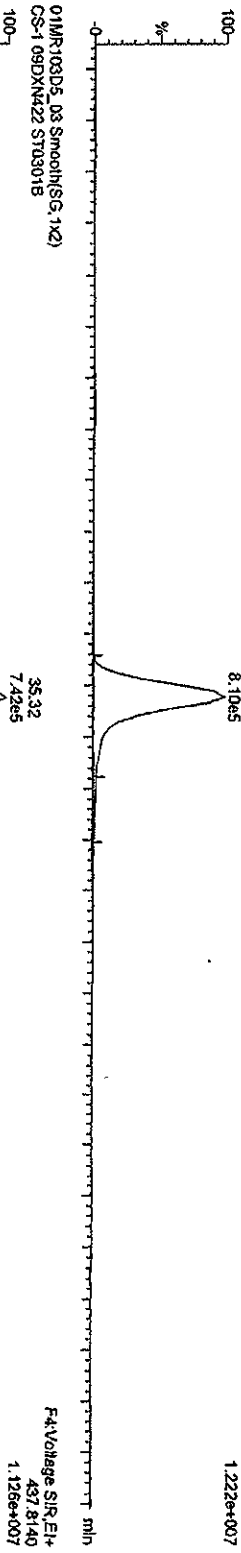
HPCDDs

01MR103D5\_03 Smooth(SG, 1x2)  
CS-1 09DXN422 ST0301B



13C-HPCDD

01MR103D5\_03 Smooth(SG, 1x2)  
CS-1 09DXN422 ST0301B



13C-HPCDD

01MR103D5\_03 Smooth(SG, 1x2)  
CS-1 09DXN422 ST0301B



Quantity Sample Report Masslynx 4.1

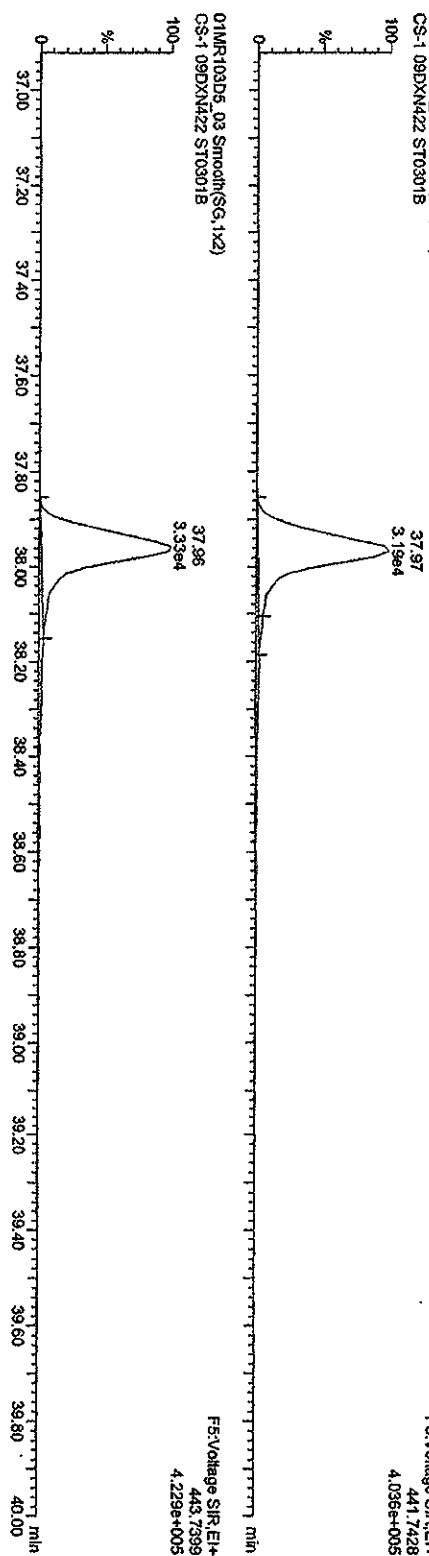
Dataset: C:\Masslynx\LAN2010\PRONICA030120103D51613.qld

Last Altered: Monday, March 01, 2010 14:19:07 Pacific Standard Time  
Printed: Monday, March 01, 2010 14:23:49 Pacific Standard Time

Name: 01MR103D5\_03, Date: 01-Mar-2010, Time: 11:32:07, ID: ST0301B, Description: CS-1 09DXN422

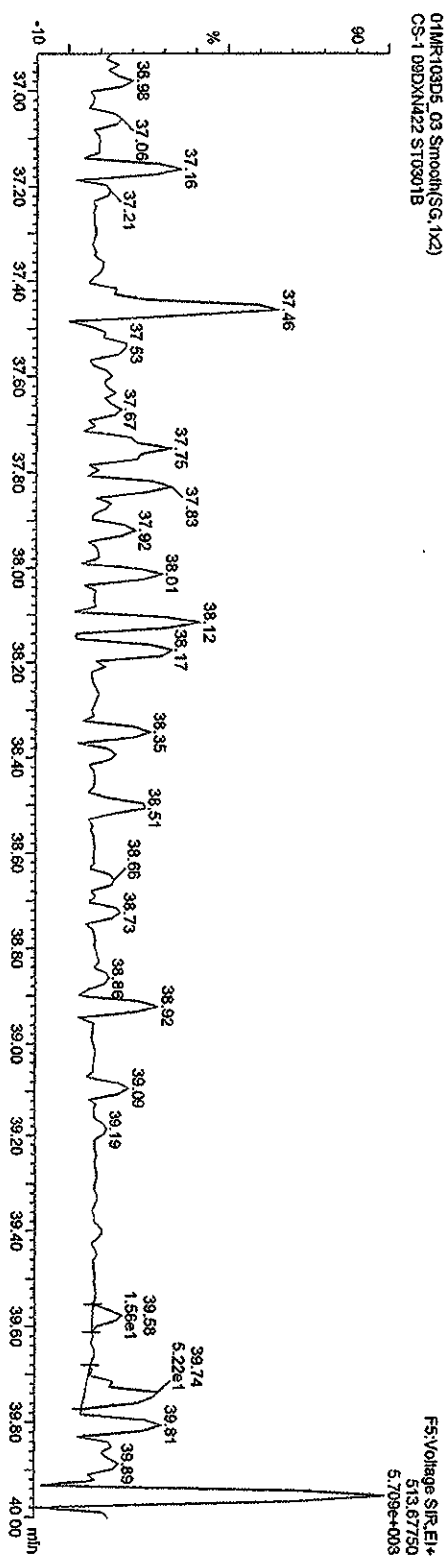
OCDFS

01MR103D5\_03 Smooth(SG, 1x2)  
CS-1 09DXN422 ST0301B



OCDP PCDPE

01MR103D5\_03 Smooth(SG, 1x2)  
CS-1 09DXN422 ST0301B



Quantity Sample Report Masslynx 4.1


Dataset: C:\Masslynx\JAN2010\PROL\CA030120103D51613.qdt

Last Altered: Monday, March 01, 2010 14:19:07 Pacific Standard Time  
Printed: Monday, March 01, 2010 14:23:49 Pacific Standard Time


Name: 01MR103D5\_03, Date: 01-Mar-2010, Time: 11:32:07, ID: ST0301B, Description: CS-1 09DXM422

OCDD

01MR103D5\_03 Smooth(SG,1x2)  
CS-1 09DXM422 ST0301B




01MR103D5\_03 Smooth(SG,1x2)  
CS-1 09DXM422 ST0301B




13C-OCDD

01MR103D5\_03 Smooth(SG,1x2)  
CS-1 09DXM422 ST0301B



01MR103D5\_03 Smooth(SG,1x2)  
CS-1 09DXM422 ST0301B



Quantity Sample Report Masslynx 4.1

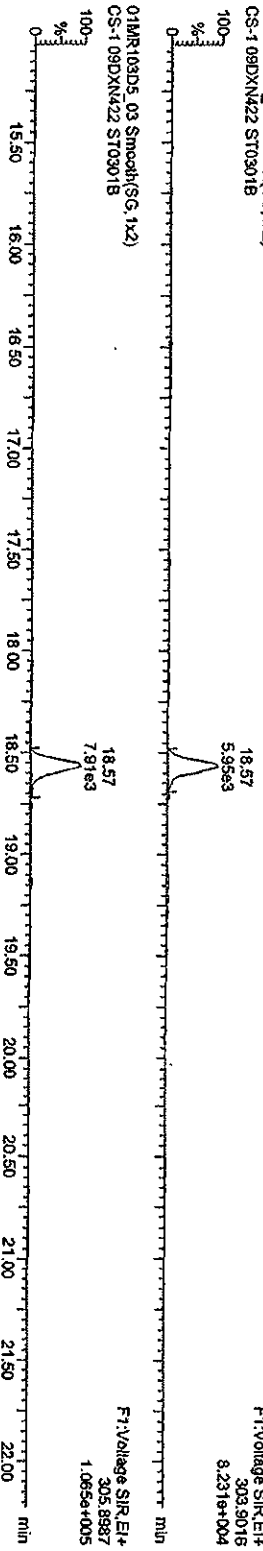
Dataset: C:\Masslynx\JAN2010\PROLCA030120103D5\1613.qld

Last Altered: Monday, March 01, 2010 14:19:07 Pacific Standard Time  
Printed: Monday, March 01, 2010 14:23:49 Pacific Standard Time

Name: 01MR103D5\_03, Date: 01-Mar-2010, Time: 11:32:07, ID: ST0301B, Description: CS-1 09DXN422

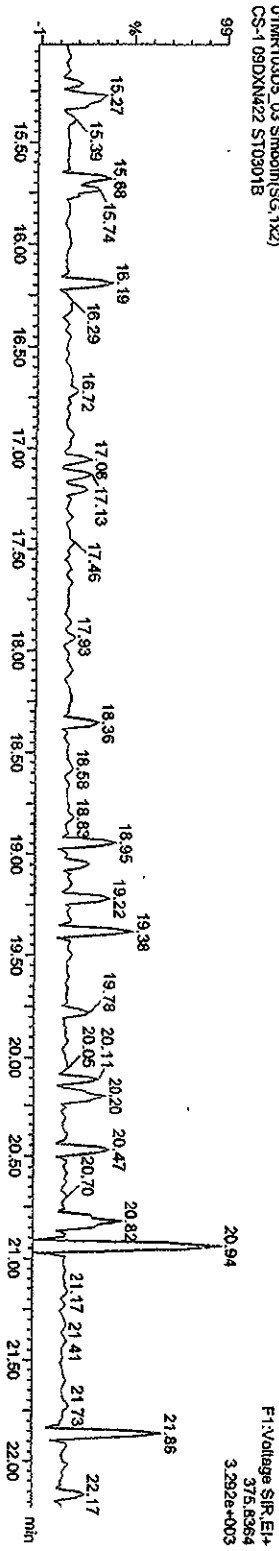
TCDFs

01MR103D5\_03 Smooth(SG, 1x2)  
CS-1 09DXN422 ST0301B



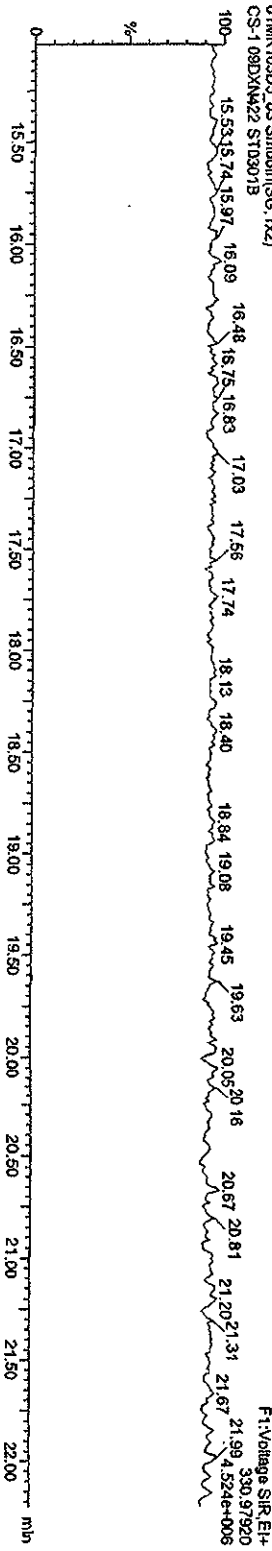
TCDF PCDPE

01MR103D5\_03 Smooth(SG, 1x2)  
CS-1 09DXN422 ST0301B



Function 1 PFK

01MR103D5\_03 Smooth(SG, 1x2)  
CS-1 09DXN422 ST0301B



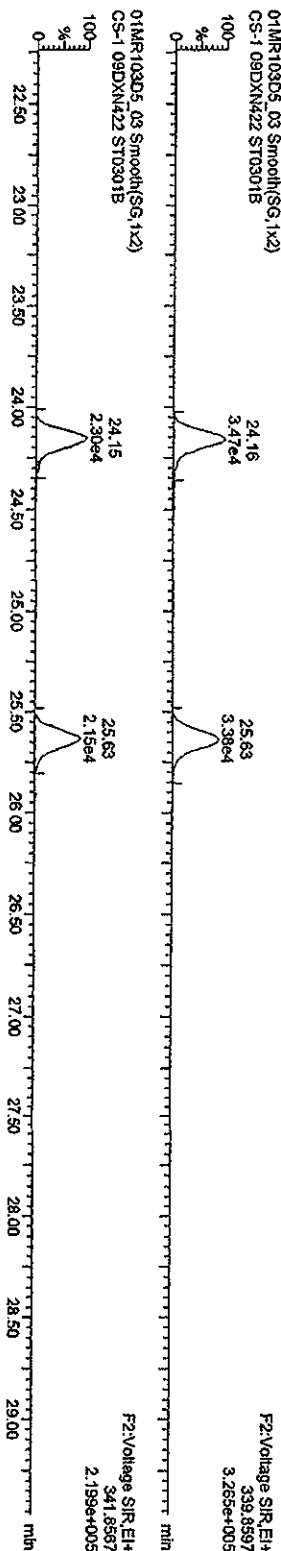
Quantity Sample Report MassLynx 4.1

Dataset: C:\MassLynx\JAN2010\PROVICA030120103D51613.qid

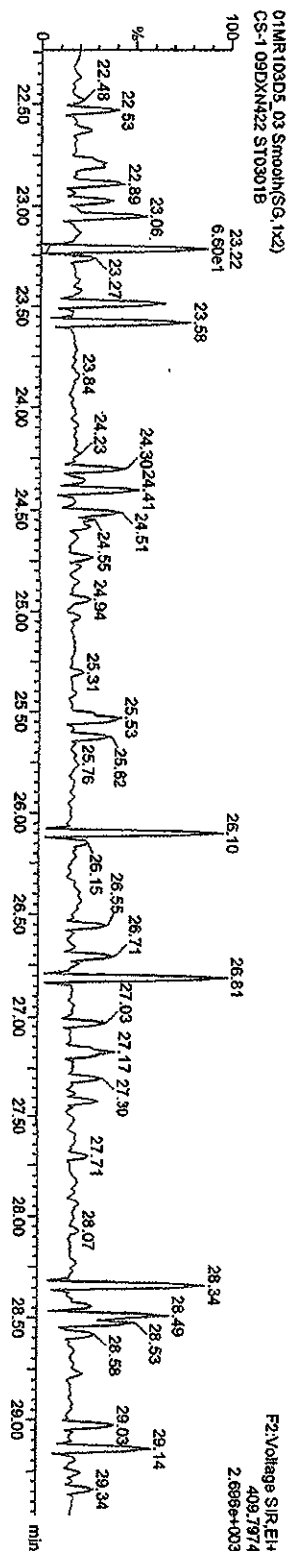
Last Altered: Monday, March 01, 2010 14:19:07 Pacific Standard Time  
 Printed: Monday, March 01, 2010 14:23:49 Pacific Standard Time

Name: 01MR103D5\_03, Date: 01-Mar-2010, Time: 11:32:07, ID: ST0301B, Description: CS-1 09DXM422

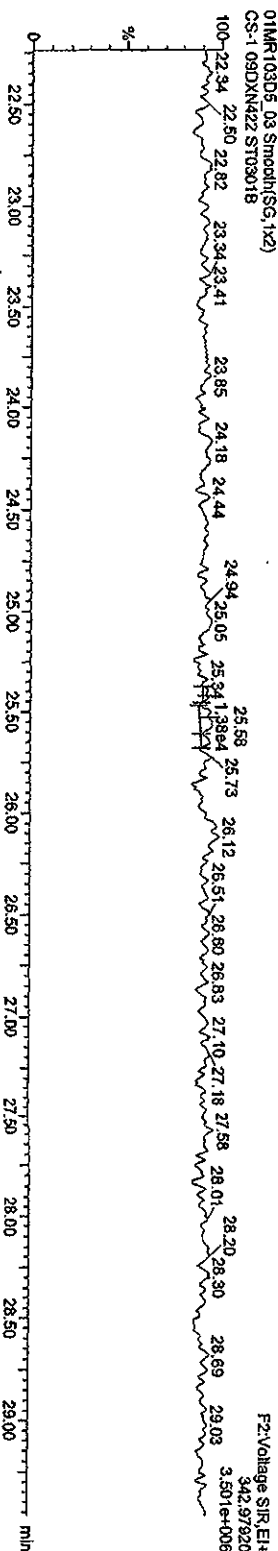
PCPDF



F2 PCPDF PCDFE



Function 2 PFK





Quantity Sample Report Masslynx 4.1

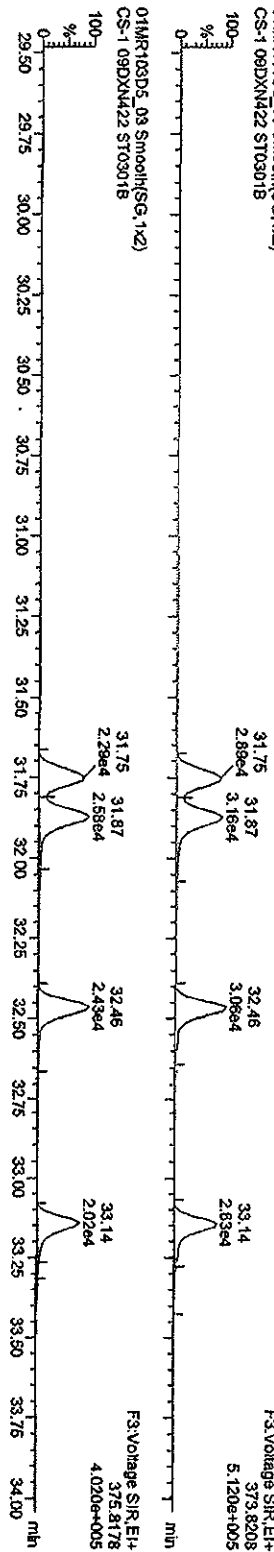
Dataset: C:\Masslynx\LAN2010\PROL\CA030120103D51613.qtd

Last Altered: Monday, March 01, 2010 14:19:07 Pacific Standard Time  
Printed: Monday, March 01, 2010 14:23:49 Pacific Standard Time

Name: 01MR103D5\_03, Date: 01-Mar-2010, Time: 11:32:07, ID: ST0301B, Description: CS-1 09DXN422

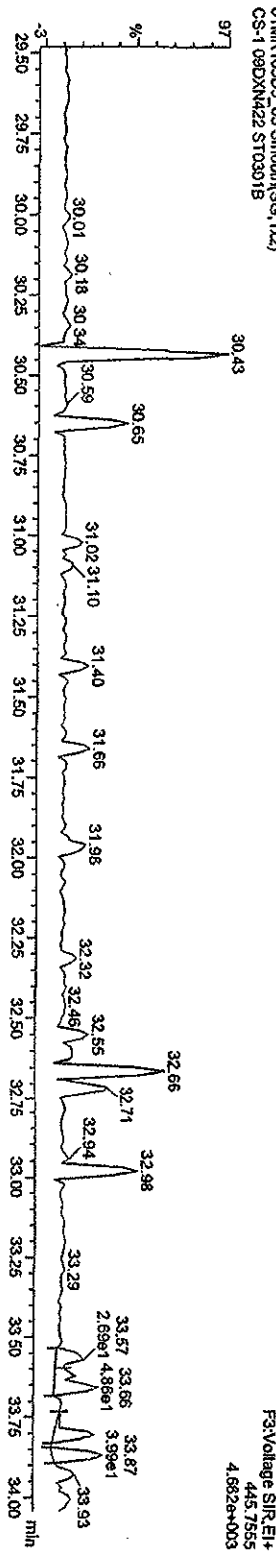
HxCDFs

01MR103D5\_03 Smooth(SG, 1x2)  
CS-1 09DXN422 ST0301B



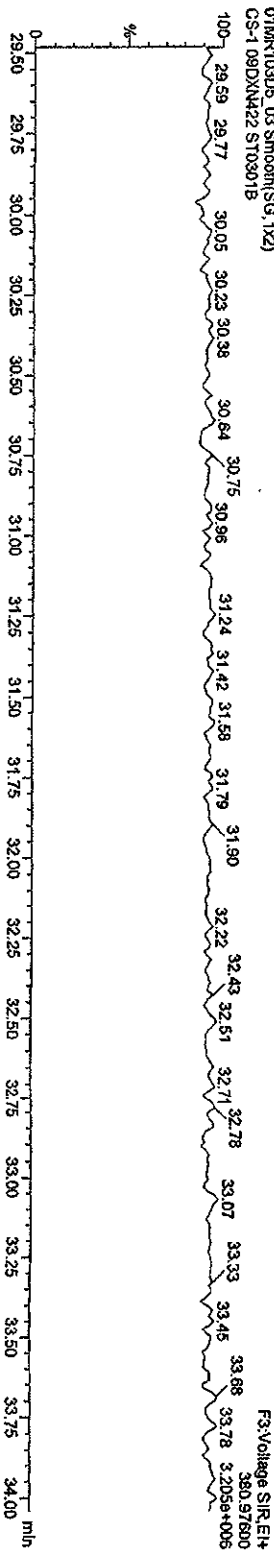
HxCDF PCDFE

01MR103D5\_03 Smooth(SG, 1x2)  
CS-1 09DXN422 ST0301B



Function 3 PFK

01MR103D5\_03 Smooth(SG, 1x2)  
CS-1 09DXN422 ST0301B



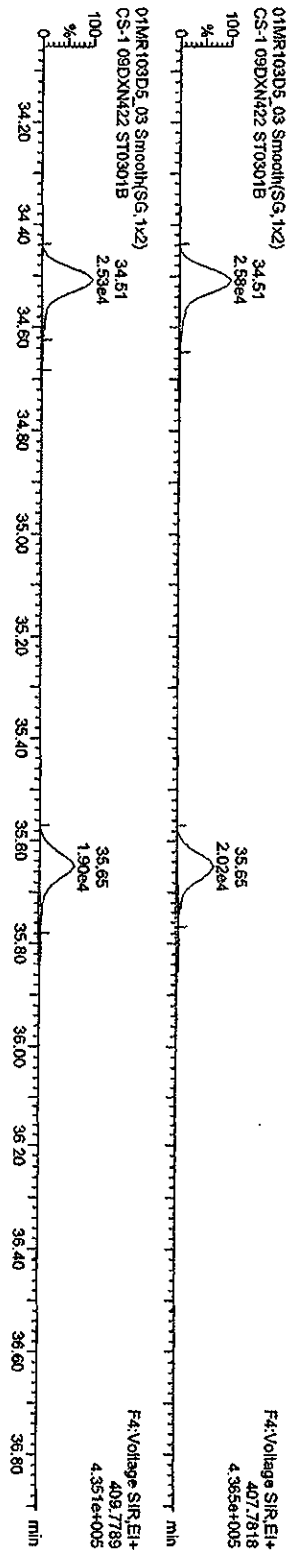
Quantity Sample Report MassLynx 4.1

Dataset: C:\MassLynx\JAN2010\PROVICA030120103D51613.qid

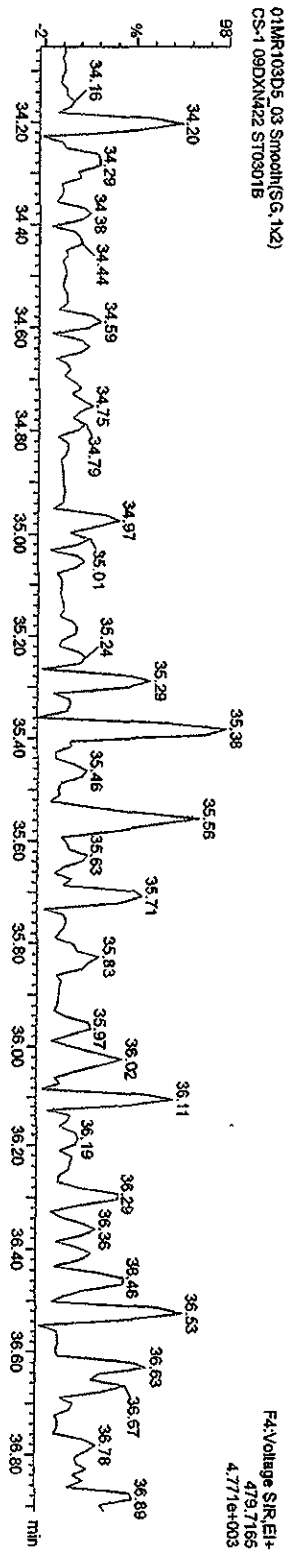
Last Altered: Monday, March 01, 2010 14:19:07 Pacific Standard Time  
Printed: Monday, March 01, 2010 14:23:49 Pacific Standard Time

Name: 01MR103D5\_03, Date: 01-Mar-2010, Time: 11:32:07, ID: ST0301B, Description: CS-1 09DXN422

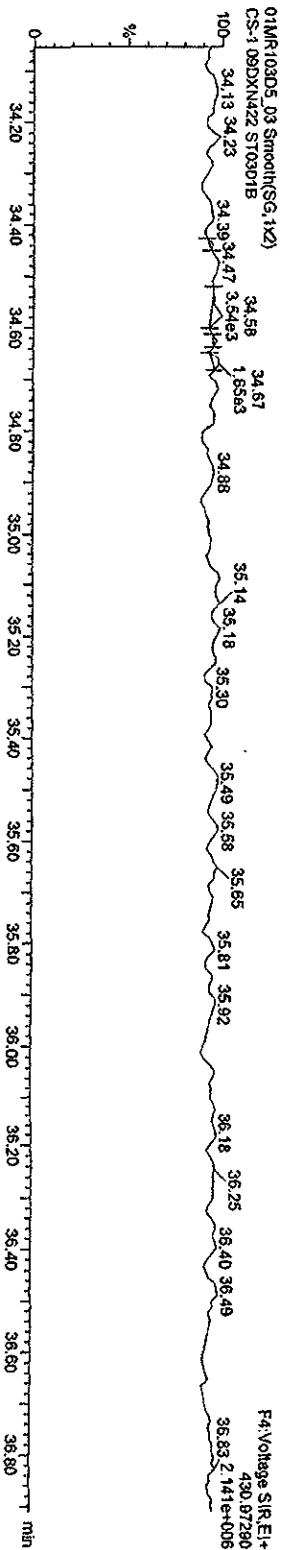
HPCDFs



HPCDF PCDFE



Function 4 PFK

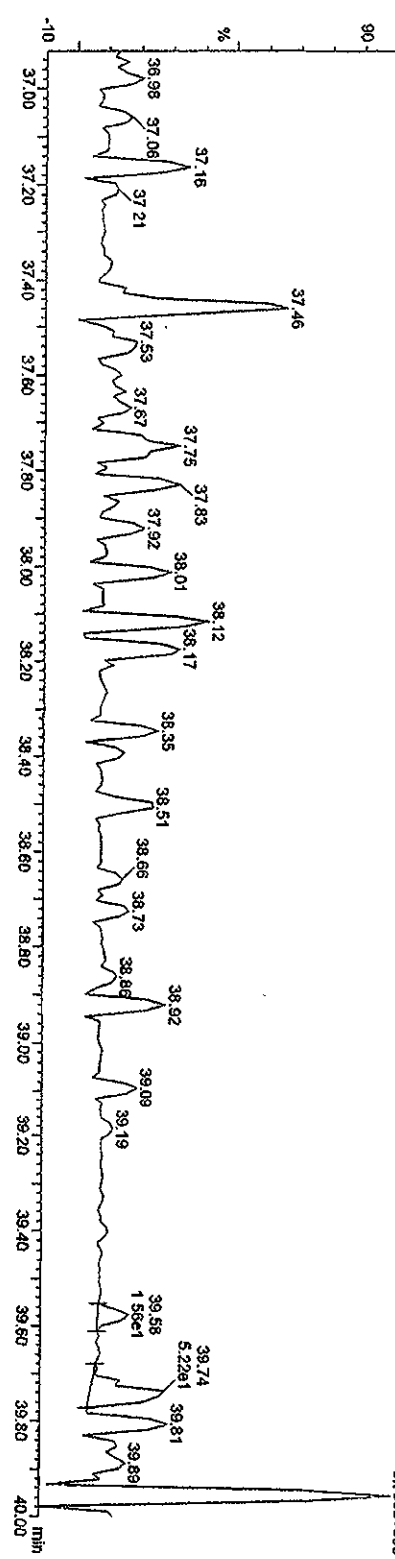


Quantity Sample Report MassLynx 4.1

Dataset: C:\MassLynx\UNAN2010\PRO\ICA030120103D51613.qld  
Last Altered: Monday, March 01, 2010 14:19:07 Pacific Standard Time  
Printed: Monday, March 01, 2010 14:23:49 Pacific Standard Time

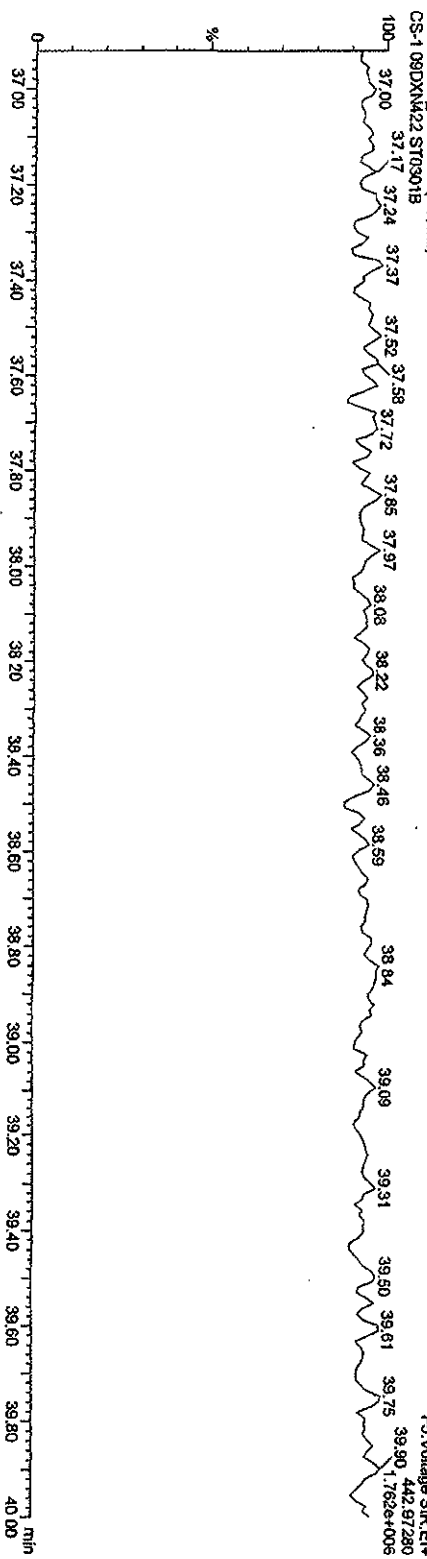
Name: 01MR103D5\_03, Date: 01-Mar-2010, Time: 11:32:07, ID: ST0301B, Description: CS-1 09DXN422

OCDF PCDFE  
01MR103D5\_03 Smooth(SG,1x2)  
CS-1 09DXN422 ST0301B



FS:Voltage\_SIR\_EI+  
513.67750  
5.709e+003

Function 5 PFK  
01MR103D5\_03 Smooth(SG,1x2)  
CS-1 09DXN422 ST0301B



FS:Voltage\_SIR\_EI+  
442.97280  
1.762e+006

Quantity Sample Report Masslynx 4.1

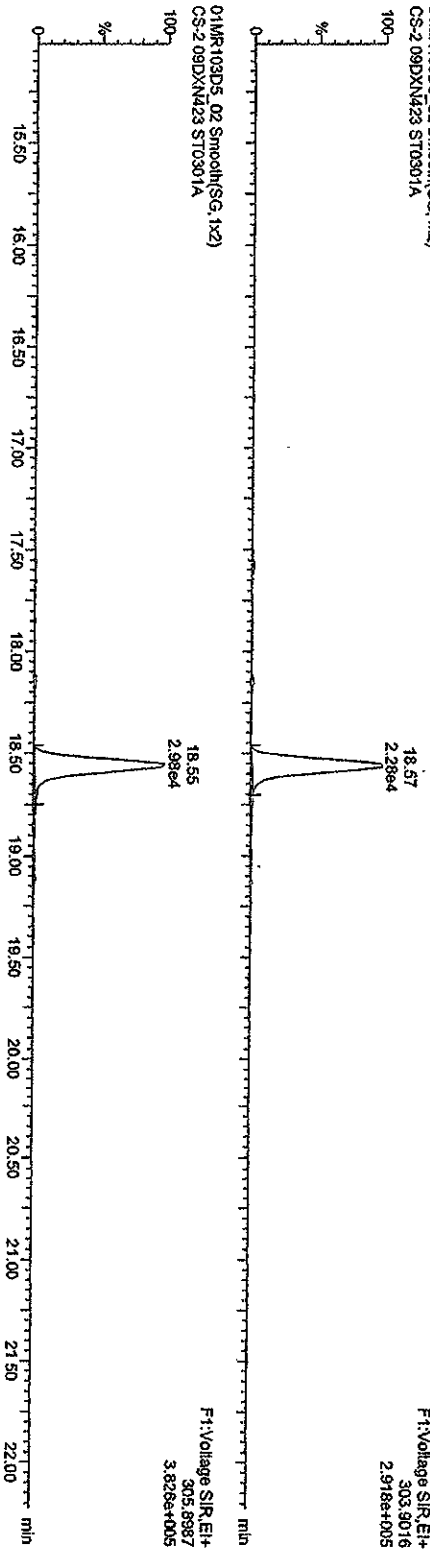
Dataset: C:\Masslynx\JAN2010\PRONCA030120103D51613.qld

Last Altered: Monday, March 01, 2010 14:19:07 Pacific Standard Time  
Printed: Monday, March 01, 2010 14:23:49 Pacific Standard Time

Name: 01MR103D5\_02, Date: 01-Mar-2010, Time: 10:45:15, ID: ST0301A, Description: CS-2 09DXN423

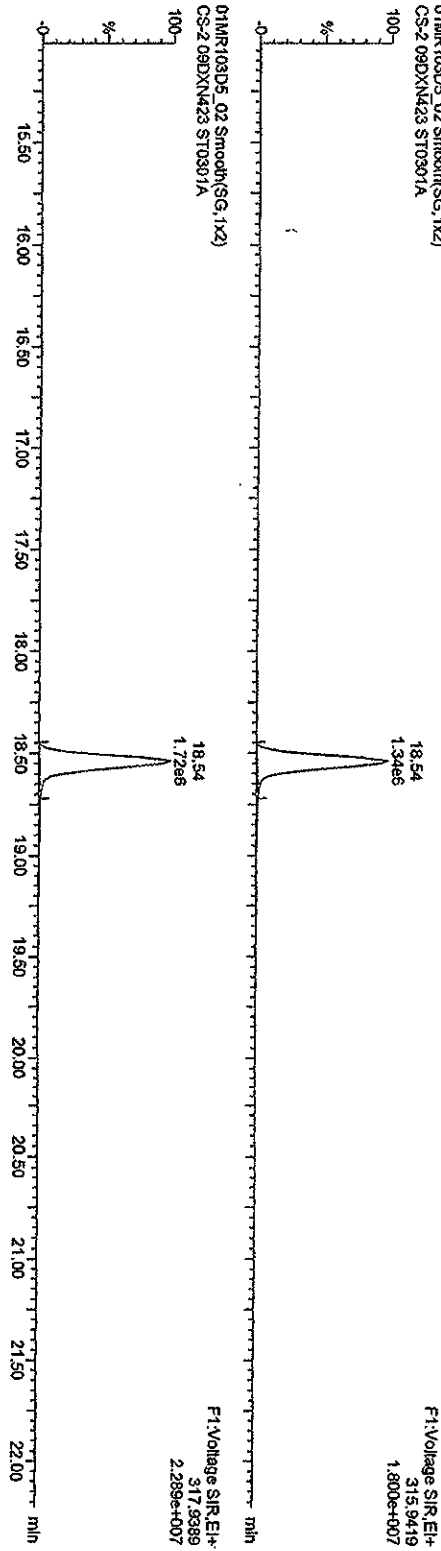
TCDFs

01MR103D5\_02 Smoeth(SG, 1x2)  
CS-2 09DXN423 ST0301A



13C-1CDF

01MR103D5\_02 Smoeth(SG, 1x2)  
CS-2 09DXN423 ST0301A



Quantity Sample Report MassLynx 4.1

Dataset: C:\MassLynx\VAN2010\PRONCA030120103D61613.qid

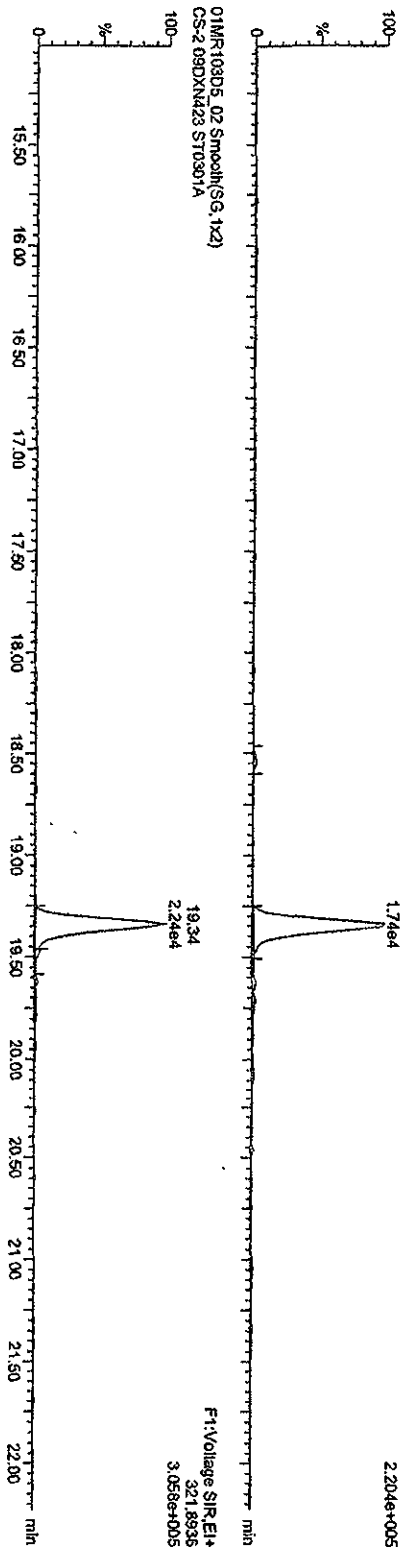
Last Altered: Monday, March 01, 2010 14:19:07 Pacific Standard Time

Printed: Monday, March 01, 2010 14:23:49 Pacific Standard Time

Name: 01MR103D5\_02, Date: 01-Mar-2010, Time: 10:45:15, ID: ST0301A, Description: CS-2-09DXN423

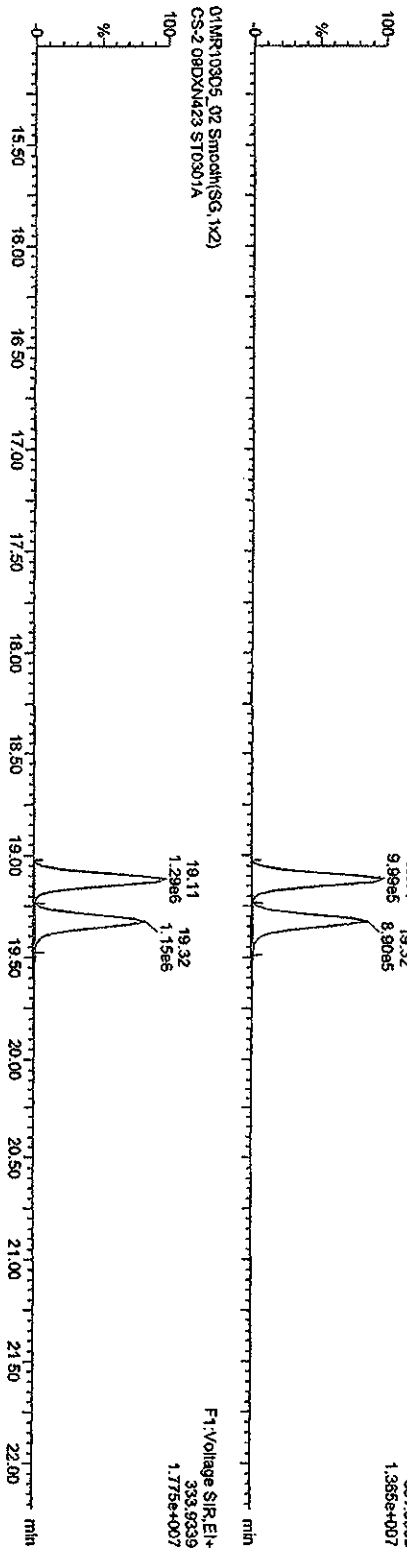
TCCDs

01MR103D5\_02 Smooth(SG, 1x2)  
CS-2-09DXN423 ST0301A

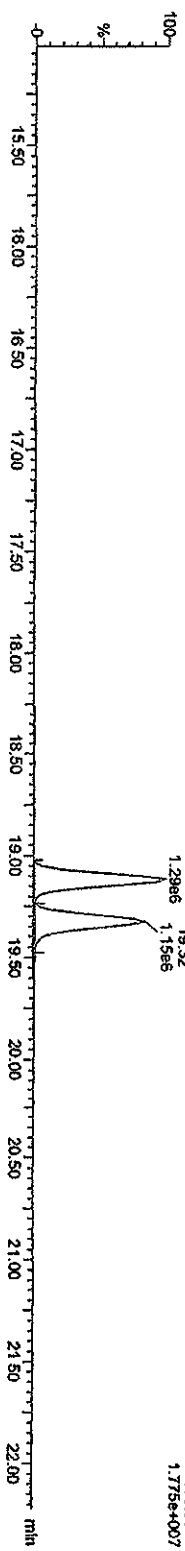


13C-TCCDs

01MR103D5\_02 Smooth(SG, 1x2)  
CS-2-09DXN423 ST0301A



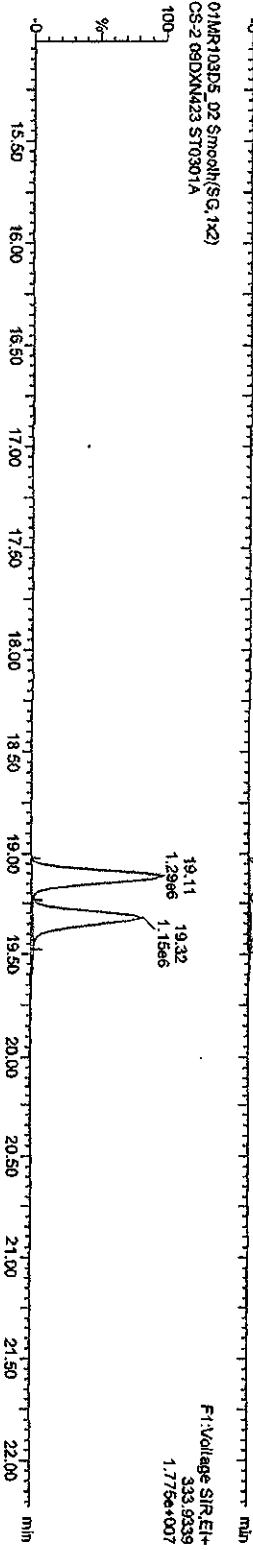
01MR103D5\_02 Smooth(SG, 1x2)  
CS-2-09DXN423 ST0301A



Quantity Sample Report MassLynx 4.1

Dataset: C:\MassLynx\JAN2010\FROMCA030120103D51613.qld  
Last Allered: Monday, March 01, 2010 14:19:07 Pacific Standard Time  
Printed: Monday, March 01, 2010 14:23:49 Pacific Standard Time

Name: 01MR103D5\_02, Date: 01-Mar-2010, Time: 10:45:15, ID: ST0301A, Description: CS-2-09DXN423



Quantity Sample Report MassLynx 4.1

Dataset: C:\MassLynx\JAN2010\PRO\CA030120103D51613.d

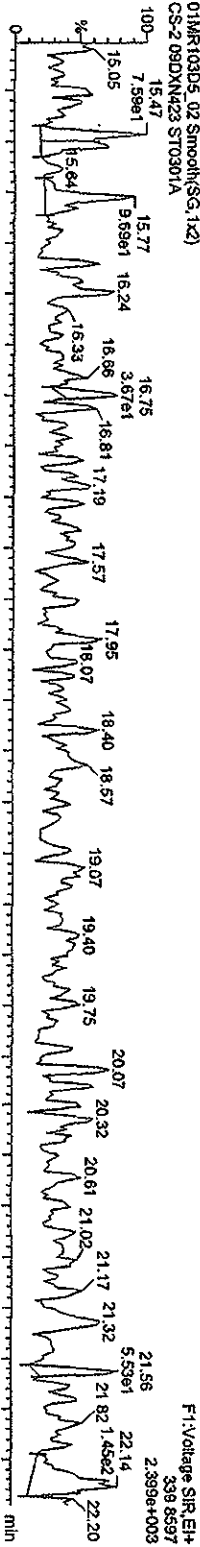
Last Altered: Monday, March 01, 2010 14:19:07 Pacific Standard Time  
Printed: Monday, March 01, 2010 14:23:49 Pacific Standard Time

Name: 01MR103D5\_02, Date: 01-Mar-2010, Time: 10:45:15, ID: ST0301A, Description: CS-2-09DXN423

F1 PcdDFs

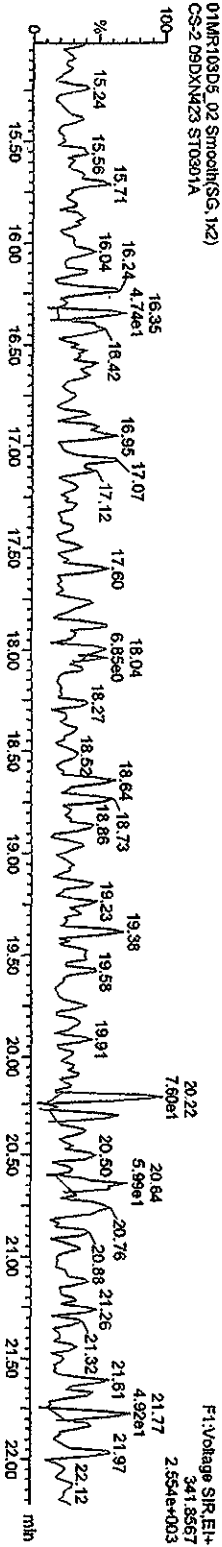
01MR103D5\_02 Smooth(SG,1x2)

CS-2-09DXN423 ST0301A



01MR103D5\_02 Smooth(SG,1x2)

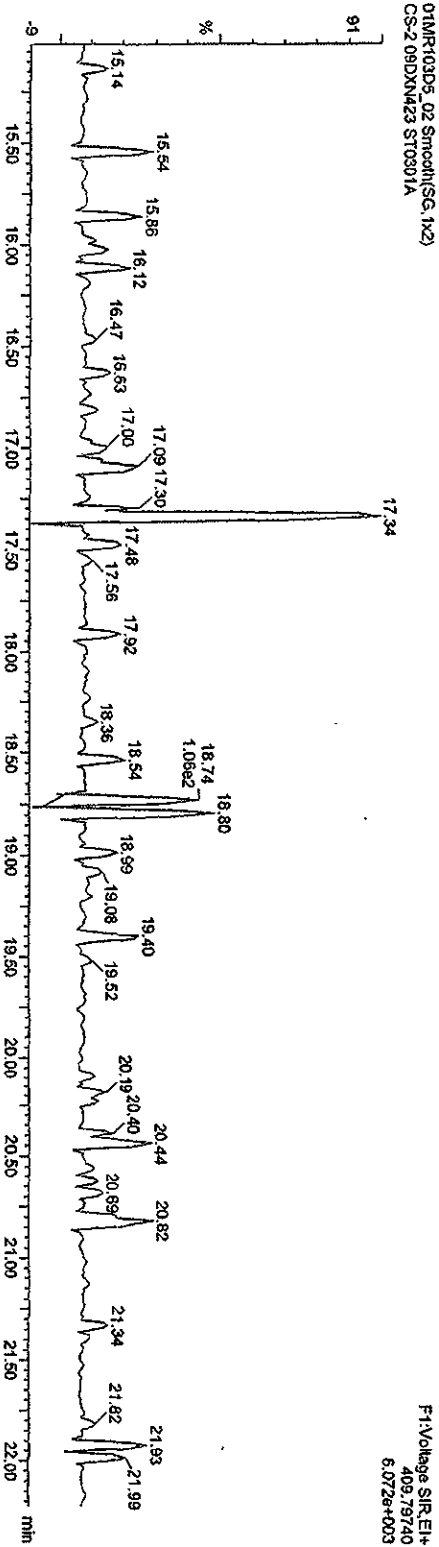
CS-2-09DXN423 ST0301A



F1 PcdDF PDDPE

01MR103D5\_02 Smooth(SG,1x2)

CS-2-09DXN423 ST0301A



Quantity Sample Report MassLynx 4.1

Dataset: C:\MassLynx\JAN2010\PROVICA030120103D51613.qld

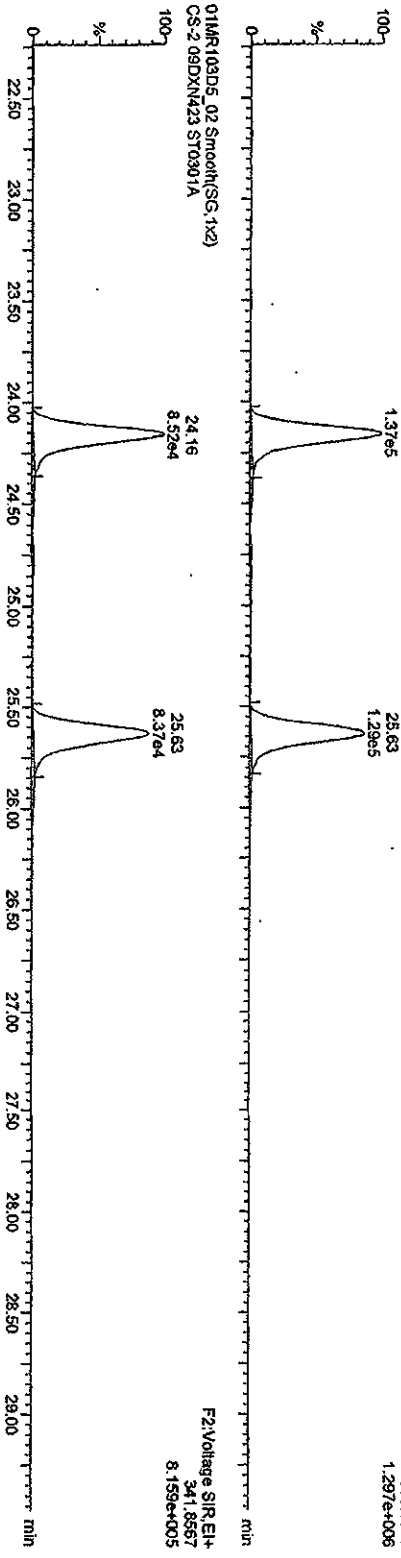
Last Altered: Monday, March 01, 2010 14:19:07 Pacific Standard Time

Printed: Monday, March 01, 2010 14:23:49 Pacific Standard Time

Name: 01MR103D5\_02, Date: 01-Mar-2010, Time: 10:45:15, ID: ST0301A, Description: CS-2-09DXN423

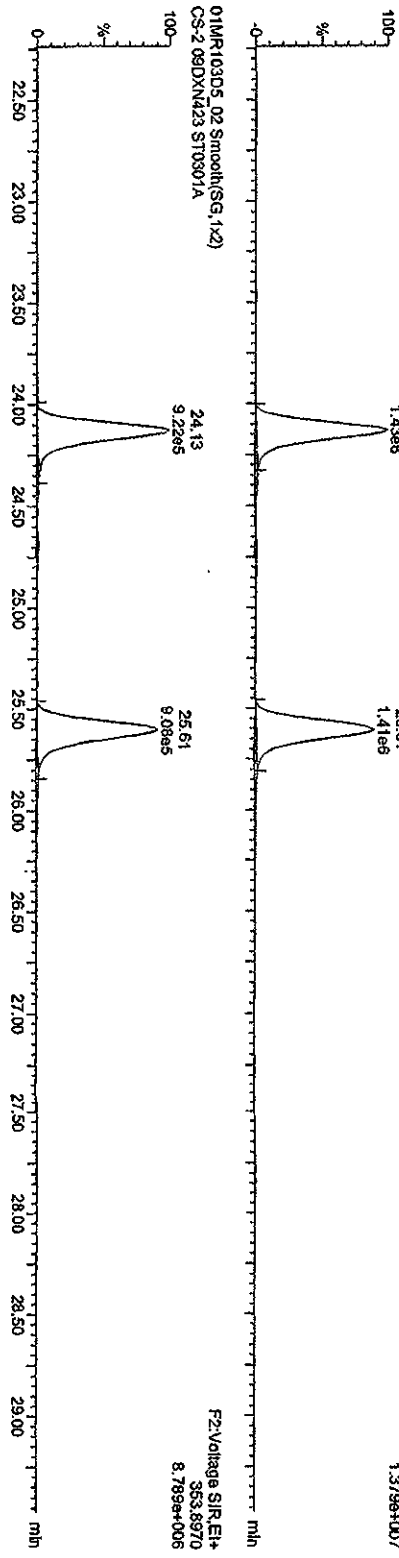
PeCDFs

01MR103D5\_02 Smooth(SG,1x2)  
CS-2-09DXN423 ST0301A



13C-PeCDFs

01MR103D5\_02 Smooth(SG,1x2)  
CS-2-09DXN423 ST0301A



01MR103D5\_02 Smooth(SG,1x2)  
CS-2-09DXN423 ST0301A

F2: Voltage SIR, EI+  
353.8970  
8.789e+006



Quantity Sample Report MassLynx 4.1


Dataset: C:\MassLynx\JAN2010\PROVICA030120103D51613.qld

Last Altered: Monday, March 01, 2010 14:19:07 Pacific Standard Time  
Printed: Monday, March 01, 2010 14:23:49 Pacific Standard Time

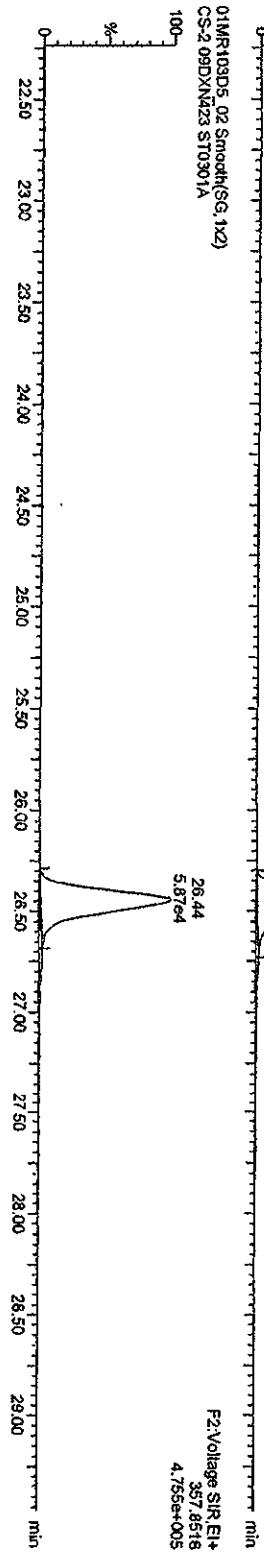
Name: 01MR103D5\_02, Date: 01-Mar-2010, Time: 10:45:15, ID: ST0301A, Description: CS-2-09DXN423

PeCDDs

01MR103D5\_02 Smooth(SG,1x2)  
CS-2-09DXN423 ST0301A

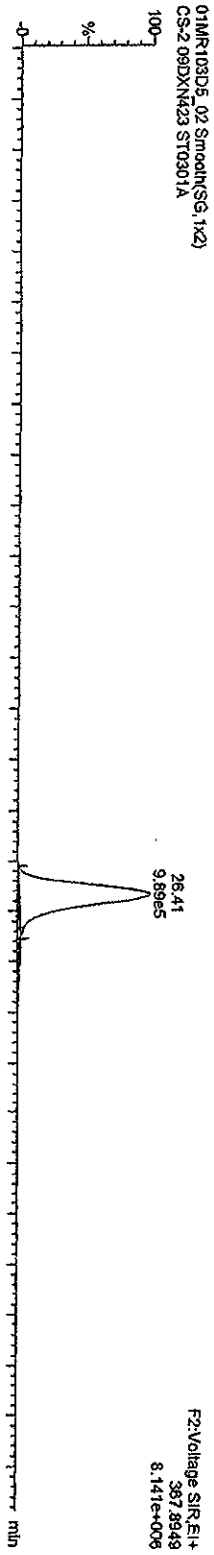


01MR103D5\_02 Smooth(SG,1x2)  
CS-2-09DXN423 ST0301A

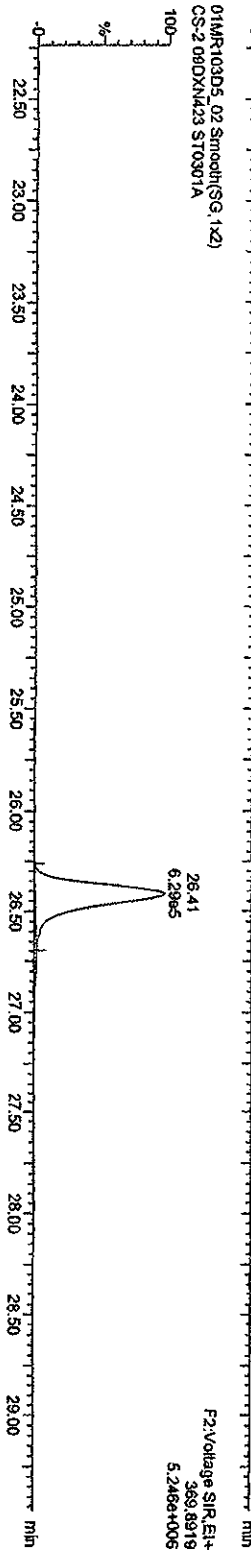


13C-PeCDD

01MR103D5\_02 Smooth(SG,1x2)  
CS-2-09DXN423 ST0301A



01MR103D5\_02 Smooth(SG,1x2)  
CS-2-09DXN423 ST0301A



Quantity Sample Report MassLynx 4.1

Dataset: C:\MassLynx\JAN2010\PROLCA030120103D51613.qtd

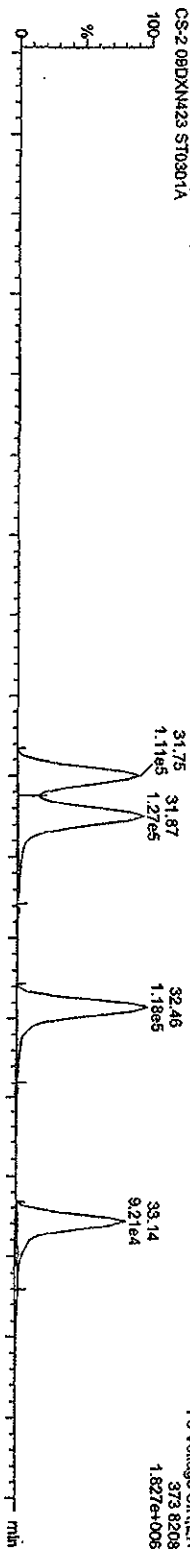
Last Altered: Monday, March 01, 2010 14:19:07 Pacific Standard Time

Printed: Monday, March 01, 2010 14:23:49 Pacific Standard Time

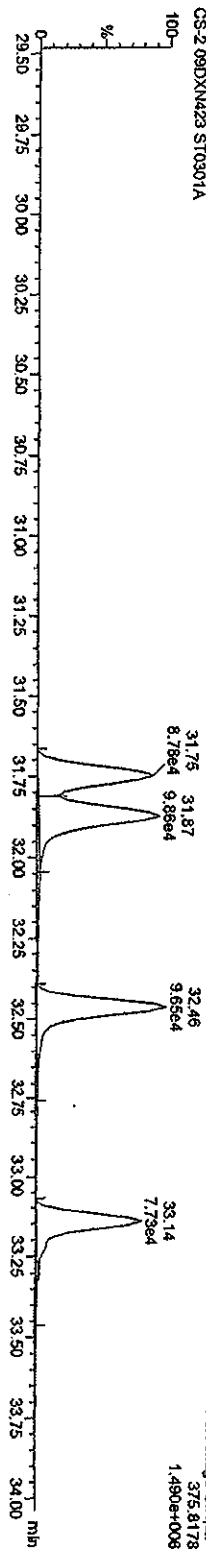
Name: 01MR103D5\_02, Date: 01-Mar-2010, Time: 10:45:15, ID: ST0301A, Description: CS-2 09DXN423

HXCDFS

01MR103D5\_02 Smooth(SG,1x2)  
CS-2 09DXN423 ST0301A

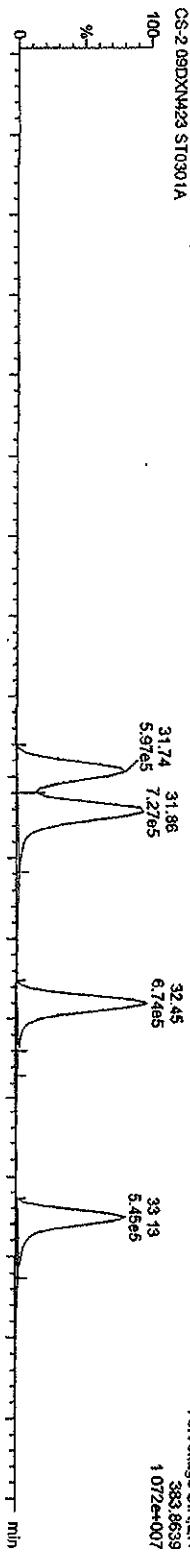


01MR103D5\_02 Smooth(SG,1x2)  
CS-2 09DXN423 ST0301A

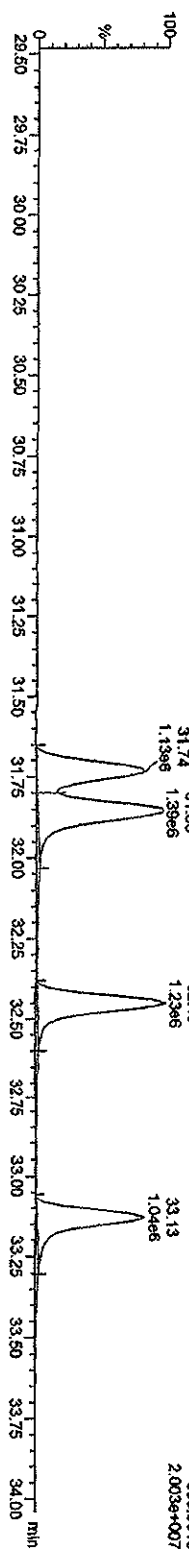


13C-HXCDFS

01MR103D5\_02 Smooth(SG,1x2)  
CS-2 09DXN423 ST0301A



01MR103D5\_02 Smooth(SG,1x2)  
CS-2 09DXN423 ST0301A



Quantity Sample Report Masslynx 4.1


Dataset: C:\Masslynx\JAN2010\PROJCA030120103D51613.qld

Last Altered: Monday, March 01, 2010 14:19:07 Pacific Standard Time  
Printed: Monday, March 01, 2010 14:23:49 Pacific Standard Time


Name: 01MR103D5\_02, Date: 01-Mar-2010, Time: 10:45:15, ID: ST0301A, Description: CS-2 09DXN423

HxCDBs

01MR103D5\_02 Smooth(SG, 1x2)  
CS-2 09DXN423 ST0301A




01MR103D5\_02 Smooth(SG, 1x2)  
CS-2 09DXN423 ST0301A




13C-HxCDBs

01MR103D5\_02 Smooth(SG, 1x2)  
CS-2 09DXN423 ST0301A



01MR103D5\_02 Smooth(SG, 1x2)  
CS-2 09DXN423 ST0301A



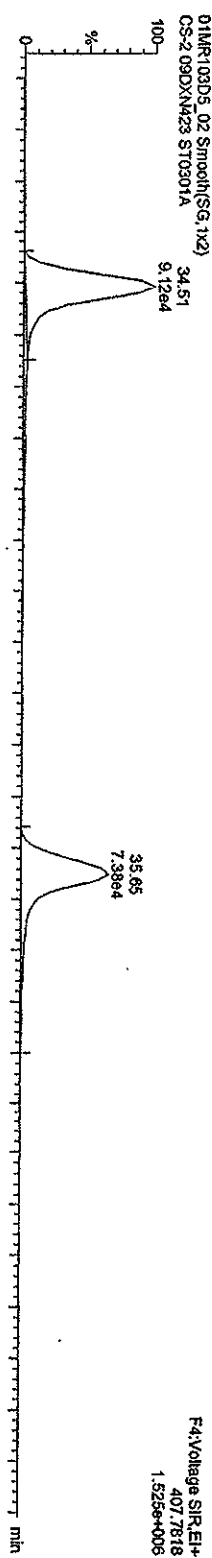
Quantity Sample Report MassLynx 4.1

Dataset: C:\MassLynx\JAN2010\PRO\CA030120103D51613.qtd

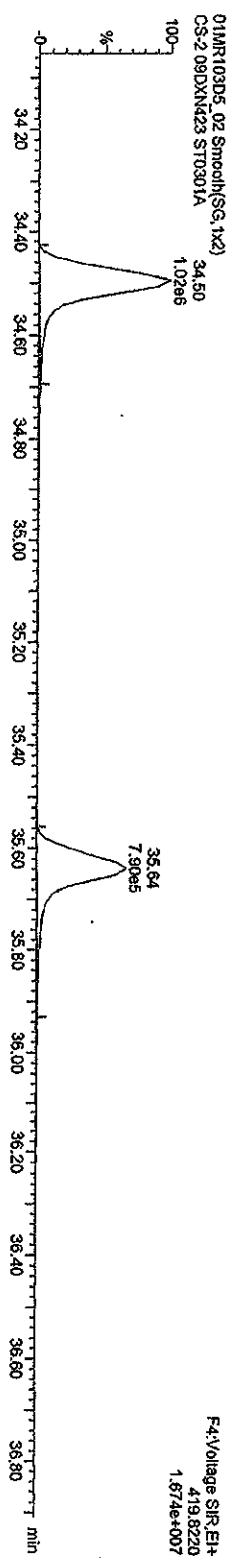
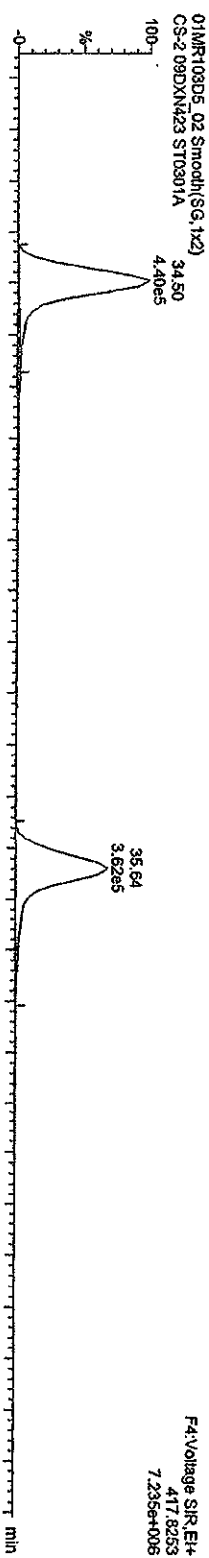
Last Altered: Monday, March 01, 2010 14:19:07 Pacific Standard Time  
Printed: Monday, March 01, 2010 14:23:49 Pacific Standard Time

Name: 01MR103D5\_02, Date: 01-Mar-2010, Time: 10:45:15, ID: ST0301A, Description: CS-2 09DXM423

HpCDFs



<sup>13</sup>C-HpCDFs



Quantity Sample Report MassLynx 4.1

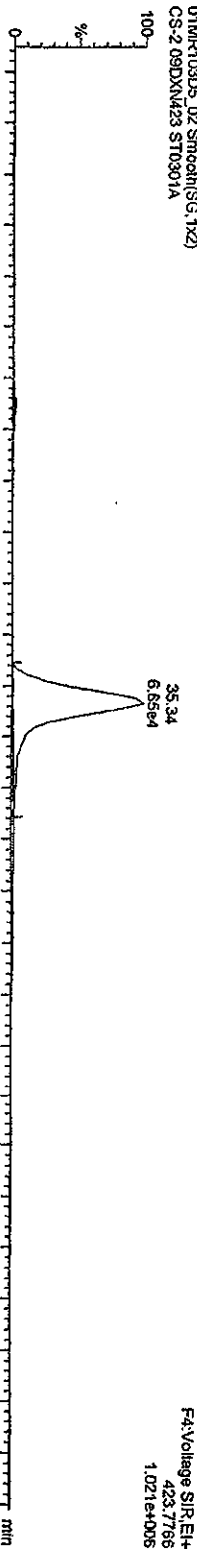
Dataset: C:\MassLynx\JAN2010\PROJCA030120103D51613.qld

Last Altered: Monday, March 01, 2010 14:19:07 Pacific Standard Time  
Printed: Monday, March 01, 2010 14:23:49 Pacific Standard Time

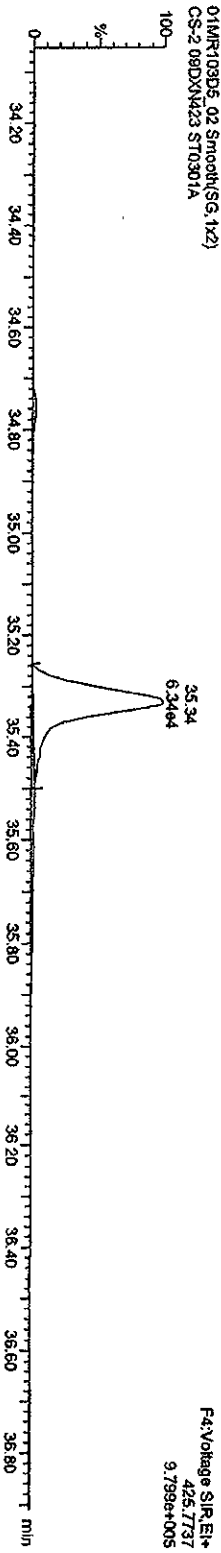
Name: 01MR103D5\_02, Date: 01-Mar-2010, Time: 10:45:15, ID: ST0301A, Description: CS-2 09DXN423

HplcDds

01MR103D5\_02 Smooth(SG,1x2)  
CS-2 09DXN423 ST0301A

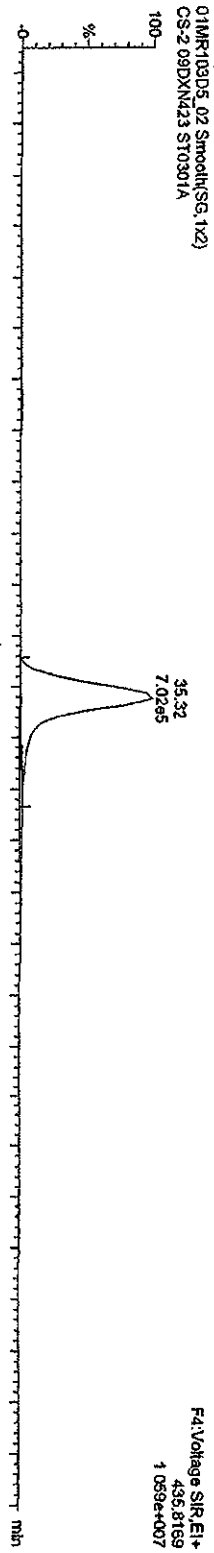


01MR103D5\_02 Smooth(SG,1x2)  
CS-2 09DXN423 ST0301A

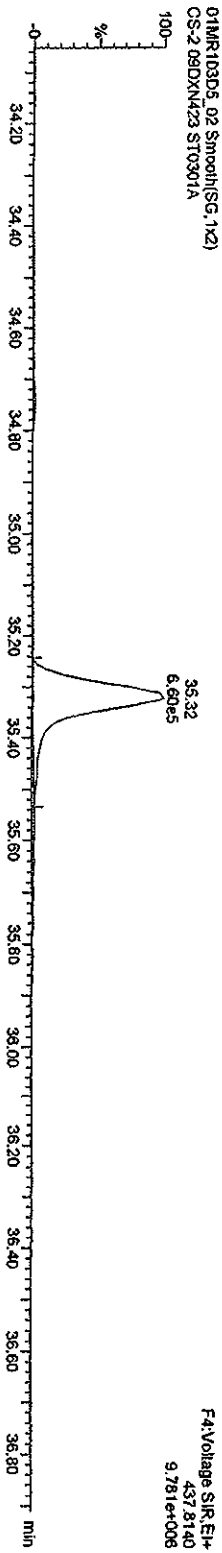


13C-HplcDds

01MR103D5\_02 Smooth(SG,1x2)  
CS-2 09DXN423 ST0301A



01MR103D5\_02 Smooth(SG,1x2)  
CS-2 09DXN423 ST0301A



Quantity Sample Report Masslynx 4.1

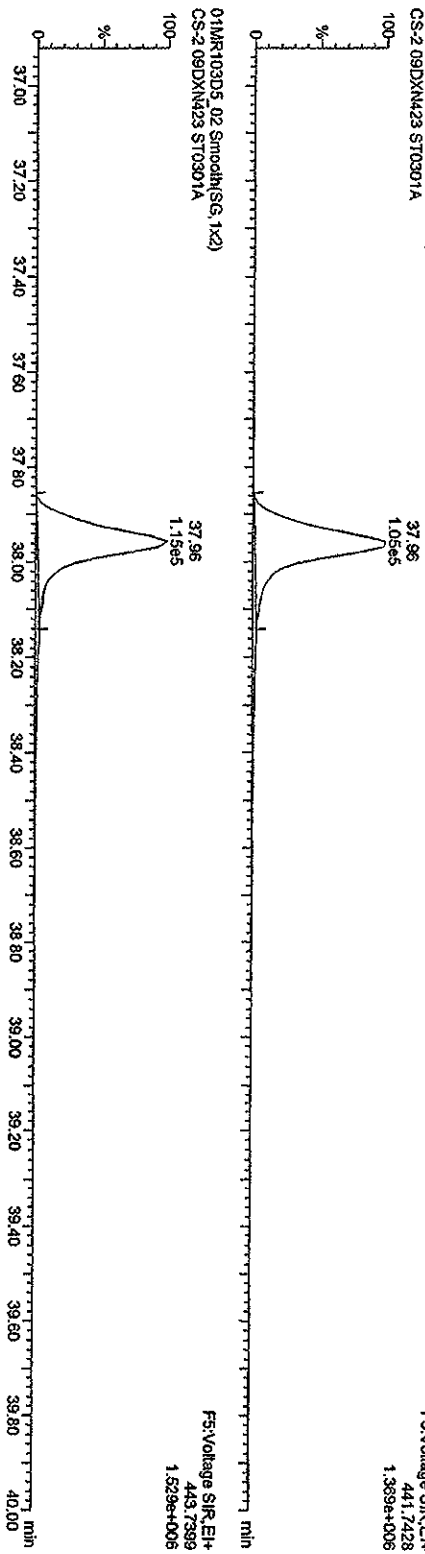
Dataset: C:\Masslynx\LAN2010\PROLCA030120103D51613.qld

Last Altered: Monday, March 01, 2010 14:19:07 Pacific Standard Time  
Printed: Monday, March 01, 2010 14:23:49 Pacific Standard Time

Name: 01MR103D5\_02, Date: 01-Mar-2010, Time: 10:45:15, ID: ST0301A, Description: CS-2 09DXN423

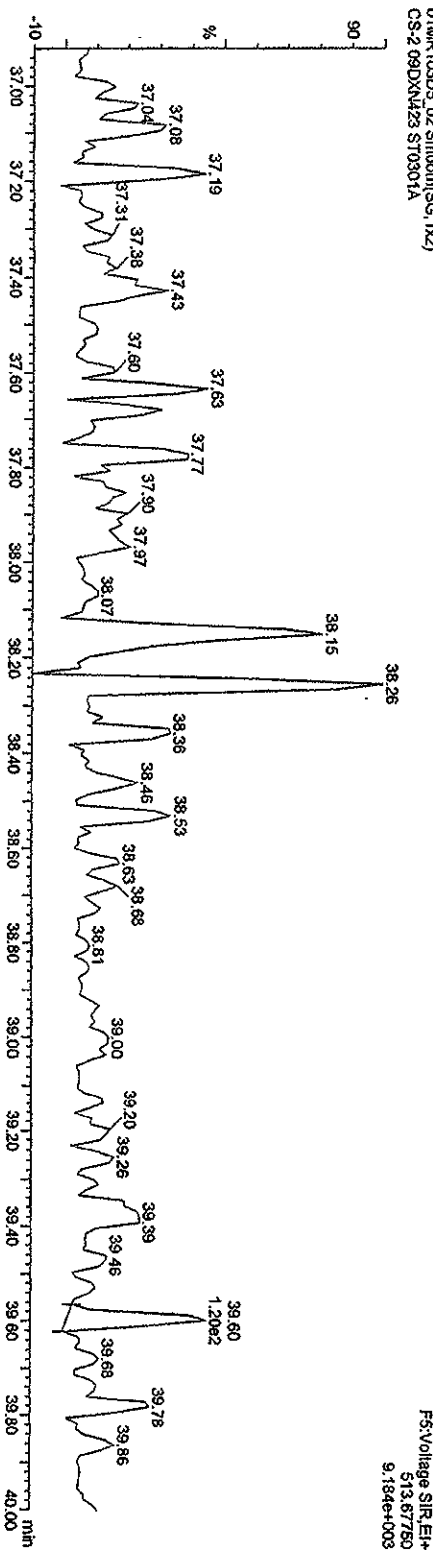
OCDFs

01MR103D5\_02 Smooth(SG, 1x2)  
CS-2 09DXN423 ST0301A



OCDF PCDFE

01MR103D5\_02 Smooth(SG, 1x2)  
CS-2 09DXN423 ST0301A



Quantity Sample Report MassLynx 4.1

Dataset: C:\MassLynx\JAN2010.PRO\MSDCA030120103D51613.qld


Last Altered: Monday, March 01, 2010 14:19:07 Pacific Standard Time

Printed: Monday, March 01, 2010 14:23:49 Pacific Standard Time


Name: 01MR103D5\_02, Date: 01-Mar-2010, Time: 10:45:15, ID: ST0301A, Description: CS-2-09DXN423

OCD

01MR103D5\_02 Smooth(SG,1x2)  
CS-2-09DXN423 ST0301A




01MR103D5\_02 Smooth(SG,1x2)  
CS-2-09DXN423 ST0301A




13C-OCD

01MR103D5\_02 Smooth(SG,1x2)  
CS-2-09DXN423 ST0301A



01MR103D5\_02 Smooth(SG,1x2)  
CS-2-09DXN423 ST0301A



Quantify Sample Report MassLynx 4.1

Dataset: C:\MassLynx\UAN2010.PRO\ICAO30120103D51613.d

Last Altered: Monday, March 01, 2010 14:19:07 Pacific Standard Time

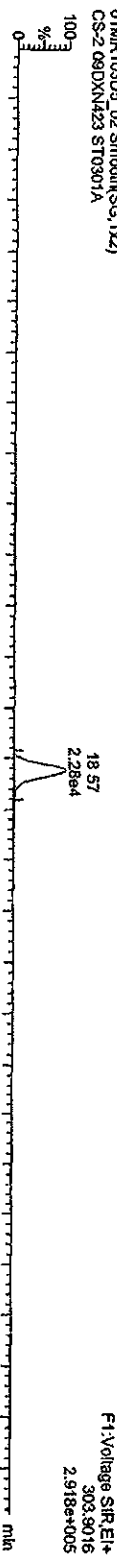
Printed: Monday, March 01, 2010 14:23:49 Pacific Standard Time

Name: 01MR103D5\_02, Date: 01-Mar-2010, Time: 10:45:15, ID: ST0301A, Description: CS-2 09DXN423

TCDFs

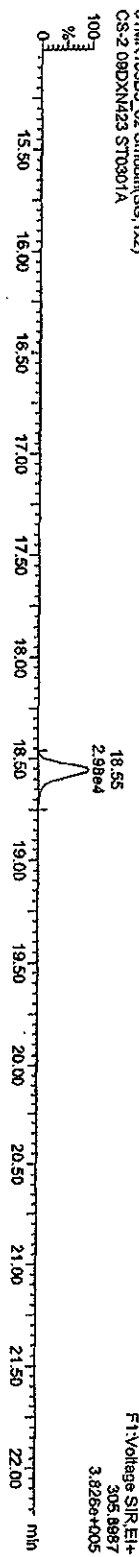
01MR103D5\_02 Smooth(SG,1x2)

CS-2 09DXN423 ST0301A



01MR103D5\_02 Smooth(SG,1x2)

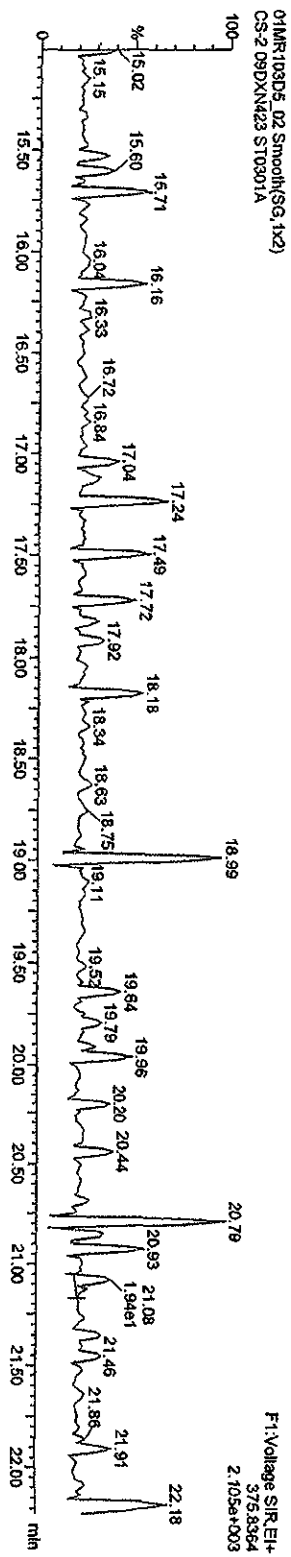
CS-2 09DXN423 ST0301A



TCDF PCDFE

01MR103D5\_02 Smooth(SG,1x2)

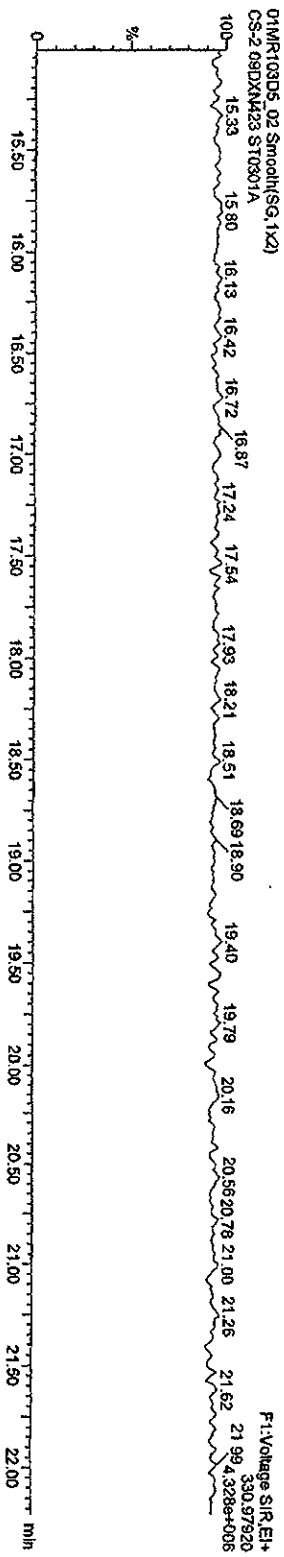
CS-2 09DXN423 ST0301A



Function 1 PFK

01MR103D5\_02 Smooth(SG,1x2)

CS-2 09DXN423 ST0301A





Quantity Sample Report Masslynx 4.1

Dataset: C:\Masslynx\JAN2010\PRONCA030120103D51613.qid

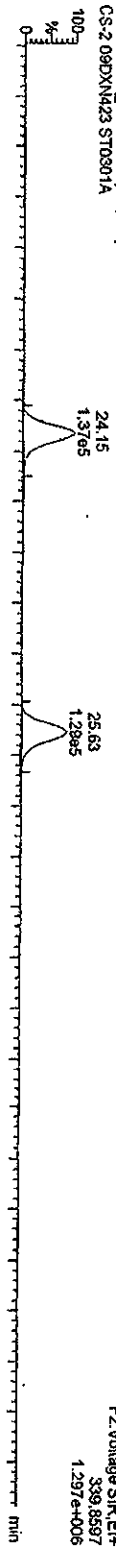
Last Altered: Monday, March 01, 2010 14:19:07 Pacific Standard Time

Printed: Monday, March 01, 2010 14:23:49 Pacific Standard Time

Name: 01MR103D5\_02, Date: 01-Mar-2010, Time: 10:45:15, ID: ST0301A, Description: CS-2 09DXN423

PecDF

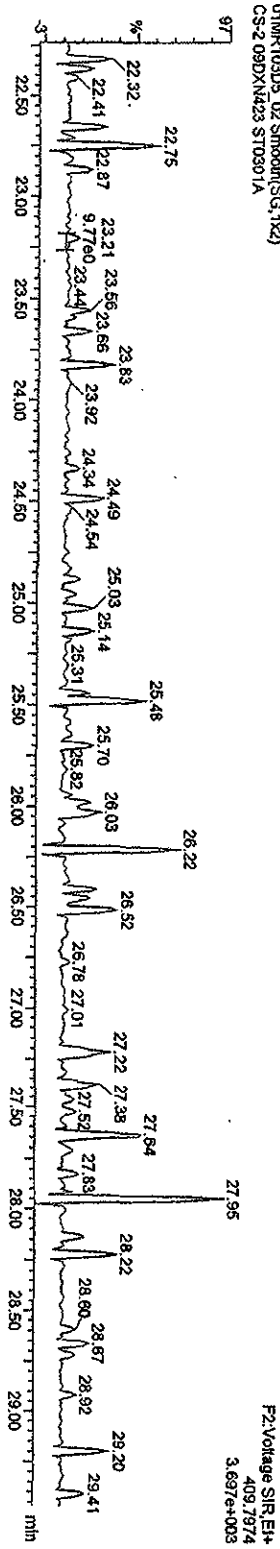
01MR103D5\_02 Smooth(SG, 1x2)  
CS-2 09DXN423 ST0301A



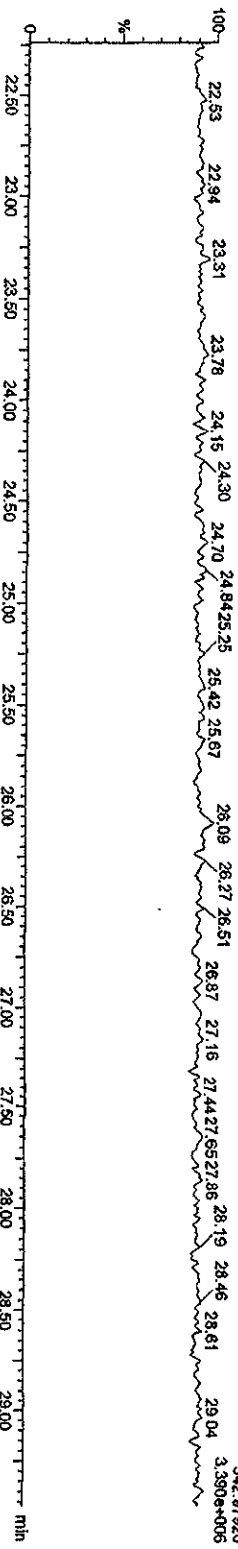
01MR103D5\_02 Smooth(SG, 1x2)  
CS-2 09DXN423 ST0301A



F2 PecDF PCDFE  
01MR103D5\_02 Smooth(SG, 1x2)  
CS-2 09DXN423 ST0301A



Function 2 PFK  
01MR103D5\_02 Smooth(SG, 1x2)  
CS-2 09DXN423 ST0301A



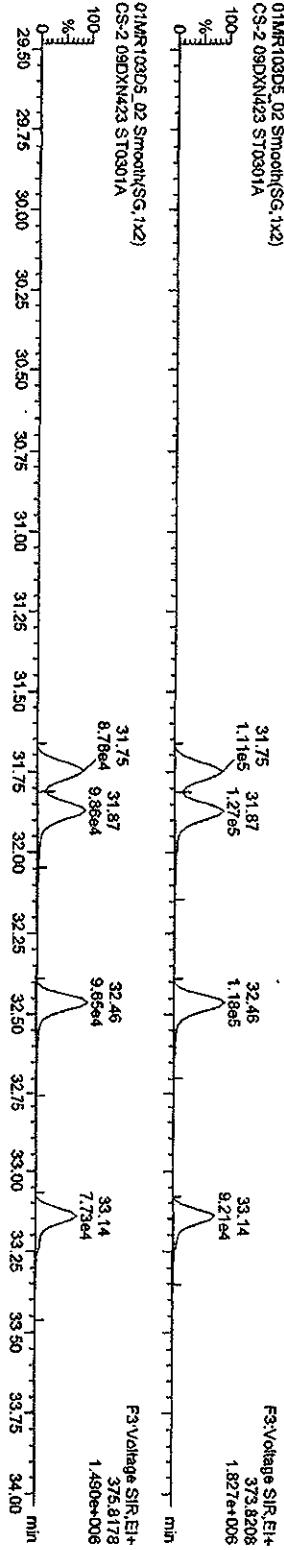
F2:Voltage SIR\_EI+  
3.42 97920  
3.39e+005

Quantity Sample Report MassLynx 4.1

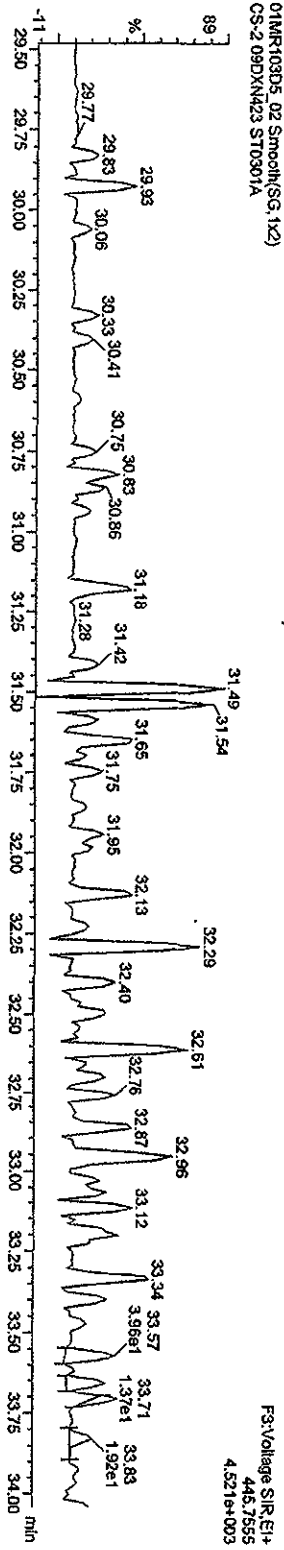
Dataset: C:\MassLynx\JAN2010\PRONICA030120103D51613.qld  
Last Altered: Monday, March 01, 2010 14:19:07 Pacific Standard Time  
Printed: Monday, March 01, 2010 14:23:49 Pacific Standard Time

Name: 01MR103D5\_02, Date: 01-Mar-2010, Time: 10:45:15, ID: ST0301A, Description: CS-2 09DXN423

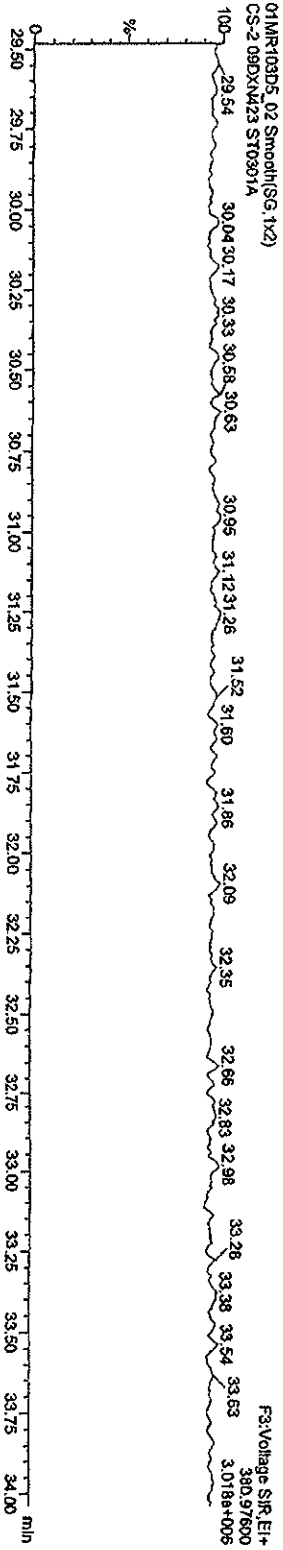
HXCDFS



HXCDF PCDPE



Function 3 PFK



Quantity Sample Report MassLynx 4.1

Dataset: C:\MassLynx\JAN2010\PRONCA030120103D51613.qid

Last Altered: Monday, March 01, 2010 14:19:07 Pacific Standard Time  
Printed: Monday, March 01, 2010 14:23:49 Pacific Standard Time


Name: 01MR103D5\_02, Date: 01-Mar-2010, Time: 10:45:15, ID: ST0301A, Description: CS-2-09DXN423

HpCDFs

01MR103D5\_02 Smooth(SG,1x2)  
CS-2-09DXN423 ST0301A

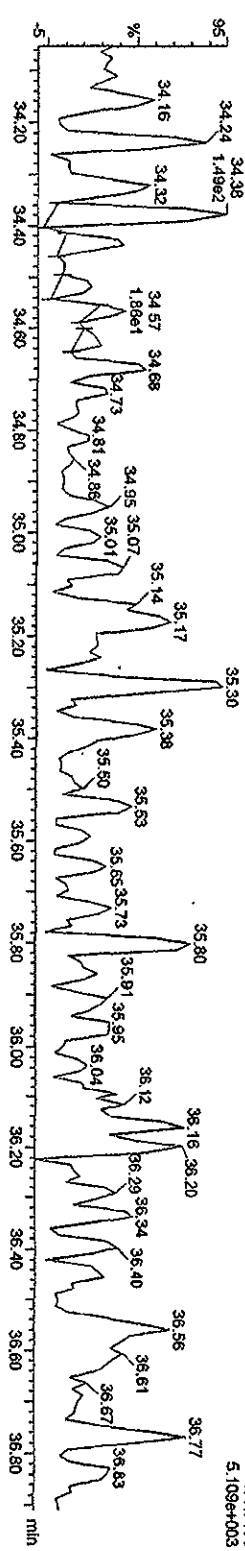


01MR103D5\_02 Smooth(SG,1x2)  
CS-2-09DXN423 ST0301A



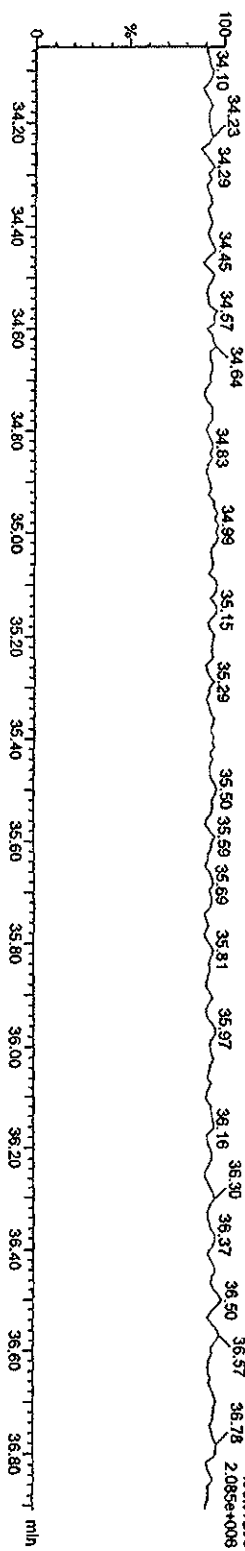
HpCDF PCDPE

01MR103D5\_02 Smooth(SG,1x2)  
CS-2-09DXN423 ST0301A



Function 4 PFK

01MR103D5\_02 Smooth(SG,1x2)  
CS-2-09DXN423 ST0301A



Quantity Sample Report MassLynx 4.1

Dataset: C:\MassLynx\JAN2010\PRONCA030120103D51613.qld

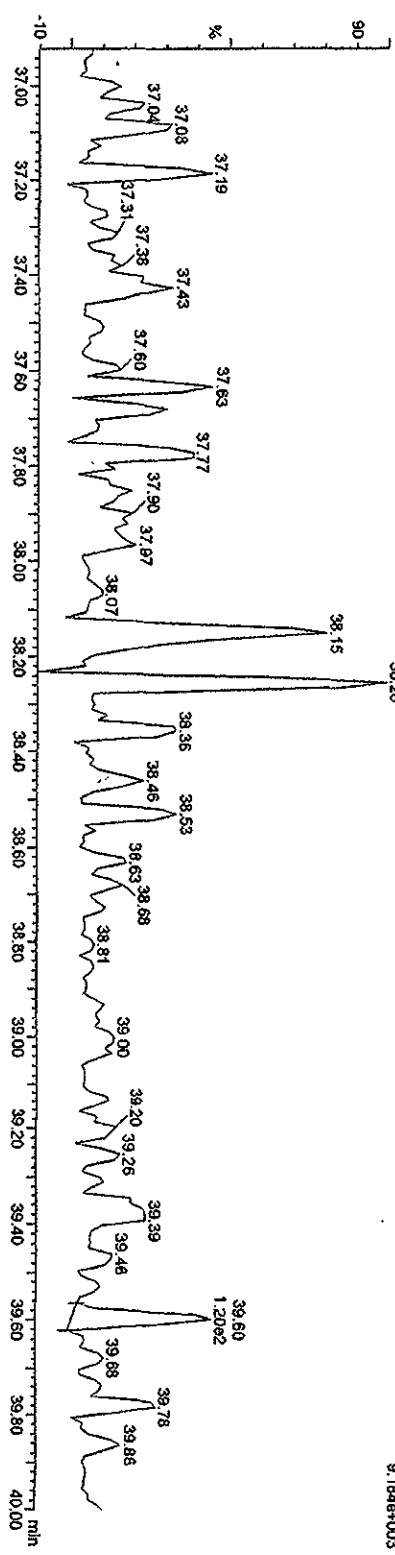
Last Altered: Monday, March 01, 2010 14:19:07 Pacific Standard Time  
Printed: Monday, March 01, 2010 14:23:49 Pacific Standard Time

Name: 01MR103D5\_02, Date: 01-Mar-2010, Time: 10:45:15, ID: ST0301A, Description: CS-2-09DXM423

OCDF PCDPE

01MR103D5\_02 Smooth(SG,1x2)  
CS-2-09DXM423 ST0301A

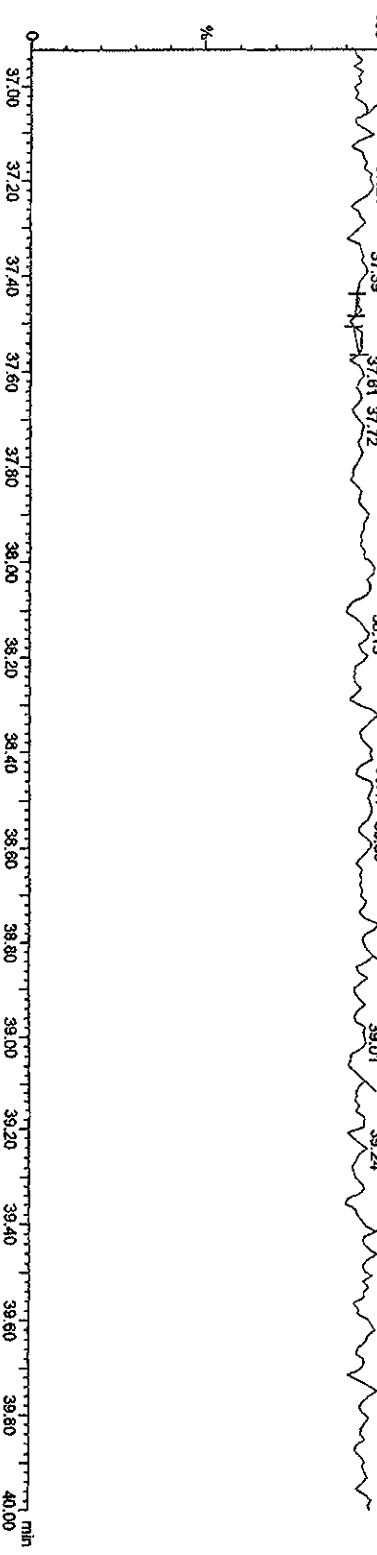
F5:Voltage SIR.EI+  
513.67750  
9.184e+003



Function 5 PFK

01MR103D5\_02 Smooth(SG,1x2)  
CS-2-09DXM423 ST0301A

F5:Voltage SIR.EI+  
442.97280  
1.672e+005



Quantity Sample Report MassLynx 4.1

Dataset: C:\MassLynx\JAN2010\PRO\ICAO030120103D51613.qld

Last Altered: Monday, March 01, 2010 14:19:07 Pacific Standard Time  
Printed: Monday, March 01, 2010 14:23:49 Pacific Standard Time

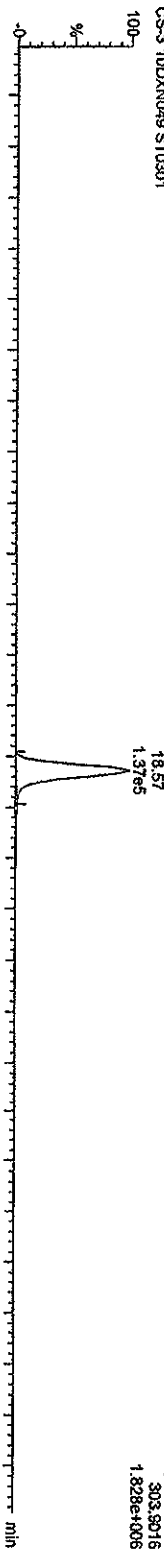
Method: C:\MassLynx\JAN2010\PRO\Method\B16133D5.mdb 01 Mar 2010 14:17:18  
Calibration: C:\MassLynx\JAN2010\PRO\Curve\B16133D5.cdb 01 Mar 2010 14:19:06

Name: 01MR103D5\_01, Date: 01-Mar-2010, Time: 09:59:22, ID: ST0301, Description: CS-3 10DXN049

TCDFs

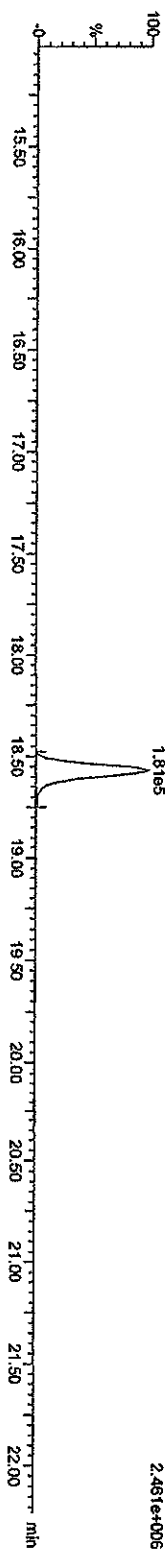
01MR103D5\_01 Smooth(SG,1x2)

CS-3 10DXN049 ST0301



01MR103D5\_01 Smooth(SG,1x2)

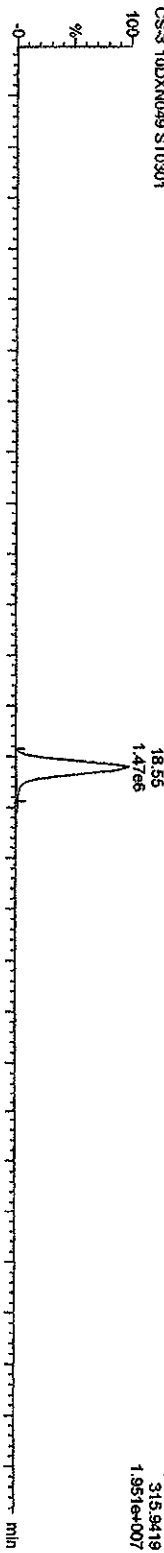
CS-3 10DXN049 ST0301



13C-TCDF

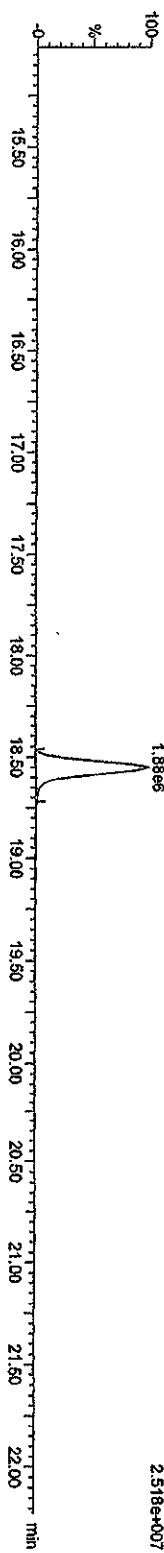
01MR103D5\_01 Smooth(SG,1x2)

CS-3 10DXN049 ST0301



01MR103D5\_01 Smooth(SG,1x2)

CS-3 10DXN049 ST0301



Quantity Sample Report Masslynx 4.1

Dataset: C:\MassLynx\JAN2010\PRONICA030120103D51613.qld

Last Altered: Monday, March 01, 2010 14:19:07 Pacific Standard Time


Printed: Monday, March 01, 2010 14:23:49 Pacific Standard Time

Name: 01MR103D5\_01, Date: 01-Mar-2010, Time: 09:59:22, ID: ST0301, Description: CS-3 10DXND49

TCDDs


01MR103D5\_01 Smooth(SG, 1x2)

CS-3 10DXND49 ST0301



01MR103D5\_01 Smooth(SG, 1x2)

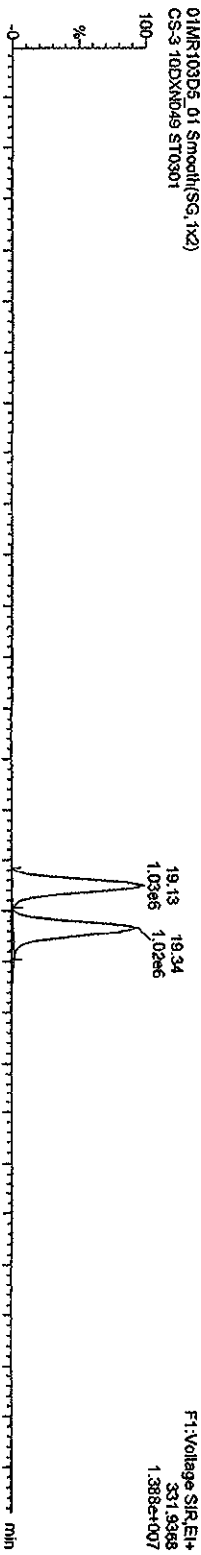
CS-3 10DXND49 ST0301



13C-TCDDs

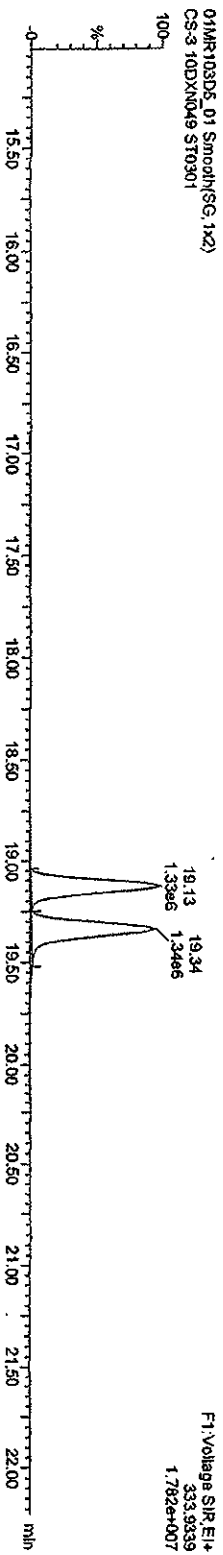
01MR103D5\_01 Smooth(SG, 1x2)

CS-3 10DXND49 ST0301



01MR103D5\_01 Smooth(SG, 1x2)

CS-3 10DXND49 ST0301



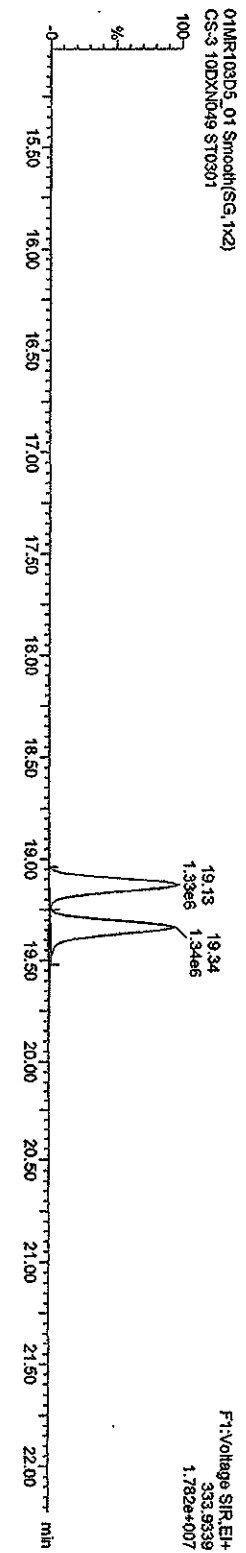
Quantity Sample Report MassLynx 4.1

Dataset: C:\MassLynx\LAN2010\PROVICA030120103D51613.qld

Last Altered: Monday, March 01, 2010 14:19:07 Pacific Standard Time

Printed: Monday, March 01, 2010 14:23:49 Pacific Standard Time

Name: 01MR103D5\_01, Date: 01-Mar-2010, Time: 09:59:22, ID: ST0301, Description: CS-3-10DXN049

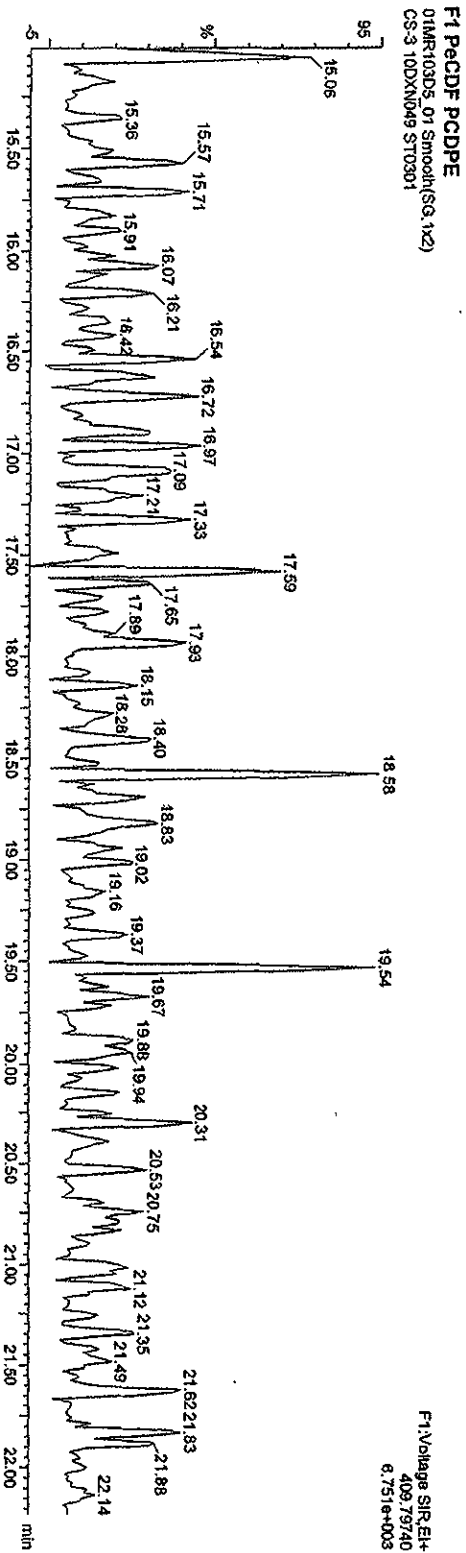
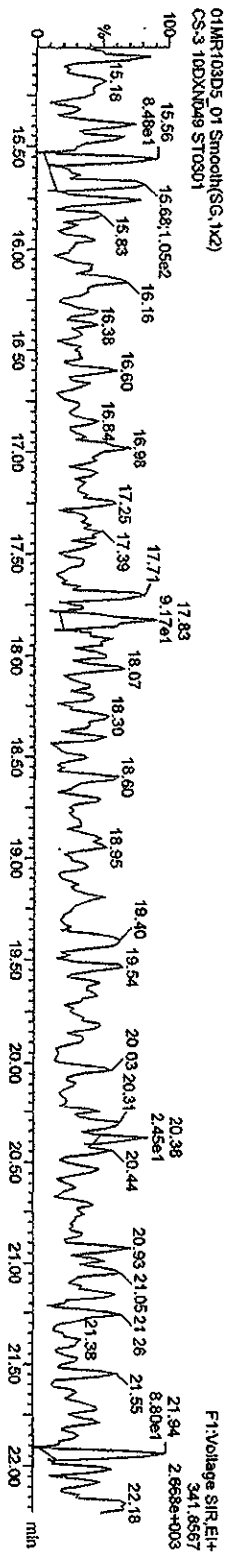
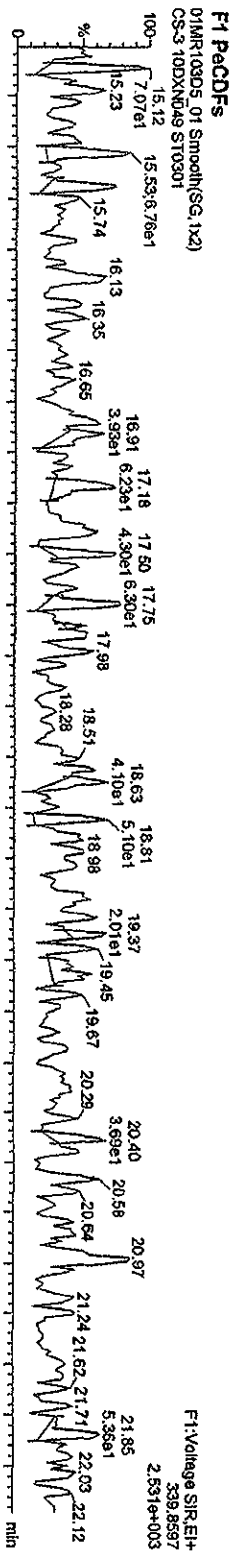


Quantity Sample Report Masslynx 4.1

Dataset: C:\Masslynx\UNAN2010\PROVICA0301201030D51613.qld

Last Altered: Monday, March 01, 2010 14:19:07 Pacific Standard Time  
Printed: Monday, March 01, 2010 14:23:49 Pacific Standard Time

Name: 01MR103D5\_01, Date: 01-Mar-2010, Time: 09:59:22, ID: ST0301, Description: CS-3 10DXND049



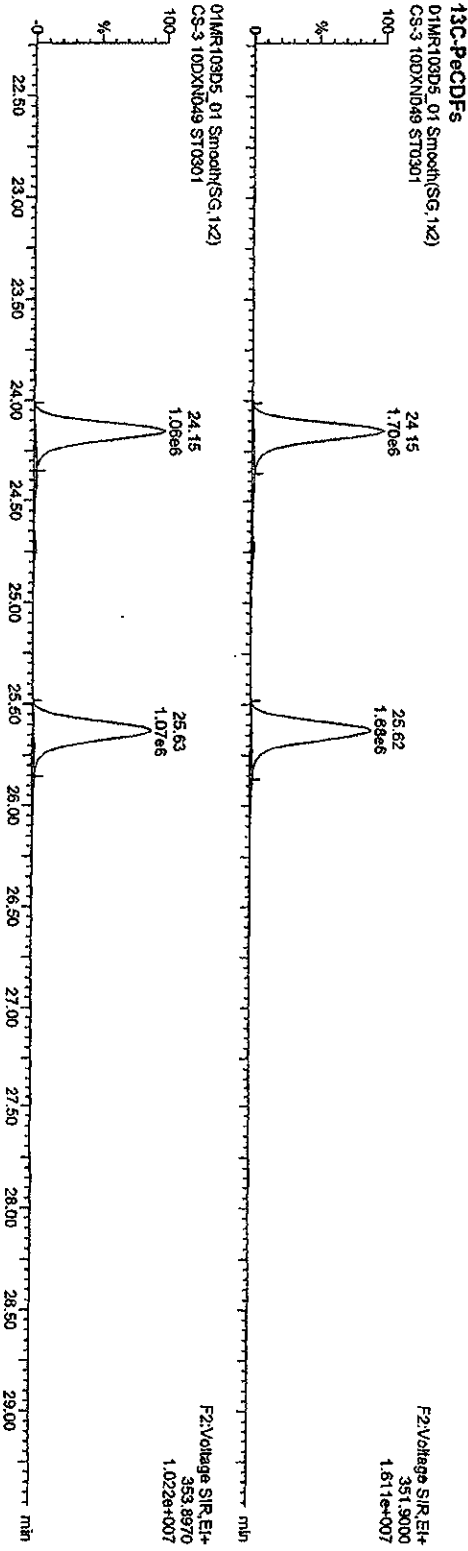
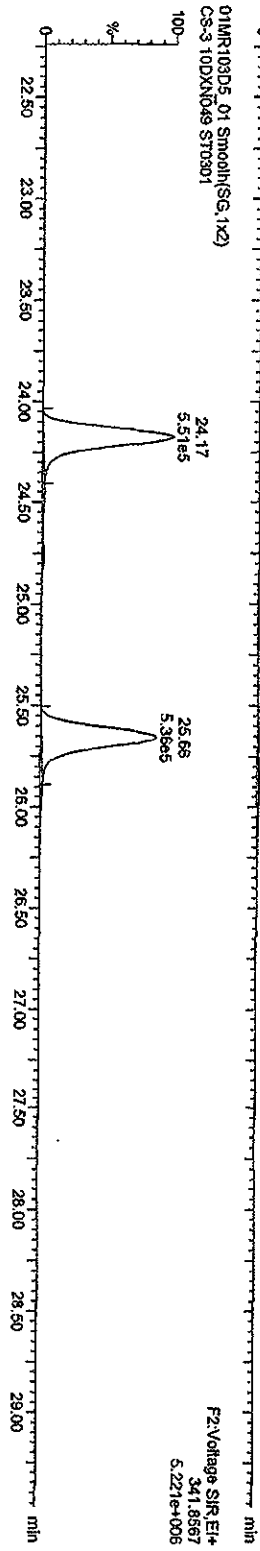



Quantity Sample Report MassLynx 4.1

Dataset: C:\MassLynx\LAN2010\PRONICA030120103D51613.qtd

Last Altered: Monday, March 01, 2010 14:19:07 Pacific Standard Time  
Printed: Monday, March 01, 2010 14:23:49 Pacific Standard Time

Name: 01MR103D5\_01, Date: 01-Mar-2010, Time: 09:59:22, ID: ST0301, Description: CS-3 10DXN049



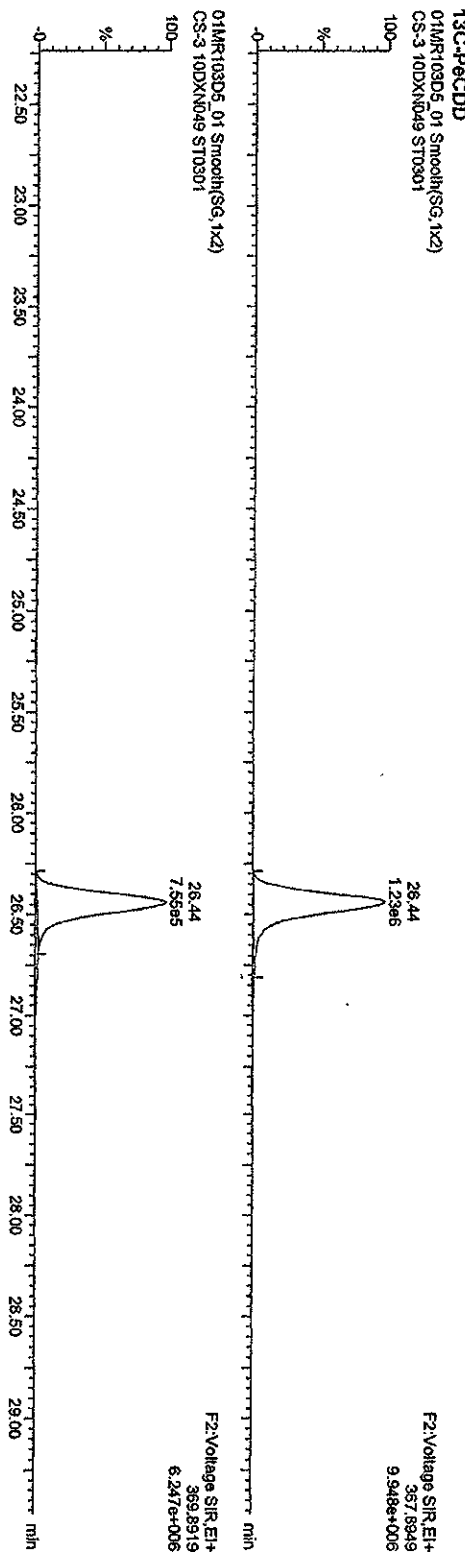
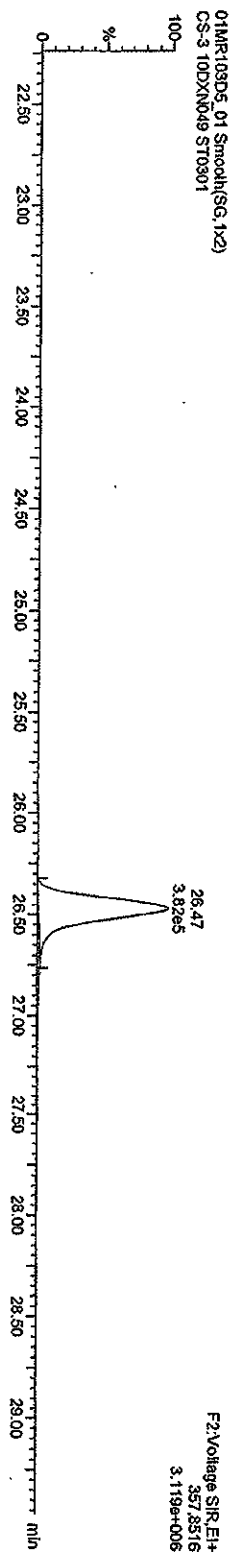

Quantity Sample Report Masslynx 4.1

Dataset: C:\Masslynx\AN2010\PROV\CA030120103D51613.qtd

Last Altered: Monday, March 01, 2010 14:19:07 Pacific Standard Time  
Printed: Monday, March 01, 2010 14:23:49 Pacific Standard Time

Name: 01MR103D5\_01, Date: 01-Mar-2010, Time: 09:59:22, ID: ST0301, Description: CS-3 10DXN049

PcDDs



Quantity Sample Report MassLynx 4.1

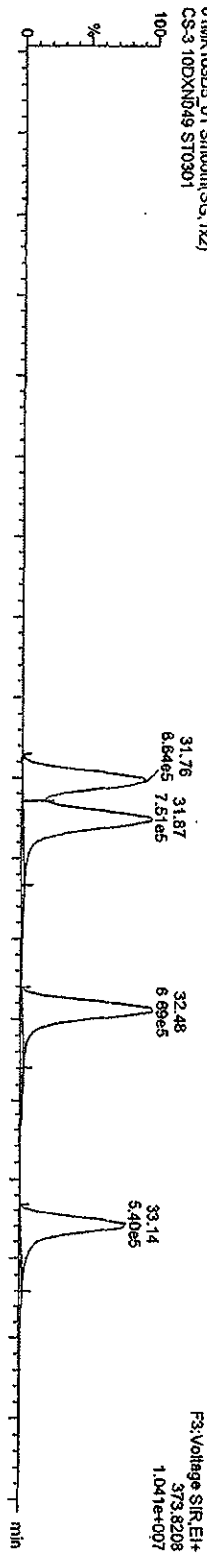
Dataset: C:\MassLynx\JAN2010\PRONCA030120103D51613.qld

Last Altered: Monday, March 01, 2010 14:19:07 Pacific Standard Time  
Printed: Monday, March 01, 2010 14:23:49 Pacific Standard Time

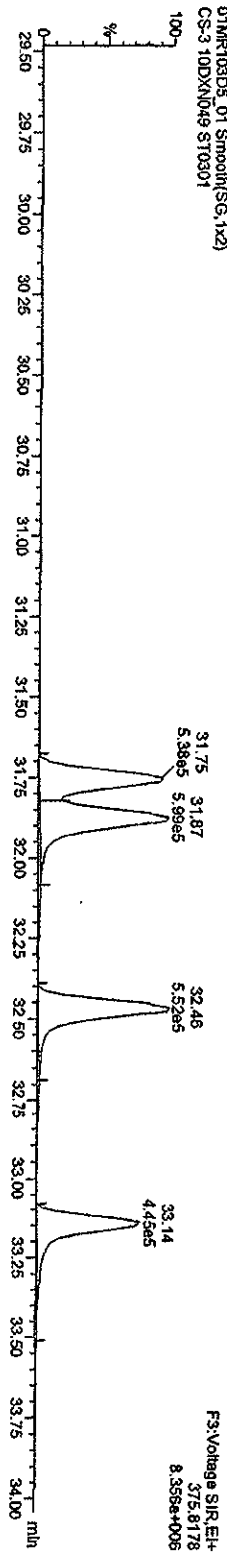
Name: 01MR103D5\_01, Date: 01-Mar-2010, Time: 09:59:22, ID: ST0301, Description: CS-3 10DXN049

HxCDFs

01MR103D5\_01 Smooth(SG,1x2)  
CS-3 10DXN049 ST0301

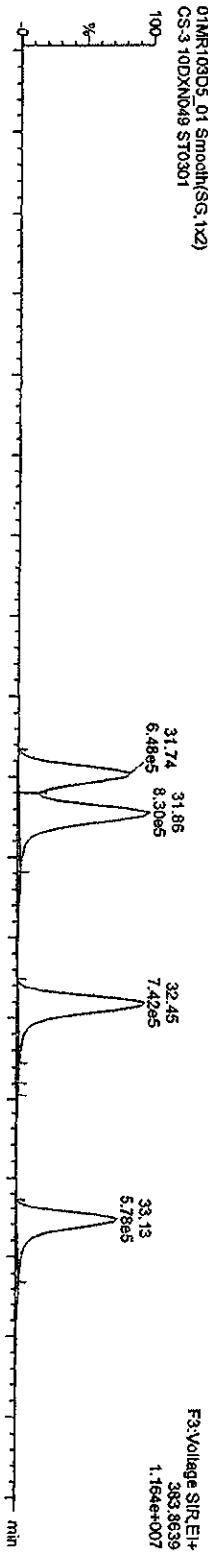


01MR103D5\_01 Smooth(SG,1x2)  
CS-3 10DXN049 ST0301

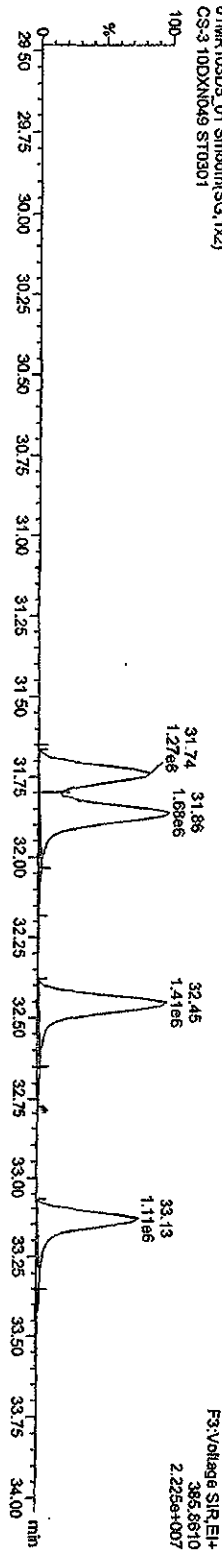


13C-HxCDFs

01MR103D5\_01 Smooth(SG,1x2)  
CS-3 10DXN049 ST0301



01MR103D5\_01 Smooth(SG,1x2)  
CS-3 10DXN049 ST0301



Quantity Sample Report Masslynx 4.1


Dataset C:\Masslynx\LAN2010\PROVICA030120103D51613.qtd

Last Altered: Monday, March 01, 2010 14:19:07 Pacific Standard Time  
Printed: Monday, March 01, 2010 14:23:49 Pacific Standard Time

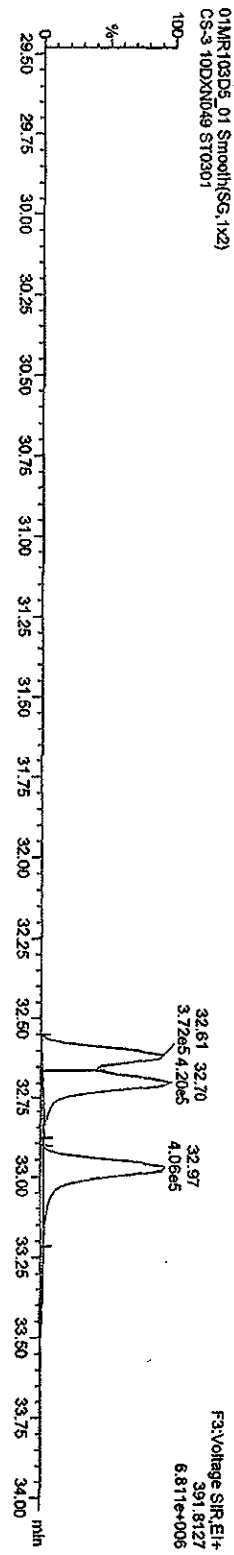
Name: 01MR103D5\_01, Date: 01-Mar-2010, Time: 09:59:22, ID: ST0301, Description: CS-3 10DXN049

HxCDDs

01MR103D5\_01 Smooth(SG, 1x2)  
CS-3 10DXN049 ST0301




01MR103D5\_01 Smooth(SG, 1x2)  
CS-3 10DXN049 ST0301

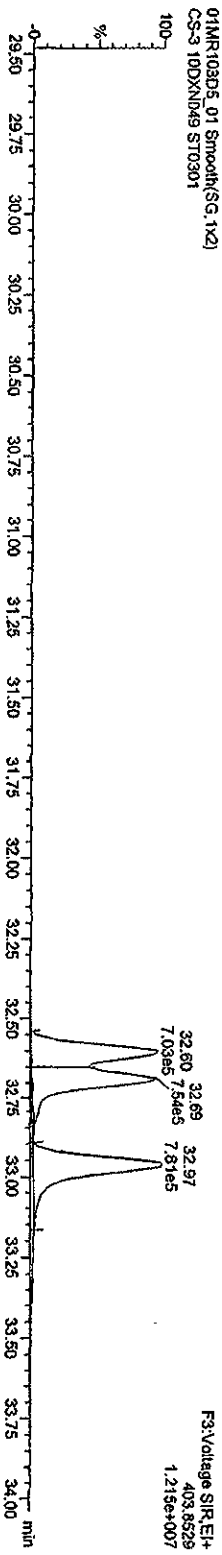


13C-HxCDDs

01MR103D5\_01 Smooth(SG, 1x2)  
CS-3 10DXN049 ST0301



01MR103D5\_01 Smooth(SG, 1x2)  
CS-3 10DXN049 ST0301



Quantity Sample Report MassLynx 4.1

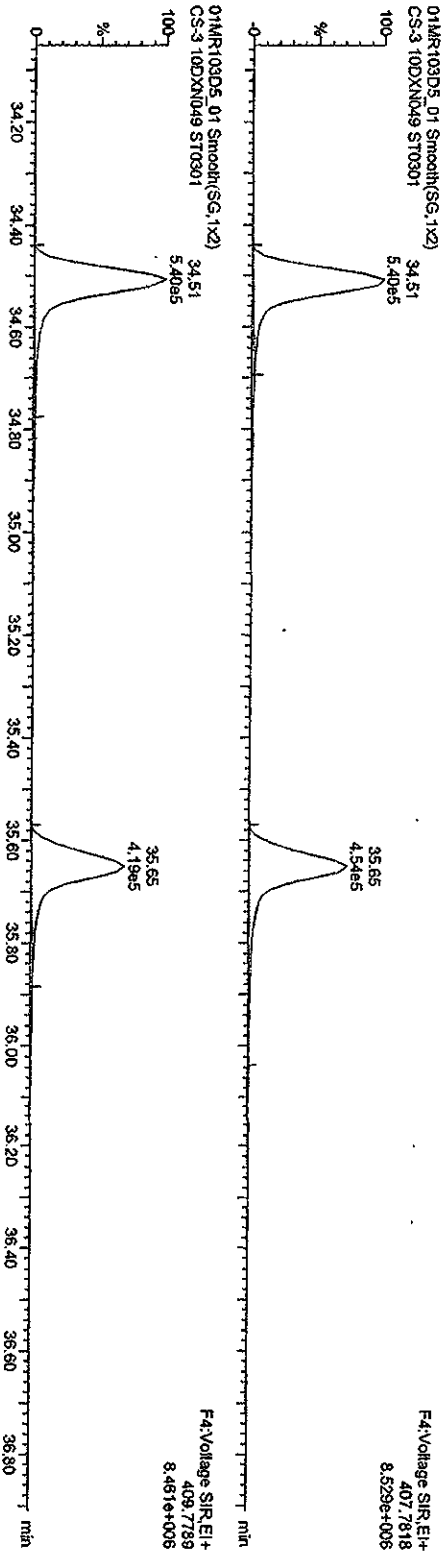
Dataset: C:\MassLynx\JAN2010\PRONICA030120103D51613.qid

Last Altered: Monday, March 01, 2010 14:19:07 Pacific Standard Time

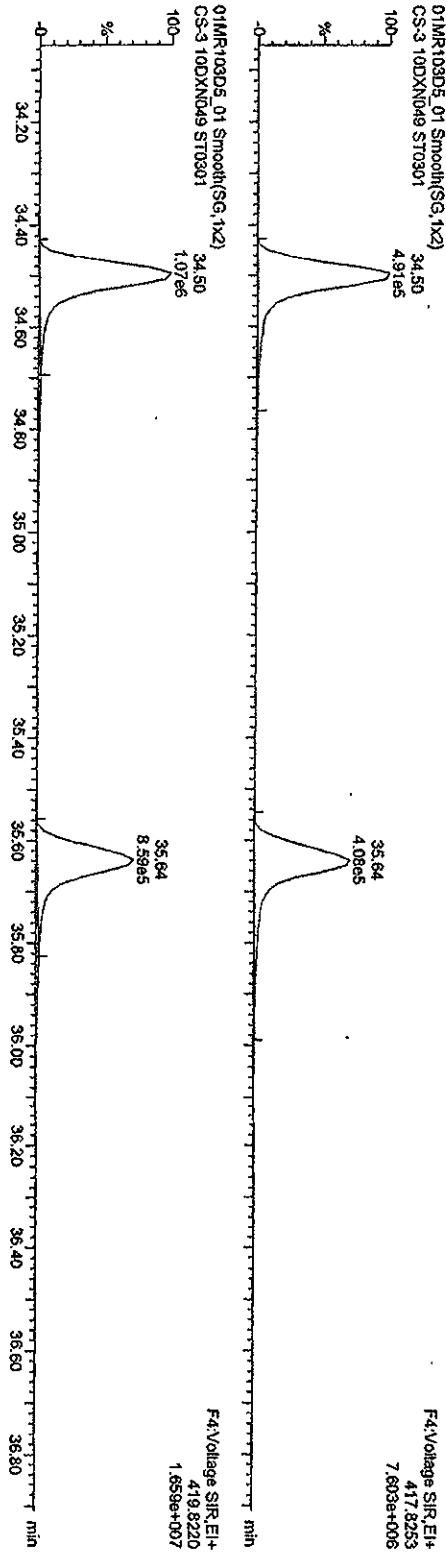
Printed: Monday, March 01, 2010 14:23:49 Pacific Standard Time

Name: 01MR103D5\_01, Date: 01-Mar-2010, Time: 09:59:22, ID: ST0301, Description: CS-3 10DXN049

HPCDFs



13C-HPCDFs



Quantity Sample Report MassLynx 4.1

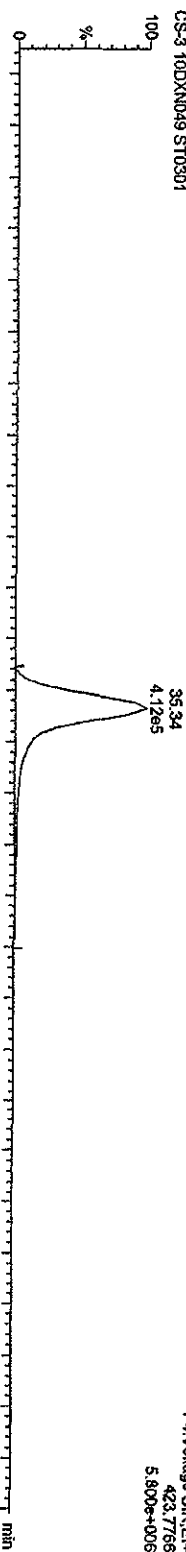
Dataset: C:\MassLynx\JAN2010\PROJCA030120103D51613.qtd

Last Altered: Monday, March 01, 2010 14:19:07 Pacific Standard Time  
Printed: Monday, March 01, 2010 14:23:49 Pacific Standard Time

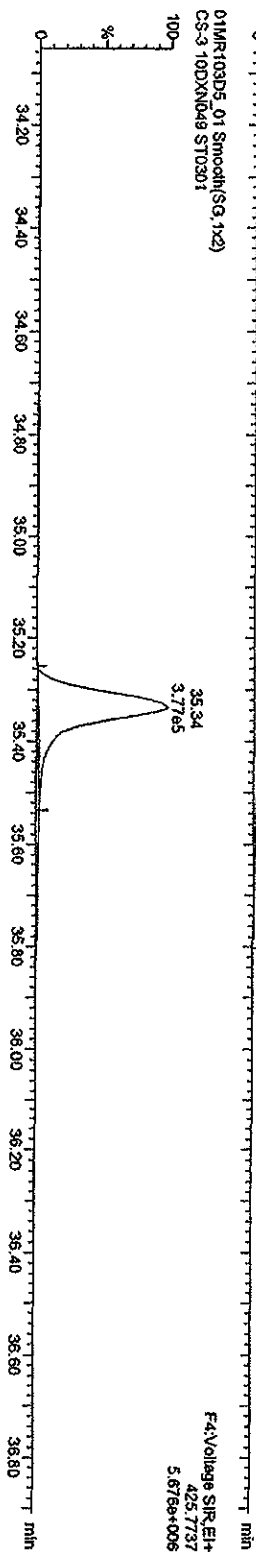
Name: 01MR103D5\_01, Date: 01-Mar-2010, Time: 09:59:22, ID: ST0301, Description: CS-3 10DXN049

HpCCDs

01MR103D5\_01 Smooth(SG, 1x2)  
CS-3 10DXN049 ST0301

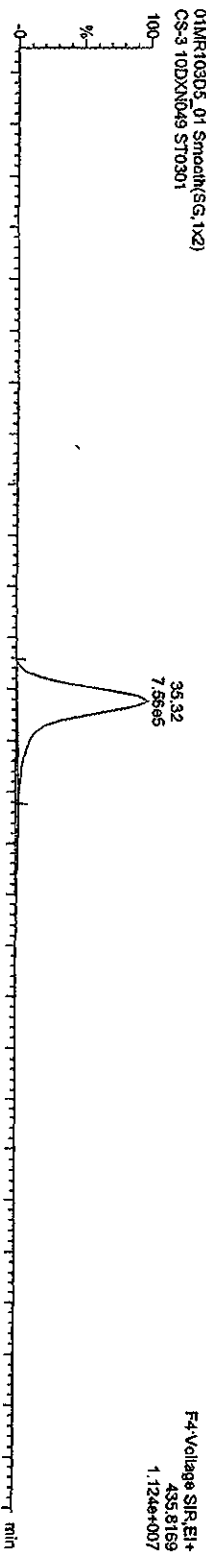


01MR103D5\_01 Smooth(SG, 1x2)  
CS-3 10DXN049 ST0301

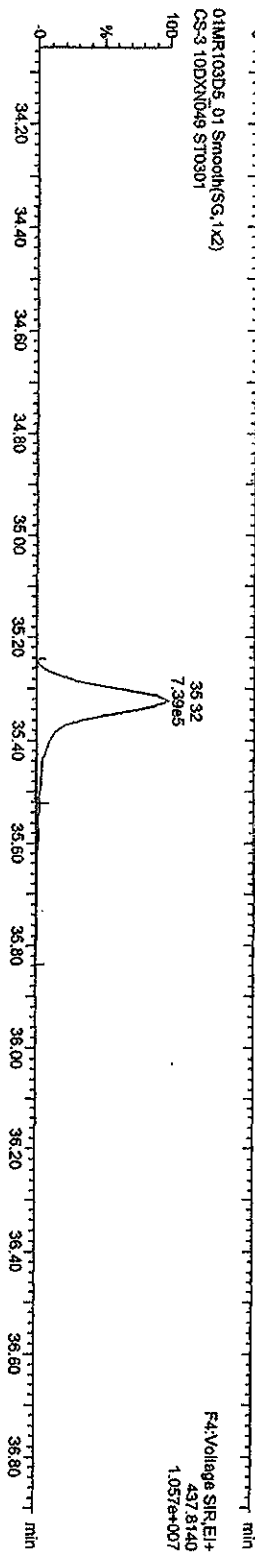


13C-HpCCDs

01MR103D5\_01 Smooth(SG, 1x2)  
CS-3 10DXN049 ST0301



01MR103D5\_01 Smooth(SG, 1x2)  
CS-3 10DXN049 ST0301



Quantity Sample Report Masslynx 4.1

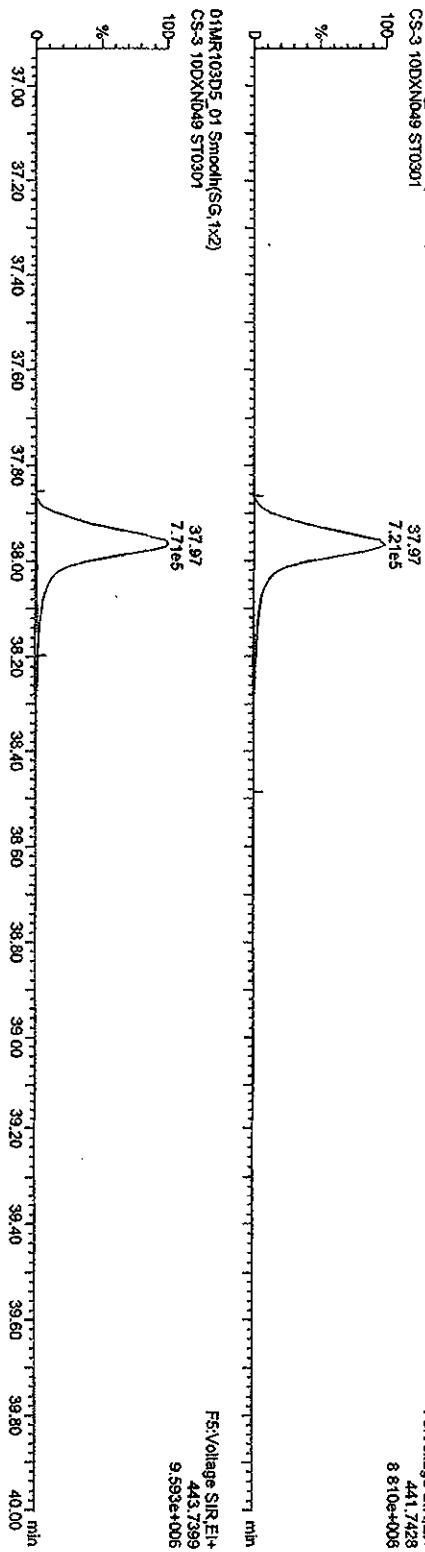
Dataset: C:\Masslynx\JAN2010\PROJCA030120103D51613.qld

Last Altered: Monday, March 01, 2010 14:19:07 Pacific Standard Time  
Printed: Monday, March 01, 2010 14:23:49 Pacific Standard Time

Name: 01MR103D5\_01, Date: 01-Mar-2010, Time: 09:59:22, ID: ST0301, Description: CS-3 10DXND49

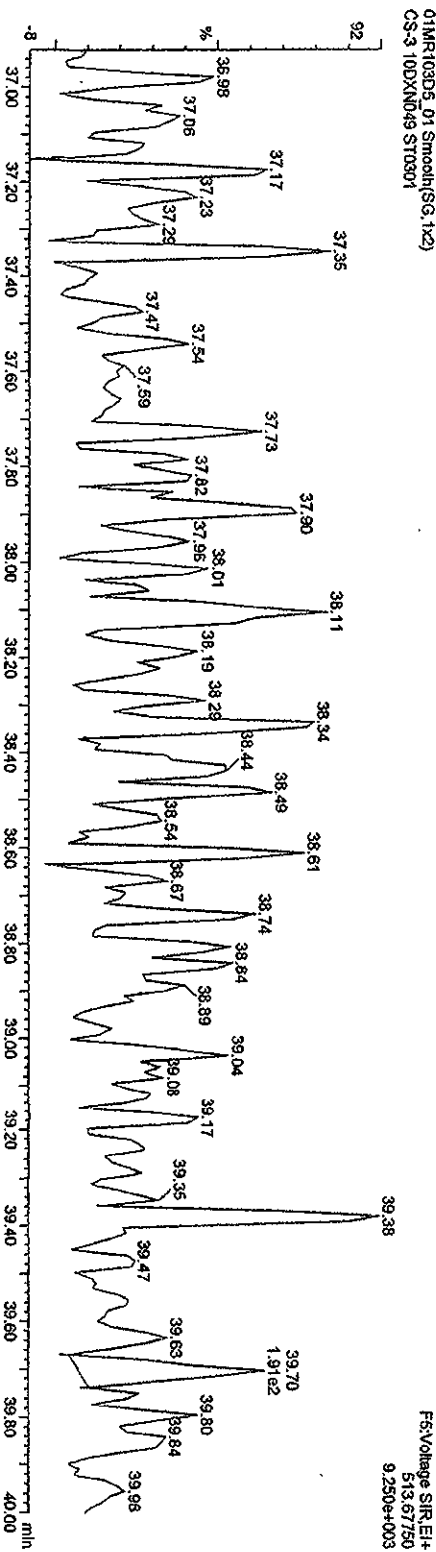
OCDPS

01MR103D5\_01 Smooh(SG:1x2)  
CS-3 10DXND49 ST0301



OCDPE

01MR103D5\_01 Smooh(SG:1x2)  
CS-3 10DXND49 ST0301



Quantity Sample Report MassLynx 4.1


Dataset: C:\MassLynx\JAN2010\PROVCA030120103D51613.qtd

Last Altered: Monday, March 01, 2010 14:19:07 Pacific Standard Time  
Printed: Monday, March 01, 2010 14:23:49 Pacific Standard Time


Name: 01MR103D5\_01, Date: 01-Mar-2010, Time: 09:59:22, ID: ST0301, Description: CS-3-10DXN049

OCCDD

01MR103D5\_01 Smooth(SG,1x2)  
CS-3-10DXN049 ST0301




01MR103D5\_01 Smooth(SG,1x2)  
CS-3-10DXN049 ST0301




13C-OCCDD

01MR103D5\_01 Smooth(SG,1x2)  
CS-3-10DXN049 ST0301



01MR103D5\_01 Smooth(SG,1x2)  
CS-3-10DXN049 ST0301





Quantity Sample Report MassLynx 4.1

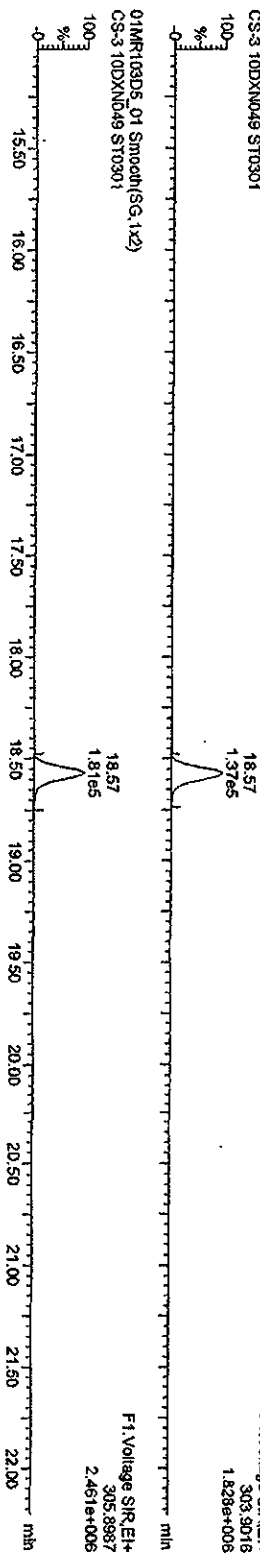
Dataset: C:\MassLynx\JAN2010\PROJ\CA030120103D51613.d\id

Last Altered: Monday, March 01, 2010 14:19:07 Pacific Standard Time  
Printed: Monday, March 01, 2010 14:23:49 Pacific Standard Time

Name: 01MR103D5\_01, Date: 01-Mar-2010, Time: 09:59:22, ID: ST0301, Description: CS-3 10DXN049

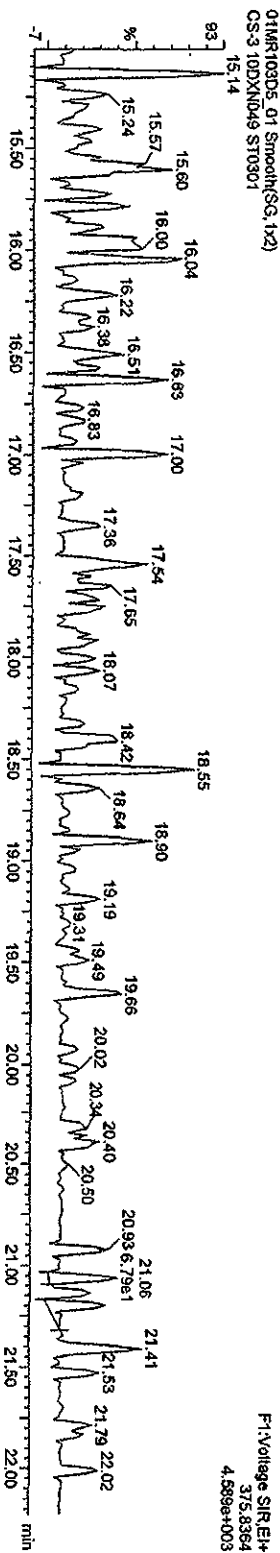
TCDFs

01MR103D5\_01 Smooth(SG,1x2)  
CS-3 10DXN049 ST0301



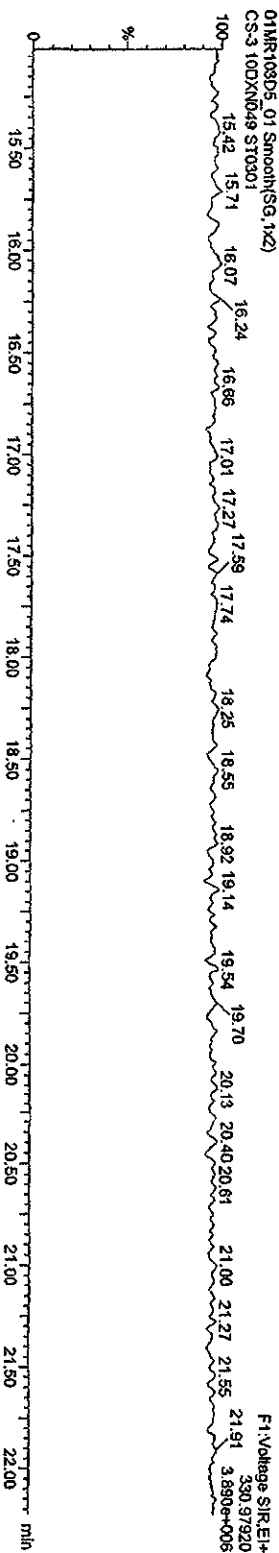
TCDF PCDFPE

01MR103D5\_01 Smooth(SG,1x2)  
CS-3 10DXN049 ST0301



Function 1 PFK

01MR103D5\_01 Smooth(SG,1x2)  
CS-3 10DXN049 ST0301



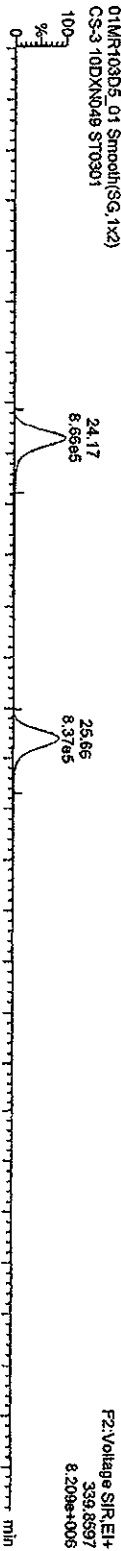
Quantity Sample Report MassLynx 4.1

Dataset: C:\MassLynx\JAN2010\PRO\ICAD030120103D51613.qtd

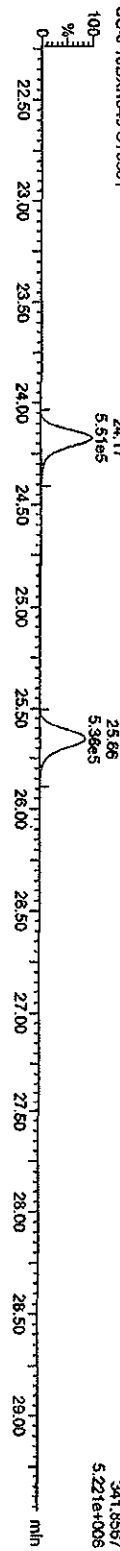
Last Altered: Monday, March 01, 2010 14:19:07 Pacific Standard Time  
Printed: Monday, March 01, 2010 14:23:49 Pacific Standard Time

Name: 01MR103D5\_01, Date: 01-Mar-2010, Time: 09:59:22, ID: ST0301, Description: CS-3 10DXN049

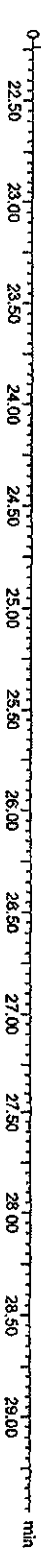
PCDF



F2 PCDF PCDF



Function 2 PFK



Quantity Sample Report MassLynx 4.1

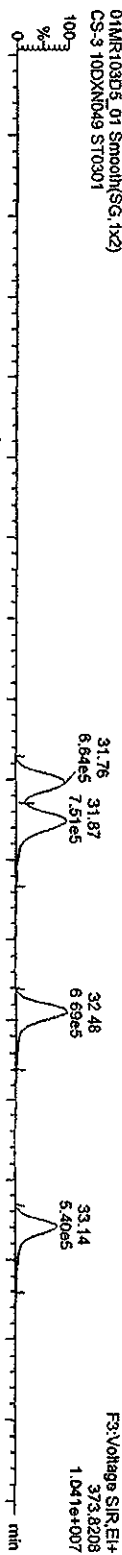
Dataset: C:\MassLynx\UAN2010.PRO\NCA030120103D51613.qld

Last Altered: Monday, March 01, 2010 14:19:07 Pacific Standard Time  
Printed: Monday, March 01, 2010 14:23:49 Pacific Standard Time

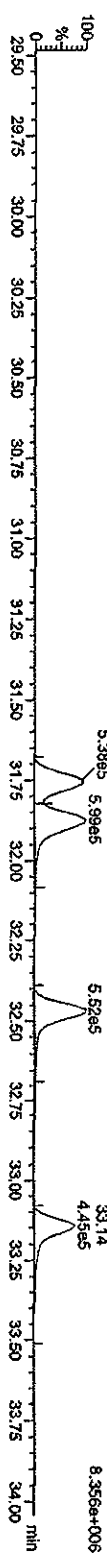
Name: 01MR103D5\_01, Date: 01-Mar-2010, Time: 09:59:22, ID: ST0301, Description: CS-3 10DXN049

HxCDFs

01MR103D5\_01 Smooth(SG,1x2)  
CS-3 10DXN049 ST0301

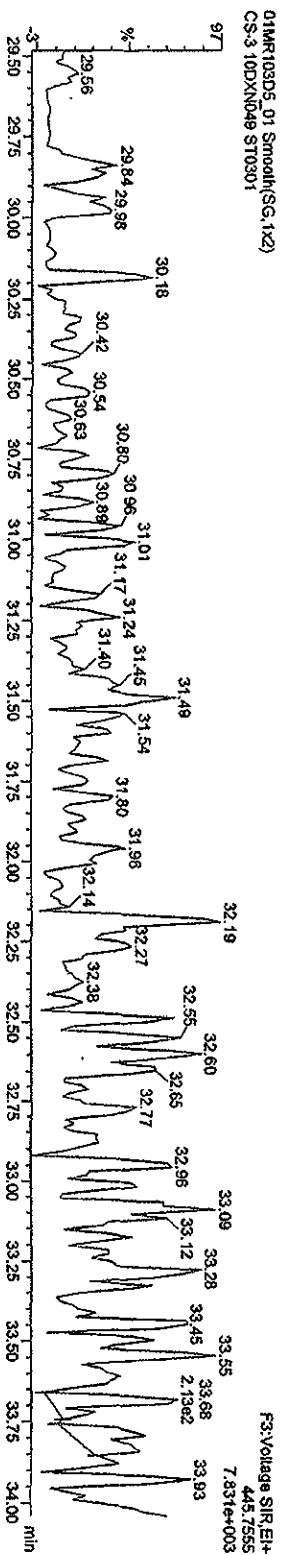


01MR103D5\_01 Smooth(SG,1x2)  
CS-3 10DXN049 ST0301



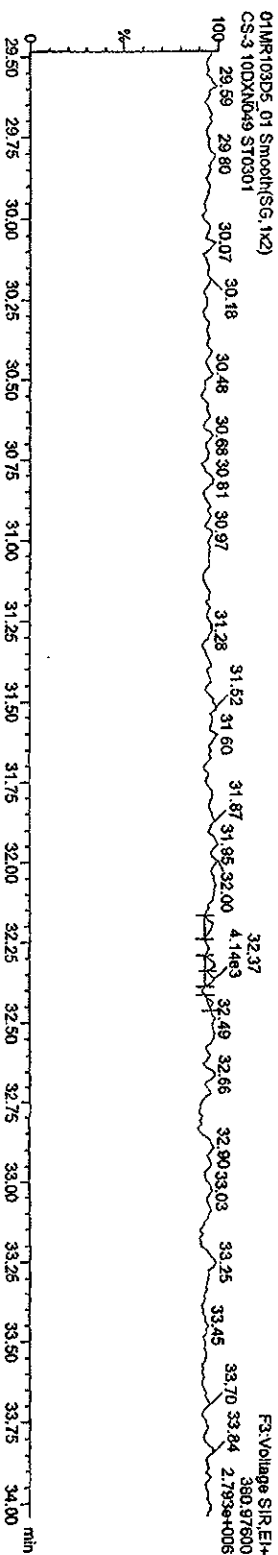
HxCDF PCDFs

01MR103D5\_01 Smooth(SG,1x2)  
CS-3 10DXN049 ST0301



Function 3 PFK

01MR103D5\_01 Smooth(SG,1x2)  
CS-3 10DXN049 ST0301



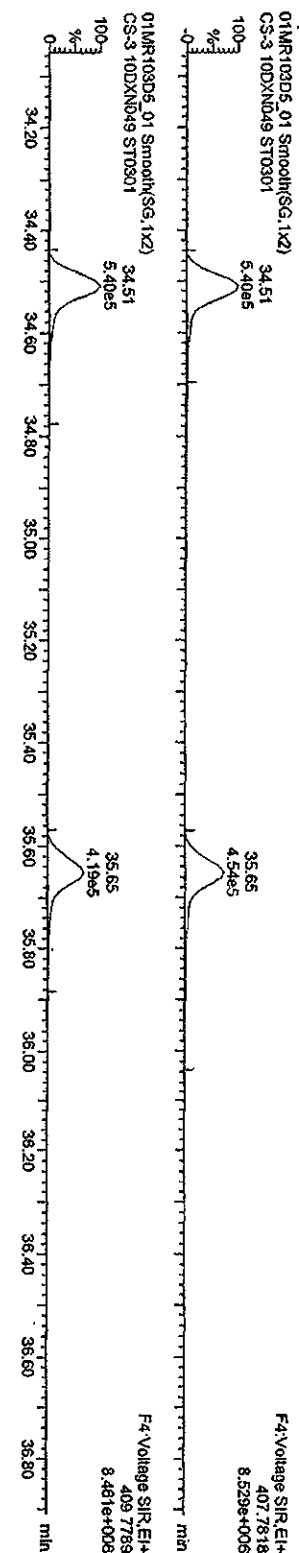
Quantity Sample Report Masslynx 4.1

Dataset: C:\Masslynx\UNAN2010\PROV\CA030120103D51613.qld

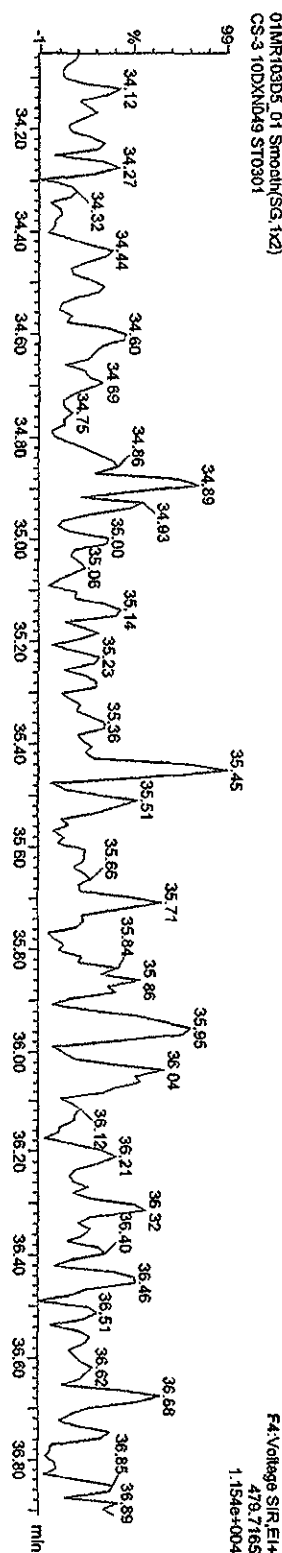
Last Altered: Monday, March 01, 2010 14:19:07 Pacific Standard Time  
Printed: Monday, March 01, 2010 14:23:49 Pacific Standard Time

Name: 01MR103D5\_01, Date: 01-Mar-2010, Time: 09:59:22, ID: ST0301, Description: CS-3 10DXN049

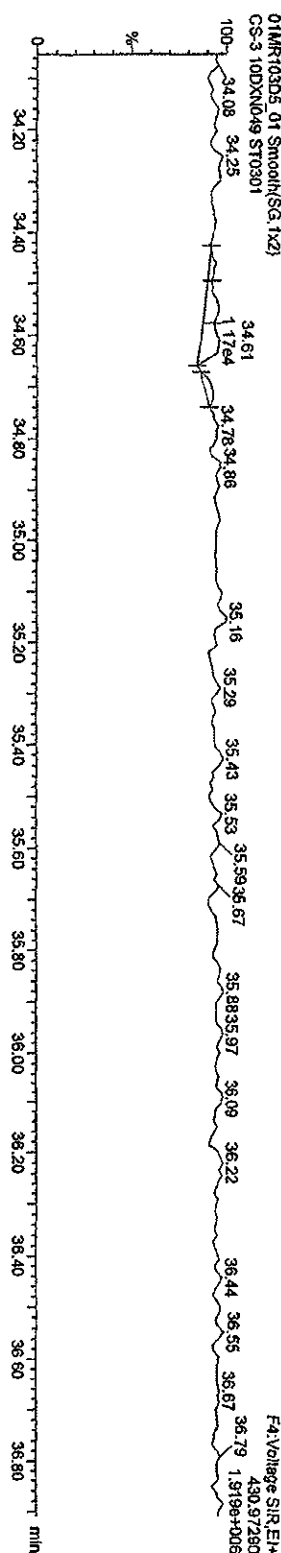
HPCDFs



HPCDF PCDFE



Function 4 PFK




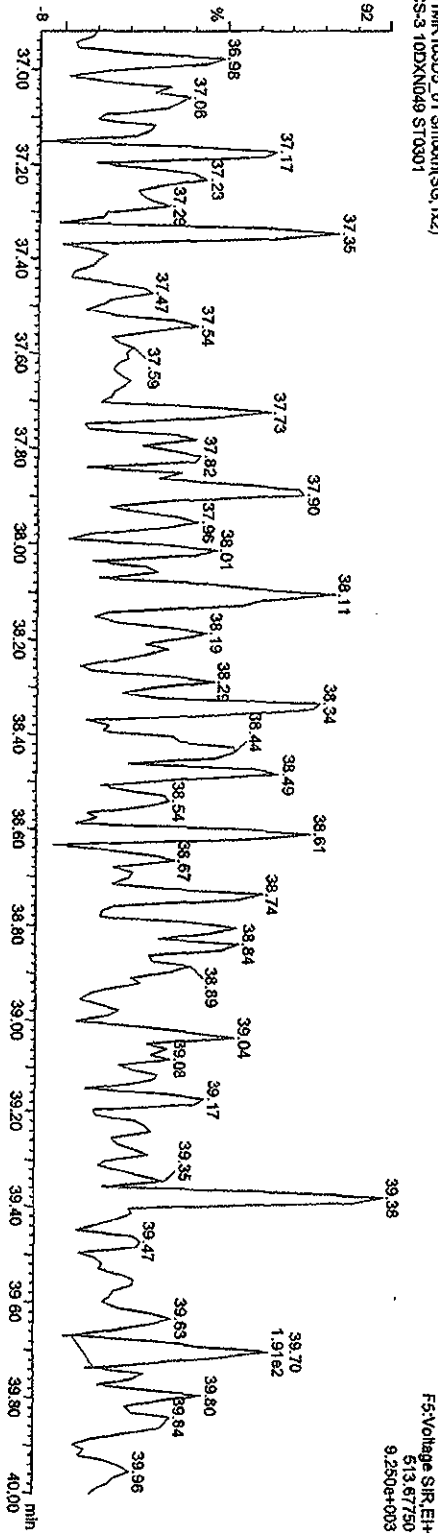
Quantity Sample Report MassLynx 4.1

Dataset: C:\MassLynx\JAN2010\PROUCA030120103D5\1613.qld

Last Altered: Monday, March 01, 2010 14:19:07 Pacific Standard Time  
Printed: Monday, March 01, 2010 14:23:49 Pacific Standard Time

Name: 01MR103D5\_01, Date: 01-Mar-2010, Time: 09:59:22, ID: ST0301, Description: CS-3 10DXND49

OCDF PCDFE  
01MR103D5\_01 Smo01(SG,1x2)  
CS-3 10DXND49 ST0301



Quantity Sample Report Masslynx 4.1

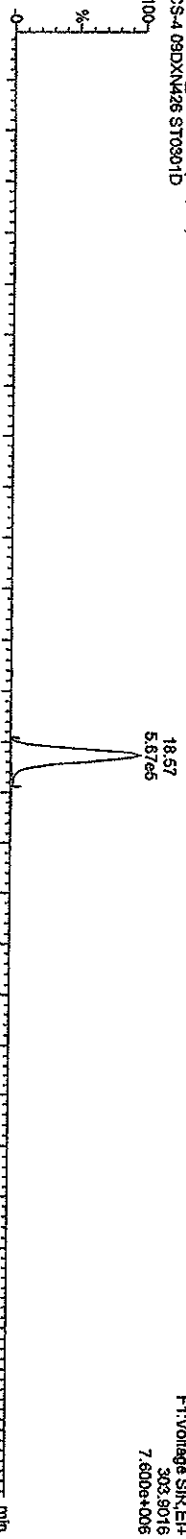
Dataset: C:\Masslynx\JAN2010\PROV\CA030120103D51613.qld

Last Altered: Monday, March 01, 2010 14:19:07 Pacific Standard Time  
Printed: Monday, March 01, 2010 14:23:49 Pacific Standard Time

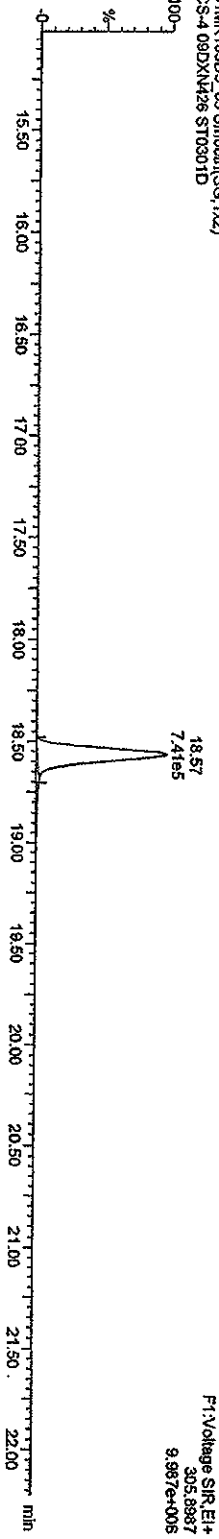
Name: 01MR103D5\_05, Date: 01-Mar-2010, Time: 12:55:26, ID: ST0301D, Description: CS-4 09DXN426

TCDFs

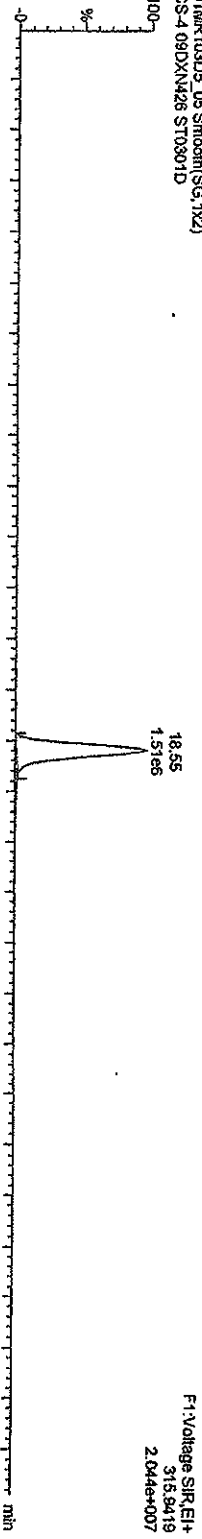
01MR103D5\_05 Smooth(SG,1x2)  
CS-4 09DXN426 ST0301D



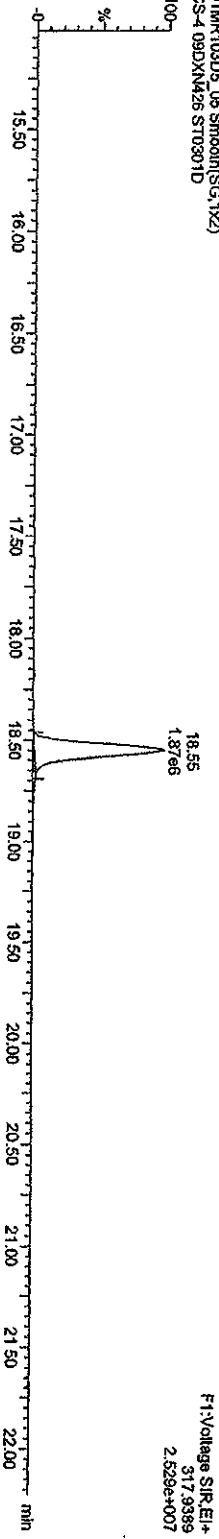
01MR103D5\_05 Smooth(SG,1x2)  
CS-4 09DXN426 ST0301D



13C-TCDF  
01MR103D5\_05 Smooth(SG,1x2)  
CS-4 09DXN426 ST0301D



01MR103D5\_05 Smooth(SG,1x2)  
CS-4 09DXN426 ST0301D



Quantity Sample Report MassLynx 4.1


Dataset: C:\MassLynx\LANZ2010\PROVICA030120103D51613.qld

Last Altered: Monday, March 01, 2010 14:19:07 Pacific Standard Time  
Printed: Monday, March 01, 2010 14:23:49 Pacific Standard Time


Name: 01MR103D5\_05, Date: 01-Mar-2010, Time: 12:55:26, ID: ST0301D, Description: CS-4 09DXM426

TCDDs

01MR103D5\_05 Smooth(SG, 1x2)  
CS-4 09DXM426 ST0301D




01MR103D5\_05 Smooth(SG, 1x2)  
CS-4 09DXM426 ST0301D




13C-TCDDs

01MR103D5\_05 Smooth(SG, 1x2)  
CS-4 09DXM426 ST0301D



01MR103D5\_05 Smooth(SG, 1x2)  
CS-4 09DXM426 ST0301D



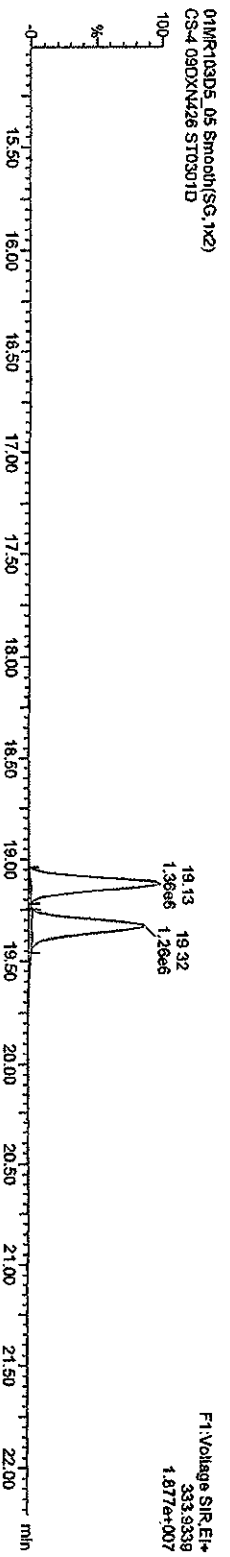
Quantity Sample Report Masslynx 4.1

Dataset: C:\Masslynx\LAN2010\PROJ\CA030120103D51613.qld

Last Altered: Monday, March 01, 2010 14:19:07 Pacific Standard Time

Printed: Monday, March 01, 2010 14:23:49 Pacific Standard Time

Name: 01MR103D5\_05, Date: 01-Mar-2010, Time: 12:55:26, ID: ST0301D, Description: CS-4 09DXN426



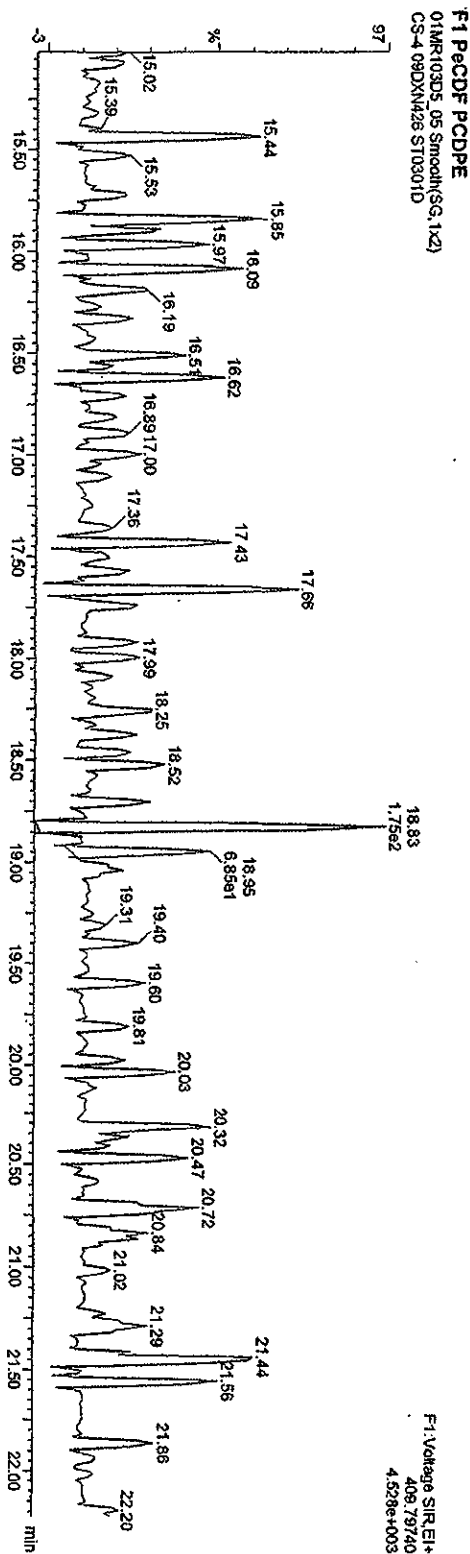
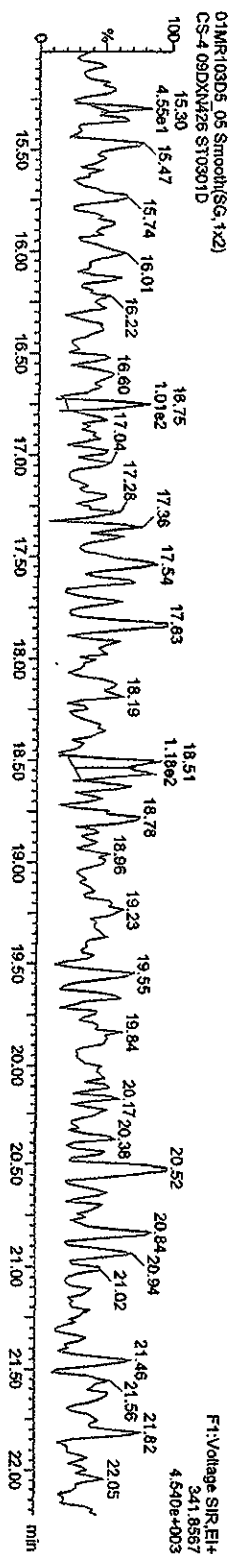
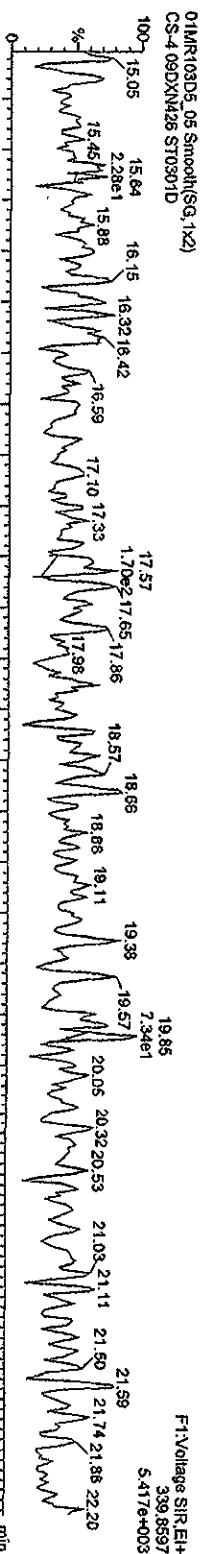


Quantity Sample Report Masslynx 4.1

Dataset: C:\Masslynx\AN2010\PROVCA030120103D51613.qld

Last Altered: Monday, March 01, 2010 14:19:07 Pacific Standard Time  
Printed: Monday, March 01, 2010 14:23:49 Pacific Standard Time

Name: 01MR1030D5\_05, Date: 01-Mar-2010, Time: 12:55:26, ID: ST0301D, Description: CS-4 09DXN426



Quantity Sample Report MassLynx 4.1

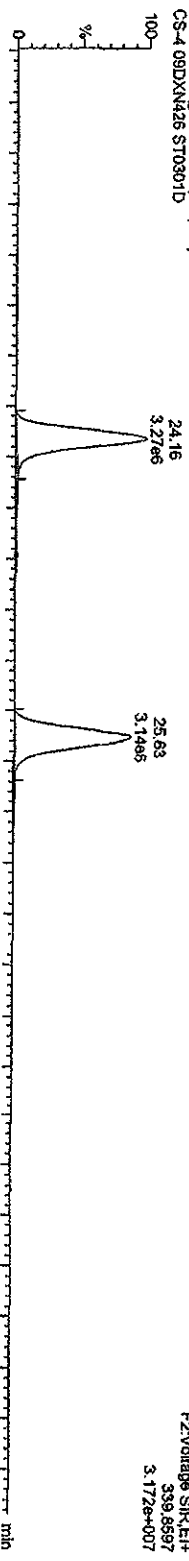
Dataset: C:\MassLynx\JAN2010\PRONICA030120103D51613.qld

Last Altered: Monday, March 01, 2010 14:19:07 Pacific Standard Time  
Printed: Monday, March 01, 2010 14:23:49 Pacific Standard Time

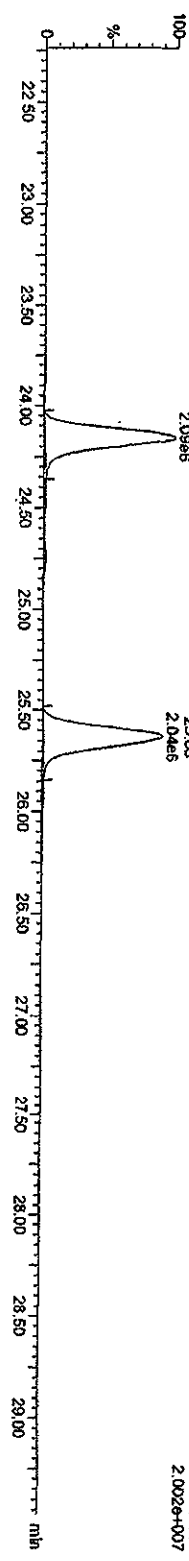
Name: 01MR103D5\_05, Date: 01-Mar-2010, Time: 12:55:26, ID: ST0301D, Description: CS-4 09DXN426

PeCDFs

01MR103D5\_05 Smooth(SG, 1x2)  
CS-4 09DXN426 ST0301D

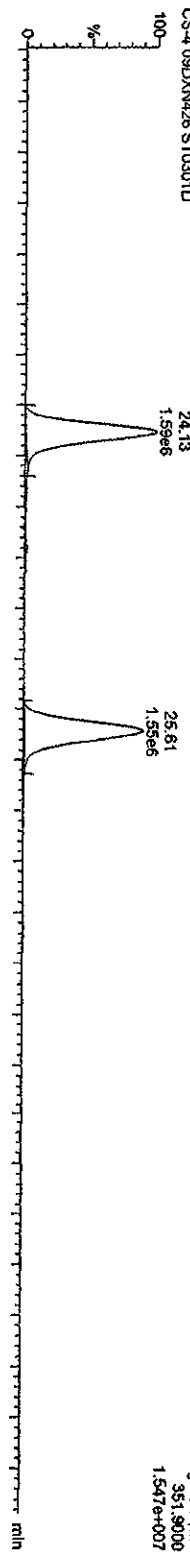


01MR103D5\_05 Smooth(SG, 1x2)  
CS-4 09DXN426 ST0301D

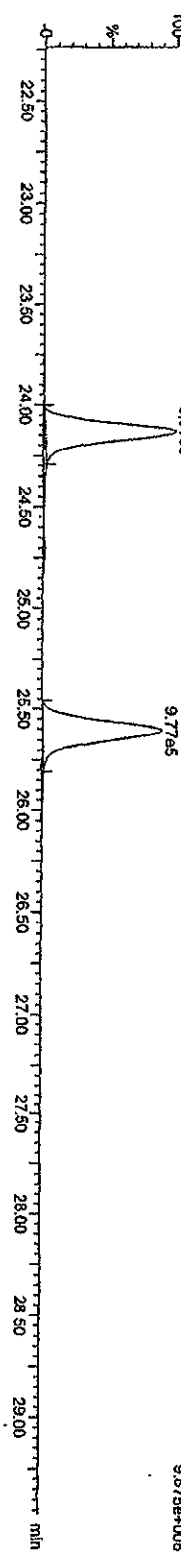


13C-PeCDFs

01MR103D5\_05 Smooth(SG, 1x2)  
CS-4 09DXN426 ST0301D



01MR103D5\_05 Smooth(SG, 1x2)  
CS-4 09DXN426 ST0301D



Quantity Sample Report MassLynx 4.1

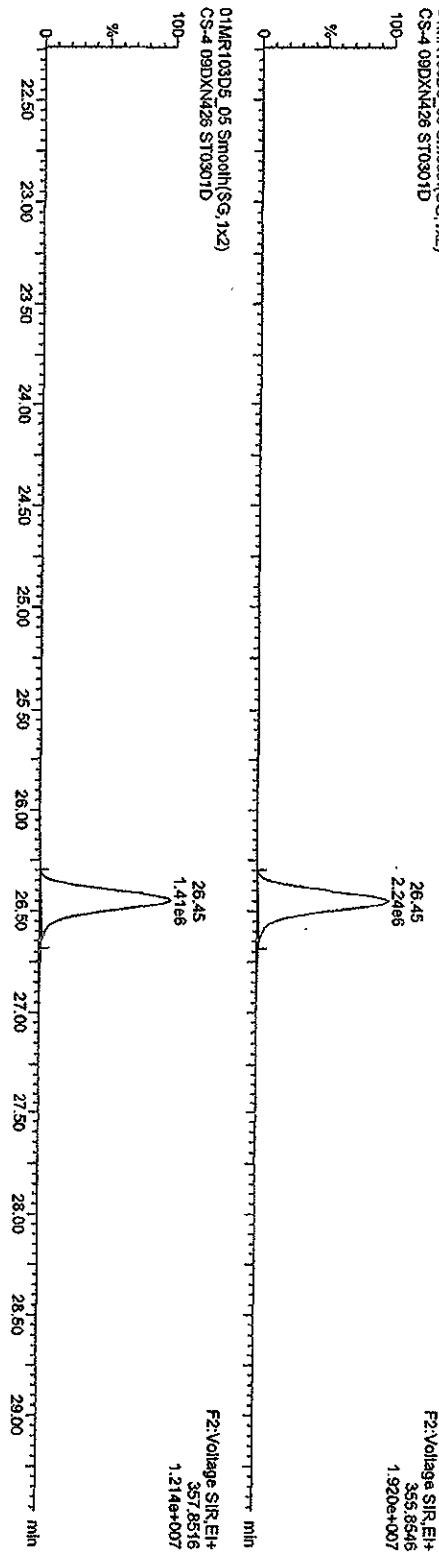
Dataset: C:\MassLynx\JAN2010\PRONICA030120103D51613.qtd

Last Altered: Monday, March 01, 2010 14:19:07 Pacific Standard Time  
Printed: Monday, March 01, 2010 14:23:49 Pacific Standard Time

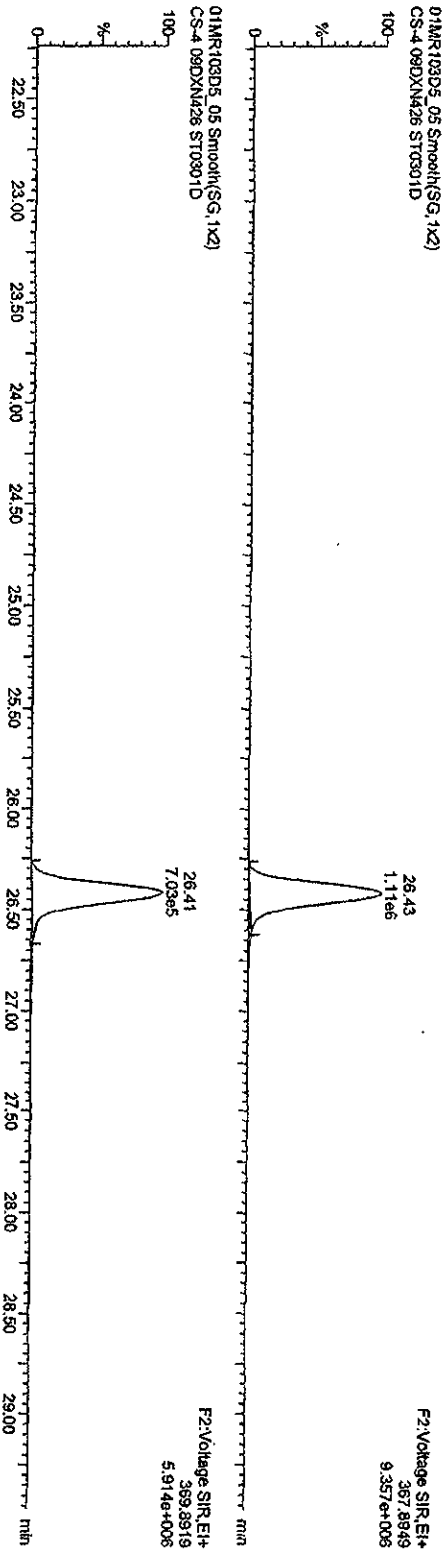
Name: 01MR103D5\_05, Date: 01-Mar-2010, Time: 12:55:26, ID: ST0301D, Description: CS-4 09DXN426

PeCDDs

01MR103D5\_05 Smooth(SG, 1x2)  
CS-4 09DXN426 ST0301D



13C-PeCDD  
01MR103D5\_05 Smooth(SG, 1x2)  
CS-4 09DXN426 ST0301D



Quantity Sample Report Masslynx 4.1

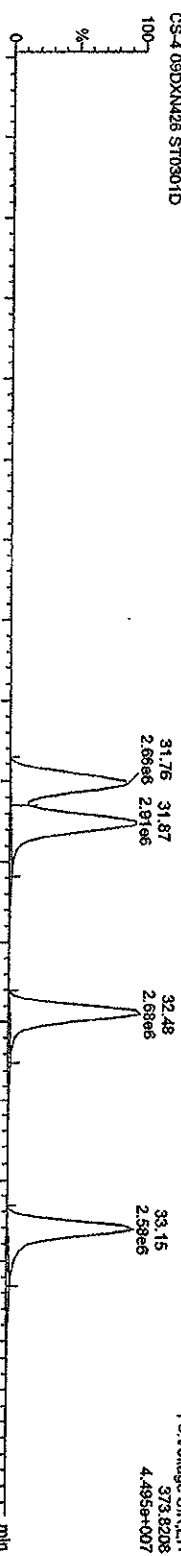
Dataset: C:\MassLynx\LAN2010\PRONICA030120103D51613.qld

Last Altered: Monday, March 01, 2010 14:19:07 Pacific Standard Time  
Printed: Monday, March 01, 2010 14:23:49 Pacific Standard Time

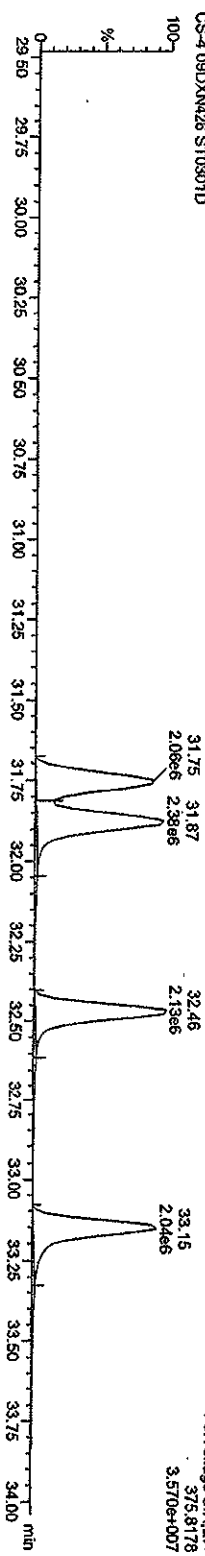
Name: 01MR103D5\_05, Date: 01-Mar-2010, Time: 12:55:26, ID: ST0301D, Description: CS-4 09DXN426

HKCDFs

01MR103D5\_05 Smooth(SG,1x2)  
CS-4 09DXN426 ST0301D

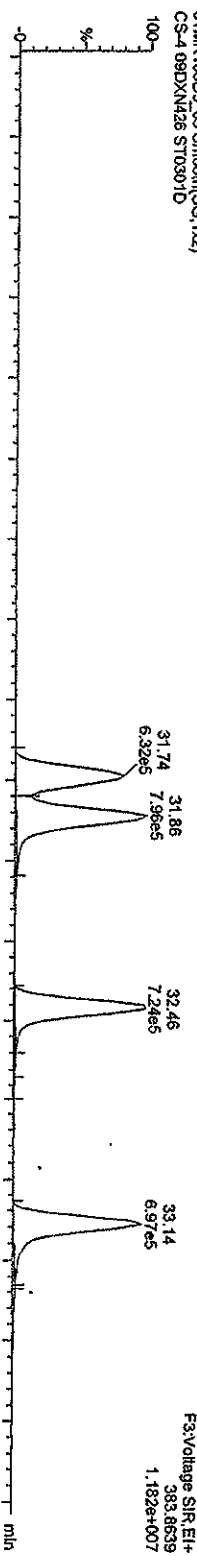


01MR103D5\_05 Smooth(SG,1x2)  
CS-4 09DXN426 ST0301D

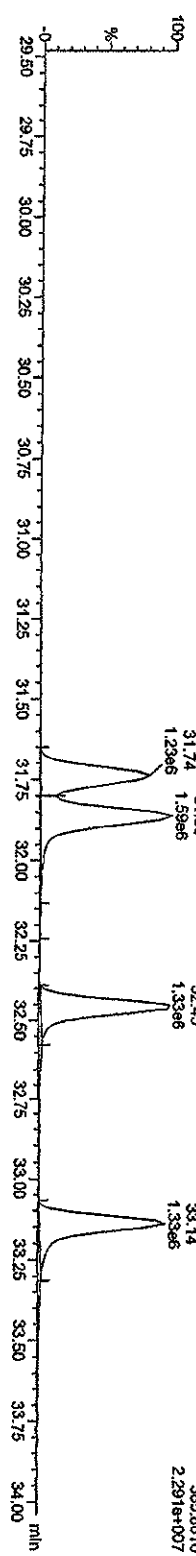


13C-HKCDFs

01MR103D5\_05 Smooth(SG,1x2)  
CS-4 09DXN426 ST0301D



01MR103D5\_05 Smooth(SG,1x2)  
CS-4 09DXN426 ST0301D



Quantity Sample Report MassLynx 4.1

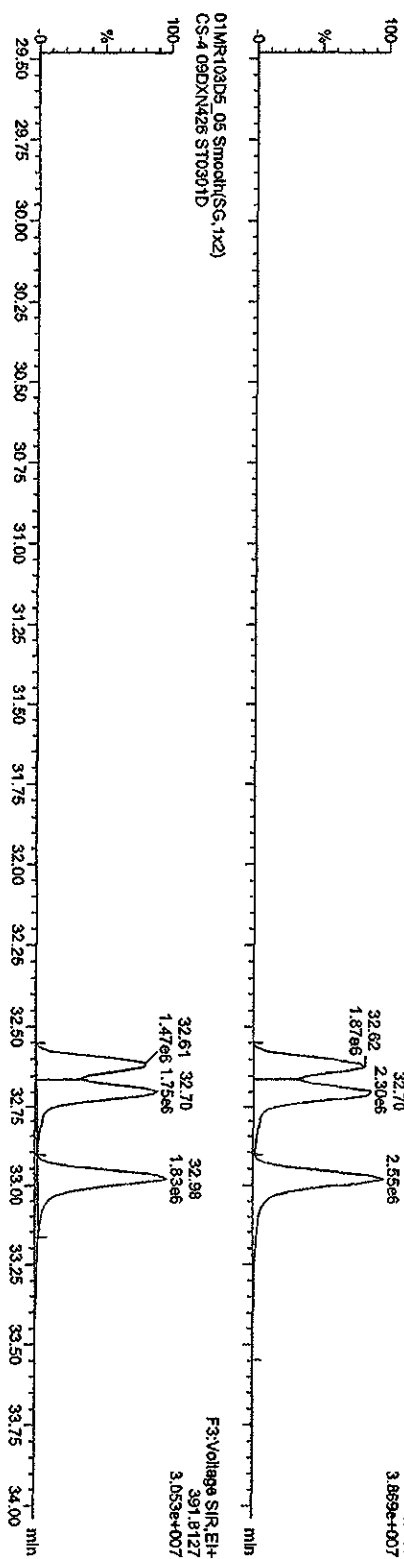
Dataset: C:\MassLynx\JAN2010\PROJ\CA030120103D51613.qld

Last Altered: Monday, March 01, 2010 14:19:07 Pacific Standard Time  
Printed: Monday, March 01, 2010 14:23:49 Pacific Standard Time

Name: 01MR103D5\_05, Date: 01-Mar-2010, Time: 12:55:26, ID: ST0301D, Description: CS-4 09DXN426

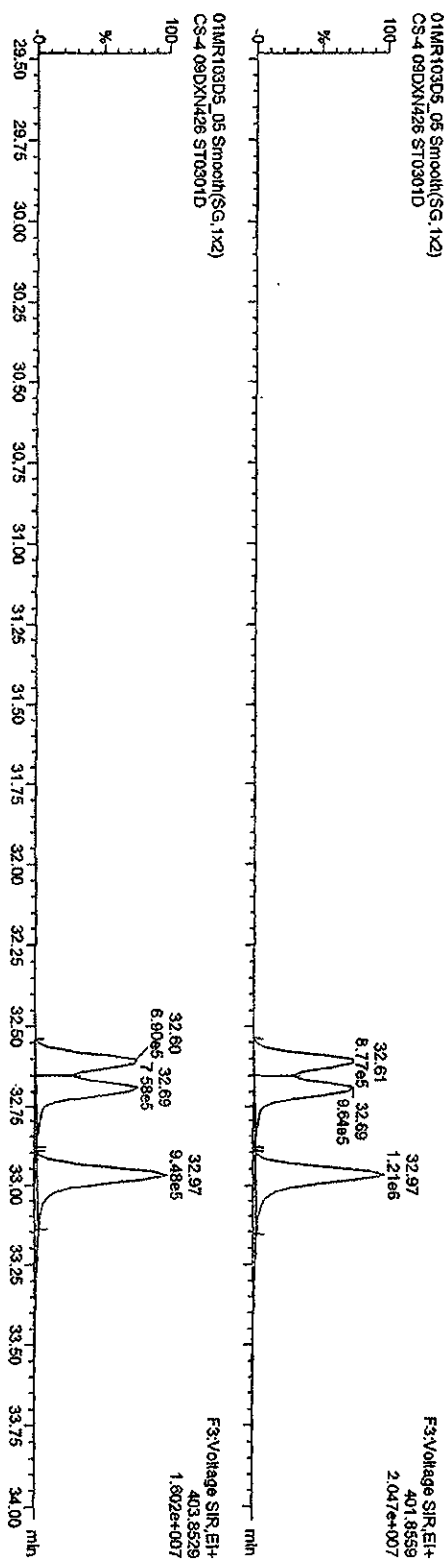
HxCDDs

01MR103D5\_05 Smooth(SG, 1x2)  
CS-4 09DXN426 ST0301D



13C-HxCDDs

01MR103D5\_05 Smooth(SG, 1x2)  
CS-4 09DXN426 ST0301D



Quantity Sample Report MassLynx 4.1

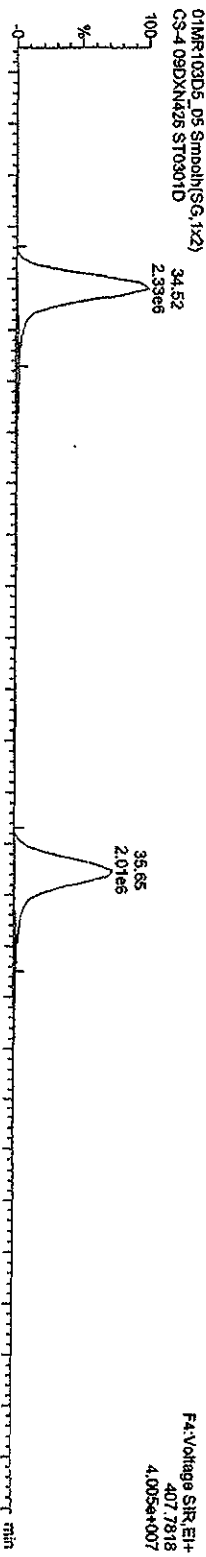
Dataset: C:\MassLynx\JAN2010\PRONCA030120103D51613.qld

Last Altered: Monday, March 01, 2010 14:19:07 Pacific Standard Time  
Printed: Monday, March 01, 2010 14:23:49 Pacific Standard Time

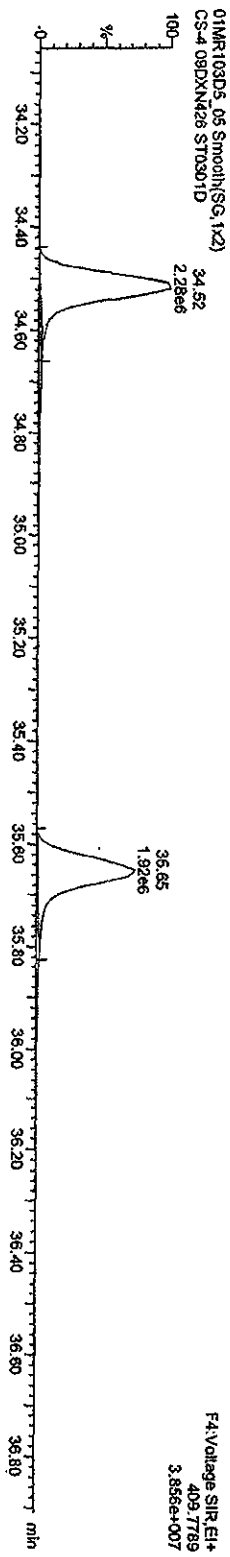
Name: 01MR103D5\_05, Date: 01-Mar-2010, Time: 12:55:26, ID: ST0301D, Description: CS-4 09DXN426

HPCDFs

01MR103D5\_05 Smooth(SG, 1x2)  
CS-4 09DXN426 ST0301D

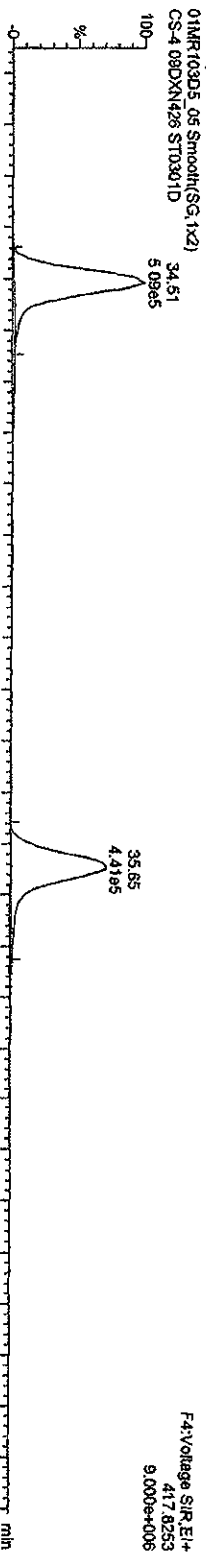


01MR103D5\_05 Smooth(SG, 1x2)  
CS-4 09DXN426 ST0301D

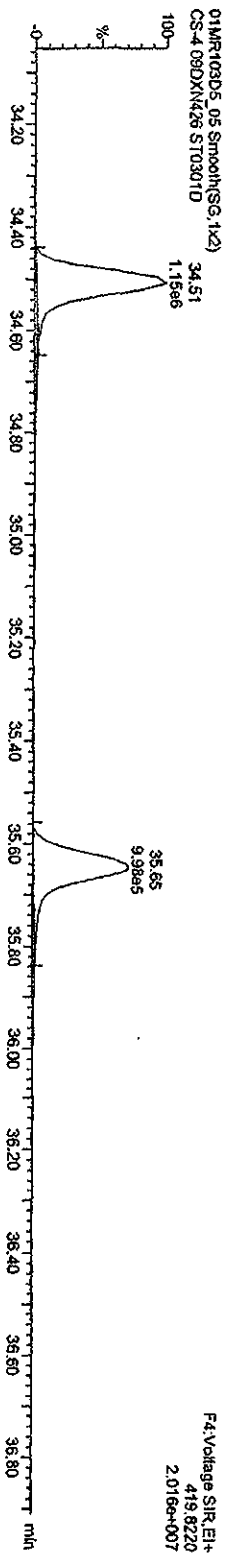


13C-HPCDFs

01MR103D5\_05 Smooth(SG, 1x2)  
CS-4 09DXN426 ST0301D



01MR103D5\_05 Smooth(SG, 1x2)  
CS-4 09DXN426 ST0301D



Quantity Sample Report MassLynx 4.1

Dataset: C:\MassLynx\UN2010\PROLCA030120103D51613.qld

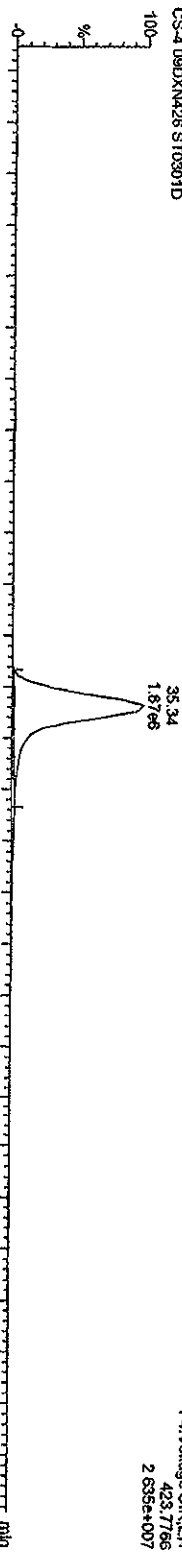
Last Altered: Monday, March 01, 2010 14:19:07 Pacific Standard Time

Printed: Monday, March 01, 2010 14:23:49 Pacific Standard Time

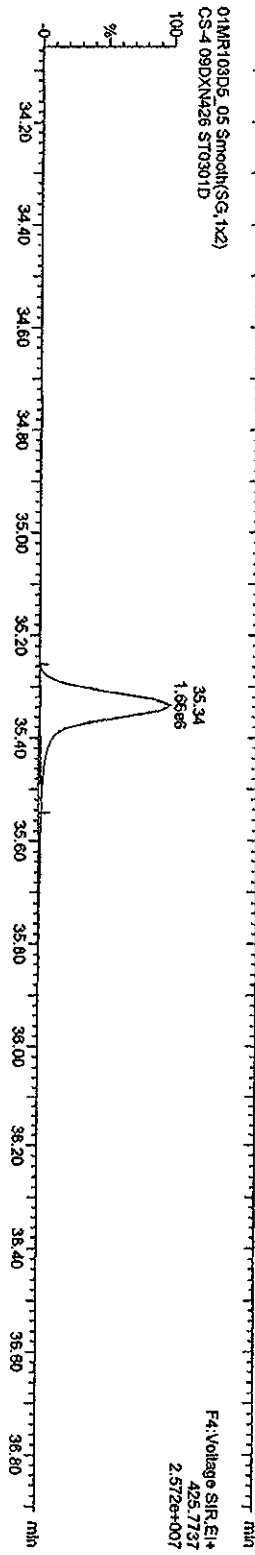
Name: 01MR103D5\_05, Date: 01-Mar-2010, Time: 12:55:26, ID: ST0301D, Description: CS-4 09DXN426

HpCDDs

01MR103D5\_05 Smooth(SG,1x2)  
CS-4 09DXN426 ST0301D

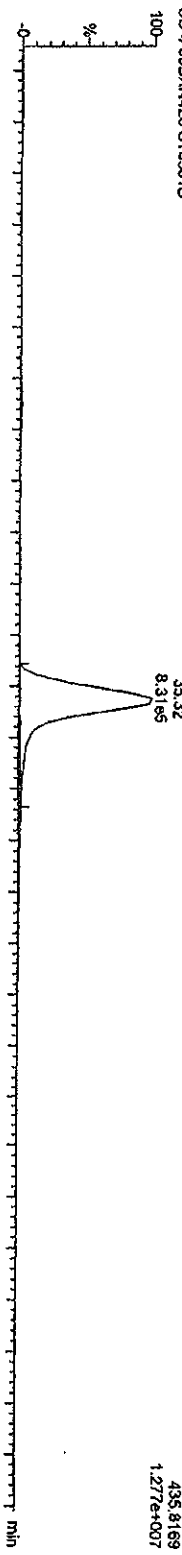


01MR103D5\_05 Smooth(SG,1x2)  
CS-4 09DXN426 ST0301D

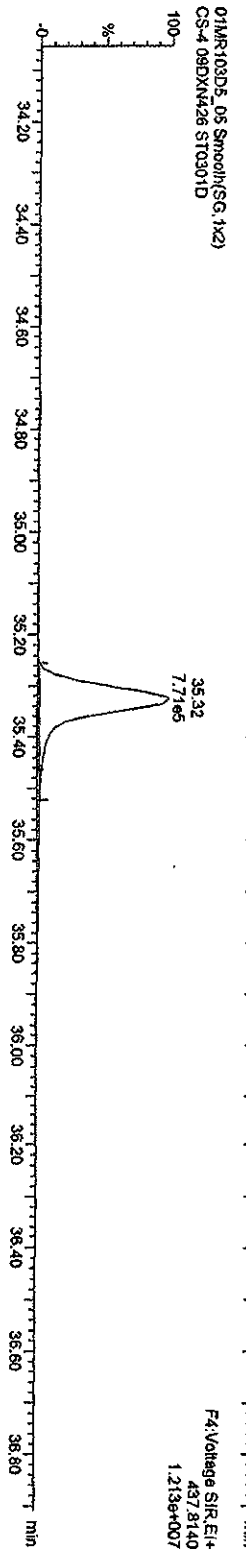


13C-HpCDD

01MR103D5\_05 Smooth(SG,1x2)  
CS-4 09DXN426 ST0301D



01MR103D5\_05 Smooth(SG,1x2)  
CS-4 09DXN426 ST0301D




Quantify Sample Report Masslynx 4.1

Dataset: C:\Masslynx\JAN2010\PROV\CA030120103D51613.qld  
Last Altered: Monday, March 01, 2010 14:19:07 Pacific Standard Time  
Printed: Monday, March 01, 2010 14:23:49 Pacific Standard Time


Name: 01MR103D5\_05, Date: 01-Mar-2010, Time: 12:55:26, ID: ST0301D, Description: CS-4 09DXN426

OCDfS

01MR103D5\_05 Smooth(SG, 1x2)  
CS-4 09DXN426 ST0301D

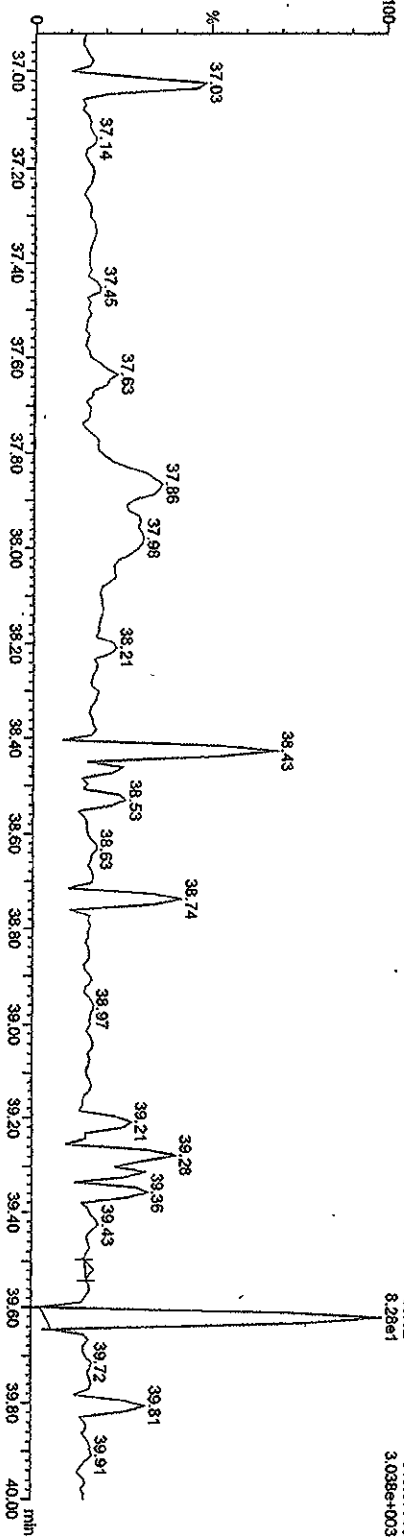


01MR103D5\_05 Smooth(SG, 1x2)  
CS-4 09DXN426 ST0301D



OCDfS PCDDPE

01MR103D5\_05 Smooth(SG, 1x2)  
CS-4 09DXN426 ST0301D





Quantity Sample Report MassLynx 4.1


Dataset: C:\MassLynx\LAN2010\PROUCA030120103D51613.qtd

Last Altered: Monday, March 01, 2010 14:19:07 Pacific Standard Time  
Printed: Monday, March 01, 2010 14:23:49 Pacific Standard Time

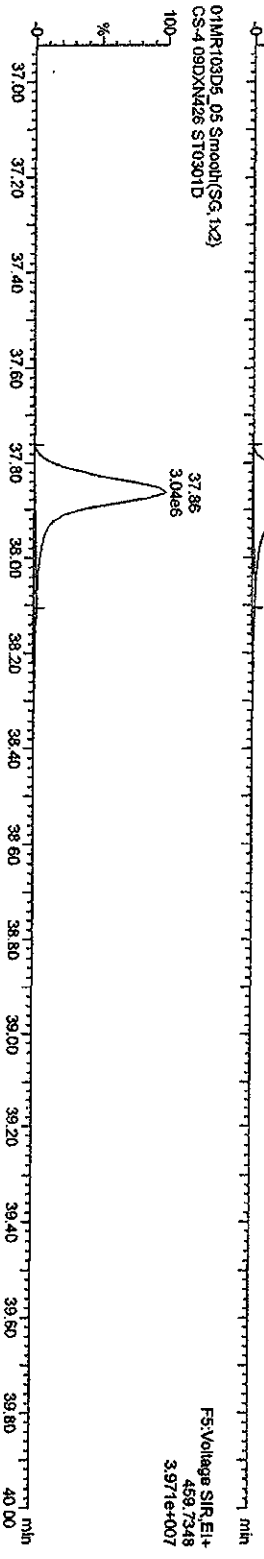
Name: 01MR103D5\_05, Date: 01-Mar-2010, Time: 12:55:26, ID: ST0301D, Description: CS-4 09DXN426

OCDD


01MR103D5\_05 Smooth(SG, 1x2)  
CS-4 09DXN426 ST0301D




01MR103D5\_05 Smooth(SG, 1x2)  
CS-4 09DXN426 ST0301D



01MR103D5\_05 Smooth(SG, 1x2)  
CS-4 09DXN426 ST0301D



01MR103D5\_05 Smooth(SG, 1x2)  
CS-4 09DXN426 ST0301D

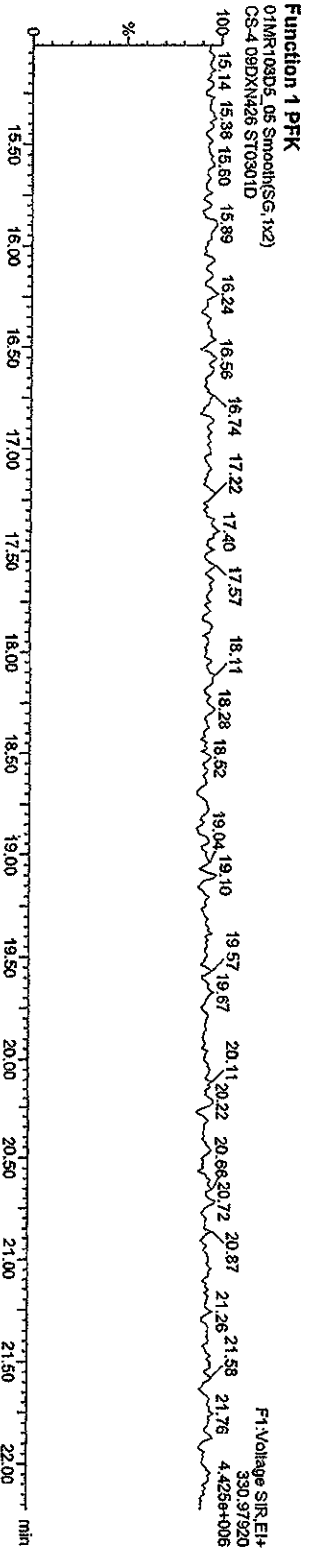
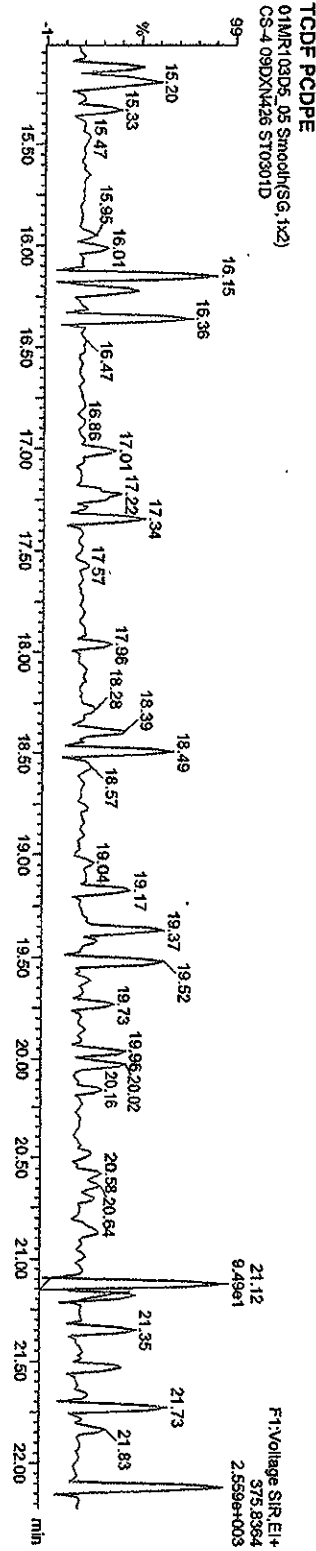
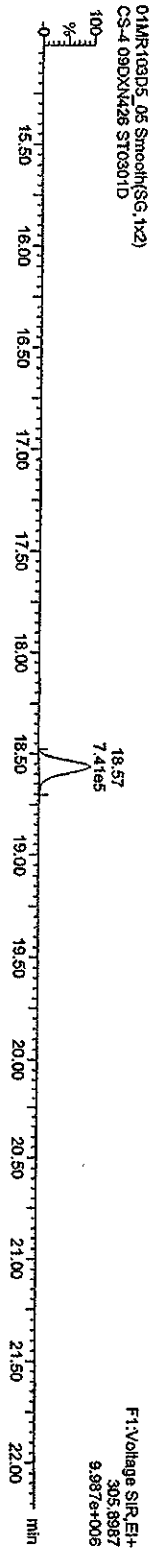
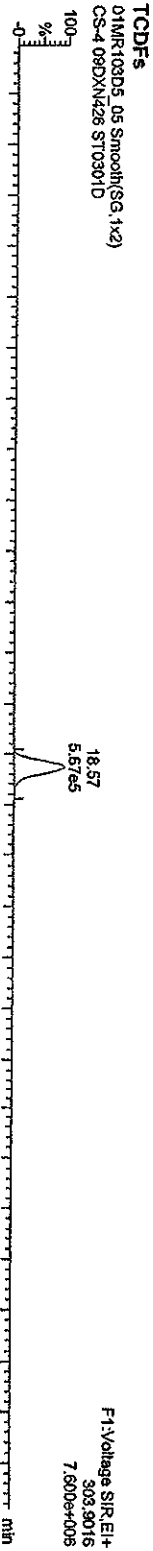


Quantity Sample Report MassLynx 4.1

Dataset: C:\MassLynx\LAN2010\PRONCA030120103D51613.qid

Last Altered: Monday, March 01, 2010 14:19:07 Pacific Standard Time  
Printed: Monday, March 01, 2010 14:23:49 Pacific Standard Time

Name: 01MR103D5\_05, Date: 01-Mar-2010, Time: 12:55:26, ID: ST0301D, Description: CS-4 09DXN426



Quantify Sample Report Masslynx 4.1

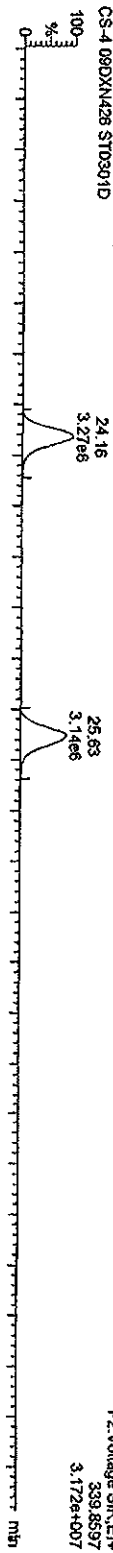
Dataset: C:\MassLynx\JAN2010\PRONCA030120103D51613.qld

Last Altered: Monday, March 01, 2010 14:19:07 Pacific Standard Time  
 Printed: Monday, March 01, 2010 14:23:49 Pacific Standard Time

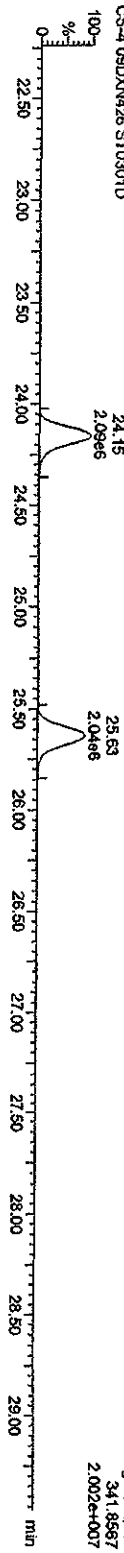
Name: 01MR103D5\_05, Date: 01-Mar-2010, Time: 12:55:26, ID: ST0301D, Description: CS-4 09DXN426

PeCDF

01MR103D5\_05 Smooth(SG, 1x2)  
 CS-4 09DXN426 ST0301D



01MR103D5\_05 Smooth(SG, 1x2)  
 CS-4 09DXN426 ST0301D



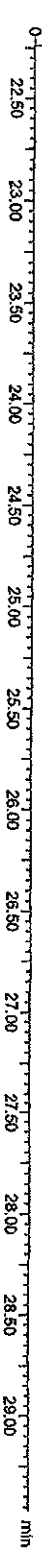

F2 PeCDF PCDPE

01MR103D5\_05 Smooth(SG, 1x2)  
 CS-4 09DXN426 ST0301D



Function 2 PFK

01MR103D5\_05 Smooth(SG, 1x2)  
 CS-4 09DXN426 ST0301D



Quantity Sample Report MassLynx 4.1

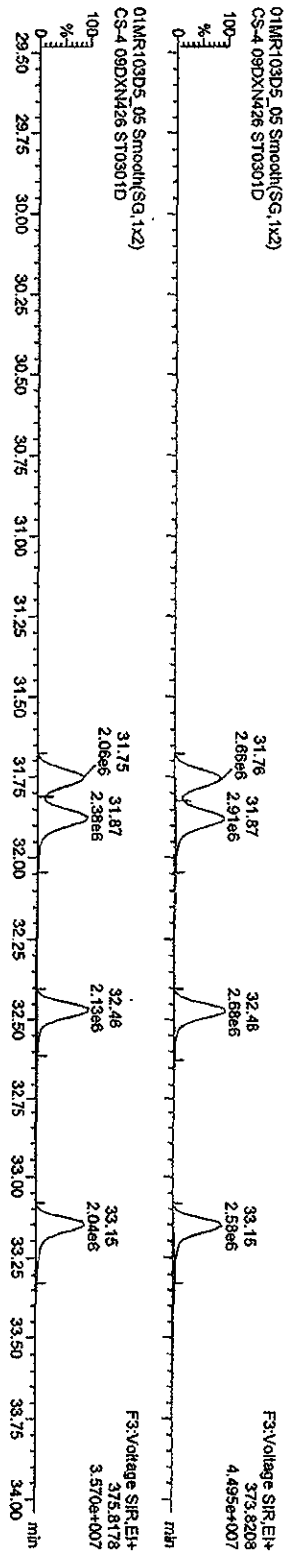
Dataset: C:\MassLynx\AN2010.PRO\ICAO30120103D51613.qld

Last Altered: Monday, March 01, 2010 14:19:07 Pacific Standard Time  
Printed: Monday, March 01, 2010 14:23:49 Pacific Standard Time

Name: 01MR103D5\_05, Date: 01-Mar-2010, Time: 12:56:26, ID: ST0301D, Description: CS-4 09DXN426

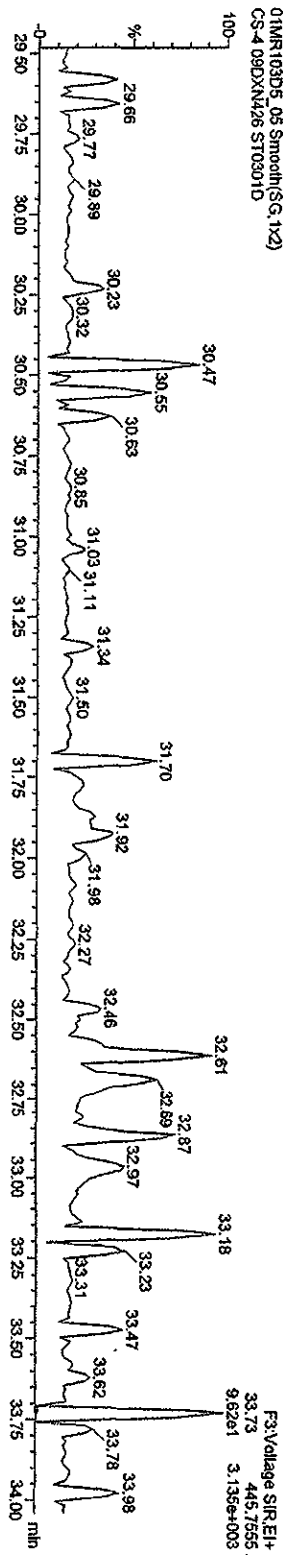
HxCDFs

01MR103D5\_05 Smooth(SG,1x2)  
CS-4 09DXN426 ST0301D



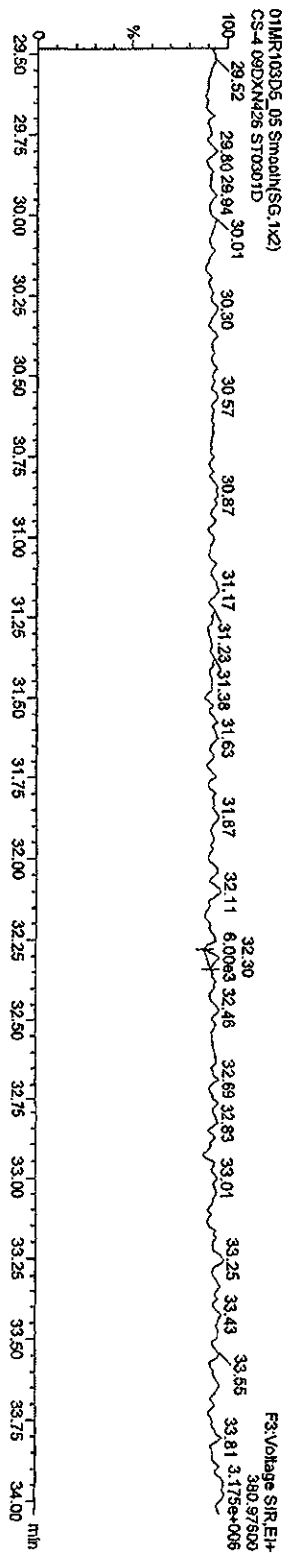
HxCDF PCDPE

01MR103D5\_05 Smooth(SG,1x2)  
CS-4 09DXN426 ST0301D



Function 3 PFK

01MR103D5\_05 Smooth(SG,1x2)  
CS-4 09DXN426 ST0301D



Quantity Sample Report MassLynx 4.1

Dataset: C:\MassLynx\JAN2010\PROVICA030120103D51613.d\d

Last Altered: Monday, March 01, 2010 14:19:07 Pacific Standard Time  
Printed: Monday, March 01, 2010 14:23:49 Pacific Standard Time


Name: 01MR103D5\_05, Date: 01-Mar-2010, Time: 12:55:26, ID: ST0301D, Description: CS-4 09DXN426

HPCDFs

01MR103D5\_05 Smooth(SG, 1x2)  
CS-4 09DXN426 ST0301D

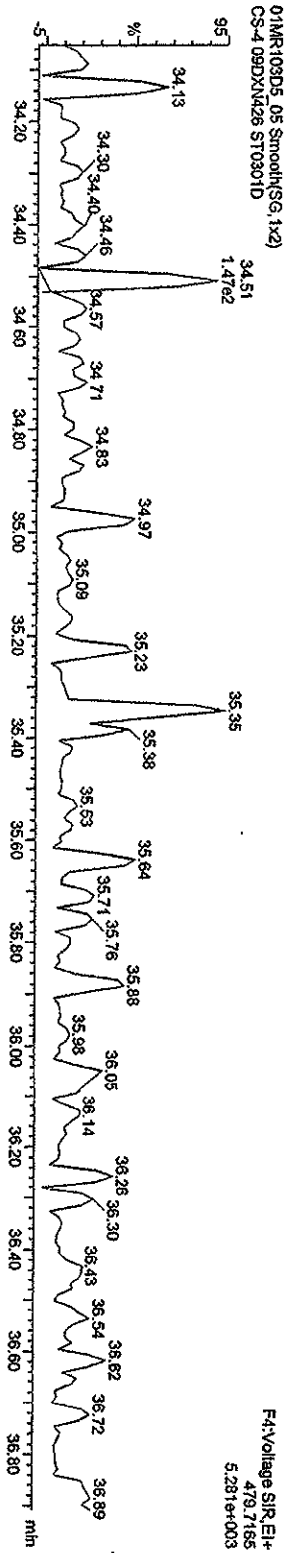


01MR103D5\_05 Smooth(SG, 1x2)  
CS-4 09DXN426 ST0301D



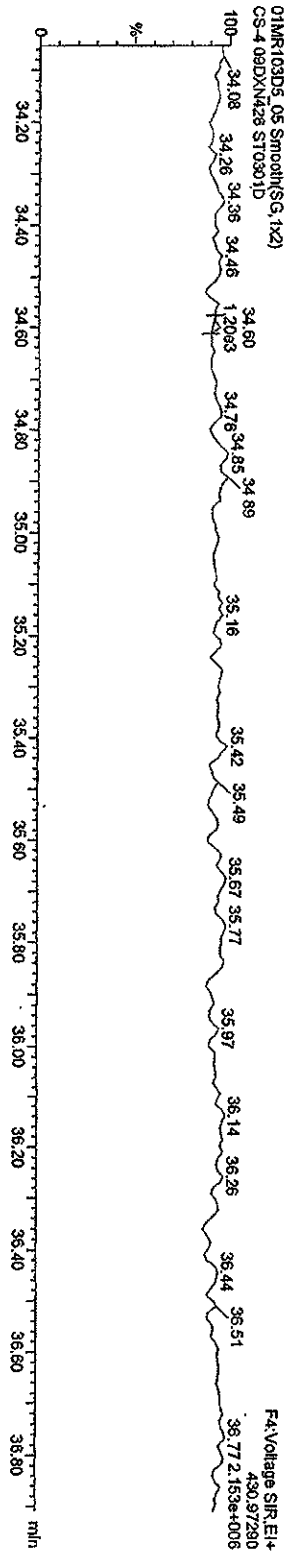
HPCDF PCDFE

01MR103D5\_05 Smooth(SG, 1x2)  
CS-4 09DXN426 ST0301D



Function 4 PFK

01MR103D5\_05 Smooth(SG, 1x2)  
CS-4 09DXN426 ST0301D



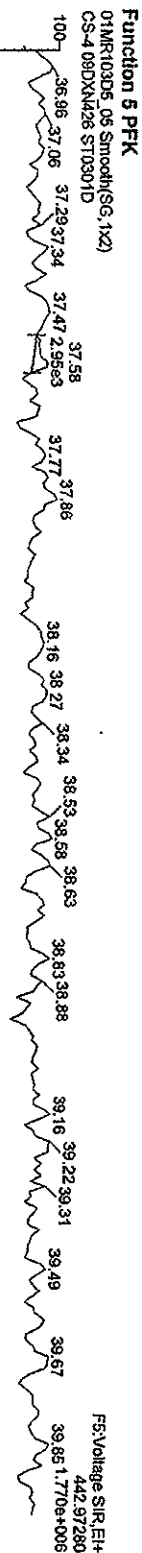
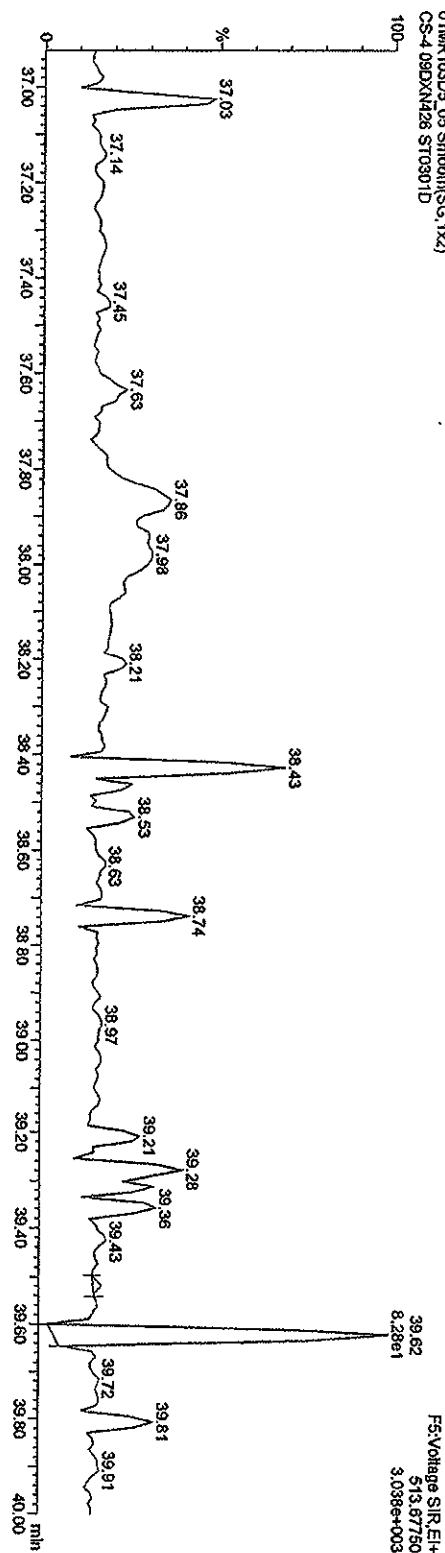
Quantity Sample Report MassLynx 4.1

Dataset: C:\MassLynx\UN2010\PRONICA030120103D51613.qld

Last Altered: Monday, March 01, 2010 14:19:07 Pacific Standard Time  
Printed: Monday, March 01, 2010 14:23:49 Pacific Standard Time

Name: 01MR103D5\_05, Date: 01-Mar-2010, Time: 12:55:26, ID: ST0301D, Description: CS-4-09DXN426

OCDF PCDPE  
01MR103D5\_05 Smooth(SG,1x2)  
CS-4-09DXN426 ST0301D



Quantity Sample Report Masslynx 4.1

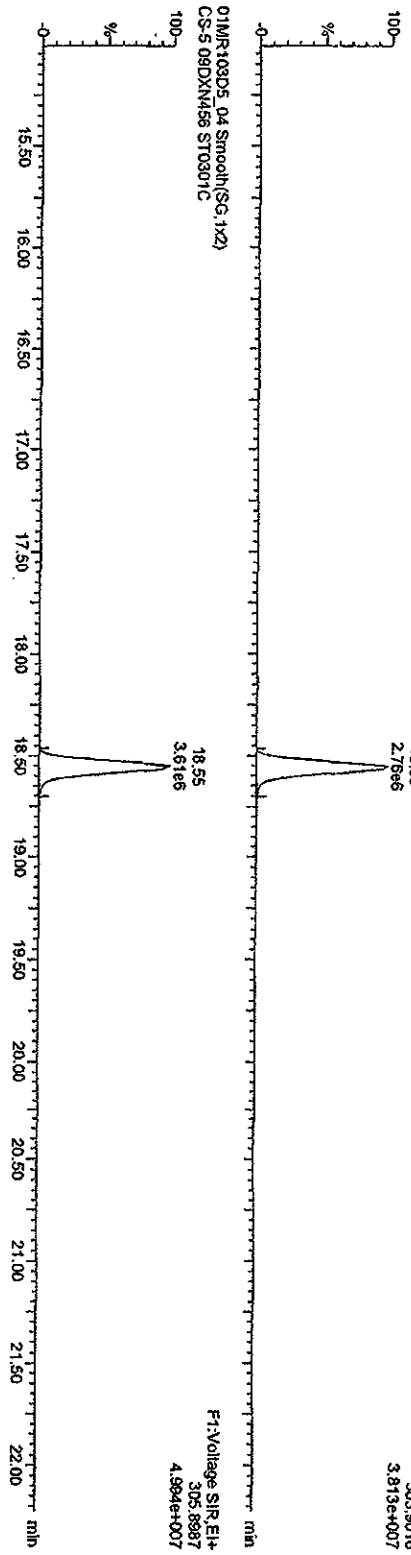
Dataset: C:\Masslynx\JAN2010\PRONCA030120103D51613.qid

Last Altered: Monday, March 01, 2010 14:19:07 Pacific Standard Time  
Printed: Monday, March 01, 2010 14:23:49 Pacific Standard Time

Name: 01MR103D5\_04, Date: 01-Mar-2010, Time: 12:13:11, ID: ST0301C, Description: CS-5 09DXN456

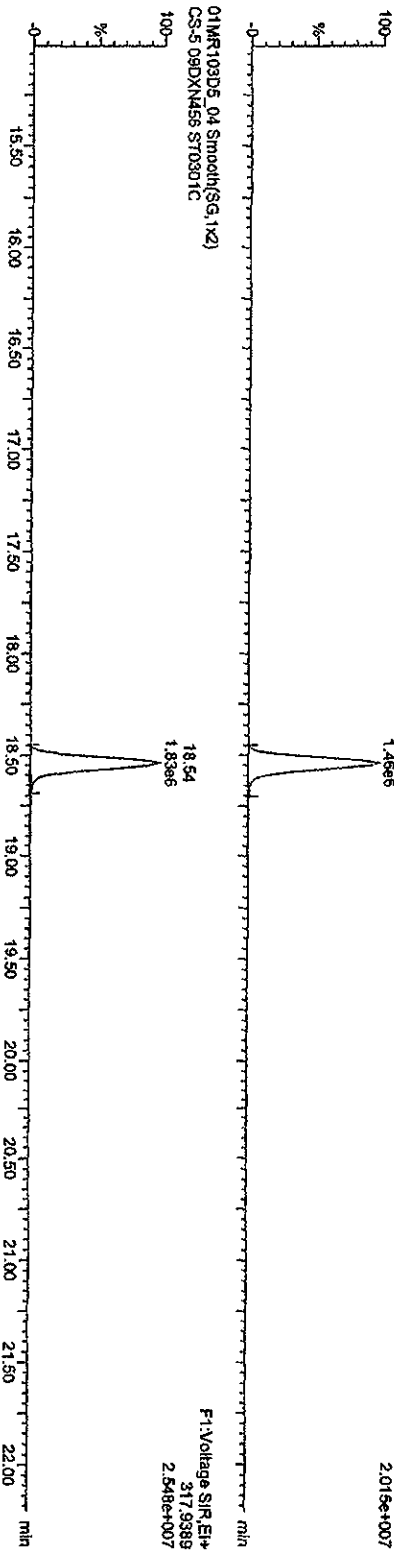
TICDFs

01MR103D5\_04 Smooth(SG, 1x2)  
CS-5 09DXN456 ST0301C

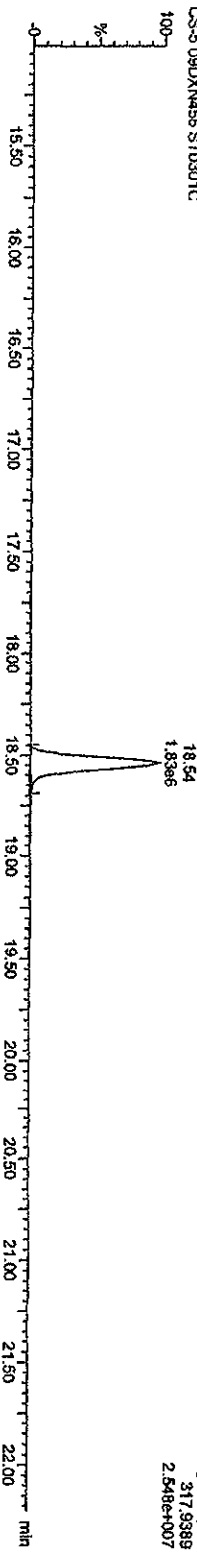


13C-TICDF

01MR103D5\_04 Smooth(SG, 1x2)  
CS-5 09DXN456 ST0301C



01MR103D5\_04 Smooth(SG, 1x2)  
CS-5 09DXN456 ST0301C



Quantity Sample Report Masslynx 4.1


Dataset: C:\Masslynx\JAN2010\PROL\CA030120103D51613.qld

Last Altered: Monday, March 01, 2010 14:19:07 Pacific Standard Time  
Printed: Monday, March 01, 2010 14:23:49 Pacific Standard Time


Name: 01MR103D5\_04, Date: 01-Mar-2010, Time: 12:13:11, ID: ST0301C, Description: CS-5 09DXN456

TCDDs

01MR103D5\_04 Smooth(SG, 1x2)  
CS-5 09DXN456 ST0301C

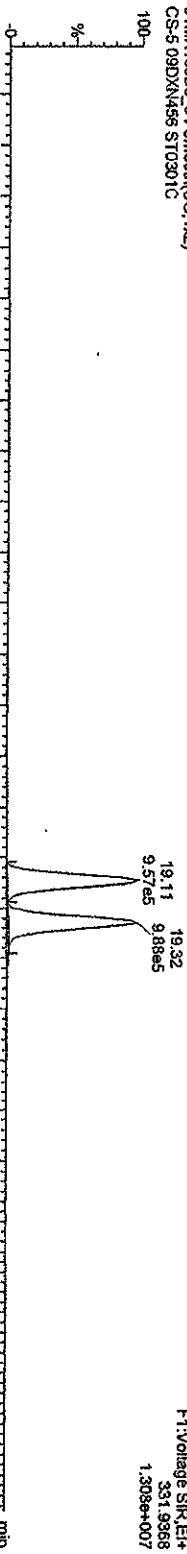


01MR103D5\_04 Smooth(SG, 1x2)  
CS-5 09DXN456 ST0301C

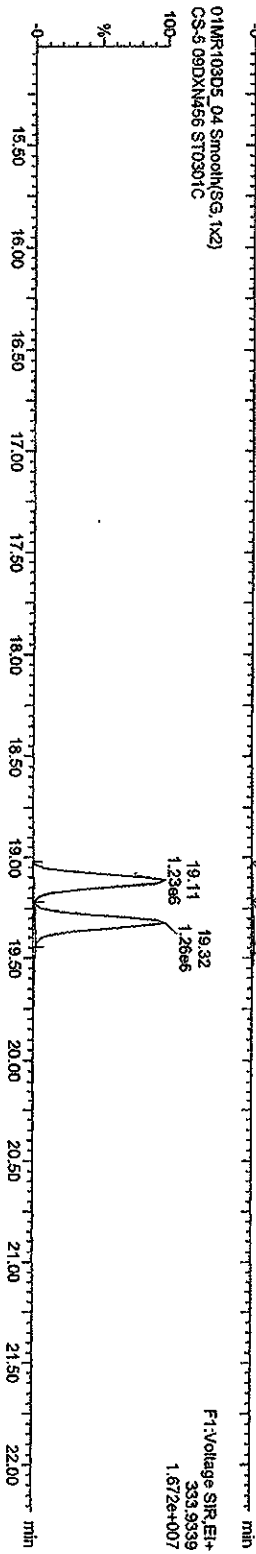


13C-TCDDs

01MR103D5\_04 Smooth(SG, 1x2)  
CS-5 09DXN456 ST0301C



01MR103D5\_04 Smooth(SG, 1x2)  
CS-5 09DXN456 ST0301C





Quantity Sample Report MassLynx 4.1

Dataset: C:\MassLynx\JAN2010\PROLICA030120103D51613.qid

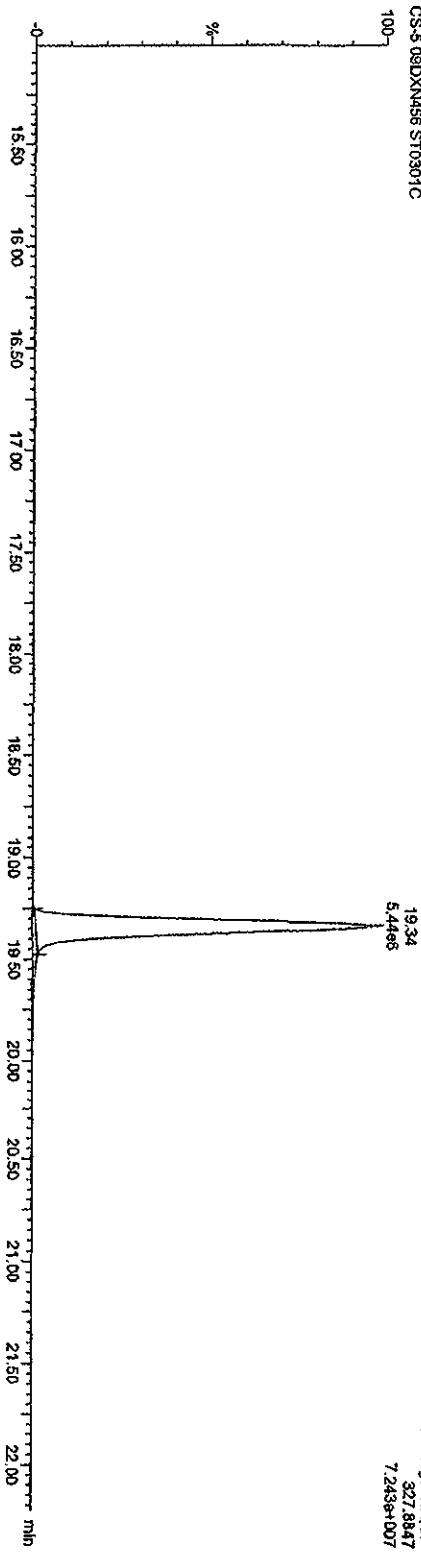
Last Altered: Monday, March 01, 2010 14:19:07 Pacific Standard Time

Printed: Monday, March 01, 2010 14:23:49 Pacific Standard Time

Name: 01MR103D5\_04, Date: 01-Mar-2010, Time: 12:13:14, ID: ST0301C, Description: CS-5-09DXN456

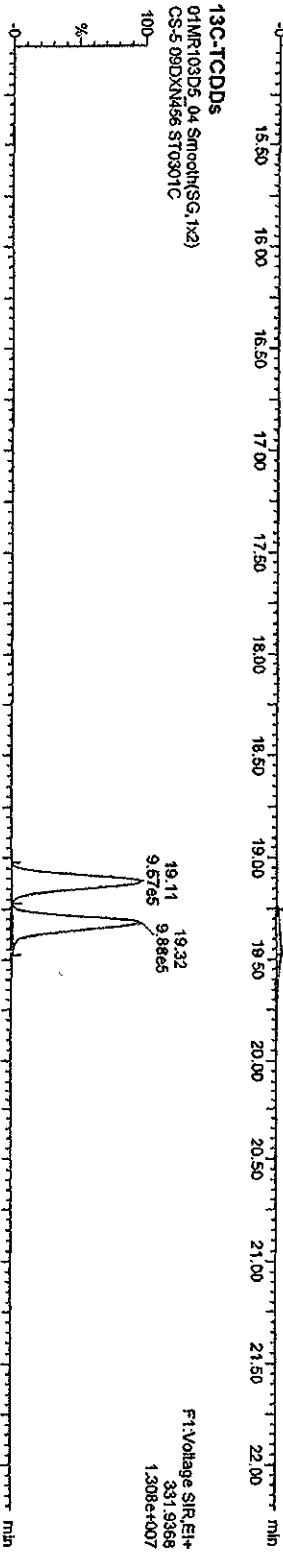
37CL-2,3,7,8-TCDD

01MR103D5\_04 Smooth(SG, 1x2)  
CS-5-09DXN456 ST0301C

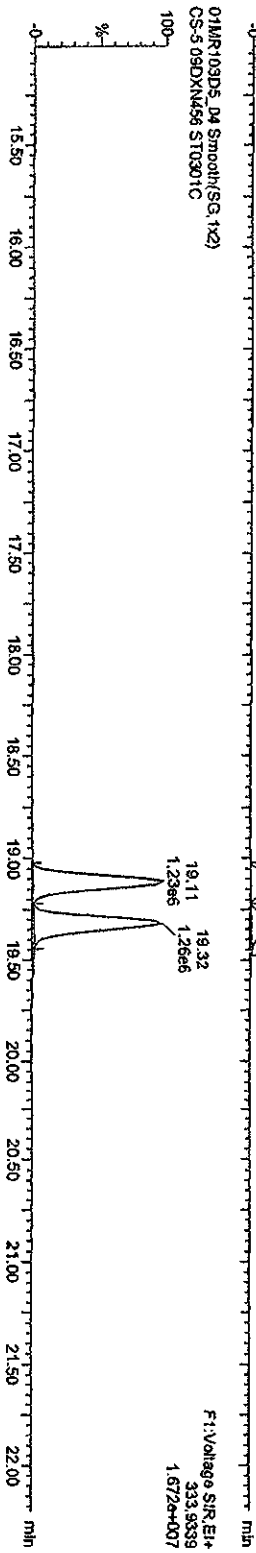


13C-TCDDs

01MR103D5\_04 Smooth(SG, 1x2)  
CS-5-09DXN456 ST0301C



01MR103D5\_04 Smooth(SG, 1x2)  
CS-5-09DXN456 ST0301C

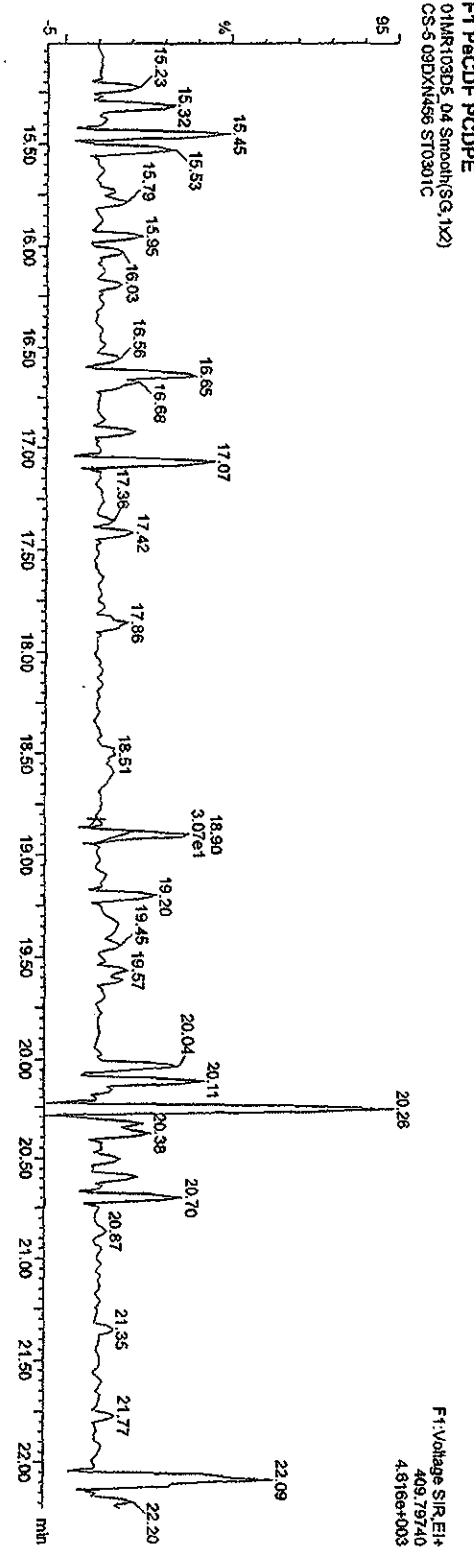
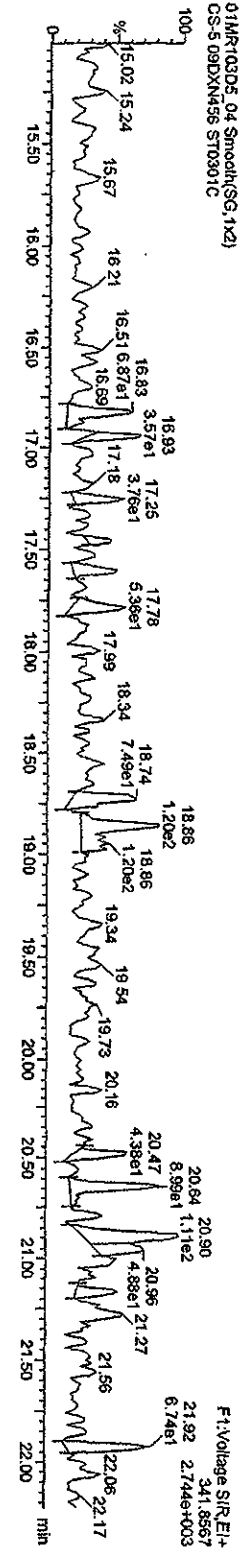
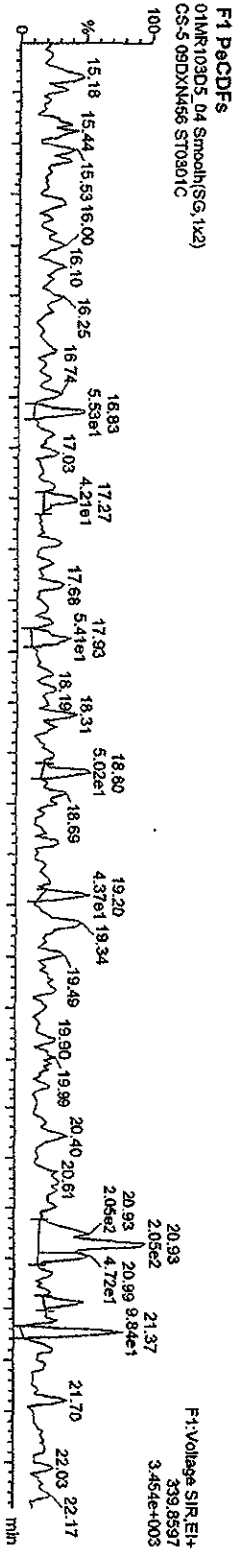


Quantity Sample Report Masslynx 4.1

Dataset: C:\Masslynx\AN2010\FR01\CA030120103D51613.qld

Last Altered: Monday, March 01, 2010 14:19:07 Pacific Standard Time  
Printed: Monday, March 01, 2010 14:23:49 Pacific Standard Time

Name: 01MR103D5\_04, Date: 01-Mar-2010, Time: 12:13:11, ID: ST0301C, Description: CS-5 09DXN456



Quantity Sample Report MassLynx 4.1

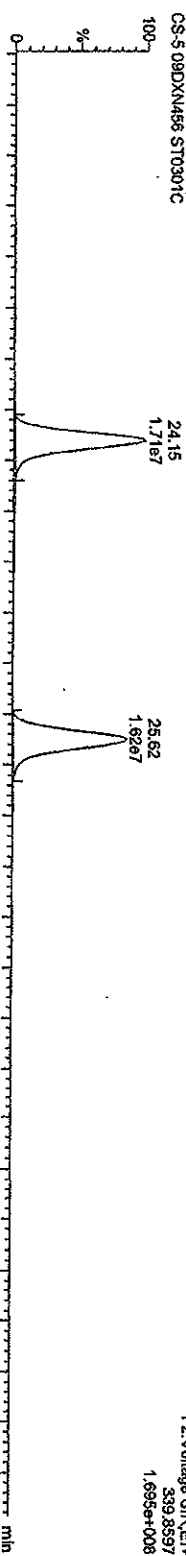
Dataset: C:\MassLynx\LAN2010\PROUNCA090120103D51613.qld

Last Altered: Monday, March 01, 2010 14:19:07 Pacific Standard Time  
Printed: Monday, March 01, 2010 14:23:49 Pacific Standard Time

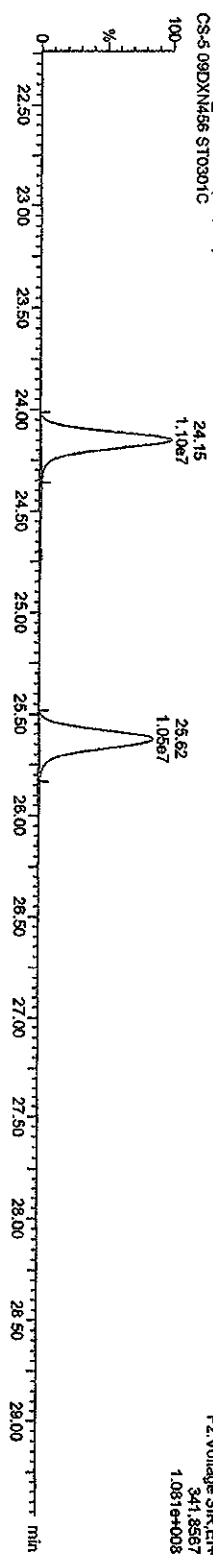
Name: 01MR103D5\_04, Date: 01-Mar-2010, Time: 12:13:11, ID: ST0301C, Description: CS-5 09DXN456

PeCDFs

01MR103D5\_04 Smooth(SG, 1x2)  
CS-5 09DXN456 ST0301C

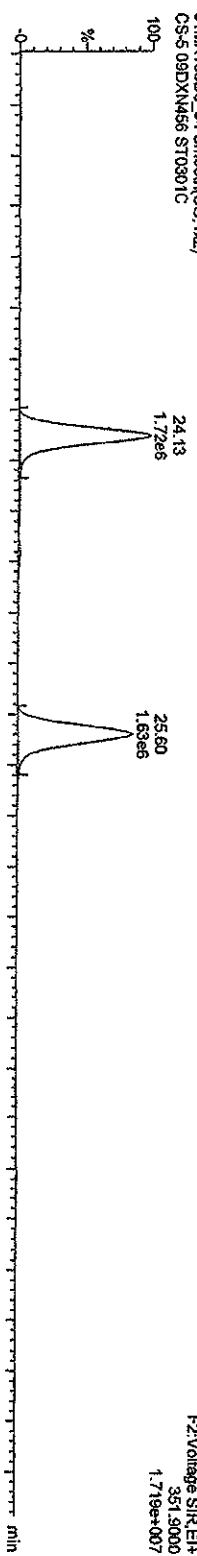


01MR103D5\_04 Smooth(SG, 1x2)  
CS-5 09DXN456 ST0301C

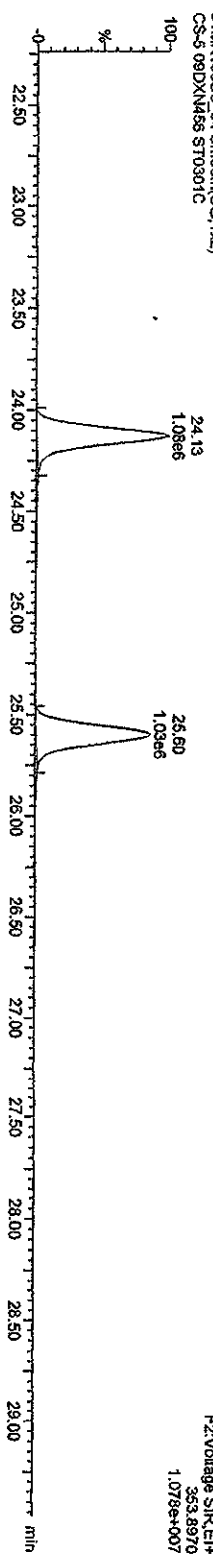


13C-PeCDFs

01MR103D5\_04 Smooth(SG, 1x2)  
CS-5 09DXN456 ST0301C



01MR103D5\_04 Smooth(SG, 1x2)  
CS-5 09DXN456 ST0301C




Quantity Sample Report MassLynx 4.1

Dataset: C:\MassLynx\UN2010\PRONCA030120103D51613.qid  
Last Altered: Monday, March 01, 2010 14:19:07 Pacific Standard Time  
Printed: Monday, March 01, 2010 14:23:49 Pacific Standard Time

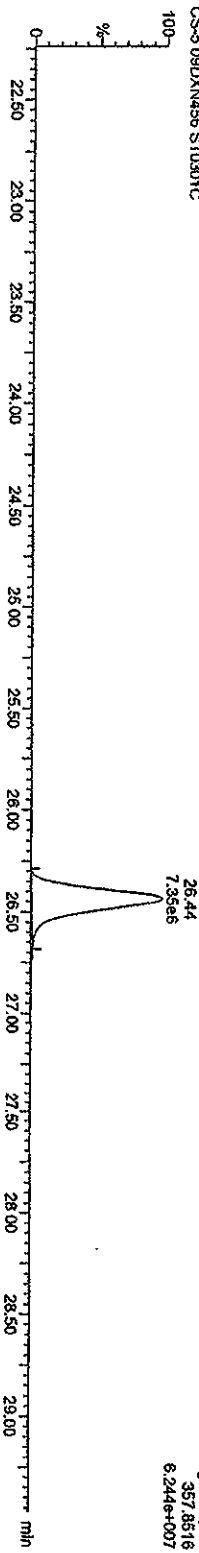
Name: 01MR103D5\_04, Date: 01-Mar-2010, Time: 12:13:11, ID: ST0301C, Description: CS-5-09DXN456

PeCDDs

01MR103D5\_04 Smooth(SG, 1x2)  
CS-5-09DXN456 ST0301C




01MR103D5\_04 Smooth(SG, 1x2)  
CS-5-09DXN456 ST0301C

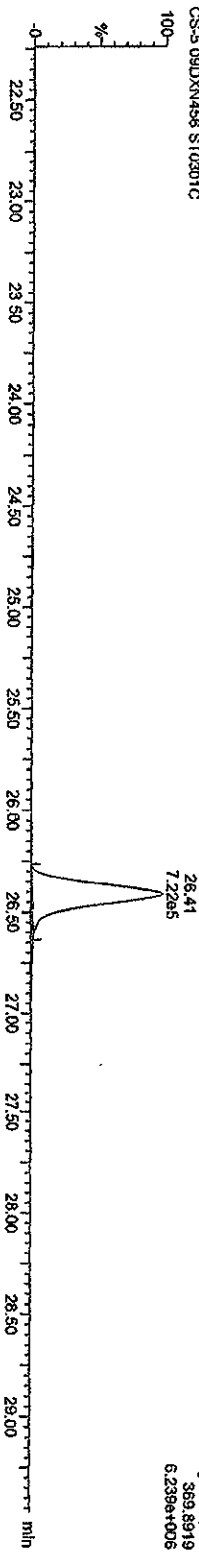


13C-PeCDD

01MR103D5\_04 Smooth(SG, 1x2)  
CS-5-09DXN456 ST0301C



01MR103D5\_04 Smooth(SG, 1x2)  
CS-5-09DXN456 ST0301C



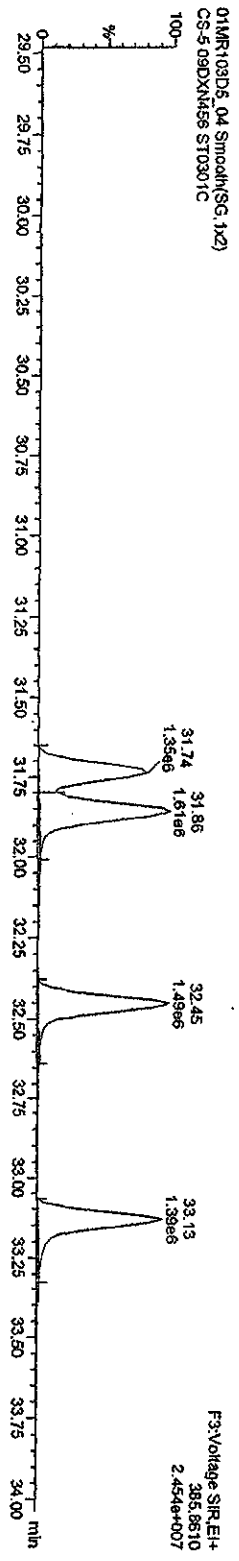
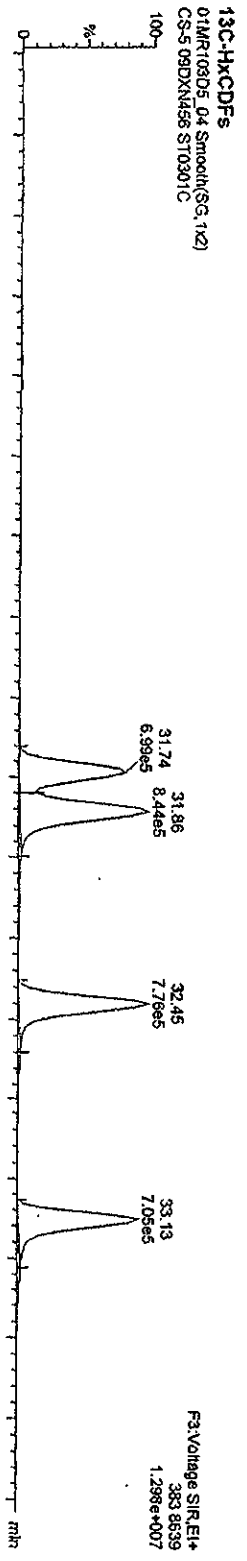
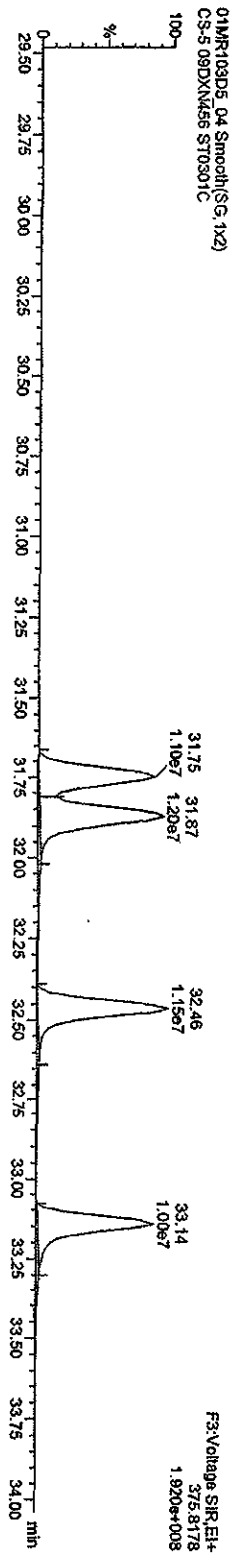
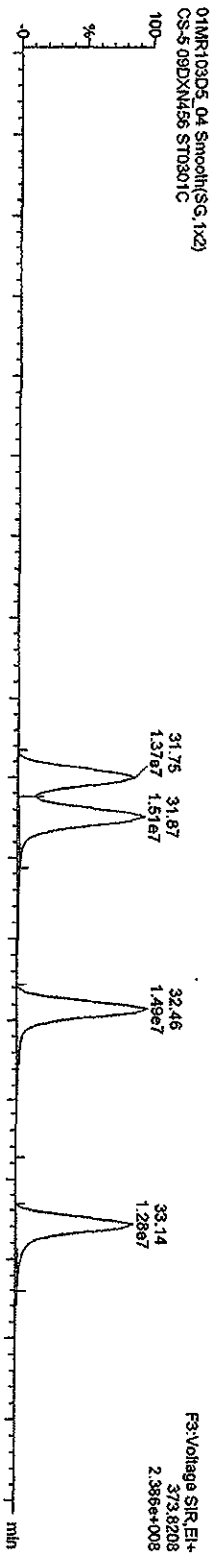
Quantity Sample Report MassLynx 4.1

Dataset: C:\MassLynx\JAN2010\PRONICA030120103D51613.qld

Last Altered: Monday, March 01, 2010 14:19:07 Pacific Standard Time  
Printed: Monday, March 01, 2010 14:23:49 Pacific Standard Time

Name: 01MR103D5\_04, Date: 01-Mar-2010, Time: 12:13:11, ID: ST0301C, Description: CS-5 09DXM456

HxCDFs



Quantity Sample Report MassLynx 4.1


Dataset: C:\MassLynx\JAN2010\PRO\ICAO30120103D51613.qld

Last Altered: Monday, March 01, 2010 14:19:07 Pacific Standard Time  
Printed: Monday, March 01, 2010 14:23:49 Pacific Standard Time


Name: 01MR103D5\_04, Date: 01-Mar-2010, Time: 12:13:11, ID: ST0301C, Description: CS-5 09DXN456

HxCDDs


01MR103D5\_04 Smooth(SG, 1x2)  
CS-5 09DXN456 ST0301C




01MR103D5\_04 Smooth(SG, 1x2)  
CS-5 09DXN456 ST0301C



01MR103D5\_04 Smooth(SG, 1x2)  
CS-5 09DXN456 ST0301C



01MR103D5\_04 Smooth(SG, 1x2)  
CS-5 09DXN456 ST0301C



Quantity Sample Report Masslynx 4.1

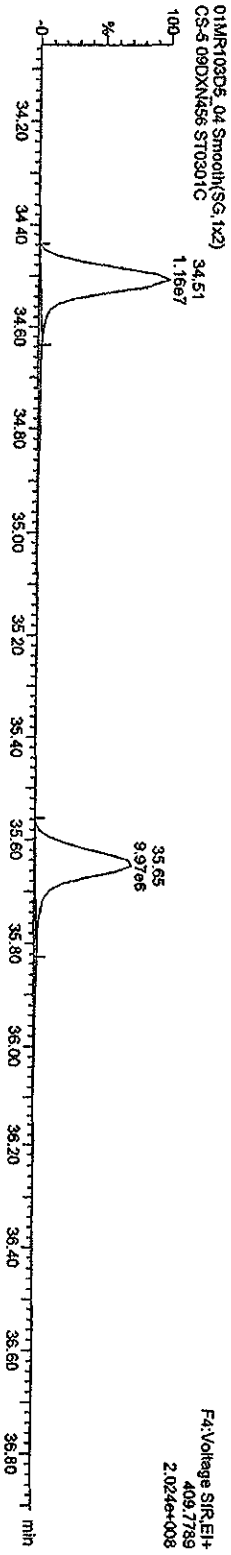
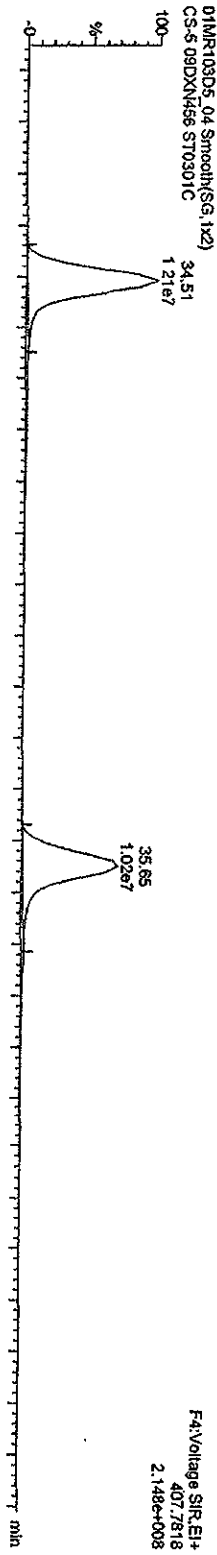
Dataset: C:\Masslynx\LAN2010\PRO\CA030120103D51613.d

Last Altered: Monday, March 01, 2010 14:19:07 Pacific Standard Time

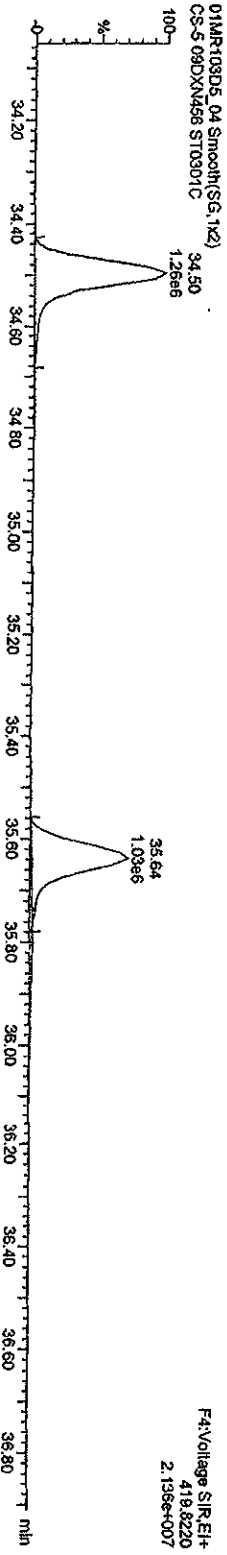
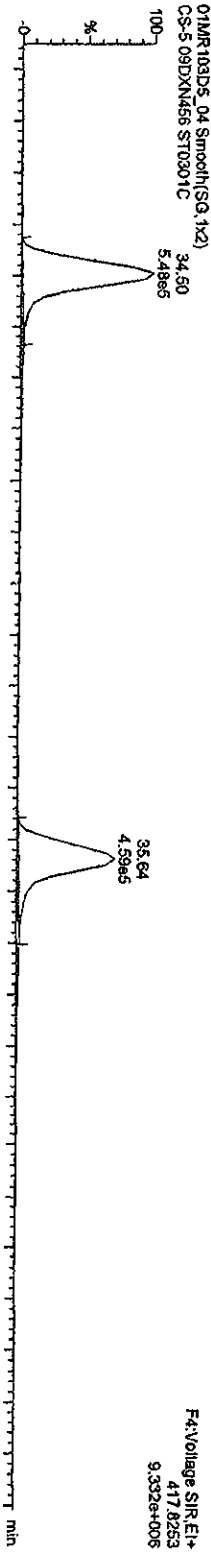
Printed: Monday, March 01, 2010 14:23:49 Pacific Standard Time

Name: 01MR103D5\_04, Date: 01-Mar-2010, Time: 12:13:11, ID: ST0301C, Description: CS-5 09DXN456

HPCDFs



<sup>13</sup>C-HPCDFs



Quantity Sample Report MassLynx 4.1

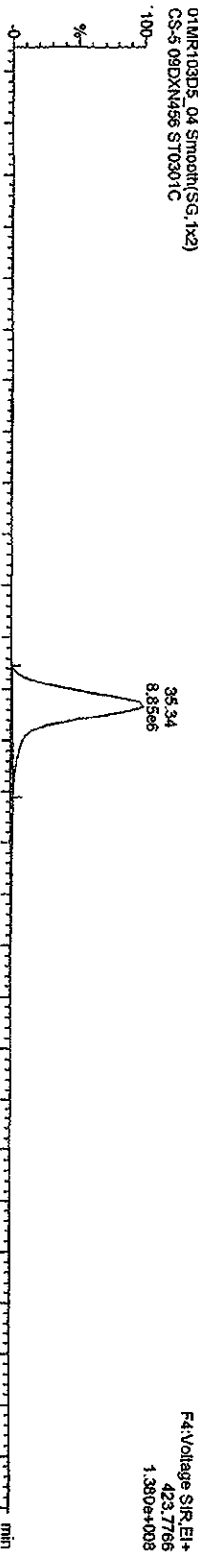
Dataset: C:\MassLynx\JAN2010\PROV\CA030120103D51613.qld

Last Altered: Monday, March 01, 2010 14:19:07 Pacific Standard Time  
Printed: Monday, March 01, 2010 14:23:49 Pacific Standard Time

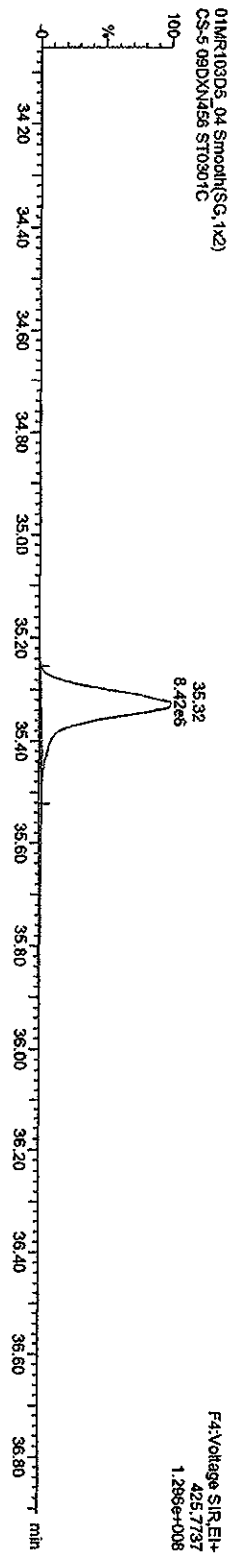
Name: 01MR103D5\_04, Date: 01-Mar-2010, Time: 12:13:11, ID: ST0301C, Description: CS-5-09DXN456

HpCDDs

01MR103D5\_04 Smooth(SG, 1x2)  
CS-5-09DXN456 ST0301C

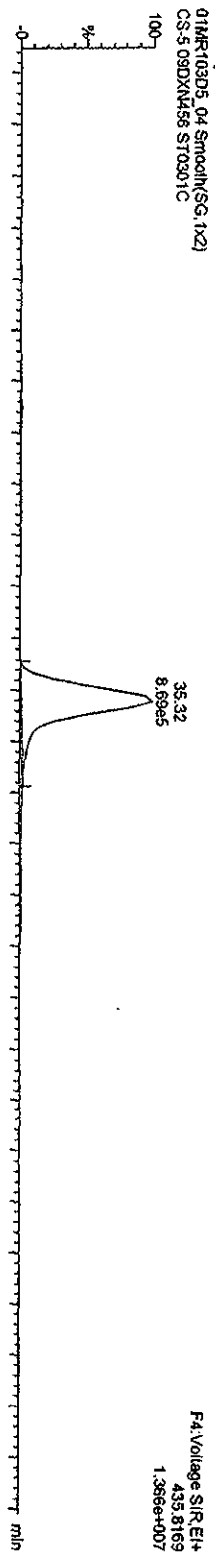


01MR103D5\_04 Smooth(SG, 1x2)  
CS-5-09DXN456 ST0301C

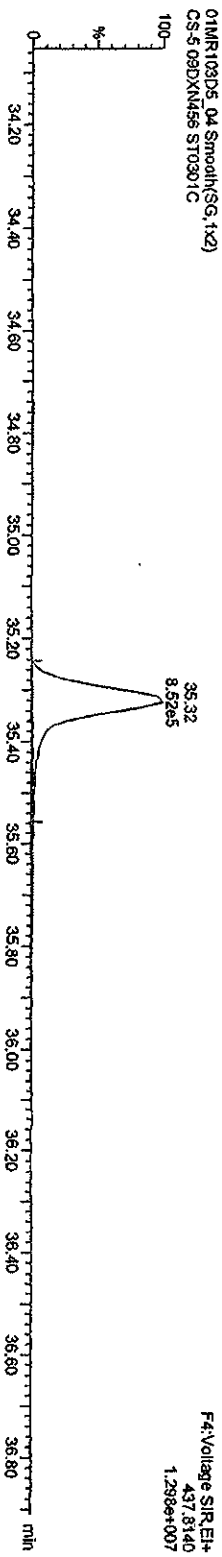


13C-HpCDD

01MR103D5\_04 Smooth(SG, 1x2)  
CS-5-09DXN456 ST0301C



01MR103D5\_04 Smooth(SG, 1x2)  
CS-5-09DXN456 ST0301C





Quantify Sample Report MassLynx 4.1

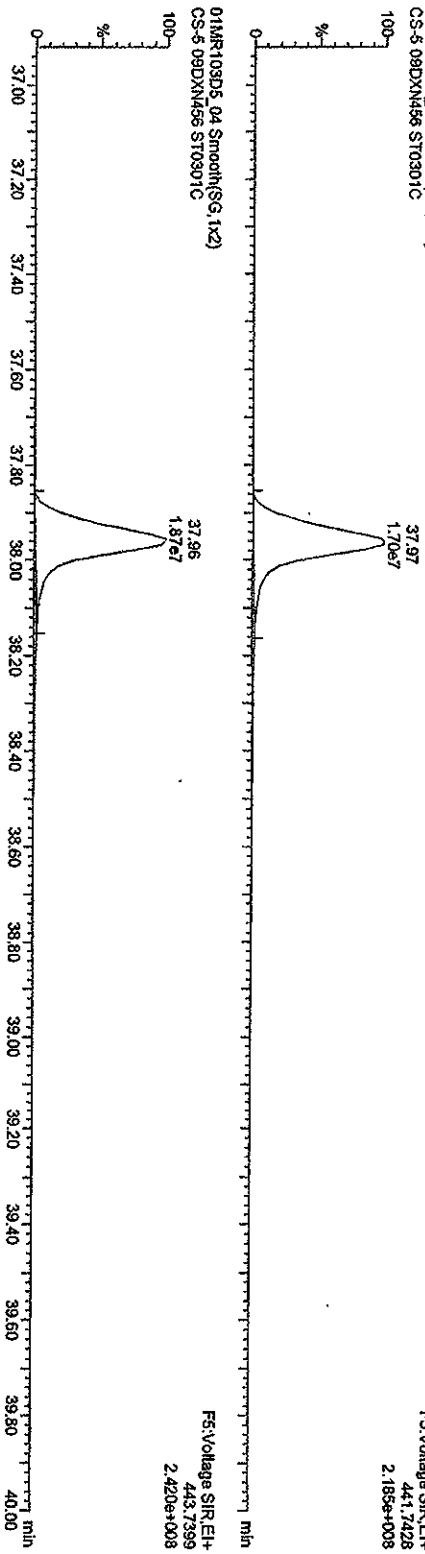
Dataset: C:\MassLynx\MAN2010.PRO\ICAO30120103D51613.qld

Last Altered: Monday, March 01, 2010 14:19:07 Pacific Standard Time  
Printed: Monday, March 01, 2010 14:23:49 Pacific Standard Time

Name: 01MR103D5\_04, Date: 01-Mar-2010, Time: 12:13:11, ID: ST0301C, Description: CS-5-09DXN456

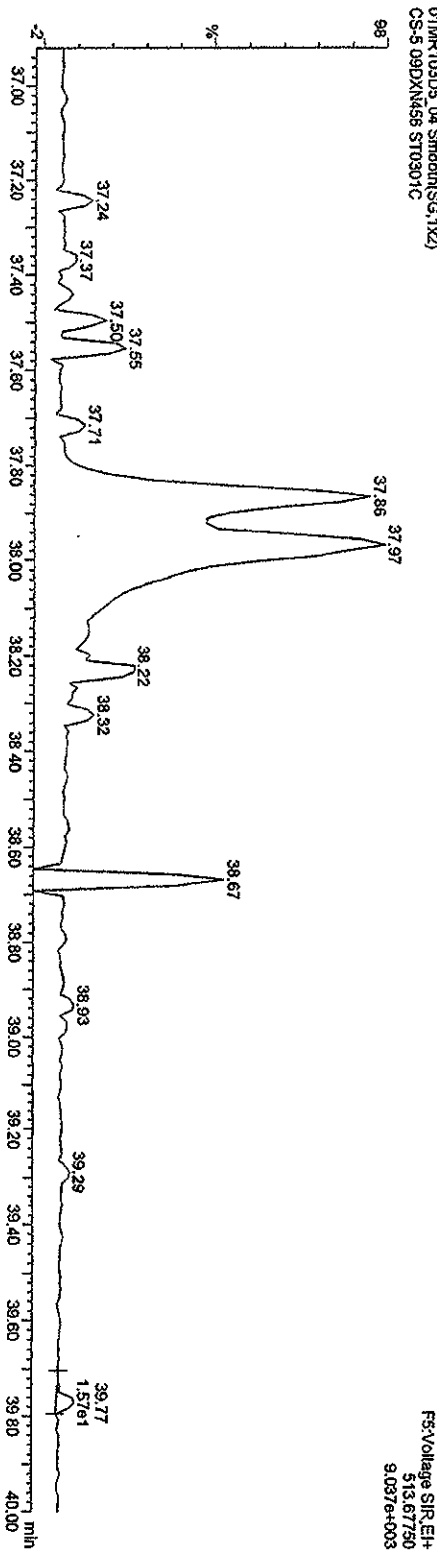
OCDFS

01MR103D5\_04 Smooth(SG,1x2)  
CS-5-09DXN456 ST0301C



OCDP PCDFE

01MR103D5\_04 Smooth(SG,1x2)  
CS-5-09DXN456 ST0301C



Quantity Sample Report MassLynx 4.1


Dataset: C:\MassLynx\LAN2010\PRO\CA030120103D51613.qld

Last Altered: Monday, March 01, 2010 14:19:07 Pacific Standard Time  
Printed: Monday, March 01, 2010 14:23:49 Pacific Standard Time


Name: 01MR103D5\_04, Date: 01-Mar-2010, Time: 12:13:11, ID: ST0301C, Description: CS-5 09DXN456

OCDD

01MR103D5\_04 Smooth(SG, 1x2)  
CS-5 09DXN456 ST0301C




01MR103D5\_04 Smooth(SG, 1x2)  
CS-5 09DXN456 ST0301C




13C-OCDD

01MR103D5\_04 Smooth(SG, 1x2)  
CS-5 09DXN456 ST0301C



01MR103D5\_04 Smooth(SG, 1x2)  
CS-5 09DXN456 ST0301C



Quantify Sample Report Masslynx 4.1

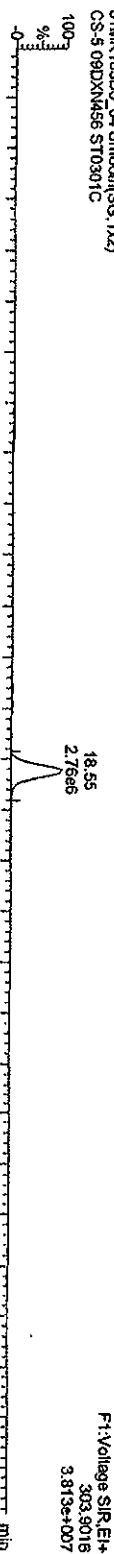
Dataset: C:\Masslynx\LAN2010\PROJCA030120103D51613.qld

Last Altered: Monday, March 01, 2010 14:19:07 Pacific Standard Time  
Printed: Monday, March 01, 2010 14:23:49 Pacific Standard Time

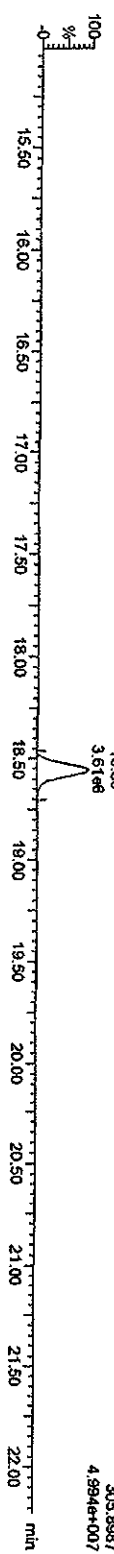
Name: 01MR103D5\_04, Date: 01-Mar-2010, Time: 12:13:11, ID: ST0301C, Description: CS-5 09DXM456

TCDFS

01MR103D5\_04 Smooth(SG, 1x2)  
CS-5 09DXM456 ST0301C

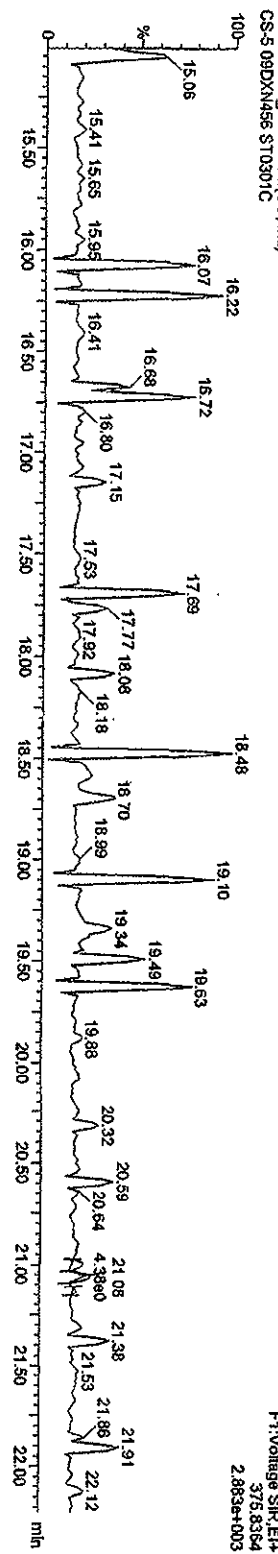


01MR103D5\_04 Smooth(SG, 1x2)  
CS-5 09DXM456 ST0301C



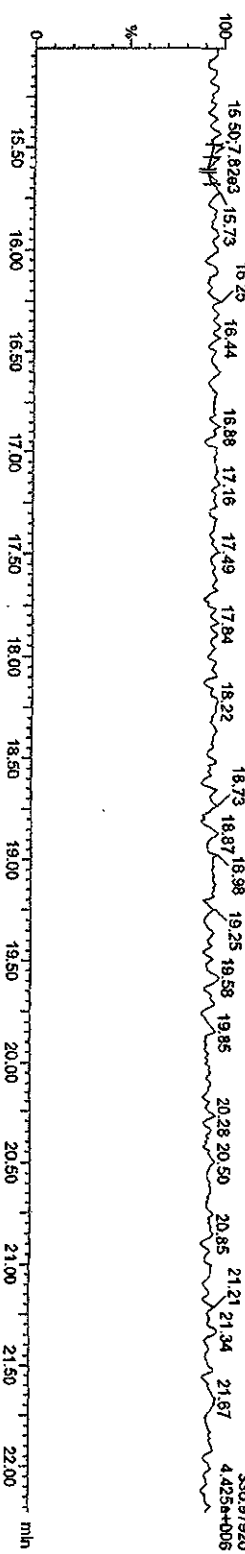
TCDF PCDFE

01MR103D5\_04 Smooth(SG, 1x2)  
CS-5 09DXM456 ST0301C



Function 1 PFK

01MR103D5\_04 Smooth(SG, 1x2)  
CS-5 09DXM456 ST0301C



Quantity Sample Report MassLynx 4.1

Dataset: C:\MassLynx\JAN2010\PRO\IC\CA030120103D51613.qld

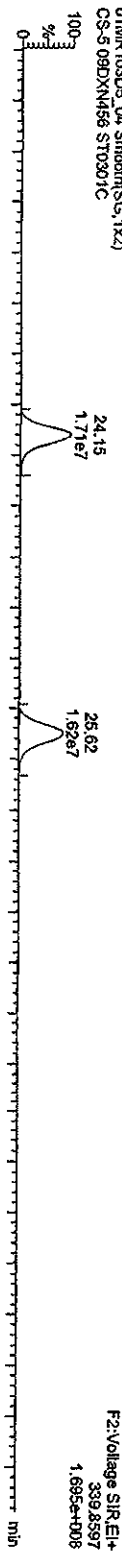
Last Altered: Monday, March 01, 2010 14:19:07 Pacific Standard Time

Printed: Monday, March 01, 2010 14:23:49 Pacific Standard Time

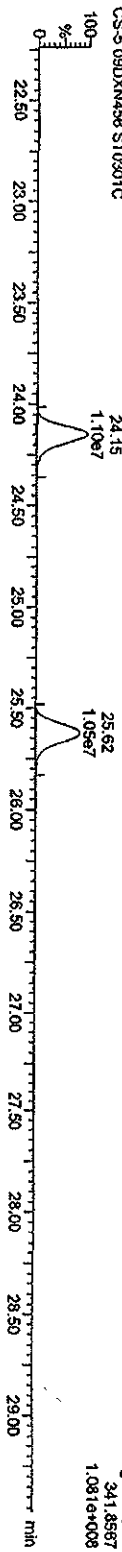
Name: 01MR103D5\_04, Date: 01-Mar-2010, Time: 12:13:11, ID: ST0301C, Description: CS-5-09DXN456

PACDF

01MR103D5\_04 Smooth(SG,1x2)  
CS-5-09DXN456 ST0301C

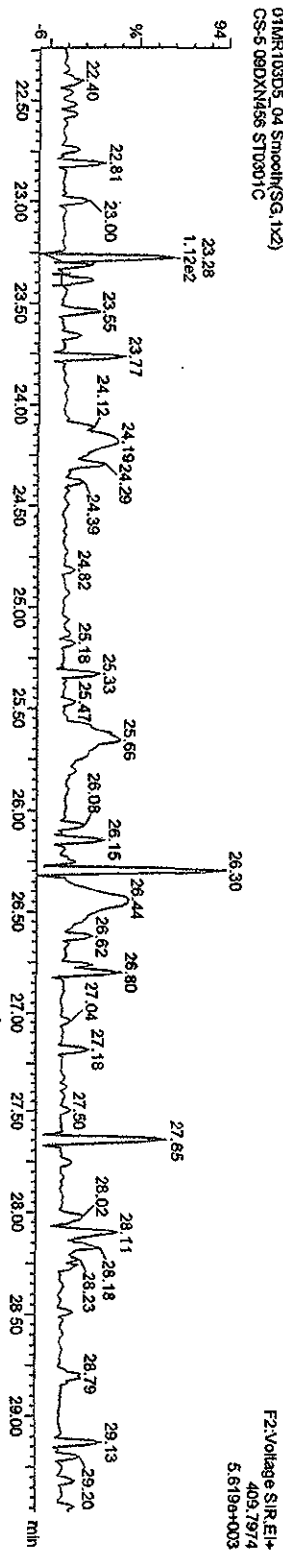


01MR103D5\_04 Smooth(SG,1x2)  
CS-5-09DXN456 ST0301C



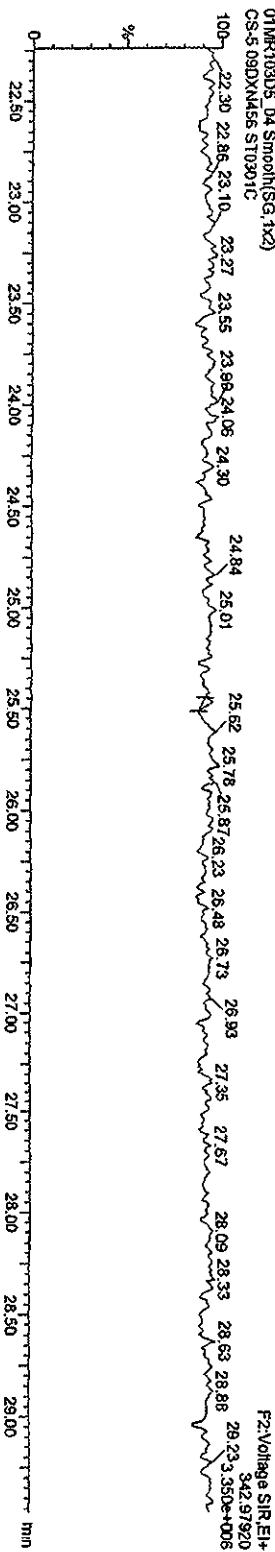
F2 PeCDF PeCDPE

01MR103D5\_04 Smooth(SG,1x2)  
CS-5-09DXN456 ST0301C



Function 2 PFK

01MR103D5\_04 Smooth(SG,1x2)  
CS-5-09DXN456 ST0301C



Quantity Sample Report MassLynx 4.1

Dataset: C:\MassLynx\UN2010\PRO\CA030120103D51613.qld

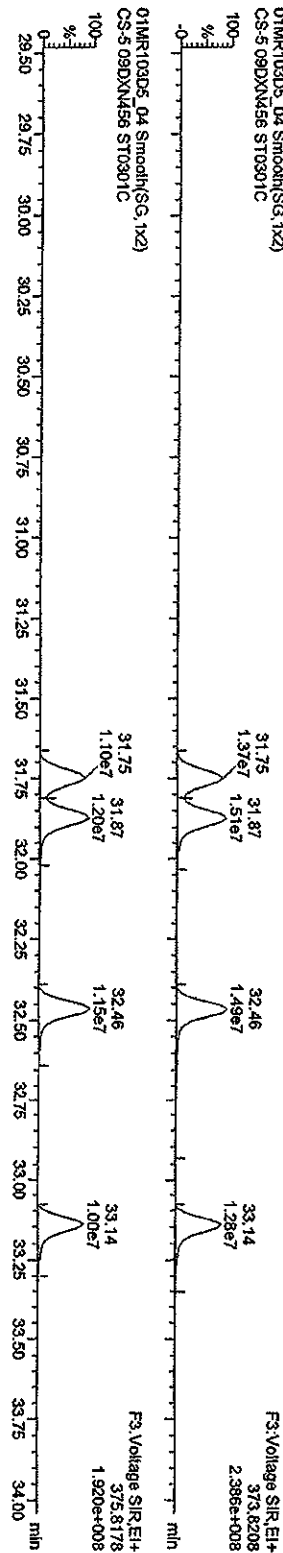
Last Altered: Monday, March 01, 2010 14:19:07 Pacific Standard Time

Printed: Monday, March 01, 2010 14:23:49 Pacific Standard Time

Name: 01MR103D5\_04, Date: 01-Mar-2010, Time: 12:13:11, ID: ST0301C, Description: CS-5-09DXN456

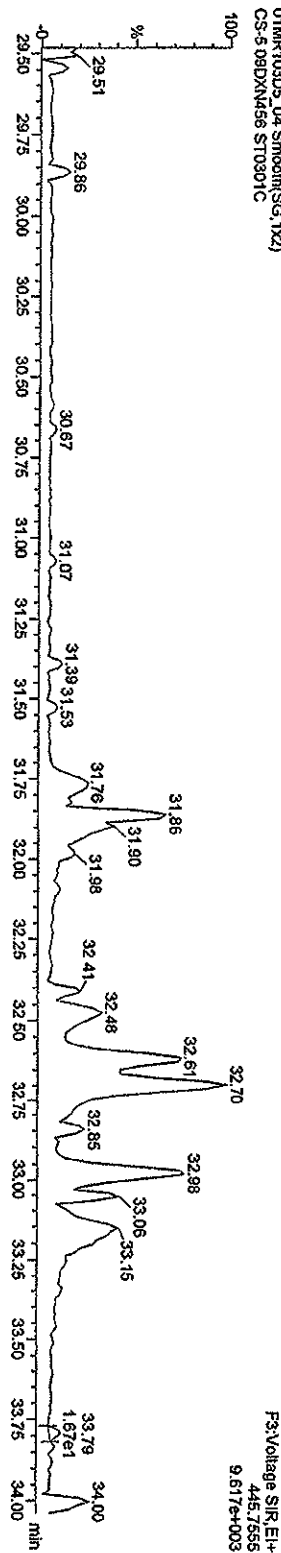
HXCDFs

01MR103D5\_04 Smooth(SG, 1x2)  
CS-5-09DXN456 ST0301C



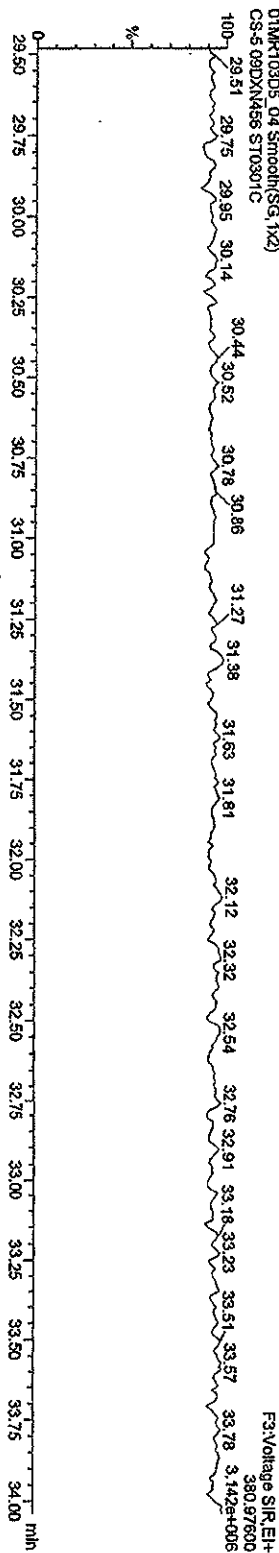
HXCDF PCDPE

01MR103D5\_04 Smooth(SG, 1x2)  
CS-5-09DXN456 ST0301C



Function 3 PFK

01MR103D5\_04 Smooth(SG, 1x2)  
CS-5-09DXN456 ST0301C



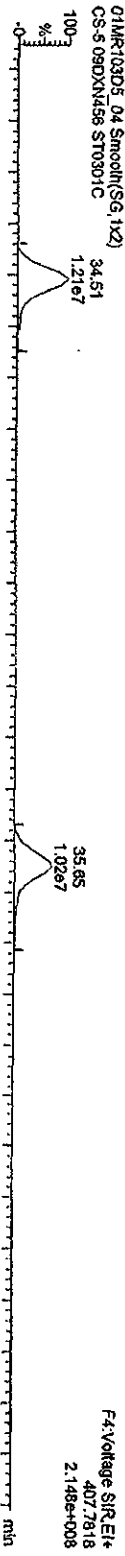
Quantity Sample Report MassLynx 4.1

Dataset: C:\MassLynx\JAN2010\PROL\CA030120103D51613.qld


Last Altered: Monday, March 01, 2010 14:19:07 Pacific Standard Time  
Printed: Monday, March 01, 2010 14:23:49 Pacific Standard Time

Name: 01MR103D5\_04, Date: 01-Mar-2010, Time: 12:13:14, ID: ST0301C, Description: CS-5-09DXN456

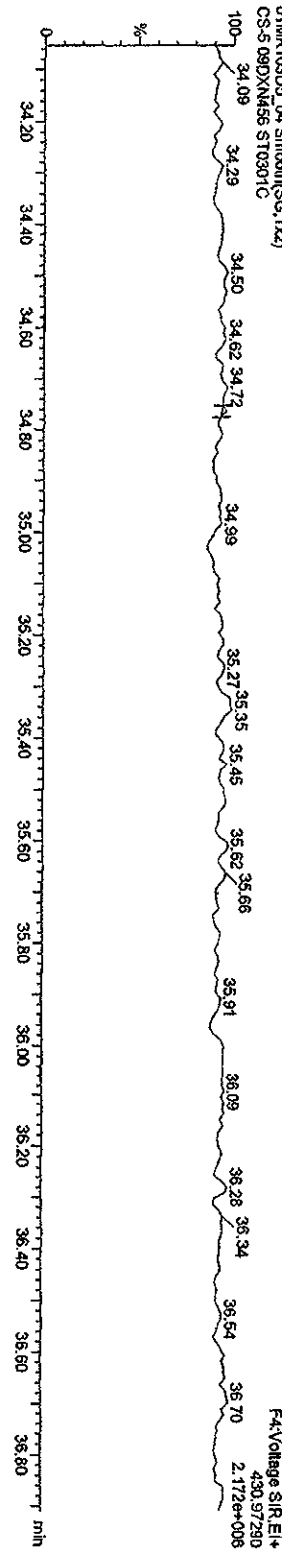
HPCDFs



HPCDF PCDFE



Function 4 PFK



Quantity Sample Report Masslynx 4.1

Dataset: C:\Masslynx\AN2010\PRONCA030120103D51613.qld

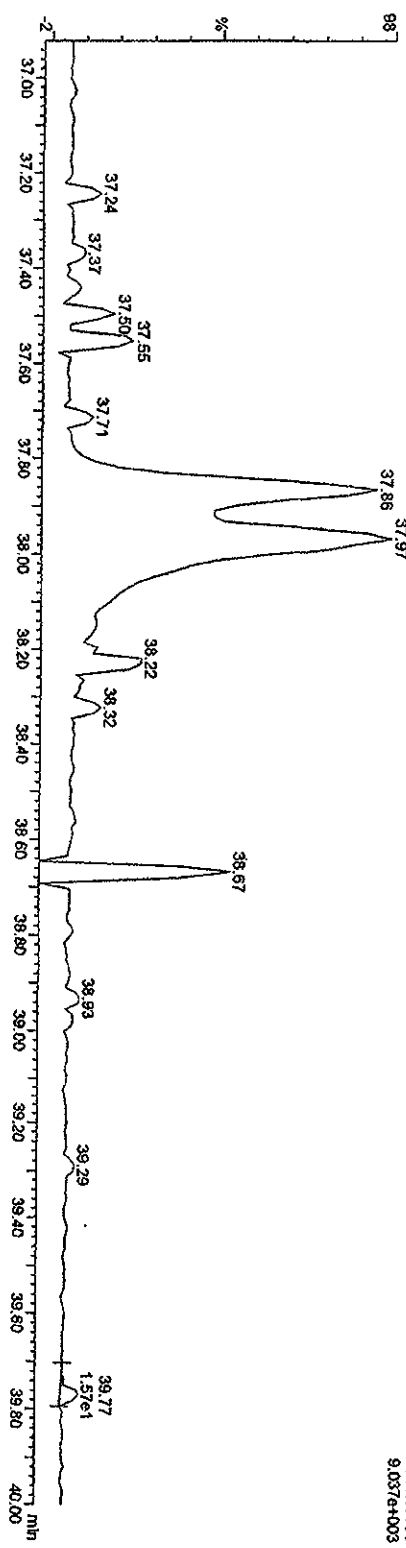
Last Altered: Monday, March 01, 2010 14:19:07 Pacific Standard Time

Printed: Monday, March 01, 2010 14:23:49 Pacific Standard Time

Name: 01MR103D5\_04, Date: 01-Mar-2010, Time: 12:13:11, ID: ST0301C, Description: CS-5 09DXN466

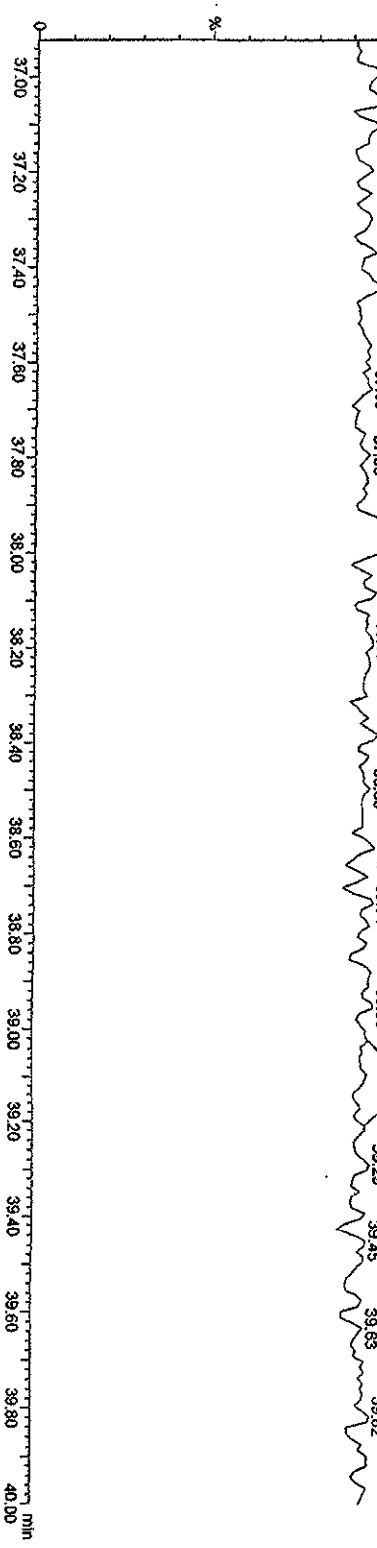
OCDF PCDPE  
01MR103D5\_04 Smooth(SG:1x2)  
CS-5 09DXN466 ST0301C

Fe:Voltage SIR\_EI+  
513.67750  
9.037e+003



Function 5 PFK  
01MR103D5\_04 Smooth(SG:1x2)  
CS-5 09DXN466 ST0301C

Fe:Voltage SIR\_EI+  
442.67280  
1.770e+006



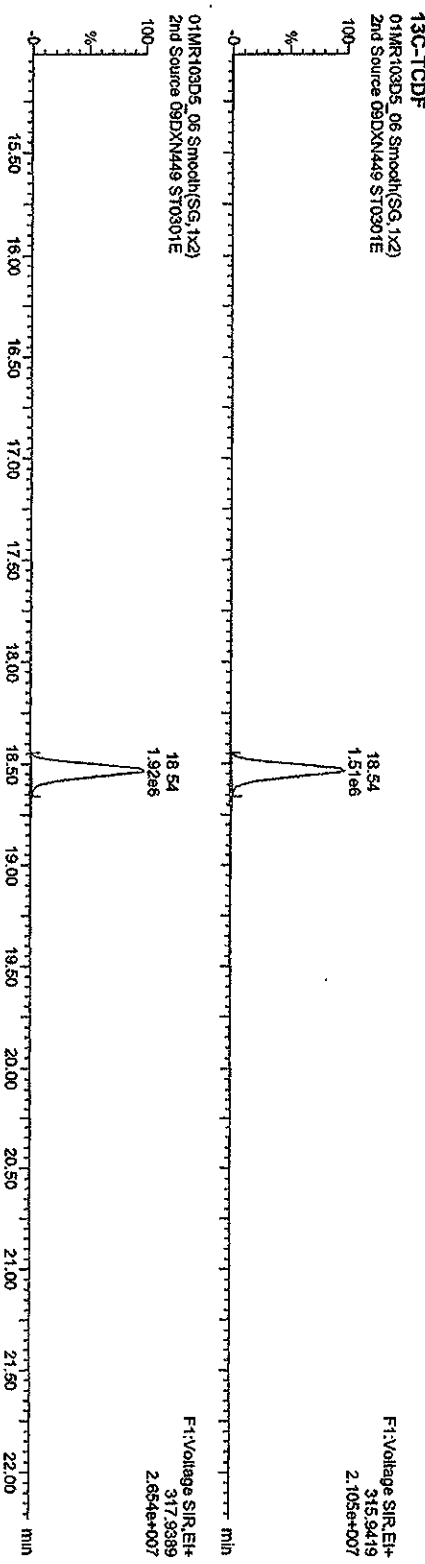
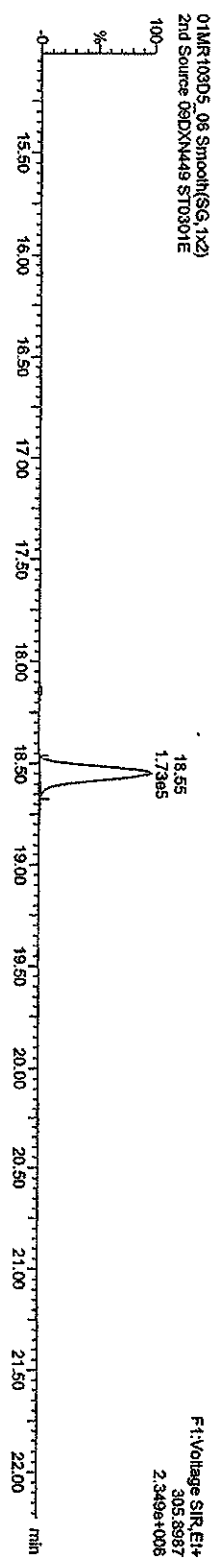
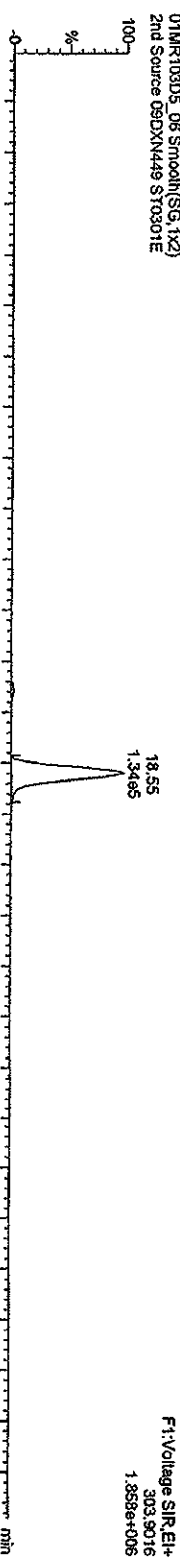
Quantity Sample Report MassLynx 4.1

Dataset: C:\MassLynx\JAN2010\PROL\CA030120103D52\2ndSource.qld

Last Altered: Monday, March 01, 2010 14:20:38 Pacific Standard Time  
Printed: Monday, March 01, 2010 14:22:50 Pacific Standard Time

Method: C:\MassLynx\JAN2010\PROL\meth\DB16133D5.mdb 01 Mar 2010 14:17:18  
Calibration: C:\MassLynx\JAN2010\PROL\Curve\DB16133D51613.cdb 01 Mar 2010 14:19:06  
Name: 01MR103D5\_06, Date: 01-Mar-2010, Time: 13:37:44, ID: ST0301E, Description: 2nd Source 09DXN449

TCDFs





Quantity Sample Report MassLynn 4.1


Dataset: C:\MassLynn\LAN2010\PRO\CA030120103D52\ndSource.qtd

Last Altered: Monday, March 01, 2010 14:20:38 Pacific Standard Time  
Printed: Monday, March 01, 2010 14:22:50 Pacific Standard Time


Name: 01MR103D5\_06, Date: 01-Mar-2010, Time: 13:37:44, ID: ST0301E, Description: 2nd Source 09DXN449

TCDDs

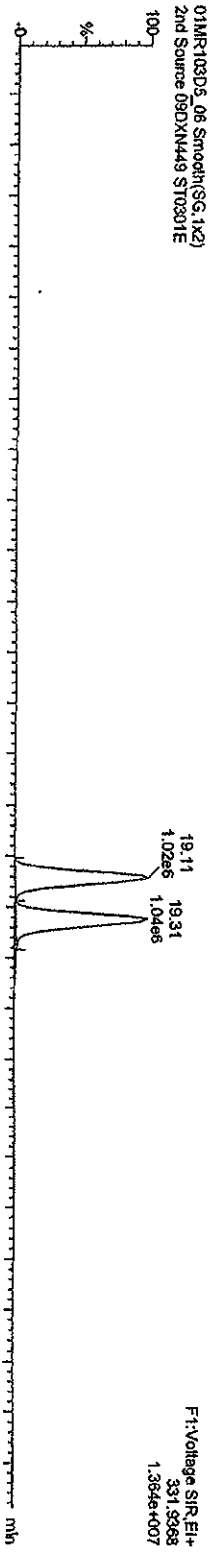
01MR103D5\_06 Smoak(SG, 1x2)  
2nd Source 09DXN449 ST0301E



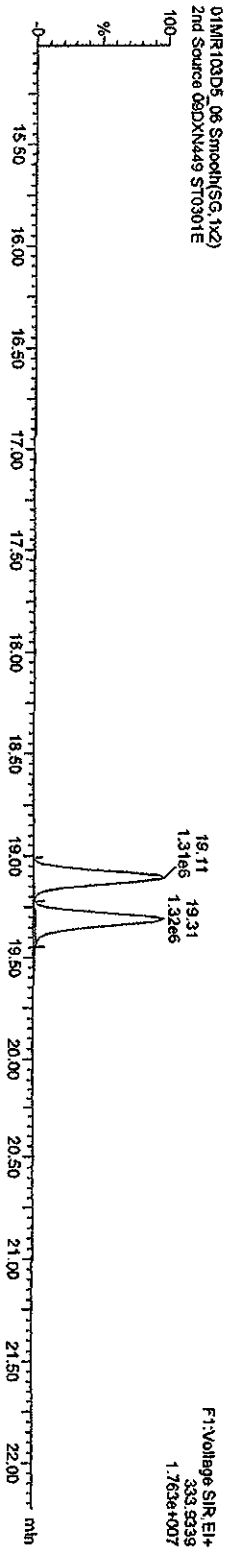
01MR103D5\_06 Smoak(SG, 1x2)  
2nd Source 09DXN449 ST0301E



01MR103D5\_06 Smoak(SG, 1x2)  
2nd Source 09DXN449 ST0301E



01MR103D5\_06 Smoak(SG, 1x2)  
2nd Source 09DXN449 ST0301E



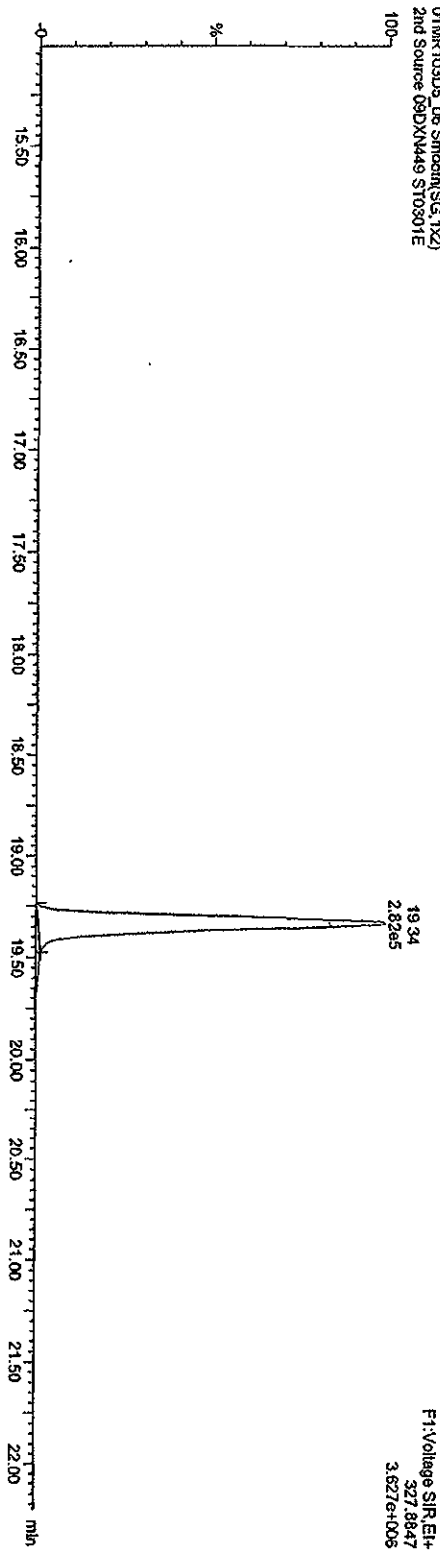
Quantity Sample Report MassLynx 4.1

Dataset: C:\MassLynx\LAN2010\PRO\CA030120103D5\2ndSource.qtd

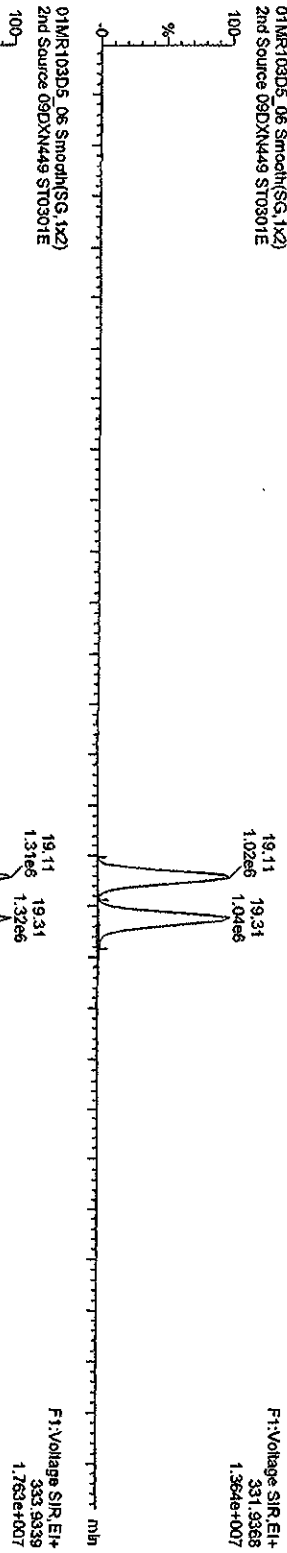
Last Altered: Monday, March 01, 2010 14:20:38 Pacific Standard Time  
Printed: Monday, March 01, 2010 14:22:50 Pacific Standard Time

Name: 01MR103D5\_06, Date: 01-Mar-2010, Time: 13:37:44, ID: ST0301E, Description: 2nd Source 09DXN449

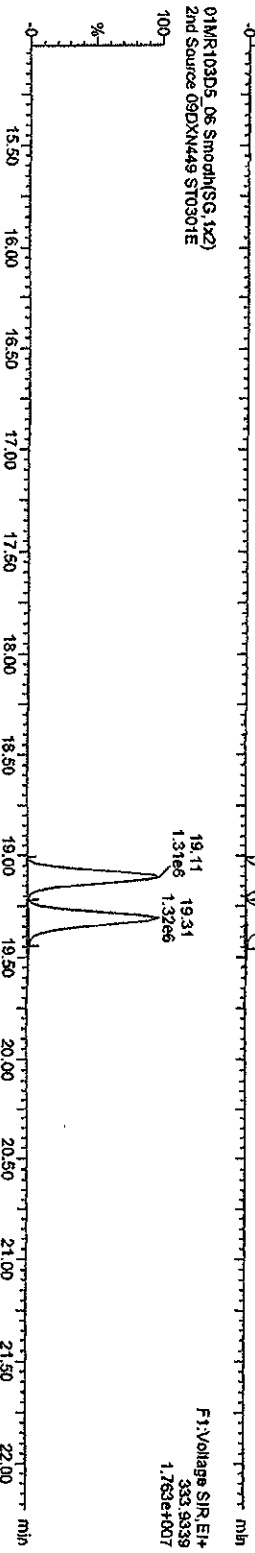
37CL-2,3,7,8-TCDD  
01MR103D5\_06 Smoeth(SSG, 1x2)  
2nd Source 09DXN449 ST0301E



13C-1CDDs  
01MR103D5\_06 Smoeth(SSG, 1x2)  
2nd Source 09DXN449 ST0301E



01MR103D5\_06 Smoeth(SSG, 1x2)  
2nd Source 09DXN449 ST0301E

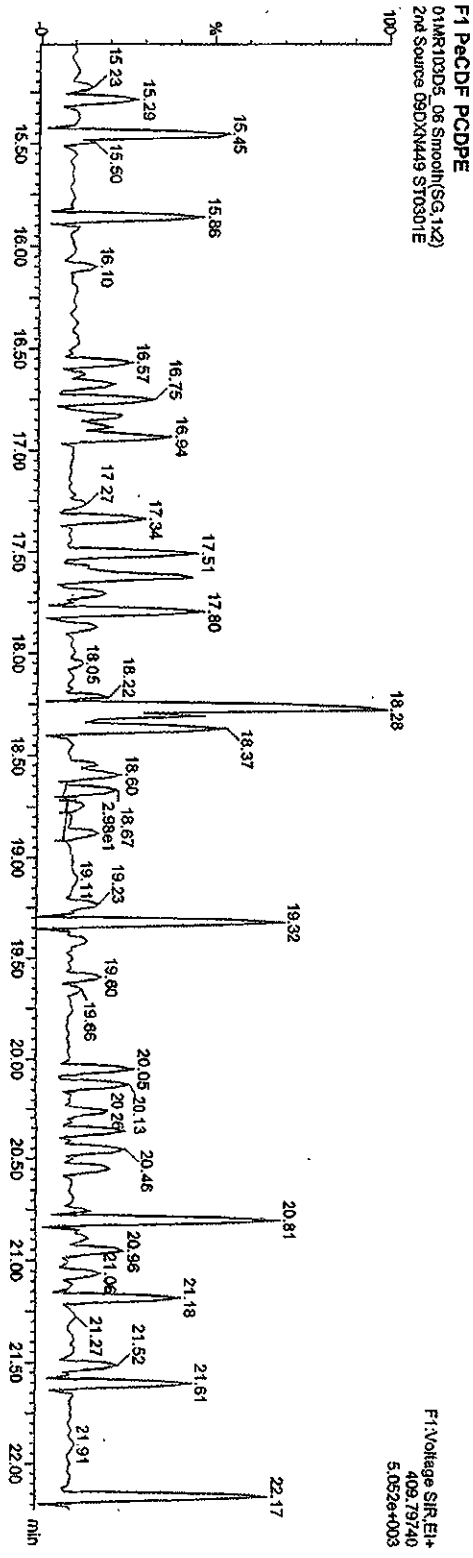
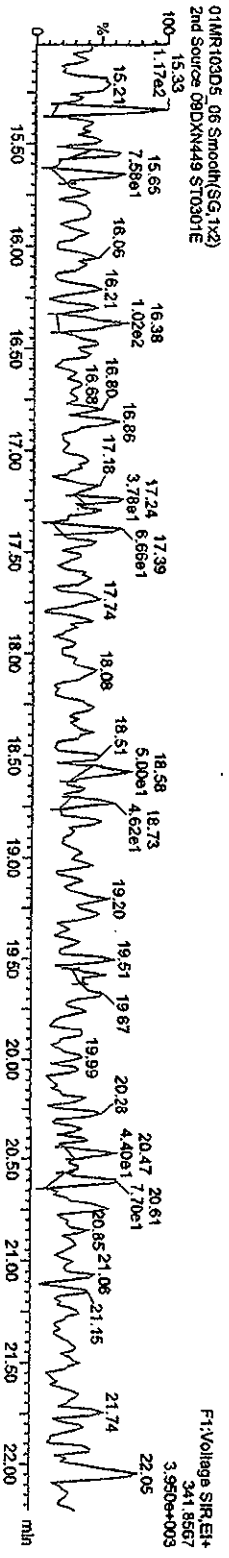
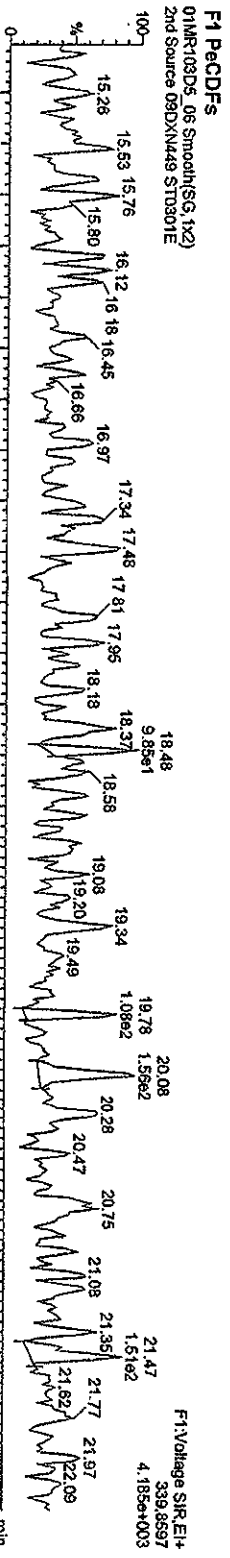


Quantity Sample Report Masslynx 4.1

Dataset: C:\Masslynx\JAN2010\PROV\CA030120103D52\ndSource.qld

Last Altered: Monday, March 01, 2010 14:20:38 Pacific Standard Time  
Printed: Monday, March 01, 2010 14:22:50 Pacific Standard Time

Name: 01MR103D5\_06, Date: 01-Mar-2010, Time: 13:37:44, ID: ST0301E, Description: 2nd Source 09DXN449



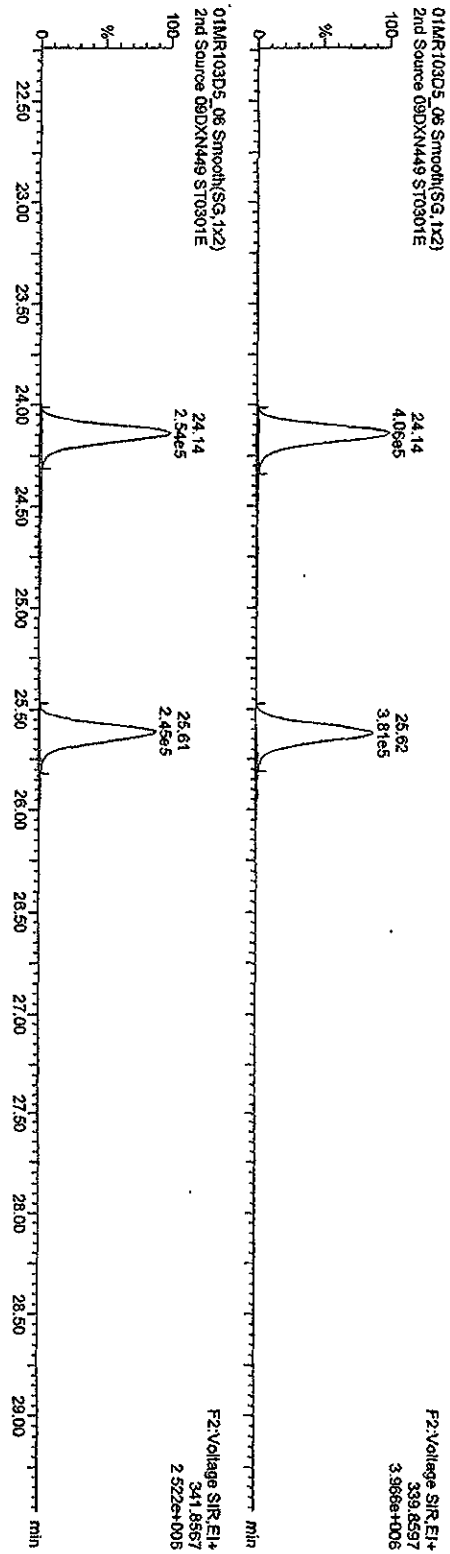
Quantity Sample Report MassLynx 4.1

Dataset: C:\MassLynx\JAN2010\PROVICA030120103D5\2ndSource.qld

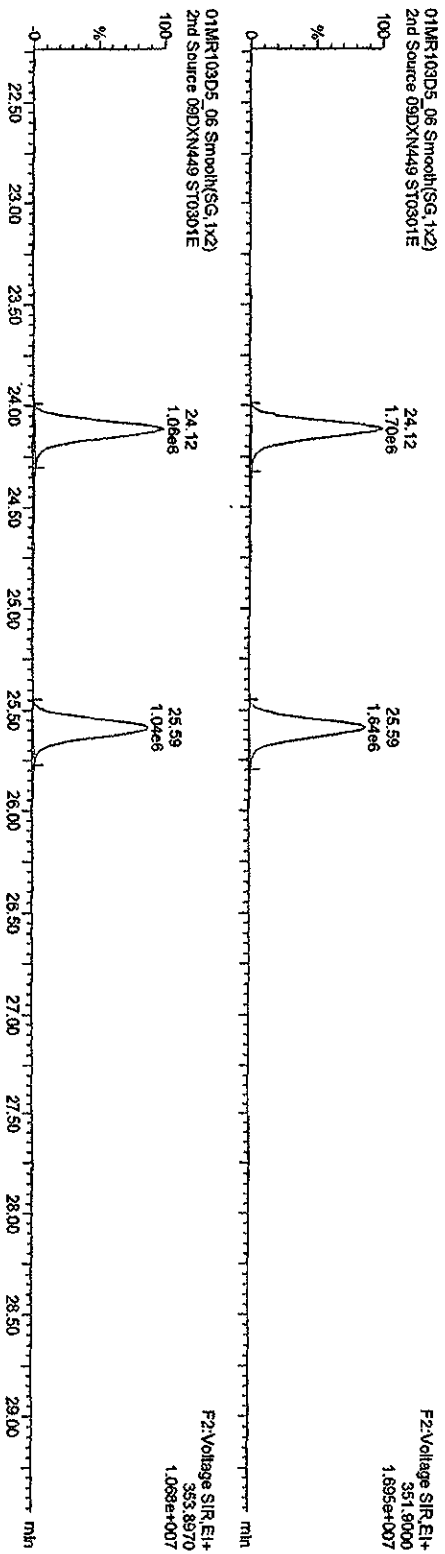
Last Altered: Monday, March 01, 2010 14:20:38 Pacific Standard Time  
Printed: Monday, March 01, 2010 14:22:50 Pacific Standard Time

Name: 01MR103D5\_06, Date: 01-Mar-2010, Time: 13:37:44, ID: ST0301E, Description: 2nd Source 09DXN449

PeCDFs



13C-PeCDFs



Quantity Sample Report MassLynx 4.1

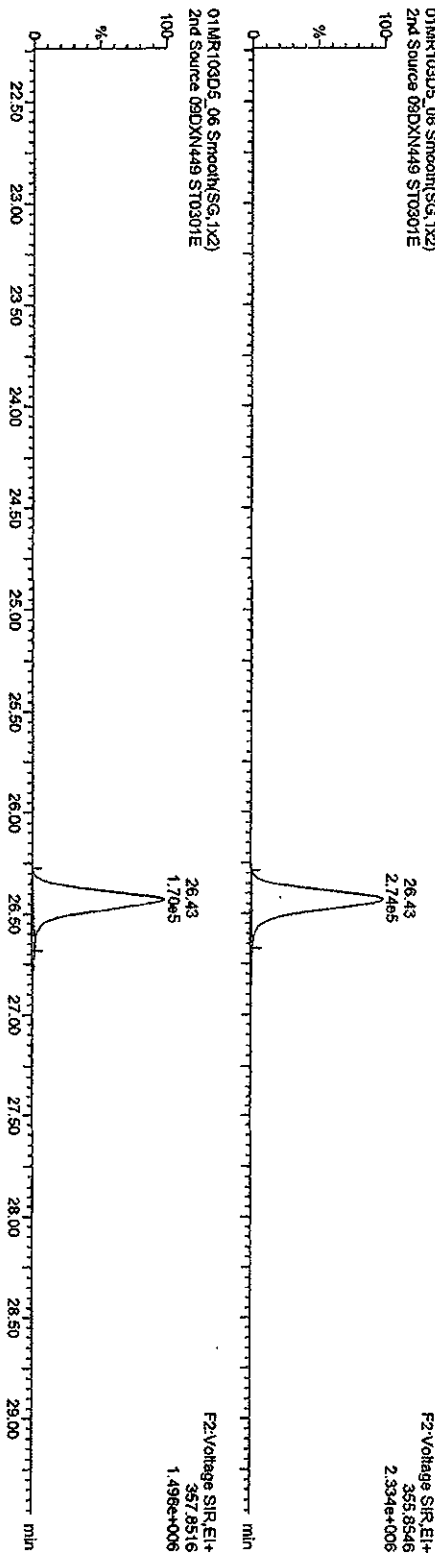
Dataset: C:\MassLynx\JAN2010\PRO\ICAO30120103D52ndSource.qld

Last Altered: Monday, March 01, 2010 14:20:38 Pacific Standard Time  
Printed: Monday, March 01, 2010 14:22:50 Pacific Standard Time

Name: 01MR103D5\_06, Date: 01-Mar-2010, Time: 13:37:44, ID: ST0301E, Description: 2nd Source 09DXM449

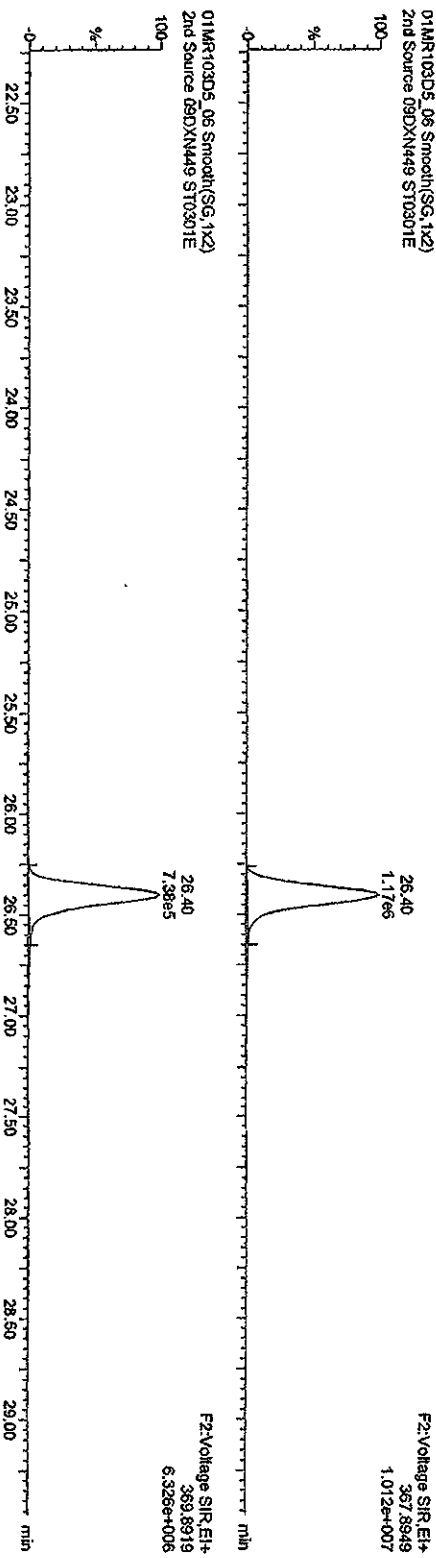
PcCDDs

01MR103D5\_06 Smooth(SG, 1x2)  
2nd Source 09DXM449 ST0301E



13C-PcCDD

01MR103D5\_06 Smooth(SG, 1x2)  
2nd Source 09DXM449 ST0301E



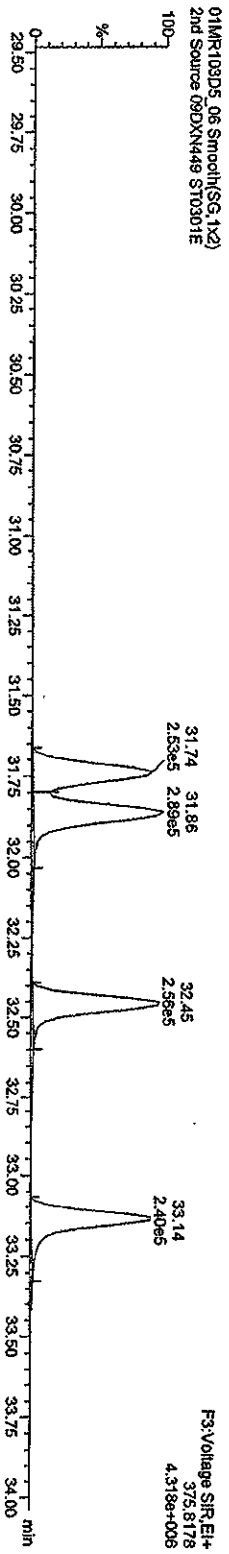
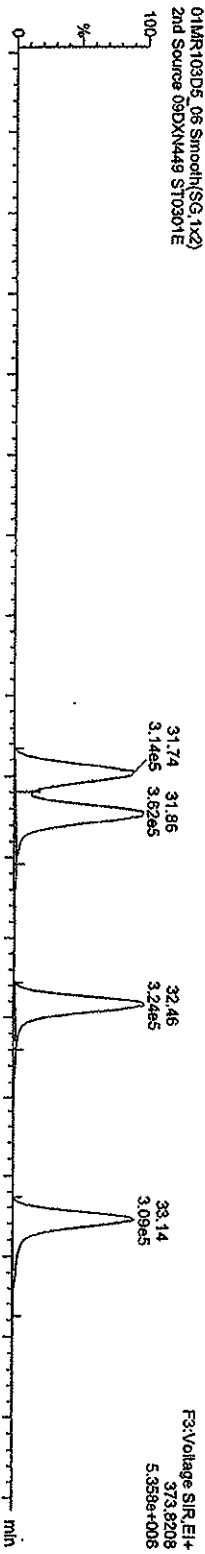
Quantity Sample Report Masslynx 4.1

Dataset: C:\Masslynx\UAN2010\PROVCA030120103D52\ndSource.qld

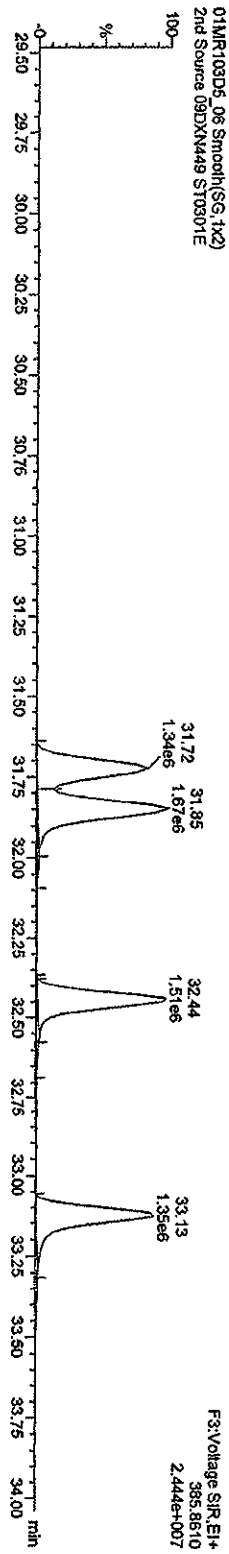
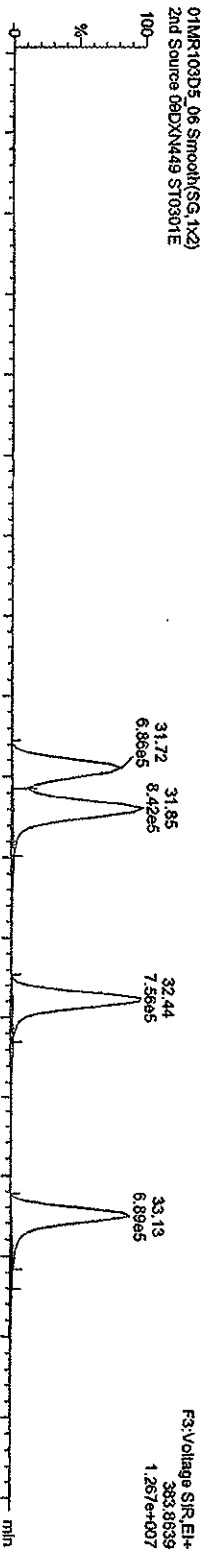
Last Altered: Monday, March 01, 2010 14:20:38 Pacific Standard Time  
Printed: Monday, March 01, 2010 14:22:50 Pacific Standard Time

Name: 01MR103D5\_06, Date: 01-Mar-2010, Time: 13:37:44, ID: ST0301E, Description: 2nd Source 09DXN449

HxCDFs



13C-HxCDFs




Quantity Sample Report Masslynx 4.1

Dataset: C:\Masslynx\UAN2010\PRO\ICAO30120103D52ndSource.qld


Last Altered: Monday, March 01, 2010 14:20:38 Pacific Standard Time  
Printed: Monday, March 01, 2010 14:22:50 Pacific Standard Time

Name: 01MR103D5\_06, Date: 01-Mar-2010, Time: 13:37:44, ID: ST0301E, Description: 2nd Source 09DXN449


HxCDDs  
01MR103D5\_06 Smooth(SG, 1x2)  
2nd Source 09DXN449 ST0301E




01MR103D5\_06 Smooth(SG, 1x2)  
2nd Source 09DXN449 ST0301E



13C-HxCDDs  
01MR103D5\_06 Smooth(SG, 1x2)  
2nd Source 09DXN449 ST0301E



01MR103D5\_06 Smooth(SG, 1x2)  
2nd Source 09DXN449 ST0301E



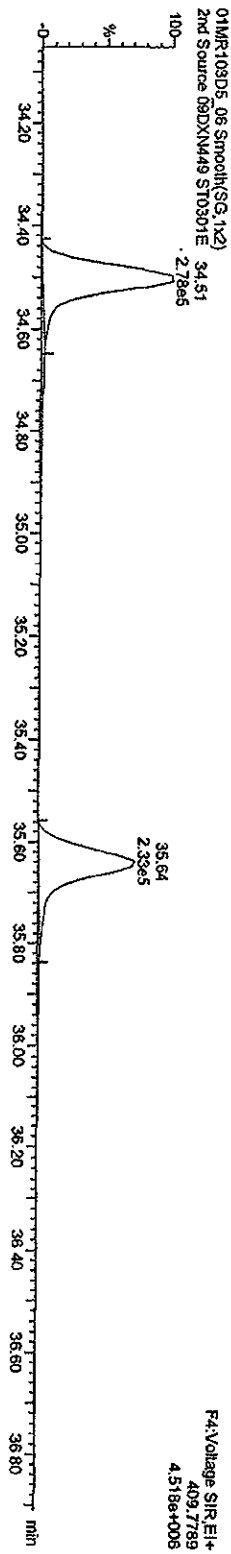
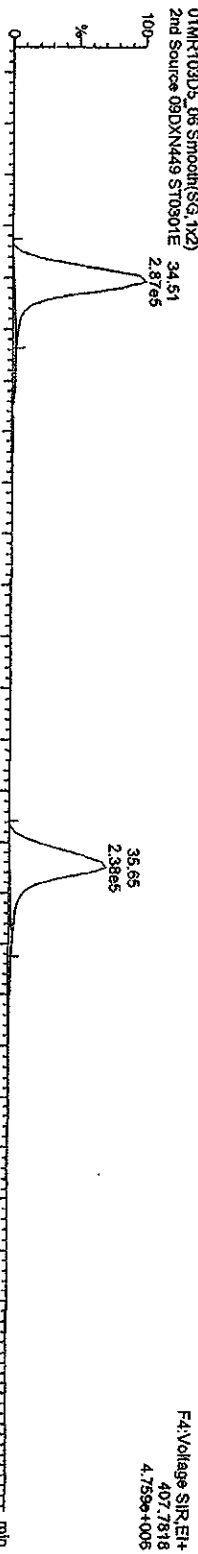
Quantity Sample Report MassLynx 4.1

Dataset: C:\MassLynx\JAN2010\PROVCA030120103D52ndSource.qld

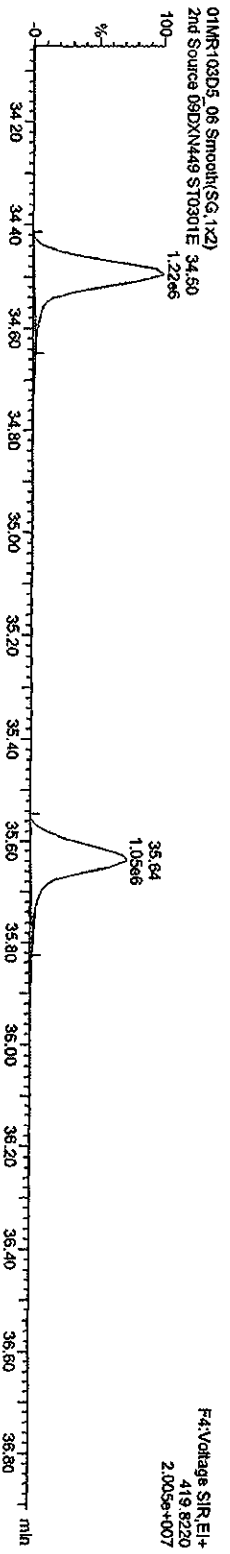
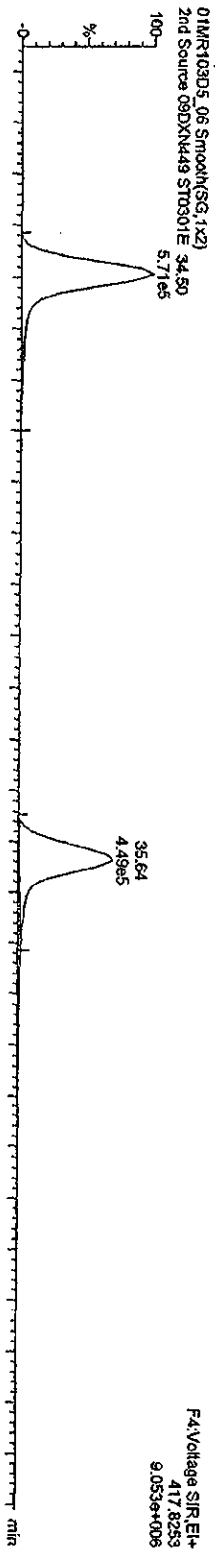
Last Altered: Monday, March 01, 2010 14:20:38 Pacific Standard Time  
Printed: Monday, March 01, 2010 14:22:50 Pacific Standard Time

Name: 01MR103D5\_06, Date: 01-Mar-2010, Time: 13:37:44, ID: ST0301E, Description: 2nd Source 09DXN449

HPCDFs



<sup>13</sup>C-HPCDFs





Quantity Sample Report MassLynx 4.1

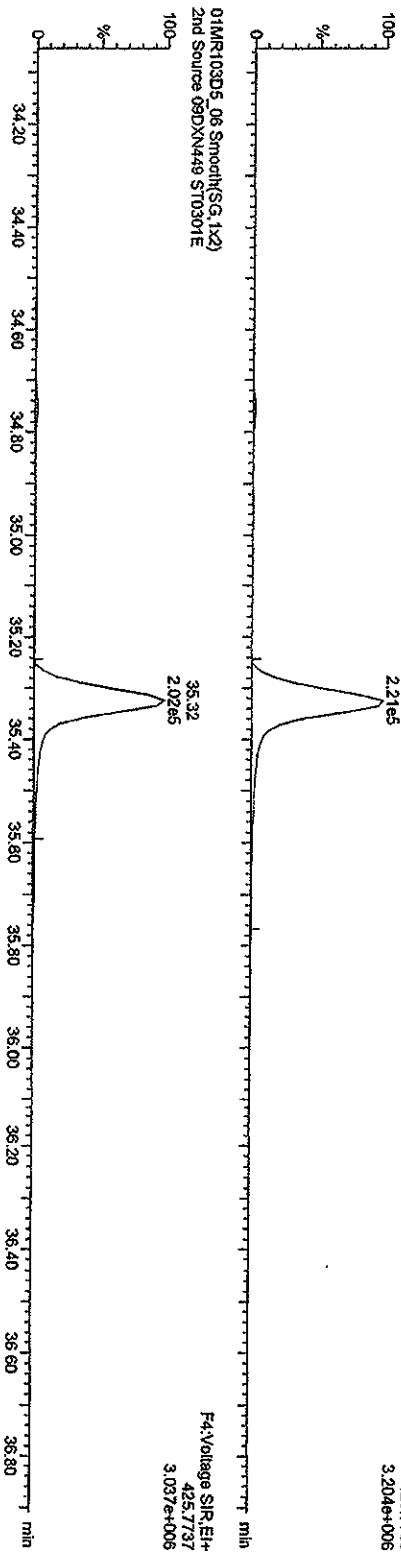
Dataset: C:\MassLynx\JAN2010\PROVICA030120103D5\_2ndSource.qid

Last Altered: Monday, March 01, 2010 14:20:38 Pacific Standard Time  
Printed: Monday, March 01, 2010 14:22:50 Pacific Standard Time

Name: 01MR103D5\_06, Date: 01-Mar-2010, Time: 13:37:44, ID: ST0301E, Description: 2nd Source 09DXM449

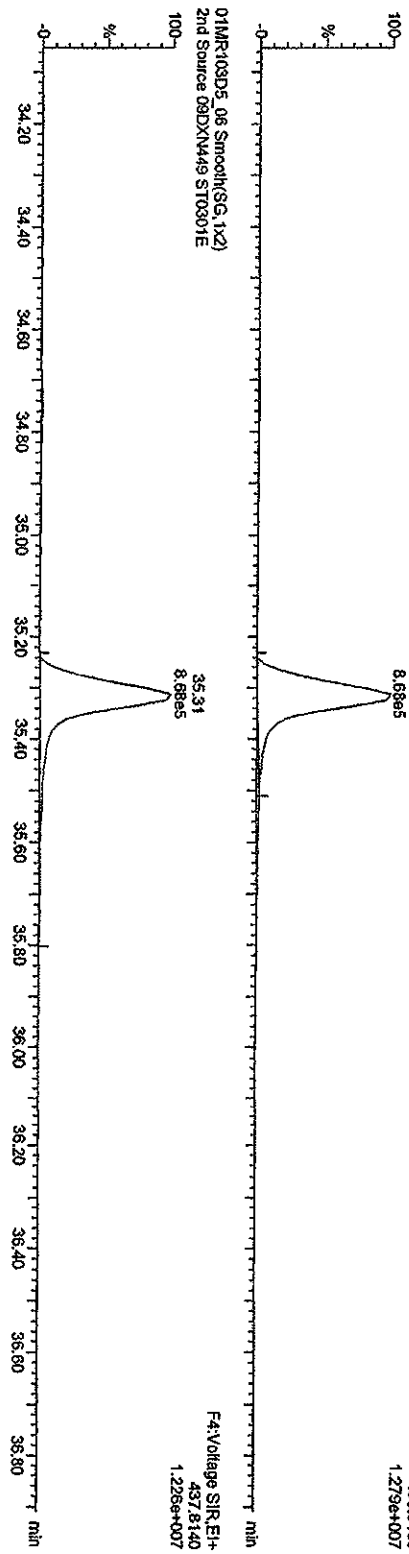
HpCDDs

01MR103D5\_06 Smooth(SG, 1x2)  
2nd Source 09DXM449 ST0301E

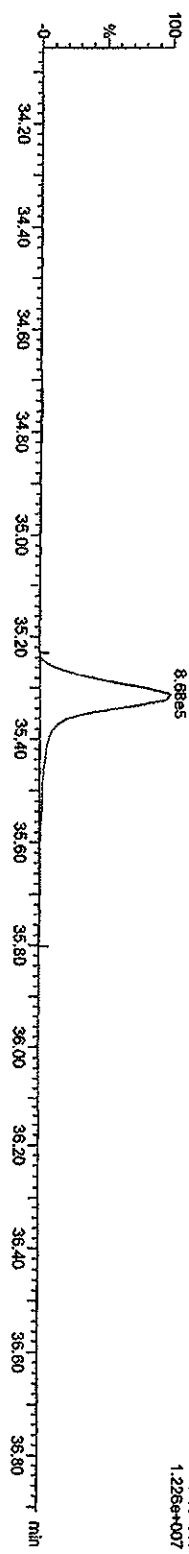


13C-HpCDD

01MR103D5\_06 Smooth(SG, 1x2)  
2nd Source 09DXM449 ST0301E



01MR103D5\_06 Smooth(SG, 1x2)  
2nd Source 09DXM449 ST0301E



Quantity Sample Report Masslynx 4.1


Dataset: C:\Masslynx\UNAN2010\PRONCA030120103D52ndSource.qld

Last Altered: Monday, March 01, 2010 14:20:38 Pacific Standard Time  
Printed: Monday, March 01, 2010 14:22:50 Pacific Standard Time


Name: 01MR103D5\_06, Date: 01-Mar-2010, Time: 13:37:44, ID: ST0301E, Description: 2nd Source 09DXN449

OCDFs

01MR103D5\_06 Smooth(SG,1x2)  
2nd Source 09DXN449 ST0301E

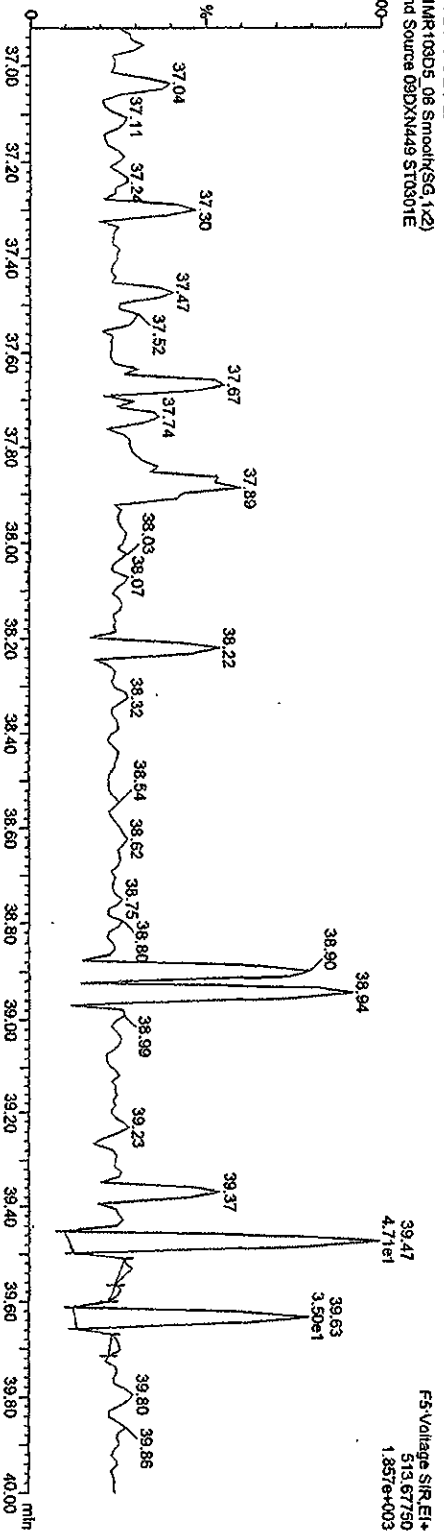


01MR103D5\_06 Smooth(SG,1x2)  
2nd Source 09DXN449 ST0301E



OCDF PCDPE

01MR103D5\_06 Smooth(SG,1x2)  
2nd Source 09DXN449 ST0301E





Quantity Sample Report MassLynx 4.1

Dataset: C:\MassLynx\JAN2010\PROVIC\A030120103D5\2ndSource.d\id



Last Allered: Monday, March 01, 2010 14:20:38 Pacific Standard Time  
Printed: Monday, March 01, 2010 14:22:50 Pacific Standard Time

Name: 01MR103D5\_06, Date: 01-Mar-2010, Time: 13:37:44, ID: ST0301E, Description: 2nd Source 09DXM449

OCDD



13C-OCDD



Quantity Sample Report Masslynx 4.1

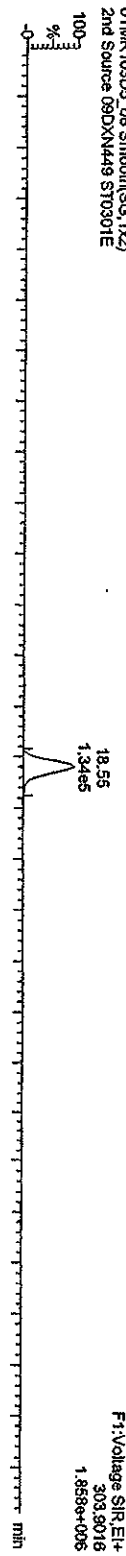
Dataset: C:\MassLynx\JAN2010\PROV\CA030120103D52\2ndSource.qld

Last Altered: Monday, March 01, 2010 14:20:38 Pacific Standard Time  
Printed: Monday, March 01, 2010 14:22:50 Pacific Standard Time

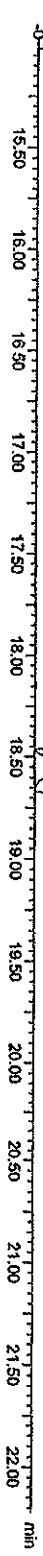
Name: 01MR103D5\_06, Date: 01-Mar-2010, Time: 13:37:44, ID: ST0301E, Description: 2nd Source 09DXN449

TCDFs

01MR103D5\_06 Smooth(SG,1x2)  
2nd Source 09DXN449 ST0301E

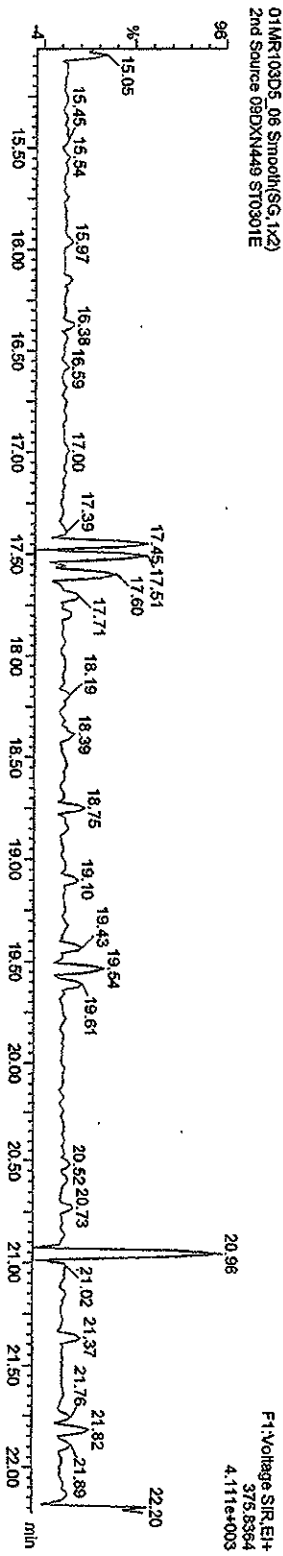


01MR103D5\_06 Smooth(SG,1x2)  
2nd Source 09DXN449 ST0301E



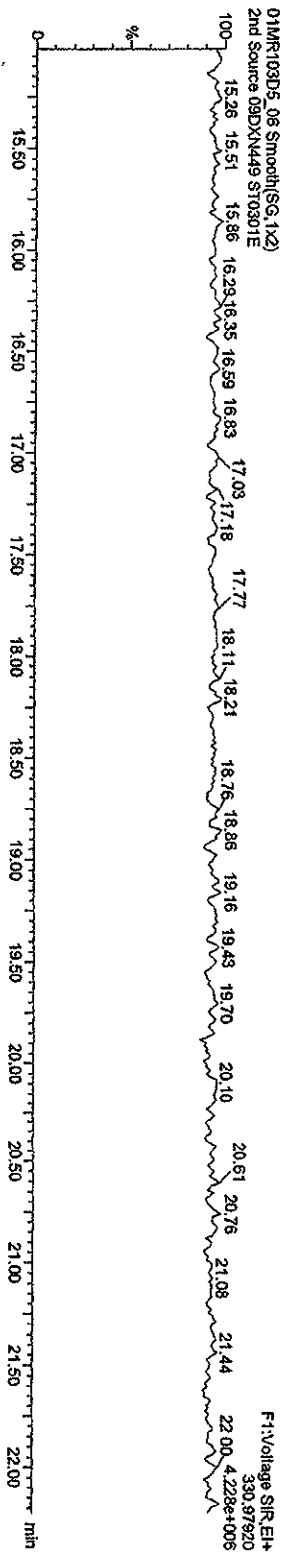
TCDF PCDFE

01MR103D5\_06 Smooth(SG,1x2)  
2nd Source 09DXN449 ST0301E



Function 1 PFK

01MR103D5\_06 Smooth(SG,1x2)  
2nd Source 09DXN449 ST0301E



Quantity Sample Report MassLynx 4.1

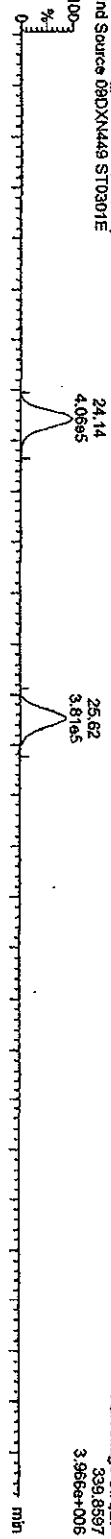
Dataset: C:\MassLynx\JAN2010\PROJ\CA030120103D52ndSource.qld

Last Altered: Monday, March 01, 2010 14:20:38 Pacific Standard Time  
Printed: Monday, March 01, 2010 14:22:50 Pacific Standard Time

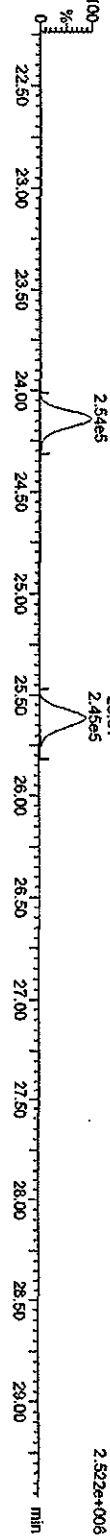
Name: 01MR103D5\_06, Date: 01-Mar-2010, Time: 13:37:44, ID: ST0301E, Description: 2nd Source 09DXN449

PACDF

01MR103D5\_06 Smooth(SG, 1x2)  
2nd Source 09DXN449 ST0301E

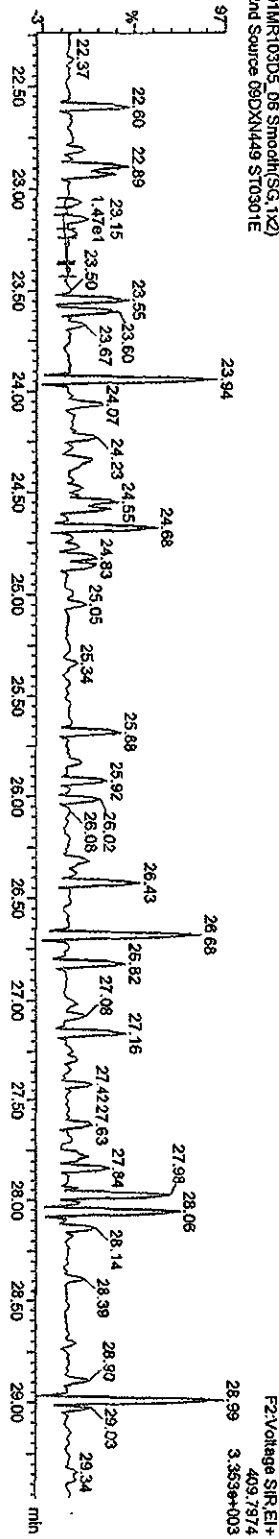


01MR103D5\_06 Smooth(SG, 1x2)  
2nd Source 09DXN449 ST0301E



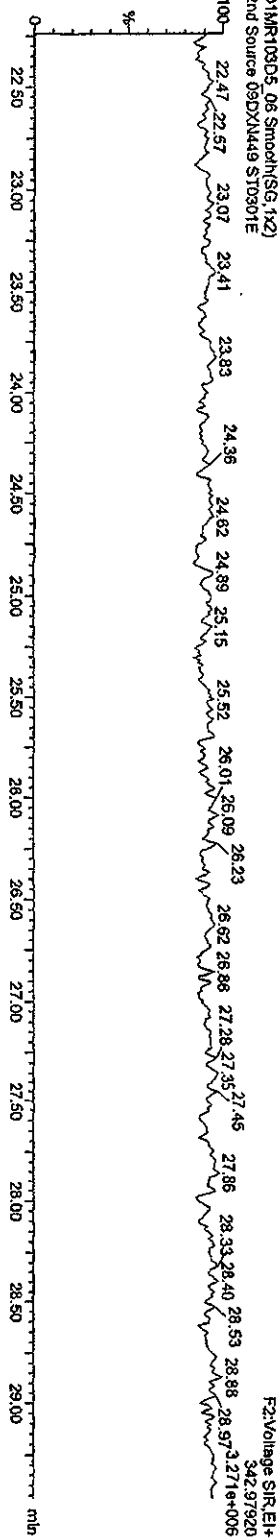
F2 PACDF PCDFE

01MR103D5\_06 Smooth(SG, 1x2)  
2nd Source 09DXN449 ST0301E



Function 2 PPK

01MR103D5\_06 Smooth(SG, 1x2)  
2nd Source 09DXN449 ST0301E



Quantity Sample Report MassLynx 4.1

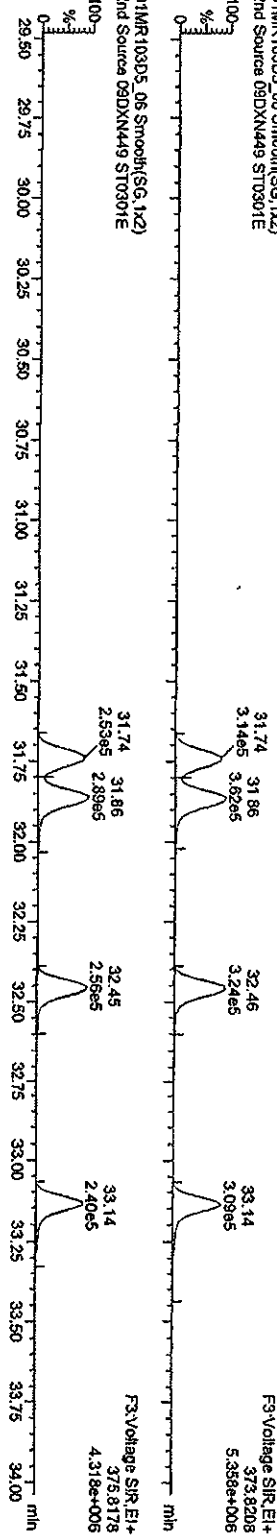
Dataset: C:\MassLynx\LAN2010\PRO\ICAO30120103D52ndSource.qld

Last Altered: Monday, March 01, 2010 14:20:38 Pacific Standard Time  
Printed: Monday, March 01, 2010 14:22:50 Pacific Standard Time

Name: 01MR103D5\_06, Date: 01-Mar-2010, Time: 13:37:44, ID: ST0301E, Description: 2nd Source 09DXN449

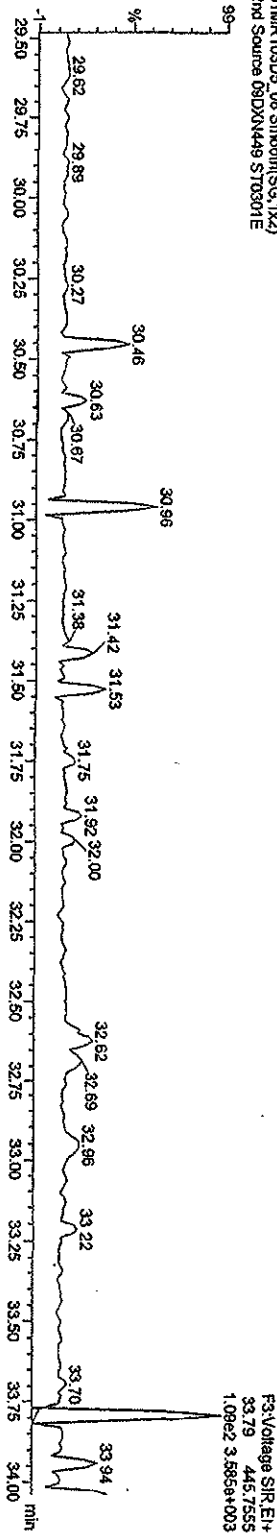
HxCDFs

01MR103D5\_06 Smooth(SG, 1x2)  
2nd Source 09DXN449 ST0301E



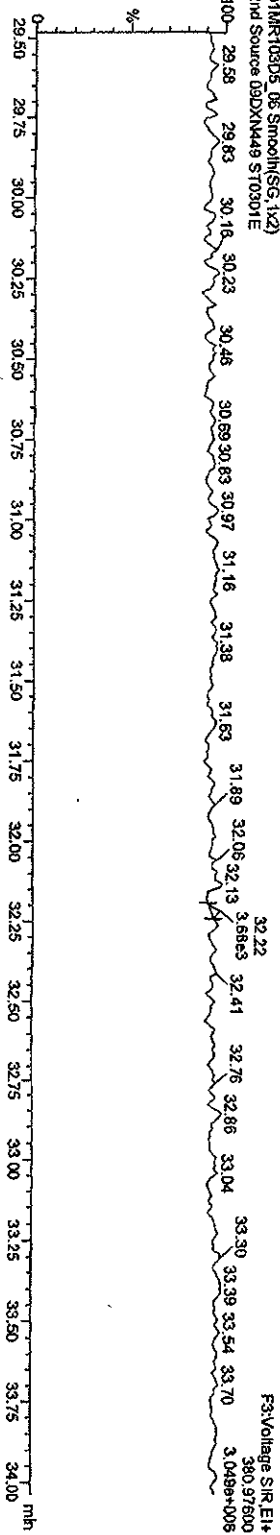
HxCDF PCDPE

01MR103D5\_06 Smooth(SG, 1x2)  
2nd Source 09DXN449 ST0301E



Function 3 PFK

01MR103D5\_06 Smooth(SG, 1x2)  
2nd Source 09DXN449 ST0301E



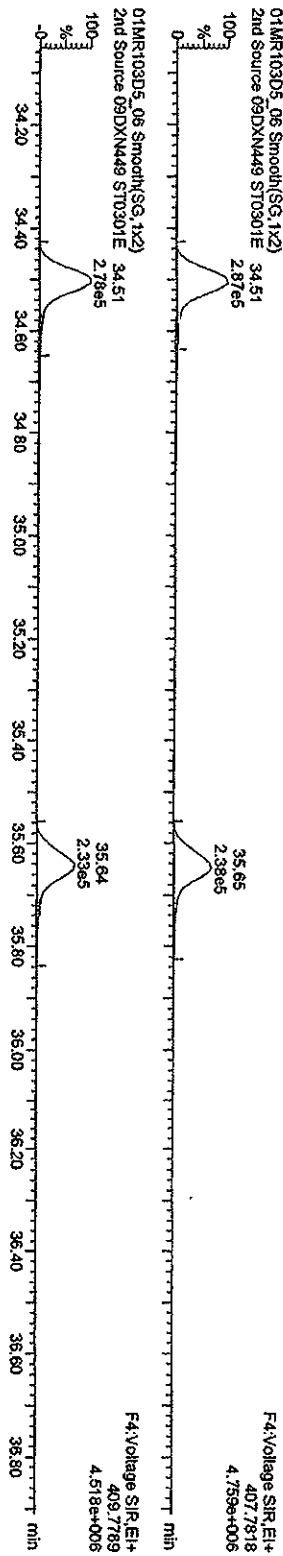
Quantity Sample Report MassLynx 4.1

Dataset: C:\MassLynx\JAN2010\PROVICA030120103D52ndSource.qid

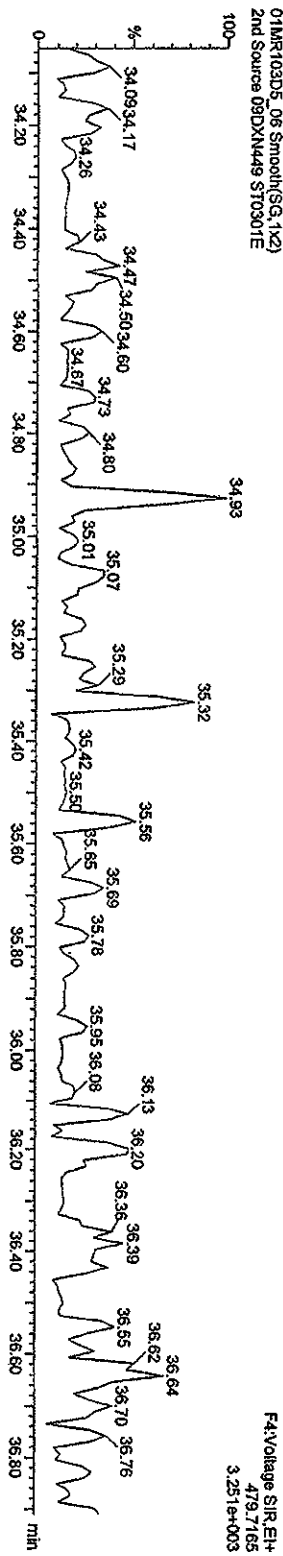
Last Altered: Monday, March 01, 2010 14:20:38 Pacific Standard Time  
Printed: Monday, March 01, 2010 14:22:50 Pacific Standard Time

Name: 01MR103D5\_06, Date: 01-Mar-2010, Time: 13:37:44, ID: ST0301E, Description: 2nd Source 09DXN449

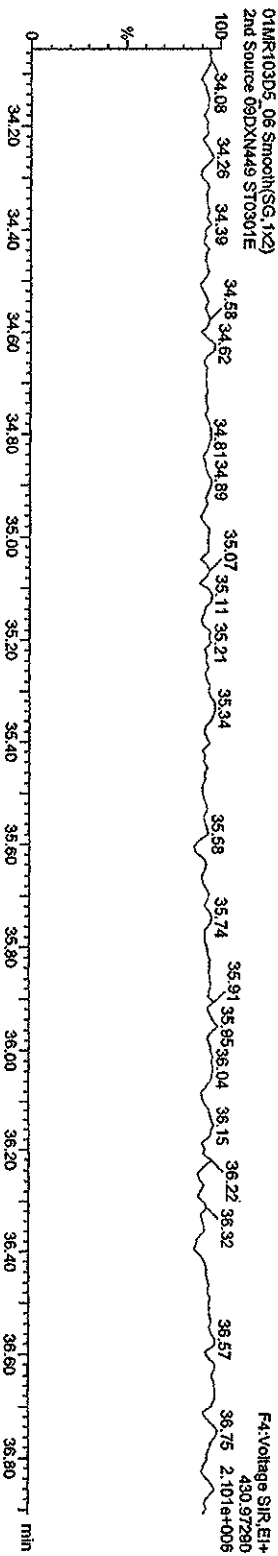
HpCDFs



HpCDF PCDPE



Function 4 PFK



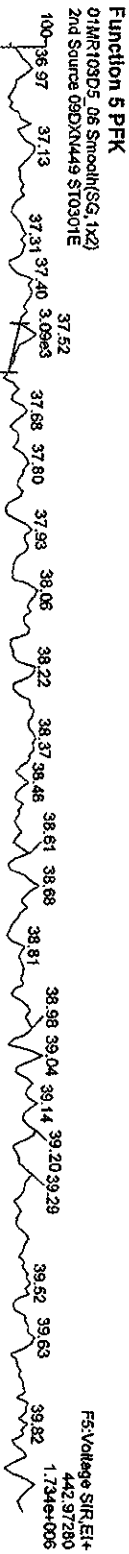
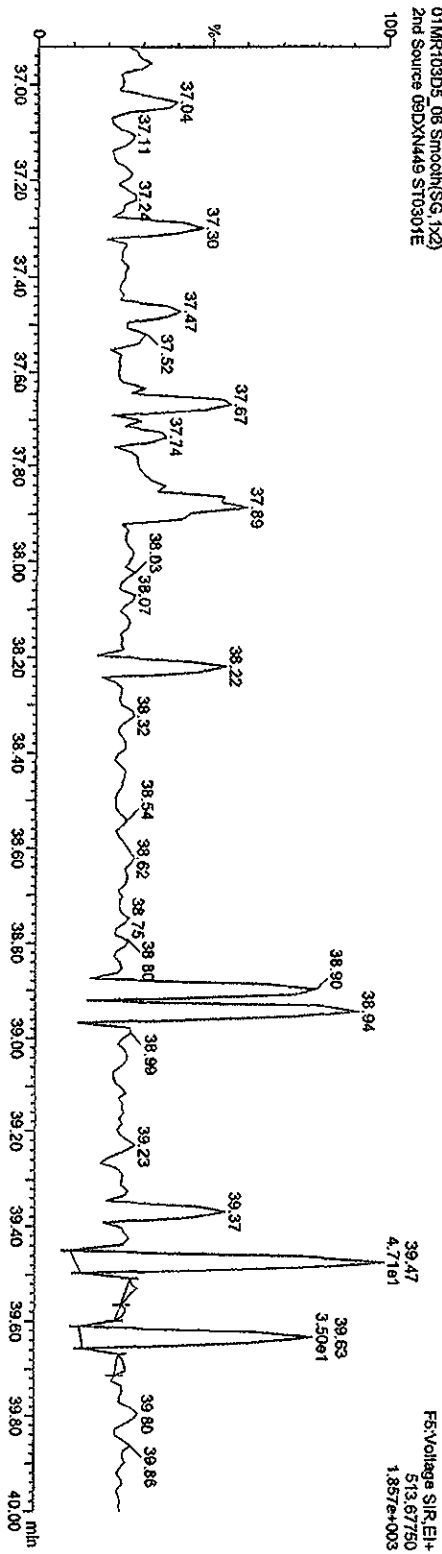
Quantity Sample Report Masslynx 4.1

Dataset: C:\Masslynx\JAN2010\PROUICA030120103D52ndSource.qld

Last Altered: Monday, March 01, 2010 14:20:38 Pacific Standard Time  
Printed: Monday, March 01, 2010 14:22:50 Pacific Standard Time

Name: 01MR103D5\_06, Date: 01-Mar-2010, Time: 13:37:44, ID: ST10301E, Description: 2nd Source 09DXN449

OCDF PDDPE  
01MR103D5\_06 Smooth(SG, 1x2)  
2nd Source 09DXN449 ST10301E





Quantity Sample Report      Masslynx 4.1



Dataset:      C:\MassLynx\JAN2010.PRO\CA030120103D52.ndSource.qld

Last Altered:      Monday, March 01, 2010 15:04:52 Pacific Standard Time  
Printed:      Monday, March 01, 2010 15:05:23 Pacific Standard Time

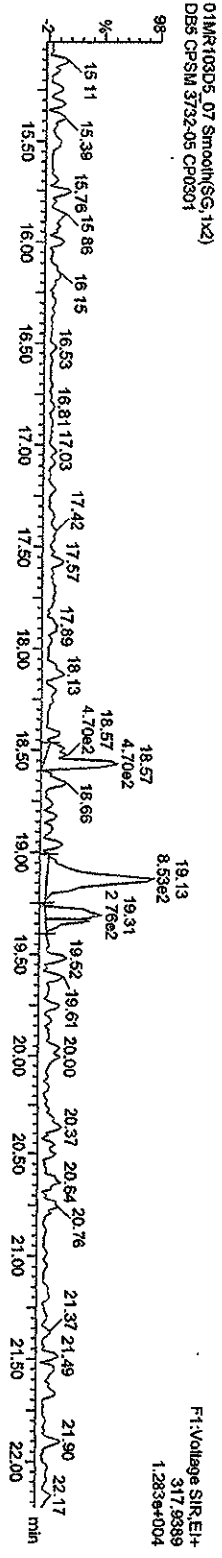
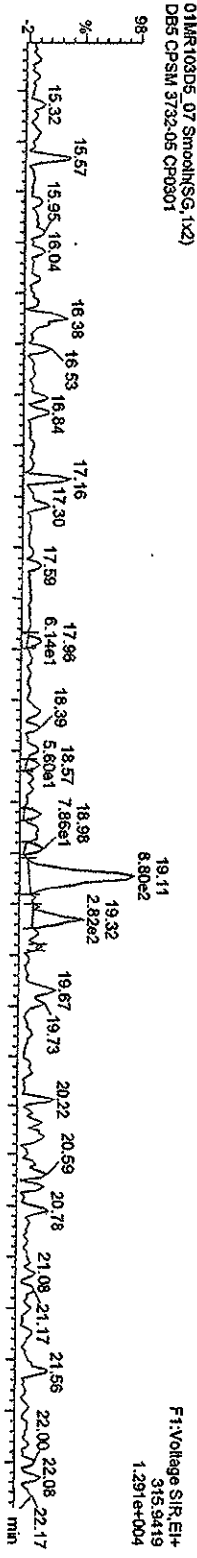
Method: C:\MassLynx\JAN2010.PRO\Method\B16133D5.mdb 01 Mar 2010 14:17:18  
Calibration: C:\MassLynx\JAN2010.PRO\Curve\B16133D5\B1613.cdb 01 Mar 2010 14:19:06

Name: 01MR103D5\_07, Date: 01-Mar-2010, Time: 14:23:03, ID: CP0301, Description: DB5 CPSM 3732-05

TCDFs



13C-TCDF



Quantity Sample Report MassLynx 4.1

Dataset: C:\MassLynx\JAN2010\PROVCA030120103D52ndSource.qld

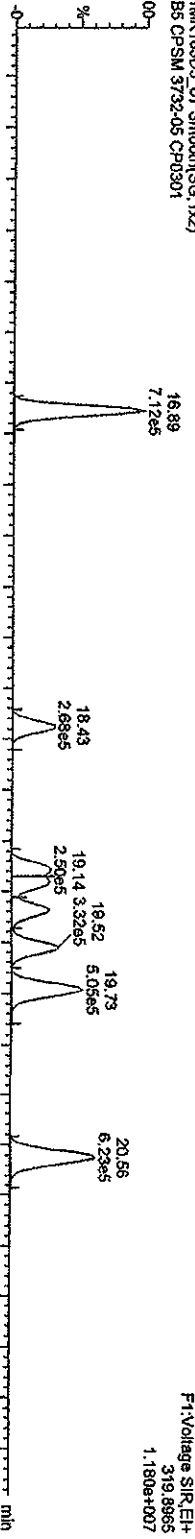
Last Altered: Monday, March 01, 2010 15:04:52 Pacific Standard Time

Printed: Monday, March 01, 2010 15:05:23 Pacific Standard Time

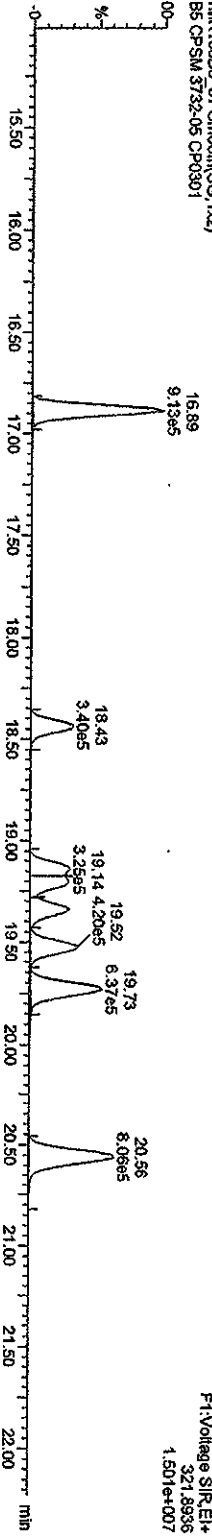
Name: 01MR103D5\_07, Date: 01-Mar-2010, Time: 14:23:03, ID: CP0301, Description: DB5 CPSM 3732-05

TCDDs

01MR103D5\_07 Smooth(SG, 1x2)  
DB5 CPSM 3732-05 CP0301

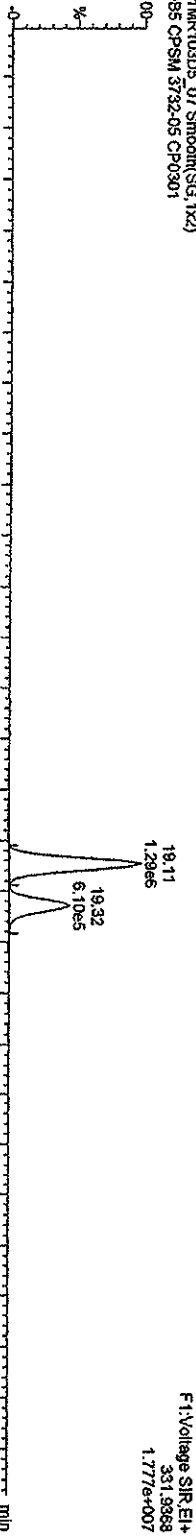


01MR103D5\_07 Smooth(SG, 1x2)  
DB5 CPSM 3732-05 CP0301

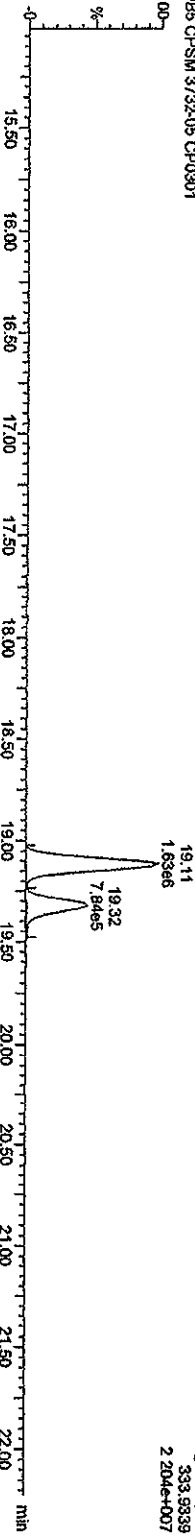


13C-TCDDs

01MR103D5\_07 Smooth(SG, 1x2)  
DB5 CPSM 3732-05 CP0301



01MR103D5\_07 Smooth(SG, 1x2)  
DB5 CPSM 3732-05 CP0301



Quantity Sample Report MassLynx 4.1

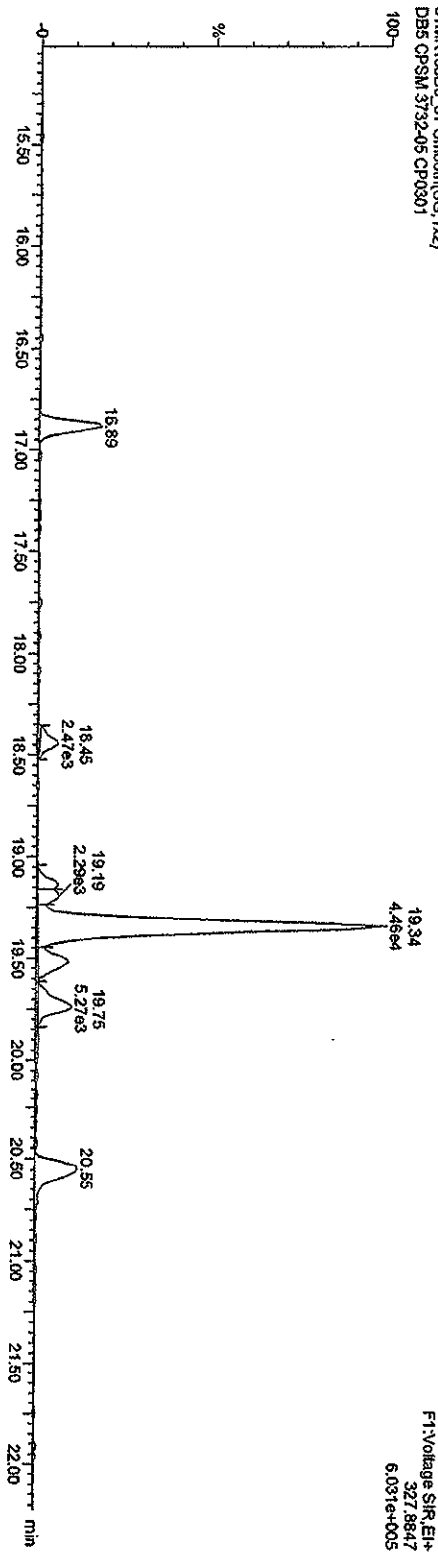
Dataset: C:\MassLynx\JAN2010\PRONCA030120103D52ndSource.qld

Last Altered: Monday, March 01, 2010 15:04:52 Pacific Standard Time  
Printed: Monday, March 01, 2010 15:05:23 Pacific Standard Time

Name: 01MR103D5\_07, Date: 01-Mar-2010, Time: 14:23:03, ID: CP0301, Description: DBS CPSM 3732-05

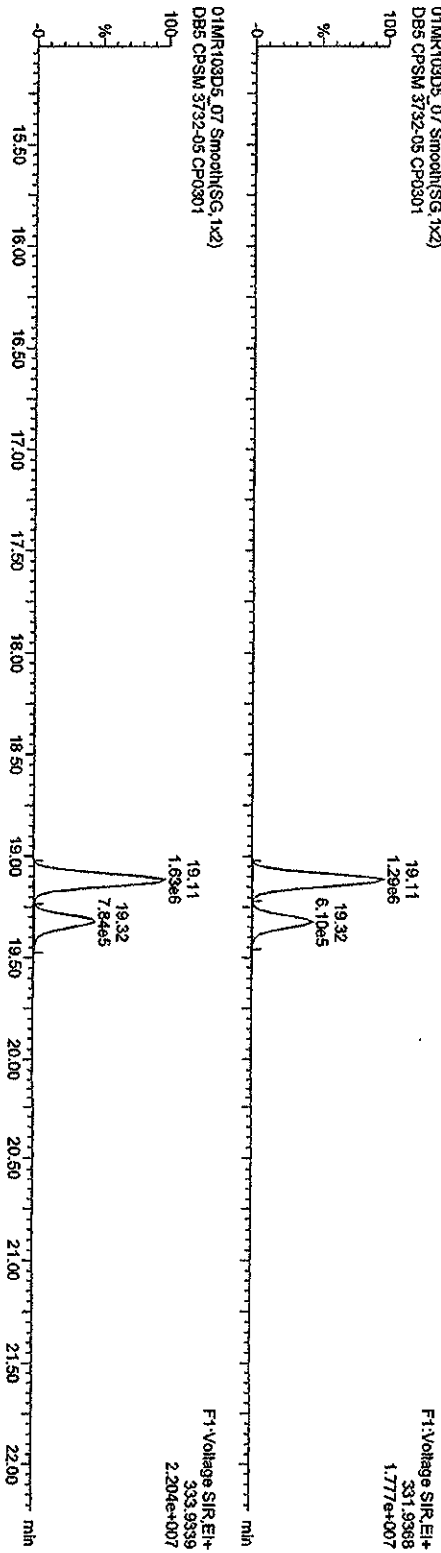
37CL-2,3,7,8-TCDD

01MR103D5\_07 Smooth(SG 1x2)  
DBS CPSM 3732-05 CP0301



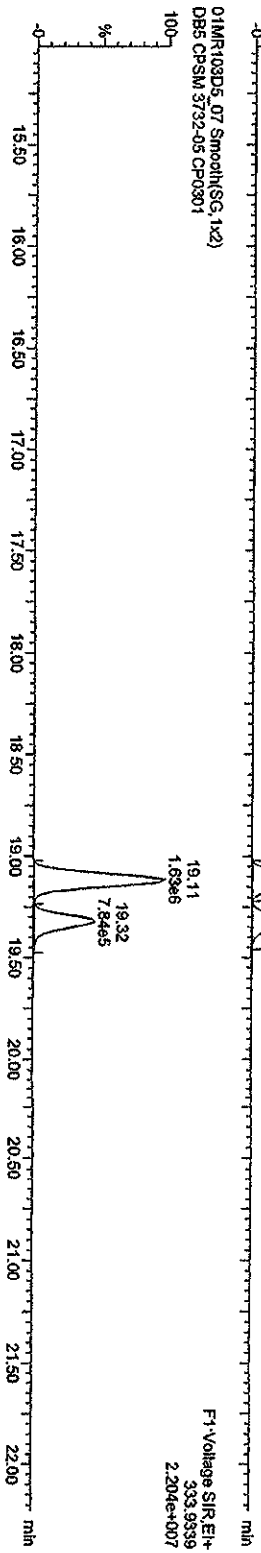
13C-13CDDs

01MR103D5\_07 Smooth(SG 1x2)  
DBS CPSM 3732-05 CP0301



01MR103D5\_07 Smooth(SG 1x2)

DBS CPSM 3732-05 CP0301



Quantity Sample Report MassLynx 4.1

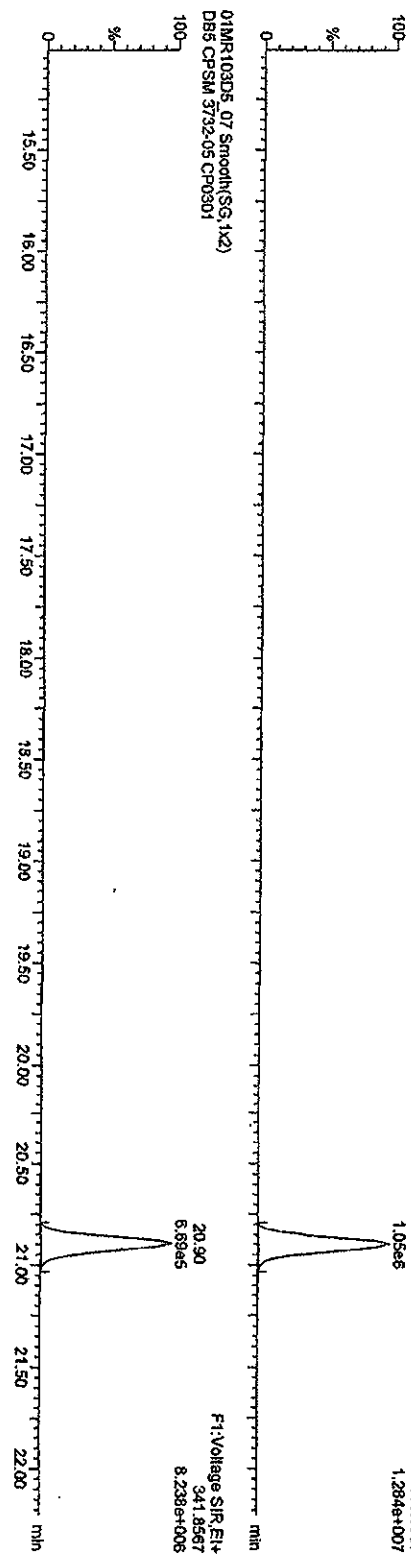
Dataset: C:\MassLynx\JAN2010\PROVICA030120103D62ndSource.qld

Last Altered: Monday, March 01, 2010 15:04:52 Pacific Standard Time  
Printed: Monday, March 01, 2010 15:05:23 Pacific Standard Time

Name: 01MR103D6\_07, Date: 01-Mar-2010, Time: 14:23:03, ID: CP0301, Description: DB5 CP5M 3732-05

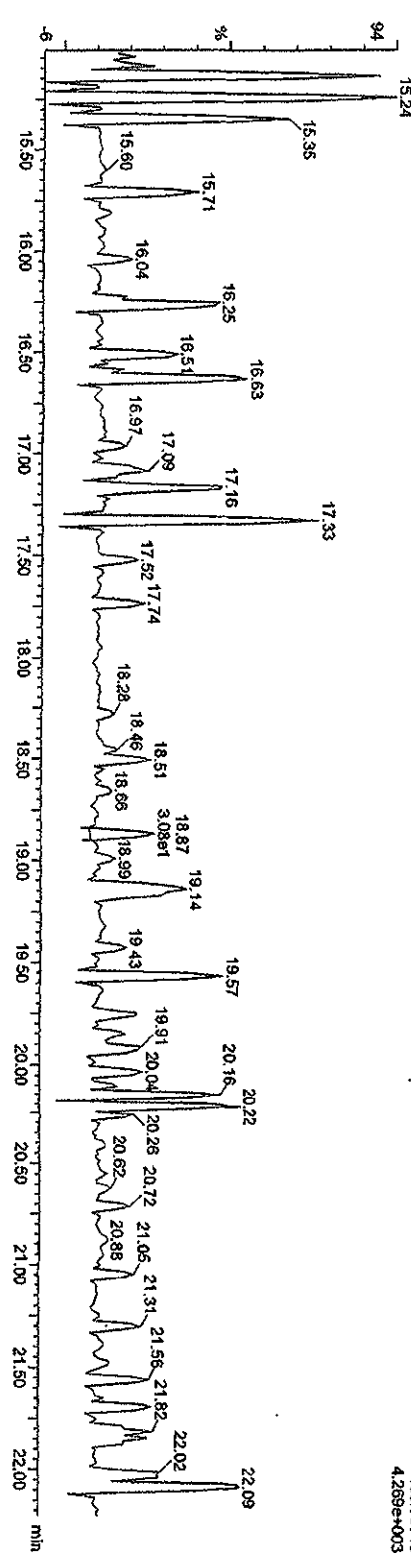
F1 PeCDFs

01MR103D6\_07 Smooth(SG,1x2)  
DB5 CP5M 3732-05 CP0301



F1 PeCDF PCDPE

01MR103D6\_07 Smooth(SG,1x2)  
DB5 CP5M 3732-05 CP0301



Quantity Sample Report MassLynx 4.1

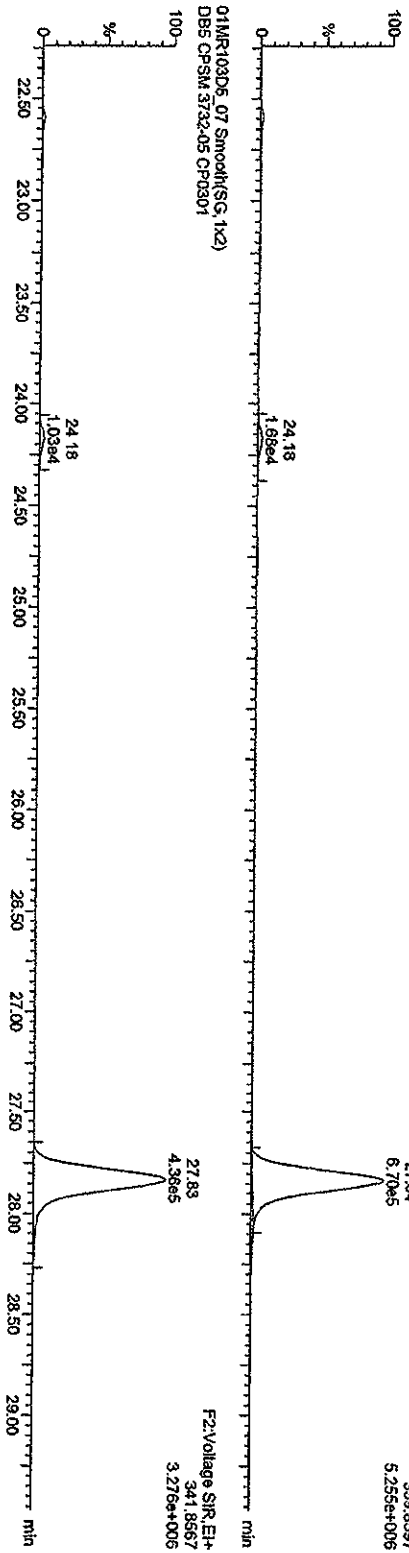
Dataset: C:\MassLynx\UN2010.FROM\CA030120103D52\ntSource.qld

Last Altered: Monday, March 01, 2010 15:04:52 Pacific Standard Time  
 Printed: Monday, March 01, 2010 15:05:23 Pacific Standard Time

Name: 01MR103D5\_07, Date: 01-Mar-2010, Time: 14:23:03, ID: CP0301, Description: DB5 CP5M 3732-05

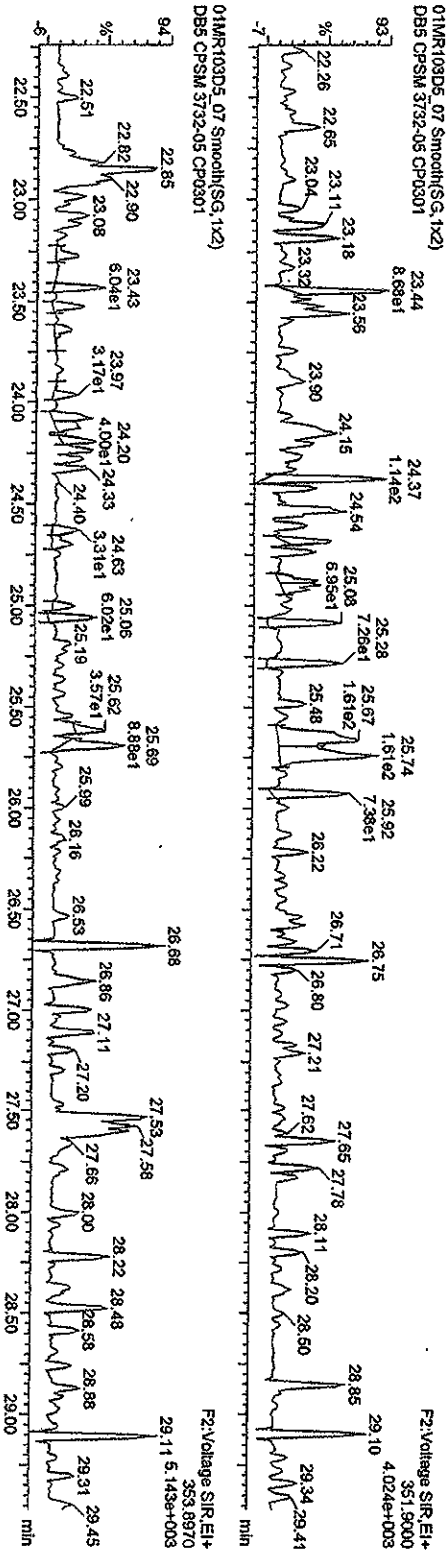
PeCDFs

01MR103D5\_07 Smooth(SG, 1x2)  
 DB5 CP5M 3732-05 CP0301

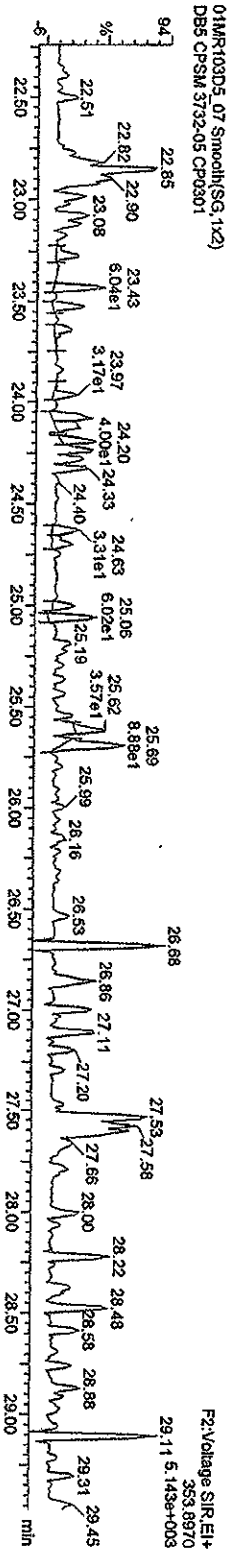


13C-PeCDFs

01MR103D5\_07 Smooth(SG, 1x2)  
 DB5 CP5M 3732-05 CP0301



01MR103D5\_07 Smooth(SG, 1x2)  
 DB5 CP5M 3732-05 CP0301



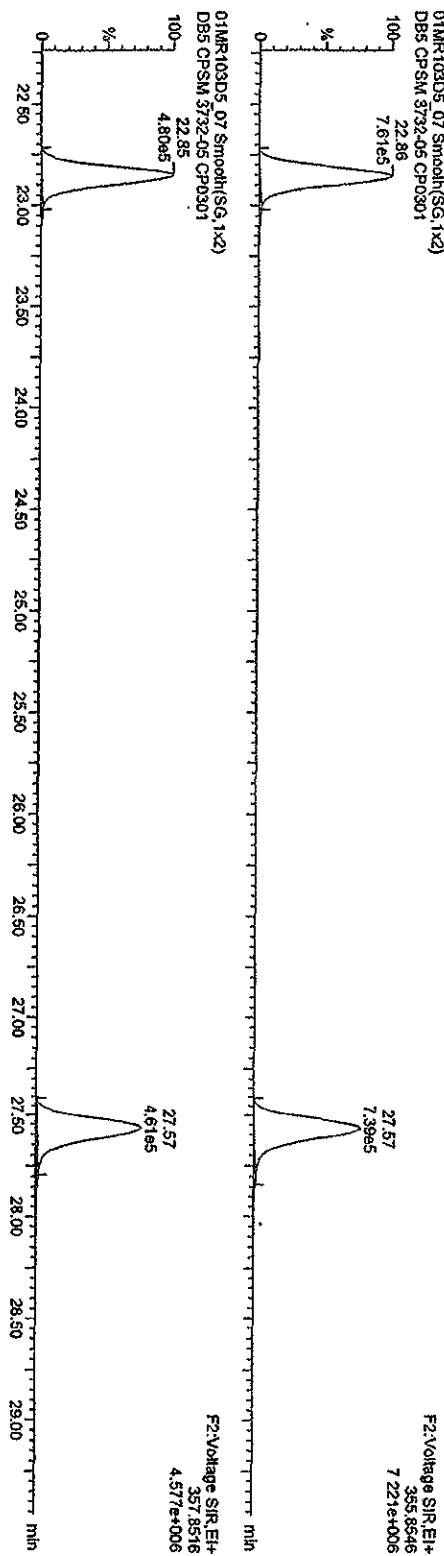
Quantity Sample Report Masslynx 4.1

Dataset: C:\Masslynx\LAN2010\PROJ\CA030120103D52ndSource.qld

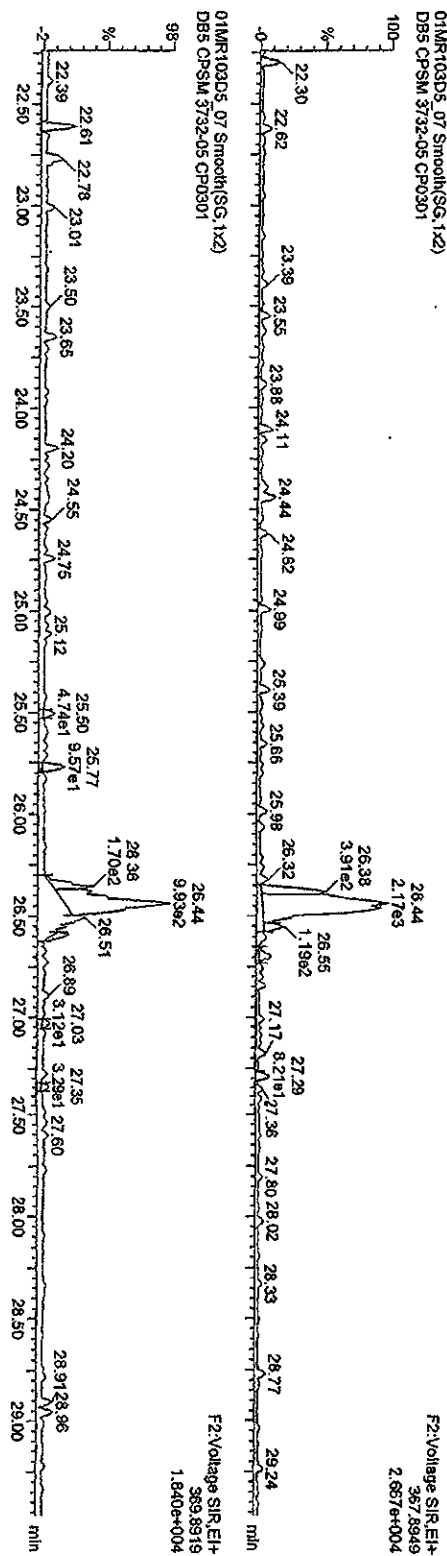
Last Altered: Monday, March 01, 2010 15:04:52 Pacific Standard Time  
Printed: Monday, March 01, 2010 15:05:23 Pacific Standard Time

Name: 01MR103D5\_07, Date: 01-Mar-2010, Time: 14:23:03, ID: CP0301, Description: DB5 CPSM 3732-05

PeCDDs



13C-PeCDD



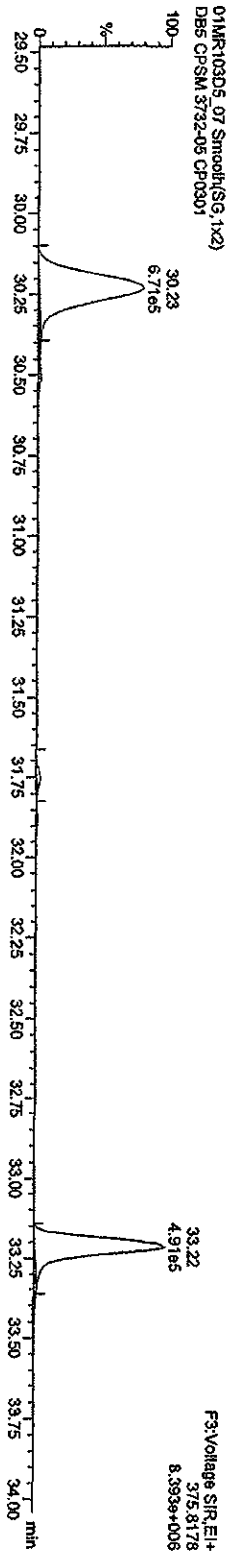

Quantity Sample Report MassLynx 4.1

Dataset: C:\MassLynx\UN2010\PRONCA030120103D52ndSource.qld

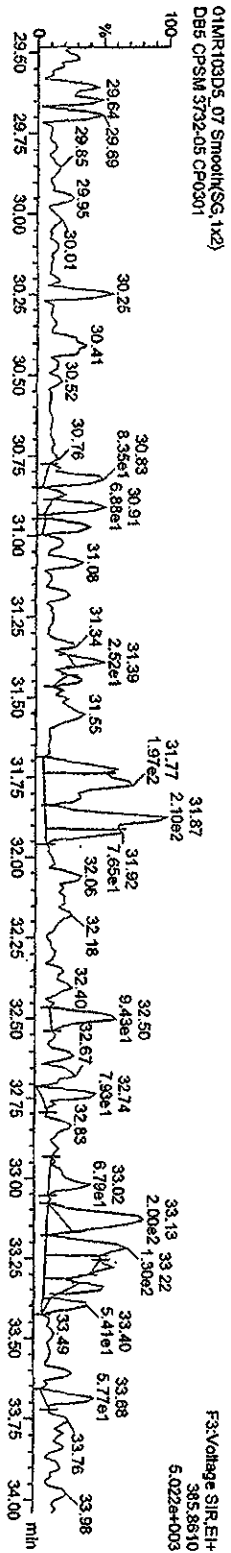
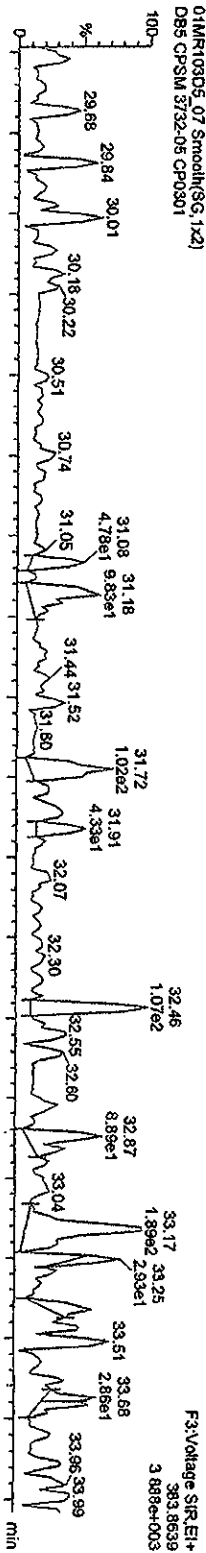
Last Altered: Monday, March 01, 2010 15:04:52 Pacific Standard Time  
Printed: Monday, March 01, 2010 15:05:23 Pacific Standard Time

Name: 01MR103D5\_07, Date: 01-Mar-2010, Time: 14:23:03, ID: CP0301, Description: DB5 CFSM 3732-05

HXCDFs



13C-HXCDFs



Quantity Sample Report MassLynx 4.1


Dataset: C:\MassLynx\LAN2010\PROJ\CA030120103D52ndSource.qld

Last Altered: Monday, March 01, 2010 15:04:52 Pacific Standard Time  
Printed: Monday, March 01, 2010 15:05:23 Pacific Standard Time


Name: 01MR103D5\_07 Date: 01-Mar-2010, Time: 14:23:03, ID: CP0301, Description: DB5 CPSM 3732-05

HxCDDs

01MR103D5\_07 Smooth(SG, 1x2)  
DB5 CPSM 3732-05 CP0301

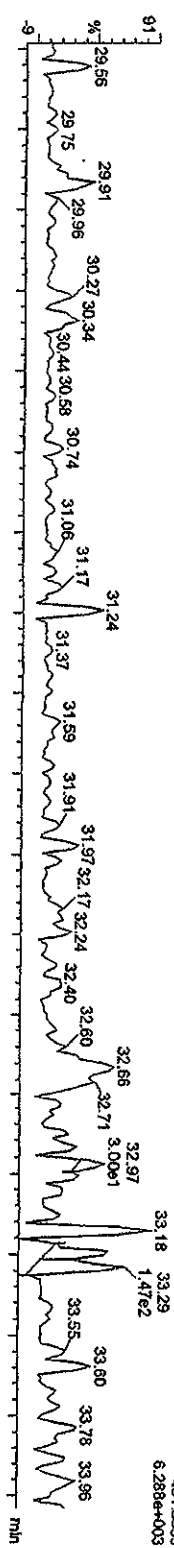


01MR103D5\_07 Smooth(SG, 1x2)  
DB5 CPSM 3732-05 CP0301

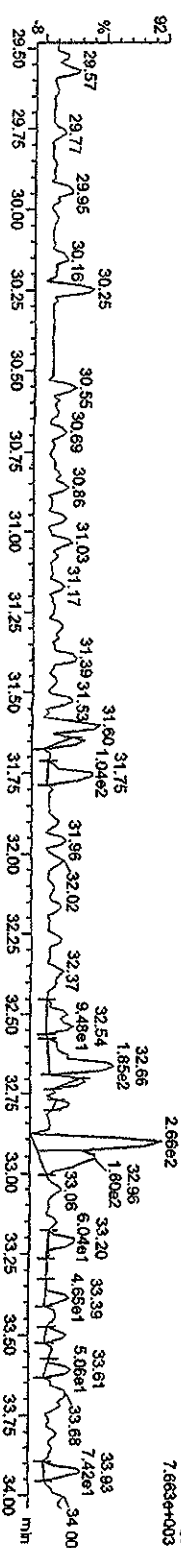


13C-HxCDDs

01MR103D5\_07 Smooth(SG, 1x2)  
DB5 CPSM 3732-05 CP0301



01MR103D5\_07 Smooth(SG, 1x2)  
DB5 CPSM 3732-05 CP0301





Quantity Sample Report MassLynx 4.1

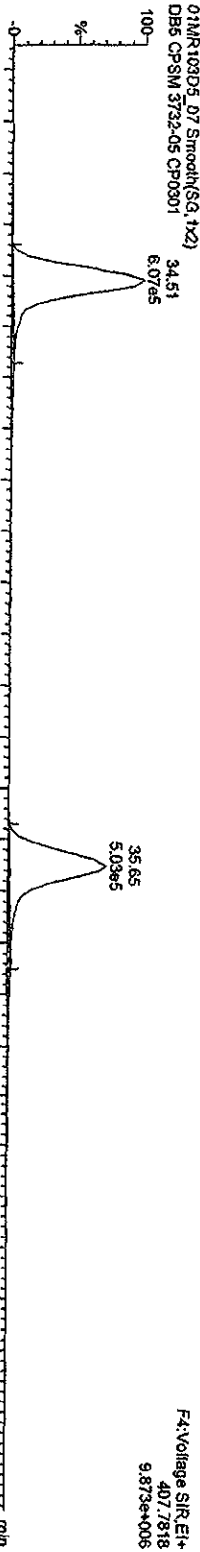
Dataset: C:\MassLynx\LAN2010\PROVICA030120103D52rdsSource.qld

Last Altered: Monday, March 01, 2010 15:04:52 Pacific Standard Time

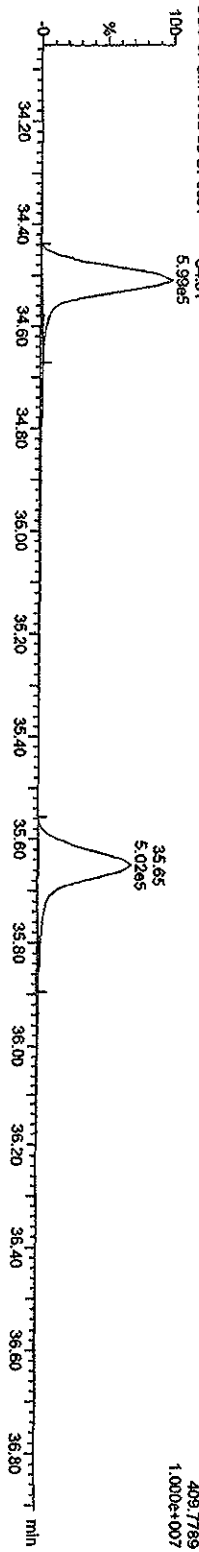
Printed: Monday, March 01, 2010 15:05:23 Pacific Standard Time

Name: 01MR103D5\_07, Date: 01-Mar-2010, Time: 14:23:03, ID: CP0301, Description: DB5 CP5M 3732-05

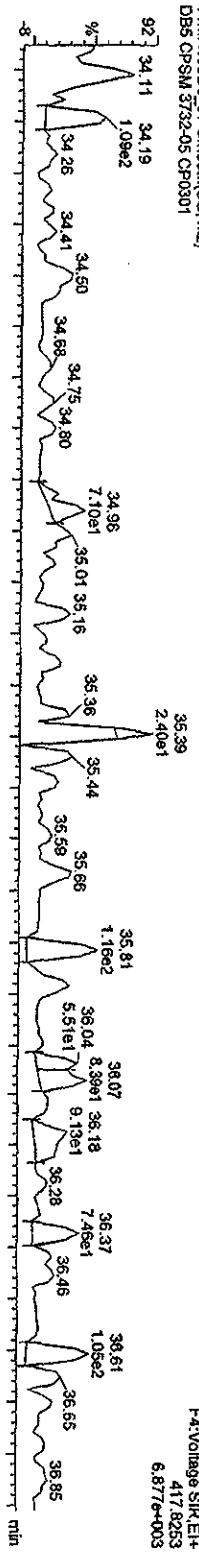
HpCDFs



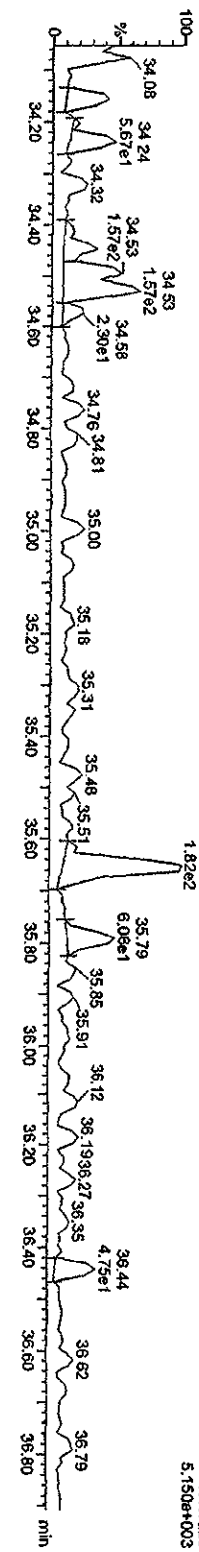
13C-HpCDFs



13C-HpCDFs



13C-HpCDFs



Quantity Sample Report MassLynx 4.1

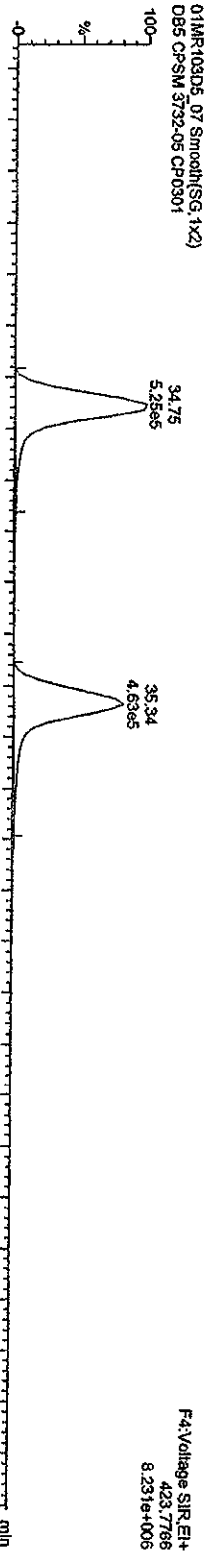
Dataset: C:\MassLynx\LAN2010\PRONCA030120103D52ndSource.qld

Last Altered: Monday, March 01, 2010 15:04:52 Pacific Standard Time  
 Printed: Monday, March 01, 2010 15:05:23 Pacific Standard Time

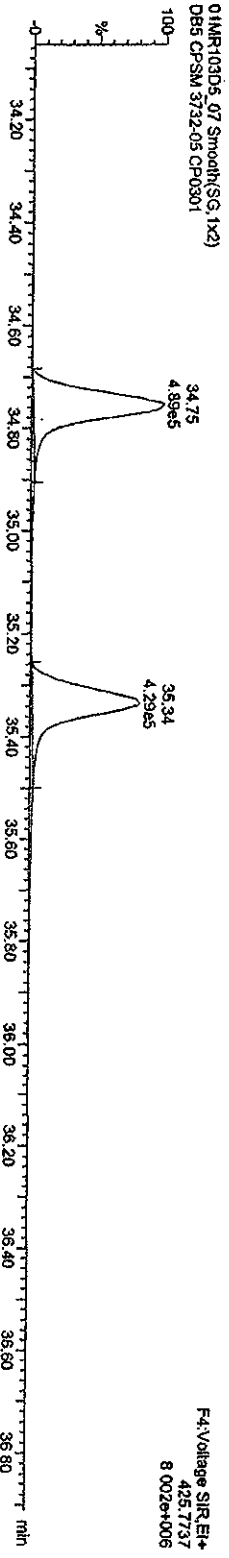
Name: 01MR103D5\_07 Date: 01-Mar-2010, Time: 14:23:03, ID: CP0301, Description: DB5 CFSM 3732-05

HPCDDs

01MR103D5\_07 Smooth(SG,1x2)  
 DB5 CFSM 3732-05 CP0301

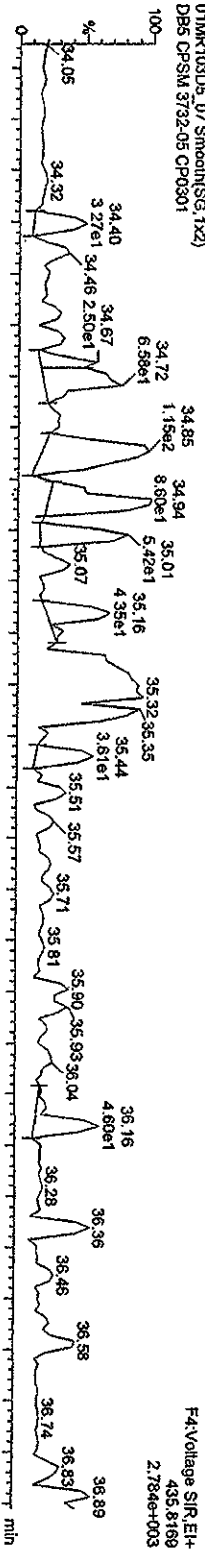


01MR103D5\_07 Smooth(SG,1x2)  
 DB5 CFSM 3732-05 CP0301

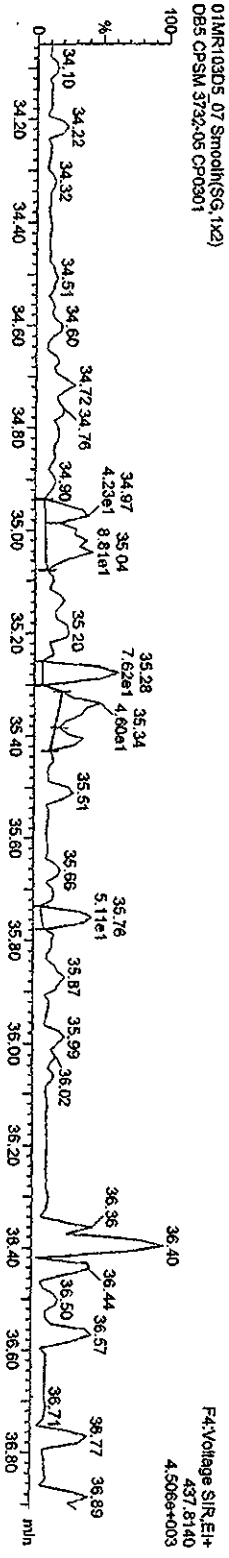


13C-HPCDD

01MR103D5\_07 Smooth(SG,1x2)  
 DB5 CFSM 3732-05 CP0301



01MR103D5\_07 Smooth(SG,1x2)  
 DB5 CFSM 3732-05 CP0301



Quantity Sample Report MassLynx 4.1

Dataset: C:\MassLynx\JAN2010\PRO\ICAO30120103D52ndSource.qtd

Last Altered: Monday, March 01, 2010 15:04:52 Pacific Standard Time

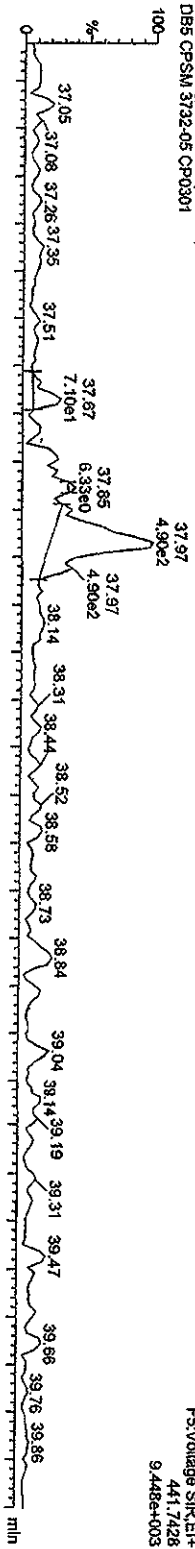
Printed: Monday, March 01, 2010 15:05:23 Pacific Standard Time

Name: 01MR103D5\_07, Date: 01-Mar-2010, Time: 14:23:03, ID: CP0301, Description: DB5 CPISM 3732-05

OCDFs

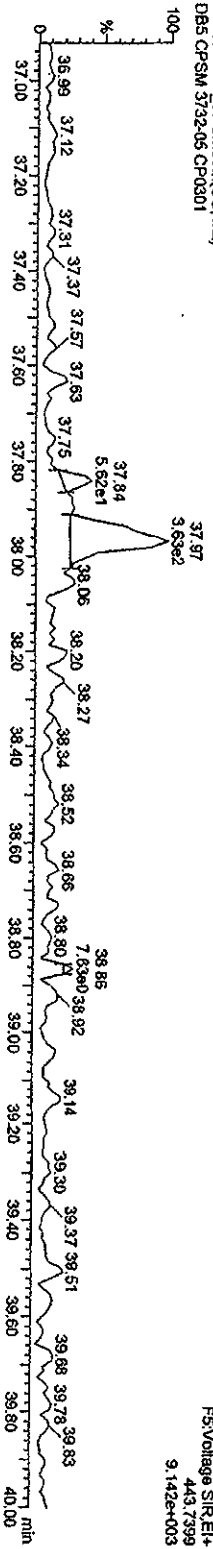
01MR103D5\_07 Smooth(SG, 1x2)

DB5 CPISM 3732-05 CP0301



01MR103D5\_07 Smooth(SG, 1x2)

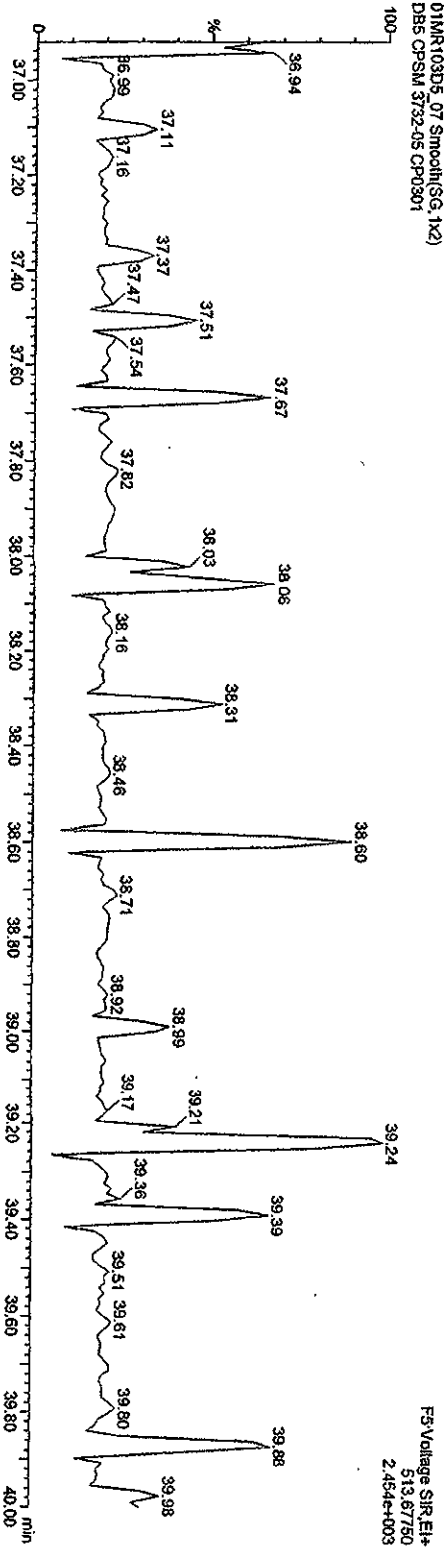
DB5 CPISM 3732-05 CP0301



OCDF PCDPE

01MR103D5\_07 Smooth(SG, 1x2)

DB5 CPISM 3732-05 CP0301



Quantity Sample Report MassLynx 4.1

Dataset: C:\MassLynx\LAN2010\PROVICA030120103D52ndSource.qld


Last Altered: Monday, March 01, 2010 15:04:52 Pacific Standard Time

Printed: Monday, March 01, 2010 15:05:23 Pacific Standard Time


Name: 01MR103D5\_07, Date: 01-Mar-2010, Time: 14:23:03, ID: CP0301, Description: DB5 CFSM 3732-05

OCDD

01MR103D5\_07 Smooth(SG, 1x2)  
DB5 CFSM 3732-05 CP0301

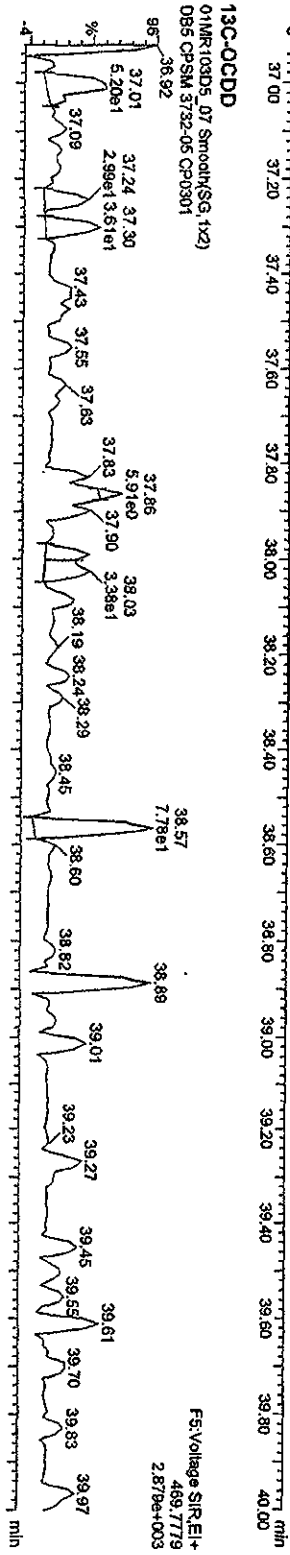


01MR103D5\_07 Smooth(SG, 1x2)  
DB5 CFSM 3732-05 CP0301

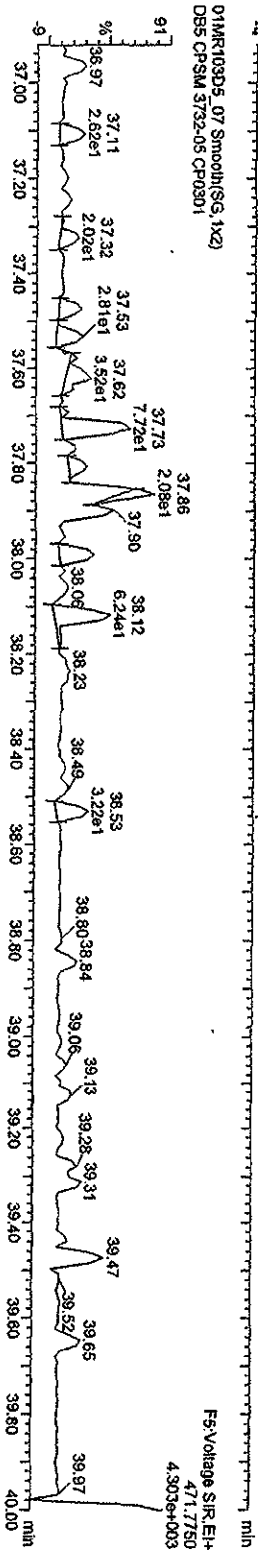


13C-OCDD

01MR103D5\_07 Smooth(SG, 1x2)  
DB5 CFSM 3732-05 CP0301



01MR103D5\_07 Smooth(SG, 1x2)  
DB5 CFSM 3732-05 CP0301



Quantity Sample Report MassLynx 4.1

Dataset: C:\MassLynx\LAN2010\PROVICA030120103D52ndSource.qld

Last Altered: Monday, March 01, 2010 15:04:52 Pacific Standard Time  
Printed: Monday, March 01, 2010 15:05:23 Pacific Standard Time

Name: 01MR103D5\_07, Date: 01-Mar-2010, Time: 14:23:03, ID: CP0301, Description: DB5 CP5M 3732-05

TCDFs

01MR103D5\_07 Smooth(SG, 1x2)

DB5 CP5M 3732-05 CP0301



01MR103D5\_07 Smooth(SG, 1x2)

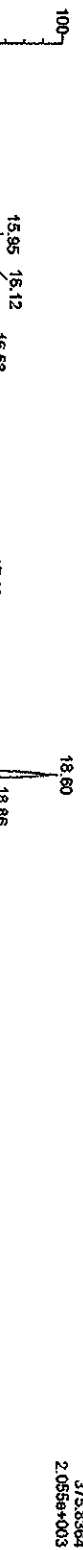
DB5 CP5M 3732-05 CP0301



TCDF PCDFE

01MR103D5\_07 Smooth(SG, 1x2)

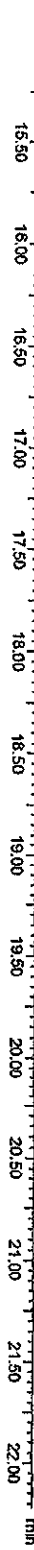
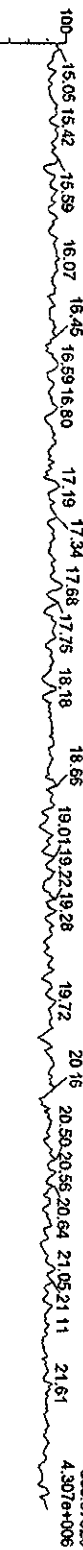
DB5 CP5M 3732-05 CP0301



Function 1 PFK

01MR103D5\_07 Smooth(SG, 1x2)

DB5 CP5M 3732-05 CP0301



Quantity Sample Report MassLynx 4.1


Dataset: C:\MassLynx\JAN2010\PROV\CA030120103D52ndSource.dtd

Last Altered: Monday, March 01, 2010 15:04:52 Pacific Standard Time  
Printed: Monday, March 01, 2010 15:05:23 Pacific Standard Time

Name: 01MR103D5\_07, Date: 01-Mar-2010, Time: 14:23:03, ID: CP0301, Description: DB5 CPSM 3732-05


PeCDF

01MR103D5\_07 Smooth(SG, 1x2)  
DB5 CPSM 3732-05 CP0301



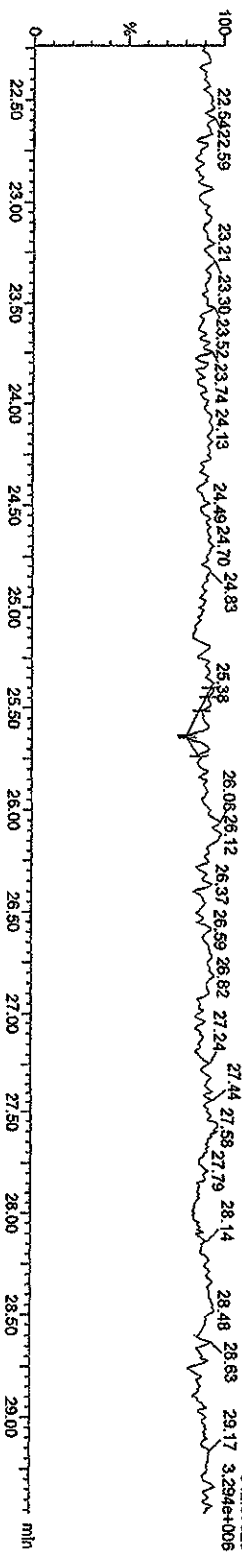
F2PeCDF PeCDPE

01MR103D5\_07 Smooth(SG, 1x2)  
DB5 CPSM 3732-05 CP0301



Function 2 PFK

01MR103D5\_07 Smooth(SG, 1x2)  
DB5 CPSM 3732-05 CP0301



Quantity Sample Report MassLynx 4.1


Dataset: C:\MassLynx\JAN2010\PROV\CA030120103D52ndSource.qld

Last Altered: Monday, March 01, 2010 15:04:52 Pacific Standard Time  
Printed: Monday, March 01, 2010 15:05:23 Pacific Standard Time

Name: 01MR103D5\_07, Date: 01-Mar-2010, Time: 14:23:03, ID: CP0301, Description: DB5 CPSM 3732-05

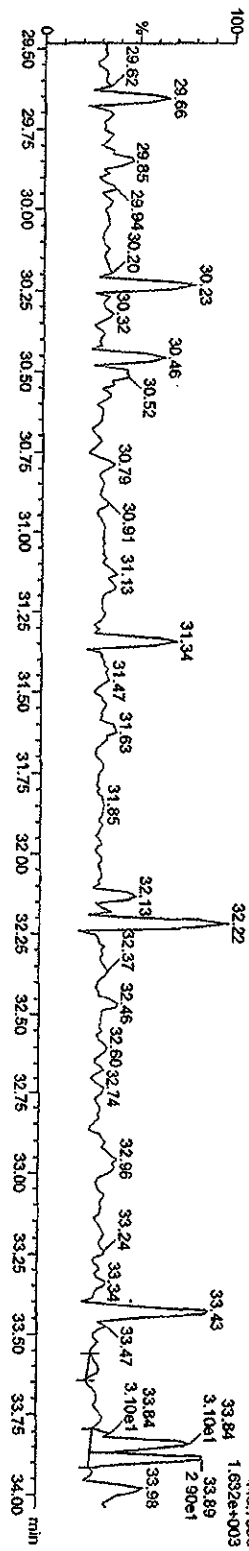
HKCDFs

01MR103D5\_07 Smooth(SG, 1x2)  
DB5 CPSM 3732-05 CP0301



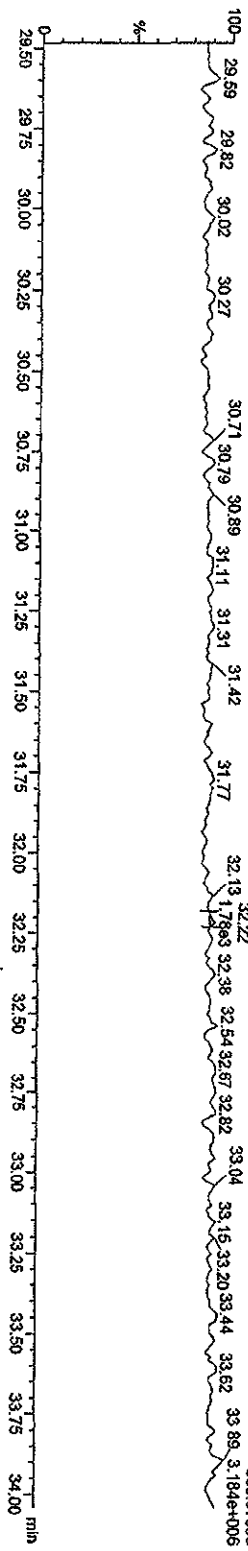
HKCDF PCDFE

01MR103D5\_07 Smooth(SG, 1x2)  
DB5 CPSM 3732-05 CP0301



Function 3 PFK

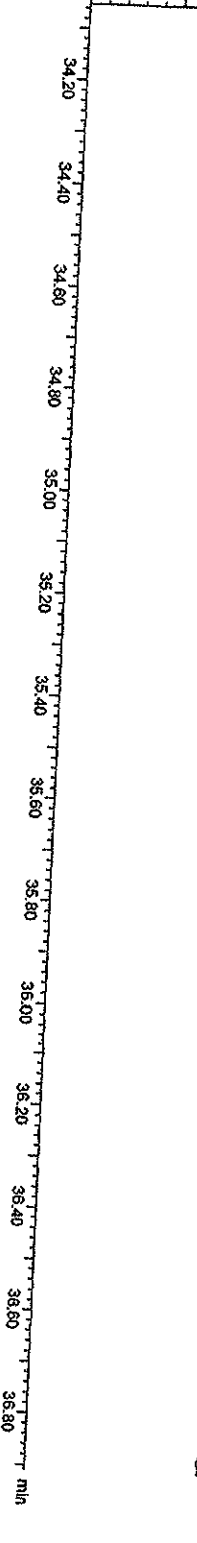
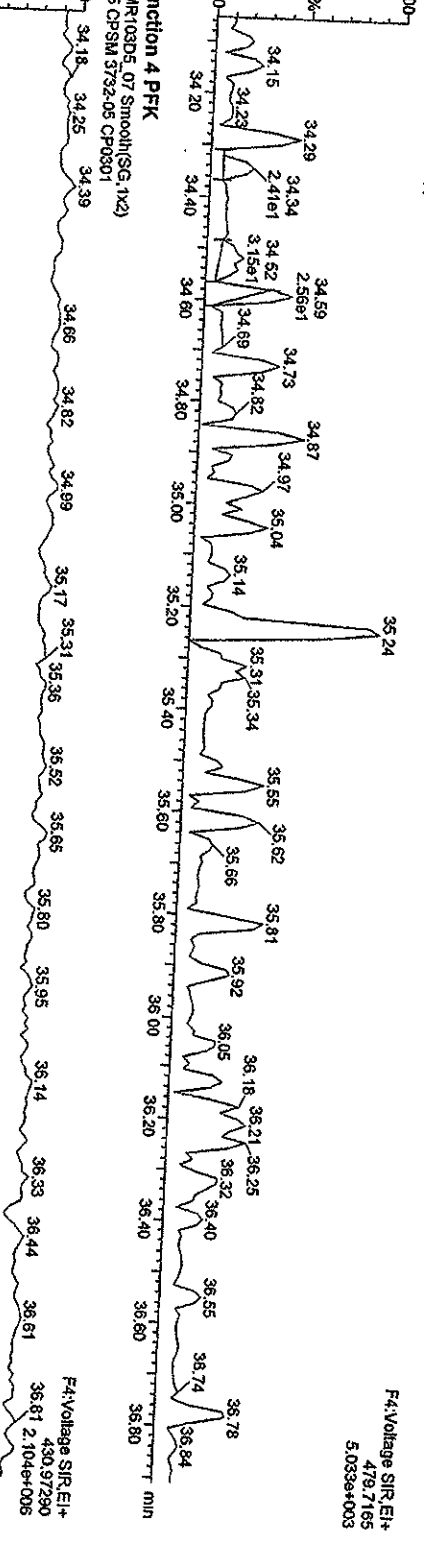
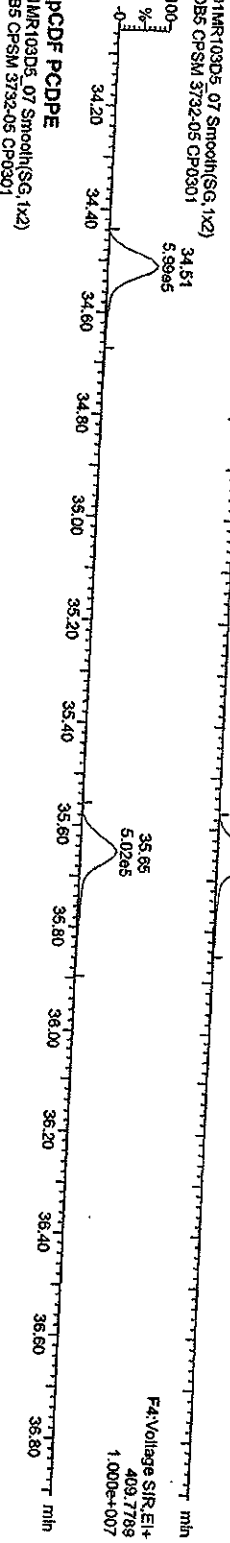
01MR103D5\_07 Smooth(SG, 1x2)  
DB5 CPSM 3732-05 CP0301



Quantity Sample Report Masslynx 4.1

Dataset: C:\Masslynx\AN2010\PRO\CA030120103D52ndSource.qld  
 Last Altered: Monday, March 01, 2010 15:04:52 Pacific Standard Time  
 Printed: Monday, March 01, 2010 15:05:23 Pacific Standard Time

Name: 01MR103D5\_07, Date: 01-Mar-2010, Time: 14:23:03, ID: CP0301, Description: DB5 CFSM 3732-05





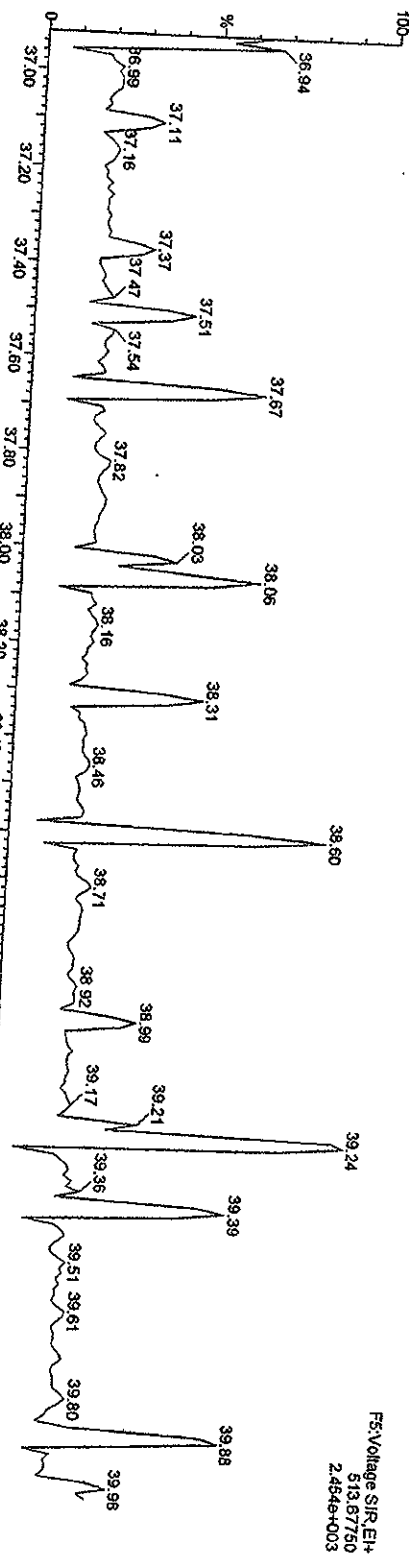
Quantity Sample Report MassLynx 4.1

Dataset: C:\MassLynx\LAN2010\PRONCA030120103D52ndSource.qld

Last Altered: Monday, March 01, 2010 15:04:52 Pacific Standard Time  
Printed: Monday, March 01, 2010 15:05:23 Pacific Standard Time

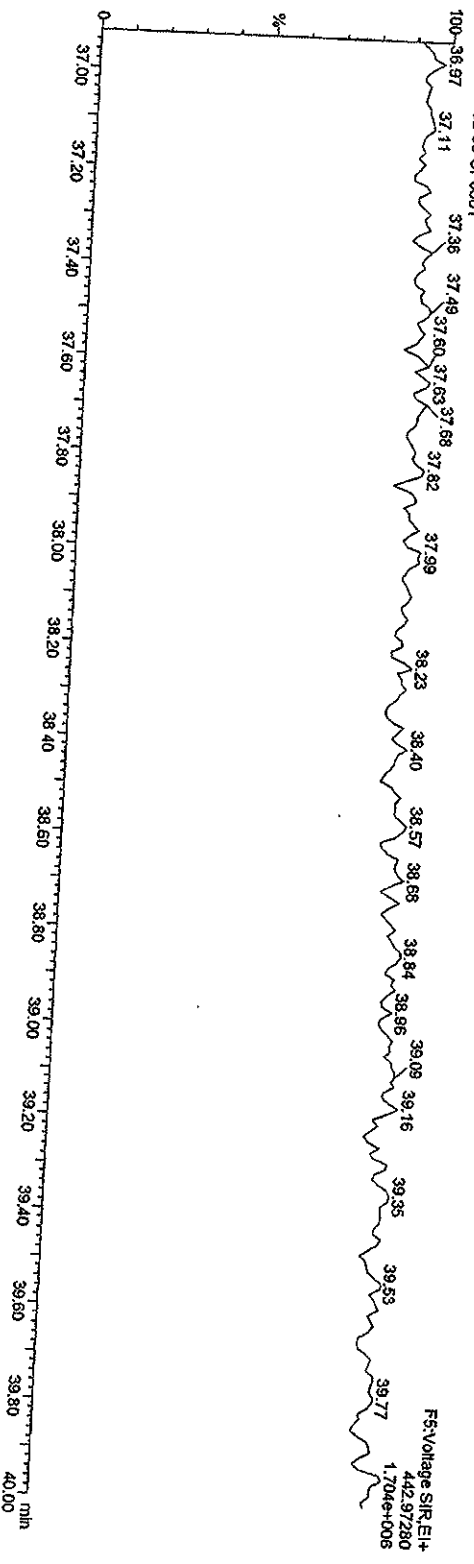
Name: 01MR103D5\_07, Date: 01-Mar-2010, Time: 14:23:03, ID: CP0301, Description: DB5 CPSM 3732-05

OCDF PCDFE  
01MR103D5\_07 Smooth(SG, 1x2)  
DB5 CPSM 3732-05 CP0301



FS:Voltage SIR\_EI+  
513.87750  
2.454e+003

Function 5 PFK  
01MR103D5\_07 Smooth(SG, 1x2)  
DB5 CPSM 3732-05 CP0301



FS:Voltage SIR\_EI+  
442.97280  
1.704e+005

Initial Calibration Checklist  
Dioxin Methods

ICAL ID 8290A041210405

Method ID 8290A Date Scanned \_\_\_\_\_

Column ID DB5 Instrument ID 405

STD ID's ST0412(B,A, -, D,C) STD Solution 09DXN422, 09DXN423, 10DXN111, 09DXN424, 09DXN456

GC Program OCDD Multiplier Setting 410

Analyzed By M.G. Date Analyzed 4/12/10

Prepared By M.G. Date Prepared 4/17/10

Reviewed By MAT Date Reviewed 4/14/10

ANALYSIS OPTION	INITIAL ID	REVIEWED
Curve summary present?	✓	✓
Hardcopies of chromatograms for CS1-CS5 present?	✓	✓
Copy of log-file present?	✓	✓
Static resolution check present?	✓	✓
Target file RT's correct?	✓	✓
%RSD within method-specified limits?*	✓	✓
Signal-to-noise criteria met?	✓	✓
Isotopic ratios within limits?	✓	✓
High point free of saturation?	✓	✓
Are chromatographic windows correct?	✓	✓
Manual reintegration's checked and hardcopies included?	NA	NA

COMMENTS:

\_\_\_\_\_

\_\_\_\_\_

\_\_\_\_\_

\_\_\_\_\_

\_\_\_\_\_

\*Method 8290/TO9/M0023A: %RSD ≤20% for natives, ≤30% for labeled compounds; S/N ≥10  
 Method 1613B: %RSD ≤ 20% natives, ≤30% labeled compounds; S/N ≥10  
 Method 23: %RSD ≤ values specified in Table 5, Method 23; S/N ≥ 2.5

Run: 12AP104D5 Analyte: 8290A Cal: 8290A0412104D5

ST0412B : CS-1 09DXM422 ST0412A : CS-2 09DXM423 ST0412 : CS-3 10DXN111  
 ST0412D : CS-4 09DXM426 ST0412C : CS-5 09DXM456

12AP104D5 12AP104D5 12AP104D5 12AP104D5 12AP104D5

Name	Mean	S. D.	%RSD	RRF1	RRF2	RRF3	RRF4	RRF5
13C-1,2,3,4-TCDD	-	-	- %	-	-	-	-	-
13C-2,3,7,8-TCDF	1.521	0.098	6.47 %	1.54	1.47	1.60	1.38	1.62
2,3,7,8-TCDF	0.945	0.042	4.44 %	0.88	0.94	0.98	0.95	0.98
Total TCDF	0.945	0.042	4.44 %	0.88	0.94	0.98	0.95	0.98
13C-2,3,7,8-TCDD	0.950	0.080	8.47 %	0.94	0.87	0.95	0.91	1.08
2,3,7,8-TCDD	1.021	0.031	3.03 %	1.00	0.98	1.04	1.04	1.05
Total TCDD	1.021	0.031	3.03 %	1.00	0.98	1.04	1.04	1.05
37Cl-2,3,7,8-TCDD	2.261	0.218	9.64 %	2.41	2.04	2.16	2.14	2.56
13C-1,2,3,7,8-PeCDF	1.050	0.149	14.1 %	0.97	0.97	1.01	0.98	1.31
1,2,3,7,8-PeCDF	1.045	0.049	4.68 %	0.97	1.02	1.09	1.09	1.06
2,3,4,7,8-PeCDF	0.982	0.045	4.55 %	0.93	0.97	1.03	1.02	0.96
Total F2 PeCDF	1.013	0.046	4.50 %	0.95	0.99	1.06	1.05	1.01
Total F1 PeCDF	1.013	0.046	4.50 %	0.95	0.99	1.06	1.05	1.01
13C-1,2,3,7,8-PeCDD	0.670	0.094	14.0 %	0.61	0.65	0.62	0.64	0.84
1,2,3,7,8-PeCDD	0.982	0.047	4.75 %	0.94	0.93	1.04	1.01	0.99
Total PeCDD	0.982	0.047	4.75 %	0.94	0.93	1.04	1.01	0.99
13C-1,2,3,7,8,9-HxCDD	-	-	- %	-	-	-	-	-
13C-1,2,3,4,7,8-HxCDF	1.025	0.075	7.29 %	1.08	0.98	1.08	0.92	1.06
1,2,3,4,7,8-HxCDF	1.213	0.061	5.00 %	1.12	1.18	1.25	1.28	1.23
1,2,3,6,7,8-HxCDF	1.343	0.096	7.13 %	1.20	1.34	1.46	1.38	1.33
2,3,4,6,7,8-HxCDF	1.222	0.064	5.27 %	1.13	1.19	1.29	1.26	1.23
1,2,3,7,8,9-HxCDF	1.092	0.072	6.60 %	1.02	1.02	1.15	1.17	1.10
Total HxCDF	1.218	0.070	5.72 %	1.12	1.18	1.29	1.27	1.22
13C-1,2,3,6,7,8-HxCDD	0.807	0.060	7.46 %	0.81	0.77	0.86	0.72	0.87
1,2,3,4,7,8-HxCDD	1.007	0.056	5.54 %	0.93	1.02	1.04	1.07	0.98

1,2,3,6,7,8-HxCDD	1.114	0.059	5.33	%	1.06	1.06	1.19	1.16	1.11
1,2,3,7,8,9-HxCDD	1.209	0.083	6.88	%	1.12	1.17	1.22	1.34	1.19
Total HxCDD	1.110	0.061	5.46	%	1.04	1.08	1.15	1.19	1.09
1,2,3,4,6,7,8-HpCDF	0.863	0.061	7.10	%	0.87	0.82	0.95	0.79	0.88
1,2,3,4,6,7,8-HpCDD	1.310	0.072	5.52	%	1.20	1.28	1.39	1.36	1.32
1,2,3,4,7,8,9-HpCDF	1.026	0.053	5.19	%	0.95	1.00	1.09	1.06	1.03
Total HpCDF	1.168	0.063	5.36	%	1.08	1.14	1.24	1.21	1.18
1,2,3,4,6,7,8-HxCDD	0.697	0.052	7.39	%	0.71	0.67	0.77	0.64	0.71
1,2,3,4,6,7,8-HpCDD	1.072	0.039	3.60	%	1.03	1.03	1.11	1.11	1.08
Total HxCDD	1.072	0.039	3.60	%	1.03	1.03	1.11	1.11	1.08
1,2,3,4,6,7,8-HpCDD	0.531	0.041	7.69	%	0.53	0.49	0.58	0.49	0.57
OCDF	1.445	0.085	5.85	%	1.32	1.39	1.51	1.50	1.50
OCDD	1.166	0.060	5.16	%	1.08	1.14	1.23	1.21	1.17

Run #1 Filename 12AP104D5 S: 4 I: 1  
 Acquired: 12-APR-10 10:48:47 Processed: 12-APR-10 13:15:04  
 Run: 12AP104D5 Analyte: 8290A Cal: 8290A0412104D5

## Comments:

Sample text: ST0412B :CS-1 09DXN422

Name	Resp	RA	RT	RRF	Mod?
13C-1,2,3,4-TCDD	150889300	0.82 y	19:40	-	100.00 n
13C-2,3,7,8-TCDF	232739000	0.78 y	19:04	1.5424	100.00 n
2,3,7,8-TCDF	1023349	0.88 y	19:05	0.8794	0.50 n
Total TCDF	-	- n	-	0.8794	0.50 n
13C-2,3,7,8-TCDD	141161700	0.80 y	19:53	0.9355	100.00 n
2,3,7,8-TCDD	703881	0.67 y	19:54	0.9973	0.50 n
Total TCDD	-	- n	-	0.9973	0.50 n
37Cl-2,3,7,8-TCDD	1819544	1.00 y	19:54	2.4118	0.50 n
13C-1,2,3,7,8-PeCDF	146106800	1.52 y	24:49	0.9683	100.00 n
1,2,3,7,8-PeCDF	3546420	1.50 y	24:50	0.9709	2.50 n
2,3,4,7,8-PeCDF	3384670	1.43 y	26:21	0.9266	2.50 n
Total F2 PeCDF	-	- n	-	0.9488	5.00 n
Total F1 PeCDF	-	- n	-	0.9488	5.00 n
13C-1,2,3,7,8-PeCDD	92385600	1.55 y	27:09	0.6123	100.00 n
1,2,3,7,8-PeCDD	2166233	1.61 y	27:12	0.9379	2.50 n
Total PeCDD	-	- n	-	0.9379	2.50 n
13C-1,2,3,7,8,9-HxCDD	103077500	1.29 y	33:11	-	100.00 n
13C-1,2,3,4,7,8-HxCDF	111667600	0.52 y	32:02	1.0833	100.00 n
1,2,3,4,7,8-HxCDF	3133010	1.21 y	32:04	1.1223	2.50 n
1,2,3,6,7,8-HxCDF	3346790	1.13 y	32:10	1.1988	2.50 n
2,3,4,6,7,8-HxCDF	3162220	1.22 y	32:43	1.1327	2.50 n
1,2,3,7,8,9-HxCDF	2848310	1.21 y	33:21	1.0203	2.50 n
Total HxCDF	-	- n	-	1.1185	10.00 n
13C-1,2,3,6,7,8-HxCDD	83861100	1.28 y	32:55	0.8136	100.00 n
1,2,3,4,7,8-HxCDD	1947993	1.33 y	32:51	0.9292	2.50 n
1,2,3,6,7,8-HxCDD	2219360	1.18 y	32:56	1.0586	2.50 n
1,2,3,7,8,9-HxCDD	2352910	1.23 y	33:12	1.1223	2.50 n
Total HxCDD	-	- n	-	1.0367	7.50 n
13C-1,2,3,4,6,7,8-HpCDF	89290500	0.42 y	34:41	0.8662	100.00 n
1,2,3,4,6,7,8-HpCDF	2683070	0.92 y	34:42	1.2020	2.50 n
1,2,3,4,7,8,9-HpCDF	2130830	0.96 y	35:50	0.9546	2.50 n
Total HpCDF	-	- n	-	1.0783	5.00 n
13C-1,2,3,4,6,7,8-HpCDD	72671900	1.06 y	35:30	0.7050	100.00 n
1,2,3,4,6,7,8-HpCDD	1867690	1.03 y	35:31	1.0280	2.50 n
Total HpCDD	-	- n	-	1.0280	2.50 n
13C-OCDD	109193900	0.90 y	38:02	0.5297	200.00 n
OCDF	3611560	0.91 y	38:09	1.3230	5.00 n

OCDD 2945690 0.92 y 38:02 1.0791 5.00 n

Run #2    Filename 12AP104D5    S: 3    I: 1  
 Acquired: 12-APR-10    10:04:44    Processed: 12-APR-10    13:15:05  
 Run: 12AP104D5    Analyte: 8290A    Cal: 8290A0412104D5

Comments:

Sample text: ST0412A :CS-2 09DXN423

Name	Resp	RA	RT	RRF	Mod?
13C-1,2,3,4-TCDD	161658700	0.83 y	19:41	-	100.00 n
13C-2,3,7,8-TCDF	237756000	0.78 y	19:06	1.4707	100.00 n
2,3,7,8-TCDF	4448700	0.78 y	19:07	0.9356	2.00 n
Total TCDF	-	- n	-	0.9356	2.00 n
13C-2,3,7,8-TCDD	141013400	0.83 y	19:54	0.8723	100.00 n
2,3,7,8-TCDD	2761520	0.74 y	19:55	0.9792	2.00 n
Total TCDD	-	- n	-	0.9792	2.00 n
37Cl-2,3,7,8-TCDD	6579920	1.00 y	19:55	2.0351	2.00 n
13C-1,2,3,7,8-PeCDF	157487700	1.55 y	24:50	0.9742	100.00 n
1,2,3,7,8-PeCDF	16085800	1.52 y	24:52	1.0214	10.00 n
2,3,4,7,8-PeCDF	15225000	1.52 y	26:23	0.9667	10.00 n
Total F2 PeCDF	-	- n	-	0.9941	20.00 n
Total F1 PeCDF	-	- n	-	0.9941	20.00 n
13C-1,2,3,7,8-PeCDD	104378100	1.53 y	27:11	0.6457	100.00 n
1,2,3,7,8-PeCDD	9696460	1.56 y	27:13	0.9290	10.00 n
Total PeCDD	-	- n	-	0.9290	10.00 n
13C-1,2,3,7,8,9-HxCDD	119338900	1.29 y	33:12	-	100.00 n
13C-1,2,3,4,7,8-HxCDF	116840100	0.51 y	32:03	0.9791	100.00 n
1,2,3,4,7,8-HxCDF	13837370	1.16 y	32:04	1.1843	10.00 n
1,2,3,6,7,8-HxCDF	15711510	1.20 y	32:11	1.3447	10.00 n
2,3,4,6,7,8-HxCDF	13850440	1.17 y	32:44	1.1854	10.00 n
1,2,3,7,8,9-HxCDF	11885350	1.19 y	33:23	1.0172	10.00 n
Total HxCDF	-	- n	-	1.1829	40.00 n
13C-1,2,3,6,7,8-HxCDD	92237400	1.32 y	32:57	0.7729	100.00 n
1,2,3,4,7,8-HxCDD	9381490	1.25 y	32:53	1.0171	10.00 n
1,2,3,6,7,8-HxCDD	9738380	1.25 y	32:57	1.0558	10.00 n
1,2,3,7,8,9-HxCDD	10785510	1.28 y	33:12	1.1693	10.00 n
Total HxCDD	-	- n	-	1.0807	30.00 n
13C-1,2,3,4,6,7,8-HpCDF	97759400	0.43 y	34:42	0.8192	100.00 n
1,2,3,4,6,7,8-HpCDF	12506030	0.97 y	34:43	1.2793	10.00 n
1,2,3,4,7,8,9-HpCDF	9737130	0.96 y	35:52	0.9960	10.00 n
Total HpCDF	-	- n	-	1.1376	20.00 n
13C-1,2,3,4,6,7,8-HpCDD	79460100	1.04 y	35:31	0.6658	100.00 n
1,2,3,4,6,7,8-HpCDD	8216600	1.02 y	35:32	1.0341	10.00 n
Total HpCDD	-	- n	-	1.0341	10.00 n
13C-OCDD	117016000	0.90 y	38:02	0.4903	200.00 n
OCDF	16264550	0.91 y	38:09	1.3899	20.00 n
OCDD	13337580	0.89 y	38:03	1.1398	20.00 n

Run #3    Filename 12AP104D5    S: 2    I: 1  
 Acquired: 12-APR-10    09:14:17    Processed: 12-APR-10    13:15:06  
 Run: 12AP104D5    Analyte: 8290A    Cal: 8290A0412104D5

## Comments:

Sample text: ST0412 :CS-3 10DXN111

Name	Resp	RA	RT	RRF	Mod?
13C-1,2,3,4-TCDD	64371200	0.84 y	19:40	-	100.00 n
13C-2,3,7,8-TCDF	102873500	0.76 y	19:05	1.5981	100.00 n
2,3,7,8-TCDF	10115650	0.82 y	19:06	0.9833	10.00 n
Total TCDF	-	- n	-	0.9833	10.00 n
13C-2,3,7,8-TCDD	61271500	0.83 y	19:53	0.9518	100.00 n
2,3,7,8-TCDD	6357860	0.79 y	19:54	1.0377	10.00 n
Total TCDD	-	- n	-	1.0377	10.00 n
37Cl-2,3,7,8-TCDD	13876260	1.00 y	19:54	2.1557	10.00 n
13C-1,2,3,7,8-PeCDF	65259400	1.55 y	24:49	1.0138	100.00 n
1,2,3,7,8-PeCDF	35414800	1.47 y	24:50	1.0854	50.00 n
2,3,4,7,8-PeCDF	33672100	1.50 y	26:22	1.0319	50.00 n
Total F2 PeCDF	-	- n	-	1.0587	100.00 n
Total F1 PeCDF	-	- n	-	1.0587	100.00 n
13C-1,2,3,7,8-PeCDD	39998300	1.51 y	27:10	0.6214	100.00 n
1,2,3,7,8-PeCDD	20706690	1.56 y	27:12	1.0354	50.00 n
Total PeCDD	-	- n	-	1.0354	50.00 n
13C-1,2,3,7,8,9-HxCDD	43950100	1.30 y	33:11	-	100.00 n
13C-1,2,3,4,7,8-HxCDF	47581500	0.51 y	32:03	1.0826	100.00 n
1,2,3,4,7,8-HxCDF	29775400	1.17 y	32:04	1.2516	50.00 n
1,2,3,6,7,8-HxCDF	34813100	1.18 y	32:11	1.4633	50.00 n
2,3,4,6,7,8-HxCDF	30804200	1.18 y	32:43	1.2948	50.00 n
1,2,3,7,8,9-HxCDF	27436400	1.20 y	33:22	1.1532	50.00 n
Total HxCDF	-	- n	-	1.2907	200.00 n
13C-1,2,3,6,7,8-HxCDD	37776400	1.31 y	32:56	0.8595	100.00 n
1,2,3,4,7,8-HxCDD	19591860	1.40 y	32:52	1.0373	50.00 n
1,2,3,6,7,8-HxCDD	22495200	1.13 y	32:57	1.1910	50.00 n
1,2,3,7,8,9-HxCDD	23103700	1.25 y	33:12	1.2232	50.00 n
Total HxCDD	-	- n	-	1.1505	150.00 n
13C-1,2,3,4,6,7,8-HpCDF	41837400	0.43 y	34:42	0.9519	100.00 n
1,2,3,4,6,7,8-HpCDF	29031500	0.97 y	34:42	1.3878	50.00 n
1,2,3,4,7,8,9-HpCDF	22825800	0.97 y	35:50	1.0912	50.00 n
Total HpCDF	-	- n	-	1.2395	100.00 n
13C-1,2,3,4,6,7,8-HpCDD	33979600	1.08 y	35:31	0.7731	100.00 n
1,2,3,4,6,7,8-HpCDD	18775170	1.01 y	35:31	1.1051	50.00 n
Total HpCDD	-	- n	-	1.1051	50.00 n
13C-OCDD	50907600	0.91 y	38:02	0.5792	200.00 n
OCDF	38455800	0.91 y	38:09	1.5108	100.00 n
OCDD	31406500	0.90 y	38:02	1.2339	100.00 n



Run #4 Filename 12AP104D5 S: 6 I: 1  
 Acquired: 12-APR-10 12:16:51 Processed: 12-APR-10 13:15:06  
 Run: 12AP104D5 Analyte: 8290A Cal: 8290A0412104D5  
 Comments:

Sample text: ST0412D :CS-4 09DXN426

Name	Resp	RA	RT	RRF	Mod?
13C-1,2,3,4-TCDD	155249200	0.82 y	19:40	-	100.00 n
13C-2,3,7,8-TCDF	213728200	0.78 y	19:04	1.3767	100.00 n
2,3,7,8-TCDF	81152300	0.80 y	19:05	0.9492	40.00 n
Total TCDF	-	- n	-	0.9492	40.00 n
13C-2,3,7,8-TCDD	140634600	0.81 y	19:53	0.9059	100.00 n
2,3,7,8-TCDD	58567300	0.76 y	19:54	1.0411	40.00 n
Total TCDD	-	- n	-	1.0411	40.00 n
37Cl-2,3,7,8-TCDD	132968000	1.00 y	19:54	2.1412	40.00 n
13C-1,2,3,7,8-PeCDF	152320900	1.55 y	24:49	0.9811	100.00 n
1,2,3,7,8-PeCDF	330717000	1.52 y	24:50	1.0856	200.00 n
2,3,4,7,8-PeCDF	311957000	1.53 y	26:21	1.0240	200.00 n
Total F2 PeCDF	-	- n	-	1.0548	400.00 n
Total F1 PeCDF	-	- n	-	1.0548	400.00 n
13C-1,2,3,7,8-PeCDD	98815100	1.51 y	27:10	0.6365	100.00 n
1,2,3,7,8-PeCDD	200073100	1.56 y	27:12	1.0124	200.00 n
Total PeCDD	-	- n	-	1.0124	200.00 n
13C-1,2,3,7,8,9-HxCDD	122882600	1.29 y	33:11	-	100.00 n
13C-1,2,3,4,7,8-HxCDF	112493800	0.51 y	32:02	0.9155	100.00 n
1,2,3,4,7,8-HxCDF	286893000	1.17 y	32:03	1.2752	200.00 n
1,2,3,6,7,8-HxCDF	309941000	1.20 y	32:10	1.3776	200.00 n
2,3,4,6,7,8-HxCDF	284576000	1.18 y	32:44	1.2649	200.00 n
1,2,3,7,8,9-HxCDF	263425000	1.19 y	33:22	1.1708	200.00 n
Total HxCDF	-	- n	-	1.2721	800.00 n
13C-1,2,3,6,7,8-HxCDD	88870500	1.27 y	32:55	0.7232	100.00 n
1,2,3,4,7,8-HxCDD	190818600	1.23 y	32:51	1.0736	200.00 n
1,2,3,6,7,8-HxCDD	205324800	1.26 y	32:56	1.1552	200.00 n
1,2,3,7,8,9-HxCDD	238684000	1.24 y	33:12	1.3429	200.00 n
Total HxCDD	-	- n	-	1.1905	600.00 n
13C-1,2,3,4,6,7,8-HpCDF	97521600	0.43 y	34:41	0.7936	100.00 n
1,2,3,4,6,7,8-HpCDF	264362000	0.96 y	34:42	1.3554	200.00 n
1,2,3,4,7,8,9-HpCDF	206496000	0.97 y	35:50	1.0587	200.00 n
Total HpCDF	-	- n	-	1.2071	400.00 n
13C-1,2,3,4,6,7,8-HpCDD	78184500	1.04 y	35:30	0.6363	100.00 n
1,2,3,4,6,7,8-HpCDD	173361700	1.02 y	35:31	1.1087	200.00 n
Total HpCDD	-	- n	-	1.1087	200.00 n
13C-OCDD	120964400	0.91 y	38:01	0.4922	200.00 n
OCDF	363722000	0.91 y	38:08	1.5034	400.00 n
OCDD	291736000	0.90 y	38:02	1.2059	400.00 n

Run #5    Filename 12AP104D5    S: 5    I: 1  
 Acquired: 12-APR-10 11:32:49    Processed: 12-APR-10 13:15:07  
 Run: 12AP104D5    Analyte: 8290A    Cal: 8290A0412104D5

Comments:

Sample text: ST0412C :CS-5 09DXN456

Name	Resp	RA	RT	RRF	Mod?
13C-1,2,3,4-TCDD	133027400	0.81 y	19:40	-	100.00 n
13C-2,3,7,8-TCDF	214932900	0.77 y	19:04	1.6157	100.00 n
2,3,7,8-TCDF	420869000	0.81 y	19:05	0.9791	200.00 n
Total TCDF	-	- n	-	0.9791	200.00 n
13C-2,3,7,8-TCDD	144056100	0.81 y	19:52	1.0829	100.00 n
2,3,7,8-TCDD	302482000	0.77 y	19:54	1.0499	200.00 n
Total TCDD	-	- n	-	1.0499	200.00 n
37Cl-2,3,7,8-TCDD	681830000	1.00 y	19:54	2.5627	200.00 n
13C-1,2,3,7,8-PeCDF	174822600	1.57 y	24:49	1.3142	100.00 n
1,2,3,7,8-PeCDF	1854040000	1.52 y	24:50	1.0605	1000.00 n
2,3,4,7,8-PeCDF	1680778000	1.50 y	26:21	0.9614	1000.00 n
Total F2 PeCDF	-	- n	-	1.0110	2000.00 n
Total F1 PeCDF	-	- n	-	1.0110	2000.00 n
13C-1,2,3,7,8-PeCDD	111282000	1.52 y	27:09	0.8365	100.00 n
1,2,3,7,8-PeCDD	1107251000	1.56 y	27:12	0.9950	1000.00 n
Total PeCDD	-	- n	-	0.9950	1000.00 n
13C-1,2,3,7,8,9-HxCDD	124536600	1.30 y	33:11	-	100.00 n
13C-1,2,3,4,7,8-HxCDF	132485800	0.52 y	32:03	1.0638	100.00 n
1,2,3,4,7,8-HxCDF	1629345000	1.17 y	32:04	1.2298	1000.00 n
1,2,3,6,7,8-HxCDF	1761404000	1.19 y	32:10	1.3295	1000.00 n
2,3,4,6,7,8-HxCDF	1634313000	1.18 y	32:43	1.2336	1000.00 n
1,2,3,7,8,9-HxCDF	1458311000	1.19 y	33:21	1.1007	1000.00 n
Total HxCDF	-	- n	-	1.2234	4000.00 n
13C-1,2,3,6,7,8-HxCDD	107863400	1.32 y	32:55	0.8661	100.00 n
1,2,3,4,7,8-HxCDD	1053487000	1.22 y	32:51	0.9767	1000.00 n
1,2,3,6,7,8-HxCDD	1196229000	1.25 y	32:56	1.1090	1000.00 n
1,2,3,7,8,9-HxCDD	1280853000	1.24 y	33:12	1.1875	1000.00 n
Total HxCDD	-	- n	-	1.0911	3000.00 n
13C-1,2,3,4,6,7,8-HpCDF	109839300	0.44 y	34:41	0.8820	100.00 n
1,2,3,4,6,7,8-HpCDF	1454217000	0.96 y	34:42	1.3239	1000.00 n
1,2,3,4,7,8,9-HpCDF	1128812000	0.96 y	35:50	1.0277	1000.00 n
Total HpCDF	-	- n	-	1.1758	2000.00 n
13C-1,2,3,4,6,7,8-HpCDD	88075100	1.03 y	35:30	0.7072	100.00 n
1,2,3,4,6,7,8-HpCDD	954247000	1.02 y	35:31	1.0834	1000.00 n
Total HpCDD	-	- n	-	1.0834	1000.00 n
13C-OCDD	140888400	0.91 y	38:02	0.5657	200.00 n
OCDF	2112770000	0.91 y	38:09	1.4996	2000.00 n
OCDD	1652111000	0.90 y	38:03	1.1726	2000.00 n

Lab file	Smp	Work Order	Sample ID	FV-uL	Method/Matrix	Box	Size	U
12AP104D5	1	CP0412	DB-5 CPSM 3732-04				1.00000	
12AP104D5	2	ST0412	CS-3 10DXN111				1.00000	
12AP104D5	3	ST0412A	CS-2 09DXN423				1.00000	
12AP104D5	4	ST0412B	CS-1 09DXN422				1.00000	
12AP104D5	5	ST0412C	CS-5 09DXN456				1.00000	
12AP104D5	6	ST0412D	CS-4 09DXN426				1.00000	
12AP104D5	7	ST0412E	2nd Source 09DXN449				1.00000	
12AP104D5	8	ST0412F	CS-3 10DXN111				1.00000	
12AP104D5	9	CP0412A	DB-5 CPSM 3732-04				1.00000	
12AP104D5	10	SB0412	Solvent Blank C-14				1.00000	
12AP104D5	11	LXH9E-1-AA	G0D050000-198B	20	8290A/WATER	V-1	1.00000	L
12AP104D5	12	LXH9E-1-AC	G0D050000-198C	20	8290A/WATER		1.00000	L
12AP104D5	13	LXFLQ-1-AA	C0D010564-13	20	8290A/WATER		1.04090	L
12AP104D5	14	LXMQP-1-AC	G0D070000-424C	20	8290A/SOLID		10.00000	g
12AP104D5	15	LXMQP-1-AA	G0D070000-424B	20	8290A/SOLID		10.00000	g
12AP104D5	16	LXFKR-1-AA	C0D010564-1	20	8290A/SOLID		10.96000	g
12AP104D5	17	LXFKX-1-AA	C0D010564-2	20	8290A/SOLID		10.00000	g
12AP104D5	18	LXFK2-1-AA	C0D010564-3	20	8290A/SOLID		10.45000	g
12AP104D5	19	LXFK7-1-AA	C0D010564-4	20	8290A/SOLID		10.83000	g
12AP104D5	20	LXFLA-1-AA	C0D010564-5	20	8290A/SOLID		10.37000	g
12AP104D5	21	LXFLC-1-AA	C0D010564-6	20	8290A/SOLID		10.75000	g
12AP104D5	22	LXFLD-1-AA	C0D010564-7	20	8290A/SOLID		10.36000	g
12AP104D5	23	LXFLD-1-AD	C0D010564-7S	20	8290A/SOLID		10.12000	g
12AP104D5	24	LXFLD-1-AE	C0D010564-7D	20	8290A/SOLID		10.69000	g
12AP104D5	25	SB0412A	Solvent Blank C-14				1.00000	
12AP104D5	26	ST0412G	CS-3 10DXN111				1.00000	
12AP104D5	27	CP0412B	DB-5 CPSM 3732-04				1.00000	
12AP104D5	28	SB0412B	Solvent Blank C-14				1.00000	
12AP104D5	29	LXFLE-1-AA	C0D010564-8	20	8290A/SOLID	V-1	10.54000	g
12AP104D5	30	LXFLF-1-AA	C0D010564-9	20	8290A/SOLID		10.12000	g
12AP104D5	31	LXFLG-1-AA	C0D010564-10	20	8290A/SOLID		10.98000	g
12AP104D5	32	LXFLK-1-AA	C0D010564-11	20	8290A/SOLID		10.17000	g
12AP104D5	33	LXFLM-1-AA	C0D010564-12	20	8290A/SOLID		10.94000	g
12AP104D5	34	LXFK2-1-AA	C0D010564-3 (20x)	20	8290A/SOLID		10.45000	g
12AP104D5	35	LXFLF-1-AA	C0D010564-9 RI	20	8290A/SOLID		10.12000	g
12AP104D5	36	LXFLG-1-AA	C0D010564-10 (20x)	20	8290A/SOLID		10.98000	g
12AP104D5	37	LXFLC-1-AA	C0D010564-6 (50x)	20	8290A/SOLID		10.75000	g
12AP104D5	38	LXFLK-1-AA	C0D010564-11 (50x)	20	8290A/SOLID		10.17000	g
12AP104D5	39	LXFLE-1-AA	C0D010564-8 (100x)	20	8290A/SOLID		10.54000	g
12AP104D5	40	LXFLD-1-AA	C0D010564-7 (100x)	20	8290A/SOLID		10.36000	g
12AP104D5	41	LXFLM-1-AA	C0D010564-12 (100x)	20	8290A/SOLID		10.94000	g
12AP104D5	42	LXFLE-1-AA	C0D010564-8 (100x) RI	20	8290A/SOLID		10.54000	g
12AP104D5	43	SB0412C	Solvent Blank C-14				1.00000	
12AP104D5	44	SB0412D	Solvent Blank C-14				1.00000	
12AP104D5	45	ST0412H	CS-3 10DXN111				1.00000	
12AP104D5	46	CP0412C	DB-5 CPSM 3732-04				1.00000	
12AP104D5	47	SB0412E	Solvent Blank C-14				1.00000	
12AP104D5	48	LXFK2-1-AA	C0D010564-3 (20x) RI	20	8290A/SOLID	V-1	10.45000	g
12AP104D5	49	LXFLG-1-AA	C0D010564-10 (20x) RI	20	8290A/SOLID		10.98000	g
12AP104D5	50	LXFLC-1-AA	C0D010564-6 (50x) RI	20	8290A/SOLID		10.75000	g
12AP104D5	51	LXFLK-1-AA	C0D010564-11 (50x) RI	20	8290A/SOLID		10.17000	g
12AP104D5	52	SB0412F	Solvent Blank C-14				1.00000	
12AP104D5	53	ST0412I	CS-3 10DXN111				1.00000	

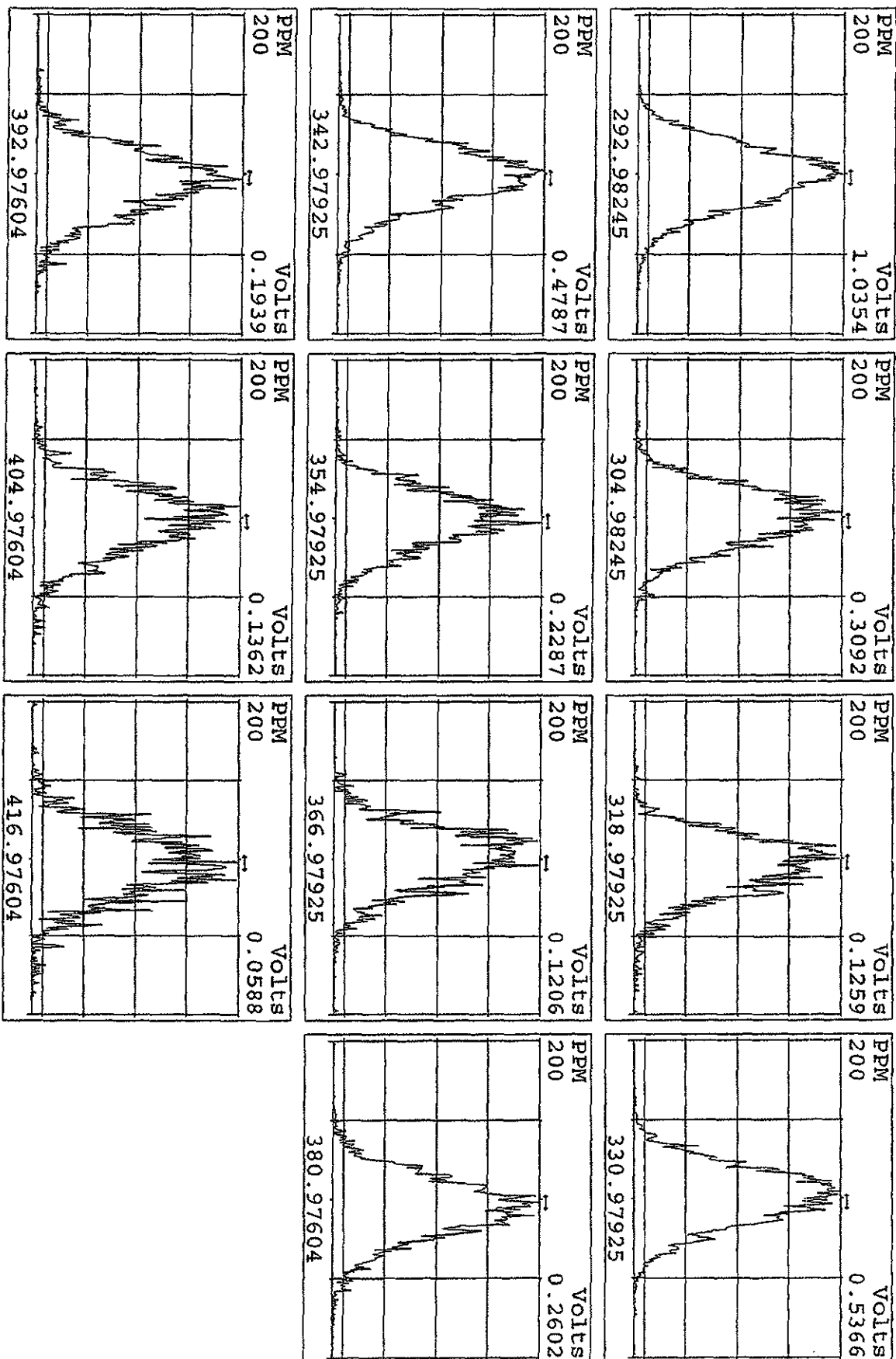
12AP104D5 54  
12AP104D5 55  
12AP104D5 56  
12AP104D5 57

1.00000  
1.00000  
1.00000  
1.00000

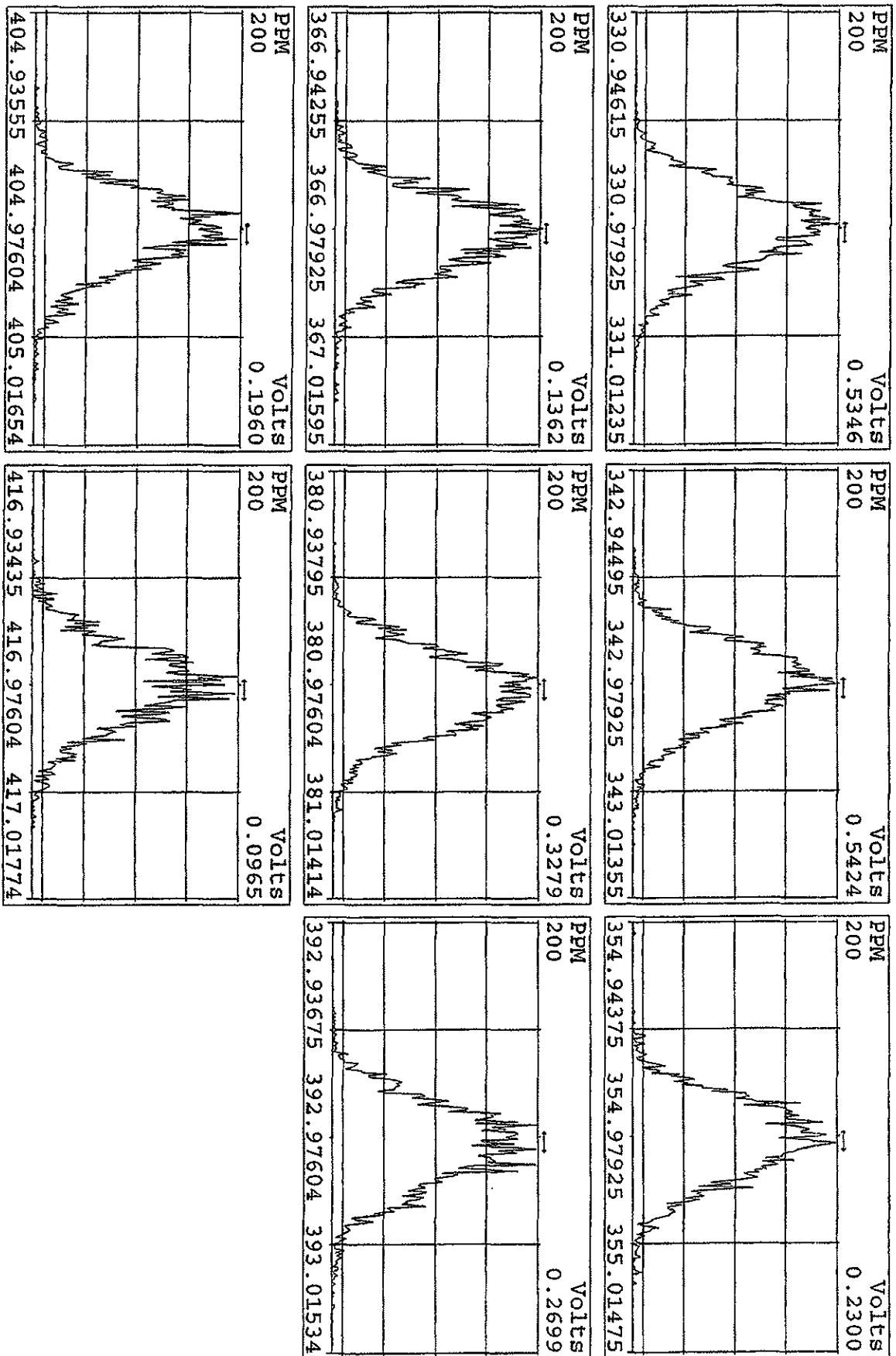
MG 04/12/10

✓ Ak 4/14/10

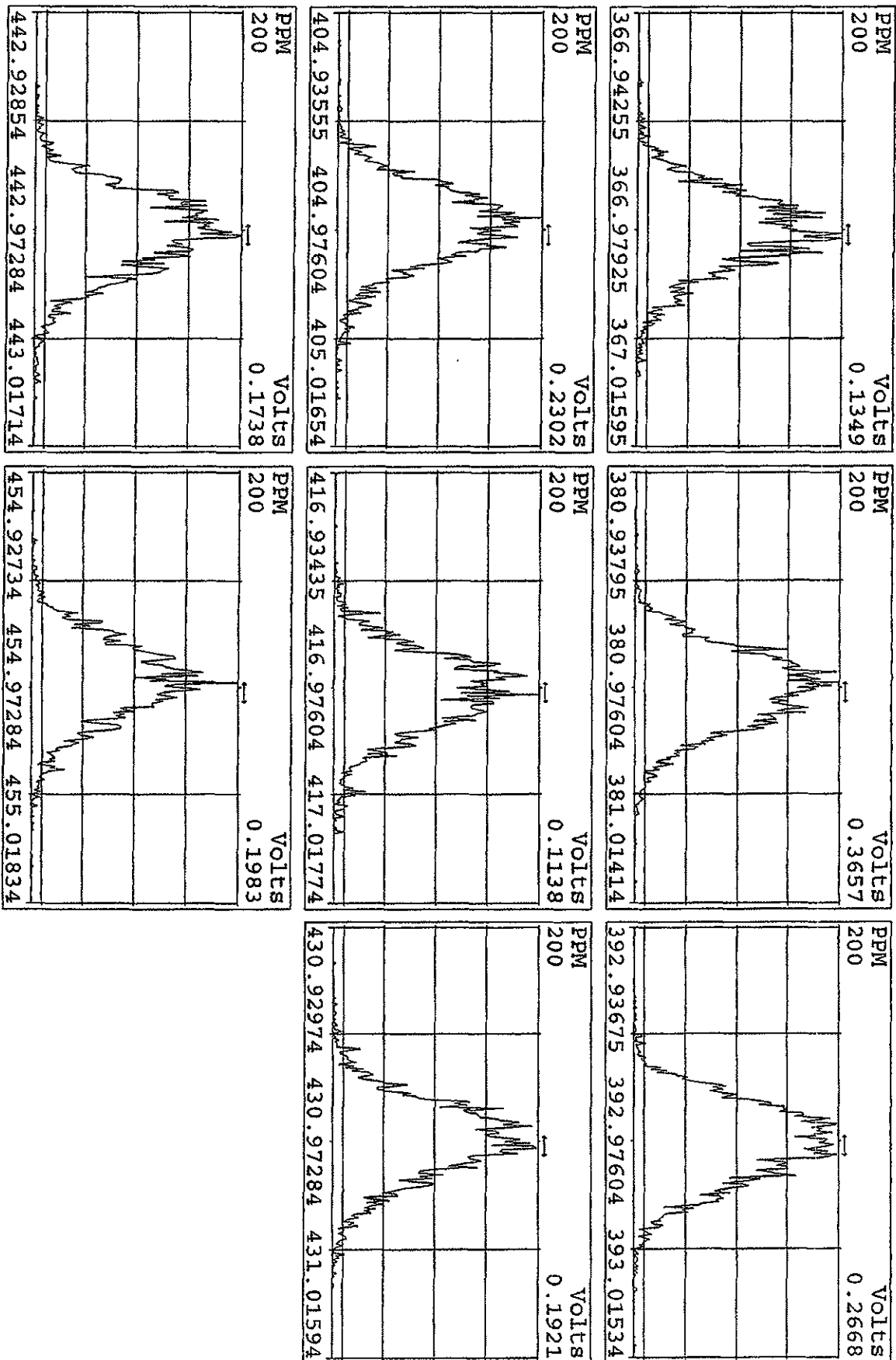
Peak Locate Examination: 12-APR-2010: 08:26 File: 12AP104DS  
Experiment: DIOXINRES8290A Function: 1 Reference: PFK



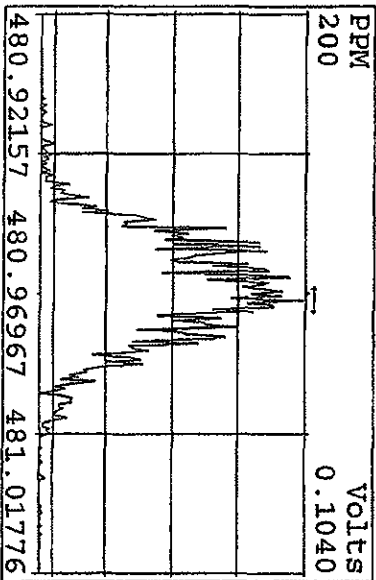
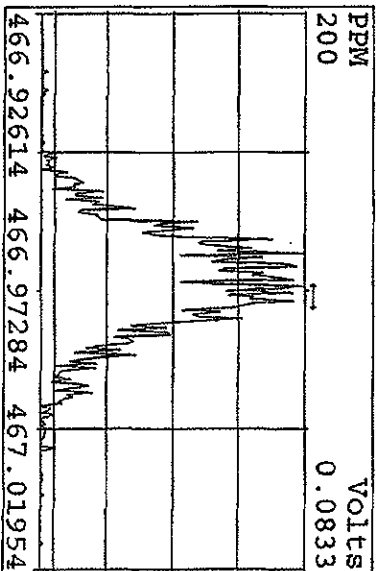
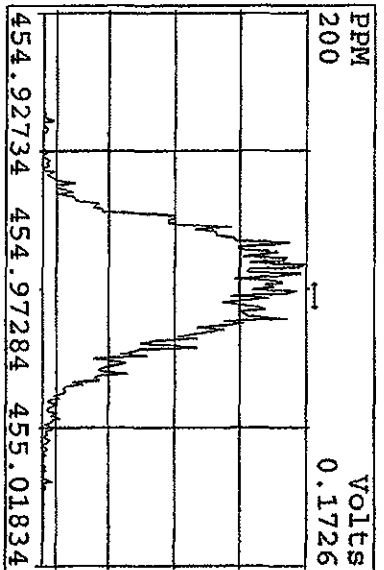
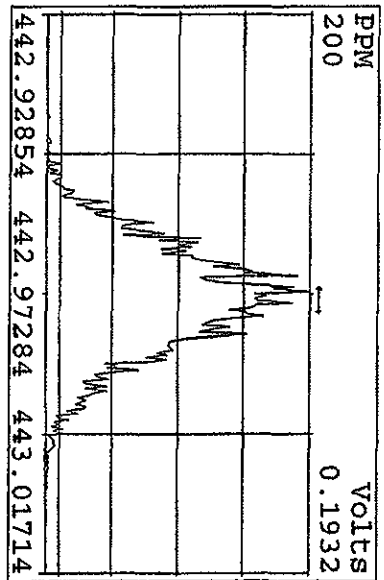
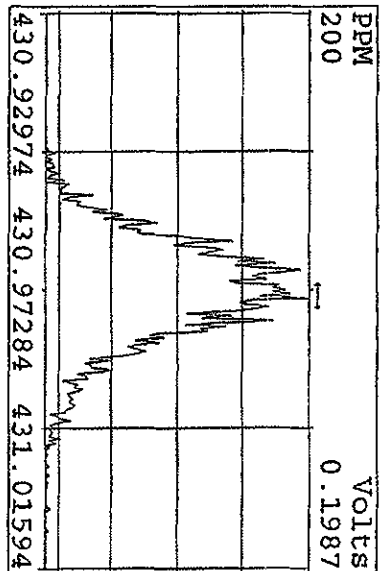
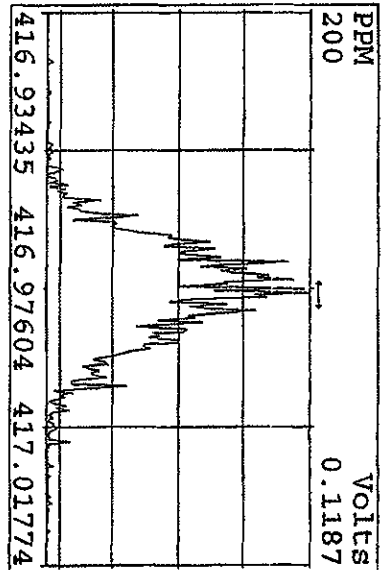
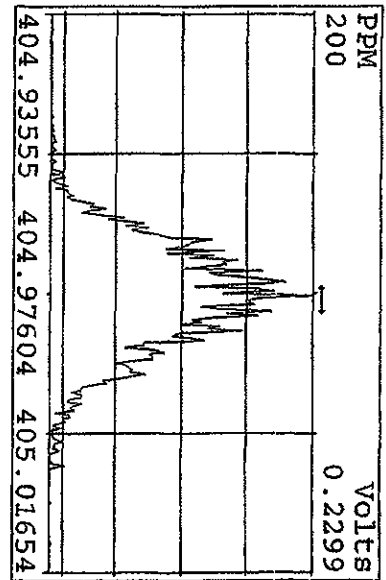
Peak Locate Examination: 12-APR-2010:08:26 File: 12AP104D5  
 Experiment: DIOXINRES8290A Function: 2 Reference: PFK



Peak Locate Examination: 12-APR-2010: 08:27 File: 12AP104D5  
Experiment: DIOXINRES8290A Function: 3 Reference: PFX

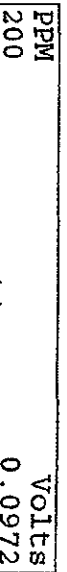
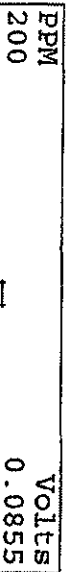
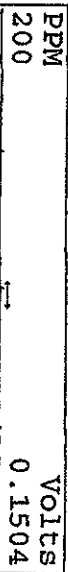
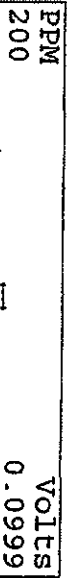
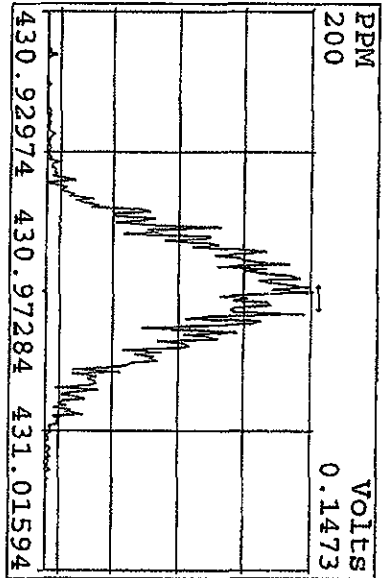


Peak Locate Examination: 12-APR-2010:08:27 File: 12AP104D5  
 Experiment: DIOXINRES8290A Function: 4 Reference: PFK

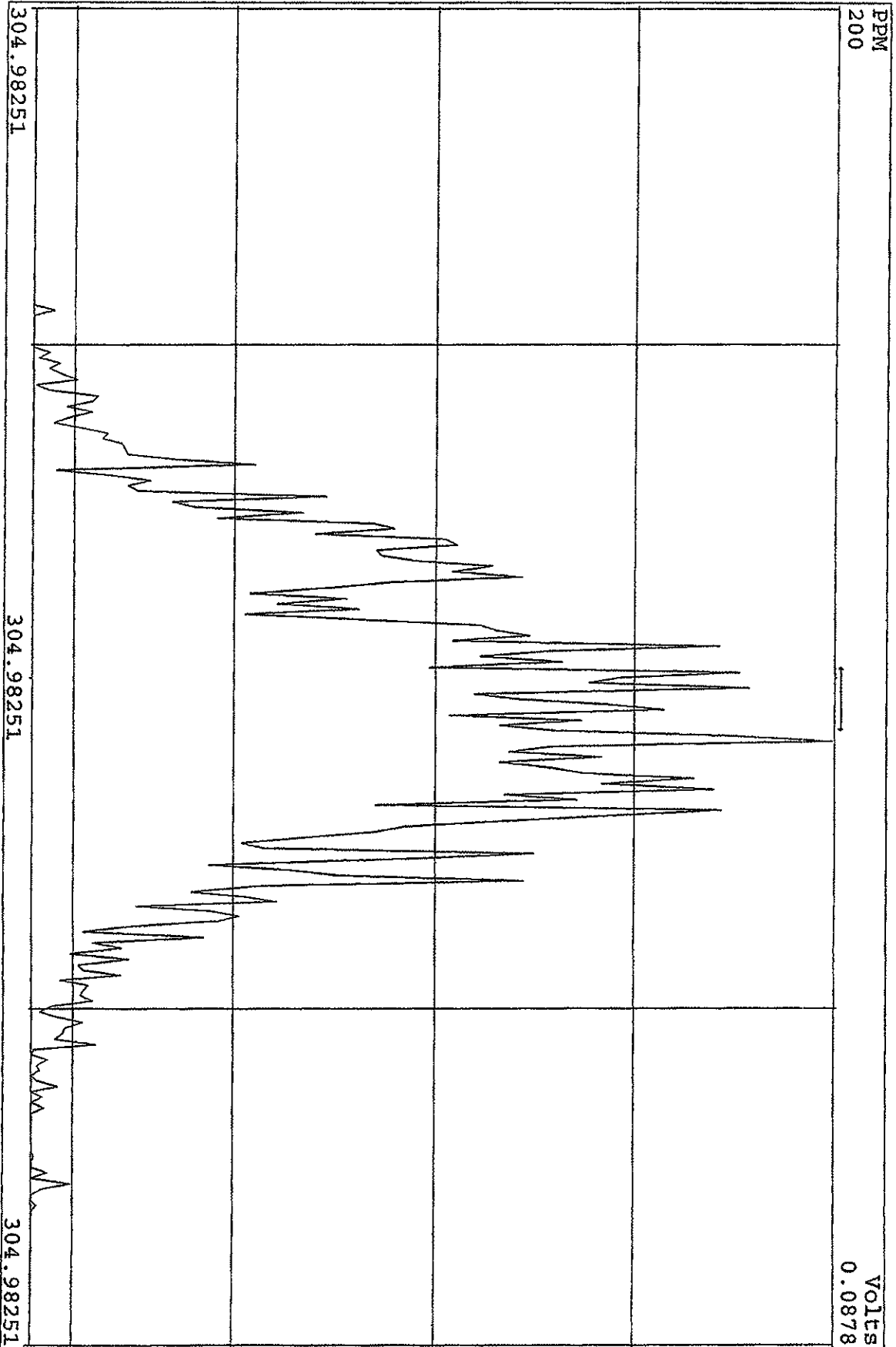




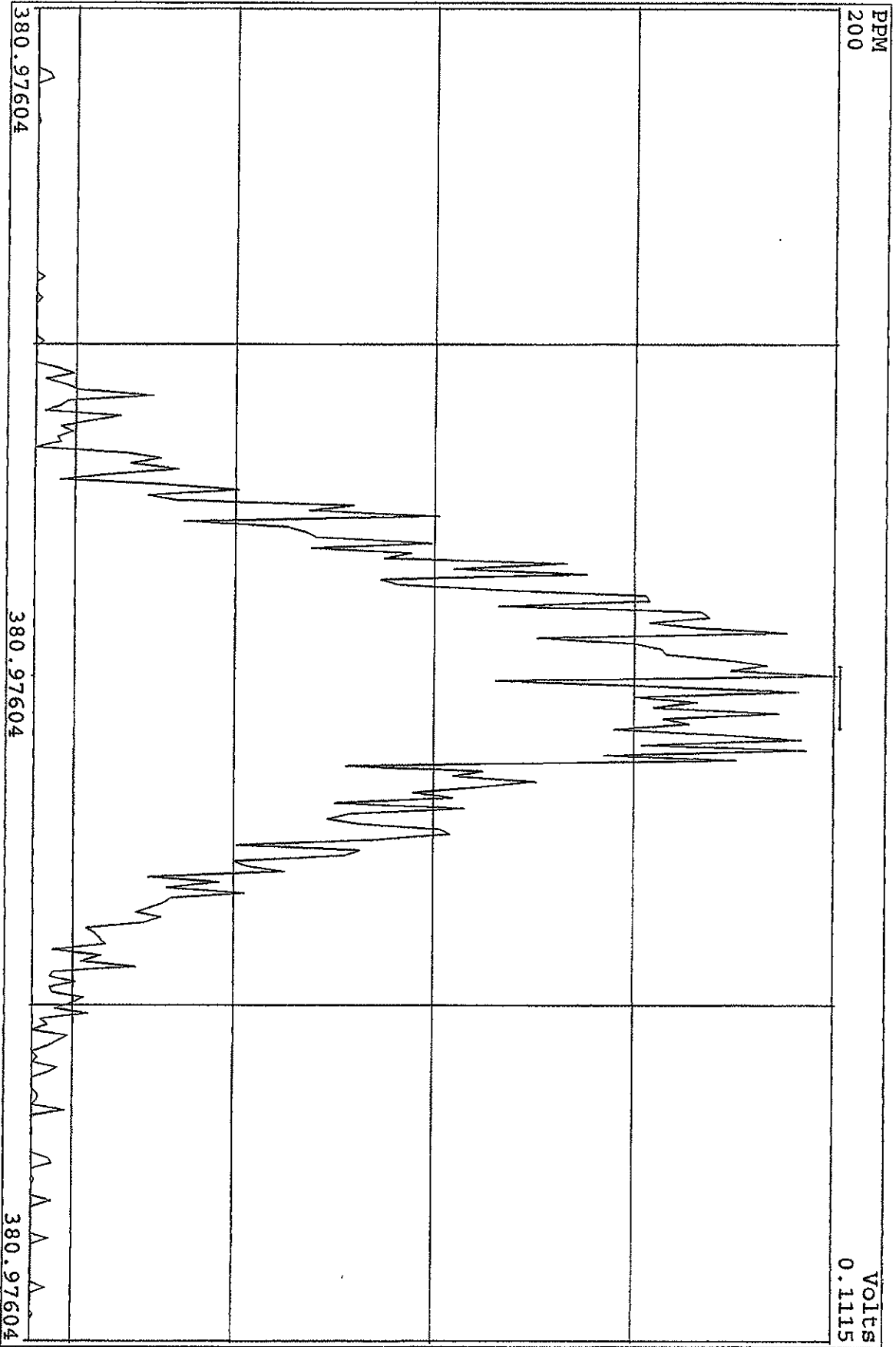
Peak Locate Examination: 12-APR-2010:08:28 File:12API04D5  
 Experiment: DIOXINRES8290A Function:5 Reference: PPK



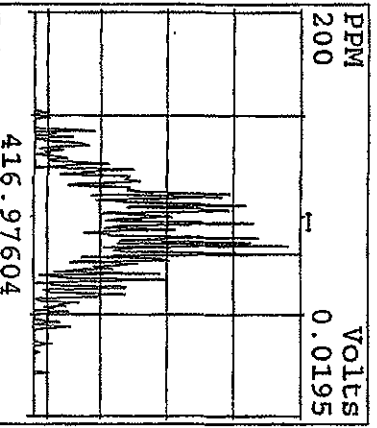
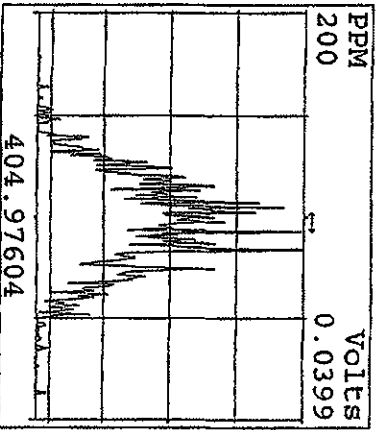
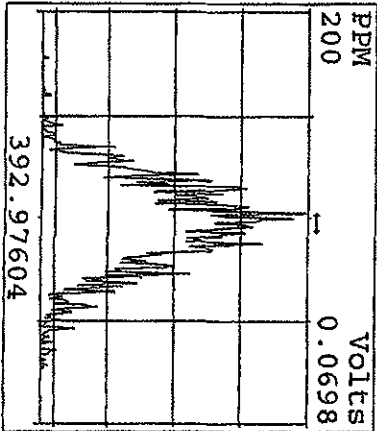
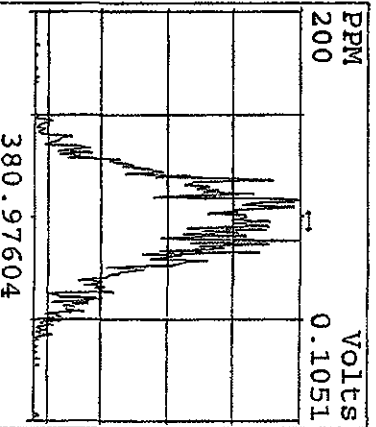
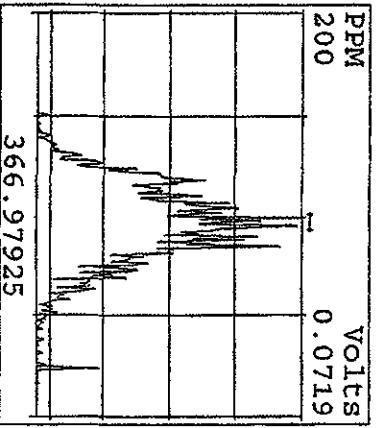
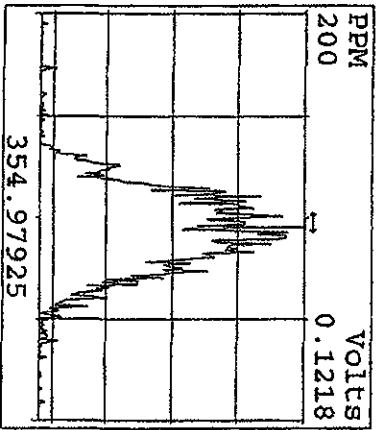
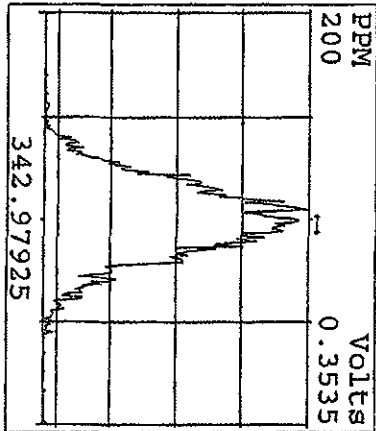
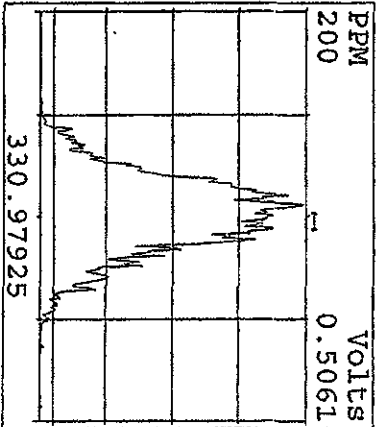
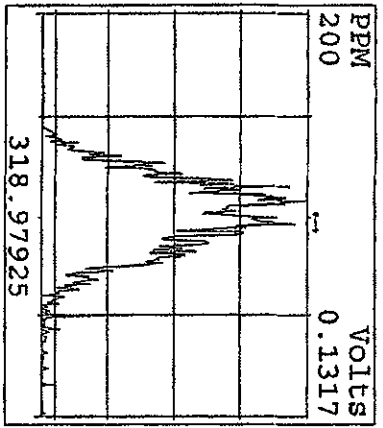
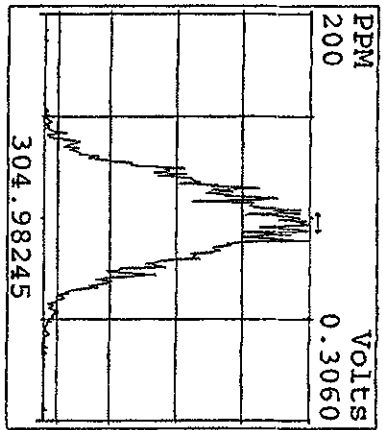
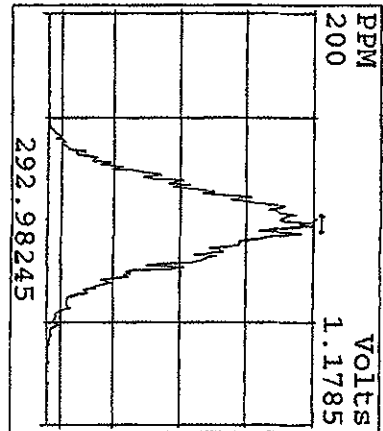
SIRLM Examination: 12-APR-2010: 14:26 File: 12AP104DS  
Experiment: DIOXINRES8290A Function: 7



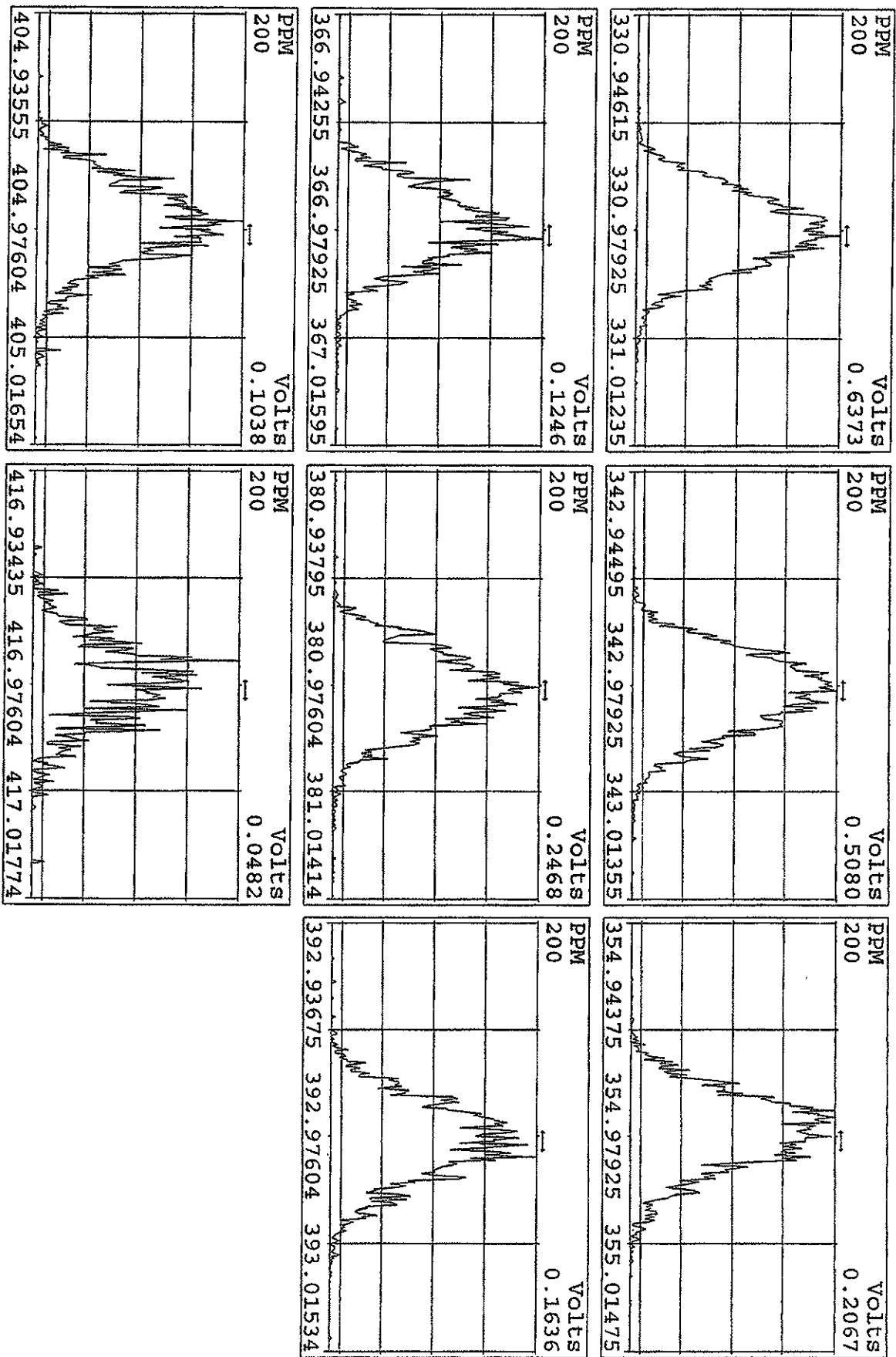
SIRIM Examination: 12-APR-2010:14:25 File: 12AP104D5  
Experiment: DIOXINRES8290A Function: 6



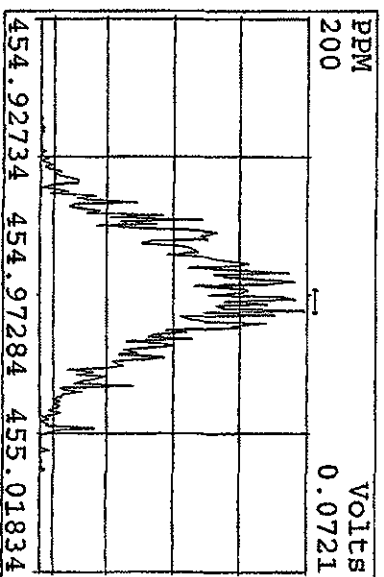
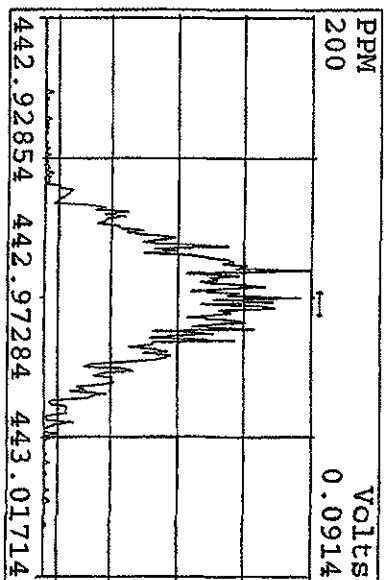
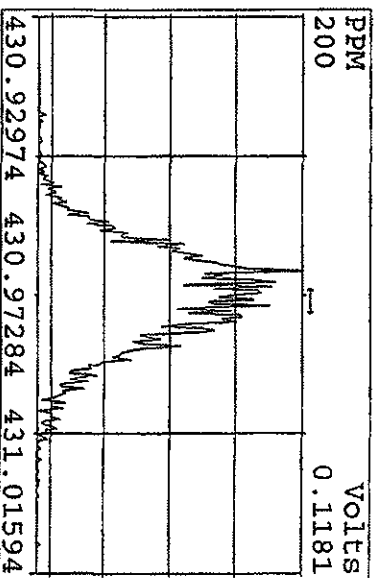
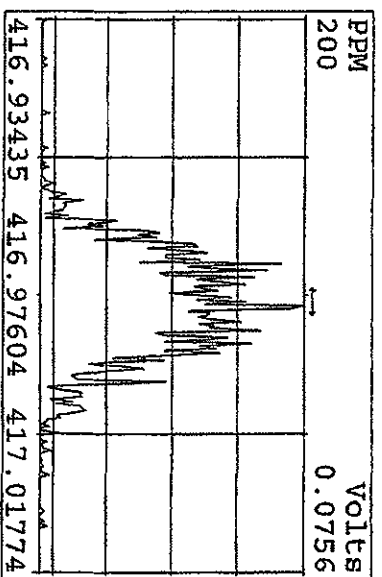
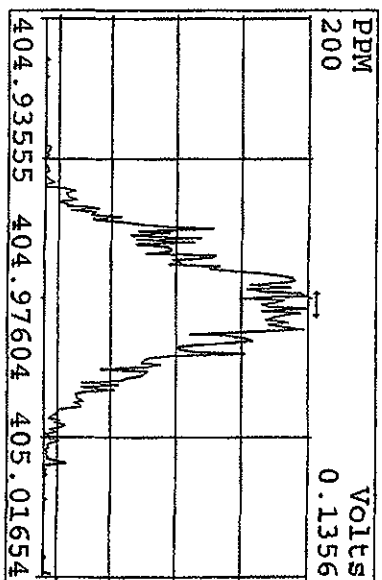
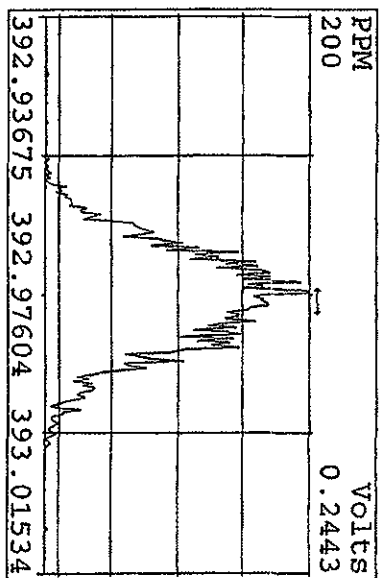
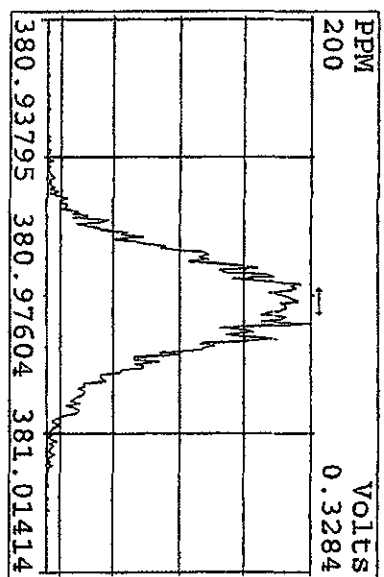
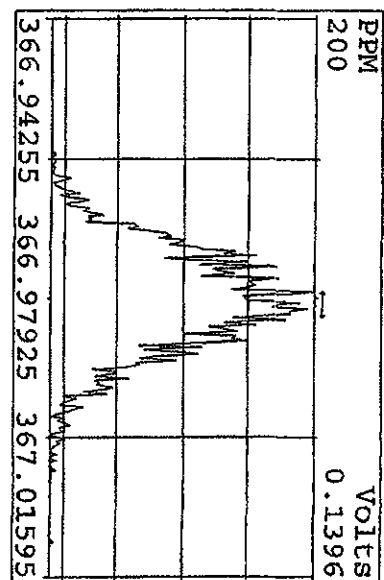
Peak Locate Examination: 14-APR-2010:00:00 File: RESCHK12AP104D5  
Experiment: DIOXINRES8290A Function: 1 Reference: PFK



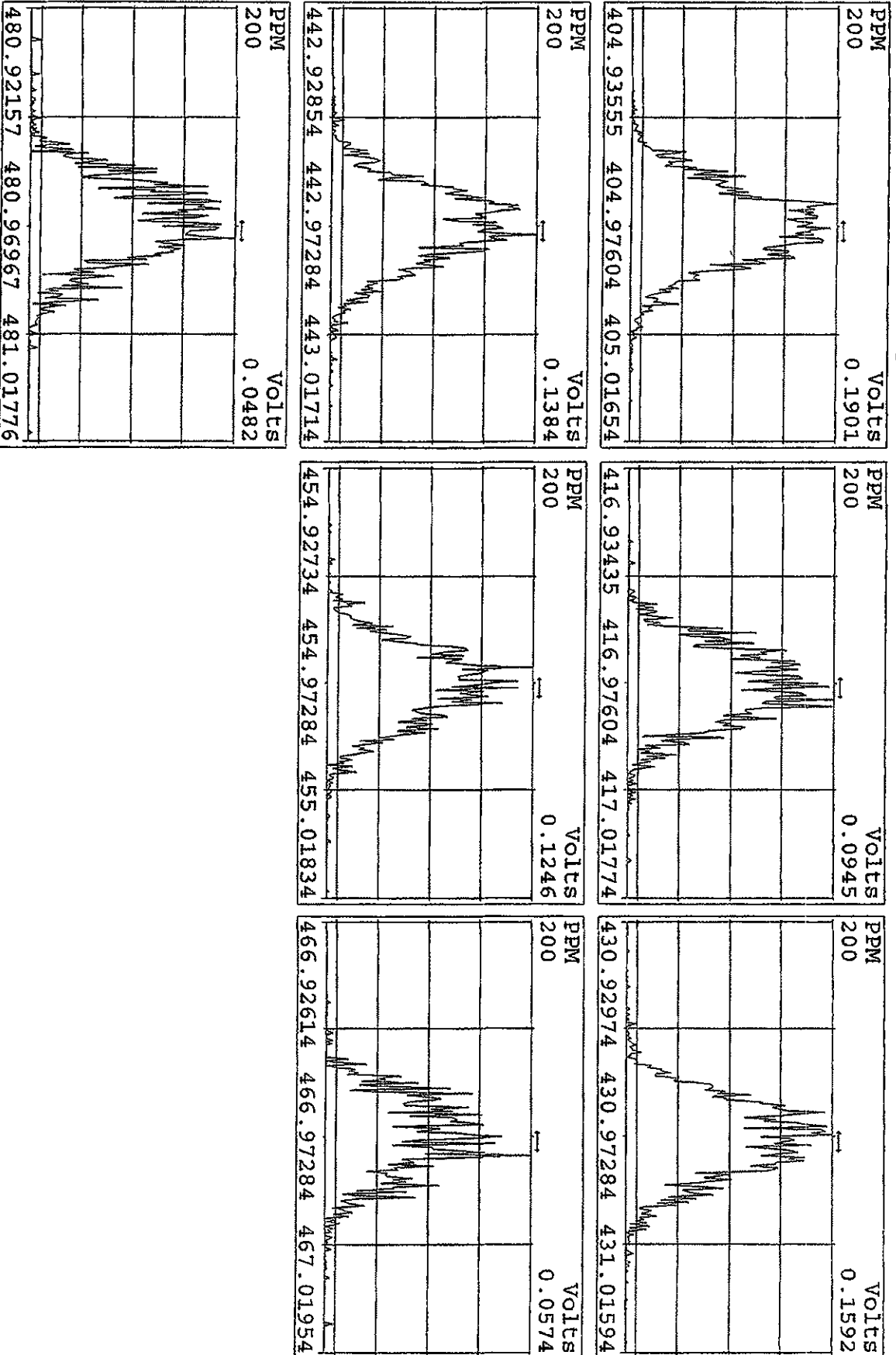
Peak Locate Examination: 14-APR-2010:00:01 File:RSCCHK12AP104D5  
 Experiment: DIOXINRES8290A Function: 2 Reference: PK



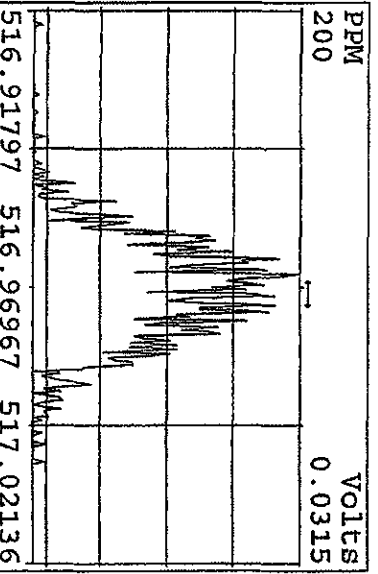
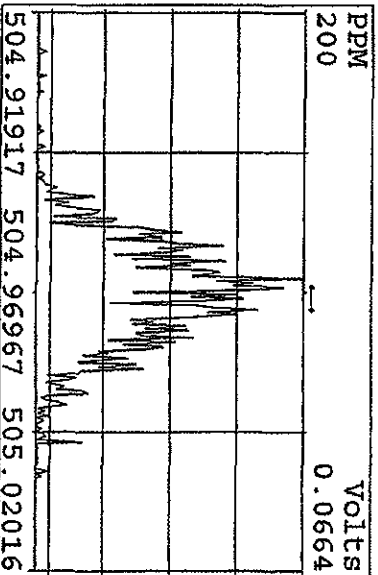
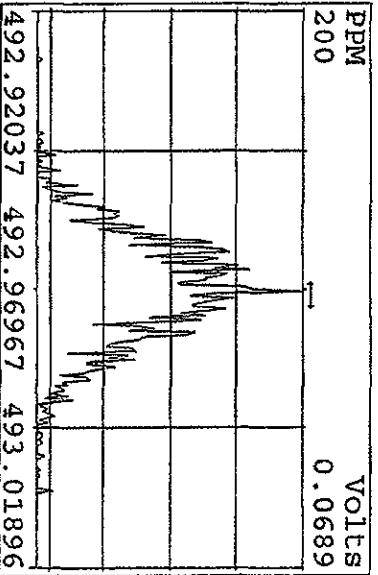
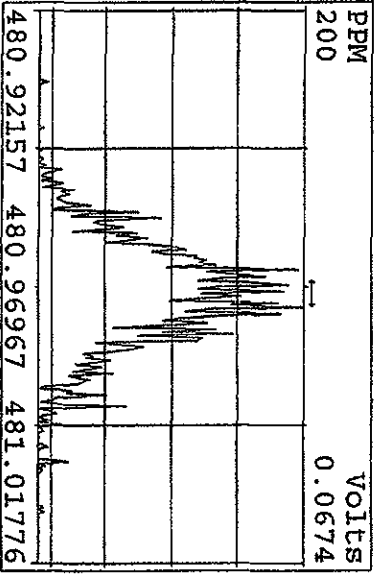
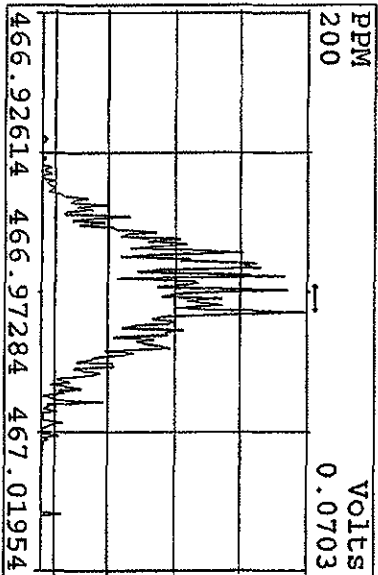
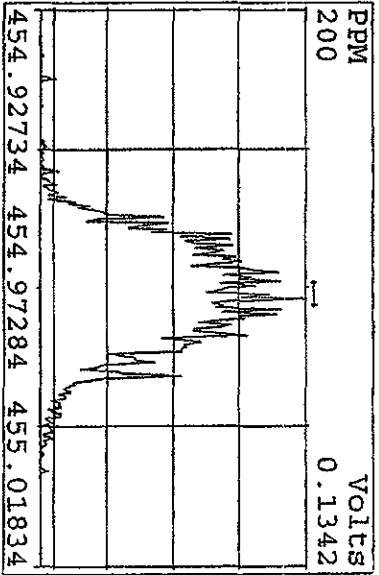
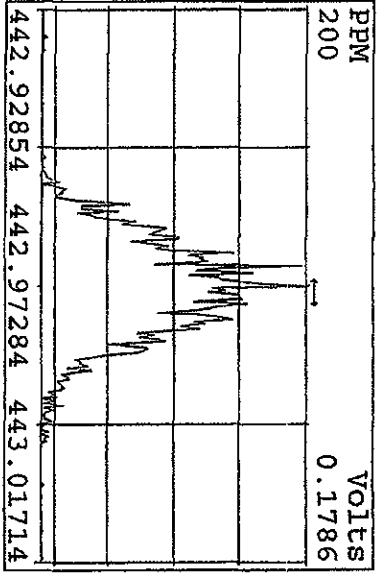
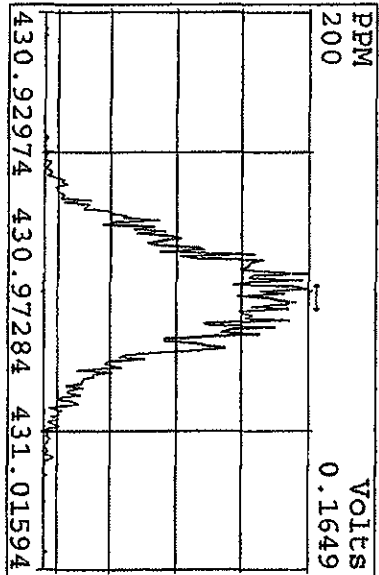
Peak Locate Examination: 14-APR-2010: 00:01 File: RESCHK12AP104D5  
 Experiment: DIOXINRES8290A Function: 3 Reference: PFK



Peak Locate Examination: 14-APR-2010:00:02 File: RESCHK12AP104D5  
Experiment: DIOXINRES8290A Function: 4 Reference: PKK

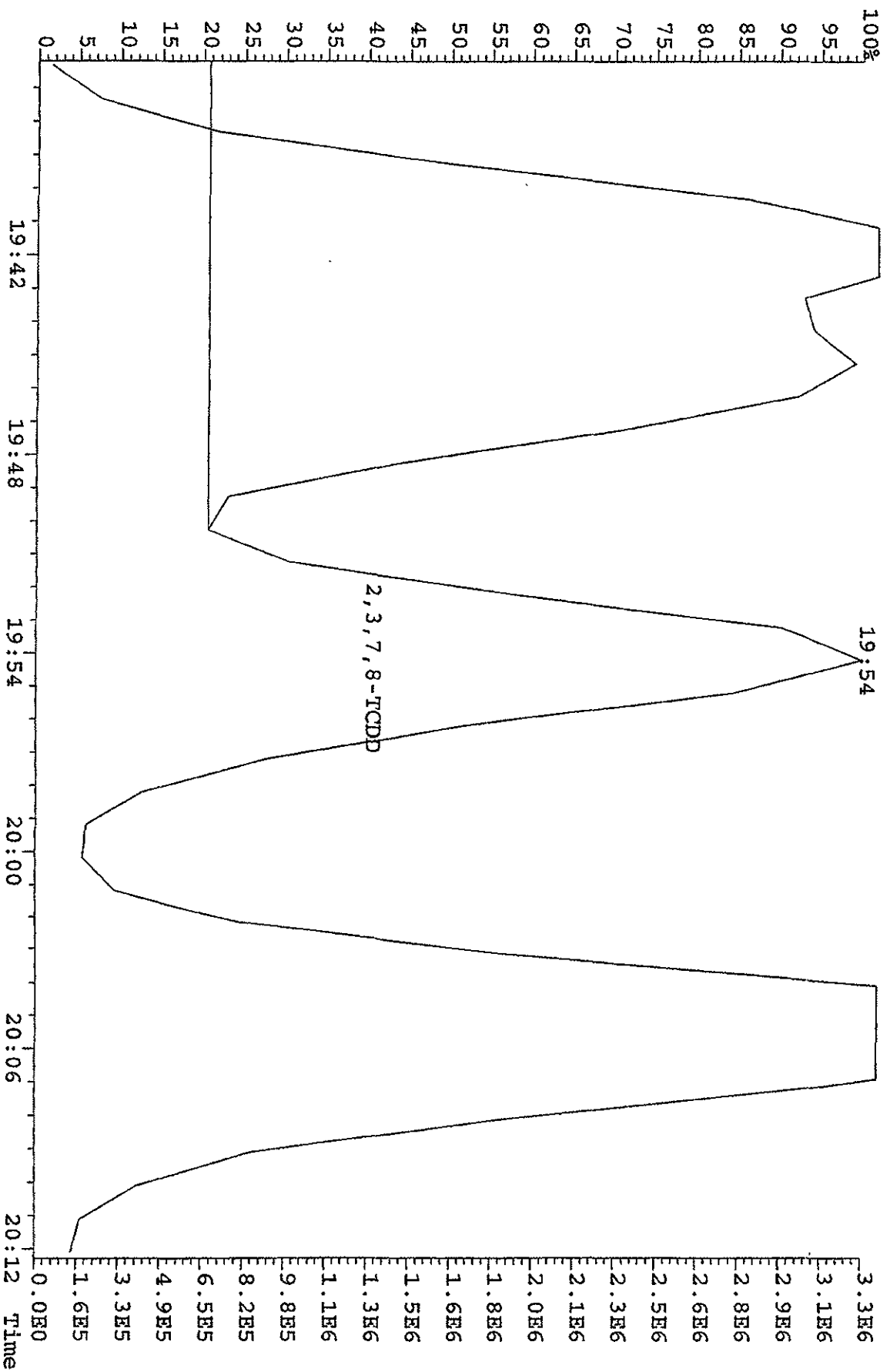


Peak Locate Examination: 14-APR-2010:00:03 File: RESCHK12AP104D5  
 Experiment: DIOXINRES8290A Function: 5 Reference: PFK





File:12AP104D5 #1-435 Acq:12-APR-2010 08:30:15 GC EI+ Voltage SIR Autospec-VI1timeA  
321.8936 BSUB(128,15,-3.0) Exp:DIOXINRES8290A Noise:14

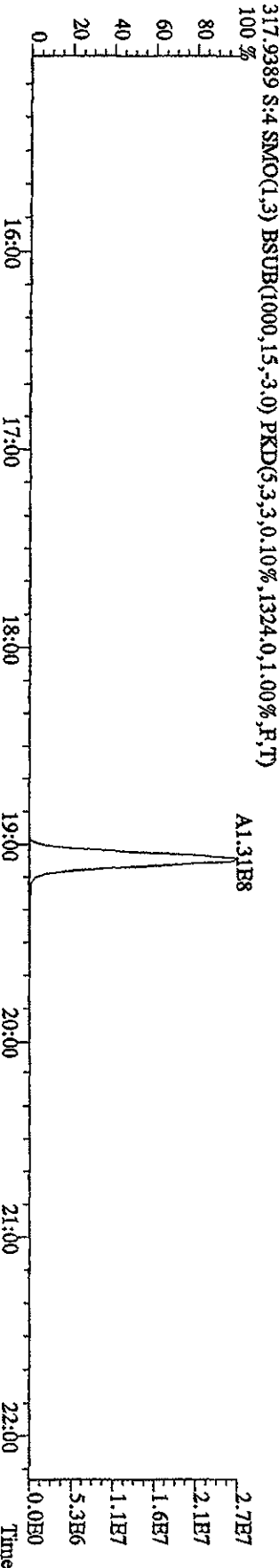
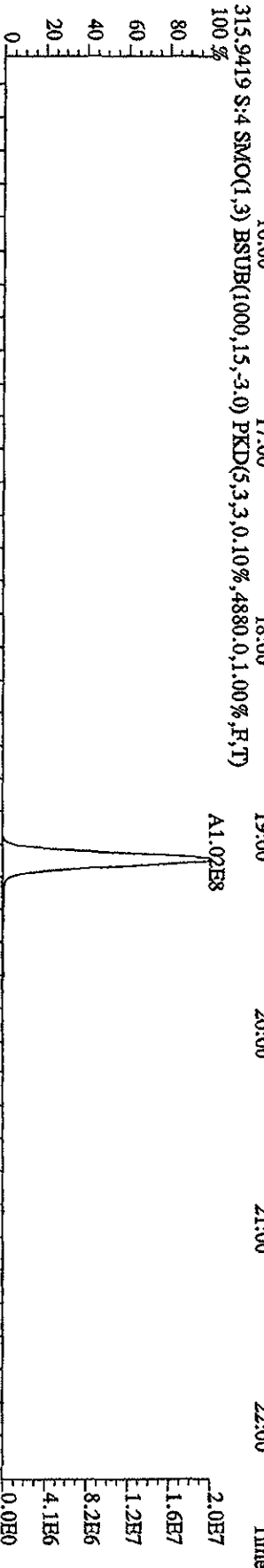
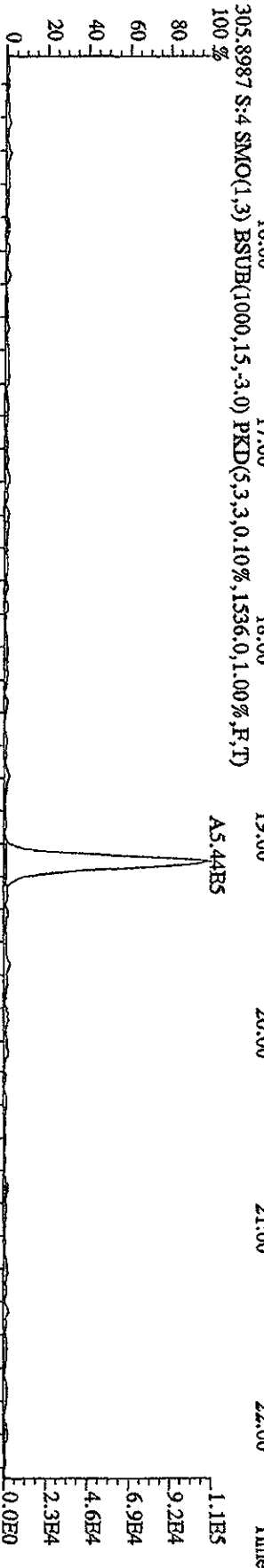
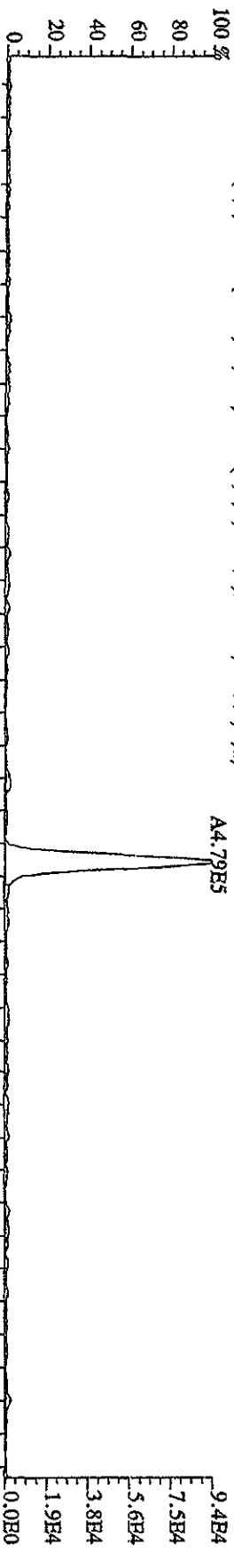


Run text: ST0412E Sample text: ST0412E :2nd Source 09DXN449  
 Run #6 Filename: 12AP104D5 S: 7 I: 1 Results: 12AP104D58290A  
 Acquired: 12-APR-10 13:00:53 Processed: 12-APR-10 13:48:00  
 Run: 12AP104D5 Analyte: 8290A Cal: 8290A0412104D5  
 Factor 1: 400.000 Factor 2: 20.000 Sample size: 1.000000

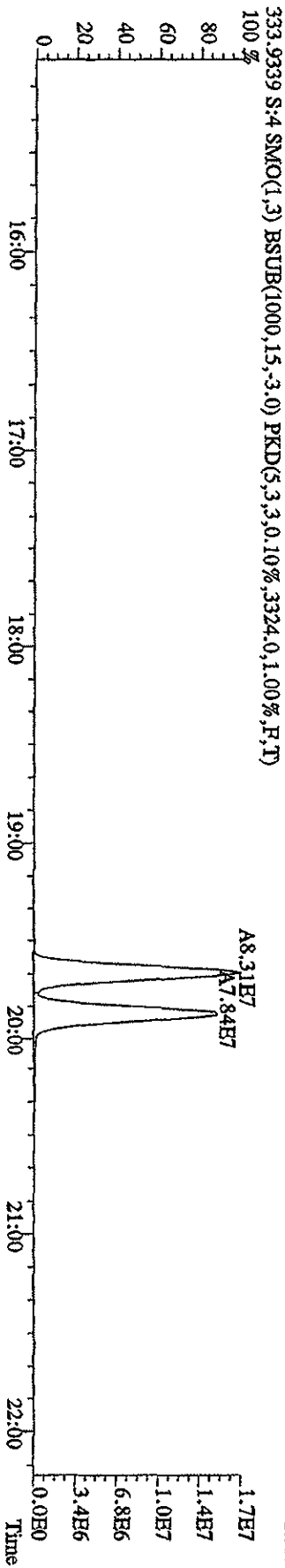
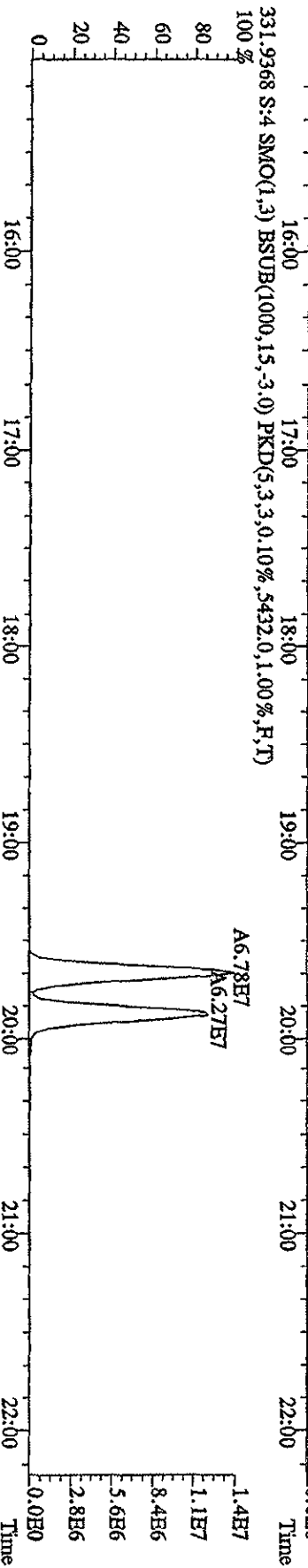
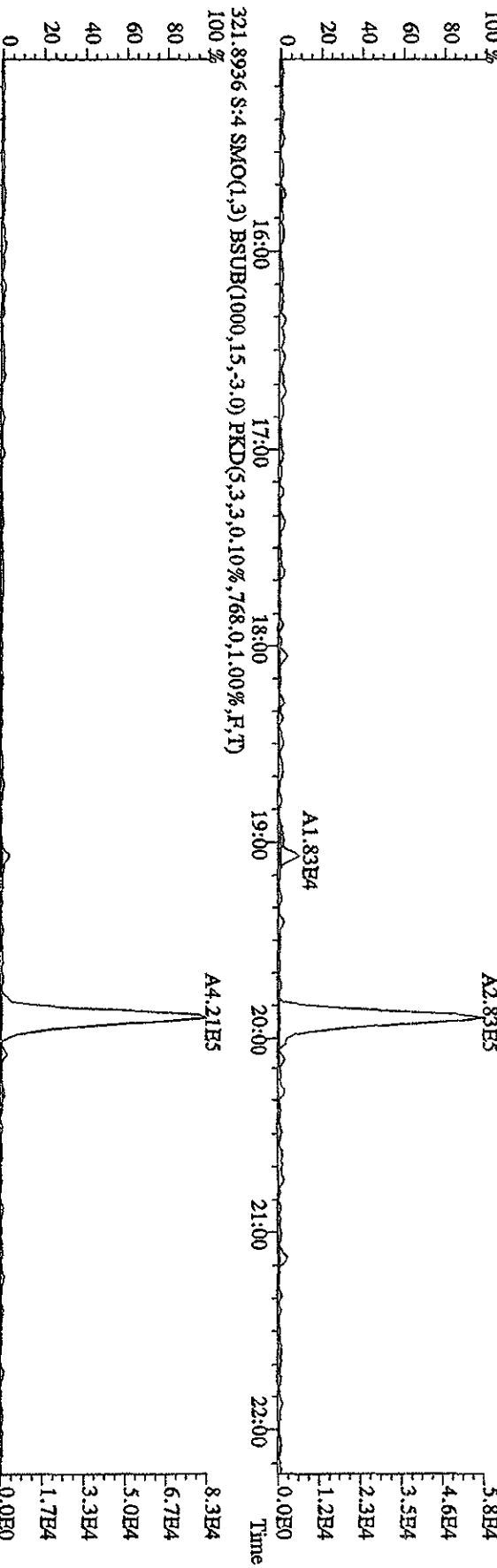
Name	Resp	RA	RT	RRF	Conc	EDL	Rec	M
13C-1,2,3,4-TCDD	151409600	0.82 y	19:40	-	113.81	-	-	n
13C-2,3,7,8-TCDF	230171000	0.79 y	19:04	1.52	1999.28	0.93	100.0	n
2,3,7,8-TCDF	21242270	0.79 y	19:05	0.95	195.26	0.34	-	n
Total TCDF	21588235	1.02 n	18:04	0.95	198.44	0.34	-	n
13C-2,3,7,8-TCDD	152072000	0.79 y	19:52	0.95	2115.17	1.71	105.8	n
2,3,7,8-TCDD	15275820	0.77 y	19:53	1.02	196.77	0.50	-	n
Total TCDD	15275820	0.77 y	19:53	1.02	196.77	0.50	-	n
37Cl-2,3,7,8-TCDD	37521800	1.00 y	19:53	2.26	219.18	0.48	109.6	n
13C-1,2,3,7,8-PeCDF	168794500	1.54 y	24:49	1.05	2122.81	0.96	106.1	n
1,2,3,7,8-PeCDF	42754900	1.53 y	24:50	1.04	484.89	0.77	-	n
2,3,4,7,8-PeCDF	39304600	1.50 y	26:21	0.98	474.17	0.82	-	n
Total F2 PeCDF	83226107	0.21 n	23:12	1.01	972.70	0.79	-	n
Total F1 PeCDF	10469	0.45 n	16:46	1.01	0.12	0.61	-	n
13C-1,2,3,7,8-PeCDD	109679100	1.54 y	27:09	0.67	2160.84	0.25	108.0	n
1,2,3,7,8-PeCDD	25416700	1.60 y	27:11	0.98	472.01	0.97	-	n
Total PeCDD	25446396	1.18 n	24:49	0.98	472.56	0.97	-	n
13C-1,2,3,7,8,9-HxCDD	113147700	1.27 y	33:11	-	110.11	-	-	n
13C-1,2,3,4,7,8-HxCDF	123877600	0.52 y	32:02	1.02	2136.54	0.23	106.8	n
1,2,3,4,7,8-HxCDF	37911400	1.23 y	32:03	1.21	504.76	0.33	-	n
1,2,3,6,7,8-HxCDF	40651300	1.15 y	32:10	1.34	488.77	0.30	-	n
2,3,4,6,7,8-HxCDF	35521200	1.16 y	32:43	1.22	469.20	0.32	-	n
1,2,3,7,8,9-HxCDF	31499000	1.17 y	33:21	1.09	465.51	0.36	-	n
Total HxCDF	145654993	1.64 n	30:59	1.22	1929.19	0.33	-	n
13C-1,2,3,6,7,8-HxCDD	96396500	1.28 y	32:55	0.81	2111.23	0.43	105.6	n
1,2,3,4,7,8-HxCDD	26232400	1.22 y	32:51	1.01	540.61	0.40	-	n
1,2,3,6,7,8-HxCDD	26144300	1.25 y	32:56	1.11	486.96	0.36	-	n
1,2,3,7,8,9-HxCDD	28011100	1.25 y	33:11	1.21	480.69	0.33	-	n
Total HxCDD	80387800	1.22 y	32:51	1.11	1508.26	0.36	-	n
13C-1,2,3,4,6,7,8-HpCDF	106632500	0.43 y	34:41	0.86	2185.09	4.33	109.3	n
1,2,3,4,6,7,8-HpCDF	33859900	0.94 y	34:42	1.31	484.91	1.62	-	n
1,2,3,4,7,8,9-HpCDF	26897700	0.96 y	35:50	1.03	491.88	2.07	-	n
Total HpCDF	61065054	0.94 y	34:42	1.17	981.73	1.82	-	n
13C-1,2,3,4,6,7,8-HpCDD	86175900	1.05 y	35:30	0.70	2183.88	1.23	109.2	n
1,2,3,4,6,7,8-HpCDD	22374800	1.02 y	35:31	1.07	484.47	1.05	-	n
Total HpCDD	22766213	0.81 n	34:57	1.07	492.95	1.05	-	n
13C-OCDD	132677900	0.90 y	38:01	0.53	4413.39	0.40	110.3	n

OCDF	45645500	0.90	y	38:08	1.45	952.11	0.72	-	n
OCDD	37812000	0.89	y	38:02	1.17	977.46	1.35	-	n

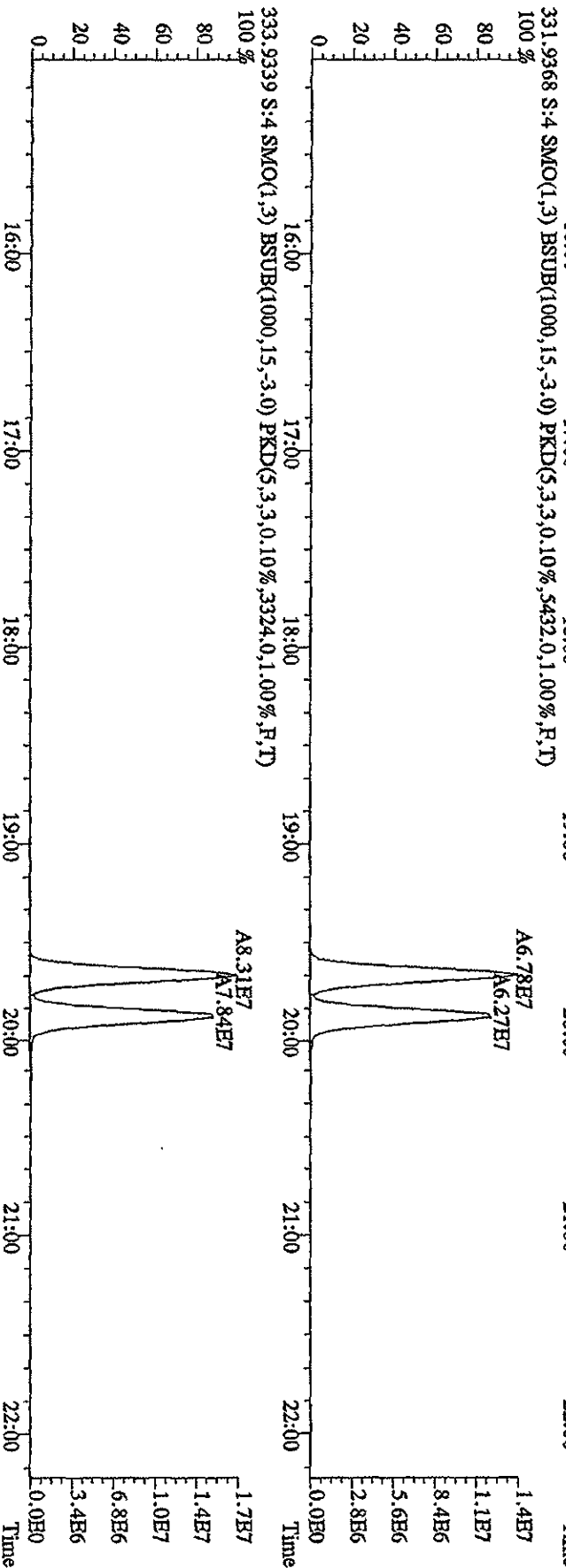


File:12AP104D5 #1-435 Acq:12-APR-2010 10:48:47 GC EI+ Voltage STR Autospec-UltimaB  
 Sample#4 Text:ST0412B :CS-1 09DXN422 Exp:DIOXINRES8290A  
 303.9016 S:4 SMO(1,3) BSUB(1000,15,-3.0) PKD(5,3,3,0,10%,1084.0,1.00%,F,T)



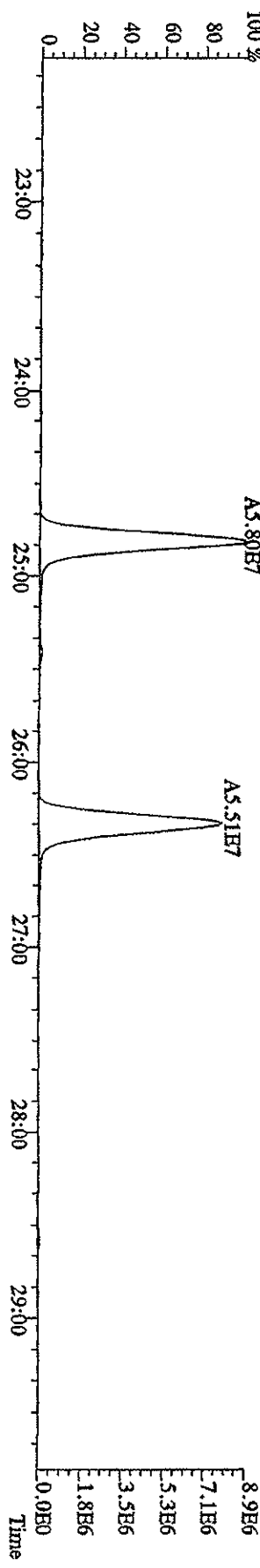
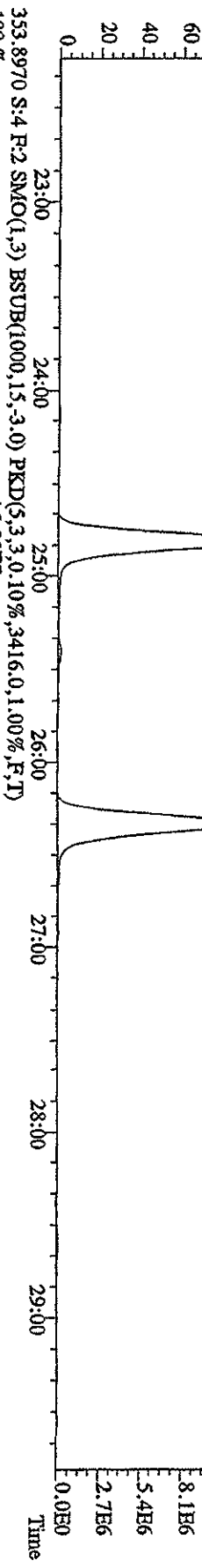
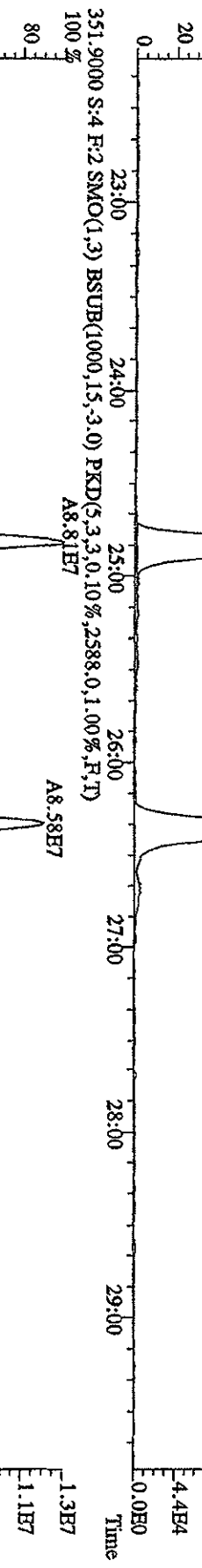
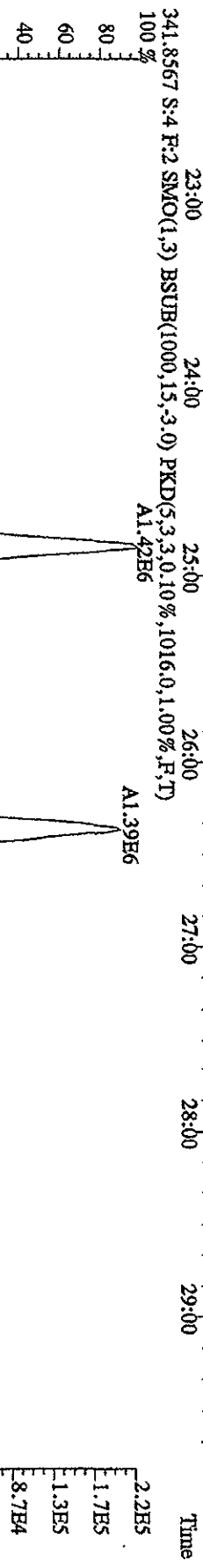
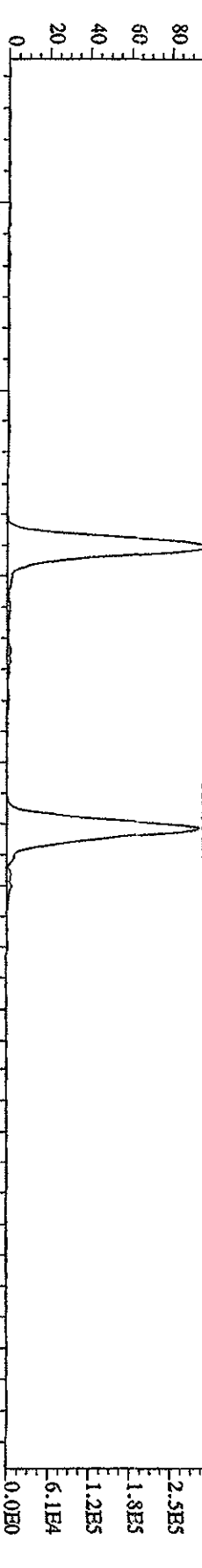
File: 12AP104D5 #1-435 Acq: 12-APR-2010 10:48:47 GC EI+ Voltage SFR Autospec-UltimaB  
 Sample#4 Text: ST0412B :CS-1 09DXN422 Exp: DIOXINRES8290A  
 319.8965 S:4 SMO(1,3) BSUB(1000,15,-3,0) PKD(5,3,3,0,10%,840,0,1,00%,F,T) 100%



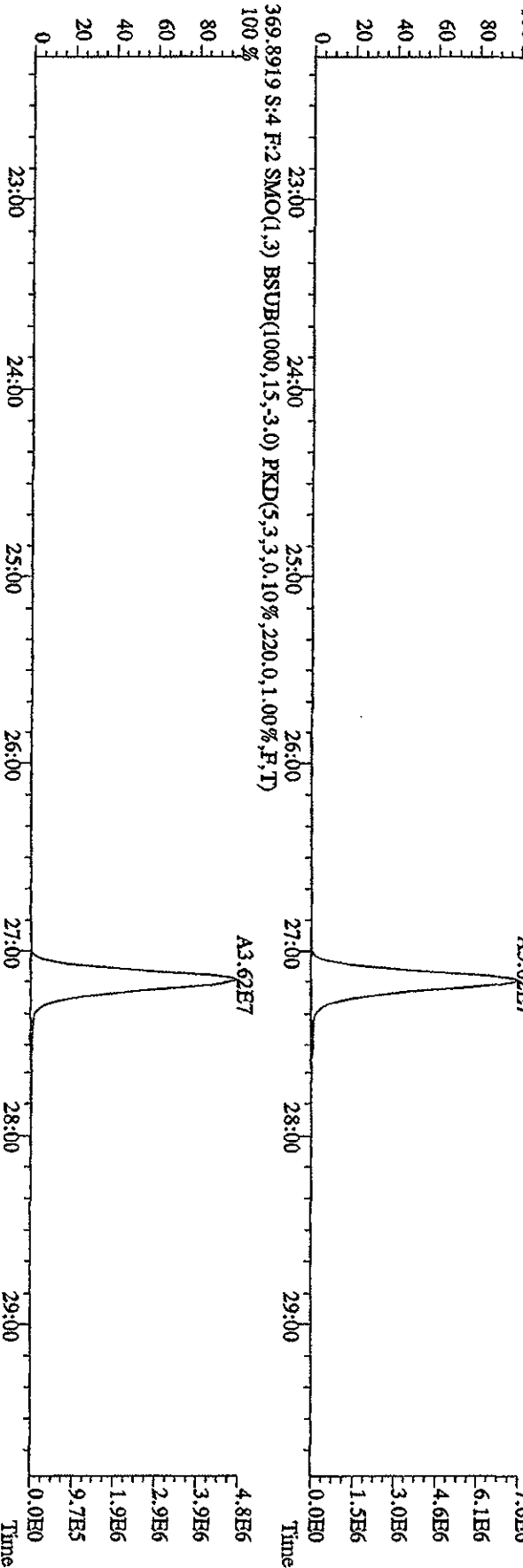
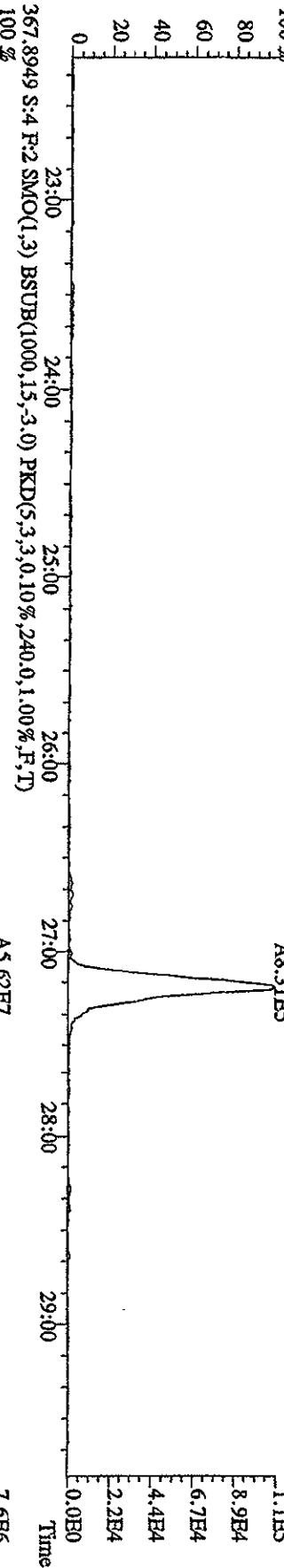
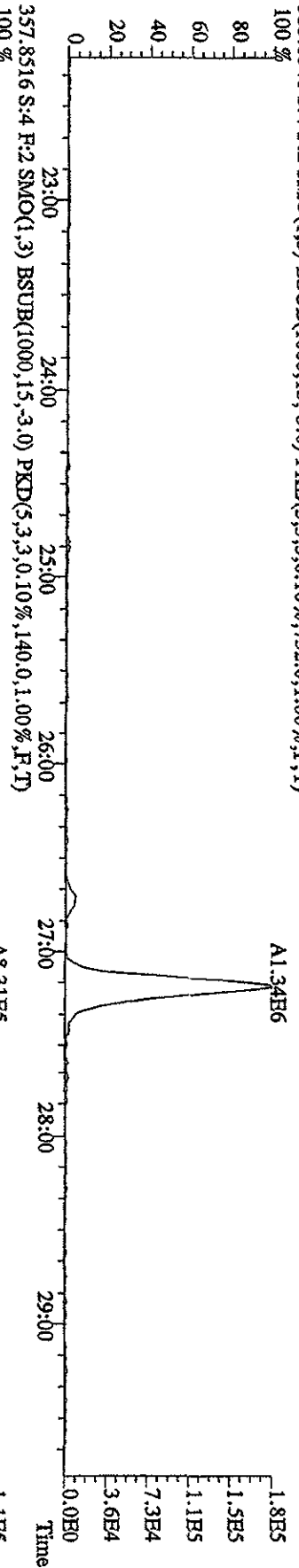
File:12AP104D5 #1-435 Acq:12-APR-2010 10:48:47 GC EI+ Voltage SIR Autospec-UltraB  
 Sample#4 Text:ST0412B :CS-1-09DXN422 Exp:DIOXINRES8290A  
 327.8847 S:4 SMO(1.3) BSUB(1000,15,-3.0) PKD(5,3,3,0,10%,1432,0,1,00%,F,T)



File:12AP104D5 #1-604 Acq:12-APR-2010 10:48:47 GC HI+ Voltage SIR Autospec-UtimaE  
 Sample#4 Text:ST0412B :CS-1 09DXN422 Exp:DIOXINRES8290A  
 339.8597 S:4 F:2 SMO(1,3) BSUB(1000,15,-3.0) PKD(5,3,3,0.10%,400.0,1.00%,F,T)  
 100% A2.13B6

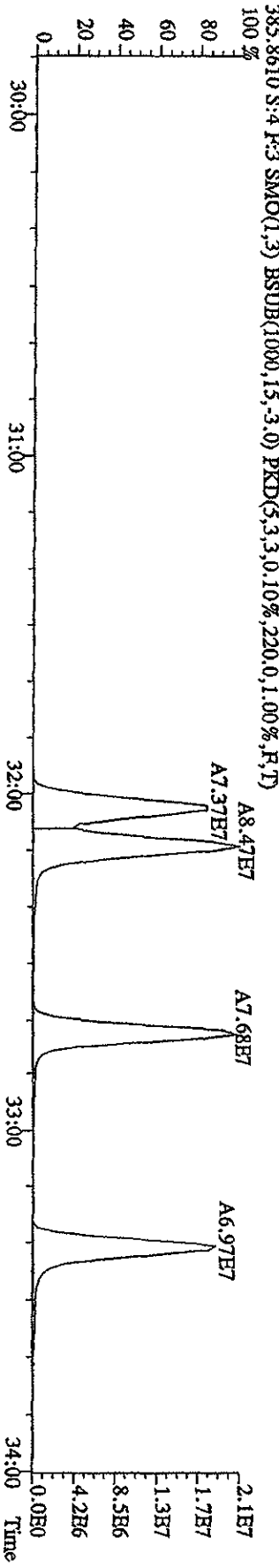
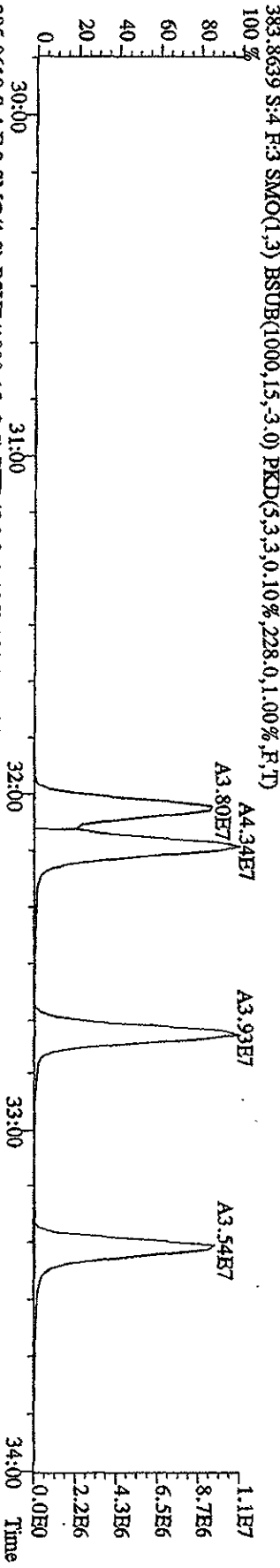
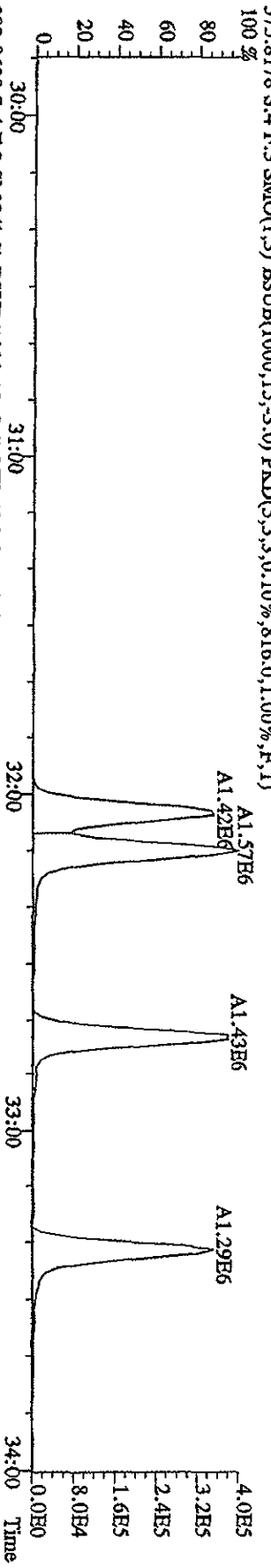
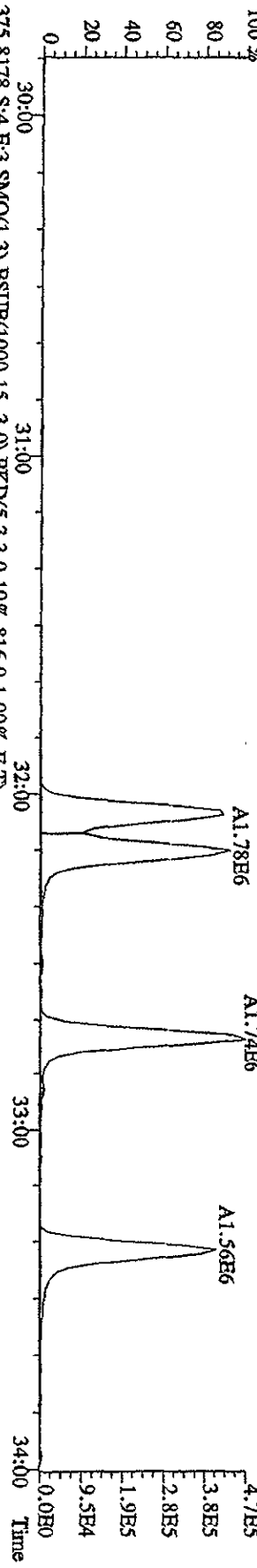


File:12AP104D5 #1-604 Acq:12-APR-2010 10:48:47 GC EI+ Voltage SIR Autospec-UtimaE  
 Sample#4 Text:ST0412B :CS-1 09DXN422 Exp:DIOXINRES8290A  
 357.8516 S:4 F:2 SMO(1,3) BSUB(1000,15,-3.0) PKD(5,3,3,0.10%,140.0,1.00%,F,T) 100%  
 369.8919 S:4 F:2 SMO(1,3) BSUB(1000,15,-3.0) PKD(5,3,3,0.10%,220.0,1.00%,F,T) 100%













File:12AP104D5 #1-317 Acq:12-APR-2010 10:48:47 GC EI+ Voltage:50V S/R Autospec-UltimaB  
 Sample#4 Text:ST0412B :CS-1 09DXN422 Exp:DIOXINRES8290A  
 373.8208 S:4 F:3 SMO(1,3) BSUB(1000,15,-3.0) PKD(5,3,3,0.10%,1420.0,1.00%,F,T)



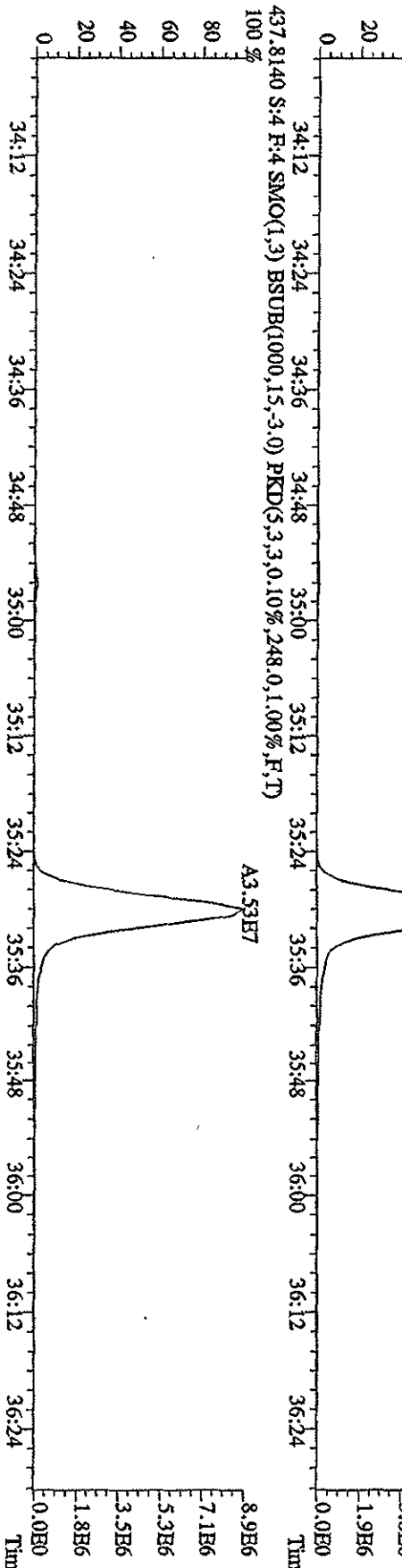
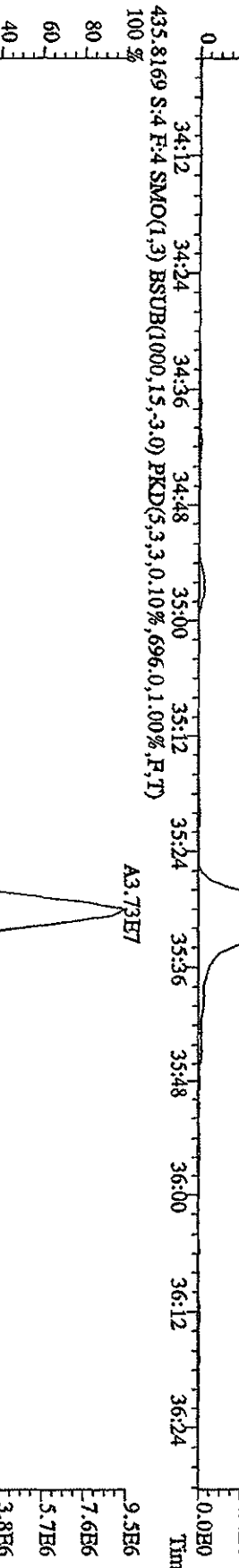


File:12AP104D5 #1-317 Acq:12-APR-2010 10:48:47 GC EI+ Voltage SFR Autospec-UltimaB  
 Sample#4 Text:ST0412B :CS-1 09DXN422 Exp.:DIOXINRES8290A  
 389.8157 S:4 F:3 SMO(1,3) BSUB(1000,15,-3.0) PKD(5,3,3,0,10%,828,0,1,00%,F,T)



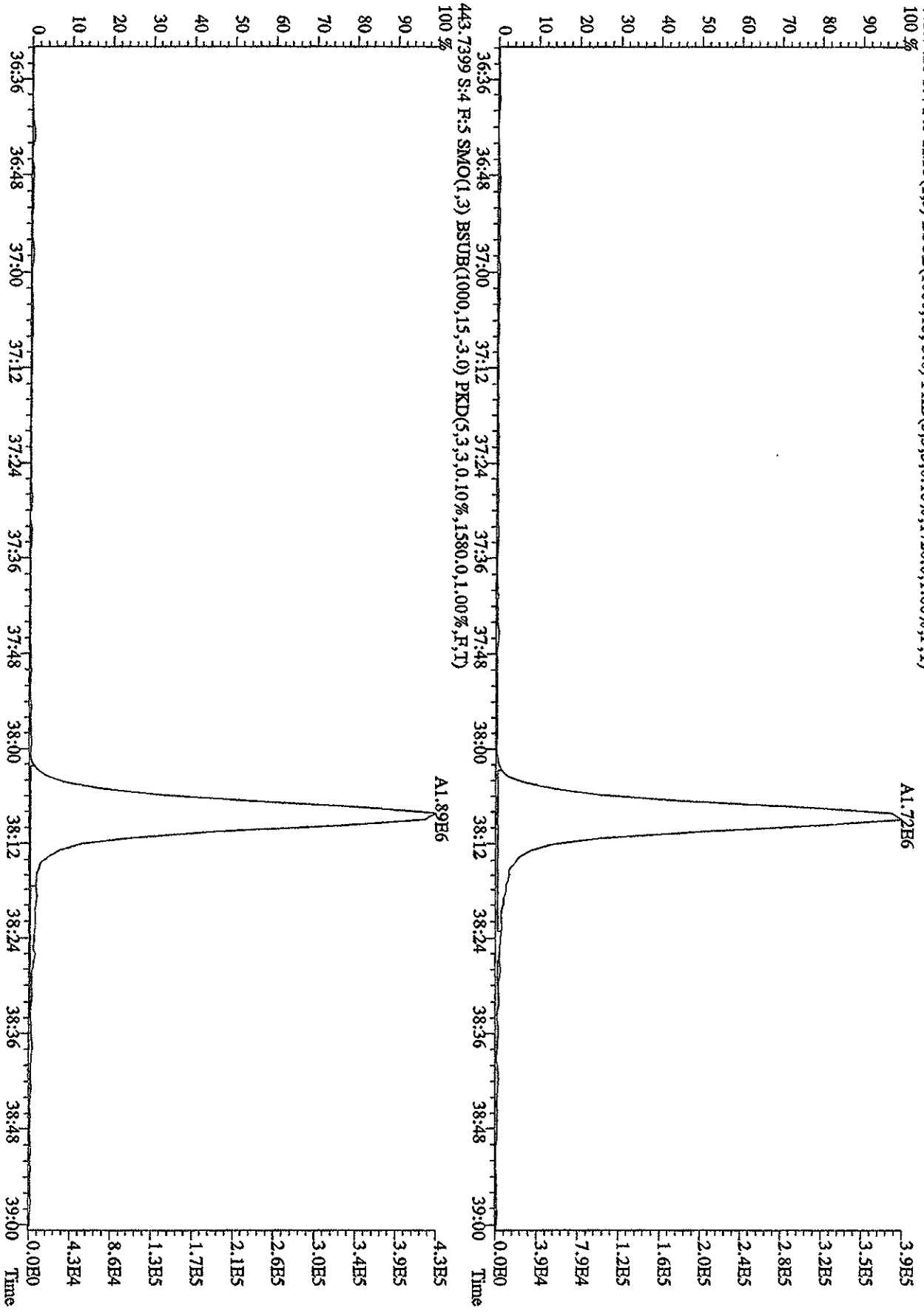
File:12AP104D5 #1-198 Acq:12-APR-2010 10:48:47 GC BI+ Voltage SIR Autospec-Ultimate  
 Sample#4 Text:ST0412B :CS-1 09DXN422 Exp:DIOXINRES8290A  
 407.7818 S:4 F:4 SMO(1,3) BSUB(1000,15,-3.0) PKD(5,3,3,0.10%,4044.0,1.00%,F,T)  
 100% A1.29E6



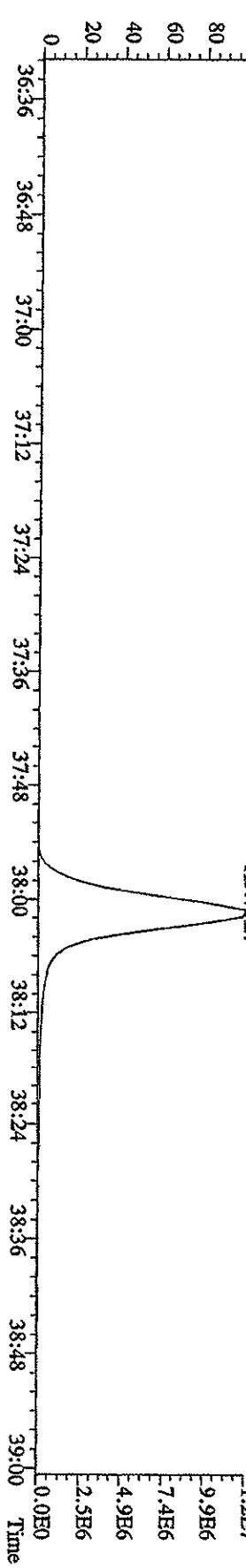
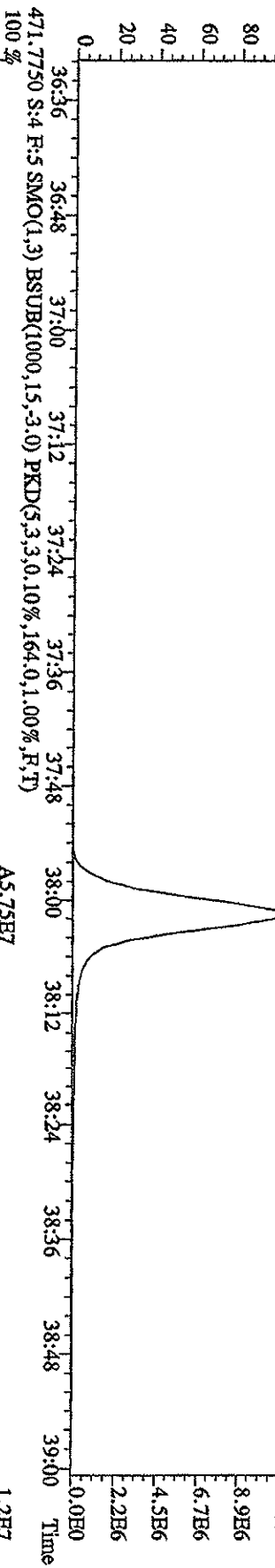
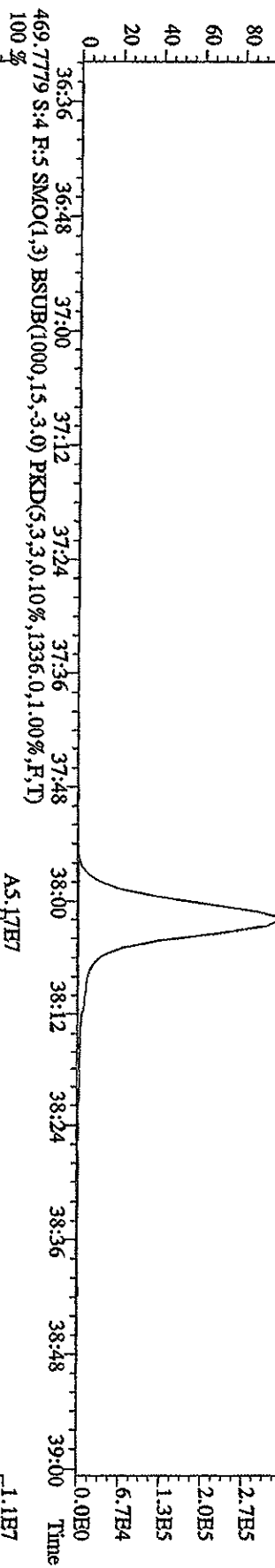
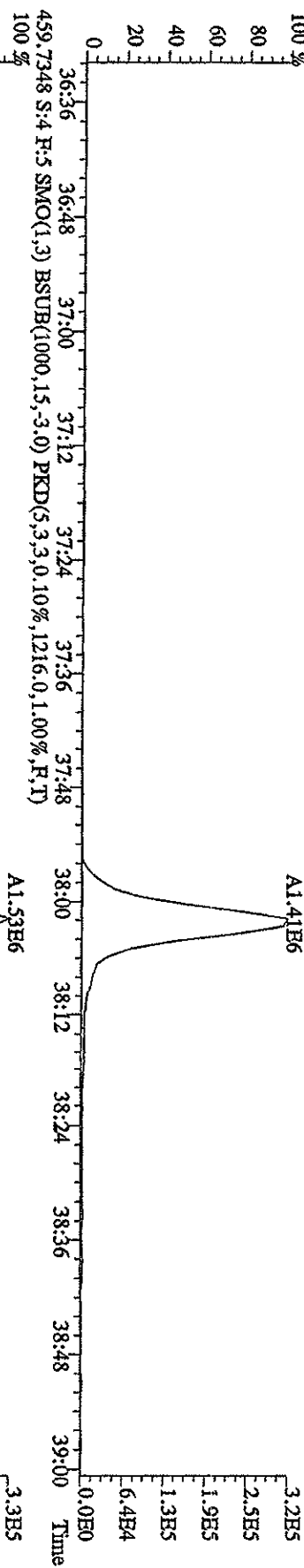
File:12AP104D5 #1-198 Acq:12-APR-2010 10:48:47 GC EI+ Voltage SIR Autospec-UltimaE  
 Sample#4 Text:ST0412B :CS-1 09DXN422 Exp:DIOXINRES8290A  
 423.7766 S:4 F:4 SMO(1,3) BSUB(1000,15,-3.0) PKD(5,3,3,0.10%,460.0,1.00%,F,T)



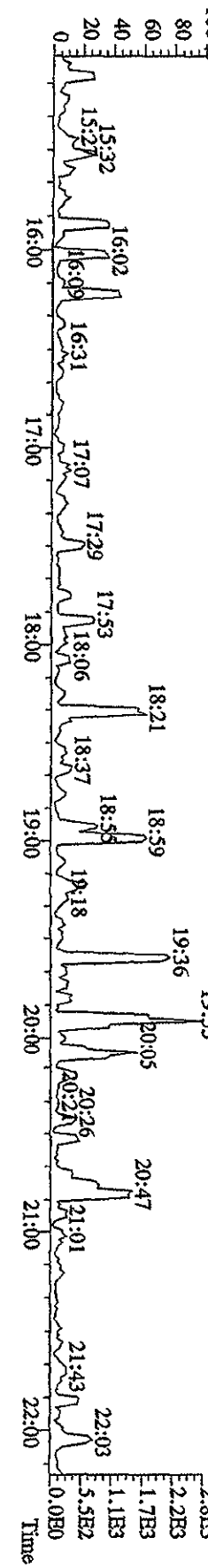
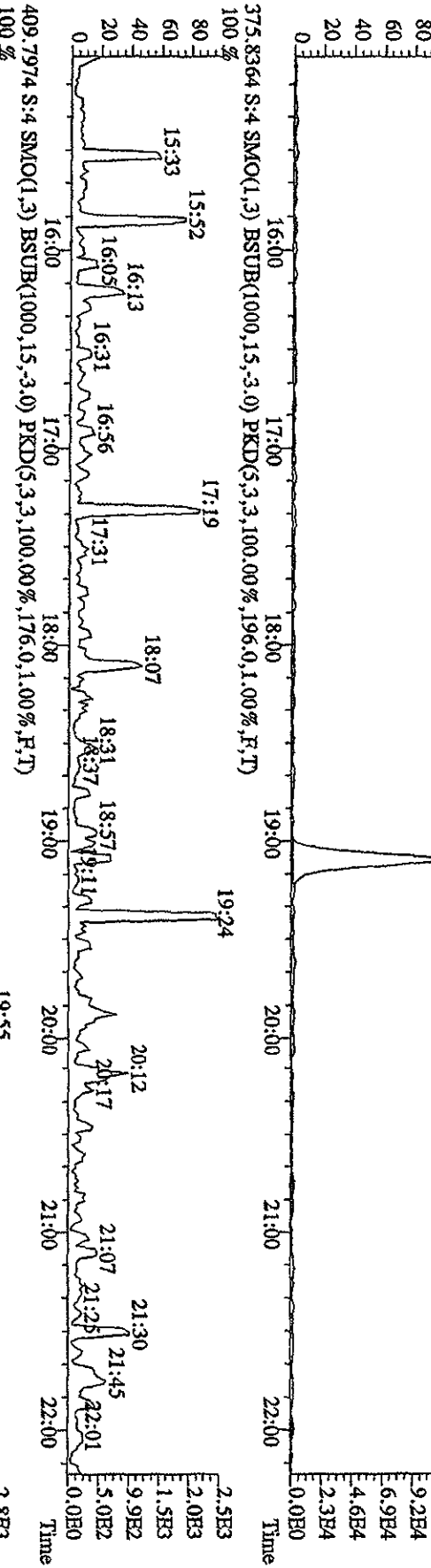
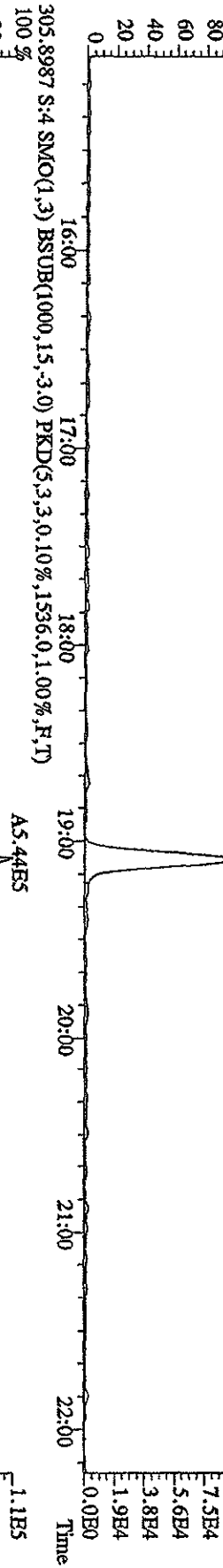
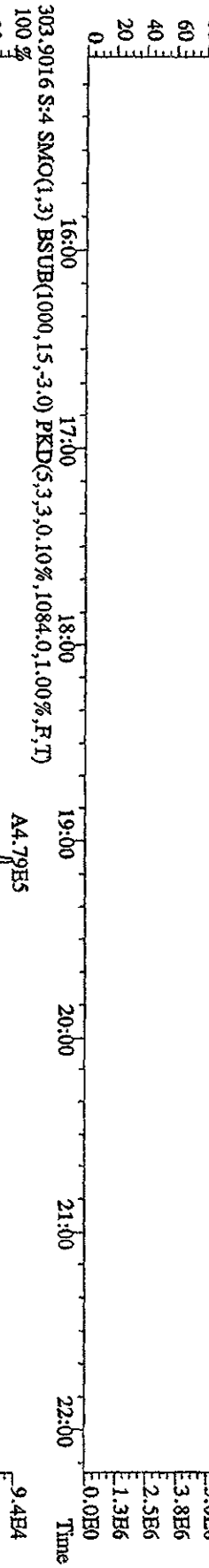
File: 12AP104D5 #1-191 Acq: 12-APR-2010 10:48:47 GC HI+ Voltage SIR Autospec-UltimaE  
 Sample#4 Text: ST0412B :CS-1 09DXN422 Exp: DIOXTNRES8290A  
 441.7428 S:4 R:5 SMO(1,3) BSUB(1000,15,-3,0) PKD(5,3,3,0,10%,1720,0,1,00%,F,T)  
 100 %



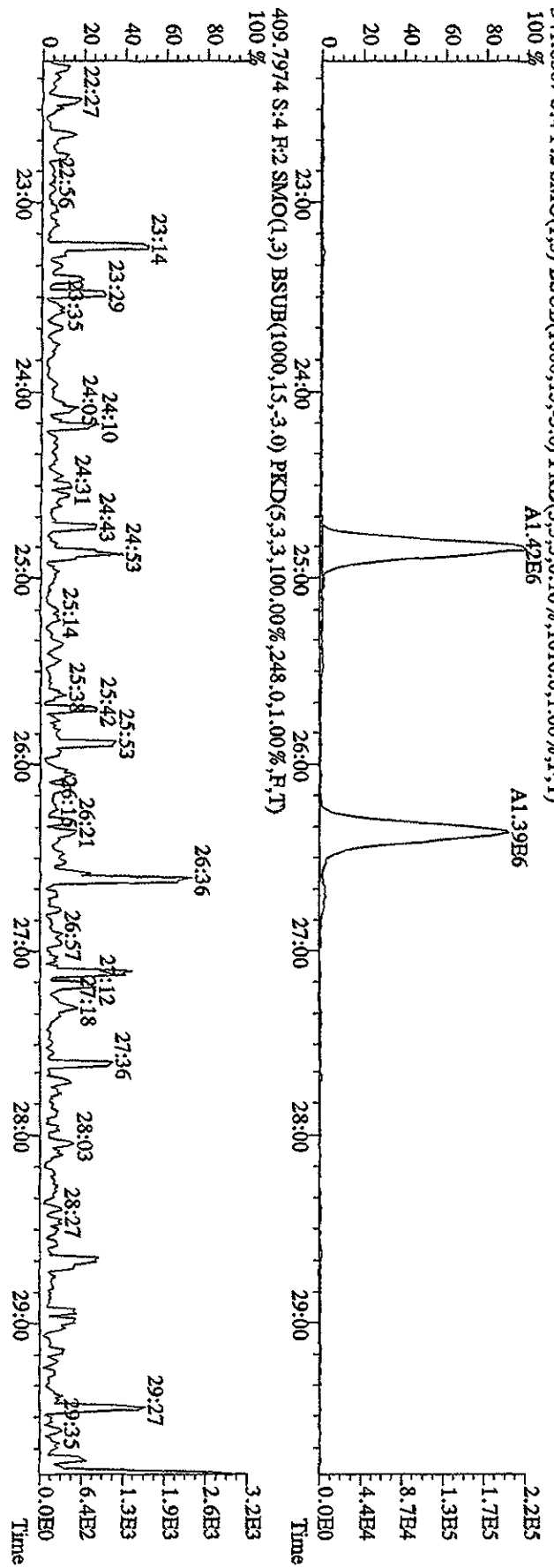
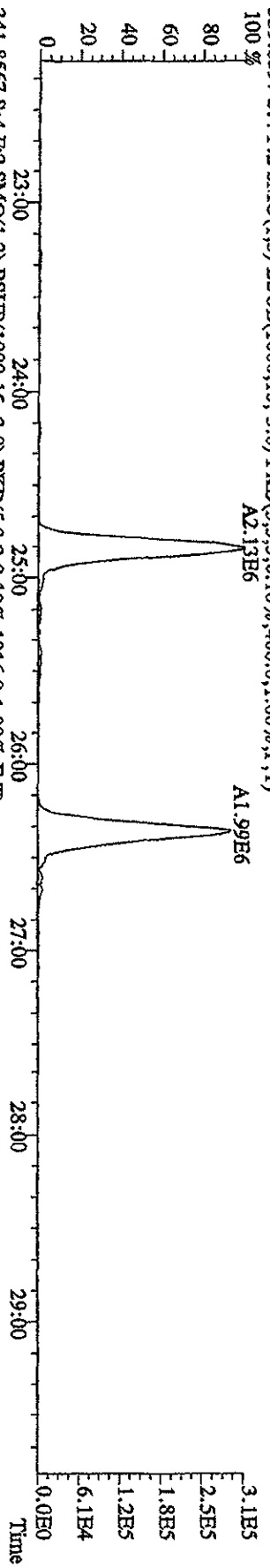
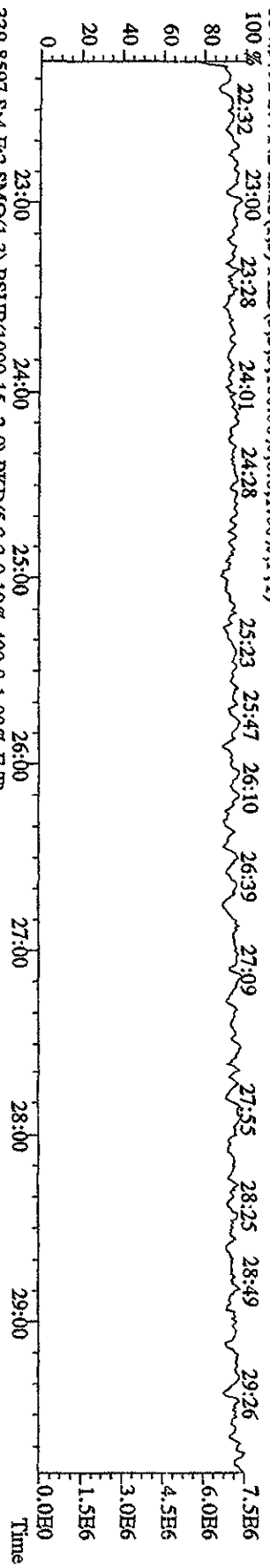
File:12AP104D5 #1-191 Acq:12-APR-2010 10:48:47 GC EI+ Voltage SIR Autospec-UltimaB  
 Sample#4 Text:ST0412B :CS-1 09DXN422 Exp:DIOXINRES8290A  
 457.7377 S:4 F:5 SMO(1,3) BSUB(1000,15,-3.0) PKD(5,3,3,0,10%,1816,0,1,100%,F,T)



File:12AP104D5 #1-435 Acq:12-APR-2010 10:48:47 GC EI+ Voltage:519 Autospec-Ultimate  
 Sample#4 Text:ST0412B :CS-1 09DXN422 Exp:DIOXINRHS8290A  
 354.9792 S:4 SMO(1,3) PKD(5,3,3,100.00%,0.0,1.00%,F,T)  
 100% 15:16 15:56 16:19 16:52 17:15 17:38 18:00 18:27 18:56 19:39 20:27 20:58 21:20 21:44

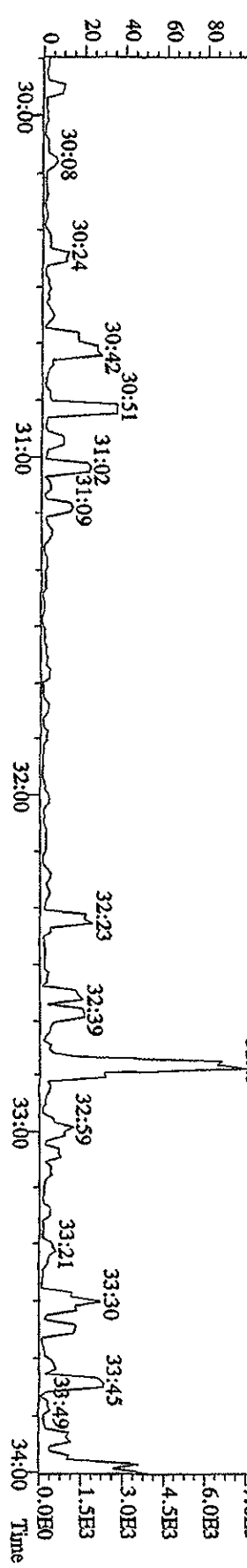
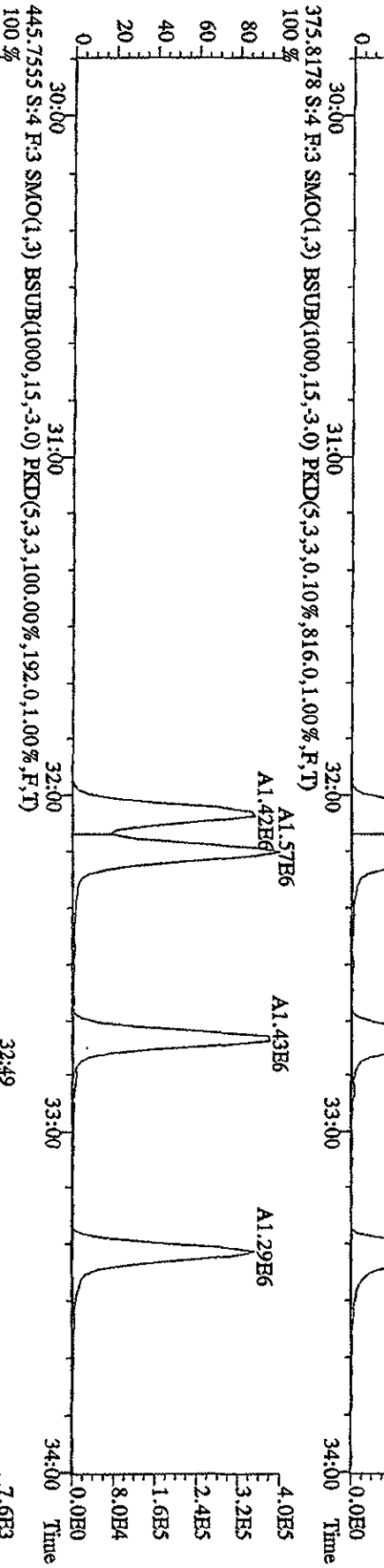
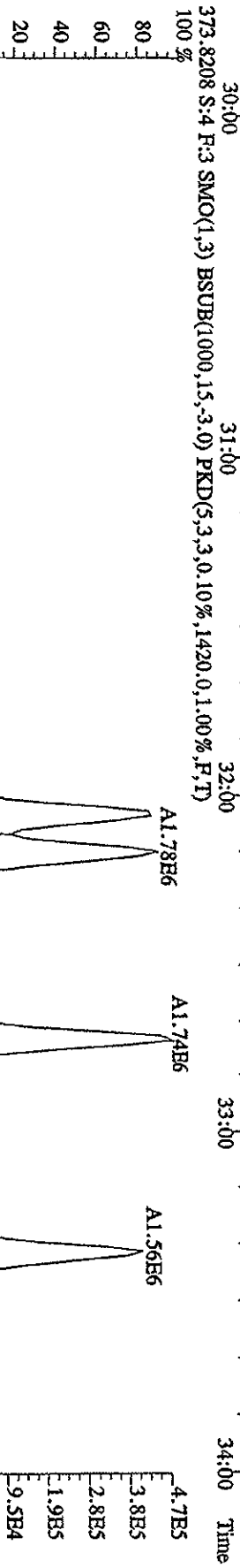



File: 12AP104D5 #1-604 Acq: 12-APR-2010 10:48:47 GC EI+ Voltage SIR Autospec-UltimaB  
 Sample#4 Text: ST0412B :CS-1 09DXN422 Exp: DIOXINRBS8290A



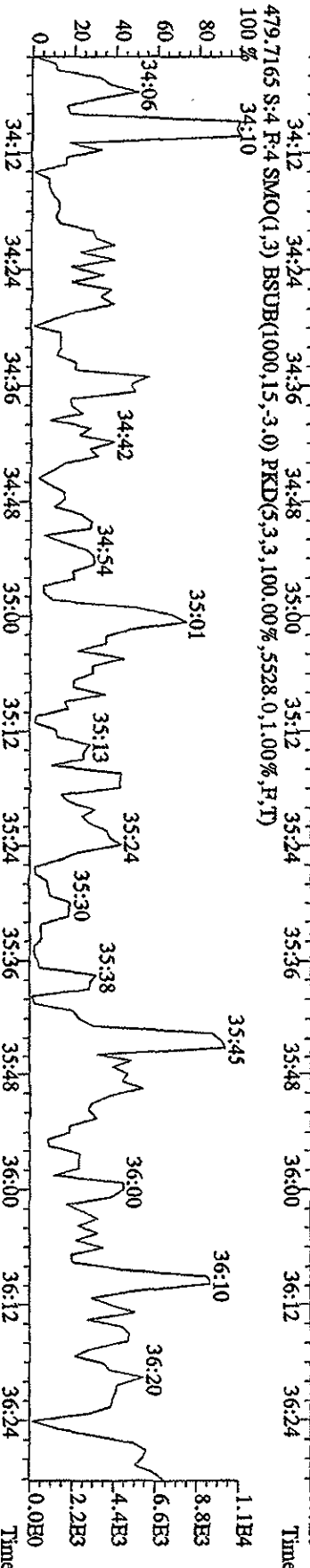


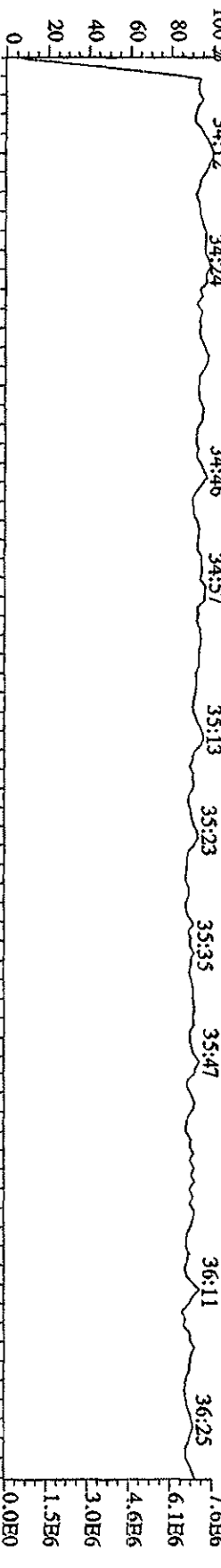


File:12AP104D5 #1-317 Acq:12-APR-2010 10:48:47 GC HI+ Voltage SIR Autospec-UltimaB  
 Sample#4 Text:ST0412B :CS-1 09DXN422 Exp:DIOXINRES8290A



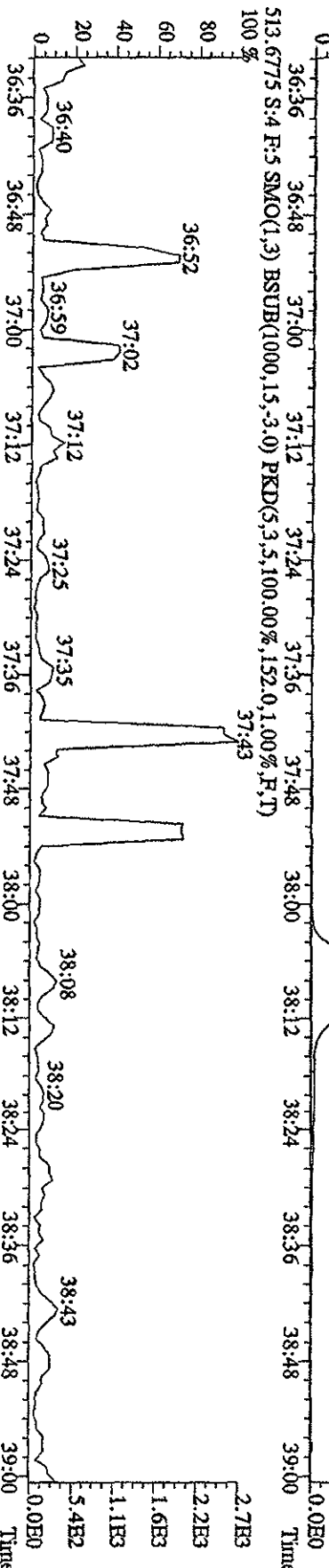

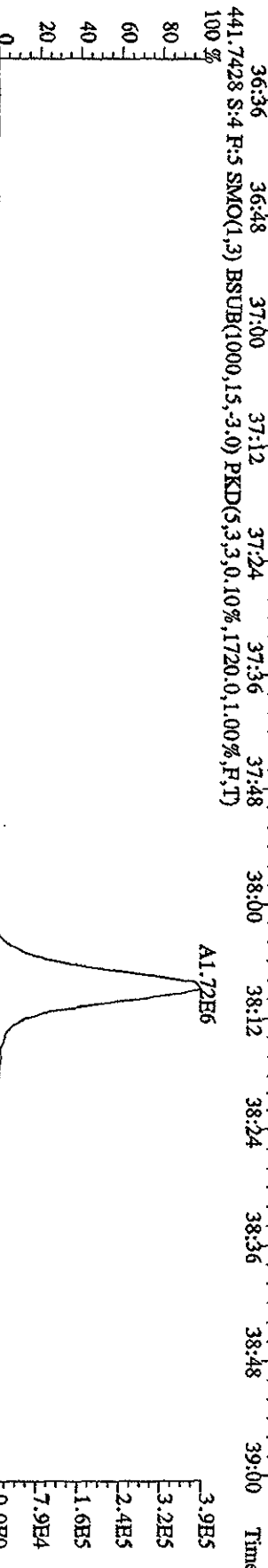
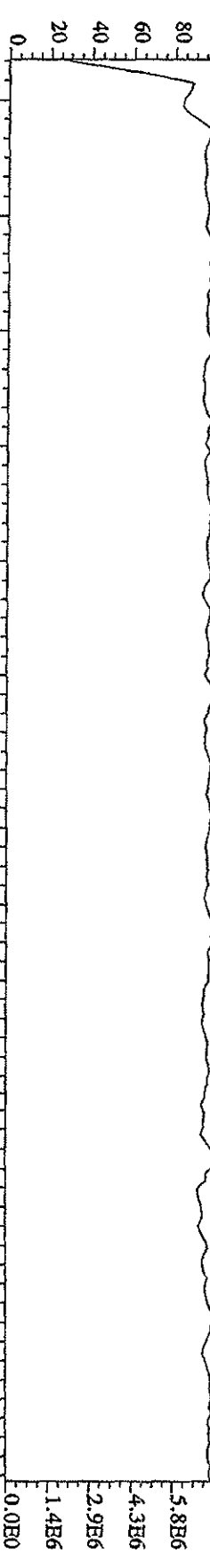
File: 12AP104D5 #1-198 Acq: 12-APR-2010 10:48:47 GC EI+ Voltage: SIR Autospec-UtimaB

Sample#4 Text: ST0412B :CS-1 09DXN422 Exp: DIOXINRES8290A

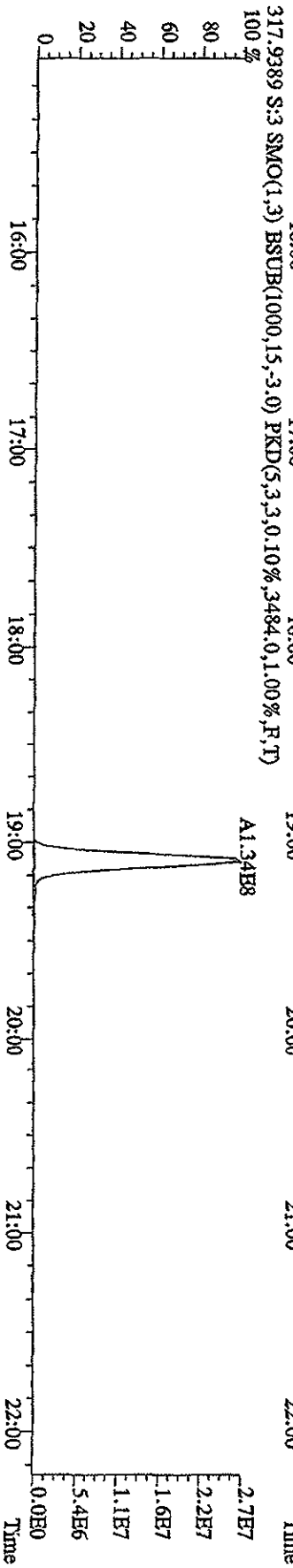
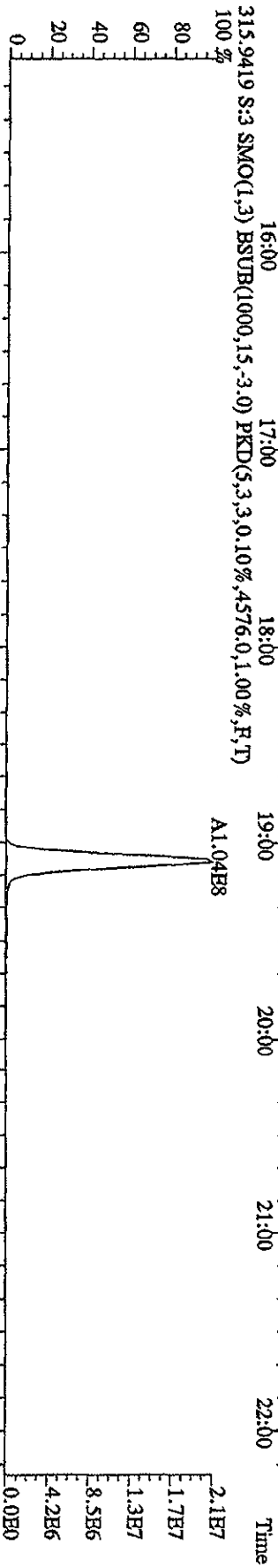
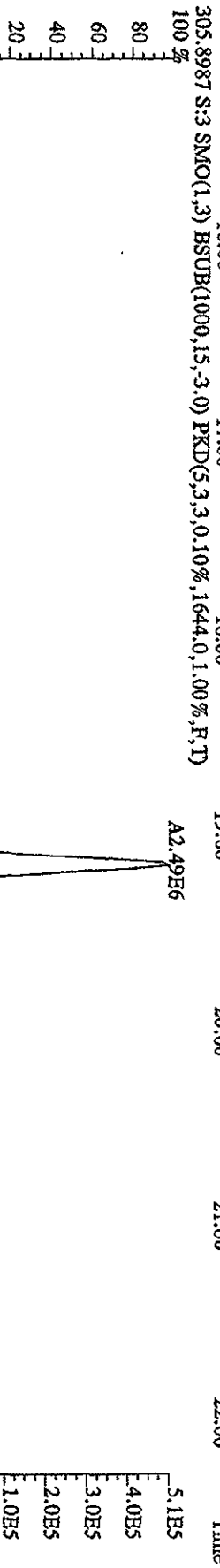
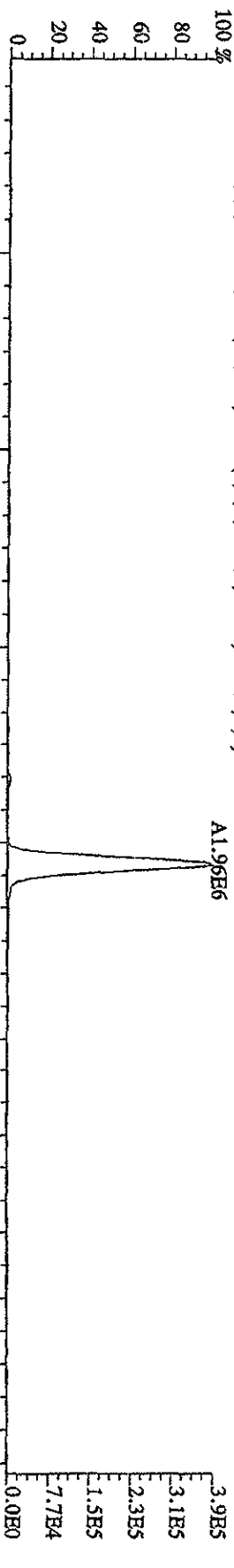


File: 12AP104D5 #1-191 Acq: 12-APR-2010 10:48:47 GC HI + Voltage SIR Autospec-Ultimate

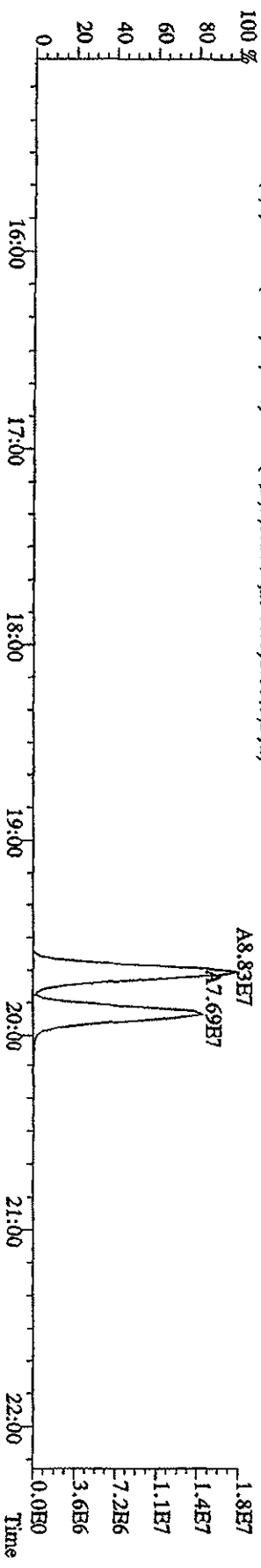
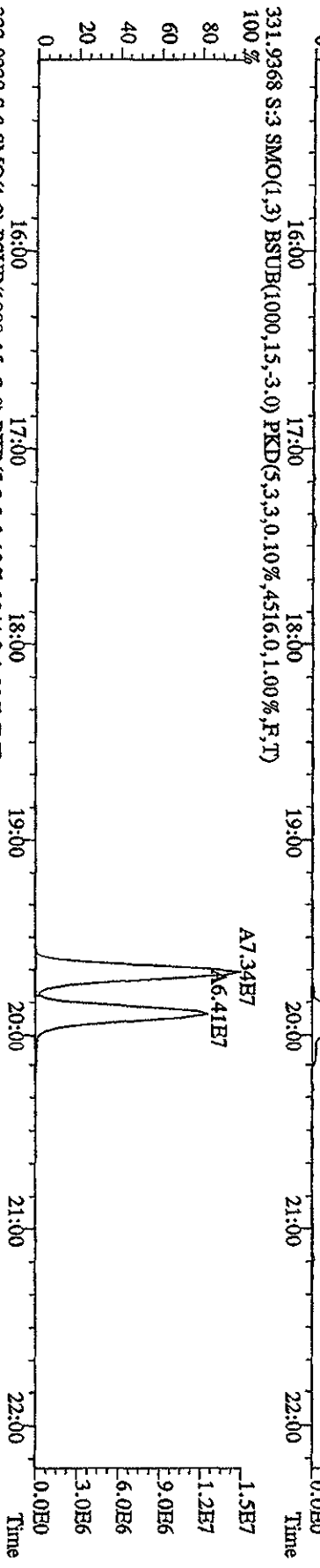

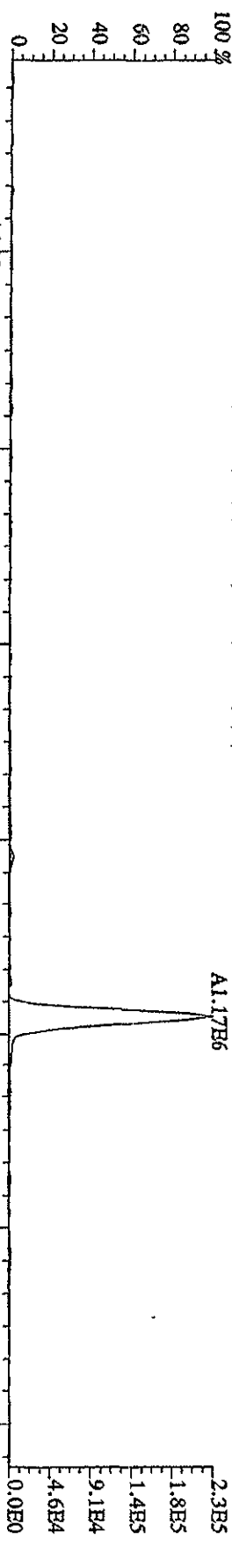
Sample#4 Text: ST0412B : CS-1.09DXN422 Exp: DIOXINRES8290A



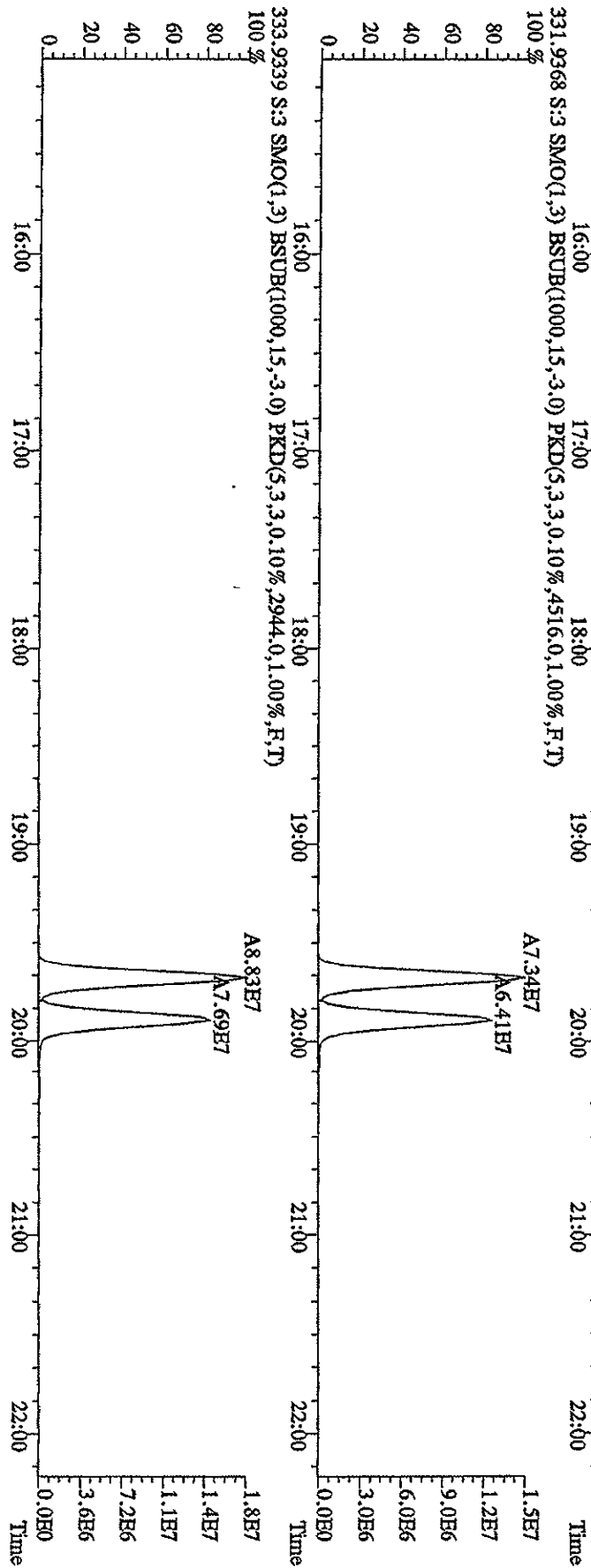


File: 12AP104D5 #1-435 Acq: 12-APR-2010 10:04:44 GC EI + Voltage SIR Autospec-UrtimaE  
 Sample#3 Text: ST0412A :CS-2 09DXN423 Exp: DIOXINRES8290A  
 303.9016 S:3 SMO(1,3) BSUB(1000,15,-3,0) PKD(5,3,3,0,10%,616,0,1,00%,F,T)  
 100%



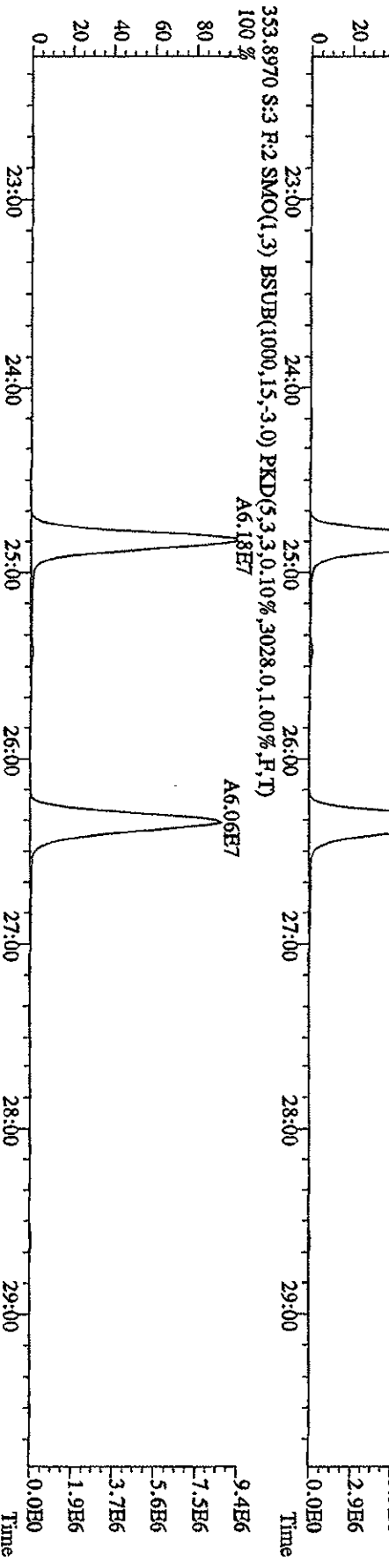
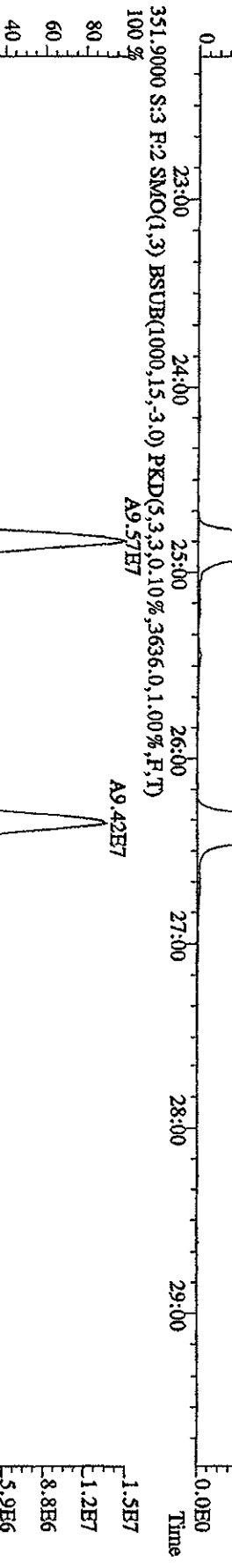
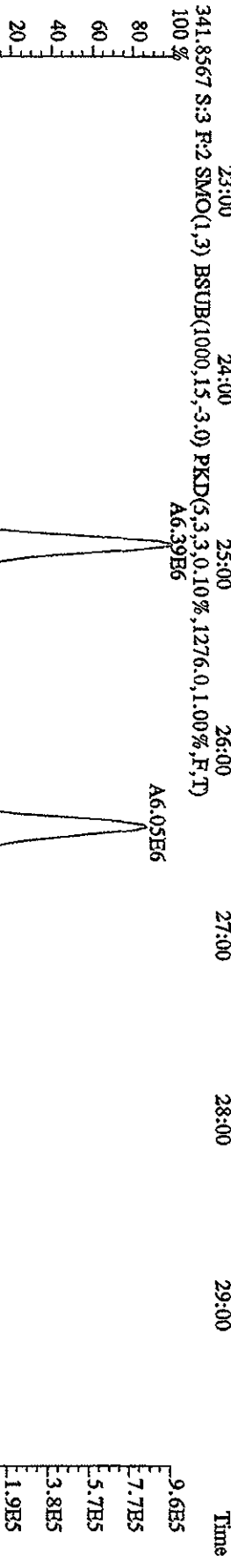
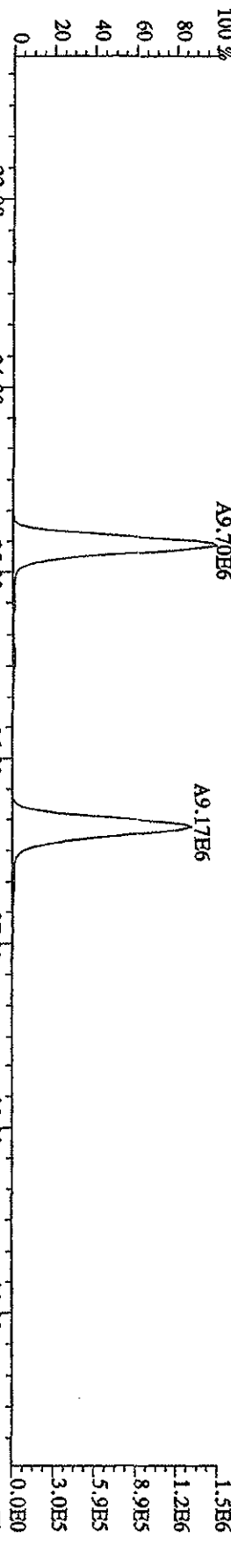
File:12AP104D5 #1-435 Acq:12-APR-2010 10:04:44 GC EI+ Voltage SFR Autospec-UltimaE  
 Sample#3 Text:ST0412A :CS-2 09DXN423 Exp:DIOXINRES8290A  
 319.8965 S:3 SMO(1,3) BSUB(1000,15,-3,0) PKD(5,3,3,0,10%,756,0,1,00%,F,T) 100%



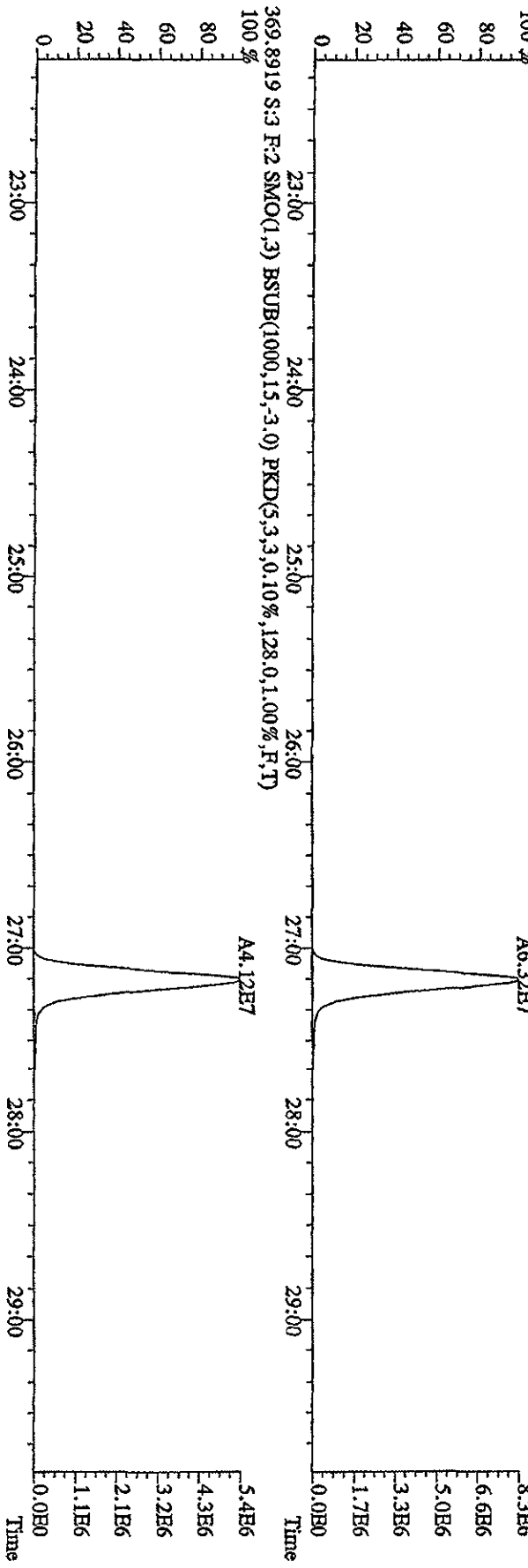
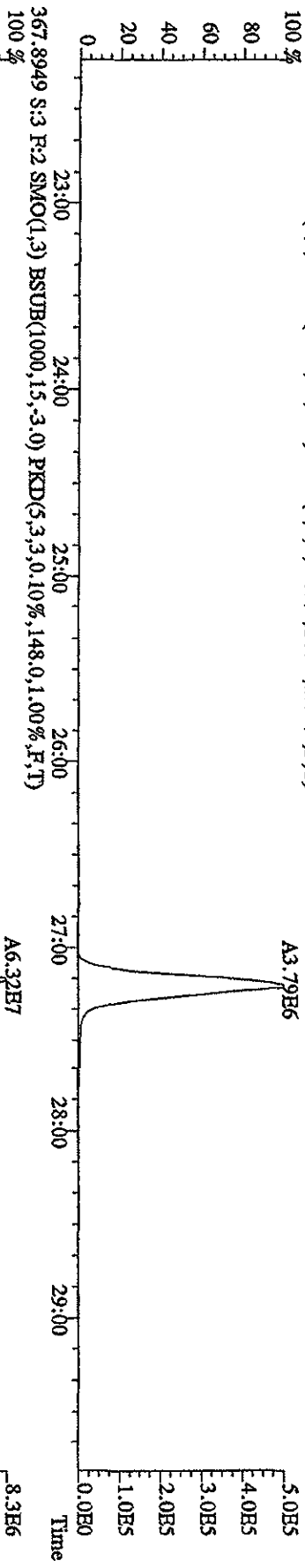
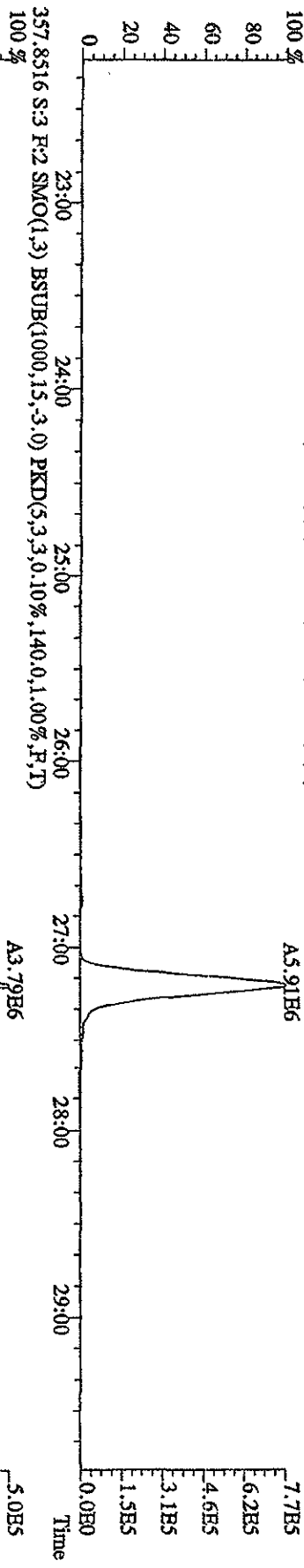
File: 12AP104D5 #1-435 Acq: 12-APR-2010 10:04:44 GC EI+ Voltage: 81R Autospec-UltimaB  
 Sample#3 Text: ST0412A : CS-2-09DXN423 Exp: DIOXINRES3290A  
 327.8847 S:3 SMO(1,3) BSUB(1000,15,-3.0) PKD(5,3,3,0.10%,1680.0,1.00%,F,T)



File:12AP104D5 #1-605 Acq:12-APR-2010 10:04:44 GC BI+ Voltage SIR Autospec-UltimaB  
 Sample#3 Text:ST0412A :CS-2 09DXN423 Exp:DIOXINRES8290A  
 339.8597 S:3 F:2 SMO(1,3) BSUB(1000,15,-3,0) PKD(5,3,3,0.10%,676.0,1.00%,F,T)  
 A9.70E6

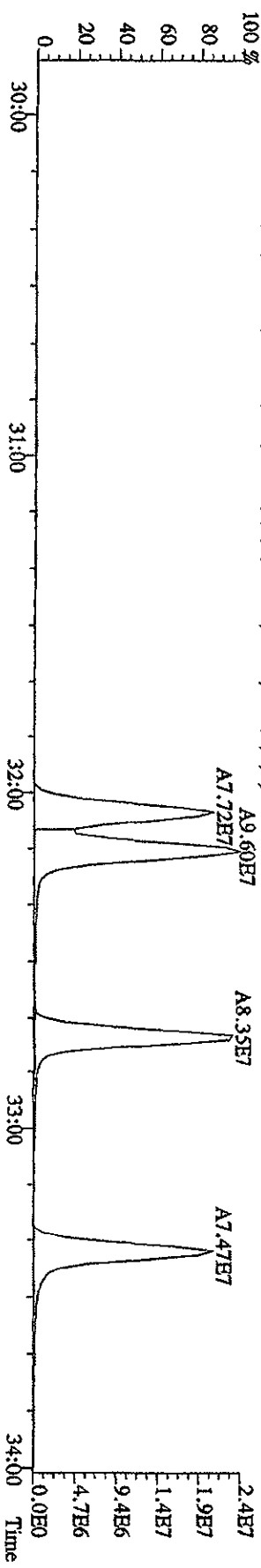
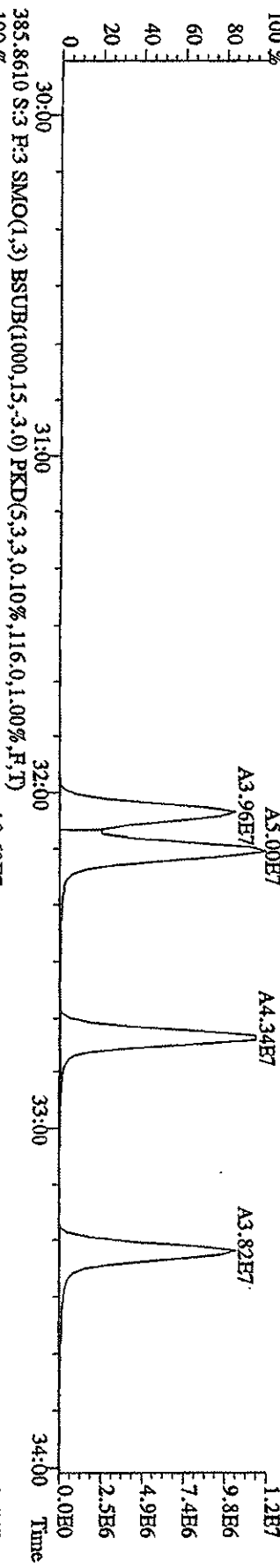
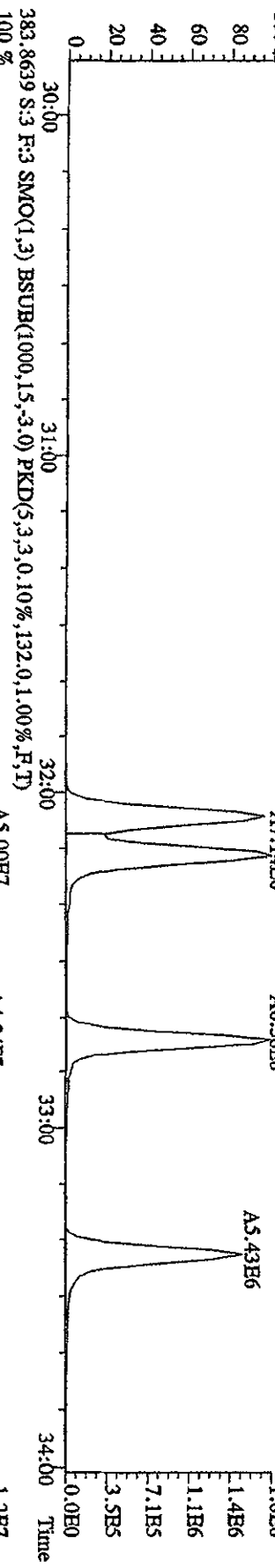
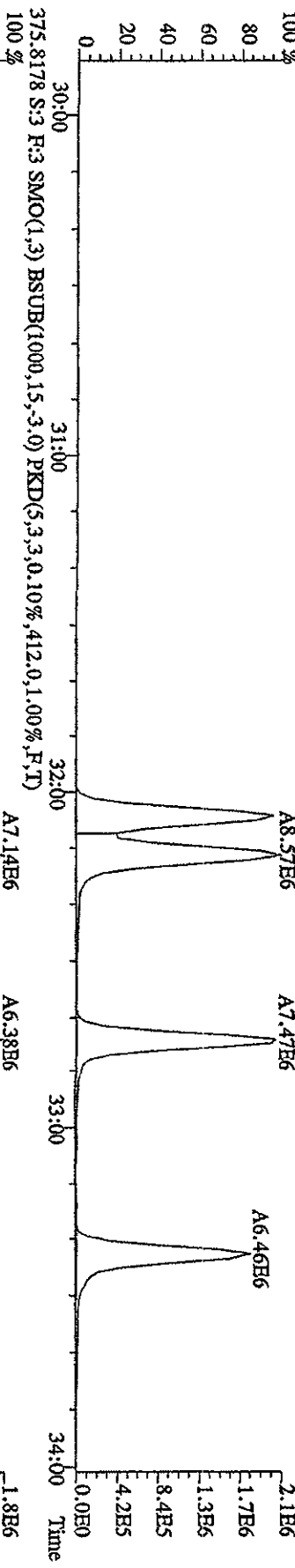


File:12AP104D5 #1-605 Acq:12-APR-2010 10:04:44 GC EI+ Voltage SIR Autospec-UltimaB  
 Sample#3 Text:ST0412A :CS-2 09DXN423 Exp:DI0XINRES8290A  
 355.8546 S:3 F:2 SMO(1,3) BSUB(1000,15,-3,0) PKD(5,3,3,0,10%,832.0,1.00%,F,T) 100 %

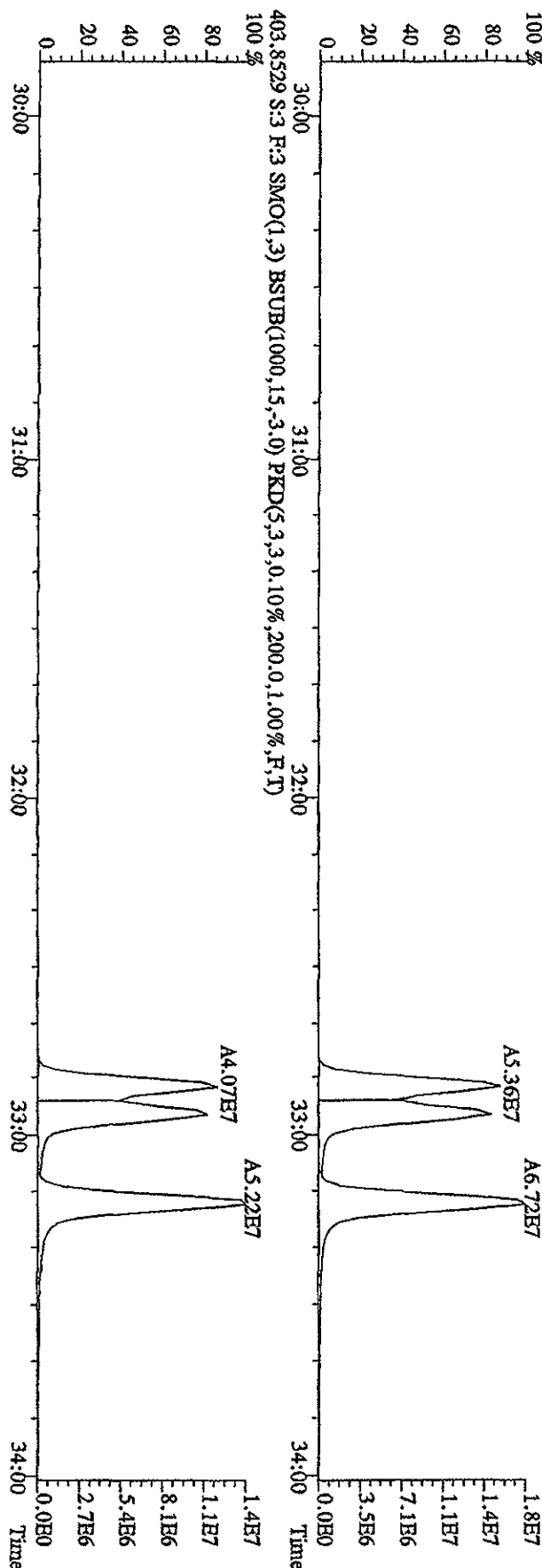






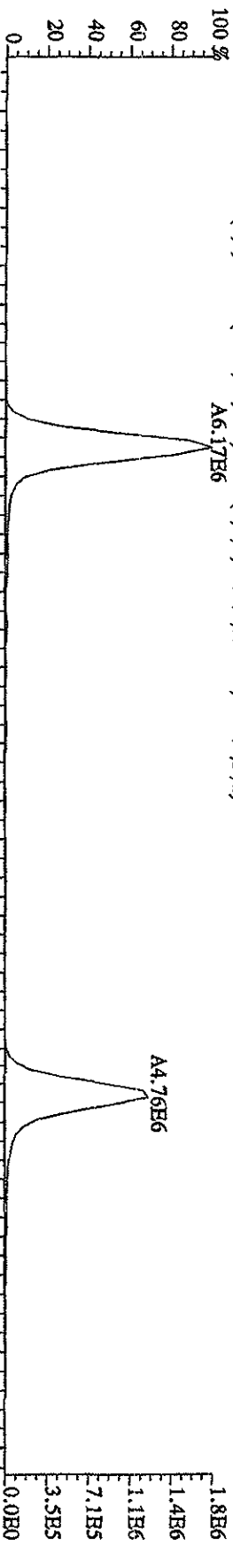
File:12AP104D5 #1-317 Acq:12-APR-2010 10:04:44 GC EL+ Voltage:5IR Autospec-UltimaB  
 Sample#3 Text:ST0412A :CS-2 09DXN423 Exp:DIOXINRES8290A  
 373.8208 S:3 F:3 SMO(1,3) BSUB(1000,15,-3.0) PKD(5,3,3,0,10%,808,0,1.00%,F,T)




File:12AP104D5 #1-317 Acq:12-APR-2010 10:04:44 GC EI+ Voltage SIR Autospec-Ultimate  
 Sample#3 Text:ST0412A :CS-2 09DXN423 Exp:DIOXINRES8290A  
 389.8157 S:3 F:3 SMO(1,3) BSUB(1000,15,-3.0) PKD(5,3,3,0.10%,.532,0.1,0.0%,F,T)



File:12AP104D5 #1-198 Acq:12-APR-2010 10:04:44 GC EI+ Voltage SIR Autospec-UltimaB  
 Sample#3 Text:ST0412A :CS-2 09DXN423 Exp.:DIOXINRES8290A  
 407.7818 S:3 F:4 SMO(1,3) BSUB(1000,15,-3,0) PKD(5,3,3,0,10%,5260.0,1.00%,F,T)  
 100 % A6.17E6



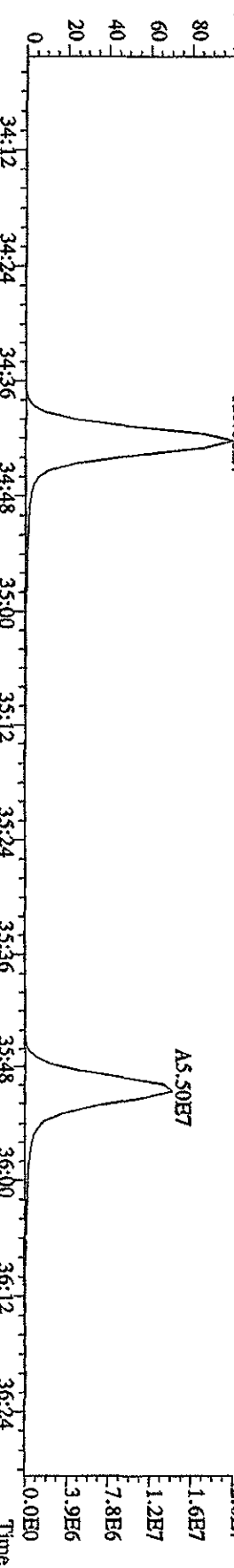
409.7789 S:3 F:4 SMO(1,3) BSUB(1000,15,-3,0) PKD(5,3,3,0,10%,1816.0,1.00%,F,T)  
 100 % A6.34E6



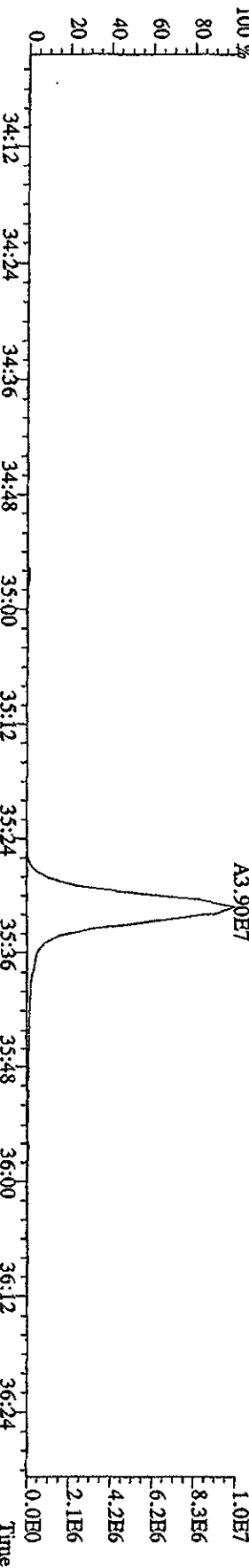
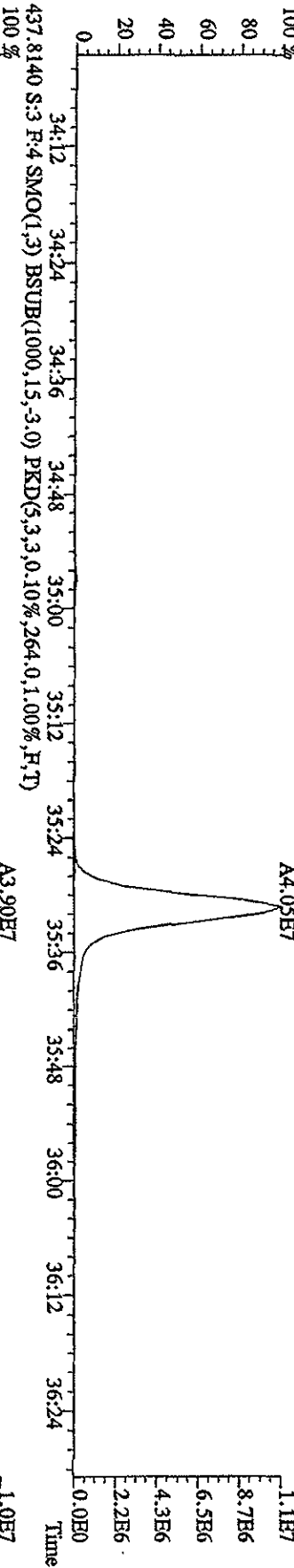
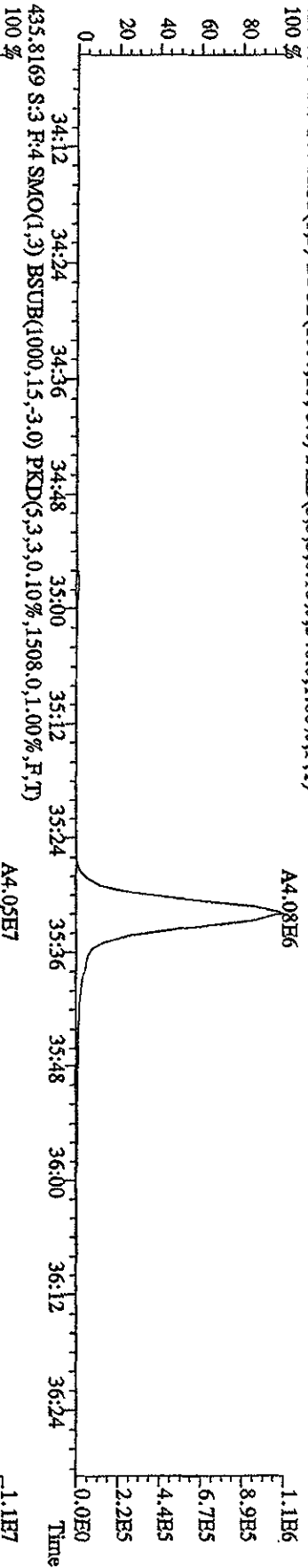
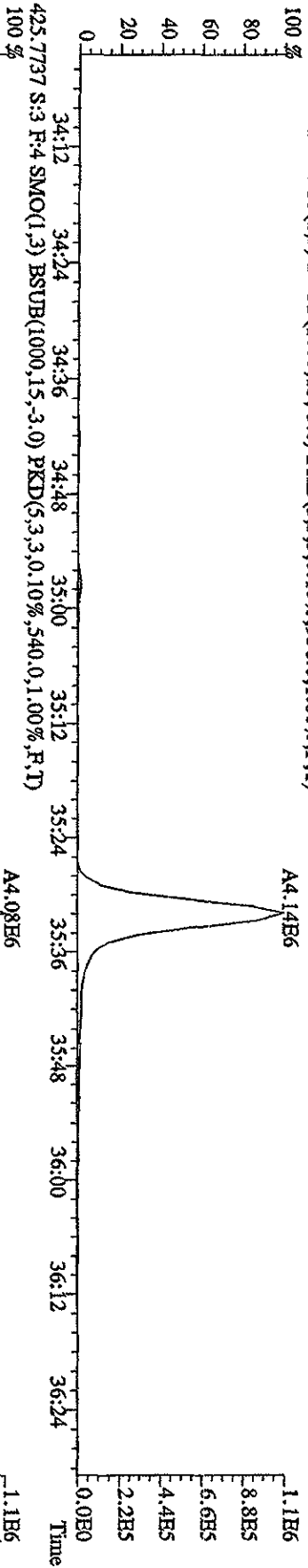
417.8253 S:3 F:4 SMO(1,3) BSUB(1000,15,-3,0) PKD(5,3,3,0,10%,13900.0,1.00%,F,T)  
 100 % A2.92E7



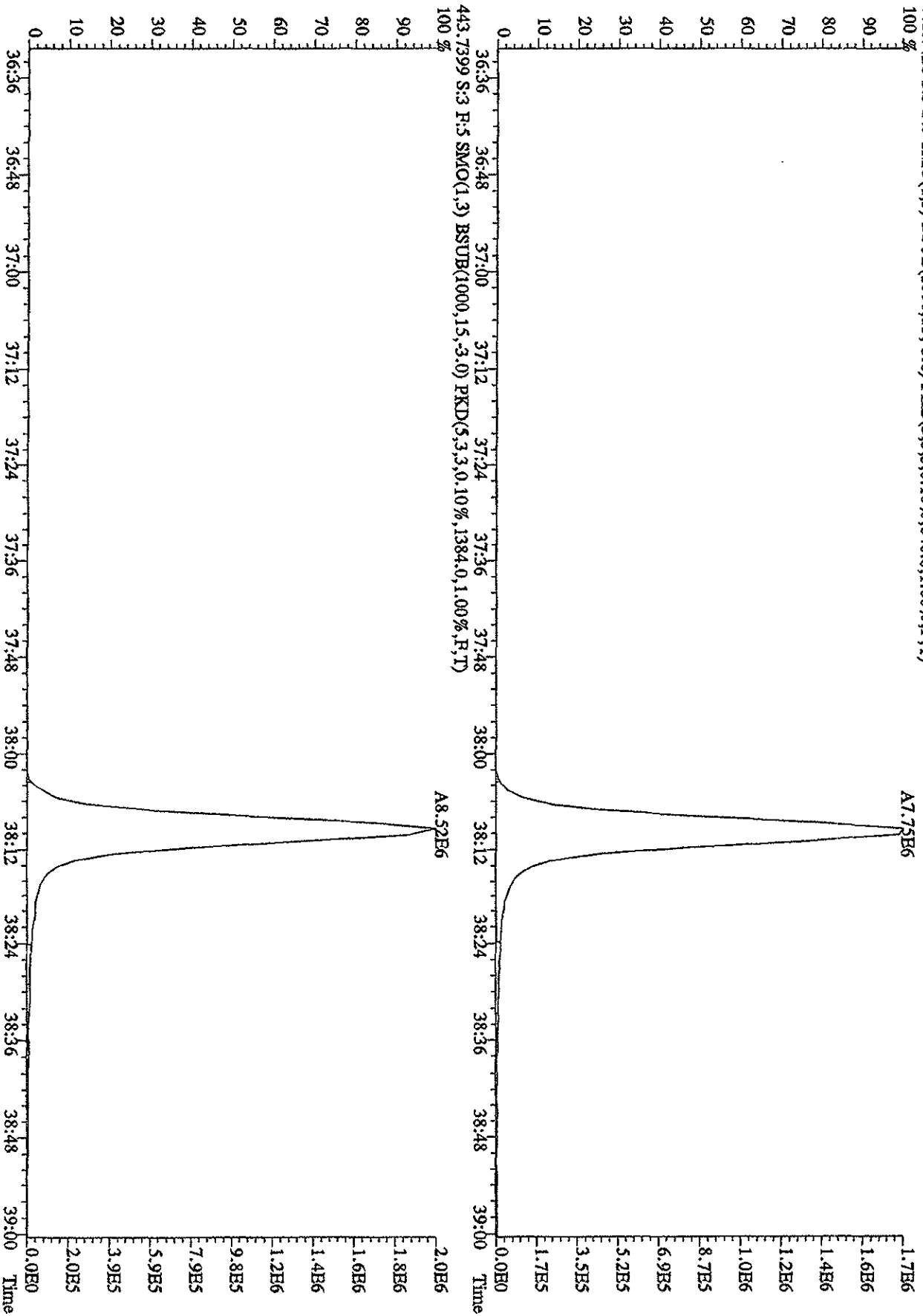
419.8220 S:3 F:4 SMO(1,3) BSUB(1000,15,-3,0) PKD(5,3,3,0,10%,8456.0,1.00%,F,T)  
 100 % A6.86E7



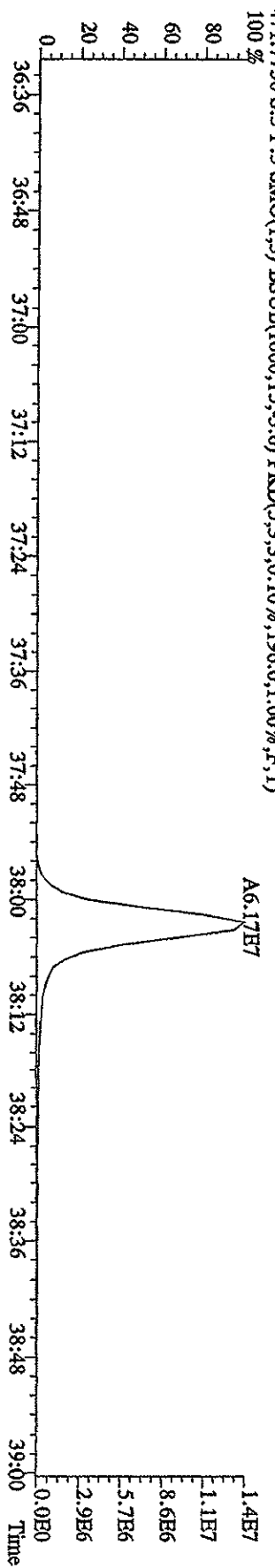
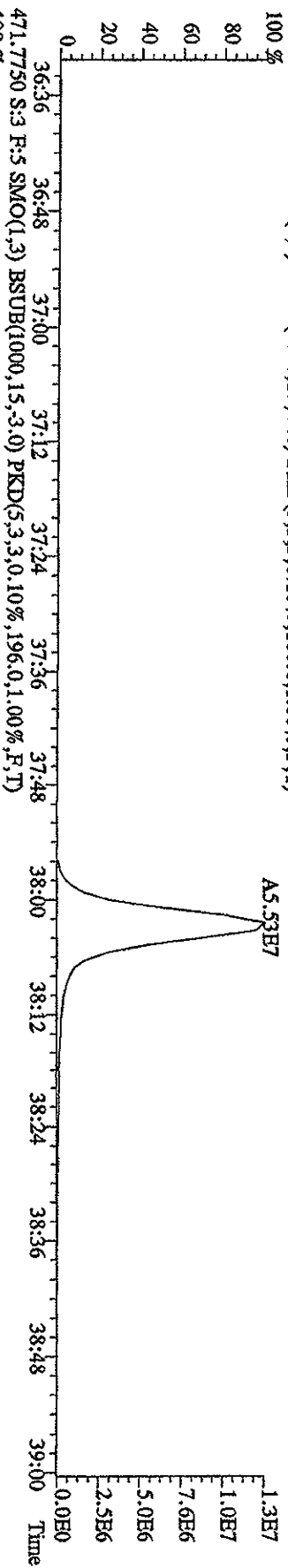
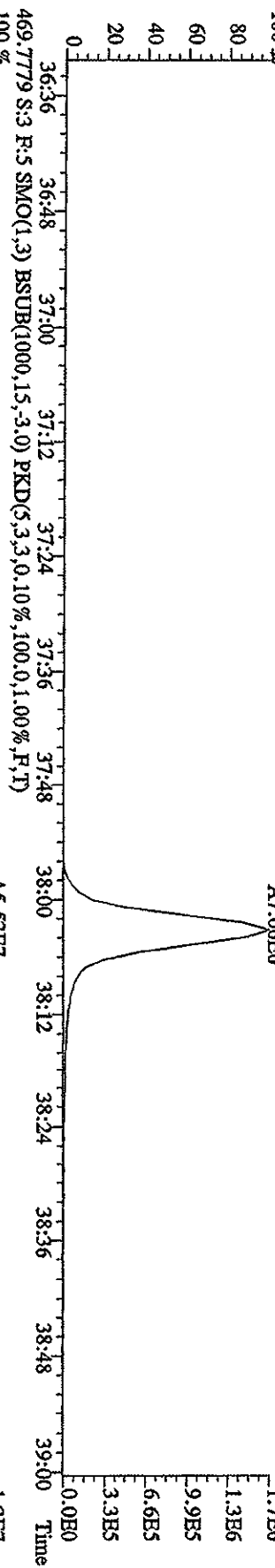
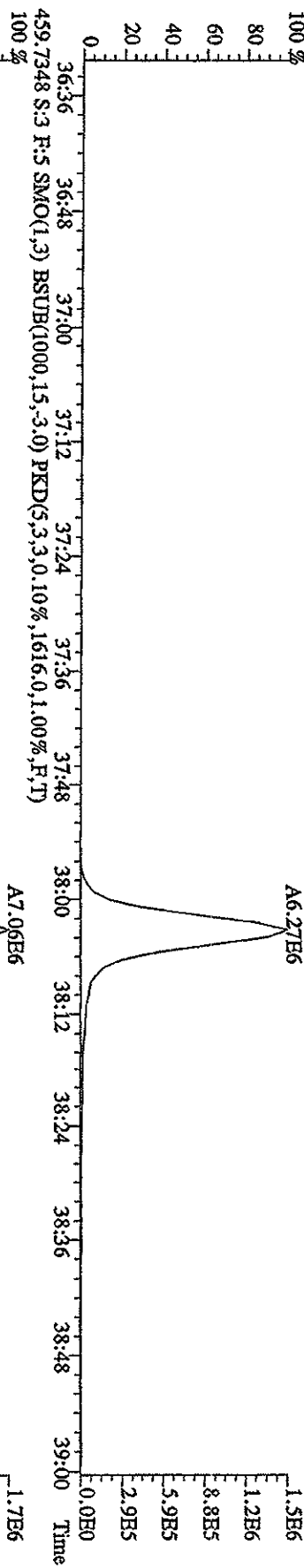
File:12AP104D5 #1-198 Acq:12-APR-2010 10:04:44 GC EI+ Voltage SIR Autospec-UltimaE  
Sample#3 Text:ST0412A :CS-2 09DXN423 Exp:DIOXINRES8290A  
423.7766 S:3 F:4 SMO(1,3) BSUB(1000,15,-3.0) PKD(5,3,3,0.10%,956.0,1.00%,F,T)



File:12AP104D5 #1-190 Acq:12-APR-2010 10:04:44 GC BI+ Voltage SIR Autospec-UltimaB  
 Sample#3 Text:ST0412A :CS-2.09DXN423 Exp:DIOXINRES8290A  
 441.7428 S:3 F:5 SMO(1,3) BSUB(1000,15,-3.0) PKD(5,3,3,0.10%,840.0,1.00%,F,T)




File: 12AP104D5 #1-190 Acq: 12-APR-2010 10:04:44 GC EI+ Voltage: SIR Autospec-UltimaE  
 Sample#3 Text: ST0412A : CS-2 09DXN423 Exp: DIOXINRES8290A  
 457.7377 S:3 F:5 SMO(1,3) BSUB(1000,15,3,0) PKD(5,3,3,0,10%,604,0,1,00%,F,T)

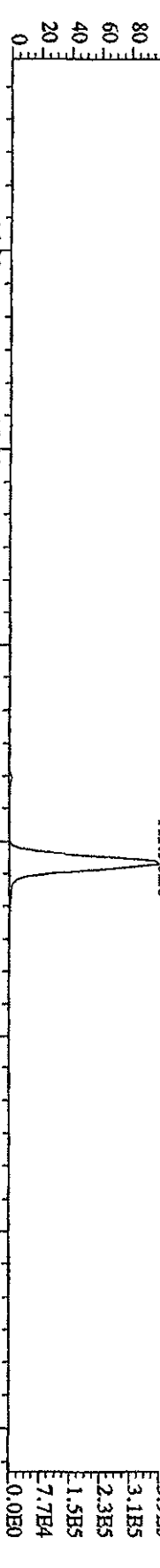


File:12AP104D5 #1-435 Acq:12-APR-2010 10:04:44 GC EI+ Voltage SIR Autospec-UltimaB  
 Sample#3 Text:ST0412A :CS-2 09DXN423 Exp:DIOXINRES8290A

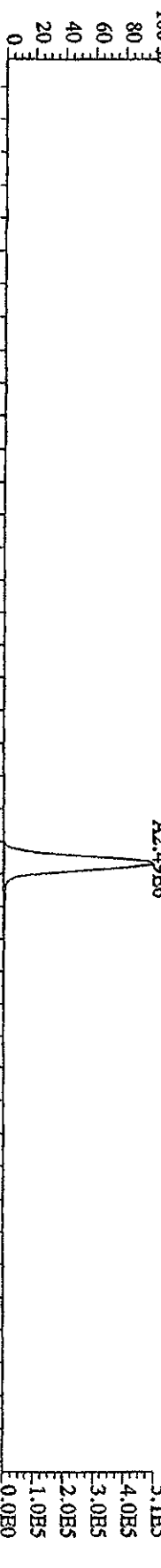
354.9792 S:3 SMO(1,3) PKD(5,3,3,100.00%,0.0,1.00%,F,T) 16:00 16:42 17:09 17:51 18:29 19:00 19:26 19:52 20:21 20:43 21:07 21:36 22:01



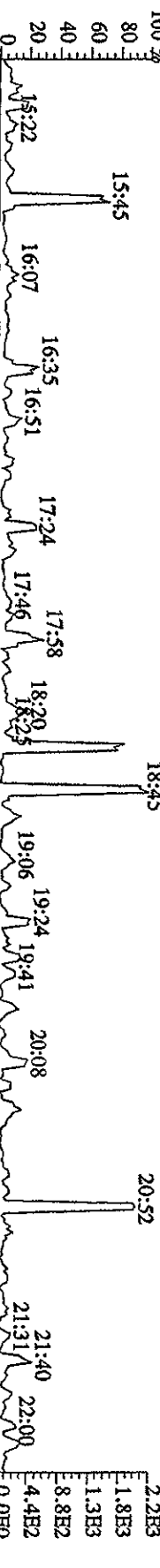
303.9016 S:3 SMO(1,3) BSUB(1000,15,-3,0) PKD(5,3,3,0.10%,1644.0,1.00%,F,T) 16:00 17:00 18:00 19:00 20:00 21:00 22:00



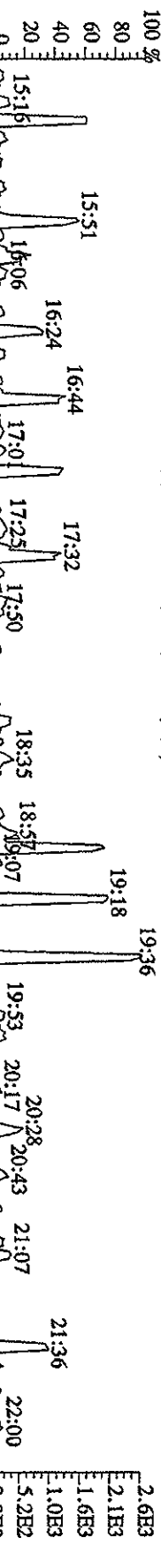
305.8987 S:3 SMO(1,3) BSUB(1000,15,-3,0) PKD(5,3,3,0.10%,1644.0,1.00%,F,T) 16:00 17:00 18:00 19:00 20:00 21:00 22:00



375.8364 S:3 SMO(1,3) BSUB(1000,15,-3,0) PKD(5,3,3,100.00%,132.0,1.00%,F,T) 16:00 17:00 18:00 19:00 20:00 21:00 22:00

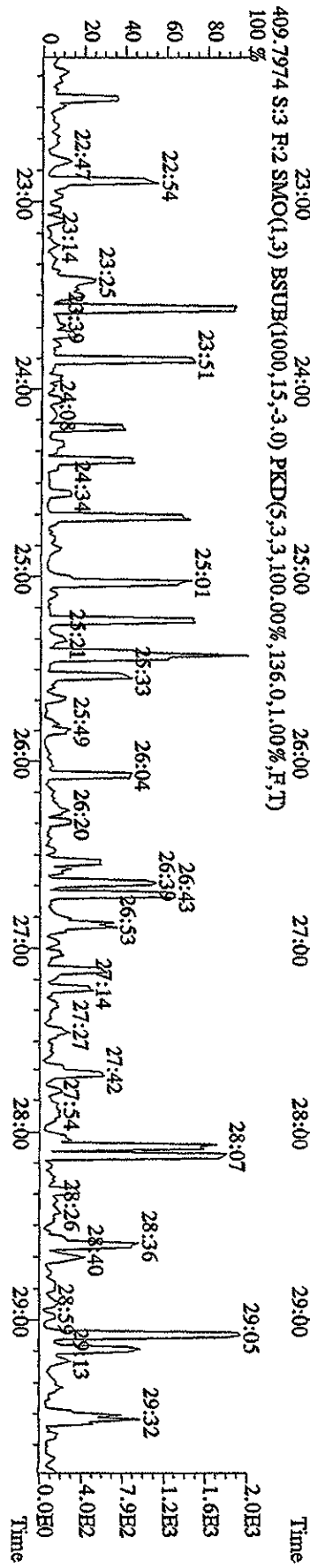
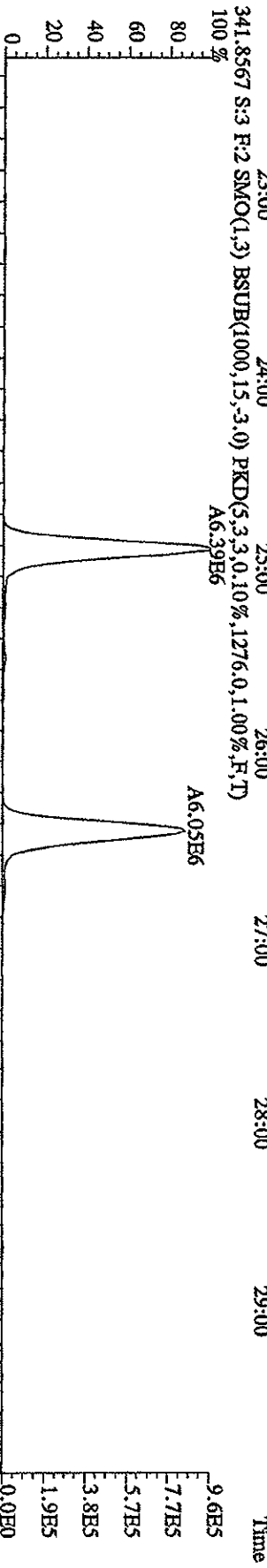
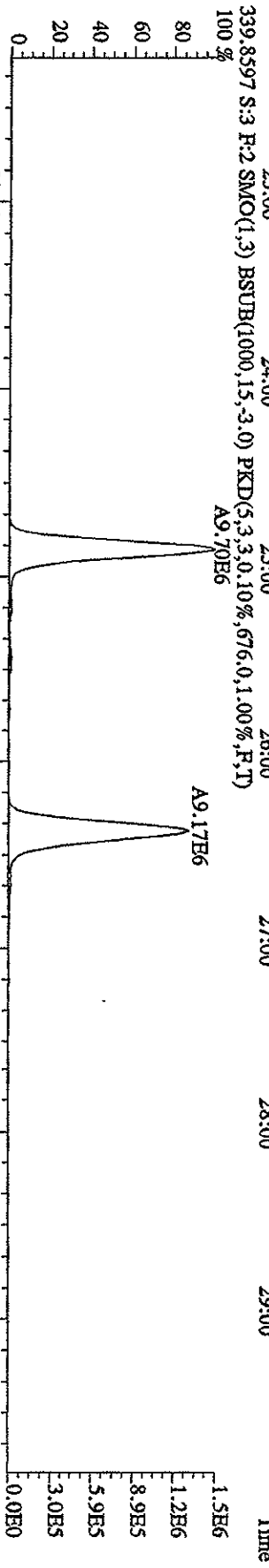
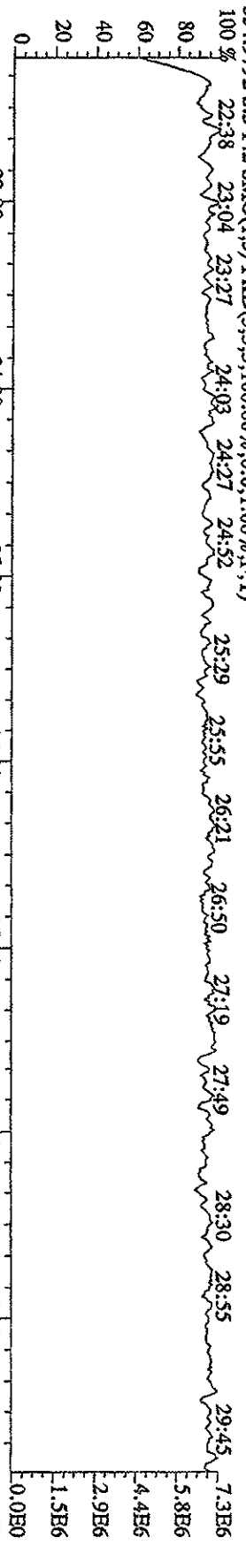


409.7974 S:3 SMO(1,3) BSUB(1000,15,-3,0) PKD(5,3,3,100.00%,96.0,1.00%,F,T) 16:00 17:00 18:00 19:00 20:00 21:00 22:00



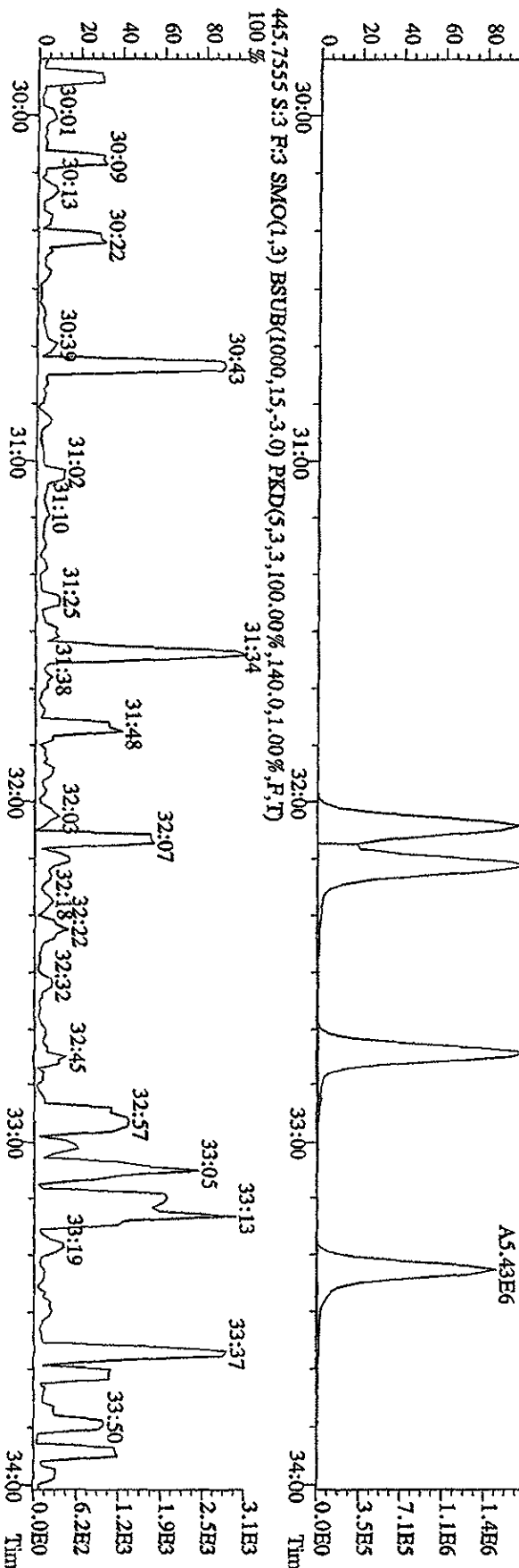
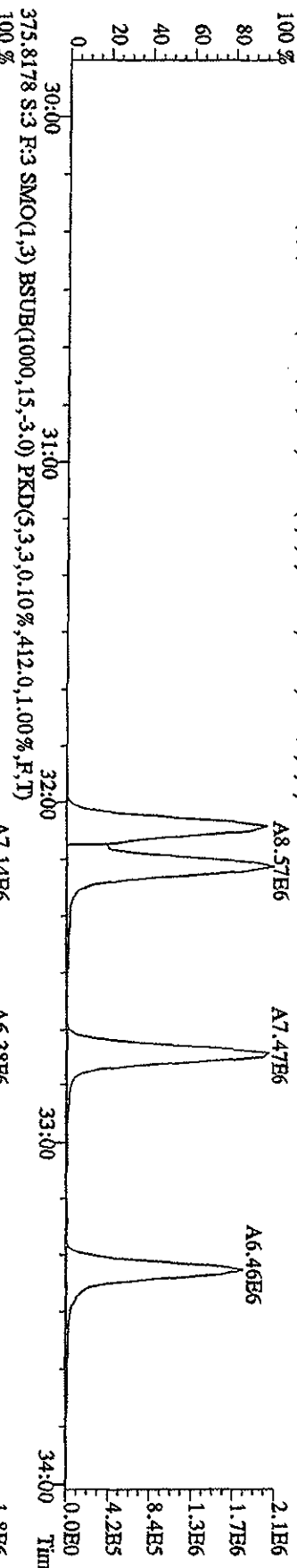

Time 16:00 17:00 18:00 19:00 20:00 21:00 22:00

File: 12AP104D5 #1-605 Acq: 12-APR-2010 10:04:44 GC EI+ Voltage SFR Autospec-UltimaB  
 Sample#3 Text: ST0412A :CS-2 09DXN423 Exp: DIOXINRES8290A

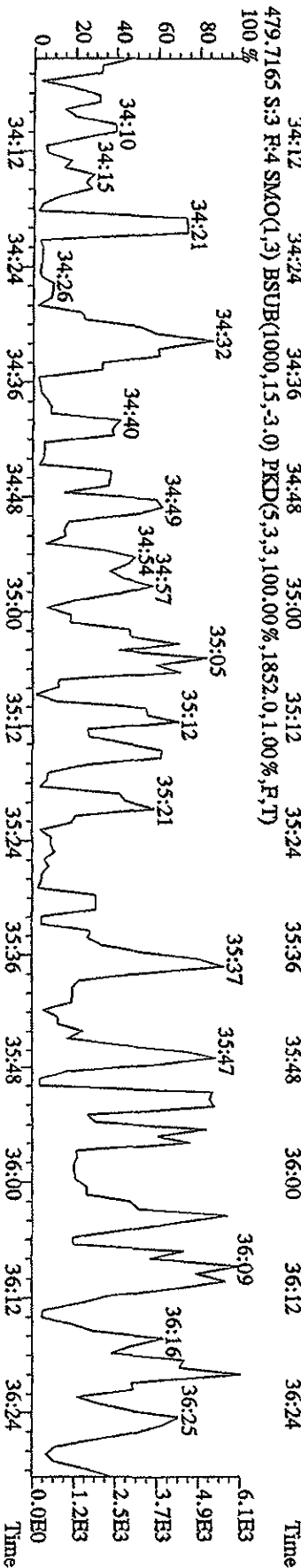


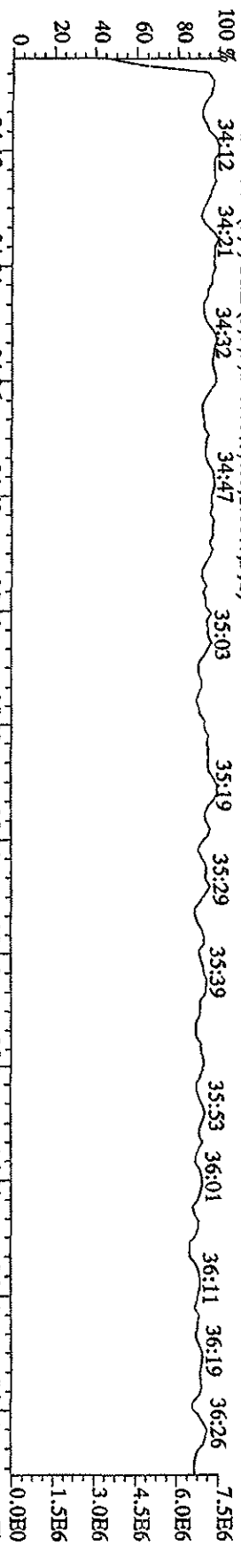




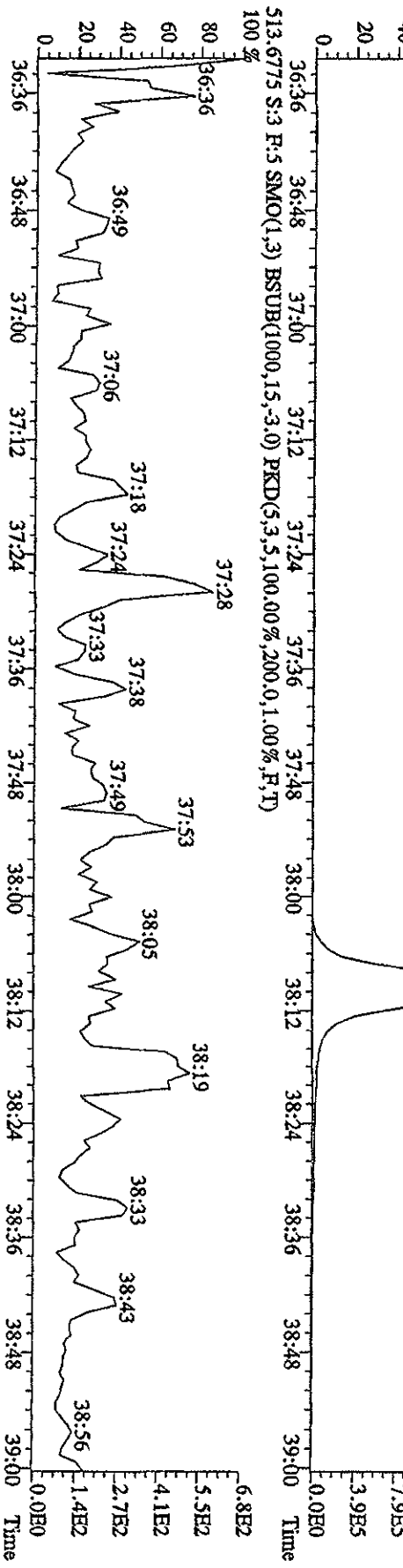



File:12AP104D5 #1-317 Acq:12-APR-2010 10:04:44 GC EI+ Voltage SIR Autospec-UltimaE  
 Sample#3 Text:ST0412A :CS-2 09DXN423 Exp:DIOXINRES8290A  
 430.9728 S:3 F:3 SMO(1,3) PKD(5,3,3,100.00%,0.0,1.00%,F,T)  
 100% 30:07 30:31 30:47 31:10 31:25 31:52 32:05 32:25 32:44 33:13 33:40 33:53



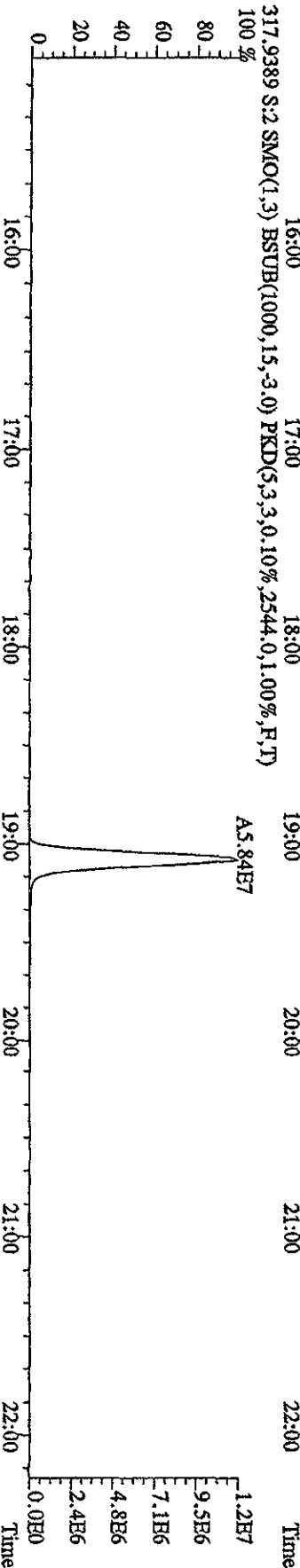
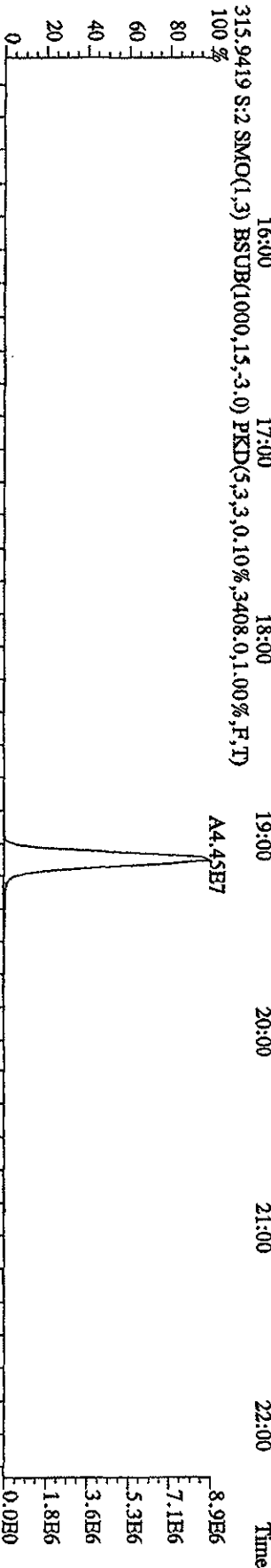
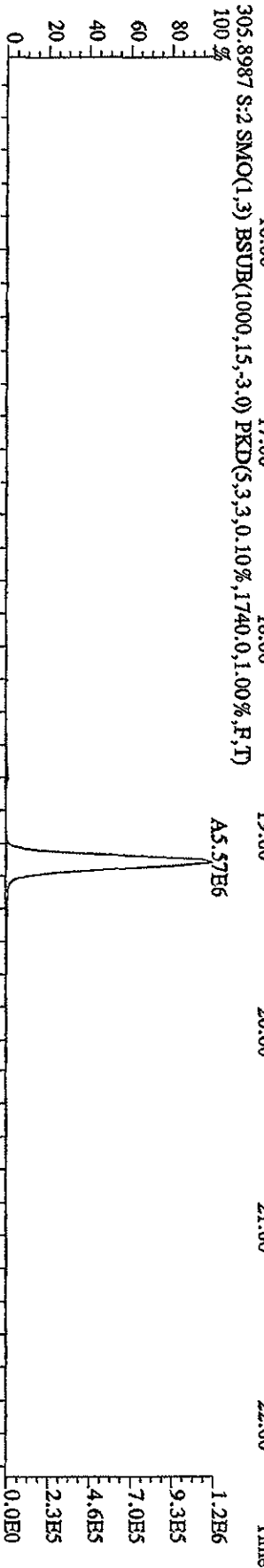
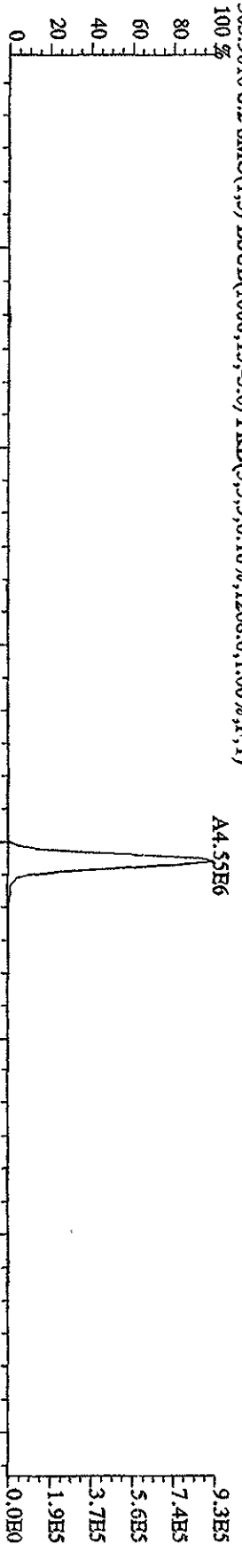
File:12AP10AD5 #1-198 Acq:12-APR-2010 10:04:44 GC EI+ Voltage SIR Autospec-UltimaB  
 Sample#3 Text:ST0412A :CS-2 09DYN423 Exp:DIOXINRES8290A



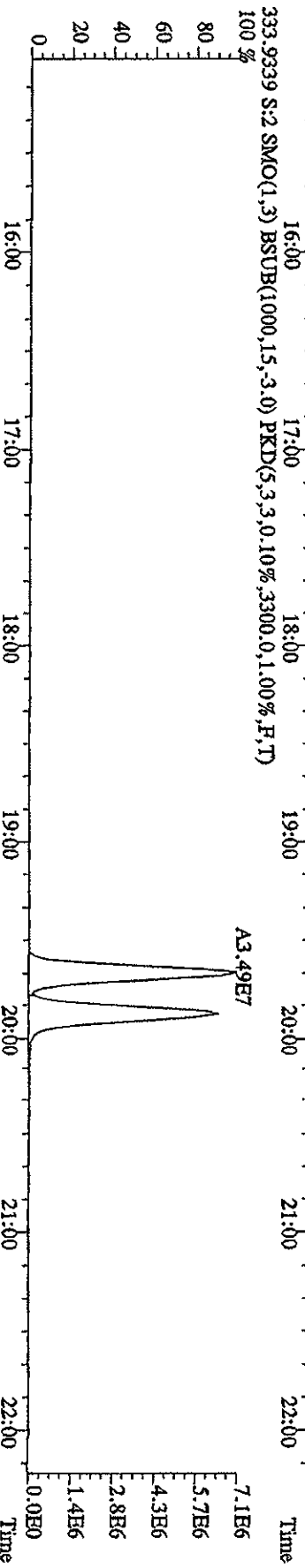
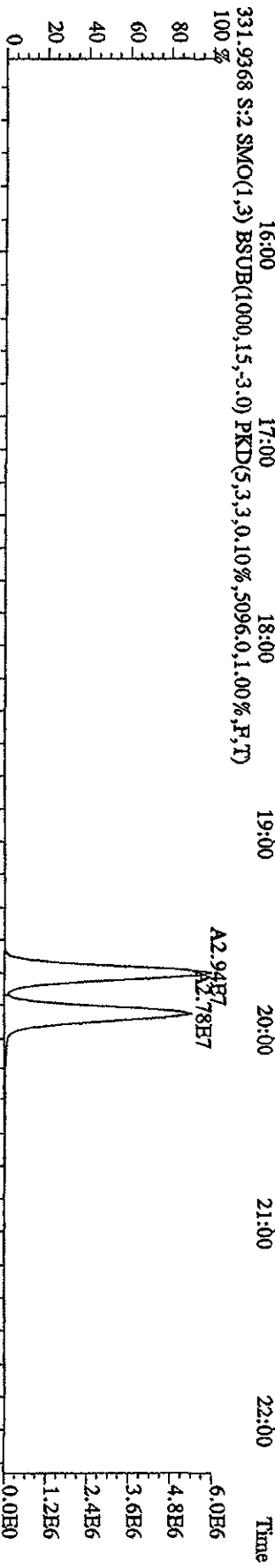
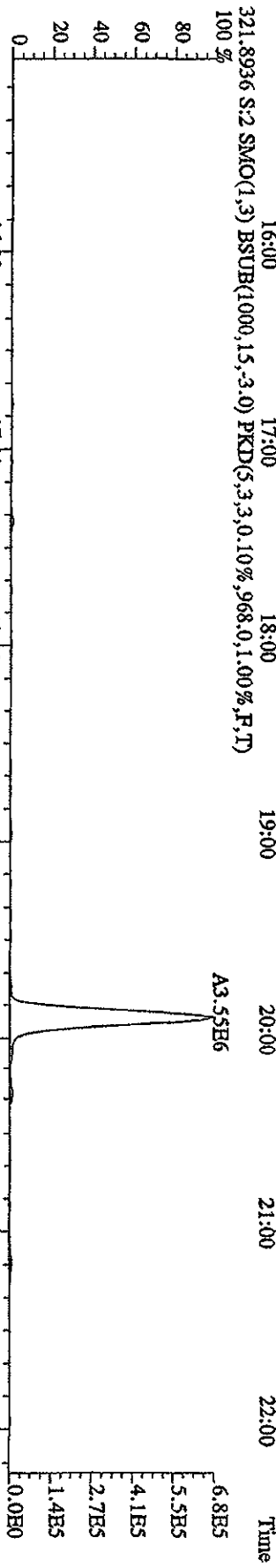

File: 12AP104D5 #1-190 Acq: 12-APR-2010 10:04:44 GC: EI + Voltage: 8.0E+01 SIF Autospec-UltimaB  
 Sample#3 Text: ST0412A : CS-2-09DXN423 Exp: DIOXINRES8290A  
 442.9728 S:3 F:5 SMO(1,3) PKD(5,3,3,100.00%,0.0,1.00%,F,T)



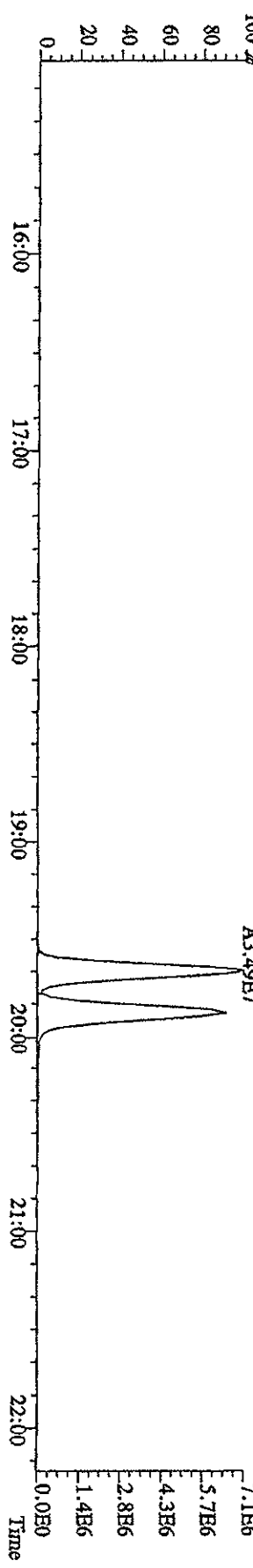
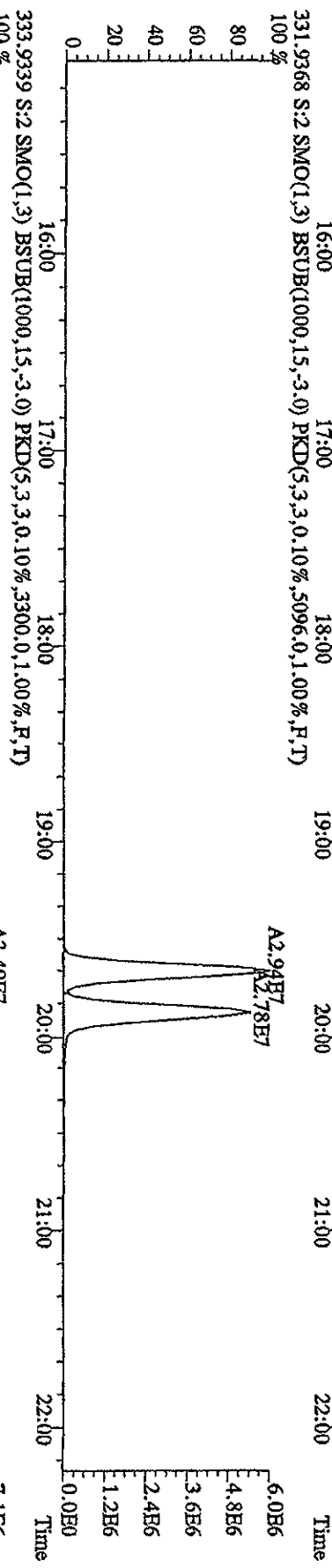
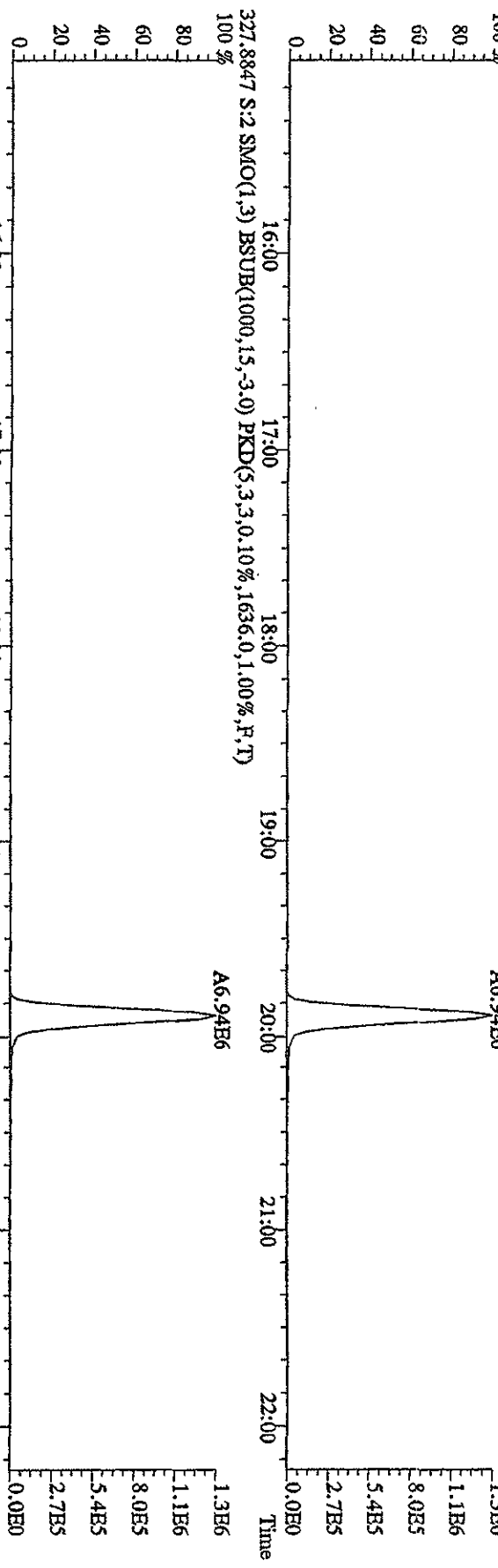
File:12AP104D5 #1-435 Acq:12-APR-2010 09:14:17 GC HI+ Voltage SIR Autospec-UtimateB  
 Sample#2 Text:ST0412 :CS-3 10DXN111 Exp:DIOXINRES8290A  
 303.9016 S:2.SMO(1,3) BSUB(1000,15,-3,0) PKD(5,3,3,0,10%,1208.0,1.00%,F,T)



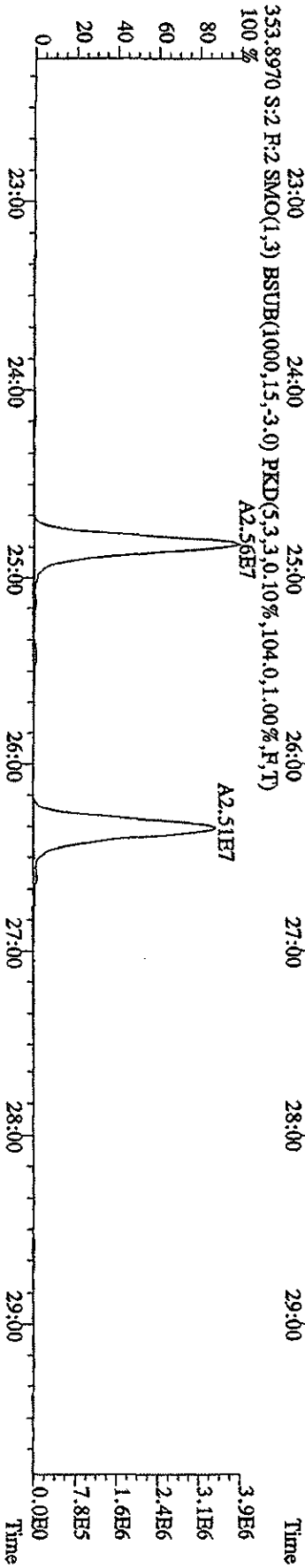
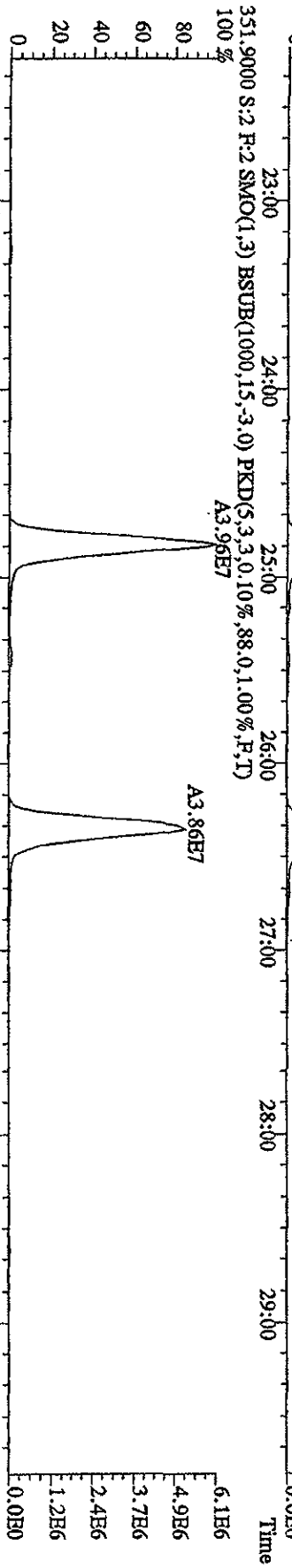
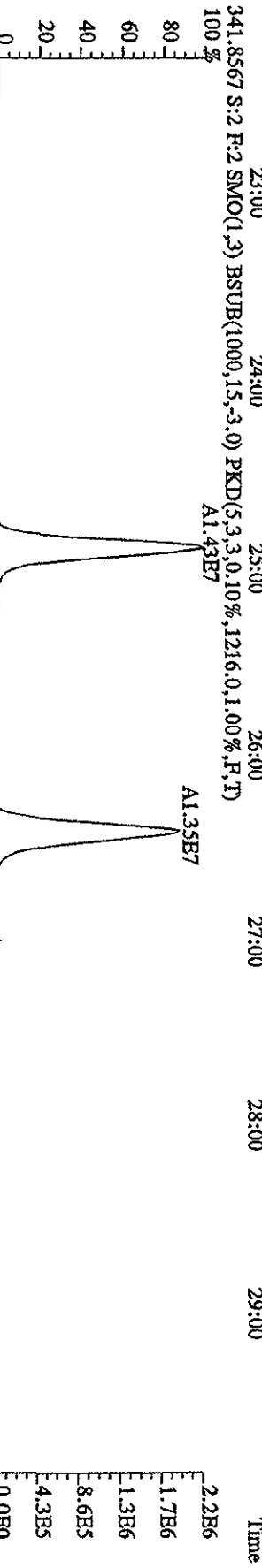
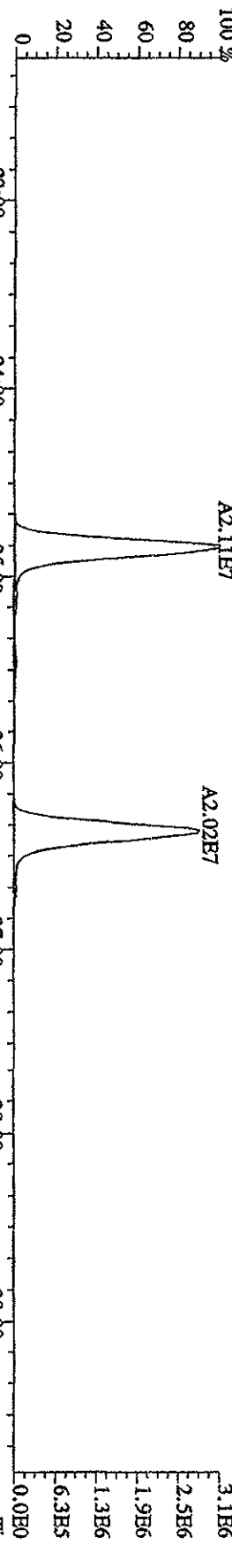
File:12AP104D5 #1-435 Acq:12-APR-2010 09:14:17 GC EI+ Voltage 51V Autospec-UltraB  
 Sample#2 Text:ST0412 :CS-3 10DXN111 Exp:DIOXINRES8290A  
 319.8965 S:2 SMO(1,3) BSUB(1000,15,-3,0) PKD(5,3,3,0,10%,748,0,1,100%,F,T)



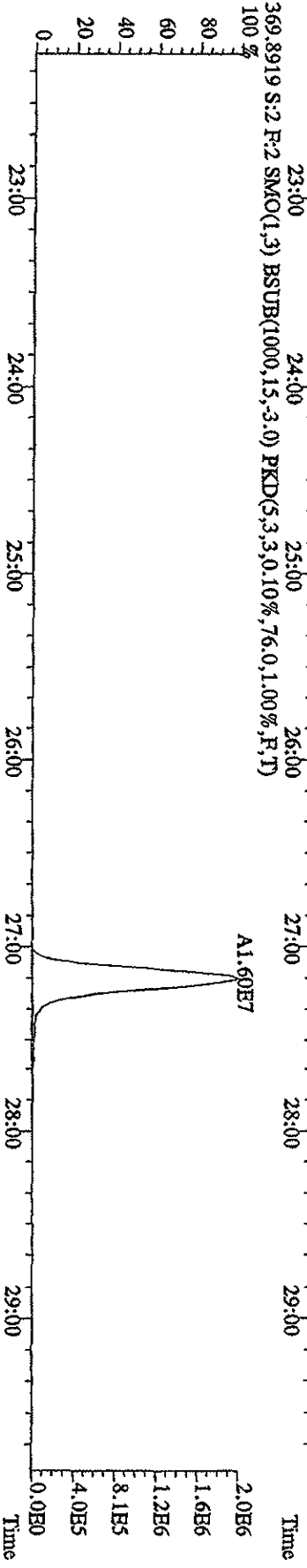



File:12AP104D5 #1-435 Acq:12-APR-2010 09:14:17 GC EI+ Voltage SIR Autospec-Ultimate  
 Sample#2 Text:ST0412 :CS-3 10DXN111 Exp:DIOXINRES8290A  
 327.8847 S:2 SMO(1,3) BSUB(1000,15,-3.0) PKD(5,3,3,0,10%,1636,0,1.00%,F,T)  
 100%



File:12AP104D5 #1-604 Acq:12-APR-2010 09:14:17 GC HI + Voltage SIR Autospec-UltraB  
 Sample#2 Text:ST0412 :CS-3 10DXN11 Exp:DIOXINRHS8290A  
 339.8597 S:2 F:2 SMO(1,3) BSUB(1000,15,-3.0) PKD(5,3,3,0,10%,1572.0,1.00%,R,T)  
 100 % A2.11E7

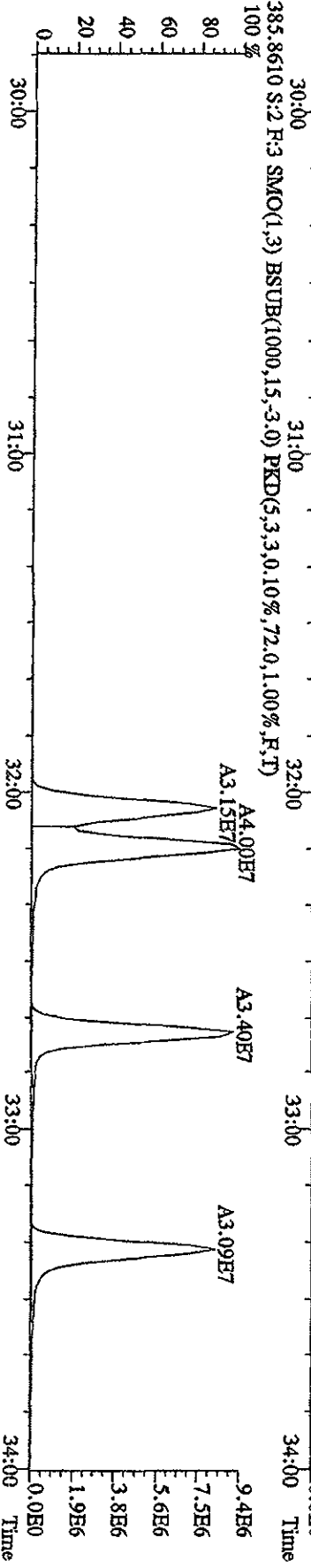
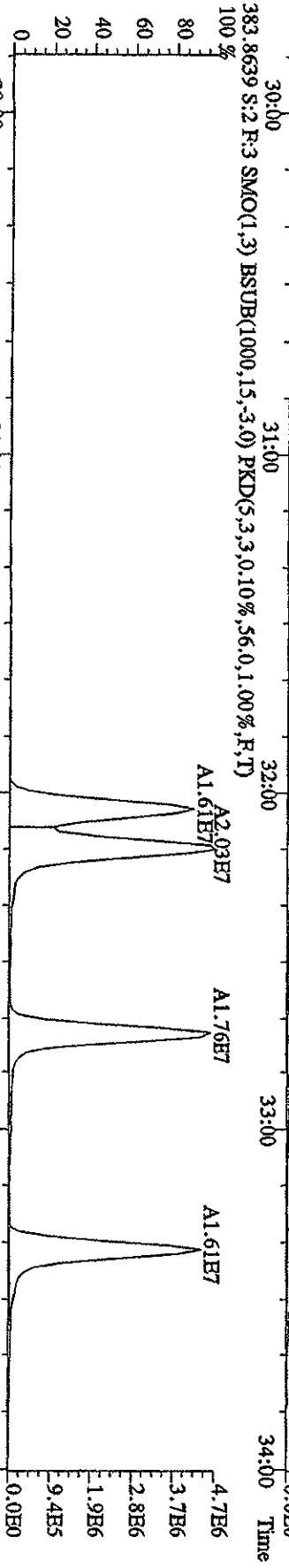
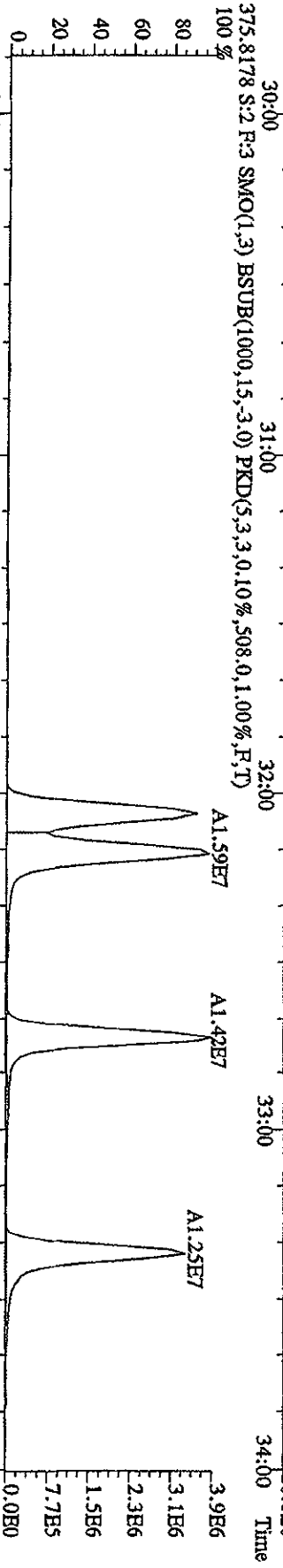
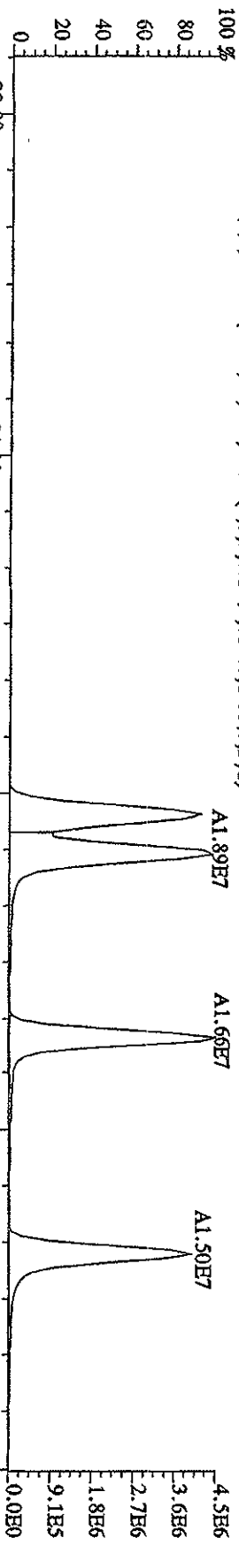


File: 12AD104D5 #1-604 Acq: 12-APR-2010 09:14:17 GC HI+ Voltage SIR Autospec-UltimaB  
 Sample#2 Text: ST0412 :CS-3 10DXN111 Exp: DIOXINRES8290A  
 355.8546 S:2 F:2 SMO(1,3) BSUB(1000,15,-3.0) PKD(5,3,3,0,10%,1036,0,1,00%,F,T)  
 100%

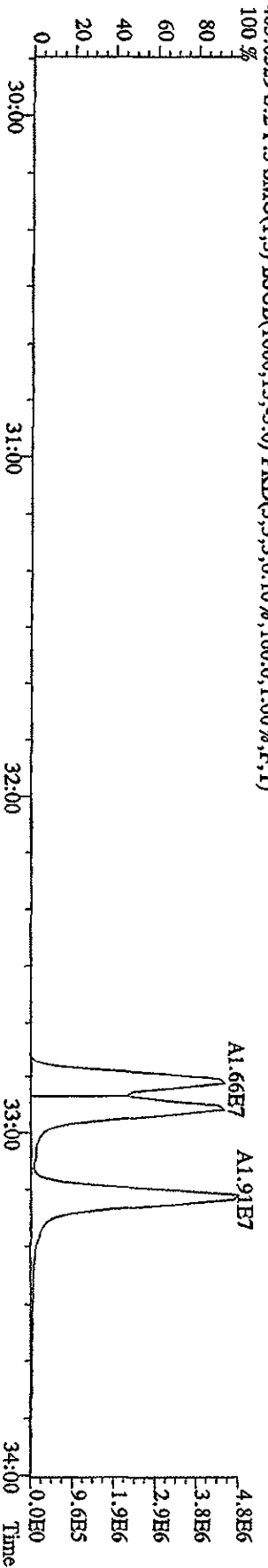
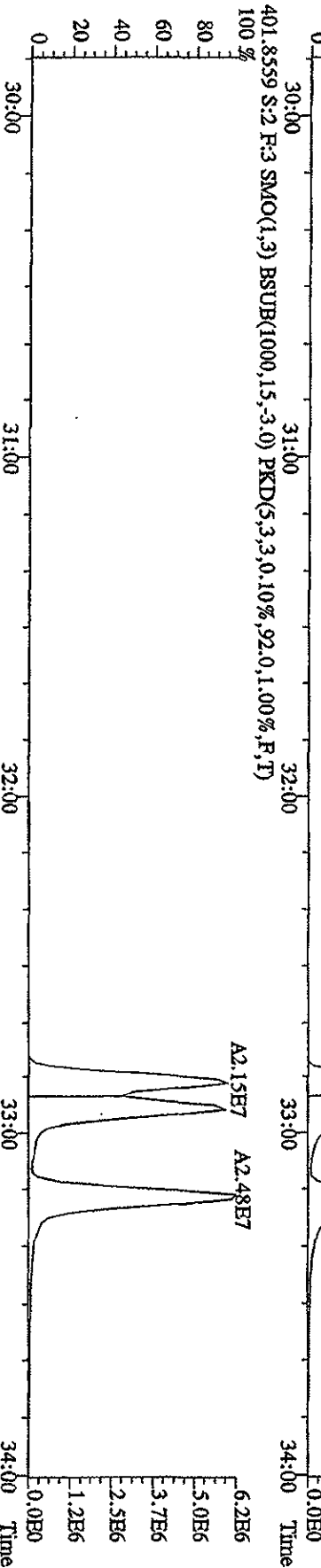









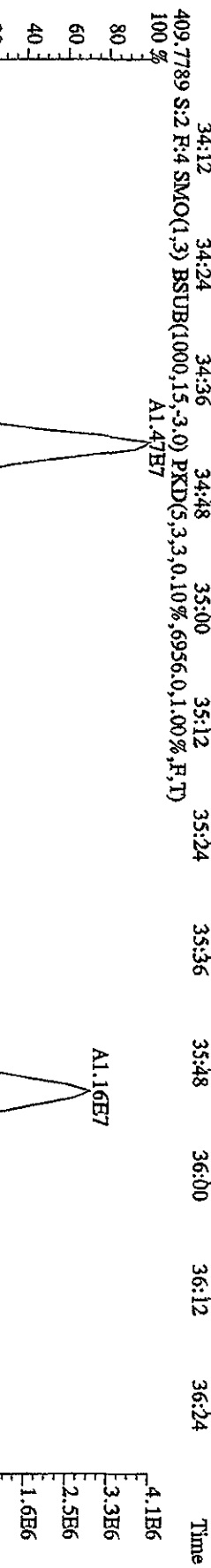

File:12AP104D5 #1-317 Acq:12-APR-2010 09:14:17 GC EI+ Voltage SIR Autospec-UltimaB  
 Sample#2 Text:ST0412 :CS-3 10DXN111 Bxp:DIOXINRES8290A  
 373.8208 S:2 F:3 SMO(1,3) BSUB(1000,15,-3.0) PKD(5,3,3,0.10%,720,0,1.00%,F,T)



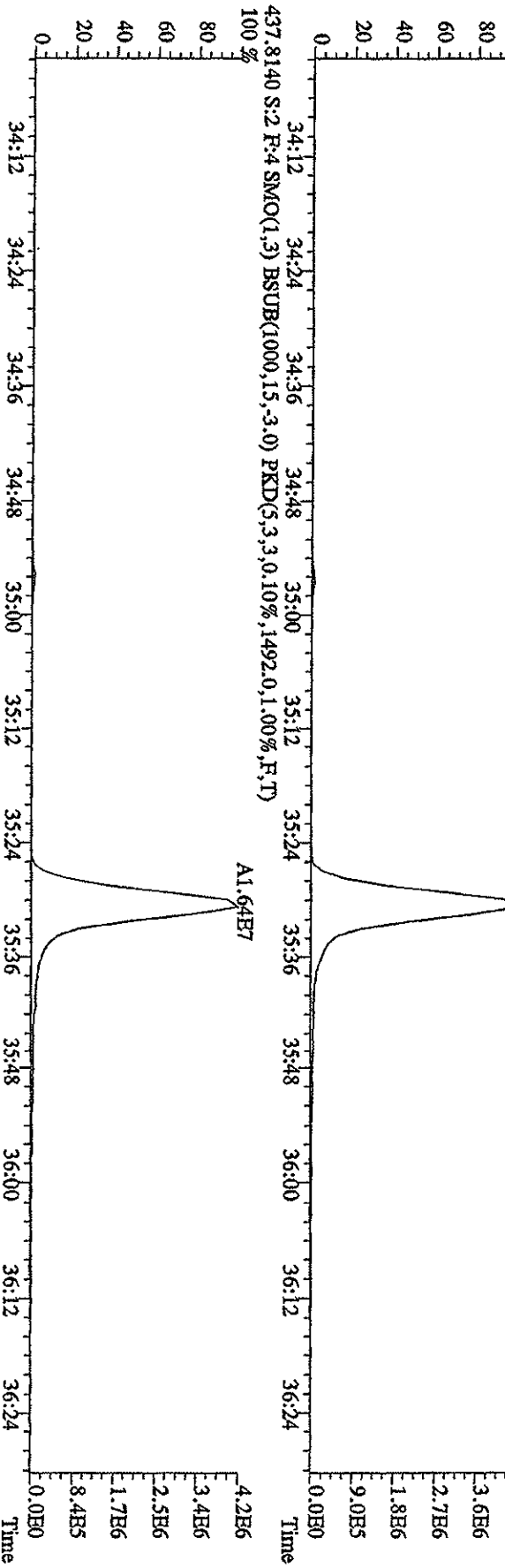
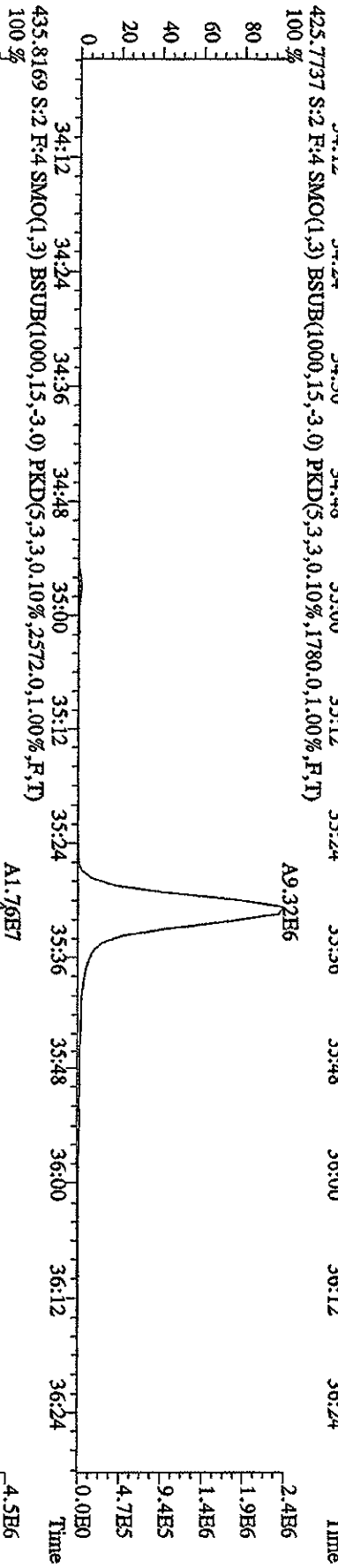
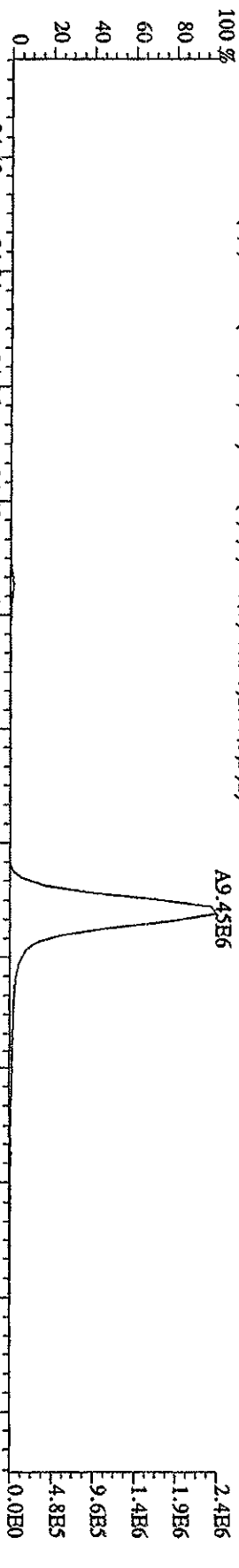
File:12AP104D5 #1-317 Acq:12-APR-2010 09:14:17 GC EI+ Voltage SIR Autospec-UtimaB  
 Sample#2 Text:ST0412 :CS-3 10DXN111 Exp:DIOXINRES8290A  
 389.8157 S:2 F:3 SMO(1,3) BSUB(1000,15,-3,0) PKD(5,3,3,0.10%,588.0,1.00%,F,T)  
 100 %



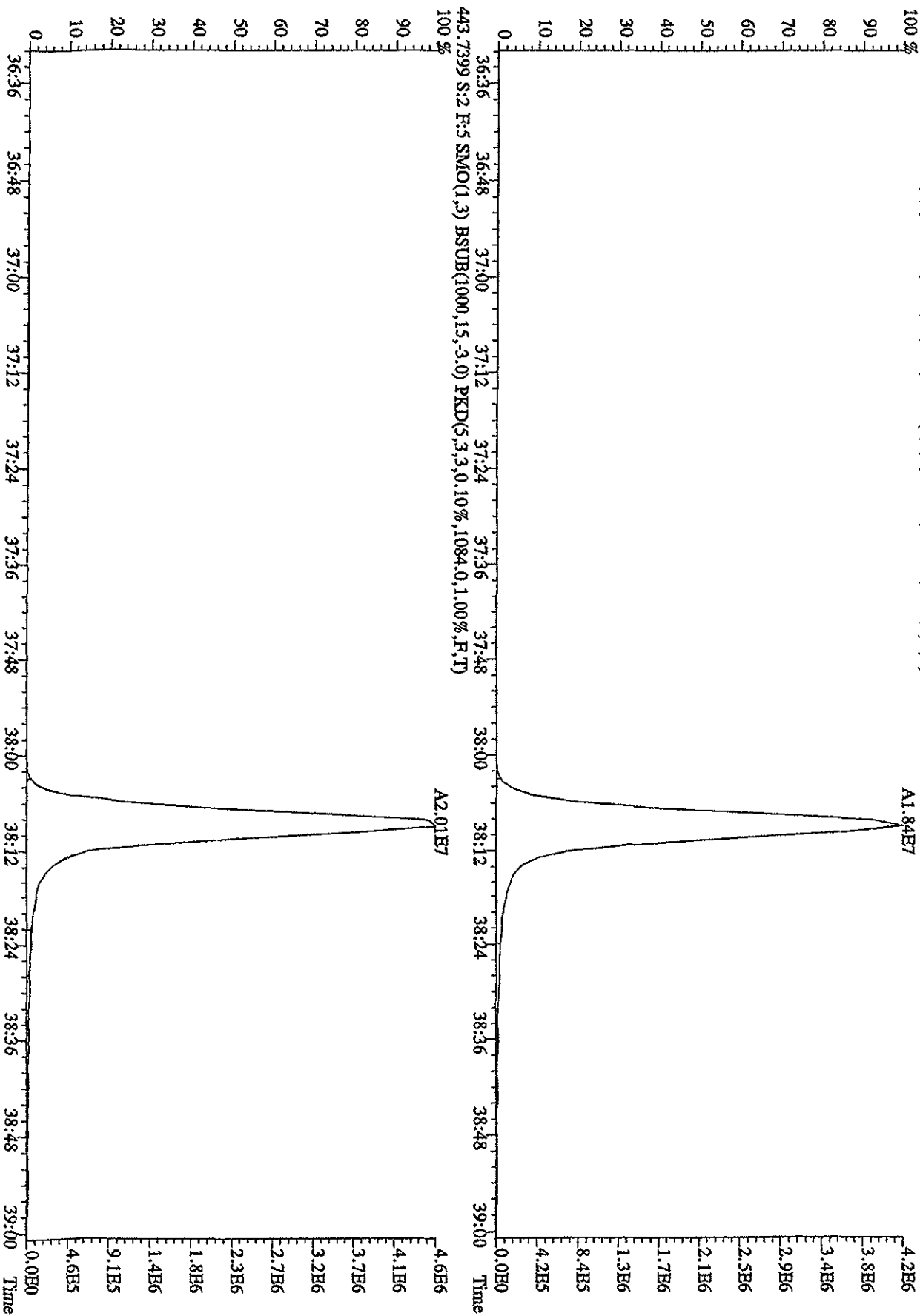
File:12AP104D5 #1-198 Acq:12-APR-2010 09:14:17 GC EI+ Voltage SIR Autospec-Ultimate  
 Sample#2 Text:ST0412 :CS-3 10DXN111 Exp:DIOXINRES8290A  
 407.7818 S:2 F:4 SMO(1,3) BSUB(1000,15,-3,0) PKD(5,3,3,0,10%,6488,0,1,00%,F,T)  
 100 % A1.43E7



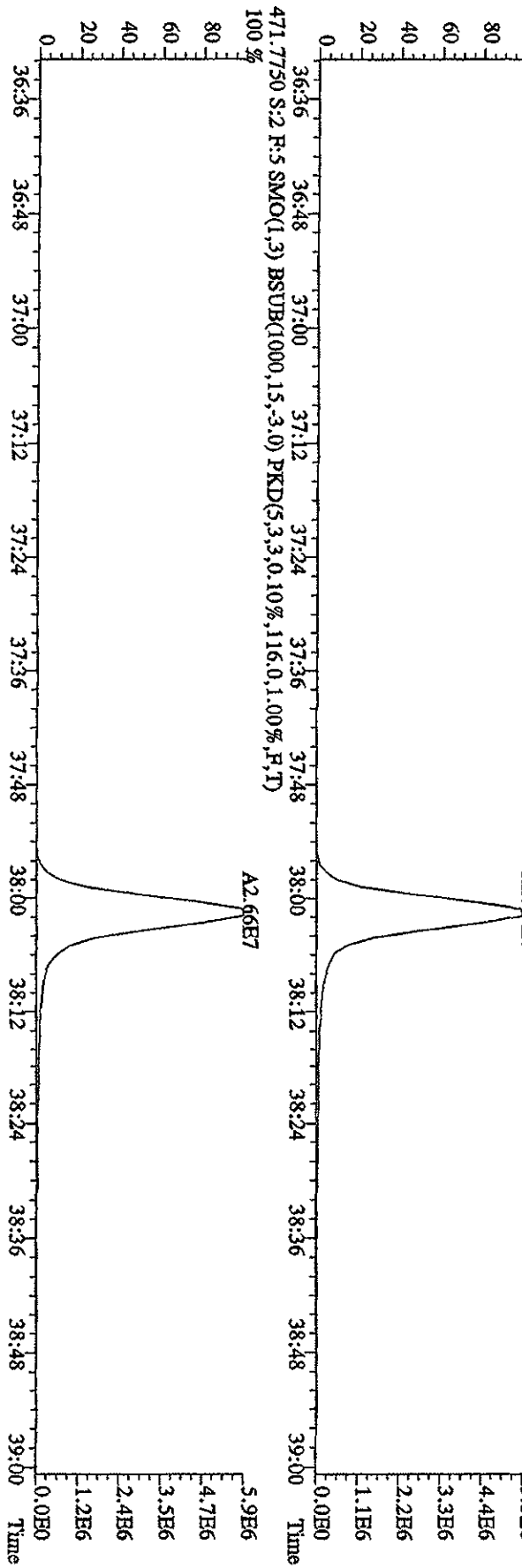
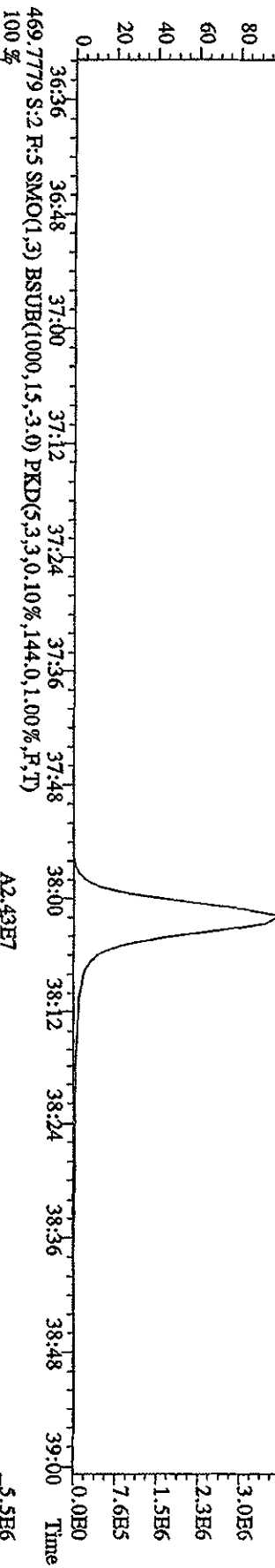
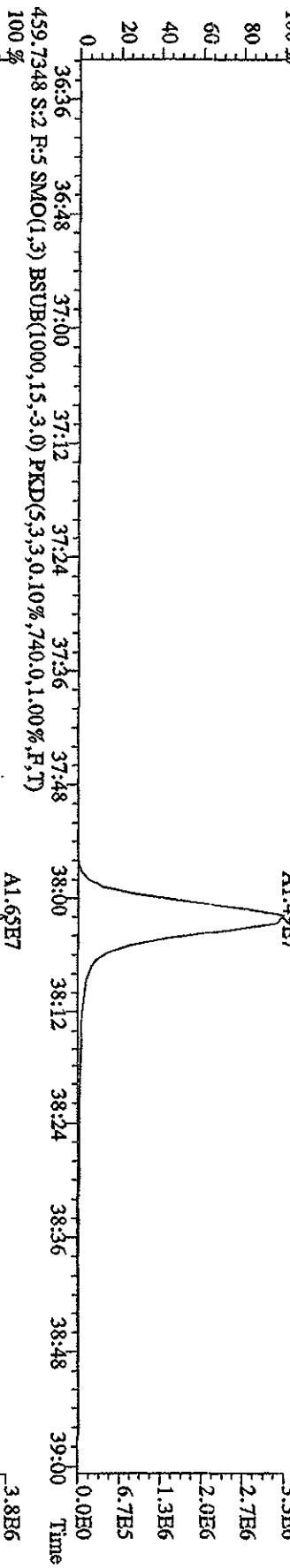
File:12AP104D5 #1-198 Acq:12-APR-2010 09:14:17 GC EI+ Voltage SIR Autospec-UltimaB  
 Sample#2 Text:ST0412 :CS-3 10DXN111 Exp:DIOXINRES8290A  
 423.7737 S:2 F:4 SMO(1,3) BSUB(1000,15,-3,0) PKD(5,3,3,0.10%,1.872,0,1.00%,F,T) 100%



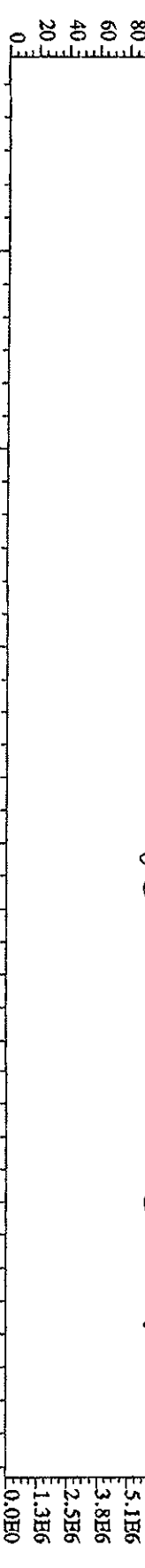
File:12AP104D5 #1-191 Acq:12-APR-2010 09:14:17 GC EI+ Voltage 51V Autospec-UltimaB  
 Sample#2 Text:ST0412 :CS-3 10DXN111 Exp:DIOXINRES8290A  
 441.7428 S:2 F:5 SMO(1.3) BSUB(1000,15,-3.0) PKD(5,3,3,0,10%,1340,0,1,00%,F,T) 100 %



File:12AP104D5 #1-191 Acq:12-APR-2010 09:14:17 GC EI+ Voltage SIR Autospec-UltimaE  
 Sample#2 Text:ST0412 :CS-3 10DXN111 Exp:DIOXINRES8290A  
 457.7377 S:2 F:5 SMO(1,3) BSUB(1000,15,-3.0) PKD(5,3,3,0,10%,568.0,1.00%,F,T)




File:12AP104D5 #1-435 Acq:12-APR-2010 09:14:17 GC FI+ Voltage SIR Autospec-UltraE  
 Sample#2 Text:ST0412 :CS-3 10DXN111 Exp:DIOXINRES8290A  
 354.9792 S:2 SMO(1,3) PKD(5,3,3,100.00%,0.0,1.00%,F,T)  
 100% 15:14 15:41 16:29 17:15 17:50 18:21 18:56 19:23 19:48 20:41 21:08 21:43



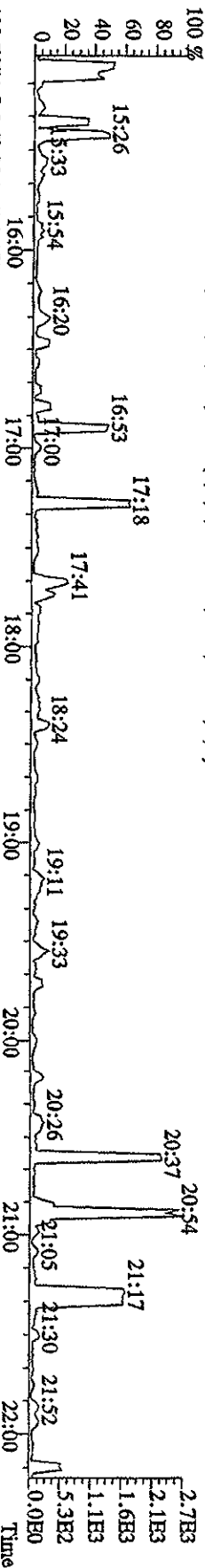
303.9016 S:2 SMO(1,3) BSUB(1000,15,-3,0) PKD(5,3,3,0.10%,1.208,0,1.00%,F,T)



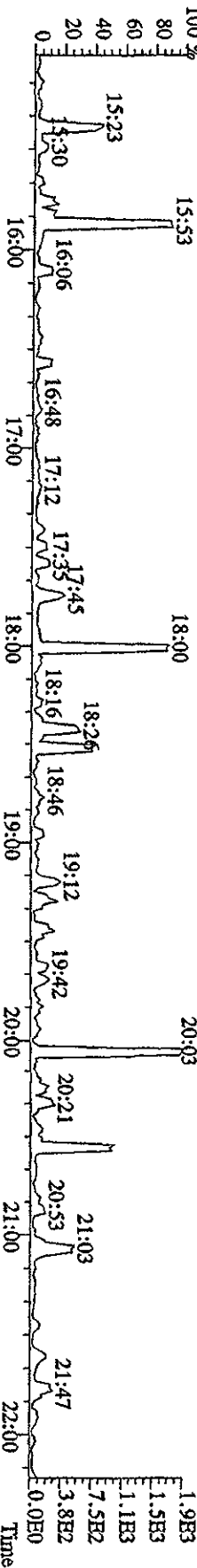
305.8987 S:2 SMO(1,3) BSUB(1000,15,-3,0) PKD(5,3,3,0.10%,1.740,0,1.00%,F,T)



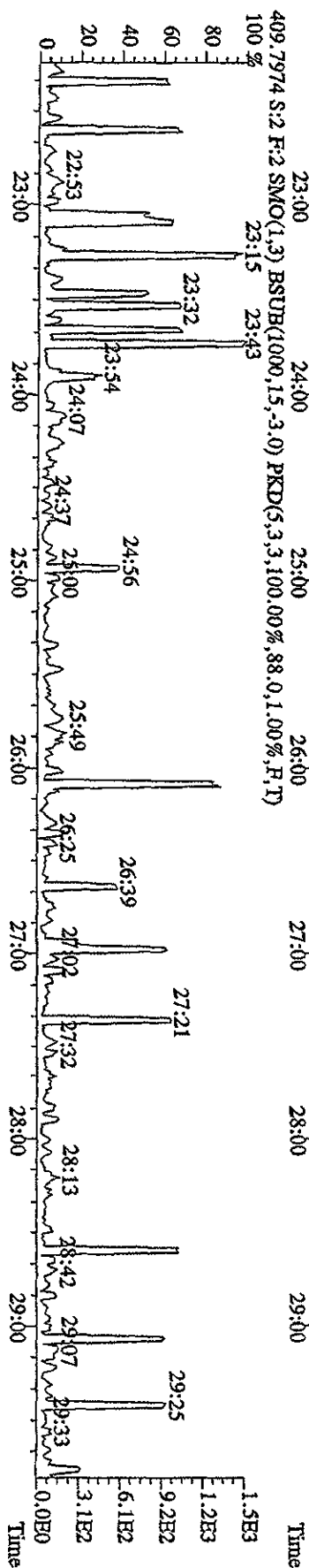
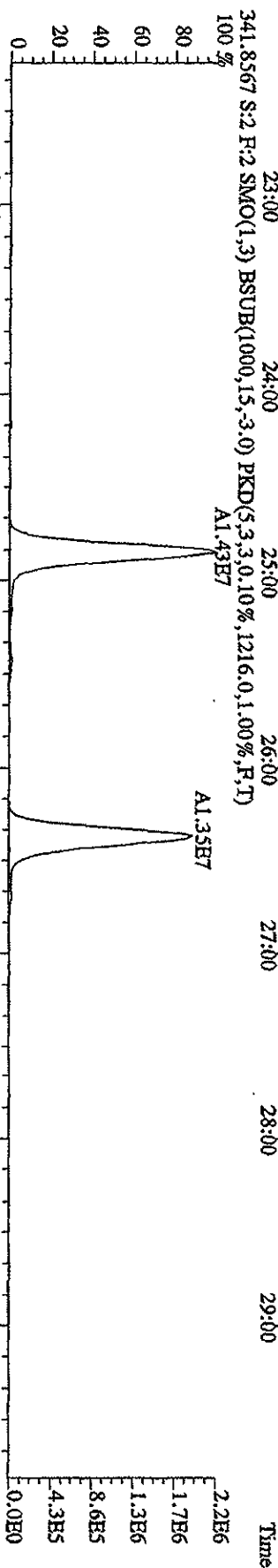
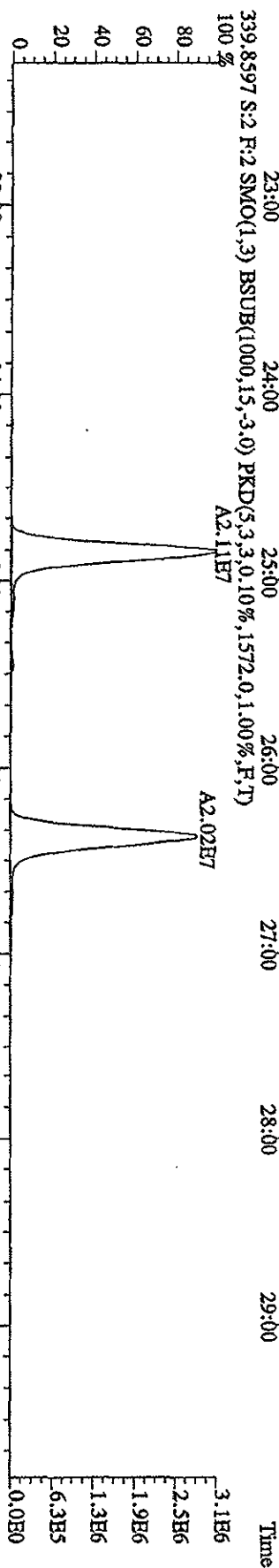
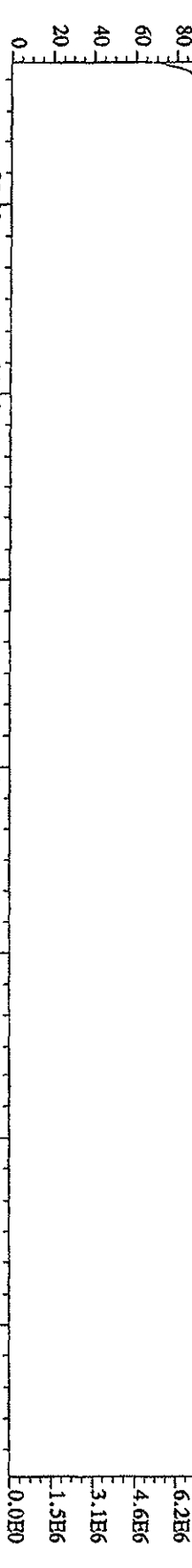
375.8364 S:2 SMO(1,3) BSUB(1000,15,-3,0) PKD(5,3,3,100.00%,96.0,1.00%,F,T)



409.7974 S:2 SMO(1,3) BSUB(1000,15,-3,0) PKD(5,3,3,100.00%,76.0,1.00%,F,T)

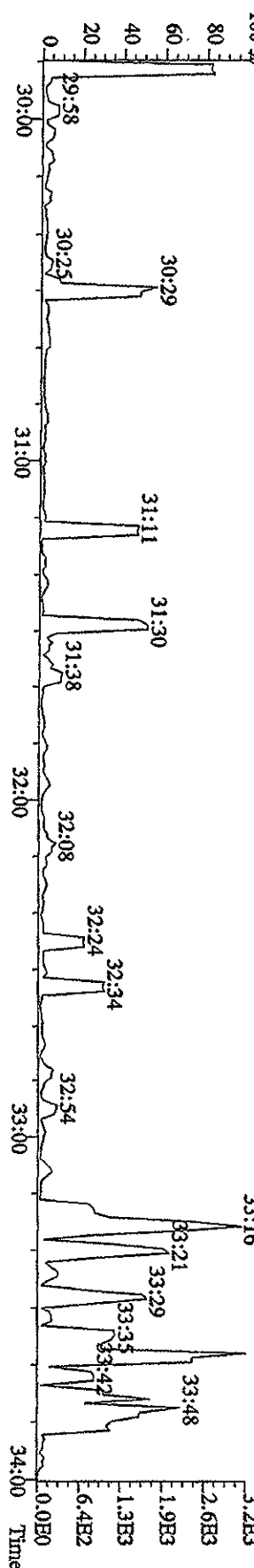
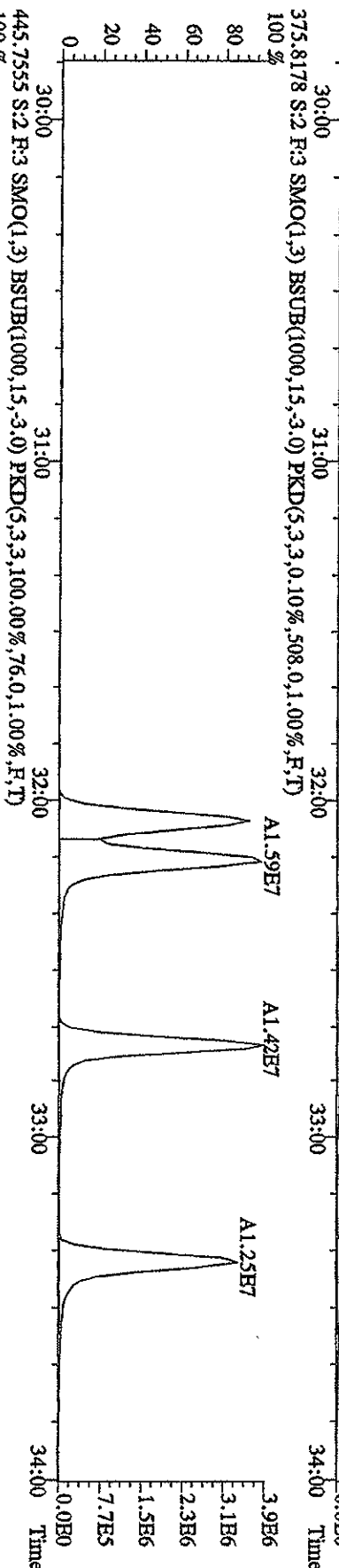
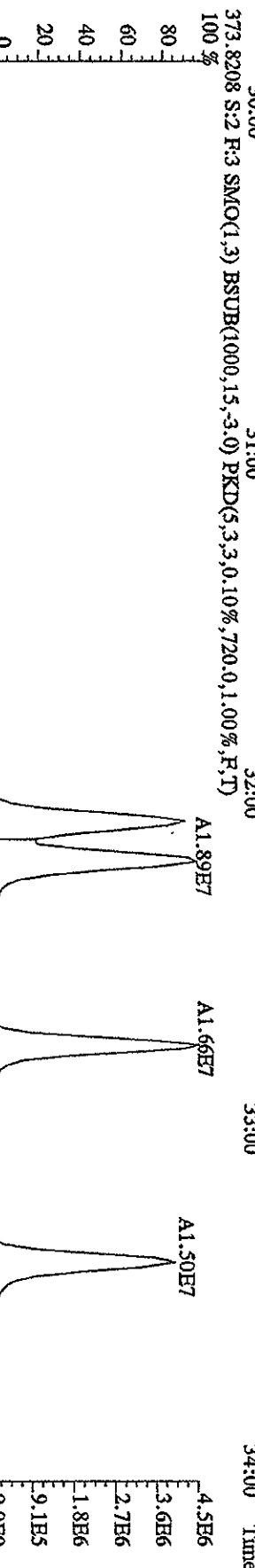
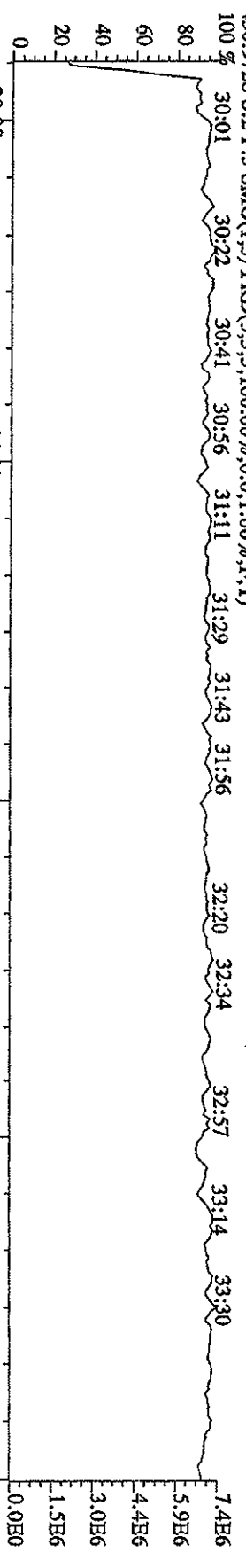


File:12AAP104D5 #1-604 Acq:12-APR-2010 09:14:17 GC HI + Voltage SIR Autospec-UltraH  
 Sample#2 Text:STD412 :CS-3 10DXN111 Exp:DIOXINRES8290A  
 354.9792 S:2 F:2 SMO(1,3) PKD(5,3,3,100.00%,0.0,1.00%,F,T)  
 100% 22:33 23:01 23:34 24:01 24:43 25:14 25:41 26:17 26:58 27:24 27:55 28:31 28:56 29:21

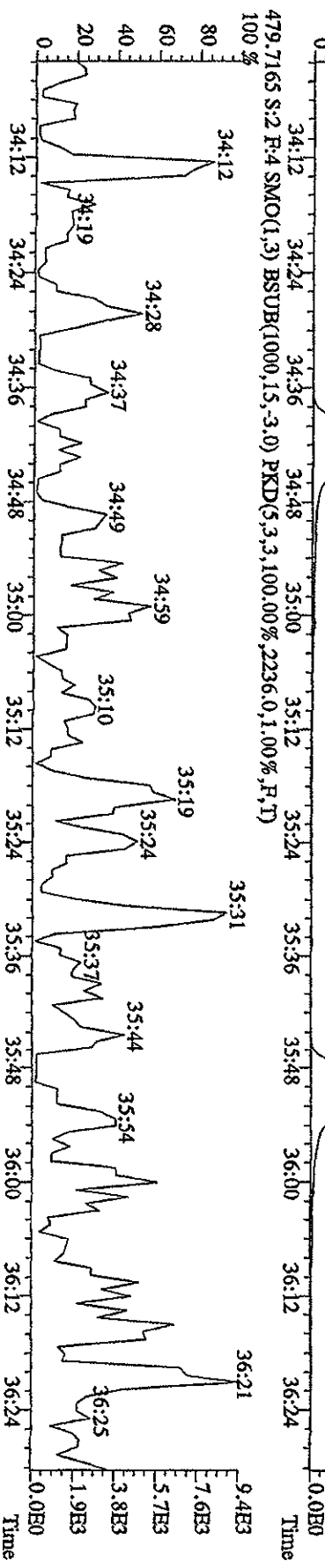


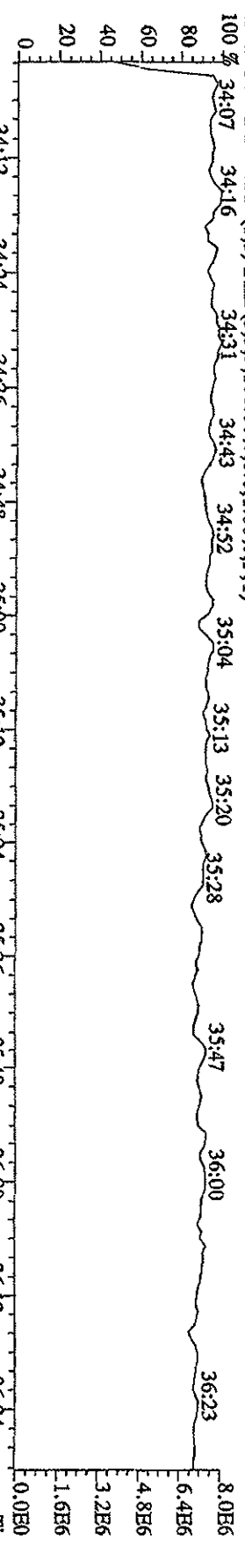




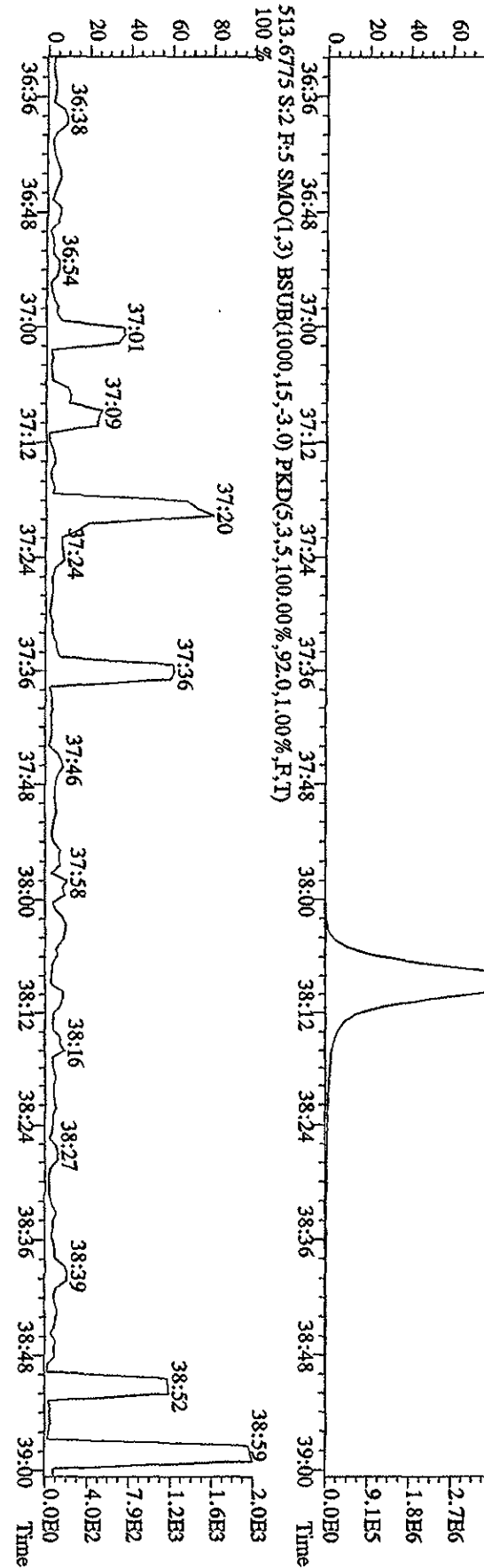
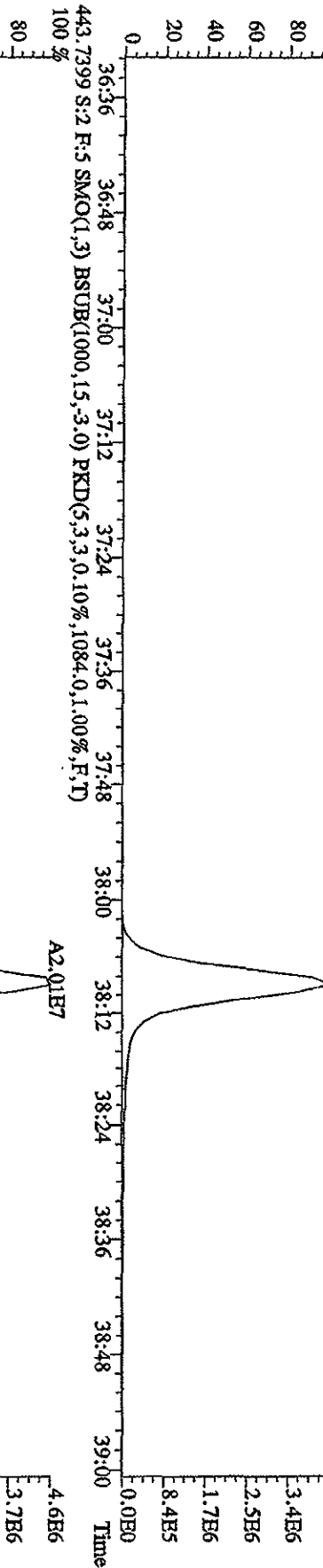
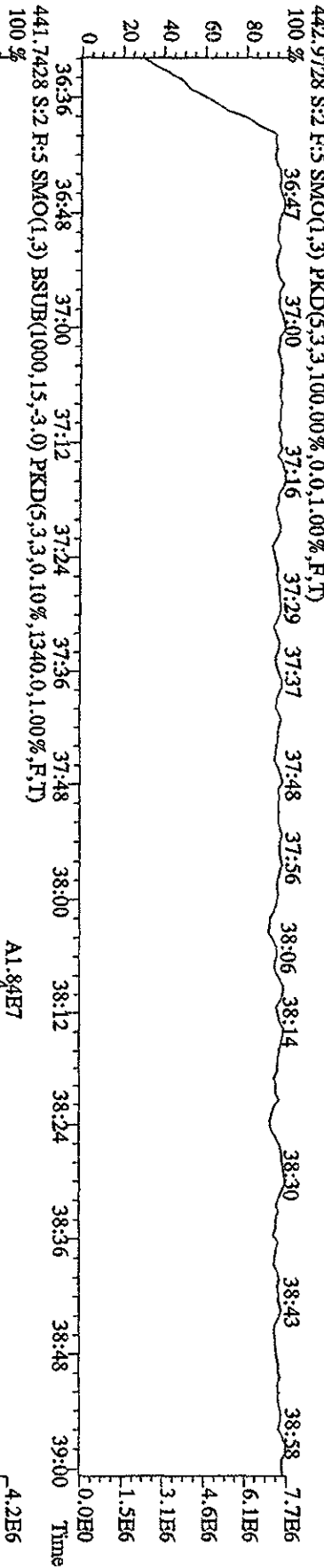
File:12AP104D5 #1-317 Acq:12-APR-2010 09:14:17 GC EI+ Voltage SIR Autospec-Ultimate  
 Sample#2 Text:ST0412 :CS-3 10DXN111 Exp:DIOXINRES8290A



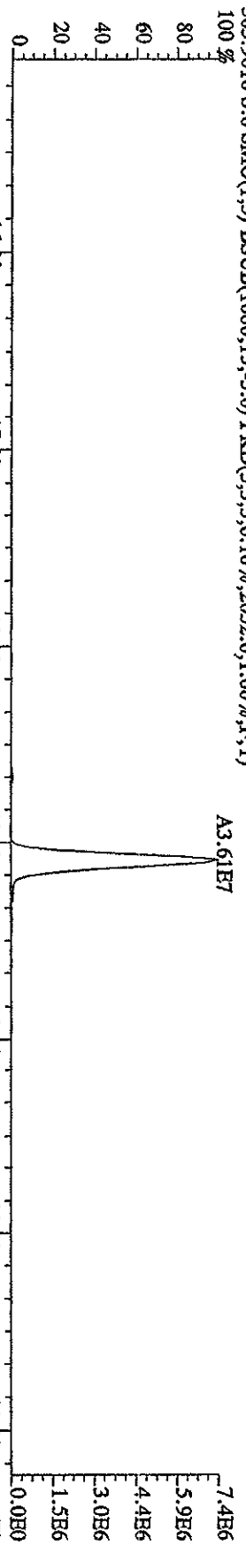
File: 12AP104D5 #1-198 Acq: 12-APR-2010 09:14:17 GC EI+ Voltage: SIR Autospec-UltimaE  
 Sample#2 Text: ST0412 :CS-3 10DXN111 Exp: DIOXINRES8290A



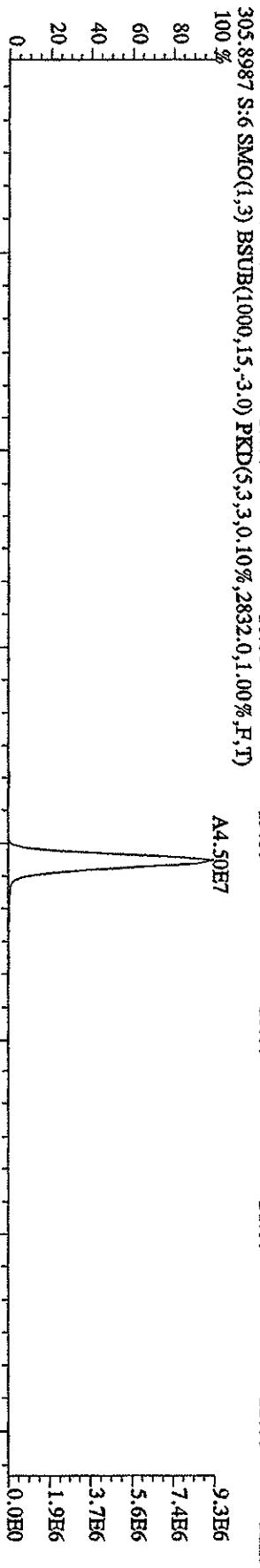
File:12AP104D5 #1-191 Acq:12-APR-2010 09:14:17 GC EI+ Voltage SIR Autospec-UltimaE  
 Sample#2 Tex:ST0412 :CS-3 10DXN111 Exp:DIOXINRES8290A



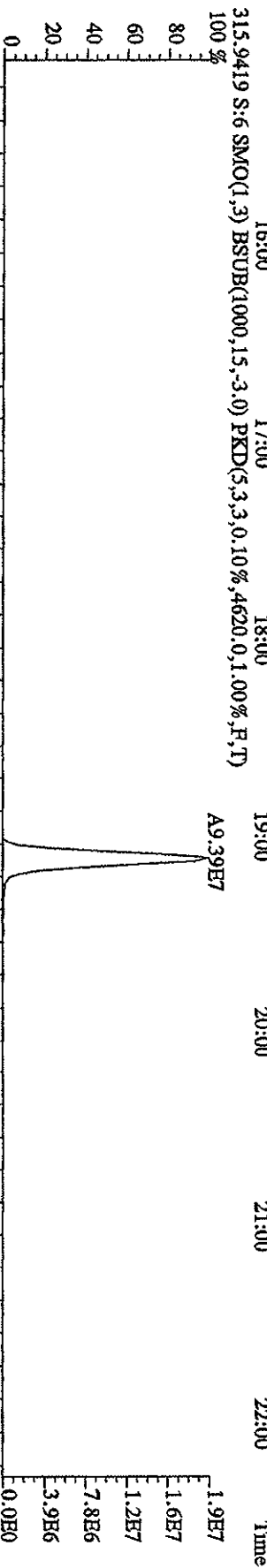
File: 12AP104D5 #1-435 Acq: 12-APR-2010 12:16:51 GC EI+ Voltage 51R Autospec-UltimaB  
 Sample#6 Text: ST0412D :CS-4 09DYN426 Exp: DIOXINRES8290A  
 303.9016 S:6 SMO(1,3) BSUB(1000,15,-3.0) PKD(5,3,3,0,10%,2052.0,1.00%,F,T)



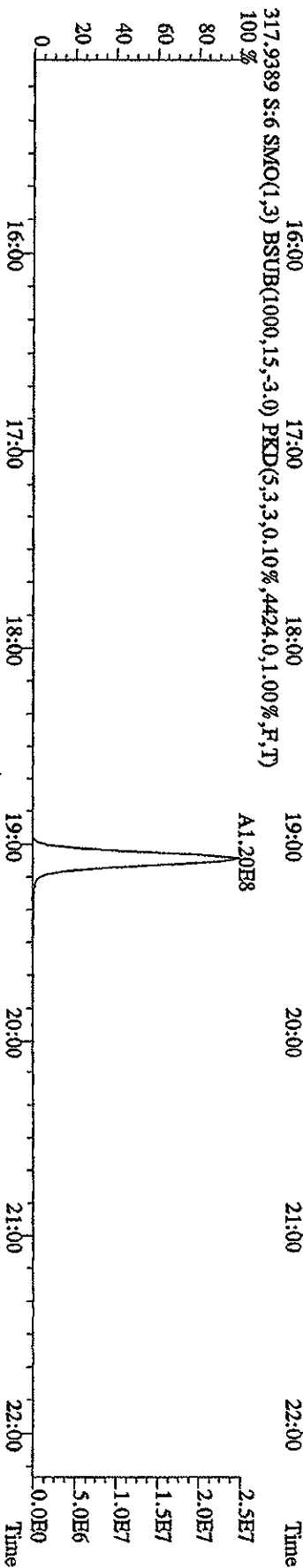
305.8987 S:6 SMO(1,3) BSUB(1000,15,-3.0) PKD(5,3,3,0,10%,2832.0,1.00%,F,T)



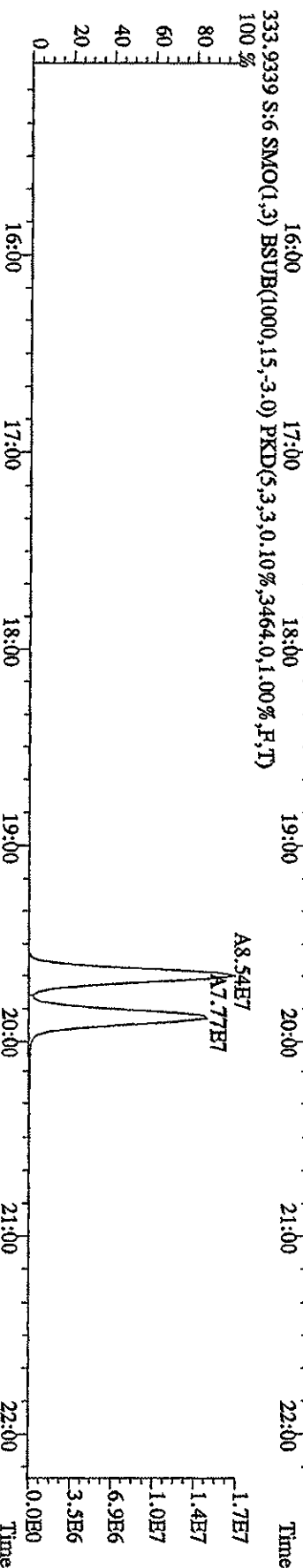

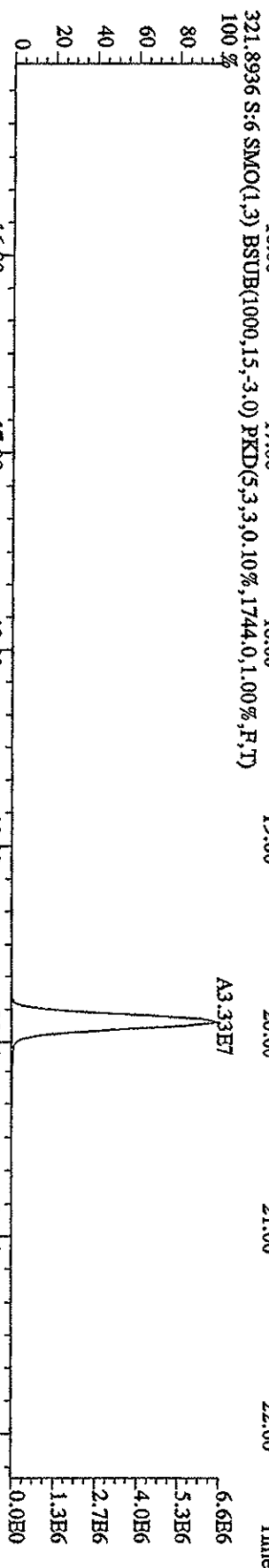
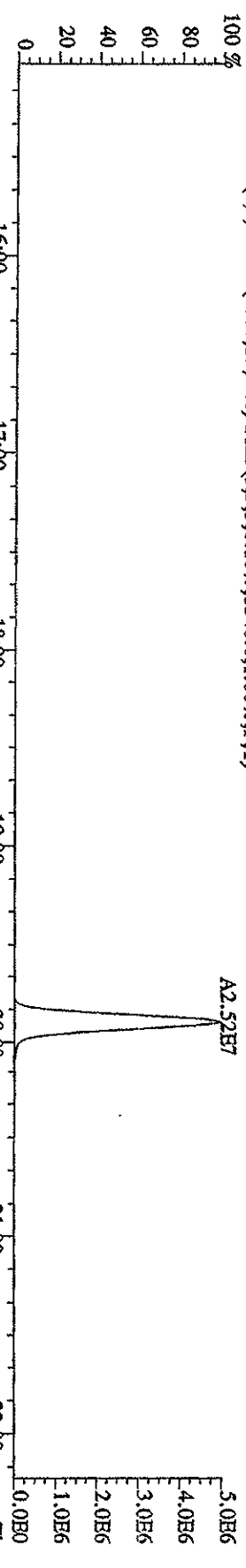
315.9419 S:6 SMO(1,3) BSUB(1000,15,-3.0) PKD(5,3,3,0,10%,4620.0,1.00%,F,T)





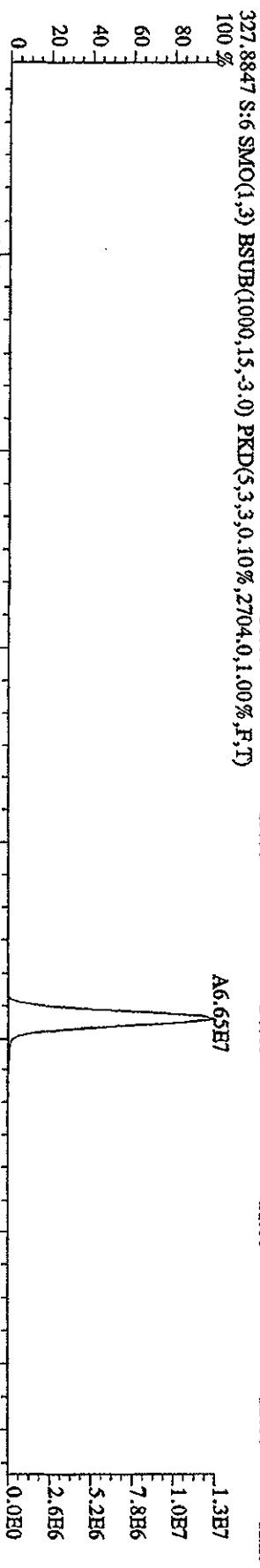
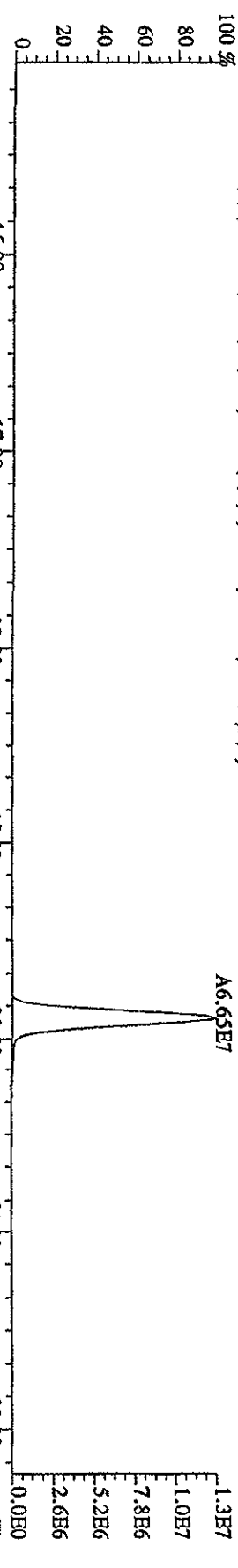
317.9389 S:6 SMO(1,3) BSUB(1000,15,-3.0) PKD(5,3,3,0,10%,4424.0,1.00%,F,T)



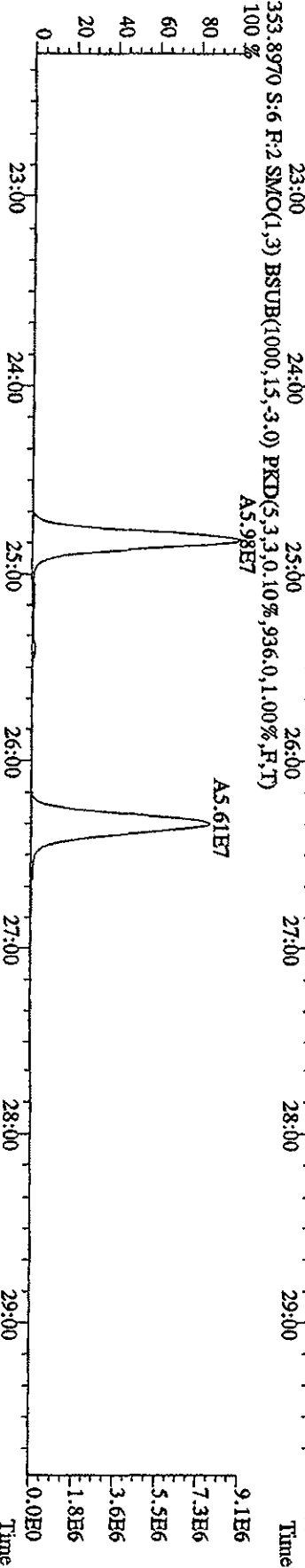
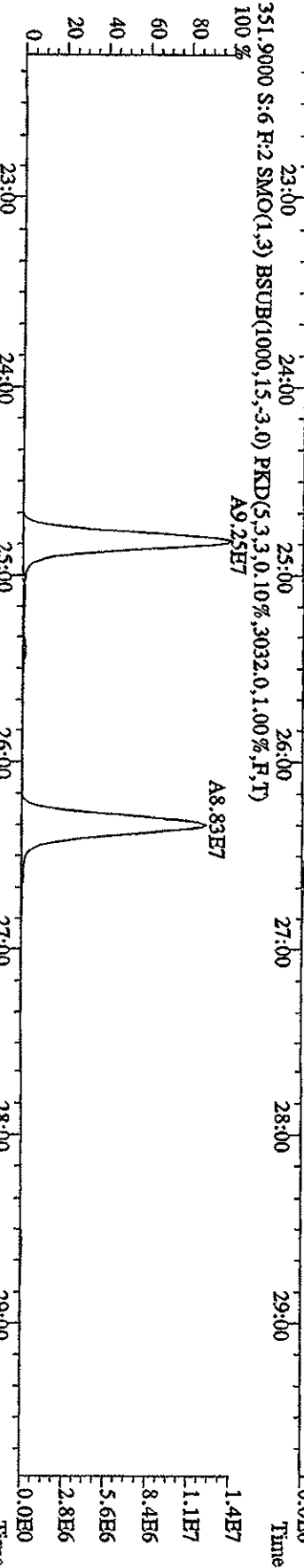
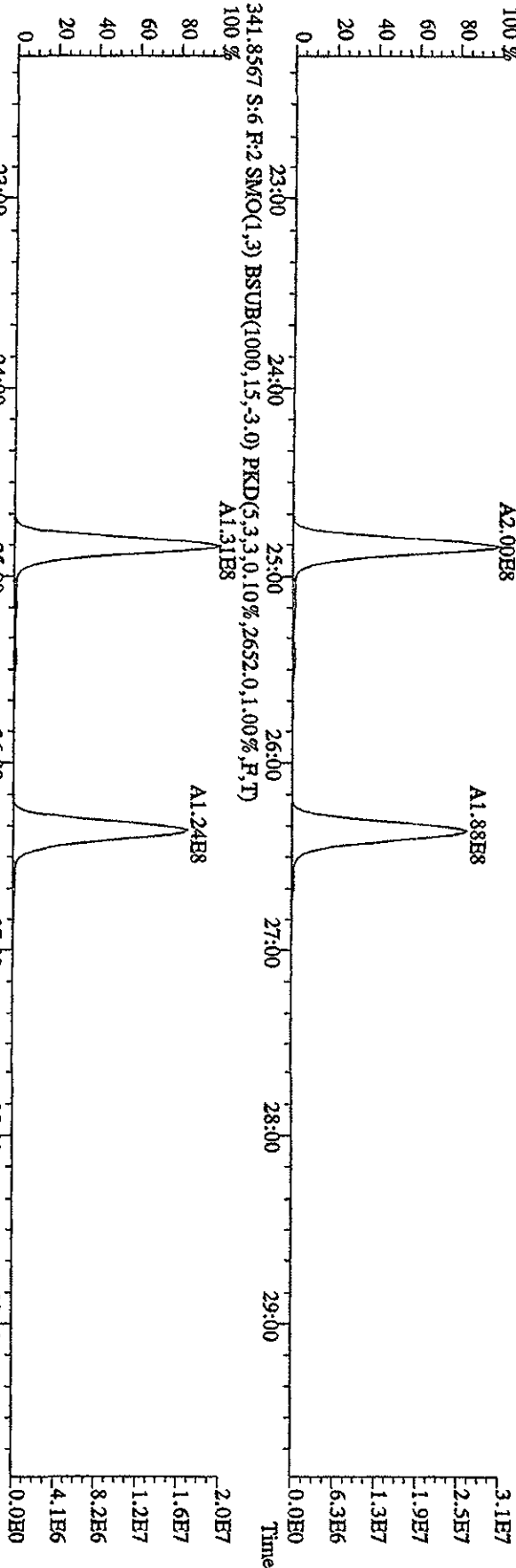
File:12AP104D5 #1-435 Acq:12-APR-2010 12:16:51 GC EI+ Voltage SIR Autospcc-Ultimah  
 Sample#6 Text:ST0412D :CS-4 09DXN426 Exp:DIOXINRES8290A  
 319.8965 S:6 SMO(1.3) BSUB(1000,15,-3.0) PKD(5,3,3,0.10%,1540.0,1.00%,F,T) 100%



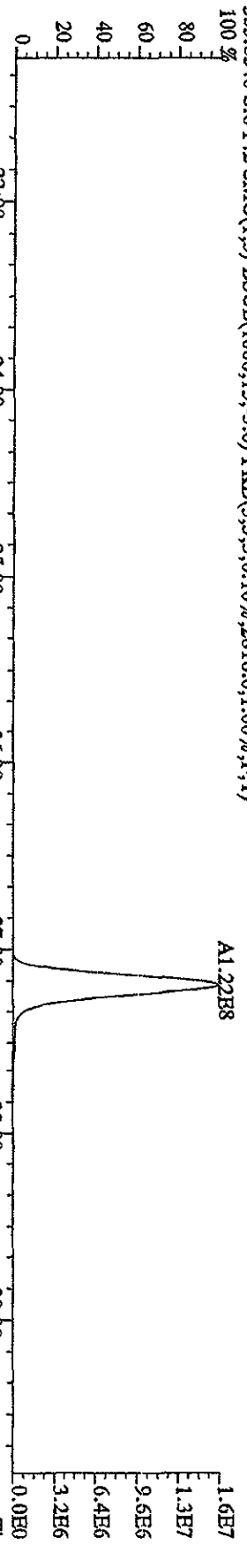
File: 12AP104D5 #1-435 Acq: 12-APR-2010 12:16:51 GC EI+ Voltage SIR Autospec-UltimaB  
 Sample #6 Text: ST0412D :CS-4 09DXN426 Exp: DIOXINRES8290A  
 327.8847 S:6 SMO(1,3) BSUB(1000,15,-3,0) PKD(5,3,3,0,10%,2704.0,1.00%,F,T)  
 100%




File: 12AP104D5 #1-604 Acq: 12-APR-2010 12:16:51 GC EI+ Voltage SIR Autospec-UltimaB  
 Sample#6 Text: ST0412D :CS-4 09DXN426 Exp: DIOXINRES8290A  
 339.8597 S:6 F:2 SMO(1,3) BSUB(1000,15,-3.0) PKD(5,3,3,0,10%,2416,0,1,00%,F,T) A2.00E8  
 100%




File:12AP104D5 #1-604 Acq:12-APR-2010 12:16:51 GC HI+ Voltage SIR Autospec-UltraE  
Sample#6 Text:ST0412D :CS-4 09DXN426 Exp:DIOXINRES8290A  
355.8546 S:6 F:2 SMO(1,3) BSUB(1000,15,-3.0) PKD(5,3,3,0.10%,2816.0,1.00%,F,T)




357.8516 S:6 F:2 SMO(1,3) BSUB(1000,15,-3.0) PKD(5,3,3,0.10%,1636.0,1.00%,F,T)



367.8949 S:6 F:2 SMO(1,3) BSUB(1000,15,-3.0) PKD(5,3,3,0.10%,384.0,1.00%,F,T)



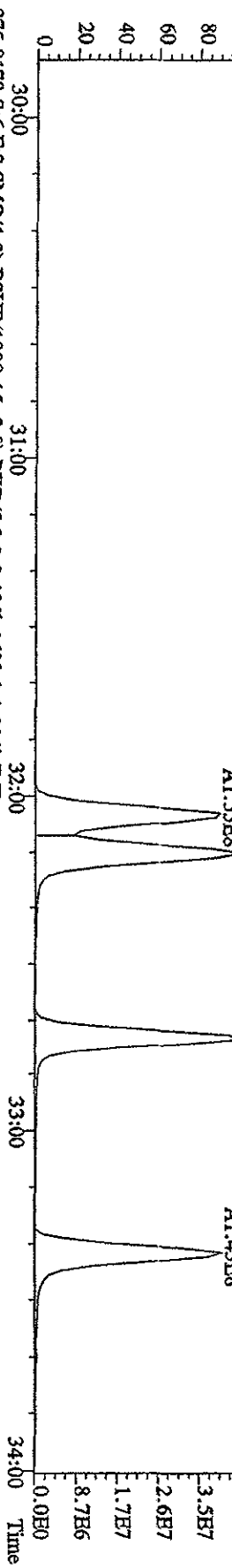
369.8919 S:6 F:2 SMO(1,3) BSUB(1000,15,-3.0) PKD(5,3,3,0.10%,464.0,1.00%,F,T)



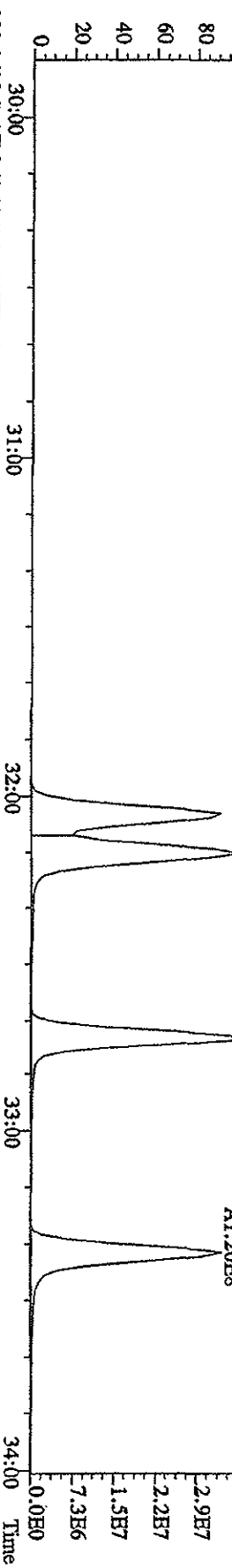


File:12AP104D5 #1-317 Acq:12-APR-2010 12:16:51 GC BI+ Voltage SIR Autospec-UltraHE  
 Sample#6 Text:ST0412D :CS-4 09DXN426 Exp:DIOXINRES8290A

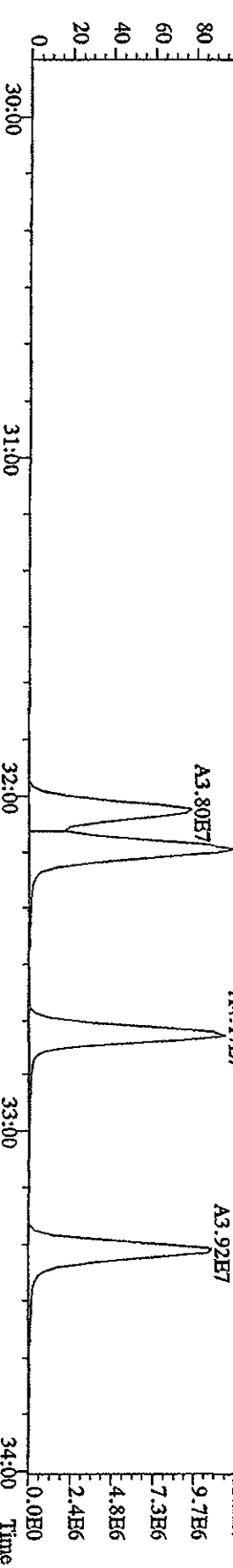
373.8208 S:6 F:3 SMO(1,3) BSUB(1000,15,-3.0) PKD(5,3,3,0,10%,2520,0,1.00%,F,T)



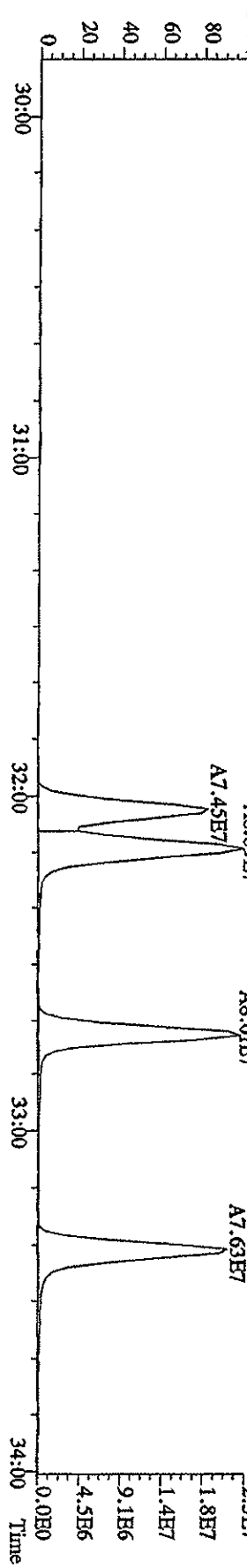
375.8178 S:6 F:3 SMO(1,3) BSUB(1000,15,-3.0) PKD(5,3,3,0,10%,1632,0,1.00%,F,T)



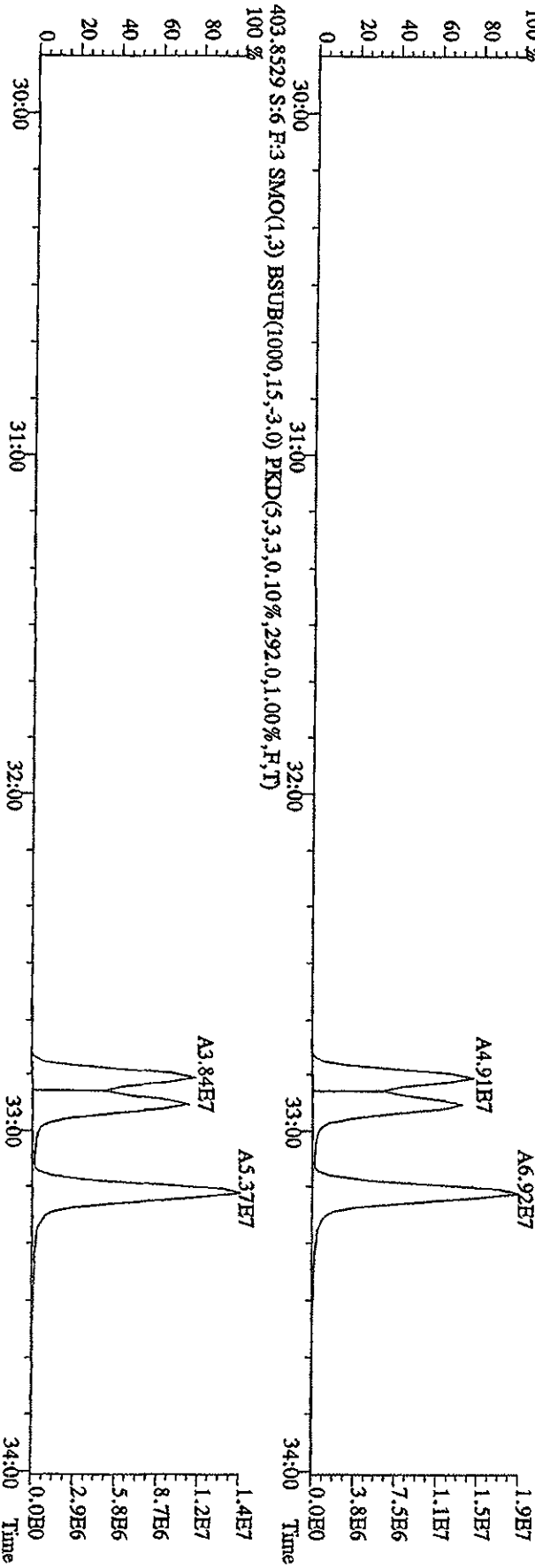
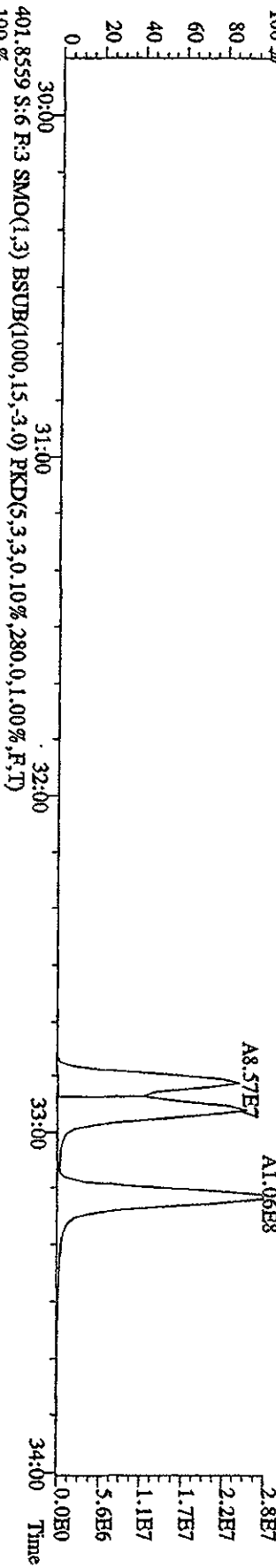
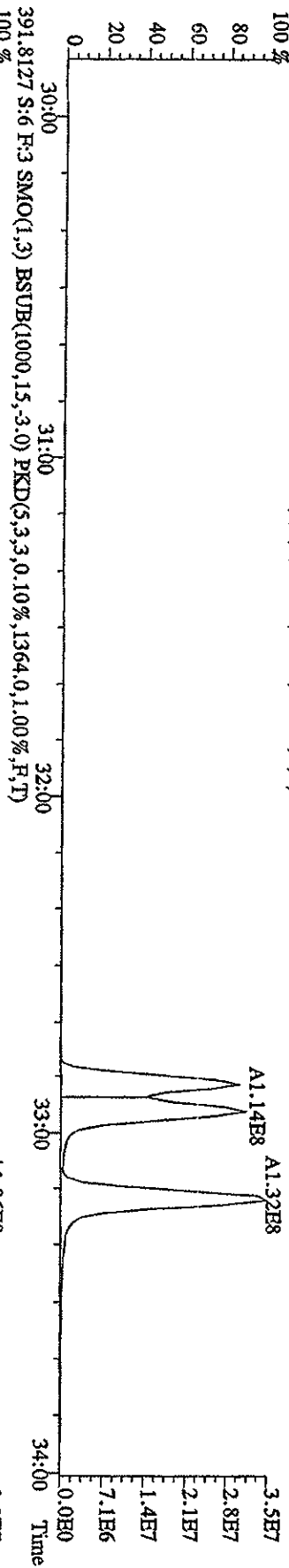
383.8639 S:6 F:3 SMO(1,3) BSUB(1000,15,-3.0) PKD(5,3,3,0,10%,280,0,1.00%,F,T)




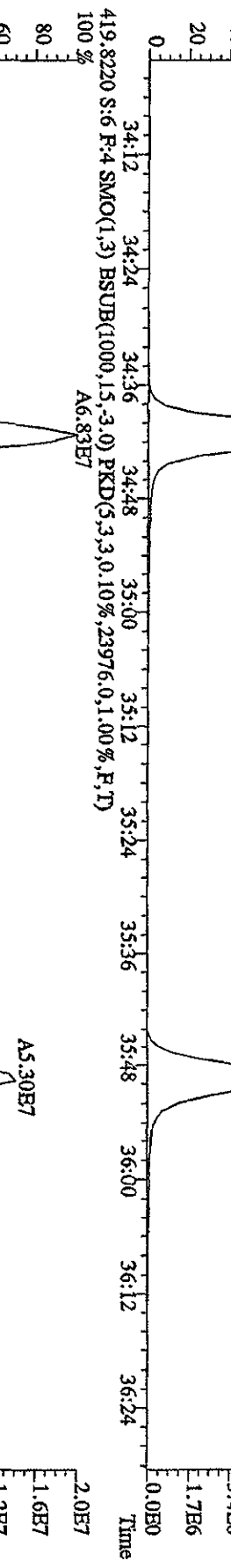



385.8610 S:6 F:3 SMO(1,3) BSUB(1000,15,-3.0) PKD(5,3,3,0,10%,248,0,1.00%,F,T)



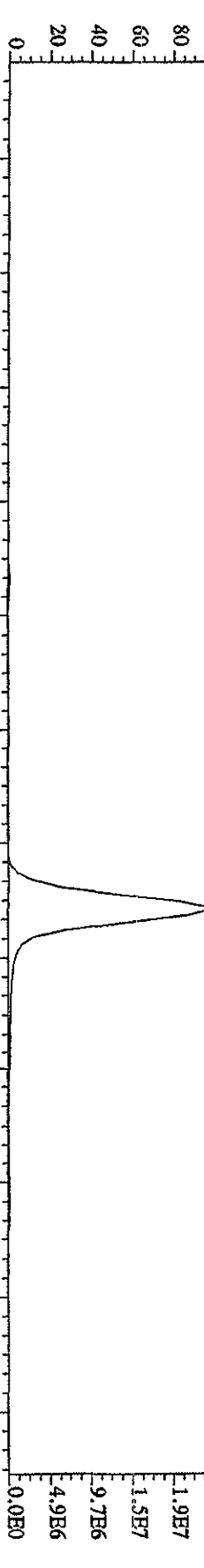
File:12AP104D5 #1-317 Acq:12-APR-2010 12:16:51 GC EI+ Voltage 51V Autospec-Ultimah  
 Sample#6 Text:ST0412D :CS-4 09DXN426 Exp:DIOXINRES8290A  
 389.8157 S:6 F:3 SMO(1,3) BSUB(1000,15,-3,0) PKD(5,3,0,10%,868,0,1,00%,F,T)



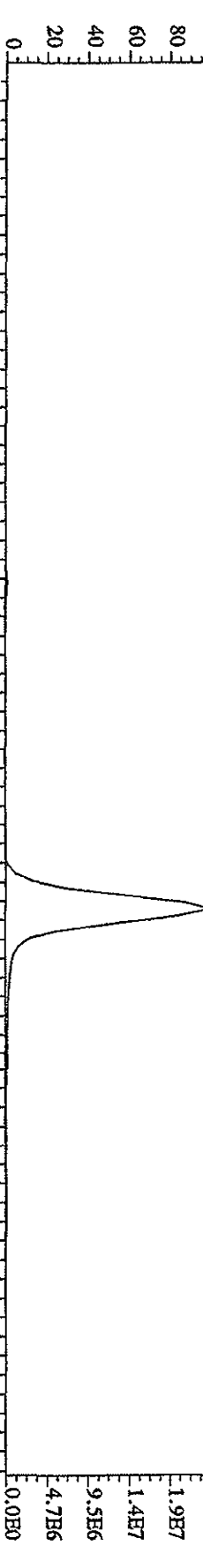
File:12AP104D5 #1-198 Acq:12-APR-2010 12:16:51 GC EI+ Voltage SIR Autospec-UltimaE  
 Sample#6 Text:ST0412D :CS-4 09DXN426 Exp:DIOXINRES8290A  
 407.7818 S:6 F:4 SMO(1,3) BSUB(1000,15,-3,0) PKD(5,3,3,0,10%,27648,0,1,00%,F,T)  
 100 % A1.29E8



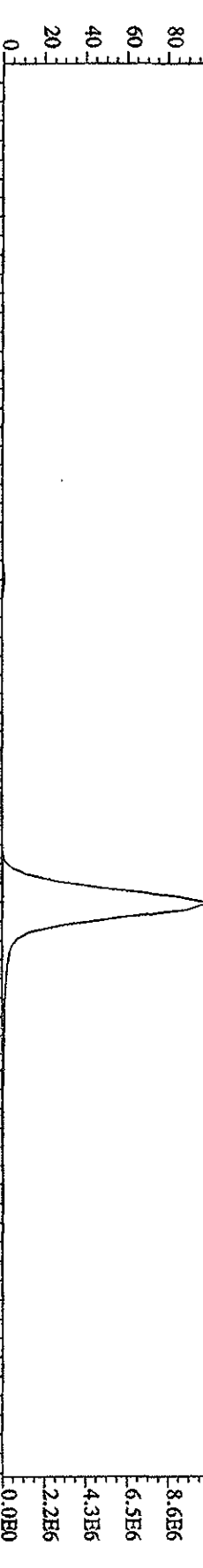
File:12AP104D5 #1-198 Acq:12-APR-2010 12:16:51 GC EI+ Voltage SIR Autospec-Ultimate  
 Sample#6 Text:ST0412D :CS-4 09DXN426 Exp:DIOXINRES8290A  
 423.7766 S:6 F:4 SMO(1.3) BSUB(1000,15,-3.0) PKD(5,3,3,0.10%,10928.0,1.00%,F,T)  
 100 %



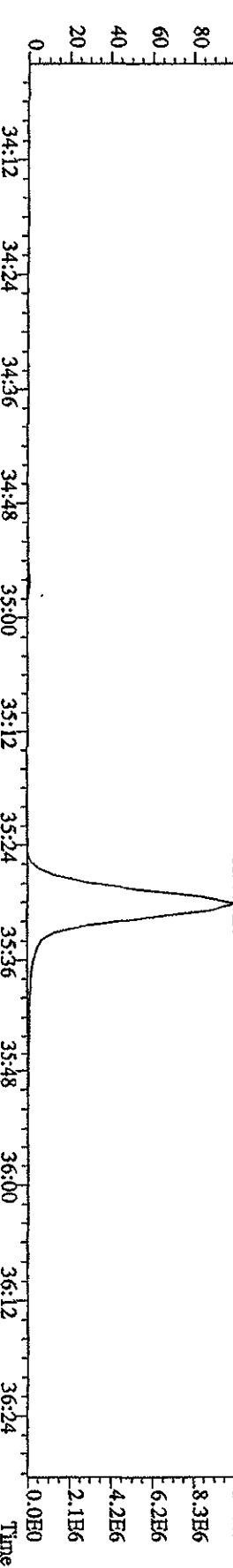
425.7737 S:6 F:4 SMO(1.3) BSUB(1000,15,-3.0) PKD(5,3,3,0.10%,1560.0,1.00%,F,T)  
 100 %



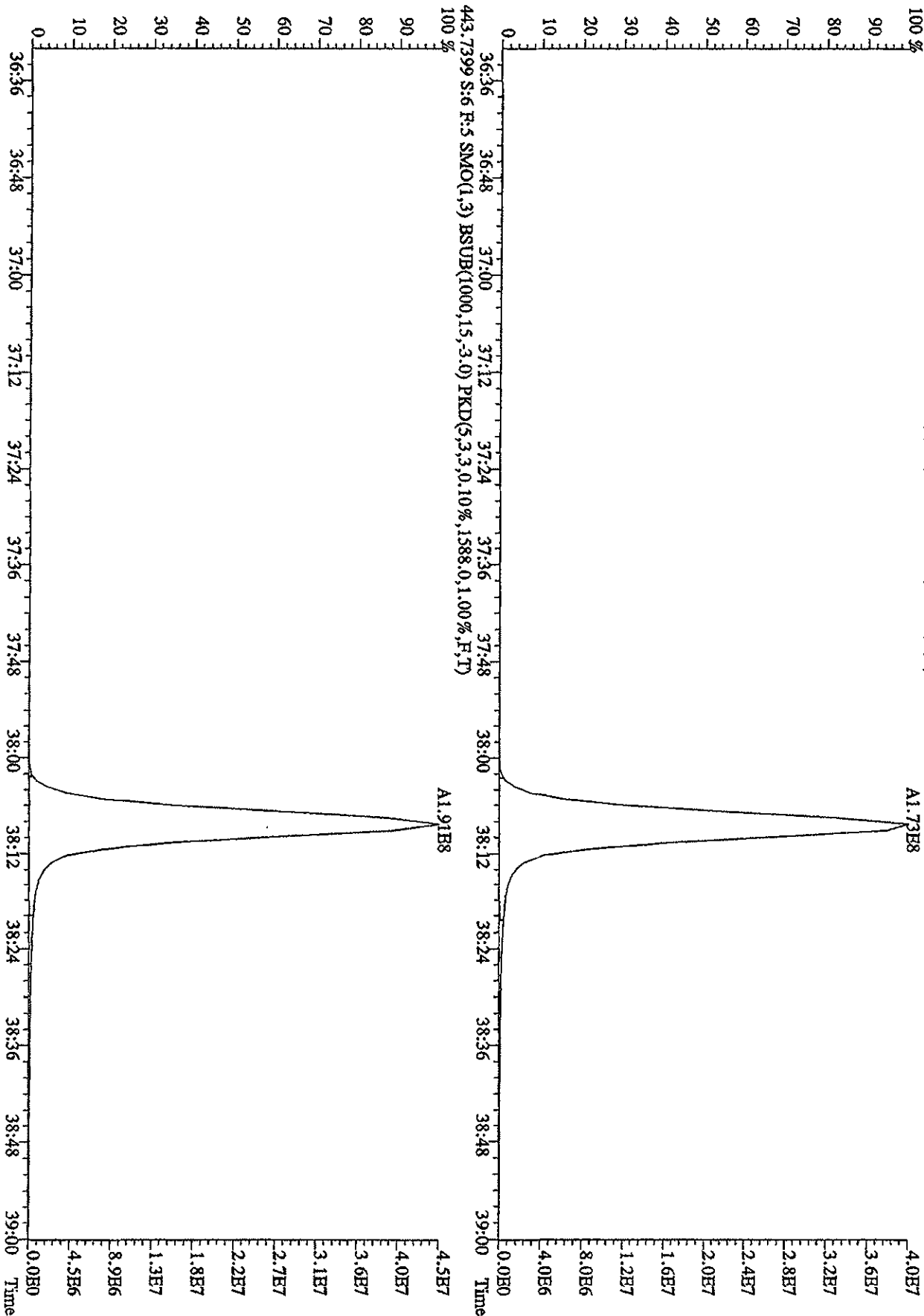
435.8169 S:6 F:4 SMO(1.3) BSUB(1000,15,-3.0) PKD(5,3,3,0.10%,2272.0,1.00%,F,T)  
 100 %



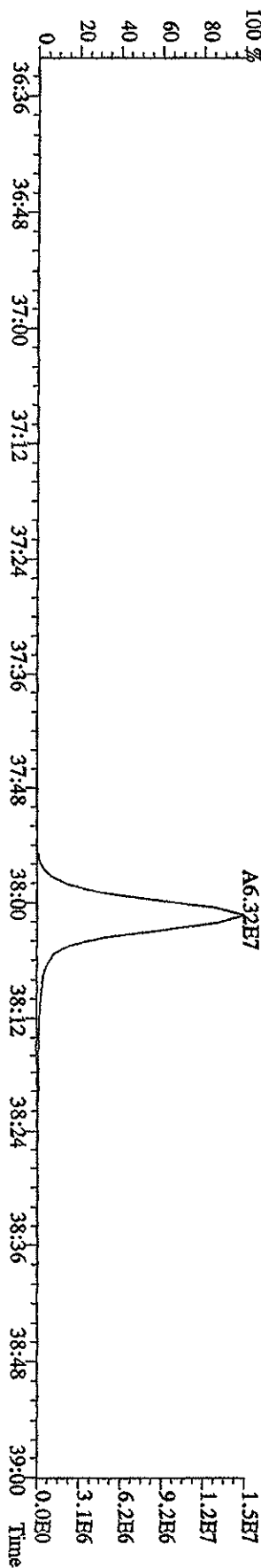
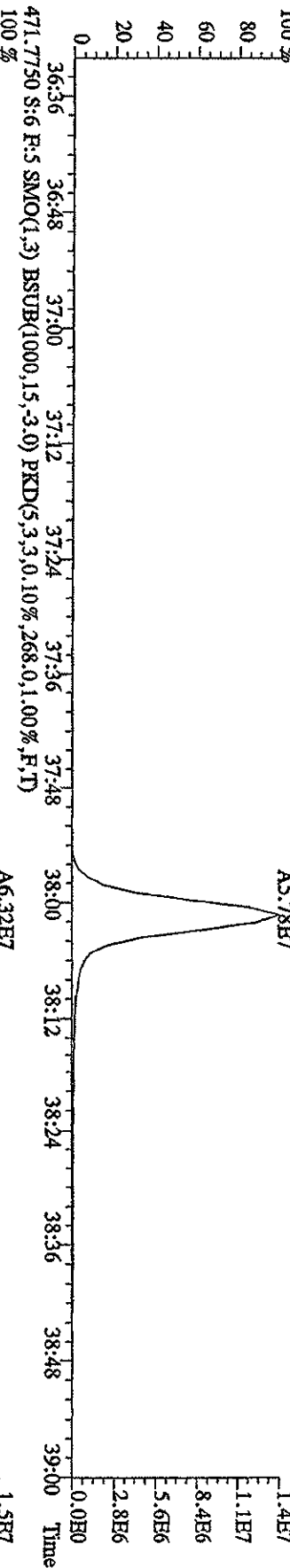
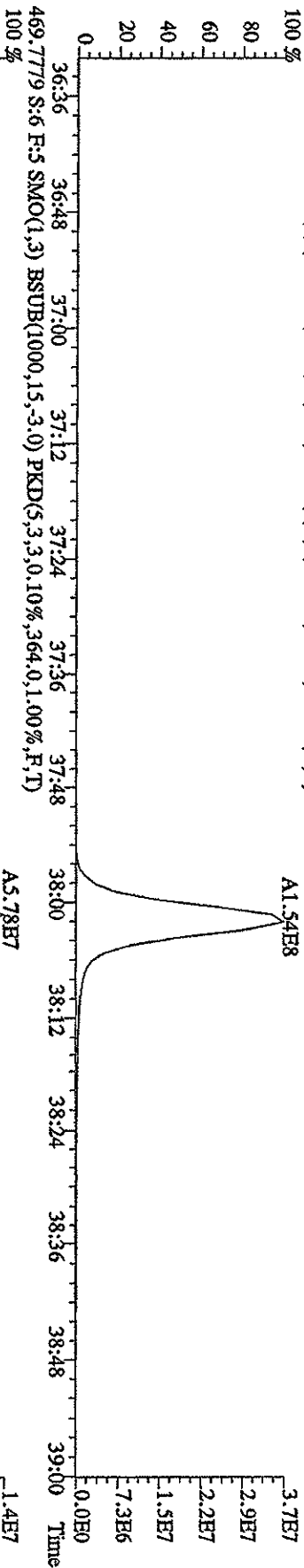
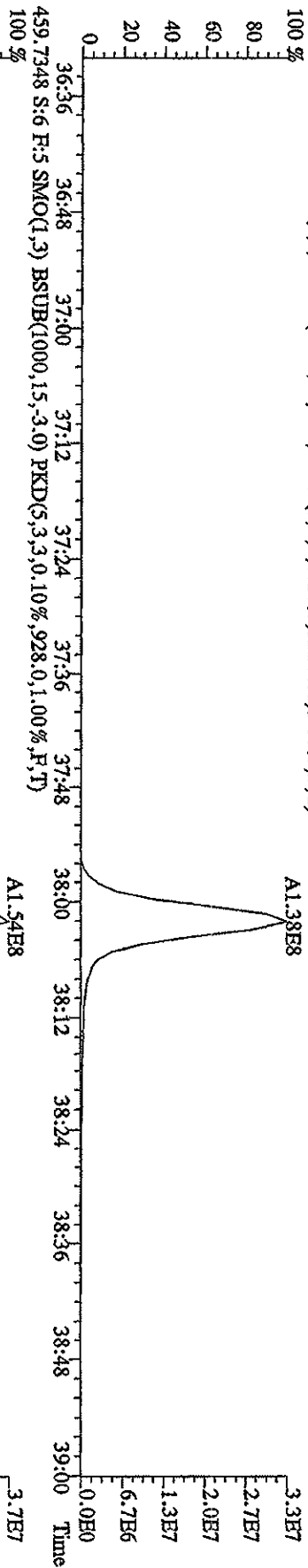
437.8140 S:6 F:4 SMO(1.3) BSUB(1000,15,-3.0) PKD(5,3,3,0.10%,1276.0,1.00%,F,T)  
 100 %



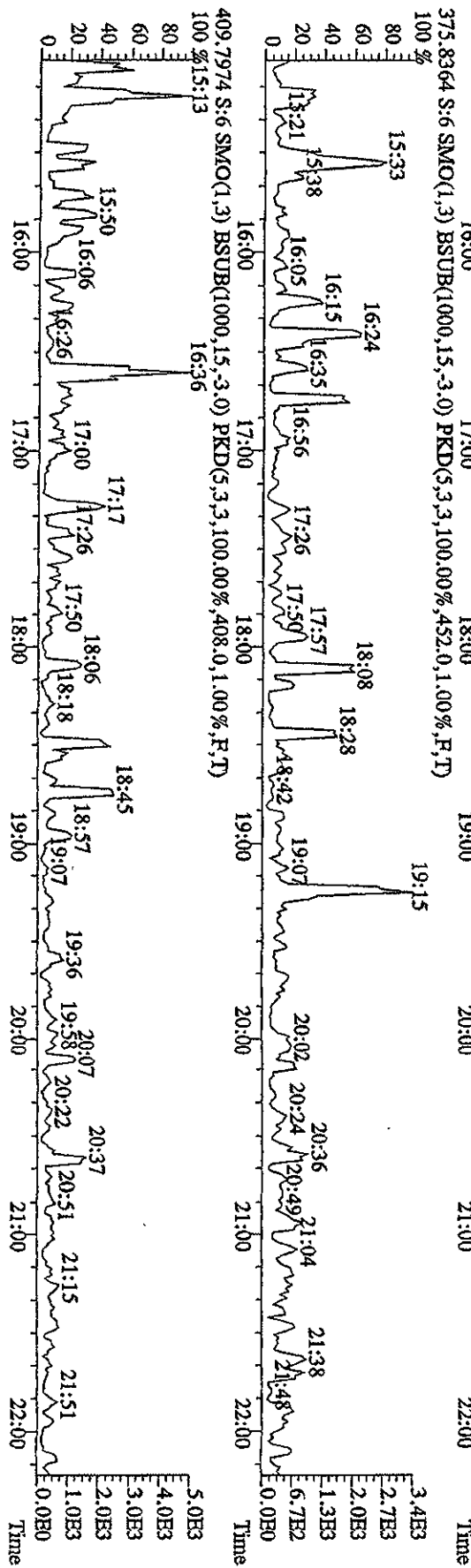
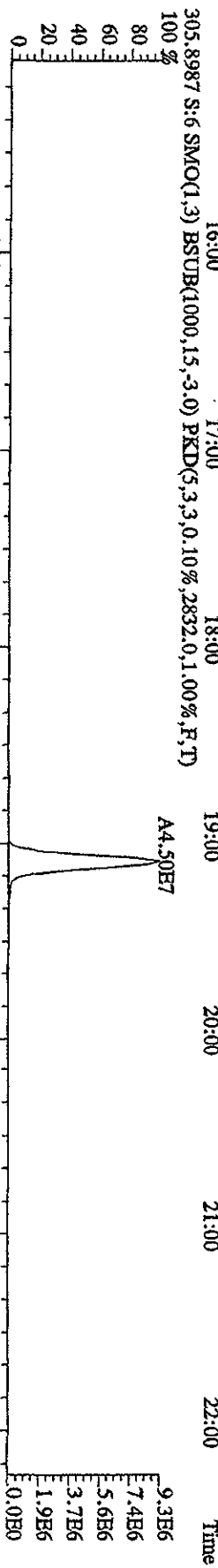
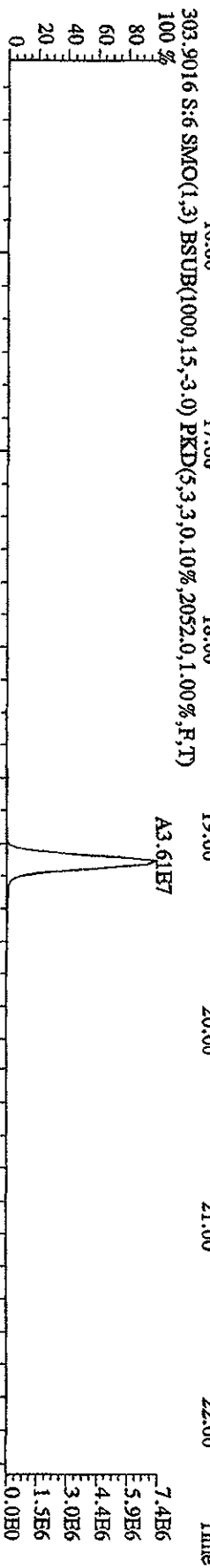
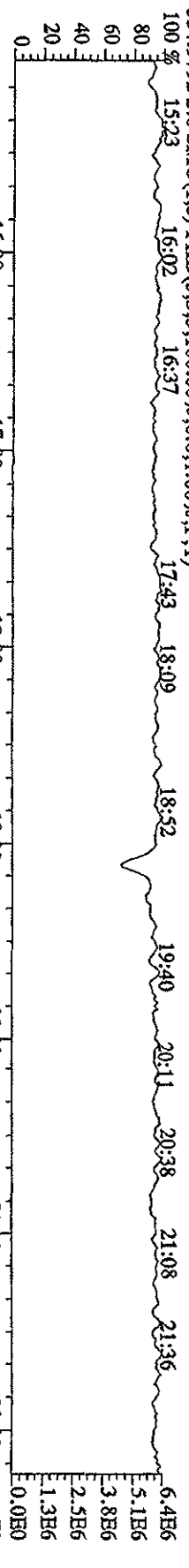
File:12AP104D5 #1-190 Acq:12-APR-2010 12:16:51 GC EI+ Voltage STR Autospec-Ultimate  
Sample#6 Text:ST10412D :CS-4 09DXN426 Exp:DIOXINRES8290A  
441.7428 S:6 F:5 SMO(1,3) BSUB(1000,15,-3,0) PKD(5,3,3,0,10%,1272.0,1.00%,F,T)



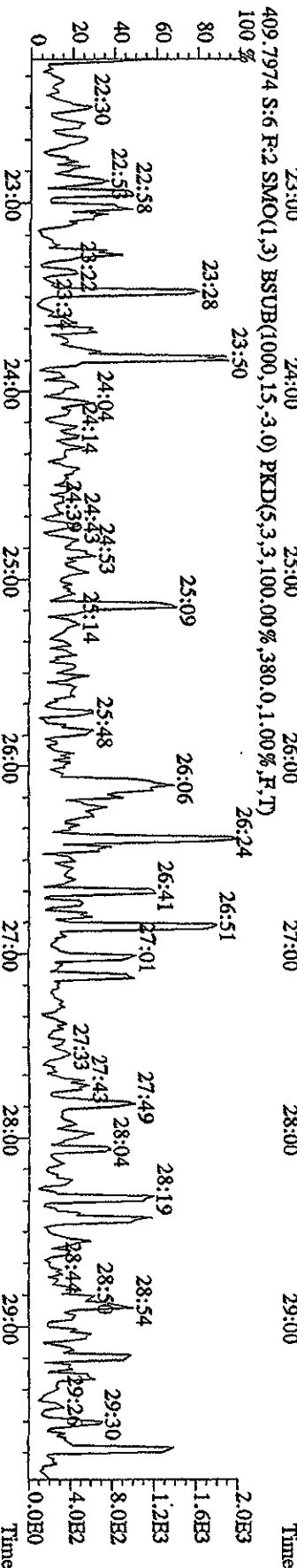
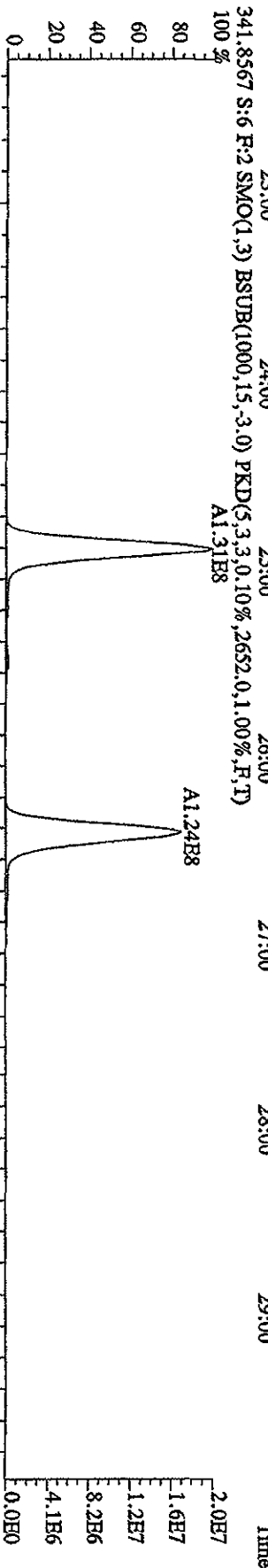
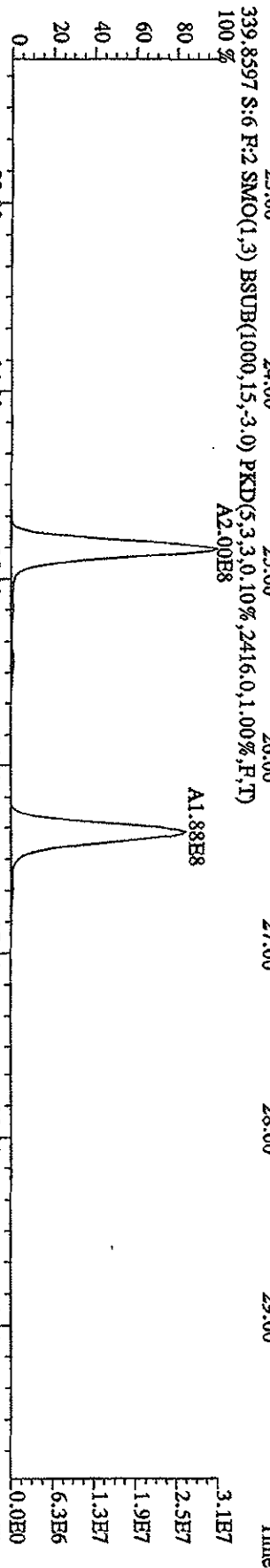
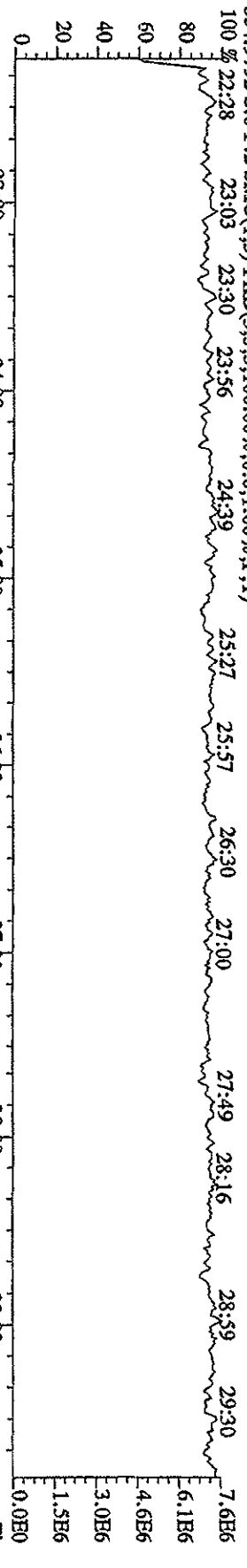
File:12AP104D5 #1-190 Acq:12-APR-2010 12:16:51 GC EI+ Voltage SIR Autospec-UHmanB  
Sample#6 Text:ST0412D :CS-4 09DXN426 Exp:DIOXINRES8290A  
457.7377 S:6 F:5 SMO(1,3) BSUB(1000,15,-3.0) PKD(5,3,3,0,10%,22244,0,1.00%,F,T)



File:12AP104D5 #1-435 Acq:12-APR-2010 12:16:51 GC EI+ Voltage SIR Autospec-UHimate  
 Sample#6 Text:ST0412D :CS-4 09DXN426 Exp:DIOXINRES8290A



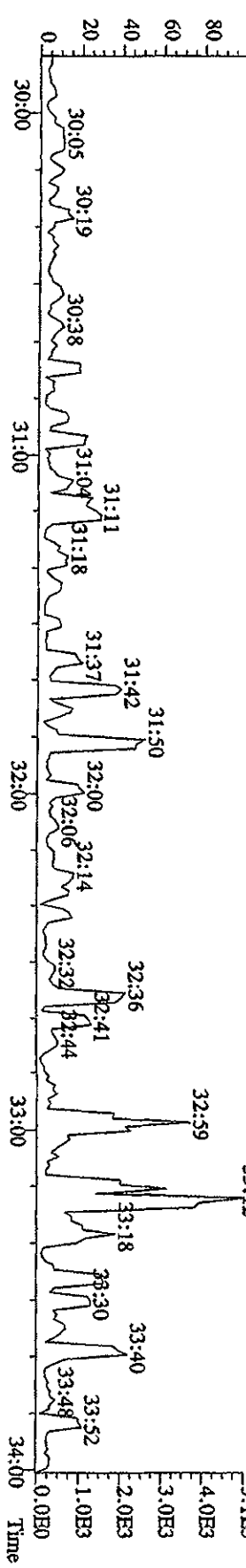
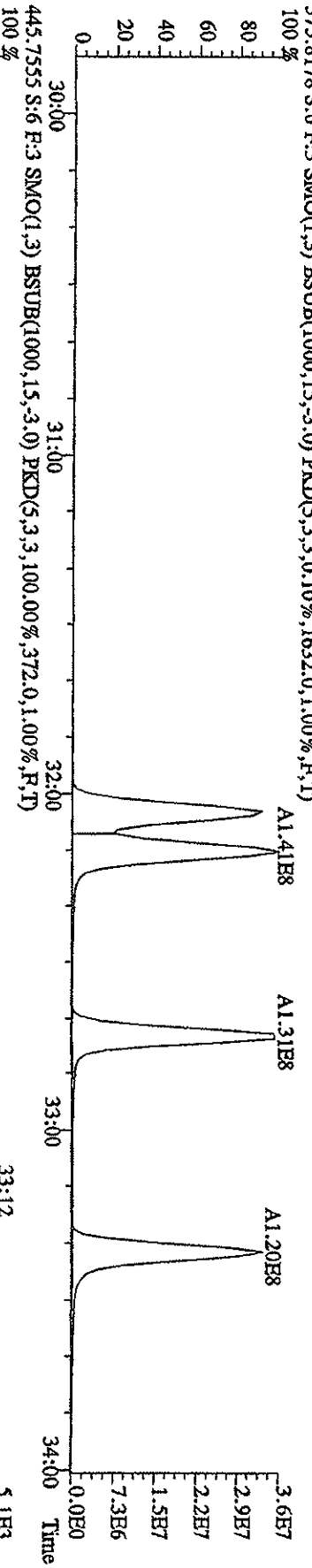
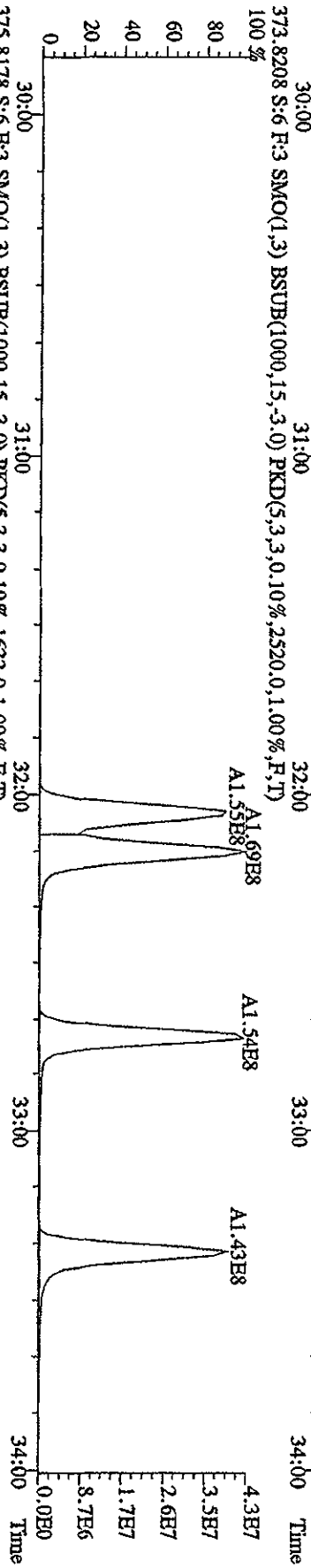

File:12AP104D5 #1-604 Acq:12-APR-2010 12:16:51 GC HF+ Voltage SIR Autospec-UltimaE  
 Sample#6 Text:ST0412D :CS-4 09DXN426 Exp:DIOXINRES8290A



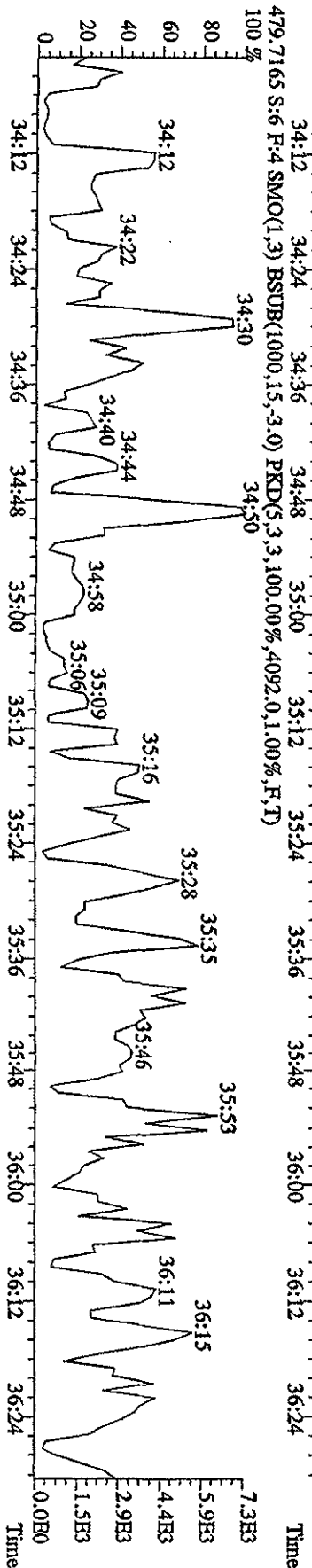


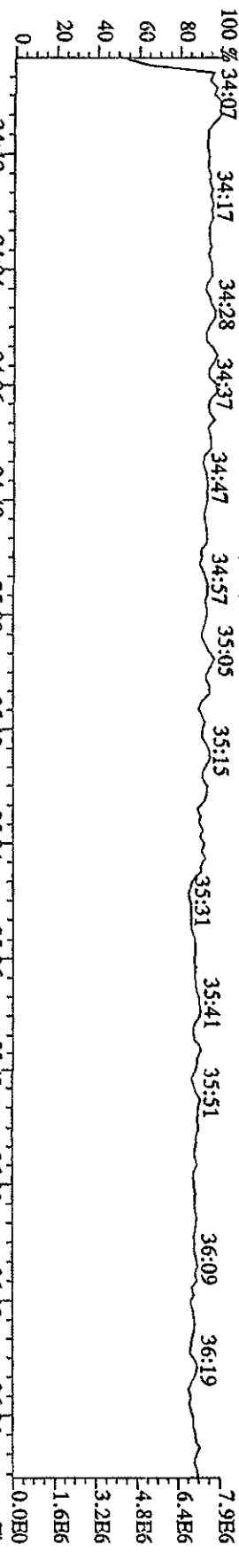


File:12AP104D5 #1-317 Acq:12-APR-2010 12:16:51 GC HI+ Voltage SIR Autospec-Uttmah

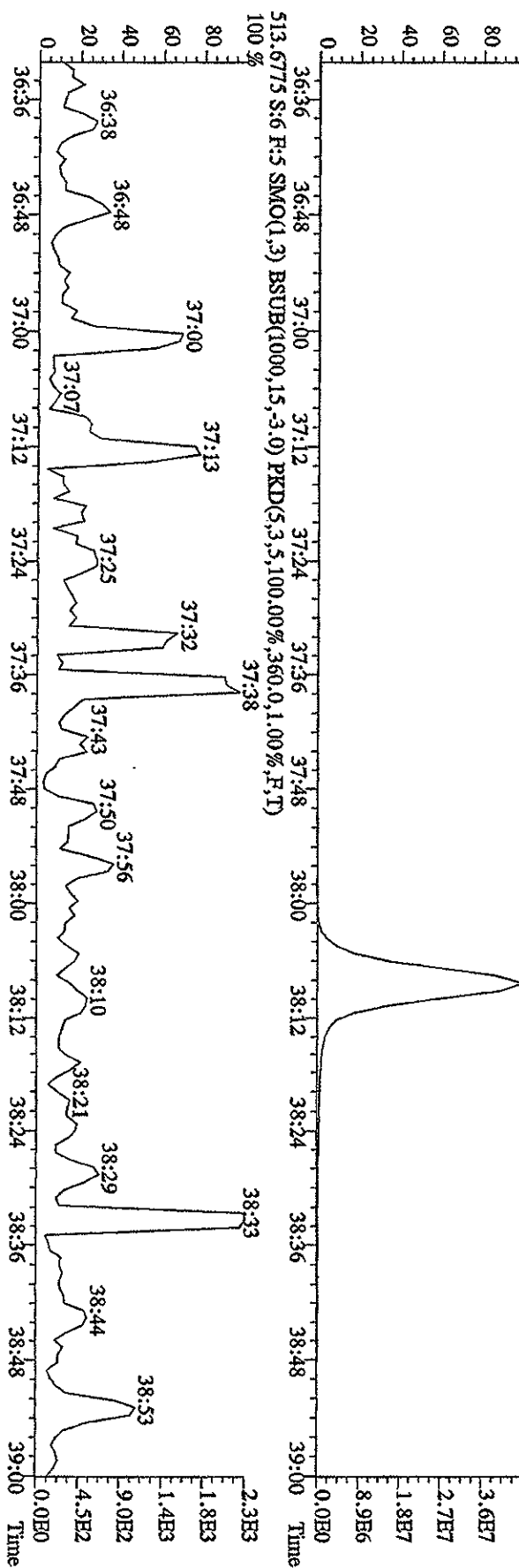
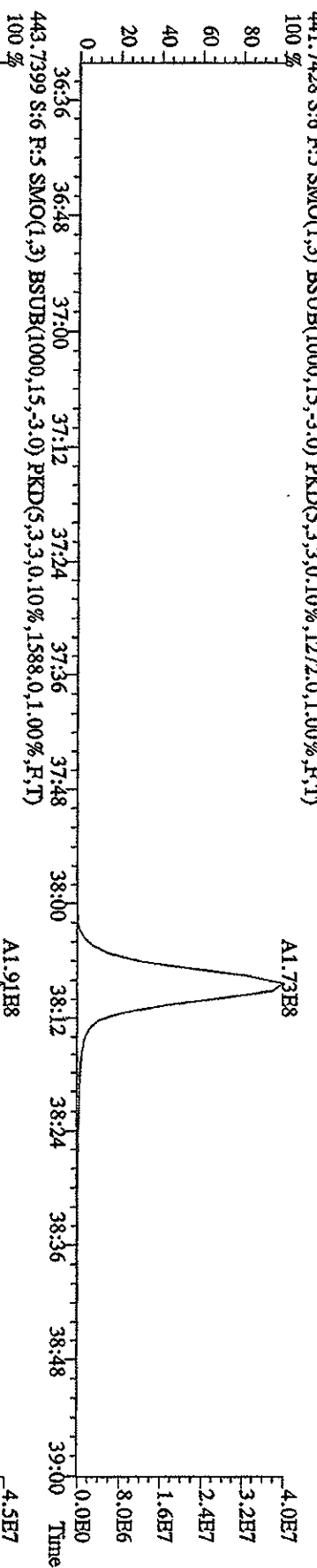

Sample#6 Text:ST0412D :CS-4 09DXN426 Exp:DIOXINRBS8290A



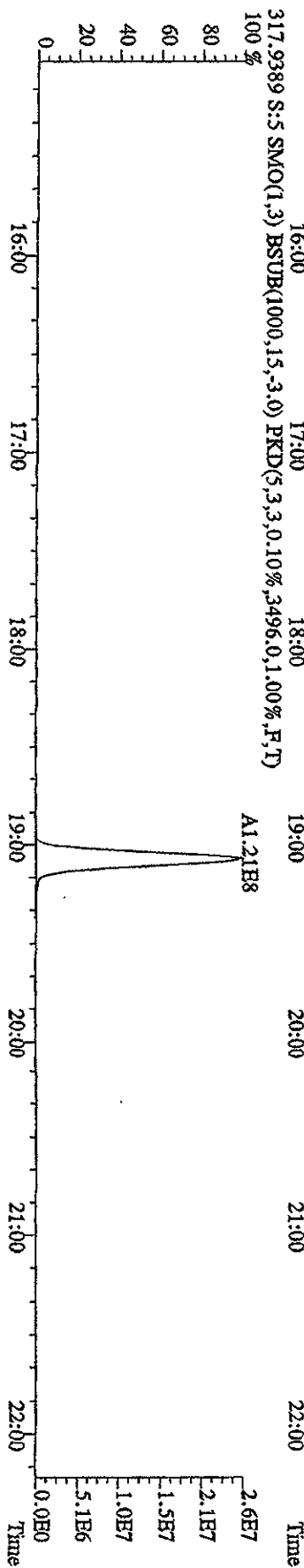
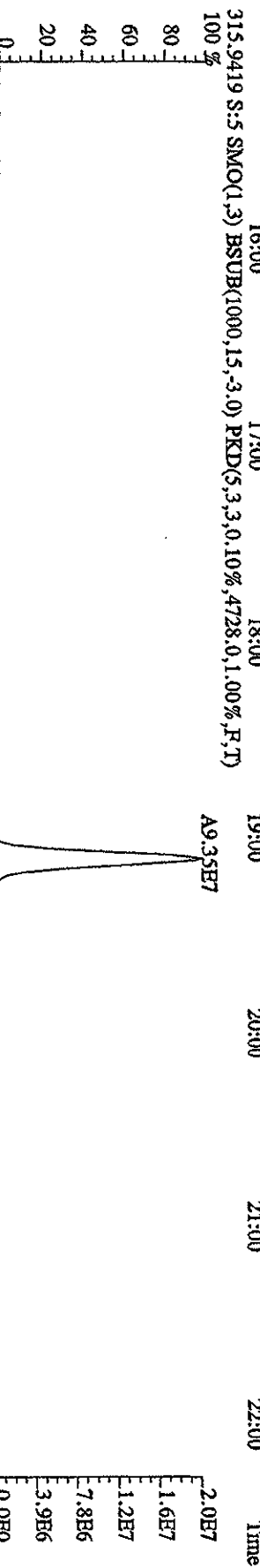
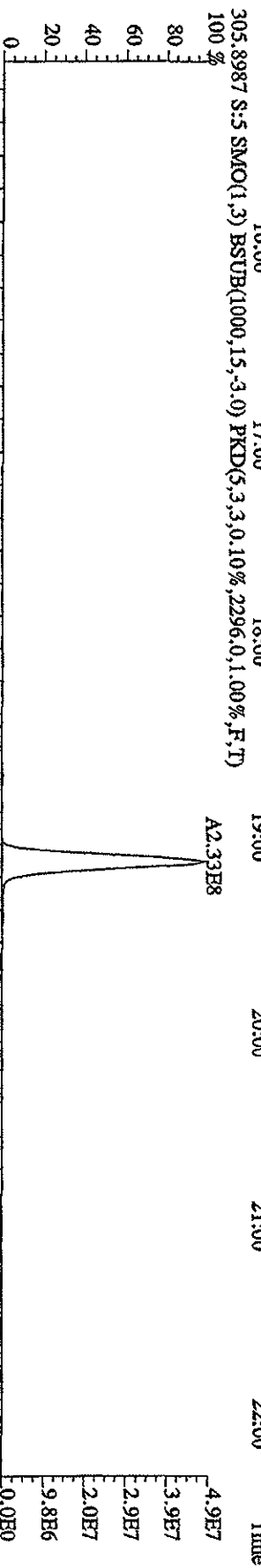
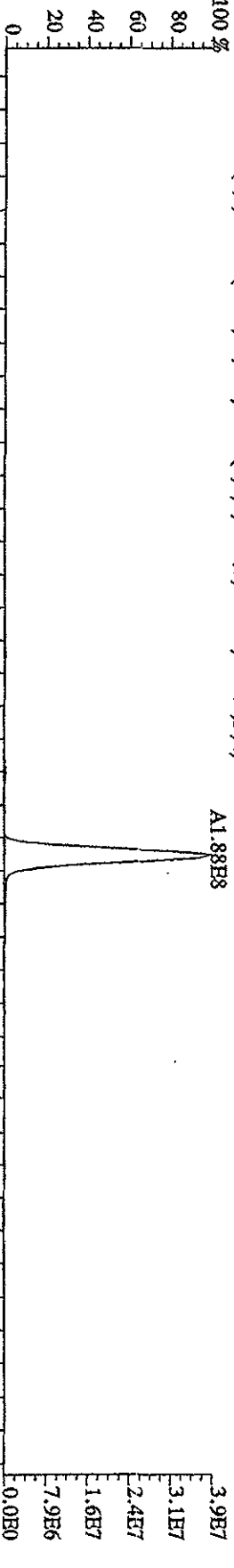
File: 12AP104D5 #1-198 Acq: 12-APR-2010 12:16:51 GC EI+ Voltage SIR Autospec-UfimaE  
 Sample#6 Text: ST10412D :CS-4 09DXN426 Exp: DIOXINRES8290A  
 430.9728 S:6 F:4 SMO(1,3) PKD(5,3,3,100.00%,0.0,1.00%,F,T)  
 100% 34:07 34:17 34:28 34:37 34:47 34:57 35:05 35:15 35:31 35:41 35:51 36:09 36:19



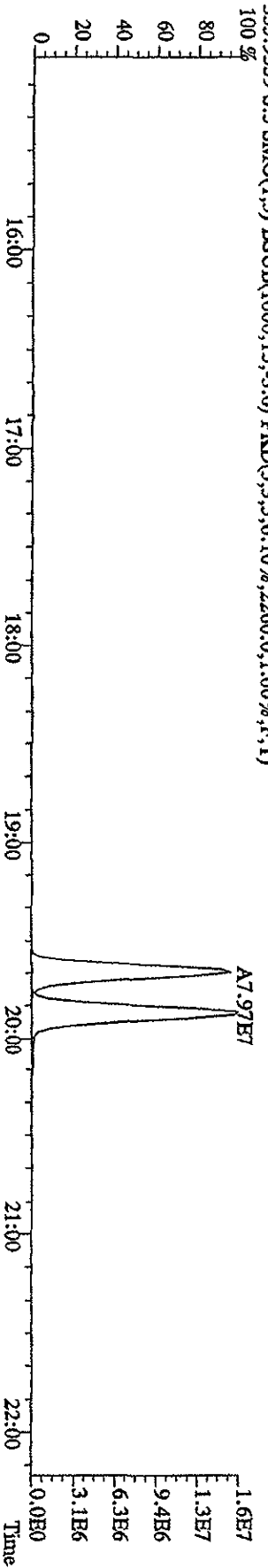
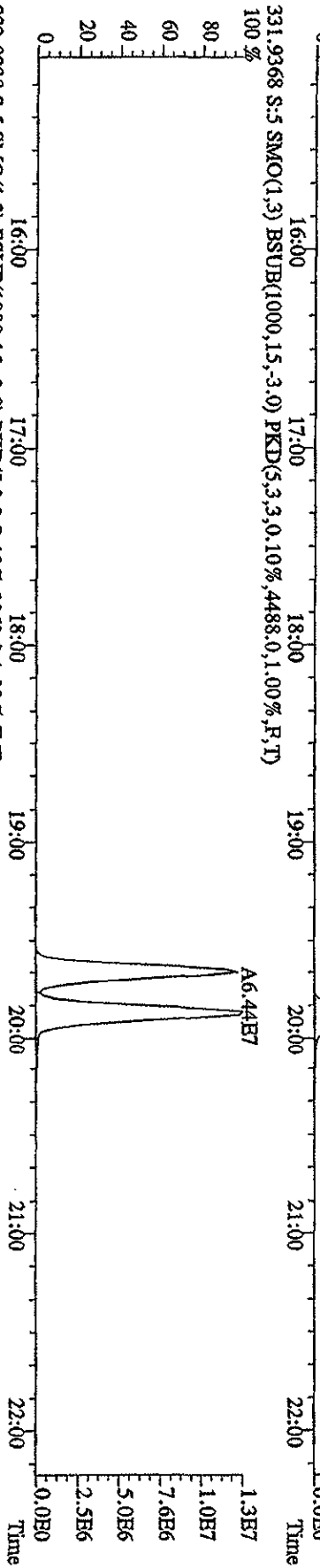

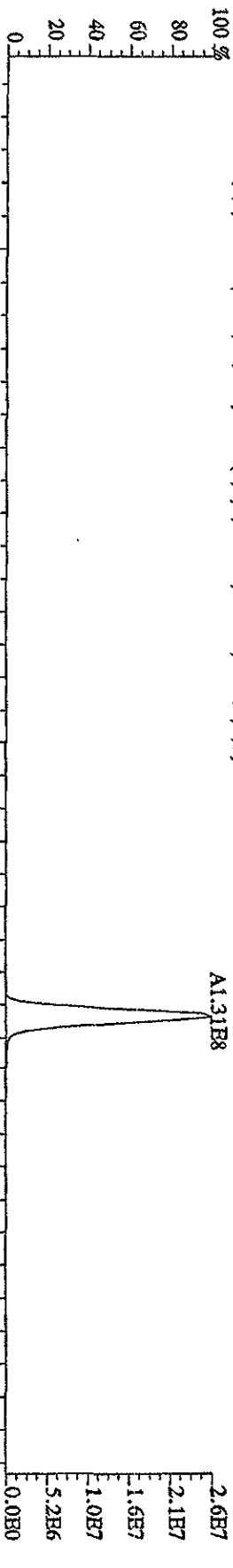
File: 12AP104D5 #1-190 Acq: 12-APR-2010 12:16:51 GC EI+ Voltage: SIR Autospec-UltimaB  
 Sample#6 Text: ST0412D :CS-4 09DXN426 Exp: DIOXINRES8290A



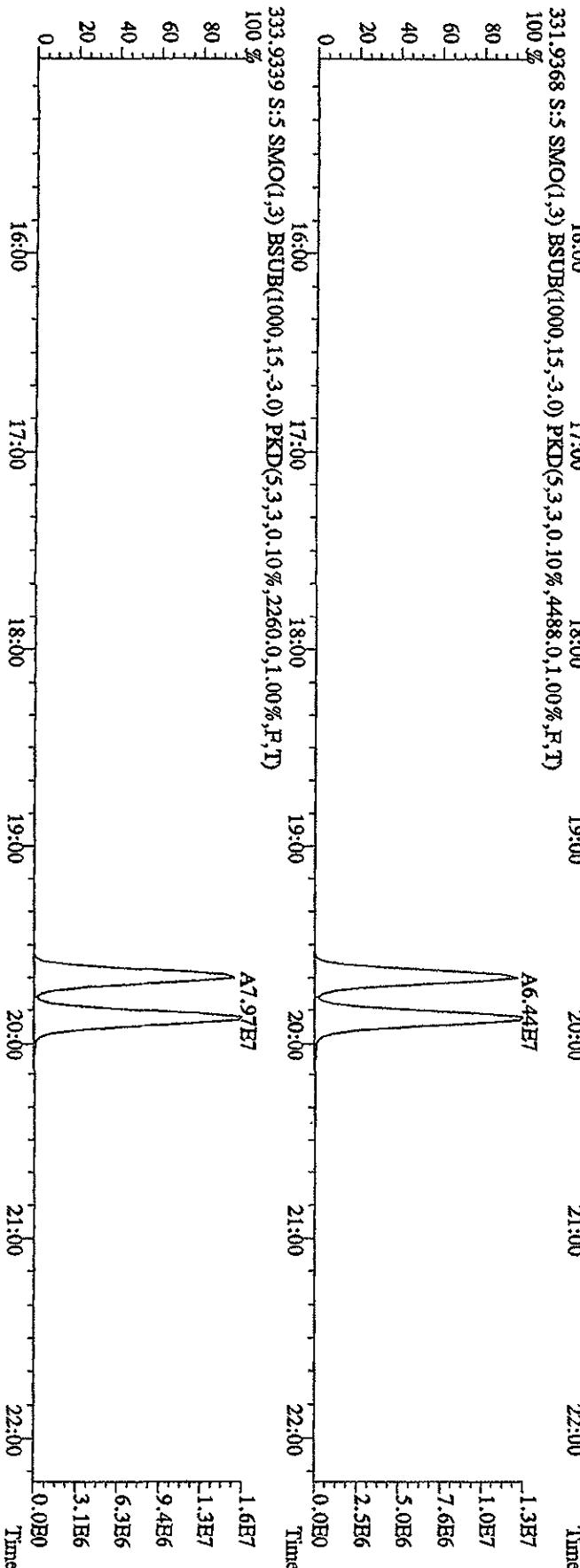


File:12AP104D5 #1-435 Acq:12-APR-2010 11:32:49 GC EI+ Voltage SFR Autospec-UltimaE  
 Sample#5 Text:ST0412C :CS-5 09DXN456 Exp:DIOXINRES8290A  
 303.9016 S:5 SMO(1,3) BSUB(1000,15,-3.0) PKD(5,3,3,0.10%,2960.0,1.00%,F,T)  
 100%



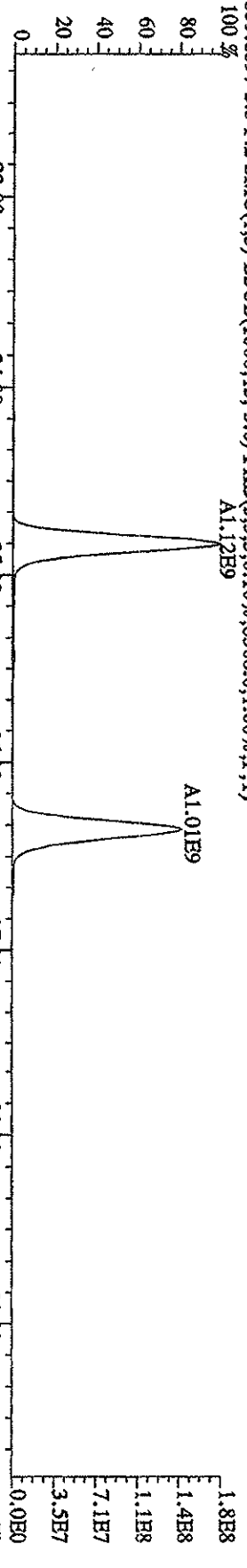
File: 12AP104D5 #1-435 Acq: 12-APR-2010 11:32:49 GC EI+ Voltage SIR Autospec-UltimaB  
 Sample#5 Text: ST0412C :CS-5 09DXN456 Exp: DIOXINRES8290A  
 319.8965 S:5 SMO(1,3) BSUB(1000,15,-3,0) PKD(5,3,3,0,10%,1000,0,1,00%,F,T) 100%



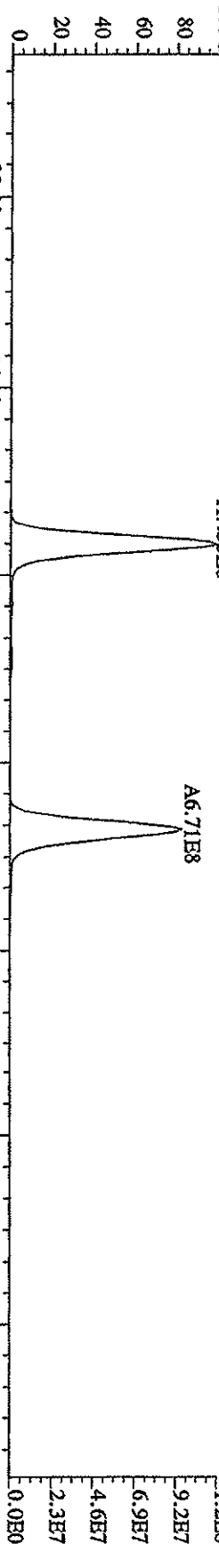
File: 12AP104D5 #1-435 Acq: 12-APR-2010 11:32:49 GC EI+ Voltage SIR Autospec-Ultimate  
 Sample#5 Text: ST0412C :CS-5 09DXN456 Exp: DIOXINRES8290A  
 327.8847 S:5 SMO(1,3) BSUB(1000,15,-3.0) PKD(5,3,3,0,10%,128.0,1.00%,F,T)



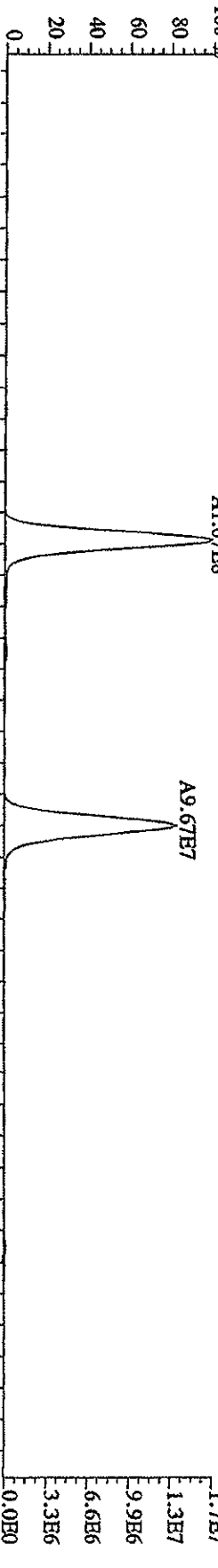
File:12AP104D5 #1-604 Acq:12-APR-2010 11:32:49 GC EI + Voltage SIR Autospec-Ultimate  
 Sample#5 Text:ST0412C :CS-5 09DXN456 Exp:DIOXINRHS8290A  
 339.8597 S:5 F:2 SMO(1,3) BSUB(1000,15,-3.0) PKD(5,3,3,0,10%,8368,0,1,00%,F,T)  
 100 % A1.12E9



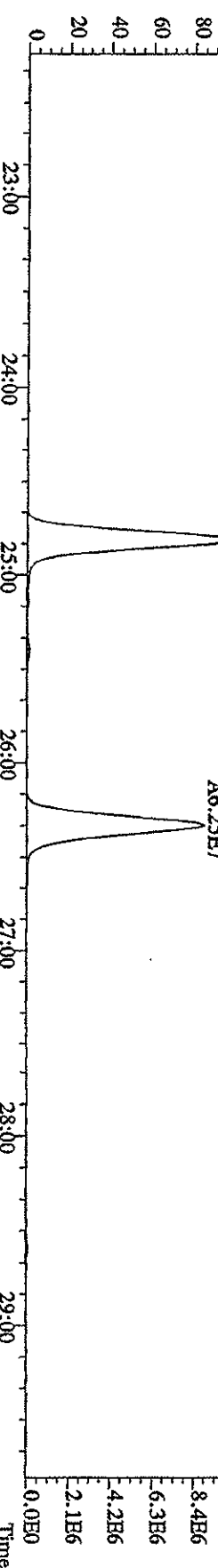
341.8567 S:5 F:2 SMO(1,3) BSUB(1000,15,-3.0) PKD(5,3,3,0,10%,4044,0,1,00%,F,T)  
 100 % A7.35E8



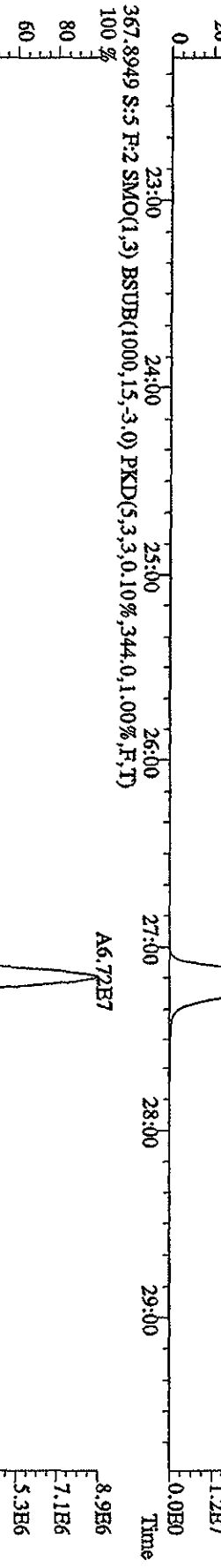


351.9000 S:5 F:2 SMO(1,3) BSUB(1000,15,-3.0) PKD(5,3,3,0,10%,2240,0,1,00%,F,T)  
 100 % A1.07E8



353.8970 S:5 F:2 SMO(1,3) BSUB(1000,15,-3.0) PKD(5,3,3,0,10%,2120,0,1,00%,F,T)  
 100 % A6.80E7

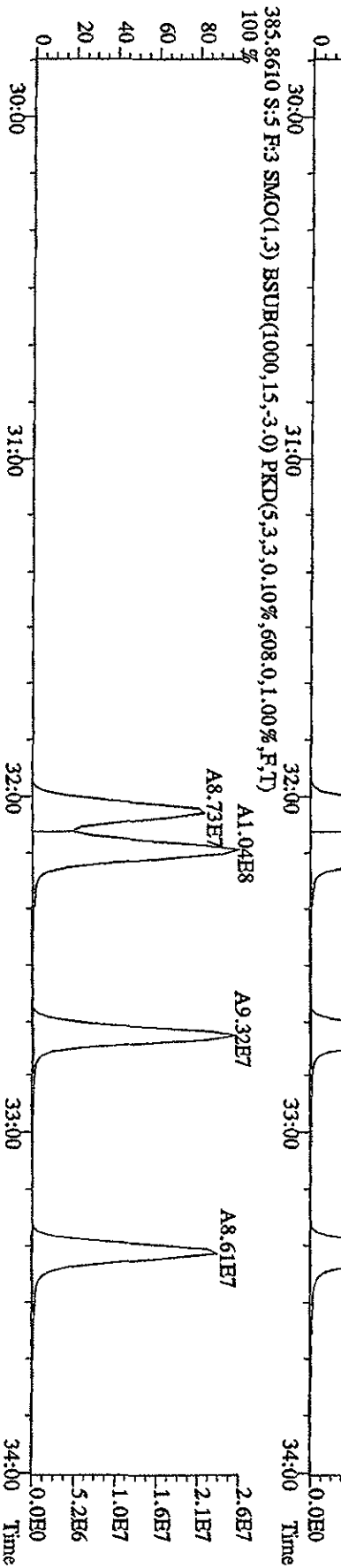
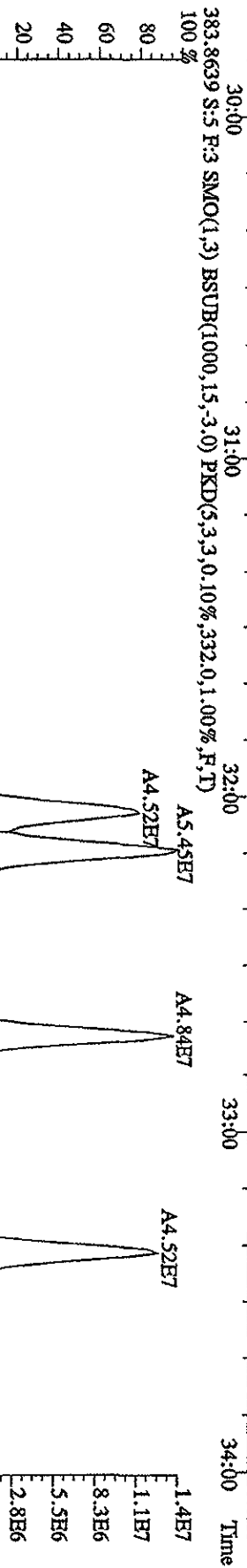
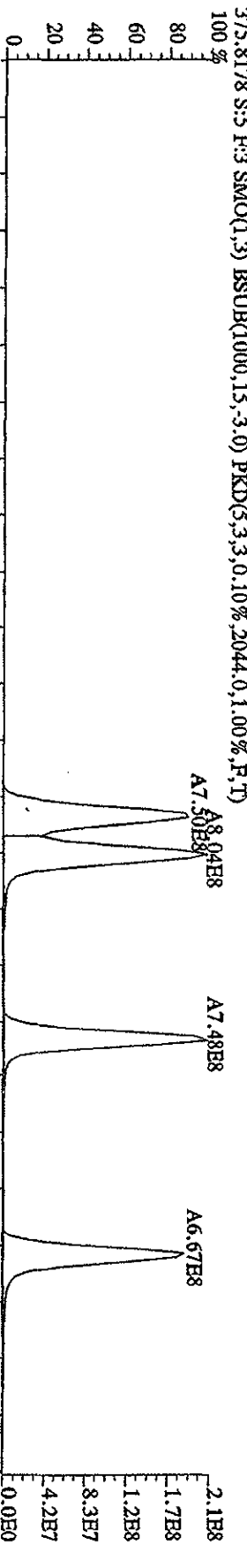
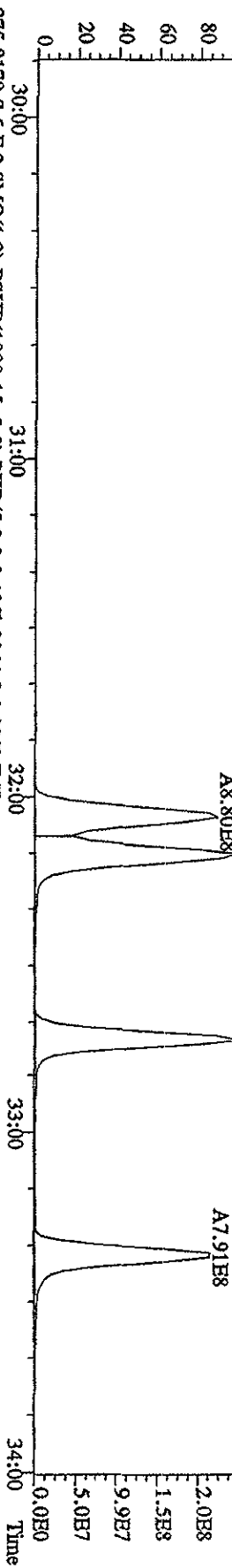


File: 12AP104D5 #1-604 Acq: 12-APR-2010 11:32:49 GC HI+ Voltage SIR Autospec-UltimaE  
 Sample#5 Text: ST0412C :CS-5 09DXN456 Exp: DIOXINRES8290A  
 355.8546 S:5 F:2 SMO(1,3) BSUB(1000,15,-3.0) PKD(5,3,3,0,10%,1104.0,1.00%,F,T)

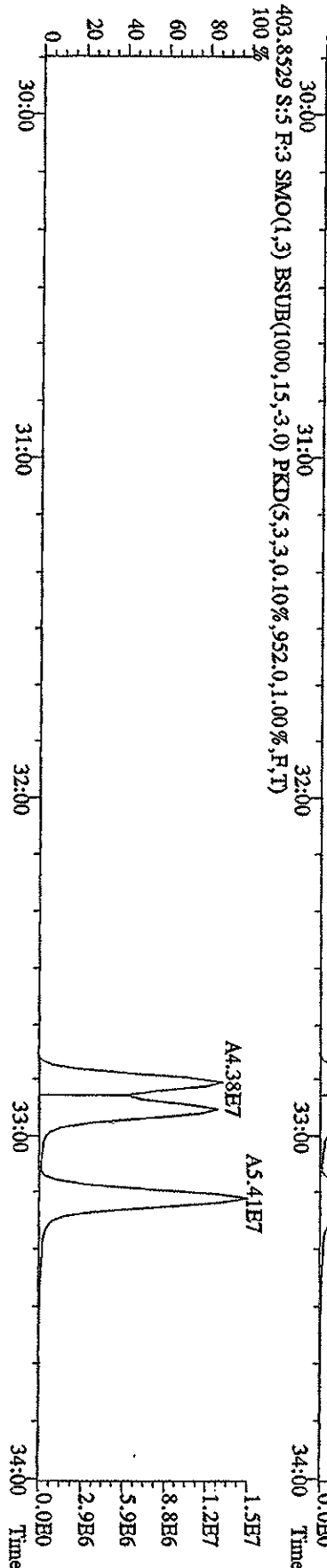

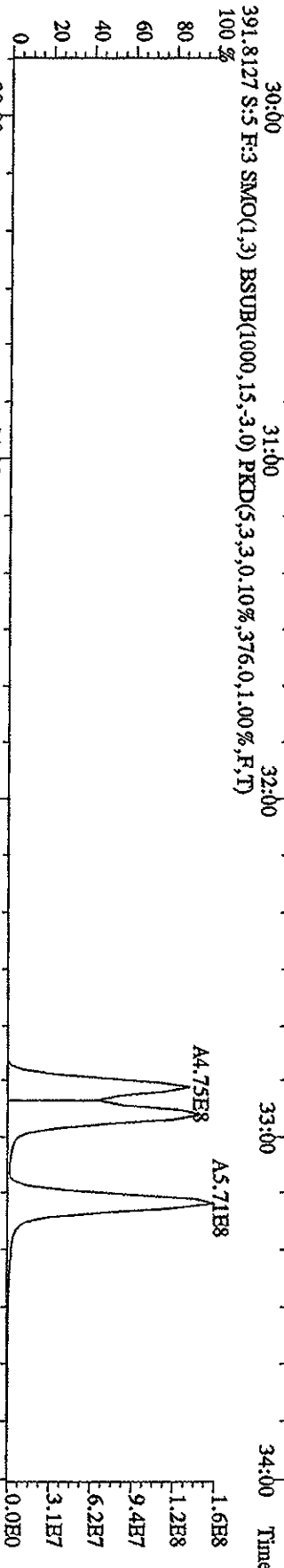
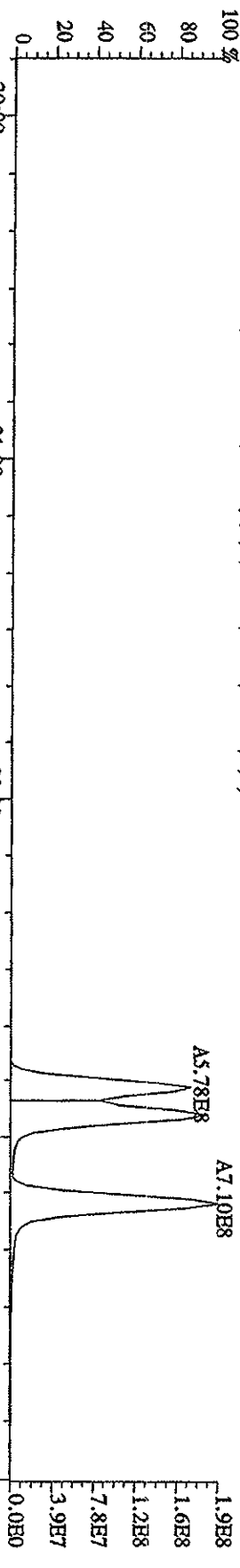





File:12AD104D5 #1-317 Acq:12-APR-2010 11:32:49 GC EI+ Voltage 519 Autospec-Ultimate  
 Sample#5 Text:ST0412C :CS-5 09DXN456 Exp:DIOXINRES8290A  
 373.8208 S:5 F:3 SMO(1,3) BSUB(1000,15,-3,0) PKD(5,3,3,0.10%,3020,0.1,00%,F,T)




File:12AP104D5 #1-317 Acq:12-APR-2010 11:32:49 GC HI+ Voltage SIR Autospec-Ultimate  
 Sample#5 Text:ST0412C :CS-5 09DXN456 Exp:DIOXINRES8290A  
 389.8157 S:5 F:3 SMO(1,3) BSUB(1000,15,-3,0) PKD(5,3,3,0.10%,208.0,1.00%,F,T)



File:12ADP104D5 #1-198 Acq:12-APR-2010 11:32:49 GC EI+ Voltage SIR Autospec-Ultimate  
 Sample#5 Text:ST10412C :CS-5 09DXN456 Exp:DIOXINRES8290A  
 407.7818 S:5 F:4 SMO(1.3) BSUB(1000,15,-3.0) PKD(5.3,3.0,10%,81496.0,1.00%,F,T)  
 100% A7.12E8



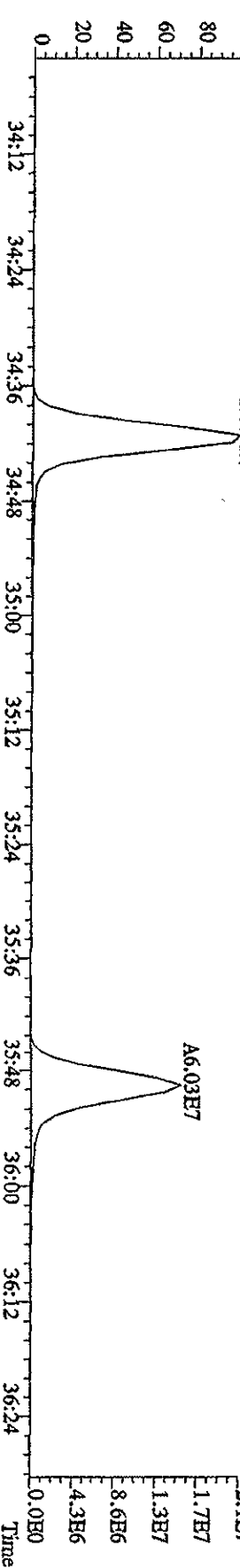
409.7789 S:5 F:4 SMO(1.3) BSUB(1000,15,-3.0) PKD(5.3,3.0,10%,148832.0,1.00%,F,T)  
 100% A7.42E8



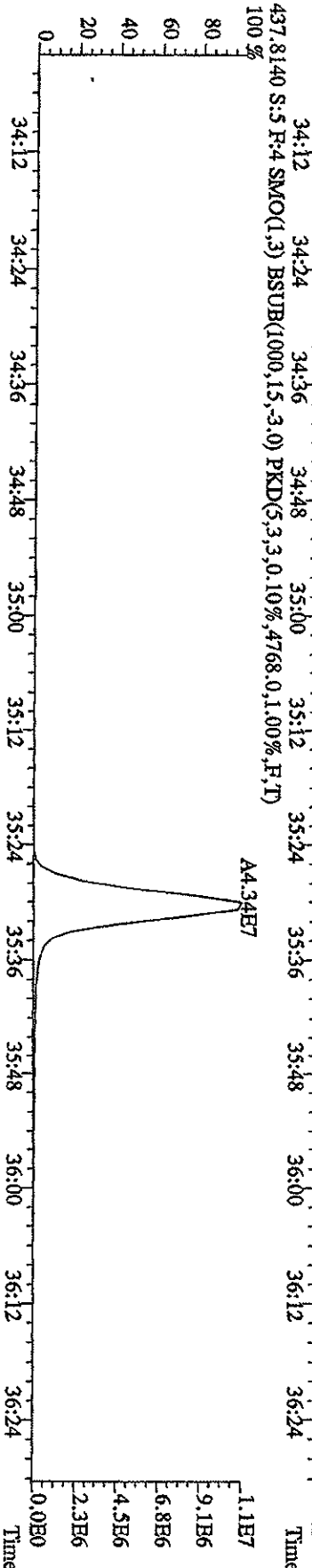
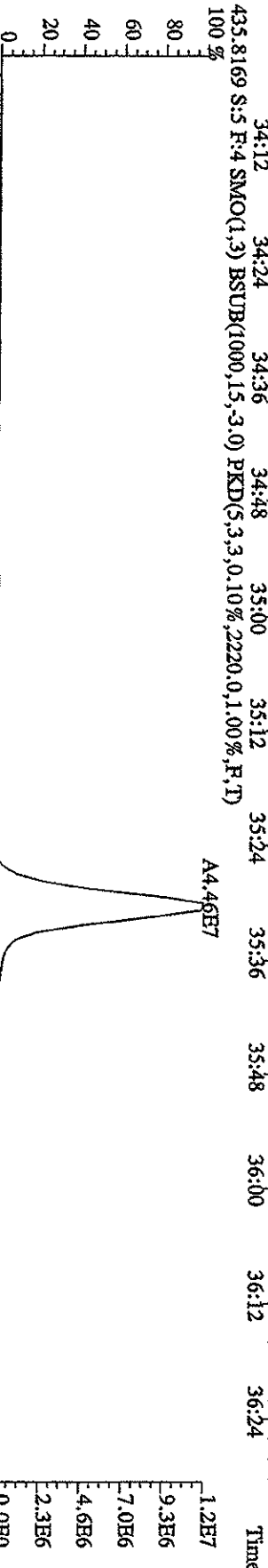
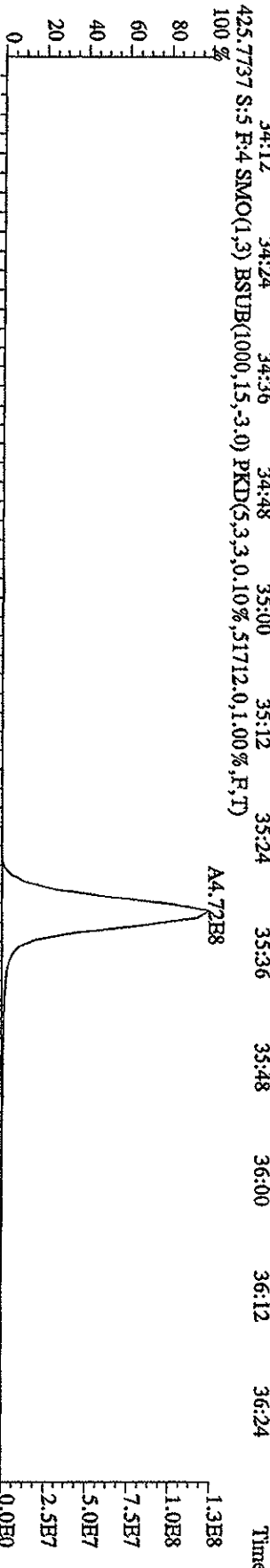
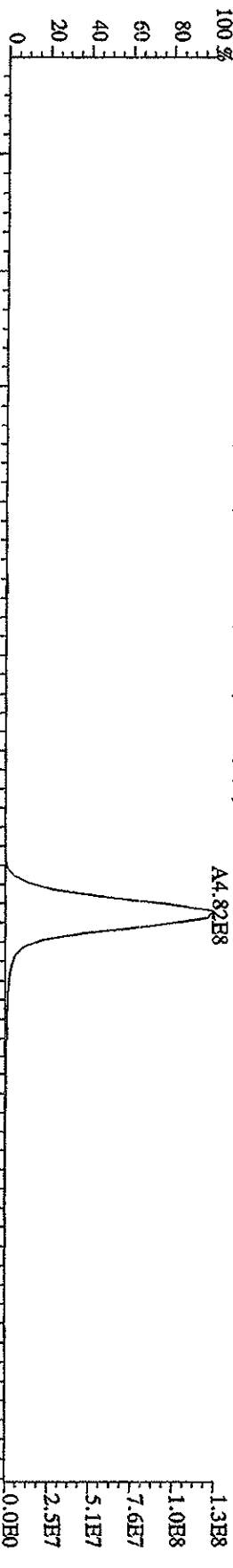
417.8253 S:5 F:4 SMO(1.3) BSUB(1000,15,-3.0) PKD(5.3,3.0,10%,11656.0,1.00%,F,T)  
 100% A3.35E7



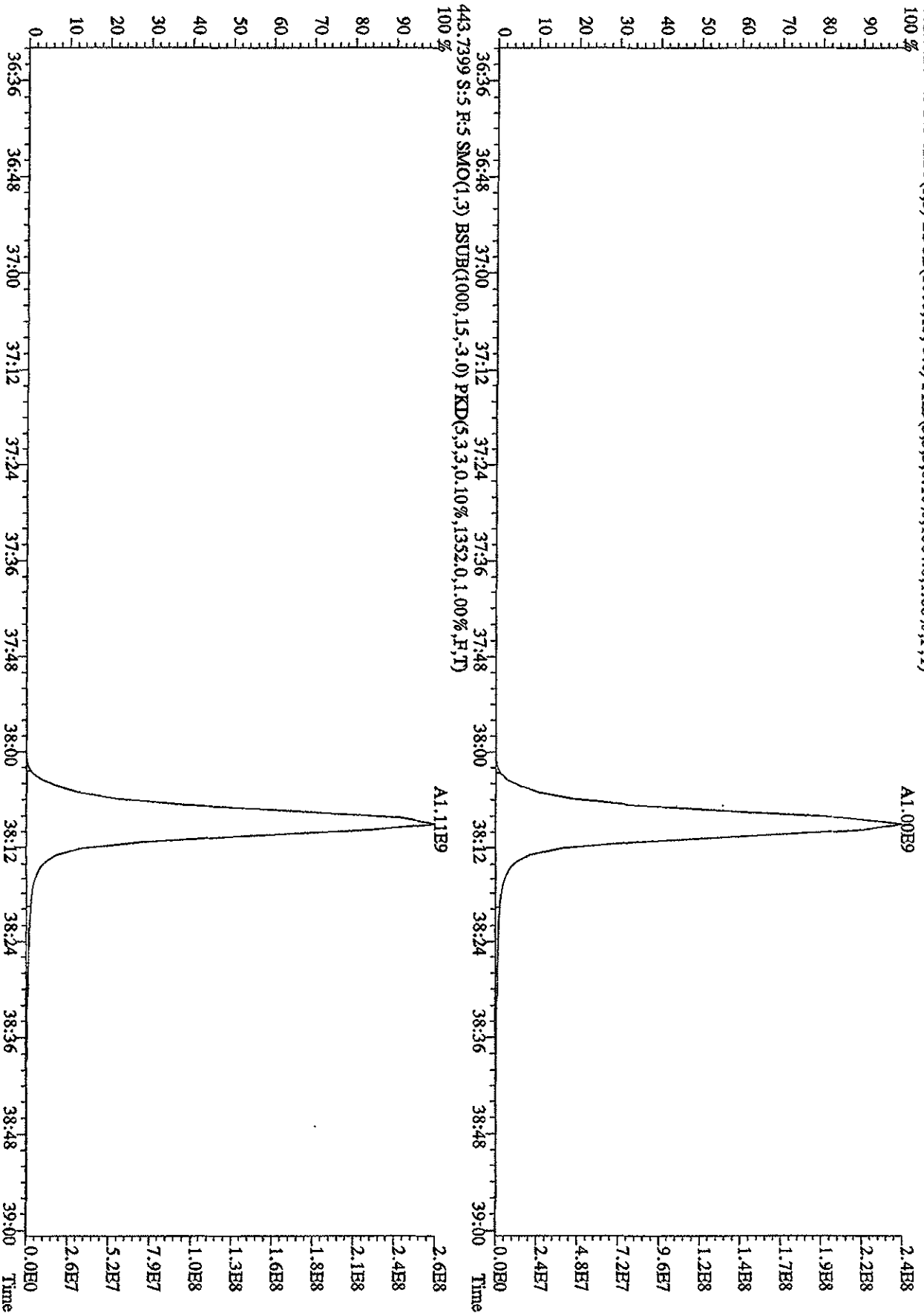
419.8220 S:5 F:4 SMO(1.3) BSUB(1000,15,-3.0) PKD(5.3,3.0,10%,18740.0,1.00%,F,T)  
 100% A7.64E7



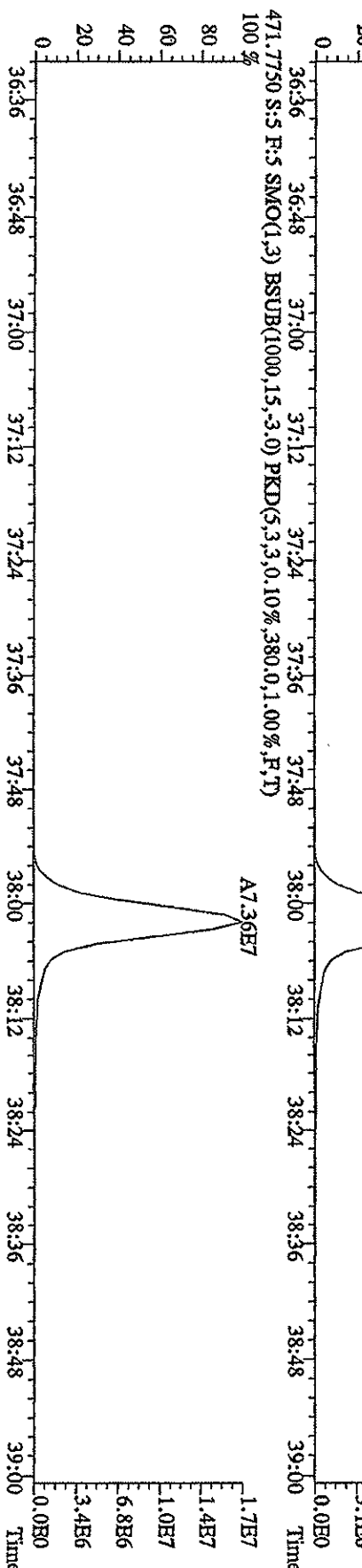
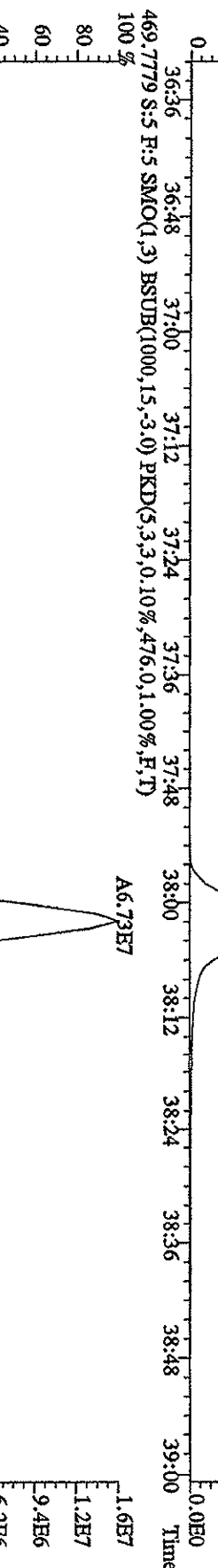

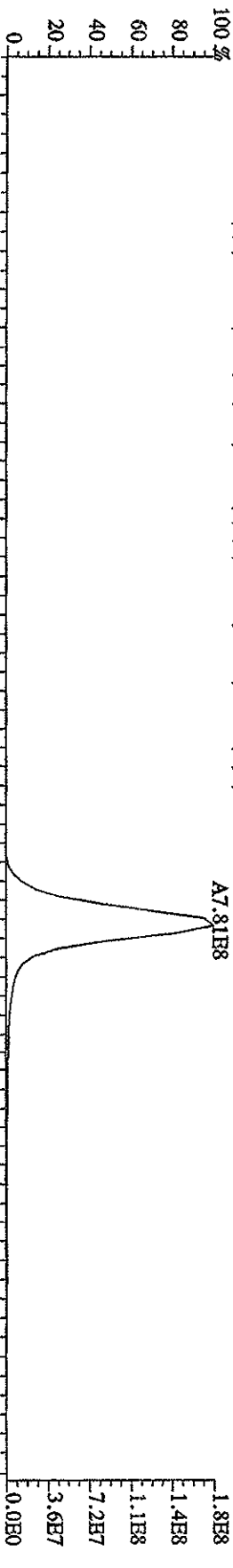
File:12AP104D5 #1-198 Acq:12-APR-2010 11:32:49 GC.HI+ Voltage SFR Autospec-UrinalE  
 Sample#5 Text:ST0412C :CS-5 09DXN456 Exp:DIOXINRES8290A  
 423.7766 S:5 F:4 SMO(1.3) BSUB(1000,15,-3.0) PKD(5,3,3,0.10%,4800.0,1.00%,F,T)



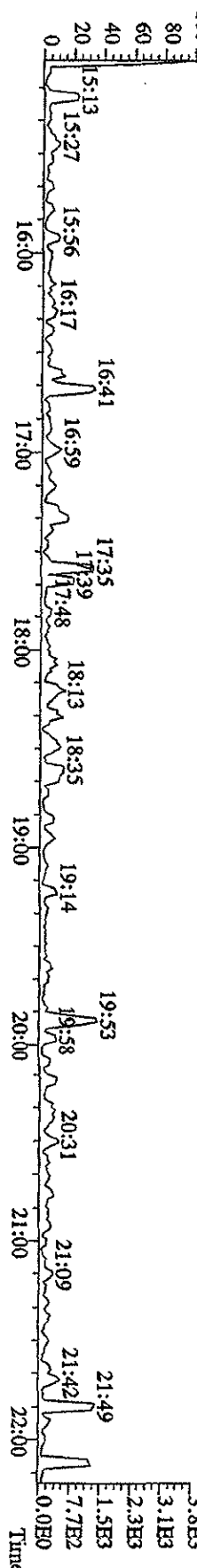
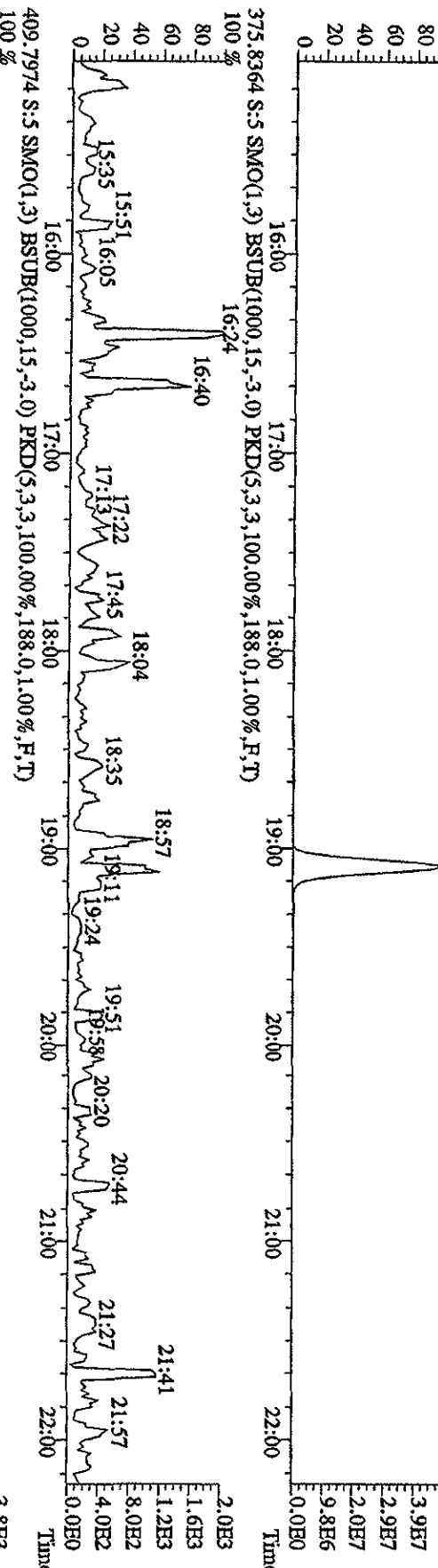
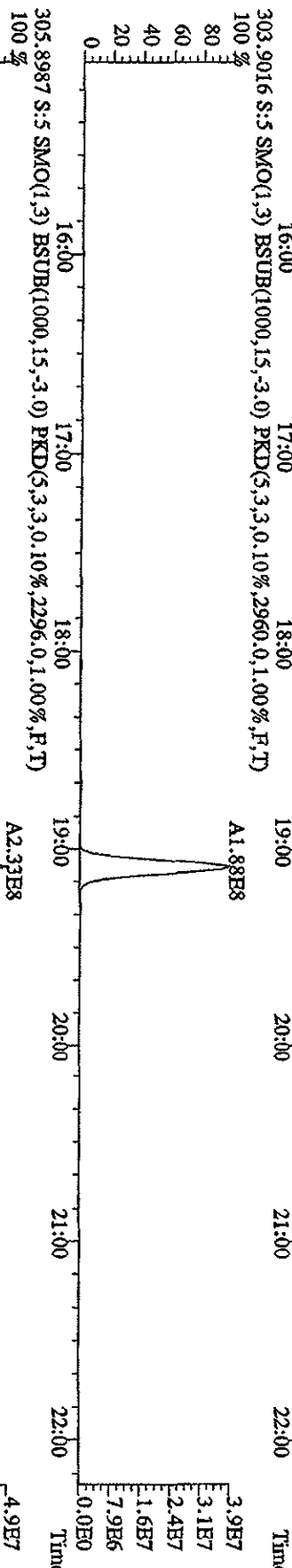
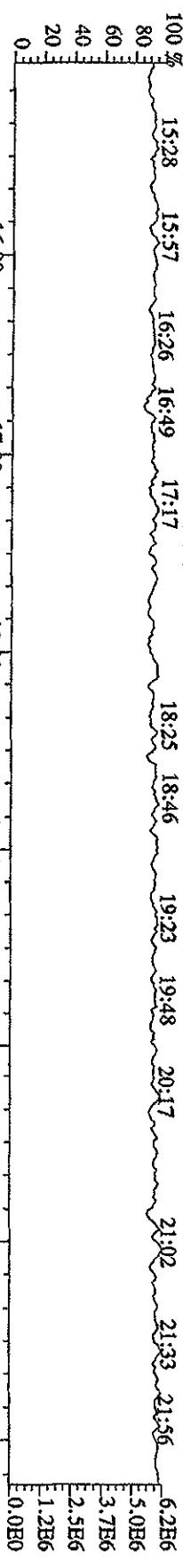
File:12ADP104D5 #1-191 Acq:12-APR-2010 11:32:49 GC EI+ Voltage 51R Autospec-UltraE  
 Sample#5 Text:ST0412C :CS-5 09DXN456 Exp:DIOXINRES8290A  
 441.7428 S:5 F:5 SMO(1,3) BSUB(1000,15,-3,0) PKD(5,3,3,0,10%,1352,0,1,00%,F,T)  
 100%



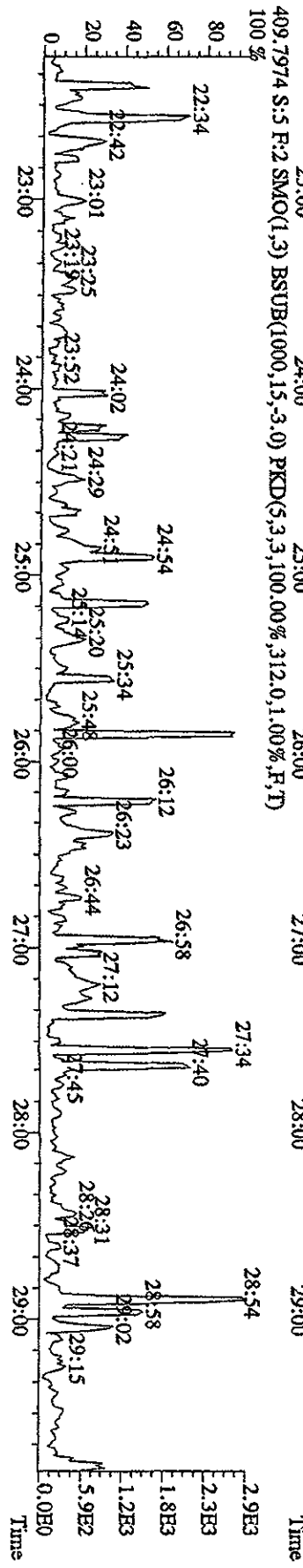
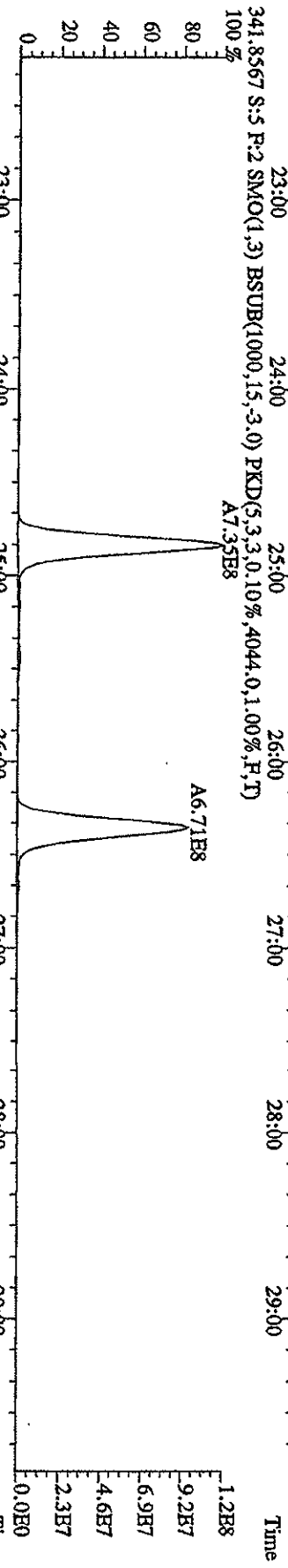
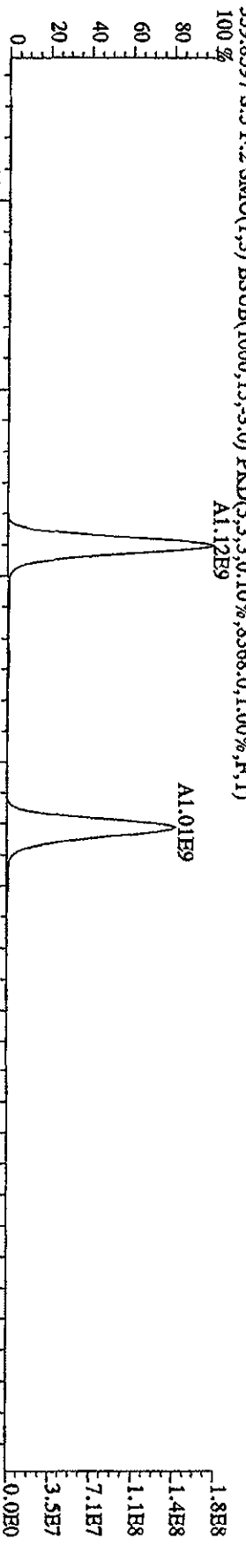

File:12AP104D5 #1-191 Acq:12-APR-2010 11:32:49 GC EI+ Voltage SIR Autospec-Ultimate  
 Sample#5 Text:ST0412C :CS-5 09DXN456 Exp:DIOXINRES8290A  
 457.7377 S:5 F:5 SMO(1,3) BSUB(1000,15,-3.0) PKD(5,3,3,0.10%,836.0,1.00%,F,T)



File: 12AP104D5 #1-435 Acq: 12-APR-2010 11:32:49 GC EI+ Voltage 51R Autospec-UltimaB  
 Sample#5 Text: ST0412C :CS-5 09DXN456 Exp: DIOXINRBS8290A

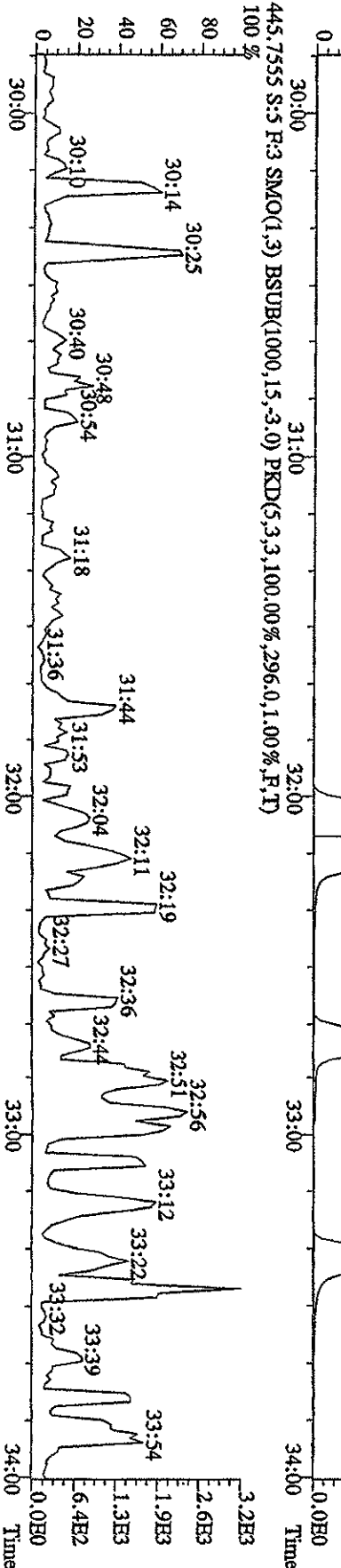
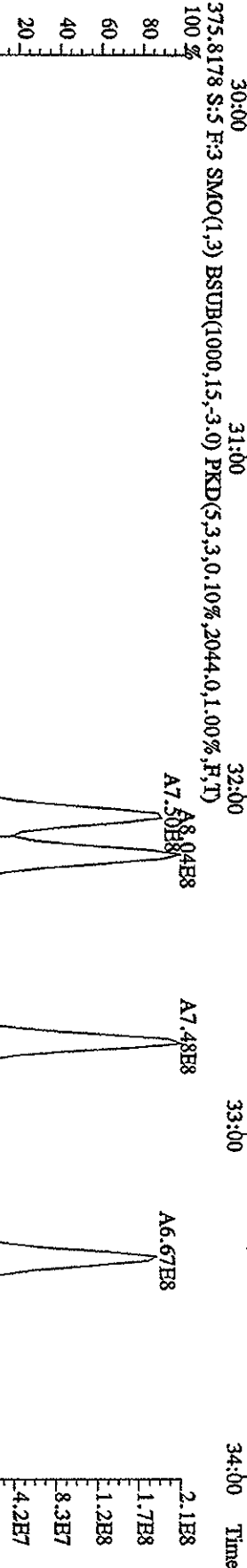
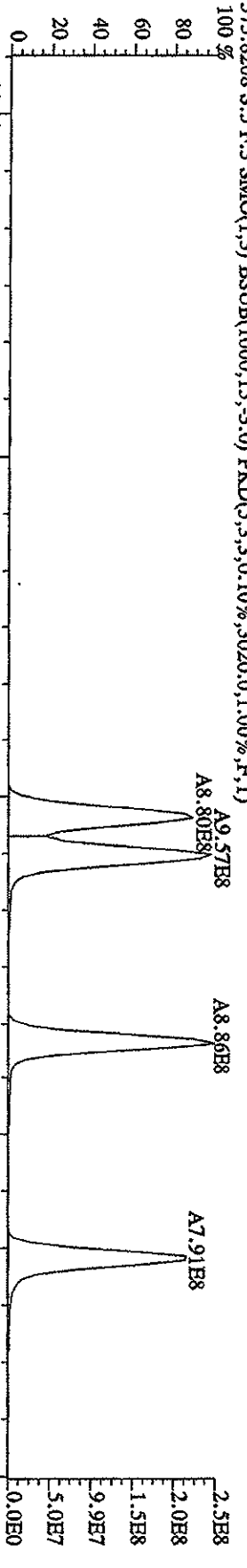
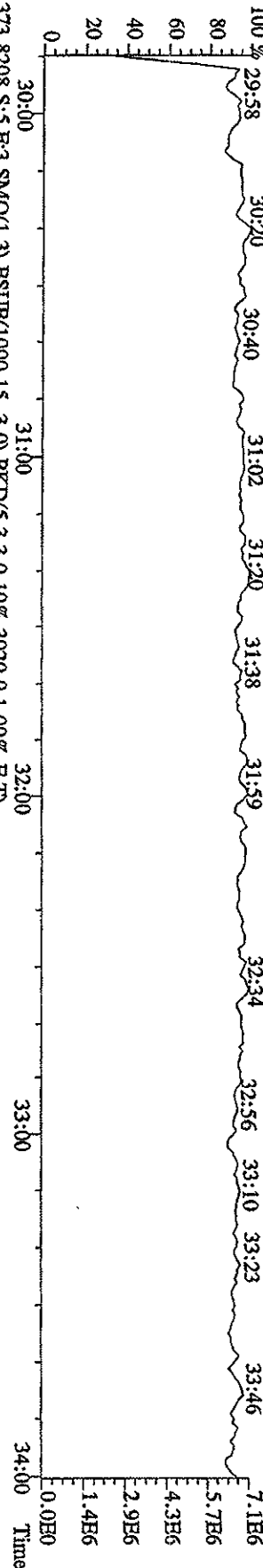


File:12AP104D5 #1-604 Acq:12-APR-2010 11:32:49 GC EI+ Voltage SIR Autospec-Ultimate  
 Sample#5 Text:ST0412C :CS-5 09DXN456 Exp:DIOXINRES8290A  
 354.9792 S:5 P:2 SMO(1,3) PKD(5,3,3,100.00%,0.0,1.00%,F,T)  
 22:32 23:30 23:54 24:28 24:57 25:22 25:45 26:12 26:38 27:19 27:43 28:16 28:59 29:25





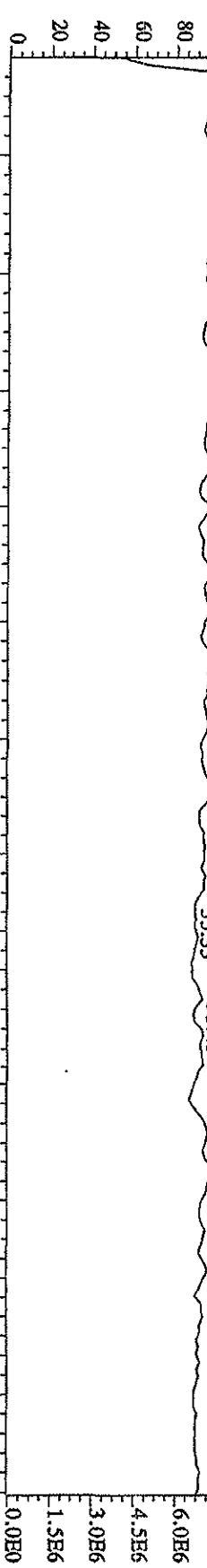
File:12AP104D5 #1-317 Acq:12-APR-2010 11:32:49 GC EI+ Voltage SIR Autospec-UHhnaE  
 Sample#5 Text:ST0412C :CS-5 09DXN456 Exp:DIOXINRES8290A  
 430.9728 S:5 F:3 SMO(1,3) PKD(5,3,3,100.00%,0.0,1.00%,F,T)  
 100% 29:58 30:20 30:40 31:02 31:20 31:38 31:59 32:34 32:56 33:10 33:23 33:46




File: 12AP104D5 #1-198 Acq: 12-APR-2010 11:32:49 GC FI+ Voltage SIR Autospec-Ultimate

Sample#5 Text: ST0412C :CS-5 09DXN456 Exp: DIOXINRES8290A


430.9728 S:5 F:4 SMO(1.3) PKD(5.3,3,100.00%,0.0,1.00%,F,T)



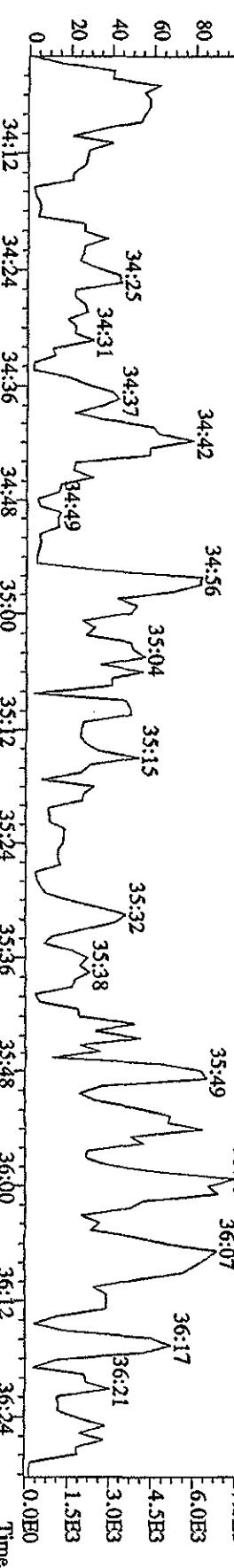
407.7818 S:5 F:4 SMO(1.3) BSUB(1000,15,-3.0) PKD(5.3,3,0.10%,81496,0,1.00%,F,T)  
 100% A7.12E8



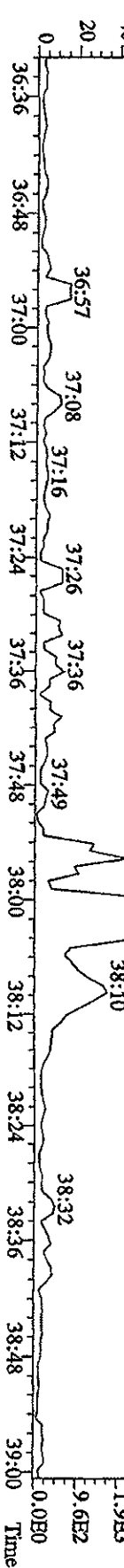
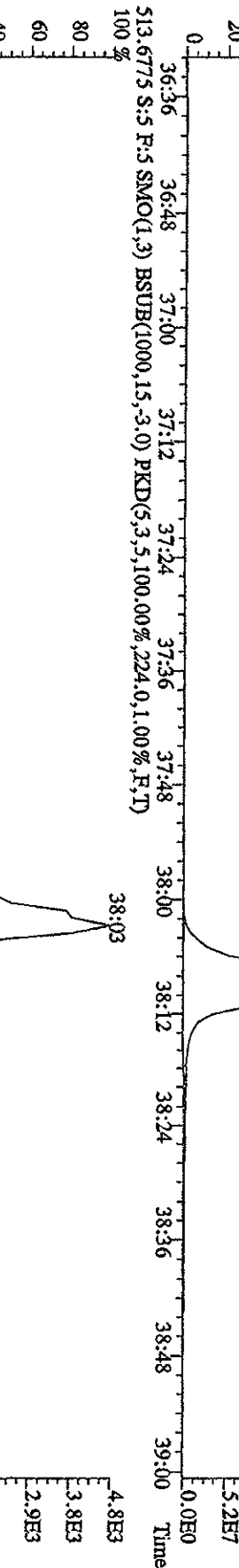


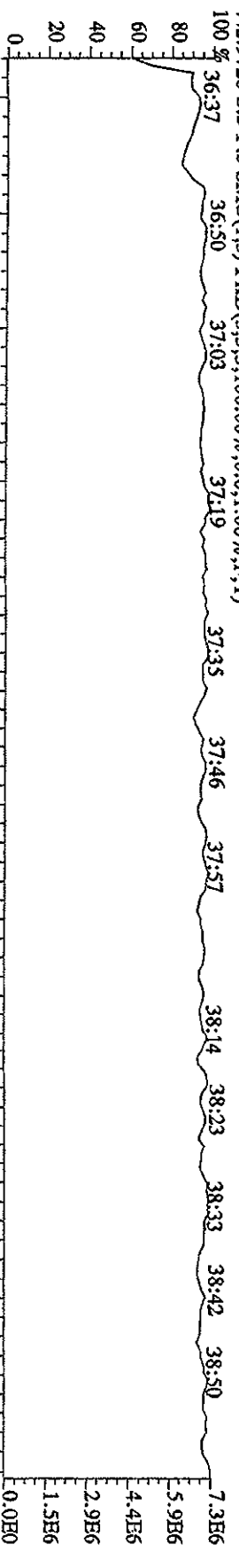
409.7789 S:5 F:4 SMO(1.3) BSUB(1000,15,-3.0) PKD(5.3,3,0.10%,148832,0,1.00%,F,T)  
 100% A7.42E8



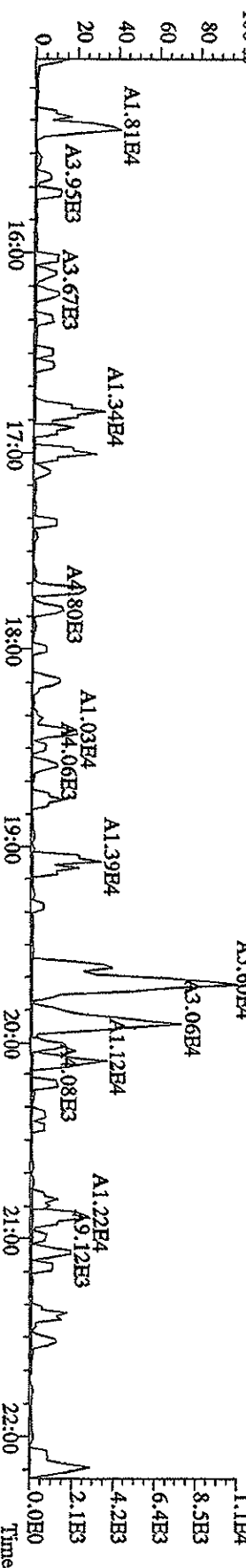
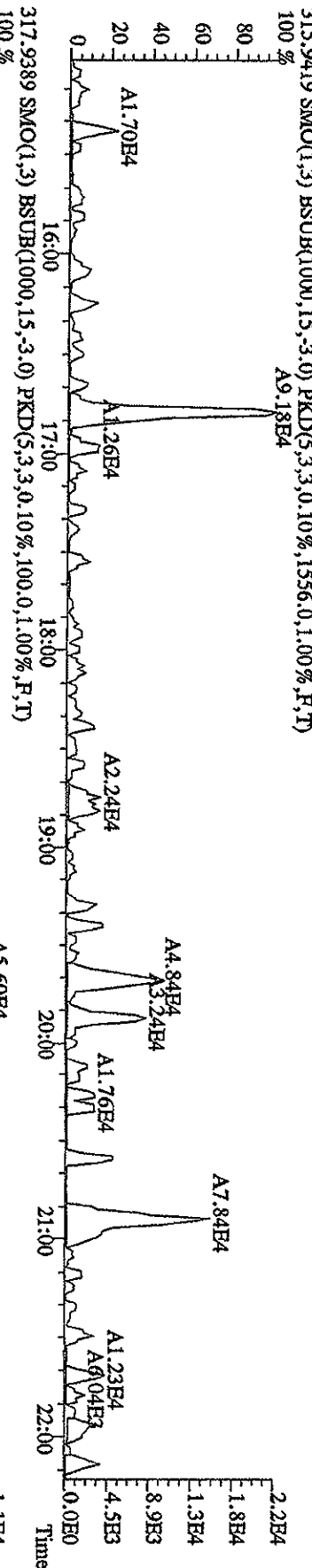

479.7165 S:5 F:4 SMO(1.3) BSUB(1000,15,-3.0) PKD(5.3,3,100.00%,3248,0,1.00%,F,T)



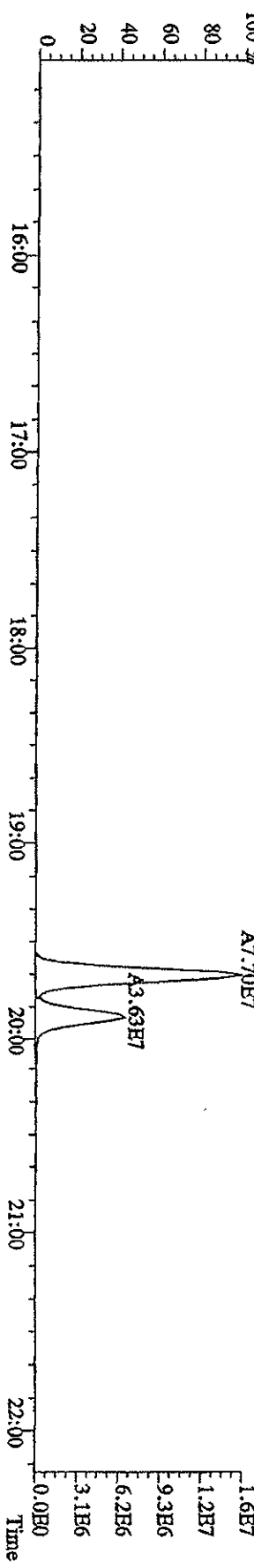
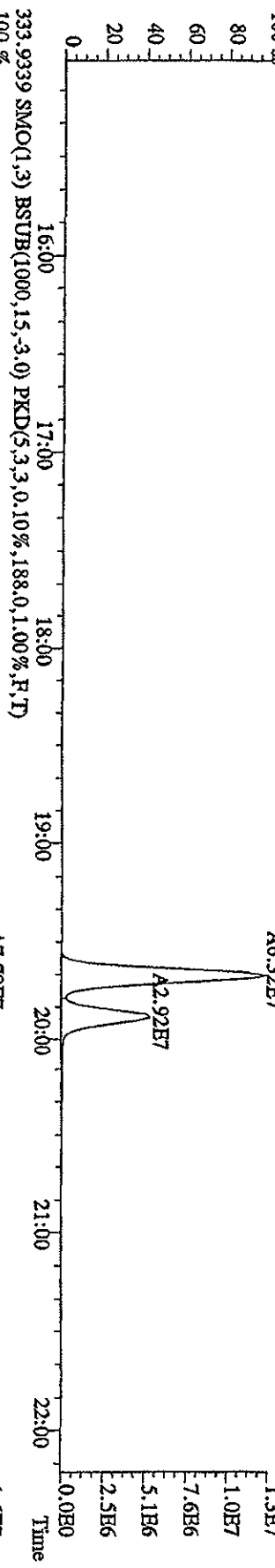
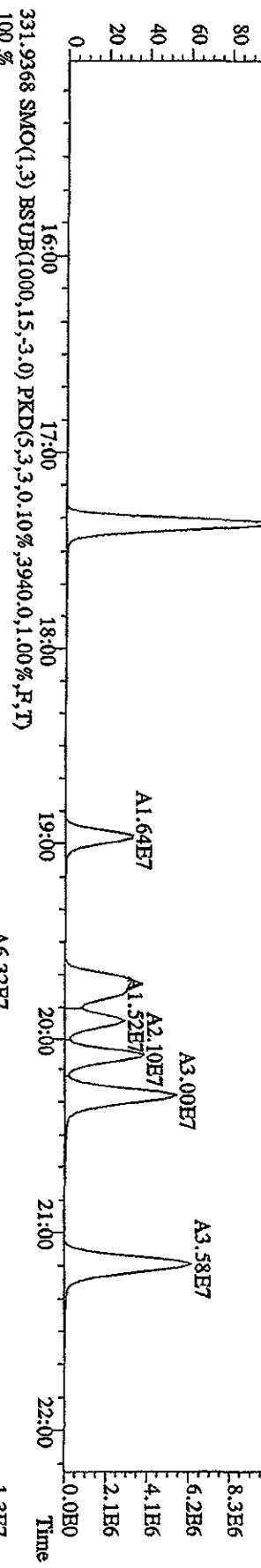
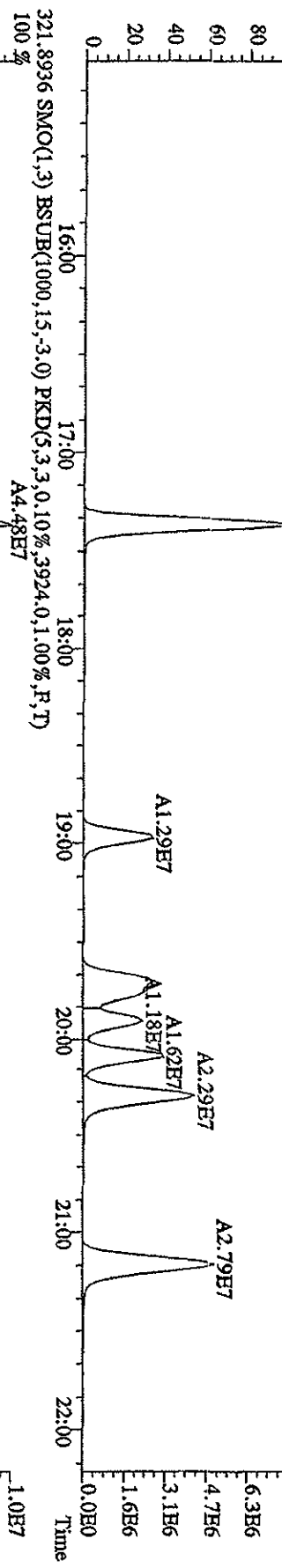
File: 12AP104D5 #1-191 Acq: 12-APR-2010 11:32:49 GC EI+ Voltage: 51V Autospec-Ultimate  
 Sample#5 Text: ST0412C :CS-5 09DXN456 Exp: DIOXINRES8290A



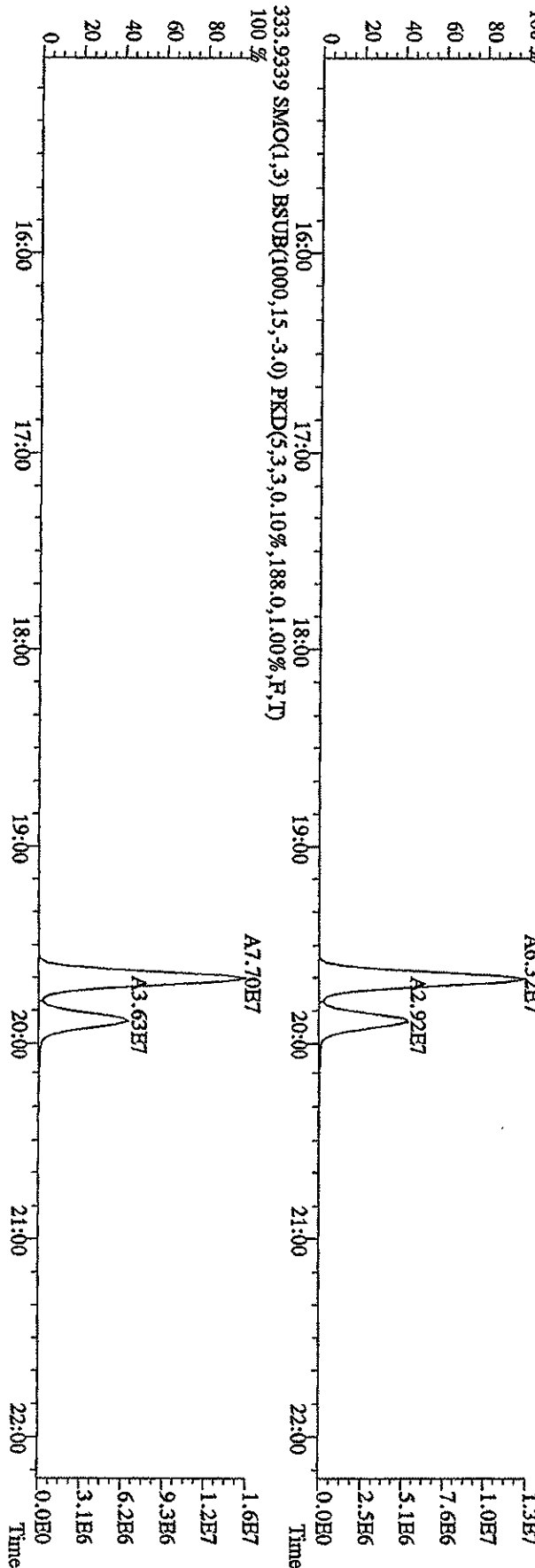
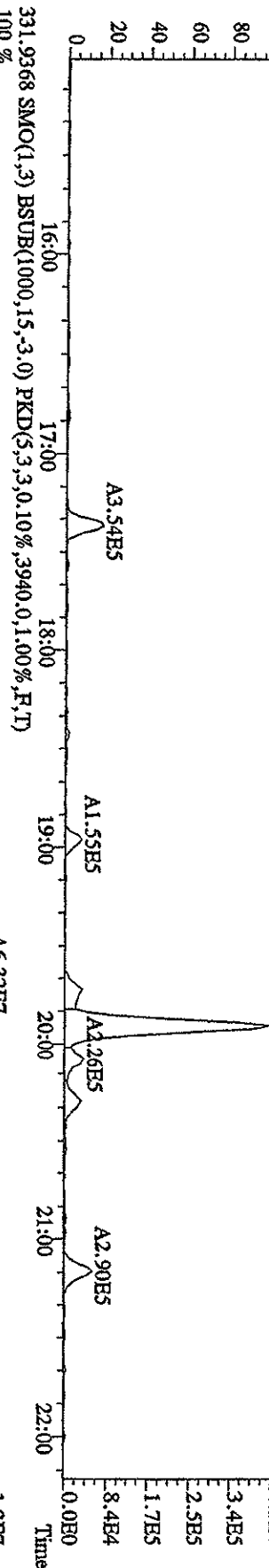
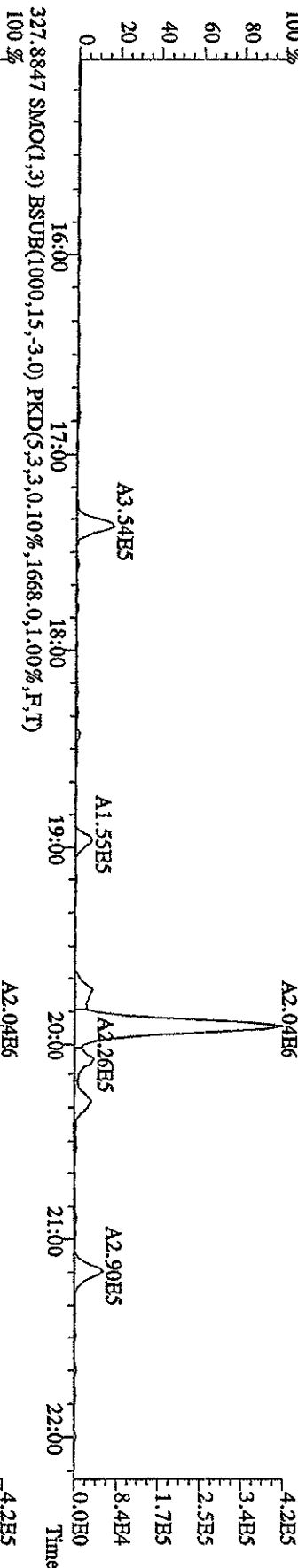
File:12AP104D5 #1-435 Acq:12-APR-2010 08:30:15 GC HI+ Voltage SIR Autospec-Ultimate  
 Sample#1 Text:CP0412 :DB-5 C/PSM 3732-04 Exp.:DIOXINRES8290A  
 303.9016 SMO(1,3) BSUB(1000,15,-3.0) PKD(5,3,3,0,10%,944.0,1.00%,F,T)  
 100%



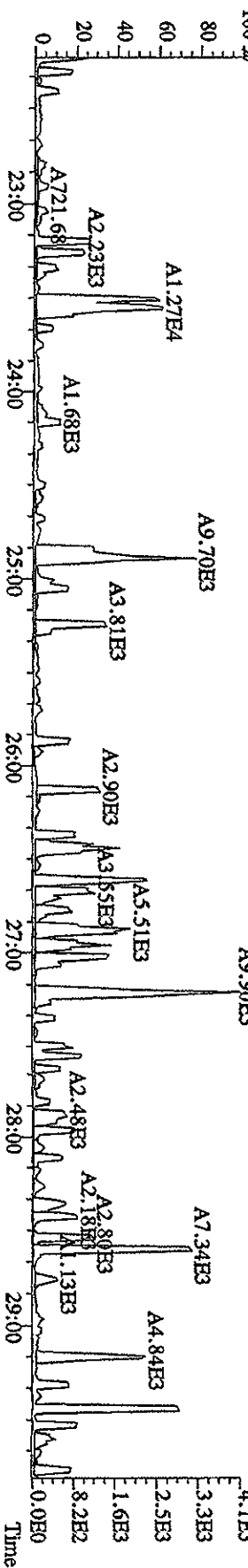
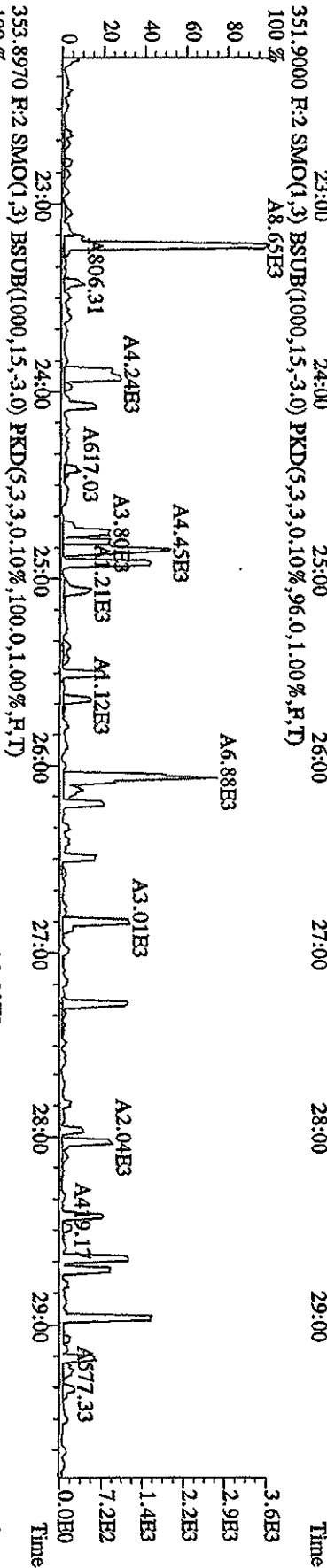

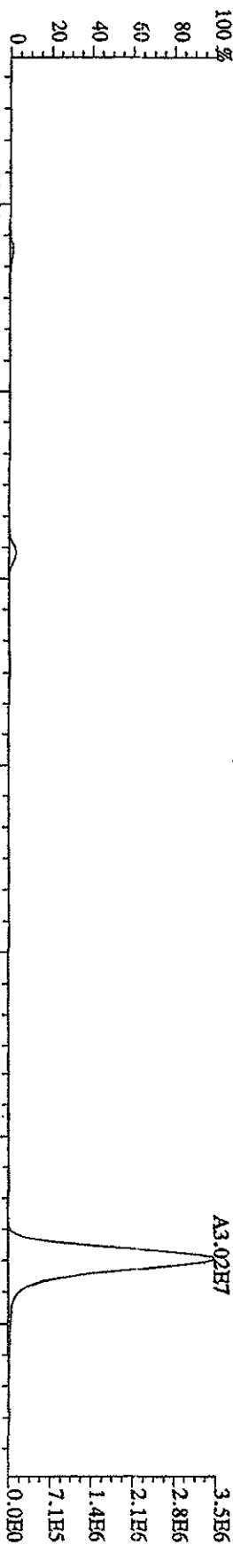
File:12AP104D5 #1-435 Acq:12-APR-2010 08:30:15 GC EI+ Voltage SIR Autospec-Ultimate  
 Sample#1 Text:CP0412 .DB-5 CPSM 3732-04 Exp:DIOXINRES8290A  
 319.8965 SMO(1,3) BSUB(1000,15,-3,0) PKD(5,3,3,0,10%,1208.0,1.00%,F,T)  
 100% A3.43E7



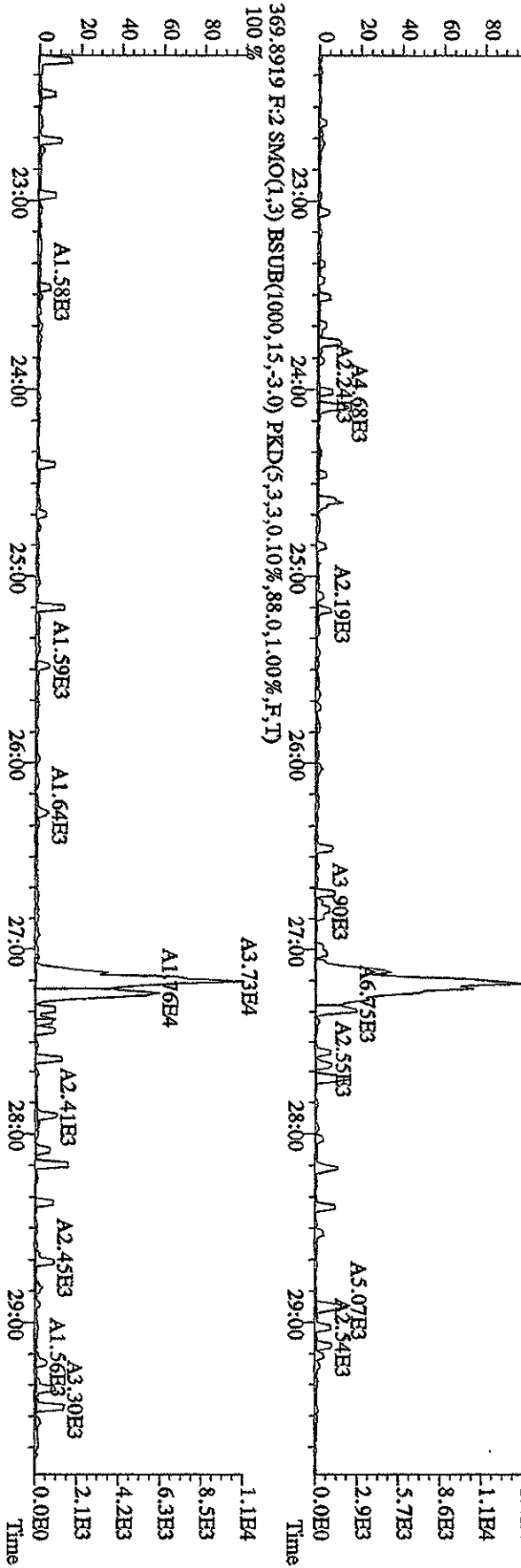
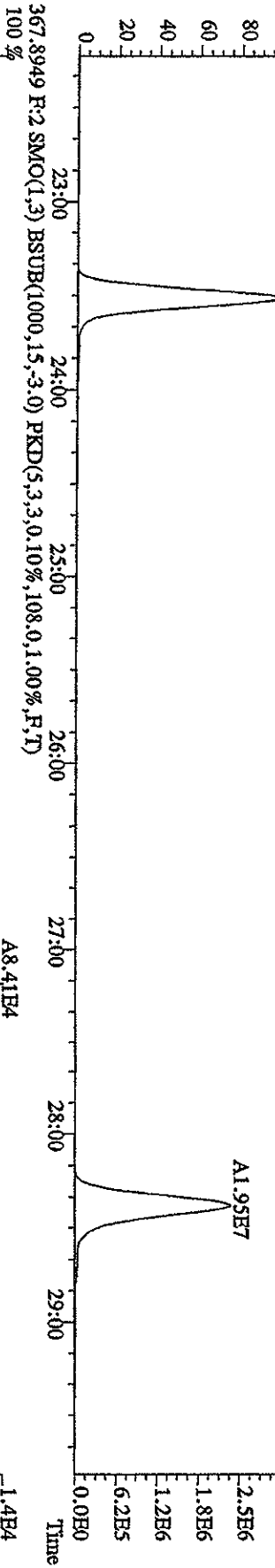

File: 12AP104D5 #1-435 Acq: 12-APR-2010 08:30:15 GC BI + Voltage SIR Autospec-UHimal  
 Sample #1 Text: CP0412 :DB-5 CPSM 3732-04 Exp: DIOXINRES8290A  
 327.8847 SMO(1,3) BSUB(1000,15,-3.0) PKD(5,3,3,0,10%,1668,0,1.00%,F,T)  
 100 %



File:12AP104D5 #1-605 Acq:12-APR-2010 08:30:15 GC HI+ Voltage SIR Autospec-Ultimate  
 Sample#1 Text:CP0412 :DB-5 CPISM 3732-04 Exp:DIOXINRES8290A  
 339.8597 F:2 SMO(1,3) BSUB(1000,15,3.0) PKD(5,3,3,0.10%,1652.0,1.00%,F,T)

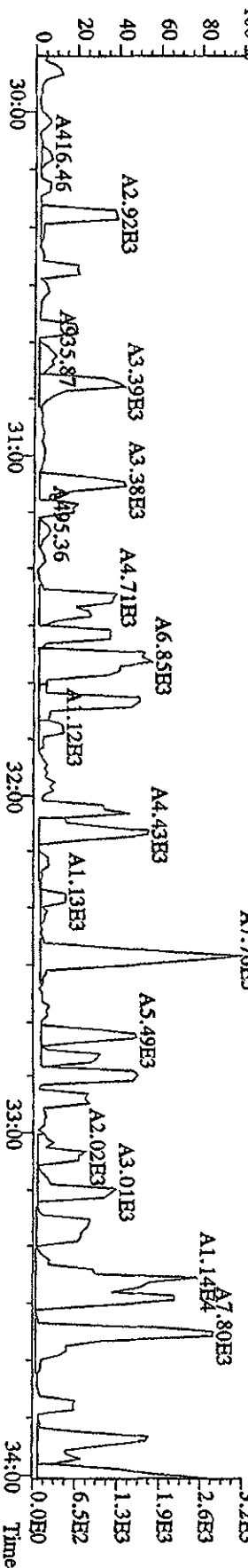
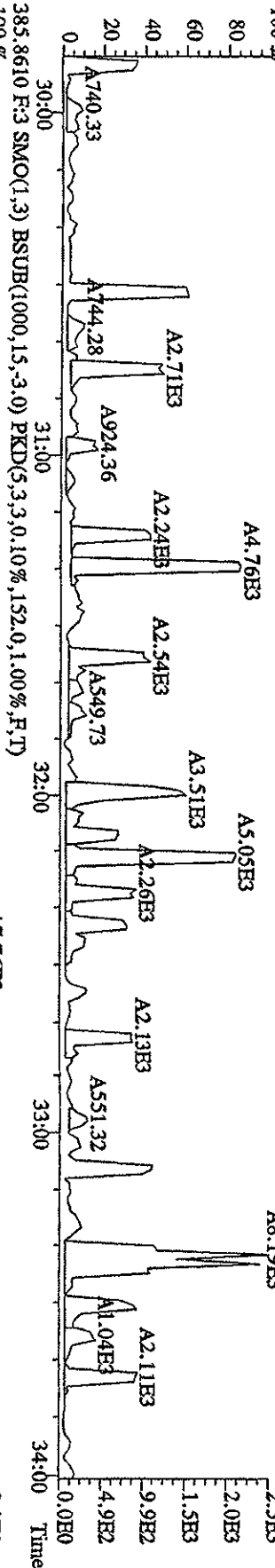
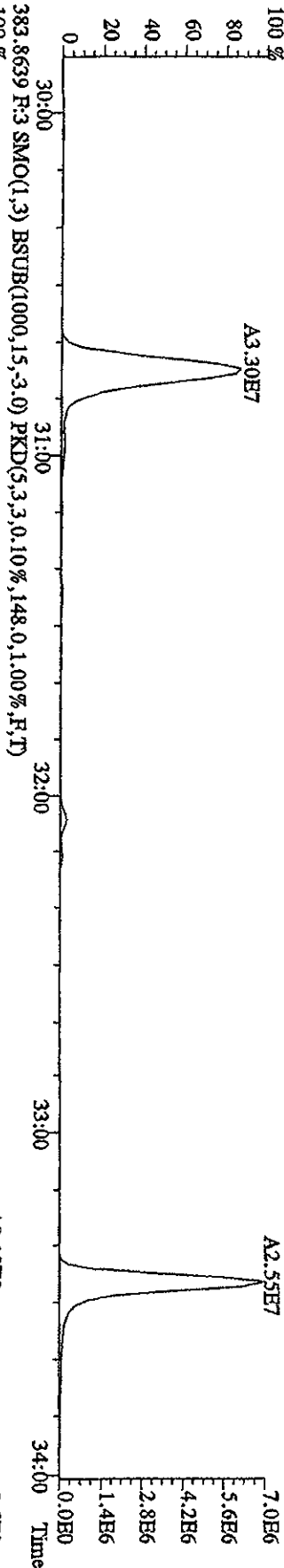



File:12AP104D5 #1-605 Acq:12-APR-2010 08:30:15 GC:EI+ Voltage:519 Autospec-Ultimate  
 Sample#1 Text:CP0412 :DB-5 CPSM 3732-04 Exp:DIOXINRES8290A  
 355.8546 F:2 SMO(1,3) BSUB(1000,15,-3.0) PKD(5,3,3,0.10%,1256.0,1.00%,F,T)  
 100 % A3.29E7

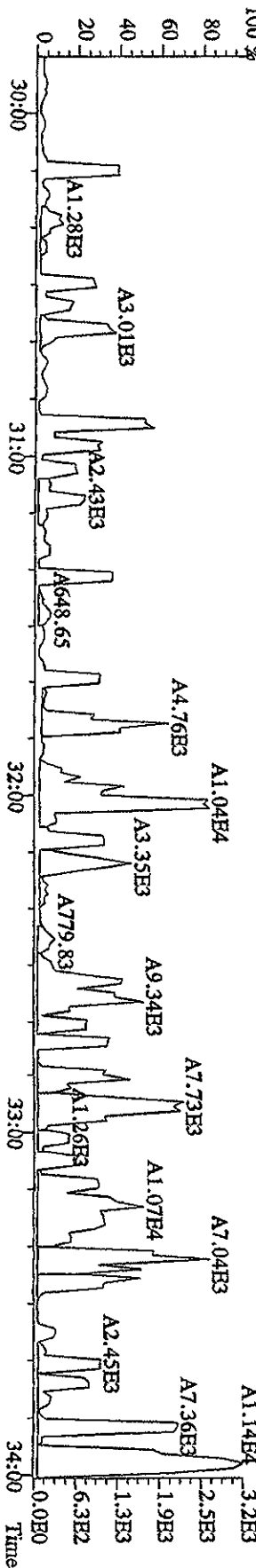
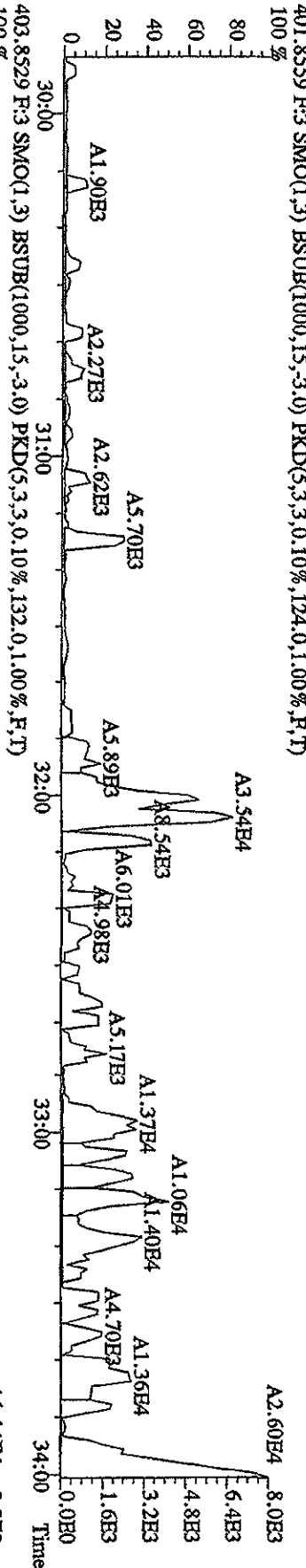
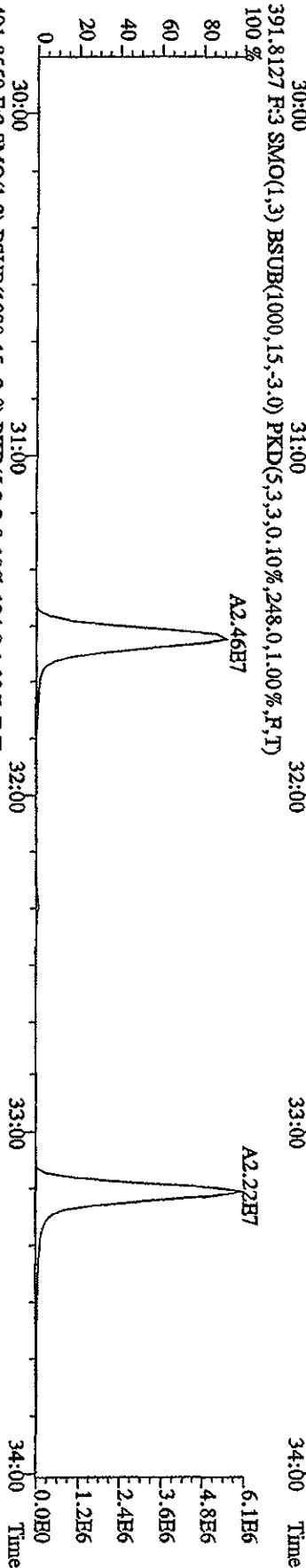





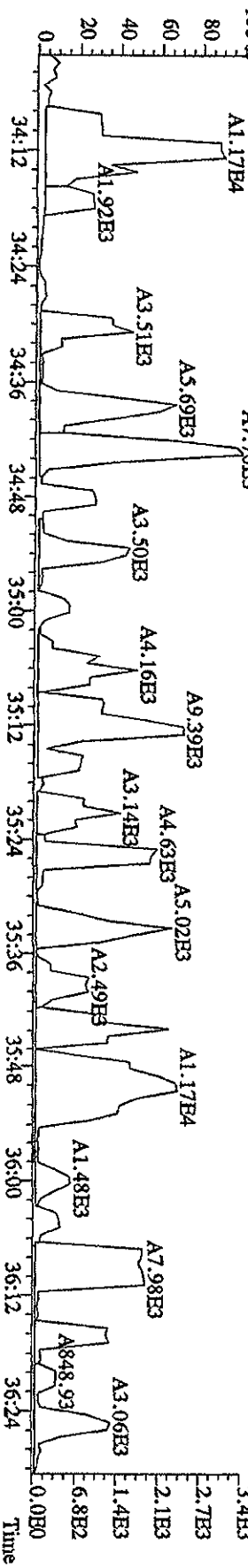
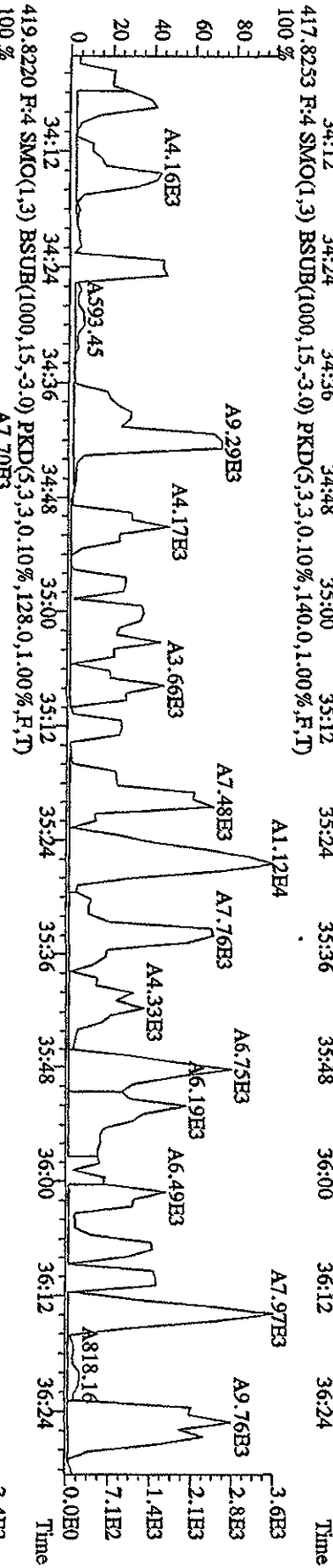

File: 12ADP104D5 #1-317 Acq: 12-APR-2010 08:30:15 GC EI + Voltage SFR Autospec-Ultimate  
 Sample#1 Text: CP0412 : DB-5 CP5M 3732-04 Exp: DIOXINRES8290A  
 373.8208 F:3 SMO(1,3) BSUB(1000,15,-3,0) PKD(5,3,3,0.10%,2080.0,1.00%,F,T)



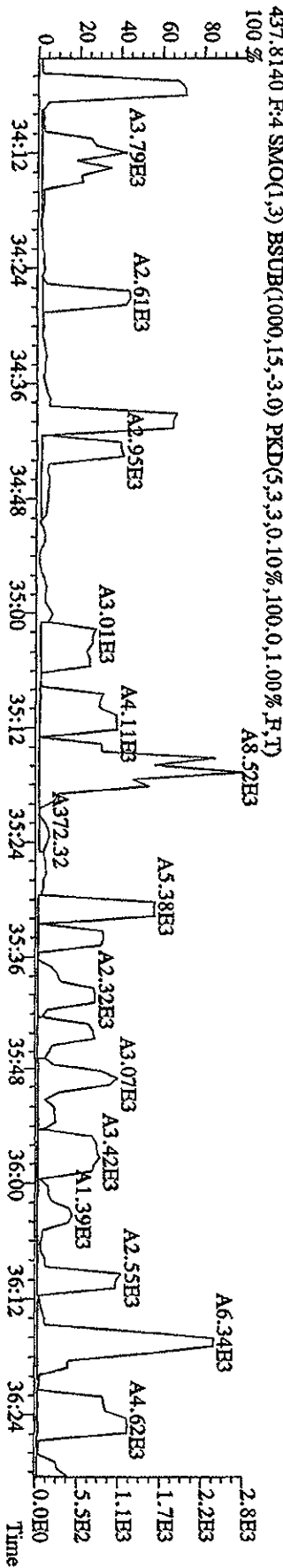
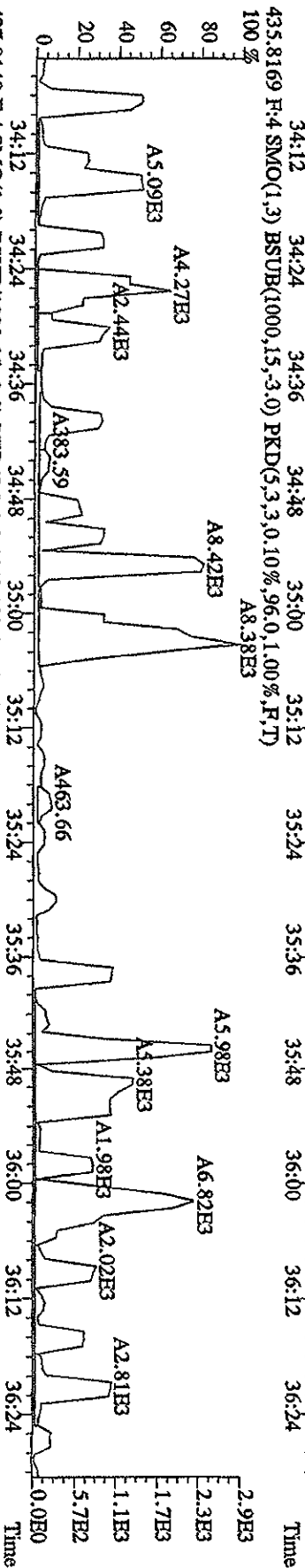
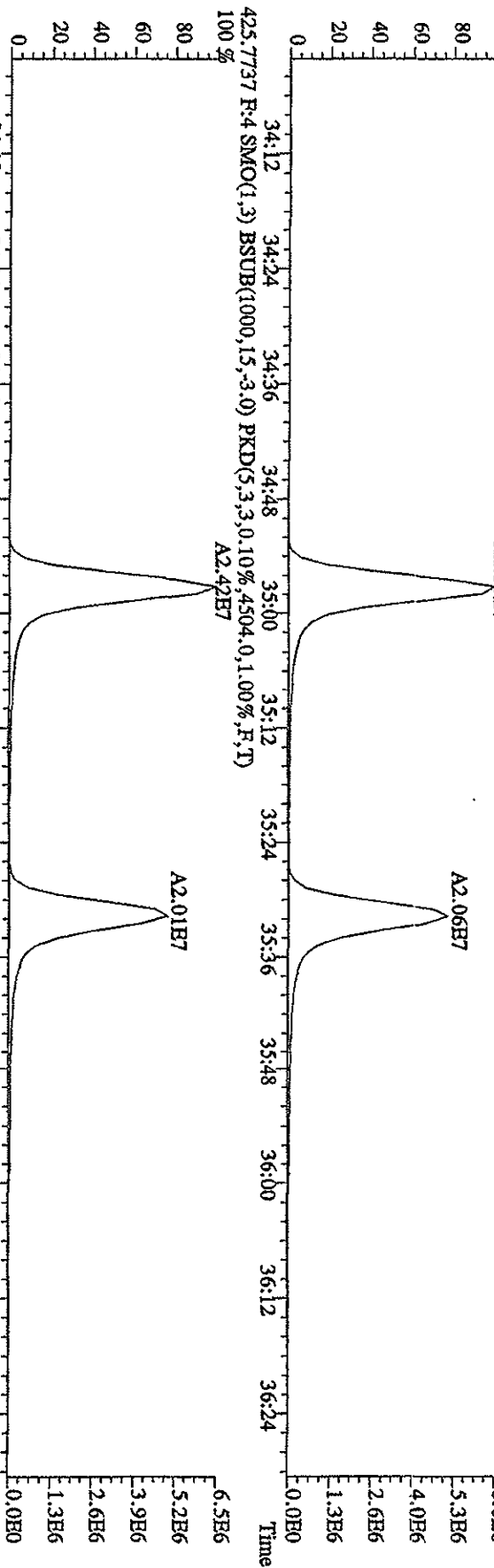
File: 12AP104D5 #1-317 Acq: 12-APR-2010 08:30:15 GC FI + Voltage SIR Autospec-UltimaB  
 Sample#1 Text: CP0412 : DB-5 CP5M 3732-04 Exp: DIOXINRHS8290A  
 389.8157 F:3 SMO(1,3) BSUB(1000,15,-3,0) PKD(5,3,3,0,10%,448,0,1,00%,F,T)



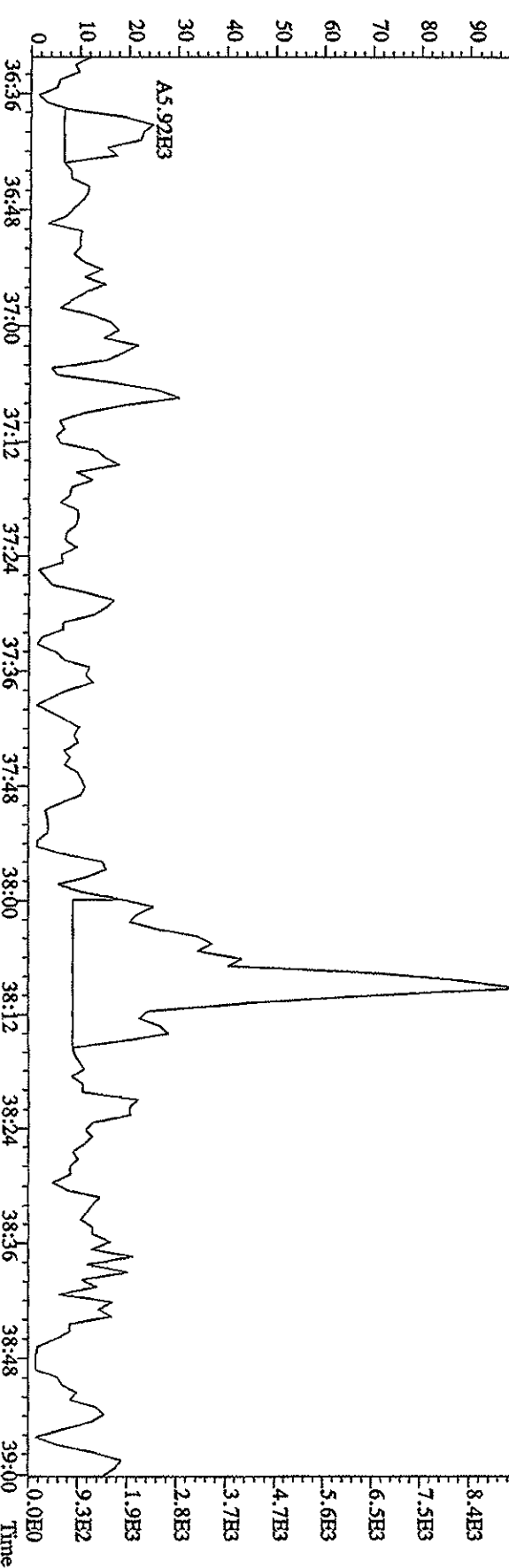
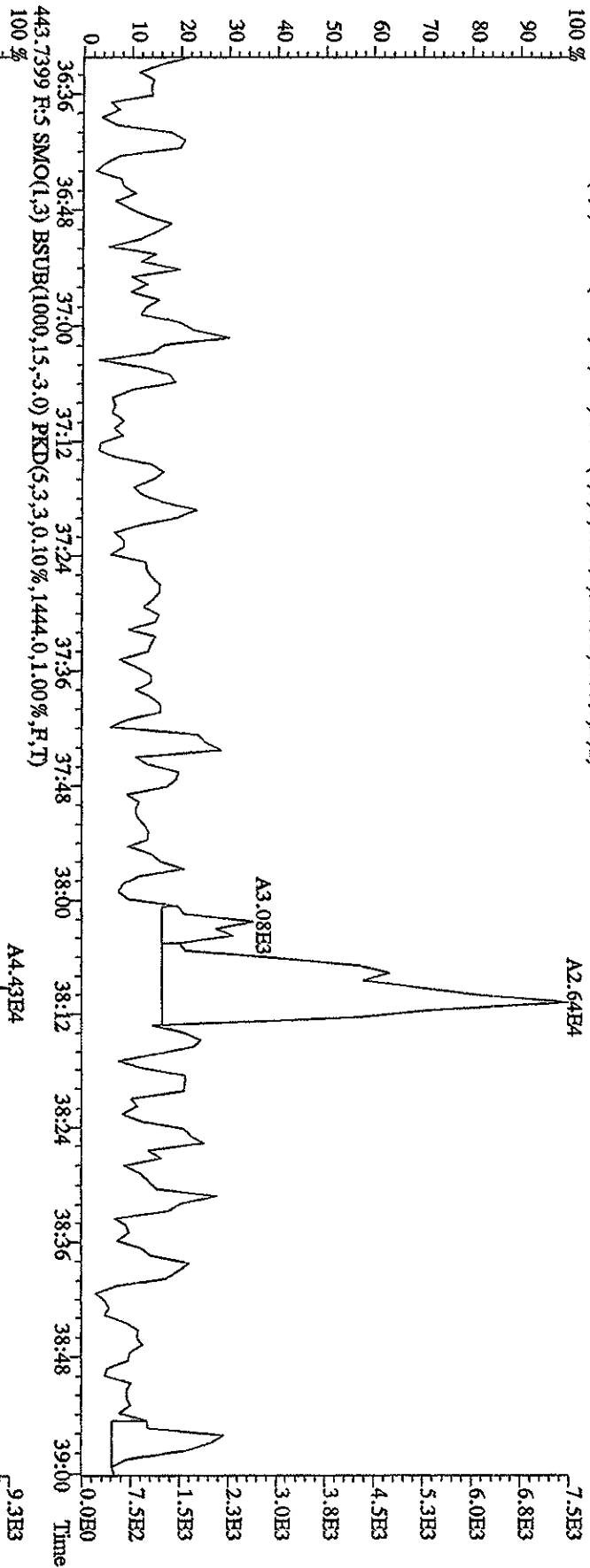
File:12APl04D5 #1-198 Acq:12-APR-2010 08:30:15 GC EI+ Voltage:SIDR Autospec-Ultimate  
 Sample#1 Text:CP0412 :DB-5 CFSM 3732-04 Exp:DIOXINRES&290A  
 407.7818 F:4 SMO(1,3) BSUB(1000,15,-3.0) PKD(5,3,3,0.10%,14896,0,1.00%,F,T)  
 A2.99E7



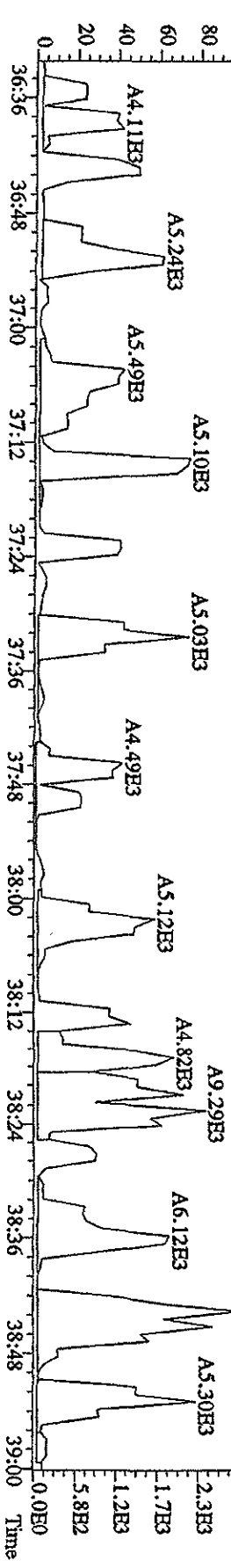
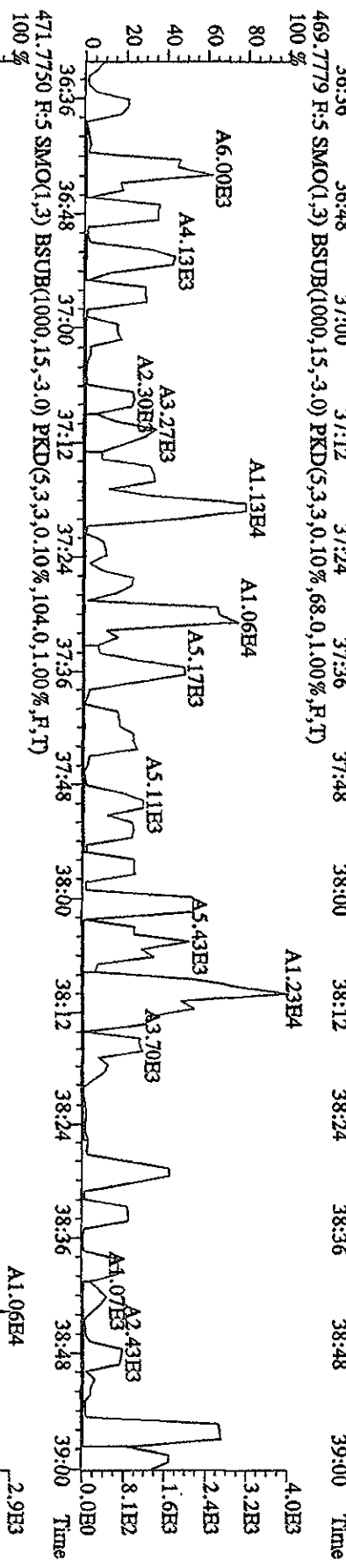
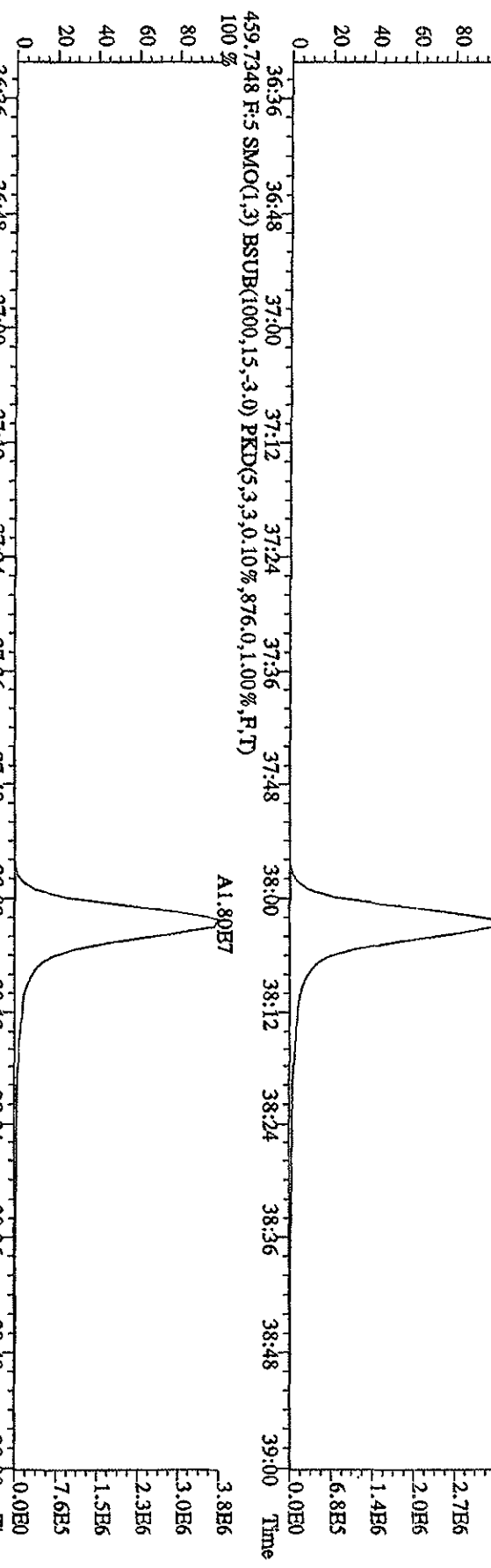
File:12AB104D5 #1-198 Acq:12-APR-2010 08:30:15 GC EI+ Voltage SIR Autospec-UHimaB  
 Sample#1 Text:CP0412 :DB-5 CP5M 3732-04 Exp:DIOXINRES8290A  
 423.7737 F:4 SMO(1,3) BSUB(1000,15,-3.0) PKD(5,3,3,0,10%,4504,0,1,00%,F,T)  
 437.8140 F:4 SMO(1,3) BSUB(1000,15,-3.0) PKD(5,3,3,0,10%,100,0,1,00%,F,T)



File:12AP104D5 #1-190 Acq:12-APR-2010 08:30:15 GC HI + Voltage SIR Autospec-UHmale  
 Sample#1 Text:CP0412 :DB-5-CP5M 3732-04 Exp:DIOXINRES8290A  
 441.7428 F:5 SMO(1,3) BSUB(1000,15,-3,0) PKD(5,3,3,0,10%,1148.0,1.00%,F,T) 100%




File:12AP104D5 #1-190 Acq:12-APR-2010 08:30:15 GC EI+ Voltage SDR Autospec-Ultimate  
 Sample#1 Text:CP0412 :DB-5 CP5M 3732-04 Exp:DIOXINRES8290A  
 457.7377 F:5 SMO(1,3) BSUB(1000,15,-3.0) PKD(5,3,3,0.10%,504.0,1.00%,F,T)




File:12AP104D5 #1-435 Acq:12-APR-2010 08:30:15 GC EI + Voltage SIR Autospec-UltimaE

Sample#1 Text:CP0412 :DB-5 CPSEM 3732-04 Exp:DIOXINRES8290A


354.9792 SMO(1,3) PKD(5,3,100.00%,0.0,1.00%,F,T)



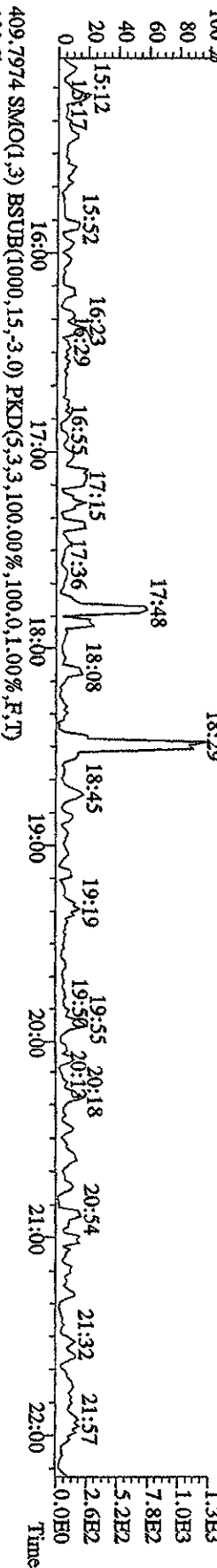
303.9016 SMO(1,3) BSUB(1000,15,-3,0) PKD(5,3,0.10%,944.0,1.00%,F,T)



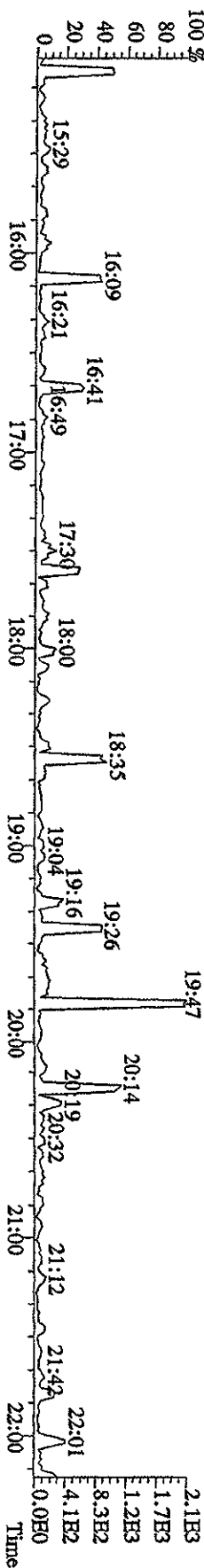
305.8987 SMO(1,3) BSUB(1000,15,-3,0) PKD(5,3,0.10%,1592.0,1.00%,F,T)




375.8364 SMO(1,3) BSUB(1000,15,-3,0) PKD(5,3,100.00%,96.0,1.00%,F,T)




409.7974 SMO(1,3) BSUB(1000,15,-3,0) PKD(5,3,100.00%,100.0,1.00%,F,T)



File:12A\P104D5 #1-605 Acq:12-APR-2010 08:30:15 GC EI+ Voltage SIR Autospec-Ultimate  
 Sample#1 Text:CP0412 :DB-5 CPSM 3732-04 Exp:DIOXINRES8290A  
 354.9792 F:2 SMO(1,3) PKD(5,3,3,100.00%,0.0,1.00%,F,T)  
 100 % 22:49 23:29 24:06 24:51 25:16 25:52 26:38 27:08 27:31 27:57 28:37 29:22 7.7E6



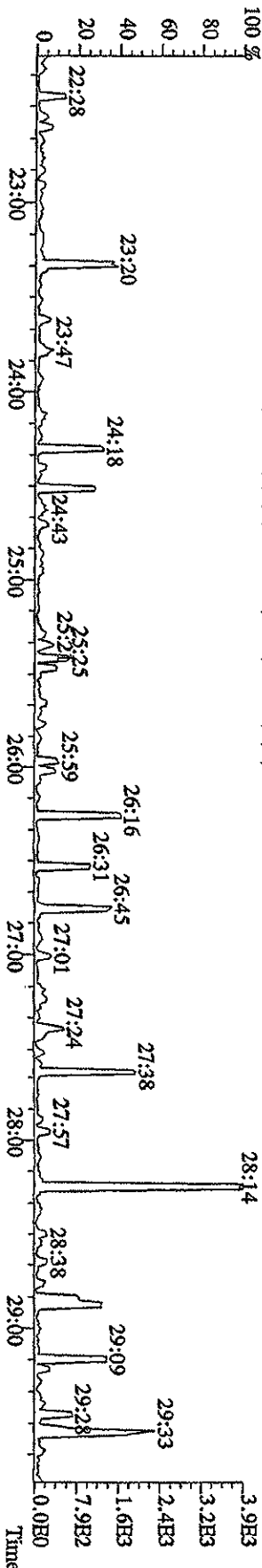
339.8597 F:2 SMO(1,3) BSUB(1000,15,-3.0) PKD(5,3,3,0.10%,1.652,0,1.00%,F,T)  
 100 %



341.8567 F:2 SMO(1,3) BSUB(1000,15,-3.0) PKD(5,3,3,0.10%,1.316,0,1.00%,F,T)  
 100 %

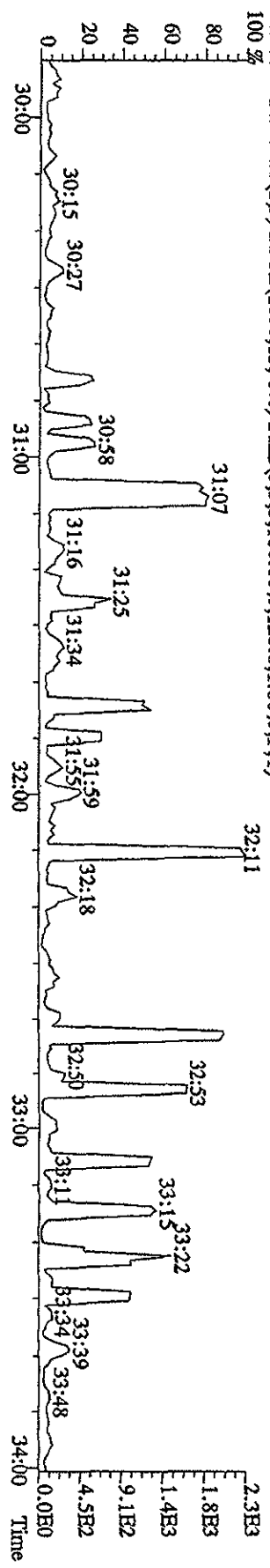





409.7974 F:2 SMO(1,3) BSUB(1000,15,-3.0) PKD(5,3,3,100.00%,92.0,1.00%,F,T)  
 100 %

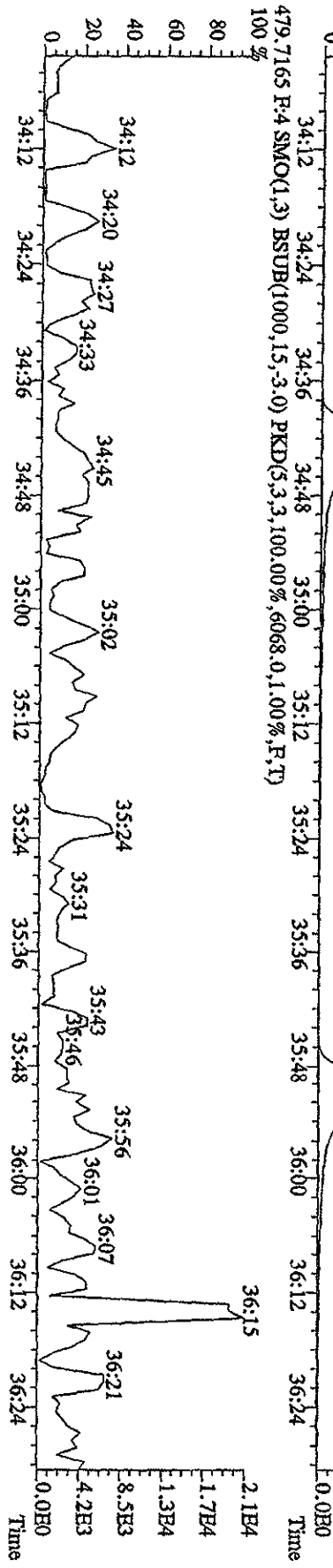


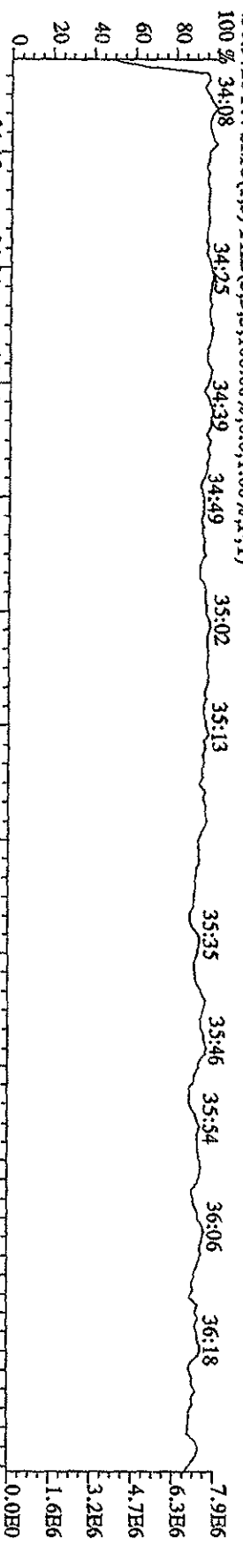




File: 12AP104D5 #1-317 Acq: 12-APR-2010 08:30:15 GC EI + Voltage SIR Autospec-UltimaE  
 Sample#1 Text: CP0412 :DB-5 CPSM 3732-04 Exp: DIOXINRESS8290A



File: 12AP104D5 #1-198 Acq: 12-APR-2010 08:30:15 GC EI+ Voltage SIR Autospec-UltimaB  
 Sample#1 Text: CP0412 :DB-5 CPSM 3732-04 Exp: DIOXINRESS8290A  
 430.9728 F:4 SMO(1,3) PKD(5,3,3,100.00%,0.0,1.00%,F,T)

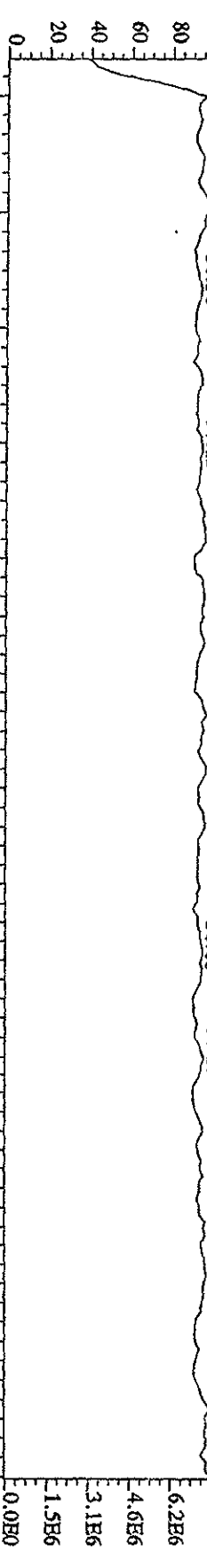


File: 12AD104D5 #1-190 Acq: 12-APR-2010 08:30:15 GC EI+ Voltage: SIR Autospec-UltimaE

Sample#1 Text: CP0412 :DB-5 CP5M 3732-04 Exp: DIOXINRES8290A


442.9728 F:5 SMO(1,3) PKD(5,3,3,100.00%,0.0,1.00%,F,T)

100% 36:36 36:48 36:56 37:13 37:22 37:33 37:40 37:52 38:05 38:16 38:39 38:53




441.7428 F:5 SMO(1,3) BSUB(1000,15,-3.0) PKD(5,3,3,0.10%,1148.0,1.00%,F,T)

100% 36:36 36:48 37:00 37:12 37:24 37:36 37:48 38:00 38:12 38:24 38:36 38:48 39:00




443.7399 F:5 SMO(1,3) BSUB(1000,15,-3.0) PKD(5,3,3,0.10%,1444.0,1.00%,F,T)

100% 36:36 36:48 37:00 37:12 37:24 37:36 37:48 38:00 38:12 38:24 38:36 38:48 39:00

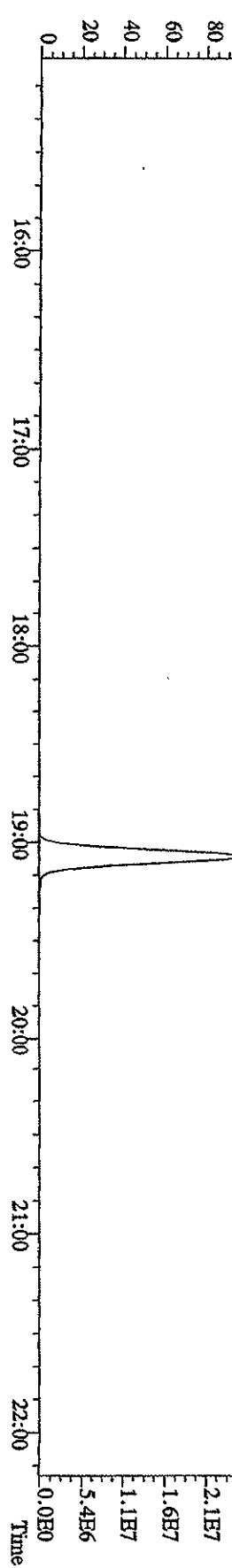
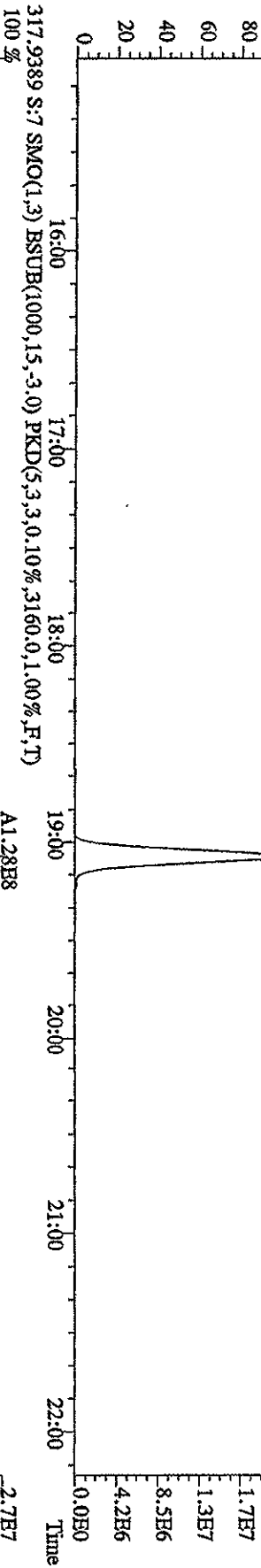
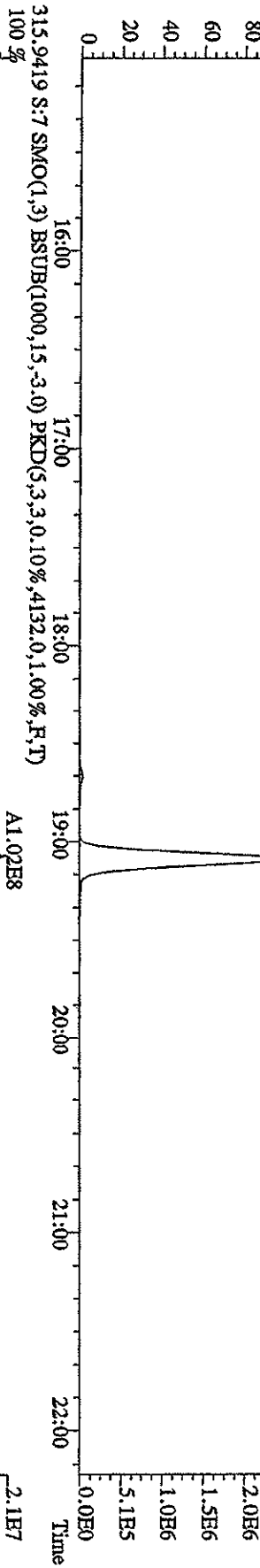
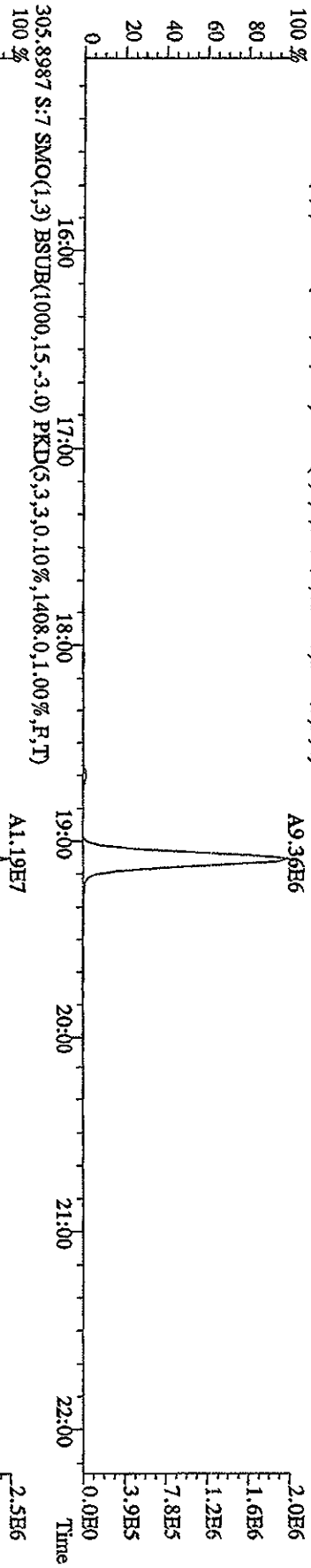


513.6775 F:5 SMO(1,3) BSUB(1000,15,-3.0) PKD(5,3,5,100.00%,96.0,1.00%,F,T)

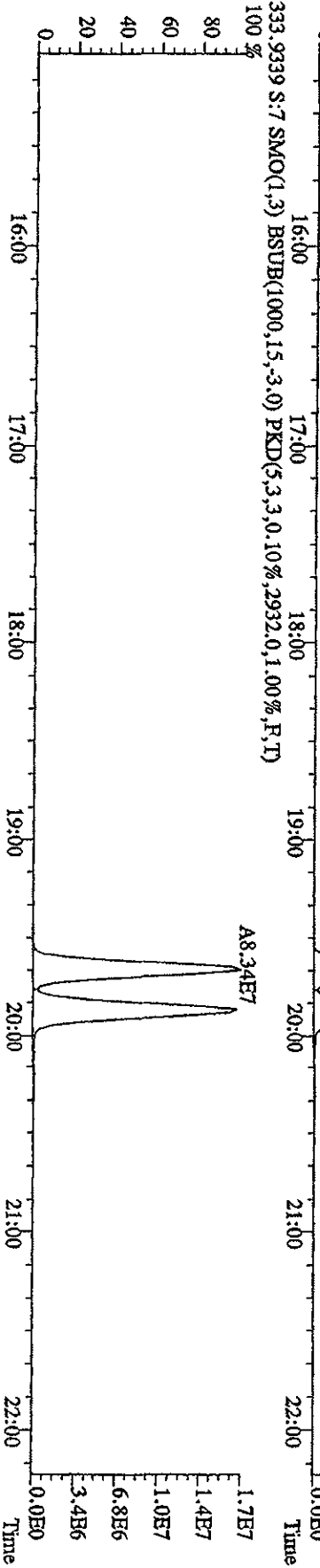
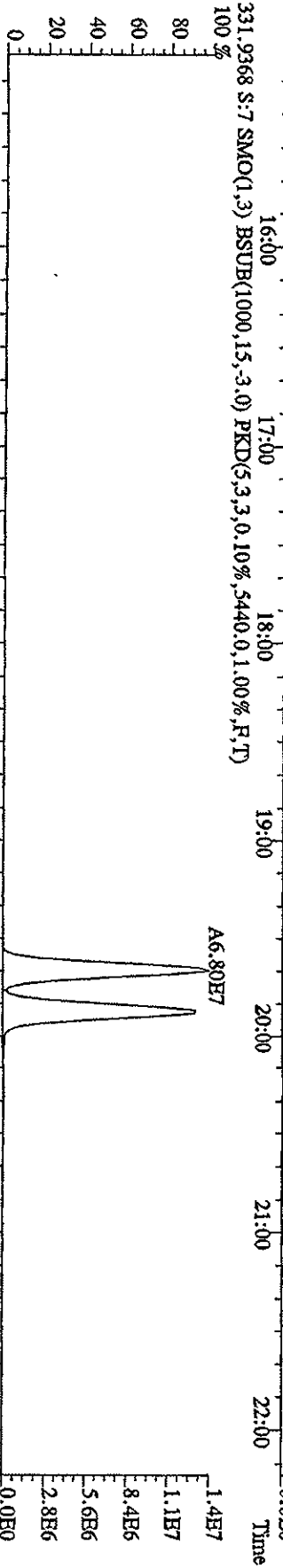
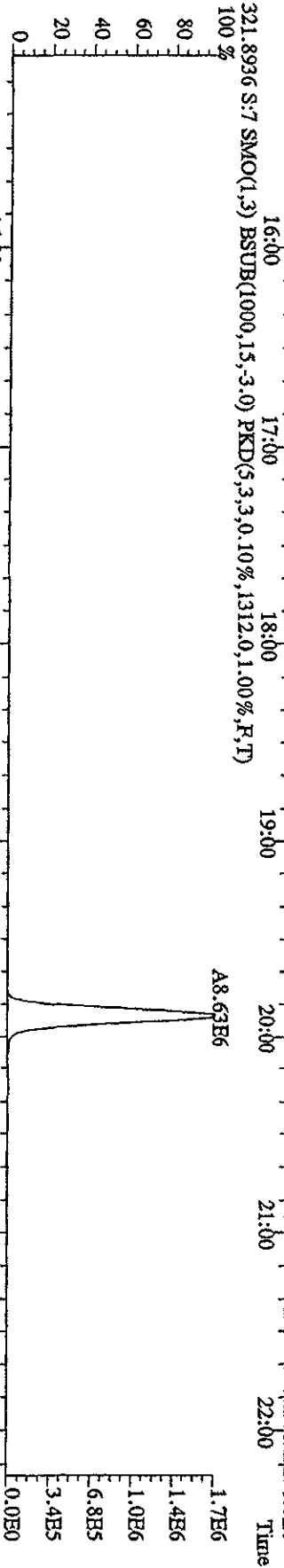
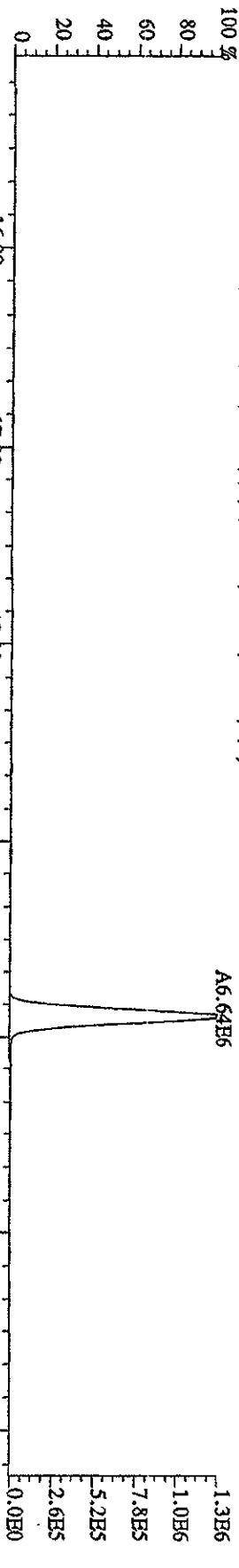
100% 36:36 36:48 37:00 37:12 37:24 37:36 37:48 38:00 38:12 38:24 38:36 38:48 39:00



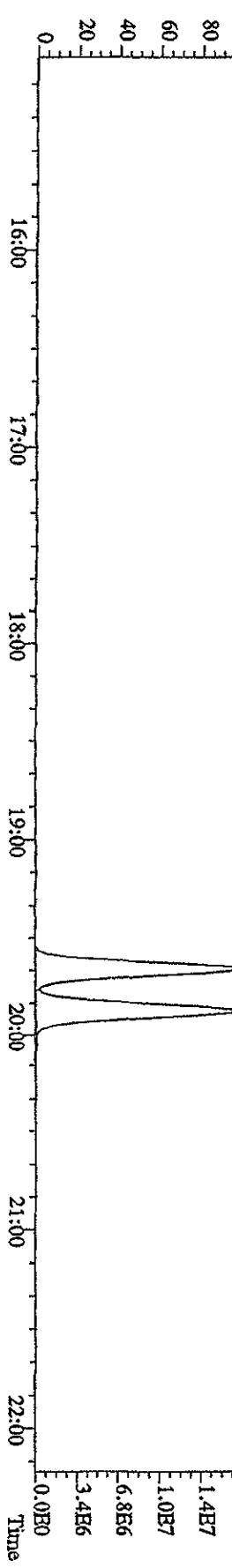
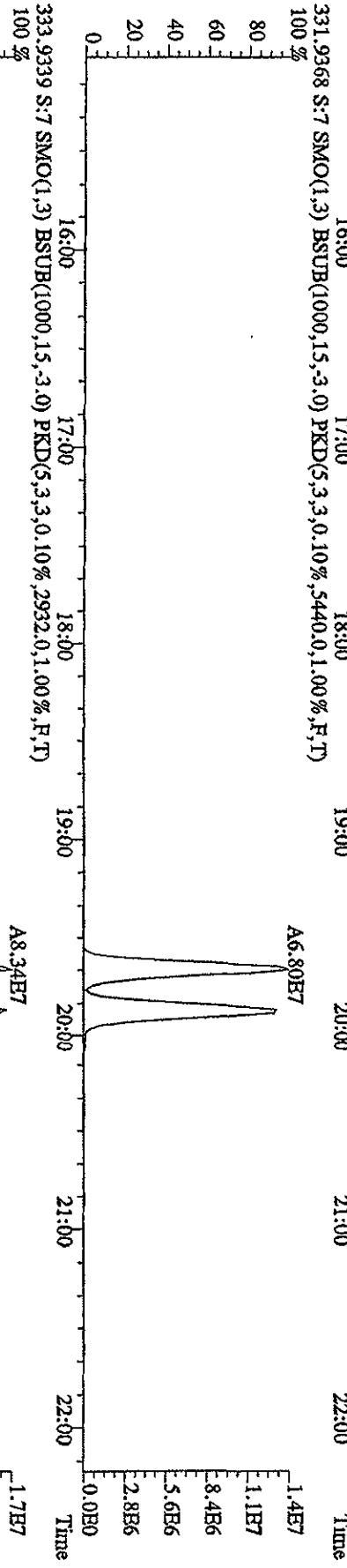
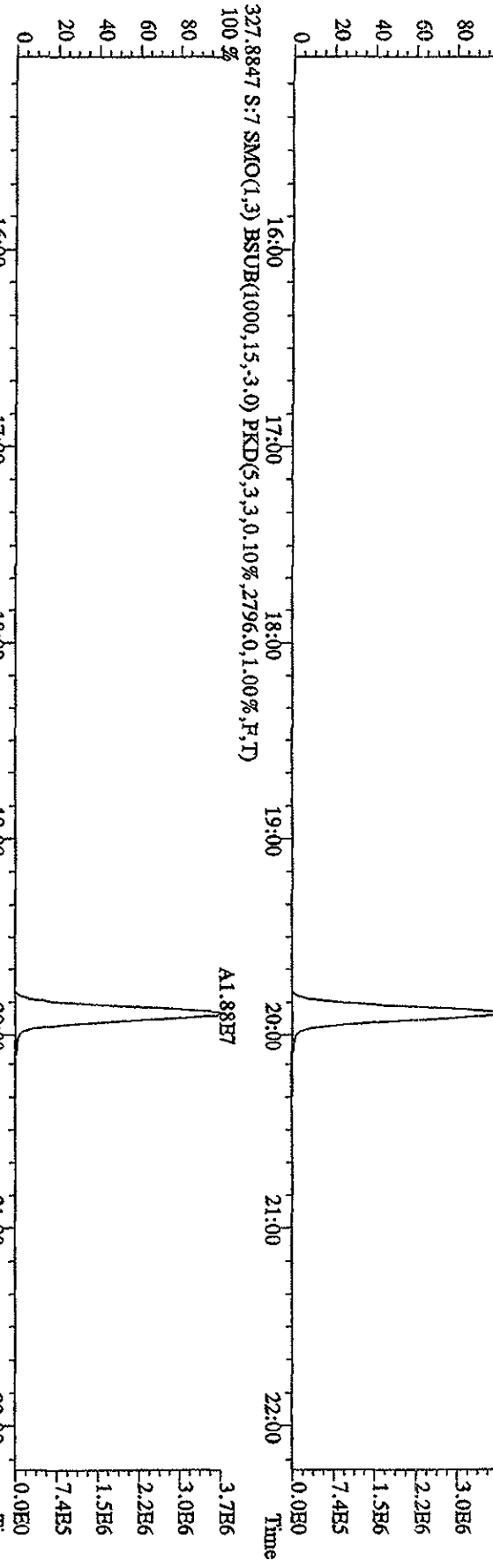
File:12AP104D5 #1-435 Acq:12-APR-2010 13:00:53 GC EI+ Voltage S1R Autospec-Ultimate  
 Sample#7 Text:ST0412B :2nd Source 09DXN449 Exp:DIOXINRES8290A  
 303.9016 S:7 SMO(1,3) BSUB(1000,15,-3.0) PKD(5,3,3,0,10%,1128,0,1.00%,F,T)



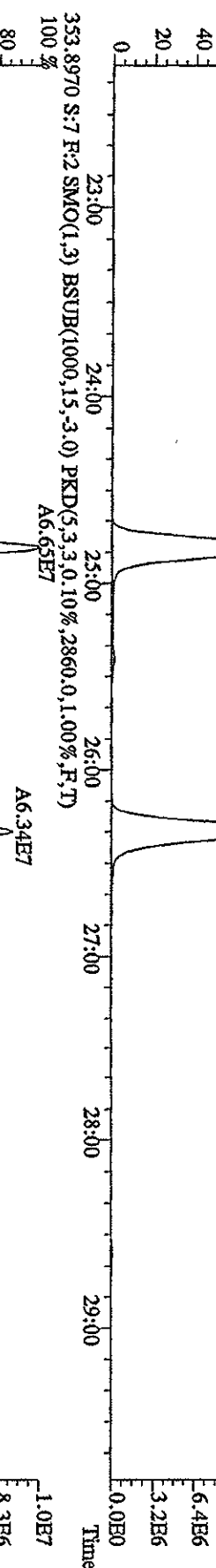
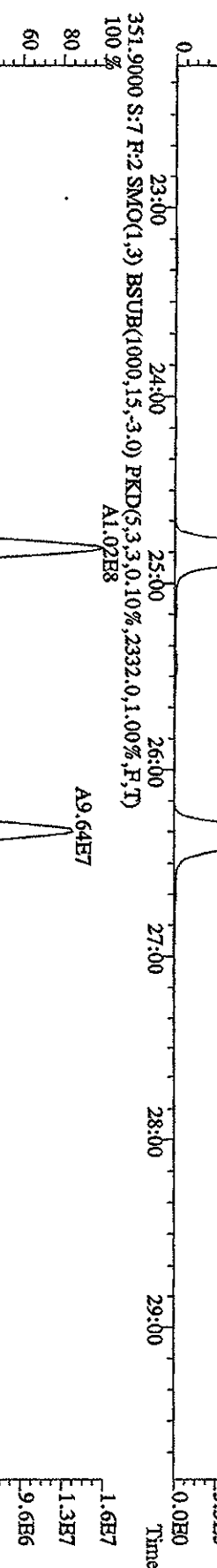
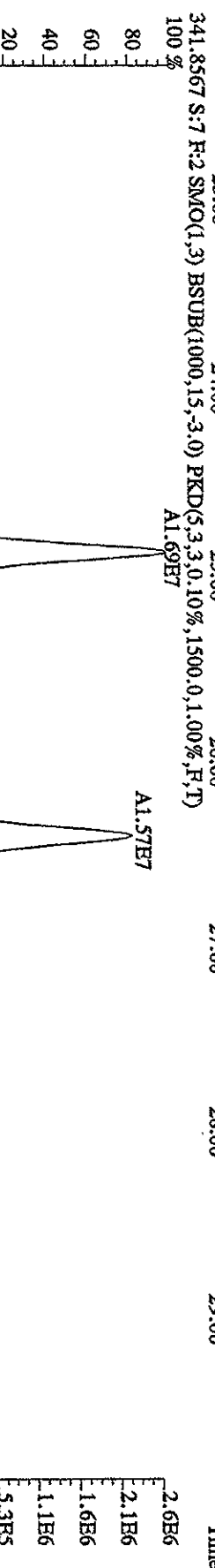
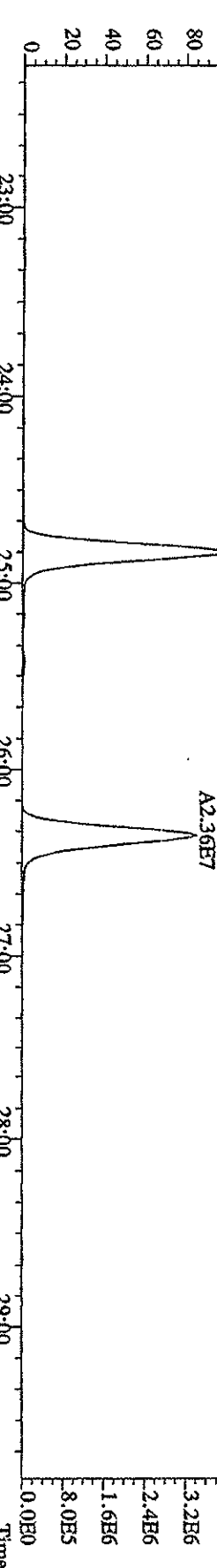
File: 12AP104D5 #1-435 Acq: 12-APR-2010 13:00:53 GC: EI+ Voltage: SIR Autospec: Ultimate  
 Sample#7 Text: ST0412H : 2nd Source 09DXN449 Exp: DIOXINRES8290A  
 319.8965 S: 7 SMO(1,3) BSUB(1000,15,-3.0) PKD(5,3,3,0,10%,1228,0,1.00%,F,T)



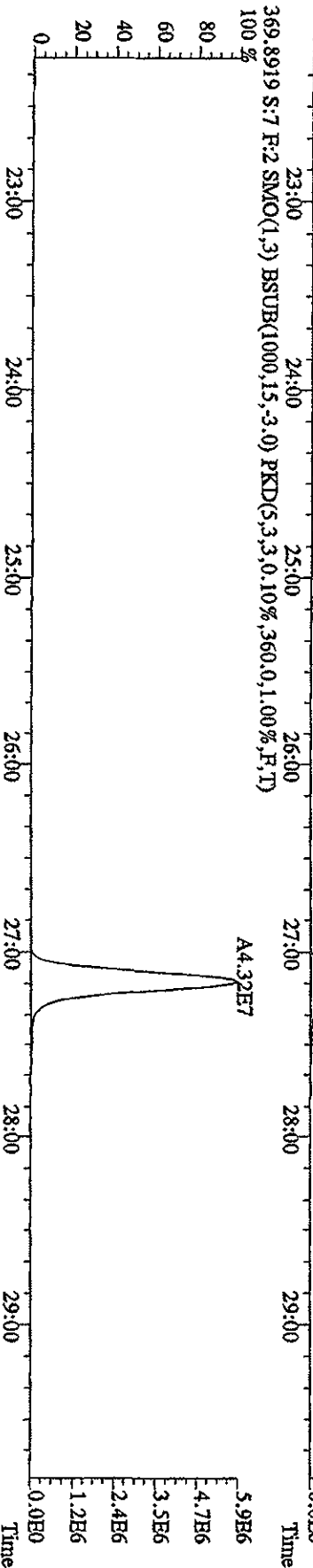



File:12AP104D5 #1-435 Acq:12-APR-2010 13:00:53 GC FI+ Voltage SIR Autospec-Ultimate  
 Sample#7 Text:ST0412B 2nd Source 09DXN449 Exp:DIOXINRES8290A  
 327.8847 S:7 SMO(1,3) BSUB(1000,15,-3.0) PKD(5,3,3,0.10%,2796.0,1.00%,F,T)  
 100 %



File:12AP104D5 #1-604 Acq:12-APR-2010 13:00:53 GC EI+ Voltage SIR Autospec-UltraB  
 Sample#7 Text:ST0412E :2nd Source 09DXN449 Exp:DIOXINRBS8290A  
 339.8597 S:7 F:2 SMO(1,3) BSUB(1000,15,-3.0) PKD(5,3,3,0.10%,2008.0,1.00%,F,T)  
 100 % A2.59E7

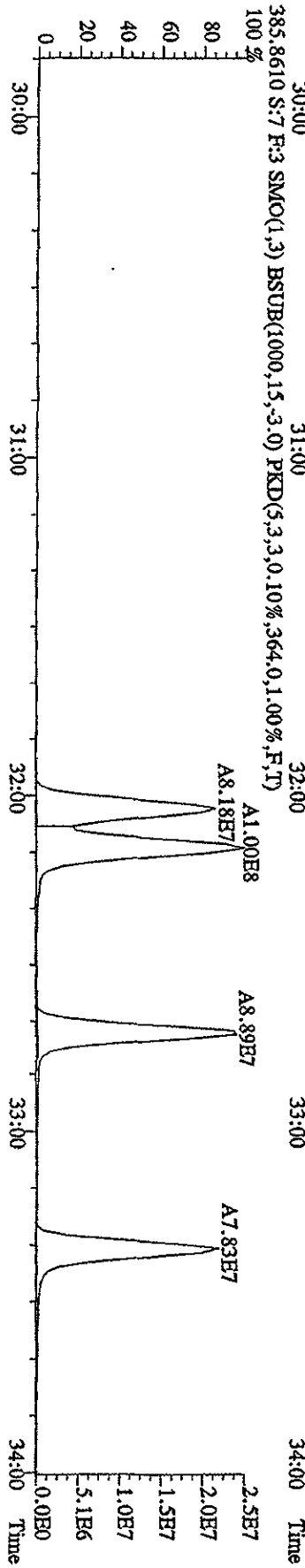
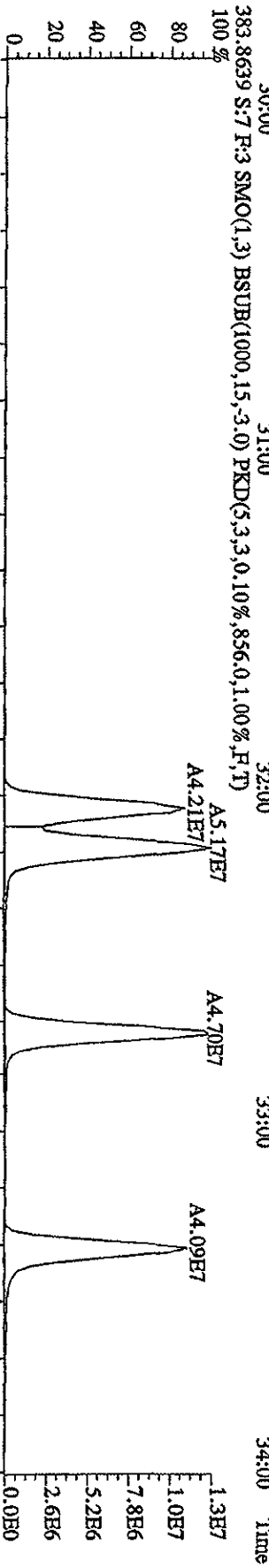
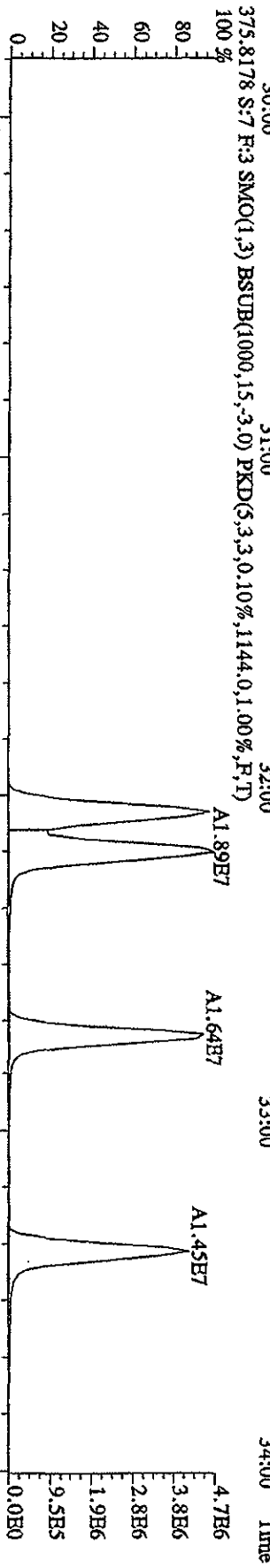
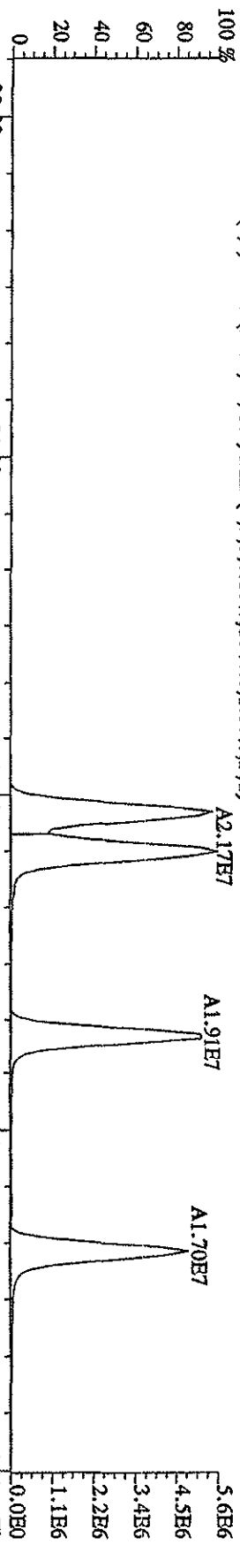


File: 12AP104D5 #1-604 Acq: 12-APR-2010 13:00:53 GC EI+ Voltage SIR Autospec-UltimaB  
 Sample#7 Text: ST0412B : 2nd Source 09DXN449 Exp: DIOXINRES8290A  
 355.8546 S: 7 F: 2 SMO(1,3) BSUB(1000,15,-3.0) PKD(5,3,3,0.10%,1548.0,1.00%,F,T)




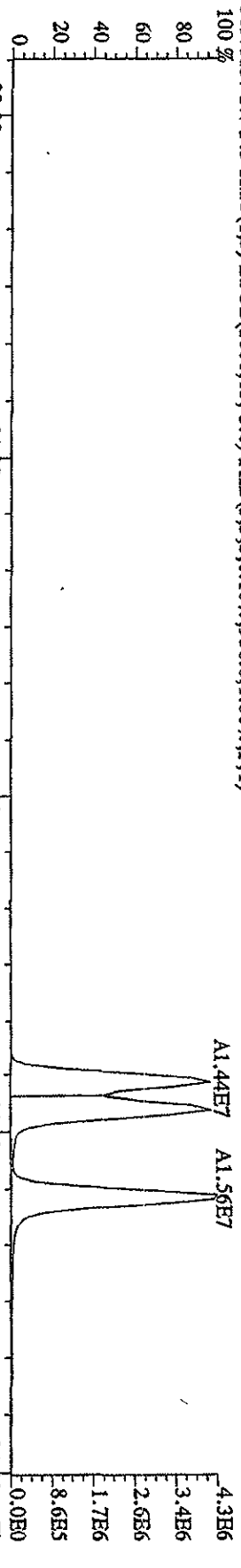







File:12AP104D5 #1-317 Acq:12-APR-2010 13:00:53 GC EI+ Voltage SIR Autospec-UltimaB  
 Sample#7 Text:ST0412E :2nd Source 09DXN449 Exp:DIOXINRES8290A  
 373.8208 S:7 F:3 SMO(1,3) BSUB(1000,15,-3,0) PKD(5,3,3,0,10%,1044,0,1,00%,F,T)



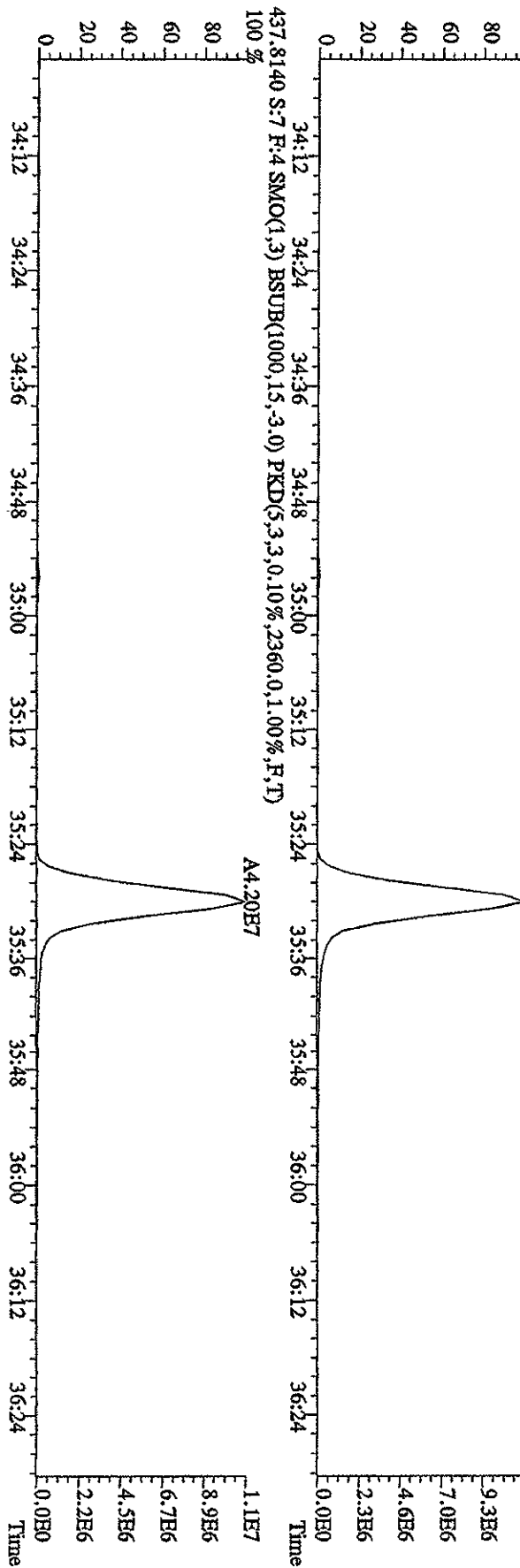
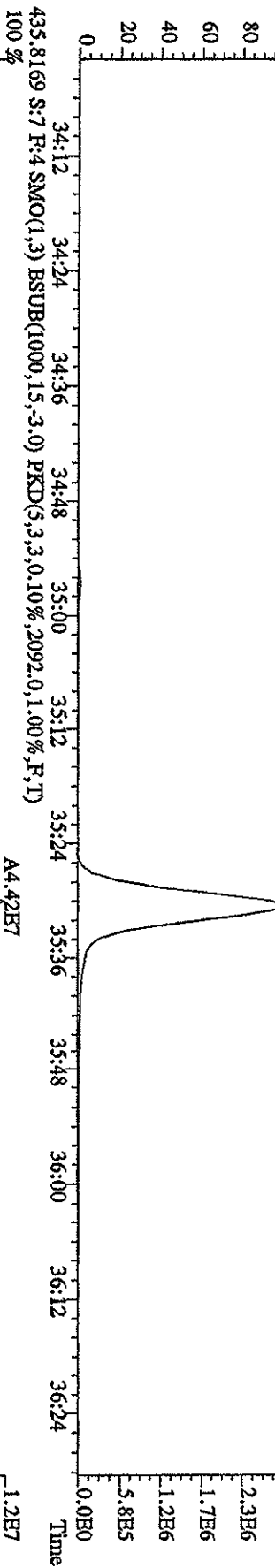
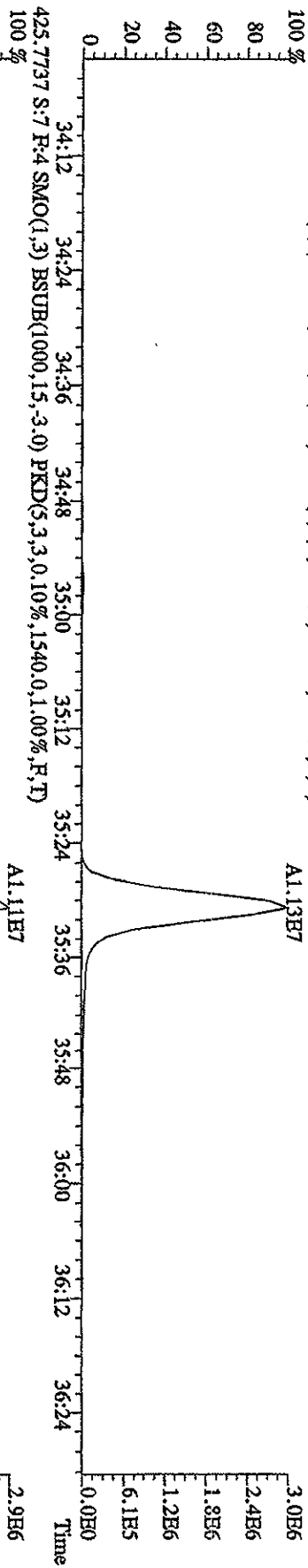
File:12AP104D5 #1-317 Acq:12-APR-2010 13:00:53 GC BI + Voltage SIR Autospec-DitmaB  
 Sample#7 Text:ST0412E :2nd Source 09DXN449 Exp.:DIOXINRES8290A  
 389.8157 S:7 F:3 SMO(1,3) BSUB(1000,15,-3,0) PKD(5,3,3,0.10%,956.0,1.00%,F,T)



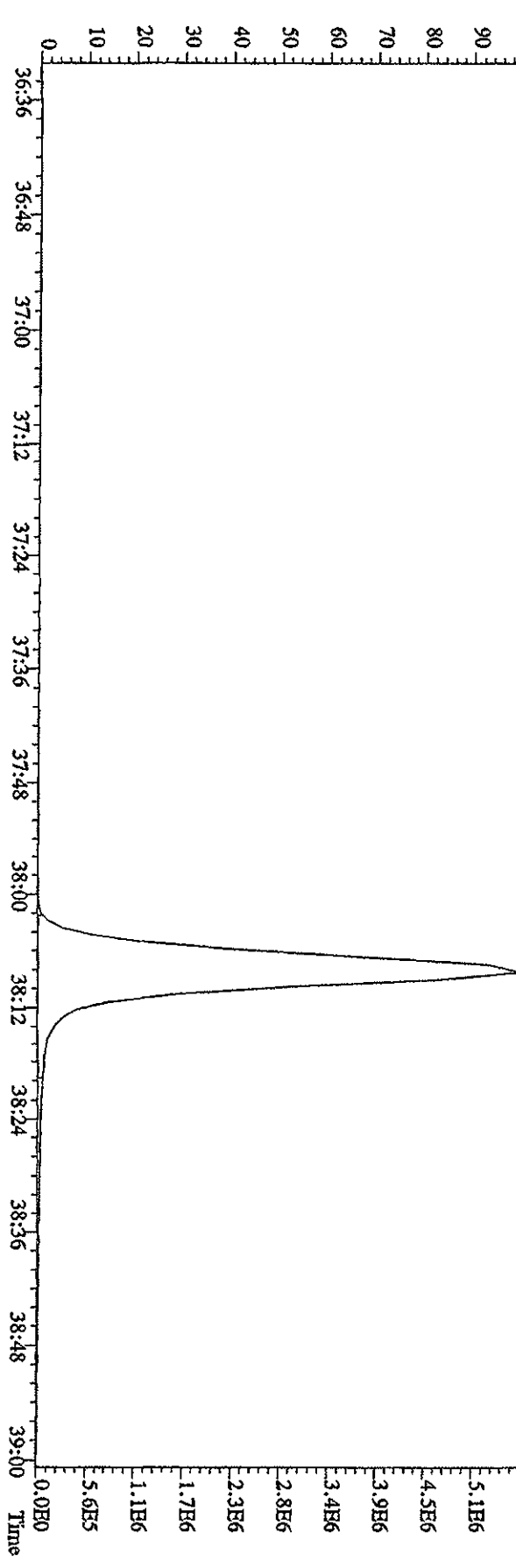
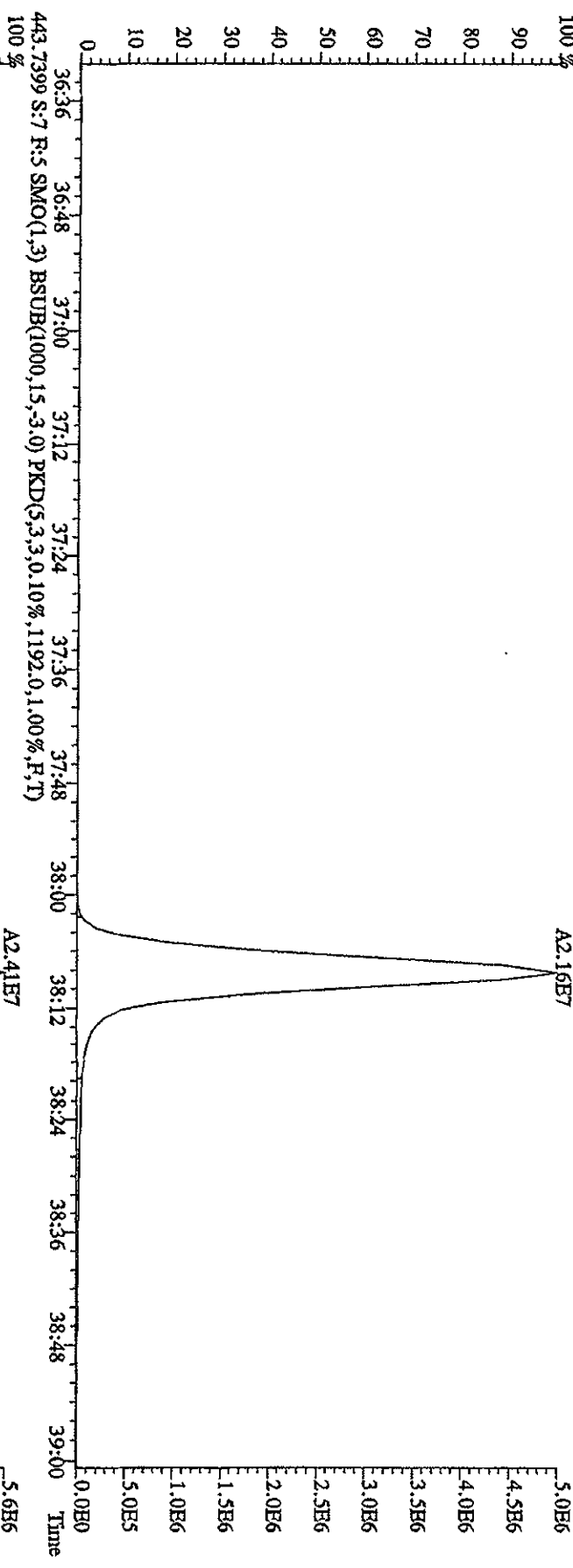
File: 12AP104D5 #1-198 Acq: 12-APR-2010 13:00:53 GC HI+ Voltage SIR Autospec-Ultimate  
 Sample#7 Text: ST0412E :2nd Source 09DXN449 Exp: DIOXINRES8290A  
 407.7818 S:7 F:4 SMO(1,3) BSUB(1000,15,-3,0) PKD(5,3,3,0,10%,6164,0,1,00%,F,T)  
 100%



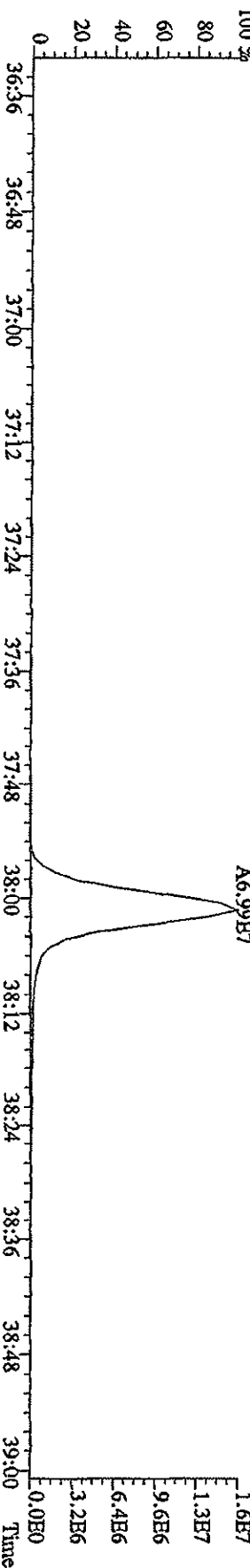
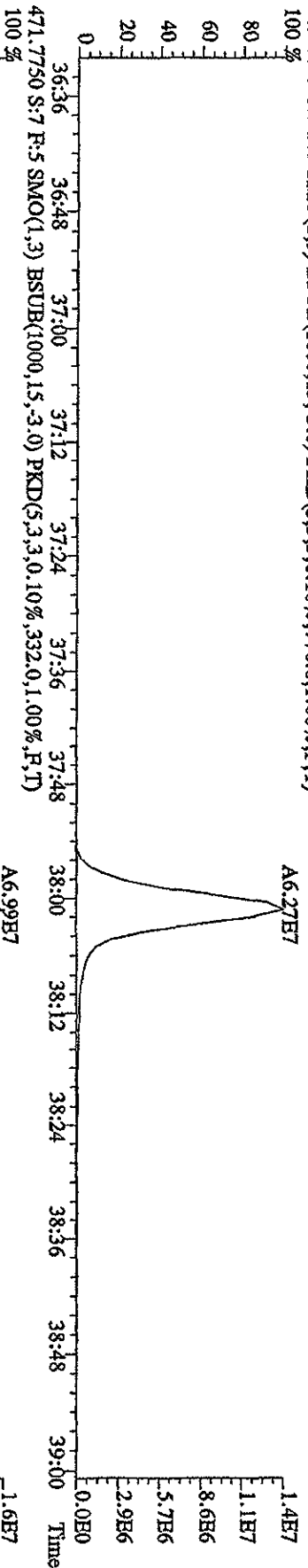
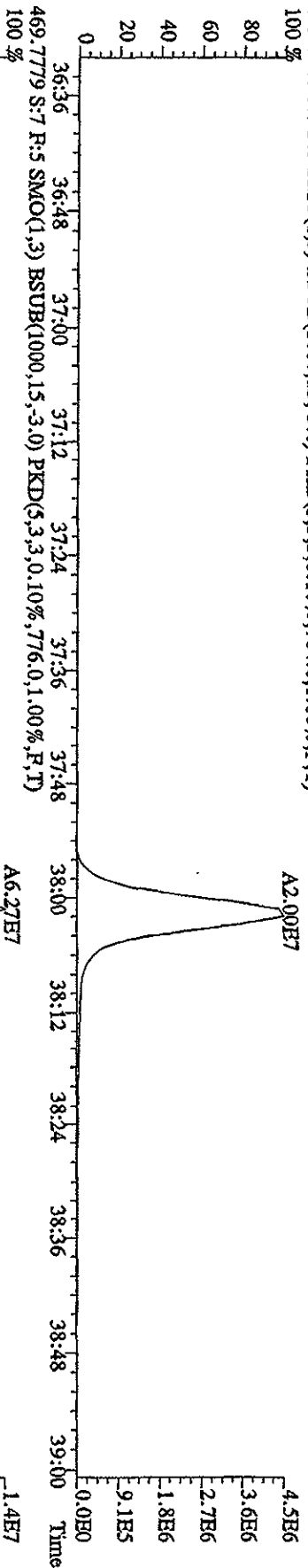
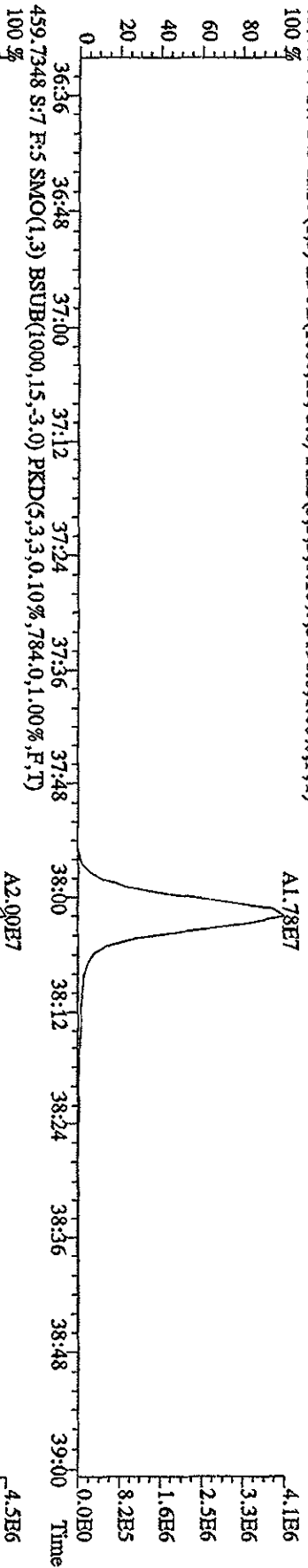
File:12AP104D5 #1-198 Acq:12-APR-2010 13:00:53 GC HI+ Voltage SIR Autospec-UltimaB  
 Sample#7 Text:ST0412H :2nd Source 09DXN449 Exp:DIOXINRES8290A  
 423.7766 S:7 F:4 SMO(1,3) BSUB(1000,15,-3.0) PKD(5,3,3,0.10%,2720.0,1.00%,F,T)



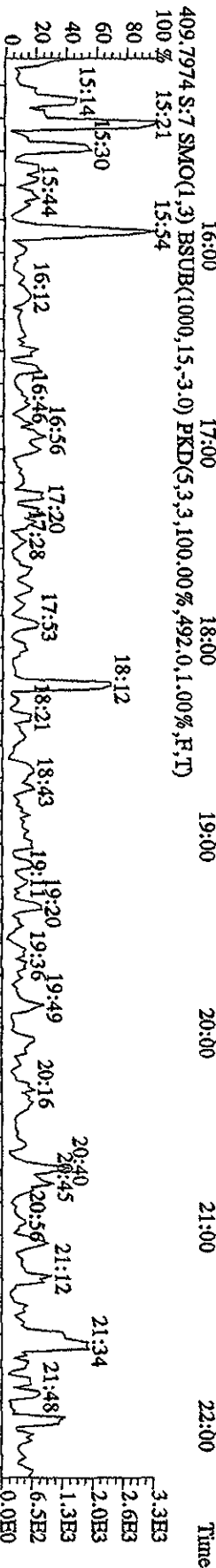
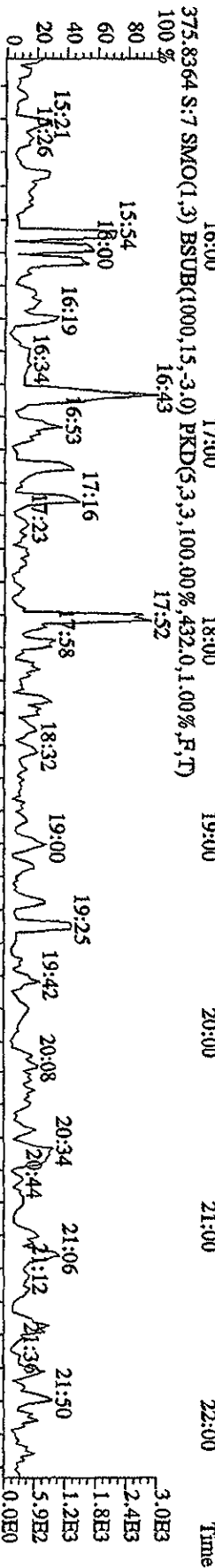
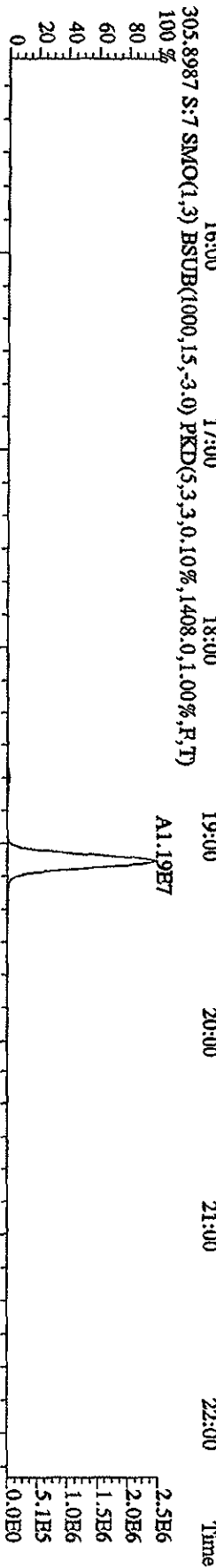
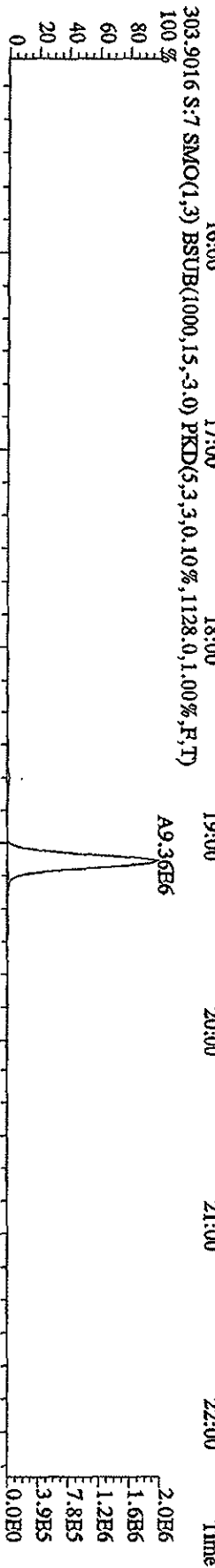
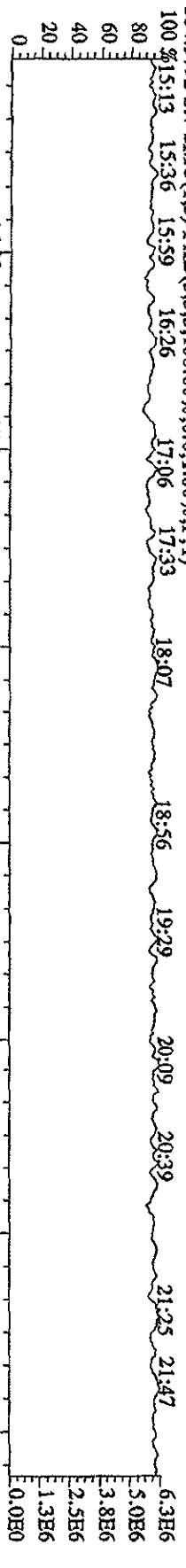
File: 12AP104D5 #1-191 Acq: 12-APR-2010 13:00:53 GC EI+ Voltage: SIR Autospec-UltimaB  
 Sample#7 Text: ST0412E : 2nd Source 09DXN449 Exp: DIOXINRES8290A  
 441.7428 S: 7 F: 5 SMO(1,3) BSUB(1000,15,-3.0) PKD(5,3,3,0.10%,1448,0,1.00%,F,T)  
 100 %



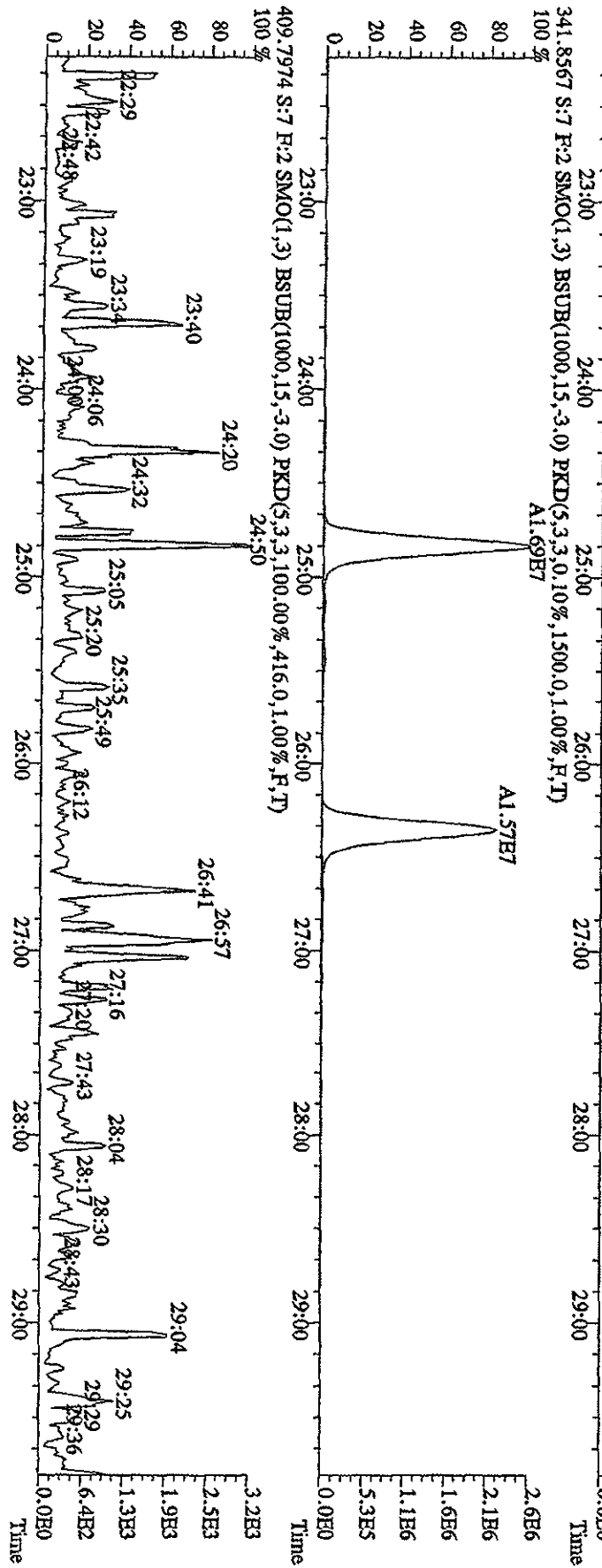
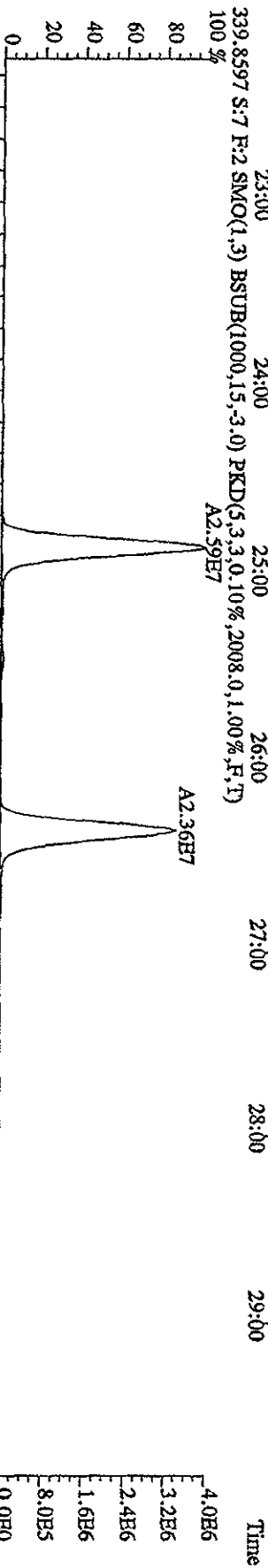

File:12AP104D5 #1-191 Acq:12-APR-2010 13:00:53 GC EI+ Voltage:51R Autospec-UltimaB  
Sample#7 Text:STD412B 2nd Source 09DXN449 Exp:DIOXINRES8290A  
457.7377 S:7 F:5 SMO(1,3) BSUB(1000,15,-3.0) PKD(5,3,3,0,10%,3196,0,1.00%,F,T)



File:12AP1041D5 #1-435 Acq:12-APR-2010 13:00:53 GC HI+ Voltage SIR Autospec-Ultimate  
 Sample#7 Text:ST0412E 2nd Source 09DXN449 Exp:DIOXINRES8290A




File:12AP104D5 #1-604 Acq:12-APR-2010 13:00:53 GC EI+ Voltage 51V Autospec-UltimaB  
 Sample#7 Text:ST0412E :2nd Source 09DXN449 Exp:DIOXINRES8290A

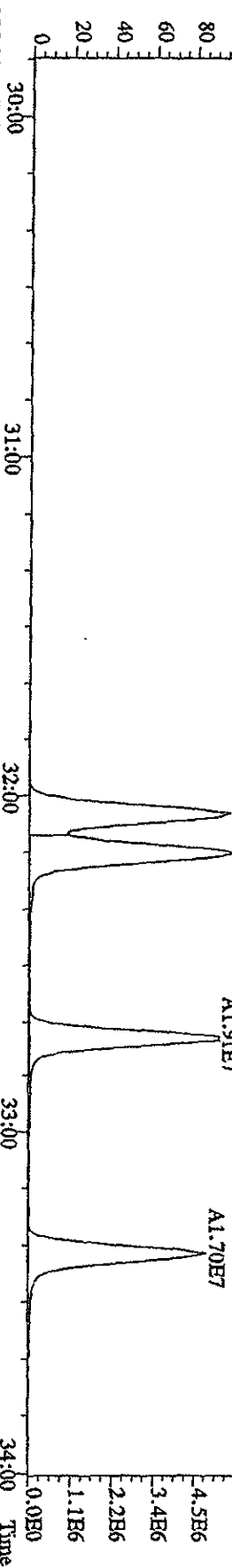




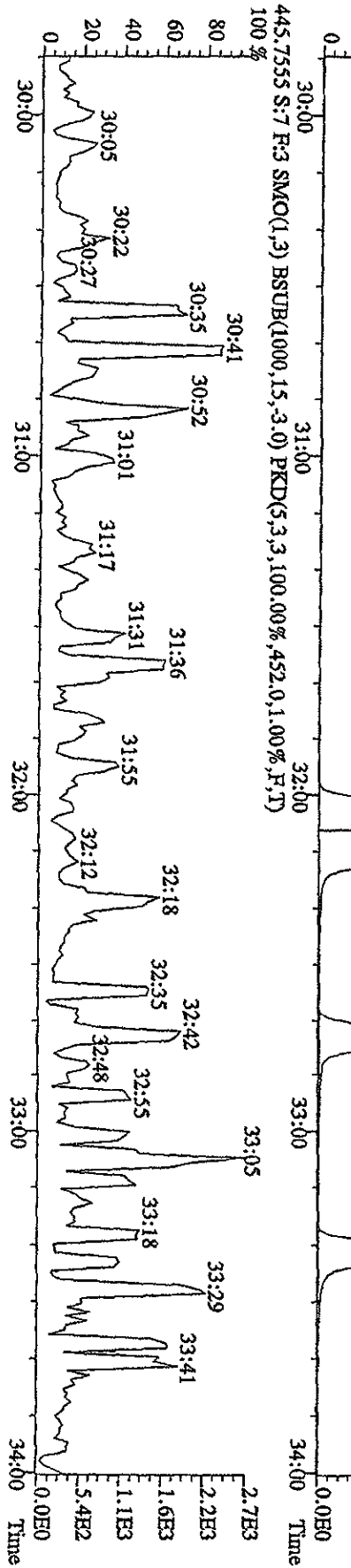
File:12AP104D5 #1-317 Acq:12-APR-2010 13:00:53 GC HI+ Voltage SIR Autospec-UltimaB  
 Sample#7 Text:ST0412B :2nd Source 09DXN449 Exp:DIOXINRES8290A  
 430.9728 S:7 F:3 SMO(1,3) PKD(5,3,3,100.00%,0.0,1.00%,F,T)



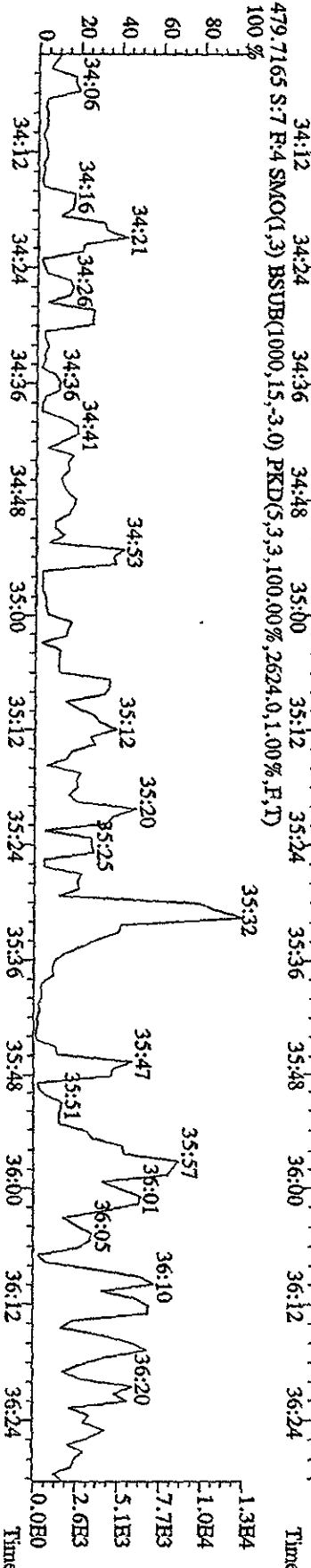
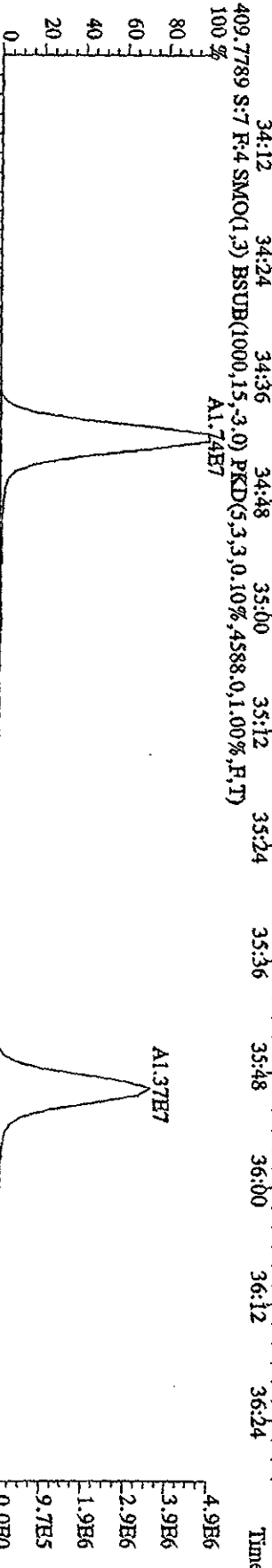

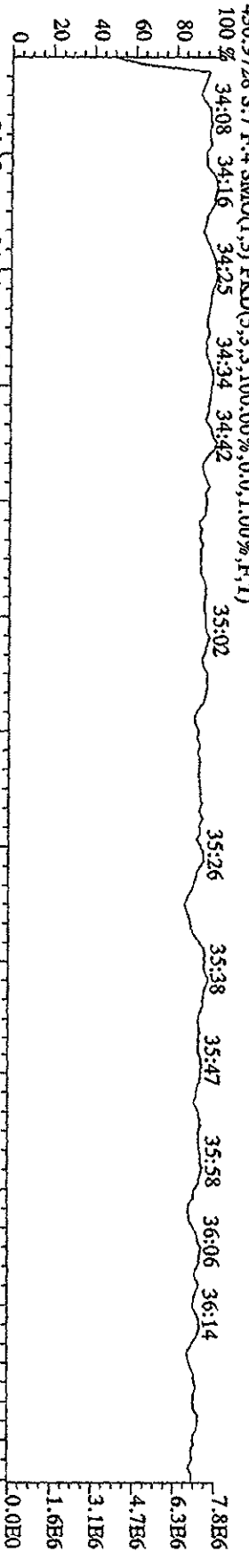
373.8208 S:7 F:3 SMO(1,3) BSUB(1000,15,-3,0) PKD(5,3,3,0.10%,1044.0,1.00%,F,T)  
 445.7555 S:7 F:3 SMO(1,3) BSUB(1000,15,-3,0) PKD(5,3,3,100.00%,452.0,1.00%,F,T)



375.8178 S:7 F:3 SMO(1,3) BSUB(1000,15,-3,0) PKD(5,3,3,0.10%,1144.0,1.00%,F,T)  
 445.7555 S:7 F:3 SMO(1,3) BSUB(1000,15,-3,0) PKD(5,3,3,100.00%,452.0,1.00%,F,T)

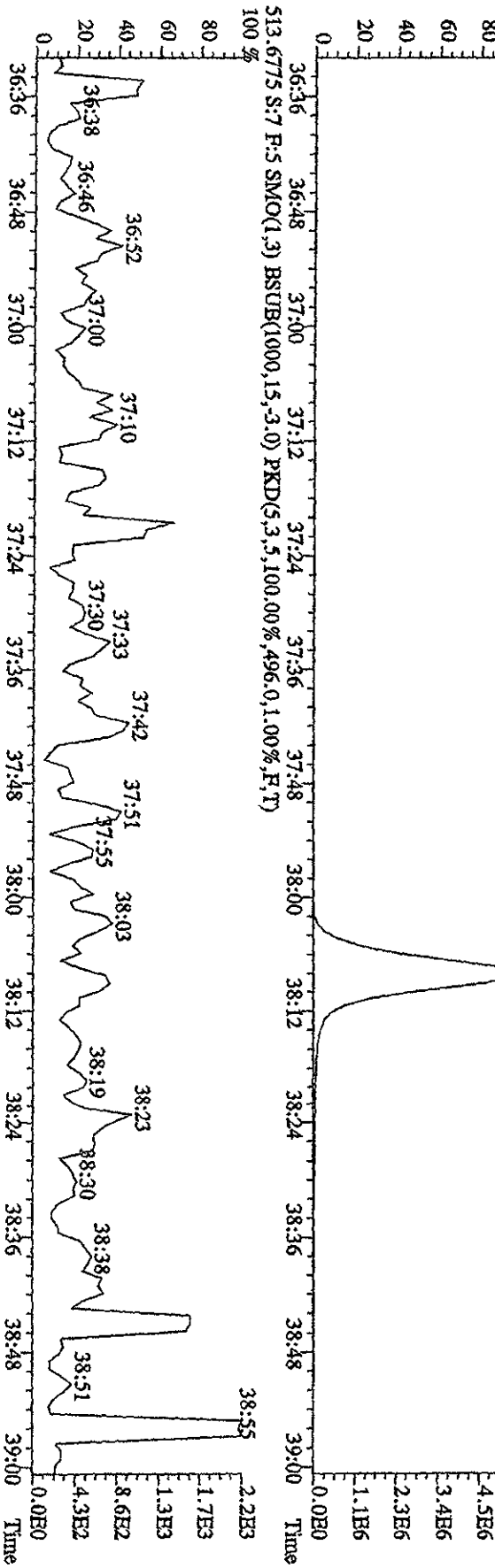
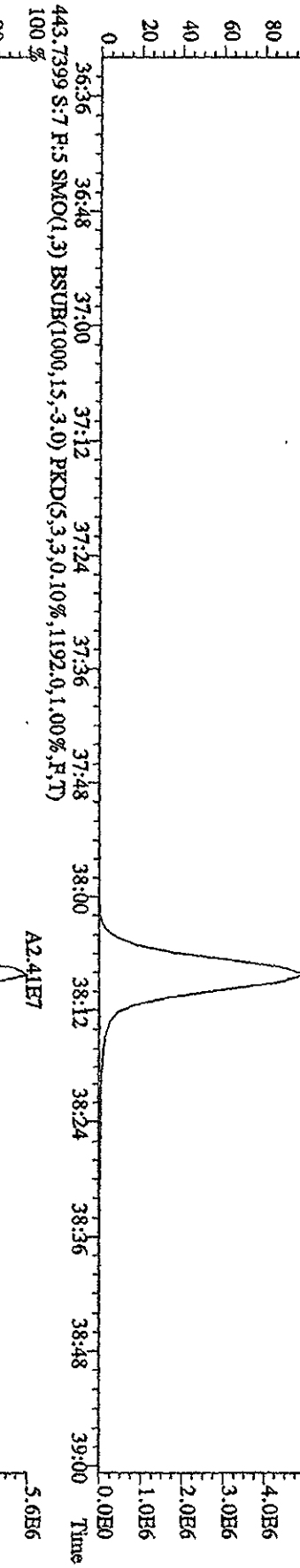
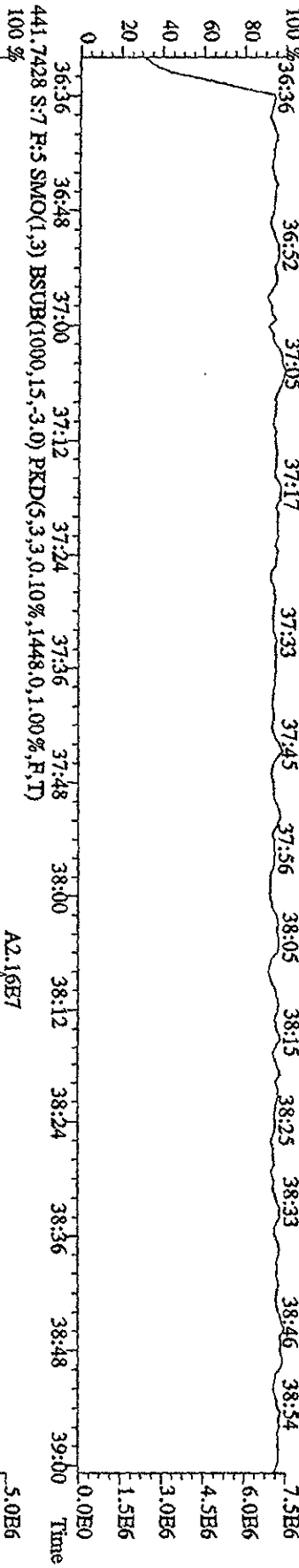


File:12AP104D5 #1-198 Acq:12-APR-2010 13:00:53 GC EI+ Voltage SIR Autospec-Ultimate  
 Sample#7 Text:ST0412E :2nd Source 09DXN449 Exp:DKOXINRES8290A



File:12AP104D5 #1-191 Acq:12-APR-2010 13:00:53 GC HI+ Voltage SIR Autospec-Ultimate

Sample#7 Text:ST0412B 2nd Source 09DXN449 Exp:DIOXINRES8290A



**Sample Extraction/Preparation Log**  
**Copies and Checklists**

**TestAmerica West Sacramento**  
**High Resolution Prep Log**  
**Dioxin/Furan AQ Extraction**

Batch: 0111312  
 MS Run #:   
 Prep Date: 4/21/2010

Shared QC Batch: SAME  
 Shares: N/A  
 QC With: N/A

Internal COC:	
Delivered to Inst.:	4/22/10
Inst Receipt:	

Box # 18

Method: IN 8290  
 Matrix: 1 WATER  
 Extraction: 09 LIQ/LIQ, SEP FUNNEL (PAH, P/P, TPH, Dioxin) - Nominal  
 QC: 01 STANDARD TEST SET  
 SAC: IN - 1 - 09 - 01

Prep Reagents	Supplier	Lot #
DCM	Baker	106507
Hexane	Baker	437E4
H2SO4	Baker	NA
20% DCM:Hexane	NA	3630-53F
65% DCM:Hexane	NA	3630-54F
1:1 DCM:Cyclohexane	NA	NA
7.5:20:5	NA	NA
DCM:Hexane:Benzene	NA	NA
Silica Gel	Alcatraz	22-74
Acid Alumina	NA	19
5% Carbon:Silica Gel	NA	NA

**Extraction Table**

Sample ID	Suff	Work Order	Extraction Hold Time Expires	Sample size * 1000µl	Bottle + Sample Weight	Empty Bottle Weight	Final Volume		Analysis Hold Time Expires	Extraction ID	Round Bottom ID	Rotovap ID
							20UL	Other				
GOD150582 - 1		LX2FJ1AA	5/13/2010	972.3	1469.3	497.0	✓	100	6/5/2010		R05G	5
GOD150582 - 2		LX2FN1AA	5/13/2010	941.1	1437.2	496.1	✓	100	6/5/2010		R13G	7
GOD160472 - 1		LX3MC1AA	5/14/2010	975.7	1470.7	495.0	✓	100	6/5/2010		R26G	5
GOD160472 - 2		LX3RL1AA	5/14/2010	961.1	1455.8	494.7	✓	100	6/5/2010		R23G	7
GOD160519 - 1		LX4AE1AA	5/6/2010	918.9	1347.5	428.6	✓		6/5/2010		R04G	5
GOD160519 - 2		LX4AH1AA	5/8/2010	893.8	1319.8	426.0	✓		6/5/2010		R19G	7
GOD160519 - 3		LX4AK1AA	5/8/2010	888.3	1316.3	428.0	✓		6/5/2010		R24G	5
GOD160519 - 4		LX4AN1AA	5/8/2010	843.8	1269.6	425.8	✓		6/5/2010		R18G	7
GOD160519 - 5		LX4AO1AA	5/8/2010	519.6	948.6	429.5	✓		6/5/2010		R11G	5
GOD210000 - 312	B	LOAHX1AA	5/14/2010	1000.0	NA		✓	10.00	6/5/2010		R02G	5
GOD210000 - 312	C	LOAHX1AC	5/14/2010	100.0	✓		✓	10.00	6/5/2010		R07G	7

960  
4/21/10

\* See attached sheet for sample volumes recorded from scale  
 Comments/NCMS:

Internal Standard  
 All Samples  
 Spike Mix  
 LCS/LCSD/MS/MS  
 Cleanup Standard  
 All Samples  
 Recovery Standard  
 All Samples  
 Liq Liq Extraction  
 Analys/Date

ID	Spike Exp Date:	Spike By:	Witnessed By:	Date:
1.0mL10DXN120	10/31/10	BB	GA	4/21/10
50µL10DXN103	3/9/11	BB	GA	4/21/10
1.0mL 10DXN114	4/12/2011		T.L	4/22/2010
20µL 09DXN358	11/19/10		AS	4/22/10
GA 4/21/10				

Split/Archive Analys/Date	Option C Analys/Date	IFB Analys/Date	D2 Analys/Date
—	—	GA 4/22/2010	—

LEV	LEV	LEV	LEV
1	2	1	2
Y	Blank	Y	Weights/Volumes
Y	Check	Y	Spike & Surrogate Worksheet
-	MS/MSD	Y	Vial contains correct volume
-		Y	Labels, greenbars, worksheets
-		Y	computer batch: correct & all match
-		-	Anomalies to Extraction Method

Expanded Deliverable  
COC Completed  
Bench Sheet Copied  
Package Submitted to AnalyticalGroup  
Bench Sheet Copied per COC

Extractionist: 403613 Brent Ginn  
Concentrationist: 006625 Elizabeth Nguyen

\*\*\*\*\*  
\* QC BATCH: 0111312 \*  
\*\*\*\*\*  
PRRP DATE: 4/21/10 15:00  
COMP DATE: 4/22/10 21:00

Reviewer/Date: NGUYEN / 4/22/10

Dioxins/Furans, HRGC/HRMS (8290)  
LID/LIQ, SRP FUNNEL (PAH, P/P, TPH, Dioxin) - Nominal

EXTR EXPR	ANL DUE	LOT# WORK	MSRUN# ORDER	TEST FLGS	EXT MTH	MATRIX	INIT/ FIN WT/ VOL	INIT ADJ1	PH"S ADJ2	EXTRACTION VOL	EXCHANGE	SOLVENTS VOL	SPIKE STANDARD/ SURROGATE ID
5/13/10	5/03/10	GOD150582	-001		09	IN WATER	972.3mL 20.00uL	NA	NA	DCM	300.0	C14	20.0 1.0 ML IS 10DXN120
COMMENTS: 5/13/10 5/03/10 IX2FJ-1-AA													
5/13/10	5/03/10	GOD150582	-002		09	IN WATER	941.1mL 20.00uL	NA	NA	DCM	300.0	C14	20.0 1.0 ML IS 10DXN120
COMMENTS: 5/13/10 5/03/10 IX3MC-1-AA													
5/14/10	5/04/10	GOD160472	-001		09	IN WATER	975.7mL 20.00uL	NA	NA	DCM	300.0	C14	20.0 1.0 ML IS 10DXN120
COMMENTS: 5/14/10 5/04/10 IX3RL-1-AA													
5/14/10	5/04/10	GOD160472	-002		09	IN WATER	961.1mL 20.00uL	NA	NA	DCM	300.0	C14	20.0 1.0 ML IS 10DXN120
COMMENTS: 5/14/10 5/04/10 IX4AR-1-AA													
5/06/10	5/04/10	GOD160519	-001		09	IN WATER	918.9mL 20.00uL	NA	NA	DCM	300.0	C14	20.0 1.0 ML IS 10DXN120
COMMENTS: 5/06/10 5/04/10 IX4AR-1-AA													
5/08/10	5/04/10	GOD160519	-002		09	IN WATER	893.8mL 20.00uL	NA	NA	DCM	300.0	C14	20.0 1.0 ML IS 10DXN120
COMMENTS: 5/08/10 5/04/10 IX4AR-1-AA													
5/08/10	5/04/10	GOD160519	-003		09	IN WATER	888.3mL 20.00uL	NA	NA	DCM	300.0	C14	20.0 1.0 ML IS 10DXN120
COMMENTS: 5/08/10 5/04/10 IX4AR-1-AA													

R0C058

TestAmerica Laboratories, Inc.  
EXTRACTION BENCH WORKSHEET

Run Date: 4/22/10  
Time: 16:13:38

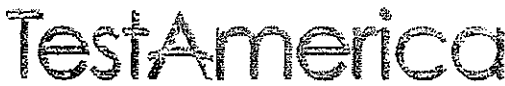
\*\*\*\*\*  
\*  
\* QC BATCH: 0111312 \*  
\*  
\*\*\*\*\*  
PRRP DATE: 4/21/10 15:00  
COMP DATE: 4/22/10 21:00

EXTR EXPR	ANL DUE	LOT# WORK ORDER	MSR# ORDER	TEST FLGS	EXT MTH	MATRIX	INIT/ FIN WT/VOL	PH'S INIT ADJ1	ADJ2	EXTRACTION VOL	SOLVENTS EXCHANGE	VOL	SPIKE STANDARD/ SURROGATE ID	
5/08/10	5/04/10	GDD160519-004	IXAAX-1-AA		09	IN WATER	943.8mL 20.00uL	NA	NA	DCM	300.0	C14	20.0	1.0 ML IS 10DXN120
COMMENTS: GOD160519-005														
5/08/10	5/04/10	GDD210000-312	LOAHX-1-AAB		09	IN WATER	1000.0mL 20.00uL	NA	NA	DCM	300.0	C14	20.0	1.0 ML IS 10DXN120
COMMENTS: GOD210000-312														
5/14/10	0/00/00	GDD210000-312	LOAHX-1-ACC		09	IN WATER	1000.0mL 20.00uL	NA	NA	DCM	300.0	C14	20.0	50 UL NS 10DXN103 1.0 ML IS 10DXN120
COMMENTS: GOD210000-312														

R = RUSH C =, CLP  
 E = EPA 600 D = EXP. DEL)  
 M = CLIENT REQ MS/MSD

NUMBER OF WORK ORDERS IN BATCH: 11





THE LEADER IN ENVIRONMENTAL TESTING

West Sacramento

Preparation Data Review Checklist

Prep Batch(es) 0111312

Test: 8290


Prep Date: 4/21/10

Holding Times: 5/6/10 NCM: Y (N)

A. Spike Witness/Batch setup	Spike Witness	Reviewer
1. Holding times checked? NCMs filed as appropriate	✓	/
2. QAS checked for QC instructions (LCS, LCSD, MS,MSD, etc)	✓	/
3. Amount of samples in hood match amount of samples on bench sheet. Sample IDS match.	✓	NA
4. Worksheets have been checked for required spiking compounds	✓	/
5. Spiking volumes are correctly documented	✓	/
6. Std ID numbers on spike labels match numbers on bench sheet	✓	NA
7. Expiration dates have been checked	✓	/
8. Calibration expiration dates on pipettors have been checked	✓	NA
9. Spiker and spike witness have signed and dated bench sheet	✓	/
<b>B. Weights and Volumes</b>		
1. Recorded weights are in anticipated range	NA	/
2. Balance upload or raw data for weights is included	NA	/
3. Weights and volumes have been transcribed correctly to LIMS.	NA	/
4. Weights are not targeted to meet exact weights.	NA	/
5. Each weight or volume measurement is a unique record (no dittos or line downs)	NA	/
<b>C. Standards and Reagents</b>		
1. Lot numbers for all reagents, including clean up stages, are recorded.	NA	/
2. Are dates and analysts for cleanups recorded?	NA	/
3. Are correct IDs used for standards? Are expiration dates to day/month/year, when listed?	NA	/
<b>D. Documentation</b>		
1. Are all nonconformances documented appropriately?	NA	/
2. QuantiMts entry correct, including dates and times.	NA	/
3. Are all fields completed?	NA	/

Spike witness: 

Date: 4/21/10

2nd Level Reviewer: 

Date: 4/21/10

Comments:

\_\_\_\_\_  
\_\_\_\_\_  
\_\_\_\_\_

# TestAmerica West Sacramento

# TestAmerica

## Data Checklist HRGCMS/LRGCMS Analyses

THE LEADER IN ENVIRONMENTAL TESTING

Batch #: 01/13/12 Method ID: 8290

	<u>DB-5</u>	<u>DB-225</u>
Data Analyst:	<u>Sh</u>	
Date initiated:	<u>5/10/12</u>	
Reviewer:	<u>Musely</u>	
Date reviewed:	<u>5/10/2010</u>	

### QA/QC verification:

	<u>Initiated</u> DB-5	<u>Reviewed</u> DB-5	<u>Initiated</u> DB-225 (High Res Only)	<u>Reviewed</u> DB-225 (High Res Only)
-Daily standard package(s) present?	✓	✓	_____	_____
-Method Blank present?	✓	✓	_____	_____
-LCS/DCS copy present and meets native recovery criteria?	✓	✓	_____	_____
-Internal standard recoveries within limits?*	✓	✓	_____	_____
-Ion ratios within + 15% of theoretical values?	①	①	_____	_____
-Other QC (Dup,MS,SD) within specs?*	②	②	_____	_____

### Sample Analysis:

	<u>Initiated</u> DB-5	<u>Reviewed</u> DB-5	<u>Initiated</u> DB-225 (High Res Only)	<u>Reviewed</u> DB-225 (High Res Only)
-Correct sample aliquot used?	✓	✓	_____	_____
-All raw data present?	✓	✓	_____	_____
-Standard target DL's used? If RL's are used specify: _____	✓	✓	_____	_____
-DL's below TDL/LCL (please circle)?	✓	✓	_____	_____
-All positives reported at levels greater than method blank DL's?	✓	✓	_____	_____
-Correct RRF's used for method?	✓	✓	_____	_____
-Internal standard amounts correct for method?	✓	✓	_____	_____
-Target analytes are not saturated?	✓	✓	_____	_____
-Dilution/splitting of extract taken into account?	NA	NA	_____	_____
-Have dilution calculations been verified?	NA	NA	_____	_____
-Has a manual calculation for the sequence(s) been verified?	✓	✓	_____	_____
-Are retention times (RT) correct?	✓	✓	_____	_____
-Manual integrations checked?	✓	✓	_____	_____

Comments: (Use other side if necessary)

① 010624      ② 010634

### \* Recovery limits:

NCASI 551:	40-120%***
Method 8290:	40-135%***
Method 1613:	25-150%***
Method 23:	40-130%***(Cl4-CI6), 25-130%(Cl7-8), 70-130%(surr.)
PCBs:	25-150%***
Method 8280:	40-120%***
DFLM01.0:	25-150%***
Method 1614	25-150%***

### \*\*RPD limits:

50%
20%
50%
50%
50%

\*\*\* Lower recoveries are acceptable if I.S. S/N ≥10:1 and DL's are <LCL for target analytes.