

May 12, 2010

TestAmerica Project Number: G0D100461
PO/Contract: 2027.01

Cindy Arnold
Tronox LLC / AIU Henderson, NV
PO Box 268859
Oklahoma City, OK 73126-8859

Dear Ms. Arnold,

This report contains the analytical results for the samples received under chain of custody by TestAmerica on April 10, 2010. These samples are associated with your Tronox Henderson project. **This report has been amended to correct client IDs.**

The test results in this report meet all NELAC requirements for parameters that accreditation is required or available. Any exceptions to NELAC requirements are noted in the case narrative. The case narrative is an integral part of this report.

If you have any questions, please feel free to call me at (916) 374-4383.

Sincerely,



DAVID R. ALLTUCKER
Project Manager

Table of Contents

TestAmerica West Sacramento Project Number G0D100461

Case Narrative

Quality Assurance Program

Sample Description Information

Chain of Custody Documentation

SOLID, 8290, Dioxins/Furans

Samples: 1, 3, 8, 17, 26

Sample Data Sheets

Method Blank Reports

Laboratory QC Reports

SOLID, D 2216-90, Percent Moisture

Samples: 1, 3, 8, 17, 26

Sample Data Sheets

Method Blank Reports

Laboratory QC Reports

Raw Data Package

Case Narrative

TestAmerica West Sacramento Project Number GOD100461

SOLID, 8290, Dioxins/Furans

Sample(s): 1, 3, 8, 17

The result for 2, 3, 7, 8-TCDF is reported from the confirmation analysis that occurred on April 20, 2010.

The matrix spike/matrix spike duplicate (MS/MSD) associated with this extraction batch has recovery(s) and/or precision is outside the established control limits for 1,2,3,4,7,8,9 HpCDF and OCDF. Acceptable laboratory control sample (LCS) data demonstrate that the analytical system is in control. This anomaly is most likely matrix related.

Sample(s): 1, 3

The internal standard recoveries for 13C-OCDD in the samples are lower than the method recommended goal. Generally data quality is not considered affected if the internal standard signal to noise ratio is greater than 10:1 which is achieved for all internal standards in the sample. All detection limits are below the lower calibration limit and there is no adverse impact on data quality.

Sample(s): 1, 8

The samples exhibited elevated estimated detection levels for the following several analytes are higher than the reported levels of analytes in the samples. This is due to the matrix of the samples. There is no impact to the quality of the data as a result of this anomaly. These analytes were flagged with the "G" qualifier.

Sample(s): 26

1,2,3,7,8 PeCDD and 1,2,3,4,7,8 HxCDD in the sample have been qualified with a "Q" flag due to the ion abundance ratios being outside of criteria. The analytes have been reported as an "estimated maximum possible concentration" (EMPC) because the quantitation is based on the theoretical ion abundance ratio for these analytes.

The internal standard recovery for 13C-OCDD is lower than the method recommended goal. Generally, data quality is not considered affected if the internal standard signal-to-noise ratio is greater than 10:1, which is achieved for all internal standards in the above sample. All detection limits are below the lower calibration limit and there is no adverse impact on data quality.

The recoveries for several analytes are outside the established control limits for the matrix spike/matrix spike duplicate (MS/MSD) associated with this batch. The concentrations of the analytes in the parent sample are greater than 4 times the added spike concentration. Acceptable laboratory control sample (LCS) data demonstrate that the analytical system is in control. No further action was taken.

Case Narrative

TestAmerica West Sacramento Project Number G0D100461

Sample(s): 26

The result for 2, 3, 7, 8-TCDF is reported from the confirmation analysis that occurred on May 1, 2010.

There were no other anomalies associated with this project.

TestAmerica Laboratories West Sacramento Certifications/Accreditations

Certifying State	Certificate #	Certifying State	Certificate #
Alaska	UST-055	New York*	11666
Arizona	AZ0708	Oregon*	CA 200005
Arkansas	88-0691	Pennsylvania	68-1272
California*	01119CA	South Carolina	87014
Colorado	NA	Texas	T104704399-08-TX
Connecticut	PH-0691	Utah*	QUAN1
Florida*	E87570	Virginia	00178
Georgia	960	Washington	C1281
Hawaii	NA	West Virginia	9930C, 334
Illinois	200060	Wisconsin	998204680
Kansas*	E-10375	NFESC	NA
Louisiana*	30612	USACE	NA
Michigan	9947	USDA Foreign Plant	37-82605
Nevada	CA44	USDA Foreign Soil	P330-09-00055
New Jersey*	CA005	US Fish & Wildlife	LE148388-0
New Mexico	NA	Guam	09-014r

*NELAP accredited. A more detailed parameter list is available upon request. Updated 3/25/2009

QC Parameter Definitions

QC Batch: The QC batch consists of a set of up to 20 field samples that behave similarly (i.e., same matrix) and are processed using the same procedures, reagents, and standards at the same time.

Method Blank: An analytical control consisting of all reagents, which may include internal standards and surrogates, and is carried through the entire analytical procedure. The method blank is used to define the level of laboratory background contamination.

Laboratory Control Sample and Laboratory Control Sample Duplicate (LCS/LCSD): An aliquot of blank matrix spiked with known amounts of representative target analytes. The LCS (and LCSD as required) is carried through the entire analytical process and is used to monitor the accuracy of the analytical process independent of potential matrix effects. If an LCSD is performed, it may also be used to evaluate the precision of the process.

Duplicate Sample (DU): Different aliquots of the same sample are analyzed to evaluate the precision of an analysis.

Surrogates: Organic compounds not expected to be detected in field samples, which behave similarly to target analytes. These are added to every sample within a batch at a known concentration to determine the efficiency of the sample preparation and analytical process.

Matrix Spike and Matrix Spike Duplicate (MS/MSD): An MS is an aliquot of a matrix fortified with known quantities of specific compounds and subjected to an entire analytical procedure in order to indicate the appropriateness of the method for a particular matrix. The percent recovery for the respective compound(s) is then calculated. The MSD is a second aliquot of the same matrix as the matrix spike, also spiked, in order to determine the precision of the method.

Isotope Dilution: For isotope dilution methods, isotopically labeled analogs (internal standards) of the native target analytes are spiked into the sample at time of extraction. These internal standards are used for quantitation, and monitor and correct for matrix effects. Since matrix effects on method performance can be judged by the recovery of these analogs, there is little added benefit of performing MS/MSD for these methods. MS/MSD are only performed for client or QAPP requirements.

Control Limits: The reported control limits are either based on laboratory historical data, method requirements, or project data quality objectives. The control limits represent the estimated uncertainty of the test results.

Sample Summary

TestAmerica West Sacramento Project Number G0D100461

<u>WO#</u>	<u>Sample #</u>	<u>Client Sample ID</u>	<u>Sampling Date</u>	<u>Received Date</u>
LXR78	1	SSAO5-02-1BPC	4/8/2010 08:10 AM	4/10/2010 09:35 AM
LXR8A	3	SSAO5-03-1BPC	4/8/2010 01:05 PM	4/10/2010 09:35 AM
LXR8G	8	SSAO5-02-1BPC_FD	4/8/2010 08:10 AM	4/10/2010 09:35 AM
LXR8R	17	SSAO5-03-1BPC_FD	4/8/2010 01:05 PM	4/10/2010 09:35 AM
LXR84	26	SSAO4-02-3BPC	4/8/2010 03:30 PM	4/10/2010 09:35 AM

Notes(s):

- The analytical results of the samples listed above are presented on the following pages.
- All calculations are performed before rounding to avoid round-off errors in calculated results.
- Results noted as "ND" were not detected at or above the stated limit.
- This report must not be reproduced, except in full, without the written approval of the laboratory.
- Results for the following parameters are never reported on a dry weight basis: color, corrosivity, density, flashpoint, ignitability, layers, odor, paint filter test, pH, porosity, pressure, reactivity, redox potential, specific gravity, spot tests, solids, solubility, temperature, viscosity, and weight.

Required Ship to Lab:		Required Project Information:		Required Invoice Information:		COC # 02027.01.1826								
Lab Name: Test America Laboratories Inc	Site ID # 102	FRONOX LLC, HENDERSON	Send Invoice to: Susan Crowley Tronox LLC.	Total # of Samples: 34	Event Complete?	Regular	Mark One							
Address: 880 Riverside Parkway	Project #	2027.01	Address: PO Box 55											
City: West Sacramento, CA 95605	Site Address	560 W Lake Mead Drive	City/State	Henderson, NV 89009	Phone #	(549) 260-9293								
Lab PM: David Allmucker	City	Henderson	State, Zip	NV, 89009	PO #									
Phone/Fax: (916) 373-5800	Site PM Name	Derrick Willis	Send EDD to	Frank.Hagar@ngem.com										
Lab PM email: David.Allmucker@testamericainc.com	Phone/Fax	(949) 375-7064	CC Hardcopy report to	PDF Electronic Version Only - FTP Upload										
Applicable Lab Quota #	Site PM Email	derrick.willis@ngem.com	CC Hardcopy report to	See Additional Comments Below										
ITEM #	SAMPLE ID Samples IDs MUST BE UNIQUE	SAMPLE LOCATION	MATRIX CODE	G-RAB C-COMP	SAMPLE TYPE	SAMPLE DATE	SAMPLE TIME	# OF CONTAINERS	Comments/Lab Sample I.D.	Analysis	Temp m	Samples on Ice?	Sample Intact?	Trip Blank?
1	SSAO5-02-10BPC		SO	G	N	04/08/2010	08:50	1	HOLD	H				
2	SSAO5-02-1BPC		SO	G	N	04/08/2010	08:10	1	8 hr TAT	X				
3	SSAO5-02-1BPC_FD		SO	G	FD	04/08/2010	08:10	1	HOLD	H				
4	SSAO5-02-2BPC		SO	G	N	04/08/2010	08:20	1	8 hr TAT	X				
5	SSAO5-02-3BPC		SO	G	N	04/08/2010	08:35	1	HOLD	H				
6	SSAO5-02-4BPC		SO	G	N	04/08/2010	08:45	1	HOLD	H				
7	SSAO5-02-5BPC		SO	G	N	04/08/2010	08:50	1	HOLD	H				
8	SSAO5-02-5BPC_MS		SO	G	MS	04/08/2010	08:50	1	HOLD	H				
9	SSAO5-02-6BPC		SO	G	N	04/08/2010	09:00	1	HOLD	H				
10	SSAO5-02-7BPC		SO	G	N	04/08/2010	09:10	1	HOLD	H				
11	SSAO5-02-8BPC		SO	G	N	04/08/2010	09:20	1	HOLD	H				
12	SSAO5-02-9BPC		SO	G	N	04/08/2010	09:35	1	HOLD	H				
13	SSAO5-03-10BPC		SO	G	N	04/08/2010	14:40	1	HOLD	H				
14	SSAO5-03-1BPC		SO	G	N	04/08/2010	13:05	1	8 hr TAT	X				
15	SSAO5-03-1BPC_FD		SO	G	FD	04/08/2010	13:05	1	HOLD	H				
16	SSAO5-03-2BPC		SO	G	N	04/08/2010	13:10	1	8 hr TAT	X				
17	SSAO5-03-3BPC		SO	G	N	04/08/2010	13:25	1	HOLD	H				
18	SSAO5-03-4BPC		SO	G	N	04/08/2010	13:35	1	HOLD	H				
19	SSAO5-03-5BPC		SO	G	N	04/08/2010	13:45	1	HOLD	H				
20	SSAO5-03-6BPC		SO	G	N	04/08/2010	14:00	1	HOLD	H				

RELINQUISHED BY / AFFILIATION: [Signature] DATE: 4-8-10 TIME: 19:15

ACCEPTED BY / AFFILIATION: [Signature] DATE: 4-8-10 TIME: 19:15

SHIPPING INFO: COMPANY: Tracking #

SAMPLER NAME AND SIGNATURE: Eric Traub

DATE: 4-8-10 TIME: 19:15

Required Project Information:										Required Invoice Information:									
Lab Name: Test America Laboratories Inc					Site ID # 102					Send Invoice to: Susan Crowley Tronox LLC					COC # 02027.01.1826				
Address: 880 Riverside Parkway					Project # 2027.01					Address: PO Box 55					Total # of Samples: 34				
West Sacramento, CA 95805					Site Address: 1560 W Lake Mead Drive					City/State: Henderson, NV 89008					Event Complete?				
City: Henderson					State, Zip: NV, 89008					Phone #: (949) 260-9293					Regular: <input type="checkbox"/> Rush: <input checked="" type="checkbox"/> Mark One: <input type="checkbox"/>				
Lab P/N: David Allucker					Site P/N Name: Derrick Willis					Send EDD to: Frank.Hagar@ngem.com					Preservative: <input type="checkbox"/> UNPRES: <input type="checkbox"/>				
Phone/Fax: (916) 373-5600					Phone/Fax: (949) 375-7004					CC Hardcopy report to: PDF Electronic Version Only - FTP Upload					Analyte: <input type="checkbox"/> Rb-SM-4025: <input type="checkbox"/>				
Lab P/N email: David.Allucker@testamencalinc.com					Site P/N Email: derrick.willis@ngem.com					CC Hardcopy report to: See Additional Comments Below					Temp in OC: <input type="checkbox"/> Samples on Ice?: <input type="checkbox"/> Sample Receipt Conditions: <input type="checkbox"/>				
Applicable Lab Suite #:															DATE: 4/8/10 19:15				
															TIME: 4/8/10 19:15				
															DATE: 4/10/10 12:06				
															TIME: 4/10/10 11:30				
ITEM #	SAMPLE ID	SAMPLE LOCATION	MATRIX CODE	G=GRAB C=COMP	SAMPLE TYPE	SAMPLE DATE	SAMPLE TIME	# OF CONTAINERS	Comments/Lab Sample I.D.	DATE	TIME	Temp in OC	Samples on Ice?	Sample Receipt Conditions	Tip Blank?				
31	SSAO5-03-7BPC	SSAO5-03	SO	G	N	04/08/2010	14:10	1	HOLD	4/8/10	19:15			Y/N	Y/N				
32	SSAO5-03-8BPC	SSAO5-03	SO	G	N	04/08/2010	14:20	1	HOLD	4/8/10	19:15			Y/N	Y/N				
33	SSAO5-03-9BPC	SSAO5-03	SO	G	N	04/08/2010	14:35	1	HOLD	4/8/10	19:15			Y/N	Y/N				
34	SSAO4-02-10BPC	SSAO4-02	SO	G	N	04/08/2010	16:35	1	HOLD	4/10/10	12:06			Y/N	Y/N				
35	SSAO4-02-1BPC	SSAO4-02	SO	G	N	04/08/2010	15:15	1	8 hr TAT	4/10/10	11:30			Y/N	Y/N				
36	SSAO4-02-2BPC	SSAO4-02	SO	G	N	04/08/2010	15:20	1	8 hr TAT	4/10/10	11:30			Y/N	Y/N				
37	SSAO4-02-3BPC	SSAO4-02	SO	G	N	04/08/2010	15:30	1	HOLD	4/10/10	11:30			Y/N	Y/N				
38	SSAO4-02-4BPC	SSAO4-02	SO	G	N	04/08/2010	15:35	1	HOLD	4/10/10	11:30			Y/N	Y/N				
39	SSAO4-02-5BPC	SSAO4-02	SO	G	N	04/08/2010	15:45	1	HOLD	4/10/10	11:30			Y/N	Y/N				
40	SSAO4-02-6BPC	SSAO4-02	SO	G	N	04/08/2010	15:45	1	HOLD	4/10/10	11:30			Y/N	Y/N				
41	SSAO4-02-6BPC	SSAO4-02	SO	G	N	04/08/2010	15:50	1	HOLD	4/10/10	11:30			Y/N	Y/N				
42	SSAO4-02-7BPC	SSAO4-02	SO	G	N	04/08/2010	16:00	1	HOLD	4/10/10	11:30			Y/N	Y/N				
43	SSAO4-02-8BPC	SSAO4-02	SO	G	N	04/08/2010	16:15	1	HOLD	4/10/10	11:30			Y/N	Y/N				
44	SSAO4-02-9BPC	SSAO4-02	SO	G	N	04/08/2010	16:30	1	HOLD	4/10/10	11:30			Y/N	Y/N				

RELINQUISHED BY: [Signature] DATE: 4-8-10 TIME: 19:15
 ACCEPTED BY: [Signature] DATE: 4-10-10 TIME: 12:06
 [Signature] DATE: 4-10-10 TIME: 11:30

SHIPPING INFO: Company: [Signature] Tracking #: [Signature]
 SAMPLER NAME AND SIGNATURE: Eric Jank [Signature]
 DATE SIGNED: 4-8-10 TIME SIGNED: 19:15

Full Analysis Requested 4/15/10
 C100100461

CHAIN-OF-CUSTODY / Analytical Request Document
 The Chain-of-Custody is a LEGAL DOCUMENT. All relevant fields must be completed and accurate.

northgate
 environmental management, inc
 1100 Quail Street, Suite 102
 Newport Beach, CA 92660 (949) 260-9293

Required Ship to Lab		Required Project Information		Required Invoice Information		COC # 02027.01.1826 ACTIVATED 2010-04-14							
Lab Name	Test America Laboratories Inc	Site ID # 102	TRONOX LLC, HENDERSON	Send Invoice to	Susan Crowley Tronox LLC	Regular	Event Complete?						
Address	880 Riverside Parkway	Project #	2027.01	Address	PO Box 55	Rush	Mark One						
City	West Sacramento, CA 95605	Site Address	500 W Lake Mead Drive	City/State	Henderson, NV 89009	No							
Lab PM	David Altucker	City	Henderson	PO #									
Phone/Fac	(916) 373-5600	State, Zip	NV, 89009	Send EDD to	Frank.Hagar@ngem.com								
Lab PM Email	David.Altucker@testamericainc.com	Site PM Name	Derrick Willis	CC Hardcopy report to	PDF Electronic Version Only -- FTP Upload								
Applicable Lab Quote #		Phone/Fac	(949) 375-7004	CC Hardcopy report to	See Additional Comments Below								
		Site PM Email	derrick.willis@ngem.com										
ITEM #	SAMPLE ID Samples IDs MUST BE UNIQUE	SAMPLE LOCATION	MATRIX CODE	SAMPLE TYPE	SAMPLE DATE	SAMPLE TIME	#OF CONTAINERS	Comments/Lab Sample I.D.	Analysis	Preservative	UNPRES	Temp in QC	Sample Receipt Conditions
21	SSAO5-03-7BPC	SSAO5-03	SO	G	04/08/2010	14:10	1	HOLD	H				Y/N Y/N Y/N
22	SSAO5-03-8BPC	SSAO5-03	SO	G	04/08/2010	14:20	1	HOLD	H				Y/N Y/N Y/N
23	SSAO5-03-9BPC	SSAO5-03	SO	G	04/08/2010	14:35	1	HOLD	H				Y/N Y/N Y/N
24	SSAO4-02-10BPC	SSAO4-02	SO	G	04/08/2010	16:35	1	HOLD	H				Y/N Y/N Y/N
25	SSAO4-02-11BPC	SSAO4-02	SO	G	04/08/2010	15:15	1	8 hr TAT	X				Y/N Y/N Y/N
26	SSAO4-02-2BPC	SSAO4-02	SO	G	04/08/2010	15:20	1	8 hr TAT	X				Y/N Y/N Y/N
27	SSAO4-02-3BPC	SSAO4-02	SO	G	04/08/2010	15:30	1	screen complete, 10-d TAT full 8290	X				Y/N Y/N Y/N
28	SSAO4-02-4BPC	SSAO4-02	SO	G	04/08/2010	15:35	1	8 hr TAT	X				Y/N Y/N Y/N
29	SSAO4-02-5BPC	SSAO4-02	SO	G	04/08/2010	15:45	1	HOLD	H				Y/N Y/N Y/N
30	SSAO4-02-5BPC_FD	SSAO4-02	SO	G	04/08/2010	15:45	1	HOLD	H				Y/N Y/N Y/N
31	SSAO4-02-6BPC	SSAO4-02	SO	G	04/08/2010	15:50	1	HOLD	H				Y/N Y/N Y/N
32	SSAO4-02-7BPC	SSAO4-02	SO	G	04/08/2010	16:00	1	HOLD	H				Y/N Y/N Y/N
33	SSAO4-02-8BPC	SSAO4-02	SO	G	04/08/2010	16:15	1	HOLD	H				Y/N Y/N Y/N
34	SSAO4-02-9BPC	SSAO4-02	SO	G	04/08/2010	16:30	1	HOLD	H				Y/N Y/N Y/N

Additional Comments/Special Instructions:
 Modified by Jont Fisher NGEM 2010-04-13 (modifications shown in bold font)

REQUISITIONED BY / AFFILIATION: _____ DATE/TIME: _____
 ACCEPTED BY / AFFILIATION: _____ DATE/TIME: _____

SHIPPIING INFO:
 Company: _____ Tracking #: _____
 NAME OF SAMPLER: _____ SIGNATURE OF SAMPLER: Erik Laub DATE TYPED: _____
 SAMPLER NAME AND SIGNATURE: _____

OFF HOLD or Full Analysis 4/13/10 Requested G0D100461

CHAIN-OF-CUSTODY / Analytical Request Document
The Chain-of-Custody is a LEGAL DOCUMENT. All relevant fields must be completed and accurate.



1100 Quail Street, Suite 102
Newport Beach, CA 92660 (949) 260-9293

COC # 02027.01.1826 ACTIVATED 2010-04-13
Total # of Samples: 34
Event Complete?

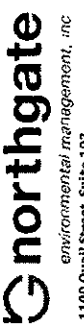
ITEM #	SAMPLE ID Samples IDs MUST BE UNIQUE	SAMPLE LOCATION	MATRIX CODE	G-GRAB G-COMP	SAMPLE TYPE	SAMPLE DATE	SAMPLE TIME	# OF CONTAINERS	Comments/Lab Sample ID.	Required Project Information:		Required Invoices Information:		Regular	Rush	X	Mark One
										Lab Name	Lab Address	Lab Phone/Fax	Lab Email				
1	SSA05-02-10BPC	SSA05-02	SO	G	N	04/08/2010	09:50	1	HOLD	TRONDX LLC	2027.01	PO Box 55					
2	SSA05-02-1BPC	SSA05-02	SO	G	N	04/08/2010	08:10	1	screen complete, 10-d TAT 8290 Full	Susan Crowley Trolox LLC							
3	SSA05-02-1BPC_FD	SSA05-02	SO	G	FD	04/08/2010	08:10	1	10-d TAT 8290 Full								
4	SSA05-02-2BPC	SSA05-02	SO	G	N	04/08/2010	08:20	1	8 hr TAT								
5	SSA05-02-3BPC	SSA05-02	SO	G	N	04/08/2010	08:35	1	HOLD								
6	SSA05-02-4BPC	SSA05-02	SO	G	N	04/08/2010	08:45	1	HOLD								
7	SSA05-02-5BPC	SSA05-02	SO	G	N	04/08/2010	08:50	1	HOLD								
8	SSA05-02-5BPC_MS	SSA05-02	SO	G	MS	04/08/2010	08:50	1	HOLD								
9	SSA05-02-6BPC	SSA05-02	SO	G	N	04/08/2010	09:00	1	HOLD								
10	SSA05-02-7BPC	SSA05-02	SO	G	N	04/08/2010	09:10	1	HOLD								
11	SSA05-02-8BPC	SSA05-02	SO	G	N	04/08/2010	09:20	1	HOLD								
12	SSA05-02-8BPC	SSA05-02	SO	G	N	04/08/2010	09:35	1	HOLD								
13	SSA05-03-10BPC	SSA05-03	SO	G	N	04/08/2010	14:40	1	HOLD								
14	SSA05-03-1BPC	SSA05-03	SO	G	N	04/08/2010	13:05	1	screen complete, 10-d TAT 8290 Full								
15	SSA05-03-1BPC_FD	SSA05-03	SO	G	FD	04/08/2010	13:05	1	10-d TAT 8290 Full								
16	SSA05-03-2BPC	SSA05-03	SO	G	N	04/08/2010	13:10	1	8 hr TAT								
17	SSA05-03-3BPC	SSA05-03	SO	G	N	04/08/2010	13:25	1	HOLD								
18	SSA05-03-4BPC	SSA05-03	SO	G	N	04/08/2010	13:35	1	HOLD								
19	SSA05-03-5BPC	SSA05-03	SO	G	N	04/08/2010	13:45	1	HOLD								
20	SSA05-03-6BPC	SSA05-03	SO	G	N	04/08/2010	14:00	1	HOLD								

REMOVED BY / AFFILIATION	DATE	TIME	ACCEPTED BY / AFFILIATION	DATE	TIME	Sample Receipt Conditions
						Temp in OC
						Samples on
						Temp in OC
						Sample Intact?
						Temp Blank?

SHIPPER'S INFO
Company: _____ Tracking #: _____
Signature of Shipper: _____ Date Signed: _____
Signature of Sampler: _____ Date Signed: _____
Sampler Name and Signature: _____
Enk Laub

OFF HOLD 4/13/10 GOD100461

CHAIN-OF-CUSTODY / Analytical Request Document
The Chain-of-Custody is a LEGAL DOCUMENT. All relevant fields must be completed and accurate.



1100 Quail Street, Suite 102
Newport Beach, CA 92660 (949) 260-9293

Required Project Information:
 Lab Name: Test America Laboratories Inc
 Address: 880 Riverside Parkway
 West Sacramento, CA 95605
 Lab Pk: David Attacker
 Phone/Fax: (916) 373-5600
 Lab PM email: David.Attacker@testamerica.com
 Applicable Lab Quote #:

Required Invoice Information:
 Send Invoice to: Susan Crowley Tromox LLC
 Address: PO Box 55
 Henderson, NV 89009
 Phone #: (849) 260-9293
 PO #

Required Project Information:
 Site ID # 102: TRONOX LLC, HENDERSON
 Project #: 2027.01
 Site Address: 560 W Lake Mead Drive
 City: Henderson
 State, Zip: NV, 89009
 Site PM Name: Derrick Willis
 Phone/Fax: (949) 373-7004
 Site PM Email: derrick.willis@ngem.com

COC # 02027.01.1826 ACTIVATED 2010-04-13
 Total # of Samples: 34
 Event Complete?

ITEM #	SAMPLE ID Samples IDs MUST BE UNIQUE	SAMPLE LOCATION	MATRIX CODE	G-GRAB C-COMP	SAMPLE TYPE	SAMPLE DATE	SAMPLE TIME	# OF CONTAINERS	Comments/Lab Sample I.D.	Regular	Rush	Temp in OC	Samples on Ice?	Sample Intact?	Temp Blank?
21	SSAO5-03-7BPC	SSAO5-03	SO	G	N	04/08/2010	14:10	1	HOLD	H					
22	SSAO5-03-8BPC	SSAO5-03	SO	G	N	04/08/2010	14:20	1	HOLD	H					
23	SSAO5-03-9BPC	SSAO5-03	SO	G	N	04/08/2010	14:35	1	HOLD	H					
24	SSAO4-02-10BPC	SSAO4-02	SO	G	N	04/08/2010	16:35	1	HOLD	H					
25	SSAO4-02-1BPC	SSAO4-02	SO	G	N	04/08/2010	15:15	1	8 hr TAT	X					
26	SSAO4-02-2BPC	SSAO4-02	SO	G	N	04/08/2010	15:20	1	8 hr TAT	X					
27	SSAO4-02-3BPC	SSAO4-02	SO	G	N	04/08/2010	15:30	1	8 hr TAT	X					
28	SSAO4-02-4BPC	SSAO4-02	SO	G	N	04/08/2010	15:35	1	8 hr TAT	X					
29	SSAO4-02-5BPC	SSAO4-02	SO	G	N	04/08/2010	15:45	1	HOLD	H					
30	SSAO4-02-5BPC_FD	SSAO4-02	SO	G	FD	04/08/2010	15:45	1	HOLD	H					
31	SSAO4-02-6BPC	SSAO4-02	SO	G	N	04/08/2010	15:50	1	HOLD	H					
32	SSAO4-02-7BPC	SSAO4-02	SO	G	N	04/08/2010	16:00	1	HOLD	H					
33	SSAO4-02-8BPC	SSAO4-02	SO	G	N	04/08/2010	16:15	1	HOLD	H					
34	SSAO4-02-9BPC	SSAO4-02	SO	G	N	04/08/2010	16:30	1	HOLD	H					

RELEASUED BY: AFFILIATION DATE TIME
ACCEPTED BY: AFFILIATION DATE TIME

SHIPPING INFO:
 Company: Tracking #
 Printer Name of Sampler: Etik Label
 Signature of Sampler: DATE Signed

SAMPLER NAME AND SIGNATURE

Additional Comments/Special Instructions:
 Modified by Joni Fisher NGENM 2010-04-13 (modifications shown in bold font)

27

CLIENT Trolox PM DA LOG # 64168
LOT# (QUANTIMS ID) G0D100461 QUOTE# 84087 LOCATION WSE
DATE RECEIVED 4-10-10 TIME RECEIVED 935 Checked (✓)
DELIVERED BY FEDEX ON TRAC CLIENT
 GOLDENSTATE UPS GO-GETTERS OTHER
 TAL COURIER TAL SF VALLEY LOGISTICS
CUSTODY SEAL STATUS INTACT BROKEN N/A
CUSTODY SEAL #(S) Seal
SHIPPING CONTAINER(S) TAL CLIENT N/A
COC #(S) 020271061826
TEMPERATURE BLANK Observed: 1 Corrected: 2
SAMPLE TEMPERATURE - (TEMPERATURES ARE IN °C)
Observed: 4, 5, 6 Average 5 Corrected Average 5
LABORATORY THERMOMETER ID:
IR UNIT: #4 #5 OTHER

DA 4-10-10
Initials Date

pH MEASURED YES ANOMALY N/A
LABELED BY.....
LABELS CHECKED BY.....
PEER REVIEW NA
SHORT HOLD TEST NOTIFICATION METALS NOTIFIED OF FILTER/PRESERVE VIA VERBAL & EMAIL N/A
SAMPLE RECEIVING
WETCHEM N/A
VOA-ENCORES N/A
 COMPLETE SHIPMENT RECEIVED IN GOOD CONDITION WITH APPROPRIATE TEMPERATURES, CONTAINERS, PRESERVATIVES N/A
 CLOUSEAU TEMPERATURE EXCEEDED (2 °C - 6 °C)*1 N/A
 WET ICE BLUE ICE GEL PACK NO COOLING AGENTS USED PM NOTIFIED

MR 4-10-10
Initials Date

Notes _____

*1 Acceptable temperature range for State of Wisconsin samples is ≤4°C.

Lot ID: G0D100461

	1	2	3	4	5	6	7	8	9	10	11	12	13	14	15	16	17	18	19	20	20 ⁵²
VOA*	/	/	/	/	/	/	/	/	/	/	/	/	/	/	/	/	/	/	/	/	/
VOAh*	/	/	/	/	/	/	/	/	/	/	/	/	/	/	/	/	/	/	/	/	/
AGB																					
AGBs																					
250AGB																					
250AGBs																					
250AGBn																					
500AGB																					
___AGJ																					
500AGJ																					
250AGJ																					
125AGJ																					
___CGJ																					
500CGJ																					
250CGJ																					
125CGJ											2										
PJ																					
PJn																					
500PJ																					
500PJn																					
500PJna																					
500PJzn/na																					
250PJ																					
250PJn																					
250PJna																					
250PJzn/na																					
Acetate Tube																					
___CT																					
Encore																					
Folder/filter																					
PUF																					
Petri/Filter																					
XAD Trap																					
Ziploc																					

h = hydrochloric acid s = sulfuric acid na = sodium hydroxide n = nitric acid zn = zinc acetate

Number of VOAs with air bubbles present / total number of VOA's

SOLID, 8290, Dioxins/Furans

Northgate Environmental Management, Inc.

Sample ID: SSA05-02-1BPC

Trace Level Organic Compounds

SW846 8290

Lot - Sample #....: GOD100461 - 001
 Date Sampled....: 04/08/10
 Prep Date....: 04/13/10
 Prep Batch #: 0103408
 Initial Wgt/Vol : 10.01 g

Work Order #....: LXR781AD
 Date Received....: 04/10/10
 Analysis Date....: 04/20/10
 Dilution Factor....: 0.99
 Analyst ID....: Susan X. Yan

Matrix....: SO
 Instrument ID....: 4D5
 % Moisture....: 5.5
 Units.....: pg/g

PARAMETER	RESULT		REPORTING LIMIT	TEF FACTOR	TEQ CONCENTRATION
2,3,7,8-TCDD	2.5		0.53	1.0	2.5
1,2,3,7,8-PeCDD	7.7		2.6	1.0	7.7
1,2,3,4,7,8-HxCDD	4.7		2.6	0.1	0.47
1,2,3,6,7,8-HxCDD	10		2.6	0.1	1.0
1,2,3,7,8,9-HxCDD	9.2	B	2.6	0.1	0.92
1,2,3,4,6,7,8-HpCDD	33	B	2.6	0.01	0.33
OCDD	38	B	5.3	0.0003	0.011
2,3,7,8-TCDF	75	CON B	0.53	0.1	7.5
1,2,3,7,8-PeCDF	130		2.6	0.03	3.9
2,3,4,7,8-PeCDF	69		2.6	0.3	21
1,2,3,4,7,8-HxCDF	250	B	2.6	0.1	25
1,2,3,6,7,8-HxCDF	120	B	2.6	0.1	12
2,3,4,6,7,8-HxCDF	32		2.6	0.1	3.2
1,2,3,7,8,9-HxCDF	31	G	2.7	0.1	3.1
1,2,3,4,6,7,8-HpCDF	530	B	2.6	0.01	5.3
1,2,3,4,7,8,9-HpCDF	290	B	2.6	0.01	2.9
OCDF	1900	B	5.3	0.0003	0.57
Total TEQ Concentration					97

INTERNAL STANDARDS	PERCENT RECOVERY	RECOVERY LIMITS
13C-2,3,7,8-TCDD	71	40 - 135
13C-1,2,3,7,8-PeCDD	67	40 - 135
13C-1,2,3,6,7,8-HxCDD	62	40 - 135
13C-1,2,3,4,6,7,8-HpCDD	63	40 - 135
13C-OCDD	31	40 - 135
13C-2,3,7,8-TCDF	70	40 - 135
13C-1,2,3,7,8-PeCDF	72	40 - 135
13C-1,2,3,4,7,8-HxCDF	82	40 - 135
13C-1,2,3,4,6,7,8-HpCDF	56	40 - 135

QUALIFIERS

Results and reporting limits have been adjusted for dry weight.

Northgate Environmental Management, Inc.

Sample ID: SSAO5-02-1BPC

Trace Level Organic Compounds

SW846 8290

Lot - Sample #....:	G0D100461 - 001	Work Order #....:	LXR781AD	Matrix....:	SO
Date Sampled....:	04/08/10	Date Received....:	04/10/10	Instrument ID....:	4D5
Prep Date....:	04/13/10	Analysis Date....:	04/20/10	% Moisture....:	5.5
Prep Batch #:	0103408	Dilution Factor....:	0.99	Units....:	pg/g
Initial Wgt/Vol :	10.01 g	Analyst ID....:	Susan X. Yan		

Notes:

WHO TEFs for human risk assessment based on the conclusions of the World Health Organization meeting in Geneva, Switzerland, June 2005

- * Surrogate recovery is outside stated control limits
- B Method blank contamination. The associated method blank contains the target analyte at a reportable level.
- CON Confirmation analysis.
- G Elevated reporting limit. The reporting limit is elevated due to matrix interference

Northgate Environmental Management, Inc.

Sample ID: SSAO5-02-1BPC

Trace Level Organic Compounds

SW846 8290

Lot - Sample #....:	G0D100461 - 001	Work Order #....:	LXR781AD	Matrix....:	SO
Date Sampled....:	04/08/10	Date Received....:	04/10/10	Dilution Factor:	0.99
Prep Date....:	04/13/10	Analysis Date....:	04/20/10	Percent Moisture:	5.5
Prep Batch #:	0103408	Instrument ID....:	4D5		
Initial Wgt/Vol :	10.01 g	Analyst ID....:	Susan X. Yan		

PARAMETER	RESULT		REPORTING LIMIT	ESTIMATED DETECTION LIMIT	UNITS
2,3,7,8-TCDD	2.5		0.53	0.048	pg/g
1,2,3,7,8-PeCDD	7.7		2.6	0.17	pg/g
1,2,3,4,7,8-HxCDD	4.7		2.6	0.17	pg/g
1,2,3,6,7,8-HxCDD	10		2.6	0.15	pg/g
1,2,3,7,8,9-HxCDD	9.2	B	2.6	0.14	pg/g
1,2,3,4,6,7,8-HpCDD	33	B	2.6	0.20	pg/g
OCDD	38	B	5.3	0.42	pg/g
2,3,7,8-TCDF	75	CON B	0.53	0.23	pg/g
1,2,3,7,8-PeCDF	130		2.6	1.1	pg/g
2,3,4,7,8-PeCDF	69		2.6	1.2	pg/g
1,2,3,4,7,8-HxCDF	250	B	2.6	2.4	pg/g
1,2,3,6,7,8-HxCDF	120	B	2.6	2.2	pg/g
2,3,4,6,7,8-HxCDF	32		2.6	2.4	pg/g
1,2,3,7,8,9-HxCDF	31	G	2.7	2.7	pg/g
1,2,3,4,6,7,8-HpCDF	530	B	2.6	0.89	pg/g
1,2,3,4,7,8,9-HpCDF	290	B	2.6	1.1	pg/g
OCDF	1900	B	5.3	0.14	pg/g

INTERNAL STANDARDS	PERCENT RECOVERY	RECOVERY LIMITS
13C-2,3,7,8-TCDD	71	40 - 135
13C-1,2,3,7,8-PeCDD	67	40 - 135
13C-1,2,3,6,7,8-HxCDD	62	40 - 135
13C-1,2,3,4,6,7,8-HpCDD	63	40 - 135
13C-OCDD	31	40 - 135
13C-2,3,7,8-TCDF	70	40 - 135
13C-1,2,3,7,8-PeCDF	72	40 - 135
13C-1,2,3,4,7,8-HxCDF	82	40 - 135
13C-1,2,3,4,6,7,8-HpCDF	56	40 - 135

QUALIFIERS

Results and reporting limits have been adjusted for dry weight.

- * Surrogate recovery is outside stated control limits
- B Method blank contamination. The associated method blank contains the target analyte at a reportable level
- CON Confirmation analysis.
- G Elevated reporting limit. The reporting limit is elevated due to matrix interference

Northgate Environmental Management, Inc.

Sample ID: SSAO5-03-1BPC

Trace Level Organic Compounds

SW846 8290

Lot - Sample #....: G0D100461 - 003
 Date Sampled....: 04/08/10
 Prep Date....: 04/13/10
 Prep Batch #: 0103408
 Initial Wgt/Vol : 10.53 g

Work Order #....: LXR8A1AD
 Date Received....: 04/10/10
 Analysis Date....: 04/20/10
 Dilution Factor....: 0.94
 Analyst ID....: Susan X. Yan

Matrix....: SO
 Instrument ID....: 4D5
 % Moisture....: 8.0
 Units....: pg/g

PARAMETER	RESULT		REPORTING LIMIT	TEF FACTOR	TEQ CONCENTRATION
2,3,7,8-TCDD	31		10	1.0	31
1,2,3,7,8-PeCDD	110		52	1.0	110
1,2,3,4,7,8-HxCDD	66		52	0.1	6.6
1,2,3,6,7,8-HxCDD	150		52	0.1	15
1,2,3,7,8,9-HxCDD	130	B	52	0.1	13
1,2,3,4,6,7,8-HpCDD	530	B	52	0.01	5.3
OCDD	560	B	100	0.0003	0.17
2,3,7,8-TCDF	730	CON B	10	0.1	73
1,2,3,7,8-PeCDF	1500		52	0.03	45
2,3,4,7,8-PeCDF	800		52	0.3	240
1,2,3,4,7,8-HxCDF	3400	B	52	0.1	340
1,2,3,6,7,8-HxCDF	1700	B	52	0.1	170
2,3,4,6,7,8-HxCDF	310		52	0.1	31
1,2,3,7,8,9-HxCDF	350		52	0.1	35
1,2,3,4,6,7,8-HpCDF	7600	B	52	0.01	76
1,2,3,4,7,8,9-HpCDF	3600	B	52	0.01	36
OCDF	24000	B	100	0.0003	7.2
Total TEQ Concentration					1200

INTERNAL STANDARDS	PERCENT RECOVERY	RECOVERY LIMITS
13C-2,3,7,8-TCDD	65	40 - 135
13C-1,2,3,7,8-PeCDD	59	40 - 135
13C-1,2,3,6,7,8-HxCDD	65	40 - 135
13C-1,2,3,4,6,7,8-HpCDD	60	40 - 135
13C-OCDD	38	40 - 135
13C-2,3,7,8-TCDF	69	40 - 135
13C-1,2,3,7,8-PeCDF	64	40 - 135
13C-1,2,3,4,7,8-HxCDF	77	40 - 135
13C-1,2,3,4,6,7,8-HpCDF	56	40 - 135

QUALIFIERS

Results and reporting limits have been adjusted for dry weight.

Northgate Environmental Management, Inc.

Sample ID: SSAO5-03-1BPC

Trace Level Organic Compounds

SW846 8290

Lot - Sample #....:	G0D100461 - 003	Work Order #....:	LXR8A1AD	Matrix....:	SO
Date Sampled....:	04/08/10	Date Received....:	04/10/10	Instrument ID....:	4D5
Prep Date....:	04/13/10	Analysis Date....:	04/20/10	% Moisture....:	8.0
Prep Batch #:	0103408	Dilution Factor....:	0.94	Units....:	pg/g
Initial Wgt/Vol :	10.53 g	Analyst ID....:	Susan X. Yan		

Notes:

WHO TEFs for human risk assessment based on the conclusions of the World Health Organization meeting in Geneva, Switzerland, June 2005.

- * Surrogate recovery is outside stated control limits.
- B Method blank contamination. The associated method blank contains the target analyte at a reportable level.
- CON Confirmation analysis

Northgate Environmental Management, Inc.

Sample ID: SSA05-03-1BPC

Trace Level Organic Compounds

SW846 8290

Lot - Sample #....:	G0D100461 - 003	Work Order #....:	LXR8A1AD	Matrix....:	SO
Date Sampled....:	04/08/10	Date Received....:	04/10/10	Dilution Factor:	0.94
Prep Date....:	04/13/10	Analysis Date....:	04/20/10	Percent Moisture:	8.0
Prep Batch #:	0103408	Instrument ID....:	4D5		
Initial Wgt/Vol :	10.53 g	Analyst ID....:	Susan X. Yan		

PARAMETER	RESULT		REPORTING LIMIT	ESTIMATED DETECTION LIMIT	UNITS
2,3,7,8-TCDD	31		10	1.2	pg/g
1,2,3,7,8-PeCDD	110		52	2.5	pg/g
1,2,3,4,7,8-HxCDD	66		52	2.6	pg/g
1,2,3,6,7,8-HxCDD	150		52	2.3	pg/g
1,2,3,7,8,9-HxCDD	130	B	52	2.1	pg/g
1,2,3,4,6,7,8-HpCDD	530	B	52	3.0	pg/g
OCDD	560	B	100	6.1	pg/g
2,3,7,8-TCDF	730	CON B	10	3.8	pg/g
1,2,3,7,8-PeCDF	1500		52	28	pg/g
2,3,4,7,8-PeCDF	800		52	29	pg/g
1,2,3,4,7,8-HxCDF	3400	B	52	29	pg/g
1,2,3,6,7,8-HxCDF	1700	B	52	26	pg/g
2,3,4,6,7,8-HxCDF	310		52	28	pg/g
1,2,3,7,8,9-HxCDF	350		52	32	pg/g
1,2,3,4,6,7,8-HpCDF	7600	B	52	15	pg/g
1,2,3,4,7,8,9-HpCDF	3600	B	52	19	pg/g
OCDF	24000	B	100	3.6	pg/g

INTERNAL STANDARDS	PERCENT RECOVERY	RECOVERY LIMITS
13C-2,3,7,8-TCDD	65	40 - 135
13C-1,2,3,7,8-PeCDD	59	40 - 135
13C-1,2,3,6,7,8-HxCDD	65	40 - 135
13C-1,2,3,4,6,7,8-HpCDD	60	40 - 135
13C-OCDD	38	40 - 135
13C-2,3,7,8-TCDF	69	40 - 135
13C-1,2,3,7,8-PeCDF	64	40 - 135
13C-1,2,3,4,7,8-HxCDF	77	40 - 135
13C-1,2,3,4,6,7,8-HpCDF	56	40 - 135

QUALIFIERS

Results and reporting limits have been adjusted for dry weight.

- * Surrogate recovery is outside stated control limits.
- B Method blank contamination. The associated method blank contains the target analyte at a reportable level.
- CON Confirmation analysis.

Northgate Environmental Management, Inc.

Sample ID: SSAO5-02-1BPC_FD

Trace Level Organic Compounds

SW846 8290

Lot - Sample #....: GOD100461 - 008
 Date Sampled....: 04/08/10
 Prep Date....: 04/13/10
 Prep Batch #: 0103408
 Initial Wgt/Vol : 10.71 g

Work Order #....: LXR8G1AD
 Date Received....: 04/10/10
 Analysis Date....: 04/20/10
 Dilution Factor....: 0.93
 Analyst ID....: Susan X. Yan

Matrix....: SO
 Instrument ID....: 4D5
 % Moisture....: 5.8
 Units.....: pg/g

PARAMETER	RESULT		REPORTING LIMIT	TEF FACTOR	TEQ CONCENTRATION
2,3,7,8-TCDD	2.4		0.50	1.0	2.4
1,2,3,7,8-PeCDD	6.8		2.5	1.0	6.8
1,2,3,4,7,8-HxCDD	4.4		2.5	0.1	0.44
1,2,3,6,7,8-HxCDD	8.7		2.5	0.1	0.87
1,2,3,7,8,9-HxCDD	8.4	B	2.5	0.1	0.84
1,2,3,4,6,7,8-HpCDD	30	B	2.5	0.01	0.30
OCDD	40	B	5.0	0.0003	0.012
2,3,7,8-TCDF	71	CON	0.50	0.1	7.1
1,2,3,7,8-PeCDF	120		2.5	0.03	3.6
2,3,4,7,8-PeCDF	66		2.5	0.3	20
1,2,3,4,7,8-HxCDF	240	G B	2.5	0.1	24
1,2,3,6,7,8-HxCDF	120	B	2.5	0.1	12
2,3,4,6,7,8-HxCDF	28	G	2.5	0.1	2.8
1,2,3,7,8,9-HxCDF	29	G	2.8	0.1	2.9
1,2,3,4,6,7,8-HpCDF	490	B	2.5	0.01	4.9
1,2,3,4,7,8,9-HpCDF	260	B	2.5	0.01	2.6
OCDF	1800	B	5.0	0.0003	0.54

Total TEQ Concentration

92

INTERNAL STANDARDS	PERCENT RECOVERY	RECOVERY LIMITS
13C-2,3,7,8-TCDD	75	40 - 135
13C-1,2,3,7,8-PeCDD	70	40 - 135
13C-1,2,3,6,7,8-HxCDD	73	40 - 135
13C-1,2,3,4,6,7,8-HpCDD	76	40 - 135
13C-OCDD	40	40 - 135
13C-2,3,7,8-TCDF	79	40 - 135
13C-1,2,3,7,8-PeCDF	76	40 - 135
13C-1,2,3,4,7,8-HxCDF	84	40 - 135
13C-1,2,3,4,6,7,8-HpCDF	67	40 - 135

QUALIFIERS

Results and reporting limits have been adjusted for dry weight.

Northgate Environmental Management, Inc.

Sample ID: SSAO5-02-1BPC_FD

Trace Level Organic Compounds

SW846 8290

Lot - Sample #....:	G0D100461 - 008	Work Order #....:	LXR8G1AD	Matrix....:	SO
Date Sampled....:	04/08/10	Date Received....:	04/10/10	Instrument ID....:	4D5
Prep Date....:	04/13/10	Analysis Date....:	04/20/10	% Moisture....:	5.8
Prep Batch #:	0103408	Dilution Factor....:	0.93	Units.....:	pg/g
Initial Wgt/Vol :	10.71 g	Analyst ID....:	Susan X. Yan		

Notes:

WHO TEFs for human risk assessment based on the conclusions of the World Health Organization meeting in Geneva, Switzerland, June 2005.

- B Method blank contamination. The associated method blank contains the target analyte at a reportable level.
- CON Confirmation analysis.
- G Elevated reporting limit. The reporting limit is elevated due to matrix interference.

Northgate Environmental Management, Inc.

Sample ID: SSAO5-02-1BPC_FD

Trace Level Organic Compounds

SW846 8290

Lot - Sample #....:	G0D100461 - 008	Work Order #....:	LXR8G1AD	Matrix....:	SO
Date Sampled....:	04/08/10	Date Received....:	04/10/10	Dilution Factor:	0.93
Prep Date....:	04/13/10	Analysis Date....:	04/20/10	Percent Moisture:	5.8
Prep Batch #:	0103408	Instrument ID....:	4D5		
Initial Wgt/Vol :	10.71 g	Analyst ID....:	Susan X. Yan		

PARAMETER	RESULT		REPORTING LIMIT	ESTIMATED DETECTION LIMIT	UNITS
2,3,7,8-TCDD	2.4		0.50	0.054	pg/g
1,2,3,7,8-PeCDD	6.8		2.5	0.25	pg/g
1,2,3,4,7,8-HxCDD	4.4		2.5	0.12	pg/g
1,2,3,6,7,8-HxCDD	8.7		2.5	0.11	pg/g
1,2,3,7,8,9-HxCDD	8.4	B	2.5	0.10	pg/g
1,2,3,4,6,7,8-HpCDD	30	B	2.5	0.44	pg/g
OCDD	40	B	5.0	0.57	pg/g
2,3,7,8-TCDF	71	CON	0.50	0.16	pg/g
1,2,3,7,8-PeCDF	120		2.5	2.0	pg/g
2,3,4,7,8-PeCDF	66		2.5	2.2	pg/g
1,2,3,4,7,8-HxCDF	240	G B	2.5	2.5	pg/g
1,2,3,6,7,8-HxCDF	120	B	2.5	2.3	pg/g
2,3,4,6,7,8-HxCDF	28	G	2.5	2.5	pg/g
1,2,3,7,8,9-HxCDF	29	G	2.8	2.8	pg/g
1,2,3,4,6,7,8-HpCDF	490	B	2.5	1.1	pg/g
1,2,3,4,7,8,9-HpCDF	260	B	2.5	1.4	pg/g
OCDF	1800	B	5.0	0.30	pg/g

INTERNAL STANDARDS	PERCENT RECOVERY	RECOVERY LIMITS
13C-2,3,7,8-TCDD	75	40 - 135
13C-1,2,3,7,8-PeCDD	70	40 - 135
13C-1,2,3,6,7,8-HxCDD	73	40 - 135
13C-1,2,3,4,6,7,8-HpCDD	76	40 - 135
13C-OCDD	40	40 - 135
13C-2,3,7,8-TCDF	79	40 - 135
13C-1,2,3,7,8-PeCDF	76	40 - 135
13C-1,2,3,4,7,8-HxCDF	84	40 - 135
13C-1,2,3,4,6,7,8-HpCDF	67	40 - 135

QUALIFIERS

Results and reporting limits have been adjusted for dry weight.

- B Method blank contamination. The associated method blank contains the target analyte at a reportable level.
- CON Confirmation analysis.
- G Elevated reporting limit. The reporting limit is elevated due to matrix interference.

Northgate Environmental Management, Inc.

Sample ID: SSAO5-03-1BPC_FD

Trace Level Organic Compounds

SW846 8290

Lot - Sample #....: G0D100461 - 017
 Date Sampled....: 04/08/10
 Prep Date.....: 04/13/10
 Prep Batch #: 0103408
 Initial Wgt/Vol : 10.2 g

Work Order #....: LXR8R1AD
 Date Received....: 04/10/10
 Analysis Date....: 04/20/10
 Dilution Factor....: 0.98
 Analyst ID.....: Susan X. Yan

Matrix.....: SO
 Instrument ID....: 4D5
 % Moisture....: 6.7
 Units.....: pg/g

PARAMETER	RESULT		REPORTING LIMIT	TEF FACTOR	TEQ CONCENTRATION
2,3,7,8-TCDD	33		11	1.0	33
1,2,3,7,8-PeCDD	110		53	1.0	110
1,2,3,4,7,8-HxCDD	84		53	0.1	8.4
1,2,3,6,7,8-HxCDD	150		53	0.1	15
1,2,3,7,8,9-HxCDD	150	B	53	0.1	15
1,2,3,4,6,7,8-HpCDD	630	B	53	0.01	6.3
OCDD	680	B	110	0.0003	0.20
2,3,7,8-TCDF	780	CON B	11	0.1	78
1,2,3,7,8-PeCDF	1600		53	0.03	48
2,3,4,7,8-PeCDF	820		53	0.3	250
1,2,3,4,7,8-HxCDF	3600	B	53	0.1	360
1,2,3,6,7,8-HxCDF	1800	B	53	0.1	180
2,3,4,6,7,8-HxCDF	350		53	0.1	35
1,2,3,7,8,9-HxCDF	370		53	0.1	37
1,2,3,4,6,7,8-HpCDF	8200	B	53	0.01	82
1,2,3,4,7,8,9-HpCDF	4000	B	53	0.01	40
OCDF	28000	B	110	0.0003	8.4

Total TEQ Concentration

1300

INTERNAL STANDARDS	PERCENT RECOVERY	RECOVERY LIMITS
13C-2,3,7,8-TCDD	69	40 - 135
13C-1,2,3,7,8-PeCDD	62	40 - 135
13C-1,2,3,6,7,8-HxCDD	65	40 - 135
13C-1,2,3,4,6,7,8-HpCDD	64	40 - 135
13C-OCDD	44	40 - 135
13C-2,3,7,8-TCDF	64	40 - 135
13C-1,2,3,7,8-PeCDF	67	40 - 135
13C-1,2,3,4,7,8-HxCDF	77	40 - 135
13C-1,2,3,4,6,7,8-HpCDF	61	40 - 135

QUALIFIERS

Results and reporting limits have been adjusted for dry weight.

Notes:

WHO TEFs for human risk assessment based on the conclusions of the World Health Organization meeting in Geneva, Switzerland, June 2005.

B Method blank contamination. The associated method blank contains the target analyte at a reportable level

CON Confirmation analysis.

Northgate Environmental Management, Inc.

Sample ID: SSAO5-03-1BPC_FD

Trace Level Organic Compounds

SW846 8290

Lot - Sample #....:	G0D100461 - 017	Work Order #....:	LXR8R1AD	Matrix....:	SO
Date Sampled....:	04/08/10	Date Received....:	04/10/10	Dilution Factor:	0.98
Prep Date....:	04/13/10	Analysis Date....:	04/20/10	Percent Moisture:	6.7
Prep Batch #:	0103408	Instrument ID....:	4D5		
Initial Wgt/Vol :	10.2 g	Analyst ID....:	Susan X. Yan		

PARAMETER	RESULT		REPORTING LIMIT	ESTIMATED DETECTION LIMIT	UNITS
2,3,7,8-TCDD	33		11	0.98	pg/g
1,2,3,7,8-PeCDD	110		53	3.1	pg/g
1,2,3,4,7,8-HxCDD	84		53	3.3	pg/g
1,2,3,6,7,8-HxCDD	150		53	2.9	pg/g
1,2,3,7,8,9-HxCDD	150	B	53	2.7	pg/g
1,2,3,4,6,7,8-HpCDD	630	B	53	3.6	pg/g
OCDD	680	B	110	5.8	pg/g
2,3,7,8-TCDF	780	CON B	11	3.3	pg/g
1,2,3,7,8-PeCDF	1600		53	36	pg/g
2,3,4,7,8-PeCDF	820		53	38	pg/g
1,2,3,4,7,8-HxCDF	3600	B	53	37	pg/g
1,2,3,6,7,8-HxCDF	1800	B	53	34	pg/g
2,3,4,6,7,8-HxCDF	350		53	37	pg/g
1,2,3,7,8,9-HxCDF	370		53	41	pg/g
1,2,3,4,6,7,8-HpCDF	8200	B	53	18	pg/g
1,2,3,4,7,8,9-HpCDF	4000	B	53	22	pg/g
OCDF	28000	B	110	3.5	pg/g

INTERNAL STANDARDS	PERCENT RECOVERY	RECOVERY LIMITS
13C-2,3,7,8-TCDD	69	40 - 135
13C-1,2,3,7,8-PeCDD	62	40 - 135
13C-1,2,3,6,7,8-HxCDD	65	40 - 135
13C-1,2,3,4,6,7,8-HpCDD	64	40 - 135
13C-OCDD	44	40 - 135
13C-2,3,7,8-TCDF	64	40 - 135
13C-1,2,3,7,8-PeCDF	67	40 - 135
13C-1,2,3,4,7,8-HxCDF	77	40 - 135
13C-1,2,3,4,6,7,8-HpCDF	61	40 - 135

QUALIFIERS

Results and reporting limits have been adjusted for dry weight.

B Method blank contamination The associated method blank contains the target analyte at a reportable level.

CON Confirmation analysis.

Northgate Environmental Management, Inc.

Sample ID: SSAO4-02-3BPC

Trace Level Organic Compounds

SW846 8290

Lot - Sample #....: G0D100461 - 026
 Date Sampled....: 04/08/10
 Prep Date....: 04/15/10
 Prep Batch #: 0105361
 Initial Wgt/Vol : 10.03 g

Work Order #....: LXR841AE
 Date Received....: 04/10/10
 Analysis Date....: 04/29/10
 Dilution Factor....: 0.99
 Analyst ID....: Sonia Ouni

Matrix....: SO
 Instrument ID....: 3D5
 % Moisture....: 7.7
 Units.....: pg/g

PARAMETER	RESULT	REPORTING LIMIT	TEF FACTOR	TEQ CONCENTRATION
2,3,7,8-TCDD	0.31 J	0.54	1.0	0.31
1,2,3,7,8-PeCDD	0.49 J Q	2.7	1.0	0.49
1,2,3,4,7,8-HxCDD	0.46 J Q	2.7	0.1	0.046
1,2,3,6,7,8-HxCDD	1.0 J	2.7	0.1	0.10
1,2,3,7,8,9-HxCDD	0.86 J	2.7	0.1	0.086
1,2,3,4,6,7,8-HpCDD	4.2	2.7	0.01	0.042
OCDD	5.5	5.4	0.0003	0.0016
2,3,7,8-TCDF	5.7 CON	0.54	0.1	0.57
1,2,3,7,8-PeCDF	11	2.7	0.03	0.33
2,3,4,7,8-PeCDF	4.9	2.7	0.3	1.5
1,2,3,4,7,8-HxCDF	25	2.7	0.1	2.5
1,2,3,6,7,8-HxCDF	17	2.7	0.1	1.7
2,3,4,6,7,8-HxCDF	4.2	2.7	0.1	0.42
1,2,3,7,8,9-HxCDF	1.5 J	2.7	0.1	0.15
1,2,3,4,6,7,8-HpCDF	67	2.7	0.01	0.67
1,2,3,4,7,8,9-HpCDF	29	2.7	0.01	0.29
OCDF	250	5.4	0.0003	0.075
Total TEQ Concentration				9.3

INTERNAL STANDARDS	PERCENT RECOVERY	RECOVERY LIMITS
13C-2,3,7,8-TCDD	77	40 - 135
13C-1,2,3,7,8-PeCDD	80	40 - 135
13C-1,2,3,6,7,8-HxCDD	81	40 - 135
13C-1,2,3,4,6,7,8-HpCDD	59	40 - 135
13C-OCDD	36 *	40 - 135
13C-2,3,7,8-TCDF	67	40 - 135
13C-1,2,3,7,8-PeCDF	82	40 - 135
13C-1,2,3,4,7,8-HxCDF	79	40 - 135
13C-1,2,3,4,6,7,8-HpCDF	59	40 - 135

QUALIFIERS

Results and reporting limits have been adjusted for dry weight

Northgate Environmental Management, Inc.

Sample ID: SSAO4-02-3BPC

Trace Level Organic Compounds

SW846 8290

Lot - Sample #....:	G0D100461 - 026	Work Order #....:	LXR841AE	Matrix....:	SO
Date Sampled....:	04/08/10	Date Received....:	04/10/10	Instrument ID....:	3D5
Prep Date....:	04/15/10	Analysis Date....:	04/29/10	% Moisture....:	7.7
Prep Batch #:	0105361	Dilution Factor....:	0.99	Units....:	pg/g
Initial Wgt/Vol :	10.03 g	Analyst ID....:	Sonia Ouni		

Notes:

WHO TEFs for human risk assessment based on the conclusions of the World Health Organization meeting in Geneva, Switzerland, June 2005

* Surrogate recovery is outside stated control limits
CON Confirmation analysis.
J Estimated Result
Q Estimated maximum possible concentration (EMPC).

Northgate Environmental Management, Inc.

Sample ID: SSAO4-02-3BPC

Trace Level Organic Compounds

SW846 8290

Lot - Sample #....:	G0D100461 - 026	Work Order #....:	LXR841AE	Matrix....:	SO
Date Sampled....:	04/08/10	Date Received....:	04/10/10	Dilution Factor:	0.99
Prep Date....:	04/15/10	Analysis Date....:	04/29/10	Percent Moisture:	7.7
Prep Batch #:	0105361	Instrument ID....:	3D5		
Initial Wgt/Vol :	10.03 g	Analyst ID....:	Sonia Ouni		

PARAMETER	RESULT	REPORTING LIMIT	ESTIMATED DETECTION LIMIT	UNITS
2,3,7,8-TCDD	0.31 J	0.54	0.059	pg/g
1,2,3,7,8-PeCDD	0.49 J Q	2.7	0.15	pg/g
1,2,3,4,7,8-HxCDD	0.46 J Q	2.7	0.10	pg/g
1,2,3,6,7,8-HxCDD	1.0 J	2.7	0.082	pg/g
1,2,3,7,8,9-HxCDD	0.86 J	2.7	0.075	pg/g
1,2,3,4,6,7,8-HpCDD	4.2	2.7	0.20	pg/g
OCDD	5.5	5.4	0.28	pg/g
2,3,7,8-TCDF	5.7 CON	0.54	0.21	pg/g
1,2,3,7,8-PeCDF	11	2.7	0.13	pg/g
2,3,4,7,8-PeCDF	4.9	2.7	0.13	pg/g
1,2,3,4,7,8-HxCDF	25	2.7	0.23	pg/g
1,2,3,6,7,8-HxCDF	17	2.7	0.20	pg/g
2,3,4,6,7,8-HxCDF	4.2	2.7	0.22	pg/g
1,2,3,7,8,9-HxCDF	1.5 J	2.7	0.24	pg/g
1,2,3,4,6,7,8-HpCDF	67	2.7	0.19	pg/g
1,2,3,4,7,8,9-HpCDF	29	2.7	0.23	pg/g
OCDF	250	5.4	0.81	pg/g

INTERNAL STANDARDS	PERCENT RECOVERY	RECOVERY LIMITS
13C-2,3,7,8-TCDD	77	40 - 135
13C-1,2,3,7,8-PeCDD	80	40 - 135
13C-1,2,3,6,7,8-HxCDD	81	40 - 135
13C-1,2,3,4,6,7,8-HpCDD	59	40 - 135
13C-OCDD	36 *	40 - 135
13C-2,3,7,8-TCDF	67	40 - 135
13C-1,2,3,7,8-PeCDF	82	40 - 135
13C-1,2,3,4,7,8-HxCDF	79	40 - 135
13C-1,2,3,4,6,7,8-HpCDF	59	40 - 135

QUALIFIERS

Results and reporting limits have been adjusted for dry weight.

- * Surrogate recovery is outside stated control limits.
- CON Confirmation analysis.
- J Estimated Result.
- Q Estimated maximum possible concentration (EMPC).

QC DATA ASSOCIATION SUMMARY

G0D100461

Sample Preparation and Analysis Control Numbers

<u>SAMPLE#</u>	<u>MATRIX</u>	<u>ANALYTICAL METHOD</u>	<u>LEACH BATCH #</u>	<u>PREP BATCH #</u>	<u>MS RUN#</u>
001	SOLID	SW846 8290		0103408	
	SOLID	ASTM D 2216-90		0103162	
	SOLID	TAL-SOP Dioxin Sc		0102135	
002	SOLID	TAL-SOP Dioxin Sc		0102135	
003	SOLID	SW846 8290		0103408	
	SOLID	ASTM D 2216-90		0103162	
	SOLID	TAL-SOP Dioxin Sc		0102135	
004	SOLID	TAL-SOP Dioxin Sc		0102135	
005	SOLID	TAL-SOP Dioxin Sc		0102135	
006	SOLID	TAL-SOP Dioxin Sc		0102135	
008	SOLID	SW846 8290		0103408	
	SOLID	ASTM D 2216-90		0103162	
017	SOLID	SW846 8290		0103408	
	SOLID	ASTM D 2216-90		0103162	
026	SOLID	TAL-SOP Dioxin Sc		0103199	
027	SOLID	TAL-SOP Dioxin Sc		0103199	

Method Blank Report
Trace Level Organic Compounds
SW846 8290

Lot - Sample #....: GOD130000 - 408B	Work Order #....: LXW2F1AA	Matrix....: SOLID
Date Sampled....: 04/08/10	Date Received....: 04/10/10	Dilution Factor: 1
Prep Date....: 04/13/10	Analysis Date....: 04/20/10	Percent Moisture: 0.0
Prep Batch #: 0103408	Instrument ID....: 4D5	
Initial Wgt/Vol : 10 g	Analyst ID....: Grandfield S. Virginia	

<u>PARAMETER</u>	<u>RESULT</u>	<u>REPORTING LIMIT</u>	<u>ESTIMATED DETECTION LIMIT</u>	<u>UNITS</u>
2,3,7,8-TCDD	ND	0.50	0.017	pg/g
1,2,3,7,8-PeCDD	ND	2.5	0.046	pg/g
1,2,3,4,7,8-HxCDD	ND	2.5	0.037	pg/g
1,2,3,6,7,8-HxCDD	ND	2.5	0.034	pg/g
1,2,3,7,8,9-HxCDD	0.040 J	2.5	0.031	pg/g
1,2,3,4,6,7,8-HpCDD	0.13 J Q	2.5	0.044	pg/g
OCDD	0.71 J	5.0	0.055	pg/g
2,3,7,8-TCDF	0.033 J Q	0.50	0.020	pg/g
1,2,3,7,8-PeCDF	ND	2.5	0.039	pg/g
2,3,4,7,8-PeCDF	ND	2.5	0.042	pg/g
1,2,3,4,7,8-HxCDF	0.048 J Q	2.5	0.026	pg/g
1,2,3,6,7,8-HxCDF	0.033 J	2.5	0.024	pg/g
2,3,4,6,7,8-HxCDF	ND	2.5	0.026	pg/g
1,2,3,7,8,9-HxCDF	ND	2.5	0.029	pg/g
1,2,3,4,6,7,8-HpCDF	0.13 J Q	2.5	0.035	pg/g
1,2,3,4,7,8,9-HpCDF	0.068 J	2.5	0.045	pg/g
OCDF	0.32 J	5.0	0.041	pg/g

<u>INTERNAL STANDARDS</u>	<u>PERCENT RECOVERY</u>	<u>RECOVERY LIMITS</u>
13C-2,3,7,8-TCDD	80	40 - 135
13C-1,2,3,7,8-PeCDD	77	40 - 135
13C-1,2,3,6,7,8-HxCDD	84	40 - 135
13C-1,2,3,4,6,7,8-HpCDD	116	40 - 135
13C-OCDD	124	40 - 135
13C-2,3,7,8-TCDF	75	40 - 135
13C-1,2,3,7,8-PeCDF	82	40 - 135
13C-1,2,3,4,7,8-HxCDF	98	40 - 135
13C-1,2,3,4,6,7,8-HpCDF	104	40 - 135

QUALIFIERS

Results and reporting limits have been adjusted for dry weight

- J Estimated Result.
- Q Estimated maximum possible concentration (EMPC).

Method Blank Report
Trace Level Organic Compounds
SW846 8290

Lot - Sample #....:	G0D150000 - 361B	Work Order #....:	LX2NN1AA	Matrix....:	SOLID
Date Sampled....:	04/08/10	Date Received....:	04/10/10	Dilution Factor:	1
Prep Date....:	04/15/10	Analysis Date....:	04/27/10	Percent Moisture:	0.0
Prep Batch #:	0105361	Instrument ID....:	1D5		
Initial Wgt/Vol :	10 g	Analyst ID....:	Alora Kuczynski		

<u>PARAMETER</u>	<u>RESULT</u>	<u>REPORTING LIMIT</u>	<u>ESTIMATED DETECTION LIMIT</u>	<u>UNITS</u>
2,3,7,8-TCDD	ND	0.50	0.16	pg/g
1,2,3,7,8-PeCDD	ND	2.5	0.40	pg/g
1,2,3,4,7,8-HxCDD	ND	2.5	0.36	pg/g
1,2,3,6,7,8-HxCDD	ND	2.5	0.33	pg/g
1,2,3,7,8,9-HxCDD	ND	2.5	0.27	pg/g
1,2,3,4,6,7,8-HpCDD	ND	2.5	0.33	pg/g
OCDD	ND	5.0	0.51	pg/g
2,3,7,8-TCDF	ND	0.50	0.18	pg/g
1,2,3,7,8-PeCDF	ND	2.5	0.26	pg/g
2,3,4,7,8-PeCDF	ND	2.5	0.28	pg/g
1,2,3,4,7,8-HxCDF	ND	2.5	0.39	pg/g
1,2,3,6,7,8-HxCDF	ND	2.5	0.34	pg/g
2,3,4,6,7,8-HxCDF	ND	2.5	0.38	pg/g
1,2,3,7,8,9-HxCDF	ND	2.5	0.35	pg/g
1,2,3,4,6,7,8-HpCDF	ND	2.5	0.28	pg/g
1,2,3,4,7,8,9-HpCDF	ND	2.5	0.32	pg/g
OCDF	ND	5.0	0.53	pg/g

<u>INTERNAL STANDARDS</u>	<u>PERCENT RECOVERY</u>	<u>RECOVERY LIMITS</u>
13C-2,3,7,8-TCDD	81	40 - 135
13C-1,2,3,7,8-PeCDD	87	40 - 135
13C-1,2,3,6,7,8-HxCDD	95	40 - 135
13C-1,2,3,4,6,7,8-HpCDD	104	40 - 135
13C-OCDD	89	40 - 135
13C-2,3,7,8-TCDF	73	40 - 135
13C-1,2,3,7,8-PeCDF	87	40 - 135
13C-1,2,3,4,7,8-HxCDF	79	40 - 135
13C-1,2,3,4,6,7,8-HpCDF	109	40 - 135

QUALIFIERS

Results and reporting limits have been adjusted for dry weight.

LABORATORY CONTROL SAMPLE DATA REPORT

Trace Level Organic Compounds

Client Lot # ...: G0D100461 Work Order # ...: LXW2F1AC-LCS Matrix: SOLID
 LCS Lot-Sample# : G0D130000 - 408
 Prep Date: 04/13/10 Analysis Date ..: 04/20/10
 Prep Batch # ...: 0103408
 Dilution Factor : 1
 Analyst ID.....: Grandfield S. Virginia Instrument ID..: 4D5 Method.....: SW846 8290
 Initial Wgt/Vol: 10 g

<u>PARAMETER</u>	<u>SPIKE AMOUNT</u>	<u>MEASURED AMOUNT</u>	<u>UNITS</u>	<u>PERCENT RECOVERY</u>	<u>RECOVERY LIMITS</u>
2,3,7,8-TCDD	20.0	22.0	pg/g	110	(77 - 130)
1,2,3,7,8-PeCDD	100	108	pg/g	108	(79 - 134)
1,2,3,4,7,8-HxCDD	100	116	pg/g	116	(65 - 144)
1,2,3,6,7,8-HxCDD	100	109	pg/g	109	(73 - 147)
1,2,3,7,8,9-HxCDD	100	110	pg/g	110	(80 - 143)
1,2,3,4,6,7,8-HpCDD	100	106	pg/g	106	(86 - 134)
OCDD	200	217	pg/g	108	(80 - 137)
2,3,7,8-TCDF	20.0	22.9	pg/g	115	(79 - 137)
1,2,3,7,8-PeCDF	100	110	pg/g	110	(81 - 134)
2,3,4,7,8-PeCDF	100	109	pg/g	109	(76 - 132)
1,2,3,4,7,8-HxCDF	100	113	pg/g	113	(72 - 140)
1,2,3,6,7,8-HxCDF	100	89.7	pg/g	90	(63 - 152)
2,3,4,6,7,8-HxCDF	100	95.0	pg/g	95	(72 - 151)
1,2,3,7,8,9-HxCDF	100	99.6	pg/g	100	(72 - 152)
1,2,3,4,6,7,8-HpCDF	100	106	pg/g	106	(81 - 137)
1,2,3,4,7,8,9-HpCDF	100	118	pg/g	118	(79 - 139)
OCDF	200	225	pg/g	113	(75 - 141)

<u>INTERNAL STANDARD</u>	<u>PERCENT RECOVERY</u>	<u>RECOVERY LIMITS</u>
13C-2,3,7,8-TCDD	67	(40 - 135)
13C-1,2,3,7,8-PeCDD	67	(40 - 135)
13C-1,2,3,6,7,8-HxCDD	67	(40 - 135)
13C-1,2,3,4,6,7,8-HpCDD	92	(40 - 135)
13C-OCDD	87	(40 - 135)
13C-2,3,7,8-TCDF	64	(40 - 135)
13C-1,2,3,7,8-PeCDF	68	(40 - 135)
13C-1,2,3,4,7,8-HxCDF	82	(40 - 135)
13C-1,2,3,4,6,7,8-HpCDF	82	(40 - 135)

Notes:

Calculations are performed before rounding to avoid round-off errors in calculated results.

Bold print denotes control parameters

LABORATORY CONTROL SAMPLE DATA REPORT

Trace Level Organic Compounds

Client Lot # ...: G0D100461	Work Order # ...: LX2NN1AC-LCS	Matrix : SOLID
LCS Lot-Sample# : G0D150000 - 361		
Prep Date : 04/15/10	Analysis Date ...: 04/27/10	
Prep Batch # ...: 0105361		
Dilution Factor : 1		
Analyst ID.....: Alora Kuczynski	Instrument ID.: 1D5	Method.....: SW846 8290
Initial Wgt/Vol: 10 g		

<u>PARAMETER</u>	<u>SPIKE AMOUNT</u>	<u>MEASURED AMOUNT</u>	<u>UNITS</u>	<u>PERCENT RECOVERY</u>	<u>RECOVERY LIMITS</u>
2,3,7,8-TCDD	20.0	20.4	pg/g	102	(77 - 130)
1,2,3,7,8-PeCDD	100	109	pg/g	109	(79 - 134)
1,2,3,4,7,8-HxCDD	100	88.7	pg/g	89	(65 - 144)
1,2,3,6,7,8-HxCDD	100	112	pg/g	112	(73 - 147)
1,2,3,7,8,9-HxCDD	100	93.4	pg/g	93	(80 - 143)
1,2,3,4,6,7,8-HpCDD	100	107	pg/g	107	(86 - 134)
OCDD	200	219	pg/g	110	(80 - 137)
2,3,7,8-TCDF	20.0	21.4	pg/g	107	(79 - 137)
1,2,3,7,8-PeCDF	100	101	pg/g	101	(81 - 134)
2,3,4,7,8-PeCDF	100	104	pg/g	104	(76 - 132)
1,2,3,4,7,8-HxCDF	100	101	pg/g	101	(72 - 140)
1,2,3,6,7,8-HxCDF	100	91.2	pg/g	91	(63 - 152)
2,3,4,6,7,8-HxCDF	100	110	pg/g	110	(72 - 151)
1,2,3,7,8,9-HxCDF	100	97.8	pg/g	98	(72 - 152)
1,2,3,4,6,7,8-HpCDF	100	106	pg/g	106	(81 - 137)
1,2,3,4,7,8,9-HpCDF	100	88.2	pg/g	88	(79 - 139)
OCDF	200	205	pg/g	102	(75 - 141)

<u>INTERNAL STANDARD</u>	<u>PERCENT RECOVERY</u>	<u>RECOVERY LIMITS</u>
13C-2,3,7,8-TCDD	78	(40 - 135)
13C-1,2,3,7,8-PeCDD	80	(40 - 135)
13C-1,2,3,6,7,8-HxCDD	101	(40 - 135)
13C-1,2,3,4,6,7,8-HpCDD	110	(40 - 135)
13C-OCDD	101	(40 - 135)
13C-2,3,7,8-TCDF	70	(40 - 135)
13C-1,2,3,7,8-PeCDF	80	(40 - 135)
13C-1,2,3,4,7,8-HxCDF	94	(40 - 135)
13C-1,2,3,4,6,7,8-HpCDF	121	(40 - 135)

Notes:

Calculations are performed before rounding to avoid round-off errors in calculated results.

Bold print denotes control parameters

MATRIX/MATRIX SPIKE DATA REPORT

Trace Level Organic Compounds

Client Lot # ...:	G0D100461	Work Order # ...:	LXR9H1AE-MS	Matrix	SOLID
OS Lot-Sample# :	G0D100462 - 005		LXR9H1AF-MSD		
Prep Date	04/13/10	Analysis Date ...:	04/20/10		
Prep Batch # ...:	0103408				
Dilution Factor :	0.99				
Analyst ID.....:	Sonia Ouni	Instrument ID..:	4D5	Method.....:	SW846 8290
Initial Wgt/Vol:	10.01 g				

PARAMETER	SAMPLE AMOUNT	SPIKE AMOUNT	MEASURED AMOUNT	UNITS	PERCENT RECOVERY	RECOVERY LIMITS	RPD	RPD LIMITS
2,3,7,8-TCDD	ND	20.6	22.0	pg/g	107	(77 - 130)		
	ND	20.1	21.7	pg/g	108	(77 - 130)	1.6	(0 - 30)
1,2,3,7,8-PeCDD	ND	103	108	pg/g	105	(79 - 134)		
	ND	101	105	pg/g	105	(79 - 134)	3.0	(0 - 29)
1,2,3,4,7,8-HxCDD	0.11	103	120	pg/g	116	(65 - 144)		
	0.11	101	112	pg/g	111	(65 - 144)	6.6	(0 - 36)
1,2,3,6,7,8-HxCDD	0.93	103	111	pg/g	107	(73 - 147)		
	0.93	101	109	pg/g	108	(73 - 147)	1.5	(0 - 36)
1,2,3,7,8,9-HxCDD	0.38	103	105	pg/g	101	(80 - 143)		
	0.38	101	107	pg/g	106	(80 - 143)	2.3	(0 - 31)
1,2,3,4,6,7,8-HpCDD	0.78	103	109	pg/g	105	(86 - 134)		
	0.78	101	108	pg/g	106	(86 - 134)	1.3	(0 - 28)
OCDD	1.6	206	221	pg/g	106	(80 - 137)		
	1.6	201	221	pg/g	109	(80 - 137)	0.070	(0 - 32)
2,3,7,8-TCDF	0.25	20.6	22.2	pg/g	107 CON	(79 - 137)		
	0.25	20.1	21.4	pg/g	105 CON	(79 - 137)	3.6	(0 - 30)
1,2,3,7,8-PeCDF	0.57	103	110	pg/g	106	(81 - 134)		
	0.57	101	109	pg/g	108	(81 - 134)	0.76	(0 - 27)
2,3,4,7,8-PeCDF	0.28	103	110	pg/g	107	(76 - 132)		
	0.28	101	106	pg/g	105	(76 - 132)	3.8	(0 - 31)
1,2,3,4,7,8-HxCDF	1.1	103	113	pg/g	109	(72 - 140)		
	1.1	101	113	pg/g	111	(72 - 140)	0.25	(0 - 32)
1,2,3,6,7,8-HxCDF	0.51	103	83.2	pg/g	80	(63 - 152)		
	0.51	101	86.2	pg/g	85	(63 - 152)	3.5	(0 - 38)
2,3,4,6,7,8-HxCDF	0.23	103	88.5	pg/g	86	(72 - 151)		
	0.23	101	96.2	pg/g	95	(72 - 151)	8.4	(0 - 35)
1,2,3,7,8,9-HxCDF	0.25	103	99.1	pg/g	96	(72 - 152)		
	0.25	101	95.4	pg/g	95	(72 - 152)	3.8	(0 - 36)
1,2,3,4,6,7,8-HpCDF	2.0	103	111	pg/g	106	(81 - 137)		
	2.0	101	109	pg/g	106	(81 - 137)	1.8	(0 - 33)
1,2,3,4,7,8,9-HpCDF	0.79	103	152	pg/g	147 a	(79 - 139)		
	0.79	101	128	pg/g	126	(79 - 139)	17	(0 - 35)
OCDF	7.2	206	346	pg/g	164 a	(75 - 141)		
	7.2	201	330	pg/g	160 a	(75 - 141)	4.7	(0 - 45)

MATRIX/MATRIX SPIKE DATA REPORT

Trace Level Organic Compounds

Client Lot # ...: G0D100461	Work Order # ...: LXR9H1AE-MS	Matrix : SOLID
OS Lot-Sample# : G0D100462 - 005	LXR9H1AF-MSD	
Prep Date : 04/13/10	Analysis Date ...: 04/20/10	
Prep Batch # ...: 0103408		
Dilution Factor : 0.99		
Analyst ID.....: Sonia Ouni	Instrument ID...: 4D5	Method.....: SW846 8290
Initial Wgt/Vol: 10.01 g		

<u>INTERNAL STANDARD</u>	<u>PERCENT RECOVERY</u>	<u>RECOVERY LIMITS</u>
13C-2,3,7,8-TCDD	58	(40 - 135)
	72	(40 - 135)
13C-1,2,3,7,8-PeCDD	52	(40 - 135)
	65	(40 - 135)
13C-1,2,3,6,7,8-HxCDD	51	(40 - 135)
	70	(40 - 135)
13C-1,2,3,4,6,7,8-HpCDD	54	(40 - 135)
	83	(40 - 135)
13C-OCDD	22 *	(40 - 135)
	48	(40 - 135)
13C-2,3,7,8-TCDF	56	(40 - 135)
	73	(40 - 135)
13C-1,2,3,7,8-PeCDF	56	(40 - 135)
	70	(40 - 135)
13C-1,2,3,4,7,8-HxCDF	68	(40 - 135)
	89	(40 - 135)
13C-1,2,3,4,6,7,8-HpCDF	45	(40 - 135)
	72	(40 - 135)

Notes:

Calculations are performed before rounding to avoid round-off errors in calculated results.

Bold print denotes control parameters

- * Surrogate recovery is outside stated control limits.
- a Spiked analyte recovery is outside stated control limits.
- CO Confirmation analysis.

MATRIX/MATRIX SPIKE DATA REPORT

Trace Level Organic Compounds

Client Lot # ...: G0D100461 Work Order # ...: LXTAR1AD-MS Matrix: SOLID
 OS Lot-Sample# : G0D100464 - 001 LXTAR1AE-MSD
 Prep Date: 04/15/10 Analysis Date ..: 04/30/10
 Prep Batch # ...: 0105361
 Dilution Factor : 19.8
 Analyst ID.....: Susan X. Yan Instrument ID...: 4D5 Method.....: SW846 8290
 Initial Wgt/Vol: 10.18 g

PARAMETER	SAMPLE AMOUNT	SPIKE AMOUNT	MEASURED AMOUNT	UNITS	PERCENT RECOVERY	RECOVERY LIMITS	RPD	RPD LIMITS
2,3,7,8-TCDD	47	21.5	61.5	pg/g	65 a	(77 - 130)		
	47	21.6	91.9	pg/g	206 a p	(77 - 130)	40	(0 - 30)
1,2,3,7,8-PeCDD	170	108	244	pg/g	72 a	(79 - 134)		
	170	108	324	pg/g	145 a	(79 - 134)	28	(0 - 29)
1,2,3,4,7,8-HxCDD	130	108	194	pg/g	59 a	(65 - 144)		
	130	108	215	pg/g	78	(65 - 144)	10	(0 - 36)
1,2,3,6,7,8-HxCDD	260	108	334	pg/g	66 a	(73 - 147)		
	260	108	402	pg/g	130	(73 - 147)	19	(0 - 36)
1,2,3,7,8,9-HxCDD	230	108	263	pg/g	29 a	(80 - 143)		
	230	108	315	pg/g	77 a	(80 - 143)	18	(0 - 31)
1,2,3,4,6,7,8-HpCDD	910	108	804	pg/g	0.0 a	(86 - 134)		
	910	108	1120	pg/g	194 a	(86 - 134)	0.0	(0 - 28)
OCDD	1300	215	1230	pg/g	0.0 a	(80 - 137)		
	1300	216	1500	pg/g	93	(80 - 137)	0.0	(0 - 32)
2,3,7,8-TCDF	1400	21.5	1210	pg/g	0.0 a CON C	(79 - 137)		
	1400	21.6	2260	pg/g	4070a E G C	(79 - 137)	0.0	(0 - 30)
1,2,3,7,8-PeCDF	2800	108	2480	pg/g	0.0 a	(81 - 134)		
	2800	108	3710	pg/g	862 a	(81 - 134)	0.0	(0 - 27)
2,3,4,7,8-PeCDF	1600	108	1410	pg/g	0.0 a	(76 - 132)		
	1600	108	2100	pg/g	505 a	(76 - 132)	0.0	(0 - 31)
1,2,3,4,7,8-HxCDF	6500	108	5770	pg/g	0.0 a	(72 - 140)		
	6500	108	7800	pg/g	1230a G	(72 - 140)	0.0	(0 - 32)
1,2,3,6,7,8-HxCDF	3700	108	3480	pg/g	0.0 a	(63 - 152)		
	3700	108	4840	pg/g	1040a G	(63 - 152)	0.0	(0 - 38)
2,3,4,6,7,8-HxCDF	800	108	966	pg/g	158 a	(72 - 151)		
	800	108	1260	pg/g	427 a G	(72 - 151)	26	(0 - 35)
1,2,3,7,8,9-HxCDF	660	108	684	pg/g	18 a G	(72 - 152)		
	660	108	898	pg/g	215 a G	(72 - 152)	27	(0 - 36)
1,2,3,4,6,7,8-HpCDF	13000	108	11700	pg/g	0.0 a	(81 - 137)		
	13000	108	15400	pg/g	2420a G	(81 - 137)	0.0	(0 - 33)
1,2,3,4,7,8,9-HpCDF	6800	108	8130	pg/g	1200a G	(79 - 139)		
	6800	108	10400	pg/g	3340a G	(79 - 139)	25	(0 - 35)
OCDF	34000	215	27300	pg/g	0.0 a	(75 - 141)		
	34000	216	46300	pg/g	5560a E	(75 - 141)	0.0	(0 - 45)

MATRIX/MATRIX SPIKE DATA REPORT

Trace Level Organic Compounds

Client Lot # ...: G0D100461	Work Order # ...: LXTAR1AD-MS	Matrix : SOLID
OS Lot-Sample# : G0D100464 - 001	LXTAR1AE-MSD	
Prep Date : 04/15/10	Analysis Date ...: 04/30/10	
Prep Batch # ...: 0105361		
Dilution Factor : 19.8		
Analyst ID.....: Susan X. Yan	Instrument ID.: 4D5	Method.....: SW846 8290
Initial Wgt/Vol: 10.18 g		

<u>INTERNAL STANDARD</u>	<u>PERCENT RECOVERY</u>	<u>RECOVERY LIMITS</u>
13C-2,3,7,8-TCDD	73	(40 - 135)
	77	(40 - 135)
13C-1,2,3,7,8-PeCDD	71	(40 - 135)
	69	(40 - 135)
13C-1,2,3,6,7,8-HxCDD	66	(40 - 135)
	68	(40 - 135)
13C-1,2,3,4,6,7,8-HpCDD	32 *	(40 - 135)
	26 *	(40 - 135)
13C-OCDD	15 *	(40 - 135)
	9.8 *	(40 - 135)
13C-2,3,7,8-TCDF	70	(40 - 135)
	69	(40 - 135)
13C-1,2,3,7,8-PeCDF	56	(40 - 135)
	59	(40 - 135)
13C-1,2,3,4,7,8-HxCDF	56	(40 - 135)
	59	(40 - 135)
13C-1,2,3,4,6,7,8-HpCDF	22 *	(40 - 135)
	22 *	(40 - 135)

Notes:

Calculations are performed before rounding to avoid round-off errors in calculated results.

Bold print denotes control parameters

- * Surrogate recovery is outside stated control limits.
- a Spiked analyte recovery is outside stated control limits.
- CON Confirmation analysis.
- E Estimated result. Result concentration exceeds the calibration range.
- G Elevated reporting limit. The reporting limit is elevated due to matrix interference.
- p Relative percent difference (RPD) is outside stated control limits.

SOLID, D 2216-90, Percent Moisture

Northgate Environmental Management, Inc.

Client Sample ID: SSA05-02-1BPC

General Chemistry

Lot-Sample #...: GOD100461-001 Work Order #...: LXR78 Matrix.....: SO
Date Sampled...: 04/08/10 Date Received...: 04/10/10
% Moisture.....: 5.5

<u>PARAMETER</u>	<u>RESULT</u>	<u>RL</u>	<u>UNITS</u>	<u>METHOD</u>	<u>PREPARATION- ANALYSIS DATE</u>	<u>PREP BATCH #</u>
Percent Moisture	5.5	0.10	%	ASTM D 2216-90	04/19-04/20/10	0109283

Dilution Factor: 1

Northgate Environmental Management, Inc.

Client Sample ID: SSA05-03-1BPC

General Chemistry

Lot-Sample #...: GOD100461-003 Work Order #...: LXR8A Matrix.....: SO
Date Sampled...: 04/08/10 Date Received...: 04/10/10
% Moisture.....: 8.0

<u>PARAMETER</u>	<u>RESULT</u>	<u>RL</u>	<u>UNITS</u>	<u>METHOD</u>	<u>PREPARATION- ANALYSIS DATE</u>	<u>PREP BATCH #</u>
Percent Moisture	8.0	0.10	%	ASTM D 2216-90	04/19-04/20/10	0109283

Dilution Factor: 1

Northgate Environmental Management, Inc.

Client Sample ID: SSA05-02-1BPC_FD

General Chemistry

Lot-Sample #...: GOD100461-008 Work Order #...: LXR8G Matrix.....: SO
Date Sampled...: 04/08/10 Date Received..: 04/10/10
% Moisture.....: 5.8

<u>PARAMETER</u>	<u>RESULT</u>	<u>RL</u>	<u>UNITS</u>	<u>METHOD</u>	<u>PREPARATION- ANALYSIS DATE</u>	<u>PREP BATCH #</u>
Percent Moisture	5.8	0.10	%	ASTM D 2216-90	04/19-04/20/10	0109283

Dilution Factor: 1

Northgate Environmental Management, Inc.

Client Sample ID: SSAO5-03-1BPC_FD

General Chemistry

Lot-Sample #...: GOD100461-017 Work Order #...: LXR8R Matrix.....: SO
Date Sampled...: 04/08/10 Date Received..: 04/10/10
% Moisture.....: 6.7

<u>PARAMETER</u>	<u>RESULT</u>	<u>RL</u>	<u>UNITS</u>	<u>METHOD</u>	<u>PREPARATION- ANALYSIS DATE</u>	<u>PREP BATCH #</u>
Percent Moisture	6.7	0.10	%	ASTM D 2216-90	04/19-04/20/10	0109283

Dilution Factor: 1

Northgate Environmental Management, Inc.

Client Sample ID: SSAO4-02-3BPC

General Chemistry

Lot-Sample #...: GOD100461-026 Work Order #...: LXR84 Matrix.....: SO
Date Sampled...: 04/08/10 Date Received...: 04/10/10
% Moisture.....: 7.7

<u>PARAMETER</u>	<u>RESULT</u>	<u>RL</u>	<u>UNITS</u>	<u>METHOD</u>	<u>PREPARATION- ANALYSIS DATE</u>	<u>PREP BATCH #</u>
Percent Moisture	7.7	0.10	%	ASTM D 2216-90	04/15-04/16/10	0105351

Dilution Factor: 1

QC DATA ASSOCIATION SUMMARY

G0D100461

Sample Preparation and Analysis Control Numbers

<u>SAMPLE#</u>	<u>MATRIX</u>	<u>ANALYTICAL METHOD</u>	<u>LEACH BATCH #</u>	<u>PREP BATCH #</u>	<u>MS RUN#</u>
001	SO	SW846 8290		0103408	0105102
	SO	ASTM D 2216-90		0109283	0109145
	SO	TAL-SOP Dioxin Sc		0102135	
002	SO	TAL-SOP Dioxin Sc		0102135	
003	SO	SW846 8290		0103408	0105102
	SO	ASTM D 2216-90		0109283	0109145
	SO	TAL-SOP Dioxin Sc		0102135	
004	SO	TAL-SOP Dioxin Sc		0102135	
005	SO	TAL-SOP Dioxin Sc		0102135	
006	SO	TAL-SOP Dioxin Sc		0102135	
008	SO	SW846 8290		0103408	0105102
	SO	ASTM D 2216-90		0109283	0109145
017	SO	SW846 8290		0103408	0105102
	SO	ASTM D 2216-90		0109283	0109145
026	SO	SW846 8290		0105361	0109258
	SO	ASTM D 2216-90		0105351	0105229
	SO	TAL-SOP Dioxin Sc		0103199	
027	SO	TAL-SOP Dioxin Sc		0103199	

SAMPLE DUPLICATE EVALUATION REPORT

General Chemistry

Client Lot #...: GOD100461 Work Order #...: LXM7K-SMP Matrix.....: SOLID

Date Sampled...: 04/06/10 LXM7K-DUP

Date Received...: 04/08/10

% Moisture.....: 8.2

<u>PARAM</u>	<u>RESULT</u>	<u>DUPLICATE</u>	<u>UNITS</u>	<u>RPD</u>	<u>RPD</u>	<u>METHOD</u>	<u>PREPARATION-</u>	<u>PREP</u>
		<u>RESULT</u>			<u>LIMIT</u>		<u>ANALYSIS DATE</u>	<u>BATCH #</u>
Percent Moisture	8.2	8.3	%	0.15	(0-20)	ASTM D 2216-90	SD Lot-Sample #: GOD080425-018 04/15-04/16/10	0105351
Dilution Factor: 1								

SAMPLE DUPLICATE EVALUATION REPORT

General Chemistry

Client Lot #...: GOD100461

Work Order #...: LXQAE-SMP
LXQAE-DUP

Matrix.....: SOLID

Date Sampled...: 04/07/10

Date Received..: 04/09/10

% Moisture.....: 5.2

<u>PARAM</u>	<u>RESULT</u>	<u>DUPLICATE</u>	<u>UNITS</u>	<u>RPD</u>	<u>RPD</u>	<u>LIMIT</u>	<u>METHOD</u>	<u>PREPARATION-</u>	<u>PREP</u>
		<u>RESULT</u>		<u>RPD</u>				<u>ANALYSIS DATE</u>	<u>BATCH #</u>
Percent Moisture	5.2	5.2	%	0.069	(0-20)	ASTM D 2216-90	SD Lot-Sample #: GOD090441-010	04/19-04/20/10	0109283

Dilution Factor: 1

SOLID, 8290, Dioxins/Furans

Raw Data Package

Run/Batch Data

Includes (as applicable):

runlogs

continuing calibration standards

interference/performance check standards

continuing calibration blanks

method blanks

lcs

ms/sd

sample raw data

ms tune data

05
04-29-10

5

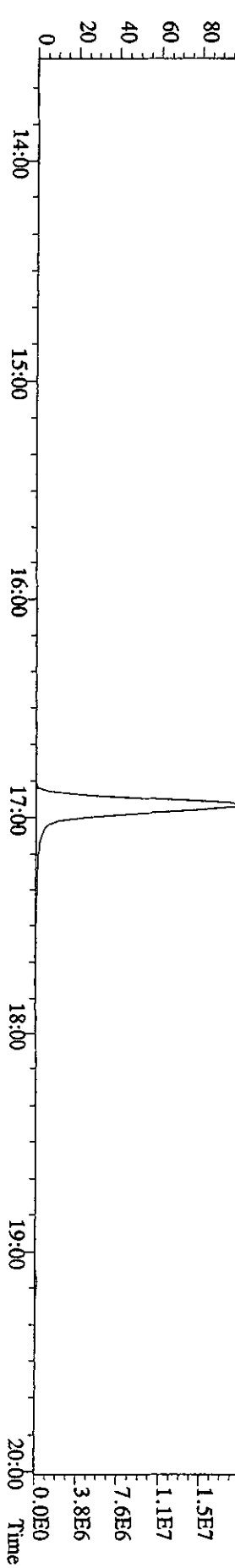
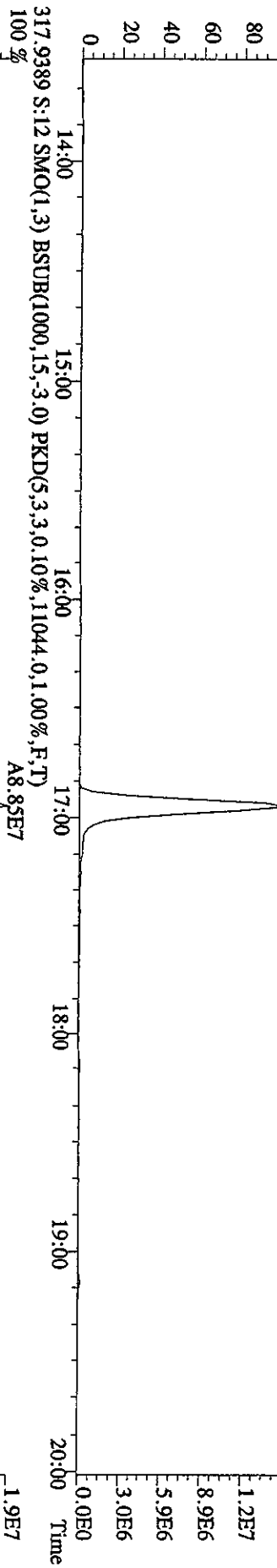
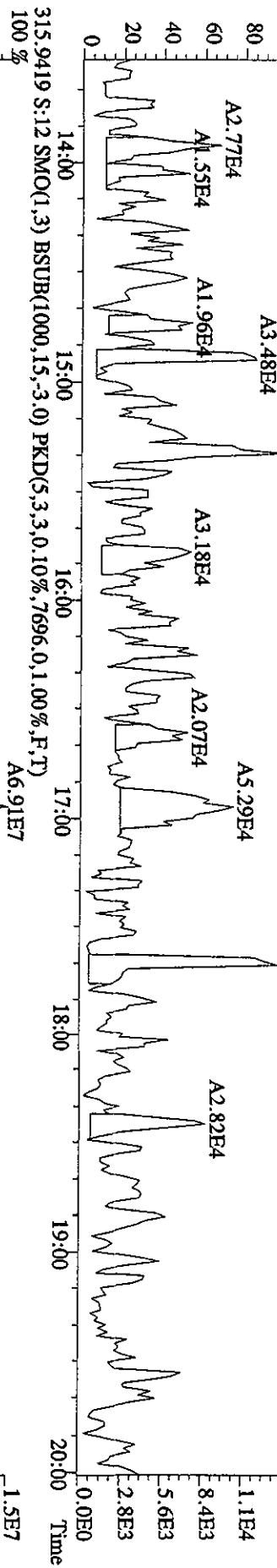
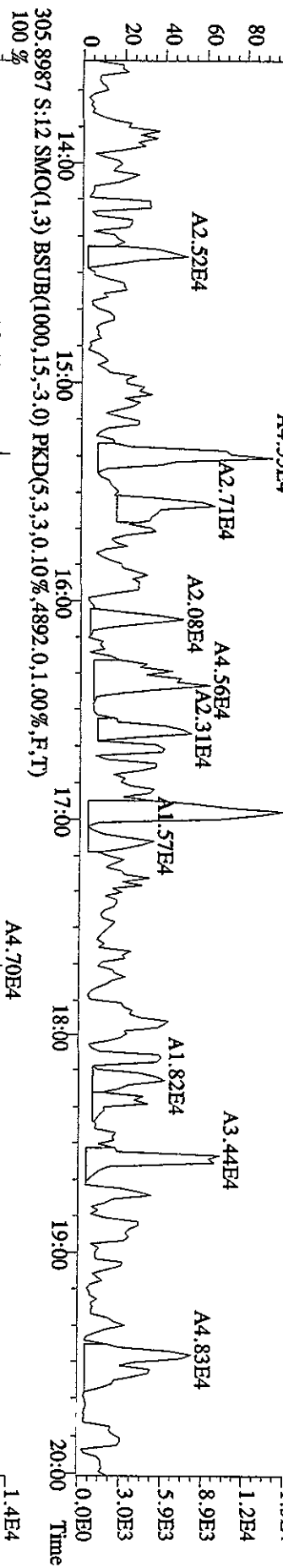
Run text: LX2NN-1-AA Sample text: LX2NN-1-AA :G0D150000-361B (461-26)
 Run #14 Filename: 26AP10A1D5 S: 12 I: 1 Results: 26AP10A1D58290
 Acquired: 27-APR-10 02:43:26 Processed: 27-APR-10 10:17:38
 Run: 26AP10A1D5 Analyte: 8290HRS Cal: 82901231091D5
 Sample size: 10.00 g

4/27/10
me

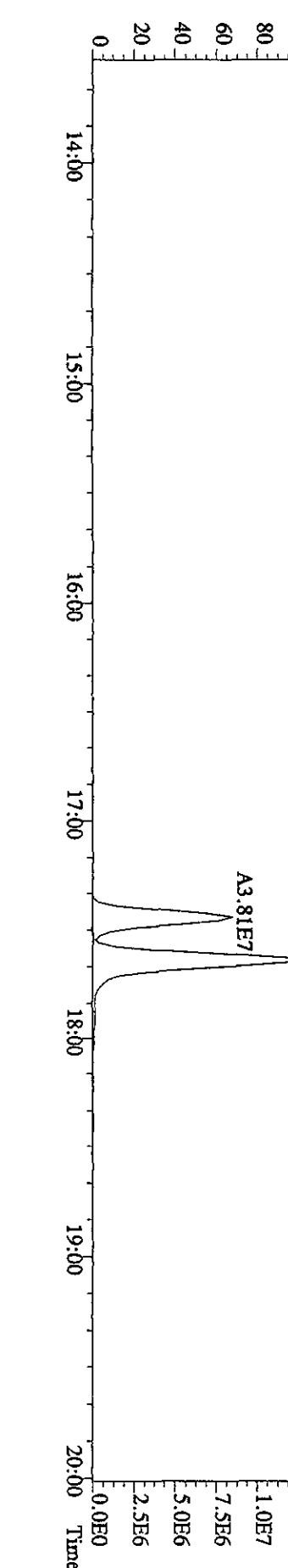
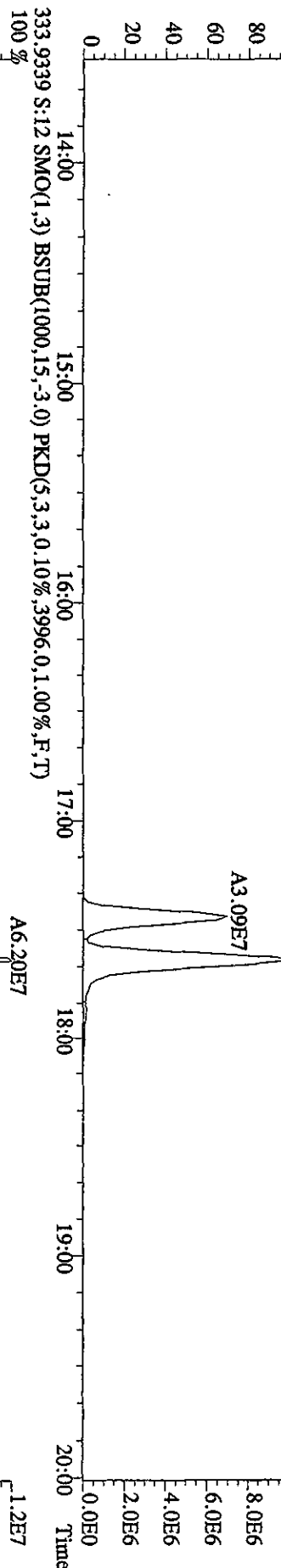
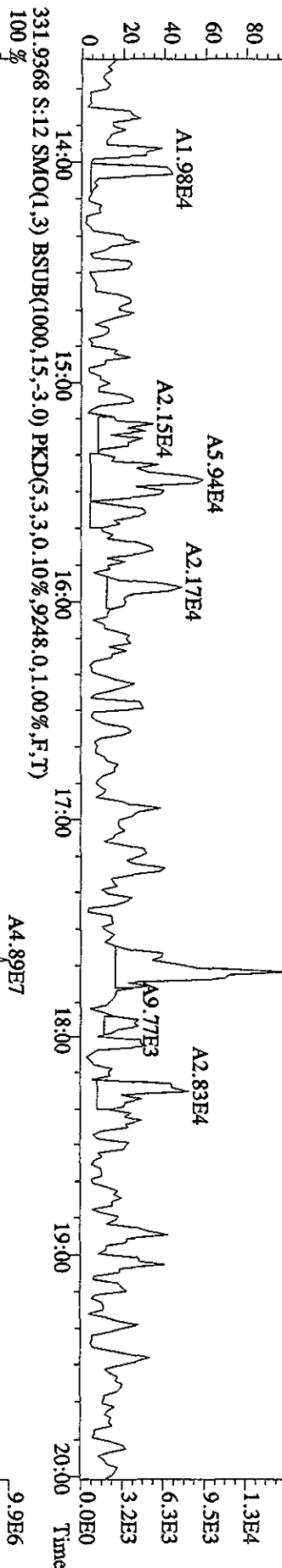
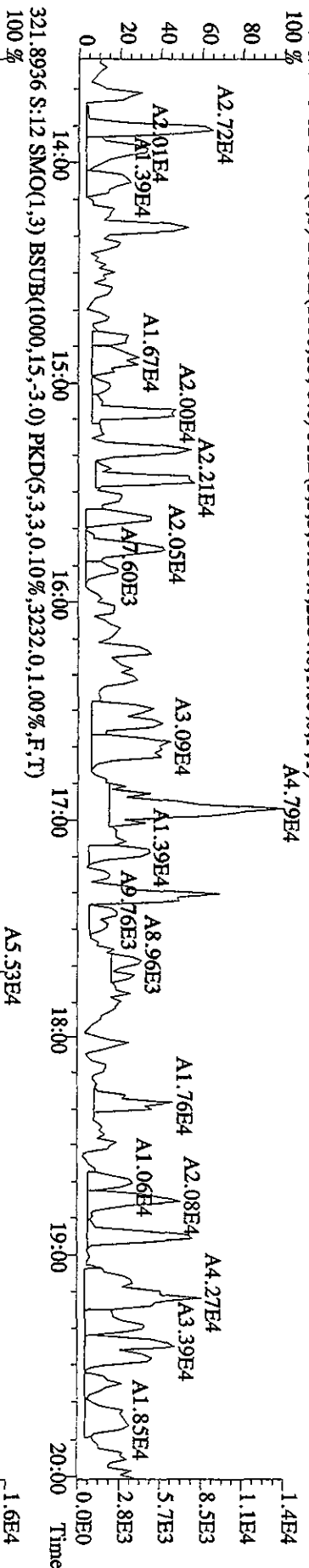
150me

Name	Resp	RA	RT	RRF	Conc	EDL	Rec	M
13C-1,2,3,4-TCDD	68990756	0.81 y	17:26	-	2.2148	-	-	n
13C-2,3,7,8-TCDF	157540760	0.78 y	16:57	1.57	145.8149	0.2320	72.9	n
2,3,7,8-TCDF	93635	1.08 n	16:58	0.86	0.1382	0.1751	-	n
Total TCDF	130250	1.12 n	16:37	0.86	0.1423	0.1751	-	n
13C-2,3,7,8-TCDD	110939504	0.79 y	17:39	0.99	161.8851	0.2585	80.9	n
2,3,7,8-TCDD	20590	0.16 n	17:39	0.93	0.0398	0.1559	-	n
Total TCDD	179383	0.70 y	14:05	0.93	0.3463	0.1559	-	n
37Cl-2,3,7,8-TCDD	122959792	1.00 y	17:40	2.22	80.3516	0.0413	100.4	n
13C-1,2,3,7,8-PeCDF	128963448	1.68 y	21:53	1.07	174.2350	0.5379	87.1	n
1,2,3,7,8-PeCDF	*	* n	NotFnd	1.00	*	0.2604	-	n
2,3,4,7,8-PeCDF	*	* n	NotFnd	0.94	*	0.2774	-	n
Total F2 PeCDF	*	* n	NotFnd	0.97	*	0.2686	-	n
Total F1 PeCDF	230102	0.64 n	14:09	0.97	0.3661	0.1805	-	n
13C-1,2,3,7,8-PeCDD	80049878	1.68 y	23:55	0.67	174.1261	0.1898	87.1	n
1,2,3,7,8-PeCDD	*	* n	NotFnd	0.93	*	0.3988	-	n
Total PeCDD	133811	1.56 y	21:53	0.93	0.3598	0.3988	-	n
13C-1,2,3,7,8,9-HxCDD	55024908	1.28 y	32:02	-	2.0061	-	-	n
13C-1,2,3,4,7,8-HxCDF	78014468	0.49 y	30:07	0.89	158.8009	0.1282	79.4	n
1,2,3,4,7,8-HxCDF	*	* n	NotFnd	1.20	*	0.3897	-	n
1,2,3,6,7,8-HxCDF	*	* n	NotFnd	1.37	*	0.3408	-	n
2,3,4,6,7,8-HxCDF	61704	0.85 n	31:18	1.24	0.1274	0.3762	-	n
1,2,3,7,8,9-HxCDF	*	* n	NotFnd	1.33	*	0.3524	-	n
Total HxCDF	104007	0.85 n	31:18	1.28	0.2118	0.3637	-	n
13C-1,2,3,6,7,8-HxCDD	76548016	1.34 y	31:39	0.73	190.0257	0.0982	95.0	n
1,2,3,4,7,8-HxCDD	*	* n	NotFnd	0.97	*	0.3611	-	n
1,2,3,6,7,8-HxCDD	*	* n	NotFnd	1.06	*	0.3309	-	n
1,2,3,7,8,9-HxCDD	*	* n	NotFnd	1.28	*	0.2746	-	n
Total HxCDD	*	* n	NotFnd	1.10	*	0.3180	-	n
13C-1,2,3,4,6,7,8-HpCDF	102720284	0.44 y	33:52	0.86	217.0366	1.7427	108.5	n
1,2,3,4,6,7,8-HpCDF	170135	1.41 n	33:53	1.29	0.2575	0.2823	-	n
1,2,3,4,7,8,9-HpCDF	111897	0.70 n	35:06	1.14	0.1919	0.3199	-	n
Total HpCDF	282031	1.41 n	33:53	1.21	0.4494	0.2999	-	n
13C-1,2,3,4,6,7,8-HpCDD	86144100	1.05 y	34:45	0.75	208.1371	0.8515	104.1	n
1,2,3,4,6,7,8-HpCDD	*	* n	NotFnd	1.00	*	0.3261	-	n
Total HpCDD	47061	2.37 n	33:51	1.00	0.1095	0.3261	-	n
13C-OCDD	110807980	0.91 y	37:22	0.56	356.7839	1.3561	89.2	n
OCDF	162925	1.10 n	37:29	1.44	0.4092	0.5330	-	n
OCDD	115421	1.12 n	37:23	1.11	0.3955	0.5052	-	n

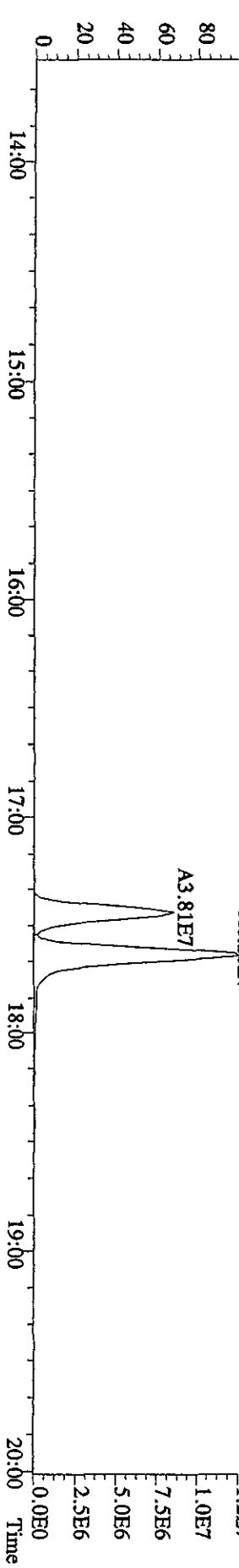
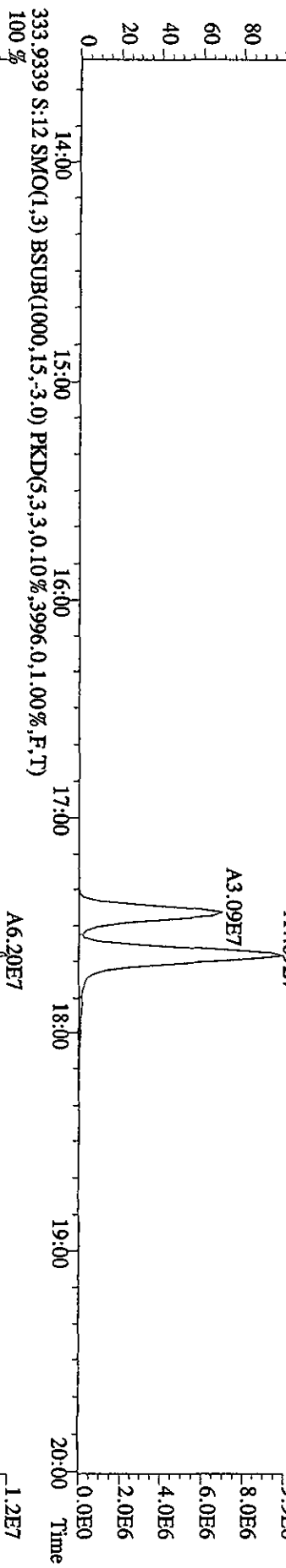
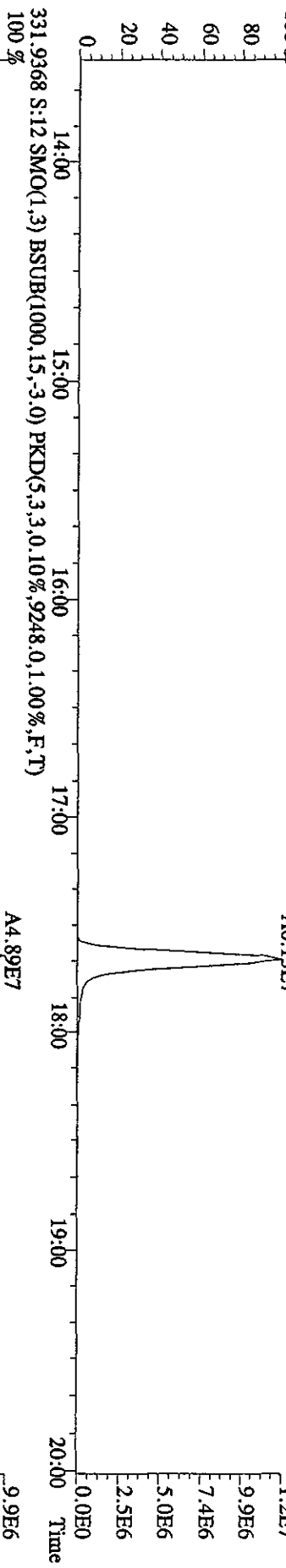
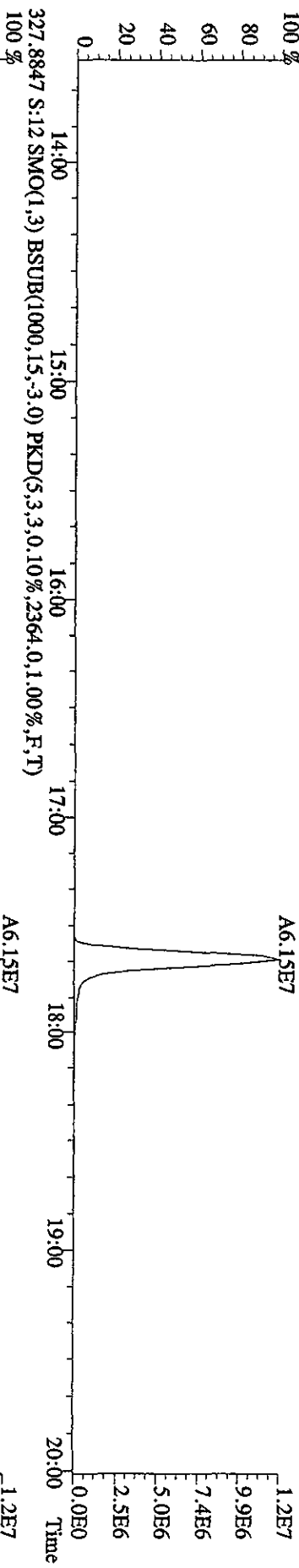
File:26API01AID5 #1-384 Acq:27-APR-2010 02:43:26 GC EI + Voltage SFR 70SE
 Sample#12 Text:1.X2NN-1-AA :GOD150000-361B (461-26) Exp:DIOXIN
 303.9016 S:12 SMO(1,3) BSUB(1000,15,-3.0) PKD(5,3,3,0.10%,3568,0.1,0.00%,F,T)



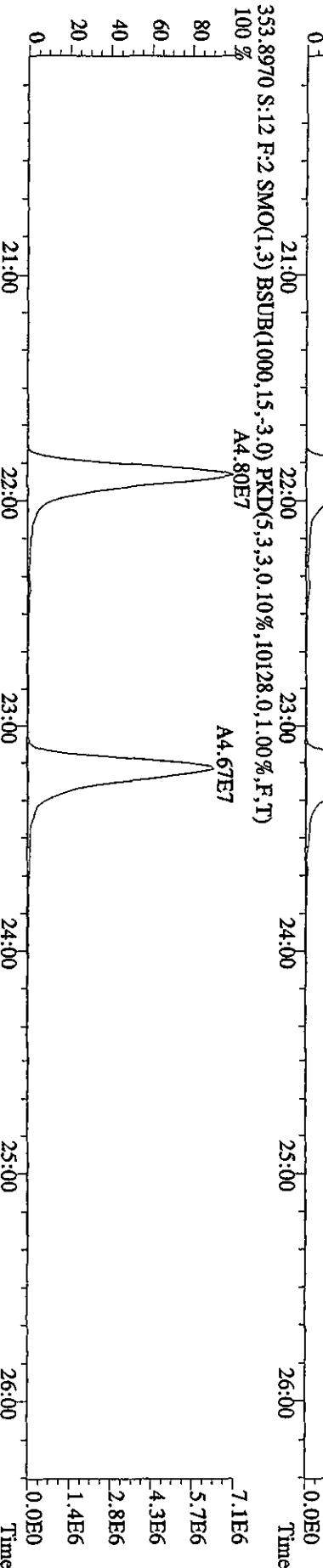
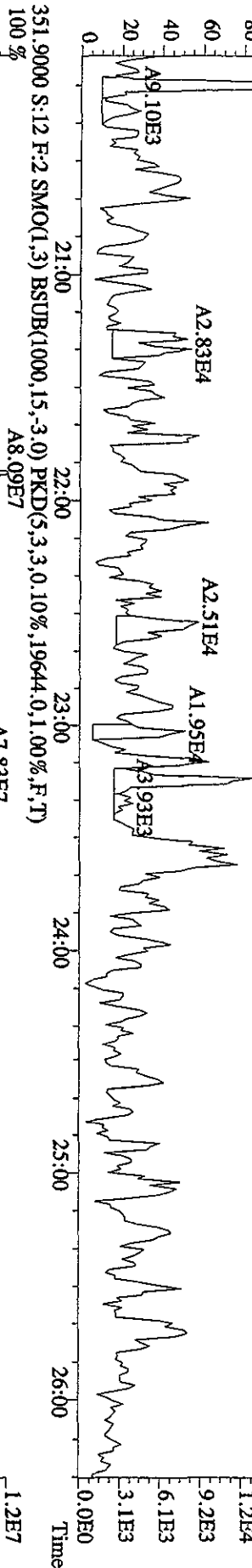
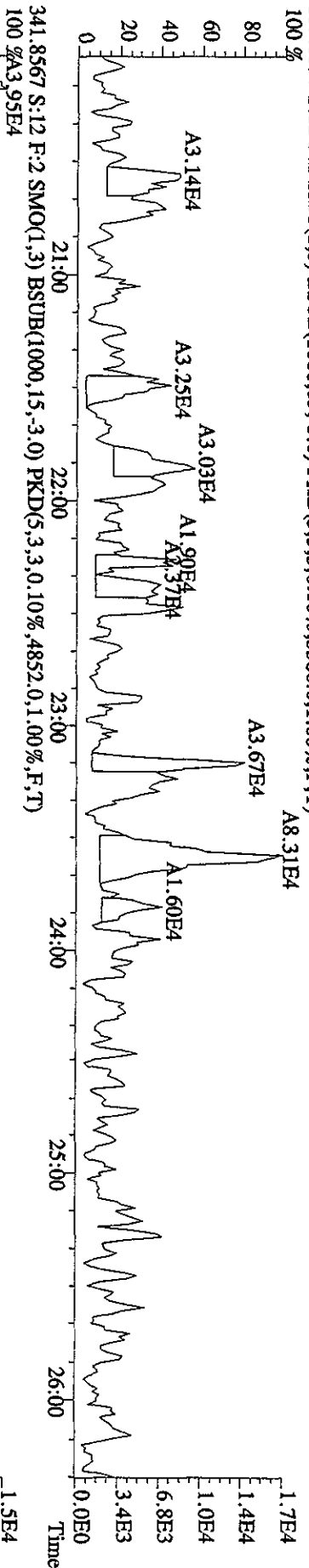
File:26AP10A1D5 #1-384 Acq:27-APR-2010 02:43:26 GC EI+ Voltage SIR 70SE
 Sample#12 Text:K2NNN-1-AA :GDD150000-361B (461-26) Exp:DIOXIN
 319.8965 S:12 SMO(1,3) BSUB(1000,15,-3,0) PKD(5,3,3,0,10%,2204,0,1,00%,F,T)



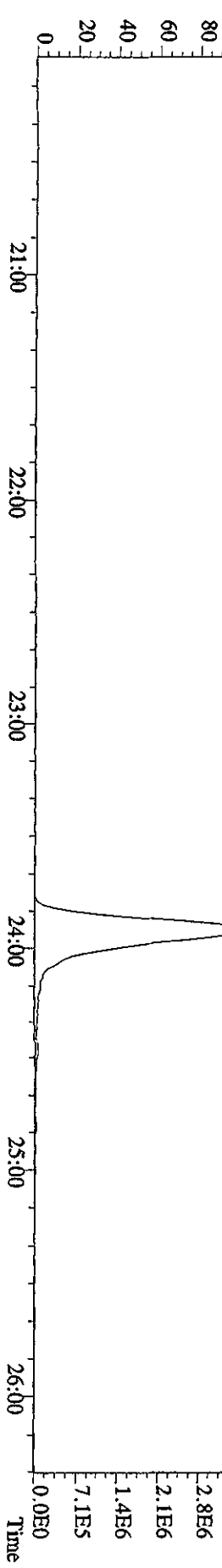
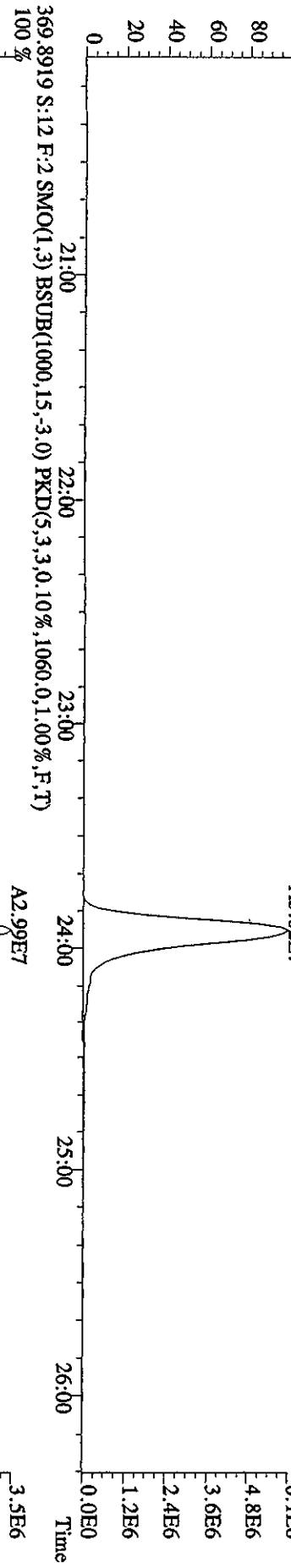
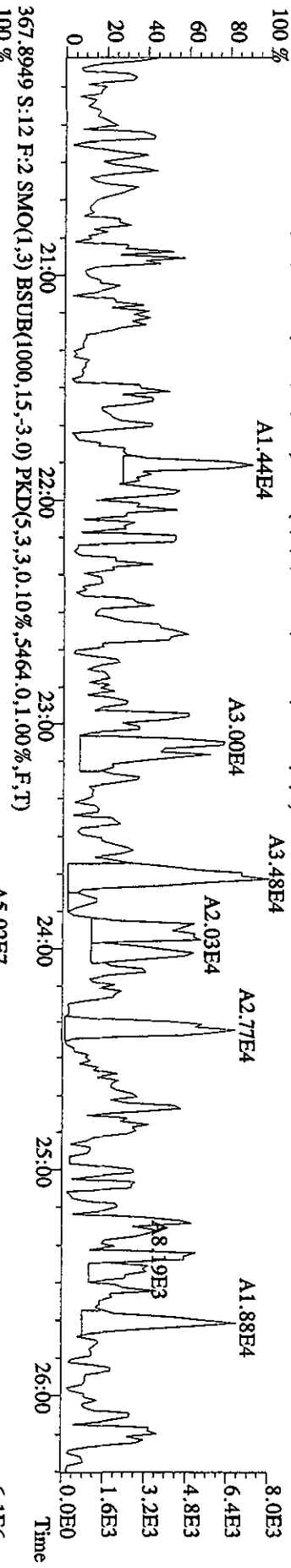
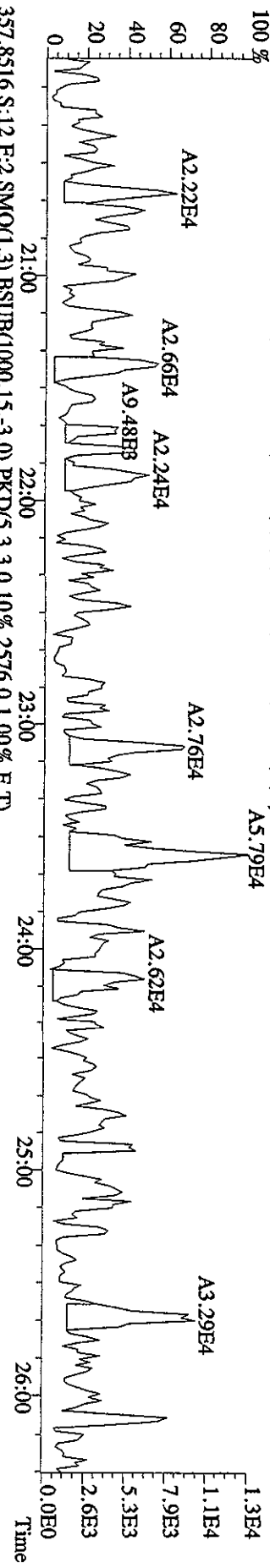
File:26AP10A1D5 #1-384 Acq:27-APR-2010 02:43:26 GC EI+ Voltage SIR 70SE
Sample#12 Text:K2NN-1-AA :G0D150000-361B (461-26) Exp:DIOXIN
327.8847 S:12 SMO(1,3) BSUB(1000,15,-3.0) PKD(5,3,3,0.10%,2364,0.1,0.00%,F,T)
100 %



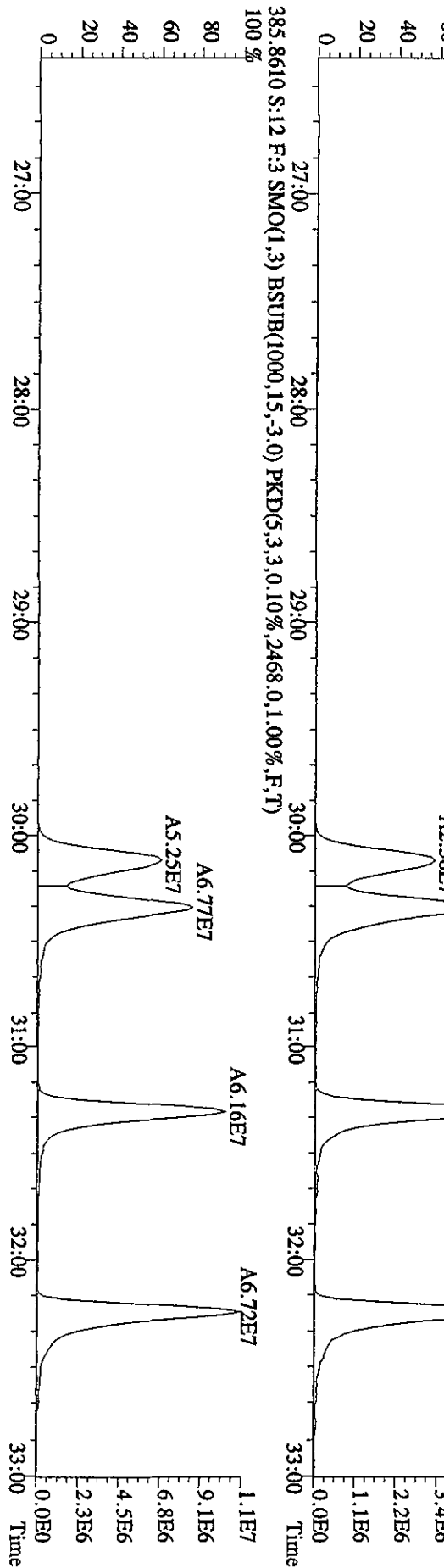
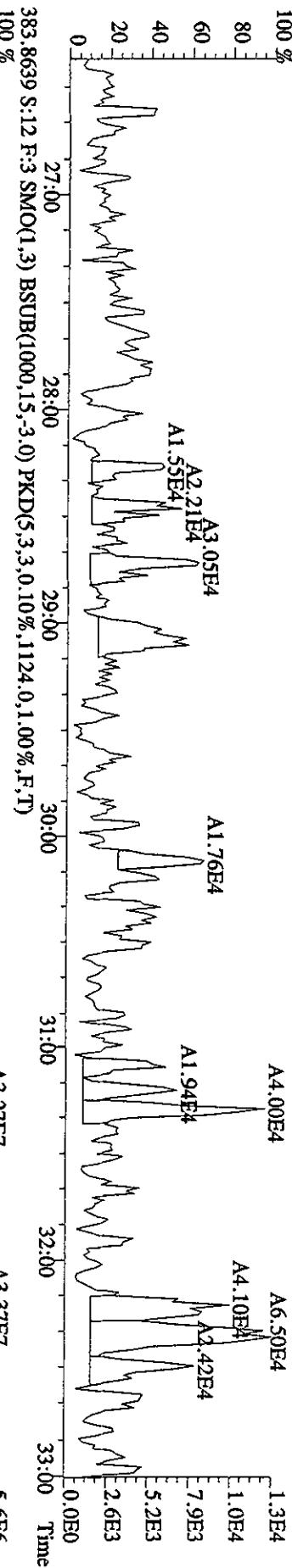
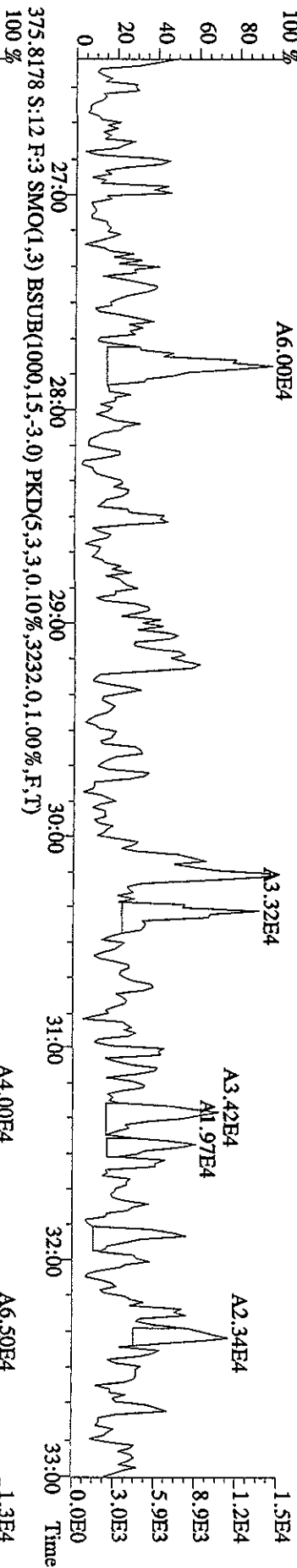
File:26API0A1D5 #1-444 Acq:27-APR-2010 02:43:26 GC EI+ Voltage S1R 70SE
 Sample#12 Text:LX2NN1-AA :GDD150000-361B (461-26) Exp:DIOXIN
 339 8597 S:12 F:2 SMO(1,3) BSUB(1000,15,-3,0) PKD(5,3,3,0,10%,3368,0,1,00%,F,T)



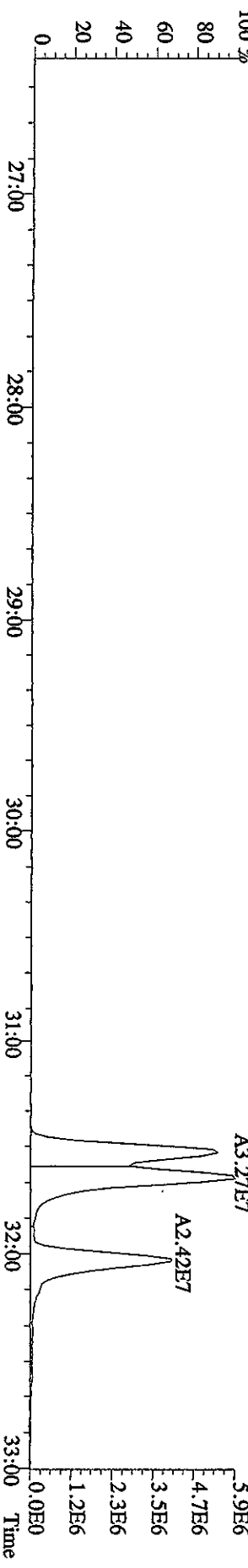
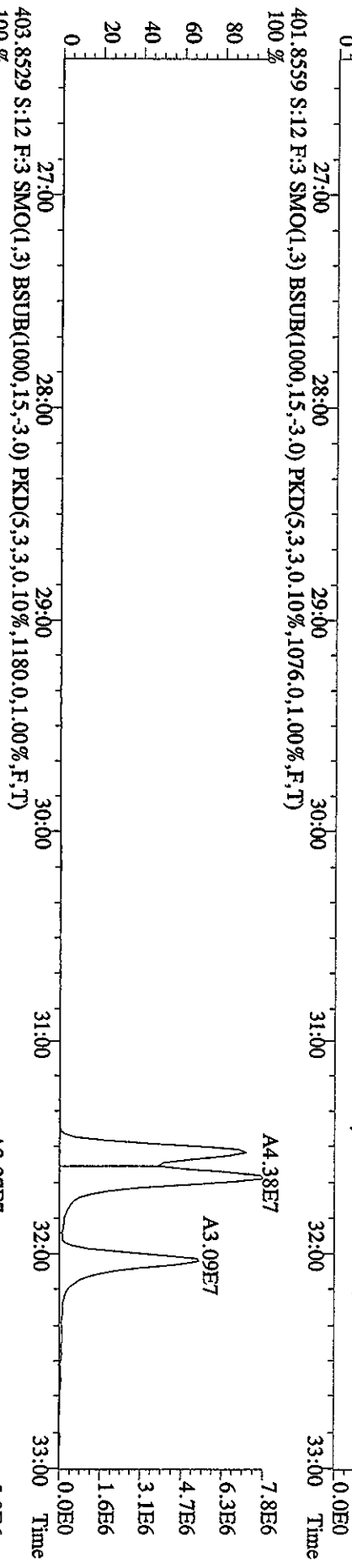

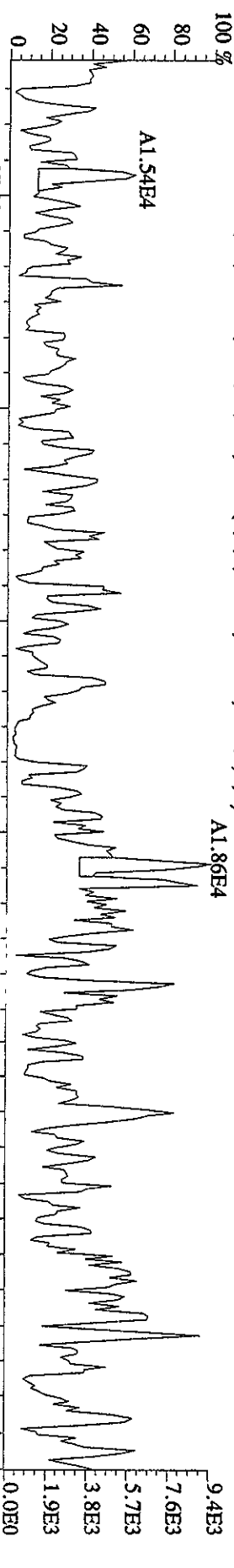
File:26API0A1D5 #1-444 Acq:27-APR-2010 02:43:26 GC EI+ Voltage SFR 70SE
 Sample#12 Text:1X2NN-1-AA :GOD150000-361B (461-26) Exp:DIOXIN
 355.8546 S:12 F:2 SMO(1,3) BSUB(1000,15,-3,0) PKD(5,3,3,0.10%,3336,0.1,0.0%,F,T)




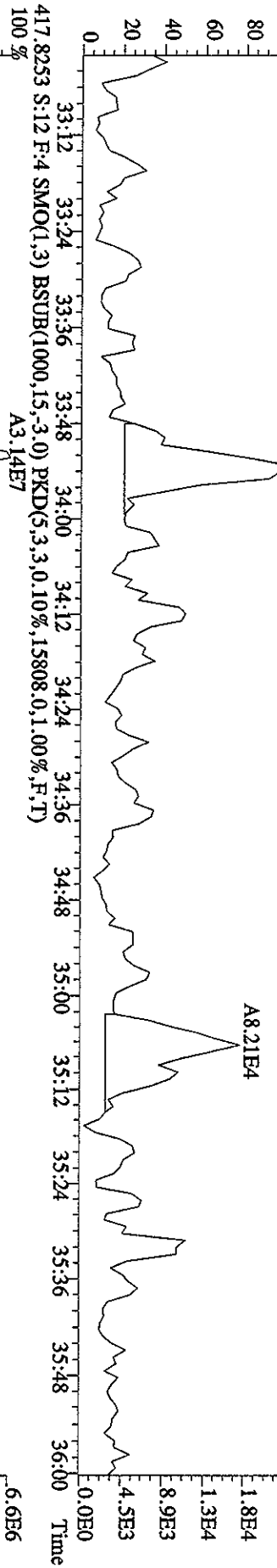
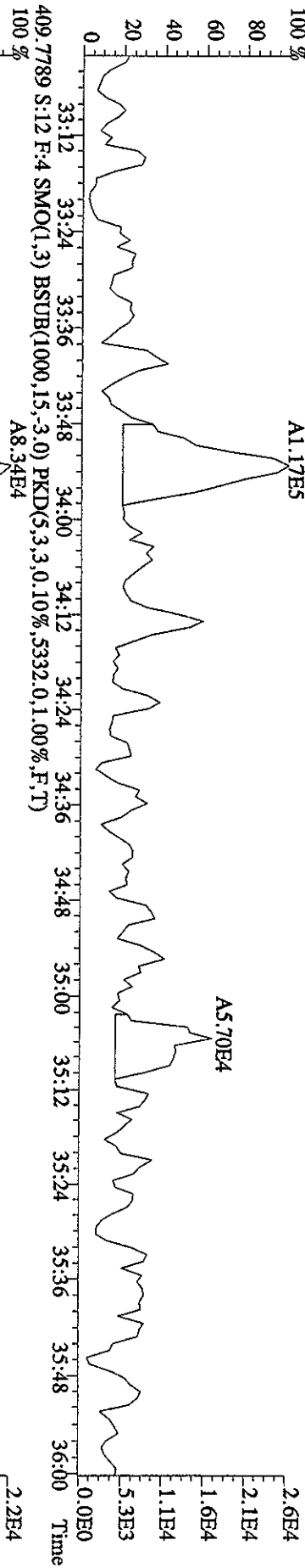
File:26API0A1D5 #1-447 Acq:27-APR-2010 02:43:26 GC EI+ Voltage SIR 70SE
 Sample#12 Text:LX2NN-1-AA :GDD150000-361B (461-26) Exp:DIOXIN
 373.8208 S:12 F:3 SMO(1,3) BSUB(1000,15,-3,0) PKD(5,3,3,0.10%,4624.0,1.00%,F,T)
 100% A6.00E4



File:26API01A1D5 #1-447 Acq:27-APR-2010 02:43:26 GC EI+ Voltage SIR 70SE
 Sample#12 Text:LX2NN-1-AA :GODI5000-361B (461-26) Exp:DIOXIN
 389.8157 S:12 F:3 SMO(1,3) BSUB(1000,15,-3.0) PKD(5,3,3,0,10%,3960.0,1.00%,F,T)



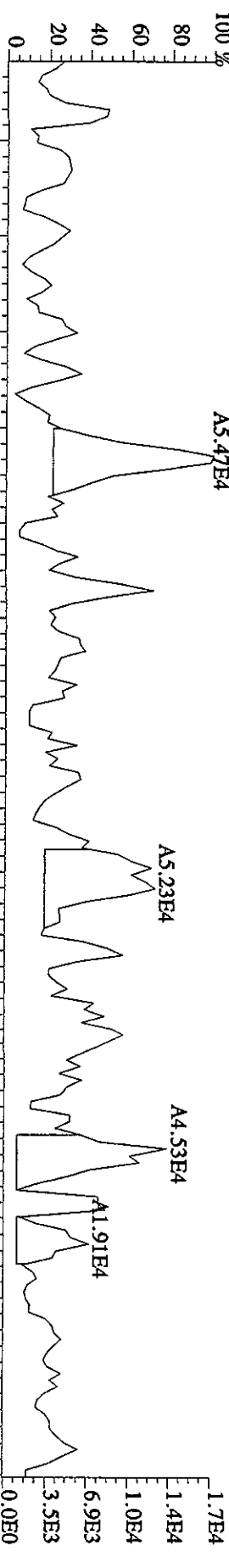
File:26API01AID5 #1-210 Acq:27-APR-2010 02:43:26 GC EI+ Voltage S1R 70SE
 Sample#12 Text:LX2NN-1-AA :G0D150000-361B (461-26) Exp:DIOXIN
 407.7818 S:12 F:4 SMO(1,3) BSUB(1000,15,-3.0) PKD(5,3,3,0.10%,7728.0,1.00%,F,T)



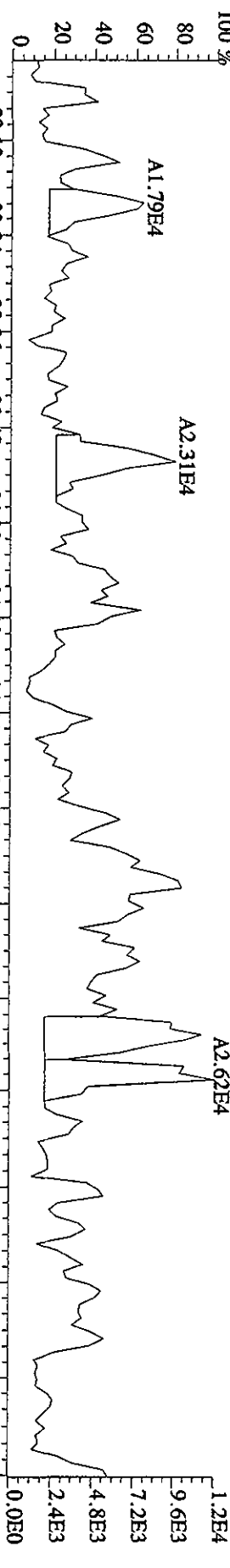
File:26API01AID5 #1-210 Acq:27-APR-2010 02:43:26 GC EI+ Voltage SIR 70SE

Sample#12 Text:LX2NN-1-AA :G0D150000-361B (461-26) Exp:DIOXIN

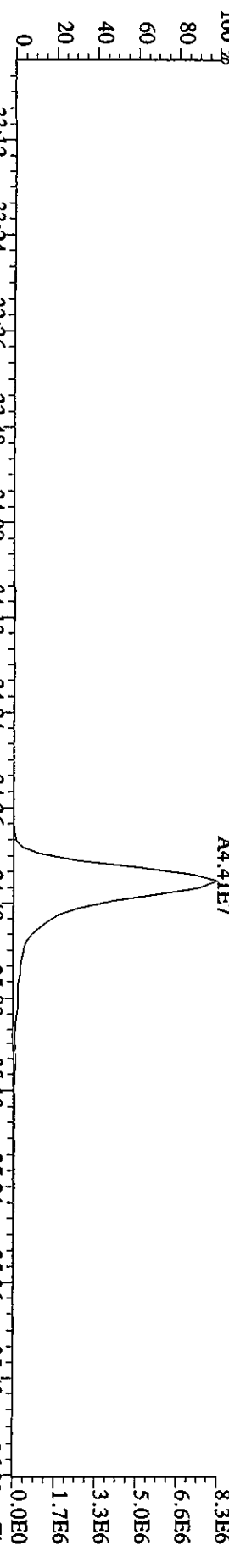
423.7737 S:12 F:4 SMO(1,3) BSUB(1000,15,-3,0) PKD(5,3,3,0,10%,4796,0,1,00%,F,T)



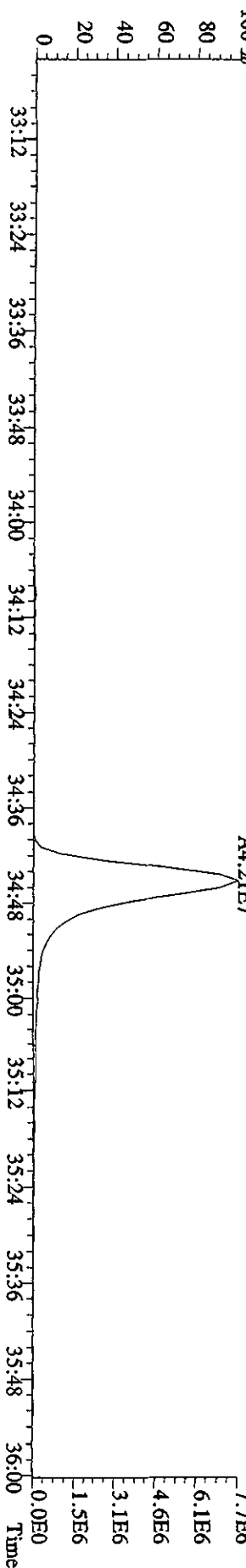
425.7737 S:12 F:4 SMO(1,3) BSUB(1000,15,-3,0) PKD(5,3,3,0,10%,3840,0,1,00%,F,T)



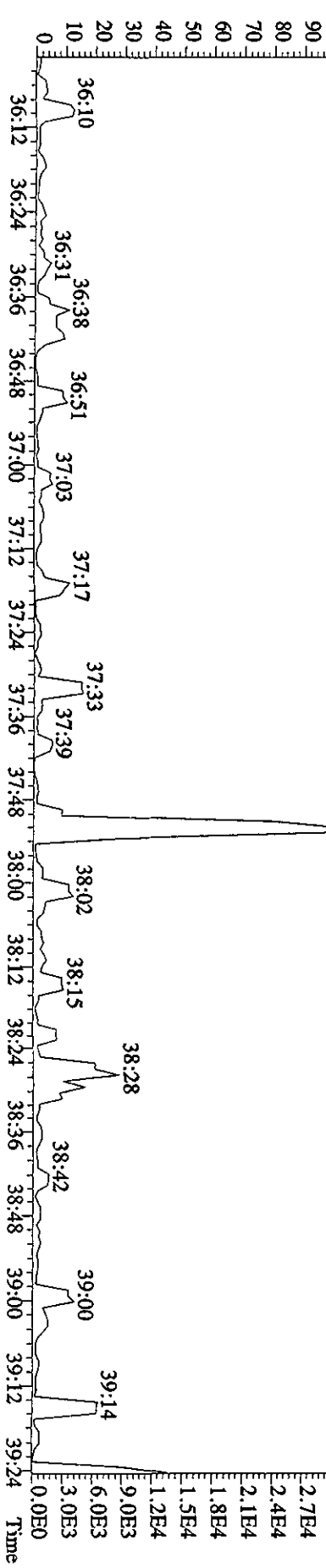
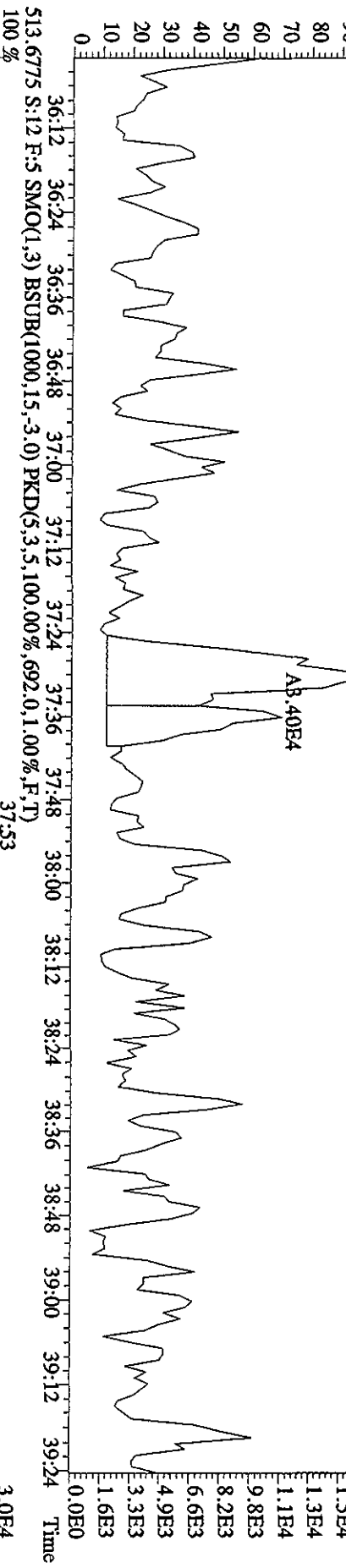
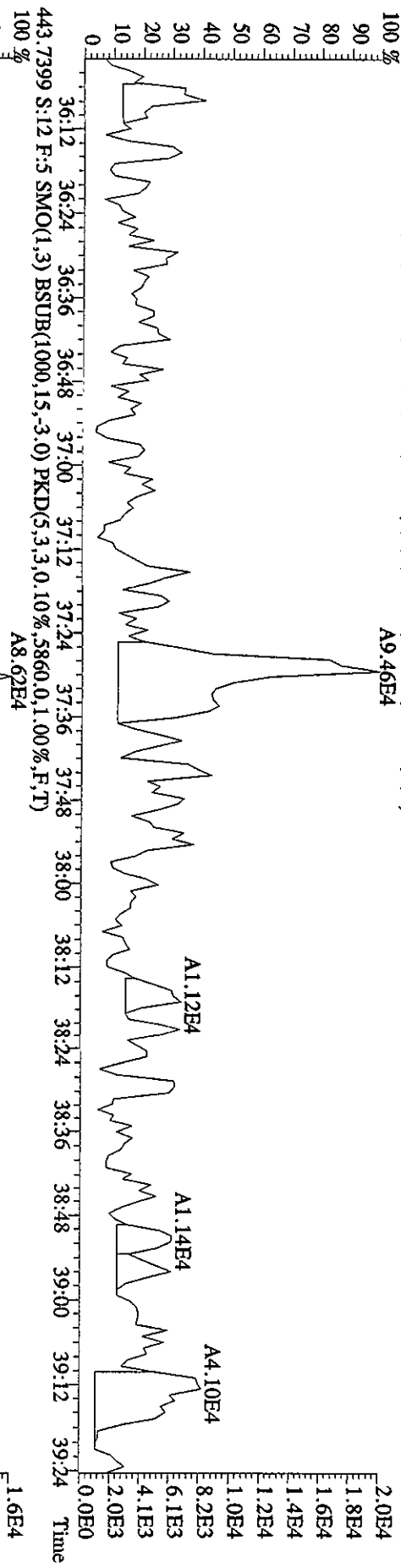
435.8169 S:12 F:4 SMO(1,3) BSUB(1000,15,-3,0) PKD(5,3,3,0,10%,6892,0,1,00%,F,T)



437.8140 S:12 F:4 SMO(1,3) BSUB(1000,15,-3,0) PKD(5,3,3,0,10%,13200,0,1,00%,F,T)

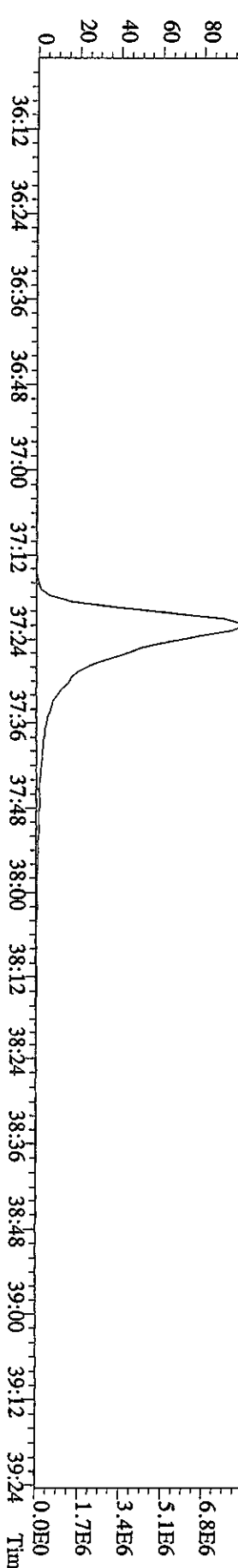
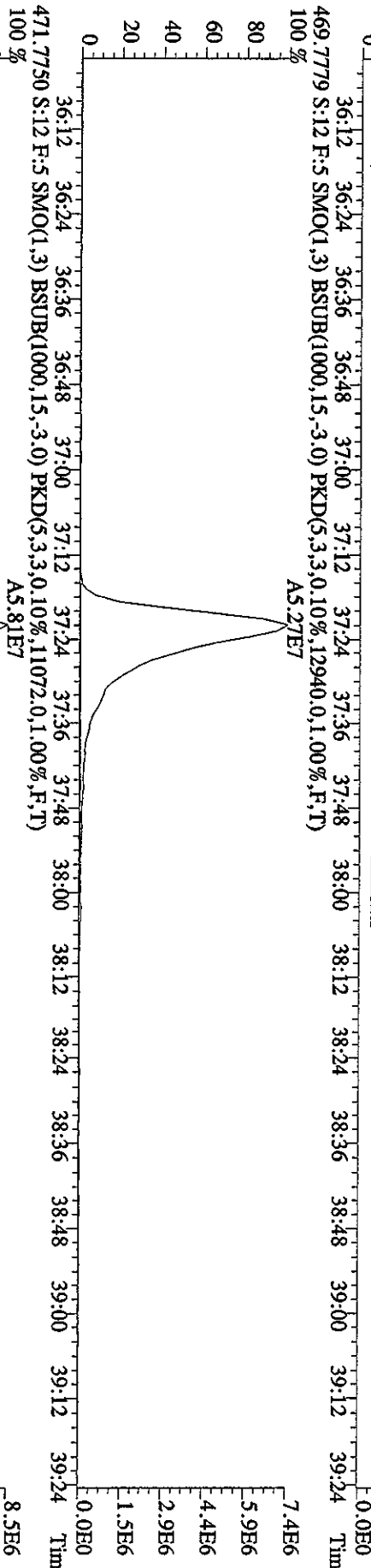

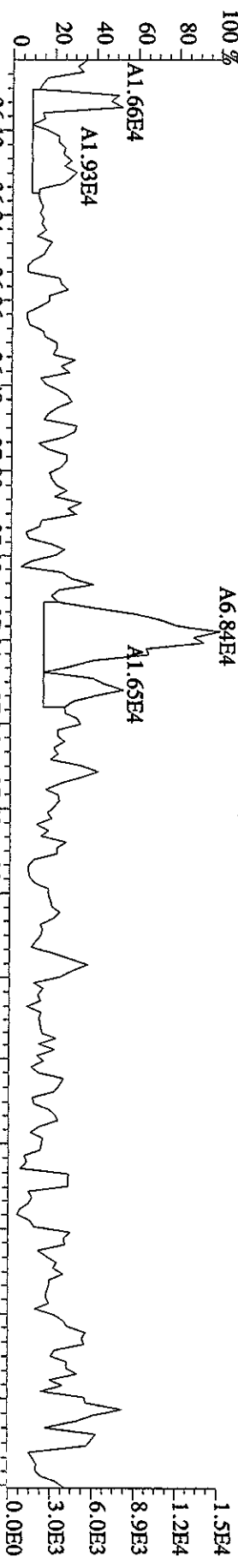


File:26API0A1D5 #1-244 Acq:27-APR-2010 02:43:26 GC EI+ Voltage SIR 70SE
 Sample#12 Text:LX2NN-1-AA :GDDI50000-361B (461-26) Exp:DIOXIN
 441.7428 S:12 F:5 SMO(1,3) BSUB(1000,15,-3.0) PKD(5,3,3,0.10%,4236,0.1,00%,F,T)
 A9.46E4

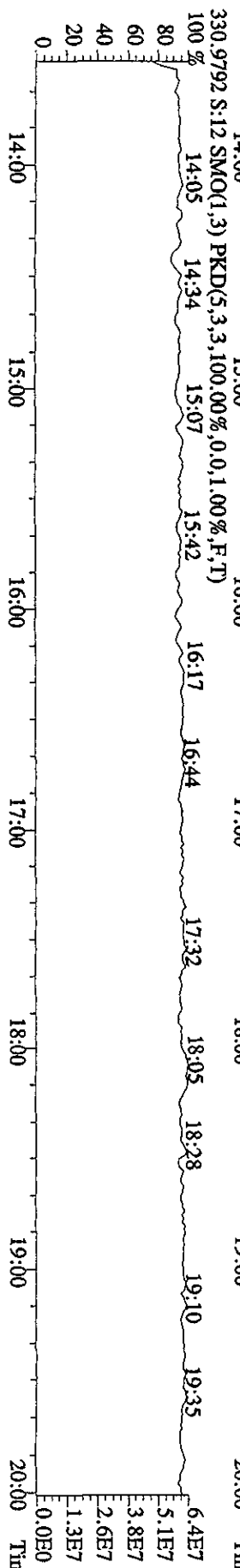
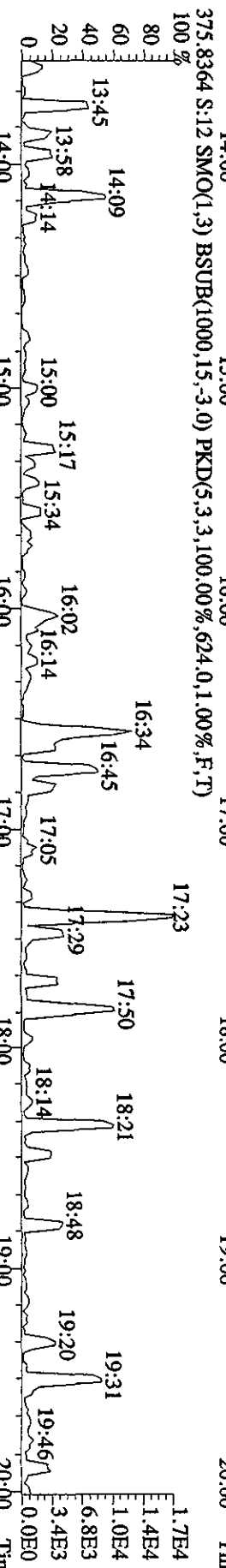
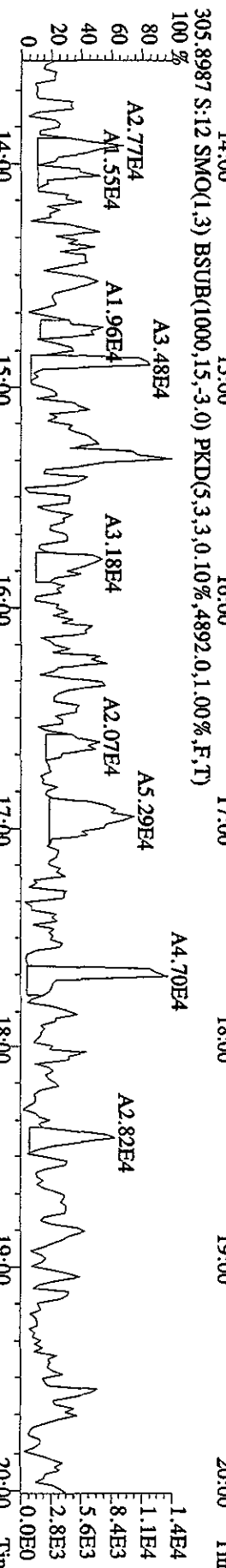
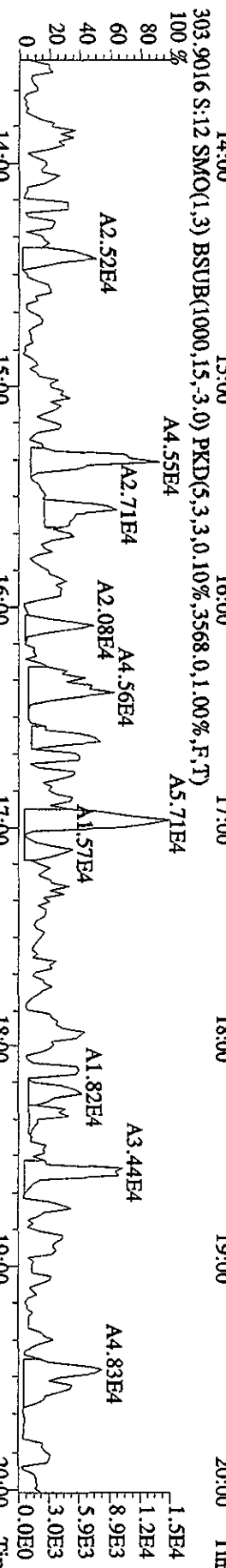
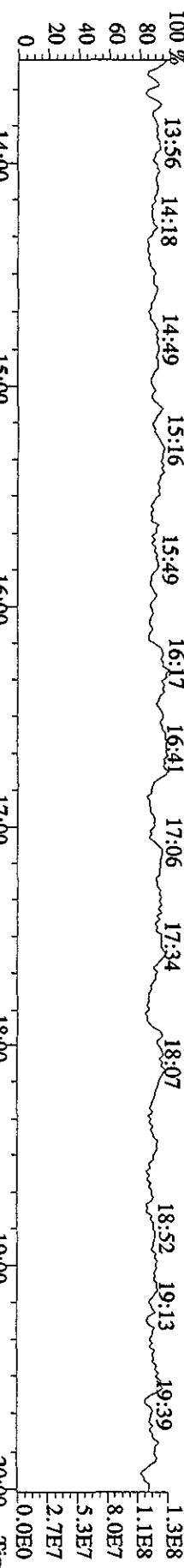


File:26AP10AID5 #1-244 Acq:27-APR-2010 02:43:26 GC EI+ Voltage SFR 70SE

Sample#12 Text:LX2NN1-AA :GDD150000-361B (461-26) Exp:DIOXIN



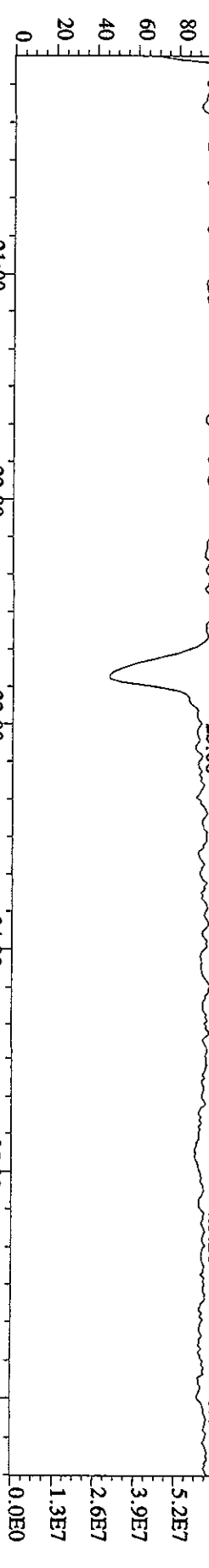
File:26AP10A1D5 #1-384 Acq:27-APR-2010 02:43:26 GC EI+ Voltage SIR 70SE
 Sample#12 Text:LX2NN-1-AA :G0D150000-361B (461-26) Exp:DIOXIN
 292.9825 S:12 SMO(1,3) PKD(5,3,5,100.00%,0.0,1.00%,F,T)



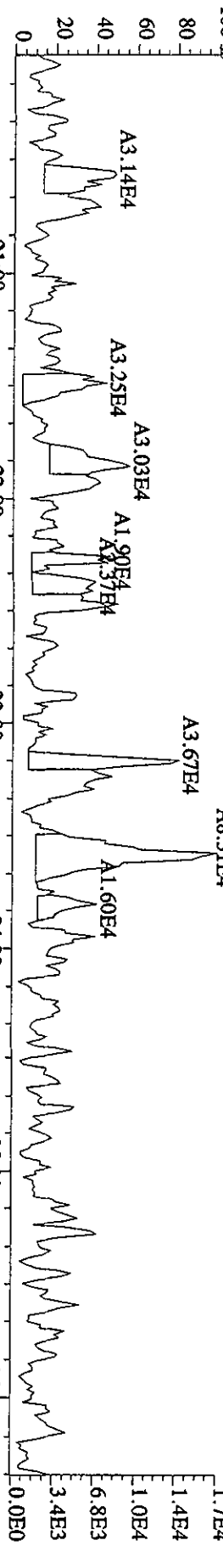
File: 26API0AID5 #1-444 Acq: 27-APR-2010 02:43:26 GC EI + Voltage SFR 70SE

Sample#12 Text: LXNN-1-AA : GOD150000-361B (461-26) Exp: DIOXIN

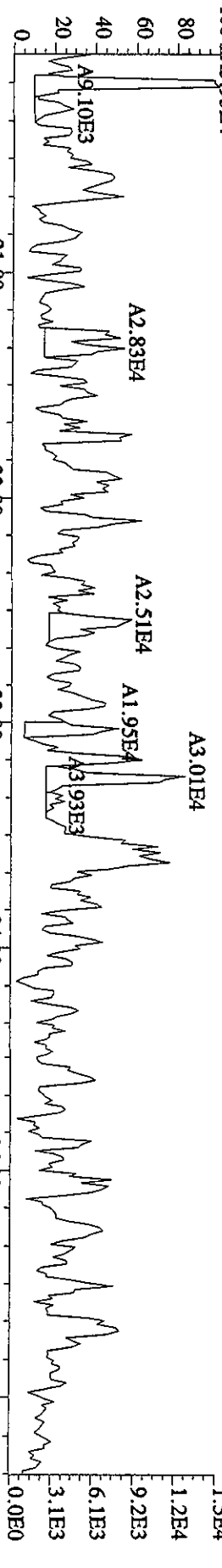
342.9792 S:12 F:2 SMO(1,3) PKD(5,3,3,100.00%,0.0,1.00%,F,T)



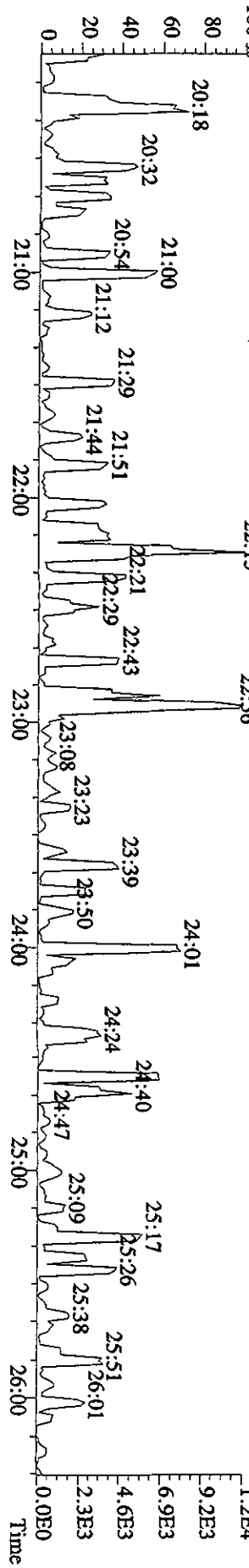
339.8597 S:12 F:2 SMO(1,3) BSUB(1000,15,-3.0) PKD(5,3,3,0.10%,3368,0.1,0.0%,F,T)




341.8567 S:12 F:2 SMO(1,3) BSUB(1000,15,-3.0) PKD(5,3,3,0.10%,4852,0.1,0.0%,F,T)



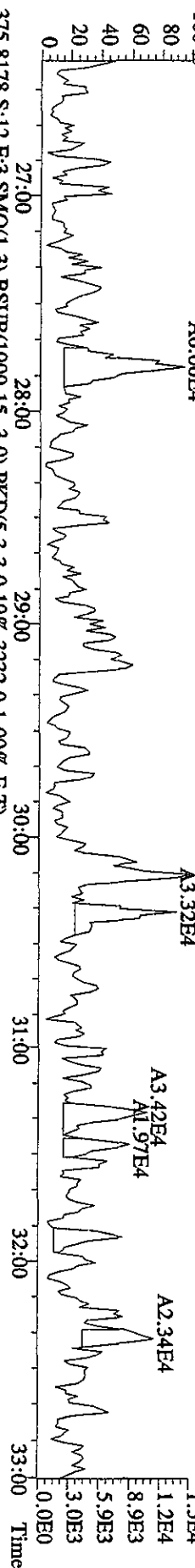
409.7974 S:12 F:2 SMO(1,3) BSUB(1000,15,-3.0) PKD(5,3,3,100.00%,432,0.1,0.0%,F,T)



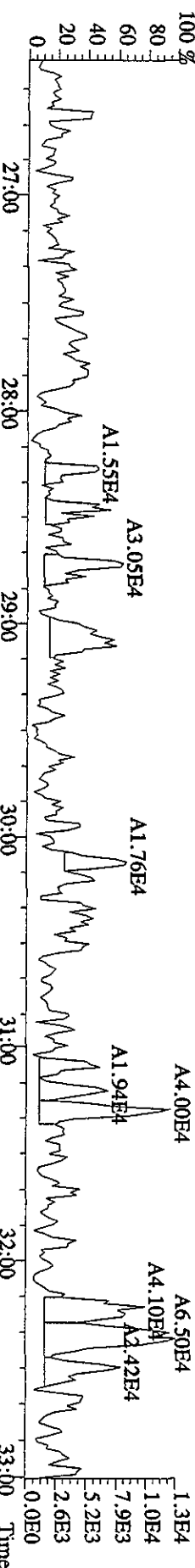
File: 26AP10A1D5 #1-447 Acq: 27-APR-2010 02:43:26 GC EI+ Voltage SIR 70SE
 Sample#12 Text: LX2NN-1-AA :GODI50000-361B (461-26) Exp: DIOXIN
 392.9760 S:12 F:3 SMO(1,3) PKD(5,3,3,100.00%,0.0,1.00%,F,T)




373.8208 S:12 F:3 SMO(1,3) BSUB(1000,15,-3.0) PKD(5,3,3,0.10%,4624.0,1.00%,F,T)
 A6.00E4



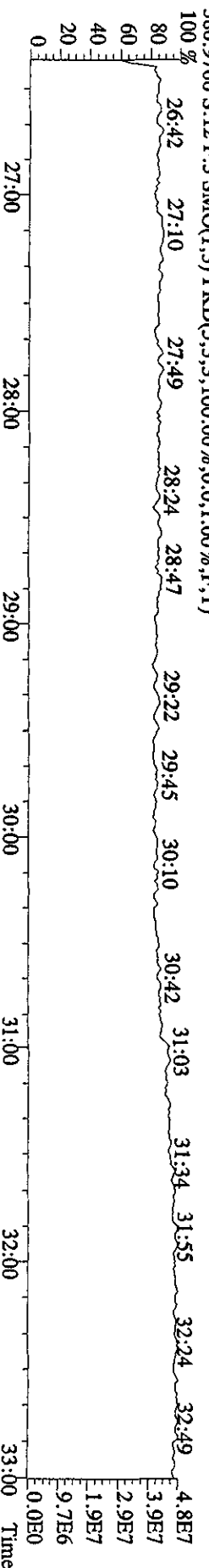
375.8178 S:12 F:3 SMO(1,3) BSUB(1000,15,-3.0) PKD(5,3,3,0.10%,3232.0,1.00%,F,T)



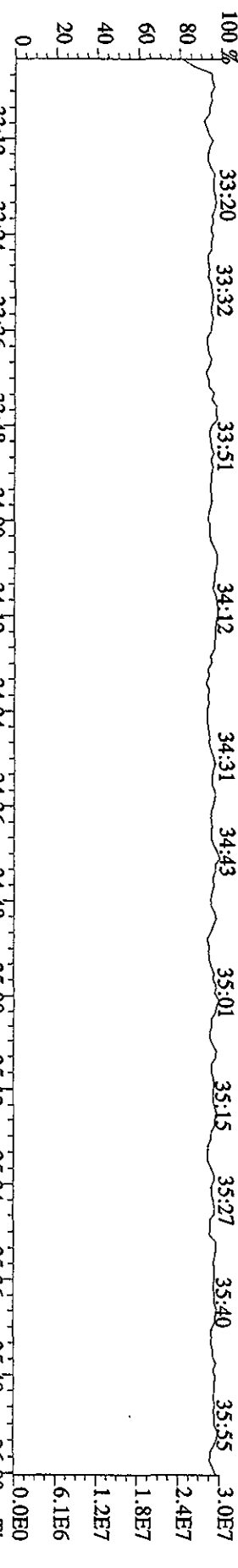
445.7555 S:12 F:3 SMO(1,3) BSUB(1000,15,-3.0) PKD(5,3,3,100.00%,288.0,1.00%,F,T)



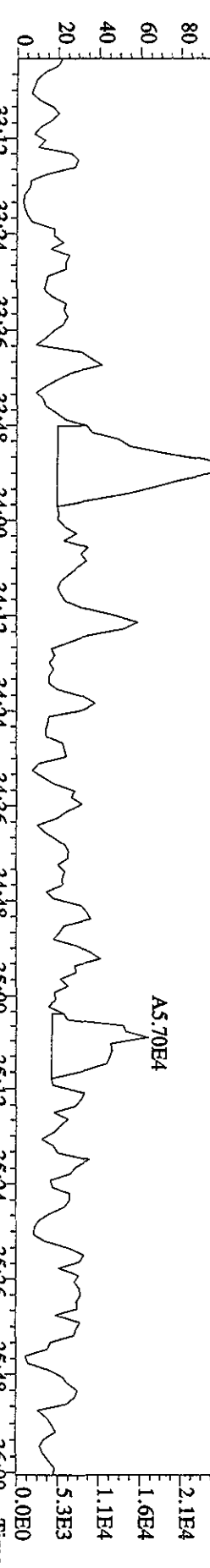
380.9760 S:12 F:3 SMO(1,3) PKD(5,3,3,100.00%,0.0,1.00%,F,T)



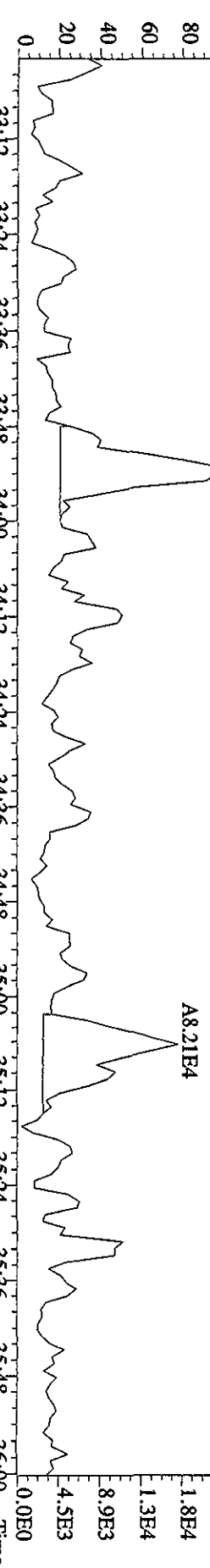
File:26API0AIDS #1-210 Acq:27-APR-2010 02:43:26 GC EI+ Voltage SIR 70SE
 Sample#12 Text:K2NN-1-AA :GDD150000-361B (461-26) Exp:DIOXIN
 430.9728 S:12 F:4 SMO(1,3) PKD(5,3,3,100.00%,0.0,1.00%,F,T)



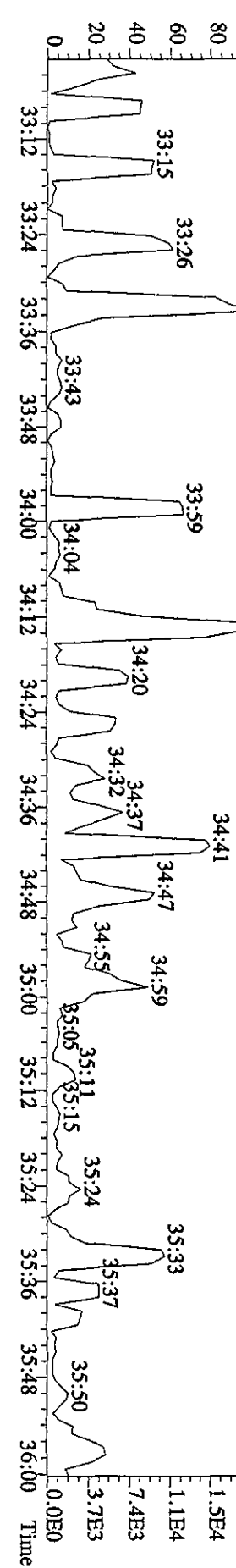
407.7818 S:12 F:4 SMO(1,3) BSUB(1000,15,-3.0) PKD(5,3,3,0.10%,7728.0,1.00%,F,T)
 A1.17E5



409.7789 S:12 F:4 SMO(1,3) BSUB(1000,15,-3.0) PKD(5,3,3,0.10%,5332.0,1.00%,F,T)
 A8.34E4



479.7165 S:12 F:4 SMO(1,3) BSUB(1000,15,-3.0) PKD(5,3,3,100.00%,1604.0,1.00%,F,T)



File:26AP10A1D5 #1-244 Acq:27-APR-2010 02:43:26 GC EI+ Voltage SIR 70SE

Sample#12 Text:IX2NN-1-AA :GDD150000-361B (461-26) Exp:DIOXIN

454.9728 S:12 F:5 SMO(1,3) PKD(5,3,3,100.00%,0.0,1.00%,F,T)

100 % 36:09

36:26

36:45

37:09

37:28

37:46

38:07


38:24

38:44

38:54

39:05

2.9E7



442.9728 S:12 F:5 SMO(1,3) PKD(5,3,3,100.00%,0.0,1.00%,F,T)

36:12

36:24

36:36

36:48

37:00

37:12

37:24

37:36

37:48

38:00

38:12

38:24

38:36

38:48

39:00

39:12

39:24

Time

0.0E0

2.9E6

5.8E6

8.7E6

1.2E7

1.5E7

1.7E7

2.0E7

2.3E7

2.6E7

2.9E7

3.3E7

3.3E7

3.0E7

2.6E7

2.3E7

2.0E7

1.6E7


1.3E7

9.9E6

6.6E6

3.3E6

0.0E0



36:12

36:24

36:36

36:48

37:00

37:12

37:24

37:36

37:48

38:00

38:12

38:24

38:36

38:48

39:00

39:12

39:24

Time

0.0E0

3.3E6

6.6E6

9.9E6

1.3E7

1.6E7

2.0E7

2.3E7

2.6E7

2.9E7

3.0E7

3.3E7

3.3E7

3.0E7

2.6E7

2.3E7

2.0E7

1.6E7

1.3E7

9.9E6

6.6E6

3.3E6

0.0E0

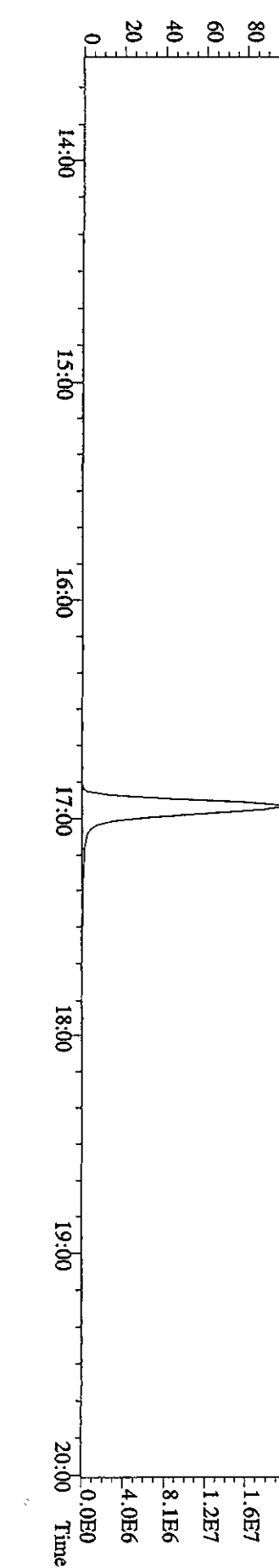
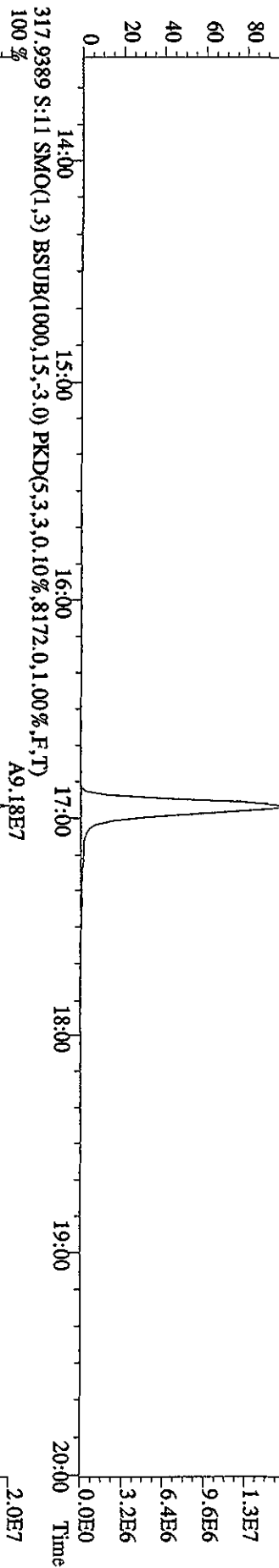
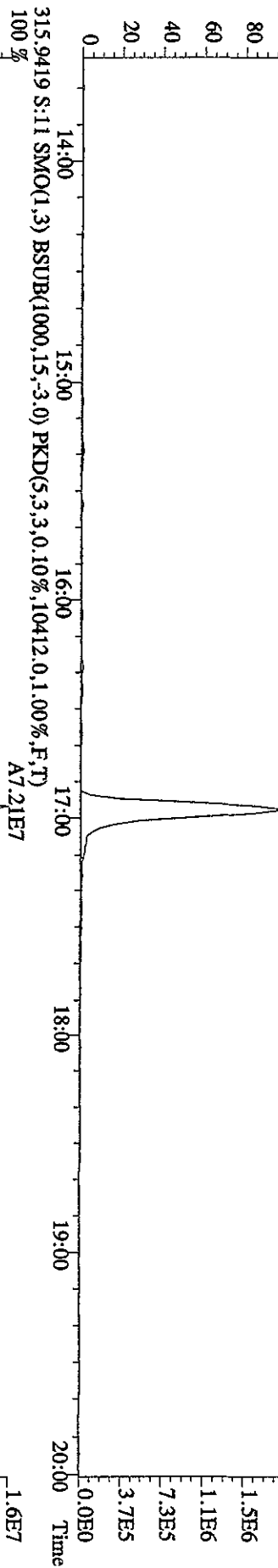
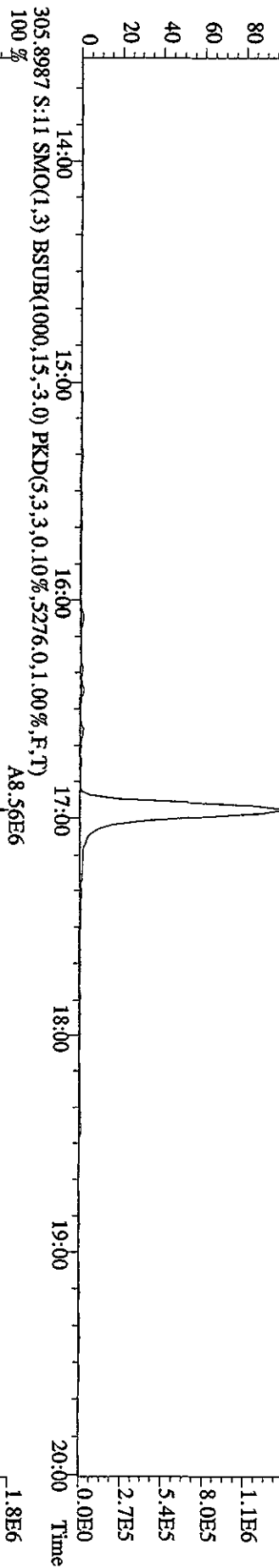
0904-29-10

Run text: LX2NN-1-AC Sample text: LX2NN-1-AC :GOD150000-361C/(461-26)
 Run #13 Filename: 26AP10A1D5 S: 11 I: 1 Results: 26AP10A1D58290
 Acquired: 27-APR-10 02:01:36 Processed: 27-APR-10 10:17:37
 Run: 26AP10A1D5 Analyte: 8290HRS Cal: 82901231091D5
 Sample size: 10.00 g

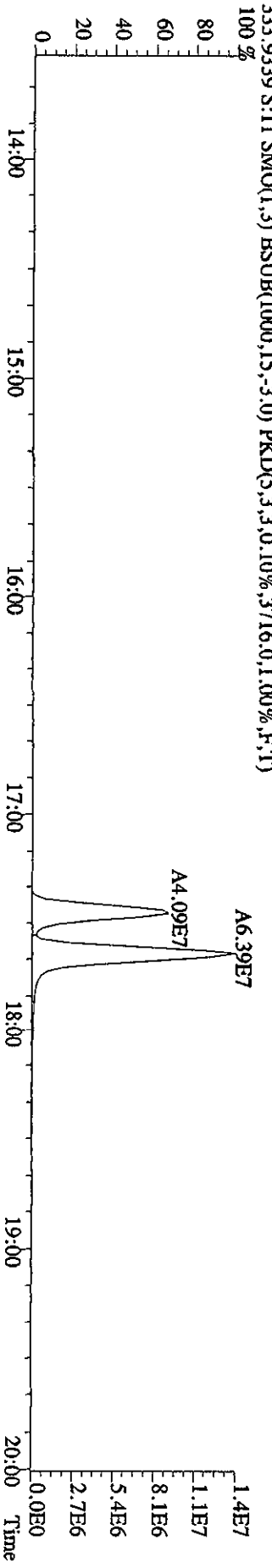
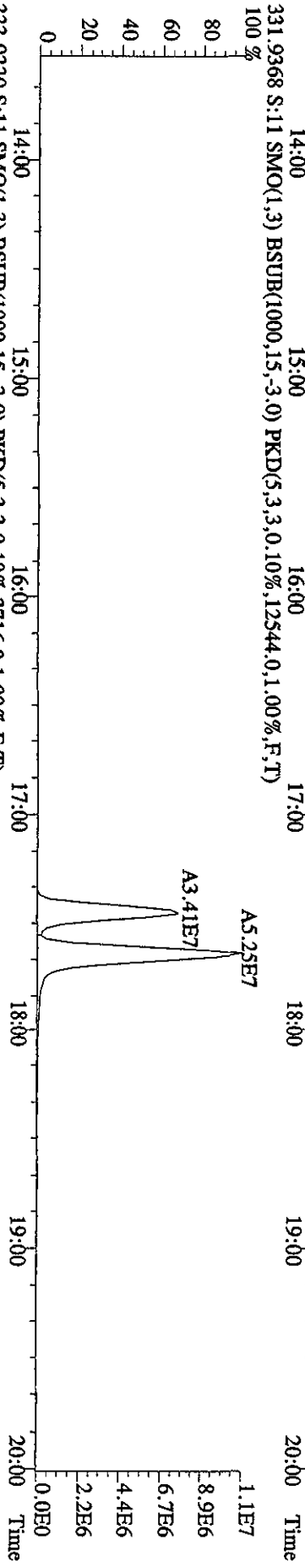
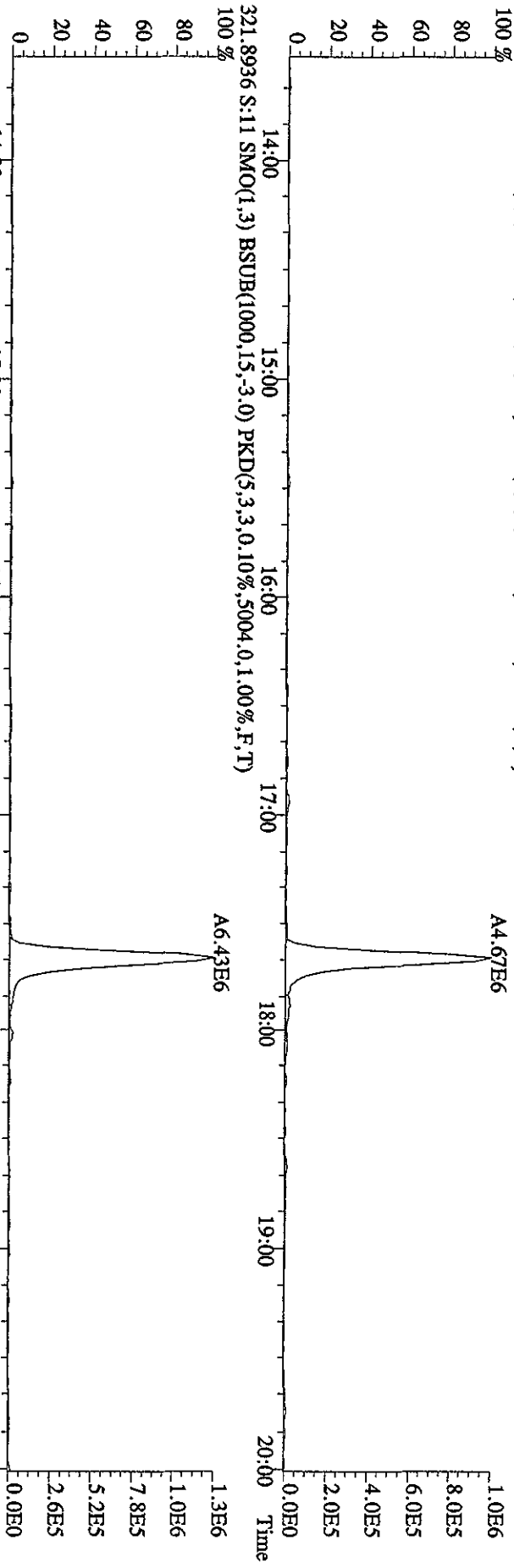
4/27/10
meo

Name	Resp	RA	RT	RRF	Conc	EDL	Rec	M
13C-1,2,3,4-TCDD	75018284	0.83 y	17:27	-	2.4083	-	-	n
13C-2,3,7,8-TCDF	163863896	0.79 y	16:57	1.57	139.4813	0.2136	69.7	n
2,3,7,8-TCDF	15051147	0.76 y	16:58	0.86	21.3640	0.1945	-	n
Total TCDF	15657628	0.60 n	15:20	0.86	22.2249	0.1945	-	n
13C-2,3,7,8-TCDD	116393868	0.82 y	17:38	0.99	156.1977	0.2947	78.1	n
2,3,7,8-TCDD	11093147	0.73 y	17:39	0.93	20.4131	0.2249	-	n
Total TCDD	11139909	0.73 y	17:39	0.93	20.4991	0.2249	-	n
37Cl-2,3,7,8-TCDD	123802408	1.00 y	17:39	2.22	74.4020	0.0289	93.0	n
13C-1,2,3,7,8-PeCDF	129333252	1.69 y	21:53	1.07	160.6951	0.4306	80.3	n
1,2,3,7,8-PeCDF	65433264	1.58 y	21:54	1.00	101.1774	0.4366	-	n
2,3,4,7,8-PeCDF	63051766	1.57 y	23:13	0.94	103.8820	0.4652	-	n
Total F2 PeCDF	129229090	1.58 y	21:54	0.97	206.2464	0.4505	-	n
Total F1 PeCDF	142529	0.77 n	17:55	0.97	0.2274	0.2055	-	n
13C-1,2,3,7,8-PeCDD	79567430	1.68 y	23:55	0.67	159.1704	0.1677	79.6	n
1,2,3,7,8-PeCDD	40303998	1.62 y	23:57	0.93	109.0315	0.5243	-	n
Total PeCDD	40326295	1.62 y	23:57	0.93	109.0918	0.5243	-	n
13C-1,2,3,7,8,9-HxCDD	45405820	1.29 y	32:01	-	1.6554	-	-	n
13C-1,2,3,4,7,8-HxCDF	76449752	0.52 y	30:07	0.89	188.5827	0.3143	94.3	n
1,2,3,4,7,8-HxCDF	46072428	1.24 y	30:08	1.20	100.5198	0.7464	-	n
1,2,3,6,7,8-HxCDF	47822006	1.27 y	30:22	1.37	91.2380	0.6527	-	n
2,3,4,6,7,8-HxCDF	52172064	1.26 y	31:19	1.24	109.8888	0.7206	-	n
1,2,3,7,8,9-HxCDF	49585826	1.27 y	32:15	1.33	97.8212	0.6749	-	n
Total HxCDF	195865068	1.24 y	30:08	1.28	399.9010	0.6967	-	n
13C-1,2,3,6,7,8-HxCDD	67337394	1.32 y	31:38	0.73	202.5734	0.1924	101.3	n
1,2,3,4,7,8-HxCDD	28970957	1.19 y	31:33	0.97	88.7112	0.3674	-	n
1,2,3,6,7,8-HxCDD	40038826	1.30 y	31:40	1.06	112.3630	0.3367	-	n
1,2,3,7,8,9-HxCDD	40096816	1.26 y	32:02	1.28	93.3866	0.2794	-	n
Total HxCDD	109106599	1.19 y	31:33	1.10	294.4608	0.3236	-	n
13C-1,2,3,4,6,7,8-HpCDF	94119160	0.43 y	33:51	0.86	240.9920	2.0679	120.5	n
1,2,3,4,6,7,8-HpCDF	64204138	1.06 y	33:52	1.29	106.0399	0.5874	-	n
1,2,3,4,7,8,9-HpCDF	47124820	1.06 y	35:05	1.14	88.1990	0.6656	-	n
Total HpCDF	111328958	1.06 y	33:52	1.21	194.2389	0.6241	-	n
13C-1,2,3,4,6,7,8-HpCDD	74762576	1.05 y	34:45	0.75	218.9051	0.9508	109.5	n
1,2,3,4,6,7,8-HpCDD	39911012	1.05 y	34:46	1.00	107.0001	0.5107	-	n
Total HpCDD	40071724	1.51 n	34:08	1.00	107.4310	0.5107	-	n
13C-OCDD	103246316	0.88 y	37:21	0.56	402.8622	1.9897	100.7	n
OCDF	75894992	0.89 y	37:28	1.44	204.5698	0.8361	-	n
OCDD	62725938	0.90 y	37:22	1.11	219.0237	0.8859	-	n

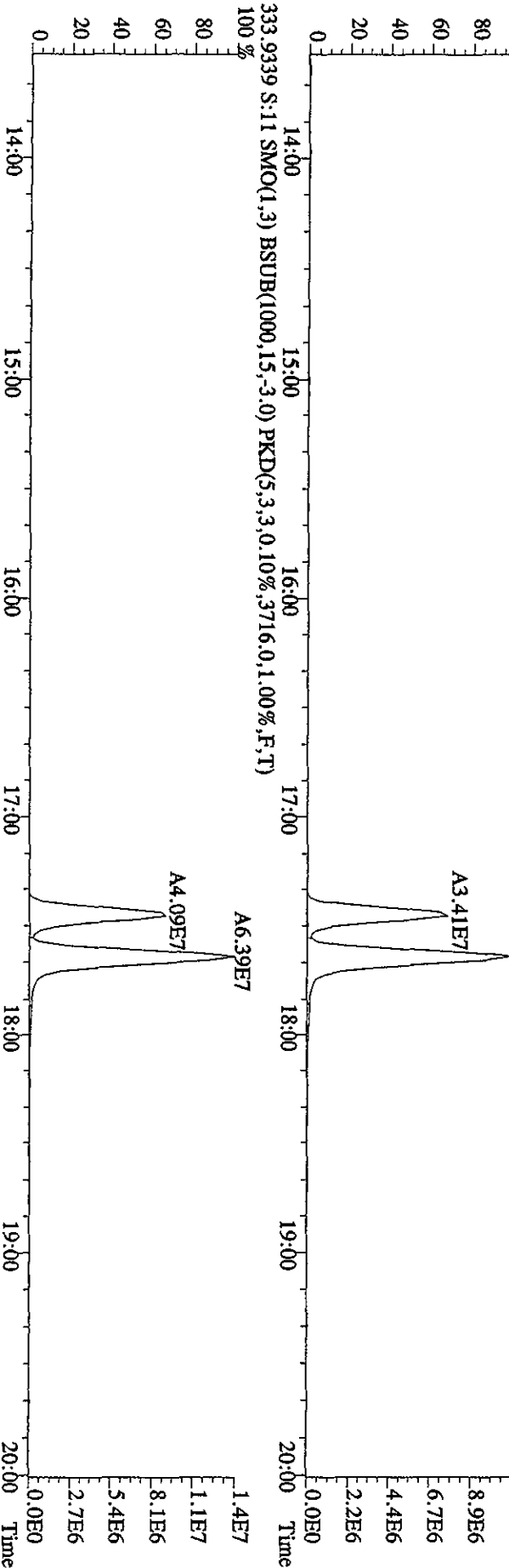
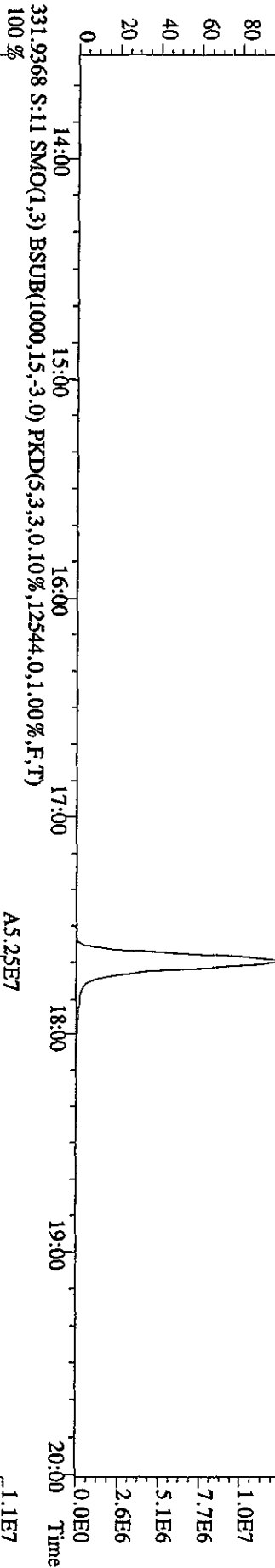
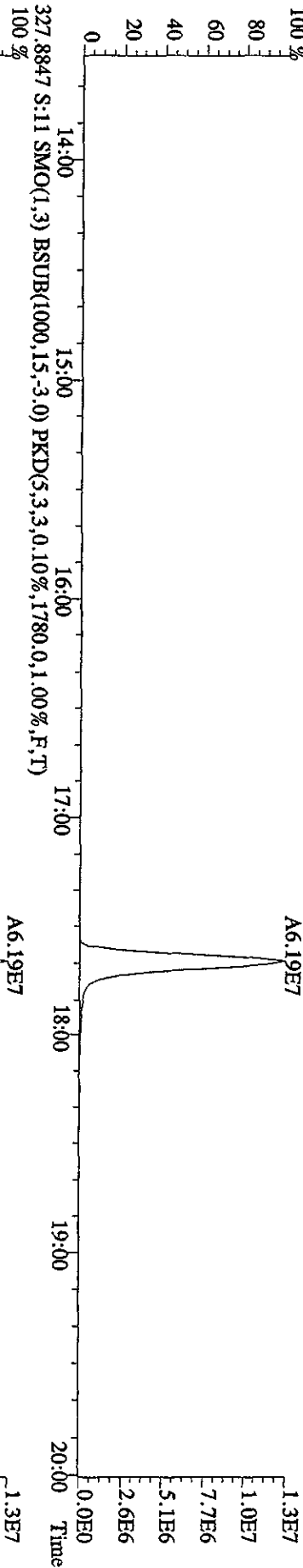
File:26API01A1D5 #1-384 Acq:27-APR-2010 02:01:36 GC EI+ Voltage SIR 70SE
 Sample#11 Text:LX2NN-1-AC :G0D150000-361C (461-26) Exp:DIOXIN
 303.9016 S:11 SMO(1,3) BSUB(1000,15,-3.0) PKD(5,3,3,0.10%,4808,0.1,0.0%,F,T)
 100 %
 A6.50E6



File:26API0AID5 #1-384 Acq:27-APR-2010 02:01:36 GC EI+ Voltage SIR 70SE
 Sample#11 Text:LX2NN-1-AC :G0D150000-361C (461-26) Exp:DIOXIN
 319.8965 S:11 SMO(1,3) BSUB(1000,15,-3,0) PKD(5,3,3,0,10%,3616,0,1,00%,F,T)



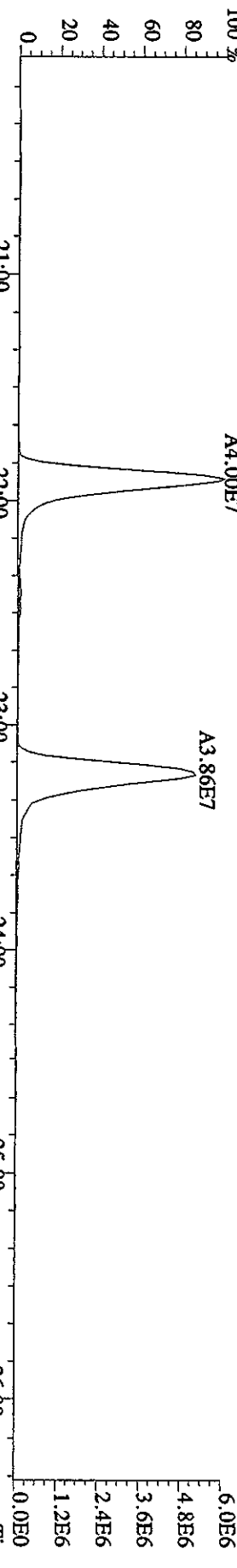
File:26AP10A1D5 #1-384 Acq:27-APR-2010 02:01:36 GC EI+ Voltage SIR 70SE
 Sample#11 Text:LX2NN-1-AC :G0D150000-361C (461-26) Exp:DIOXIN
 327.8847 S:11 SMO(1,3) BSUB(1000,15,-3,0) PKD(5,3,3,0.10%,1780,0,1.00%,F,T)



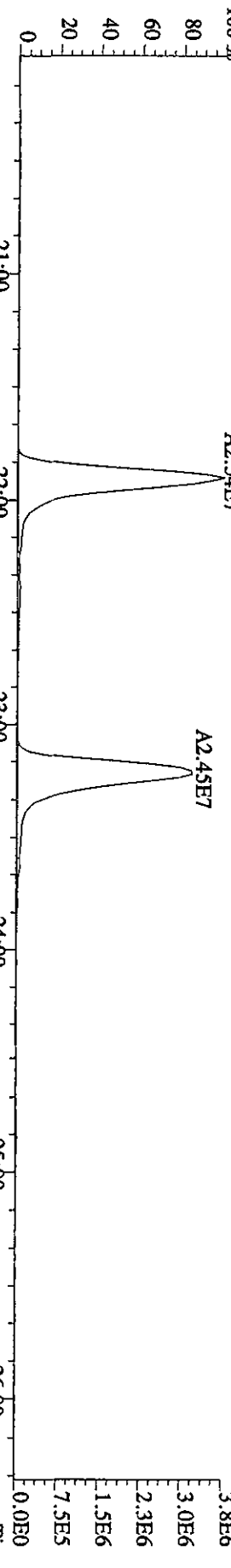
File:26AP10A1D5 #1-445 Acq:27-APR-2010 02:01:36 GC EI + Voltage SIR 70SE

Sample#11 Tex:LX2NN-1-AC :G0D150000-361C (461-26) Exp:DIOXIN

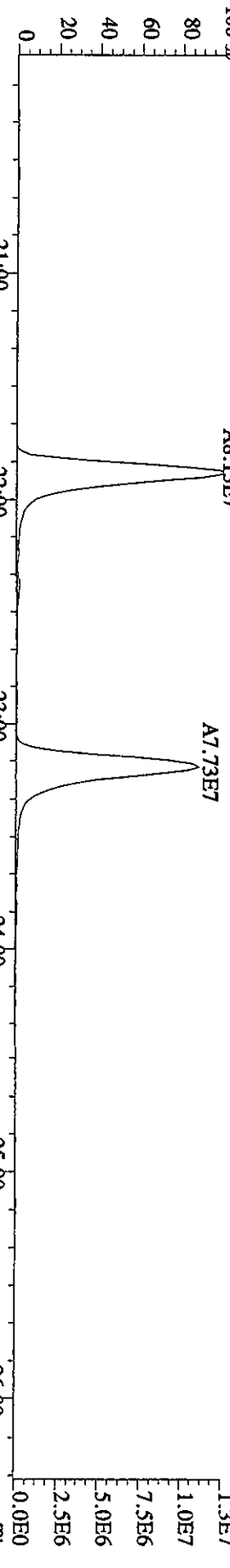
339.8597 S:11 F:2 SMO(1,3) BSUB(1000,15,-3,0) PKD(5,3,3,0,10%,6616,0,1,00%,F,T)



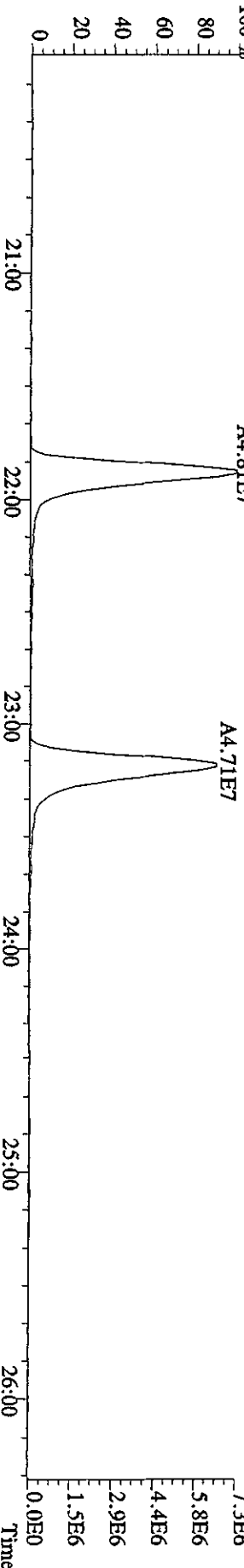
341.8567 S:11 F:2 SMO(1,3) BSUB(1000,15,-3,0) PKD(5,3,3,0,10%,7776,0,1,00%,F,T)



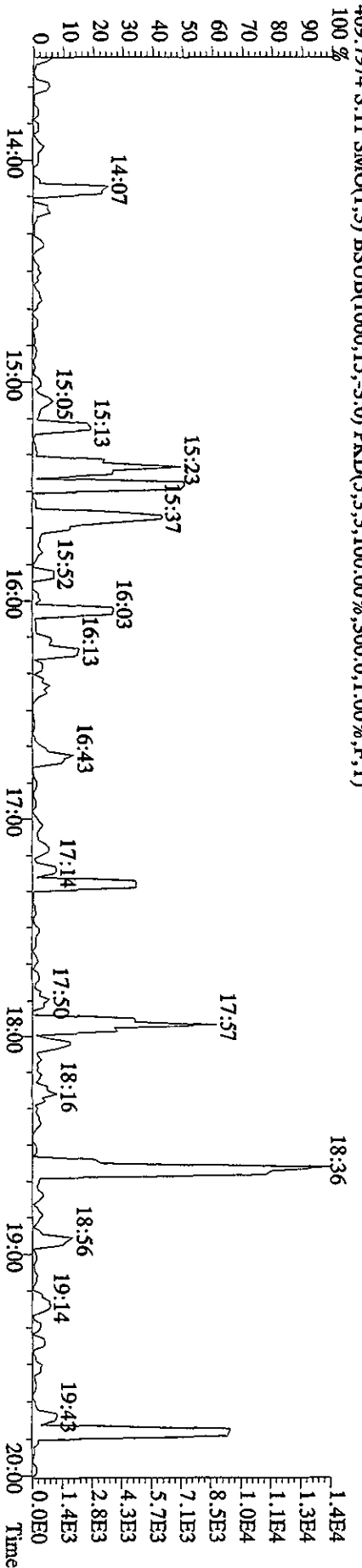
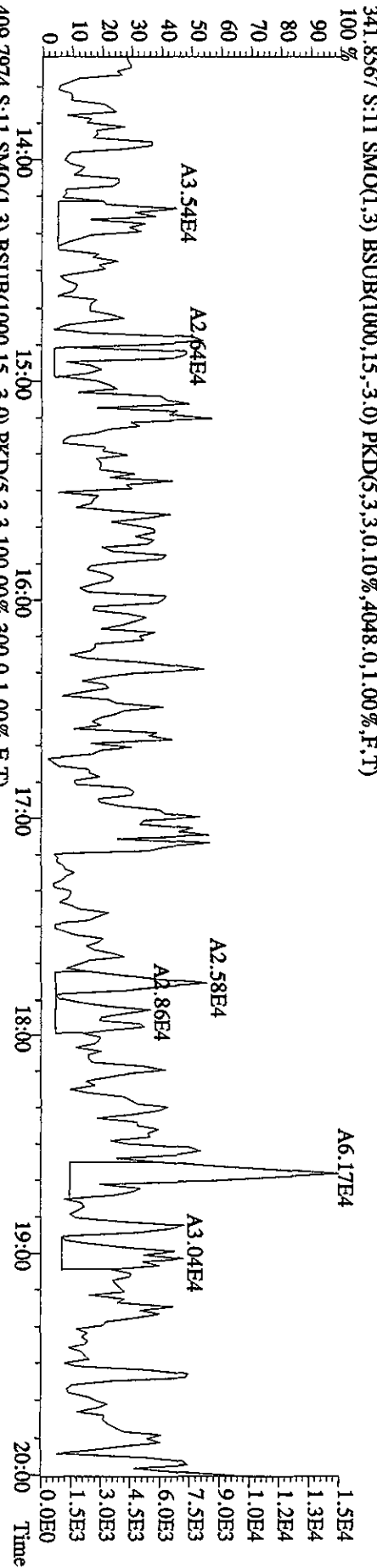
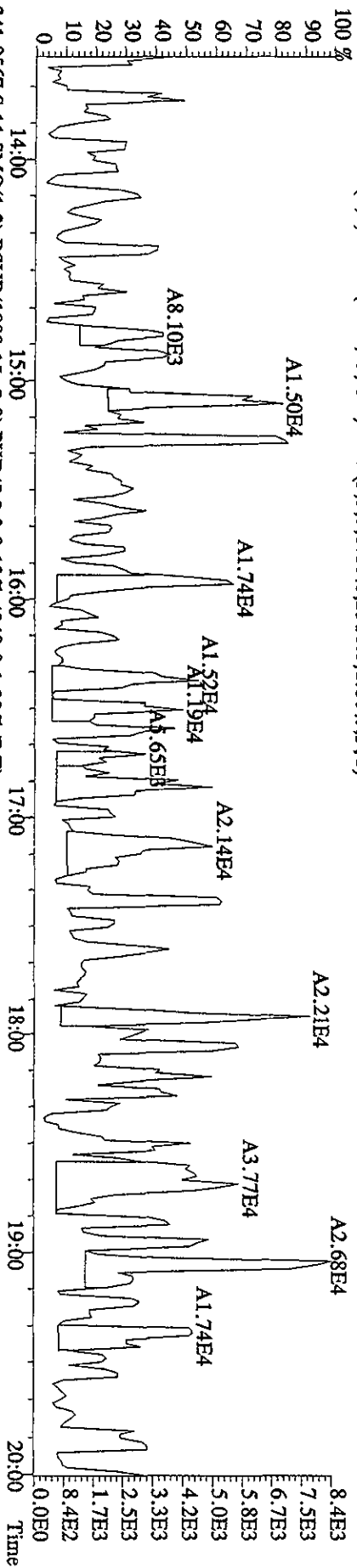
351.9000 S:11 F:2 SMO(1,3) BSUB(1000,15,-3,0) PKD(5,3,3,0,10%,12652,0,1,00%,F,T)




353.8970 S:11 F:2 SMO(1,3) BSUB(1000,15,-3,0) PKD(5,3,3,0,10%,13008,0,1,00%,F,T)



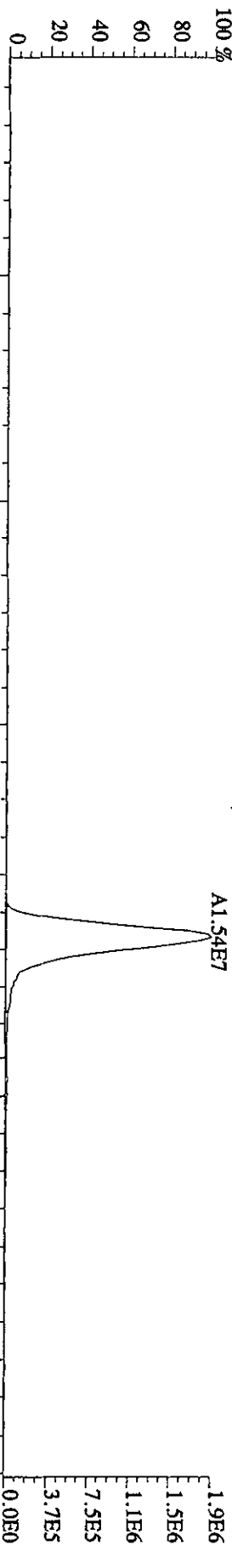
File:26API01AID5 #1-384 Acq:27-APR-2010 02:01:36 GC EI + Voltage SIR 70SE
 Sample#11 Text:LX2NN1-AC :G0D150000-361C (461-26) Exp:DIOXIN
 339.8597 S:11 SMO(1,3) BSUB(1000,15,-3.0) PKD(5,3,3,0.10%,2516.0,1.00%,F,T)



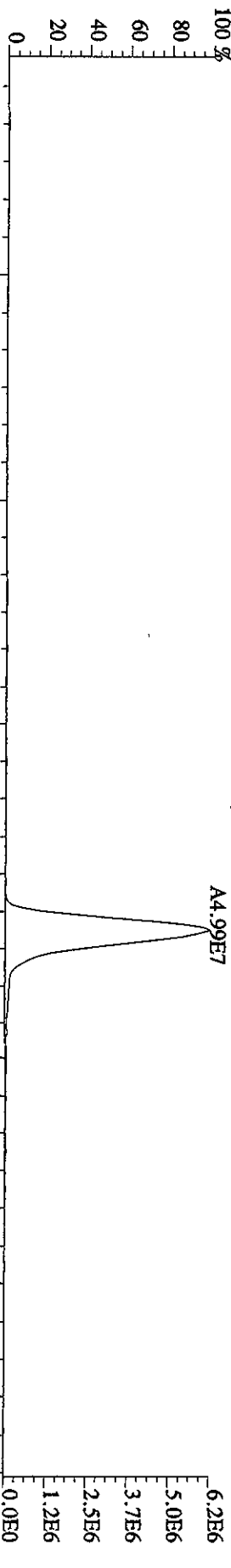
File:26AP10AID5 #1-445 Acq:27-APR-2010 02:01:36 GC EI+ Voltage SIR 70SE
Sample#11 Text:LX2NN-1-AC :G0D150000-361C (461-26) Exp:DIOXIN
355.8546 S:11 F:2 SMO(1,3) BSUB(1000,15,-3.0) PKD(5,3,3,0.10%,4008,0.1,00%,F,T)



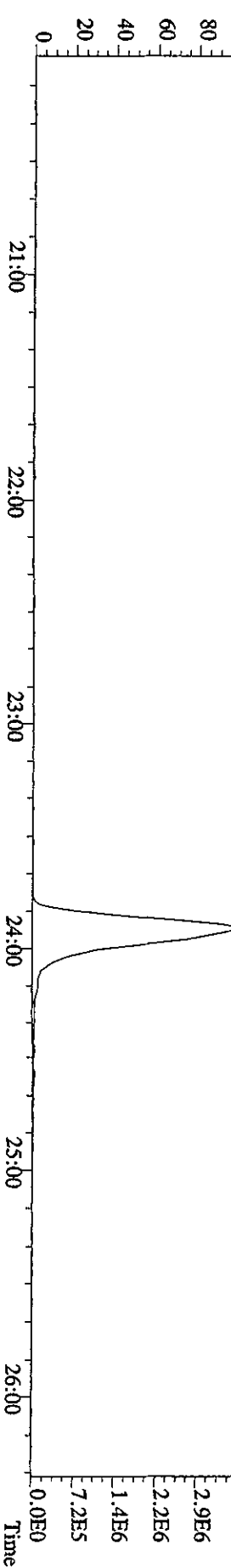
357.8516 S:11 F:2 SMO(1,3) BSUB(1000,15,-3.0) PKD(5,3,3,0.10%,3928,0.1,00%,F,T)



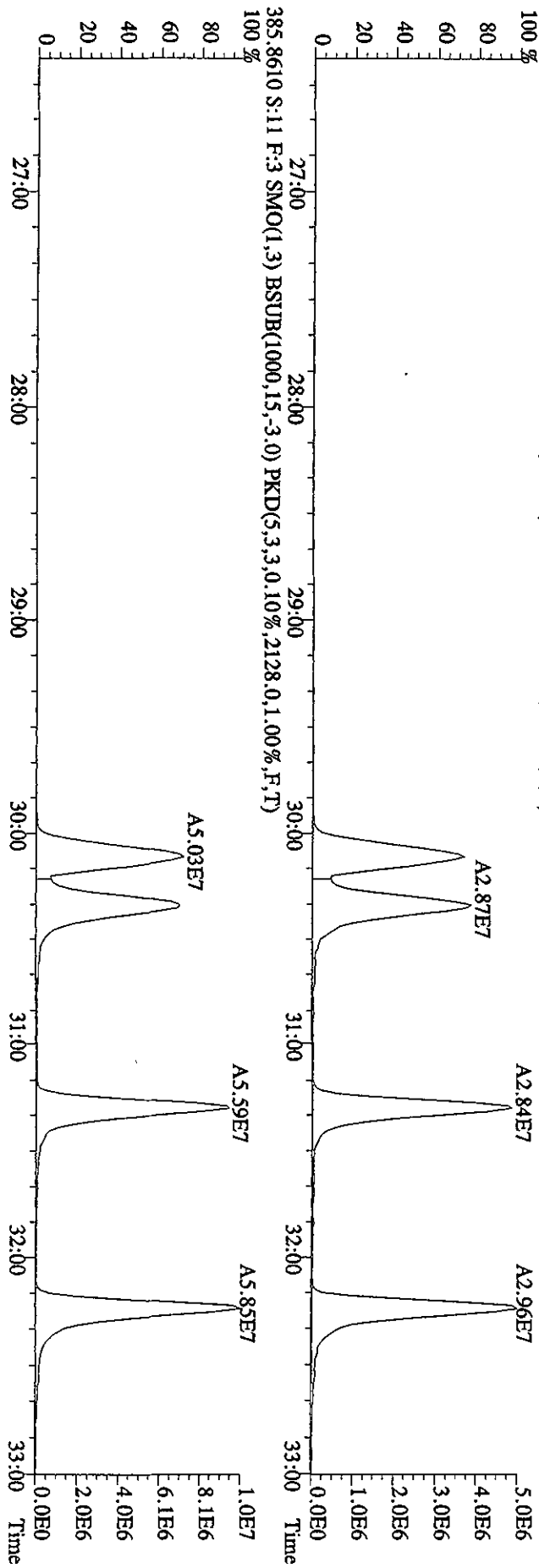
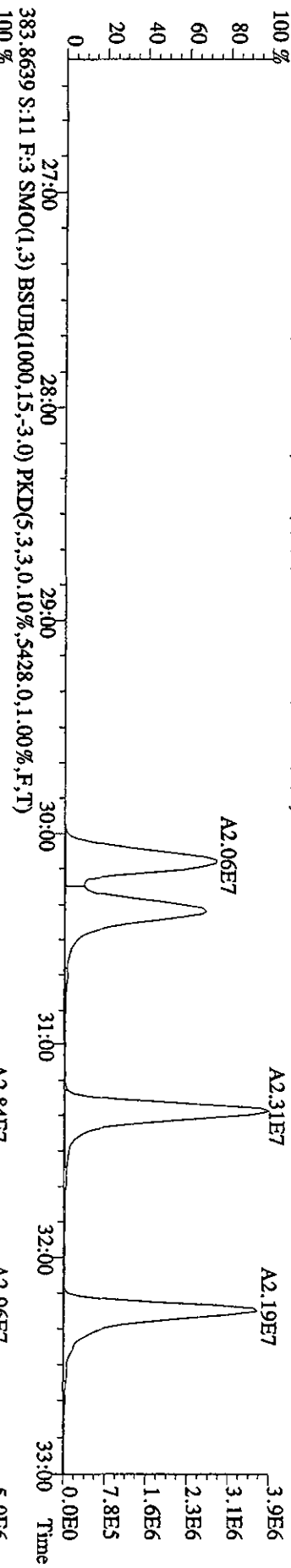
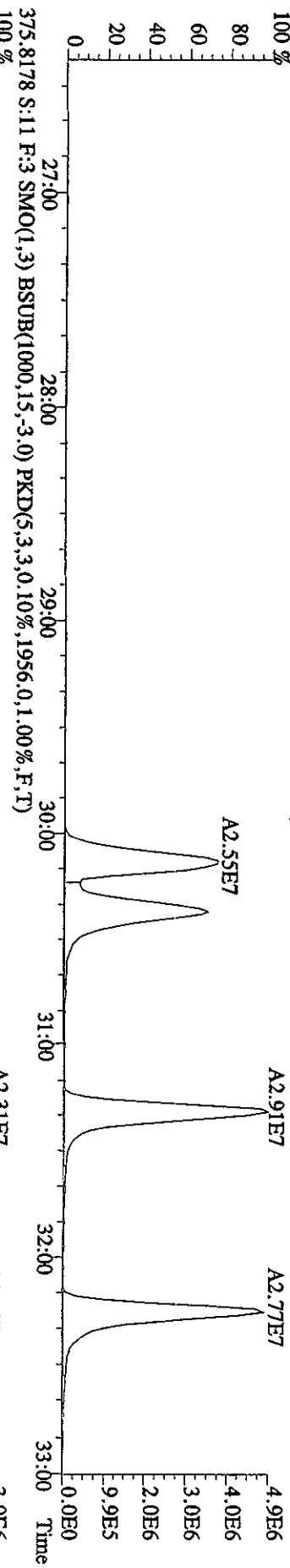
367.8949 S:11 F:2 SMO(1,3) BSUB(1000,15,-3.0) PKD(5,3,3,0.10%,4160,0.1,00%,F,T)



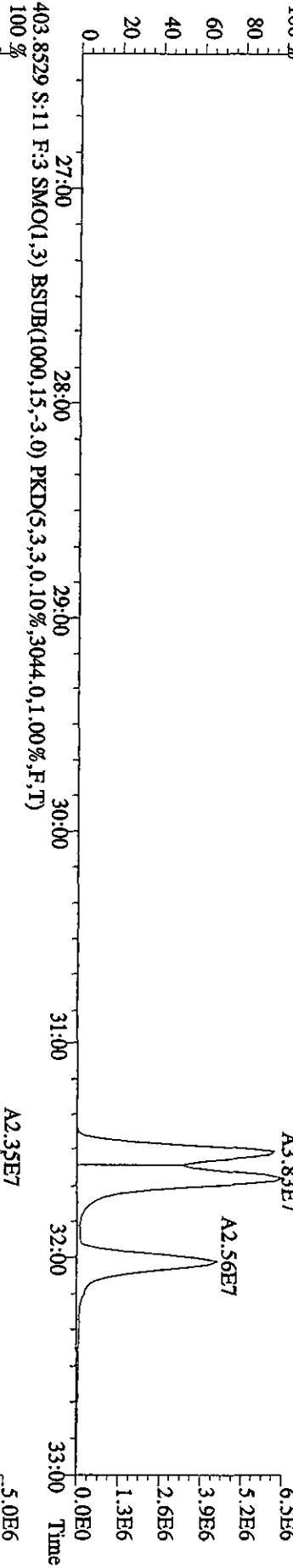
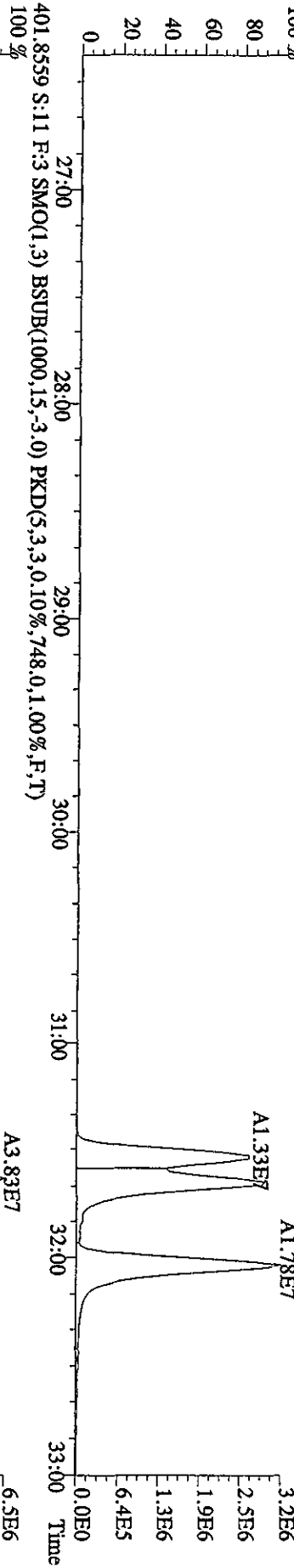
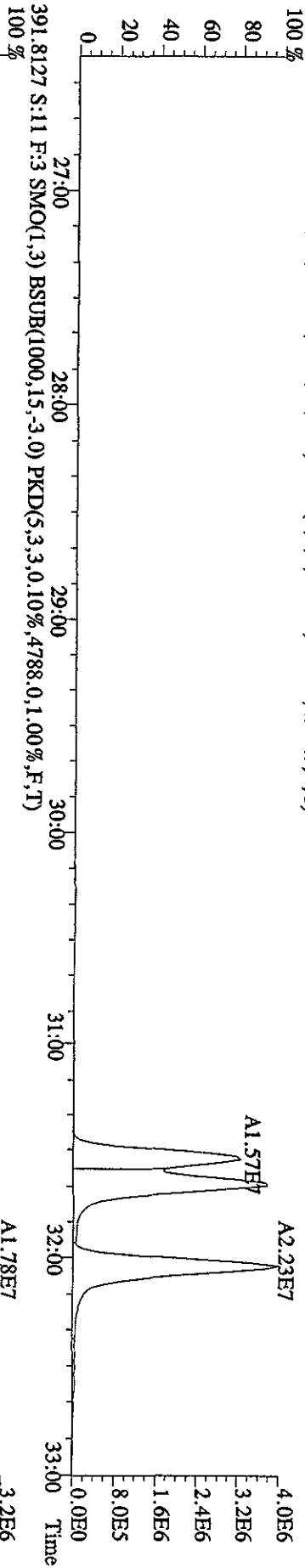
369.8919 S:11 F:2 SMO(1,3) BSUB(1000,15,-3.0) PKD(5,3,3,0.10%,2048,0.1,00%,F,T)



File:26AP10A1D5 #1-446 Acq:27-APR-2010 02:01:36 GC EI+ Voltage: SIR 70SE
 Sample#11 Text: LX2NN-1-AC :G0D150000-361C (461-26) Exp: DIOXIN
 373.8208 S:11 F:3 SMO(1,3) BSUB(1000,15,-3,0) PKD(5,3,3,0,10%,14272,0,1,00%,F,T)







File: 26AP10AID5 #1-446 Acq: 27-APR-2010 02:01:36 GC EI + Voltage SIR 70SE
 Sample#11 Text: LX2NN-1-AC :G0D150000-361C (461-26) Exp: DIOXIN
 389.8157 S:11 F:3 SMO(1,3) BSUB(1000,15,-3.0) PKD(5,3,3,0.10%,1.912,0.1,0.00%,F,T)



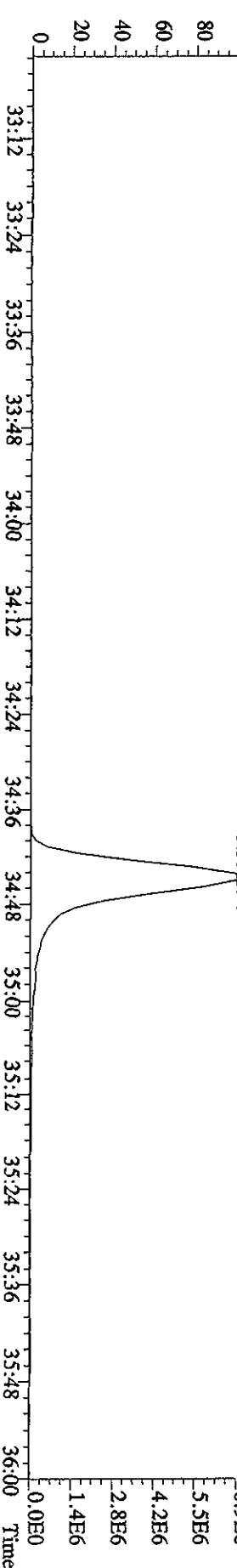
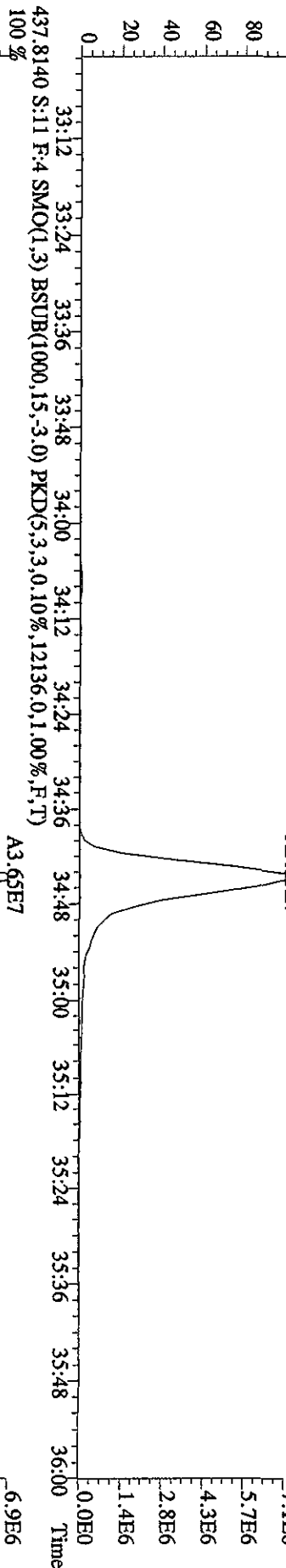
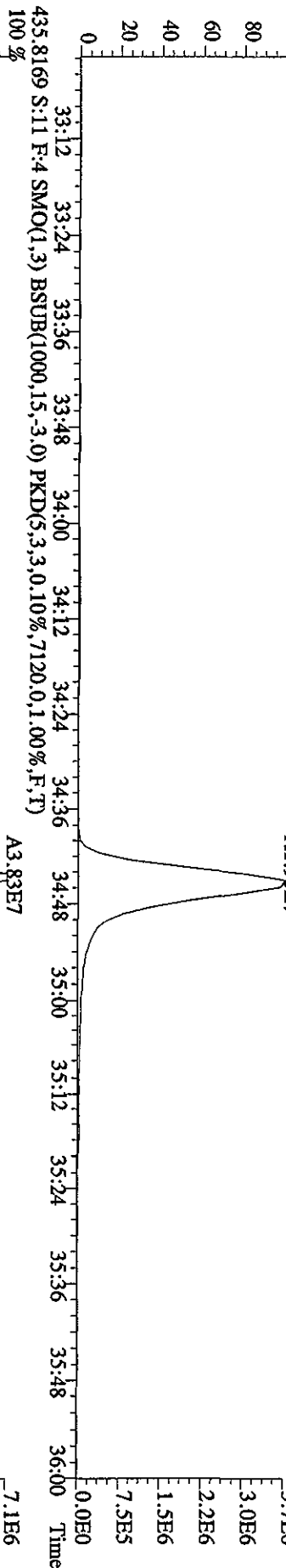
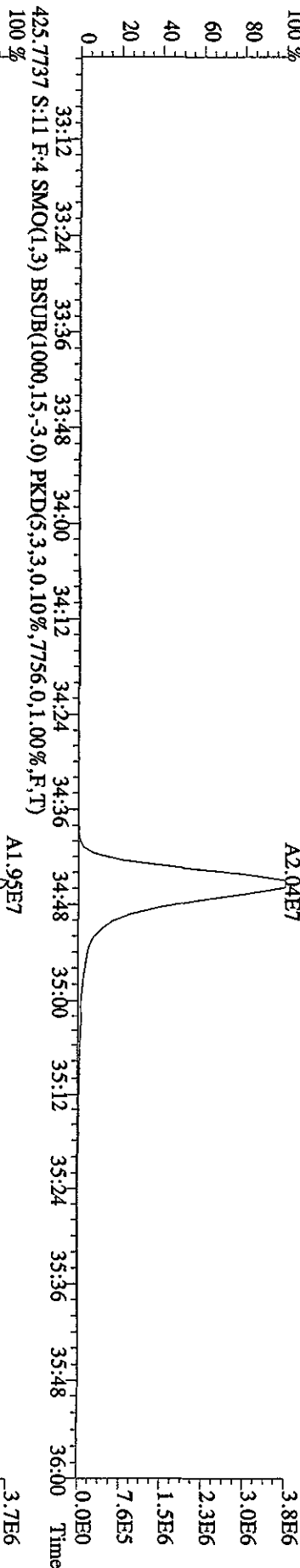
File:26AD10A1D5 #1-210 Acq:27-APR-2010 02:01:36 GC EI+ Voltage SIR 70SE

Sample#11 Text:LX2NN-1-AC :G0D150000-361C (461-26) Exp:DIOXIN

407.7818 S:11 F:4 SMO(1,3) BSUB(1000,15,-3.0) PKD(5,3,3,0.10%,13112.0,1.00%,F,T)



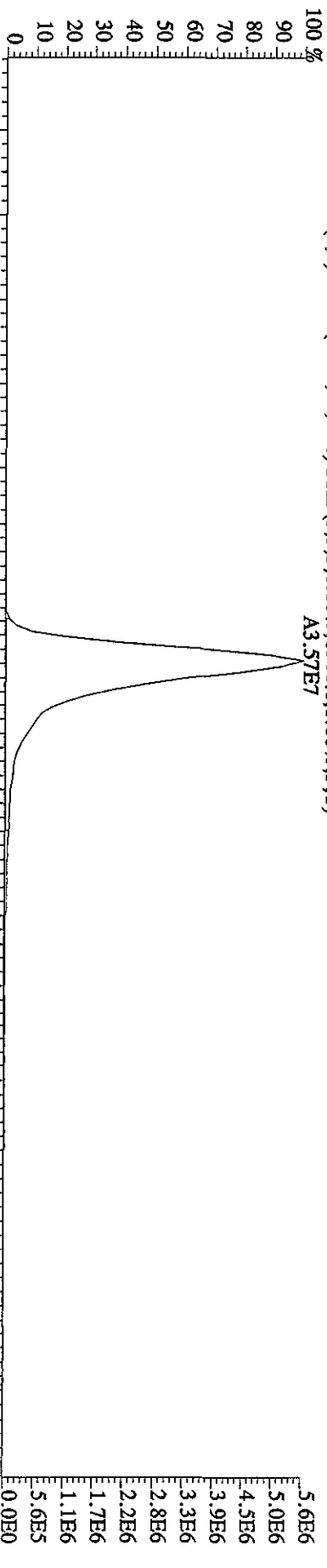
File:26API0A1D5 #1-210 Acq:27-APR-2010 02:01:36 GC EI+ Voltage S1R 70SE
 Sample#11 Text:LX2NN-1-AC :G0D150000-361C (461-26) Exp:DI0XIN
 423.7737 S:11 F:4 SMO(1,3) BSUB(1000,15,-3.0) PKD(5,3,3,0,10%,4148,0,1,00%,F,T)



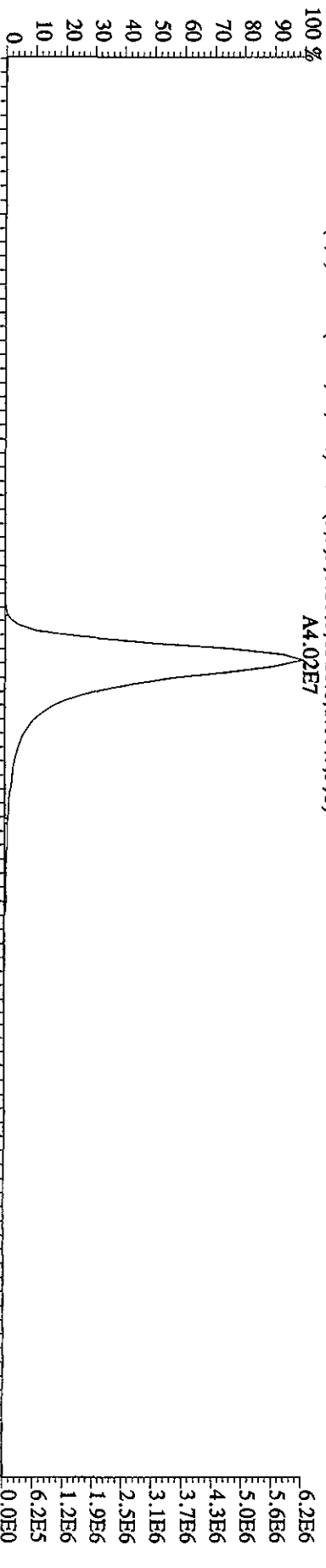
File:26AP10AID5 #1-244 Acq:27-APR-2010 02:01:36 GC EI+ Voltage: SIR 70SE

Sample#11 Text:LX2NN-1-AC :GDD150000-361C (461-26) Exp:DIOXIN

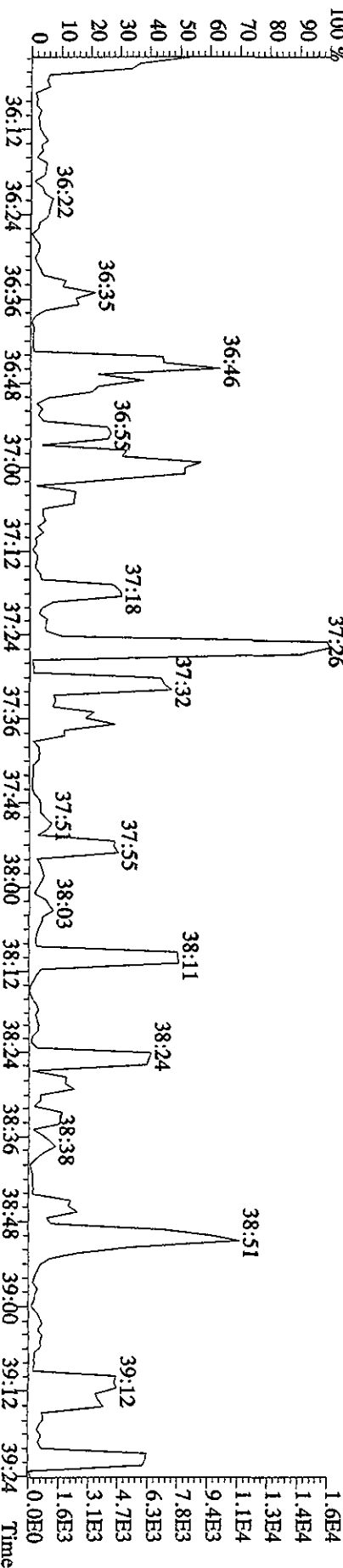
441.7428 S:11 F:5 SMO(1,3) BSUB(1000,15,-3.0) PKD(5,3,3,0.10%,8368.0,1.00%,F,T)



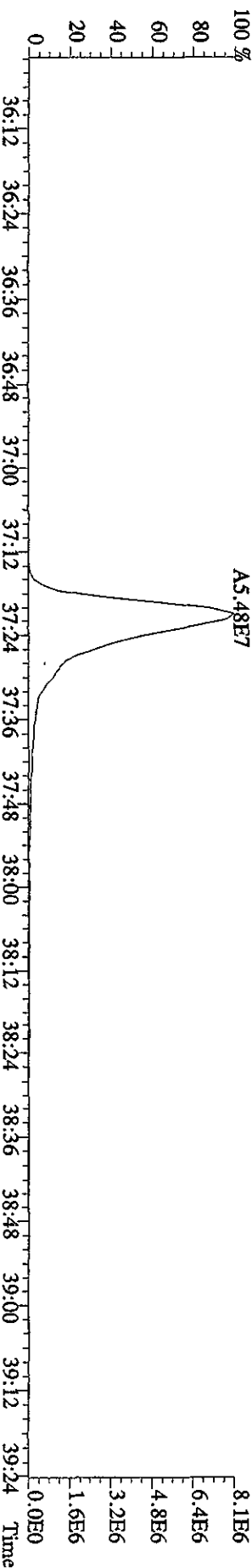
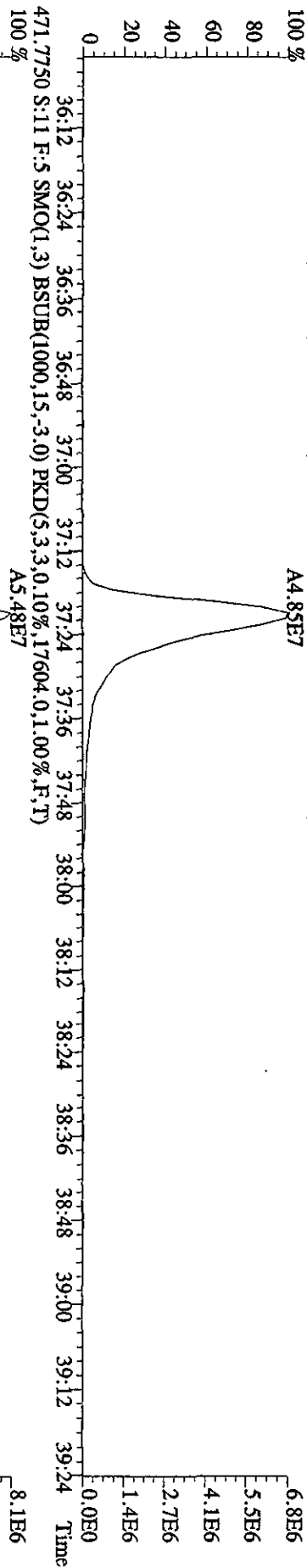
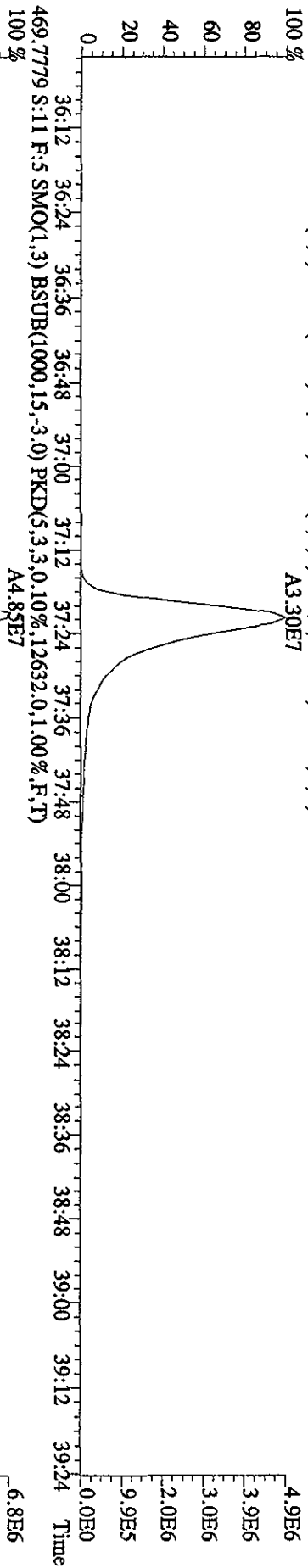
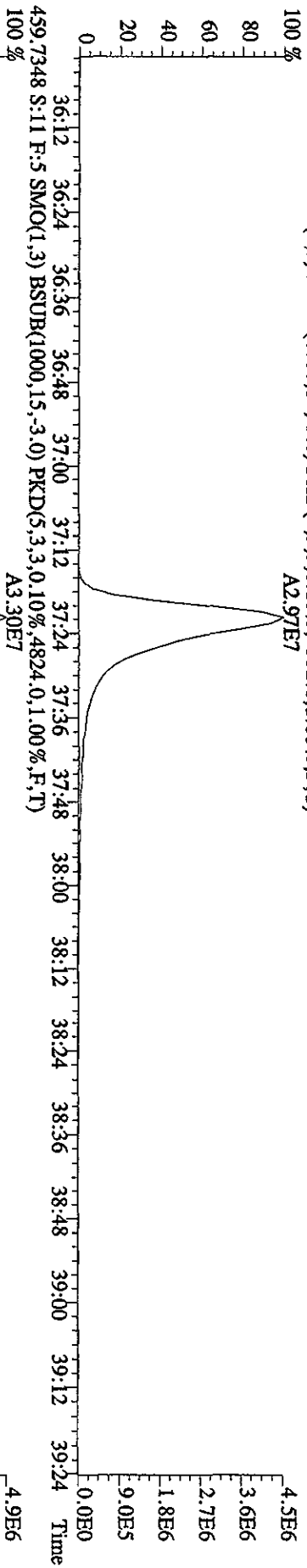
443.7399 S:11 F:5 SMO(1,3) BSUB(1000,15,-3.0) PKD(5,3,3,0.10%,6520.0,1.00%,F,T)



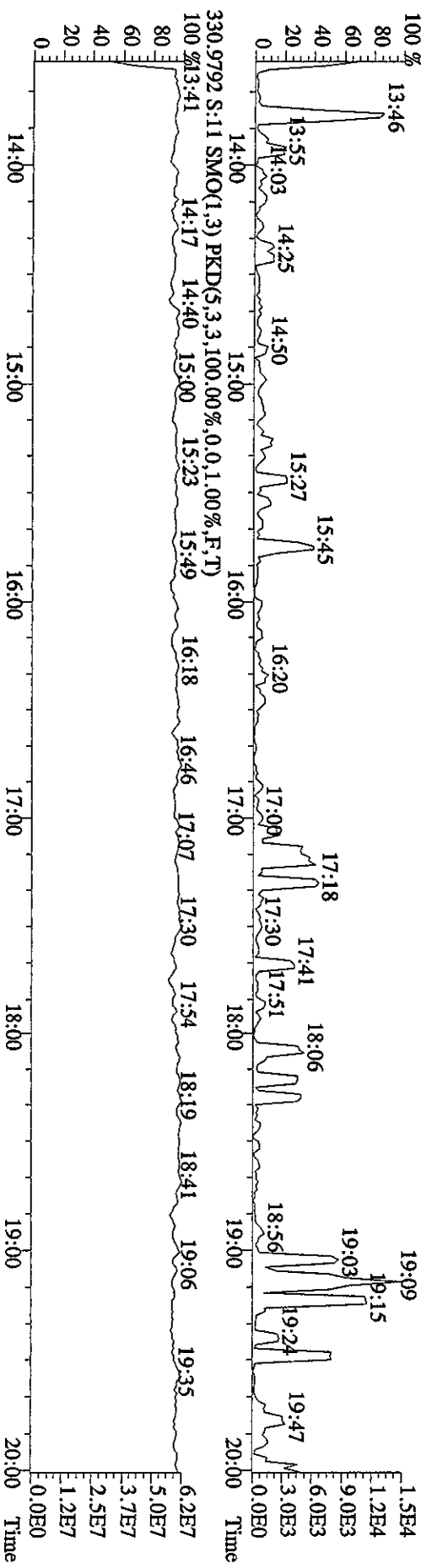
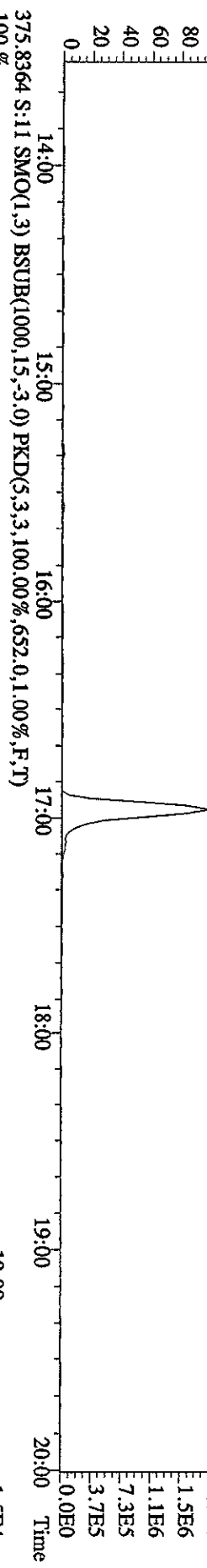
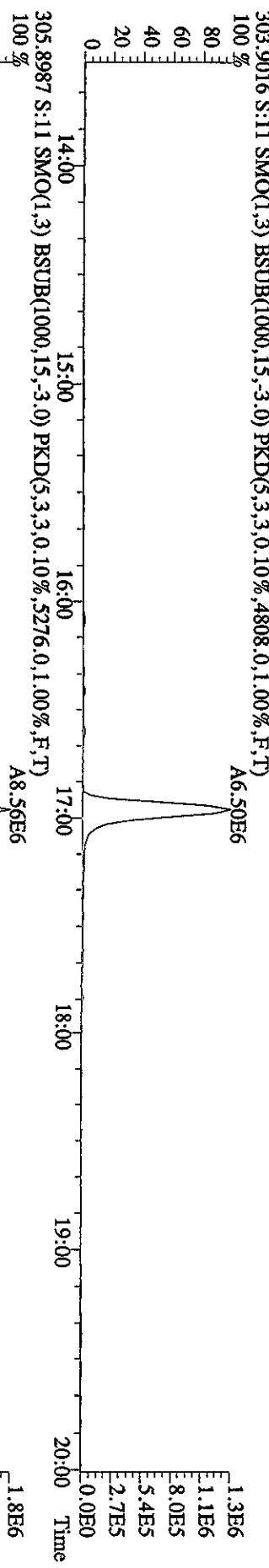
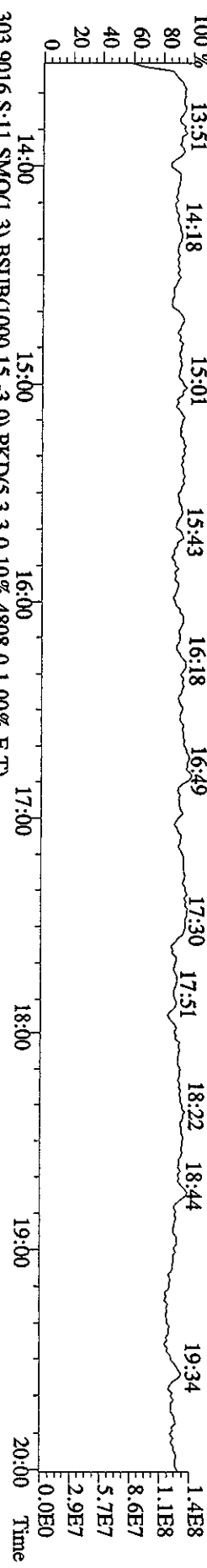
513.6775 S:11 F:5 SMO(1,3) BSUB(1000,15,-3.0) PKD(5,3,5,100.00%,724.0,1.00%,F,T)



File:26AP10AID5 #1-244 Acq:27-APR-2010 02:01:36 GC EI+ Voltage SIR 70SE
 Sample#11 Text:LX2NN-1-AC :G0D150000-361C (461-26) Exp:DIOXIN
 457.7377 S:11 F:5 SMO(1,3) BSUB(1000,15,-3.0) PKD(5,3,3,0.10%,7352,0.1,00%,F,T)
 100 %
 A2.97E7



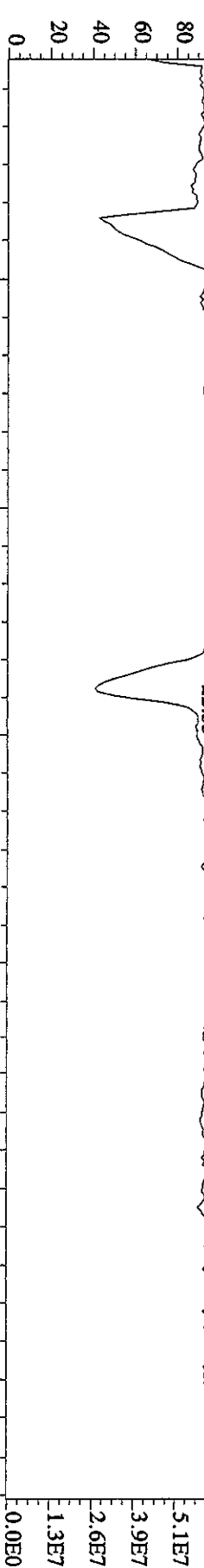
File:26API0AID5 #1-384 Acq:27-APR-2010 02:01:36 GC EI+ Voltage SIR 70SE
 Sample#11 Text:IX2NN-1-AC :GOD150000-361C (461-26) Exp:DIOXIN
 292.9825 S:11 SMO(1,3) PKD(5,3,5,100.00%,0.0,1.00%,F,T)



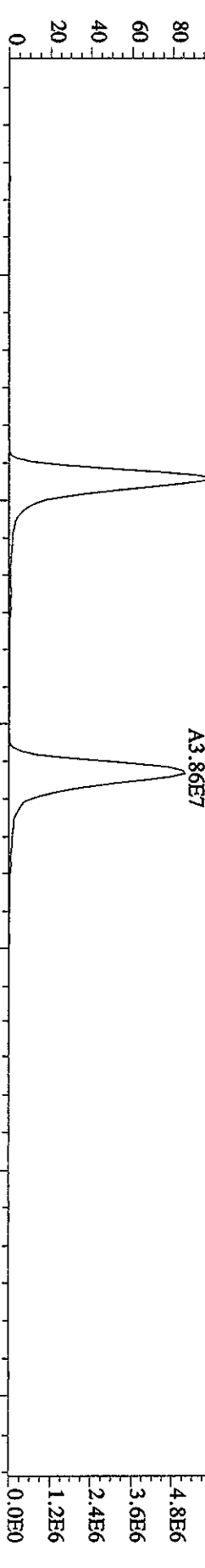
File: 26AP10AID5 #1-445 Acq: 27-APR-2010 02:01:36 GC EI+ Voltage SIR 70SE

Sample#11 Text: LX2NN-1-AC : GOD150000-361C (461-26) Exp: DIOXIN

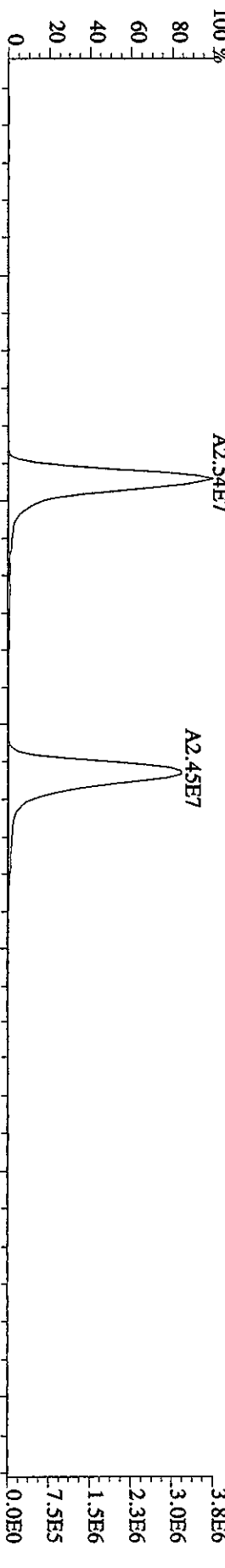
342.9792 S:11 F:2 SMO(1,3) PKD(5,3,3,100.00%,0.0,1.00%,F,T)



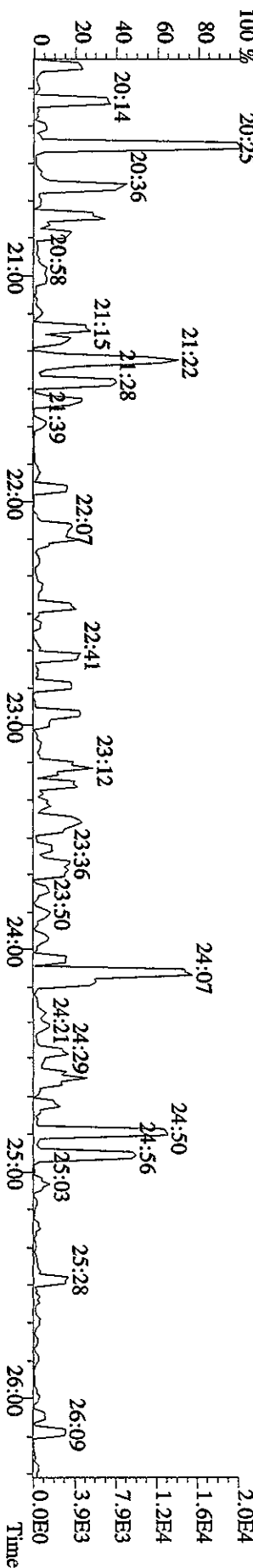
339.8597 S:11 F:2 SMO(1,3) BSUB(1000,15,-3,0) PKD(5,3,3,0.10%,6616,0,1.00%,F,T)




341.8567 S:11 F:2 SMO(1,3) BSUB(1000,15,-3,0) PKD(5,3,3,0.10%,7776,0,1.00%,F,T)

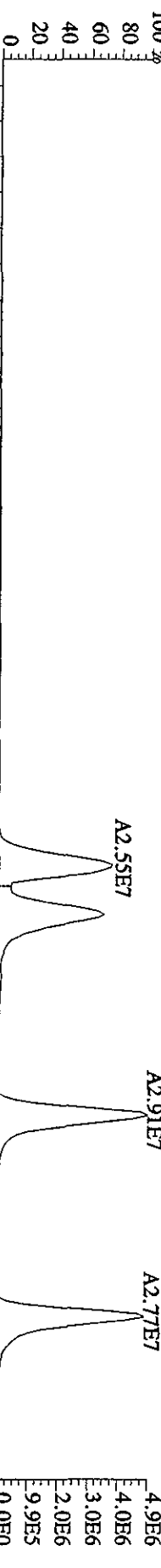


409.7974 S:11 F:2 SMO(1,3) BSUB(1000,15,-3,0) PKD(5,3,3,100.00%,680,0,1.00%,F,T)

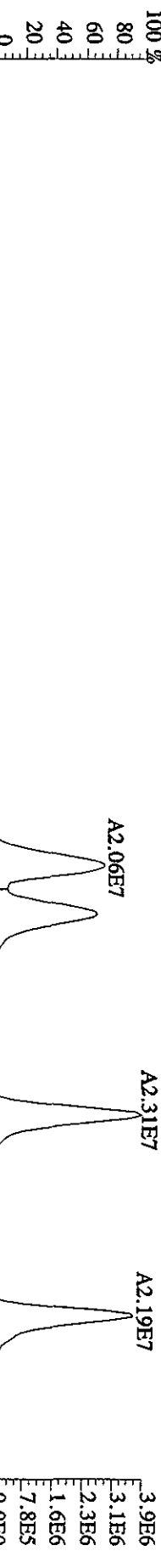





373.8208 S:11 F:3 SMO(1.3) BSUB(1000,15,3.0) PKD(5.3,3.0,10%,14272.0,1.00%,F,T)




375.8178 S:11 F:3 SMO(1.3) BSUB(1000,15,3.0) PKD(5.3,3.0,10%,1956.0,1.00%,F,T)



445.7555 S:11 F:3 SMO(1.3) BSUB(1000,15,3.0) PKD(5.3,3.100.00%,304.0,1.00%,F,T)



380.9760 S:11 F:3 SMO(1.3) PKD(5.3,3.100.00%,0.0,1.00%,F,T)



File:26ADP10A1D5 #1-210 Acq:27-APR-2010 02:01:36 GC EI+ Voltage SIR 70SE

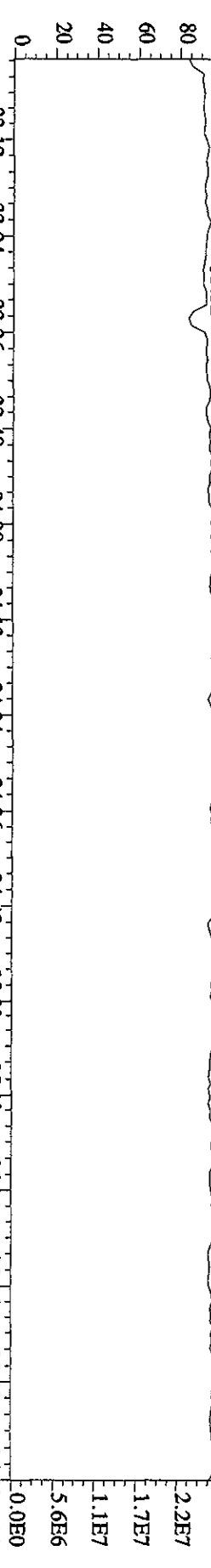
Sample#11 Text:1X2NN1-AC :GOD150000-361C (461-26) Exp:DIOXIN

430.9728 S:11 F:4 SMO(1,3) PKD(5,3,3,100.00%,0.0,1.00%,F,T)

100% 33:13 33:22 33:32 33:44 34:09 34:19 34:31 34:41 34:54

35:28 35:46


2.8E7



407.7818 S:11 F:4 SMO(1,3) BSUB(1000,15,-3.0) PKD(5,3,3,0.10%,13112.0,1.00%,F,T)

100% 33:12 33:24 33:36 33:48 34:00 34:12 34:24 34:36


7.1E6



409.7789 S:11 F:4 SMO(1,3) BSUB(1000,15,-3.0) PKD(5,3,3,0.10%,12232.0,1.00%,F,T)

100% 33:12 33:24 33:36 33:48 34:00 34:12 34:24 34:36

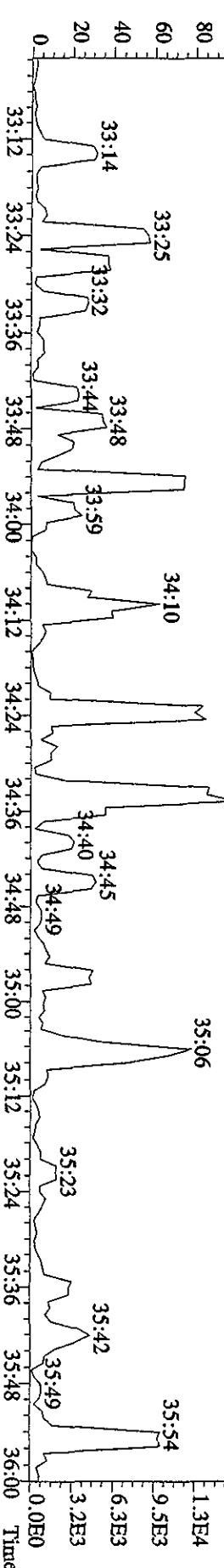
6.7E6



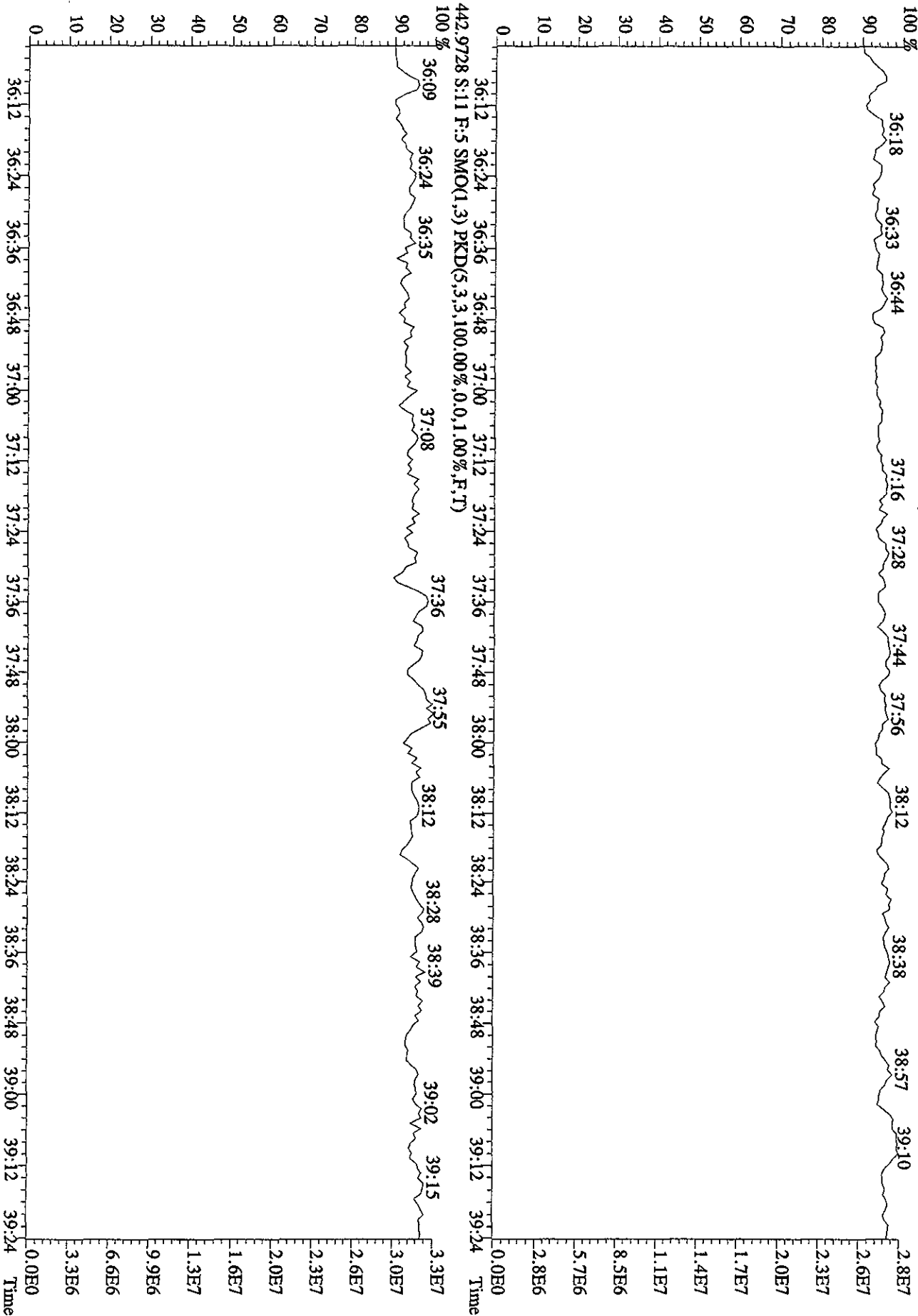
479.7165 S:11 F:4 SMO(1,3) BSUB(1000,15,-3.0) PKD(5,3,3,100.00%,1312.0,1.00%,F,T)

100% 33:12 33:24 33:36 33:48 34:00 34:12 34:24 34:36

1.6E4



File:26ADP10A1D5 #1-244 Acq:27-APR-2010 02:01:36 GC EI+ Voltage SIR 70SE
 Sample#11 Text:LX2NN-1-AC :G0D150000-361C (461-26) Exp:DIOXIN
 454.9728 S:11 F:5 SMO(1,3) PKD(5,3,3,100.00%,0.0,1.00%,F,T)



Quantify Sample Summary Report

MassLynx 4.1

Dataset: Z:\HighRes_Archive\3D5\JAN2010.PRO\28AP10A3D58290DOS.qld

Acquired: Thursday, April 29, 2010 15:33:21 Pacific Daylight Time
 Printed: Thursday, April 29, 2010 15:34:13 Pacific Daylight Time

04-29-10

Method: C:\MassLynx\JAN2010.PRO\MethDB\82903D5OCDD25.mdb 28 Apr 2010 10:01:02
 Calibration: C:\MassLynx\JAN2010.PRO\CurveDB\ICA030420103D58290CDD25.cdb 31 Mar 2010 15:00:28

Name: 28AP10A3D5_5, Date: 29-Apr-2010, Time: 03:20:16, ID: LXR84-1-AE, Description: GOD100461-26, Task:

#	Name	Trace	Sample Size	RT	Prd.RT	RRF M.	Abs.Resp.	Conc.	EMPC	%Rec	EDI	Ratio	Prd.Ratio	Ratio	Mod Date
1	13C-1,2,3,4-TCDD	331.9368	10.030	26.06	26.07	1.000	1211072.50	99.7009	99.7009	100.0	0.1116	0.785	0.770	NO	
2	3	13C-2,3,7,8-TCDF	315.9419	10.030	25.45	25.50	2625657.75	167.2808	167.2808	83.9	0.0710	0.778	0.770	NO	
3	4	2,3,7,8-TCDF	303.9016	10.030	25.49	0.983	142048.31	10.9726	10.9726	83.9	0.0710	0.750	0.770	NO	
4	5	Total TCDFs	303.9016	10.030	21.44	0.983		66.0395	66.0395	0.0522	0.0522				
5	6	7	13C-2,3,7,8-TCDD	331.9368	10.030	26.32	1682004.81	154.3558	154.3558	77.4	0.1244	0.781	0.770	NO	
6	8	2,3,7,8-TCDD	319.8965	10.030	26.32	1.051	2510.05	0.2831	0.2831	0.0548	0.0548	0.865	0.770	NO	
7	9	Total TCDDs	319.8965	10.030	19.55	1.051		6.6074	6.4267	0.0548	0.0548				
8	10	11	37CL-2,3,7,8-TCDD	327.8847	10.030	26.33	903790.25	69.7294	0.0000	87.4	0.0485				
9	12	13	13C-1,2,3,7,8-PeCDF	351.9000	10.030	31.32	2018682.94	164.3588	164.3588	82.4	0.2302	1.599	1.550	NO	
10	14	1,2,3,7,8-PeCDF	339.8597	10.030	31.34	1.018	100821.59	9.7861	9.7861	0.1160	0.1160	1.537	1.550	NO	
11	15	2,3,4,7,8-PeCDF	339.8597	10.030	32.92	1.014	46334.58	4.5128	4.5128	0.1164	0.1164	1.732	1.550	NO	29-Apr-10
12	16	Total F2 PeCDFs	339.8597	10.030	34.47	1.016		49.0251	49.5770	0.1162	0.1162				
13	17	Total F1 PeCDFs	339.8597	10.030	36.56	1.016		10.5559	10.5559	0.0741	0.0741				
14	18	19	13C-1,2,3,7,8-PeCDD	367.8949	10.030	33.74	1292476.72	159.2336	159.2336	79.9	0.1801	1.539	1.550	NO	
15	20	1,2,3,7,8-PeCDD	355.8546	10.030	33.75	0.996	4397.74	0.6814	0.4550	0.1347	0.1347	2.818	1.550	YES	
16	21	Total PeCDDs	355.8546	10.030	31.10	0.996		6.2034	6.6409	0.1347	0.1347				
17	22	23	13C-1,2,3,7,8,9-HxCDD	401.8559	10.030	41.61	886511.41	99.7009	99.7009	100.0	0.1989	1.390	1.240	NO	
18	24	25	13C-1,2,3,4,7,8-HxCDF	383.8639	10.030	40.12	1238635.44	156.8407	156.8407	78.7	0.4123	0.516	0.510	NO	
19	26	1,2,3,4,7,8-HxCDF	373.8208	10.030	40.13	1.242	180942.15	23.4617	23.4617	0.2125	0.2125	1.239	1.240	NO	29-Apr-10
20	27	1,2,3,6,7,8-HxCDF	373.8208	10.030	40.29	1.427	141631.84	15.9801	15.9801	0.1849	0.1849	1.289	1.240	NO	
21	28	2,3,4,6,7,8-HxCDF	373.8208	10.030	41.03	1.288	30922.11	3.8658	3.8658	0.2049	0.2049	1.237	1.240	NO	29-Apr-10
22	29	1,2,3,7,8,9-HxCDF	373.8208	10.030	41.81	1.216	10374.92	1.3732	1.3732	0.2169	0.2169	1.134	1.240	NO	29-Apr-10
23	30	Total HxCDFs	373.8208	10.030	0.00	1.293		100.4923	99.9457	0.2169	0.2169				

Quantify Sample Summary Report

MassLynx 4.1

Dataset: Z:\HighRes_Archive\3D5\JAN2010.PRO\28AP10A3D58290DOS.qld

Last Altered: Thursday, April 29, 2010 15:33:21 Pacific Daylight Time
 Printed: Thursday, April 29, 2010 15:34:13 Pacific Daylight Time

Name: 28AP10A3D5_5, Date: 29-Apr-2010, Time: 03:20:16, ID: LXR84-1-AE, Description: GOD100461-26, Task:

#	Name	Trace	Sample Size	RT	Prd.RT	RRF M...	Abs.Resp	Conc.	EMPC	%Rec	EDL	Ratio	Prd:Ratio	Ratio	Mod:Date
32	13C-1,2,3,6,7,8-HxCDD	401.8559	10.030	41.29	41.31	0.811	1170289.25	162.2318	162.2318	81.4	0.2452	1.222	1.240	1.222	NO
33	1,2,3,4,7,8-HxCDD	389.8157	10.030	41.22	41.20	0.883	2407.99	0.4648	0.4276	7.9	0.0931	1.038	1.240	1.038	YES
34	1,2,3,6,7,8-HxCDD	389.8157	10.030	41.31	41.30	1.084	6097.26	0.9580	0.9580	7	0.0758	1.226	1.240	1.226	NO
35	1,2,3,7,8,9-HxCDD	389.8157	10.030	41.63	41.62	1.184	5524.55	0.7950	0.7950	7	0.0694	1.227	1.240	1.227	NO
36	Total HxCDDs	389.8157	10.030		0.00	1.050		6.0271	5.6156		0.0782				
37															
38	13C-1,2,3,4,6,7,8-HpCDD	417.8253	10.030	43.26	43.27	0.801	840282.86	117.9652	117.9652	59.2	0.5664	0.449	0.440	0.449	NO
39	1,2,3,4,6,7,8-HpCDD	407.7818	10.030	43.27	43.27	1.381	362059.20	62.2018	62.2018	7	0.1725	1.097	1.040	1.097	NO
40	1,2,3,4,7,8,9-HpCDD	407.7818	10.030	44.47	44.45	1.110	127003.93	27.1636	27.1636	7	0.2148	0.996	1.040	0.996	NO
41	Total HpCDDs	407.7818	10.030		0.00	1.245		128.8256	128.8256		0.1910				
42															
43	13C-1,2,3,4,6,7,8-HpCDD	435.8169	10.030	44.13	44.13	0.682	712046.50	117.4052	117.4052	58.9	0.5222	1.101	1.040	1.101	NO
44	1,2,3,4,6,7,8-HpCDD	423.7766	10.030	44.16	44.14	1.031	14257.82	3.8739	3.8739	7	0.1850	1.004	1.040	1.004	NO
45	Total HpCDDs	423.7766	10.030		-0.01	1.031		6.0556	5.6675		0.1650				
46															
47	13C-OCDD	469.7779	10.030	46.74	46.73	0.497	637477.63	144.2280	144.2280	36.2	0.7685	0.904	0.890	0.904	NO
48	OCDF	441.7428	10.030	46.85	46.85	1.426	515967.02	226.3872	226.3872	7	0.7465	0.863	0.890	0.863	NO
49	OCDD	457.7377	10.030	46.74	46.76	1.155	9316.05	5.0439	5.0439	7	0.2584	0.835	0.890	0.835	NO
50															
51															
52	Function 1 PFK	330.97920	1.000	28.65	28.66		50783.51								
53	Function 2 PFK	342.97920	1.000	36.91	36.91		10228.90								
54	Function 3 PFK	380.97600	1.000		41.66										
55	Function 4 PFK	430.97290	1.000		43.29										
56	Function 5 PFK	442.97280	1.000		48.80										
57	TCDF PCDFE	375.8364	1.000	25.00	24.99		32.52								
58	F1 PeCDF PCDFE	409.79740	1.000	22.07	21.98		26.38								
59	F2 PeCDF PCDFE	409.7974	1.000	33.61	33.61										
60	HxCDF PCDFE	445.7555	1.000	38.54	38.56		8.39								
61	HPCDF PCDFE	479.7165	1.000	43.99	44.00		86.28								
62	OCDF PCDFE	513.67750	1.000	47.81	47.82		19.66								

Quantify Sample Summary Report MassLynx 4.1

Dataset: C:\MassLynx\JAN2010.PRO\28AP10A3D58290D.qld

Last Altered: Thursday, April 29, 2010 10:06:18 Pacific Daylight Time

Printed: Thursday, April 29, 2010 10:24:13 Pacific Daylight Time

Name: 28AP10A3D5_5, Date: 29-Apr-2010, Time: 03:20:16, ID: LXR84-1-AE, Description: GOD100461-26, Task:

#	Name	Trace	Sample Size	RT	Prd:RT	RRF	M	Abs Resp	Conc	EMPC	%Rec	EDL	Ratio	Prd:Ratio	Ratio	Mod Date	
1	13C-1,2,3,4-TCDD	331.9368	10.030	26.06	26.07	1.000		1211072.50	99.7009	99.7009	100.0	0.1116	0.785	0.770		NO	
2																	
3	13C-2,3,7,8-TCDF	315.9419	10.030	25.45	25.50	1.292		2625657.75	167.2808	167.2808	83.9	0.0710	0.778	0.770		NO	
4	2,3,7,8-TCDF	303.9016	10.030	25.48	25.47	0.983		142048.31	10.9726	10.9726		0.0522	0.750	0.770		NO	
5	Total TCDFs	303.9016	10.030		21.44	0.983		66.0395		65.8757		0.0522					
6	13C-2,3,7,8-TCDD	331.9368	10.030	26.32	26.32	0.897		1682004.81	154.3558	154.3558	77.4	0.1244	0.781	0.770		NO	
7	2,3,7,8-TCDD	319.8965	10.030	26.32	26.32	1.051		2510.05	0.2831	0.2831		0.0548	0.665	0.770		NO	
8	Total TCDDs	319.8965	10.030		19.55	1.051		6.6074	6.4287			0.0548					
9	37CL-2,3,7,8-TCDD	327.8847	10.030	26.33	26.32	1.067		903790.25	69.7294	0.0000	87.4	0.0485					
10																	
11	13C-1,2,3,7,8-PeCDF	351.9000	10.030	31.32	31.31	1.011		2018682.94	164.3588	164.3588	82.4	0.2302	1.599	1.550		NO	
12	1,2,3,7,8-PeCDF	339.8597	10.030	31.34	31.36	1.018		100821.59	9.7861	9.7861		0.1160	1.537	1.550		NO	
13	2,3,4,7,8-PeCDF	339.8597	10.030	32.92	32.92	1.014		57345.47	5.5852	5.5852		0.1164	1.677	1.550		NO	
14	Total F2 PeCDFs	339.8597	10.030		34.47	1.016		50.0975	50.0975	49.6494		0.1162					
15	Total F1 PeCDFs	339.8597	10.030		36.56	1.016		10.5559	10.5559	10.5559		0.0741					
16																	
17	13C-1,2,3,7,8-PeCDD	367.8949	10.030	33.73	33.74	0.668		1292476.72	159.2336	159.2336	79.9	0.1801	1.539	1.550		NO	
18	1,2,3,7,8-PeCDD	355.8546	10.030	33.75	33.75	0.996		4397.74	0.6814	0.4550		0.1347	2.818	1.550		YES	
19	Total PeCDDs	355.8546	10.030		31.10	0.996		6.2034	6.2034	5.6409		0.1347					
20																	
21	13C-1,2,3,7,8,9-HxCDD	401.8559	10.030	41.61	41.63	1.000		886511.41	99.7009	99.7009	100.0	0.1989	1.390	1.240		NO	
22																	
23	13C-1,2,3,4,7,8-HxCDF	383.8639	10.030	40.12	40.14	0.888		1238635.44	156.8407	156.8407	78.7	0.4123	0.516	0.510		NO	
24	1,2,3,4,7,8-HxCDF	373.8208	10.030	40.13	40.14	1.242		207878.73	26.9544	26.9544		0.2125	1.228	1.240		NO	
25	1,2,3,6,7,8-HxCDF	373.8208	10.030	40.29	40.30	1.427		141631.84	15.9801	15.9801		0.1849	1.289	1.240		NO	
26	2,3,4,6,7,8-HxCDF	373.8208	10.030	41.03	41.03	1.288		28942.69	3.6183	3.3165		0.2049	1.444	1.240		YES	
27	1,2,3,7,8,9-HxCDF	373.8208	10.030	41.87	41.80	1.216		49298.78	6.5250	6.5250		0.2169	1.214	1.240		NO	
28	Total HxCDFs	373.8208	10.030		0.00	1.293		108.8894	107.0410			0.2040					
29																	
30	13C-1,2,3,6,7,8-HxCDD	401.8559	10.030	41.29	41.31	0.811		1170289.25	162.2318	162.2318	81.4	0.2452	1.222	1.240		NO	
31	1,2,3,4,7,8-HxCDD	389.8157	10.030	41.22	41.20	0.883		2407.99	0.4648	0.4276		0.0931	1.038	1.240		YES	
32	1,2,3,6,7,8-HxCDD	389.8157	10.030	41.31	41.30	1.084		6097.26	0.9580	0.9580		0.0758	1.226	1.240		NO	
33	1,2,3,7,8,9-HxCDD	389.8157	10.030	41.63	41.62	1.184		5524.55	0.7950	0.7950		0.0694	1.227	1.240		NO	

Quantify Sample Summary Report MassLynx 4.1

Dataset: C:\MassLynx\JAN2010.PRO\28AP10A3D58290D.qld

Last Altered: Thursday, April 29, 2010 10:06:18 Pacific Daylight Time

Printed: Thursday, April 29, 2010 10:24:13 Pacific Daylight Time

Name: 28AP10A3D5_5, Date: 29-Apr-2010, Time: 03:20:16, ID: LXR84-1-AE, Description: GOD100461-26, Task:

#	Name	Trace	Sample Size	RT	Prod RT	RRF	M	Abs Resp	Conc	EMPC	%Rec	EDL	Ratio	Prd Ratio	Ratio	Mod Date
36	Total HxCDDs	389.8157	10.030		0.00	1.050			5.9756	5.7315		0.0782				
37																
38	13C-1,2,3,4,6,7,8-HpCDF	417.8253	10.030	43.26	43.27	0.801		840282.86	117.9652	117.9652	59.2	0.5664	0.449	0.440		NO
39	1,2,3,4,6,7,8-HpCDF	407.7818	10.030	43.27	43.27	1.381		362059.20	62.2018	62.2018		0.1725	1.097	1.040		NO
40	1,2,3,4,7,8,9-HpCDF	407.7818	10.030	44.47	44.45	1.110		127003.93	27.1636	27.1636		0.2148	0.996	1.040		NO
41	Total HpCDFs	407.7818	10.030		0.00	1.245			128.8256	128.8256		0.1913				
42																
43	13C-1,2,3,4,6,7,8-HpCDD	435.8169	10.030	44.13	44.13	0.682		712046.50	117.4052	117.4052	58.9	0.5222	1.101	1.040		NO
44	1,2,3,4,6,7,8-HpCDD	423.7766	10.030	44.16	44.14	1.031		13735.55	3.7320	3.7320		0.1850	0.931	1.040		NO
45	Total HpCDDs	423.7766	10.030		-0.01	1.031			5.9877	5.8196		0.1850				
46																
47	13C-OCDD	469.7779	10.030	46.74	46.73	0.497		637477.63	144.2280	144.2280	36.2	0.7685	0.904	0.890		NO
48	OCDF	441.7428	10.030	46.85	46.85	1.426		515987.02	226.3872	226.3872		0.7465	0.863	0.890		NO
49	OCDD	457.7377	10.030	46.74	46.76	1.155		9316.05	5.0439	5.0439		0.2584	0.835	0.890		NO
50																
51	Function 1 PFK	330.97920	1.000	28.64	28.66			50783.51								
52	Function 2 PFK	342.97920	1.000	36.91	36.91			10228.90								
53	Function 3 PFK	380.97600	1.000	41.66	41.66											
54	Function 4 PFK	430.97290	1.000	43.29	43.29											
55	Function 5 PFK	442.97280	1.000	48.80	48.80											
56	TCDF PCDFE	375.8364	1.000	25.00	24.99			32.52								
57	F1 PeCDF PCDFE	409.79740	1.000	22.07	21.98			26.38								
58	F2 PeCDF PCDFE	409.7974	1.000	33.61	33.61											
59	HCDF PCDFE	445.7555	1.000	38.55	38.56			8.39								
60	HPCDF PCDFE	479.7165	1.000	43.99	44.00			86.28								
61	OCDF PCDFE	513.67750	1.000	47.81	47.82			19.66								
62																

Quantify Sample Report MassLynx 4.1

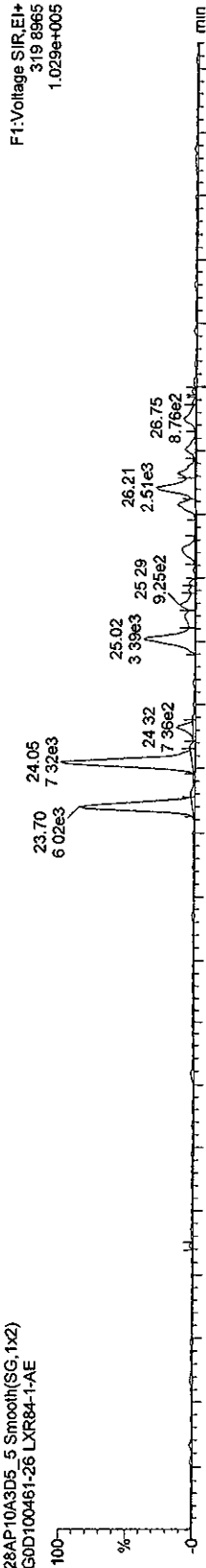
Dataset: C:\MassLynx\JAN2010\PRO\28AP10A3D58290D.qld

Last Altered: Thursday, April 29, 2010 10:06:18 Pacific Daylight Time
Printed: Thursday, April 29, 2010 10:10:12 Pacific Daylight Time

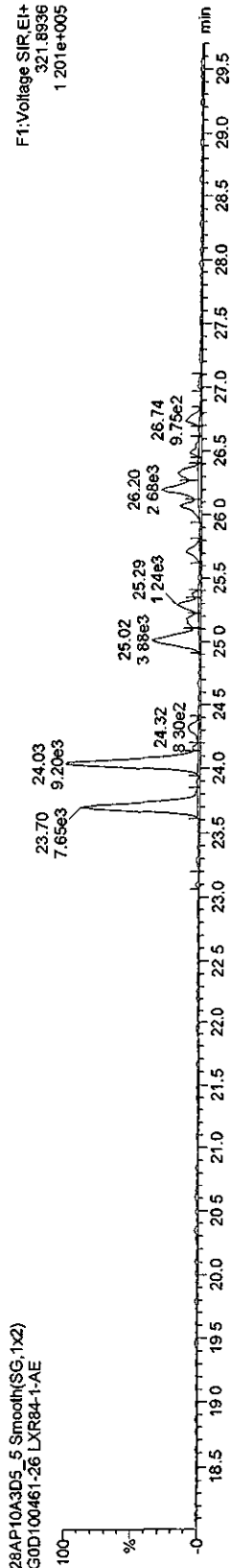
Name: 28AP10A3D5_5, Date: 29-Apr-2010, Time: 03:20:16, ID: LXR84-1-AE, Description: GOD100461-26

TCDDs

28AP10A3D5_5 Smooth(SG,1x2)
GOD100461-26 LXR84-1-AE




28AP10A3D5_5 Smooth(SG,1x2)
GOD100461-26 LXR84-1-AE

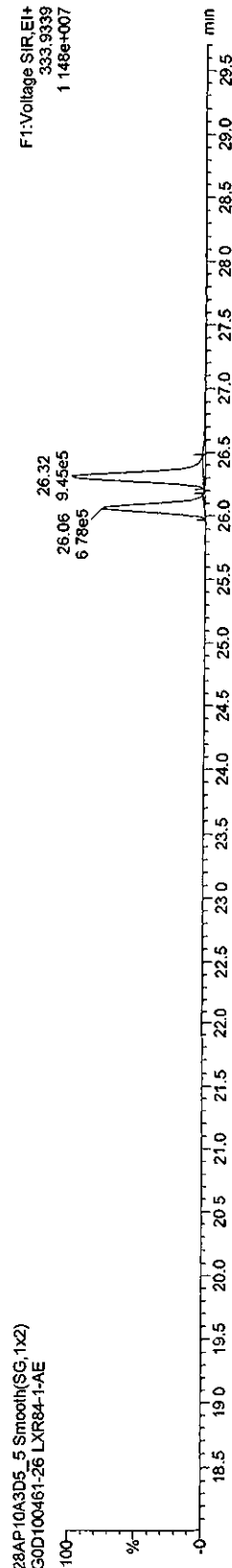


13C-TCDDs

28AP10A3D5_5 Smooth(SG,1x2)
GOD100461-26 LXR84-1-AE



28AP10A3D5_5 Smooth(SG,1x2)
GOD100461-26 LXR84-1-AE



Quantify Sample Report MassLynx 4.1


Dataset: C:\MassLynx\JAN2010\PRO\28AP10A3D58290D.qld

Last Altered: Thursday, April 29, 2010 10:06:18 Pacific Daylight Time
Printed: Thursday, April 29, 2010 10:10:12 Pacific Daylight Time

Name: 28AP10A3D5_5, Date: 29-Apr-2010, Time: 03:20:16, ID: LXR84-1-AE, Description: G0D100461-26


37CL-2,3,7,8-TCDD

28AP10A3D5_5 Smooth(SG,1x2)
G0D100461-26 LXR84-1-AE




13C-TCDDs

28AP10A3D5_5 Smooth(SG,1x2)
G0D100461-26 LXR84-1-AE



28AP10A3D5_5 Smooth(SG,1x2)
G0D100461-26 LXR84-1-AE



Quantify Sample Report MassLynx 4.1


Dataset: C:\MassLynx\JAN2010.PRO\28AP10A3D58290D.qld

Last Altered: Thursday, April 29, 2010 10:06:18 Pacific Daylight Time
Printed: Thursday, April 29, 2010 10:10:12 Pacific Daylight Time

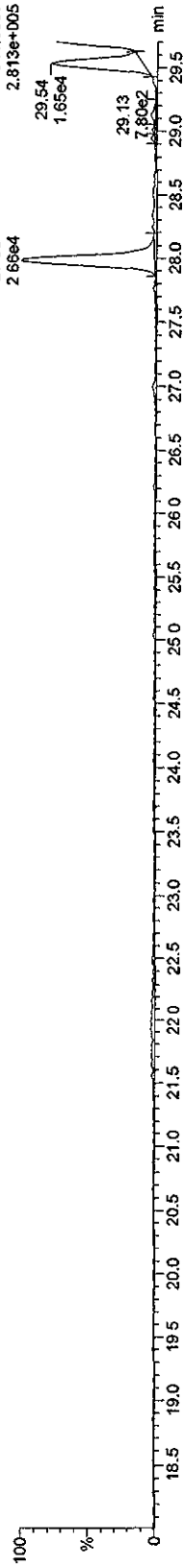
Name: 28AP10A3D5_5, Date: 29-Apr-2010, Time: 03:20:16, ID: LXR84-1-AE, Description: GOD100461-26

F1 PeCDFs

28AP10A3D5_5 Smooth(SG,1x2)
GOD100461-26 LXR84-1-AE

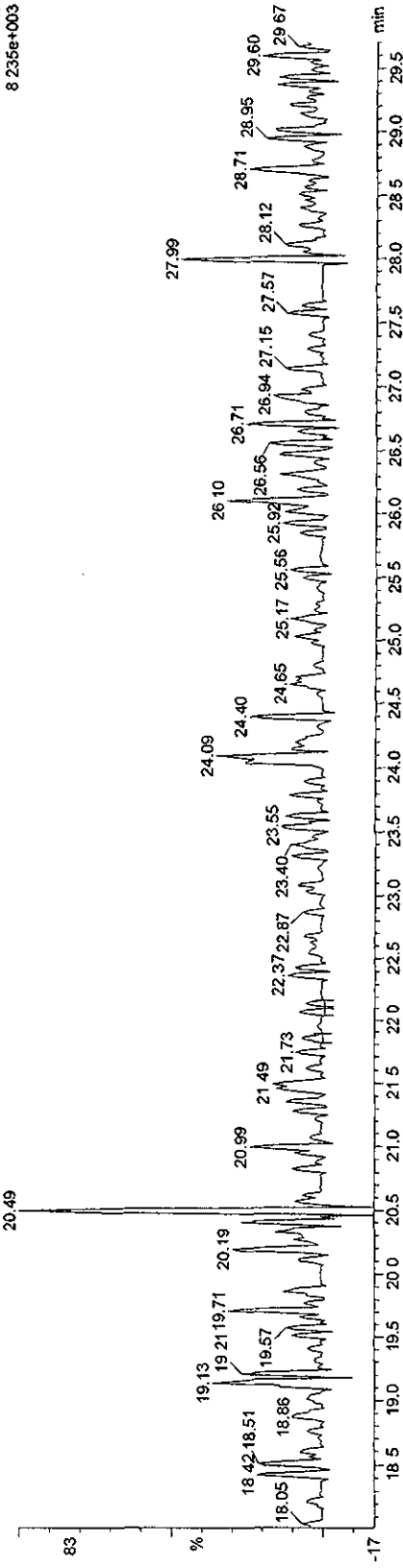


28AP10A3D5_5 Smooth(SG,1x2)
GOD100461-26 LXR84-1-AE



F1 PeCDF PCDFE

28AP10A3D5_5 Smooth(SG,1x2)
GOD100461-26 LXR84-1-AE



Quantify Sample Report MassLynx 4.1

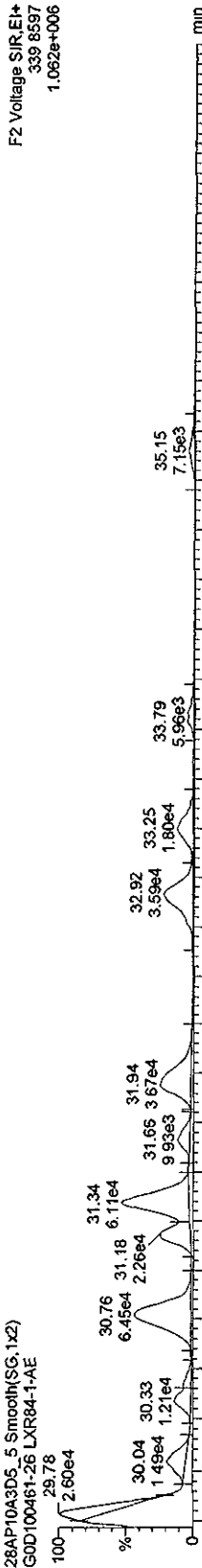
Dataset: C:\MassLynx\JAN2010\PRO\28AP10A3D58290D.qtd

Last Altered: Thursday, April 29, 2010 10:06:18 Pacific Daylight Time
Printed: Thursday, April 29, 2010 10:10:12 Pacific Daylight Time

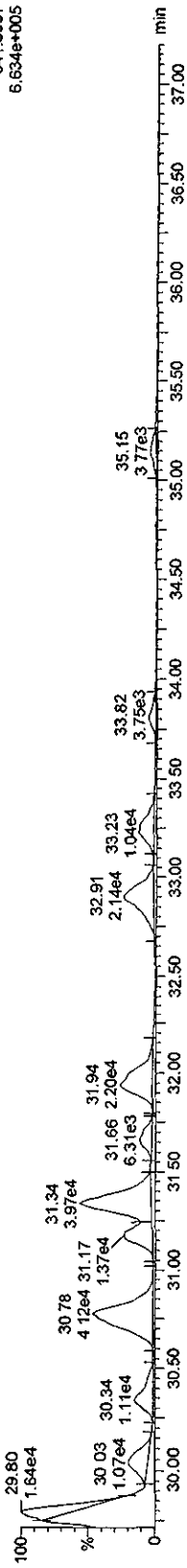
Name: 28AP10A3D5_5, Date: 29-Apr-2010, Time: 03:20:16, ID: LXR84-1-AE, Description: G0D100461-26

PeCDFs

28AP10A3D5_5 Smooth(SG,1x2)
G0D100461-26 LXR84-1-AE

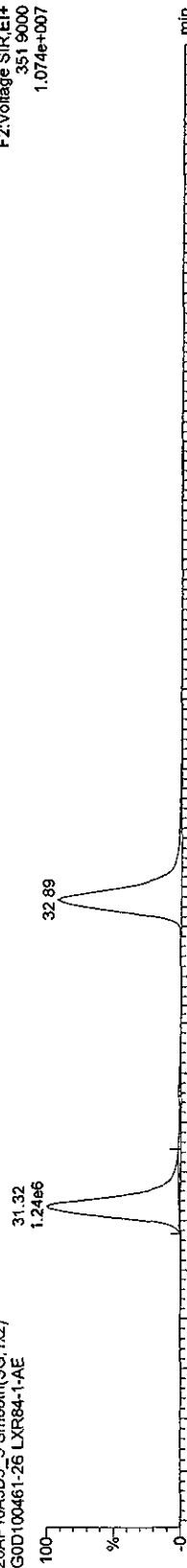


28AP10A3D5_5 Smooth(SG,1x2)
G0D100461-26 LXR84-1-AE

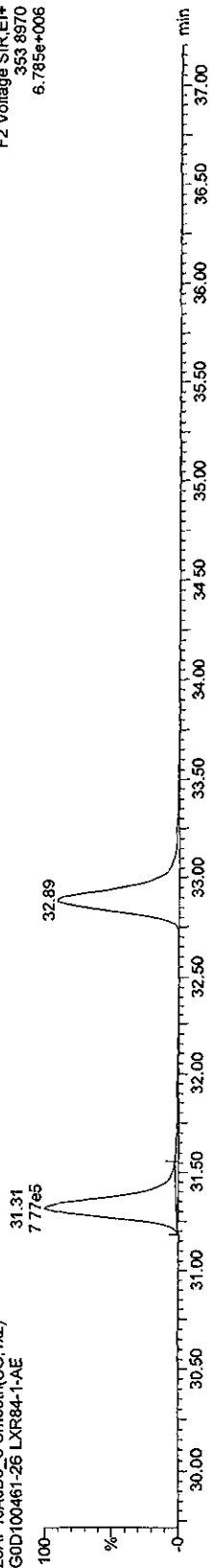


13C-PeCDFs

28AP10A3D5_5 Smooth(SG,1x2)
G0D100461-26 LXR84-1-AE



28AP10A3D5_5 Smooth(SG,1x2)
G0D100461-26 LXR84-1-AE



Quantify Compound Report

MassLynx 4.1

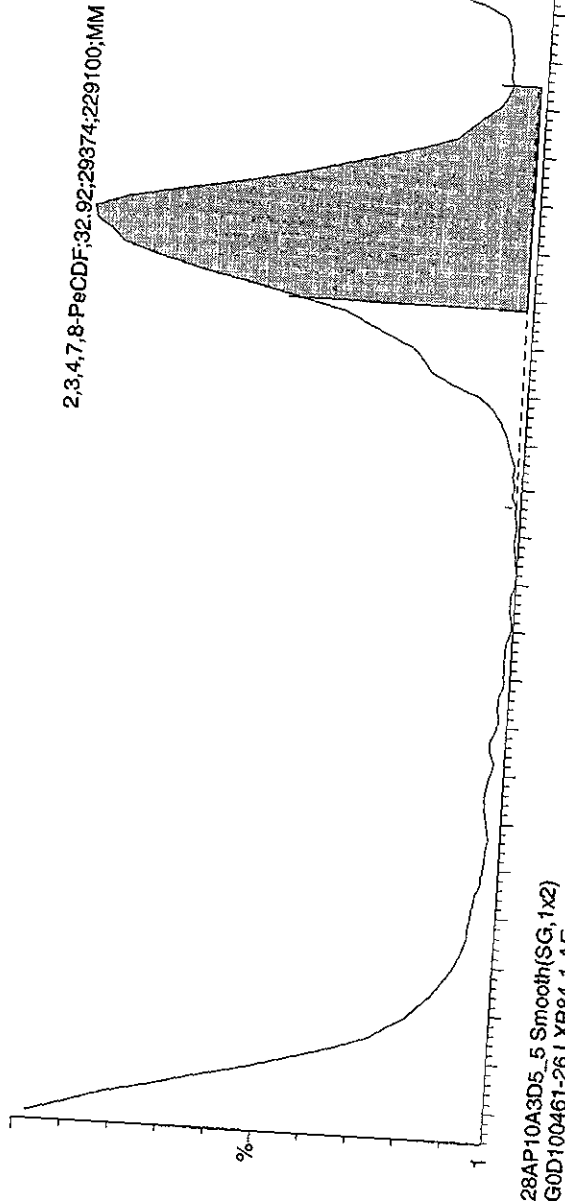
Dataset: Z:\HighRes_Archive\3D5\JAN2010.PRO\28AP10A3D58290DOS.qld

Last Altered: Thursday, April 29, 2010 15:33:21 Pacific Daylight Time

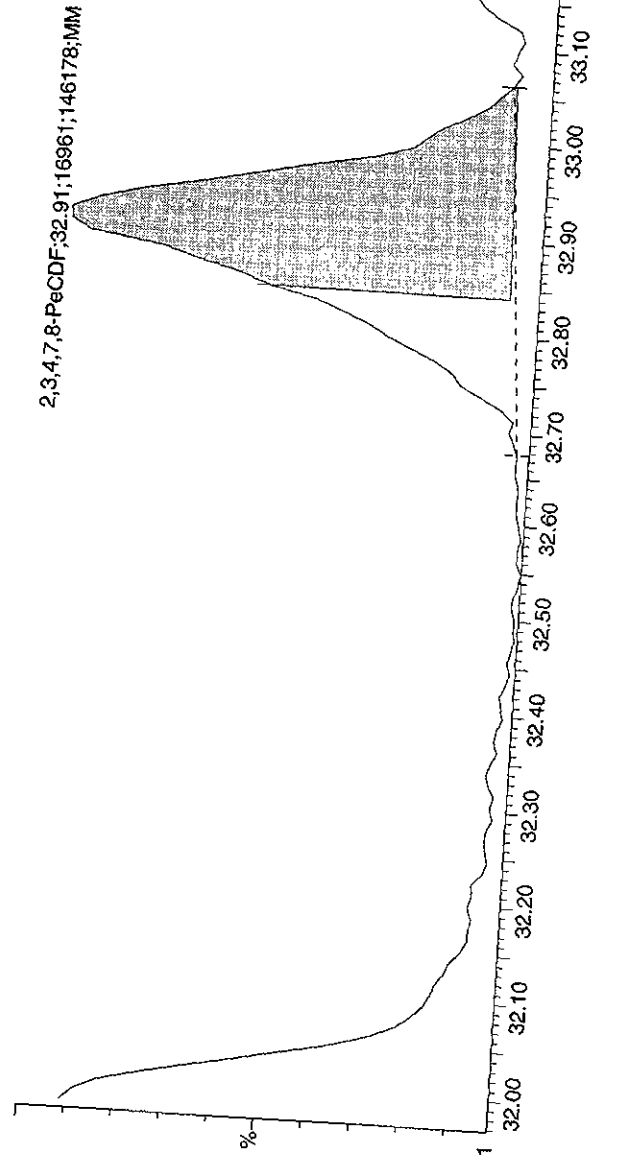
Printed: Thursday, April 29, 2010 15:34:54 Pacific Daylight Time

Method: C:\MassLynx\JAN2010.PRO\MethDB\82903D5OCDD25.mdb 28 Apr 2010 10:01:02
Calibration: C:\MassLynx\JAN2010.PRO\CurveDB\CA030420103D58290CCDD25.cdb 31 Mar 2010 15:00:28

Sample Name: 28AP10A3D5_5
28AP10A3D5_5 Smooth(SG,1x2)
G0D100461-26 LXR84-1-AE



F2: Voltage SIR, EI+
339.8597
2.496e+005



F2: Voltage SIR, EI+
341.8567
1.580e+005

Manual Edit Codes

- 1 Peak not found
- 2 Poor chromatography
- 3 Baseline correction
- 4 Manual EDL calculation
- 5 Separate near eluters
- 6 Other

Analyst DS Date 04-29-10

Quantify Sample Report MassLynx 4.1

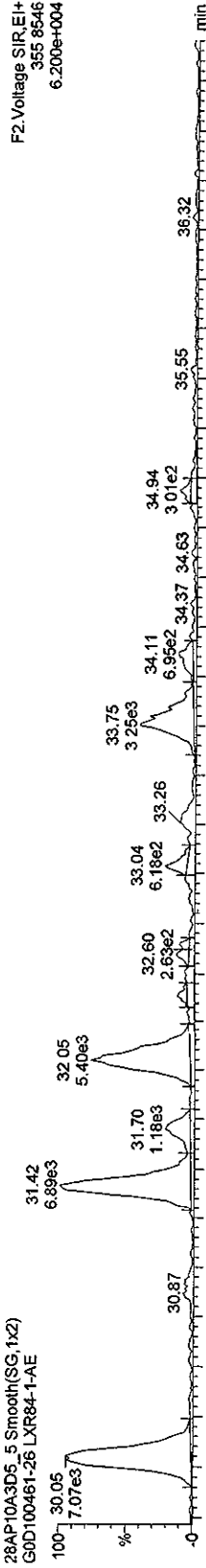
Dataset: C:\MassLynx\JAN2010.PRO\28AP10A3D58290D.qld

Last Altered: Thursday, April 29, 2010 10:06:18 Pacific Daylight Time
Printed: Thursday, April 29, 2010 10:10:12 Pacific Daylight Time

Name: 28AP10A3D5_5, Date: 29-Apr-2010, Time: 03:20:16, ID: LXR84-1-AE, Description: G0D100461-26

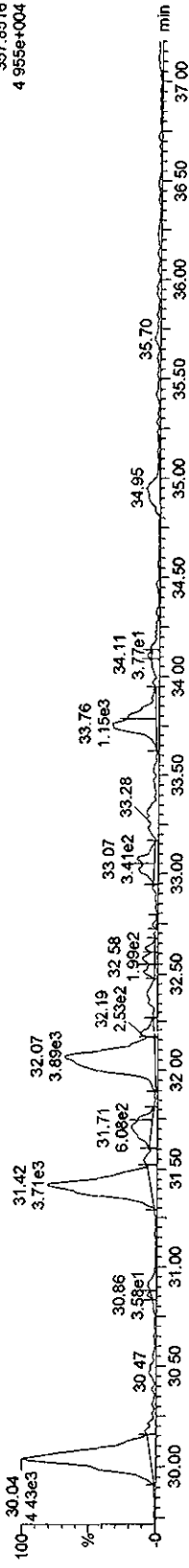
PeCDDs

28AP10A3D5_5 Smooth(SG,1x2)
G0D100461-26 LXR84-1-AE



F2:Voltage SIR.EI+
355.8646
6.200e+004

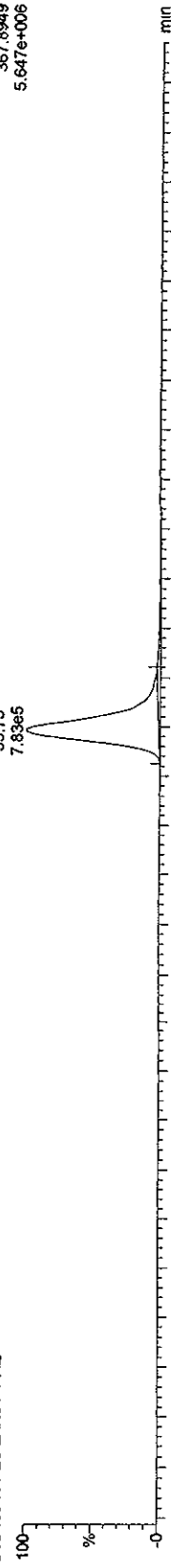
28AP10A3D5_5 Smooth(SG,1x2)
G0D100461-26 LXR84-1-AE



F2:Voltage SIR.EI+
357.8516
4.955e+004

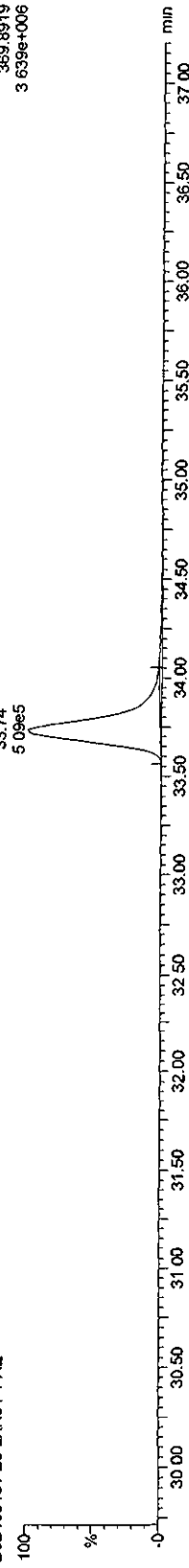
13C-PeCDD

28AP10A3D5_5 Smooth(SG,1x2)
G0D100461-26 LXR84-1-AE



F2:Voltage SIR.EI+
367.8949
5.647e+006

28AP10A3D5_5 Smooth(SG,1x2)
G0D100461-26 LXR84-1-AE



F2:Voltage SIR.EI+
369.8919
3.639e+006

Quantify Sample Report MassLynx 4.1

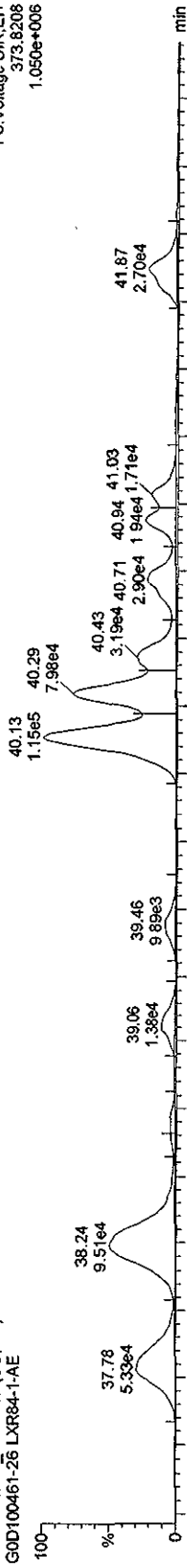
Dataset: C:\MassLynx\JAN2010.PRO\28AP10A3D58290D.qld

Last Altered: Thursday, April 29, 2010 10:06:18 Pacific Daylight Time
 Printed: Thursday, April 29, 2010 10:10:12 Pacific Daylight Time

Name: 28AP10A3D5_5, Date: 29-Apr-2010, Time: 03:20:16, ID: LXR84-1-AE, Description: G0D100461-26

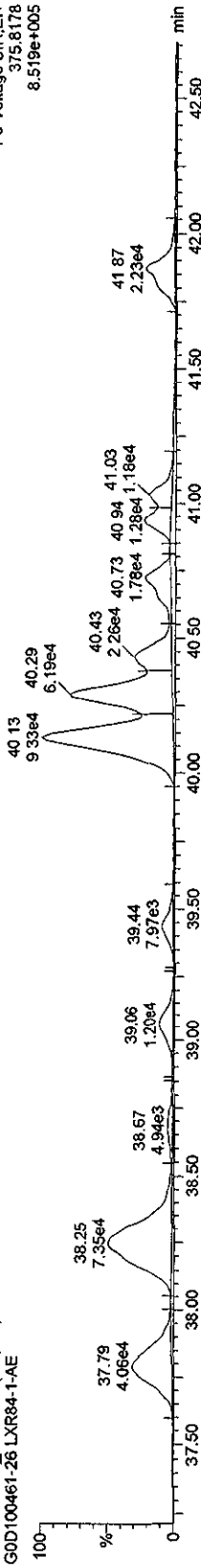
HxCDFs

28AP10A3D5_5 Smooth(SG,1x2)
 G0D100461-26 LXR84-1-AE



F3:Voltage SIR,EI+
 373.8208
 1.050e+006

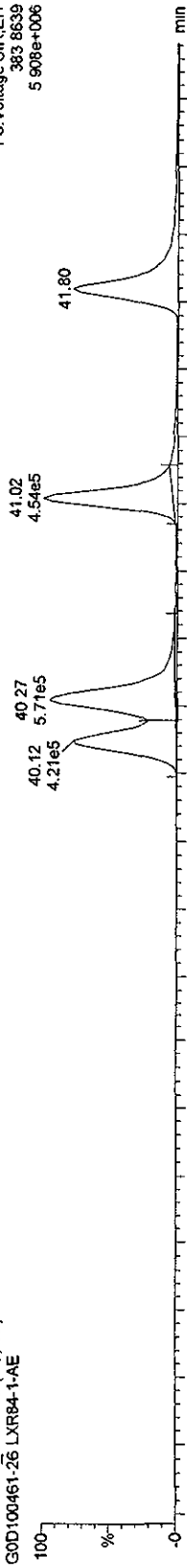
28AP10A3D5_5 Smooth(SG,1x2)
 G0D100461-26 LXR84-1-AE



F3:Voltage SIR,EI+
 375.8178
 8.519e+005

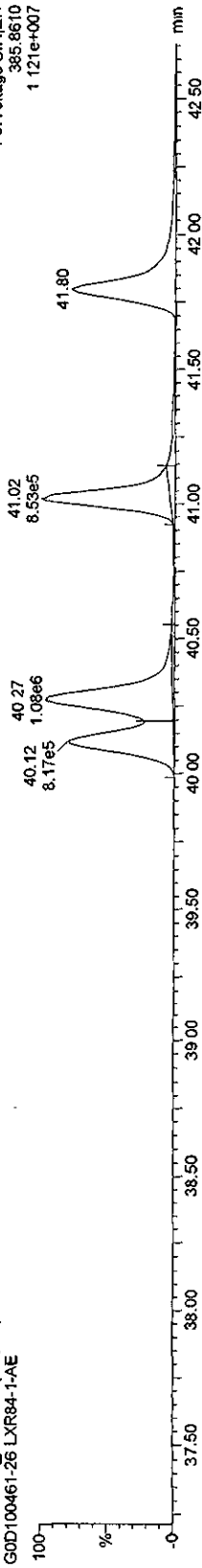
13C-HxCDFs

28AP10A3D5_5 Smooth(SG,1x2)
 G0D100461-26 LXR84-1-AE



F3:Voltage SIR,EI+
 383.8639
 5.908e+006

28AP10A3D5_5 Smooth(SG,1x2)
 G0D100461-26 LXR84-1-AE



F3:Voltage SIR,EI+
 385.8610
 1.121e+007

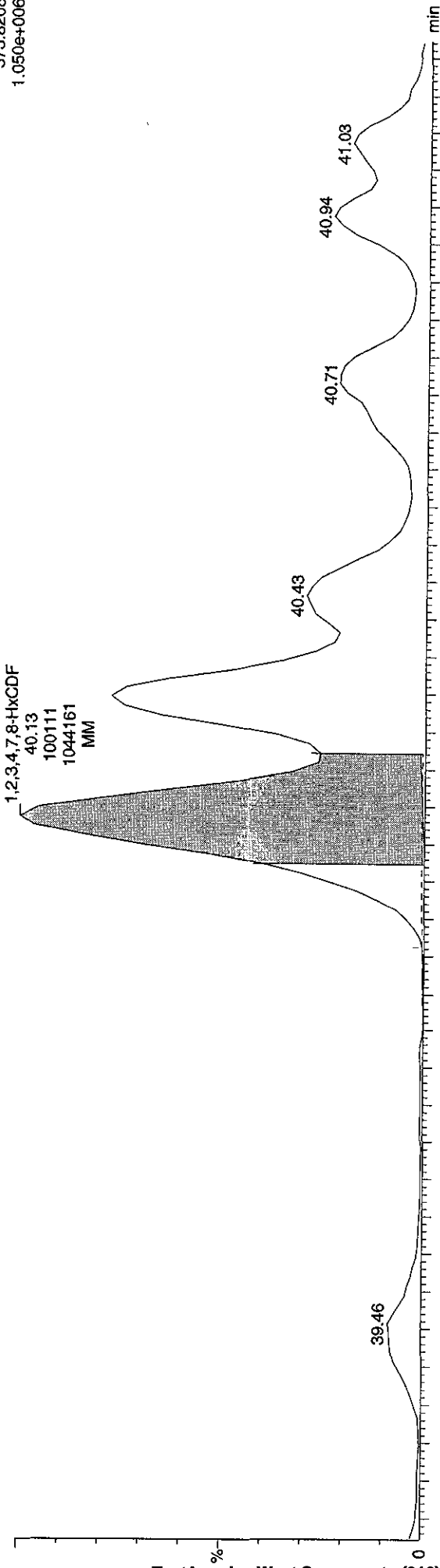
Dataset: Z:\HighRes_Archive\3D5\JAN2010.PRO\28AP10A3D58290DOS.qld

Last Altered: Thursday, April 29, 2010 15:33:21 Pacific Daylight Time
Printed: Thursday, April 29, 2010 15:34:54 Pacific Daylight Time

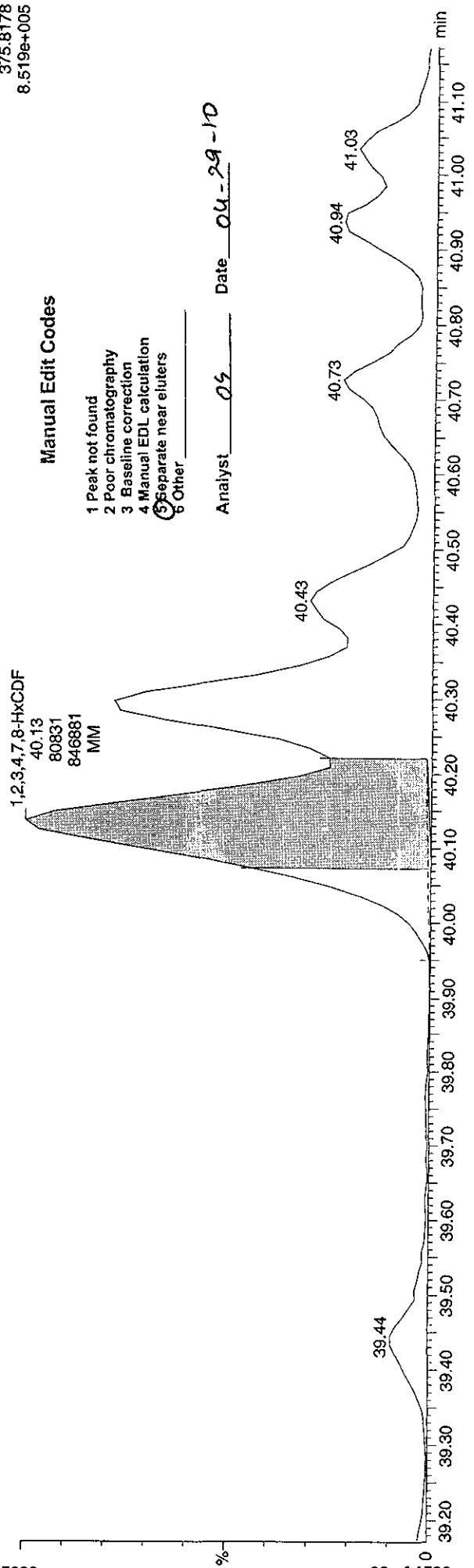
Sample Name: 28AP10A3D5_5

28AP10A3D5_5 Smooth(SG,1x2)
COD100461-26 LXR84-1-AE

F3: Voltage SIR, EI+
373.8208
1.050e+006



F3: Voltage SIR, EI+
375.8178
8.519e+005



Manual Edit Codes

- 1 Peak not found
- 2 Poor chromatography
- 3 Baseline correction
- 4 Manual EDL calculation
- 5 Separate near eluters
- 6 Other

Analyst OS Date 04-29-10

Quantify Compound Report MassLynx 4.1

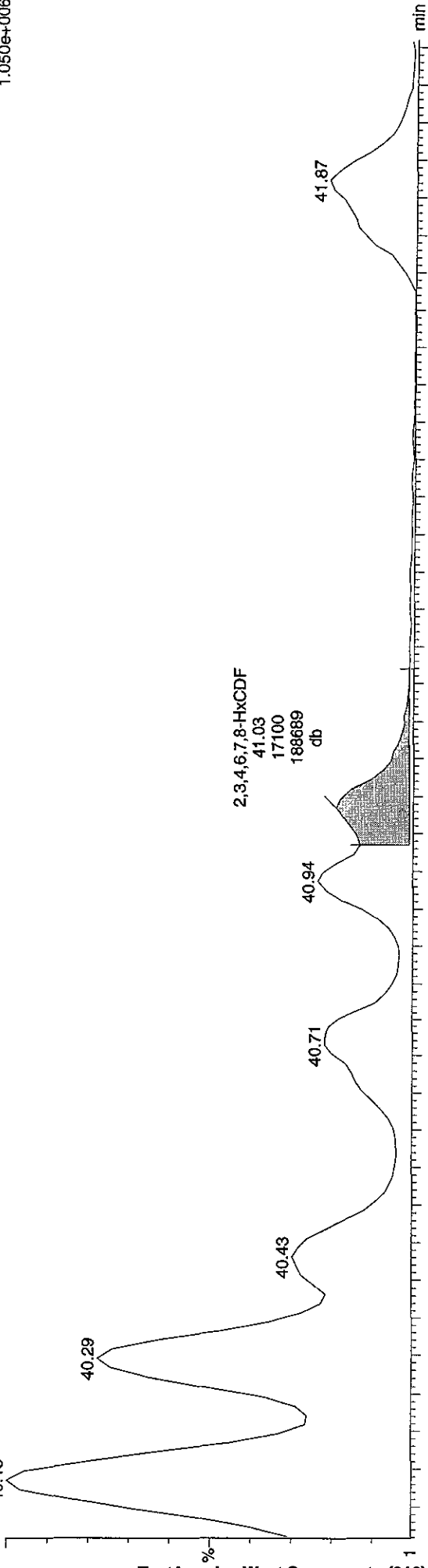
Dataset: Z:\HighRes_Archive\3D5\JAN2010.PRO\28AP10A3D58290DOS.qld

Last Altered: Thursday, April 29, 2010 15:33:21 Pacific Daylight Time
Printed: Thursday, April 29, 2010 15:34:54 Pacific Daylight Time

Sample Name: 28AP10A3D5_5

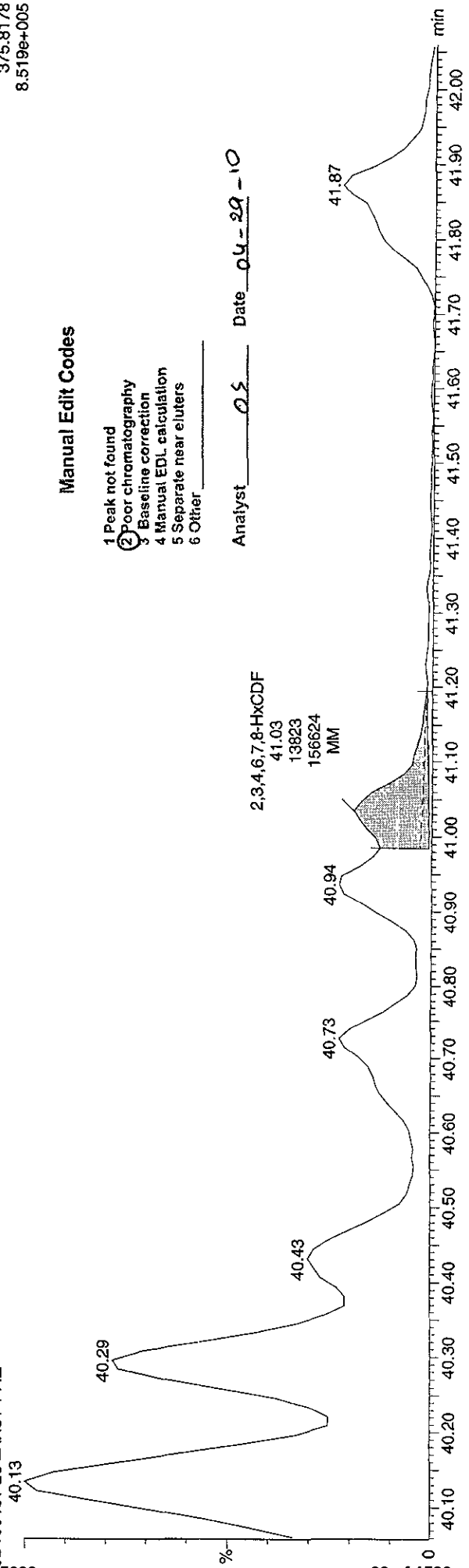
28AP10A3D5_5 Smooth(SG,1x2)
G0D100461-26 LXR84-1-AE

F3:Voltage SIR,EI+
373.8208
1.050e+006



F3:Voltage SIR,EI+
375.8178
8.519e+005

28AP10A3D5_5 Smooth(SG,1x2)
G0D100461-26 LXR84-1-AE



Manual Edit Codes

- 1 Peak not found
- 2 Poor chromatography
- 3 Baseline correction
- 4 Manual EDL calculation
- 5 Separate near eluters
- 6 Other

Analyst OS Date 04-29-10

Quantify Compound Report MassLynx 4.1

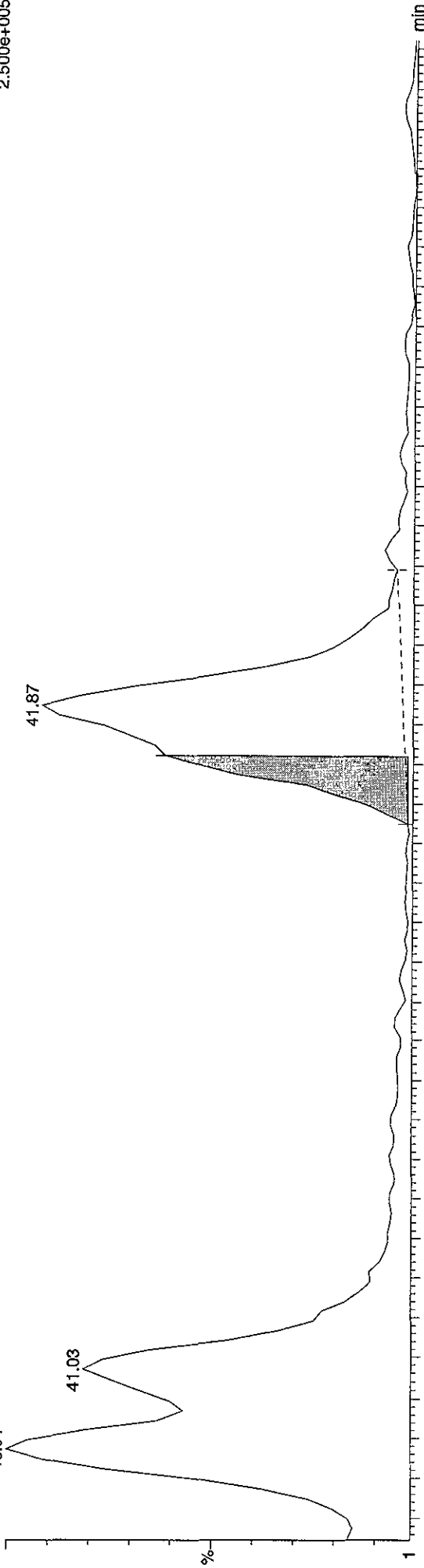
Dataset: Z:\HighRes_Archive\3D5\JAN2010.PRO\28AP10A3D58290DOS.cld

Last Altered: Thursday, April 29, 2010 15:33:21 Pacific Daylight Time
Printed: Thursday, April 29, 2010 15:34:54 Pacific Daylight Time

Sample Name: 28AP10A3D5_5

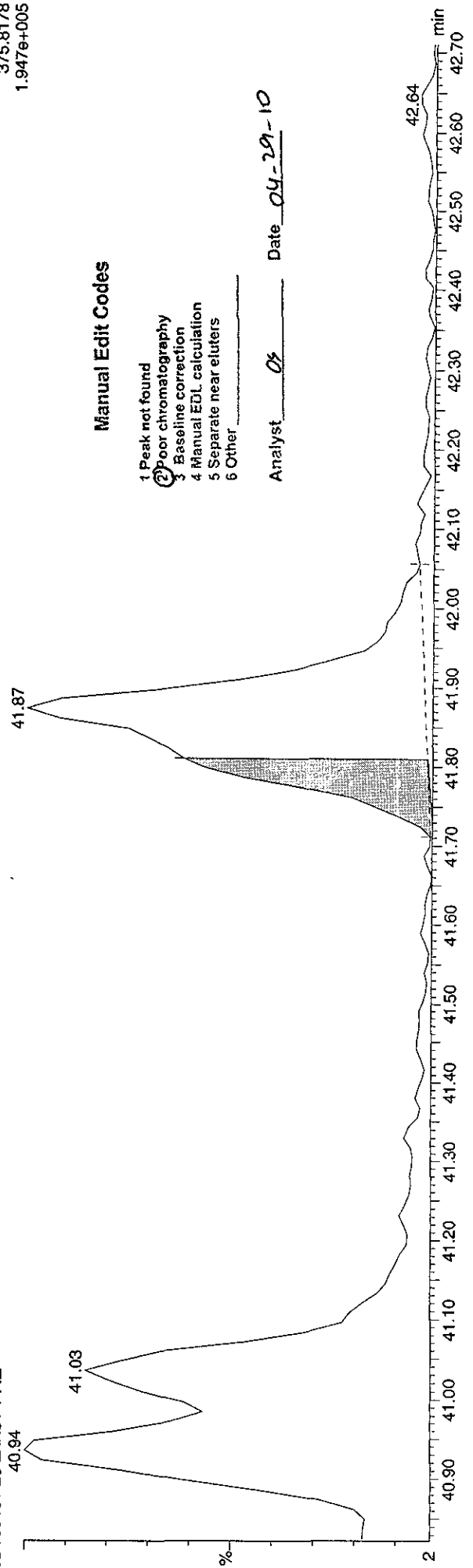
28AP10A3D5_5 Smooth(SG,1x2)
G0D100461-26 LXR84-1-AE

F3:Voltage SIR,EI+
373.8208
2.500e+005



F3:Voltage SIR,EI+
375.8178
1.947e+005

28AP10A3D5_5 Smooth(SG,1x2)
G0D100461-26 LXR84-1-AE



Quantify Sample Report MassLynx 4.1

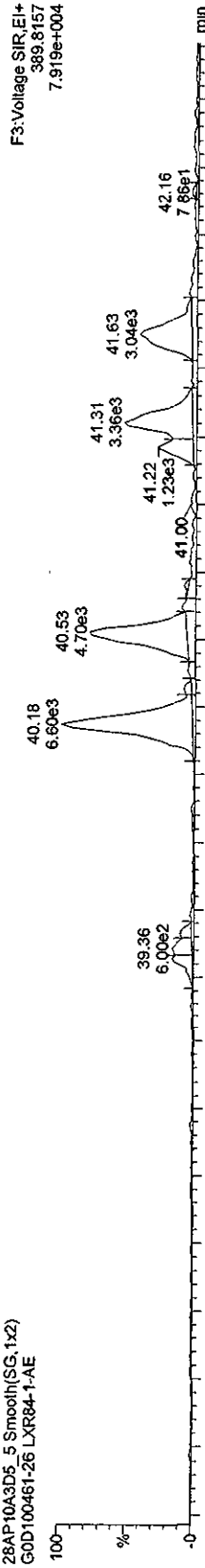
Dataset C:\MassLynx\JAN2010.PRO\28AP10A3D58290D.qld

Last Altered: Thursday, April 29, 2010 10:06:18 Pacific Daylight Time
Printed: Thursday, April 29, 2010 10:10:12 Pacific Daylight Time

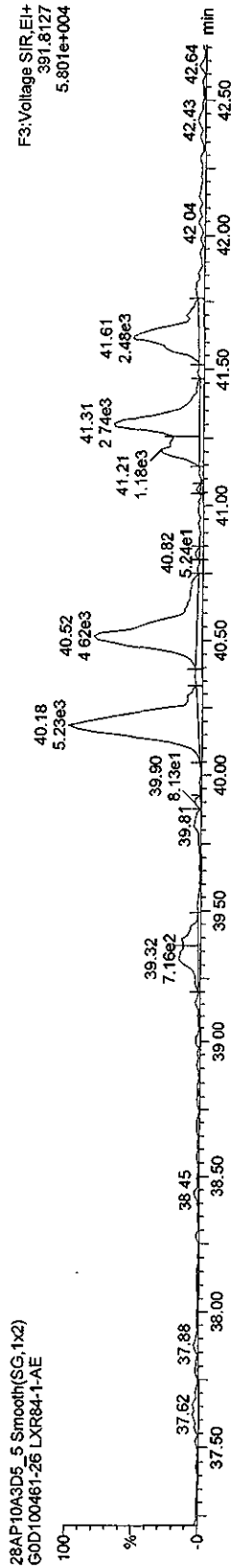
Name: 28AP10A3D5_5, Date: 29-Apr-2010, Time: 03:20:16, ID: LXR84-1-AE, Description: GOD100461-26

HxCDDs

28AP10A3D5_5 Smooth(SG,1x2)
GOD100461-26 LXR84-1-AE




28AP10A3D5_5 Smooth(SG,1x2)
GOD100461-26 LXR84-1-AE

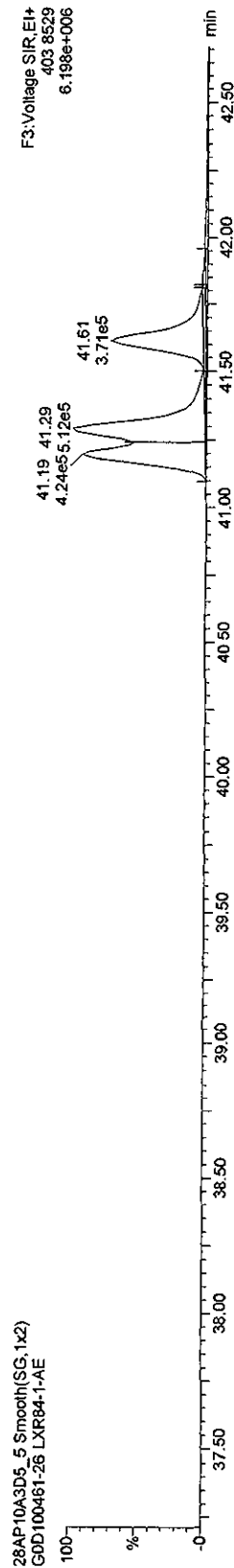


13C-HxCDDs

28AP10A3D5_5 Smooth(SG,1x2)
GOD100461-26 LXR84-1-AE



28AP10A3D5_5 Smooth(SG,1x2)
GOD100461-26 LXR84-1-AE



Quantify Sample Report MassLynx 4.1


Dataset: C:\MassLynx\UAN2010.PRO\28AP10A3D58290D.qld

Last Altered: Thursday, April 29, 2010 10:06:18 Pacific Daylight Time
Printed: Thursday, April 29, 2010 10:10:12 Pacific Daylight Time

Name: 28AP10A3D5_5, Date: 29-Apr-2010, Time: 03:20:16, ID: LXR84-1-AE, Description: G0D100461-26


HpCDFs

28AP10A3D5_5 Smooth(SG,1x2)
G0D100461-26 LXR84-1-AE



F4: Voltage SIR, EI+
407.7818
2.370e+006


28AP10A3D5_5 Smooth(SG,1x2)
G0D100461-26 LXR84-1-AE



F4: Voltage SIR, EI+
409.7789
2.294e+006


13C-HpCDFs

28AP10A3D5_5 Smooth(SG,1x2)
G0D100461-26 LXR84-1-AE



F4: Voltage SIR, EI+
417.8253
3.164e+006

28AP10A3D5_5 Smooth(SG,1x2)
G0D100461-26 LXR84-1-AE



F4: Voltage SIR, EI+
419.8220
7.187e+006

Quantify Sample Report MassLynx 4.1

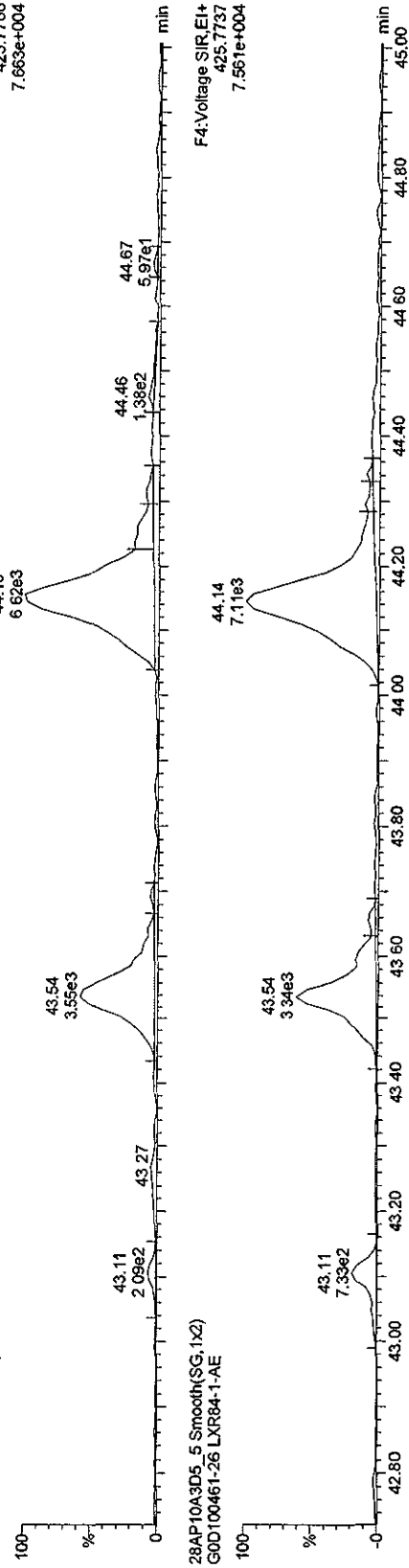
Dataset: C:\MassLynx\JAN2010.PRO\28AP10A3D58290D.qld

Last Altered: Thursday, April 29, 2010 10:06:18 Pacific Daylight Time
Printed: Thursday, April 29, 2010 10:10:12 Pacific Daylight Time

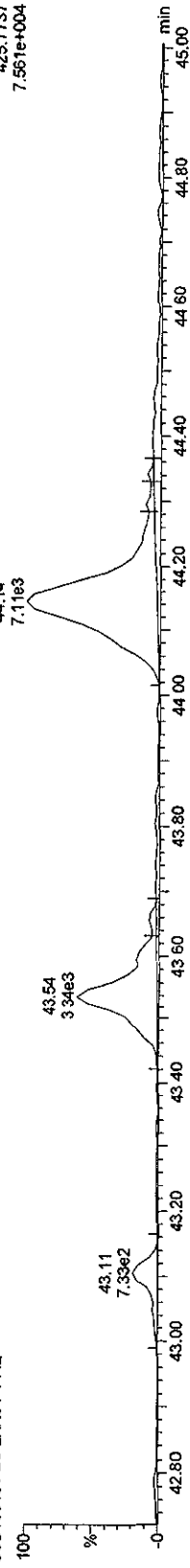
Name: 28AP10A3D5_5, Date: 29-Apr-2010, Time: 03:20:16, ID: LXR84-1-AE, Description: G0D100461-26

HpCDDs

28AP10A3D5_5 Smooth(SG,1x2)
G0D100461-26 LXR84-1-AE




28AP10A3D5_5 Smooth(SG,1x2)
G0D100461-26 LXR84-1-AE

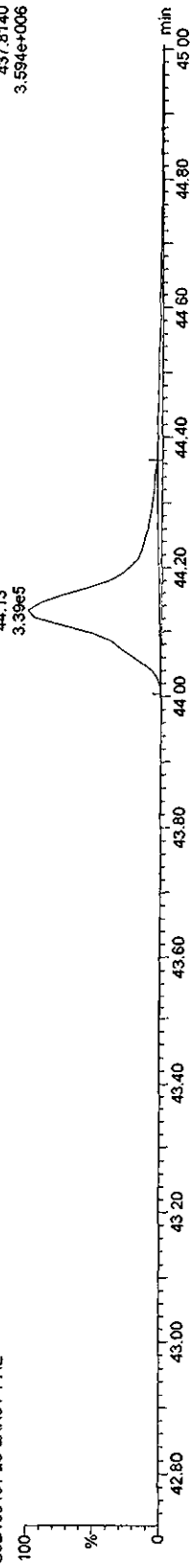


13C-HpCDD

28AP10A3D5_5 Smooth(SG,1x2)
G0D100461-26 LXR84-1-AE



28AP10A3D5_5 Smooth(SG,1x2)
G0D100461-26 LXR84-1-AE



Quantify Compound Report MassLynx 4.1

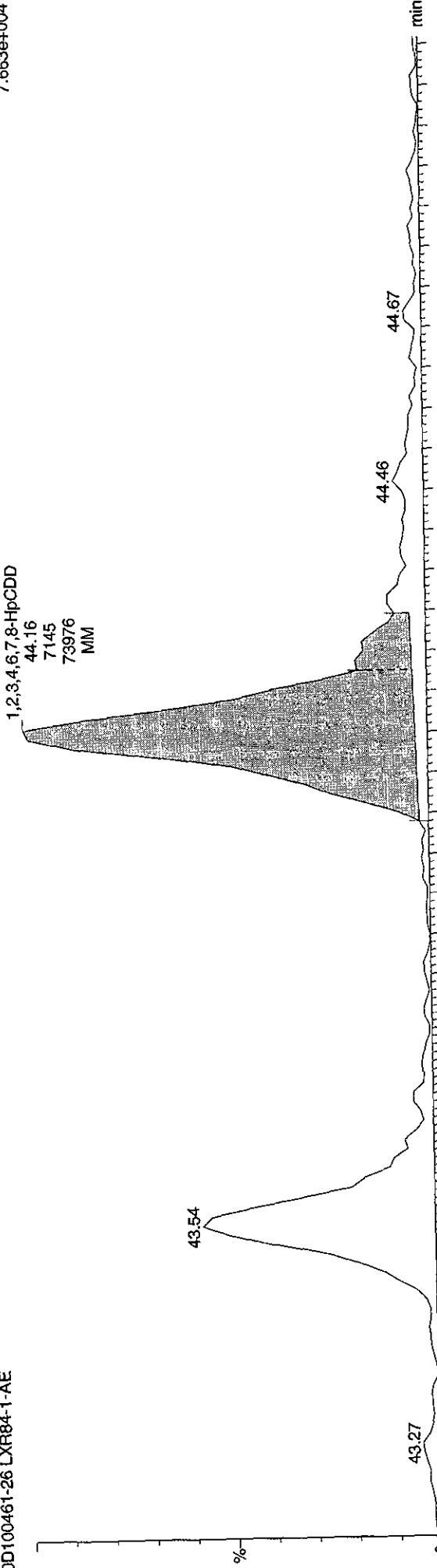
Dataset: Z:\HighRes_Archive\3D5\JAN2010.PRO\28AP10A3D58290DOS.qld

Last Altered: Thursday, April 29, 2010 15:33:21 Pacific Daylight Time
Printed: Thursday, April 29, 2010 15:34:54 Pacific Daylight Time

Sample Name: 28AP10A3D5_5

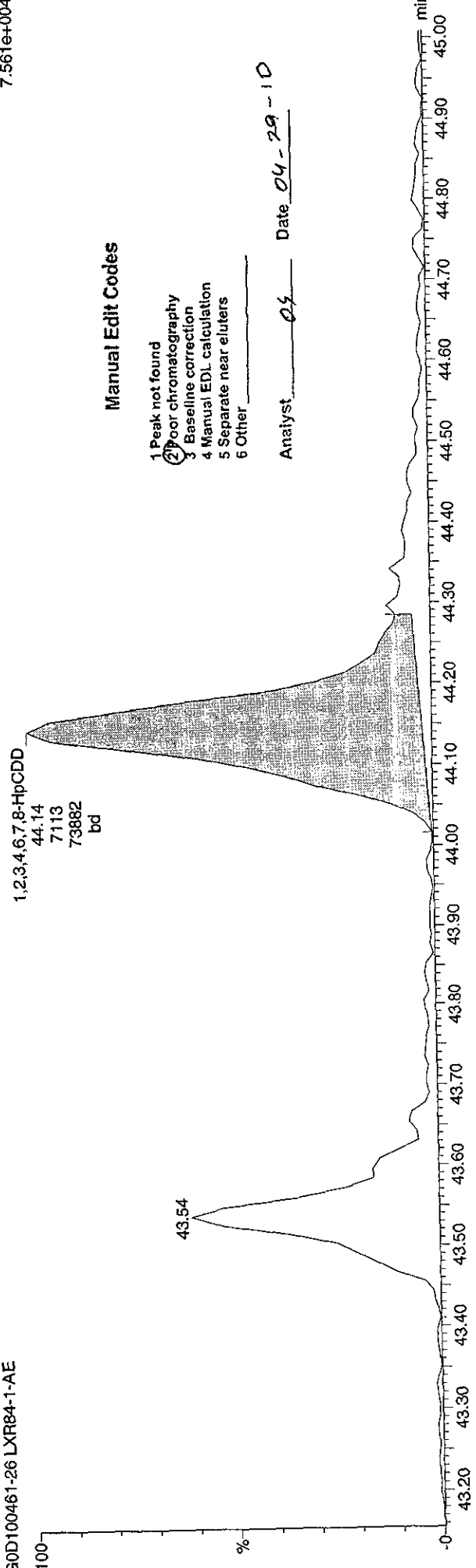
28AP10A3D5_5 Smooth(SG,1x2)
G0D100461-26 LXR84-1-AE

F4: Voltage SIR, EI+
423.7766
7.663e+004



F4: Voltage SIR, EI+
425.7737
7.561e+004

28AP10A3D5_5 Smooth(SG,1x2)
G0D100461-26 LXR84-1-AE



Manual Edit Codes

- 1 Peak not found
- 2 Poor chromatography
- 3 Baseline correction
- 4 Manual EDL calculation
- 5 Separate near eluters
- 6 Other

Analyst: CS Date 04-29-10

Quantify Sample Report MassLynx 4.1

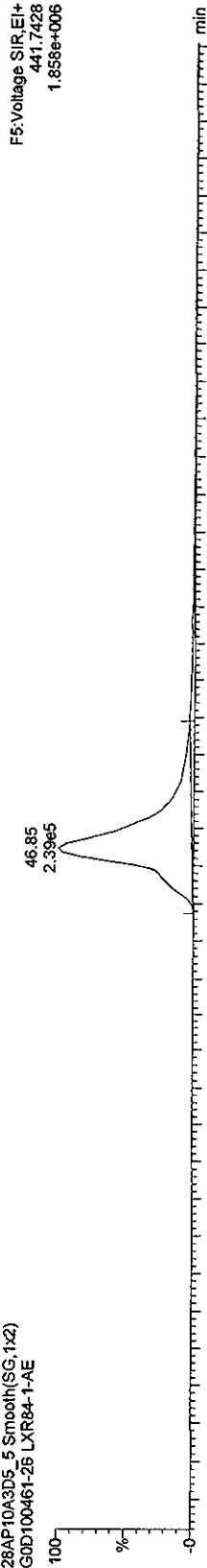
Dataset: C:\MassLynx\JAN2010.PRO\28AP10A3D58290D.qld

Last Altered: Thursday, April 29, 2010 10:06:18 Pacific Daylight Time
Printed: Thursday, April 29, 2010 10:10:12 Pacific Daylight Time

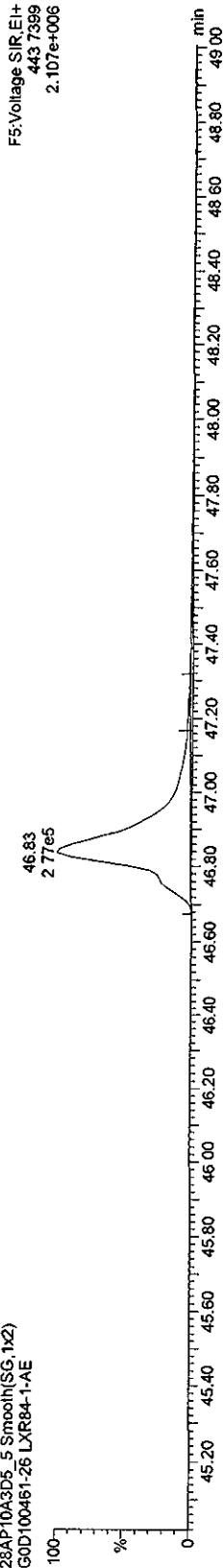
Name: 28AP10A3D5_5, Date: 29-Apr-2010, Time: 03:20:16, ID: LXR84-1-AE, Description: GOD100461-26

OCDFs

28AP10A3D5_5 Smooth(SG,1x2)
GOD100461-26 LXR84-1-AE

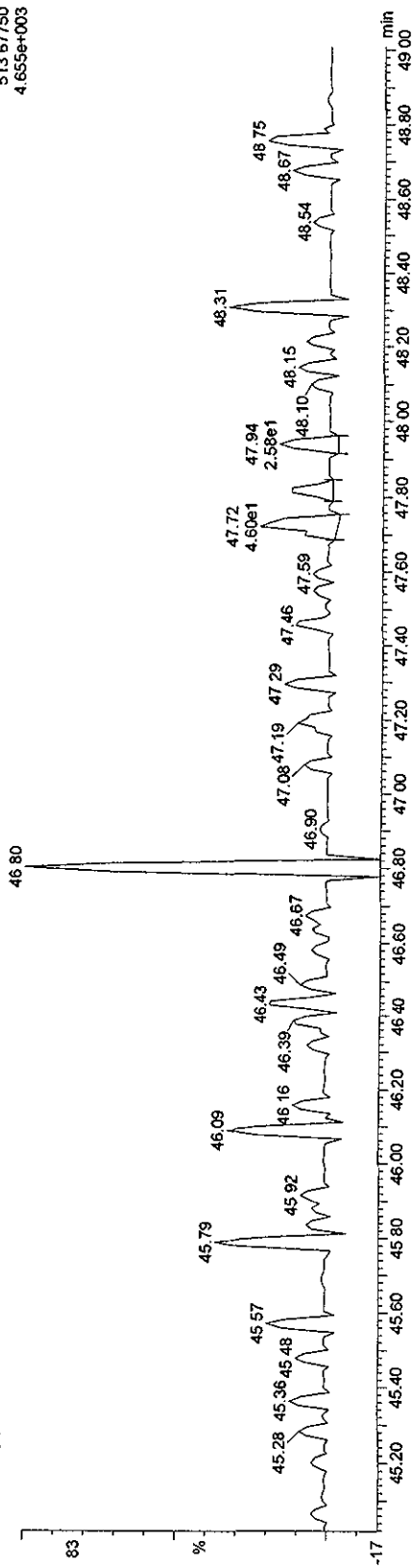


28AP10A3D5_5 Smooth(SG,1x2)
GOD100461-26 LXR84-1-AE



OCDF PCDFE

28AP10A3D5_5 Smooth(SG,1x2)
GOD100461-26 LXR84-1-AE

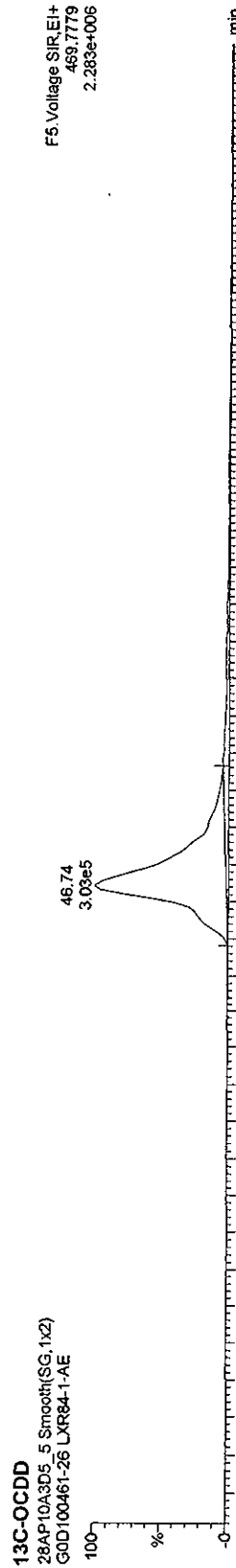
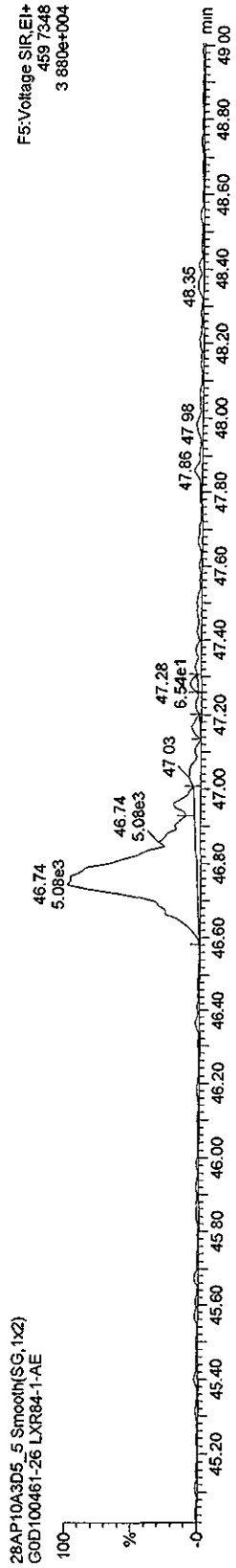
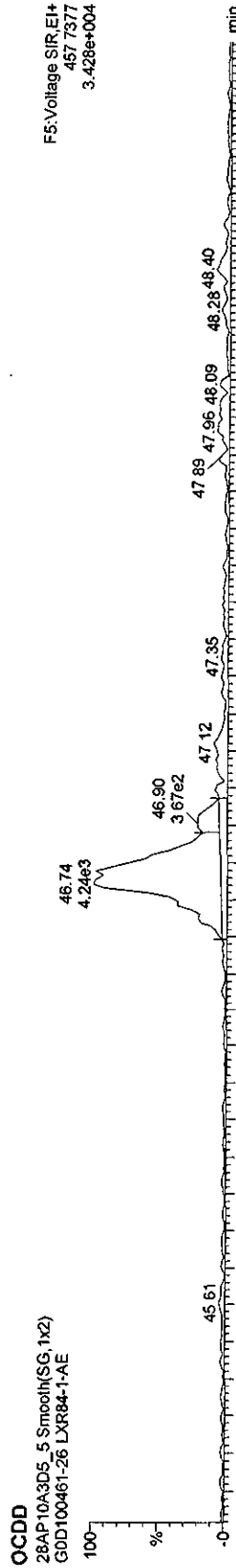


Quantify Sample Report MassLynx 4.1

Dataset: C:\MassLynx\JAN2010.PRO\28AP10A3D58290D.qld

Last Altered: Thursday, April 29, 2010 10:06:18 Pacific Daylight Time
Printed: Thursday, April 29, 2010 10:10:12 Pacific Daylight Time

Name: 28AP10A3D5_5, Date: 29-Apr-2010, Time: 03:20:16, ID: LXR84-1-AE, Description: G0D100461-26



Quantify Sample Report MassLynx 4.1

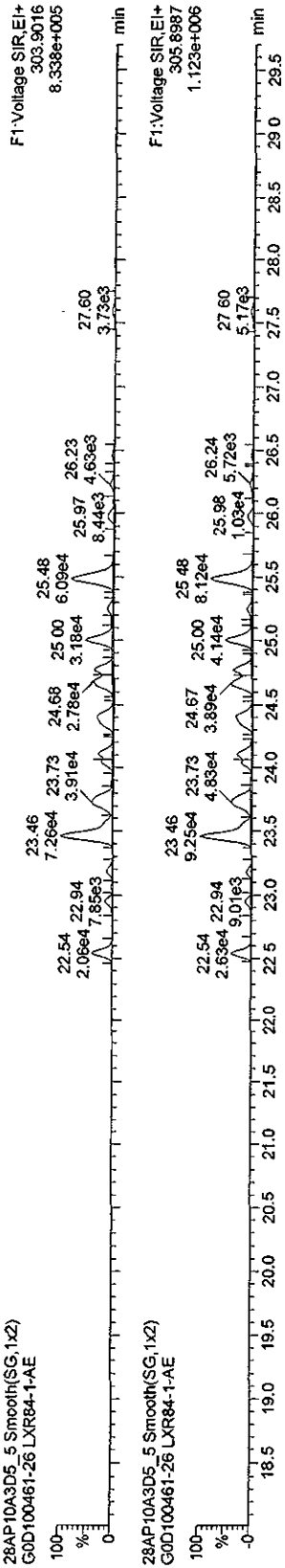
Dataset: C:\MassLynx\JAN2010.PRO\28AP10A3D58290D.qld

Last Altered: Thursday, April 29, 2010 10:06:18 Pacific Daylight Time
Printed: Thursday, April 29, 2010 10:10:12 Pacific Daylight Time

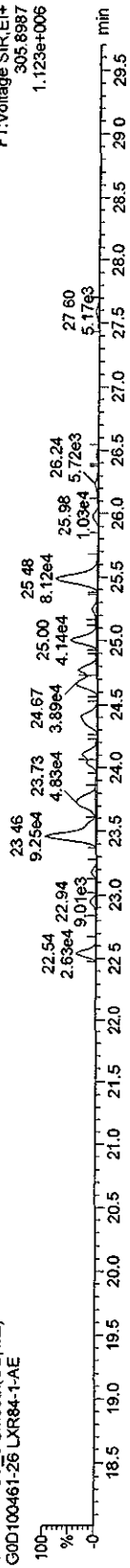
Name: 28AP10A3D5_5, Date: 29-Apr-2010, Time: 03:20:16, ID: LXR84-1-AE, Description: GOD100461-26

TCDFs

28AP10A3D5_5 Smooth(SG,1x2)
GOD100461-26 LXR84-1-AE

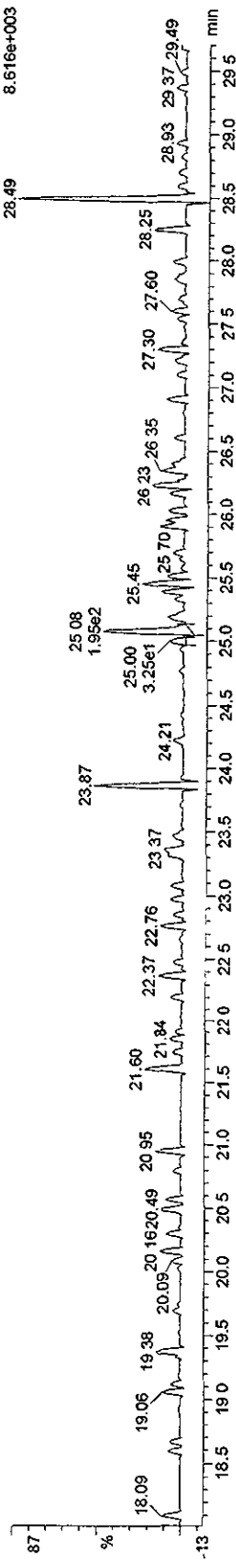


28AP10A3D5_5 Smooth(SG,1x2)
GOD100461-26 LXR84-1-AE



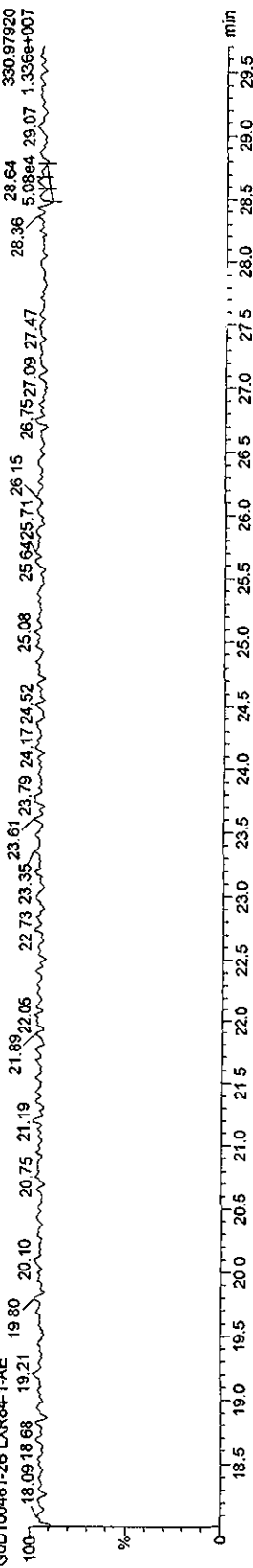
TCDF PCDPE

28AP10A3D5_5 Smooth(SG,1x2)
GOD100461-26 LXR84-1-AE



Function 1 PFK

28AP10A3D5_5 Smooth(SG,1x2)
GOD100461-26 LXR84-1-AE



Quantify Sample Report MassLynx 4.1

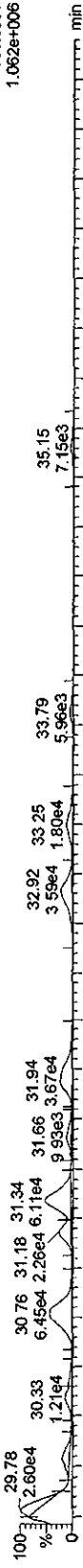
Dataset: C:\MassLynx\UAN2010.PRO\28AP10A3D58290D.qld

Last Altered: Thursday, April 29, 2010 10:06:18 Pacific Daylight Time
Printed: Thursday, April 29, 2010 10:10:12 Pacific Daylight Time

Name: 28AP10A3D5_5, Date: 29-Apr-2010, Time: 03:20:16, ID: LXR84-1-AE, Description: GOD100461-26

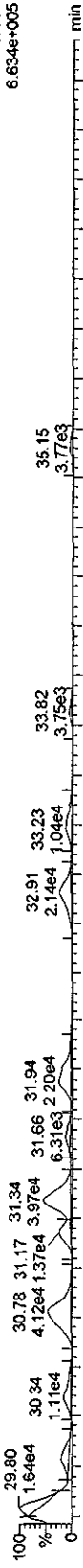
PeCDF

28AP10A3D5_5 Smooth(SG,1x2)
GOD100461-26 LXR84-1-AE



F2 Voltage SIR, EI+
339.8597
1.062e+006

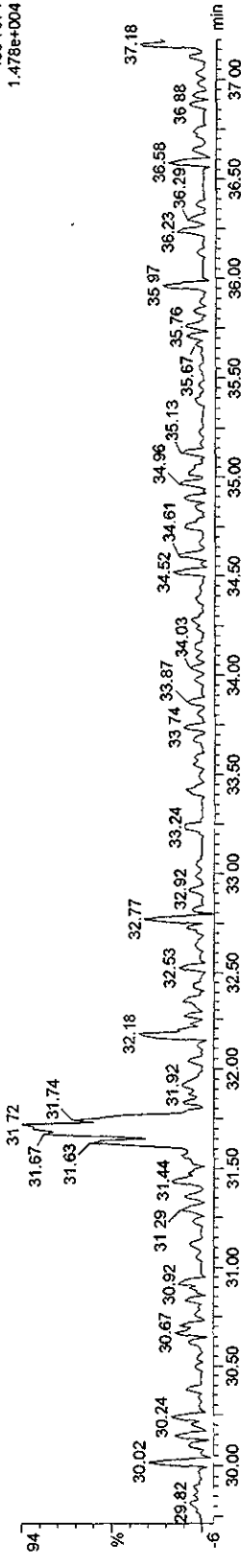
28AP10A3D5_5 Smooth(SG,1x2)
GOD100461-26 LXR84-1-AE



F2: Voltage SIR, EI+
341.8567
6.634e+005

F2 PeCDF PCDFE

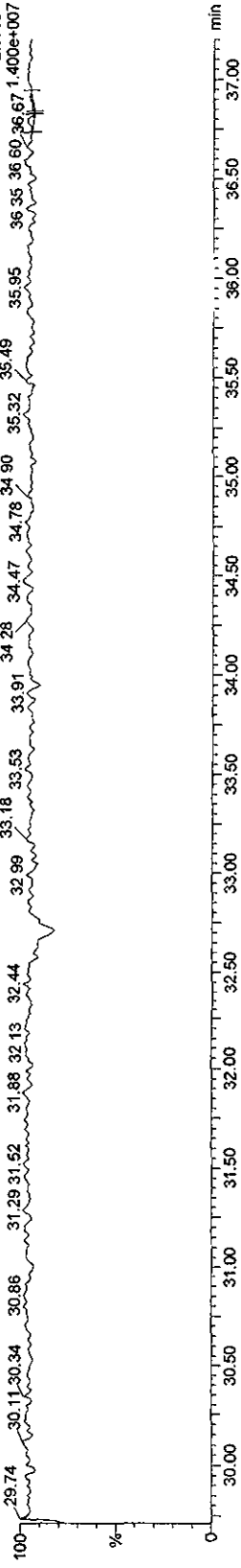
28AP10A3D5_5 Smooth(SG,1x2)
GOD100461-26 LXR84-1-AE



F2 Voltage SIR, EI+
409.7974
1.478e+004

Function 2 PFK

28AP10A3D5_5 Smooth(SG,1x2)
GOD100461-26 LXR84-1-AE



F2: Voltage SIR, EI+
342.97920
1.400e+007

Quantify Sample Report MassLynx 4.1

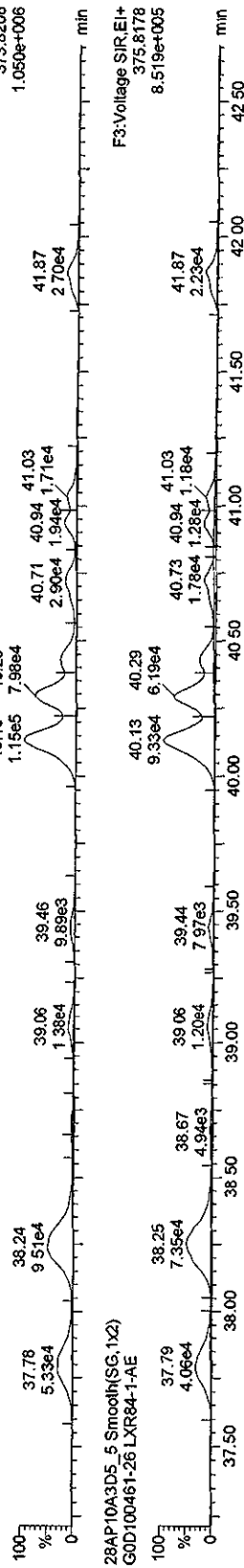
Dataset: C:\MassLynx\JAN2010.PRO\28AP10A3D58290D.qld

Last Altered: Thursday, April 29, 2010 10:06:18 Pacific Daylight Time
Printed: Thursday, April 29, 2010 10:10:12 Pacific Daylight Time

Name: 28AP10A3D5_5, Date: 29-Apr-2010, Time: 03:20:16, ID: LXR84-1-AE, Description: GOD100461-26

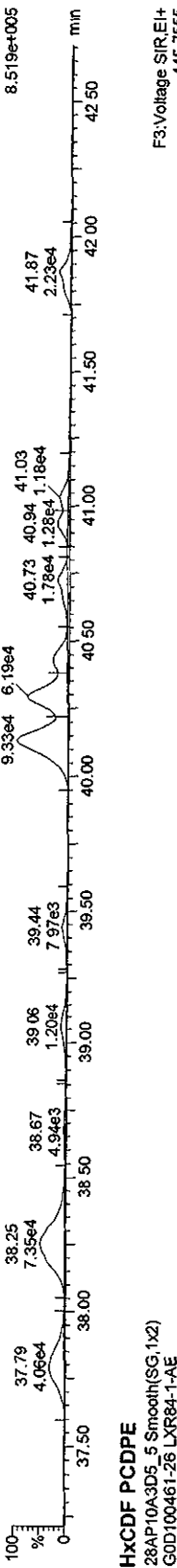
HxCDFs

28AP10A3D5_5 Smooth(SG,1X2)
GOD100461-26 LXR84-1-AE



F3:Voltage SIR.EI+
373.8208
1.050e+006

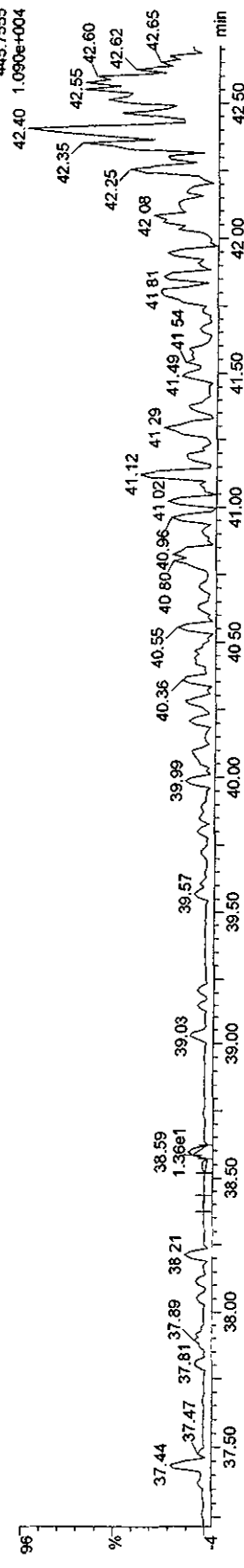
28AP10A3D5_5 Smooth(SG,1X2)
GOD100461-26 LXR84-1-AE



F3:Voltage SIR.EI+
375.8178
8.519e+005

HxCDF PCDPPE

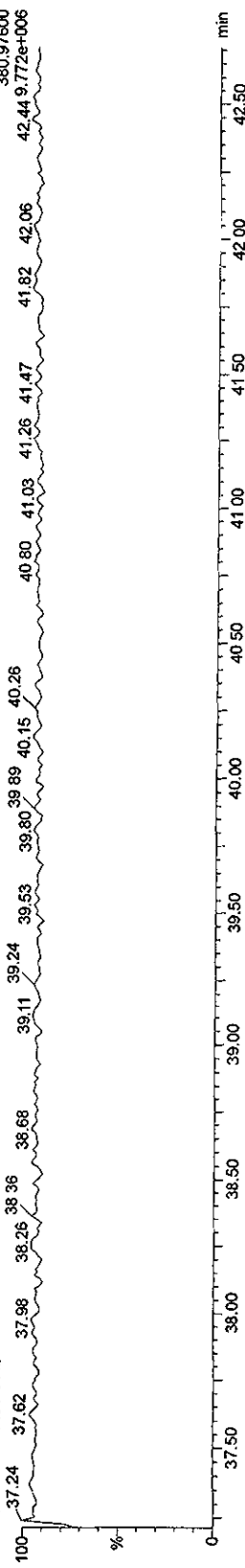
28AP10A3D5_5 Smooth(SG,1X2)
GOD100461-26 LXR84-1-AE



F3:Voltage SIR.EI+
445.7555
1.090e+004

Function 3 PFK

28AP10A3D5_5 Smooth(SG,1X2)
GOD100461-26 LXR84-1-AE



F3:Voltage SIR.EI+
380.97600
9.772e+006

Quantify Sample Report MassLynx 4.1

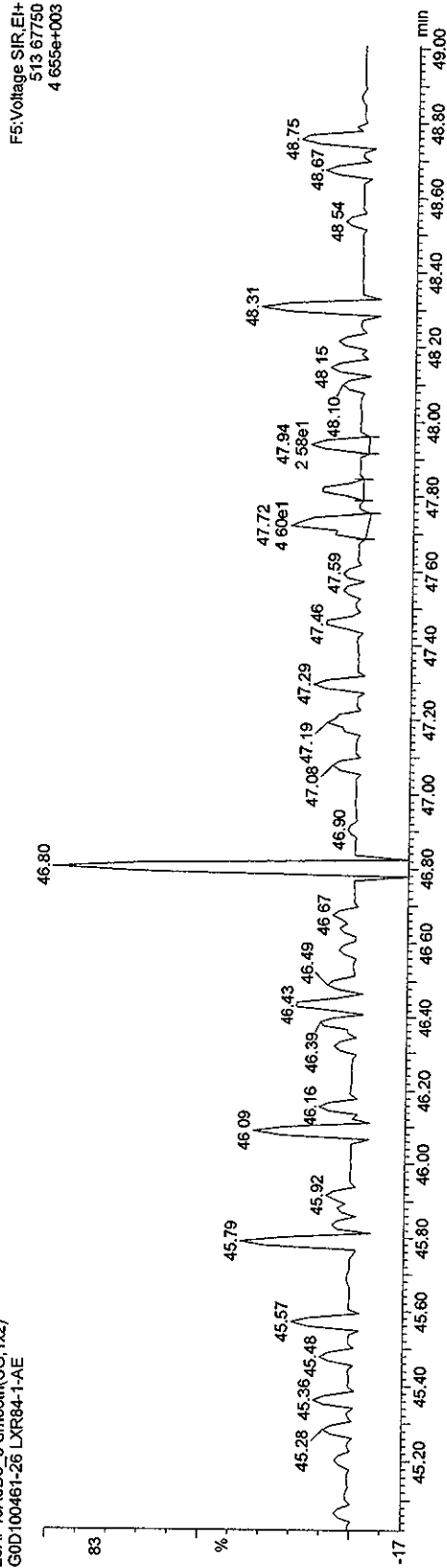
Dataset: C:\MassLynx\JAN2010\PRO\28AP10A3D58290D.qld

Last Altered: Thursday, April 29, 2010 10:06:18 Pacific Daylight Time
Printed: Thursday, April 29, 2010 10:10:12 Pacific Daylight Time

Name: 28AP10A3D5_5, Date: 29-Apr-2010, Time: 03:20:16, ID: LXR84-1-AE, Description: GOD100461-26

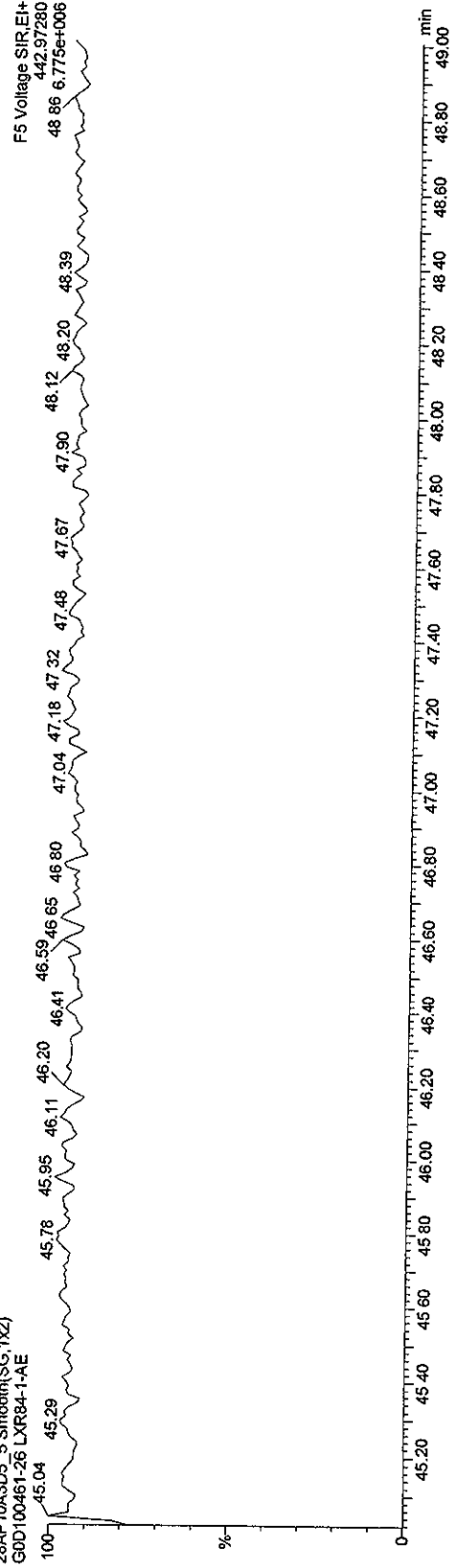
OCDF PCDPE

28AP10A3D5_5 Smooth(SG,1x2)
GOD100461-26 LXR84-1-AE



Function 5 PFK

28AP10A3D5_5 Smooth(SG,1x2)
GOD100461-26 LXR84-1-AE

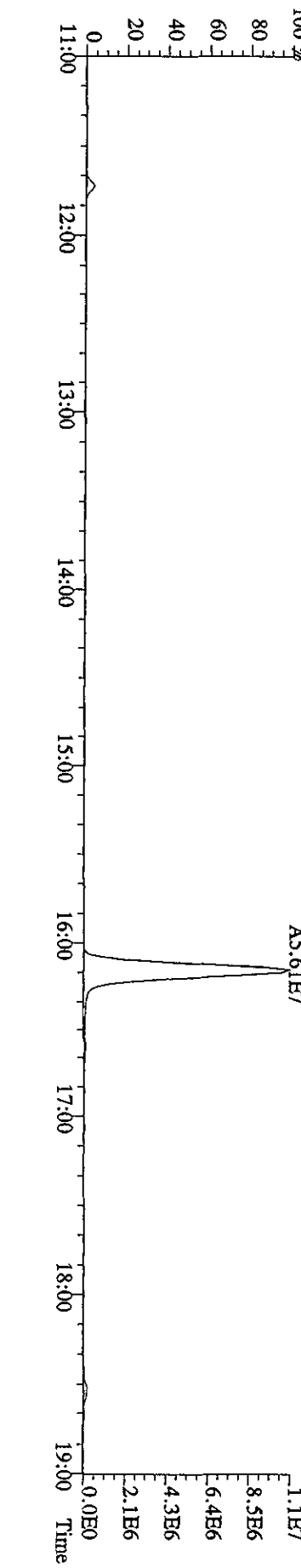
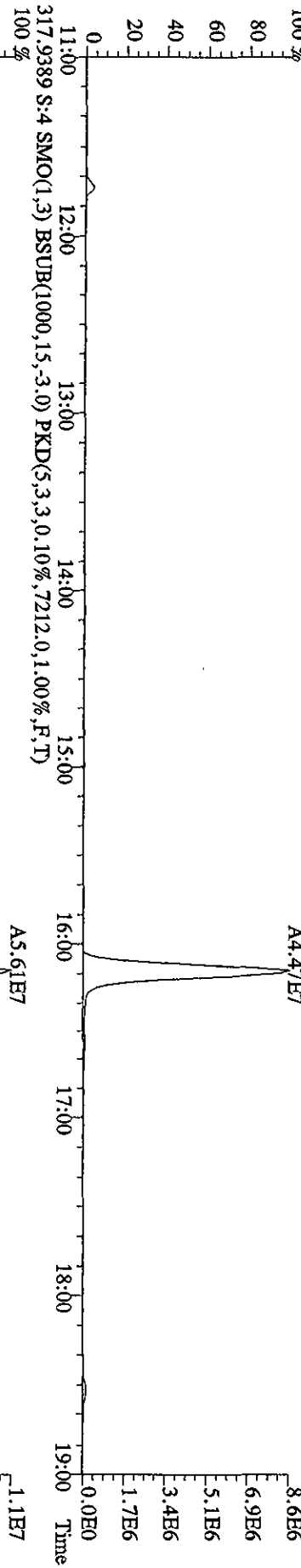
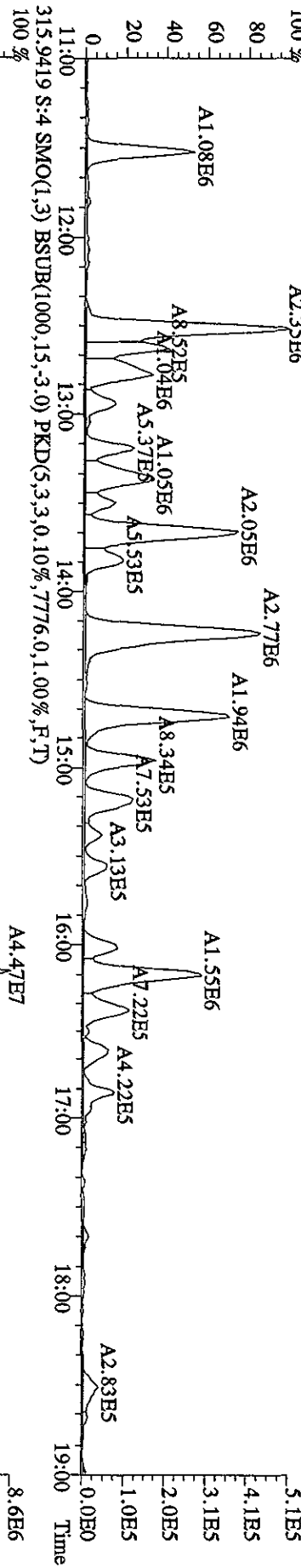
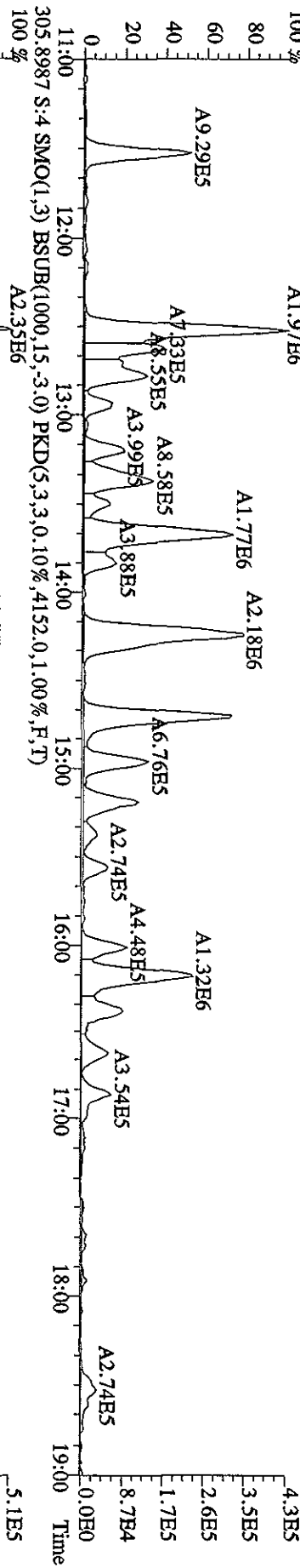


Run text: LXR84-1-AE Sample text: LXR84-1-AE :G0D100461-26
 Run #12 Filename: 01MY10A5D2 S: 4 I: 1 Results: 01MY10A5D2DB225
 Acquired: 1-MAY-10 21:30:01 Processed: 3-MAY-10 09:37:27
 Run: 01MY10A5D2 Analyte: DB225HRS Cal: DB2250421105D2
 Factor 1:1600.000 Factor 2:20.000 Sample size: 10.03 g

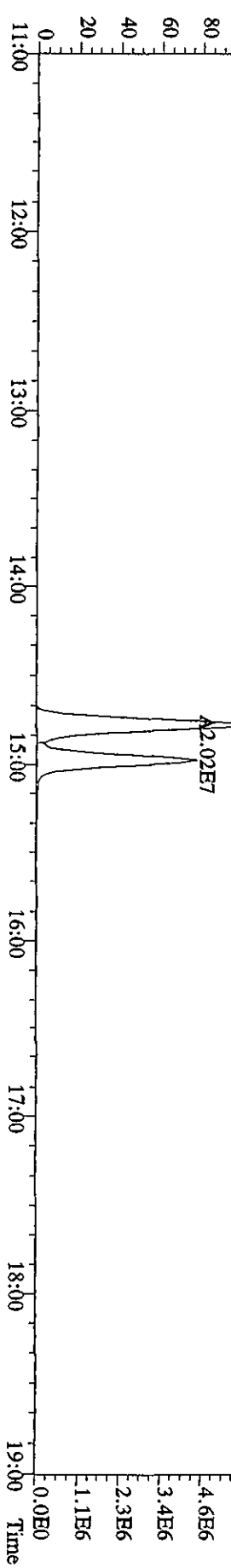
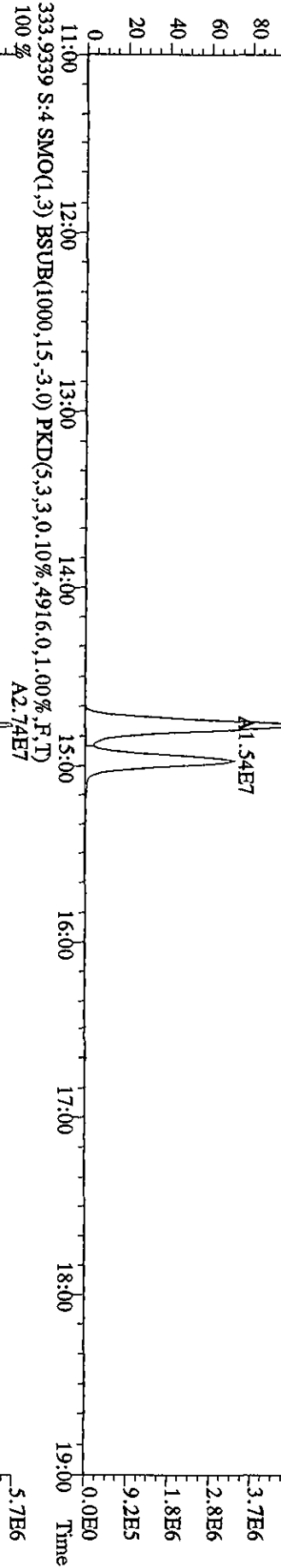
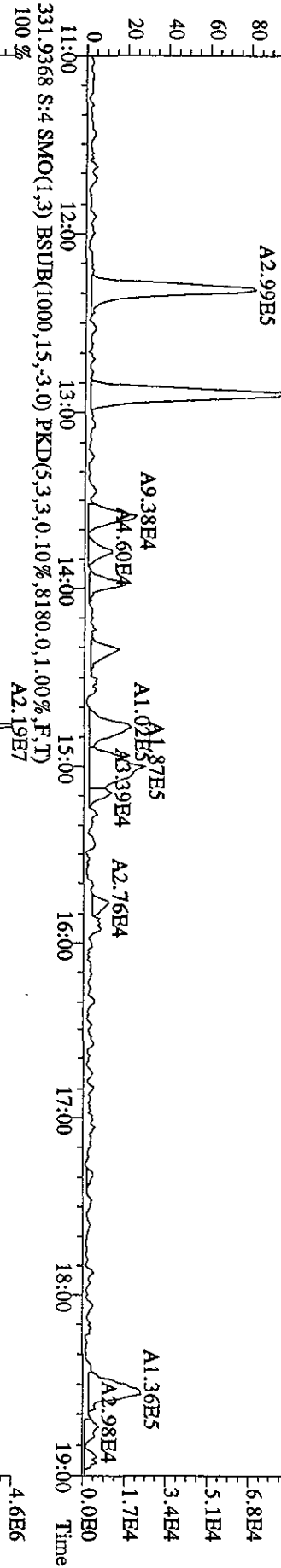
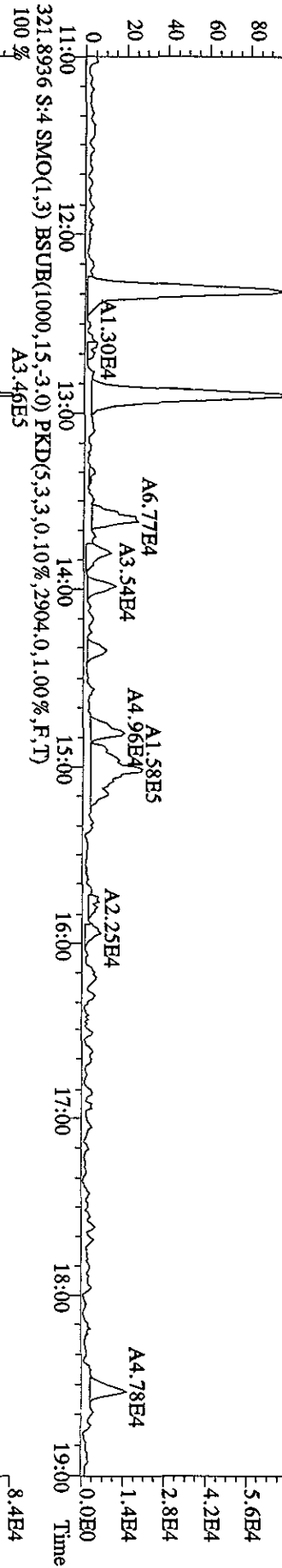
Name	Resp	RA	RT	RRF	Conc	EDL	Rec	M
13C-1,2,3,4-TCDD	35661800	0.76 y	14:58	-	3.574	-	-	n
13C-2,3,7,8-TCDF	100811000	0.80 y	16:09	2.11	133.809	0.276	67.1	n
2,3,7,8-TCDF	2871760	0.85 y	16:11	1.09	5.219 /	0.192 /	-	n
13C-2,3,7,8-TCDD	49242100	0.80 y	14:47	0.95	145.148	0.535	72.8	n
2,3,7,8-TCDD	113944	0.48 n	14:48	1.36	0.340	0.227	-	n
37Cl-2,3,7,8-TCDD	51046600	1.00 y	14:48	2.28	62.645	0.067	78.5	n

05
05-03-10

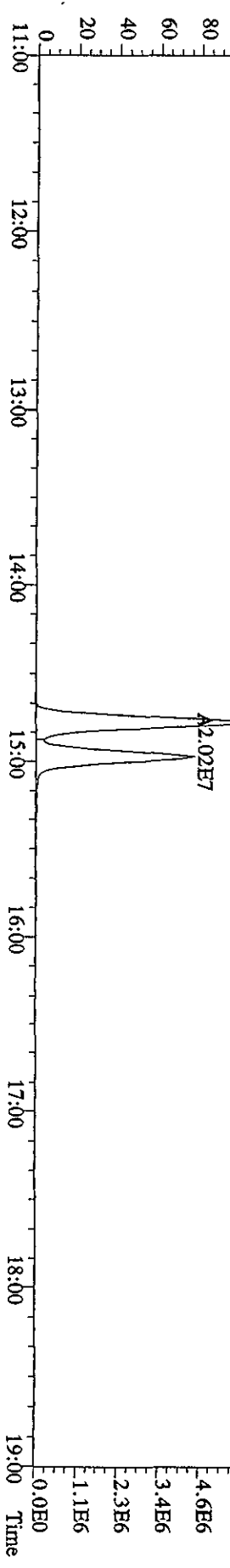
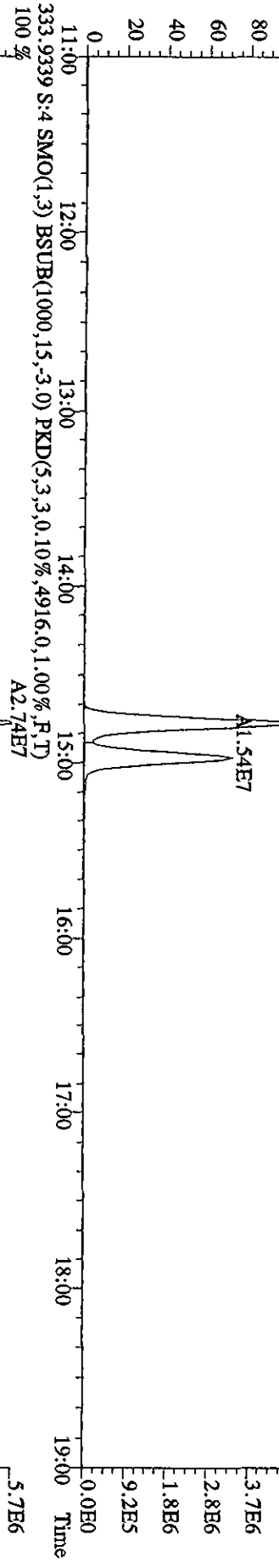
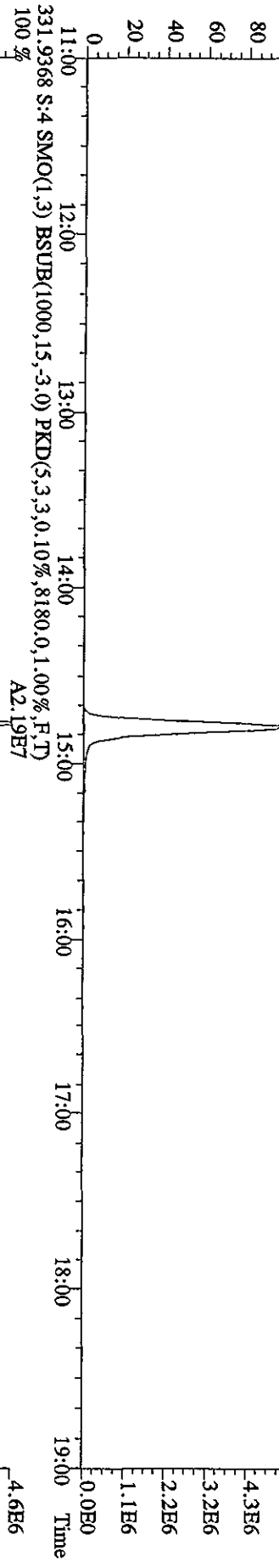
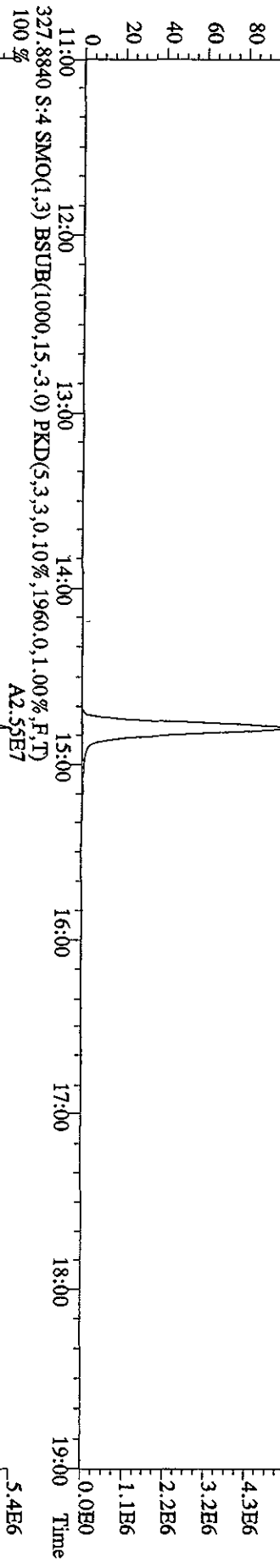
File:01MAY10A5D2 #1-1242 Acq: 1-MAY-2010 21:30:01 GC EI+ Voltage SIR 70SE
 Sample#4 Text:1XR84-1-AE :G0D100461-26 Exp:DB22SR8S
 303.9016 S:4 SMO(1,3) BSUB(1000,15,-3.0) PKD(5,3,3,0,10%,2548,0,1,00%,F,T)
 100%



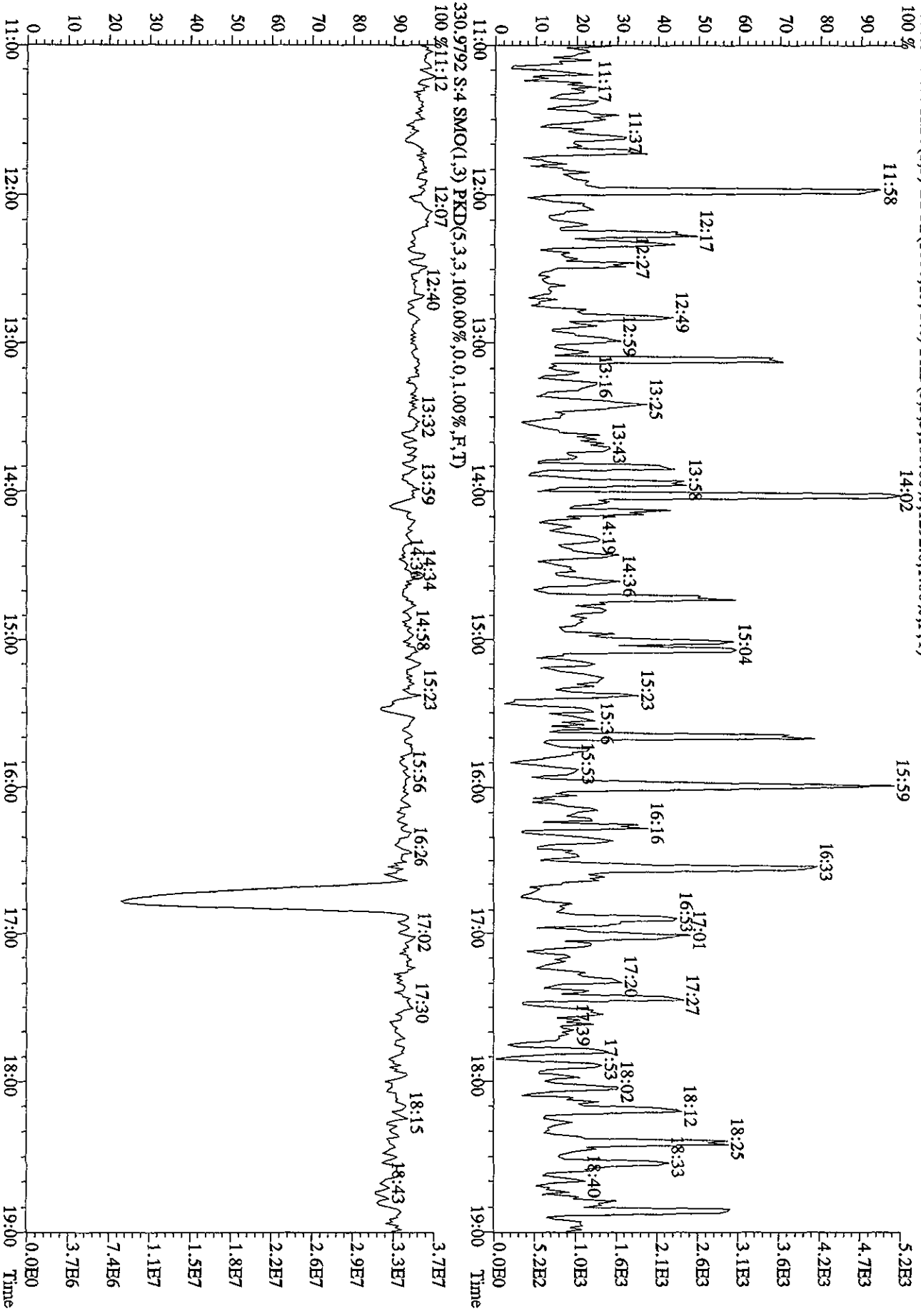
File:01MAY10A5D2 #1-1242 Acq: 1-MAY-2010 21:30:01 GC EI+ Voltage SIR 70SE
 Sample#4 Text: LXR84-1-AE :G0D100461-26 Exp:DB225RES
 319.8965 S:4 SMO(1,3) BSUB(1000,15,-3.0) PKD(5,3,3,0,10%,2420,0,1,00%,F,T)
 100% A2.85E5 A2.82E5



File:01MYY10A5D2 #1-1242 Acq: 1-MAY-2010 21:30:01 GC EI+ Voltage SIR 70SE
 Sample#4 Text:LXR84-1-AE :G0D100461-26 Exp:DB225RES
 327.8840 S:4 SMO(1,3) BSUB(1000,15,-3.0) PKD(5,3,3,0.10%,1960.0,1.00%,F,T) A2.55E7
 100%



File:01MAY10A5D2 #1-1242 Acq: 1-MAY-2010 21:30:01 GC EI+ Voltage SIR 70SE
 Sample#4 Text:LXR84-1-AE :G0D100461-26 Exp:DB225RES
 375.8364 S:4 SMO(1.3) BSUB(1000,15,-3.0) PKD(5,3,3,100.00%,1292.0,1.00%,F,T)



9.84/49.1/93.2

Run text: LXTAR-1-AC Sample text: LXTAR-1-AC :G0D100464-1 [20X]
 Run #12 Filename: 30AP104D5 S: 7 I: 1 Results: 30AP104D58290ASY
 Acquired: 30-APR-10 12:42:33 Processed: 30-APR-10 13:58:14
 Run: 30AP104D5 Analyte: 8290AHRS Cal: 8290A0412104D5
 Factor 1:1600.000 Factor 2:20.000 Sample size: 10.18 g

300 05/03/10

Name	Resp	RA	RT	RRF	Conc	EDL	Rec	M
13C-1,2,3,4-TCDD	3745050	0.81 y	19:29	-	0.277	-	-	n
13C-2,3,7,8-TCDF	7821830	0.83 y	18:55	1.52	134.911	2.571	68.7	n
2,3,7,8-TCDF	111314000	0.78 y	18:57	0.95	2957.647	5.455	-	n
Total TCDF	767027702	0.94 n	15:42	0.95	20380.161	5.455	-	n
13C-2,3,7,8-TCDD	5605320	0.69 y	19:41	0.95	154.815	2.947	78.8	n
2,3,7,8-TCDD	1271848	0.75 y	19:42	1.02	43.660	1.776	-	n
Total TCDD	43124375	0.76 y	17:14	1.02	1480.372	1.776	-	n
37Cl-2,3,7,8-TCDD	5819460	1.00 y	19:42	2.26	67.502	1.775	85.9	n
13C-1,2,3,7,8-PeCDF	5042480	1.56 y	24:33	1.05	125.926	1.469	64.1	n
1,2,3,7,8-PeCDF	68583100	1.51 y	24:34	1.04	2557.642	12.872	-	n
2,3,4,7,8-PeCDF	36122500	1.56 y	26:05	0.98	1432.973	13.693	-	n
Total F2 PeCDF	560229507	1.33 y	22:25	1.01	21503.093	13.270	-	n
Total F1 PeCDF	88881399	1.50 y	20:20	1.01	3417.001	2.350	-	n
13C-1,2,3,7,8-PeCDD	3810830	1.50 y	26:52	0.67	149.086	0.067	75.9	n
1,2,3,7,8-PeCDD	2923100	1.45 y	26:53	0.98	153.472	5.105	-	n
Total PeCDD	32944326	1.48 y	23:14	0.98	1729.679	5.105	-	n
13C-1,2,3,7,8,9-HxCDD	2495170	1.32 y	33:05	-	0.239	-	-	y
13C-1,2,3,4,7,8-HxCDF	3378190	0.50 y	31:55	1.02	129.769	4.982	66.1	n
1,2,3,4,7,8-HxCDF	124238100	1.21 y	31:55	1.21	5958.388	92.848	-	n
1,2,3,6,7,8-HxCDF	79079400	1.23 y	32:02	1.34	3424.948	83.847	-	n
2,3,4,6,7,8-HxCDF	15392990	1.30 y	32:37	1.22	732.407	92.114	-	y
1,2,3,7,8,9-HxCDF	11491070	1.22 y	33:16	1.09	611.718	103.060	-	y
Total HxCDF	487763420	1.21 y	30:32	1.22	23030.084	92.473	-	y
13C-1,2,3,6,7,8-HxCDD	2684970	1.28 y	32:49	0.81	130.973	1.612	66.7	y
1,2,3,4,7,8-HxCDD	1647843	1.17 y	32:45	1.01	119.766	5.415	-	y
1,2,3,6,7,8-HxCDD	3674230	1.26 y	32:50	1.11	241.356	4.894	-	y
1,2,3,7,8,9-HxCDD	3516950	1.26 y	33:06	1.21	212.849	4.509	-	y
Total HxCDD	24746726	1.25 y	31:22	1.11	1622.710	4.912	-	y
13C-1,2,3,4,6,7,8-HpCDF	1714785	0.43 y	34:35	0.86	78.263	3.289	39.8	y
1,2,3,4,6,7,8-HpCDF	134429500	0.94 y	34:36	1.31	11759.864	49.049	-	n
1,2,3,4,7,8,9-HpCDF	56341100	0.96 y	35:44	1.03	6293.690	62.633	-	n
Total HpCDF	259204100	0.94 y	34:36	1.17	24768.247	55.015	-	n
13C-1,2,3,4,6,7,8-HpCDD	1534397	0.99 y	35:24	0.70	86.606	3.270	44.1	n
1,2,3,4,6,7,8-HpCDD	7032800	1.01 y	35:24	1.07	840.112	9.405	-	n
Total HpCDD	9684570	0.99 y	34:51	1.07	1156.883	9.405	-	n
13C-OCDD	1288472	0.94 y	37:54	0.53	95.459	1.306	24.3	n
OCDF	149664900	0.89 y	38:01	1.45	31577.875	5.474	-	n

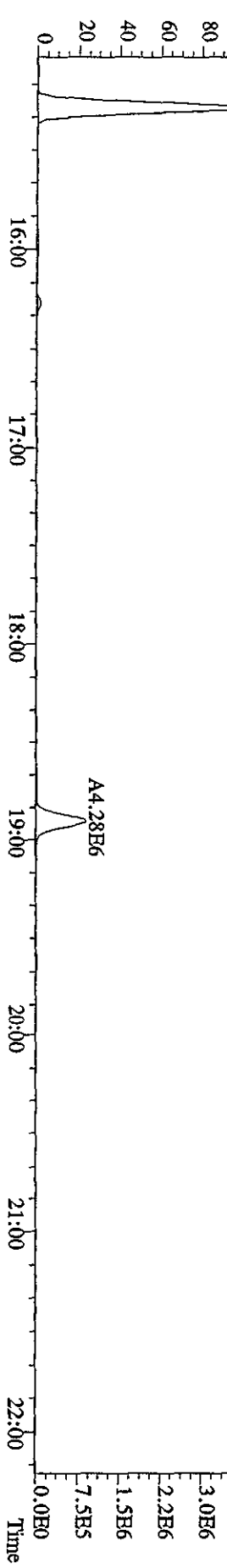
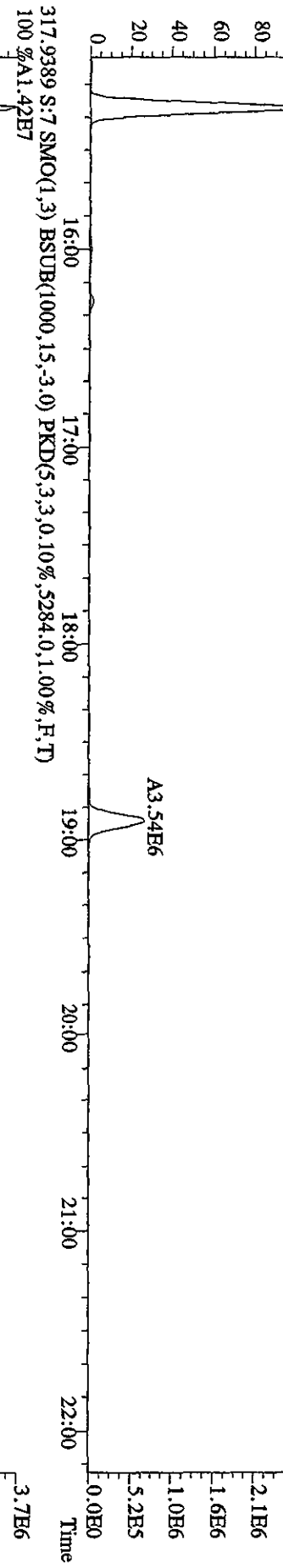
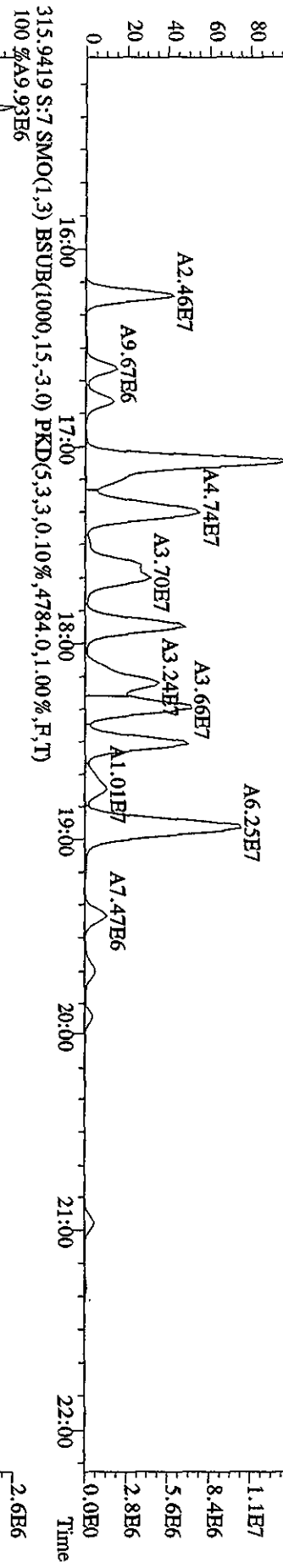
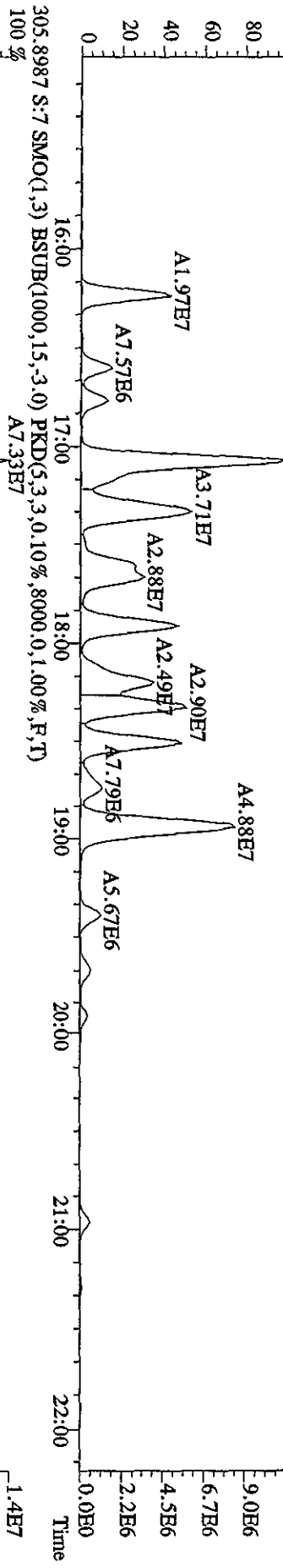
OCDD 4571780 0.93 y 37:55 1.17 1195.448 / 18.764 - n

Run text: LXTAR-1-AC Sample text: LXTAR-1-AC :G0D100464-1 [20X]
 Run #12 Filename: 30AP104D5 S: 7 I: 1 Results: 30AP104D58290A
 Acquired: 30-APR-10 12:42:33 Processed: 30-APR-10 13:58:14
 Run: 30AP104D5 Analyte: 8290AHR5 Cal: 8290A0412104D5
 Factor 1: 1600.000 Factor 2: 20.000 Sample size: 10.18007g

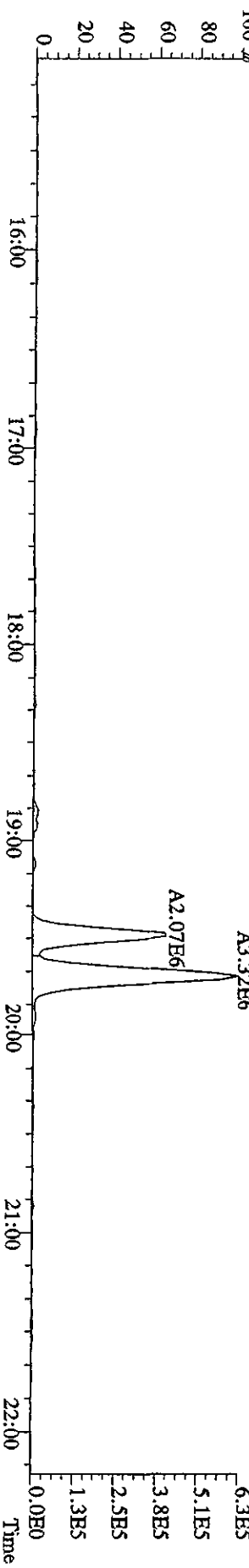
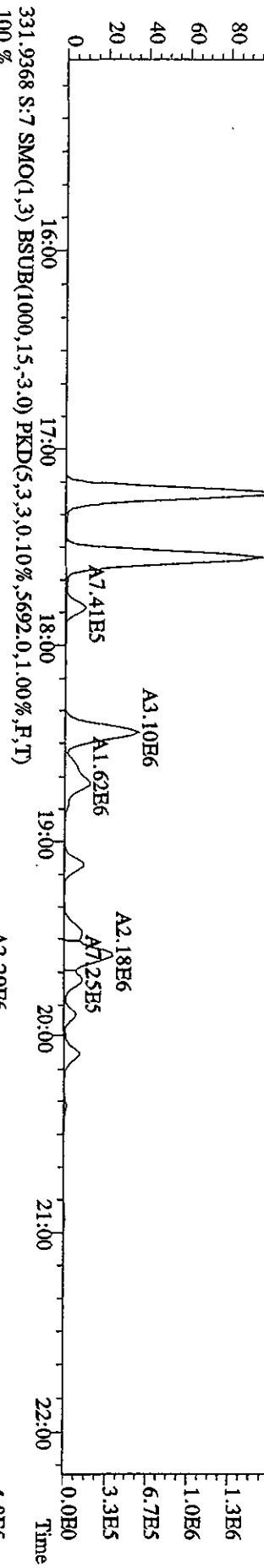
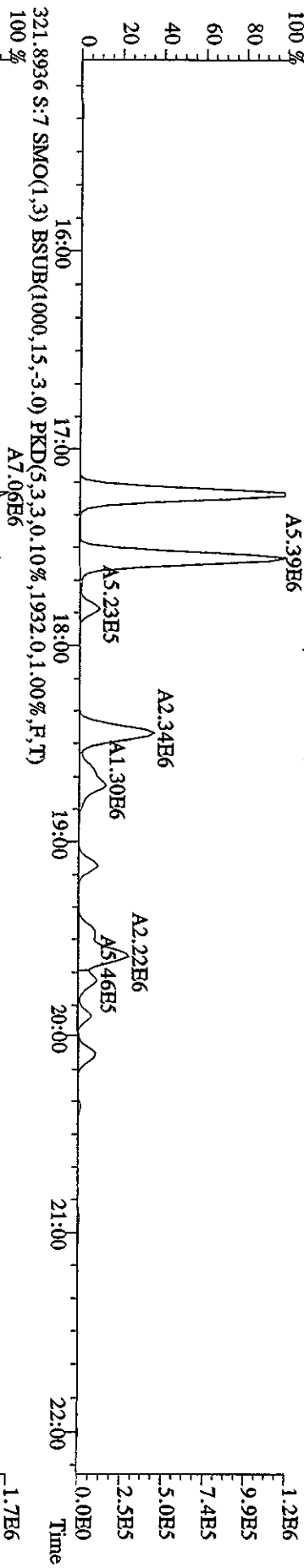
Name	Resp	RA	RT	RRF	Conc	EDL	Rec	M
13C-1,2,3,4-TCDD	3745051	0.81 y	19:29	-	0.28	-	-	n
13C-2,3,7,8-TCDF	7821835	0.83 y	18:55	1.52	134.91	2.57	68.7	n
2,3,7,8-TCDF	111313944	0.78 y	18:57	0.95	2957.64	5.45	-	n
Total TCDF	767027455	0.94 n	15:42	0.95	20380.14	5.45	-	n
13C-2,3,7,8-TCDD	5605318	0.69 y	19:41	0.95	154.82	2.95	78.8	n
2,3,7,8-TCDD	1271847	0.75 y	19:42	1.02	43.66	1.78	-	n
Total TCDD	43124370	0.76 y	17:14	1.02	1480.37	1.78	-	n
37Cl-2,3,7,8-TCDD	5819465	1.00 y	19:42	2.26	67.50	1.77	85.9	n
13C-1,2,3,7,8-PeCDF	5042487	1.56 y	24:33	1.05	125.93	1.47	64.1	n
1,2,3,7,8-PeCDF	68583116	1.51 y	24:34	1.04	2557.64	12.87	-	n
2,3,4,7,8-PeCDF	36122448	1.56 y	26:05	0.98	1432.97	13.69	-	n
Total F2 PeCDF	560229498	1.33 y	22:25	1.01	21502.97	13.27	-	n
Total F1 PeCDF	88881426	1.50 y	20:20	1.01	3417.00	2.35	-	n
13C-1,2,3,7,8-PeCDD	3810826	1.50 y	26:52	0.67	149.09	0.07	75.9	n
1,2,3,7,8-PeCDD	2923095	1.45 y	26:53	0.98	153.47	5.11	-	n
Total PeCDD	32944332	1.48 y	23:14	0.98	1729.68	5.11	-	n
13C-1,2,3,7,8,9-HxCDD	2528209	1.28 y	33:05	-	0.24	-	-	n
13C-1,2,3,4,7,8-HxCDF	3378185	0.50 y	31:55	1.02	128.07	4.99	65.2	n
1,2,3,4,7,8-HxCDF	124238084	1.21 y	31:55	1.21	5958.40	92.85	-	n
1,2,3,6,7,8-HxCDF	79079464	1.23 y	32:02	1.34	3424.96	83.85	-	n
2,3,4,6,7,8-HxCDF	39621358	1.24 y	32:33	1.22	1885.21	92.11	-	n
1,2,3,7,8,9-HxCDF	26636428	1.21 y	33:19	1.09	1417.97	103.06	-	n
Total HxCDF	527137248	1.21 y	30:32	1.22	24989.18	92.47	-	n
13C-1,2,3,6,7,8-HxCDD	2684614	1.28 y	32:49	0.81	129.24	1.62	65.8	n
1,2,3,4,7,8-HxCDD	*	* n	NotFnd	1.01	*	5.42	-	n
1,2,3,6,7,8-HxCDD	3700686	0.86 n	32:50	1.11	243.13	4.90	-	n
1,2,3,7,8,9-HxCDD	3540163	1.24 y	33:06	1.21	214.28	4.51	-	n
Total HxCDD	23148555	1.25 y	31:22	1.11	1506.29	4.91	-	n
13C-1,2,3,4,6,7,8-HpCDF	1677389	0.44 y	34:35	0.86	75.56	3.30	38.5	n
1,2,3,4,6,7,8-HpCDF	134429588	0.94 y	34:36	1.31	12022.05	49.44	-	n
1,2,3,4,7,8,9-HpCDF	56341102	0.96 y	35:44	1.03	6434.00	63.13	-	n
Total HpCDF	259204172	0.94 y	34:36	1.17	25320.43	55.45	-	n
13C-1,2,3,4,6,7,8-HpCDD	1534397	0.99 y	35:24	0.70	85.47	3.28	43.5	n
1,2,3,4,6,7,8-HpCDD	7032795	1.01 y	35:24	1.07	840.11	9.41	-	n
Total HpCDD	9684561	0.99 y	34:51	1.07	1156.88	9.41	-	n
13C-OCDD	1288471	0.94 y	37:54	0.53	94.21	1.31	24.0	n

OCDF	149664888	0.89	y	38:01	1.45	31577.89	5.47	-	n
OCDD	4571773	0.93	y	37:55	1.17	1195.45	18.76	-	n

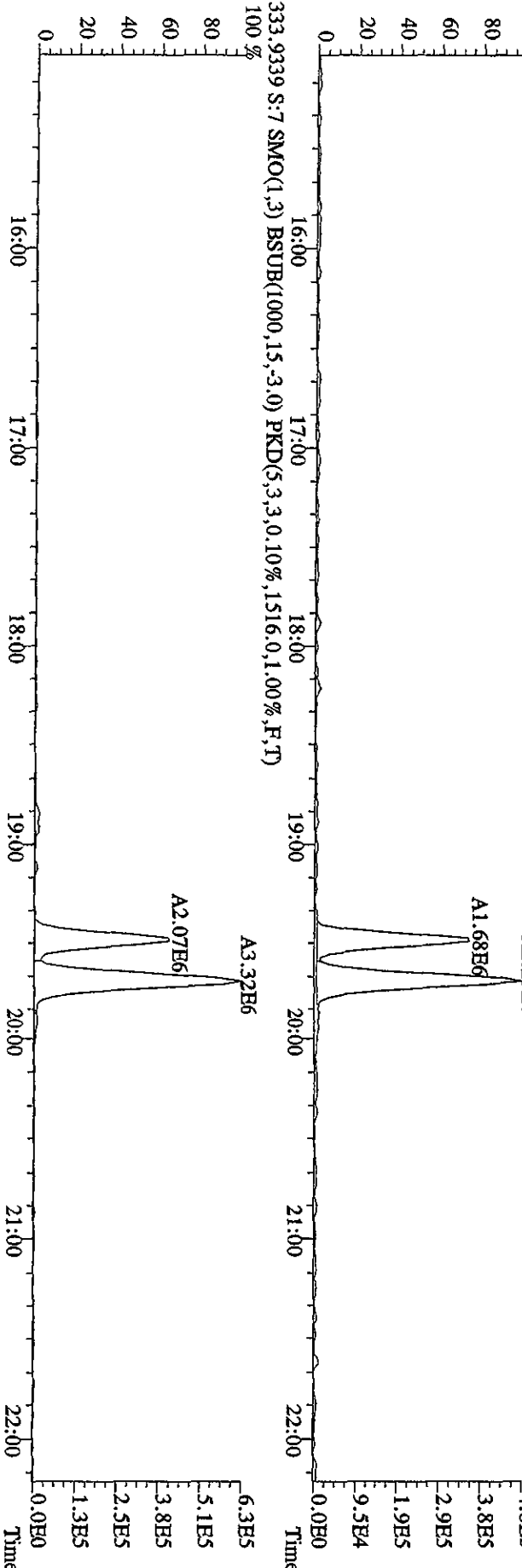

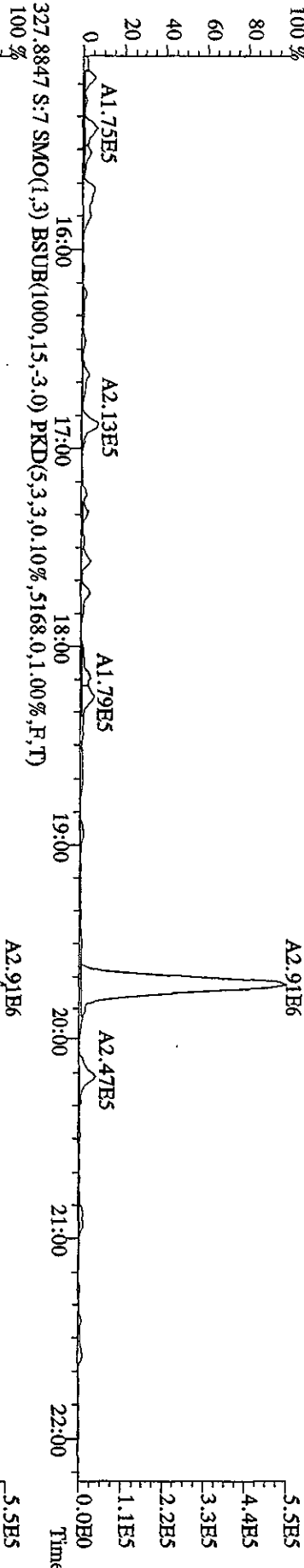
File:30AP104D5 #1-434 Acq:30-APR-2010 12:42:33 GC HF + Voltage SIR Autospec-UHmahB
 Sample#7 Text:LXTAR-1-AC :GOD100464-1 [20X] Exp:DIOXINRES8290A
 303.9016 S:7 SMO(1,3) BSUB(1000,15,-3.0) PKD(5,3,3,0.10%,5888,0.1,0.0%,F,T) 100% A5.83E7



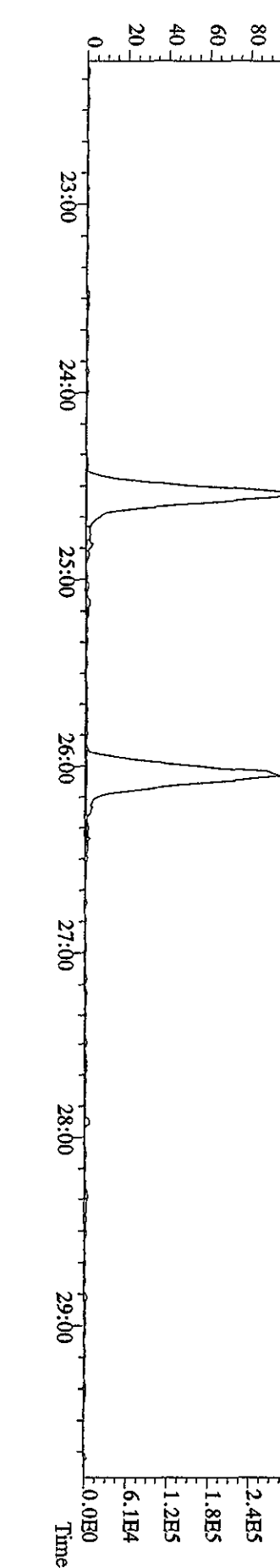
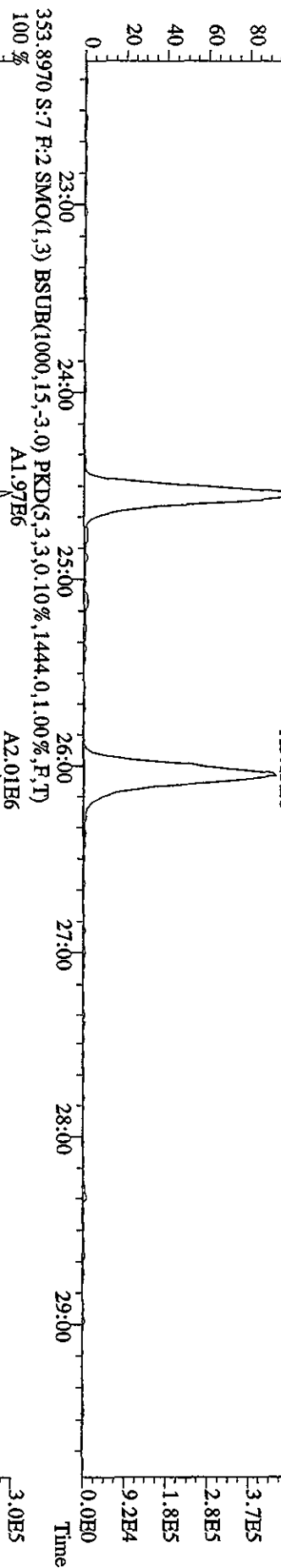
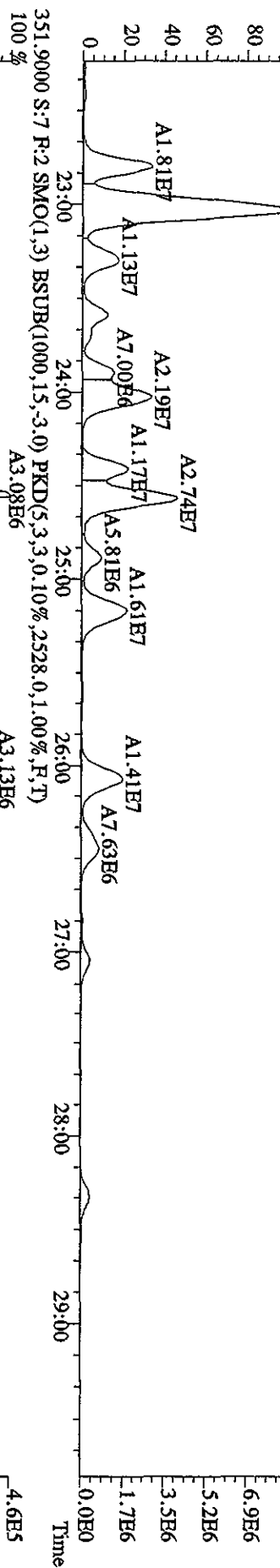
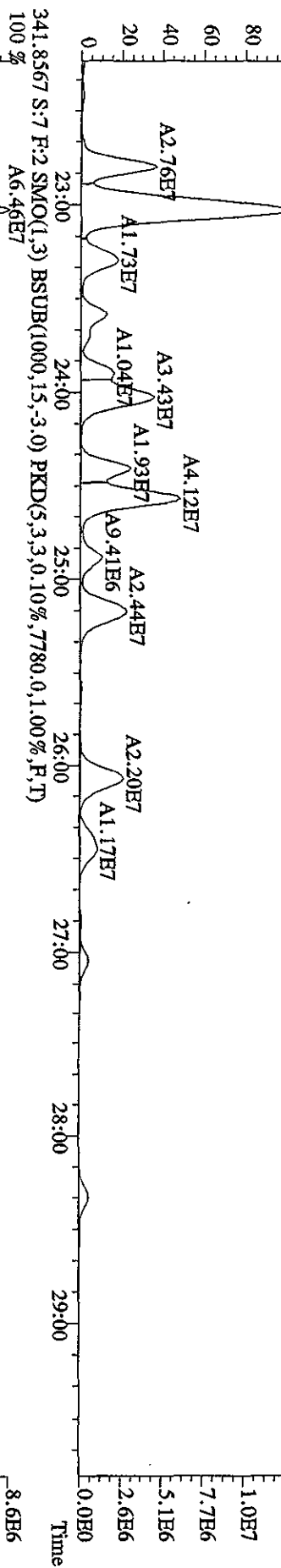
File:30AP104D5 #1-434 Acq:30-APR-2010 12:42:33 GC EI + Voltage SIR Autospec-UltimaE
 Sample#7 Text:1XTAR-1-AC :G0D100464-1 [20X] Exp:DIOXINRES8290A
 319.8965 S:7 SMO(1,3) BSUB(1000,15,-3,0) PKD(5,3,3,0,10%,1488,0,1,00%,F,T)



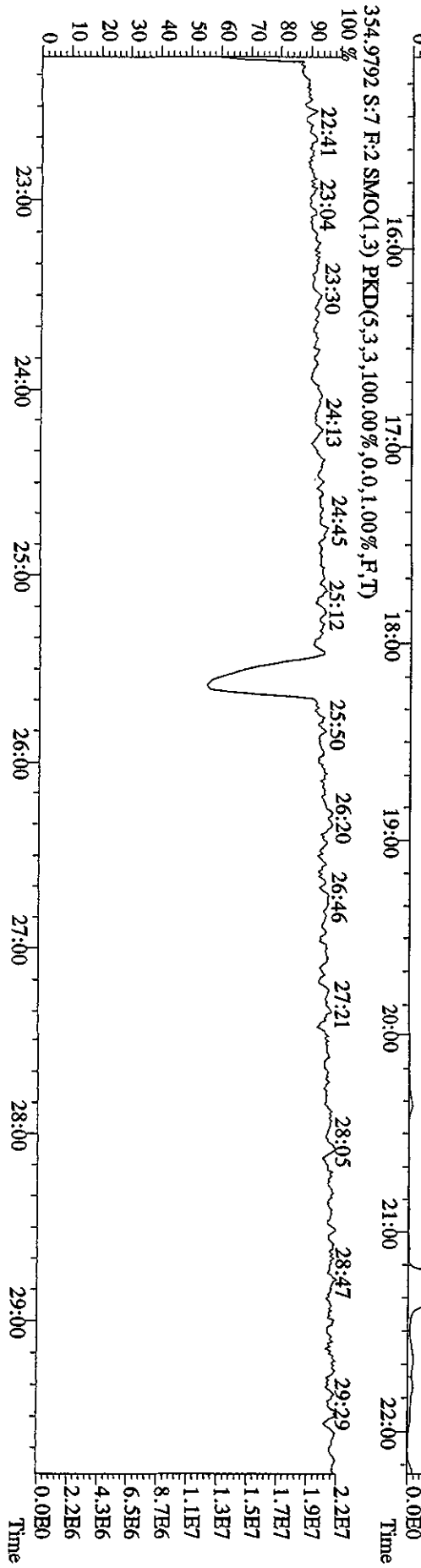

File:30AP104D5 #1-434 Acq:30-APR-2010 12:42:33 GC EI+ Voltage SIR Autospec-UltimaB
 Sample#7 Text:LXTAR-1-AC :GOD100464-1 [20X] Exp:DIOXINRES8290A
 327.8847 S:7 SMO(1,3) BSUB(1000,15,-3.0) PKD(5,3,3,0,10%,5168.0,1.00%,F,T)



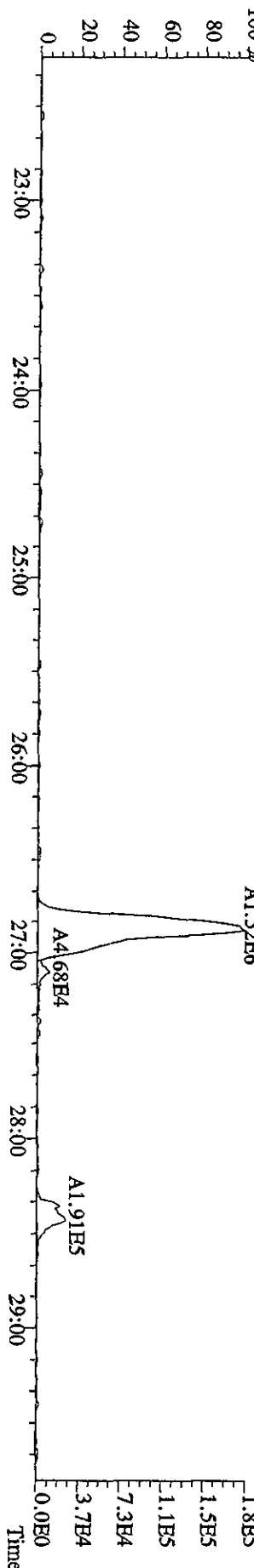
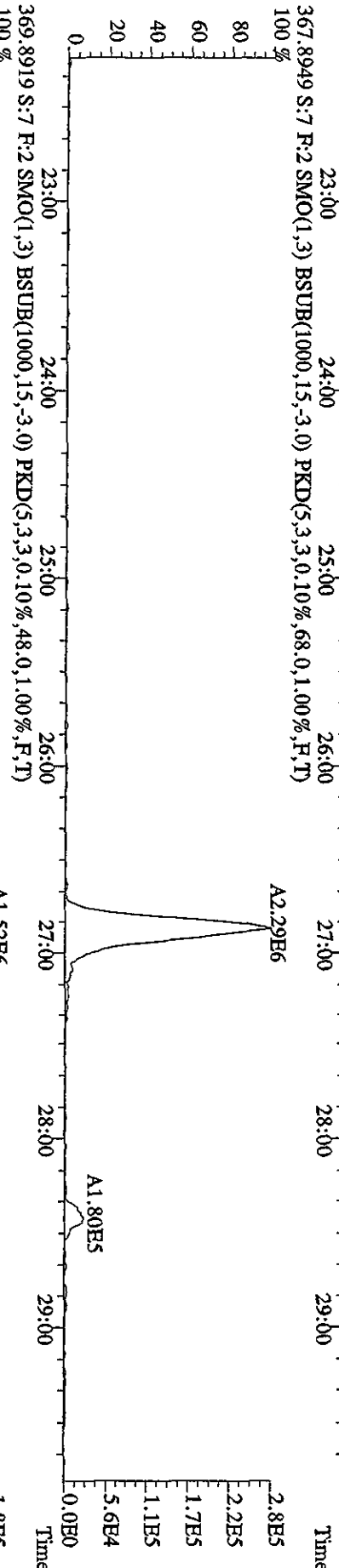
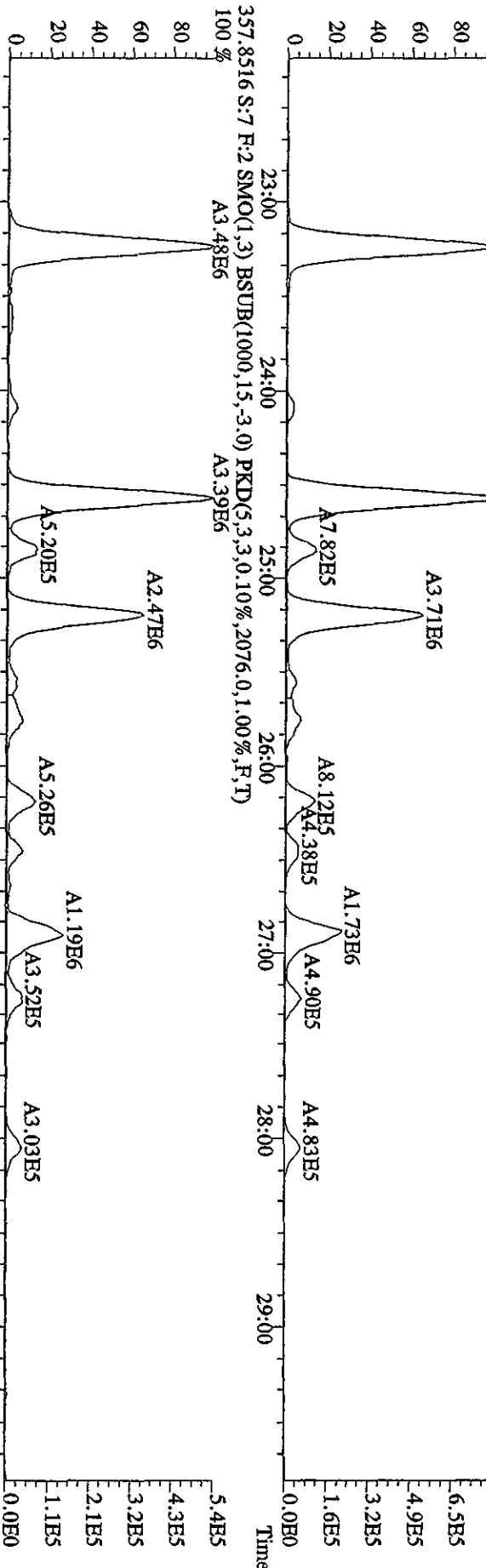
File:30AP104D5 #1-604 Acq:30-APR-2010 12:42:33 GC EI + Voltage SIR Autospec-UltimaB
 Sample#7 Text:LXTAR-1-AC :G0D100464-1 [20X] Exp:DIOXINRES8290A
 339.8597 S:7 F:2 SMO(1,3) BSUB(1000,15,-3.0) PKD(5,3,3,0.10%,9636.0,1.00%,F,T)



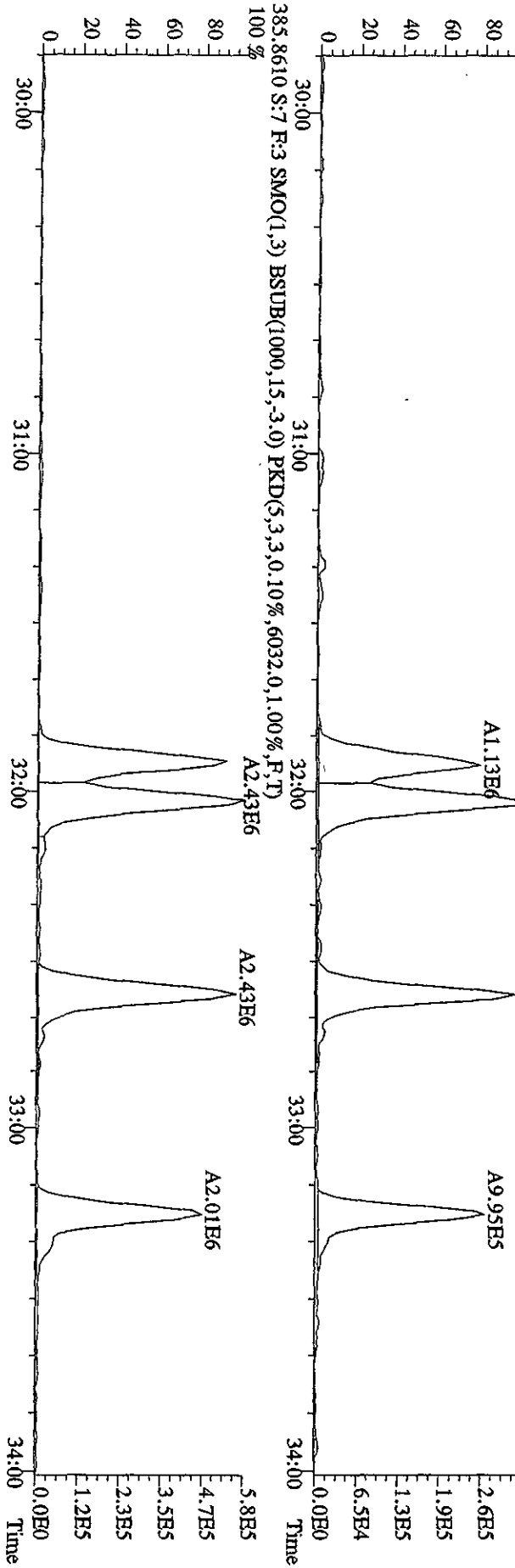
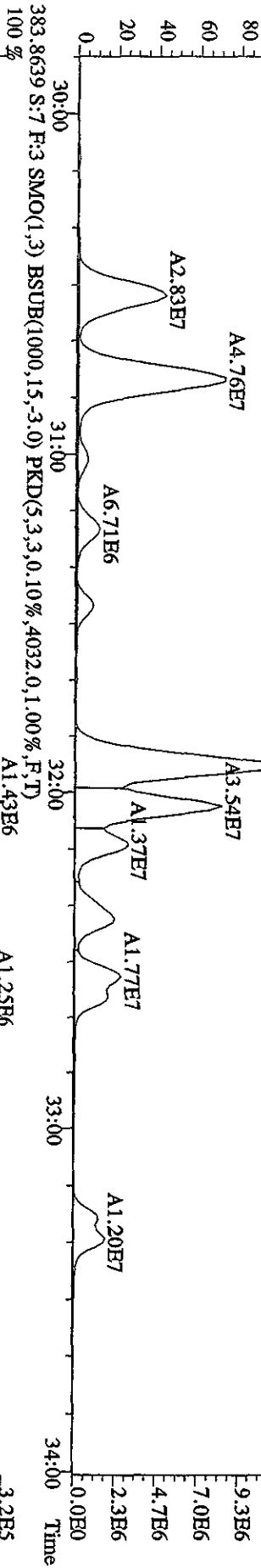
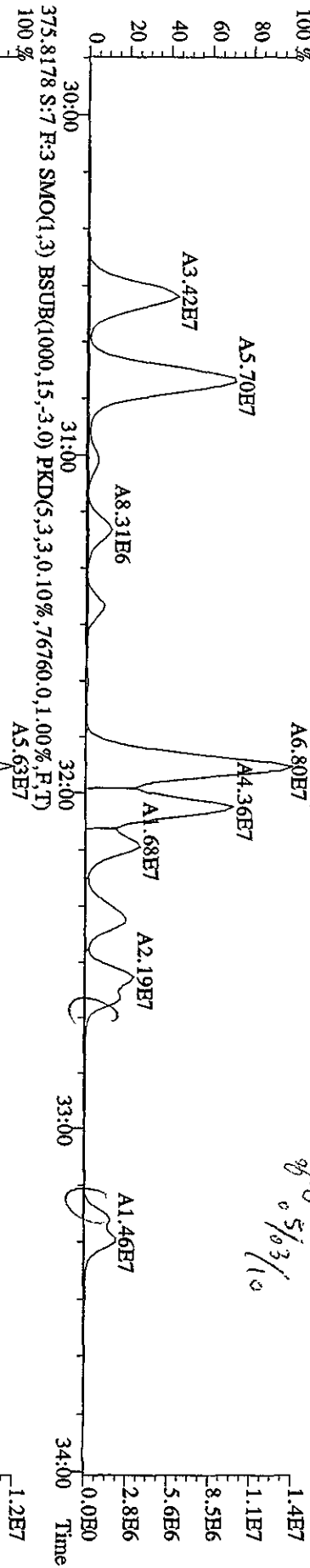
File:30AP104D5 #1-434 Acq:30-APR-2010 12:42:33 GC BI+ Voltage S1R Autospec-UltimaB
 Sample#7 Text:LXTAR-1-AC :GOD100464-1 [20X] Exp:DIOXINRES8290A
 339.8597 S:7 SMO(1,3) BSUB(1000,15,-3.0) PKD(5,3,3,0.10%,1272.0,1.00%,F,T)



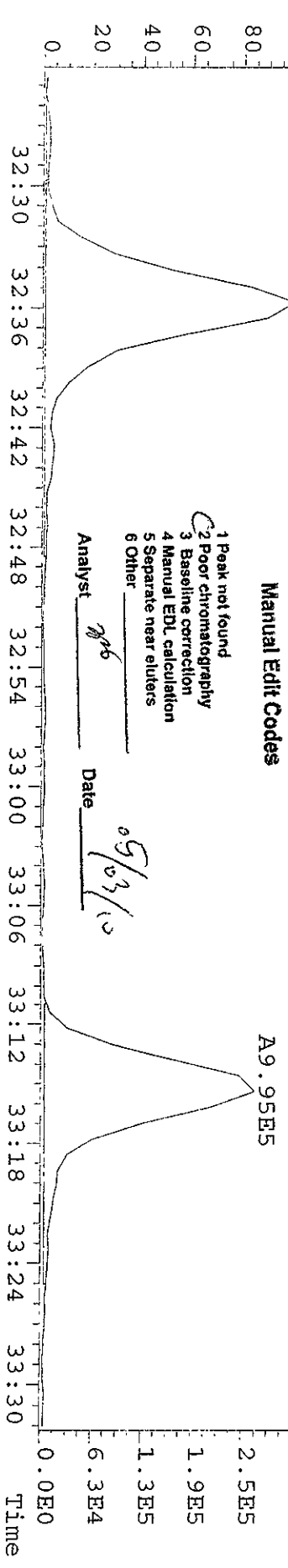
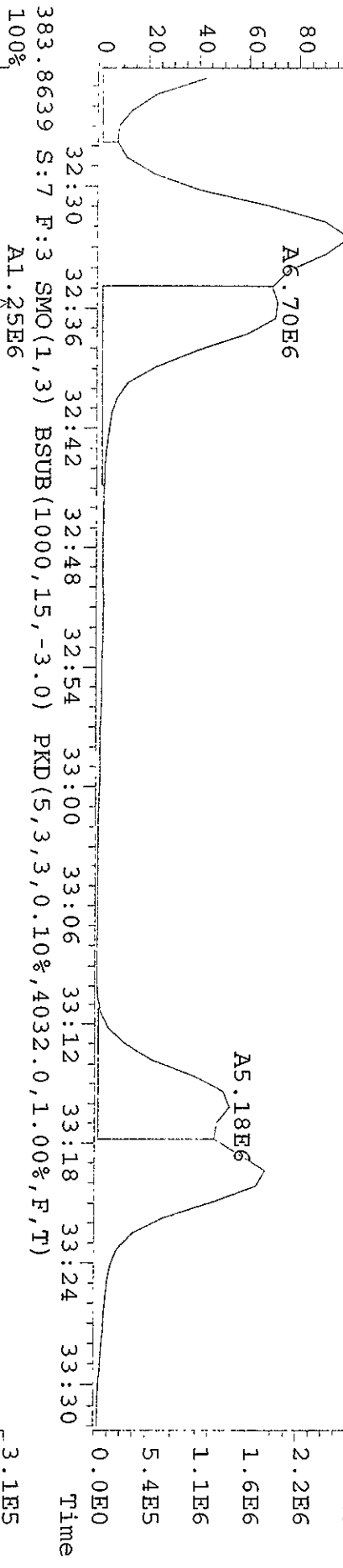

File:30AP104D5 #1-604 Acq:30-APR-2010 12:42:33 GC EI+ Voltage:50V SIR Autospec-Ultimate
 Sample#7 Text:LXTAR-1-AC :GOD100464-1 [20X] Exp:DIOXINRES8290A
 355.8546 S:7 F:2 SMO(1,3) BSUB(1000,15,-3,0) PKD(5,3,3,0.10%,1860,0,1.00%,F,T)
 100%



File:30AP104D5 #1-317 Acq:30-APR-2010 12:42:33 GC BF+ Voltage SIR Autospec-Ultimate
 Sample#7 Tent:LXTAR-1-AC :GOD100464-1 [20X] Exp:DIOXINRES8290A
 373.8208 S:7 F:3 SMO(1,3) BSUB(1000,15,-3.0) PKD(5,3,3,0.10%,72372.0,1.00%,F,T)
 100%



File: 30API04D5 #1-317 Acq: 30-APR-2010 12:42:33 GC EI+ Voltage SIR Autospec-UltimaE
 Sample#7 Text: LXTAR-1-AC : GOD100464-1 Exp: DIOXINRES8290A
 373.8208 S: 7 F: 3 SMO(1,3) BSUB(1000,15,-3.0) PKD(5,3,3,0.10%,72372.0,1.00%,F,T)



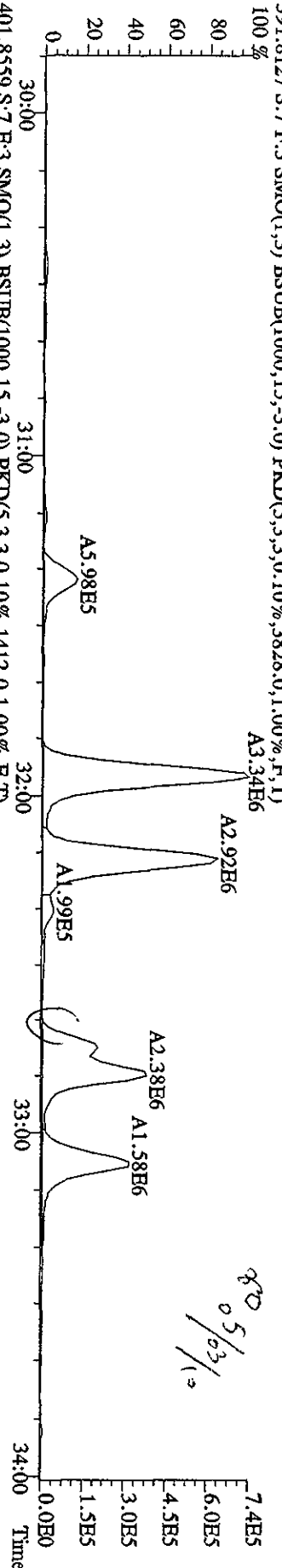
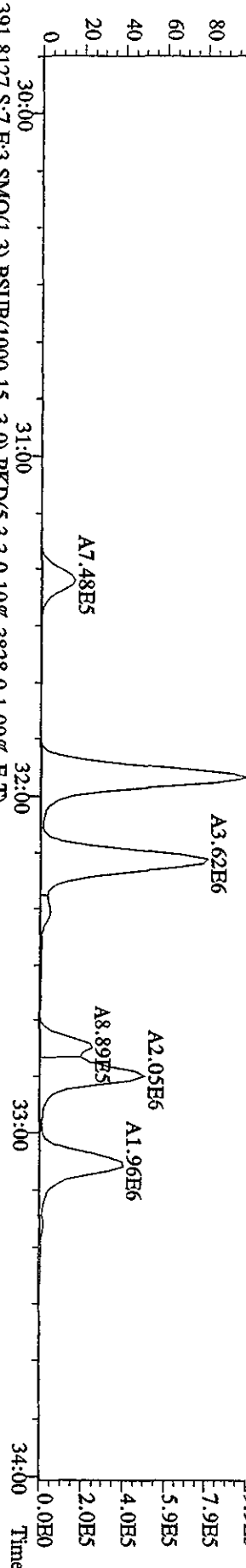
1 Peak not found
 2 Poor chromatography
 3 Baseline correction
 4 Manual EDL calculation
 5 Separate near eluters
 6 Other

Manual Edit Codes

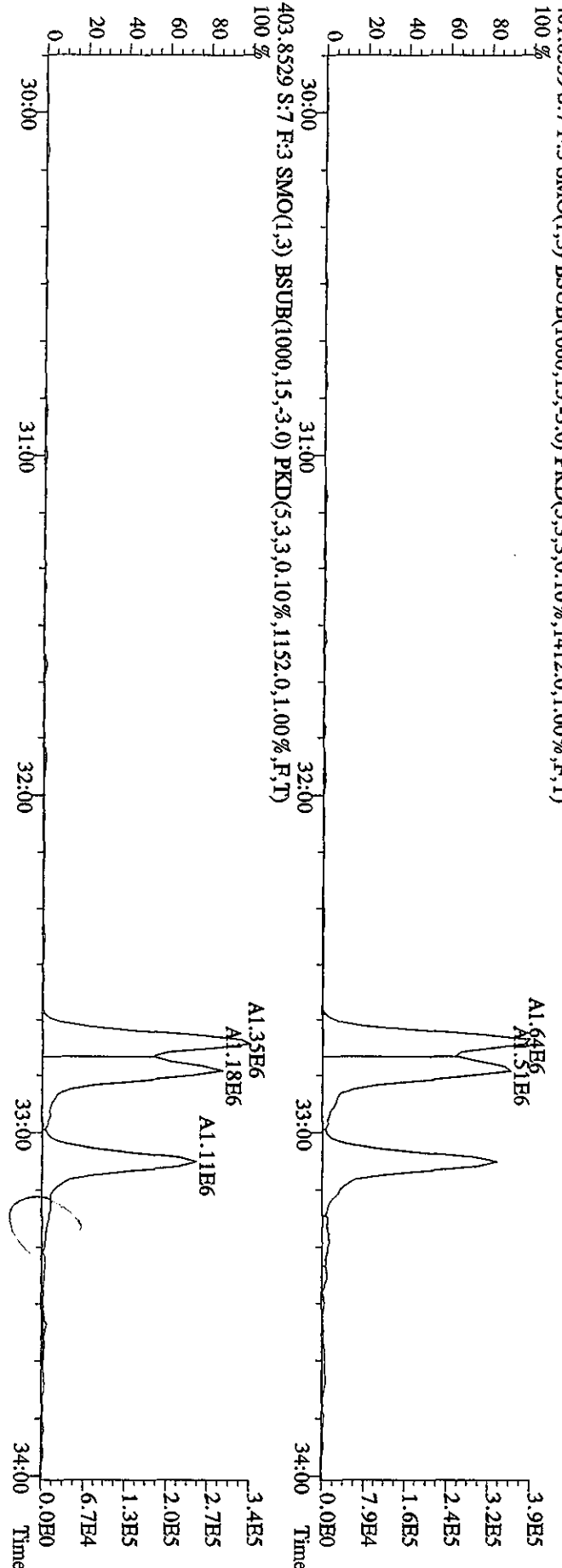
Analyst mpg Date 05/13/10

File:30ADP104D5 #1-317 Acq:30-APR-2010 12:42:33 GC EI+ Voltage SIR Autospec-Ulimab

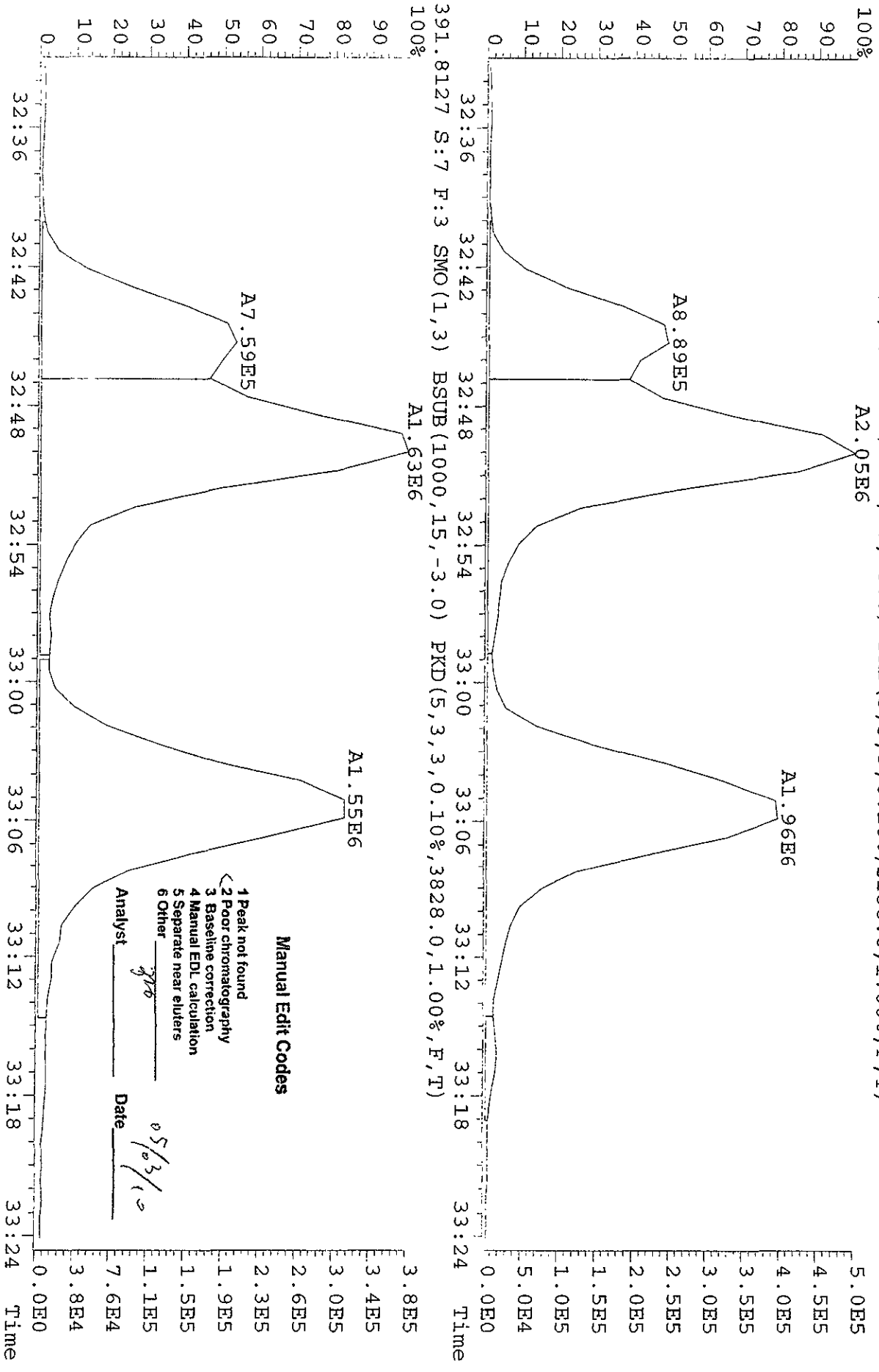
Sample#7 Text:LXTAR-1-AC :G0D100464-1 [20X] Exp:DIOXINRES8290A



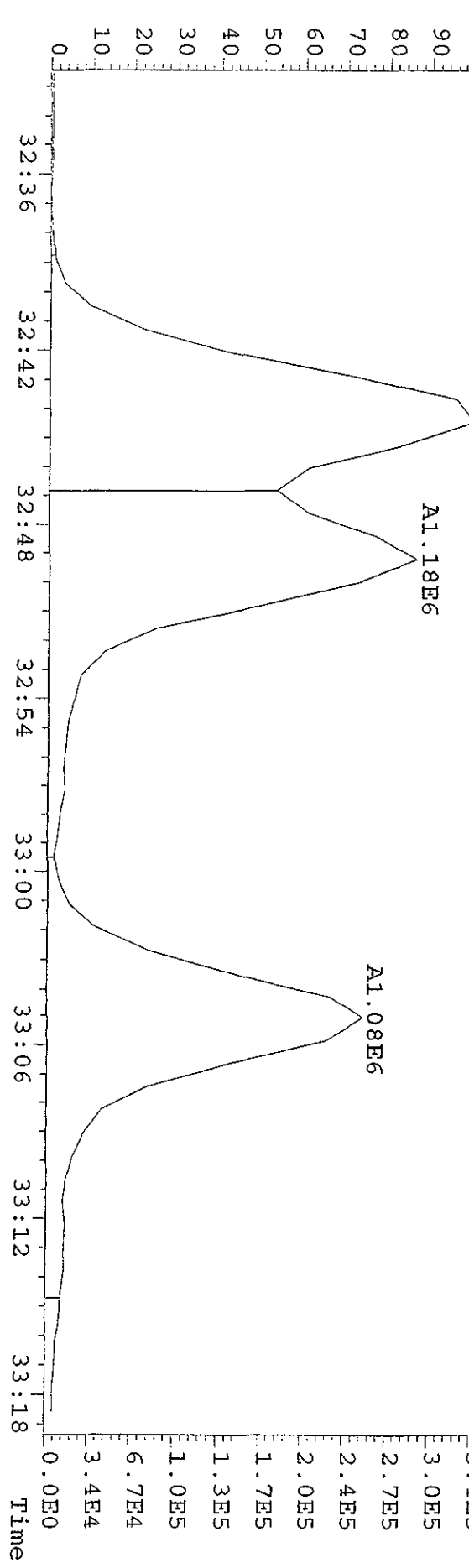
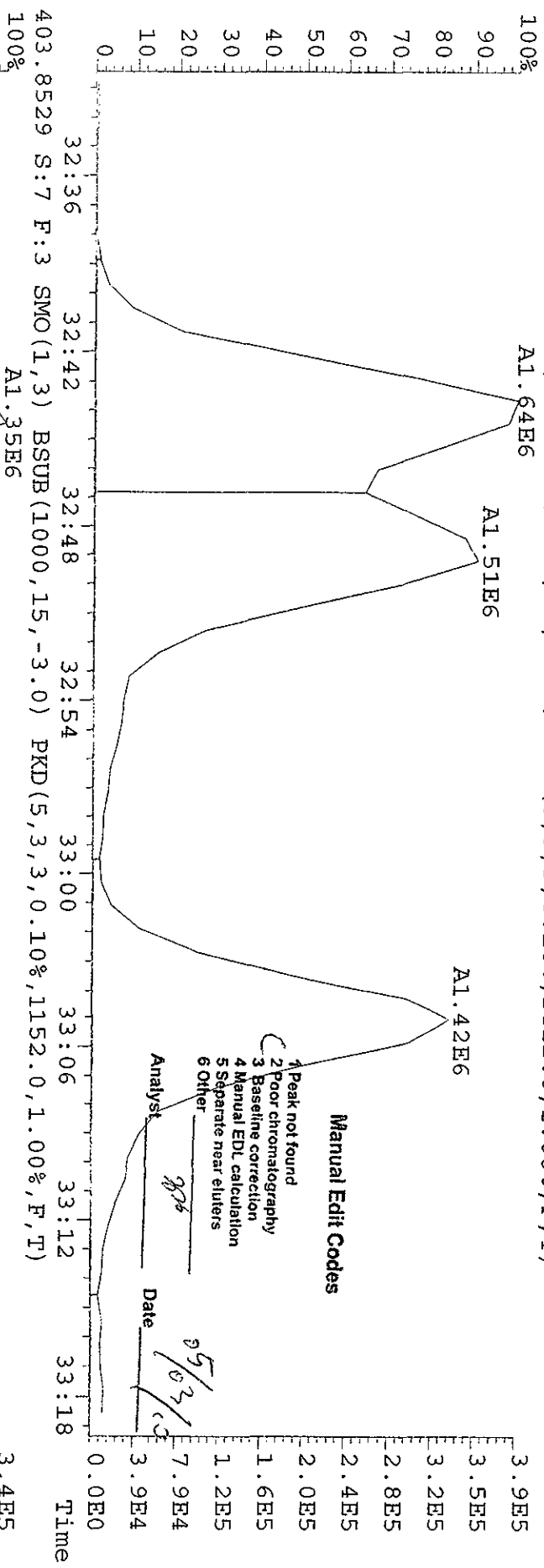
05/03/10



File: 30API04D5 #1-317 Acq: 30-APR-2010 12:42:33 GC EI+ Voltage SIR Autospec-Ultimate
 Sample#7 Text: IXTAR-1-AC : GOD100464-1 Exp: DIOXINRES8290A
 389.8157 S: 7 F: 3 SMO(1,3) BSUB(1000,15,-3.0) PKD(5,3,3,0.10%,2180.0,1.00%,F,T)



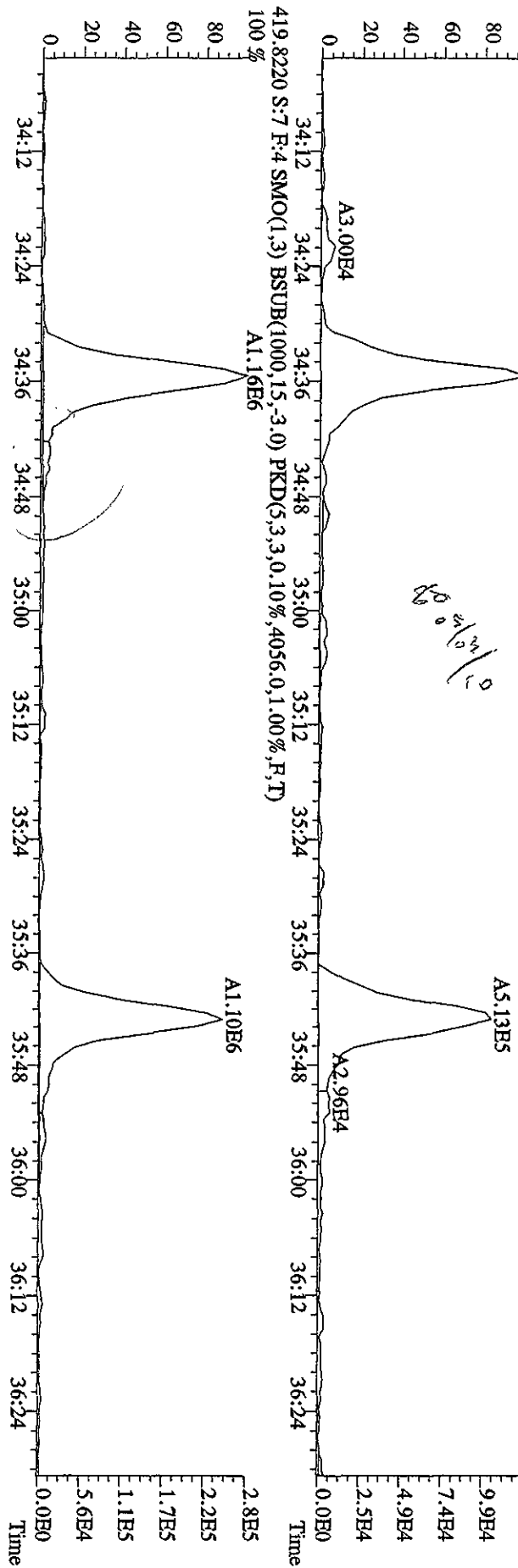


File: 30API04D5 #1-317 Acq: 30-APR-2010 12:42:33 GC EI+ Voltage SIR Autospec-Ultimate
 Sample#7 Text: LXTAR-1-AC : GOD100464-1 Exp: DIOXINRES8290A
 401.8559 S: 7 F: 3 SMO(1,3) BSUB(1000,15,-3.0) PKD(5,3,3,0.10%,1412.0,1.00%,F,T)



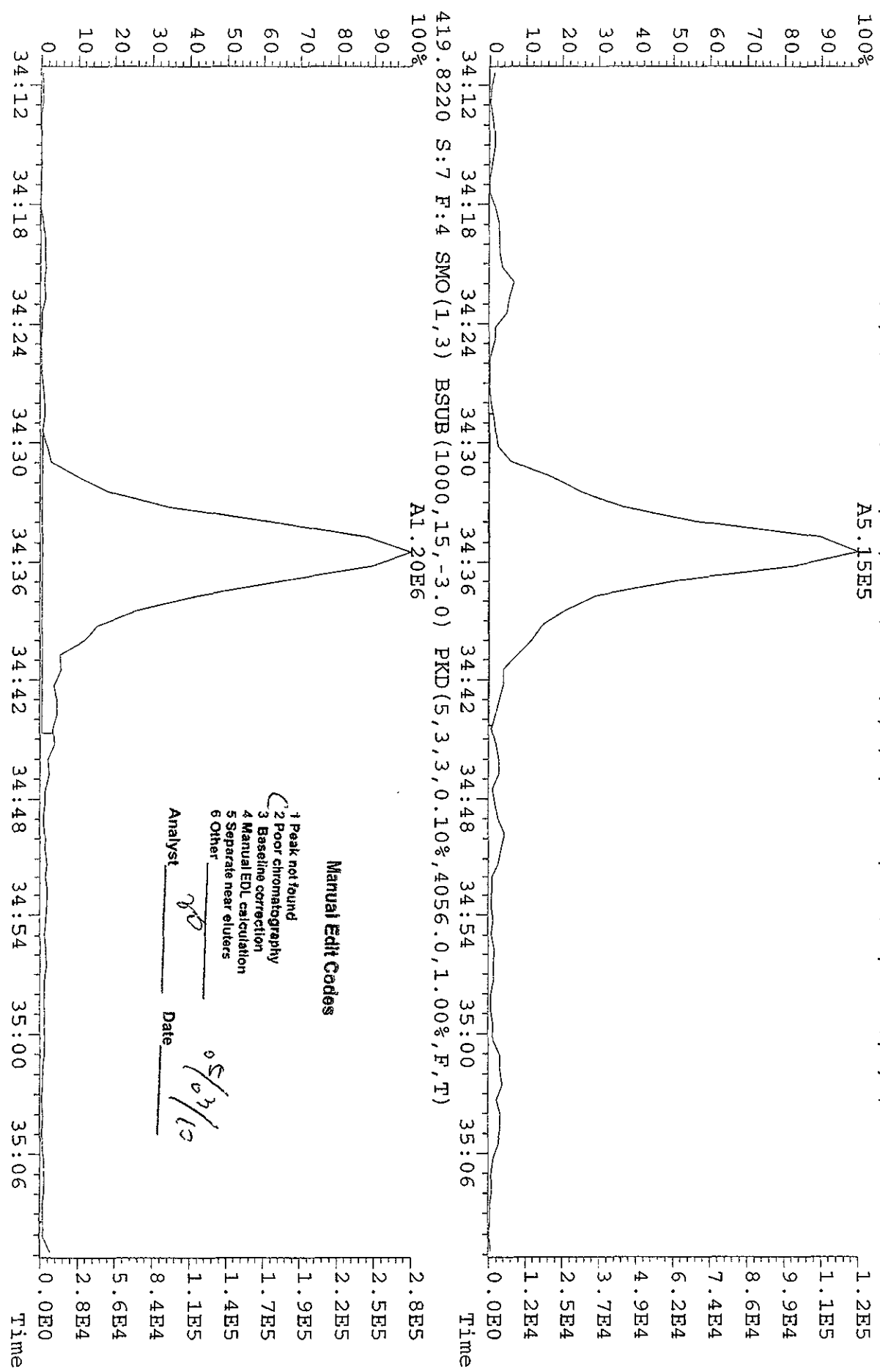
Manual Edit Codes
 1 Peak not found
 2 Poor chromatography
 3 Baseline correction
 4 Manual EDL calculation
 5 Separate near eluters
 6 Other

Analyst: gms Date: 05/03/10

File:30AP104D5 #1-198 Acq:30-APR-2010 12:42:33 GC HI+ Voltage SIR Autospec-UltimaB
 Sample#7 Text:LXTAR-1-AC :GOD100464-1 [20X] Exp:DIOXINRES8290A
 407.7818 S:7 F:4 SMO(1,3) BSUB(1000,15,-3,0) PKD(5,3,3,0,10%,21404,0,1,00%,F,T)



File: 30API04D5 #1-198 Acq: 30-APR-2010 12:42:33 GC EI+ Voltage SIR Autospec-UltimaE
 Sample#7 Text: LXTAR-1-AC : GOD100464-1 Exp: DIOXINRES8290A
 417.8253 S:7 F:4 SMO(1,3) BSUB(1000,15,-3.0) PKD(5,3,3,0.10%,1536.0,1.00%,F,T)

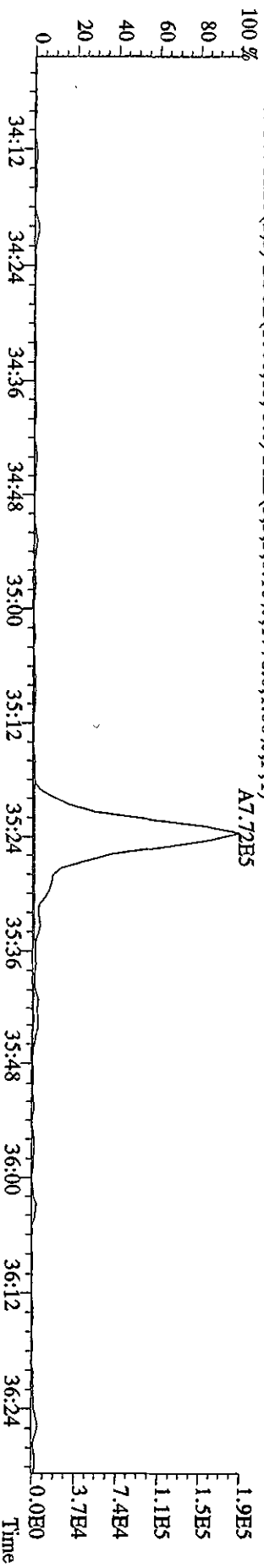
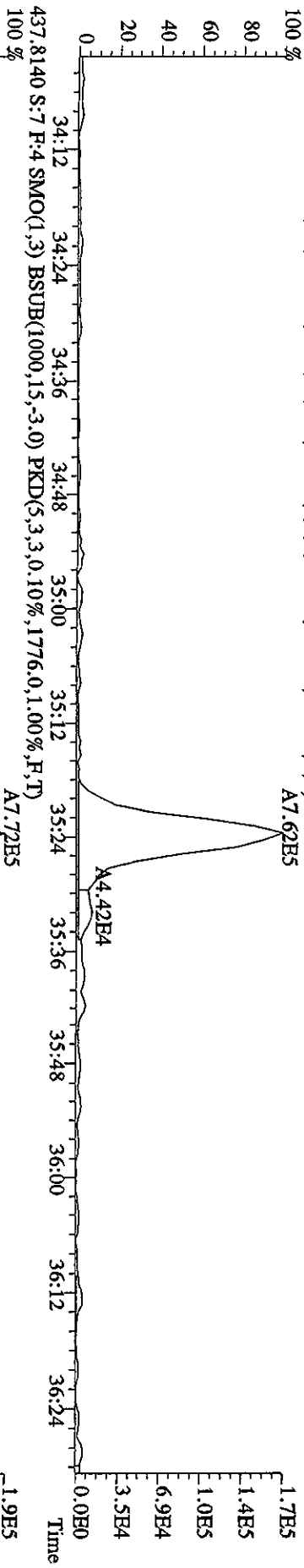
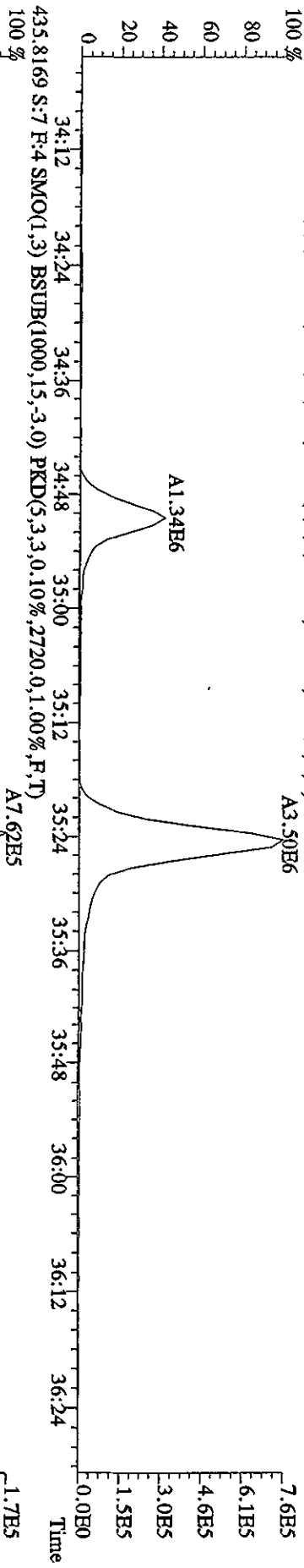
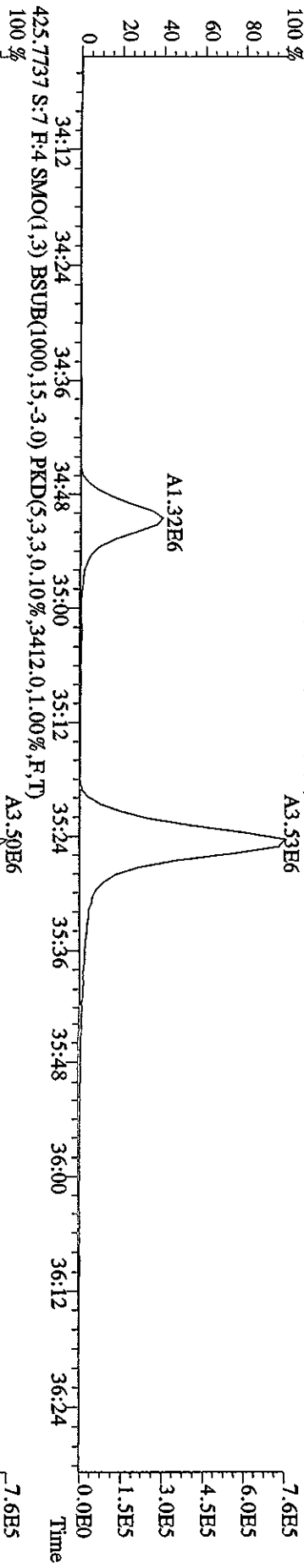


Manual Edit Codes

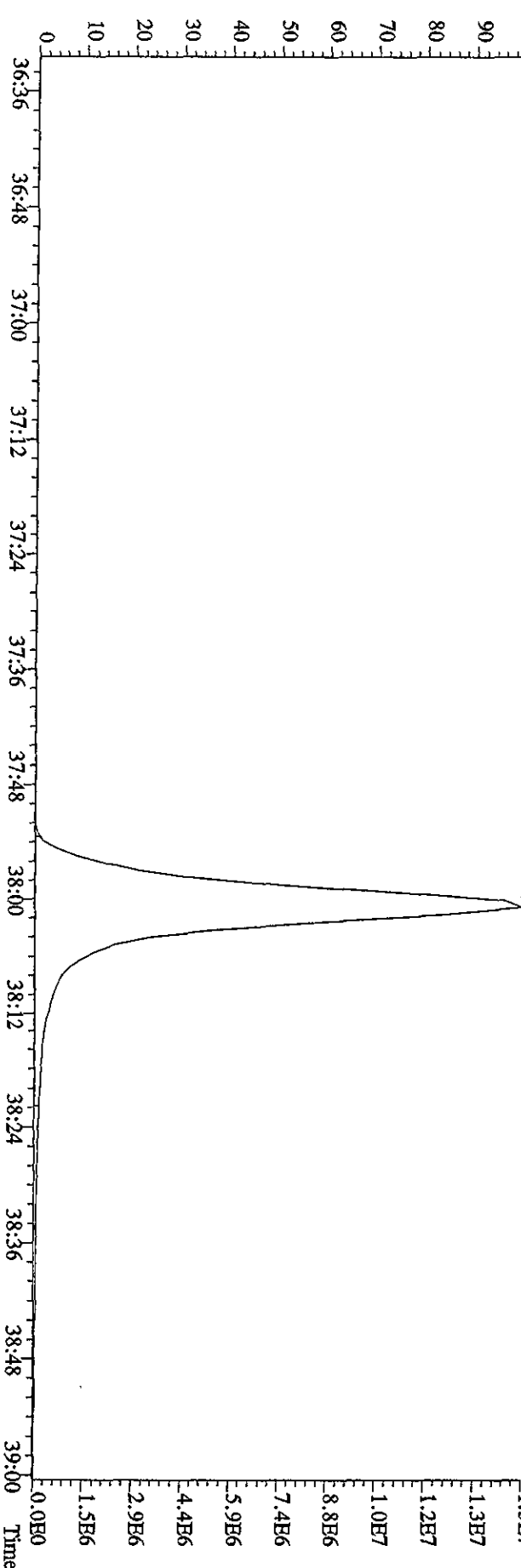
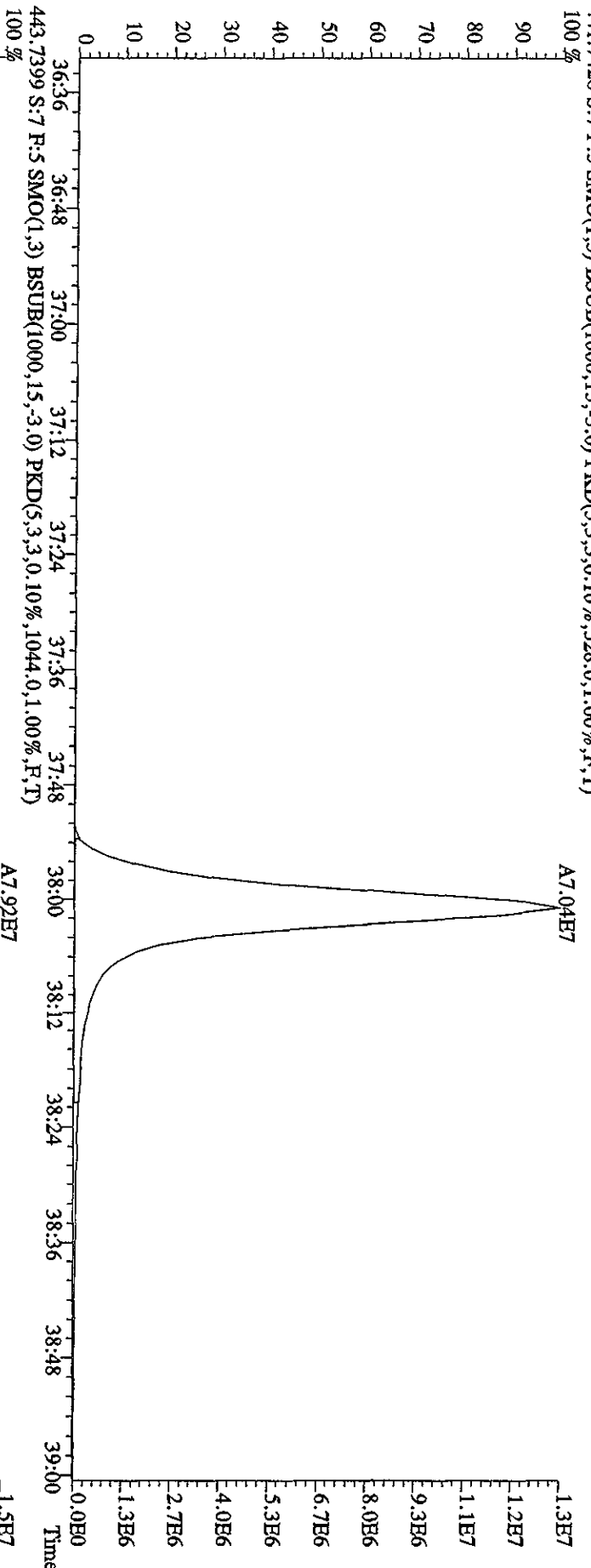
- 1 Peak not found
- 2 Poor chromatography
- 3 Baseline correction
- 4 Manual EDL calculation
- 5 Separate near eluters
- 6 Other

Analyst Date 05/07/10

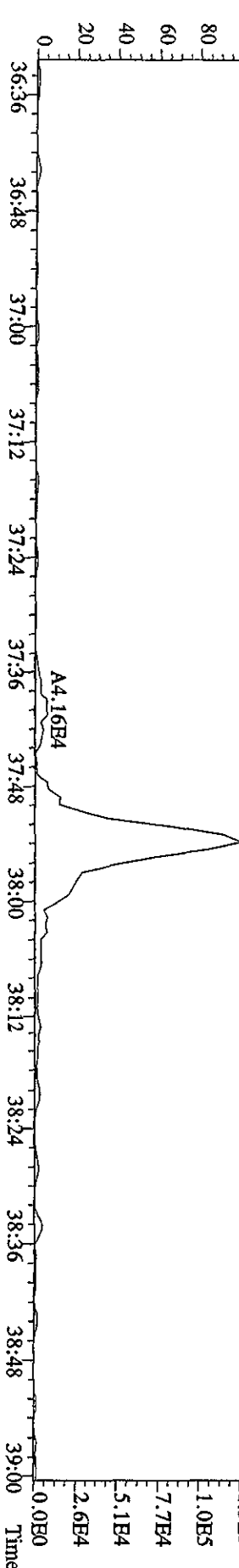
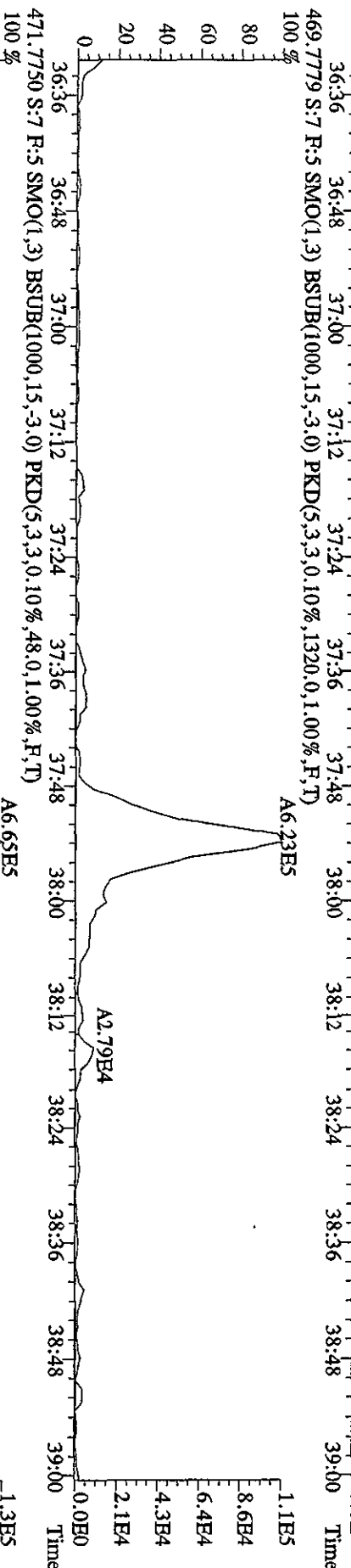
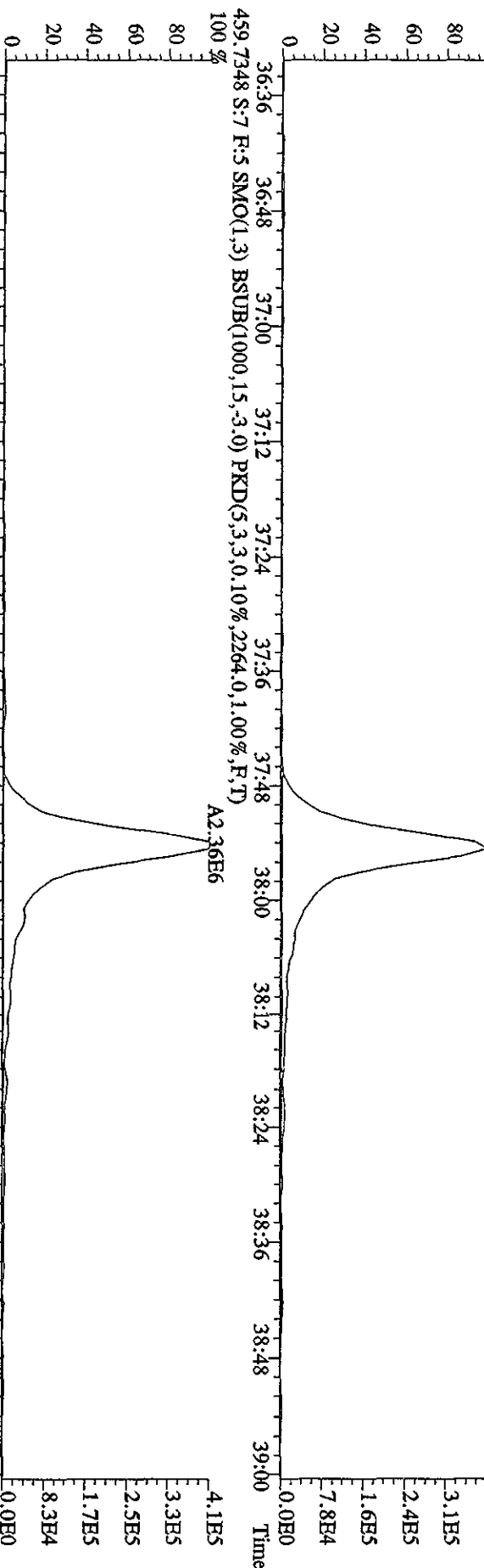
File:30AP104D5 #1-198 Acq:30-APR-2010 12:42:33 GC FI + Voltage SHR Autospec-UltimaB
 Sample#7 Text:LXTAR-1-AC :GOD100464-1 [20X] Exp:DIOXINRES8290A
 423.7766 S:7 F:4 SMO(1,3) BSUB(1000,15,-3.0) PKD(5,3,3,0,10%,2680.0,1.00%,F,T)



File:30AP104D5 #1-190 Acq:30-APR-2010 12:42:33 GC BI+ Voltage SIR Autospec-Ultimate
 Sample#7 Text:LXTAR-1-AC :GDD100464-1 [20X] Exp:DIOXINRES8290A
 441.7428 S:7 F:5 SMO(1,3) BSUB(1000,15,-3,0) PKD(5,3,3,0,10%,528.0,1.00%,F,T)

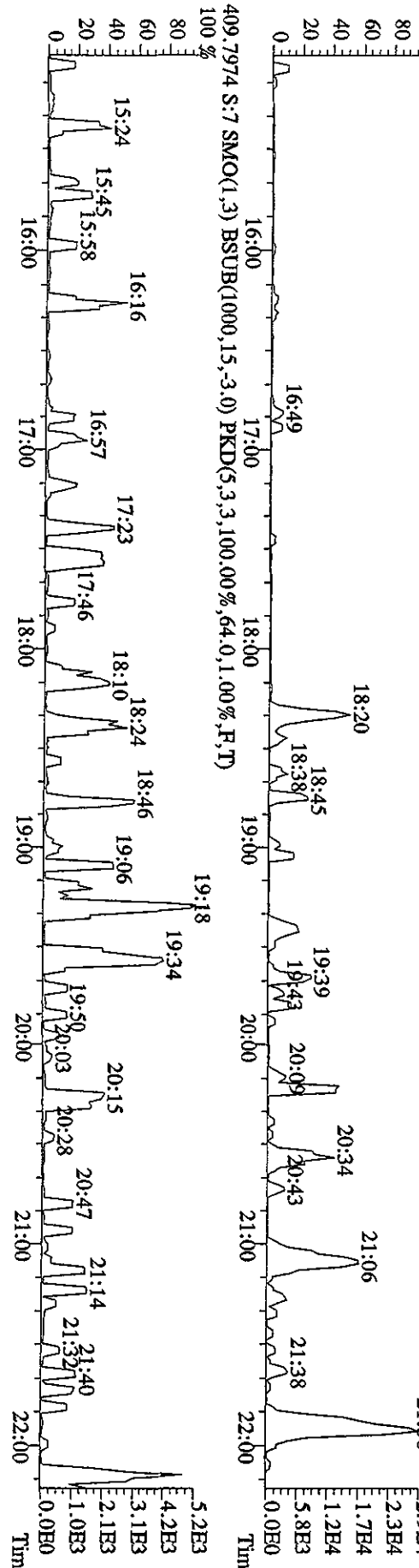
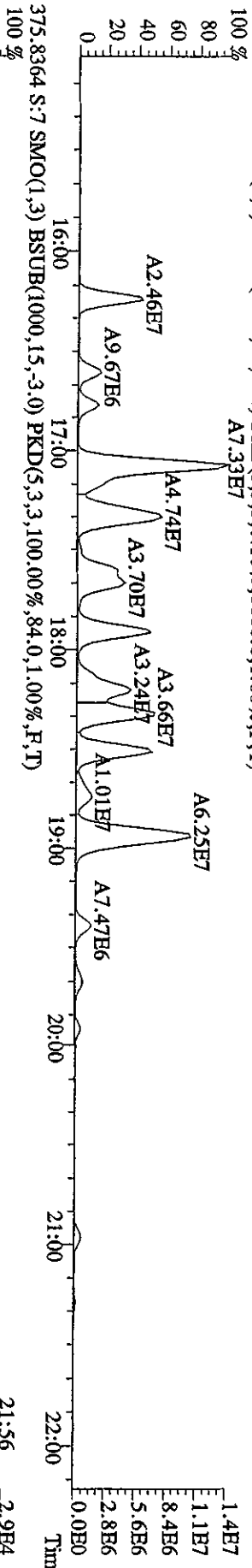
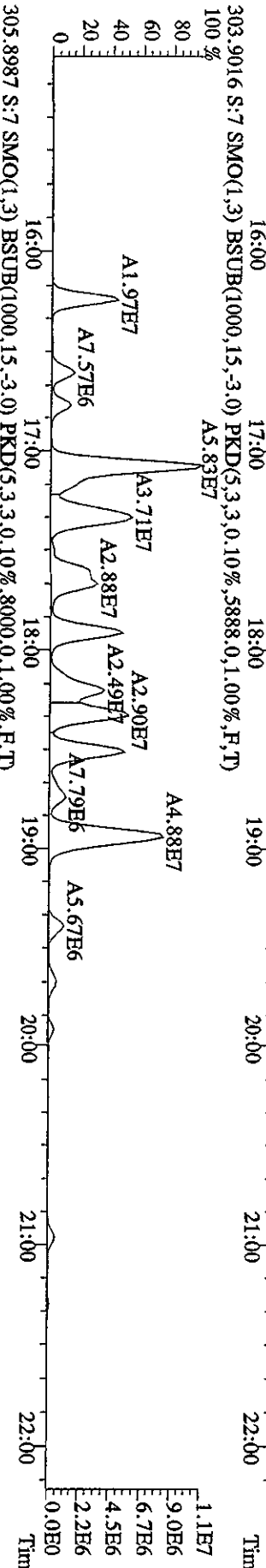
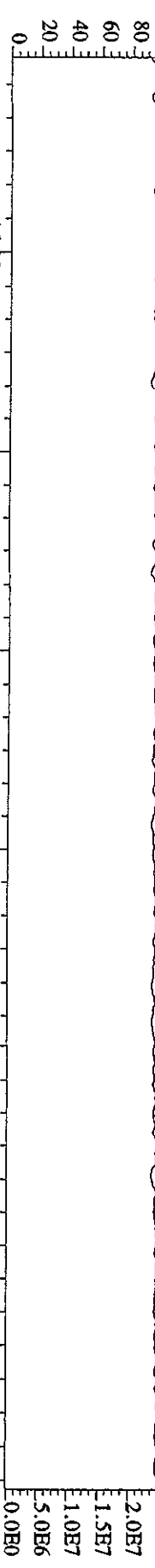


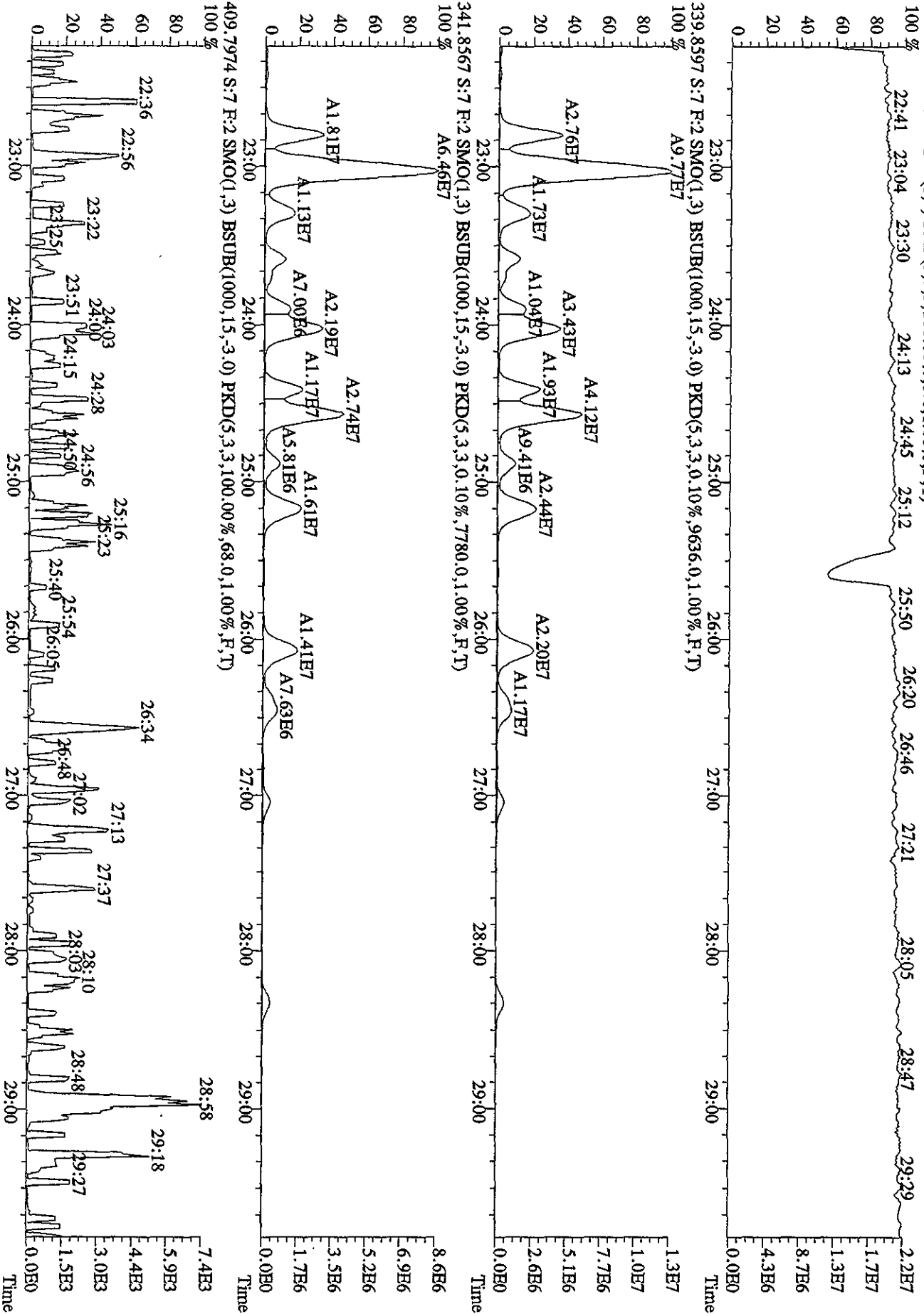
File:30ADP104D5 #1-190 Acq:30-APR-2010 12:42:33 GC HI + Voltage SIR Autospec-Ultimate
 Sample#7 Text:LXTAR-1-AC :GOD100464-1 [20X] Exp:DIOXINRES8290A
 457.7377 S:7 R:5 SMO(1,3) BSUB(1000,15,-3.0) PKD(5,3,3,0.10%,2084,0,1.00%,F,T)
 100 %



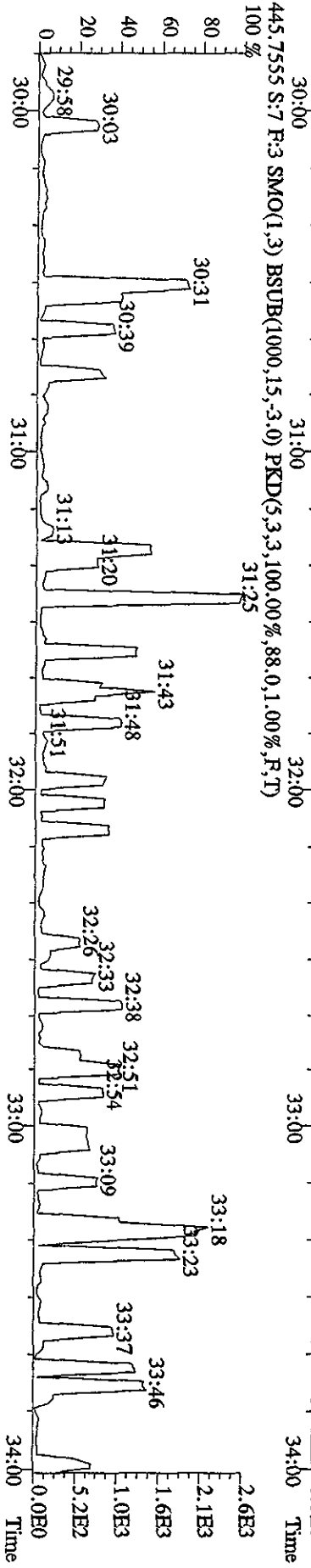
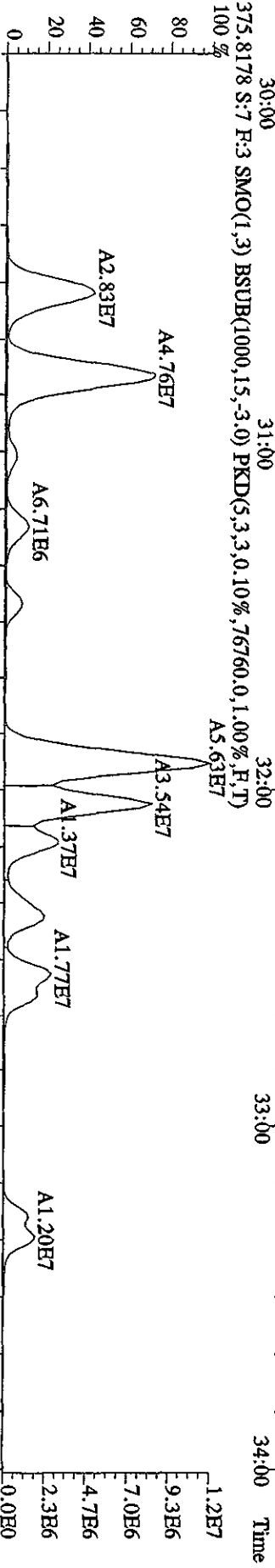
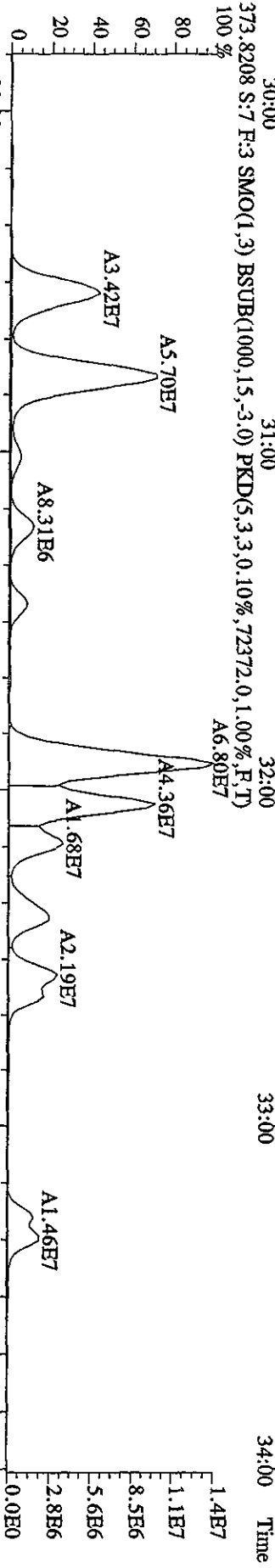

File:30AP104D5 #1-434 Acq:30-APR-2010 12:42:33 GC EI+ Voltage SIR Autospec-UltimaB
 Sample#7 Text:1,XTAR-1-AC :G0D100464-1 [20X] Exp:DIOXINRES8290A

354.9792 S:7 SMO(1,3) PKD(5,3,3,100.00%,0.0,1.00%,F,T) 15:28 15:56 16:31 16:53 17:31 18:16 18:45 19:23 20:05 20:29 21:05 21:34 22:11

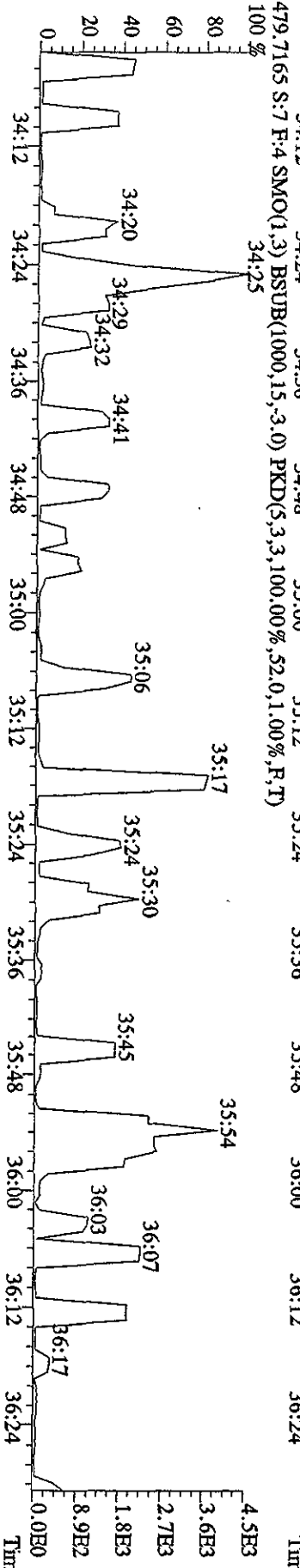


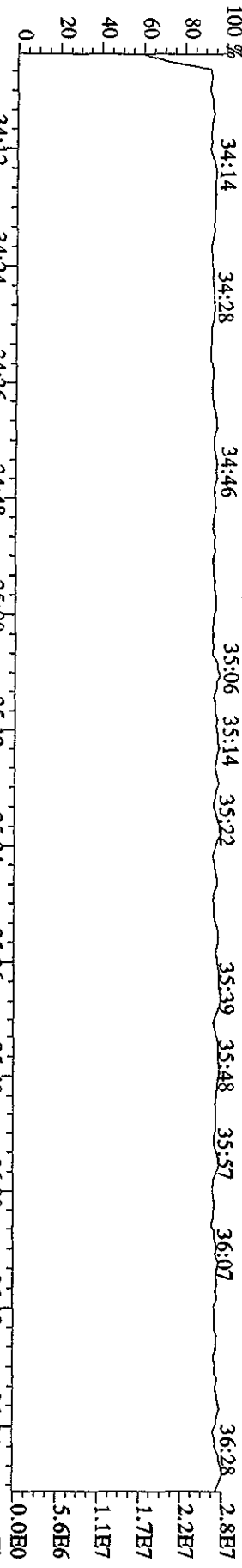




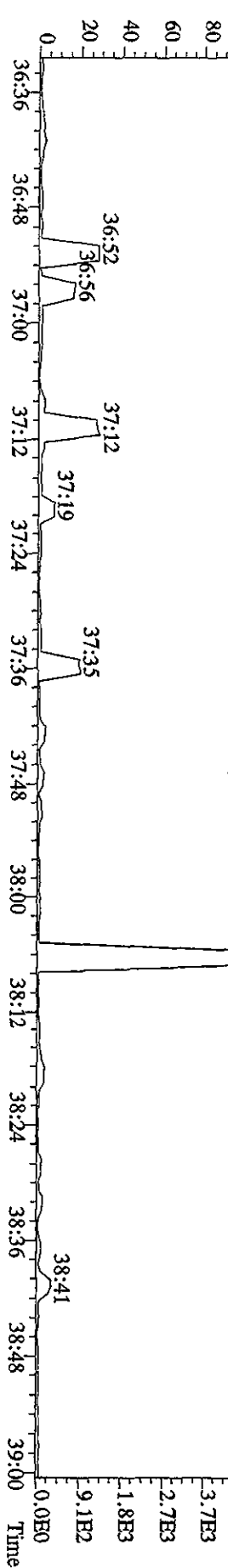
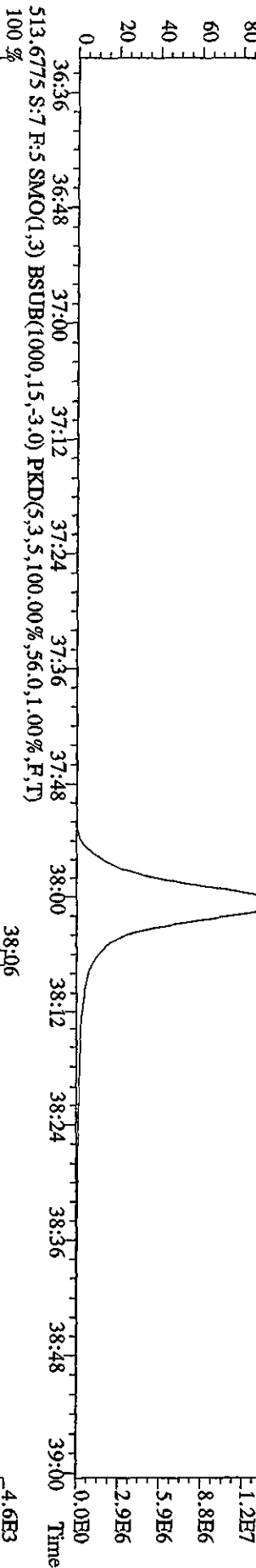
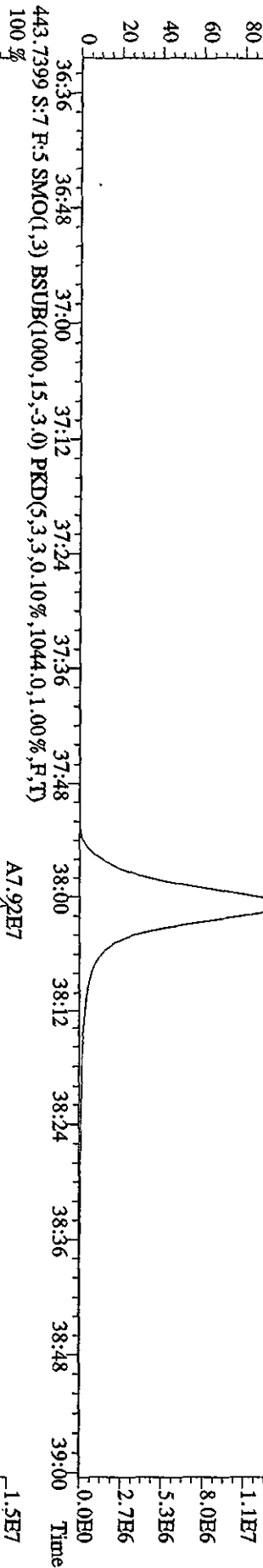

File:30AP104D5 #1-317 Acq:30-APR-2010 12:42:33 GC FI + Voltage SIR Autospec-Ultimah
 Sample#7 Text:LXTAR-1-AC :G0D100464-1 [20X] Exp:DIOXINRES8290A
 430.9728 S:7 F:3 SMO(1,3) PKD(5,3,3,100.00%,0.0,1.00%,F,T)
 100% 29:57 30:11 30:32 30:47 31:09 31:28 31:47 32:06 32:22 32:39 32:57 33:11 33:26 33:42



File:30AP104D5 #1-198 Acq:30-APR-2010 12:42:33 GC EI+ Voltage SIR Autospec-UltimaE
 Sample#7 Text:LXTAR-1-AC :G0D100464-1(20X) Exp:DIOXINRES8290A
 430.9728 S:7 F:4 SMO(1,3) PKD(5,3,3,100,00%,0,0,1,00%,F,T)
 479.7165 S:7 F:4 SMO(1,3) BSUB(1000,15,3,0) PKD(5,3,3,100,00%,52,0,1,00%,F,T)



File:30API04D5 #1-190 Acq:30-APR-2010 12:42:33 GC EI+ Voltage:519 Autospec-UltimaB
 Sample#7 Text: LXTAR-1-AC :GOD100464-1 [20X] Exp: DIOXINRES8290A
 442.9728 S:7 F:5 SMO(1,3) PKD(5,3,3,100.00%,0.0,1.00%,F,T)



Run text: LXTAR-1-AD Sample text: LXTAR-1-AD :G0D100464-1S [20X]
 Run #13 Filename: 30AP104D5 S: 8 I: 1 Results: 30AP104D58290ASY
 Acquired: 30-APR-10 13:26:36 Processed: 30-APR-10 14:30:47
 Run: 30AP104D5 Analyte: 8290AHRS Cal: 8290A0412104D5
 Factor 1:1600.000 Factor 2:20.000 Sample size: 10.10 g

380 05/03/10

Name	Resp	RA	RT	RRF	Conc	EDL	Rec	M
13C-1,2,3,4-TCDD	2472380	0.77 y	19:29	-	0.184	-	-	n
13C-2,3,7,8-TCDF	4840760	0.76 y	18:55	1.52	127.474	1.921	64.4	n
2,3,7,8-TCDF	55527300	0.79 y	18:57	0.95	2402.837	6.189	-	n
Total TCDF	330325203	0.99 n	15:43	0.95	14294.188	6.189	-	n
13C-2,3,7,8-TCDD	3403630	0.75 y	19:42	0.95	143.524	3.688	72.5	n
2,3,7,8-TCDD	993734	0.79 y	19:43	1.02	56.624	2.106	-	n
Total TCDD	18755576	0.78 y	17:14	1.02	1068.718	2.106	-	n
37Cl-2,3,7,8-TCDD	3857340	1.00 y	19:43	2.26	68.311	1.318	86.2	n
13C-1,2,3,7,8-PeCDF	2900380	1.53 y	24:34	1.05	110.585	2.154	55.8	n
1,2,3,7,8-PeCDF	34962400	1.56 y	24:35	1.04	2284.755	27.491	-	n
2,3,4,7,8-PeCDF	18709570	1.64 y	26:05	0.98	1300.588	29.243	-	n
Total F2 PeCDF	234763100	1.57 y	22:49	1.01	15784.984	28.340	-	n
Total F1 PeCDF	26488510	1.17 n	17:37	1.01	1784.462	5.726	-	n
13C-1,2,3,7,8-PeCDD	2352260	1.49 y	26:54	0.67	140.498	0.105	71.0	n
1,2,3,7,8-PeCDD	2619050	1.56 y	26:55	0.98	224.538	6.467	-	n
Total PeCDD	14314004	1.35 y	23:15	0.98	1227.175	6.467	-	n
13C-1,2,3,7,8,9-HxCDD	1337955	1.33 y	33:05	-	0.129	-	-	n
13C-1,2,3,4,7,8-HxCDF	1542561	0.57 y	31:55	1.02	111.382	5.780	56.2	n
1,2,3,4,7,8-HxCDF	50161700	1.24 y	31:56	1.21	5310.242	49.491	-	n
1,2,3,6,7,8-HxCDF	33458100	1.15 y	32:03	1.34	3198.601	44.693	-	n
2,3,4,6,7,8-HxCDF	8462240	1.27 y	32:37	1.22	888.757	49.100	-	y
1,2,3,7,8,9-HxCDF	5355770	1.20 y	33:16	1.09	629.333	54.934	-	y
Total HxCDF	182293321	1.24 y	30:33	1.22	16973.664	49.291	-	y
13C-1,2,3,6,7,8-HxCDD	1428530	1.28 y	32:49	0.81	130.983	9.844	66.1	n
1,2,3,4,7,8-HxCDD	1297305	1.42 y	32:45	1.01	178.623	7.594	-	n
1,2,3,6,7,8-HxCDD	2467810	1.12 y	32:50	1.11	307.100	6.864	-	n
1,2,3,7,8,9-HxCDD	2107396	1.19 y	33:06	1.21	241.618	6.324	-	n
Total HxCDD	11164325	0.99 n	31:23	1.11	1388.248	6.889	-	n
13C-1,2,3,4,6,7,8-HpCDF	513883	0.41 y	34:35	0.86	44.086	4.510	↓22.3	n
1,2,3,4,6,7,8-HpCDF	36629200	0.94 y	34:36	1.31	10777.226	42.021	-	n
1,2,3,4,7,8,9-HpCDF	19905810	0.93 y	35:44	1.03	7478.796	53.659	-	n
Total HpCDF	75672780	0.94 y	34:36	1.17	24571.709	47.132	-	n
13C-1,2,3,4,6,7,8-HpCDD	591475	1.17 y	35:24	0.70	62.753	8.364	↓31.7	n
1,2,3,4,6,7,8-HpCDD	2367860	0.96 y	35:25	1.07	739.593	16.477	-	n
Total HpCDD	3176348	0.22 n	34:25	1.07	992.121	16.477	-	n
13C-OCDD	429298	1.02 y	37:54	0.53	59.784	3.039	↓15.1	y
OCDF	39340300	0.87 y	38:01	1.45	25109.793	18.905	-	n


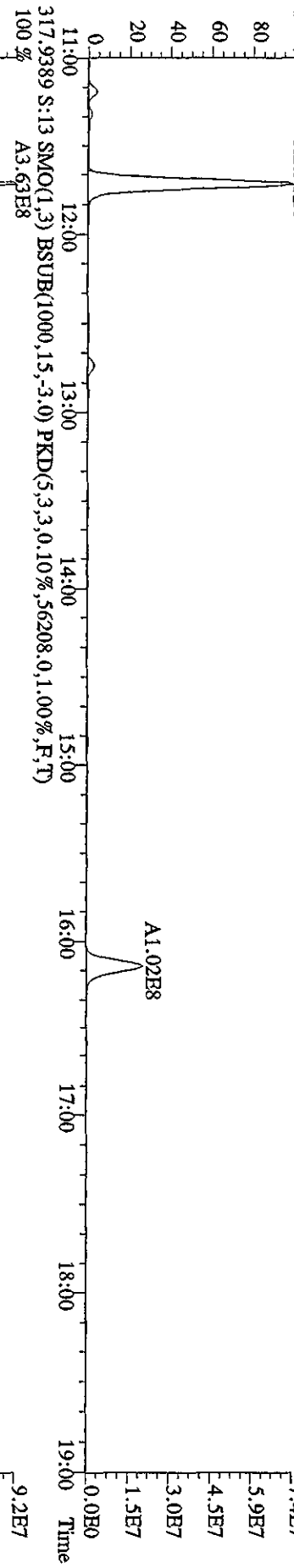
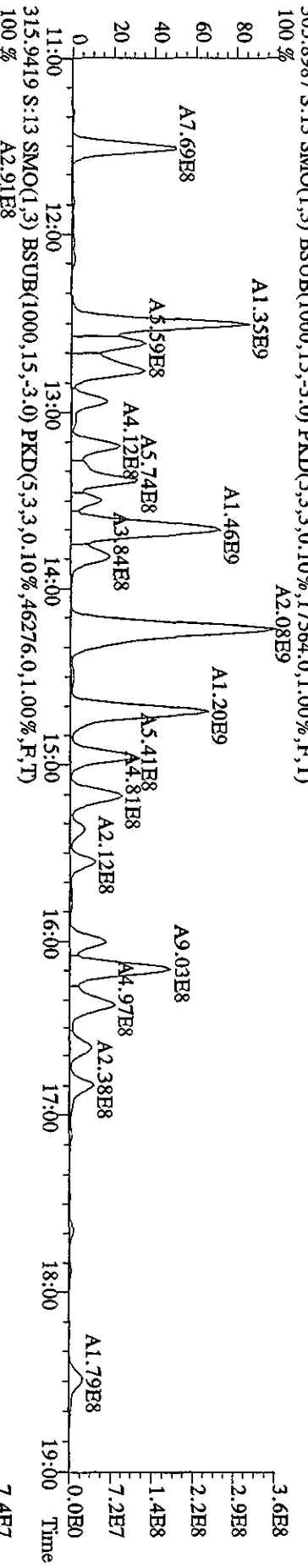
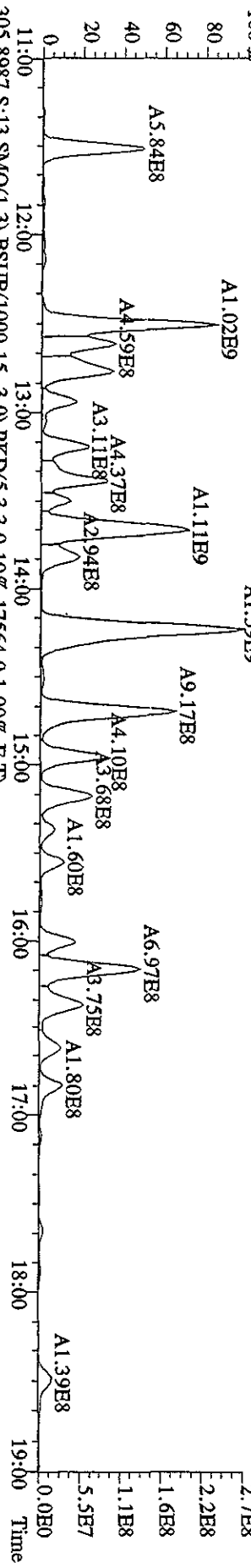
OCDD 1426958 0.93 y 37:55 1.17 1128.754 / 40.823 - n

Run text: LXTAR-1-AC Sample text: GOD100464-1
 Run #17 Filename: 29AP105D2 S: 13 I: 1 Results: 29AP105D2DB225
 Acquired: 29-APR-10 16:01:21 Processed: 29-APR-10 19:12:03
 Run: 29AP105D2 Analyte: DB225HRS Cal: DB2250421105D2
 Factor 1: 1600.000 Factor 2: 20.000 Sample size: 10.1800g

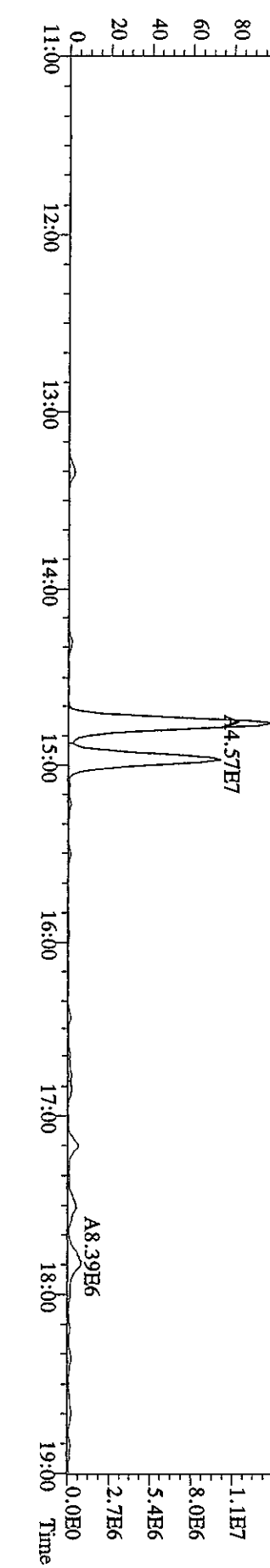
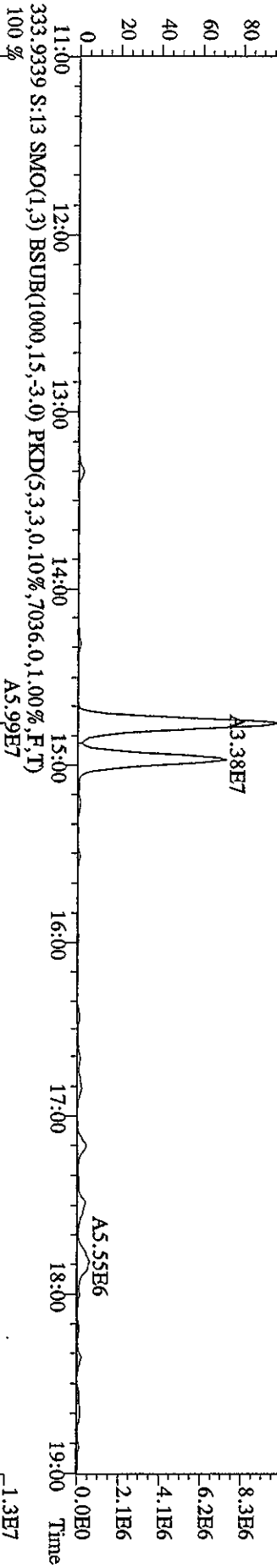
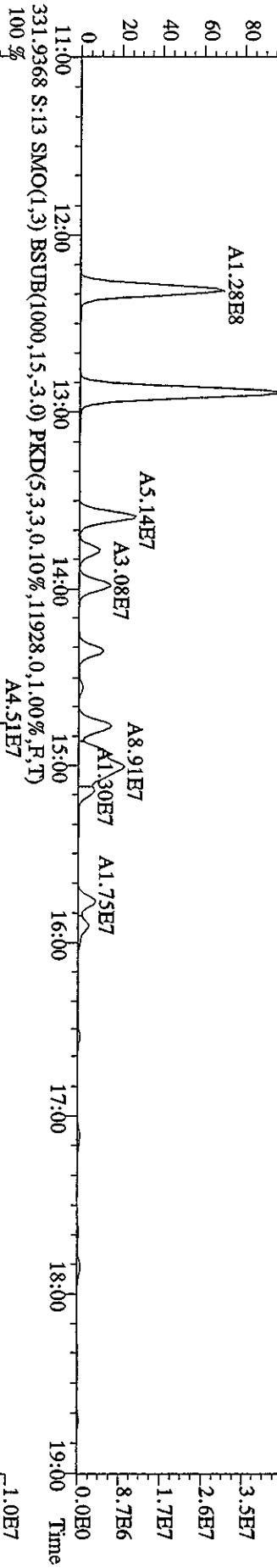
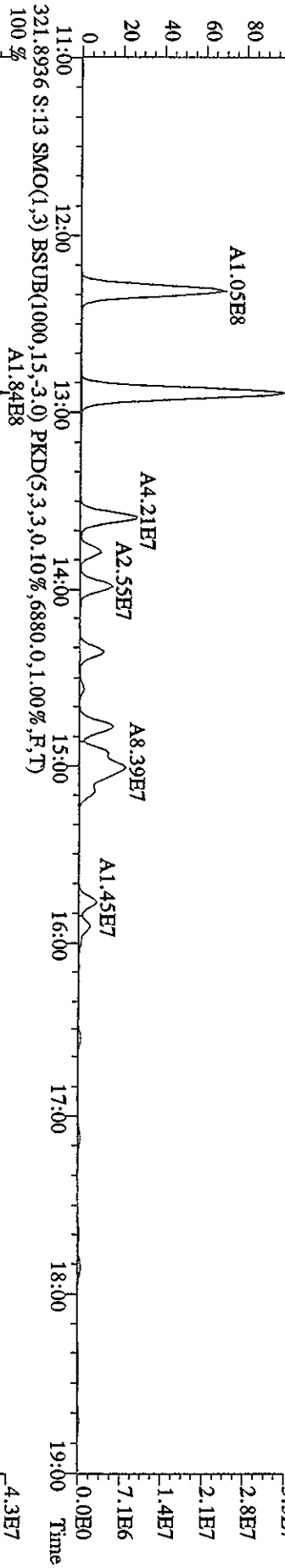
Name	Resp	RA	RT	RRF	Conc	EDL	Rec	M
13C-1,2,3,4-TCDD	79522900	0.74 y	14:58	-	7.85	-	-	n
13C-2,3,7,8-TCDF	227155000	0.81 y	16:09	2.11	133.22	0.82	67.8	n
2,3,7,8-TCDF	1599893000	0.77 y	16:10	1.09	1271.28	0.55	-	n
13C-2,3,7,8-TCDD	104942600	0.75 y	14:46	0.95	136.68	0.34	69.6	n
2,3,7,8-TCDD	62590700	0.83 y	14:47	1.36	86.33	0.31	-	n
37C1-2,3,7,8-TCDD	114962200	1.00 y	14:47	2.28	62.34	0.59	79.3	n

G E-Con.

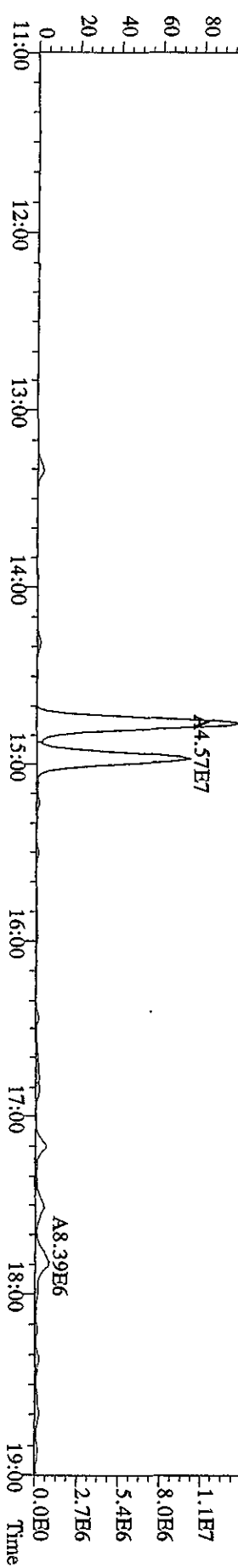
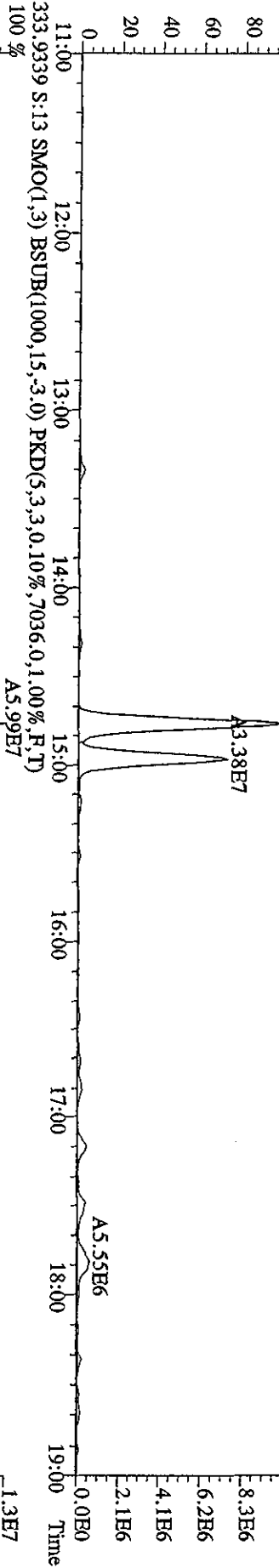
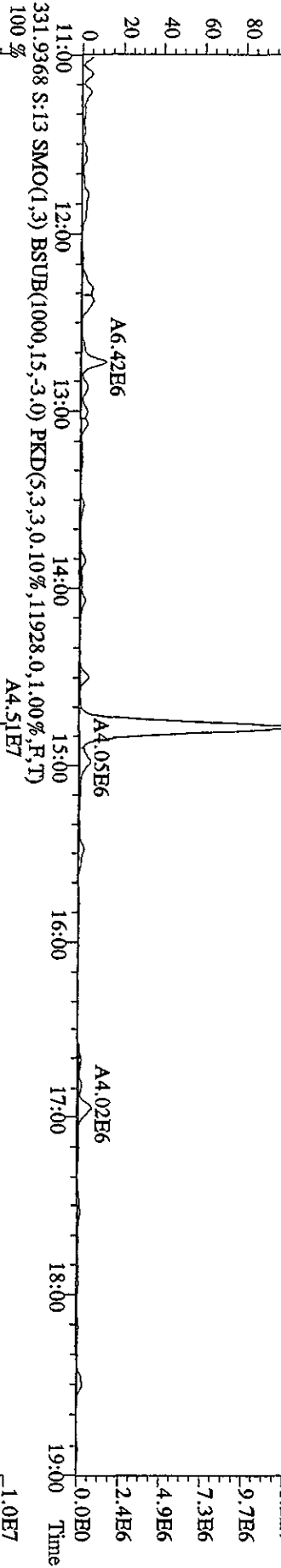
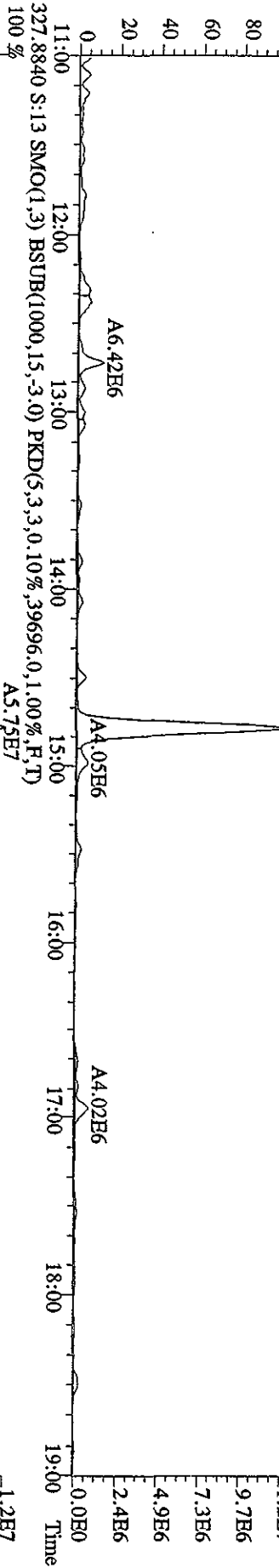
85 04/30/10



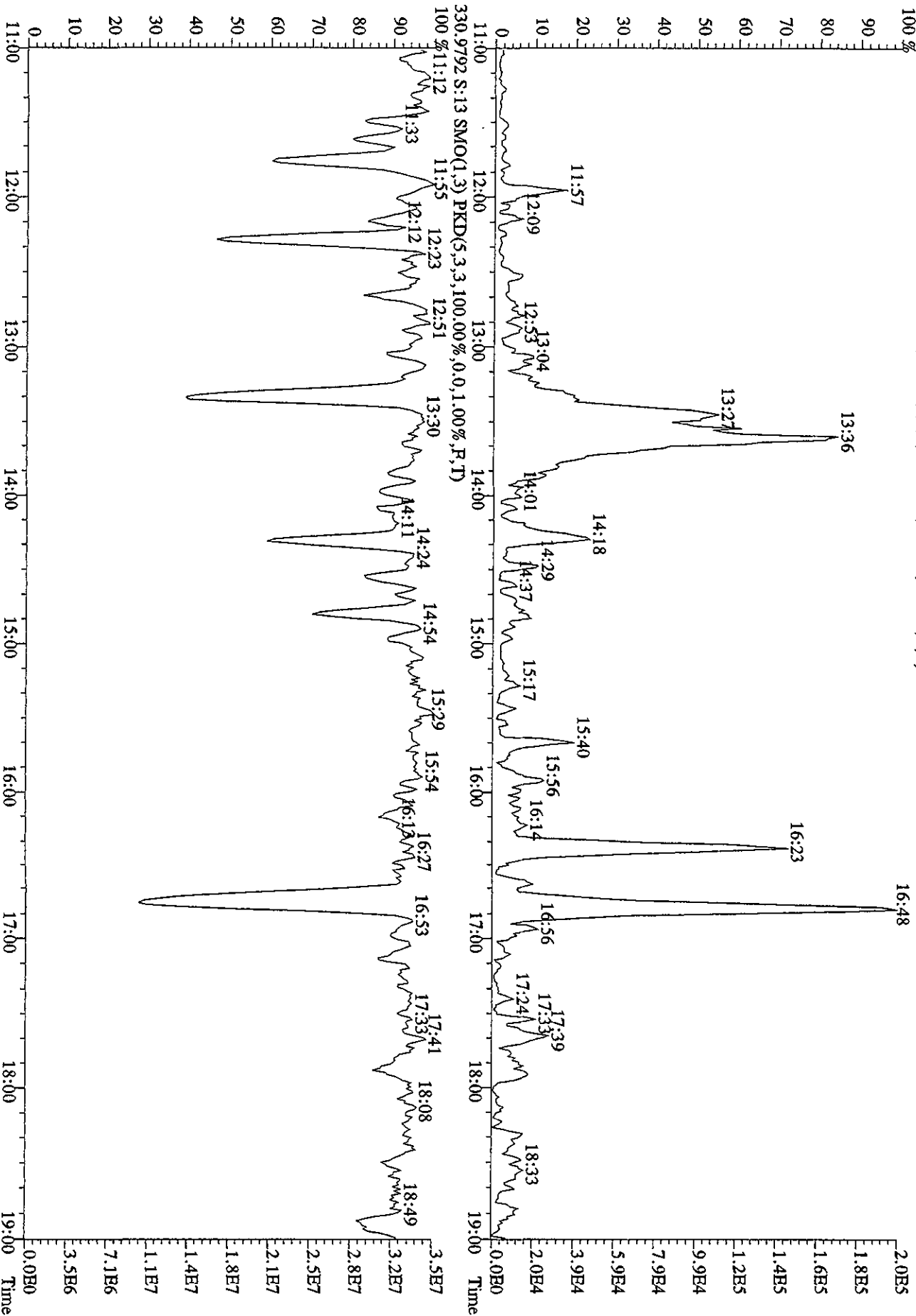
File:29AP105D2 #1-1242 Acq:29-APR-2010 16:01:21 GC EI+ Voltage SIR 70SE
 Sample#13 Text:LXTAR-1-AC :G0D100464-1 Exp:DB225RES
 319.8965 S:13 SMO(1,3) BSUB(1000,15,-3.0) PKD(5,3,3,0.10%,10068,0.1,00%,F,T)
 100 % A1.50E8



File:29AP10SD2 #1-1242 Acq:29-APR-2010 16:01:21 GC EI+ Voltage SIR 70SE
 Sample#13 Text:LXTAR-1-AC :G0D100464-1 Exp:DB225RES
 327.8840 S:13 SMO(1,3) BSUB(1000,15,-3.0) PKD(5,3,3,0.10%,39696.0,1.00%,F,T)
 100% A5.75E7



File:29AP10SD2 #1-1242 Acq:29-APR-2010 16:01:21 GC EI+ Voltage SIR 70SE
 Sample#13 Text:LXTAR-1-AC :G0D100464-1 Exp:DB225RES
 375.8364 S:1.3 SMO(1,3) BSUB(1000,15,-3.0) PKD(5,3,3,100.00%,3468.0,1.00%,F,T)

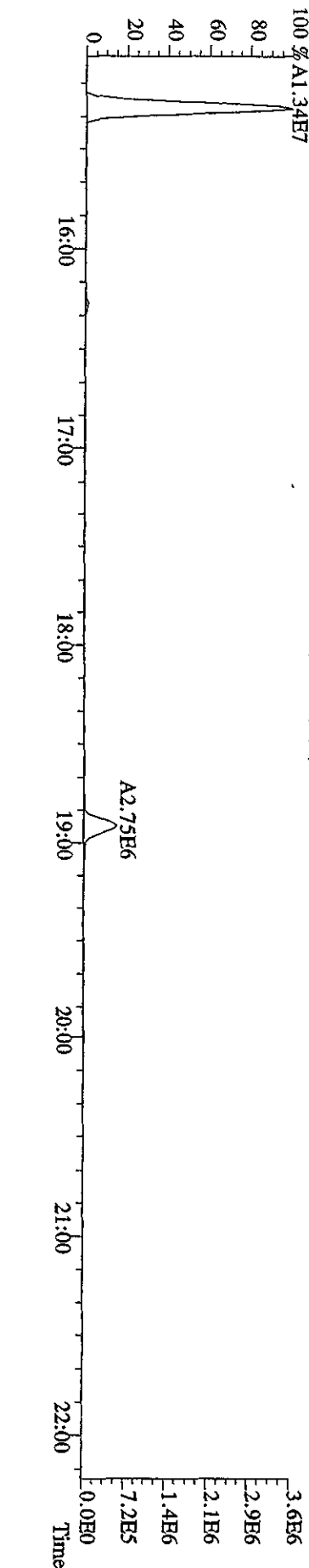
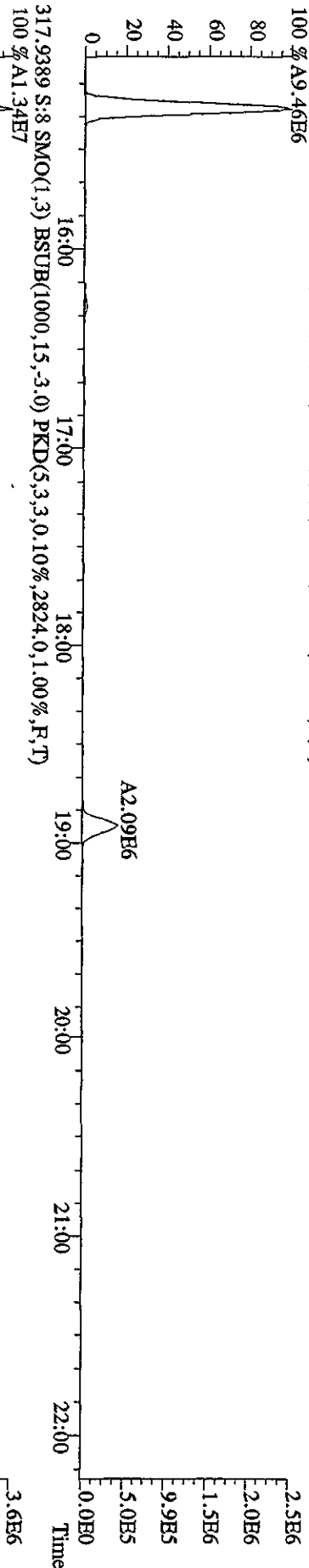
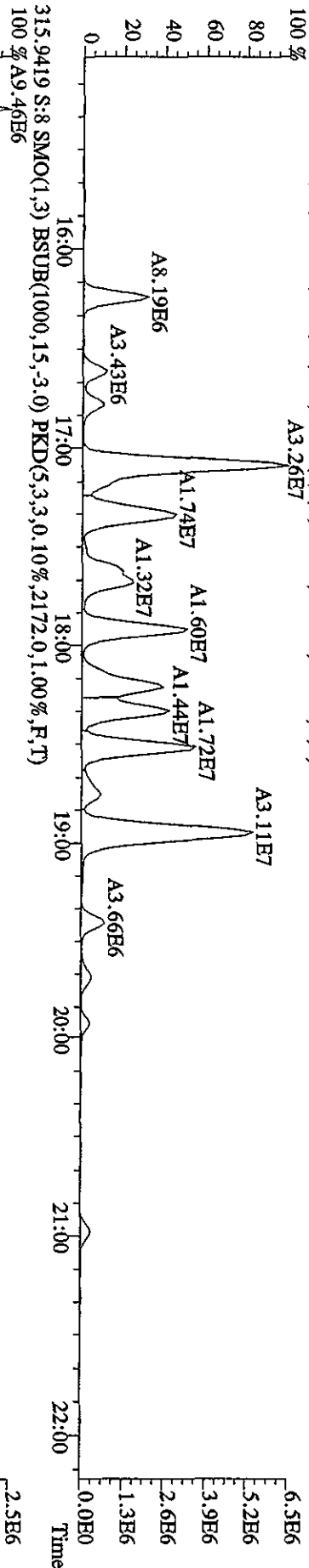
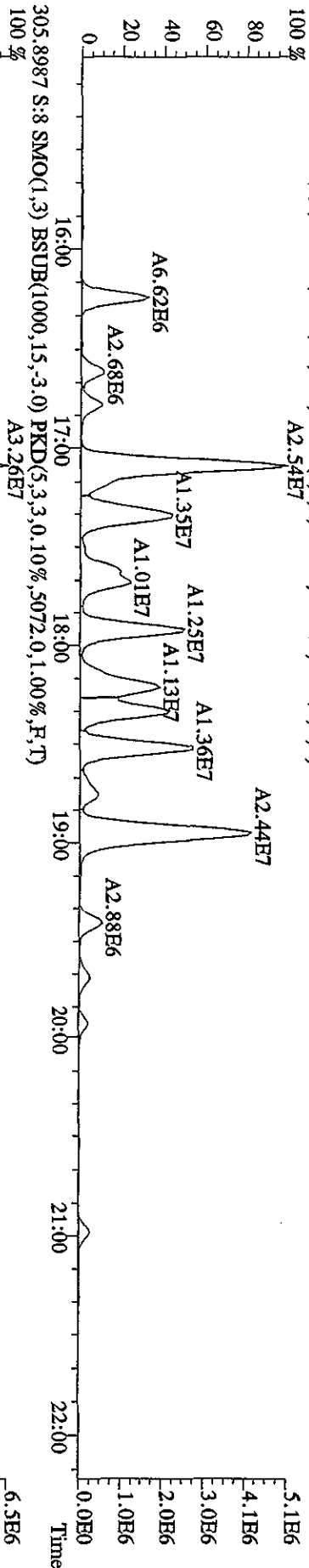


Run text: LXTAR-1-AD Sample text: LXTAR-1-AD :G0D100464-1S [20X]
 Run #13 Filename: 30AP104D5 S: 8 I: 1 Results: 30AP104D58290A
 Acquired: 30-APR-10 13:26:36 Processed: 30-APR-10 14:30:47
 Run: 30AP104D5 Analyte: 8290AHRS Cal: 8290A0412104D5
 Factor 1: 1600.000 Factor 2: 20.000 Sample size: 10.1000g

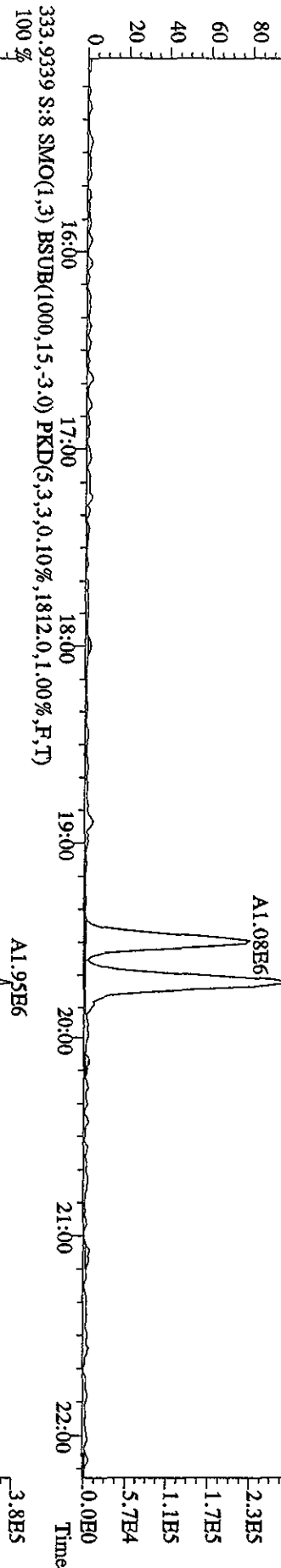
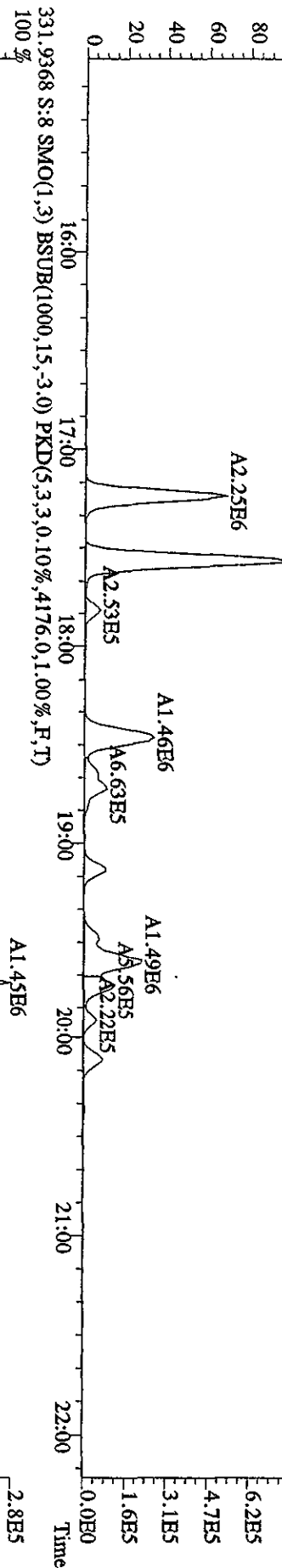
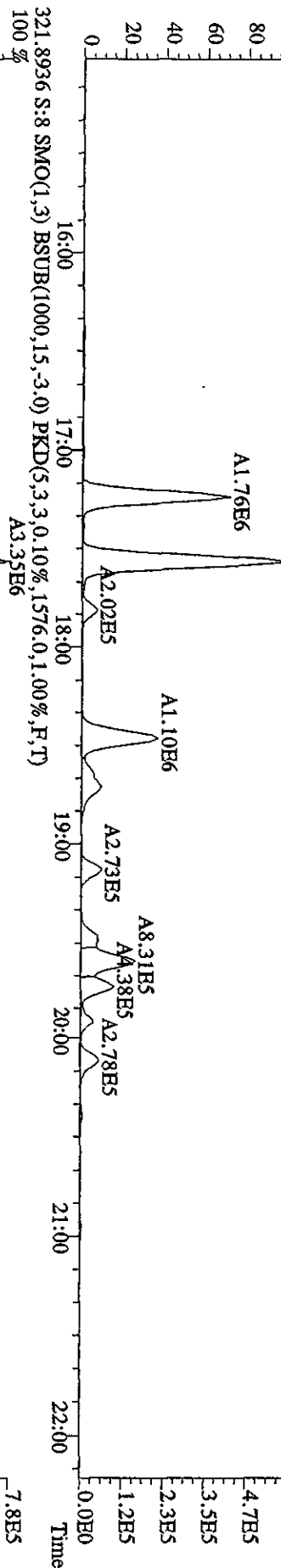
Name	Resp	RA	RT	RRF	Conc	EDL	Rec	M
13C-1,2,3,4-TCDD	2472380	0.77 y	19:29	-	0.18	-	-	n
13C-2,3,7,8-TCDF	4840760	0.76 y	18:55	1.52	127.47	1.92	64.4	n
2,3,7,8-TCDF	55527300	0.79 y	18:57	0.95	2402.84	6.19	-	n
Total TCDF	330325203	0.99 n	15:43	0.95	14294.19 ^{see 013225}	6.19	-	n
13C-2,3,7,8-TCDD	3403630	0.75 y	19:42	0.95	143.52	3.69	72.5	n
2,3,7,8-TCDD	993734	0.79 y	19:43	1.02	56.62	2.11	-	n
Total TCDD	18755576	0.78 y	17:14	1.02	1068.72	2.11	-	n
37Cl-2,3,7,8-TCDD	3857340	1.00 y	19:43	2.26	68.31	1.32	86.2	n
13C-1,2,3,7,8-PeCDF	2900380	1.53 y	24:34	1.05	110.58	2.15	55.8	n
1,2,3,7,8-PeCDF	34962400	1.56 y	24:35	1.04	2284.75	27.49	-	n
2,3,4,7,8-PeCDF	18709570	1.64 y	26:05	0.98	1300.59	29.24	-	n
Total F2 PeCDF	234763100	1.57 y	22:49	1.01	15784.98	28.34	-	n
Total F1 PeCDF	26488510	1.17 n	17:37	1.01	1784.46	5.73	-	n
13C-1,2,3,7,8-PeCDD	2352260	1.49 y	26:54	0.67	140.50	0.10	71.0	n
1,2,3,7,8-PeCDD	2619050	1.56 y	26:55	0.98	224.54	6.47	-	n
Total PeCDD	14314004	1.35 y	23:15	0.98	1227.18	6.47	-	n
13C-1,2,3,7,8,9-HxCDD	1337955	1.33 y	33:05	-	0.13	-	-	n
13C-1,2,3,4,7,8-HxCDF	1542561	0.57 y	31:55	1.02	111.38	5.78	56.2	n
1,2,3,4,7,8-HxCDF	50161600	1.24 y	31:56	1.21	5310.23	49.49	-	n
1,2,3,6,7,8-HxCDF	33458100	1.15 y	32:03	1.34	3198.60	44.69	-	n
2,3,4,6,7,8-HxCDF	17560920	1.24 y	32:33	1.22	1844.36	49.10	-	n
1,2,3,7,8,9-HxCDF	12594740	1.22 y	33:20	1.09	1479.95	54.93	-	n
Total HxCDF	198630830	1.24 y	30:33	1.22	20779.87	49.29	-	n
13C-1,2,3,6,7,8-HxCDD	1428530	1.28 y	32:49	0.81	130.98	9.84	66.1	n
1,2,3,4,7,8-HxCDD	1297305	1.42 y	32:45	1.01	178.62	7.59	-	n
1,2,3,6,7,8-HxCDD	2467810	1.12 y	32:50	1.11	307.10	6.86	-	n
1,2,3,7,8,9-HxCDD	2107396	1.19 y	33:06	1.21	241.62	6.32	-	n
Total HxCDD	11164325	0.99 n	31:23	1.11	1388.25	6.89	-	n
13C-1,2,3,4,6,7,8-HpCDF	513883	0.41 y	34:35	0.86	44.09	4.51	↓ 22.3	n
1,2,3,4,6,7,8-HpCDF	36629200	0.94 y	34:36	1.31	10777.23	42.02	-	n
1,2,3,4,7,8,9-HpCDF	19905810	0.93 y	35:44	1.03	7478.80	53.66	-	n
Total HpCDF	75672780	0.94 y	34:36	1.17	24571.71	47.13	-	n
13C-1,2,3,4,6,7,8-HpCDD	591475	1.17 y	35:24	0.70	62.75	8.36	↓ 31.7	n
1,2,3,4,6,7,8-HpCDD	2367860	0.96 y	35:25	1.07	739.59	16.48	-	n
Total HpCDD	3176348	0.22 n	34:25	1.07	992.12	16.48	-	n
13C-OCDD	398726	1.13 (n)	37:54	0.53	55.53	3.04	↓ 14.0	n

OCDF	39340300	0.87	y	38:01	1.45	27035.08	21.19	-	n
OCDD	1426958	0.93	y	37:55	1.17	1215.30	45.76	-	n

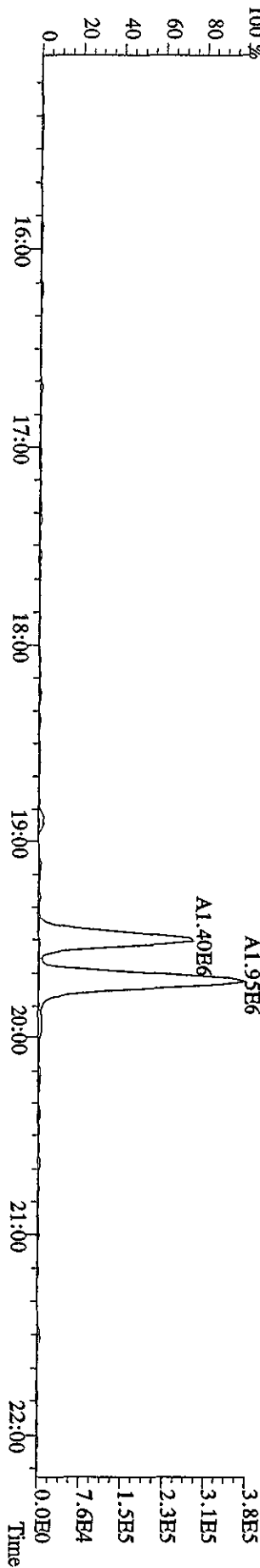
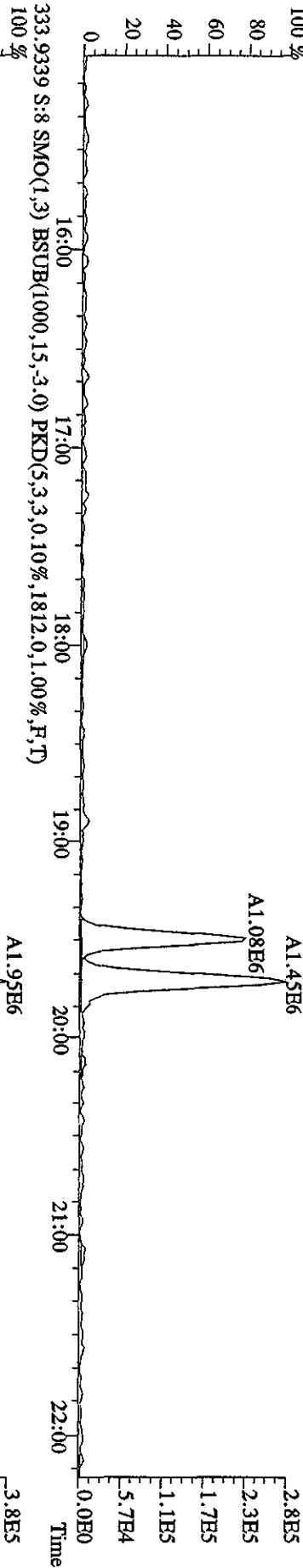
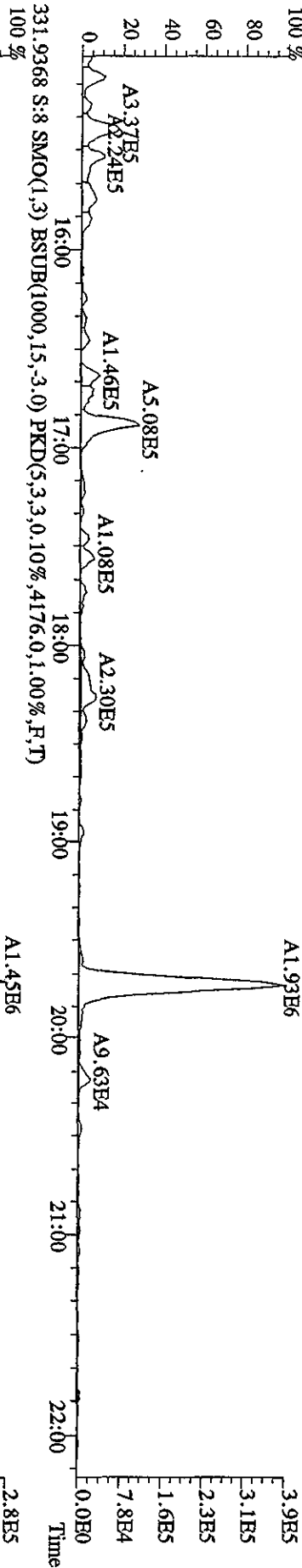
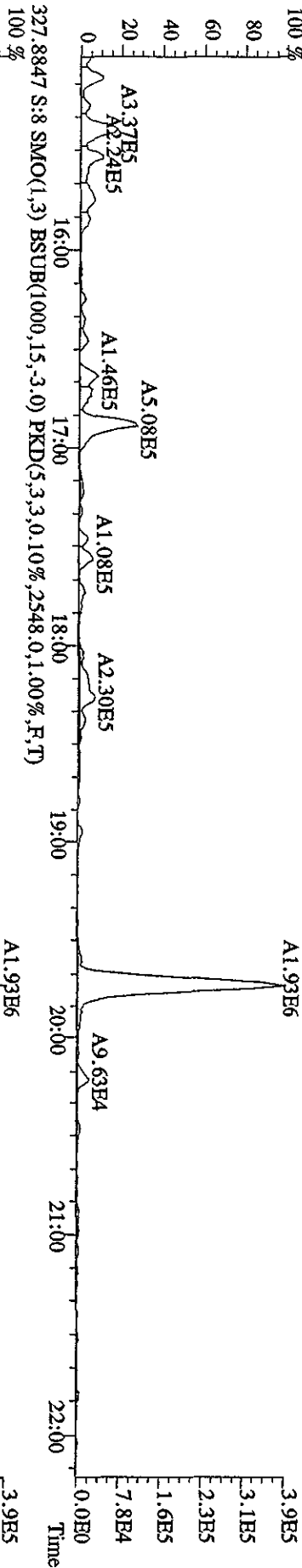
File:30AP104D5 #1-434 Acq:30-APR-2010 13:26:36 GC FI + Voltage SIR Autospec-UltraB
 Sample#8 Text:IXTAR-1-AD :G0D100464-1S [20X] Exp:DIOXINRES8290A
 303.9016 S:8 SMO(1,3) BSUB(1000,15,-3.0) PKD(5,3,3,0,10%,4780,0,1,00%,F,T)
 A2.54E7



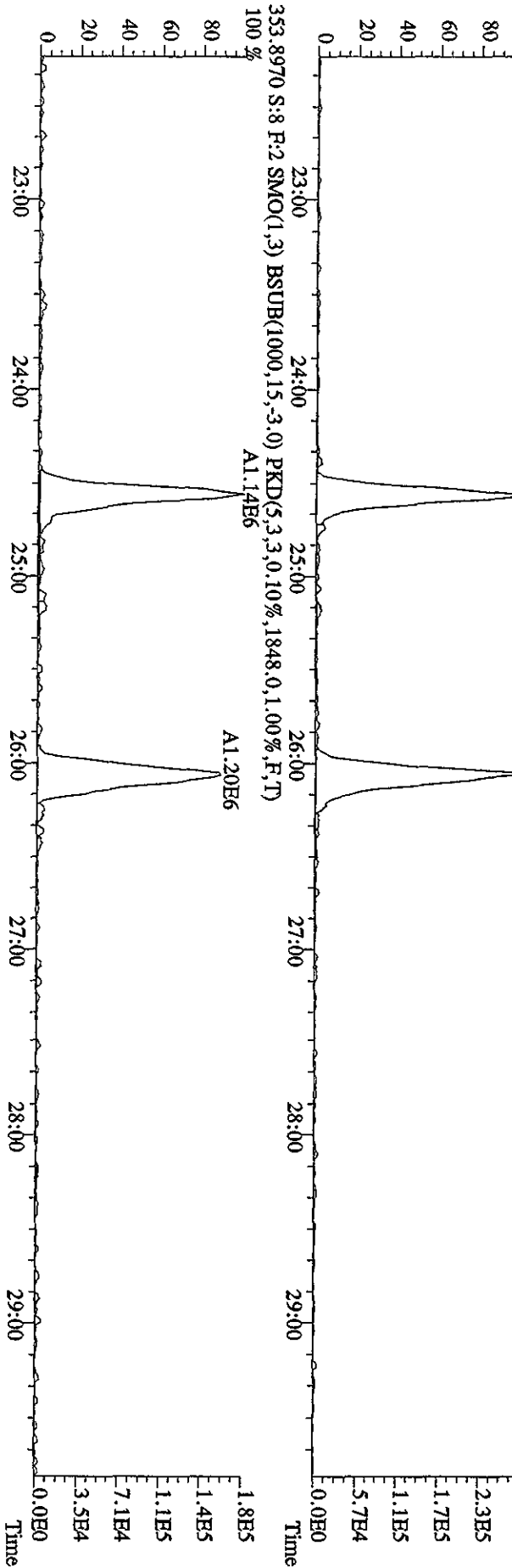
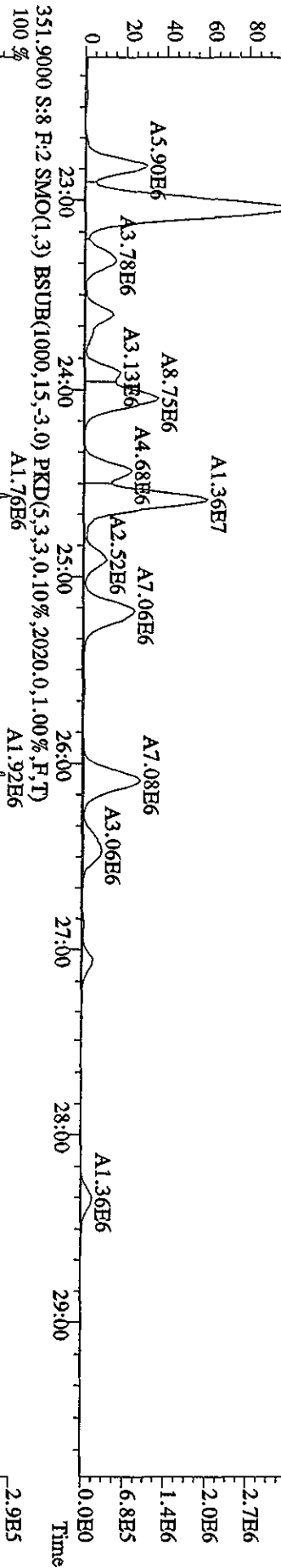
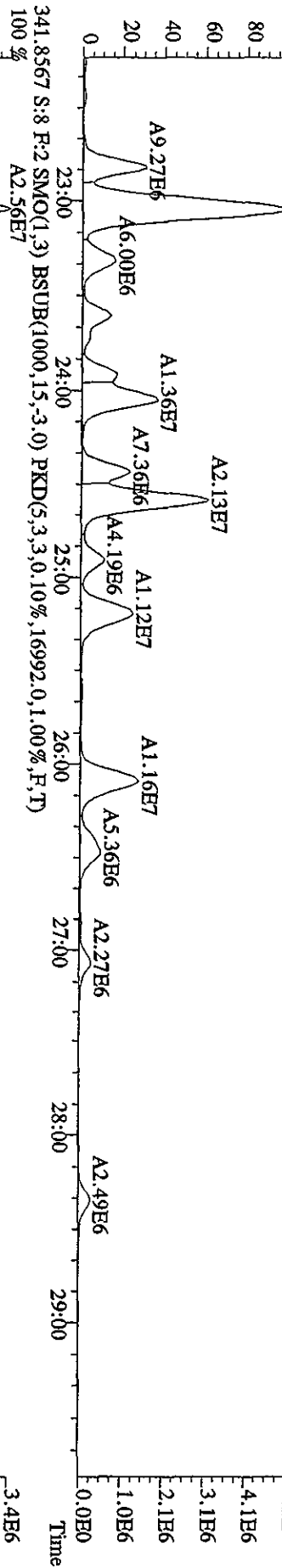
File:30AP104D5 #1-434 Acq:30-APR-2010 13:26:36 GC EI+ Voltage SIR Autospec-Ultimate
 Sample#8 Text:LXTAR-1-AD :G0D100464-1S [20X] Exp:DIOXINRES8290A
 319.8965 S:8 SMO(1,3) BSUB(1000,15,-3.0) PKD(5,3,3,0,10%,824,0,1,00%,F,T)
 100%



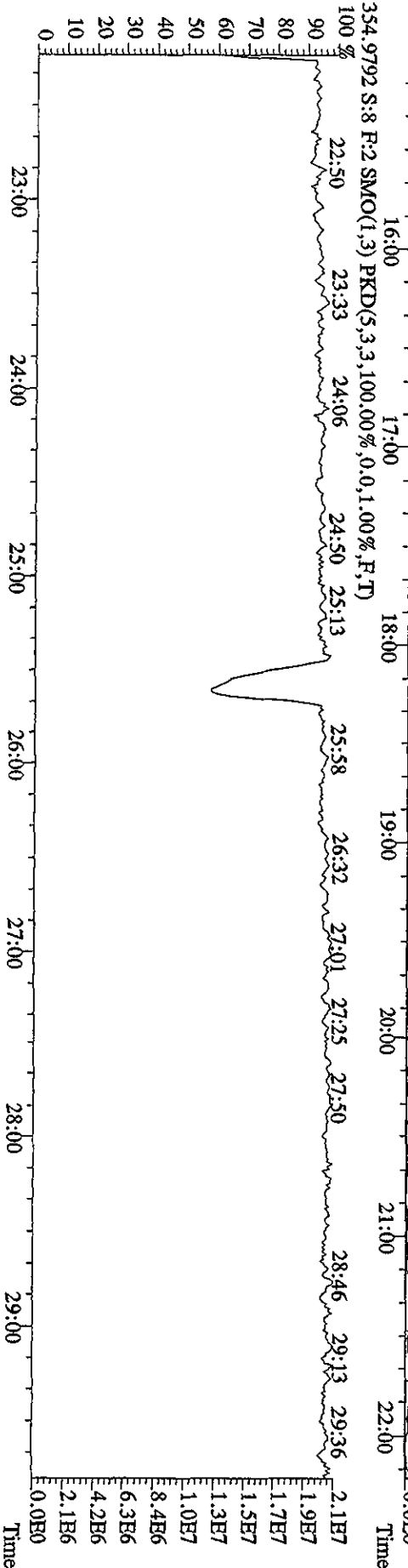

File:30ADP104D5 #1-434 Acq:30-APR-2010 13:26:36 GC EI+ Voltage SIR Autospec-UltimaR
 Sample#8 Text:LXTAR-1-AD :G0D100464-1S [20X] Exp:DIOXINRES8290A
 327.8847 S:8 SMO(1,3) BSUB(1000,15,-3.0) PKD(5,3,3,0.10%,2548,0.1,0.00%,F,T)



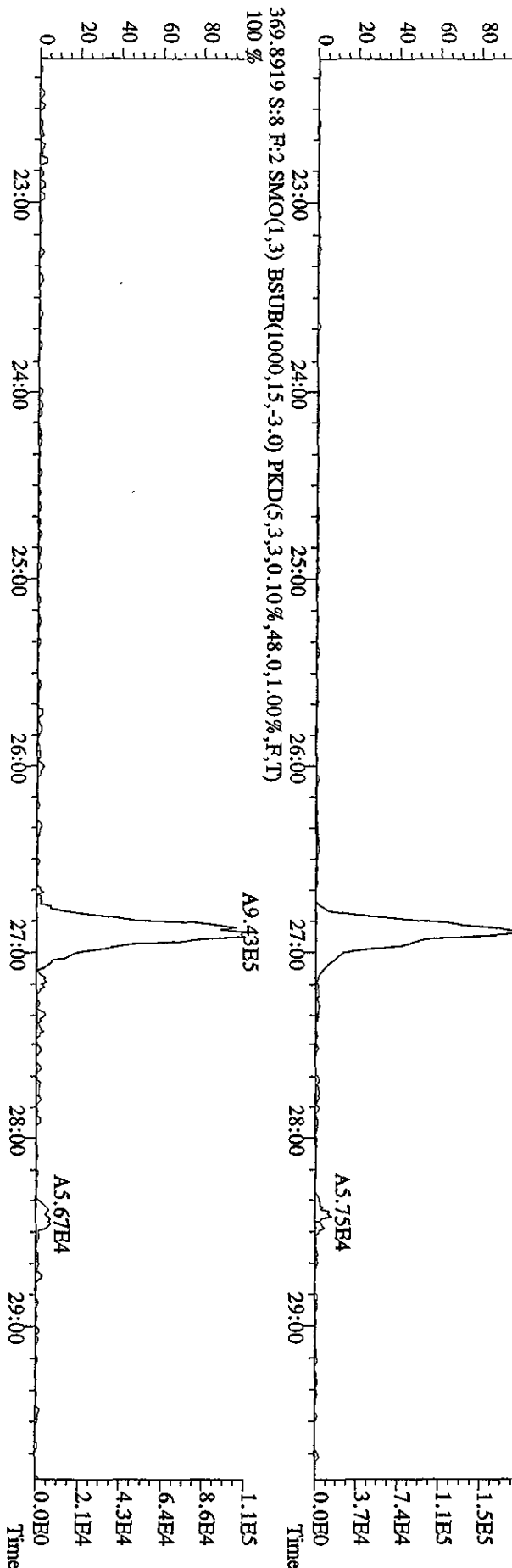
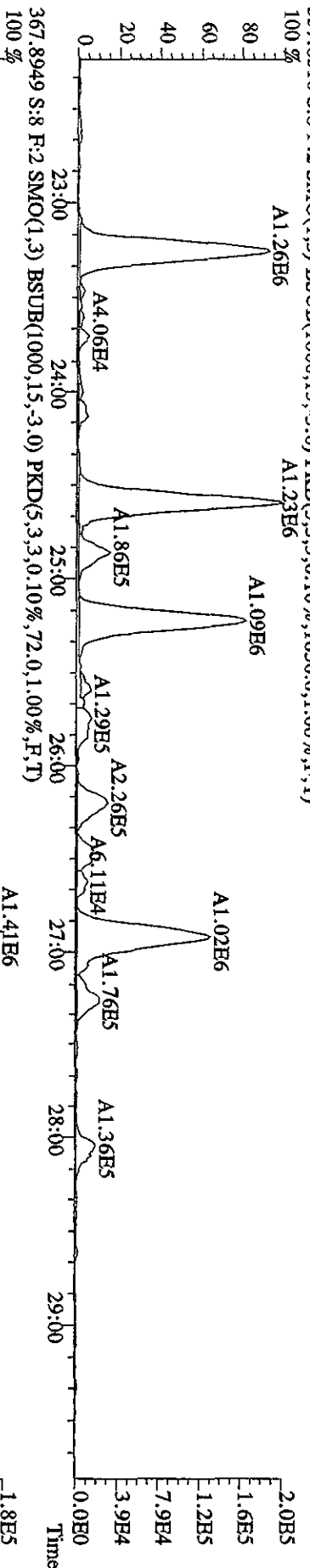
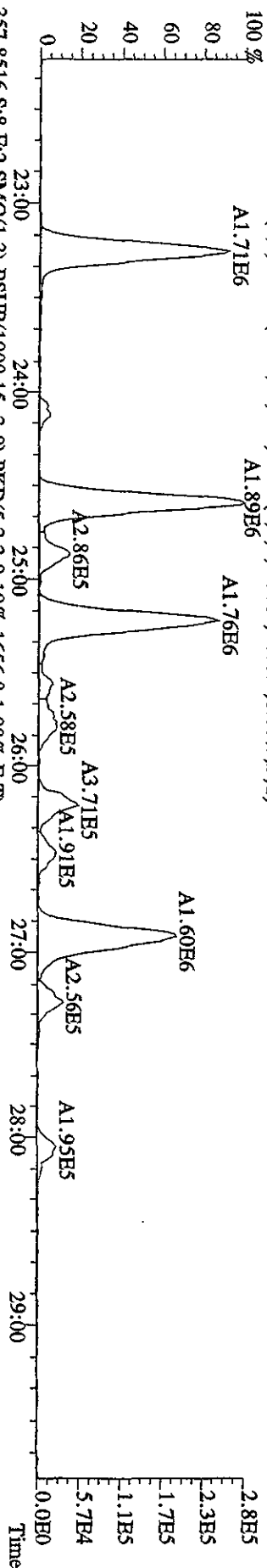
File:30AP104D5 #1-604 Acq:30-APR-2010 13:26:36 GC HI + Voltage SIR Autospec-UltimaE
 Sample#8 Text:LXTAR-1-AD :G0D100464-1S [20X] Exp:DIOXINRES8290A
 339.8597 S:8 F:2 SMO(1,3) BSUB(1000,15,-3.0) PKD(5,3,3,0.10%,5220.0,1.00%,F,T)



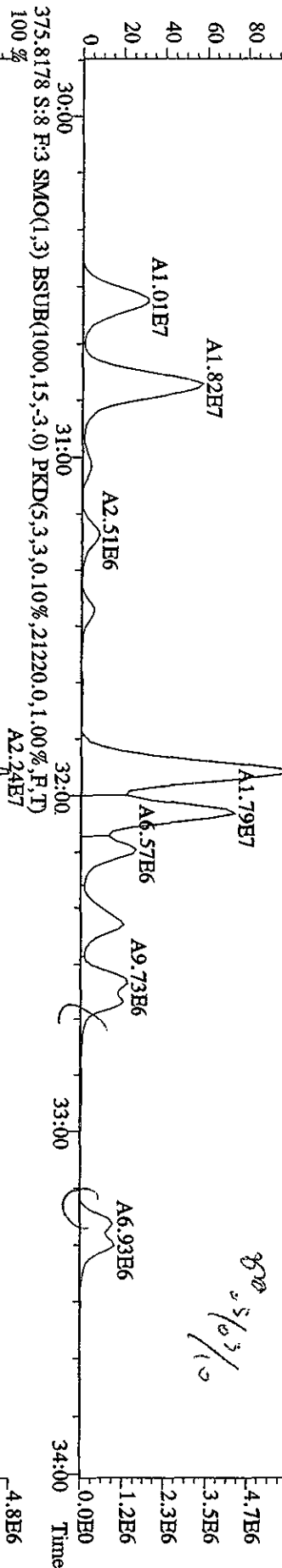
File:30ADP104D5 #1-434 Acq:30-APR-2010 13:26:36 GC EI+ Voltage SIR Autospec-Ultimat
 Sample#8 Text:LXTAR-1-AD :GOD100464-1S [20X] Exp:DIOXINRES8290A
 339.8397 S:8 SMO(1,3) BSUB(1000,15,-3.0) PKD(5,3,3,0,10%,1324.0,1.00%,F,T)



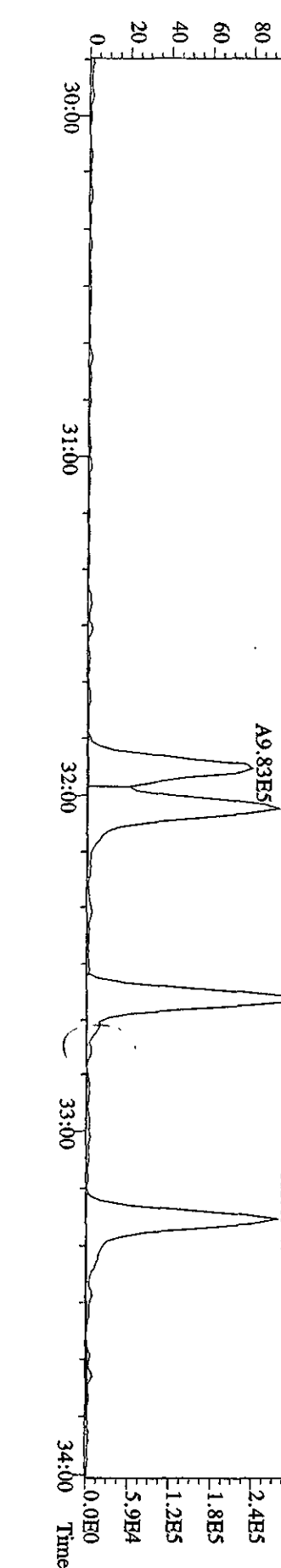
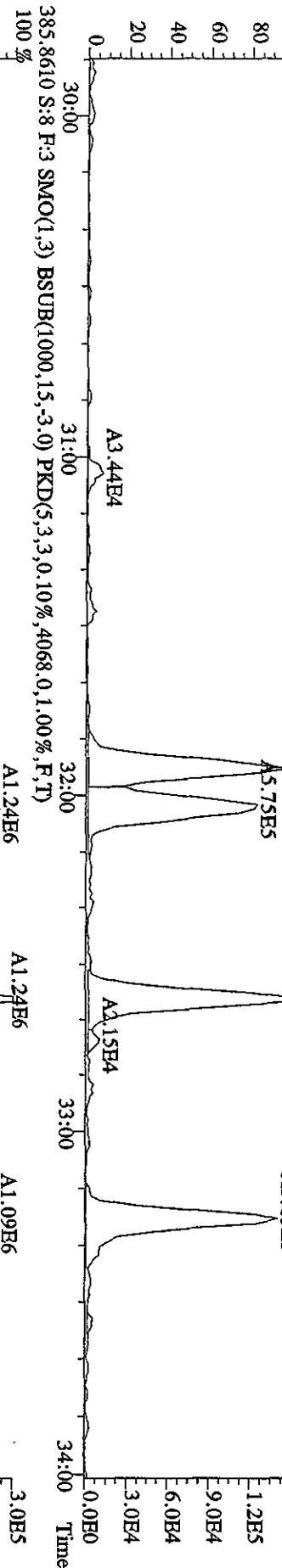
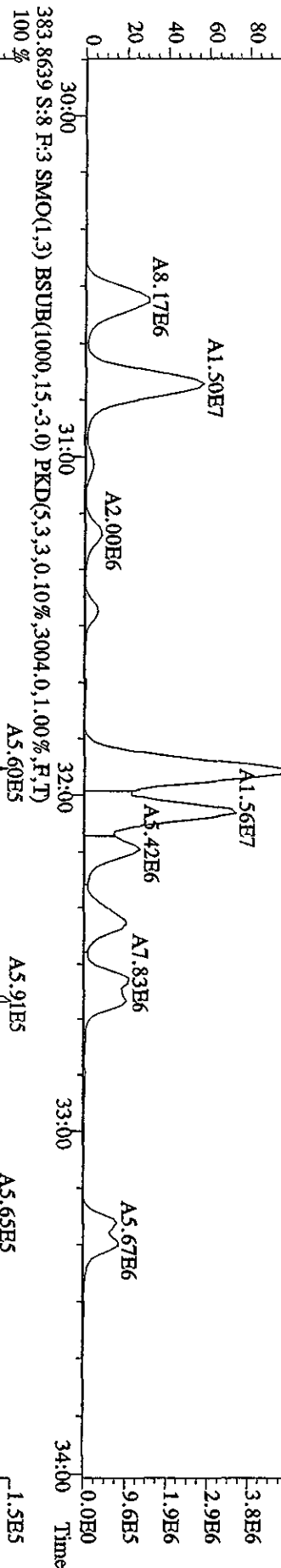
File:30ADP104D5 #1-604 Acq:30-APR-2010 13:26:36 GC EI+ Voltage SIR Autospec-UltimaE
 Sample#8 Text:LXTAR-1-AD :GOD100464-IS [20X] Exp:DIOXINRES8290A
 355.8546 S:8 F:2 SMO(1,3) BSUB(1000,15,-3.0) PKD(5,3,3,0.10%,1408,0,1.00%,F,T)



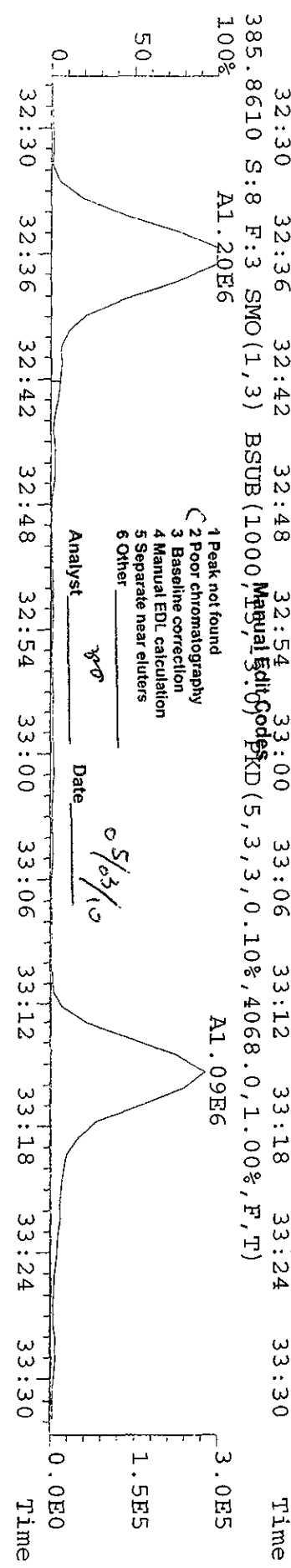
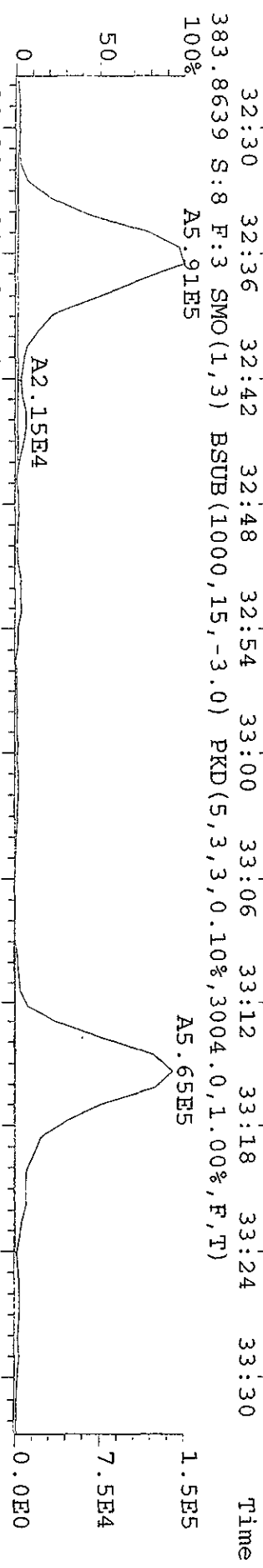


File:30ADP104D5 #1-317 Acq:30-APR-2010 13:26:36 GC EI+ Voltage SIR Autospec-Ultimate
 Sample#8 Text:LXTAR-1-AD :G0D100464-1S [20X] Exp:DIOXINRES8290A
 373.8208 S:8 F:3 SMO(1,3) BSUB(1000,15,-3.0) PKD(5,3,3,0.10%,1.7784,0,1.00%,F,T) A2.78E7



800 5/6/10



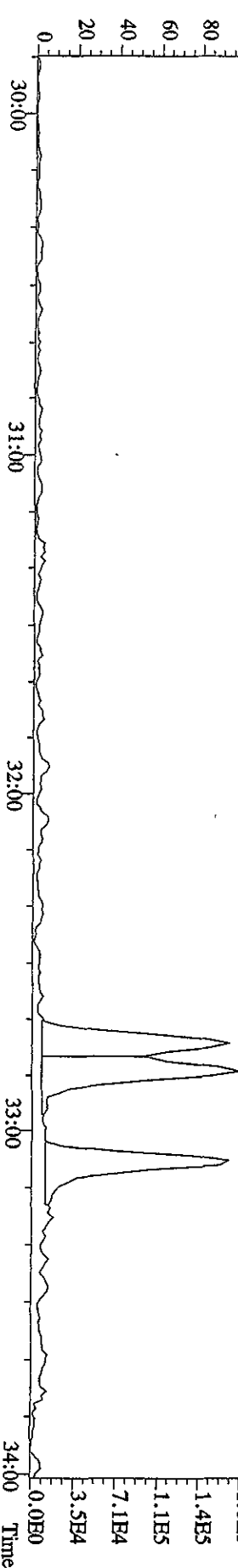
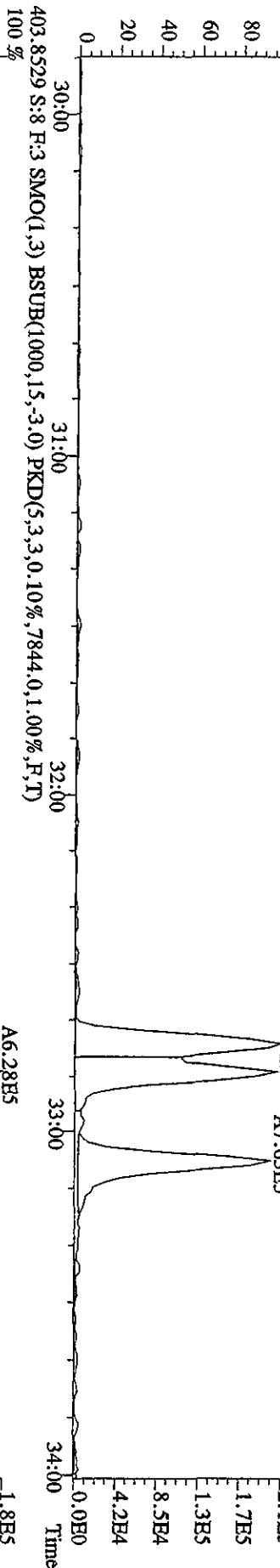
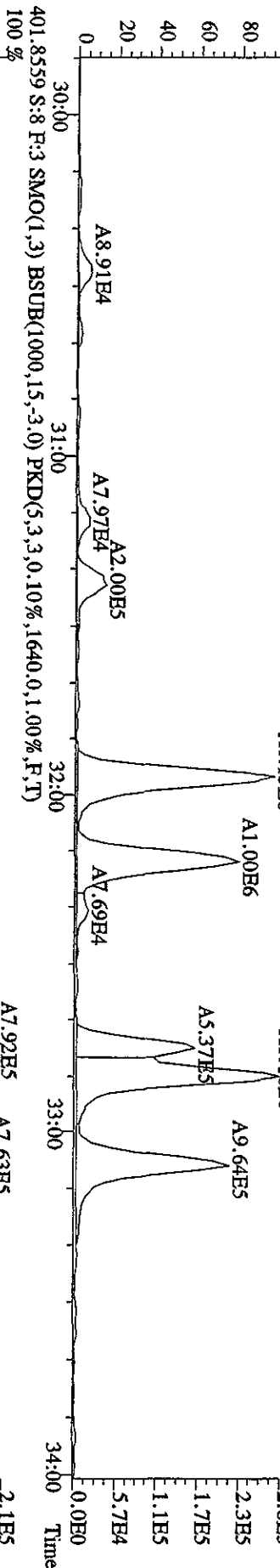
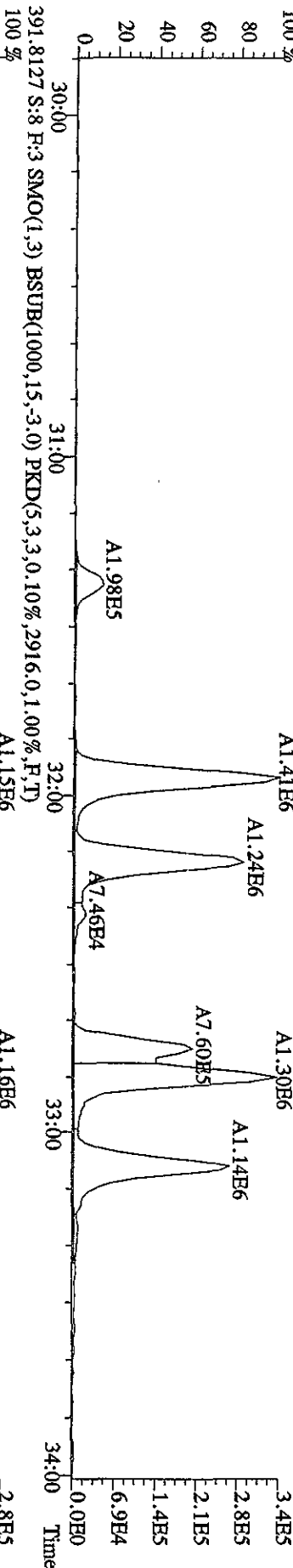
File: 30API04D5 #1-317 Acq: 30-APR-2010 13:26:36 GC EI+ Voltage SIR Autospec-UltimaE
 Sample#8 Text: LXTAR-1-AD : GOD100464-1S Exp: DIOXINRES8290A
 373.8208 S:8 F:3 SMO(1,3) BSUB(1000,15,-3.0) PKD(5,3,3,0.10%,17784.0,1.00%,F,T)



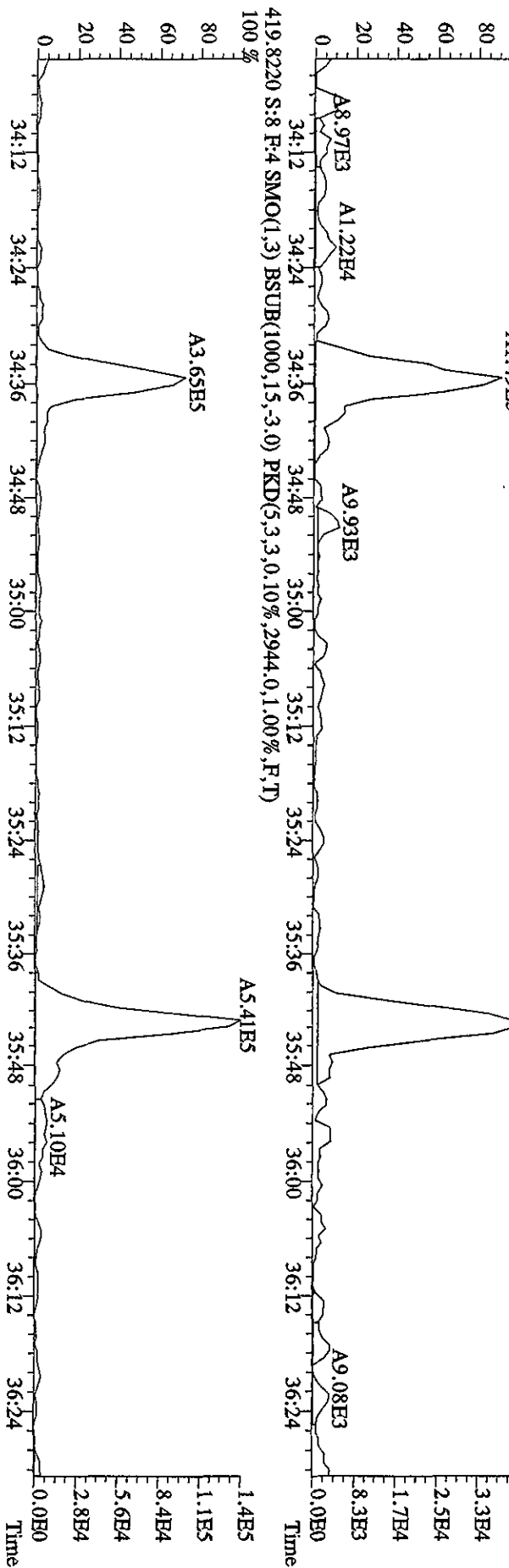


1 Peak not found
 2 Poor chromatography
 3 Baseline correction
 4 Manual EDL calculation
 5 Separate near eluters
 6 Other

Analyst gpo Date 5/23/10

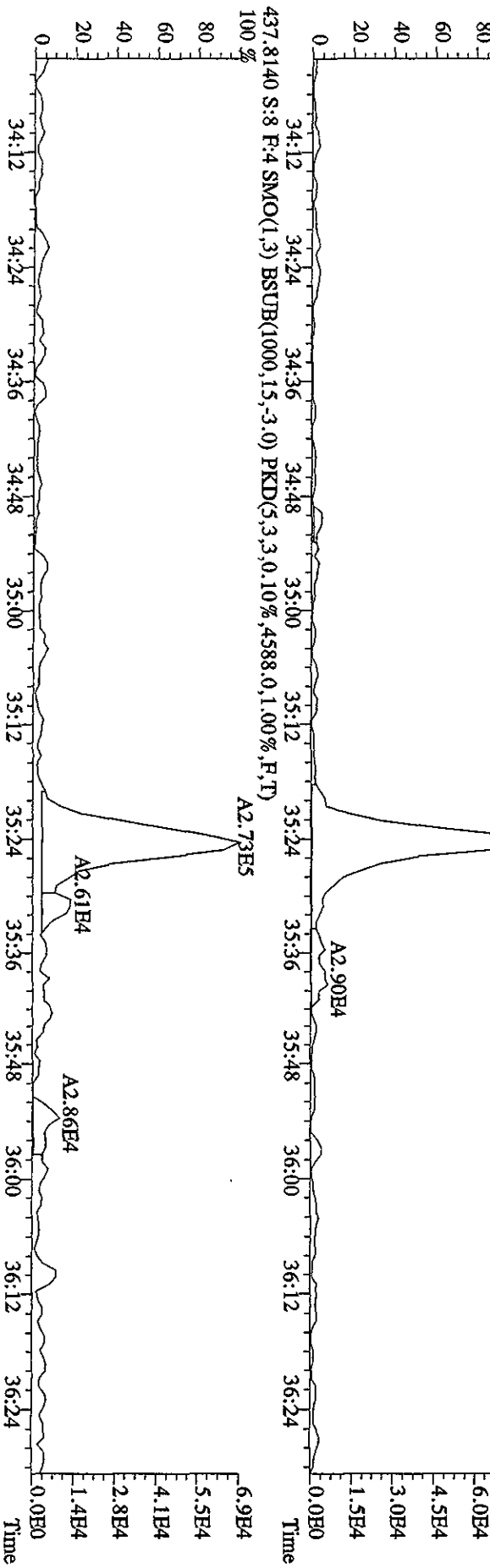
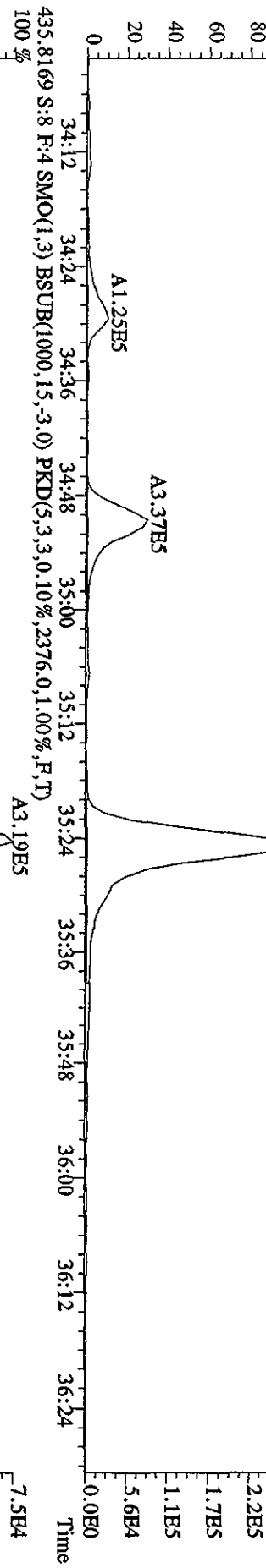
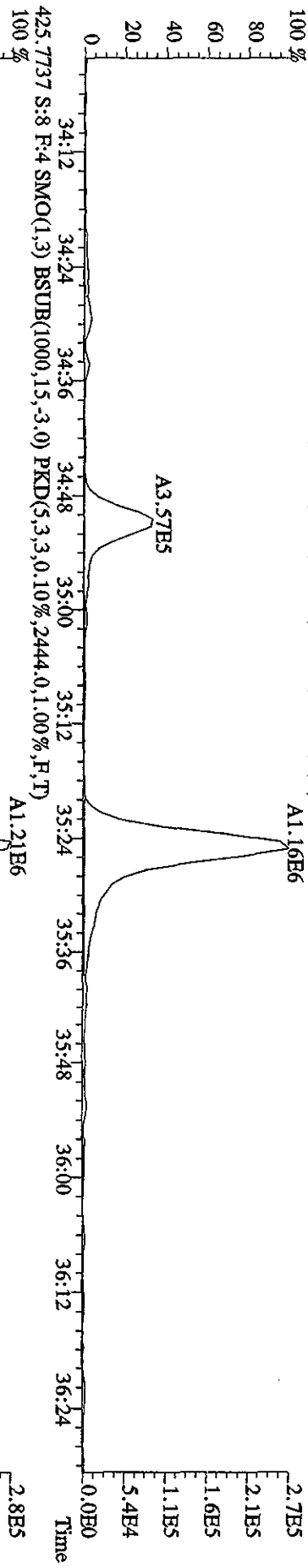
File:30AP104D5 #1-317 Acq:30-APR-2010 13:26:36 GC EI+ Voltage:SR Autospec-UltimaE
 Sample:#8 Text:LXTAR-1-AD :G0D100464-1S [20X] Exp:DIOXINRES8290A
 389.8157 S:8 F:3 SMO(1,3) BSUB(1000,15,-3,0) PKD(5,3,3,0,10%,1.952,0,1.00%,F,T)
 100%



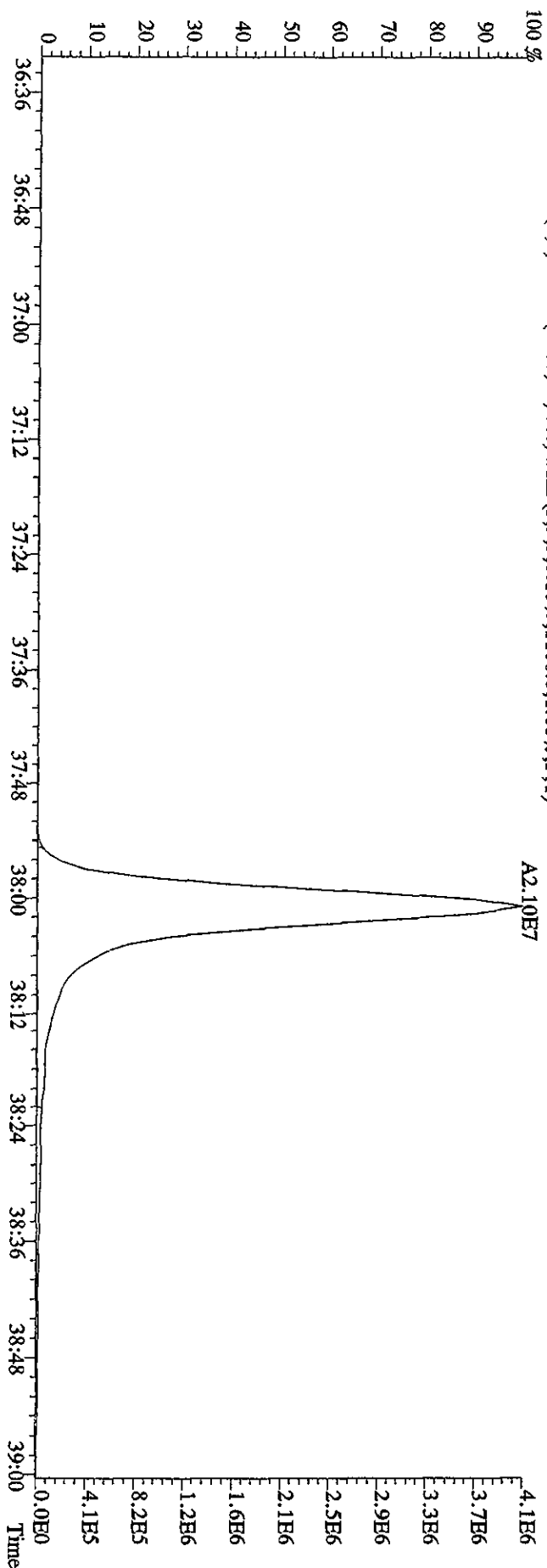
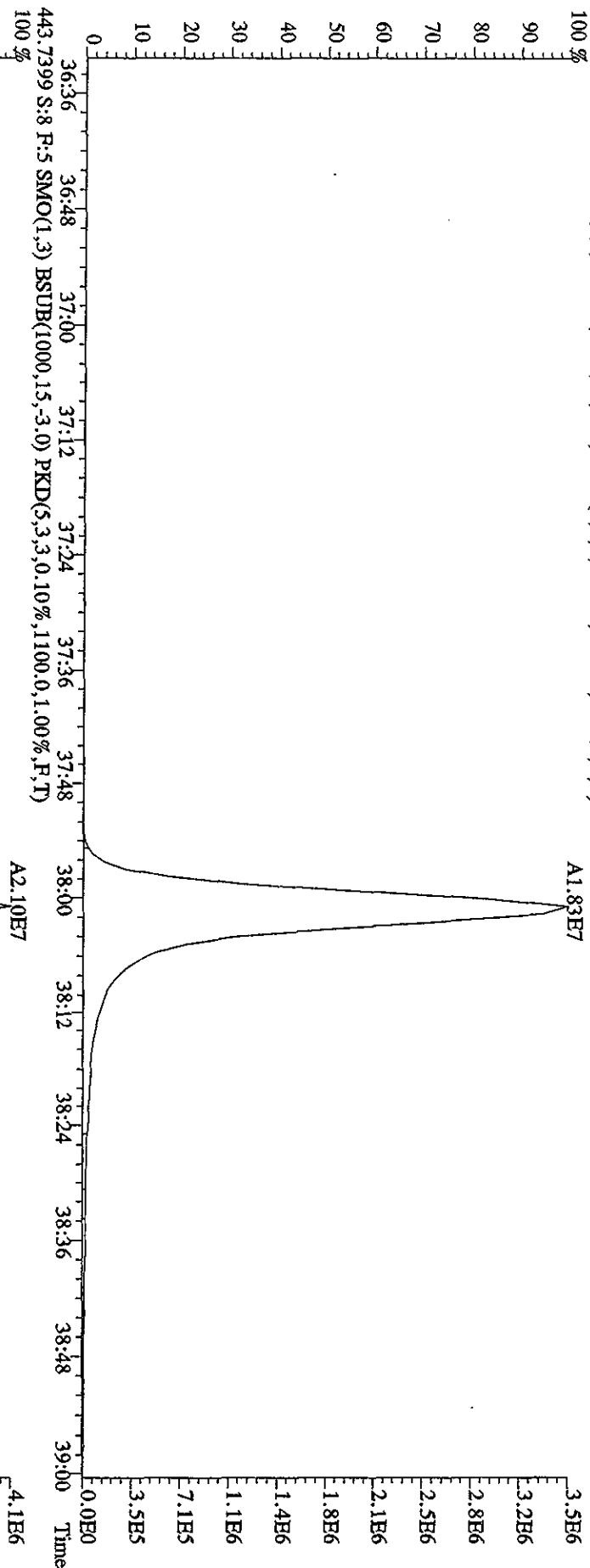
File:30ADP104D5 #1-198 Acq:30-APR-2010 13:26:36 GC EI+ Voltage SIR Autospec-UltimaB
 Sample#8 Text:LXTAR-1-AD :GOD100464-1S [20X] Exp:DIOXINRES8290A
 407.7818 S:8 F:4 SMO(1,3) BSUB(1000,15,-3,0) PKD(5,3,3,0.10%,5116,0,1.00%,F,T)



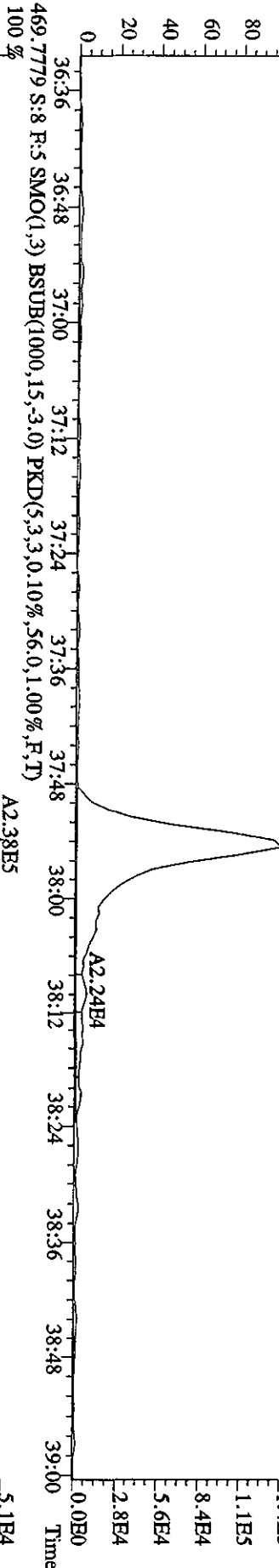
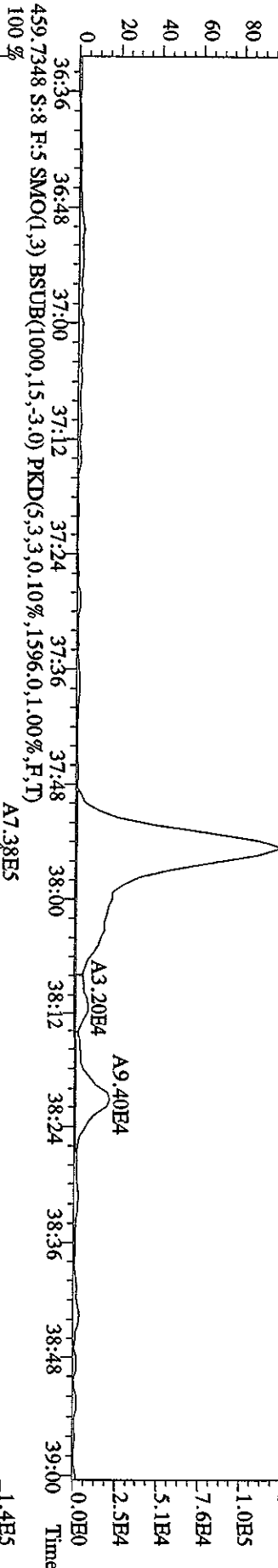
File:30AP104D5 #1-198 Acq:30-APR-2010 13:26:36 GC EI+ Voltage SIR Autospec-Ultimate
 Sample#8 Text:LXTAR-1-AD :G0D100464-1S [20X] Exp:DIOXINRES8290A
 423.7766 S:8 F:4 SMO(1,3) BSUB(1000,15,-3.0) PKD(5,3,3,0,10%,1752.0,1.00%,F,T)



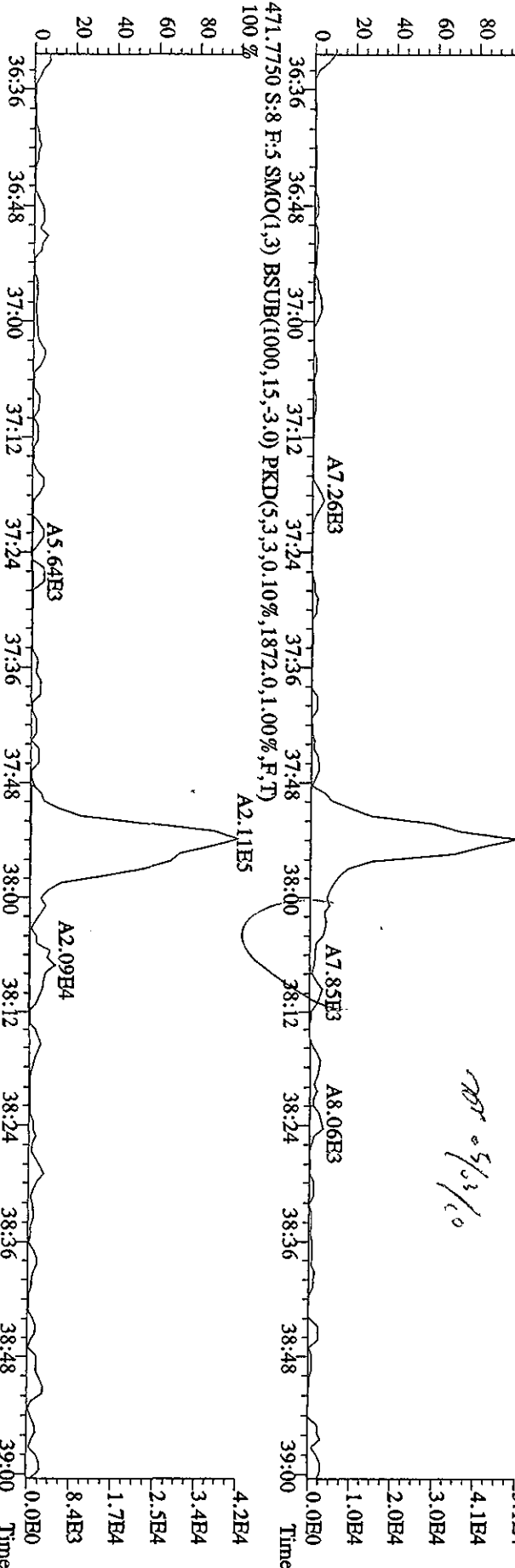
File:30ADP104D5 #1-190 Acq:30-APR-2010 13:26:36 GC FI+ Voltage SIR Autospec-UltraE
Sample#8 Text:LXTAR-1-AD :GOD100464-IS [20X] Exp:DIOXINRES8290A
441.7428 S:8 F:5 SMO(1,3) BSUB(1000,15,-3.0) PKD(5,3,3,0.10%,1012.0,1.00%,F,T)



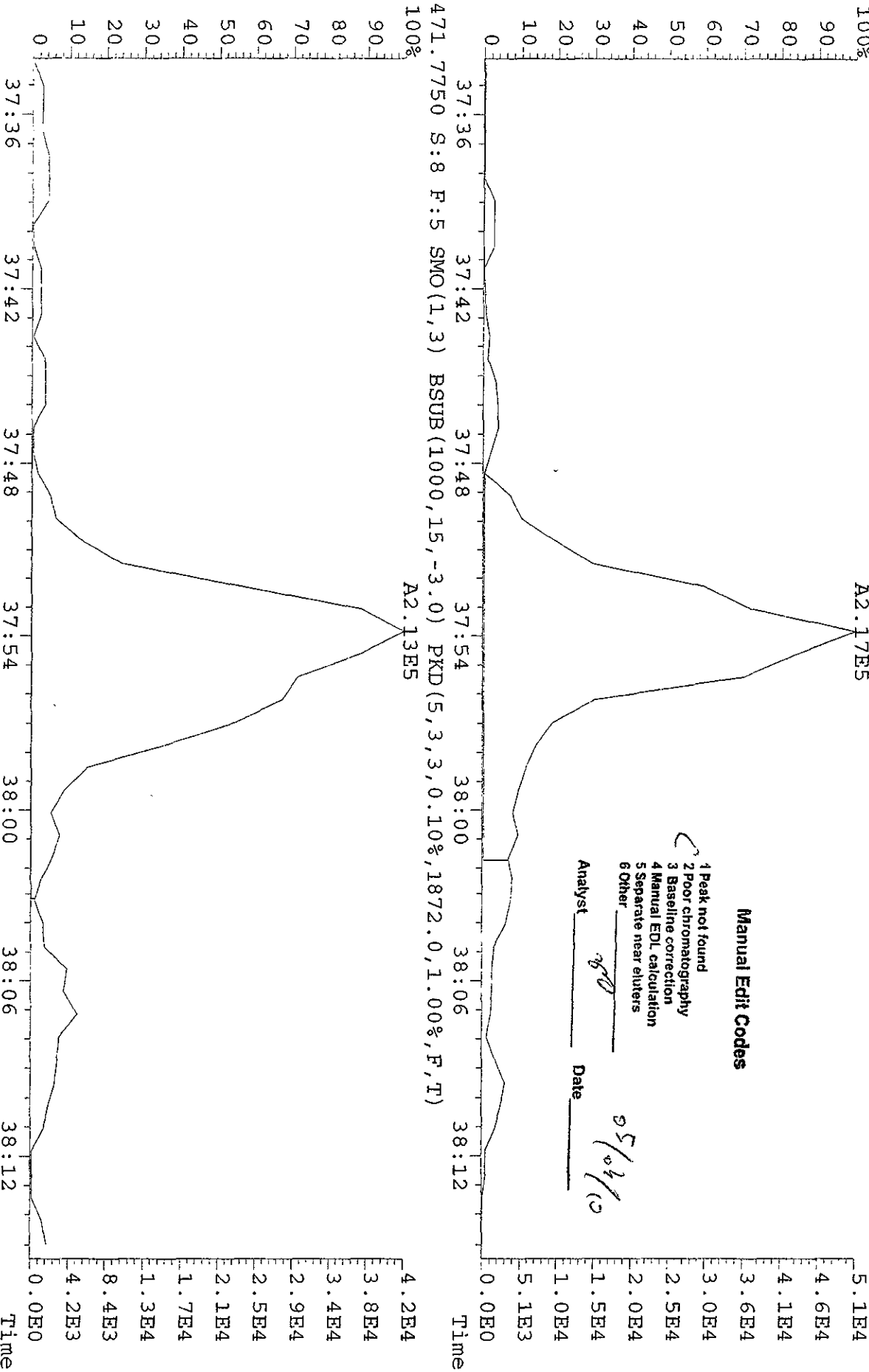
File:30AP104D5 #1-190 Acq:30-APR-2010 13:26:36 GC EI+ Voltage SIR Autospec-Ultimate
 Sample#8 Text:LXTAR-1-AD :GOD100464-1S [20X] Exp:DIOXINRES8290A
 457.7377 S:8 F:5 SMO(1,3) BSUB(1000,15,-3.0) PKD(5,3,3,0,10%,2084.0,1.00%,F,T)



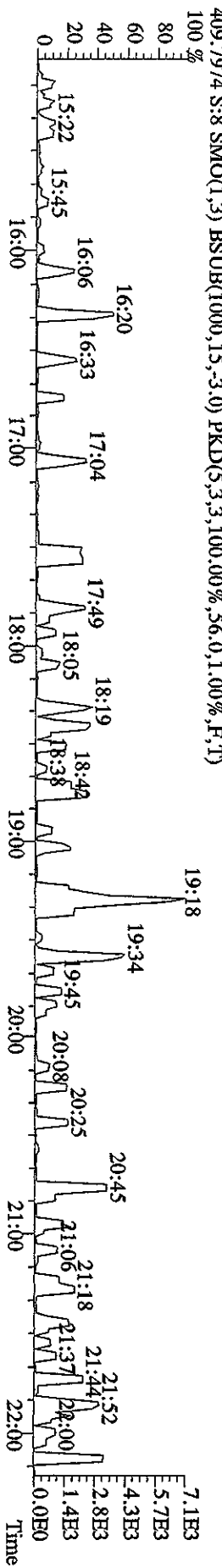
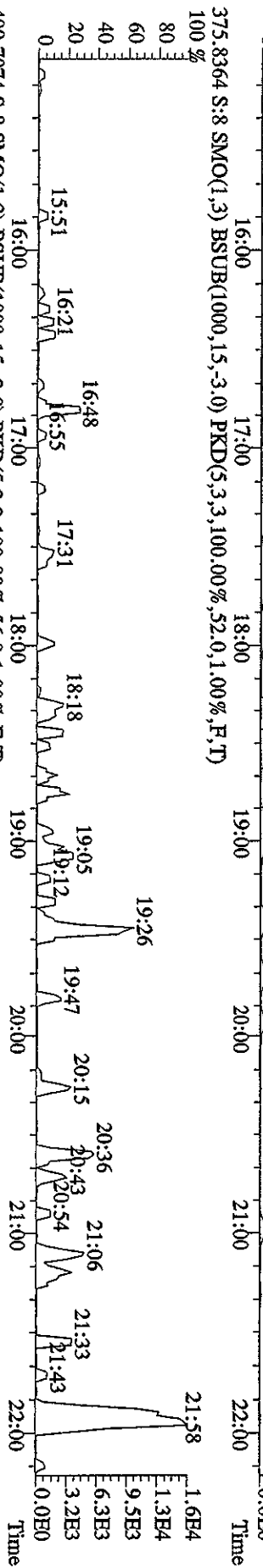

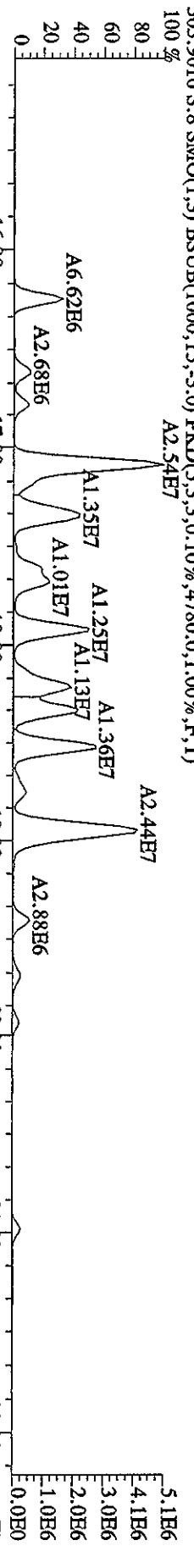
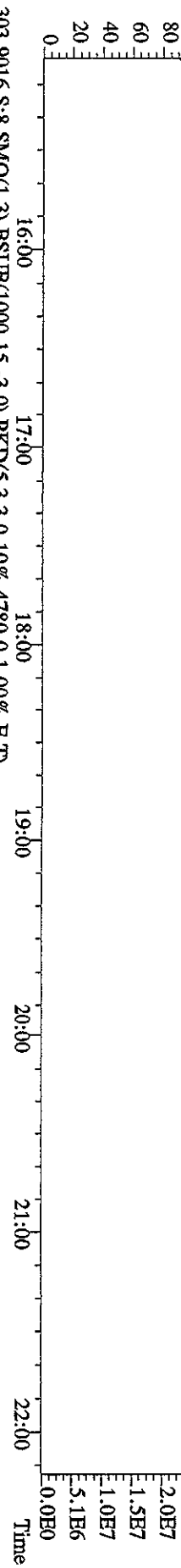
Handwritten note: 5/3/10



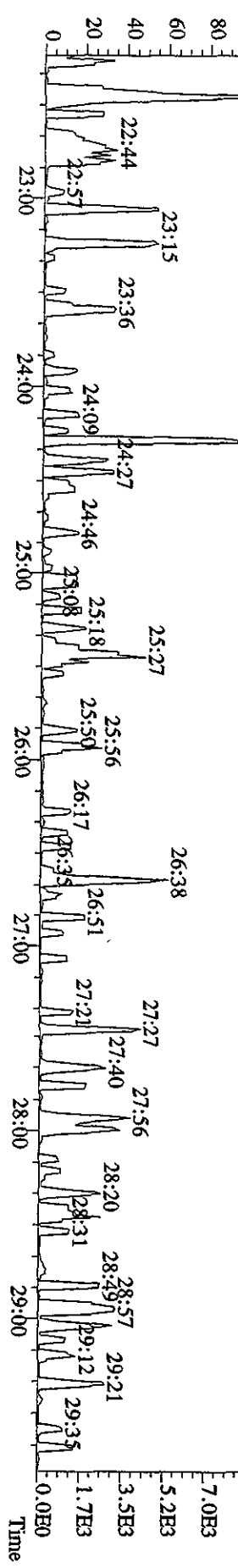
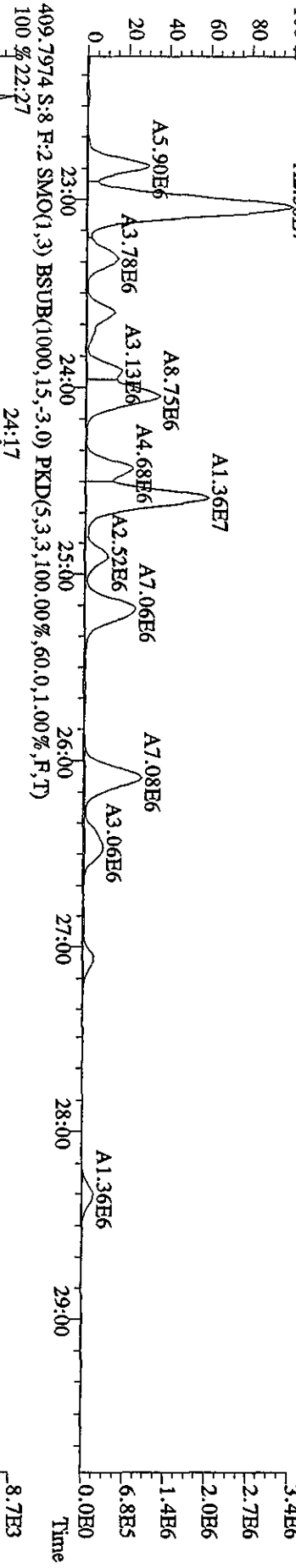
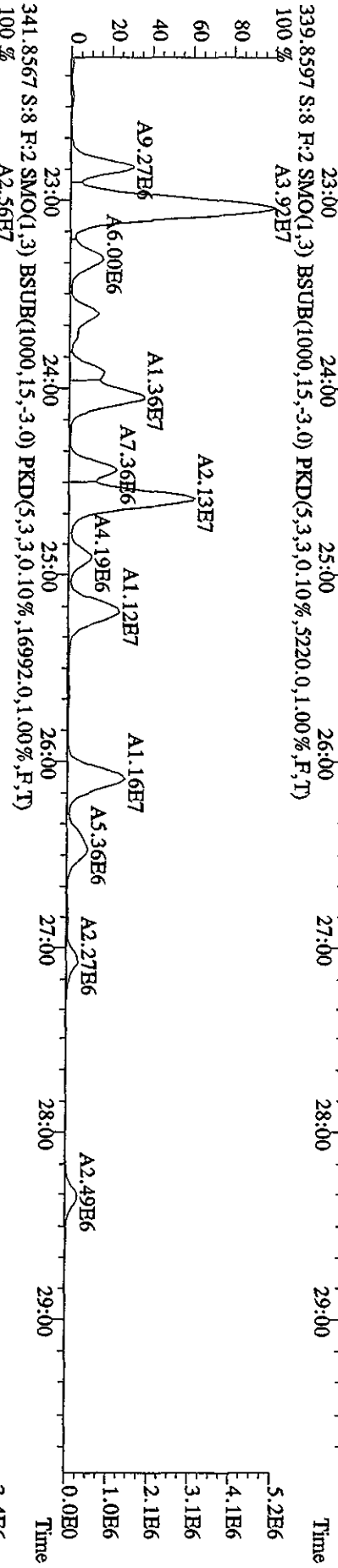
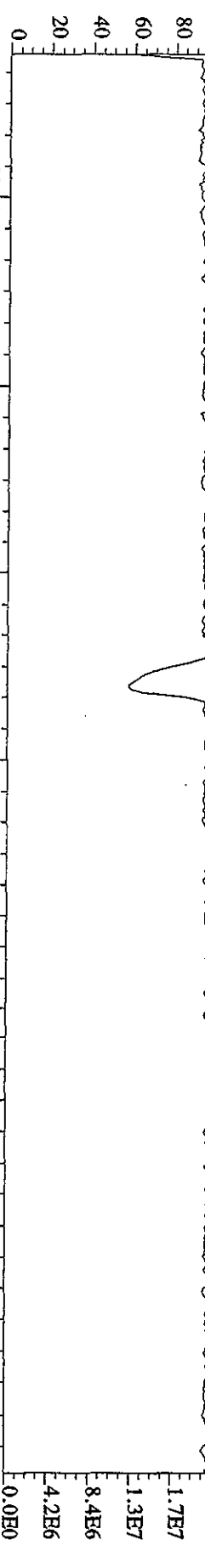
File: 30API104D5 #1-190 Acq: 30-APR-2010 13:26:36 GC EI+ Voltage SIR Autospec-UltimaE
 Sample#8 Text: LXTAR-1-AD : GOD100464-1S Exp: DIOXINRES8290A
 469.7779 S: 8 F: 5 SMO(1,3) BSUB(1000,15,-3.0) PKD(5,3,3,0.10%,56.0,1.00%,F,T)



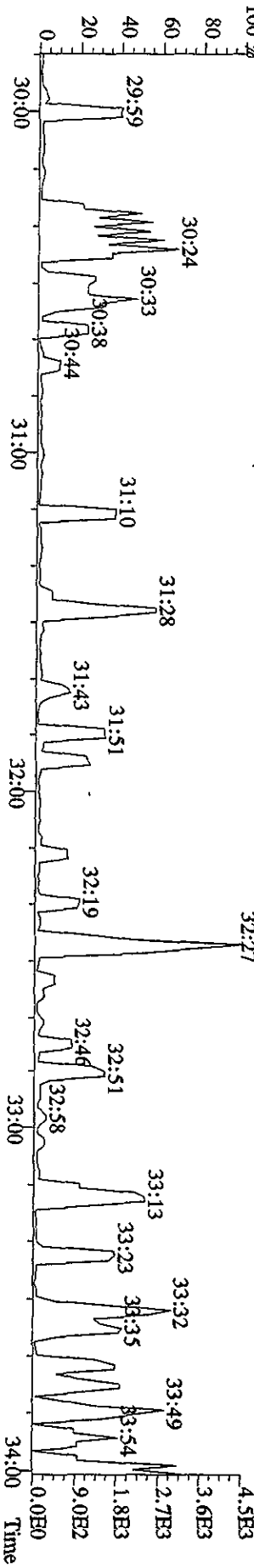
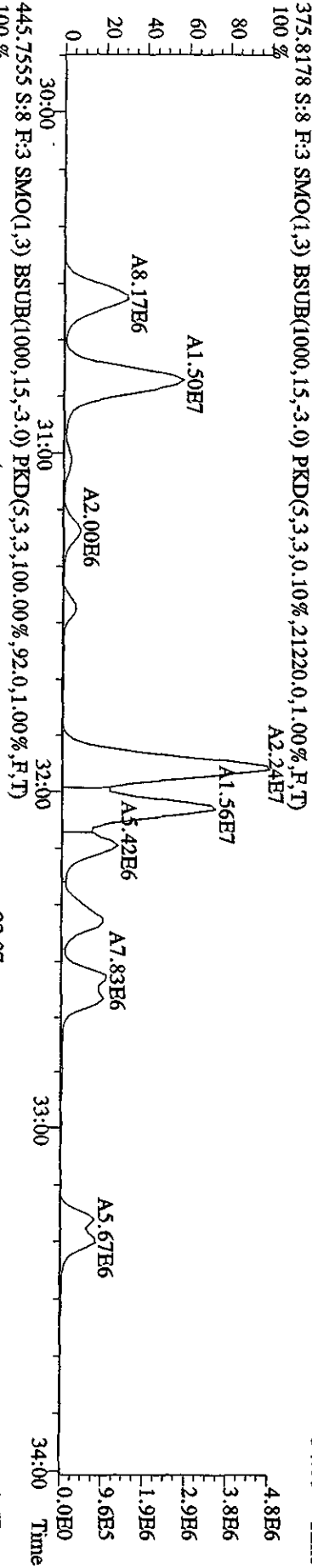
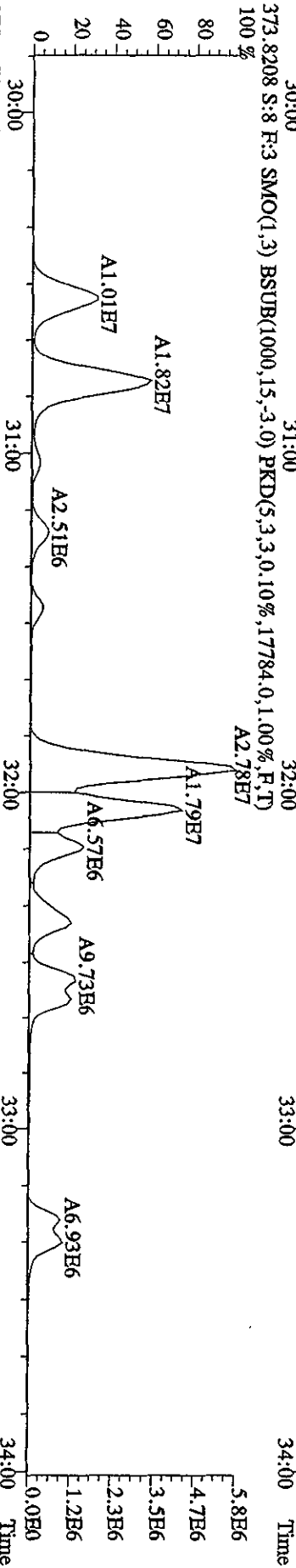
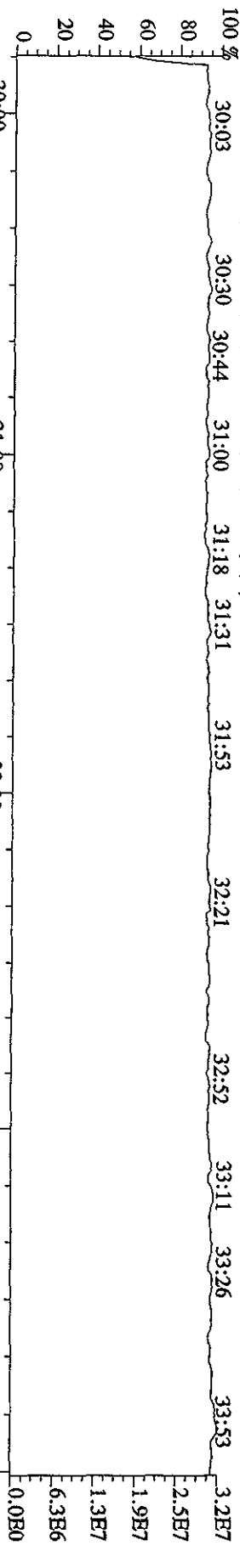
File:30ADP104D5 #1-434 Acq:30-APR-2010 13:26:36 GC EI+ Voltage SIR Autospec-UltimaB
 Sample#8 Text: LXTAR-1-AD :G0D100464-1S [20X] Exp: DIOXINRES8290A
 354.9792 S:8 SMO(1,3) PKD(5,3,3,100.00%,0.0,1.00%,F,T) 15:22 15:48 16:22 17:00 17:30 17:59 18:27 19:09 19:31 19:57 20:19 20:49 21:15 21:59
 100% 15:22 15:48 16:22 17:00 17:30 17:59 18:27 19:09 19:31 19:57 20:19 20:49 21:15 21:59



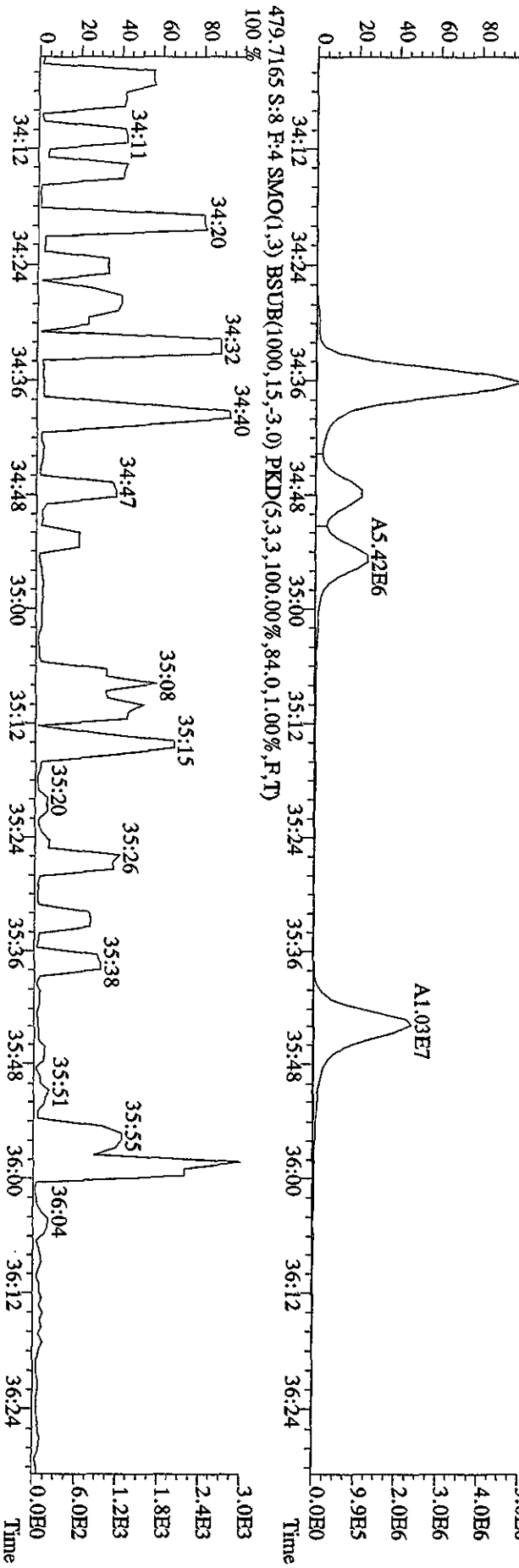

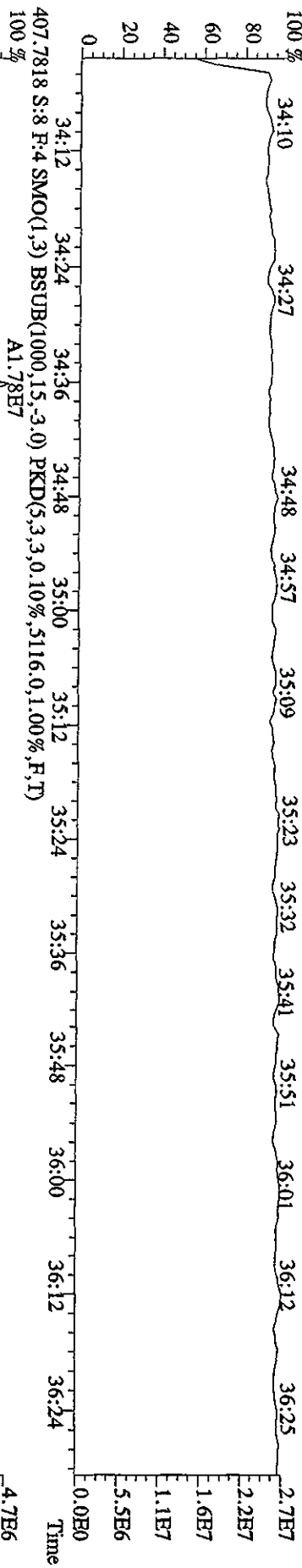
File:30A\P104\D5 #1-604 Acq:30-APR-2010 13:26:36 GC HF+ Voltage SIR Autospec-Ultimah
 Sample#8 Text:LXTAR-1-AD :G0D100464-1S [20X] Exp:DIOXINRES8290A
 354.9792 S:8 F:2 SMO(1,3) PKD(5,3,3,100.00%,0.0,1.00%,F,T)
 22:50 23:33 24:06 24:50 25:13 25:58 26:32 27:01 27:25 27:50 28:46 29:13 29:36



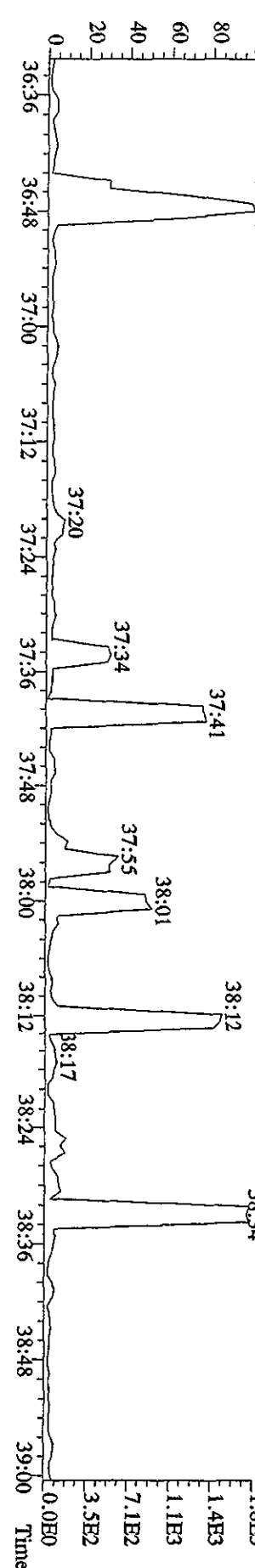
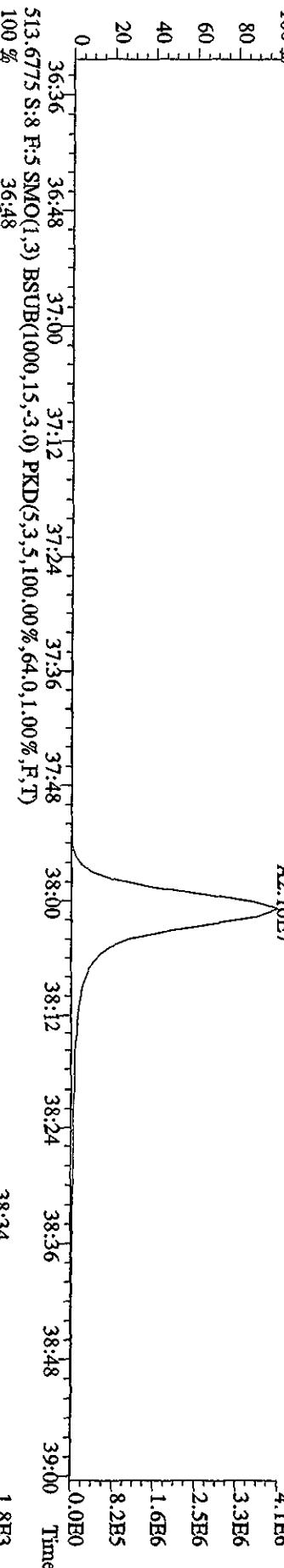
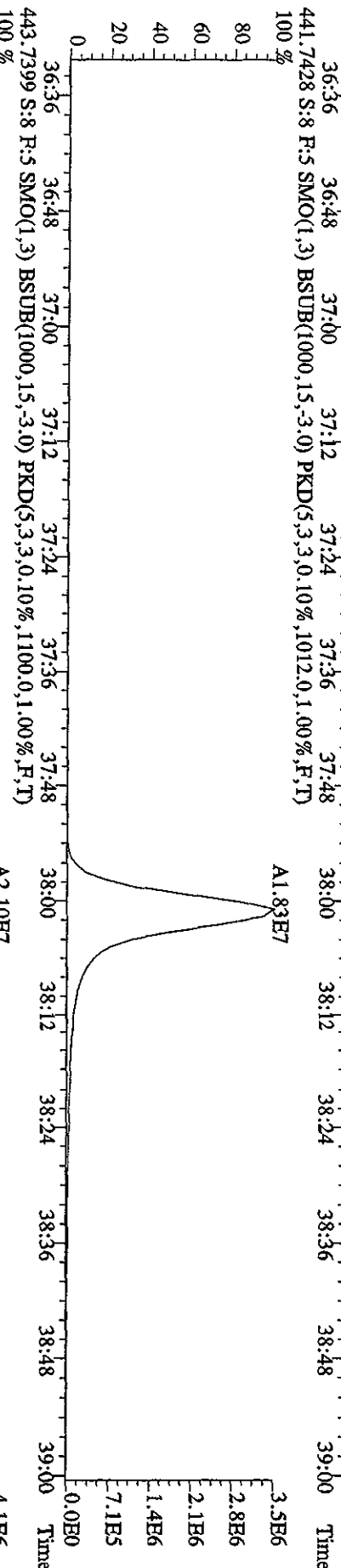
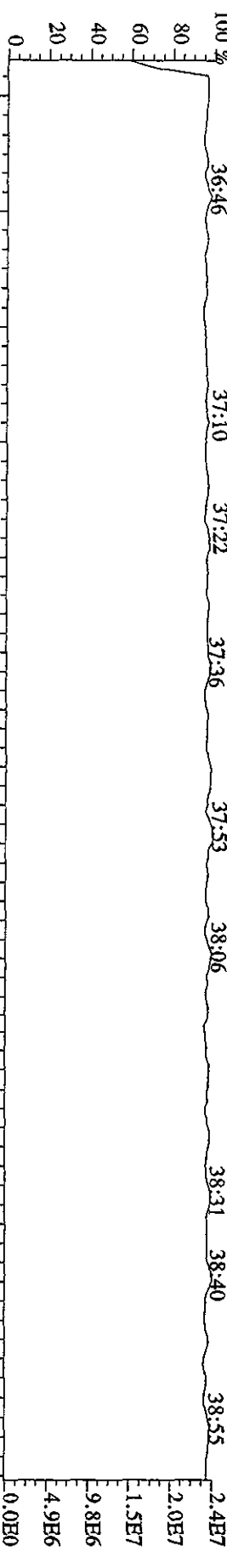
File:30AP104D5 #1-317 Acq:30-APR-2010 13:26:36 GC EI+ Voltage SIR Autospec-Ultimate
 Sample#8 Text:LXTAR-1-AD :G0D100464-1S [20X] Exp:DIOXINRES8290A
 430.9728 S:8 F:3 SMO(1,3) PKD(5,3,3,100.00%,0.0,1.00%,F,T)



File:30API04D5 #1-198 Acq:30-APR-2010 13:26:36 GC EI+ Voltage SIR Autospec-UltimaE
 Sample#8 Text:LXTAR-1-AD :G0D100464-1S [20X] Exp:DIOXINRES8290A
 430.9728 S:8 F:4 SMO(1,3) PKD(5,3,3,100,00%,0,0,1,00%,F,T)
 479.7165 S:8 F:4 SMO(1,3) BSUB(1000,15,-3,0) PKD(5,3,3,100,00%,84,0,1,00%,F,T)



File:30AP104D5 #1-190 Acq:30-APR-2010 13:26:36 GC EI+ Voltage SIR Autospec-Ultimate
 Sample#8 Text:LXTAR-1-AD :G0D100464-1S [20X] Exp:DIOXINRES8290A
 442.9728 S:8 F:5 SMO(1,3) PKD(5,3,3,100.00%,0.0,1.00%,F,T)



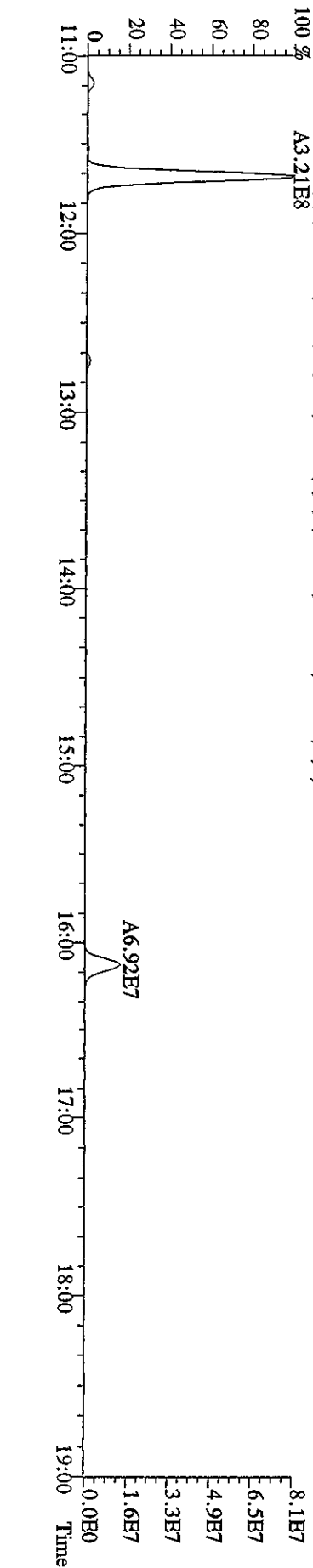
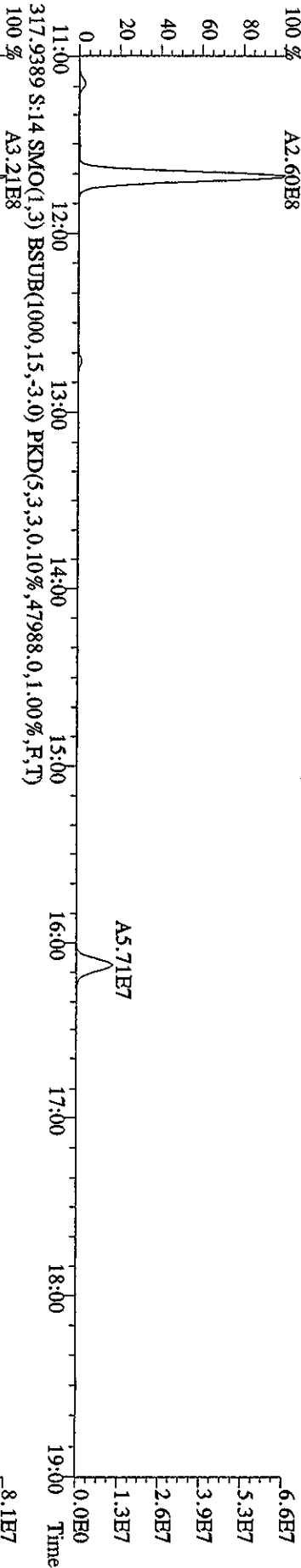
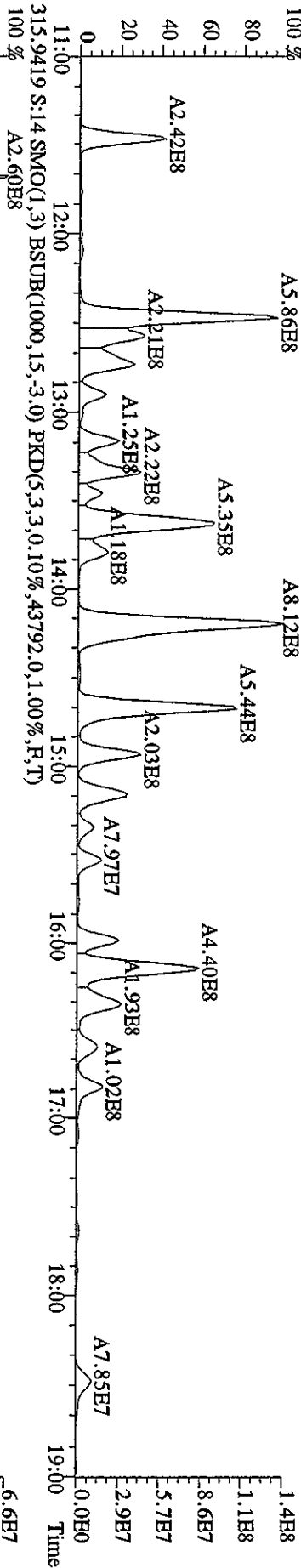
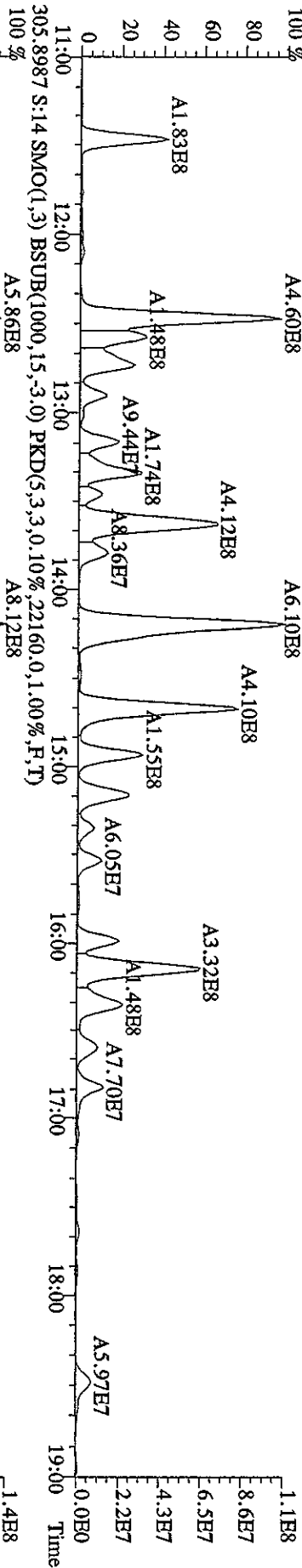
Run text: LXTAR-1-AD Sample text: GOD100464-1MS
 Run #18 Filename: 29AP105D2 S: 14 I: 1 Results: 29AP105D2DB225
 Acquired: 29-APR-10 16:38:26 Processed: 29-APR-10 19:12:03
 Run: 29AP105D2 Analyte: DB225HRS Cal: DB2250421105D2
 Factor 1: 1600.000 Factor 2: 20.000 Sample size: 10.1000g

Name	Resp	RA	RT	RRF	Conc	EDL	Rec	M
13C-1,2,3,4-TCDD	42982900	0.71 y	14:57	-	4.28	-	-	n
13C-2,3,7,8-TCDF	126287600	0.82 y	16:08	2.11	138.11	1.36	69.7	n
2,3,7,8-TCDF	771201000	0.75 y	16:08	1.09	1110.98	1.23	-	n
13C-2,3,7,8-TCDD	64509400	0.75 y	14:45	0.95	156.67	0.98	79.1	n
2,3,7,8-TCDD	36589200	0.82 y	14:45	1.36	82.75	0.49	-	n
37Cl-2,3,7,8-TCDD	70897400	1.00 y	14:45	2.28	71.69	0.83	90.5	n

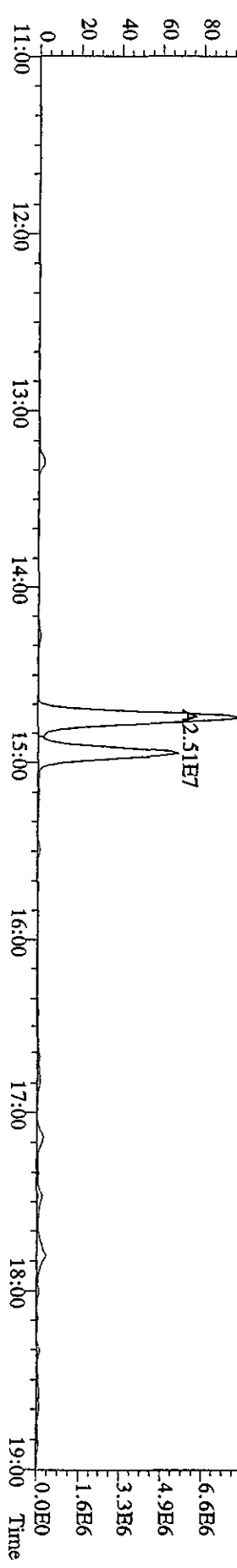
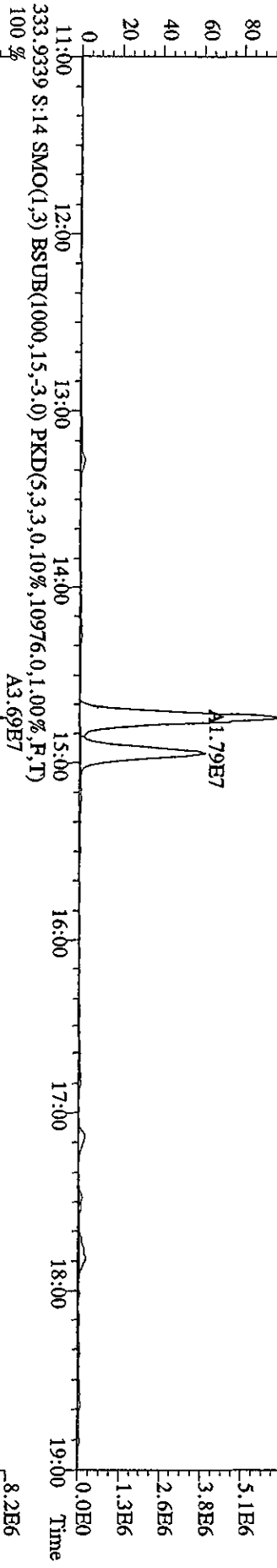
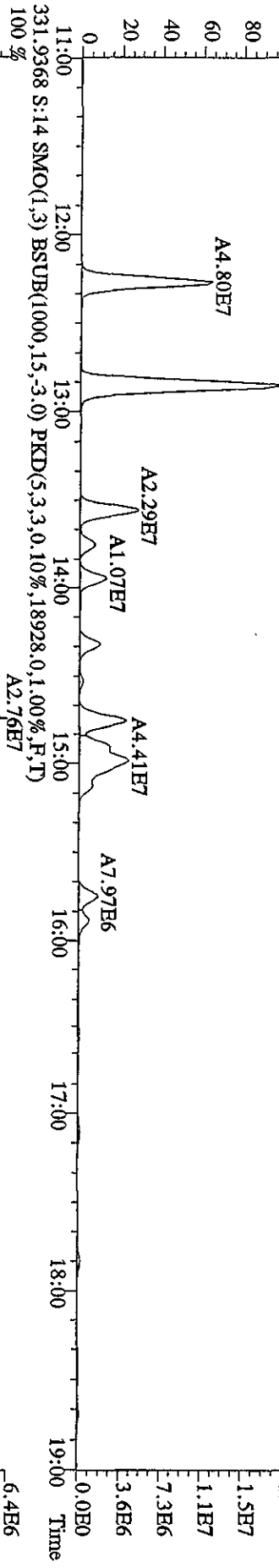
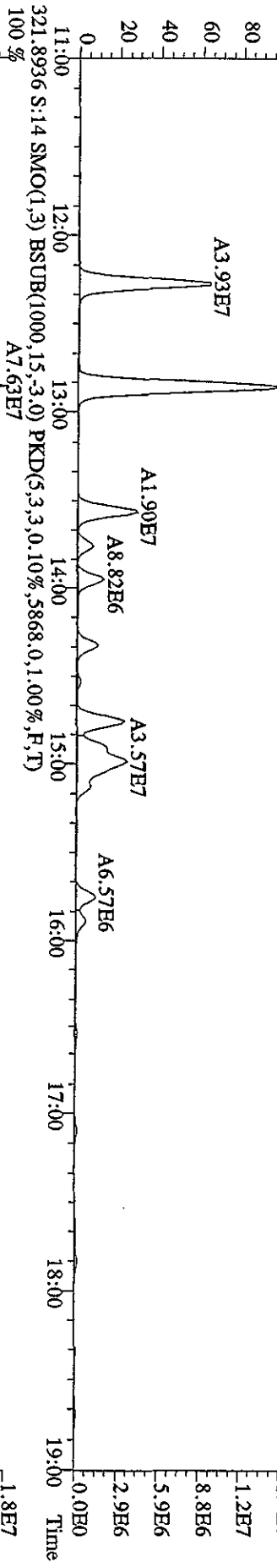
E Com-G

825 04/30/10

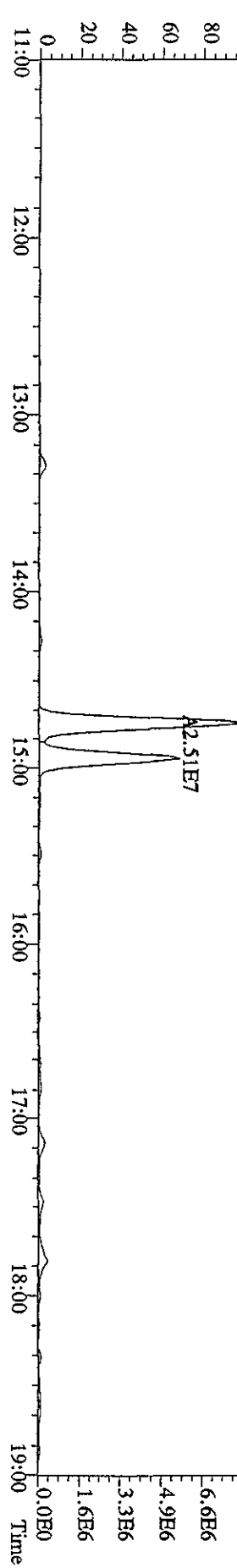
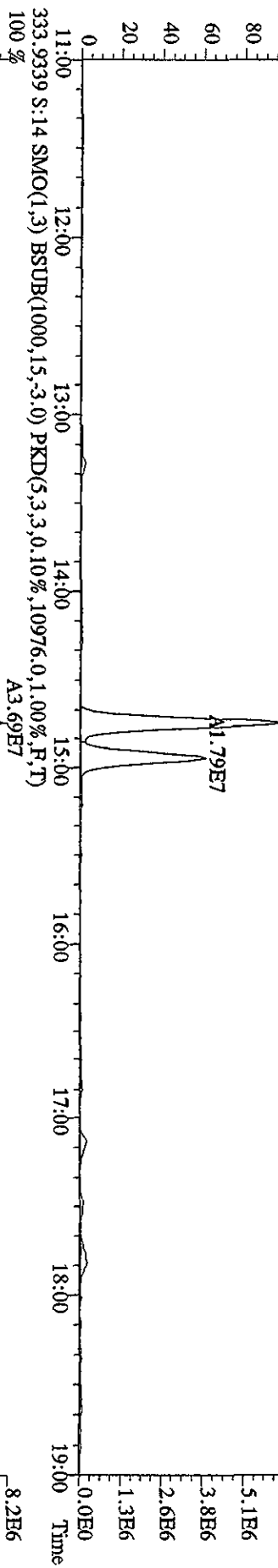
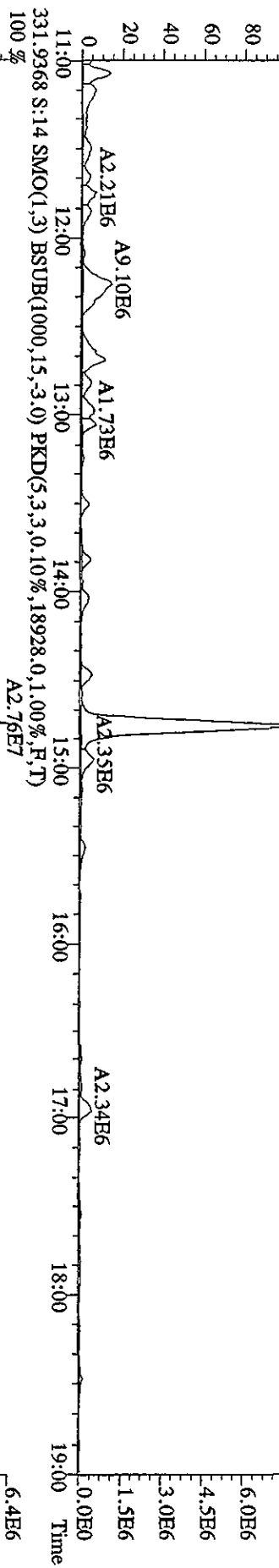
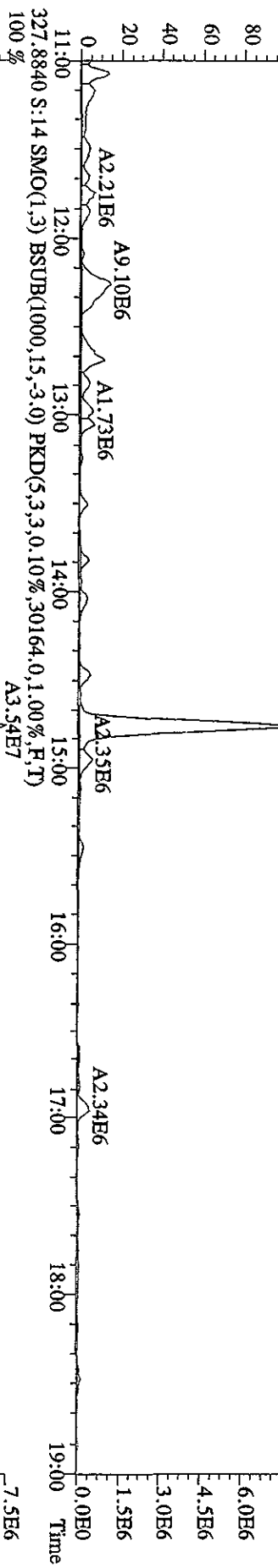
File: 29API05D2 #1-1242 Acq: 29-APR-2010 16:38:26 GC EI+ Voltage SIR 70SE
 Sample#14 Text: LXTAR-1-AD :G0D100464-1MS Exp: DB225RES
 303.9016 S:14 SMO(1,3) BSUB(1000,15,-3.0) PKD(5,3,3,0.10%,35040.0,1.00%,F,T)
 100%



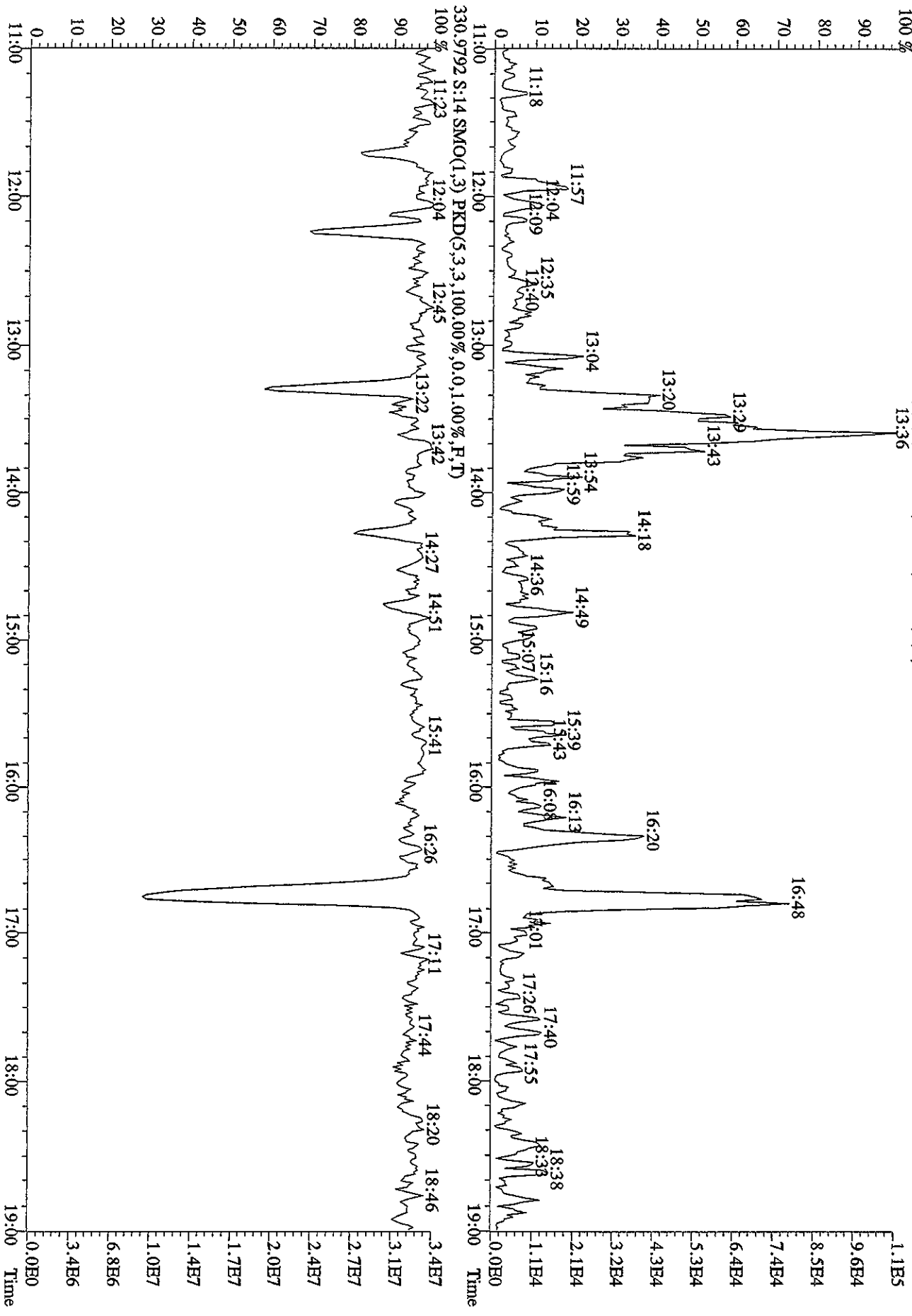
File:29AP105D2 #1-1242 Acq:29-APR-2010 16:38:26 GC EI+ Voltage SIR 70SE
 Sample#14 Text:IXTAR-1-AD :G0D100464-1MS Exp:DB225RBS
 319.8965 S:14 SMO(1,3) BSUB(1000,15,-3,0) PKD(5,3,3,0,10%,10536,0,1,00%,F,T)
 100 %



File:29AP105D2 #1-1242 Acq:29-APR-2010 16:38:26 GC EI+ Voltage SIR 70SE
 Sample#14 Text:LXTAR-1-AD :G0D100464-1MS Exp:DB25RES
 327.8840 S:14 SMO(1,3) BSUB(1000,15,-3.0) PKD(5,3,3,0.10%,30164.0,1.00%,F,T) A3.54E7



File: 29 API05D2 #1-1242 Acq: 29-APR-2010 16:38:26 GC HI+ Voltage SIR 70SE
 Sample#14 Text: LXTAR-1-AD : GOD100464-1MS Exp: DB225RES
 375.8364 S:14 SMO(1,3) BSUB(1000,15,-3.0) PKD(5,3,3,100,00%,4268,0,1,00%,F,T)



Run text: LXTAR-1-AE Sample text: LXTAR-1-AE :GOD100464-1D [20X]
 Run #14 Filename: 30AP104D5 S: 9 I: 1 Results: 30AP104D58290ASY
 Acquired: 30-APR-10 14:10:38 Processed: 30-APR-10 15:13:54
 Run: 30AP104D5 Analyte: 8290AHRS Cal: 8290A0412104D5
 Factor 1:1600.000 Factor 2:20.000 Sample size: 10.05 g

3/10 05/03/10

Name	Resp	RA	RT	RRF	Conc	EDL	Rec	M
13C-1,2,3,4-TCDD	3419510	0.75 y	19:30	-	0.256	-	-	n
13C-2,3,7,8-TCDF	6743690	0.87 y	18:55	1.52	129.037	2.780	64.8	n
2,3,7,8-TCDF	153823800	0.79 y	18:57	0.95	4801.894	7.208	-	n
Total TCDF	1088626030	0.88 y	15:44	0.95	33983.473	7.208	-	n
13C-2,3,7,8-TCDD	5020720	0.76 y	19:42	0.95	153.835	2.862	77.3	n
2,3,7,8-TCDD	2178911	0.82 y	19:43	1.02	84.587	1.865	-	n
Total TCDD	61489792	0.77 y	17:14	1.02	2387.082	1.865	-	n
37Cl-2,3,7,8-TCDD	4586780	1.00 y	19:43	2.26	59.023	2.376	74.1	n
13C-1,2,3,7,8-PeCDF	4221670	1.59 y	24:34	1.05	116.958	2.009	58.8	n
1,2,3,7,8-PeCDF	75697600	1.51 y	24:35	1.04	3415.438	44.979	-	n
2,3,4,7,8-PeCDF	40321200	1.51 y	26:05	0.98	1935.242	47.846	-	n
Total F2 PeCDF	555199949	1.26 n	22:26	1.01	25778.381	46.368	-	n
Total F1 PeCDF	75838050	1.18 n	17:37	1.01	3527.467	3.308	-	n
13C-1,2,3,7,8-PeCDD	3152250	1.58 y	26:53	0.67	136.808	0.092	68.7	n
1,2,3,7,8-PeCDD	4635970	1.54 y	26:55	0.98	298.062	7.520	-	n
Total PeCDD	32351750	1.43 y	23:15	0.98	2080.800	7.520	-	n
13C-1,2,3,7,8,9-HxCDD	1860424	1.34 y	33:05	-	0.180	-	-	y
13C-1,2,3,4,7,8-HxCDF	2232590	0.48 y	31:55	1.02	116.511	7.659	58.5	n
1,2,3,4,7,8-HxCDF	97688400	1.24 y	31:56	1.21	7180.815	85.771	-	n
1,2,3,6,7,8-HxCDF	67126700	1.24 y	32:03	1.34	4455.975	77.456	-	n
2,3,4,6,7,8-HxCDF	15866110	1.29 y	32:37	1.22	1157.063	85.093	-	y
1,2,3,7,8,9-HxCDF	10124890	1.18 y	33:16	1.09	826.110	95.204	-	y
Total HxCDF	362128240	1.21 y	30:33	1.22	26162.531	85.424	-	y
13C-1,2,3,6,7,8-HxCDD	2035732	1.35 y	32:49	0.81	134.906	5.605	67.8	n
1,2,3,4,7,8-HxCDD	2033848	1.18 y	32:45	1.01	197.487	9.190	-	n
1,2,3,6,7,8-HxCDD	4219070	1.27 y	32:50	1.11	370.262	8.306	-	n
1,2,3,7,8,9-HxCDD	3580360	1.27 y	33:06	1.21	289.490	7.652	-	n
Total HxCDD	20538861	1.21 y	31:22	1.11	1800.149	8.336	-	n
13C-1,2,3,4,6,7,8-HpCDF	707727	0.40 y	34:36	0.86	43.882	5.536	22.1	y
1,2,3,4,6,7,8-HpCDF	66011400	0.93 y	34:36	1.31	14172.690	65.272	-	n
1,2,3,4,7,8,9-HpCDF	35070800	0.94 y	35:44	1.03	9615.045	83.349	-	n
Total HpCDF	133791286	0.93 y	34:36	1.17	31664.565	73.211	-	n
13C-1,2,3,4,6,7,8-HpCDD	679858	1.20 y	35:24	0.70	52.131	5.385	26.2	n
1,2,3,4,6,7,8-HpCDD	3783750	0.97 y	35:25	1.07	1033.315	17.785	-	n
Total HpCDD	4984502	0.18 n	34:30	1.07	1361.232	17.785	-	n
13C-OCDD	388973	1.02 y	37:54	0.53	39.150	7.389	9.8	y
OCDF	60241700	0.88 y	38:01	1.45	42647.875	18.737	-	n

See DB225

G ↓

G ↓

E.

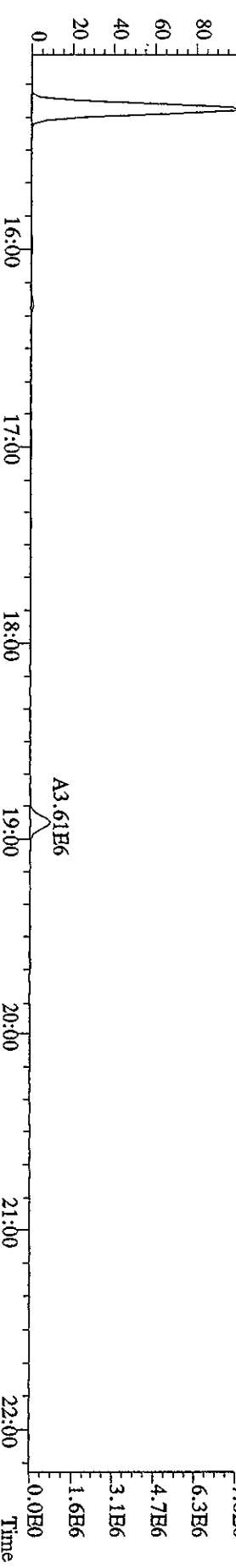
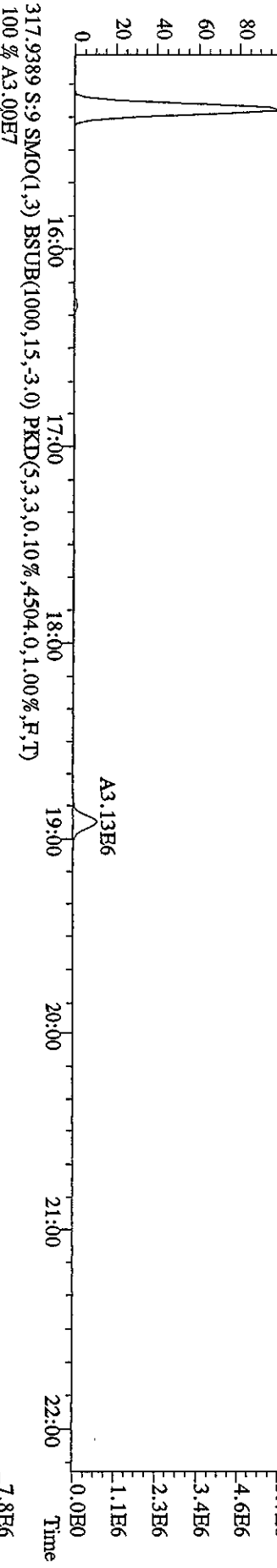
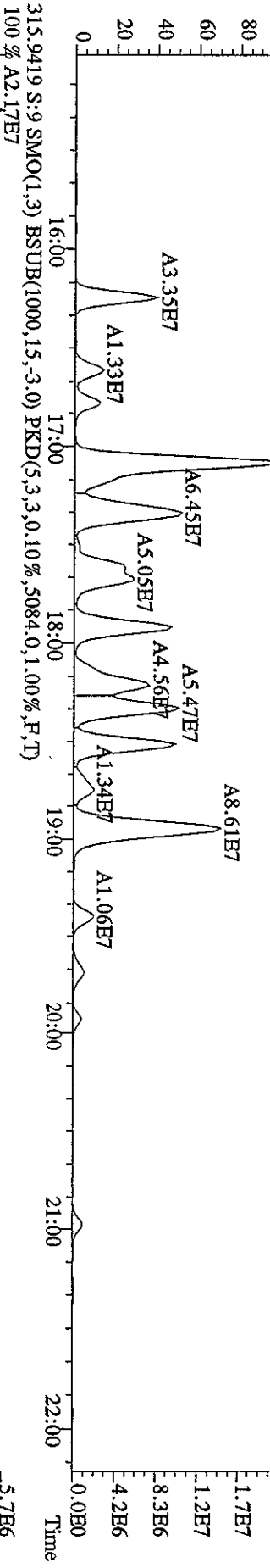
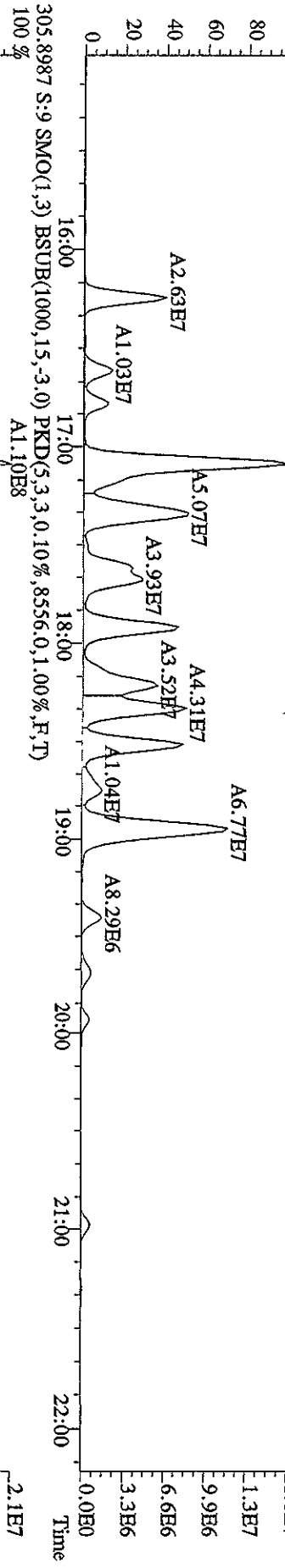
OCDD 1573320 0.81 y 37:55 1.17 1380.383 / 41.416 - n

Run text: LXTAR-1-AE Sample text: LXTAR-1-AE :G0D100464-1D [20X]
 Run #14 Filename: 30AP104D5 S: 9 I: 1 Results: 30AP104D58290A
 Acquired: 30-APR-10 14:10:38 Processed: 30-APR-10 15:13:54
 Run: 30AP104D5 Analyte: 8290AHRS Cal: 8290A0412104D5
 Factor 1: 1600.000 Factor 2: 20.000 Sample size: 10.05007g

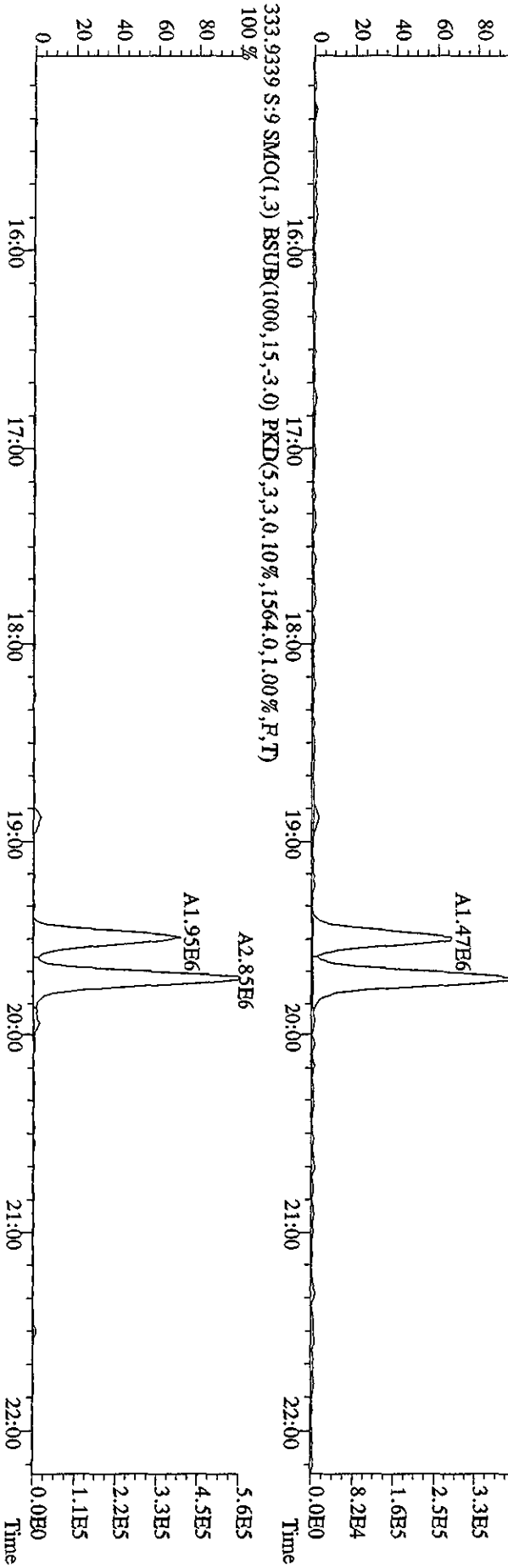
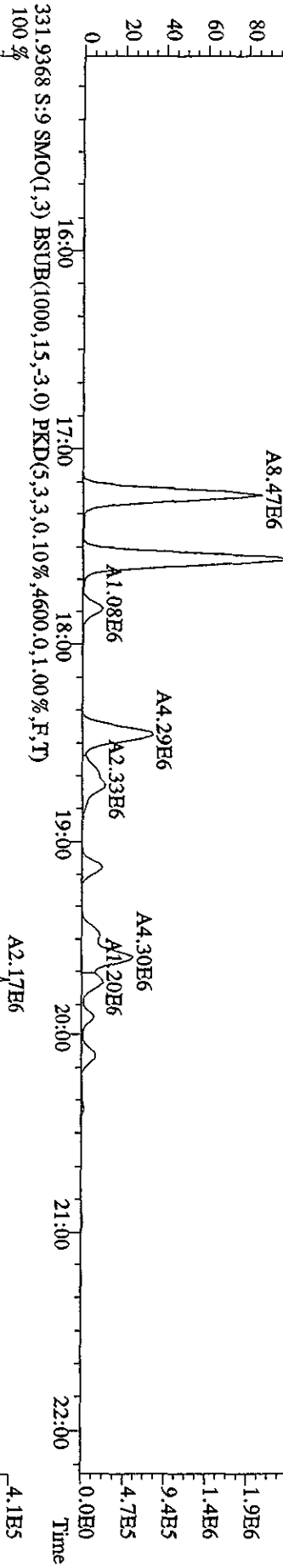
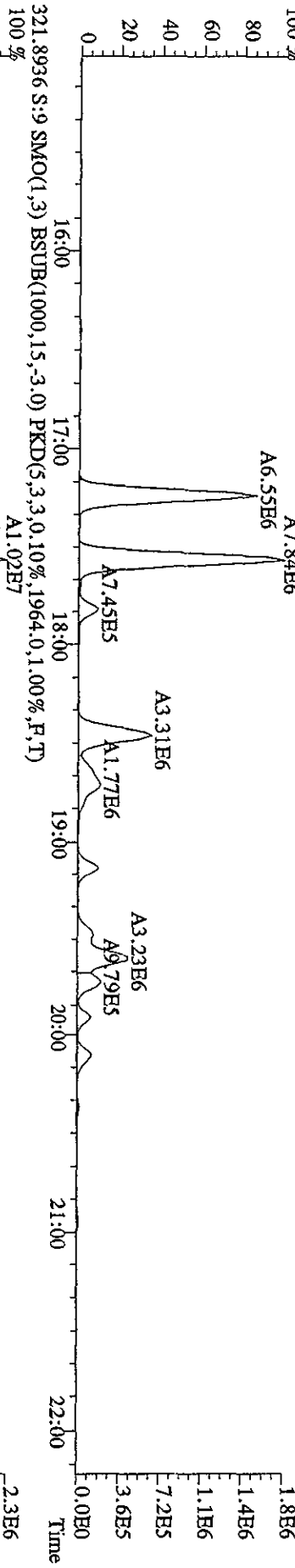
Name	Resp	RA	RT	RRF	Conc	EDL	Rec	M
13C-1,2,3,4-TCDD	3419514	0.75 y	19:30	-	0.26	-	-	n
13C-2,3,7,8-TCDF	6743686	0.87 y	18:55	1.52	129.04	2.78	64.8	n
2,3,7,8-TCDF	153823784	0.79 y	18:57	0.95	4801.90	7.21	-	n
Total TCDF	1088625436	0.88 y	15:44	0.95	33983.47	7.21	-	n
13C-2,3,7,8-TCDD	5020729	0.76 y	19:42	0.95	153.84	2.86	77.3	n
2,3,7,8-TCDD	2178906	0.82 y	19:43	1.02	84.59	1.87	-	n
Total TCDD	61489766	0.77 y	17:14	1.02	2387.08	1.87	-	n
37C1-2,3,7,8-TCDD	4586777	1.00 y	19:43	2.26	59.02	2.38	74.1	n
13C-1,2,3,7,8-PeCDF	4221665	1.59 y	24:34	1.05	116.96	2.01	58.8	n
1,2,3,7,8-PeCDF	75697628	1.51 y	24:35	1.04	3415.44	44.98	-	n
2,3,4,7,8-PeCDF	40321208	1.51 y	26:05	0.98	1935.24	47.85	-	n
Total F2 PeCDF	555200239	1.26 n	22:26	1.01	25778.43	46.37	-	n
Total F1 PeCDF	75838086	1.18 n	17:37	1.01	3527.47	3.31	-	n
13C-1,2,3,7,8-PeCDD	3152254	1.58 y	26:53	0.67	136.81	0.09	68.7	n
1,2,3,7,8-PeCDD	4635963	1.54 y	26:55	0.98	298.06	7.52	-	n
Total PeCDD	32351741	1.43 y	23:15	0.98	2080.00	7.52	-	n
13C-1,2,3,7,8,9-HxCDD	1714480	1.47 (n)	33:05	-	0.17	-	-	n
13C-1,2,3,4,7,8-HxCDF	2232591	0.48 y	31:55	1.02	126.43	8.42	63.5	n
1,2,3,4,7,8-HxCDF	97688424	1.24 y	31:56	1.21	7180.82	85.77	-	n
1,2,3,6,7,8-HxCDF	67126642	1.24 y	32:03	1.34	4455.97	77.46	-	n
2,3,4,6,7,8-HxCDF	34528327	1.24 y	32:33	1.22	2518.04	85.09	-	n
1,2,3,7,8,9-HxCDF	23756893	1.21 y	33:20	1.09	1938.37	95.20	-	n
Total HxCDF	394422396	1.21 y	30:33	1.22	28635.76	85.42	-	n
13C-1,2,3,6,7,8-HxCDD	2035729	1.35 y	32:49	0.81	146.39	6.16	73.6	n
1,2,3,4,7,8-HxCDD	2033845	1.18 y	32:45	1.01	197.49	9.19	-	n
1,2,3,6,7,8-HxCDD	4219067	1.27 y	32:50	1.11	370.26	8.31	-	n
1,2,3,7,8,9-HxCDD	3580362	1.27 y	33:06	1.21	289.49	7.65	-	n
Total HxCDD	20538859	1.21 y	31:22	1.11	1800.15	8.34	-	n
13C-1,2,3,4,6,7,8-HpCDF	629710	0.35 (n)	34:36	0.86	42.37	6.08	21.3	n
1,2,3,4,6,7,8-HpCDF	66011404	0.93 y	34:36	1.31	15928.59	74.64	-	n
1,2,3,4,7,8,9-HpCDF	35070750	0.94 y	35:44	1.03	10806.26	95.31	-	n
Total HpCDF	133791239	0.93 y	34:36	1.17	35587.56	83.72	-	n
13C-1,2,3,4,6,7,8-HpCDD	679858	1.20 y	35:24	0.70	56.57	5.92	28.4	n
1,2,3,4,6,7,8-HpCDD	3783757	0.97 y	35:25	1.07	1033.32	17.78	-	n
Total HpCDD	4984510	0.18 n	34:30	1.07	1361.23	17.78	-	n
13C-OCDD	356001	1.11 (n)	37:54	0.53	38.88	8.12	9.8	n

OCDF	60241630	0.88 y	38:01	1.45	46597.79	20.95	-	n
OCDD	1573320	0.81 y	37:55	1.17	1508.23	46.30	-	n

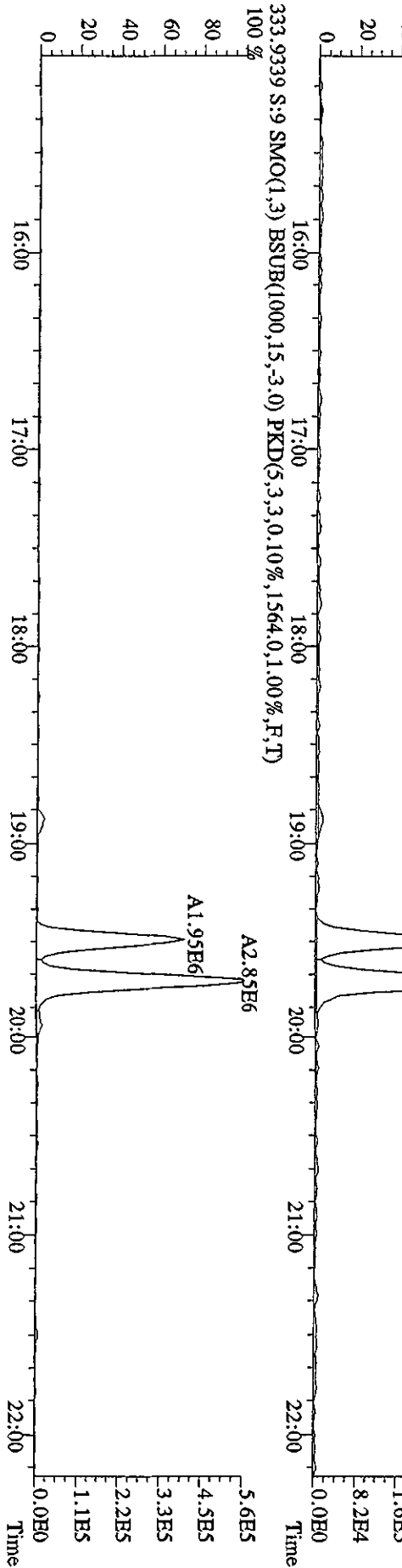
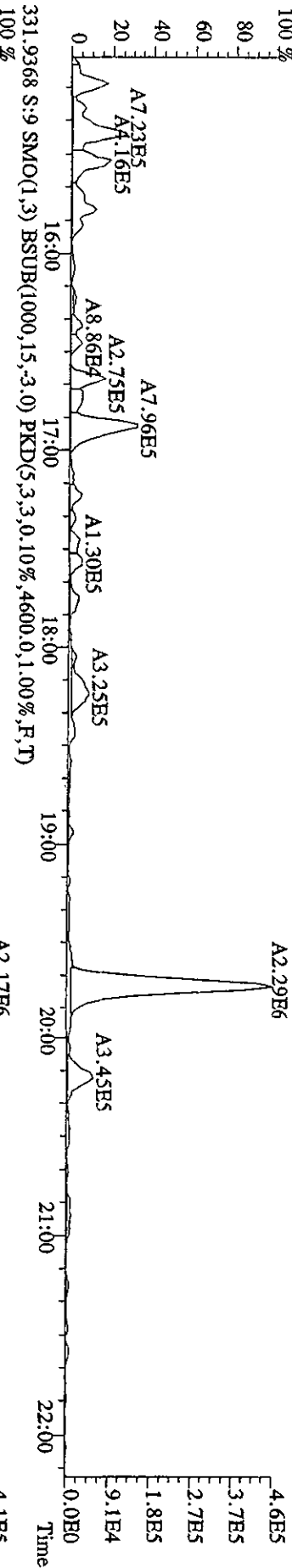
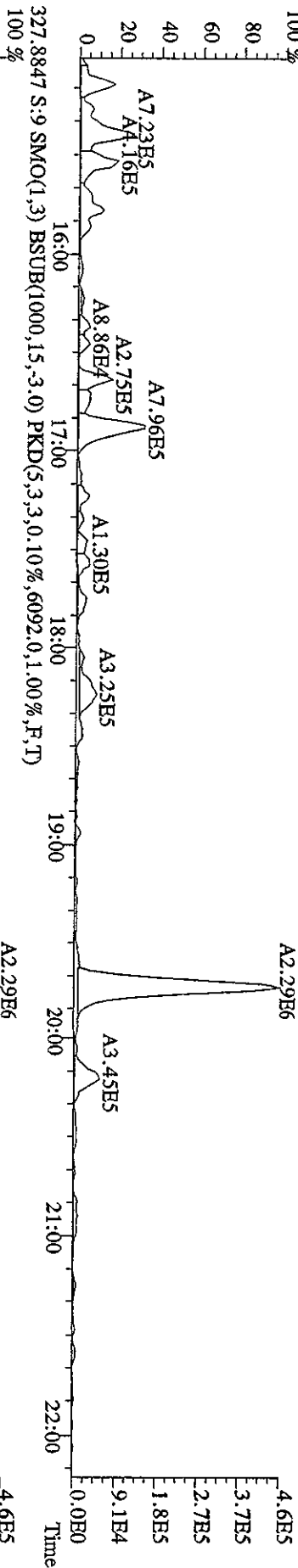
File:30AP104D5 #1-435 Acq:30-APR-2010 14:10:38 GC EI+ Voltage SIR Autospec-UltimaE
 Sample#9 Text:LXTAR-1-AE :G0D100464-1D [20X] Exp.:DIOXINRHS8290A
 303.9016 S:9 SMO(1.3) BSUB(1000,15,-3.0) PKD(5,3,3,0.10%,7580.0,1.00%,F,T)
 100%



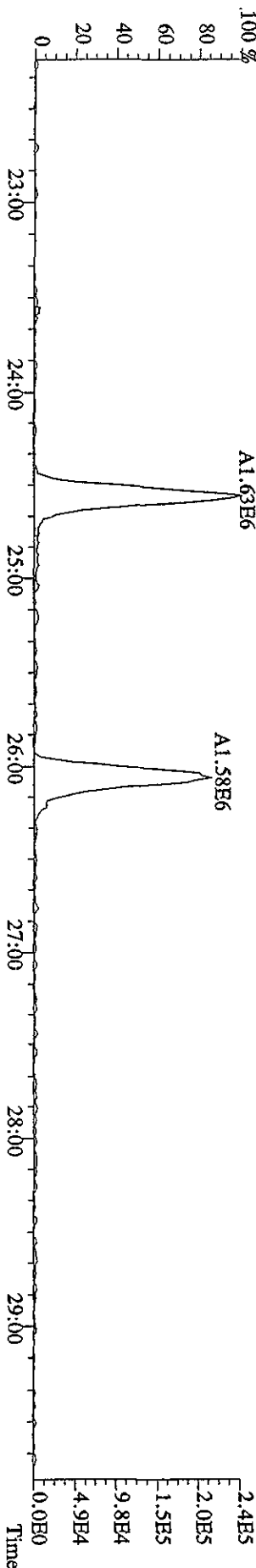
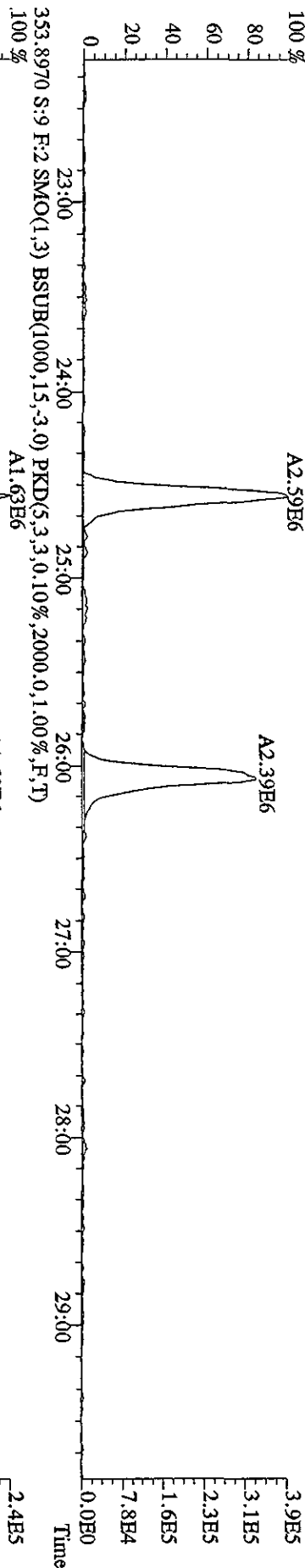
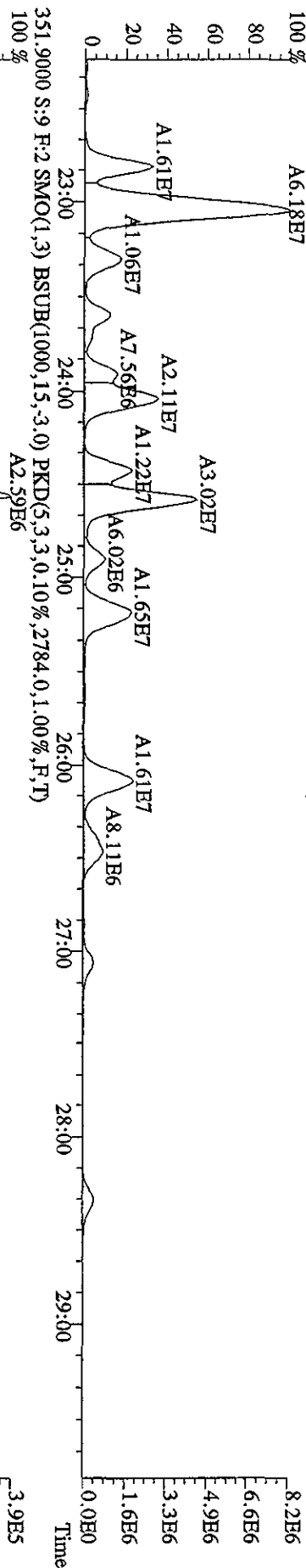
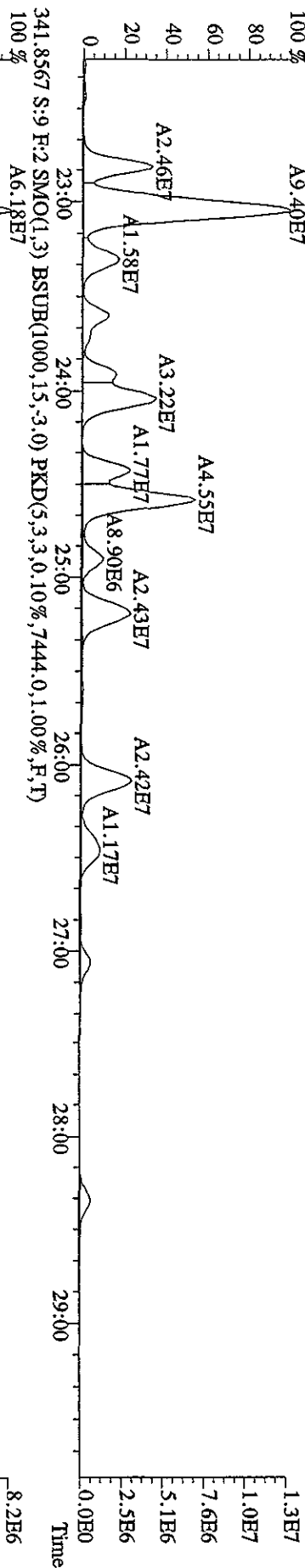
File:30ADP104D5 #1-435 Acq:30-APR-2010 14:10:38 GC EI+ Voltage SIR Autospec-UltimaE
 Sample#9 Text:LXTAR-1-AE :GOD100464-1D [20X] Exp:DIOXINRES8290A
 319.8965 S:9 SMO(1,3) BSUB(1000,15,-3.0) PKD(5,3,3,0.10%,1116.0,1.00%,F,T)



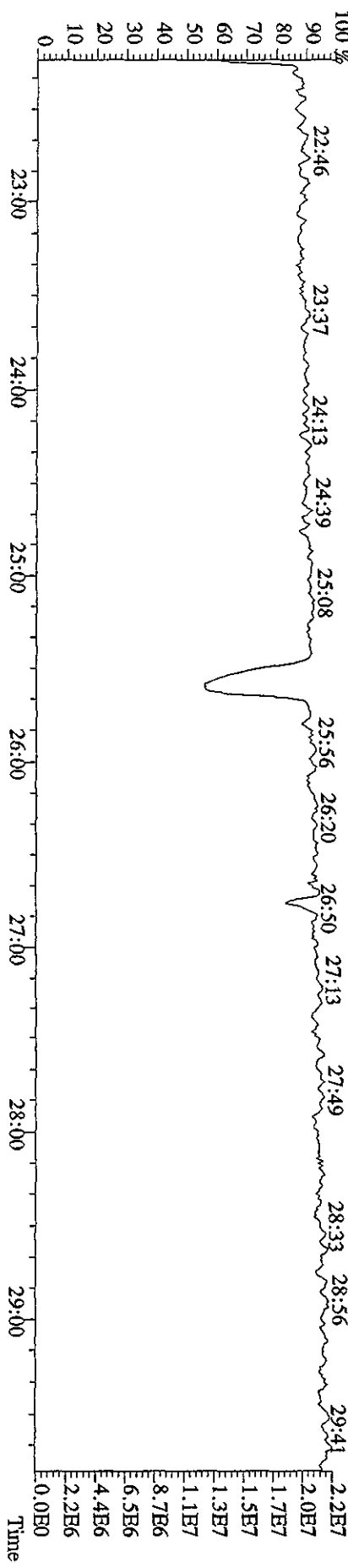
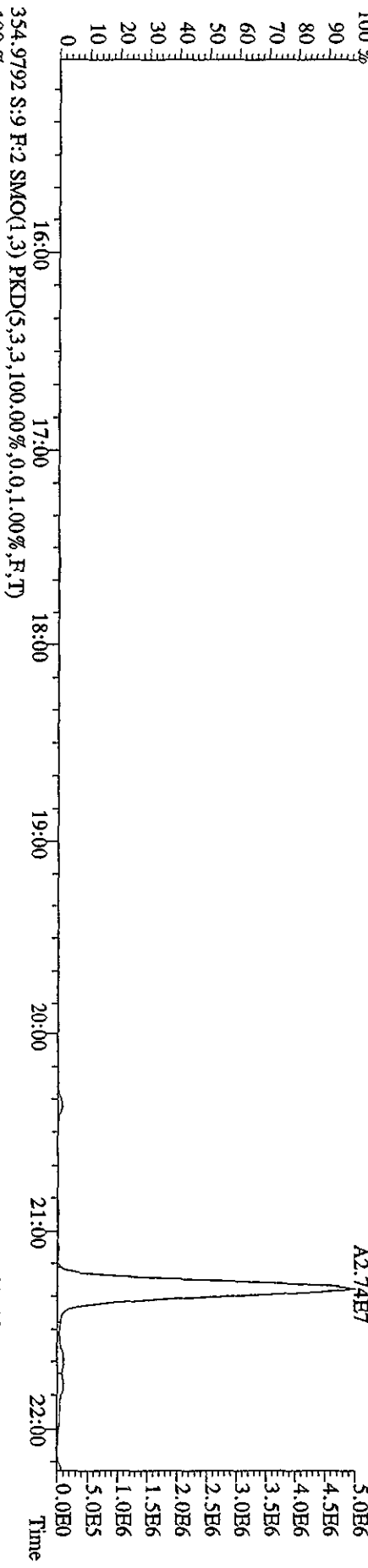
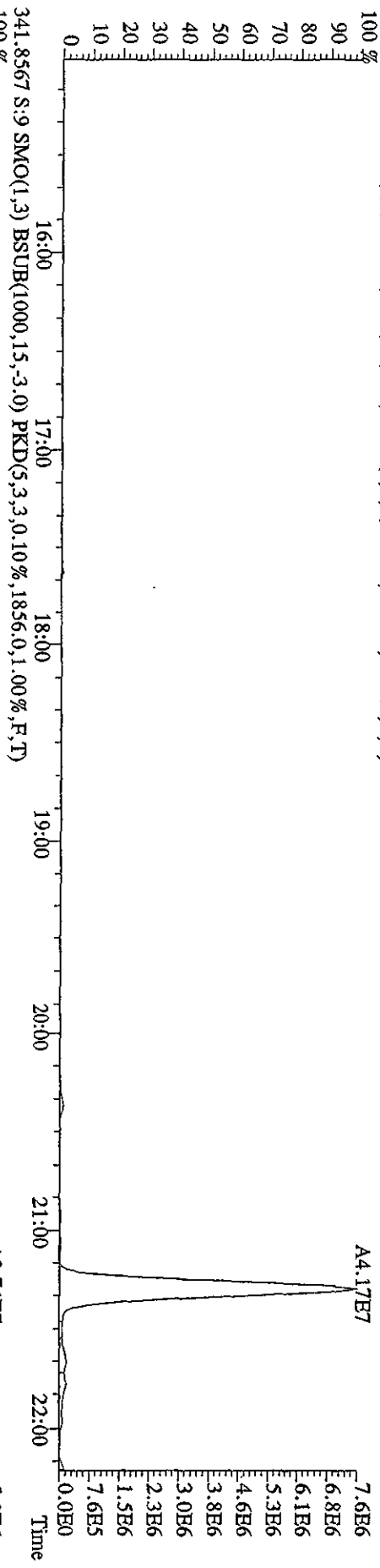
File:30ABP104D5 #1-435 Acq:30-APR-2010 14:10:38 GC EI+ Voltage SIR Autospec-Ultimate
 Sample#9 Text:XTAR-1-AE :G0D100464-1D [20X] Exp:DIOXINRES8290A
 327.8847 S:9 SMO(1,3) BSUB(1000,15,-3.0) PKD(5,3,3,0,10%,6092.0,1.00%,F,T)
 100 %



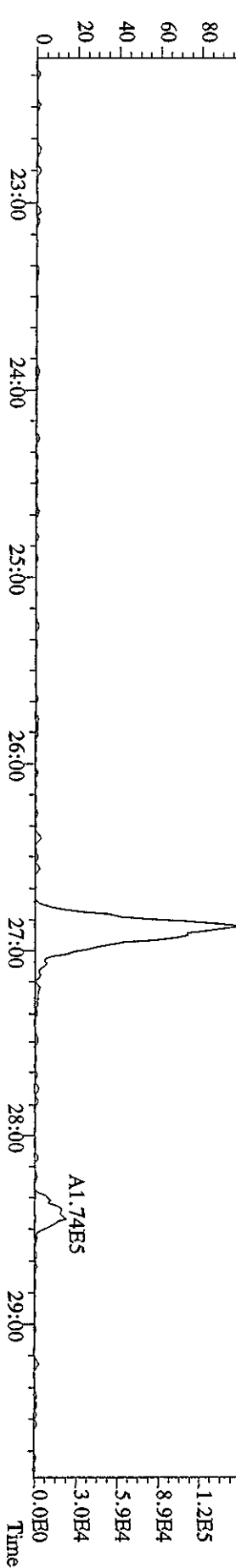
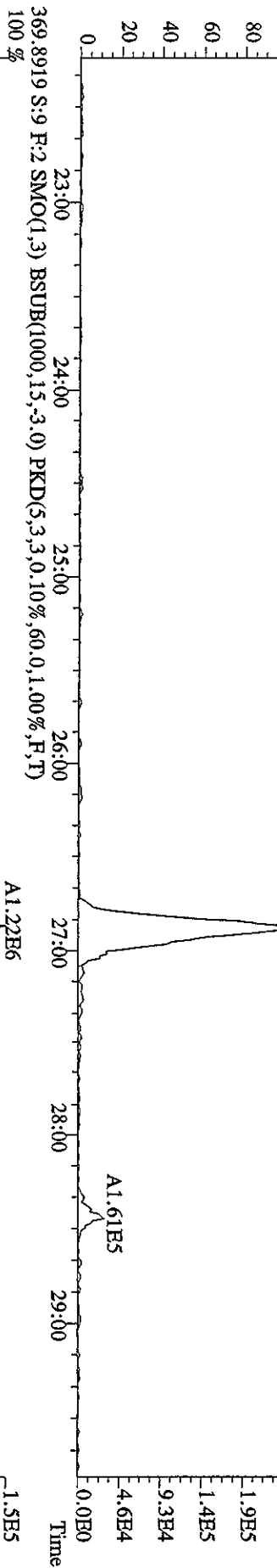
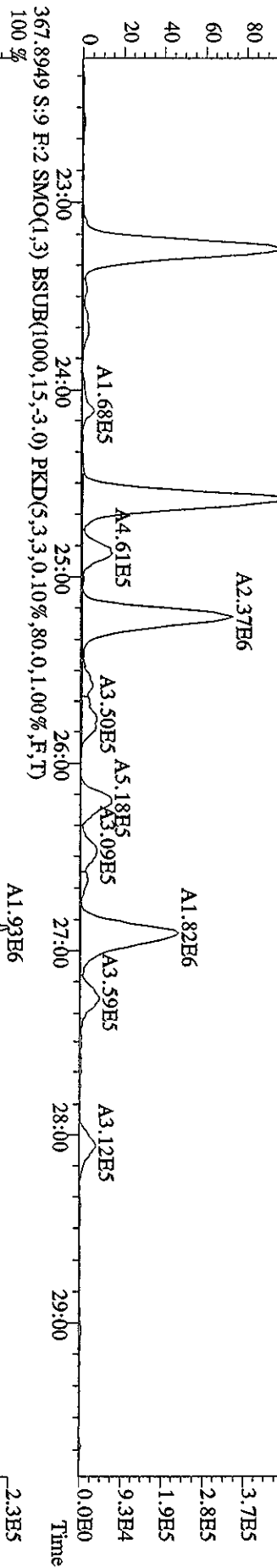
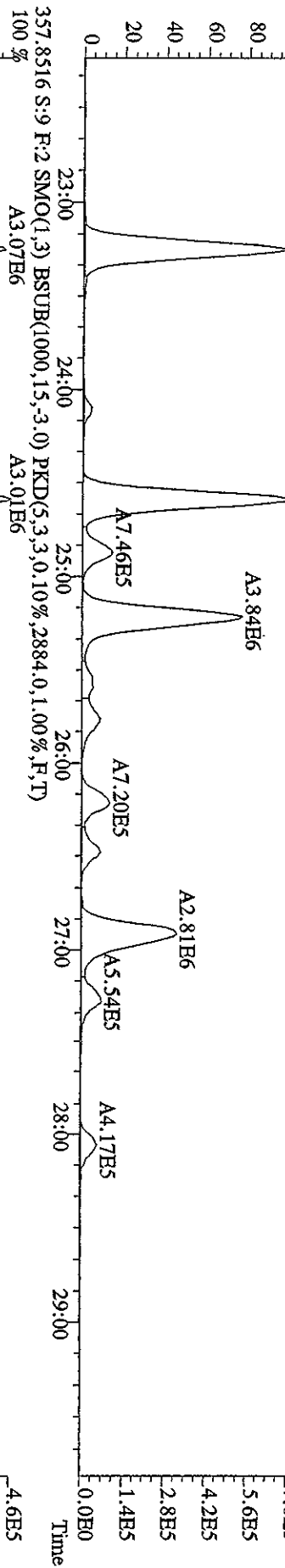
File:30AP104D5 #1-604 Acq:30-APR-2010 14:10:38 GC EI+ Voltage SIR Autospec-UltimaE
 Sample#9 Text:LXTAR-1-AB :G0D100464-1D [20X] Exp:DIOXINRES8290A
 339.8597 S:9 F:2 SMO(1.3) BSUB(1000,15,3.0) PKD(5,3,3,0,10%,42284.0,1.00%,F,T)
 100 %



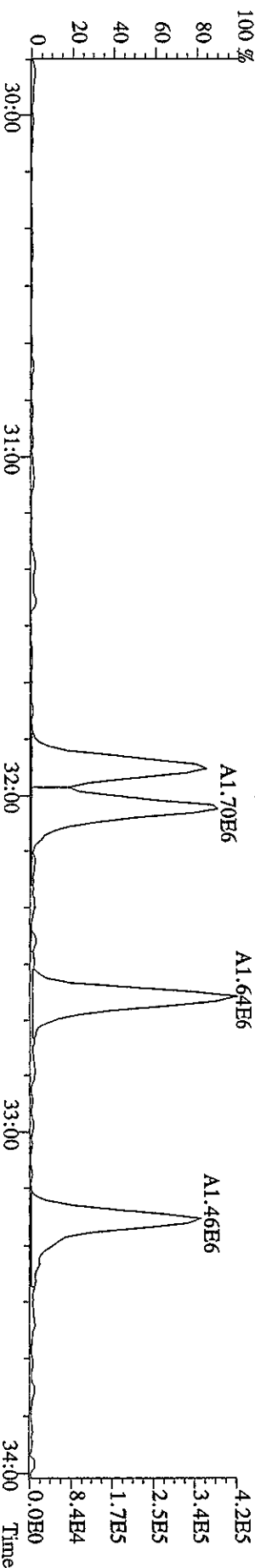
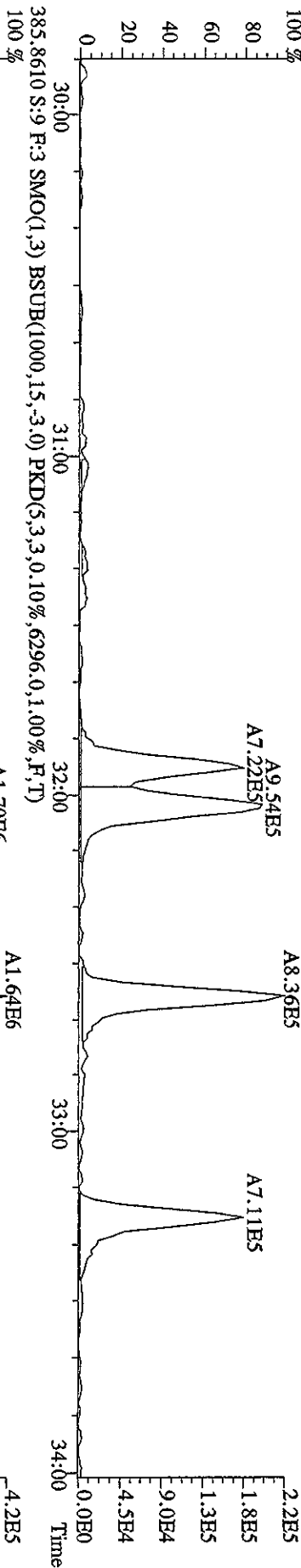
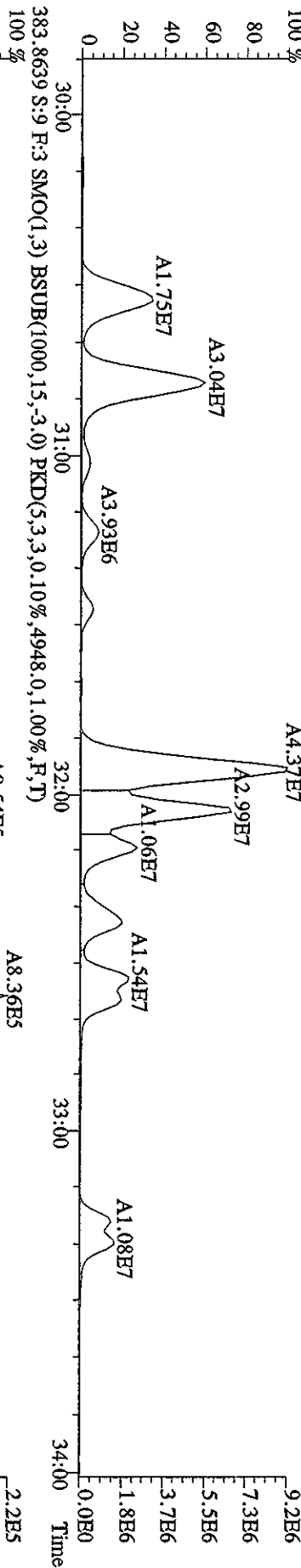
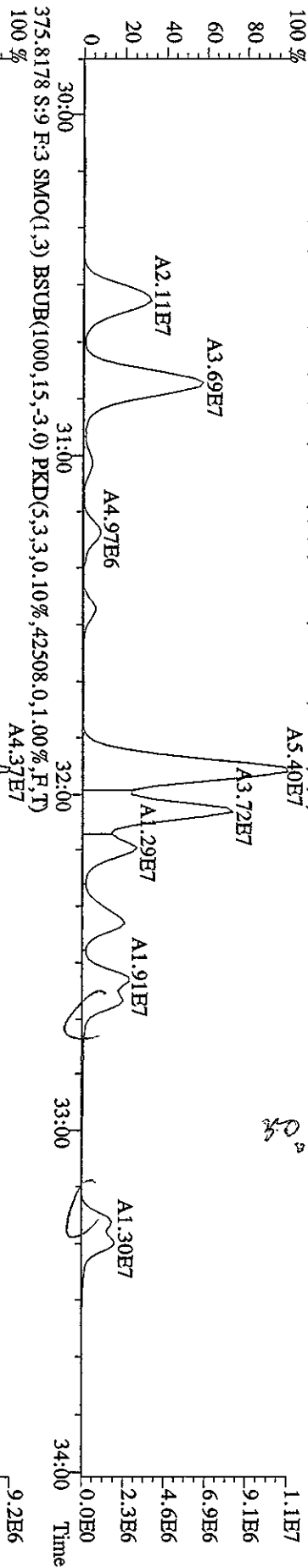
File:30AP104D5 #1-435 Acq:30-APR-2010 14:10:38 GC EI+ Voltage SIR Autospec-UltimaE
 Sample#9 Text:LXTAR-1-AB :G0D100464-1D [20X] Exp:DIOXINRES8290A
 339.8597 S:9 SMO(1,3) BSUB(1000,15,-3.0) PKD(5,3,3,0.10%,1856,0,1.00%,F,T)



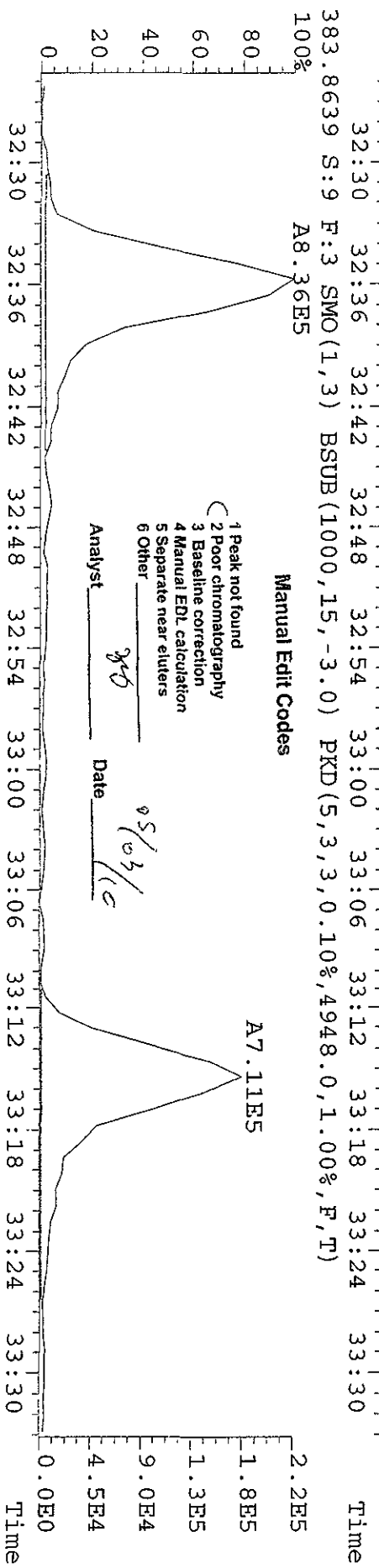


File:30AP104D5 #1-604 Acq:30-APR-2010 14:10:38 GC EI+ Voltage SIR Autospec-UltimaE
 Sample#9 Text:LXTAR-1-AE :G0D100464-ID [20X] Exp:DIOXINRES8290A
 355.8546 S:9 F:2 SMO(1,3) BSUB(1000,15,-3,0) PKD(5,3,3,0,10%,1824.0,1.00%,F,T)
 100%



File:30AP104D5 #1-317 Acq:30-APR-2010 14:10:38 GC EI+ Voltage SIR Autospec-UltimaB
 Sample#9 Text:LXTAR-1-AE :G0D100464-1D [20X] Exp:DIOXINRES8290A
 373.8208 S:9 F:3 SMO(1,3) BSUB(1000,15,-3,0) PKD(5,3,3,0,10%,50920,0,1,00%,F,T)
 100 %



File:30API04D5 #1-317 Acq:30-APR-2010 14:10:38 GC FI+ Voltage SIR Autospec-UltimaE
 Sample#9 Text:LXTAR-1-AE :G0D100464-1D Exp:DIOXINRES8290A
 373.8208 S:9 F:3 SMO(1,3) BSUB(1000,15,-3.0) PKD(5,3,3,0.10%,50920.0,1.00%,F,T)



Manual Edit Codes

- 1 Peak not found
- 2 Poor chromatography
- 3 Baseline correction
- 4 Manual EDL calculation
- 5 Separate near eluters
- 6 Other

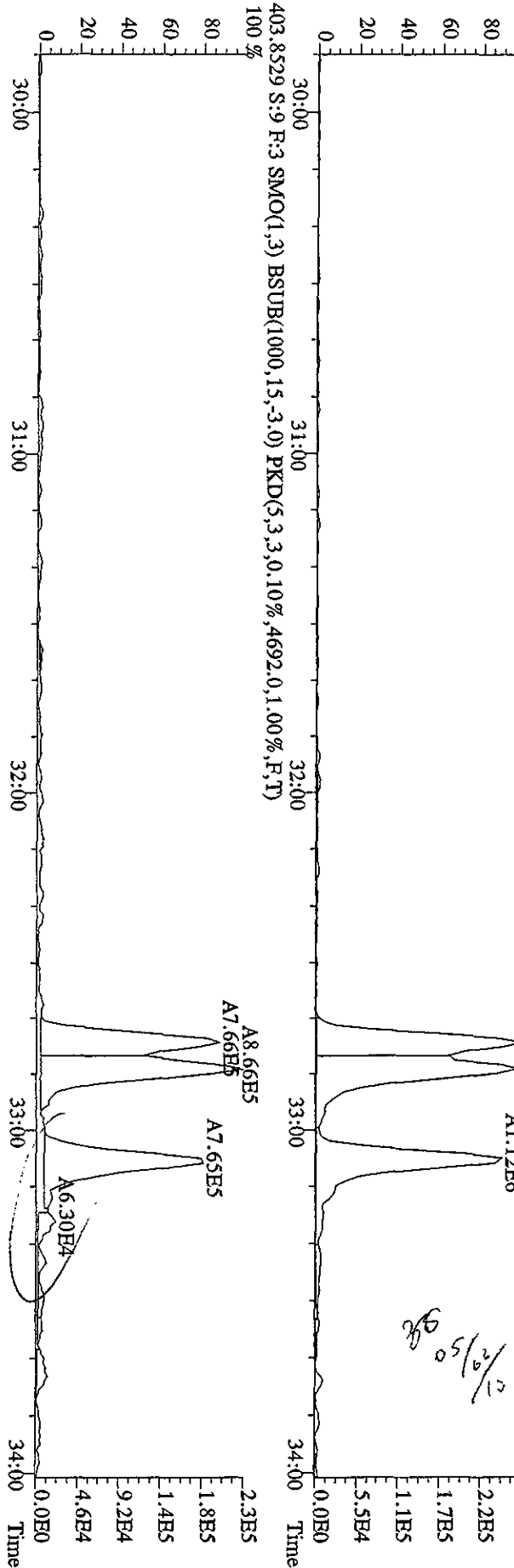
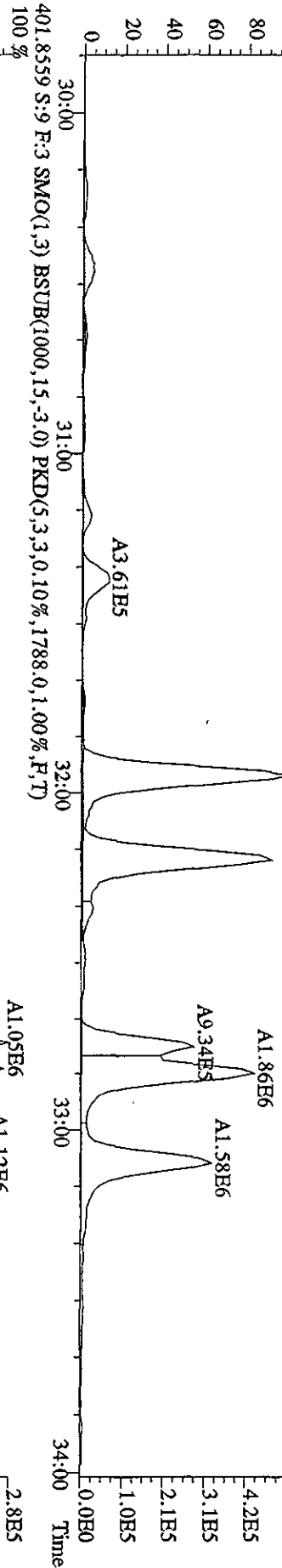
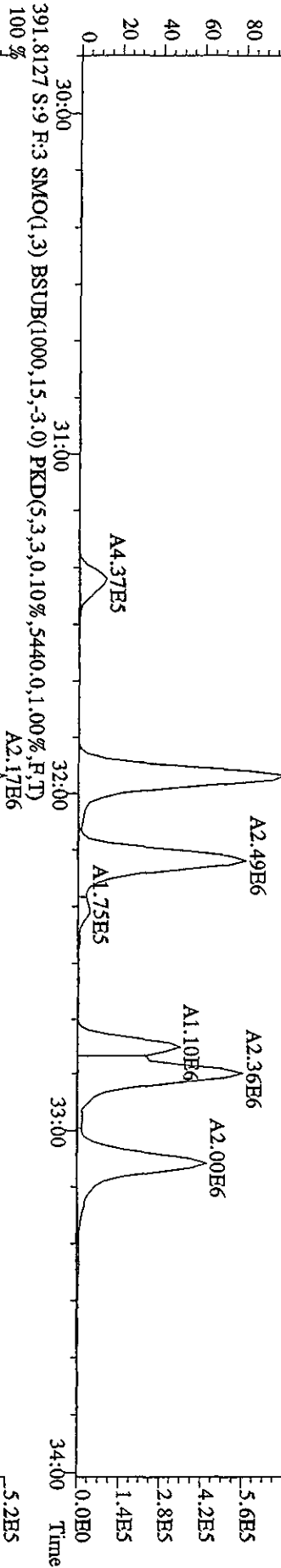
Analyst

gcb

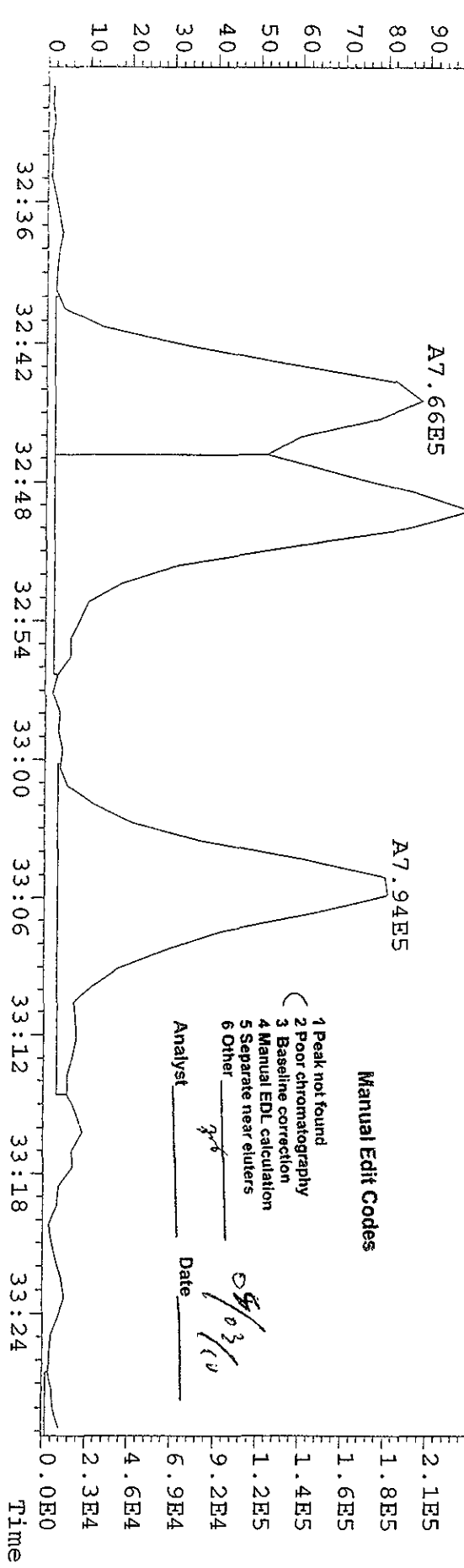
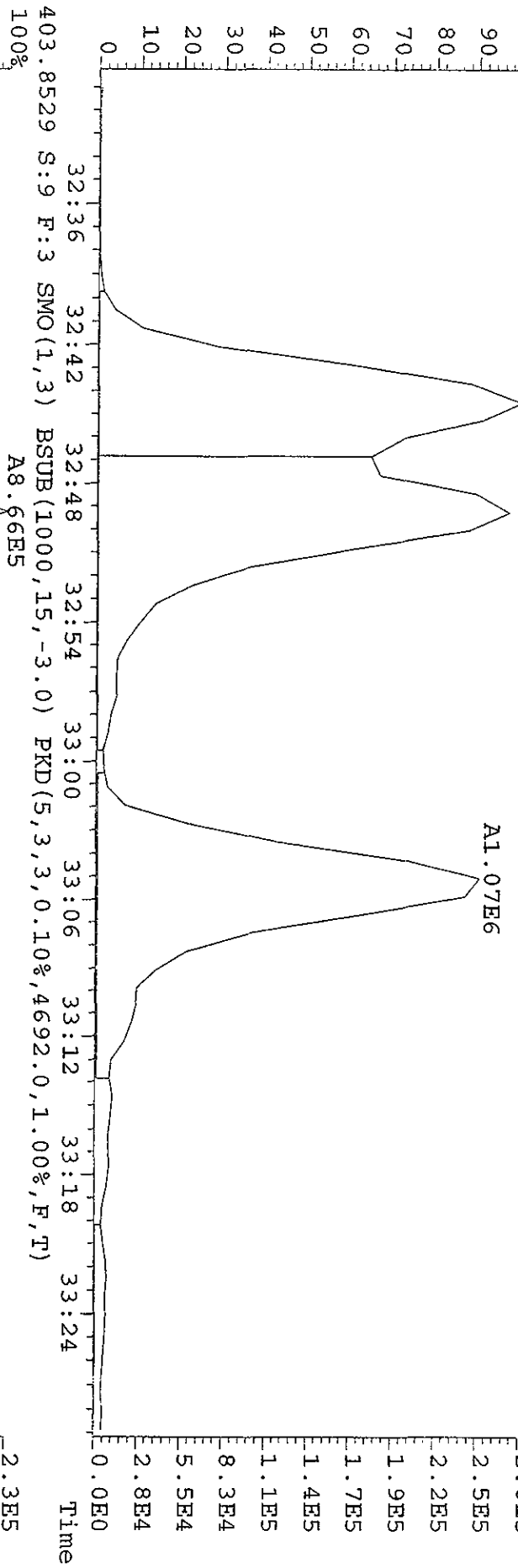
Date

05/03/10

File:30AP104D5 #1-317 Acq:30-APR-2010 14:10:38 GC EI+ Voltage SIR Autospec-Ultimate
 Sample#9 Text:LXTAR-1-AE :G0D100464-1D [20X] Exp:DIOXINRES8290A
 389.8157 S:9 F:3 SMO(1,3) BSUB(1000,15,-3.0) PKD(5,3,3,0,10%,2272.0,1.00%,F,T)



File: 30API04D5 #1-317 Acq: 30-APR-2010 14:10:38 GC EI+ Voltage SIR Autospec-UltimaE
 Sample#9 Text: LXTAR-1-AE : GOD100464-1D Exp: DIOXINRES8290A
 401.8559 S: 9 F: 3 SMO(1,3) BSUB(1000,15,-3.0) PKD(5,3,3,0.10%,1788.0,1.00%,F,T)
 100%






Manual Edit Codes

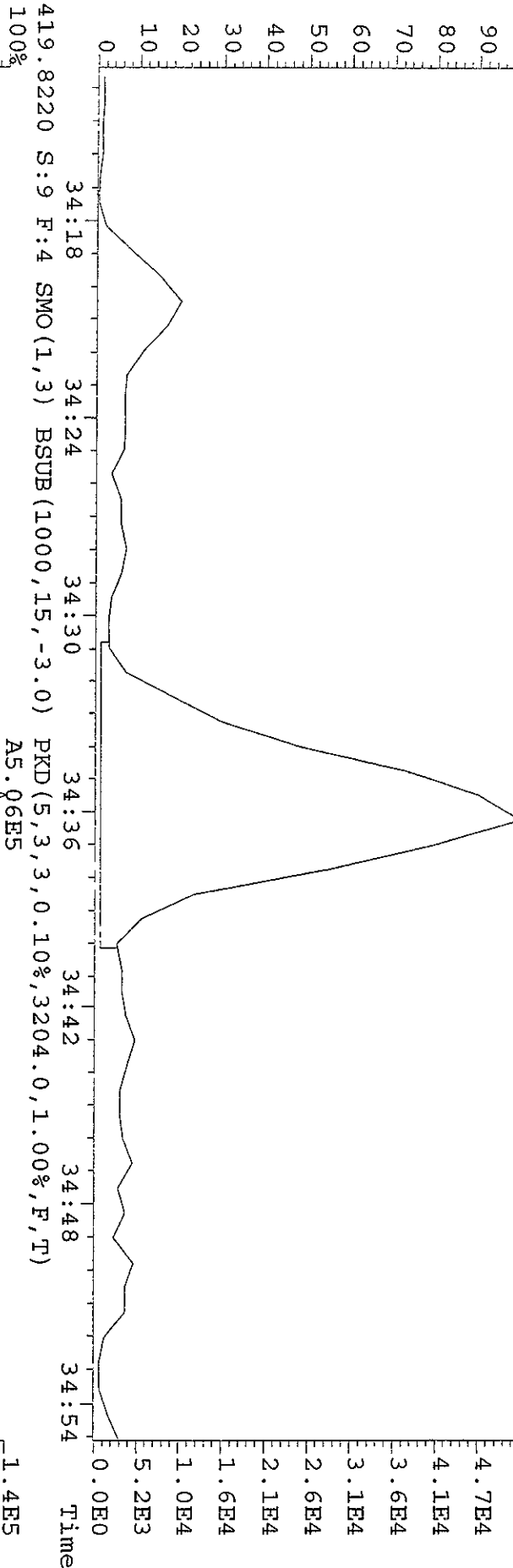
- 1 Peak not found
- 2 Poor chromatography
- 3 Baseline correction
- 4 Manual EDL calculation
- 5 Separate near eluters
- 6 Other

Analyst gfb Date 5/03/10

File:30AP104D5 #1-198 Acq:30-APR-2010 14:10:38 GC EI+ Voltage SIR Autospec-UltimaE
 Sample#9 Text:LXTAR-1-AB :GDD100464-ID [20X] Exp:DIOXINRES8290A
 407.7818 S:9 F:4 SMO(1,3) BSUB(1000,15,-3.0) PKD(5,3,3,0,10%,14476,0,1.00%,F,T)
 100%



File: 30AP104D5 #1-198 Acq: 30-APR-2010 14:10:38 GC FI+ Voltage SIR Autospec-UltimaE
 Sample#9 Text: LXTAR-1-AE : GOD100464-1D Exp: DIOXINRES8290A
 417.8253 S:9 F:4 SMO(1,3) BSUB(1000,15,-3.0) PKD(5,3,3,0.10%,3636.0,1.00%,F,T)
 100% A2.02E5

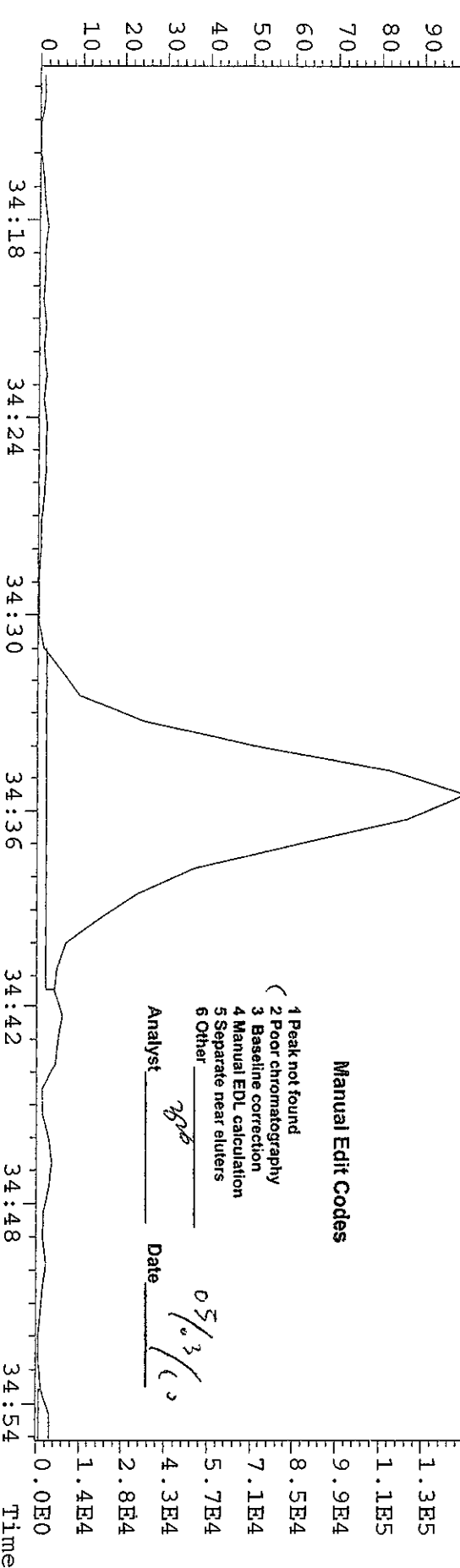


Manual Edit Codes

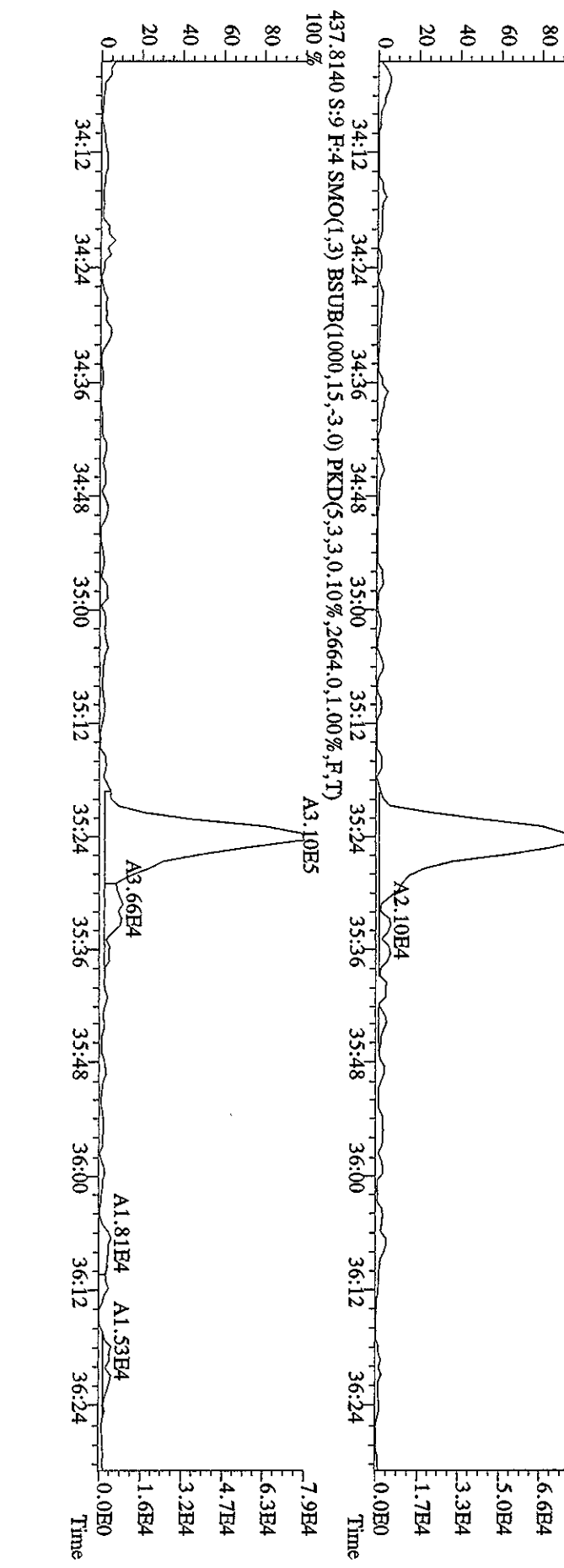
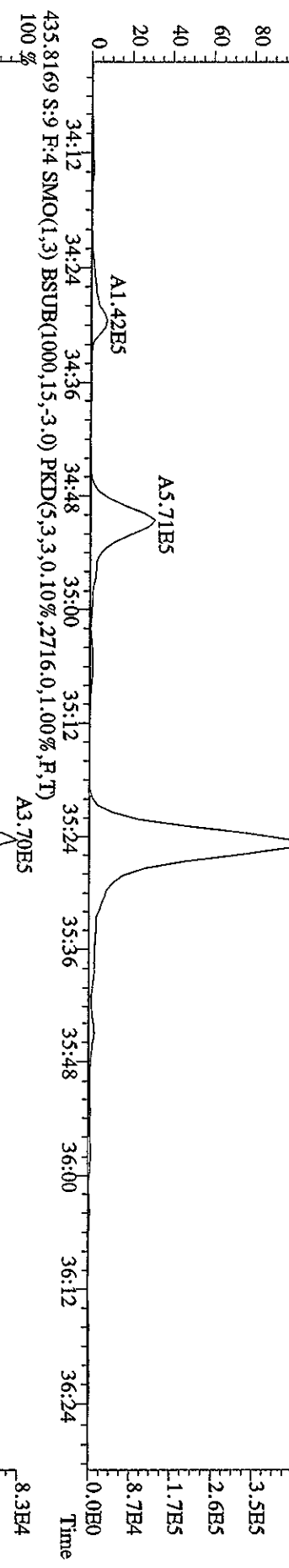
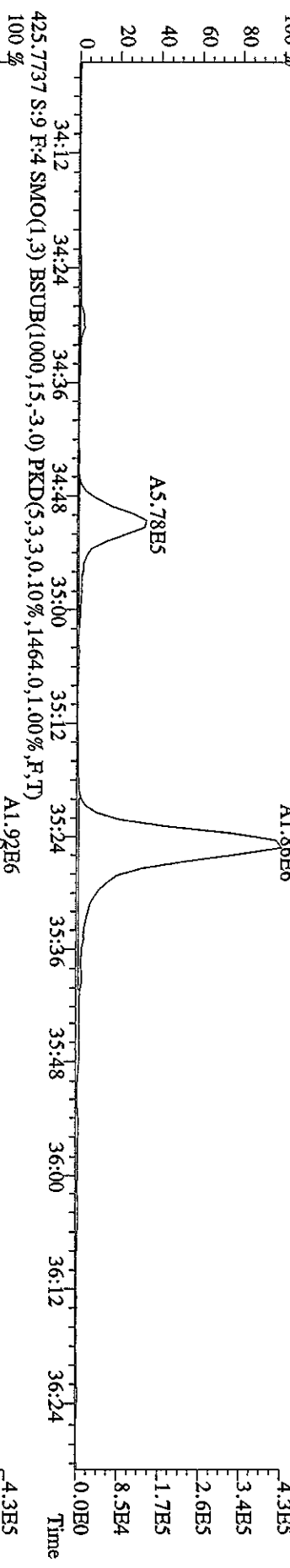
- 1 Peak not found
- 2 Poor chromatography
- 3 Baseline correction
- 4 Manual EDL calculation
- 5 Separate near eluters
- 6 Other

Analyst MSB

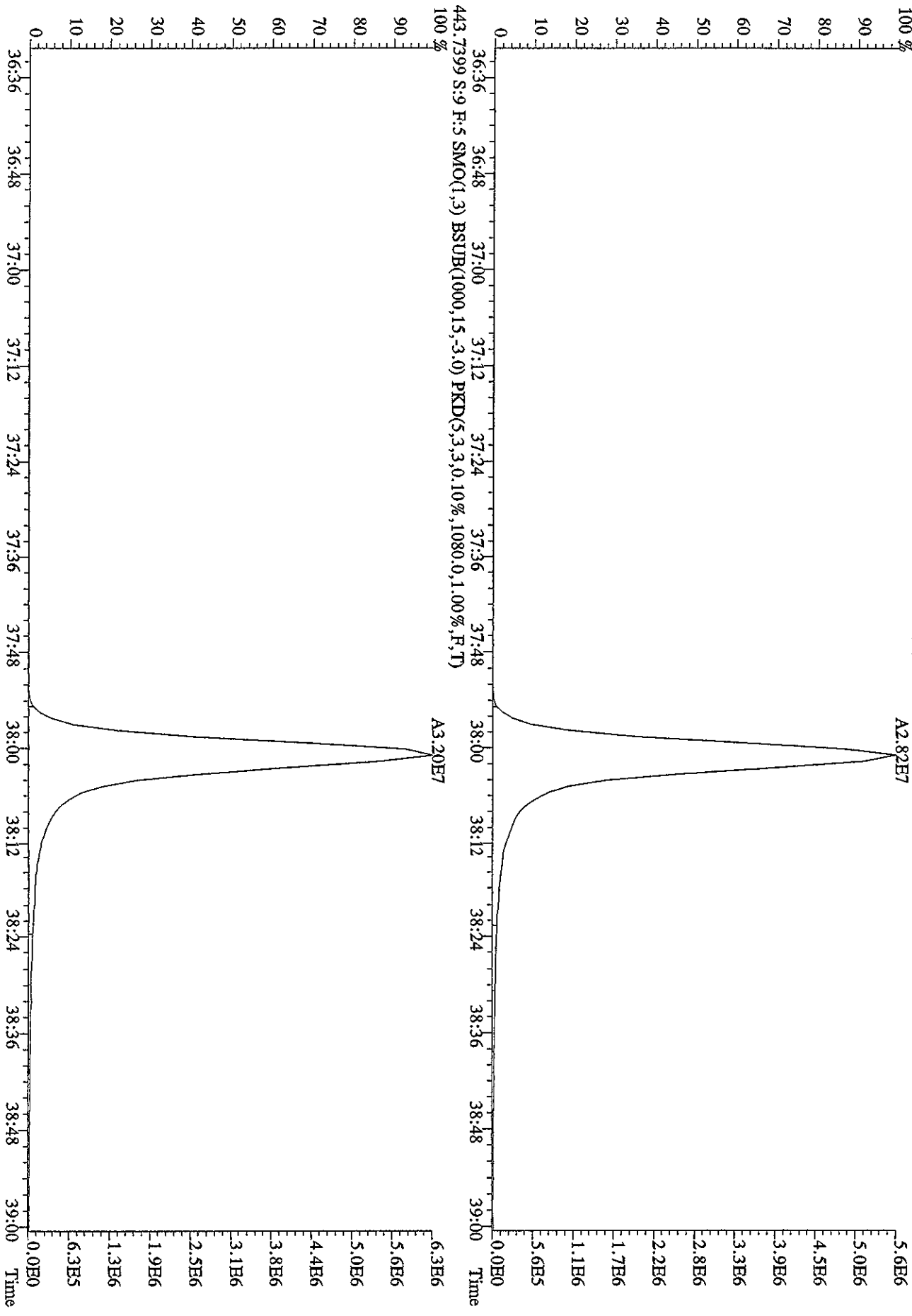
Date 05/03/10



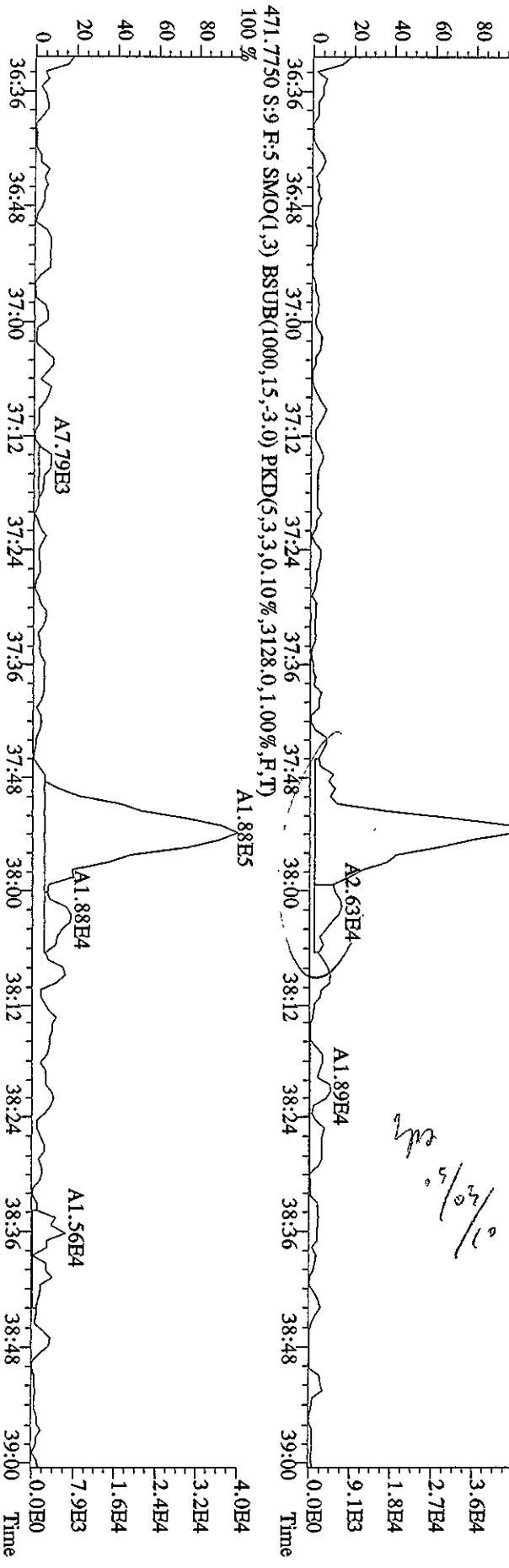
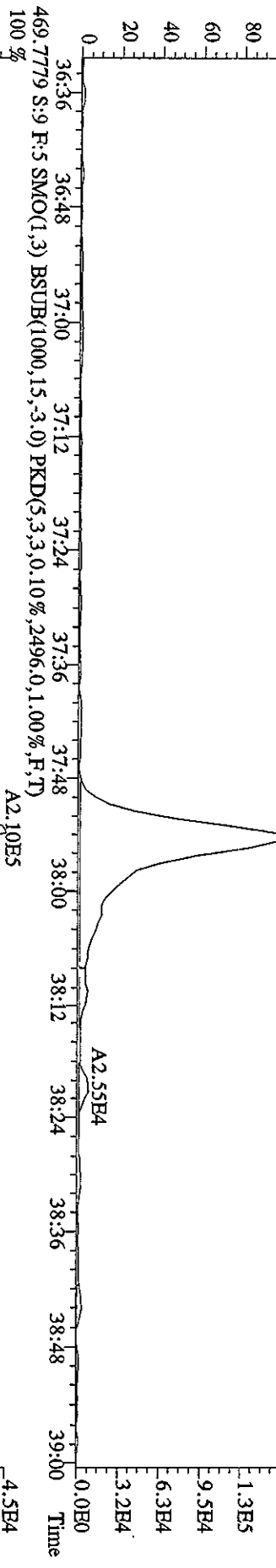
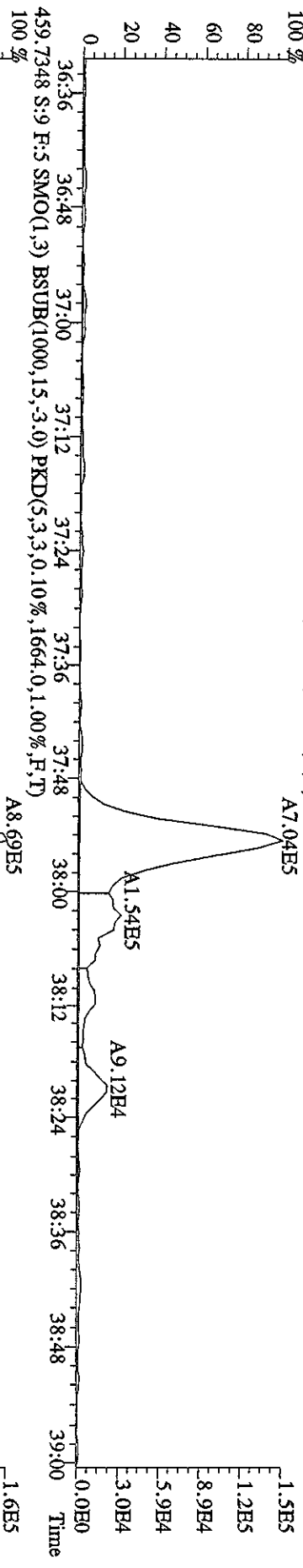
File:30AP104D5 #1-198 Acq:30-APR-2010 14:10:38 GC EI+ Voltage SIR Autospec-UltimaE
 Sample#9 Text:LXTAR-1-AE :G0D100464-1D [20X] Exp.:DIOXINRES8290A
 423.7766 S:9 F:4 SMO(1,3) BSUB(1000,15,-3.0) PKD(5,3,3,0,10%,3620.0,1.00%,F,T)



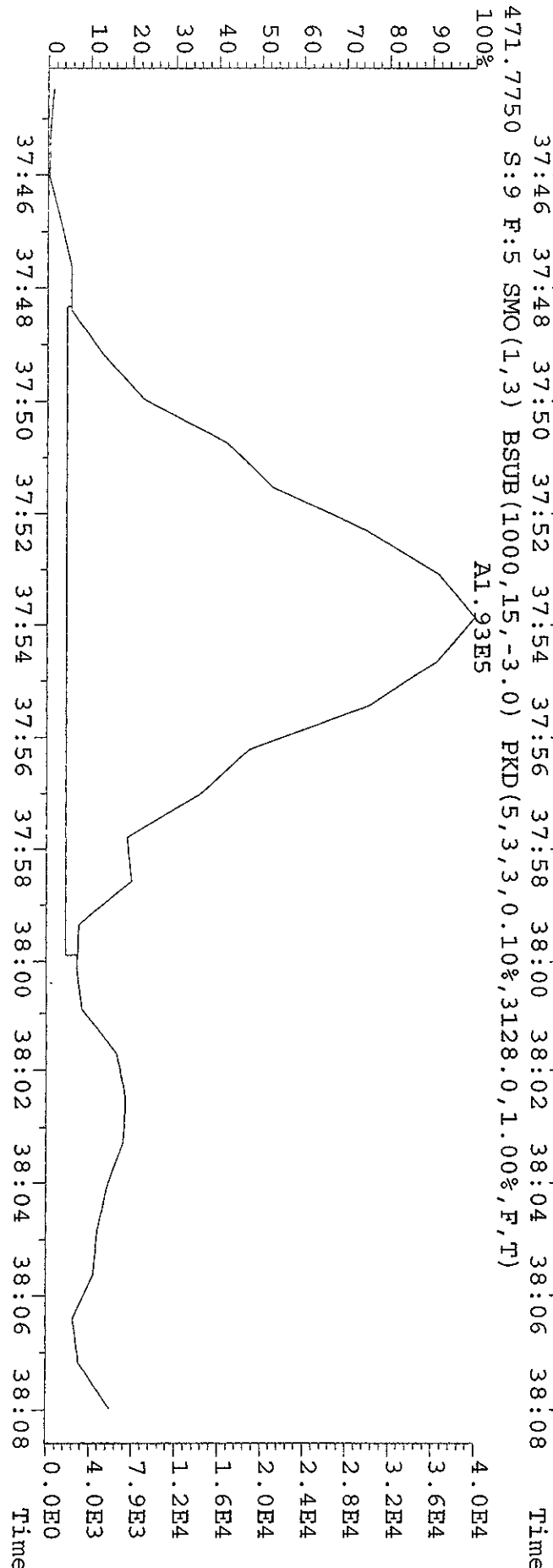
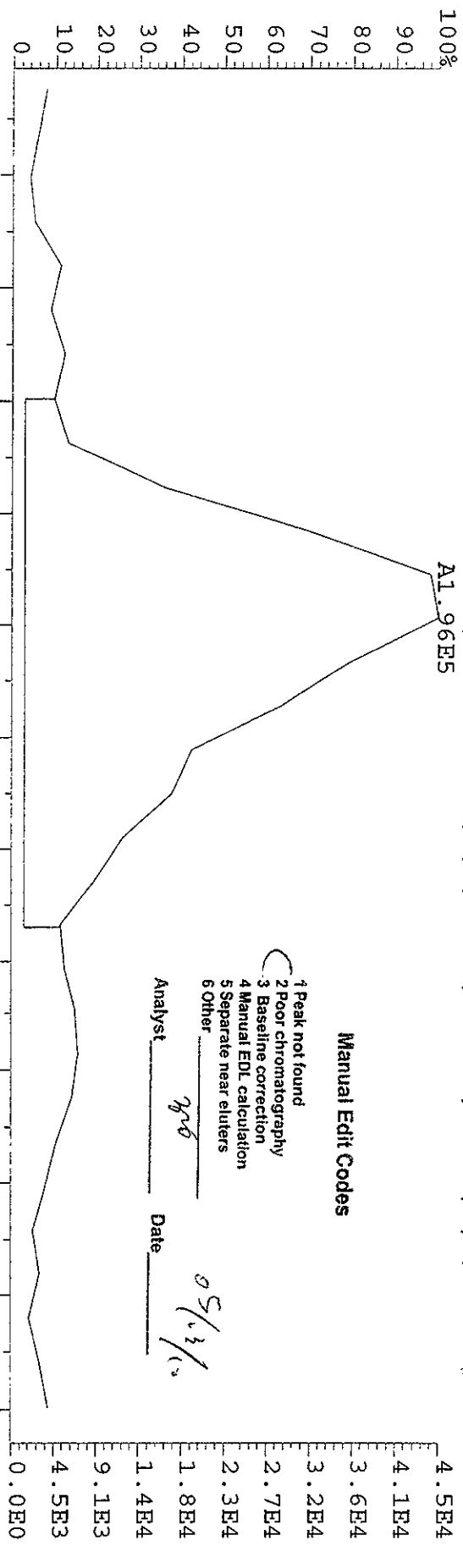
File:30AP104D5 #1-190 Acq:30-APR-2010 14:10:38 GC EI+ Voltage SIR Autospec-Ultimate
 Sample#9 Text:LXTAR-1-AE :G0D100464-1D [20X] Exp:DIOXINRES8290A
 441.7428 S:9 F:5 SMO(1,3) BSUB(1000,15,-3.0) PKD(5,3,3,0.10%,768,0,1.00%,F,T)



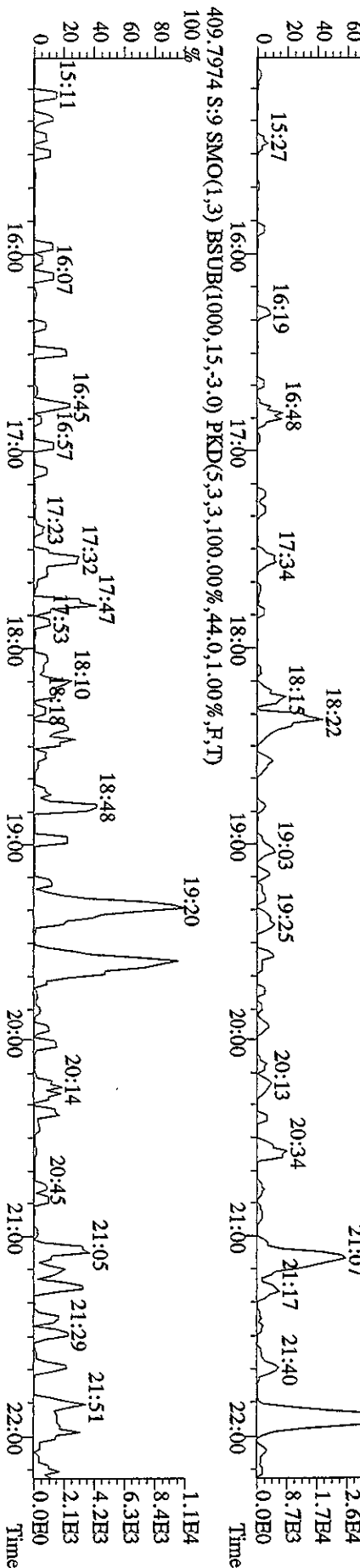


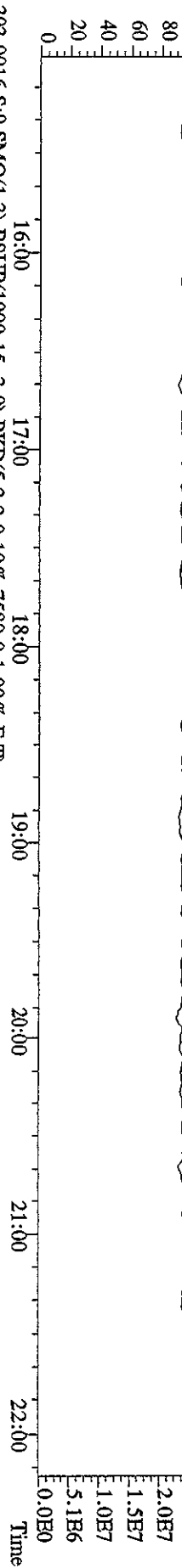
File:30AP104D5 #1-190 Acq:30-APR-2010 14:10:38 GC EI+ Voltage SIR Autospec-Ultimat
 Sample#9 Text:LXTAR-1-AE :GOD100464-1D [20X] Exp:DIOXINRES8290A
 457.7377 S:9 F:5 SMO(1,3) BSUB(1000,15,-3,0) PKD(5,3,3,0,10%,1632,0,1.00%,F,T)



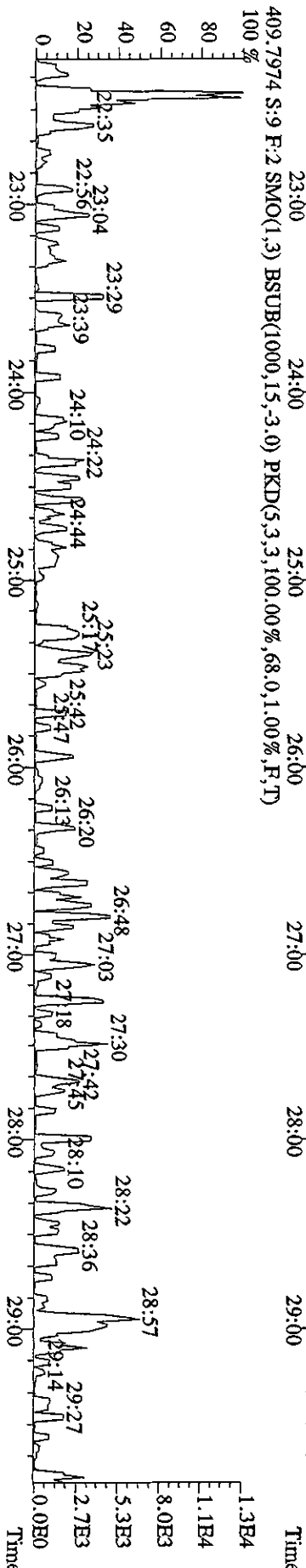
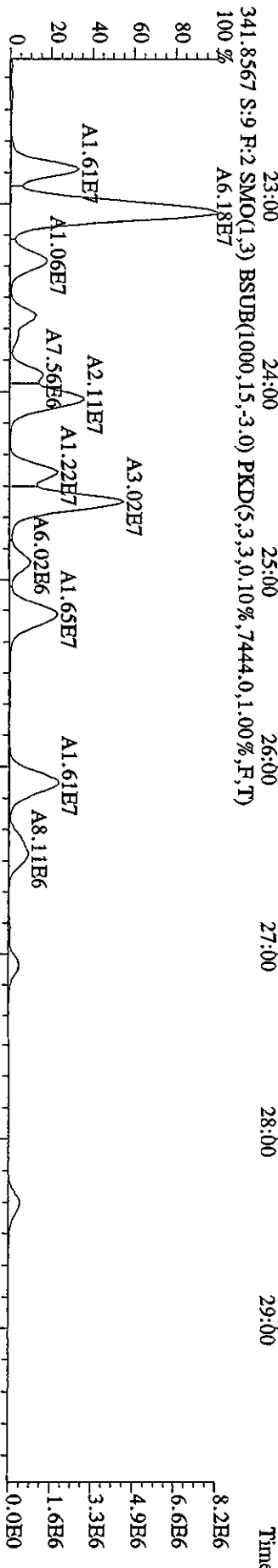
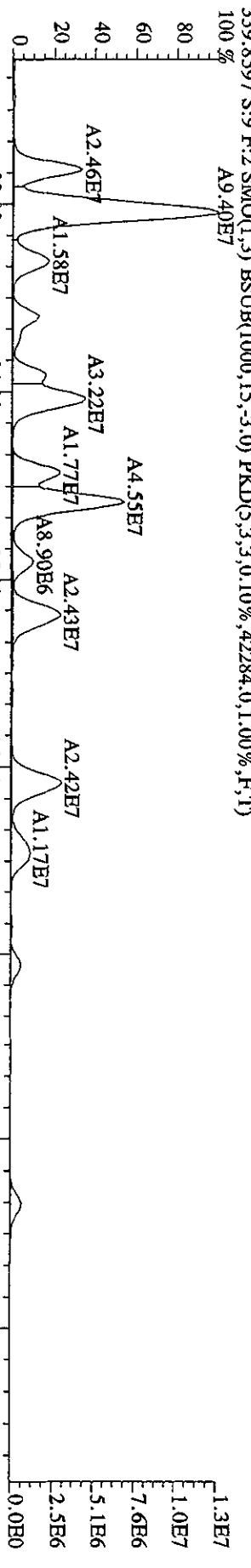
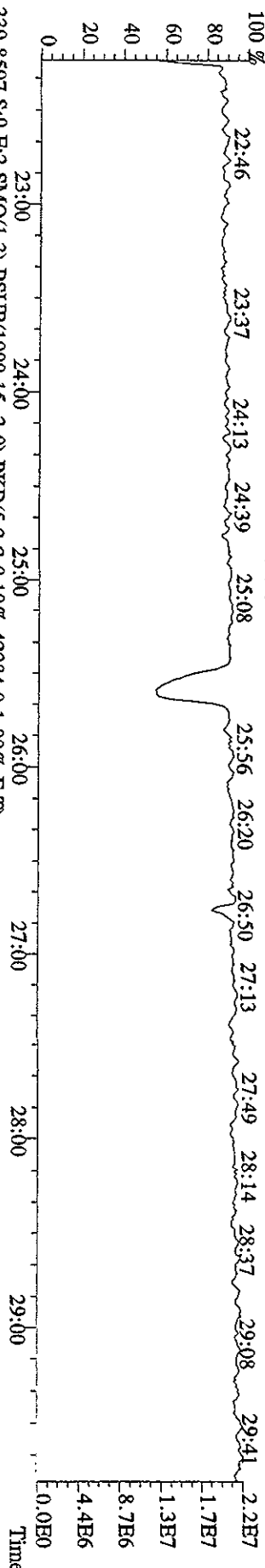
File: 30API04D5 #1-190 Acq: 30-APR-2010 14:10:38 GC EI+ Voltage SIR Autospec-Ultimate
 Sample#9 Text: LXTAR-1-AE : GOD100464-1D Exp: DIOXINRES8290A
 469.7779 S: 9 F: 5 SMO(1,3) BSUB(1000,15,-3.0) PKD(5,3,3,0.10%,2496.0,1.00%,F,T)



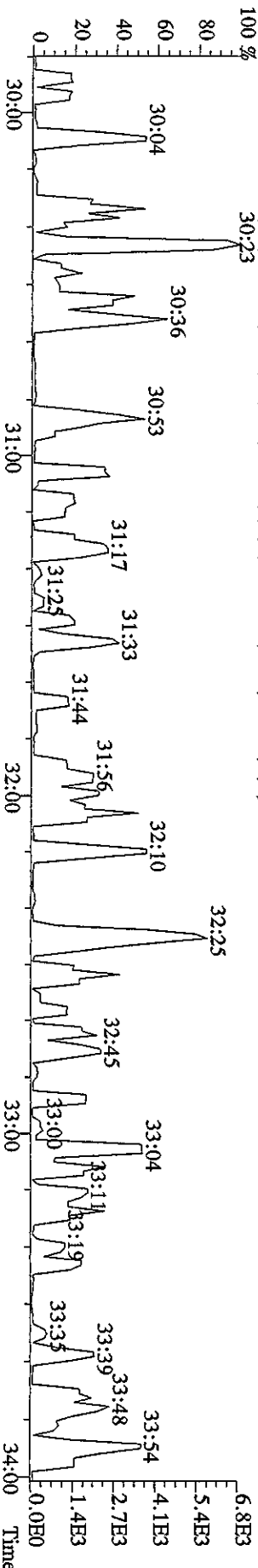
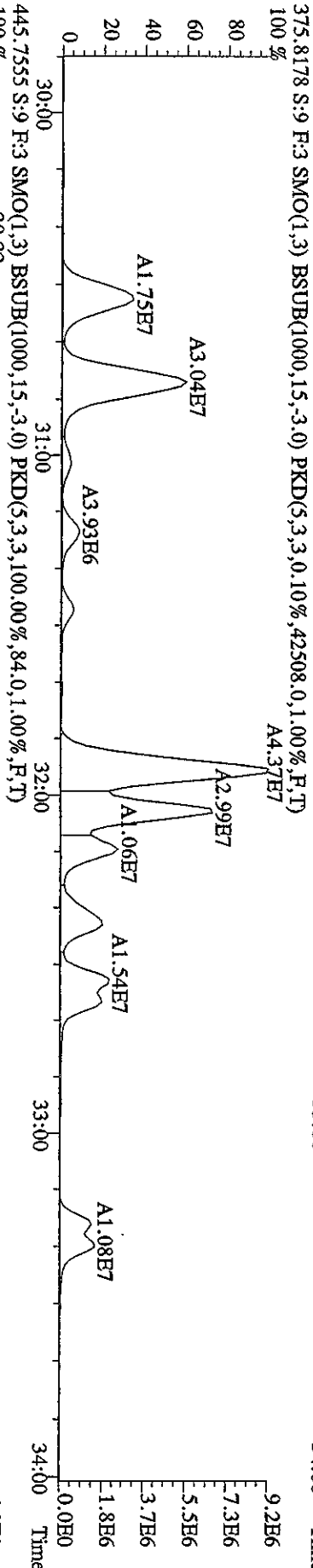
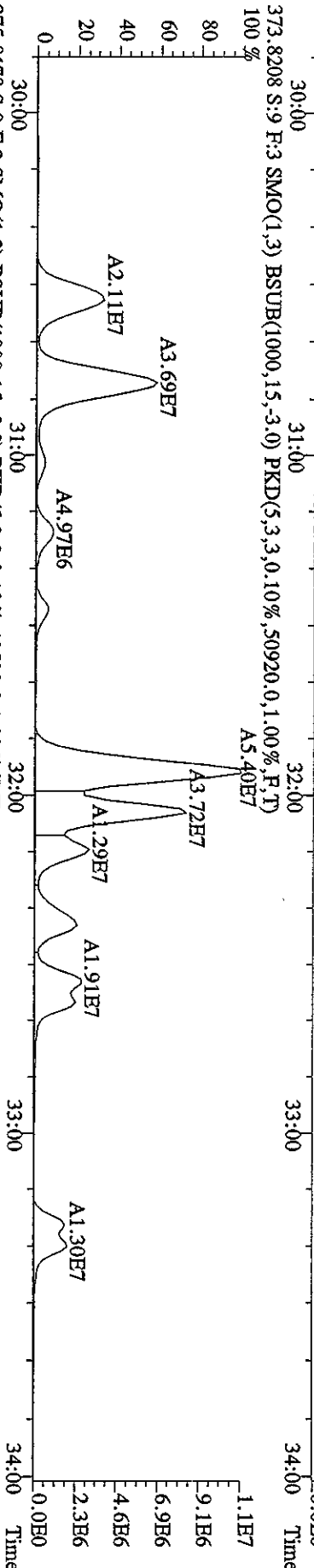

File:30AP104D5 #1-435 Acq:30-APR-2010 14:10:38 GC EI+ Voltage SIR Autospec-UltimaE
 Sample#9 Text:LXTAR-1-AE :G0D100464-1D [20X] Exp:DIOXINRES8290A
 354.9792 S:9 SMO(1,3) PKD(5,3,3,100.00%,0.0,1.00%,F,T)
 100% 15:18 15:41 16:16 16:43 17:08 17:32 18:09 18:31 19:17 19:44 20:23 20:57 21:27 22:02



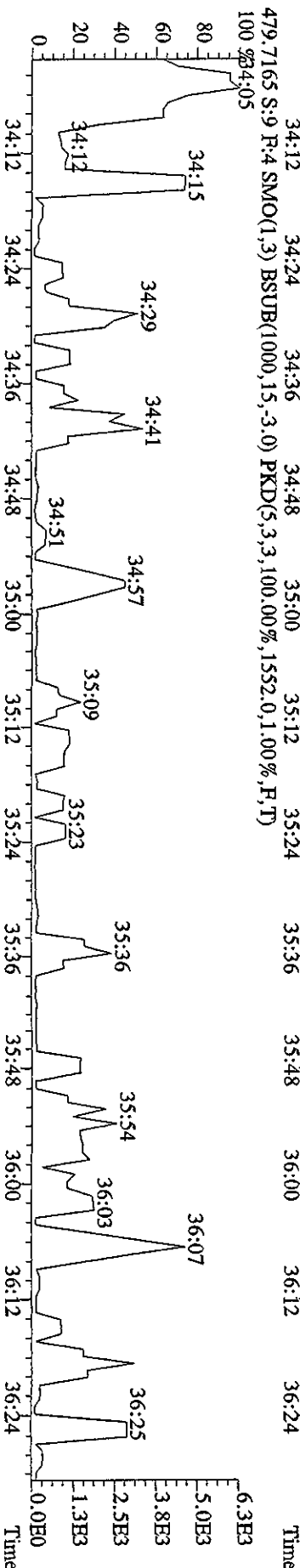
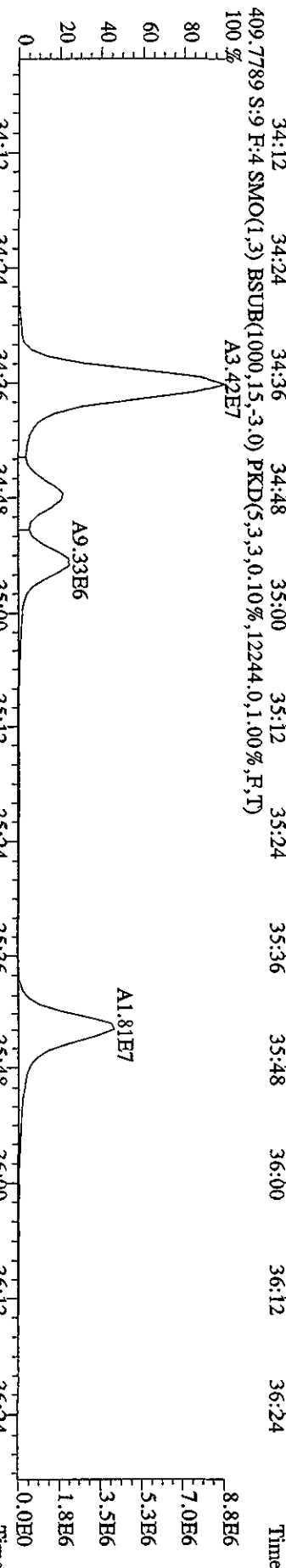
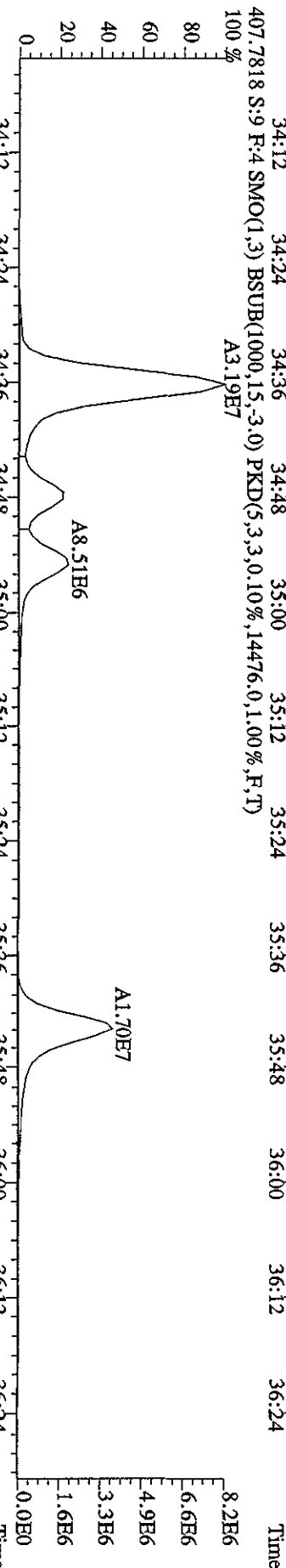
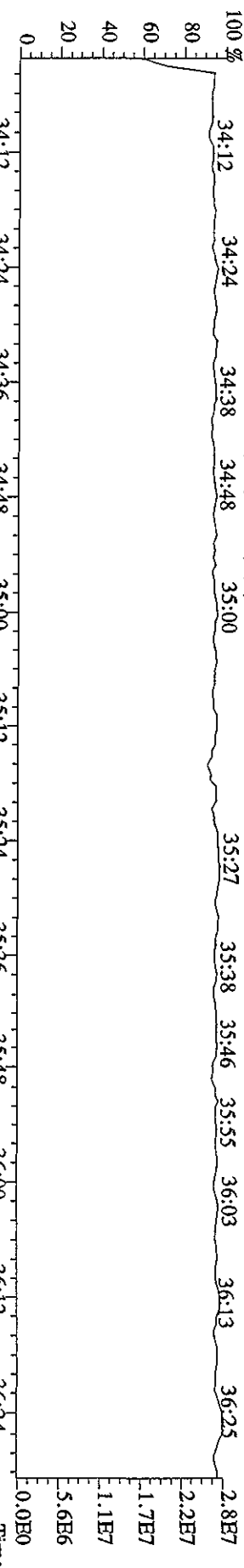
File:30AP104D5 #1-604 Acq:30-APR-2010 14:10:38 GC EI+ Voltage SIR Autospec-UltraB
 Sample#9 Text:LTAR-1-AE :G0D100464-ID [20X] Exp:DIOXINRES8290A
 354.9792 S:9 F:2 SMO(1,3) PKD(5,3,3,100.00%,0.0,1.00%,F,T)



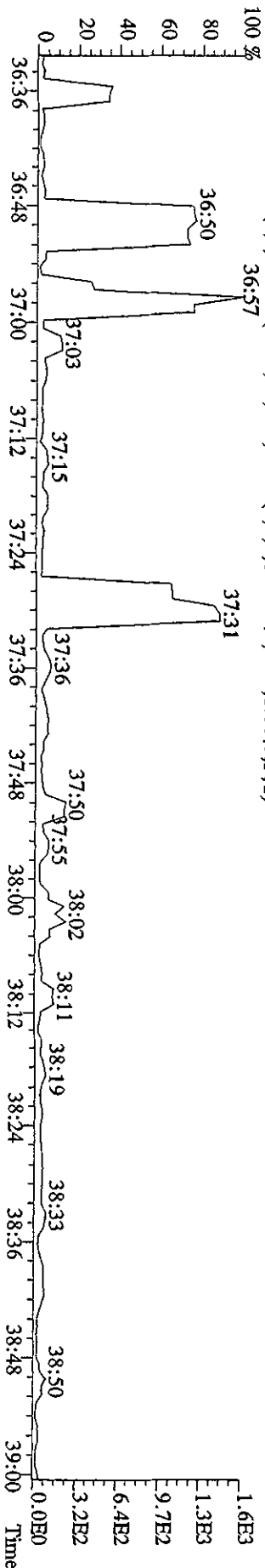
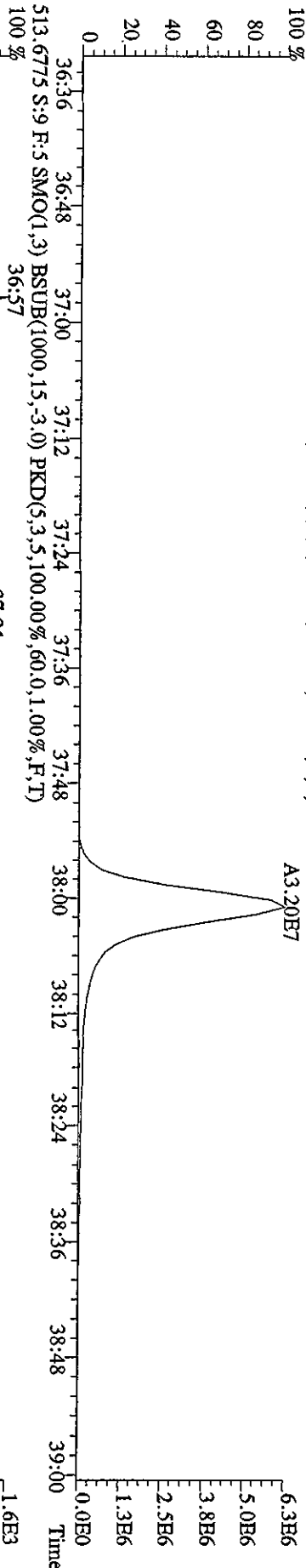
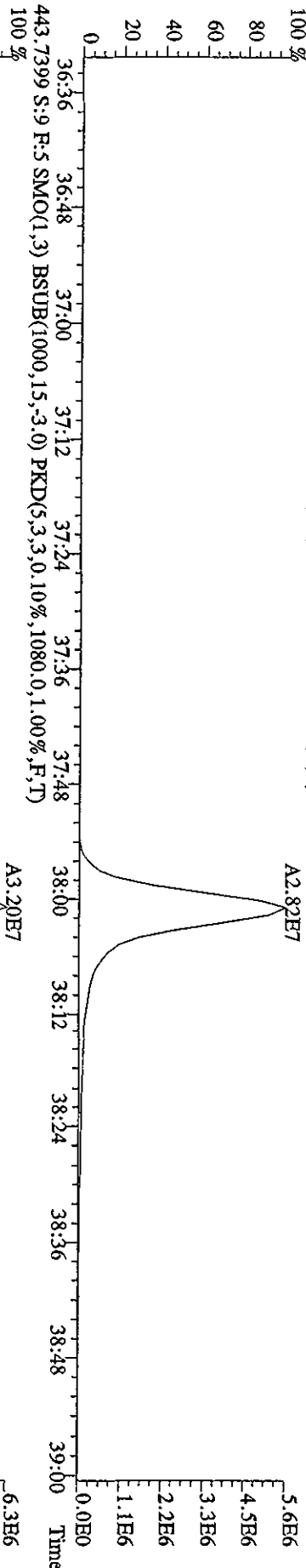
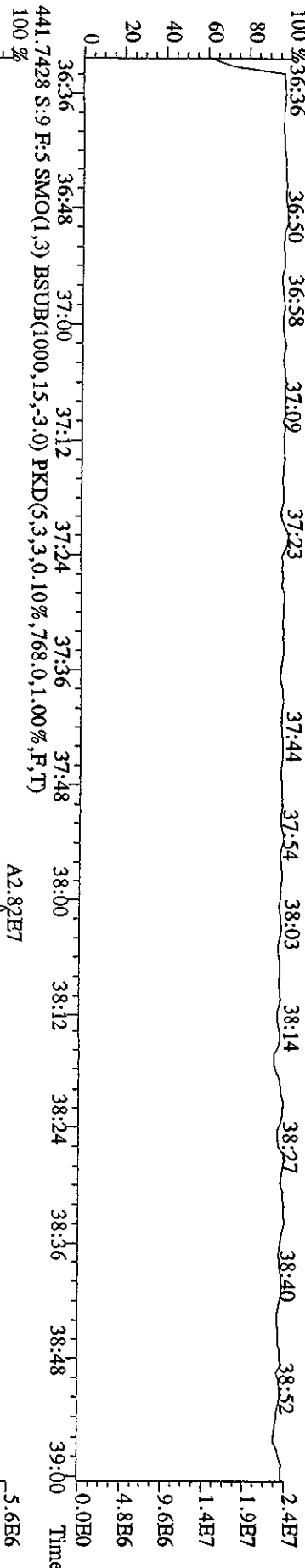
File:30AP104D5 #1-317 Acq:30-APR-2010 14:10:38 GC EI+ Voltage S1R Autospec-UltimaE
 Sample#9 Text:LTAR-1-AB :G0D100464-1D [20X] Exp:DI0XINRESS8290A
 430.9728 S:9 F:3 SMO(1,3) PKD(5,3,3,100.00%,0.0,1.00%,F,T)



File:30API04D5 #1-198 Acq:30-APR-2010 14:10:38 GC EI+ Voltage SIR Autospec-UltimaB
 Sample#9 Text:LXTAR-1-AB :GOD100464-ID [20X] Exp:DIOXINRES8290A
 430.9728 S:9 F:4 SMO(1,3) PKD(5,3,3,100.00%,0.0,1.00%,F,T)



File:30API04D5 #1-190 Acq:30-APR-2010 14:10:38 GC EI+ Voltage SIR Autospec-UltimaE
 Sample#9 Text:LXTAR-1-AB :GDD100464-1D [20X] Exp:DIOXINRESS8290A




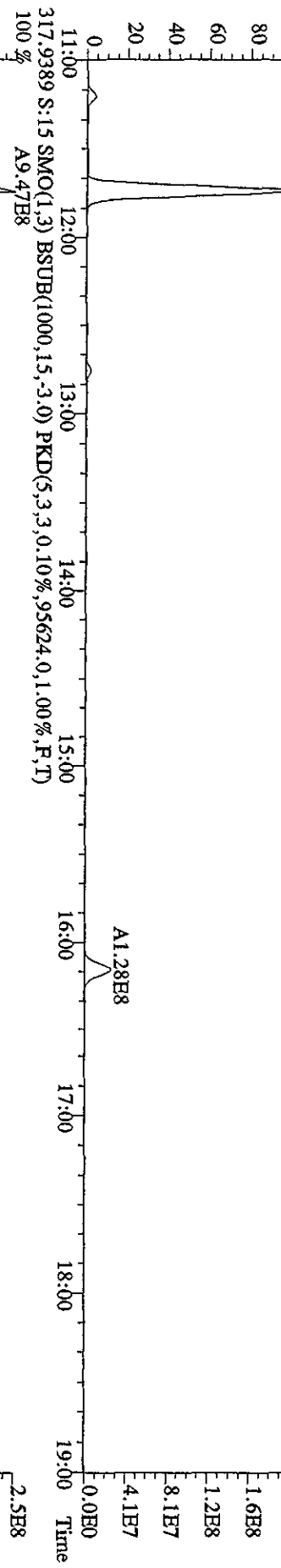
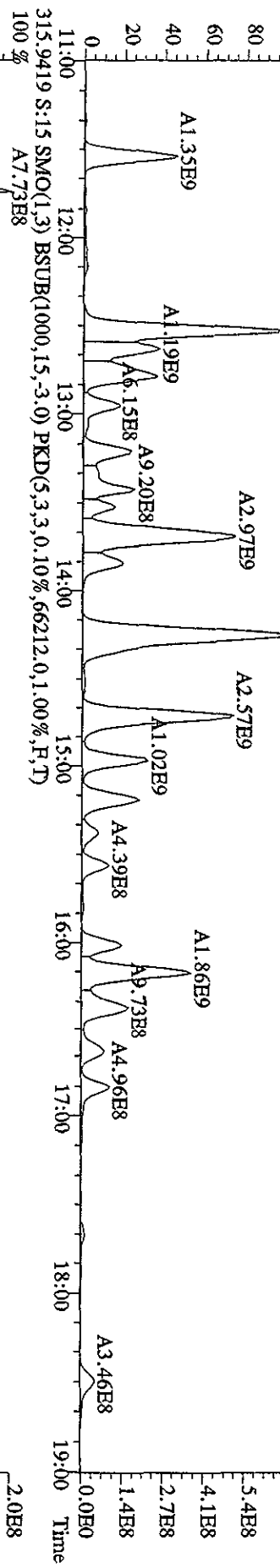
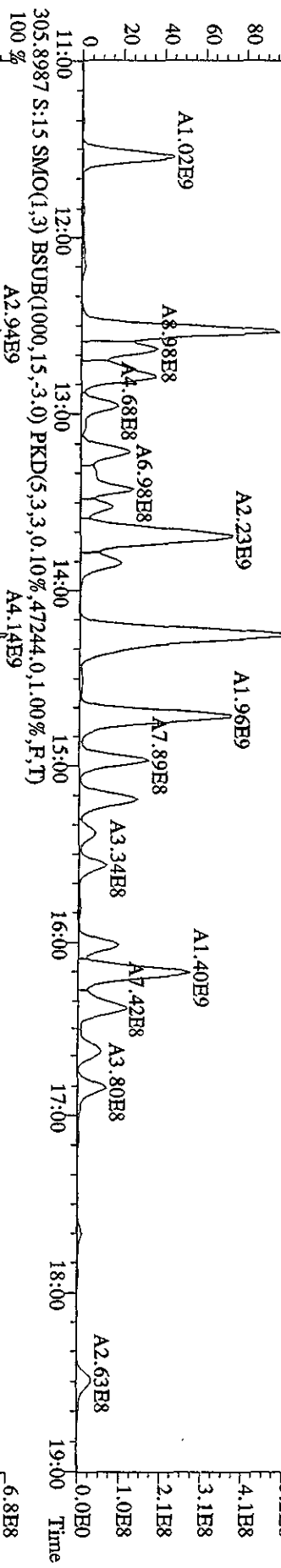
Run text: LXTAR-1-AE Sample text: GOD100464-1SD
 Run #19 Filename: 29AP105D2 S: 15 I: 1 Results: 29AP105D2DB225
 Acquired: 29-APR-10 17:15:29 Processed: 29-APR-10 19:12:04
 Run: 29AP105D2 Analyte: DB225HRS Cal: DB2250421105D2
 Factor 1: 1600.000 Factor 2: 20.000 Sample size: 10.0500g

Name	Resp	RA	RT	RRF	Conc	EDL	Rec	M
13C-1,2,3,4-TCDD	98554200	0.76 y	14:59	-	9.86	-	-	n
13C-2,3,7,8-TCDF	286608000	0.80 y	16:10	2.11	137.38	1.06	69.0	n
2,3,7,8-TCDF	3263740000	0.75 y	16:11	1.09	2082.00	0.92	-	n
13C-2,3,7,8-TCDD	126157300	0.75 y	14:47	0.95	134.29	0.54	67.5	n
2,3,7,8-TCDD	132594000	0.82 y	14:48	1.36	154.10	0.46	-	n
37C1-2,3,7,8-TCDD	134383200	1.00 y	14:48	2.28	59.56	0.93	74.8	n

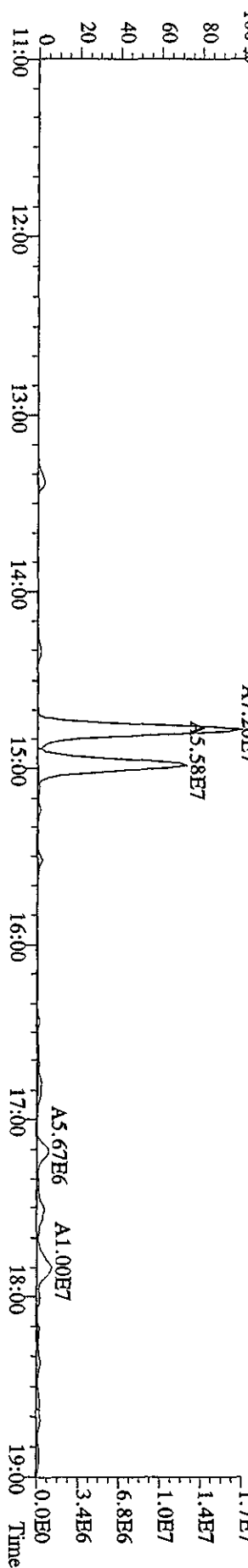
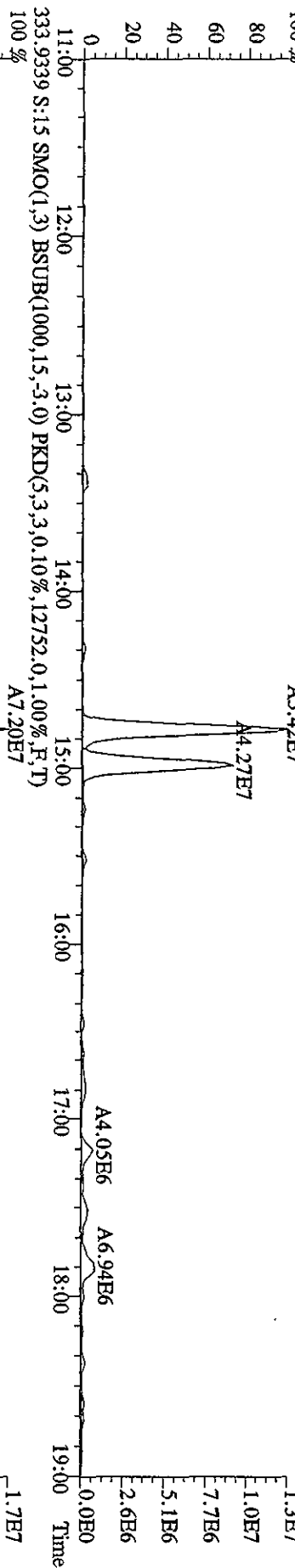
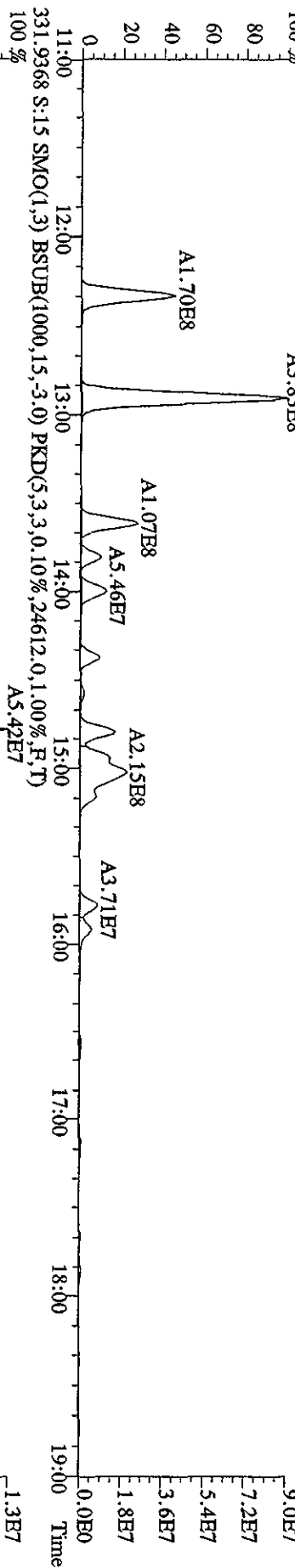
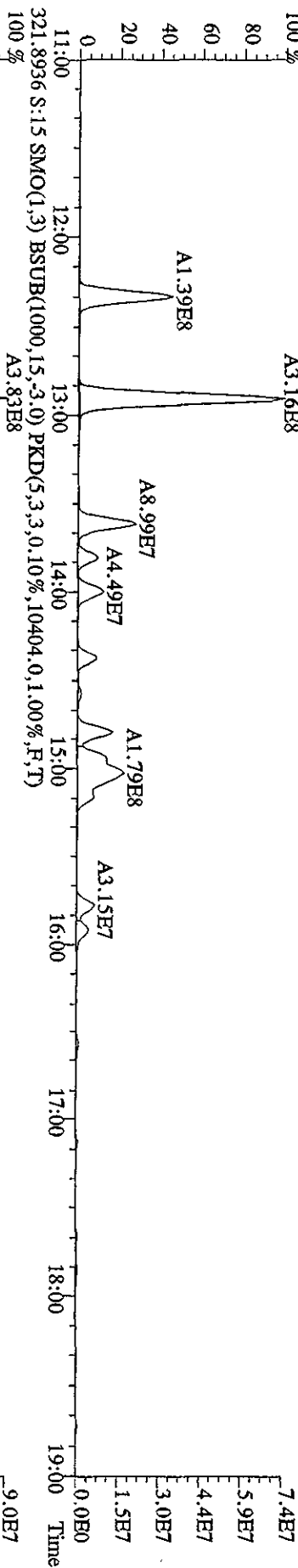
E. com. G

375 04/30/10

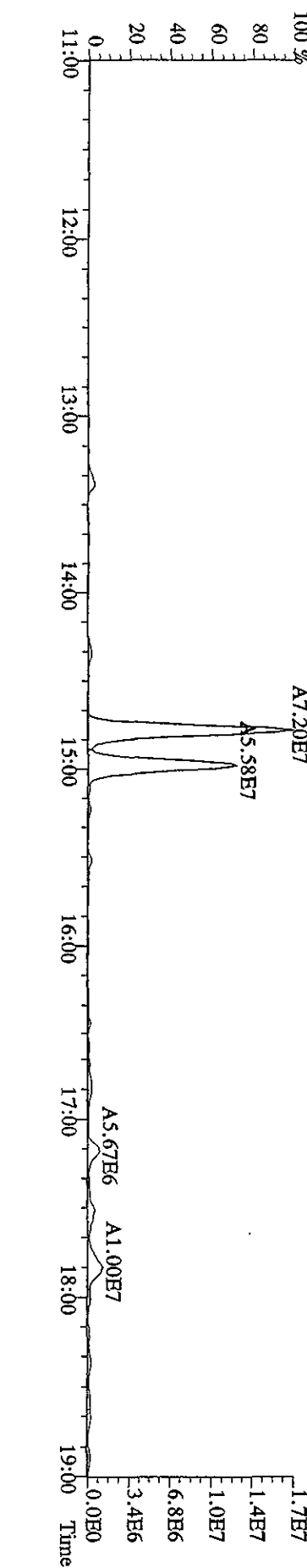
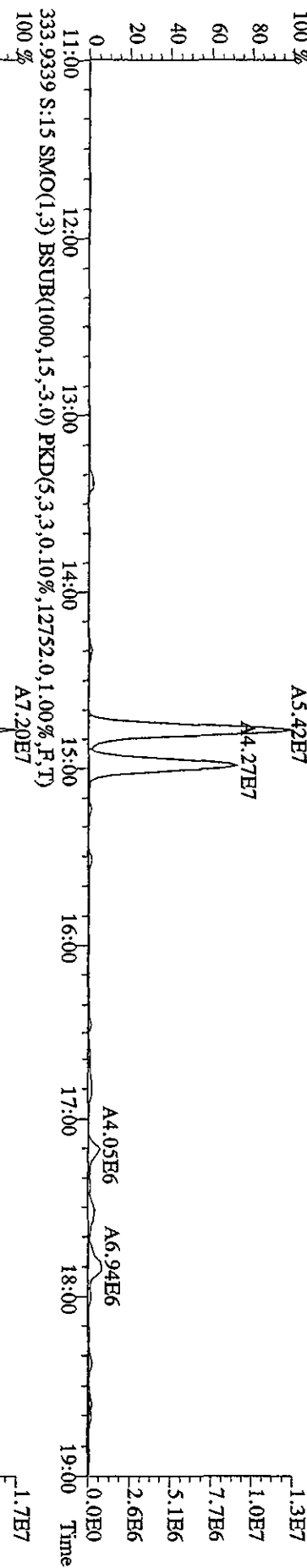
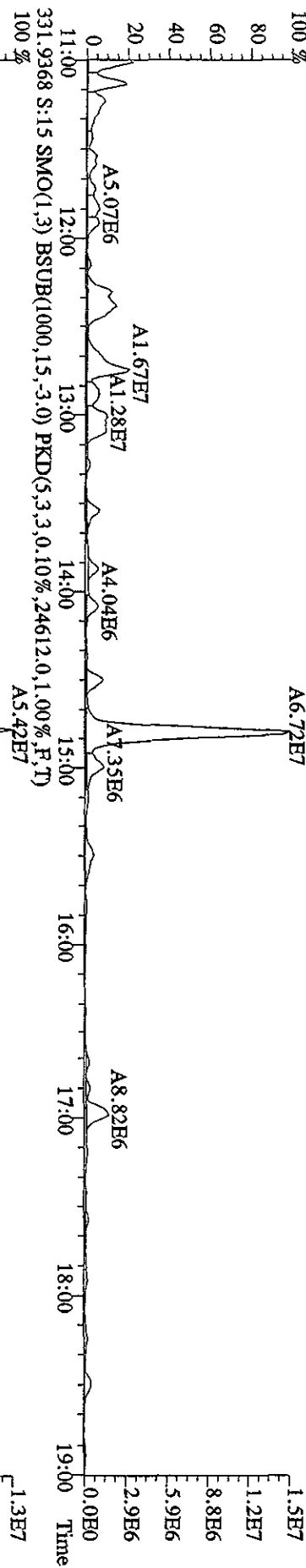
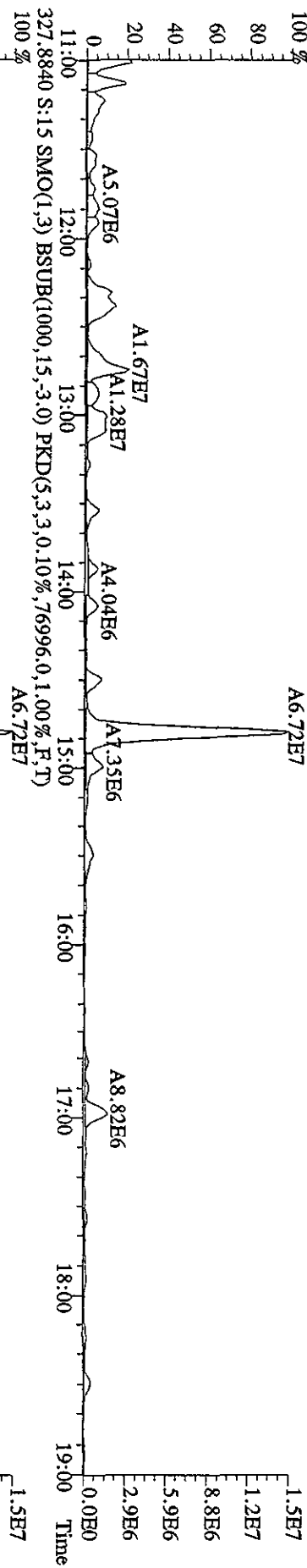
File:29AP105D2 #1-1242 Acq:29-APR-2010 17:15:29 GC EI+ Voltage S/R 70SE
 Sample#15 Text:LXTAR-1-AE :GOD100464-1SD Exp:DB225RES
 303.9016 S:15 SMO(1,3) BSUB(1000,15,-3.0) PKD(5,3,3,0.10%,48812.0,1.00%,F,T)
 100 % A2.20E9 A3.13E9



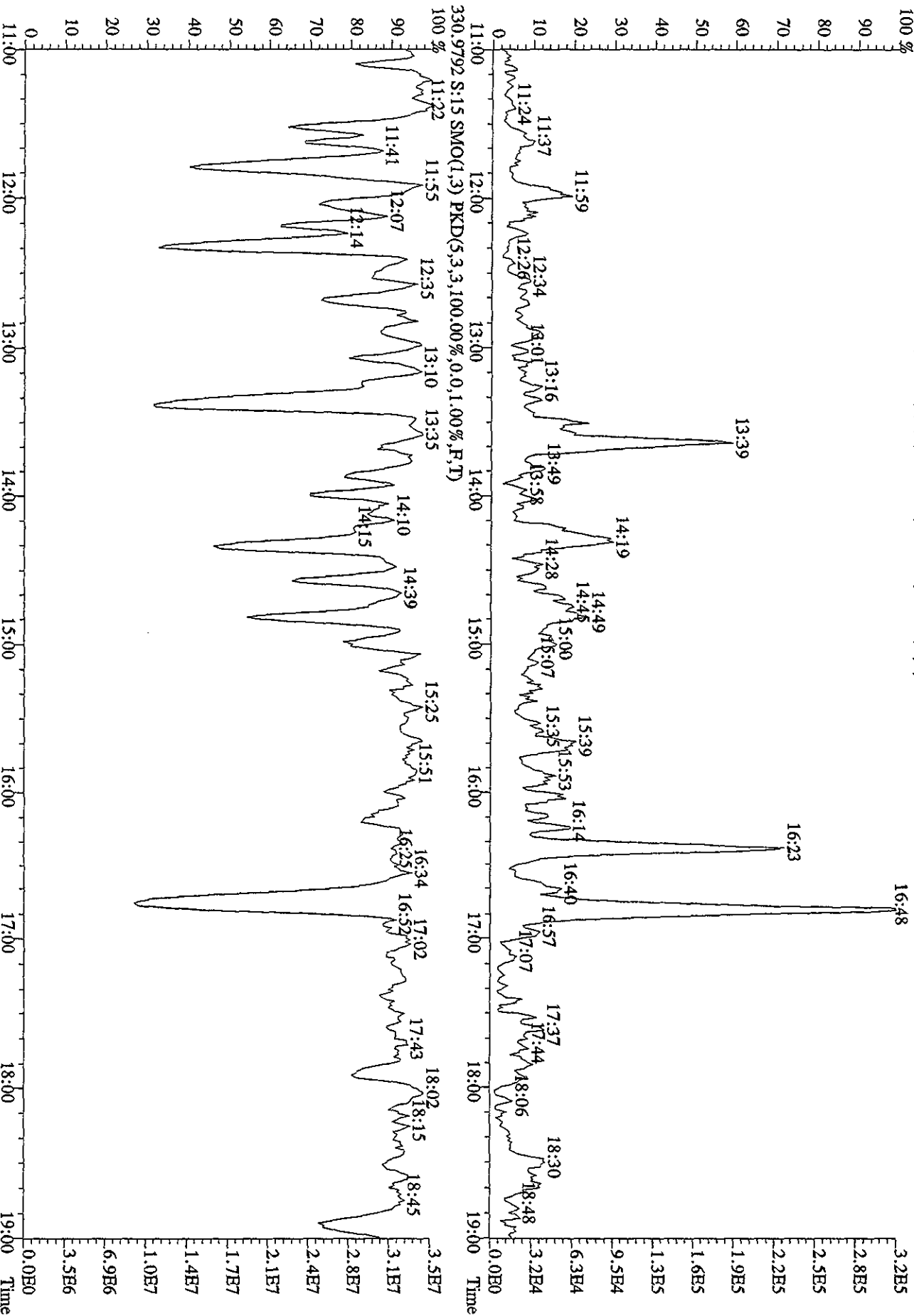
File:29AP105D2 #1-1242 Acq:29-APR-2010 17:15:29 GC EI+ Voltage SIR 70SE
 Sample#15 Text:LXTAR-1-AE :GDD100464-1SD Exp:DB225RES
 319.8965 S:1.5 SMO(1,3) BSUB(1000,15,-3.0) PKD(5,3,3,0.10%,21072.0,1.00%,F,T)
 100 % A3.16E8



File:29AP105D2 #1-1242 Acq:29-APR-2010 17:15:29 GC EI+ Voltage SIR 70SE
 Sample#15 Text:LXTAR-1-AE :G0D100464-1SD Exp:DB225RES
 327,8840 S:15 SMO(1,3) BSUB(1000,15,-3.0) PKD(5,3,3,0.10%,76996.0,1.00%,F,T)
 100%



File: 29AP105D2 #1-1242 Acq: 29-APR-2010 17:15:29 GC EI+ Voltage: SIR 70SE
 Sample#15 Text: LXTAR-1-AE : GOD100464-1SD Exp: DB225RES
 375.8364 S: 1.5 SMO(1,3) BSUB(1000,15,-3.0) PKD(5,3,3,100.00%,25636,0,1.00%,F,T)



Method ID 8290

Column ID DB5

STD ID ST0426B, ST0426C

Analyzed by AM

Std. Pkg. By MS

Std. Pkg. Reviewed By SMA

Associated ICAL 8290 123109 IDS

Instrument ID IDS

STD Solution 10 Dioxin III

Date Analyzed 4/26/10, 4/27/10

Date Std. Pkg. Assembled 4/27/10

Date Std. Pkg. Reviewed 4/27/10

DAILY STANDARD PACKAGE	INITIATED	REVIEWED
Standard, CPSM, and Solvent Blank present?	✓	✓
Copy of log-file and Beginning Static Resolution present?	✓	✓
CPSM blow up present?	✓	✓
Curve Summary present?	✓	✓
Summary of Method criteria present or documented below?	✓	✓
Daily standard within method specified limits?*	✓	✓
Analyte retention times correct?	✓	✓
Isotopic ratios within limits?	✓	✓
CPSM valley ≤ method specified limits?***	✓	✓
Are chromatographic windows correct?	✓	✓
Samples analyzed within 12 hrs of daily standard?	✓	✓
Manual reintegration's checked and hardcopies included?	NA	NA
Ending Standard present?	✓	✓
Ending Static Resolutions present	✓	✓
Absolute retention times for 13C12-1,2,3,4-TCDD and 13C12-1,2,3,7,8,9-HxCDD are within +/- 15 seconds of the retention times in the Initial Calibration? (required for all 1613B samples)	NA	NA

COMMENTS: _____

* Method 8290/TO9/M0023A: (beginning) ≤ 20% from curve RRFs for native analytes, ≤ 30% from curve RRFs for labeled compounds.
 Method 8290/TO9/M0023A: (ending) ≤ 25% from curve RRFs for native analytes, ≤ 35% from curve RRFs for labeled compounds.
 Method 23: See Method 23 Daily Standard Criteria, Table 5.
 Method 1613B: See, Method 1613B or Method 1613B Tetras Daily Standard Criteria.
 *** Method 23/0023A CPSM Criteria: 25% valley between 2378 TCDF (DB-225)/TCDD (DB-5) and its closest eluters normalized to the smallest peak of the triplet
 Method 1613B/8290/TO9 CPSM Criteria: 25% valley between 2378 TCDF (DB-225)/TCDD (DB-5) and its closest eluters normalized to the 2378 peak.

Run text: ST0426B File text: ST0426B :CS3 10DXN11
 Run #6 Filename 26AP10A1D5 S: 2 I: 1
 Acquired: 26-APR-10 19:26:59 Processed: 27-APR-10 10:16:28
 Run: 26AP10A1D5 Analyte: 8290 Cal: 82901231091D5 Results: 26AP10A4D58290

Name	Resp	RA	RT	RRF	Amount	Dev'n	Mod?
13C-1,2,3,4-TCDD	227830000	0.81 y	17:29	-	100.00	-	n
13C-2,3,7,8-TCDF	345793000	0.79 y	16:58	1.52	100.00	-3.1	n
2,3,7,8-TCDF	31824900	0.77 y	16:59	0.92	10.00	7.0	n
Total TCDF	32307925	0.53 n	16:38	0.92	10.00	7.0	n
13C-2,3,7,8-TCDD	226001000	0.80 y	17:40	0.99	100.00	-0.1	n
2,3,7,8-TCDD	21091100	0.72 y	17:41	0.93	10.00	-0.1	n
Total TCDD	21543744	4.02 n	16:58	0.93	10.00	-0.1	n
37Cl-2,3,7,8-TCDD	48462400	1.00 y	17:41	2.13	10.00	-4.1	n
13C-1,2,3,7,8-PeCDF	242672100	1.62 y	21:54	1.07	100.00	-0.7	n
1,2,3,7,8-PeCDF	121876300	1.55 y	21:55	1.00	50.00	0.4	n
2,3,4,7,8-PeCDF	126711700	1.60 y	23:14	1.04	50.00	11.3	n
Total F2 PeCDF	250318223	1.16 n	20:34	1.02	100.00	5.7	n
Total F1 PeCDF	317299	1.18 n	15:08	1.02	100.00	5.7	n
13C-1,2,3,7,8-PeCDD	165584500	1.63 y	23:55	0.73	100.00	9.1	n
1,2,3,7,8-PeCDD	83212800	1.59 y	23:57	1.01	50.00	8.2	n
Total PeCDD	83753468	1.59 y	23:57	1.01	50.00	8.2	n
13C-1,2,3,7,8,9-HxCDD	152968000	1.33 y	32:02	-	100.00	-	n
13C-1,2,3,4,7,8-HxCDF	151799600	0.51 y	30:07	0.99	100.00	11.1	n
1,2,3,4,7,8-HxCDF	91672400	1.26 y	30:08	1.21	50.00	0.7	n
1,2,3,6,7,8-HxCDF	106245900	1.26 y	30:22	1.40	50.00	2.1	n
2,3,4,6,7,8-HxCDF	104349500	1.23 y	31:20	1.37	50.00	10.7	n
1,2,3,7,8,9-HxCDF	99559800	1.25 y	32:15	1.31	50.00	-1.1	n
Total HxCDF	402582853	1.26 y	30:08	1.32	200.00	3.0	n
13C-1,2,3,6,7,8-HxCDD	140814400	1.30 y	31:38	0.92	100.00	25.7	n
1,2,3,4,7,8-HxCDD	62648600	1.24 y	31:32	0.89	50.00	-8.3	n
1,2,3,6,7,8-HxCDD	81159000	1.27 y	31:39	1.15	50.00	8.9	n
1,2,3,7,8,9-HxCDD	79132500	1.27 y	32:02	1.12	50.00	-11.9	n
Total HxCDD	223544061	1.24 y	31:32	1.06	150.00	-4.2	n
13C-1,2,3,4,6,7,8-HpCDF	144991500	0.43 y	33:52	0.95	100.00	10.2	n
1,2,3,4,6,7,8-HpCDF	95902100	1.03 y	33:53	1.32	50.00	2.8	n
1,2,3,4,7,8,9-HpCDF	77733400	1.03 y	35:05	1.07	50.00	-5.6	n
Total HpCDF	173635500	1.03 y	33:53	1.20	100.00	-1.1	n
13C-1,2,3,4,6,7,8-HpCDD	124535100	1.08 y	34:45	0.81	100.00	8.2	n
1,2,3,4,6,7,8-HpCDD	66010200	1.06 y	34:45	1.06	50.00	6.2	n
Total HpCDD	66160827	1.79 n	34:08	1.06	50.00	6.2	n
13C-OCDD	141864600	0.91 y	37:21	0.46	200.00	-17.8	n
OCDF	109305400	0.90 y	37:28	1.54	100.00	7.2	n
OCDD	85587500	0.89 y	37:22	1.21	100.00	8.7	n

Run text: ST0426C File text: ST0426C :CS3 10DXN111
 Run #15 Filename 26AP10A1D5 S: 14 I: 1
 Acquired: 27-APR-10 04:07:07 Processed: 27-APR-10 10:18:23
 Run: 26AP10A1D5 Analyte: 8290 Cal: 82901231091D5 Results: 26AP10A4D58290

Name	Resp	RA	RT	RRF	Amount	Dev'n	Mod?
13C-1,2,3,4-TCDD	214081112	0.80 y	17:27	-	100.00	-	n
13C-2,3,7,8-TCDF	326632032	0.79 y	16:57	1.53	100.00	-2.6	n
2,3,7,8-TCDF	30097241	0.78 y	16:58	0.92	10.00	7.2	n
Total TCDF	30505573	0.93 n	16:37	0.92	10.00	7.2	n
13C-2,3,7,8-TCDD	205656496	0.81 y	17:39	0.96	100.00	-3.3	n
2,3,7,8-TCDD	18923872	0.76 y	17:41	0.92	10.00	-1.5	n
Total TCDD	19059868	2.02 n	14:18	0.92	10.00	-1.5	n
37Cl-2,3,7,8-TCDD	45304796	1.00 y	17:41	2.12	10.00	-4.6	n
13C-1,2,3,7,8-PeCDF	233248432	1.65 y	21:53	1.09	100.00	1.6	n
1,2,3,7,8-PeCDF	115968128	1.51 y	21:55	0.99	50.00	-0.6	n
2,3,4,7,8-PeCDF	118837340	1.54 y	23:13	1.02	50.00	8.6	n
Total F2 PeCDF	236089884	1.19 n	20:37	1.01	100.00	3.9	n
Total F1 PeCDF	156309	0.43 n	15:06	1.01	100.00	3.9	n
13C-1,2,3,7,8-PeCDD	148773176	1.71 y	23:55	0.69	100.00	4.3	n
1,2,3,7,8-PeCDD	75130534	1.62 y	23:56	1.01	50.00	8.7	n
Total PeCDD	75339179	2.30 n	23:38	1.01	50.00	8.7	n
13C-1,2,3,7,8,9-HxCDD	145034444	1.33 y	32:01	-	100.00	-	n
13C-1,2,3,4,7,8-HxCDF	134256376	0.52 y	30:07	0.93	100.00	3.7	n
1,2,3,4,7,8-HxCDF	82206868	1.23 y	30:09	1.22	50.00	2.1	n
1,2,3,6,7,8-HxCDF	103175912	1.27 y	30:22	1.54	50.00	12.1	n
2,3,4,6,7,8-HxCDF	98309044	1.26 y	31:19	1.46	50.00	17.9	n
1,2,3,7,8,9-HxCDF	92968136	1.25 y	32:16	1.38	50.00	4.4	n
Total HxCDF	376659960	1.23 y	30:09	1.40	200.00	9.2	n
13C-1,2,3,6,7,8-HxCDD	126415484	1.34 y	31:39	0.87	100.00	19.1	n
1,2,3,4,7,8-HxCDD	60601616	1.26 y	31:33	0.96	50.00	-1.2	n
1,2,3,6,7,8-HxCDD	77811748	1.29 y	31:40	1.23	50.00	16.3	n
1,2,3,7,8,9-HxCDD	78863040	1.29 y	32:02	1.25	50.00	-2.2	n
Total HxCDD	217375995	1.26 y	31:33	1.15	150.00	4.1	n
13C-1,2,3,4,6,7,8-HpCDF	143504156	0.43 y	33:52	0.99	100.00	15.0	n
1,2,3,4,6,7,8-HpCDF	95239184	1.04 y	33:53	1.33	50.00	3.2	n
1,2,3,4,7,8,9-HpCDF	75521444	1.02 y	35:06	1.05	50.00	-7.3	n
Total HpCDF	170985355	1.04 y	33:53	1.19	100.00	-1.7	n
13C-1,2,3,4,6,7,8-HpCDD	118886924	1.07 y	34:45	0.82	100.00	9.0	n
1,2,3,4,6,7,8-HpCDD	62949794	1.07 y	34:46	1.06	50.00	6.1	n
Total HpCDD	63165311	0.91 y	34:09	1.06	50.00	6.1	n
13C-OCDD	142755384	0.90 y	37:22	0.49	200.00	-12.8	n
OCDF	110844116	0.89 y	37:29	1.55	100.00	8.0	n
OCDD	85909308	0.89 y	37:23	1.20	100.00	8.5	n

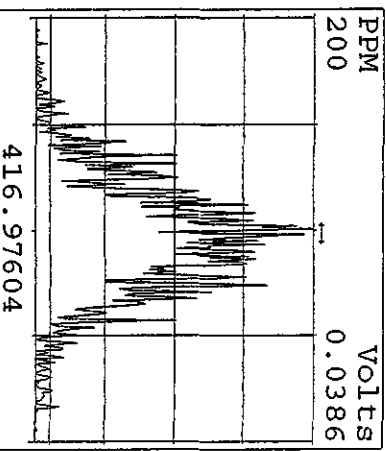
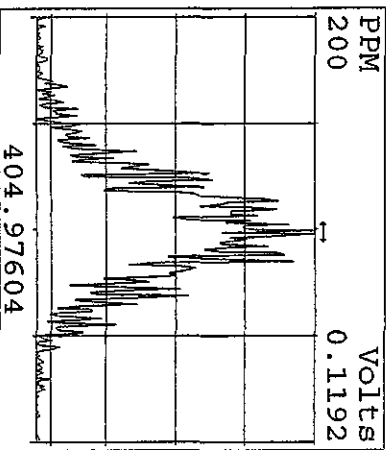
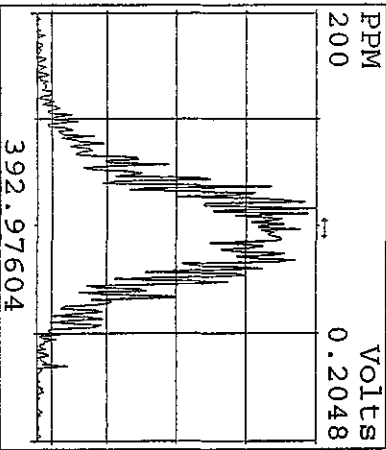
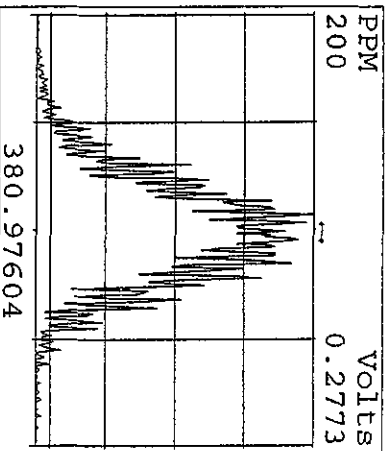
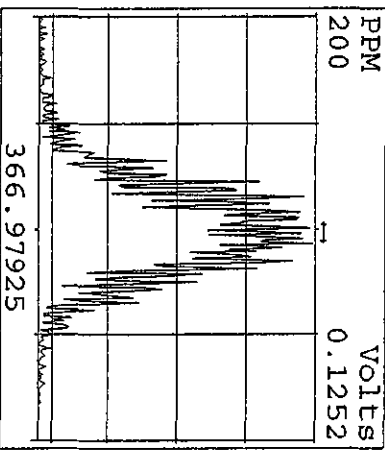
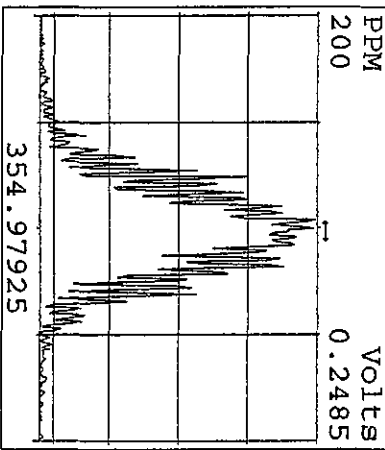
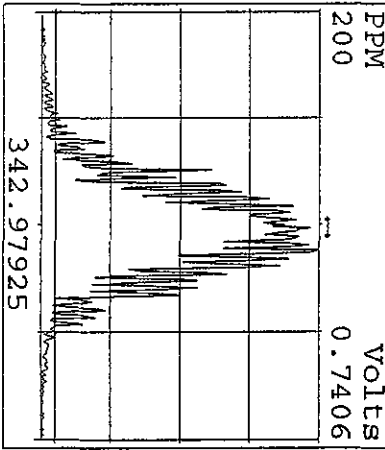
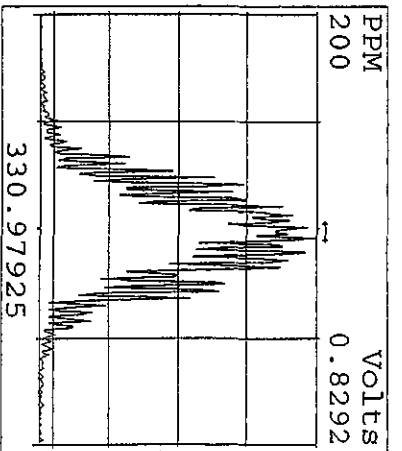
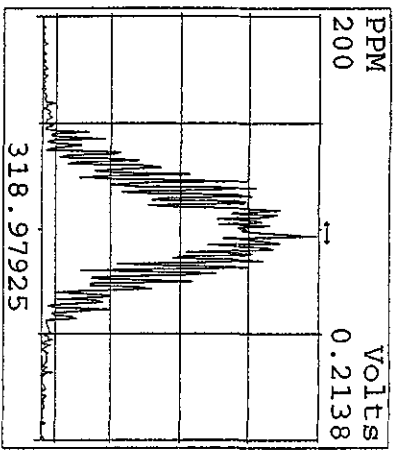
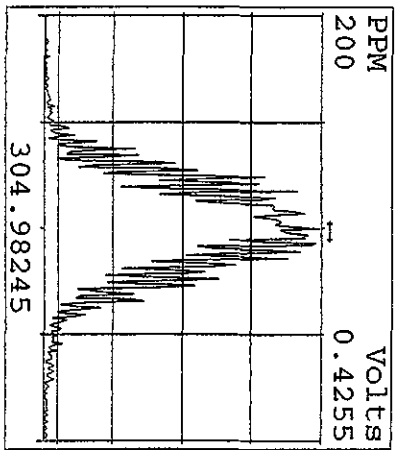
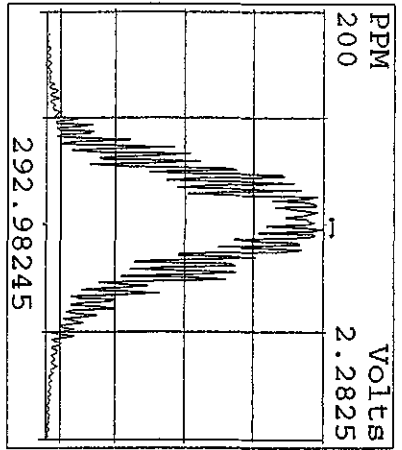
Data file	Smp	Work Order	Sample ID	FV-uL	Method/Matrix	Box	Size	U
26AP10A1D5	1	ST0426A	CS3 10DXN111				1.00000	
26AP10A1D5	2	ST0426B	CS3 10DXN111				1.00000	
26AP10A1D5	3	CP0426A	DB-5 CPSM 3732-05				1.00000	
26AP10A1D5	4	SB0426C	Solvent Blank C-14				1.00000	
26AP10A1D5	5	LX85A-1-AA	G0D200000-455B	10	8290/SOLID	77	10.00000	g
26AP10A1D5	6	LX85A-1-AC	G0D200000-455C	10	8290/SOLID		10.00000	g
26AP10A1D5	7	LX6LV-1-AC	G0D080425-50	10	8290/SOLID		10.17000	g
26AP10A1D5	8	L0CN2-1-AC	G0D220000-236C	10	8290/SOLID	79	10.00000	g
26AP10A1D5	9	L0CN2-1-AA	G0D220000-236B	10	8290/SOLID		10.00000	g
26AP10A1D5	10	LXR9N-2-AD	G0D100462-10RX	10	8290/SOLID		10.51000	g
26AP10A1D5	11	LX2NN-1-AC	G0D150000-361C (461-26)	10	8290/SOLID	73	10.00000	g
26AP10A1D5	12	LX2NN-1-AA	G0D150000-361B (461-26)	10	8290/SOLID		10.00000	g
26AP10A1D5	13	SB0426D	Solvent Blank C-14				1.00000	
26AP10A1D5	14	ST0426C	CS3 10DXN111				1.00000	
26AP10A1D5	15						1.00000	
26AP10A1D5	16						1.00000	
26AP10A1D5	17						1.00000	
26AP10A1D5	18						1.00000	
26AP10A1D5	19						1.00000	
26AP10A1D5	20						1.00000	
26AP10A1D5	21		AM 04-26-10				1.00000	
26AP10A1D5	22						1.00000	

logfile checked

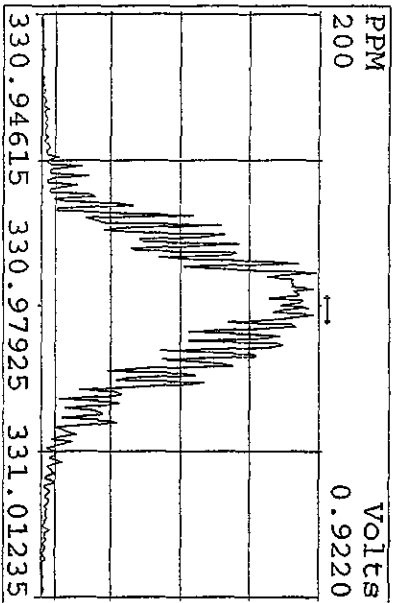
04-27-10

SMA

Peak Locate Examination:26-APR-2010:18:35 File:26API0A1D5
Experiment:DIOXIN Function:1 Reference:PKF

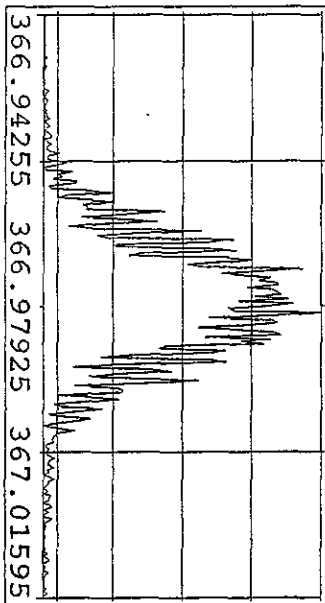


Peak Locate Examination: 26-APR-2010: 18:36 File: 26AP10A1D5
 Experiment: DIOXIN Function: 2 Reference: PRK



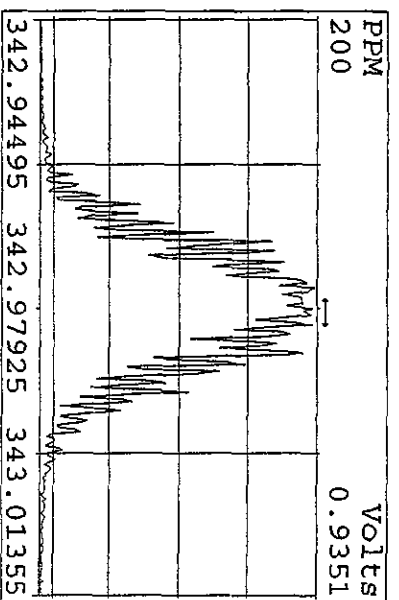
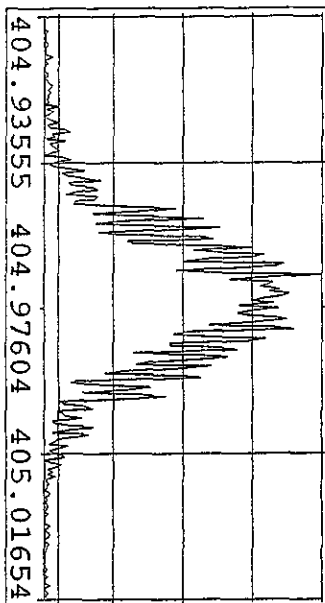
PPM 200

Volts 0.1972



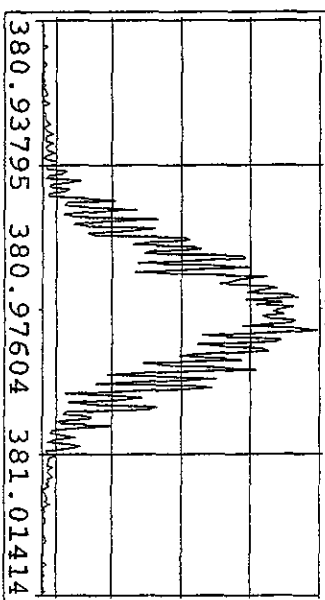
PPM 200

Volts 0.2521



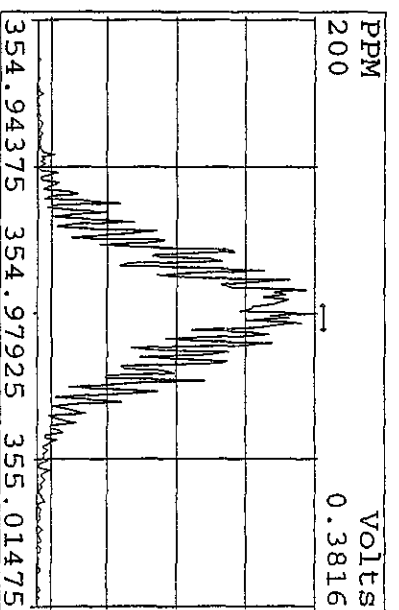
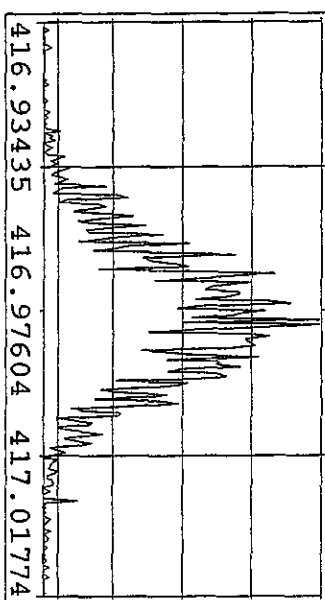
PPM 200

Volts 0.5068



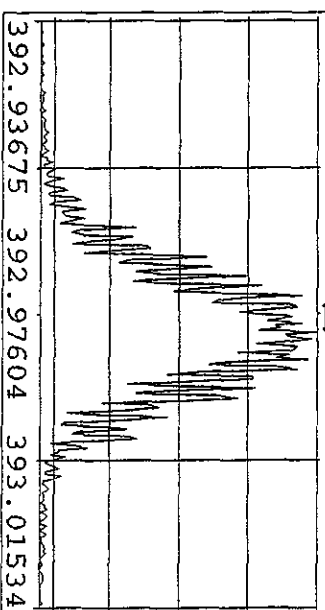
PPM 200

Volts 0.1044

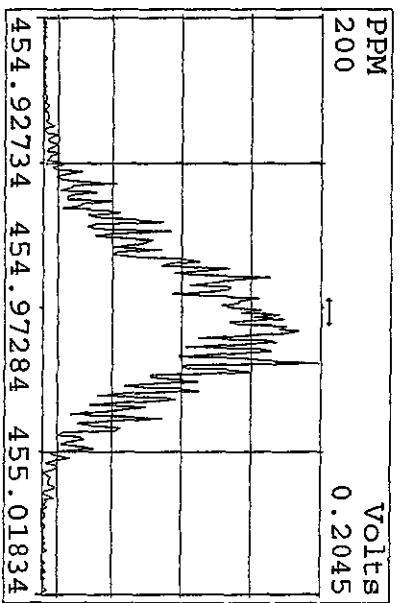
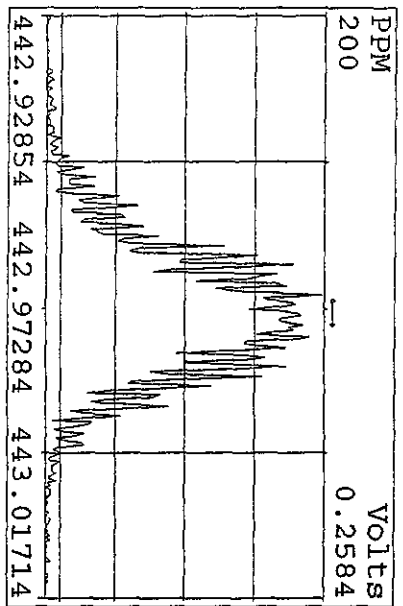
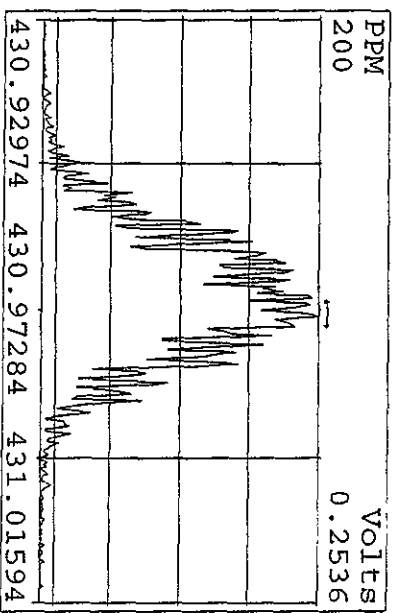
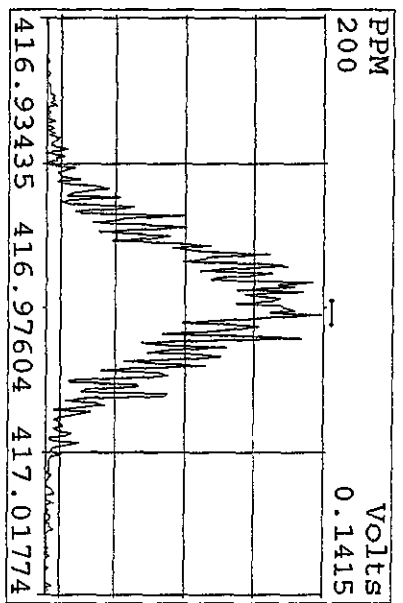
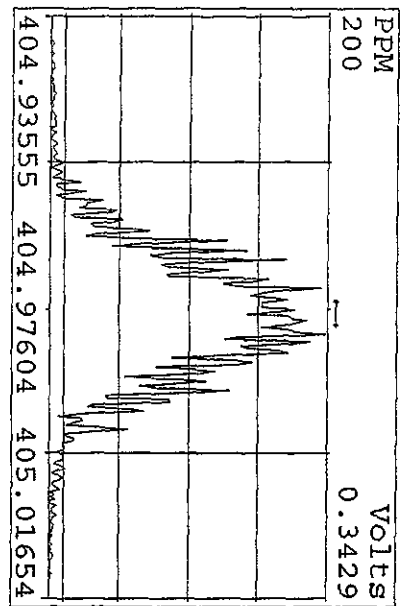
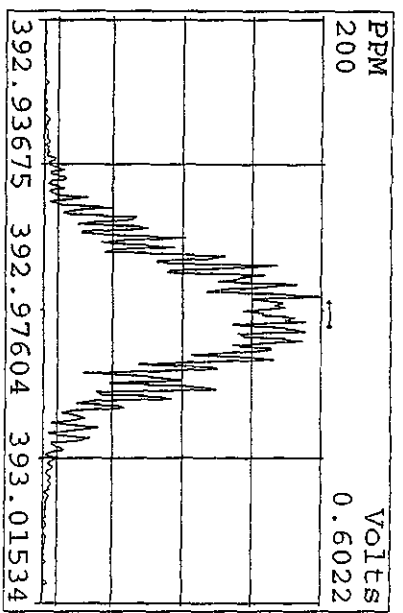
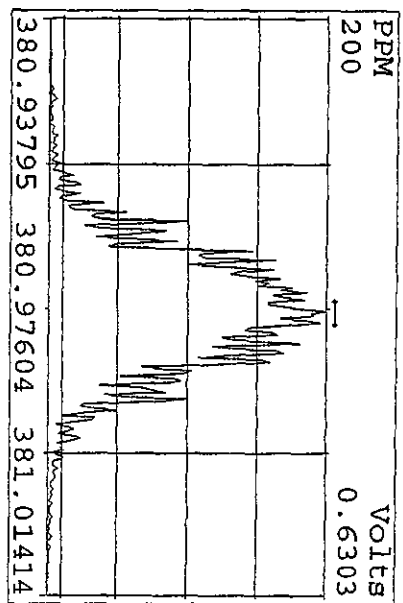
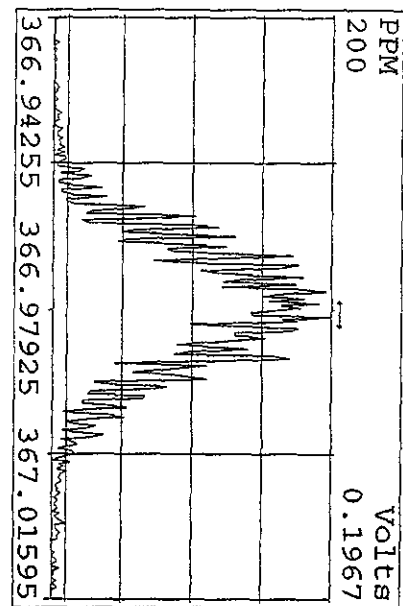


PPM 200

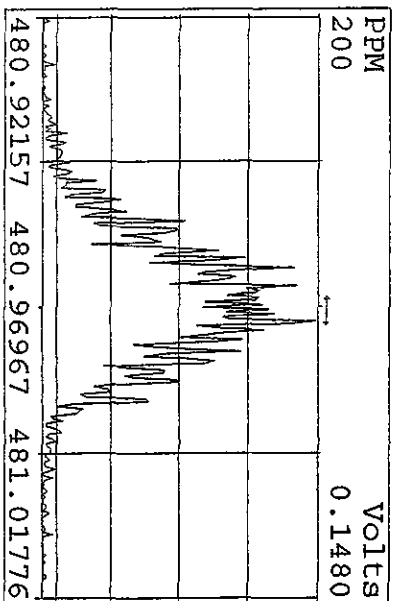
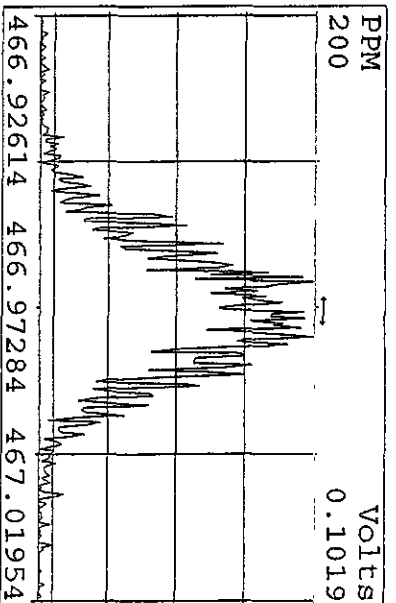
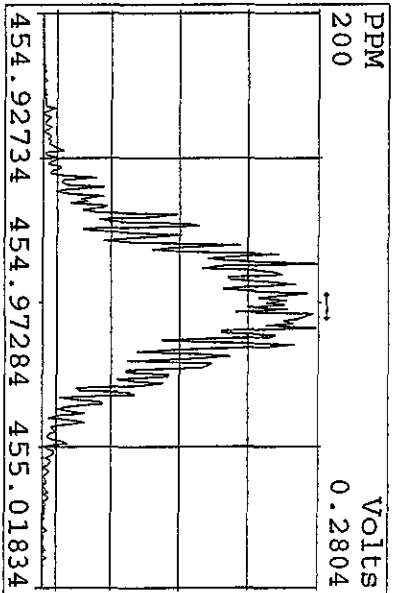
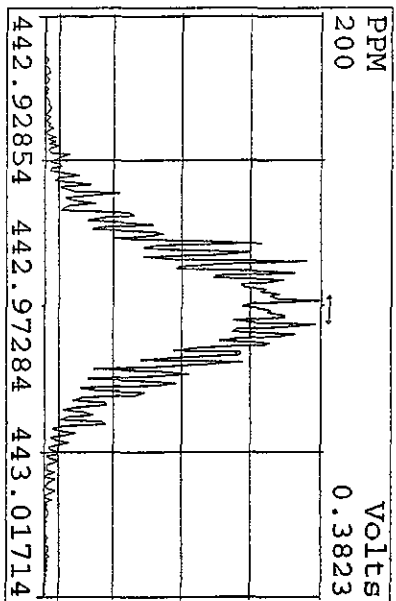
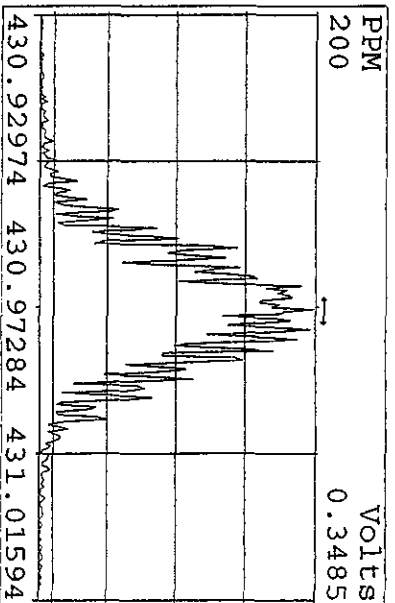
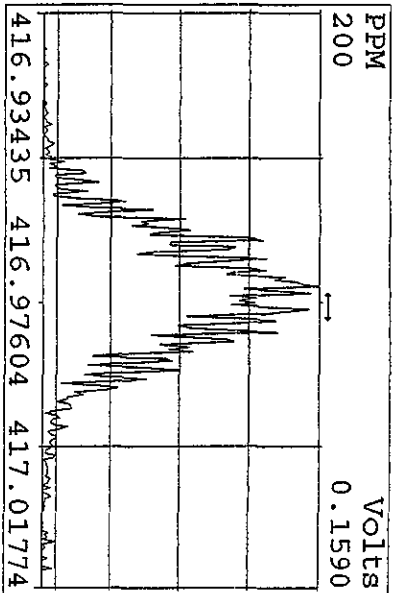
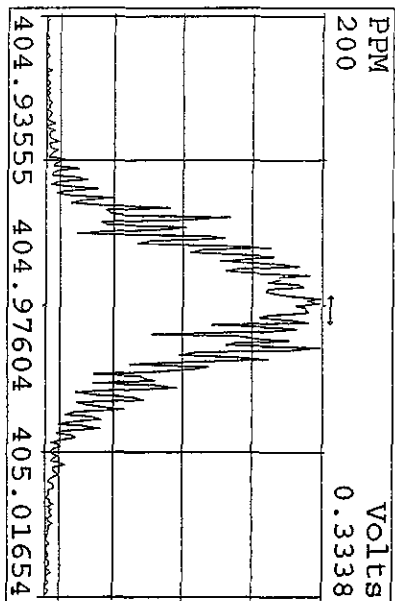
Volts 0.4102



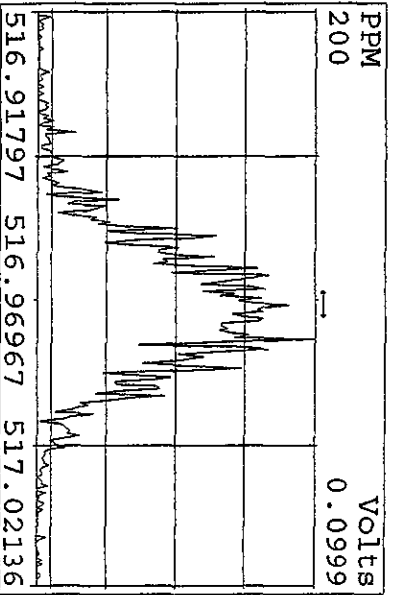
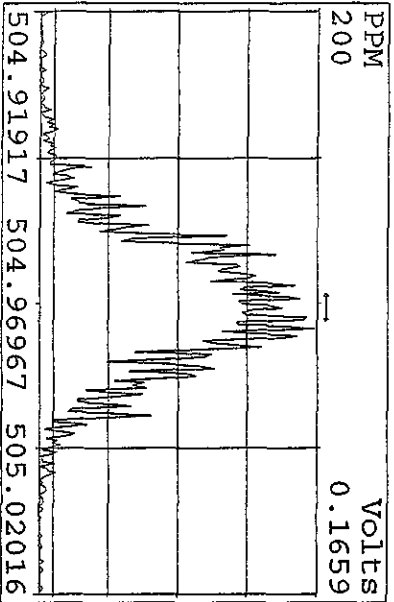
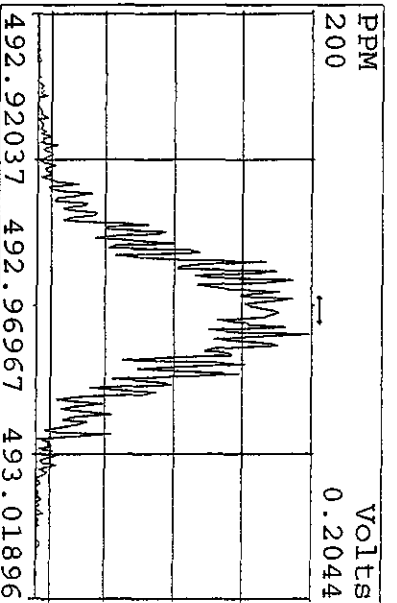
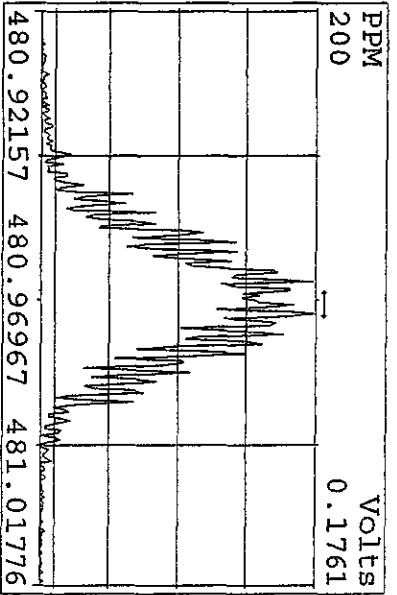
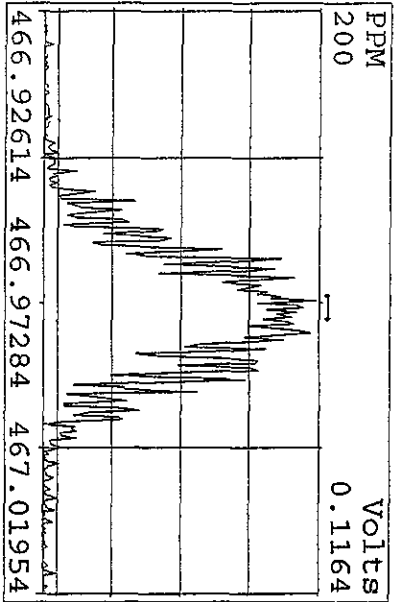
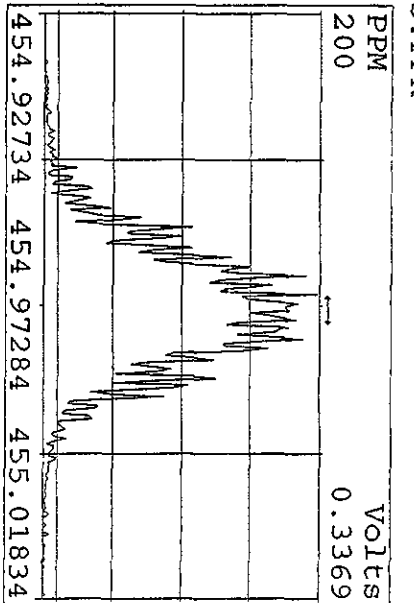
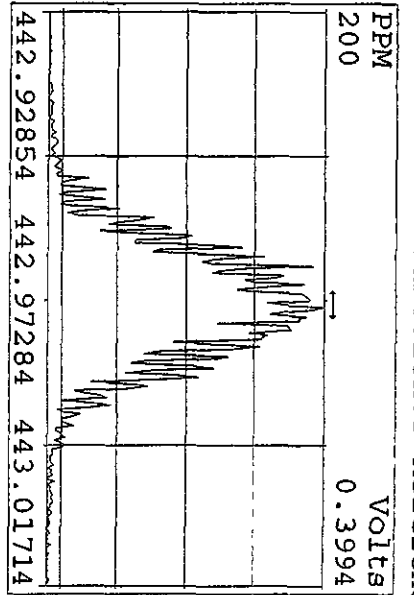
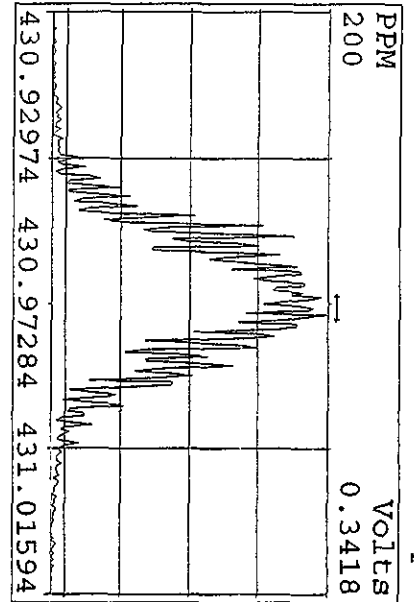
Peak Locate Examination: 26-APR-2010:18:38 File: 26AP10A1D5
 Experiment: DIOXIN Function: 3 Reference: PFK



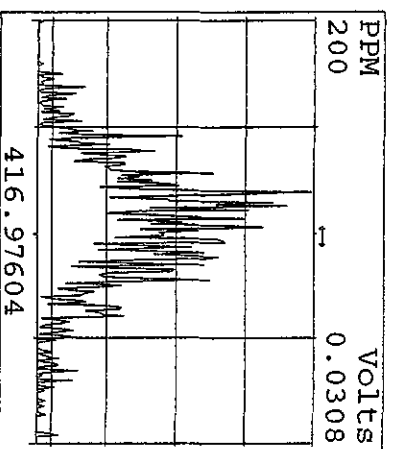
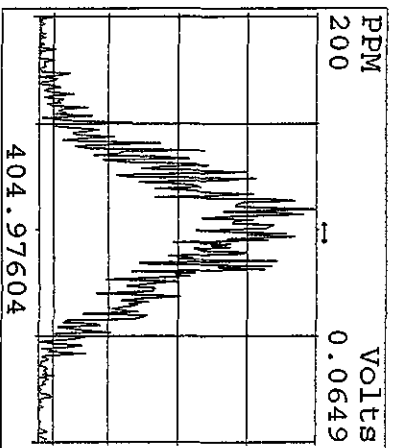
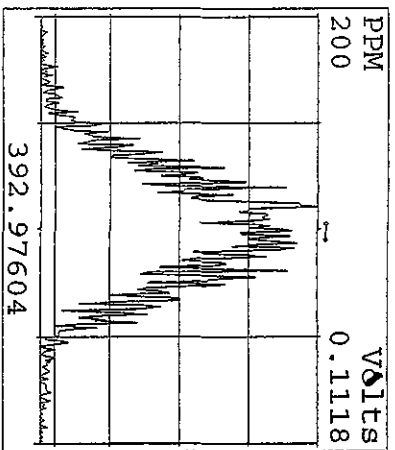
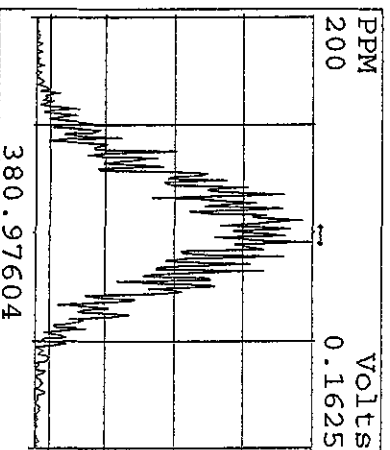
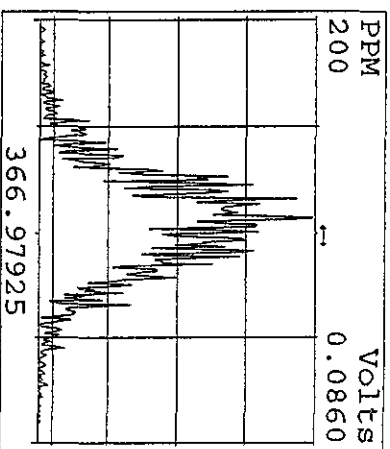
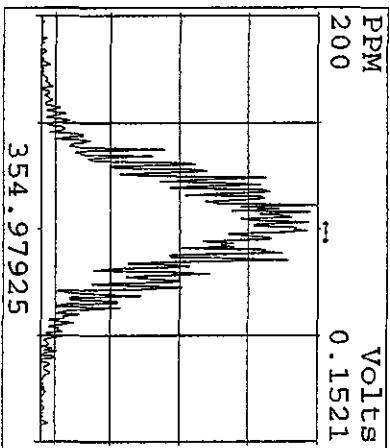
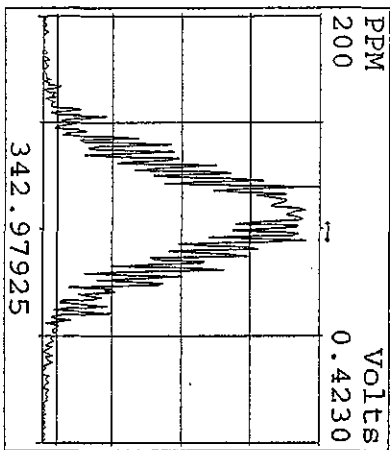
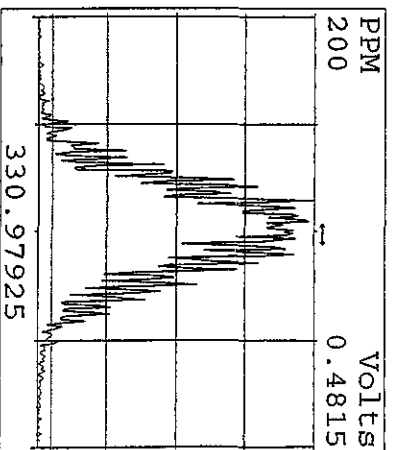
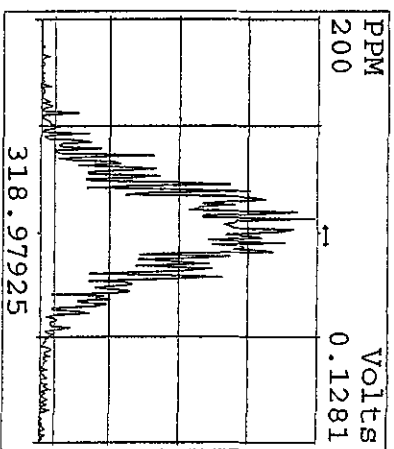
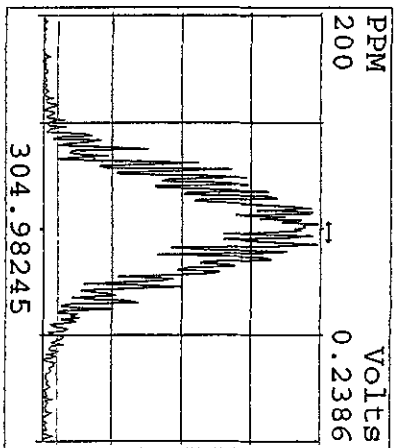
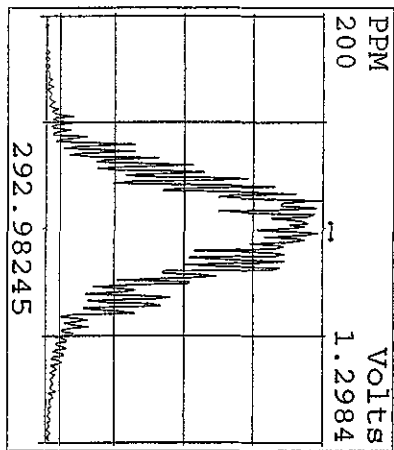
Peak Locate Examination: 26-APR-2010:18:41 File: 26AP10A1D5
 Experiment: DIOXIN Function: 4 Reference: PFK



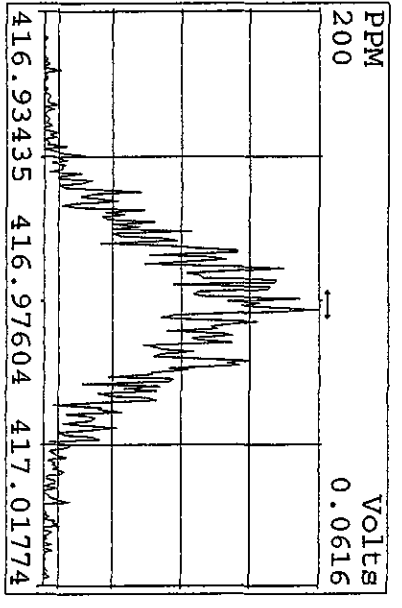
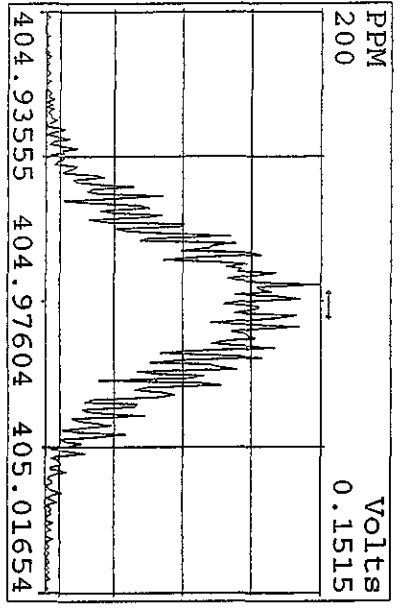
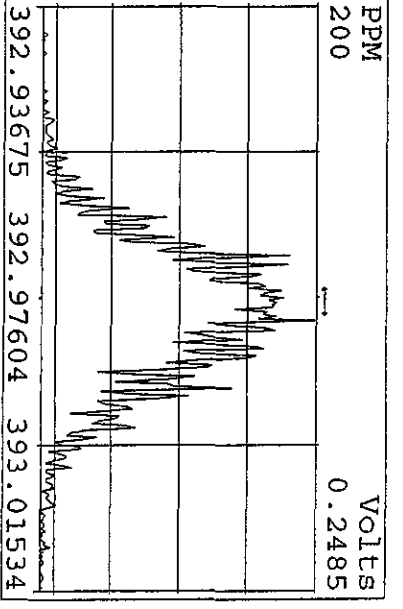
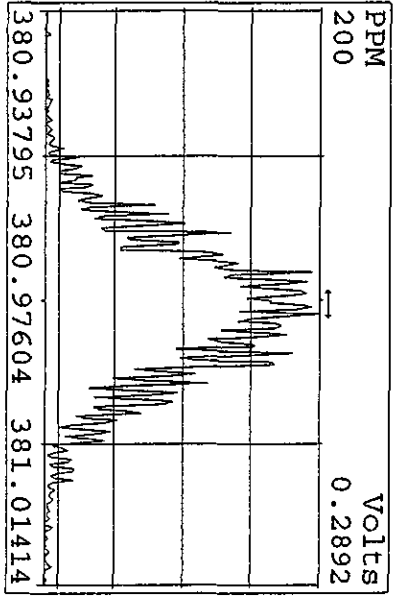
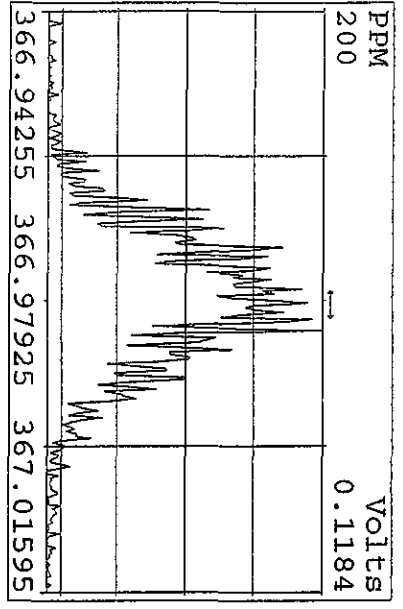
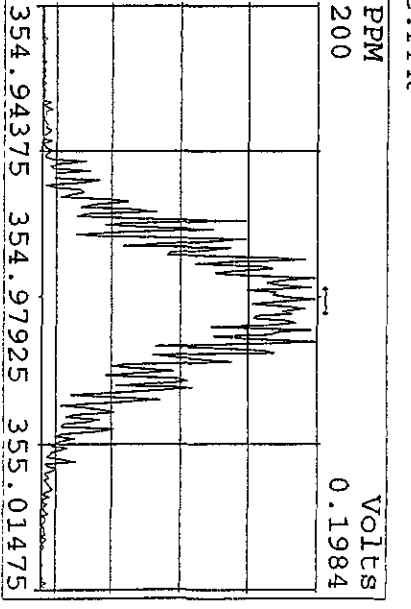
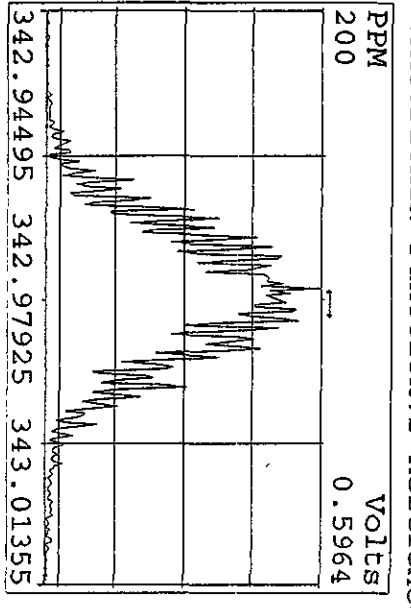
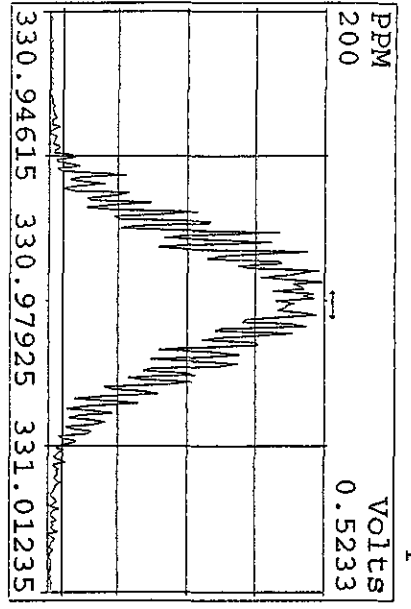
Peak Locate Examination: 26-APR-2010:18:43 File: 26AP10A1D5
 Experiment: DIOXIN Function: 5 Reference: PFK



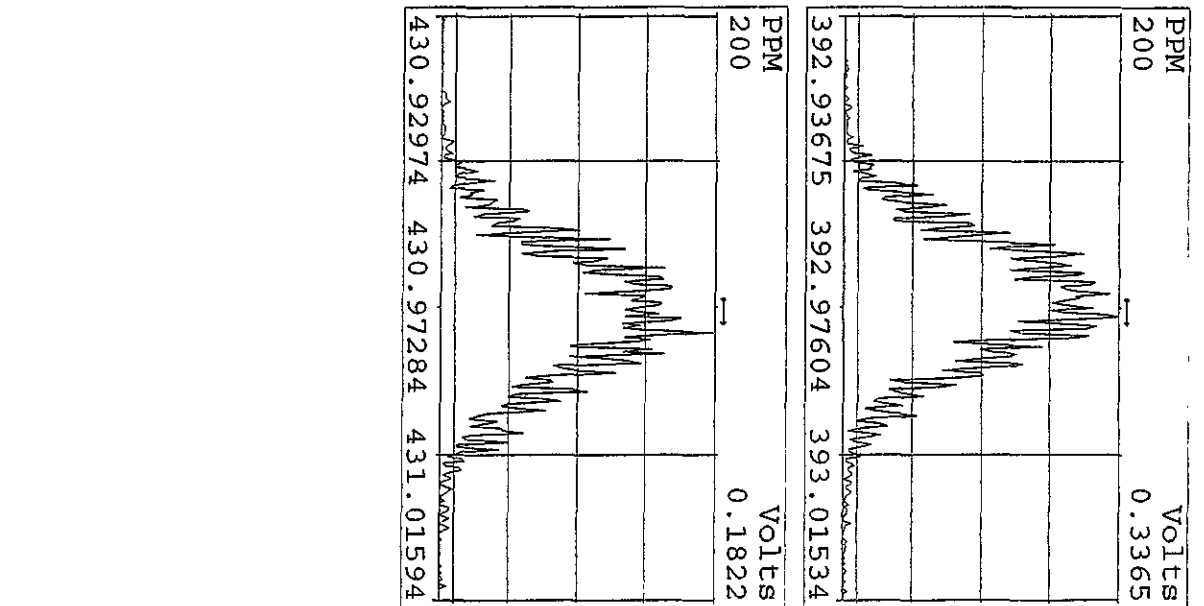
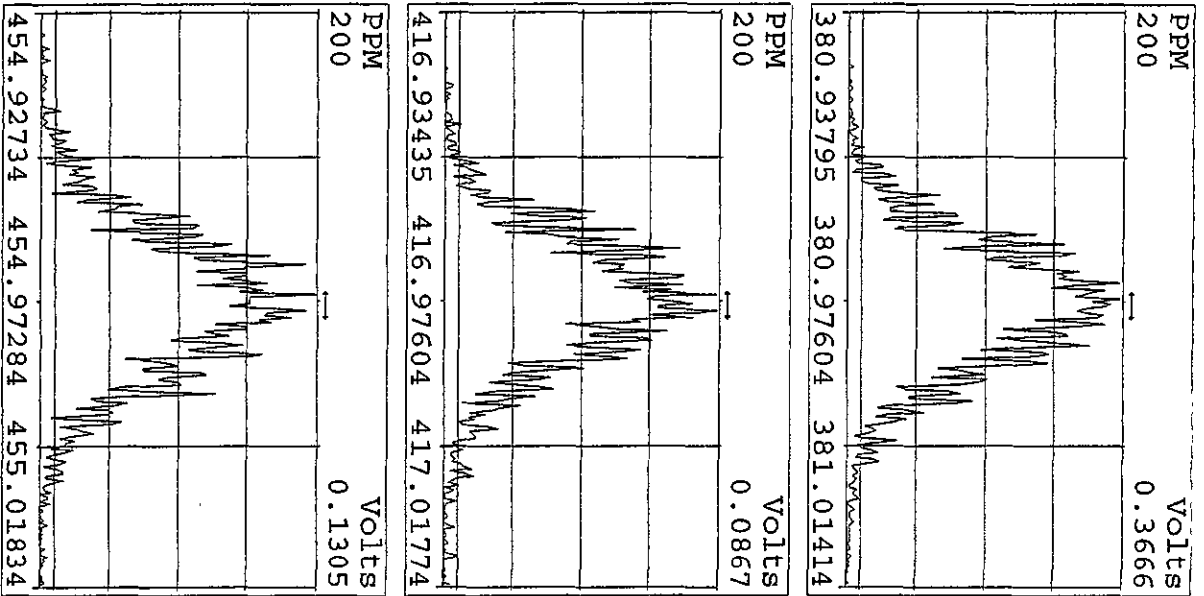
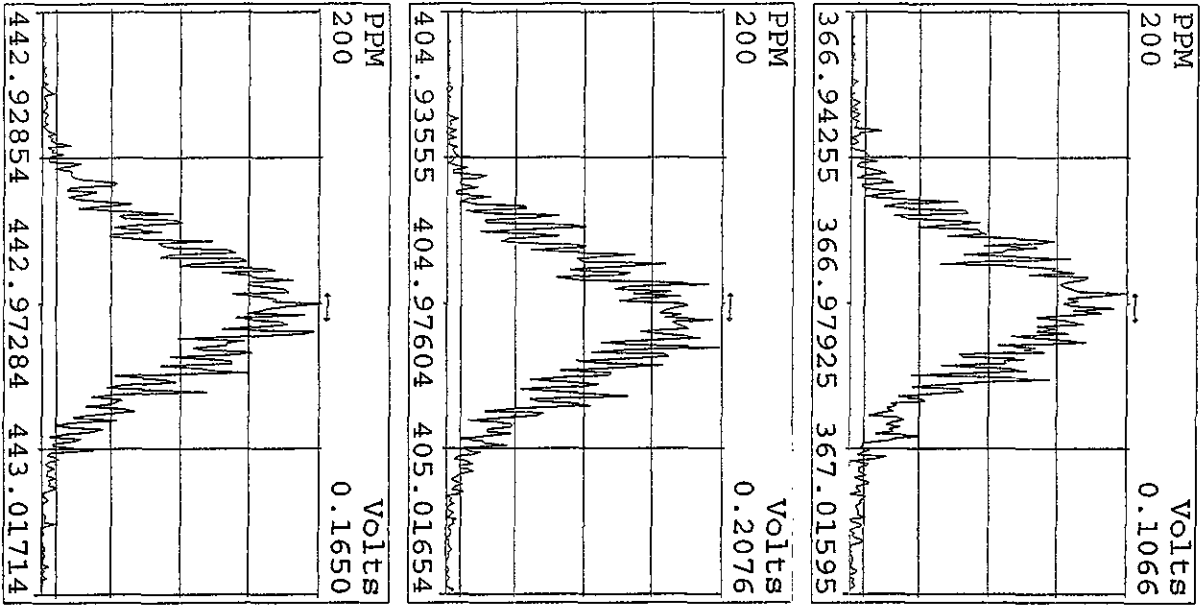
Peak Locate Examination: 27-APR-2010:06:06 File: RESCHECK1.D5
Experiment: DIOXIN Function: 1 Reference: PK



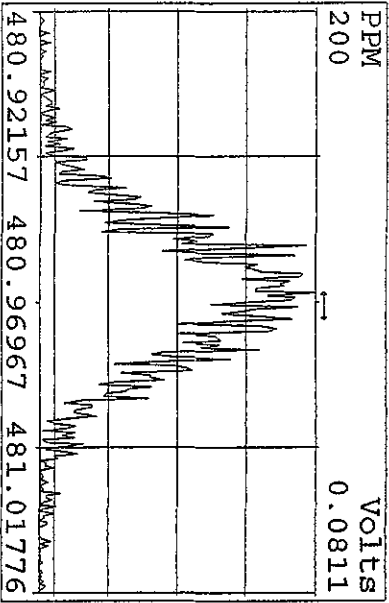
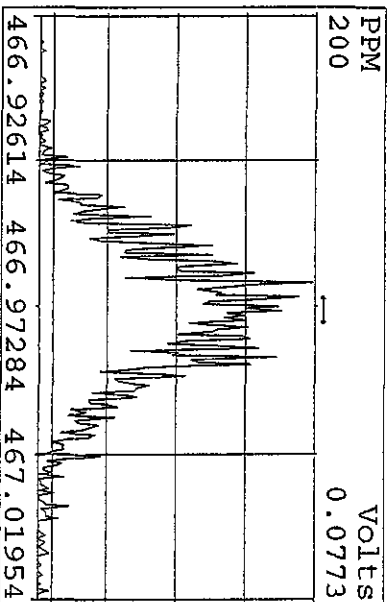
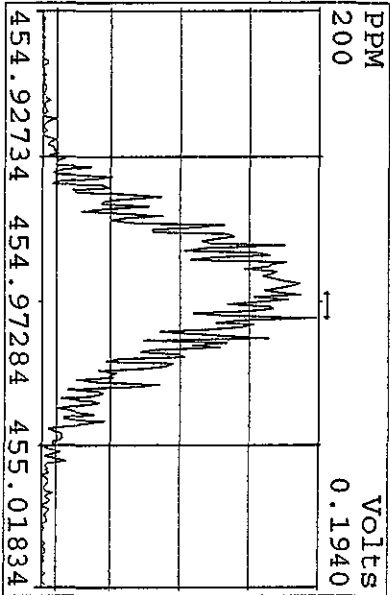
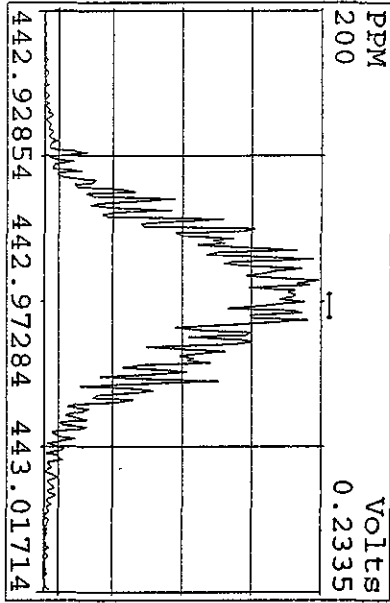
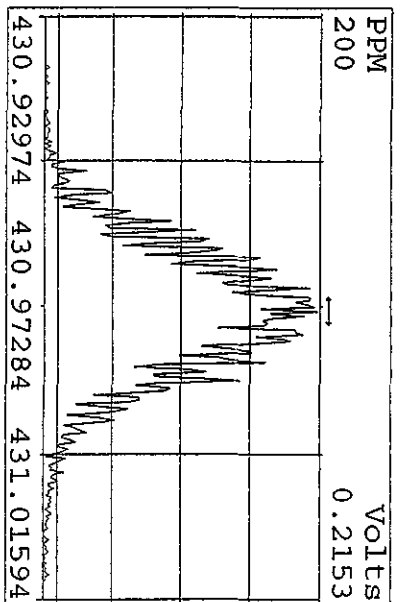
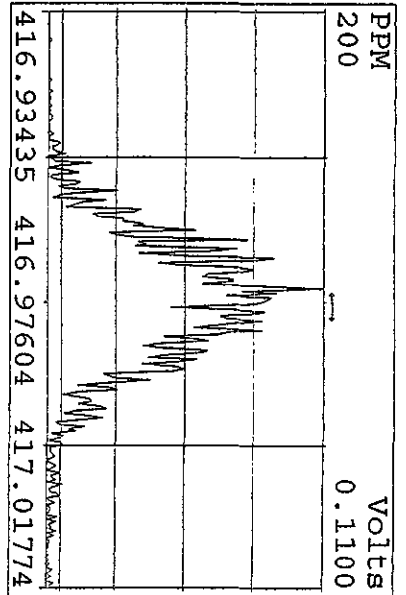
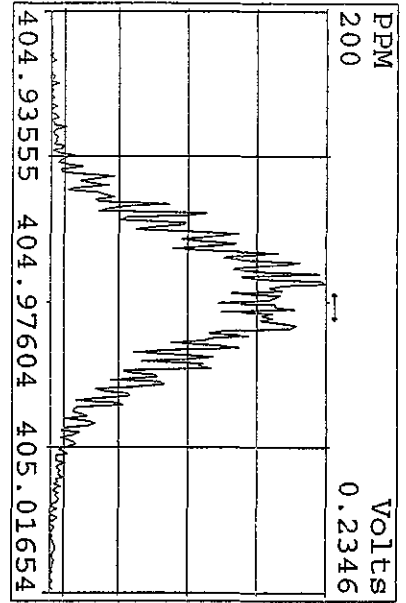
Peak Locate Examination: 27-APR-2010: 06:07 File: RESCHECK1.D5
 Experiment: DIOXIN Function: 2 Reference: PFK



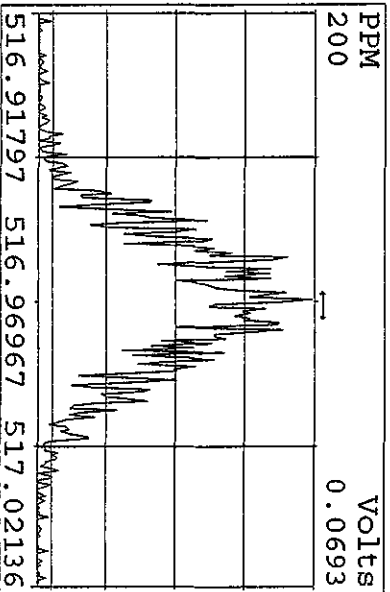
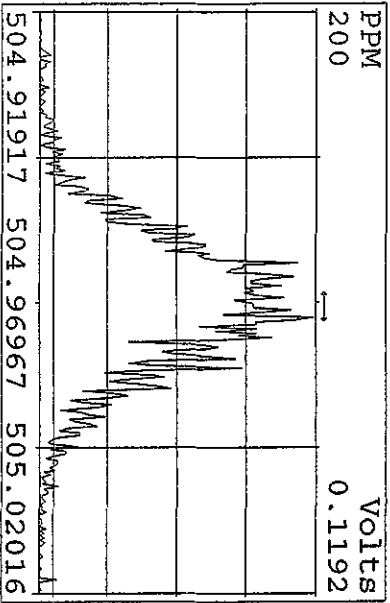
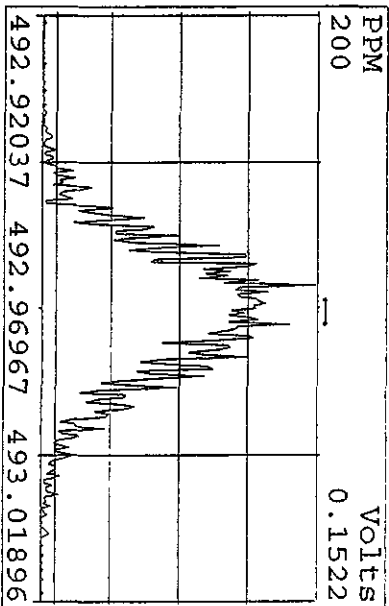
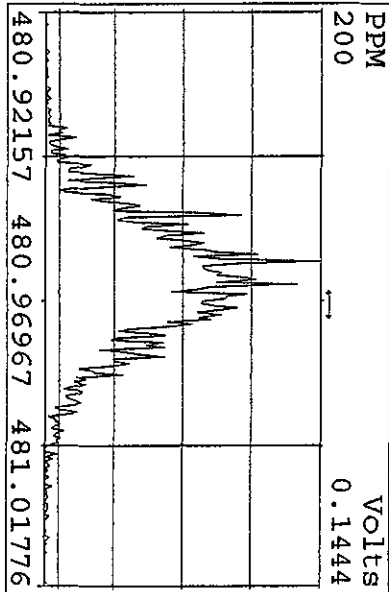
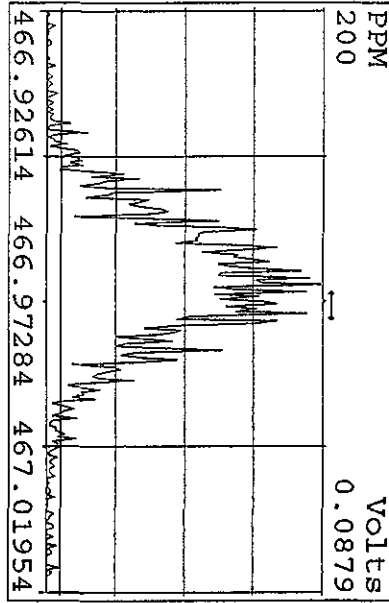
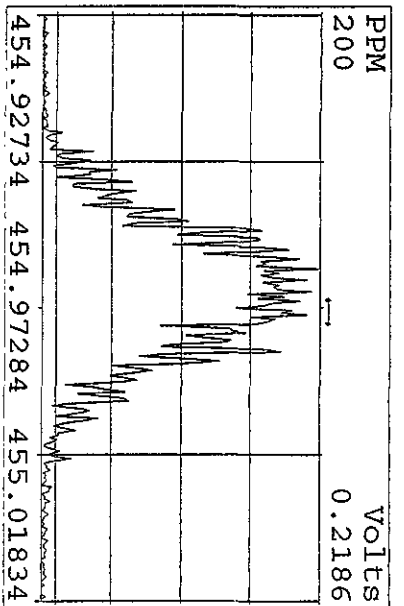
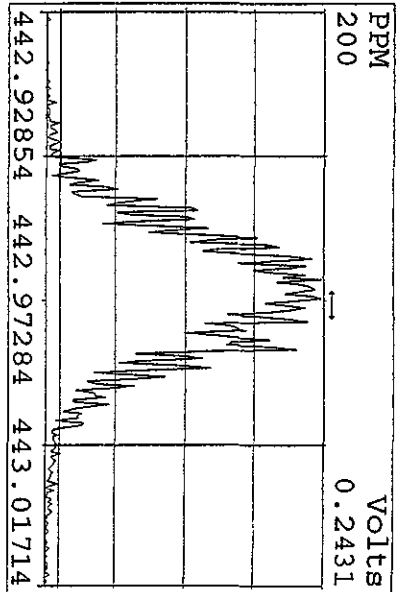
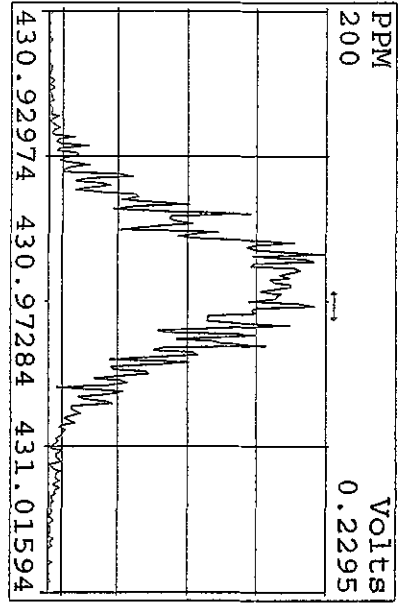
Peak Locate Examination: 27-APR-2010:06:08 File: RESCHECK1.DS
 Experiment: DIOXIN Function: 3 Reference: PFK



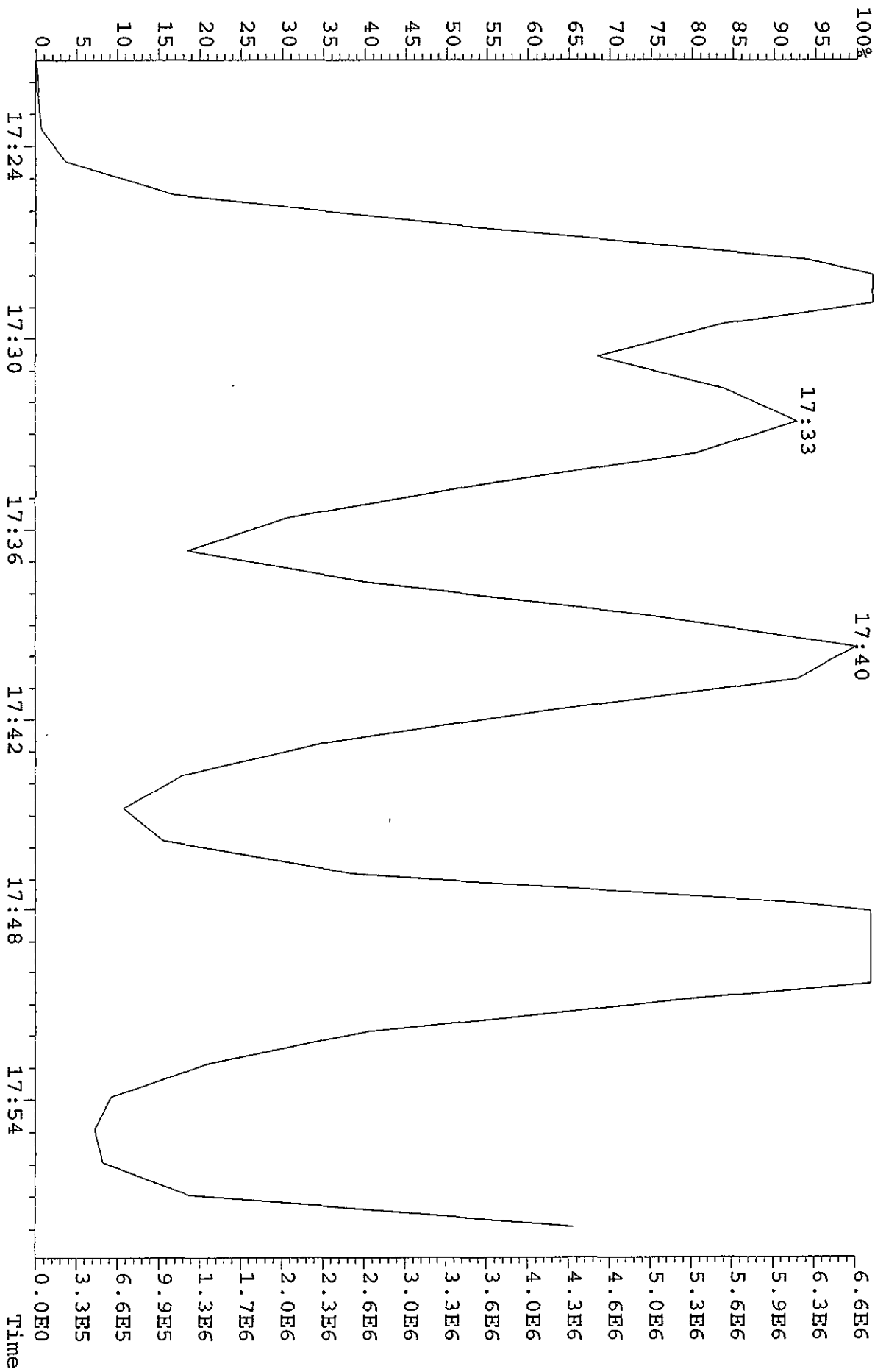
Peak Locate Examination: 27-APR-2010: 06:09 File: PESCHECK1.D5
 Experiment: DIOXIN Function: 4 Reference: PFK



Peak Locate Examination: 27-APR-2010: 06:10 File: RESCHECK1.D5
 Experiment: DIOXIN Function: 5 Reference: PRK



File: 26AP10A1D5 #1-385 Acq: 26-APR-2010 20:26:50 GC FI+ Voltage SIR 70SE
 Sample#3 Text: CP0426A : DB-5 CPSM 3732-05 Exp: DIOXIN
 321.8936 S:3



Run: 26AP10A1D5 Analyte: 8290

Cal: 82901231091D5

ST1231B :CS-1 09DXM422 ST1231C :CS-2 09DXM423 ST1231D :CS-3 09DXM425
 ST1231E :CS-4 09DXM426 ST1231F :CS-5 09DXM456

31DE09A1D531DE09A1D531DE09A1D531DE09A1D531DE09A1D5

Name	Mean	S. D.	%RSD	S2	S3	S4	S5	S6
				RRF1	RRF2	RRF3	RRF4	RRF5

13C-1,2,3,4-TCDD	-	-	- %	-	-	-	-	-
13C-2,3,7,8-TCDF	1.566	0.079	5.03 %	1.52	1.48	1.64	1.53	1.66
2,3,7,8-TCDF	0.860	0.090	10.4 %	0.77	0.77	0.87	0.91	0.98
Total TCDF	0.860	0.090	10.4 %	0.77	0.77	0.87	0.91	0.98

13C-2,3,7,8-TCDD	0.993	0.079	7.91 %	0.93	0.93	1.01	0.97	1.12
2,3,7,8-TCDD	0.934	0.120	12.9 %	0.86	0.77	0.95	1.01	1.07
Total TCDD	0.934	0.120	12.9 %	0.86	0.77	0.95	1.01	1.07

37Cl-2,3,7,8-TCDD	2.218	0.347	15.7 %	2.02	1.82	2.18	2.33	2.74
-------------------	-------	-------	--------	------	------	------	------	------

13C-1,2,3,7,8-PeCDF	1.073	0.114	10.6 %	1.00	0.98	1.09	1.03	1.26
1,2,3,7,8-PeCDF	1.000	0.119	11.9 %	0.85	0.90	1.04	1.10	1.11
2,3,4,7,8-PeCDF	0.939	0.122	13.0 %	0.79	0.84	0.97	1.05	1.05
Total F2 PeCDF	0.969	0.120	12.4 %	0.82	0.87	1.01	1.08	1.08
Total F1 PeCDF	0.969	0.120	12.4 %	0.82	0.87	1.01	1.08	1.08

13C-1,2,3,7,8-PeCDD	0.666	0.081	12.1 %	0.61	0.59	0.67	0.67	0.80
1,2,3,7,8-PeCDD	0.929	0.127	13.7 %	0.79	0.81	0.94	1.04	1.06
Total PeCDD	0.929	0.127	13.7 %	0.79	0.81	0.94	1.04	1.06

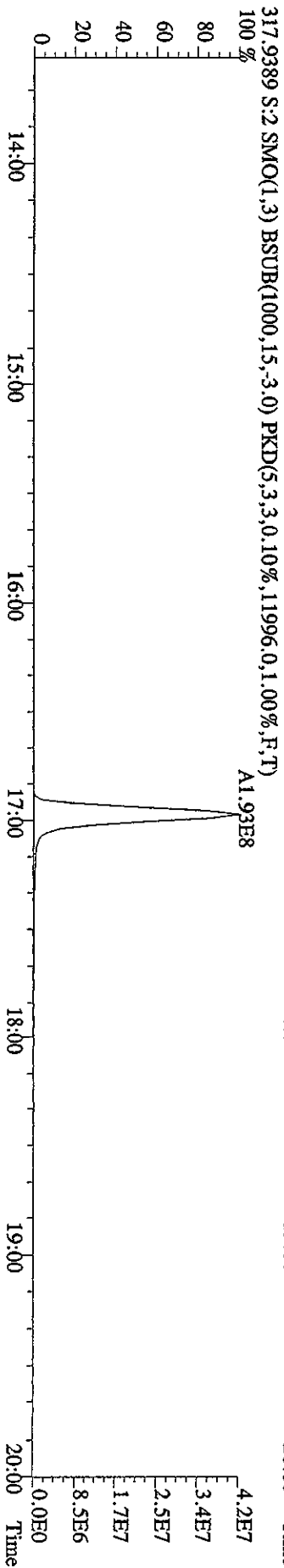
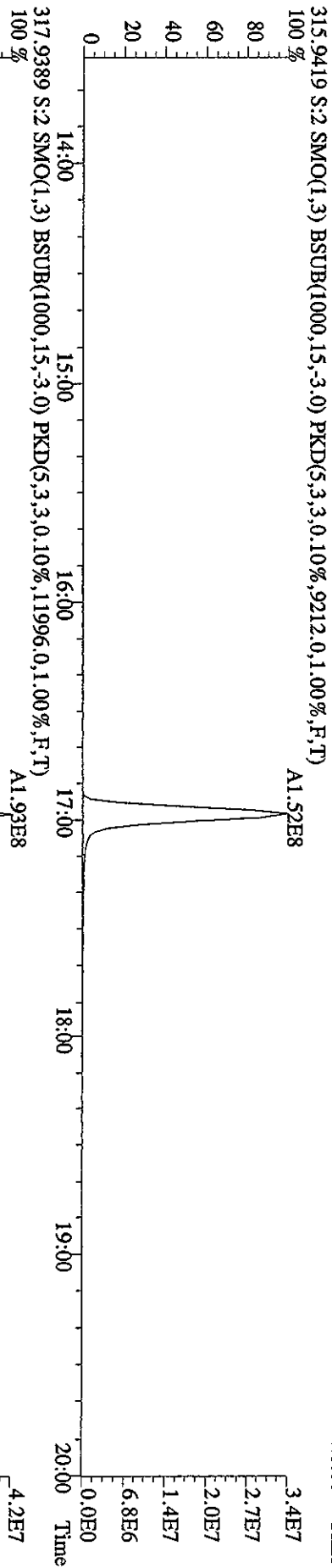
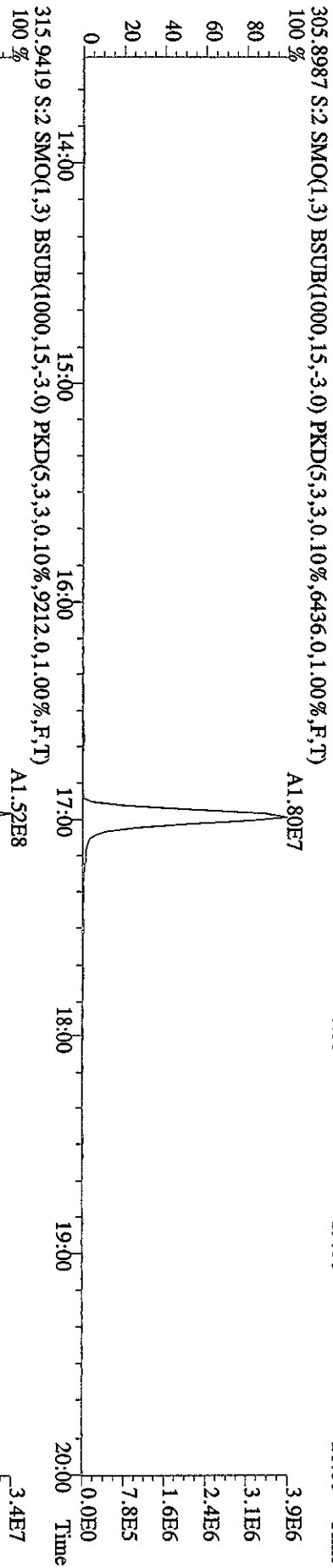
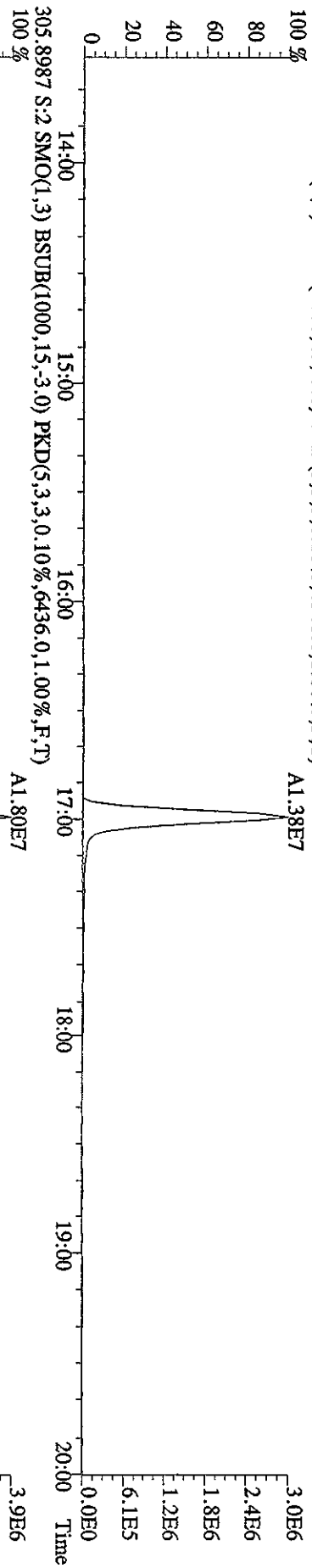
13C-1,2,3,7,8-HxCDD	-	-	- %	-	-	-	-	-
---------------------	---	---	-----	---	---	---	---	---

13C-1,2,3,4,7,8-HxCDF	0.893	0.084	9.37 %	0.98	0.88	0.90	0.76	0.94
1,2,3,4,7,8-HxCDF	1.199	0.171	14.2 %	0.96	1.08	1.31	1.33	1.32
1,2,3,6,7,8-HxCDF	1.371	0.160	11.7 %	1.12	1.30	1.48	1.51	1.45
2,3,4,6,7,8-HxCDF	1.242	0.152	12.3 %	1.02	1.15	1.32	1.36	1.36
1,2,3,7,8,9-HxCDF	1.326	0.218	16.4 %	1.02	1.19	1.44	1.57	1.42
Total HxCDF	1.285	0.174	13.5 %	1.03	1.18	1.39	1.44	1.38

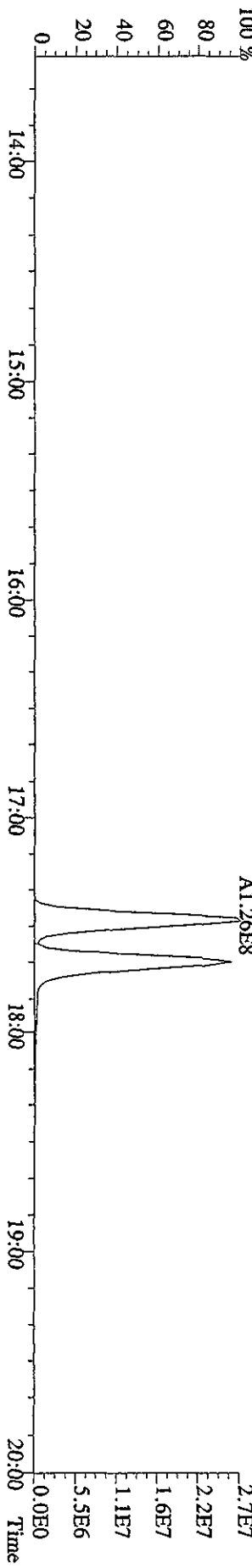
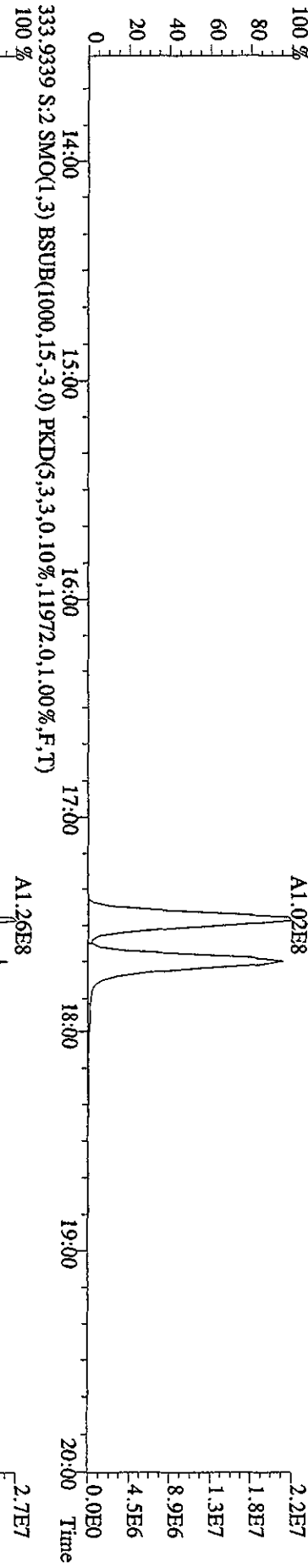
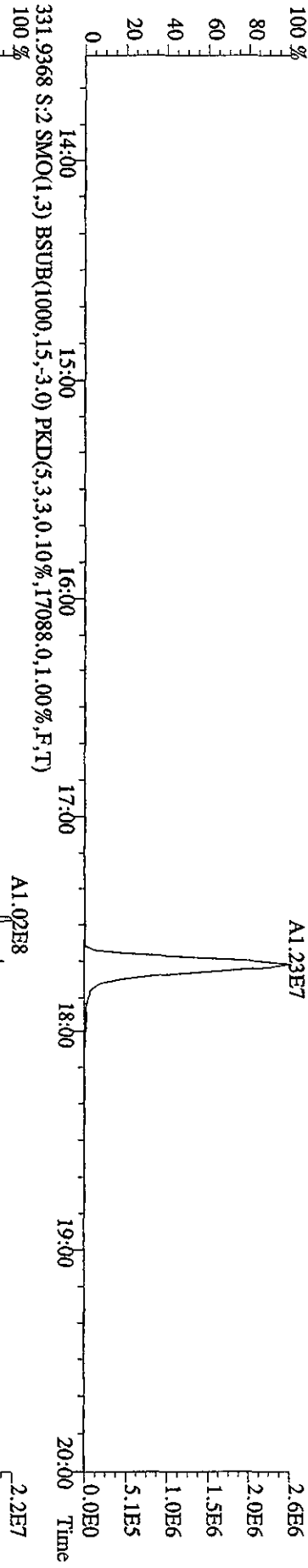
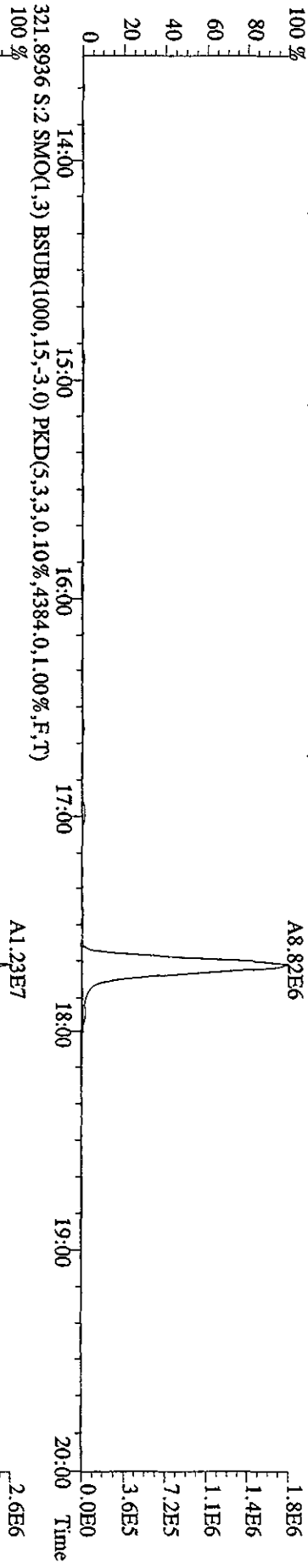
13C-1,2,3,6,7,8-HxCDD	0.732	0.084	11.4 %	0.83	0.69	0.75	0.61	0.78
1,2,3,4,7,8-HxCDD	0.970	0.170	17.5 %	0.74	0.88	0.98	1.15	1.11

1,2,3,6,7,8-HxCDD	1.058	0.118	11.2	%	0.88	1.01	1.09	1.16	1.15
1,2,3,7,8,9-HxCDD	1.275	0.243	19.0	%	0.92	1.19	1.33	1.57	1.37
Total HxCDD	1.101	0.175	15.9	%	0.84	1.02	1.14	1.30	1.21
13C-1,2,3,4,6,7,8-HpCDDF	0.860	0.055	6.38	%	0.92	0.85	0.88	0.78	0.88
1,2,3,4,6,7,8-HpCDDF	1.287	0.138	10.8	%	1.10	1.18	1.34	1.41	1.40
1,2,3,4,7,8,9-HpCDDF	1.135	0.151	13.3	%	0.95	1.00	1.19	1.27	1.27
Total HpCDDF	1.211	0.145	11.9	%	1.02	1.09	1.27	1.34	1.33
13C-1,2,3,4,6,7,8-HpCDD	0.752	0.046	6.08	%	0.80	0.74	0.75	0.68	0.79
1,2,3,4,6,7,8-HpCDD	0.998	0.122	12.2	%	0.85	0.88	1.05	1.10	1.10
Total HpCDD	0.998	0.122	12.2	%	0.85	0.88	1.05	1.10	1.10
13C-OCDD	0.564	0.039	6.86	%	0.58	0.54	0.57	0.51	0.61
OCDF	1.437	0.202	14.1	%	1.16	1.30	1.52	1.63	1.59
OCDD	1.110	0.128	11.5	%	0.96	0.98	1.16	1.23	1.22

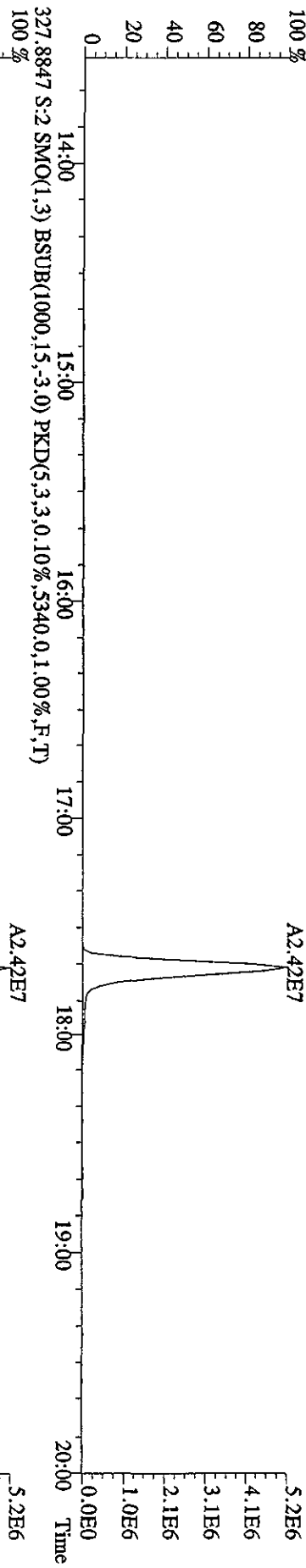
File:26API0A1D5 #1-384 Acq:26-APR-2010 19:26:59 GC EI + Voltage SIR 70SE
 Sample#2 Text:ST0426B :CS3 10DXN111 Exp:DIOXIN
 303.9016 S:2 SMO(1,3) BSUB(1000,15,-3,0) PKD(5,3,3,0,10%,4340,0,1,00%,F,T)
 100 %



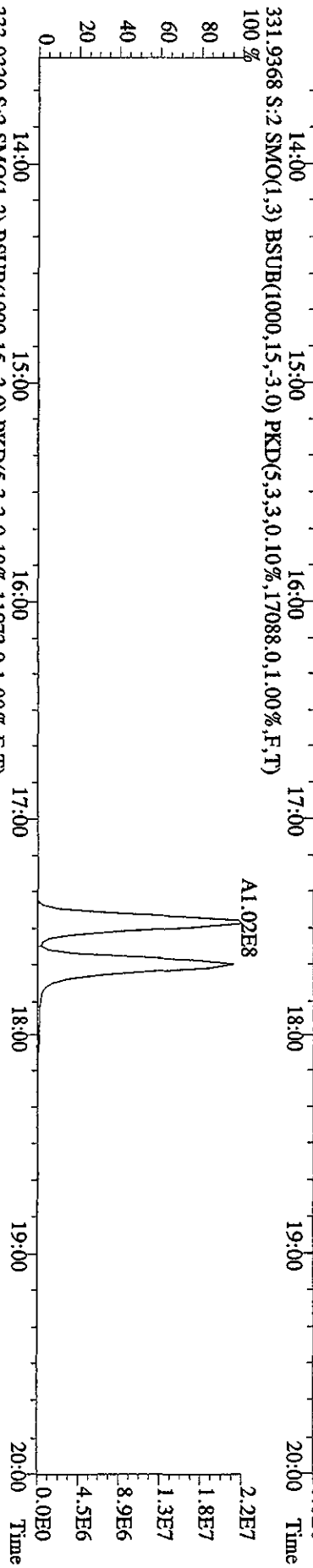
File: 26AP10A1D5 #1-384 Acq: 26-APR-2010 19:26:59 GC EI + Voltage SIR 70SE
 Sample#2 Text: ST0426B :CS3 10DXN111 Exp: DIOXIN
 319.8965 S:2 SMO(1.3) BSUB(1000,15,-3.0) PKD(5,3,3,0,10%,4164.0,1.00%,F,T)
 100%



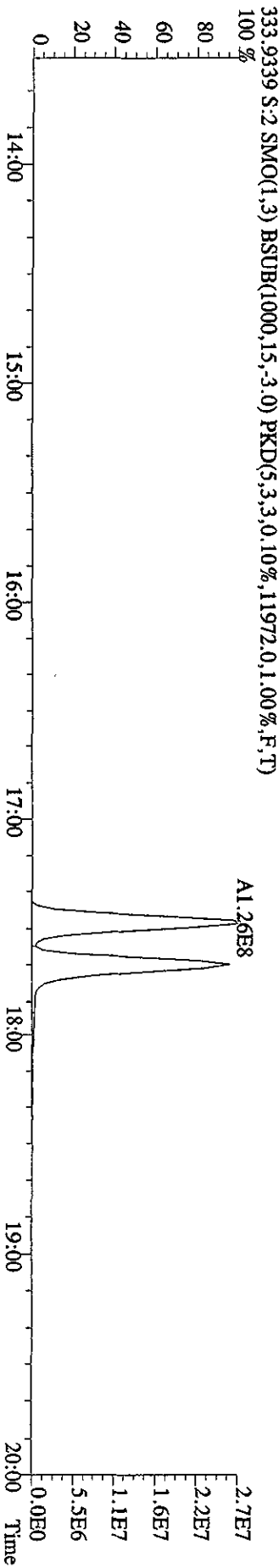
File:26AP10A1D5 #1-384 Acq:26-APR-2010 19:26:59 GC EI+ Voltage SIR 70SE
 Sample#2 Text:ST0426B :CS3 10DXN111 Exp:DIOXIN
 327.8847 S:2 SMO(1,3) BSUB(1000,15,-3,0) PKD(5,3,3,0.10%,.5340,0.1,0.0%,F,T)
 100 %



331.9368 S:2 SMO(1,3) BSUB(1000,15,-3,0) PKD(5,3,3,0.10%,.17088,0.1,0.0%,F,T)
 100 %



333.9339 S:2 SMO(1,3) BSUB(1000,15,-3,0) PKD(5,3,3,0.10%,.11972,0.1,0.0%,F,T)
 100 %



File:26AP10A1D5 #1-445 Acq:26-APR-2010 19:26:59 GC EI+ Voltage SIR 70SE

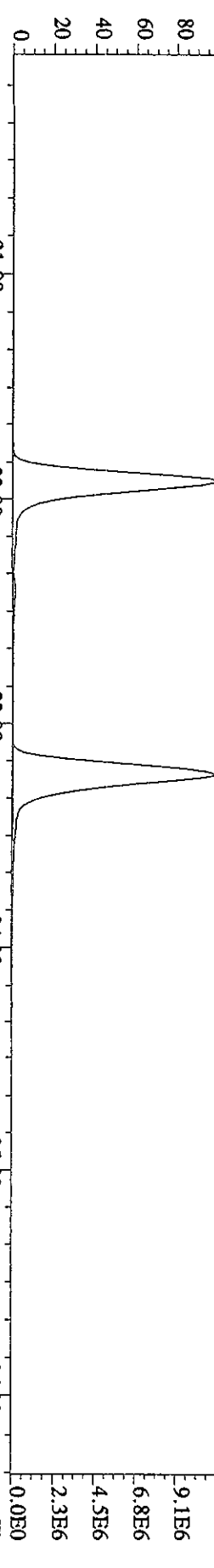
Sample#2 Text:ST0426B :CS3 10DXN111

Exp:DIOXIN

339.8597 S:2 F:2 SMO(1,3) BSUB(1000,15,-3,0) PKD(5,3,3,0,10%,7224,0,1,00%,F,T)

A7.40E7

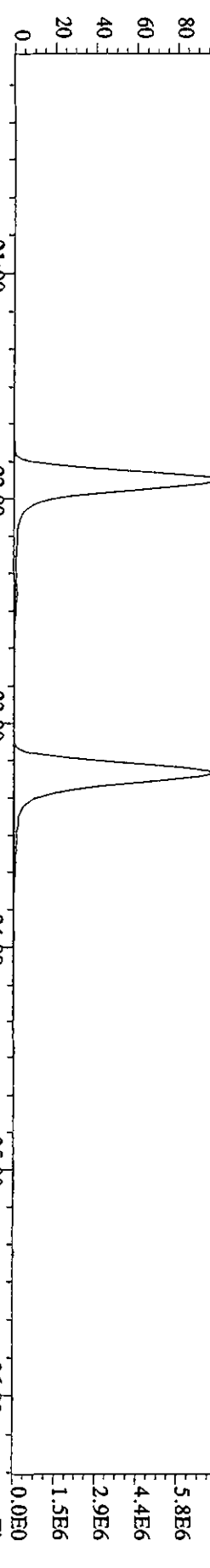
A7.80E7



341.8567 S:2 F:2 SMO(1,3) BSUB(1000,15,-3,0) PKD(5,3,3,0,10%,10780,0,1,00%,F,T)

A4.78E7

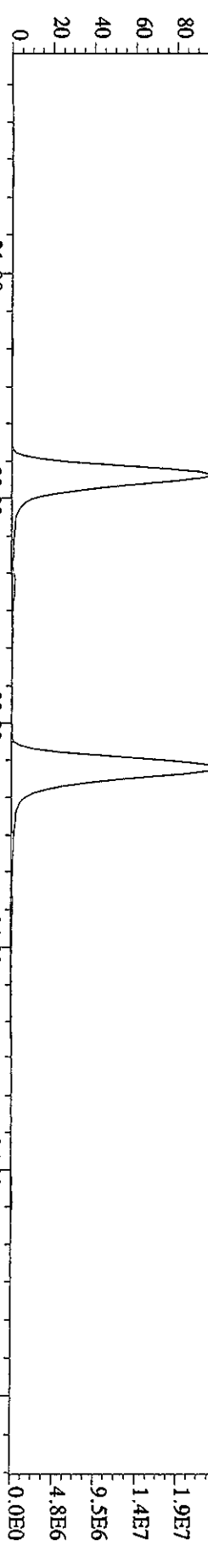
A4.87E7



351.9000 S:2 F:2 SMO(1,3) BSUB(1000,15,-3,0) PKD(5,3,3,0,10%,11572,0,1,00%,F,T)

A1.50E8

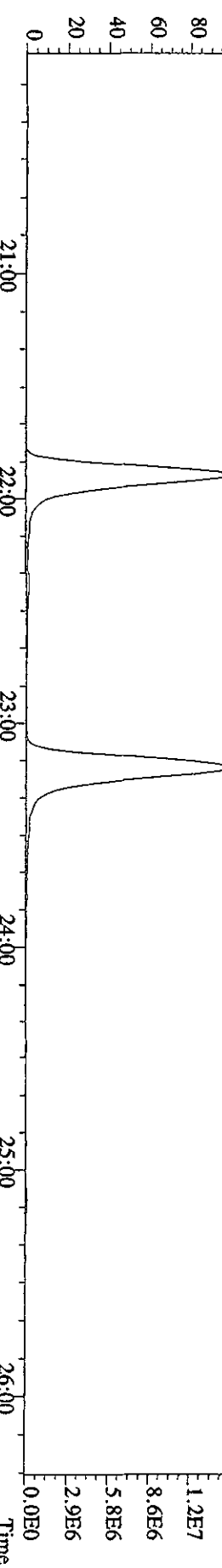
A1.65E8



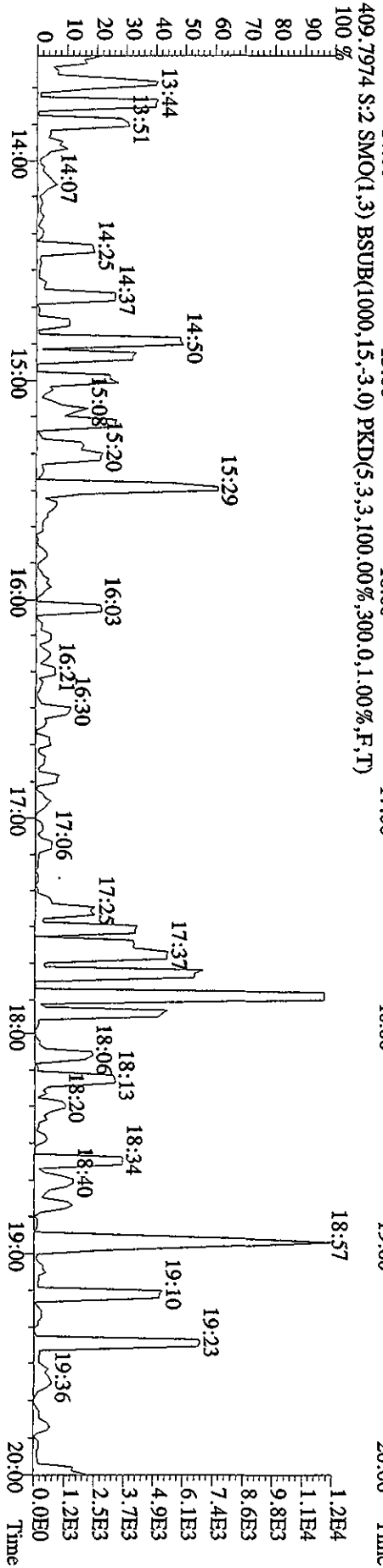
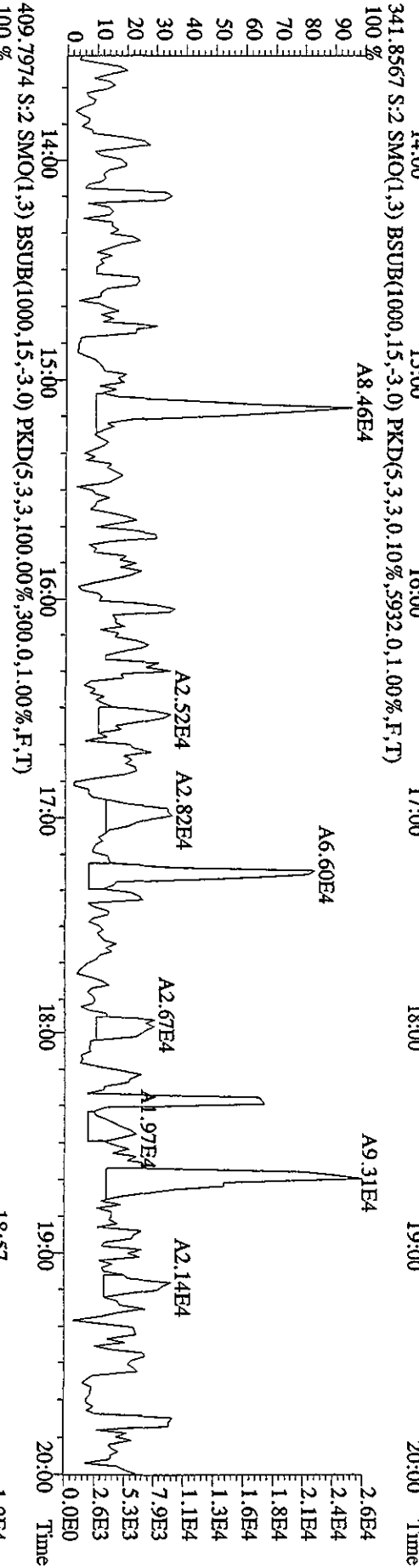
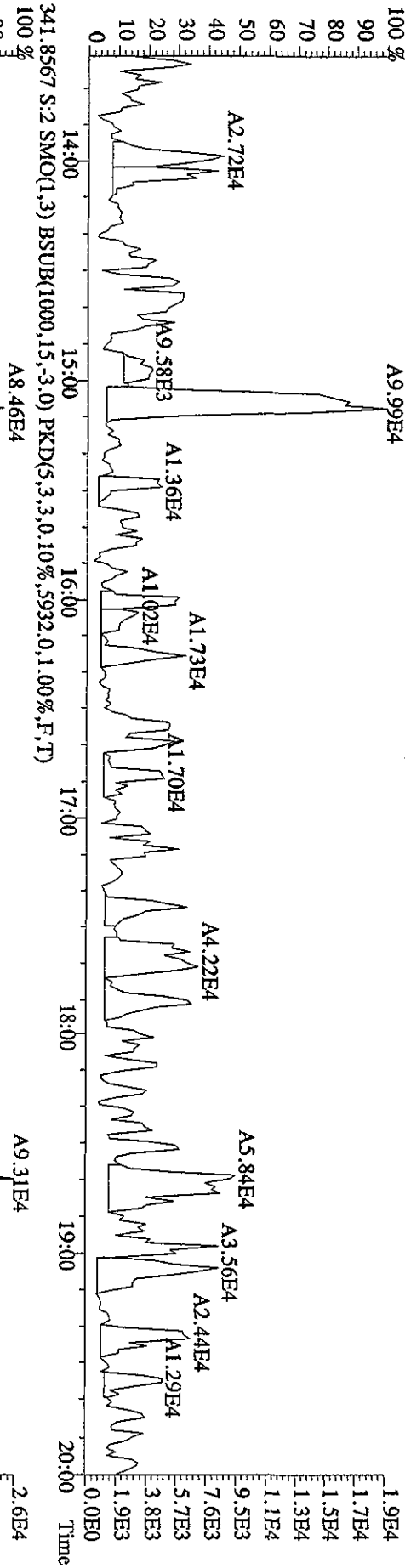
353.8970 S:2 F:2 SMO(1,3) BSUB(1000,15,-3,0) PKD(5,3,3,0,10%,15104,0,1,00%,F,T)

A9.27E7

A1.01E8



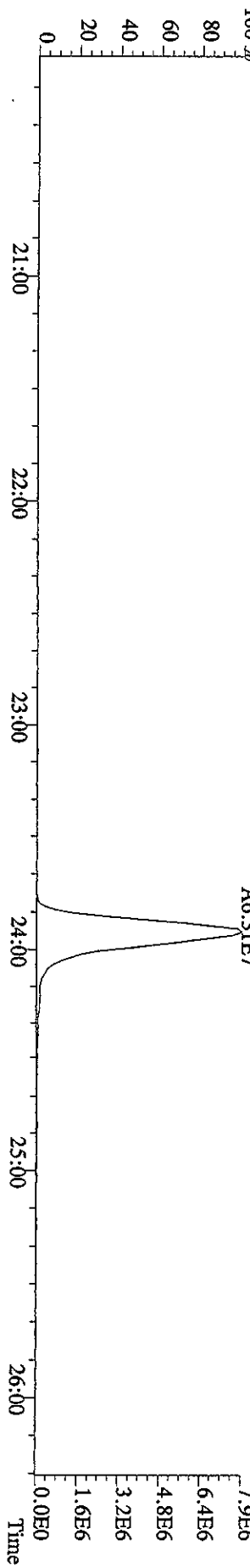
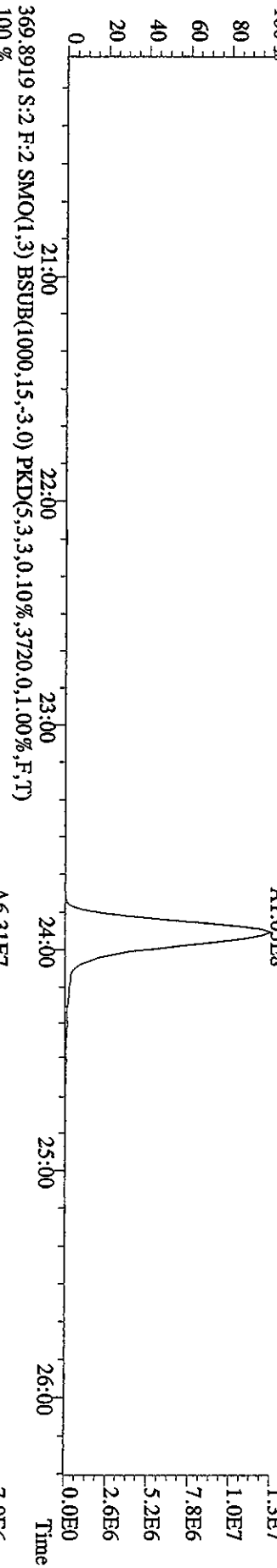
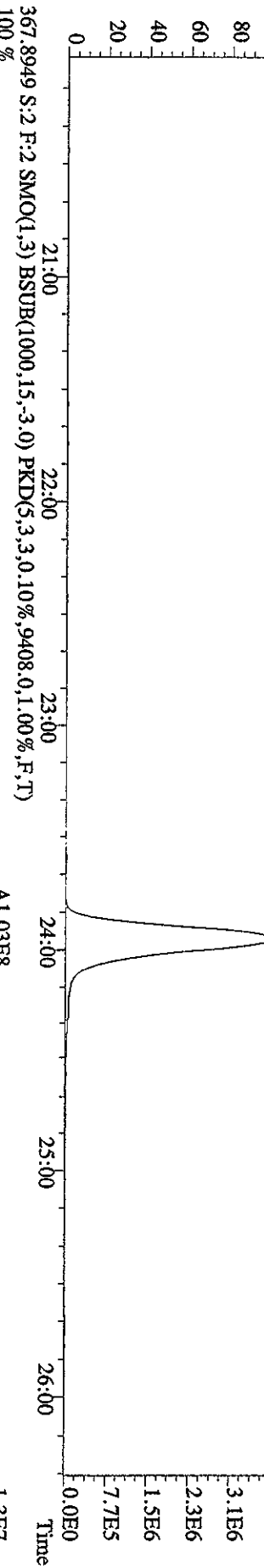
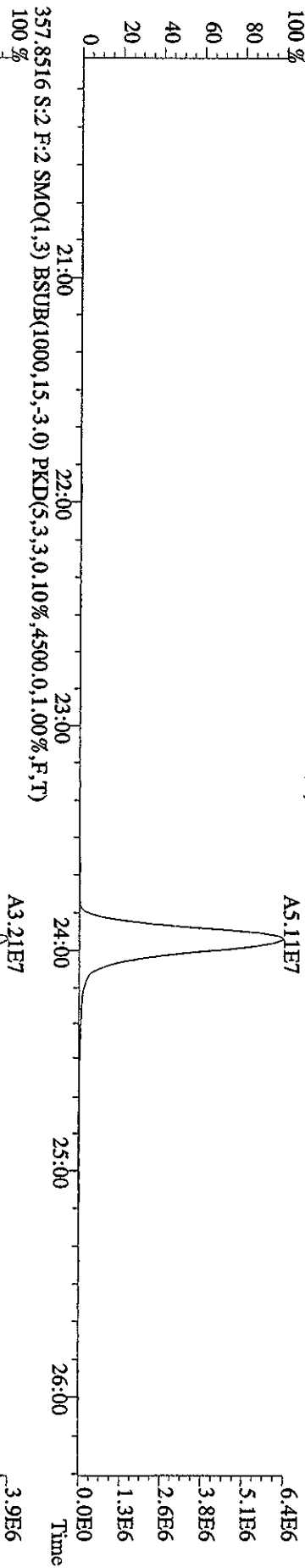
File: 26AP10AID5 #1-384 Acq: 26-APR-2010 19:26:59 GC EI + Voltage SIR 70SE
 Sample# 2 Text: ST0426B : C33 10DXN111 Exp: DIOXIN
 339.8597 S: 2 SMO(1,3) BSUB(1000,15,3,0) PKD(5,3,3,0,10%,2192.0,1.00%,F,T)
 A9.99E4



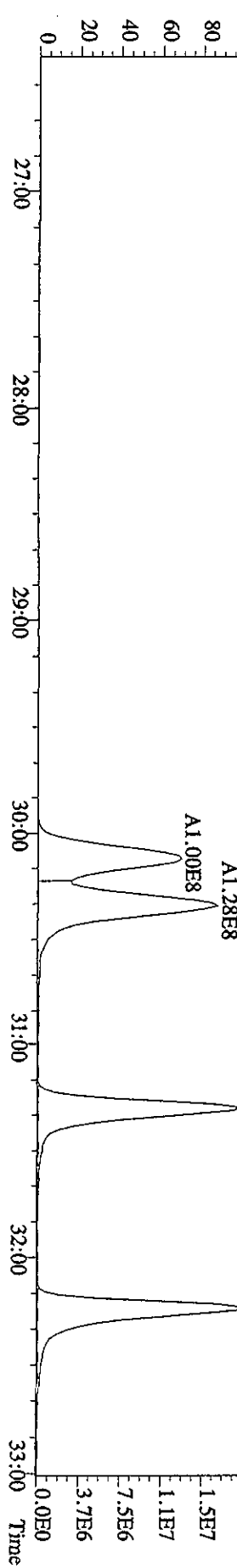
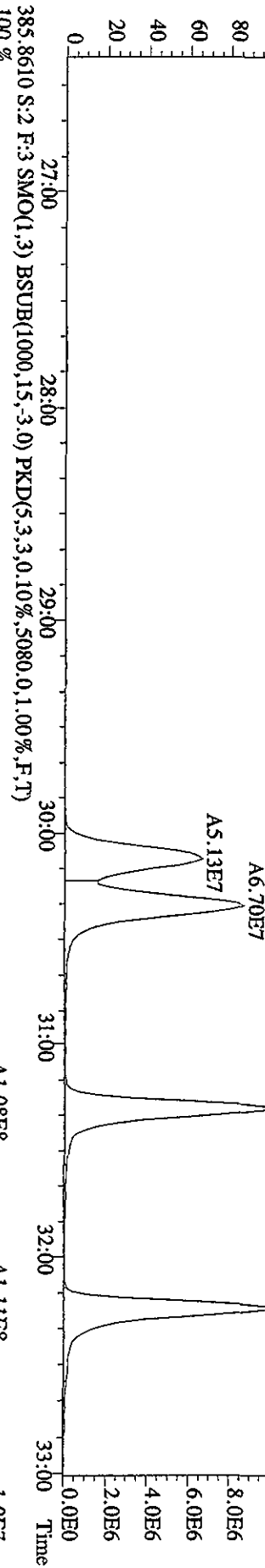
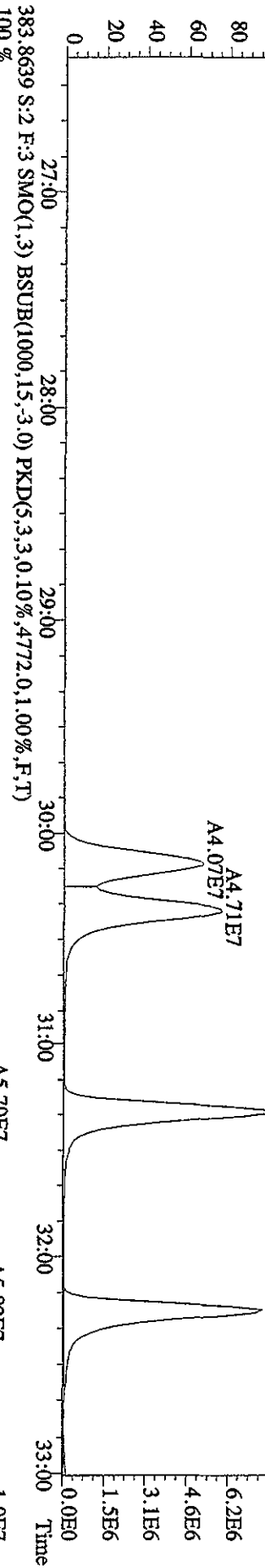
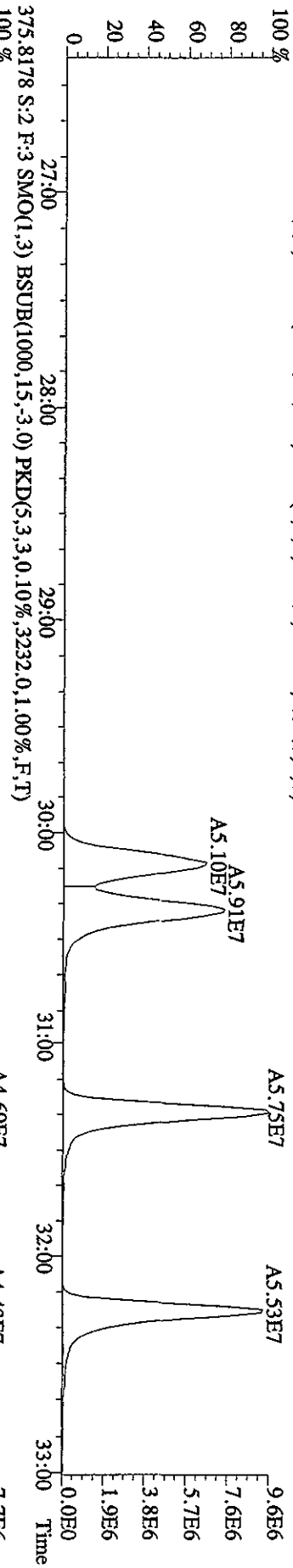
File:26API0A1D5 #1-445 Acq:26-APR-2010 19:26:59 GC EI+ Voltage SIR 70SE

Sample#2 Text:ST0426B :CS3 10DXN111 Exp:DIOXIN

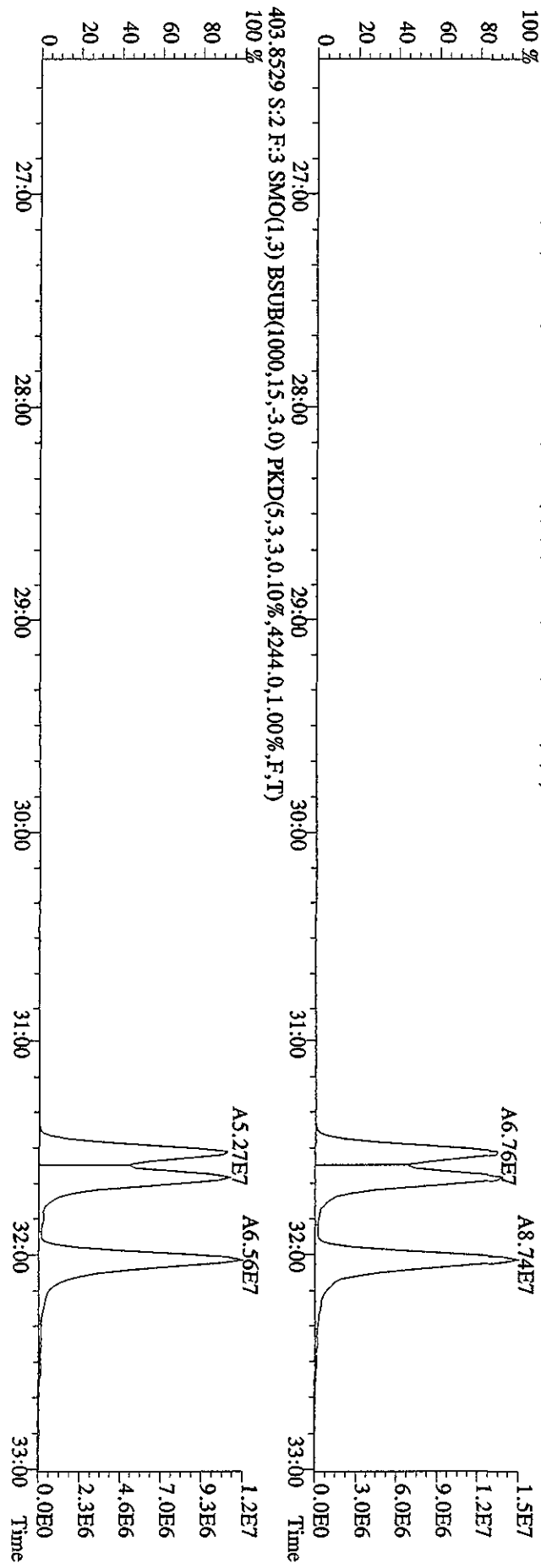
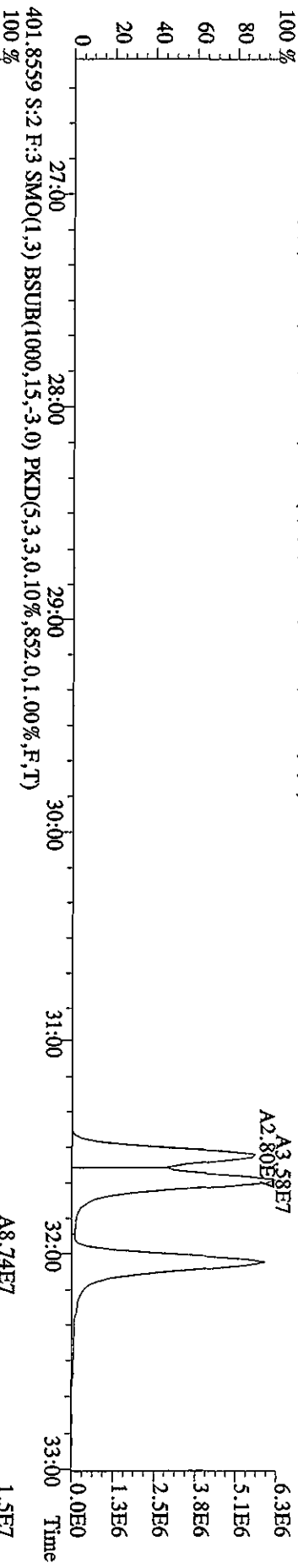
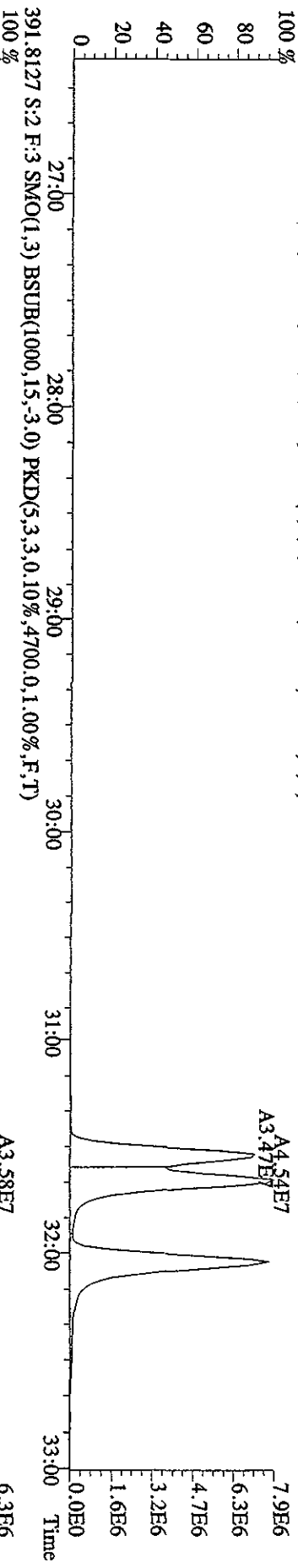
355.8546 S:2 F:2 SMO(1,3) BSUB(1000,15,-3.0) PKD(5,3,3,0.10%,7128,0.1,0.0%,F,T)







File:26AP10A1D5 #1-447 Acq:26-APR-2010 19:26:59 GC EI+ Voltage SIR 70SE
 Sample#2 Text:ST0426B :CS3 10DXN111 Exp:-DIOXIN
 373.8208 S:2 F:3 SMO(1,3) BSUB(1000,15,-3,0) PKD(5,3,3,0,10%,3832,0,1,00%,F,T)



File:26API0A1D5 #1-447 Acq:26-APR-2010 19:26:59 GC EI+ Voltage SIR 70SE
 Sample#2 Text:ST0426B :CS3 10DXN111 Exp:DIOXIN
 389.8157 S:2 F:3 SMO(1,3) BSUB(1000,15,-3,0) PKD(5,3,3,0.10%,3072.0,1.00%,F,T)



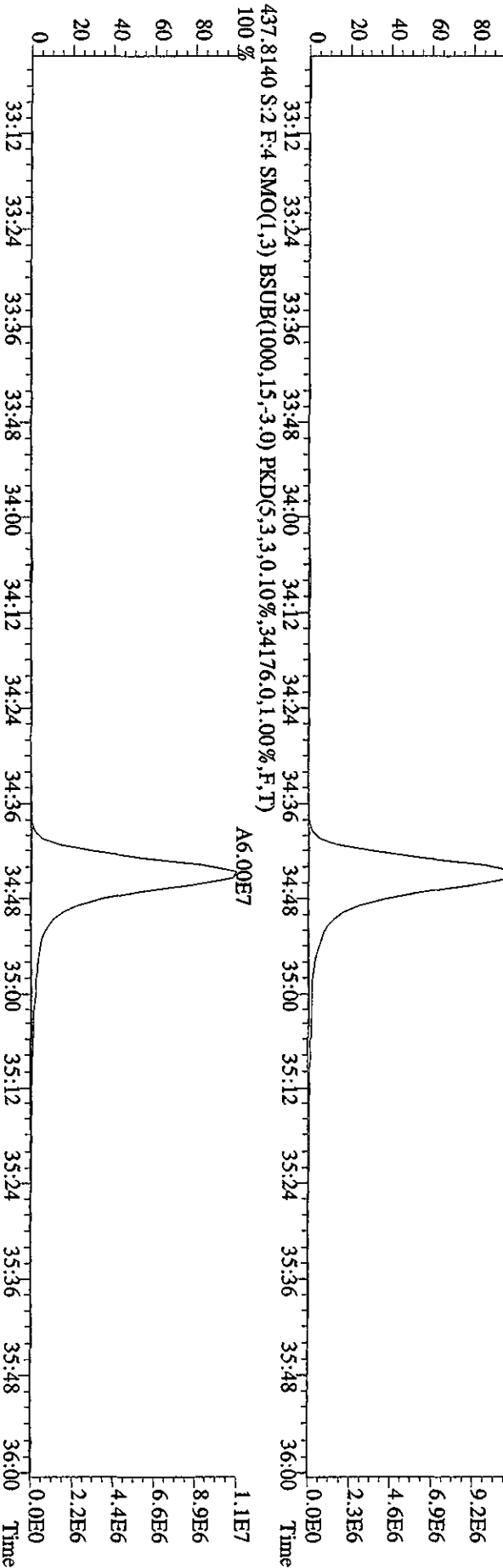
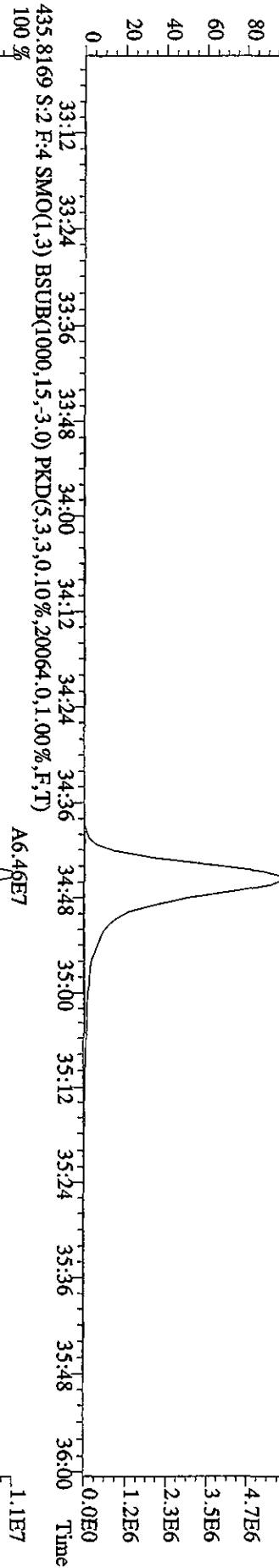
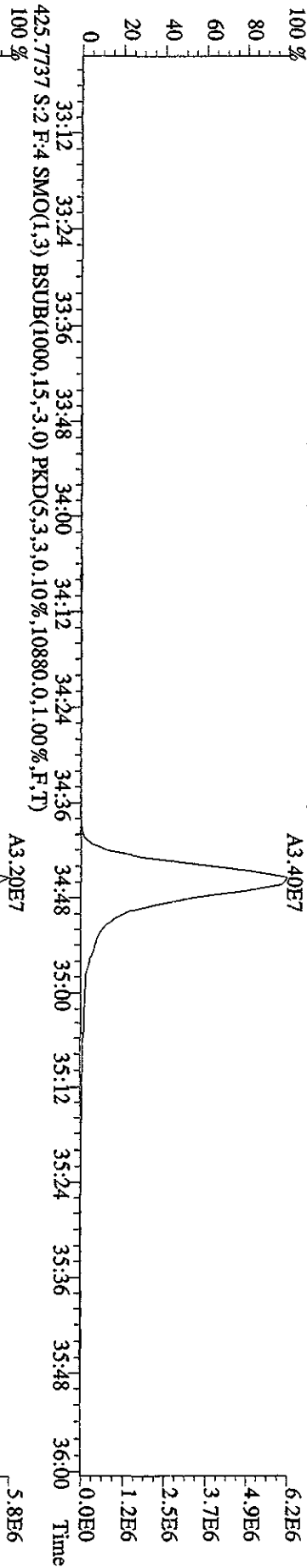


File:26AP10A1D5 #1-210 Acq:26-APR-2010 19:26:59 GC EI+ Voltage SIR 70SE

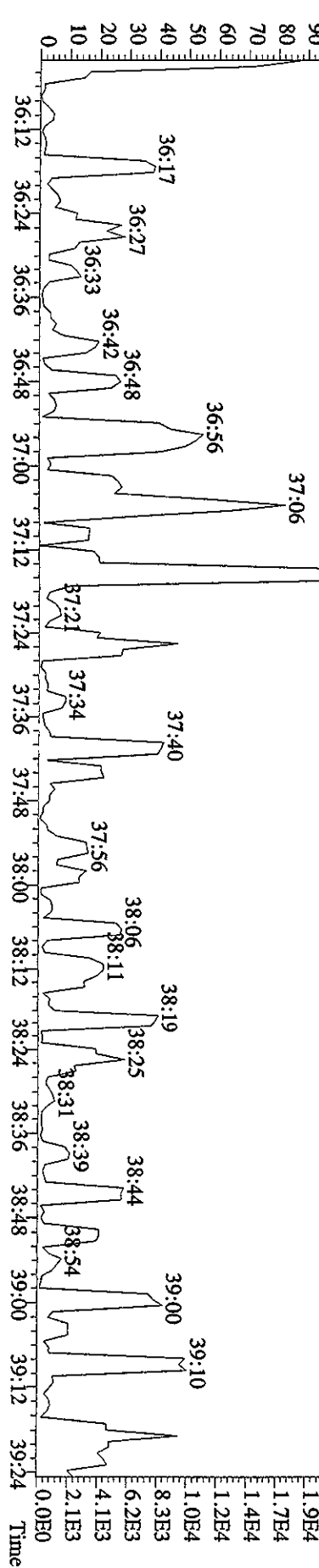
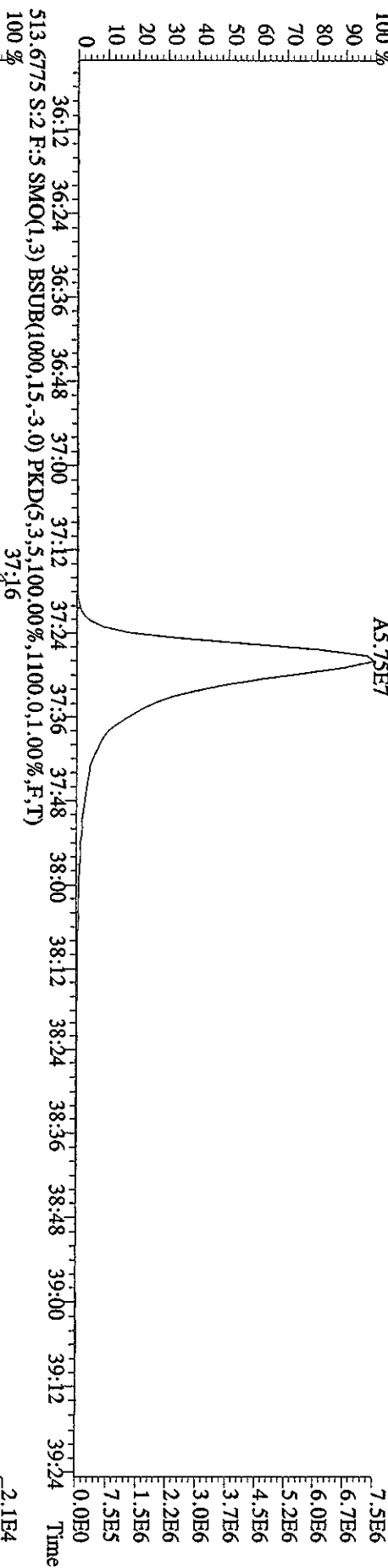
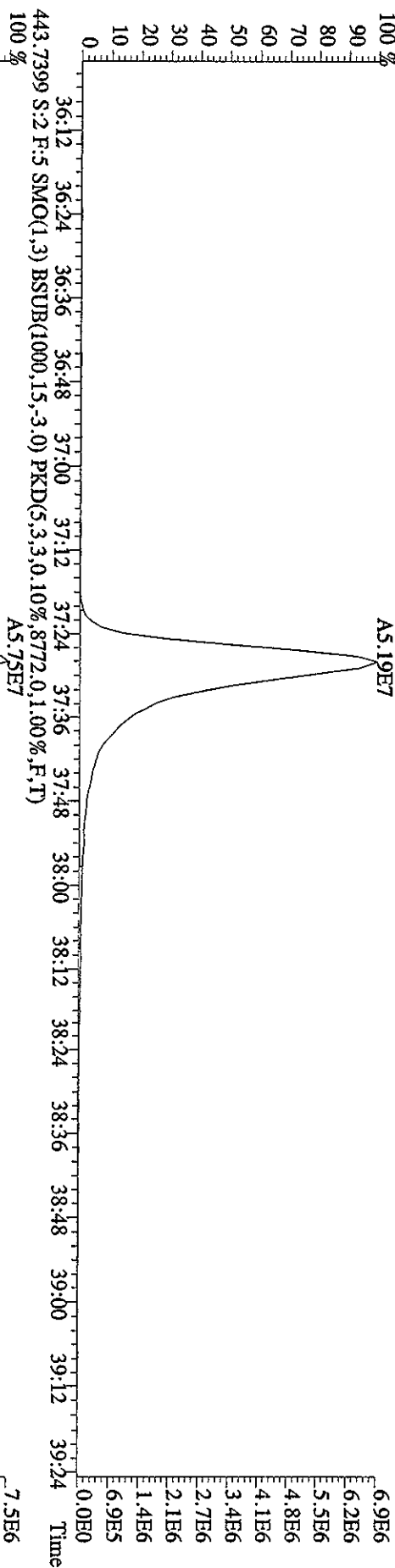
Sample#2 Text:ST0426B :CS3 10DXN111

Exp:DIOXIN

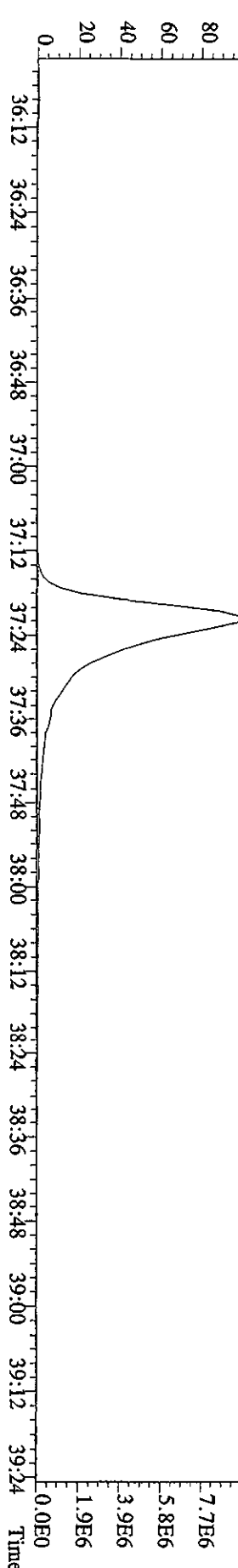
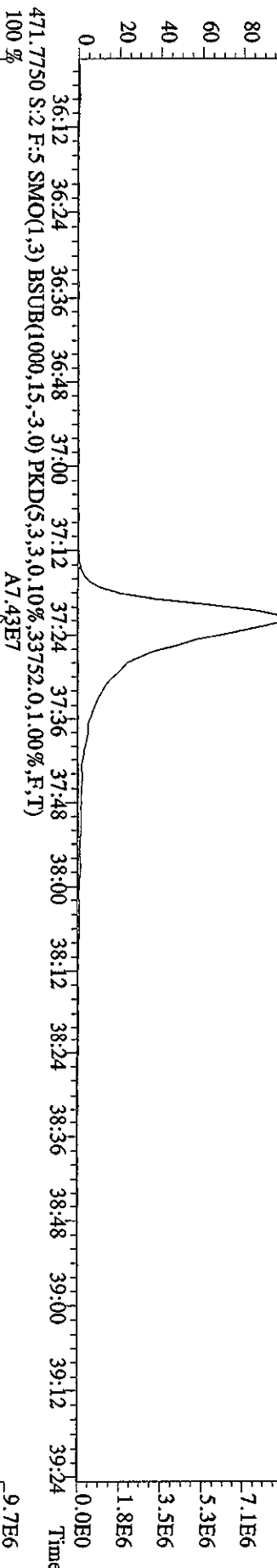
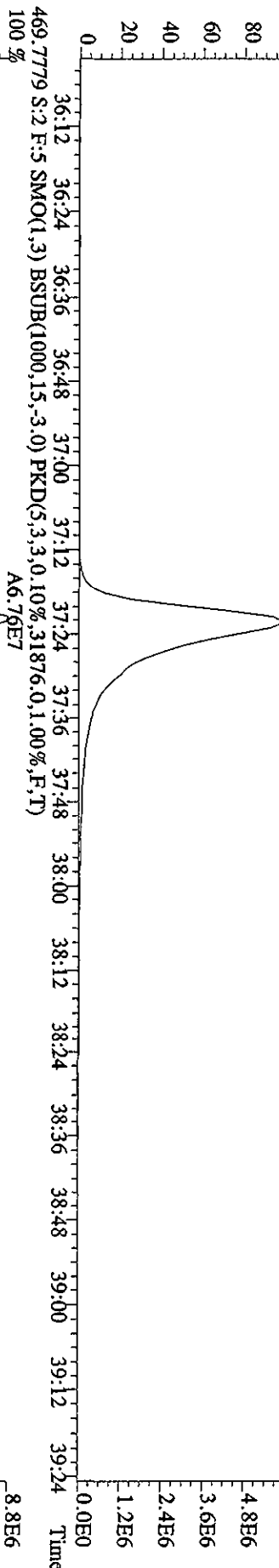
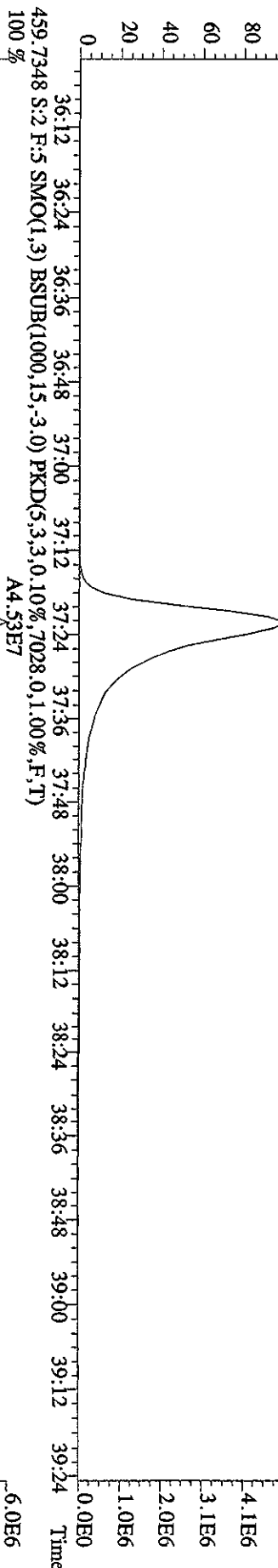
423.7766 S:2 F:4 SMO(1,3) BSUB(1000,15,-3,0) PKD(5,3,3,0,10%,12100,0,1,00%,F,T)



File:26ADP10A1D5 #1-244 Acq:26-APR-2010 19:26:59 GC EI+ Voltage SIR 70SE
 Sample#2 Text:ST0426B :CS3 10DXN111 Exp:DIOXIN
 441.7428 S:2 F:5 SMO(1,3) BSUB(1000,15,-3.0) PKD(5,3,3.0,10%,6796.0,1.00%,F,T) A5.19E7




File: 26API0AID5 #1-244 Acq: 26-APR-2010 19:26:59 GC EI + Voltage SIR 70SE
 Sample#2 Text: ST0426B :CS3 10DDXN111 Exp: DIOXIN
 457.7377 S:2 F:5 SMO(1,3) BSUB(1000,15,-3.0) PKD(5,3,3,0,10%,5596,0,1,100%,F,T)
 100%



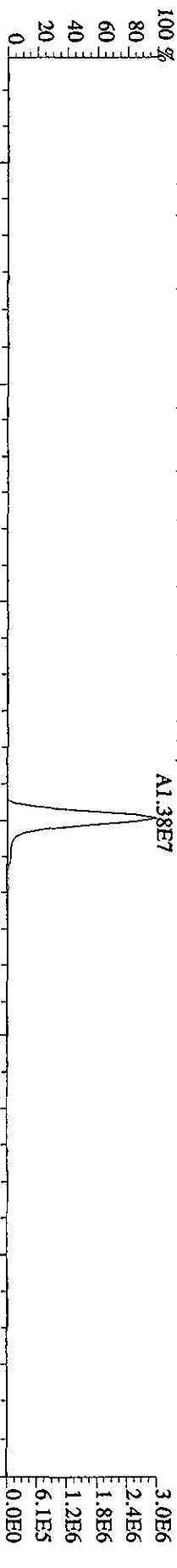
File:26API0A1D5 #1-384 Acq:26-APR-2010 19:26:59 GC EI+ Voltage SIR 70SE

Sample#2 Text:ST0426B :CS3 10DXN11 Exp:DIOXIN

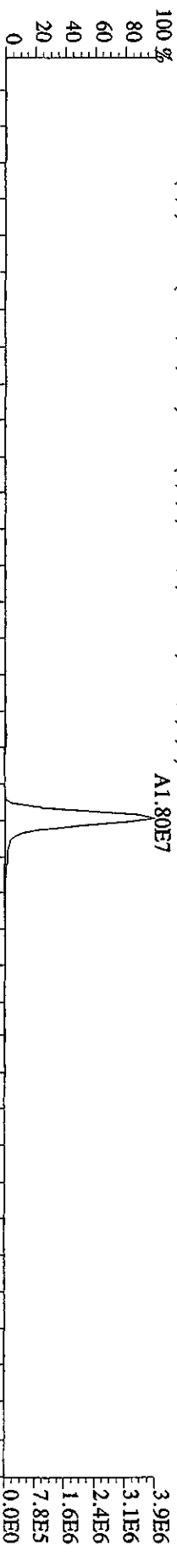
292.9825 S:2 SMO(1,3) PKD(5,3,5,100.00%,0.0,1.00%,F,T)



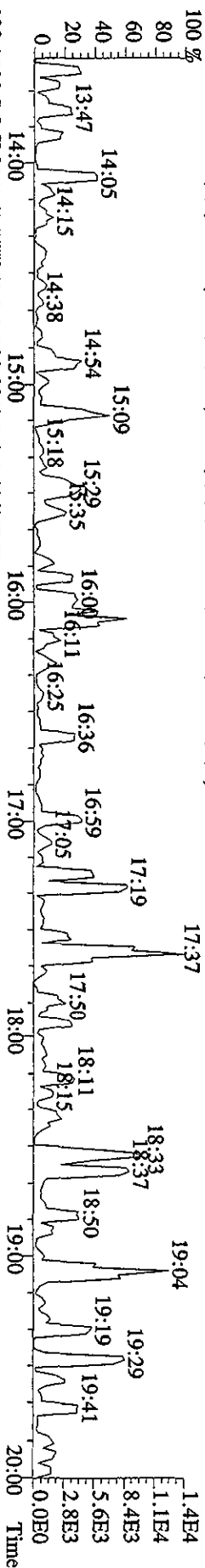
303.9016 S:2 SMO(1,3) BSUB(1000,15,-3.0) PKD(5,3,3,0.10%,4340,0.1,0.00%,F,T)



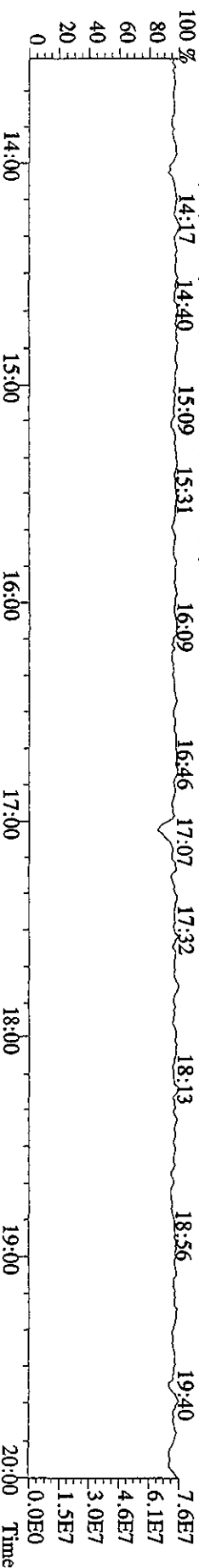
305.8987 S:2 SMO(1,3) BSUB(1000,15,-3.0) PKD(5,3,3,0.10%,6436,0.1,0.00%,F,T)



375.8364 S:2 SMO(1,3) BSUB(1000,15,-3.0) PKD(5,3,3,100.00%,1204,0.1,0.00%,F,T)



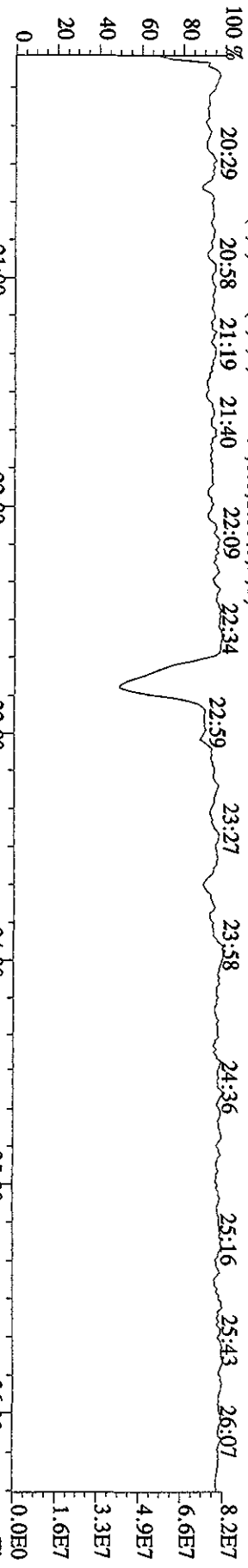
330.9792 S:2 SMO(1,3) PKD(5,3,3,100.00%,0.0,1.00%,F,T)



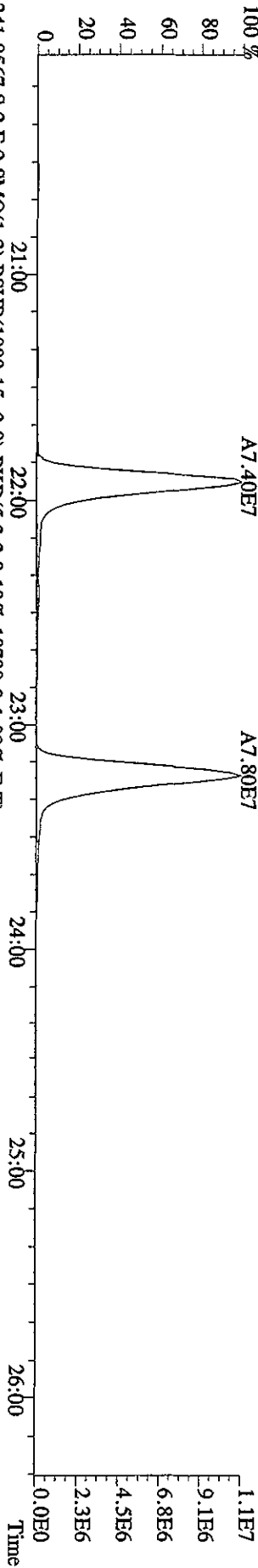
File:26AP10A1D5 #1-445 Acq:26-APR-2010 19:26:59 GC EI+ Voltage SIR 70SE

Sample#2 Text:ST0426B :CS3 10DXN111 Exp:DIOXIN

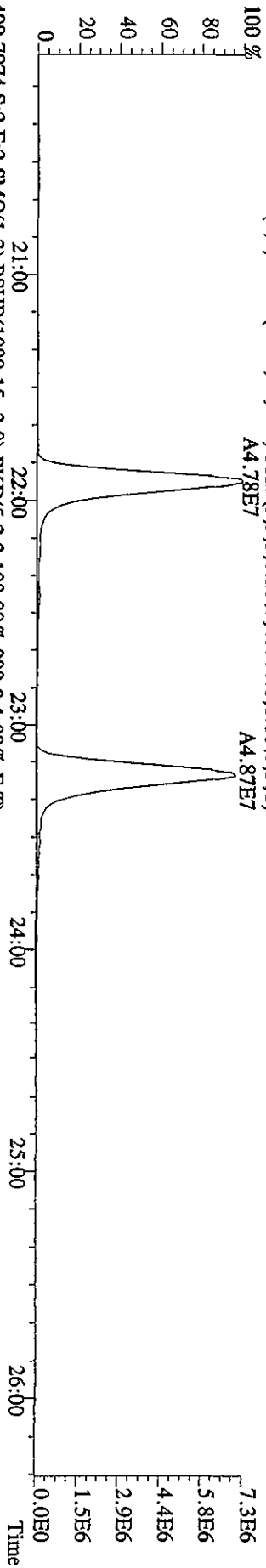
342.9792 S:2 F:2 SMO(1,3) PKD(5,3,3,100.00%,0.0,1.00%,F,T)



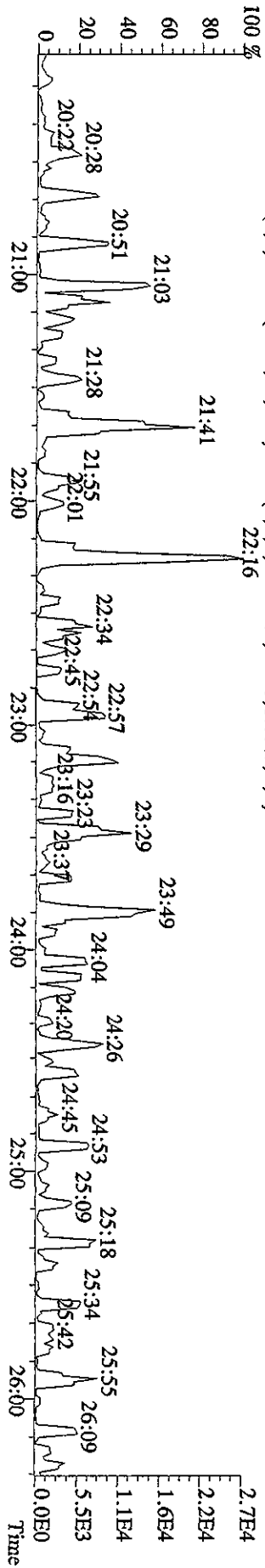
339.8597 S:2 F:2 SMO(1,3) BSUB(1000,15,-3.0) PKD(5,3,3,0.10%,7224.0,1.00%,F,T)



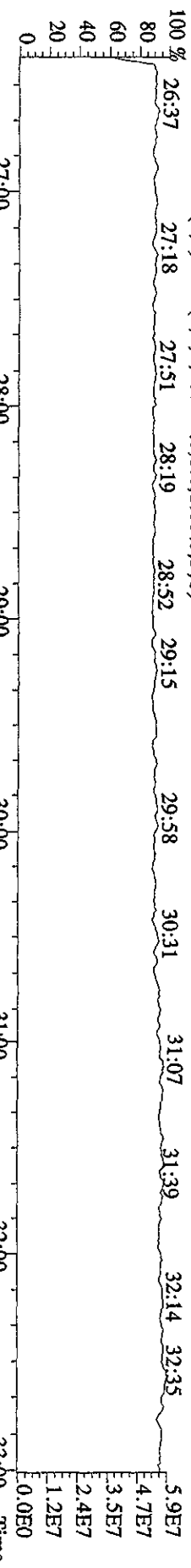
341.8567 S:2 F:2 SMO(1,3) BSUB(1000,15,-3.0) PKD(5,3,3,0.10%,10780.0,1.00%,F,T)



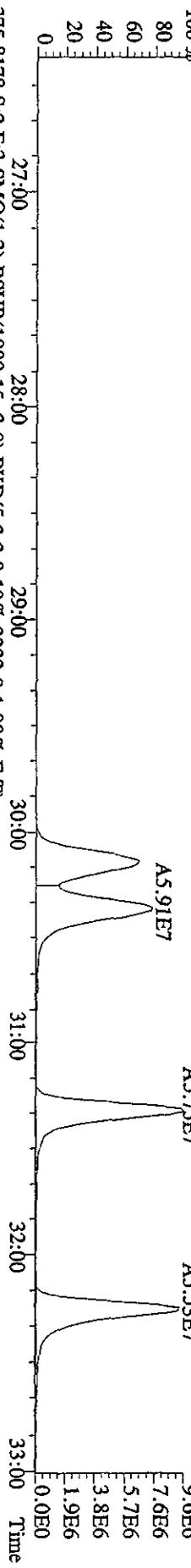
409.7974 S:2 F:2 SMO(1,3) BSUB(1000,15,-3.0) PKD(5,3,3,100.00%,988.0,1.00%,F,T)



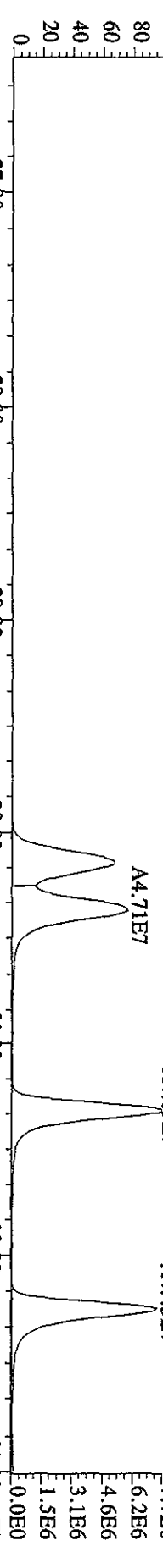
File: 26API0AID5 #1-447 Acq: 26-APR-2010 19:26:59 GC EI + Voltage SIR 70SE
 Sample#2 Text: ST0426B :CSS 10DXN111 Exp: DIOXIN
 392.9760 S:2 F:3 SMO(1,3) PKD(5,3,3,100.00%,0.0,1.00%,F,T)
 100% 26:37 27:18 27:51 28:19 28:52 29:15 29:58 30:31 31:07 31:39 32:14 32:35



373.8208 S:2 F:3 SMO(1,3) BSUB(1000,15,-3.0) PKD(5,3,3,0.10%,3832.0,1.00%,F,T)
 100% 26:37 27:18 27:51 28:19 28:52 29:15 29:58 30:31 31:07 31:39 32:14 32:35



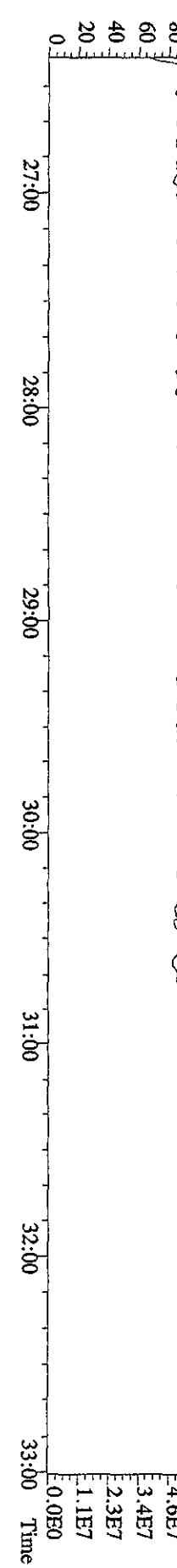
375.8178 S:2 F:3 SMO(1,3) BSUB(1000,15,-3.0) PKD(5,3,3,0.10%,3232.0,1.00%,F,T)
 100% 26:37 27:18 27:51 28:19 28:52 29:15 29:58 30:31 31:07 31:39 32:14 32:35




445.7555 S:2 F:3 SMO(1,3) BSUB(1000,15,-3.0) PKD(5,3,3,100.00%,860.0,1.00%,F,T)
 100% 26:37 27:18 27:51 28:19 28:52 29:15 29:58 30:31 31:07 31:39 32:14 32:35




380.9760 S:2 F:3 SMO(1,3) PKD(5,3,3,100.00%,0.0,1.00%,F,T)
 100% 26:37 27:18 27:51 28:19 28:52 29:15 29:58 30:31 31:07 31:39 32:14 32:35






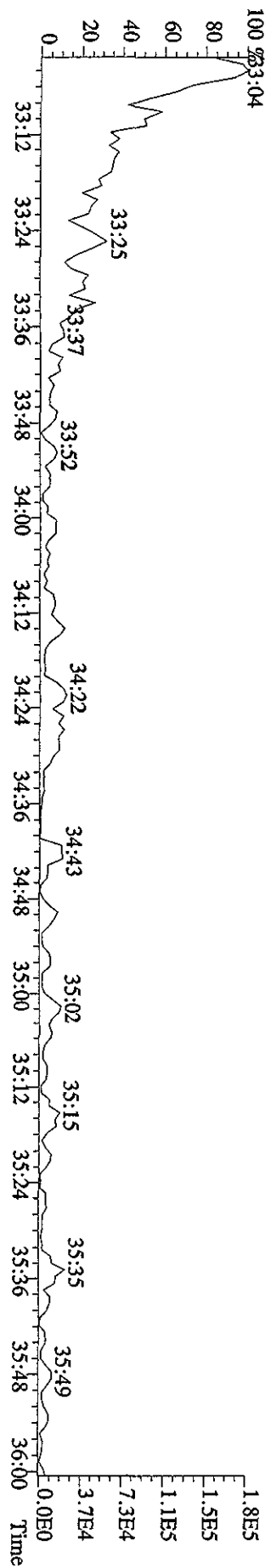
407.7818 S:2 F:4 SMO(1,3) BSUB(1000,15,-3.0) PKD(5,3,3,0.10%,8364.0,1.00%,F,T)



409.7789 S:2 F:4 SMO(1,3) BSUB(1000,15,-3.0) PKD(5,3,3,0.10%,17572.0,1.00%,F,T)



479.7165 S:2 F:4 SMO(1,3) BSUB(1000,15,-3.0) PKD(5,3,3,100.00%,14952.0,1.00%,F,T)




File: 26AP10A1D5 #1-244 Acq: 26-APR-2010 19:26:59 GC EI+ Voltage SIR 70SE

Sample#2 Text: ST0426B : CS3 10DXN111 Exp: DIOXIN

454.9728 S: 2 F: 5 SMO(1,3) PKD(5,3,3,100.00%,0.0,1.00%,F,T)

100% 36:11 36:25 36:46 36:56 37:16 37:26 37:39 37:52 38:05 38:16 38:31 38:53 39:18


3.4E7 3.0E7 2.7E7 2.4E7 2.0E7 1.7E7 1.4E7 1.0E7 6.8E6 3.4E6



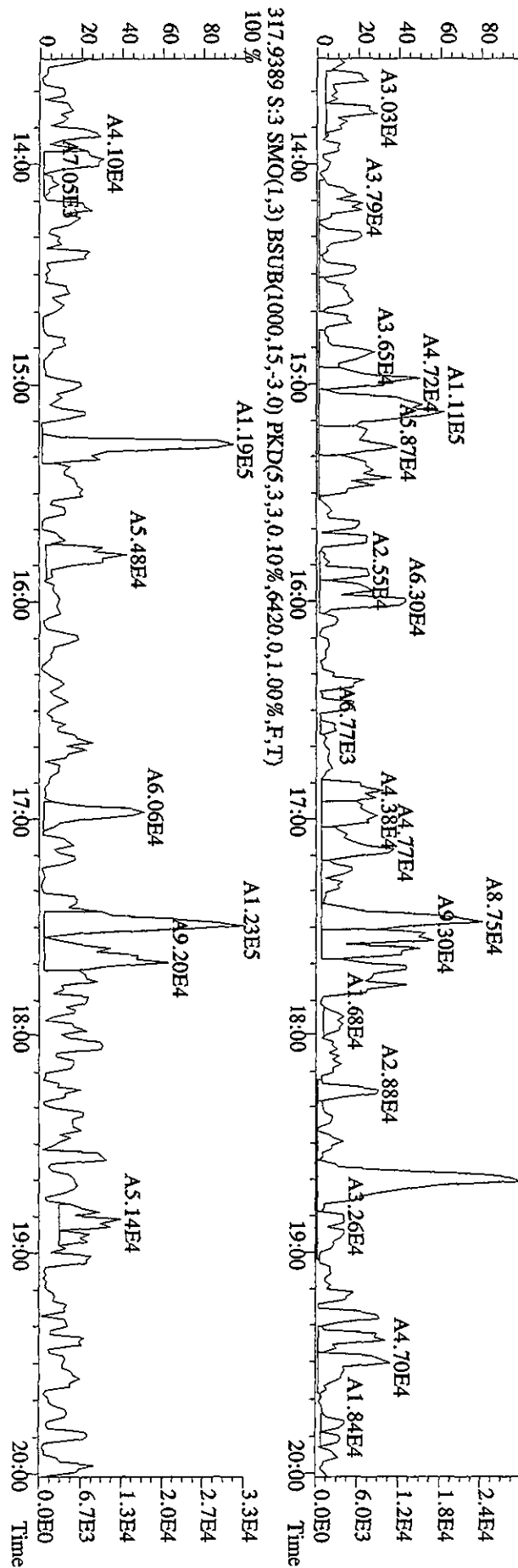
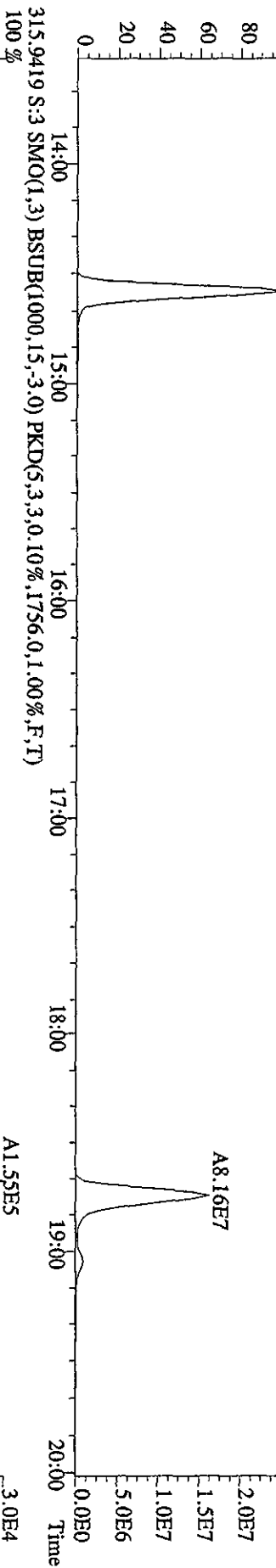

442.9728 S: 2 F: 5 SMO(1,3) PKD(5,3,3,100.00%,0.0,1.00%,F,T)

100% 36:13 36:24 36:38 37:00 37:13 37:24 37:36 37:48 38:00 38:12 38:24 38:36 38:48 39:00 39:12 39:24

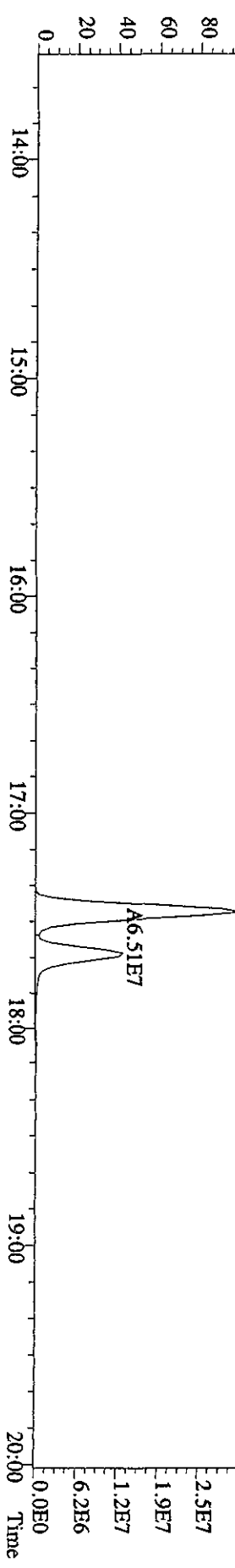
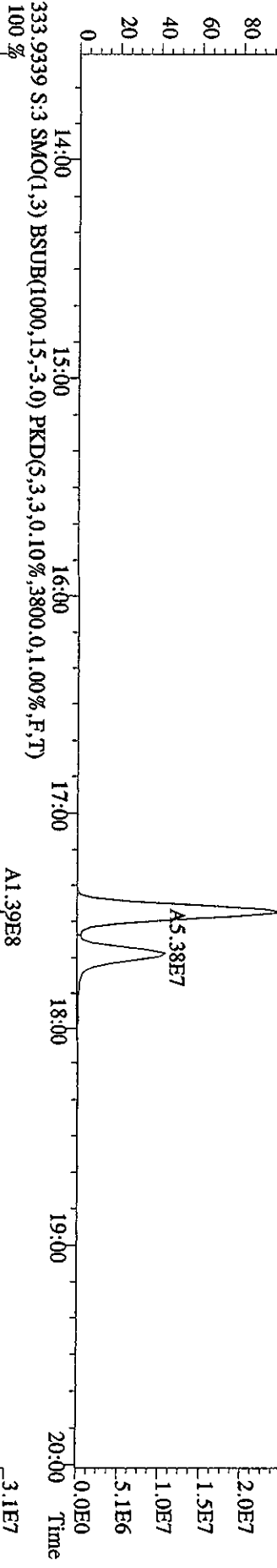
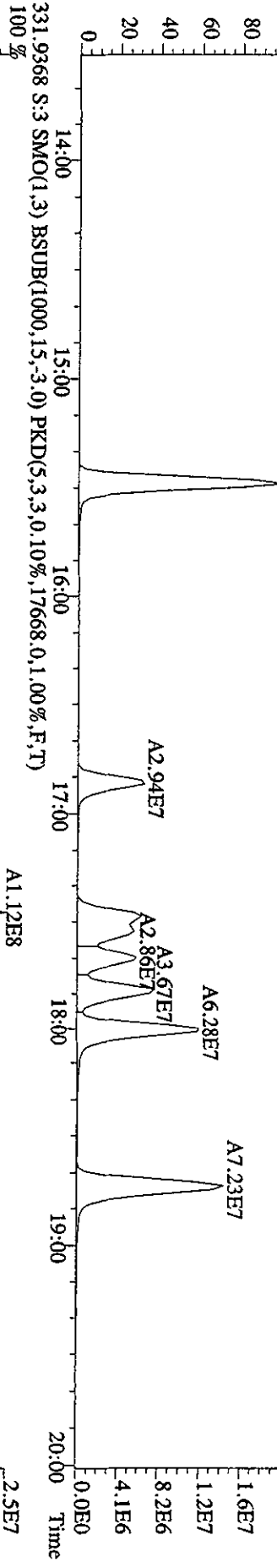
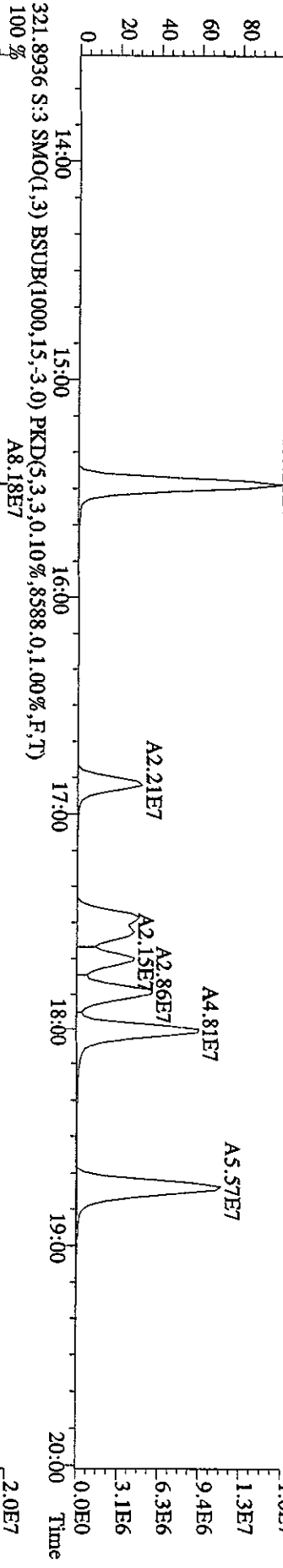
4.1E7 3.7E7 3.3E7 2.9E7 2.5E7 2.0E7 1.6E7 1.2E7 8.2E6 4.1E6



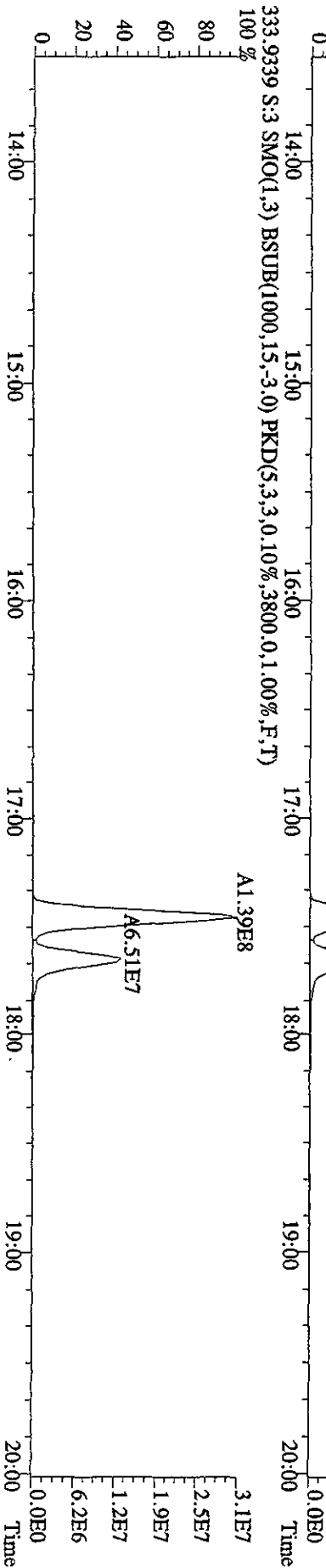
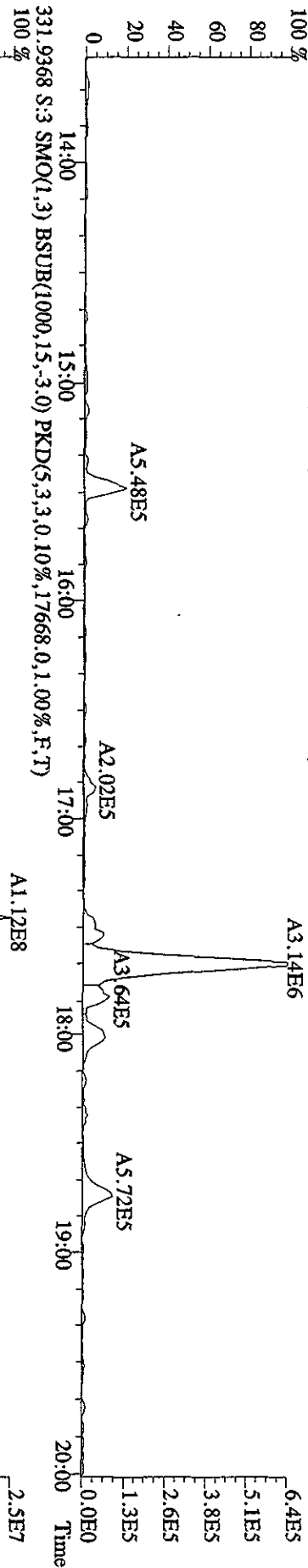
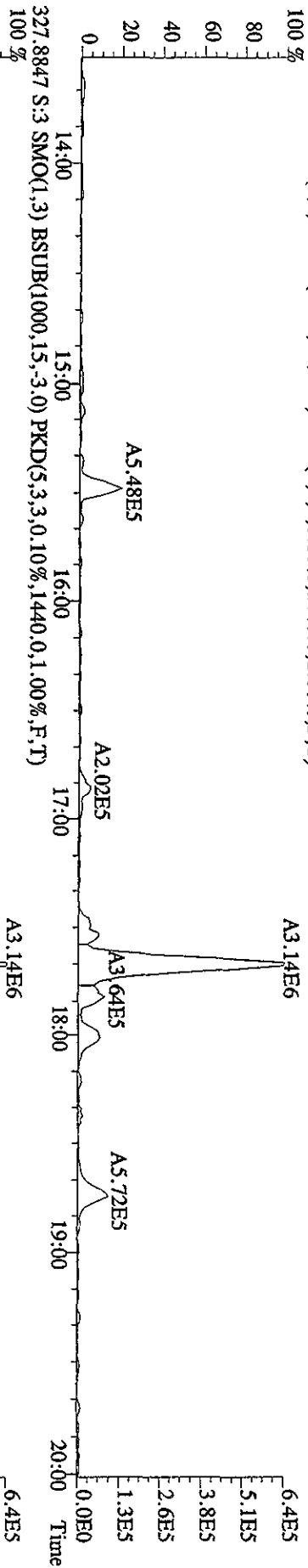
File:26AP10A1D5 #1-385 Acq:26-APR-2010 20:26:50 GC EI+ Voltage SIR 70SE
 Sample#3 Text:CP0426A :DB-5 CPSM 3732-05 Exp:DIOXIN
 303.9016 S:3 SMO(1,3) BSUB(1000,15,-3.0) PKD(5,3,3,0,10%,6252,0,1,00%,F,T)
 100 % A7.27E7



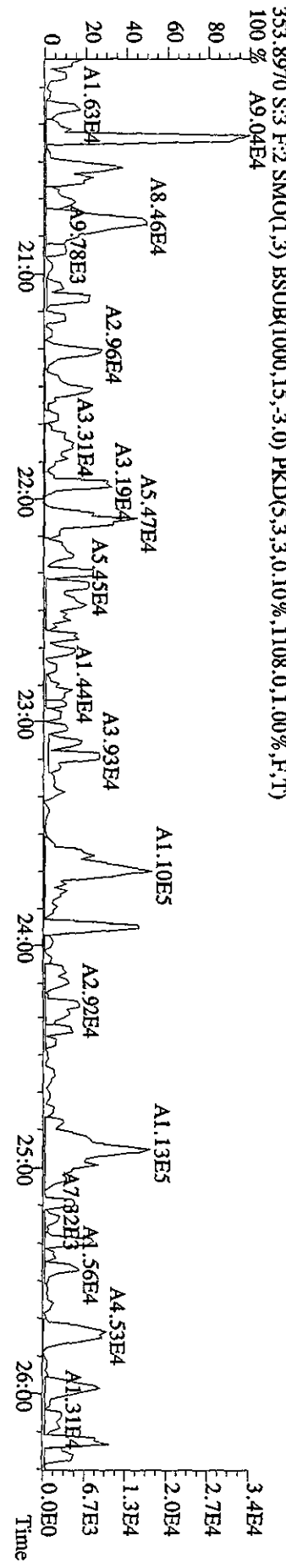
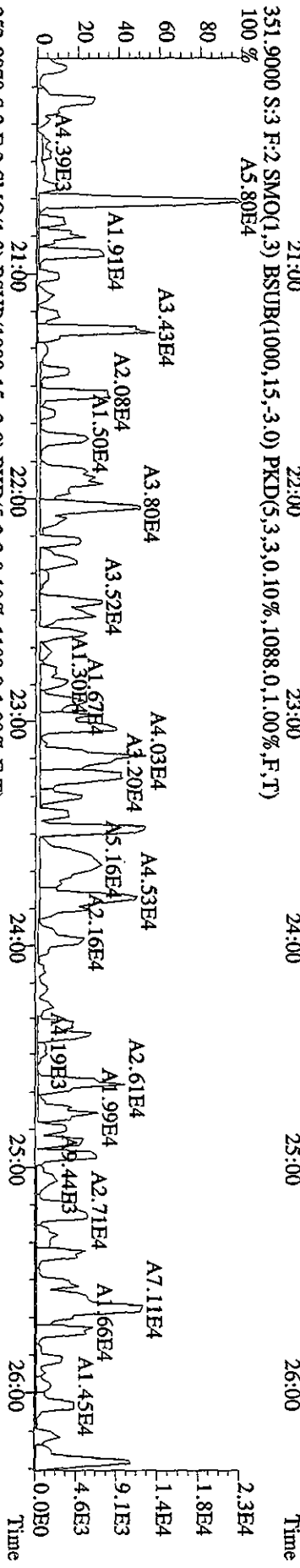

File:26AP10A1D5 #1-385 Acq:26-APR-2010 20:26:50 GC EI + Voltage SIR 70SE
 Sample#3 Text:CP0426A :DB-5 CP5M 3732-05 Exp:DIOXIN
 319.8965 S:3 SMO(1,3) BSUB(1000,15,-3,0) PKD(5,3,3,0,10%,10976,0,1,00%,F,T)
 100 % A6:21E7



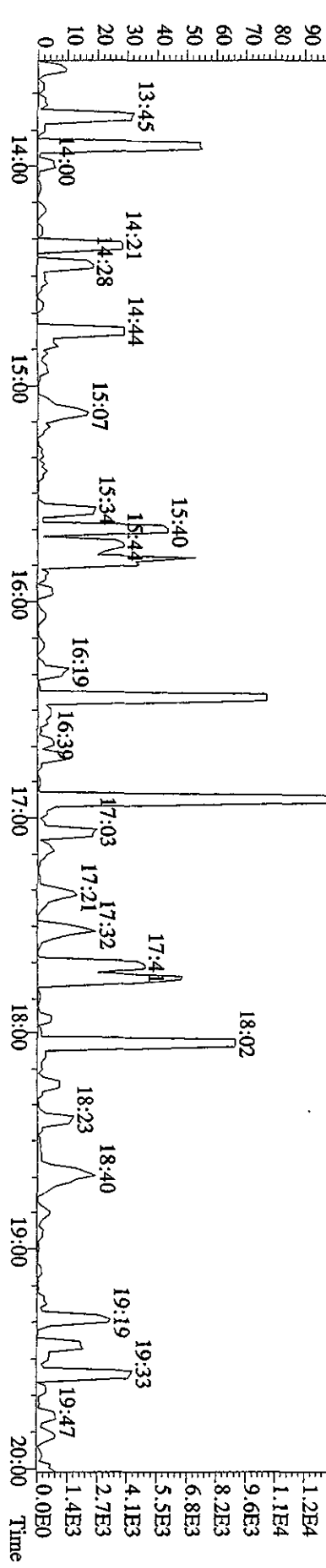
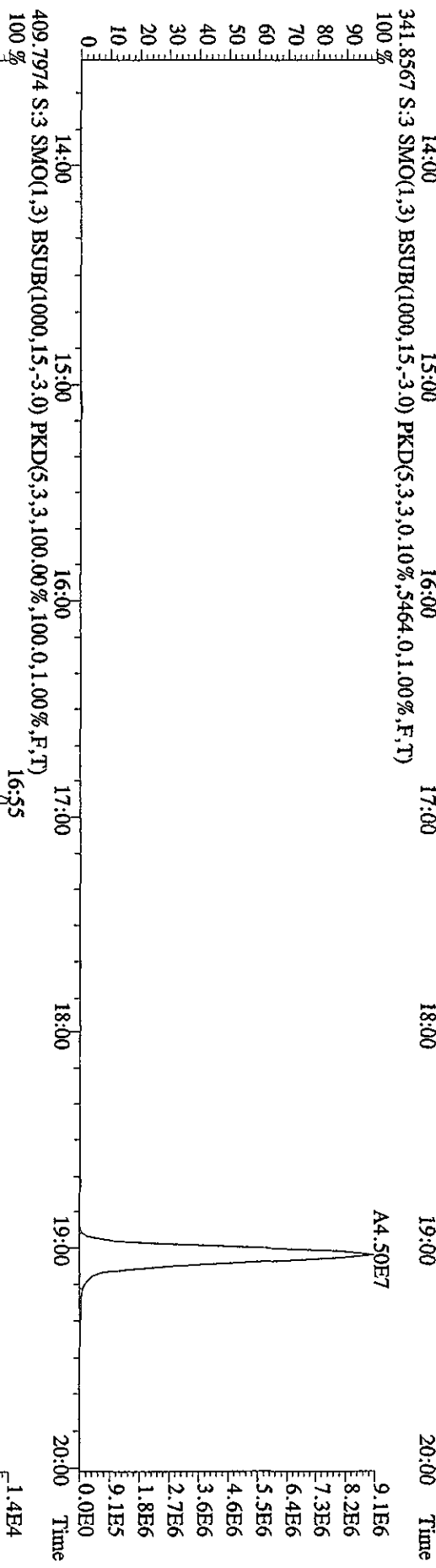
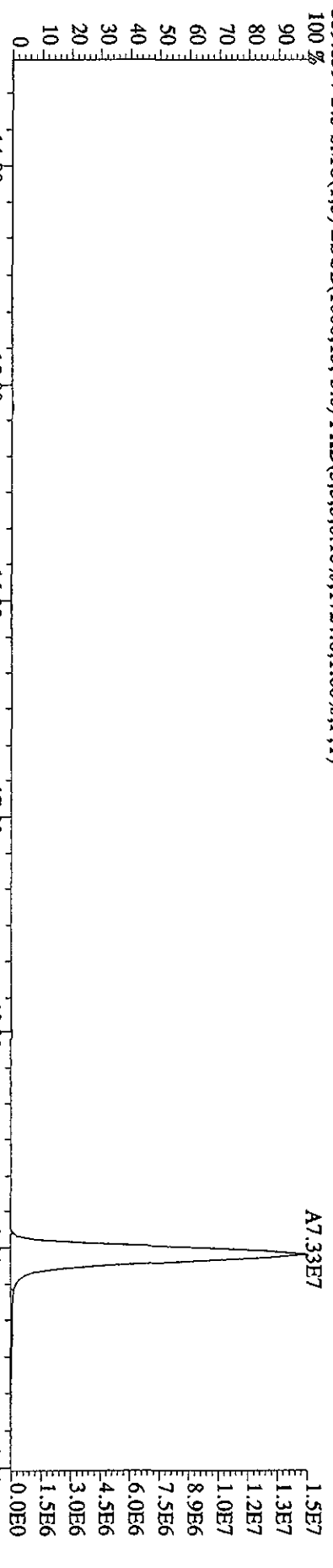
File:26AP10A1D5 #1-385 Acq:26-APR-2010 20:26:50 GC EI+ Voltage SIR 70SE
 Sample#3 Text:CP0426A :DB-5 CPSM 3732-05 Exp:DIOXIN
 327.8847 S:3 SMO(1,3) BSUB(1000,15,-3.0) PKD(5,3,3,0.10%,1440,0.1,0.00%,F,T)



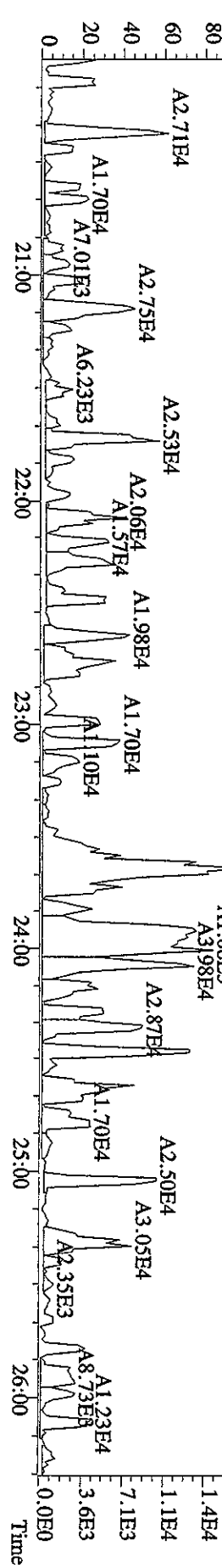



File:26API0A1D5 #1-444 Acq:26-APR-2010 20:26:30 GC EI + Voltage SIR 70SE
 Sample#3 Text:CP0426A :DB-5 CP5M 3732-05 Exp:DIOXIN
 339.8597 S:3 F:2 SMO(1,3) BSUB(1000,15,-3.0) PKD(5,3,3,0,10%,7852.0,1.00%,F,T)



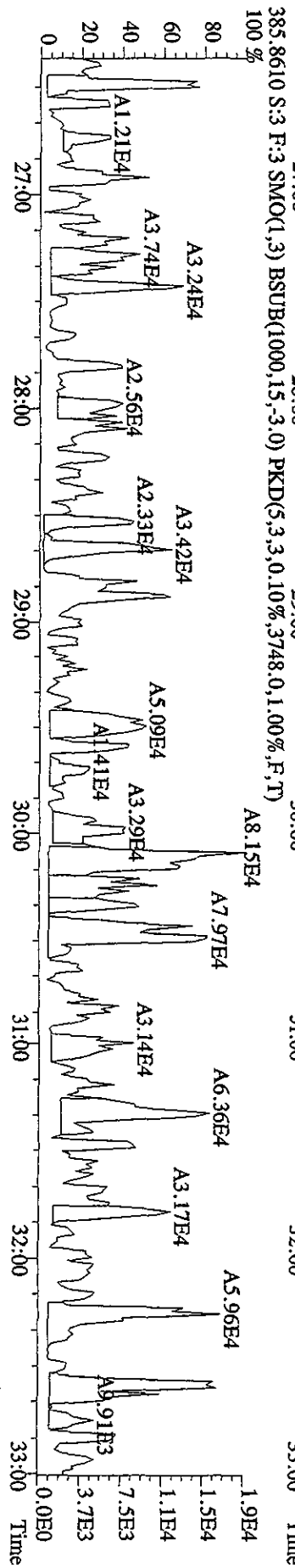
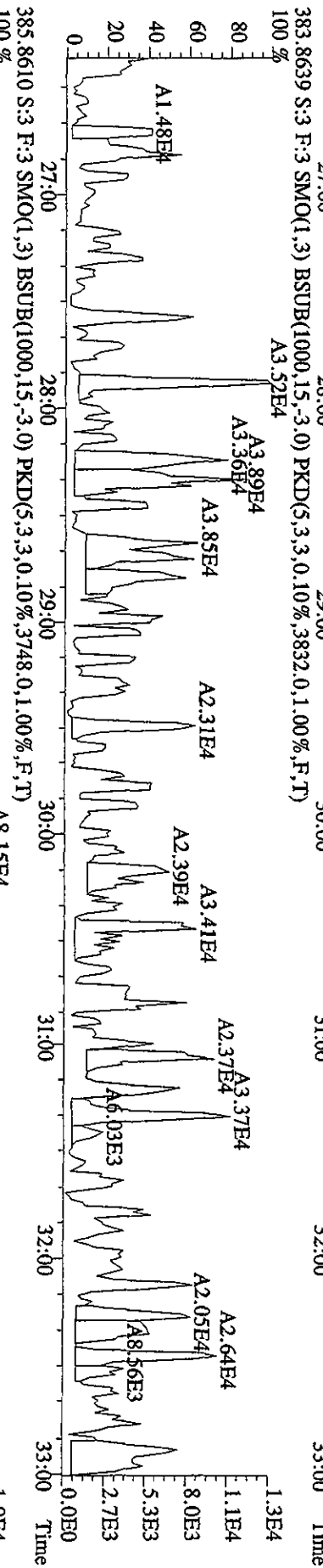

File: 26AP10A1D5 #1-385 Acq: 26-APR-2010 20:26:50 GC EI+ Voltage SIR 70SE
 Sample#3 Text: CP0426A :DB-5 CPSM 3732-05 Exp: DIOXIN
 339.8597 S:3 SMO(1,3) BSUB(1000,15,-3.0) PKD(5,3,3,0,10%,1724,0,1,00%,F,T)
 100%



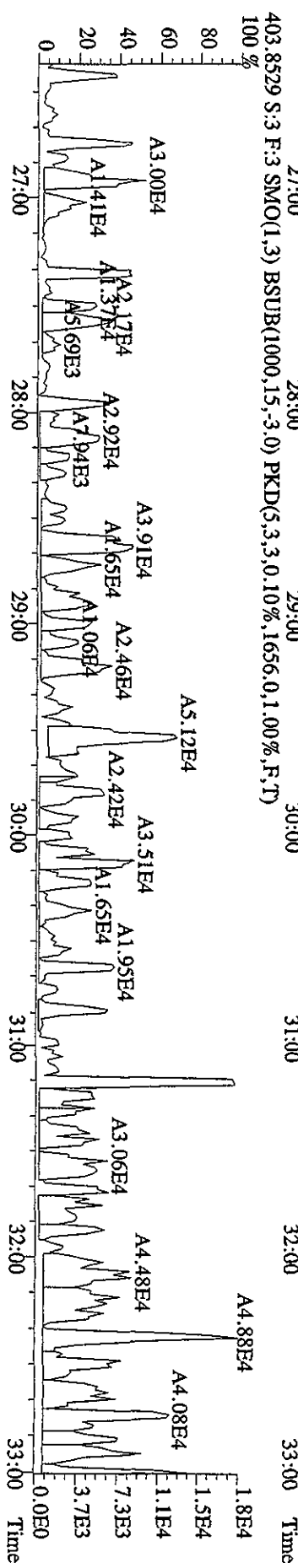
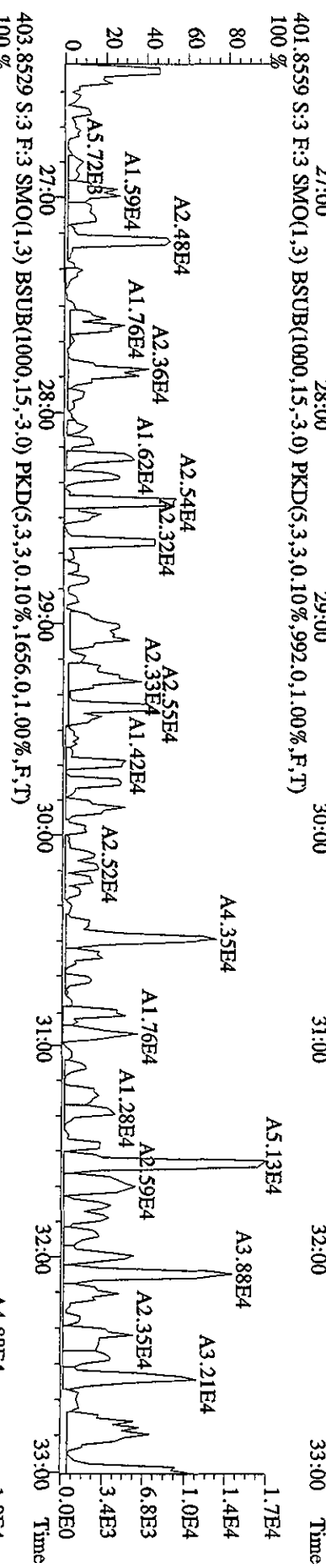
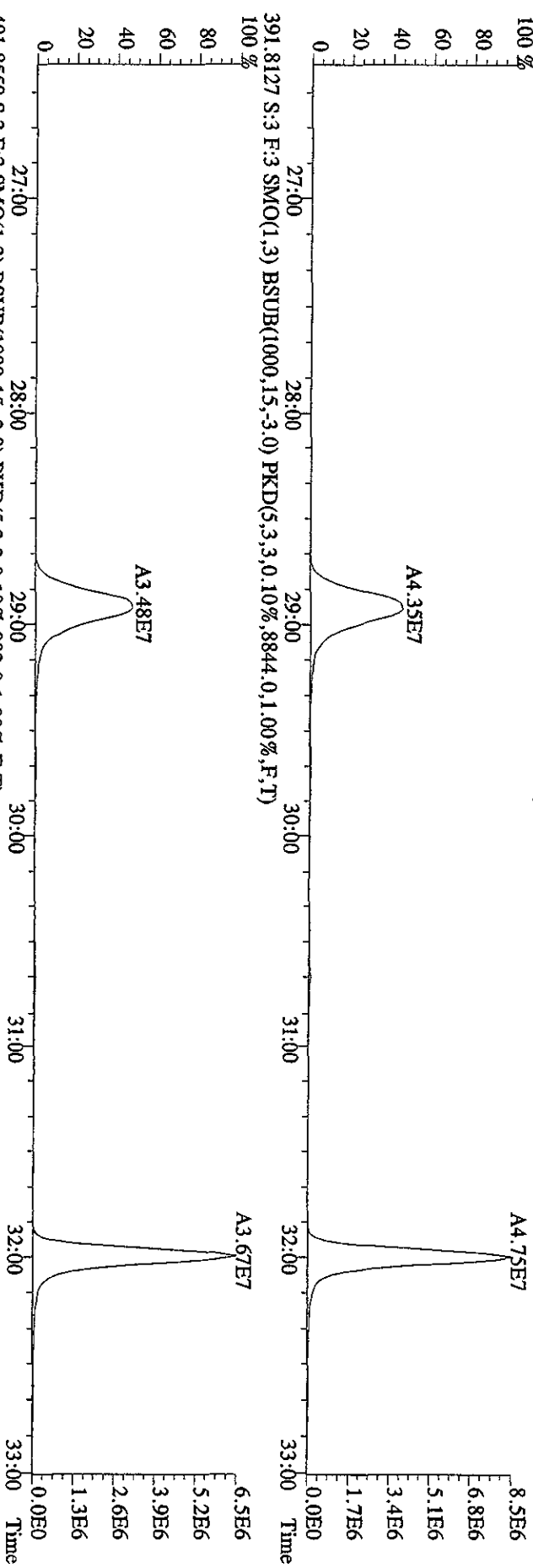
File:26ADP10A1D5 #1-444 Acq:26-APR-2010 20:26:50 GC EI+ Voltage SIR 70SE
 Sample#3 Text:CP0426A :DB-5 CP5M 3732-05 Exp:DIOXIN
 355.8546 S:3 F:2 SMO(1,3) BSUB(1000,15,-3,0) PKD(5,3,3,0.10%,10352,0.1,0.00%,F,T)
 100% A5.98E7



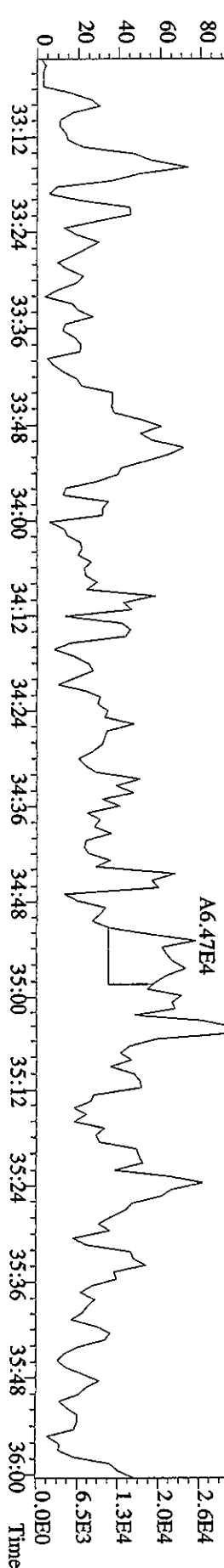
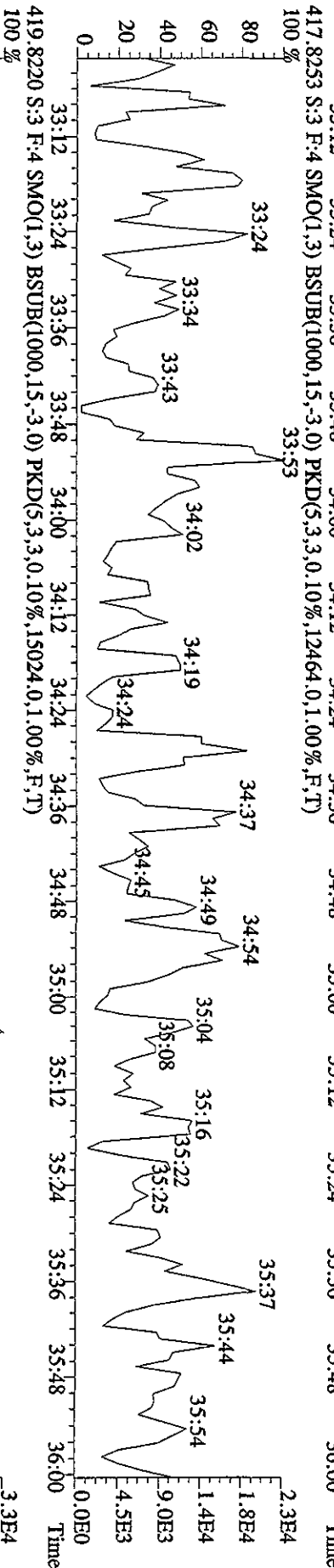
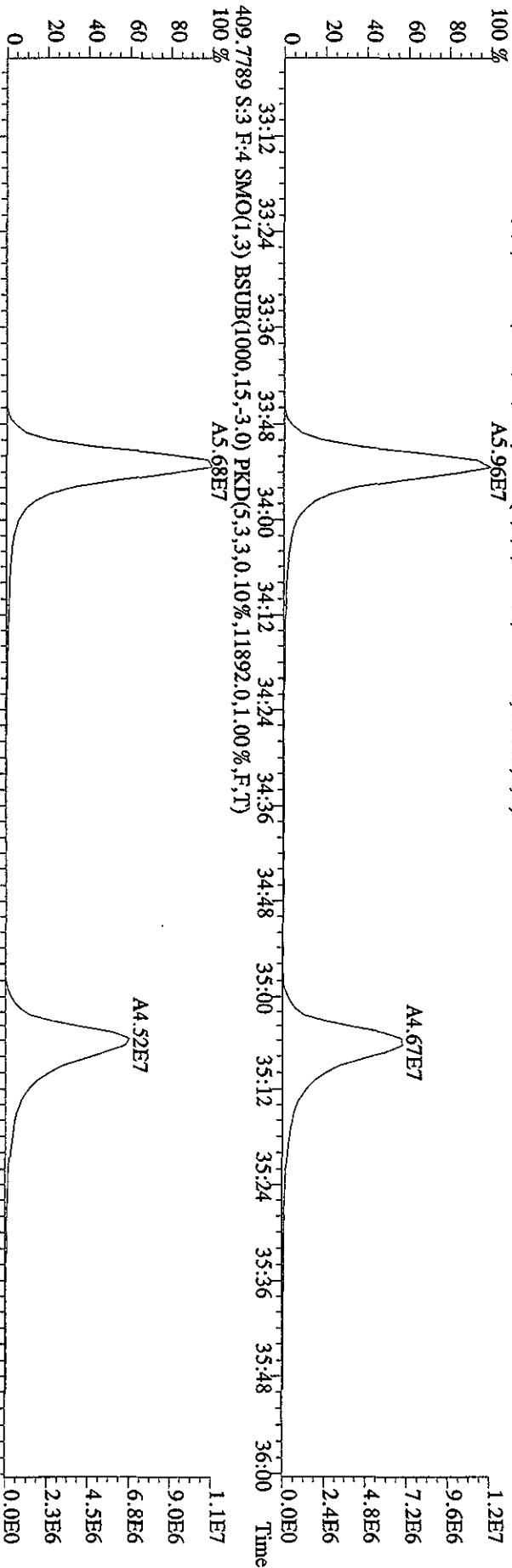
File: 26API0A1D5 #1-447 Acq: 26-APR-2010 20:26:50 GC EI+ Voltage SIR 70SE
 Sample#3 Text: CP0426A :DB-5 CPSM 3732-05 Exp: DIOXIN
 373.8208 S:3 F:3 SMO(1,3) BSUB(1000,15,-3,0) PKD(5,3,3,0,10%,5308,0,1,00%,F,T)
 100%

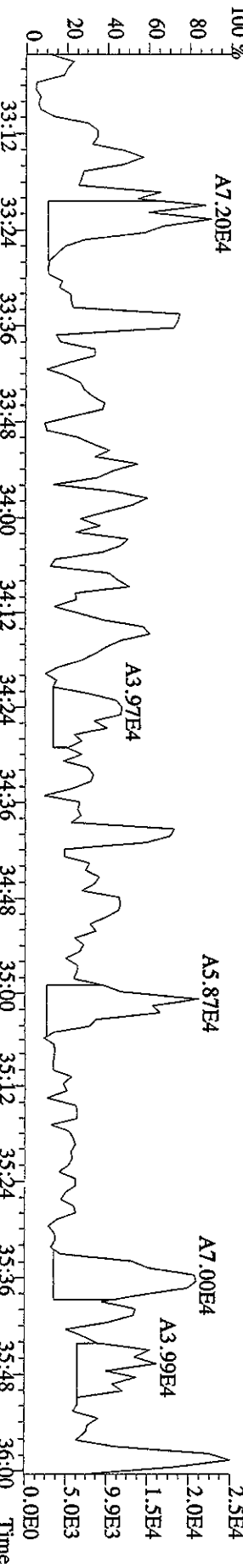
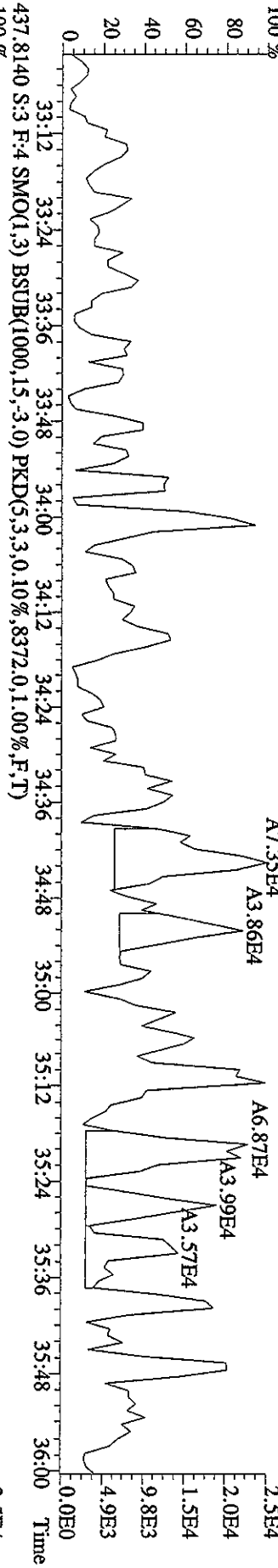
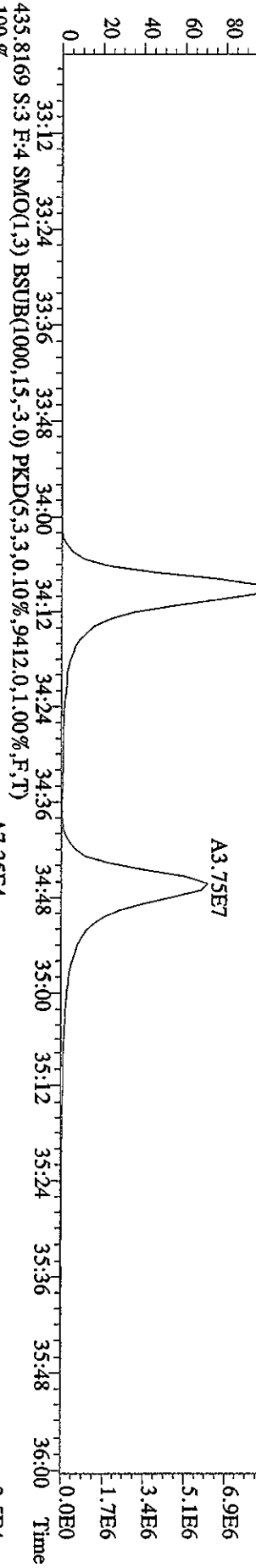
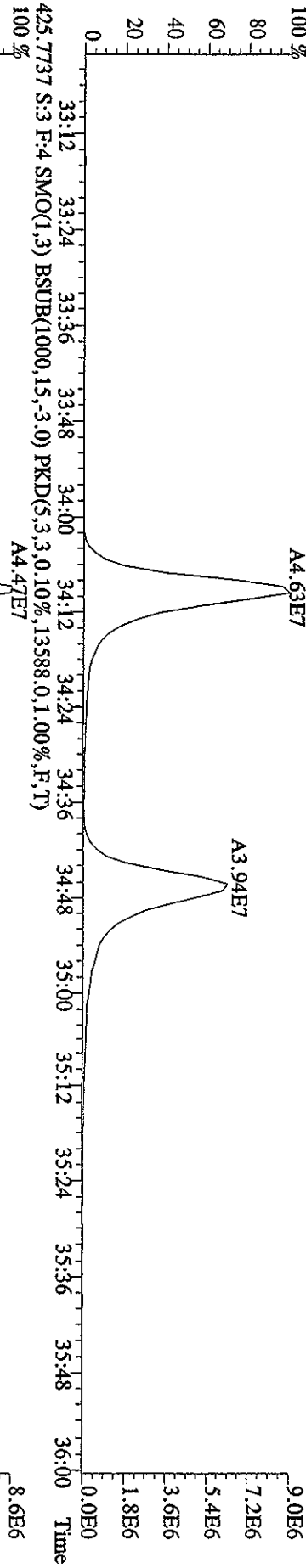


File:26AP10A1D5 #1-447 Acq:26-APR-2010 20:26:50 GC EI+ Voltage SIR 70SE
 Sample#3 Text:CP0426A :DB-5 CPSM 3732-05 Exp:DIOXIN
 389.8157 S:3 F:3 SMO(1,3) BSUB(1000,15,-3,0) PKD(5,3,3,0.10%,4156,0.1,00%,F,T)
 100%

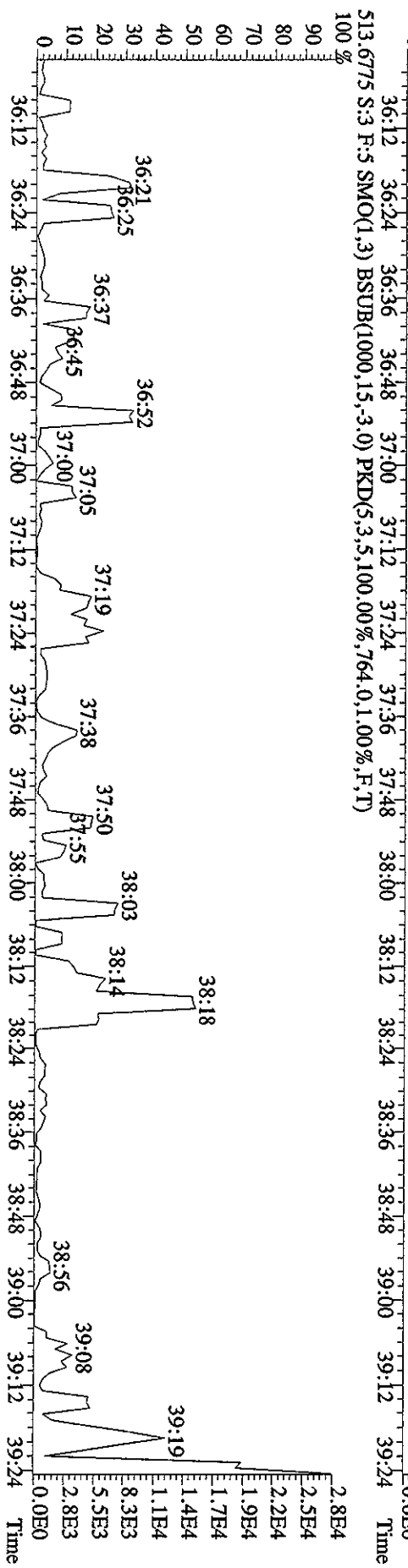
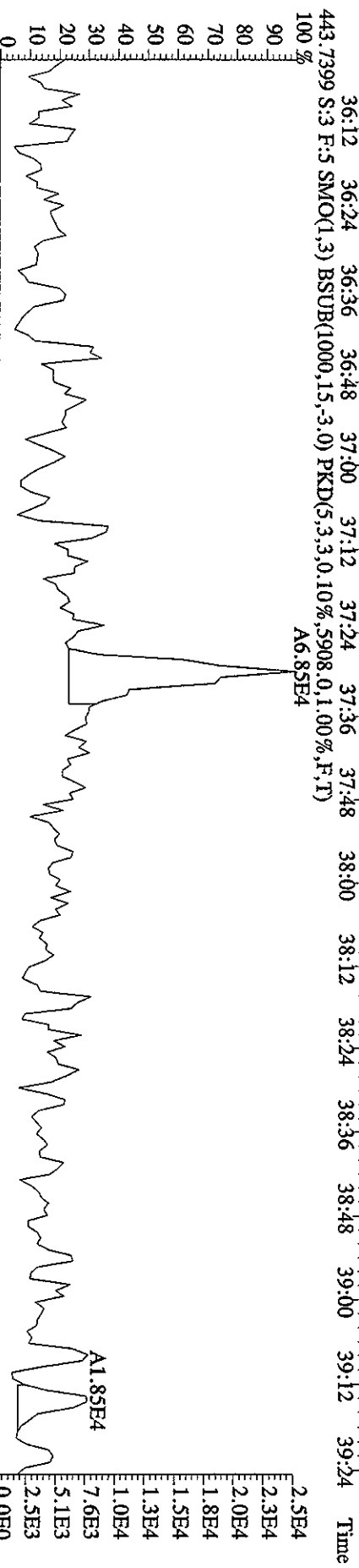
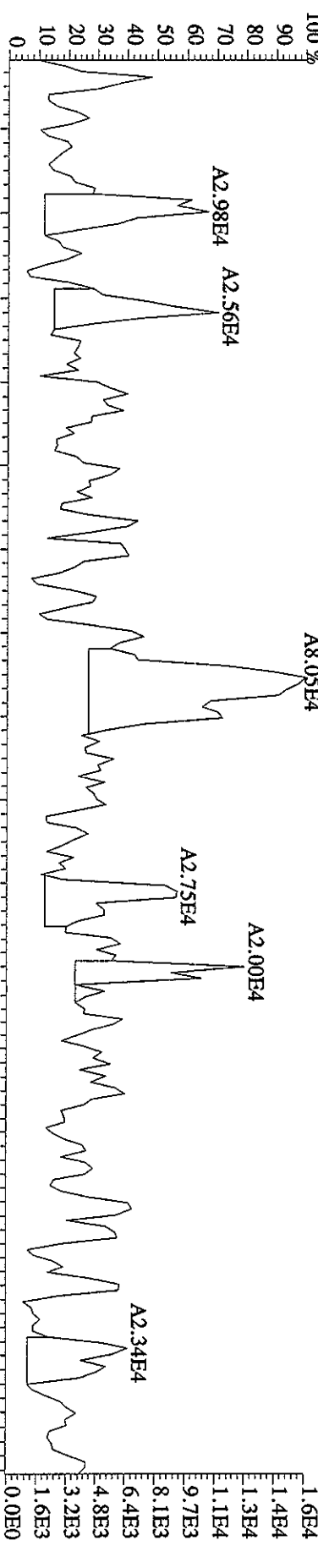


File:26AP10A1D5 #1-210 Acq:26-APR-2010 20:26:50 GC EI+ Voltage SIR 70SE
 Sample#3 Text:CP0426A :DB-5 CP5M 3732-05 Exp:DIOXIN
 407.7818 S:3 F:4 SMO(1,3) BSUB(1000,15,-3,0) PKD(5,3,3,0,10%,18596,0,1,00%,F,T)





File:26API0A1D5 #1-244 Acq:26-APR-2010 20:26:50 GC EI+ Voltage SIR 70SE
 Sample#3 Text:CP0426A :DB-5 CP5M 3732-05 Exp:DIOXIN
 441.7428 S:3 F:5 SMO(1,3) BSUB(1000,15,-3.0) PKD(5,3,3.0,10%,4604,0.1,00%,F,T)

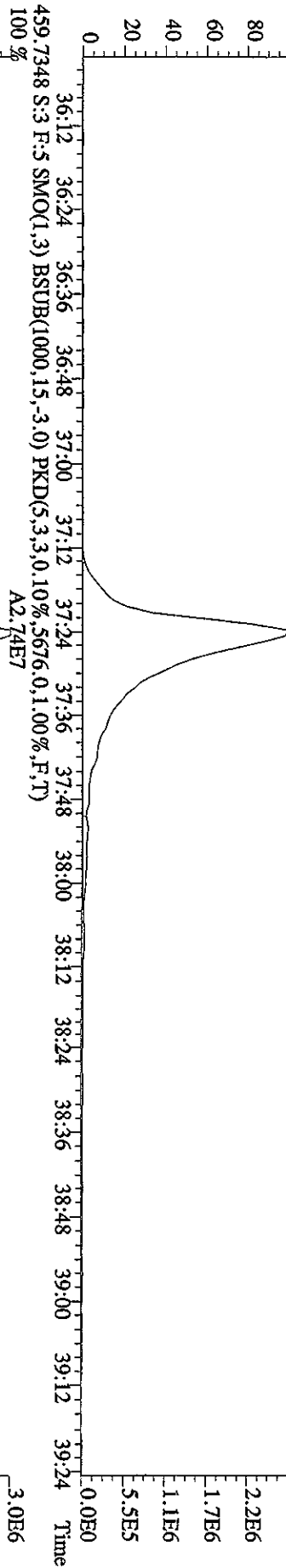


457.7377 S:3 F:5 SMO(1,3) BSUB(1000,15,-3.0) PKD(5,3,3,0,10%,7340,0,1,00%,F,T)

100 %

A2.44E7

2.8E6

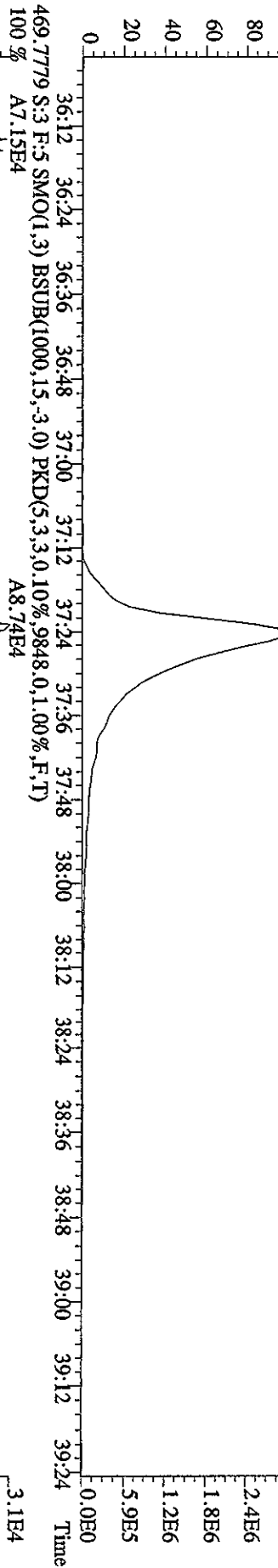


459.7348 S:3 F:5 SMO(1,3) BSUB(1000,15,-3.0) PKD(5,3,3,0,10%,5676,0,1,00%,F,T)

100 %

A2.74E7

3.0E6



469.7779 S:3 F:5 SMO(1,3) BSUB(1000,15,-3.0) PKD(5,3,3,0,10%,9848,0,1,00%,F,T)

100 %

A8.74E4

3.1E4

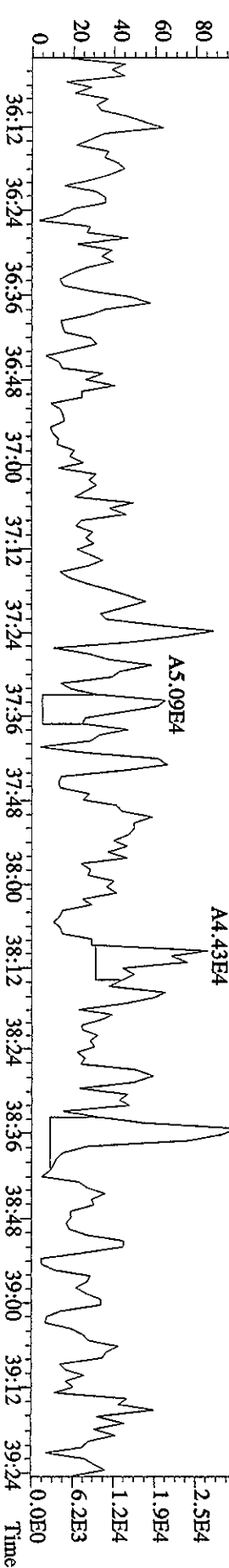


471.7750 S:3 F:5 SMO(1,3) BSUB(1000,15,-3.0) PKD(5,3,3,0,10%,14148,0,1,00%,F,T)

100 %

A5.09E4

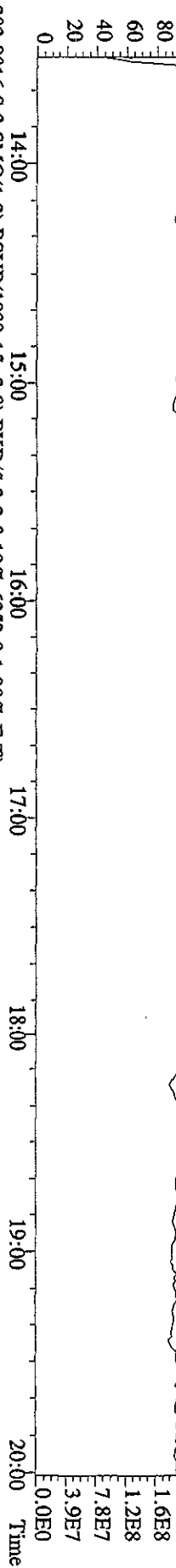
3.1E4



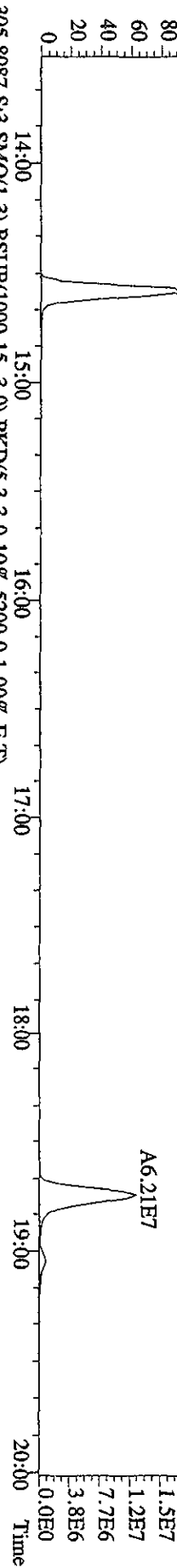
File:26AP10A1D5 #1-385 Acq:26-APR-2010 20:26:50 GC EI+ Voltage SIR 70SE

Sample#3 Text:CP0426A :DB-5 CPM 3732-05 Exp:DIOXIN

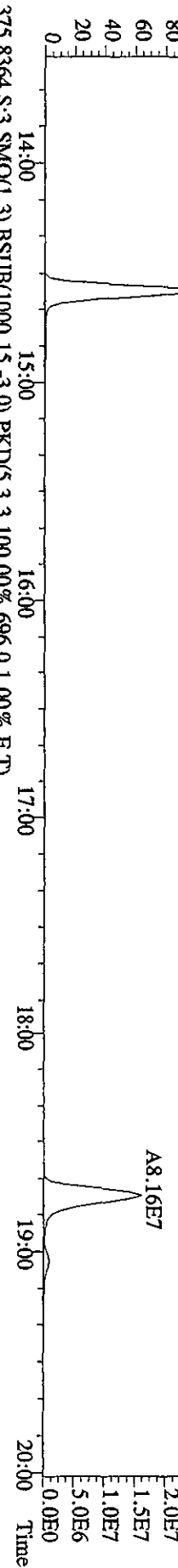
292.9825 S:3 SMO(1,3) PKD(5,3,5,100,00%,0,0,1,00%,F,T)




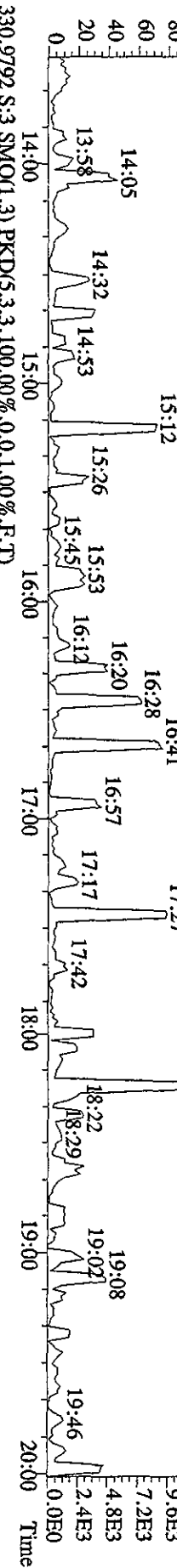
303.9016 S:3 SMO(1,3) BSUB(1000,15,-3,0) PKD(5,3,3,0,10%,6252,0,1,00%,F,T)



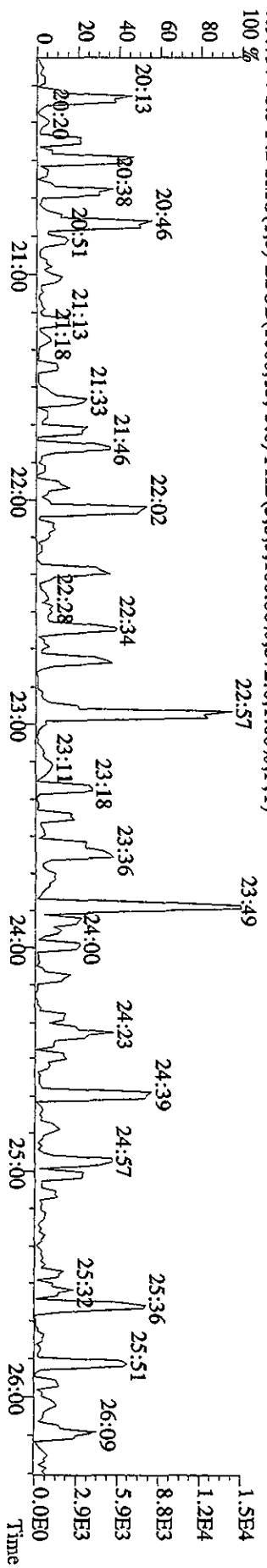
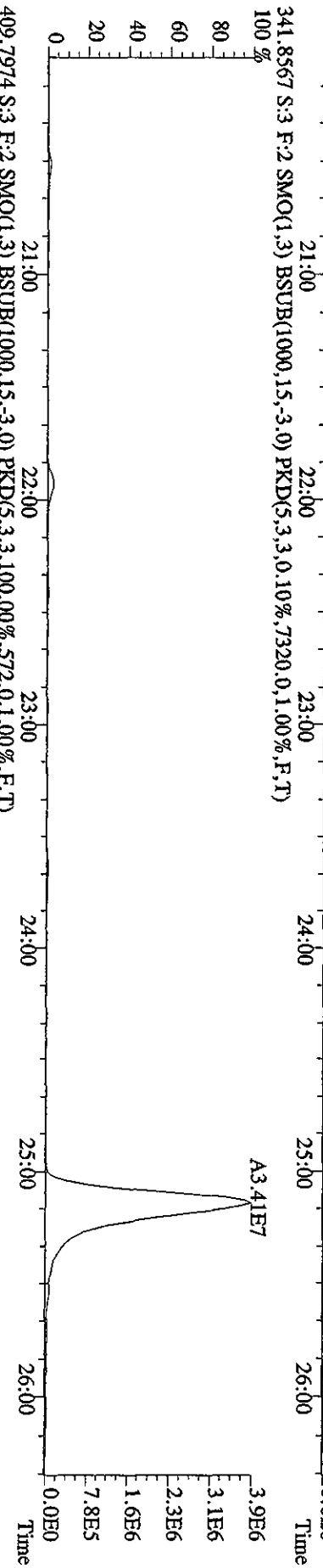

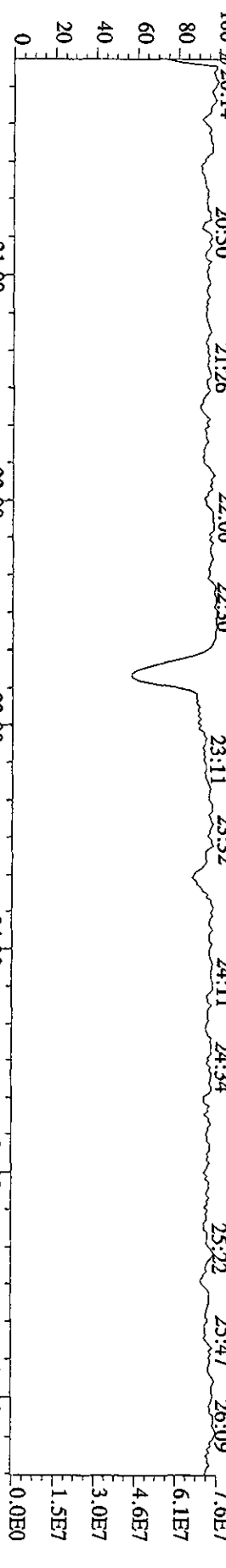
305.8987 S:3 SMO(1,3) BSUB(1000,15,-3,0) PKD(5,3,3,0,10%,5200,0,1,00%,F,T)



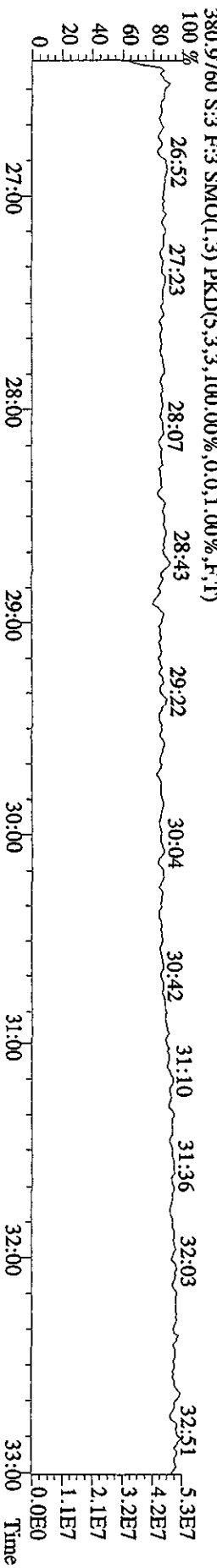
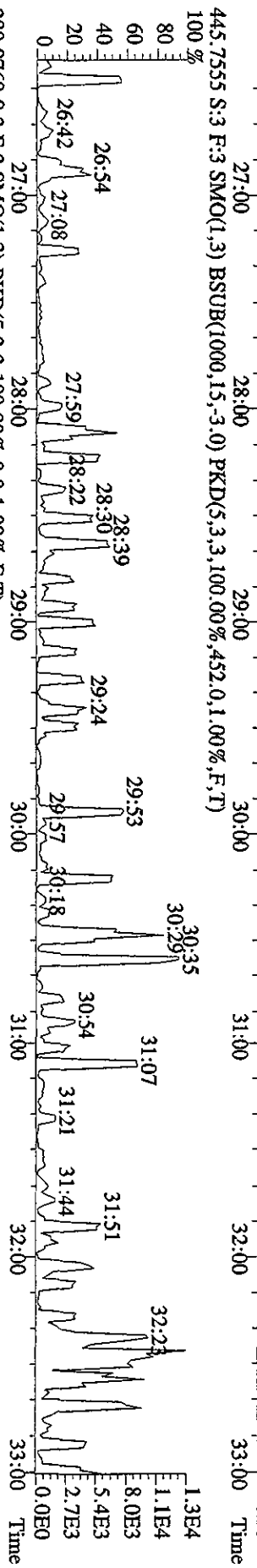
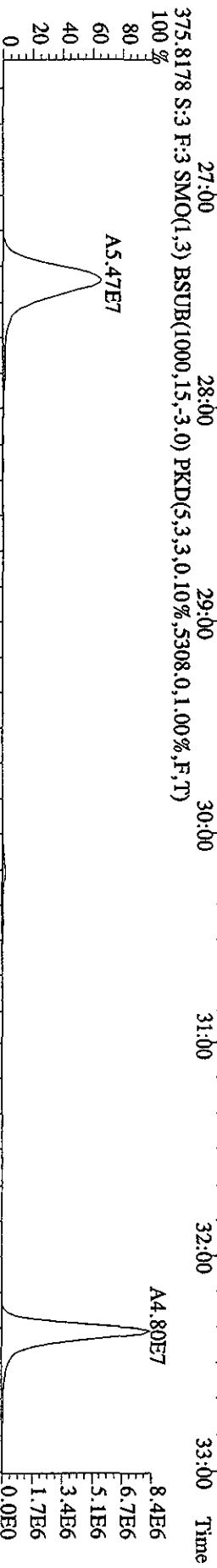

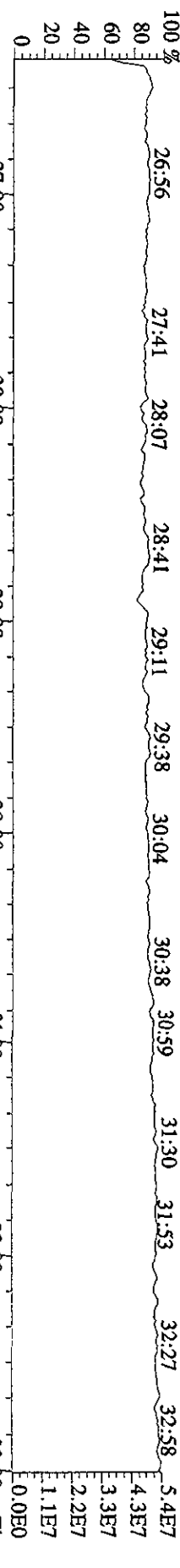
375.8364 S:3 SMO(1,3) BSUB(1000,15,-3,0) PKD(5,3,3,100,00%,696,0,1,00%,F,T)



File:26AP10A1D5 #1-444 Acq:26-APR-2010 20:26:50 GC EI+ Voltage SIR 70SE
 Sample#3 Text:CP0426A :DB-5 CPSM 3732-05 Exp:DIOXIN
 342.9792 S:3 F:2 SMO(1,3) PKD(5,3,3,100.00%,0.0,1.00%,F,T)
 100% 20:14 20:50 21:26 22:06 22:30 23:11 23:32 24:11 24:34 25:22 25:47 26:09 7.6E7




File:26AP10A1D5 #1-447 Acq:26-APR-2010 20:26:50 GC EI+ Voltage SIR 70SE
 Sample#3 Text:CP0426A :DB-5 CP5M 3732-05 Exp:DIOXIN
 392.9760 S:3 F:3 SMO(1,3) PKD(5,3,3,100.00%,0.0,1.00%,F,T)




File: 26AP10A1D5 #1-210 Acq: 26-APR-2010 20:26:50 GC EI+ Voltage SIR 70SE

Sample#3 Text: CP0426A :DB-5 CPSM 3732-05 Exp: DIOXIN


430.9728 S:3 F:4 SMO(1.3) PKD(5.3,3,100.00%,0.0,1.00%,F,T)



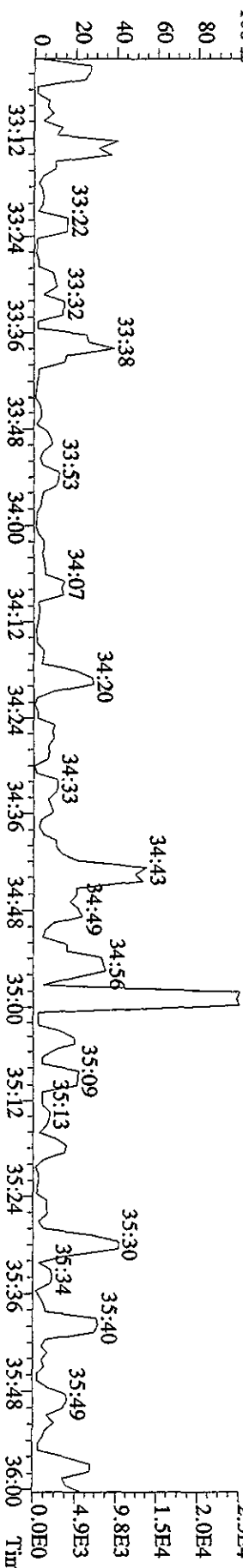
407.7818 S:3 F:4 SMO(1.3) BSUB(1000,15,-3,0) PKD(5.3,3,0.10%,18596,0.1,1.00%,F,T)



409.7789 S:3 F:4 SMO(1.3) BSUB(1000,15,-3,0) PKD(5.3,3,0.10%,11892,0.1,1.00%,F,T)



479.7165 S:3 F:4 SMO(1.3) BSUB(1000,15,-3,0) PKD(5.3,3,100.00%,1548,0.1,1.00%,F,T)



File:26API0A1D5 #1-244 Acq:26-APR-2010 20:26:50 GC EI+ Voltage SIR 70SE

Sample#3 Text:CP0426A :DB-5 CP5M 3732-05 Exp:DIOXIN

454.9728 S.3 F:5 SMO(1,3) PKID(5,3,3,100.00%,0.0,1.00%,F,T)

100% 36:22 36:34 36:48 37:00 37:11 37:25 37:40 37:53

80 36:12 36:24 36:36 36:48 37:00 37:12 37:24 37:36 37:48 38:00 38:12 38:24 38:36 38:48 39:00 39:12 39:24

60 36:07 36:23 36:35 36:50 37:10 37:35 37:55 38:17 38:31 38:55 39:06 39:17

40 36:12 36:24 36:36 36:48 37:00 37:12 37:24 37:36 37:48 38:00 38:12 38:24 38:36 38:48 39:00 39:12 39:24

30 36:12 36:24 36:36 36:48 37:00 37:12 37:24 37:36 37:48 38:00 38:12 38:24 38:36 38:48 39:00 39:12 39:24

20 36:12 36:24 36:36 36:48 37:00 37:12 37:24 37:36 37:48 38:00 38:12 38:24 38:36 38:48 39:00 39:12 39:24

10 36:12 36:24 36:36 36:48 37:00 37:12 37:24 37:36 37:48 38:00 38:12 38:24 38:36 38:48 39:00 39:12 39:24

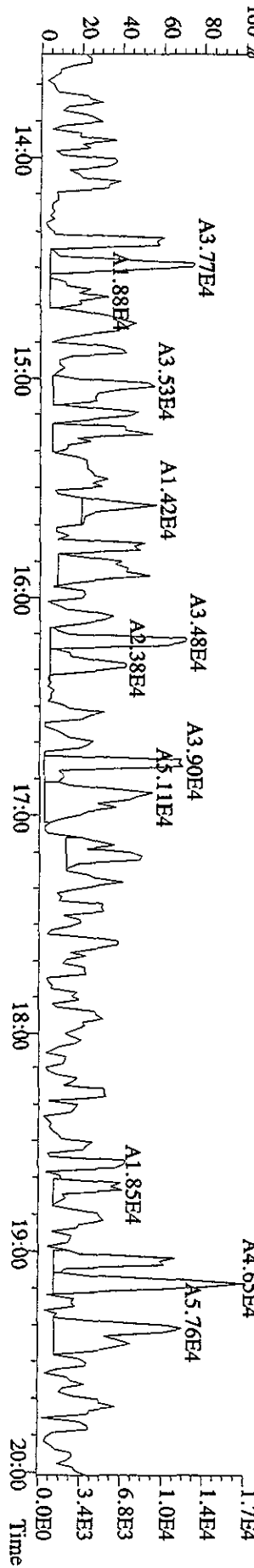
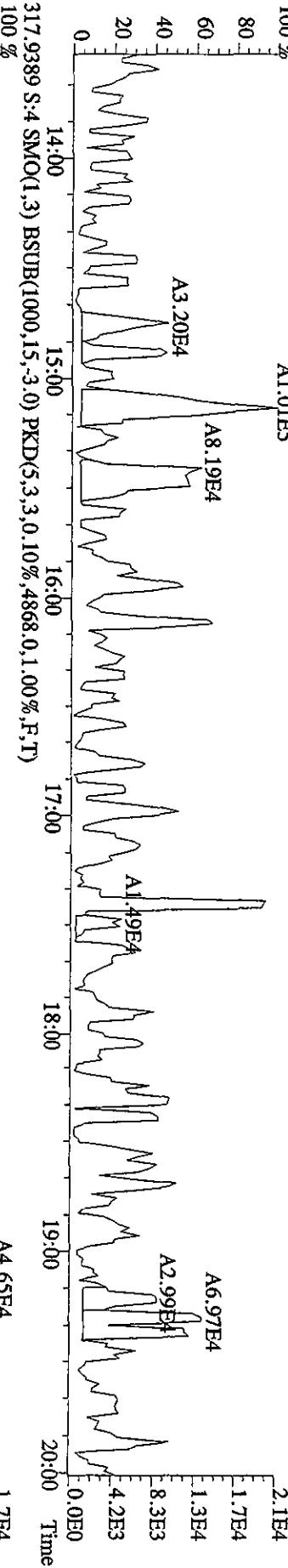
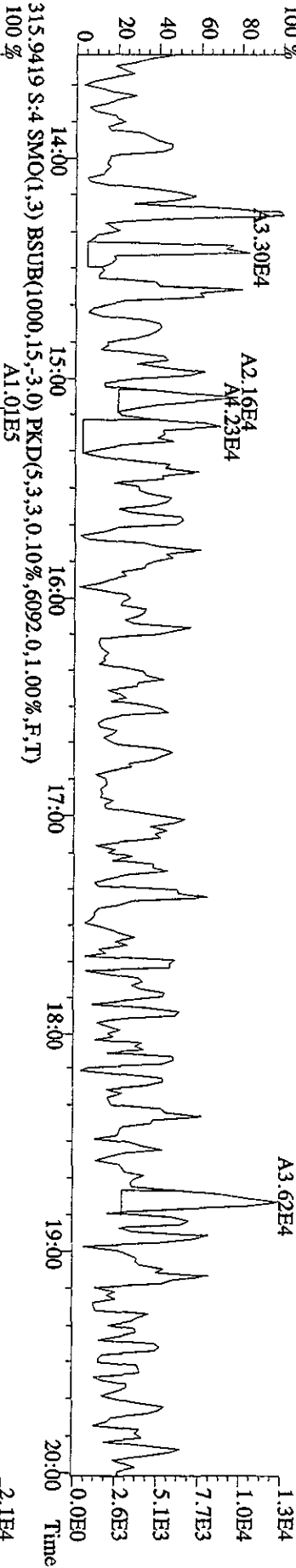
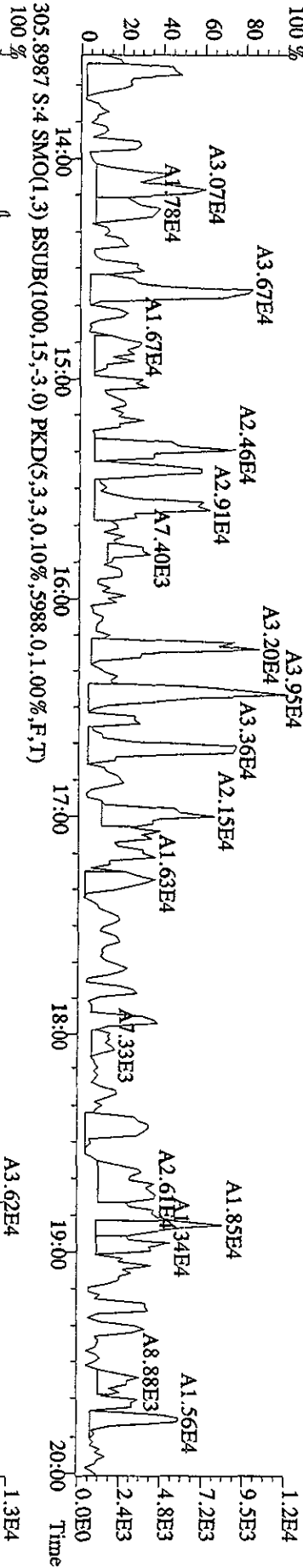
0 36:12 36:24 36:36 36:48 37:00 37:12 37:24 37:36 37:48 38:00 38:12 38:24 38:36 38:48 39:00 39:12 39:24

0.0E0 3.1E7 2.8E7 2.5E7 2.2E7 1.9E7 1.6E7 1.2E7 9.3E6 6.2E6 3.1E6 0.0E0

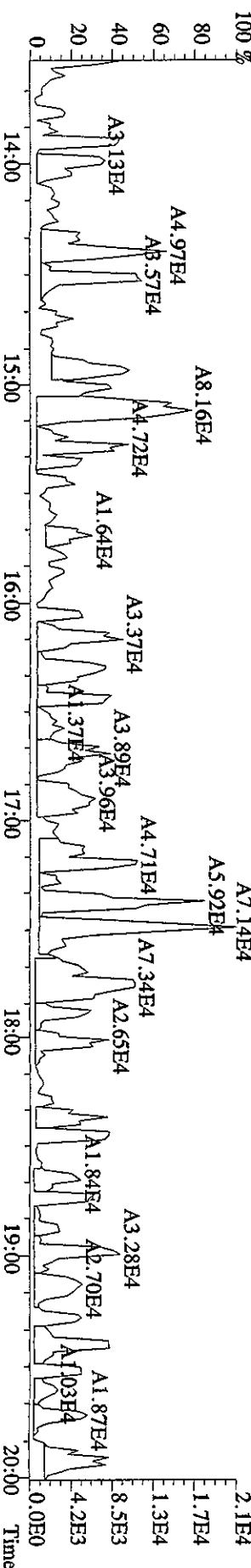
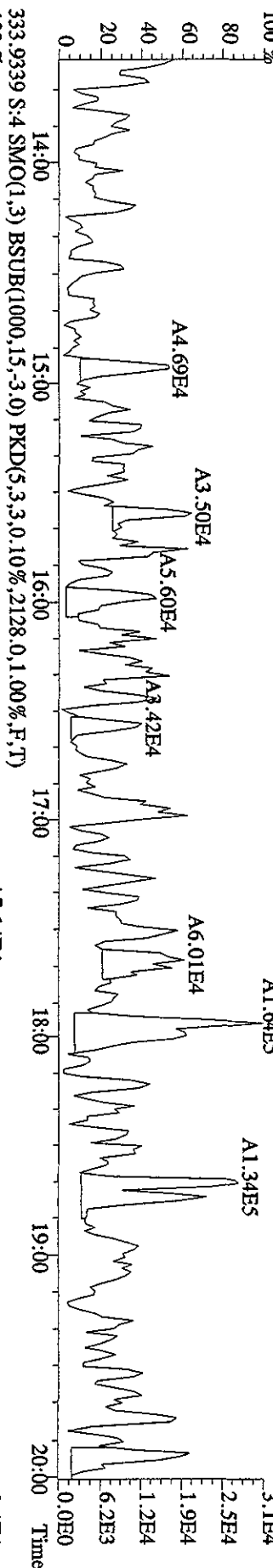
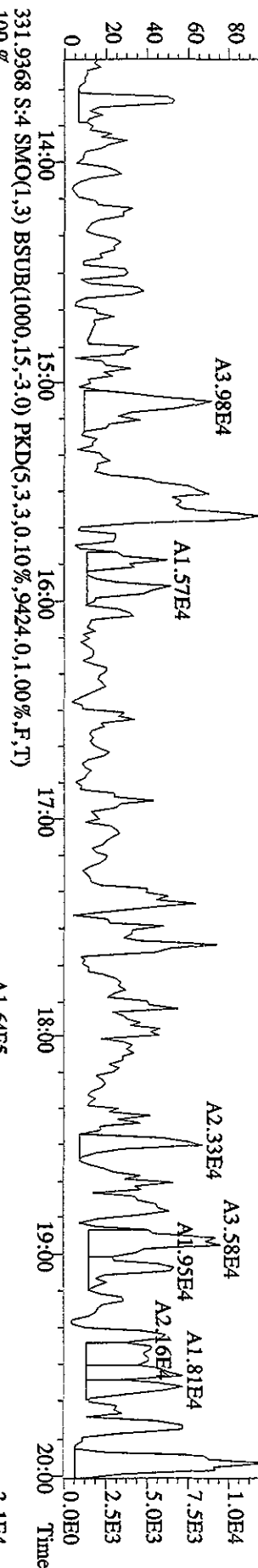
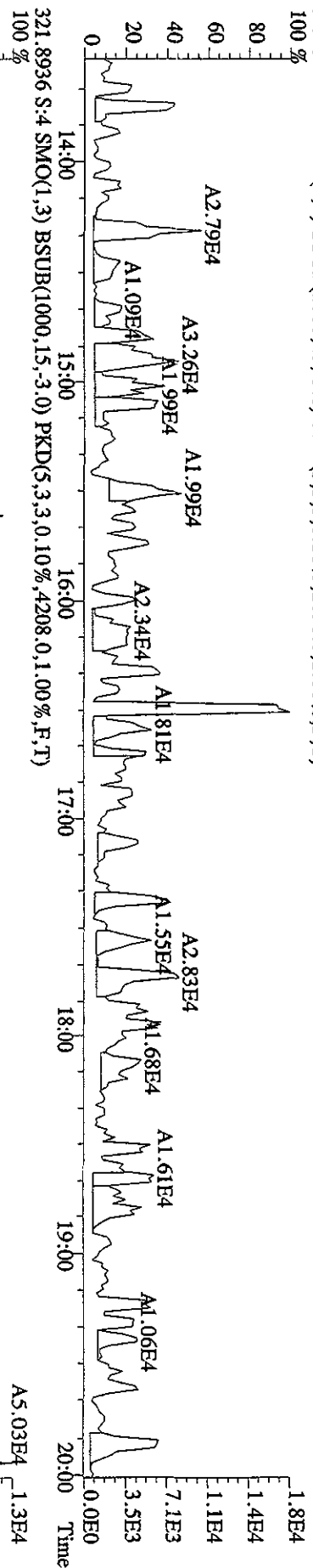
36:12 36:24 36:36 36:48 37:00 37:12 37:24 37:36 37:48 38:00 38:12 38:24 38:36 38:48 39:00 39:12 39:24

Time

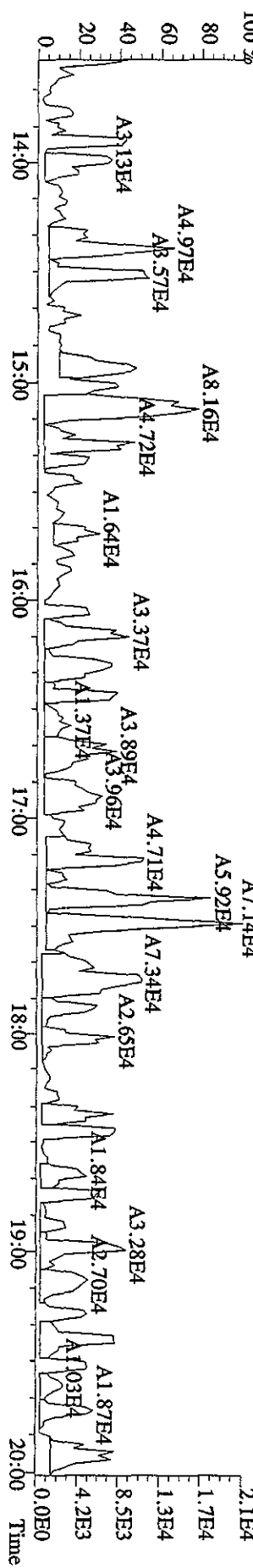
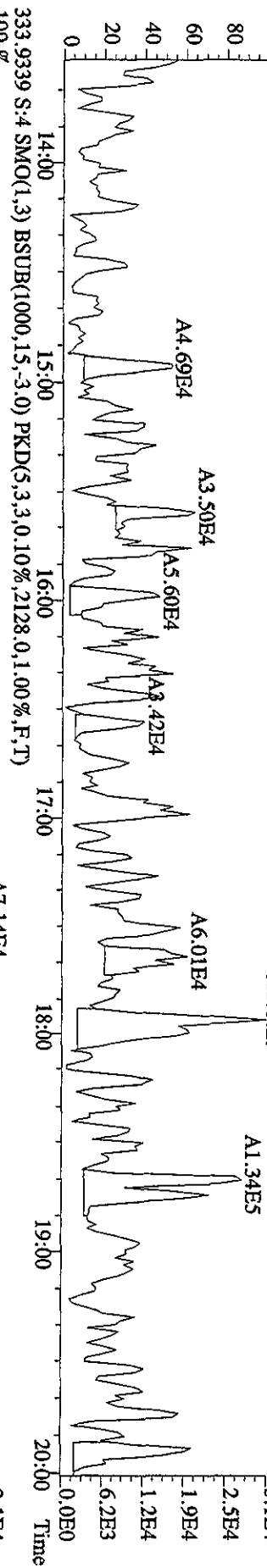
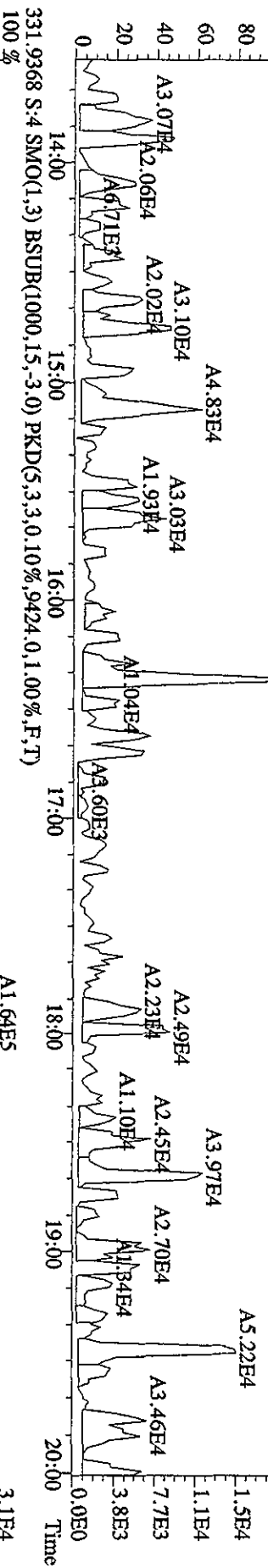

File:26AP10A1D5 #1-384 Acq:26-APR-2010 21:08:41 GC EI + Voltage SIR 70SE
 Sample#4 Text:SB0426C :Solvent Blank C-14 Exp:DIOXIN
 303.9016 S:4 SMO(1,3) BSUB(1000,15,-3.0) PKD(5,3,3,0.10%,2180.0,1.00%,F,T)
 100%

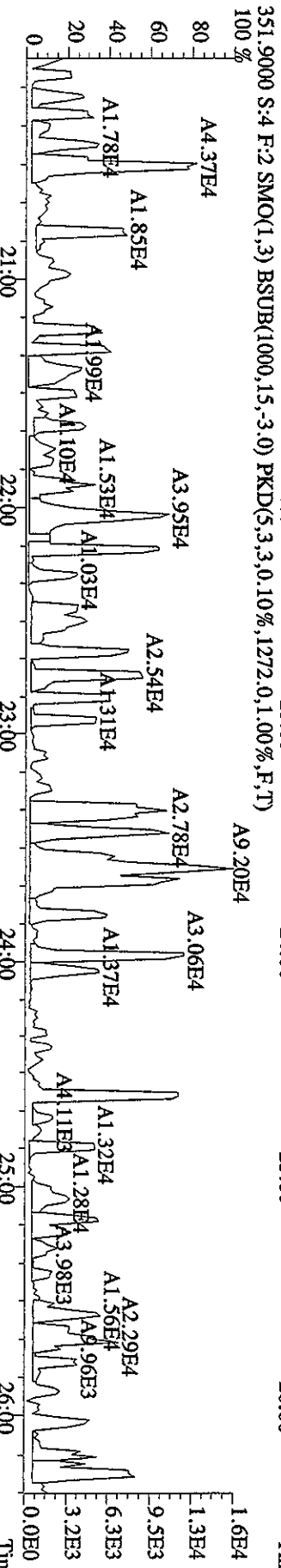
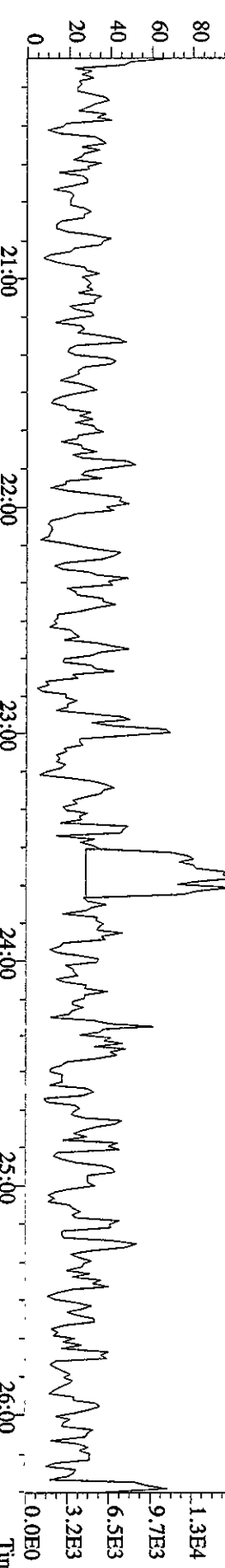

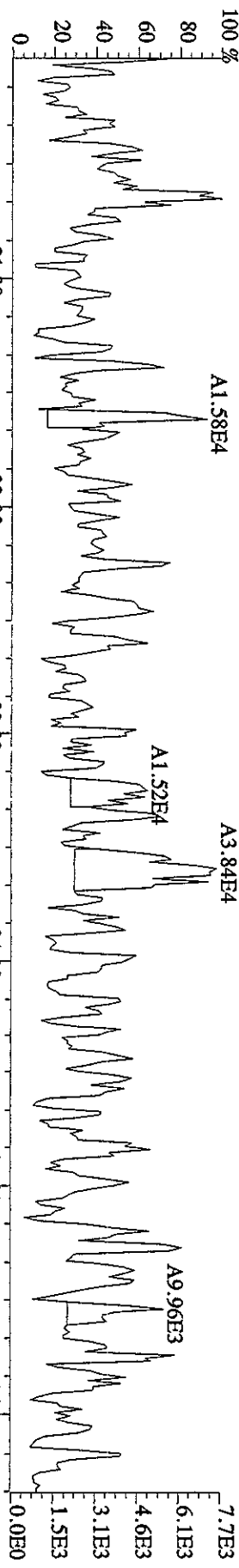


File:26API0AID5 #1-384 Acq:26-APR-2010 21:08:41 GC EI+ Voltage S1R 70SE
 Sample#4 Text:SB0426C :Solvent Blank C-14 Exp:DIOXIN
 319.8965 S:4 SMO(1,3) BSUB(1000,15,-3.0) PKD(5,3,3,0.10%,2096.0,1.00%,F,T)

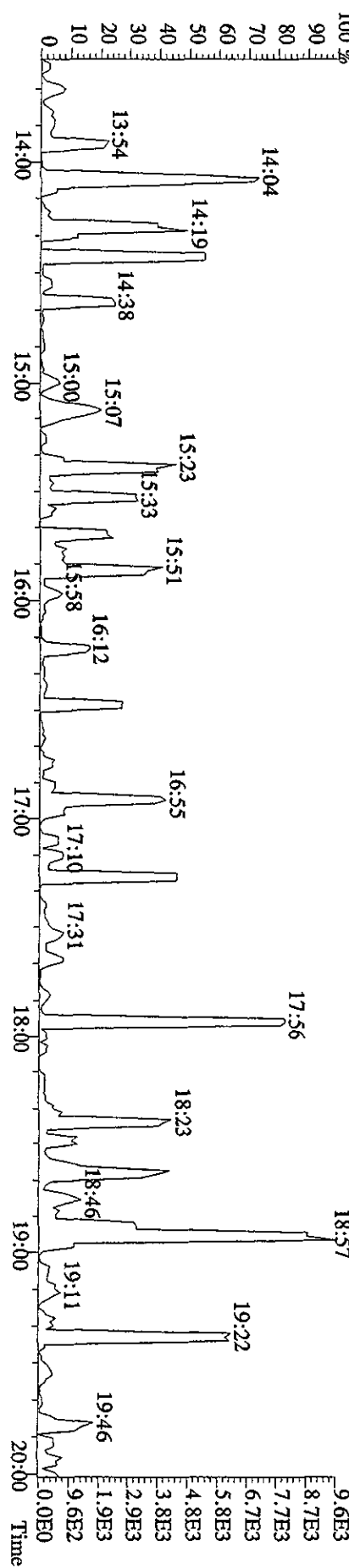
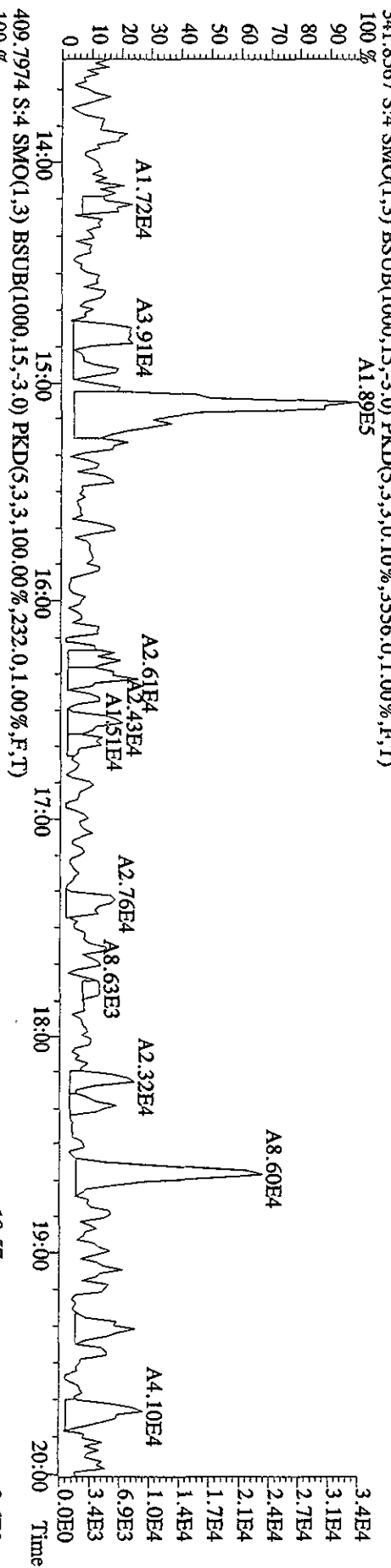
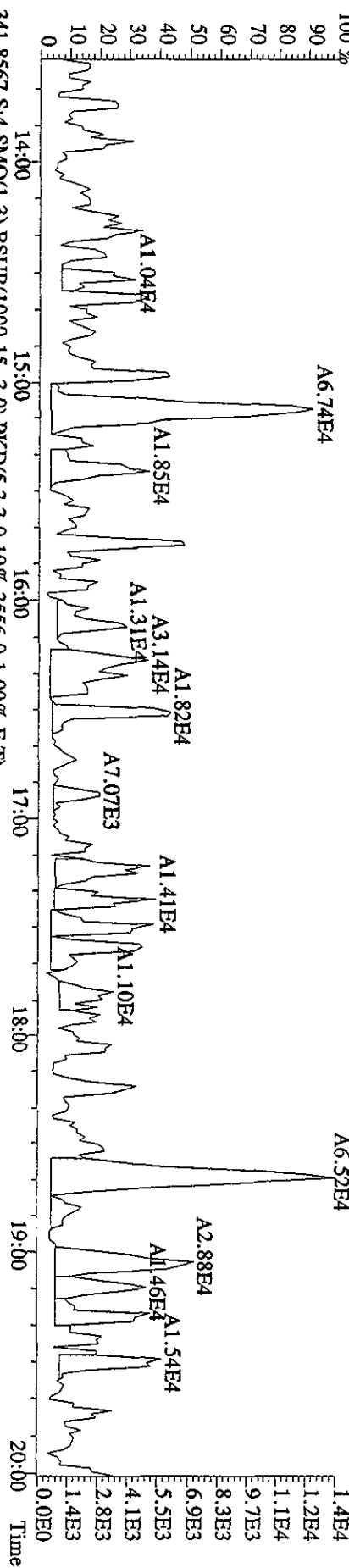


File:26API0A1D5 #1-384 Acq:26-APR-2010 21:08:41 GC EI+ Voltage SIR 70SE
 Sample#4 Text:SB0426C :Solvent Blank C-14 Exp:DIOXIN
 327.8847 S:4 SMO(1,3) BSUB(1000,15,-3.0) PKD(5,3,3,0.10%,1.832,0.1,00%,F,T)

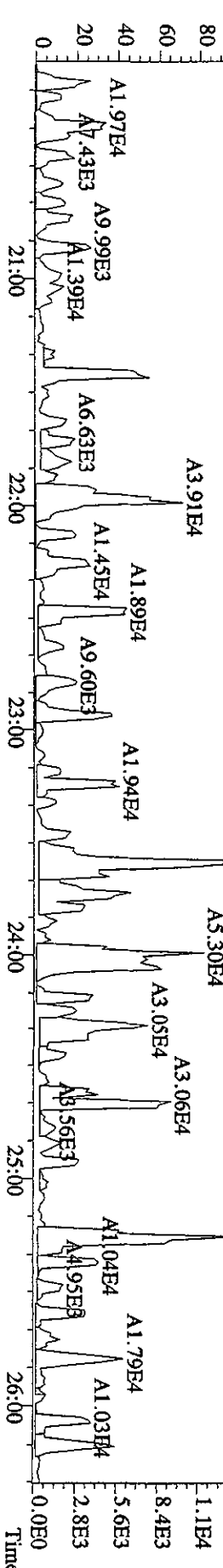
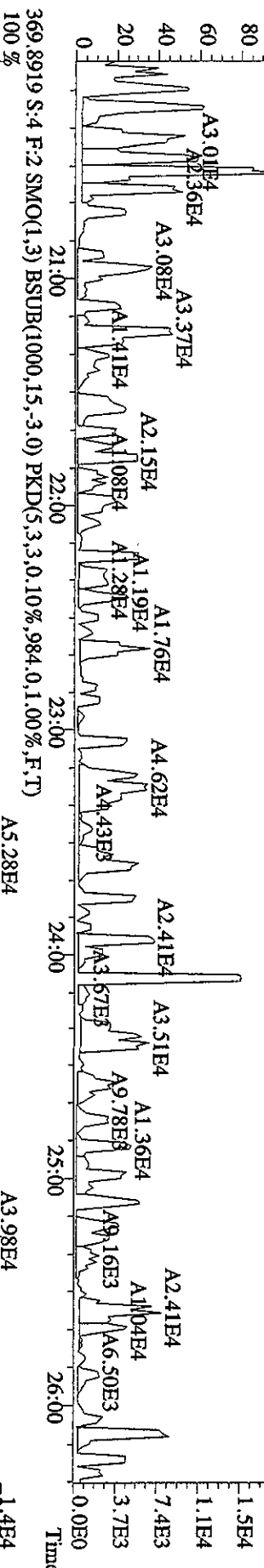
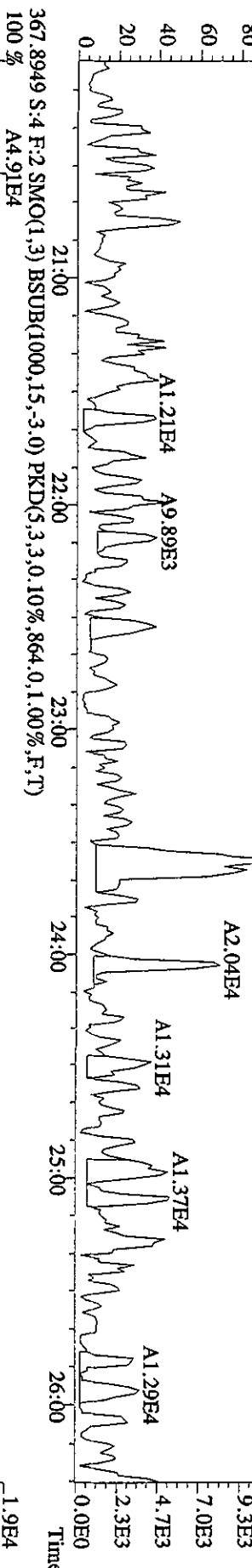
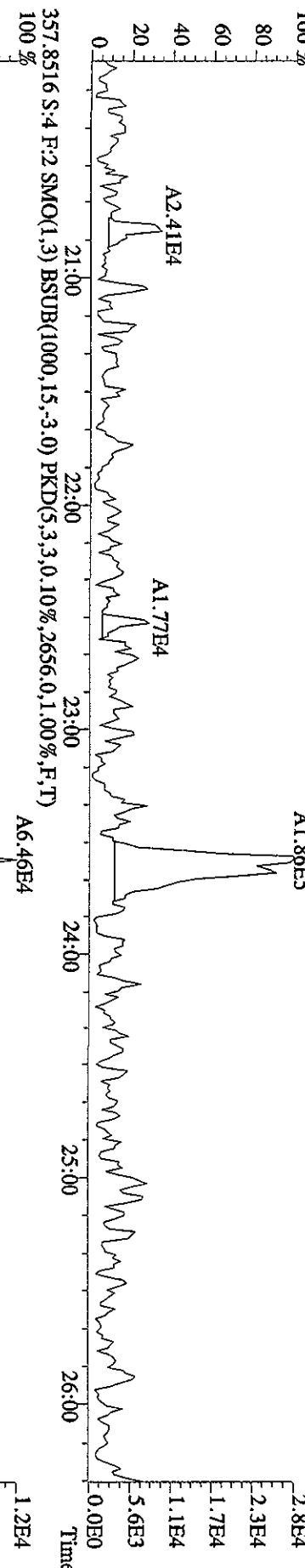




File:26API0A1D5 #1-384 Acq:26-APR-2010 21:08:41 GC EI+ Voltage SIR 70SE
 Sample#4 Text:SB0426C :Solvent Blank C-14 Exp:DIOXIN
 339.8597 S:4 SMO(1,3) BSUB(1000,15,-3.0) PKD(5,3,3,0.10%,1824.0,1.00%,F,T)



File:26AP10A1D5 #1.444 Acq:26-APR-2010 21:08:41 GC EI+ Voltage SIR 70SE
 Sample#4 Text:SB0426C :Solvent Blank C-14 Exp:DIOXIN
 357.8516 S:4 F:2 SMO(1,3) BSUB(1000,15,-3.0) PKD(5,3,3,0.10%,2656,0.1,00%,F,T)

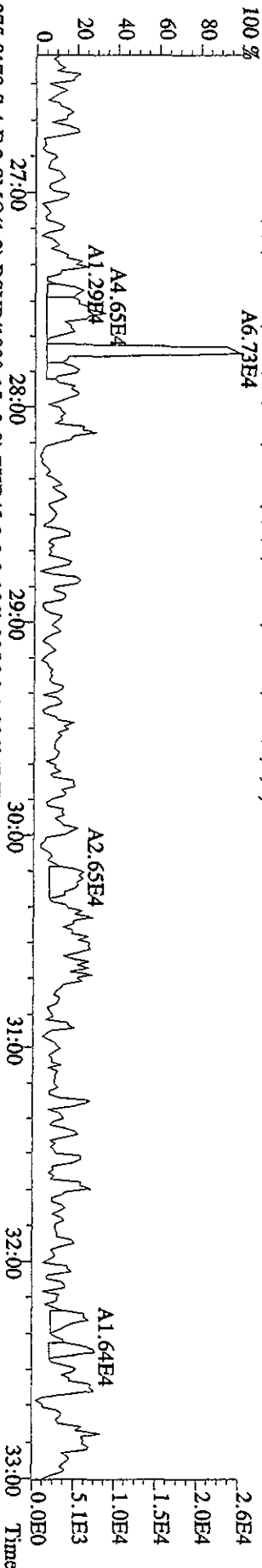


File:26API0A1IDS #1-447 Acq:26-APR-2010 21:08:41 GC EI+ Voltage SIR 70SE

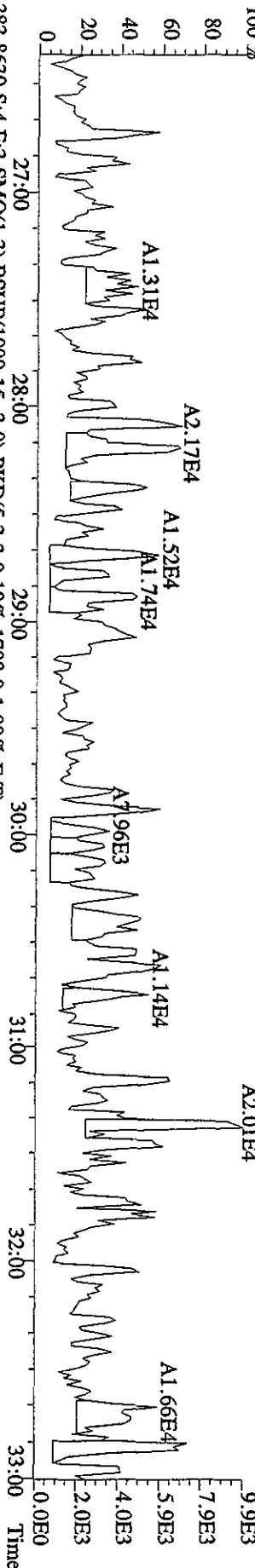
Sample#4 Text:SB0426C :Solvent Blank C-14 Exp:DIOXIN

373.8208 S:4 F:3 SMO(1.3) BSUB(1000,15,-3.0) PKD(5,3,3,0.10%,4252.0,1.00%,F,T)

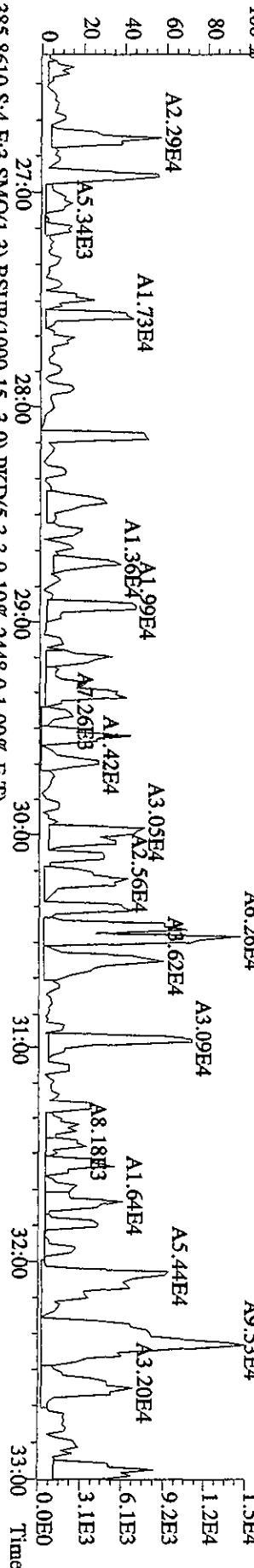
A6.73E4



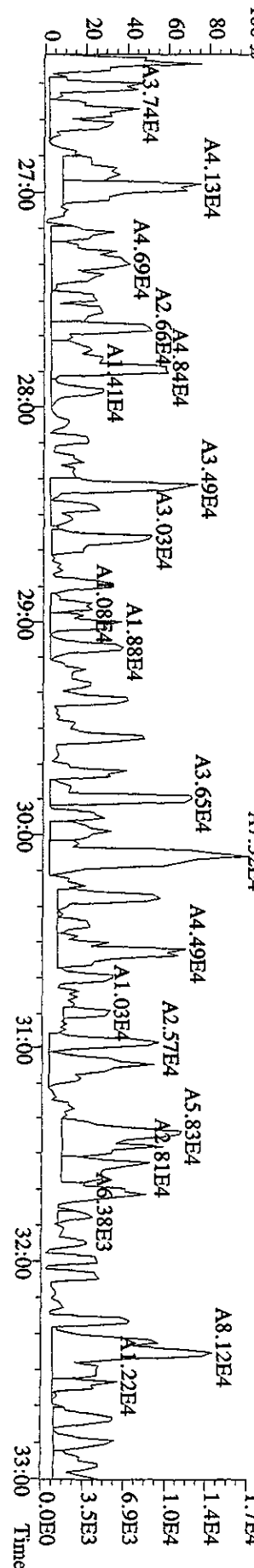
375.8178 S:4 F:3 SMO(1.3) BSUB(1000,15,-3.0) PKD(5,3,3,0.10%,3056.0,1.00%,F,T)



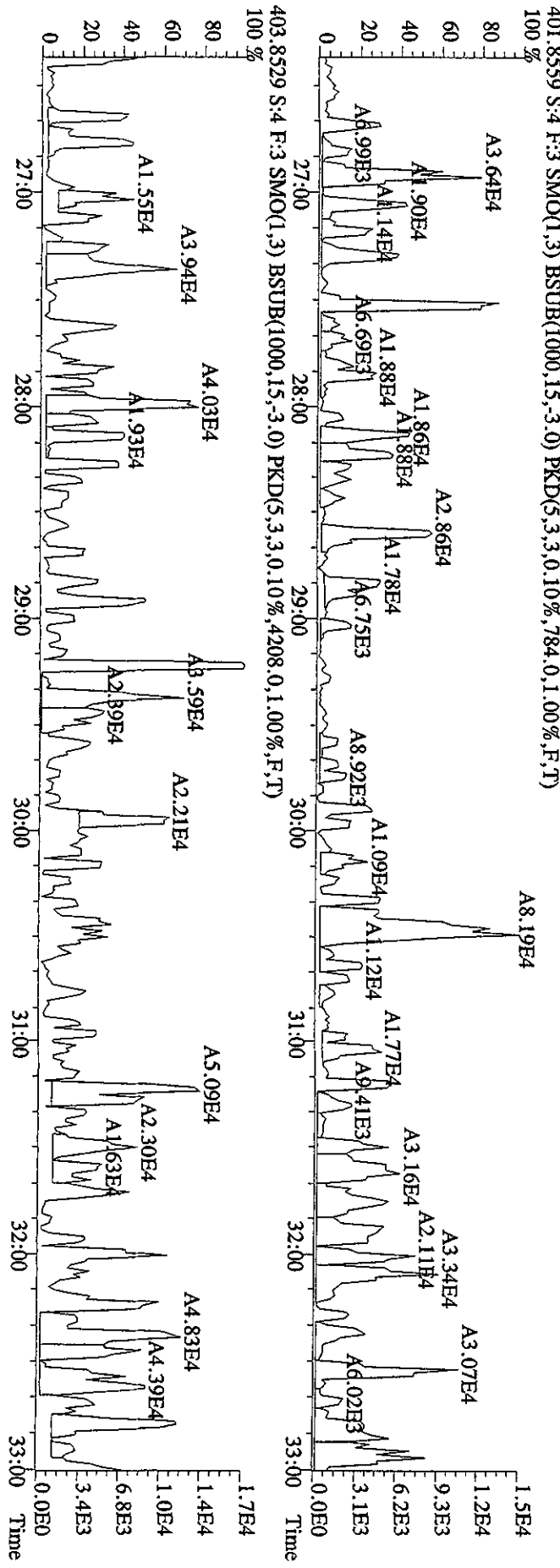
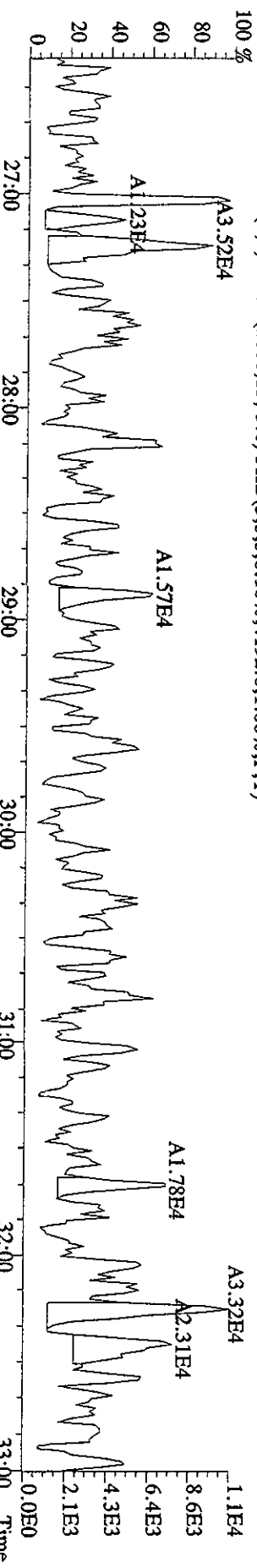
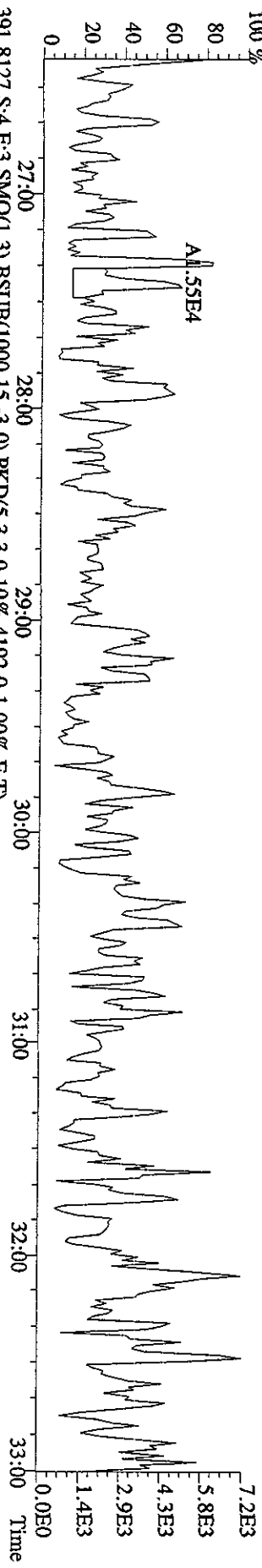
383.8639 S:4 F:3 SMO(1.3) BSUB(1000,15,-3.0) PKD(5,3,3,0.10%,1708.0,1.00%,F,T)

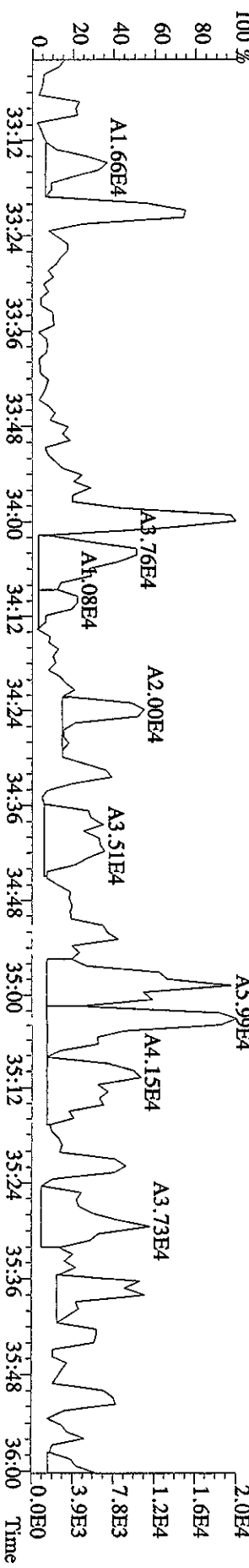
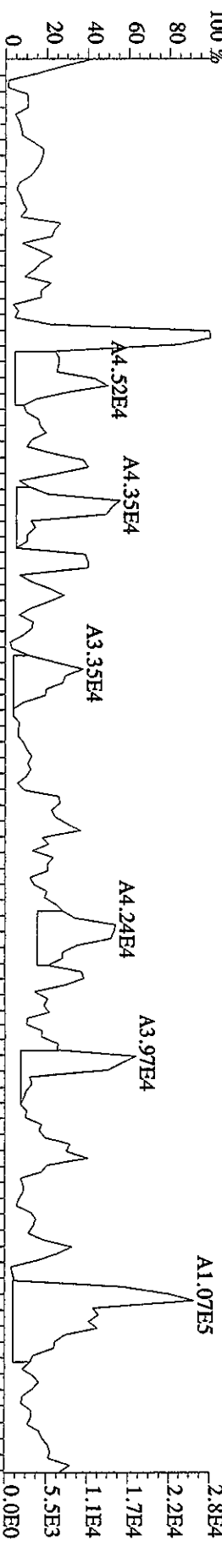
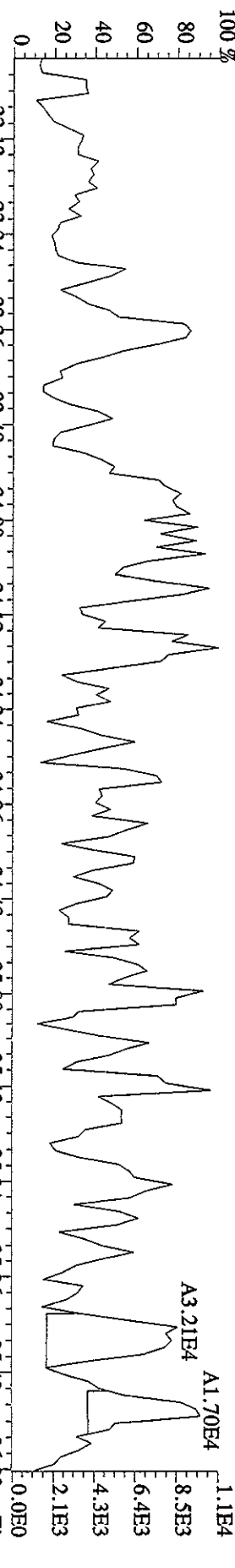


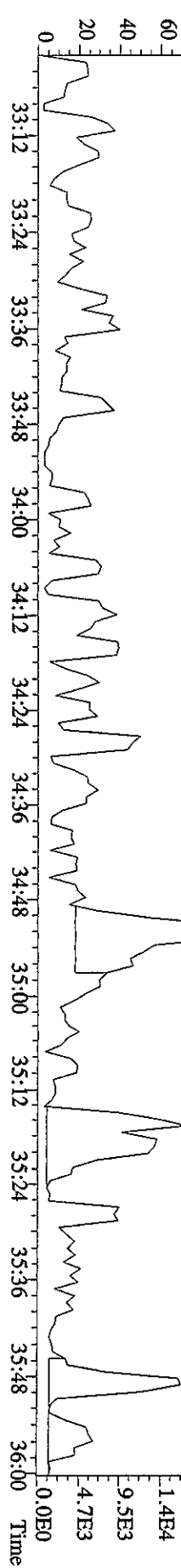
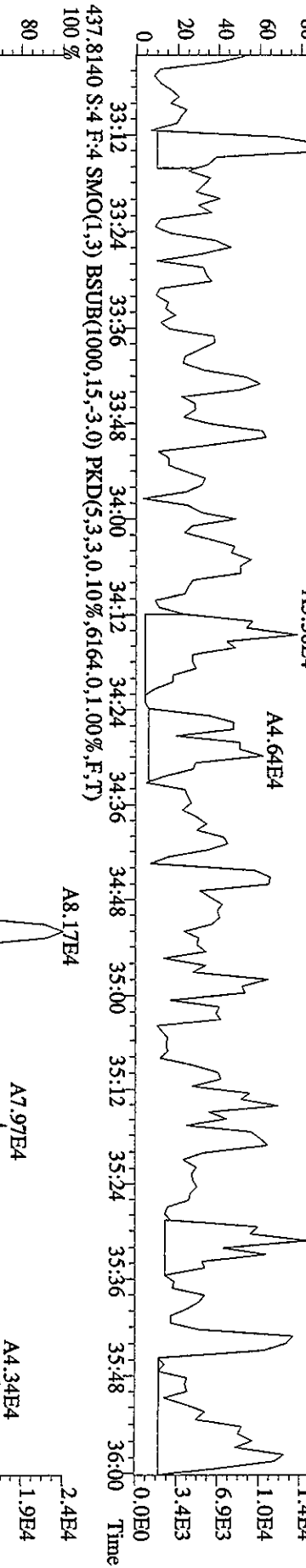
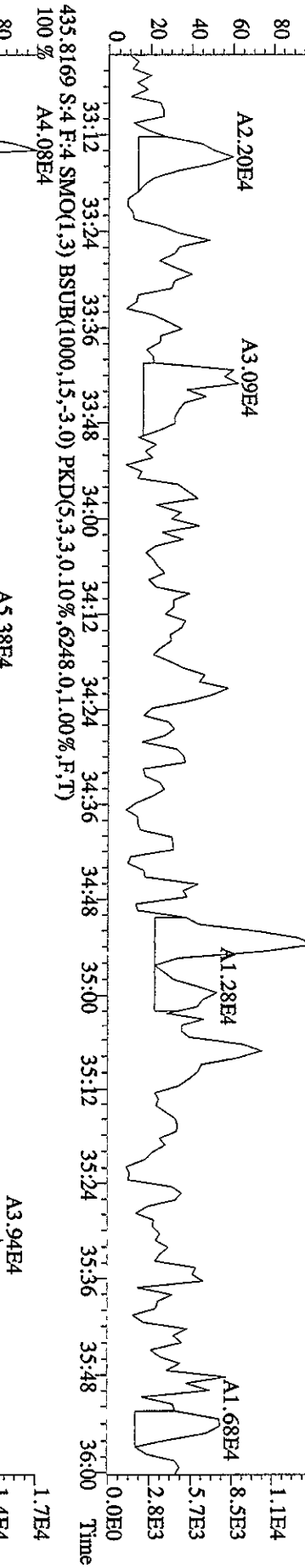
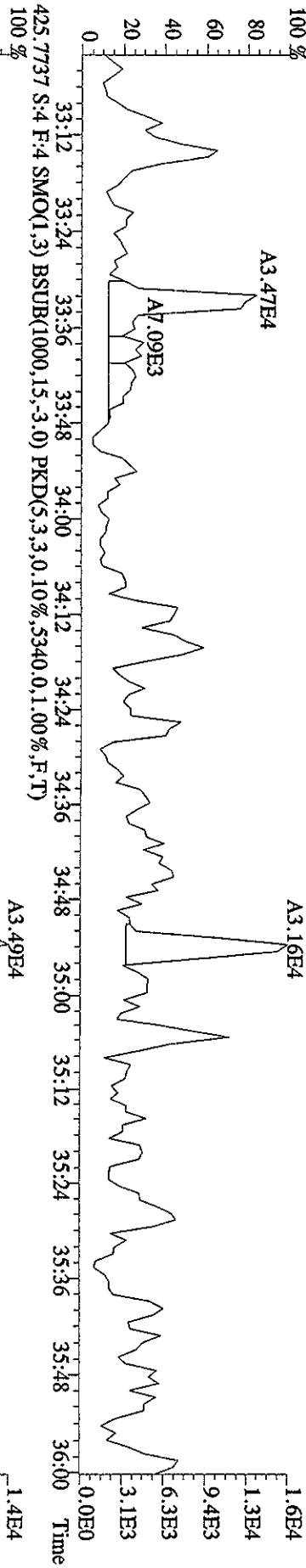
385.8610 S:4 F:3 SMO(1.3) BSUB(1000,15,-3.0) PKD(5,3,3,0.10%,2448.0,1.00%,F,T)

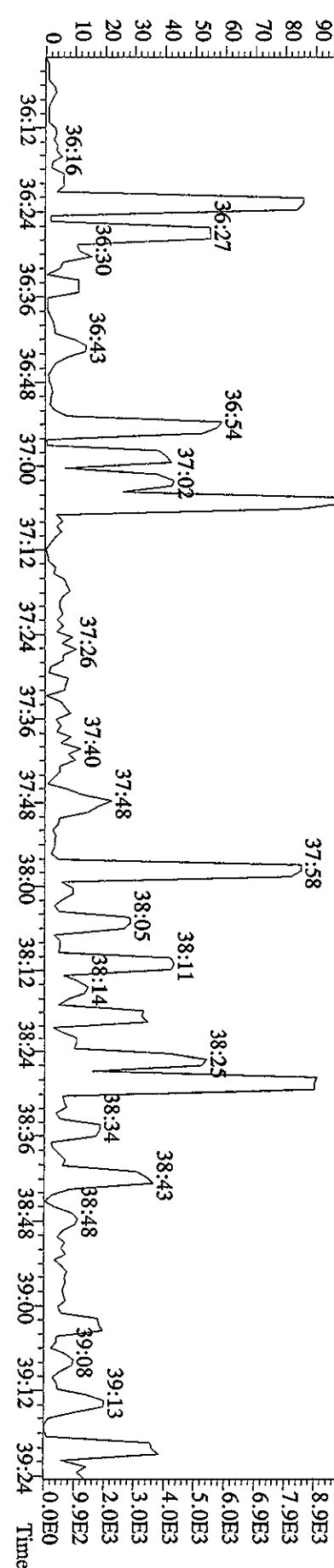
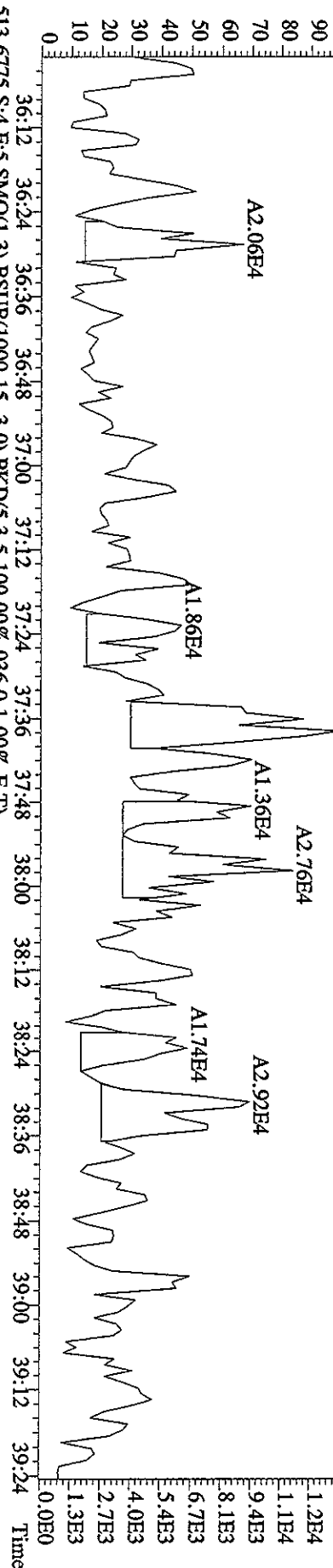
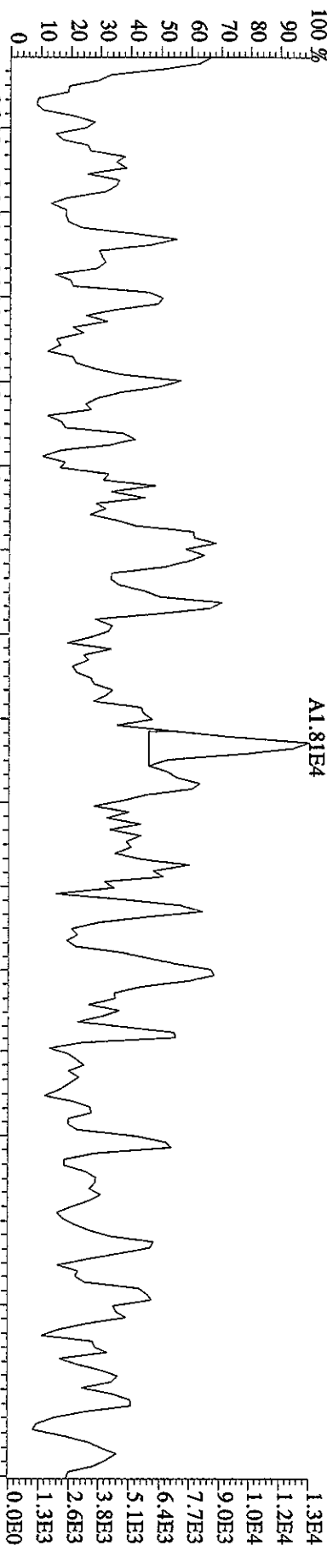


File:26API0AID5 #1-447 Acq:26-APR-2010 21:08:41 GC EI+ Voltage SIR 70SE
 Sample#4 Text:SB0426C :Solvent Blank C-14 Exp:DIOXIN
 389.8157 S:4 F:3 SMO(1,3) BSUB(1000,15,-3.0) PKD(5,3,3,0.10%,4192,0.1,1.00%,F,T)

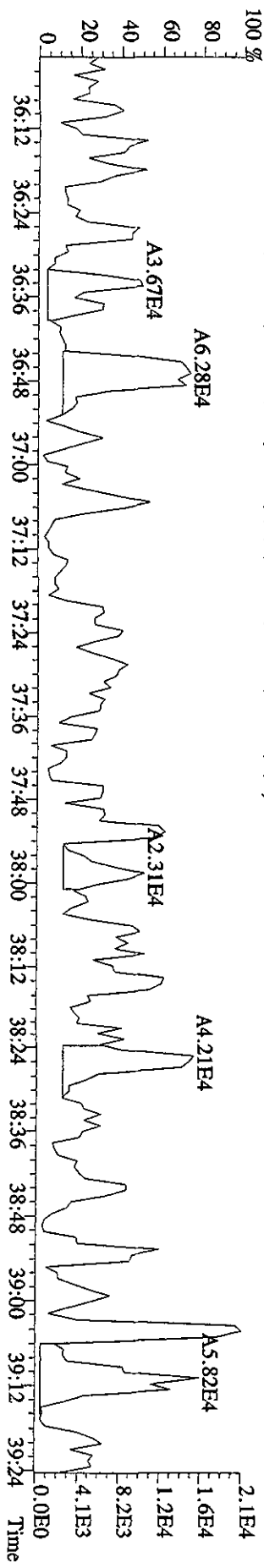
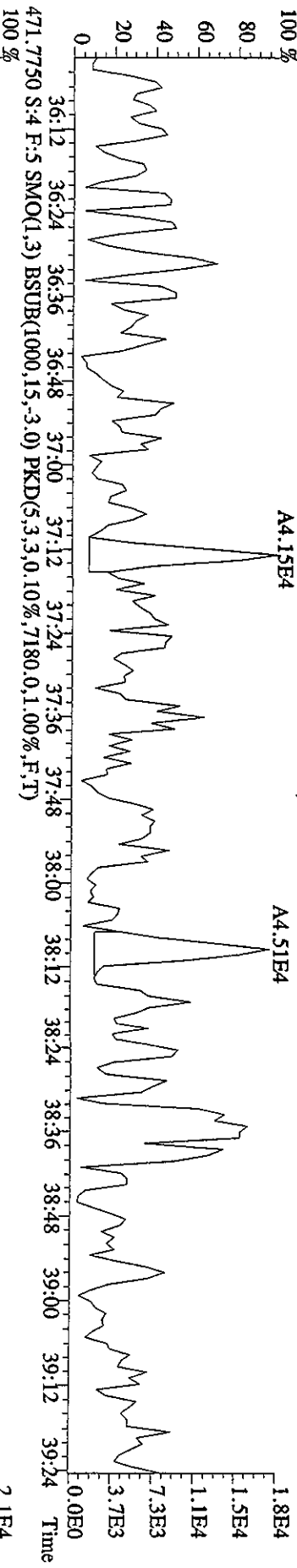
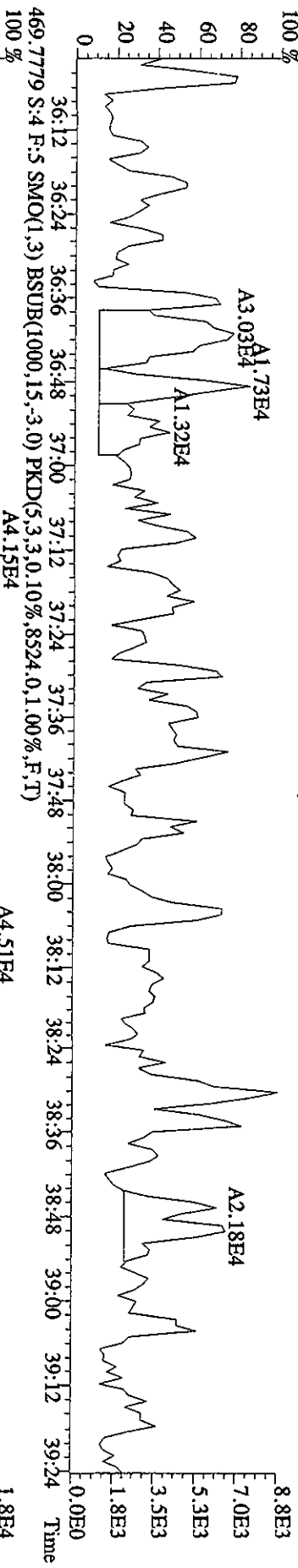
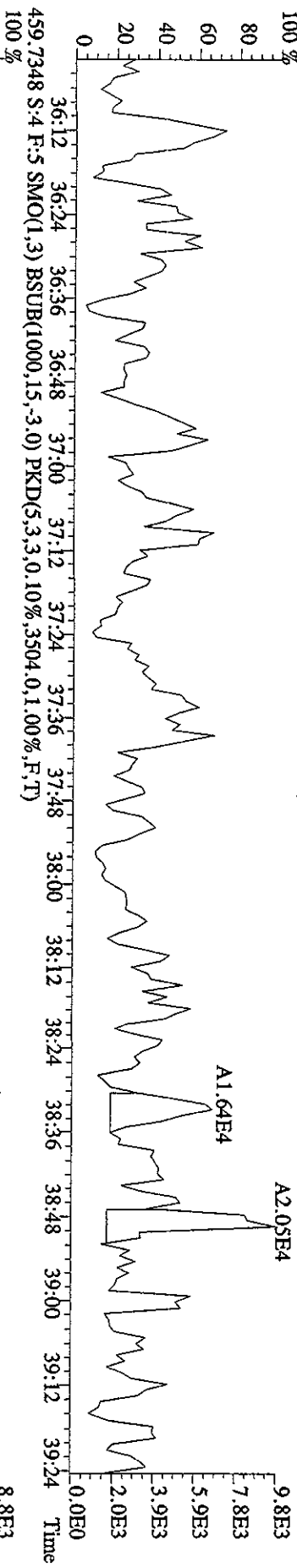









File:26ADP10A1D5 #1-244 Acq:26-APR-2010 21:08:41 GC EI+ Voltage SIR 70SE
 Sample#4 Text:SB0426C :Solvent Blank C-14 Exp:DIOXIN
 457.7377 S:4 F:5 SMO(1,3) BSUB(1000,15,-3.0) PKD(5,3,3,0,10%,3908,0,1,00%,F,T)

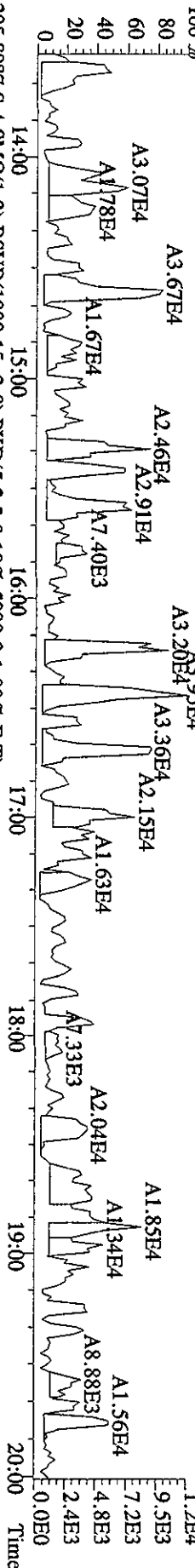


Sample#4 Text:SB0426C :Solvent Blank C-14 Exp:DIOXIN

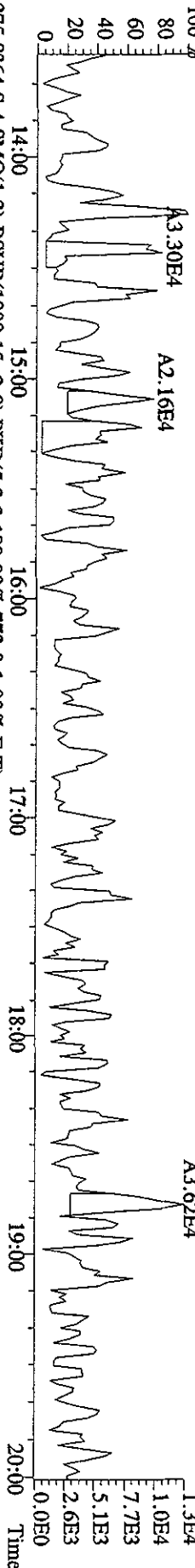
292.9825 S:4 SMO(1,3) PKD(5,3,5,100.00%,0.0,1.00%,F,T)



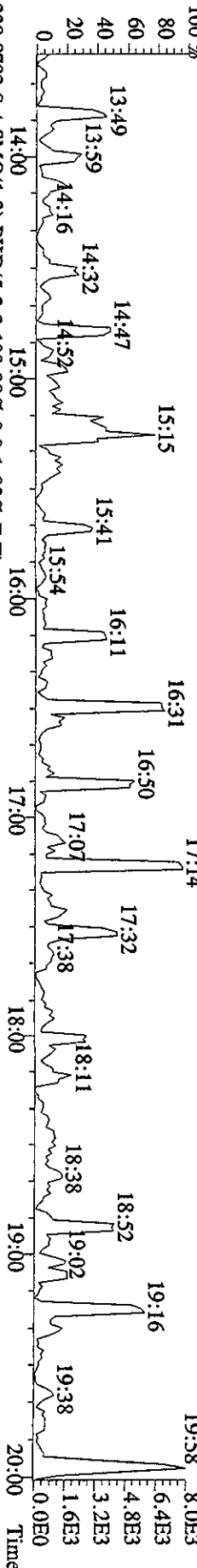
303.9016 S:4 SMO(1,3) BSUB(1000,15,-3.0) PKD(5,3,3,0.10%,2180,0.1,0.0%,F,T)



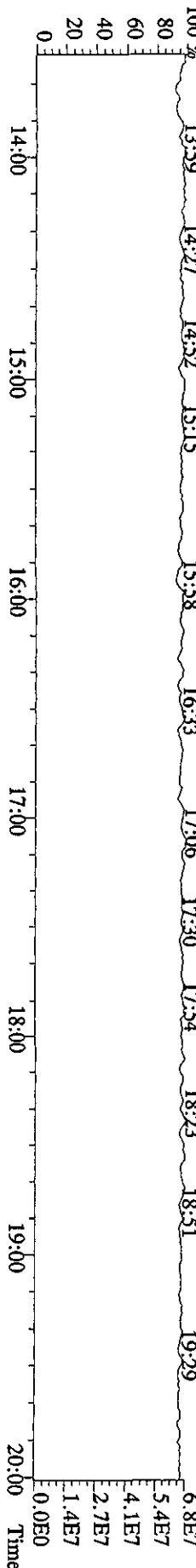
305.8987 S:4 SMO(1,3) BSUB(1000,15,-3.0) PKD(5,3,3,0.10%,5988,0.1,0.0%,F,T)



375.8364 S:4 SMO(1,3) BSUB(1000,15,-3.0) PKD(5,3,3,100.00%,772,0.1,0.0%,F,T)



330.9792 S:4 SMO(1,3) PKD(5,3,3,100.00%,0.0,1.00%,F,T)



Sample#4 Text:SB0426C :Solvent Blank C-14 Exp:DIOXIN

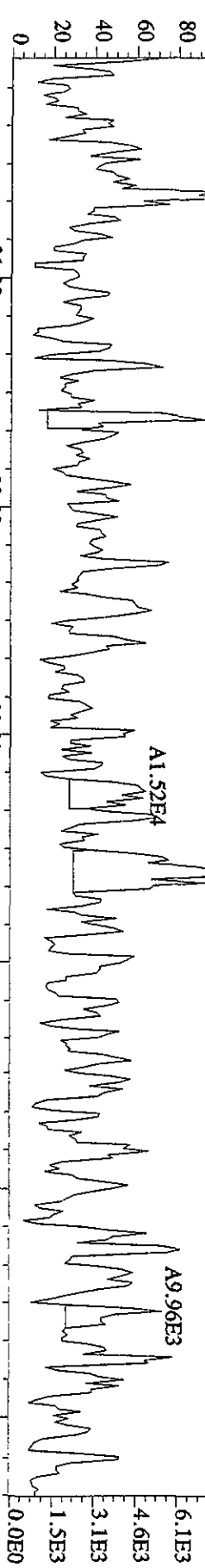
342.9792 S:4 F:2 SMO(1.3) PKD(5.3,3,100.00%,0.0,1.00%,F,T)

100 % 20:14 20:37 21:03 21:36 21:57 22:31



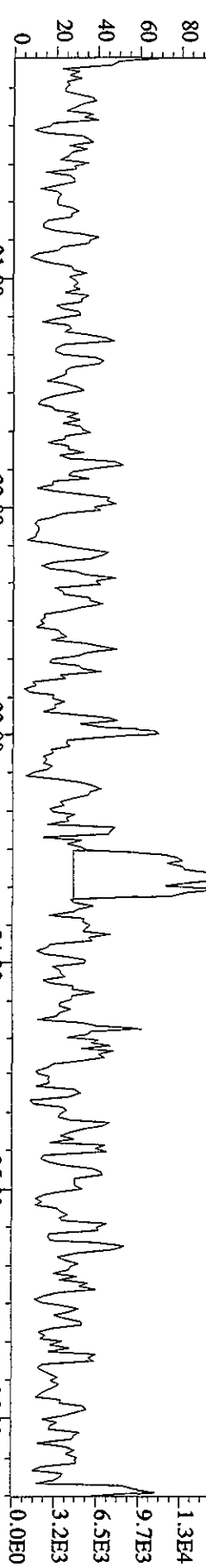
339.8597 S:4 F:2 SMO(1.3) BSUB(1000,15,-3.0) PKD(5.3,3,0.10%,3524.0,1.00%,F,T)

100 % A1.58E4 A1.52E4 A3.84E4



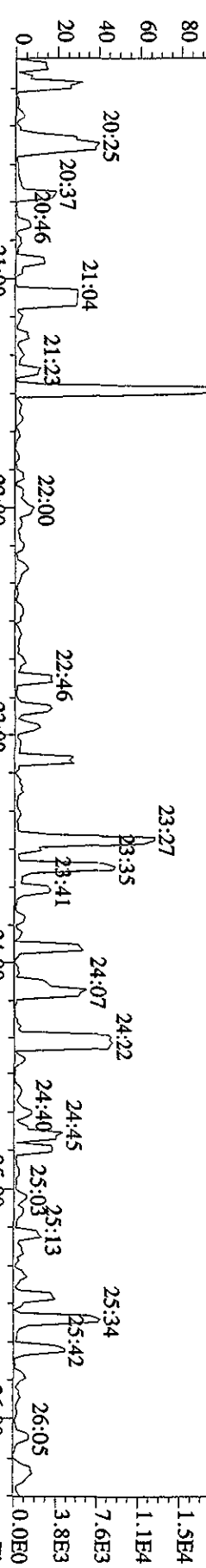
341.8567 S:4 F:2 SMO(1.3) BSUB(1000,15,-3.0) PKD(5.3,3,0.10%,5716.0,1.00%,F,T)

100 % A1.05E5



409.7974 S:4 F:2 SMO(1.3) BSUB(1000,15,-3.0) PKD(5.3,3,100.00%,580.0,1.00%,F,T)


100 % 21.29



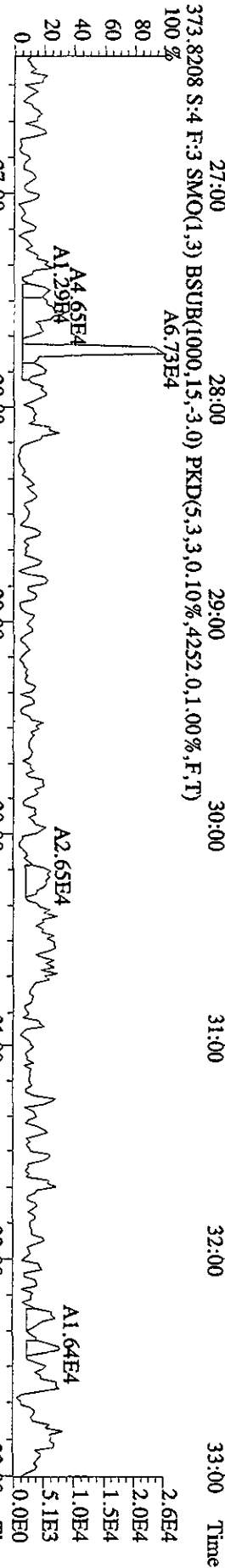
File:26AP10A1D5 #1-447 Acq:26-APR-2010 21:08:41 GC EI+ Voltage SIR 70SE

Sample#4 Text:SB0426C :Solvent Blank C-14 Exp:DIOXIN

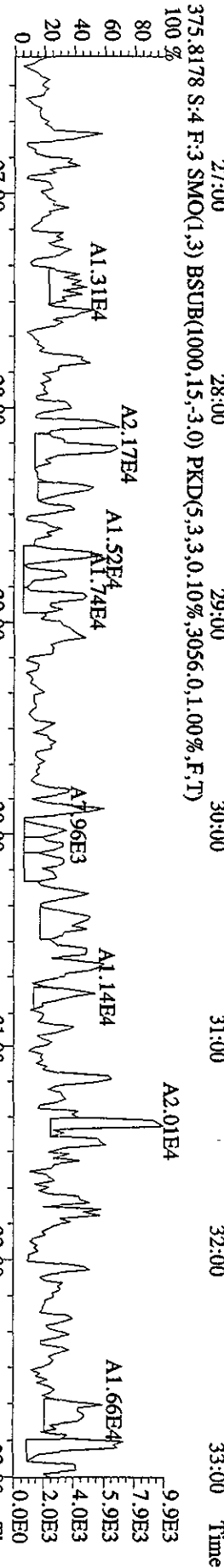
392.9760 S:4 F:3 SMO(1,3) PKD(5,3,3,100.00%,0.0,1.00%,F,T)



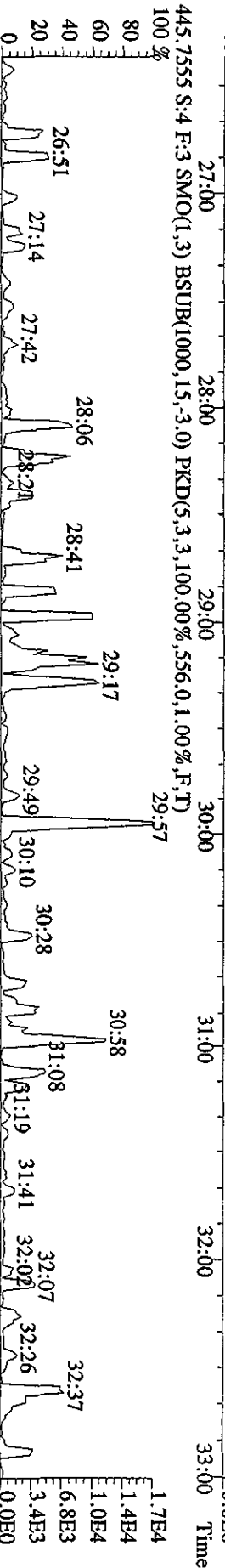
373.8208 S:4 F:3 SMO(1,3) BSUB(1000,15,-3.0) PKD(5,3,3,0.10%,4252,0.1,0.0%,F,T)



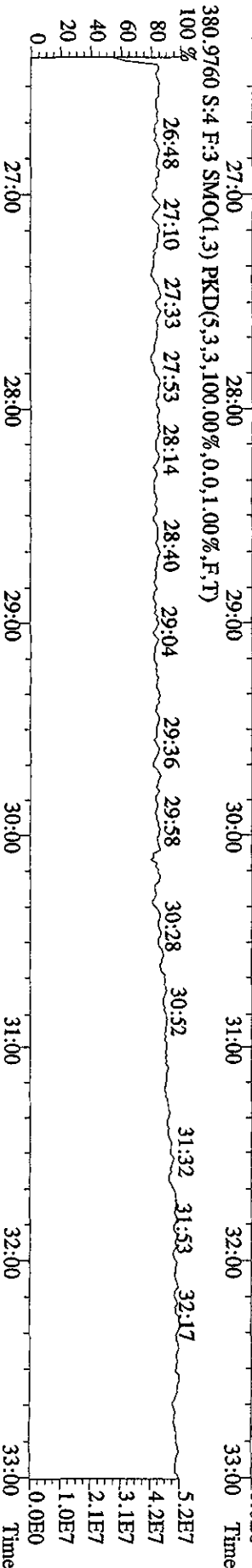
375.8178 S:4 F:3 SMO(1,3) BSUB(1000,15,-3.0) PKD(5,3,3,0.10%,3056,0.1,0.0%,F,T)

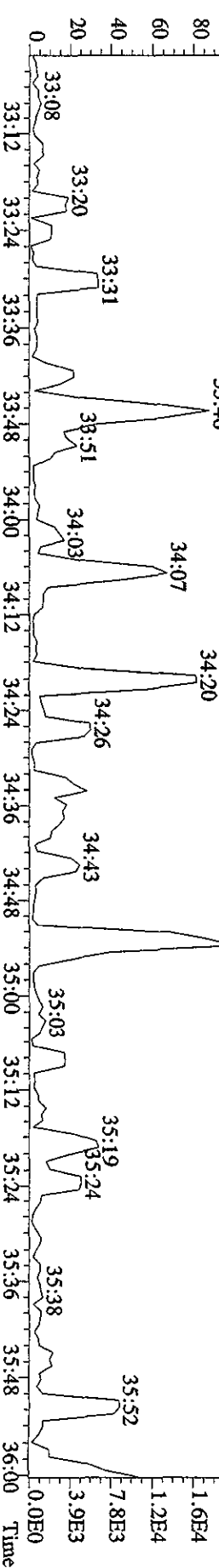
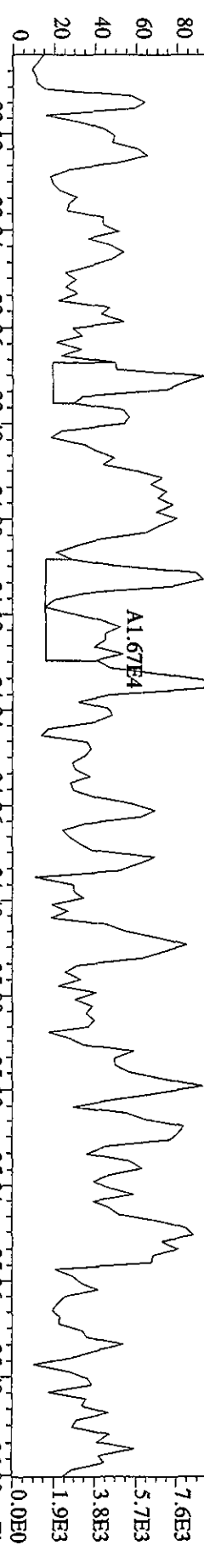
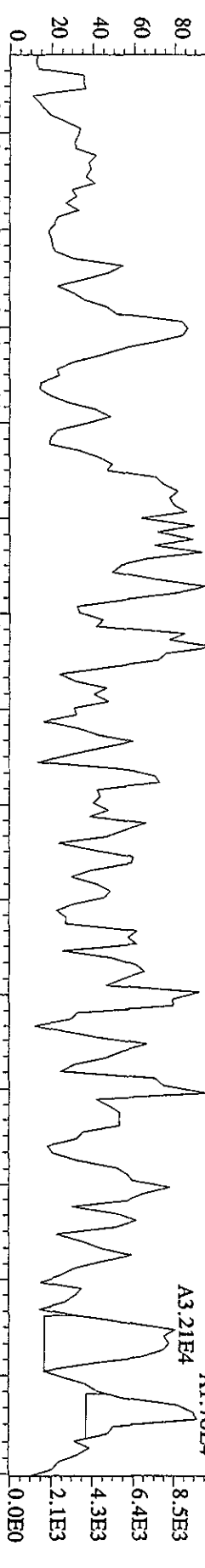



445.7555 S:4 F:3 SMO(1,3) BSUB(1000,15,-3.0) PKD(5,3,3,100.00%,556,0.1,0.0%,F,T)



380.9760 S:4 F:3 SMO(1,3) PKD(5,3,3,100.00%,0.0,1.00%,F,T)






File:26AP10AID5 #1-244 Acq:26-APR-2010 21:08:41 GC EI+ Voltage SIR 70SE

Sample#4 Text:SB0426C :Solvent Blank C-14 Exp:DIOXIN


454.9728 S:4 F:5 SMO(1,3) PKD(5,3,3,100.00%,0.0,1.00%,F,T)

100% 36:17 36:47 37:03 37:18 37:34 37:53 38:04 38:16 38:38 38:51 39:19



442.9728 S:4 F:5 SMO(1,3) PKD(5,3,3,100.00%,0.0,1.00%,F,T)

100% 36:25 36:44 37:09 37:26 37:47 38:00 38:11 38:38 38:54 39:07



303.9016 S:14 SMO(1,3) BSUB(1000,15,-3.0) PKD(5,3,3,0.10%,3264,0,1.00%,F,T)

A1.32E7

2.8E6

2.2E6

1.7E6

1.1E6

5.6E5

0.0E0

305.8987 S:14 SMO(1,3) BSUB(1000,15,-3.0) PKD(5,3,3,0.10%,5440,0,1.00%,F,T)

A1.69E7

3.6E6

2.9E6

2.2E6

1.5E6

7.3E5

0.0E0

315.9419 S:14 SMO(1,3) BSUB(1000,15,-3.0) PKD(5,3,3,0.10%,9492,0,1.00%,F,T)

A1.44E8

3.0E7

2.4E7

1.8E7

1.2E7

6.0E6

0.0E0

317.9389 S:14 SMO(1,3) BSUB(1000,15,-3.0) PKD(5,3,3,0.10%,12192,0,1.00%,F,T)

A1.82E8

3.9E7

3.1E7

2.3E7

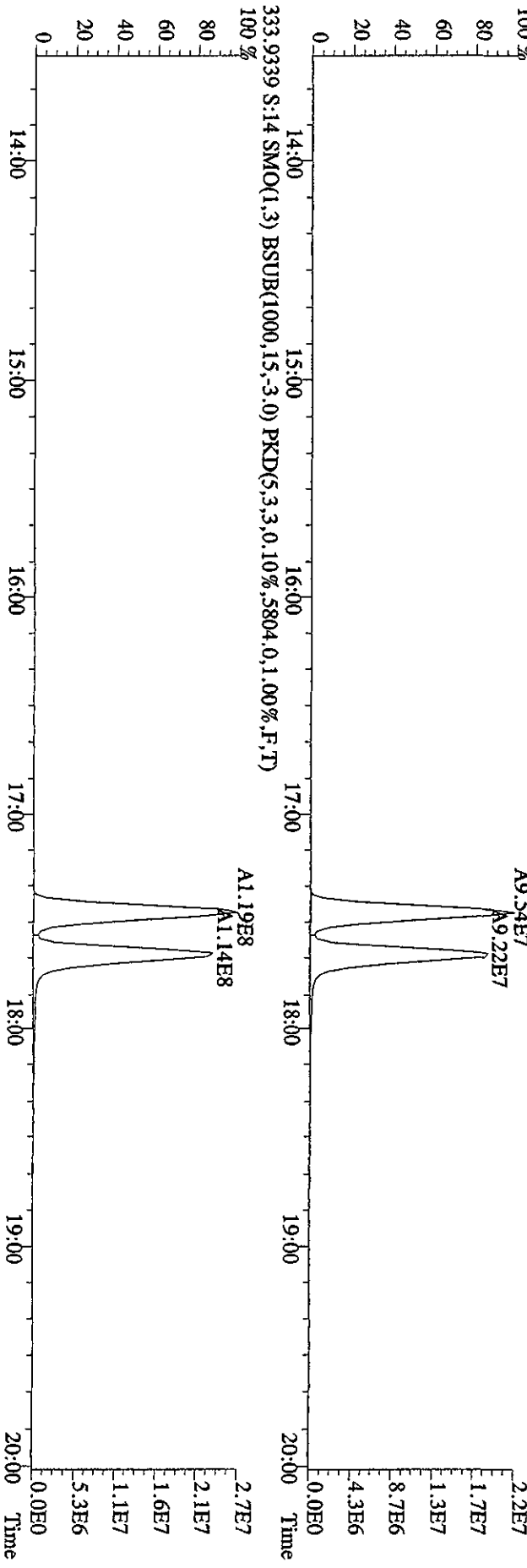
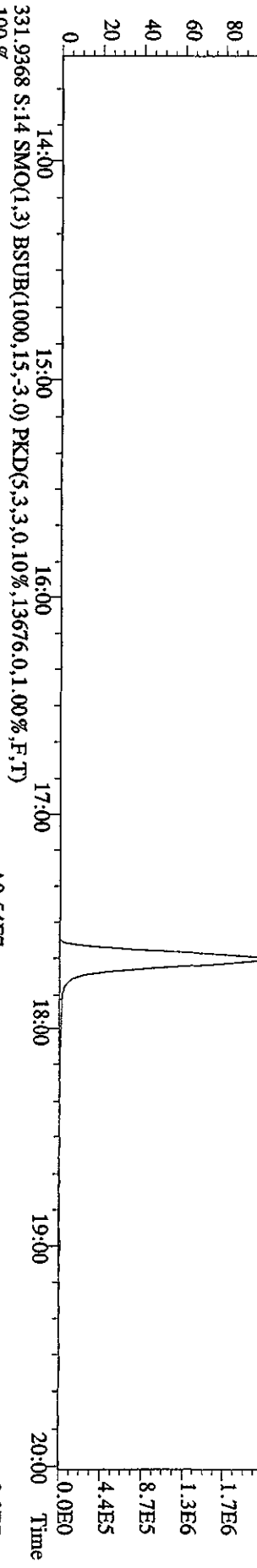
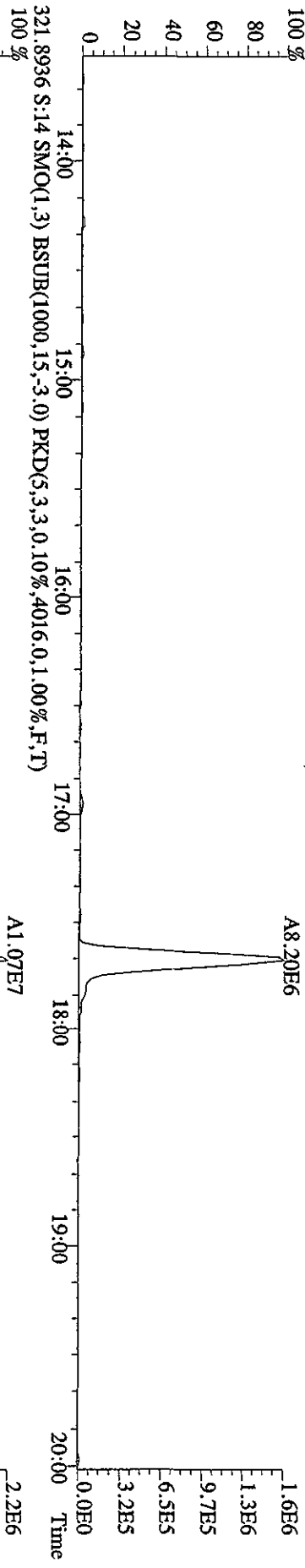
1.5E7

7.7E6

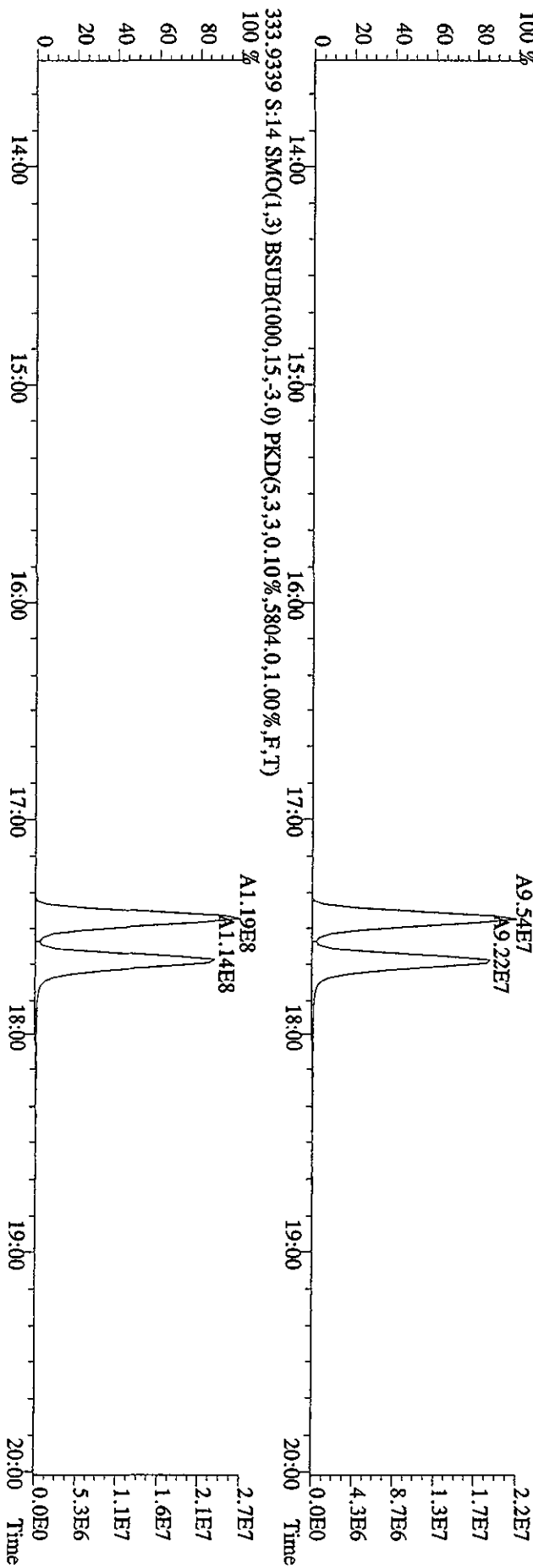
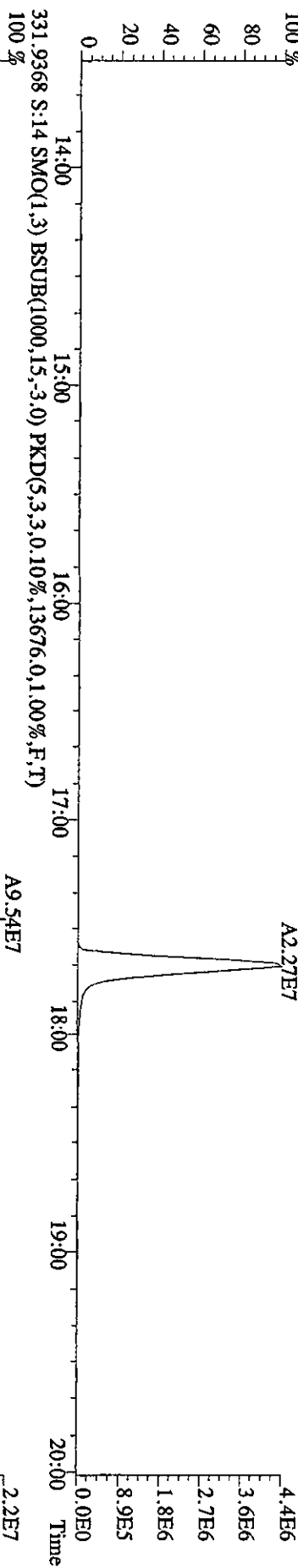
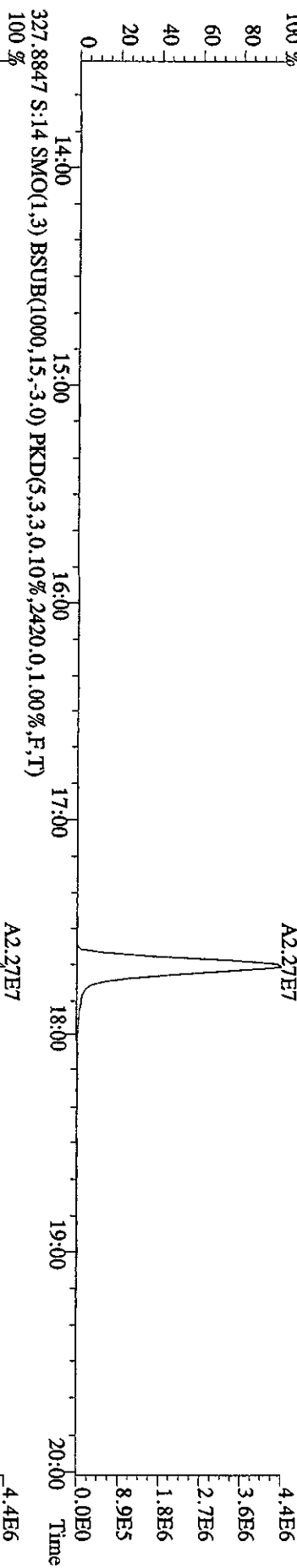
0.0E0

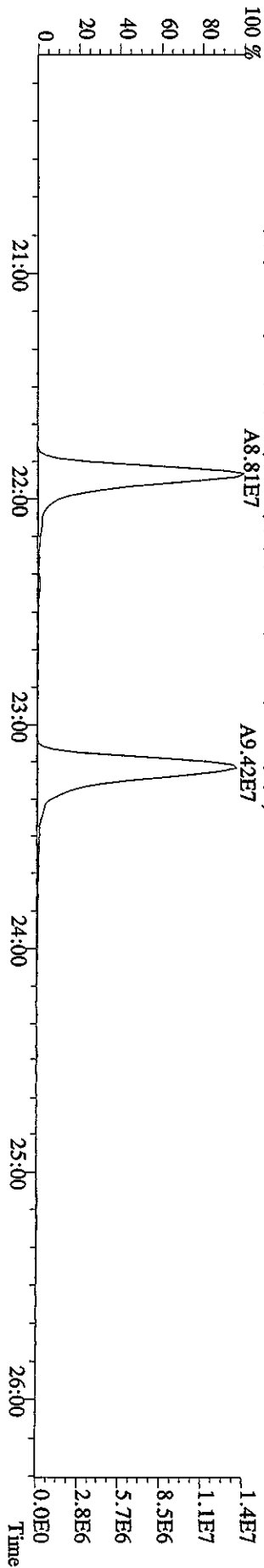
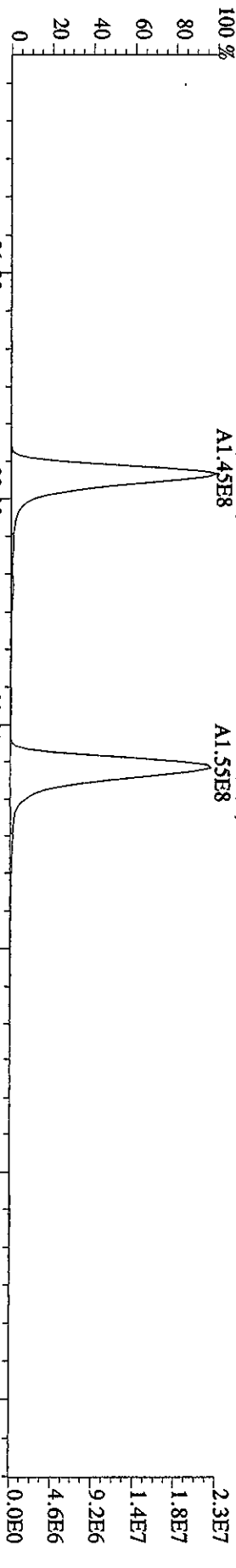
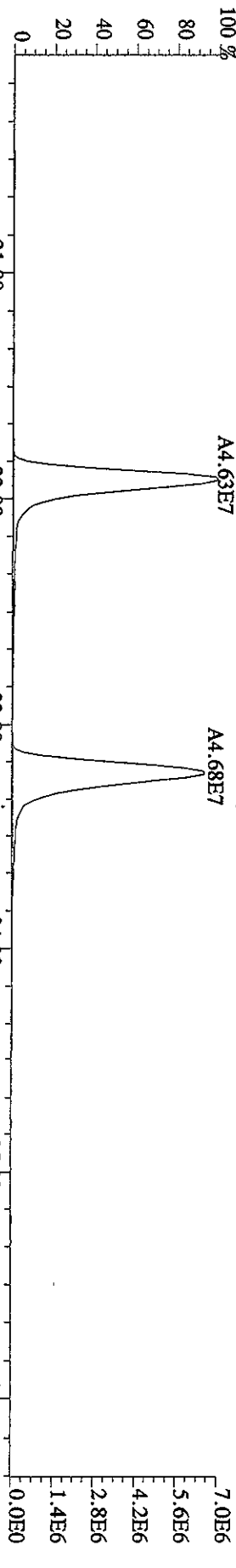
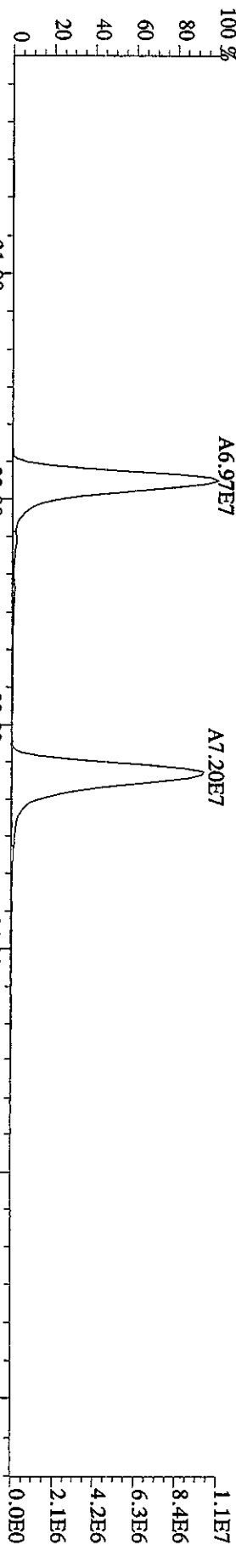
14:00 15:00 16:00 17:00 18:00 19:00 20:00 Time

File:26API01A1D5 #1-385 Acq:27-APR-2010 04:07:07 GC EI+ Voltage:SR 70SE
 Sample#14 Text:ST0426C :CSS 10DXN111 Exp:DIOXIN
 319.8965 S:14 SMO(1,3) BSUB(1000,15,-3.0) PKD(5,3,3,0.10%,2084,0,1.00%,F,T)

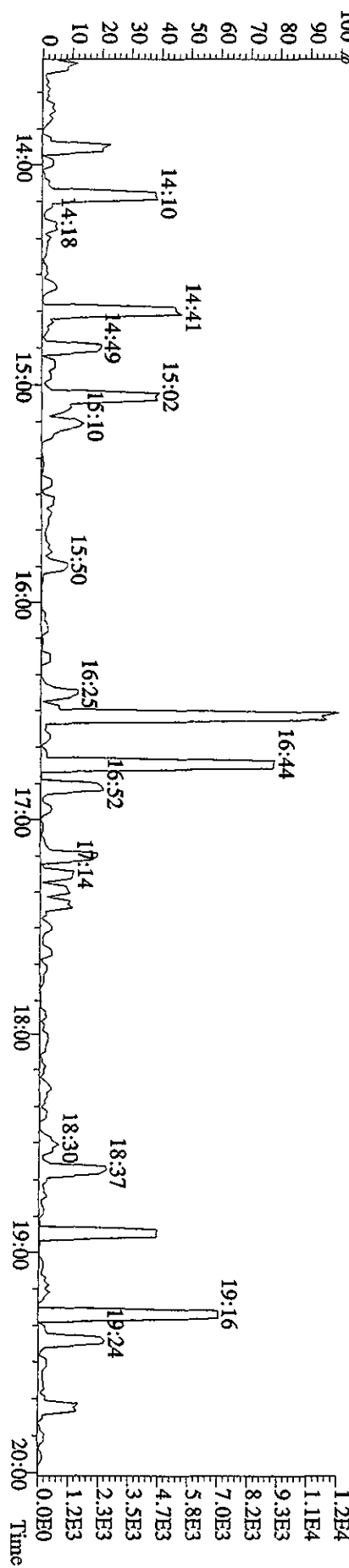
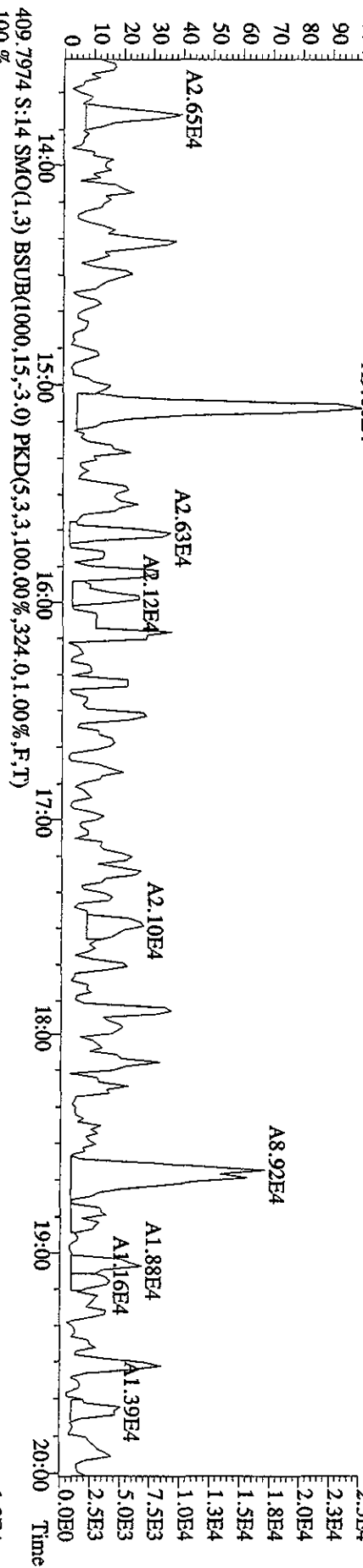
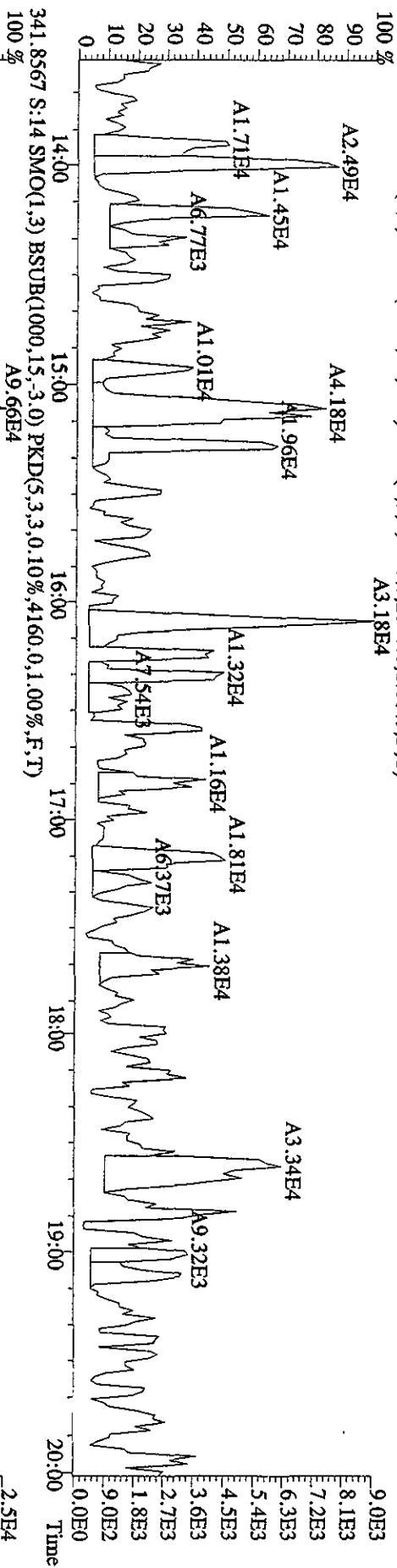


File:26AP10A1D5 #1-385 Acq:27-APR-2010 04:07:07 GC EI+ Voltage SIR 70SE
 Sample#14 Text:ST0426C :CS3 10DXN111 Exp:DIOXIN
 327.8847 S:14 SMO(1,3) BSUB(1000,15,-3,0) PKD(5,3,3,0,10%,2420,0,1,00%,F,T)
 100%

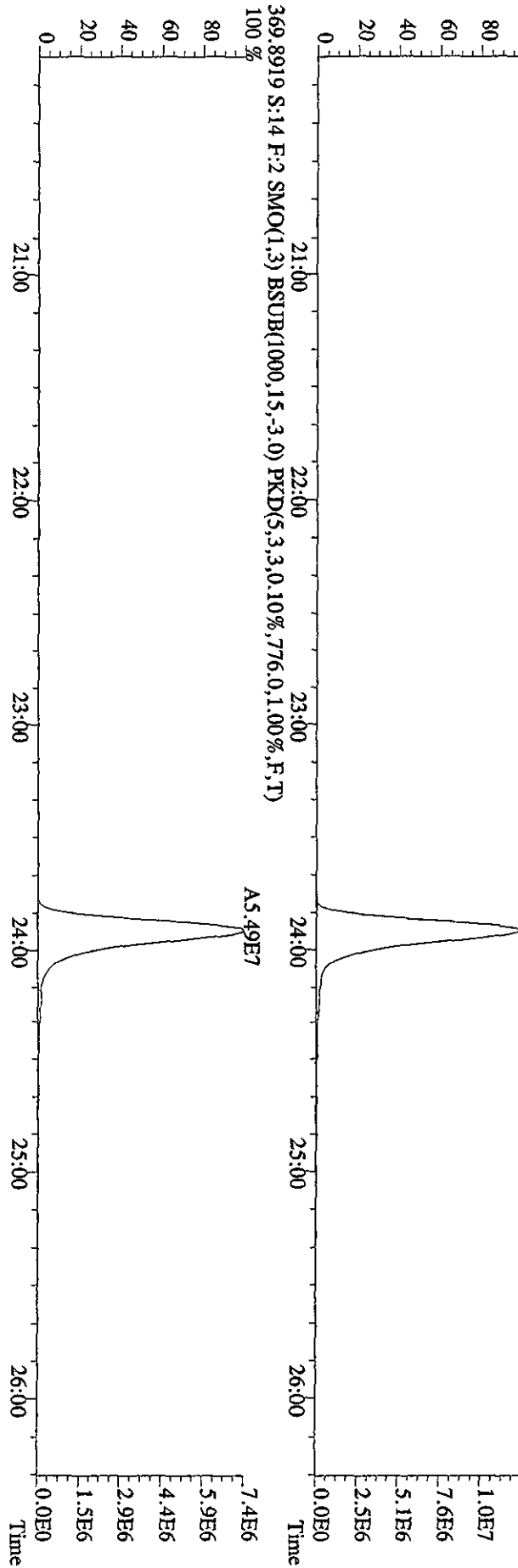
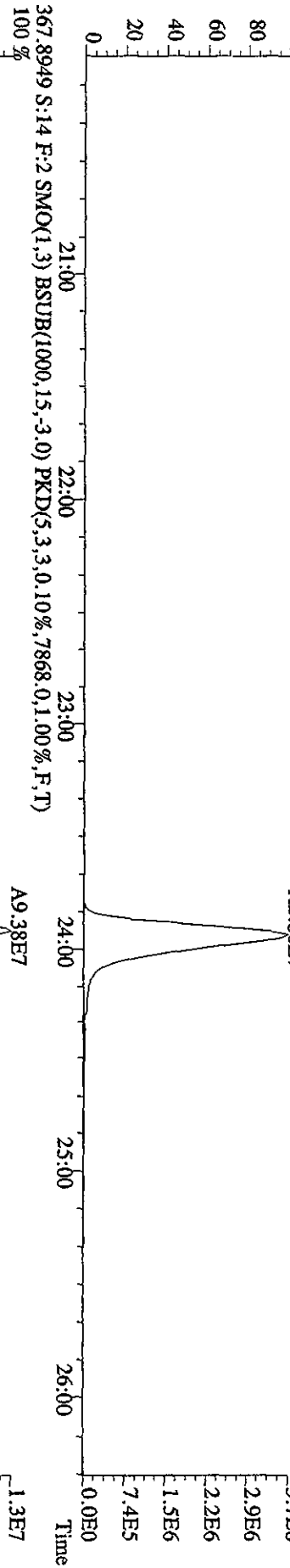
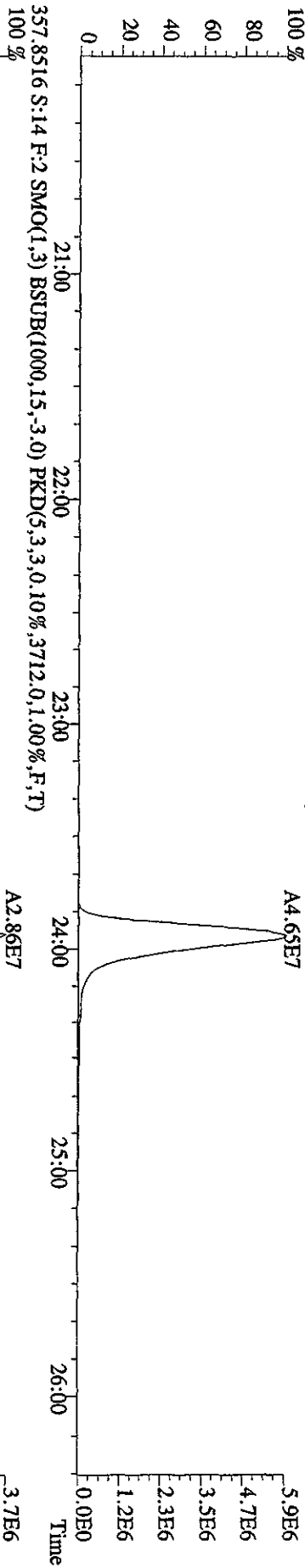




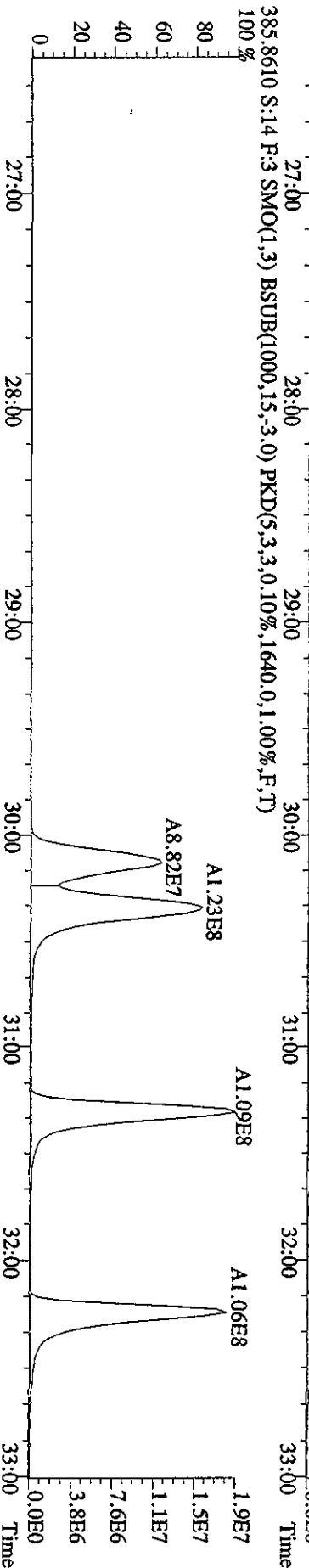
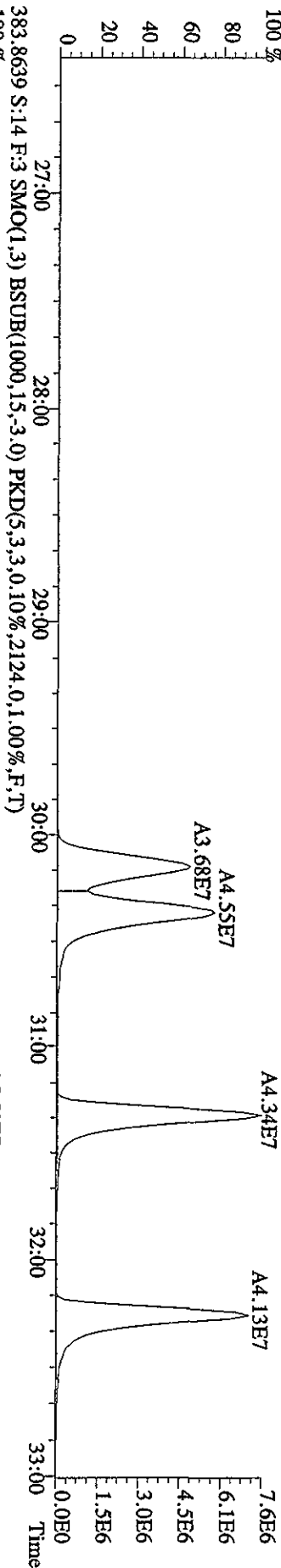
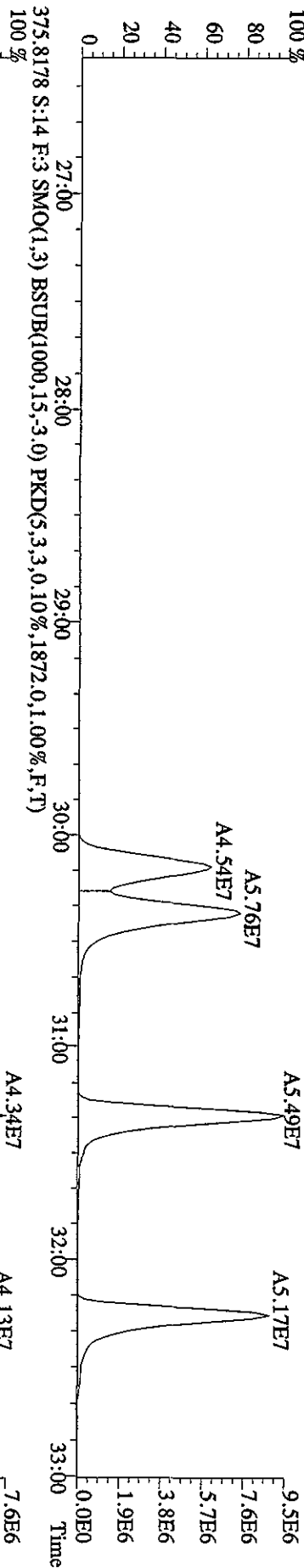
File:26AP10A1D5 #1-385 Acq:27-APR-2010 04:07:07 GC EI+ Voltage SIR 70SE
 Sample#14 Text:ST0426C :CS3 10DXN111 Exp:DIOXIN
 339.8597 S:14 SMO(1.3) BSUB(1000,15,-3.0) PKD(5,3,3,0.10%,2068,0.1,00%,F,T)
 409.7974 S:14 SMO(1.3) BSUB(1000,15,-3.0) PKD(5,3,3,100.00%,324,0.1,00%,F,T)



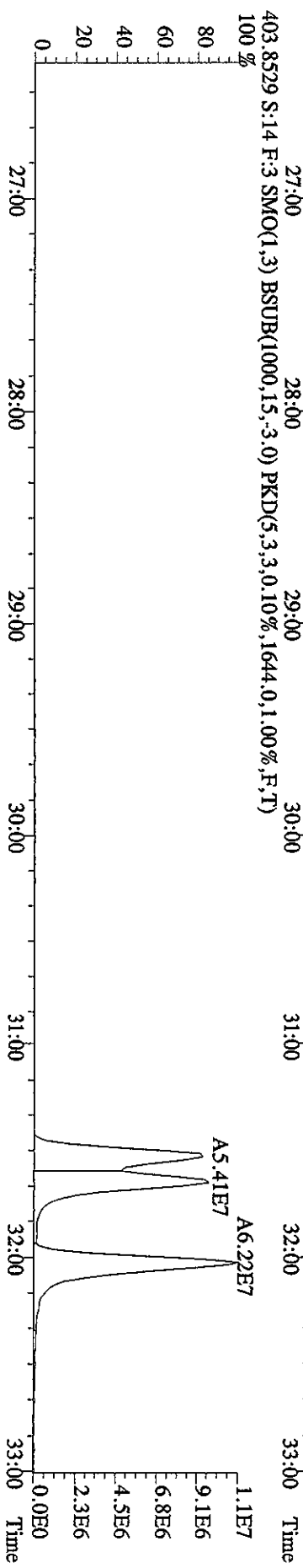

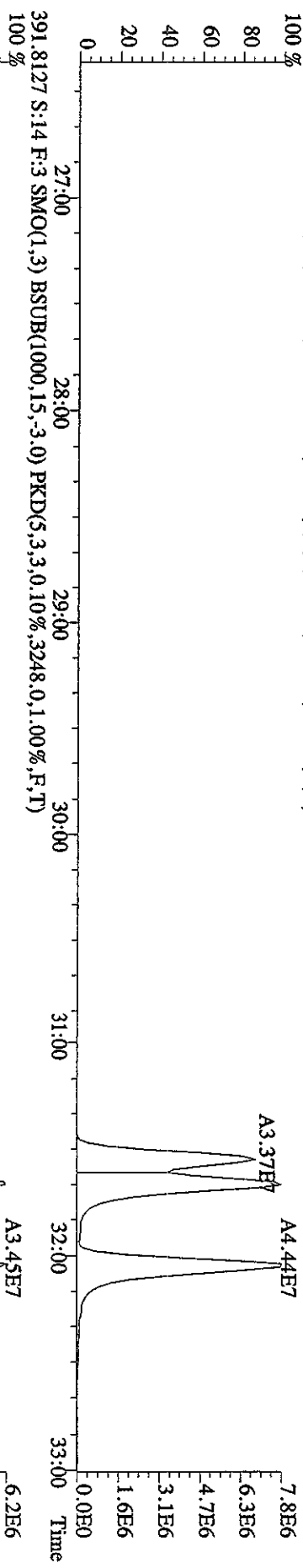
File:26AP10A1D5 #1-444 Acq:27-APR-2010 04:07:07 GC EI+ Voltage SIR 70SE
 Sample#14 Text:ST0426C :CS3 10DXN111 Exp:DIOXIN
 355.8546 S:14 F:2 SMO(1.3) BSUB(1000,15,-3.0) PKD(5,3,3,0,10%,.5292,0,1.00%,F,T)
 100 %



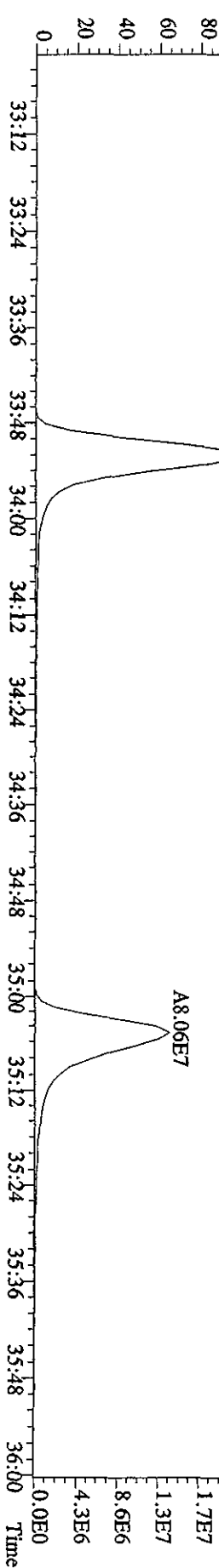



File: 26AP10A1D5 #1-447 Acq: 27-APR-2010 04:07:07 GC EI+ Voltage SIR 70SE
 Sample#14 Text: ST0426C :CS3 10DXN111 Exp: DIOXIN
 373.8208 S:14 F:3 SMO(1,3) BSUB(1000,15,-3,0) PKD(5,3,3,0,10%,1872,0,1,00%,F,T)



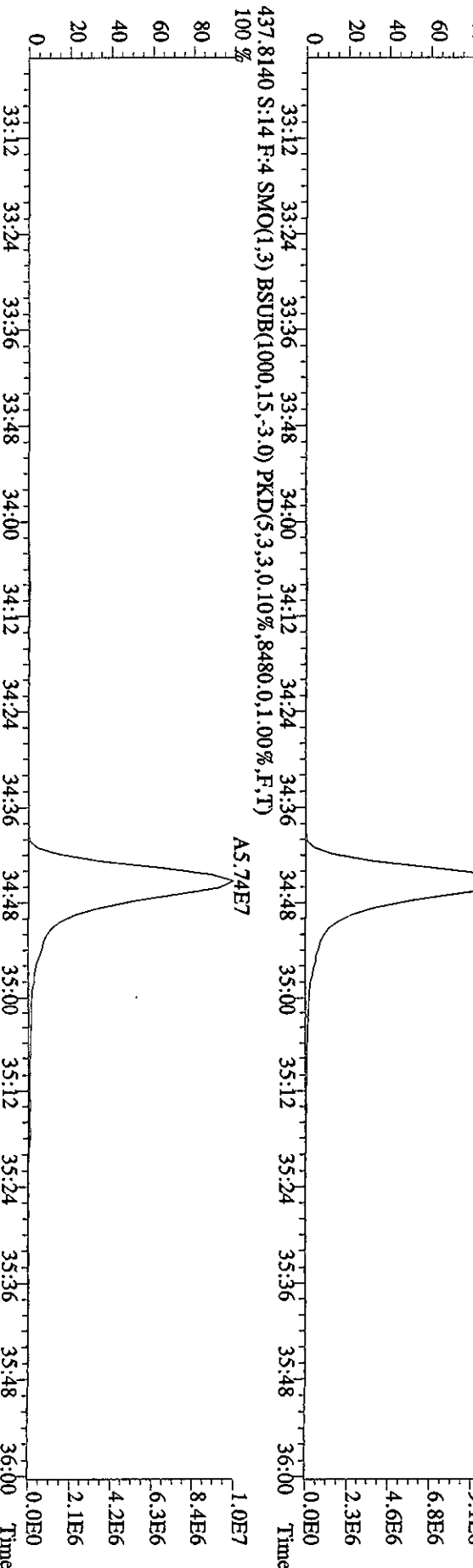
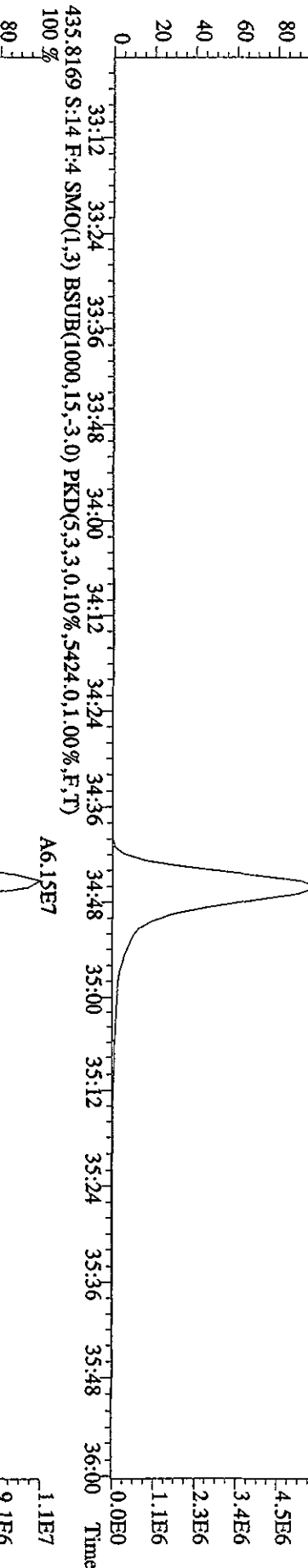
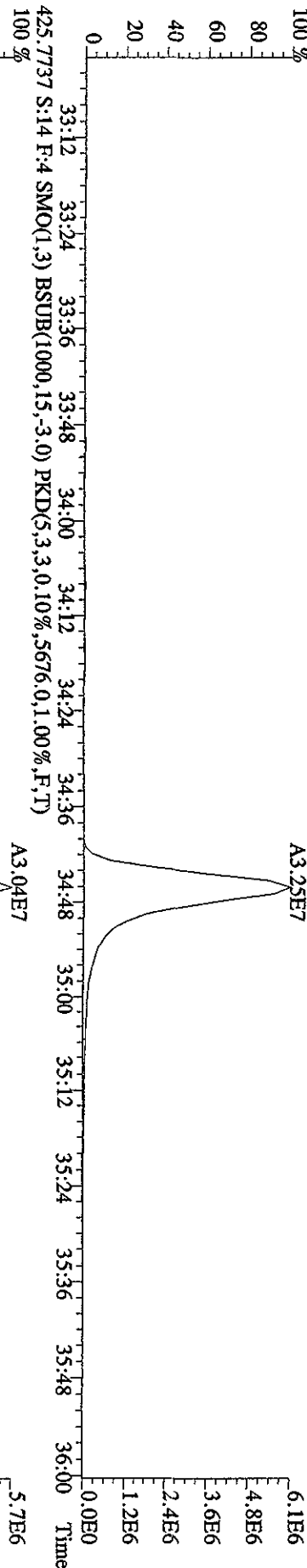
File:26API0A1D5 #1-447 Acq:27-APR-2010 04:07:07 GC EI+ Voltage SFR 70SE
 Sample#14 Text:ST0426C :CS3 10DXN111 Exp:DIOXIN
 389.8157 S:14 F:3 SMO(1,3) BSUB(1000,15,-3,0) PKD(5,3,3,0,10%,2284,0,1,00%,F,T)



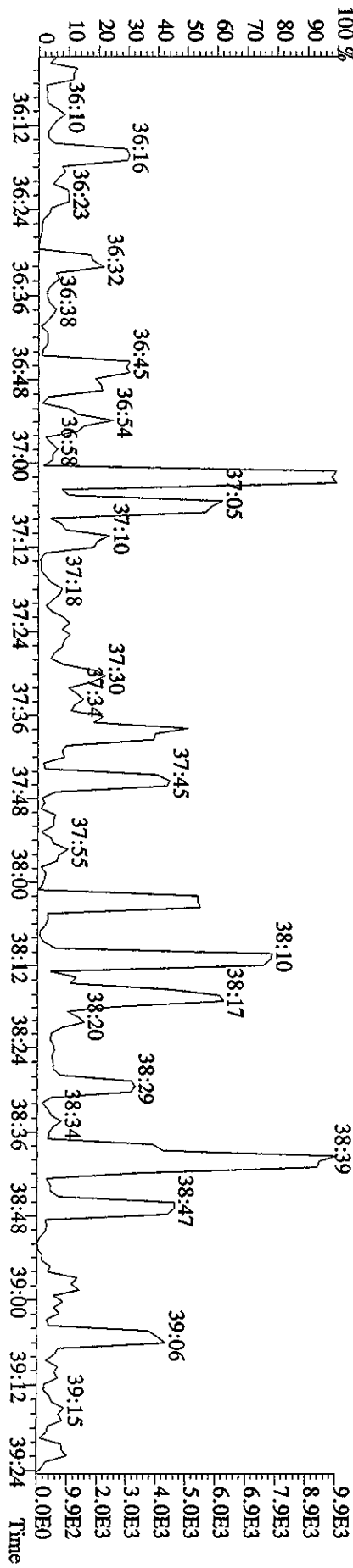
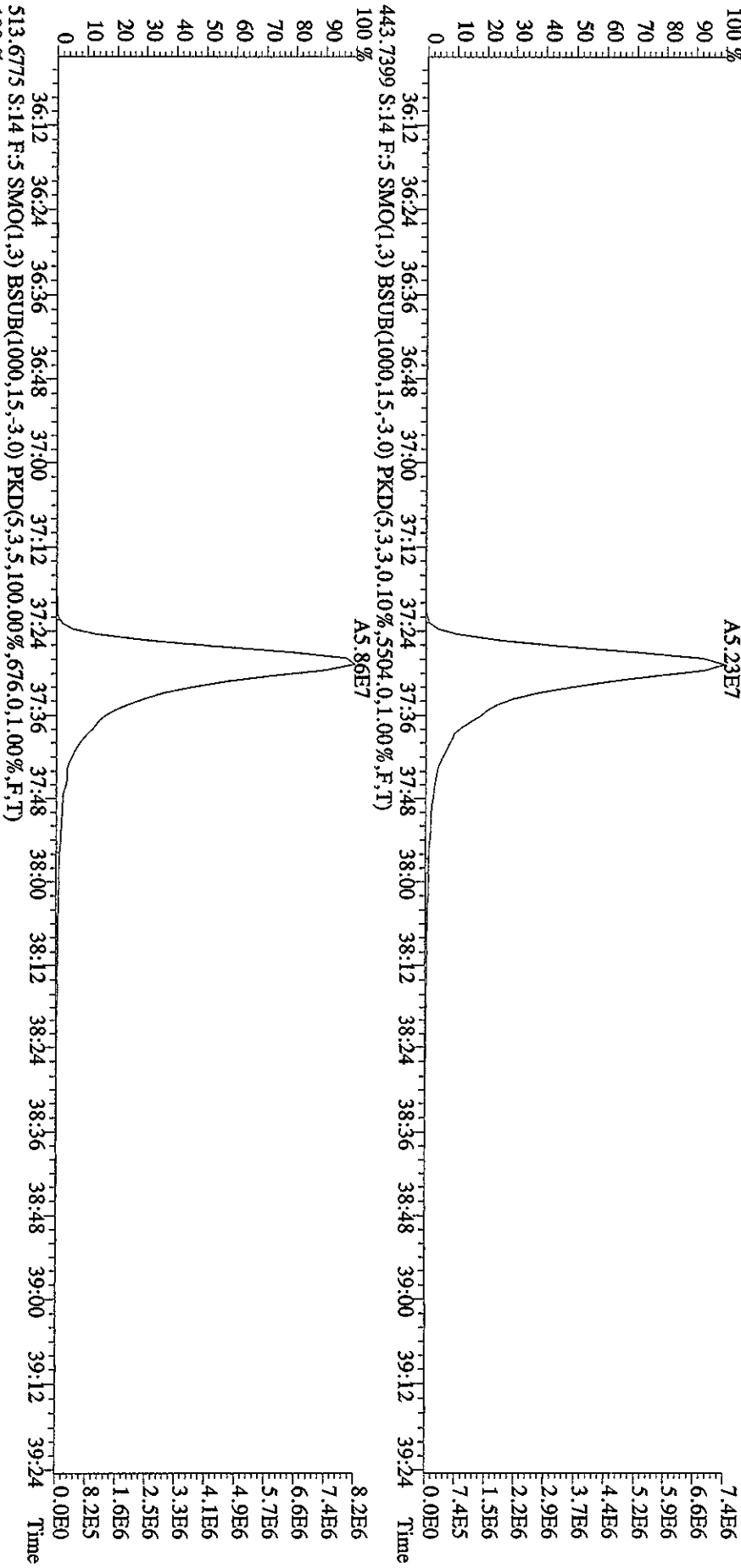
Sample#14 Text:ST0426C :CS3 IODXN11 Exp:DIOXIN
407.7818 S:14 F:4 SMO(1,3) BSUB(1000,15,-3.0) PKD(5,3,3,0.10%,13192.0,1.00%,F,T)



File:26API0AID5 #1-210 Acq:27-APR-2010 04:07:07 GC EI+ Voltage SIR 70SE
Sample#14 Text:ST0426C :CS3 10DXN111 Exp:DIOXIN
423.7766 S:14 F:4 SMO(1,3) BSUB(1000,15,-3.0) PKD(5,3,3,0.10%,7992.0,1.00%,F,T)



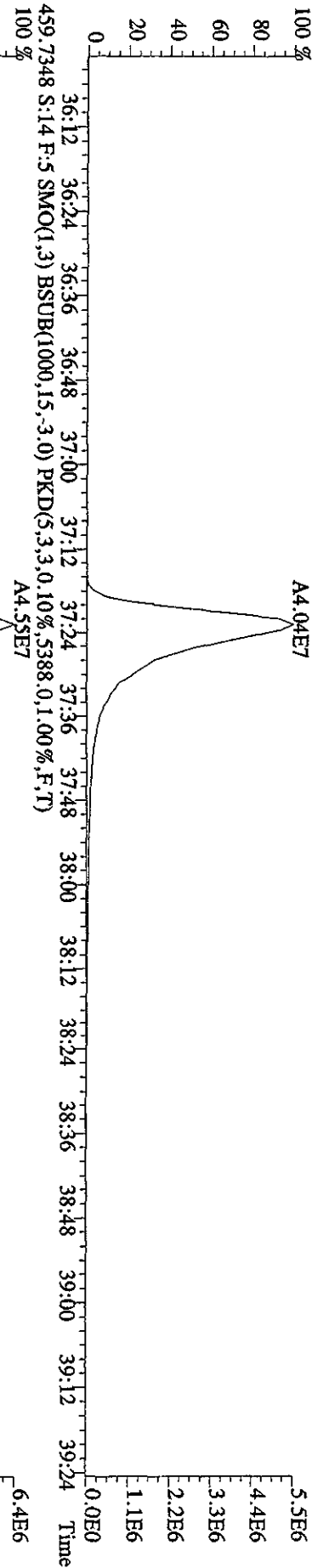
File:26API0AID5 #1-244 Acq:27-APR-2010 04:07:07 GC EI+ Voltage SIR 70SE
 Sample#14 Text:ST0426C :CS3 10DDXN111 Exp:DIOXIN
 441.7428 S:14 F:5 SMO(1.3) BSUB(1000,15,-3.0) PKD(5,3,3,0,10%,4832.0,1.00%,F,T)
 100% A5.23E7



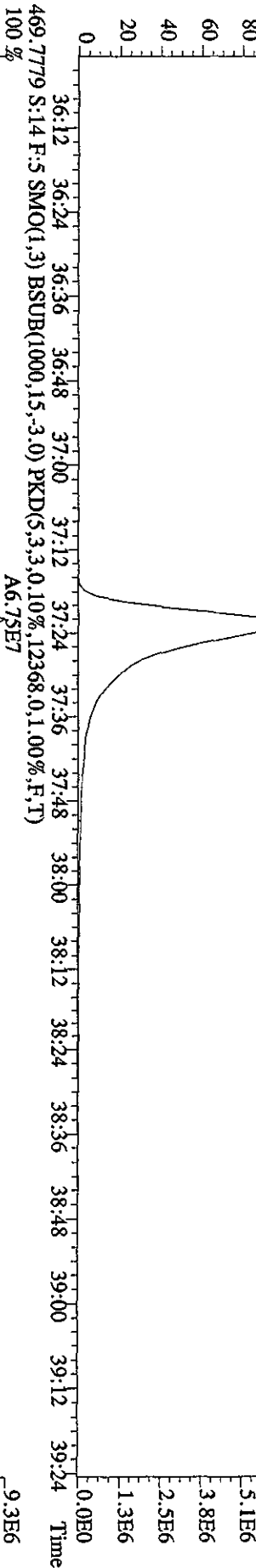
File:26AP10A1D5 #1-244 Acq:27-APR-2010 04:07:07 GC EI+ Voltage SIR 70SE

Sample#14 Text:ST0426C :CS3 10DXN111 Exp:DIOXIN

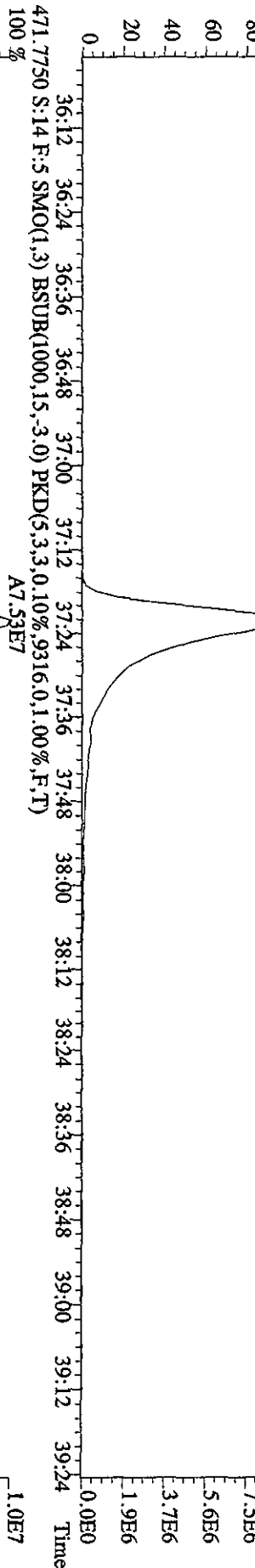
457.7377 S:14 F:5 SMO(1,3) BSUB(1000,15,-3.0) PKD(5,3,3,0,10%,4932,0,1,00%,F,T)



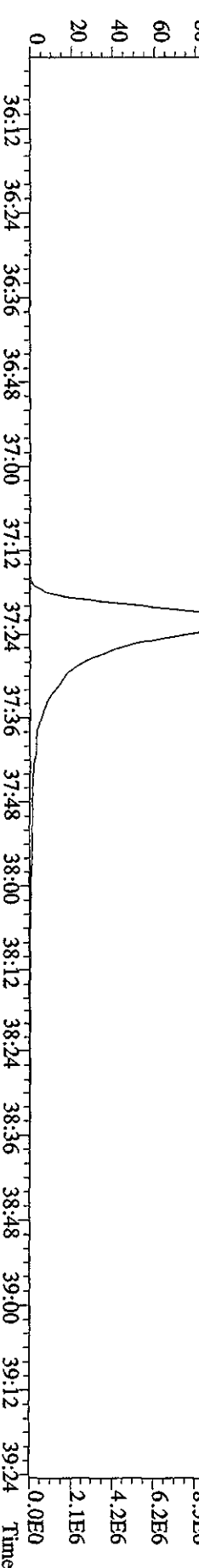
459.7348 S:14 F:5 SMO(1,3) BSUB(1000,15,-3.0) PKD(5,3,3,0,10%,5388,0,1,00%,F,T)



469.7779 S:14 F:5 SMO(1,3) BSUB(1000,15,-3.0) PKD(5,3,3,0,10%,12368,0,1,00%,F,T)

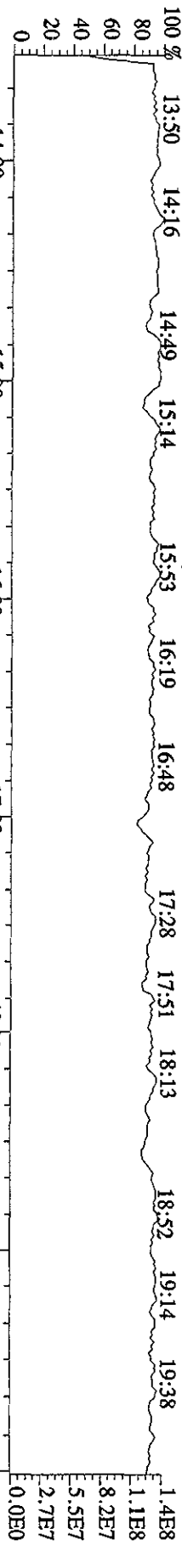


471.7750 S:14 F:5 SMO(1,3) BSUB(1000,15,-3.0) PKD(5,3,3,0,10%,9316,0,1,00%,F,T)

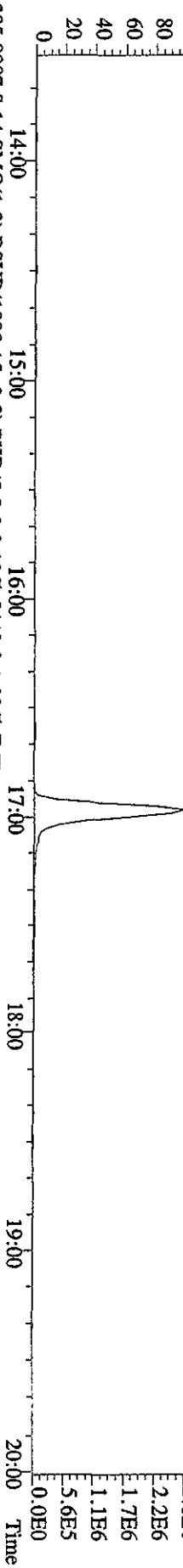


Sample#14 Text:ST0426C :CS3 10DDXN111 Exp:DIOXIN

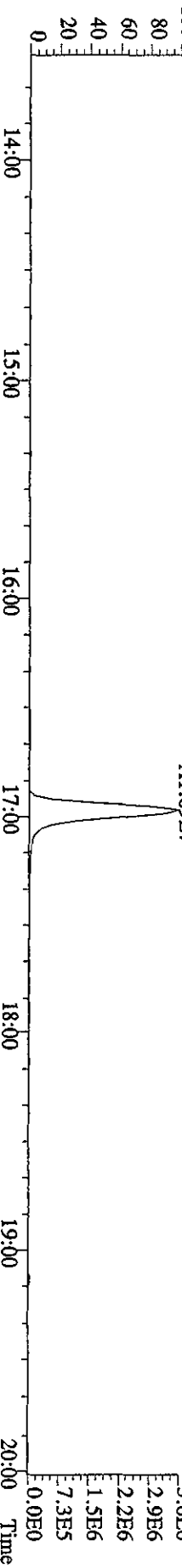
292.9825 S:14 SMO(1.3) PKD(5,3,5,100.00%,0.0,1.00%,F,T)



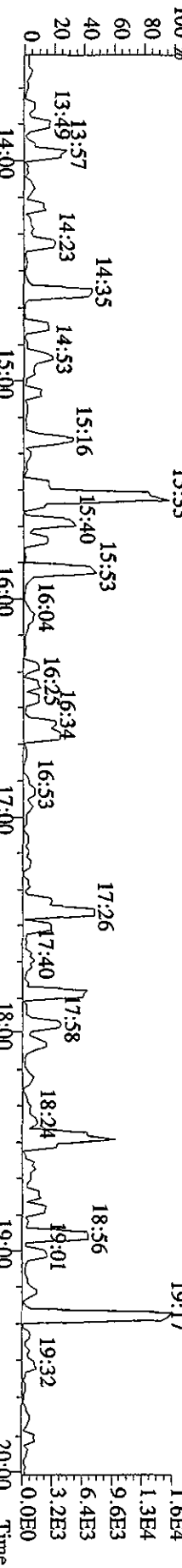
303.9016 S:14 SMO(1.3) BSUB(1000,15,3.0) PKD(5,3,3,0.10%,3264.0,1.00%,F,T)



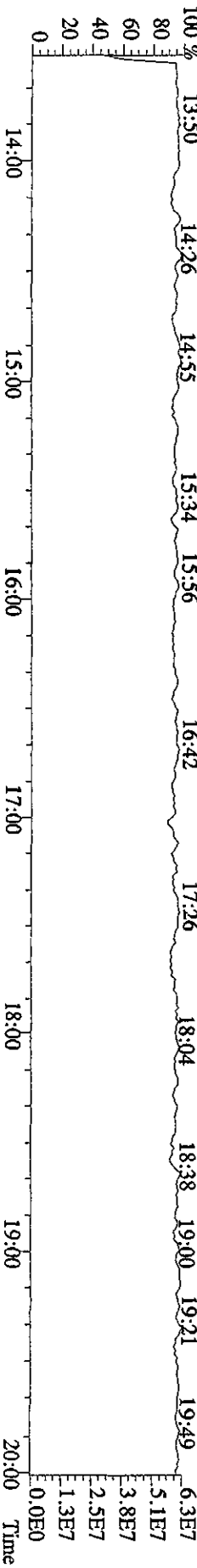
305.8987 S:14 SMO(1.3) BSUB(1000,15,3.0) PKD(5,3,3,0.10%,5440.0,1.00%,F,T)

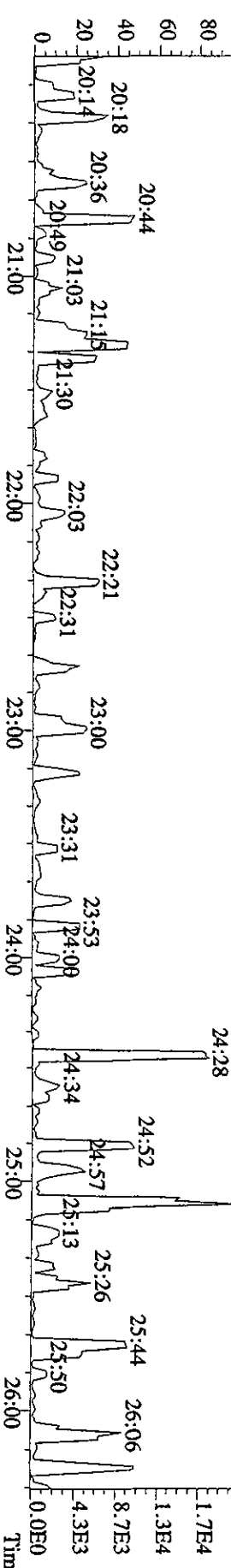
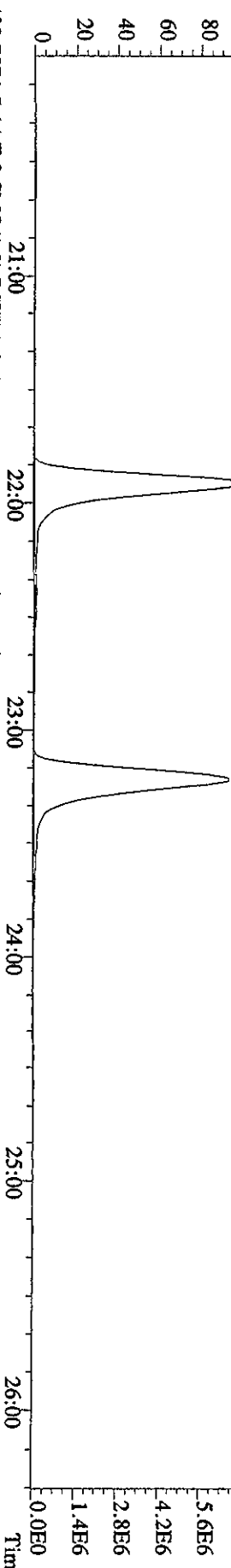
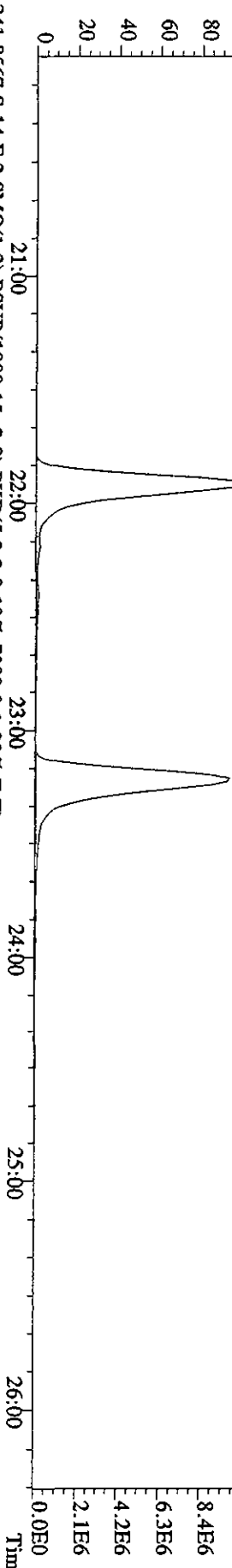
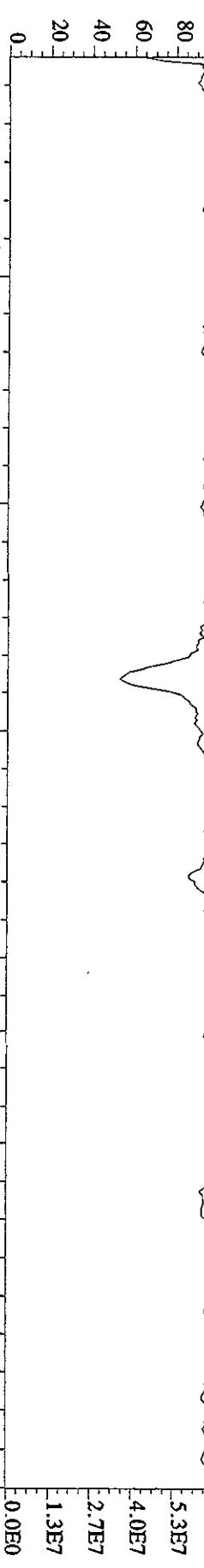


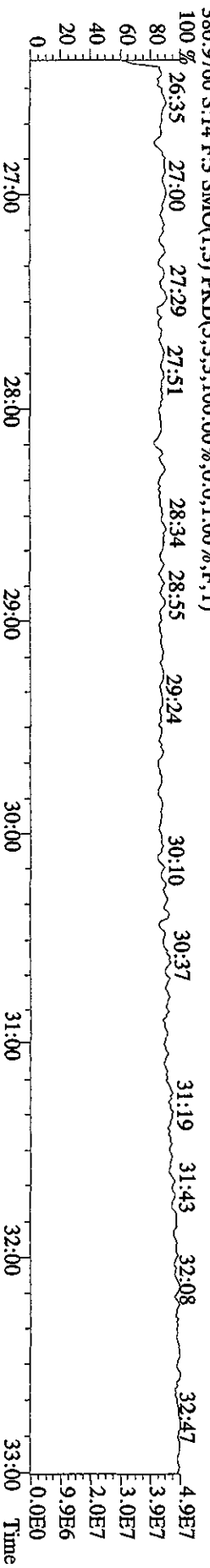
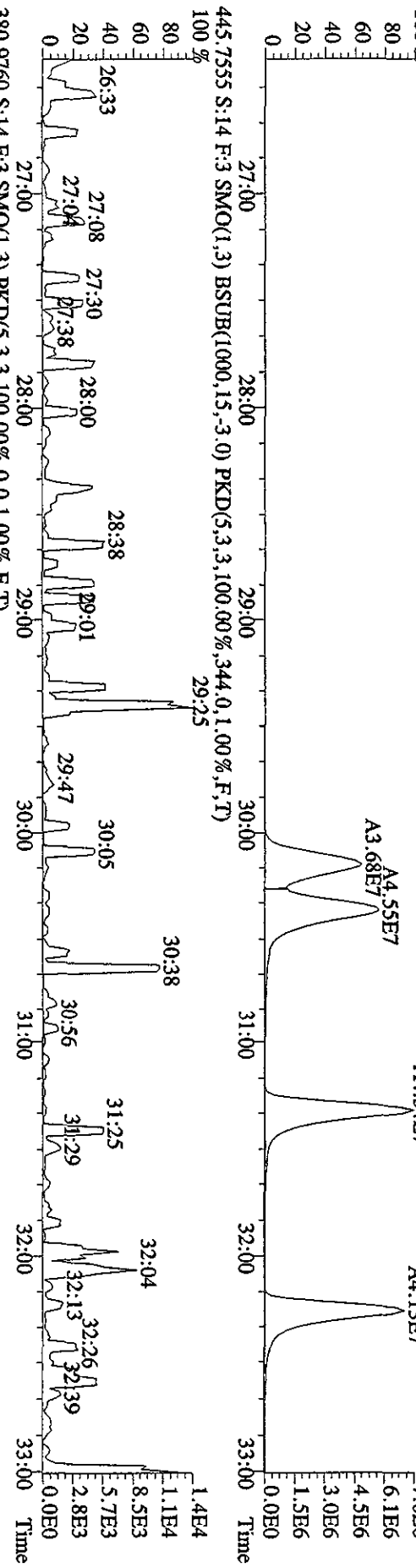
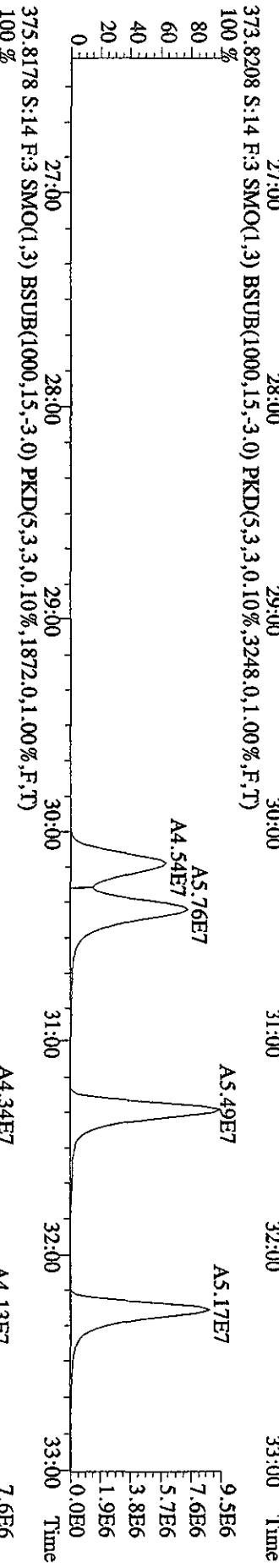
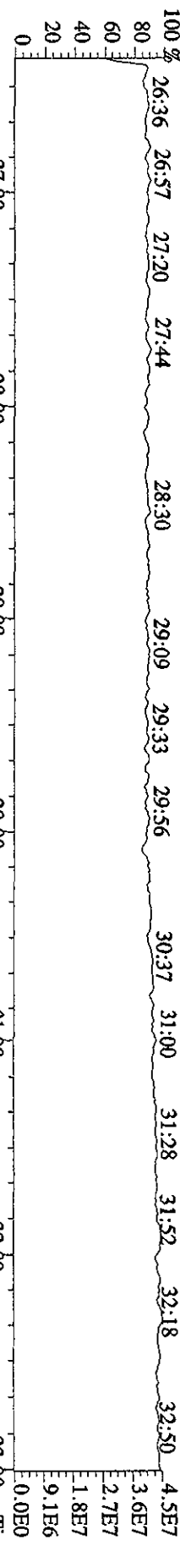
375.8364 S:14 SMO(1.3) BSUB(1000,15,3.0) PKD(5,3,3,100.00%,628.0,1.00%,F,T)

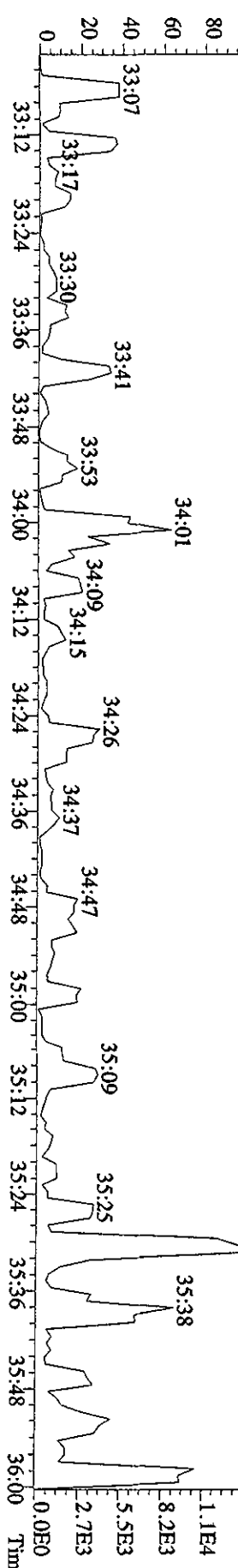


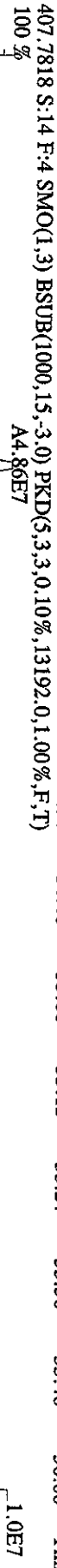
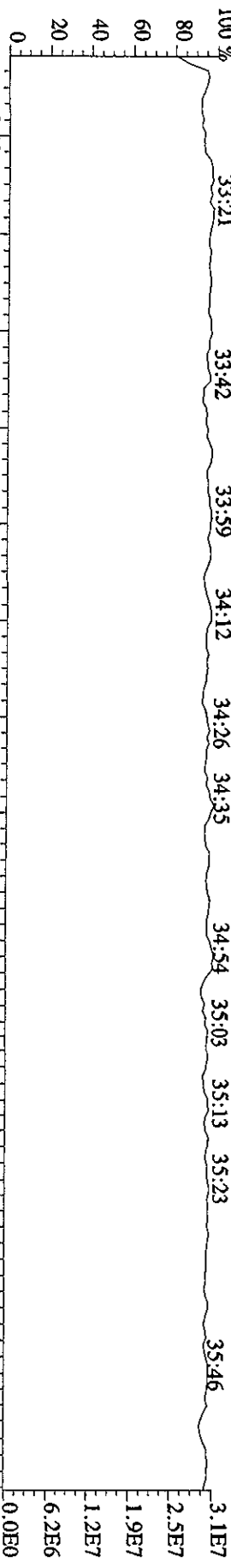


330.9792 S:14 SMO(1.3) PKD(5,3,3,100.00%,0.0,1.00%,F,T)










File: 26AP10AID5 #1-244 Acq: 27-APR-2010 04:07:07 GC EI+ Voltage SIR 70SE

Sample#14 Text: ST0426C :CS3 10DXN111 Exp: DIOXIN

454.9728 S:14 F:5 SMO(1,3) PKD(5,3,3,100.00%,0.0,1.00%,F,T)



Method ID 8290

Associated ICAL ICA030420103D58290OCCD25

Column ID DB5

Instrument ID 3D5

STD ID ST0428D, ST0428E

STD Solution 10DXN083

Analyzed by AM

Date Analyzed 04/28/10, 04/29/10

Std. Pkg. By JRB

Date Std. Pkg. Assembled 4/29/10

Std. Pkg. Reviewed By M.G.

Date Std. Pkg. Reviewed 4/29/10

DAILY STANDARD PACKAGE	INITIATED	REVIEWED
Standard, CPSM, and Solvent Blank present?	✓	✓
Copy of log-file and Beginning Static Resolution present?	✓	✓
CPSM blow up present?	✓	✓
Curve Summary present?	✓	✓
Summary of Method criteria present or documented below?	✓	✓
Daily standard within method specified limits?*	✓	✓
Analyte retention times correct?	✓	✓
Isotopic ratios within limits?	✓	✓
CPSM valley ≤ method specified limits?*	✓	✓
Are chromatographic windows correct?	✓	✓
Samples analyzed within 12 hrs of daily standard?	✓	✓
Manual reintegration's checked and hardcopies included?	NA	NA
Ending Standard present?	✓	✓
Ending Static Resolutions present	✓	✓
Absolute retention times for 13C12-1,2,3,4-TCDD and 13C12-1,2,3,7,8,9-HxCDD are within +/- 15 seconds of the retention times in the Initial Calibration? (required for all 1613B samples)	NA	NA

COMMENTS:

* Method 8290/TO9/M0023A: (beginning) ≤ 20% from curve RRFs for native analytes, ≤ 30% from curve RRFs for labeled compounds.

Method 8290/TO9/M0023A: (ending) ≤ 25% from curve RRFs for native analytes, ≤ 35% from curve RRFs for labeled compounds.

Method 23: See Method 23 Daily Standard Criteria, Table 5.

Method 1613B: See, Method 1613B or Method 1613B Tetras Daily Standard Criteria,

** Method 23/0023A CPSM Criteria: 25% valley between 2378 TCDF (DB-225)/TCDD (DB-5) and its closest eluters normalized to the smallest peak of the triplet

Method 1613B/8290/TO9 CPSM Criteria: 25% valley between 2378 TCDF (DB-225)/TCDD (DB-5) and its closest eluters normalized to the 2378 peak.

Dataset: C:\MassLynx\JAN2010.PRO\28AP10A3D58290D.qld

Last Altered: Thursday, April 29, 2010 10:06:18 Pacific Daylight Time

Printed: Thursday, April 29, 2010 10:23:27 Pacific Daylight Time

Method: C:\MassLynx\JAN2010.PRO\MethDB\82903D5OCDD25.mdb 28 Apr 2010 10:01:02

Calibration: C:\MassLynx\JAN2010.PRO\CurveDB\ICA030420103D58290OCDD25.cdb 31 Mar 2010 15:00:28

Name: 28AP10A3D5_1, Date: 28-Apr-2010, Time: 23:56:10, ID: ST0428D, Description: CS-3 10DXN083

#	Name	Response	RT	Pred.RT	RRF.M	RRF	Conc.	%Dev	%Rec	Mod.D.	Ratio	Ratio Flag
1	13C-1,2,3,4-TCDD	2882650	26.07	26.07	1.00000	1.00000	100.00	0.0	100.0		0.771	NO
2												
3	13C-2,3,7,8-TCDF	4324129	25.45	25.50	1.29217	1.50005	116.09	16.1	116.1		0.784	NO
4	2,3,7,8-TCDF	398441	25.48	25.47	0.98315	0.92144	9.37	-6.3	93.7		0.783	NO
5	Total TCDFs			21.44	0.98315		9.37					
6												
7	13C-2,3,7,8-TCDD	2768483	26.32	26.33	0.89708	0.96040	107.06	7.1	107.1		0.764	NO
8	2,3,7,8-TCDD	304775	26.35	26.33	1.05105	1.10087	10.47	4.7	104.7		0.783	NO
9	Total TCDDs			19.55	1.05105		10.47					
10												
11	37CL-2,3,7,8-TCDD	350830	26.35	26.33	1.06704	1.21704	11.41	14.1	114.1			
12												
13	13C-1,2,3,7,8-PeCDF	3393434	31.32	31.33	1.01112	1.17719	116.42	16.4	116.4		1.598	NO
14	1,2,3,7,8-PeCDF	1766283	31.35	31.36	1.01766	1.04100	51.15	2.3	102.3		1.534	NO
15	2,3,4,7,8-PeCDF	1732307	32.91	32.92	1.01420	1.02098	50.33	0.7	100.7		1.582	NO
16	Total F2 PeCDFs			34.47	1.01593		101.48					
17	Total F1 PeCDFs			36.56	1.01593							
18												
19	13C-1,2,3,7,8-PeCDD	2258470	33.73	33.75	0.66822	0.78347	117.25	17.2	117.2		1.575	NO
20	1,2,3,7,8-PeCDD	1130497	33.76	33.75	0.99572	1.00112	50.27	0.5	100.5		1.572	NO
21	Total PeCDDs			31.10	0.99572		50.27					
22												
23	13C-1,2,3,7,8,9-HxCDD	2288815	41.61	41.63	1.00000	1.00000	100.00	0.0	100.0		1.321	NO
24												
25	13C-1,2,3,4,7,8-HxCDF	2305117	40.12	40.14	0.88818	1.00712	113.39	13.4	113.4		0.514	NO
26	1,2,3,4,7,8-HxCDF	1436772	40.13	40.14	1.24155	1.24659	50.20	0.4	100.4		1.256	NO
27	1,2,3,6,7,8-HxCDF	1677263	40.29	40.30	1.42681	1.45525	51.00	2.0	102.0		1.259	NO
28	2,3,4,6,7,8-HxCDF	1522006	41.03	41.03	1.28770	1.32055	51.28	2.6	102.6		1.246	NO
29	1,2,3,7,8,9-HxCDF	1335657	41.81	41.80	1.21630	1.15886	47.64	-4.7	95.3		1.292	NO
30	Total HxCDFs			0.00	1.29309		200.11					
31												
32	13C-1,2,3,6,7,8-HxCDD	2089622	41.29	41.31	0.81128	0.91297	112.53	12.5	112.5		1.292	NO
33	1,2,3,4,7,8-HxCDD	924356	41.21	41.20	0.88272	0.88471	50.11	0.2	100.2		1.246	NO
34	1,2,3,6,7,8-HxCDD	1185391	41.31	41.30	1.08449	1.13455	52.31	4.6	104.6		1.266	NO
35	1,2,3,7,8,9-HxCDD	1150816	41.63	41.62	1.18402	1.10146	46.51	-7.0	93.0		1.283	NO
36	Total HxCDDs			0.00	1.05041		148.93					
37												
38	13C-1,2,3,4,6,7,8-HpCDF	2175671	43.27	43.27	0.80110	0.95057	118.66	18.7	118.7		0.437	NO
39	1,2,3,4,6,7,8-HpCDF	1484297	43.28	43.28	1.38128	1.36445	49.39	-1.2	98.8		1.090	NO
40	1,2,3,4,7,8,9-HpCDF	1235348	44.47	44.46	1.10952	1.13560	51.18	2.4	102.4		1.055	NO
41	Total HpCDFs			0.00	1.24540		100.57					
42												
43	13C-1,2,3,4,6,7,8-HpCDD	1929371	44.13	44.13	0.68208	0.84296	123.59	23.6	123.6		1.026	NO
44	1,2,3,4,6,7,8-HpCDD	972596	44.14	44.14	1.03068	1.00820	48.91	-2.2	97.8		1.092	NO
45	Total HpCDDs			-0.01	1.03068		48.91					

Dataset: C:\MassLynx\JAN2010.PRO\28AP10A3D58290D.qld

Last Altered: Thursday, April 29, 2010 10:06:18 Pacific Daylight Time

Printed: Thursday, April 29, 2010 10:23:27 Pacific Daylight Time

Name: 28AP10A3D5_1, Date: 28-Apr-2010, Time: 23:56:10, ID: ST0428D, Description: CS-3 10DXN083

#	Name	Response	RT	Pred. RT	RRF	M	RRF	Conc.	%Dev	%Rec	Mod. D.	Ratio	Ratio Flag
47	13C-OCDD	2921171	46.73	46.73	0.49708		0.63814	256.75	28.4	128.4		0.914	NO
48	OCDF	2023662	46.83	46.84	1.42582		1.38551	97.17	-2.8	97.2		0.915	NO
49	OCDD	1668858	46.74	46.74	1.15547		1.14259	98.89	-1.1	98.9		0.843	NO
50													
51													
52	Function 1 PFK			28.66									
53	Function 2 PFK			36.91									
54	Function 3 PFK			41.66									
55	Function 4 PFK	10938	43.25	43.29			10937....						
56	Function 5 PFK	12192	48.81	48.80			12192....						
57	TCDF PCDPE			24.99									
58	F1 PeCDF PCDPE			21.98									
59	F2 PeCDF PCDPE			33.61									
60	HXCDF PCDPE	9	38.62	38.56			8.78400						
61	HPCDF PCDPE			44.00									
62	OCDF PCDPE	93	47.92	47.82			92.997...						

Dataset: C:\MassLynx\JAN2010.PRO\28AP10A3D58290D.qld

Last Altered: Thursday, April 29, 2010 12:46:23 Pacific Daylight Time

Printed: Thursday, April 29, 2010 12:47:06 Pacific Daylight Time

Method: C:\MassLynx\JAN2010.PRO\MethDB\82903D5OCDD25.mdb 28 Apr 2010 10:01:02

Calibration: C:\MassLynx\JAN2010.PRO\CurveDB\ICA030420103D58290OCDD25.cdb 31 Mar 2010 15:00:28

Name: 28AP10A3D5_13, Date: 29-Apr-2010, Time: 10:17:57, ID: ST0428E, Description: CS-3 10DXN083

#	Name	Response	RT	Pred.RT	RRF M	RRF	Conc.	%Dev	%Rec	Mod.D.	Ratio	Ratio Flag
1	13C-1,2,3,4-TCDD	2994666	26.04	26.06	1.00000	1.00000	100.00	0.0	100.0		0.748	NO
2												
3	13C-2,3,7,8-TCDF	4304171	25.44	25.50	1.29217	1.43728	111.23	11.2	111.2		0.789	NO
4	2,3,7,8-TCDF	411274	25.45	25.45	0.98315	0.95553	9.72	-2.8	97.2		0.782	NO
5	Total TCDFs			21.44	0.98315		9.72					
6												
7	13C-2,3,7,8-TCDD	2889460	26.29	26.30	0.89708	0.96487	107.56	7.6	107.6		0.761	NO
8	2,3,7,8-TCDD	313075	26.32	26.30	1.05105	1.08351	10.31	3.1	103.1		0.793	NO
9	Total TCDDs			19.55	1.05105		10.31					
10												
11	37CL-2,3,7,8-TCDD	363131	26.32	26.30	1.06704	1.21259	11.36	13.6	113.6			
12												
13	13C-1,2,3,7,8-PeCDF	3415013	31.29	31.30	1.01112	1.14037	112.78	12.8	112.8		1.604	NO
14	1,2,3,7,8-PeCDF	1705859	31.32	31.33	1.01766	0.99904	49.08	-1.8	98.2		1.543	NO
15	2,3,4,7,8-PeCDF	1733964	32.88	32.89	1.01420	1.01549	50.06	0.1	100.1		1.585	NO
16	Total F2 PeCDFs			34.47	1.01593		99.15					
17	Total F1 PeCDFs			36.56	1.01593							
18												
19	13C-1,2,3,7,8-PeCDD	2246870	33.69	33.72	0.66822	0.75029	112.28	12.3	112.3		1.574	NO
20	1,2,3,7,8-PeCDD	1161276	33.73	33.72	0.99572	1.03368	51.91	3.8	103.8		1.570	NO
21	Total PeCDDs			31.10	0.99572		51.91					
22												
23	13C-1,2,3,7,8,9-HxCDD	2325873	41.60	41.63	1.00000	1.00000	100.00	0.0	100.0		1.327	NO
24												
25	13C-1,2,3,4,7,8-HxCDF	2253598	40.10	40.13	0.88818	0.96893	109.09	9.1	109.1		0.544	NO
26	1,2,3,4,7,8-HxCDF	1381628	40.13	40.12	1.24155	1.22615	49.38	-1.2	98.8		1.267	NO
27	1,2,3,6,7,8-HxCDF	1668422	40.27	40.28	1.42681	1.48067	51.89	3.8	103.8		1.316	NO
28	2,3,4,6,7,8-HxCDF	1458992	41.02	41.01	1.28770	1.29481	50.28	0.6	100.6		1.255	NO
29	1,2,3,7,8,9-HxCDF	1370147	41.80	41.77	1.21630	1.21596	49.99	-0.0	100.0		1.248	NO
30	Total HxCDFs			0.00	1.29309		201.53					
31												
32	13C-1,2,3,6,7,8-HxCDD	2045265	41.27	41.30	0.81128	0.87935	108.39	8.4	108.4		1.251	NO
33	1,2,3,4,7,8-HxCDD	899335	41.20	41.18	0.88272	0.87943	49.81	-0.4	99.6		1.260	NO
34	1,2,3,6,7,8-HxCDD	1135597	41.30	41.28	1.08449	1.11046	51.20	2.4	102.4		1.289	NO
35	1,2,3,7,8,9-HxCDD	1161699	41.62	41.60	1.18402	1.13599	47.97	-4.1	95.9		1.269	NO
36	Total HxCDDs			0.00	1.05041		148.98					
37												
38	13C-1,2,3,4,6,7,8-HpCDF	2190914	43.26	43.26	0.80110	0.94198	117.59	17.6	117.6		0.434	NO
39	1,2,3,4,6,7,8-HpCDF	1483703	43.27	43.27	1.38128	1.35441	49.03	-1.9	98.1		1.112	NO
40	1,2,3,4,7,8,9-HpCDF	1204823	44.46	44.45	1.10952	1.09984	49.56	-0.9	99.1		1.065	NO
41	Total HpCDFs			0.00	1.24540		98.59					
42												
43	13C-1,2,3,4,6,7,8-HpCDD	1892476	44.12	44.12	0.68208	0.81366	119.29	19.3	119.3		1.076	NO
44	1,2,3,4,6,7,8-HpCDD	987227	44.13	44.13	1.03068	1.04332	50.61	1.2	101.2		1.017	NO
45	Total HpCDDs			-0.02	1.03068		50.61					

Dataset: C:\MassLynx\JAN2010.PRO\28AP10A3D58290D.qld

Last Altered: Thursday, April 29, 2010 12:46:23 Pacific Daylight Time

Printed: Thursday, April 29, 2010 12:47:06 Pacific Daylight Time

Name: 28AP10A3D5_13, Date: 29-Apr-2010, Time: 10:17:57, ID: ST0428E, Description: CS-3 10DXN083

#	Name	Response	RT	Pred. RT	RRF	M	RRF	Conc.	%Dev	%Rec	Mod. D...	Ratio	Ratio Flag
47	13C-OCDD	2950366	46.73	46.72	0.49708		0.63425	255.19	27.6	127.6		0.887	NO
48	OCDF	2030802	46.84	46.84	1.42582		1.37664	96.55	-3.4	96.6		0.917	NO
49	OCDD	1692164	46.74	46.75	1.15547		1.14709	99.27	-0.7	99.3		0.908	NO
50													
51													
52	Function 1 PFK			28.66									
53	Function 2 PFK	13227	36.97	36.91			13226...						
54	Function 3 PFK			41.66									
55	Function 4 PFK			43.29									
56	Function 5 PFK			48.80									
57	TCDF PCDPE			24.99									
58	F1 PeCDF PCDPE			21.98									
59	F2 PeCDF PCDPE			33.61									
60	HXCDF PCDPE	47	38.65	38.56			47.206...						
61	HPCDF PCDPE	105	43.95	44.00			105.08...						
62	OCDF PCDPE	64	47.92	47.82			63.795..						

Sample List Report

MassLynx 4.1

Sample List: C:\MassLynx\JAN2010.PRO\SampleDB\28AP10A3D5.SPL

Page 1 of 3

Last Modified: Thursday, April 29, 2010 00:06:11 Pacific Daylight Time

Printed: Thursday, April 29, 2010 00:06:22 Pacific Daylight Time

Page Position (1, 1)

File Name	File Text	Sample ID	Meth/Matrix	BOX #	Sample Size	Units	Bottle	
1	28AP10A3D5_1	CS-3 10DXN083	ST0428D	---	---	1.000000	---	Tray01:1
2	28AP10A3D5_2	DB5 CPSM 3732-05	CP0428A	---	---	1.000000	---	Tray01:2
3	28AP10A3D5_3	Solvent Blank C-14	SB0428C	---	---	1.000000	---	Tray01:3
4	28AP10A3D5_4	G0D130435-24	LXV6A-1-AE	8290/Solid	73	10.190000	g	Tray01:4
5	28AP10A3D5_5	G0D100461-26	LXR84-1-AE	8290/Solid	---	10.030000	g	Tray01:5
6	28AP10A3D5_6	G0D140526-1	LX0LQ-1-AC	8290/Solid	75	10.560000	g	Tray01:6
7	28AP10A3D5_7	G0D140526-1S	LX0LQ-1-ADS	8290/Solid	---	10.250000	g	Tray01:7
8	28AP10A3D5_8	G0D140526-1D	LX0LQ-1-AED	8290/Solid	---	10.650000	g	Tray01:8
9	28AP10A3D5_9	G0D140543-27	LX0QG-1-AD	8290/Solid	---	10.160000	g	Tray01:9
10	28AP10A3D5_10	G0D140543-52	LX0RC-1-AD	8290/Solid	---	10.010000	g	Tray01:10
11	28AP10A3D5_11	G0D140543-67	LX0R3-1-AD	8290/Solid	---	10.000000	g	Tray01:11
12	28AP10A3D5_12	Solvent Blank C-14	SB0428D	---	---	1.000000	---	Tray01:12
13	28AP10A3D5_13	CS-3 10DXN083	ST0428E	---	---	1.000000	---	Tray01:1
14	28AP10A3D5_14	DB5 CPSM 3732-05	CP0428B	---	---	1.000000	---	Tray01:2
15	28AP10A3D5_15	Solvent Blank C-14	SB0428E	---	---	1.000000	---	Tray01:15
16	28AP10A3D5_16	Solvent Blank C-14	SB0428F	---	---	1.000000	---	Tray01:16
17	28AP10A3D5_17	G0D150462-1	LX1GM-1-AD	8290/Solid	75	10.500000	g	Tray01:17
18	28AP10A3D5_18	G0D150462-1S	LX1GM-1-AES	8290/Solid	---	10.890000	g	Tray01:18
19	28AP10A3D5_19	G0D150462-1D	LX1GM-1-AFD	8290/Solid	---	10.020000	g	Tray01:19
20	28AP10A3D5_20	G0D150462-3	LX1G8-1-AD	8290/Solid	---	10.690000	g	Tray01:20
21	28AP10A3D5_21	G0D150462-5	LX1HD-1-AD	8290/Solid	---	10.360000	g	Tray01:21
22	28AP10A3D5_22	G0D150462-7	LX1HH-1-AD	8290/Solid	---	10.950000	g	Tray01:22
23	28AP10A3D5_23	G0D150462-9	LX1HK-1-AD	8290/Solid	---	10.840000	g	Tray01:23
24	28AP10A3D5_24	Solvent Blank C-14	SB0428G	---	---	1.000000	---	Tray01:24
25	28AP10A3D5_25	CS-3 10DXN083	ST0428F	---	---	1.000000	---	Tray01:1
26	28AP10A3D5_26	Solvent Blank C-14	SB0426H	---	---	1.000000	---	Tray01:26

*10/29/10
4/29/10
MS*

Sample List Report

MassLynx 4.1

Sample List: C:\MassLynx\JAN2010.PRO\SampleDB\28AP10A3D5.SPL

Page 2 of 3

Last Modified: Thursday, April 29, 2010 00:06:11 Pacific Daylight Time

Printed: Thursday, April 29, 2010 00:06:22 Pacific Daylight Time

Page Position (2, 1)

FV_uL	Inj Vol	Sam Typ	Analyst	MS File	Inl File	ConA	ConB	ConC	ConD	ConE	ConF	ConG
---	2.000000	Analyte	AM 04-28-10	OCDD25	ocdd25	10	50	100	100	200	10	100
---	2.000000	Analyte	AM 04-28-10	OCDD25	ocdd25	---	---	---	---	---	---	---
---	2.000000	Analyte	AM 04-28-10	OCDD25	ocdd25	---	---	---	---	---	---	---
10	2.000000	Analyte	AM 04-28-10	OCDD25	ocdd25	---	---	---	2000	4000	800	1000
10	2.000000	Analyte	AM 04-28-10	OCDD25	ocdd25	---	---	---	2000	4000	800	1000
10	2.000000	Analyte	AM 04-28-10	OCDD25	ocdd25	---	---	---	2000	4000	800	1000
10	2.000000	Analyte	AM 04-28-10	OCDD25	ocdd25	---	---	---	2000	4000	800	1000
10	2.000000	Analyte	AM 04-28-10	OCDD25	ocdd25	---	---	---	2000	4000	800	1000
10	2.000000	Analyte	AM 04-28-10	OCDD25	ocdd25	---	---	---	2000	4000	800	1000
10	2.000000	Analyte	AM 04-28-10	OCDD25	ocdd25	---	---	---	2000	4000	800	1000
10	2.000000	Analyte	AM 04-28-10	OCDD25	ocdd25	---	---	---	2000	4000	800	1000
---	2.000000	Analyte	AM 04-28-10	OCDD25	ocdd25	---	---	---	---	---	---	---
---	2.000000	Analyte	AM 04-28-10	OCDD25	ocdd25	10	50	100	100	200	10	100
---	2.000000	Analyte	AM 04-28-10	OCDD25	ocdd25	---	---	---	---	---	---	---
---	2.000000	Analyte	AM 04-28-10	OCDD25	ocdd25	---	---	---	2000	4000	800	2000
---	2.000000	Analyte	AM 04-28-10	OCDD25	ocdd25	---	---	---	---	---	---	---
10	2.000000	Analyte	AM 04-28-10	OCDD25	ocdd25	---	---	---	2000	4000	800	1000
10	2.000000	Analyte	AM 04-28-10	OCDD25	ocdd25	---	---	---	2000	4000	800	1000
10	2.000000	Analyte	AM 04-28-10	OCDD25	ocdd25	---	---	---	2000	4000	800	1000
10	2.000000	Analyte	AM 04-28-10	OCDD25	ocdd25	---	---	---	2000	4000	800	1000
10	2.000000	Analyte	AM 04-28-10	OCDD25	ocdd25	---	---	---	2000	4000	800	1000
10	2.000000	Analyte	AM 04-28-10	OCDD25	ocdd25	---	---	---	2000	4000	800	1000
10	2.000000	Analyte	AM 04-28-10	OCDD25	ocdd25	---	---	---	2000	4000	800	1000
---	2.000000	Analyte	AM 04-28-10	OCDD25	ocdd25	---	---	---	---	---	---	---
---	2.000000	Analyte	AM 04-28-10	OCDD25	ocdd25	10	50	100	100	200	10	100
---	2.000000	Analyte	AM 04-28-10	OCDD25	ocdd25	---	---	---	2000	4000	800	2000

Sample List Report

MassLynx 4.1

Sample List: C:\MassLynx\JAN2010.PRO\SampleDB\28AP10A3D5.SPL
Last Modified: Thursday, April 29, 2010 00:06:11 Pacific Daylight Time
Printed: Thursday, April 29, 2010 00:06:22 Pacific Daylight Time

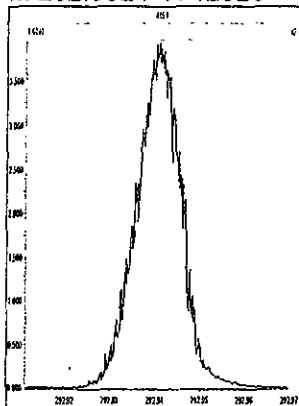
Page 3 of 3
Page Position (3, 1)

Process	Process Options	Action On Error
---	---	---
---	---	---
---	---	---
---	---	---
---	---	---
---	---	---
---	---	---
---	---	---
---	---	---
ResolutionCheck	C:\MassLynx\Autospec\dioxinendres.dat	Ignore Error
---	---	---
---	---	---
ResolutionCheck	C:\MassLynx\Autospec\dioxinendres.dat	Ignore Error
---	---	---
---	---	---
---	---	---
---	---	---
---	---	---
---	---	---
---	---	---
---	---	---
ResolutionCheck	C:\MassLynx\Autospec\dioxinendres.dat	Ignore Error

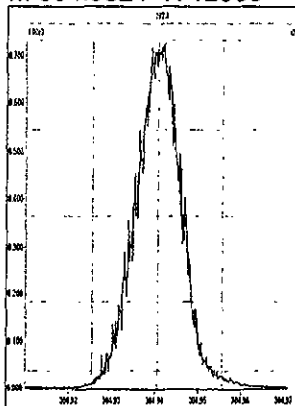
File: Experiment: OCDD25.exp Reference: Pfk.ref Function: 1 @ 200 (ppm)

Printed: Wednesday, April 28, 2010 23:50:44 Pacific Daylight Time

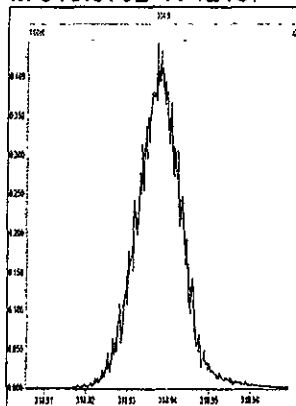
M 292.9824 R 12320



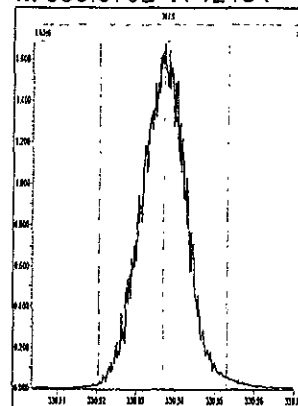
M 304.9824 R 12686



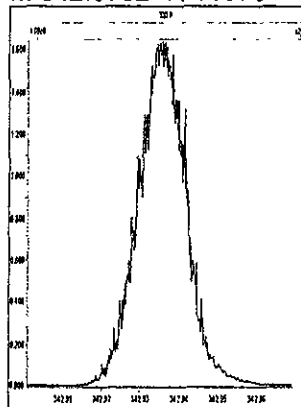
M 318.9792 R 12137



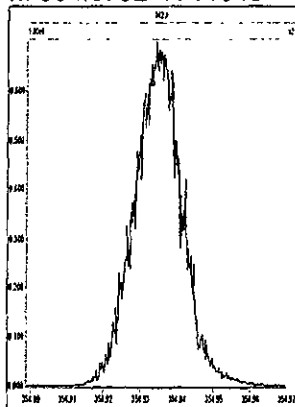
M 330.9792 R 12134



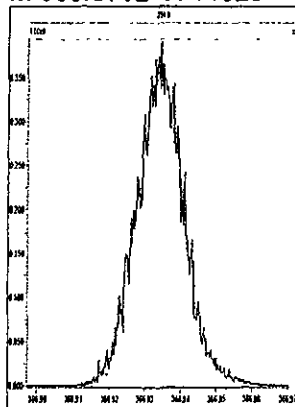
M 342.9792 R 11576



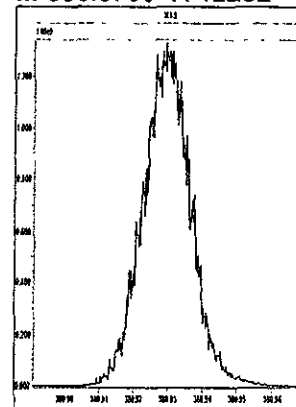
M 354.9792 R 11848



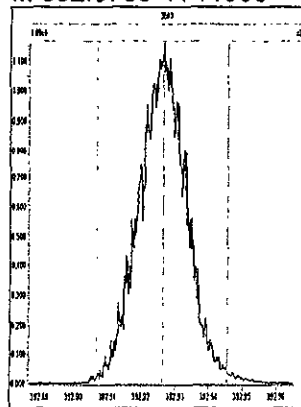
M 366.9792 R 11626



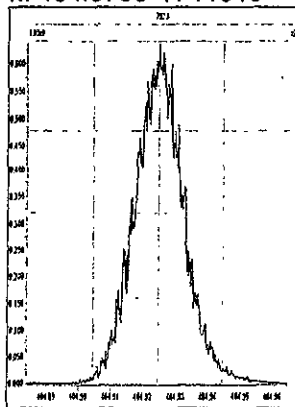
M 380.9760 R 12252



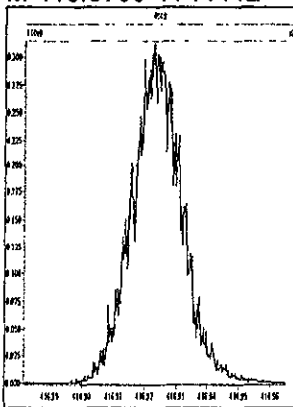
M 392.9760 R 11905



M 404.9760 R 11519



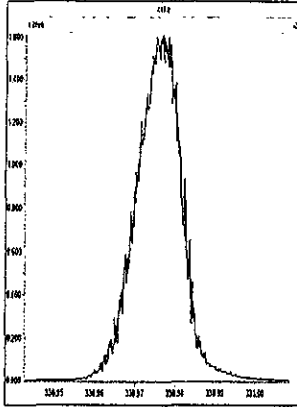
M 416.9760 R 11112



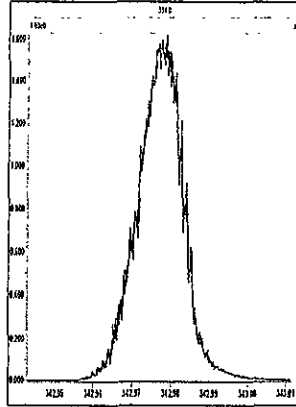
File: Experiment: OCDD25.exp Reference: Pfk.ref Function: 2 @ 200 (ppm)

Printed: Wednesday, April 28, 2010 23:51:32 Pacific Daylight Time

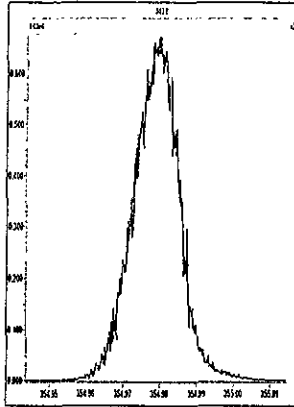
M 330.9792 R 12820



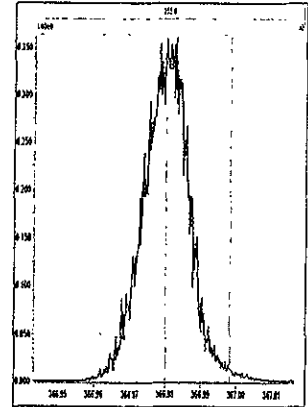
M 342.9792 R 12561



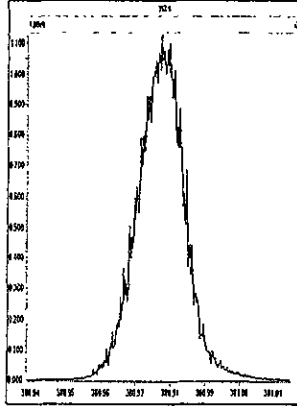
M 354.9792 R 12559



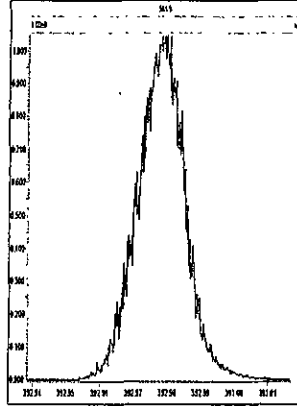
M 366.9792 R 12255



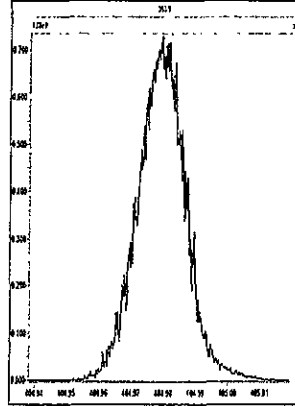
M 380.9760 R 12314



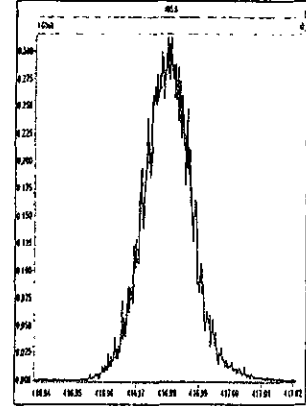
M 392.9760 R 12079



M 404.9760 R 11792



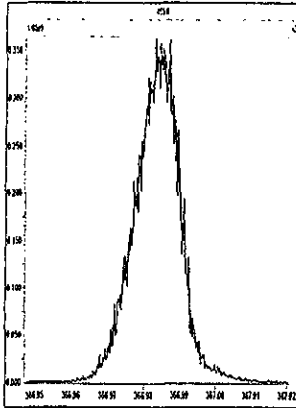
M 416.9760 R 11577



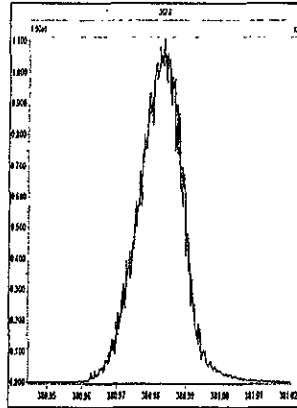
File: Experiment: OCDD25.exp Reference: Pfk.ref Function: 3 @ 200 (ppm)

Printed: Wednesday, April 28, 2010 23:52:27 Pacific Daylight Time

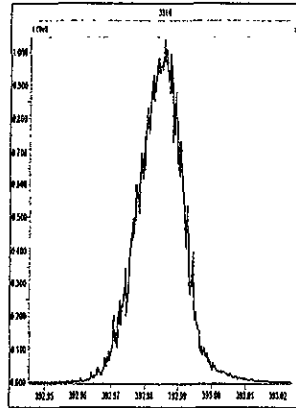
M 366.9792 R 12948



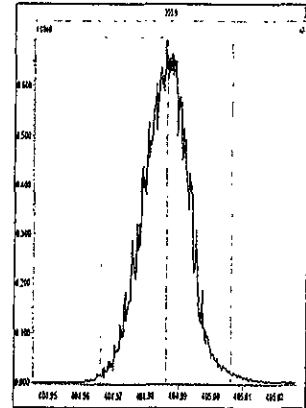
M 380.9760 R 12754



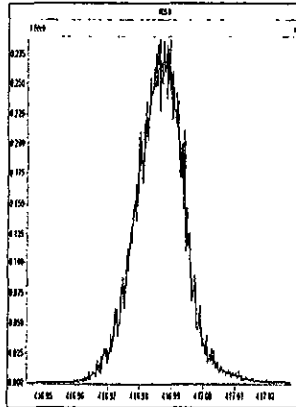
M 392.9760 R 12252



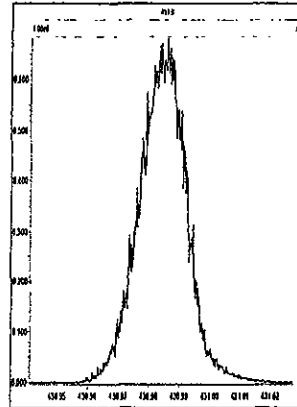
M 404.9760 R 12195



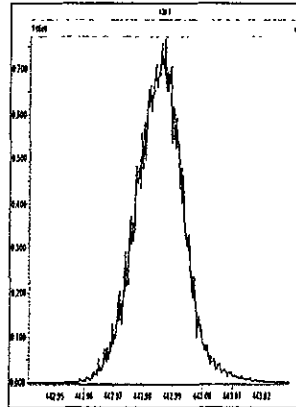
M 416.9760 R 11315



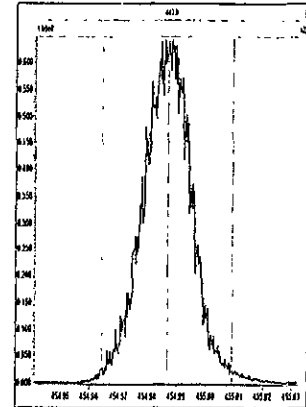
M 430.9728 R 11902



M 442.9728 R 11682



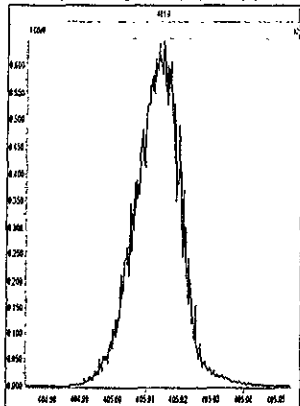
M 454.9728 R 11210



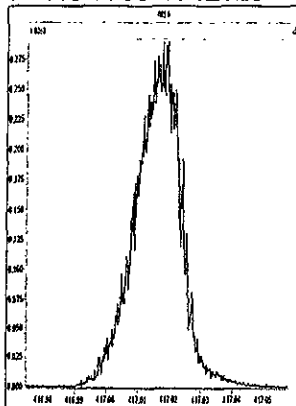
File: Experiment: OCDD25.exp Reference: Pfk.ref Function: 4 @ 200 (ppm)

Printed: Wednesday, April 28, 2010 23:54:10 Pacific Daylight Time

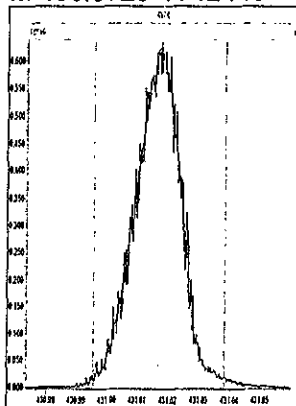
M 404.9760 R 12137



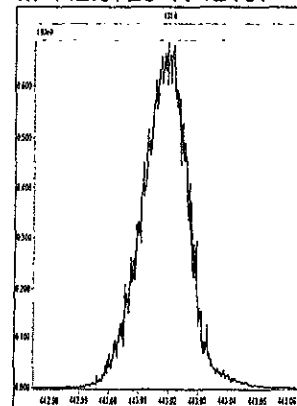
M 416.9760 R 12626



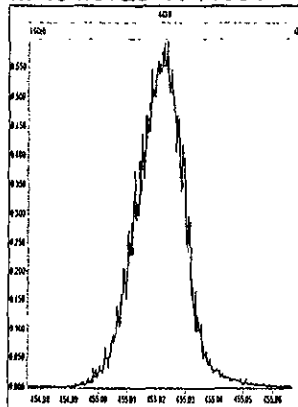
M 430.9728 R 12440



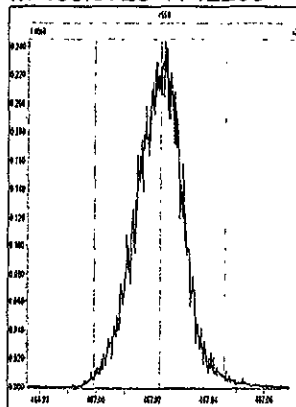
M 442.9728 R 12137



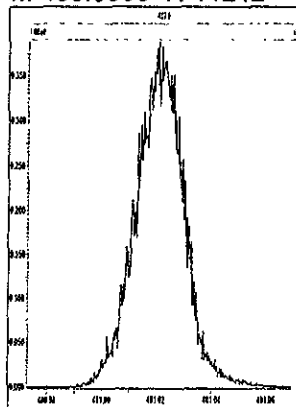
M 454.9728 R 11961



M 466.9728 R 12253



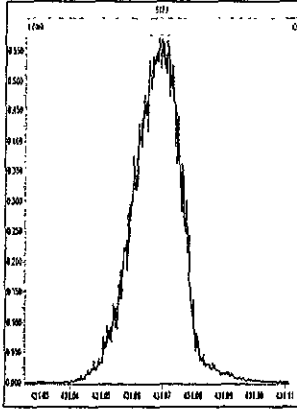
M 480.9696 R 11212



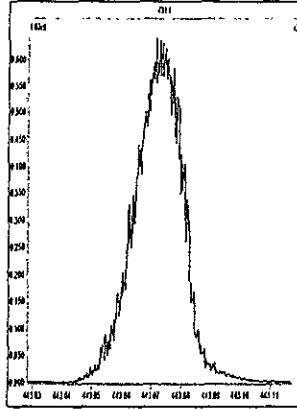
File: Experiment: OCDD25.exp Reference: Pfk.ref Function: 5 @ 200 (ppm)

Printed: Wednesday, April 28, 2010 23:55:07 Pacific Daylight Time

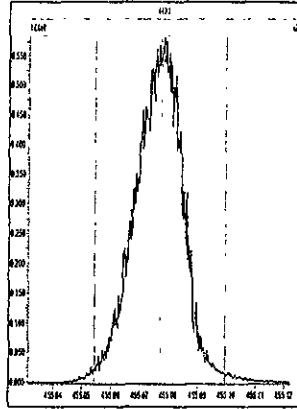
M 430.9728 R 12437



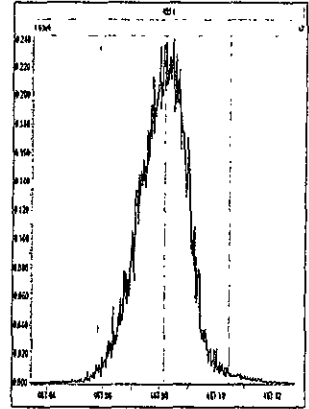
M 442.9728 R 12498



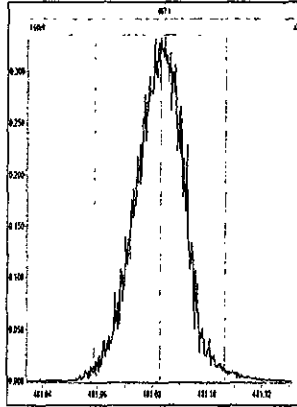
M 454.9728 R 11849



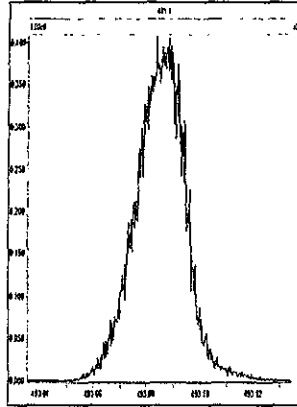
M 466.9728 R 12195



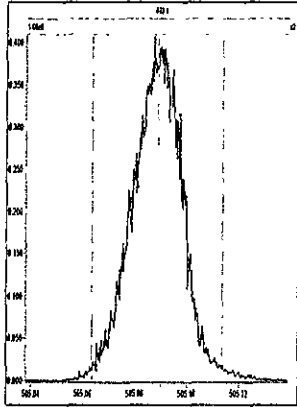
M 480.9696 R 11418



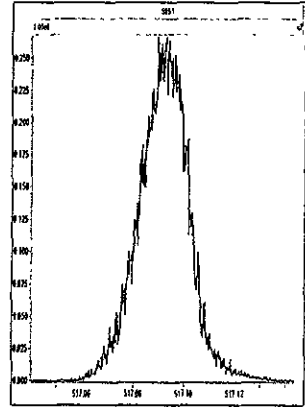
M 492.9696 R 11738



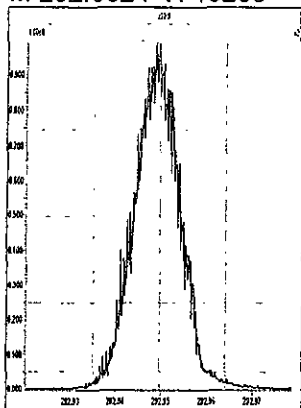
M 504.9696 R 10965



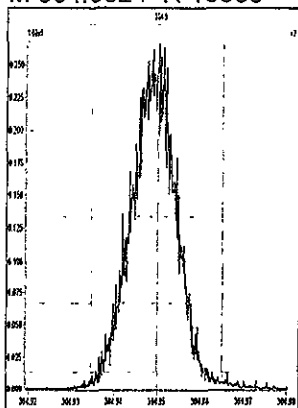
M 516.9697 R 11630



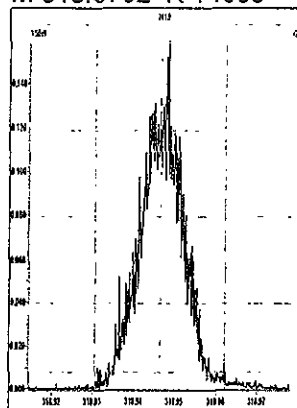
M 292.9824 R 13203



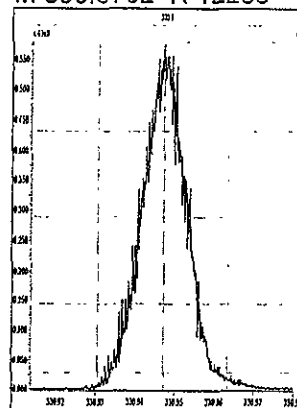
M 304.9824 R 13333



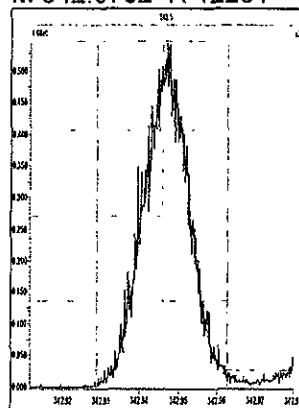
M 318.9792 R 14053



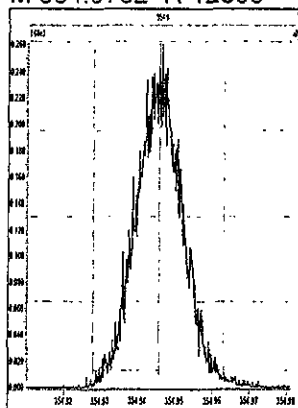
M 330.9792 R 12286



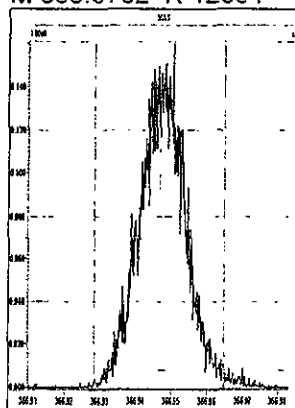
M 342.9792 R 12261



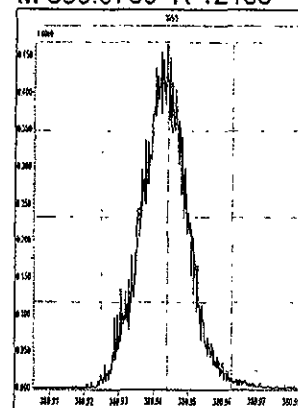
M 354.9792 R 12855



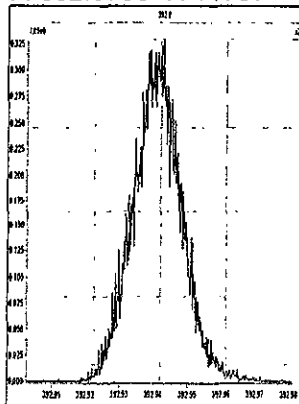
M 366.9792 R 12594



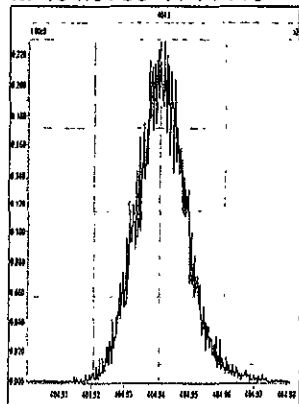
M 380.9760 R 12165



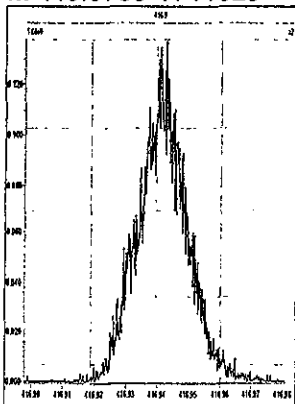
M 392.9760 R 11737



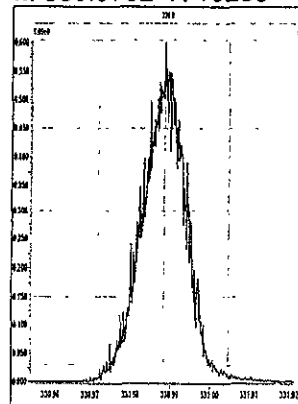
M 404.9760 R 11415



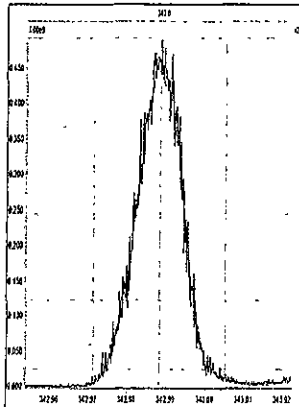
M 416.9760 R 11825



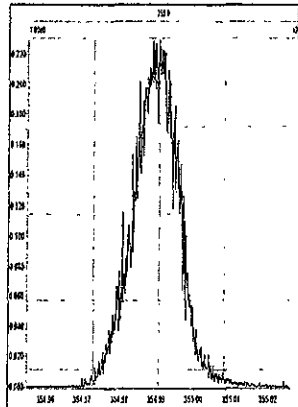
M 330.9792 R 13230



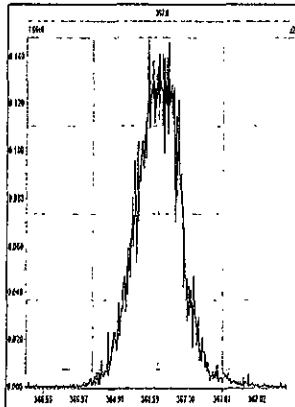
M 342.9792 R 12634



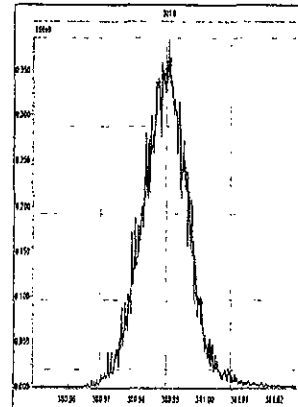
M 354.9792 R 12891



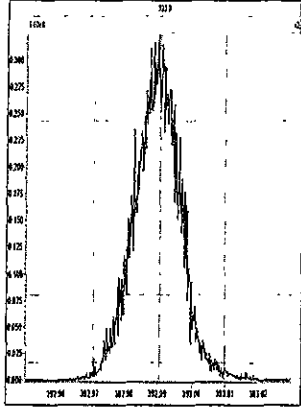
M 366.9792 R 13158



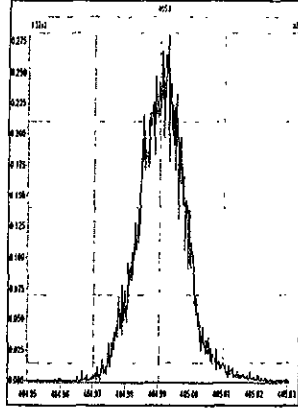
M 380.9760 R 12284



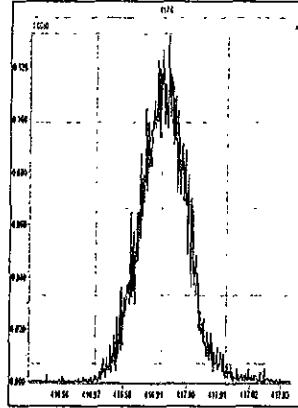
M 392.9760 R 12410



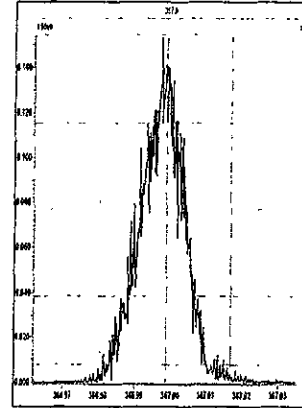
M 404.9760 R 12535



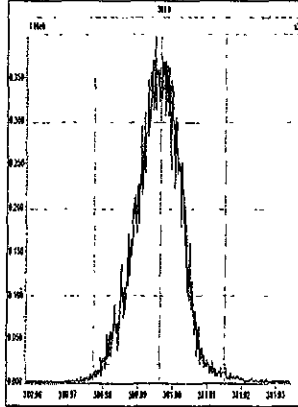
M 416.9760 R 13441



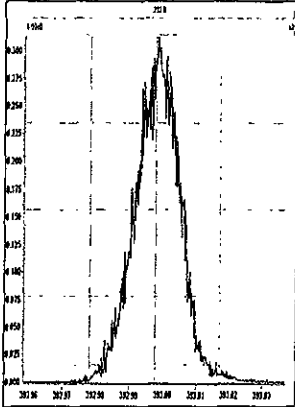
M 366.9792 R 13778



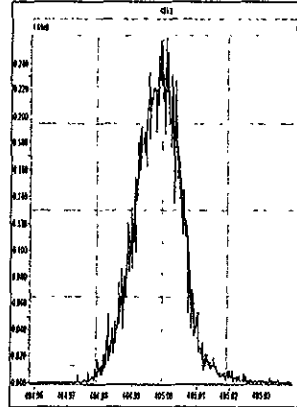
M 380.9760 R 12991



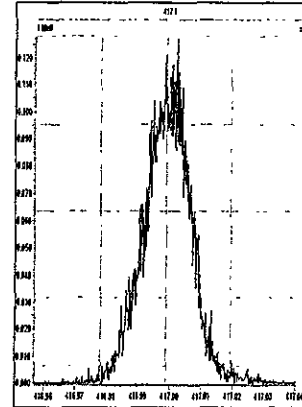
M 392.9760 R 13593



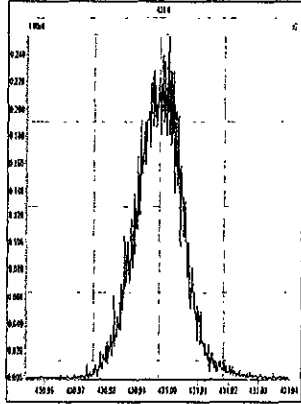
M 404.9760 R 13192



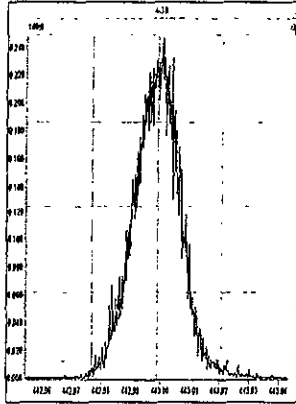
M 416.9760 R 12724



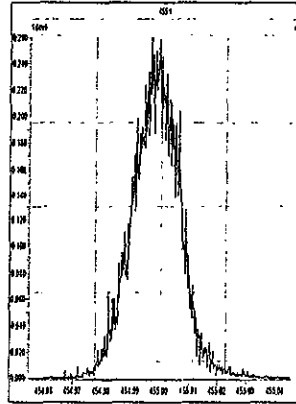
M 430.9728 R 12611



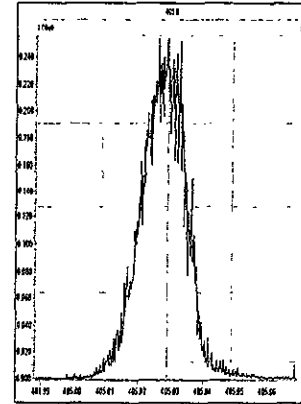
M 442.9728 R 12416



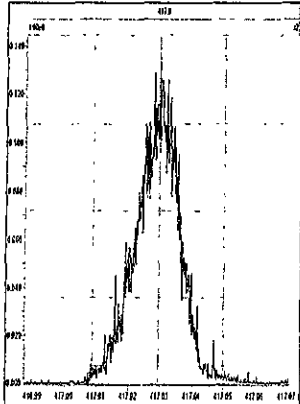
M 454.9728 R 12600



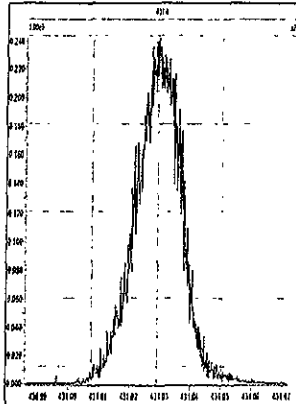
M 404.9760 R 13661



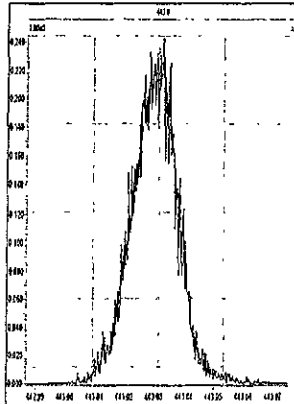
M 416.9760 R 13450



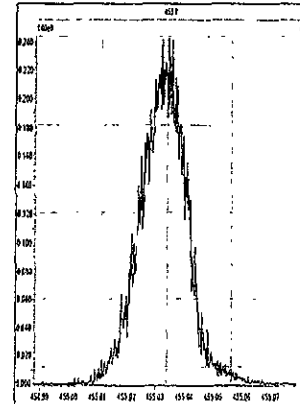
M 430.9728 R 13522



M 442.9728 R 12919

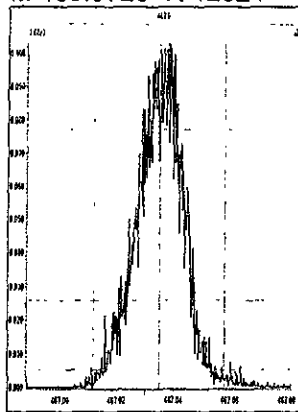


M 454.9728 R 12135

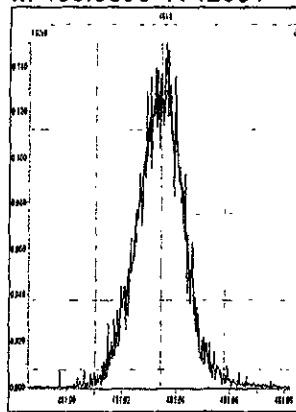


Printed: Thursday, April 29, 2010 09:27:42 Pacific Daylight Time

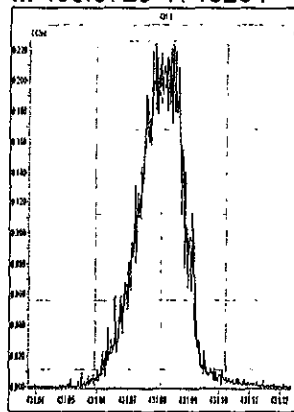
M 466.9728 R 12821



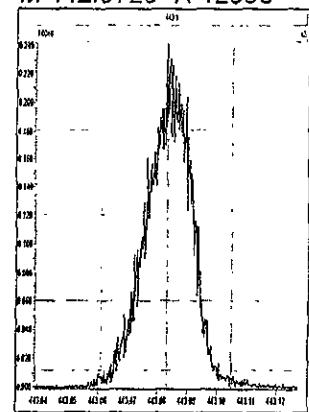
M 480.9696 R 12531



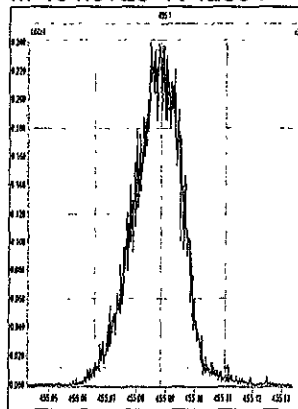
M 430.9728 R 13264



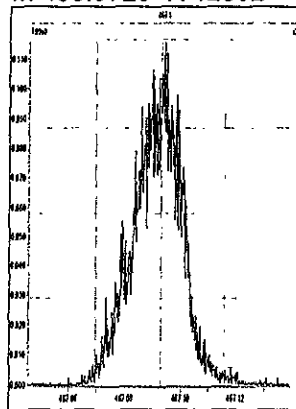
M 442.9728 R 12658



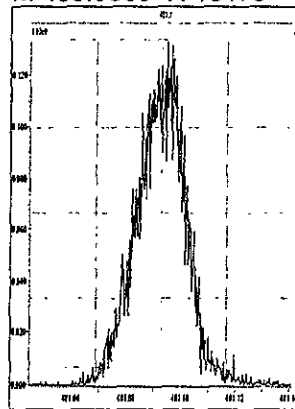
M 454.9728 R 12691



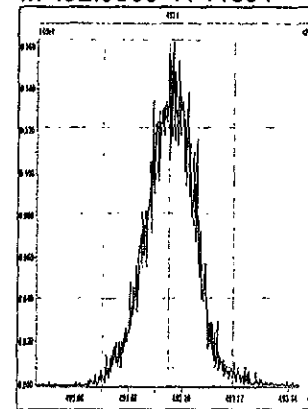
M 466.9728 R 12502



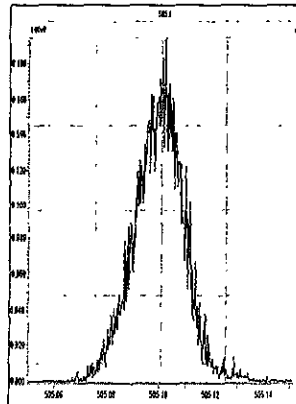
M 480.9696 R 13170



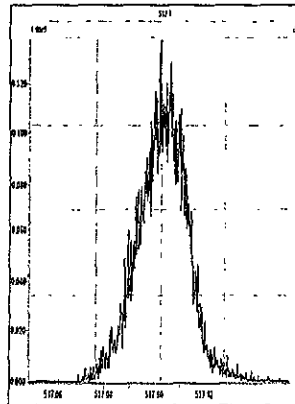
M 492.9696 R 11891



M 504.9696 R 12094

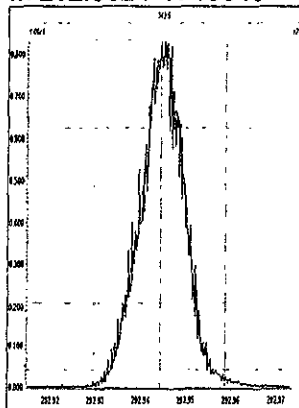


M 516.9697 R 12935

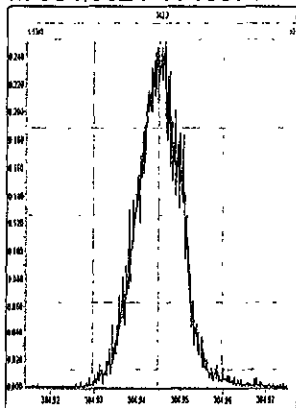


Printed: Thursday, April 29, 2010 13:00:35 Pacific Daylight Time

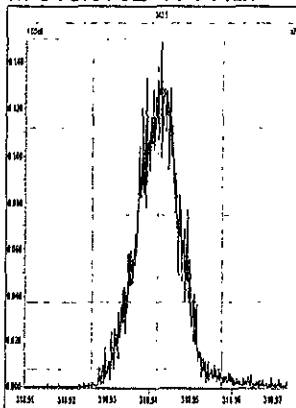
M 292.9824 R 13646



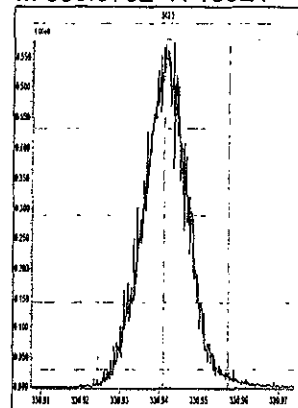
M 304.9824 R 13371



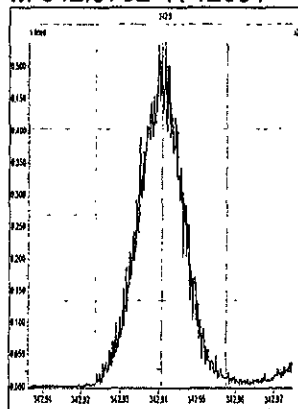
M 318.9792 R 14127



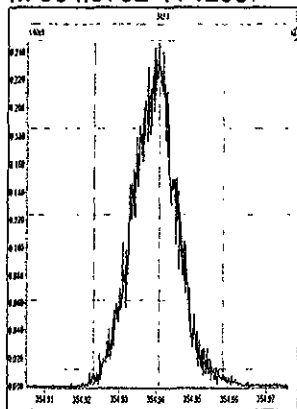
M 330.9792 R 13021



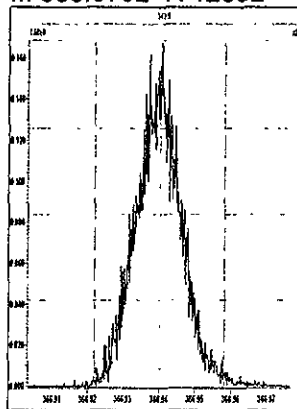
M 342.9792 R 12531



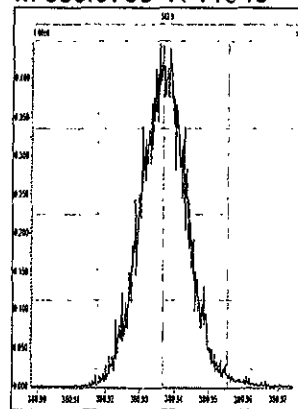
M 354.9792 R 12987



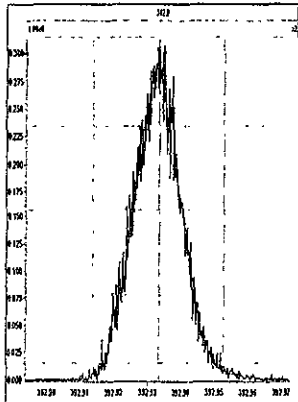
M 366.9792 R 12832



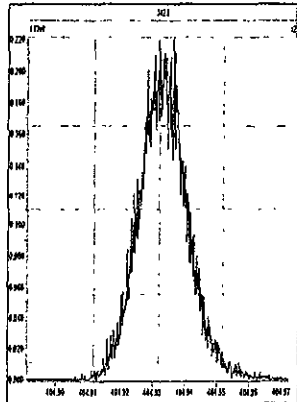
M 380.9760 R 11848



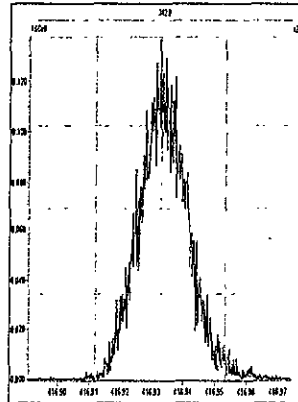
M 392.9760 R 12322



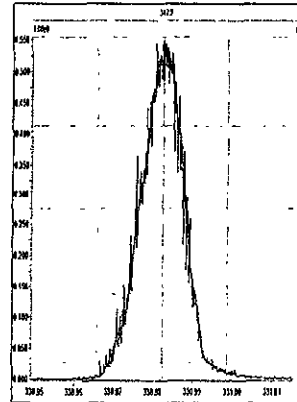
M 404.9760 R 12132



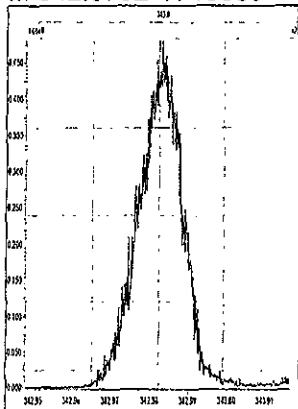
M 416.9760 R 12857



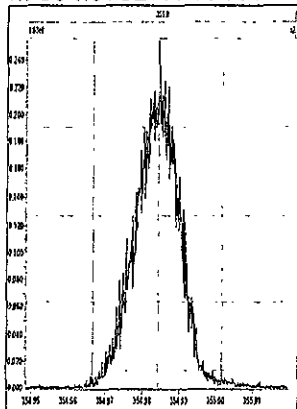
M 330.9792 R 13514



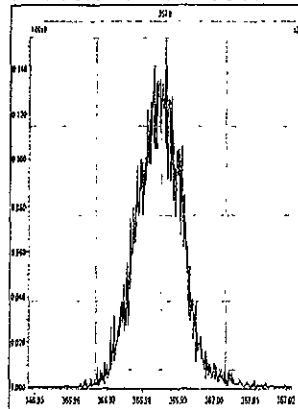
M 342.9792 R 13586



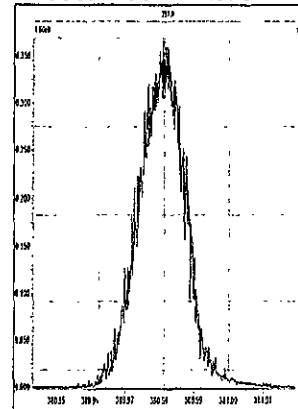
M 354.9792 R 13444



M 366.9792 R 13813

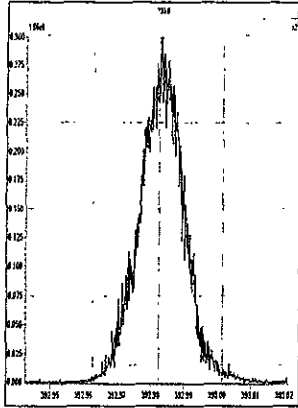


M 380.9760 R 12988

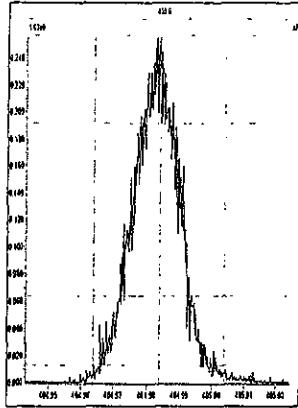


Printed: Thursday, April 29, 2010 13:00:35 Pacific Daylight Time

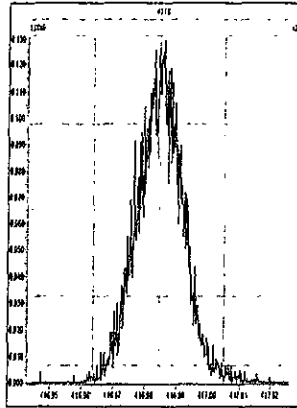
M 392.9760 R 12562



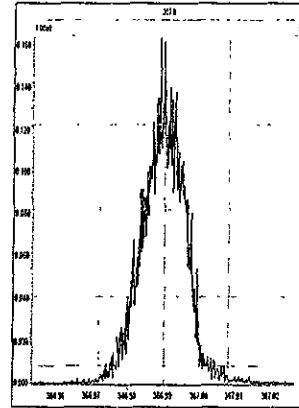
M 404.9760 R 12993



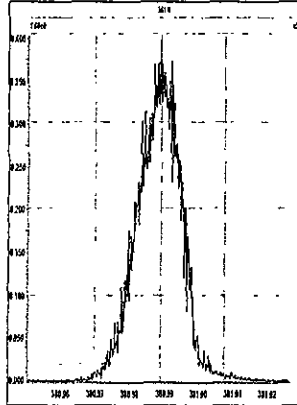
M 416.9760 R 13283



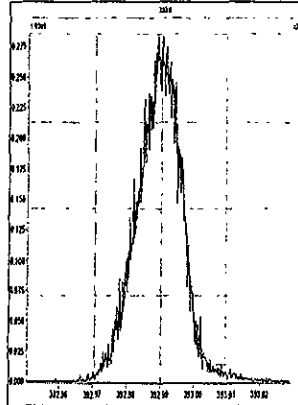
M 366.9792 R 14923



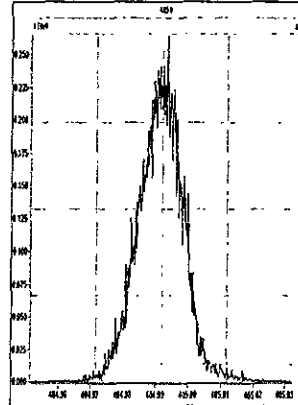
M 380.9760 R 13297



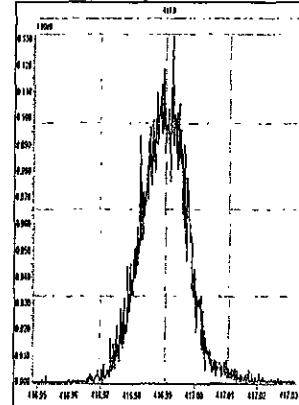
M 392.9760 R 13855



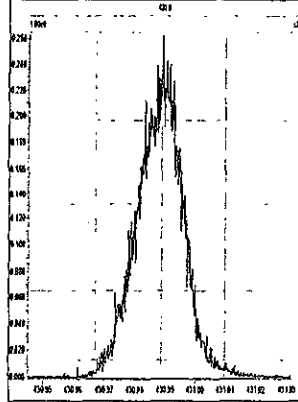
M 404.9760 R 13158



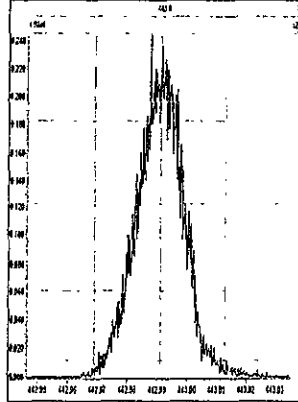
M 416.9760 R 13522



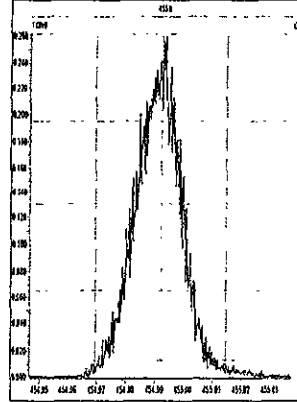
M 430.9728 R 13213



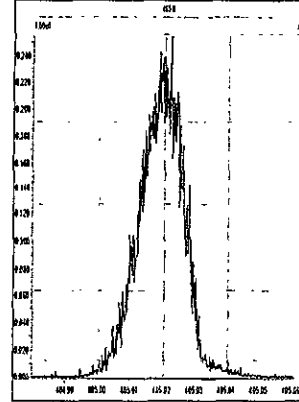
M 442.9728 R 12836



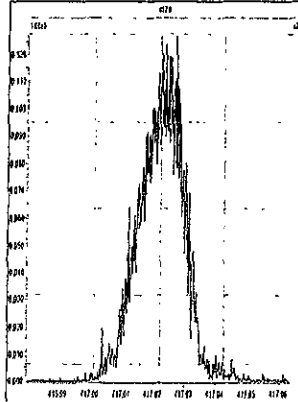
M 454.9728 R 12440



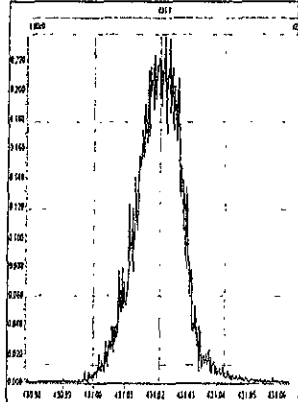
M 404.9760 R 13850



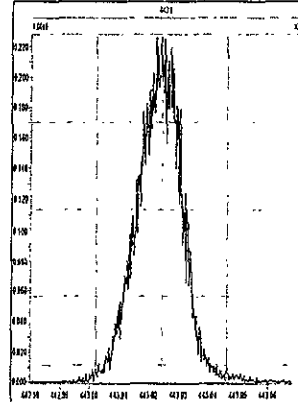
M 416.9760 R 14454



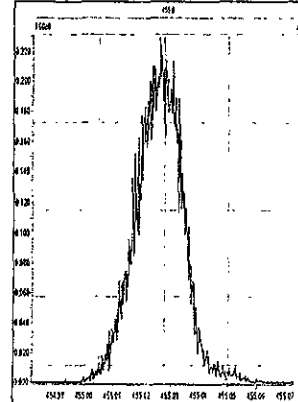
M 430.9728 R 14085



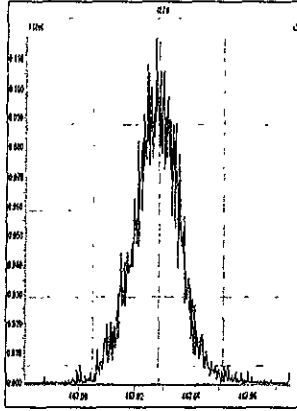
M 442.9728 R 13228



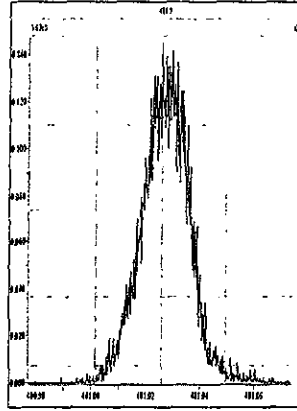
M 454.9728 R 12762



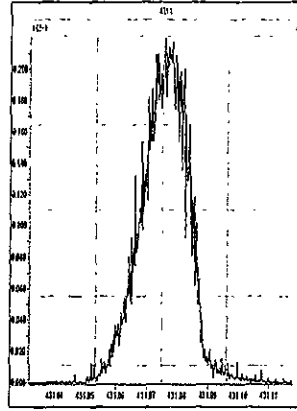
M 466.9728 R 12736



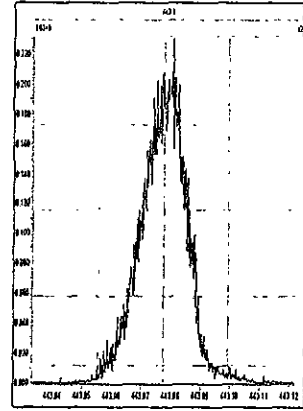
M 480.9696 R 12475



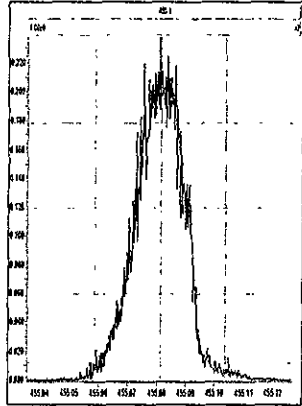
M 430.9728 R 12914



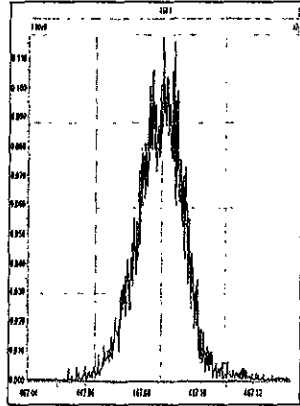
M 442.9728 R 13269



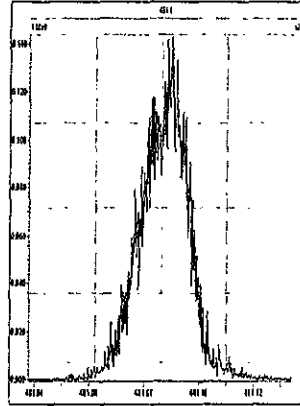
M 454.9728 R 12926



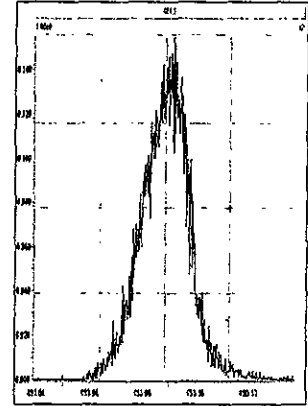
M 466.9728 R 12854



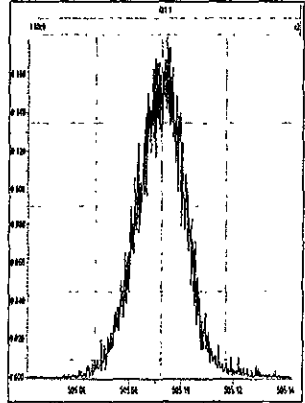
M 480.9696 R 12562



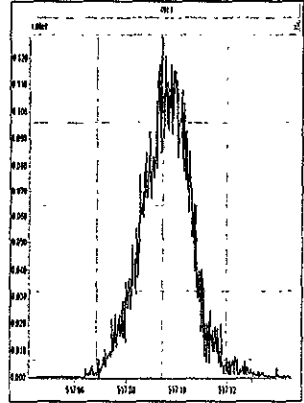
M 492.9696 R 12419



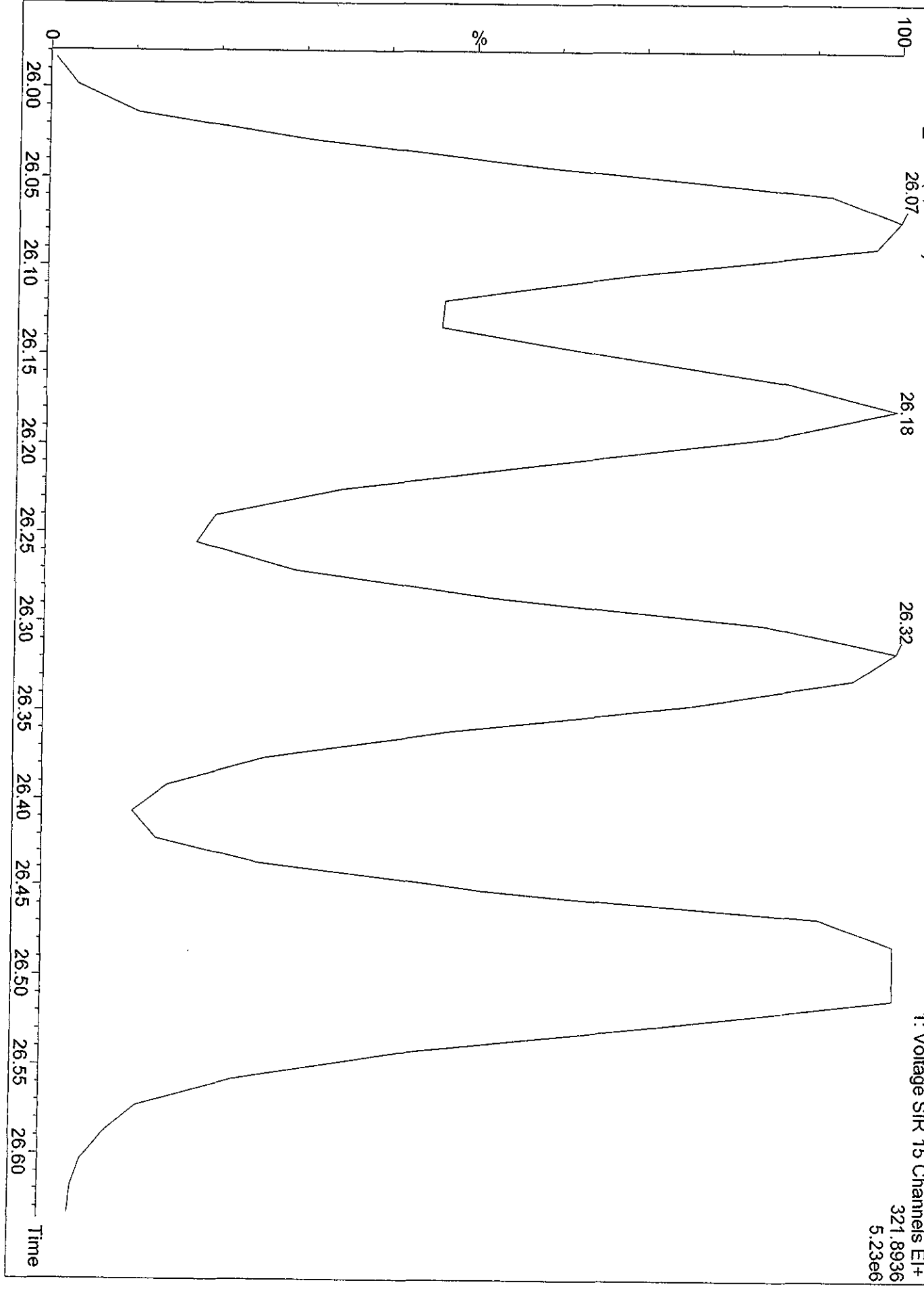
M 504.9696 R 12257



M 516.9697 R 12137



DB5 CP5M 3732-0500:47:3229-Apr-2010Tray01:2
28AP10A3D5_2 Sb (1.10.00)



1: Voltage SIR 15 Channels EI+
321.8936
5.23e6

Dataset: C:\MassLynx\JAN2010.PRO\28AP10A3D58290D.qld

Last Altered: Thursday, April 29, 2010 10:06:18 Pacific Daylight Time

Printed: Thursday, April 29, 2010 10:23:51 Pacific Daylight Time

Method: C:\MassLynx\JAN2010.PRO\MethDB\82903D5OCDD25.mdb 28 Apr 2010 10:01:02

Calibration: C:\MassLynx\JAN2010.PRO\CurveDB\ICA030420103D58290OCDD25.cdb 31 Mar 2010 15:00:28

#	Name	RRF Mean	RRF SD	RRF %Rel SD
1	13C-1,2,3,4-TCDD	1.00000	0.00000	0.00000
2				
3	13C-2,3,7,8-TCDF	1.29217	0.15223	11.78067
4	2,3,7,8-TCDF	0.98315	0.04581	4.65926
5	Total TCDFs	0.98315	0.04581	4.65926
6				
7	13C-2,3,7,8-TCDD	0.89708	0.08170	9.10684
8	2,3,7,8-TCDD	1.05105	0.07819	7.43940
9	Total TCDDs	1.05105	0.07819	7.43940
10				
11	37CL-2,3,7,8-TCDD	1.06704	0.11260	10.55250
12				
13	13C-1,2,3,7,8-PeCDF	1.01112	0.14885	14.72150
14	1,2,3,7,8-PeCDF	1.01766	0.05712	5.61277
15	2,3,4,7,8-PeCDF	1.01420	0.03974	3.91833
16	Total F2 PeCDFs	1.01593	0.04687	4.61345
17	Total F1 PeCDFs	1.01593	0.04687	4.61345
18				
19	13C-1,2,3,7,8-PeCDD	0.66822	0.10736	16.06722
20	1,2,3,7,8-PeCDD	0.99572	0.04304	4.32214
21	Total PeCDDs	0.99572	0.04304	4.32213
22				
23	13C-1,2,3,7,8,9-HxCDD	1.00000	0.00000	0.00000
24				
25	13C-1,2,3,4,7,8-HxCDF	0.88818	0.07131	8.02886
26	1,2,3,4,7,8-HxCDF	1.24155	0.08733	7.03397
27	1,2,3,6,7,8-HxCDF	1.42681	0.06317	4.42760
28	2,3,4,6,7,8-HxCDF	1.28770	0.05871	4.55964
29	1,2,3,7,8,9-HxCDF	1.21630	0.14130	11.61709
30	Total HxCDFs	1.29309	0.08375	6.47669
31				
32	13C-1,2,3,6,7,8-HxCDD	0.81128	0.07661	9.44287
33	1,2,3,4,7,8-HxCDD	0.88272	0.07520	8.51958
34	1,2,3,6,7,8-HxCDD	1.08449	0.06107	5.63094
35	1,2,3,7,8,9-HxCDD	1.18402	0.19196	16.21217
36	Total HxCDDs	1.05041	0.10668	10.15640
37				
38	13C-1,2,3,4,6,7,8-HpCDF	0.80110	0.04887	6.10082
39	1,2,3,4,6,7,8-HpCDF	1.38128	0.07667	5.55037
40	1,2,3,4,7,8,9-HpCDF	1.10952	0.09098	8.20003
41	Total HpCDFs	1.24540	0.07829	6.28644
42				
43	13C-1,2,3,4,6,7,8-HpCDD	0.68208	0.03757	5.50795
44	1,2,3,4,6,7,8-HpCDD	1.03068	0.04633	4.49467
45	Total HpCDDs	1.03068	0.04633	4.49467
46				
47	13C-OCDD	0.49706	0.05015	10.08808

Dataset: C:\MassLynx\JAN2010.PRO\28AP10A3D58290D.qld

Last Altered: Thursday, April 29, 2010 10:06:18 Pacific Daylight Time

Printed: Thursday, April 29, 2010 10:23:51 Pacific Daylight Time

#	Name	RRF Mean	RRF SD	RRF %Rel SD
48	OCDF	1.42582	0.12745	8.93881
49	OCDD	1.15547	0.07554	6.53715
50				
51				
52	Function 1 PFK			
53	Function 2 PFK			
54	Function 3 PFK			
55	Function 4 PFK			
56	Function 5 PFK			
57	TCDF PCDPE			
58	F1 PeCDF PCDPE			
59	F2 PeCDF PCDPE			
60	HXCDF PCDPE			
61	HPCDF PCDPE			
62	OCDF PCDPE			

Quantity Sample Report MassLynx 4.1

Dataset: C:\MassLynx\JAN2010\PROJ\28AP10A3D58290D.qld

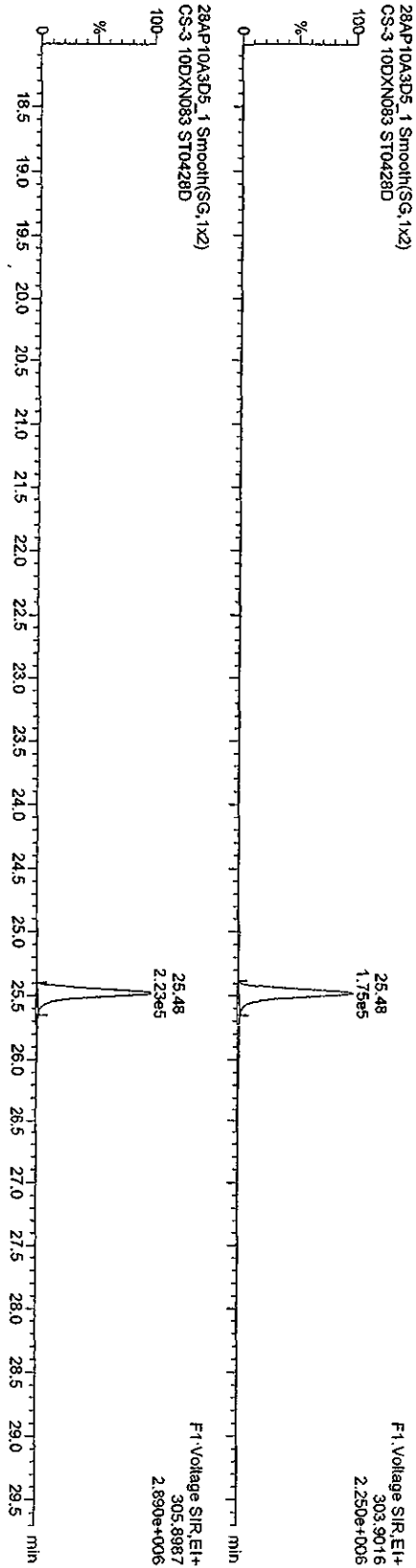
Last Altered: Thursday, April 29, 2010 10:06:18 Pacific Daylight Time
Printed: Thursday, April 29, 2010 10:10:12 Pacific Daylight Time

Method: C:\MassLynx\JAN2010\PROJ\Method\BIS2903D5OCCDD25.mdb 28 Apr 2010 10:01:02
Calibration: C:\MassLynx\JAN2010\PROJ\Curv\BILCA030420103D58290OCCDD25.cdb 31 Mar 2010 15:00:28

Name: 28AP10A3D5_1, Date: 28-Apr-2010, Time: 23:56:10, ID: ST0428D, Description: CS-3 10DXN083

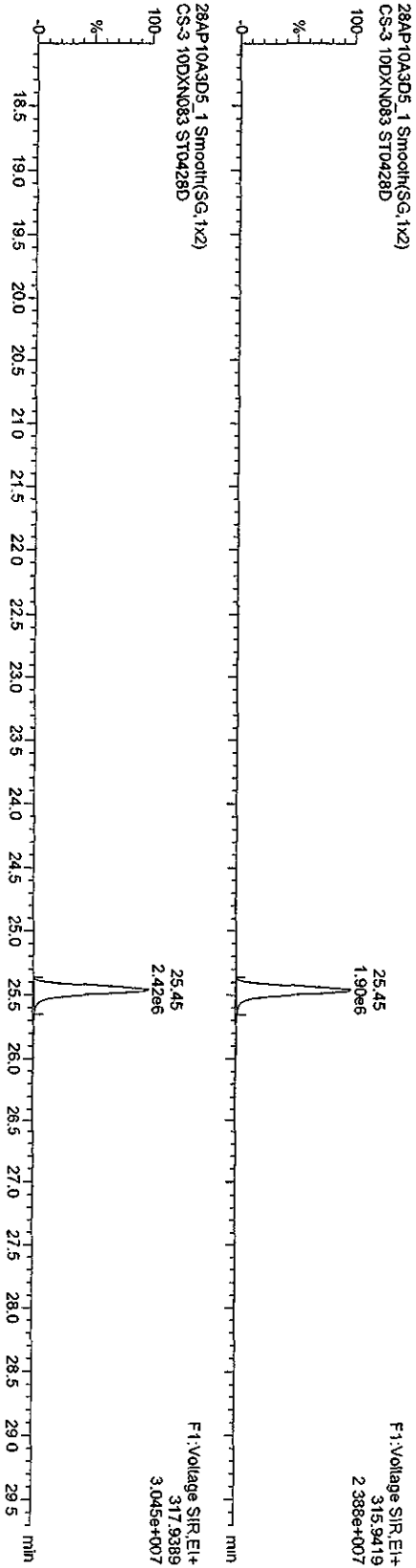
TCDFs

28AP10A3D5_1 Smooth(SG, 1x2)
CS-3 10DXN083 ST0428D




13C-TCDF

28AP10A3D5_1 Smooth(SG, 1x2)
CS-3 10DXN083 ST0428D



28AP10A3D5_1 Smooth(SG, 1x2)
CS-3 10DXN083 ST0428D




Quantity Sample Report MassLynx 4.1

Dataset: C:\MassLynx\JAN2010\PROJ\28AP\10A3D56290D.qld


Last Altered: Thursday, April 29, 2010 10:06:18 Pacific Daylight Time
Printed: Thursday, April 29, 2010 10:10:12 Pacific Daylight Time

Name: 28AP10A3D5_1, Date: 28-Apr-2010, Time: 23:56:10, ID: ST0428D, Description: CS-3-10DXN083

TCCDs



13C-TCCDs



Quantity Sample Report MassLynx 4.1

Dataset: C:\MassLynx\LAN2010\PROJ28AP10A3D56290D.qld


Last Altered: Thursday, April 29, 2010 10:06:18 Pacific Daylight Time

Printed: Thursday, April 29, 2010 10:10:12 Pacific Daylight Time

Name: 28AP10A3D5_1, Date: 28-Apr-2010, Time: 23:56:10, ID: ST0428D, Description: CS-3 10DXN083


37Cl-2,3,7,8-TCDD

28AP10A3D5_1 Smooth(SG,1x2)
CS-3 10DXN083 ST0428D

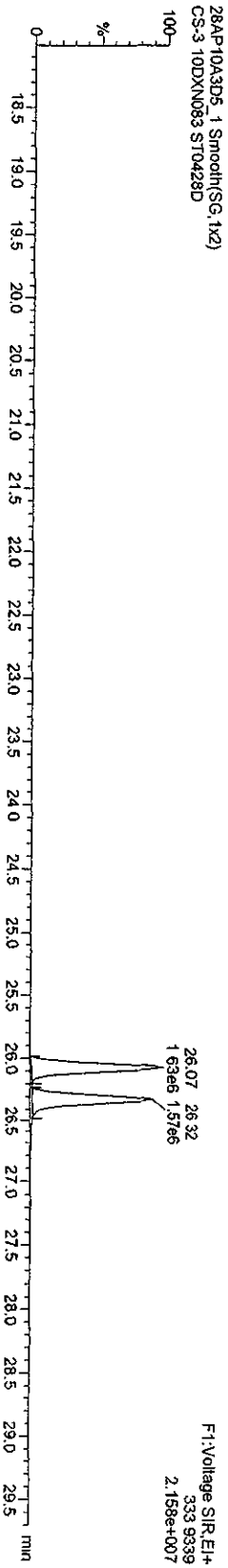


13C-TCDDs

28AP10A3D5_1 Smooth(SG,1x2)
CS-3 10DXN083 ST0428D



28AP10A3D5_1 Smooth(SG,1x2)
CS-3 10DXN083 ST0428D

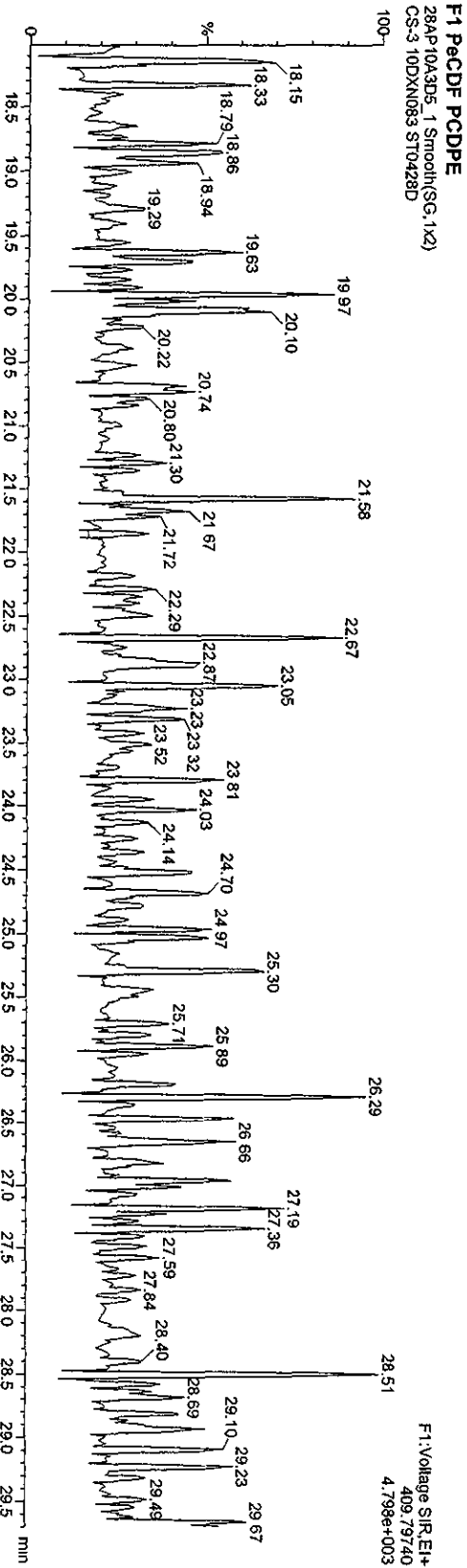
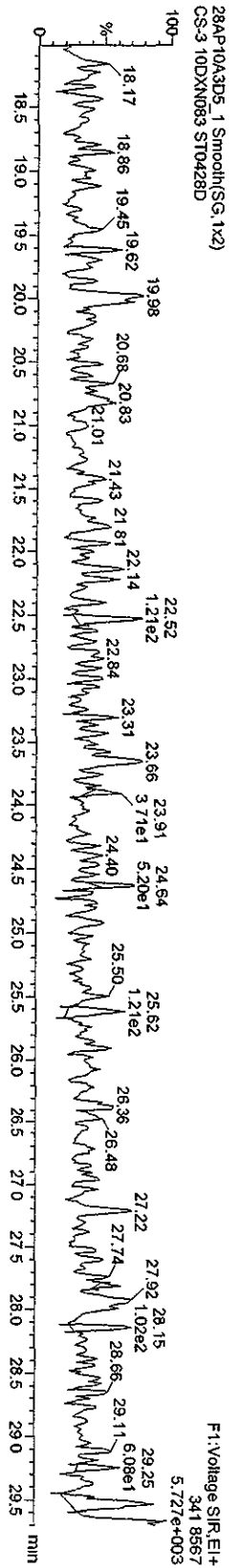
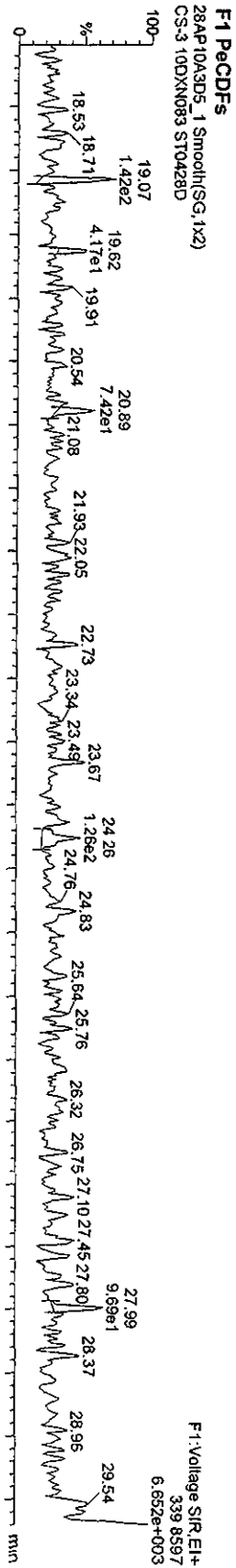


Quantity Sample Report MassLynx 4.1

Dataset: C:\MassLynx\JAN2010\PROJ28AP10A3D568290D.qld

Last Altered: Thursday, April 29, 2010 10:06:18 Pacific Daylight Time
Printed: Thursday, April 29, 2010 10:10:12 Pacific Daylight Time

Name: 28AP10A3D5_1, Date: 28-Apr-2010, Time: 23:56:10, ID: ST0428D, Description: CS-3 10DXN083



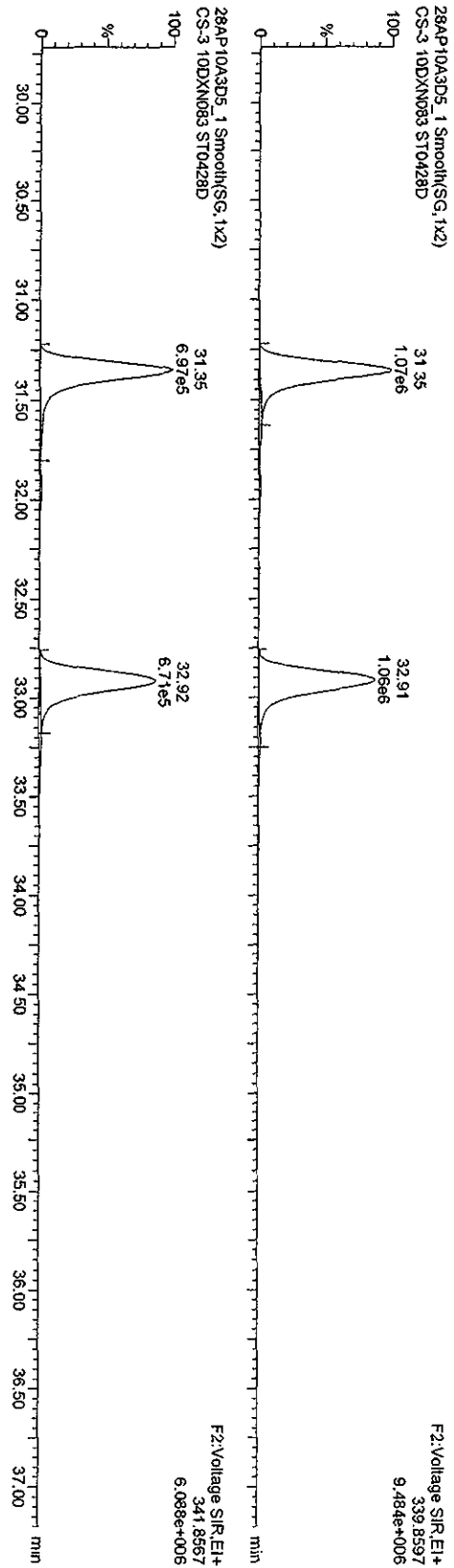
Quantify Sample Report MassLynx 4.1

Dataset: C:\MassLynx\JAN2010\PROJ28AP10A3D58290D.qld

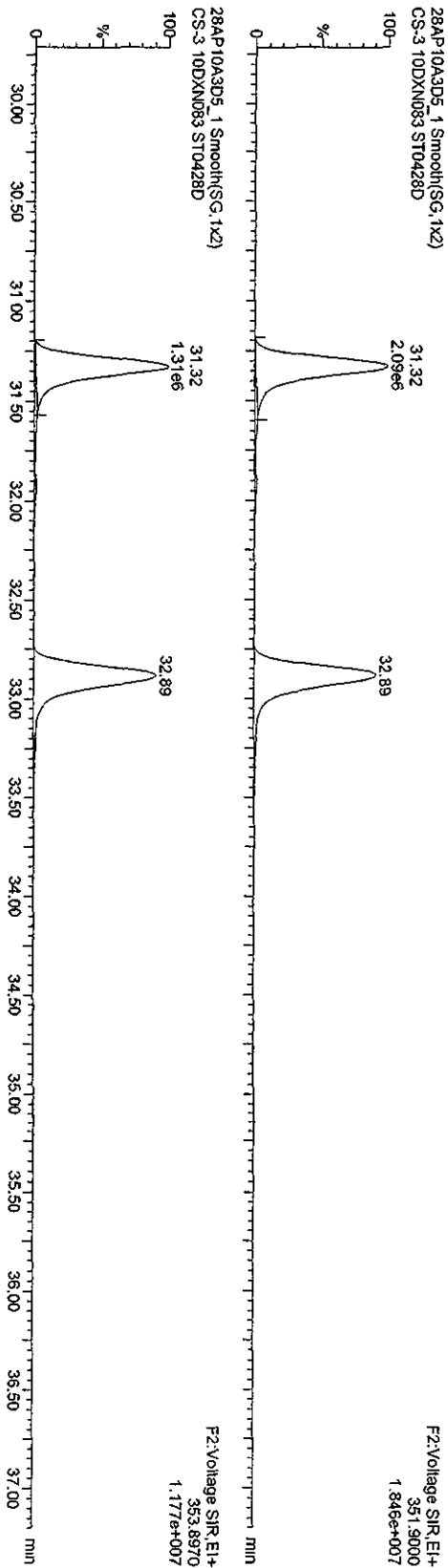
Last Altered: Thursday, April 29, 2010 10:06:18 Pacific Daylight Time
Printed: Thursday, April 29, 2010 10:10:12 Pacific Daylight Time

Name: 28AP10A3D5_1, Date: 28-Apr-2010, Time: 23:56:10, ID: ST0428D, Description: CS-3-10DXN083

PeCDFs



13C-PeCDFs



Quantity Sample Report MassLynx 4.1

Dataset: C:\MassLynx\LAN2010\PROV28AP10A3D58290D.qld

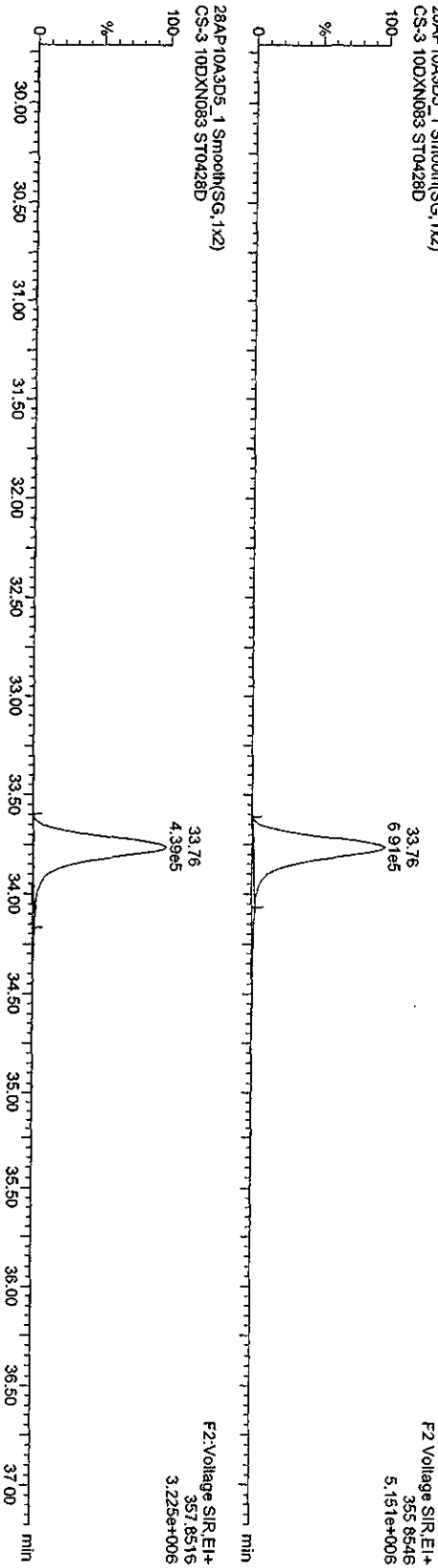
Last Altered: Thursday, April 29, 2010 10:06:18 Pacific Daylight Time

Printed: Thursday, April 29, 2010 10:10:12 Pacific Daylight Time

Name: 28AP10A3D5_1, Date: 28-Apr-2010, Time: 23:56:10, ID: ST0428D, Description: CS-3 10DXN083

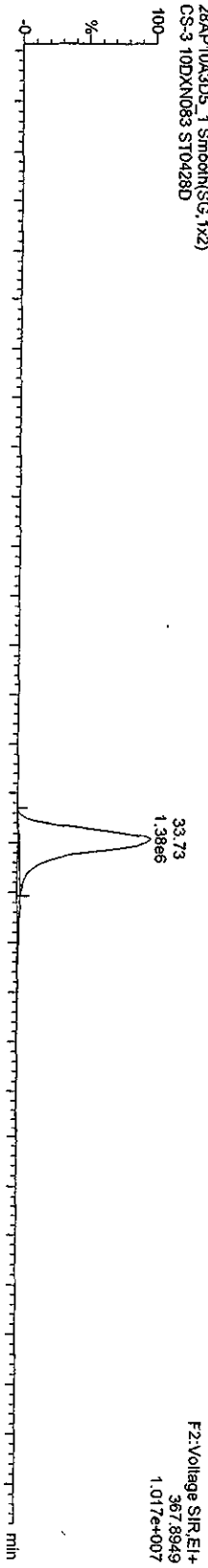
PeCDDs

28AP10A3D5_1 Smooth(SG, 1x2)
CS-3 10DXN083 ST0428D

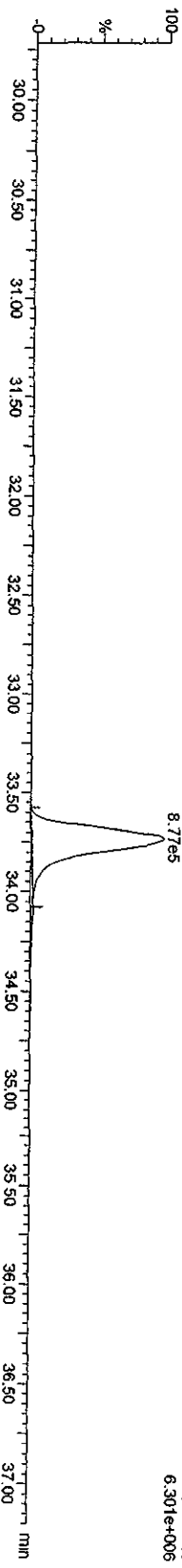


13C-PeCDD

28AP10A3D5_1 Smooth(SG, 1x2)
CS-3 10DXN083 ST0428D



28AP10A3D5_1 Smooth(SG, 1x2)
CS-3 10DXN083 ST0428D



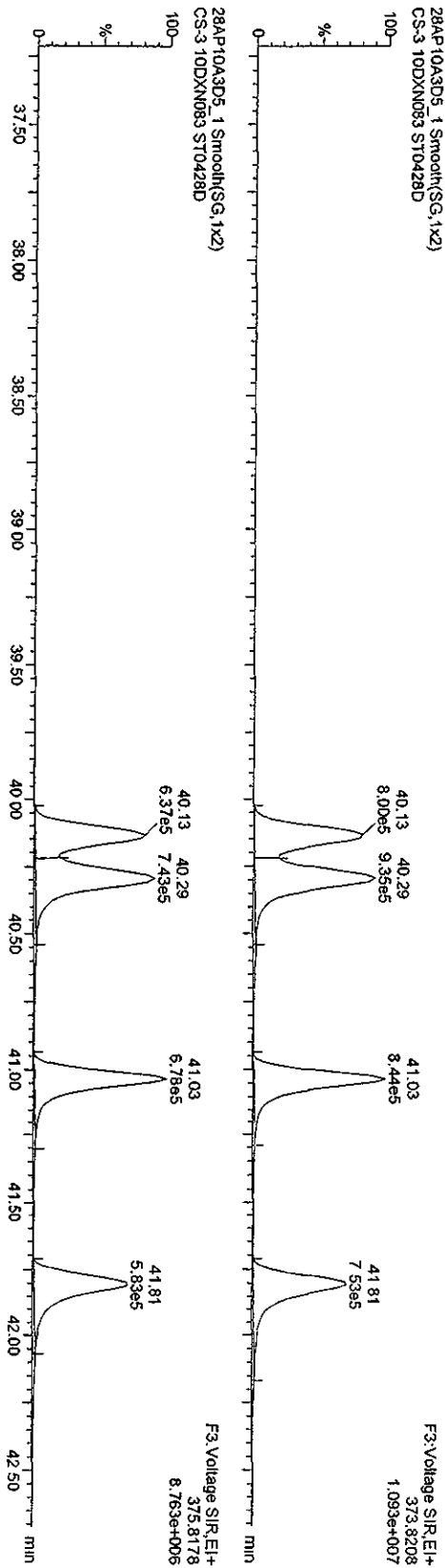
Quantity Sample Report MassLynx 4.1

Dataset: C:\MassLynx\JAN2010\PROJ28AP10A3D58290D.qld

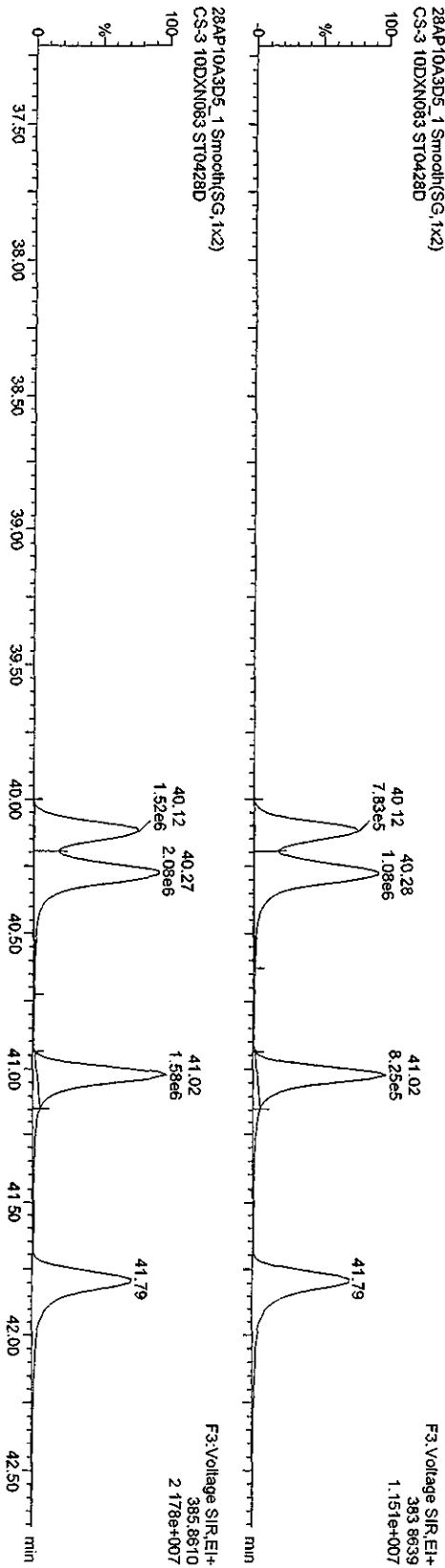
Last Altered: Thursday, April 29, 2010 10:06:18 Pacific Daylight Time
Printed: Thursday, April 29, 2010 10:10:12 Pacific Daylight Time

Name: 28AP10A3D5_1, Date: 28-Apr-2010, Time: 23:56:10, ID: ST0428D, Description: CS-3 10DXN083

HxCDFs



13C-HxCDFs




Quantity Sample Report MassLynx 4.1

Dataset: C:\MassLynx\UAN2010.PRO\28AP10A3D568290D.qld



Last Altered: Thursday, April 29, 2010 10:06:18 Pacific Daylight Time
 Printed: Thursday, April 29, 2010 10:10:12 Pacific Daylight Time

Name: 28AP10A3D5_1, Date: 28-Apr-2010, Time: 23:56:10, ID: S10428D, Description: CS-3 10DXN083

HxCDDs
 28AP10A3D5_1 Smooth(SG, 1x2)
 CS-3 10DXN083 ST0428D



13C-HxCDDs
 28AP10A3D5_1 Smooth(SG, 1x2)
 CS-3 10DXN083 ST0428D



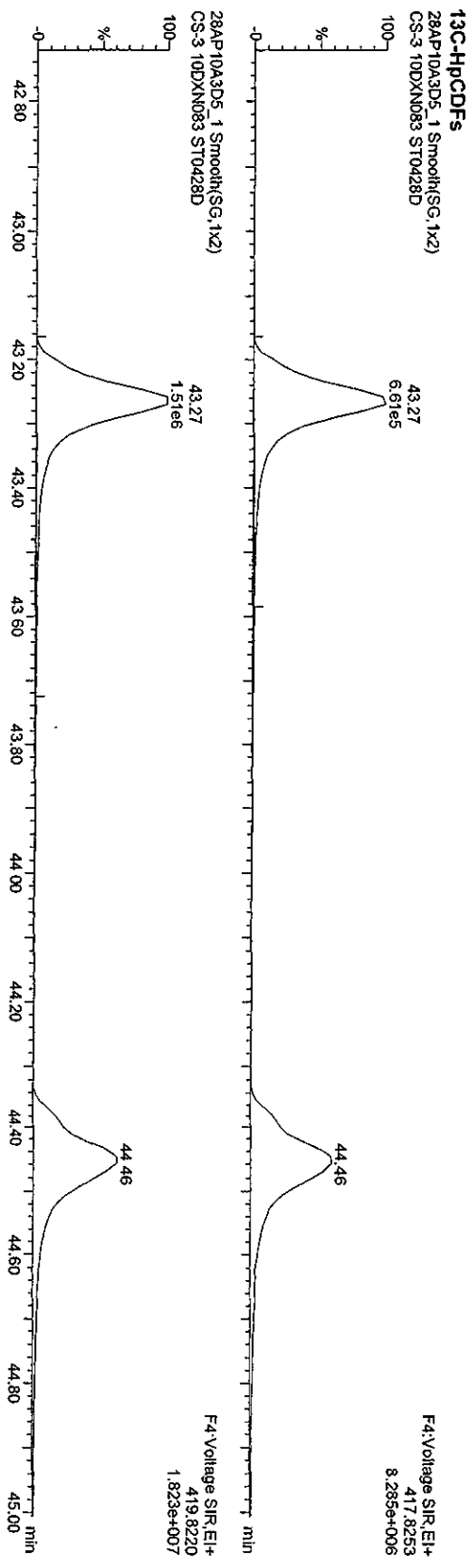


Quantity Sample Report MassLynx 4.1

Dataset: C:\MassLynx\LAN2010.PRO\28AP10A3D68290D.qld

Last Altered: Thursday, April 29, 2010 10:06:18 Pacific Daylight Time
Printed: Thursday, April 29, 2010 10:10:12 Pacific Daylight Time

Name: 28AP10A3D5_1, Date: 28-Apr-2010, Time: 23:56:10, ID: ST0428D, Description: CS-3 10DXN083

HpCDFs



Quantity Sample Report MassLynx 4.1

Dataset: C:\MassLynx\JAN2010\PROJ28AP10A3D58290D.qld


Last Altered: Thursday, April 29, 2010 10:06:18 Pacific Daylight Time

Printed: Thursday, April 29, 2010 10:10:12 Pacific Daylight Time


Name: 28AP10A3D5_1, Date: 28-Apr-2010, Time: 23:56:10, ID: ST0428D, Description: CS-3-10DXN083

HPCDDs


28AP10A3D5_1 Smooth(SG,1x2)
CS-3 10DXN083 ST0428D




28AP10A3D5_1 Smooth(SG,1x2)
CS-3 10DXN083 ST0428D



28AP10A3D5_1 Smooth(SG,1x2)
CS-3 10DXN083 ST0428D



28AP10A3D5_1 Smooth(SG,1x2)
CS-3 10DXN083 ST0428D

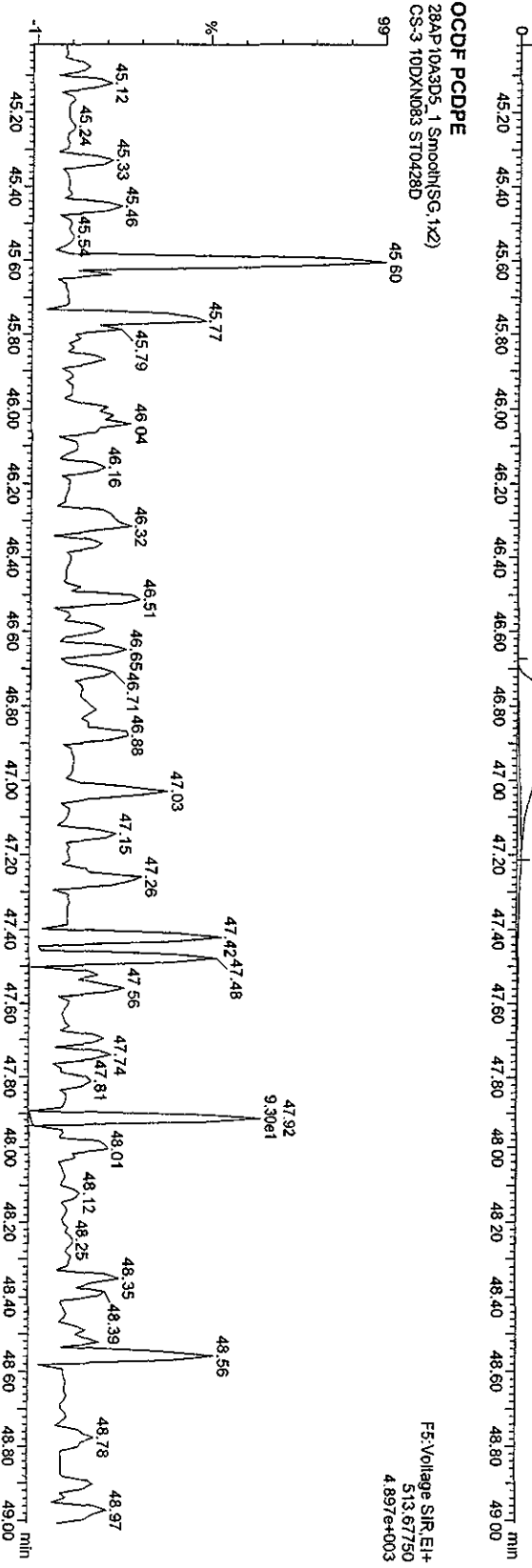




Quantify Sample Report MassLynx 4.1

Dataset: C:\MassLynx\JAN2010\PROV\28AP10A3D58290D.qld

Last Altered: Thursday, April 29, 2010 10:06:18 Pacific Daylight Time
Printed: Thursday, April 29, 2010 10:10:12 Pacific Daylight Time

Name: 28AP10A3D5_1, Date: 28-Apr-2010, Time: 23:56:10, ID: ST0428D, Description: CS-3-10DXN083



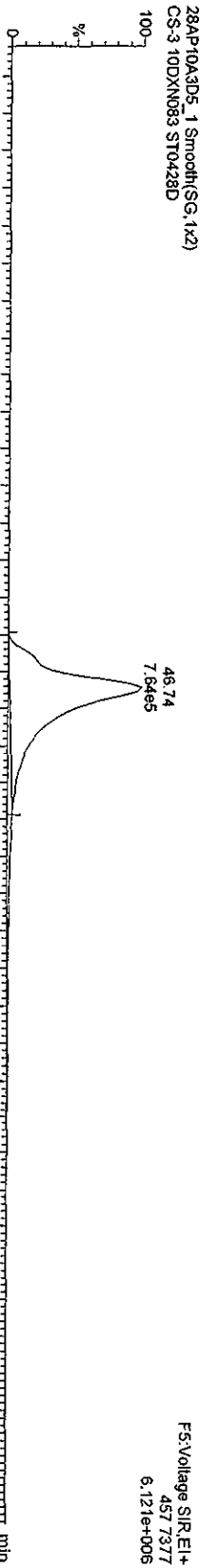
Quantity Sample Report MassLynx 4.1

Dataset: C:\MassLynx\LAN2010\PROJ\28AP10A3D58290D.qld

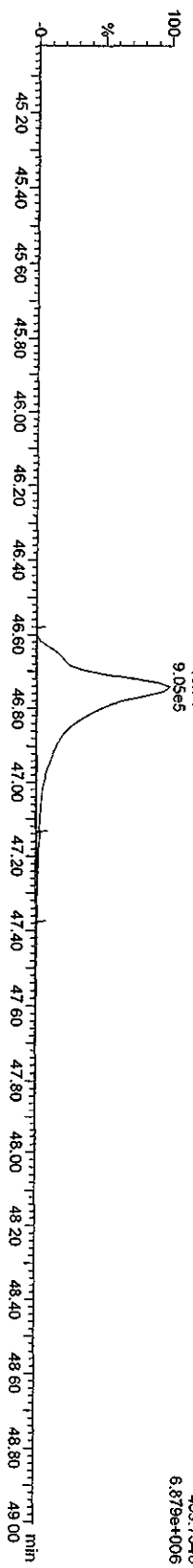
Last Altered: Thursday, April 29, 2010 10:06:18 Pacific Daylight Time
Printed: Thursday, April 29, 2010 10:10:12 Pacific Daylight Time

Name: 28AP10A3D5_1, Date: 28-Apr-2010, Time: 23:56:10, ID: ST0428D, Description: CS-3 10DXN083

OCDD



28AP10A3D5_1 Smooth(SG, 1x2)
CS-3 10DXN083 ST0428D



13C-OCDD
28AP10A3D5_1 Smooth(SG, 1x2)
CS-3 10DXN083 ST0428D



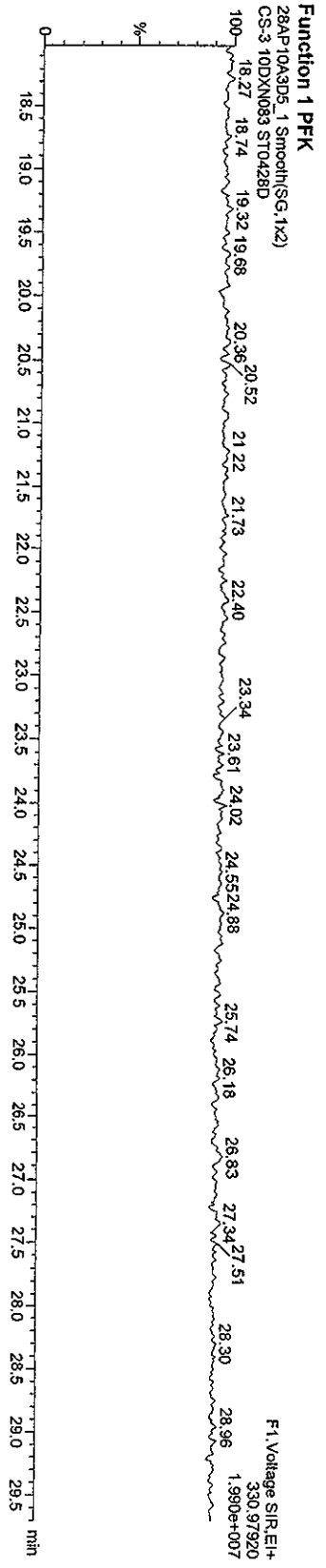
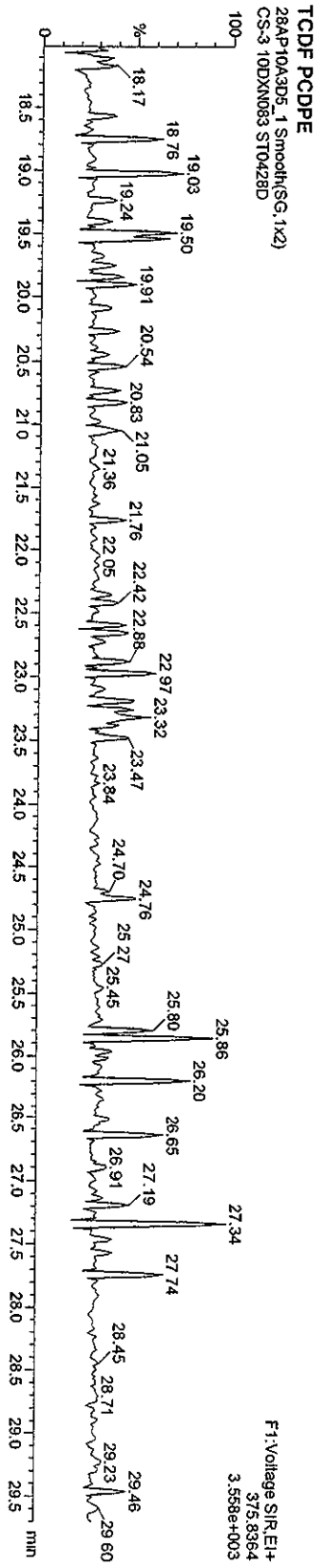
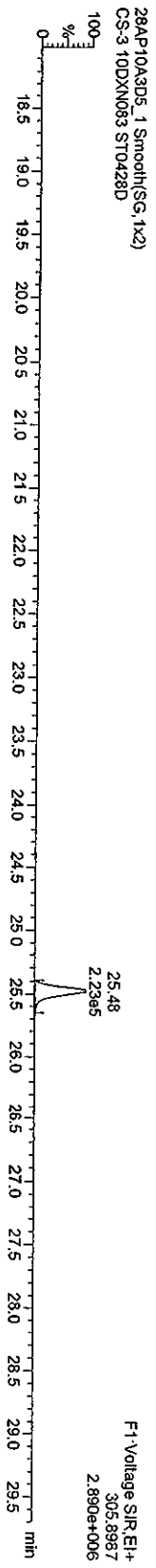

28AP10A3D5_1 Smooth(SG, 1x2)
CS-3 10DXN083 ST0428D

Quantify Sample Report MassLynx 4.1

Dataset: C:\MassLynx\UNAN2010.PROV\28AP10A3D58290D.qld

Last Altered: Thursday, April 29, 2010 10:06:18 Pacific Daylight Time
Printed: Thursday, April 29, 2010 10:10:12 Pacific Daylight Time

Name: 28AP10A3D5_1, Date: 28-Apr-2010, Time: 23:56:10, ID: ST0428D, Description: CS-3 10DXN083


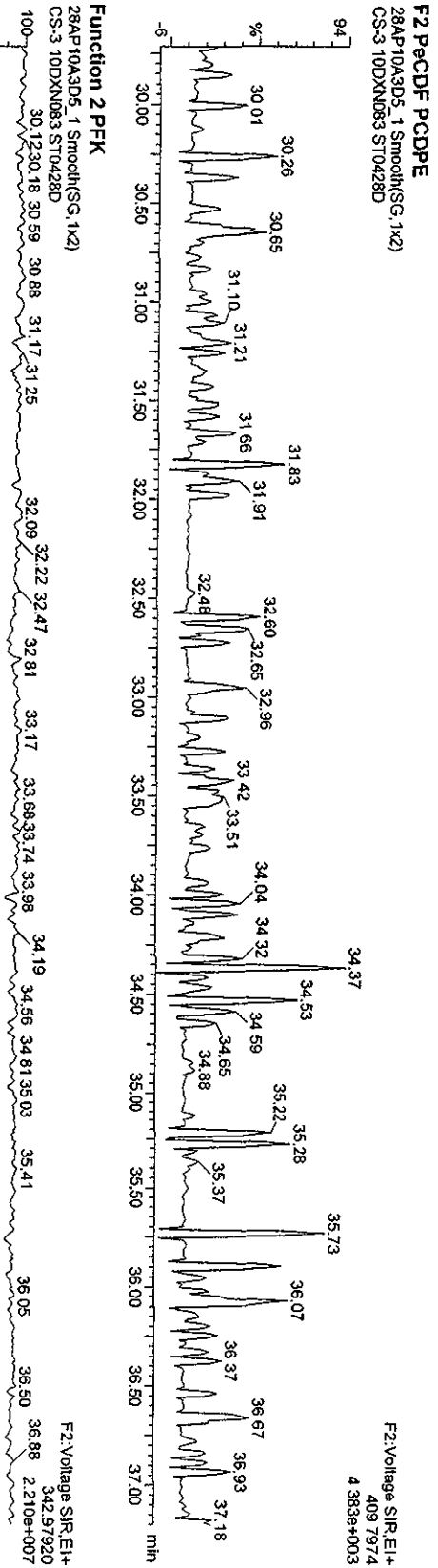

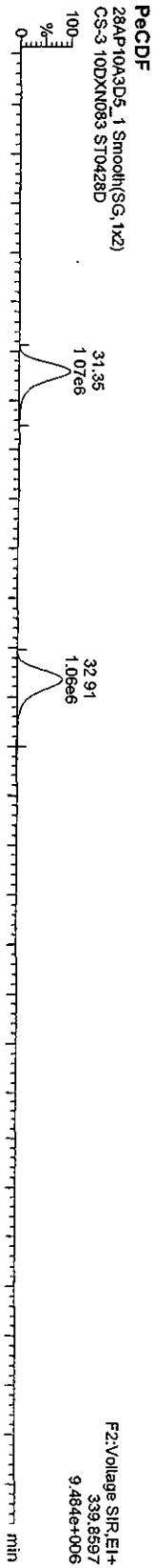


Quantity Sample Report MassLynx 4.1

Dataset: C:\MassLynx\UAN2010.PRO\28AP10A3D56290D.qld

Last Altered: Thursday, April 29, 2010 10:06:18 Pacific Daylight Time
Printed: Thursday, April 29, 2010 10:10:12 Pacific Daylight Time

Name: 28AP10A3D5_1, Date: 28-Apr-2010, Time: 23:56:10, ID: ST0428D, Description: CS-3 10DXN083



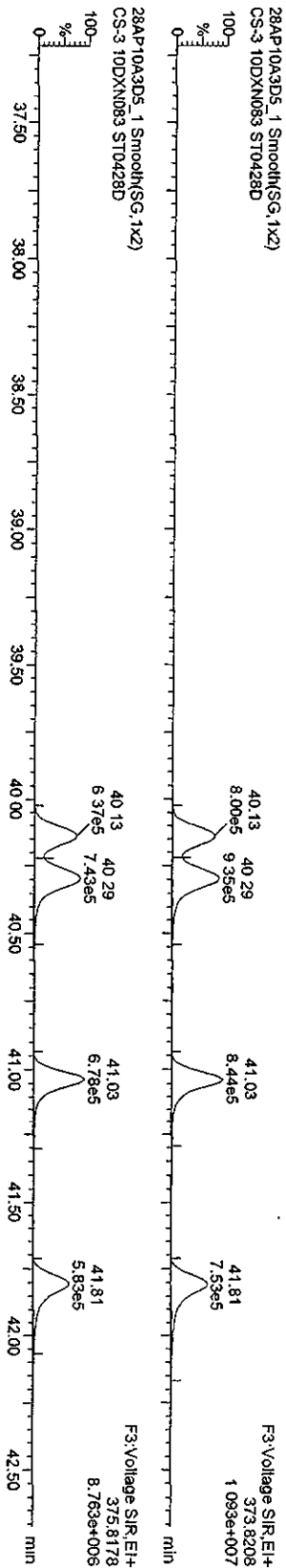
Quantity Sample Report MassLynx 4.1

Dataset: C:\MassLynx\JAN2010\PROJ28AP10A3D58290D.qld

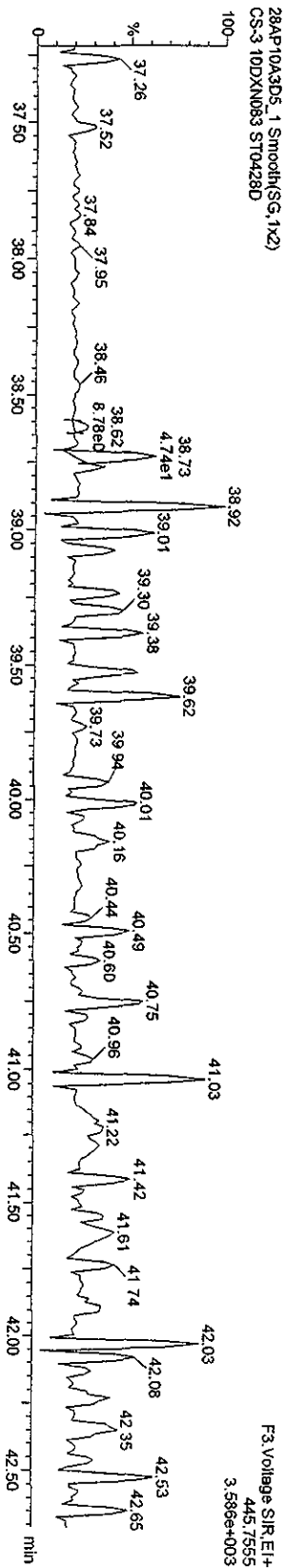
Last Altered: Thursday, April 29, 2010 10:06:18 Pacific Daylight Time
Printed: Thursday, April 29, 2010 10:10:12 Pacific Daylight Time

Name: 28AP10A3D5_1, Date: 28-Apr-2010, Time: 23:56:10, ID: ST0428D, Description: CS-3-10DXN083

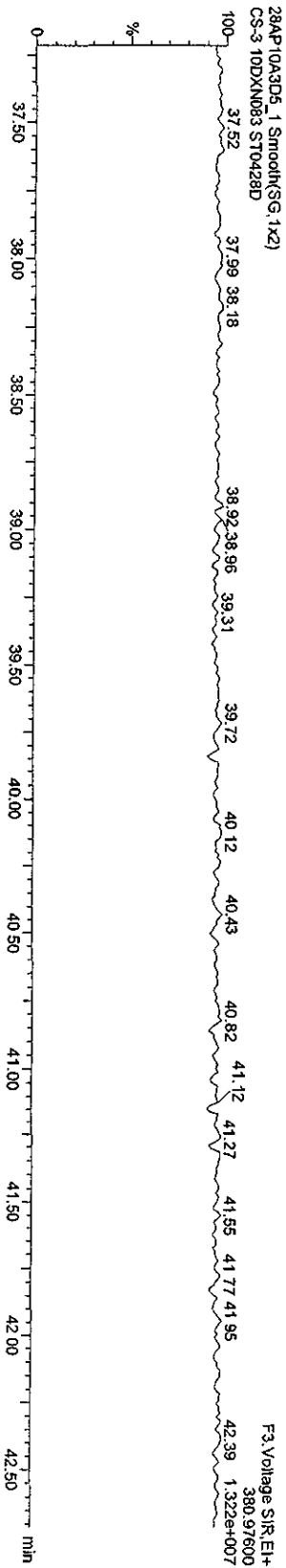
HxCDFs



HxCDFs PCDDPE



Function 3 PFK



Quantity Sample Report MassLynx 4.1

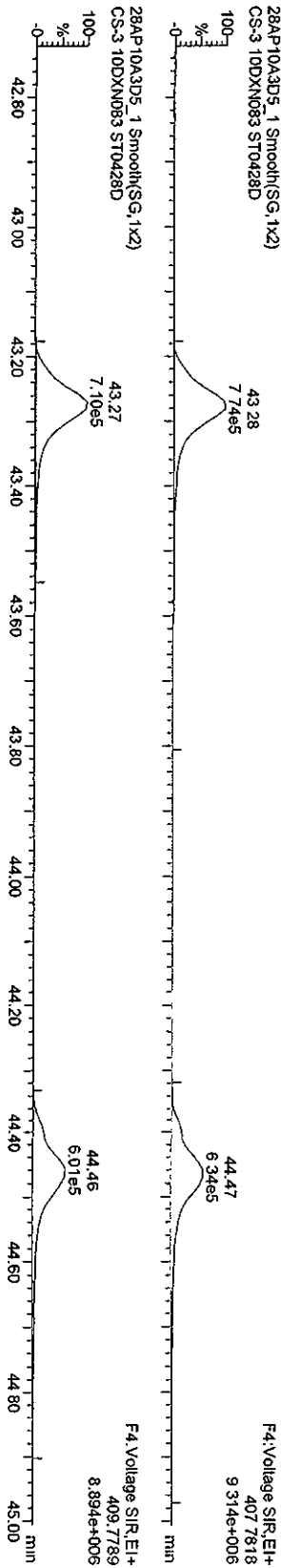
Dataset: C:\MassLynx\LANZ2010\PROV28AP10A3D58290D.qld

Last Altered: Thursday, April 29, 2010 10:06:18 Pacific Daylight Time

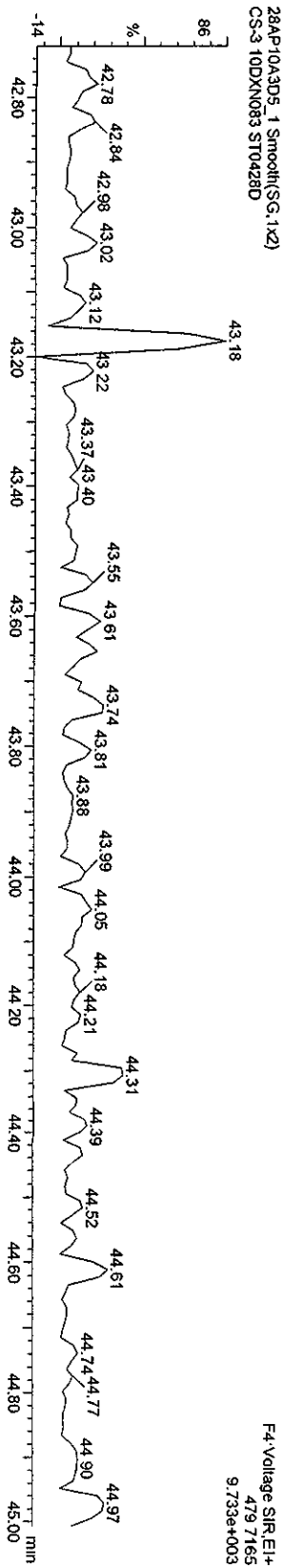
Printed: Thursday, April 29, 2010 10:10:12 Pacific Daylight Time

Name: 28AP10A3D5_1, Date: 28-Apr-2010, Time: 23:56:10, ID: ST0428D, Description: CS-3 10DXN083

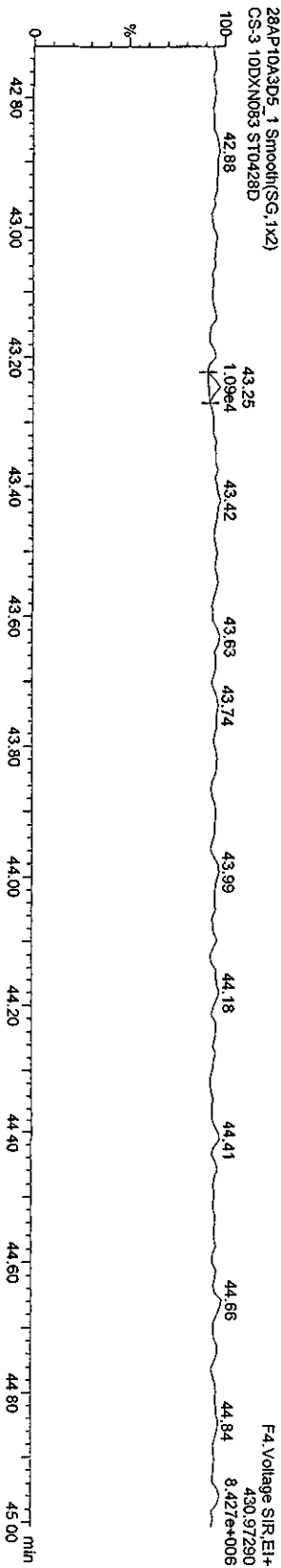
HPCDFs



HPCDF PCDFE



Function 4 PFK



Quantity Sample Report MassLynx 4.1

Dataset: C:\MassLynx\JAN2010\PROJ28AP10A3D58290D.qld

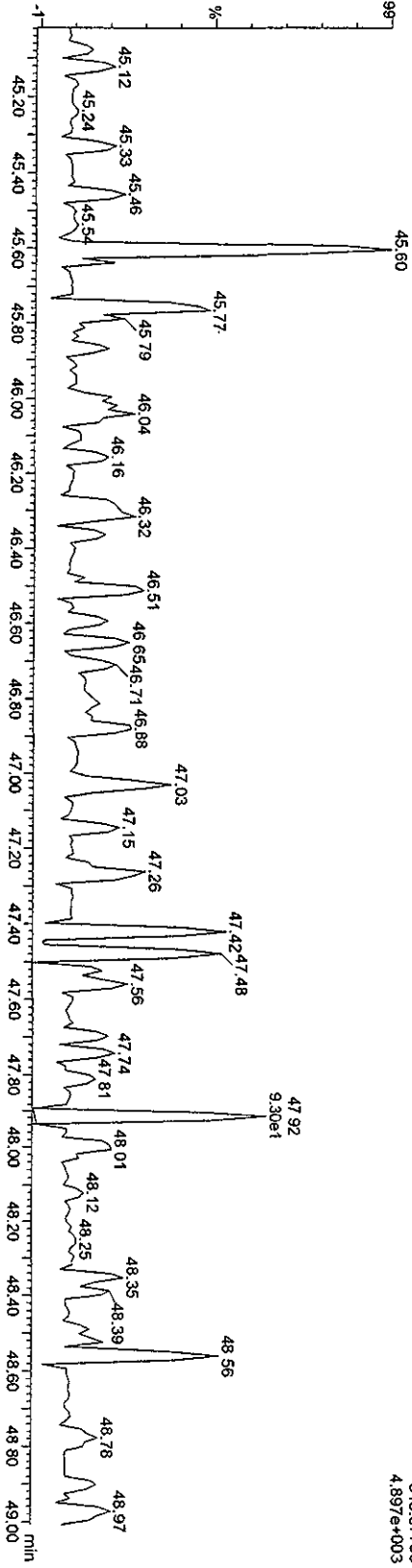
Last Altered: Thursday, April 29, 2010 10:06:18 Pacific Daylight Time

Printed: Thursday, April 29, 2010 10:10:12 Pacific Daylight Time

Name: 28AP10A3D5_1, Date: 28-Apr-2010, Time: 23:56:10, ID: ST0428D, Description: CS-3 10DXN083

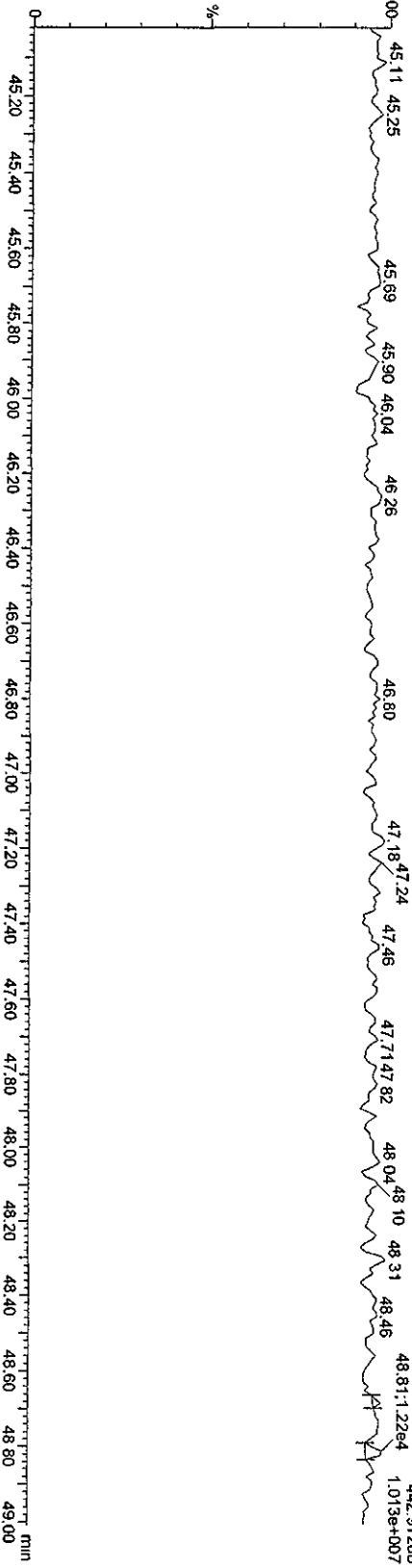
OCDP PCDDPE
28AP10A3D5_1 Smooth(SG,1x2)
CS-3 10DXN083 ST0428D

F5 Voltage SIR.EI+
513.67750
4.897e+003



Function: 5 PFK
28AP10A3D5_1 Smooth(SG,1x2)
CS-3 10DXN083 ST0428D

F5 Voltage SIR.EI+
442.97280
1.073e+007



Quantity Sample Report MassLynx 4.1

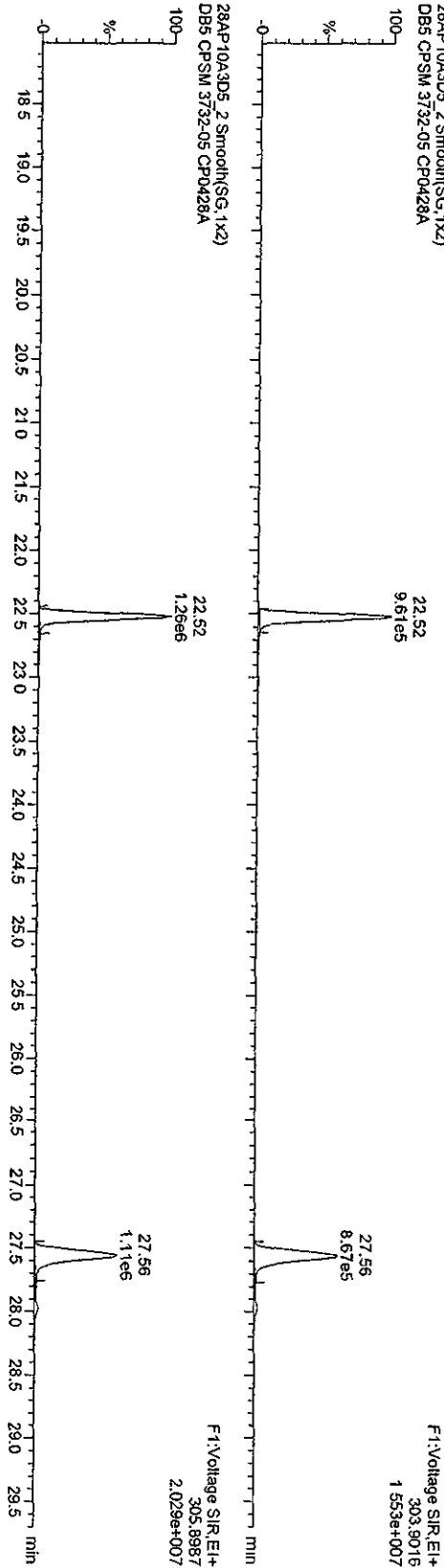
Dataset: C:\MassLynx\JAN2010\PROJ28AP10A3D56290D.qld

Last Altered: Thursday, April 29, 2010 10:06:18 Pacific Daylight Time
Printed: Thursday, April 29, 2010 10:10:12 Pacific Daylight Time

Name: 28AP10A3D5_2, Date: 29-Apr-2010, Time: 00:47:32, ID: CP0428A, Description: DB5 CPSM 3732-05

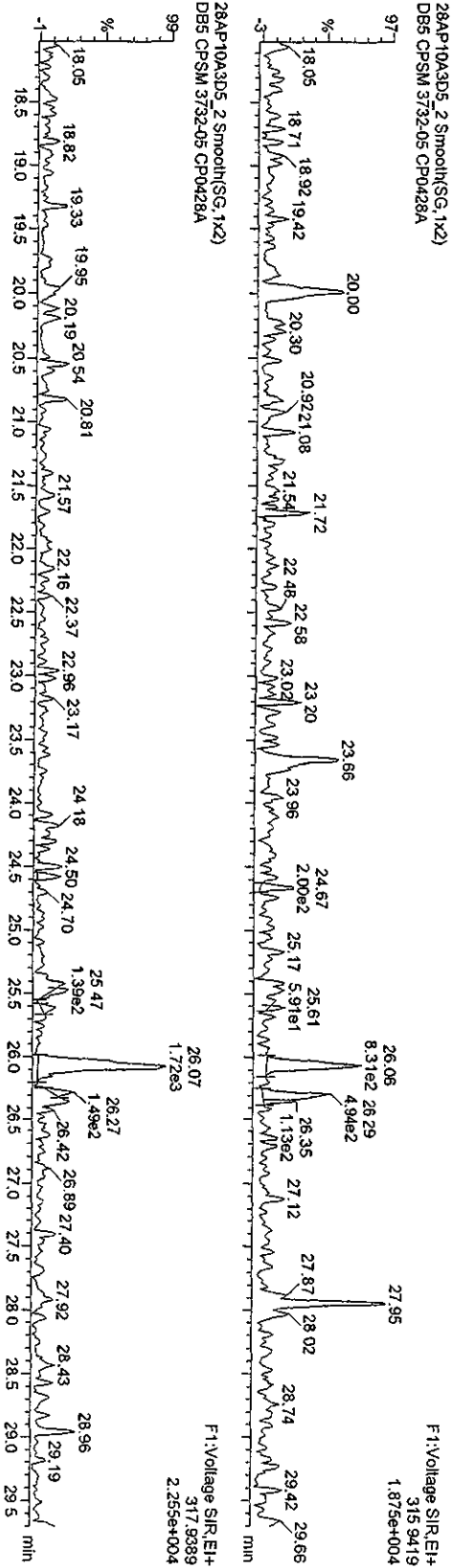
TCDFs

28AP10A3D5_2 Smooth(SG, 1x2)
DB5 CPSM 3732-05 CP0428A

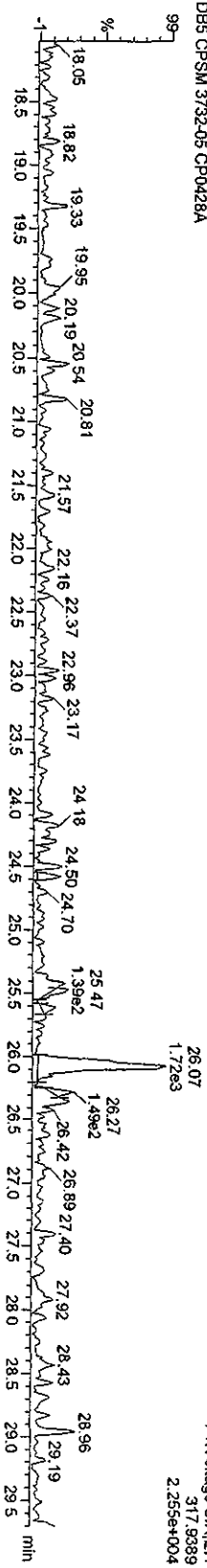


13C-TCDF

28AP10A3D5_2 Smooth(SG, 1x2)
DB5 CPSM 3732-05 CP0428A



28AP10A3D5_2 Smooth(SG, 1x2)
DB5 CPSM 3732-05 CP0428A



Quantity Sample Report Masslynx 4.1

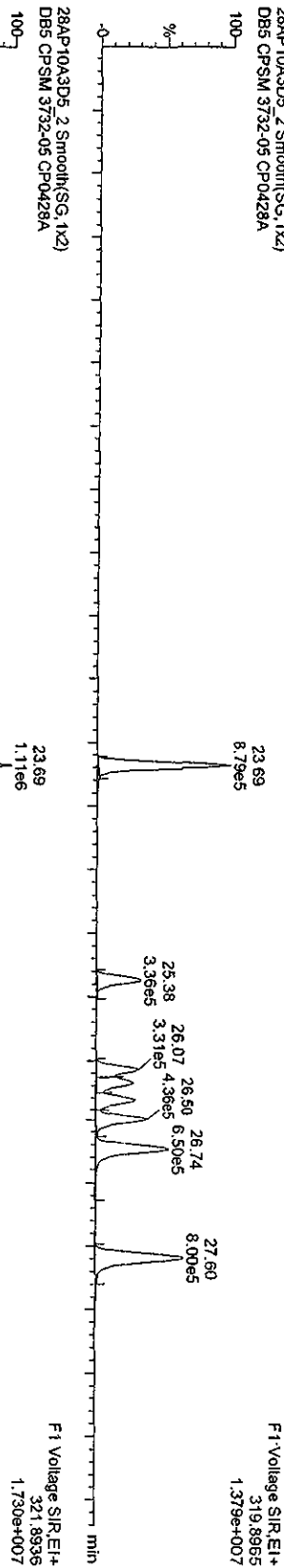
Dataset: C:\MassLynx\JAN2010\PROJ\28AP10A3D58290D.qld

Last Altered: Thursday, April 29, 2010 10:06:18 Pacific Daylight Time
Printed: Thursday, April 29, 2010 10:10:12 Pacific Daylight Time

Name: 28AP10A3D5_2, Date: 29-Apr-2010, Time: 00:47:32, ID: CP0428A, Description: DB5 CPSM 3732-05


TCDDs

28AP10A3D5_2 Smooth(SG, 1x2)
DB5 CPSM 3732-05 CP0428A




13C-TCDDs

28AP10A3D5_2 Smooth(SG, 1x2)
DB5 CPSM 3732-05 CP0428A



28AP10A3D5_2 Smooth(SG, 1x2)
DB5 CPSM 3732-05 CP0428A

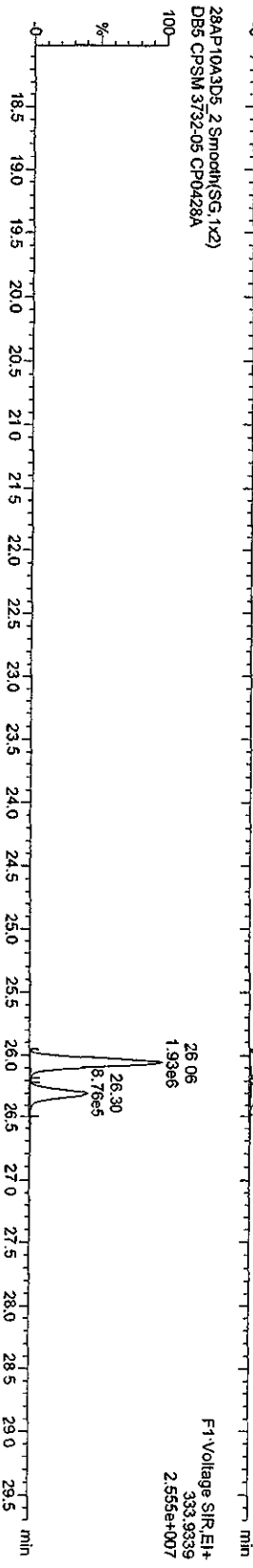


Quantity Sample Report MassLynx 4.1

Dataset: C:\MassLynx\JAN2010\PROJ28AP10A3D58290D.d\d

Last Altered: Thursday, April 29, 2010 10:06:18 Pacific Daylight Time
Printed: Thursday, April 29, 2010 10:10:12 Pacific Daylight Time

Name: 28AP10A3D5_2, Date: 29-Apr-2010, Time: 00:47:32, ID: CP0428A, Description: DB5 CPSM 3732-05




Quantity Sample Report MassLynx 4.1

Dataset: C:\MassLynx\JAN2010\PROJ28AP10A3D56290D.qld

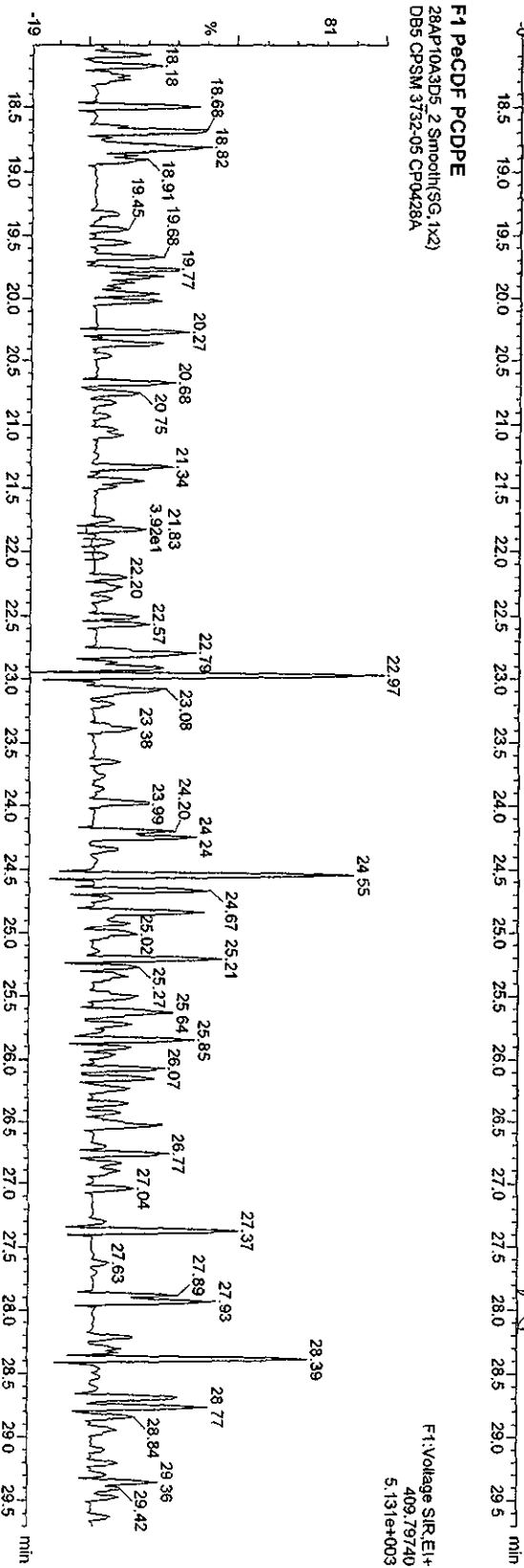
Last Altered: Thursday, April 29, 2010 10:06:18 Pacific Daylight Time
Printed: Thursday, April 29, 2010 10:10:12 Pacific Daylight Time

Name: 28AP10A3D5_2, Date: 29-Apr-2010, Time: 00:47:32, ID: CP0428A, Description: DB5 CP SM 3732-05

F1 PeCDFs
28AP10A3D5_2 Smooth(SG, 1x2)
DB5 CP SM 3732-05 CP0428A



F1 PeCDF PCDPE
28AP10A3D5_2 Smooth(SG, 1x2)
DB5 CP SM 3732-05 CP0428A


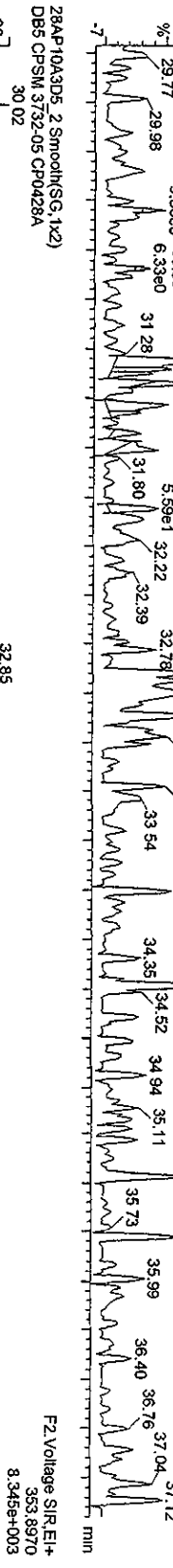
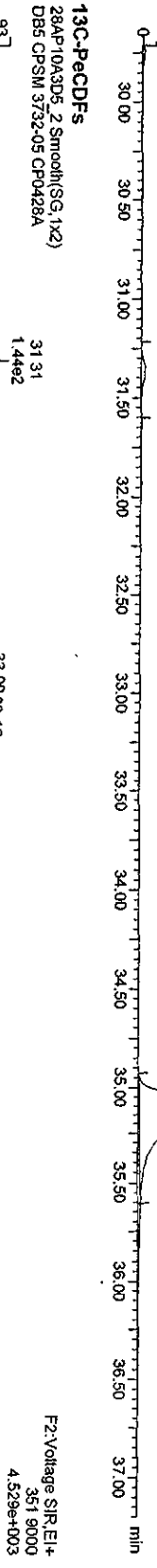



Quantity Sample Report MassLynx 4.1

Dataset: C:\MassLynx\UNAN2010.PRO\28AP10A3D58290D.qid

Last Altered: Thursday, April 29, 2010 10:06:18 Pacific Daylight Time
Printed: Thursday, April 29, 2010 10:10:12 Pacific Daylight Time

Name: 28AP10A3D5_2, Date: 29-Apr-2010, Time: 00:47:32, ID: CP0428A, Description: DB5 CPSM 3732-05




Dataset: C:\MassLynx\UAN2010\PROJ\28AP10A3D5\58290D.qld

Last Altered: Thursday, April 29, 2010 10:06:18 Pacific Daylight Time
Printed: Thursday, April 29, 2010 10:10:12 Pacific Daylight Time

Name: 28AP10A3D5_2, Date: 29-Apr-2010, Time: 00:47:32, ID: CP0428A, Description: DB5 CPSM 3732-05


PcCDDs

28AP10A3D5_2 Smooth(SG, 1x2)
DB5 CPSM 3732-05 CP0428A



F2: Voltage SIR.EI+
355 8546
8.752e+006

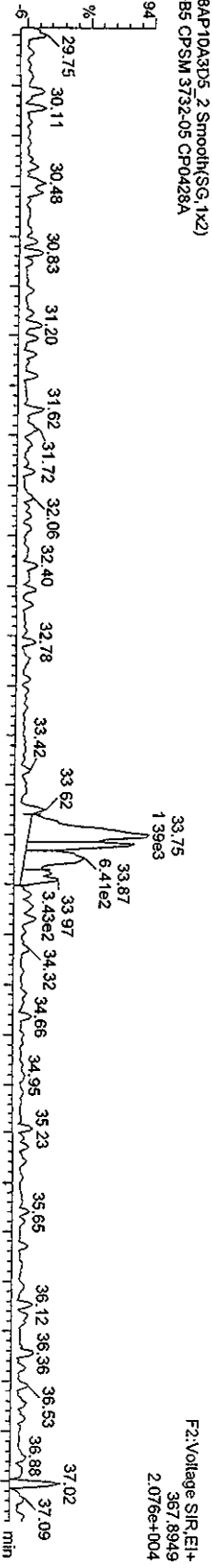
28AP10A3D5_2 Smooth(SG, 1x2)
DB5 CPSM 3732-05 CP0428A



F2: Voltage SIR.EI+
357 8516
5.558e+006

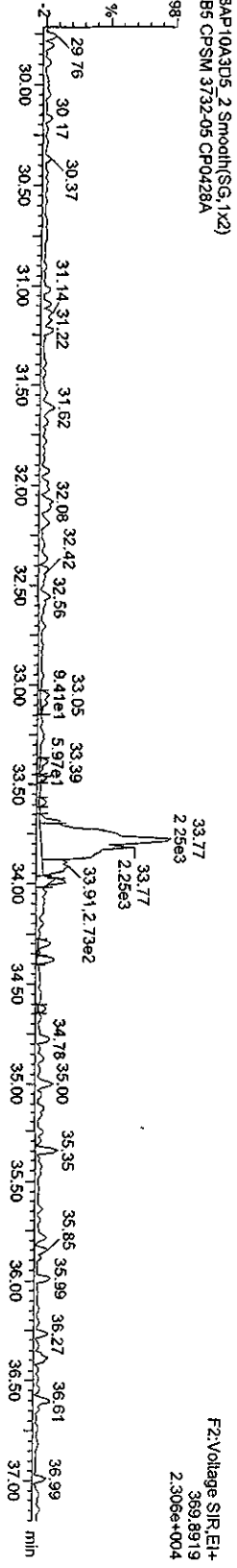
13C-PecDD

28AP10A3D5_2 Smooth(SG, 1x2)
DB5 CPSM 3732-05 CP0428A



F2: Voltage SIR.EI+
367 8949
2.076e+004

28AP10A3D5_2 Smooth(SG, 1x2)
DB5 CPSM 3732-05 CP0428A

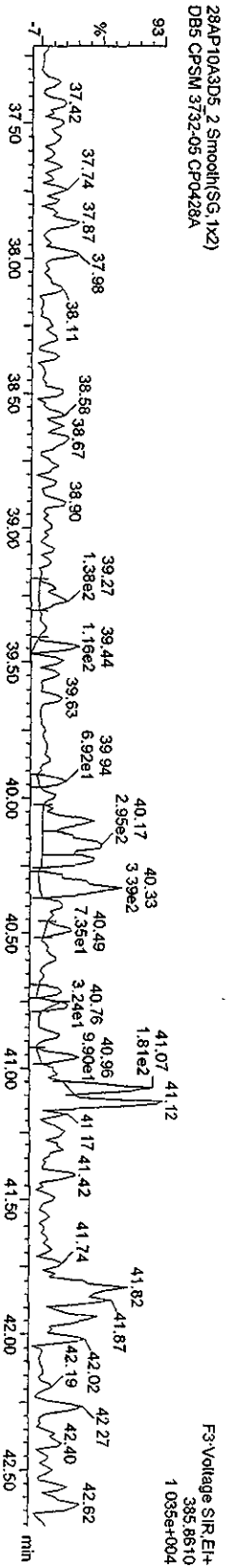
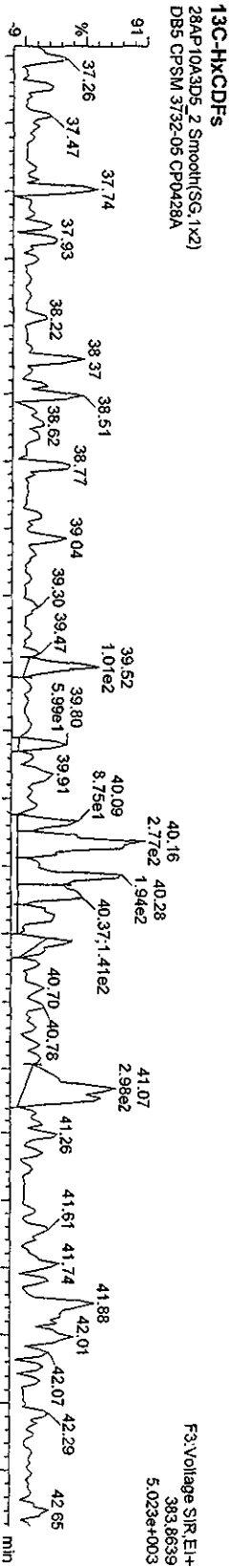
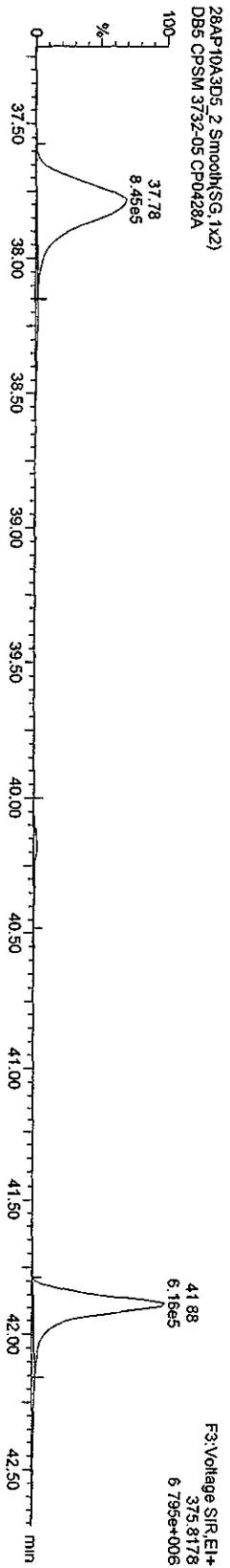



F2: Voltage SIR.EI+
369 8919
2.306e+004

Dataset: C:\MassLynx\LANZ2010\PROJ28AP10A3D58290D.qld

Last Altered: Thursday, April 29, 2010 10:06:18 Pacific Daylight Time
Printed: Thursday, April 29, 2010 10:10:12 Pacific Daylight Time

Name: 28AP10A3D5_2, Date: 29-Apr-2010, Time: 00:47:32, ID: CP0428A, Description: DB5 CPSM 3732-05



Quantity Sample Report MassLynx 4.1

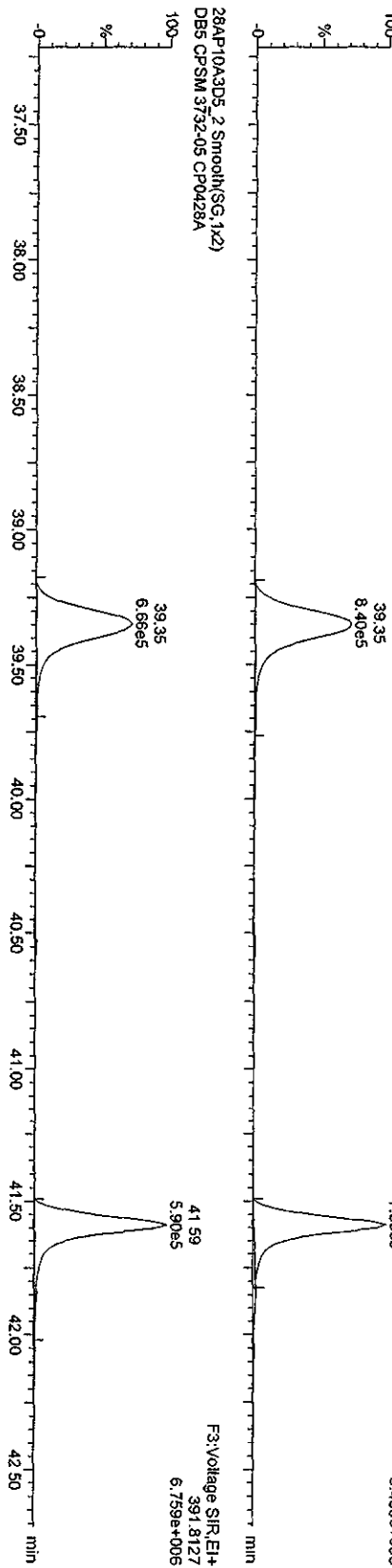
Dataset: C:\MassLynx\UAN2010\PROV28AP10A3D58290D.qid

Last Altered: Thursday, April 29, 2010 10:06:18 Pacific Daylight Time
Printed: Thursday, April 29, 2010 10:10:12 Pacific Daylight Time

Name: 28AP10A3D5_2, Date: 29-Apr-2010, Time: 00:47:32, ID: CP0428A, Description: DB5 CPSM 3732-05

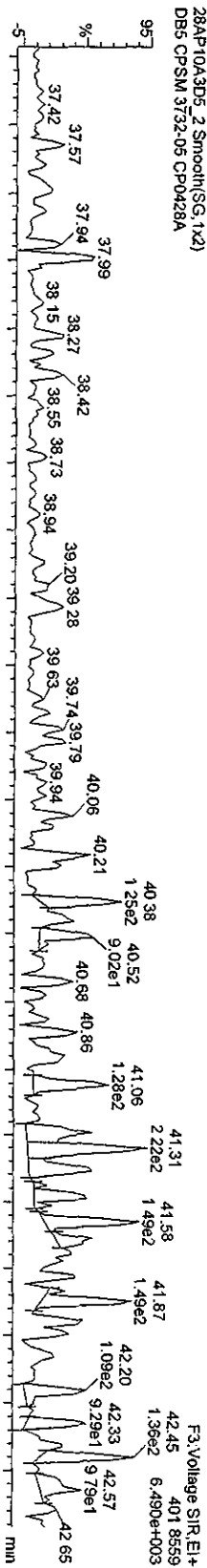
HxCDDs

28AP10A3D5_2 Smooth(SG, 1x2)
DB5 CPSM 3732-05 CP0428A

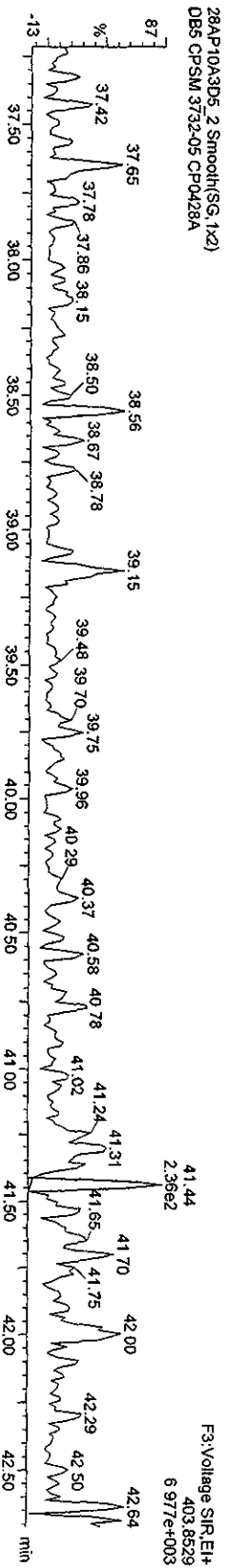


13C-HxCDDs

28AP10A3D5_2 Smooth(SG, 1x2)
DB5 CPSM 3732-05 CP0428A



28AP10A3D5_2 Smooth(SG, 1x2)
DB5 CPSM 3732-05 CP0428A

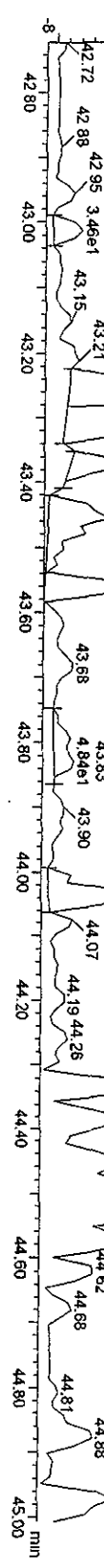



Quantity Sample Report MassLynx 4.1

Dataset: C:\MassLynx\JAN2010\PROJ28AP10A3D568290D.qld

Last Altered: Thursday, April 29, 2010 10:06:18 Pacific Daylight Time
Printed: Thursday, April 29, 2010 10:10:12 Pacific Daylight Time

Name: 28AP10A3D5_2, Date: 29-Apr-2010, Time: 00:47:32, ID: CP0428A, Description: DB5 CPSM 3732-05



Quantity Sample Report MassLynx 4.1

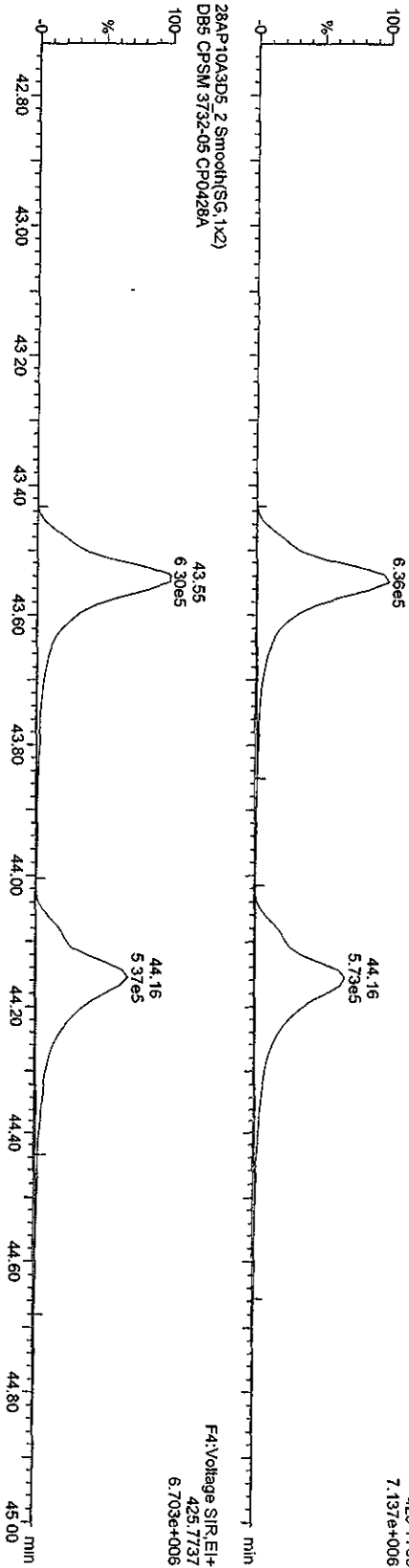
Dataset: C:\MassLynx\JAN2010.PRO\28AP10A3D56290D.qld

Last Altered: Thursday, April 29, 2010 10:06:18 Pacific Daylight Time
Printed: Thursday, April 29, 2010 10:10:12 Pacific Daylight Time

Name: 28AP10A3D5_2, Date: 29-Apr-2010, Time: 00:47:32, ID: CP0428A, Description: DB5 CPSM 3732-05

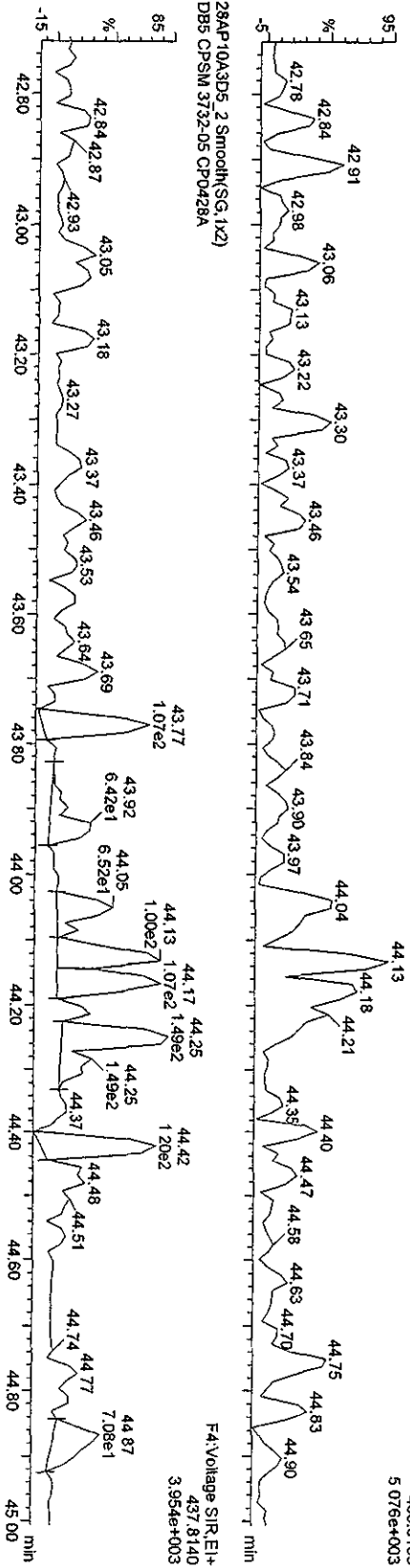
HpCCDS

28AP10A3D5_2 Smooth(SG, 1x2)
DB5 CPSM 3732-05 CP0428A



13C-HpCCD

28AP10A3D5_2 Smooth(SG, 1x2)
DB5 CPSM 3732-05 CP0428A



28AP10A3D5_2 Smooth(SG, 1x2)
DB5 CPSM 3732-05 CP0428A

F4:Voltage SIR_EI+
437.8140
3.954e+003

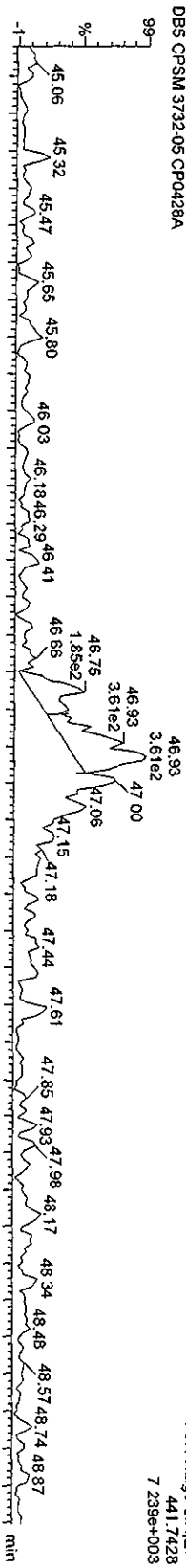
Quantity Sample Report MassLynx 4.1

Dataset: C:\MassLynx\UAN2010\PROJ28AP10A3D58290D.qld

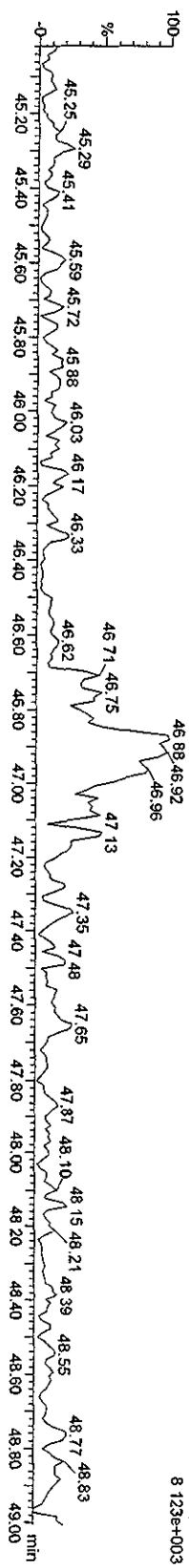
Last Altered: Thursday, April 29, 2010 10:06:18 Pacific Daylight Time
Printed: Thursday, April 29, 2010 10:10:12 Pacific Daylight Time

Name: 28AP10A3D5_2, Date: 29-Apr-2010, Time: 00:47:32, ID: CP0428A, Description: DB5 CPSM 3732-05

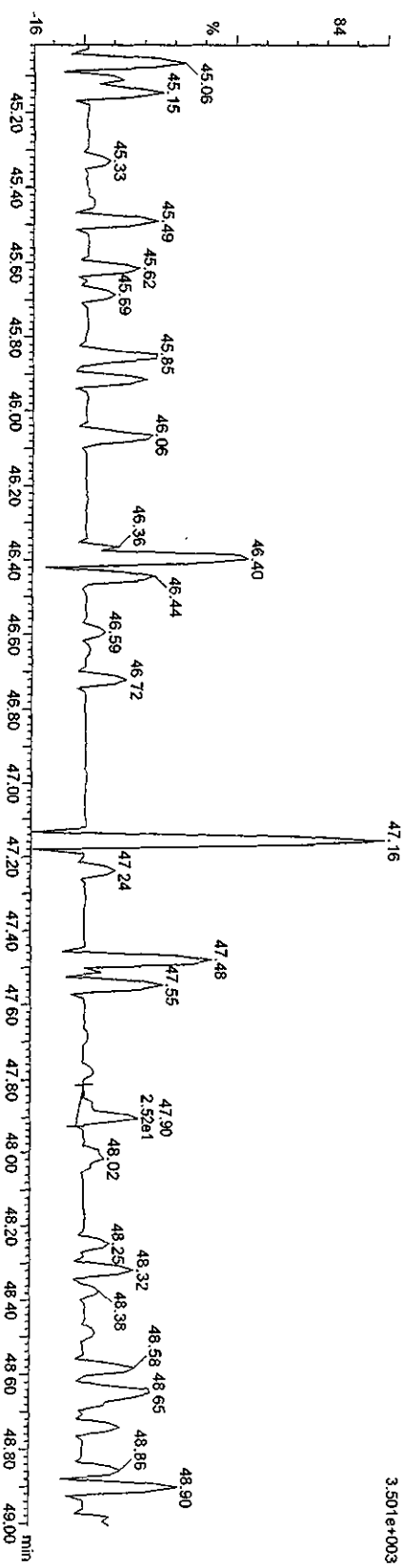
OCDFs
28AP10A3D5_2 Smooth(SG, 1x2)
DB5 CPSM 3732-05 CP0428A



28AP10A3D5_2 Smooth(SG, 1x2)
DB5 CPSM 3732-05 CP0428A



OCDF PCDFE
28AP10A3D5_2 Smooth(SG, 1x2)
DB5 CPSM 3732-05 CP0428A



Quantity Sample Report MassLynx 4.1

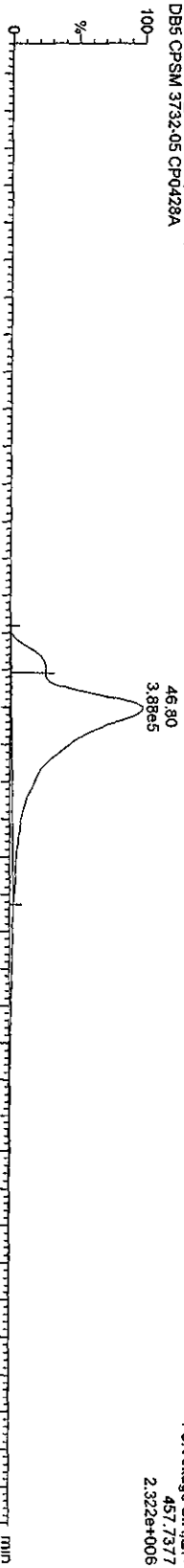
Dataset: C:\MassLynx\JAN2010.PRO\28AP10A3D58290D.qld

Last Altered: Thursday, April 29, 2010 10:06:18 Pacific Daylight Time
Printed: Thursday, April 29, 2010 10:10:12 Pacific Daylight Time

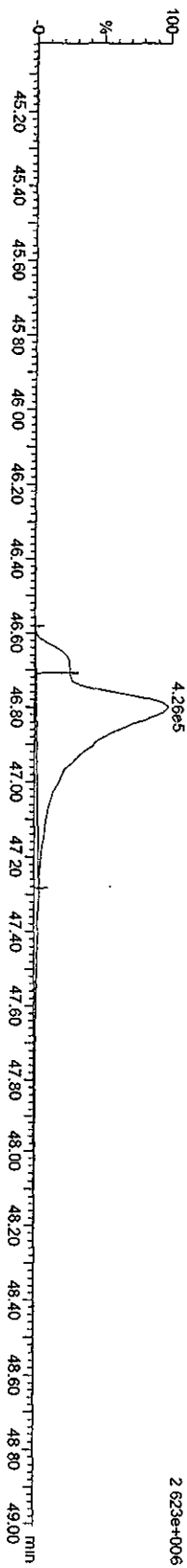
Name: 28AP10A3D5_2, Date: 29-Apr-2010, Time: 00:47:32, ID: CP0428A, Description: DB5 CPSM 3732-05

OCDD

28AP10A3D5_2 Smooth(SG, 1x2)
DB5 CPSM 3732-05 CP0428A

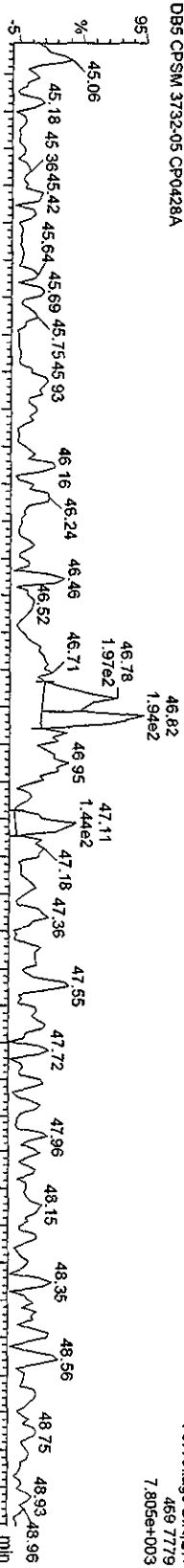


28AP10A3D5_2 Smooth(SG, 1x2)
DB5 CPSM 3732-05 CP0428A

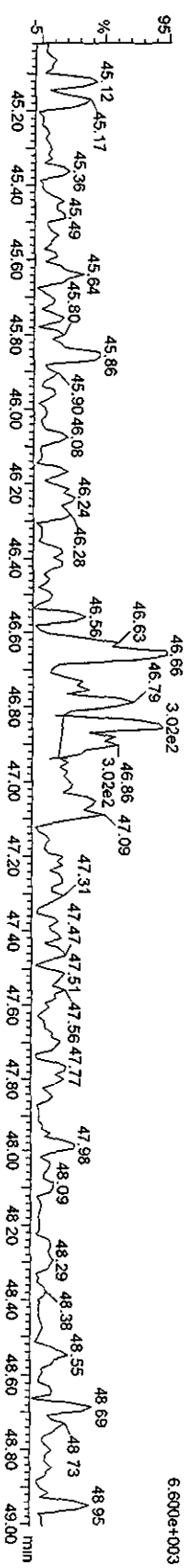


13C-OCDD

28AP10A3D5_2 Smooth(SG, 1x2)
DB5 CPSM 3732-05 CP0428A



28AP10A3D5_2 Smooth(SG, 1x2)
DB5 CPSM 3732-05 CP0428A



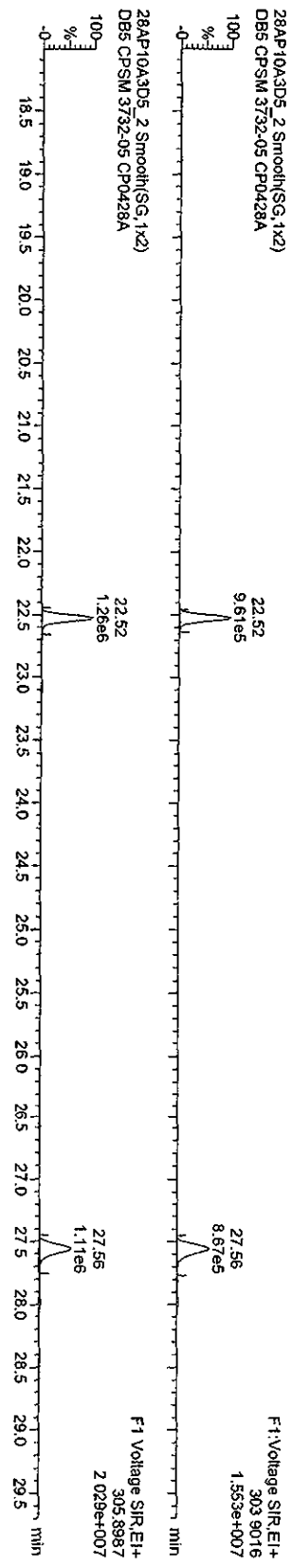
Quantity Sample Report MassLynx 4.1

Dataset: C:\MassLynx\JAN2010\PROJ28AP10A3D58290D.qld

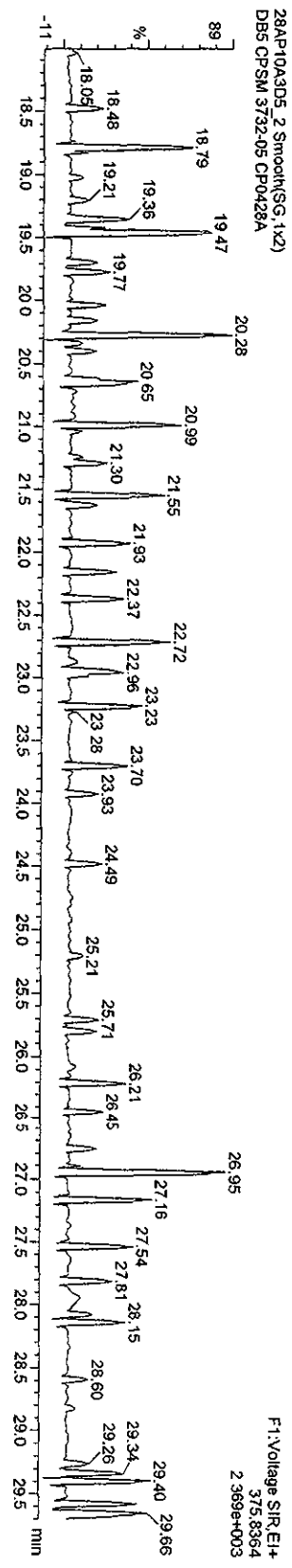
Last Altered: Thursday, April 29, 2010 10:06:18 Pacific Daylight Time
 Printed: Thursday, April 29, 2010 10:10:12 Pacific Daylight Time

Name: 28AP10A3D5_2, Date: 29-Apr-2010, Time: 00:47:32, ID: CP0428A, Description: DB5 CPSM 3732-05

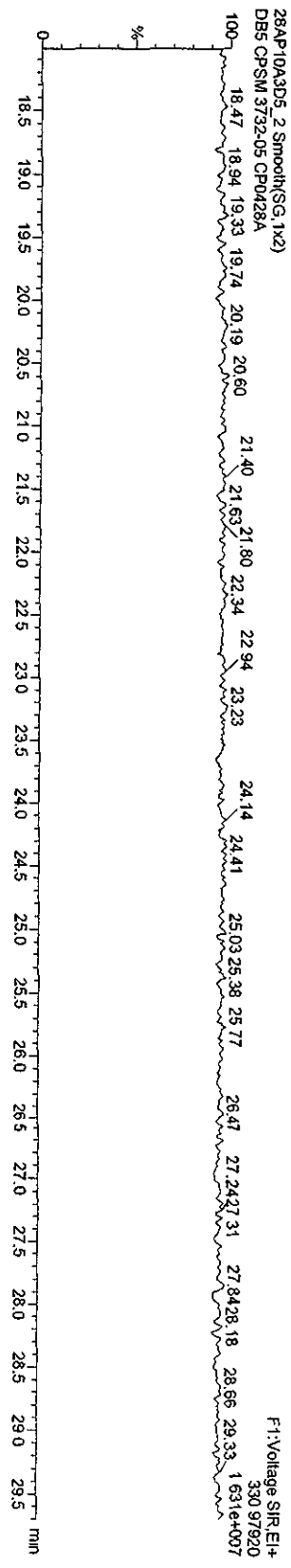
TCDFs



TCDF PCDDPE



Function 1 PFK

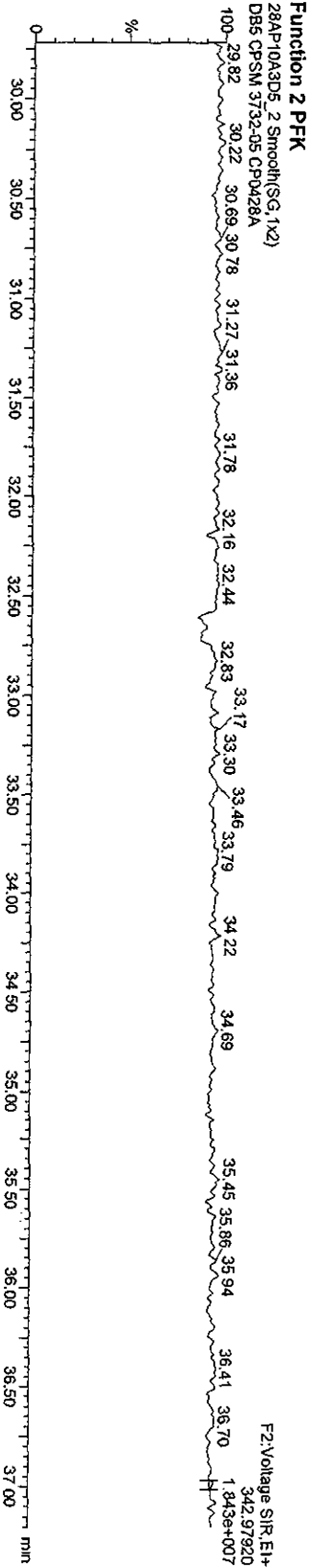
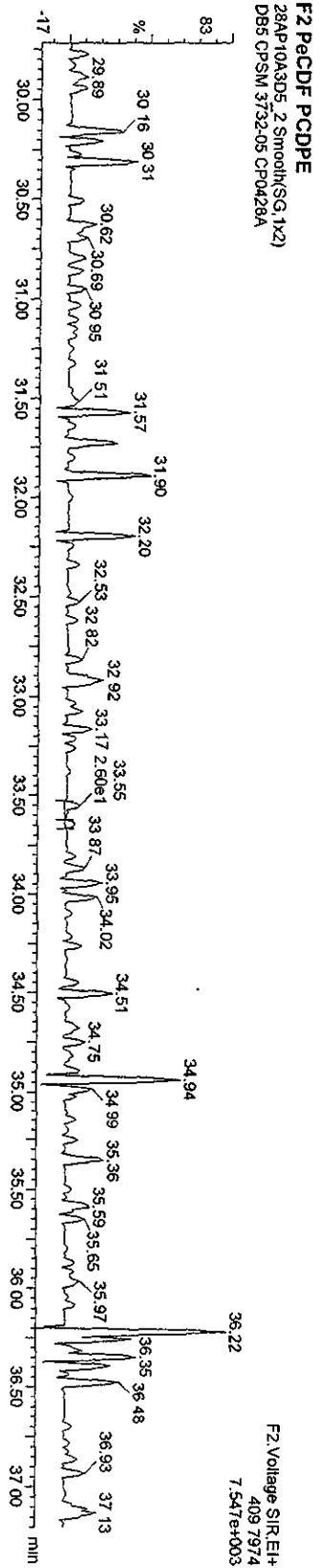



Quantity Sample Report MassLynx 4.1

Dataset: C:\MassLynx\JAN2010\PROJ28AP10A3D58290D.qld

Last Altered: Thursday, April 29, 2010 10:06:18 Pacific Daylight Time
Printed: Thursday, April 29, 2010 10:10:12 Pacific Daylight Time

Name: 28AP10A3D5_2, Date: 29-Apr-2010, Time: 00:47:32, ID: CP0428A, Description: DB5 C/PSM 3732-05



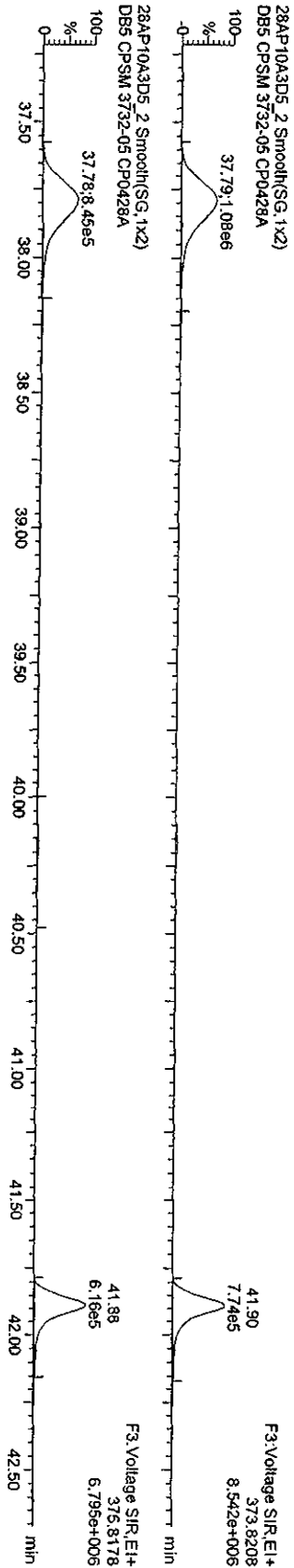
Quantity Sample Report Masslynx 4.1

Dataset: C:\Masslynx\UNAN2010.PRO\28AP10A3D58290D.qld

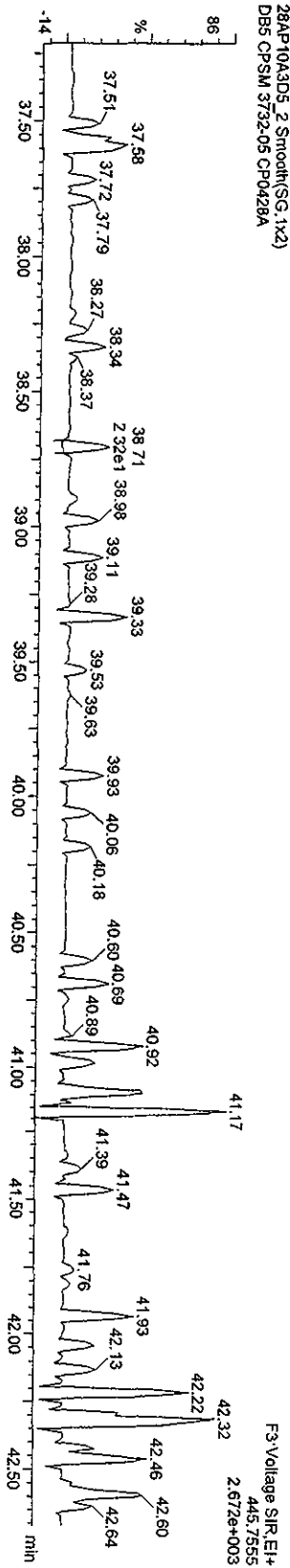
Last Altered: Thursday, April 29, 2010 10:06:18 Pacific Daylight Time
Printed: Thursday, April 29, 2010 10:10:12 Pacific Daylight Time

Name: 28AP10A3D5_2, Date: 29-Apr-2010, Time: 00:47:32, ID: CP0428A, Description: DB5 CPSM 3732-05

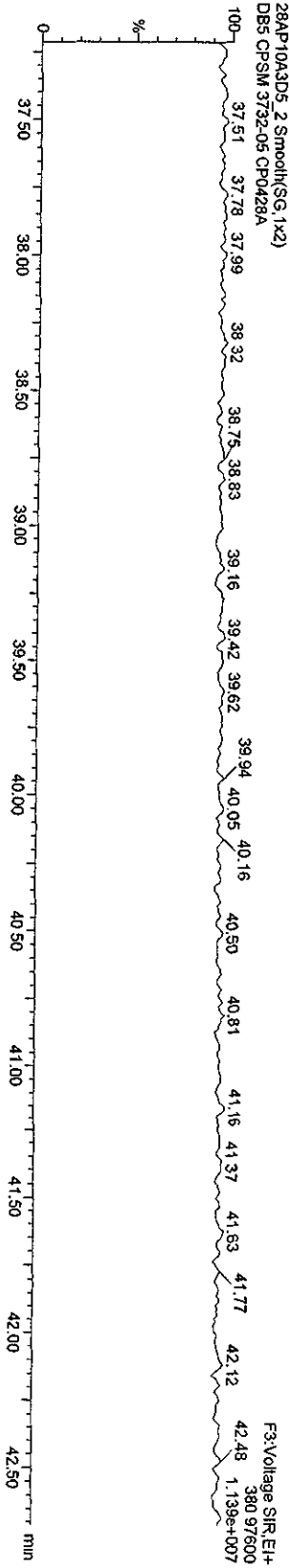
HXCDFS



HXCDF PCDFE



Function 3 PFK



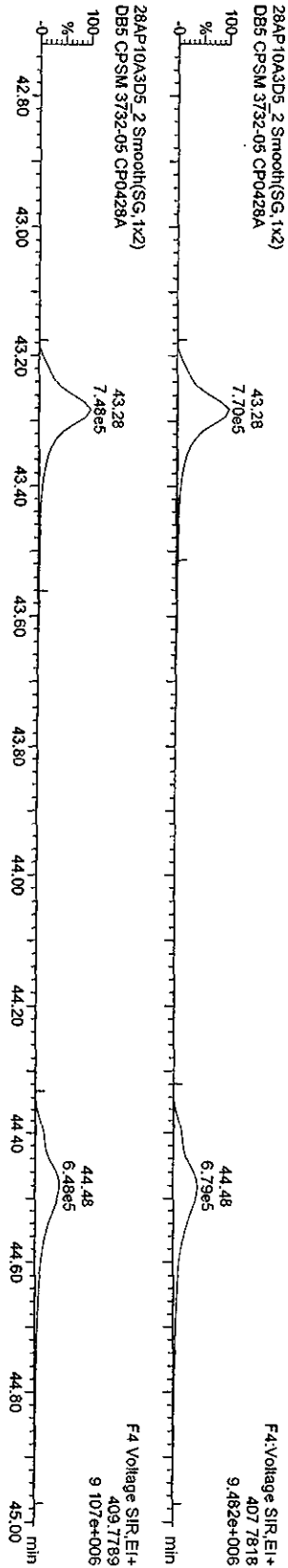
Quantity Sample Report Masslynx 4.1

Dataset: C:\Masslynx\UNAN2010\PROV28AP10A3D56290D.qld

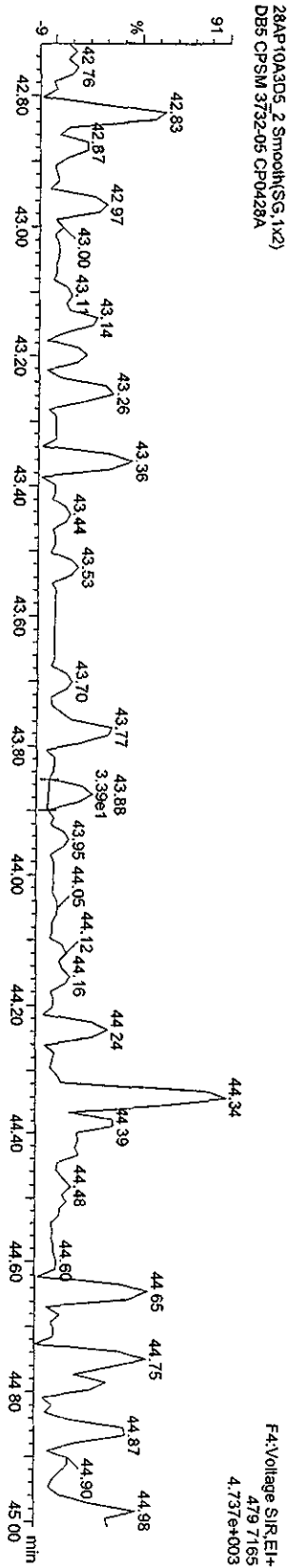
Last Altered: Thursday, April 29, 2010 10:06:18 Pacific Daylight Time
Printed: Thursday, April 29, 2010 10:10:12 Pacific Daylight Time

Name: 28AP10A3D5_2, Date: 29-Apr-2010, Time: 00:47:32, ID: CP0428A, Description: DB5 CPSM 3732-05

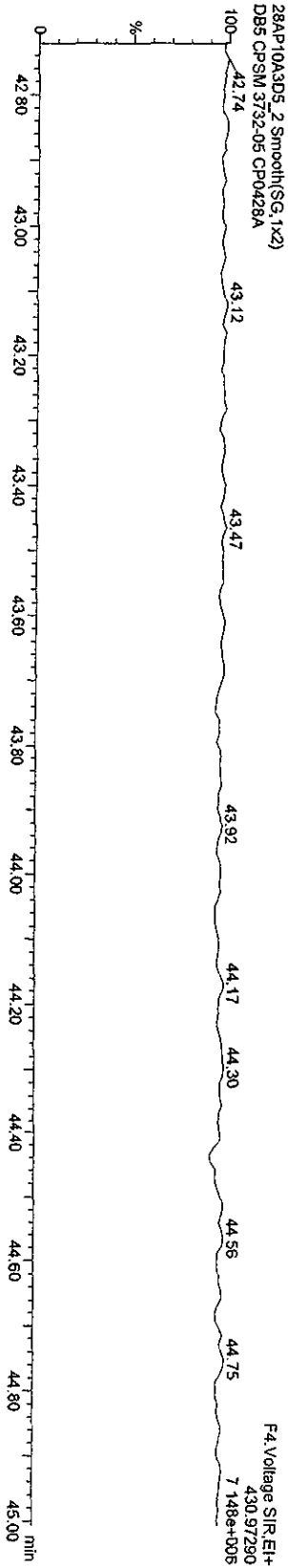
HPCDFs



HPCDF PCDPE



Function 4 PFK



Quantity Sample Report MassLynx 4.1


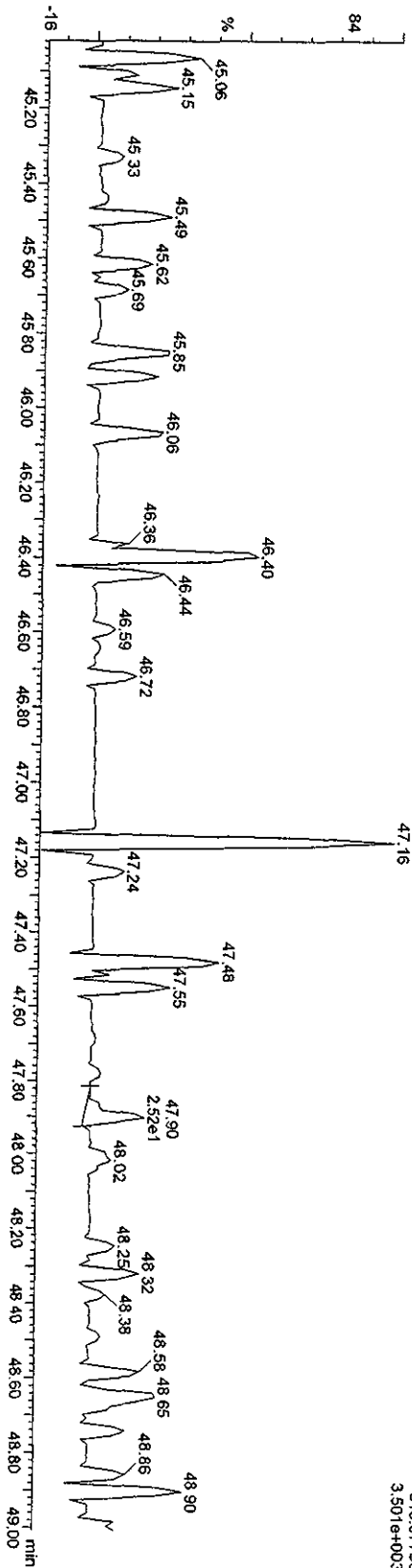
Dataset: C:\MassLynx\LAN2010.PRO\28AP10A3D58290D.qid

Last Altered: Thursday, April 29, 2010 10:06:18 Pacific Daylight Time
Printed: Thursday, April 29, 2010 10:10:12 Pacific Daylight Time

Name: 28AP10A3D5_2, Date: 29-Apr-2010, Time: 00:47:32, ID: CP0428A, Description: DB5 CPSM 3732-05

OCDF PCDBE
28AP10A3D5_2 Smooth(SG, 1x2)
DB5 CPSM 3732-05 CP0428A

FS:Voltage SIR.EI+
513.67750
3.501e+003



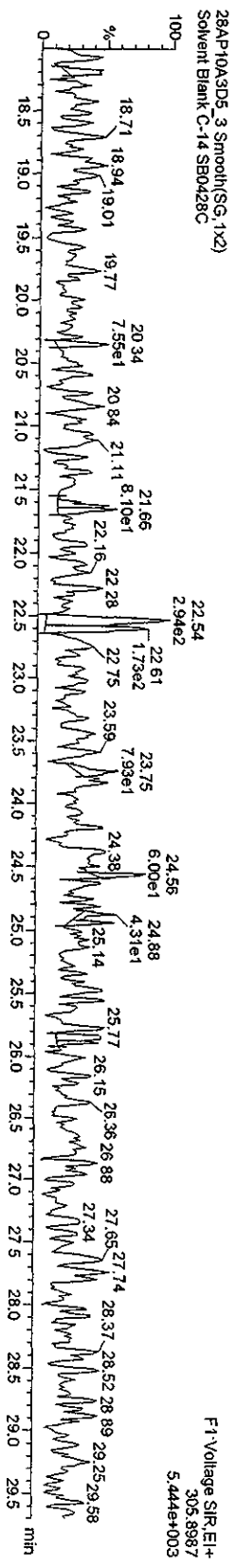
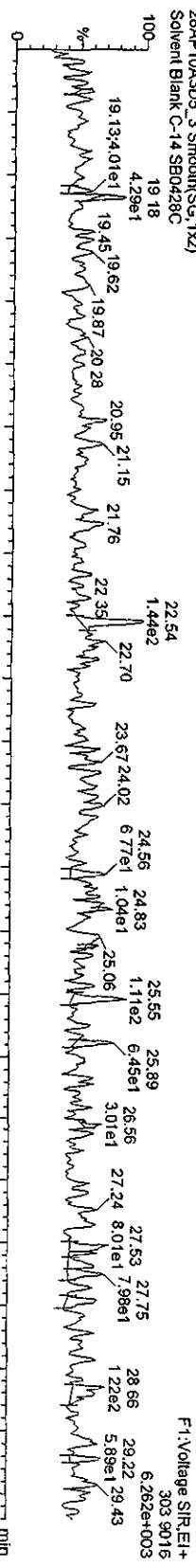
Quantity Sample Report MassLynx 4.1

Dataset: C:\MassLynx\JAN2010\PROV28AP10A3D56290D.qld


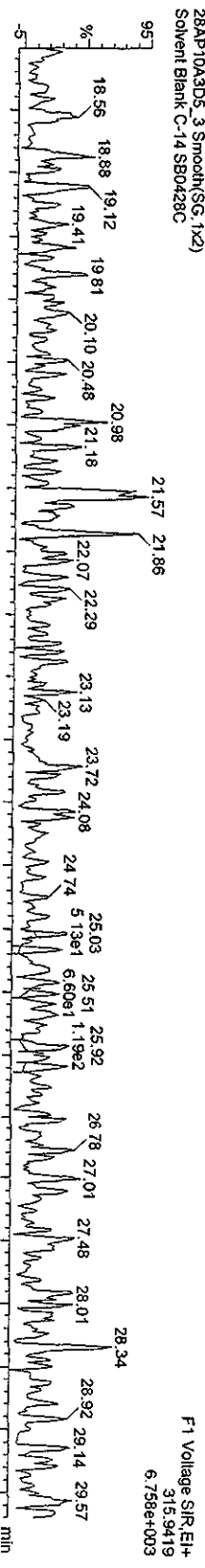
Last Altered: Thursday, April 29, 2010 10:06:18 Pacific Daylight Time
Printed: Thursday, April 29, 2010 10:10:12 Pacific Daylight Time

Name: 28AP10A3D5_3, Date: 29-Apr-2010, Time: 01:37:43, ID: SB0428C, Description: Solvent Blank C-14

TCDFS



13C-TCDF



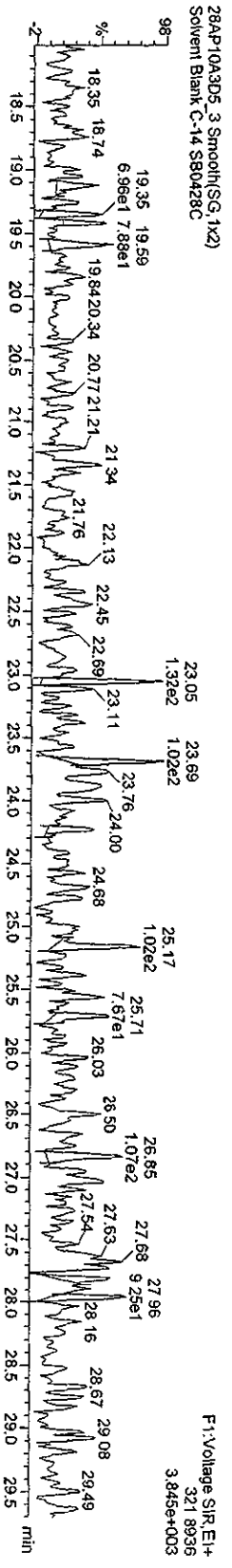
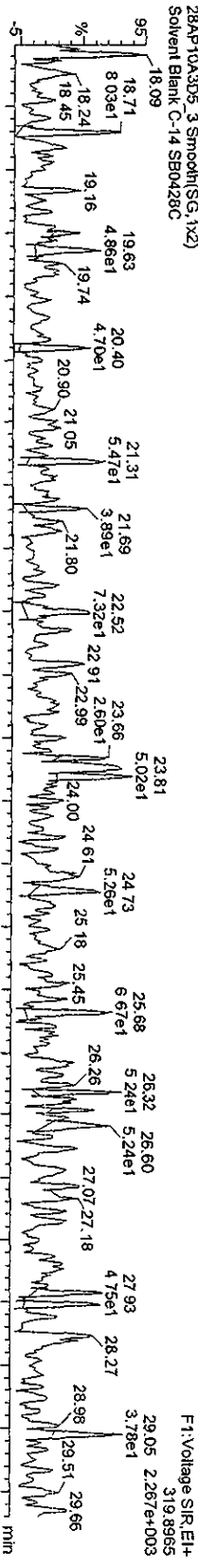
Quantity Sample Report Masslynx 4.1

Dataset: C:\Masslynx\UAN2010.PRO\28AP10A3D58290D.gld

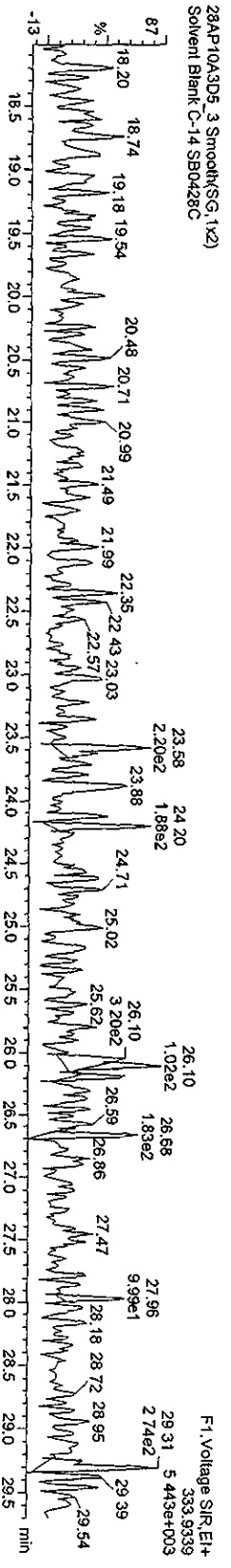
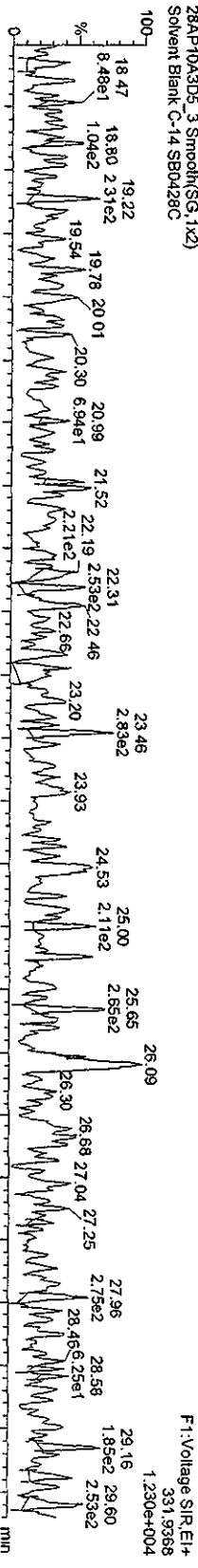
Last Altered: Thursday, April 29, 2010 10:06:18 Pacific Daylight Time
Printed: Thursday, April 29, 2010 10:10:12 Pacific Daylight Time

Name: 28AP10A3D5_3, Date: 29-Apr-2010, Time: 01:37:43, ID: SB0428C, Description: Solvent Blank C-14

TCDDs



13C-TCDDs

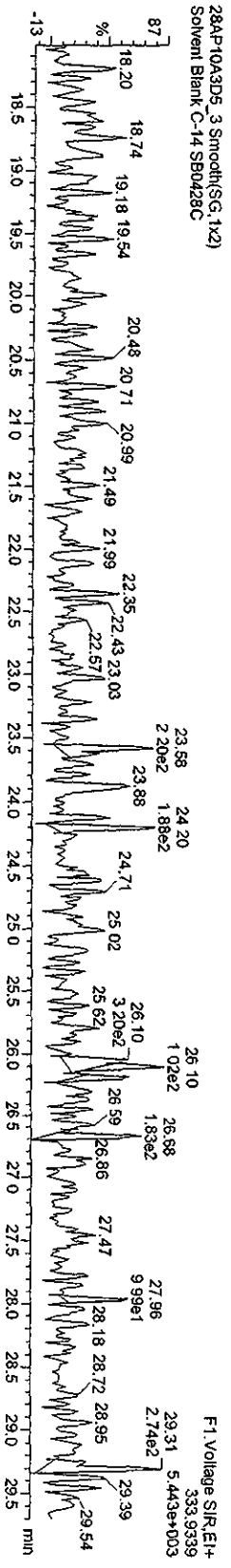
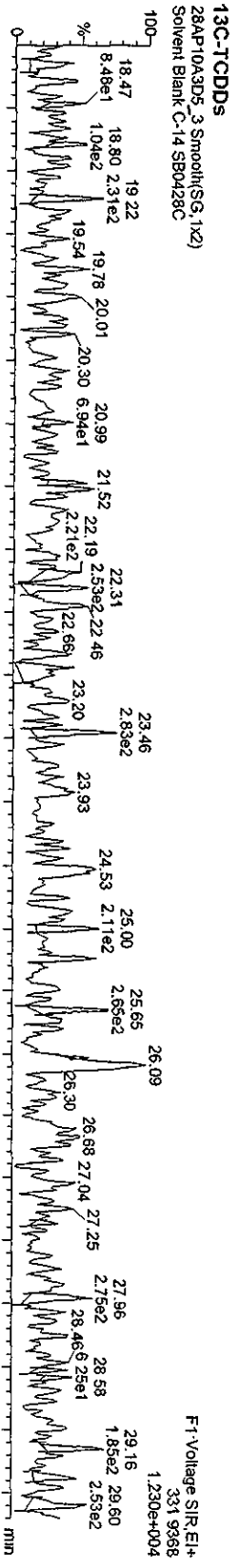
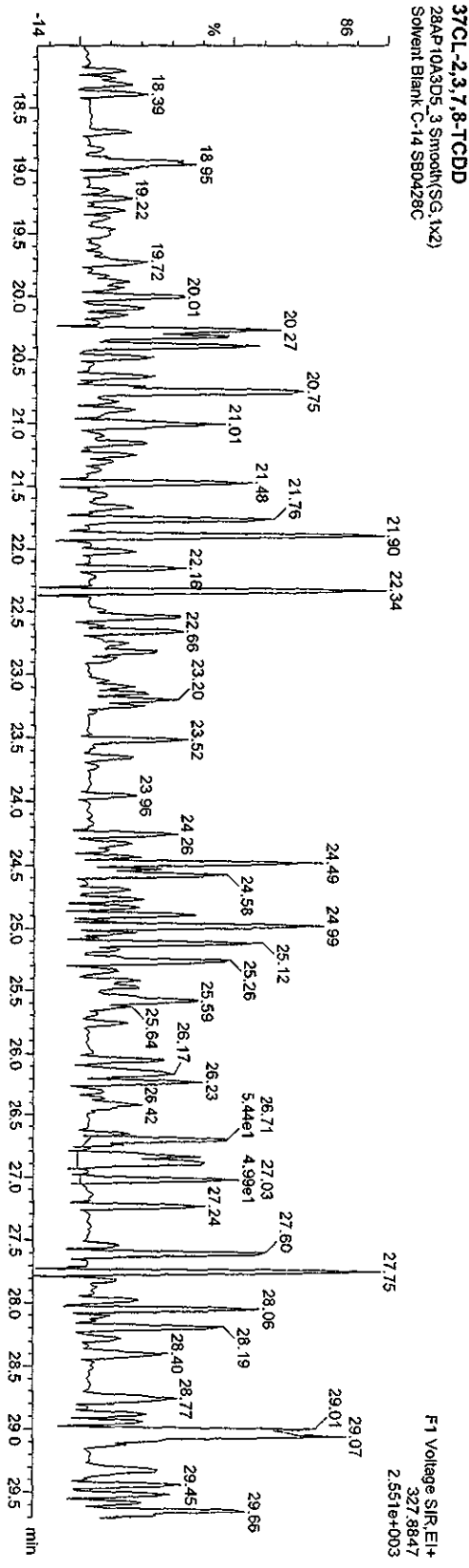


Quantity Sample Report MassLynx 4.1

Dataset: C:\MassLynx\JAN2010\PRO128AP-10A3D56290D.qld

Last Altered: Thursday, April 29, 2010 10:06:18 Pacific Daylight Time
Printed: Thursday, April 29, 2010 10:10:12 Pacific Daylight Time

Name: 28AP10A3D5_3, Date: 29-Apr-2010, Time: 01:37:43, ID: SB0428C, Description: Solvent Blank C-14

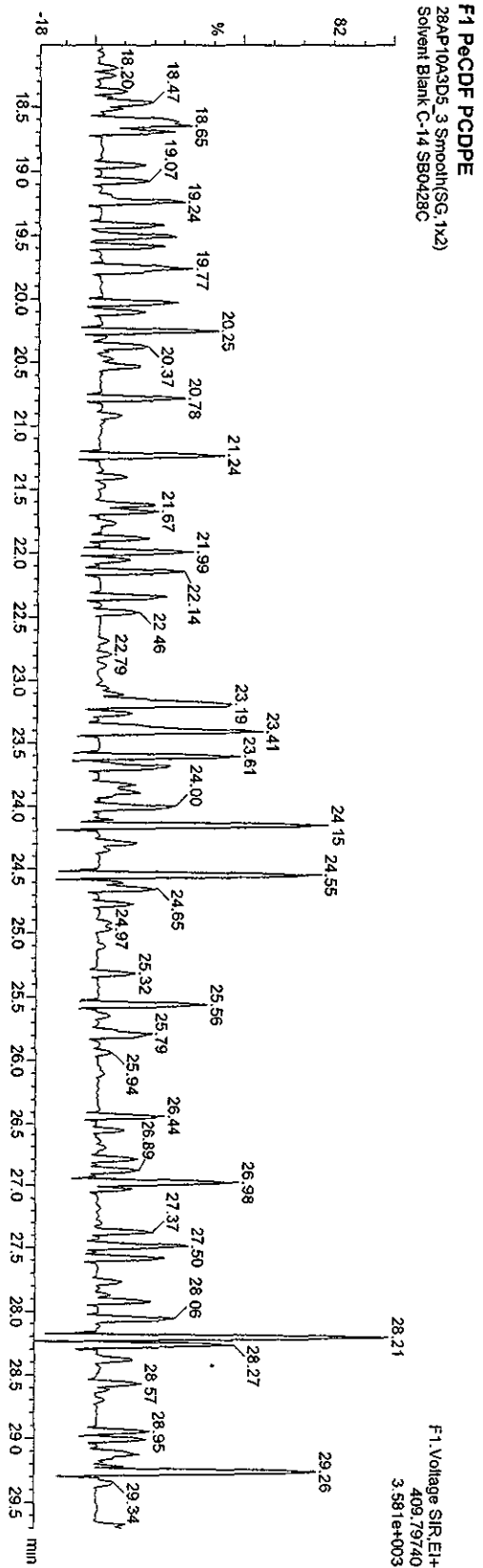
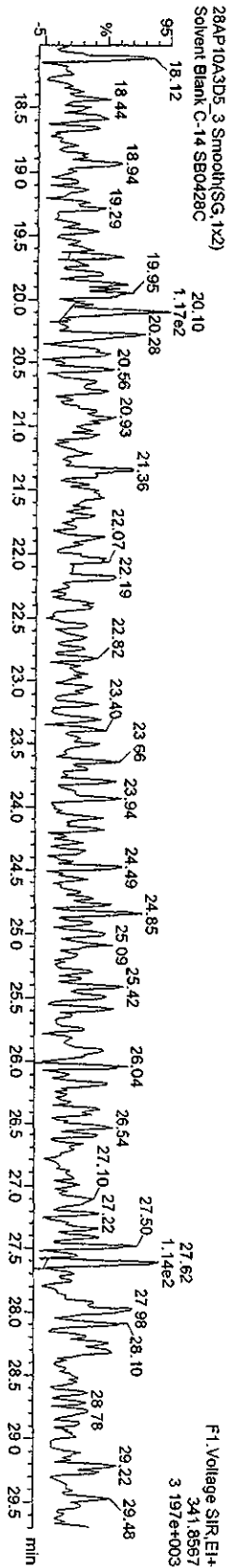
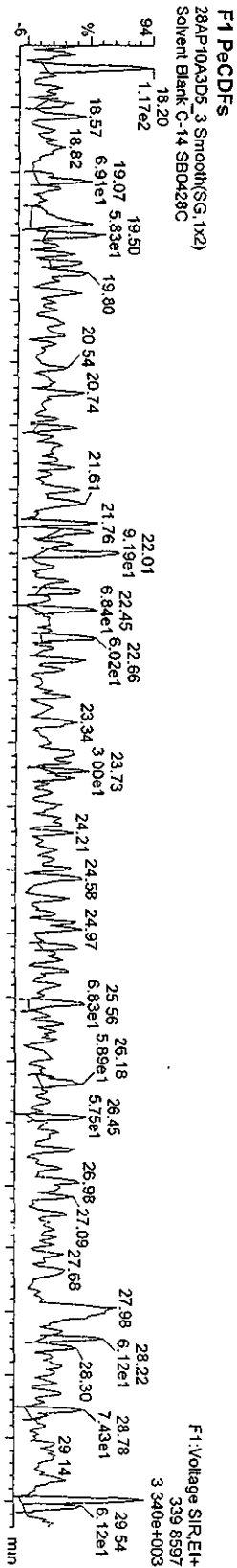


Quantity Sample Report MassLynx 4.1

Dataset: C:\MassLynx\JAN2010.PRO\28AP10A3D56290D.qld

Last Altered: Thursday, April 29, 2010 10:06:18 Pacific Daylight Time
Printed: Thursday, April 29, 2010 10:10:12 Pacific Daylight Time

Name: 28AP10A3D5_3, Date: 29-Apr-2010, Time: 01:37:43, ID: SB0428C, Description: Solvent Blank C-14



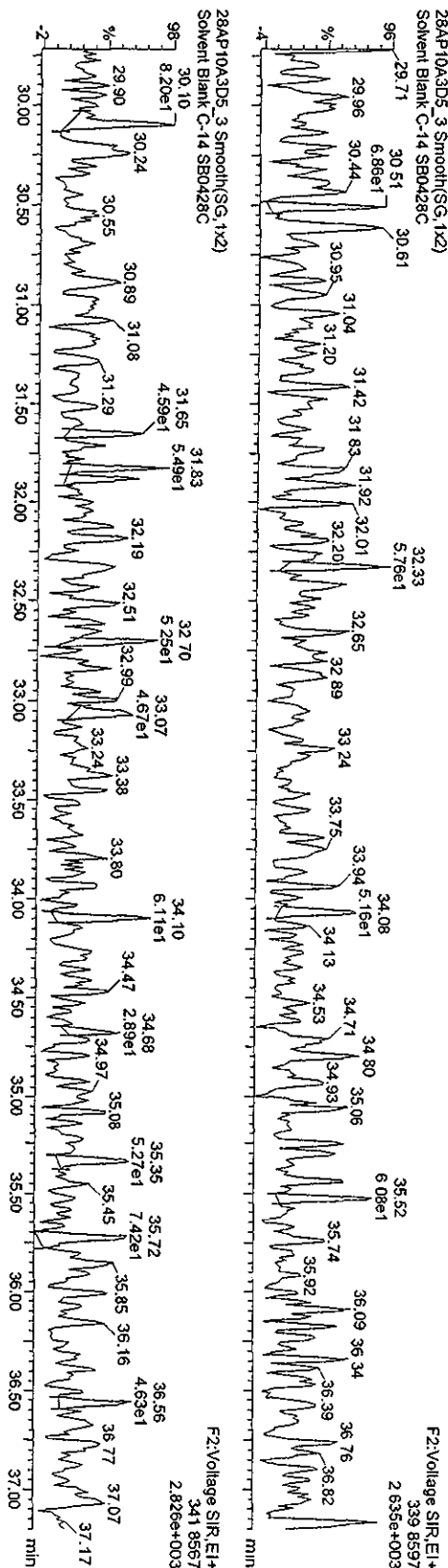
Quantity Sample Report Masslynx 4.1

Dataset: C:\Masslynx\UNAN2010.PRO\28AP10A3D58290D.qld

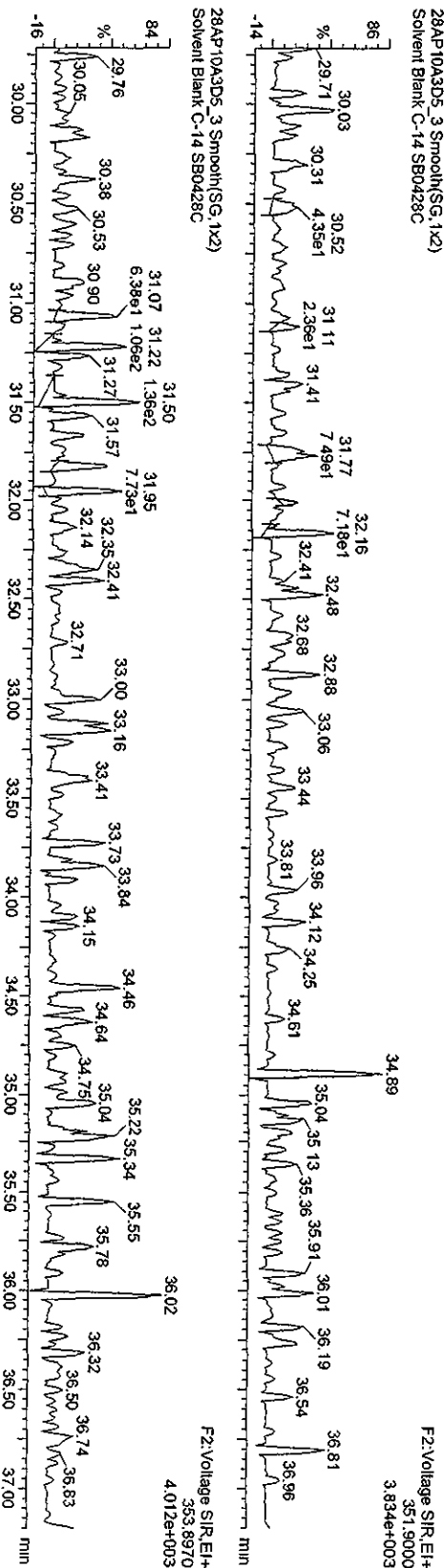
Last Altered: Thursday, April 29, 2010 10:06:18 Pacific Daylight Time
Printed: Thursday, April 29, 2010 10:10:12 Pacific Daylight Time

Name: 28AP10A3D5_3, Date: 29-Apr-2010, Time: 01:37:43, ID: SB0428C, Description: Solvent Blank C-14

PeCDFs



13C-PeCDFs



28AP10A3D5_3 Smooth(SG, 1x2)



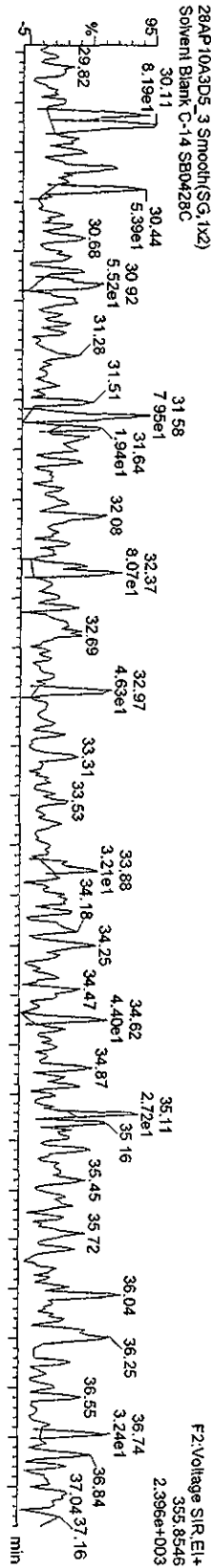
Quantity Sample Report MassLynx 4.1

Dataset: C:\MassLynx\LAN2010\PROJ28AP\10A3D568290D.qld

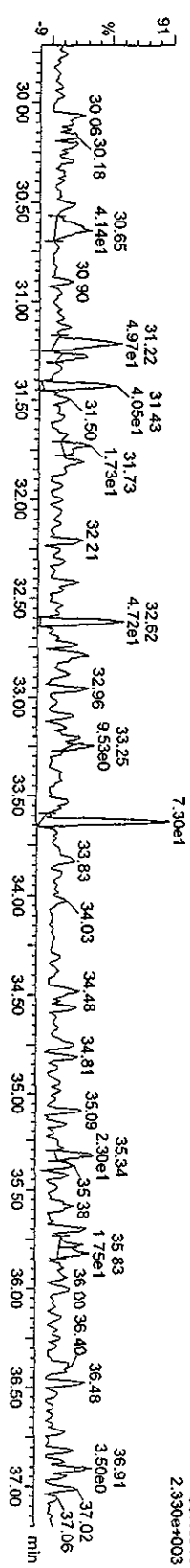
Last Altered: Thursday, April 29, 2010 10:06:18 Pacific Daylight Time
Printed: Thursday, April 29, 2010 10:10:12 Pacific Daylight Time

Name: 28AP10A3D5_3, Date: 29-Apr-2010, Time: 01:37:43, ID: SB0428C, Description: Solvent Blank C-14

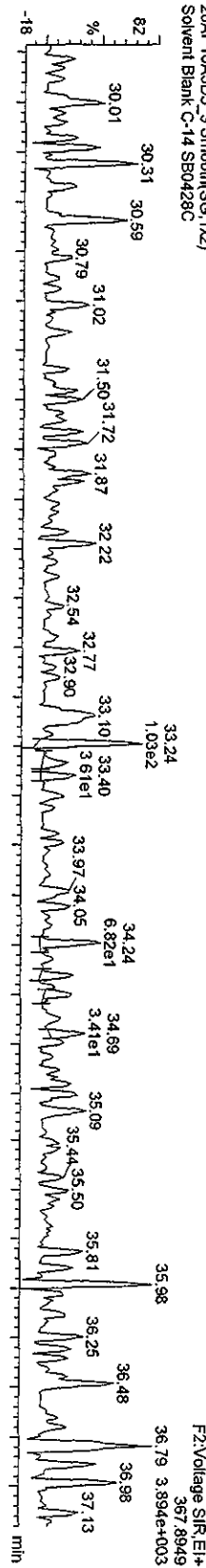
PcDDs



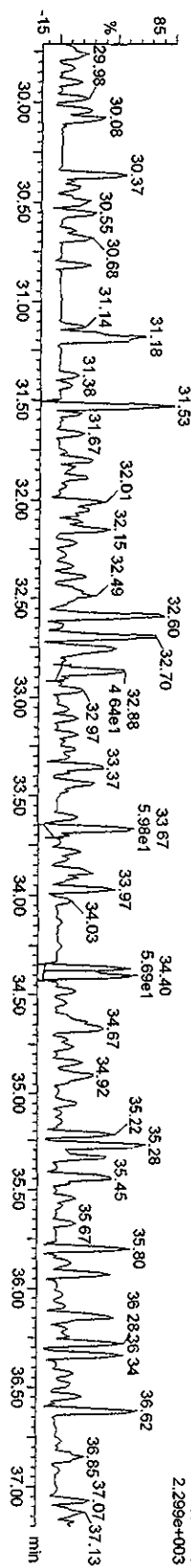
28AP10A3D5_3 Smooth(SG, 1x2)
Solvent Blank C-14 SB0428C



13C-PeCDD



28AP10A3D5_3 Smooth(SG, 1x2)
Solvent Blank C-14 SB0428C



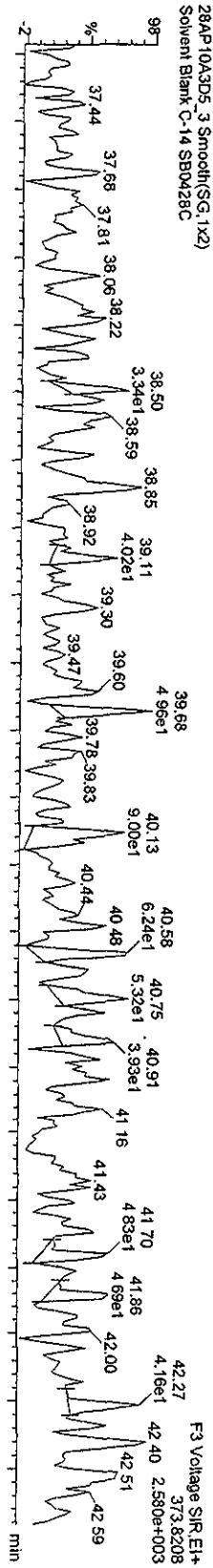
Quantity Sample Report MassLynx 4.1

Dataset: C:\MassLynx\AN2010\PRO128AP\10A3D58290D.qld

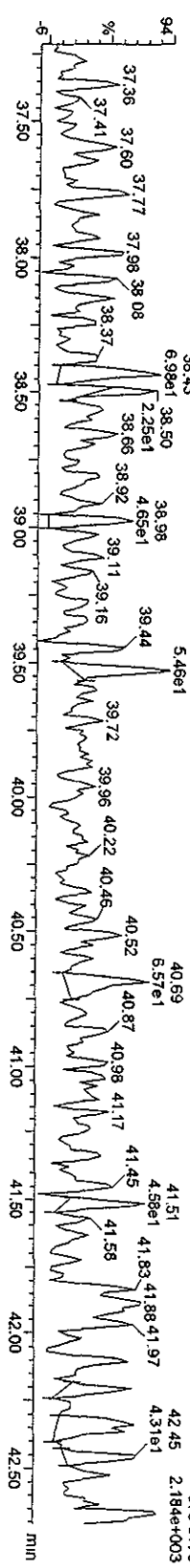
Last Altered: Thursday, April 29, 2010 10:06:18 Pacific Daylight Time
Printed: Thursday, April 29, 2010 10:10:12 Pacific Daylight Time

Name: 28AP10A3D5_3, Date: 29-Apr-2010, Time: 01:37:43, ID: SB0428C, Description: Solvent Blank C-14

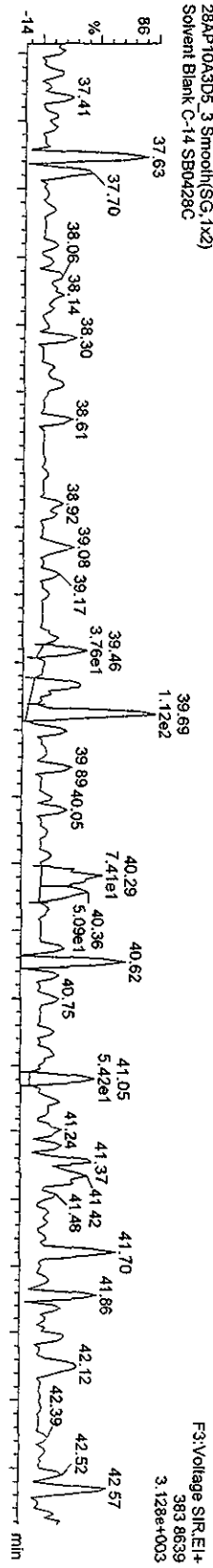
HxCDFs



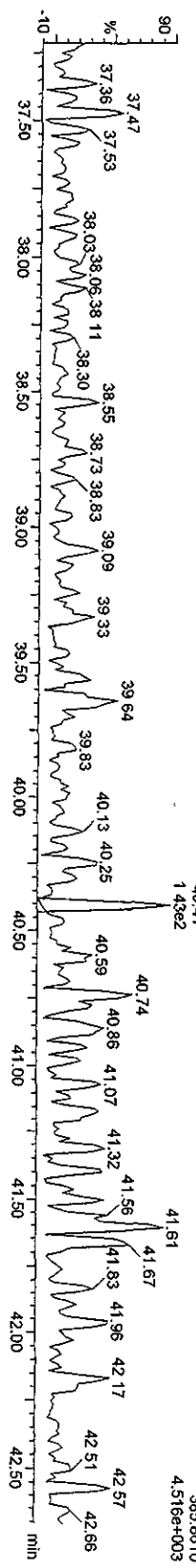
13C-HxCDFs



13C-HxCDFs



13C-HxCDFs



Quantity Sample Report MassLynx 4.1

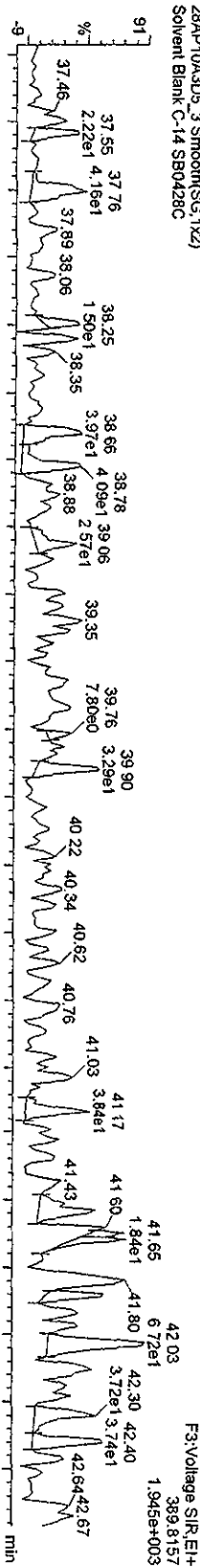
Dataset: C:\MassLynx\LAN2010\PROJ28AP10A3D58290D.qld

Last Altered: Thursday, April 29, 2010 10:06:18 Pacific Daylight Time
Printed: Thursday, April 29, 2010 10:10:12 Pacific Daylight Time

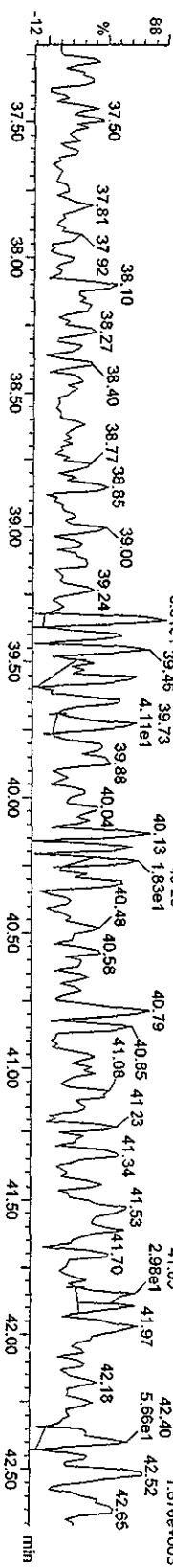
Name: 28AP10A3D5_3, Date: 29-Apr-2010, Time: 01:37:43, ID: SB0428C, Description: Solvent Blank C-14

HXCDDs

28AP10A3D5_3 Smooth(SG,1x2)
Solvent Blank C-14 SB0428C

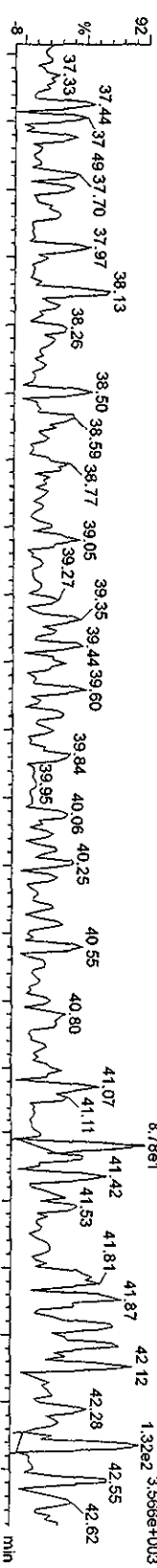


28AP10A3D5_3 Smooth(SG,1x2)
Solvent Blank C-14 SB0428C

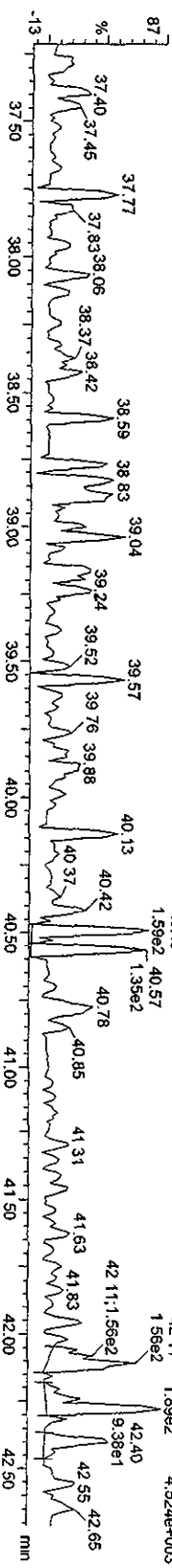


13C-HXCDDs

28AP10A3D5_3 Smooth(SG,1x2)
Solvent Blank C-14 SB0428C



28AP10A3D5_3 Smooth(SG,1x2)
Solvent Blank C-14 SB0428C



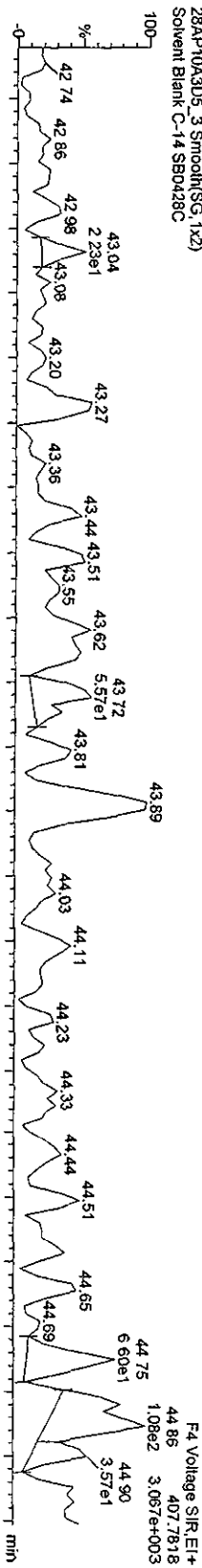
Quantity Sample Report MassLynx 4.1

Dataset C:\MassLynx\UAN2010\PROV28AP10A3D58290D.qld

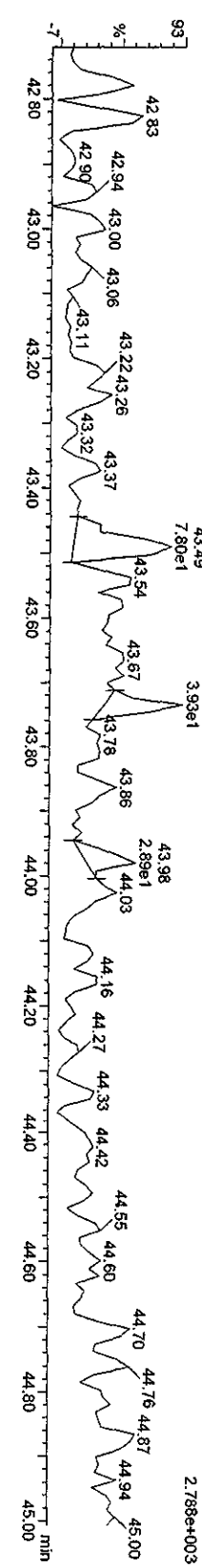
Last Altered: Thursday, April 29, 2010 10:06:18 Pacific Daylight Time
Printed: Thursday, April 29, 2010 10:10:12 Pacific Daylight Time

Name: 28AP10A3D5_3, Date: 29-Apr-2010, Time: 01:37:43, ID: SB0428C, Description: Solvent Blank C-14

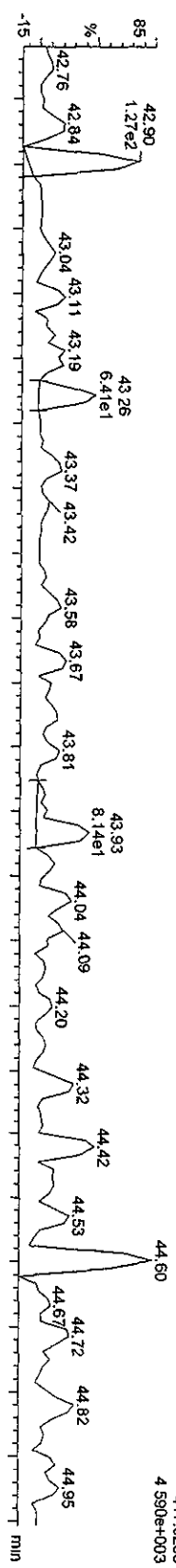
HPCDFs



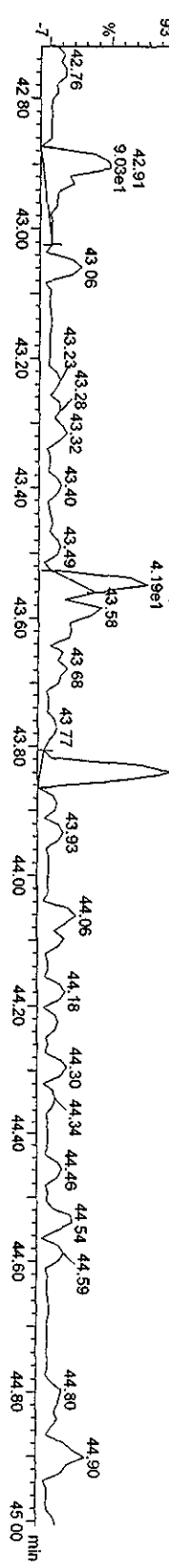
13C-HPCDFs



13C-HPCDFs



13C-HPCDFs

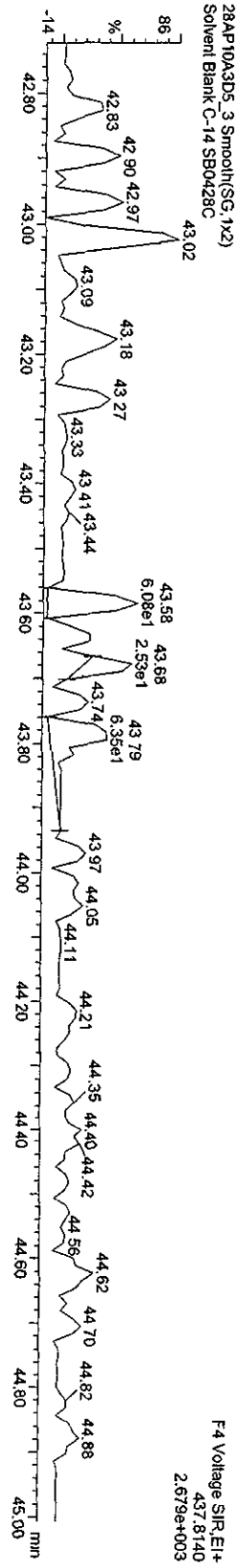
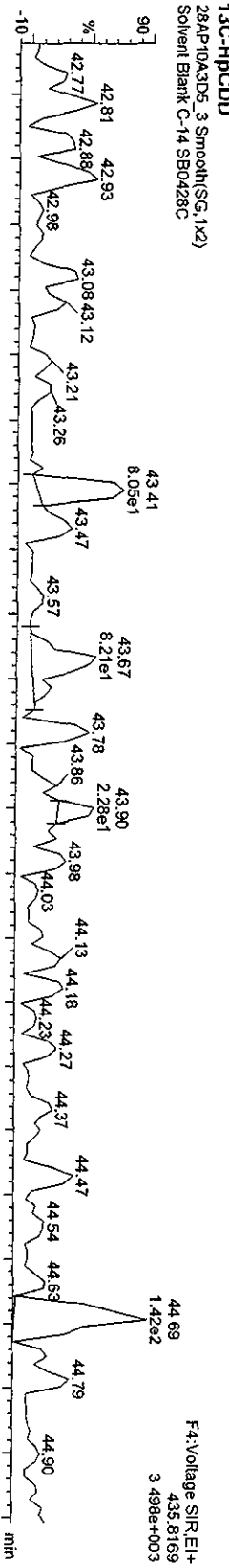
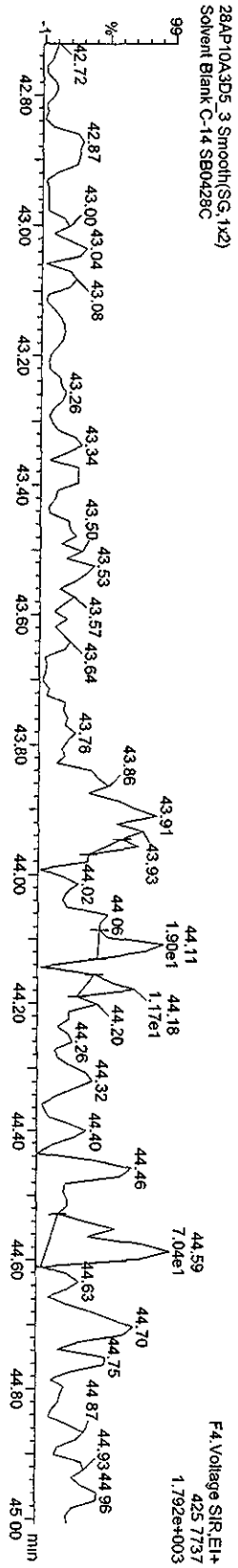
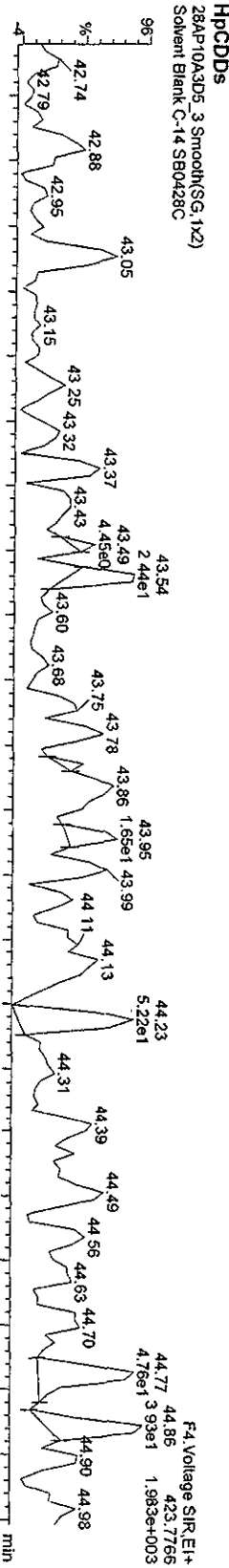


Quantity Sample Report MassLynx 4.1

Dataset: C:\MassLynx\LAN2010\PRO\28AP\10A3D5\8290D.d\id

Last Altered: Thursday, April 29, 2010 10:06:18 Pacific Daylight Time
Printed: Thursday, April 29, 2010 10:10:12 Pacific Daylight Time

Name: 28AP10A3D5_3, Date: 29-Apr-2010, Time: 01:37:43, ID: SB0428C, Description: Solvent Blank C-14



Quantity Sample Report MassLynx 4.1

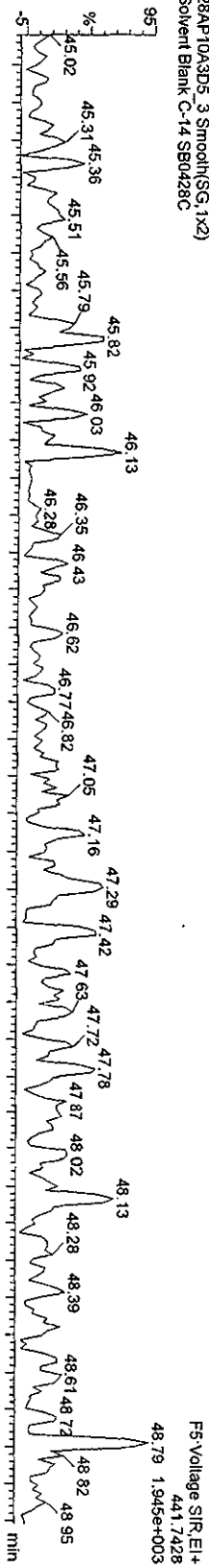
Dataset: C:\MassLynx\UN2010\PROV28AP10A3D58290D.qld

Last Altered: Thursday, April 29, 2010 10:06:18 Pacific Daylight Time
Printed: Thursday, April 29, 2010 10:10:12 Pacific Daylight Time

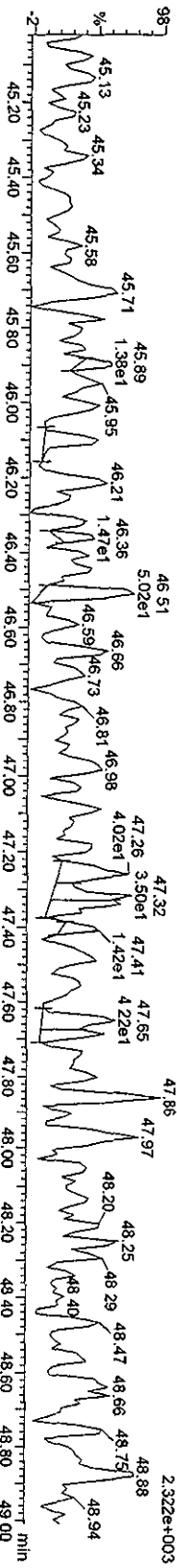
Name: 28AP10A3D5_3, Date: 29-Apr-2010, Time: 01:37:43, ID: SB0428C, Description: Solvent Blank C-14

OCDFs

28AP10A3D5_3 Smooth(SG, 1x2)
Solvent Blank C-14 SB0428C

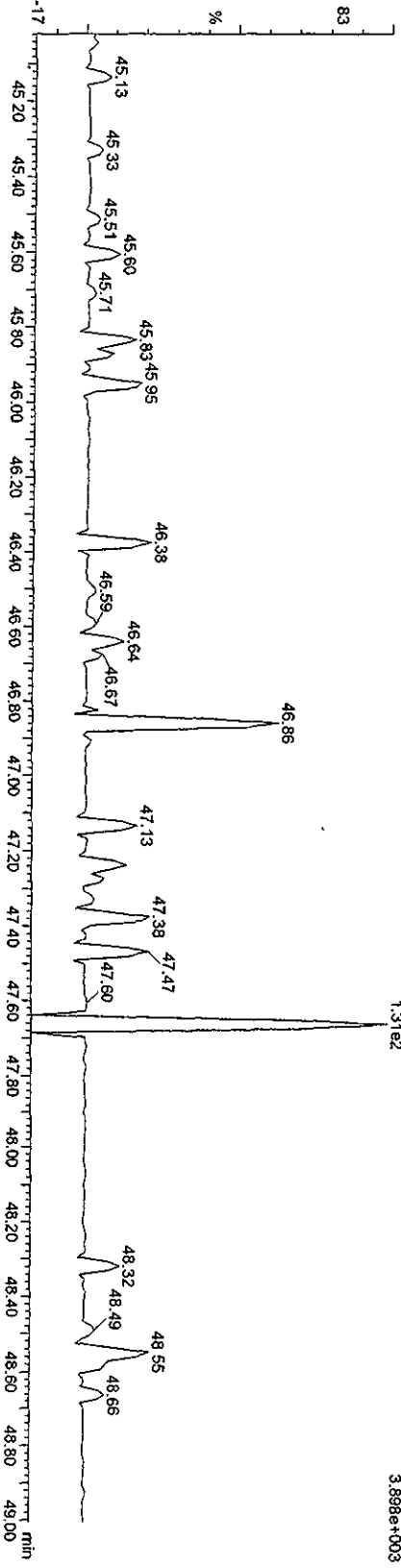


28AP10A3D5_3 Smooth(SG, 1x2)
Solvent Blank C-14 SB0428C



OCDF PCDFE

28AP10A3D5_3 Smooth(SG, 1x2)
Solvent Blank C-14 SB0428C



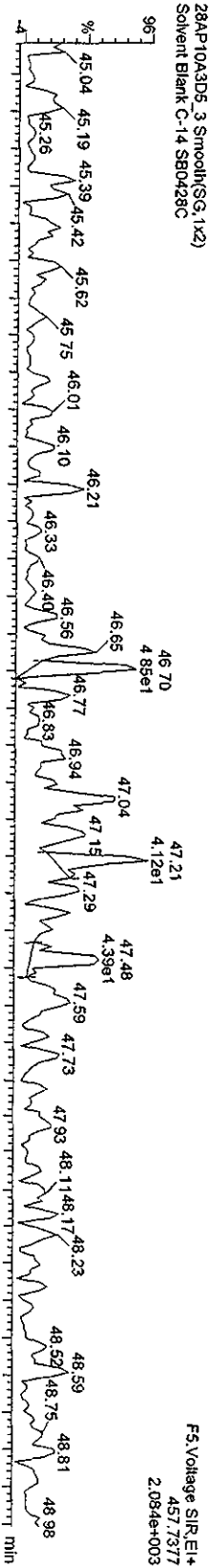
Quantity Sample Report Masslynx 4.1

Dataset: C:\Masslynx\UNAN2010\PROV28AP10A3D56290D.qld

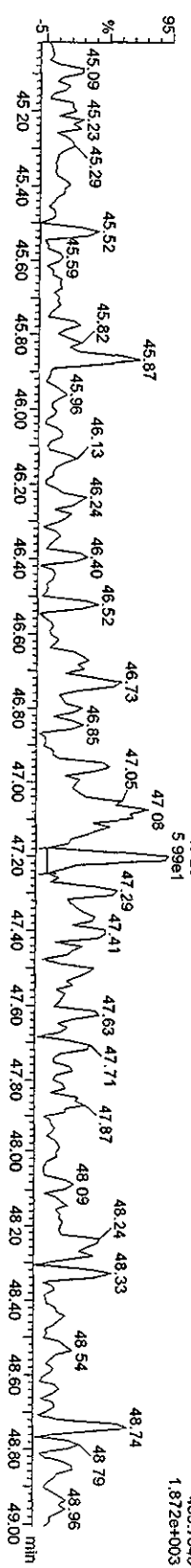
Last Altered: Thursday, April 29, 2010 10:06:18 Pacific Daylight Time
Printed: Thursday, April 29, 2010 10:10:12 Pacific Daylight Time

Name: 28AP10A3D5_3, Date: 29-Apr-2010, Time: 01:37:43, ID: SB0428C, Description: Solvent Blank C-14

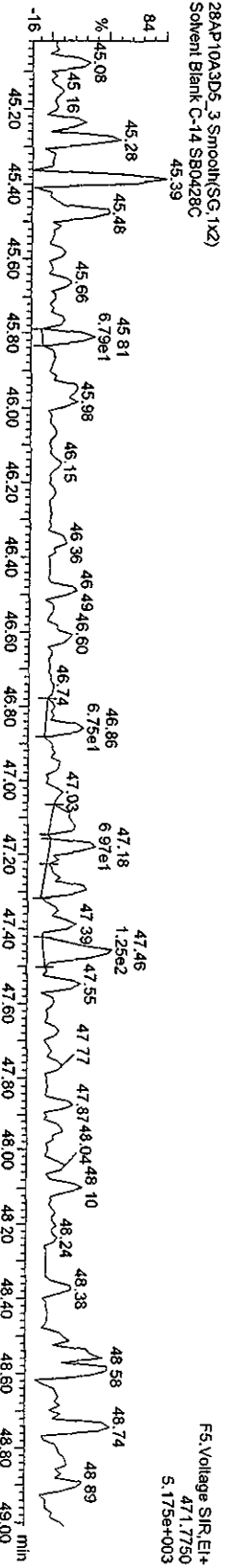
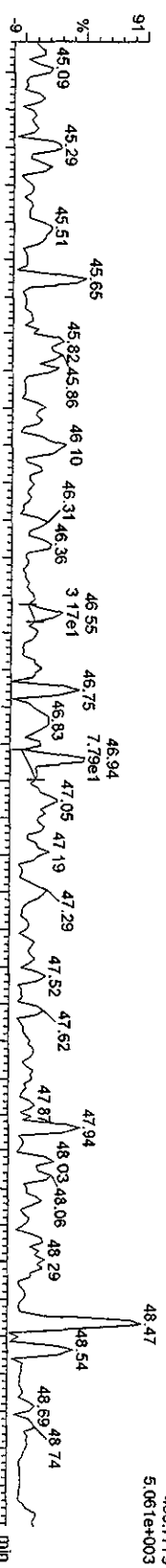
OCDD



13C-OCDD



28AP10A3D5_3 Smooth(SG, 1x2)



Quantity Sample Report MassLynx 4.1


Dataset C:\MassLynx\JAN2010\PROJ28AP10A3D58290D.qld

Last Altered: Thursday, April 29, 2010 10:06:18 Pacific Daylight Time
Printed: Thursday, April 29, 2010 10:10:12 Pacific Daylight Time

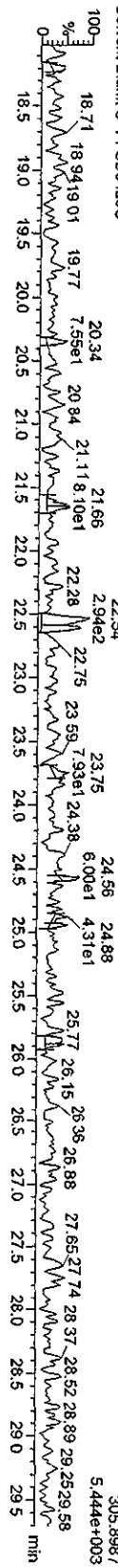
Name: 28AP10A3D5_3, Date: 29-Apr-2010, Time: 01:37:43, ID: SB0428C, Description: Solvent Blank C-14

TCDFs

28AP10A3D5_3 Smooth(SG,1x2)
Solvent Blank C-14 SB0428C

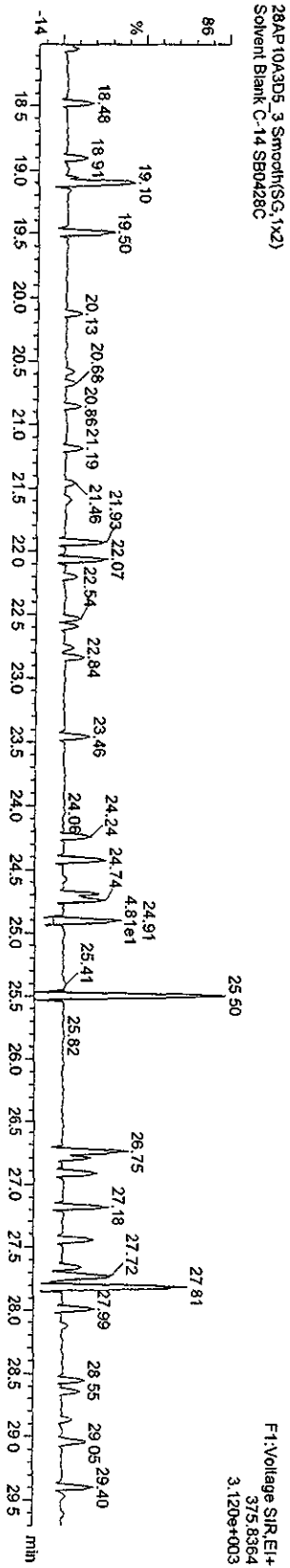


28AP10A3D5_3 Smooth(SG,1x2)
Solvent Blank C-14 SB0428C



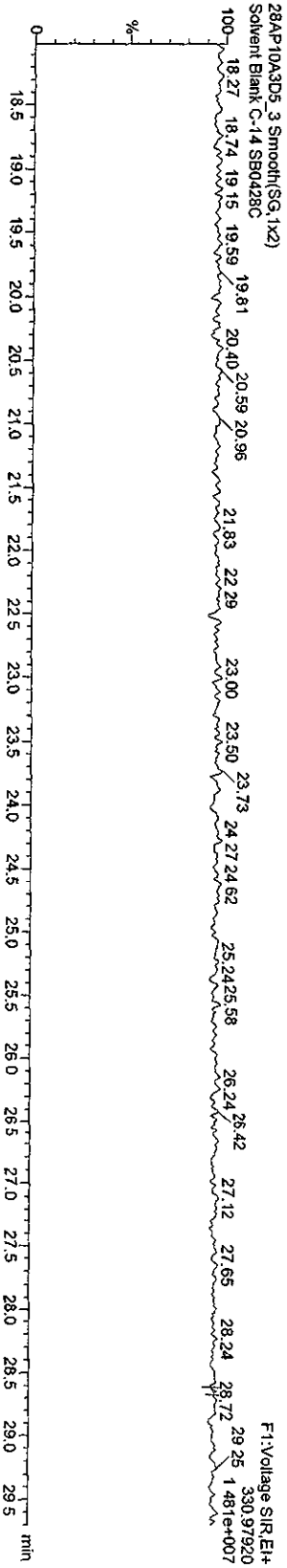
TCDF PCDDPE

28AP10A3D5_3 Smooth(SG,1x2)
Solvent Blank C-14 SB0428C



Function 1 PFK

28AP10A3D5_3 Smooth(SG,1x2)
Solvent Blank C-14 SB0428C



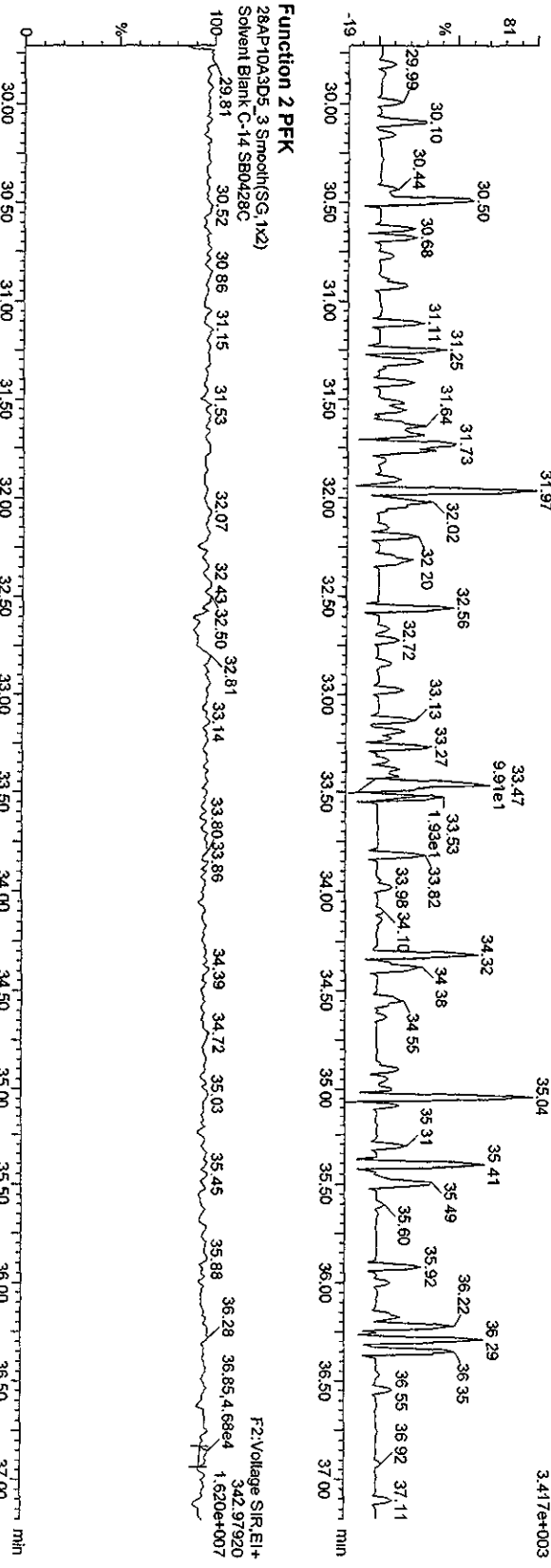
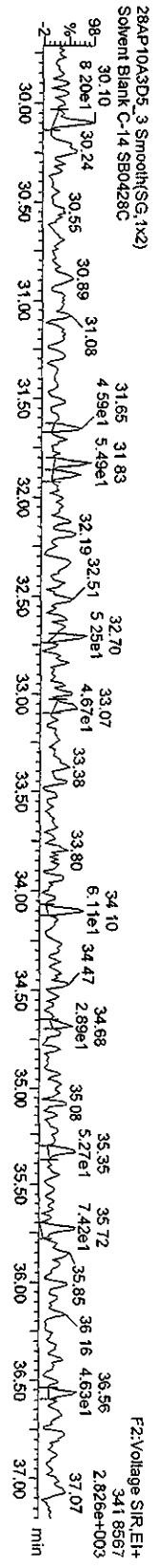
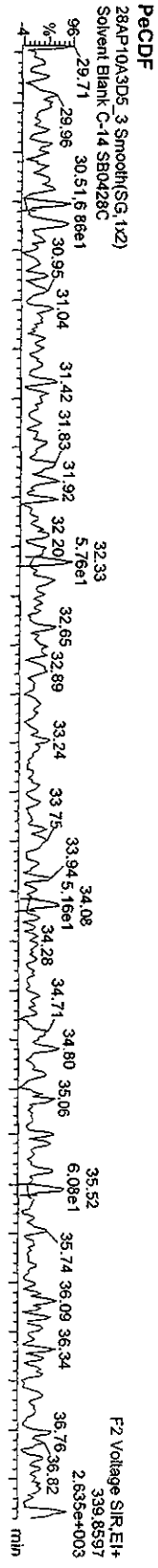
Quantity Sample Report Masslynx 4.1

Dataset: C:\Masslynx\LAN2010\PROJ28AP\10A3D58290D.qld

Last Altered: Thursday, April 29, 2010 10:06:18 Pacific Daylight Time

Printed: Thursday, April 29, 2010 10:10:12 Pacific Daylight Time

Name: 28AP10A3D5_3, Date: 29-Apr-2010, Time: 01:37:43, ID: SB0428C, Description: Solvent Blank C-14



Quantity Sample Report MassLynx 4.1

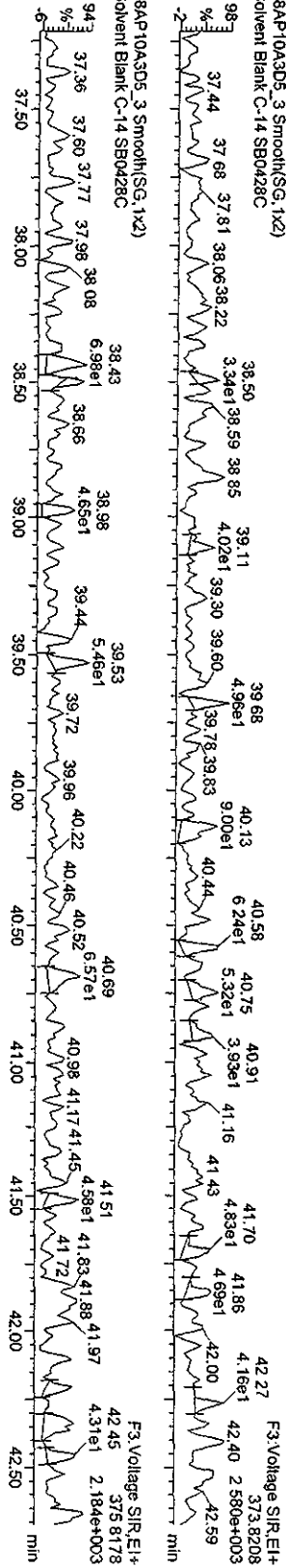
Dataset: C:\MassLynx\LAN2010.PRO\28AP10A3D58290D.qid

Last Altered: Thursday, April 29, 2010 10:06:18 Pacific Daylight Time
Printed: Thursday, April 29, 2010 10:10:12 Pacific Daylight Time

Name: 28AP10A3D5_3, Date: 29-Apr-2010, Time: 01:37:43, ID: SB0428C, Description: Solvent Blank C-14

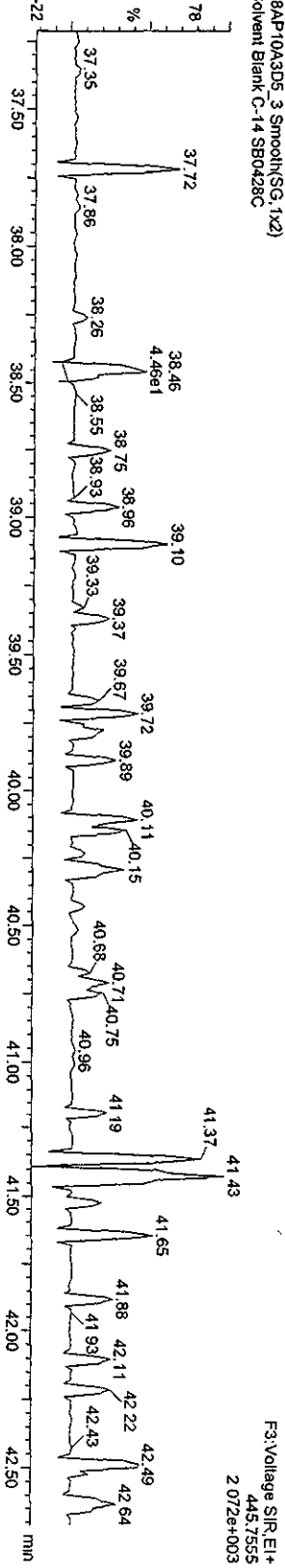
HXCDFS

28AP10A3D5_3 Smooth(SG, 1x2)
Solvent Blank C-14 SB0428C



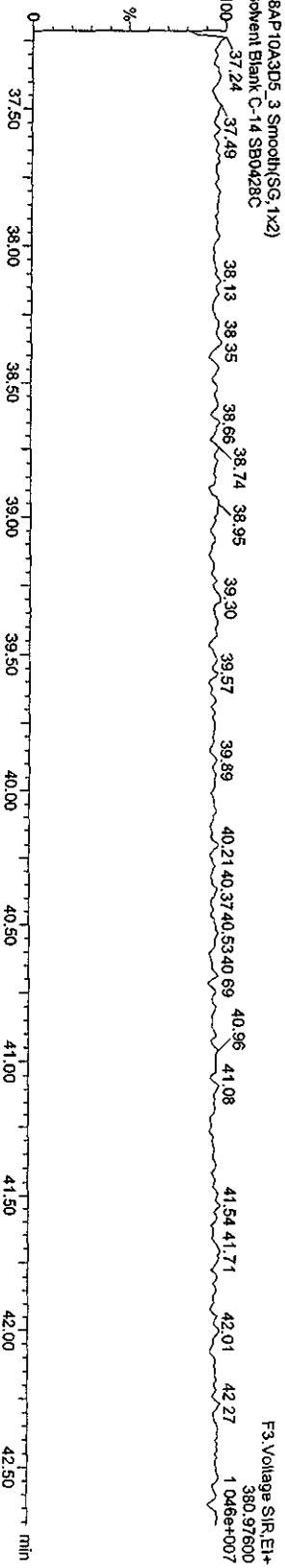
HXCDF PCDPE

28AP10A3D5_3 Smooth(SG, 1x2)
Solvent Blank C-14 SB0428C



Function 3 PFK

28AP10A3D5_3 Smooth(SG, 1x2)
Solvent Blank C-14 SB0428C



Quantity Sample Report MassLynx 4.1

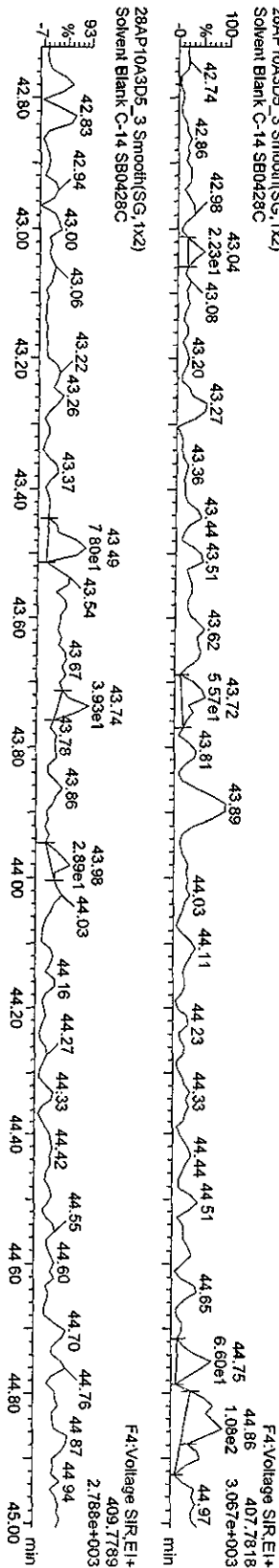
Dataset: C:\MassLynx\UAN2010.PROV\28AP10A3D56290D.dld

Last Altered: Thursday, April 29, 2010 10:06:18 Pacific Daylight Time
Printed: Thursday, April 29, 2010 10:10:12 Pacific Daylight Time

Name: 28AP10A3D5_3, Date: 29-Apr-2010, Time: 01:37:43, ID: SB0428C, Description: Solvent Blank C-14

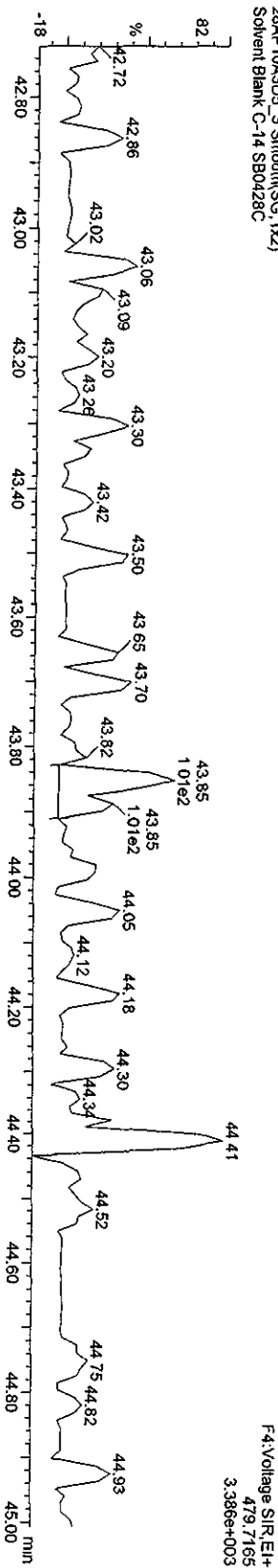
HPCDFs

28AP10A3D5_3 Smooth(SG, 1x2)
Solvent Blank C-14 SB0428C



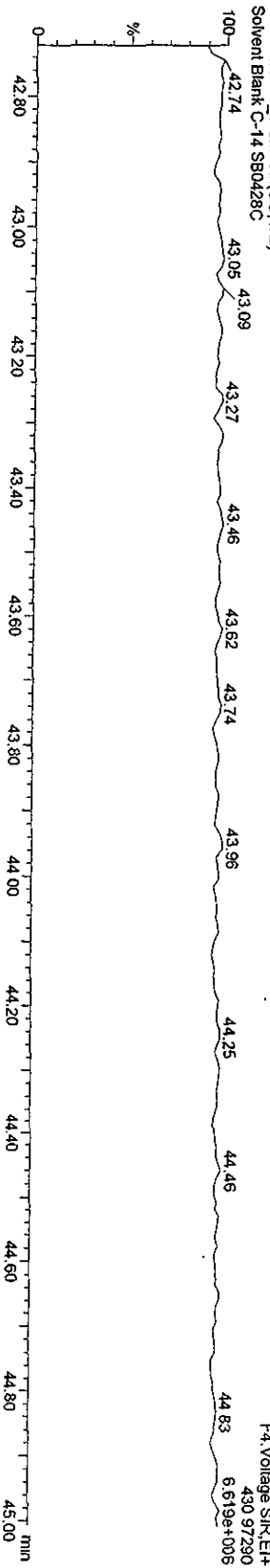
HPCDF PCDDPE

28AP10A3D5_3 Smooth(SG, 1x2)
Solvent Blank C-14 SB0428C



Function 4 PFK

28AP10A3D5_3 Smooth(SG, 1x2)
Solvent Blank C-14 SB0428C



Quantity Sample Report MassLynx 4.1

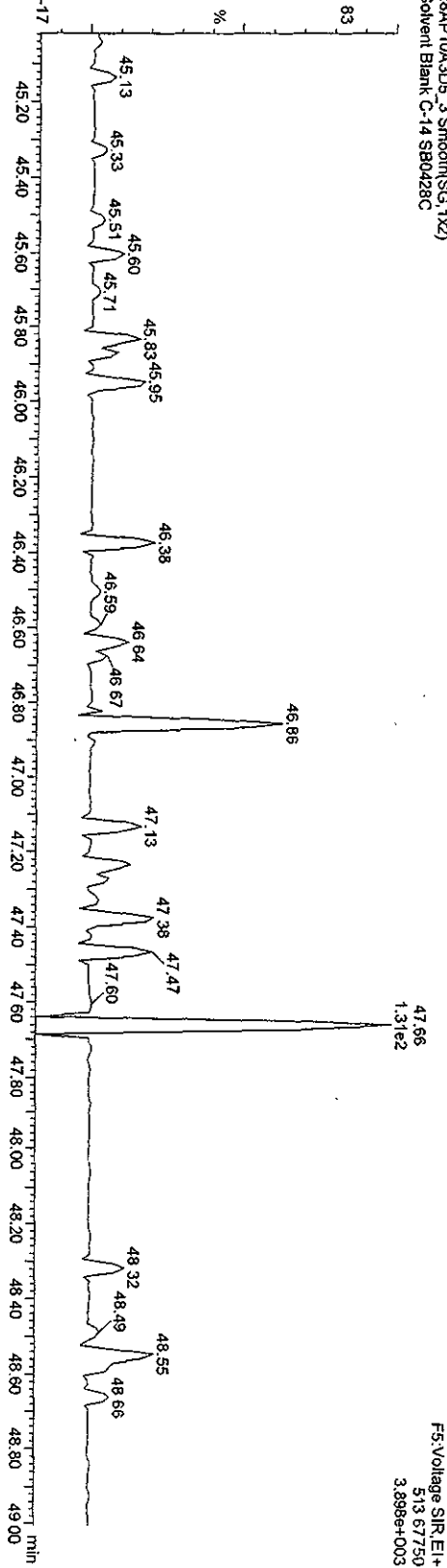
Dataset: C:\MassLynx\JAN2010\PROJ28AP10A3D58290D.qid

Last Altered: Thursday, April 29, 2010 10:06:18 Pacific Daylight Time
Printed: Thursday, April 29, 2010 10:10:12 Pacific Daylight Time

Name: 28AP10A3D5_3, Date: 29-Apr-2010, Time: 01:37:43, ID: SB0428C, Description: Solvent Blank C-14

OCDF PCDDPE

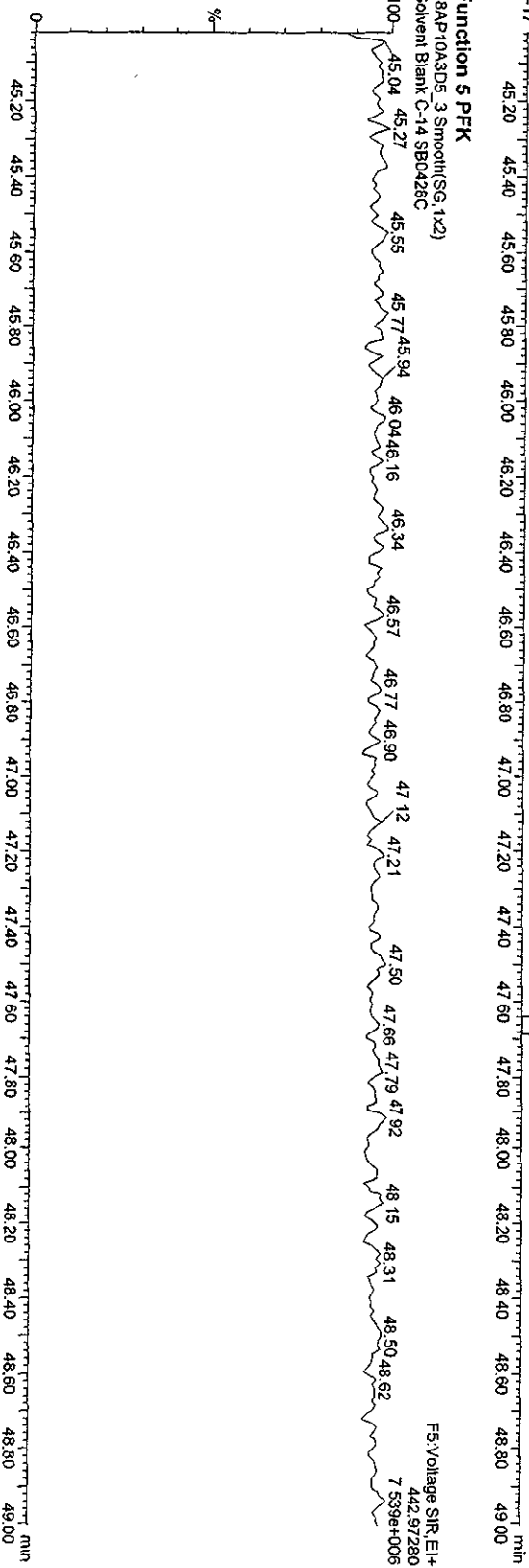
28AP10A3D5_3.Smooth(SG,1x2)
Solvent Blank C-14 SB0428C



F5:Voltage SIR.EI+
513 67750
3.898e+003

Function 5 PFK

28AP10A3D5_3.Smooth(SG,1x2)
Solvent Blank C-14 SB0428C



F5:Voltage SIR.EI+
442.97280
7.539e+006

Quantity Sample Report MassLynx 4.1

Dataset: C:\MassLynx\JAN2010\PROV28AP10A3D58290D.qld

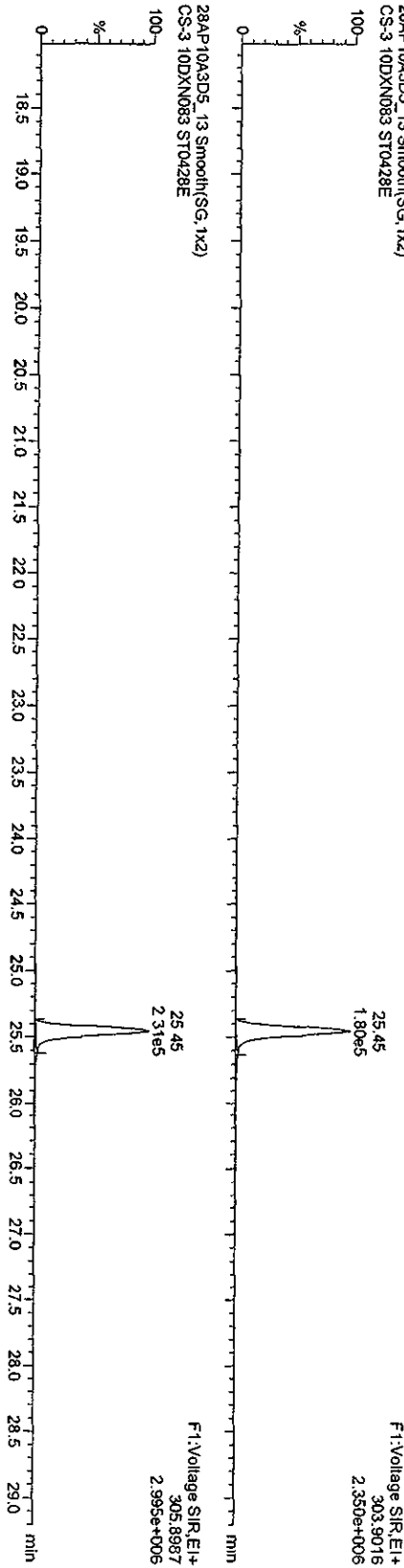
Last Altered: Thursday, April 29, 2010 12:50:01 Pacific Daylight Time
Printed: Thursday, April 29, 2010 13:11:21 Pacific Daylight Time

Method: C:\MassLynx\JAN2010\PROVMethod\82903D50CCDD25.mdb 28 Apr 2010 10:01:02
Calibration: C:\MassLynx\JAN2010\PROVCurve\82903D50CCDD25.cdb 31 Mar 2010 15:00:28

Name: 28AP10A3D5_13, Date: 29-Apr-2010, Time: 10:17:57, ID: ST0428E, Description: CS-3 10DXN083

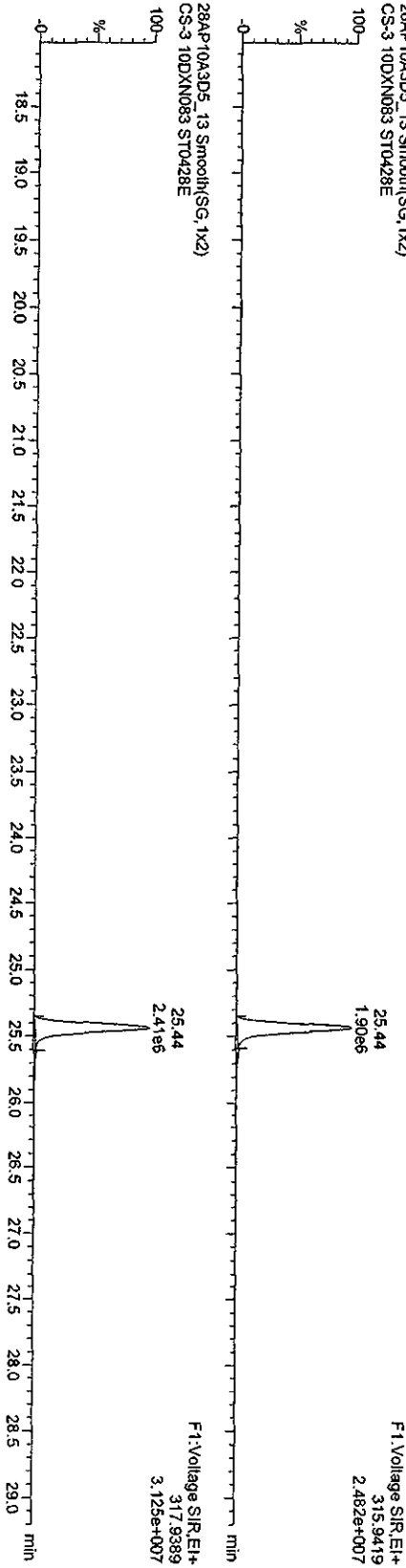
TCDFS

28AP10A3D5_13 Smooth(SG,1x2)
CS-3 10DXN083 ST0428E




13C-TCDF

28AP10A3D5_13 Smooth(SG,1x2)
CS-3 10DXN083 ST0428E



28AP10A3D5_13 Smooth(SG,1x2)
CS-3 10DXN083 ST0428E




Quantity Sample Report MassLynx 4.1

Dataset: C:\MassLynx\JAN2010\PROJ28AP10A3D568290D.qld

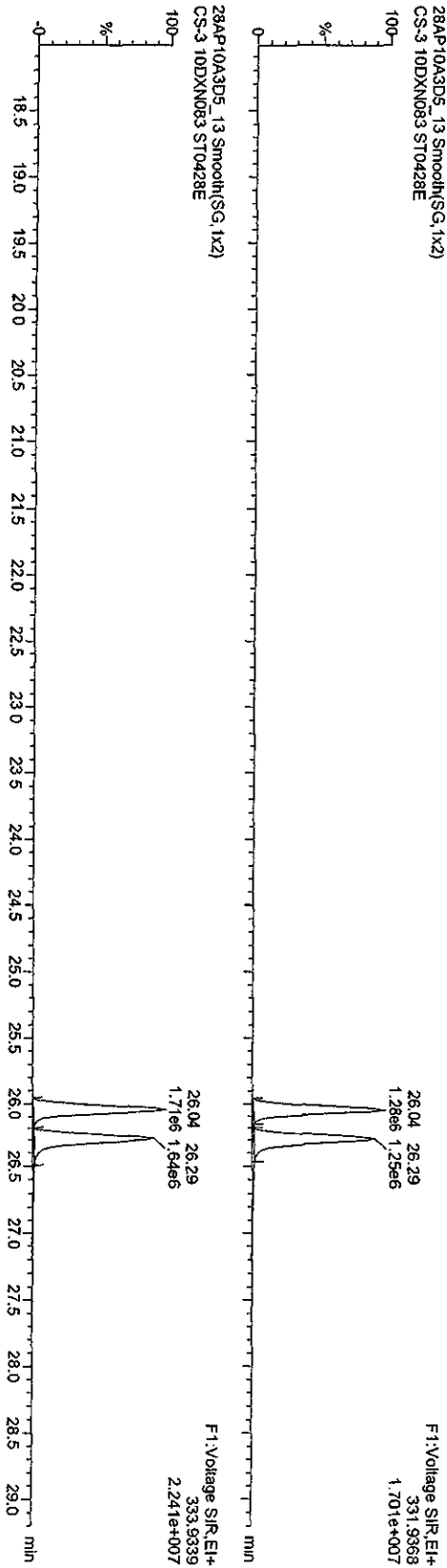
Last Altered: Thursday, April 29, 2010 12:50:01 Pacific Daylight Time
Printed: Thursday, April 29, 2010 13:11:21 Pacific Daylight Time

Name: 28AP10A3D5_13, Date: 29-Apr-2010, Time: 10:17:57, ID: ST0428E, Description: CS-3 10DXN083

TCDDs



13C-TCDDs

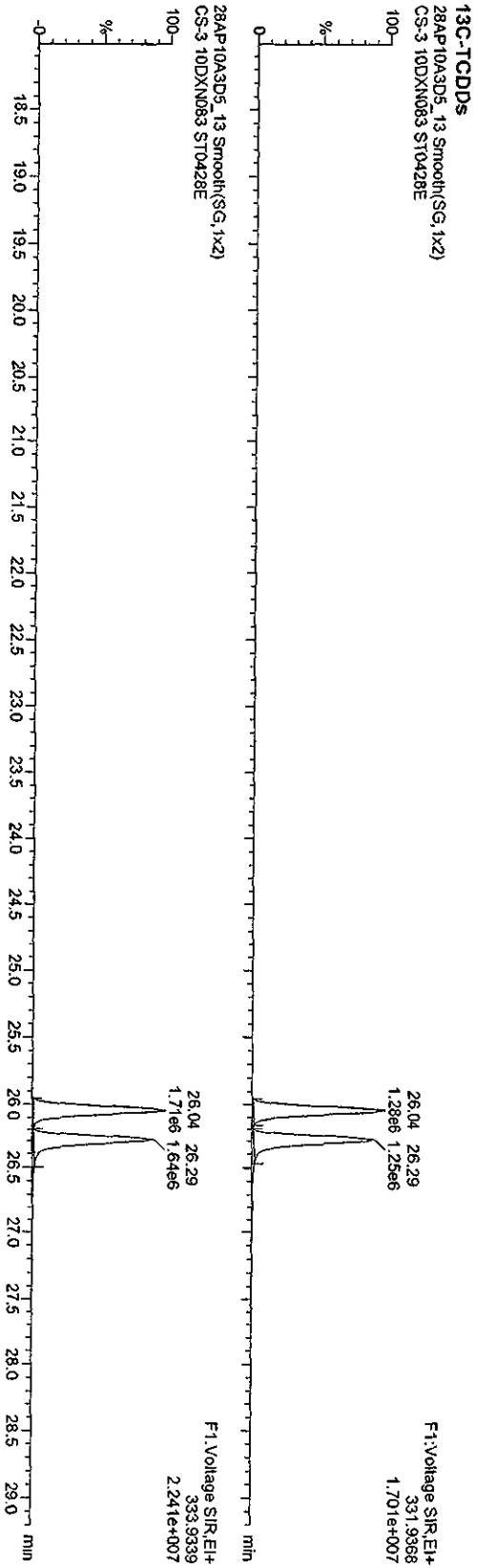
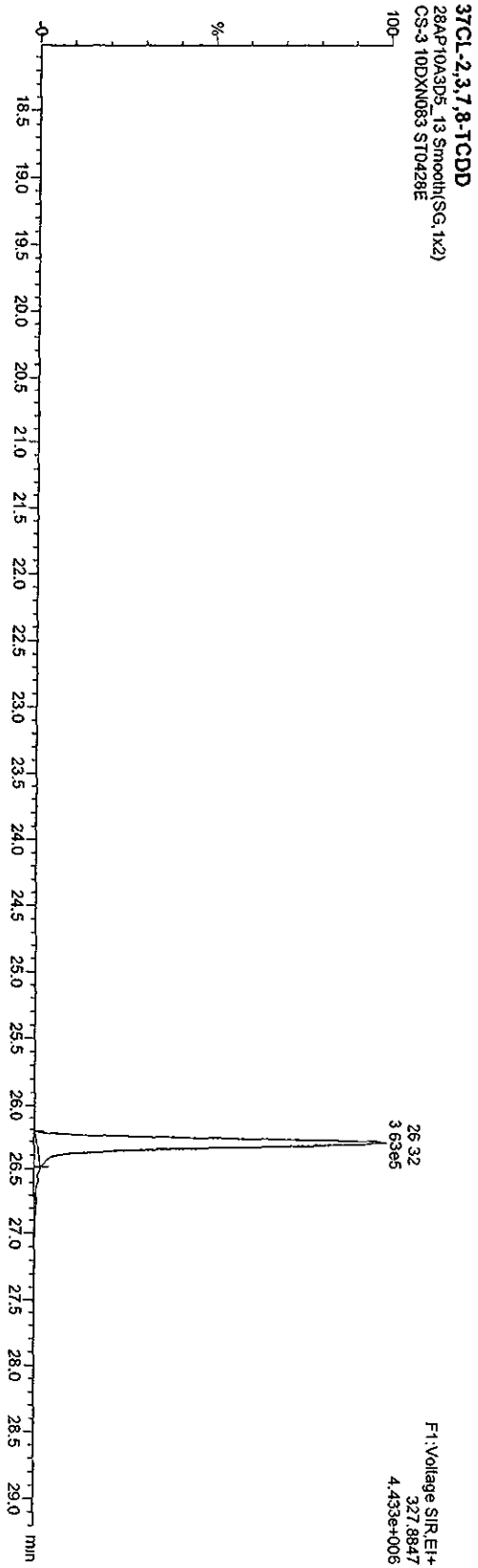


Quantify Sample Report Masslynx 4.1

Dataset: C:\Masslynx\LAN2010\PROV28AP10A3D68290D.qld

Last Altered: Thursday, April 29, 2010 12:50:01 Pacific Daylight Time
Printed: Thursday, April 29, 2010 13:11:21 Pacific Daylight Time

Name: 28AP10A3D5_13, Date: 29-Apr-2010, Time: 10:17:57, ID: ST0428E, Description: CS-3 10DXN083

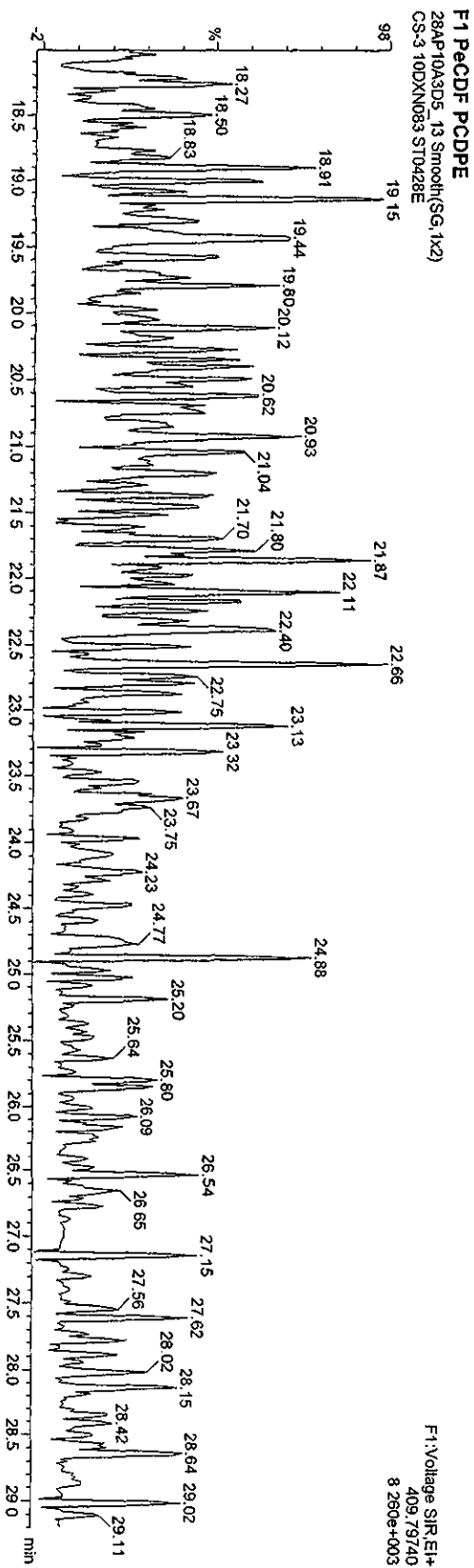
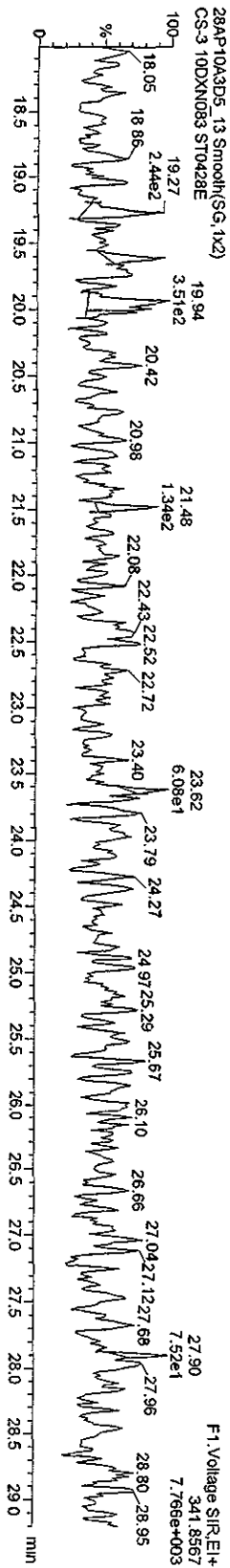
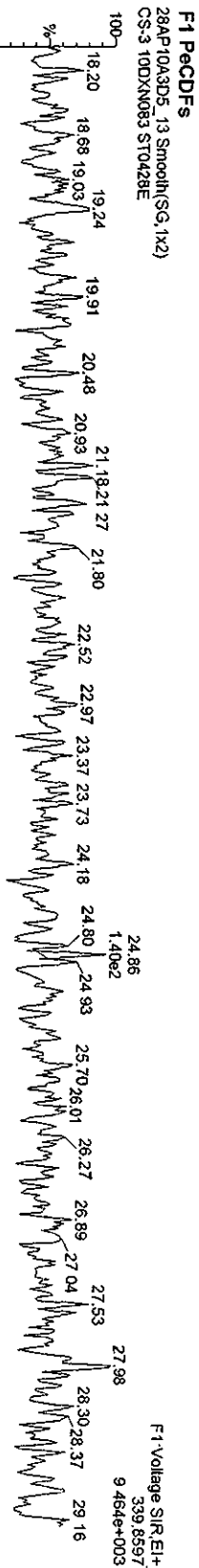


Quantity Sample Report MassLynx 4.1

Dataset C:\MassLynx\JUAN2010\PRO128AP10A3D58290D.qld

Last Altered: Thursday, April 29, 2010 12:50:01 Pacific Daylight Time
Printed: Thursday, April 29, 2010 13:11:21 Pacific Daylight Time

Name: 28AP10A3D5_13, Date: 29-Apr-2010, Time: 10:17:57, ID: ST0428E, Description: CS-3 10DXN083



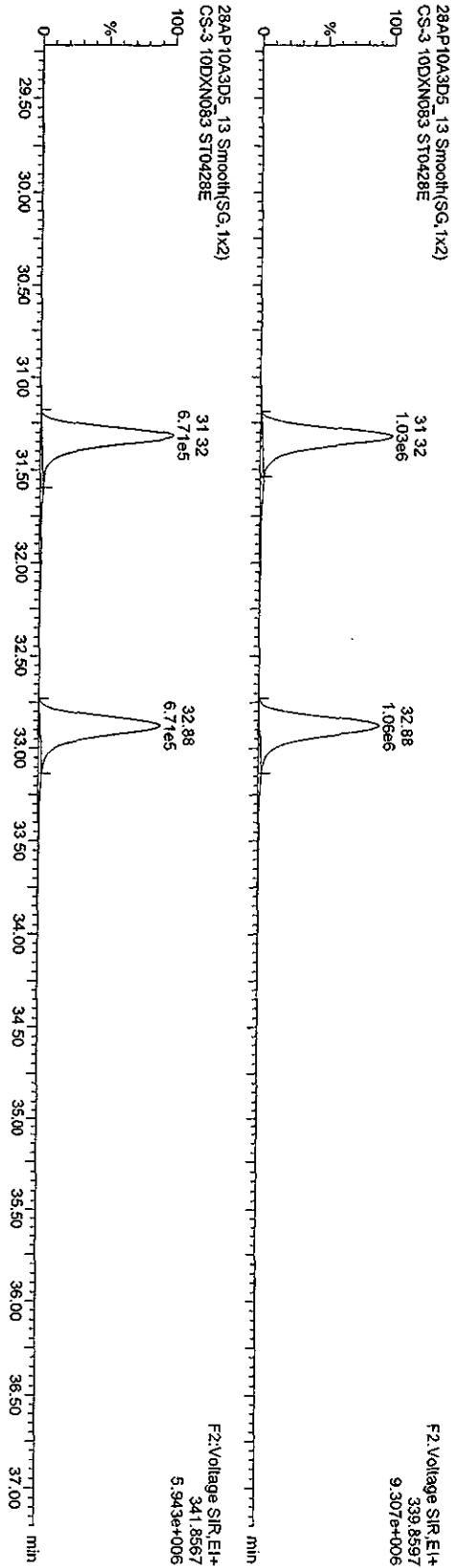
Quantity Sample Report MassLynx 4.1

Dataset: C:\MassLynx\AN2010.PRO\28AP10A3D56290D.qld

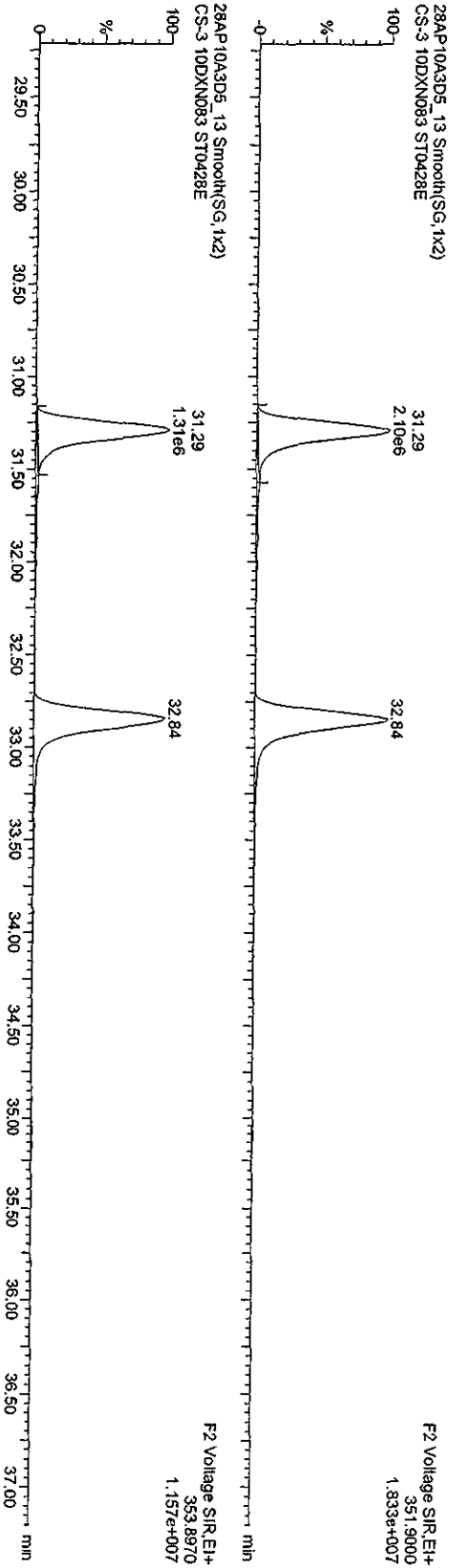
Last Altered: Thursday, April 29, 2010 12:50:01 Pacific Daylight Time
Printed: Thursday, April 29, 2010 13:11:21 Pacific Daylight Time

Name: 28AP10A3D5_13, Date: 29-Apr-2010, Time: 10:17:57, ID: ST0428E, Description: CS-3 10DXN083

PeCDFs



13C-PeCDFs



Quantity Sample Report MassLynx 4.1

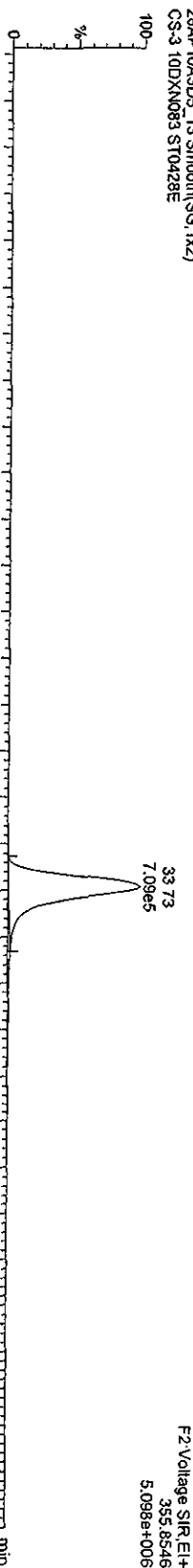
Dataset: C:\MassLynx\JAN2010\PROV28AP10A3D56290D.qld

Last Altered: Thursday, April 29, 2010 12:50:01 Pacific Daylight Time
Printed: Thursday, April 29, 2010 13:11:21 Pacific Daylight Time

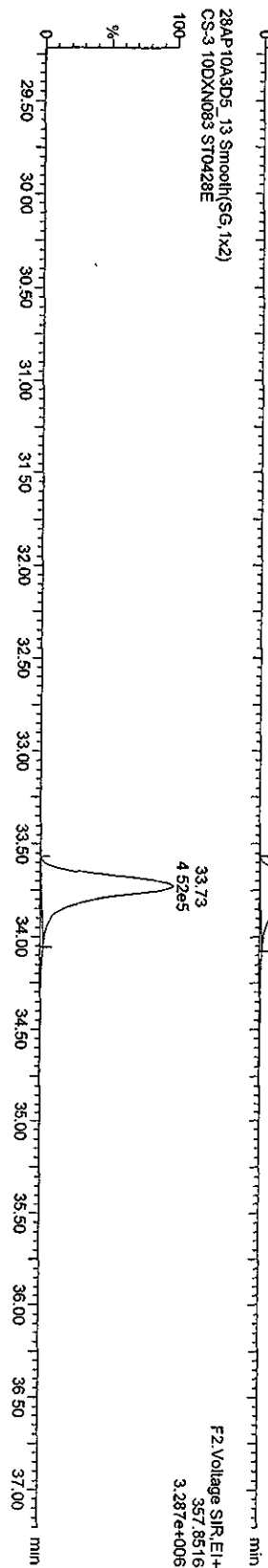
Name: 28AP10A3D5_13, Date: 29-Apr-2010, Time: 10:17:57, ID: ST10428E, Description: CS-3-10DXN083

PeCDDs

28AP10A3D5_13 Smooth(SG,1x2)
CS-3-10DXN083 ST0428E

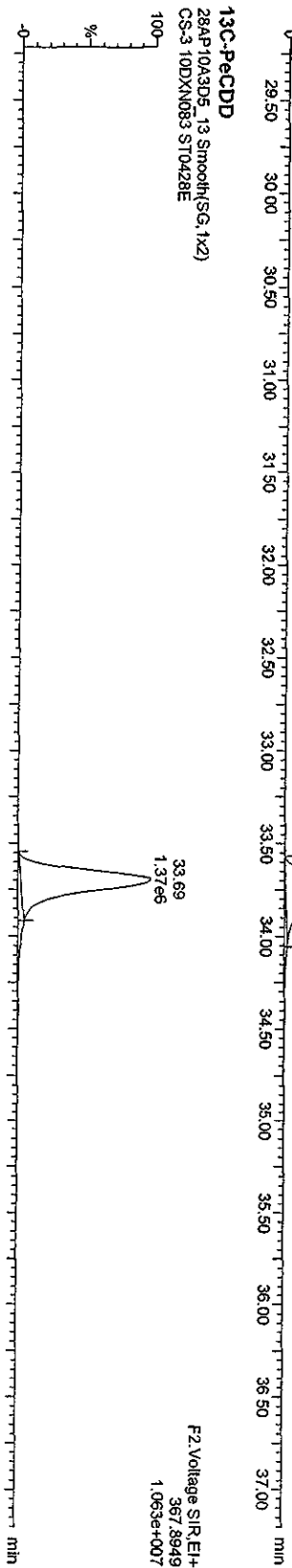


28AP10A3D5_13 Smooth(SG,1x2)
CS-3-10DXN083 ST0428E

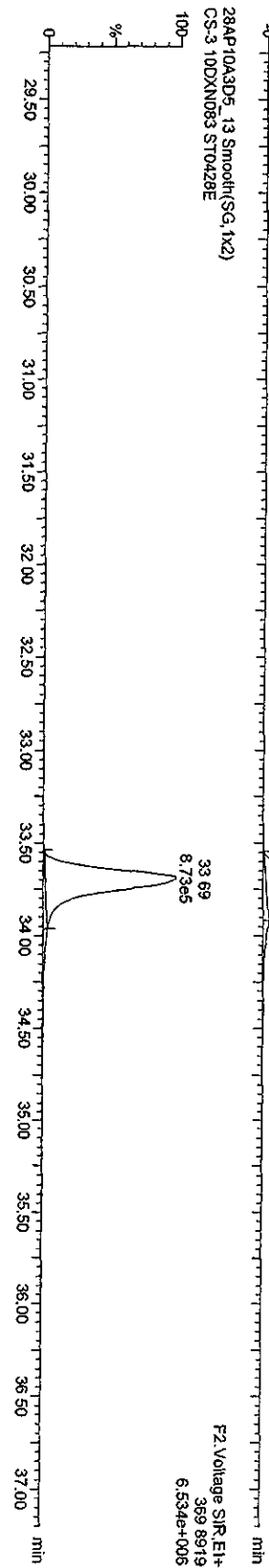


13C-PeCDD

28AP10A3D5_13 Smooth(SG,1x2)
CS-3-10DXN083 ST0428E



28AP10A3D5_13 Smooth(SG,1x2)
CS-3-10DXN083 ST0428E



Quantity Sample Report Masslynx 4.1

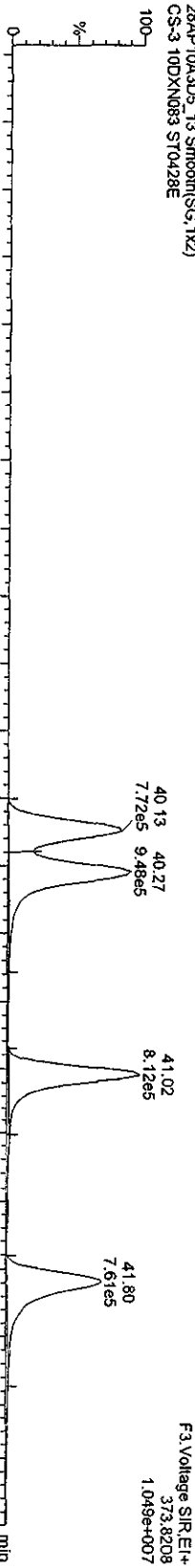
Dataset: C:\MassLynx\JAN2010\PROV28AP10A3D56290D.qld

Last Altered: Thursday, April 29, 2010 12:50:01 Pacific Daylight Time
Printed: Thursday, April 29, 2010 13:11:21 Pacific Daylight Time

Name: 28AP10A3D5_13, Date: 29-Apr-2010, Time: 10:17:57, ID: ST0428E, Description: CS-3-10DXN083

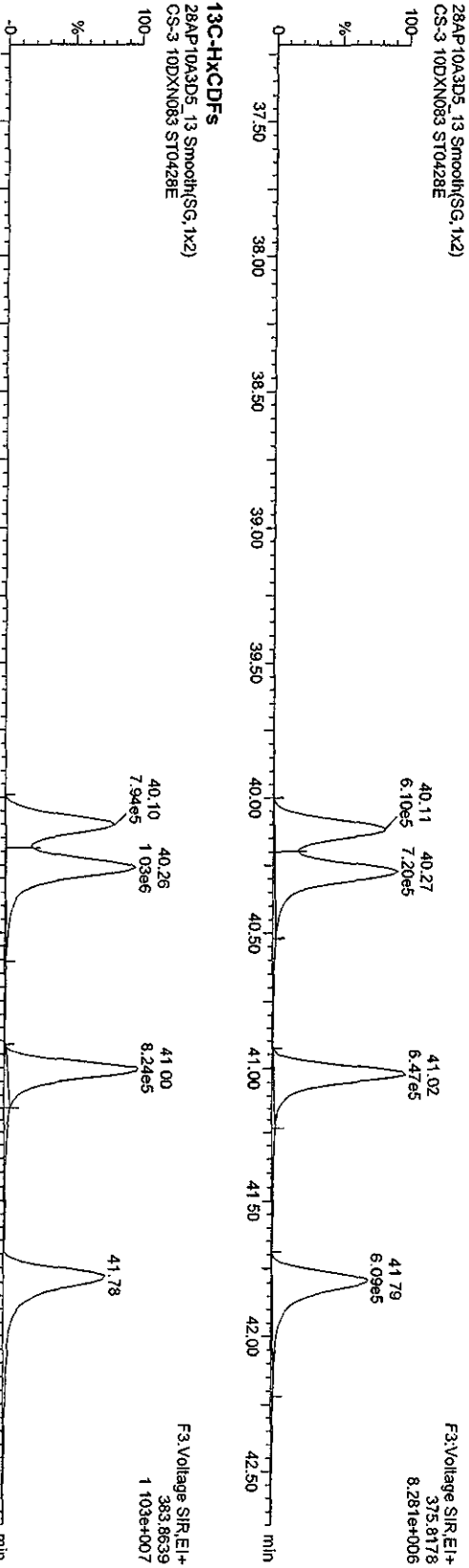
HxCDFs

28AP10A3D5_13 Smooth(SG,1x2)
CS-3-10DXN083 ST0428E



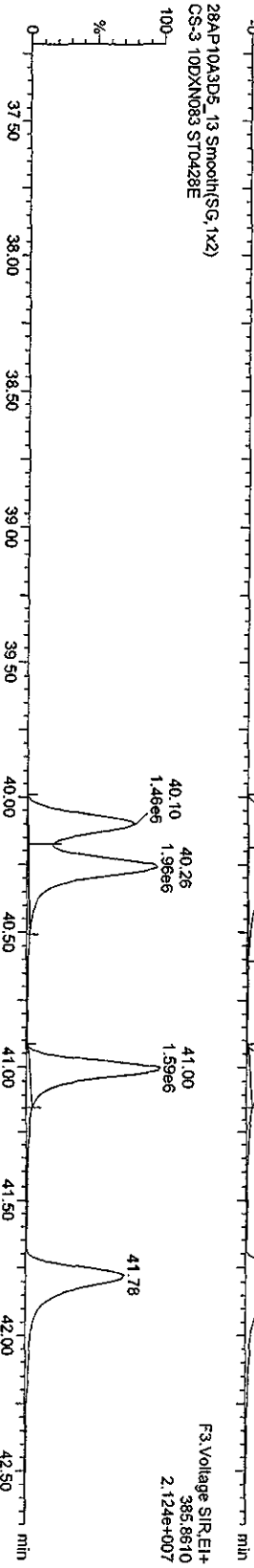
13C-HxCDFs

28AP10A3D5_13 Smooth(SG,1x2)
CS-3-10DXN083 ST0428E



13C-HxCDFs

28AP10A3D5_13 Smooth(SG,1x2)
CS-3-10DXN083 ST0428E



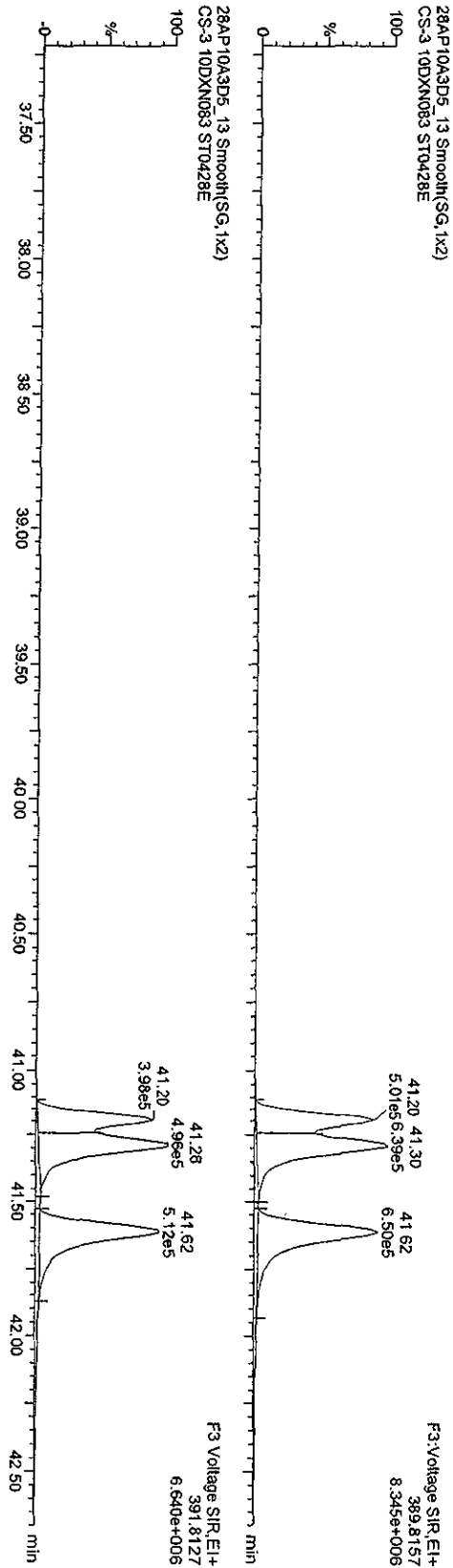
Quantity Sample Report MassLynx 4.1

Dataset: C:\MassLynx\JAN2010\PROJ28AP10A3D58290D.qld



Last Altered: Thursday, April 29, 2010 12:50:01 Pacific Daylight Time
Printed: Thursday, April 29, 2010 13:11:21 Pacific Daylight Time

Name: 28AP10A3D5_13, Date: 29-Apr-2010, Time: 10:17:57, ID: ST0428E, Description: CS-3 10DXN083

HxCDDs



13C-HxCDDs



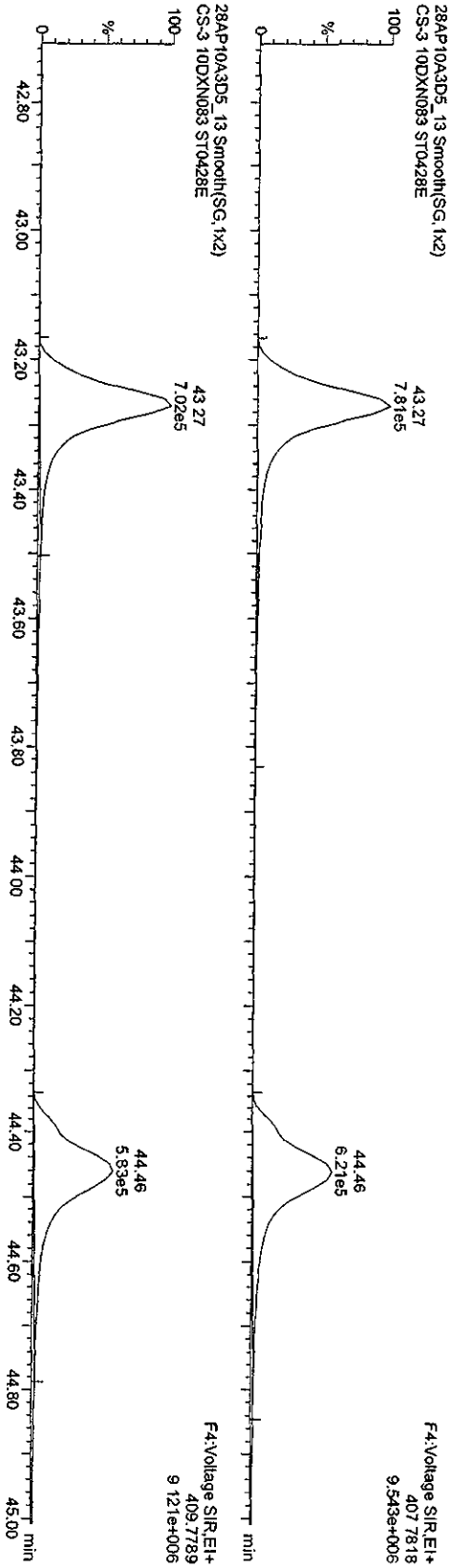
Quantity Sample Report Masslynx 4.1

Dataset: C:\Masslynx\LAN2010\PROV\28AP10A3D56290D.qld

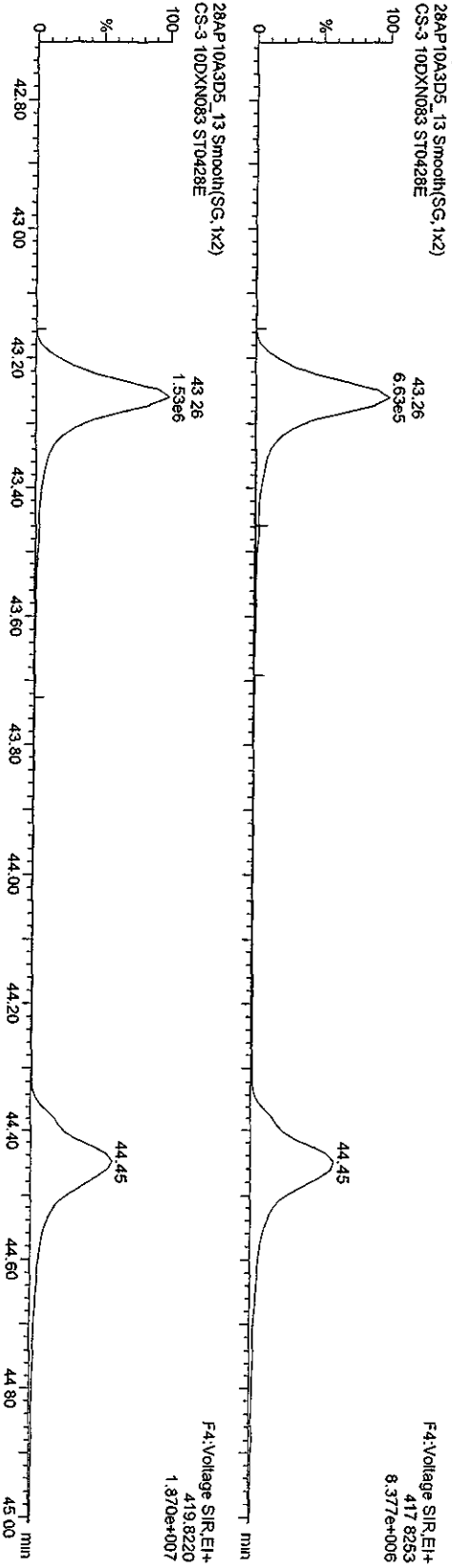
Last Altered: Thursday, April 29, 2010 12:50:01 Pacific Daylight Time
Printed: Thursday, April 29, 2010 13:12:21 Pacific Daylight Time

Name: 28AP10A3D5_13, Date: 29-Apr-2010, Time: 10:17:57, ID: ST0428E, Description: CS-3-10DXN083

HPCDFs



13C-HPCDFs



Quantity Sample Report MassLynx 4.1


Dataset: C:\MassLynx\JAN2010\PROV28AP10A3D58290D.qld

Last Altered: Thursday, April 29, 2010 12:50:01 Pacific Daylight Time
Printed: Thursday, April 29, 2010 13:11:21 Pacific Daylight Time

Name: 28AP10A3D5_13, Date: 29-Apr-2010, Time: 10:17:57, ID: ST0428E, Description: CS-3 10DXN083

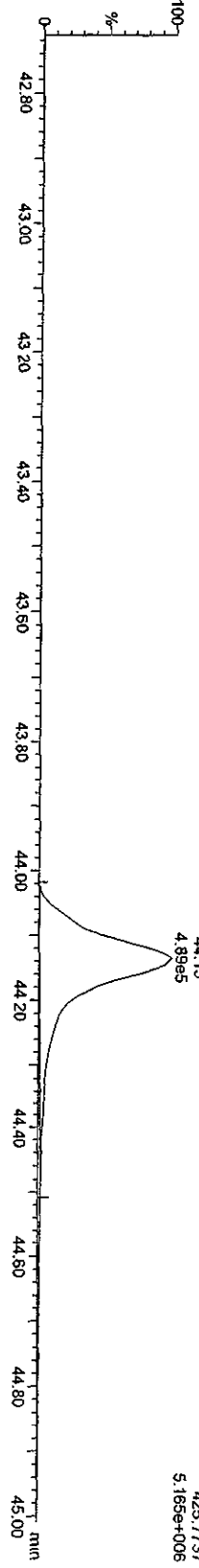
HpCDDs

28AP10A3D5_13 Smooth(SG,1x2)
CS-3 10DXN083 ST0428E




F4: Voltage SIR_EI+
423.7766
5.388e+006

28AP10A3D5_13 Smooth(SG,1x2)
CS-3 10DXN083 ST0428E




F4: Voltage SIR_EI+
425.7737
5.165e+006

28AP10A3D5_13 Smooth(SG,1x2)
CS-3 10DXN083 ST0428E



F4: Voltage SIR_EI+
435.8169
1.035e+007

28AP10A3D5_13 Smooth(SG,1x2)
CS-3 10DXN083 ST0428E



F4: Voltage SIR_EI+
437.8140
9.776e+005

Quantity Sample Report MassLynx 4.1

Dataset: C:\MassLynx\LAN2010\PROV28AP10A3D58290D.qld

Last Altered: Thursday, April 29, 2010 12:50:01 Pacific Daylight Time

Printed: Thursday, April 29, 2010 13:11:21 Pacific Daylight Time


Name: 28AP10A3D5_13, Date: 29-Apr-2010, Time: 10:17:57, ID: ST0428E, Description: CS-3 10DXN083

OCDFs

28AP10A3D5_13 Smooth(SG, 1x2)
CS-3 10DXN083 ST0428E

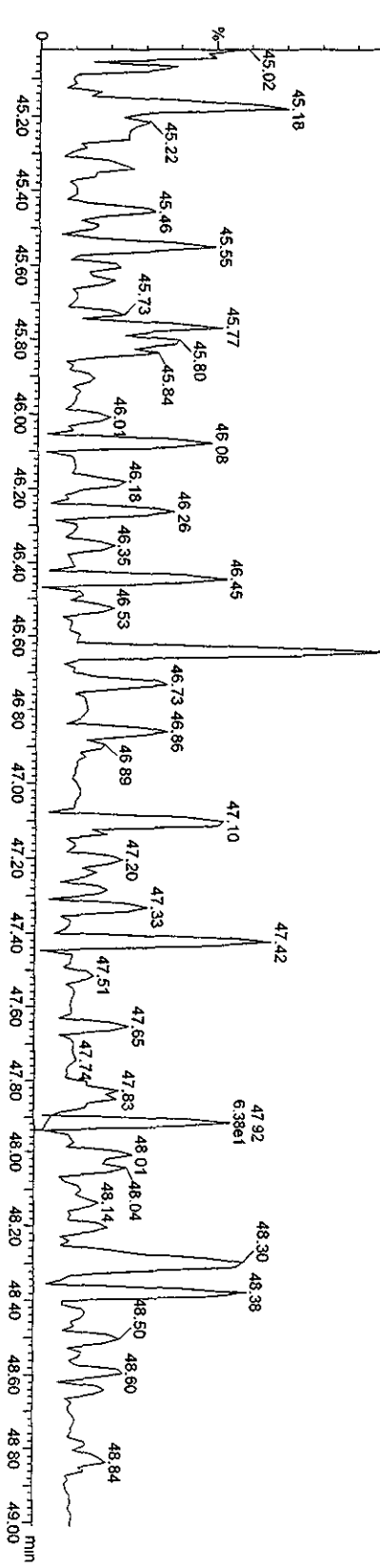


28AP10A3D5_13 Smooth(SG, 1x2)
CS-3 10DXN083 ST0428E



OCDF PCDBE

28AP10A3D5_13 Smooth(SG, 1x2)
CS-3 10DXN083 ST0428E



Quantity Sample Report MassLynx 4.1

Dataset: C:\MassLynx\UAN2010\PROJ28AP10A3D58290D.qld

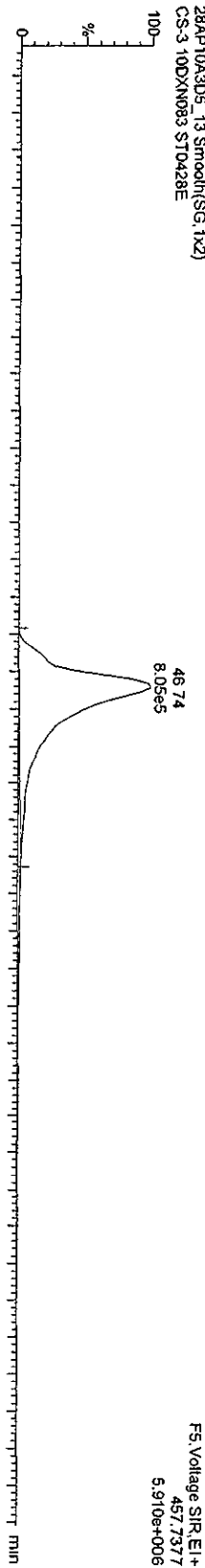
Last Altered: Thursday, April 29, 2010 12:50:01 Pacific Daylight Time

Printed: Thursday, April 29, 2010 13:11:21 Pacific Daylight Time

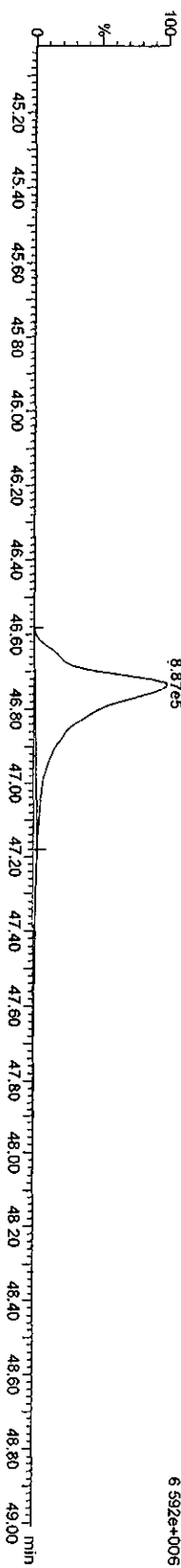
Name: 28AP10A3D5_13, Date: 29-Apr-2010, Time: 10:17:57, ID: ST0428E, Description: CS-3 10DXN083

QCDD

28AP10A3D5_13 Smooth(SG,1x2)
CS-3 10DXN083 ST0428E

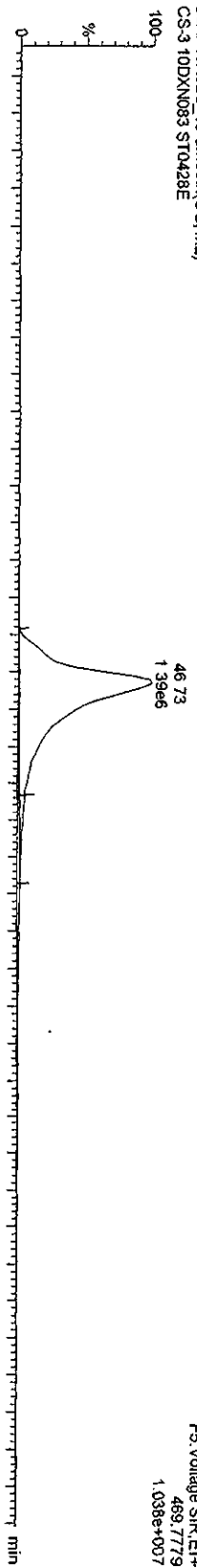


28AP10A3D5_13 Smooth(SG,1x2)
CS-3 10DXN083 ST0428E

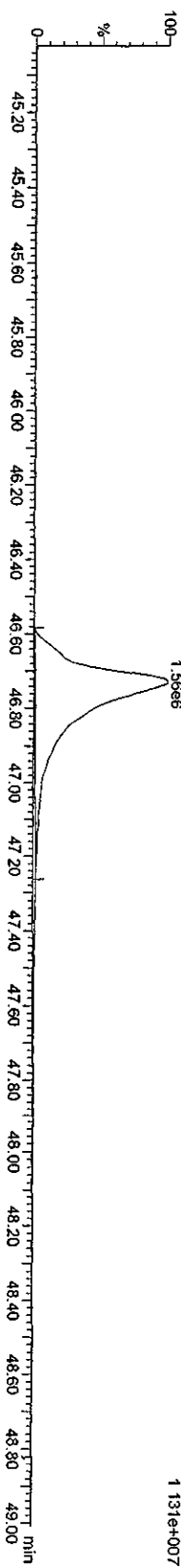


13C-OCDD

28AP10A3D5_13 Smooth(SG,1x2)
CS-3 10DXN083 ST0428E



28AP10A3D5_13 Smooth(SG,1x2)
CS-3 10DXN083 ST0428E



Quantity Sample Report MassLynx 4.1


Dataset: C:\MassLynx\JAN2010.PRO\28AP10A3D58290D.qld

Last Altered: Thursday, April 29, 2010 12:50:01 Pacific Daylight Time
Printed: Thursday, April 29, 2010 13:11:21 Pacific Daylight Time

Name: 28AP10A3D5_13, Date: 29-Apr-2010, Time: 10:17:57, ID: ST0428E, Description: CS-3 10DXN083

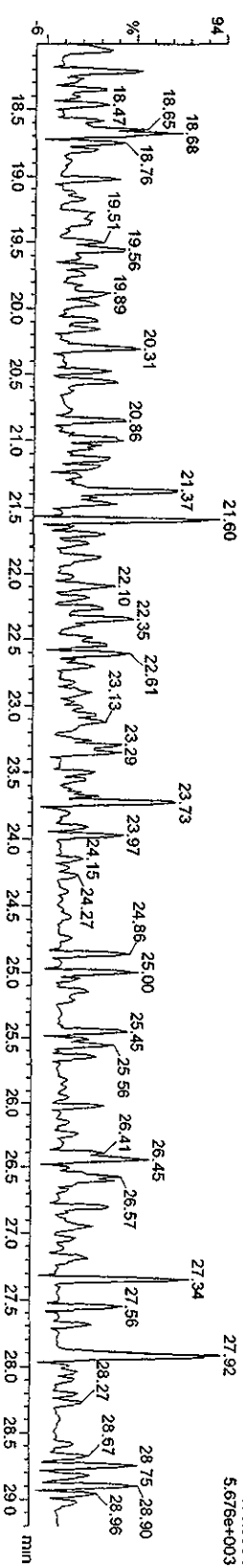
TCD FS

28AP10A3D5_13 Smooth(SG,1x2)
CS-3 10DXN083 ST0428E



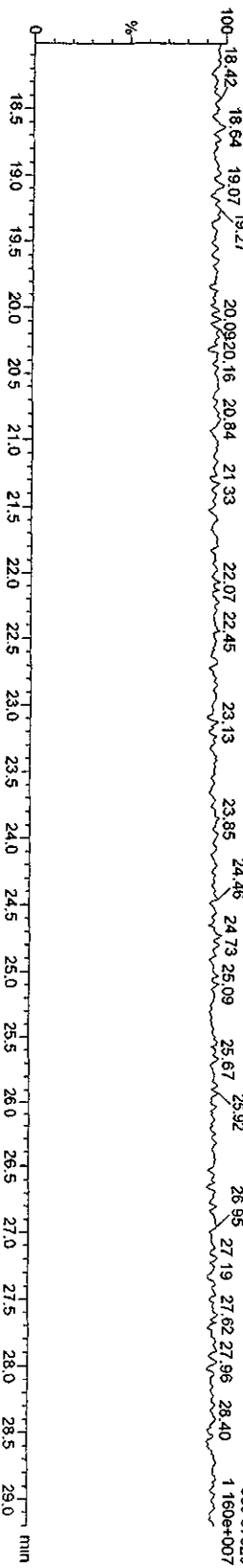
TCD F PCDPE

28AP10A3D5_13 Smooth(SG,1x2)
CS-3 10DXN083 ST0428E



Function 1 FPK

28AP10A3D5_13 Smooth(SG,1x2)
CS-3 10DXN083 ST0428E



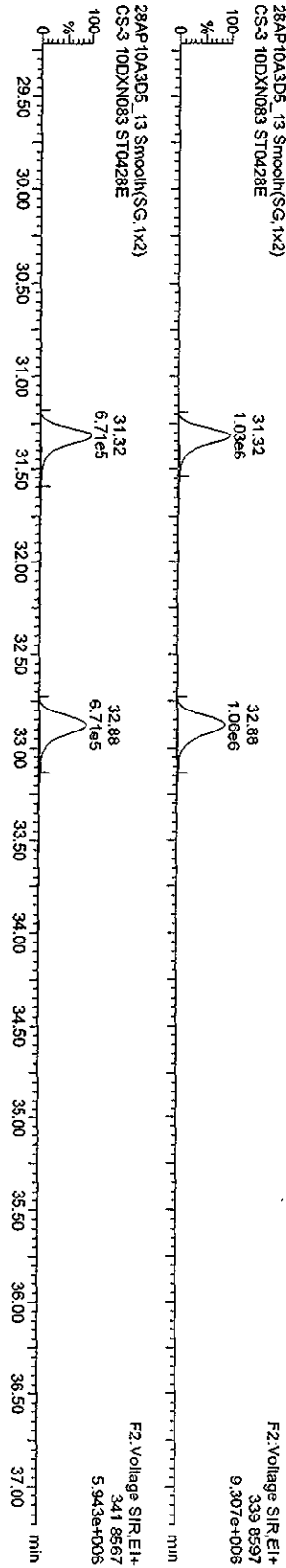
Quantity Sample Report MassLynx 4.1

Dataset: C:\MassLynx\JAN2010.PRO\28AP10A3D58290D.qid

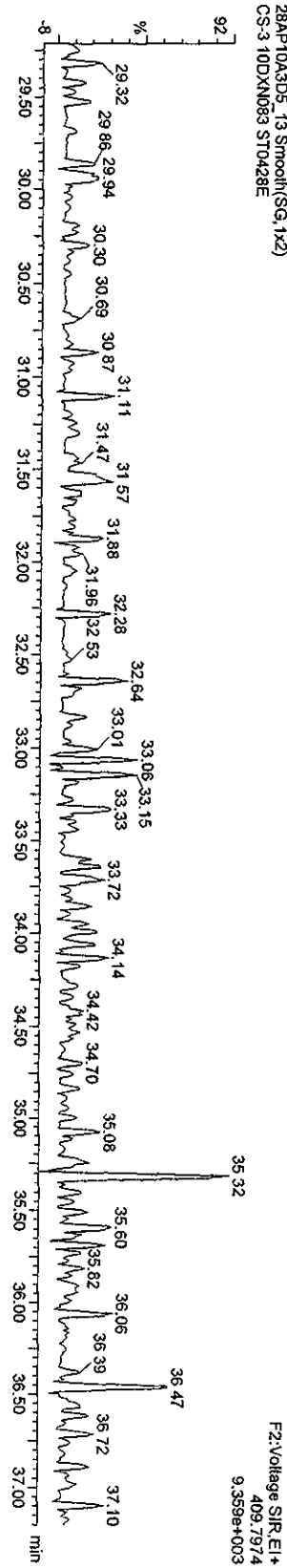
Last Altered: Thursday, April 29, 2010 12:50:01 Pacific Daylight Time
Printed: Thursday, April 29, 2010 13:11:21 Pacific Daylight Time

Name: 28AP10A3D5_13, Date: 29-Apr-2010, Time: 10:17:57, ID: ST0428E, Description: CS-3-10DXN083

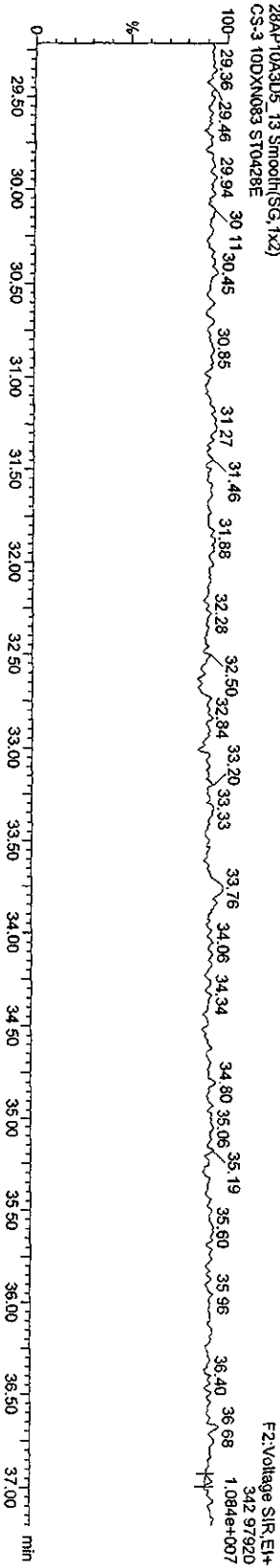
PeCDF



F2 PeCDF PCDPE



Function 2 PFK


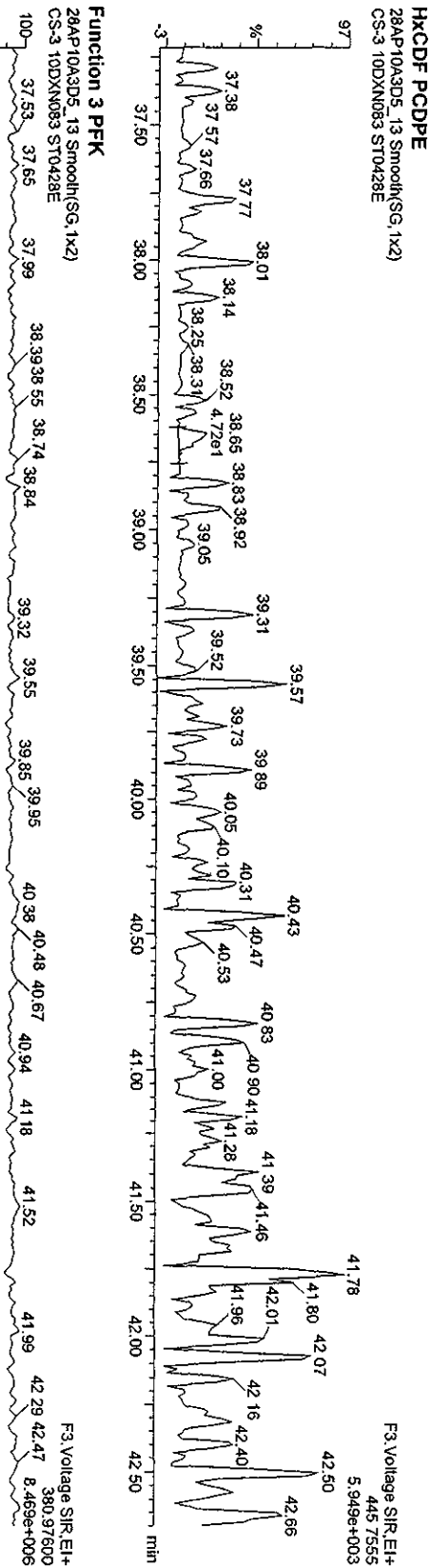
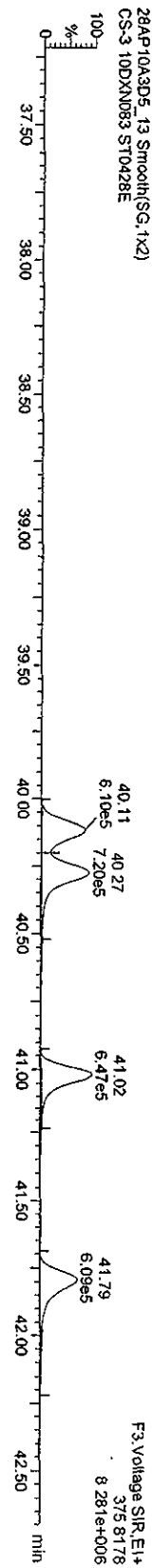
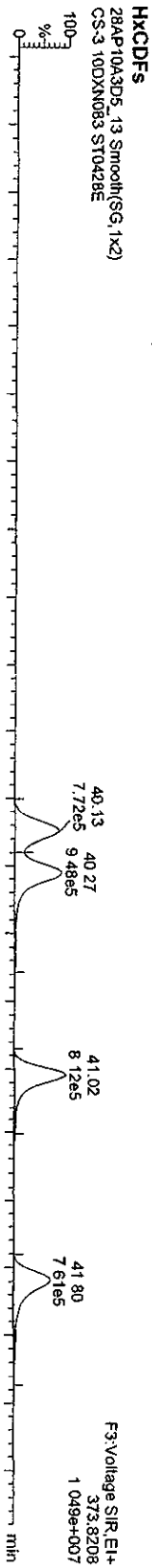


Quantity Sample Report MassLynx 4.1

Dataset: C:\MassLynx\JAN2010\PROJ28AP10A3D58290D.qld

Last Altered: Thursday, April 29, 2010 12:50:01 Pacific Daylight Time
Printed: Thursday, April 29, 2010 13:11:21 Pacific Daylight Time

Name: 28AP10A3D5_13; Date: 29-Apr-2010; Time: 10:17:57; ID: ST0428E; Description: CS-3 10DXN083



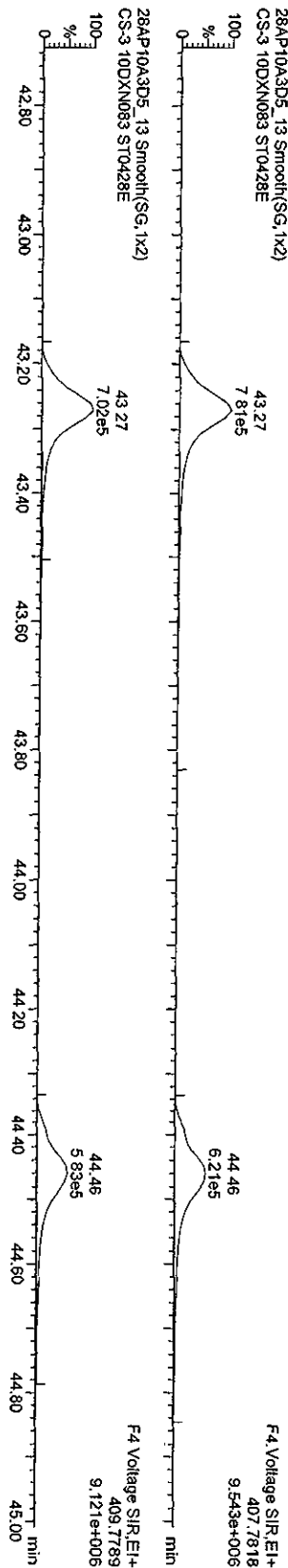
Quantity Sample Report Masslynx 4.1

Dataset: C:\Masslynx\UAN2010\PROV28AP10A3D56290D.qld

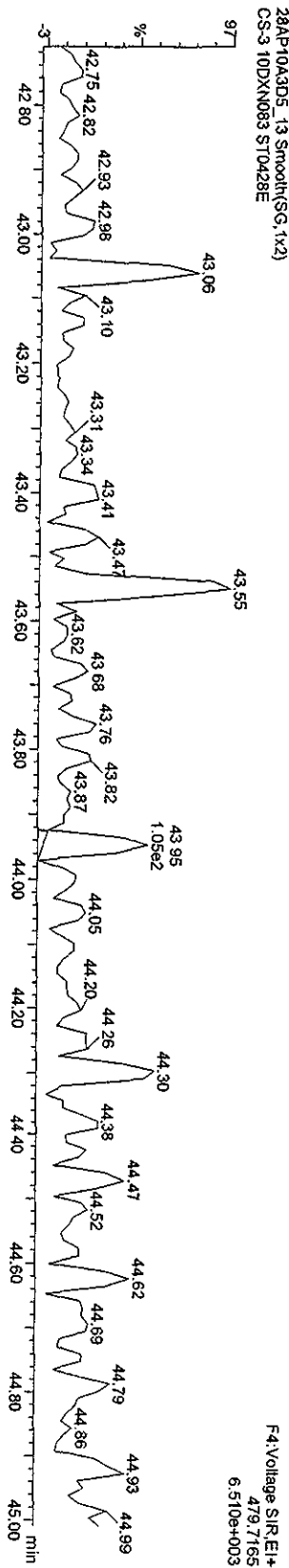
Last Altered: Thursday, April 29, 2010 12:50:01 Pacific Daylight Time
Printed: Thursday, April 29, 2010 13:11:21 Pacific Daylight Time

Name: 28AP10A3D5_13, Date: 29-Apr-2010, Time: 10:17:57, ID: ST0428E, Description: CS-3 10DXN083

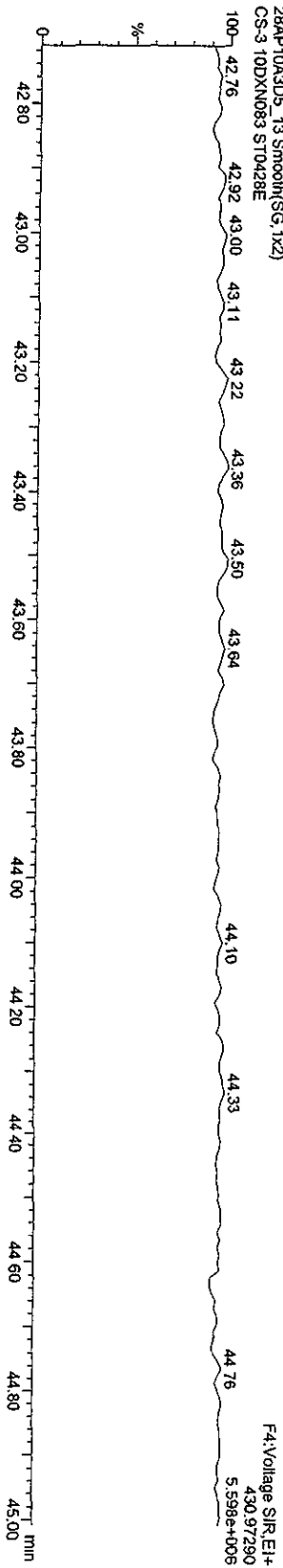
HPCDFs



HPCDF PCDFE



Function 4 PFK



Quantity Sample Report Masslynx 4.1

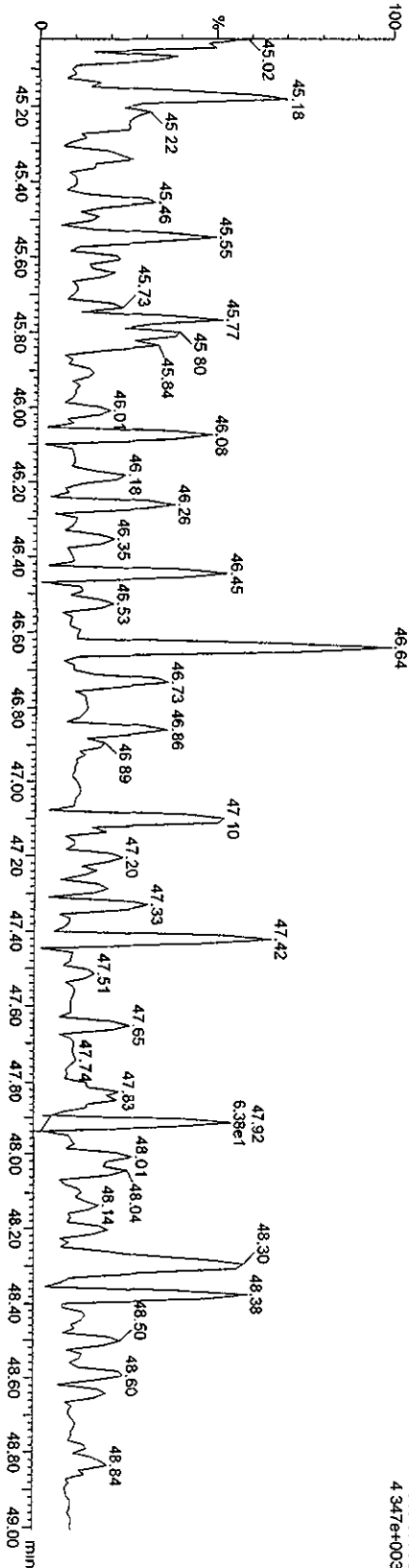
Dataset: C:\Masslynx\LAN2010\PROV\28AP10A3D58290D.qld

Last Altered: Thursday, April 29, 2010 12:50:01 Pacific Daylight Time
Printed: Thursday, April 29, 2010 13:11:21 Pacific Daylight Time

Name: 28AP10A3D5_13, Date: 29-Apr-2010, Time: 10:17:57, ID: ST0428E, Description: CS-3 10DXN083

OCDF PCDDPE

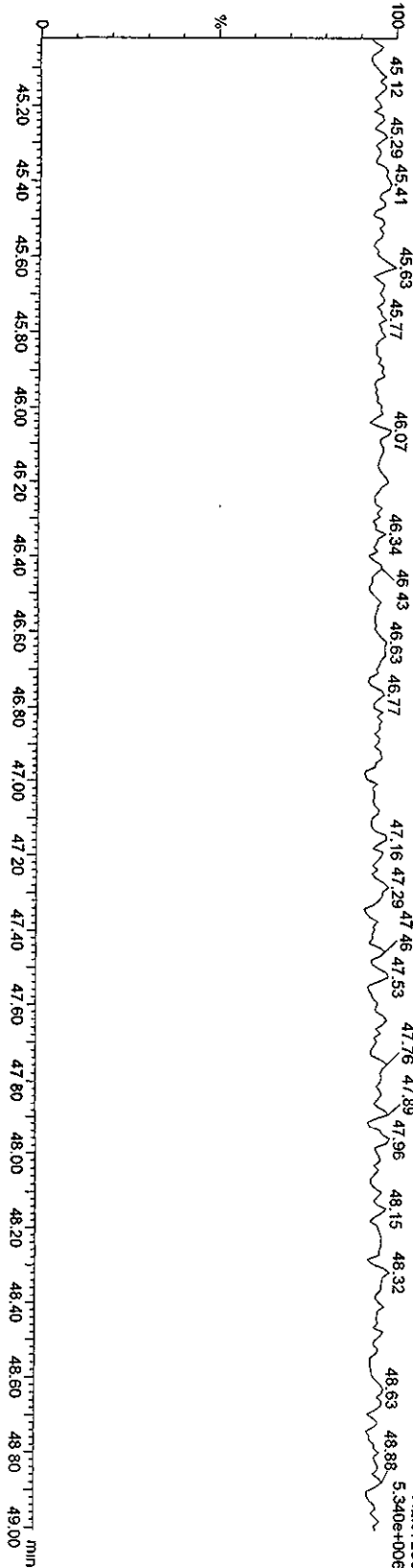
28AP10A3D5_13 Smooth(SG, 1x2)
CS-3 10DXN083 ST0428E



F5: Voltage SIR.EI+
513.67750
4.347e+003

Function 5 PFK

28AP10A3D5_13 Smooth(SG, 1x2)
CS-3 10DXN083 ST0428E



F5: Voltage SIR.EI+
442.97280
5.340e+006

Daily Calibration Checklist
Dioxin Methods

Method ID 8290 A
 Column ID DB5
 STD ID ST0430, ST0430A
 Analyzed by KSS
 Std. Pkg. By AS
 Std. Pkg. Reviewed By KSS

Associated ICAL 8290A 041210 405
 Instrument ID 405
 STD Solution 10PXN083
 Date Analyzed 04-30-10
 Date Std. Pkg. Assembled 04-30-10
 Date Std. Pkg. Reviewed 4/30/10

DAILY STANDARD PACKAGE	INITIATED	REVIEWED
Standard, CPSM, and Solvent Blank present?	✓	✓
Copy of log-file and Beginning Static Resolution present?	✓	✓
CPSM blow up present?	✓	✓
Curve Summary present?	✓	✓
Summary of Method criteria present or documented below?	✓	✓
Daily standard within method specified limits?*	✓	✓
Analyte retention times correct?	✓	✓
Isotopic ratios within limits?	✓	✓
CPSM valley ≤ method specified limits?***	✓	✓
Are chromatographic windows correct?	✓	✓
Samples analyzed within 12 hrs of daily standard?	✓	✓
Manual reintegration's checked and hardcopies included?	✓	✓
Ending Standard present?	✓	✓
Ending Static Resolutions present	✓	✓
Absolute retention times for 13C12-1,2,3,4-TCDD and 13C12-1,2,3,7,8,9-HxCDD are within +/- 15 seconds of the retention times in the Initial Calibration? (required for all 1613B samples)	NA	NA

COMMENTS:

* Method 8290/TO9/M0023A: (beginning) ≤ 20% from curve RRFs for native analytes, ≤ 30% from curve RRFs for labeled compounds.

Method 8290/TO9/M0023A: (ending) ≤ 25% from curve RRFs for native analytes, ≤ 35% from curve RRFs for labeled compounds.

Method 23: See Method 23 Daily Standard Criteria, Table 5.

Method 1613B: See Method 1613B or Method 1613B Tetras Daily Standard Criteria.

** Method 23/0023A CPSM Criteria: 25% valley between 2378 TCDF (DB-225)/TCDD (DB-5) and its closest eluters normalized to the smallest peak of the triplet

Method 1613B/8290/TO9 CPSM Criteria: 25% valley between 2378 TCDF (DB-225)/TCDD (DB-5) and its closest eluters normalized to the 2378 peak.

Run text: ST0430 File text: ST0430 :CS3 10DXN083
 Run #7 Filename 30AP104D5 S: 2 I: 1
 Acquired: 30-APR-10 09:02:22 Processed: 30-APR-10 13:49:36
 Run: 30AP104D5 Analyte: 8290A Cal: 8290A0412104D5 Results: 30AP104D58290A

Name	Resp	RA	RT	RRF	Amount	Dev'n	Mod?
13C-1,2,3,4-TCDD	100377700	0.79 y	19:29	-	100.00	-	n
13C-2,3,7,8-TCDF	144791600	0.78 y	18:54	1.44	100.00	-5.1	n
2,3,7,8-TCDF	12550640	0.76 y	18:55	0.87	10.00	-8.3	n
Total TCDF	12674657	1.03 n	16:14	0.87	10.00	-8.3	n
13C-2,3,7,8-TCDD	101055600	0.77 y	19:42	1.01	100.00	6.0	n
2,3,7,8-TCDD	9050940	0.80 y	19:43	0.90	10.00	-12.3	n
Total TCDD	9155211	0.64 n	17:14	0.90	10.00	-12.3	n
37Cl-2,3,7,8-TCDD	22831800	1.00 y	19:43	2.27	10.00	0.6	n
13C-1,2,3,7,8-PeCDF	91377000	1.55 y	24:34	0.91	100.00	-13.3	n
1,2,3,7,8-PeCDF	43534800	1.56 y	24:35	0.95	50.00	-8.8	n
2,3,4,7,8-PeCDF	42184500	1.51 y	26:05	0.92	50.00	-6.0	n
Total F2 PeCDF	87029980	3.97 n	23:02	0.94	100.00	-7.4	n
Total F1 PeCDF	55590	0.43 n	16:38	0.94	100.00	-7.4	n
13C-1,2,3,7,8-PeCDD	72758100	1.57 y	26:53	0.72	100.00	8.1	n
1,2,3,7,8-PeCDD	31085800	1.54 y	26:54	0.85	50.00	-13.0	n
Total PeCDD	31143060	1.54 y	26:54	0.85	50.00	-13.0	n
13C-1,2,3,7,8,9-HxCDD	70413500	1.31 y	33:06	-	100.00	-	n
13C-1,2,3,4,7,8-HxCDF	66154800	0.51 y	31:55	0.94	100.00	-8.3	n
1,2,3,4,7,8-HxCDF	39353400	1.25 y	31:56	1.19	50.00	-1.9	n
1,2,3,6,7,8-HxCDF	42465400	1.17 y	32:03	1.28	50.00	-4.4	n
2,3,4,6,7,8-HxCDF	37174400	1.19 y	32:36	1.12	50.00	-8.1	n
1,2,3,7,8,9-HxCDF	33208000	1.22 y	33:16	1.00	50.00	-8.1	n
Total HxCDF	152246707	1.07 y	30:31	1.15	200.00	-5.5	n
13C-1,2,3,6,7,8-HxCDD	63830800	1.27 y	32:49	0.91	100.00	12.3	n
1,2,3,4,7,8-HxCDD	25906600	1.23 y	32:45	0.81	50.00	-19.4	n
1,2,3,6,7,8-HxCDD	33274500	1.26 y	32:50	1.04	50.00	-6.4	n
1,2,3,7,8,9-HxCDD	33557000	1.23 y	33:06	1.05	50.00	-13.0	n
Total HxCDD	92738100	1.23 y	32:45	0.97	150.00	-12.7	n
13C-1,2,3,4,6,7,8-HpCDF	50581500	0.43 y	34:36	0.72	100.00	-16.7	n
1,2,3,4,6,7,8-HpCDF	30836400	0.95 y	34:36	1.22	50.00	-6.9	n
1,2,3,4,7,8,9-HpCDF	25603400	0.95 y	35:44	1.01	50.00	-1.3	n
Total HpCDF	56439800	0.95 y	34:36	1.12	100.00	-4.4	n
13C-1,2,3,4,6,7,8-HpCDD	50743300	1.04 y	35:24	0.72	100.00	3.3	n
1,2,3,4,6,7,8-HpCDD	25276600	1.01 y	35:25	1.00	50.00	-7.1	n
Total HpCDD	25512044	1.04 y	34:51	1.00	50.00	-7.1	n
13C-OCDD	74318300	0.90 y	37:54	0.53	200.00	-0.7	n
OCDF	45304600	0.90 y	38:01	1.22	100.00	-15.6	n
OCDD	40780400	0.87 y	37:54	1.10	100.00	-5.9	n

Run text: ST0430A File text: ST0430A :CS3 10DXN083
 Run #16 Filename 30AP104D5 S: 11 I: 1
 Acquired: 30-APR-10 15:38:42 Processed: 30-APR-10 16:24:58
 Run: 30AP104D5 Analyte: 8290A Cal: 8290A0412104D5 Results: 30AP104D58290A

Name	Resp	RA	RT	RRF	Amount	Dev'n	Mod?
13C-1,2,3,4-TCDD	100613024	0.77 y	19:29	-	100.00	-	n
13C-2,3,7,8-TCDF	141874168	0.77 y	18:55	1.41	100.00	-7.3	n
2,3,7,8-TCDF	11908566	0.77 y	18:57	0.84	10.00	-11.2	n
Total TCDF	12114090	0.92 n	17:04	0.84	10.00	-11.2	n
13C-2,3,7,8-TCDD	102401952	0.76 y	19:42	1.02	100.00	7.2	n
2,3,7,8-TCDD	8870420	0.75 y	19:43	0.87	10.00	-15.2	n
Total TCDD	8933988	0.74 y	15:45	0.87	10.00	-15.2	n
37Cl-2,3,7,8-TCDD	22879304	1.00 y	19:43	2.27	10.00	0.6	n
13C-1,2,3,7,8-PeCDF	95540580	1.57 y	24:34	0.95	100.00	-9.6	n
1,2,3,7,8-PeCDF	45227320	1.57 y	24:35	0.95	50.00	-9.4	n
2,3,4,7,8-PeCDF	44238066	1.57 y	26:05	0.93	50.00	-5.7	n
Total F2 PeCDF	90141920	2.74 n	23:03	0.94	100.00	-7.6	n
Total F1 PeCDF	3794	0.38 n	20:32	0.94	100.00	-7.6	n
13C-1,2,3,7,8-PeCDD	75335776	1.54 y	26:53	0.75	100.00	11.7	n
1,2,3,7,8-PeCDD	32738689	1.55 y	26:54	0.87	50.00	-11.5	n
Total PeCDD	32738689	1.55 y	26:54	0.87	50.00	-11.5	n
13C-1,2,3,7,8,9-HxCDD	77544520	1.26 y	33:05	-	100.00	-	n
13C-1,2,3,4,7,8-HxCDF	70354144	0.50 y	31:55	0.91	100.00	-11.5	n
1,2,3,4,7,8-HxCDF	41768858	1.21 y	31:56	1.19	50.00	-2.1	n
1,2,3,6,7,8-HxCDF	44950154	1.21 y	32:03	1.28	50.00	-4.8	n
2,3,4,6,7,8-HxCDF	41162168	1.21 y	32:37	1.17	50.00	-4.3	n
1,2,3,7,8,9-HxCDF	37404922	1.23 y	33:16	1.06	50.00	-2.7	n
Total HxCDF	165384224	1.27 y	30:47	1.17	200.00	-3.5	n
13C-1,2,3,6,7,8-HxCDD	66001136	1.27 y	32:49	0.85	100.00	5.5	n
1,2,3,4,7,8-HxCDD	27217300	1.26 y	32:45	0.82	50.00	-18.1	y ✓
1,2,3,6,7,8-HxCDD	38104300	1.27 y	32:50	1.15	50.00	3.7	y ✓
1,2,3,7,8,9-HxCDD	36745600	1.26 y	33:06	1.11	50.00	-7.9	n
Total HxCDD	102423852	1.26 y	32:45	1.03	150.00	-7.1	y
13C-1,2,3,4,6,7,8-HpCDF	57939690	0.42 y	34:35	0.75	100.00	-13.4	n
1,2,3,4,6,7,8-HpCDF	34628356	0.94 y	34:36	1.20	50.00	-8.7	n
1,2,3,4,7,8,9-HpCDF	29153872	0.93 y	35:44	1.01	50.00	-1.9	n
Total HpCDF	64134844	0.94 y	34:36	1.10	100.00	-5.7	n
13C-1,2,3,4,6,7,8-HpCDD	59527698	1.05 y	35:24	0.77	100.00	10.1	n
1,2,3,4,6,7,8-HpCDD	29188147	1.02 y	35:24	0.98	50.00	-8.5	n
Total HpCDD	29451561	0.96 y	34:19	0.98	50.00	-8.5	n
13C-OCDD	91023004	0.90 y	37:54	0.59	200.00	10.4	n
OCDF	56620906	0.91 y	38:01	1.24	100.00	-13.9	n
OCDD	50171230	0.89 y	37:55	1.10	100.00	-5.5	n

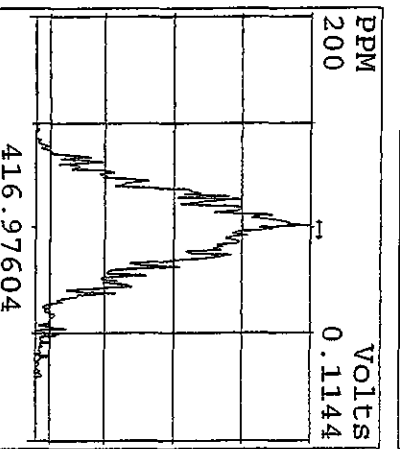
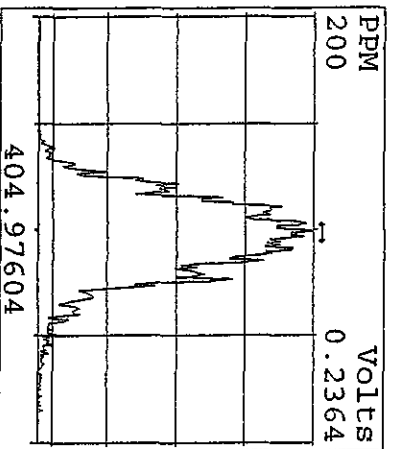
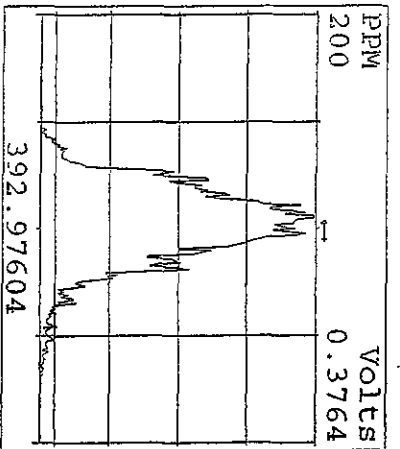
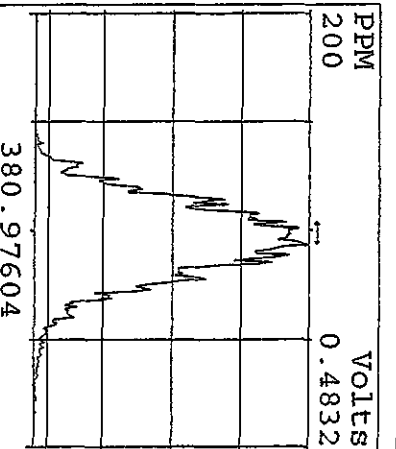
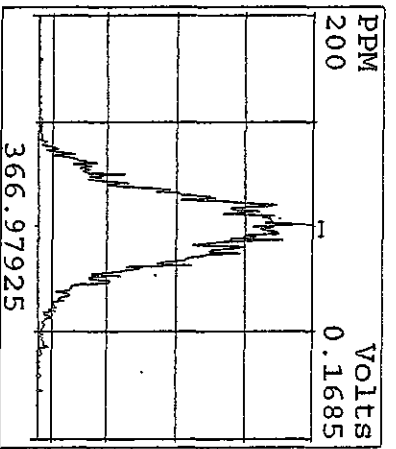
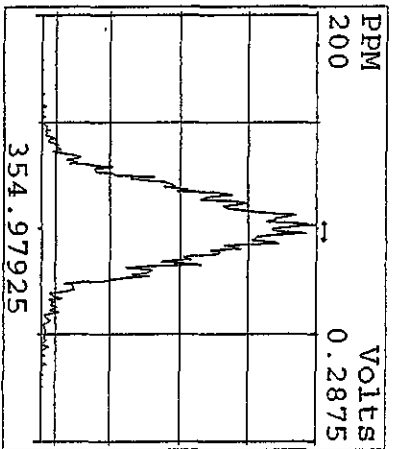
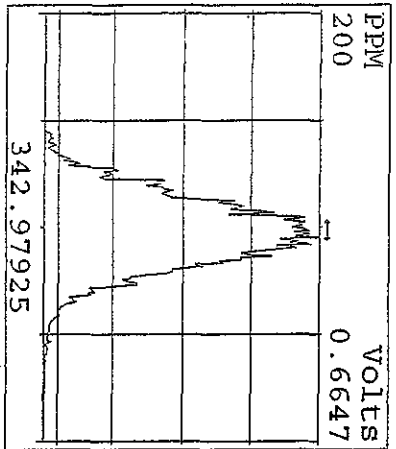
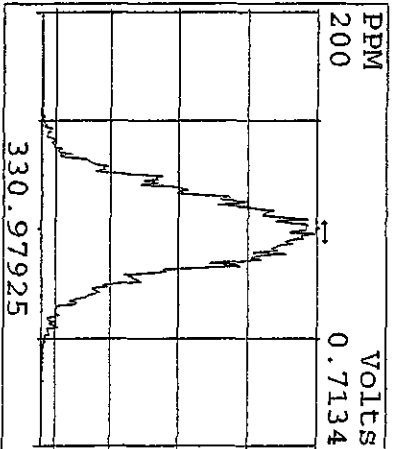
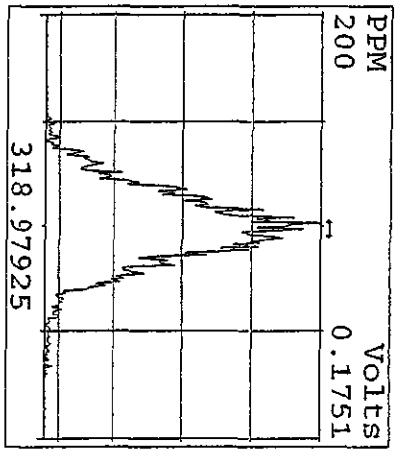
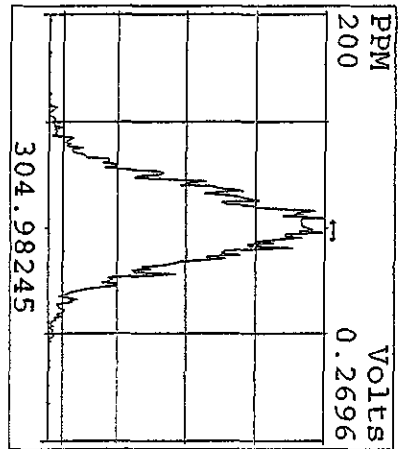
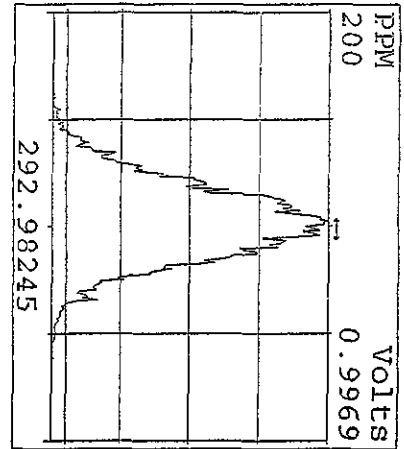
Run text: ST0430A File text: ST0430A :CS3 10DXN083
 Run #16 Filename 30AP104D5 S: 11 I: 1
 Acquired: 30-APR-10 15:38:42 Processed: 30-APR-10 16:24:58
 Run: 30AP104D5 Analyte: 8290A Cal: 8290A0412104D5 Results: 30AP104D58290A

Name	Resp	RA	RT	RRF	Amount	Dev'n	Mod?
13C-1,2,3,4-TCDD	100613024	0.77 y	19:29	-	100.00	-	n
13C-2,3,7,8-TCDF	141874168	0.77 y	18:55	1.41	100.00	-7.3	n
2,3,7,8-TCDF	11908566	0.77 y	18:57	0.84	10.00	-11.2	n
Total TCDF	12114090	0.92 n	17:04	0.84	10.00	-11.2	n
13C-2,3,7,8-TCDD	102401952	0.76 y	19:42	1.02	100.00	7.2	n
2,3,7,8-TCDD	8870420	0.75 y	19:43	0.87	10.00	-15.2	n
Total TCDD	8933988	0.74 y	15:45	0.87	10.00	-15.2	n
37Cl-2,3,7,8-TCDD	22879304	1.00 y	19:43	2.27	10.00	0.6	n
13C-1,2,3,7,8-PeCDF	95540580	1.57 y	24:34	0.95	100.00	-9.6	n
1,2,3,7,8-PeCDF	45227320	1.57 y	24:35	0.95	50.00	-9.4	n
2,3,4,7,8-PeCDF	44238066	1.57 y	26:05	0.93	50.00	-5.7	n
Total F2 PeCDF	90141920	2.74 n	23:03	0.94	100.00	-7.6	n
Total F1 PeCDF	3794	0.38 n	20:32	0.94	100.00	-7.6	n
13C-1,2,3,7,8-PeCDD	75335776	1.54 y	26:53	0.75	100.00	11.7	n
1,2,3,7,8-PeCDD	32738689	1.55 y	26:54	0.87	50.00	-11.5	n
Total PeCDD	32738689	1.55 y	26:54	0.87	50.00	-11.5	n
13C-1,2,3,7,8,9-HxCDD	77544520	1.26 y	33:05	-	100.00	-	n
13C-1,2,3,4,7,8-HxCDF	70354144	0.50 y	31:55	0.91	100.00	-11.5	n
1,2,3,4,7,8-HxCDF	41768858	1.21 y	31:56	1.19	50.00	-2.1	n
1,2,3,6,7,8-HxCDF	44950154	1.21 y	32:03	1.28	50.00	-4.8	n
2,3,4,6,7,8-HxCDF	41162168	1.21 y	32:37	1.17	50.00	-4.3	n
1,2,3,7,8,9-HxCDF	37404922	1.23 y	33:16	1.06	50.00	-2.7	n
Total HxCDF	165384224	1.27 y	30:47	1.17	200.00	-3.5	n
13C-1,2,3,6,7,8-HxCDD	66001136	1.27 y	32:49	0.85	100.00	5.5	n
1,2,3,4,7,8-HxCDD	27020939	1.43 n	32:45	0.82	50.00	-18.7	n
1,2,3,6,7,8-HxCDD	36020823	1.15 y	32:50	1.09	50.00	-2.0	n
1,2,3,7,8,9-HxCDD	36745540	1.26 y	33:06	1.11	50.00	-7.9	n
Total HxCDD	100143948	1.43 n	32:45	1.01	150.00	-9.2	n
13C-1,2,3,4,6,7,8-HpCDF	57939690	0.42 y	34:35	0.75	100.00	-13.4	n
1,2,3,4,6,7,8-HpCDF	34628356	0.94 y	34:36	1.20	50.00	-8.7	n
1,2,3,4,7,8,9-HpCDF	29153872	0.93 y	35:44	1.01	50.00	-1.9	n
Total HpCDF	64134844	0.94 y	34:36	1.10	100.00	-5.7	n
13C-1,2,3,4,6,7,8-HpCDD	59527698	1.05 y	35:24	0.77	100.00	10.1	n
1,2,3,4,6,7,8-HpCDD	29188147	1.02 y	35:24	0.98	50.00	-8.5	n
Total HpCDD	29451561	0.96 y	34:19	0.98	50.00	-8.5	n
13C-OCDD	91023004	0.90 y	37:54	0.59	200.00	10.4	n
OCDF	56620906	0.91 y	38:01	1.24	100.00	-13.9	n
OCDD	50171230	0.89 y	37:55	1.10	100.00	-5.5	n

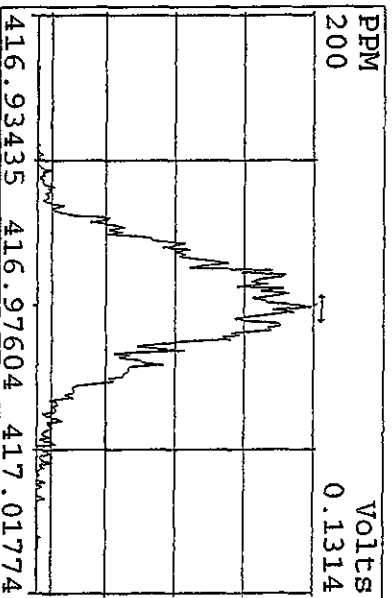
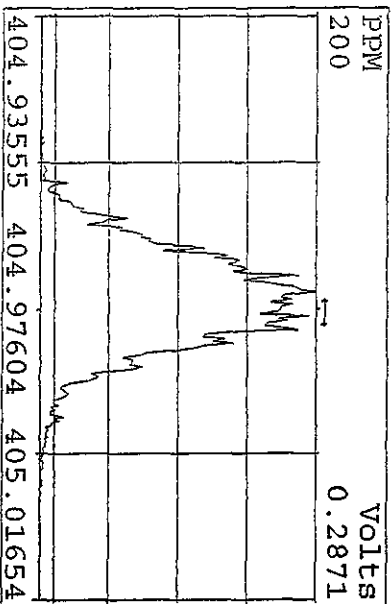
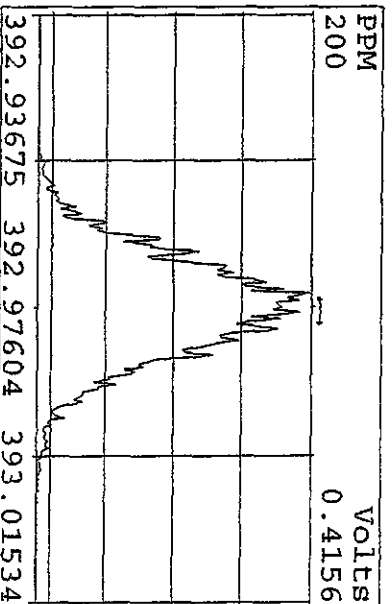
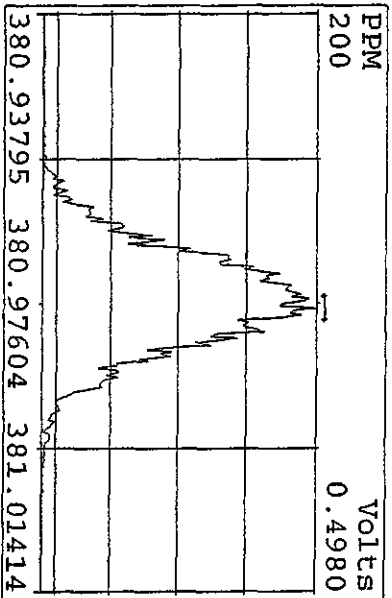
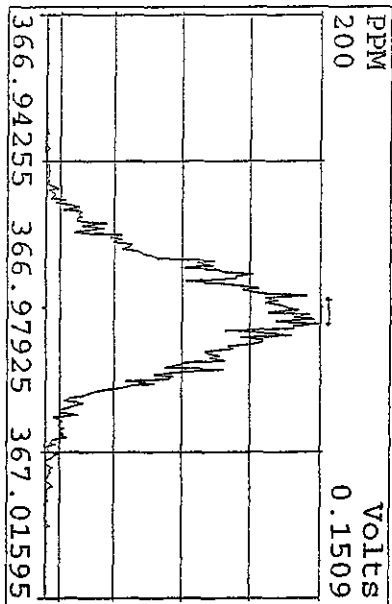
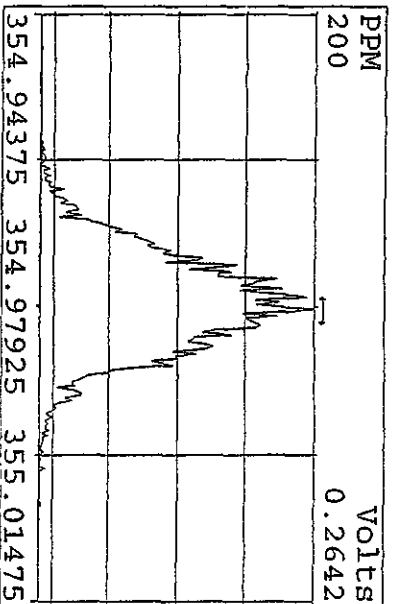
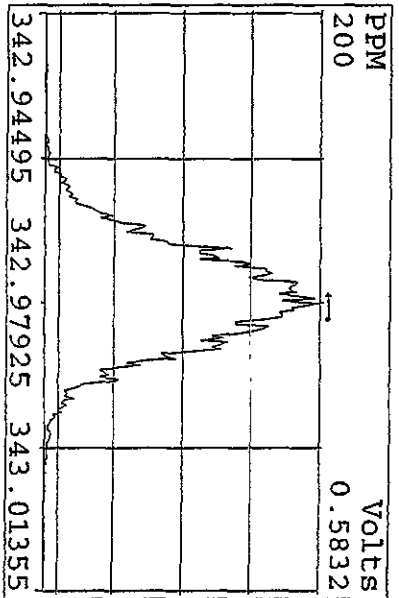
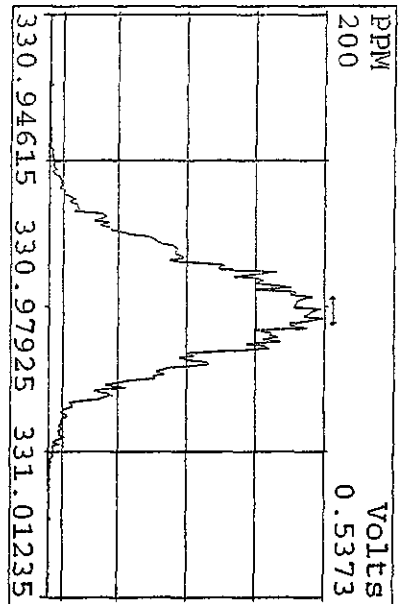
Data file	Smp	Work Order	Sample ID	FV-uL	Method/Matrix	Box	Size	U
30AP104D5	1	CP0430	DB-5 CPSM 3732-05				1.00000	
30AP104D5	2	ST0430	CS3 10DXN083				1.00000	
30AP104D5	3	SB0430	Solvent Blank C-14				1.00000	
30AP104D5	4	L0KRE-1-AC	G0D270451-1	20	8290/SOLID	84	10.22000	g
30AP104D5	5	L0KRE-1-AF	G0D270451-1S	20	8290/SOLID		10.68000	g
30AP104D5	6	L0KRE-1-AG	G0D270451-1D	20	8290/SOLID		10.30000	g
30AP104D5	7	LXTAR-1-AC	G0D100464-1 [20X]	10	8290/SOLID	73	10.18000	g
30AP104D5	8	LXTAR-1-AD	G0D100464-1S [20X]	10	8290/SOLID		10.10000	g
30AP104D5	9	LXTAR-1-AE	G0D100464-1D [20X]	10	8290/SOLID		10.05000	g
30AP104D5	10	SB0430A	Solvent Blank C-14				1.00000	
30AP104D5	11	ST0430A	CS3 10DXN083				1.00000	
30AP104D5	12						1.00000	
30AP104D5	13						1.00000	
30AP104D5	14						1.00000	
30AP104D5	15		AS 04-30-10				1.00000	

Logfile v'd
4/30/10
KSS

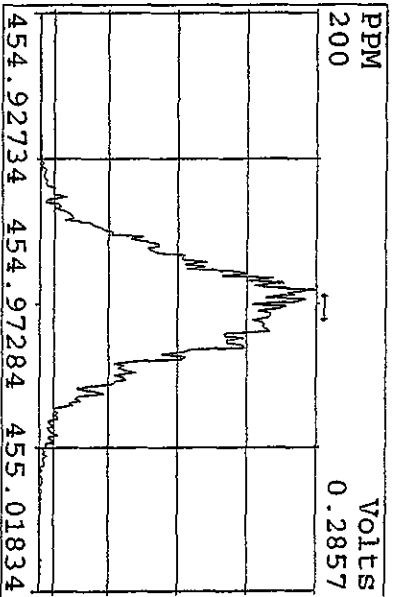
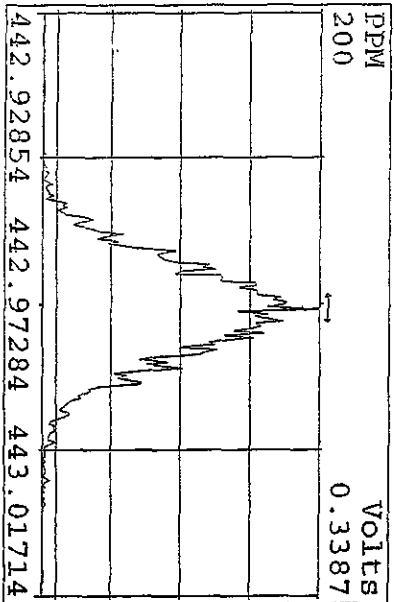
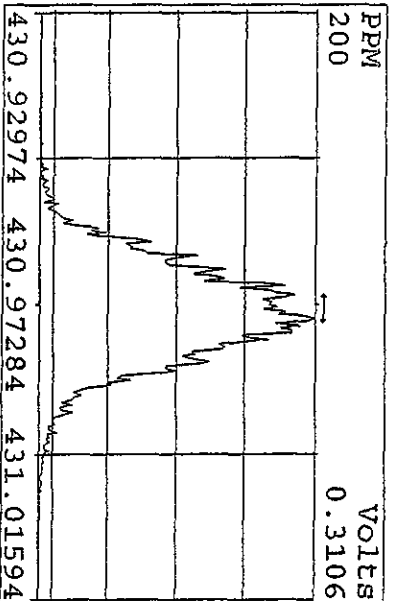
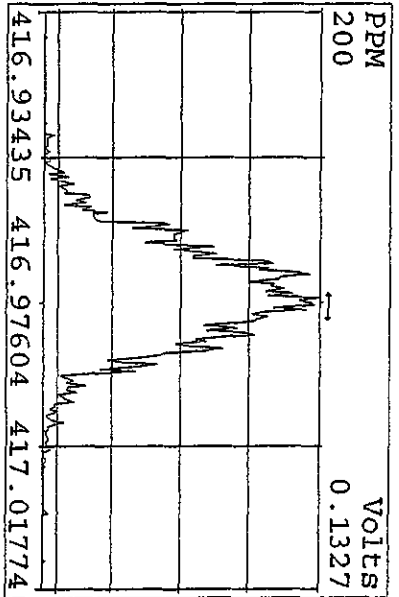
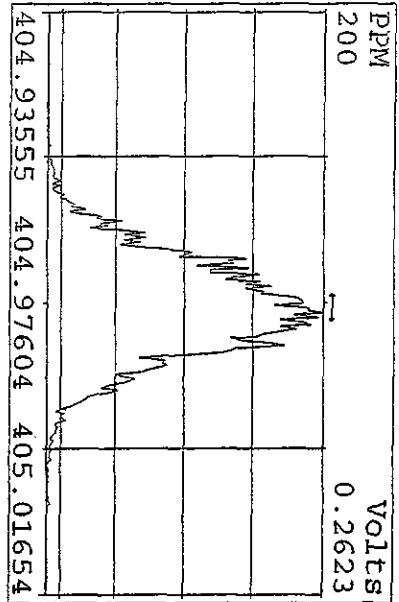
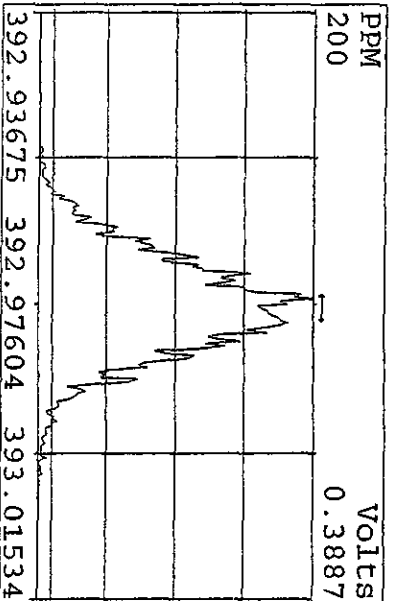
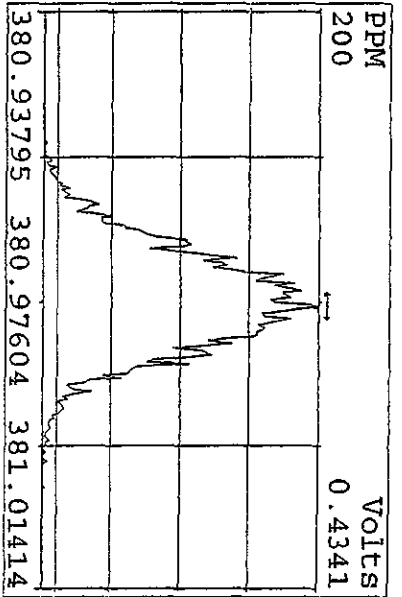
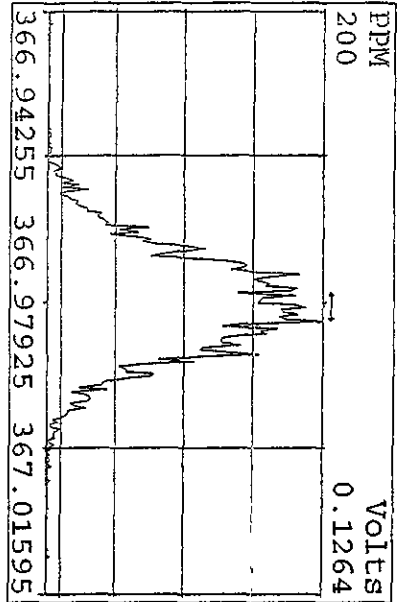
Peak Locate Examination: 30-APR-2010:08:14 File: 30AP104D5
Experiment: DIOXINRES8290A Function: 1 Reference: PFK



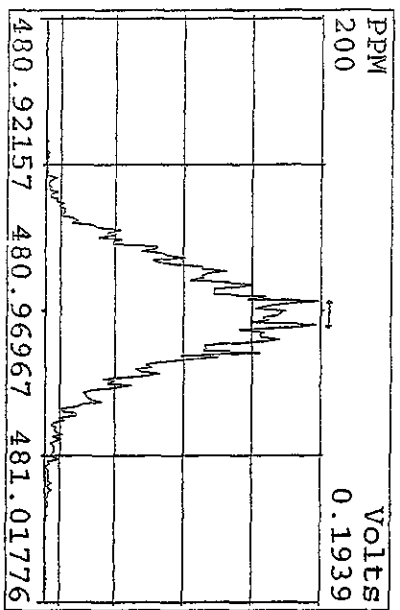
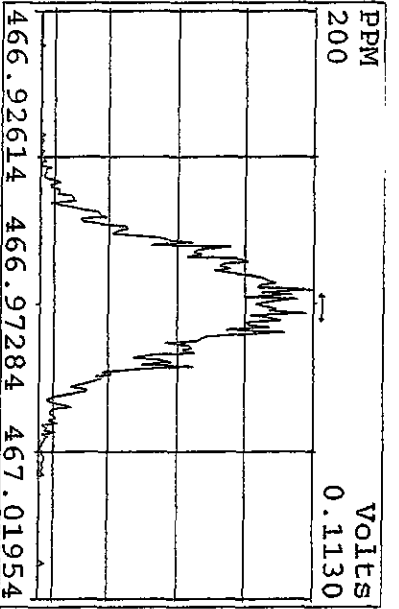
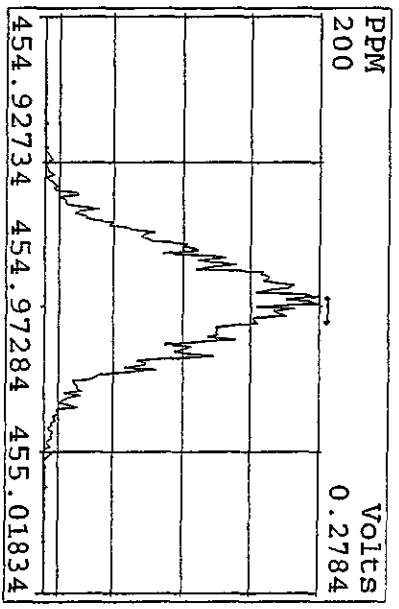
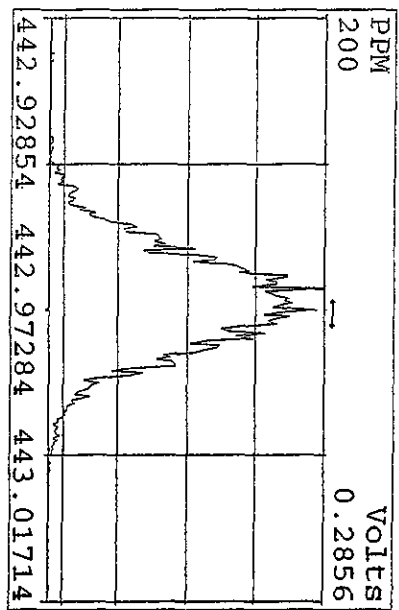
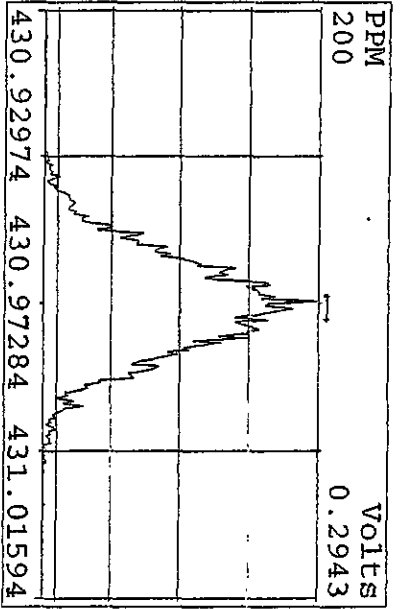
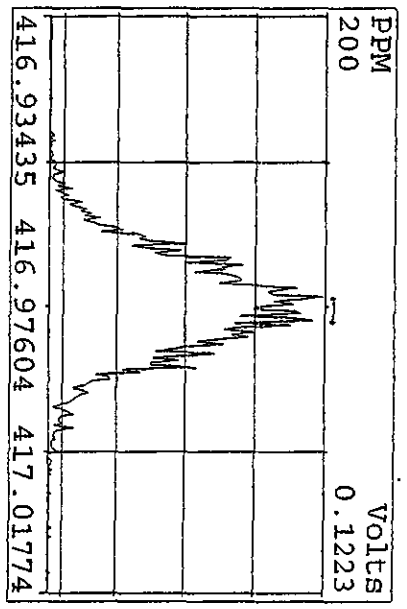
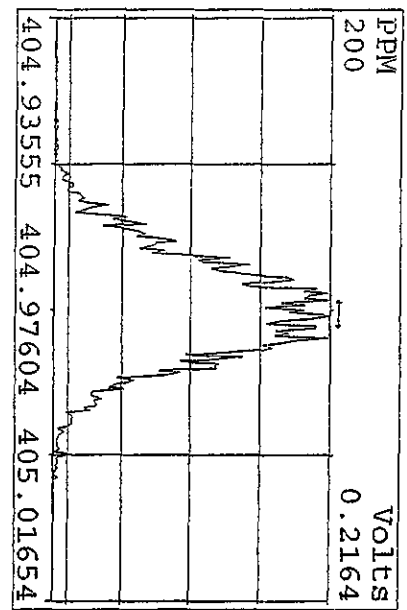
Peak Locate Examination: 30-APR-2010:08:15 File:30AP104D5
Experiment: DIOXINRES8290A Function: 2 Reference: PFK



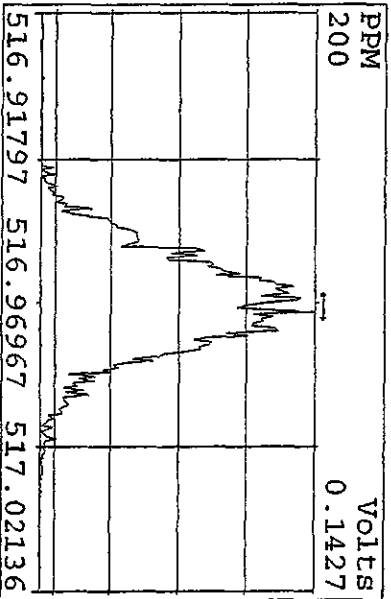
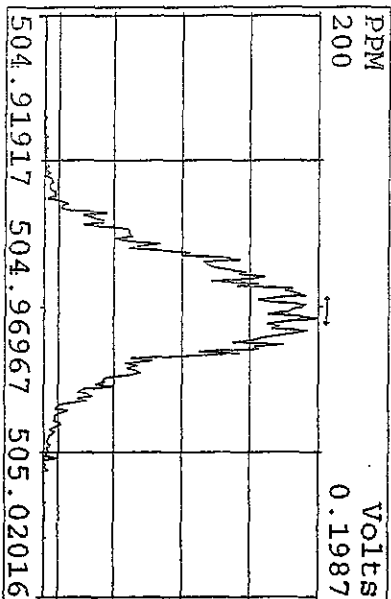
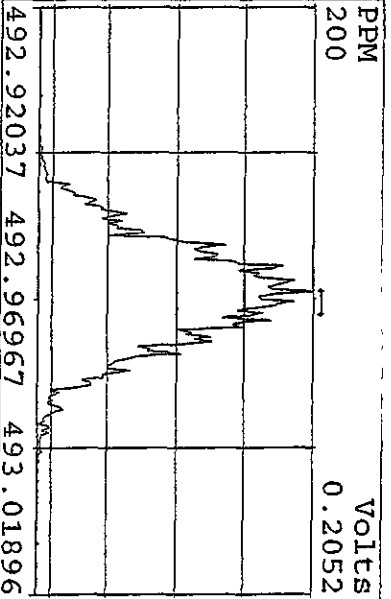
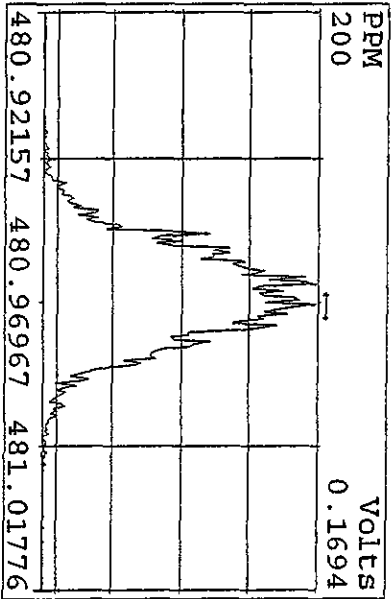
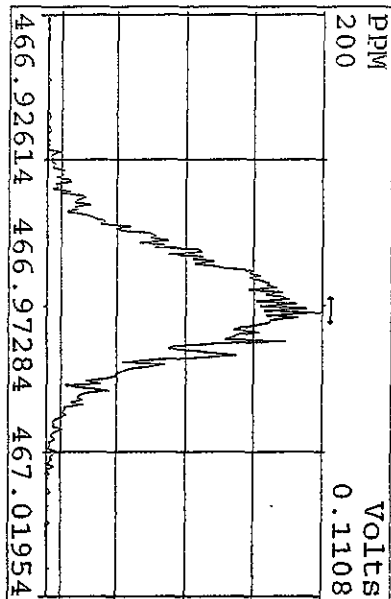
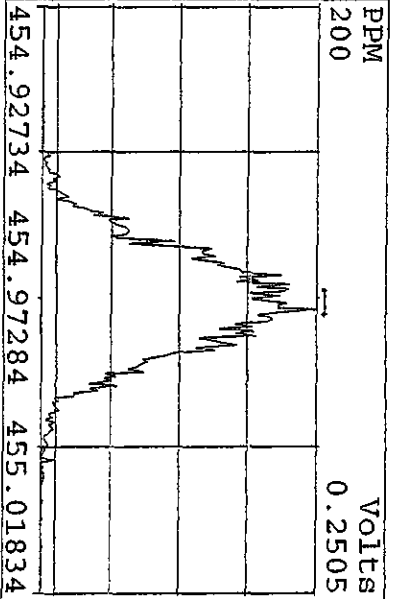
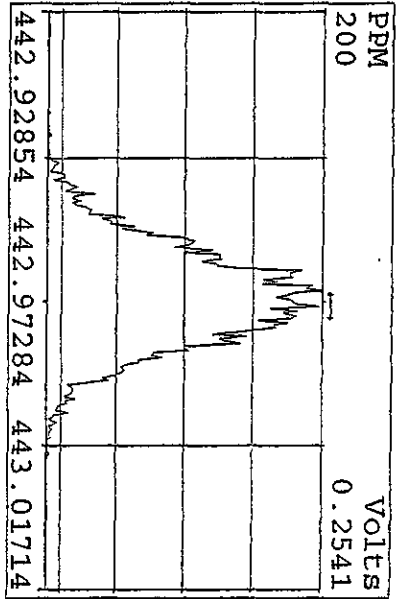
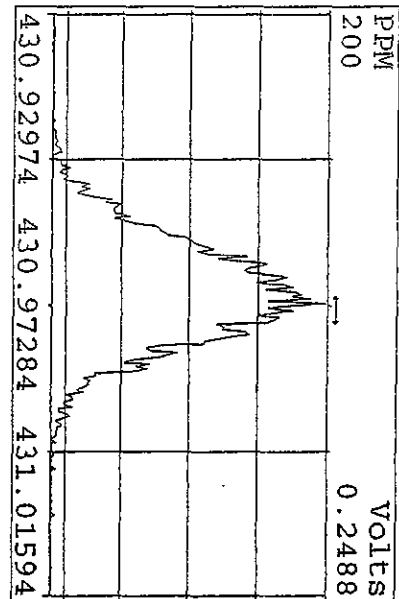
Peak Locate Examination: 30-APR-2010:08:15 File:30AP104D5
Experiment: DIOXINRES8290A Function: 3 Reference: PFK



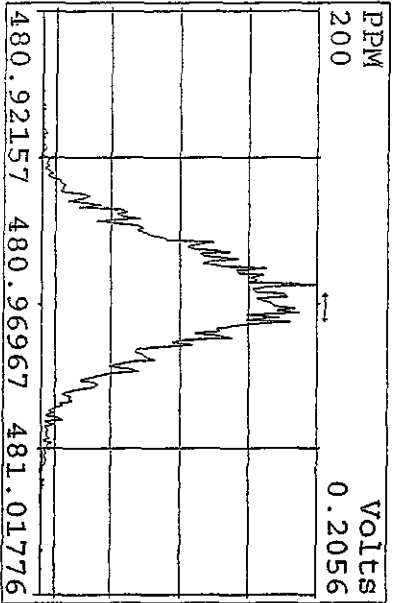
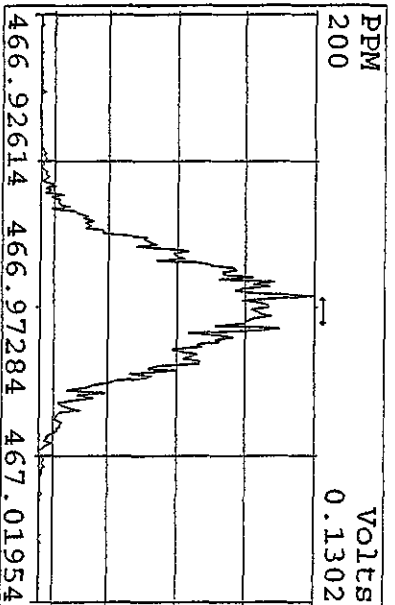
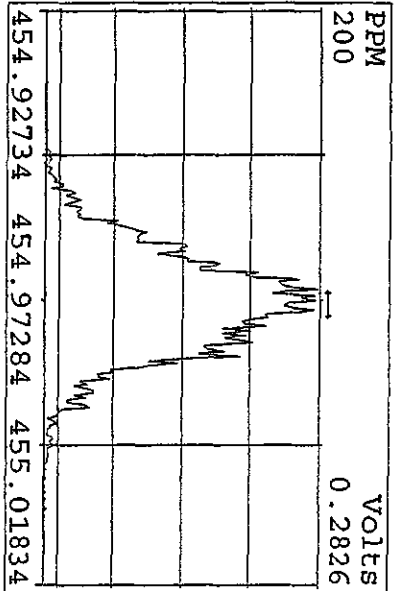
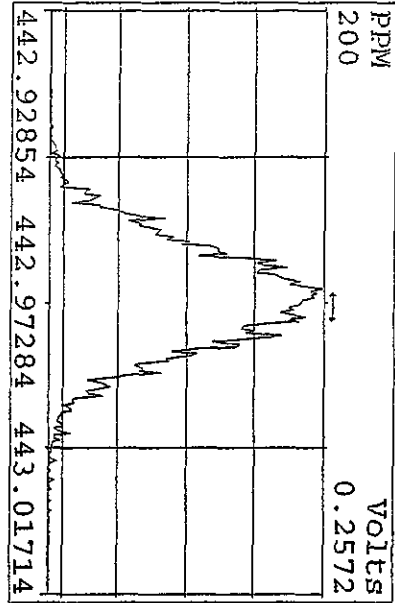
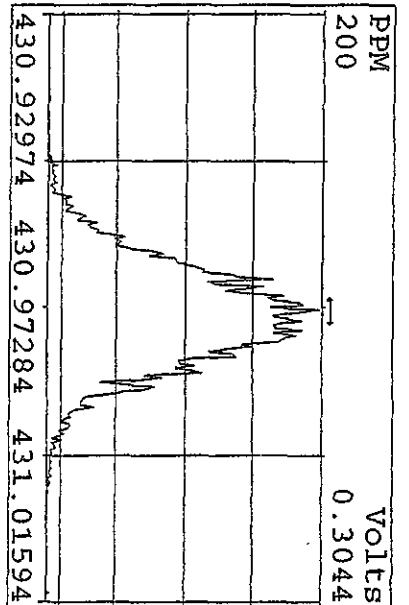
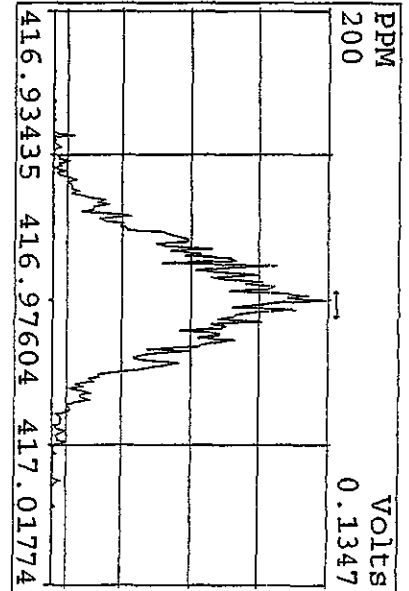
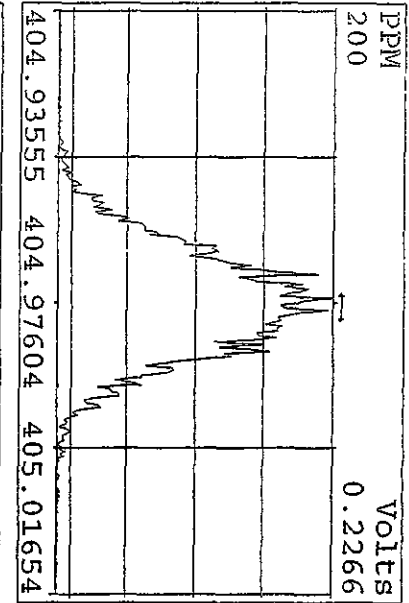
Peak Locate Examination: 30-APR-2010:08:16 File:30AP104D5
 Experiment: DIOXINRES8290A Function: 4 Reference: PFK



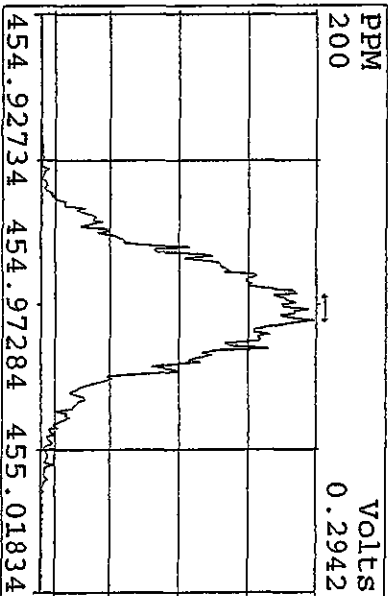
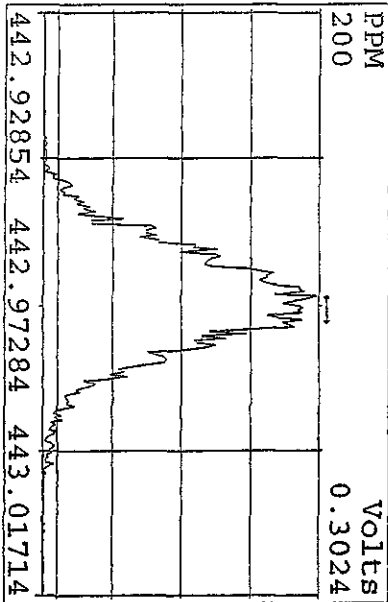
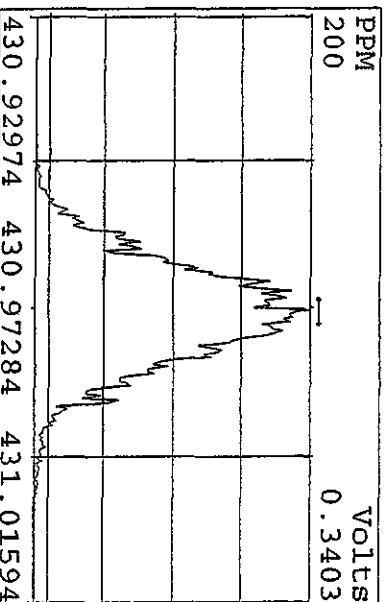
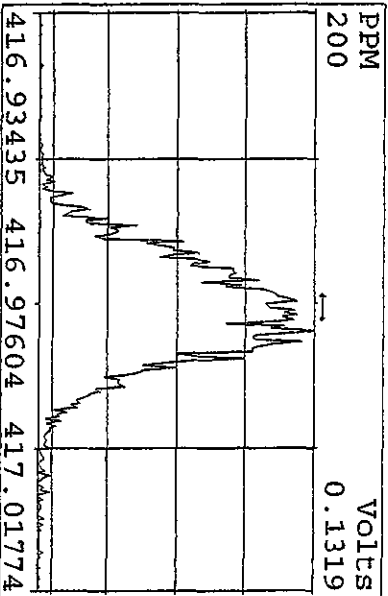
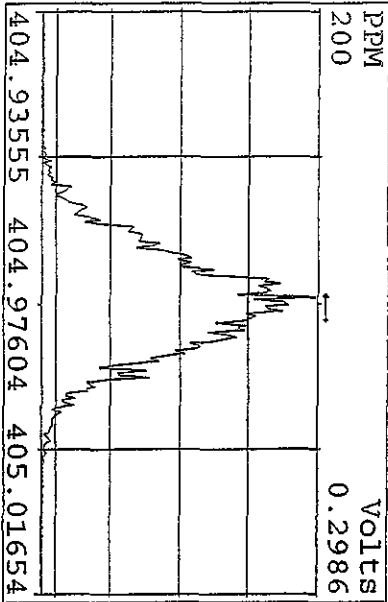
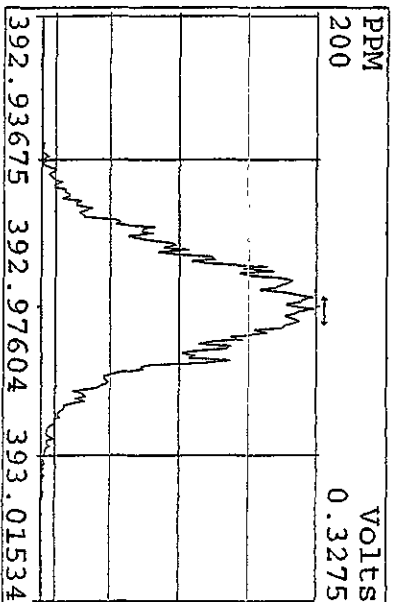
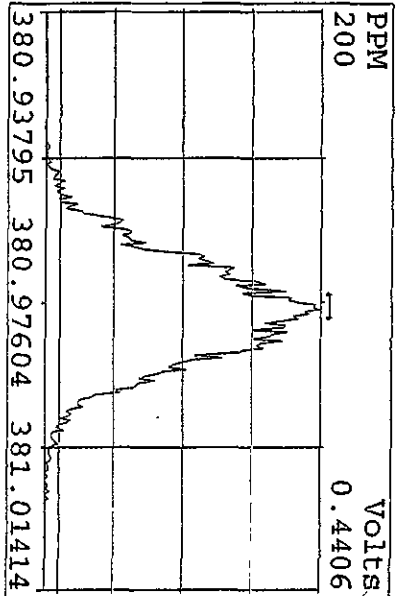
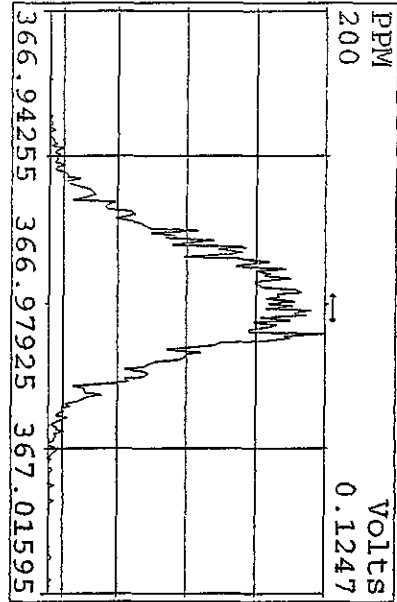
Peak Locate Examination: 30-APR-2010:08:16 File: 30AP104D5
 Experiment: DIOXINRES8290A Function: 5 Reference: PFK



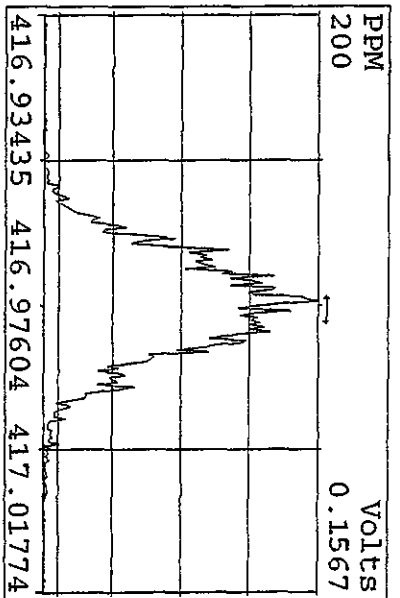
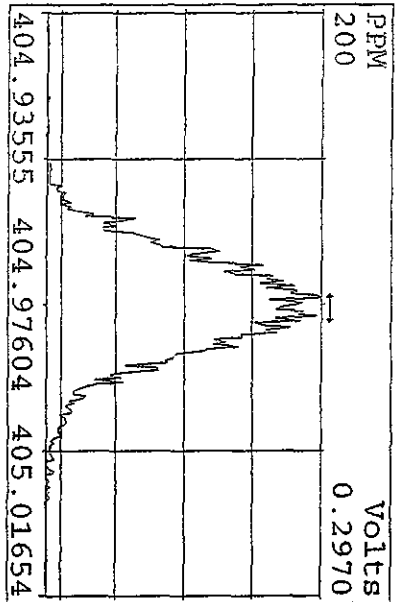
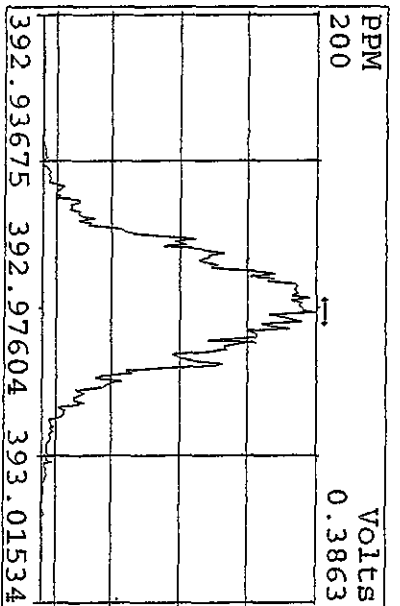
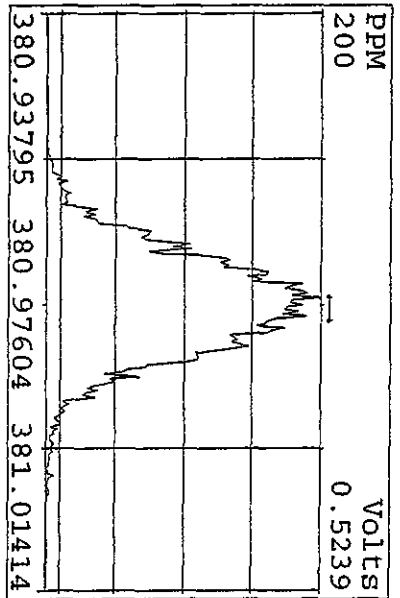
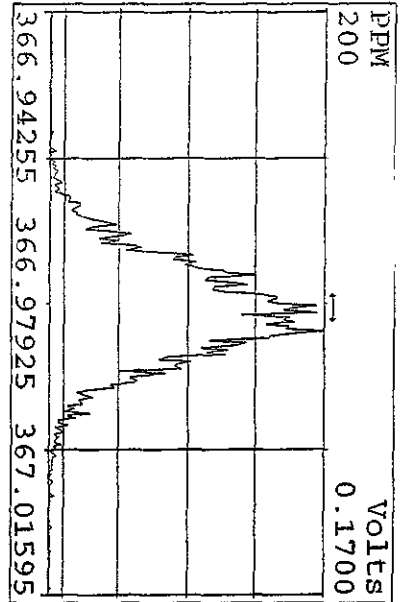
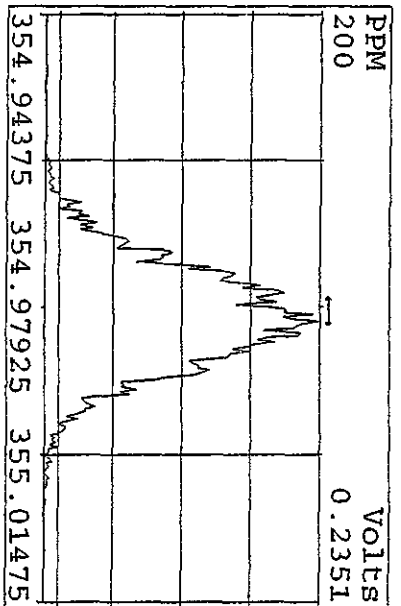
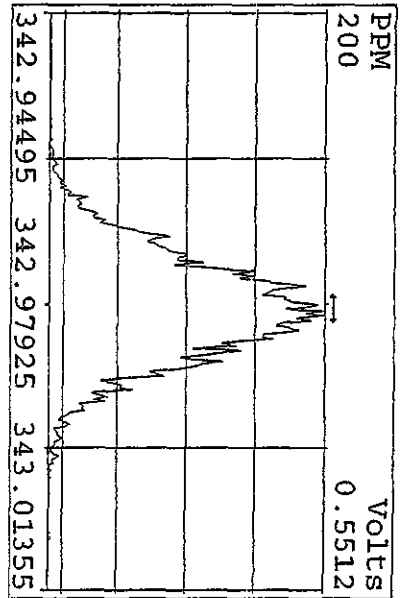
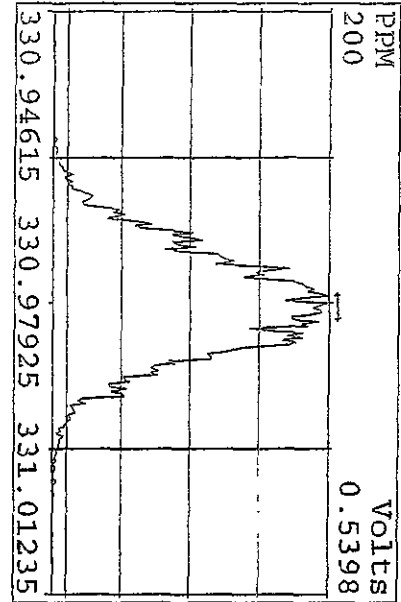
Peak Locate Examination: 30-APR-2010:16:32 File:30API04D5ENDRES
 Experiment:DIOXINRES8290A Function:4 Reference:PFK



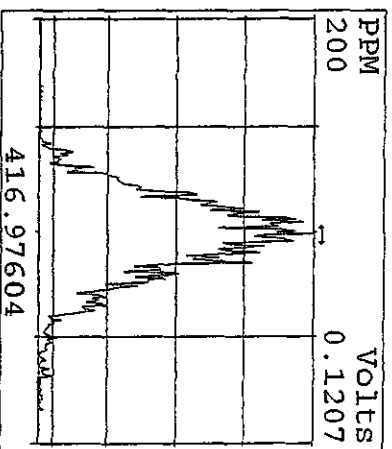
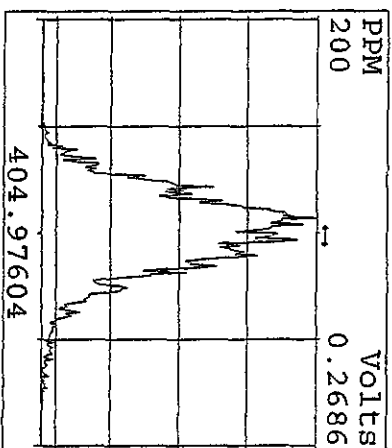
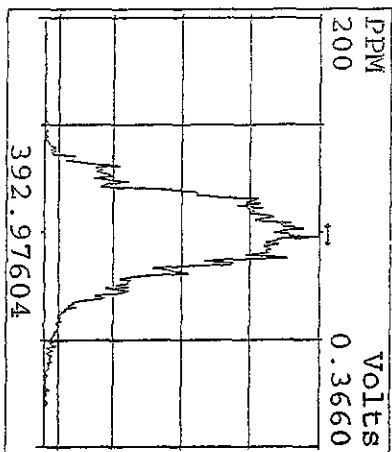
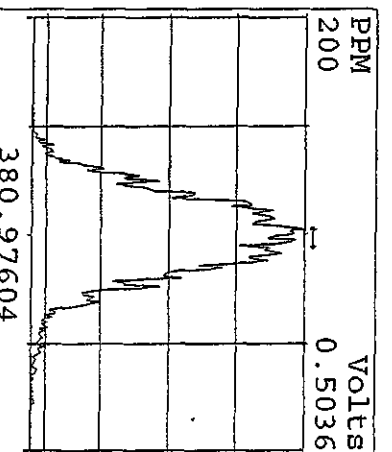
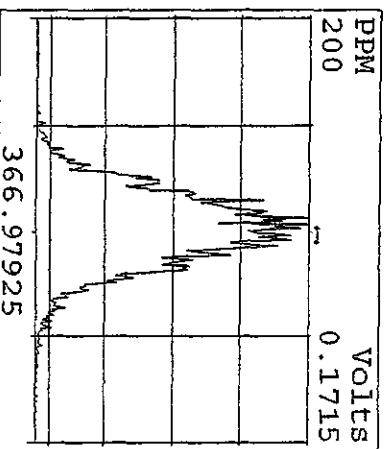
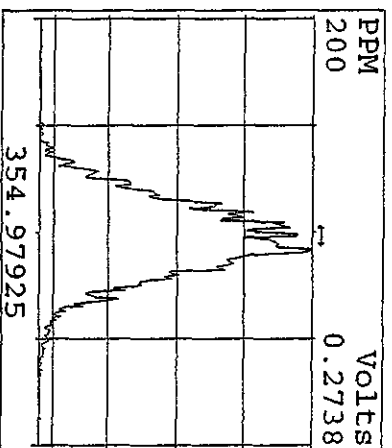
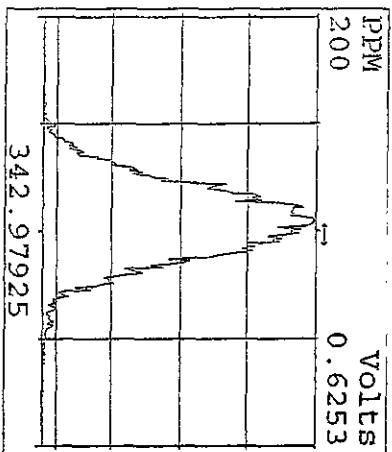
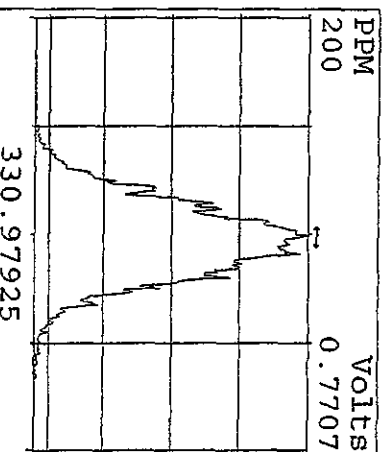
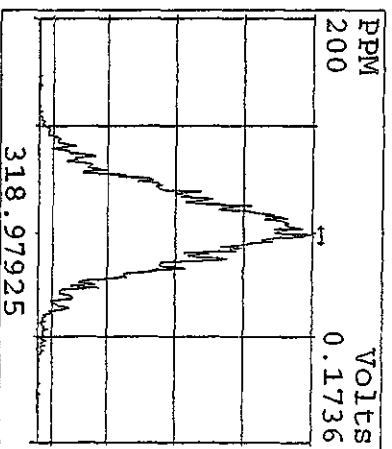
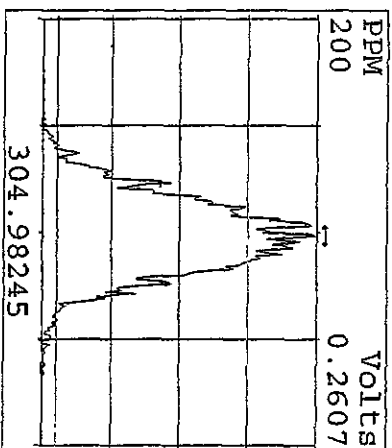
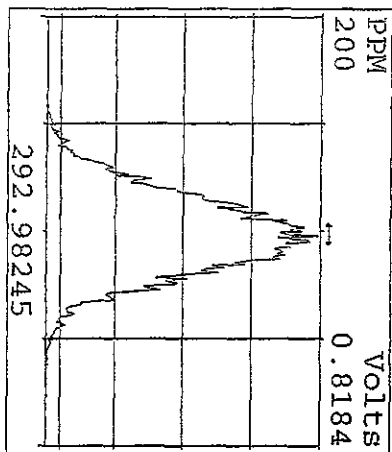
Peak Locate Examination: 30-APR-2010:16:31 File: 30AP104D5ENDRES
 Experiment: DIOXINRES8290A Function: 3 Reference: PFK



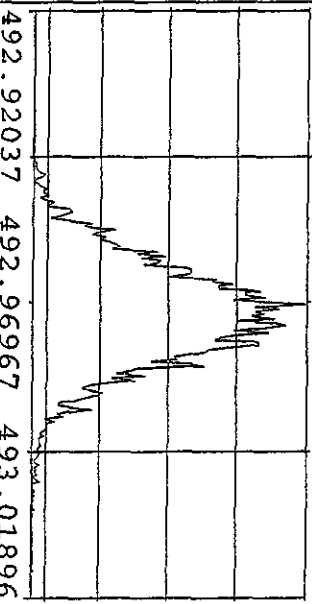
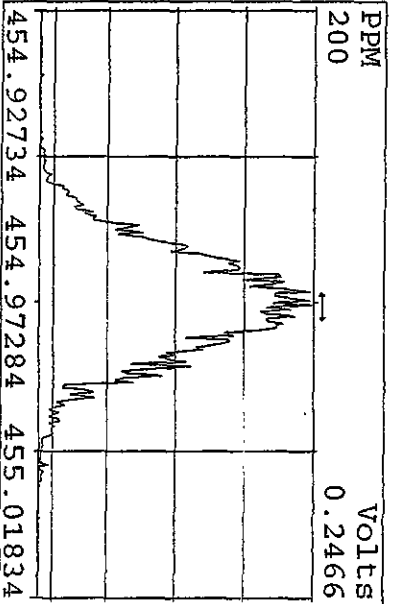
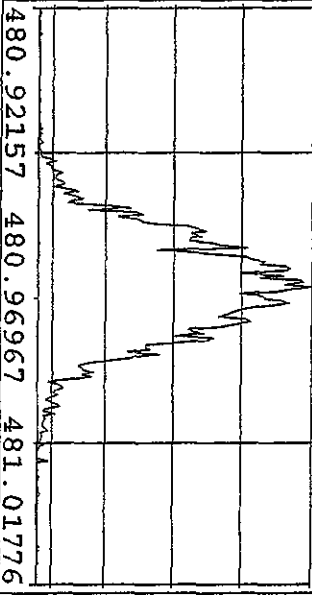
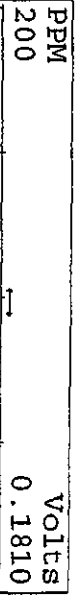
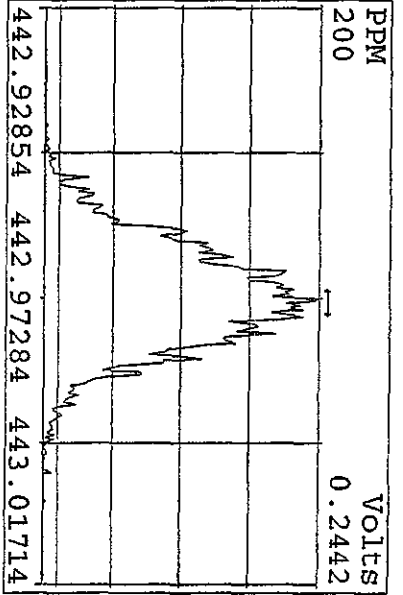
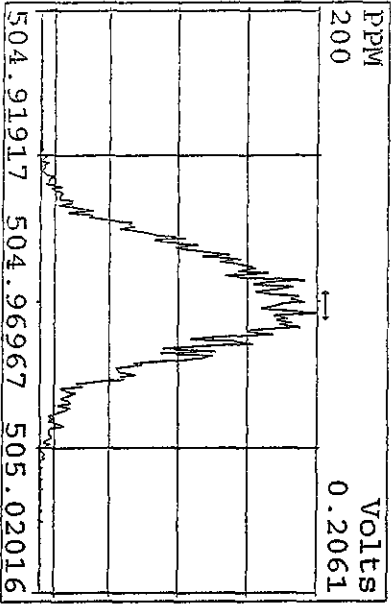
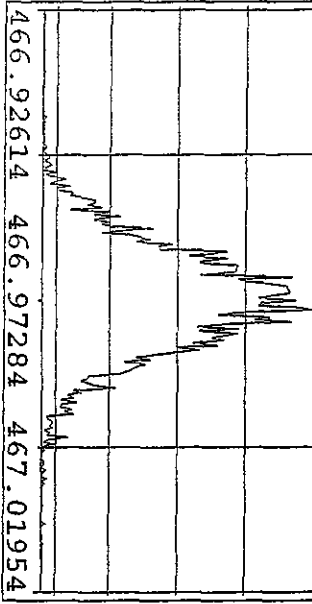
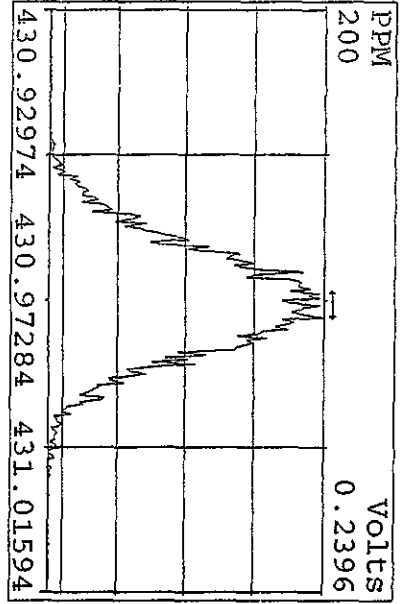
Peak Locate Examination: 30-APR-2010:16:31 File: 30AP104D5ENDRES
Experiment: DIOXINRES8290A Function: 2 Reference: PFK



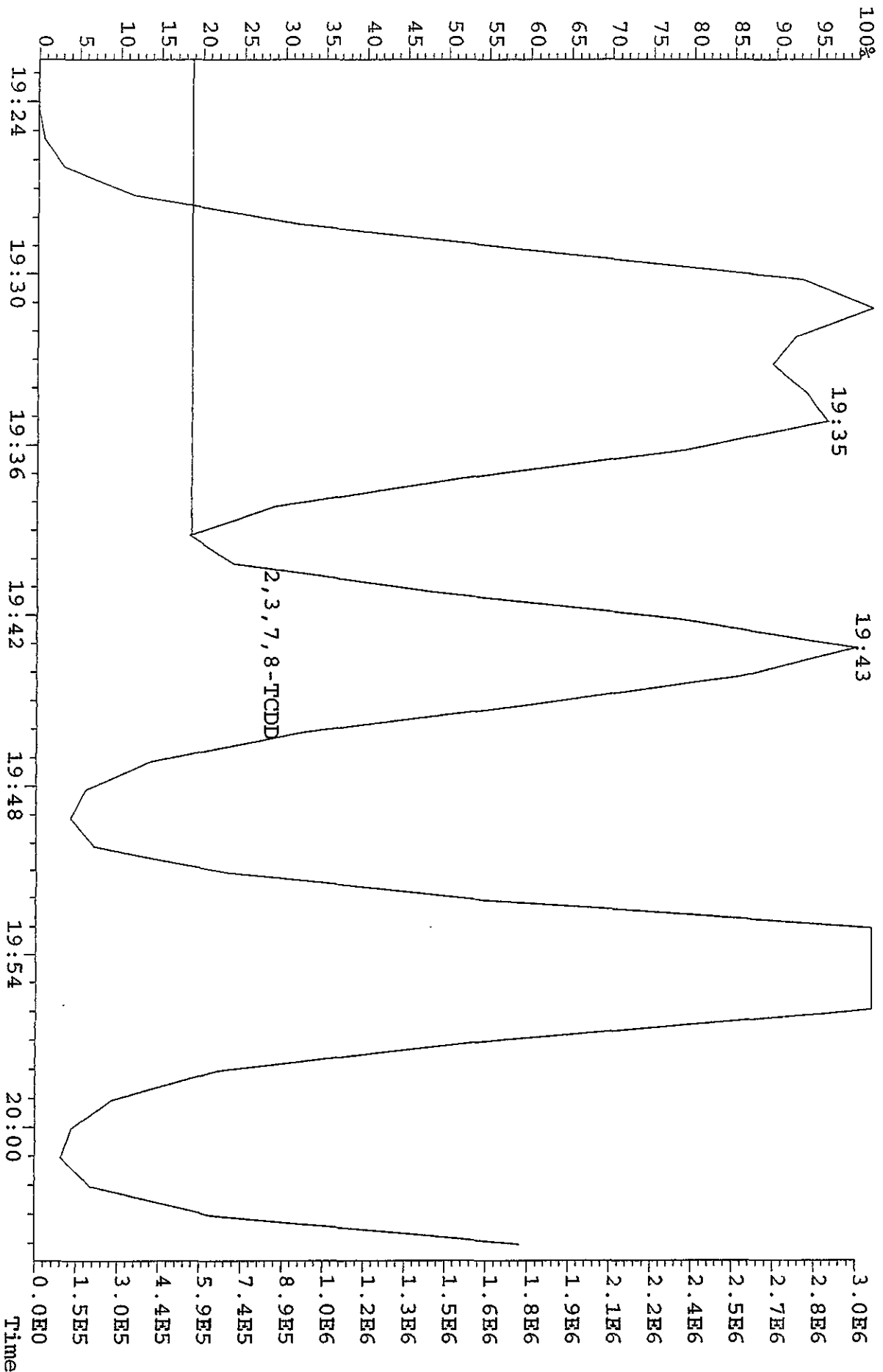
Peak Locate Examination: 30-APR-2010:16:30 File: 30AP104D5ENDRES
Experiment: DIOXINRES8290A Function: 1 Reference: PRK



Peak Locate Examination: 30-APR-2010:16:33 File: 30AP104D5ENDRES
 Experiment: DIOXINRES8290A Function: 5 Reference: PFK



File: 30AP104D5 #1-330 Acq: 30-APR-2010 08:18:20 GC FI+ Voltage SIR Autospec-UltimaE
321.8936 BSub(128,15,-3.0) Exp: DIOXINRES8290A Noise: 18

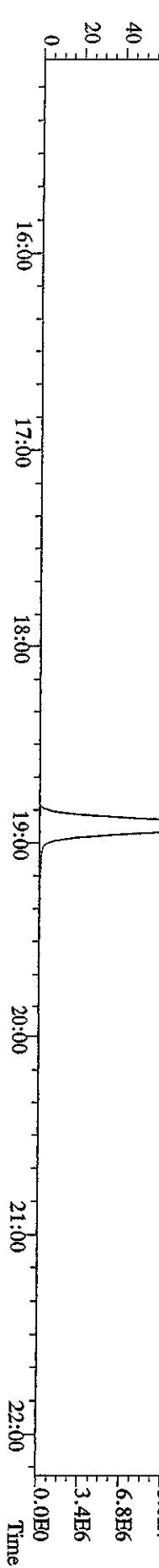
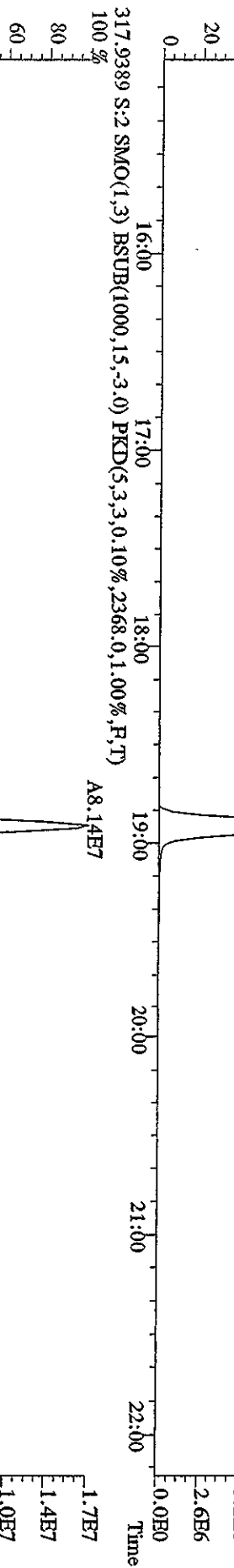
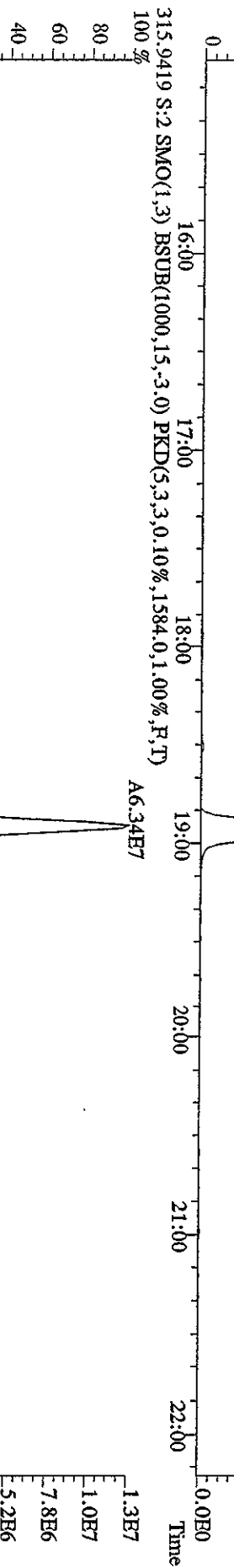
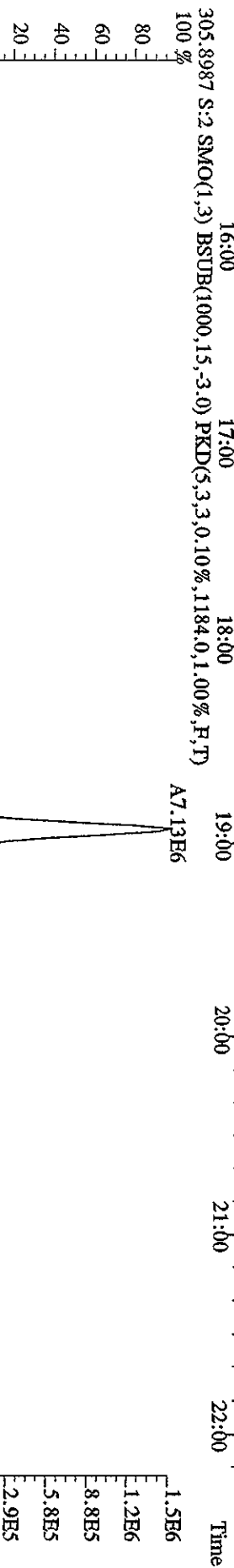
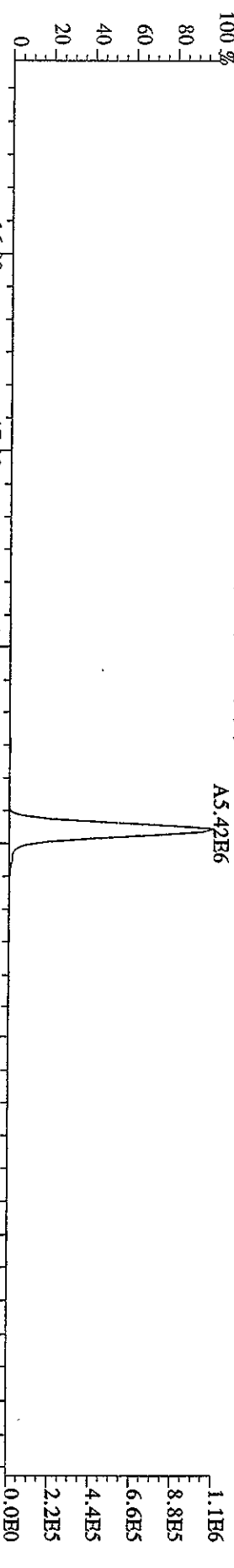


ST0412B :CS-1 09DXN422 ST0412A :CS-2 09DXN423 ST0412 :CS-3 10DXN111
 ST0412D :CS-4 09DXN426 ST0412C :CS-5 09DXN456

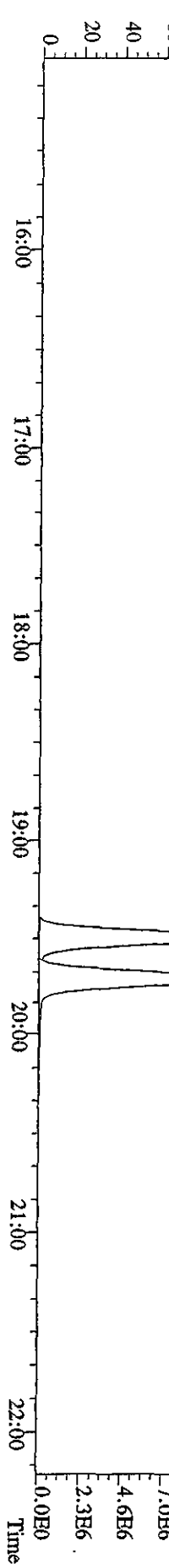
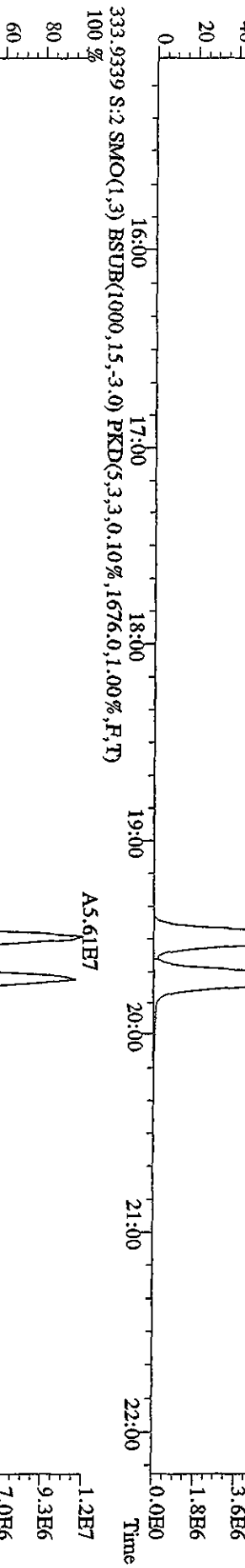
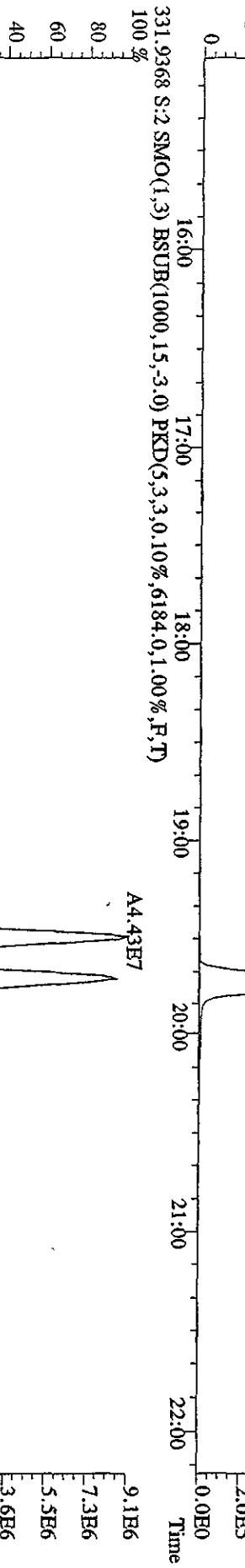

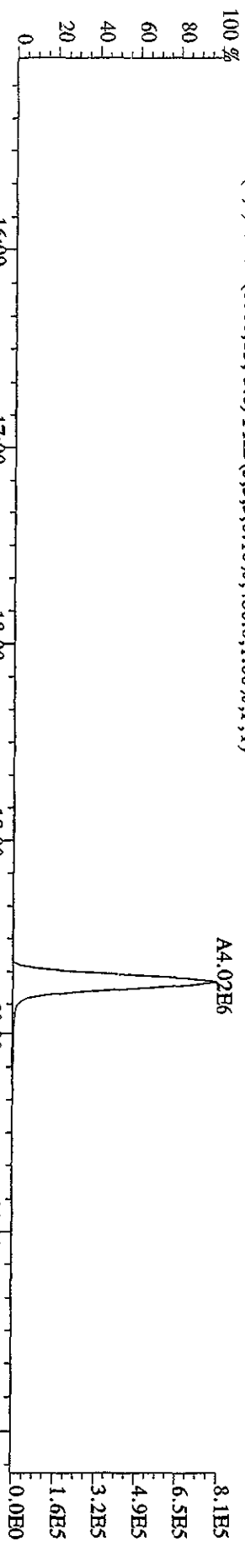
Name	Mean	S. D.	%RSD	RRF1	RRF2	RRF3	RRF4	RRF5
13C-1,2,3,4-TCDD	-	-	- %	-	-	-	-	-
13C-2,3,7,8-TCDF	1.521	0.098	6.47 %	1.54	1.47	1.60	1.38	1.62
2,3,7,8-TCDF	0.945	0.042	4.44 %	0.88	0.94	0.98	0.95	0.98
Total TCDF	0.945	0.042	4.44 %	0.88	0.94	0.98	0.95	0.98
13C-2,3,7,8-TCDD	0.950	0.080	8.47 %	0.94	0.87	0.95	0.91	1.08
2,3,7,8-TCDD	1.021	0.031	3.03 %	1.00	0.98	1.04	1.04	1.05
Total TCDD	1.021	0.031	3.03 %	1.00	0.98	1.04	1.04	1.05
37Cl-2,3,7,8-TCDD	2.261	0.218	9.64 %	2.41	2.04	2.16	2.14	2.56
13C-1,2,3,7,8-PeCDF	1.050	0.149	14.1 %	0.97	0.97	1.01	0.98	1.31
1,2,3,7,8-PeCDF	1.045	0.049	4.68 %	0.97	1.02	1.09	1.09	1.06
2,3,4,7,8-PeCDF	0.982	0.045	4.55 %	0.93	0.97	1.03	1.02	0.96
Total F2 PeCDF	1.013	0.046	4.50 %	0.95	0.99	1.06	1.05	1.01
Total F1 PeCDF	1.013	0.046	4.50 %	0.95	0.99	1.06	1.05	1.01
13C-1,2,3,7,8-PeCDD	0.670	0.094	14.0 %	0.61	0.65	0.62	0.64	0.84
1,2,3,7,8-PeCDD	0.982	0.047	4.75 %	0.94	0.93	1.04	1.01	0.99
Total PeCDD	0.982	0.047	4.75 %	0.94	0.93	1.04	1.01	0.99
13C-1,2,3,7,8-HxCDD	-	-	- %	-	-	-	-	-
13C-1,2,3,4,7,8-HxCDF	1.025	0.075	7.29 %	1.08	0.98	1.08	0.92	1.06
1,2,3,4,7,8-HxCDF	1.213	0.061	5.00 %	1.12	1.18	1.25	1.28	1.23
1,2,3,6,7,8-HxCDF	1.343	0.096	7.13 %	1.20	1.34	1.46	1.38	1.33
2,3,4,6,7,8-HxCDF	1.222	0.064	5.27 %	1.13	1.19	1.29	1.26	1.23
1,2,3,7,8,9-HxCDF	1.092	0.072	6.60 %	1.02	1.02	1.15	1.17	1.10
Total HxCDF	1.218	0.070	5.72 %	1.12	1.18	1.29	1.27	1.22
13C-1,2,3,6,7,8-HxCDD	0.807	0.060	7.46 %	0.81	0.77	0.86	0.72	0.87
1,2,3,4,7,8-HxCDD	1.007	0.056	5.54 %	0.93	1.02	1.04	1.07	0.98

1,2,3,6,7,8-HxCDD	1.114	0.059	5.33 %	1.06	1.06	1.19	1.16	1.11
1,2,3,7,8,9-HxCDD	1.209	0.083	6.88 %	1.12	1.17	1.22	1.34	1.19
Total HxCDD	1.110	0.061	5.46 %	1.04	1.08	1.15	1.19	1.09
13C-1,2,3,4,6,7,8-HpCDF	0.863	0.061	7.10 %	0.87	0.82	0.95	0.79	0.88
1,2,3,4,6,7,8-HpCDF	1.310	0.072	5.52 %	1.20	1.28	1.39	1.36	1.32
1,2,3,4,7,8,9-HpCDF	1.026	0.053	5.19 %	0.95	1.00	1.09	1.06	1.03
Total HpCDF	1.168	0.063	5.36 %	1.08	1.14	1.24	1.21	1.18
13C-1,2,3,4,6,7,8-HpCDD	0.697	0.052	7.39 %	0.71	0.67	0.77	0.64	0.71
1,2,3,4,6,7,8-HpCDD	1.072	0.039	3.60 %	1.03	1.03	1.11	1.11	1.08
Total HpCDD	1.072	0.039	3.60 %	1.03	1.03	1.11	1.11	1.08
13C-OCDD	0.531	0.041	7.69 %	0.53	0.49	0.58	0.49	0.57
OCDF	1.445	0.085	5.85 %	1.32	1.39	1.51	1.50	1.50
OCDD	1.166	0.060	5.16 %	1.08	1.14	1.23	1.21	1.17

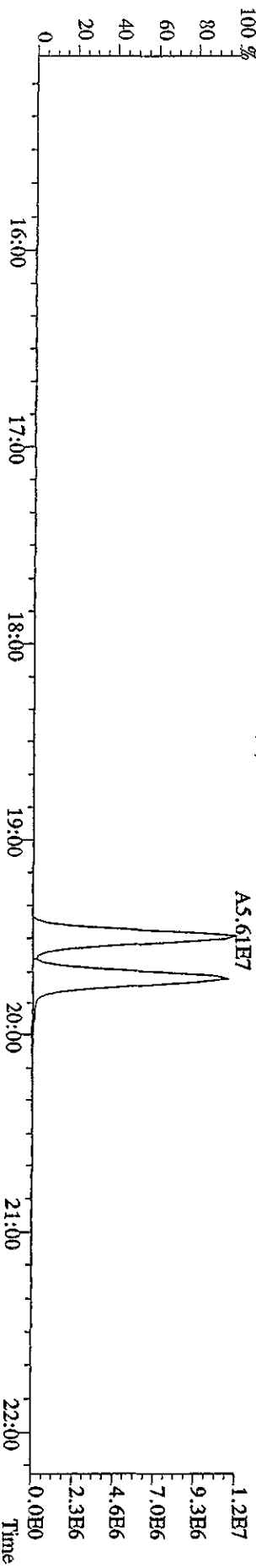
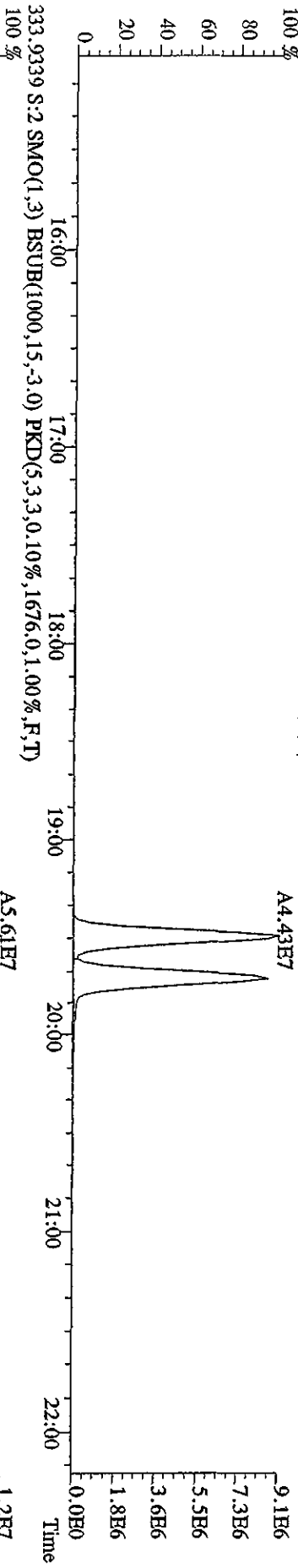
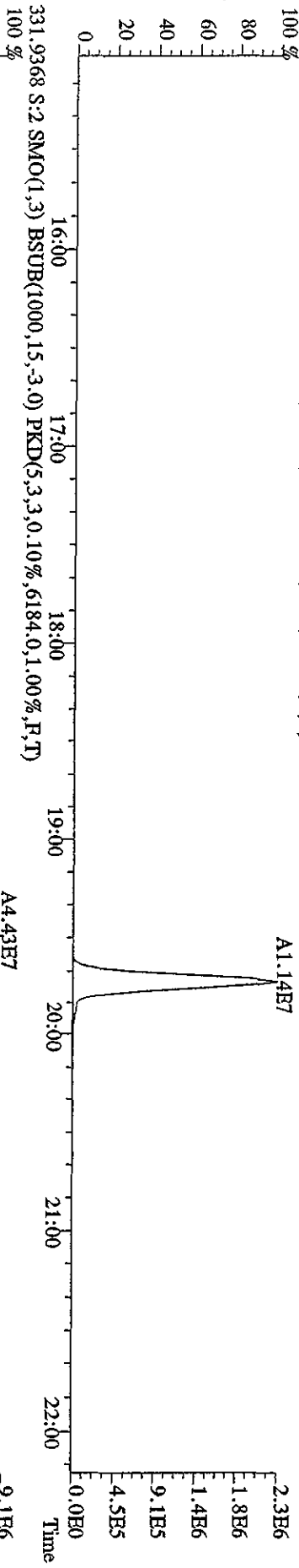
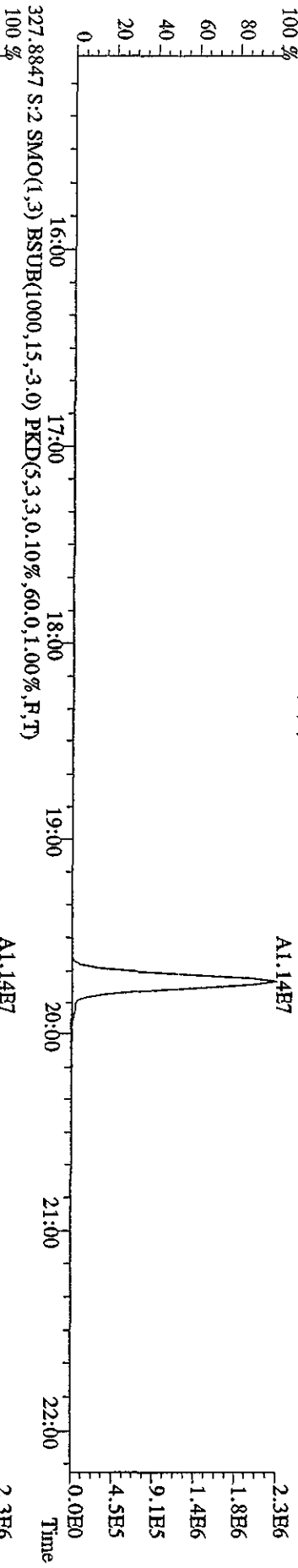
File:30AP104D5 #1-434 Acq:30-APR-2010 09:02:22 GC EI+ Voltage SIR Autospec-UltimaB
 Sample#2 Text:ST0430 :CS3 10DXN083 Exp:DIOXINRES8290A
 303.9016 S:2 SMO(1,3) BSUB(1000,15,-3.0) PKD(5,3,3,0,10%,68.0,1.00%,F,T)



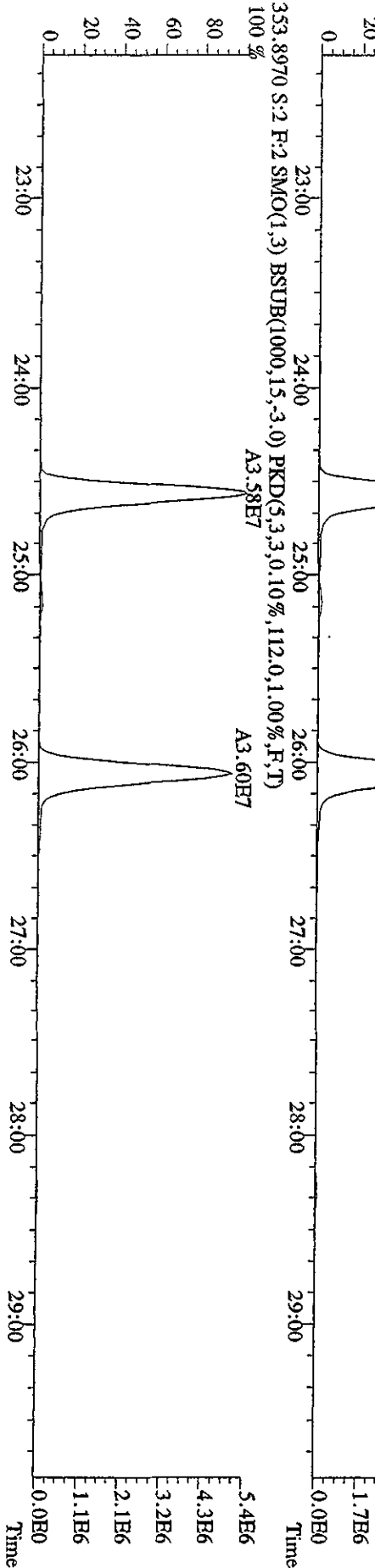
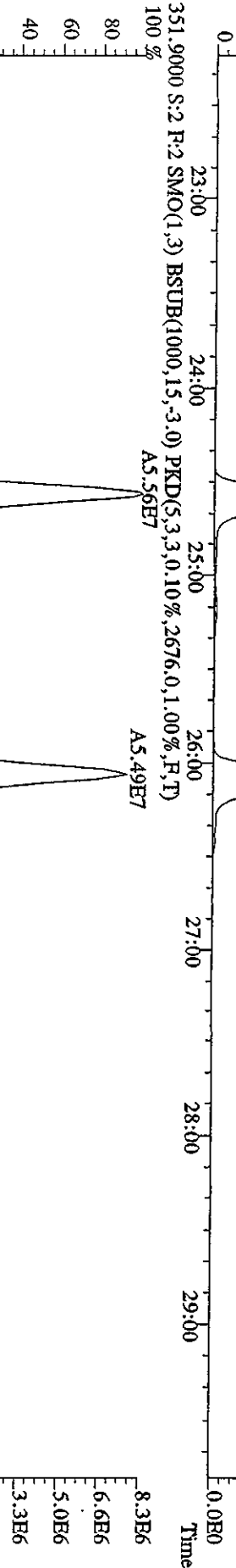
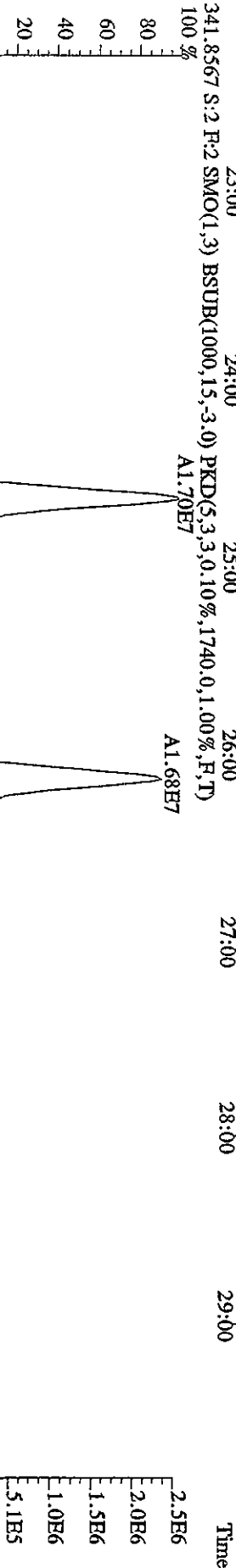
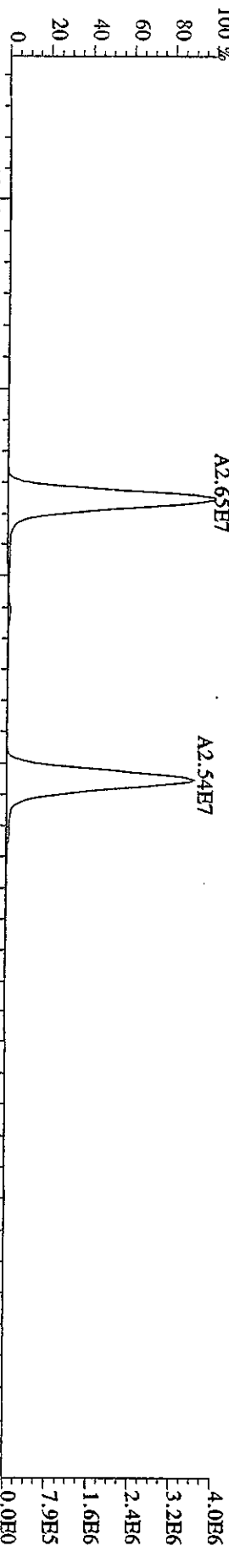
File:30AP104D5 #1-434 Acq:30-APR-2010 09:02:22 GC EI+ Voltage SIR Autospec-Ultimate
 Sample#2 Text:ST0430 :CS3 10DXN083 Exp:DIOXINRES8290A
 319.8965 S:2 SMO(1,3) BSUB(1000,15,-3.0) PKD(5,3,3,0,10%,480.0,1.00%,F,T)



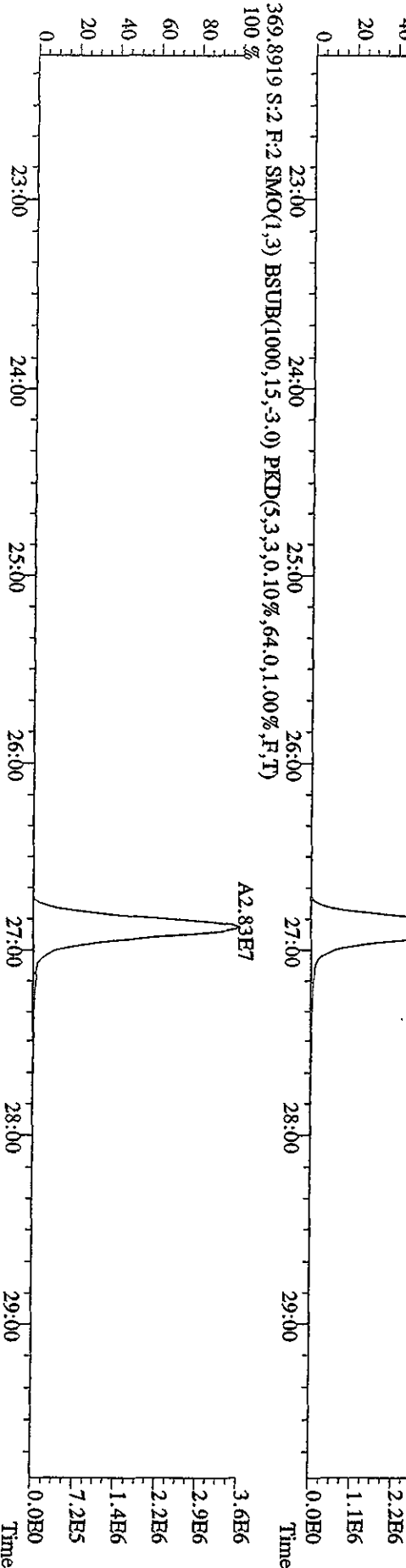
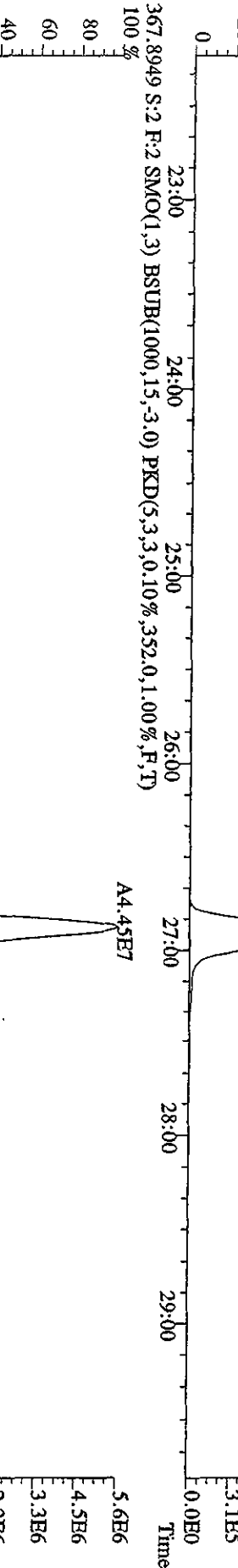

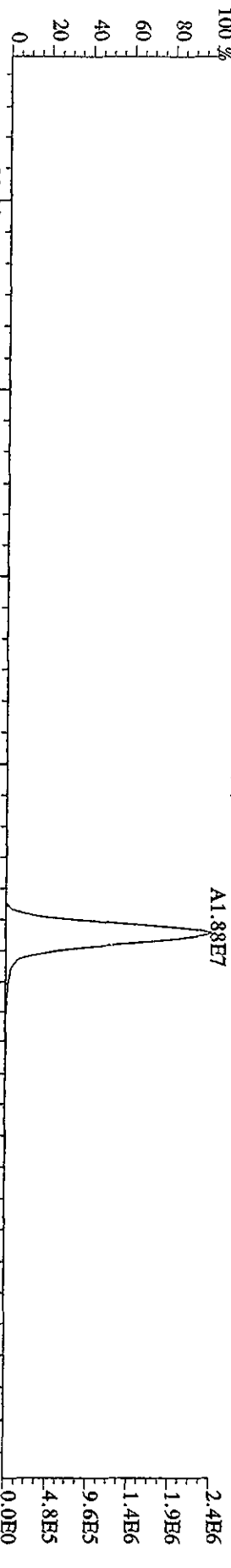
File:30ADP104D5 #1-434 Acq:30-APR-2010 09:02:22 GC EI+ Voltage SIR Autospec-UtimaB
 Sample#2 Text:ST0430 :CS3 10DXN083 Exp:DIOXINRES8290A
 327.8847 S:2 SMO(1,3) BSUB(1000,15,-3.0) PKD(5,3,3,0,10%,60.0,1.00%,F,T)
 100 %



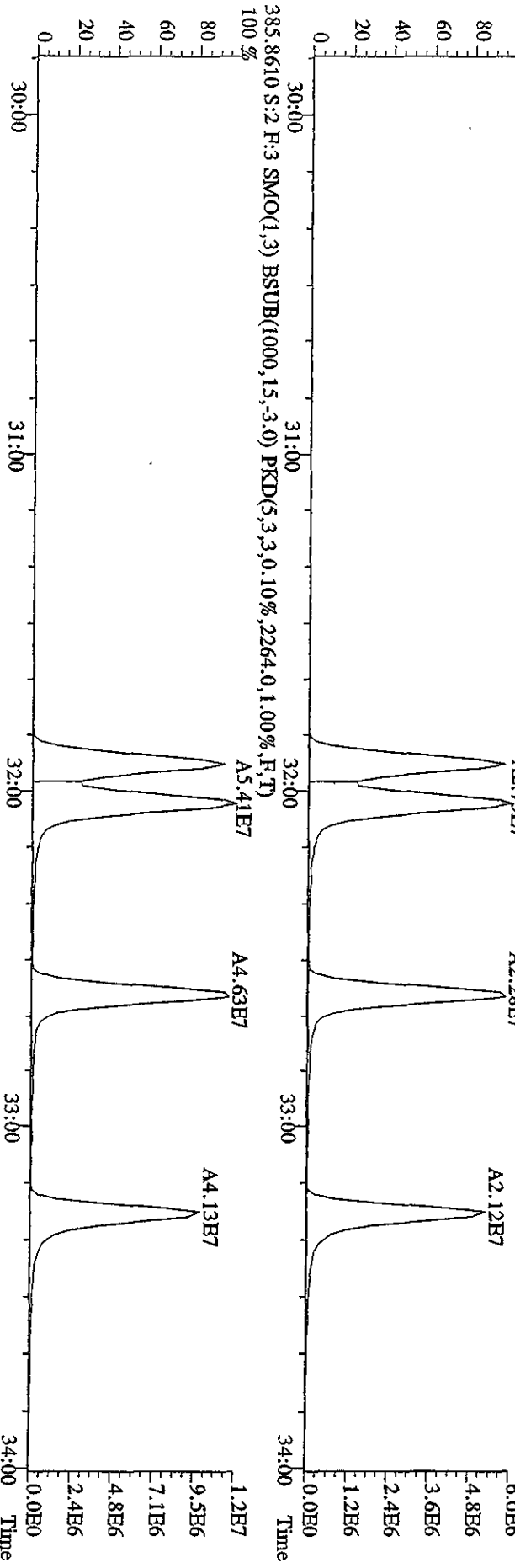
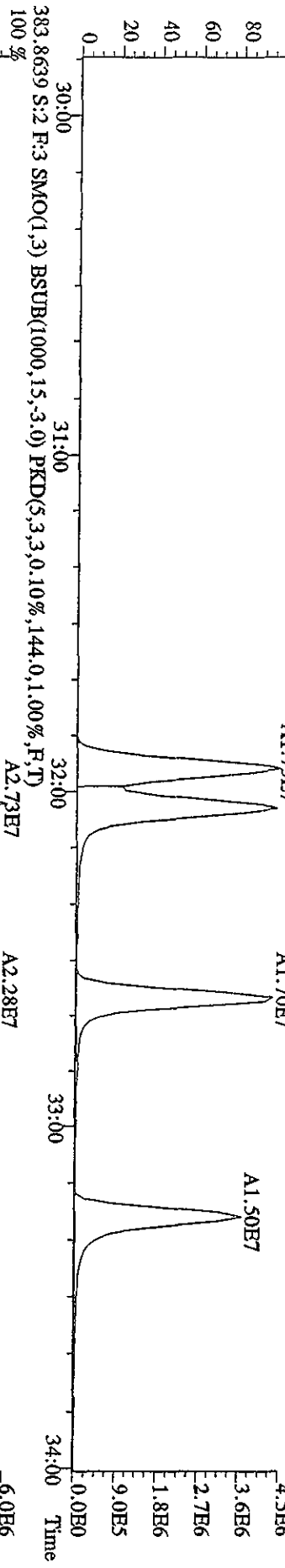
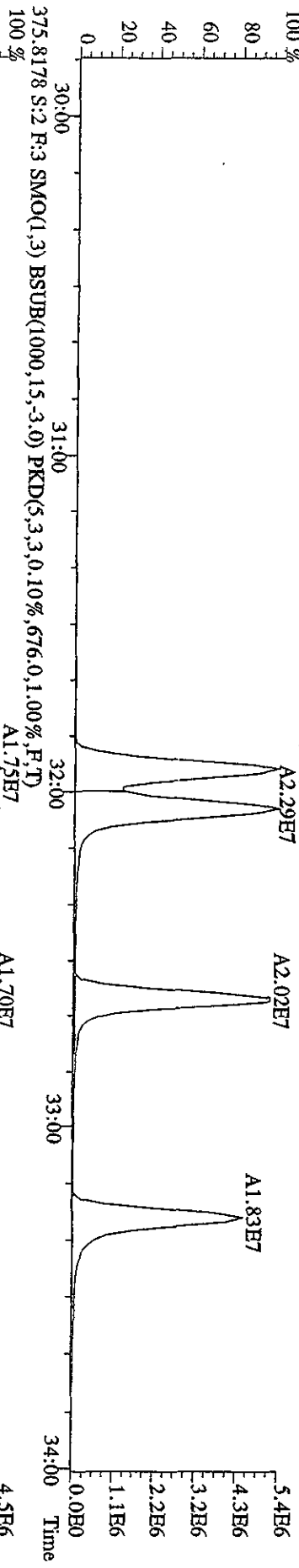
File:30AP104D5 #1-604 Acq:30-APR-2010 09:02:22 GC BI+ Voltage SIR Autospec-UltimatE
 Sample#2 Text:ST0430 :CS3 10DXN083 Exp:DIOXINRES8290A
 339.8597 S:2 F:2 SMO(1,3) BSUB(1000,15,-3,0) PKD(5,3,3,0,10%,1164,0,1,00%,F,T)
 100 %



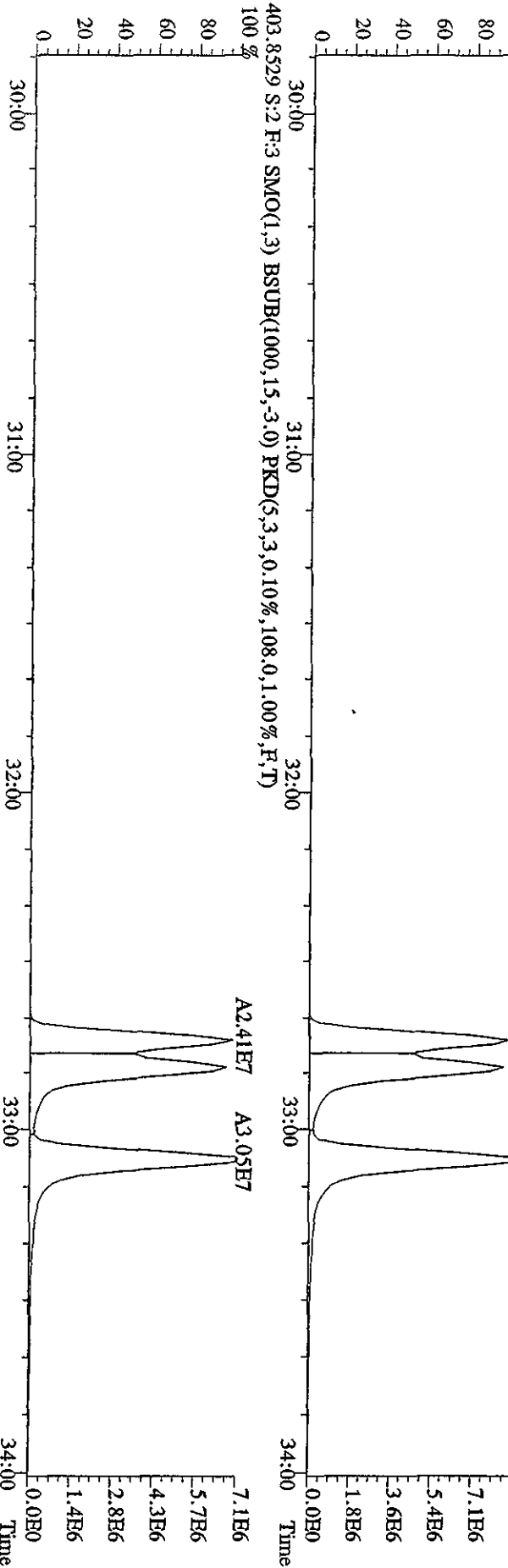

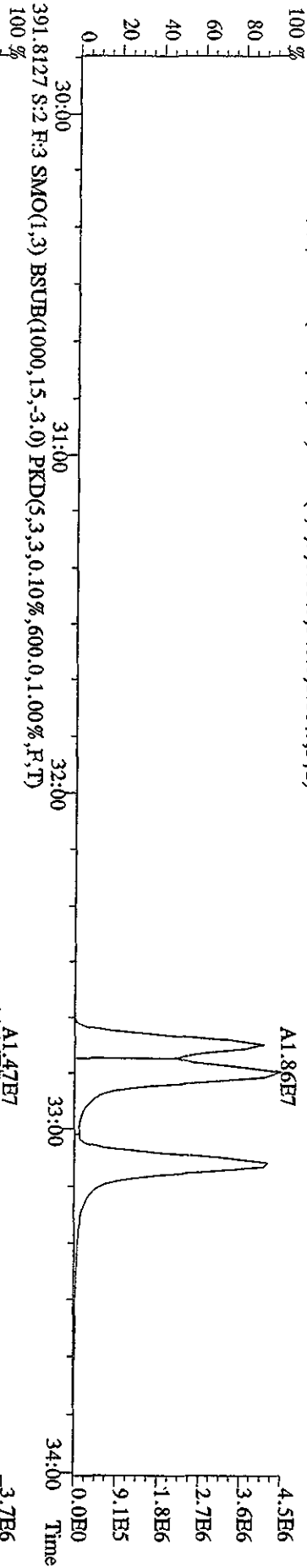
File: 30AP104D5 #1-604 Acq: 30-APR-2010 09:02:22 GC HI + Voltage SIR Autospec-Ultimate
 Sample#2 Text: ST0430 :CS3 10DXN083 Exp: DIOXINRES8290A
 355.8546 S:2 F:2 SMO(1,3) BSUB(1000,15,-3.0) PKD(5,3,3,0.10%,1140.0,1.00%,F,T)







File:30AP104D5 #1-317 Acq:30-APR-2010 09:02:22 GC HF + Voltage SIR Autospec-UltimaB
 Sample#2 Text:ST0430 :CS3 10DXN083 Exp:DIOXINRES8290A
 373.8208 S:2 F:3 SMO(1,3) BSUB(1000,15,-3.0) PKD(5,3,3,0,10%,640,0,1.00%,F,T)



File: 30AP104D5 #1-317 Acq: 30-APR-2010 09:02:22 GC HI+ Voltage SIR Autospec-UltimaB
 Sample#2 Text: ST0430 :CS3 10DXN083 Exp: DIOXINRES8290A
 389.8157 S:2 F:3 SMO(1,3) BSUB(1000,15,-3.0) PKD(5,3,3,0.10%,540.0,1.00%,F,T)
 100 %

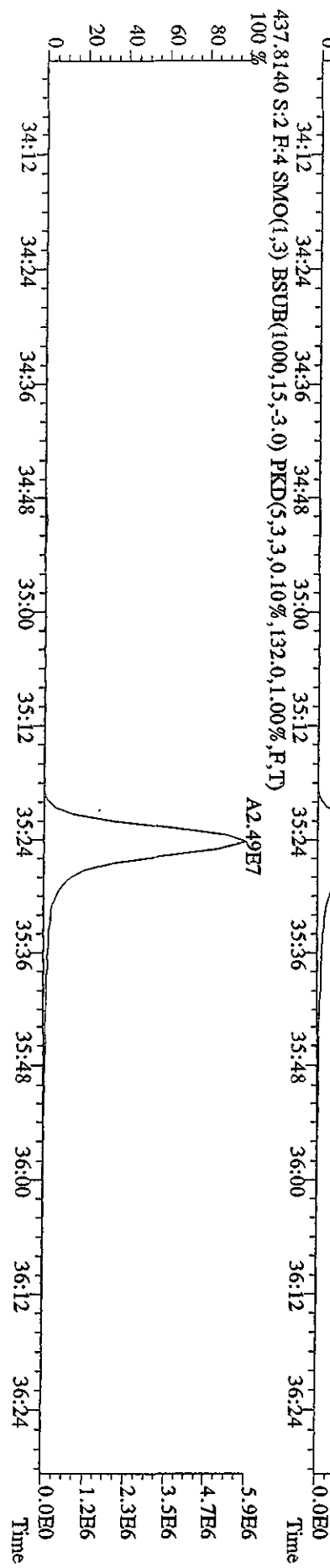
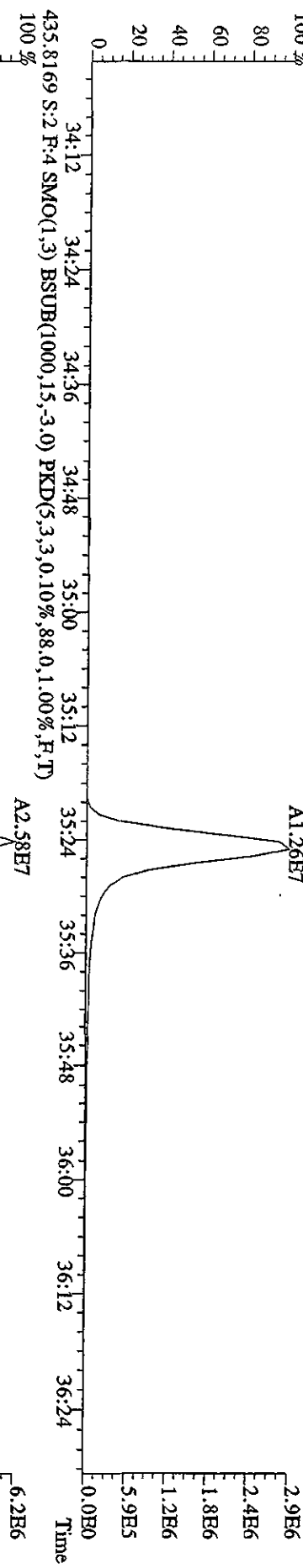
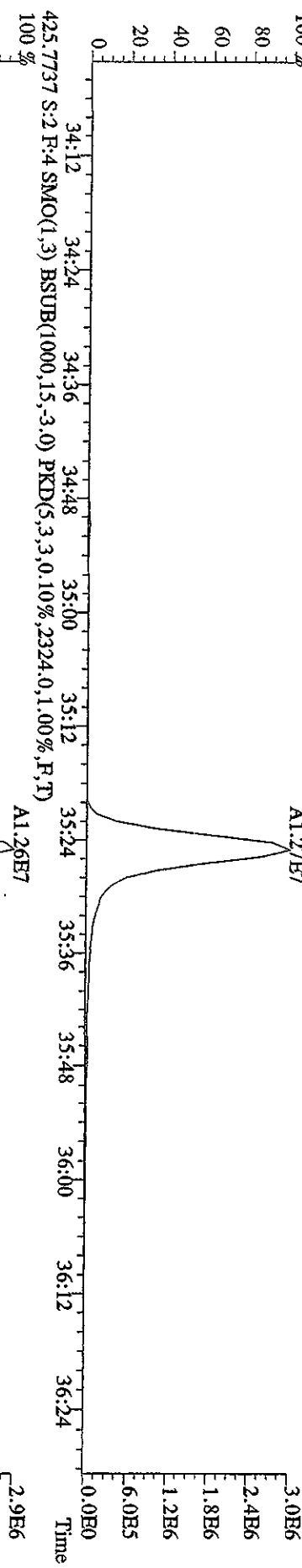


File:30AP104D5 #1-198 Acq:30-APR-2010 09:02:22 GC HF+ Voltage SIR Autospec-UltimaE
 Sample#2 Text:ST0430 :CS3 10DXN083 Exp:DIOXINRES8290A
 407.7818 S:2 F:4 SMO(1,3) BSUB(1000,15,-3,0) PKD(5,3,3,0,10%,5300,0,1,00%,F,T)
 100% A1.50E7

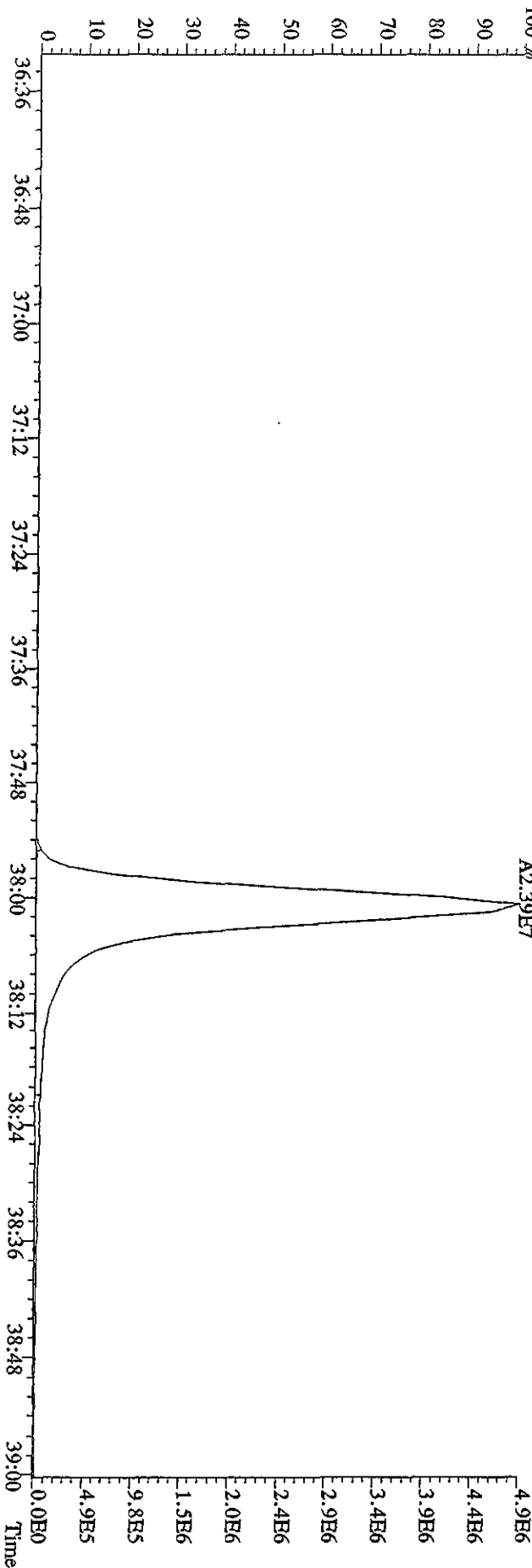
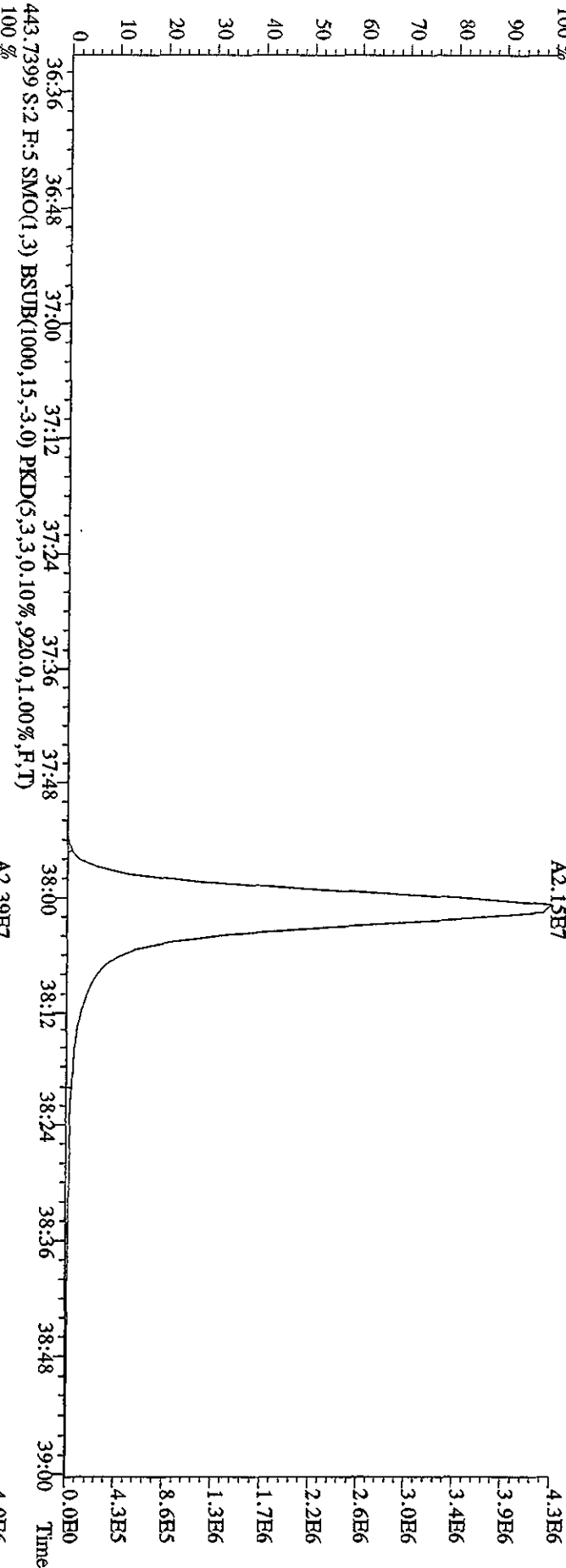


419.8220 S:2 F:4 SMO(1,3) BSUB(1000,15,-3,0) PKD(5,3,3,0,10%,15468,0,1,00%,F,T)
 100% A2.97E7

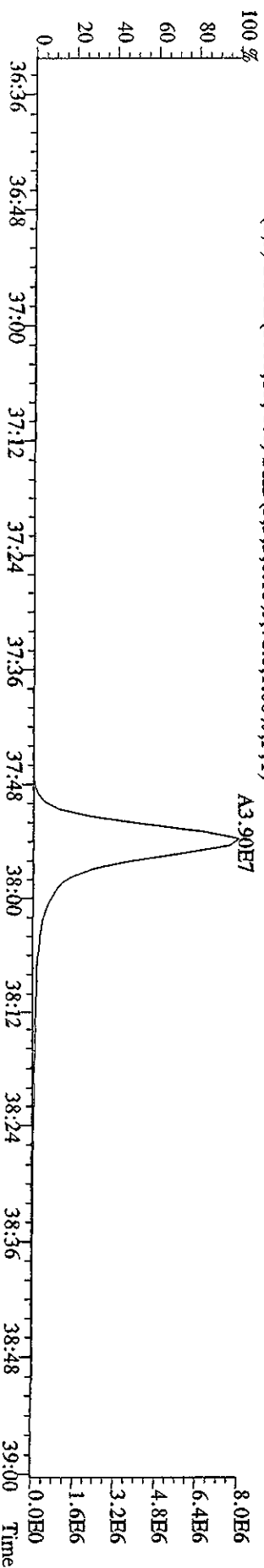
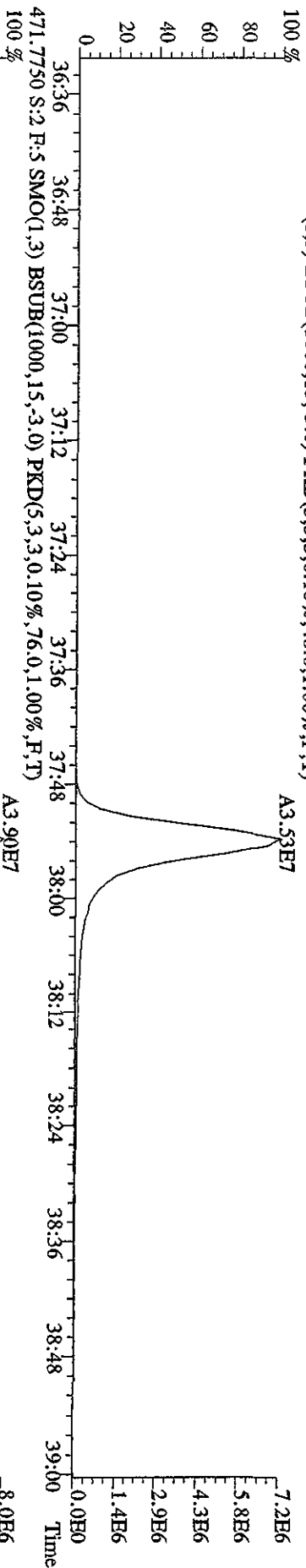
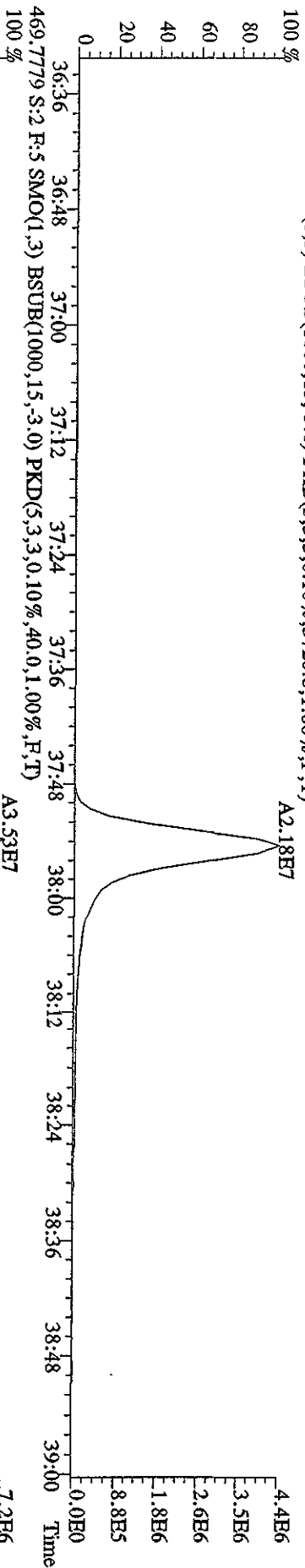
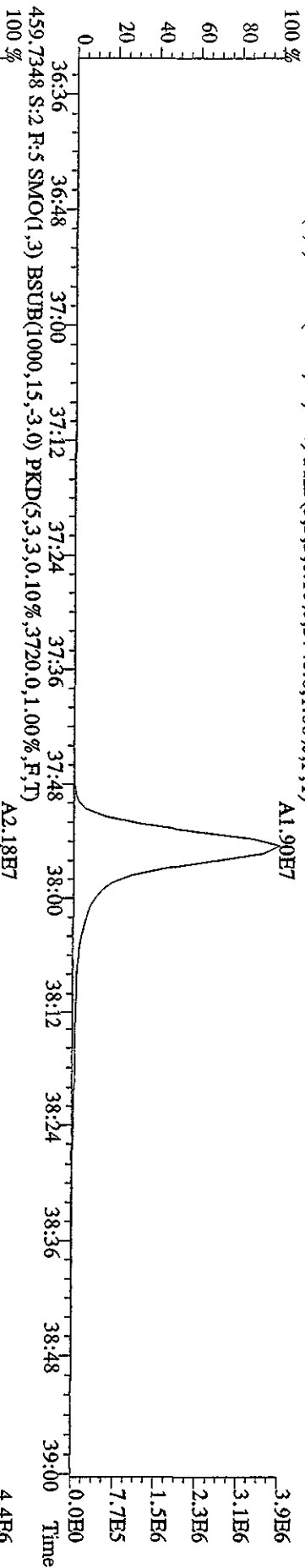
File:30API104D5 #1-198 Acq:30-APR-2010 09:02:22 GC EI+ Voltage SIR Autospec-UltimaB
 Sample#2 Text:ST0430 :CS3 10DXN083 Exp:DIOXINRES8290A
 423.7766 S:2 F:4 SMO(1,3) BSUB(1000,15,-3.0) PKD(5,3,3,0,10%,2428.0,1.00%,F,T)



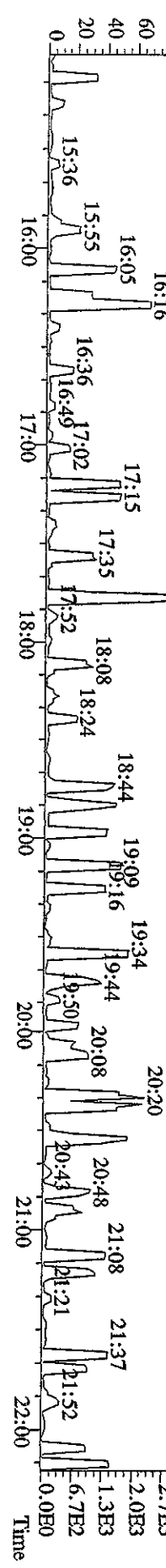
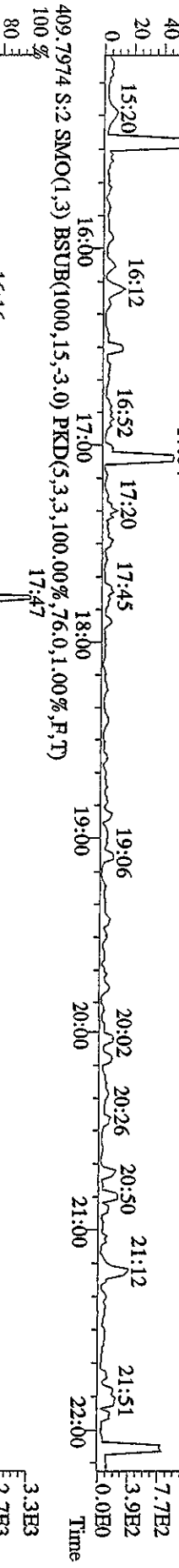
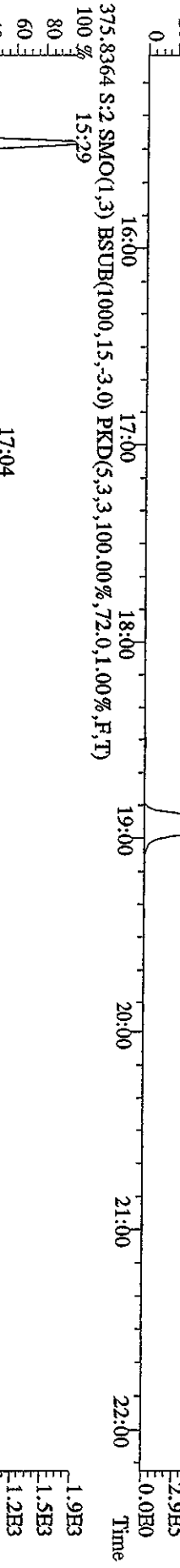
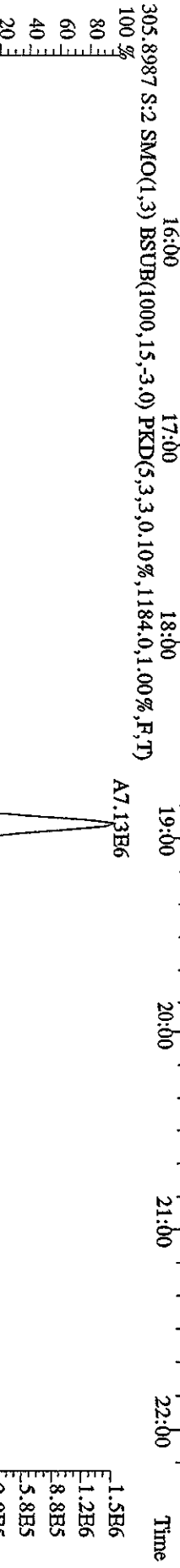
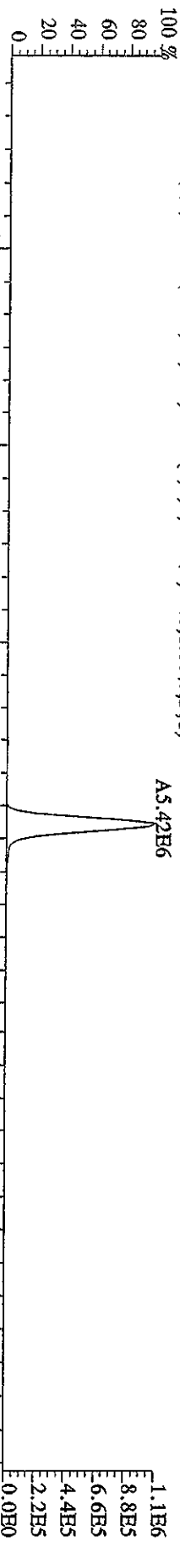
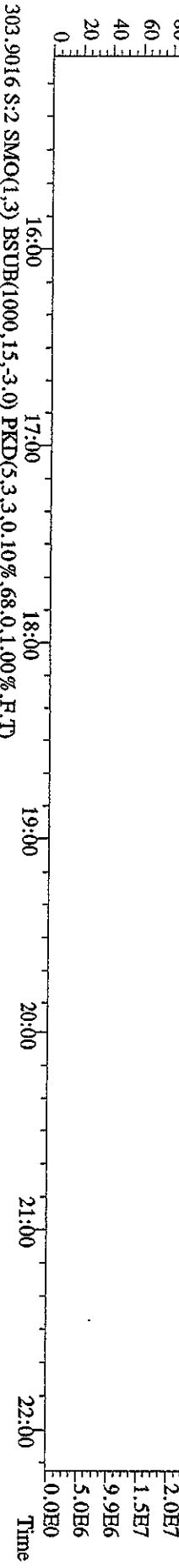
File:30AP104D5 #1-190 Acq:30-APR-2010 09:02:22 GC EI+ Voltage SIR Autospec-UltimaB
Sample#2 Text:ST0430 :CS3 10DXN083 Exp:DIOXINRES8290A
441.7428 S:2 F:5 SMO(1,3) BSUB(1000,15,-3.0) PKD(5,3,3,0,10%,588.0,1.00%,F,T)




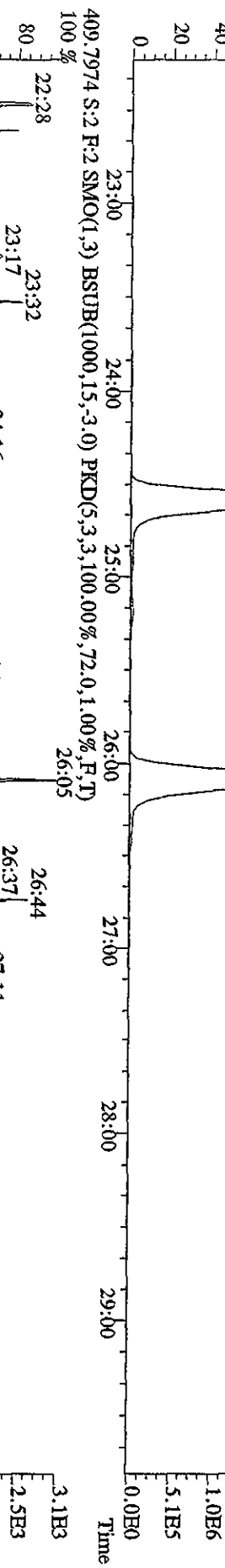
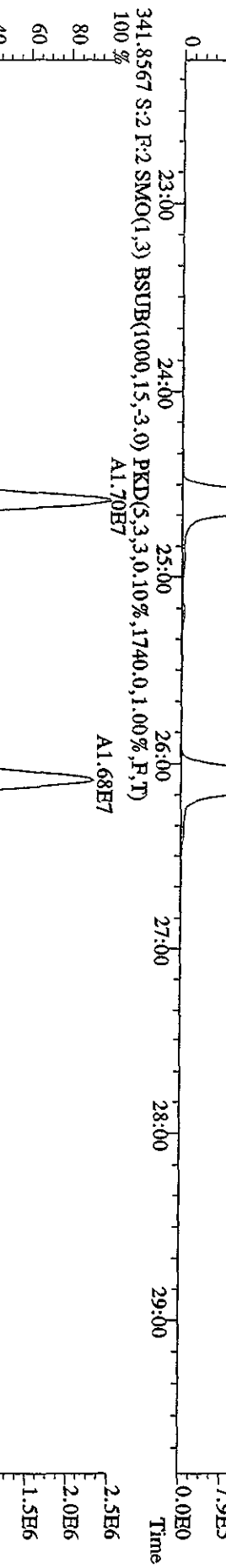
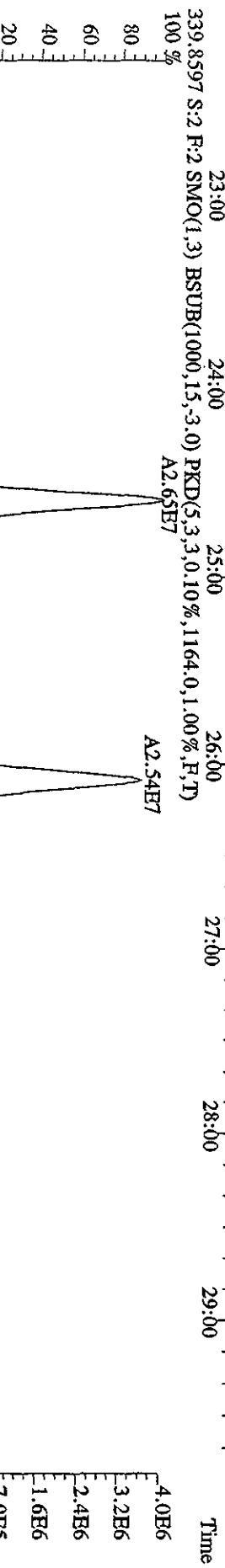
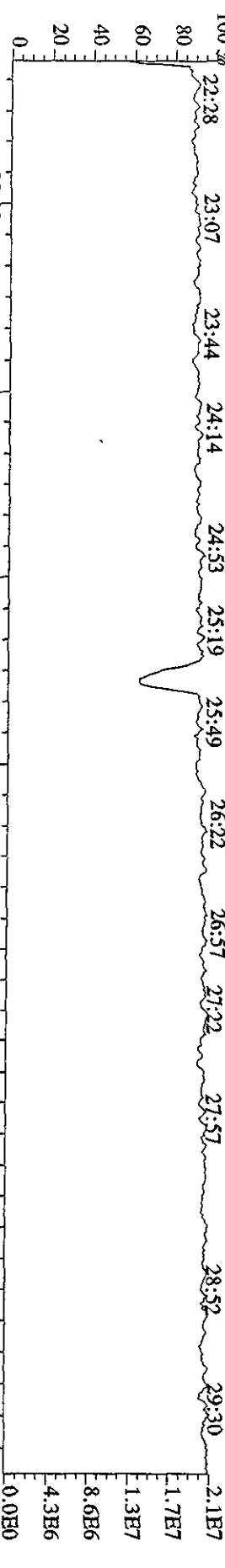
File:30AP104D5 #1-190 Acq:30-APR-2010 09:02:22 GC EI+ Voltage SIR Autospec-UltimaE
 Sample#2 Text:ST0430 :CS3 10DXN083 Exp:DIOXINRES8290A
 457.7737 S:2 F:5 SMO(1,3) BSUB(1000,15,-3.0) PKD(5,3,3,0.10%,5748.0,1.00%,F,T)
 100%



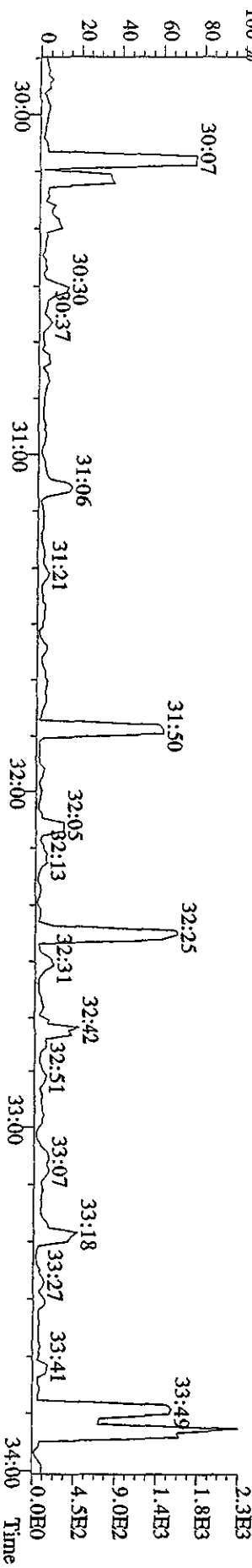
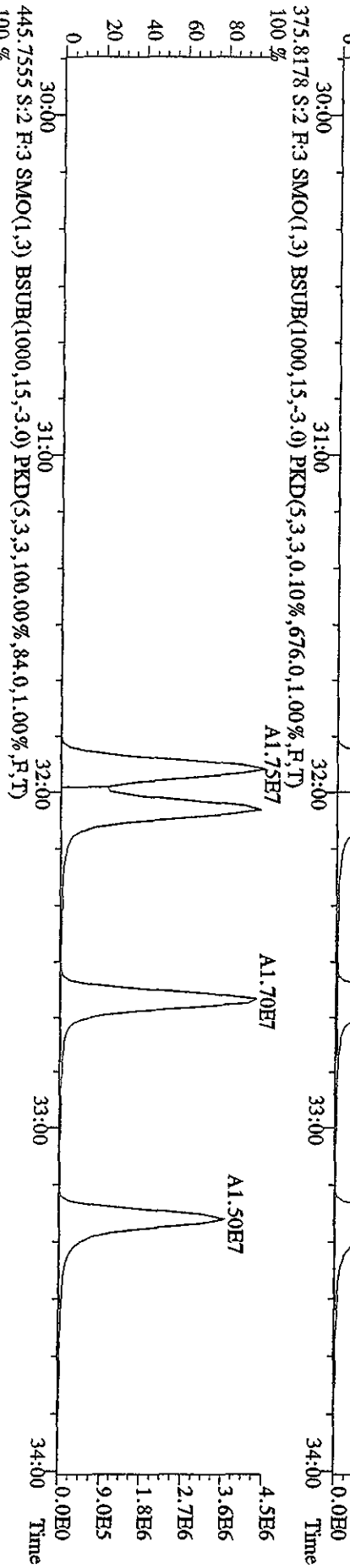
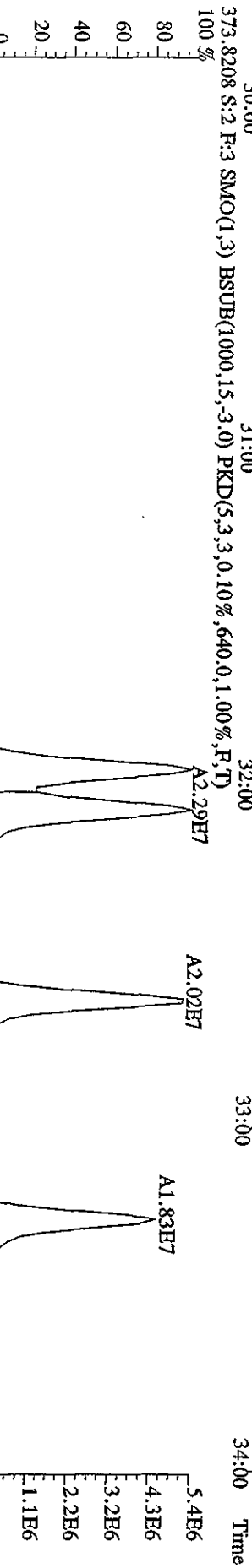
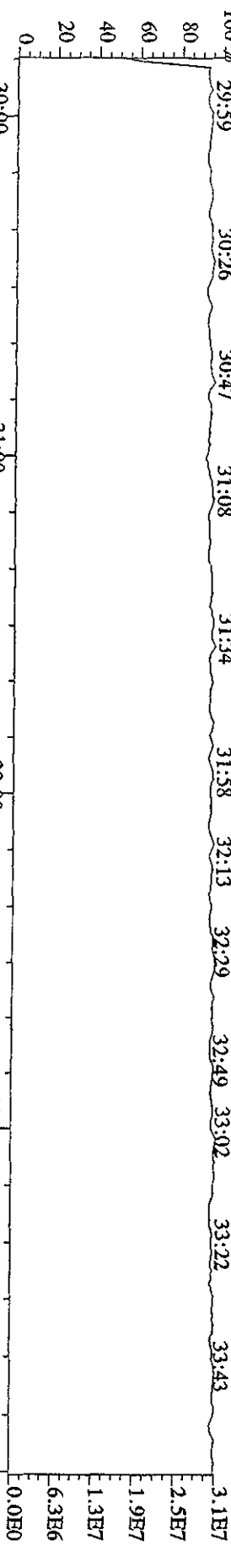
File:30AIP104D5 #1-434 Acq:30-APR-2010 09:02:22 GC EI+ Voltage SIR Autospec-UltimaB
 Sample#2 Text:ST0430 :CS3 10DXN083 Exp:DIOXINRES8290A
 354.9792 S:2 SMO(1,3) PKD(5,3,3,100.00%,0.0,1.00%,F,T)
 15:41 16:20 16:50 17:28 18:09 18:32 18:56 19:24 20:03 20:27 20:59 21:31 21:58 2:5B7



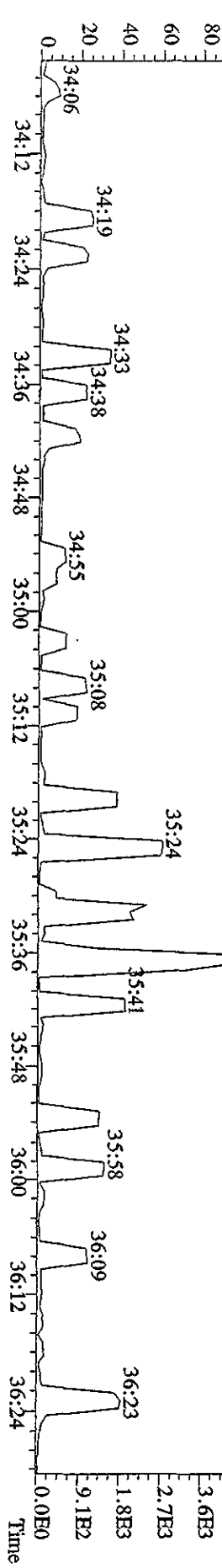


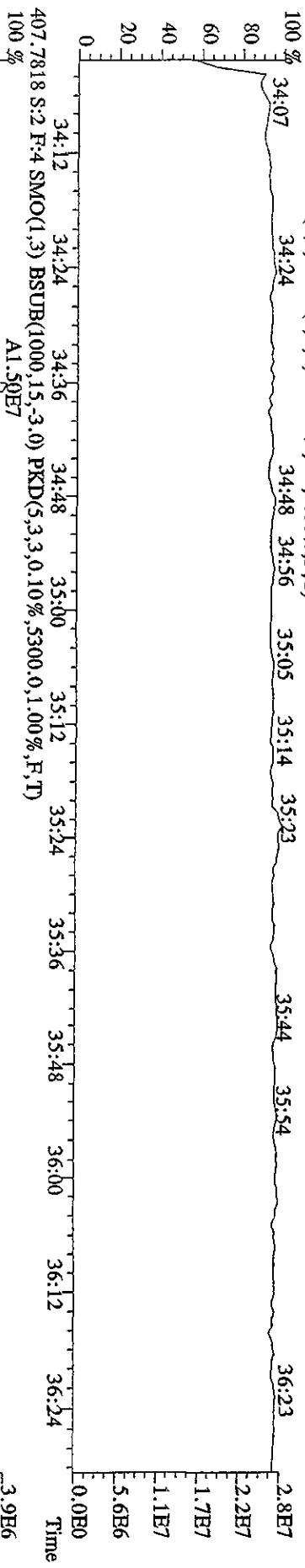
File:30AP104D5 #1-604 Acq:30-APR-2010 09:02:22 GC EI+ Voltage SIR Autospec-UltimaE
 Sample#2 Text:ST0430 :CS3 10DXN083 Exp:DIOXINRES6290A
 354.9792 S:2 F:2 SMO(1,3) PKD(5,3,3,100.00%,0.0,1.00%,F,T)



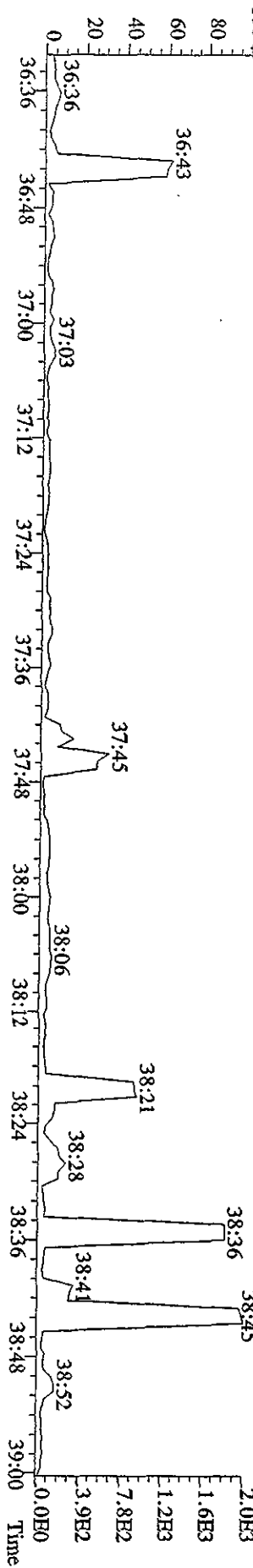
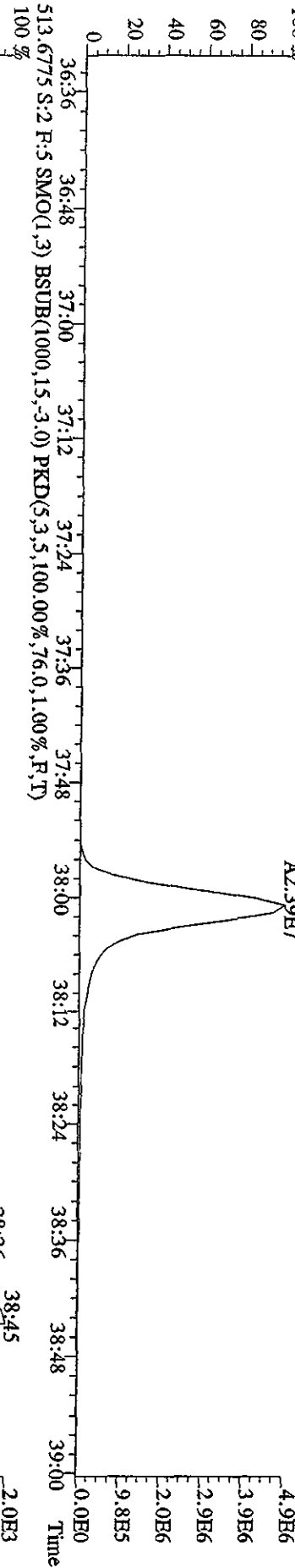
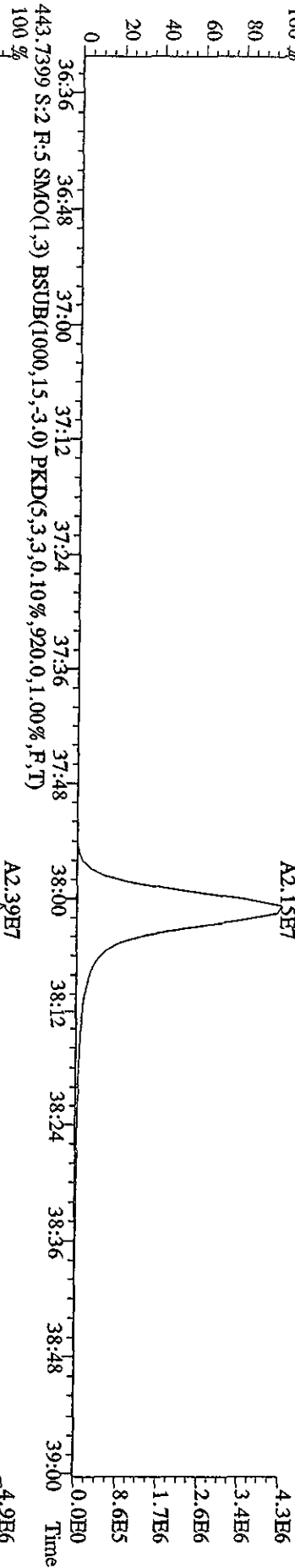

File:30AP104D5 #1-317 Acq:30-APR-2010 09:02:22 GC EI+ Voltage SIR Autospec-UltimaE
 Sample#2 Text:ST0430 :CS3 10DXN083 Exp:DIOXINRES8290A
 430.9728 S:2 F:3 SMO(1,3) PKD(5,3,3,100.00%,0.0,1.00%,F,T)



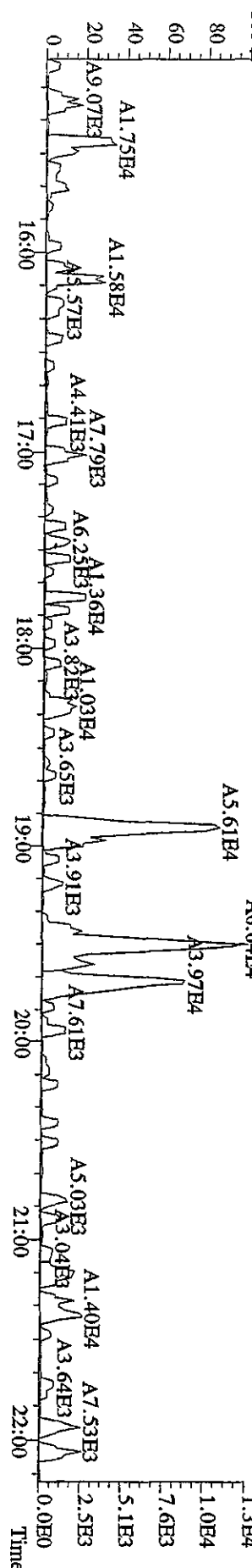
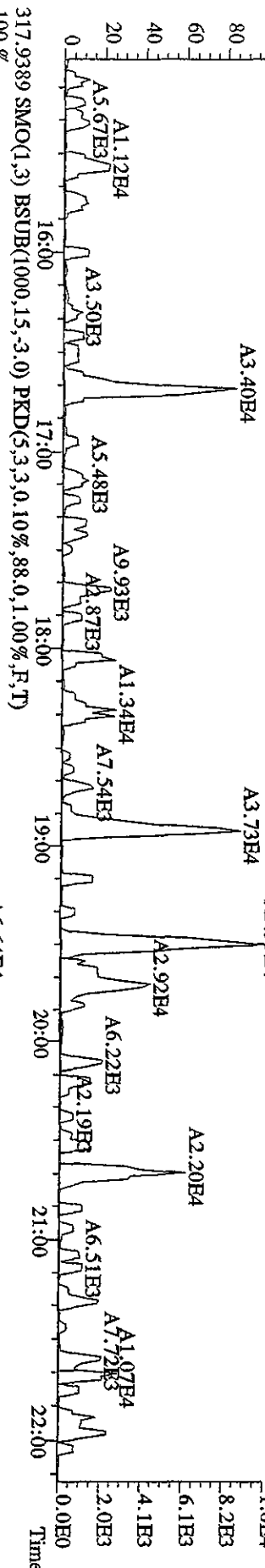
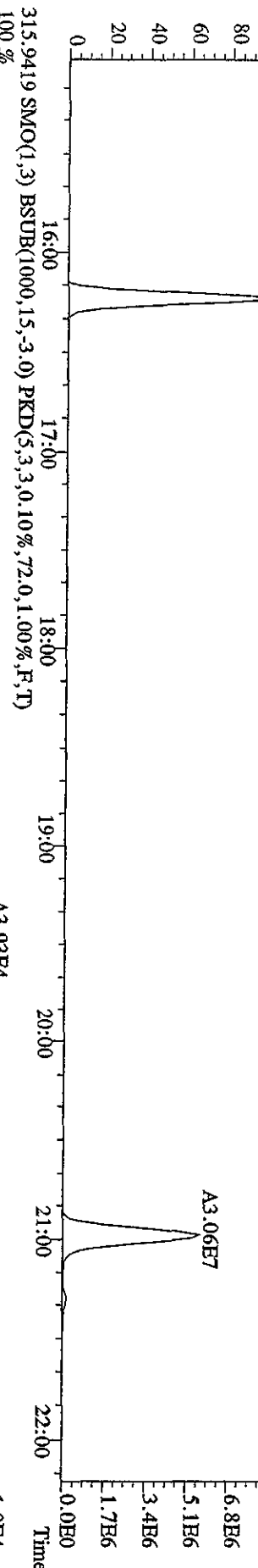
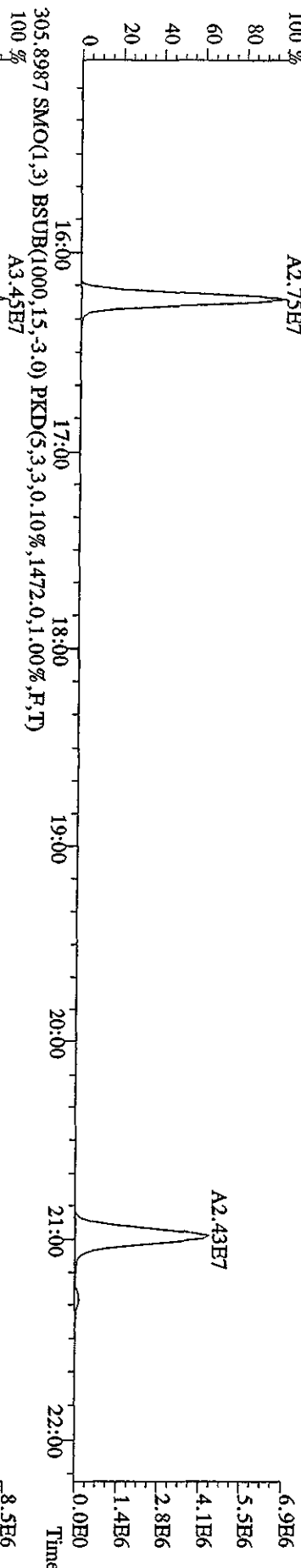
File:30AP104D5 #1-198 Acq:30-APR-2010 09:02:22 GC EI+ Voltage SIR Autospec-UltimaE
 Sample#2 Text:ST0430 :CS3 10DXN083 Exp:DIOXINRES8290A
 430.9728 S:2 F:4 SMO(1.3) PKD(5,3,3,100.00%,0.0,1.00%,F,T)
 100% 34:07 34:24 34:48 34:56 35:05 35:14 35:23 35:44 35:54 36:23



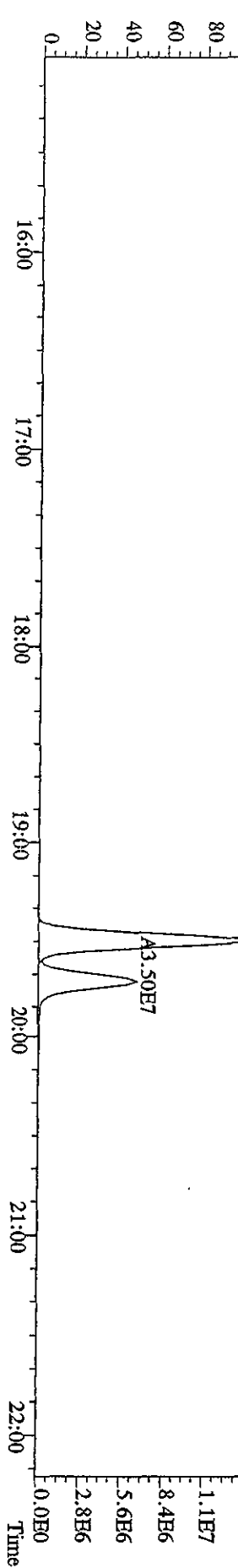
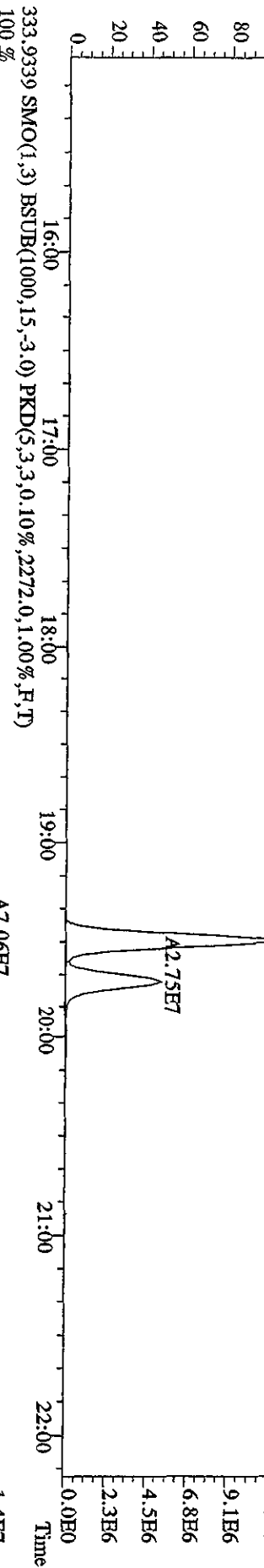
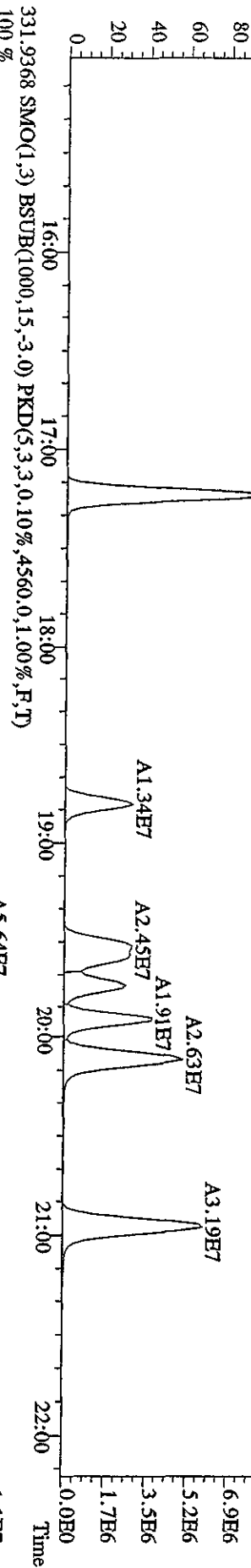
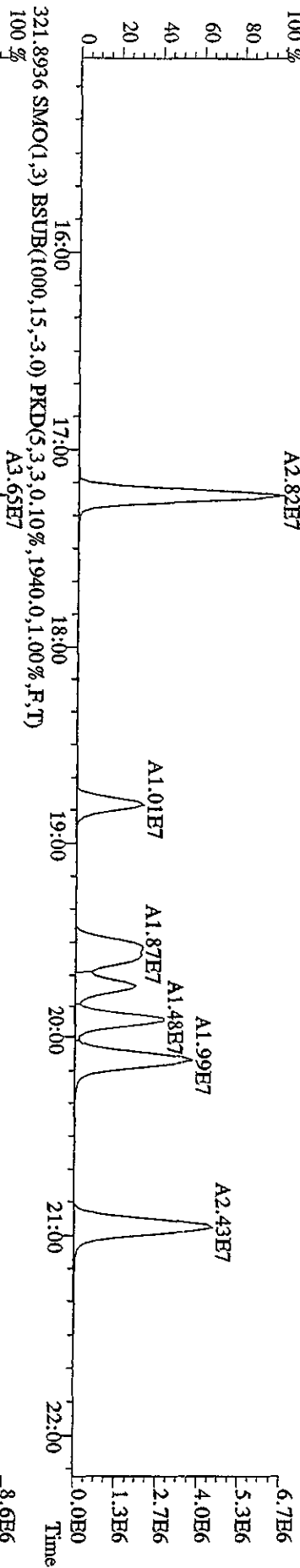
File:30AP104D5 #1-190 Acq:30-APR-2010 09:02:22 GC EI+ Voltage SIR Autospec-UltimaE
 Sample#2 Text:ST0430 :CS3 10DDXN083 Exp:DIOXINRES8290A
 442.9728 S:2 F:5 SMO(1.3) PKD(5.3,3,100.00%,0.0,1.00%,F,T)
 100% 36:42 36:49 37:03 37:13 37:22 37:47 38:01 38:09 38:20 38:45 38:53



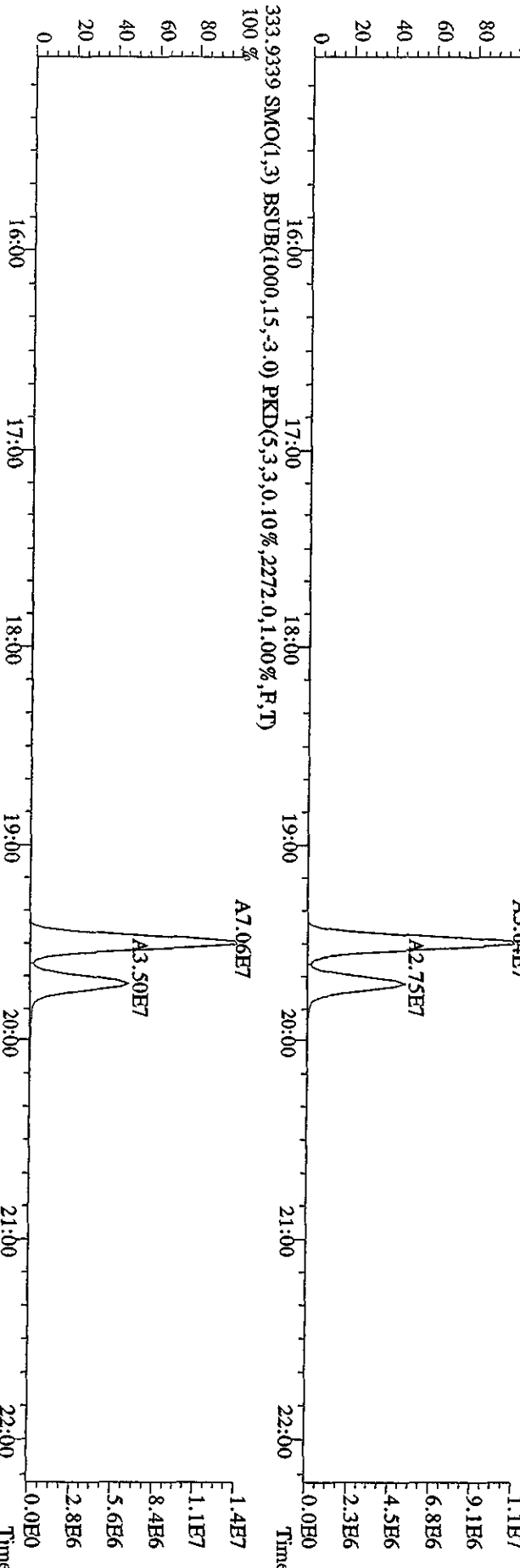
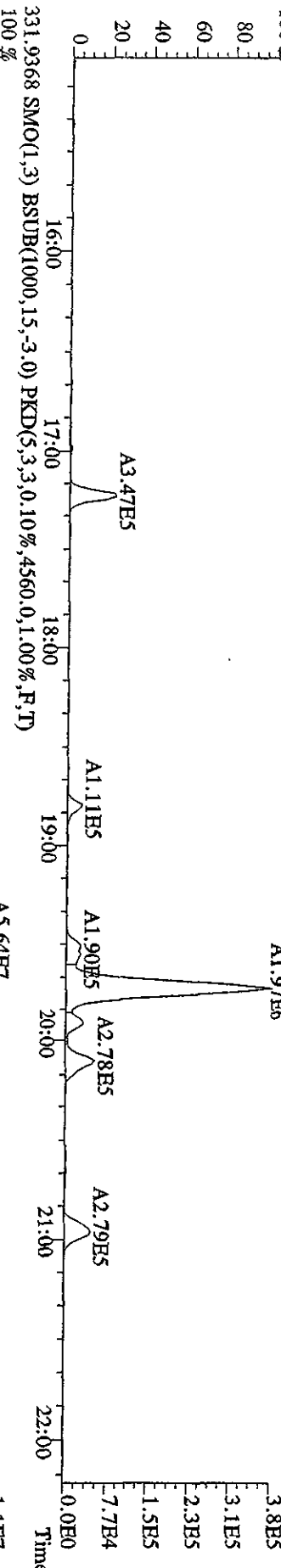
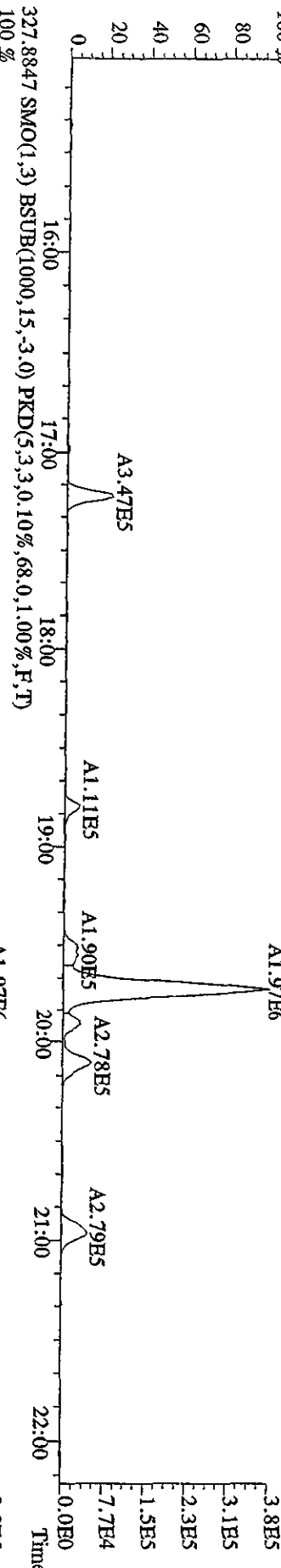
File:30AP104D5 #1-434 Acq:30-APR-2010 08:18:20 GC EI+ Voltage SIR Autospec-UltimaE
 Sample#1 Text:CP0430 :DB-5 CP5M 3732-05 Exp:DIOXINRES8290A
 303.9016 SMO(1,3) BSUB(1000,15,-3,0) PKD(5,3,3,0,10%,64,0,1,00%,F,T)
 100 % A2.75E7



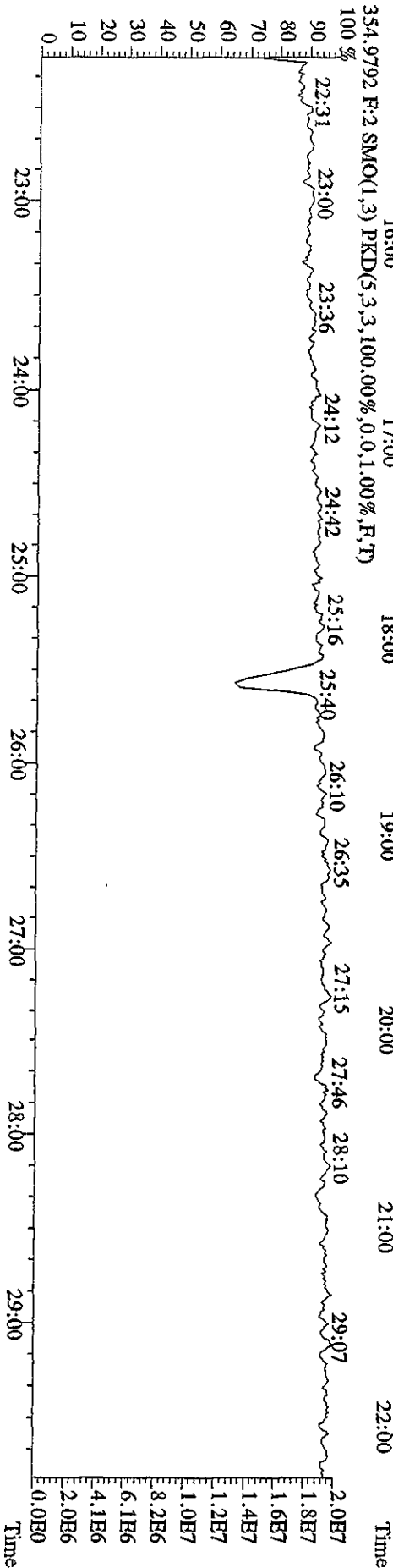
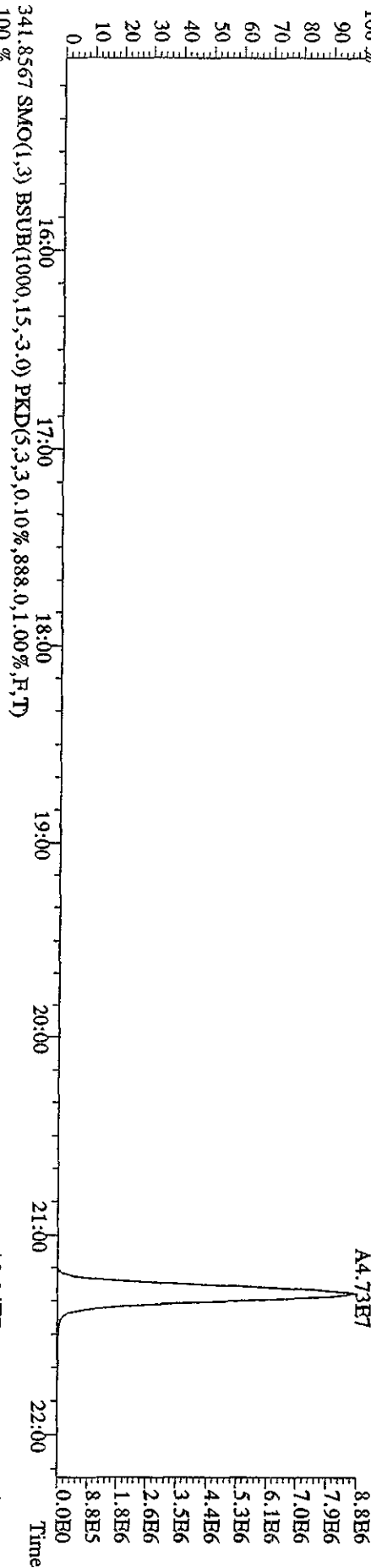
File:30ADP104D5 #1-434 Acq:30-APR-2010 08:18:20 GC EI+ Voltage SIR Autospec-UtimaF
 Sample#1 Text:CP0430 :DB-5 CPSM 3732-05 Exp:DIOXINRES8290A
 319.8965 SMO(1,3) BSUB(1000,15,-3.0) PKD(5,3,3,0,10%,2032.0,1.00%,F,T)
 100% A2.82E7



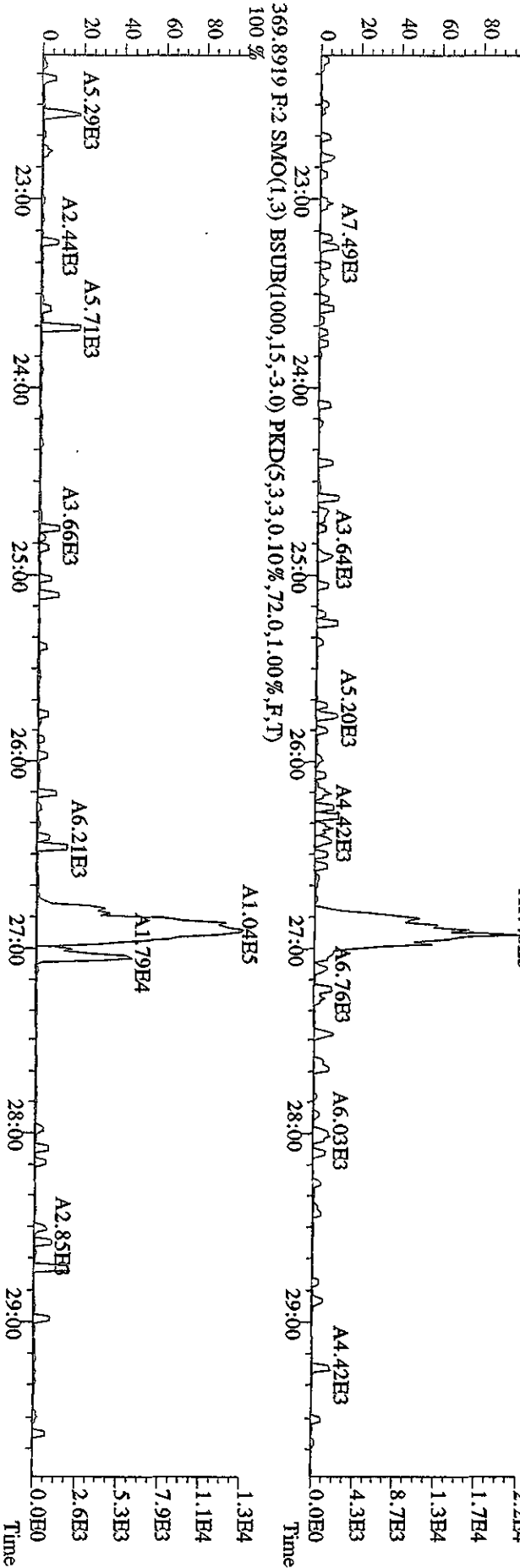
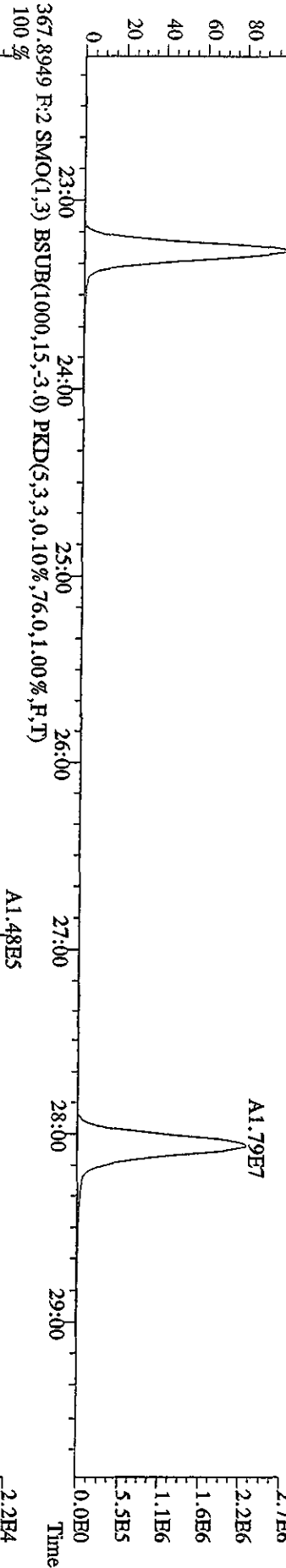
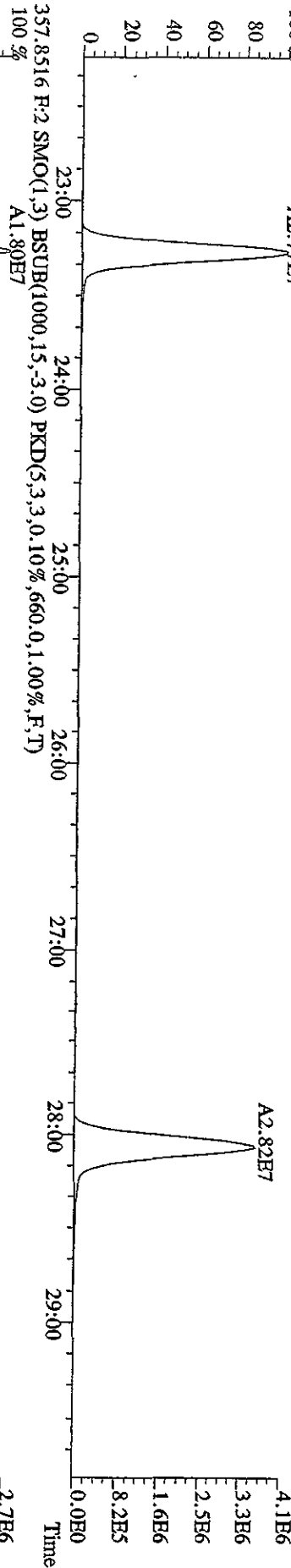
File:30AP104D5 #1-434 Acq:30-APR-2010 08:18:20 GC EI+ Voltage SIR Autospec-Ultimate
 Sample#1 Text:CP0430 :DB-5 CPISM 3732-05 Exp:DIOXINRES8290A
 327.8847 SMO(1,3) BSUB(1000,15,-3.0) PKD(5,3,3,0.10%,68.0,1.00%,F,T)
 100%



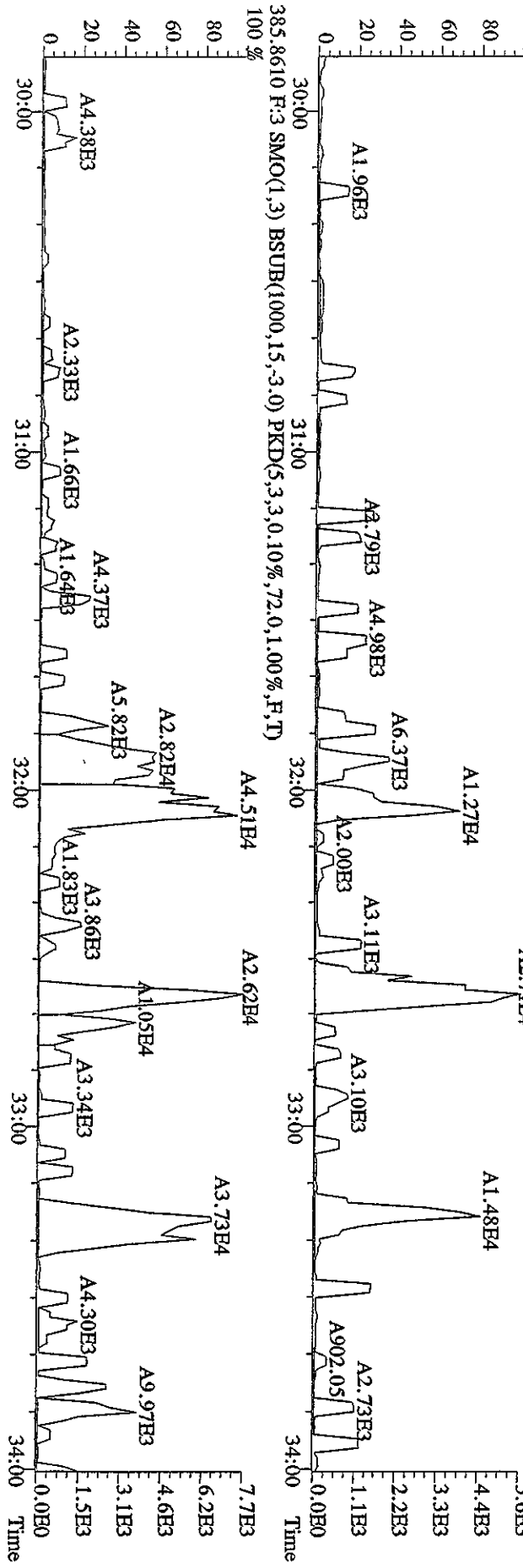
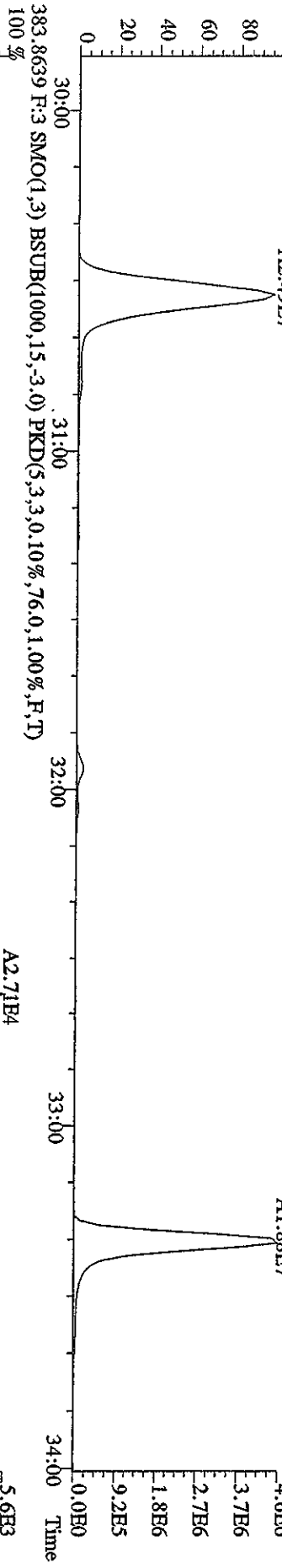
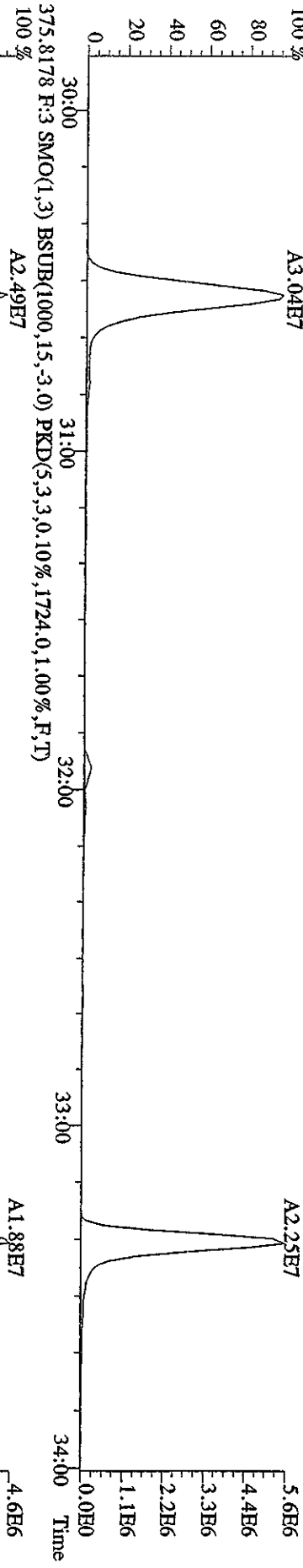
File:30AP104D5 #1-434 Acq:30-APR-2010 08:18:20 GC EI + Voltage SIR Autospec-UltimaE
 Sample#1 Text:CP0430 :DB-5 CPSM 3732-05 Exp:DIOXINRES8290A
 339,8597 SMO(1,3) BSUB(1000,15,-3.0) PKD(5,3,3,0,10%,60.0,1.00%,F,T)




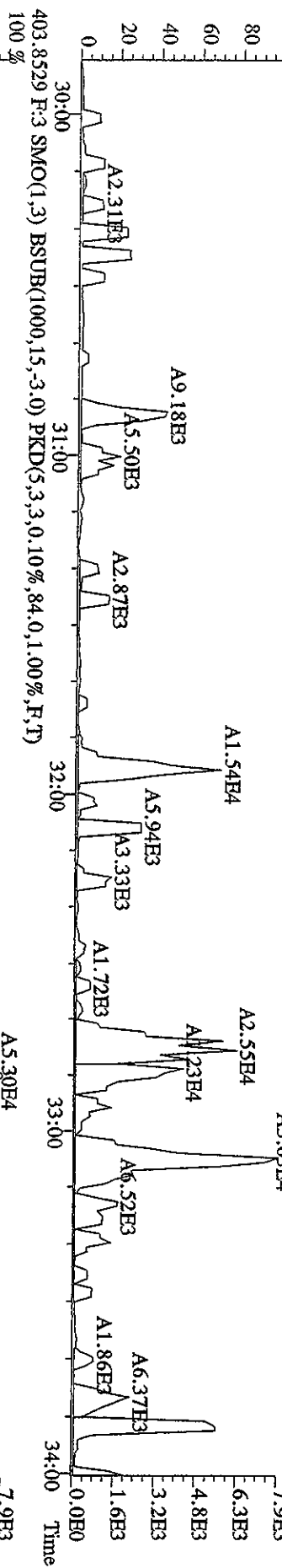
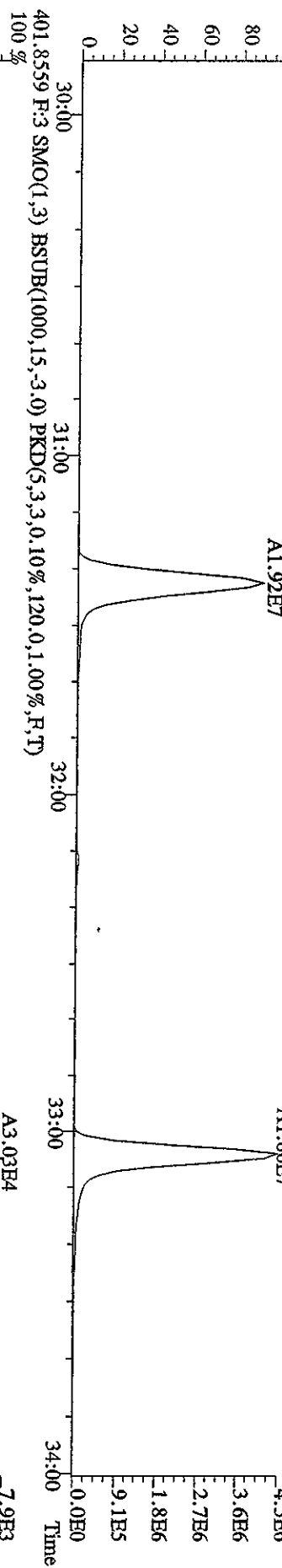

File:30A\P104D5 #1-605 Acq:30-APR-2010 08:18:20 GC EI + Voltage SIR Autospec-Ultimate
 Sample#1 Text:CP0430 :DB-5 CPSM 3732-05 Exp:DIOXINRES8290A
 355.8546 F:2 SMO(1,3) BSUB(1000,15,-3.0) PKD(5,3,3,0,10%,2128.0,1.00%,F,T)
 100 % A2.77E7



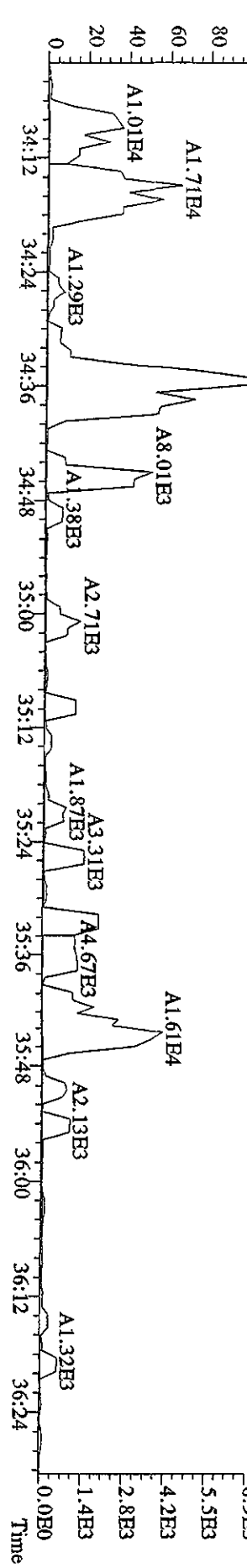
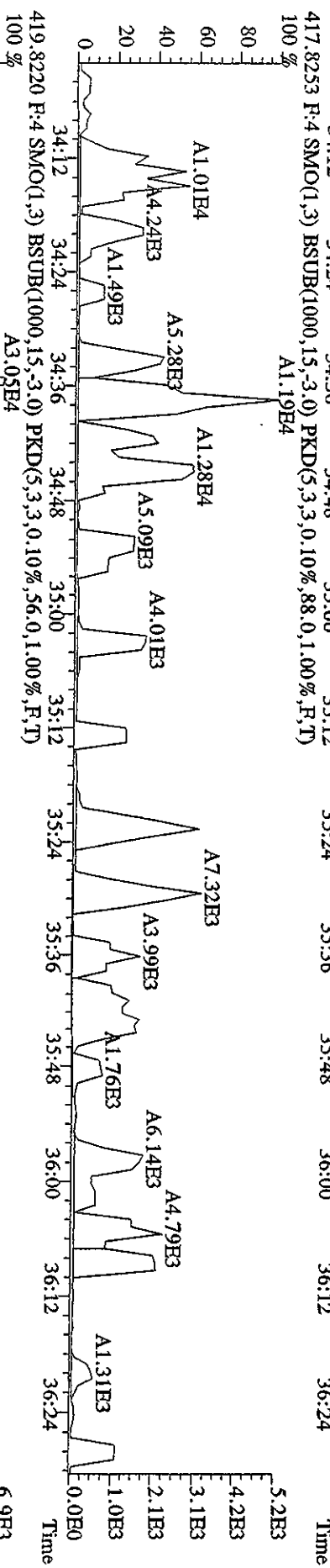
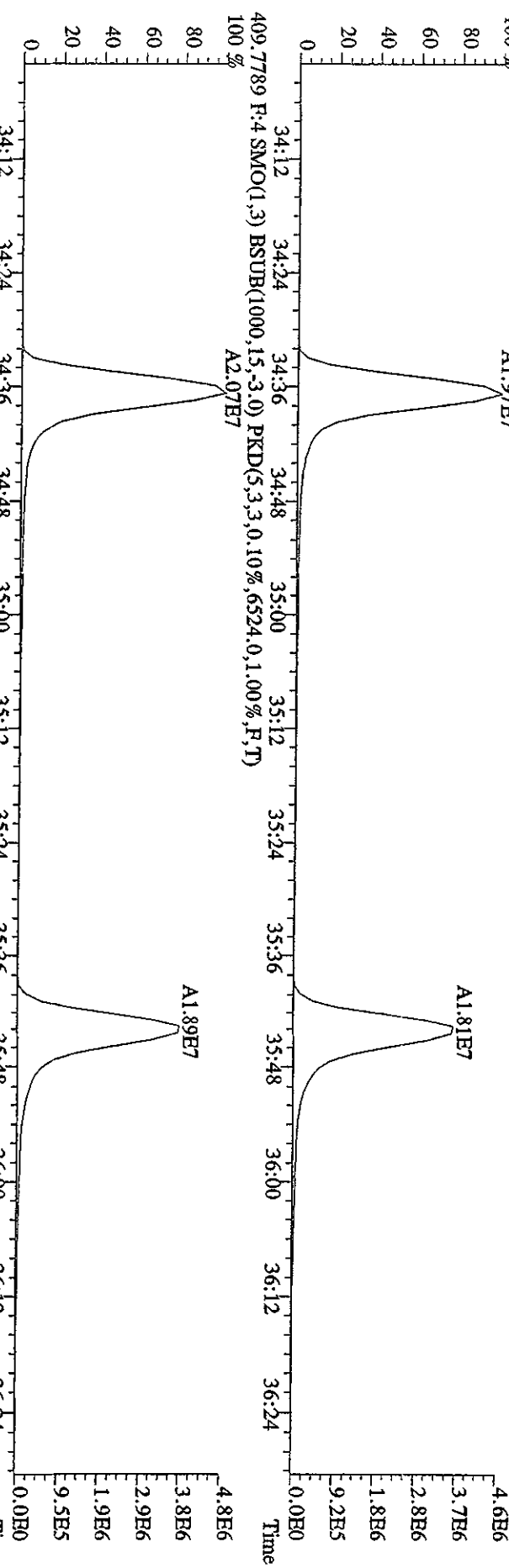
File:30AP104D5 #1-316 Acq:30-APR-2010 08:18:20 GC EI+ Voltage SIR Autospec-Ultimate
 Sample#1 Text:CP0430 :DB-5 CP5M 3732-05 Exp:DIOXINRESS8290A
 373.8208 F:3 SMO(1,3) BSUB(1000,15,-3.0) PKD(5,3,3,0.10%,4180.0,1.00%,F,T)



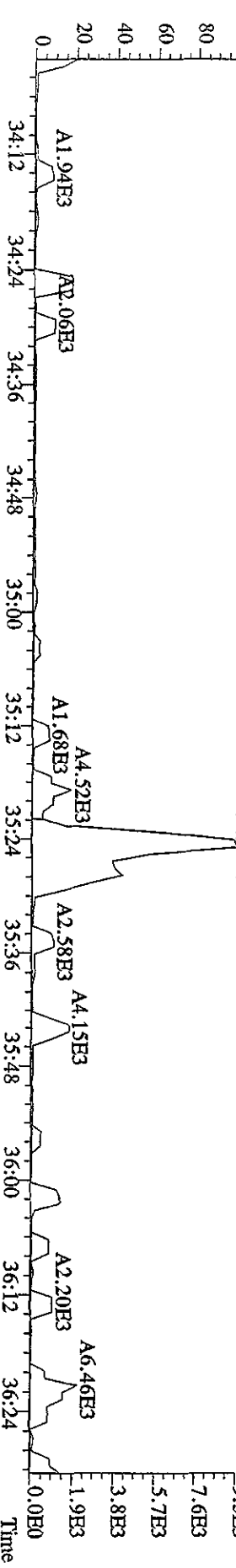
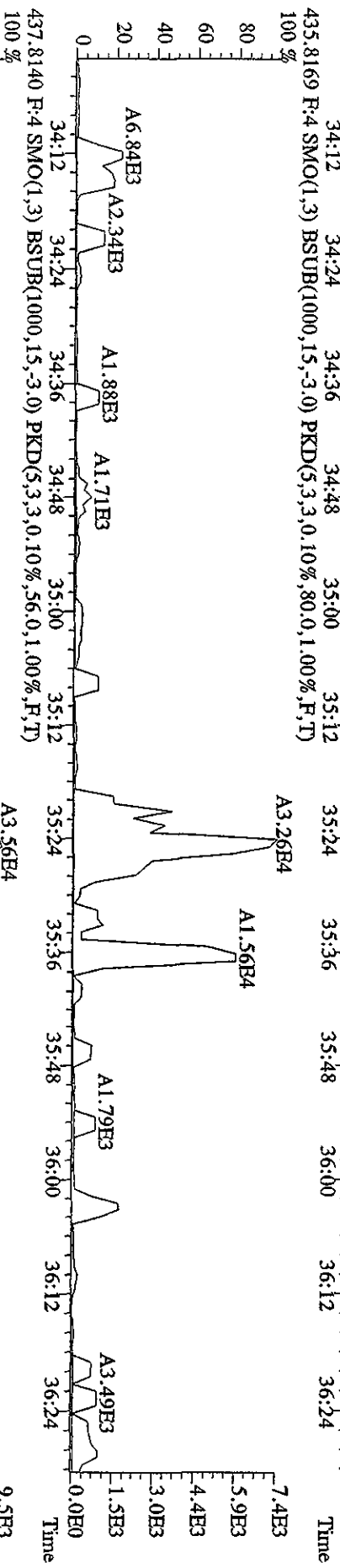
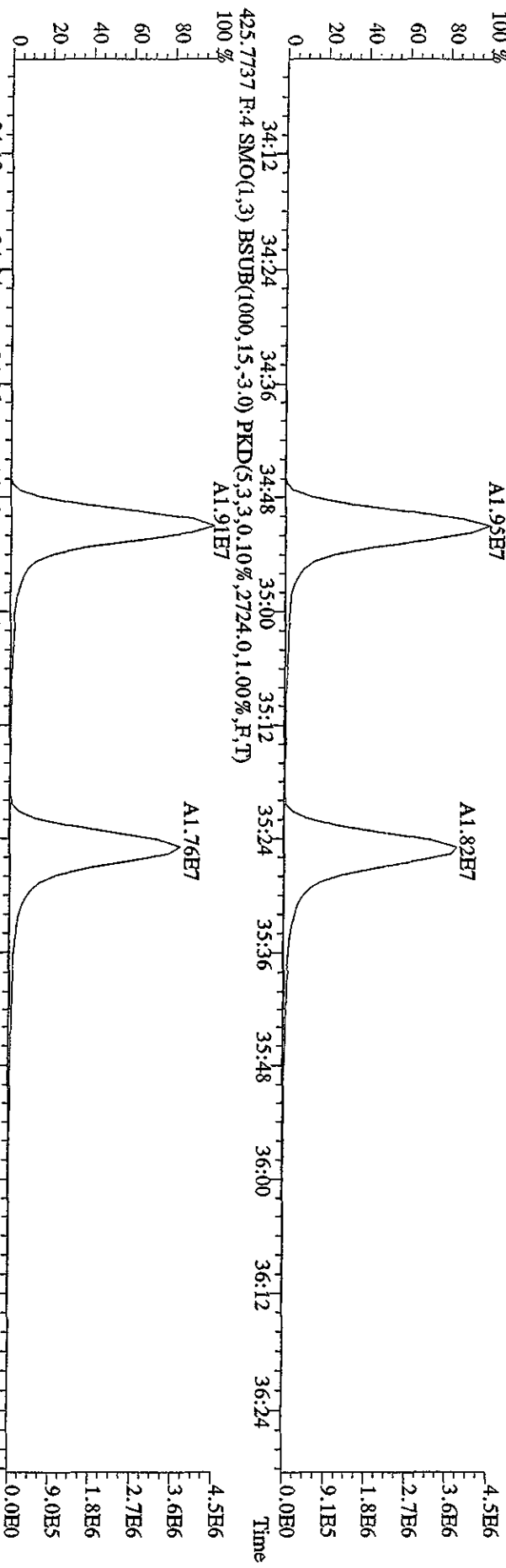
File:30AP104D5 #1-316 Acq:30-APR-2010 08:18:20 GC EI+ Voltage SIR Autospec-UltimaR
 Sample#1 Text:CP0430 :DB-5 CPM 3732.05 Exp:DIOXINRBS8290A
 389.8157 F:3 SMO(1,3) BSUB(1000,15,-3,0) PKD(5,3,3,0,10%,3016.0,1.00%,F,T) A2.51E7



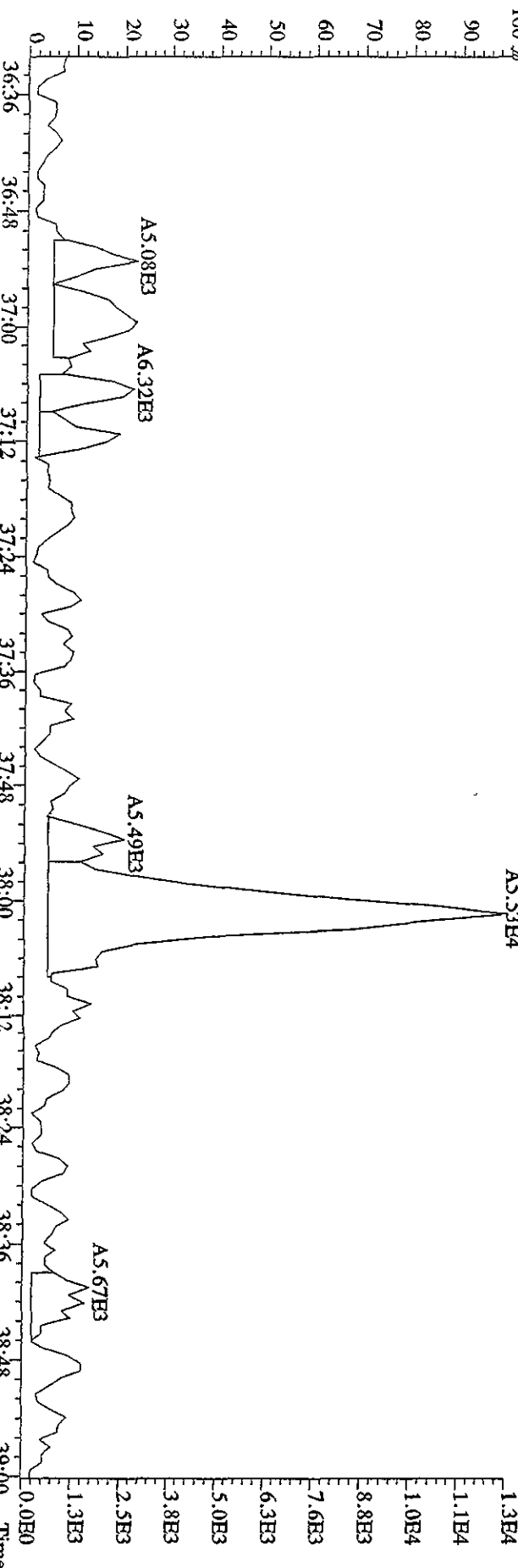
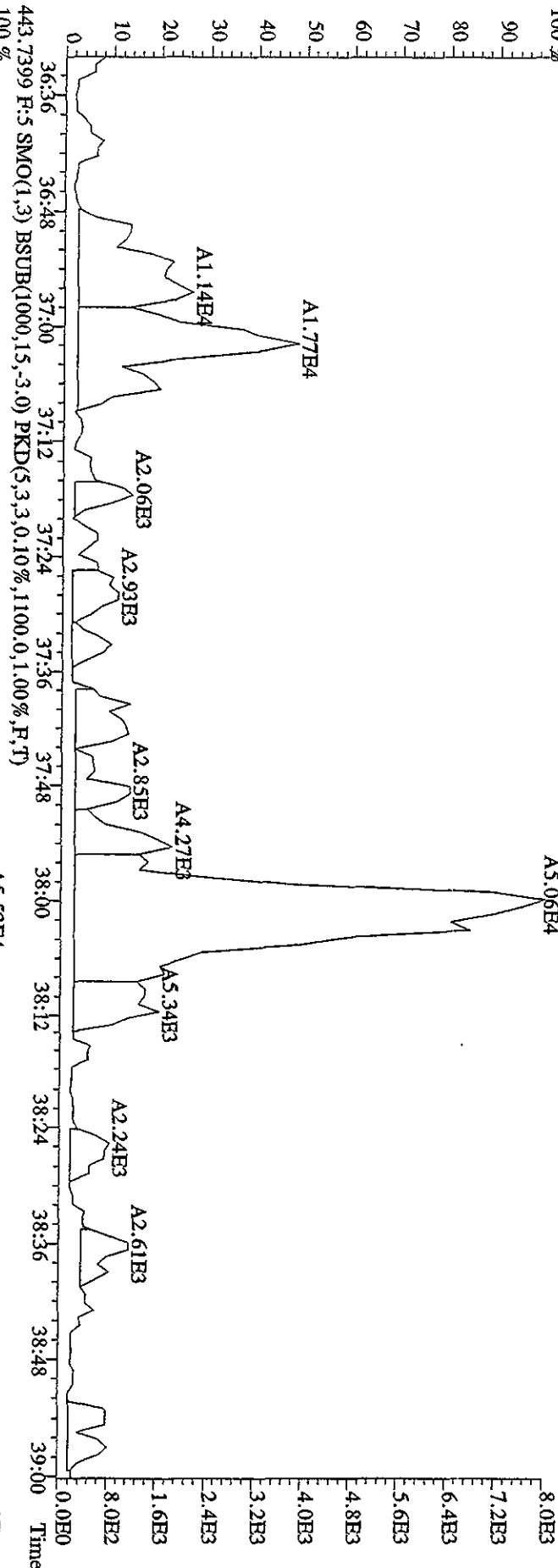
File: 30API04D5 #1-198 Acq: 30-APR-2010 08:18:20 GC EI+ Voltage SIR Autospec-UltimaB
 Sample#1 Text: CP0430 :DB-5 CFSM 3732-05 Exp: DIOXINRES8290A
 407.7818 F:4 SMO(1,3) BSUB(1000,15,-3,0) PKD(5,3,3,0.10%,10496.0,1.00%,F,T)
 100%



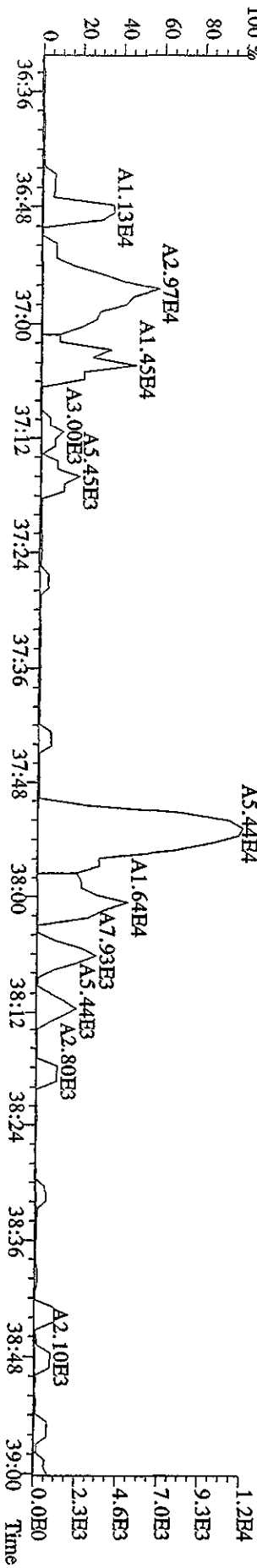
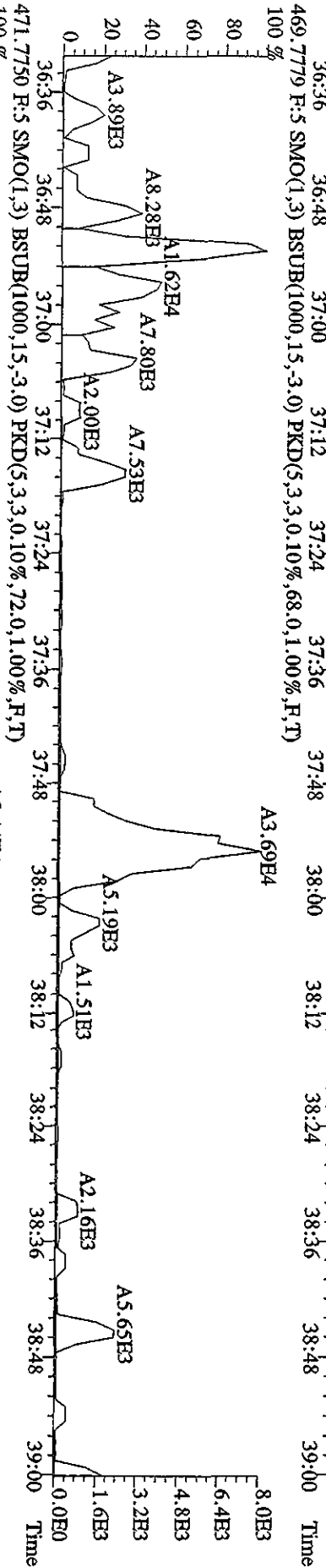
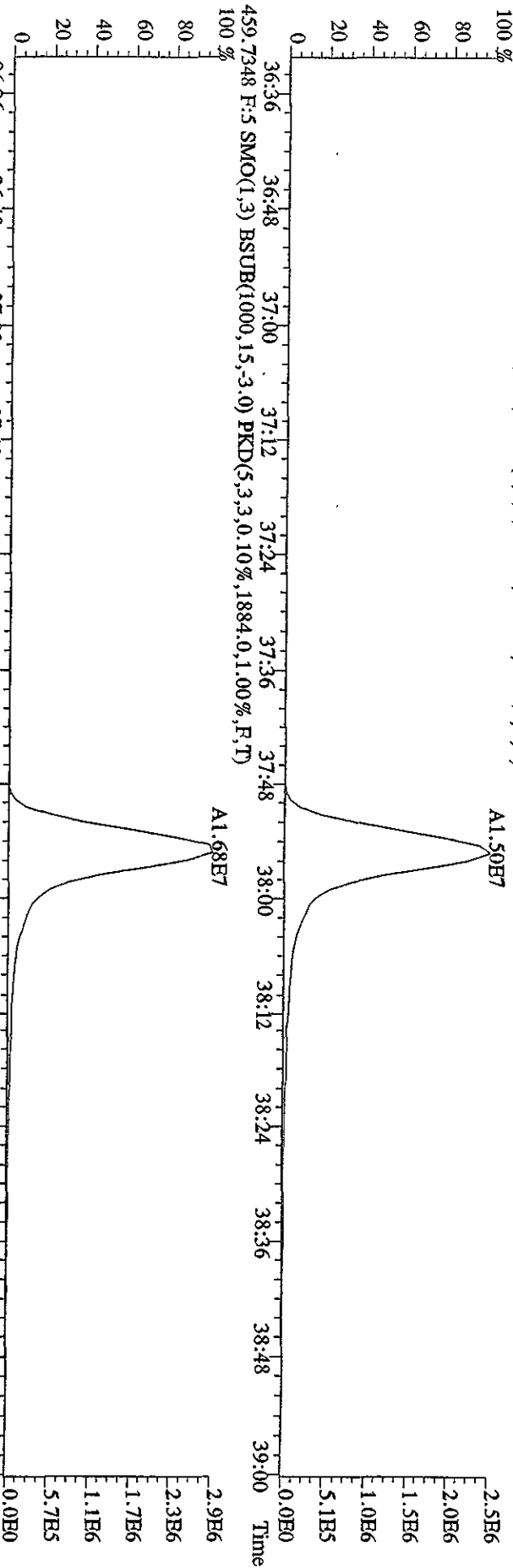
File:30AP104D5 #1-198 Acq:30-APR-2010 08:18:20 GC EI+ Voltage SIR Autospec-Ultimate
 Sample#1 Text:CP0430 :DB-5 CP5M 3732-05 Exp:DIOXINRES8290A
 425.7737 F:4 SMO(1,3) BSUB(1000,15,-3.0) PKD(5,3,3,0.10%,2724.0,1.00%,F,T)
 425.7737 F:4 SMO(1,3) BSUB(1000,15,-3.0) PKD(5,3,3,0.10%,4932.0,1.00%,F,T)
 100% A1.95E7



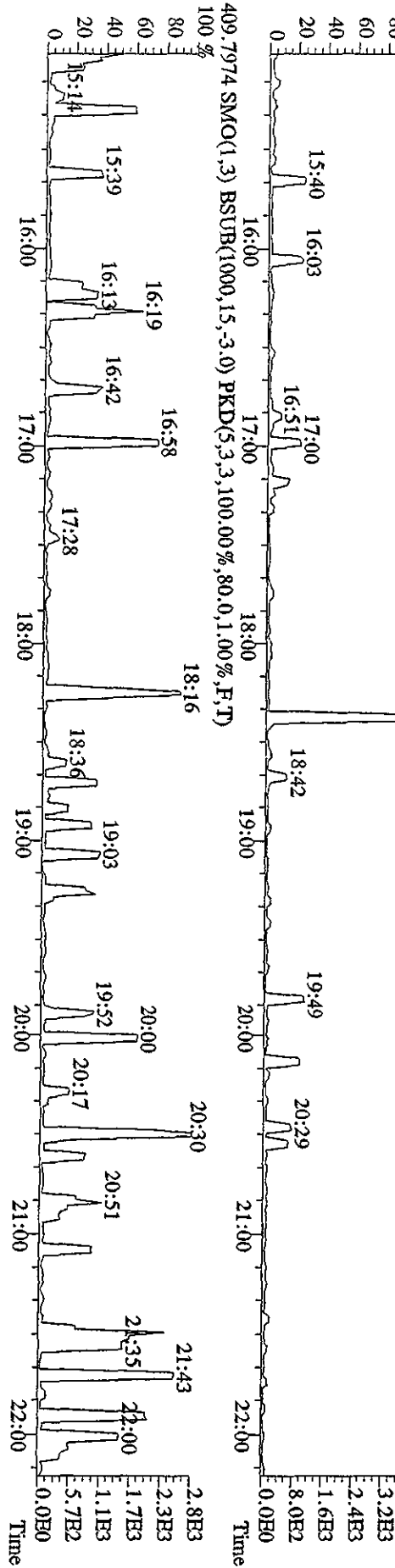
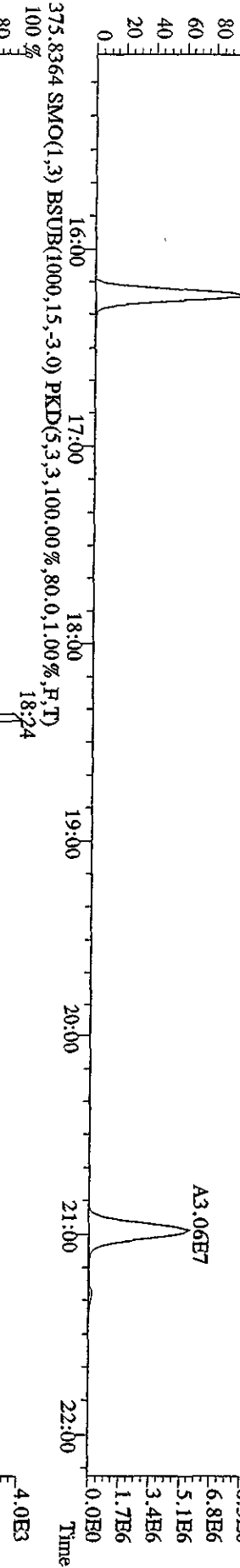
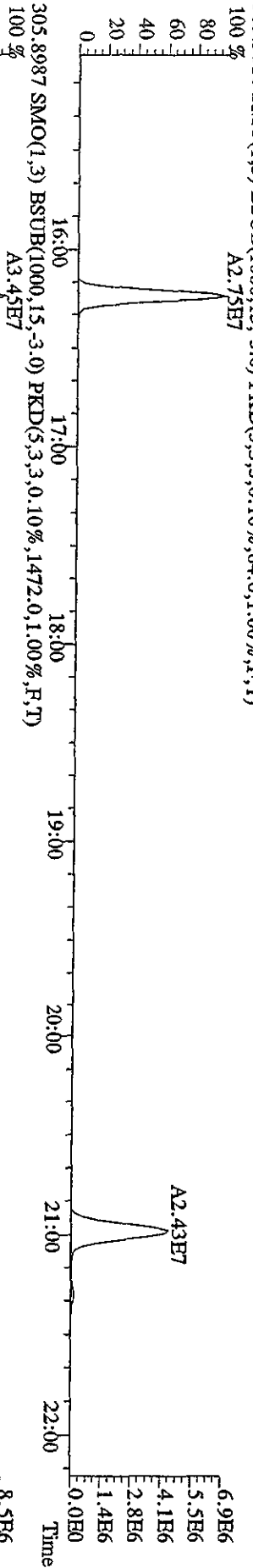
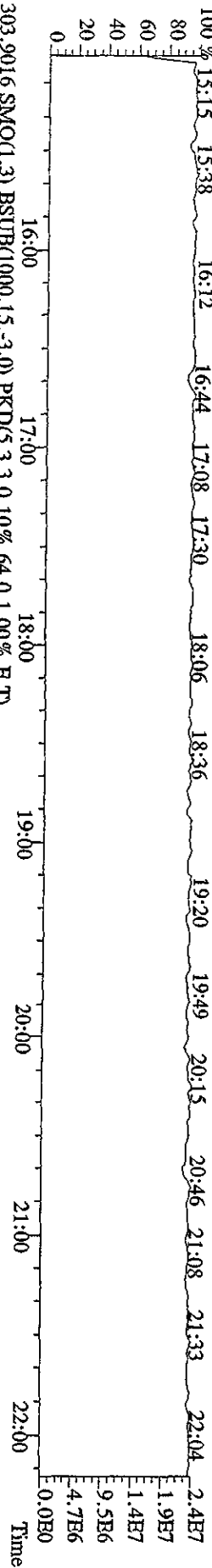
File:30AP104D5 #1-190 Acq:30-APR-2010 08:18:20 GC EI+ Voltage SIR Autospec-UltimaE
 Sample#1 Text:CP0430 :DB-5 CP5M 3732-05 Exp:DIOXINRES8290A
 441.7428 F:5 SMO(1,3) BSUB(1000,15,-3.0) PKD(5,3,3,0.10%,508.0,1.00%,F,T)



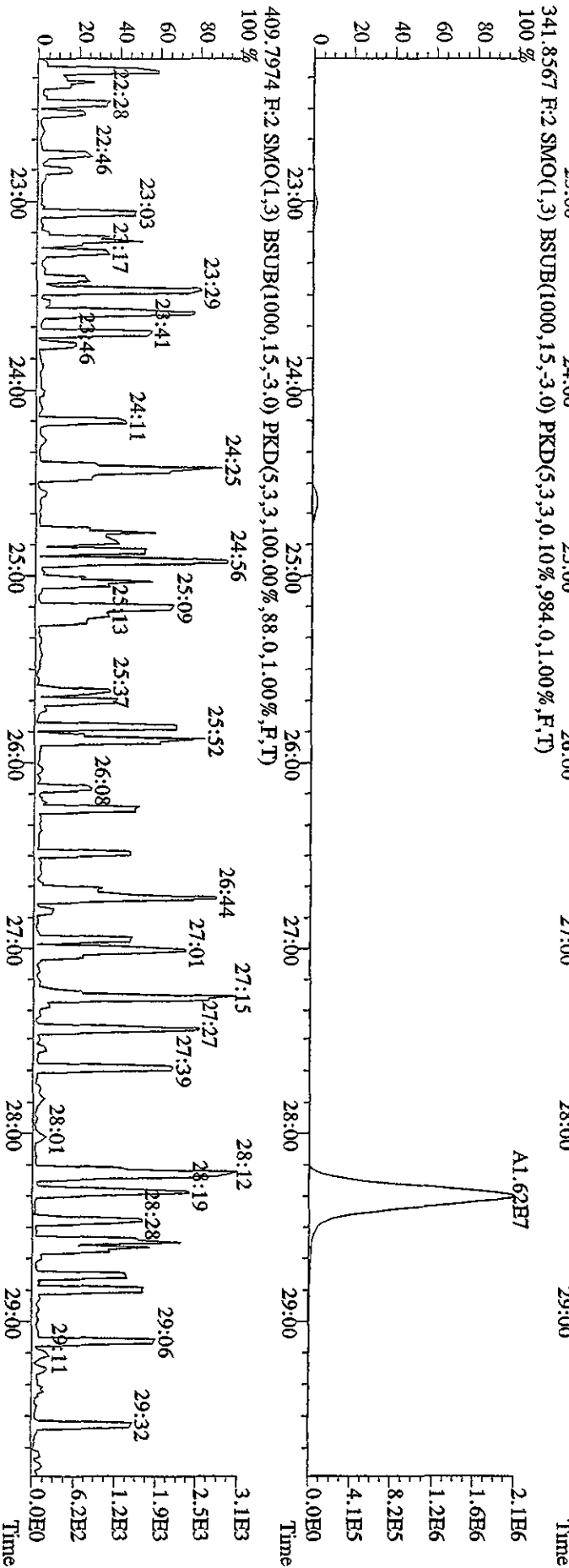
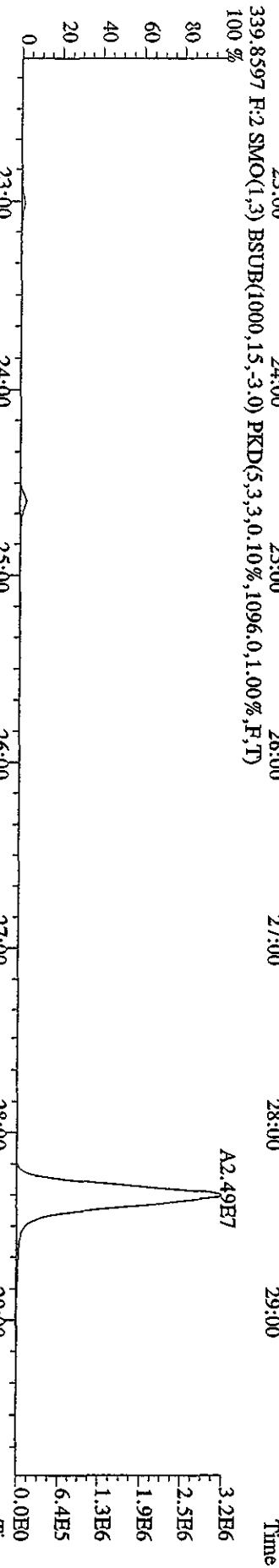
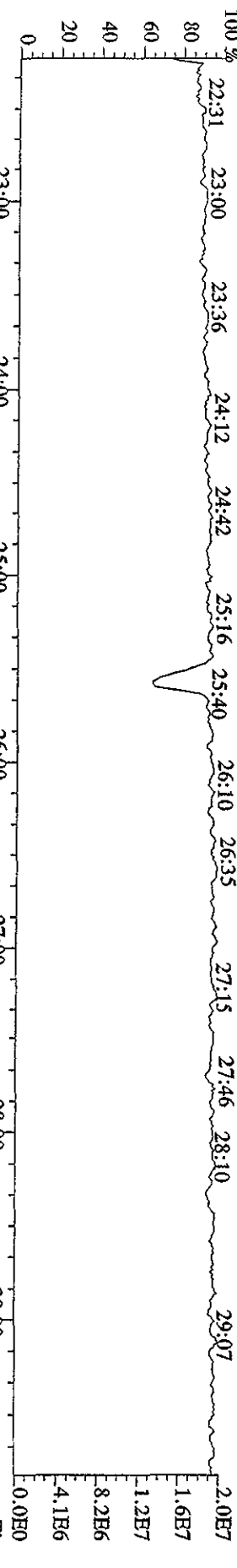
File:30AP104D5 #1-190 Acq:30-APR-2010 08:18:20 GC HI + Voltage SIR Autospec-UltimaE
 Sample#1 Text:CP0430 :DB-5 CPM 3732-05 Exp:DIOXINRES8290A
 457.7377 F:5 SMO(1,3) BSUB(1000,15,-3,0) PKD(5,3,3,0,10%,4116,0,1,00%,F,T)




File: 30AP104D5 #1-434 Acq: 30-APR-2010 08:18:20 GC EI+ Voltage SIR Autospec-UltimaB
 Sample#1 Text: CP0430 :DB-5 CPSM 3732-05 Exp: DIOXINRES8290A
 354.9792 SMO(1,3) PKD(5,3,3,100.00%,0.0,1.00%,F,T)
 100% 15:15 15:38 16:12 16:44 17:08 17:30 18:06 18:36 19:20 19:49 20:15 20:46 21:08 21:33 22:04



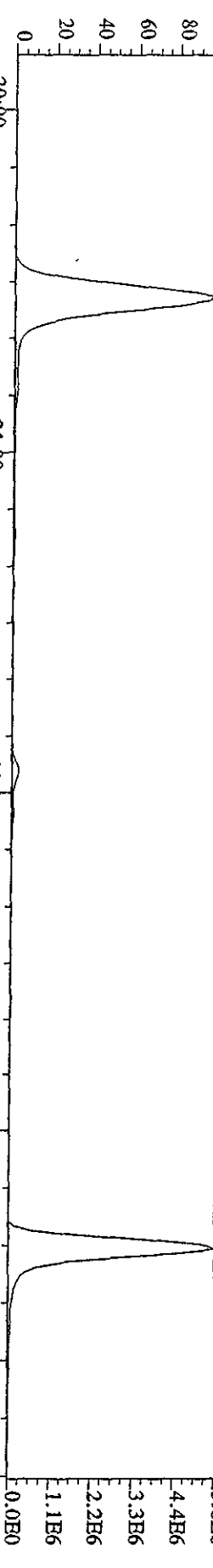
File:30A1P104D5 #1-605 Acq:30-APR-2010 08:18:20 GC EI+ Voltage SIR Autospec-Ultimate
 Sample#1 Text:CP0430 :DB-5 CPISM 3732-05 Exp:DIOXINRES8290A
 354,9792 F:2 SMO(1,3) PKD(5,3,3,100,00%,0,0,1,00%,F,T)



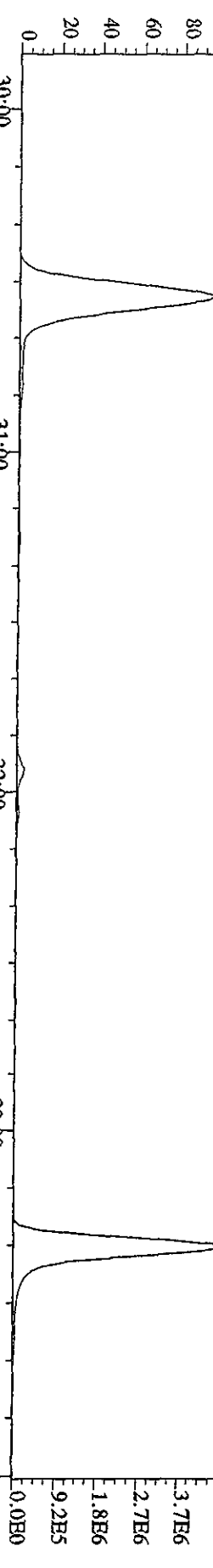
File:30AP104D5 #1-316 Acq:30-APR-2010 08:18:20 GC EI+ Voltage SIR Autospec-UltimaB
 Sample#1 Text:CP0430 :DB-5-CPSM 3732-05 Exp:DIOXINRES8290A
 430.9728 F:3 SMO(1,3) PKD(5,3,3,100.00%,0.0,1.00%,F,T)



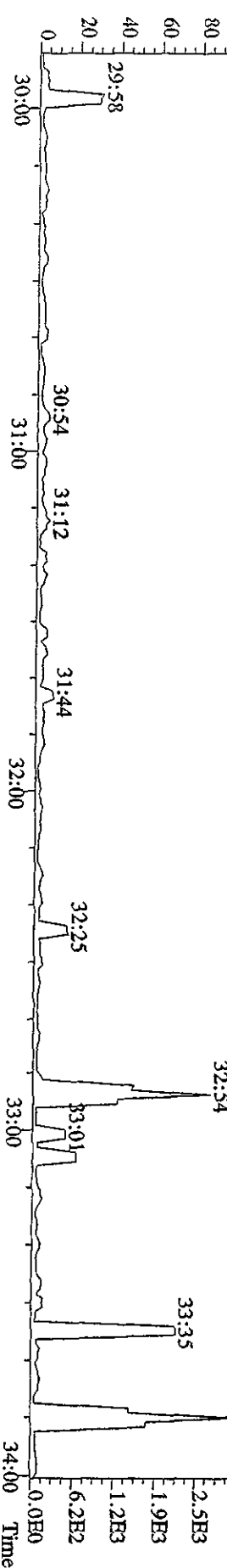
373.8208 F:3 SMO(1,3) BSUB(1000,15,-3.0) PKD(5,3,3,0.10%,4180.0,1.00%,F,T)
 100%
 A3.04E7



375.8178 F:3 SMO(1,3) BSUB(1000,15,-3.0) PKD(5,3,3,0.10%,1724.0,1.00%,F,T)
 100%
 A2.49E7



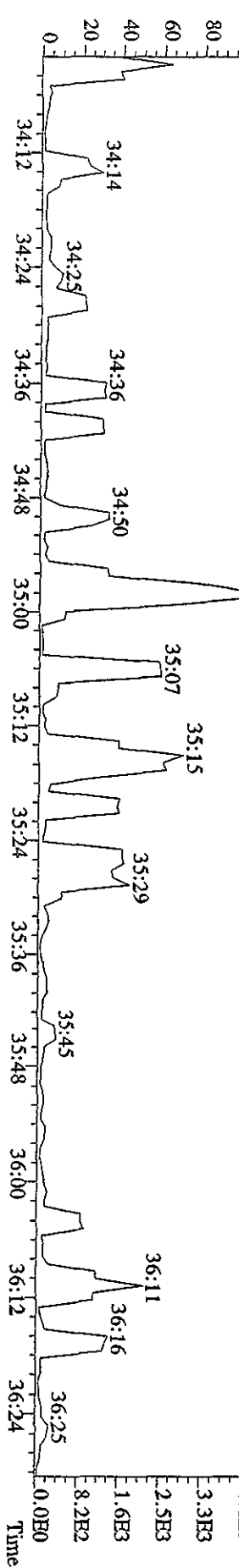
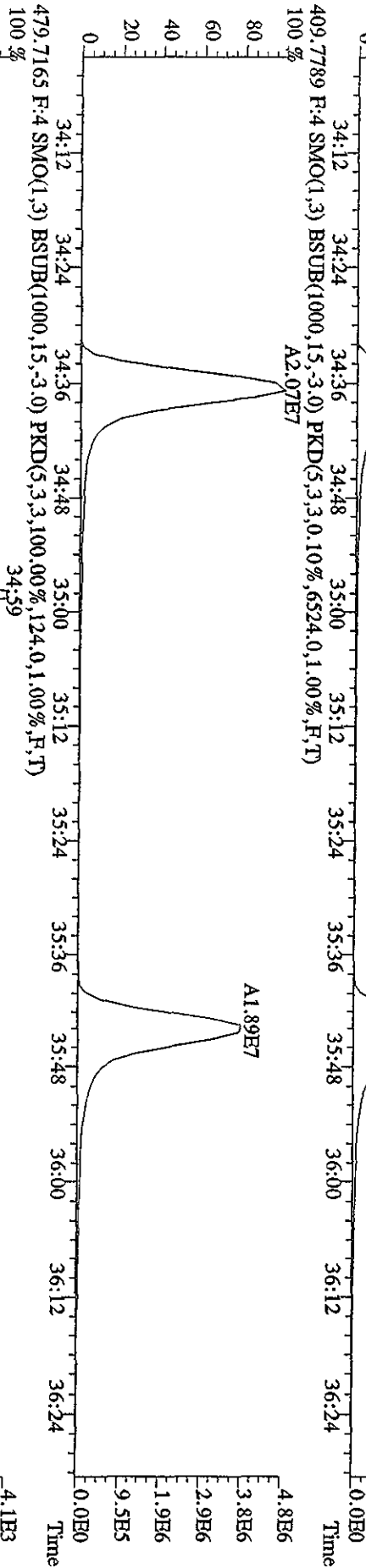

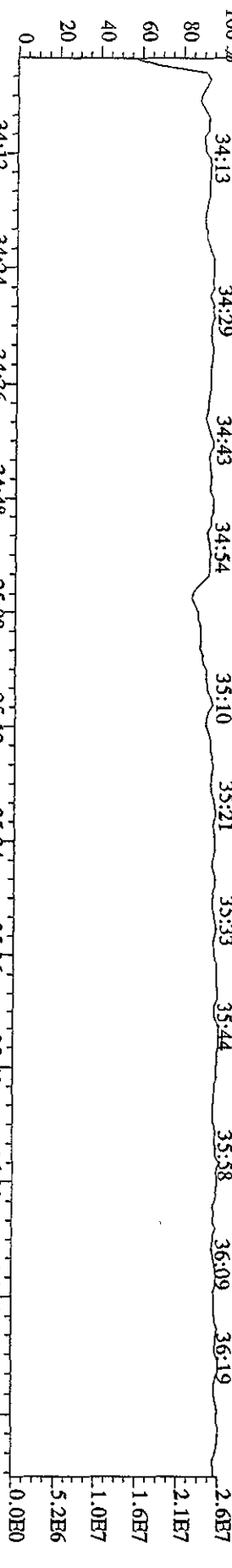
445.7555 F:3 SMO(1,3) BSUB(1000,15,-3.0) PKD(5,3,3,100.00%,112.0,1.00%,F,T)
 100%
 A1.88E7



3.1E3
 2.5E3
 1.9E3
 1.2E3
 6.2E2
 0.0E0

File:30AP104D5 #1-198 Acq:30-APR-2010 08:18:20 GC EI+ Voltage SFR Autospec-UltimaE


Sample#1 Text:CP0430 :DB-5 CPSM 3732-05 Exp:DIOXINRBSS8290A



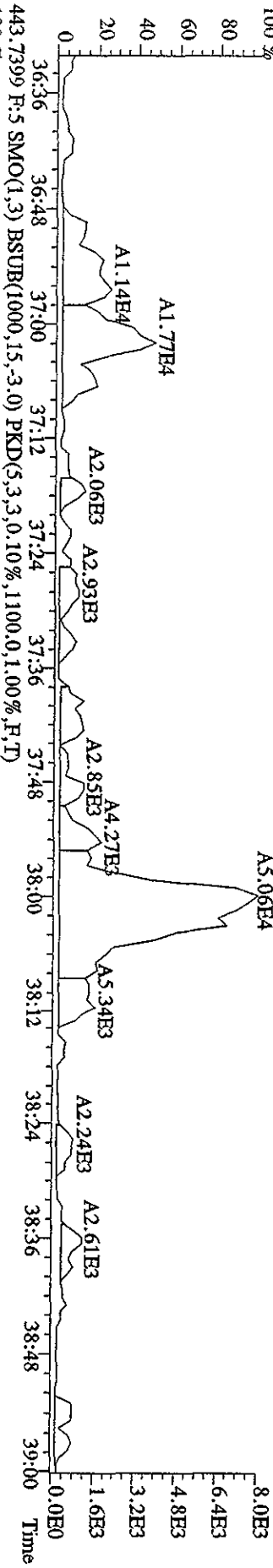
File:30AP104D5 #1-190 Acq:30-APR-2010 08:18:20 GC EI+ Voltage SIR Autospec-UltimaB

Sample#1 Text:CP0430 :DB-5 CP5M 3732-05 Exp:DIOXINRES8290A

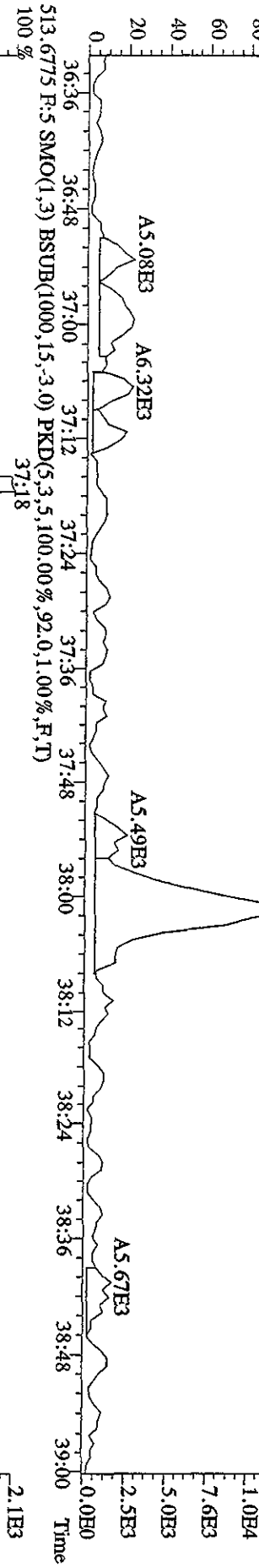
442.9728 F:5 SMO(1,3) PKD(5,3,3,100.00%,0.0,1.00%,F,T)



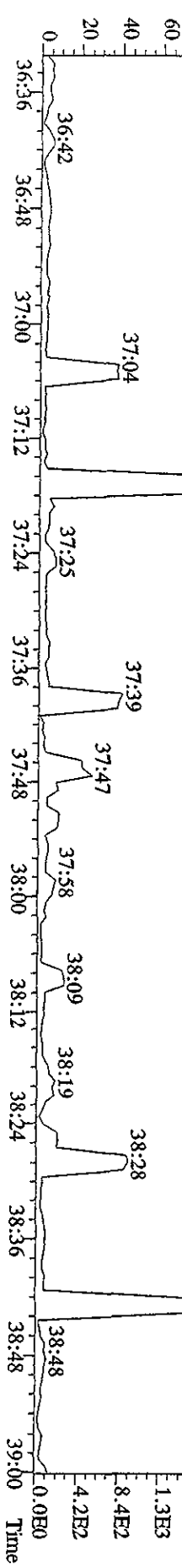
444.7428 F:5 SMO(1,3) BSUB(1000,15,-3.0) PKD(5,3,3,0.10%,508.0,1.00%,F,T)



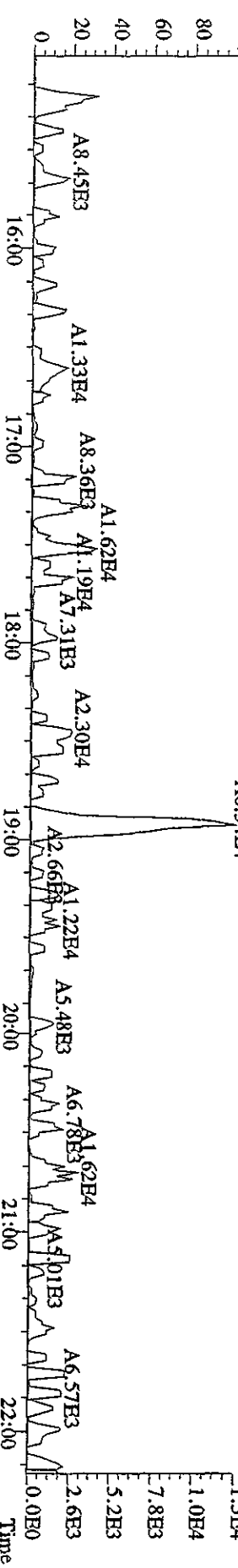
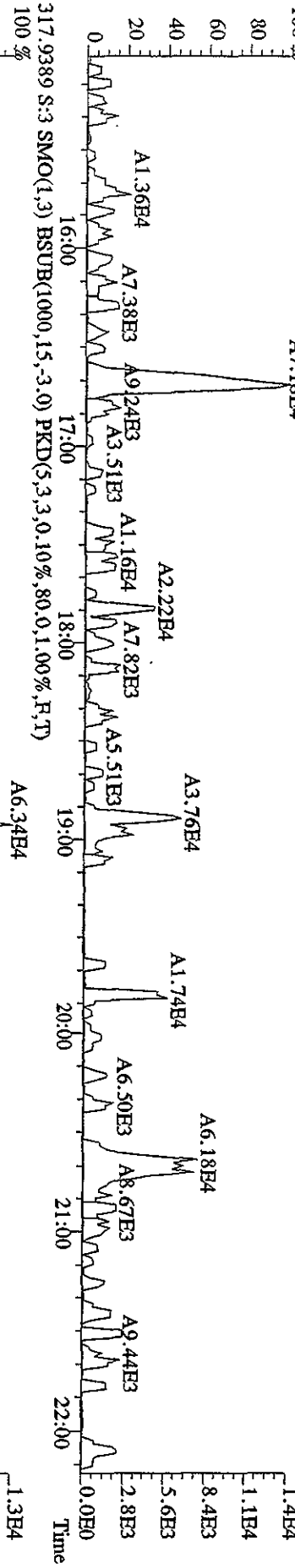
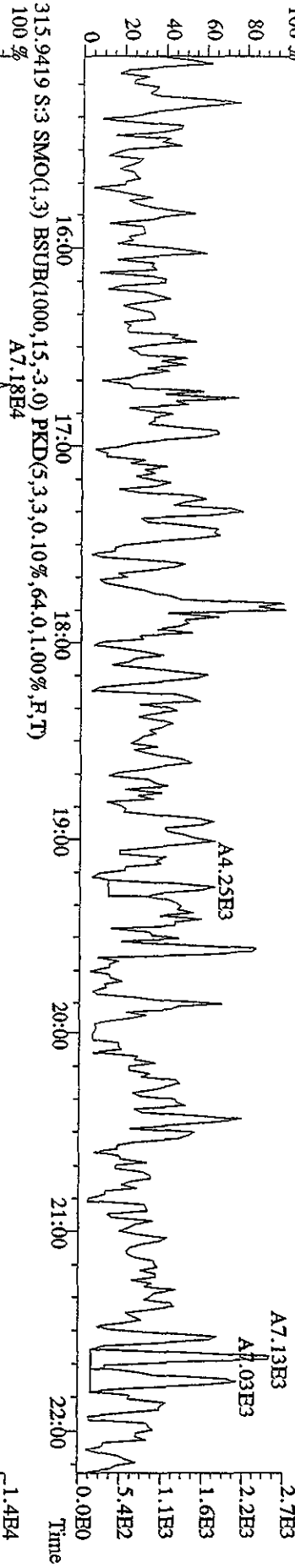
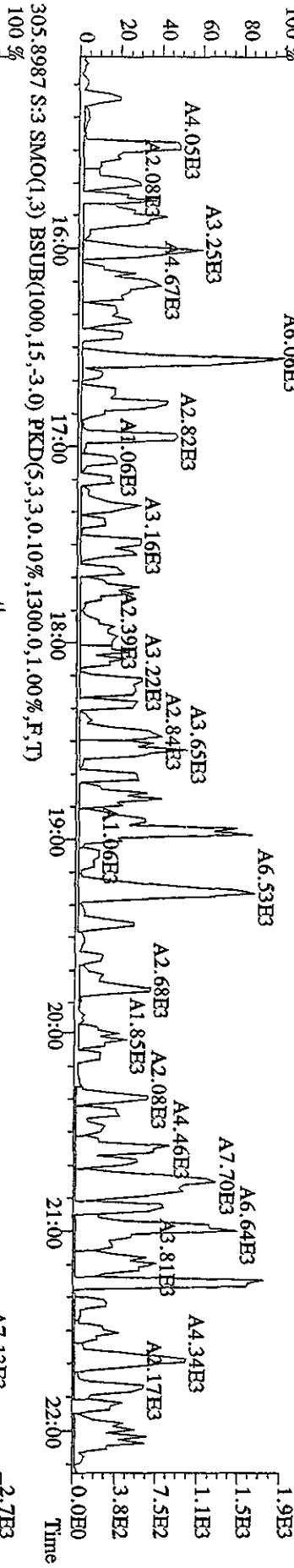
443.7399 F:5 SMO(1,3) BSUB(1000,15,-3.0) PKD(5,3,3,0.10%,1100.0,1.00%,F,T)



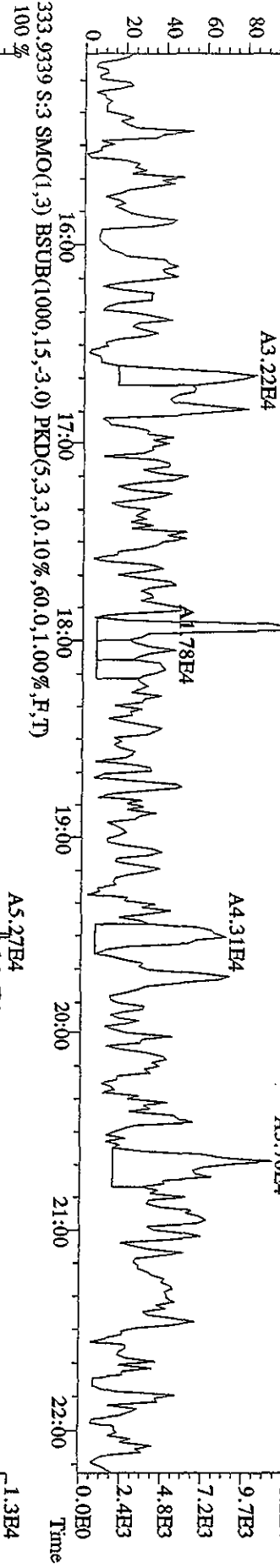
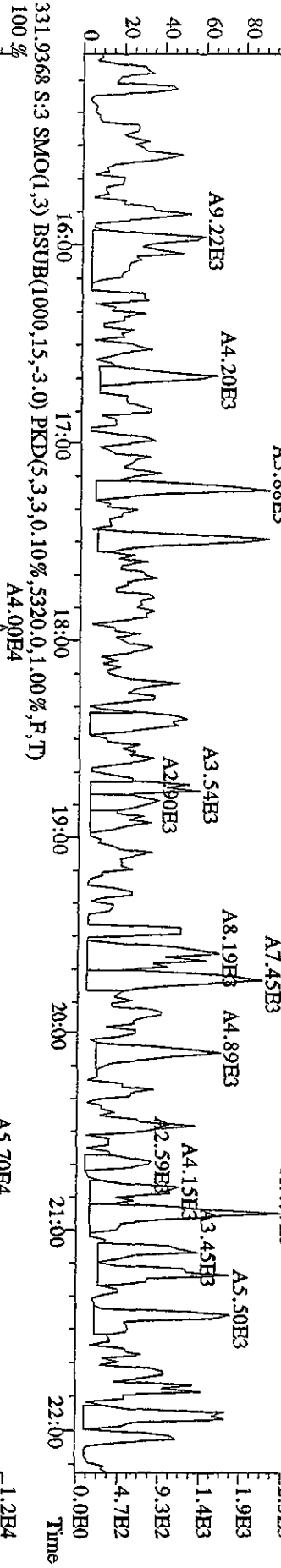
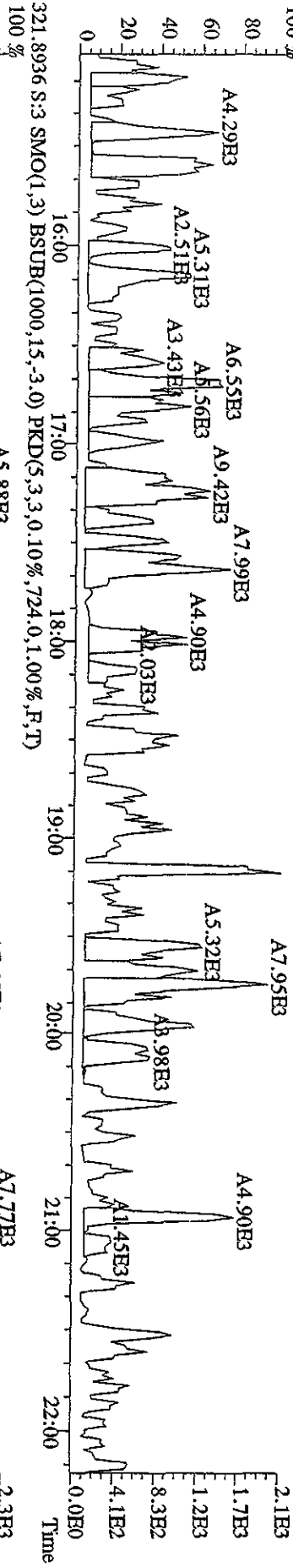
513.6775 F:5 SMO(1,3) BSUB(1000,15,-3.0) PKD(5,3,5,100.00%,92.0,1.00%,F,T)




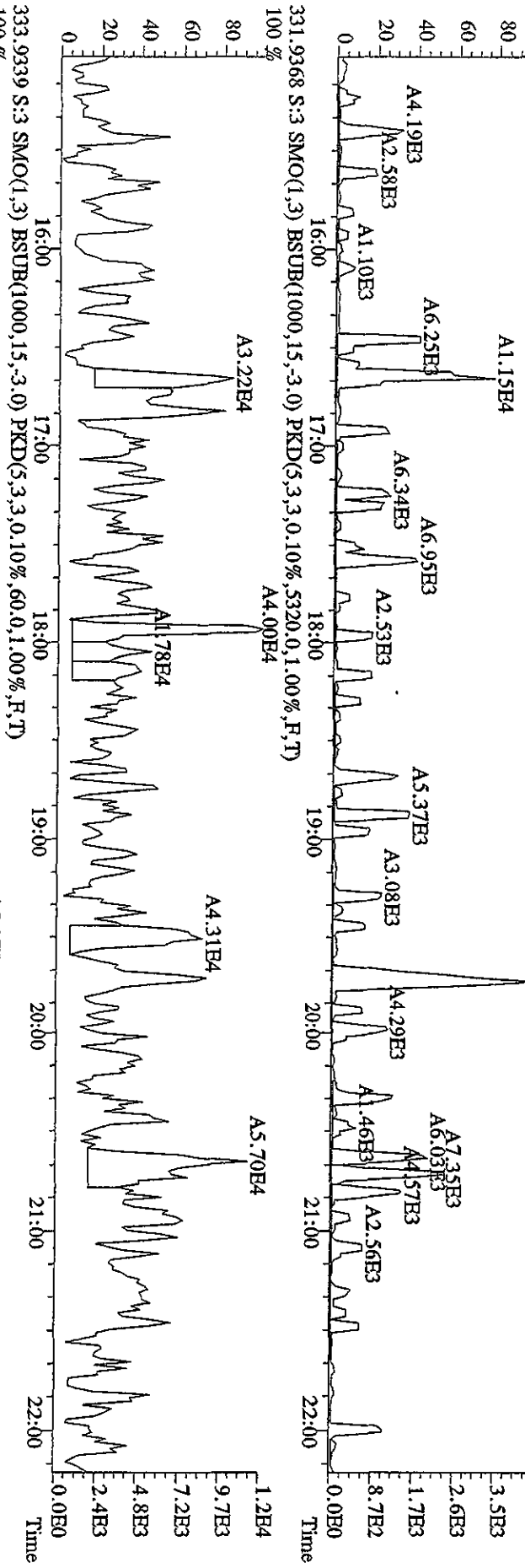
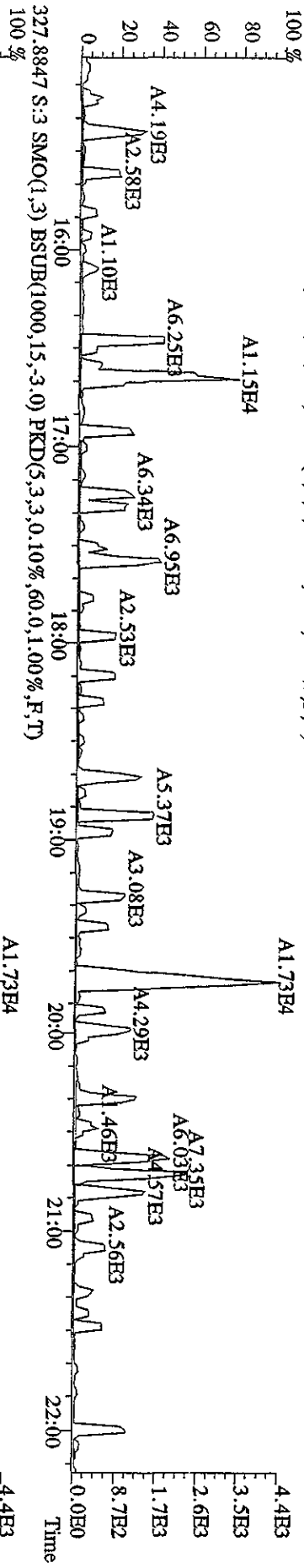
File:30AP104D5 #1-434 Acq:30-APR-2010 09:46:25 GC FI + Voltage SIR Autospec-Ultimate
 Sample#3 Text:SB0430 .Solvent Blank C-14 Exp:DIOXINRES8290A
 303.9016 S:3 SMO(1,3) BSUB(1000,15,-3.0) PKD(5,3,3,0,10%,76.0,1.00%,F,T)
 100%



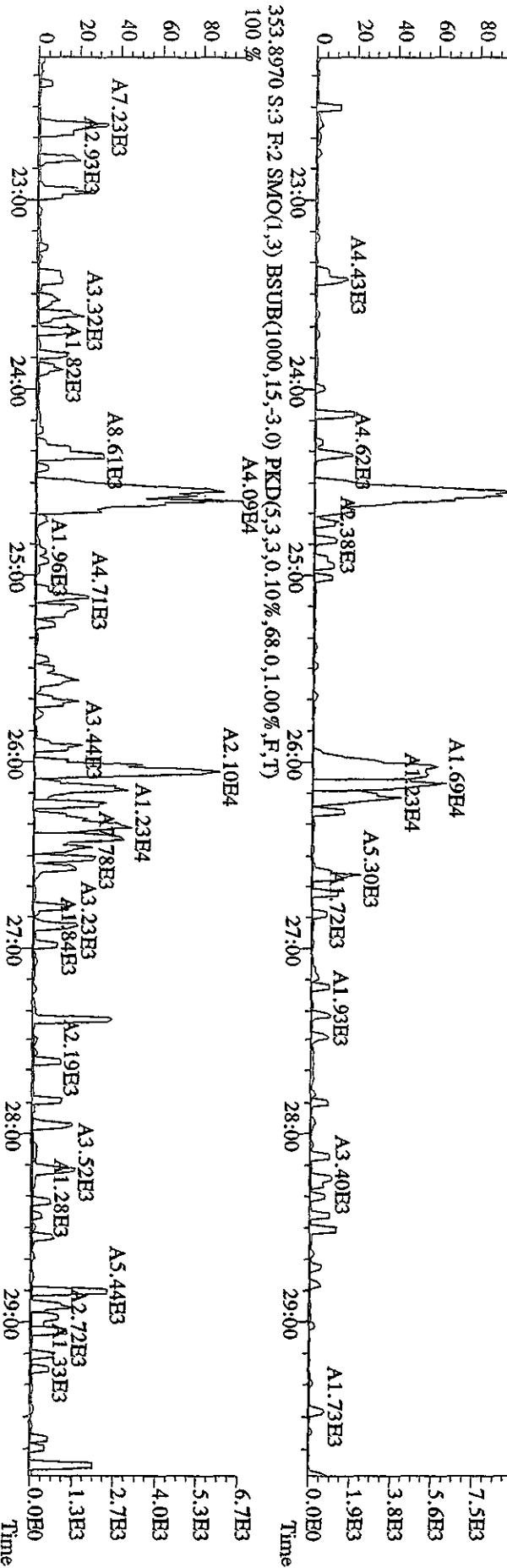
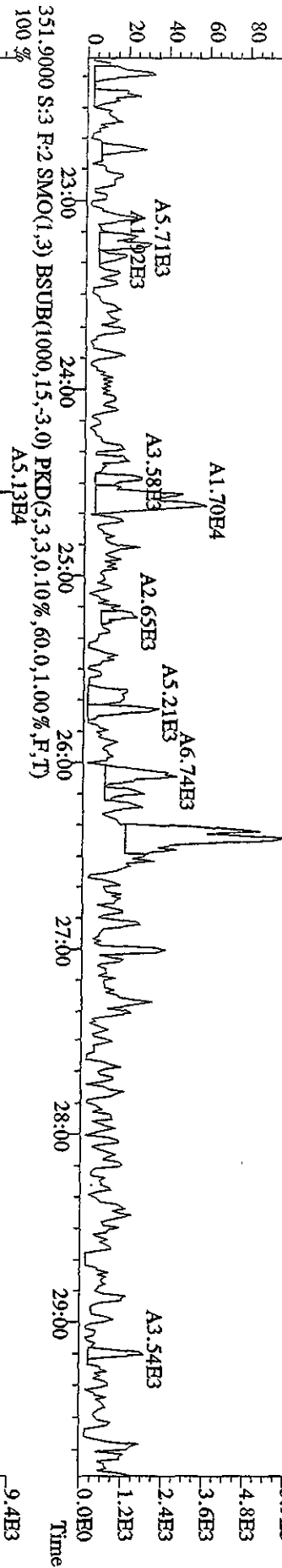
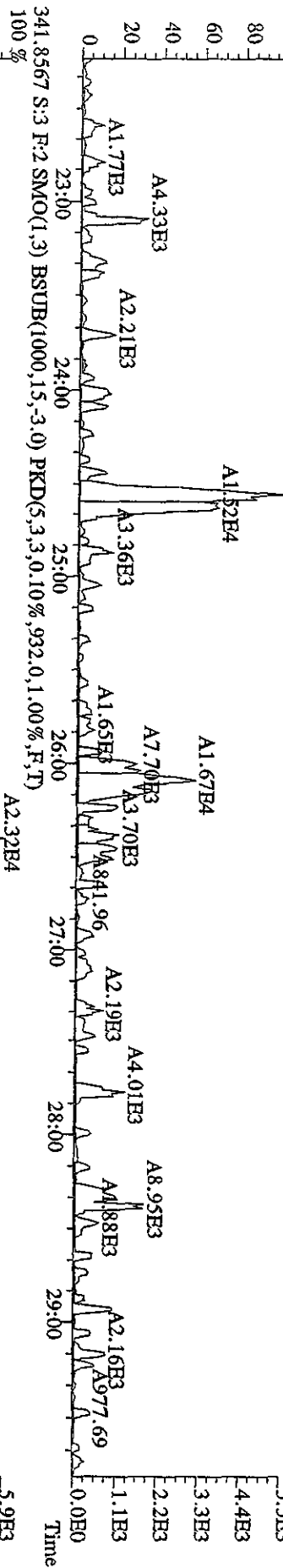
File:30AP104D5 #1-434 Acq:30-APR-2010 09:46:25 GC EI+ Voltage SIR Autospec-UltimaB
 Sample#3 Text:SB0430 :Solvent Blank C-14 Exp:DIOXINRES8290A
 319.8965 S:3 SMO(1,3) BSUB(1000,15,-3.0) PKD(5,3,3,0,10%,464.0,1.00%,F,T)



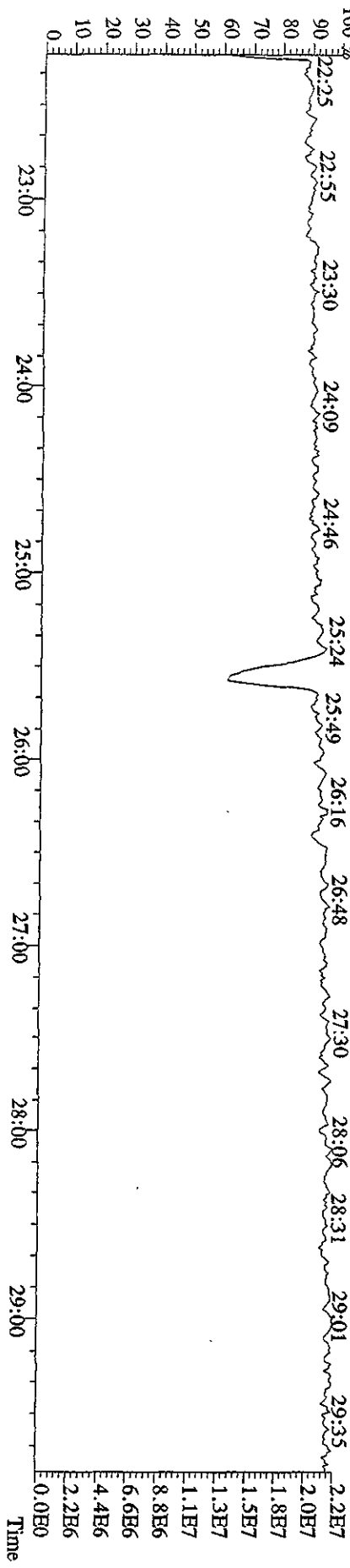
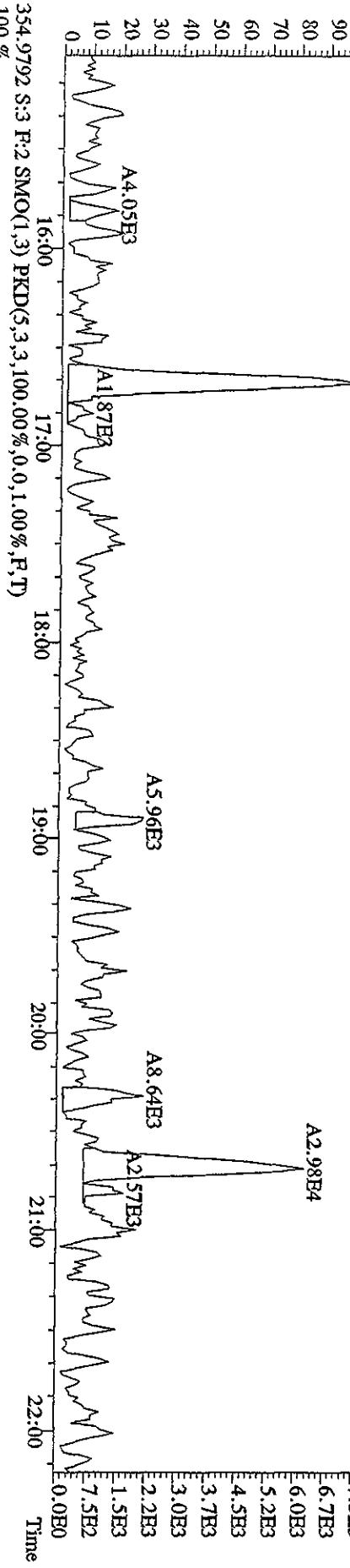
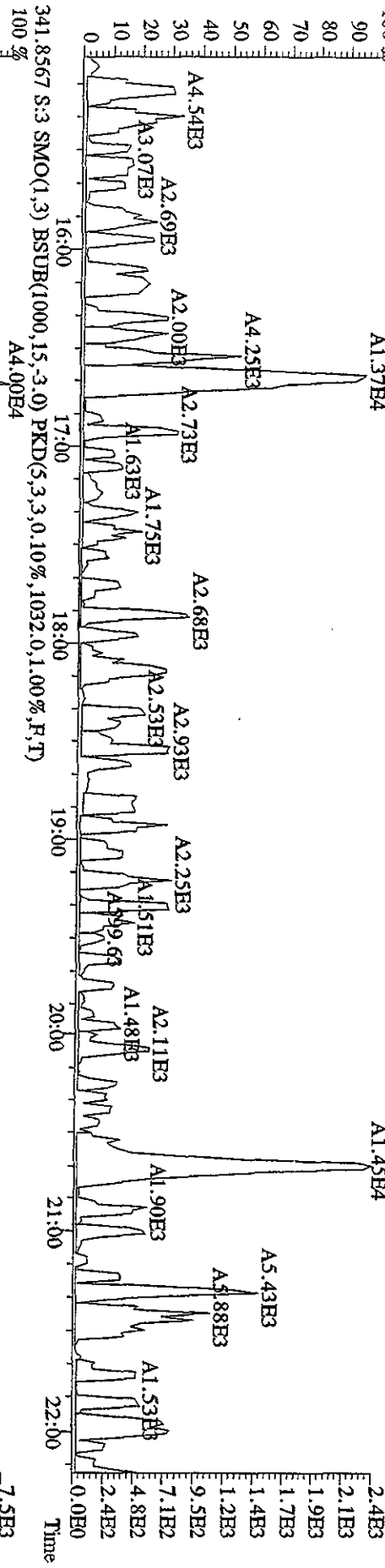
File:30AP104D5 #1-434 Acq:30-APR-2010 09:46:25 GC EI+ Voltage SIR Autospec-UltimaB
 Sample#3 Text:SB0430 :Solvent Blank C-14 Exp.:DIOXINRES8290A
 327.8847 S:3 SMO(1,3) BSUB(1000,15,-3.0) PKD(5,3,3,0.10%,60.0,1.00%,F,T)
 333.9339 S:3 SMO(1,3) BSUB(1000,15,-3.0) PKD(5,3,3,0.10%,60.0,1.00%,F,T)



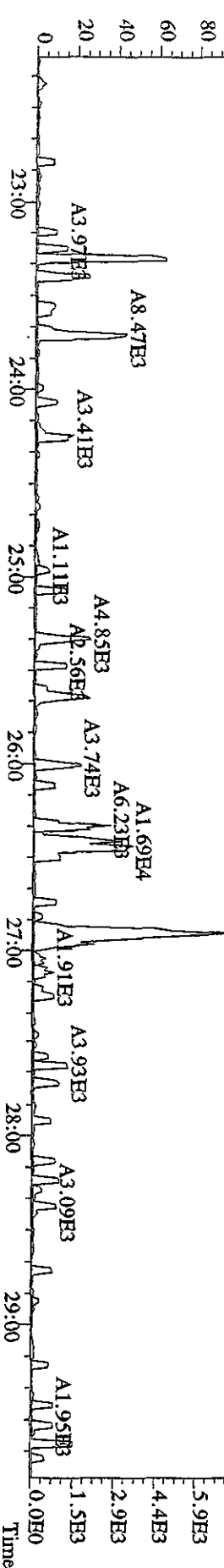
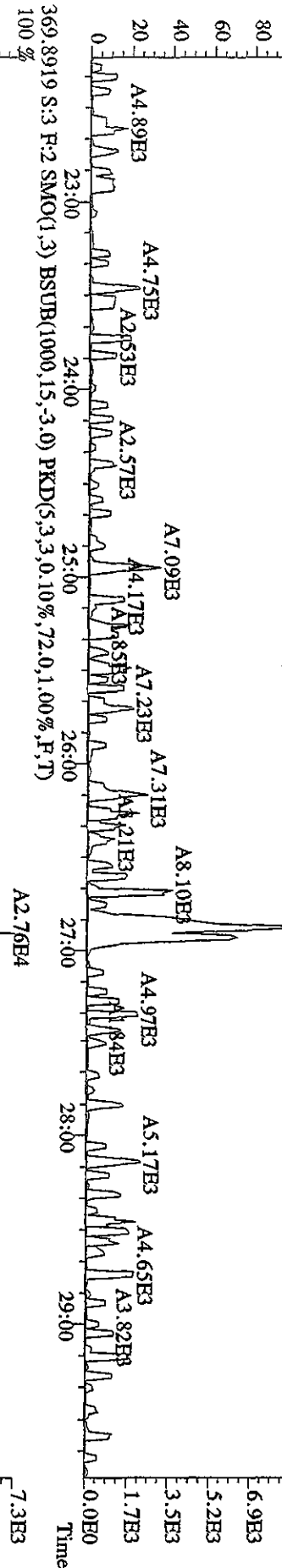
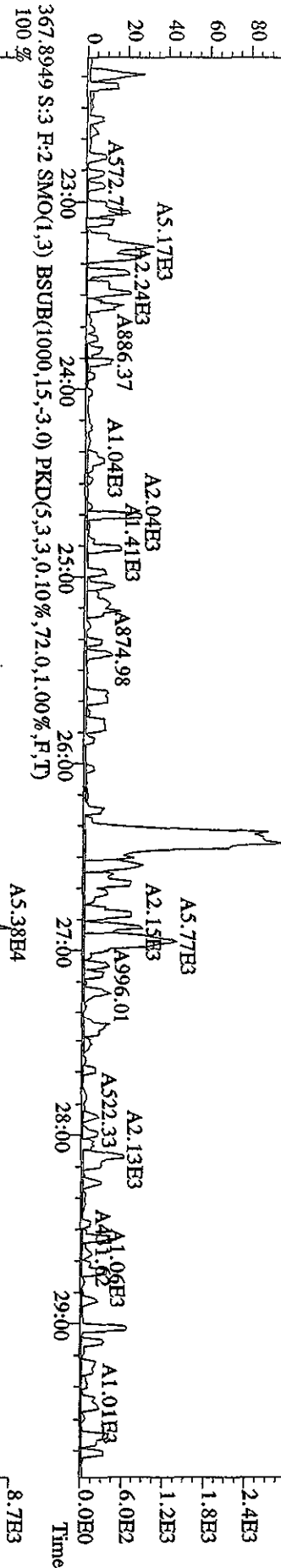
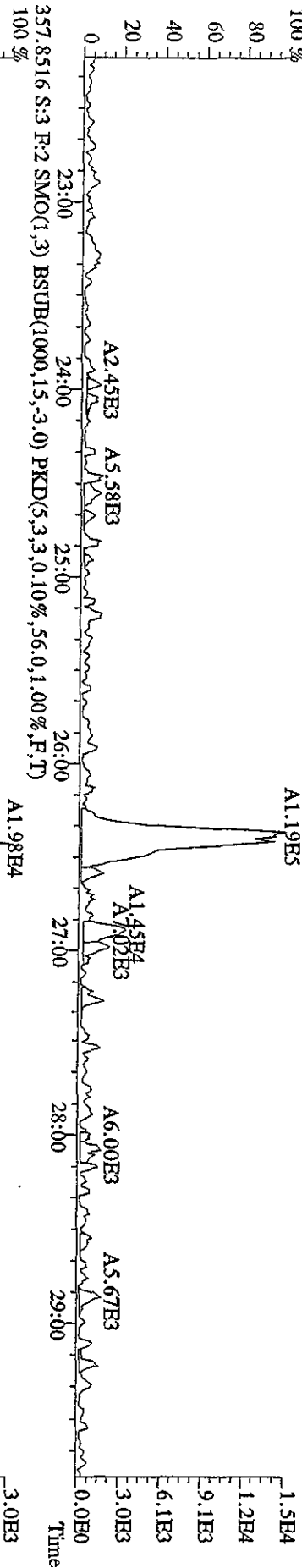
File:30AP104D5 #1-604 Acq:30-APR-2010 09:46:25 GC EI+ Voltage SIR Autospec-Ultimate
 Sample#3 Text:SB0430 :Solvent Blank C-14 Exp:DIOXINRES8290A
 339.8597 S:3 F:2 SMO(1,3) BSUB(1000,15,-3.0) PKD(5,3,3,0.10%,56.0,1.00%,F,T)
 A2.18E4



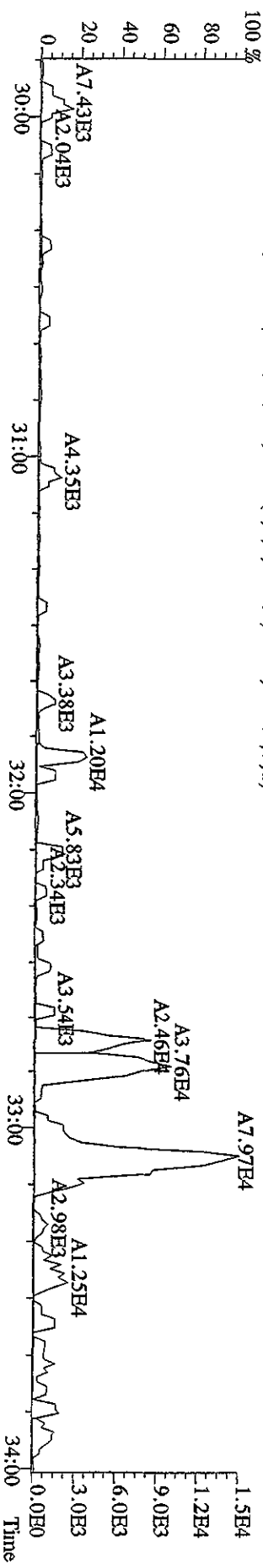
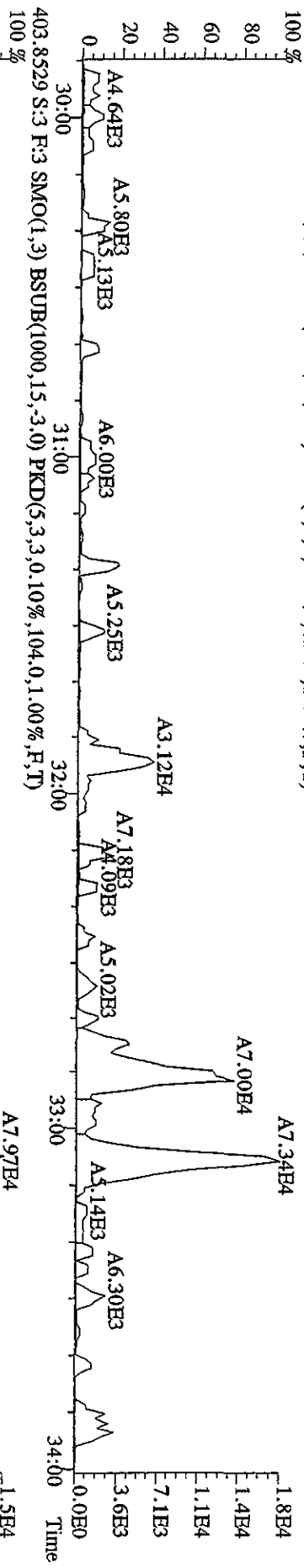
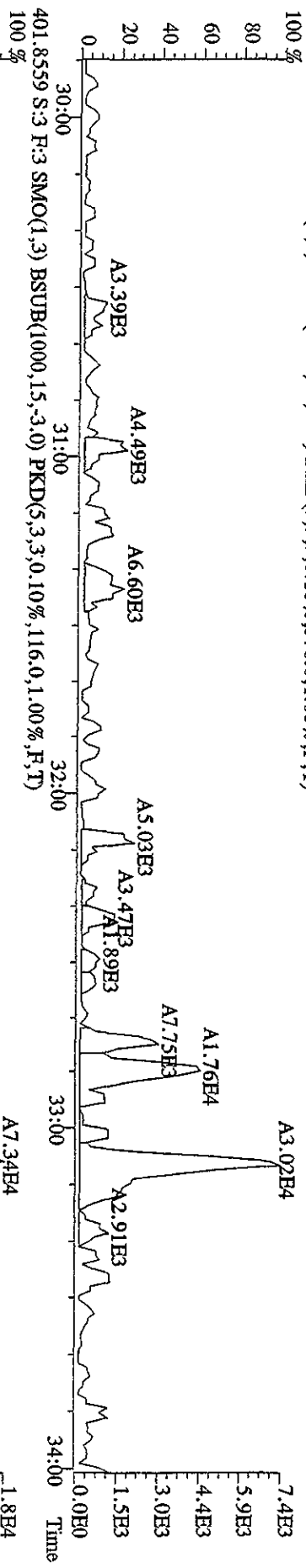
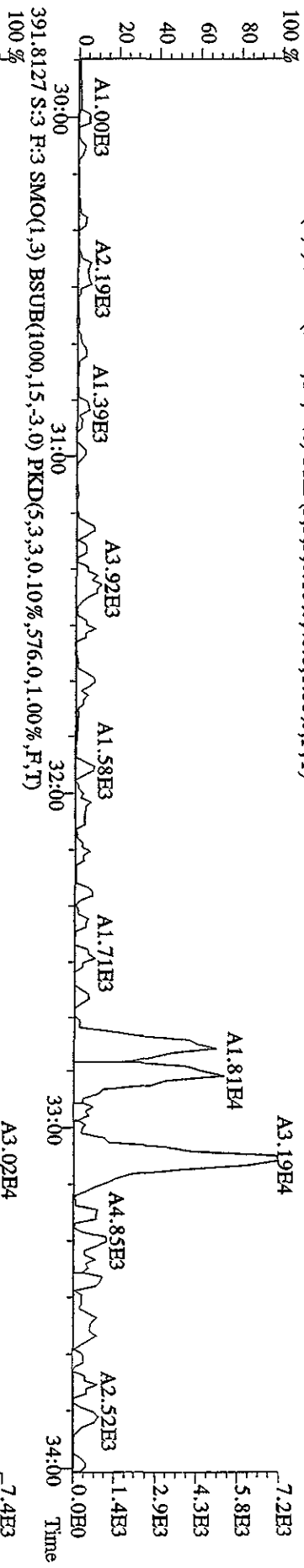
File:30API04D5 #1-434 Acq:30-APR-2010 09:46:25 GC EI+ Voltage SIR Autospec-UHimaE
 Sample#3 Text:SB0430 :Solvent Blank C-14 Exp:DIOXINRES8290A
 339.8597 S:3 SMO(1,3) BSUB(1000,15,-3.0) PKD(5,3,3,0.10%,56.0,1.00%,F,T)



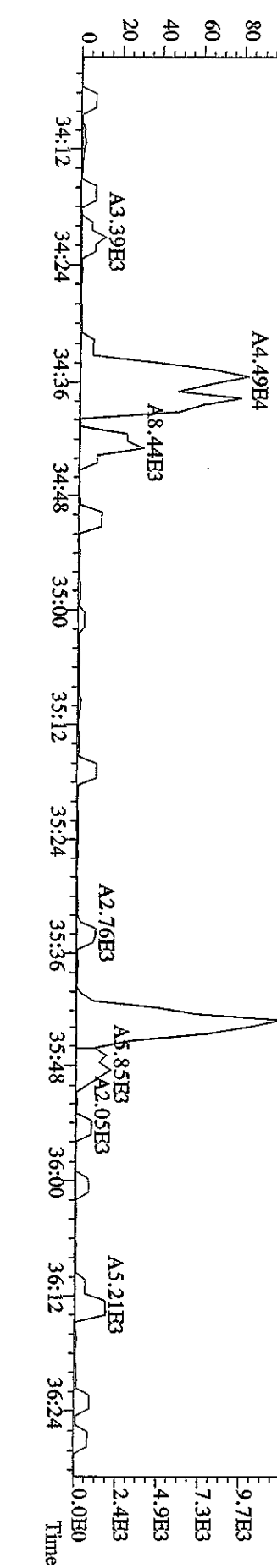
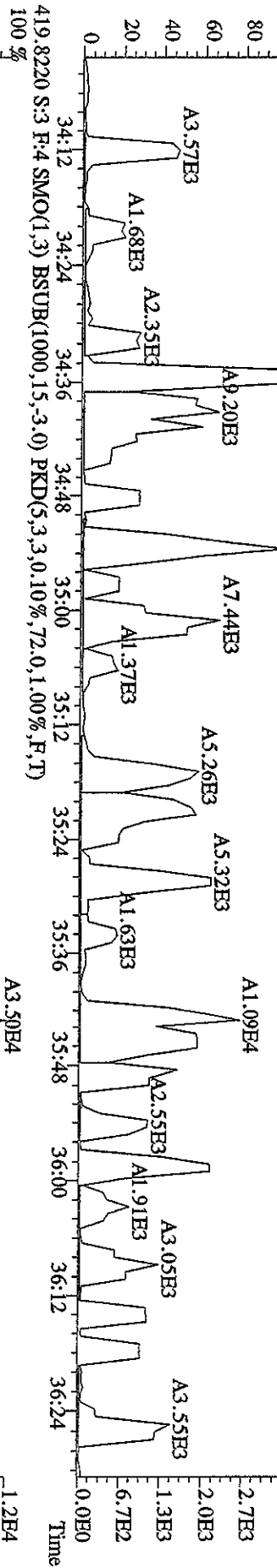
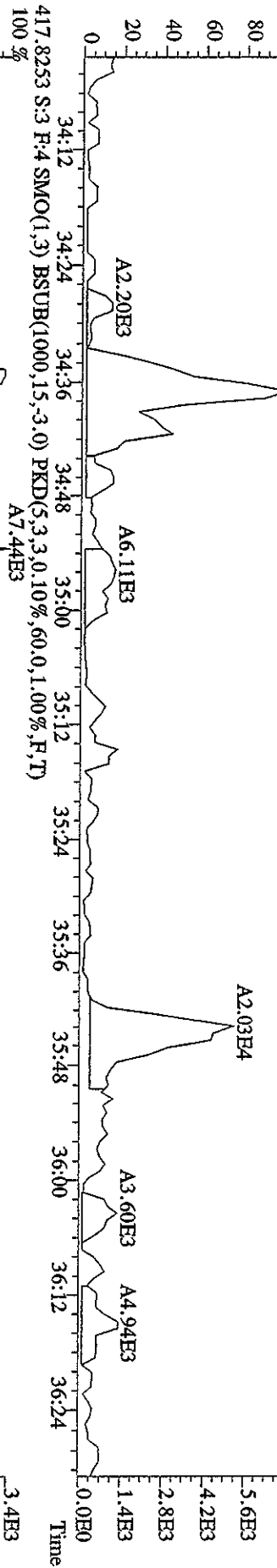
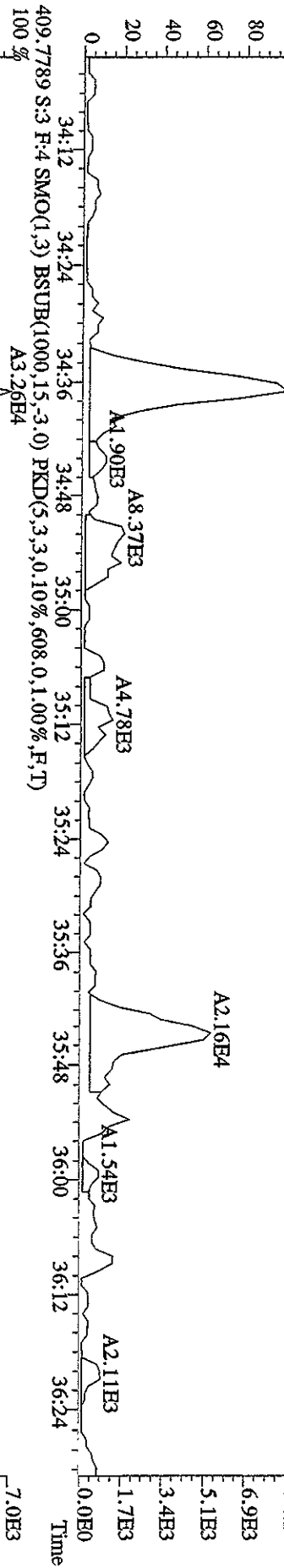
File:30AP104D5 #1-604 Acq:30-APR-2010 09:46:25 GC HI+ Voltage SIR Autospec-UltimaB
 Sample#3 Text:SB0430 :Solvent Blank C-14 Exp:DIOXINRES8290A
 357.8516 S:3 F:2 SMO(1,3) BSUB(1000,15,-3,0) PKD(5,3,3,0.10%,56,0,1.00%,F,T)
 369.8919 S:3 F:2 SMO(1,3) BSUB(1000,15,-3,0) PKD(5,3,3,0.10%,72,0,1.00%,F,T)



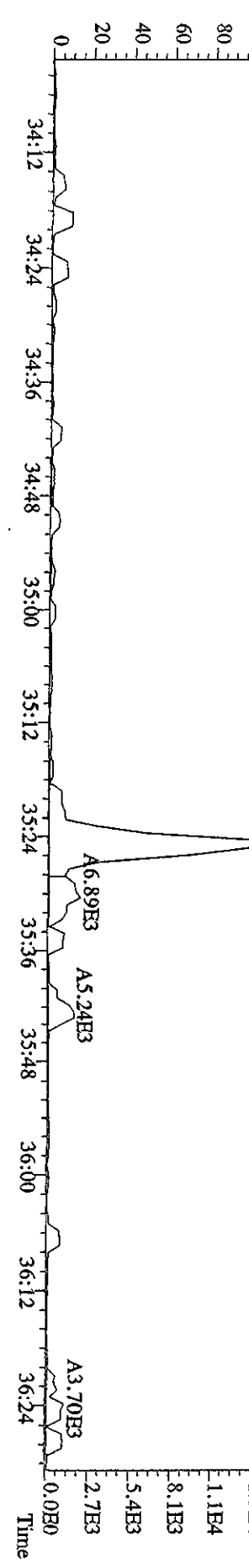
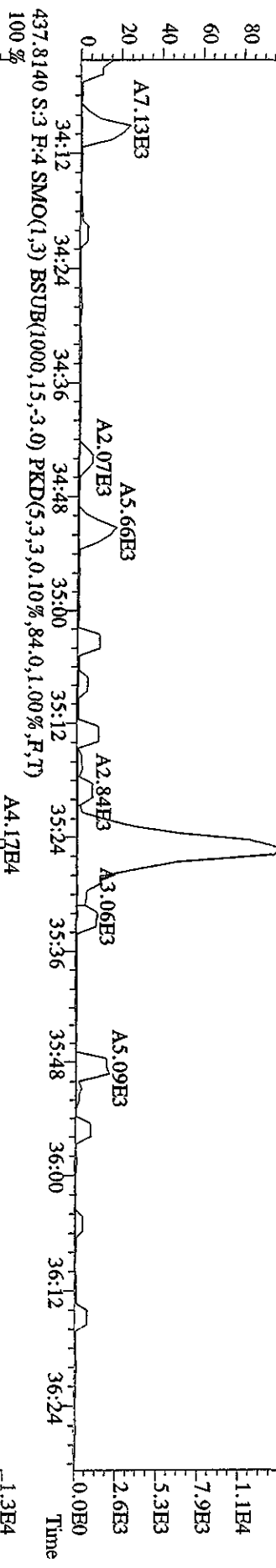
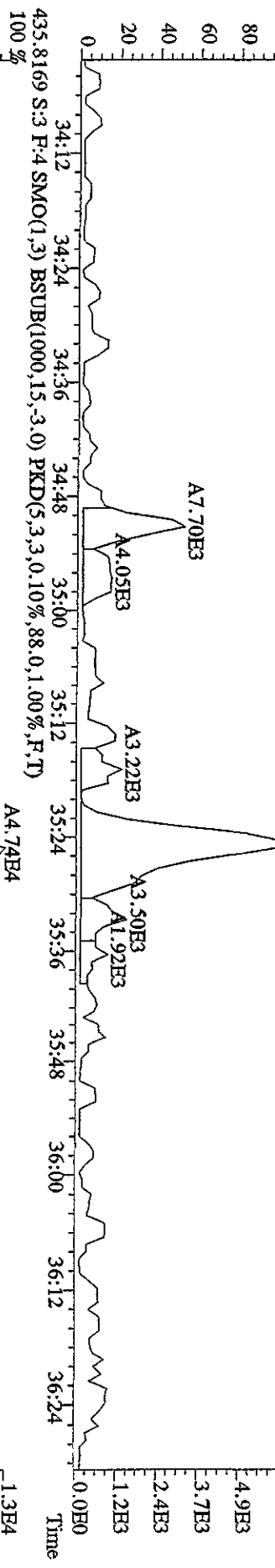
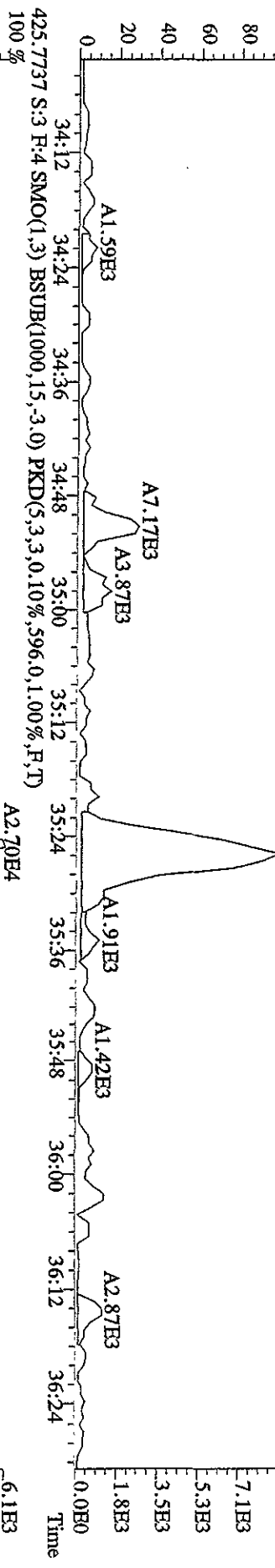
File:30AP104D5 #1-317 Acq:30-APR-2010 09:46:25 GC EI+ Voltage SIR Autospec-UltimaB
 Sample#3 Text:SB0430 :Solvent Blank C-14 Exp:DIOXINRES8290A
 389.8157 S:3 F:3 SMO(1,3) BSUB(1000,15,-3.0) PKD(5,3,3,0.10%,48.0,1.00%,F,T)



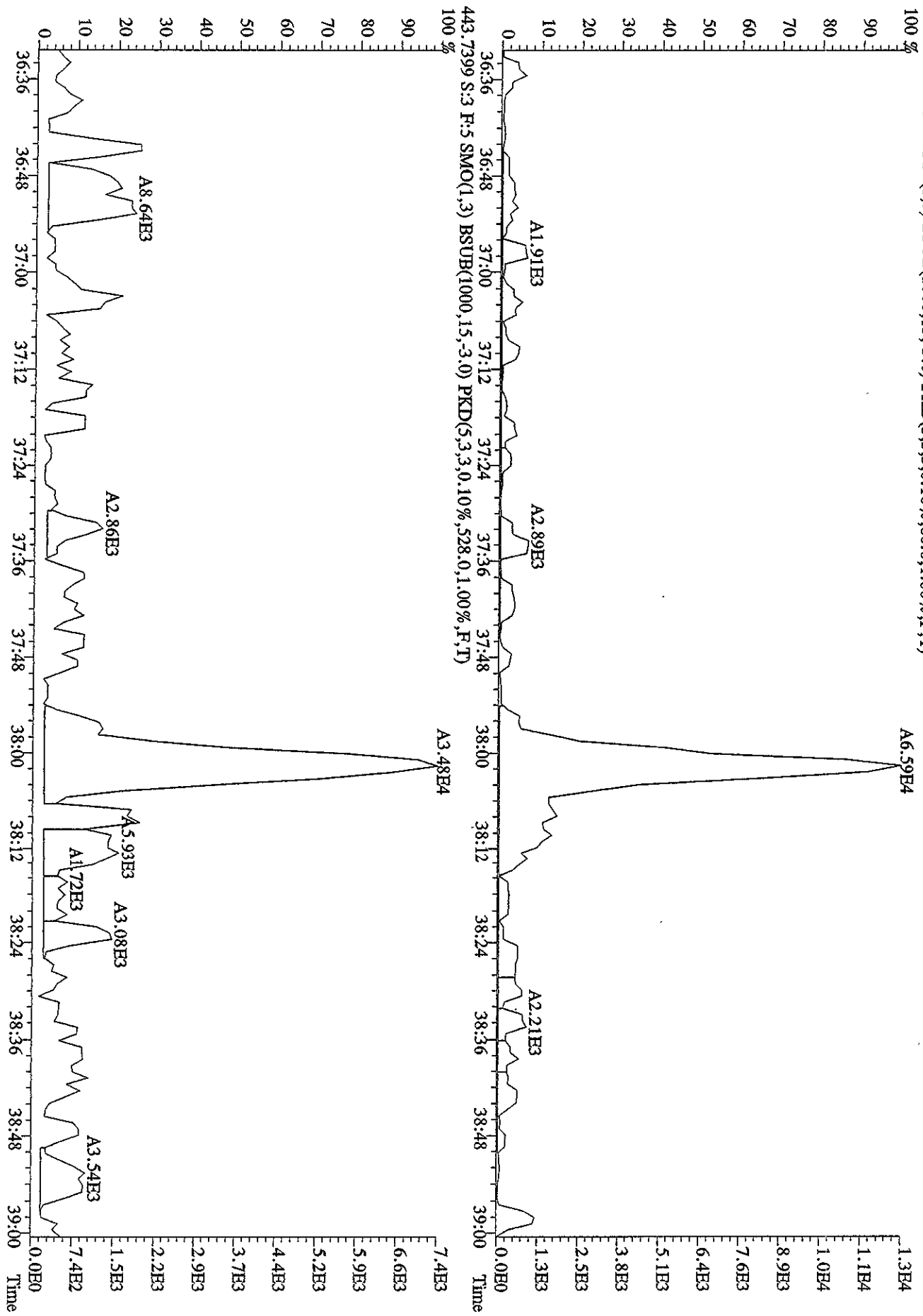
File:30AP104D5 #1-198 Acq:30-APR-2010 09:46:25 GC FI+ Voltage SIR Autospec-UltimaE
 Sample#3 Text:SB0430 :Solvent Blank C-14 Exp:DIOXINRES8290A
 407.7818 S:3 F:4 SMO(1,3) BSUB(1000,15,-3.0) PKD(5,3,3,0.10%,524.0,1.00%,F,T)
 100%



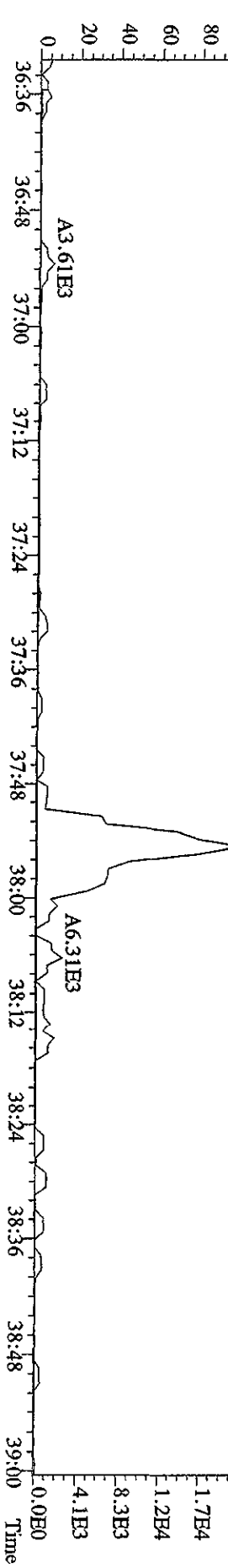
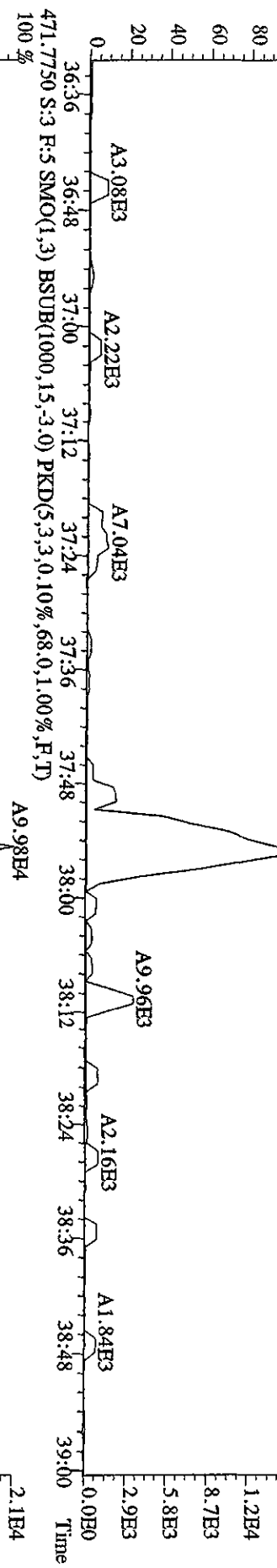
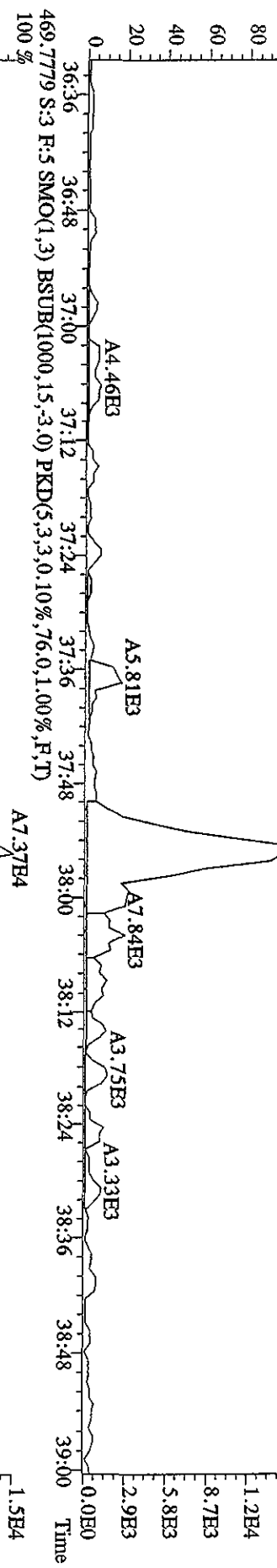
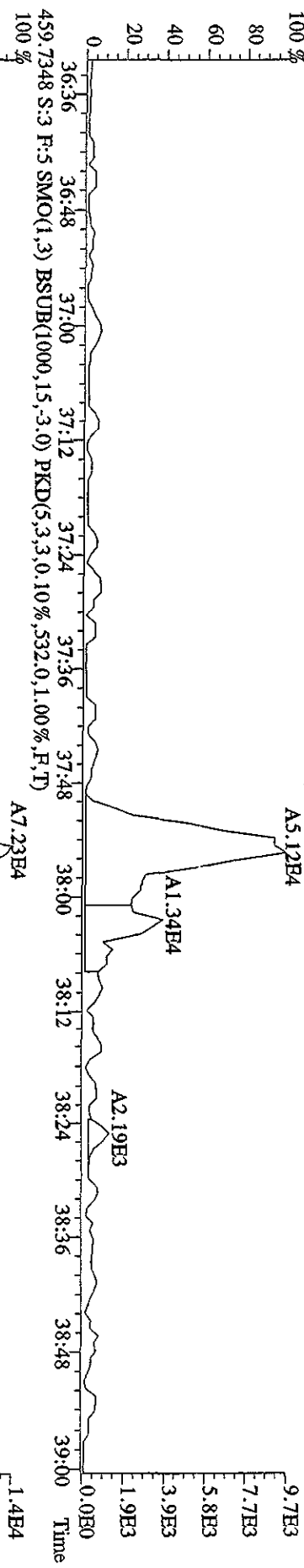
File:30AP104D5 #1-198 Acq:30-APR-2010 09:46:25 GC EI+ Voltage:519 Autospec-UHimatE
 Sample#3 Text:SB0430 .Solvent Blank C-14 Exp:DIOXINRES8290A
 423.7766 S:3 F:4 SMO(1,3) BSUB(1000,15,-3.0) PKD(5,3,3,0.10%,540.0,1.00%,F,T)



File:30AP104D5 #1-190 Acq:30-APR-2010 09:46:25 GC EI+ Voltage SIR Autospec-UltimaE
 Sample#3 Text:SB0430 :Solvent Blank C-14 Exp.:DIOXINRES8290A
 441.7428 S:3 F:5 SMO(1,3) BSUB(1000,15,-3,0) PKD(5,3,3,0,10%,80,0,1,00%,F,T)
 100%



File:30AP104D5 #1-190 Acq:30-APR-2010 09:46:25 GC EI+ Voltage SIR Autospec-Ultimat
 Sample#3 Text:SB0430 :Solvent Blank C-14 Exp:DIOXINRES8290A
 457.7377 S:3 F:5 SMO(1,3) BSUB(1000,15,-3.0) PKD(5,3,3,0.10%,692.0,1.00%,F,T) 100%




File:30ADP104D5 #1-434 Acq:30-APR-2010 09:46:25 GC EI+ Voltage SIR Autospec-UltimaF

Sample#3 Text:SB0430 Solvent Blank C-14 Exp:DIOXINRES8290A

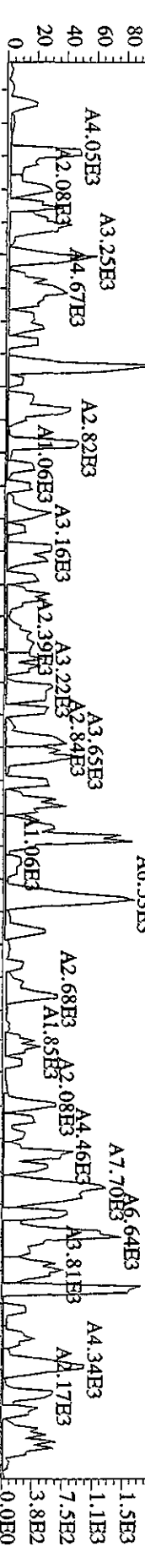
354.9792 S:3 SMO(1,3) PKD(5,3,3,100.00%,0.0,1.00%,F,T)

100% 15:15



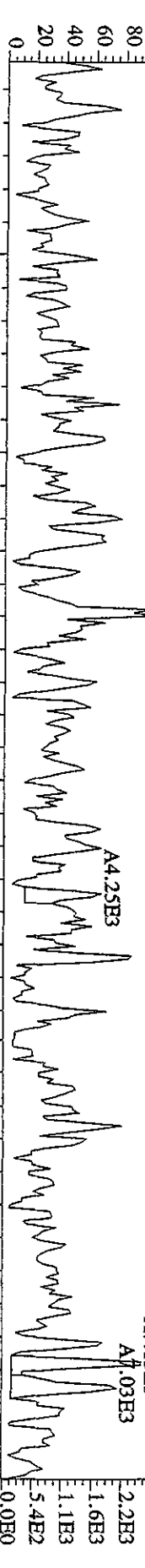
303.9016 S:3 SMO(1,3) BSUB(1000,15,-3,0) PKD(5,3,3,0.10%,76.0,1.00%,F,T)

100% 16:00



305.8987 S:3 SMO(1,3) BSUB(1000,15,-3,0) PKD(5,3,3,0.10%,1300,0,1.00%,F,T)

100% 16:00



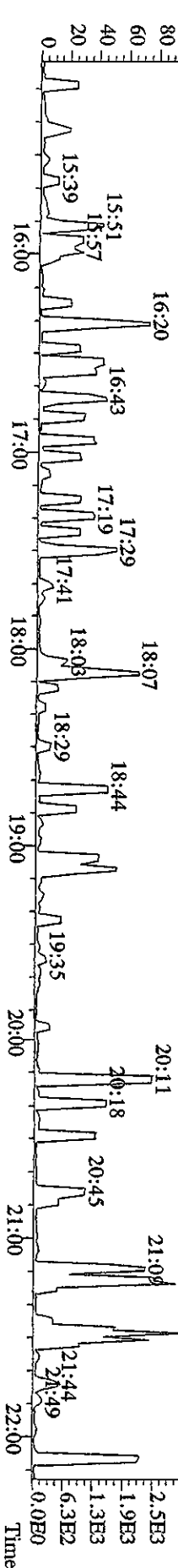
375.8364 S:3 SMO(1,3) BSUB(1000,15,-3,0) PKD(5,3,3,100.00%,76.0,1.00%,F,T)

100% 16:00

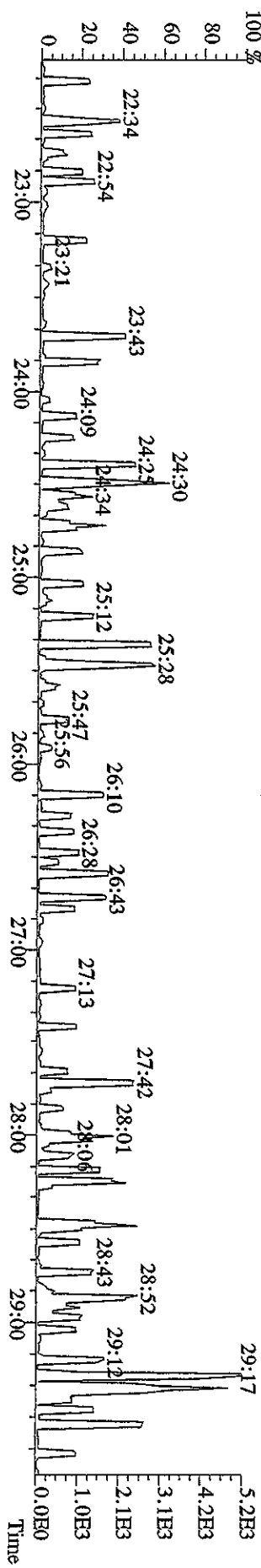
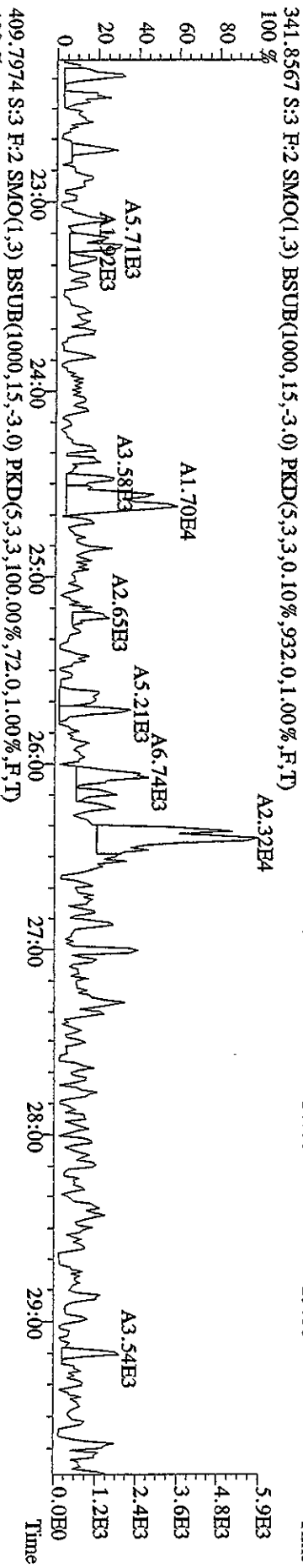
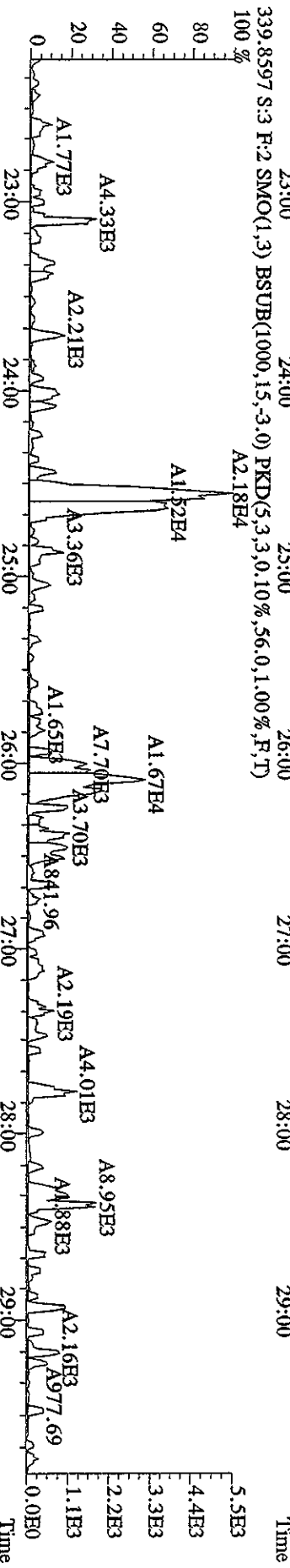
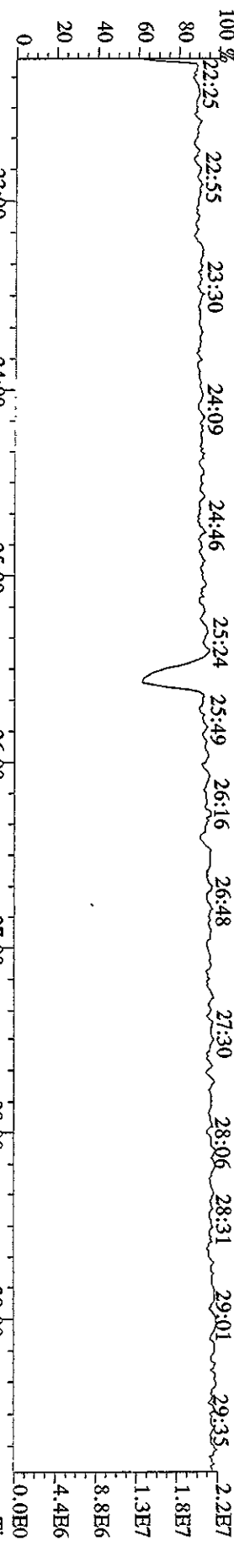


409.7974 S:3 SMO(1,3) BSUB(1000,15,-3,0) PKD(5,3,3,100.00%,68.0,1.00%,F,T)

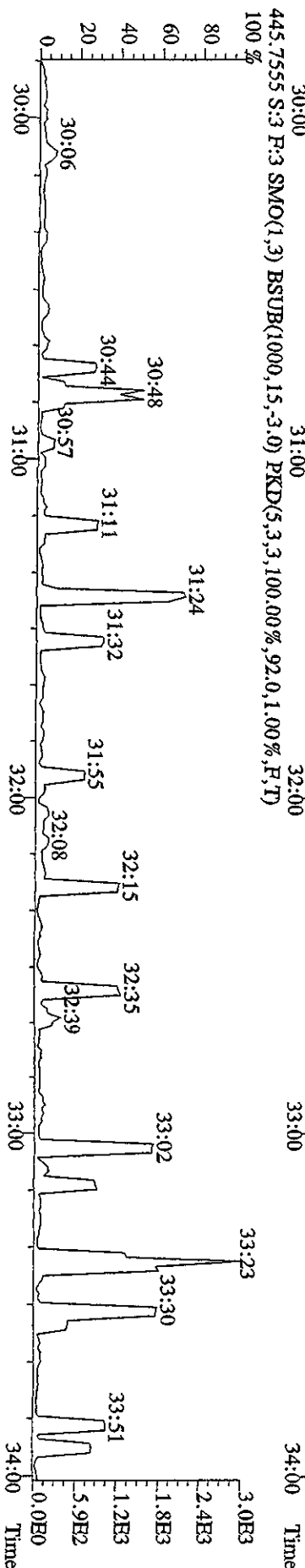
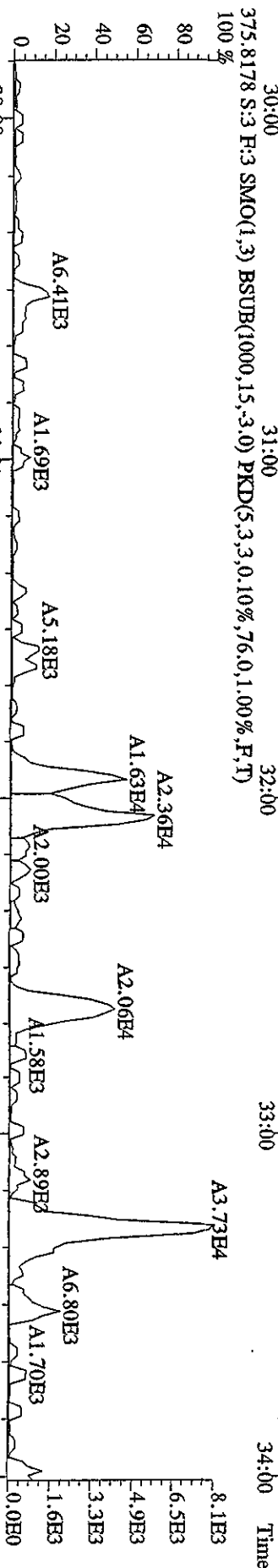
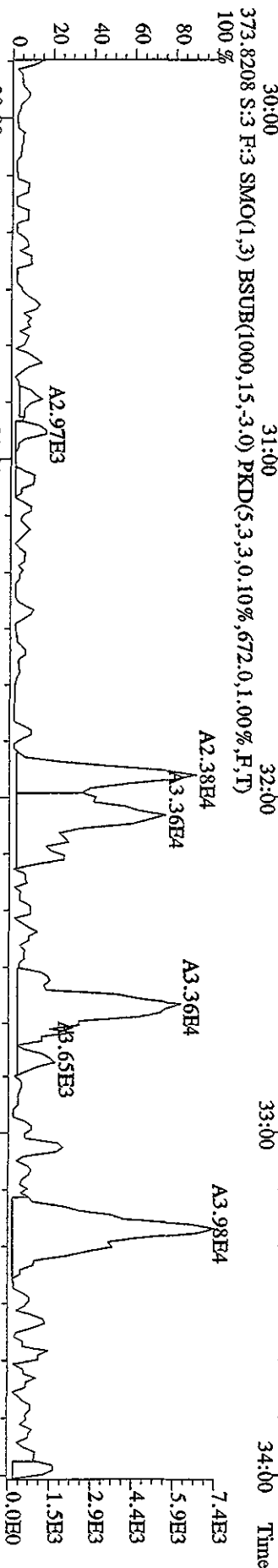
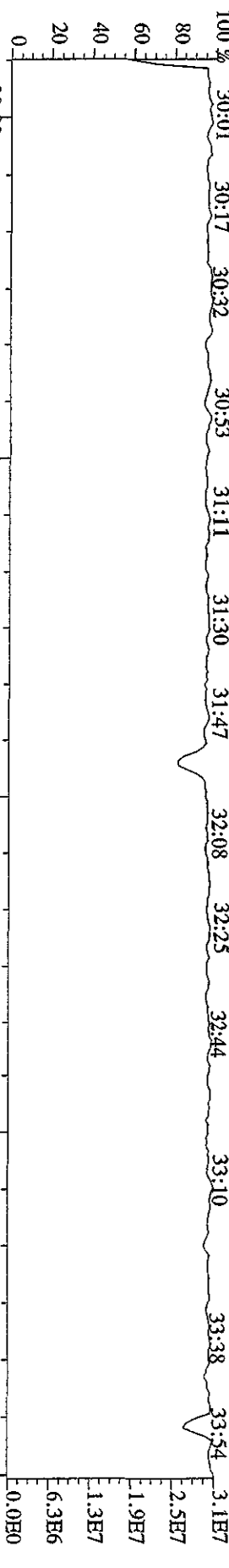
100% 16:00



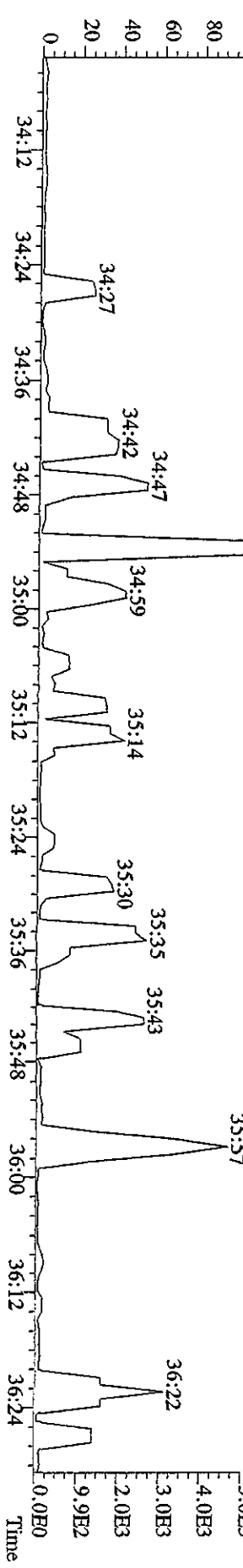
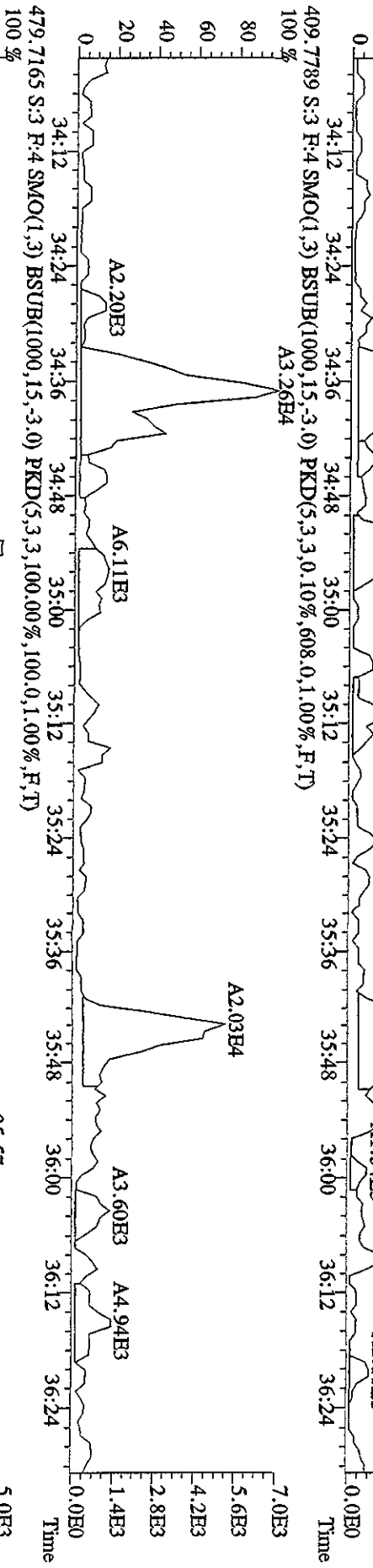
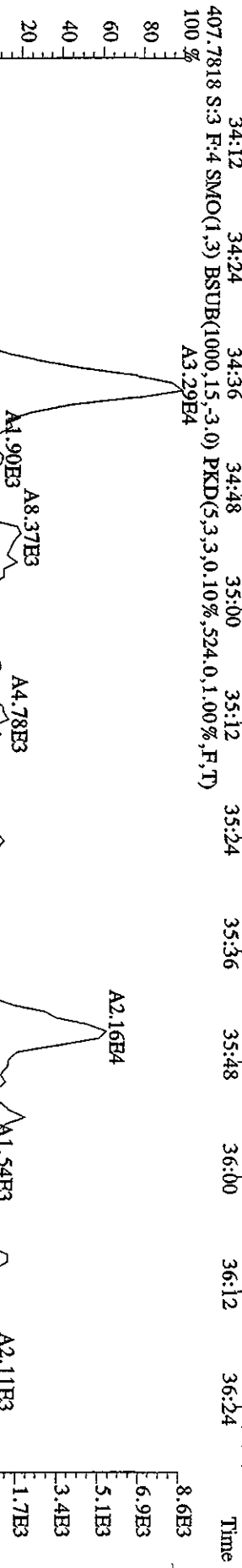

File:30API04D5 #1-604 Acq:30-APR-2010 09:46:25 GC EI+ Voltage SIR Autospec-UltimaE
 Sample#3 Text:SB0430 :Solvent Blank C-14 Exp:DIOXINRES8290A
 354.9792 S:3 F:2 SMO(1,3) PKD(5,3,3,100.00%,0.0,1.00%,F,T)



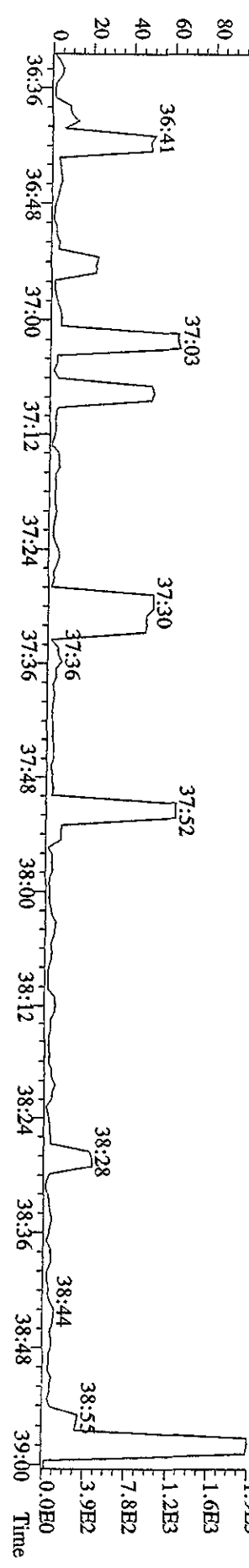
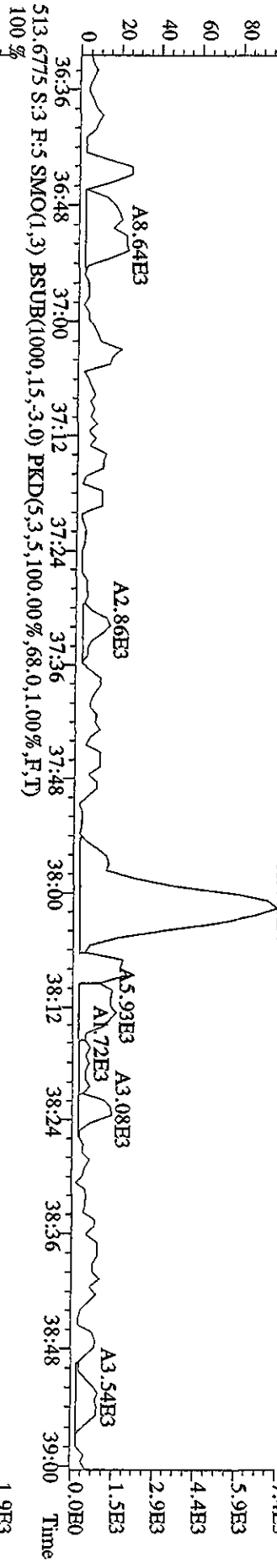
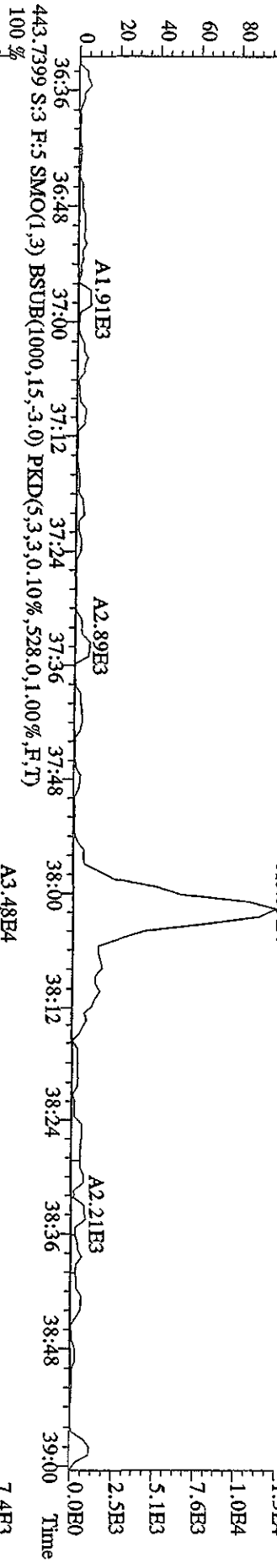

File:30AP104D5 #1-317 Acq:30-APR-2010 09:46:25 GC EI+ Voltage SIR Autospec-UltimaE
 Sample#3 Text:SB0430 :Solvent Blank C-14 Exp:DIOXINRES8290A
 430.9728 S:3 F:3 SMO(1,3) PKD(5,3,3,100.00%,0.0,1.00%,F,T)
 100% 30:01 30:17 30:32 30:53 31:11 31:30 31:47 32:08 32:25 32:44 33:10 33:38 33:54 3.1E7



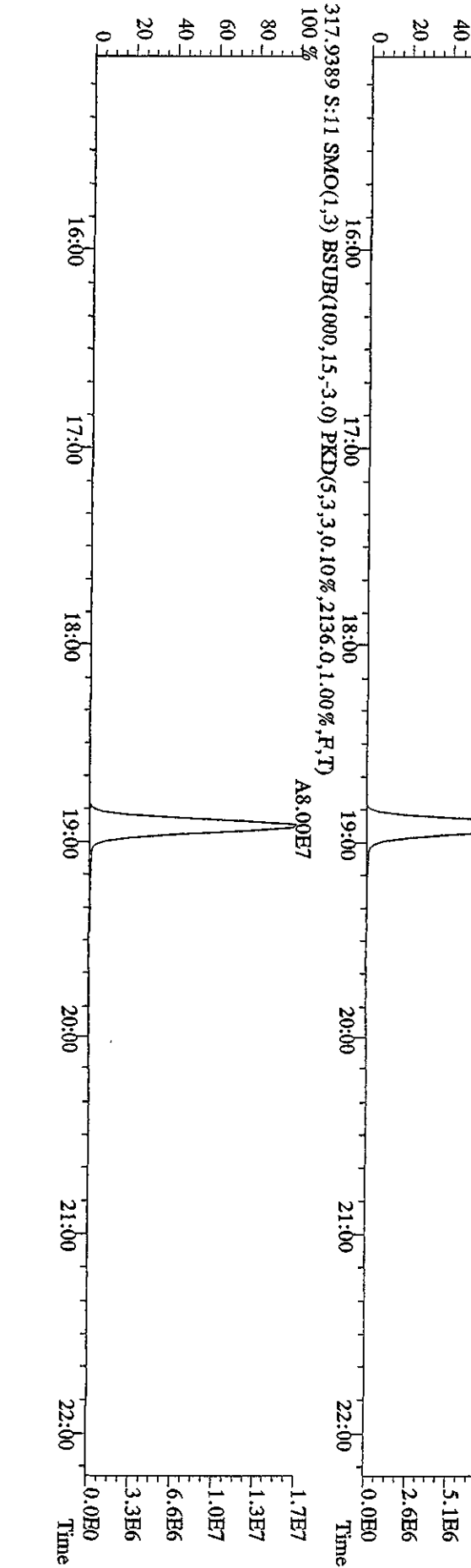
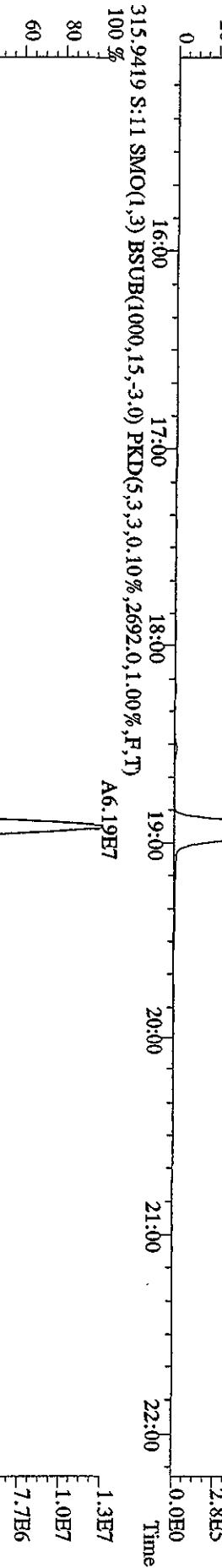
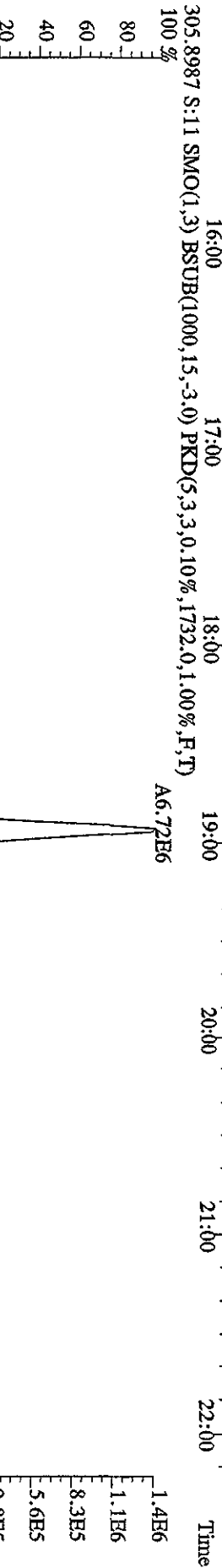
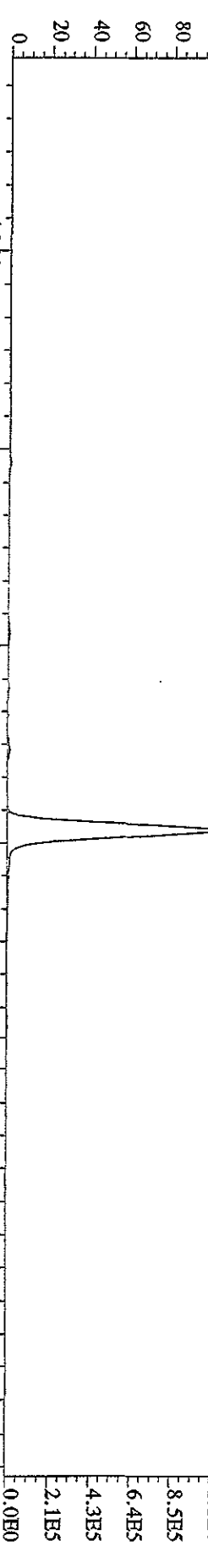
File:30API04D5 #1-198 Acq:30-APR-2010 09:46:25 GC HI+ Voltage SIR Autospec-Ultimat
 Sample#3 Text:SB0430 :Solvent Blank C-14 Exp:DIOXINRES8290A
 430.9728 S:3 F:4 SMO(1,3) PKD(5,3,3,100.00%,0.0,1.00%,F,T)
 100% 34:08 34:23 34:41 34:59 35:16 35:27 35:45 35:54 36:10



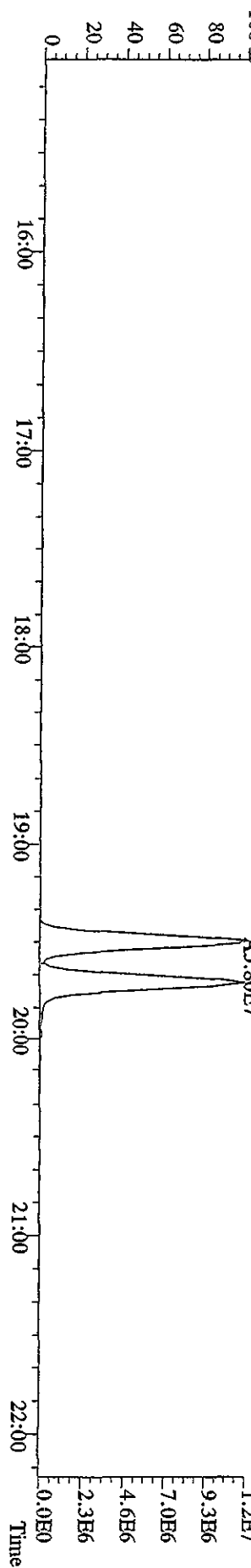
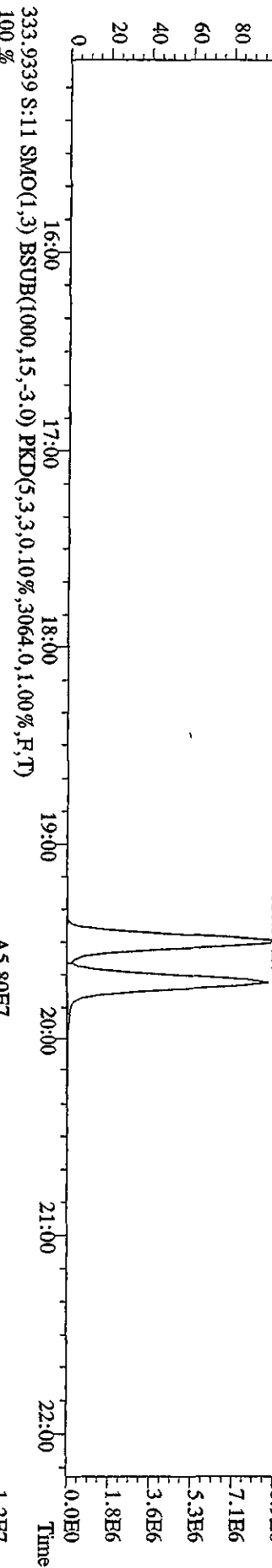
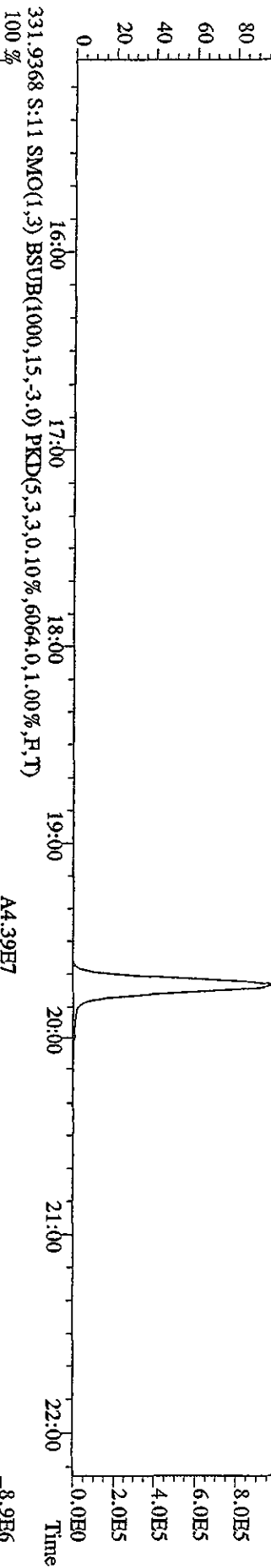
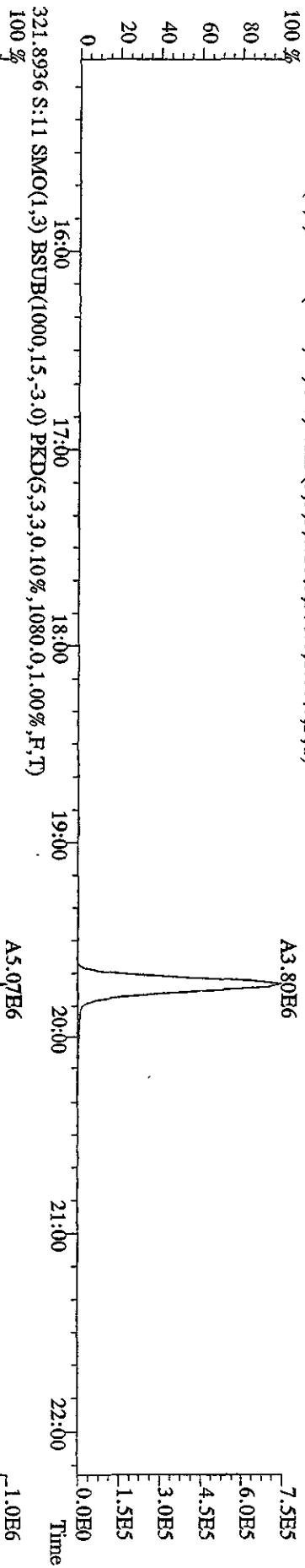
File:30AP104D5 #1-190 Acq:30-APR-2010 09:46:25 GC HI+ Voltage SIR Autospec-UltimaE
 Sample#3 Text:SB0430 :Solvent Blank C-14 Exp:DIOXINRES8290A
 442.9728 S:3 F:5 SMO(1,3) PKD(5,3,3,100,00%,0.0,1.00%,F,T)
 100% 36:36 36:50 36:58 37:13 37:32 37:44 38:02 38:20 38:31 38:41 38:54



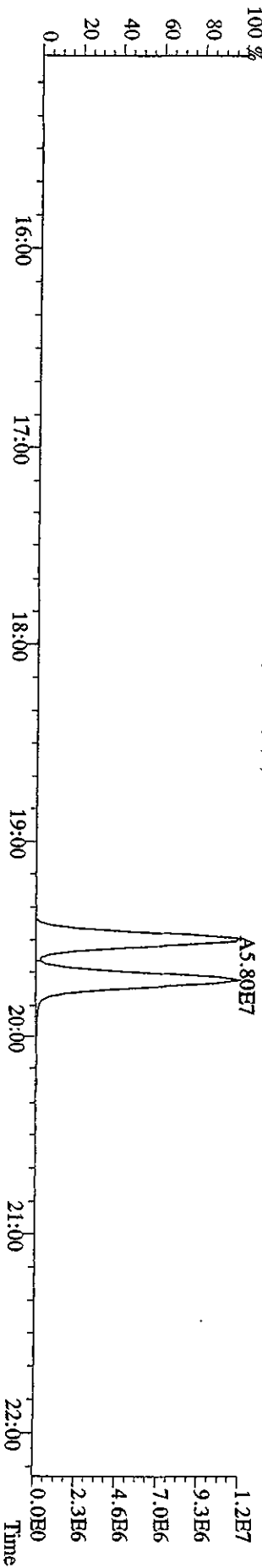
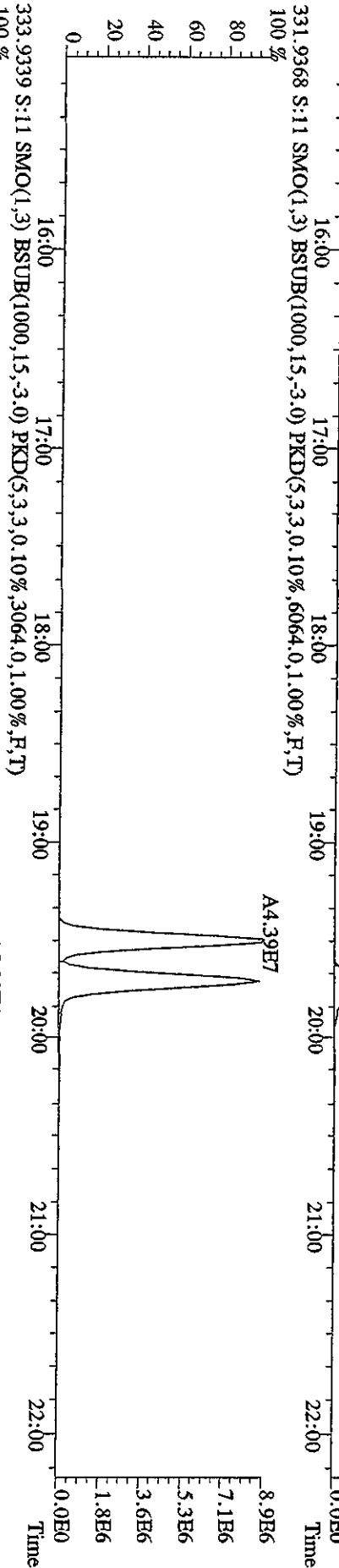
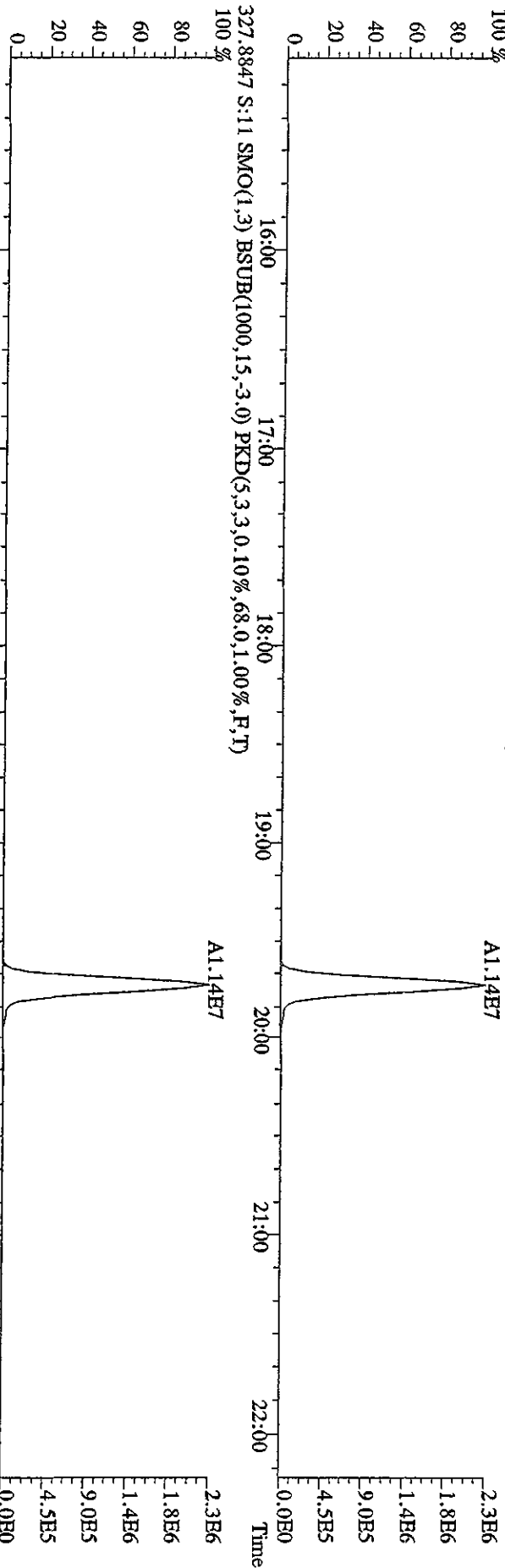
File:30API04D5 #1-434 Acq:30-APR-2010 15:38:42 GC EI+ Voltage SIR Autospec-UltimaE
 Sample#11 Text:ST0430A :CS3 10DXN083 Exp:DIOXINRES8290A
 303.9016 S:11 SMO(1,3) BSUB(1000,15,-3.0) PKD(5,3,3,0.10%,700.0,1.00%,F,T)



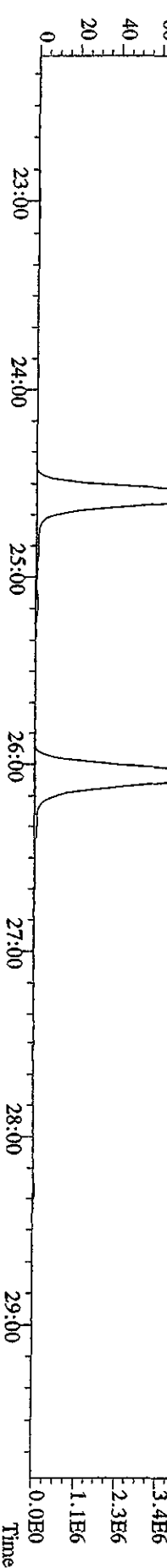
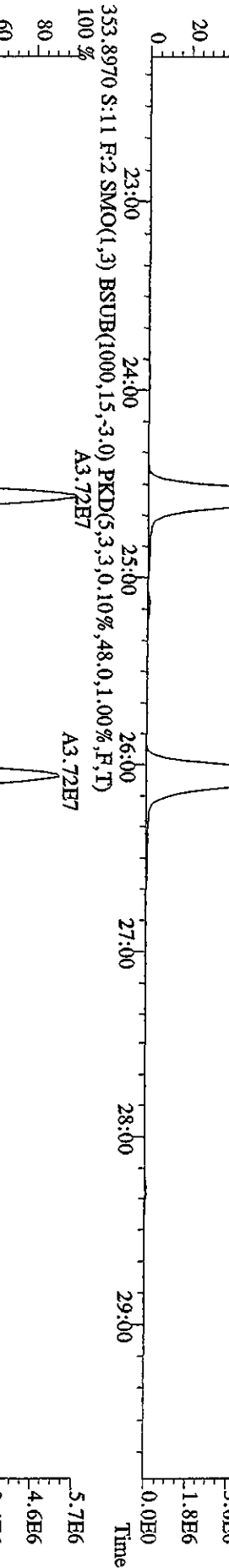
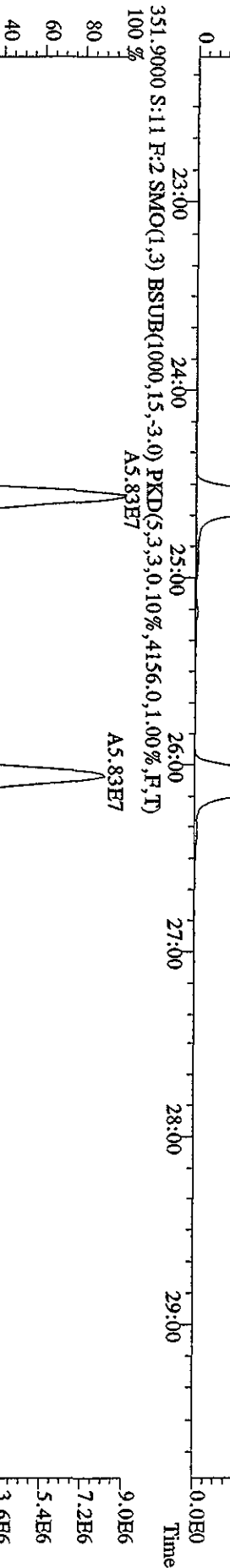
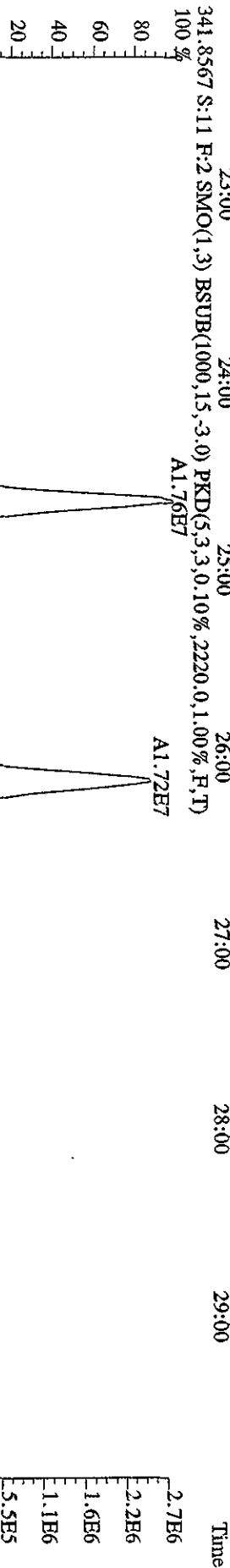
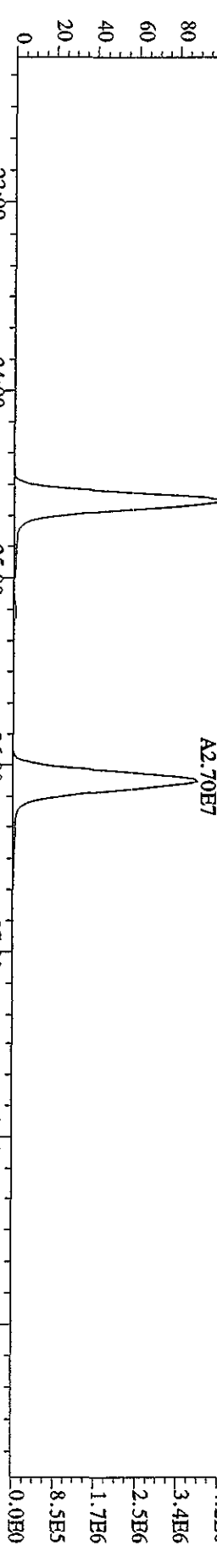
File:30ADP104D5 #1-434 Acq:30-APR-2010 15:38:42 GC EI+ Voltage SIR Autospec-Ultimate
Sample#11 Text:ST0430A :CS3 10DXN083 Exp:DIOXINRES8290A
319,8965 S:11 SMO(1,3) BSUB(1000,15,-3,0) PKD(5,3,3,0,10%,576.0,1.00%,F,T)



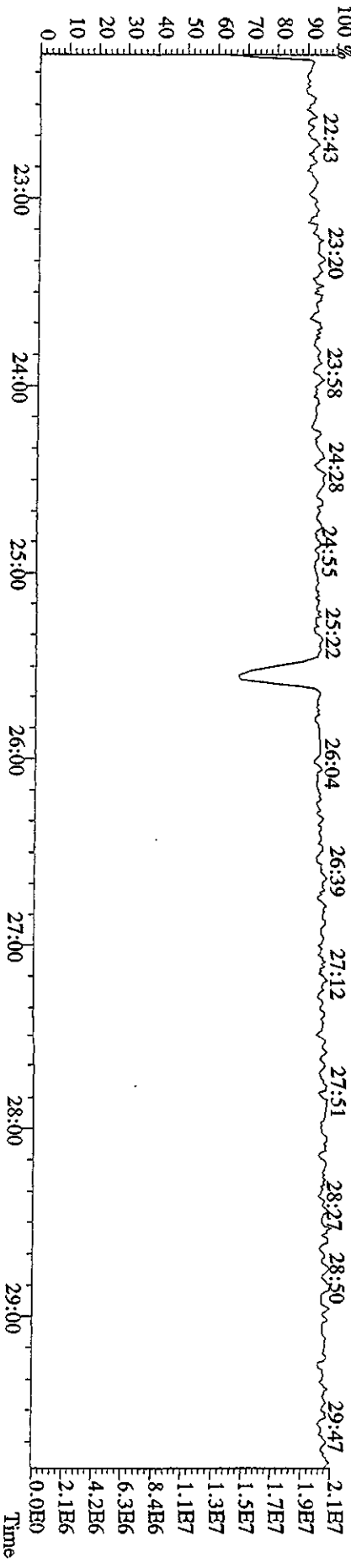
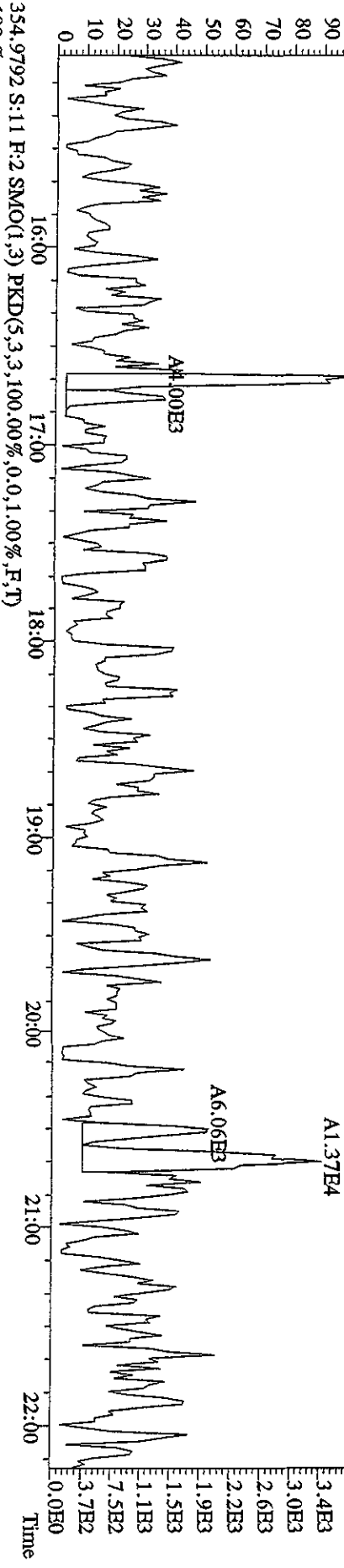
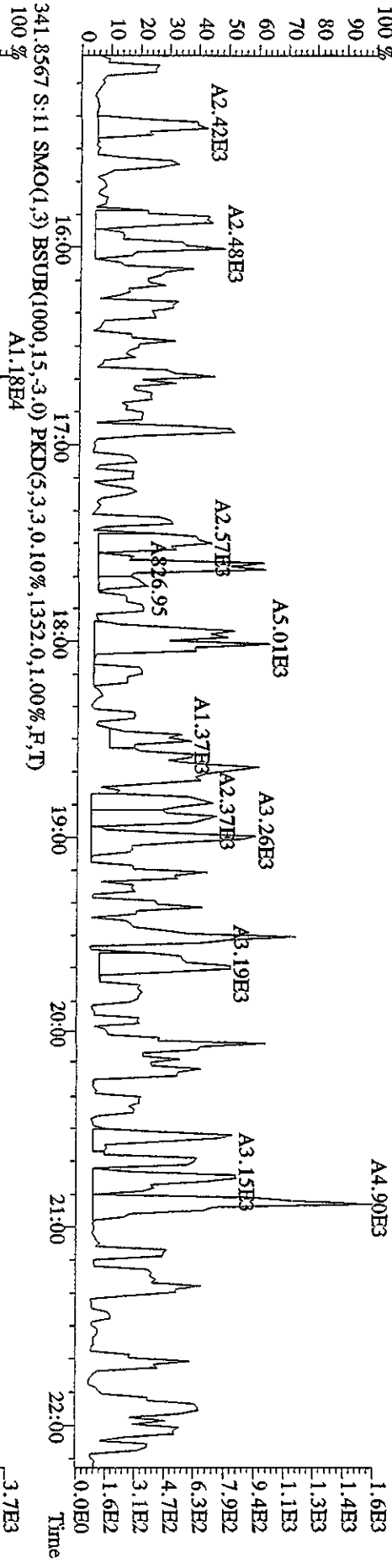
File:30AP104D5 #1-434 Acq:30-APR-2010 15:38:42 GC EI+ Voltage SIR Autospec-UltimaB
 Sample#11 Texc:ST0430A :CS3 10DXN083 Exp:DIOXINRES8290A
 327.8847 S:11 SMO(1,3) BSUB(1000,15,-3.0) PKD(5,3,3,0.10%,68.0,1.00%,F,T)



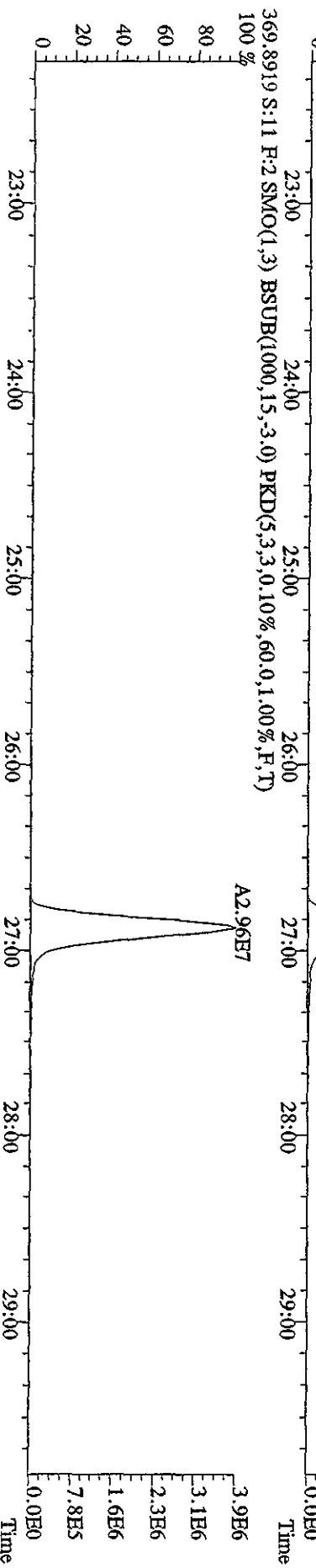

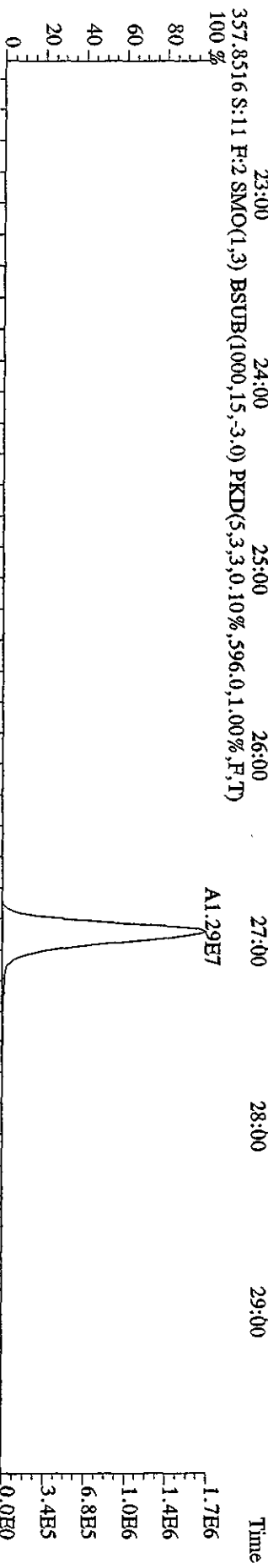
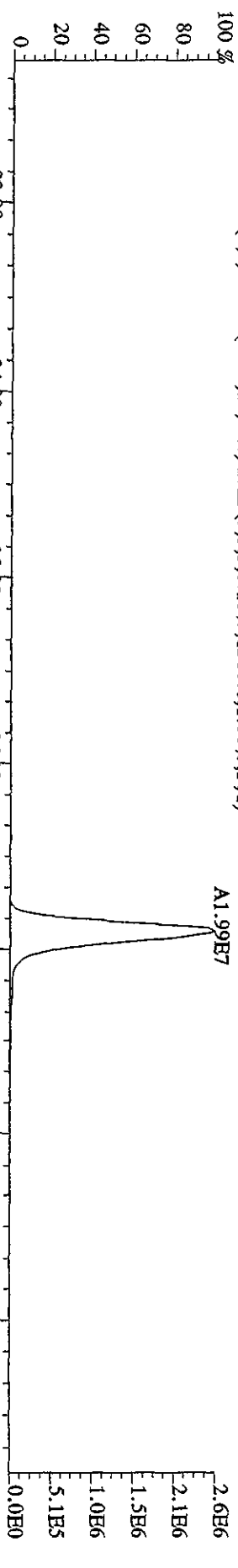
File:30AP104D5 #1-604 Acq:30-APR-2010 15:38:42 GC EI+ Voltage SIR Autospec-Ultimate
 Sample#11 Text:ST0430A :CS3 10DXN083 Exp:DIOXINRES8290A
 339.8597 S:11 F:2 SMO(1,3) BSUB(1000,15,-3.0) PKD(5,3,3,0,10%,1672.0,1.00%,F,T)
 100%



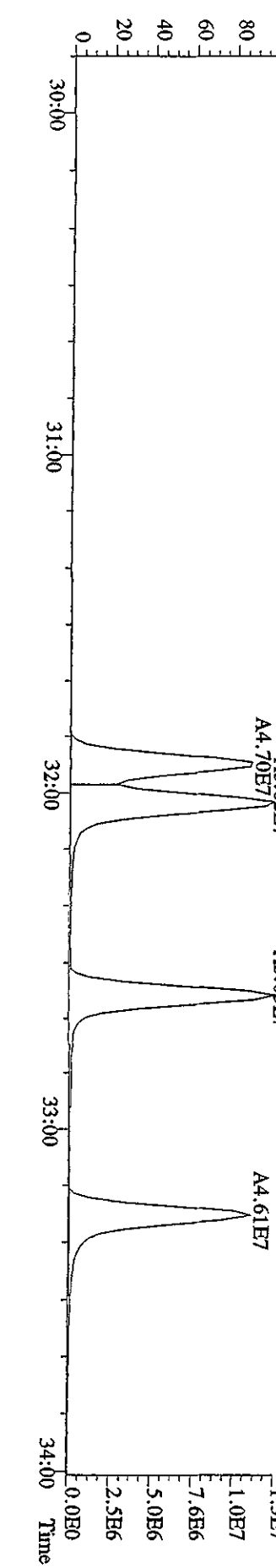
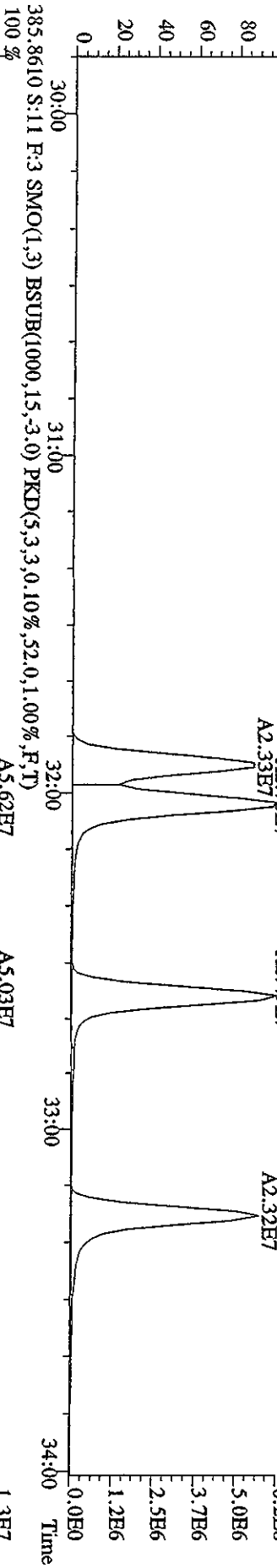
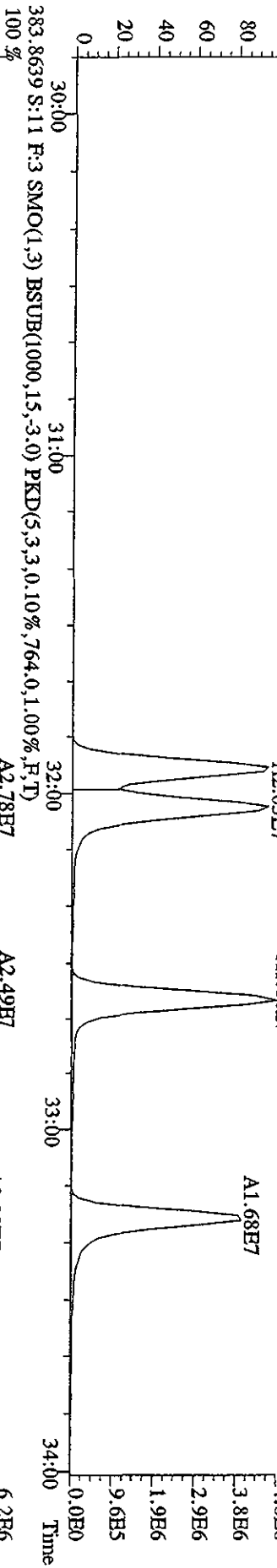
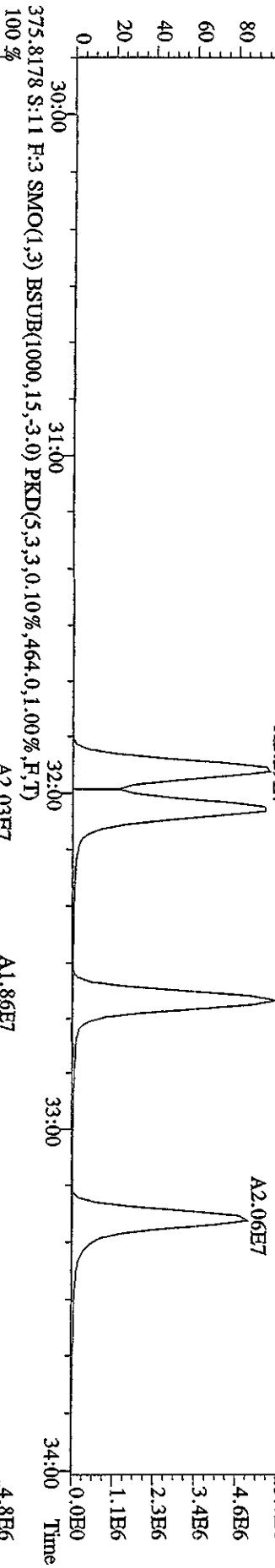
File:30AP104D5 #1-434 Acq:30-APR-2010 15:38:42 GC EI+ Voltage SIR Autospec-UltimaE
 Sample#11 Text:ST0430A :CS3 10DXN083 Exp:DIOXINRES8290A
 339.8597 S:11 SMO(1,3) BSUB(1000,15,-3.0) PKD(5,3,3,0,10%,428.0,1.00%,F,T)



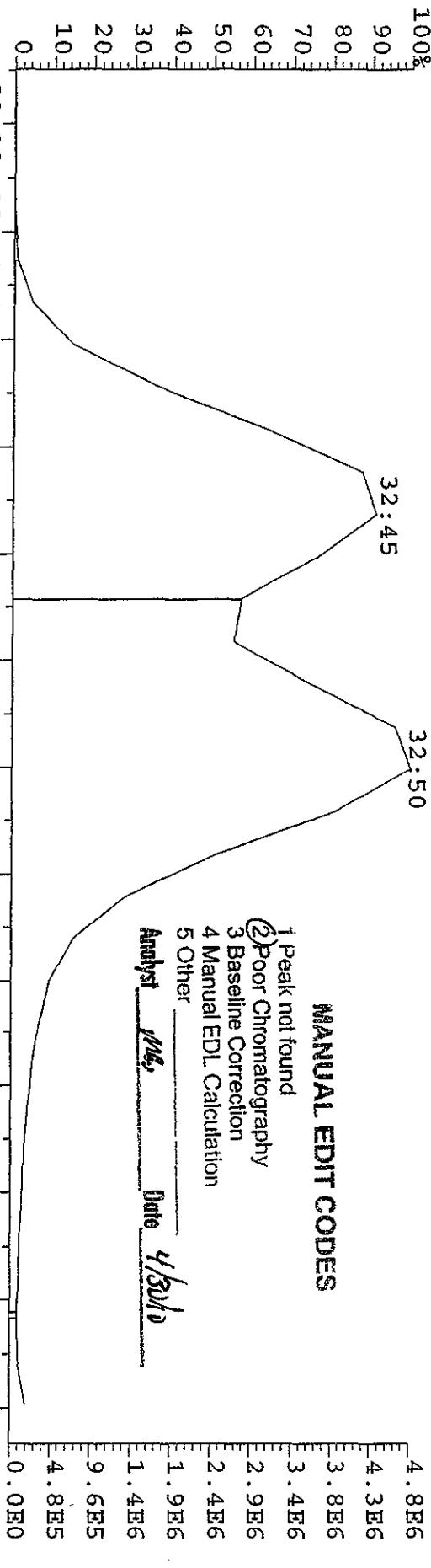
File:30AP104D5 #1-604 Acq:30-APR-2010 15:38:42 GC RI+ Voltage SIR Autospec-UltimaE
 Sample#11 Text:ST0430A :CS3 10DXN083 Exp:DIOXINRES8290A
 355.8546 S:11 F:2 SMO(1,3) BSUB(1000,15,-3,0) PKD(5,3,3,0,10%,1300,0,1,00%,F,T)
 100 %



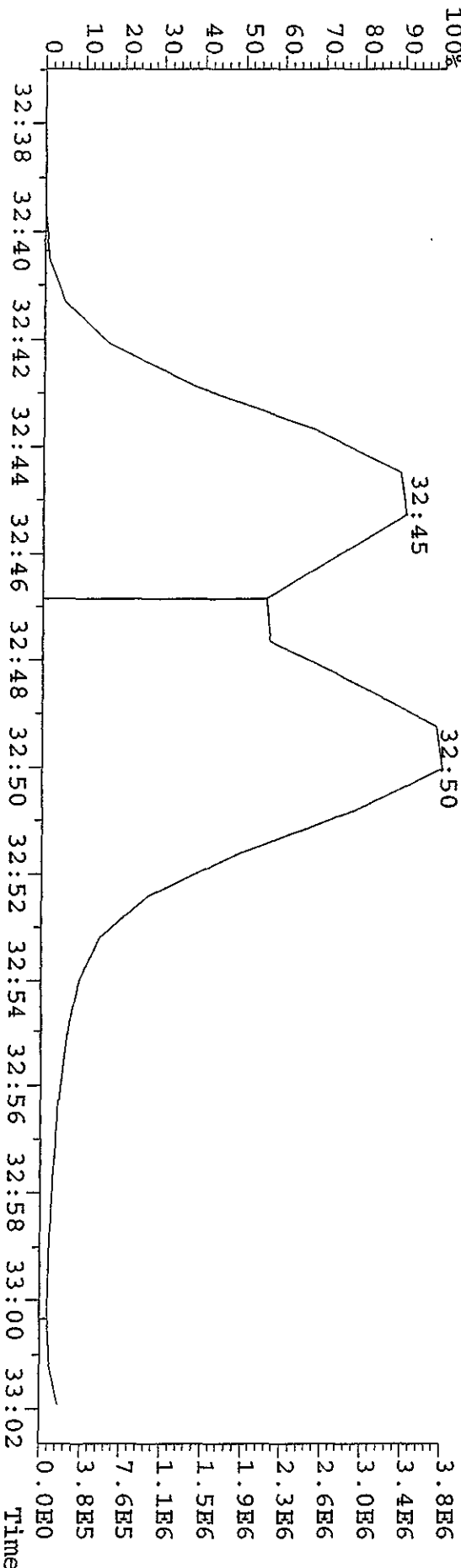
File:30API04D5 #1-317 Acq:30-APR-2010 15:38:42 GC EI+ Voltage SIR Autospec-UltimaE
 Sample#11 Text:ST0430A :CSS 10DXN083 Exp:DIOXINRES8290A
 373.8208 S:11 F:3 SMO(1,3) BSUB(1000,15,-3.0) PKD(5,3,3,0.10%,992.0,1.00%,F,T)



File: 30AP104D5 #1-317 Acq: 30-APR-2010 15:38:42 GC EI+ Voltage SIR Autospec-Ultimate
 389.8157 S:11 F:3 SMO(1,3) BSUB(1000,15,-3.0) PKD(5,3,3,0.10%,712.0,1.00%,F,T) Exp:DIOXINRES82>
 Sample Text:ST0430A :CS3 10DXN083


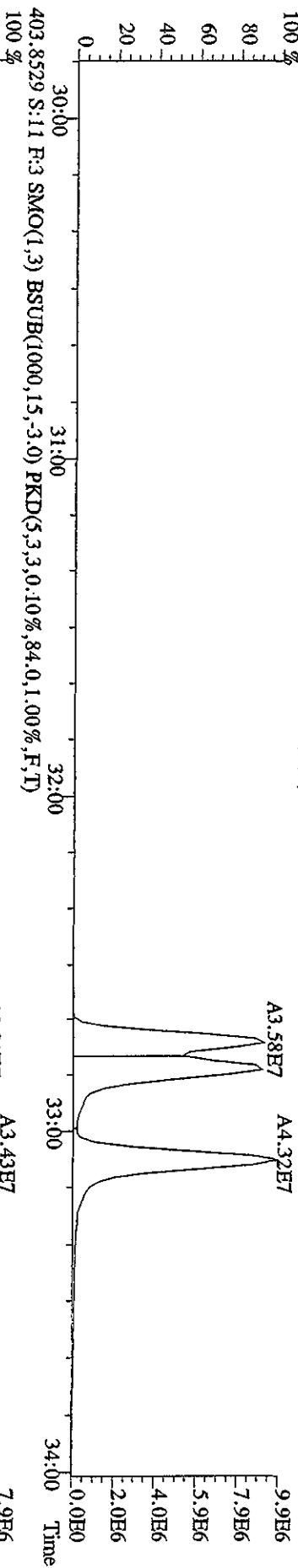
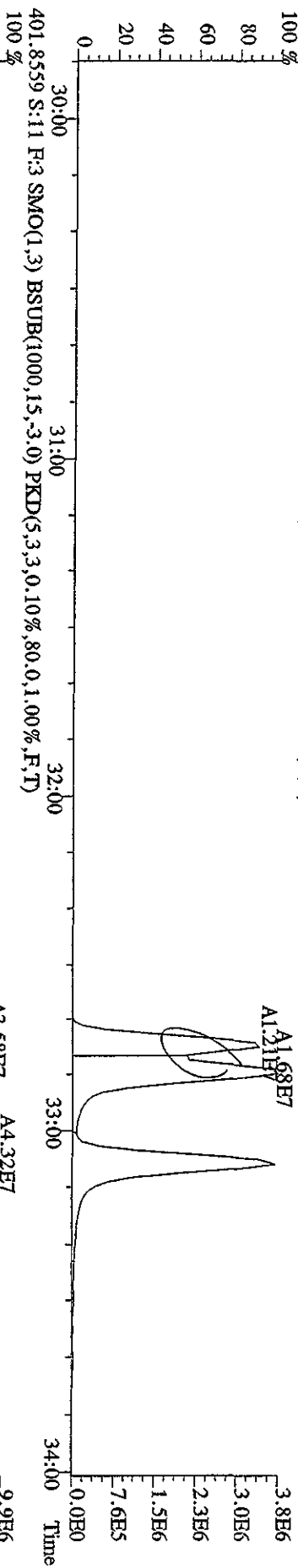
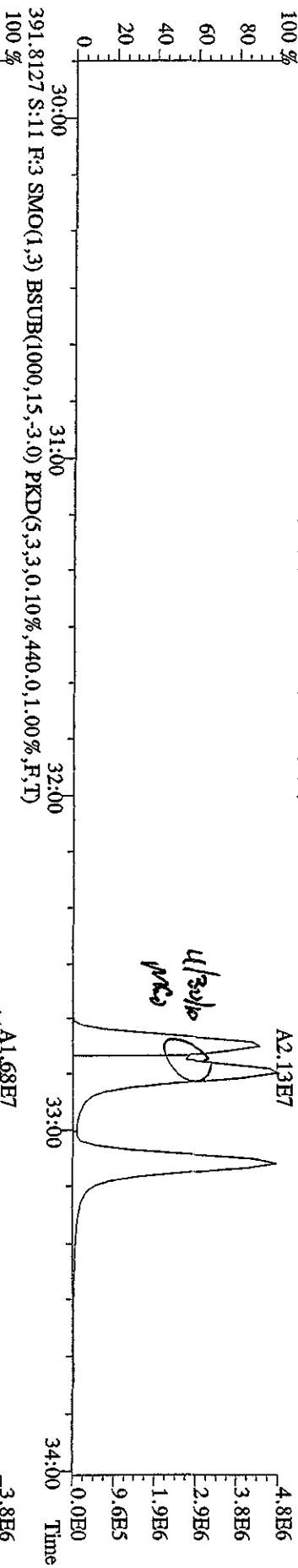


File: 30AP104D5 #1-317 Acq: 30-APR-2010 15:38:42 GC EI+ Voltage SIR Autospec-Ultimate
 391.8127 S:11 F:3 SMO(1,3) BSUB(1000,15,-3.0) PKD(5,3,3,0.10%,440.0,1.00%,F,T) Exp:DIOXINRES82>
 Sample Text:ST0430A :CS3 10DXN083

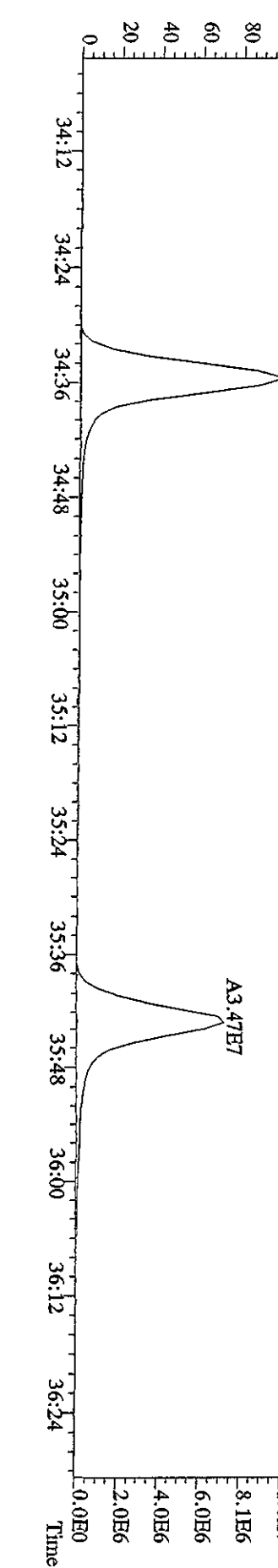





MANUAL EDIT CODES
 1 Peak not found
 2 Poor Chromatography
 3 Baseline Correction
 4 Manual EDL Calculation
 5 Other
 Analyst MLG Date 4/30/10

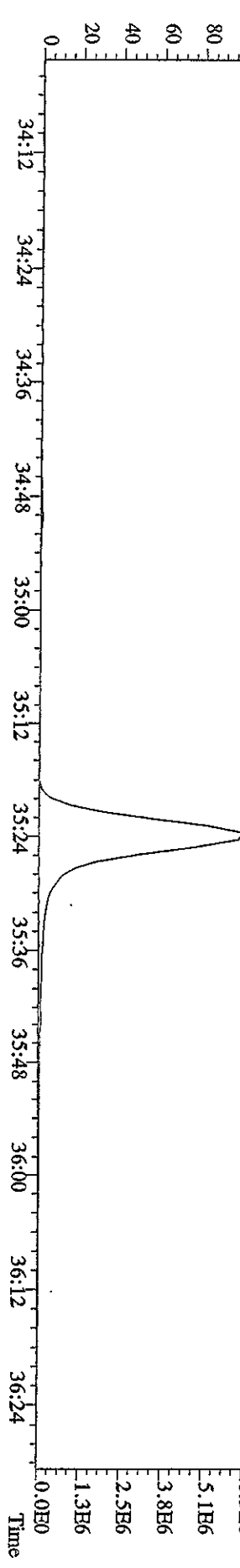
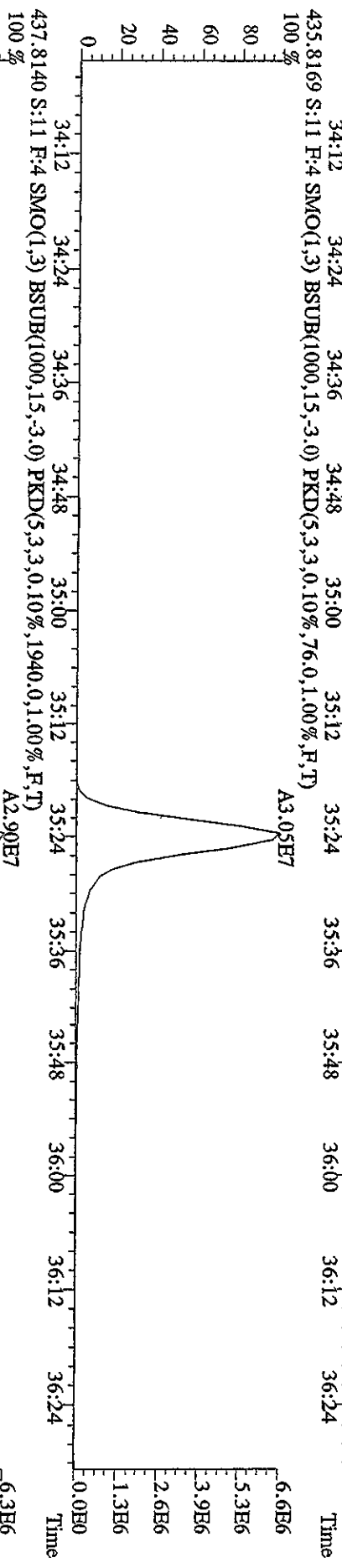
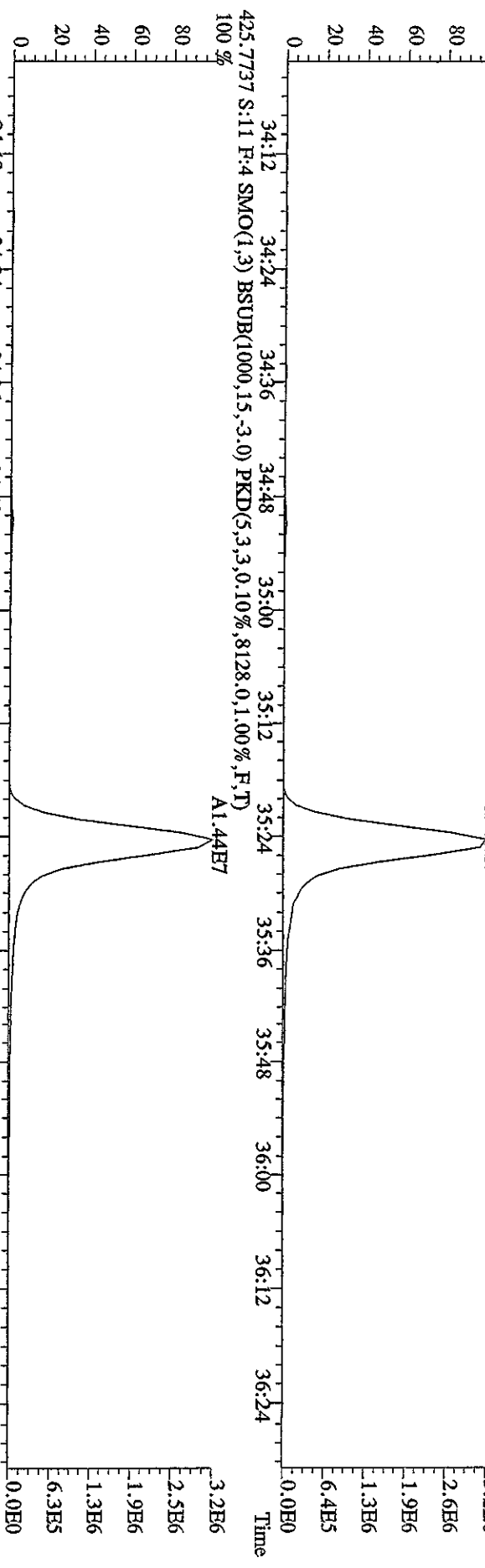
File:30AP104D5 #1-317 Acq:30-APR-2010 15:38:42 GC BI+ Voltage SIR Autospec-UltimaE
 Sample#11 Text:ST0430A :CS3 10DXN083 Exp:DIOXINRES8290A
 389.8157 S:11 F:3 SMO(1,3) BSUB(1000,15,-3.0) PKD(5,3,3,0.10%,712.0,1.00%,F,T)



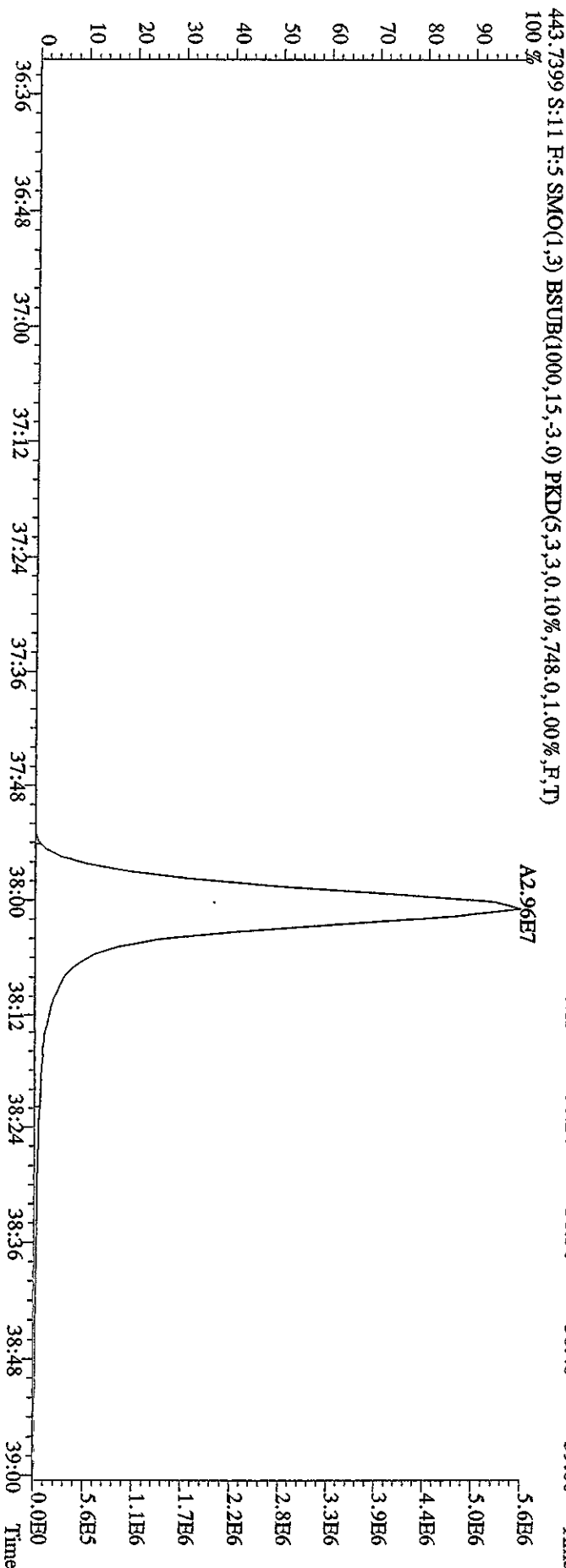
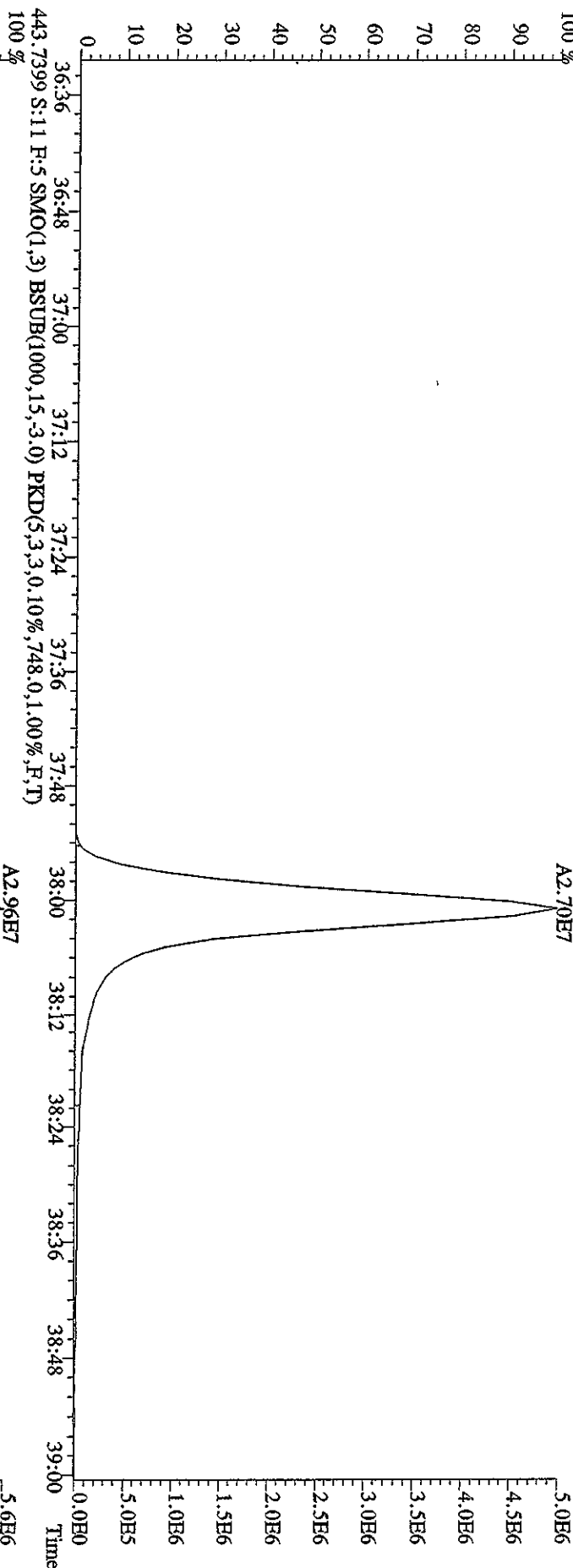
File:30AP104D5 #1-198 Acq:30-APR-2010 15:38:42 GC BI+ Voltage SIR Autospec-Ultimate
 Sample#11 Text:ST0430A :CSS 10DXN083 Exp:DIOXINRES8290A
 407.7818 S:11 F:4 SMO(1.3) BSUB(1000,15,-3.0) PKD(5,3,3,0.10%,7756,0.1,0.0%,F,T)
 100 % A1.68E7



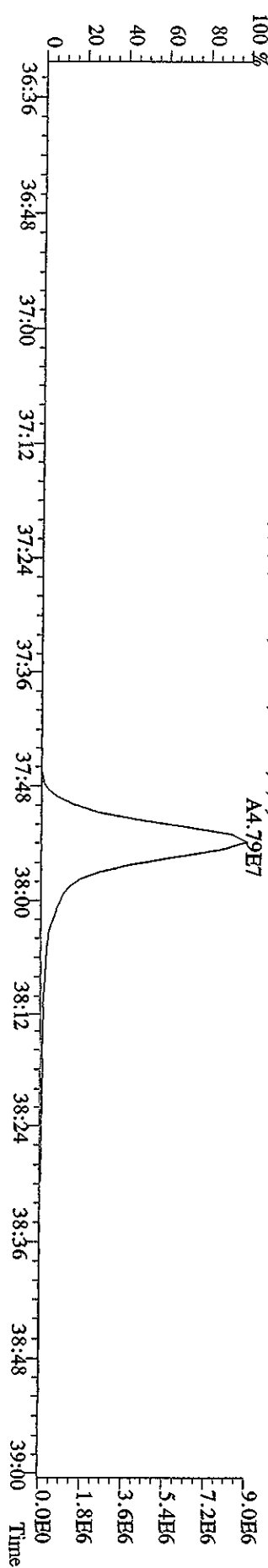
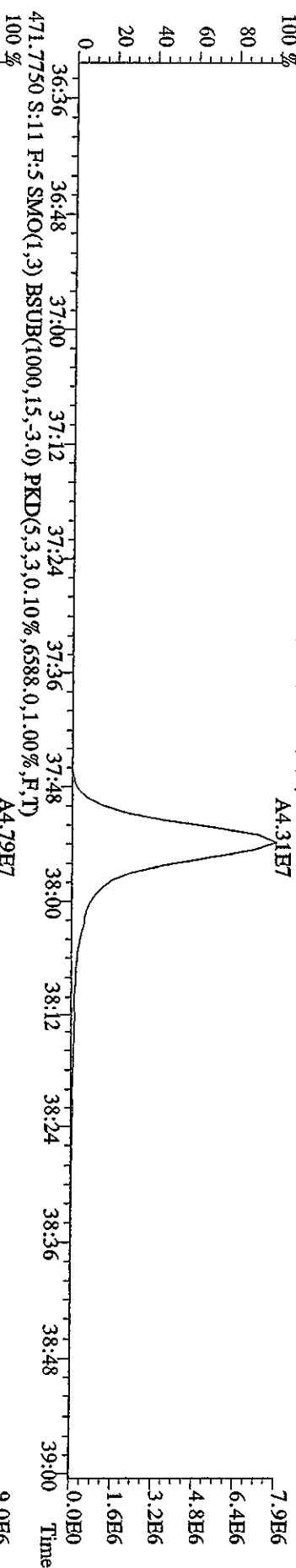
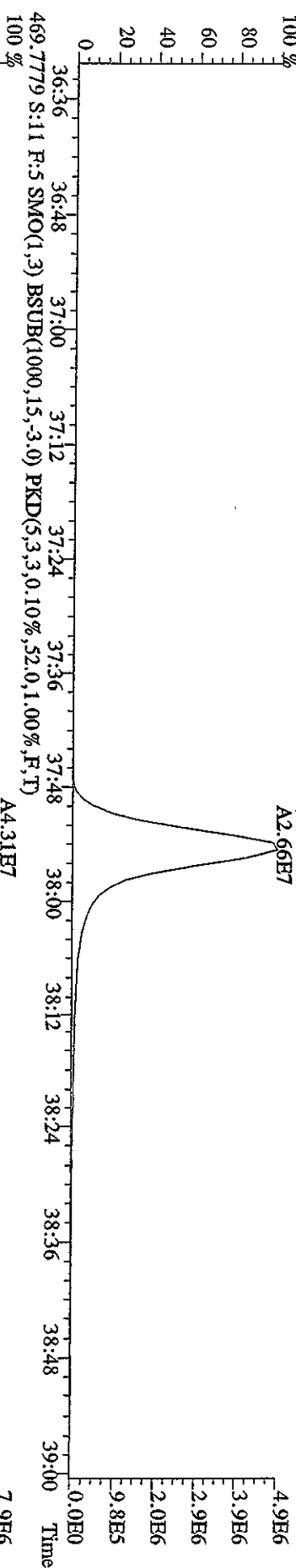
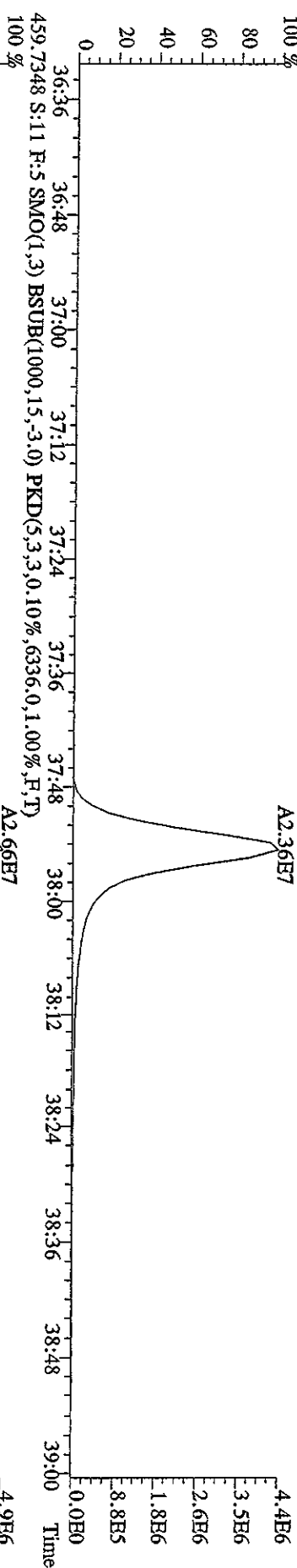
File:30API04D5 #1-198 Acq:30-APR-2010 15:38:42 GC EI+ Voltage SIR Autospec-Ultimate
 Sample#11 Text:ST0430A :CS3 10DXN083 Exp:DIOXINRES8290A
 423.7766 S:11 F:4 SMO(1,3) BSUB(1000,15,-3.0) PKD(5,3,3,0.10%,4860.0,1.00%,F,T)



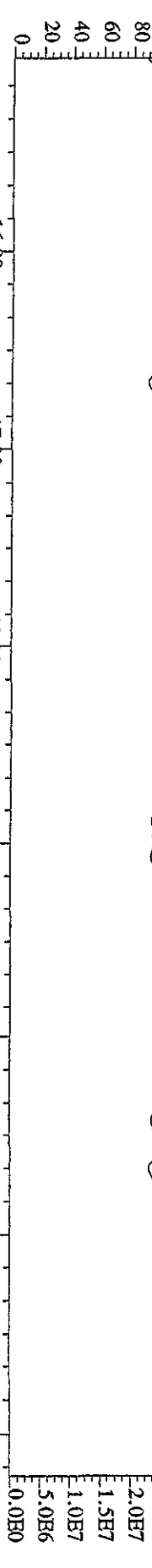
File:30AP104D5 #1-190 Acq:30-APR-2010 15:38:42 GC EI + Voltage SIR Autospec-UtimaB
Sample#11 Text:ST0430A :CS3 10DXN083 Exp:DIOXINRES8290A
441.7428 S:11 F:5 SMO(1,3) BSUB(1000,15,-3,0) PKD(5,3,3,0,10%,472.0,1.00%,F,T)
100 %



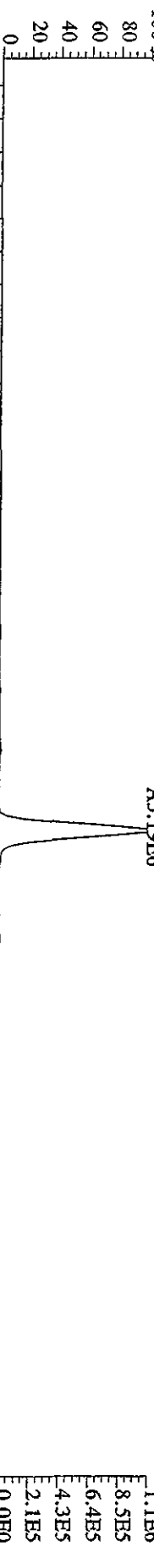
File:30API04D5 #1-190 Acq:30-APR-2010 15:38:42 GC EI+ Voltage S1R Autospec-Ultimate
 Sample#11 Text:ST0430A :CS3 10DXN083 Exp:DIOXINRES8290A
 457.7377 S:11 F:5 SMO(1,3) BSUB(1000,15,-3.0) PKD(5,3,3,0,10%,4556,0,1,00%,F,T)




File:30API04D5 #1-434 Acq:30-APR-2010 15:38:42 GC HI+ Voltage SIR Autospec-Ultimat
 Sample#11 Text:ST0430A :CS3 10DXN083 Exp:DXINRES8290A
 354.9792 S:11 SMO(1,3) PKD(5,3,3,100.00%,0.0,1.00%,F,T)
 15:31 16:13 16:46 17:15 17:38 18:01 18:27 18:49 19:15 19:46 20:31 21:00 21:24 21:48




303.9016 S:11 SMO(1,3) BSUB(1000,15,-3.0) PKD(5,3,3,0.10%,700.0,1.00%,F,T)
 1.1B6
 8.5B5
 6.4B5
 4.3E5
 2.1E5




305.8987 S:11 SMO(1,3) BSUB(1000,15,-3.0) PKD(5,3,3,0.10%,1732.0,1.00%,F,T)
 1.4B6
 1.1B6
 8.3E5
 5.6E5
 2.8E5



375.8364 S:11 SMO(1,3) BSUB(1000,15,-3.0) PKD(5,3,3,100.00%,72.0,1.00%,F,T)
 3.7E3
 3.0E3
 2.2E3
 1.5E3
 7.5E2
 0.0E0

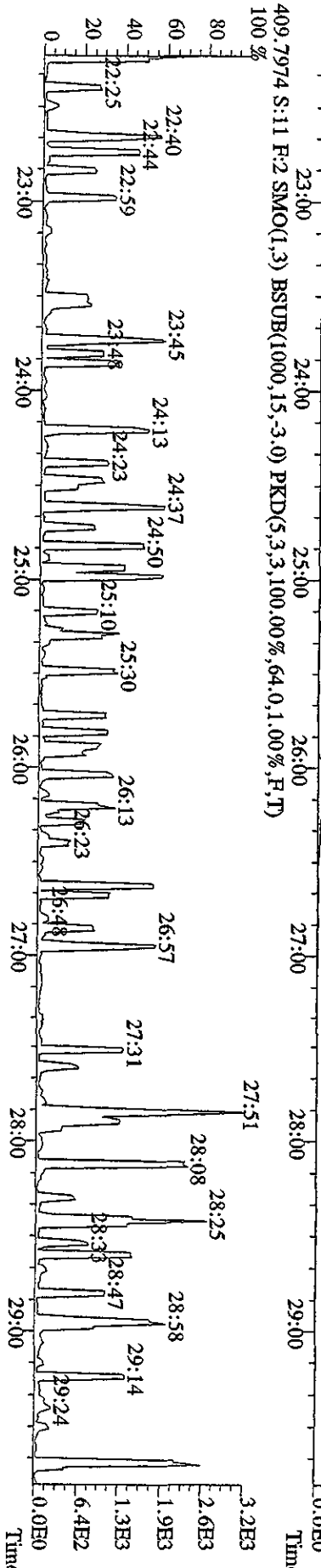
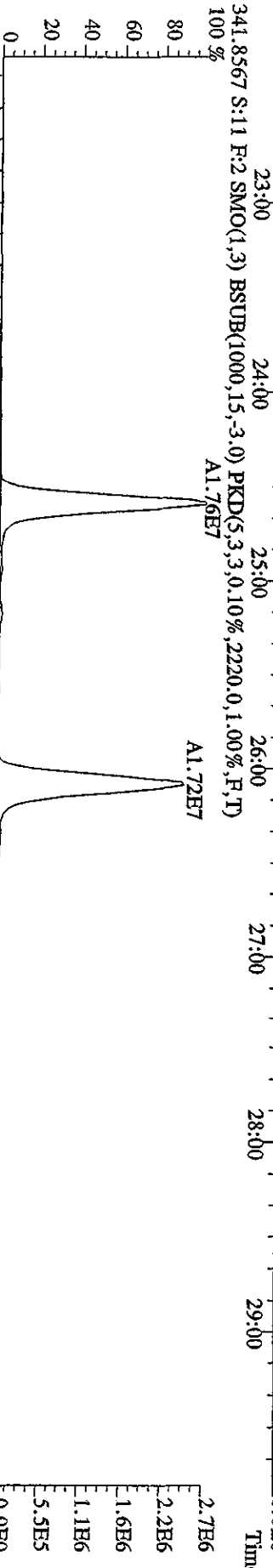
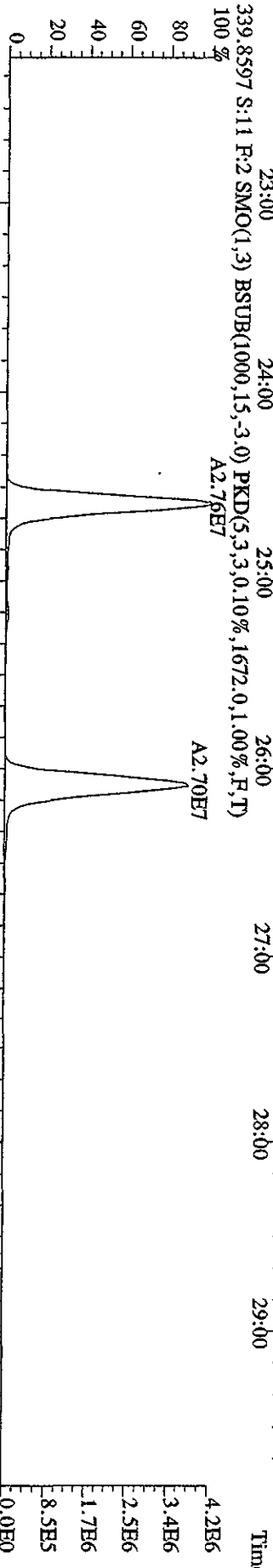
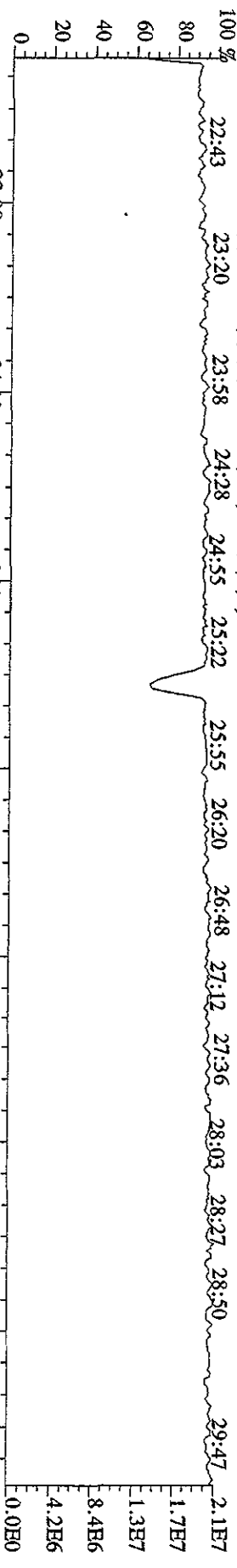


409.7974 S:11 SMO(1,3) BSUB(1000,15,-3.0) PKD(5,3,3,100.00%,60.0,1.00%,F,T)
 3.1E3
 2.5E3
 1.9E3
 1.3E3
 6.3E2
 0.0E0

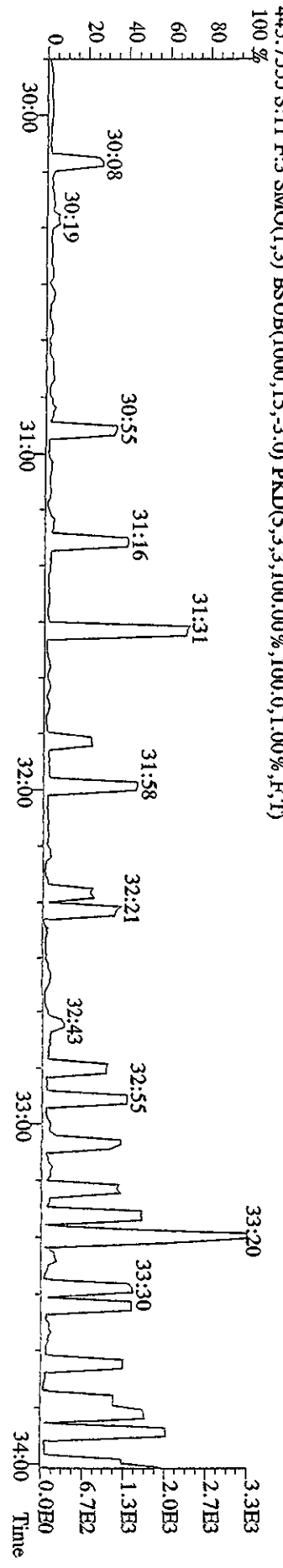
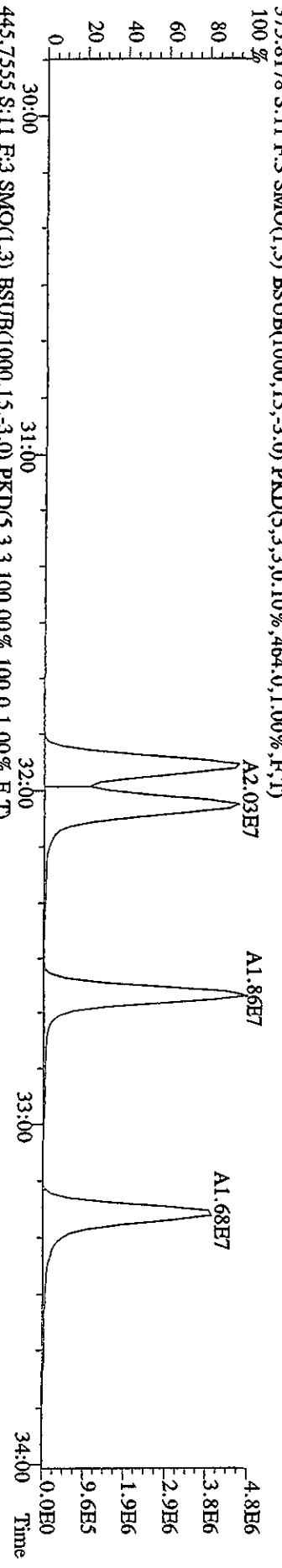
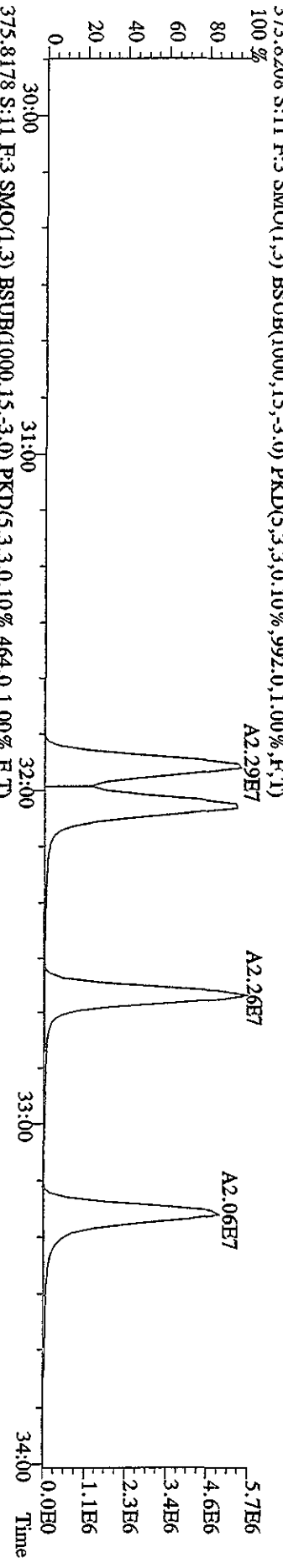
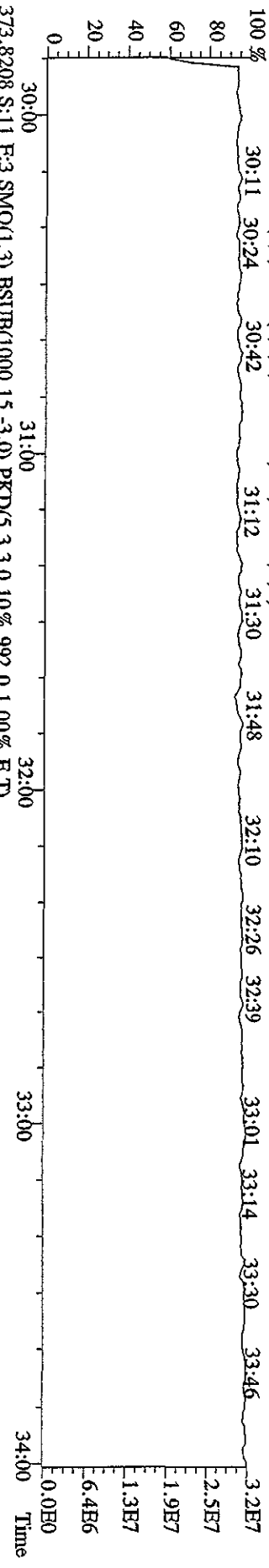


Retention times for sample 409.7974: 5:13, 15:38, 15:42, 16:19, 16:24, 16:42, 16:48, 17:04, 17:20, 17:36, 17:43, 18:09, 18:32, 18:40, 19:02, 19:12, 19:28, 19:36, 19:43, 19:48, 20:06, 20:13, 20:27, 20:42, 21:03, 21:59.

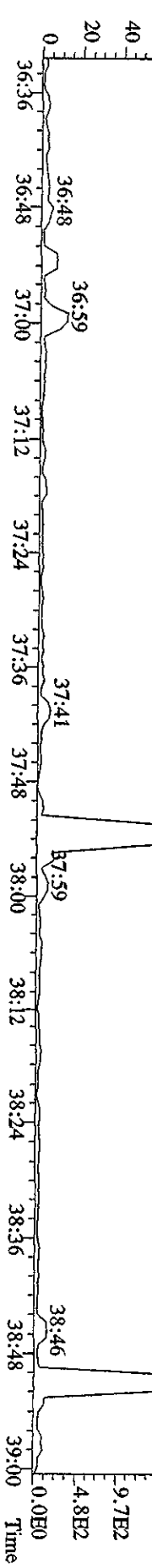
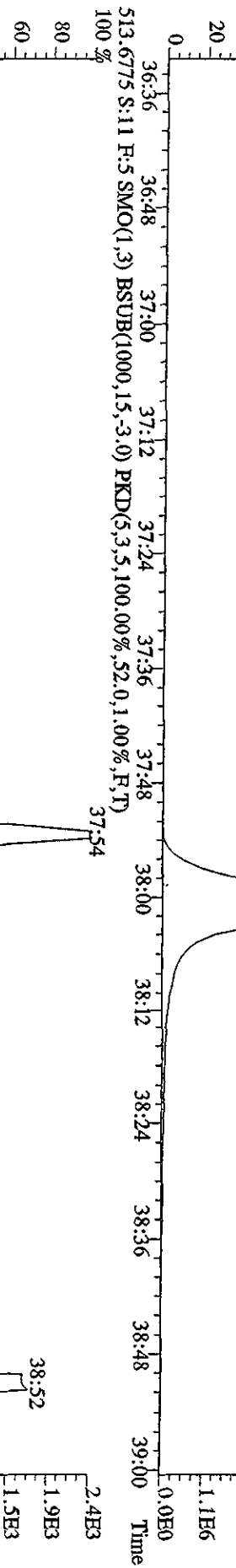
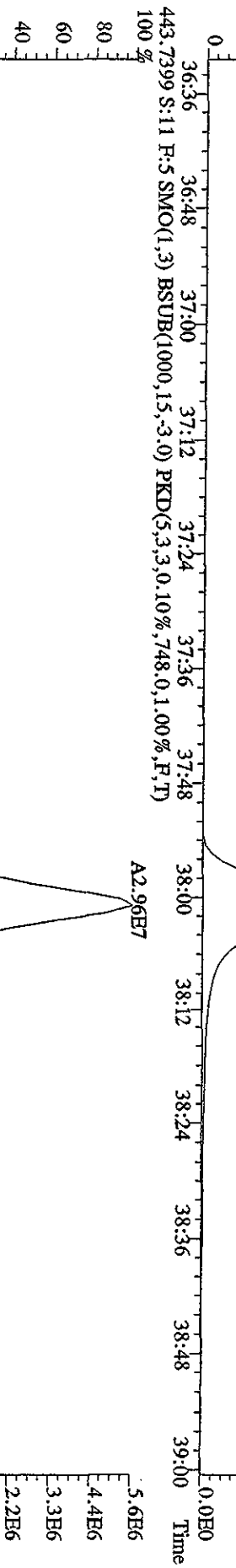
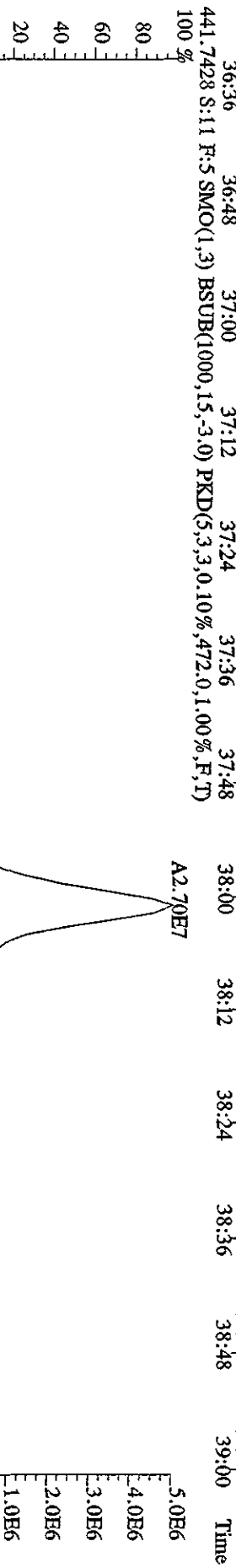
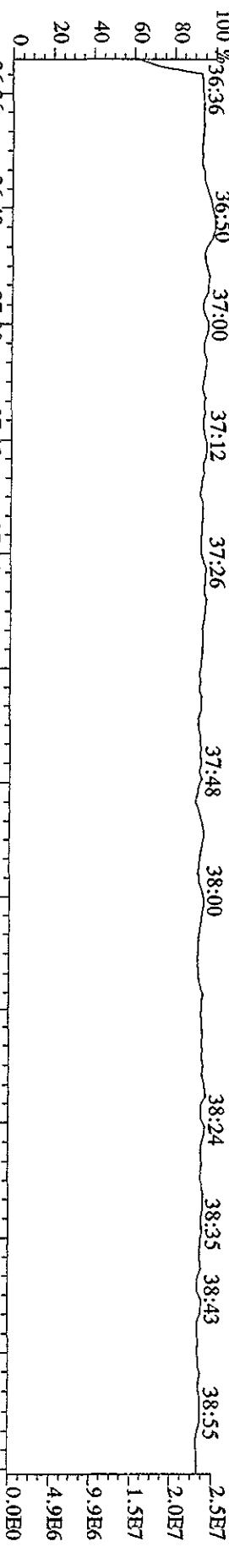
File:30API04D5 #1-604 Acq:30-APR-2010 15:38:42 GC FI + Voltage SIR Autospec-UltimaE
 Sample#11 Text:ST0430A :CS3 10DXN083 Exp:DIOXINRES8290A
 354.9792 S:11 F:2 SMO(1,3) PKD(5,3,3,100,00%,0,0,1,00%,F,T)



File:30API04D5 #1-317 Acq:30-APR-2010 15:38:42 GC HI + Voltage SIR Autospec-Ultimate
 Sample#11 Text:ST0430A :CS3 10DXN083 Exp:DIOXINRES8290A
 430.9728 S:11 F:3 SMO(1,3) PKD(5,3,3,100,00%,0.0,1.00%,F,T)
 30:11 30:24 30:42 31:12 31:30 31:48 32:10 32:26 32:39 33:01 33:14 33:30 33:46



File:30API04D5 #1-190 Acq:30-APR-2010 15:38:42 GC EI+ Voltage SIR Autospec-UtimaB
 Sample#11 Text:ST0430A :CS3 10DXN083 Exp:DIOXINRES8290A
 442.9728 S:11 F:5 SMO(1.3) PKD(5.3,3,100.00%,0.0,1.00%,F,T)



Daily Calibration Checklist Dioxin Methods

Method ID DB225 (8290)

Associated ICAL DB225042110SD2

Column ID DB225

Instrument ID 502

STD ID ST0501A, ST0501B

STD Solution 10DXN111

Analyzed by AM, MED

Date Analyzed 5/1/10, 5/2/10

Std. Pkg. By MCW

Date Std. Pkg. Assembled 5/3/10

Std. Pkg. Reviewed By AK

Date Std. Pkg. Reviewed 5/3/10

DAILY STANDARD PACKAGE	INITIATED	REVIEWED
Standard, CPSM, and Solvent Blank present?	✓	✓
Copy of log-file and Beginning Static Resolution present?	✓	✓
CPSM blow up present?	✓	✓
Curve Summary present?	✓	✓
Summary of Method criteria present or documented below?	✓	✓
Daily standard within method specified limits?*	✓	✓
Analyte retention times correct?	✓	✓
Isotopic ratios within limits?	✓	✓
CPSM valley ≤ method specified limits?***	✓	✓
Are chromatographic windows correct?	✓	✓
Samples analyzed within 12 hrs of daily standard?	✓	✓
Manual reintegration's checked and hardcopies included?	NA	NA
Ending Standard present?	✓	✓
Ending Static Resolutions present	✓	✓
Absolute retention times for 13C12-1,2,3,4-TCDD and 13C12-1,2,3,7,8,9-HxCDD are within +/- 15 seconds of the retention times in the Initial Calibration? (required for all 1613B samples)	NA	NA

COMMENTS: _____

* Method 8290/TO9/M0023A: (beginning) ≤ 20% from curve RRFs for native analytes, ≤ 30% from curve RRFs for labeled compounds.

Method 8290/TO9/M0023A: (ending) ≤ 25% from curve RRFs for native analytes, ≤ 35% from curve RRFs for labeled compounds.

Method 23: See Method 23 Daily Standard Criteria, Table 5.

Method 1613B: See, Method 1613B or Method 1613B Tetras Daily Standard Criteria,

** Method 23/0023A CPSM Criteria: 25% valley between 2378 TCDF (DB-225)/TCDD (DB-5) and its closest eluters normalized to the smallest peak of the triplet

Method 1613B/8290/TO9 CPSM Criteria: 25% valley between 2378 TCDF (DB-225)/TCDD (DB-5) and its closest eluters normalized to the 2378 peak.

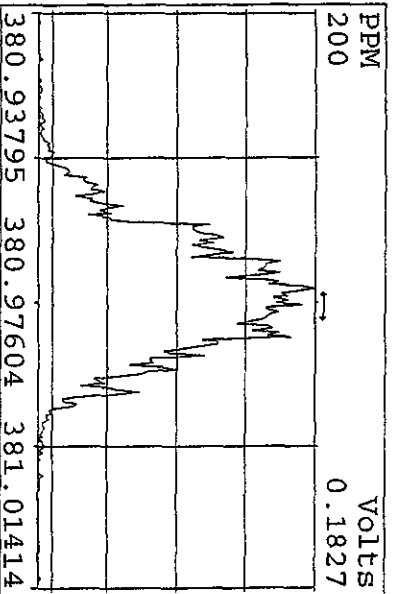
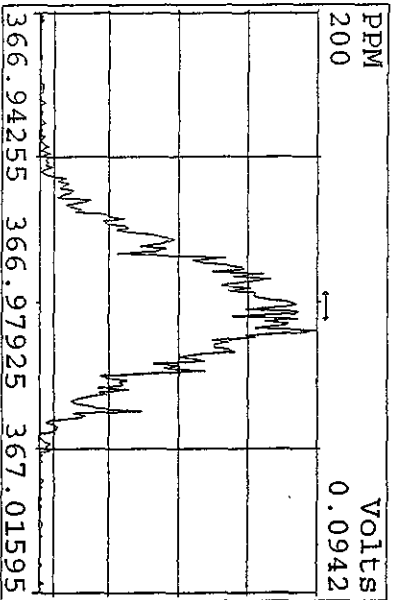
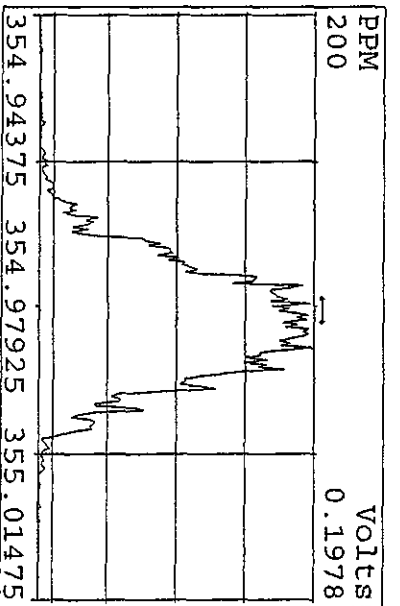
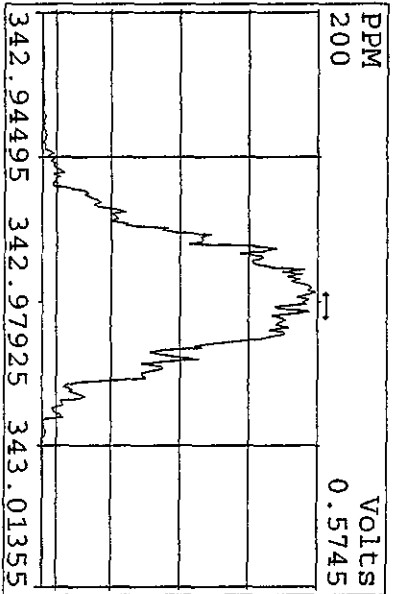
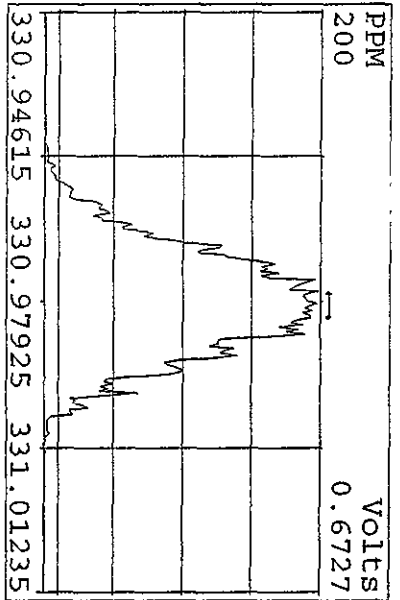
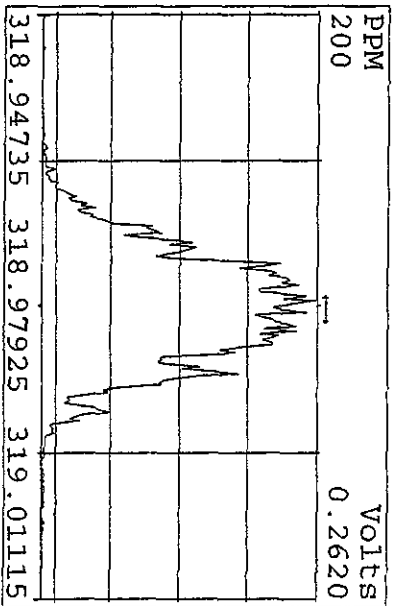
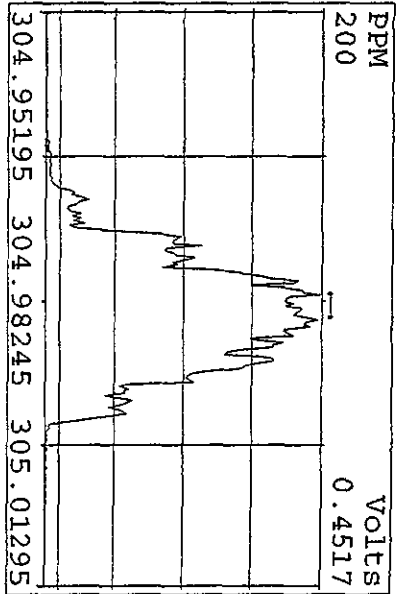
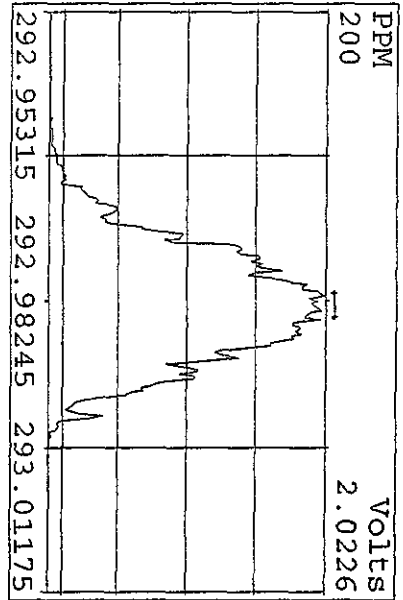
Run text: ST0501B File text: ST0501B :CS3 10DXN111
Run #22 Filename 01MY10A5D2 S: 20 I: 1
Acquired: 2-MAY-10 07:23:29 Processed: 3-MAY-10 09:39:06
Run: 01MY10A5D2 Analyte: DB225 Cal: DB2250421105D2 Results: 01MY10A5D2DB225

Name	Resp	RA	RT	RRF	Amount	Dev'n	Mod?
13C-1,2,3,4-TCDD	67989200	0.78 y	14:54	-	100.00	-	n
13C-2,3,7,8-TCDF	130846400	0.81 y	16:05	1.92	100.00	-8.6	n
2,3,7,8-TCDF	14639670	0.83 y	16:06	1.12	10.00	2.8	n
13C-2,3,7,8-TCDD	65703800	0.76 y	14:43	0.97	100.00	1.9	n
2,3,7,8-TCDD	9330150	0.83 y	14:44	1.42	10.00	4.6	n
37C1-2,3,7,8-TCDD	15726460	1.00 y	14:44	2.31	10.00	1.5	n

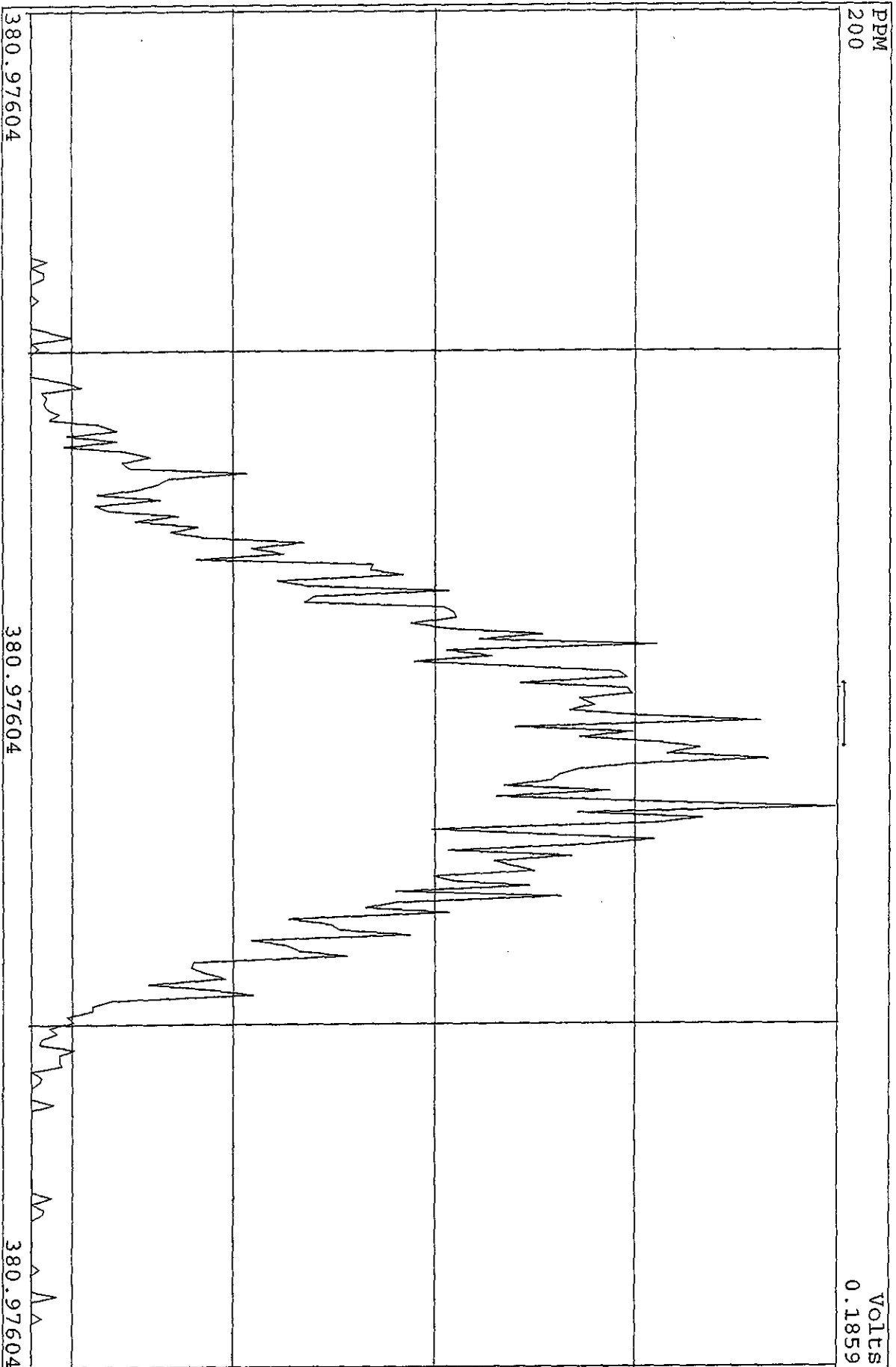
Data file	Smp	Work Order	Sample ID	FV-uL	Method/Matrix	Box	Size	U
01MY10A5D2	1	ST0501A	CS3 10DXN111				1.000	
01MY10A5D2	2	CP0501A	DB-225 CPSM 3732-06				1.000	
01MY10A5D2	3	SB0501A	Solvent Blank C-14				1.000	
01MY10A5D2	4	LXR84-1-AE	G0D100461-26	10	8290/SOLID	73	10.030 g	
01MY10A5D2	5	LX3AJ-1-AD	G0D160435-11	10	8290/SOLID	80	10.700 g	
01MY10A5D2	6	LX1HH-1-AD	G0D150462-7	10	8290/SOLID	75	10.950 g	
01MY10A5D2	7	LX1HK-1-AD	G0D150462-9	10	8290/SOLID		10.840 g	
01MY10A5D2	8	LX1HD-1-AD	G0D150462-5 (20X)	10	8290/SOLID		10.360 g	
01MY10A5D2	9	LX538-1-AC	G0D170496-1	20	8290/SOLID	80	10.770 g	
01MY10A5D2	10	LX1HN-1-AD	G0D150462-11	10	8290/SOLID	77	10.810 g	
01MY10A5D2	11	LX3AN-1-AC	G0D160435-15	10	8290/SOLID	79	10.000 g	
01MY10A5D2	12	LX48E-1-AA	G0D160614-1	20	8290/SOLID	80	10.410 g	
01MY10A5D2	13	LX48F-1-AA	G0D160614-2	20	8290/SOLID		10.350 g	
01MY10A5D2	14	LX48G-1-AA	G0D160614-3	20	8290/SOLID		10.010 g	
01MY10A5D2	15	LX48H-1-AA	G0D160614-4	20	8290/SOLID		10.140 g	
01MY10A5D2	16	LX0PR-1-AE	G0D140543-10	10	8290/SOLID	77	10.050 g	
01MY10A5D2	17	LX0PR-1-AF	G0D140543-10S	10	8290/SOLID		10.020 g	
01MY10A5D2	18	LX0PR-1-AG	G0D140543-10D	10	8290/SOLID		10.120 g	
01MY10A5D2	19	SB0501B	Solvent Blank C-14				1.000	
01MY10A5D2	20	ST0501B	CS3 10DXN111				1.000	
01MY10A5D2	21	CP0501B	DB-225 CPSM 3732-06				1.000	
01MY10A5D2	22	SB0501C	Solvent Blank C-14				1.000	
01MY10A5D2	23	LX295-1-AD	G0D160435-1	10	8290/SOLID	77	10.490 g	
01MY10A5D2	24	LX299-1-AD	G0D160435-3	10	8290/SOLID		10.020 g	
01MY10A5D2	25	LX3AC-1-AD	G0D160435-5	10	8290/SOLID		10.610 g	
01MY10A5D2	26	LX3AG-1-AD	G0D160435-9	10	8290/SOLID		10.100 g	
01MY10A5D2	27	LX3AL-1-AD	G0D160435-13	10	8290/SOLID		10.420 g	
01MY10A5D2	28	LX2G1-1-AD	G0D150589-9	10	8290/SOLID	75	10.240 g	
01MY10A5D2	29	LX2JT-1-AD	G0D150589-36	10	8290/SOLID		10.000 g	
01MY10A5D2	30	LX3AT-1-AC	G0D160435-19 (20X)	10	8290/SOLID	77	10.460 g	
01MY10A5D2	31	LX0LQ-1-AC	G0D140526-1 (40X)	10	8290/SOLID		10.560 g	
01MY10A5D2	32	LX0LQ-1-AD	G0D140526-1S (40X)	10	8290/SOLID		10.250 g	
01MY10A5D2	33	LX0LQ-1-AE	G0D140526-1D (40X)	10	8290/SOLID		10.650 g	
01MY10A5D2	34	SB0501D	Solvent Blank C-14				1.000	
01MY10A5D2	35	SB0501E	Solvent Blank C-14				1.000	
01MY10A5D2	36	ST0501C	CS3 10DXN111				1.000	
01MY10A5D2	37						1.000	
01MY10A5D2	38						1.000	
01MY10A5D2	39						1.000	
01MY10A5D2	40						1.000	
01MY10A5D2	41		AM,MEO 05-01-10				1.000	
01MY10A5D2	42						1.000	

*iq file v'd
5/12/10
LS*

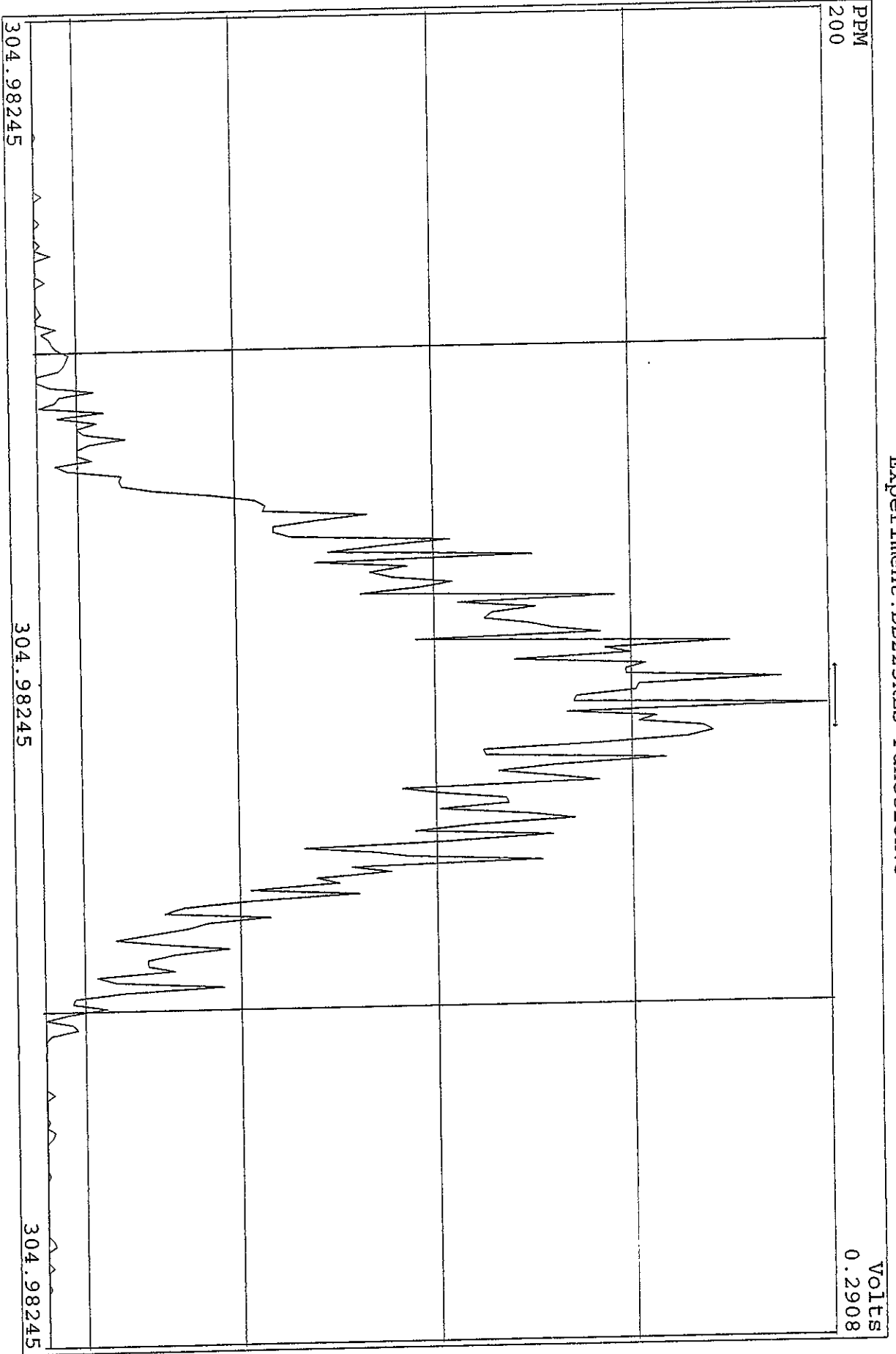
Peak Locate Examination: 1-MAY-2010:19:35 File:01MY10A5D2
 Experiment:DB225RES Function:1 Reference:PFK



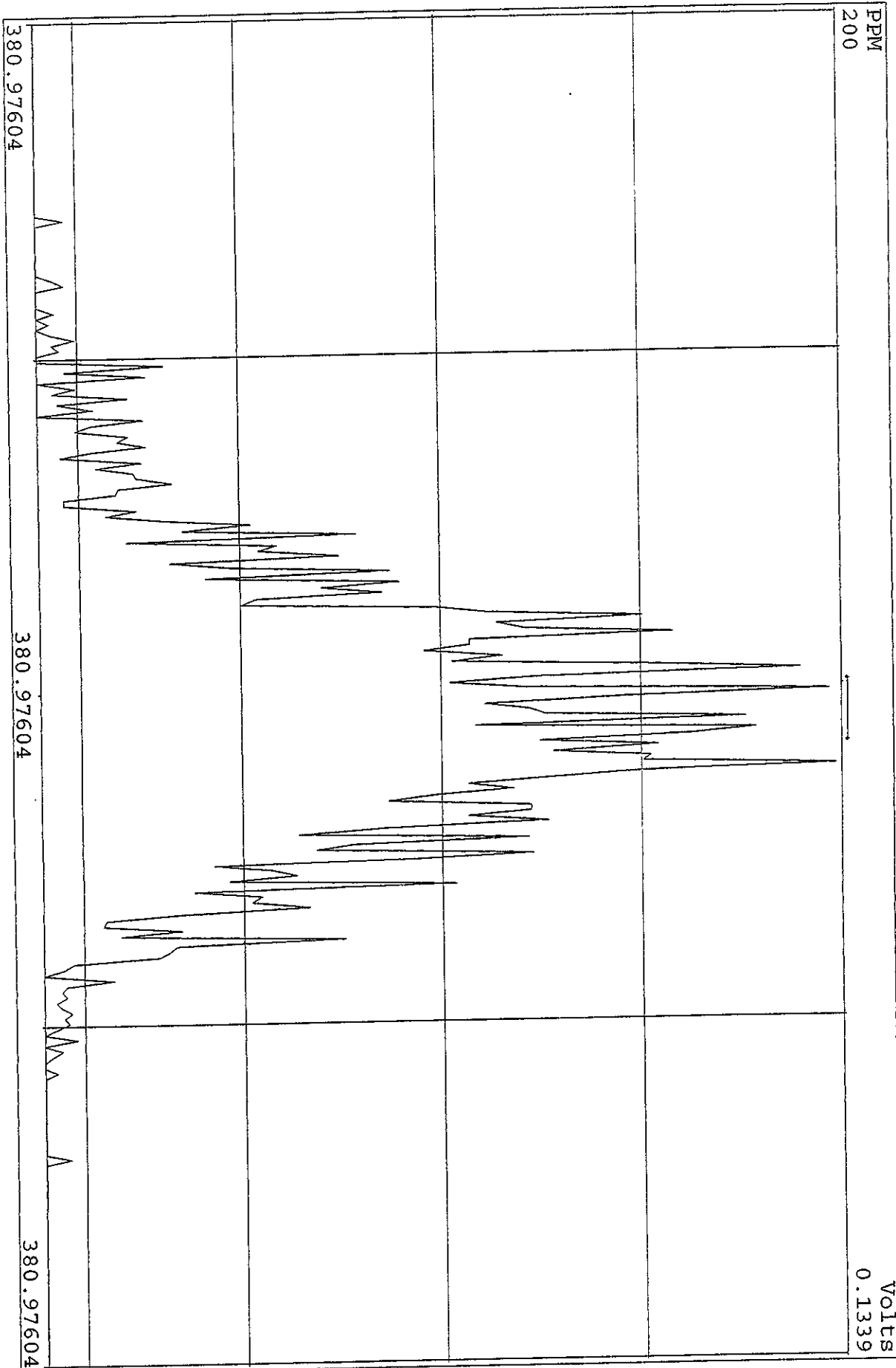
SIRLM Examination: 1-MAY-2010:23:09 File:01MY10A5D2
Experiment:DB225RES Function:2



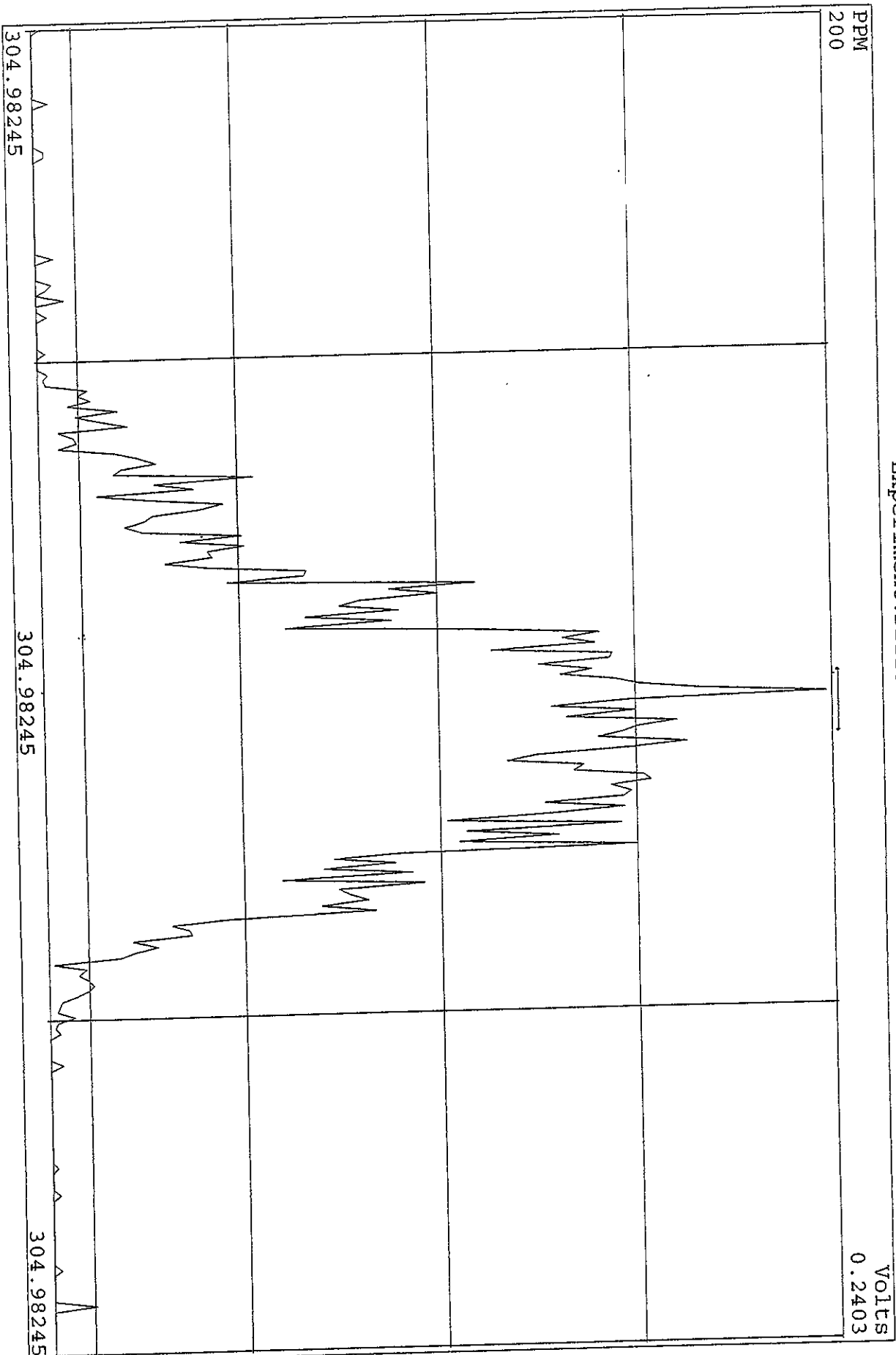
SIRLM Examination: 1-MAY-2010:23:11 File:01MY10A5D2
Experiment:DB225RES Function:3



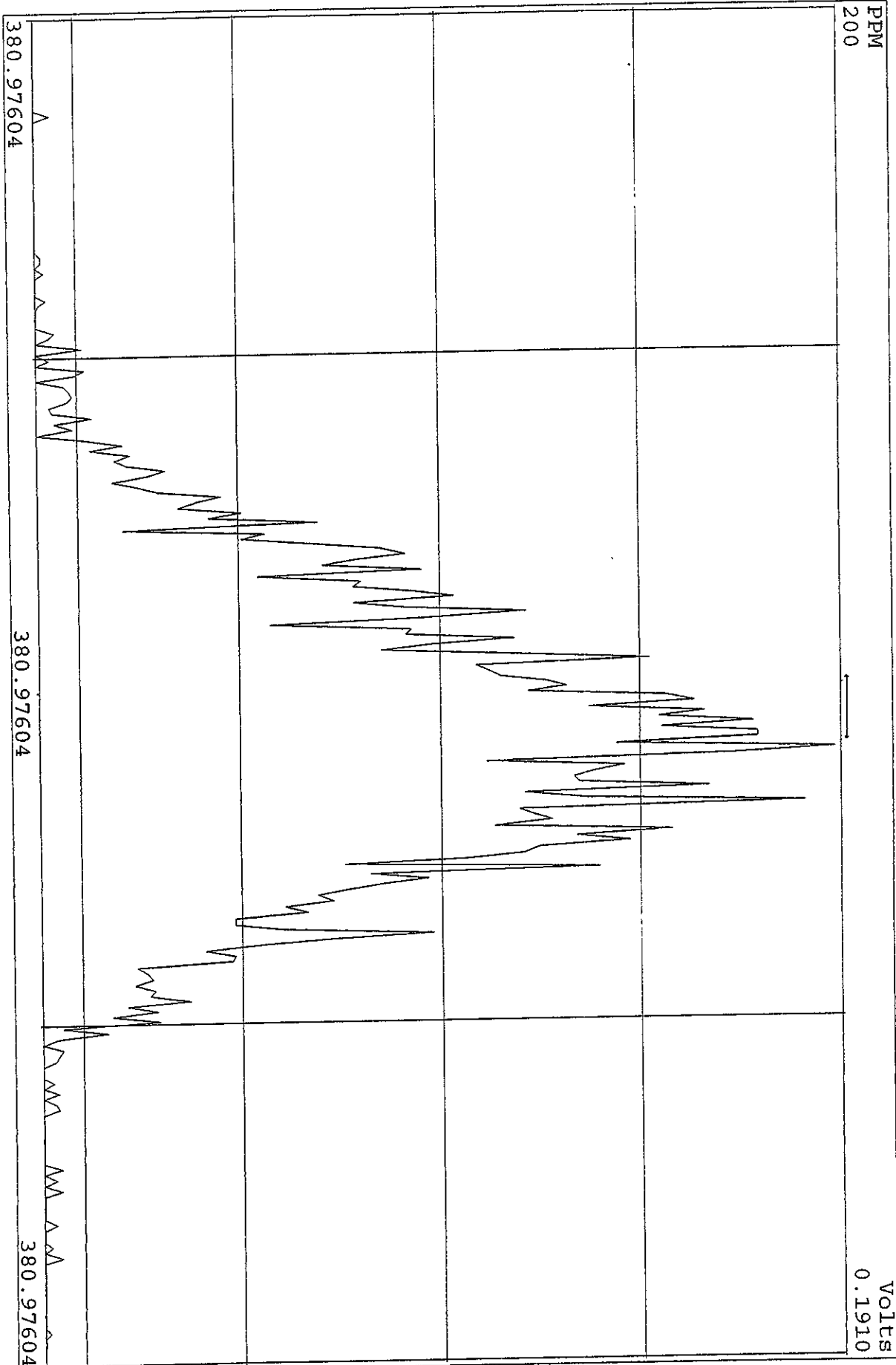
SIRLM Examination: 2-MAY-2010:07:48 File:01MY10A5D2
Experiment:DE225RFS Function:2



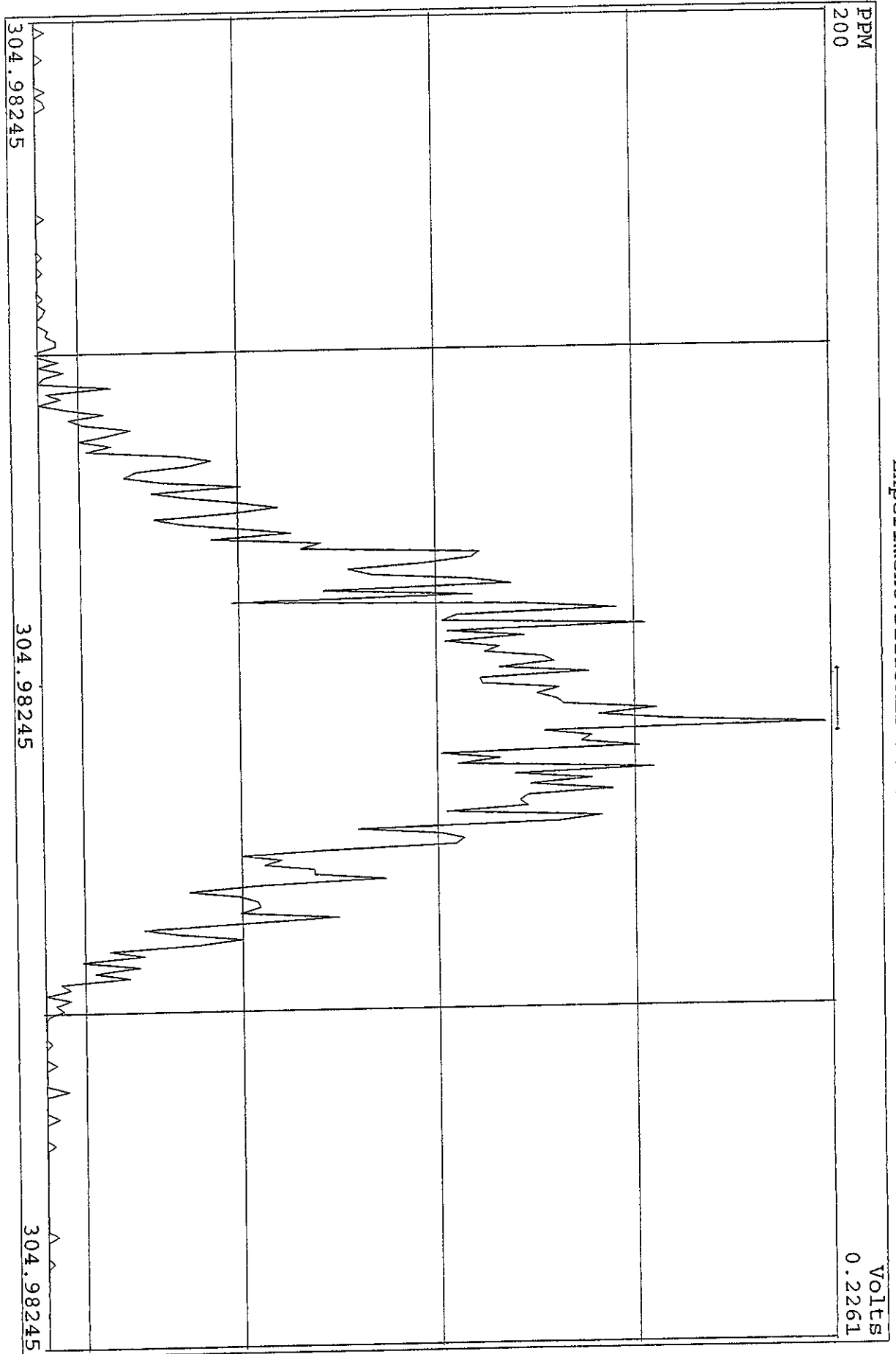
SIRLM Examination: 2-MAY-2010:07:50 File:01MY10A5D2
Experiment:DB225RES Function:3



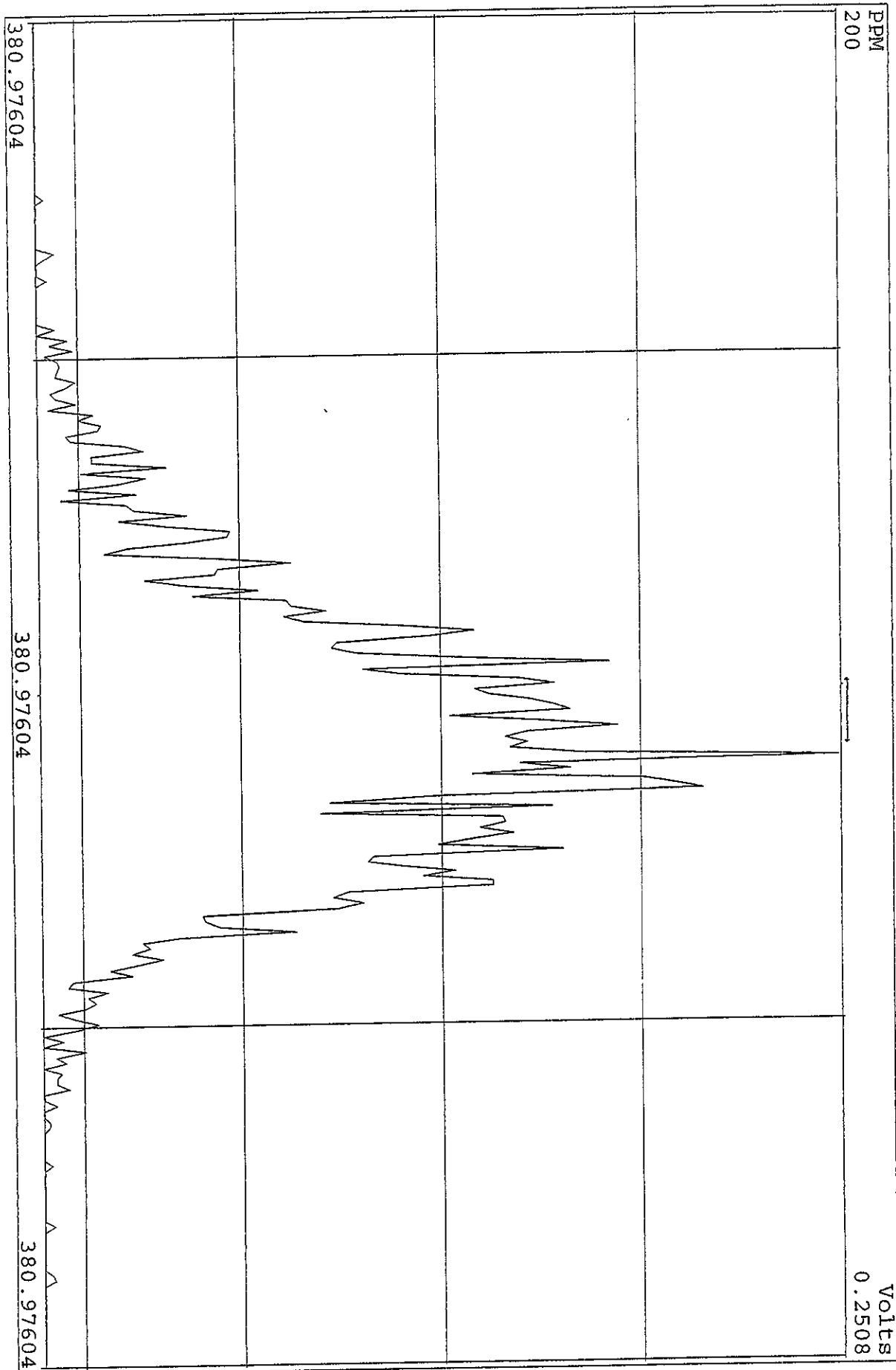
SIRLM Examination: 2-MAY-2010:11:31 File:01MY10A5D2
Experiment:DB225RES Function:2



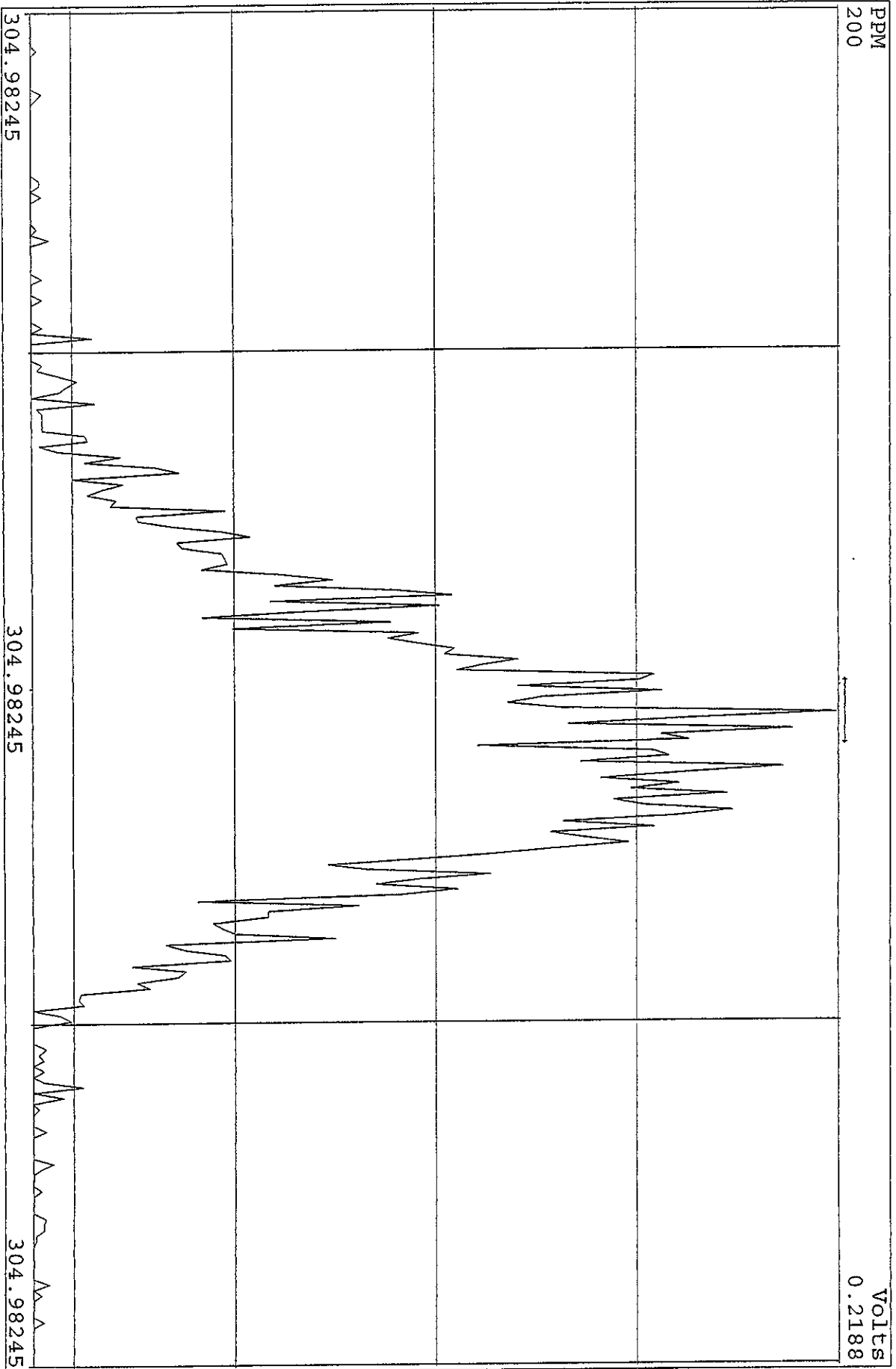
SIRIM Examination: 2-MAY-2010:11:33 File: 01MY10A5D2
Experiment: DB225RES Function: 3



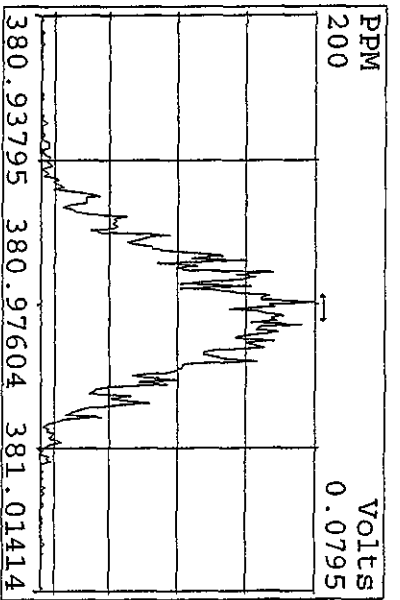
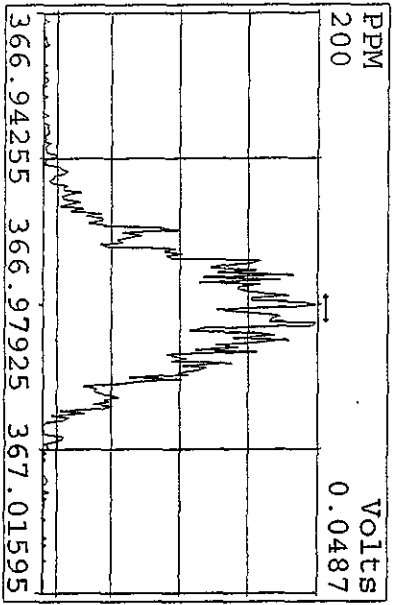
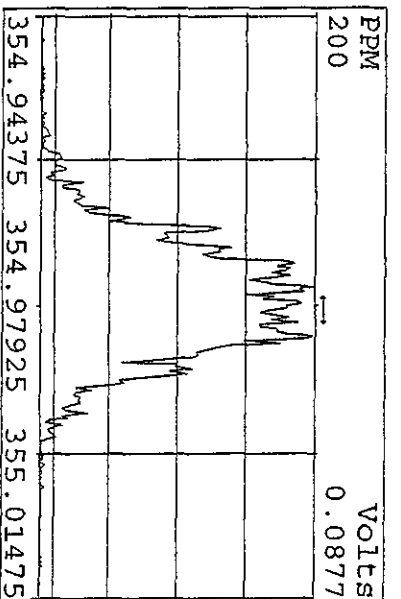
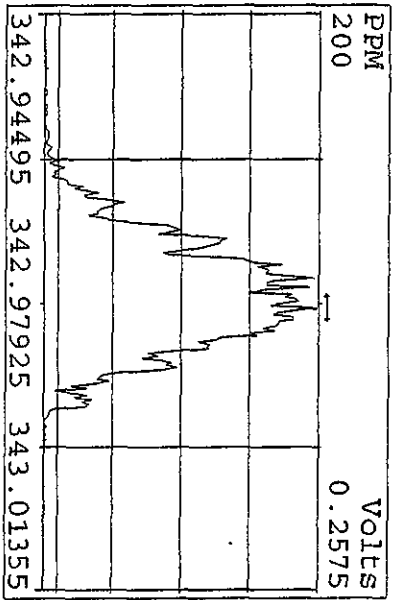
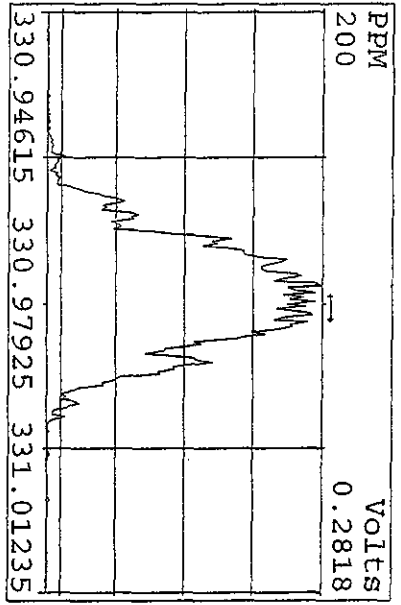
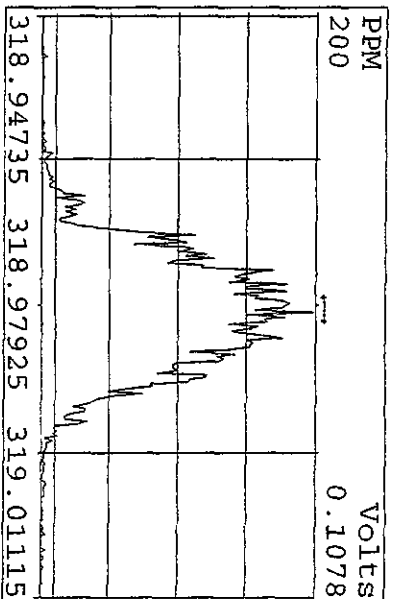
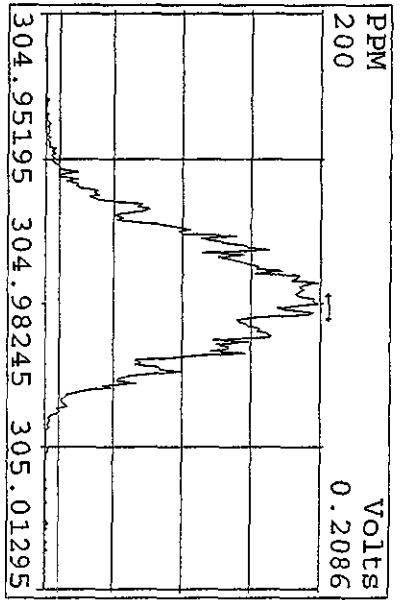
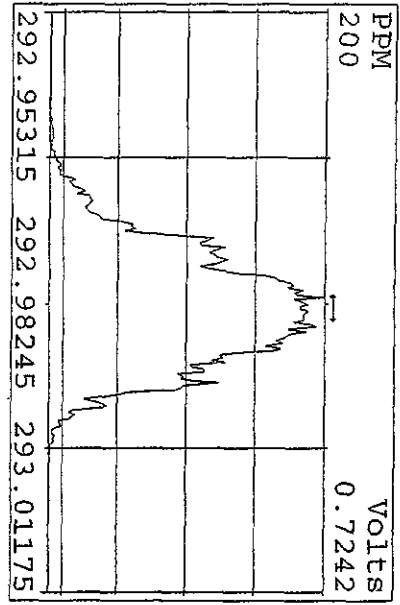
SIRLM Examination: 2-MAY-2010:17:05 File:01MY10A5D2
Experiment:DB225RES Function:2



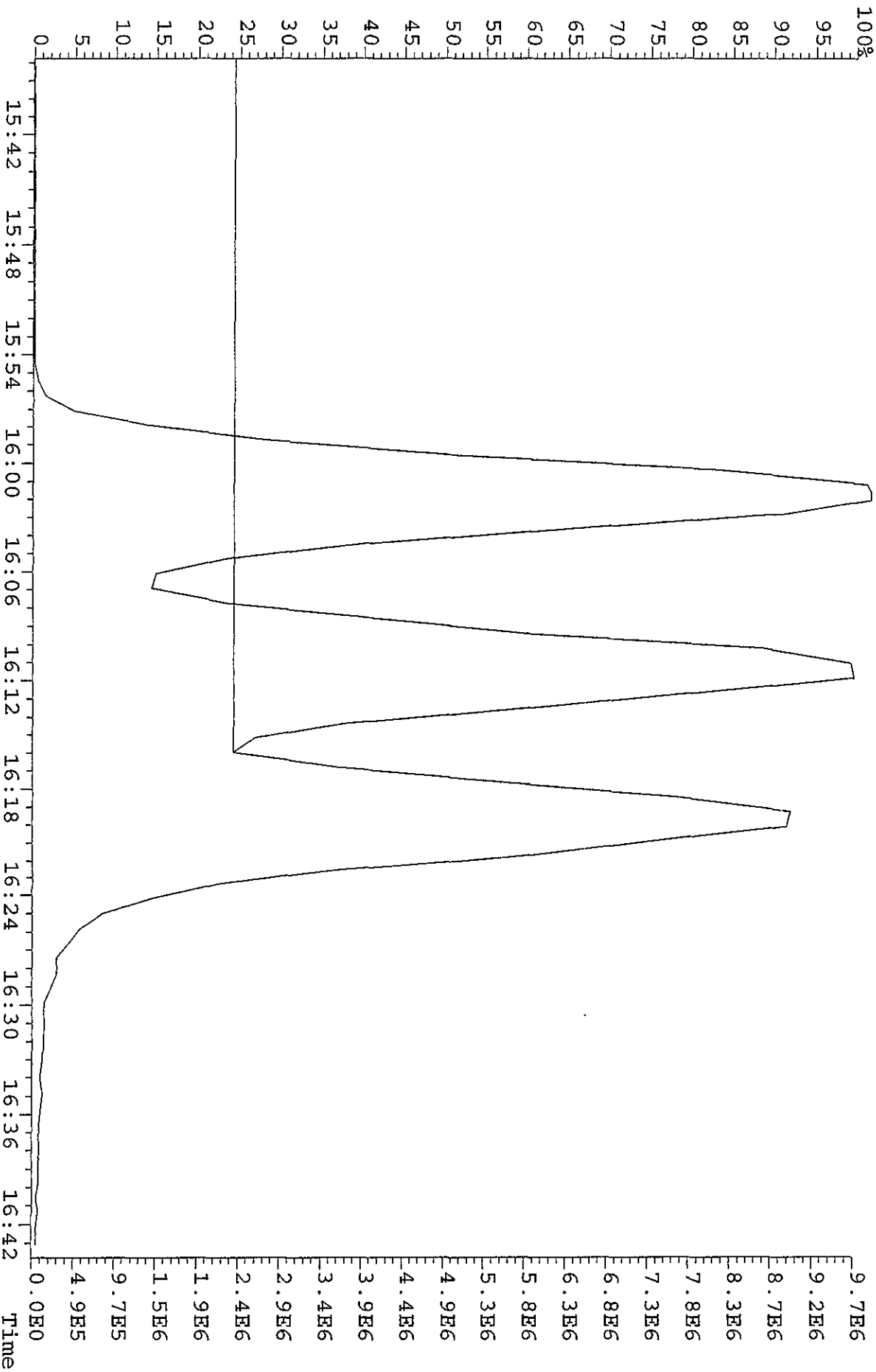
SIRIM Examination: 2-MAY-2010:17:07 File:01MY10A5D2
Experiment:DB225RES Function:3



Peak Locate Examination: 2-MAY-2010:21:09 File:01MY10A5D2ENDRES
 Experiment:DB225RES Function:1 Reference:PFK



File: 01MY10A5D2 #1-1241 Acq: 1-MAY-2010 20:15:50 GC EI+ Voltage SIR 70SE
 305.8987 S:2 Exp: DB225RES
 Sample Text: CP0501A :DB-225 CPSM 3732-06

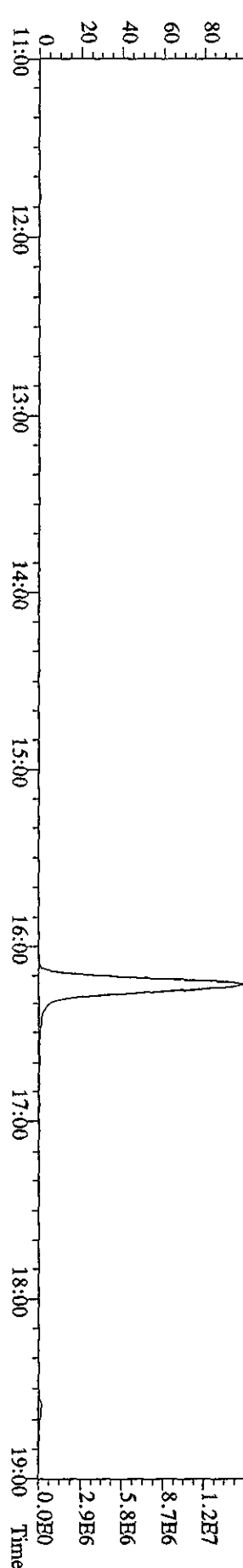
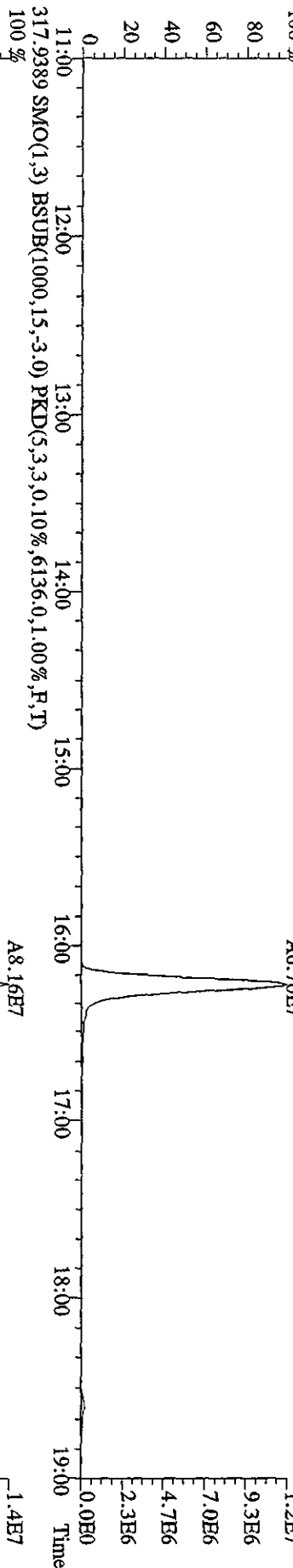
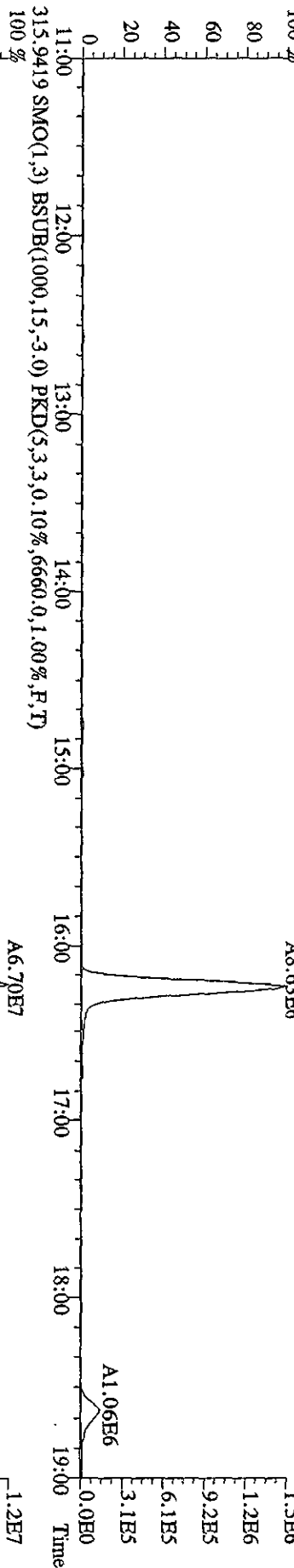
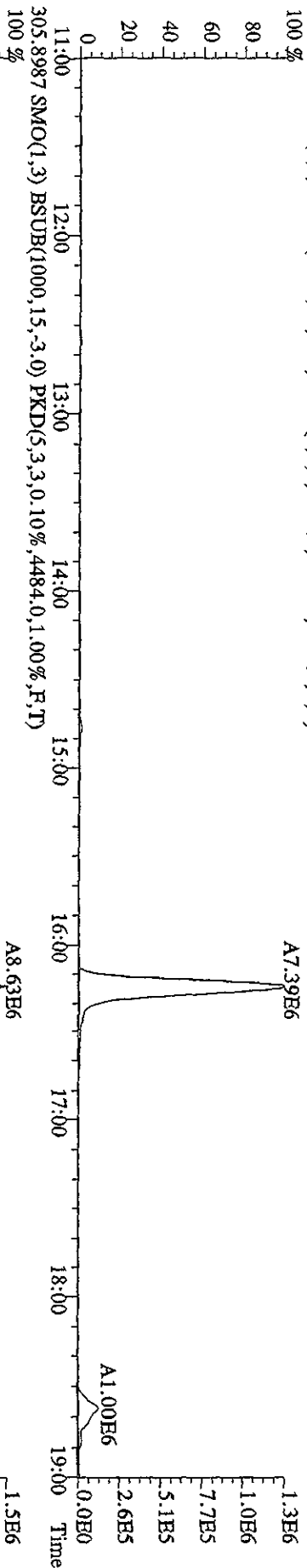


Run: 01MY10A5D2 Analyte: DB225 Cal: DB2250421105D2

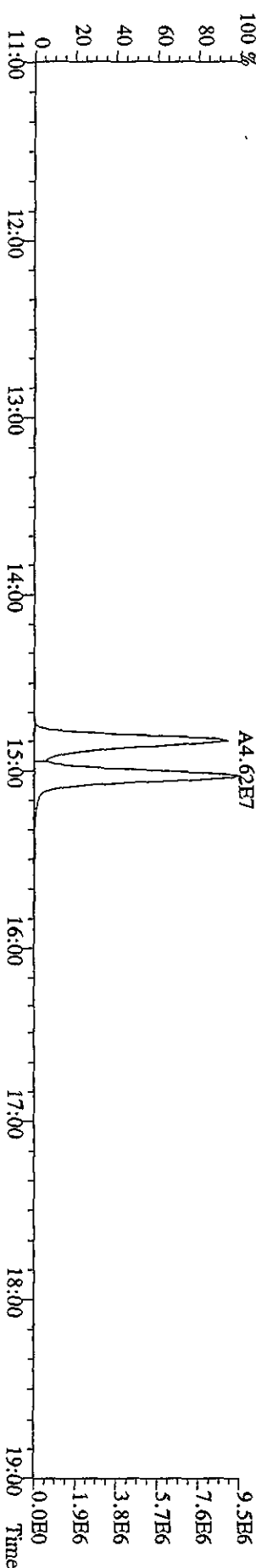
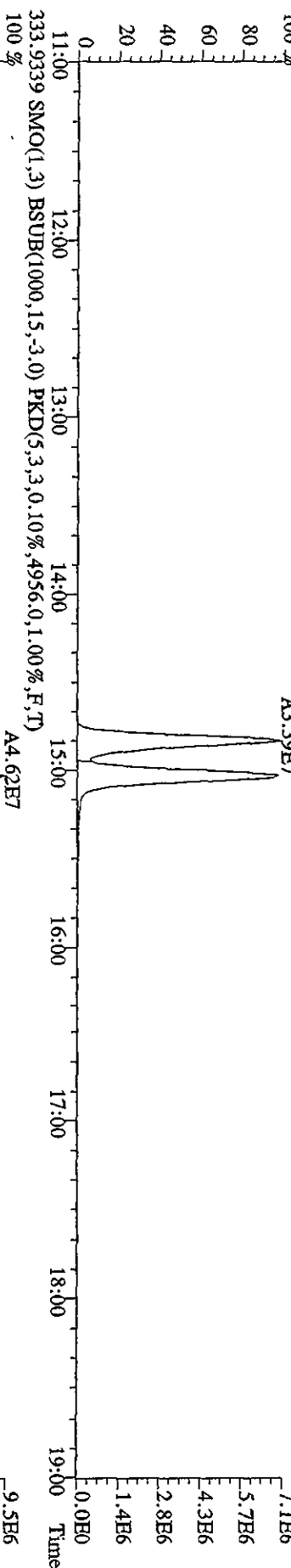
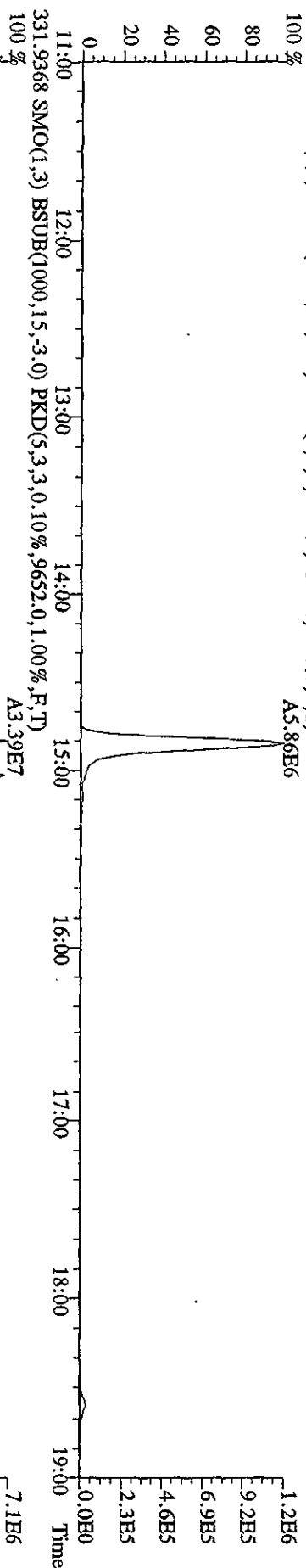
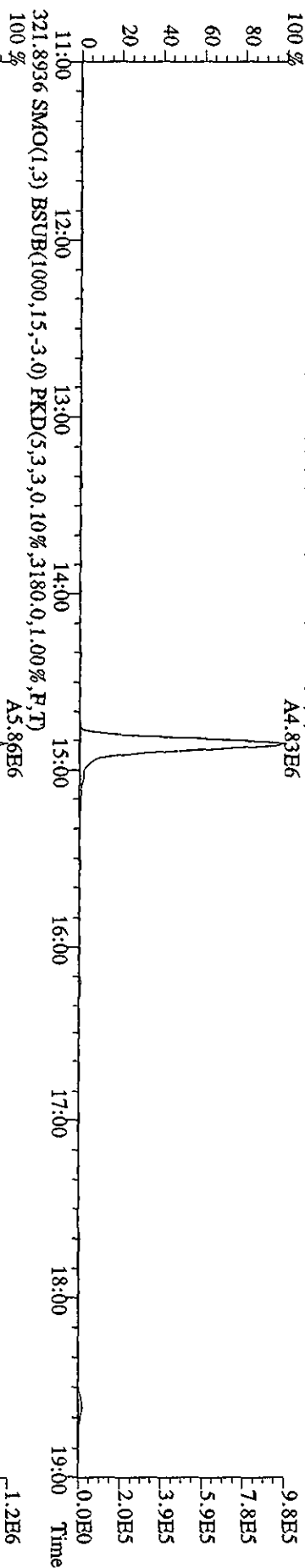
ST0421I : CS1 09DXN422 ST0421H : CS2 09DXN423 ST0421G : CS3 10DXN111
 ST0421K : CS4 09DXN426 ST0421J : CS5 09DXN456

Name	Mean	S. D.	%RSD	21AP105D2				
				S14	S13	S12	S16	S15
13C-1,2,3,4-TCDD	-	-	-	RRF1	RRF2	RRF3	RRF4	RRF5
13C-2,3,7,8-TCDF	2.106	0.147	6.99 %	2.18	1.97	2.18	1.93	2.27
2,3,7,8-TCDF	1.088	0.014	1.29 %	1.09	1.08	1.10	1.10	1.07
13C-2,3,7,8-TCDD	0.948	0.065	6.89 %	0.92	0.91	0.98	0.88	1.05
2,3,7,8-TCDD	1.357	0.068	4.98 %	1.44	1.30	1.42	1.31	1.31
37Cl-2,3,7,8-TCDD	2.278	0.257	11.3 %	2.67	2.17	2.18	2.00	2.37

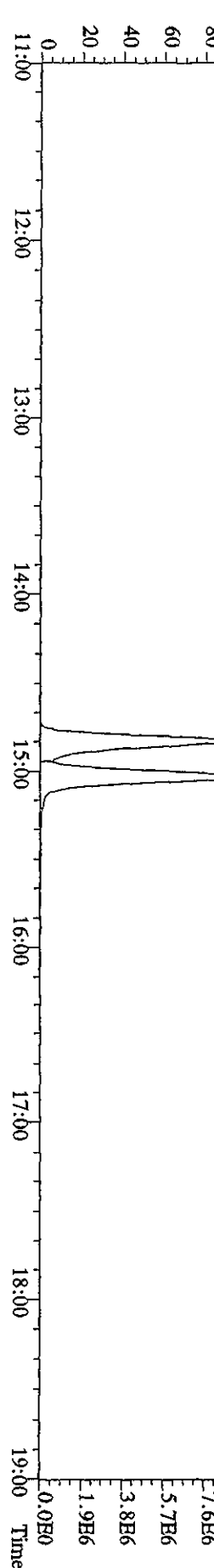
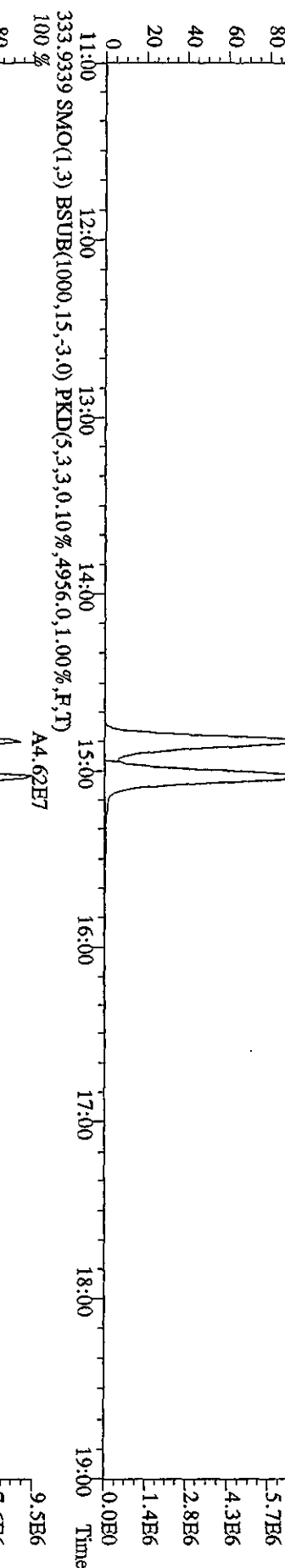
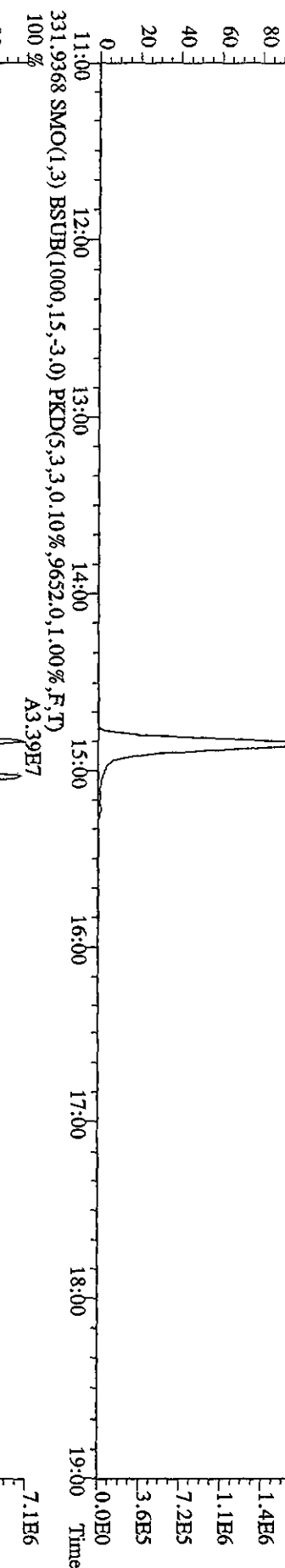
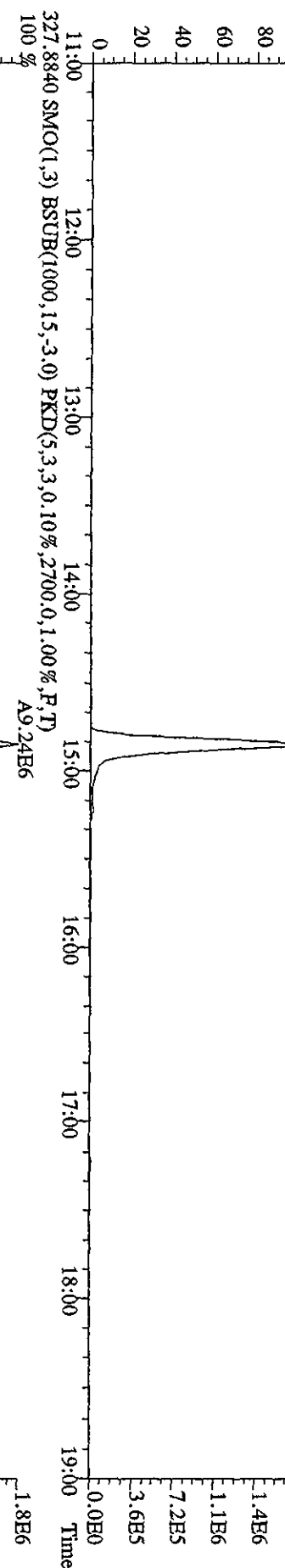
File:01MAY10A5D2 #1-1242 Acq: 1-MAY-2010 19:38:46 GC EI+ Voltage SIR 70SE
 Sample#1 Text:ST0501A :CS3 10DXN111 Exp:DB22SRHS
 303.9016 SMO(1,3) BSUB(1000,15,-3.0) PKD(5,3,3,0,10%,3056,0,1,00%,F,T)
 100 %



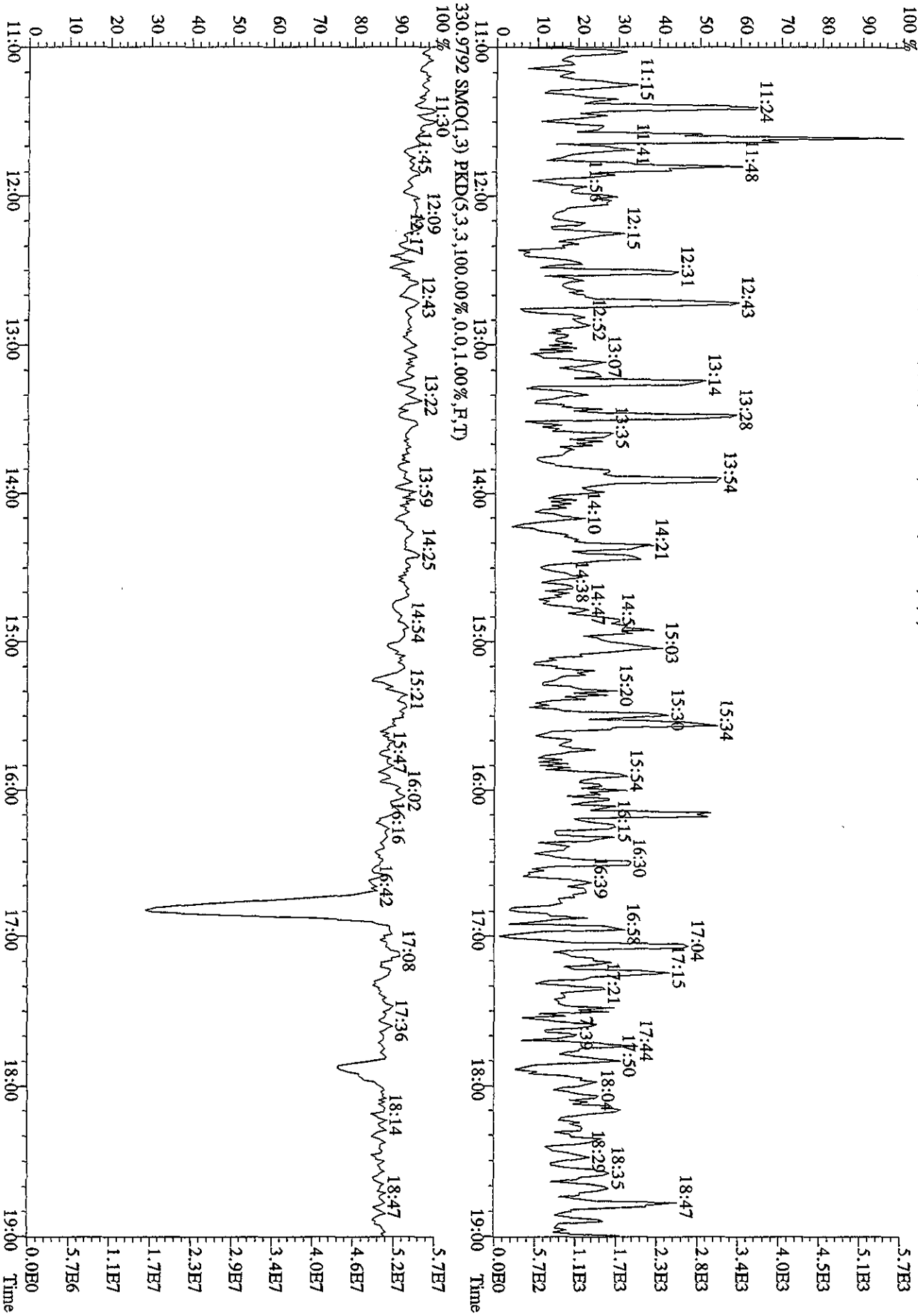
File:01MAY10A5D2 #1-1242 Acq: 1-MAY-2010 19:38:46 GC EI+ Voltage SIR 70SE
 Sample#1 Text:ST0501A :CS3 10DXN111 Exp:DB25RES
 319.8965 SMO(1,3) BSUB(1000,15,-3,0) PKD(5,3,3,0,10%,2356,0,1,100%,F,T)
 100% A4.83E6



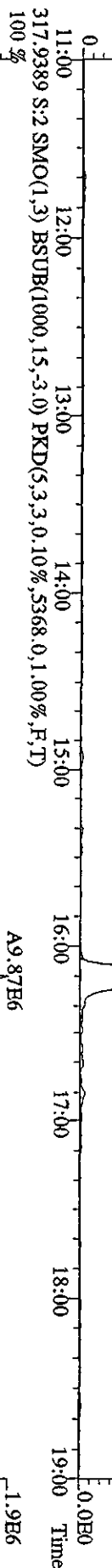

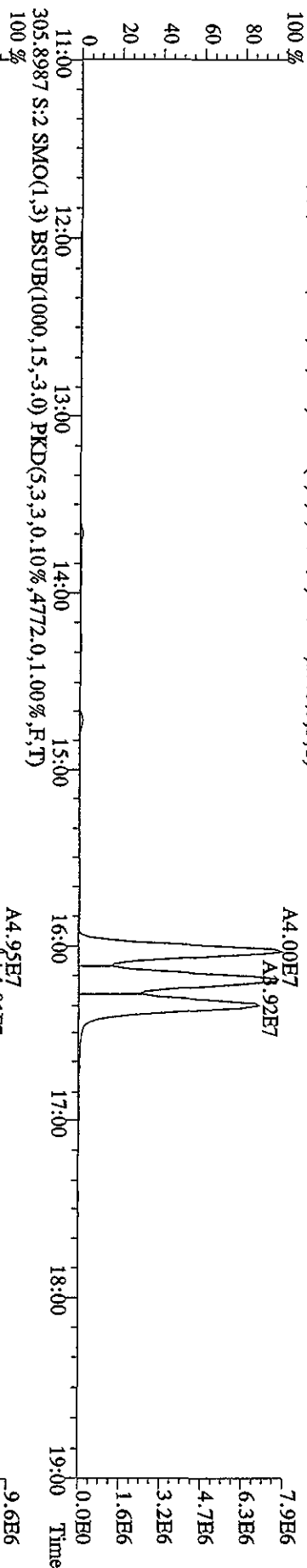
File: 01MAY10A5D2 #1-1242 Acq: 1-MAY-2010 19:38:46 GC EI + Voltage SIR 70SE
 Sample#1 Text: ST0501A :CS3 10DXN111 Exp: DB225RES
 327.8840 SMO(1,3) BSUB(1000,15,-3.0) PKD(5,3,3,0,10%,2700.0,1.00%,F,T)
 100% A9.24E6



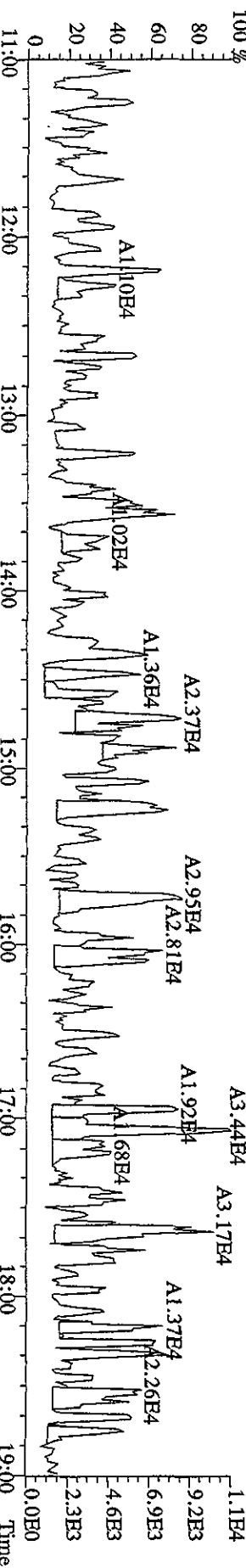
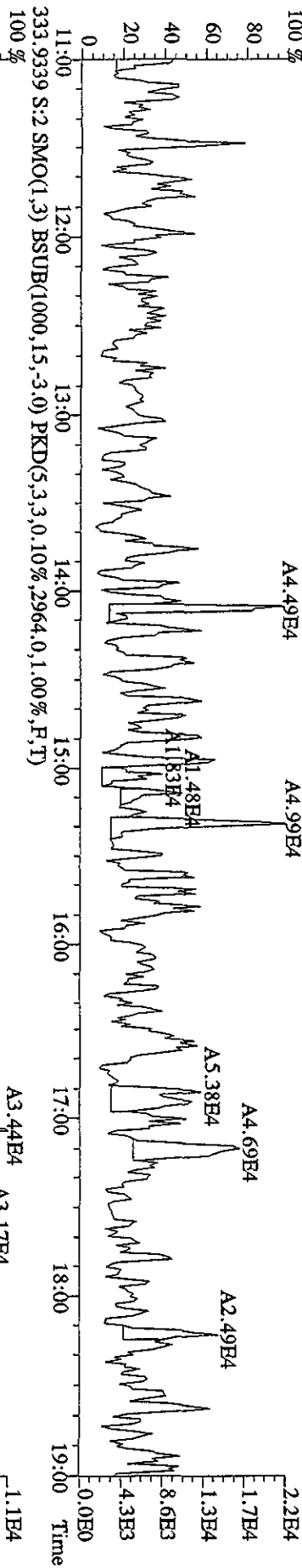
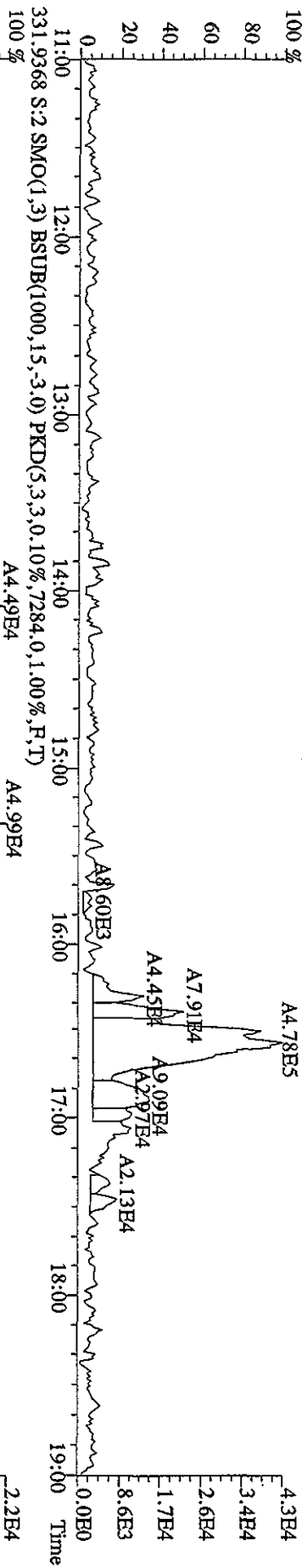
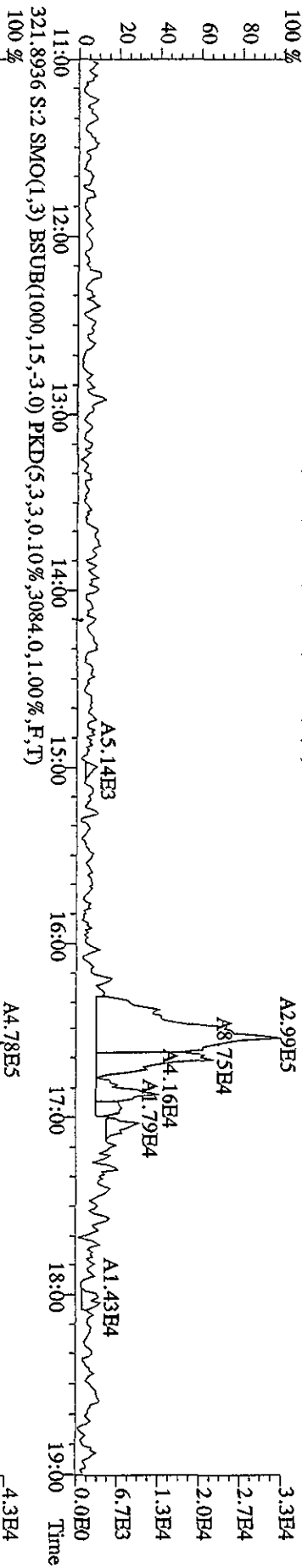
File:01MY10A5D2 #1-1242 Acq: 1-MAY-2010 19:38:46 GC EI+ Voltage SIR 70SE
 Sample#1 Text:ST0501A :CS3 10DXN111 Exp:DB25RES
 375.8364 SMO(1.3) BSUB(1000,15,-3.0) PKD(5,3,3,100,00%,1448.0,1.00%,F,T)




File:01MVT10A5D2 #1-1241 Acq: 1-MAY-2010 20:15:50 GC EI+ Voltage SIR 70SE
 Sample#2 Text:CP0501A :DB-225 CP5M 3732-06 Exp:DB25RES
 303.9016 S:2 SMO(1,3) BSUB(1000,15,-3,0) PKD(5,3,3,0.10%,3576,0,1.00%,F,T)
 100 %



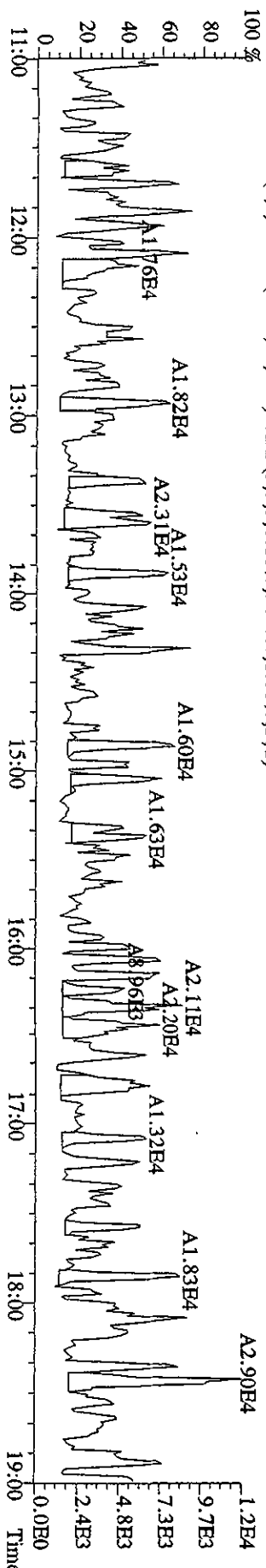
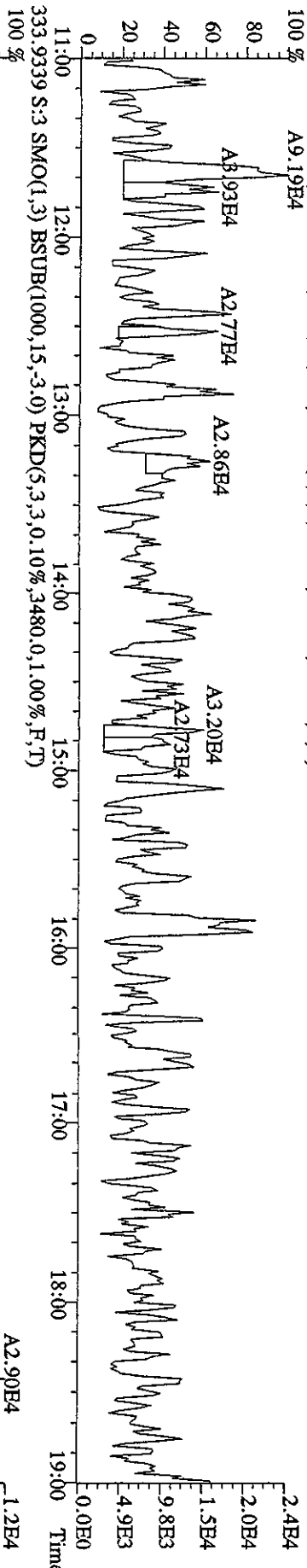
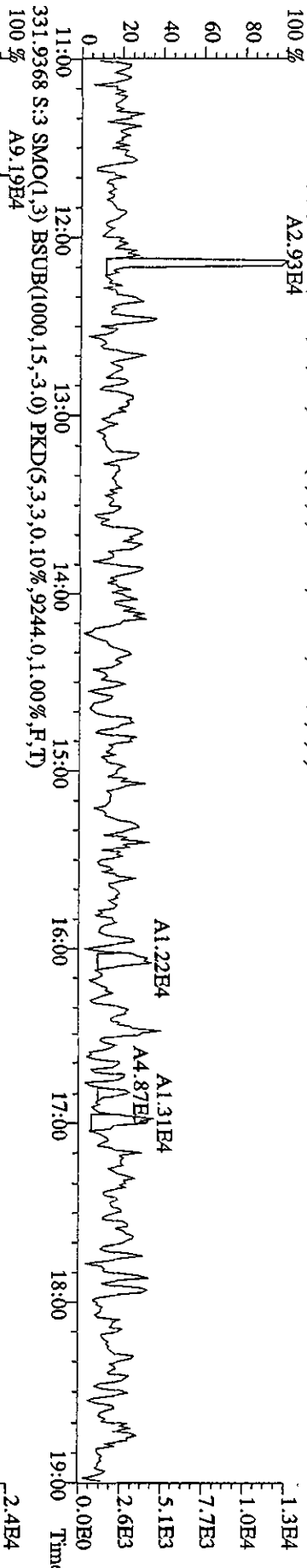
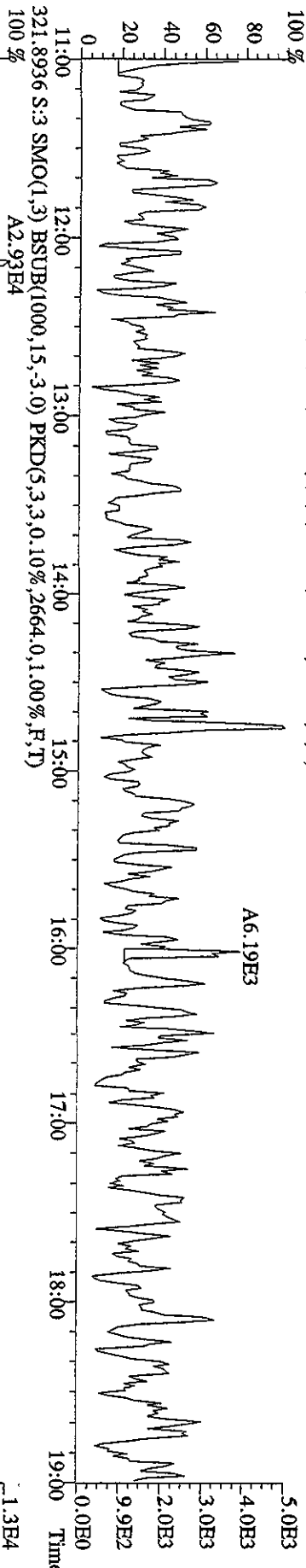
File:01MY10A5D2 #1-1241 Acq: 1-MAY-2010 20:15:50 GC EI+ Voltage SIR 70SE
 Sample#2 Text:CP0501A :DB-225 CPISM 3732-06 Exp:DB225RES
 319.8965 S:2 SMO(1,3) BSUB(1000,15,-3,0) PKD(5,3,3,0.10%,2424,0,1.00%,F,T)



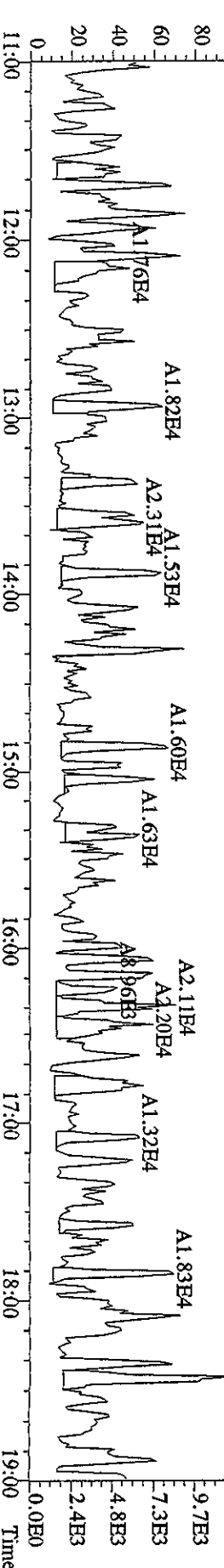
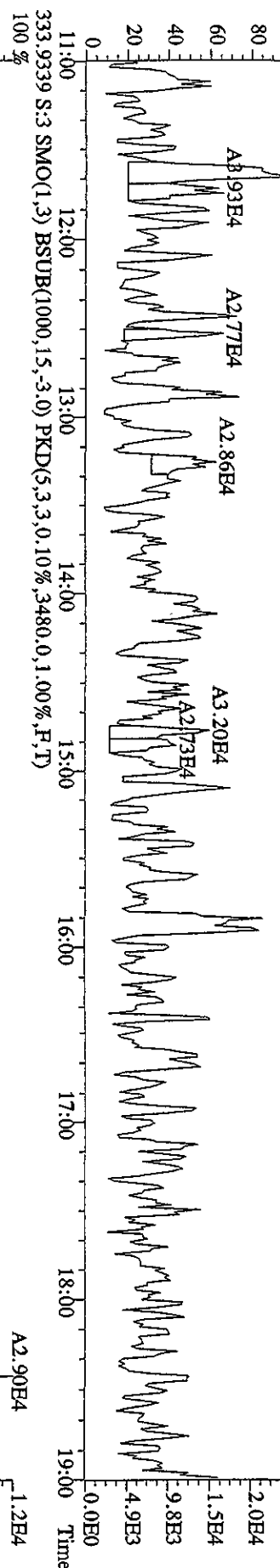
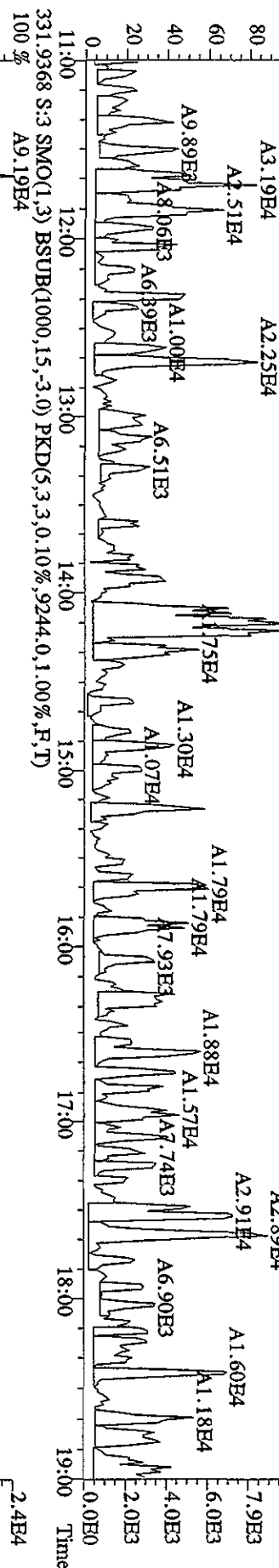
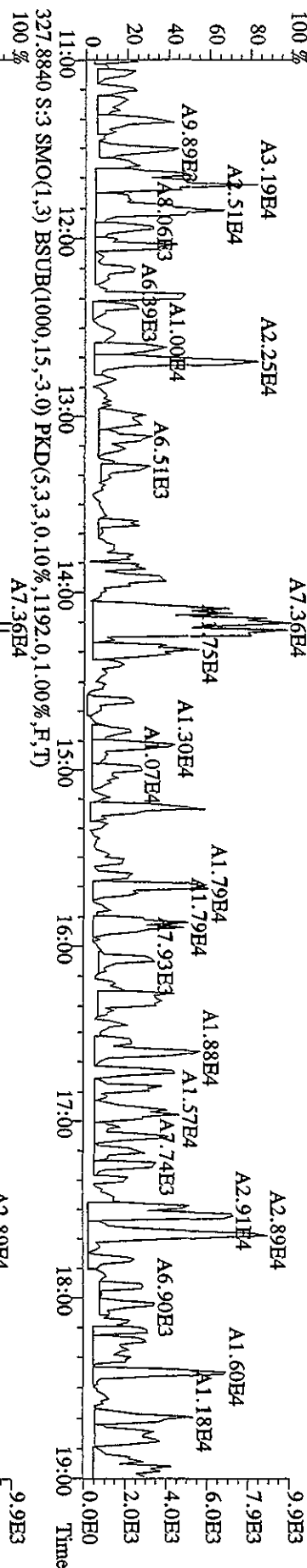
File:01MY10A5D2 #1-1241 Acq: 1-MAY-2010 20:15:50 GC EI+ Voltage SIR 70SE
 Sample#2 Text:CP0501A :DB-225 CPISM 3732-06 Exp:DB225RES
 375.8364 S:2 SMO(1,3) BSUB(1000,15,-3.0) PKD(5,3,3,100.00%,1428.0,1.00%,F,T)
 100%



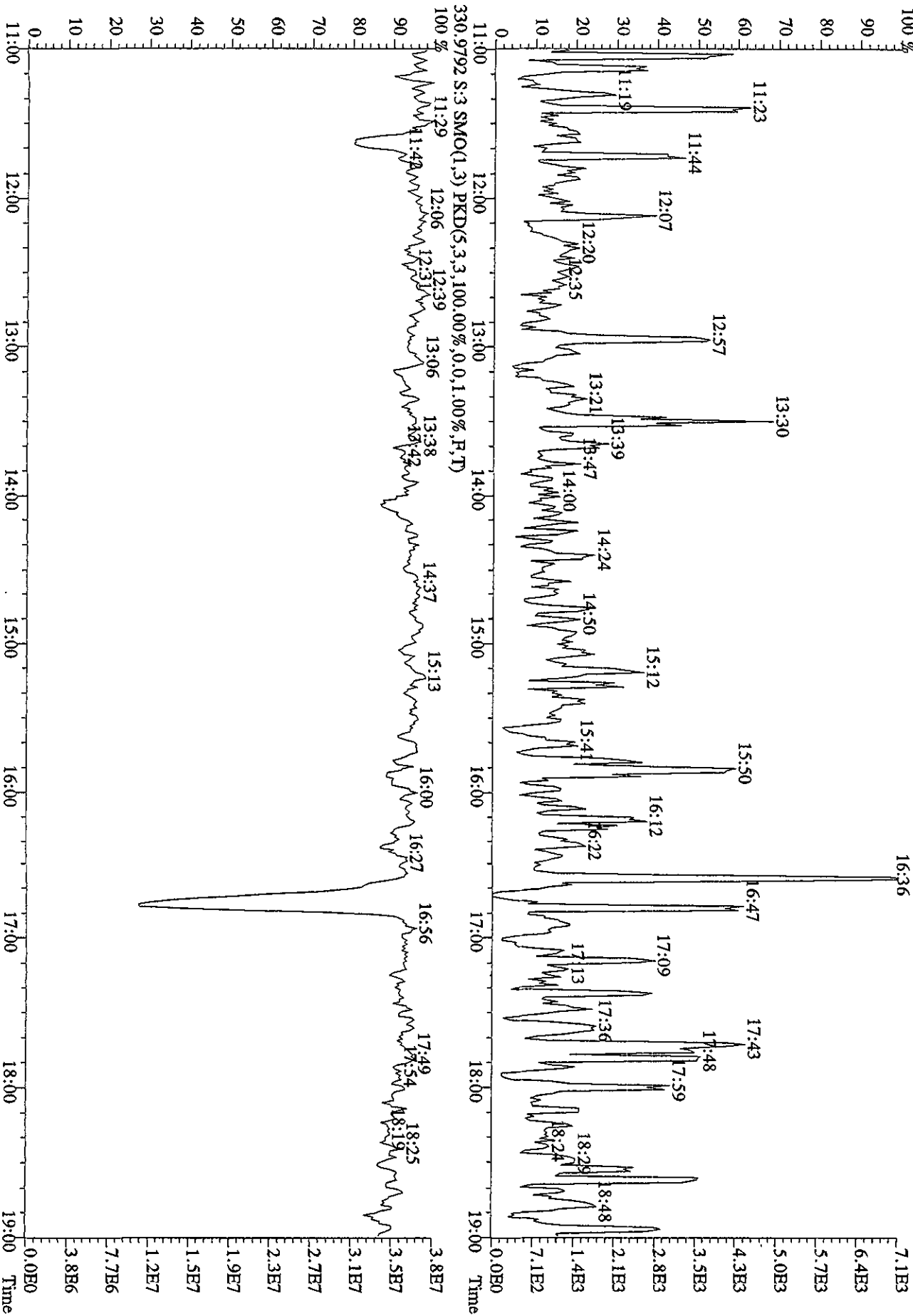
File:01MNY10A5D2 #1-1242 Acq: 1-MAY-2010 20:52:54 GC EI+ Voltage SIR 70SE
 Sample#3 Text:SB0501A :Solvent Blank C-14 Exp:DB225RES
 319.8965 S:3 SMO(1,3) BSUB(1000,15,-3,0) PKD(5,3,3,0,10%,1916,0,1,00%,F,T)
 100 %



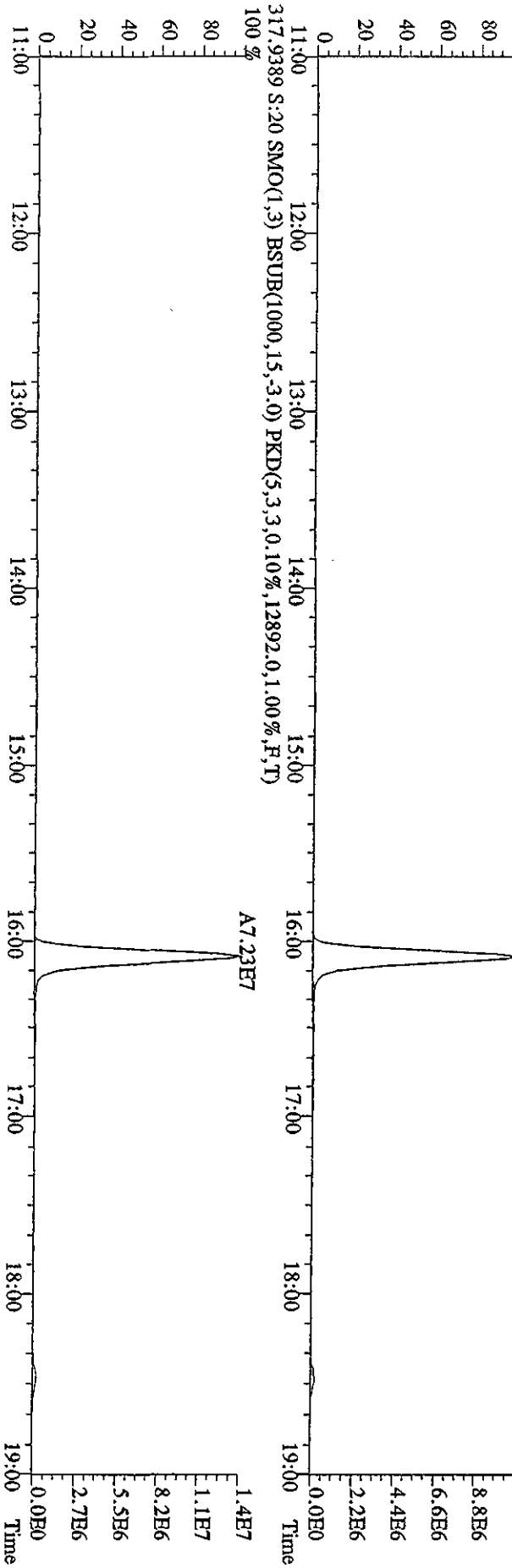

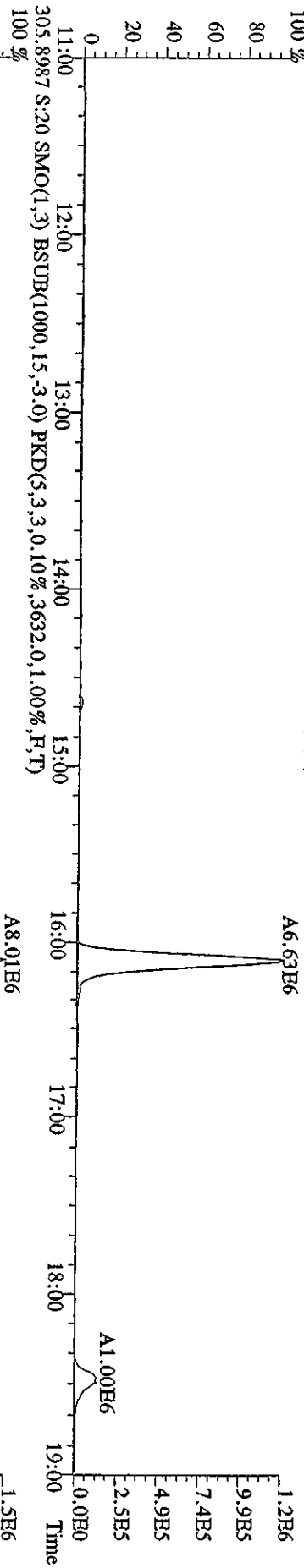
File:01MKT10A5D2 #1-1242 Acq: 1-MAY-2010 20:52:54 GC EI+ Voltage SIR 70SE
 Sample#3 Text:SB0501A :Solvent Blank C-14 Exp:DB225RES
 327.8840 S:3 SMO(1,3) BSUB(1000,15,-3,0) PKD(5,3,3,0.10%,1192.0,1.00%,F,T)



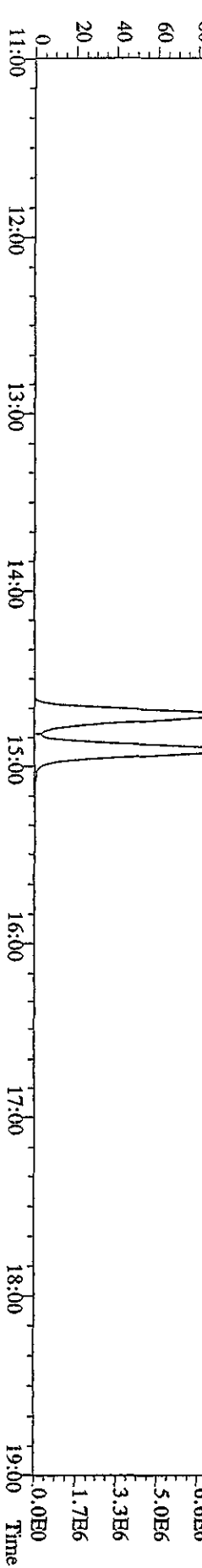
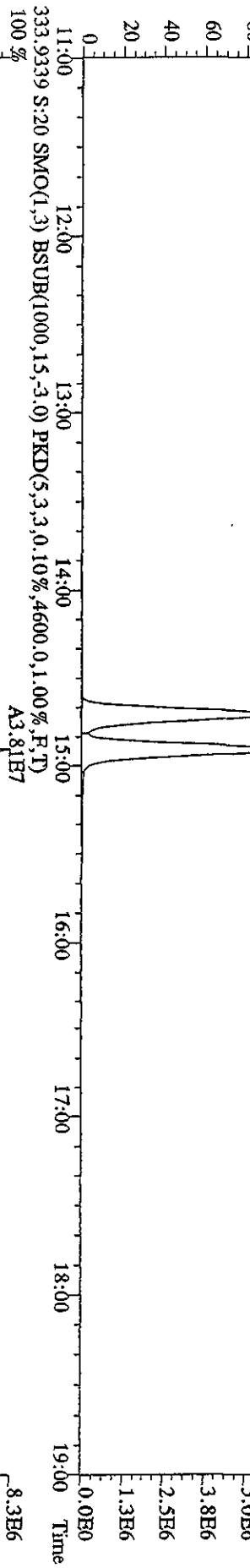
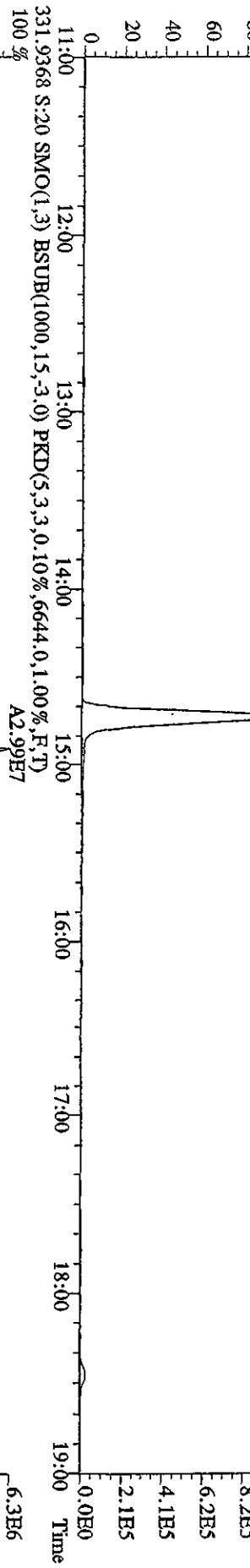
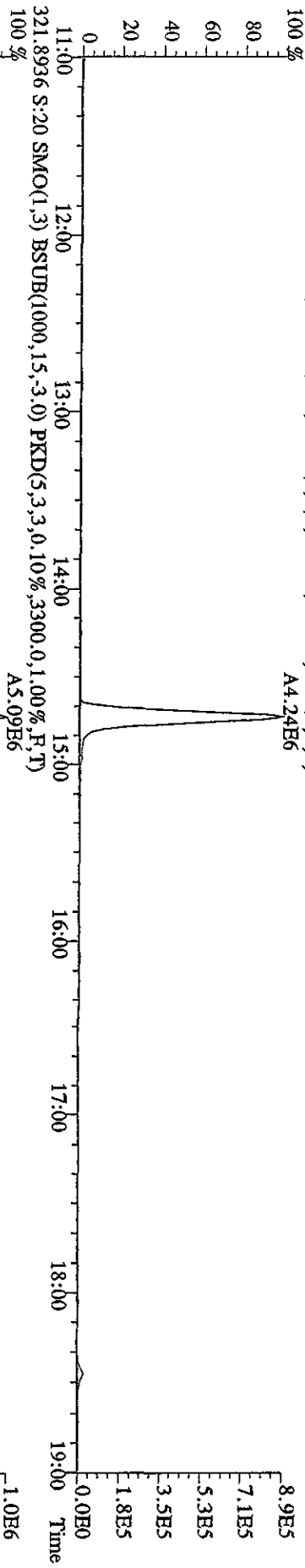
File:01MY10A5D2 #1-1242 Acq: 1-MAY-2010 20:52:54 GC FI + Voltage SIR 70SE
 Sample#3 Text:SB0501A :Solvent Blank C-14 Exp:DB225RES
 375.8364 S:3 SMO(1,3) BSUB(1000,15,-3.0) PKD(5,3,3,100.00%,1276.0,1.00%,F,T)



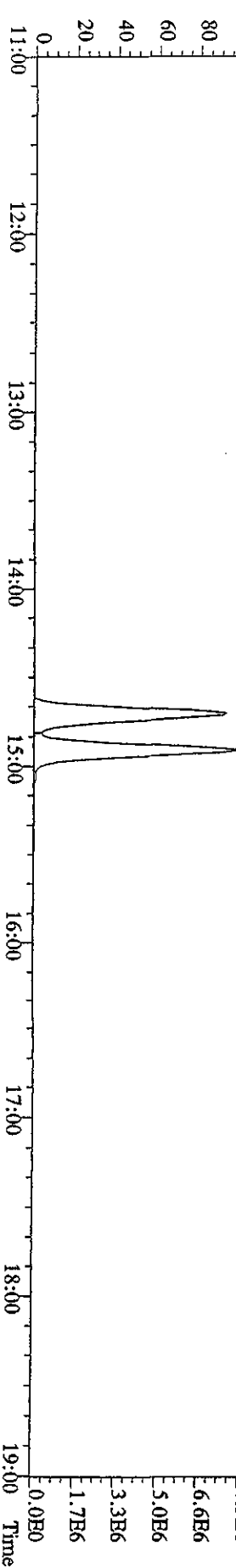
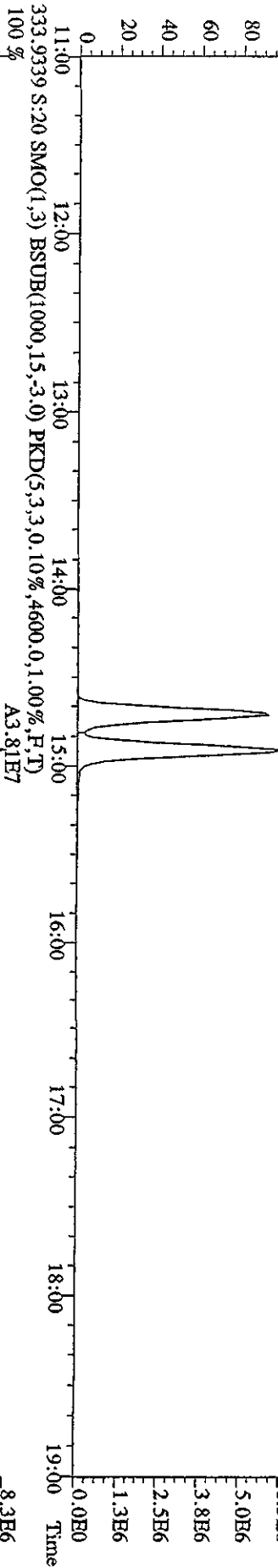
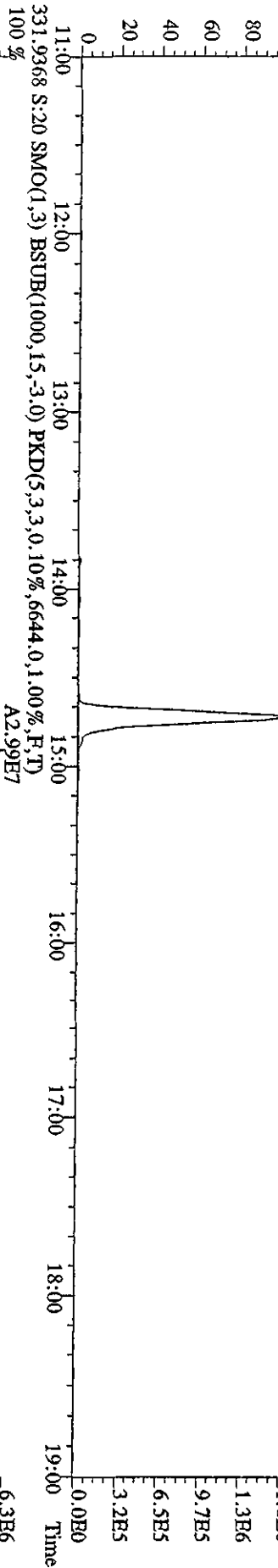
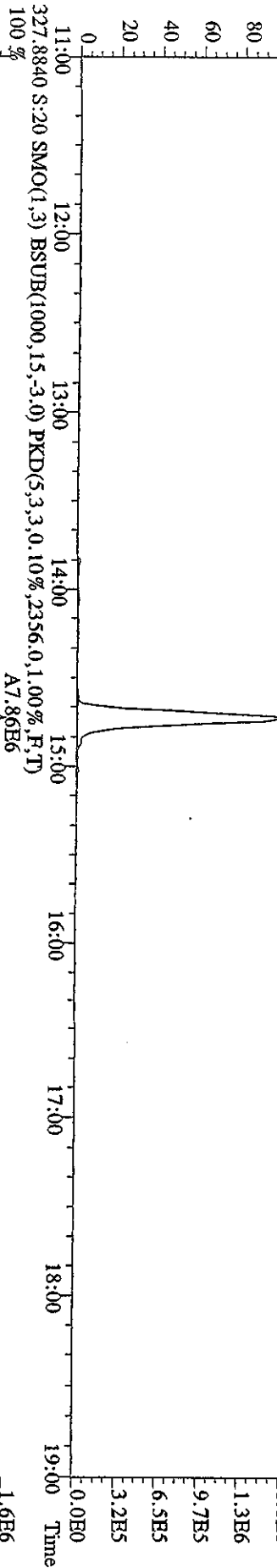
File:01MAY10A5D2 #1-1242 Acq: 2-MAY-2010 07:23:29 GC EI+ Voltage SIR 70SE
 Sample#20 Text:ST0501B :CS3 10DXN111 Exp:DB225RES
 303.9016 S:20 SMO(1,3) BSUB(1000,15,-3,0) PKD(5,3,3,0,10%,3404,0,1,00%,F,T)



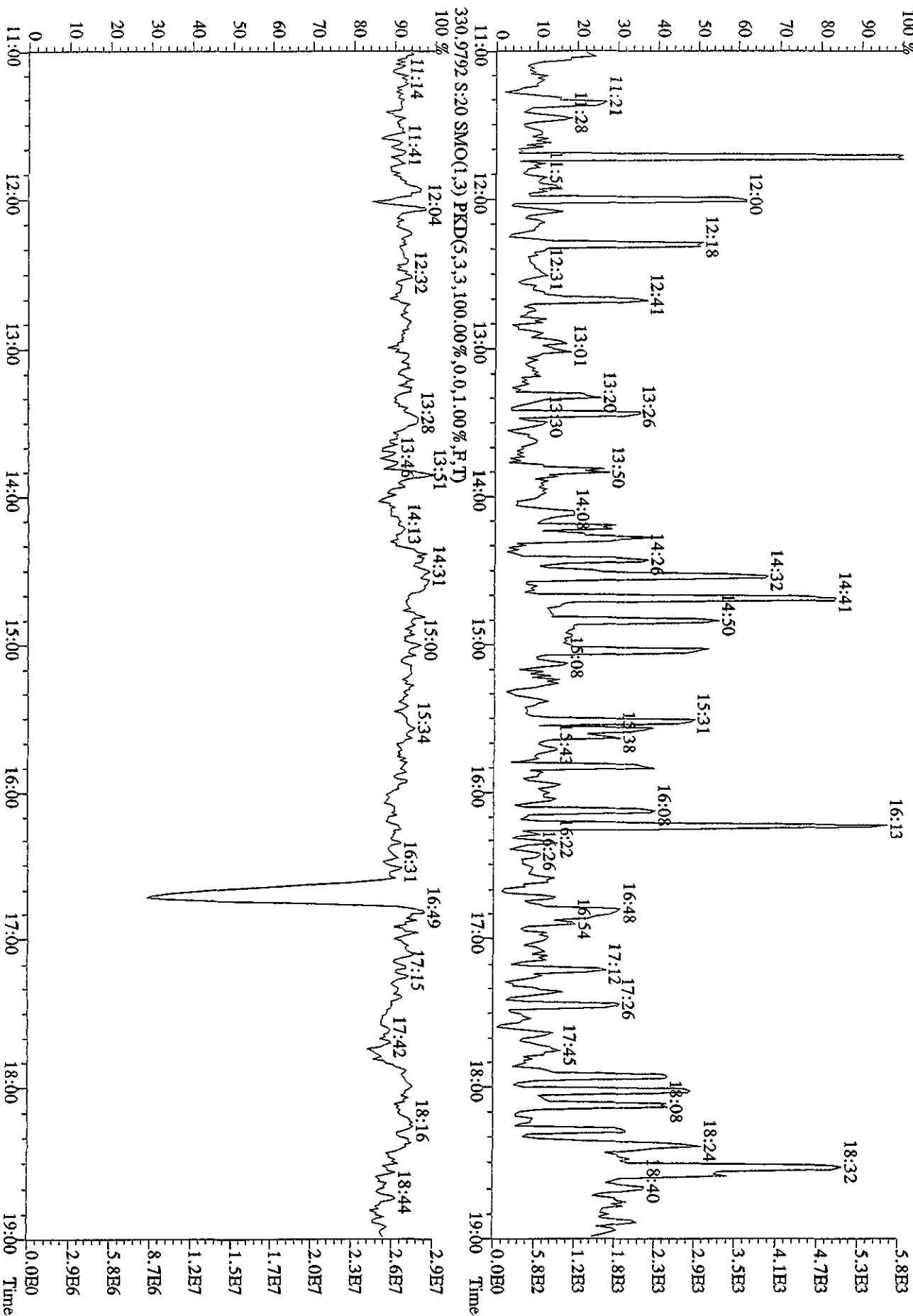
File:01MAY10A5D2 #1-1242 Acq: 2-MAY-2010 07:23:29 GC EI+ Voltage SIR 70SE
 Sample#20 Text:ST0501B :CS3 10DXN111 Exp:DB225RBS
 319.8965 S:20 SMO(1,3) BSUB(1000,15,-3,0) PKD(5,3,3,0,10%,2428,0,1,00%,F,T)
 100% A4.24E6



File:01MYY10A5D2 #1-1242 Acq: 2-MAY-2010 07:23:29 GC EI+ Voltage SIR 70SE
 Sample#20 Text:ST0501B :CS3 10DXN111 Exp:DB225RES
 327.8840 S:20 SMO(1,3) BSUB(1000,15,-3,0) PKD(5,3,3,0,10%,2356,0,1,00%,F,T)
 100% A7.86E6



File:01MYY10A5D2 #1-1242 Acq: 2-MAY-2010 07:23:29 GC EI+ Voltage SIR 70SE
 Sample#20 Text:ST0501B :CS3 10DXN111 Exp:DR225RES
 375.8364 S:20 SMO(1,3) BSUB(1000,15,-3.0) PKD(5,3,3,100.00%,740.0,1.00%,F,T)



Initial Calibration Checklist
Dioxin Methods

ICAL ID 8290A041210405
 Method ID 8290A Date Scanned 4/16/10
 Column ID DB5 Instrument ID 4D5
 STD ID's ST0412(B,A, -, D,C) STD Solution 0.9DXN722, 0.9DXN423, 1.0DXN111, 0.9DXN4, 0.9DXN456
 GC Program OCDD Multiplier Setting 410
 Analyzed By M.G. Date Analyzed 4/12/10
 Prepared By M.G. Date Prepared 4/17/10
 Reviewed By MAT Date Reviewed 4/14/10

ANALYSIS OFFICIAL	INITIATED	REVIEWED
Curve summary present?	✓	✓
Hardcopies of chromatograms for CS1-CS5 present?	✓	✓
Copy of log-file present?	✓	✓
Static resolution check present?	✓	✓
Target file RT's correct?	✓	✓
%RSD within method-specified limits?*	✓	✓
Signal-to-noise criteria met?	✓	✓
Isotopic ratios within limits?	✓	✓
High point free of saturation?	✓	✓
Are chromatographic windows correct?	✓	✓
Manual reintegration's checked and hardcopies included?	NA	NA

COMMENTS:

RS RT's = 19:40, 33:11

*Method 8290/TO9/M0023A: %RSD ≤20% for natives, ≤30% for labeled compounds; S/N ≥10
 Method 1613B: %RSD ≤ 20% natives, ≤30% labeled compounds; S/N ≥10
 Method 23: %RSD ≤ values specified in Table 5, Method 23; S/N ≥ 2.5

ST0412B : CS-1 09DXN422 ST0412A : CS-2 09DXN423 ST0412 : CS-3 10DXN111
 ST0412D : CS-4 09DXN426 ST0412C : CS-5 09DXN456

Name	Mean	S. D.	%RSD	RRF1	RRF2	RRF3	RRF4	RRF5
13C-1,2,3,4-TCDD	-	-	- %	-	-	-	-	-

Name	Mean	S. D.	%RSD	RRF1	RRF2	RRF3	RRF4	RRF5
13C-2,3,7,8-TCDF	1.521	0.098	6.47 %	1.54	1.47	1.60	1.38	1.62
2,3,7,8-TCDF	0.945	0.042	4.44 %	0.88	0.94	0.98	0.95	0.98
Total TCDF	0.945	0.042	4.44 %	0.88	0.94	0.98	0.95	0.98

Name	Mean	S. D.	%RSD	RRF1	RRF2	RRF3	RRF4	RRF5
13C-2,3,7,8-TCDD	0.950	0.080	8.47 %	0.94	0.87	0.95	0.91	1.08
2,3,7,8-TCDD	1.021	0.031	3.03 %	1.00	0.98	1.04	1.04	1.05
Total TCDD	1.021	0.031	3.03 %	1.00	0.98	1.04	1.04	1.05

Name	Mean	S. D.	%RSD	RRF1	RRF2	RRF3	RRF4	RRF5
37Cl-2,3,7,8-TCDD	2.261	0.218	9.64 %	2.41	2.04	2.16	2.14	2.56

Name	Mean	S. D.	%RSD	RRF1	RRF2	RRF3	RRF4	RRF5
13C-1,2,3,7,8-PeCDF	1.050	0.149	14.1 %	0.97	0.97	1.01	0.98	1.31
1,2,3,7,8-PeCDF	1.045	0.049	4.68 %	0.97	1.02	1.09	1.09	1.06
2,3,4,7,8-PeCDF	0.982	0.045	4.55 %	0.93	0.97	1.03	1.02	0.96
Total F2 PeCDF	1.013	0.046	4.50 %	0.95	0.99	1.06	1.05	1.01
Total F1 PeCDF	1.013	0.046	4.50 %	0.95	0.99	1.06	1.05	1.01

Name	Mean	S. D.	%RSD	RRF1	RRF2	RRF3	RRF4	RRF5
13C-1,2,3,7,8-PeCDD	0.670	0.094	14.0 %	0.61	0.65	0.62	0.64	0.84
1,2,3,7,8-PeCDD	0.982	0.047	4.75 %	0.94	0.93	1.04	1.01	0.99
Total PeCDD	0.982	0.047	4.75 %	0.94	0.93	1.04	1.01	0.99

Name	Mean	S. D.	%RSD	RRF1	RRF2	RRF3	RRF4	RRF5
13C-1,2,3,7,8-HxCDF	1.025	0.075	7.29 %	1.08	0.98	1.08	0.92	1.06
1,2,3,4,7,8-HxCDF	1.213	0.061	5.00 %	1.12	1.18	1.25	1.28	1.23
1,2,3,6,7,8-HxCDF	1.343	0.096	7.13 %	1.20	1.34	1.46	1.38	1.33
2,3,4,6,7,8-HxCDF	1.222	0.064	5.27 %	1.13	1.19	1.29	1.26	1.23
1,2,3,7,8,9-HxCDF	1.092	0.072	6.60 %	1.02	1.02	1.15	1.17	1.10
Total HxCDF	1.218	0.070	5.72 %	1.12	1.18	1.29	1.27	1.22

Name	Mean	S. D.	%RSD	RRF1	RRF2	RRF3	RRF4	RRF5
13C-1,2,3,6,7,8-HxCDD	0.807	0.060	7.46 %	0.81	0.77	0.86	0.72	0.87
1,2,3,4,7,8-HxCDD	1.007	0.056	5.54 %	0.93	1.02	1.04	1.07	0.98

1,2,3,6,7,8-HxCDD	1.114	0.059	5.33 %	1.06	1.06	1.19	1.16	1.11
1,2,3,7,8,9-HxCDD	1.209	0.083	6.88 %	1.12	1.17	1.22	1.34	1.19
Total HxCDD	1.110	0.061	5.46 %	1.04	1.08	1.15	1.19	1.09
13C-1,2,3,4,6,7,8-HpCDF	0.863	0.061	7.10 %	0.87	0.82	0.95	0.79	0.88
1,2,3,4,6,7,8-HpCDF	1.310	0.072	5.52 %	1.20	1.28	1.39	1.36	1.32
1,2,3,4,7,8,9-HpCDF	1.026	0.053	5.19 %	0.95	1.00	1.09	1.06	1.03
Total HpCDF	1.168	0.063	5.36 %	1.08	1.14	1.24	1.21	1.18
13C-1,2,3,4,6,7,8-HpCDD	0.697	0.052	7.39 %	0.71	0.67	0.77	0.64	0.71
1,2,3,4,6,7,8-HpCDD	1.072	0.039	3.60 %	1.03	1.03	1.11	1.11	1.08
Total HpCDD	1.072	0.039	3.60 %	1.03	1.03	1.11	1.11	1.08
13C-OCDD	0.531	0.041	7.69 %	0.53	0.49	0.58	0.49	0.57
OCDF	1.445	0.085	5.85 %	1.32	1.39	1.51	1.50	1.50
OCDD	1.166	0.060	5.16 %	1.08	1.14	1.23	1.21	1.17

Run #1 Filename 12AP104D5 S: 4 I: 1
 Acquired: 12-APR-10 10:48:47 Processed: 12-APR-10 13:15:04
 Run: 12AP104D5 Analyte: 8290A Cal: 8290A0412104D5

Comments:

Sample text: ST0412B :CS-1 09DXN422

Name	Resp	RA	RT	RRF		Mod?
13C-1,2,3,4-TCDD	150889300	0.82 y	19:40	-	100.00	n
13C-2,3,7,8-TCDF	232739000	0.78 y	19:04	1.5424	100.00	n
2,3,7,8-TCDF	1023349	0.88 y	19:05	0.8794	0.50	n
Total TCDF	-	- n	-	0.8794	0.50	n
13C-2,3,7,8-TCDD	141161700	0.80 y	19:53	0.9355	100.00	n
2,3,7,8-TCDD	703881	0.67 y	19:54	0.9973	0.50	n
Total TCDD	-	- n	-	0.9973	0.50	n
37Cl-2,3,7,8-TCDD	1819544	1.00 y	19:54	2.4118	0.50	n
13C-1,2,3,7,8-PeCDF	146106800	1.52 y	24:49	0.9683	100.00	n
1,2,3,7,8-PeCDF	3546420	1.50 y	24:50	0.9709	2.50	n
2,3,4,7,8-PeCDF	3384670	1.43 y	26:21	0.9266	2.50	n
Total F2 PeCDF	-	- n	-	0.9488	5.00	n
Total F1 PeCDF	-	- n	-	0.9488	5.00	n
13C-1,2,3,7,8-PeCDD	92385600	1.55 y	27:09	0.6123	100.00	n
1,2,3,7,8-PeCDD	2166233	1.61 y	27:12	0.9379	2.50	n
Total PeCDD	-	- n	-	0.9379	2.50	n
13C-1,2,3,7,8,9-HxCDD	103077500	1.29 y	33:11	-	100.00	n
13C-1,2,3,4,7,8-HxCDF	111667600	0.52 y	32:02	1.0833	100.00	n
1,2,3,4,7,8-HxCDF	3133010	1.21 y	32:04	1.1223	2.50	n
1,2,3,6,7,8-HxCDF	3346790	1.13 y	32:10	1.1988	2.50	n
2,3,4,6,7,8-HxCDF	3162220	1.22 y	32:43	1.1327	2.50	n
1,2,3,7,8,9-HxCDF	2848310	1.21 y	33:21	1.0203	2.50	n
Total HxCDF	-	- n	-	1.1185	10.00	n
13C-1,2,3,6,7,8-HxCDD	83861100	1.28 y	32:55	0.8136	100.00	n
1,2,3,4,7,8-HxCDD	1947993	1.33 y	32:51	0.9292	2.50	n
1,2,3,6,7,8-HxCDD	2219360	1.18 y	32:56	1.0586	2.50	n
1,2,3,7,8,9-HxCDD	2352910	1.23 y	33:12	1.1223	2.50	n
Total HxCDD	-	- n	-	1.0367	7.50	n
13C-1,2,3,4,6,7,8-HpCDF	89290500	0.42 y	34:41	0.8662	100.00	n
1,2,3,4,6,7,8-HpCDF	2683070	0.92 y	34:42	1.2020	2.50	n
1,2,3,4,7,8,9-HpCDF	2130830	0.96 y	35:50	0.9546	2.50	n
Total HpCDF	-	- n	-	1.0783	5.00	n
13C-1,2,3,4,6,7,8-HpCDD	72671900	1.06 y	35:30	0.7050	100.00	n
1,2,3,4,6,7,8-HpCDD	1867690	1.03 y	35:31	1.0280	2.50	n
Total HpCDD	-	- n	-	1.0280	2.50	n
13C-OCDD	109193900	0.90 y	38:02	0.5297	200.00	n
OCDF	3611560	0.91 y	38:09	1.3230	5.00	n

OCDD 2945690 0.92 y 38:02 1.0791 5.00 n

Run #2 Filename 12AP104D5 S: 3 I: 1
 Acquired: 12-APR-10 10:04:44 Processed: 12-APR-10 13:15:05
 Run: 12AP104D5 Analyte: 8290A Cal: 8290A0412104D5
 Comments:
 Sample text: ST0412A :CS-2 09DXN423

Name	Resp	RA	RT	RRF		Mod?
13C-1,2,3,4-TCDD	161658700	0.83 y	19:41	-	100.00	n
13C-2,3,7,8-TCDF	237756000	0.78 y	19:06	1.4707	100.00	n
2,3,7,8-TCDF	4448700	0.78 y	19:07	0.9356	2.00	n
Total TCDF	-	- n	-	0.9356	2.00	n
13C-2,3,7,8-TCDD	141013400	0.83 y	19:54	0.8723	100.00	n
2,3,7,8-TCDD	2761520	0.74 y	19:55	0.9792	2.00	n
Total TCDD	-	- n	-	0.9792	2.00	n
37Cl-2,3,7,8-TCDD	6579920	1.00 y	19:55	2.0351	2.00	n
13C-1,2,3,7,8-PeCDF	157487700	1.55 y	24:50	0.9742	100.00	n
1,2,3,7,8-PeCDF	16085800	1.52 y	24:52	1.0214	10.00	n
2,3,4,7,8-PeCDF	15225000	1.52 y	26:23	0.9667	10.00	n
Total F2 PeCDF	-	- n	-	0.9941	20.00	n
Total F1 PeCDF	-	- n	-	0.9941	20.00	n
13C-1,2,3,7,8-PeCDD	104378100	1.53 y	27:11	0.6457	100.00	n
1,2,3,7,8-PeCDD	9696460	1.56 y	27:13	0.9290	10.00	n
Total PeCDD	-	- n	-	0.9290	10.00	n
13C-1,2,3,7,8,9-HxCDD	119338900	1.29 y	33:12	-	100.00	n
13C-1,2,3,4,7,8-HxCDF	116840100	0.51 y	32:03	0.9791	100.00	n
1,2,3,4,7,8-HxCDF	13837370	1.16 y	32:04	1.1843	10.00	n
1,2,3,6,7,8-HxCDF	15711510	1.20 y	32:11	1.3447	10.00	n
2,3,4,6,7,8-HxCDF	13850440	1.17 y	32:44	1.1854	10.00	n
1,2,3,7,8,9-HxCDF	11885350	1.19 y	33:23	1.0172	10.00	n
Total HxCDF	-	- n	-	1.1829	40.00	n
13C-1,2,3,6,7,8-HxCDD	92237400	1.32 y	32:57	0.7729	100.00	n
1,2,3,4,7,8-HxCDD	9381490	1.25 y	32:53	1.0171	10.00	n
1,2,3,6,7,8-HxCDD	9738380	1.25 y	32:57	1.0558	10.00	n
1,2,3,7,8,9-HxCDD	10785510	1.28 y	33:12	1.1693	10.00	n
Total HxCDD	-	- n	-	1.0807	30.00	n
13C-1,2,3,4,6,7,8-HpCDF	97759400	0.43 y	34:42	0.8192	100.00	n
1,2,3,4,6,7,8-HpCDF	12506030	0.97 y	34:43	1.2793	10.00	n
1,2,3,4,7,8,9-HpCDF	9737130	0.96 y	35:52	0.9960	10.00	n
Total HpCDF	-	- n	-	1.1376	20.00	n
13C-1,2,3,4,6,7,8-HpCDD	79460100	1.04 y	35:31	0.6658	100.00	n
1,2,3,4,6,7,8-HpCDD	8216600	1.02 y	35:32	1.0341	10.00	n
Total HpCDD	-	- n	-	1.0341	10.00	n
13C-OCDD	117016000	0.90 y	38:02	0.4903	200.00	n
OCDF	16264550	0.91 y	38:09	1.3899	20.00	n
OCDD	13337580	0.89 y	38:03	1.1398	20.00	n

Run #3 Filename 12AP104D5 S: 2 I: 1
Acquired: 12-APR-10 09:14:17 Processed: 12-APR-10 13:15:06
Run: 12AP104D5 Analyte: 8290A Cal: 8290A0412104D5

Comments:

Sample text: ST0412 :CS-3 10DXN111

Name	Resp	RA	RT	RRF		Mod?
13C-1,2,3,4-TCDD	64371200	0.84 y	19:40	-	100.00	n
13C-2,3,7,8-TCDF	102873500	0.76 y	19:05	1.5981	100.00	n
2,3,7,8-TCDF	10115650	0.82 y	19:06	0.9833	10.00	n
Total TCDF	-	- n	-	0.9833	10.00	n
13C-2,3,7,8-TCDD	61271500	0.83 y	19:53	0.9518	100.00	n
2,3,7,8-TCDD	6357860	0.79 y	19:54	1.0377	10.00	n
Total TCDD	-	- n	-	1.0377	10.00	n
37Cl-2,3,7,8-TCDD	13876260	1.00 y	19:54	2.1557	10.00	n
13C-1,2,3,7,8-PeCDF	65259400	1.55 y	24:49	1.0138	100.00	n
1,2,3,7,8-PeCDF	35414800	1.47 y	24:50	1.0854	50.00	n
2,3,4,7,8-PeCDF	33672100	1.50 y	26:22	1.0319	50.00	n
Total F2 PeCDF	-	- n	-	1.0587	100.00	n
Total F1 PeCDF	-	- n	-	1.0587	100.00	n
13C-1,2,3,7,8-PeCDD	39998300	1.51 y	27:10	0.6214	100.00	n
1,2,3,7,8-PeCDD	20706690	1.56 y	27:12	1.0354	50.00	n
Total PeCDD	-	- n	-	1.0354	50.00	n
13C-1,2,3,7,8,9-HxCDD	43950100	1.30 y	33:11	-	100.00	n
13C-1,2,3,4,7,8-HxCDF	47581500	0.51 y	32:03	1.0826	100.00	n
1,2,3,4,7,8-HxCDF	29775400	1.17 y	32:04	1.2516	50.00	n
1,2,3,6,7,8-HxCDF	34813100	1.18 y	32:11	1.4633	50.00	n
2,3,4,6,7,8-HxCDF	30804200	1.18 y	32:43	1.2948	50.00	n
1,2,3,7,8,9-HxCDF	27436400	1.20 y	33:22	1.1532	50.00	n
Total HxCDF	-	- n	-	1.2907	200.00	n
13C-1,2,3,6,7,8-HxCDD	37776400	1.31 y	32:56	0.8595	100.00	n
1,2,3,4,7,8-HxCDD	19591860	1.40 y	32:52	1.0373	50.00	n
1,2,3,6,7,8-HxCDD	22495200	1.13 y	32:57	1.1910	50.00	n
1,2,3,7,8,9-HxCDD	23103700	1.25 y	33:12	1.2232	50.00	n
Total HxCDD	-	- n	-	1.1505	150.00	n
13C-1,2,3,4,6,7,8-HpCDF	41837400	0.43 y	34:42	0.9519	100.00	n
1,2,3,4,6,7,8-HpCDF	29031500	0.97 y	34:42	1.3878	50.00	n
1,2,3,4,7,8,9-HpCDF	22825800	0.97 y	35:50	1.0912	50.00	n
Total HpCDF	-	- n	-	1.2395	100.00	n
13C-1,2,3,4,6,7,8-HpCDD	33979600	1.08 y	35:31	0.7731	100.00	n
1,2,3,4,6,7,8-HpCDD	18775170	1.01 y	35:31	1.1051	50.00	n
Total HpCDD	-	- n	-	1.1051	50.00	n
13C-OCDD	50907600	0.91 y	38:02	0.5792	200.00	n
OCDF	38455800	0.91 y	38:09	1.5108	100.00	n
OCDD	31406500	0.90 y	38:02	1.2339	100.00	n

Run #4 Filename 12AP104D5 S: 6 I: 1
 Acquired: 12-APR-10 12:16:51 Processed: 12-APR-10 13:15:06
 Run: 12AP104D5 Analyte: 8290A Cal: 8290A0412104D5

Comments:

Sample text: ST0412D :CS-4 09DXN426

Name	Resp	RA	RT	RRF		Mod?
13C-1,2,3,4-TCDD	155249200	0.82 y	19:40	-	100.00	n
13C-2,3,7,8-TCDF	213728200	0.78 y	19:04	1.3767	100.00	n
2,3,7,8-TCDF	81152300	0.80 y	19:05	0.9492	40.00	n
Total TCDF	-	- n	-	0.9492	40.00	n
13C-2,3,7,8-TCDD	140634600	0.81 y	19:53	0.9059	100.00	n
2,3,7,8-TCDD	58567300	0.76 y	19:54	1.0411	40.00	n
Total TCDD	-	- n	-	1.0411	40.00	n
37Cl-2,3,7,8-TCDD	132968000	1.00 y	19:54	2.1412	40.00	n
13C-1,2,3,7,8-PeCDF	152320900	1.55 y	24:49	0.9811	100.00	n
1,2,3,7,8-PeCDF	330717000	1.52 y	24:50	1.0856	200.00	n
2,3,4,7,8-PeCDF	311957000	1.53 y	26:21	1.0240	200.00	n
Total F2 PeCDF	-	- n	-	1.0548	400.00	n
Total F1 PeCDF	-	- n	-	1.0548	400.00	n
13C-1,2,3,7,8-PeCDD	98815100	1.51 y	27:10	0.6365	100.00	n
1,2,3,7,8-PeCDD	200073100	1.56 y	27:12	1.0124	200.00	n
Total PeCDD	-	- n	-	1.0124	200.00	n
13C-1,2,3,7,8,9-HxCDD	122882600	1.29 y	33:11	-	100.00	n
13C-1,2,3,4,7,8-HxCDF	112493800	0.51 y	32:02	0.9155	100.00	n
1,2,3,4,7,8-HxCDF	286893000	1.17 y	32:03	1.2752	200.00	n
1,2,3,6,7,8-HxCDF	309941000	1.20 y	32:10	1.3776	200.00	n
2,3,4,6,7,8-HxCDF	284576000	1.18 y	32:44	1.2649	200.00	n
1,2,3,7,8,9-HxCDF	263425000	1.19 y	33:22	1.1708	200.00	n
Total HxCDF	-	- n	-	1.2721	800.00	n
13C-1,2,3,6,7,8-HxCDD	88870500	1.27 y	32:55	0.7232	100.00	n
1,2,3,4,7,8-HxCDD	190818600	1.23 y	32:51	1.0736	200.00	n
1,2,3,6,7,8-HxCDD	205324800	1.26 y	32:56	1.1552	200.00	n
1,2,3,7,8,9-HxCDD	238684000	1.24 y	33:12	1.3429	200.00	n
Total HxCDD	-	- n	-	1.1905	600.00	n
13C-1,2,3,4,6,7,8-HpCDF	97521600	0.43 y	34:41	0.7936	100.00	n
1,2,3,4,6,7,8-HpCDF	264362000	0.96 y	34:42	1.3554	200.00	n
1,2,3,4,7,8,9-HpCDF	206496000	0.97 y	35:50	1.0587	200.00	n
Total HpCDF	-	- n	-	1.2071	400.00	n
13C-1,2,3,4,6,7,8-HpCDD	78184500	1.04 y	35:30	0.6363	100.00	n
1,2,3,4,6,7,8-HpCDD	173361700	1.02 y	35:31	1.1087	200.00	n
Total HpCDD	-	- n	-	1.1087	200.00	n
13C-OCDD	120964400	0.91 y	38:01	0.4922	200.00	n
OCDF	363722000	0.91 y	38:08	1.5034	400.00	n
OCDD	291736000	0.90 y	38:02	1.2059	400.00	n

Run #5 Filename 12AP104D5 S: 5 I: 1
 Acquired: 12-APR-10 11:32:49 Processed: 12-APR-10 13:15:07
 Run: 12AP104D5 Analyte: 8290A Cal: 8290A0412104D5

Comments:

Sample text: ST0412C :CS-5 09DXN456

Name	Resp	RA	RT	RRF	Mod?
13C-1,2,3,4-TCDD	133027400	0.81 y	19:40	-	100.00 n
13C-2,3,7,8-TCDF	214932900	0.77 y	19:04	1.6157	100.00 n
2,3,7,8-TCDF	420869000	0.81 y	19:05	0.9791	200.00 n
Total TCDF	-	- n	-	0.9791	200.00 n
13C-2,3,7,8-TCDD	144056100	0.81 y	19:52	1.0829	100.00 n
2,3,7,8-TCDD	302482000	0.77 y	19:54	1.0499	200.00 n
Total TCDD	-	- n	-	1.0499	200.00 n
37Cl-2,3,7,8-TCDD	681830000	1.00 y	19:54	2.5627	200.00 n
13C-1,2,3,7,8-PeCDF	174822600	1.57 y	24:49	1.3142	100.00 n
1,2,3,7,8-PeCDF	1854040000	1.52 y	24:50	1.0605	1000.00 n
2,3,4,7,8-PeCDF	1680778000	1.50 y	26:21	0.9614	1000.00 n
Total F2 PeCDF	-	- n	-	1.0110	2000.00 n
Total F1 PeCDF	-	- n	-	1.0110	2000.00 n
13C-1,2,3,7,8-PeCDD	111282000	1.52 y	27:09	0.8365	100.00 n
1,2,3,7,8-PeCDD	1107251000	1.56 y	27:12	0.9950	1000.00 n
Total PeCDD	-	- n	-	0.9950	1000.00 n
13C-1,2,3,7,8,9-HxCDD	124536600	1.30 y	33:11	-	100.00 n
13C-1,2,3,4,7,8-HxCDF	132485800	0.52 y	32:03	1.0638	100.00 n
1,2,3,4,7,8-HxCDF	1629345000	1.17 y	32:04	1.2298	1000.00 n
1,2,3,6,7,8-HxCDF	1761404000	1.19 y	32:10	1.3295	1000.00 n
2,3,4,6,7,8-HxCDF	1634313000	1.18 y	32:43	1.2336	1000.00 n
1,2,3,7,8,9-HxCDF	1458311000	1.19 y	33:21	1.1007	1000.00 n
Total HxCDF	-	- n	-	1.2234	4000.00 n
13C-1,2,3,6,7,8-HxCDD	107863400	1.32 y	32:55	0.8661	100.00 n
1,2,3,4,7,8-HxCDD	1053487000	1.22 y	32:51	0.9767	1000.00 n
1,2,3,6,7,8-HxCDD	1196229000	1.25 y	32:56	1.1090	1000.00 n
1,2,3,7,8,9-HxCDD	1280853000	1.24 y	33:12	1.1875	1000.00 n
Total HxCDD	-	- n	-	1.0911	3000.00 n
13C-1,2,3,4,6,7,8-HpCDF	109839300	0.44 y	34:41	0.8820	100.00 n
1,2,3,4,6,7,8-HpCDF	1454217000	0.96 y	34:42	1.3239	1000.00 n
1,2,3,4,7,8,9-HpCDF	1128812000	0.96 y	35:50	1.0277	1000.00 n
Total HpCDF	-	- n	-	1.1758	2000.00 n
13C-1,2,3,4,6,7,8-HpCDD	88075100	1.03 y	35:30	0.7072	100.00 n
1,2,3,4,6,7,8-HpCDD	954247000	1.02 y	35:31	1.0834	1000.00 n
Total HpCDD	-	- n	-	1.0834	1000.00 n
13C-OCDD	140888400	0.91 y	38:02	0.5657	200.00 n
OCDF	2112770000	0.91 y	38:09	1.4996	2000.00 n
OCDD	1652111000	0.90 y	38:03	1.1726	2000.00 n

Data file	Smp	Work Order	Sample ID	FV-uL	Method/Matrix	Box	Size	U
12AP104D5	1	CP0412	DB-5 CPSM 3732-04				1.00000	
12AP104D5	2	ST0412	CS-3 10DXN111				1.00000	
12AP104D5	3	ST0412A	CS-2 09DXN423				1.00000	
12AP104D5	4	ST0412B	CS-1 09DXN422				1.00000	
12AP104D5	5	ST0412C	CS-5 09DXN456				1.00000	
12AP104D5	6	ST0412D	CS-4 09DXN426				1.00000	
12AP104D5	7	ST0412E	2nd Source 09DXN449				1.00000	
12AP104D5	8	ST0412F	CS-3 10DXN111				1.00000	
12AP104D5	9	CP0412A	DB-5 CPSM 3732-04				1.00000	
12AP104D5	10	SB0412	Solvent Blank C-14				1.00000	
12AP104D5	11	LXH9E-1-AA	G0D050000-198B	20	8290A/WATER	V-1	1.00000	L
12AP104D5	12	LXH9E-1-AC	G0D050000-198C	20	8290A/WATER		1.00000	L
12AP104D5	13	LXFLQ-1-AA	C0D010564-13	20	8290A/WATER		1.04090	L
12AP104D5	14	LXMQP-1-AC	G0D070000-424C	20	8290A/SOLID		10.00000	g
12AP104D5	15	LXMQP-1-AA	G0D070000-424B	20	8290A/SOLID		10.00000	g
12AP104D5	16	LXFKR-1-AA	C0D010564-1	20	8290A/SOLID		10.96000	g
12AP104D5	17	LXFKX-1-AA	C0D010564-2	20	8290A/SOLID		10.00000	g
12AP104D5	18	LXFK2-1-AA	C0D010564-3	20	8290A/SOLID		10.45000	g
12AP104D5	19	LXFK7-1-AA	C0D010564-4	20	8290A/SOLID		10.83000	g
12AP104D5	20	LXFLA-1-AA	C0D010564-5	20	8290A/SOLID		10.37000	g
12AP104D5	21	LXFLC-1-AA	C0D010564-6	20	8290A/SOLID		10.75000	g
12AP104D5	22	LXFLD-1-AA	C0D010564-7	20	8290A/SOLID		10.36000	g
12AP104D5	23	LXFLD-1-AD	C0D010564-7S	20	8290A/SOLID		10.12000	g
12AP104D5	24	LXFLD-1-AE	C0D010564-7D	20	8290A/SOLID		10.69000	g
12AP104D5	25	SB0412A	Solvent Blank C-14				1.00000	
12AP104D5	26	ST0412G	CS-3 10DXN111				1.00000	
12AP104D5	27	CP0412B	DB-5 CPSM 3732-04				1.00000	
12AP104D5	28	SB0412B	Solvent Blank C-14				1.00000	
12AP104D5	29	LXFLE-1-AA	C0D010564-8	20	8290A/SOLID	V-1	10.54000	g
12AP104D5	30	LXFLF-1-AA	C0D010564-9	20	8290A/SOLID		10.12000	g
12AP104D5	31	LXFLG-1-AA	C0D010564-10	20	8290A/SOLID		10.98000	g
12AP104D5	32	LXFLK-1-AA	C0D010564-11	20	8290A/SOLID		10.17000	g
12AP104D5	33	LXFLL-1-AA	C0D010564-12	20	8290A/SOLID		10.94000	g
12AP104D5	34	LXFK2-1-AA	C0D010564-3 (20x)	20	8290A/SOLID		10.45000	g
12AP104D5	35	LXFLF-1-AA	C0D010564-9 RI	20	8290A/SOLID		10.12000	g
12AP104D5	36	LXFLG-1-AA	C0D010564-10 (20x)	20	8290A/SOLID		10.98000	g
12AP104D5	37	LXFLC-1-AA	C0D010564-6 (50x)	20	8290A/SOLID		10.75000	g
12AP104D5	38	LXFLK-1-AA	C0D010564-11 (50x)	20	8290A/SOLID		10.17000	g
12AP104D5	39	LXFLE-1-AA	C0D010564-8 (100x)	20	8290A/SOLID		10.54000	g
12AP104D5	40	LXFLD-1-AA	C0D010564-7 (100x)	20	8290A/SOLID		10.36000	g
12AP104D5	41	LXFLL-1-AA	C0D010564-12 (100x)	20	8290A/SOLID		10.94000	g
12AP104D5	42	LXFLE-1-AA	C0D010564-8 (100x) RI	20	8290A/SOLID		10.54000	g
12AP104D5	43	SB0412C	Solvent Blank C-14				1.00000	
12AP104D5	44	SB0412D	Solvent Blank C-14				1.00000	
12AP104D5	45	ST0412H	CS-3 10DXN111				1.00000	
12AP104D5	46	CP0412C	DB-5 CPSM 3732-04				1.00000	
12AP104D5	47	SB0412E	Solvent Blank C-14				1.00000	
12AP104D5	48	LXFK2-1-AA	C0D010564-3 (20x) RI	20	8290A/SOLID	V-1	10.45000	g
12AP104D5	49	LXFLG-1-AA	C0D010564-10 (20x) RI	20	8290A/SOLID		10.98000	g
12AP104D5	50	LXFLC-1-AA	C0D010564-6 (50x) RI	20	8290A/SOLID		10.75000	g
12AP104D5	51	LXFLK-1-AA	C0D010564-11 (50x) RI	20	8290A/SOLID		10.17000	g
12AP104D5	52	SB0412F	Solvent Blank C-14				1.00000	
12AP104D5	53	ST0412I	CS-3 10DXN111				1.00000	

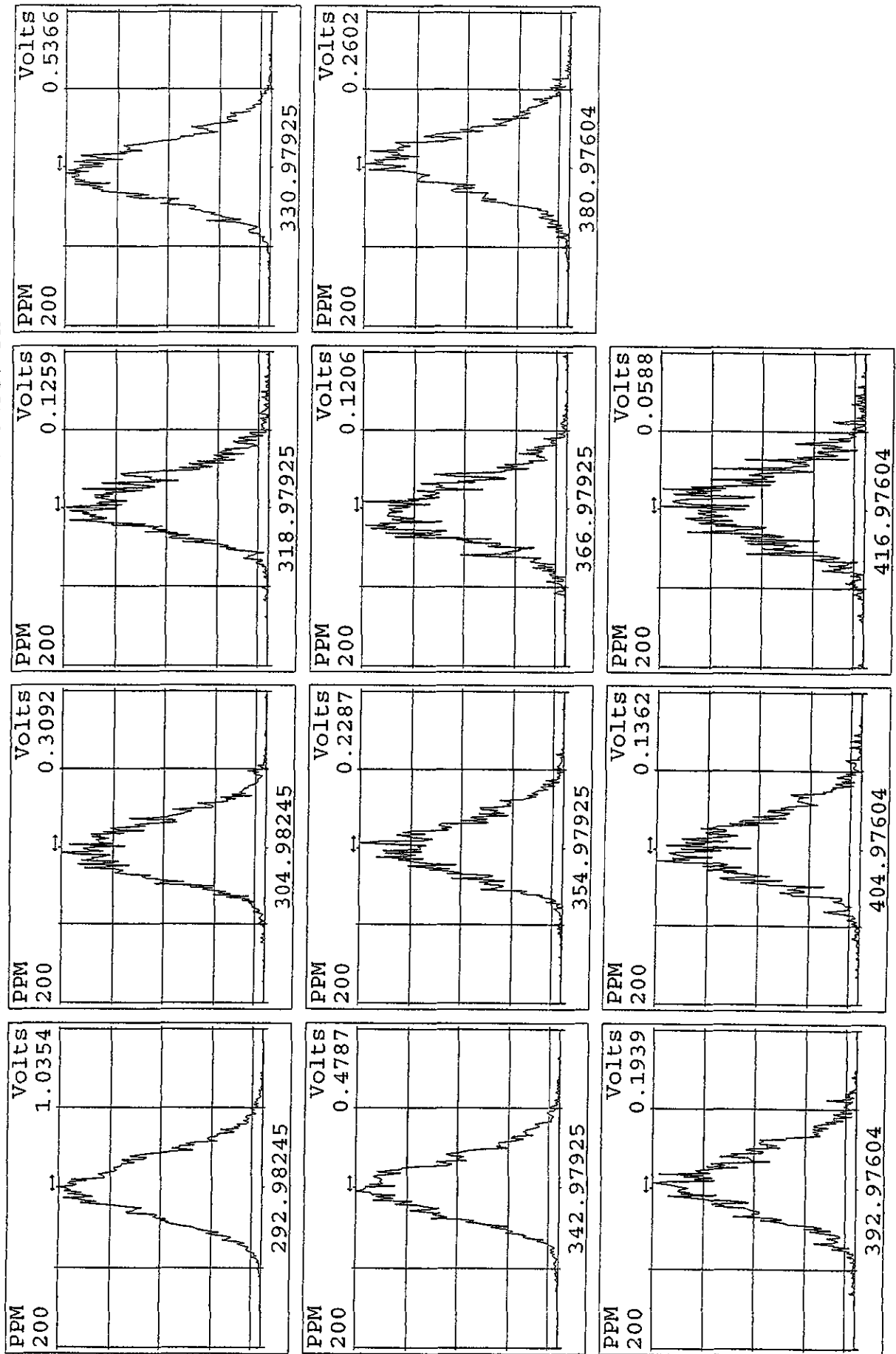
12AP104D5 54
12AP104D5 55
12AP104D5 56
12AP104D5 57

1.00000
1.00000
1.00000
1.00000

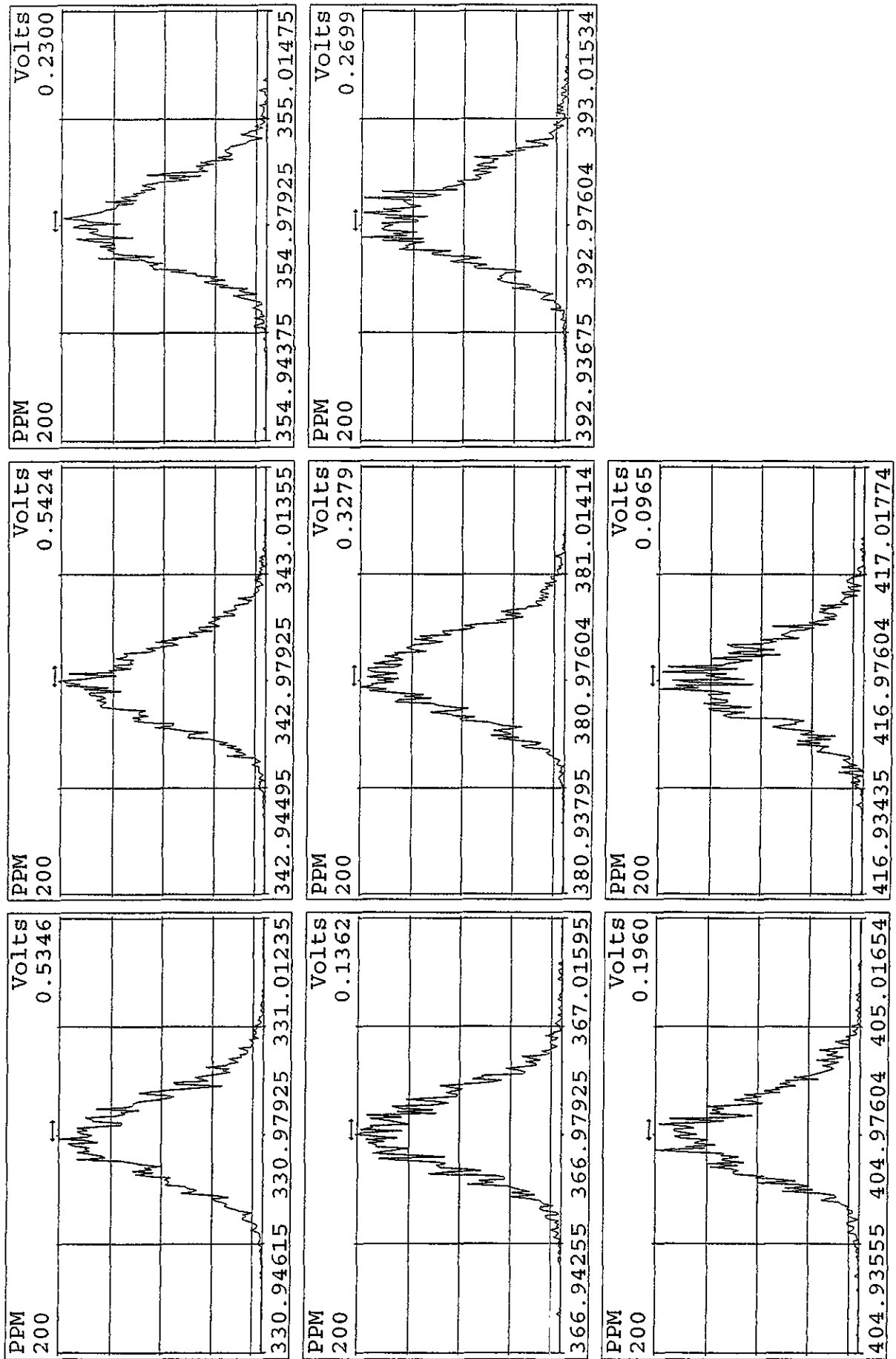
MG 04/12/10

✓ AK 4/14/10

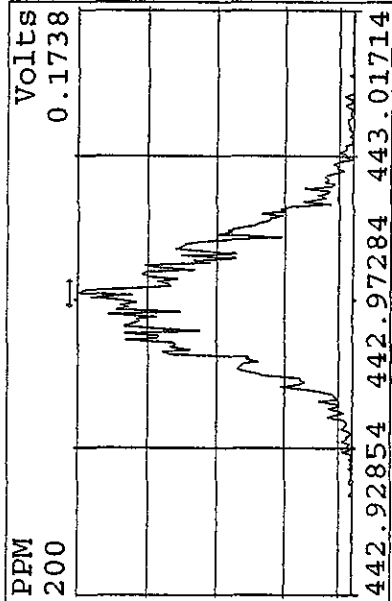
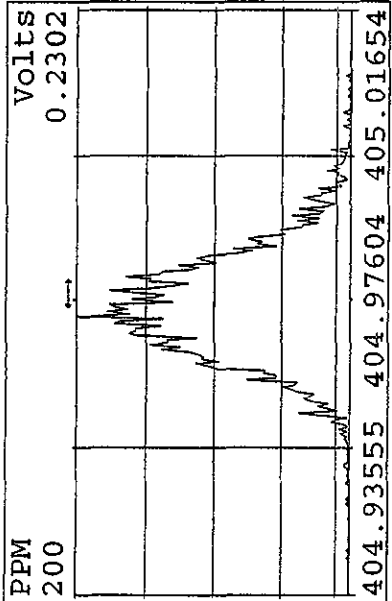
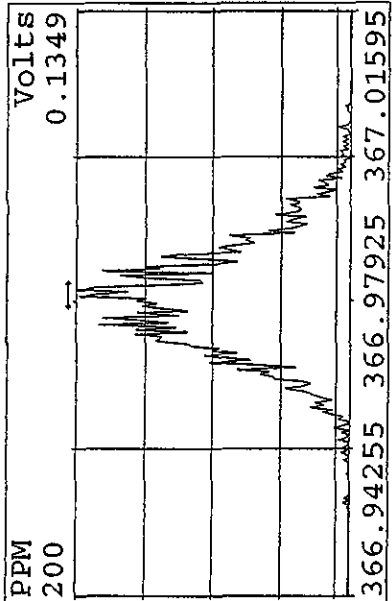
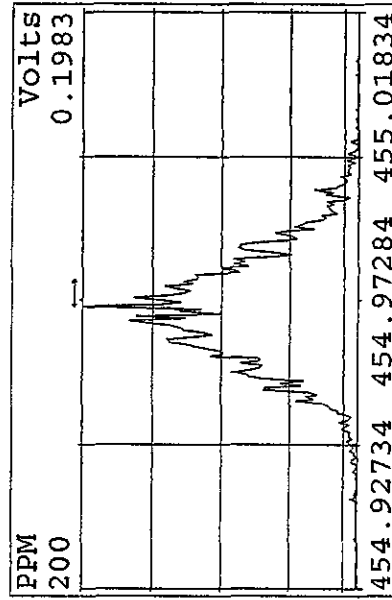
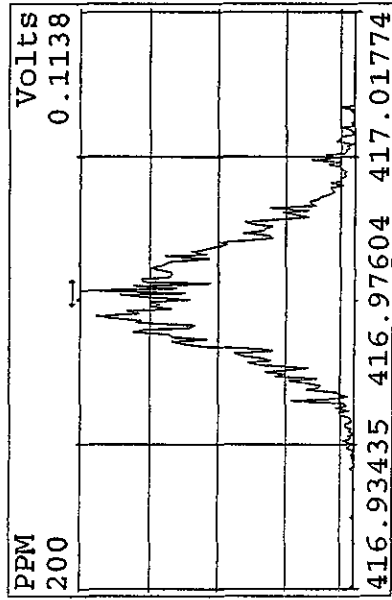
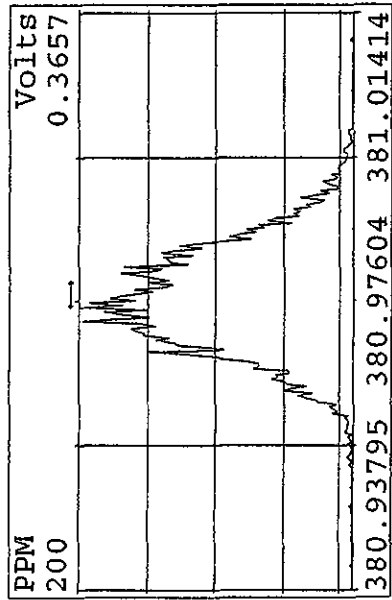
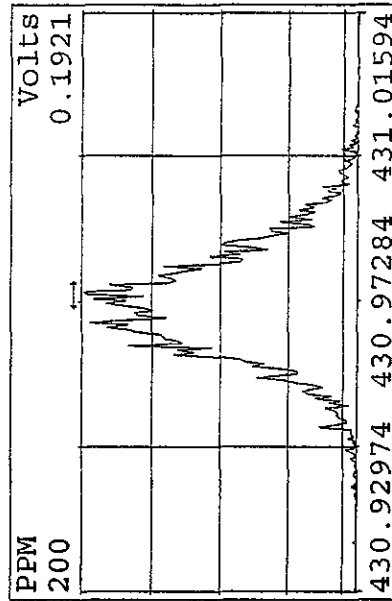
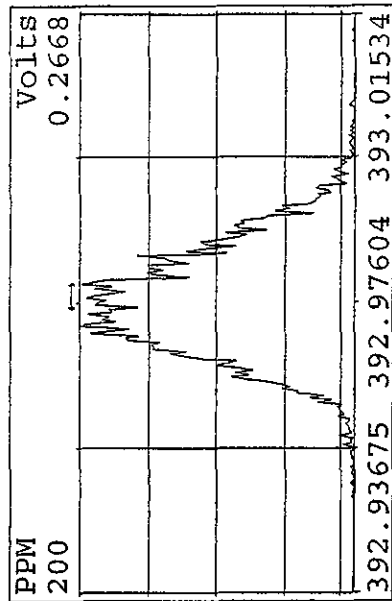
Peak Locate Examination:12-APR-2010:08:26 File:12AP104D5
 Experiment:DIOXINRES8290A Function:1 Reference:PFK



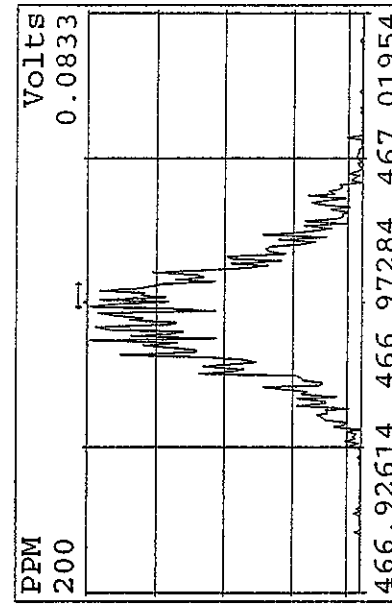
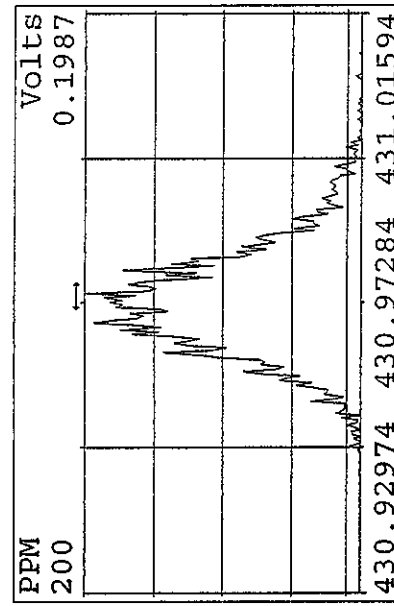
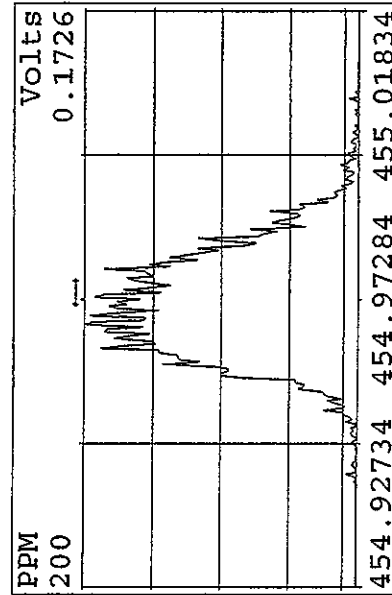
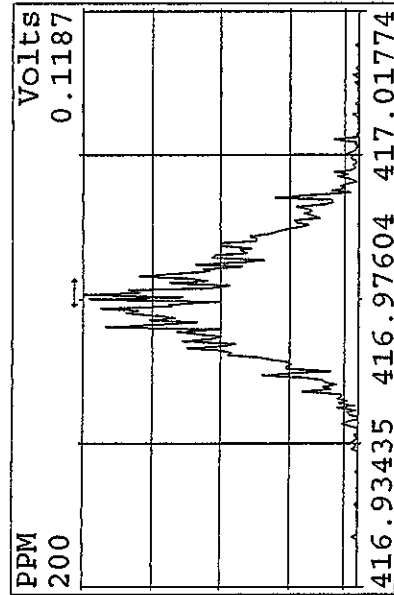
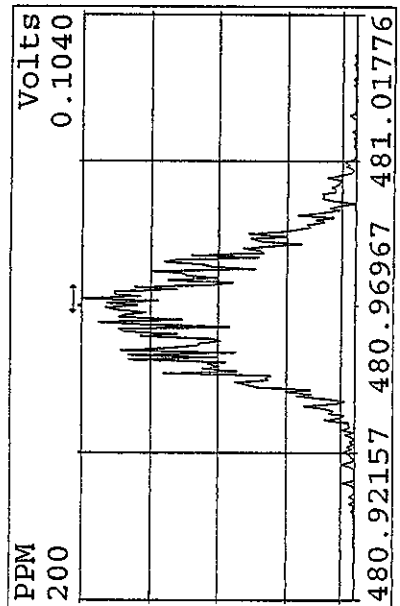
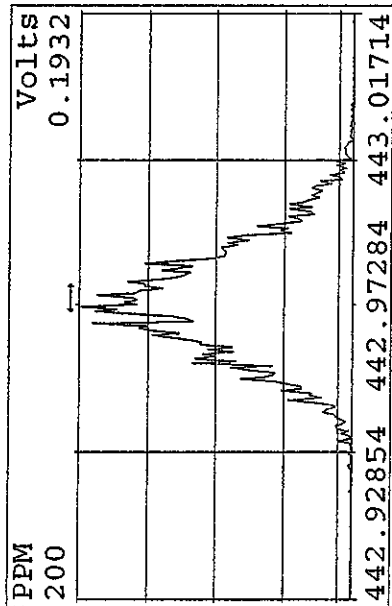
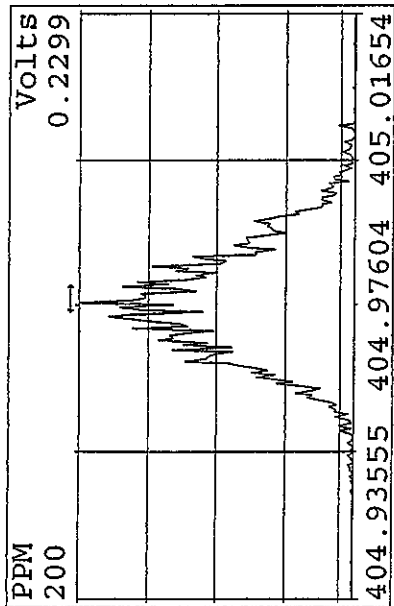
Peak Locate Examination: 12-APR-2010: 08:26 File: 12AP104D5
 Experiment: DIOXINRES8290A Function: 2 Reference: PFK



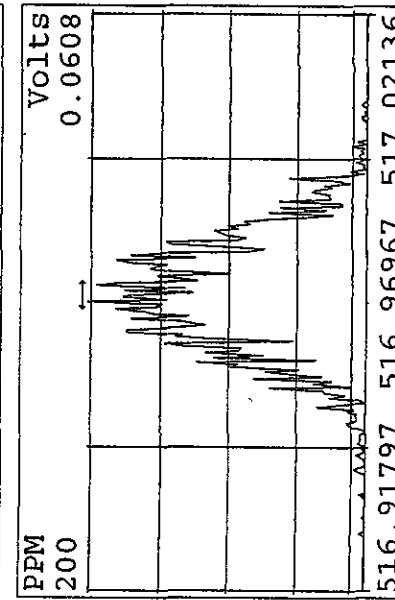
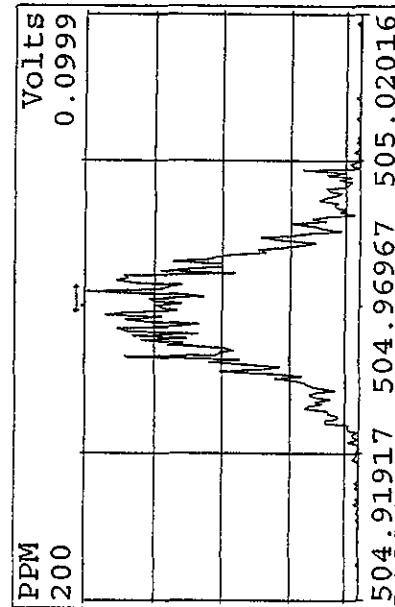
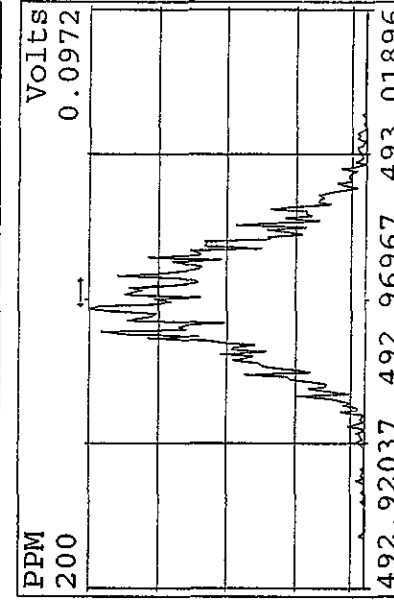
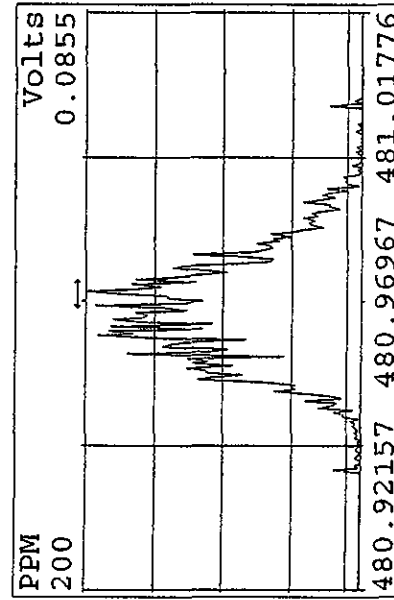
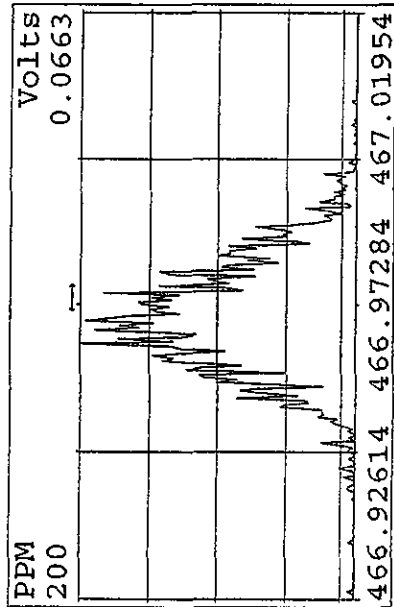
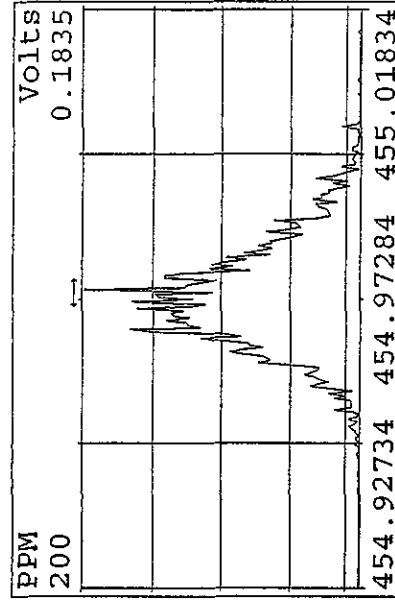
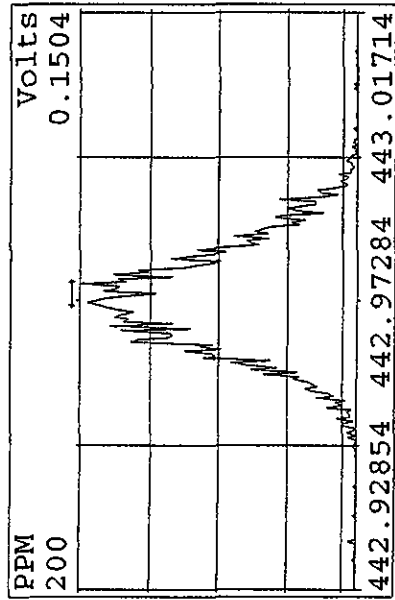
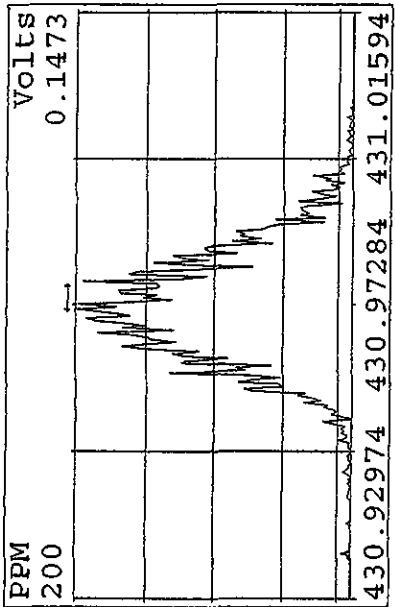
Peak Locate Examination:12-APR-2010:08:27 File:12AP104D5
 Experiment:DIOXINRES8290A Function:3 Reference:PFK



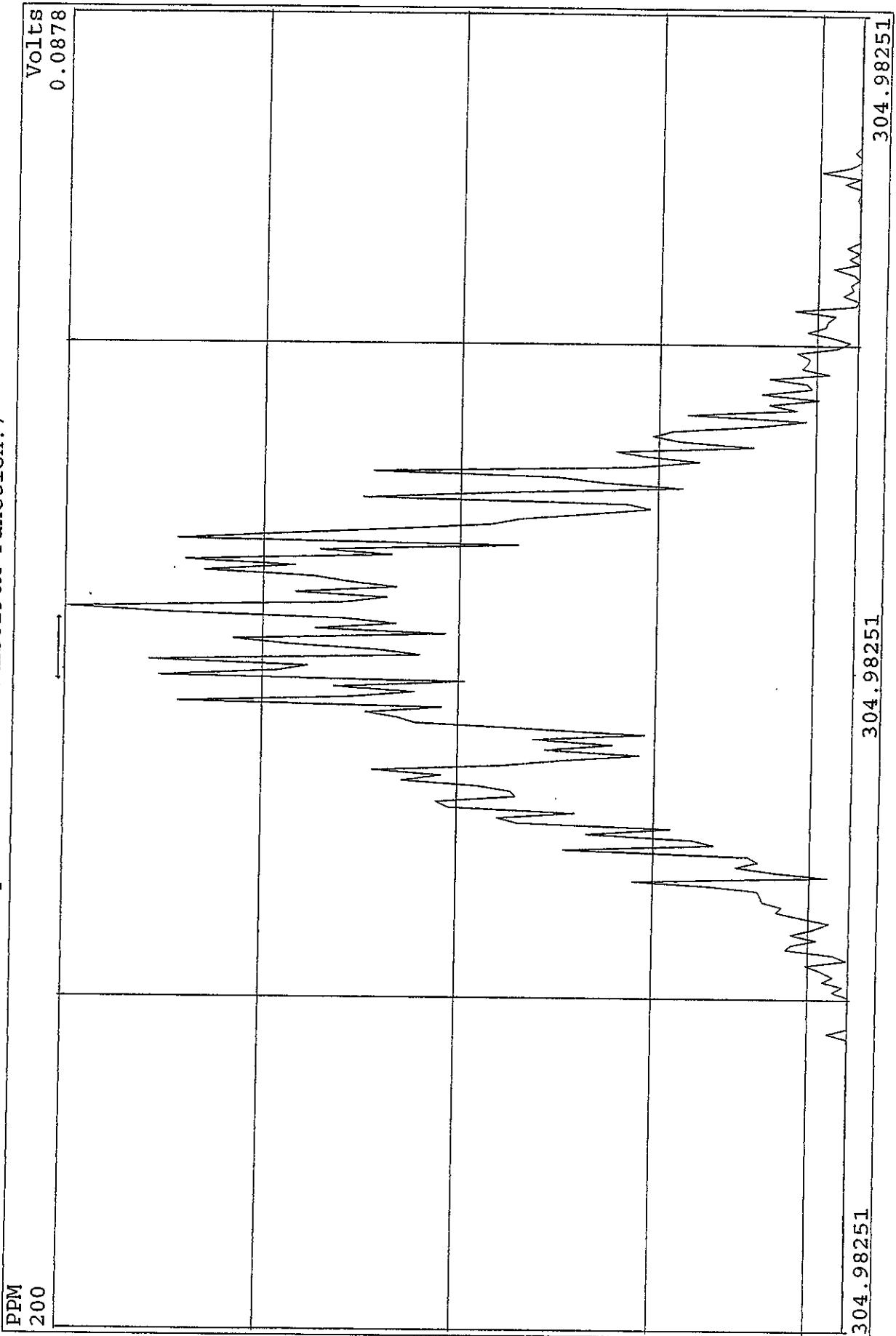
Peak Locate Examination: 12-APR-2010: 08:27 File: 12AP104D5
 Experiment: DIOXINRES8290A Function: 4 Reference: PFK



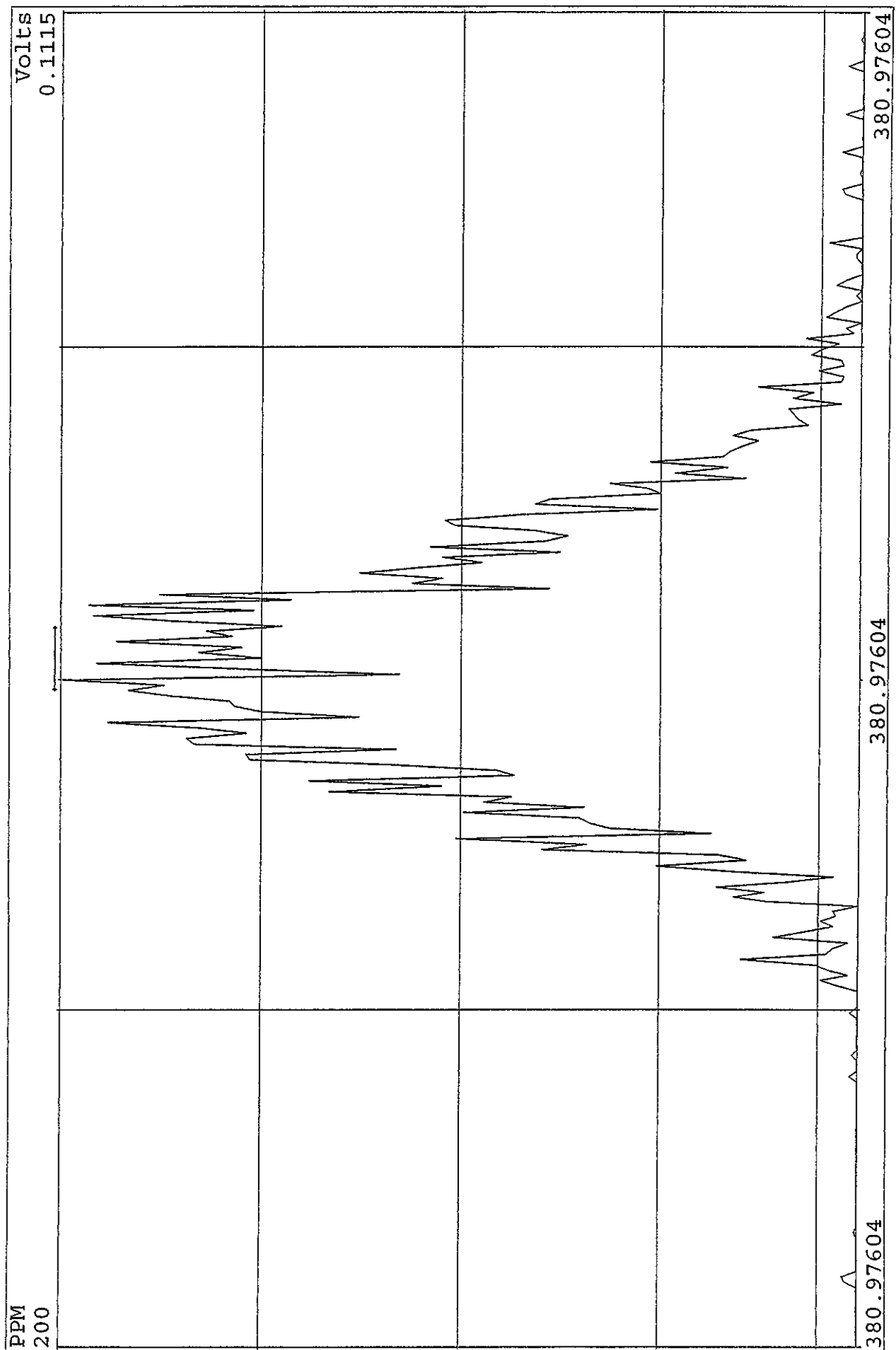
Peak Locate Examination: 12-APR-2010:08:28 File: 12API04D5
 Experiment: DIOXINRES8290A Function: 5 Reference: PFK



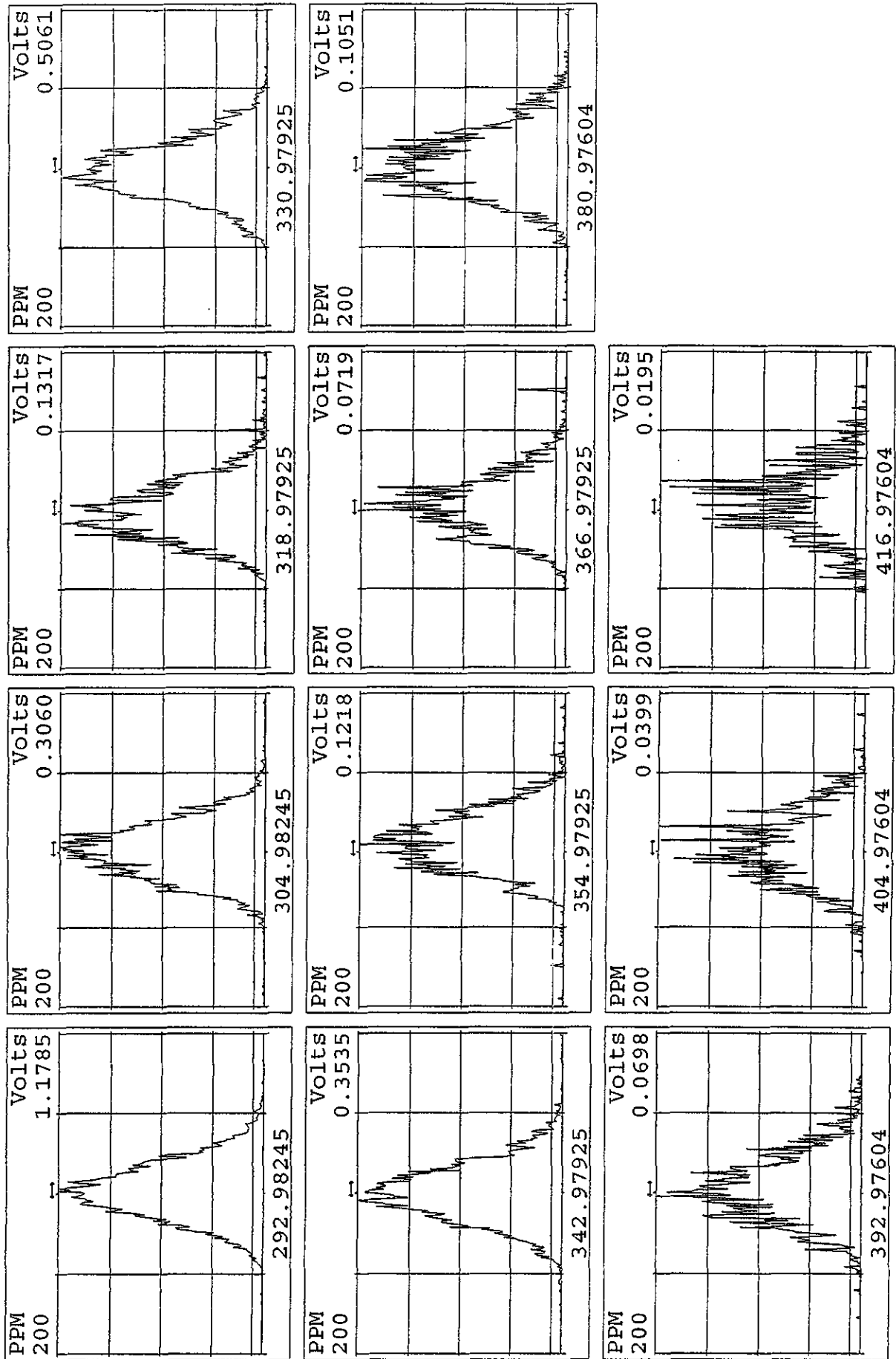
SIRLM Examination: 12-APR-2010:14:26 File: 12AP104D5
Experiment: DIOXINRES8290A Function: 7



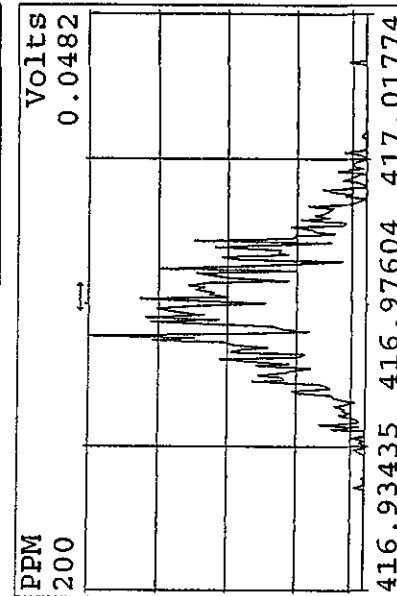
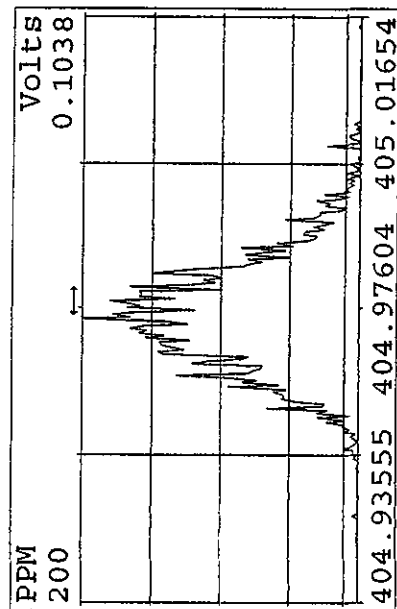
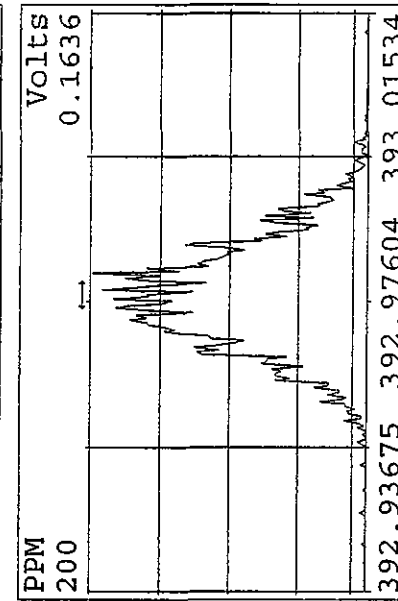
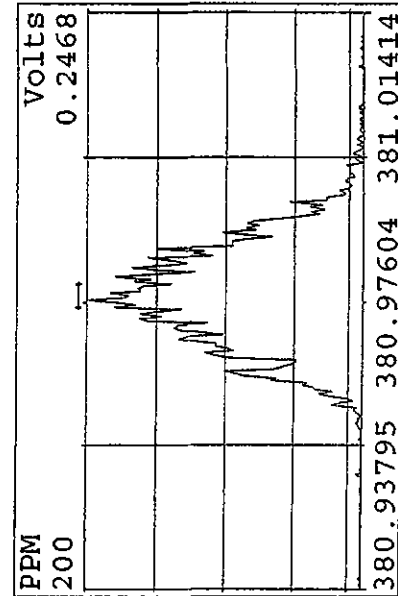
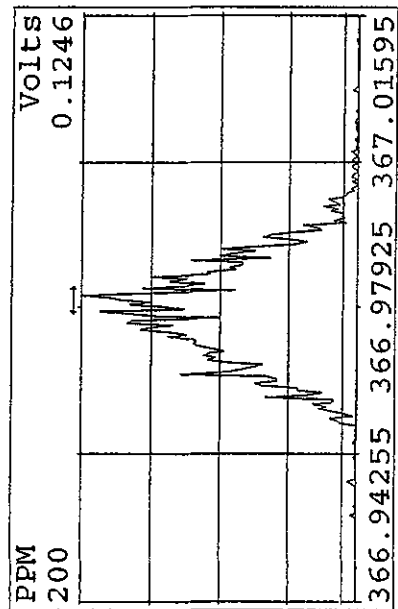
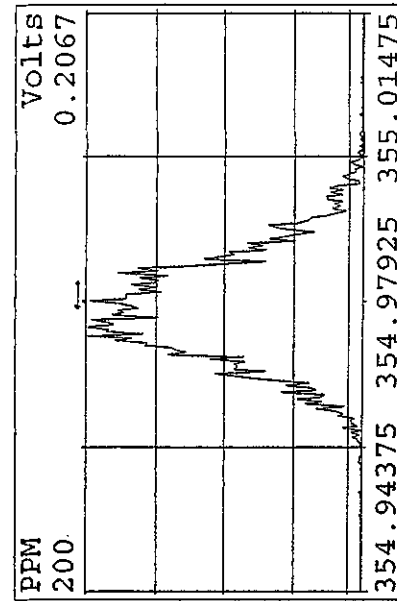
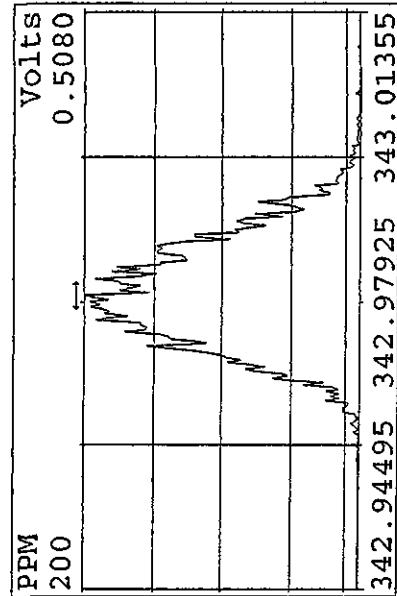
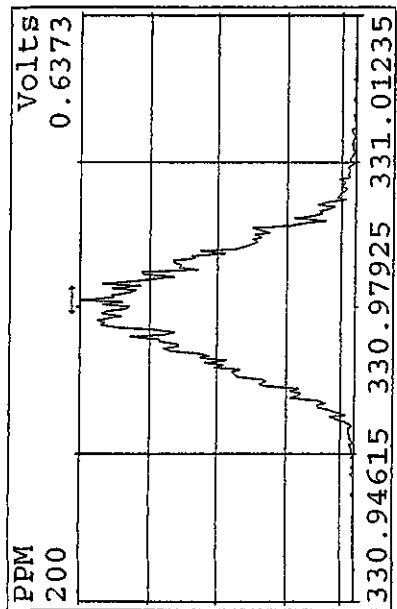
SIRLM Examination: 12-APR-2010:14:25 File:12AP104D5
Experiment:DIOXINRES8290A Function:6



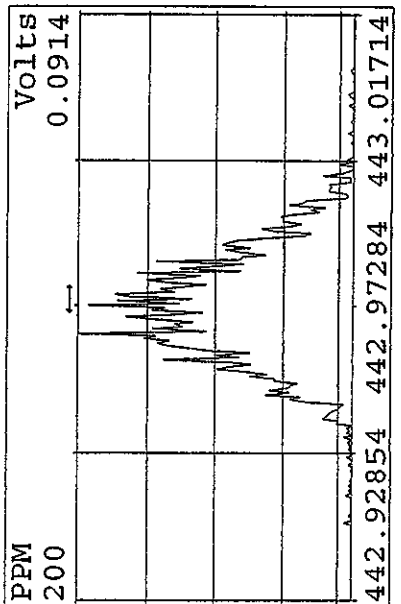
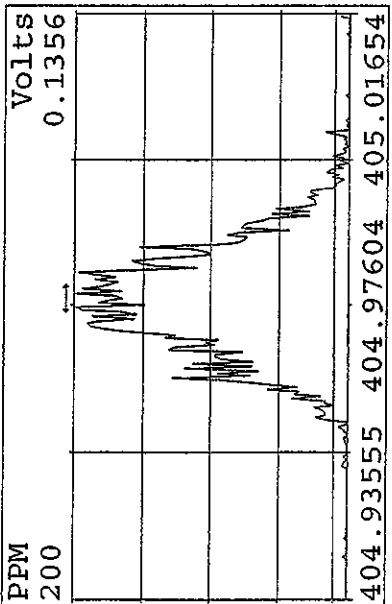
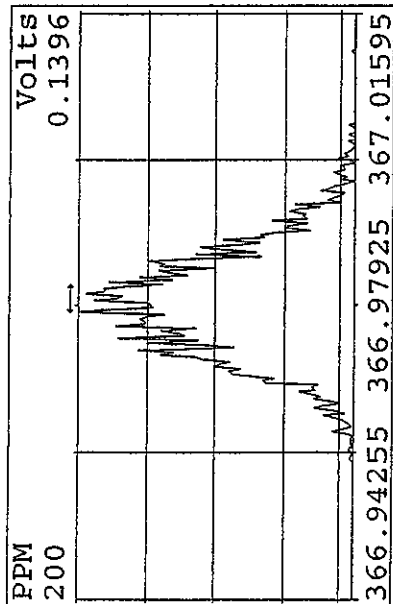
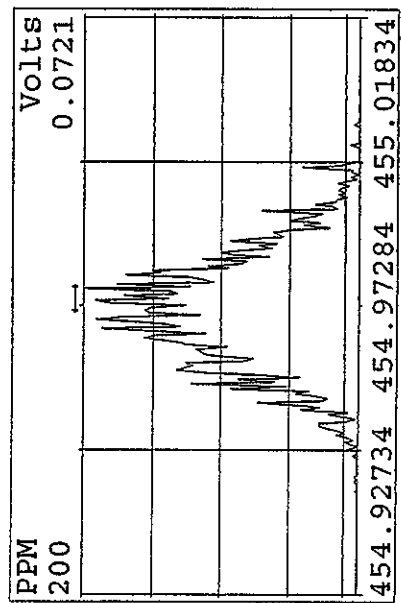
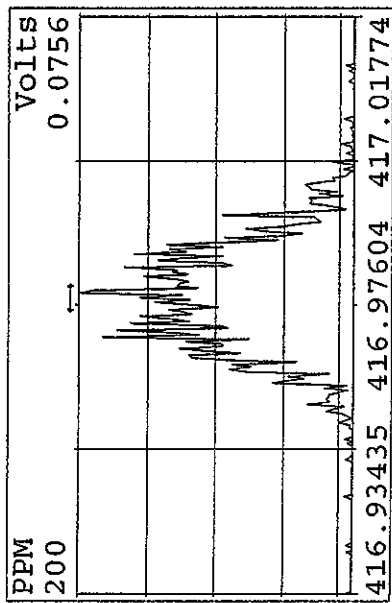
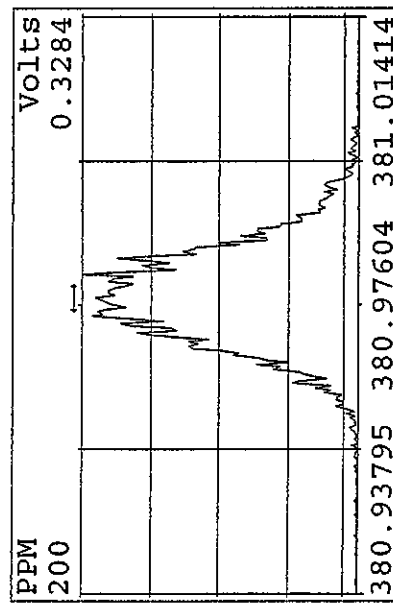
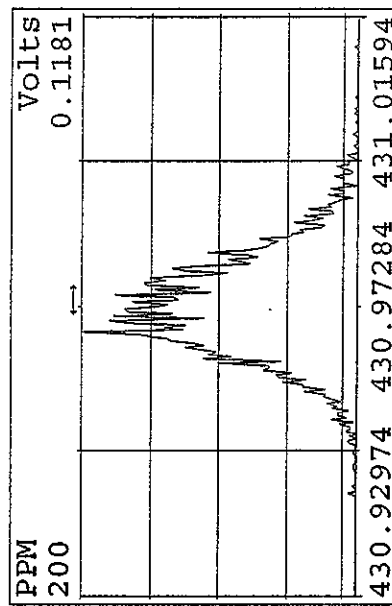
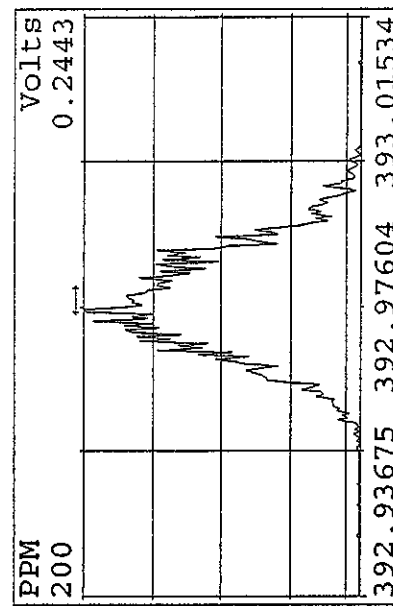
Peak Locate Examination: 14-APR-2010:00:00 File: RESCHK12AP104D5
Experiment: DIOXINRES8290A Function: 1 Reference: PFK



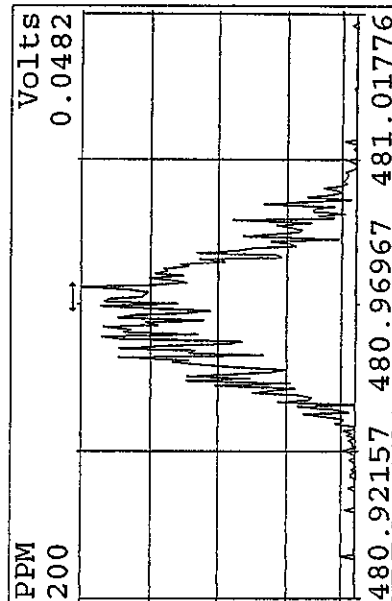
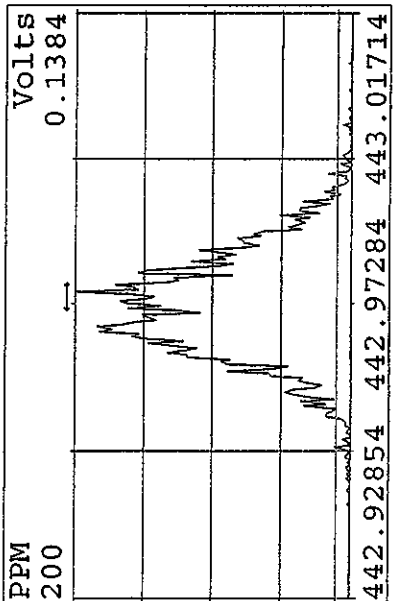
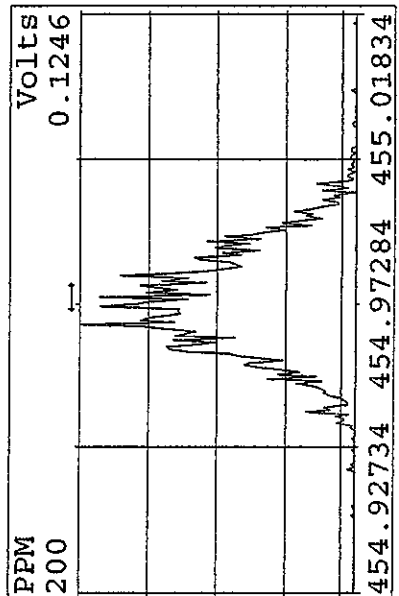
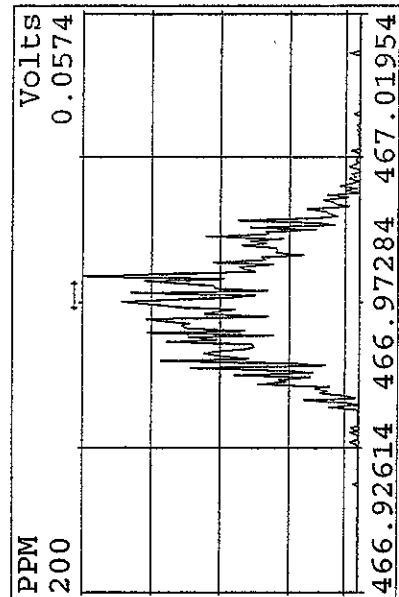
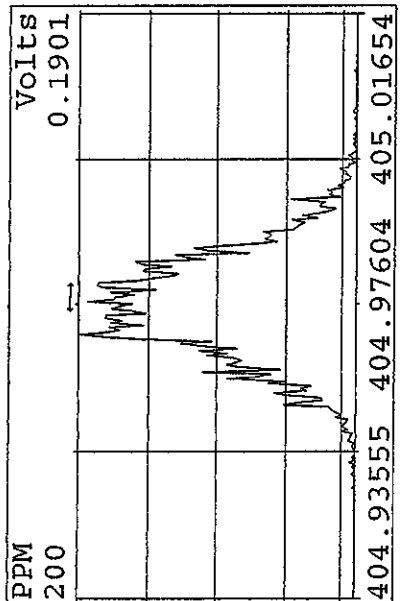
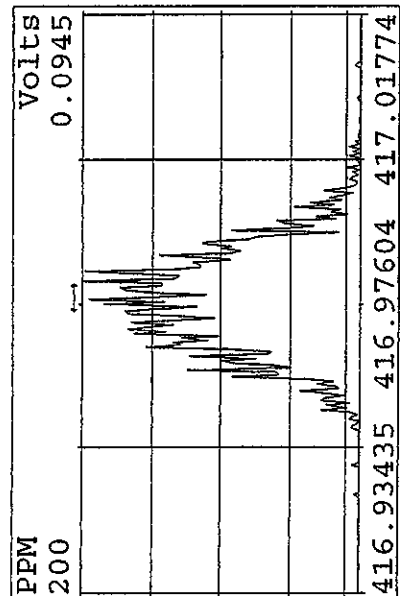
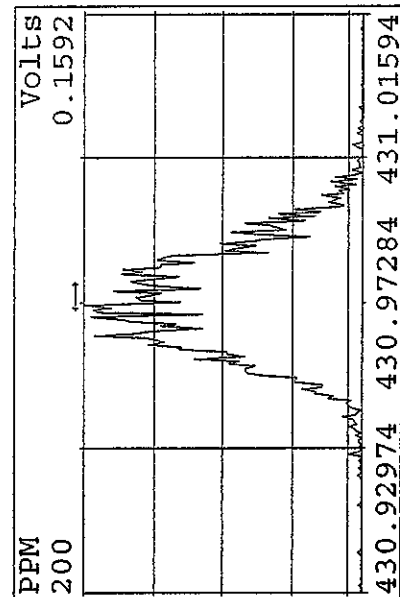
Peak Locate Examination: 14-APR-2010:00:01 File: RESCHK12AP104D5
 Experiment: DIOXINRES8290A Function: 2 Reference: PFK



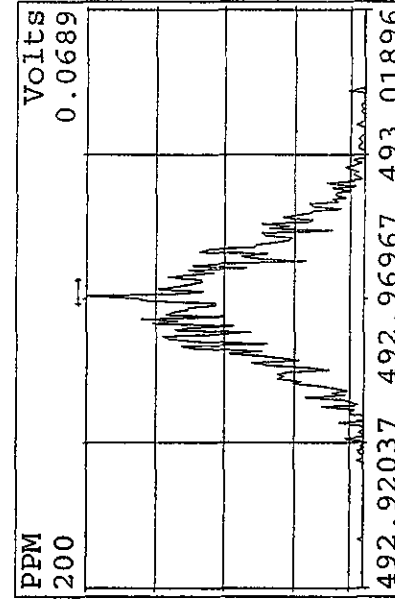
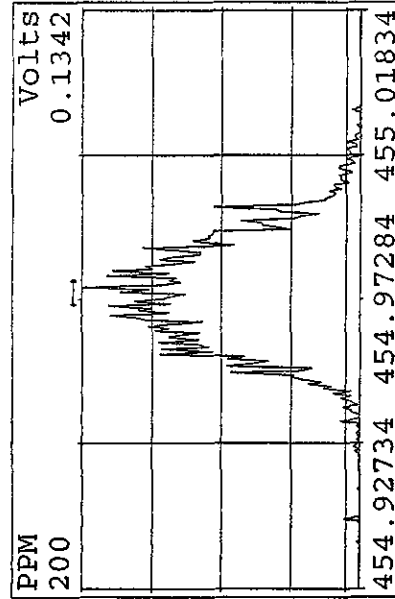
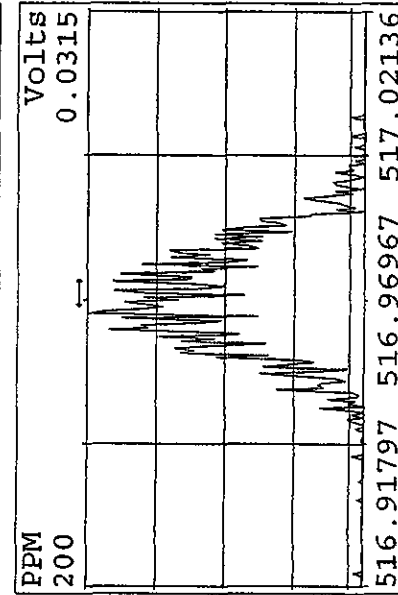
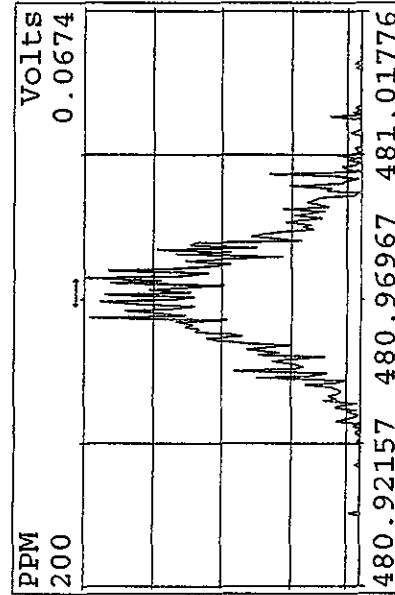
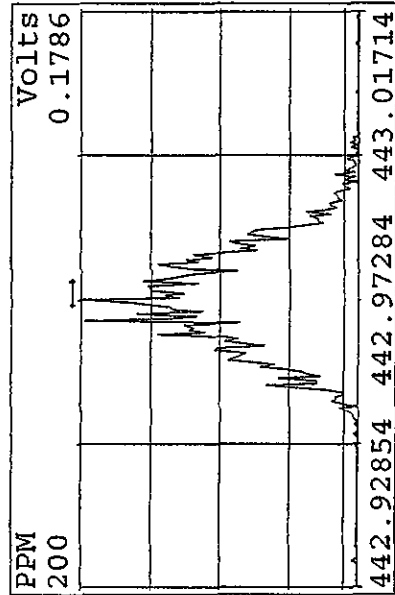
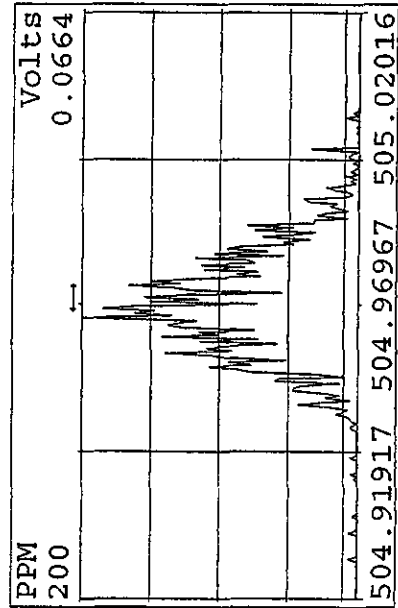
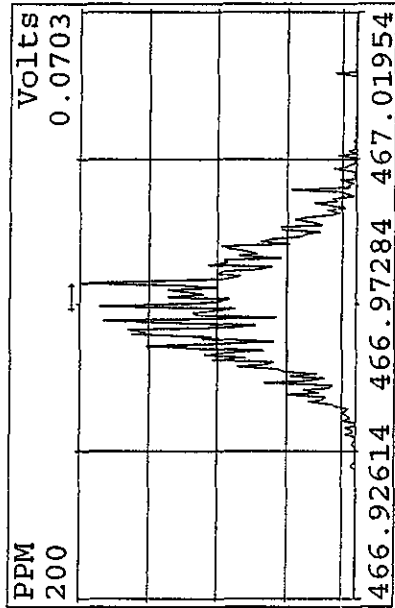
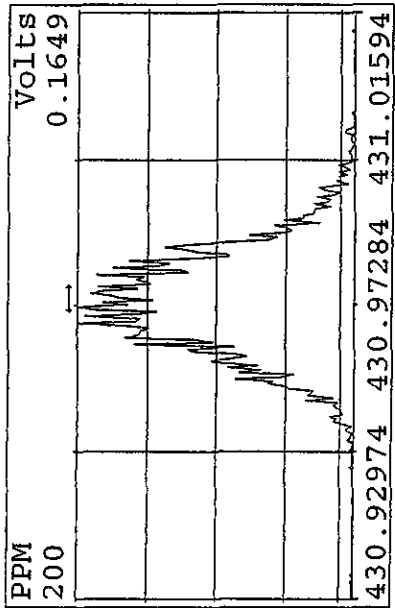
Peak Locate Examination: 14-APR-2010:00:01 File: RESCHK12AP104D5
 Experiment: DIOXINRES8290A Function: 3 Reference: PFK



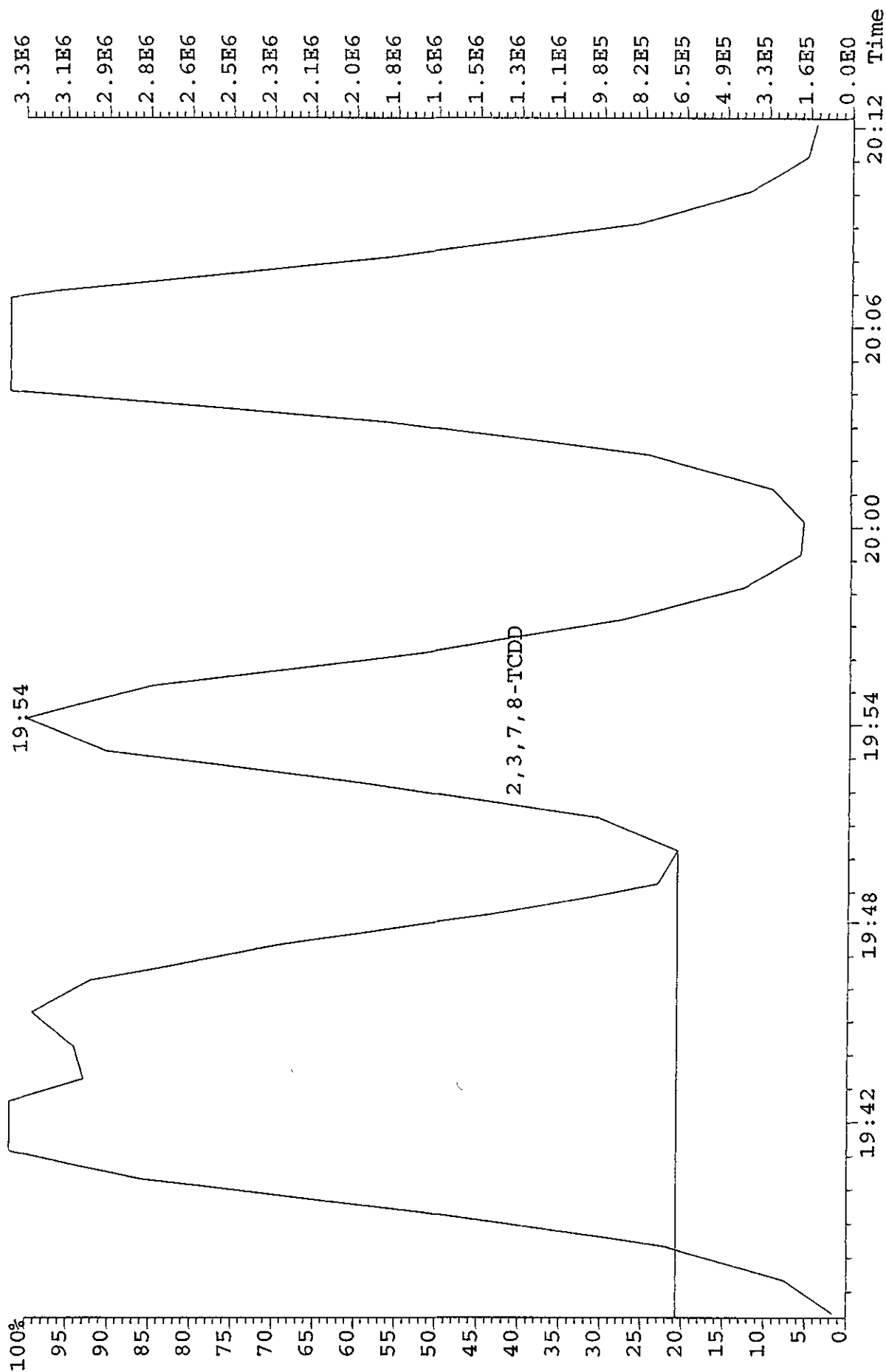
Peak Locate Examination: 14-APR-2010:00:02 File: RESCHK12AP104D5
 Experiment: DIOXINRES8290A Function: 4 Reference: PFK



Peak Locate Examination: 14-APR-2010:00:03 File: RESCHK12AP104D5
 Experiment: DIOXINRES8290A Function: 5 Reference: PFK



File: 12AP104D5 #1-435 Acq: 12-APR-2010 08:30:15 GC EI+ Voltage SIR Autospec-UltimaE
 321.8936 BSUB(128,15,-3.0) Exp:DIOXINRES8290A Noise:14

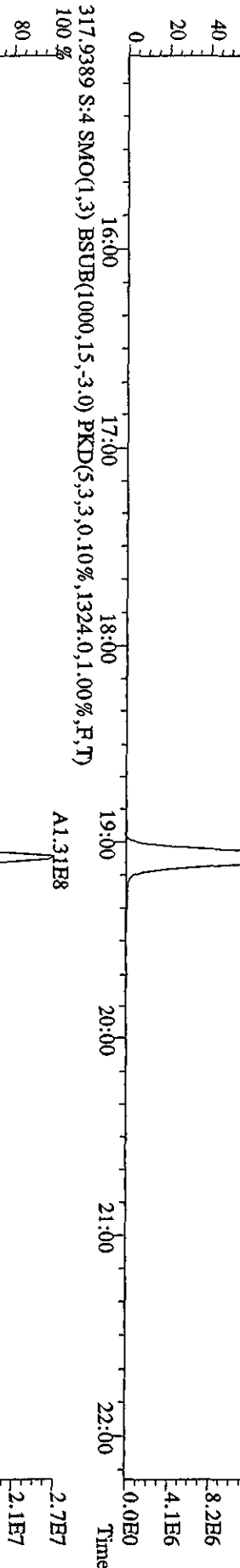
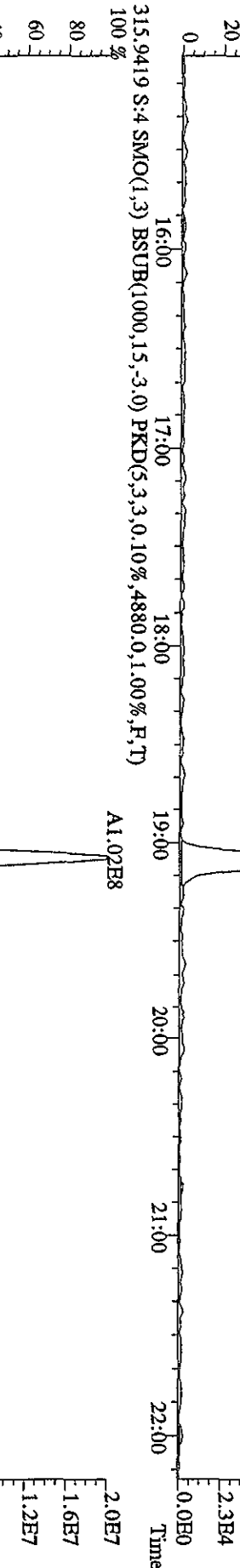
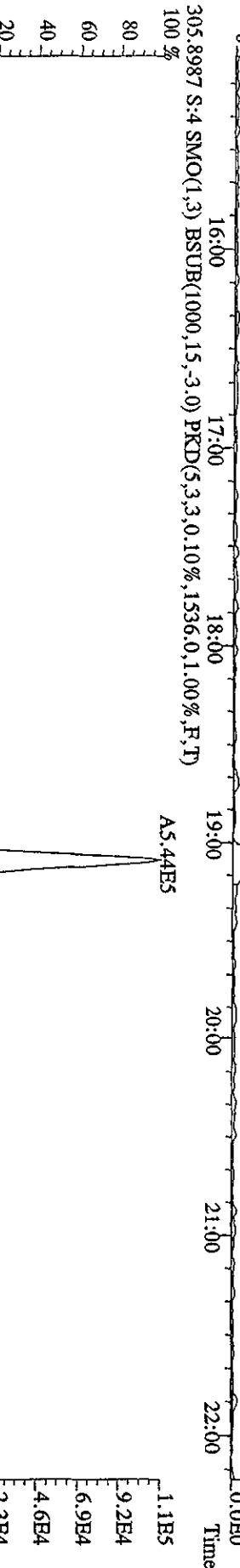
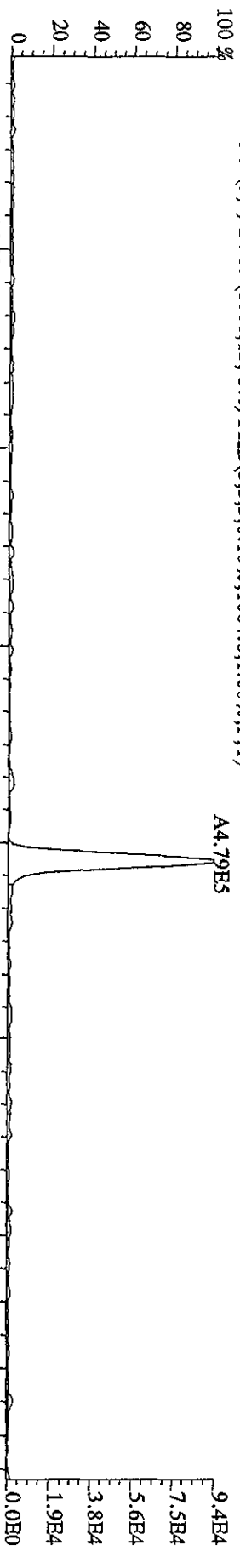


Run text: ST0412E Sample text: ST0412E :2nd Source 09DXN449
 Run #6 Filename: 12AP104D5 S: 7 I: 1 Results: 12AP104D58290A
 Acquired: 12-APR-10 13:00:53 Processed: 12-APR-10 13:48:00
 Run: 12AP104D5 Analyte: 8290A Cal: 8290A0412104D5
 Factor 1: 400.000 Factor 2: 20.000 Sample size: 1.000000

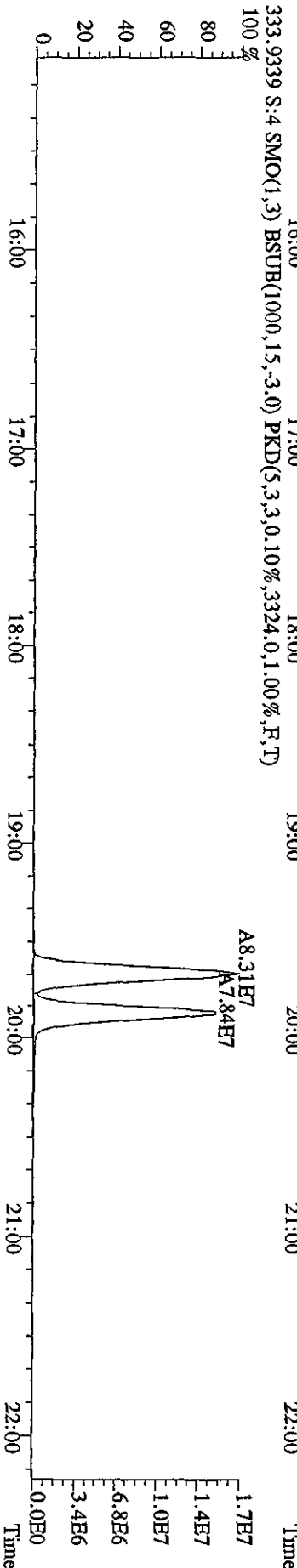

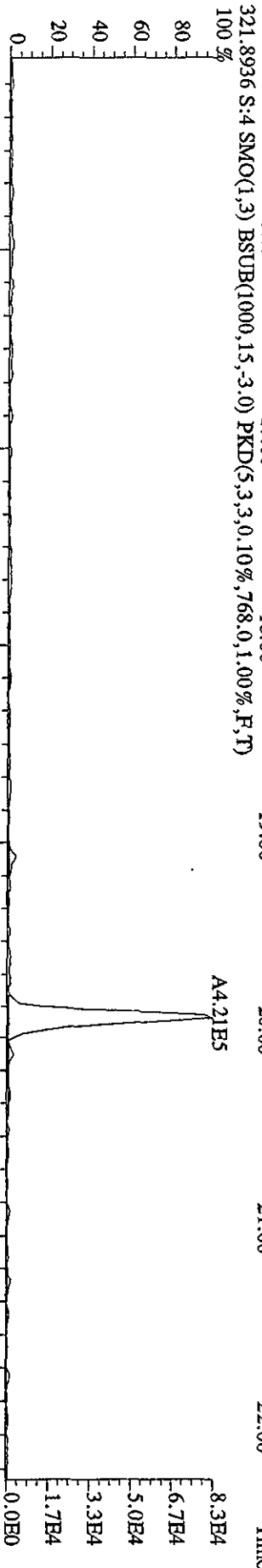
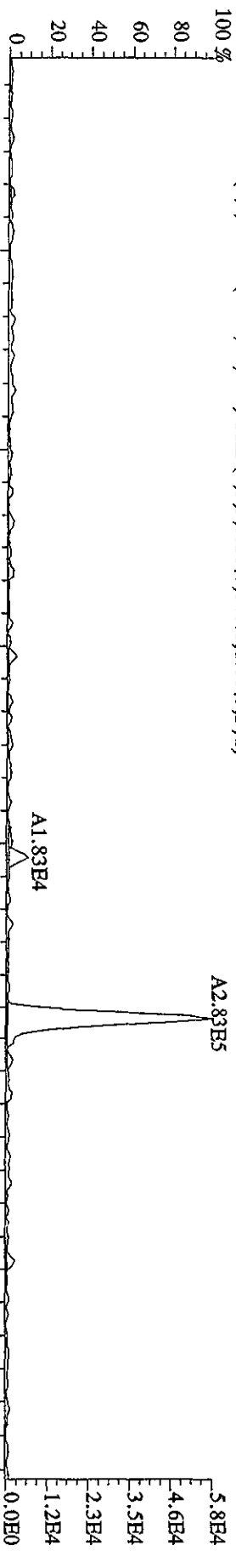
Name	Resp	RA	RT	RRF	Conc	EDL	Rec	M
13C-1,2,3,4-TCDD	151409600	0.82 y	19:40	-	113.81	-	-	n
13C-2,3,7,8-TCDF	230171000	0.79 y	19:04	1.52	1999.28	0.93	100.0	n
2,3,7,8-TCDF	21242270	0.79 y	19:05	0.95	195.26	0.34	-	n
Total TCDF	21588235	1.02 n	18:04	0.95	198.44	0.34	-	n
13C-2,3,7,8-TCDD	152072000	0.79 y	19:52	0.95	2115.17	1.71	105.8	n
2,3,7,8-TCDD	15275820	0.77 y	19:53	1.02	196.77	0.50	-	n
Total TCDD	15275820	0.77 y	19:53	1.02	196.77	0.50	-	n
37Cl-2,3,7,8-TCDD	37521800	1.00 y	19:53	2.26	219.18	0.48	109.6	n
13C-1,2,3,7,8-PeCDF	168794500	1.54 y	24:49	1.05	2122.81	0.96	106.1	n
1,2,3,7,8-PeCDF	42754900	1.53 y	24:50	1.04	484.89	0.77	-	n
2,3,4,7,8-PeCDF	39304600	1.50 y	26:21	0.98	474.17	0.82	-	n
Total F2 PeCDF	83226107	0.21 n	23:12	1.01	972.70	0.79	-	n
Total F1 PeCDF	10469	0.45 n	16:46	1.01	0.12	0.61	-	n
13C-1,2,3,7,8-PeCDD	109679100	1.54 y	27:09	0.67	2160.84	0.25	108.0	n
1,2,3,7,8-PeCDD	25416700	1.60 y	27:11	0.98	472.01	0.97	-	n
Total PeCDD	25446396	1.18 n	24:49	0.98	472.56	0.97	-	n
13C-1,2,3,7,8,9-HxCDD	113147700	1.27 y	33:11	-	110.11	-	-	n
13C-1,2,3,4,7,8-HxCDF	123877600	0.52 y	32:02	1.02	2136.54	0.23	106.8	n
1,2,3,4,7,8-HxCDF	37911400	1.23 y	32:03	1.21	504.76	0.33	-	n
1,2,3,6,7,8-HxCDF	40651300	1.15 y	32:10	1.34	488.77	0.30	-	n
2,3,4,6,7,8-HxCDF	35521200	1.16 y	32:43	1.22	469.20	0.32	-	n
1,2,3,7,8,9-HxCDF	31499000	1.17 y	33:21	1.09	465.51	0.36	-	n
Total HxCDF	145654993	1.64 n	30:59	1.22	1929.19	0.33	-	n
13C-1,2,3,6,7,8-HxCDD	96396500	1.28 y	32:55	0.81	2111.23	0.43	105.6	n
1,2,3,4,7,8-HxCDD	26232400	1.22 y	32:51	1.01	540.61	0.40	-	n
1,2,3,6,7,8-HxCDD	26144300	1.25 y	32:56	1.11	486.96	0.36	-	n
1,2,3,7,8,9-HxCDD	28011100	1.25 y	33:11	1.21	480.69	0.33	-	n
Total HxCDD	80387800	1.22 y	32:51	1.11	1508.26	0.36	-	n
13C-1,2,3,4,6,7,8-HpCDF	106632500	0.43 y	34:41	0.86	2185.09	4.33	109.3	n
1,2,3,4,6,7,8-HpCDF	33859900	0.94 y	34:42	1.31	484.91	1.62	-	n
1,2,3,4,7,8,9-HpCDF	26897700	0.96 y	35:50	1.03	491.88	2.07	-	n
Total HpCDF	61065054	0.94 y	34:42	1.17	981.73	1.82	-	n
13C-1,2,3,4,6,7,8-HpCDD	86175900	1.05 y	35:30	0.70	2183.88	1.23	109.2	n
1,2,3,4,6,7,8-HpCDD	22374800	1.02 y	35:31	1.07	484.47	1.05	-	n
Total HpCDD	22766213	0.81 n	34:57	1.07	492.95	1.05	-	n
13C-OCDD	132677900	0.90 y	38:01	0.53	4413.39	0.40	110.3	n

OCDF	45645500	0.90	y	38:08	1.45	952.11	0.72	-	n
OCDD	37812000	0.89	y	38:02	1.17	977.46	1.35	-	n

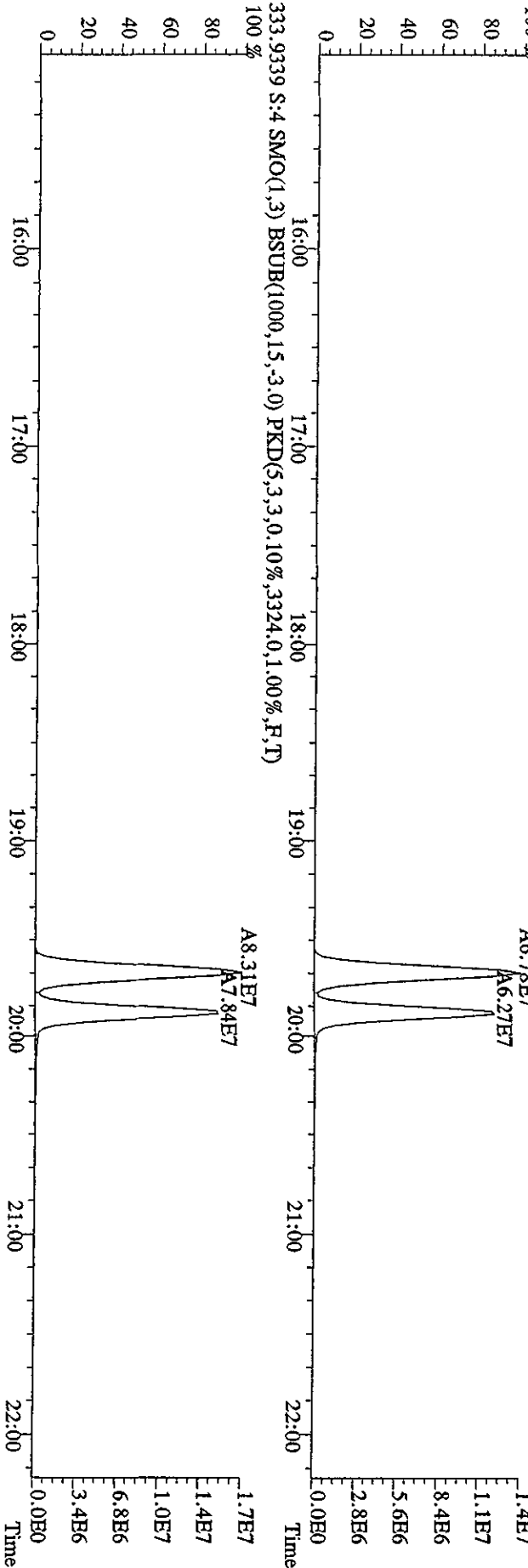
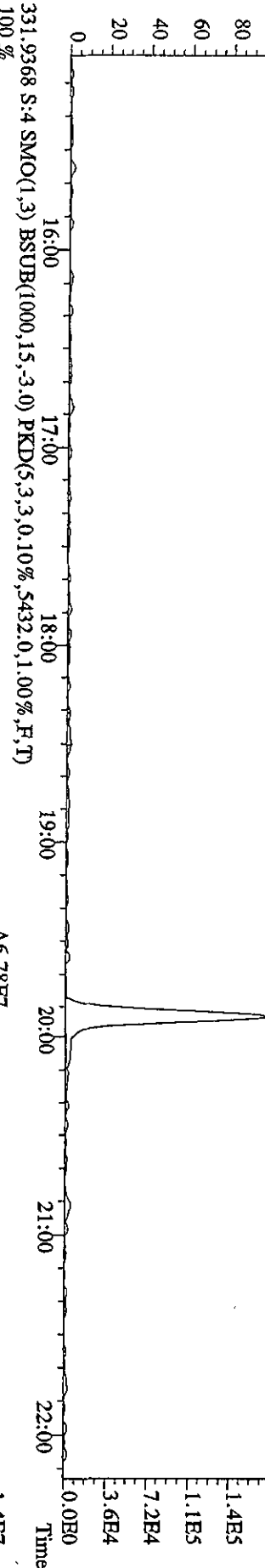

File:12AP104D5 #1-435 Acq:12-APR-2010 10:48:47 GC EI+ Voltage SIR Autospec-UltimaB
 Sample#4 Text:ST0412B :CS-1 09DXN422 Exp:DIOXINRES8290A
 303.9016 S:4 SMO(1,3) BSUB(1000,15,-3,0) PKD(5,3,3,0,10%,1084.0,1.00%,F,T)



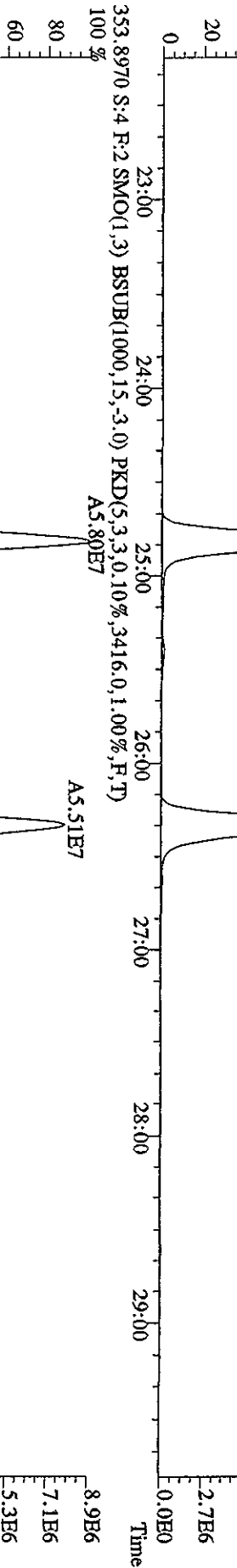
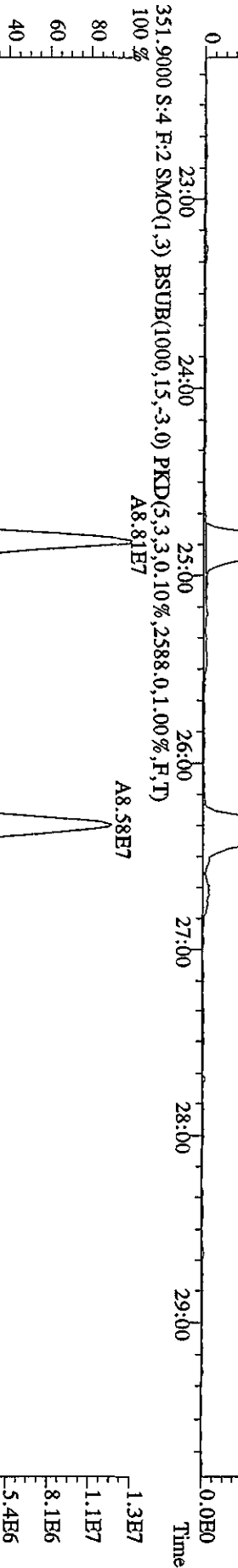
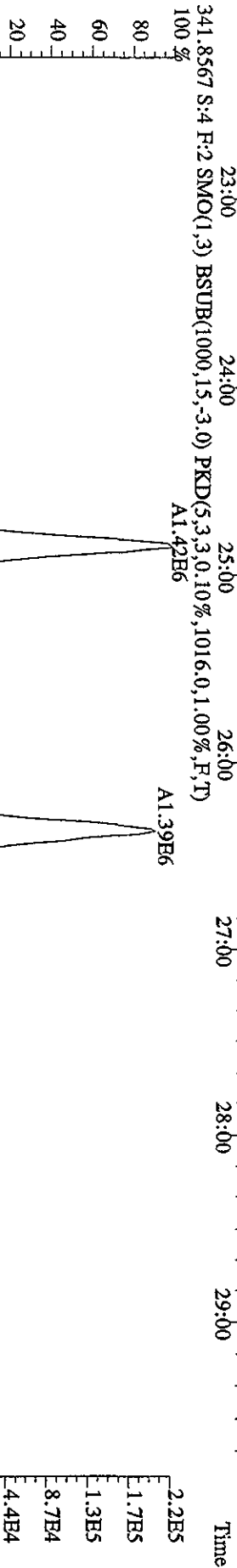
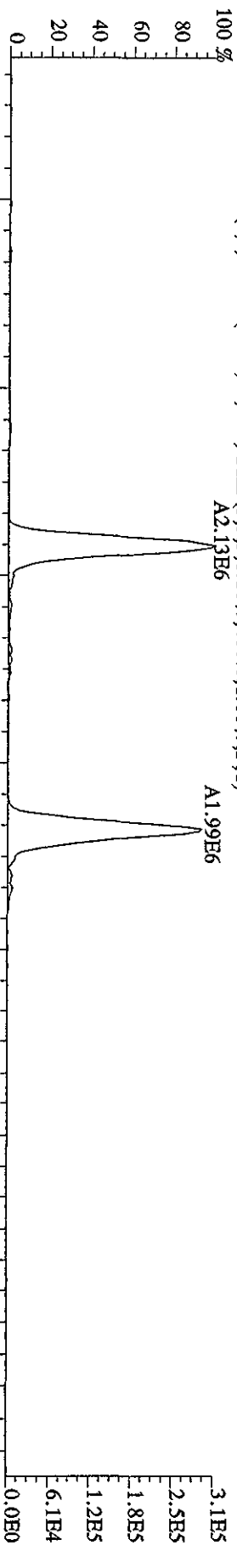
File:12AP104D5 #1-435 Acq:12-APR-2010 10:48:47 GC EI+ Voltage SIR Autospec-Ultimate
 Sample#4 Text:ST0412B :CS-1 09DXN422 Exp:DIOXINRES8290A
 319.8965 S:4 SMO(1,3) BSUB(1000,15,-3.0) PKD(5,3,3,0,10%,840.0,1.00%,F,T)



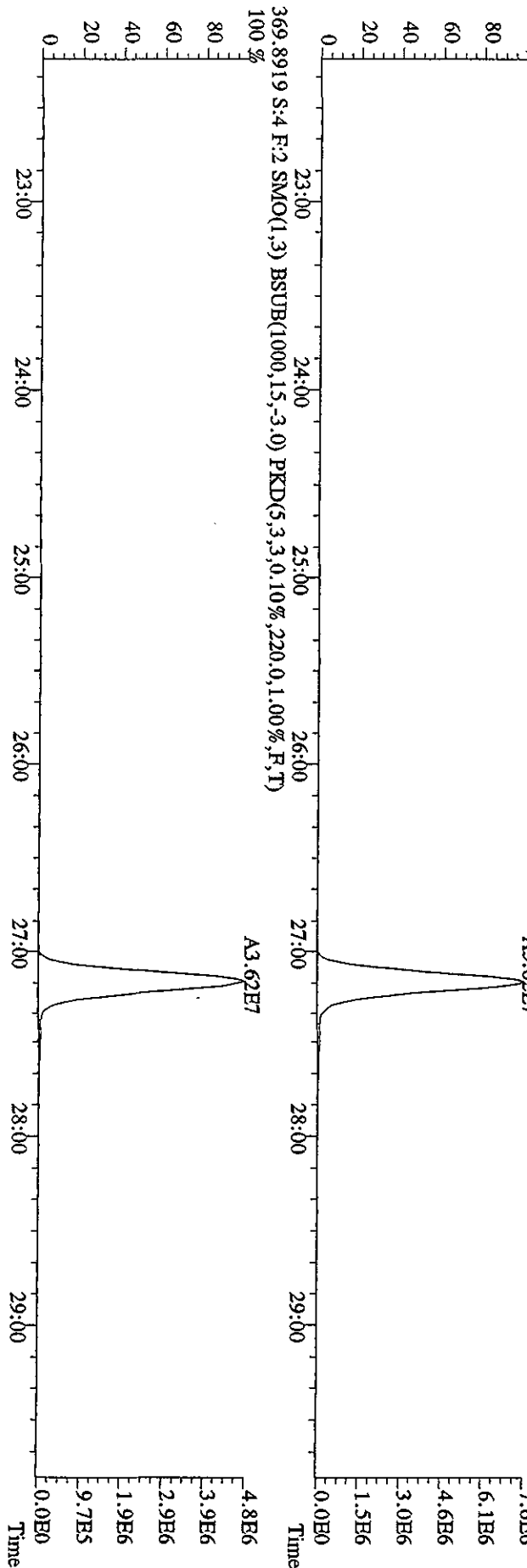
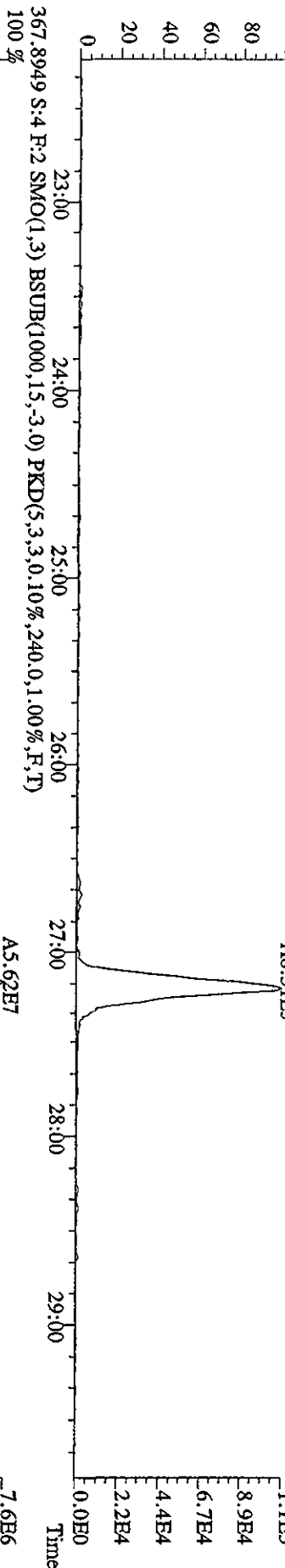

File:12AP104D5 #1-435 Acq:12-APR-2010 10:48:47 GC EI+ Voltage SIR Autospec-UltimaB
 Sample#4 Text:ST0412B ;CS-1 09DXN422 Exp:DIOXINRES8290A
 327.8847 S:4 SMO(1,3) BSUB(1000,15,-3,0) PKD(5,3,3,0,10%,1432,0,1,00%,F,T)
 100%



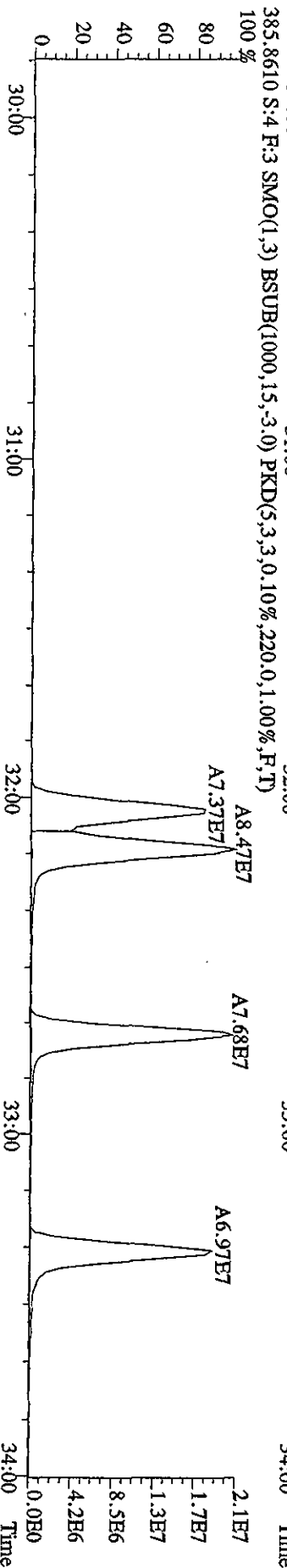
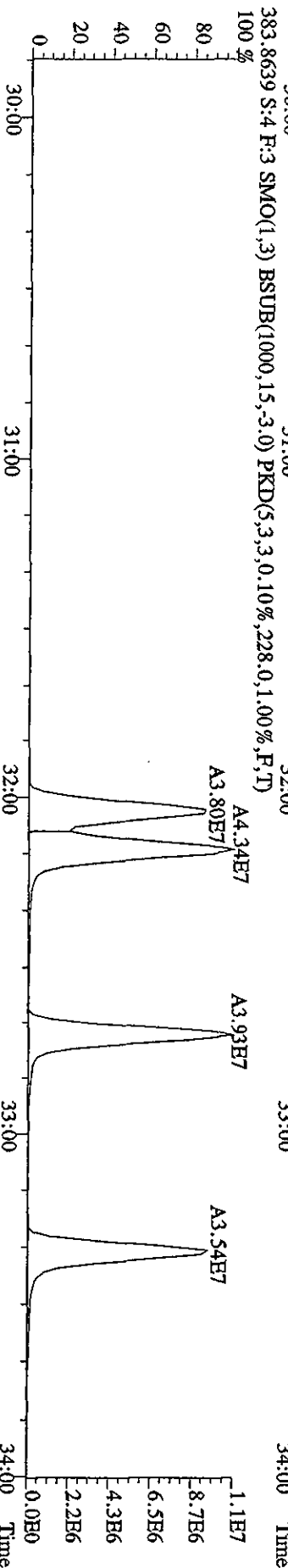
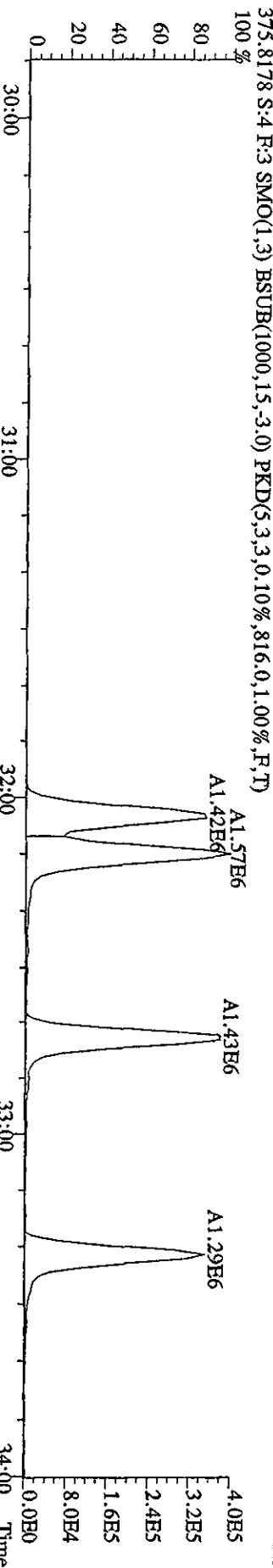
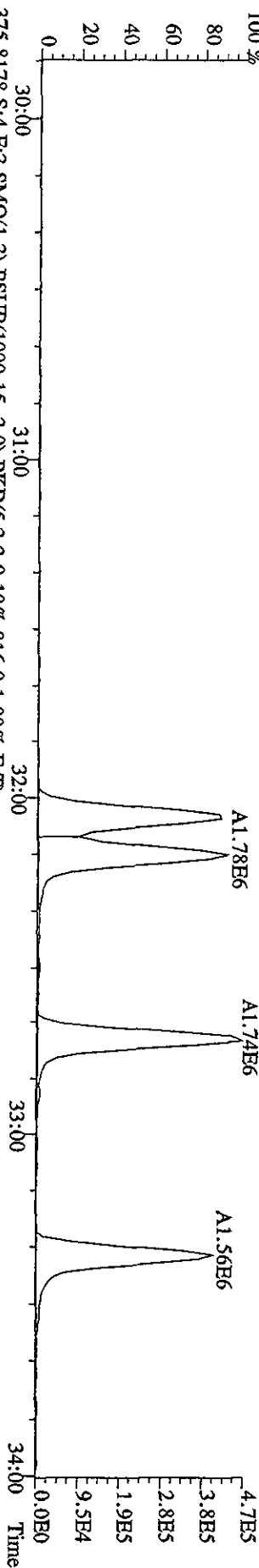
File:12AP104D5 #1-604 Acq:12-APR-2010 10:48:47 GC EI+ Voltage SIR Autospec-Ultimate
 Sample#4 Text:ST0412B :CS-1 09DXN422 Exp:DIOXINRES8290A
 339.8597 S:4 F:2 SMO(1,3) BSUB(1000,15,-3,0) PKD(5,3,3,0.10%,400.0,1.00%,F,T)
 100 % A2.13B6 A1.99B6



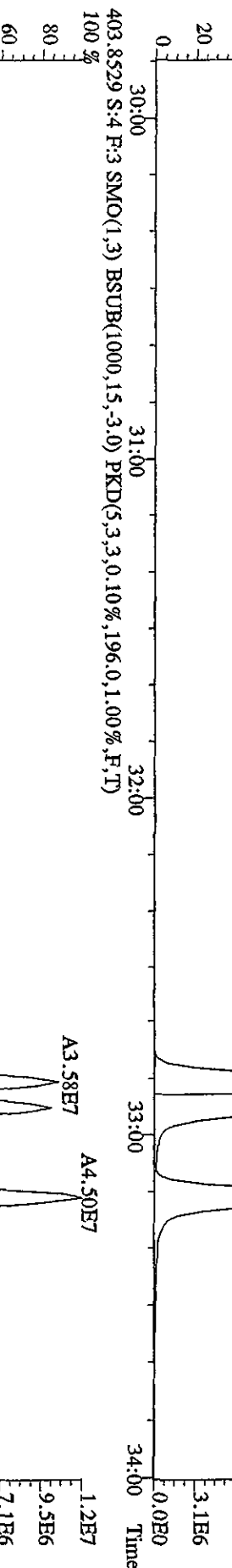


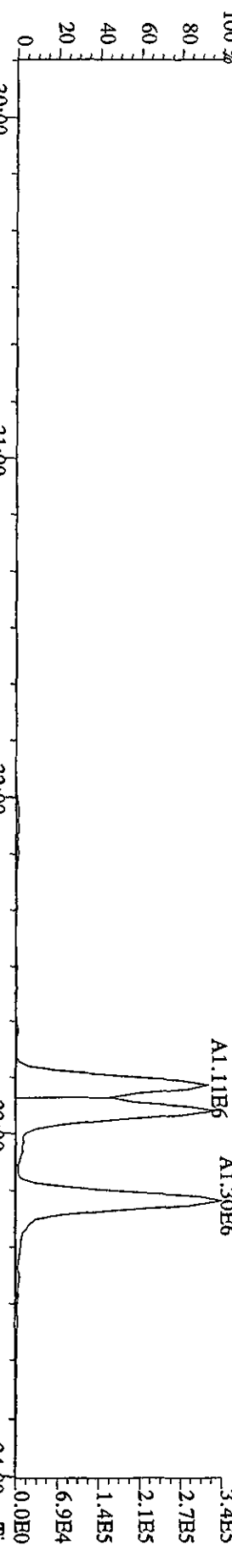
File: 12AP104D5 #1-604 Acq:12-APR-2010 10:48:47 GC EI+ Voltage SIR Autospec-Ultimate
 Sample#4 Text:ST0412B :CS-1 (09DX)N422 Exp.:DIOXINRES8290A
 355.8546 S:4 F:2 SMO(1,3) BSUB(1000,15,-3,0) PKD(5,3,3,0,10%,732.0,1.00%,F,T) 100%



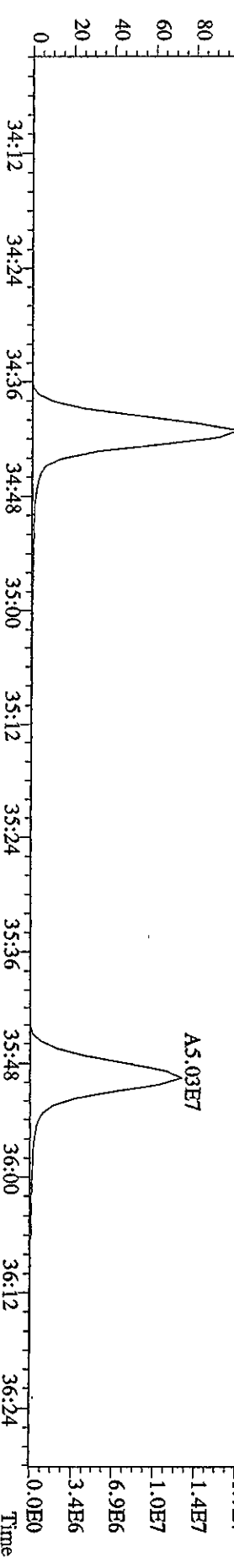



File:12AP104D5 #1-317 Acq:12-APR-2010 10:48:47 GC BI+ Voltage SIR Autospec-Ultimate
 Sample#4 Text:ST0412B :CS-1 09DXN422 Exp:DIOXINRES8290A
 373.8208 S:4 F:3 SMO(1,3) BSUB(1000,15,-3,0) PKD(5,3,3,0,10%,1420,0,1,00%,F,T)



File:12ADP104D5 #1-317 Acq:12-APR-2010 10:48:47 GC EI+ Voltage SIR Autospec-UltimaB
 Sample#4 Text:ST0412B :CS-1 09DDXN422 Exp:DIOXTNRES8290A
 389.8157 S:4 F:3 SMO(1,3) BSUB(1000,15,-3.0) PKD(5,3,3,0.10%,828.0,1.00%,F,T)



File:12AP104D5 #1-198 Acq:12-APR-2010 10:48:47 GC EI+ Voltage SIR Autospec-UltimaE
 Sample#4 Tex:ST0412B :CS-1 09DXN422 Exp:DIOXINRES8290A
 407.7818 S:4 F:4 SMO(1,3) BSUB(1000,15,-3,0) PKD(5,3,3,0.10%,4044.0,1.00%,F,T)
 100% A1.29E6

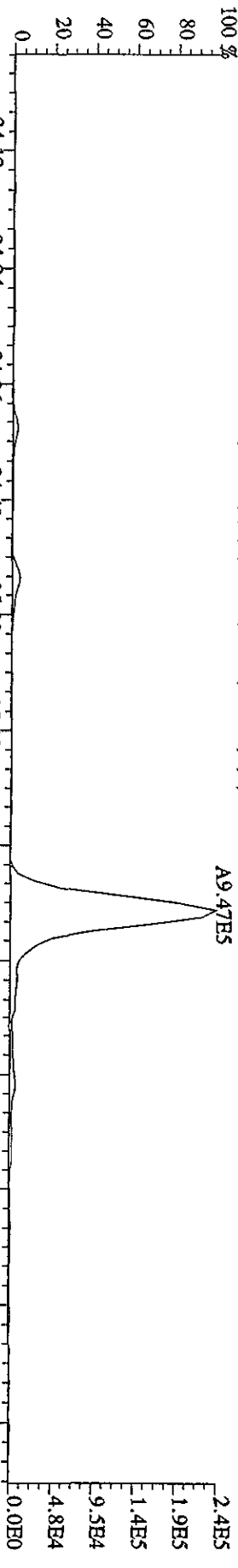


File:12AP104D5 #1-198 Acq:12-APR-2010 10:48:47 GC EI+ Voltage SIR Autospec-Ultimate

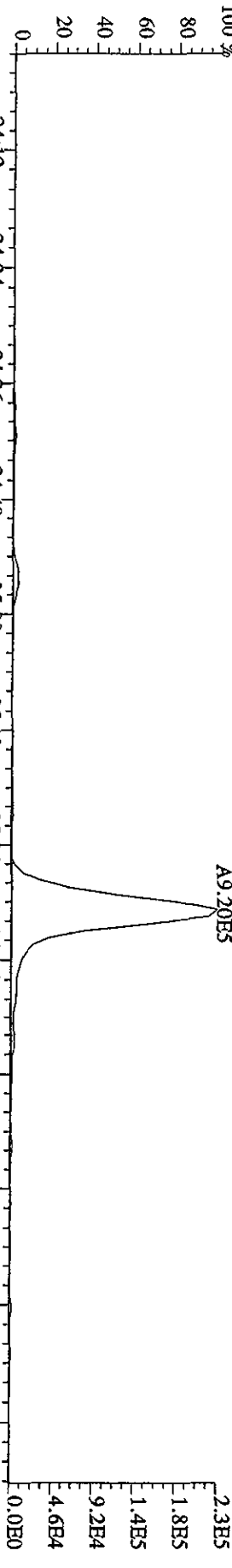
Sample#4 Text:ST0412B :CS-1 09DXN422

Exp:DIOXINRES8290A

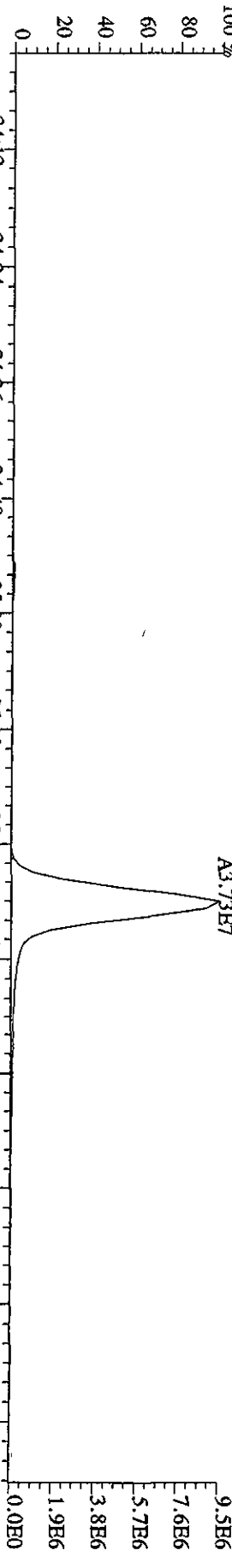
423.7766 S:4 F:4 SMO(1,3) BSUB(1000,15,-3.0) PKD(5,3,3,0.10%,460.0,1.00%,F,T)



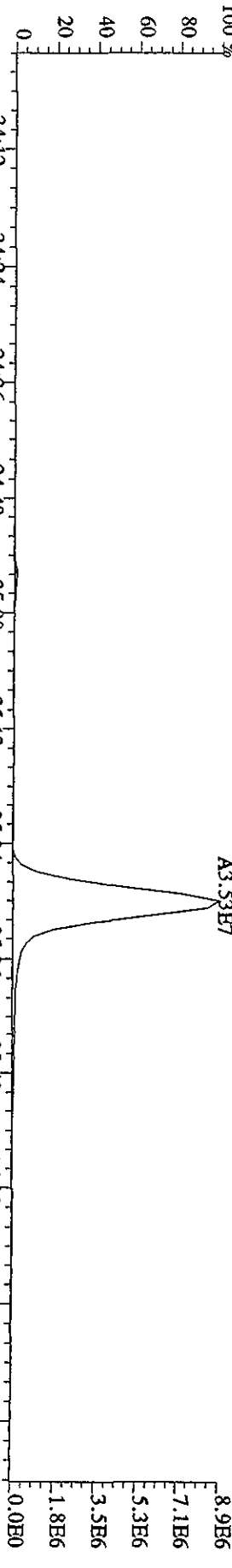
425.7737 S:4 F:4 SMO(1,3) BSUB(1000,15,-3.0) PKD(5,3,3,0.10%,780.0,1.00%,F,T)



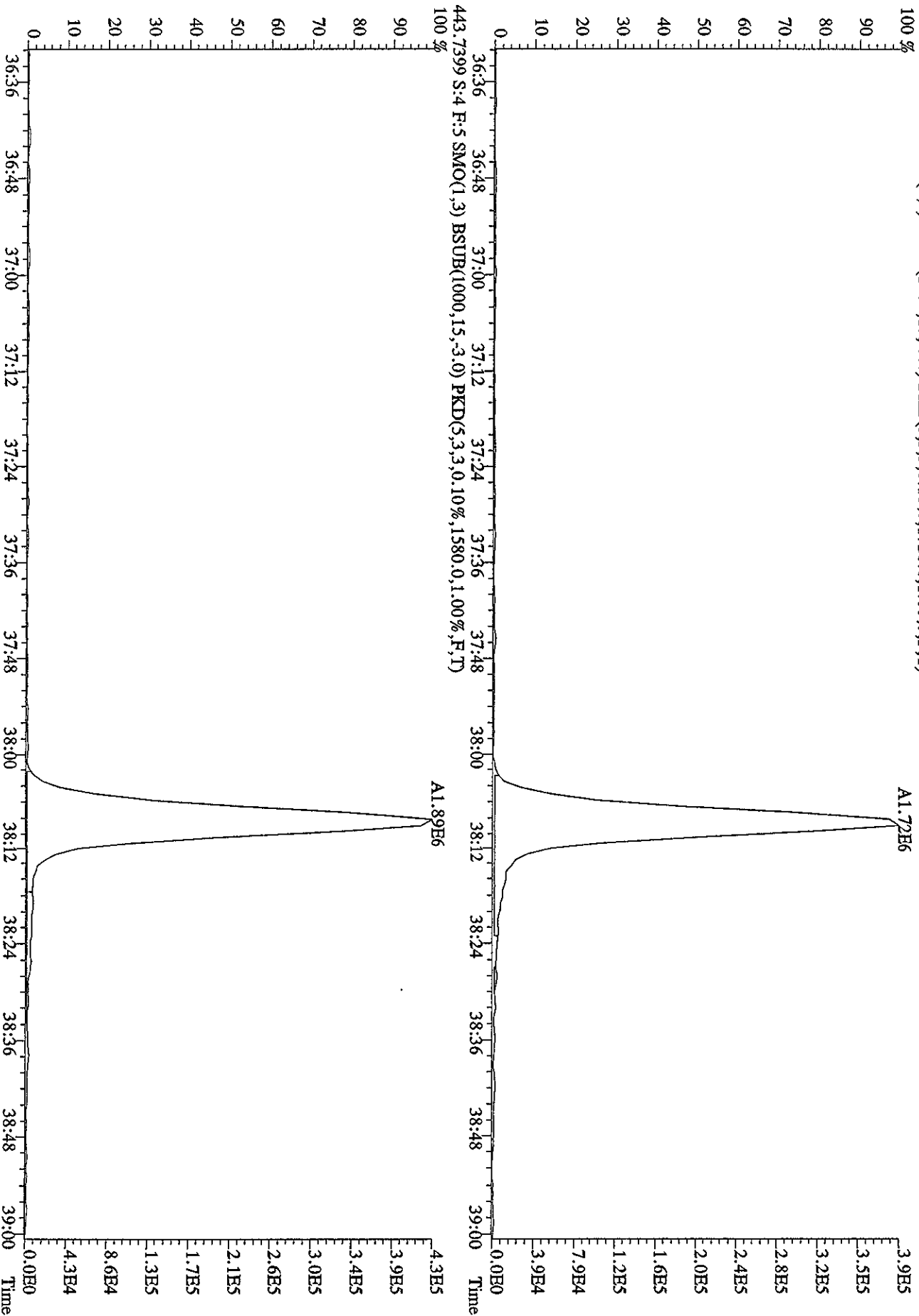
435.8169 S:4 F:4 SMO(1,3) BSUB(1000,15,-3.0) PKD(5,3,3,0.10%,696.0,1.00%,F,T)



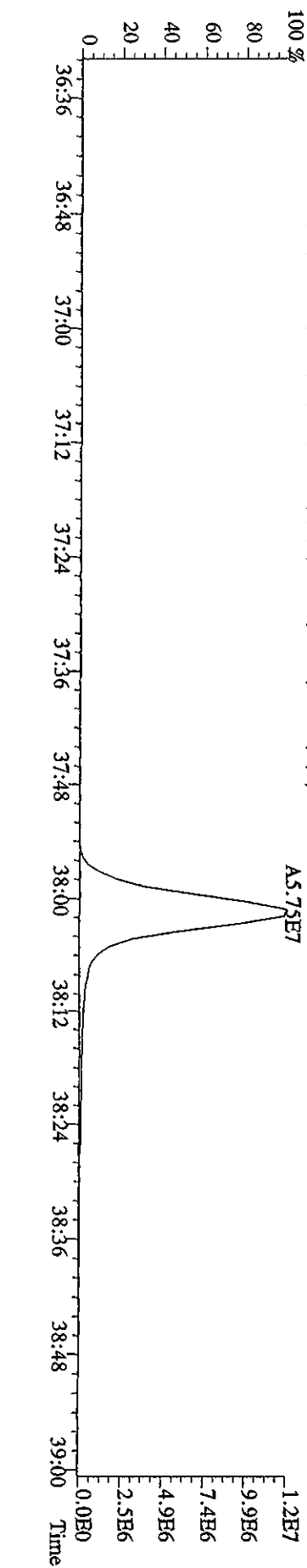
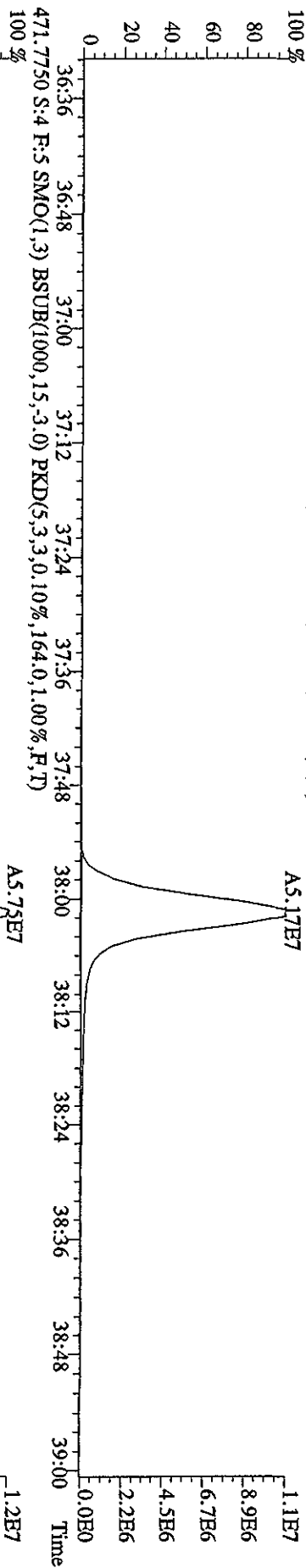
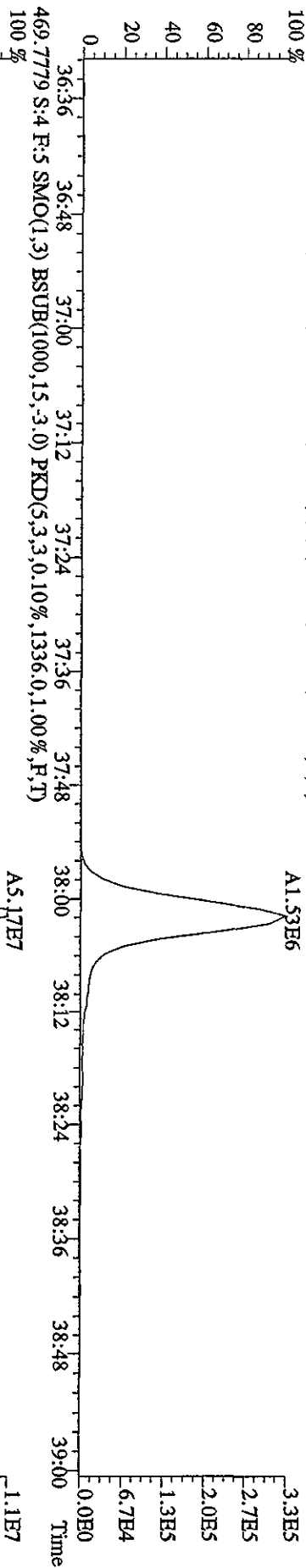
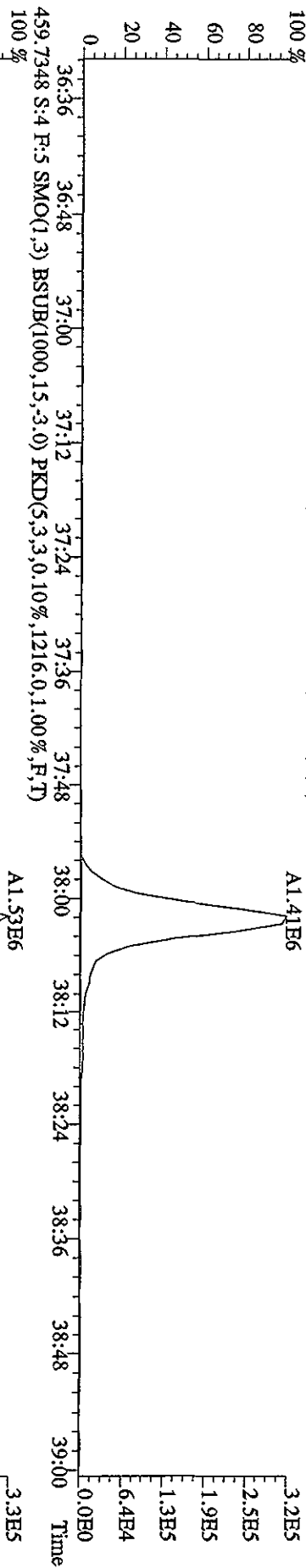
437.8140 S:4 F:4 SMO(1,3) BSUB(1000,15,-3.0) PKD(5,3,3,0.10%,248.0,1.00%,F,T)



File:12AP104D5 #1-191 Acq:12-APR-2010 10:48:47 GC EI+ Voltage SIR Autospec-Ultimate
 Sample#4 Text:ST0412B :CS-1 09DXN422 Exp:DIOXINRES8290A
 441.7428 S:4 F:5 SMO(1,3) BSUB(1000,15,-3.0) PKD(5,3,3,0.10%,1720.0,1.00%,F,T)
 100 %




File:12ADP104D5 #1-191 Acq:12-APR-2010 10:48:47 GC EI+ Voltage SIR Autospec-Ultimate
 Sample#4 Text:ST0412B :CS-1 09DXN422 Exp:DIOXINRES8290A
 457.7377 S:4 F:5 SMO(1,3) BSUB(1000,15,-3.0) PKD(5,3,3,0.10%,1816.0,1.00%,F,T)
 100 %



File: 12AP104D5 #1-435 Acq: 12-APR-2010 10:48:47 GC BI+ Voltage SIR Autospec-Ultimate
Sample#4 Text: ST0412B :CS-1 09DXN422 Exp: DIOXINRES8290A


354.9792 S:4 SMO(1.3) PKD(5.3,3,100.00%,0.0,1.00%,F,T) 15:16 15:56 16:19 16:52 17:15 17:38 18:00 18:27 18:56 19:39 20:27 20:58 21:20 21:44



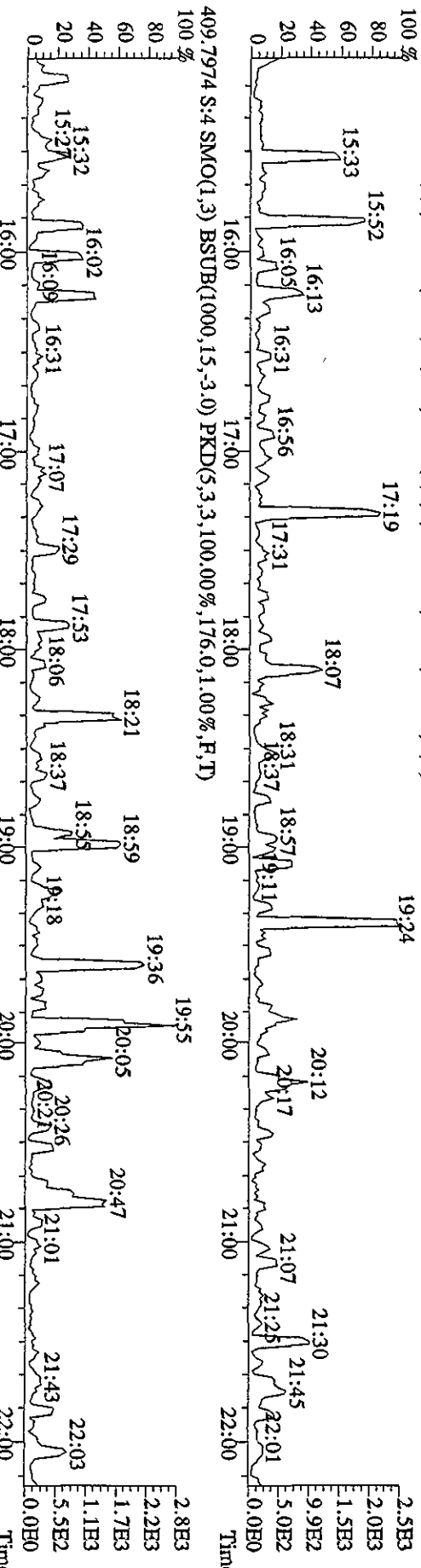
303.9016 S:4 SMO(1.3) BSUB(1000,15,-3.0) PKD(5.3,3,0.10%,1084.0,1.00%,F,T) 16:00 17:00 18:00 19:00 20:00 21:00 22:00



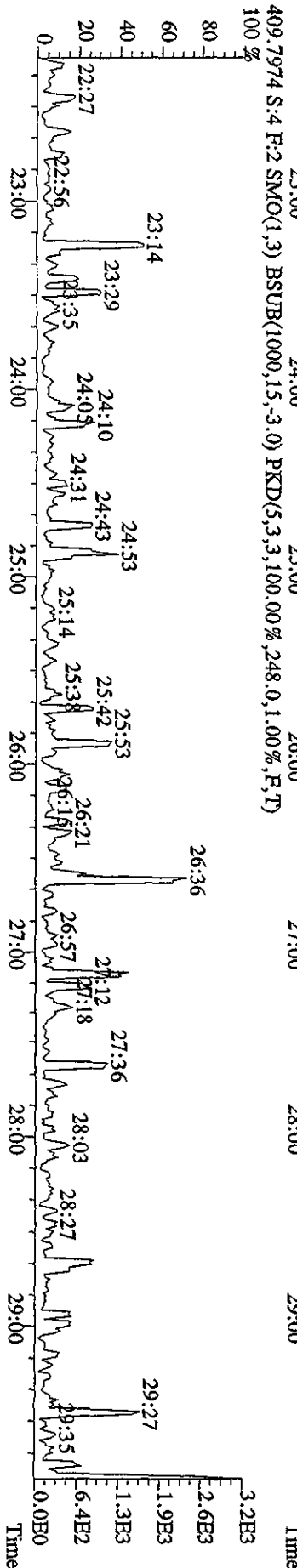
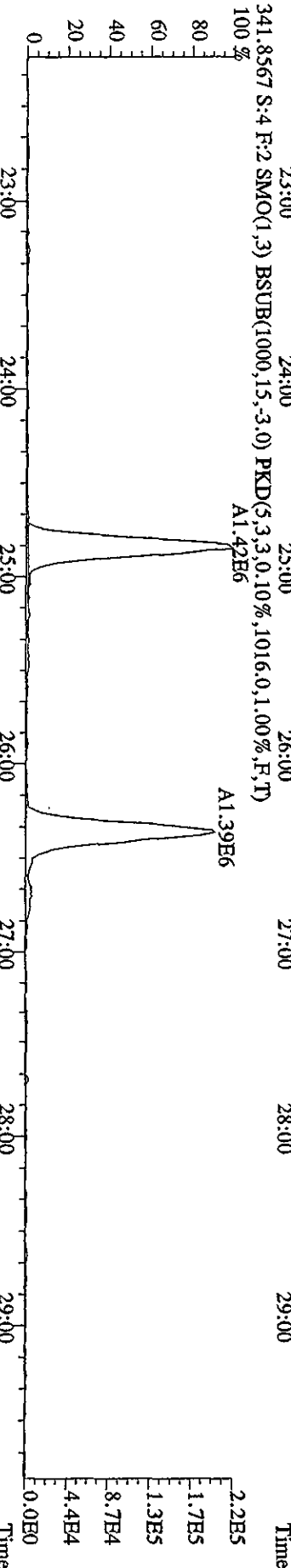
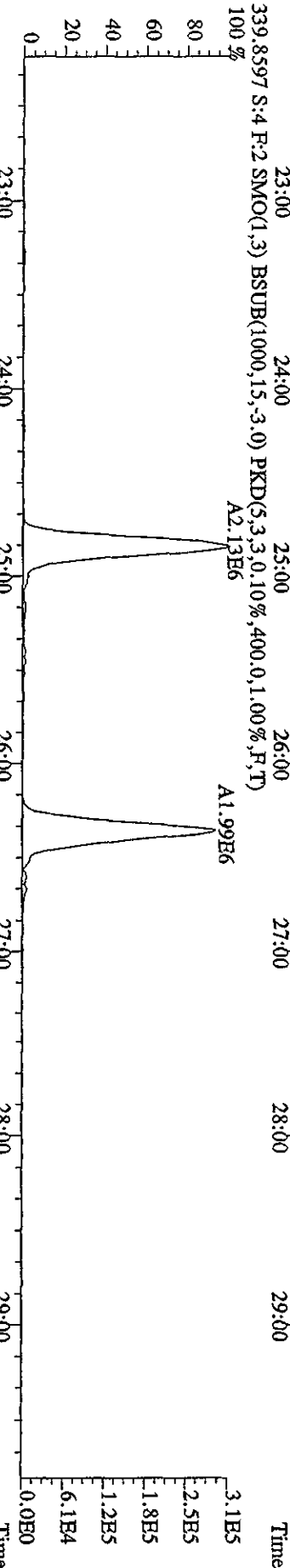
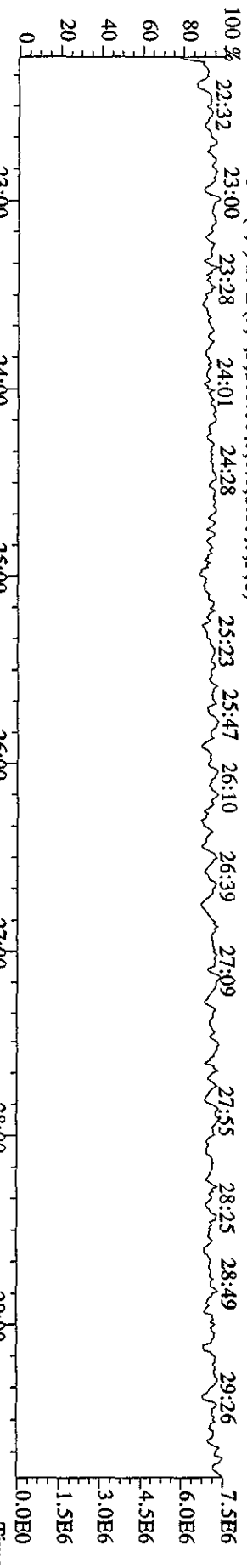
375.8364 S:4 SMO(1.3) BSUB(1000,15,-3.0) PKD(5.3,3,100.00%,196.0,1.00%,F,T) 16:00 17:00 18:00 19:00 20:00 21:00 22:00



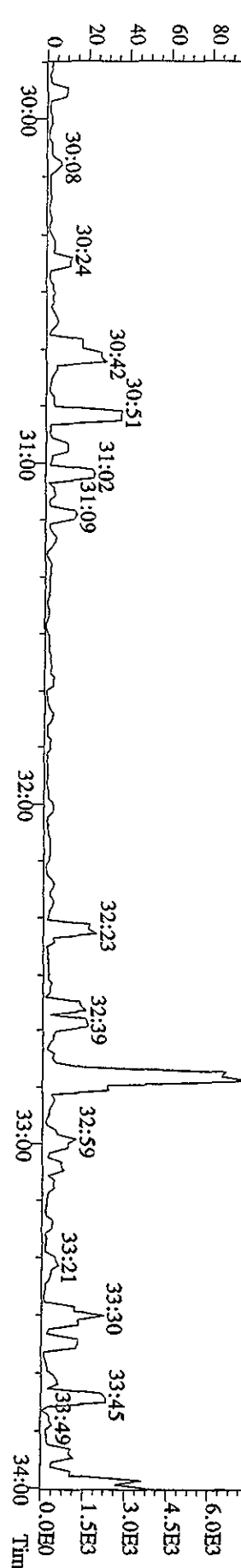
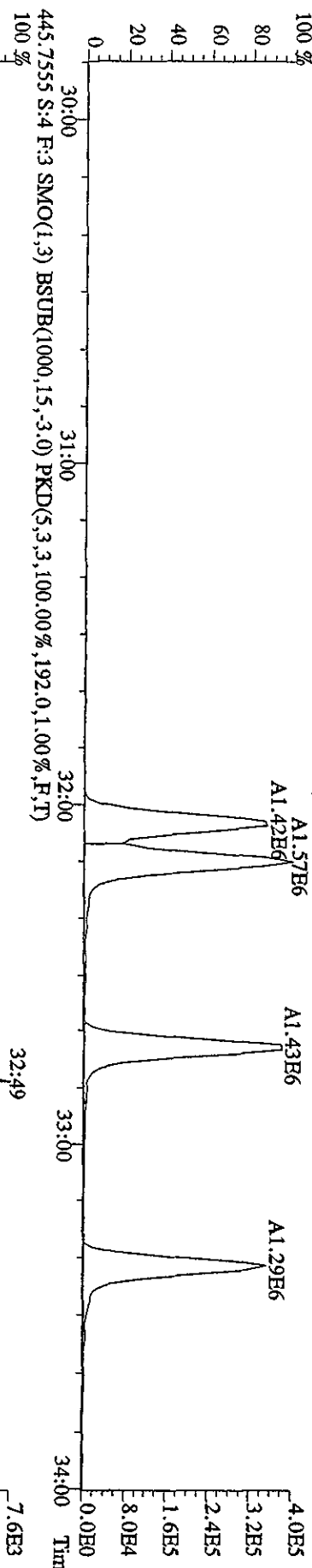
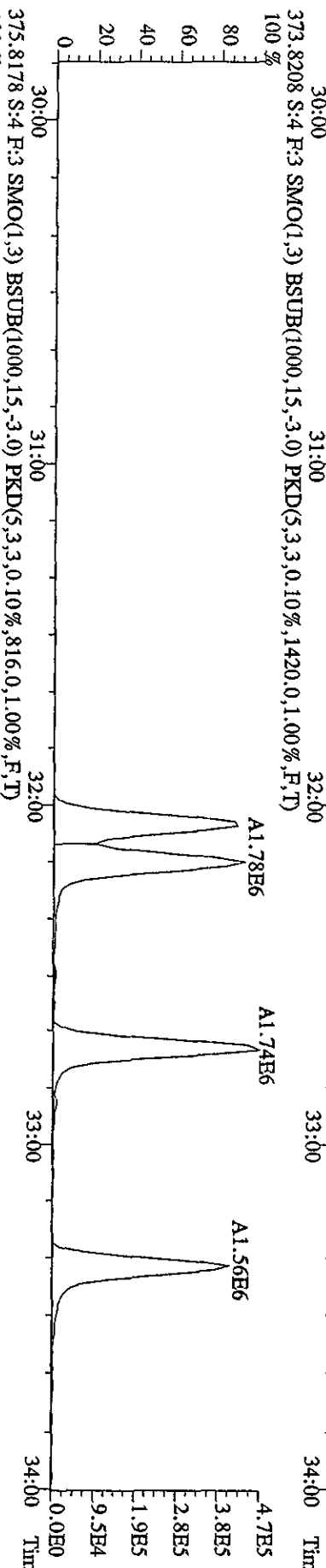
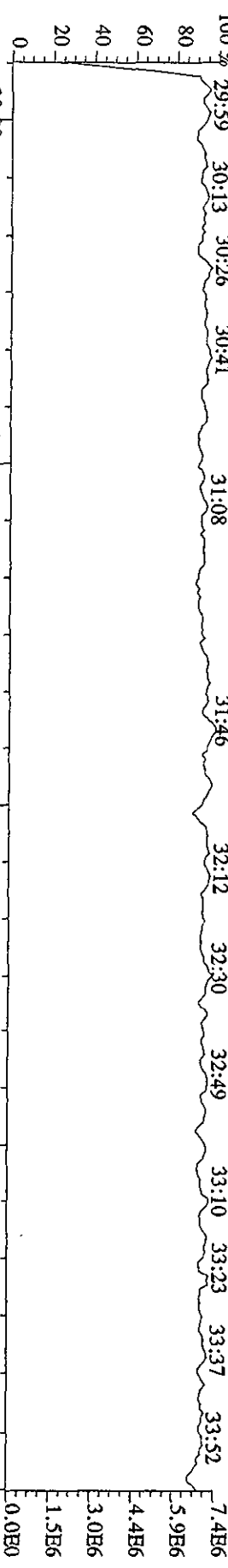
409.7974 S:4 SMO(1.3) BSUB(1000,15,-3.0) PKD(5.3,3,100.00%,176.0,1.00%,F,T) 16:00 17:00 18:00 19:00 20:00 21:00 22:00



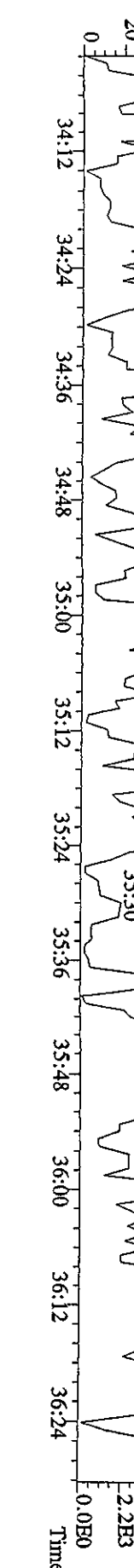
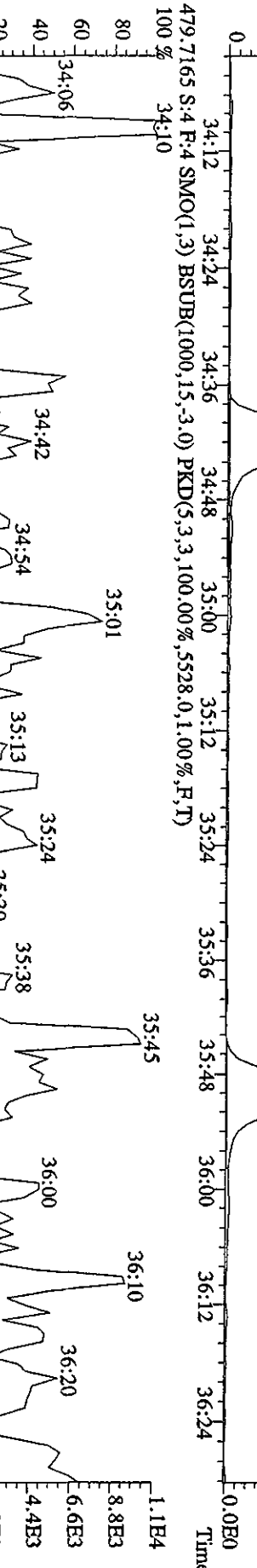


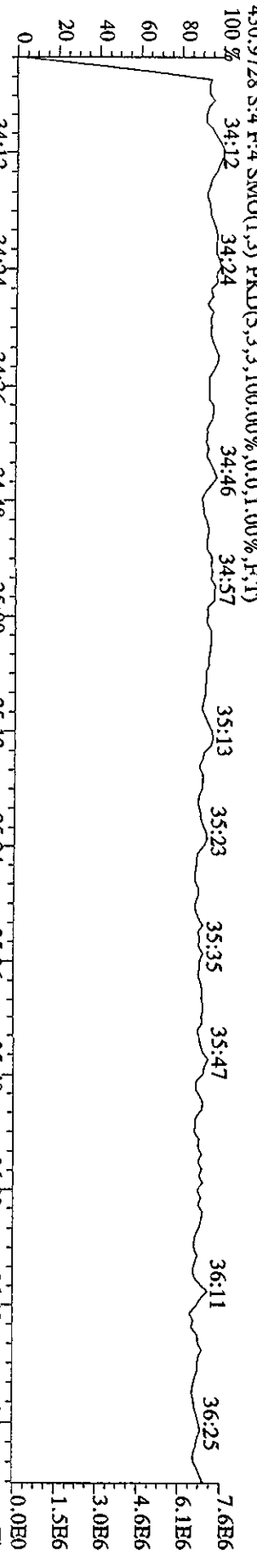
File: 12API04D5 #1-604 Acq: 12-APR-2010 10:48:47 GC EI + Voltage SIR Autospec-Ultimate
 Sample#4 Text: ST0412B :CS-1 09DXN422 Exp: DIOXINRES8290A



File: 12AP104D5 #1-317 Acq: 12-APR-2010 10:48:47 GC EI+ Voltage SFR Autospec-UltimaB
 Sample#4 Text: ST0412B :CS-1 09DXN422 Exp: DIOXINRES8290A



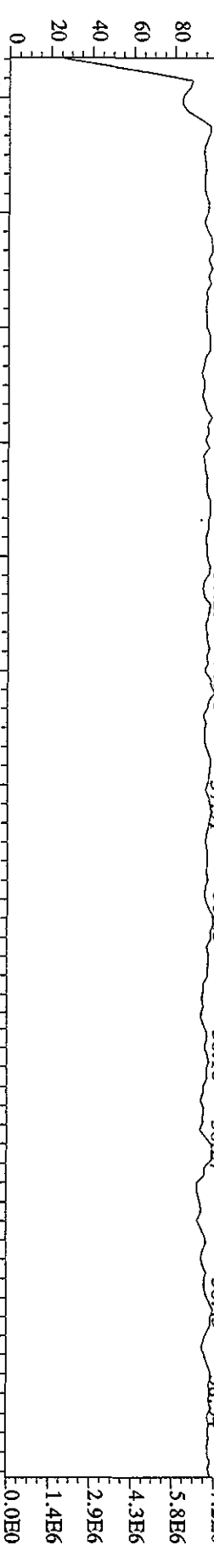
File:12AP104D5 #1-198 Acq:12-APR-2010 10:48:47 GC EI+ Voltage SIR Autospec-Ultimate
 Sample#4 Tex:ST0412B :CS-1 09DXN422 Exp:DIOXINRES8290A




File:12AP104D5 #1-191 Acq:12-APR-2010 10:48:47 GC EI+ Voltage SIR Autospec-Ultimate

Sample#4 Text:ST0412B :CS-1 09DXN422 Exp:DIOXINRES8290A


442.9728 S:4 F:5 SMO(1,3) PKD(5,3,3,100.00%,0.0,1.00%,F,T)



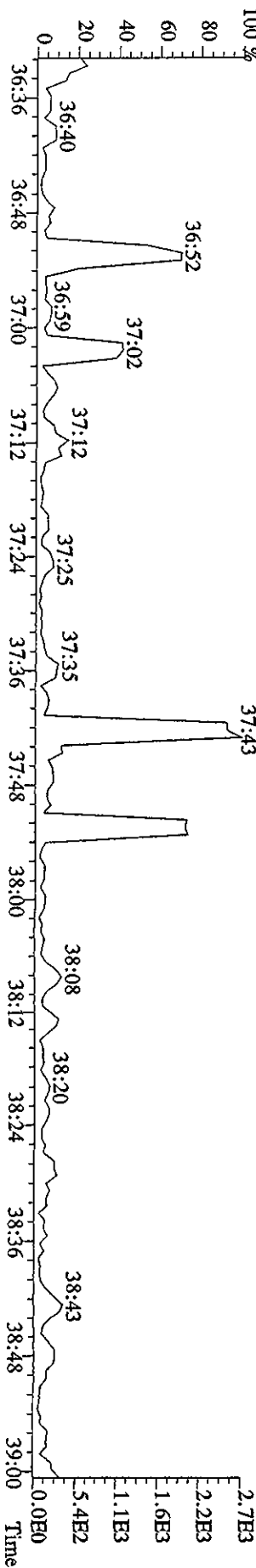
441.7428 S:4 F:5 SMO(1,3) BSUB(1000,15,-3.0) PKD(5,3,3,0.10%,1720.0,1.00%,F,T)



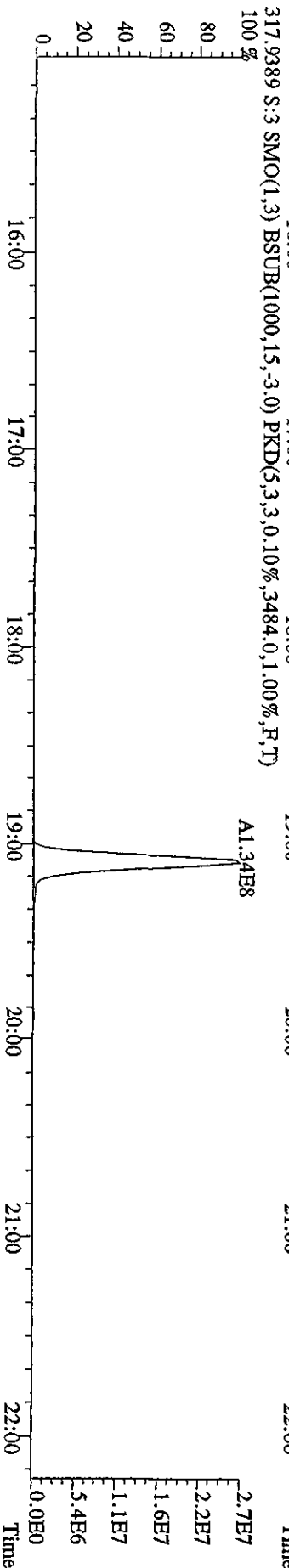
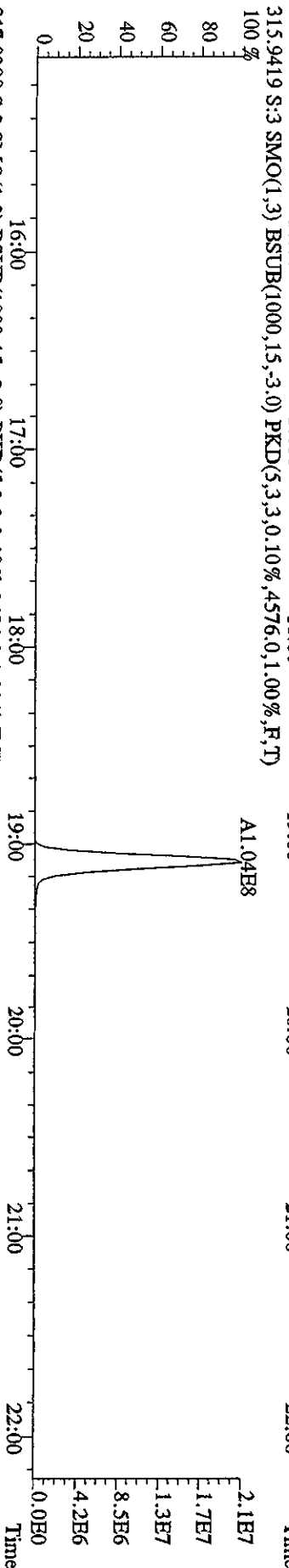
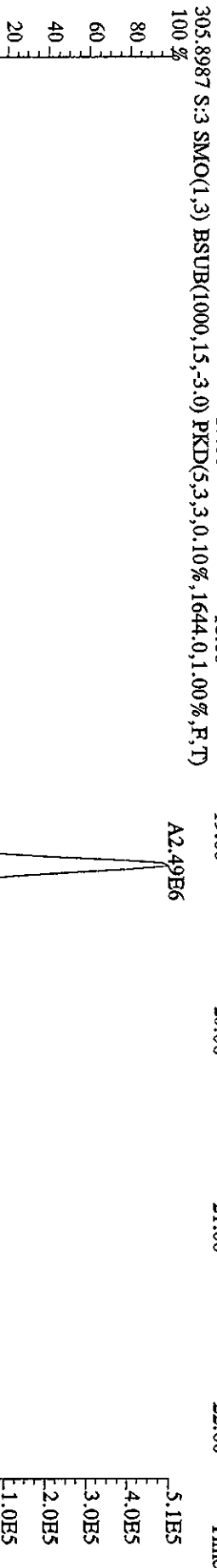
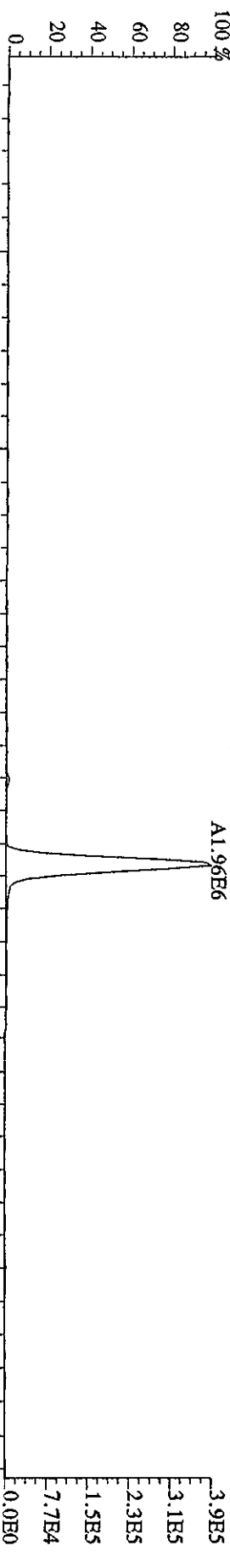
443.7399 S:4 F:5 SMO(1,3) BSUB(1000,15,-3.0) PKD(5,3,3,0.10%,1580.0,1.00%,F,T)



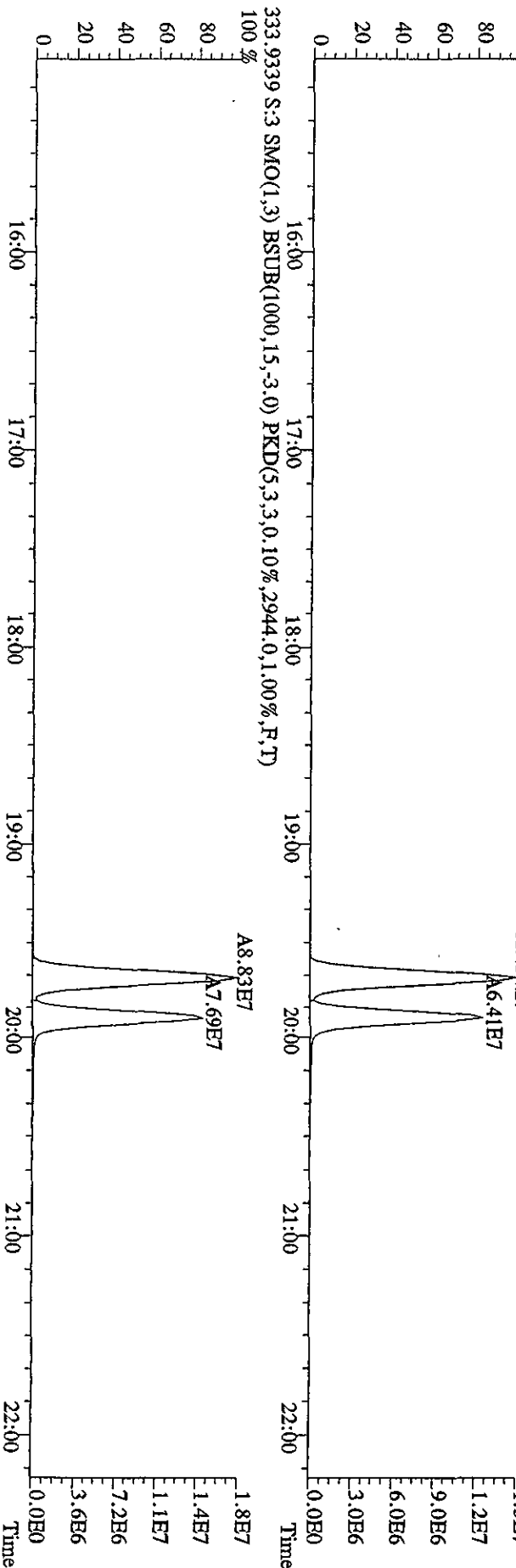


513.6775 S:4 F:5 SMO(1,3) BSUB(1000,15,-3.0) PKD(5,3,5,100.00%,152.0,1.00%,F,T)



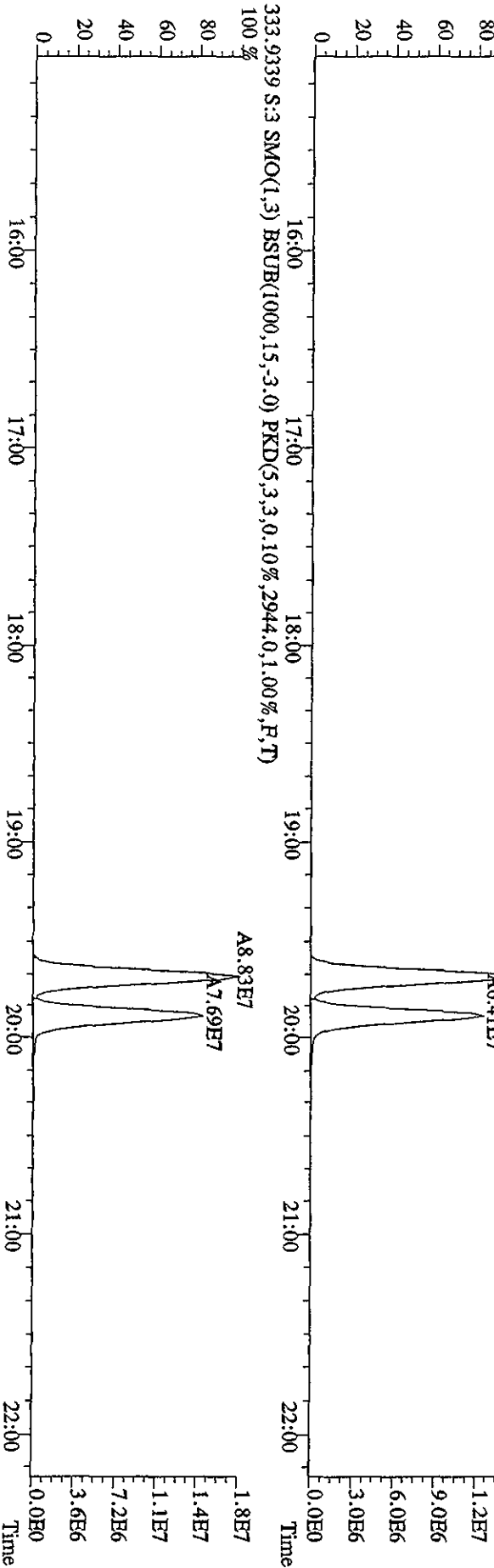
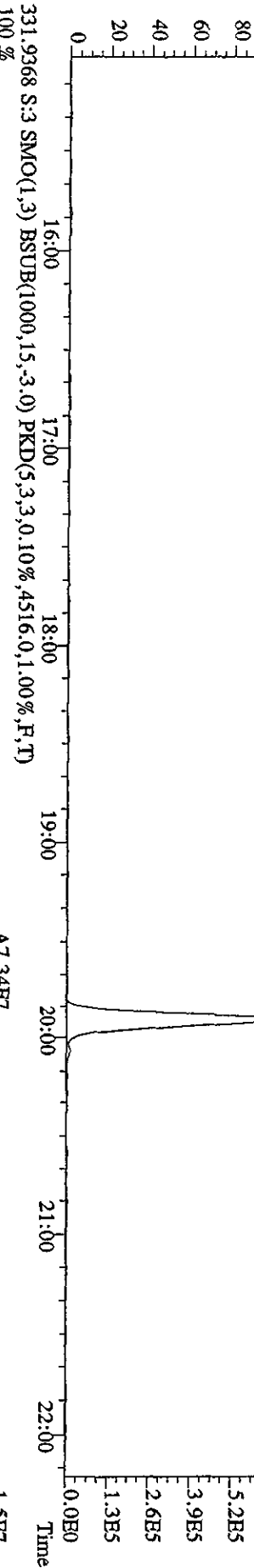
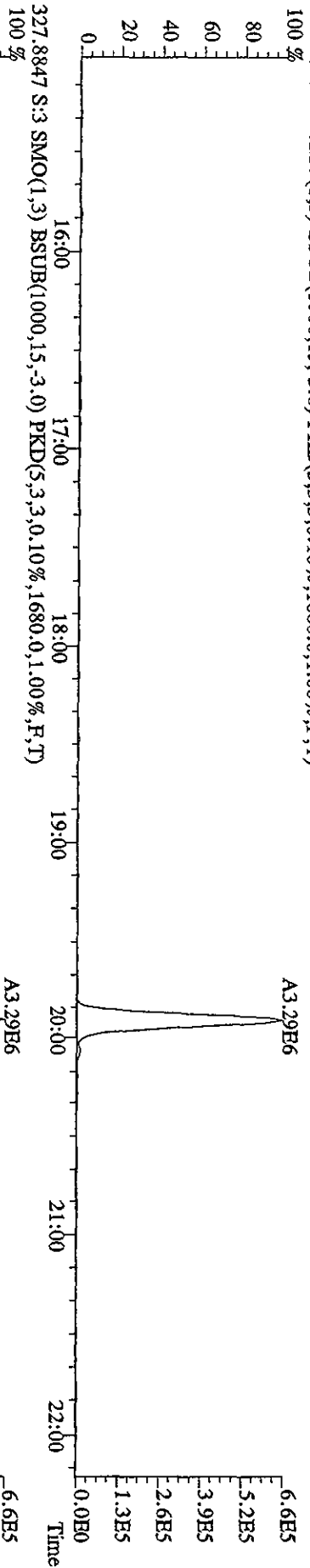
File:12AP104D5 #1-435 Acq:12-APR-2010 10:04:44 GC BI+ Voltage SIR Autospec-Ultimate
 Sample#3 Text:ST0412A :CS-2 09DXN423 Exp:DIOXINRES8290A
 303.9016 S:3 SMO(1,3) BSUB(1000,15,-3,0) PKD(5,3,3,0,10%,616,0,1,00%,F,T)



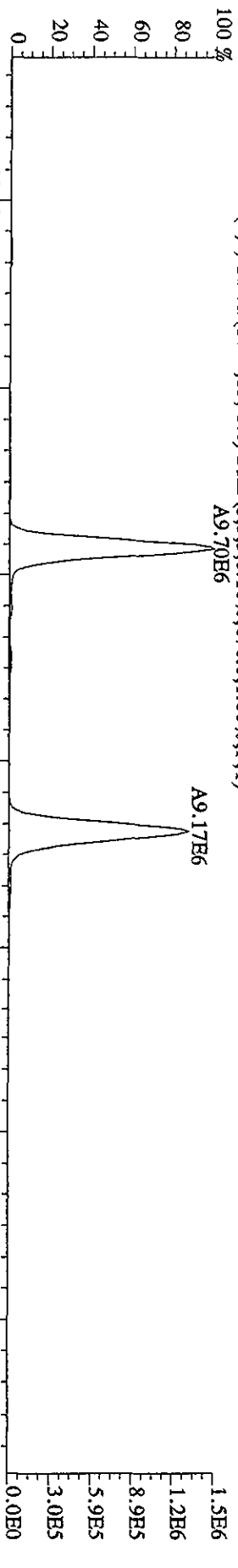
File: 12AP104D5 #1-435 Acq: 12-APR-2010 10:04:44 GC EI + Voltage SIR Autospec-UltimaE
 Sample#3 Text: ST0412A :CS-2 09DXN423 Exp: DIOXINRES8290A
 319.8965 S:3 SMO(1,3) BSUB(1000,15,-3,0) PKD(5,3,3,0,10%,756,0,1,00%,F,T)



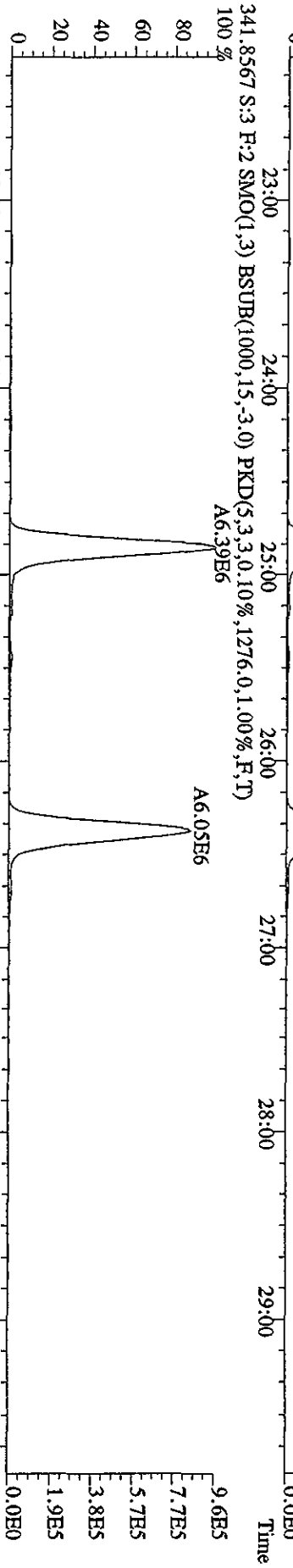
File:12AP104D5 #1-435 Acq:12-APR-2010 10:04:44 GC EI+ Voltage SIR Autospec-Ultimate
 Sample#3 Text:ST0412A :CS-2 09DXN423 Exp:DIOXINRES8290A
 327.8847 S:3 SMO(1,3) BSUB(1000,15,-3.0) PKD(5,3,3,0,10%,1680,0,1.00%,F,T)



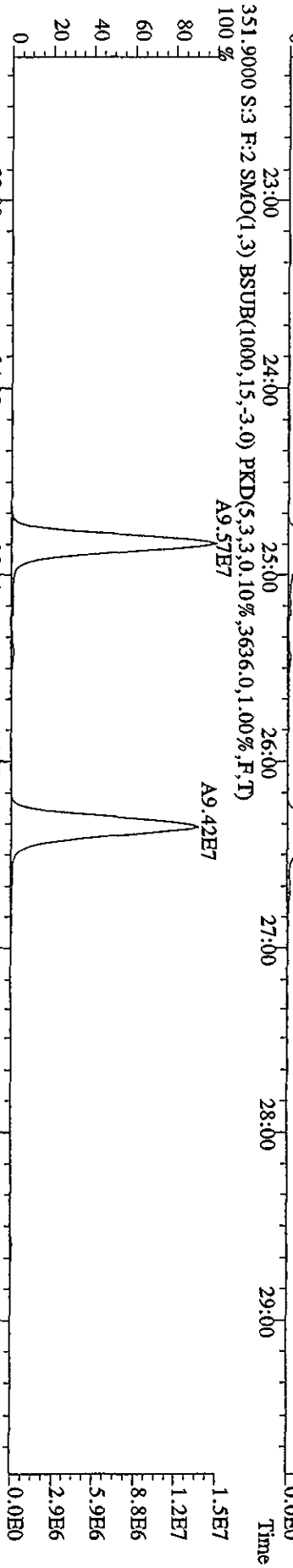
File:12AP104D5 #1-605 Acq:12-APR-2010 10:04:44 GC EI + Voltage SIR Autospec-UltimaE
 Sample#3 Text:ST0412A :CS-2 09DXN423 Exp:DIOXINRES8290A
 339.8597 S:3 F:2 SMO(1,3) BSUB(1000,15,-3,0) PKD(5,3,3,0,10%,676,0,1,00%,F,T)
 100% A9.70E6



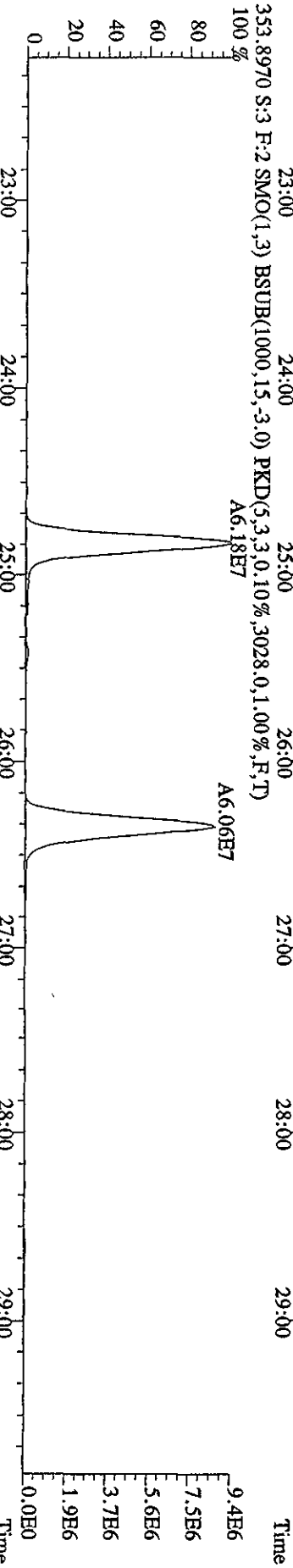
341.8567 S:3 F:2 SMO(1,3) BSUB(1000,15,-3,0) PKD(5,3,3,0,10%,1276,0,1,00%,F,T)
 100% A6.39E6



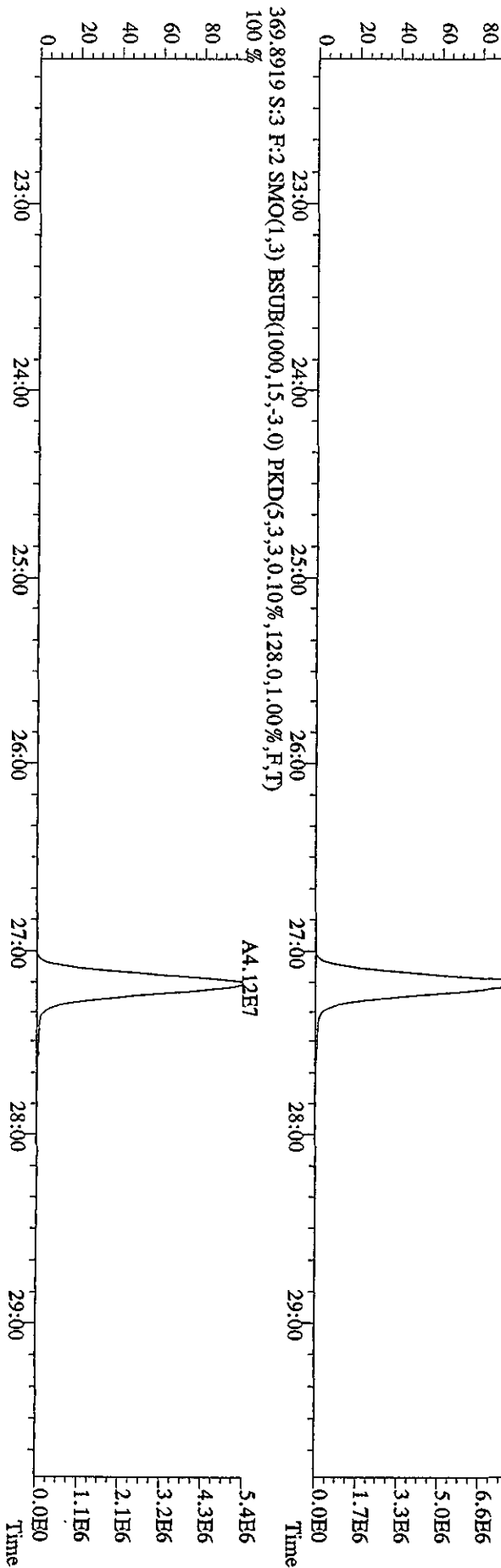
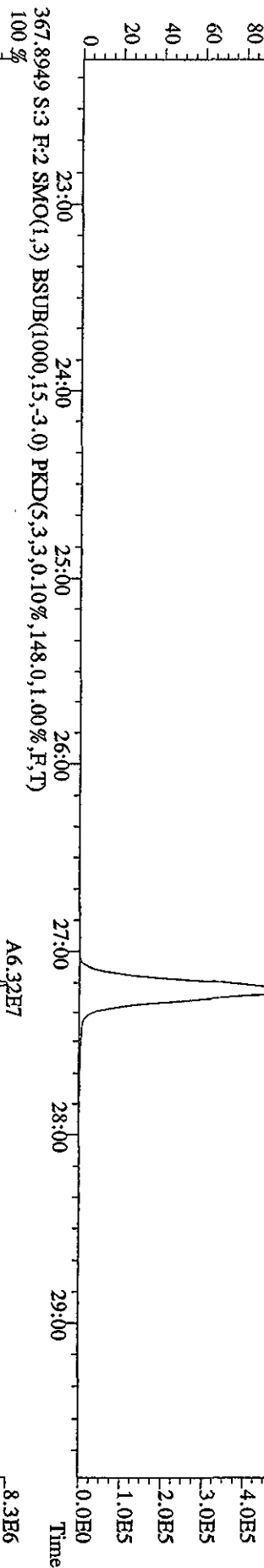
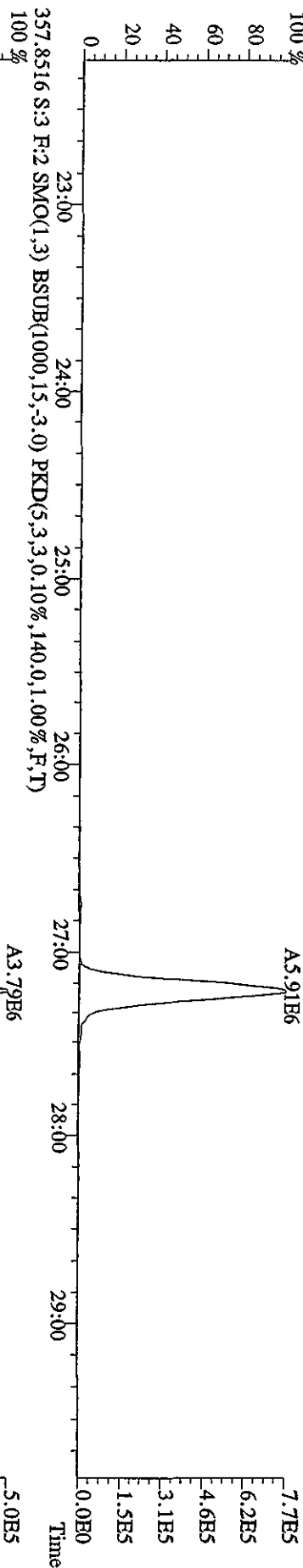
351.9000 S:3 F:2 SMO(1,3) BSUB(1000,15,-3,0) PKD(5,3,3,0,10%,3636,0,1,00%,F,T)
 100% A9.57E7



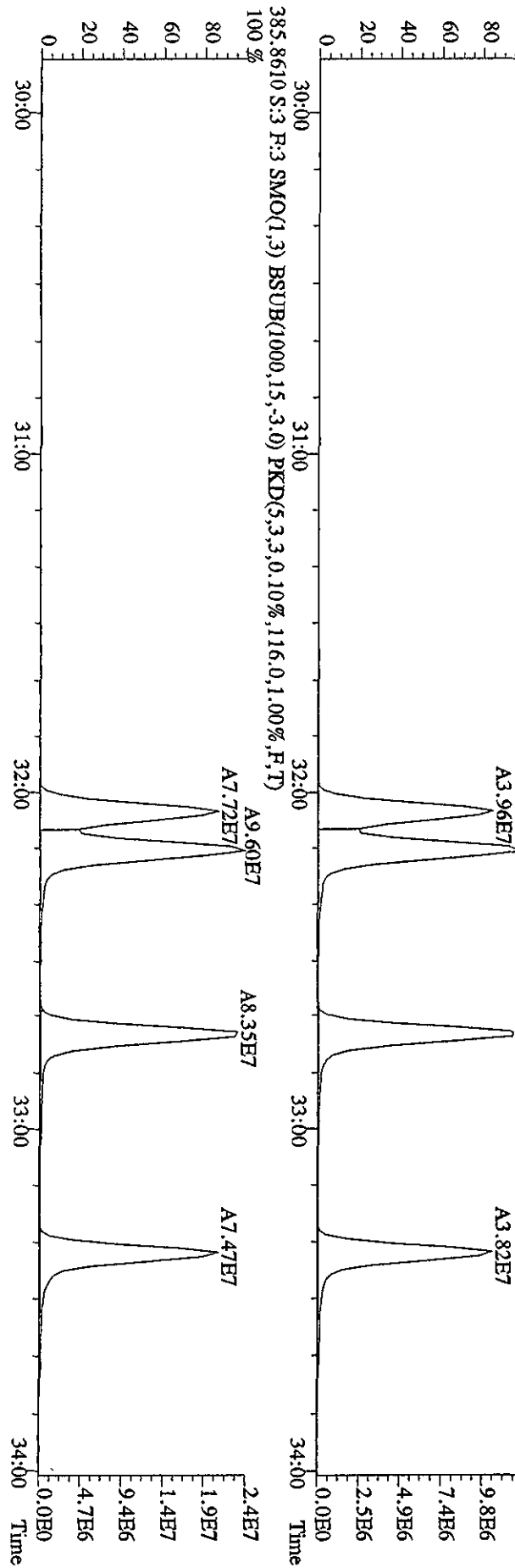
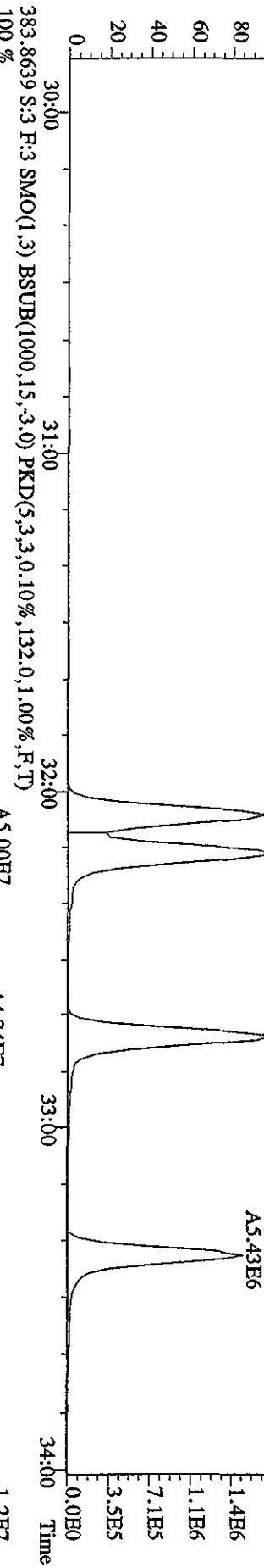
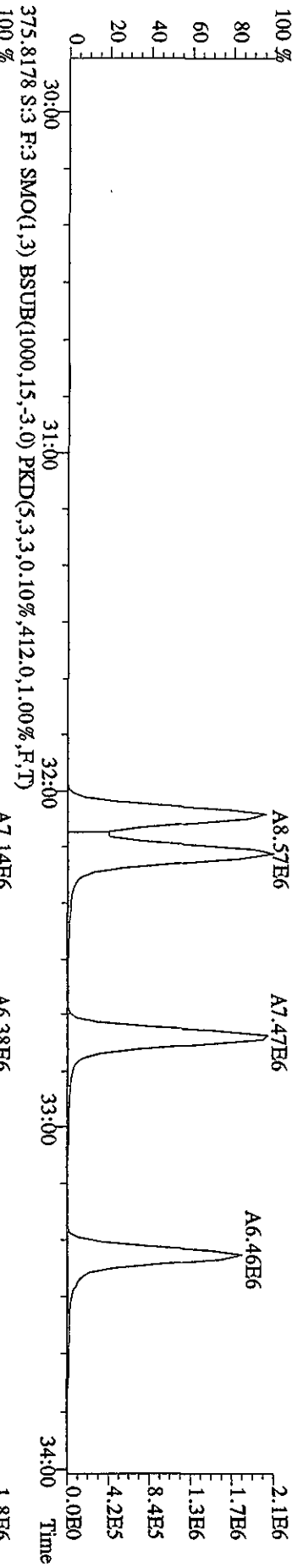
353.8970 S:3 F:2 SMO(1,3) BSUB(1000,15,-3,0) PKD(5,3,3,0,10%,3028,0,1,00%,F,T)
 100% A6.18E7



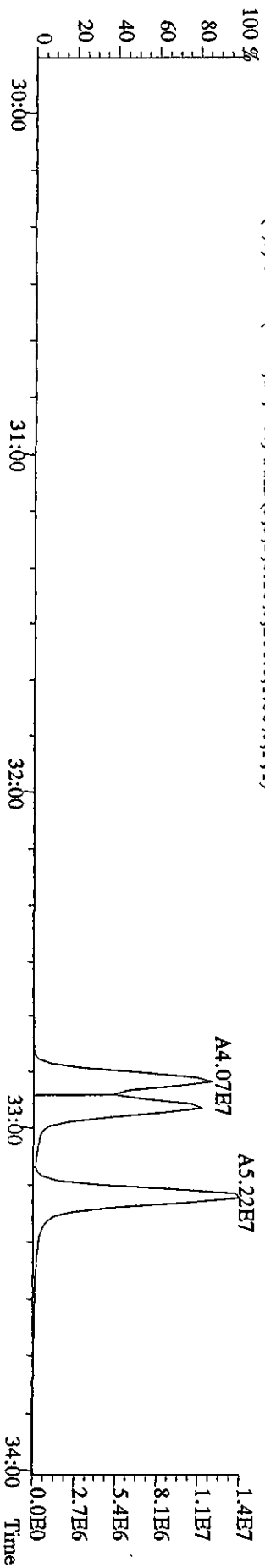
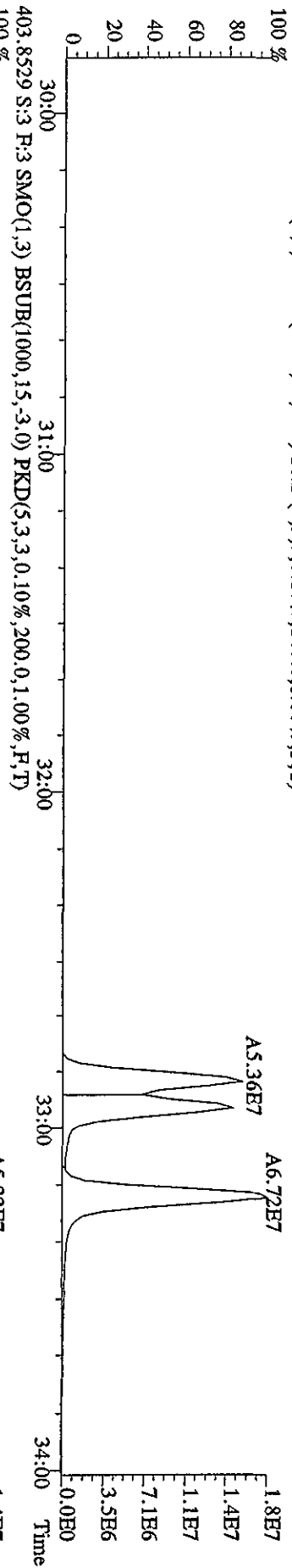
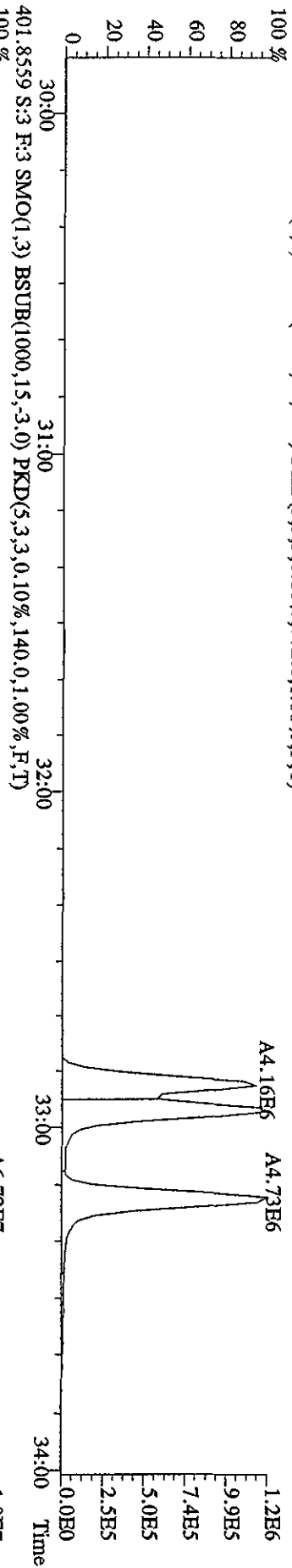
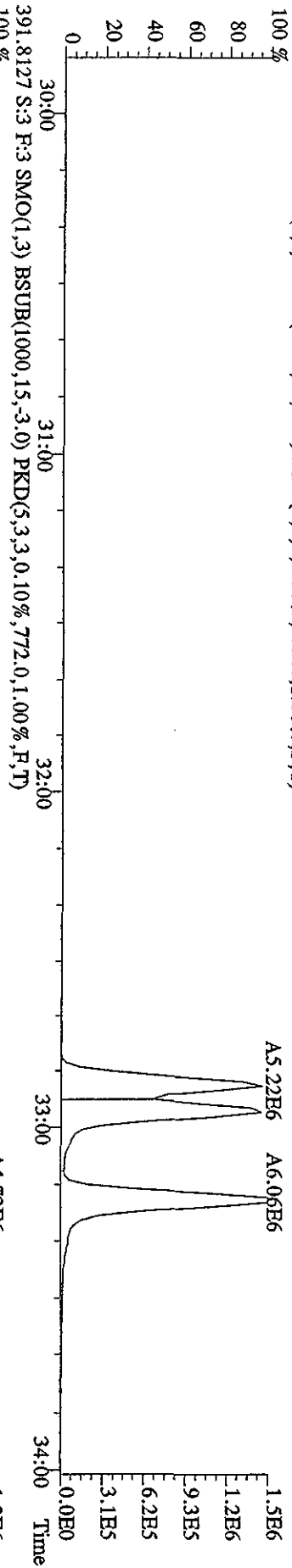
File: 12AP104D5 #1-605 Acq: 12-APR-2010 10:04:44 GC EI+ Voltage SIR Autospec-UltimaE
 Sample#3 Text: ST0412A :CS-2 09DXN423 Exp: DIOXINRES8290A
 355.8546 S:3 F:2 SMO(1,3) BSUB(1000,15,-3,0) PKD(5,3,3,0,10%,832.0,1.00%,F,T)
 100%



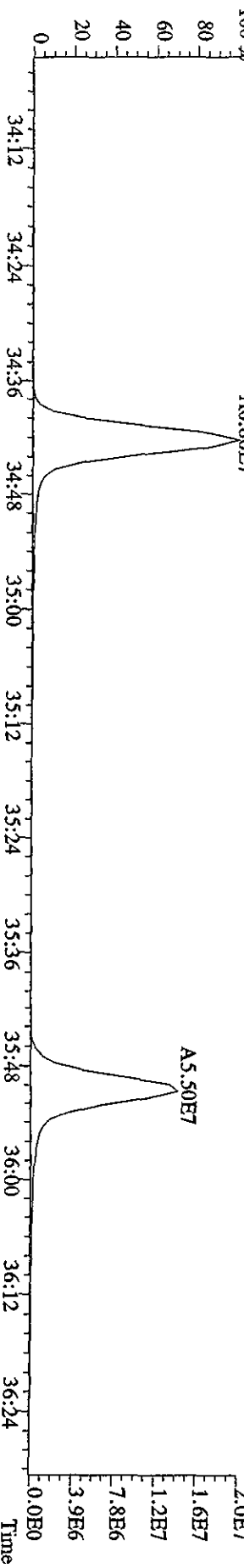



File:12AP104D5 #1-317 Acq:12-APR-2010 10:04:44 GC FI+ Voltage SIR Autospec-UltimaE
 Sample#3 Text:ST0412A :CS-2 09DXN423 Exp:DIOXINRES8290A
 373.8208 S:3 F:3 SMO(1,3) BSUB(1000,15,-3.0) PKD(5,3,3,0.10%,808.0,1.00%,F,T)



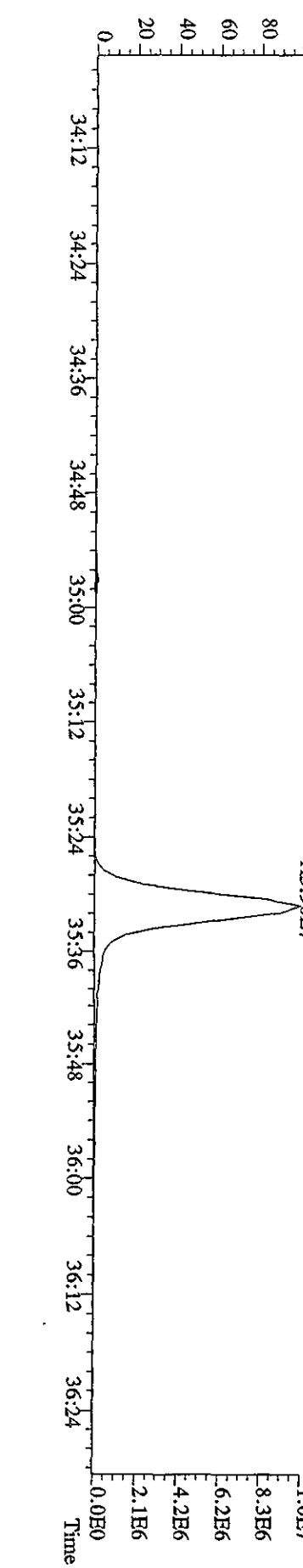
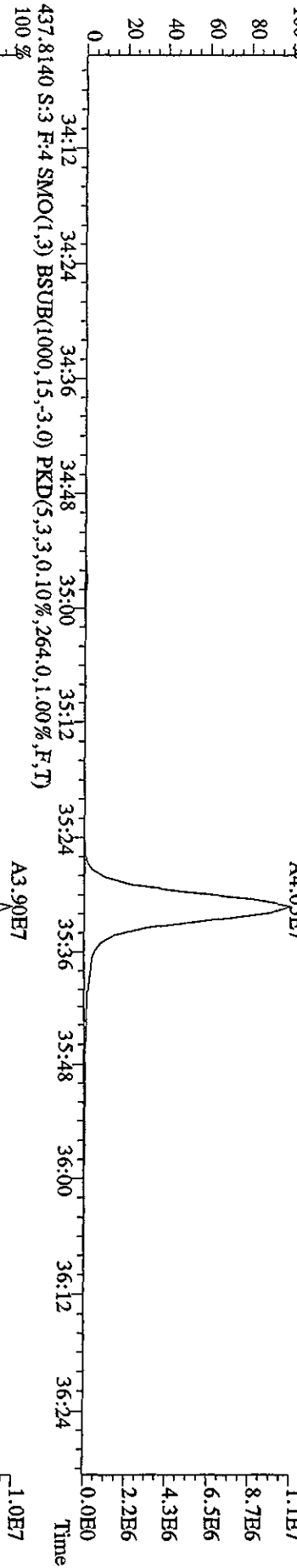
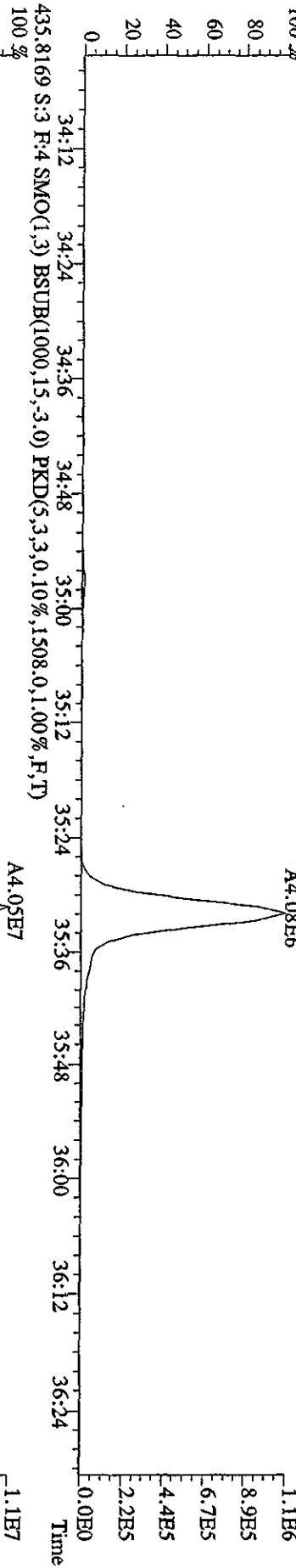
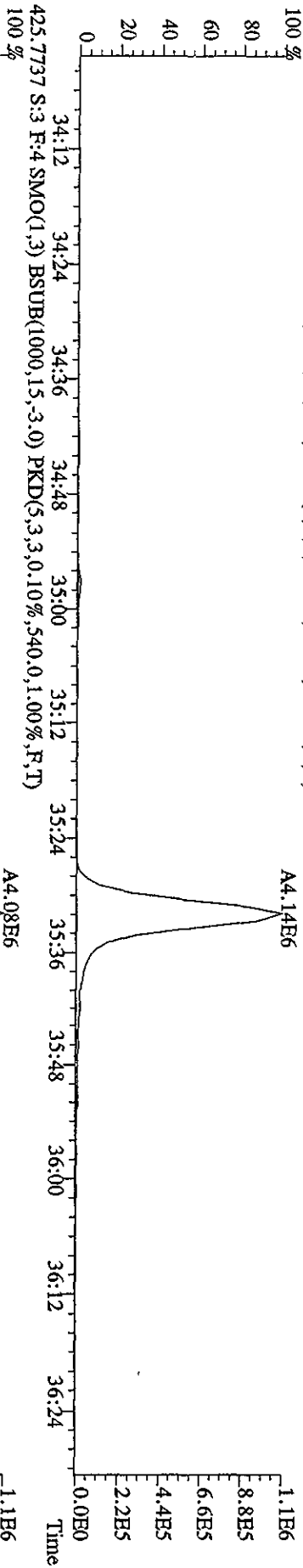
File:12AP104D5 #1-317 Acq:12-APR-2010 10:04:44 GC EI+ Voltage 51V Autospec-Ultimate
 Sample#3 Text:ST0412A :CS-2 09DXN423 Exp:DIOXINRES8290A
 389.8157 S:3 F:3 SMO(1,3) BSUB(1000,15,-3.0) PKD(5,3,3,0.10%,532.0,1.00%,F,T)
 100 %



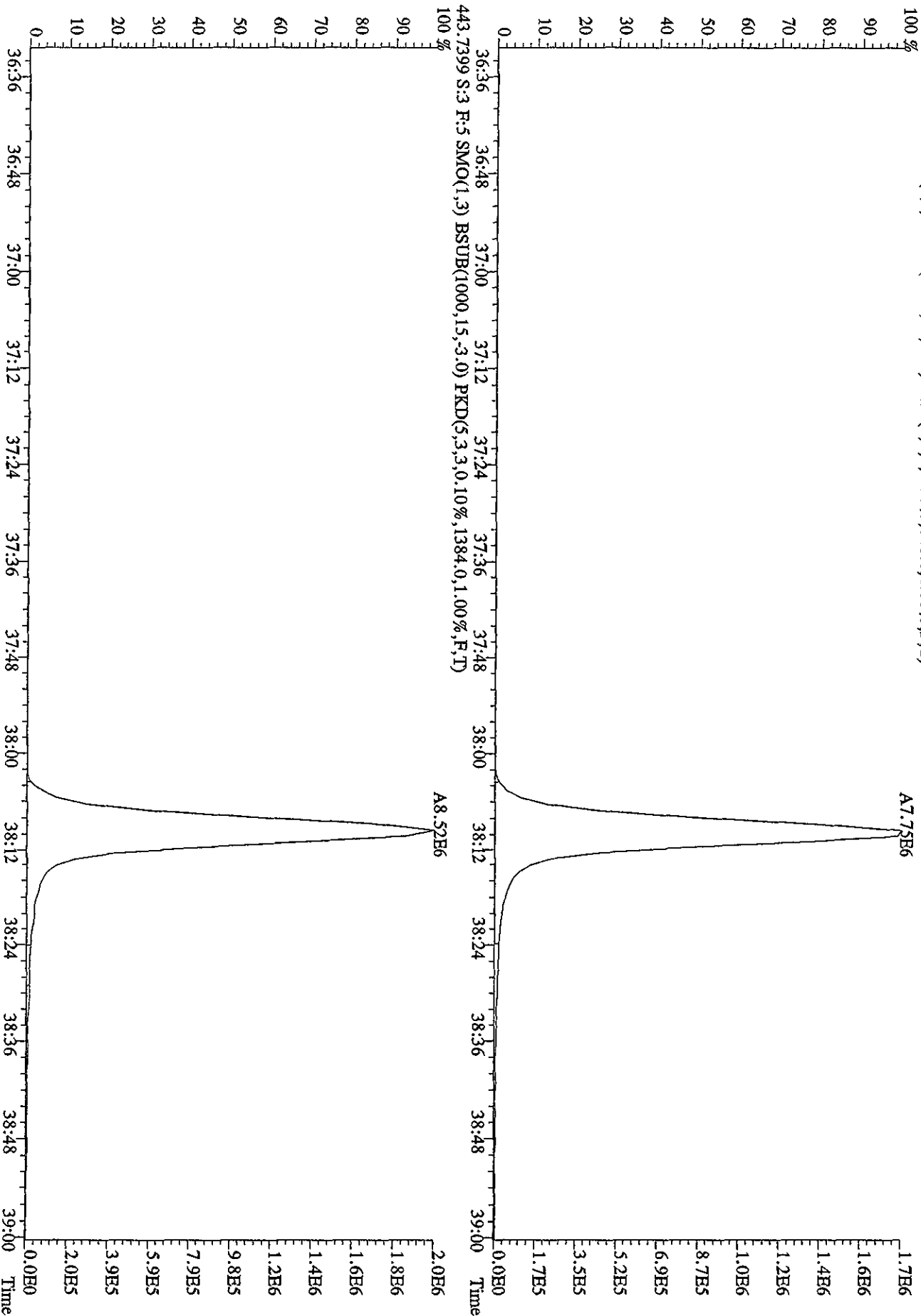
File:12AP104D5 #1-198 Acq:12-APR-2010 10:04:44 GC EI+ Voltage SIR Autospec-Ultimate
 Sample#3 Text:ST0412A :CS-2 09DXN423 Exp:DIOXINRES8290A
 407.7818 S:3 F:4 SMO(1,3) BSUB(1000,15,-3,0) PKD(5,3,3,0,10%,.5260,0,1,00%,F,T)
 100% A6.17E6



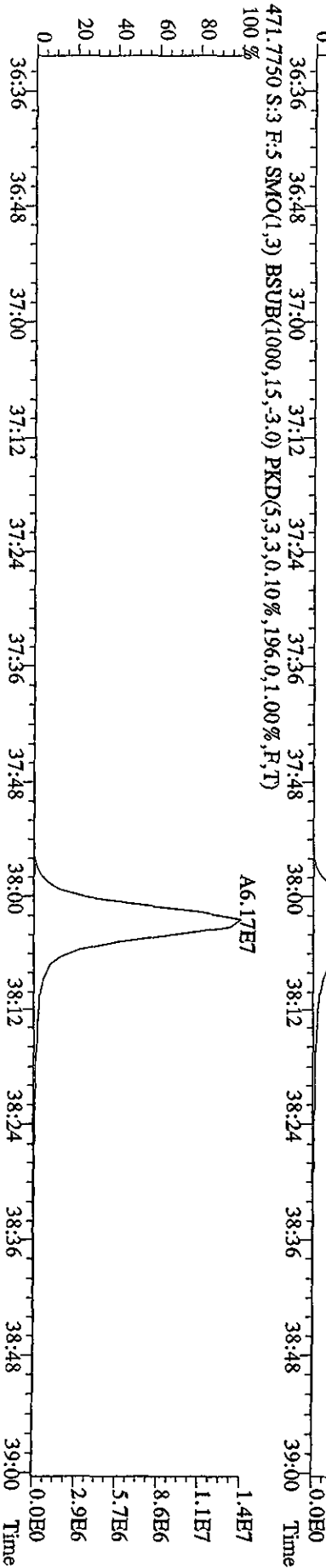
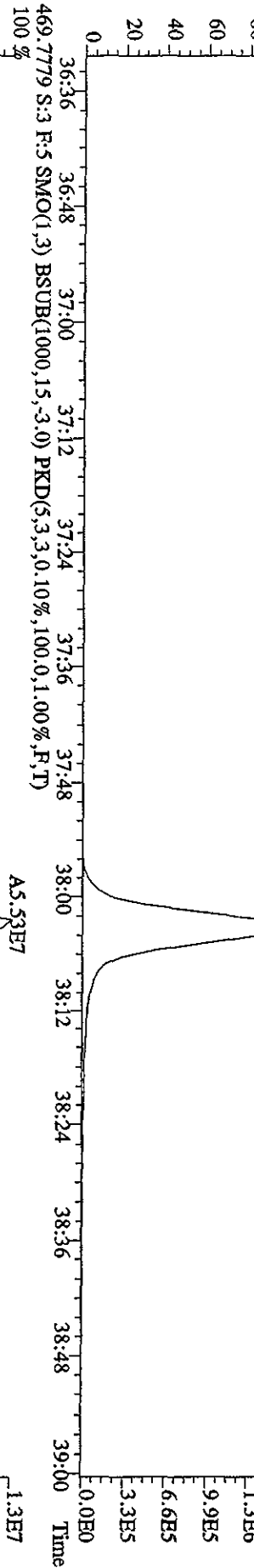
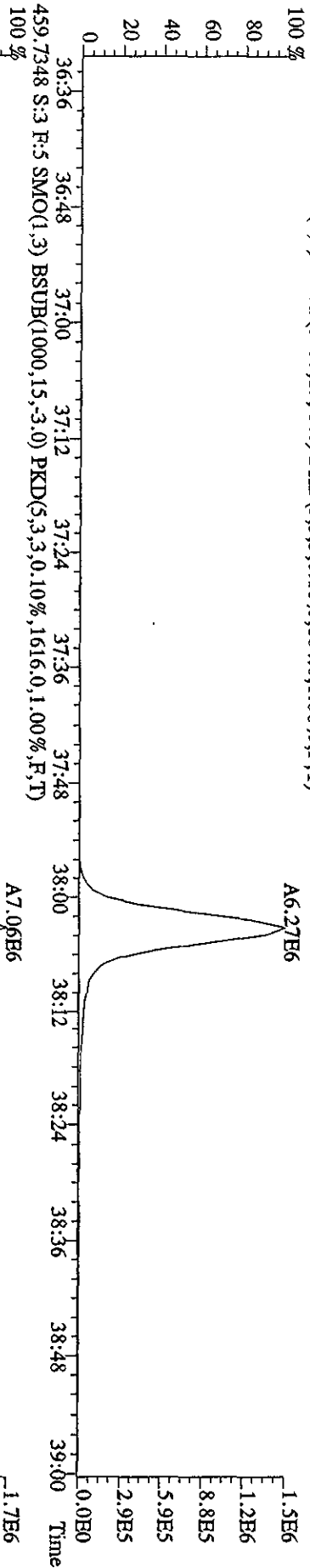
File: 12AP104D5 #1-198 Acq: 12-APR-2010 10:04:44 GC EI+ Voltage SIR Autospec-Ultimate
 Sample#3 Text: ST0412A :CS-2 09DXN423 Exp: DIOXINRES8290A
 423.7766 S:3 F:4 SMO(1,3) BSUB(1000,15,-3,0) PKD(5,3,3,0,10%,956.0,1.00%,F,T)



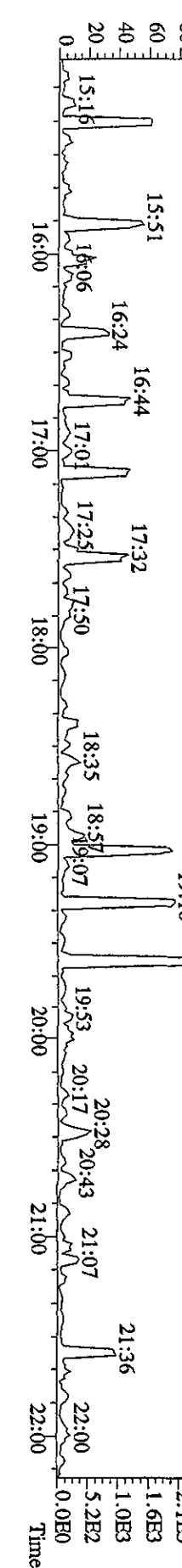
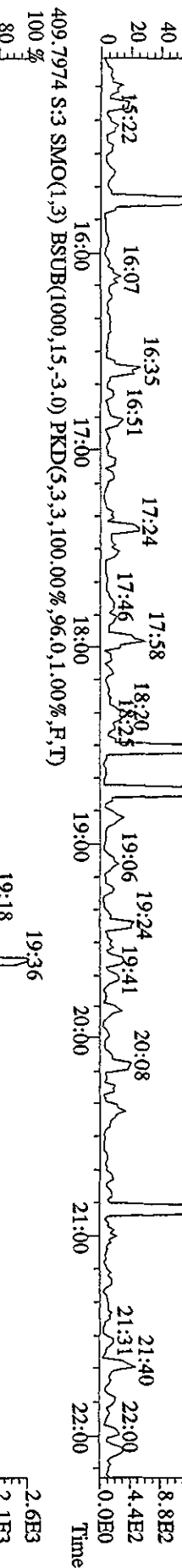
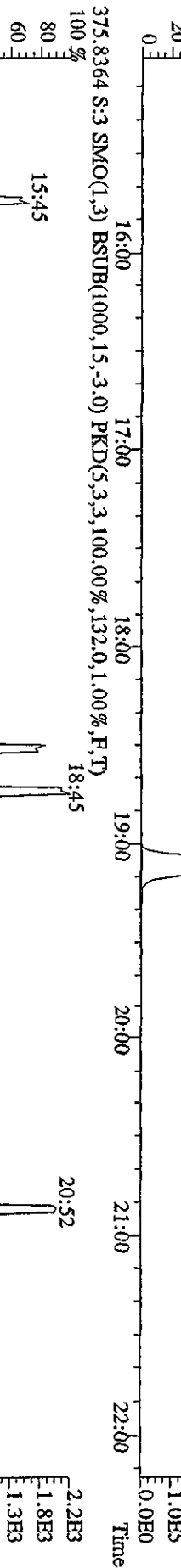
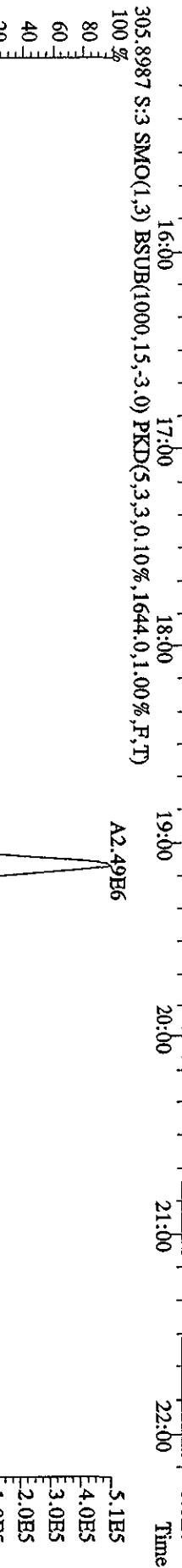
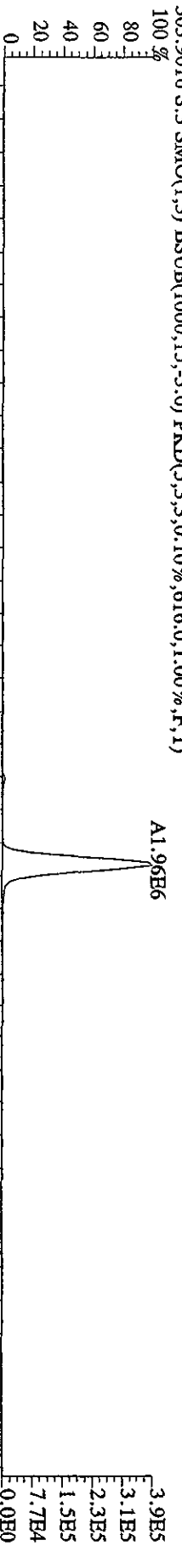
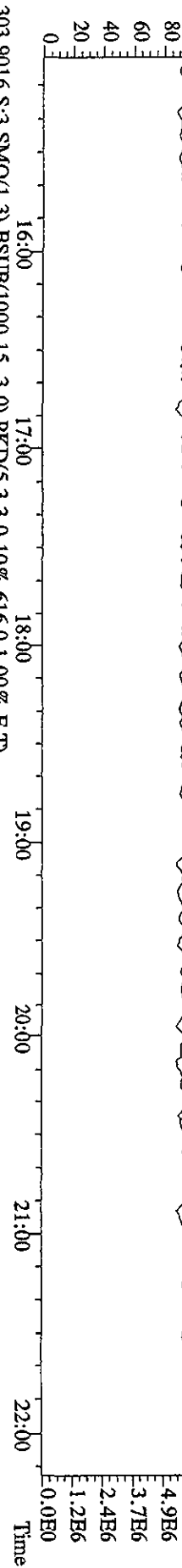
File: 12AP104D5 #1-190 Acq: 12-APR-2010 10:04:44 GC EI+ Voltage: SIR Autospec-Ultimate
 Sample#3 Text: ST0412A :CS-2 09DXN423 Exp: DIOXINRES8290A
 441.7428 S:3 F:5 SMO(1,3) BSUB(1000,15,-3.0) PKD(5,3,3,0,10%,840.0,1.00%,F,T)
 100%



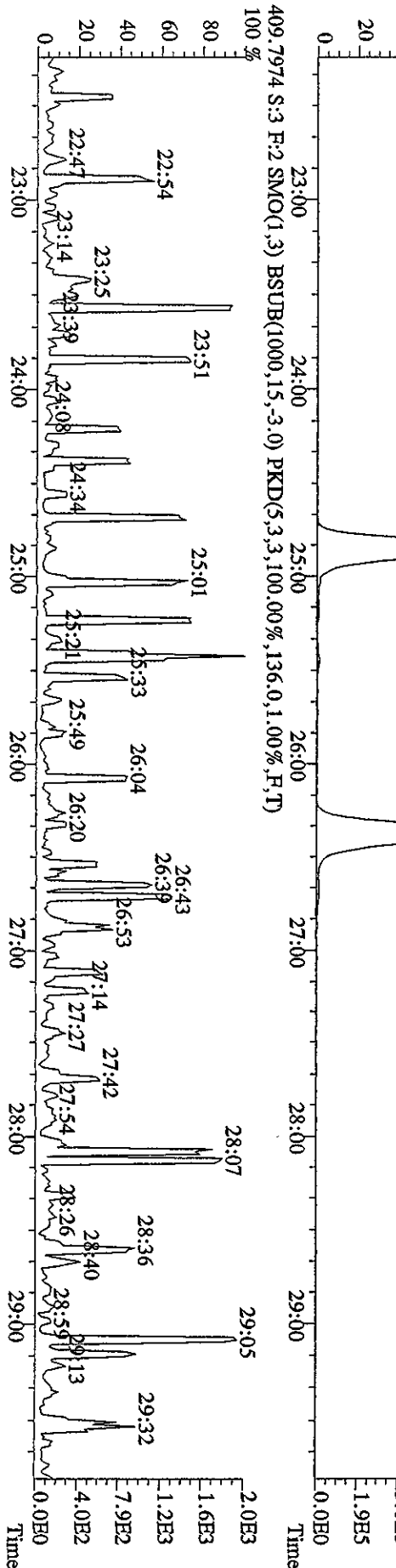
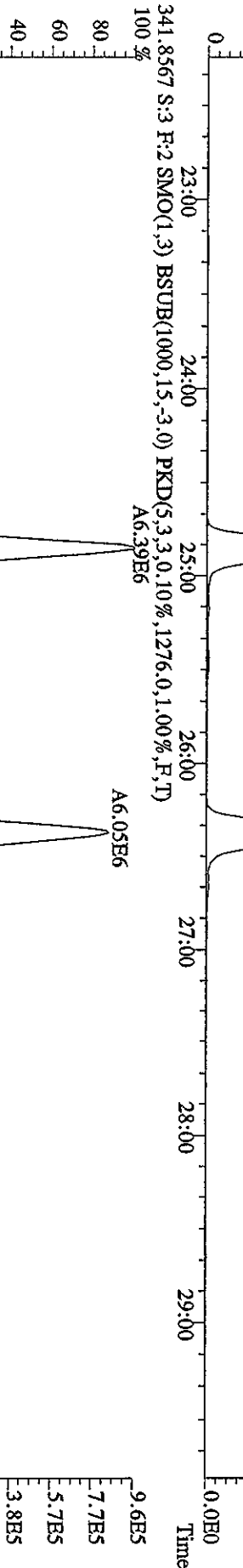
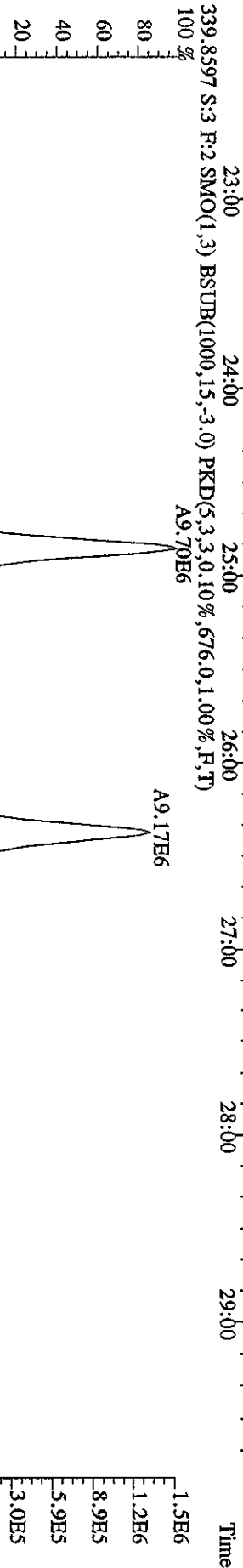
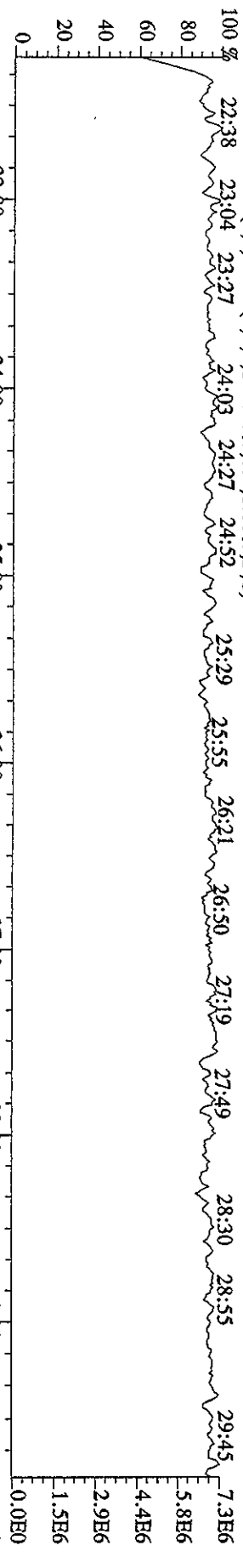
File: 12AP104D5 #1-190 Acq: 12-APR-2010 10:04:44 GC EI+ Voltage SIR Autospec-UHimaB
 Sample#3 Text: ST0412A :CS-2 09DXN423 Exp: DIOXINRES8290A
 457.7377 S:3 F:5 SMO(1,3) BSUB(1000,15,-3,0) PKD(5,3,3,0,10%,604,0,1,00%,F,T)
 100%



File:12AP104D5 #1-435 Acq:12-APR-2010 10:04:44 GC EI+ Voltage SIR Autospec-Ultimate
 Sample#3 Text:ST0412A :CS-2 09DXN423 Exp:DIOXINRES8290A
 354.9792 S:3 SMO(1,3) PKD(5,3,3,100.00%,0.0,1.00%,F,T)
 100% 5:12 16:00 16:42 17:09 17:51 18:29 19:00 19:26 19:52 20:21 20:43 21:07 21:36 22:01

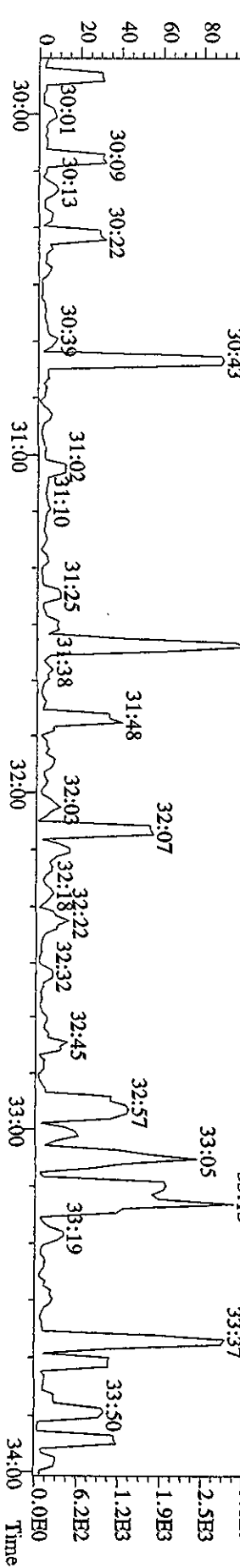
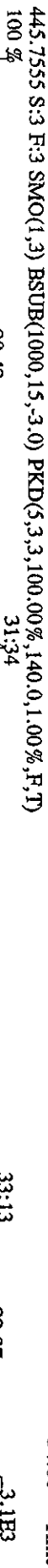
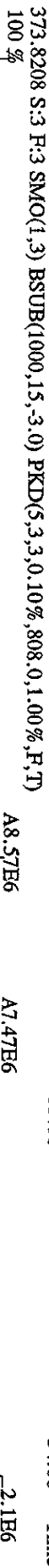
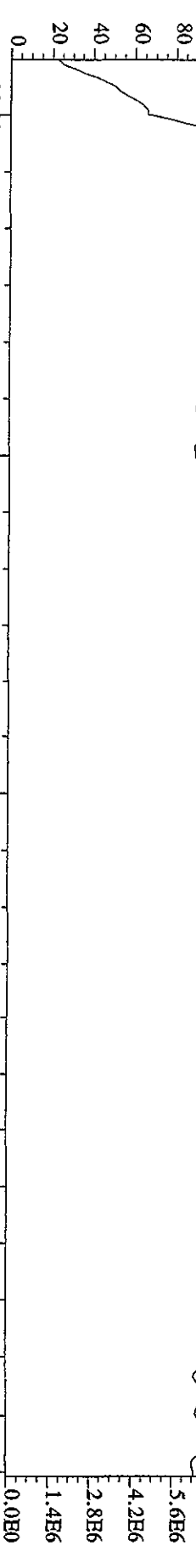


File:12AP104D5 #1-605 Acq:12-APR-2010 10:04:44 GC EI+ Voltage SIR Autospec-Ultimate
 Sample#3 Text:ST0412A :CS-2.09DXN423 Exp:DIOXINRES8290A

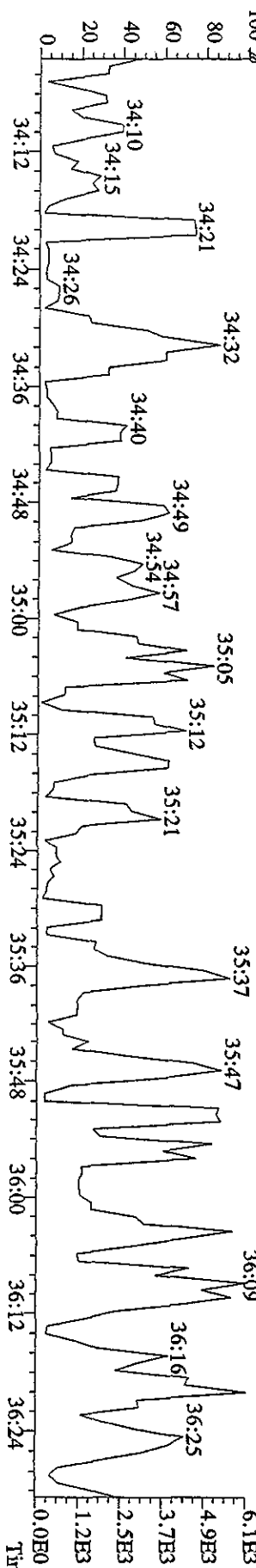
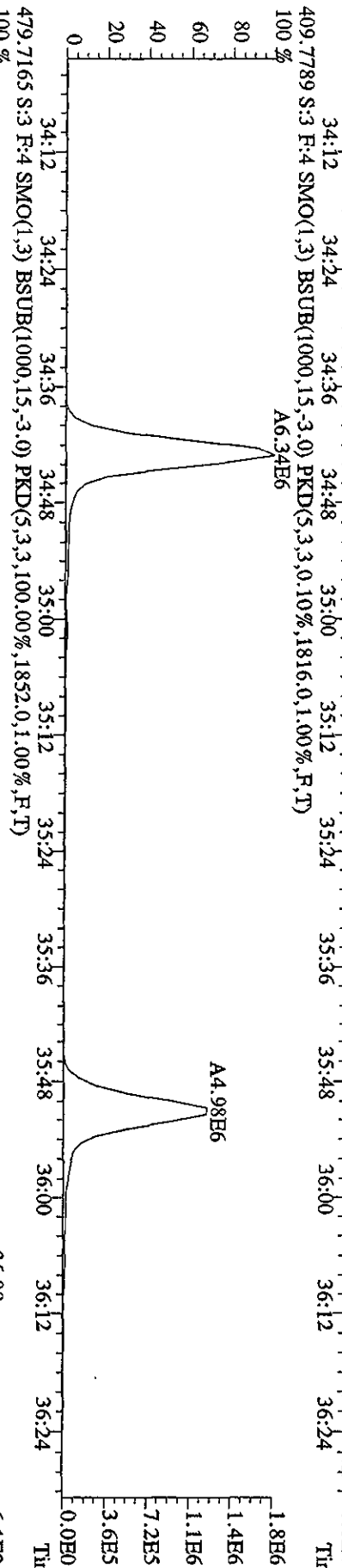

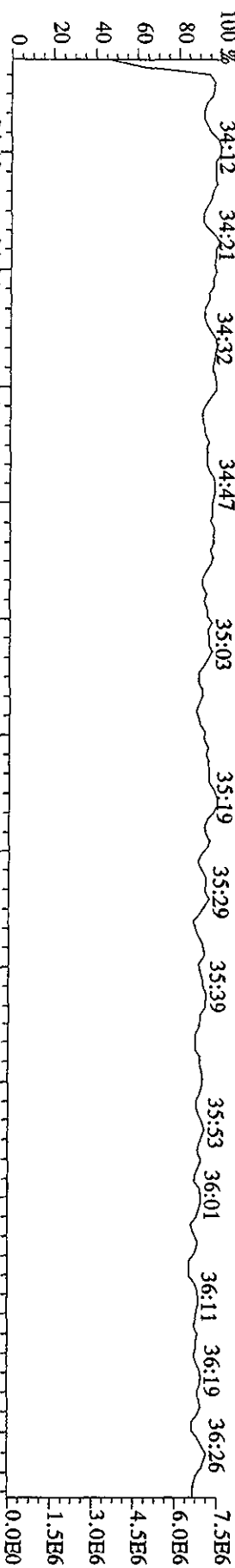


Sample#3 Text:ST0412A :CS-2 09DXN423 Exp:DIOXINRES8290A

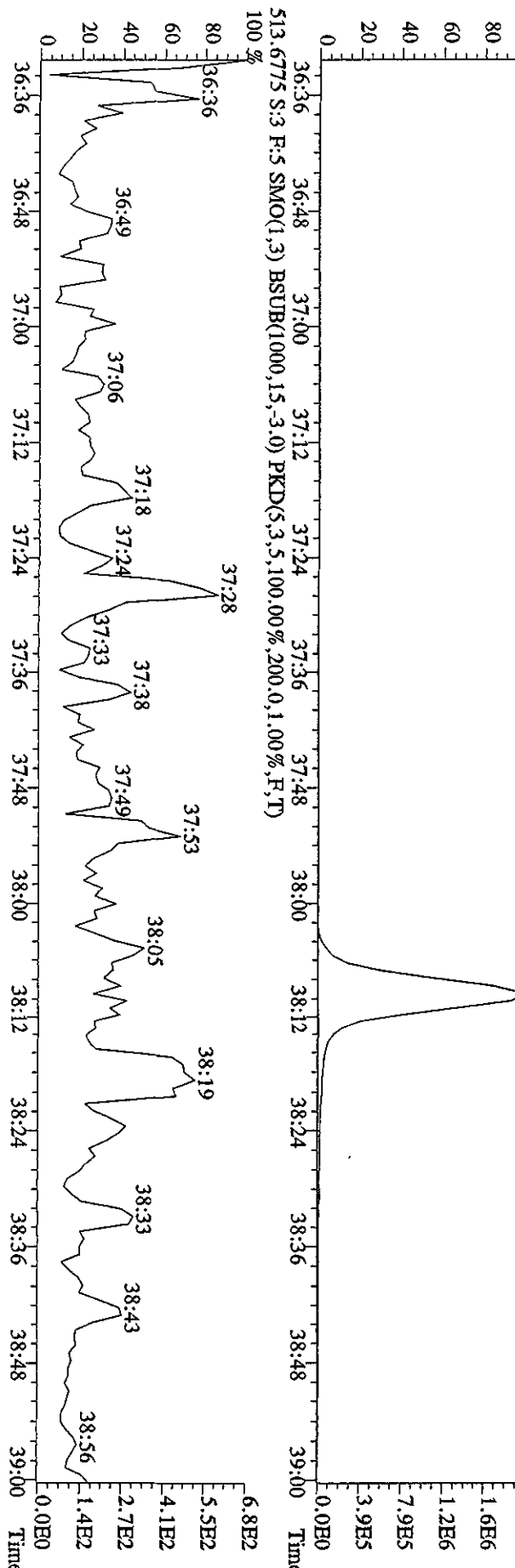

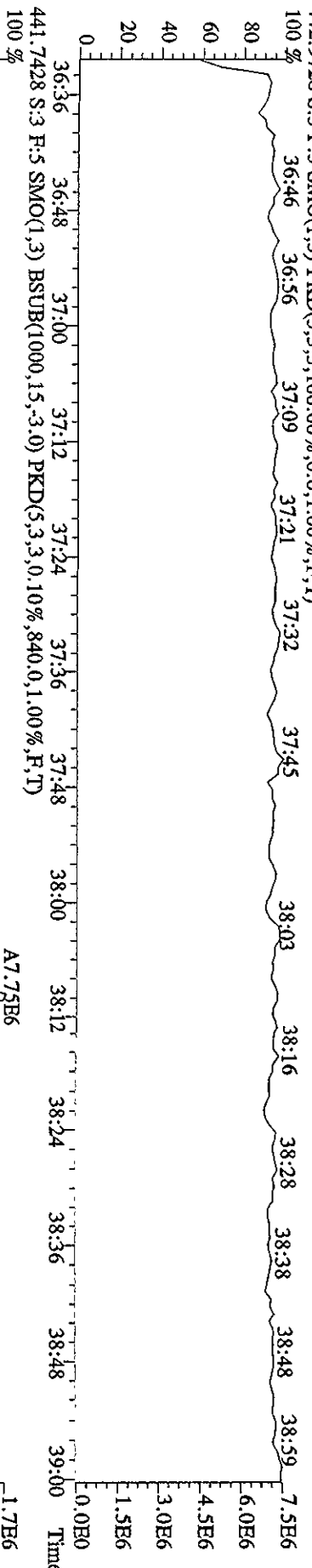
430.9728 S:3 F:3 SMO(1,3) PKD(5,3,3,100.00%,0.0,1.00%,F,T)



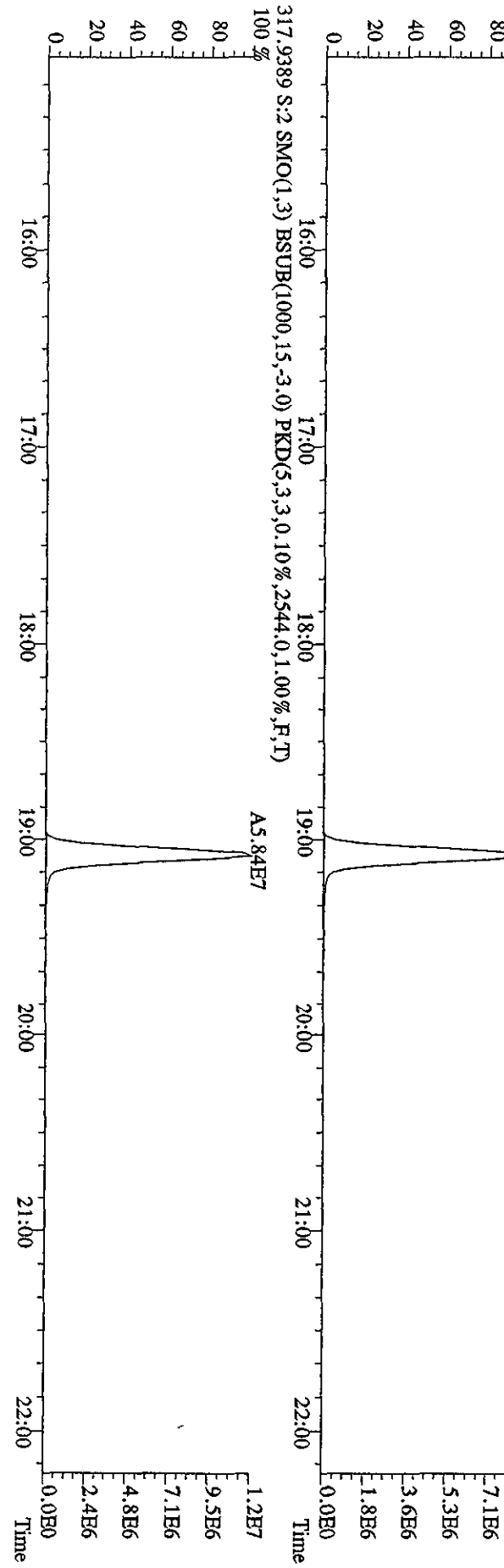
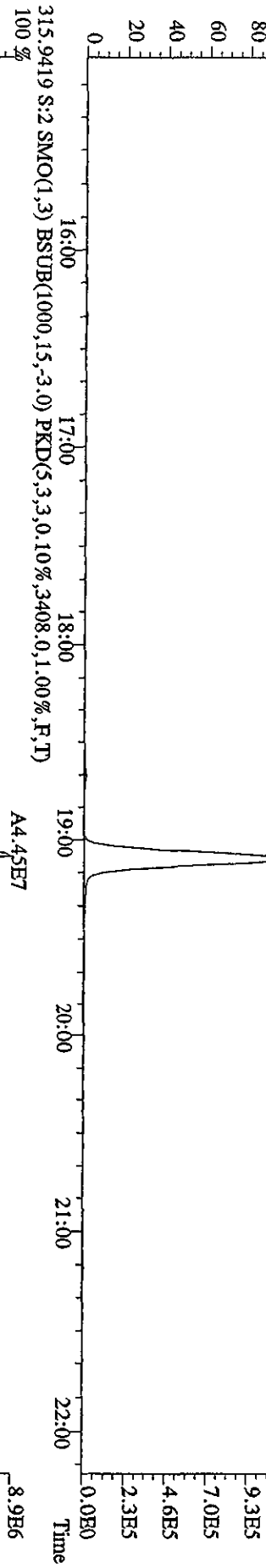
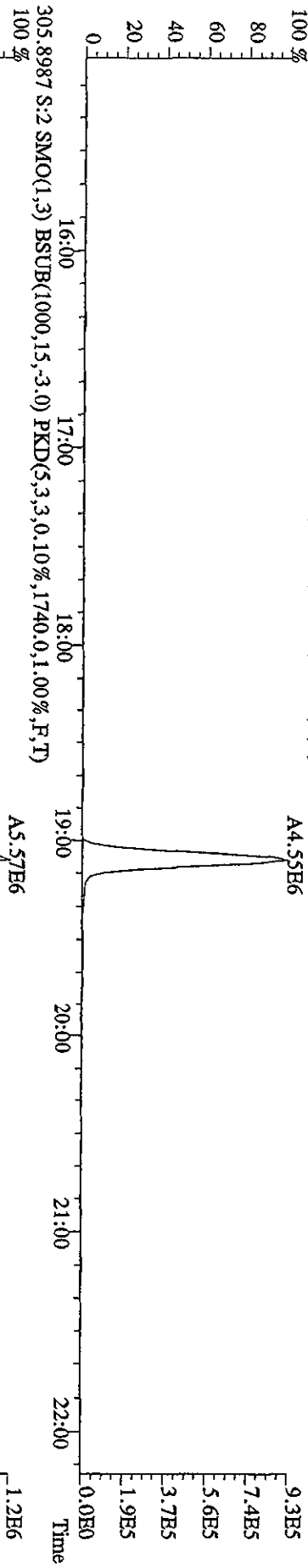
File:12AP104D5 #1-198 Acq:12-APR-2010 10:04:44 GC BI+ Voltage SIR Autospec-UltimaB
 Sample#3 Text:ST0412A :CS-2 09DXN423 Exp:DIOXINRES8290A



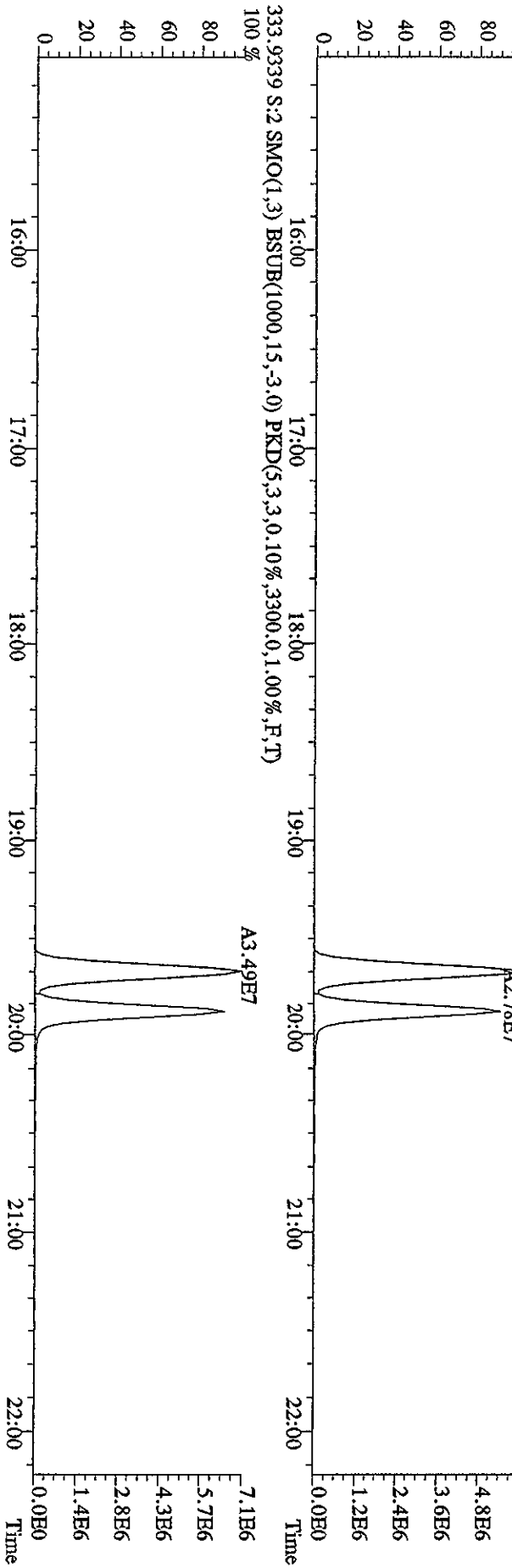
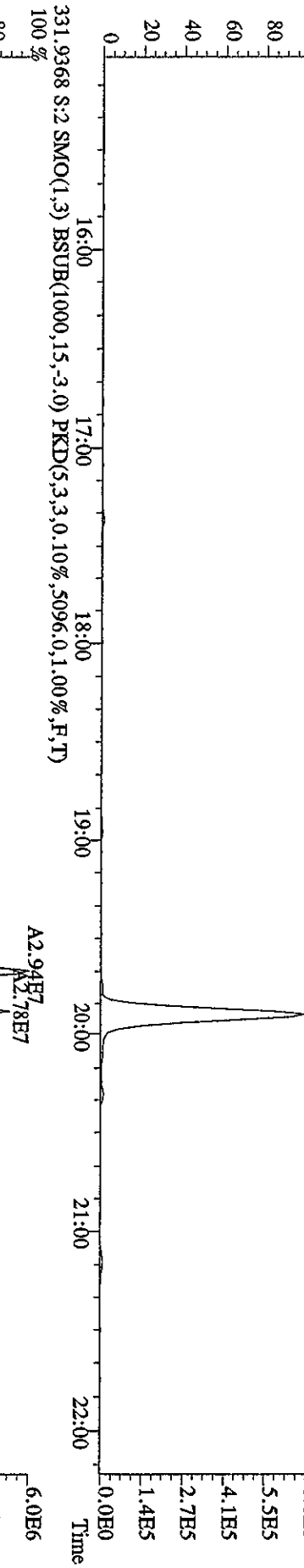
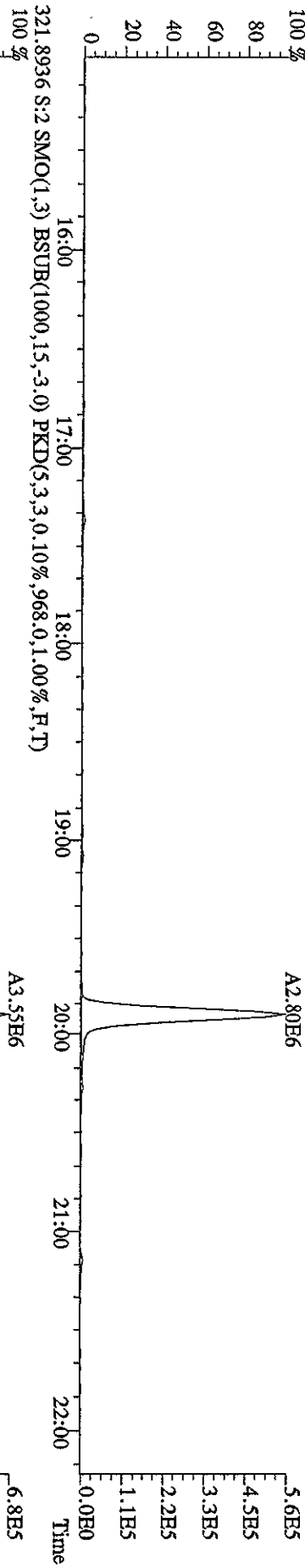
File:12AP104D5 #1-190 Acq:12-APR-2010 10:04:44 GC EI+ Voltage SIR Autospec-UltimaE
 Sample#3 Text:ST0412A :CS-2-09DXN423 Exp:DIOXINRES8290A



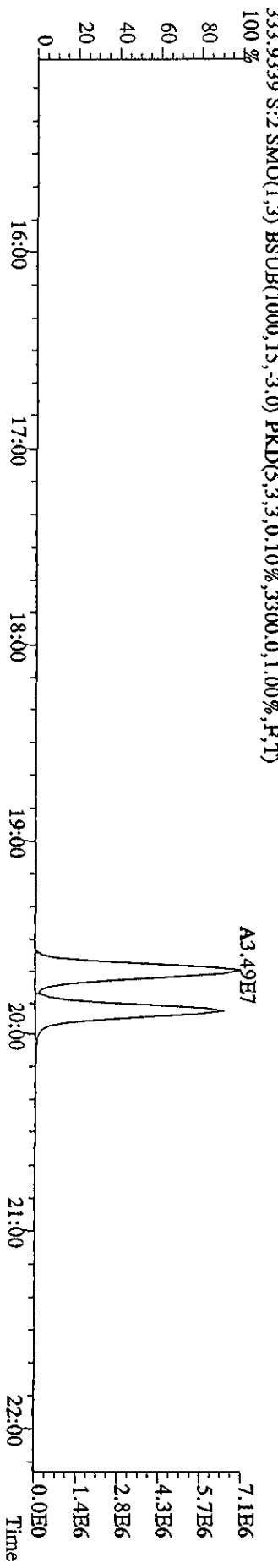
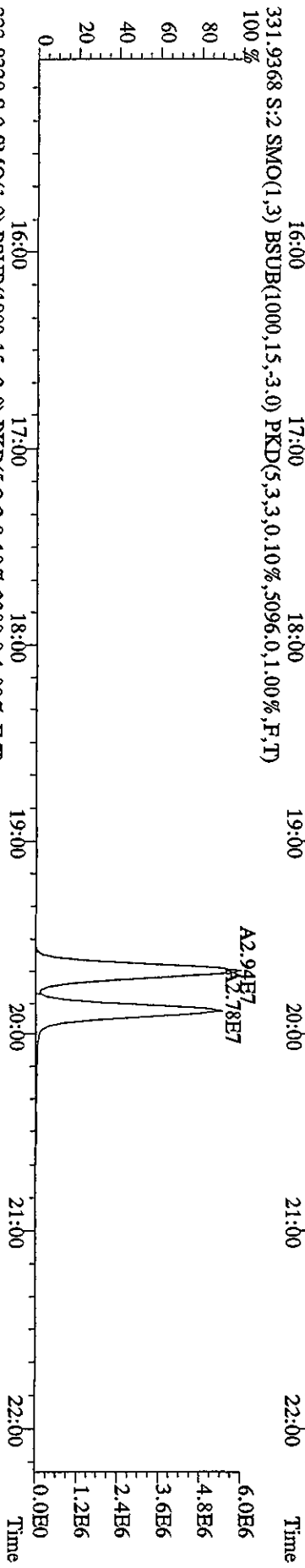
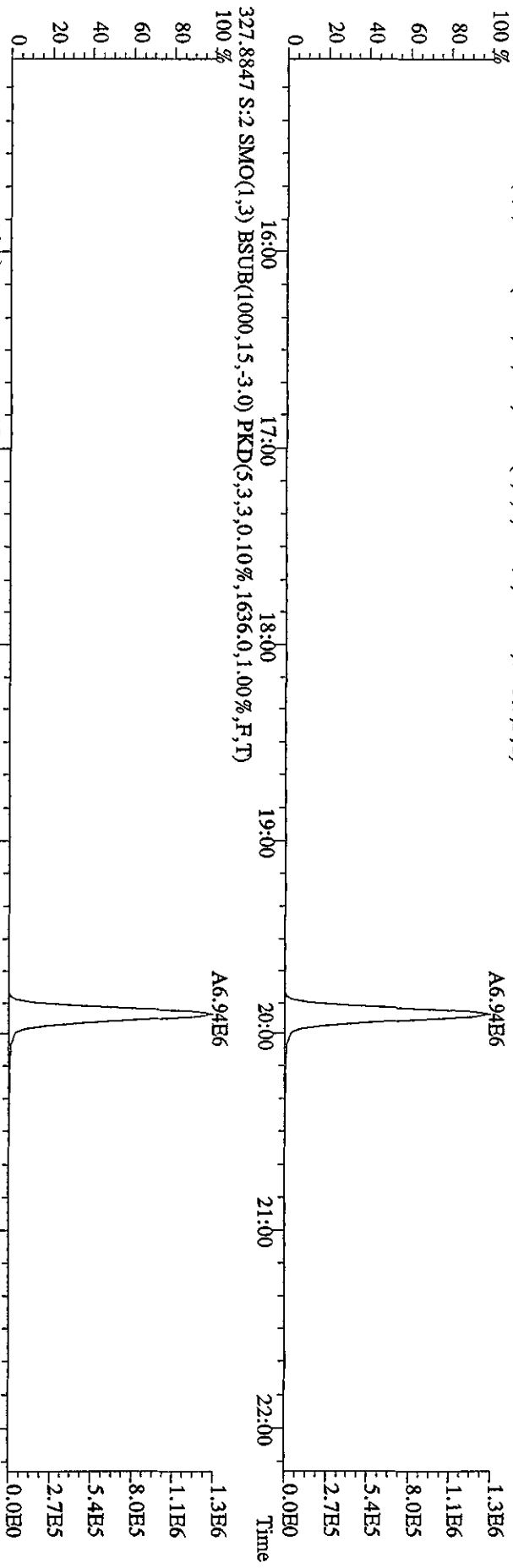
File:12API104D5 #1-435 Acq:12-APR-2010 09:14:17 GC EI+ Voltage SIR Autospec-UltimaB
Sample#2 Text:ST0412 :CS-3 10DXN111 Exp:DIOXINRES8290A
303.9016 S:2 SMO(1,3) BSUB(1000,15,-3.0) PKD(5,3,3,0.10%,1208.0,1.00%,F,T)



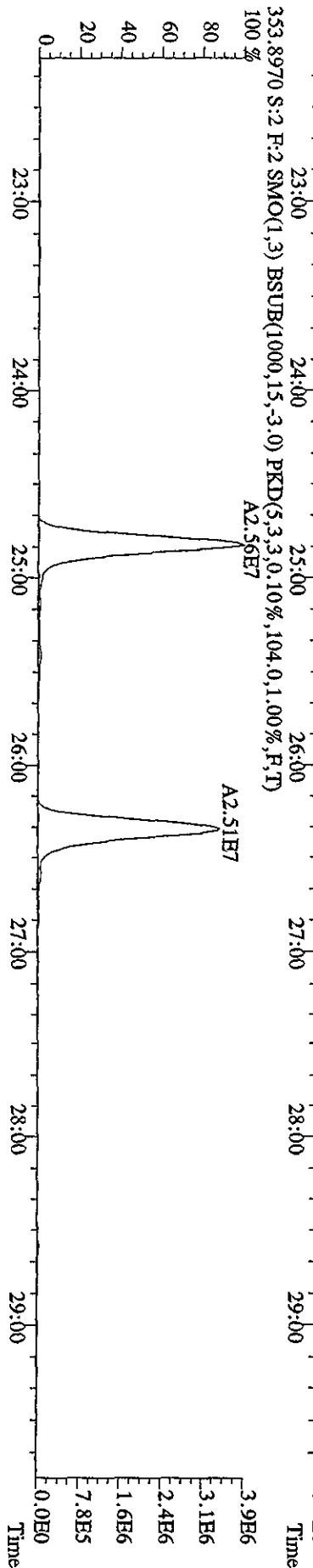
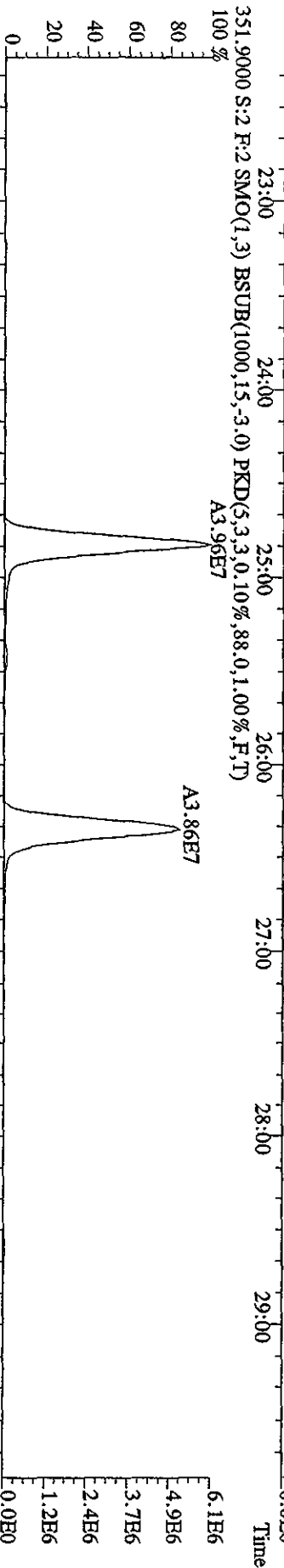
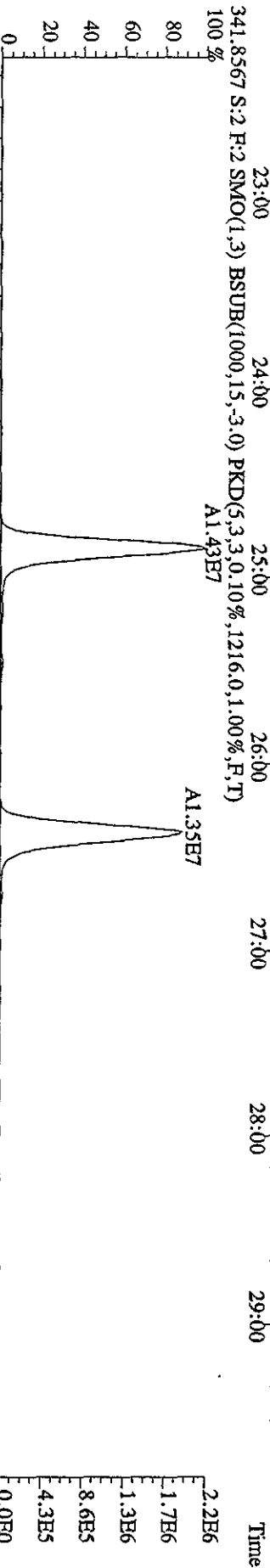
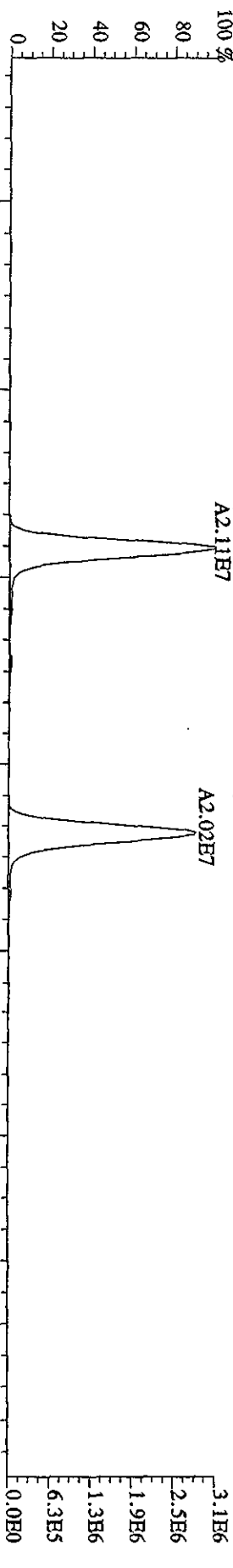
File: 12AP104D5 #1-435 Acq: 12-APR-2010 09:14:17 GC EI+ Voltage S1R Autospec-UltimaE
 Sample#2 Text: ST0412 :CS-3 10DXN111 Exp: DIOXINRES8290A
 319.8965 S:2 SMO(1,3) BSUB(1000,15,-3.0) PKD(5,3,3,0.10%,748.0,1.00%,F,T) 100%



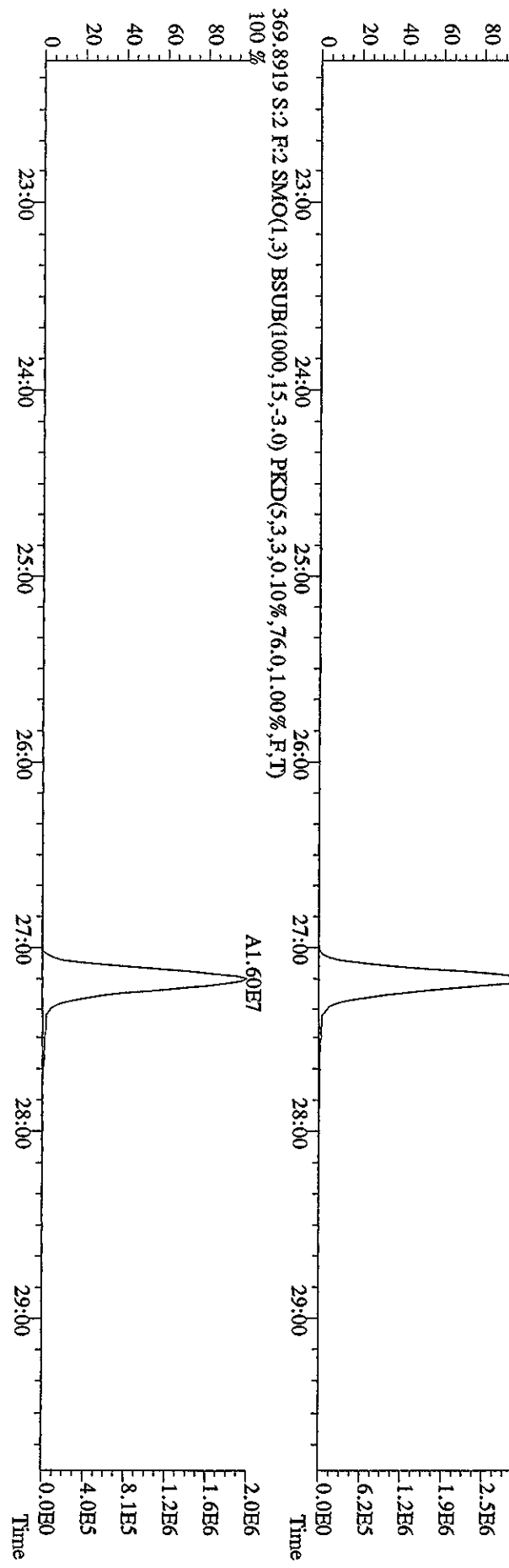
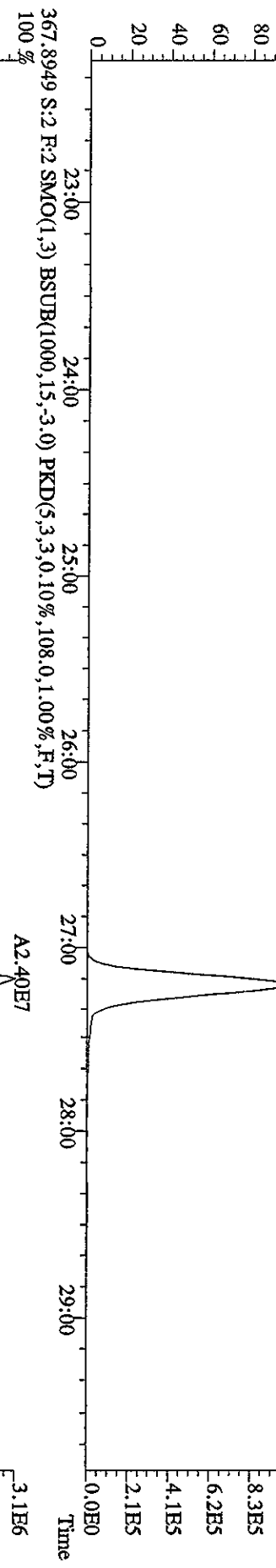
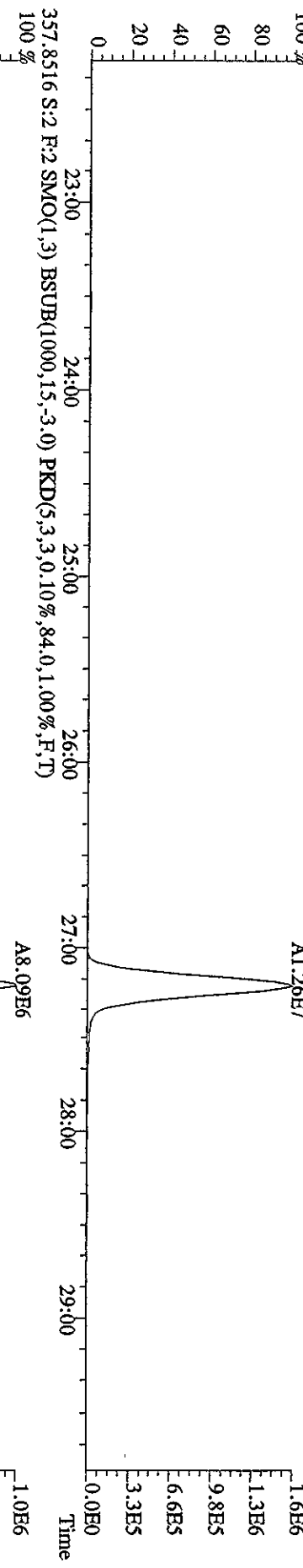
File:12AP104D5 #1-435 Acq:12-APR-2010 09:14:17 GC EI+ Voltage SIR Autospec-Ultimate
 Sample#2 Text:STU412 :CS-3 10DXN111 Exp:DIOXINRES3290A
 327.8847 S:2 SMO(1,3) BSUB(1000,15,-3.0) PKD(5,3,3,0.10%,1636,0,1.00%,F,T)
 100%



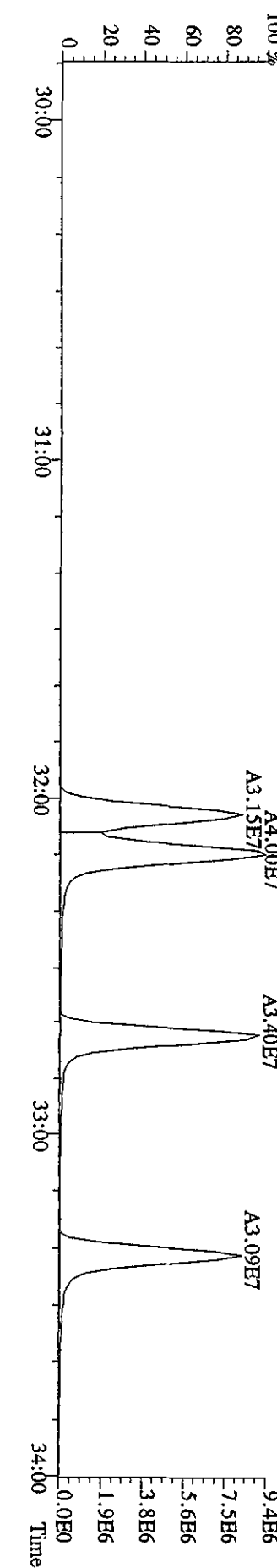
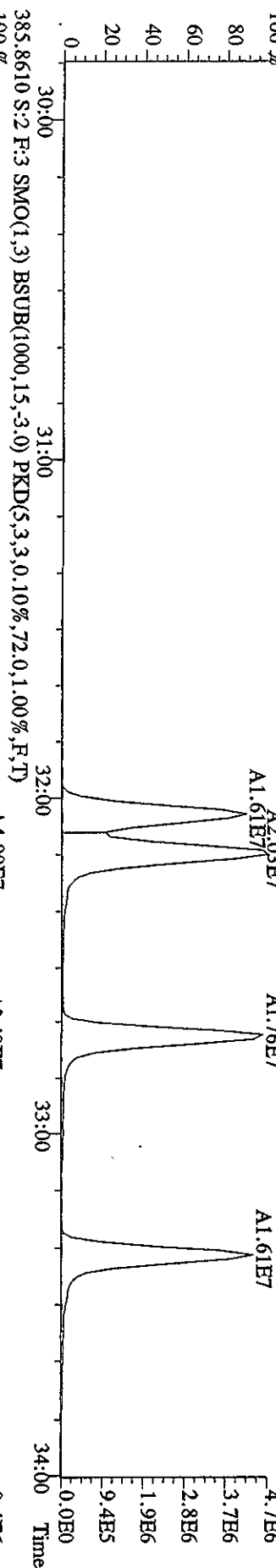
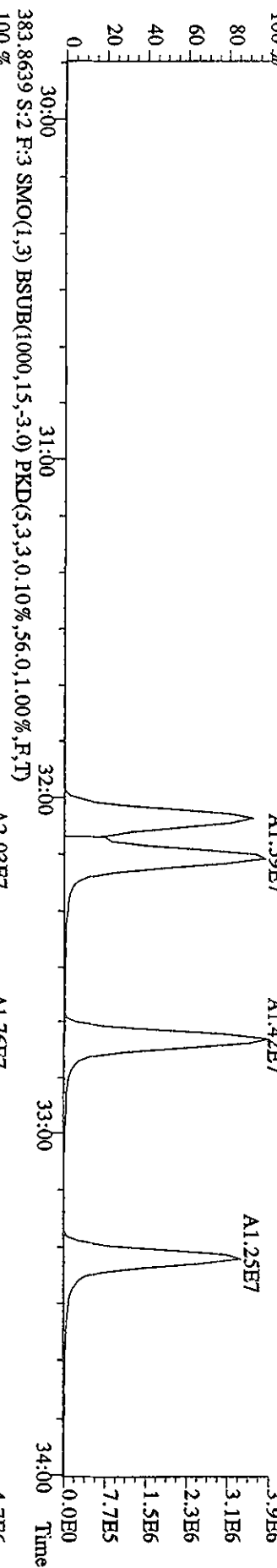
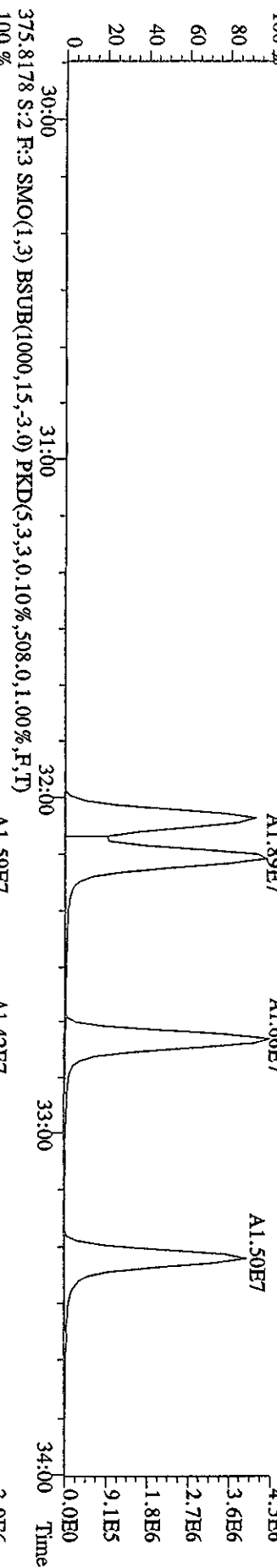
File: 12AP104D5 #1-604 Acq: 12-APR-2010 09:14:17 GC EI+ Voltage SFR Autospec-Ultimate
 Sample#2 Text: ST0412 : CS-3 10DXN111 Exp: DIOXINRES8290A
 339.8597 S:2 F:2 SMO(1,3) BSUB(1000,15,-3,0) PKD(5,3,3,0,10%,1572.0,1.00%,F,T) A2.11E7
 100%



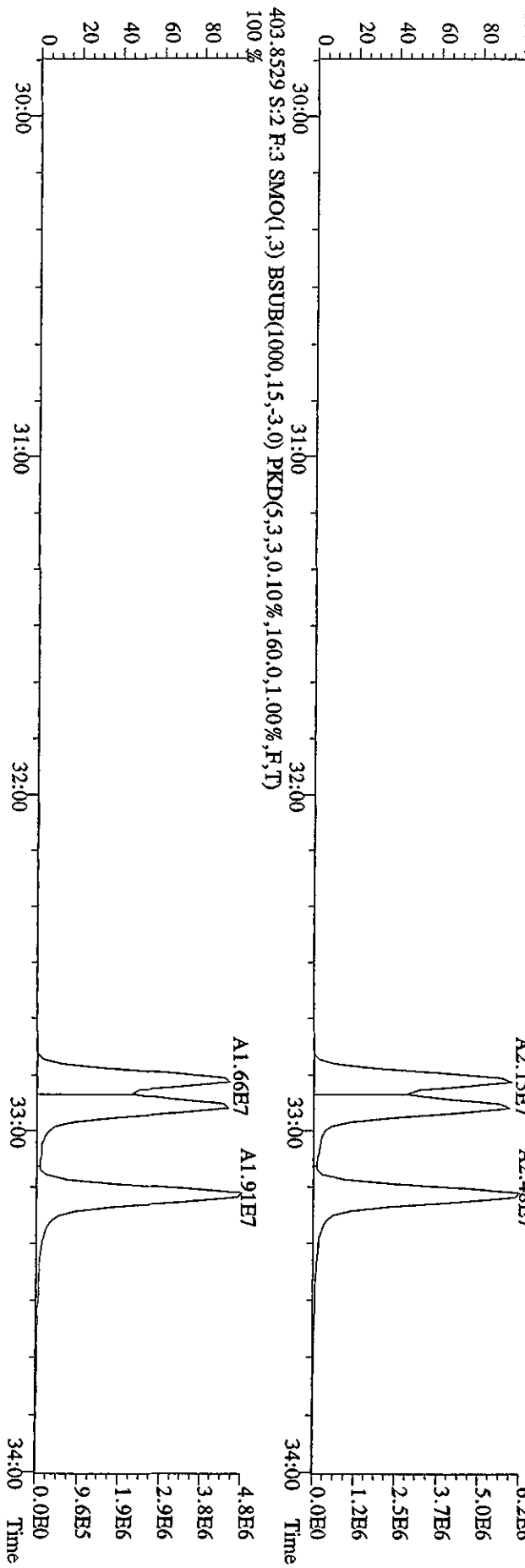
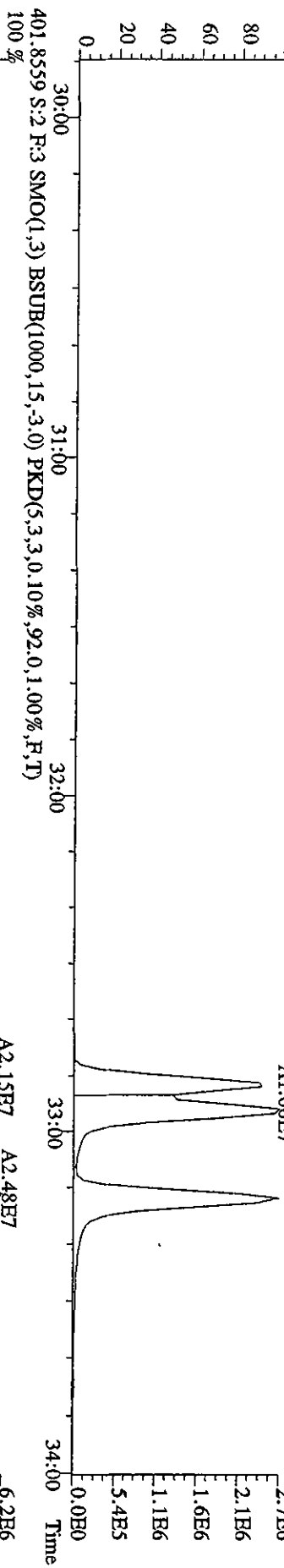
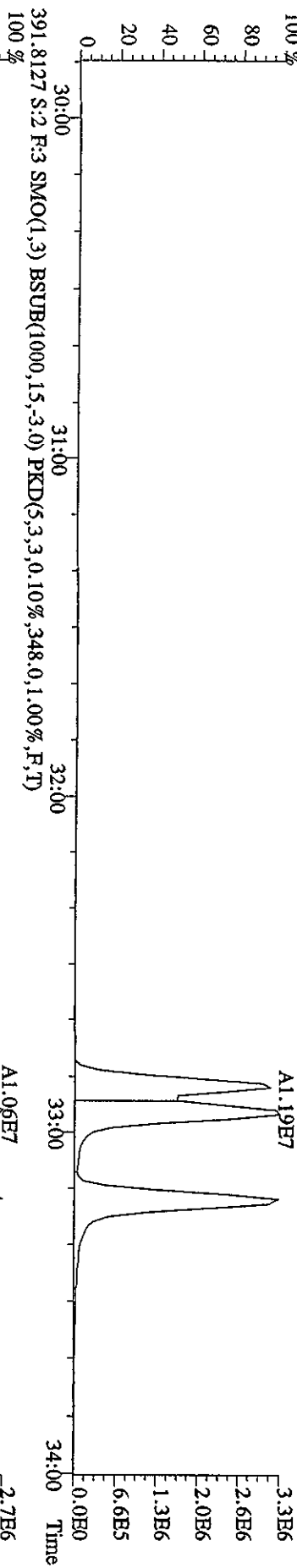
File:12AD104D5 #1-604 Acq:12-APR-2010 09:14:17 GC EI+ Voltage SIR Autospec-UltimaE
 Sample#2 Text:ST0412 :CS-3 10DXN111 Exp:DIOXINRES8290A
 357.8516 S:2 F:2 SMO(1,3) BSUB(1000,15,-3.0) PKD(5,3,3,0,10%,84.0,1.00%,F,T)
 100%



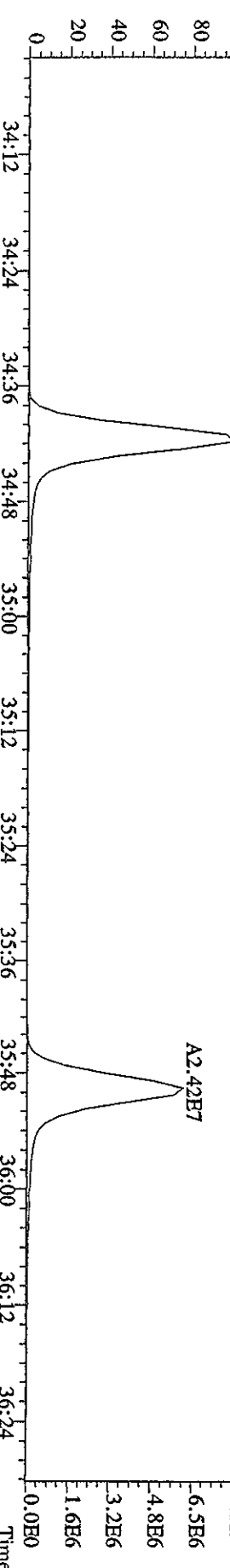



File:12AP104D5 #1-317 Acq:12-APR-2010 09:14:17 GC EI+ Voltage SIR Autospec-UltimaE
 Sample#2 Text:ST0412 :CS-3 10DXN111 Exp:DIOXINRES8290A
 373.8208 S:2 F:3 SMO(1,3) BSUB(1000,15,-3.0) PKD(5,3,3,0.10%,720.0,1.00%,F,T)



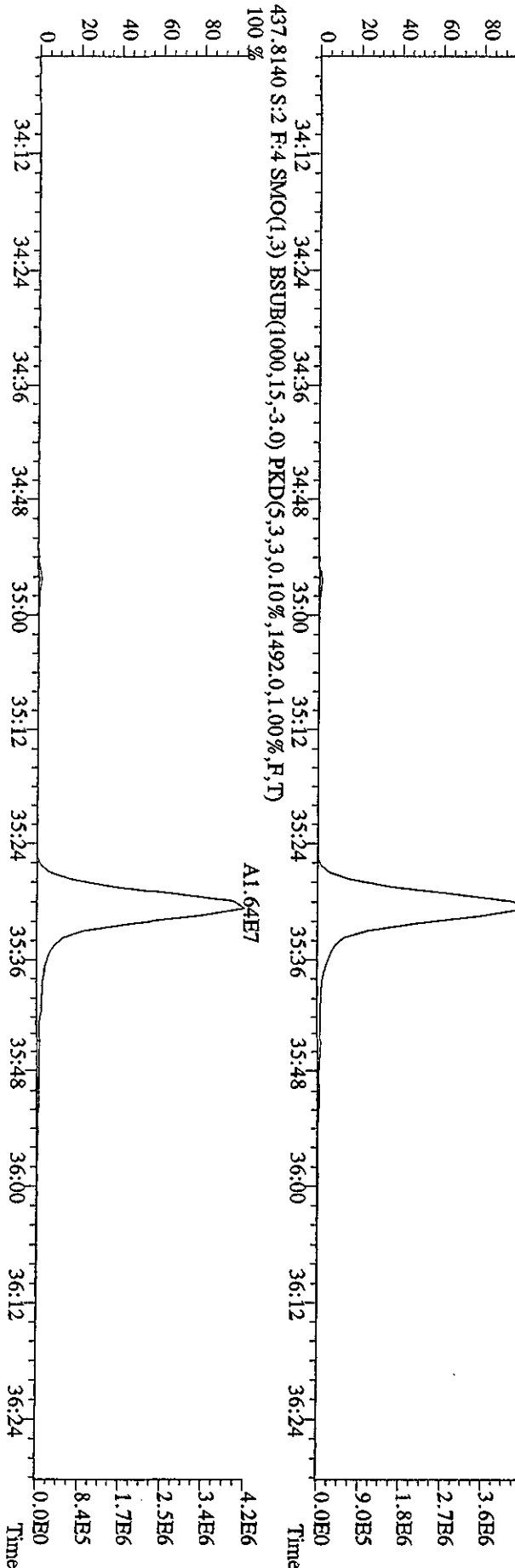
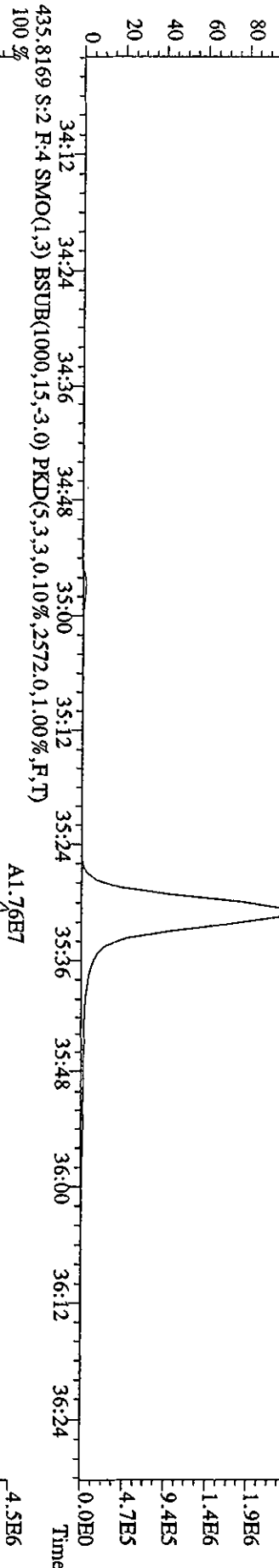
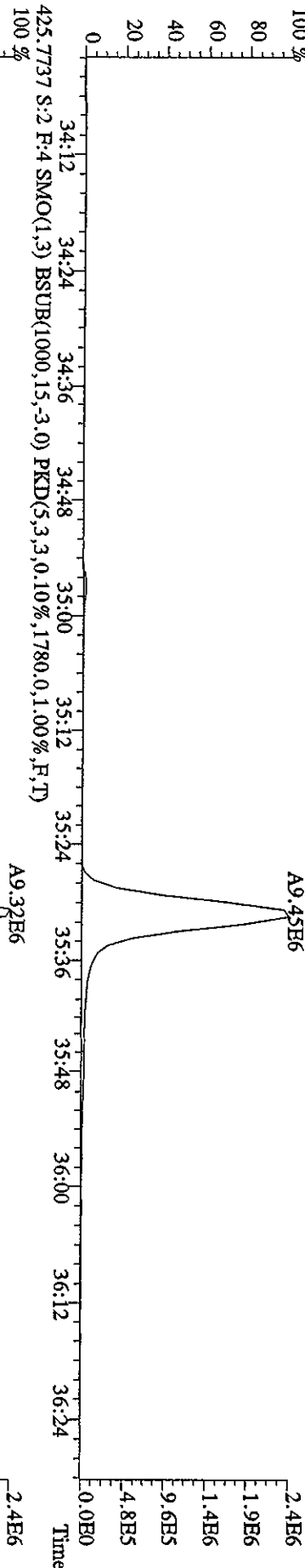
File:12AP104D5 #1-317 Acq:12-APR-2010 09:14:17 GC EI+ Voltage SIR Autospec-UltimaB
 Sample#2 Tex:ST0412 :CS-3 10DXN111 Exp:DIOXINRES8290A
 389.8157 S:2 F:3 SMO(1,3) BSUB(1000,15,-3.0) PKD(5,3,3,0.10%,588.0,1.00%,F,T)



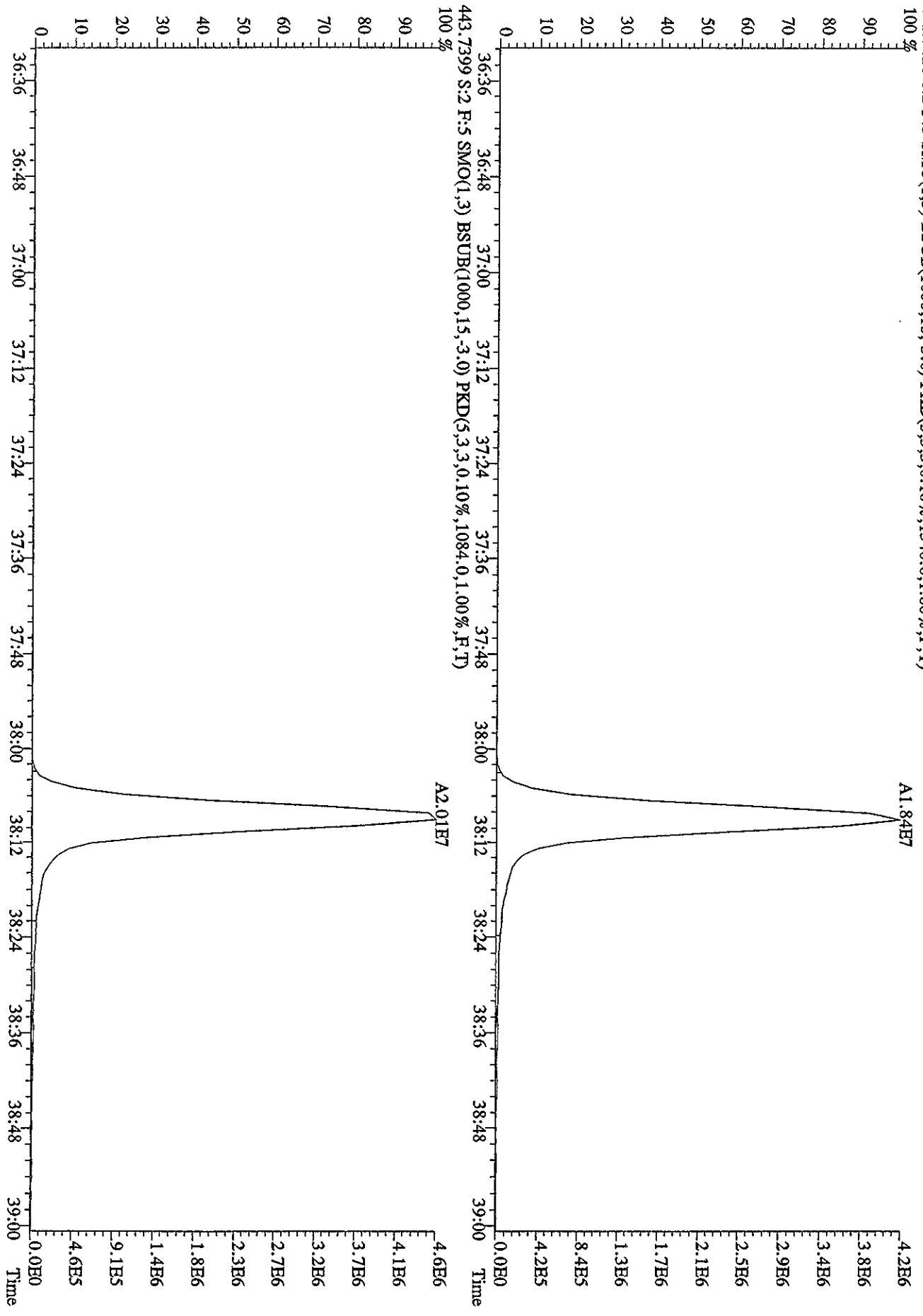
File:12AP104D5 #1-198 Acq:12-APR-2010 09:14:17 GC EI+ Voltage SIR Autospec-UltimaE
 Sample#2 Text:ST0412 :CS-3 10DXN111 Exp:DIOXINRES8290A
 407.7818 S:2 F:4 SMO(1,3) BSUB(1000,15,-3,0) PKD(5,3,3,0,10%,6488.0,1.00%,F,T) 100%
 A1.43E7



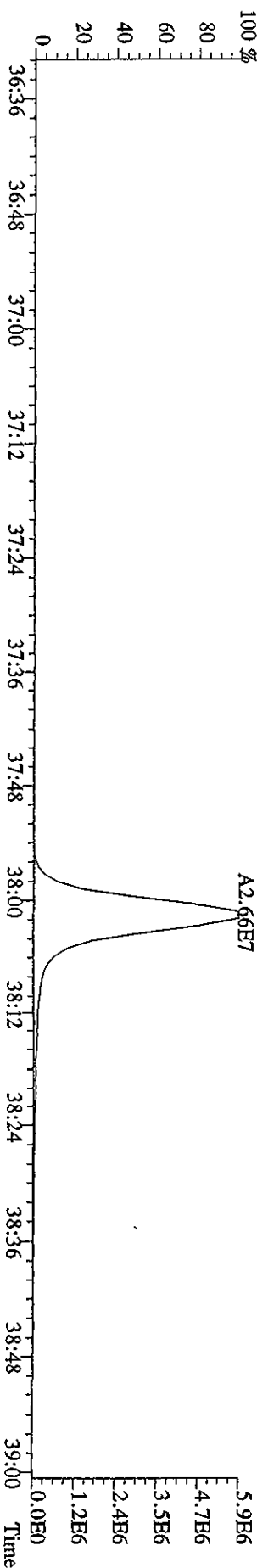
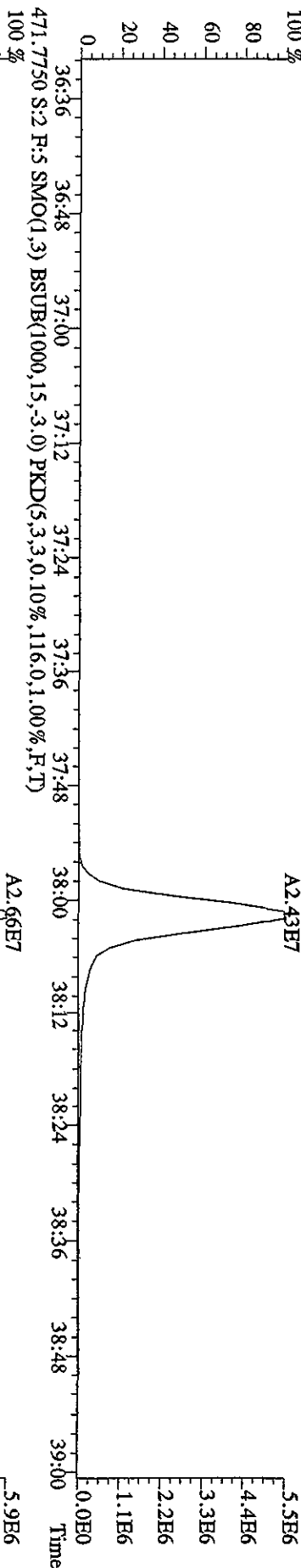
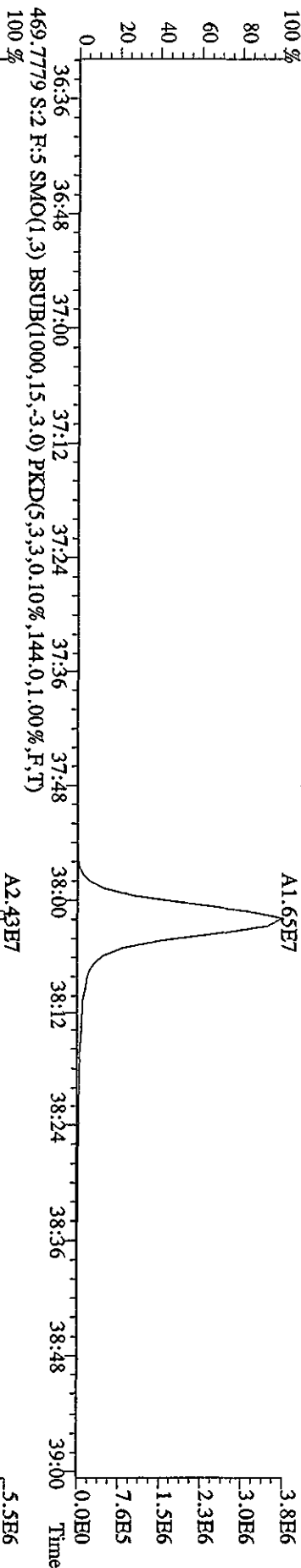
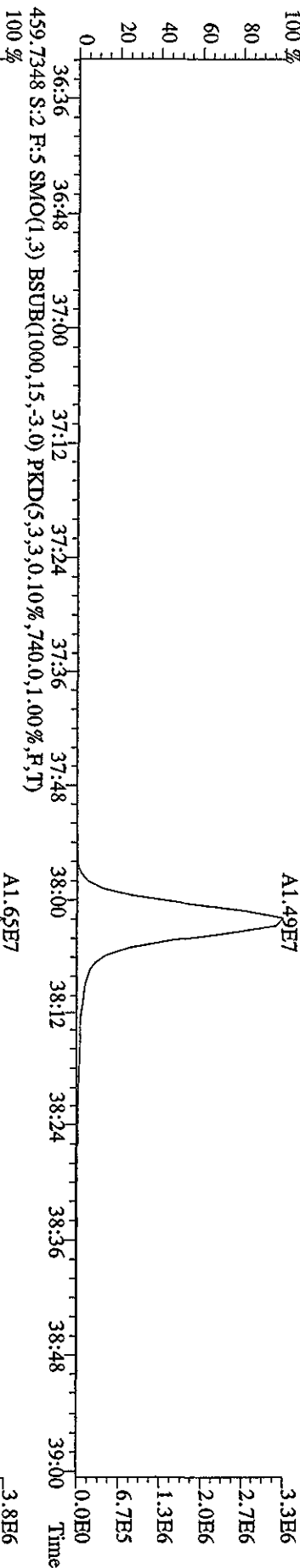
File: 12AP104D5 #1-198 Acq: 12-APR-2010 09:14:17 GC EI+ Voltage SFR Autospec-UltimaE
 Sample#2 Text: ST0412 :CS-3 10DXN111 Exp: DIOXINRES8290A
 423.7766 S:2 F:4 SMO(1,3) BSUB(1000,15,-3.0) PKD(5,3,3,0.10%,1872.0,1.00%,F,T)



File: 12AP104D5 #1-191 Acq: 12-APR-2010 09:14:17 GC EI+ Voltage SIR Autospec-Ultimate
 Sample#2 Text: STD412 :CS-3 10DXN111 Exp: DIOXINRES8290A
 441.7428 S:2 F:5 SMO(1,3) BSUB(1000,15,-3,0) PKD(5,3,3,0,10%,1340,0,1,100%,F,T)
 100%



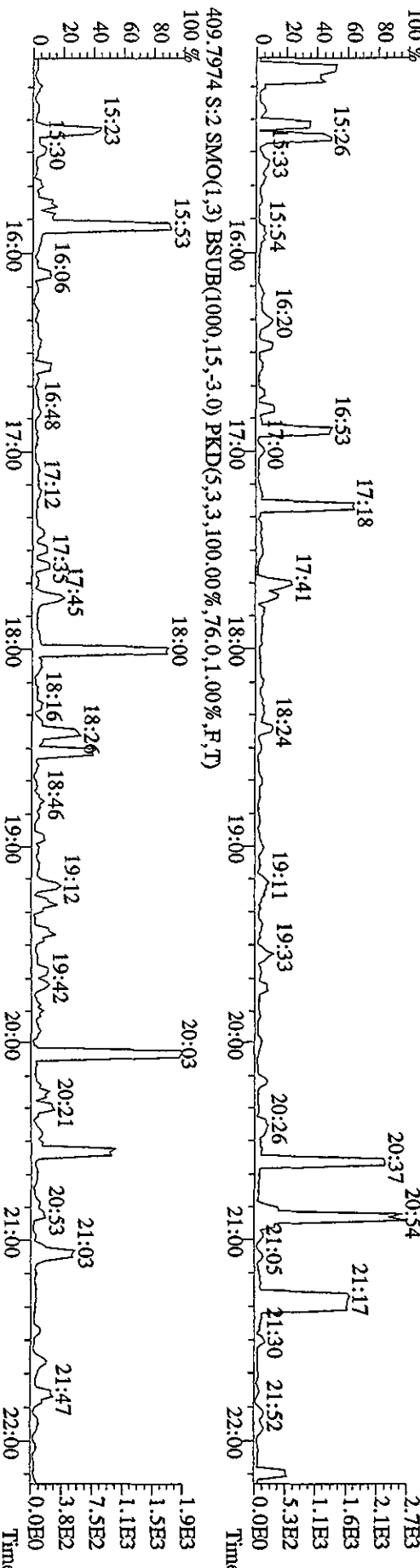
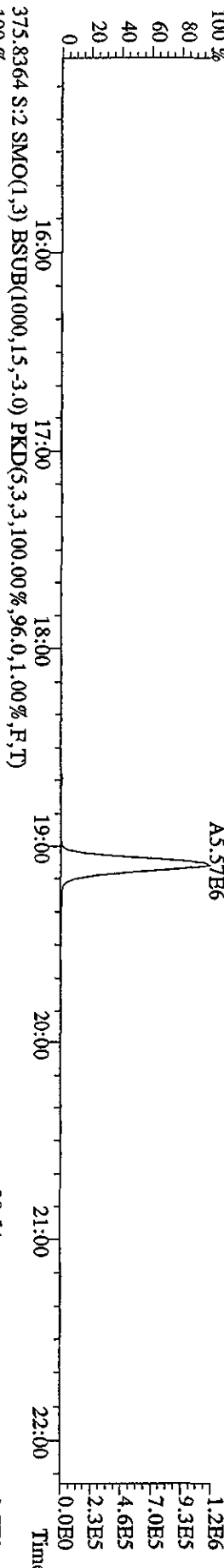
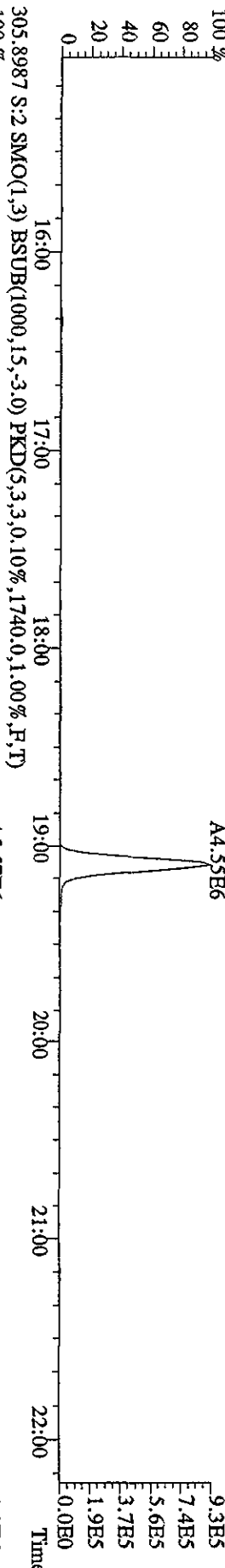

File:12ADP104D5 #1-191 Acq:12-APR-2010 09:14:17 GC EI+ Voltage SIR Autospec-Ultimate
 Sample#2 Text:ST0412 :CS-3 10DXN111 Exp:DXINRES8290A
 457.7377 S:2 F:5 SMO(1,3) BSUB(1000,15,-3,0) PKD(5,3,3,0.10%,.568,0,1.00%,F,T)



File:12AP104D5 #1-435 Acq:12-APR-2010 09:14:17 GC EI+ Voltage S1R Autospec-UltimaE

Sample#2 Text:ST0412 :CS-3 10DXN111 Exp:DIOXINRES8290A

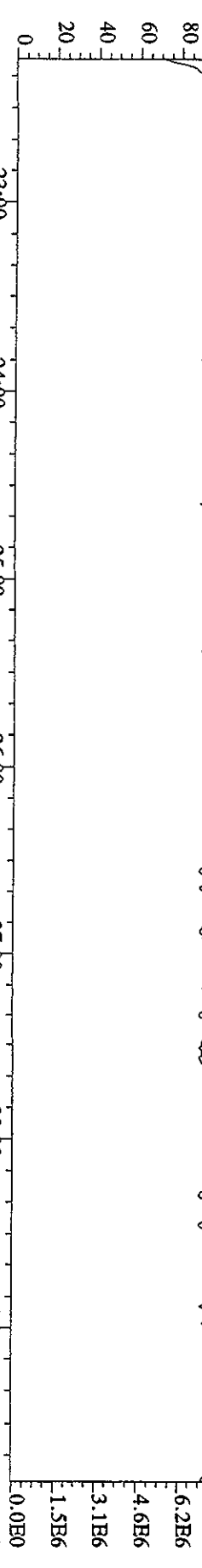
354.9792 S:2 SMO(1,3) PKD(5,3,3,100.00%,0.0,1.00%,F,T)



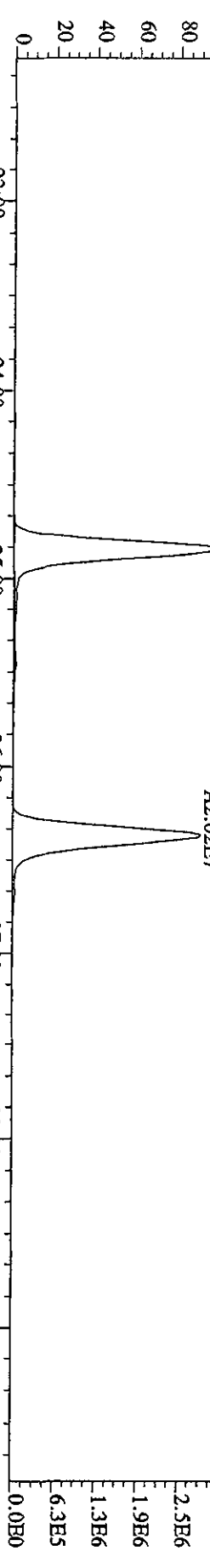
File:12AP104D5 #1-604 Acq:12-APR-2010 09:14:17 GC EI+ Voltage SIR Autospec-Ultimate

Sample#2 Text:ST0412 :CS-3 10DXN11 Exp:DIOXINRES8290A

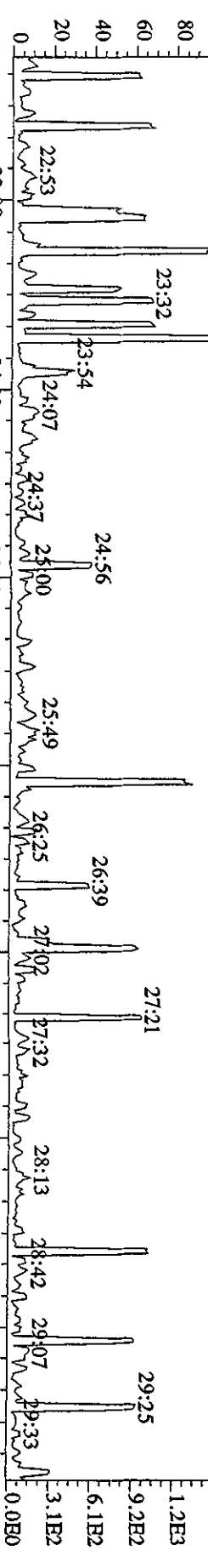
354.9792 S:2 F:2 SMO(1,3) PKD(5,3,3,100.00%,0.0,1.00%,F,T) 22:33 23:01 23:34 24:01 24:43 25:14 25:41 26:17 26:58 27:24 27:55 28:31 28:56 29:21



339.8597 S:2 F:2 SMO(1,3) BSUB(1000,15,-3.0) PKD(5,3,3,0.10%,1572.0,1.00%,F,T) 23:00 24:00 25:00 26:00 27:00 28:00 29:00



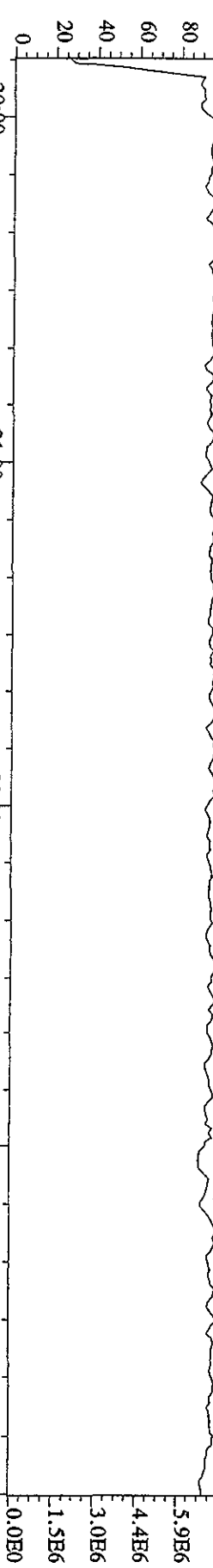
341.8567 S:2 F:2 SMO(1,3) BSUB(1000,15,-3.0) PKD(5,3,3,0.10%,1216.0,1.00%,F,T) 23:00 24:00 25:00 26:00 27:00 28:00 29:00



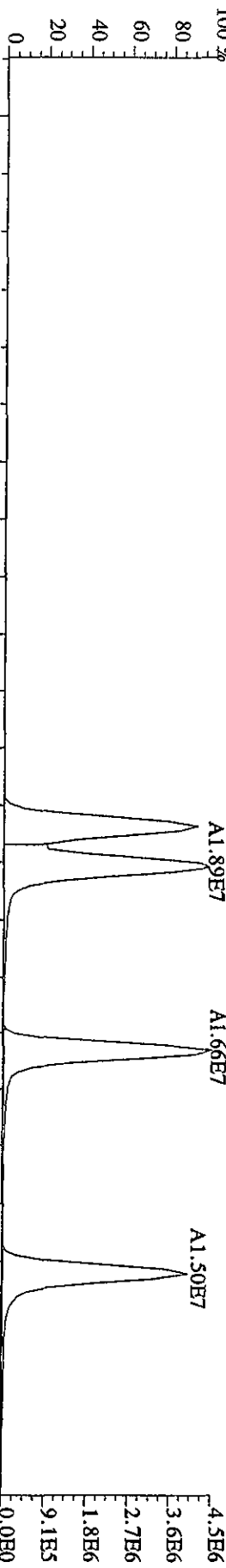
File:12AP104D5 #1-317 Acq:12-APR-2010 09:14:17 GC EI+ Voltage SFR Autospec-UltimaE

Sample#2 Text:ST0412 :CS-3 10DXN111 Exp:DIOXINRES8290A

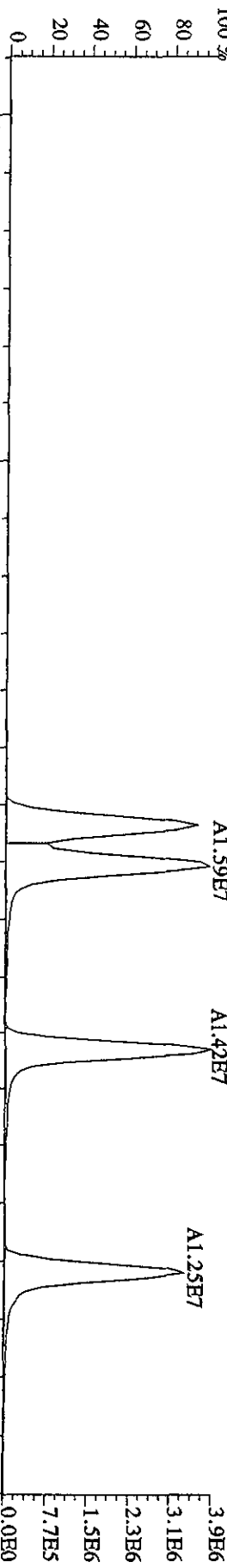
430.9728 S:2 F:3 SMO(1,3) PKD(5,3,3,100.00%,0.0,1.00%,F,T)



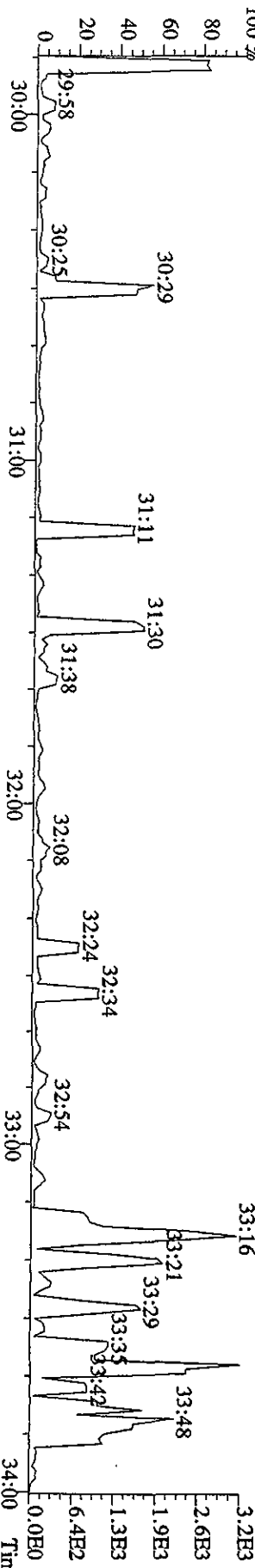
373.8208 S:2 F:3 SMO(1,3) BSUB(1000,15,-3,0) PKD(5,3,3,0.10%,720,0,1.00%,F,T)



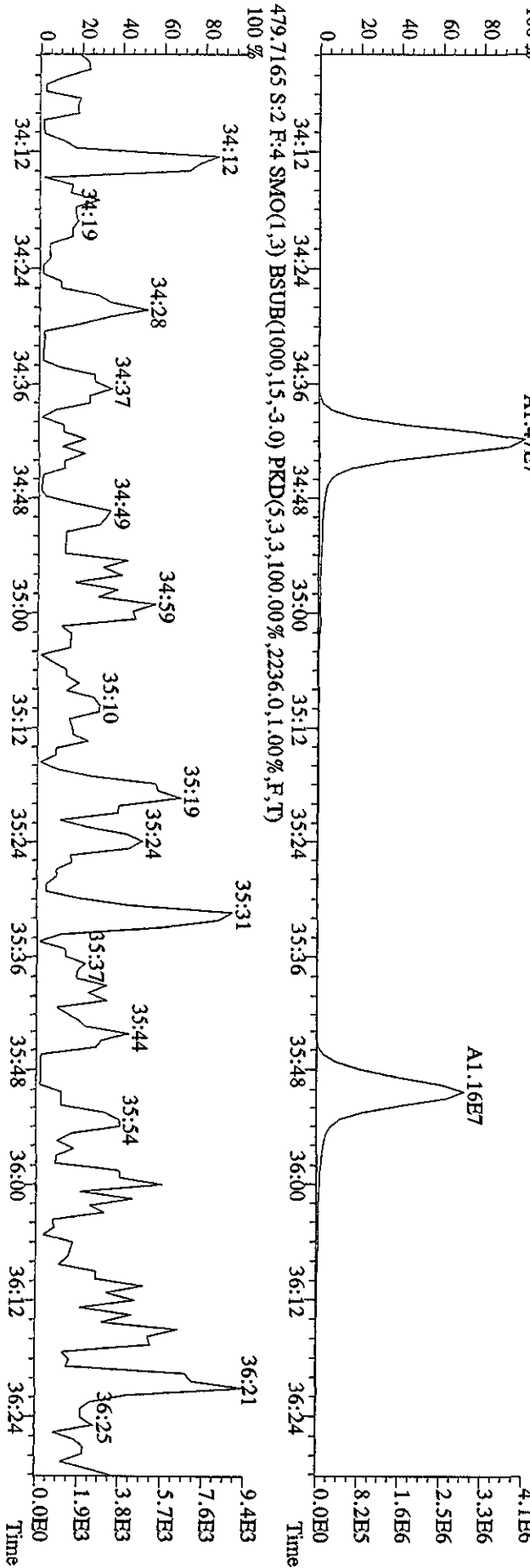

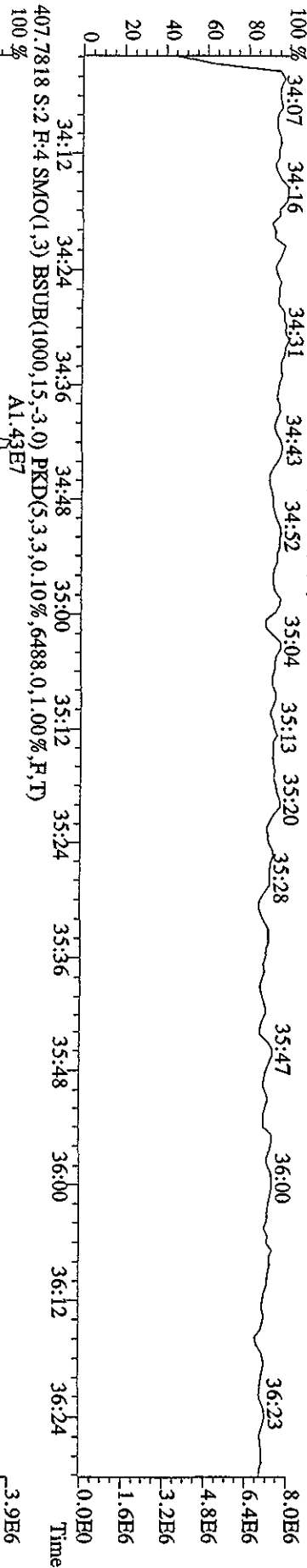
375.8178 S:2 F:3 SMO(1,3) BSUB(1000,15,-3,0) PKD(5,3,3,0.10%,508,0,1.00%,F,T)



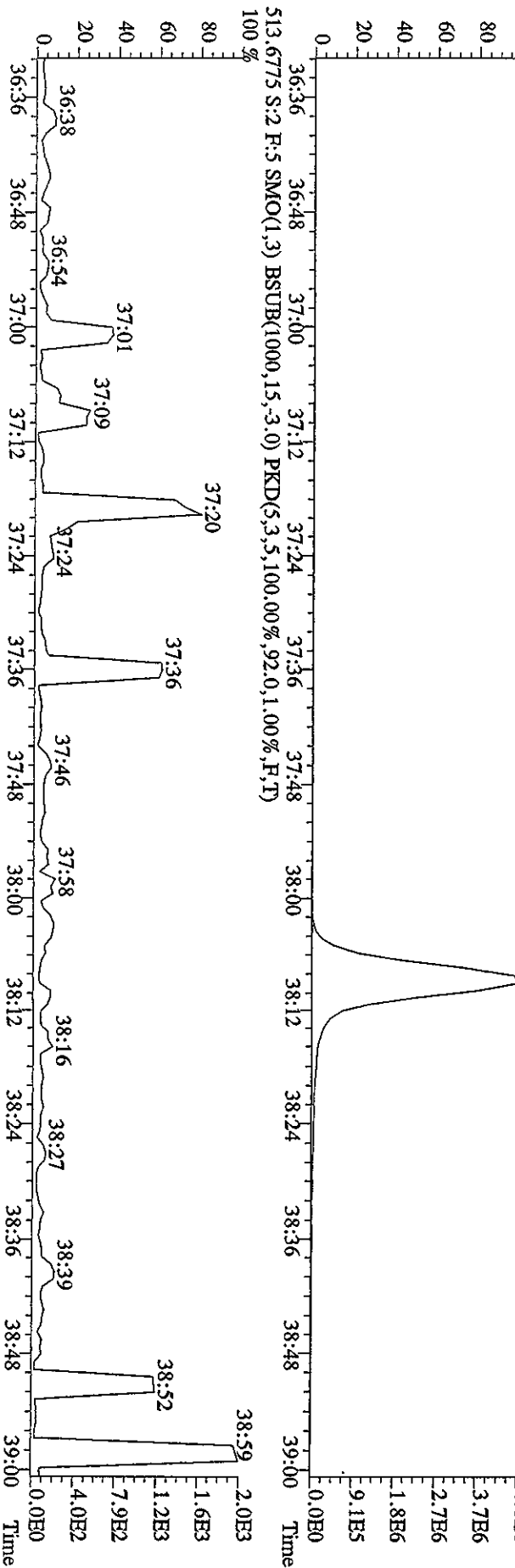

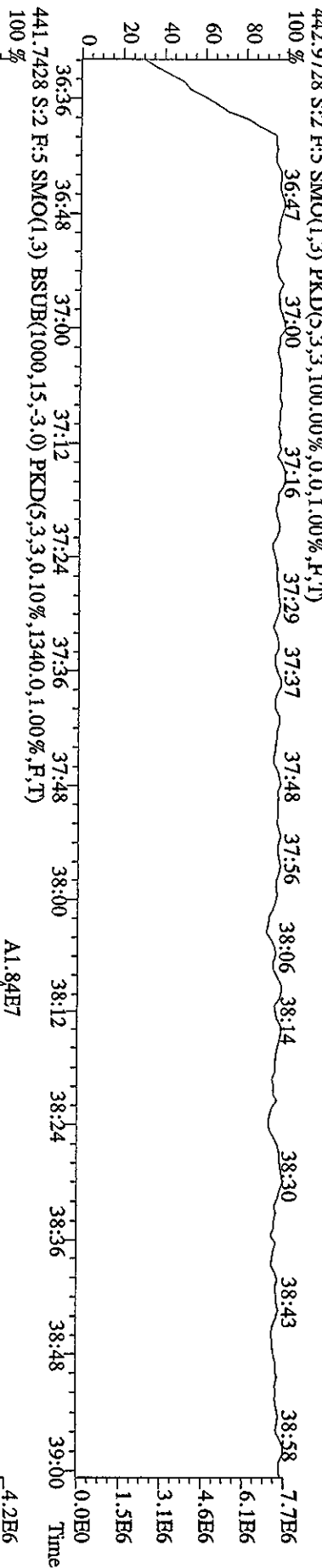
445.7555 S:2 F:3 SMO(1,3) BSUB(1000,15,-3,0) PKD(5,3,3,100.00%,76,0,1.00%,F,T)



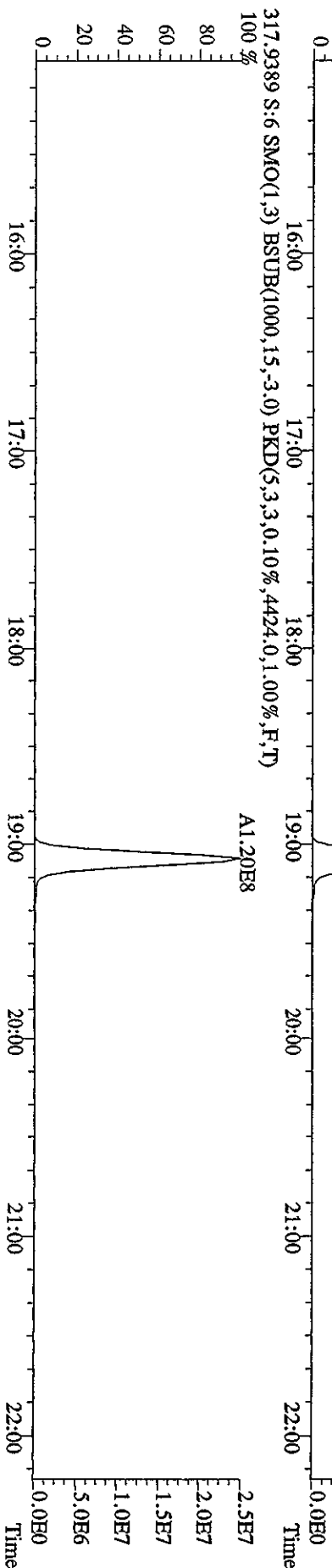
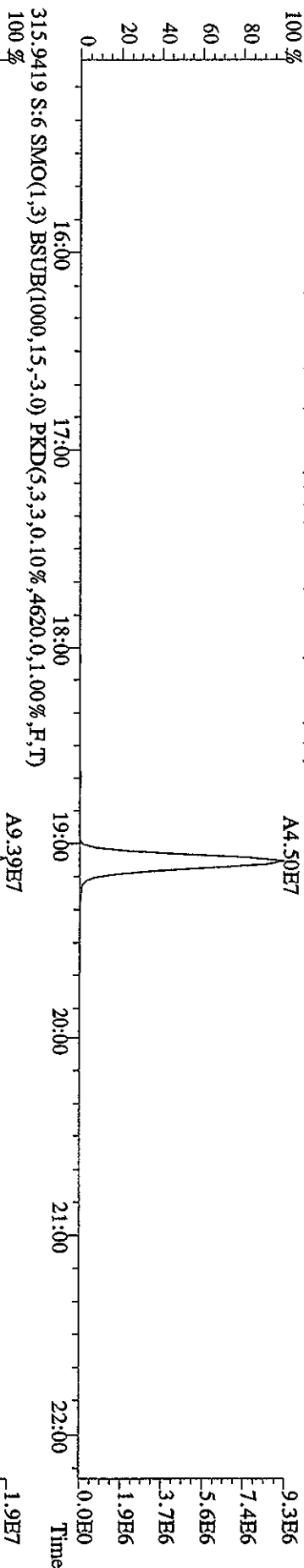
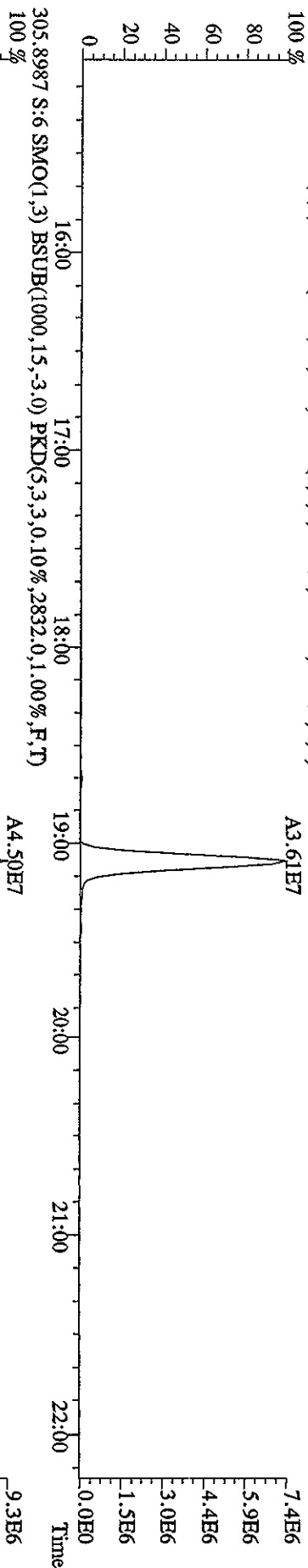
File:12AP104D5 #1-198 Acq:12-APR-2010 09:14:17 GC HI + Voltage SIR Autospec-Ultimah
 Sample#2 Text:ST0412 :CS-3 10DXN111 Exp:DIOXINRES8290A
 430.9728 S:2 F:4 SMO(1,3) PKD(5,3,3,100.00%,0.0,1.00%,F,T)
 100% 34:07 34:16 34:31 34:43 34:52 35:04 35:13 35:20 35:28 35:47 36:00 36:23



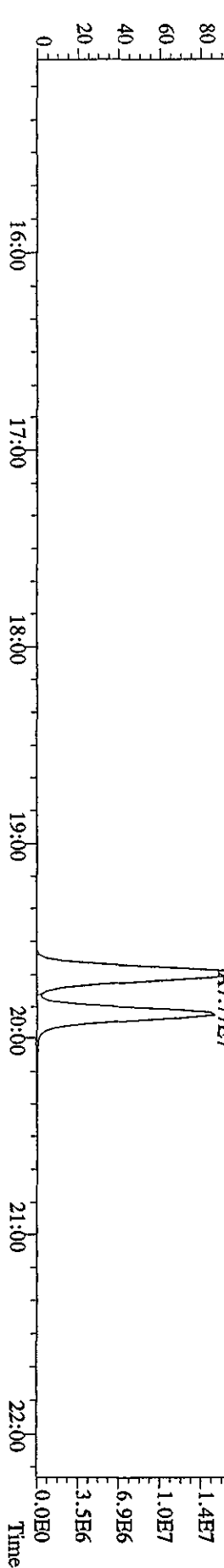
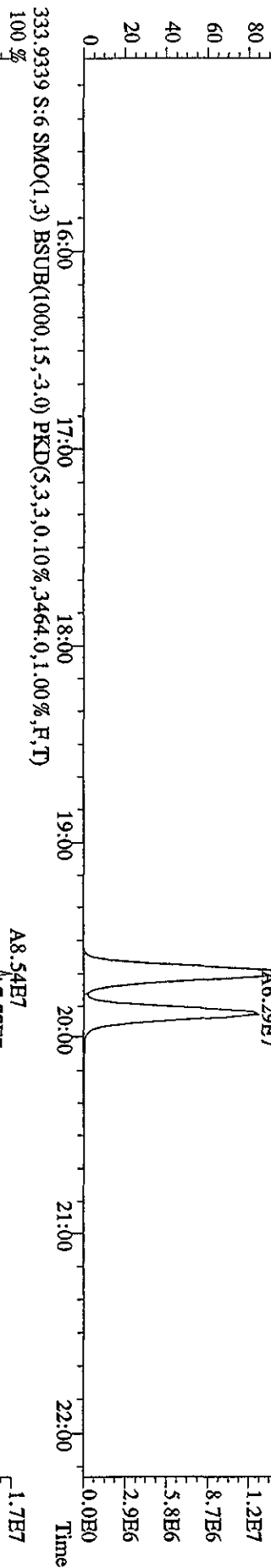

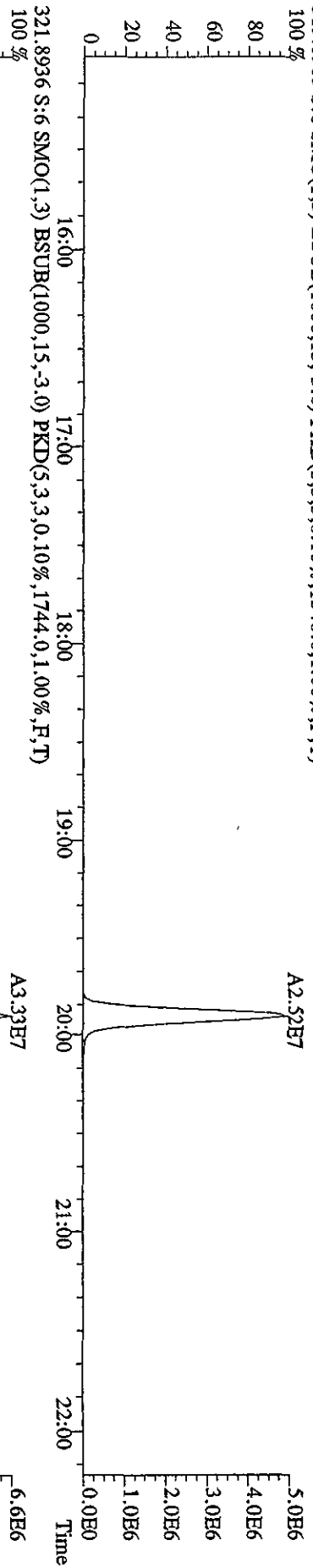
File:12AP104D5 #1-191 Acq:12-APR-2010 09:14:17 GC EI+ Voltage STR Autospec-UltimaE
 Sample#2 Text:ST0412 :CS-3 10DXN111 Exp:DIOXINRES8290A






File:12AP104D5 #1-435 Acq:12-APR-2010 12:16:51 GC:EI+ Voltage:519V SIR Autospec-UltimaB
Sample#6 Text:ST0412D :CS-4 09DXN426 Exp:DIOXINRES8290A
303.9016 S:6 SMO(1,3) BSUB(1000,15,-3,0) PKD(5,3,3,0,10%,2052.0,1.00%,F,T)



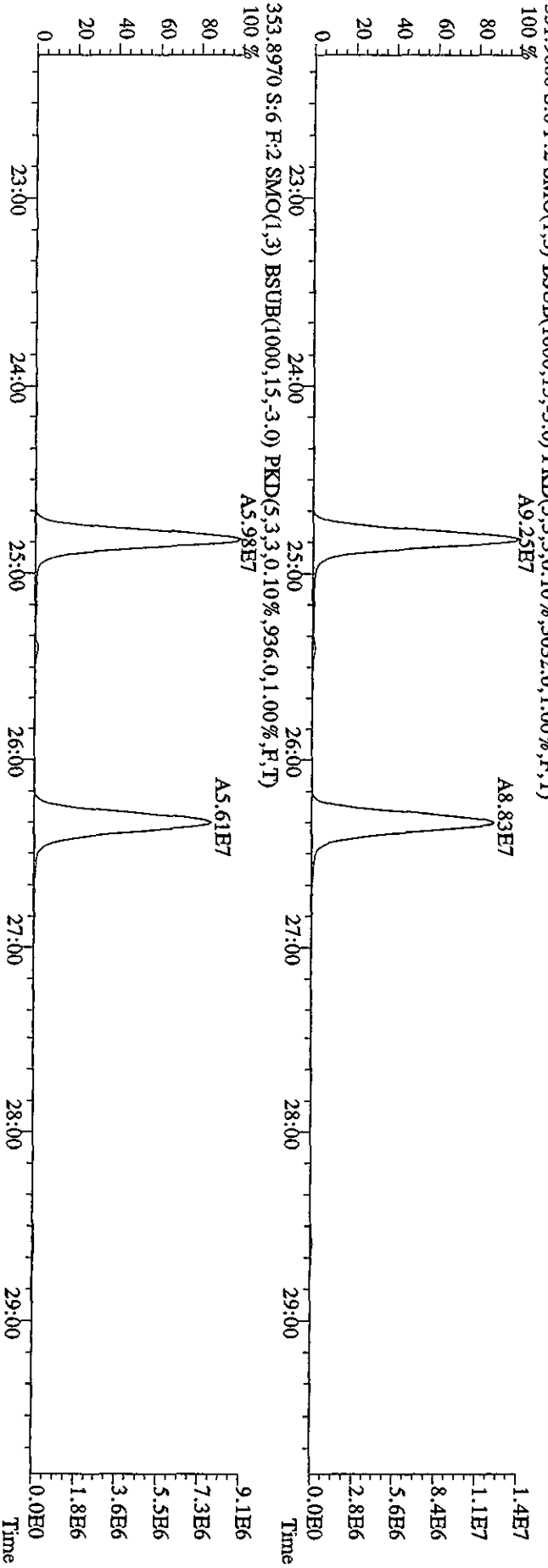
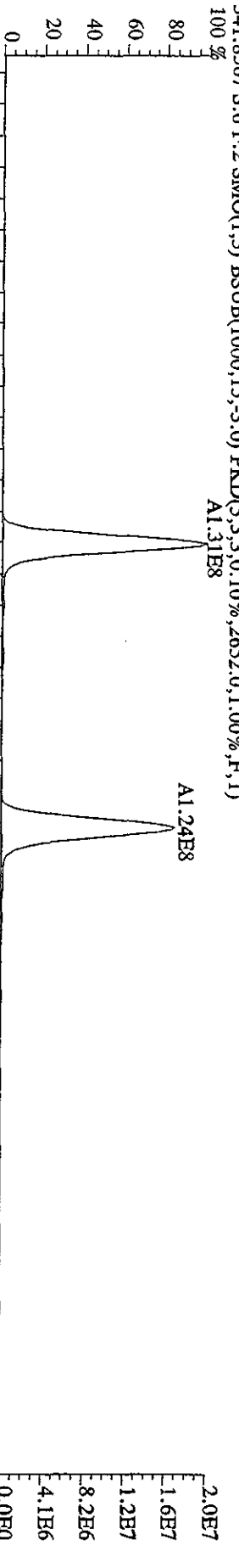
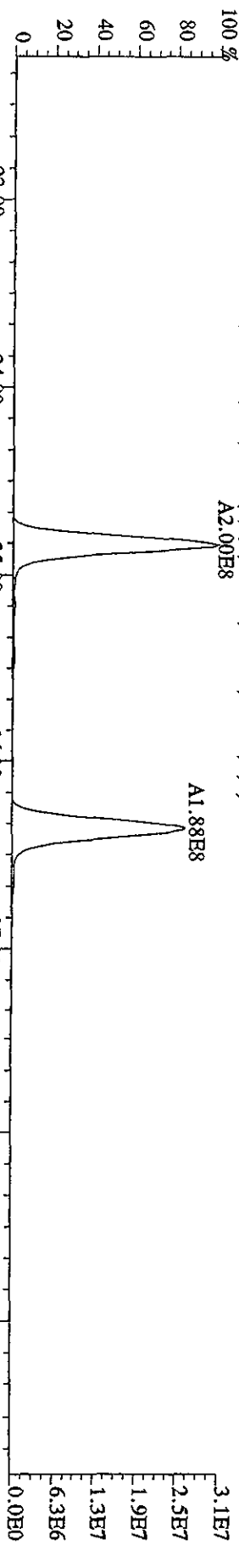
File:12AP104D5 #1-435 Acq:12-APR-2010 12:16:51 GC BI+ Voltage SIR Autospec-UltimaB
Sample#6 Text:ST0412D :CS-4 09DXN426 Exp:DIOXINRES8290A
319.8965 S:6 SMO(1,3) BSUB(1000,15,-3,0) PKD(5,3,3,0,10%,1540,0,1,00%,F,T)
100%



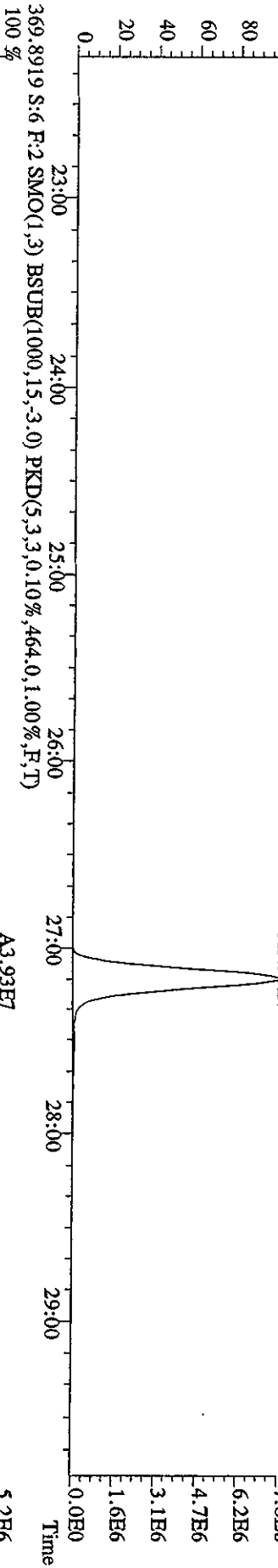
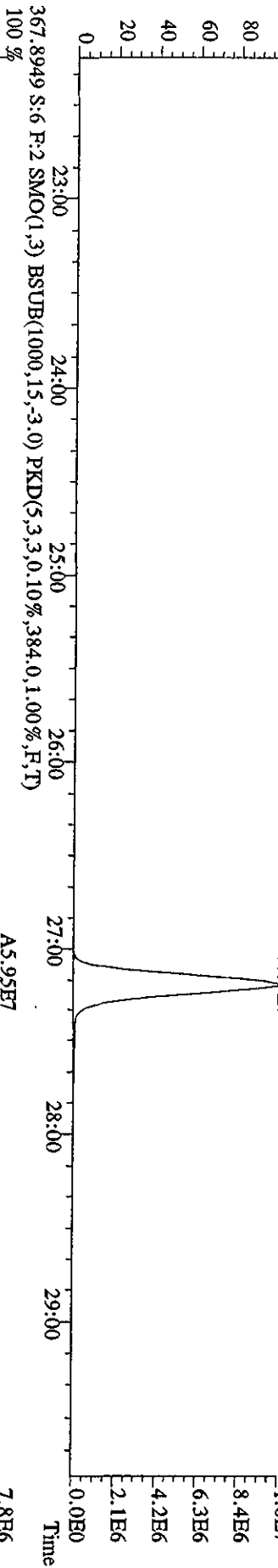
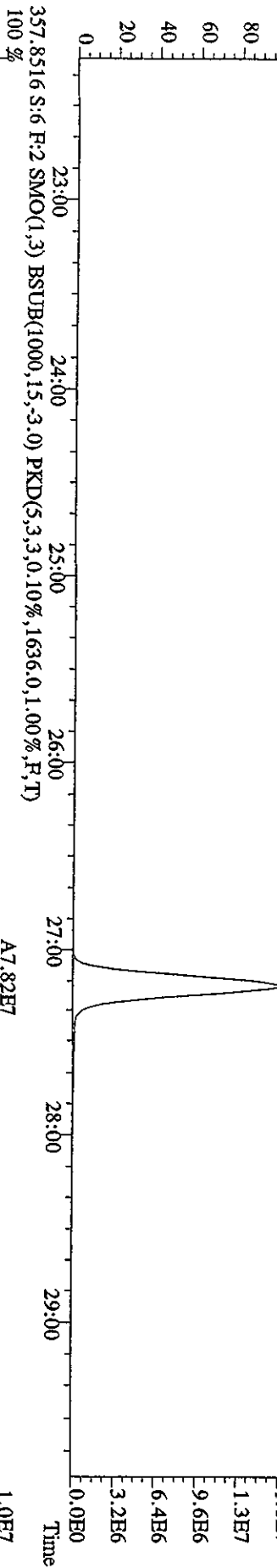
File:12AP104D5 #1-435 Acq:12-APR-2010 12:16:51 GC FI+ Voltage SIR Autospec-UltimaE
 Sample#6 Text:ST0412D :CS-4 09DXN426 Exp:DIOXINRES8290A
 327.8847 S:6 SMO(1,3) BSUB(1000,15,-3.0) PKD(5,3,3,0.10%,2704,0,1.00%,F,T)
 100%



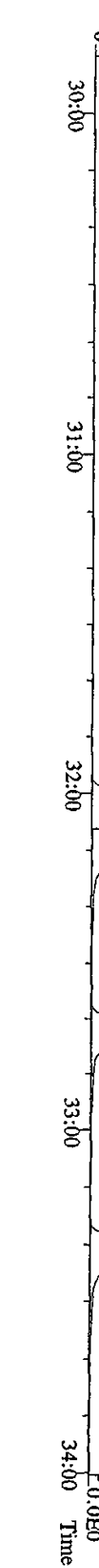
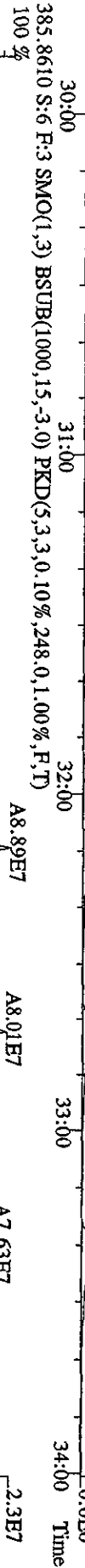
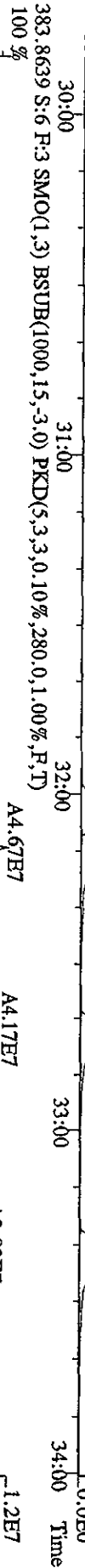
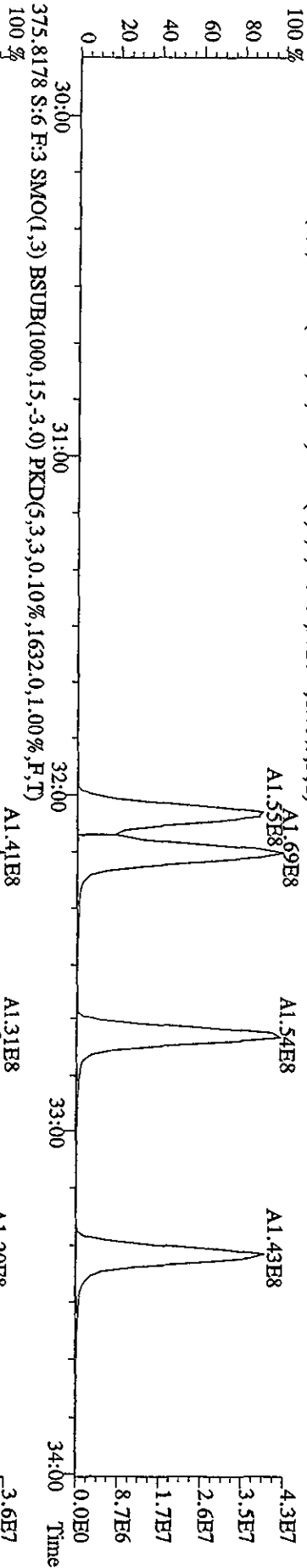
File:12AP104D5 #1-604 Acq:12-APR-2010 12:16:51 GC EI+ Voltage S1R Autospec-Ultimate
 Sample#6 Text:ST0412D :CS-4-09DXN426 Exp:DIOXINRES8290A
 339.8597 S:6 F:2 SMO(1,3) BSUB(1000,15,-3,0) PKD(5,3,3,0,10%,2416.0,1.00%,F,T)
 100% A2.00E8



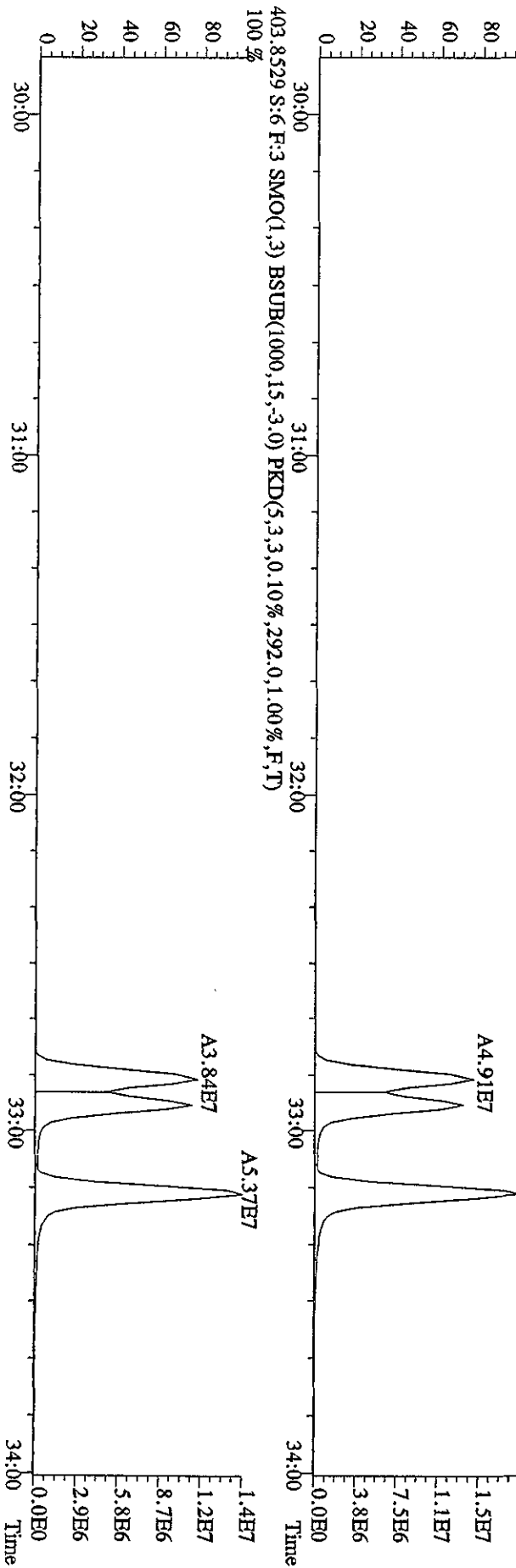
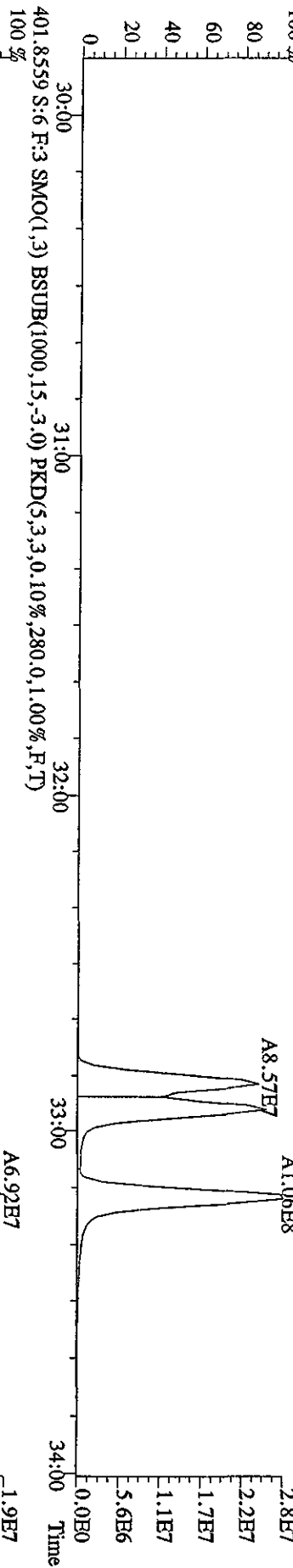
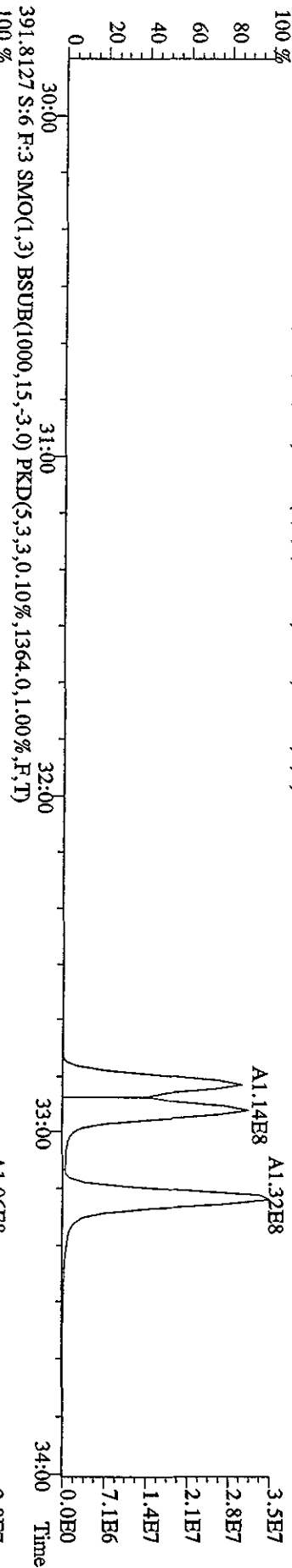
File: 12AP104D5 #1-604 Acq: 12-APR-2010 12:16:51 GC EI+ Voltage SIR Autospec-Ultimate
 Sample#6 Text: ST0412D :CS-4 09DXN426 Exp: DIOXINRBS3290A
 355.8546 S:6 F:2 SMO(1,3) BSUB(1000,15,-3.0) PKD(5,3,3,0.10%,2816,0,1.00%,F,T) 100%






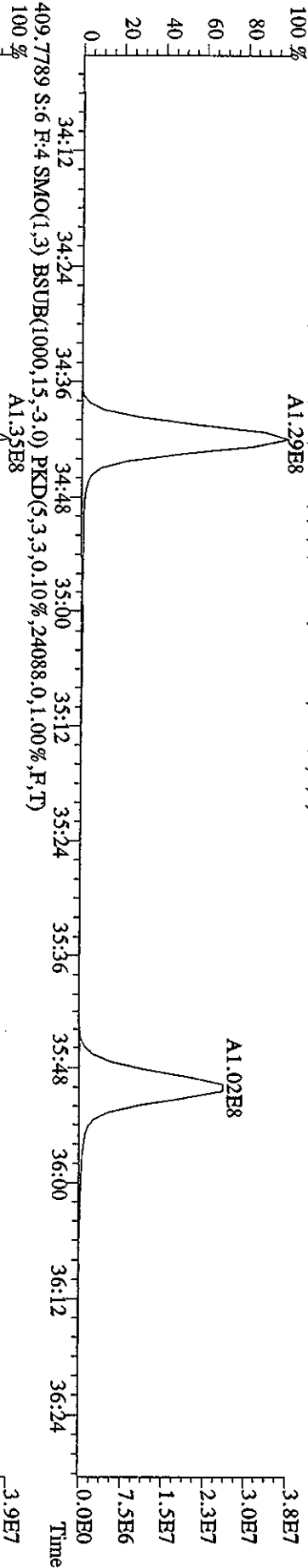
375.8178 S:6 F:3 SMO(1,3) BSUB(1000,15,-3,0) PKD(5,3,3,0,10%,1632.0,1.00%,F,T)



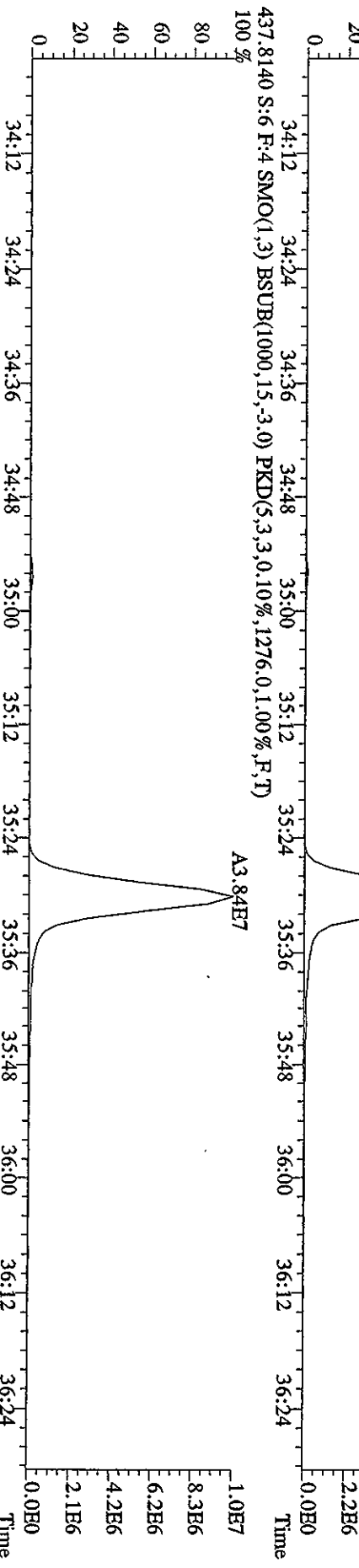
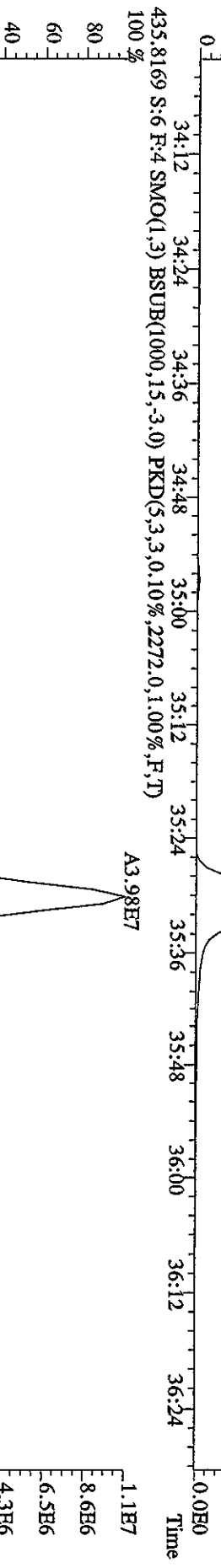
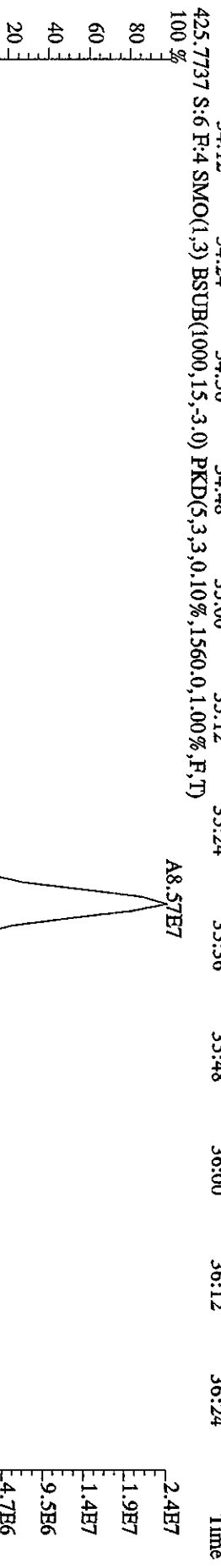
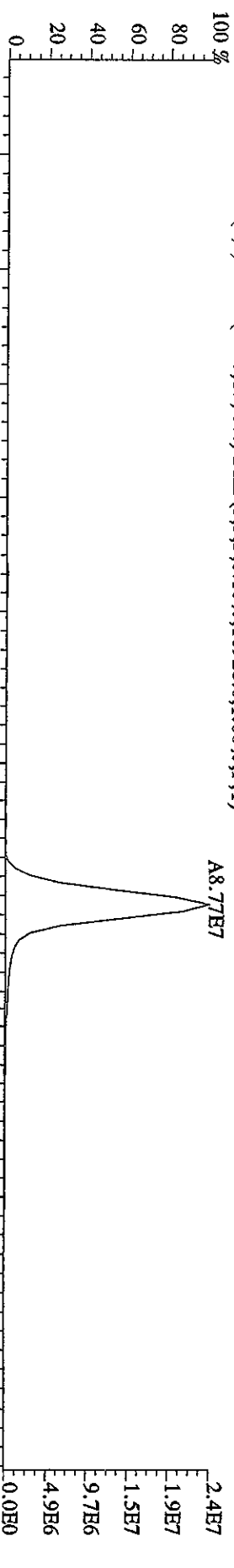
File: 12AP104D5 #1-317 Acq: 12-APR-2010 12:16:51 GC EI+ Voltage SIR Autospec-UltimaE
 Sample#6 Text: ST0412D :CS-4 09DXN426 Exp: DIOXINRES8290A
 389,8157 S:6 F:3 SMO(1,3) BSUB(1000,15,-3.0) PKD(5,3,3,0,10%,868,0,1,00%,F,T)



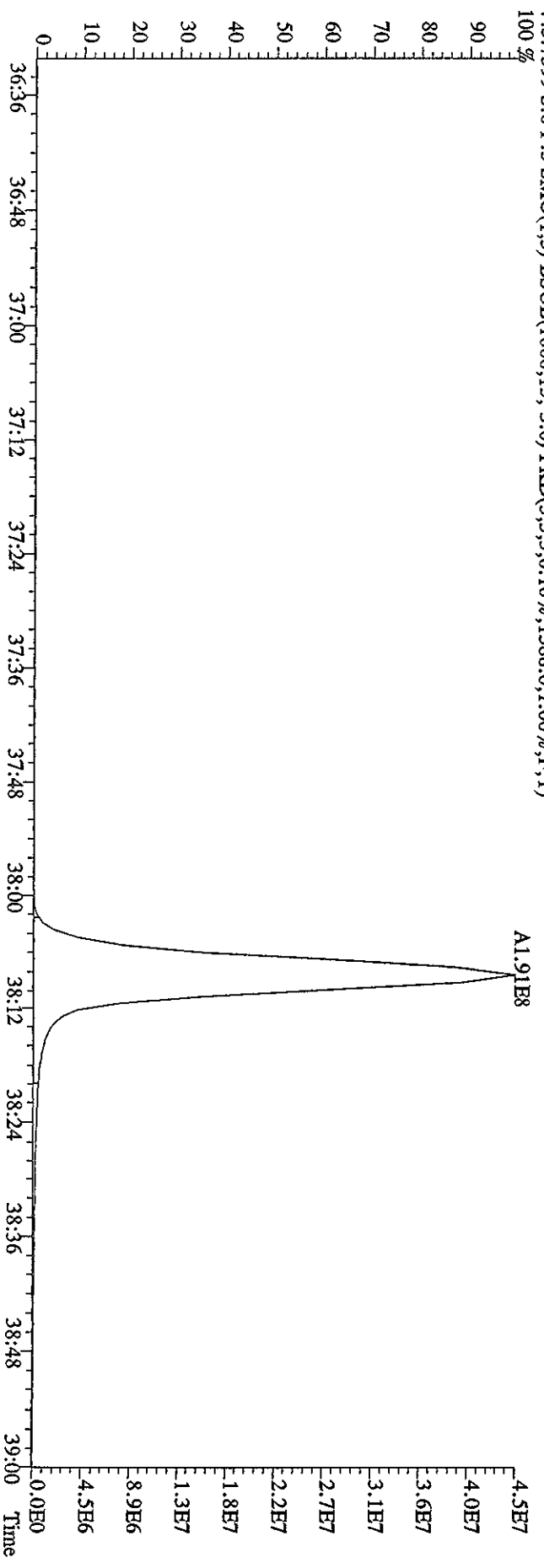
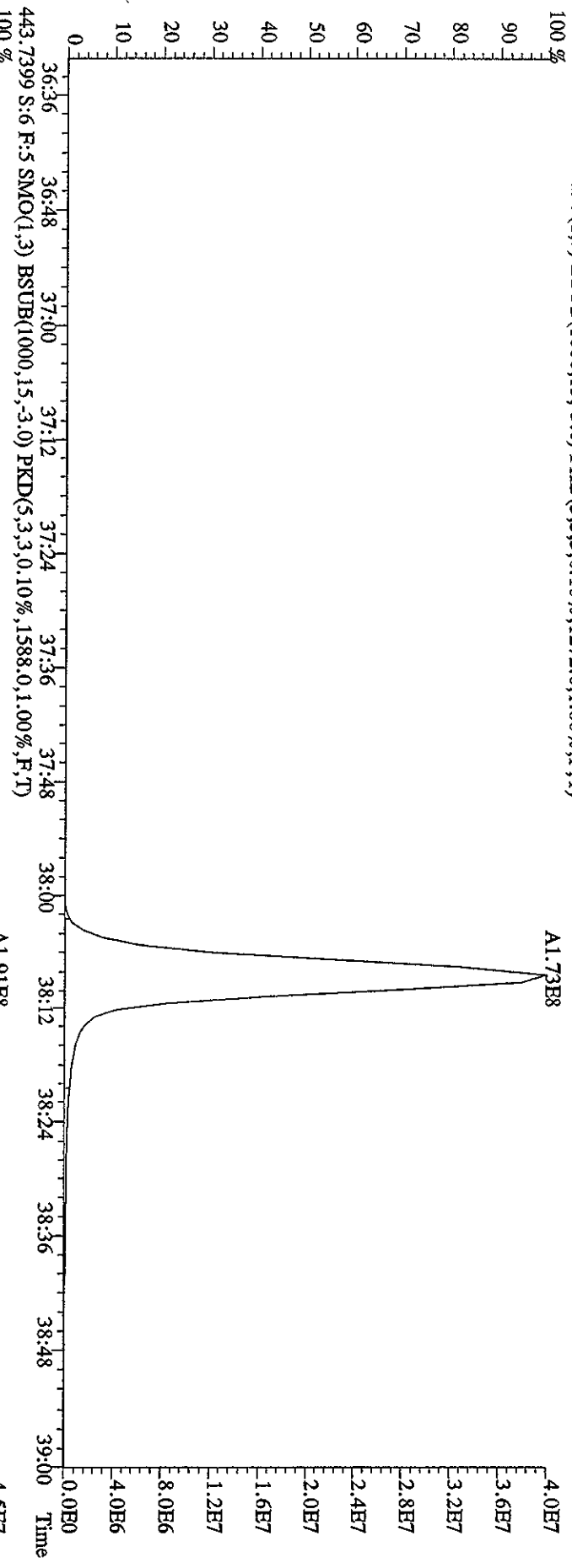
File:12AP104D5 #1-198 Acq:12-APR-2010 12:16:51 GC EI+ Voltage SIR Autospec-UtimaB
 Sample#6 Text:ST0412D :CS-4 09DXN426 Exp:DIOXINRES8290A
 407.7818 S:6 F:4 SMO(1,3) BSUB(1000,15,-3,0) PKD(5,3,3,0,10%,27648,0,1,00%,F,T)
 100%



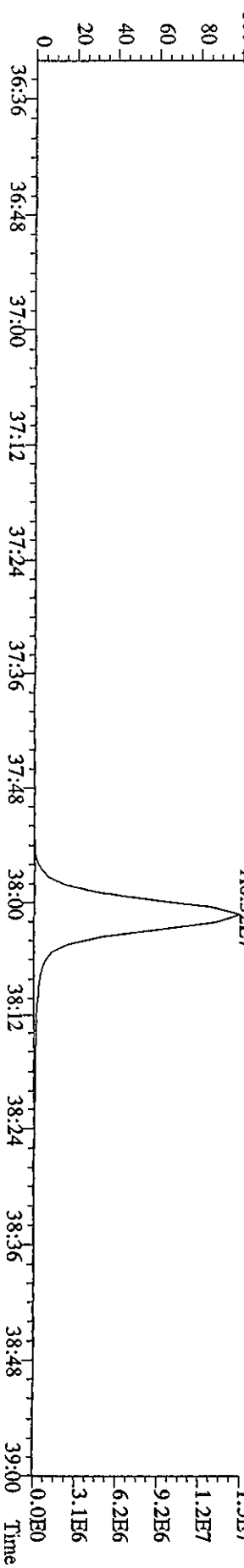
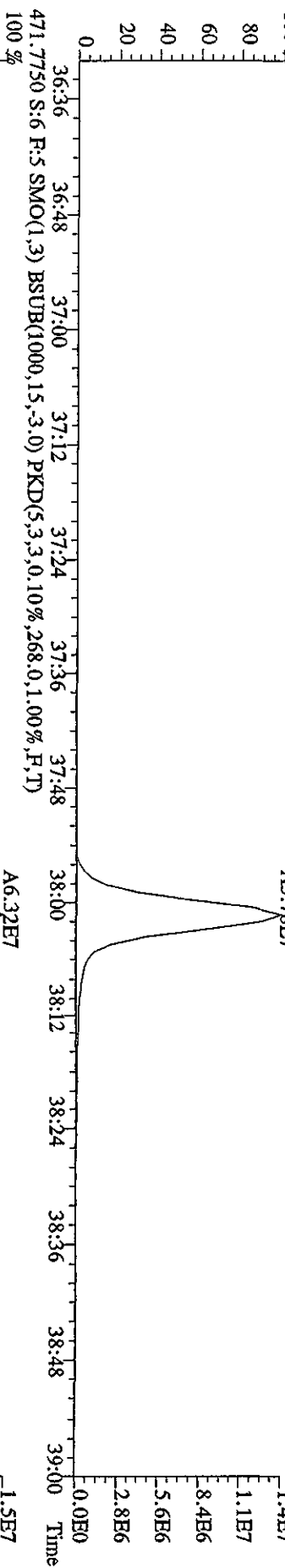
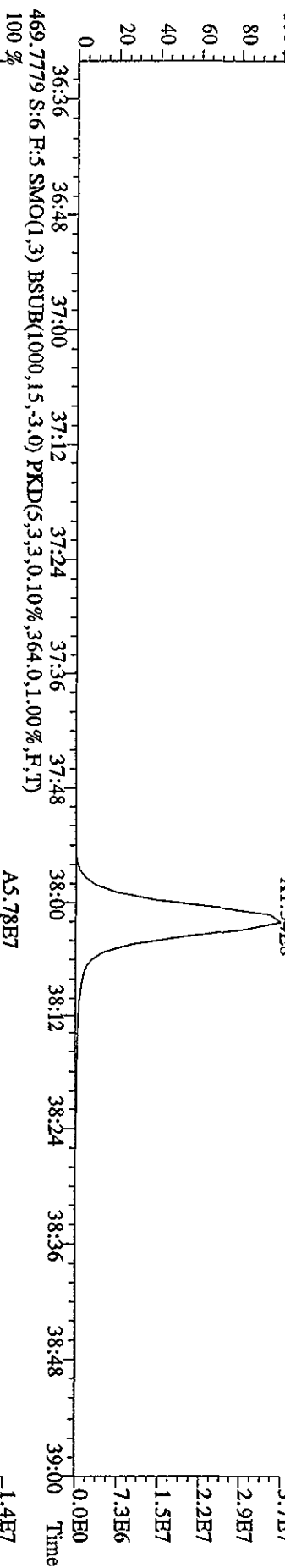
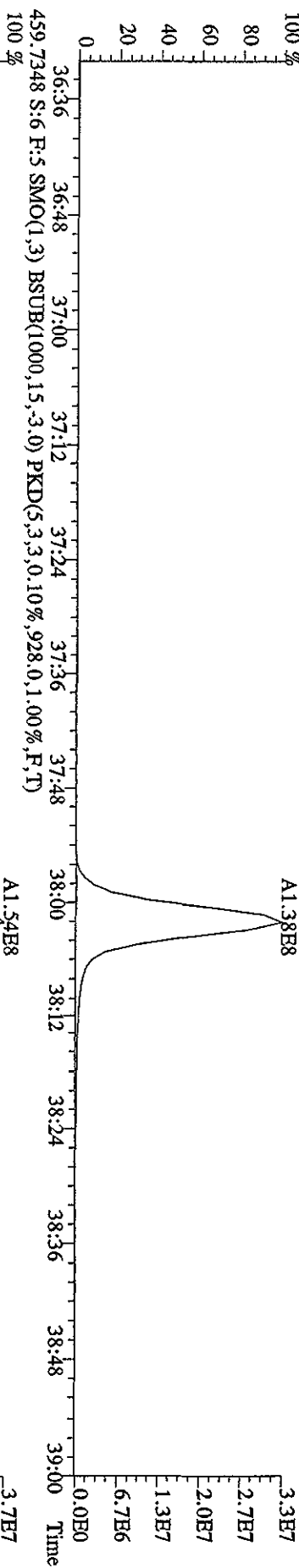
File:12AP104D5 #1-198 Acq:12-APR-2010 12:16:51 GC EI+ Voltage SIR Autospec-Ultimate
 Sample#6 Text:ST0412D :CS-4 09DXN426 Exp:DIOXINRHS8290A
 423.7766 S:6 F:4 SMO(1,3) BSUB(1000,15,-3.0) PKD(5,3,3,0.10%,10928.0,1.00%,F,T) 100%




File:12AP104D5 #1-190 Acq:12-APR-2010 12:16:51 GC EI+ Voltage SIR Autospec-UltimaE
 Sample#6 Text:ST0412D :CS-4 09DXN426 Exp:DIOXINRES8290A
 441.7428 S:6 F:5 SMO(1,3) BSUB(1000,15,-3,0) PKD(5,3,3,0,10%,1272.0,1.00%,F,T)
 100%



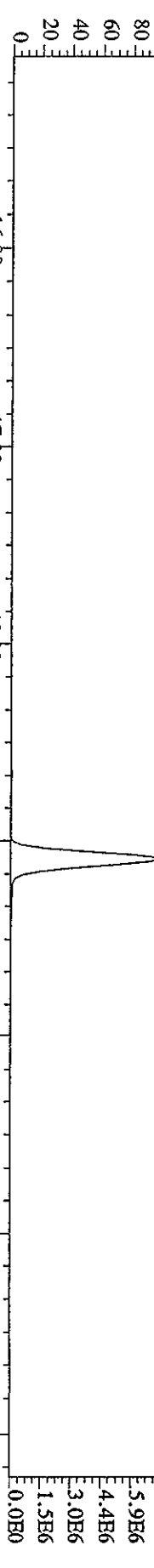
File:12AP104D5 #1-190 Acq:12-APR-2010 12:16:51 GC EI+ Voltage S1R Autospec-Ultimate
 Sample#6 Text:ST0412D :CS-4 09DXN426 Exp:DIOXINRES8290A
 457.7377 S:6 F:5 SMO(1,3) BSUB(1000,15,-3.0) PKD(5,3,3,0.10%,22244.0,1.00%,F,T)
 100 %



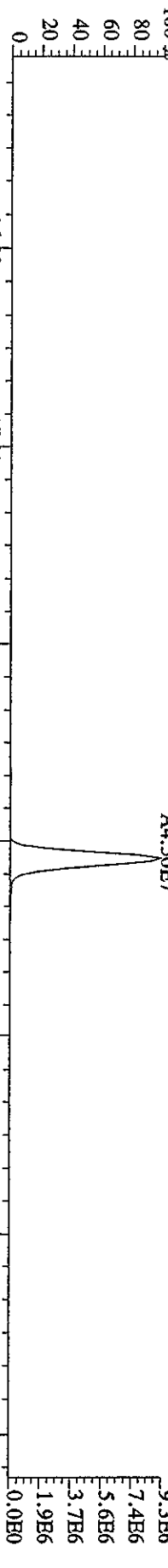
354.9792 S:6 SMO(1,3) PKD(5,3,3,100.00%,0.0,1.00%,F,T) 15:23 16:02 16:37 17:43 18:09 18:52 19:40 20:11 20:38 21:08 21:36



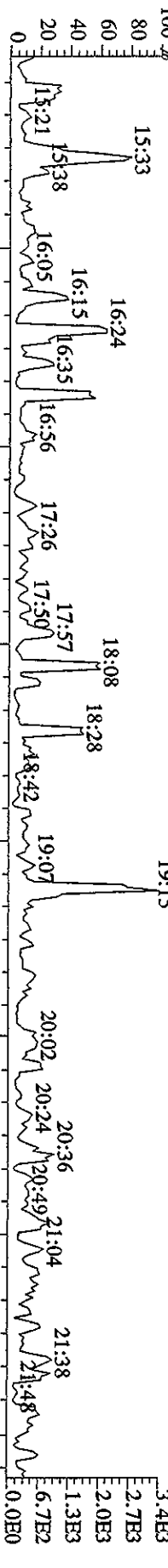
303.9016 S:6 SMO(1,3) BSUB(1000,15,-3,0) PKD(5,3,3,0.10%,2052.0,1.00%,F,T) 16:00 17:00 18:00 19:00 20:00 21:00 22:00



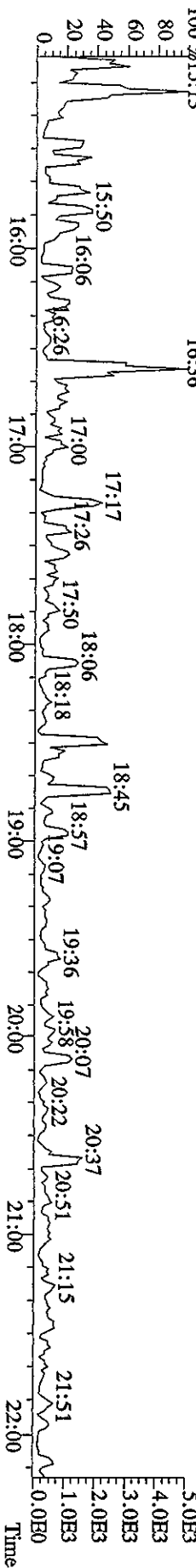
305.8987 S:6 SMO(1,3) BSUB(1000,15,-3,0) PKD(5,3,3,0.10%,2832.0,1.00%,F,T) 16:00 17:00 18:00 19:00 20:00 21:00 22:00



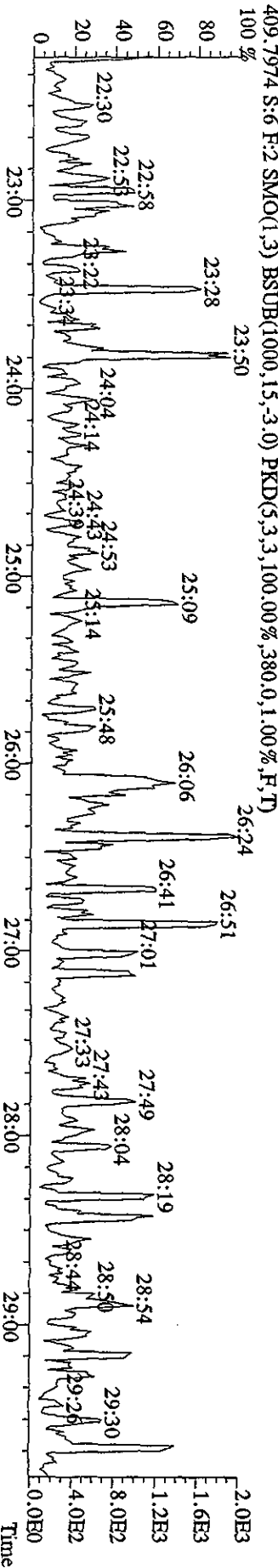
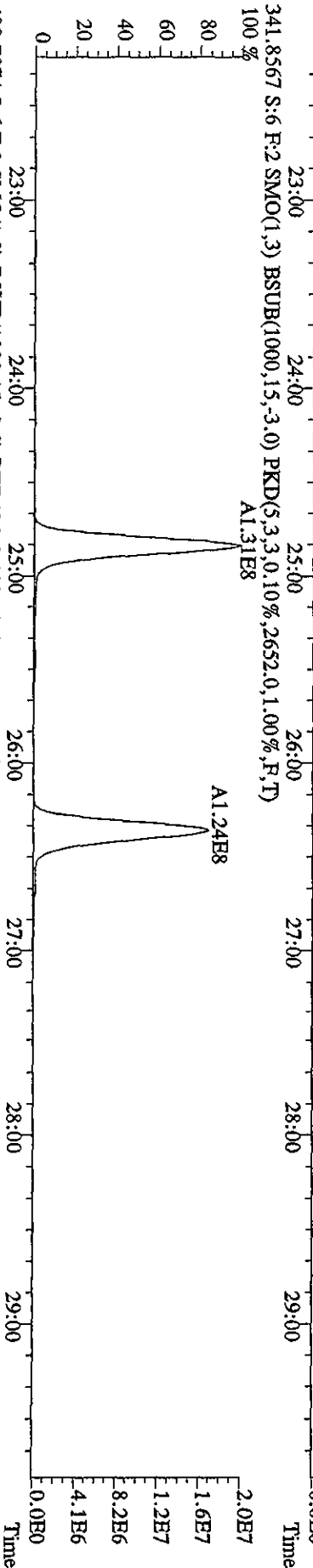
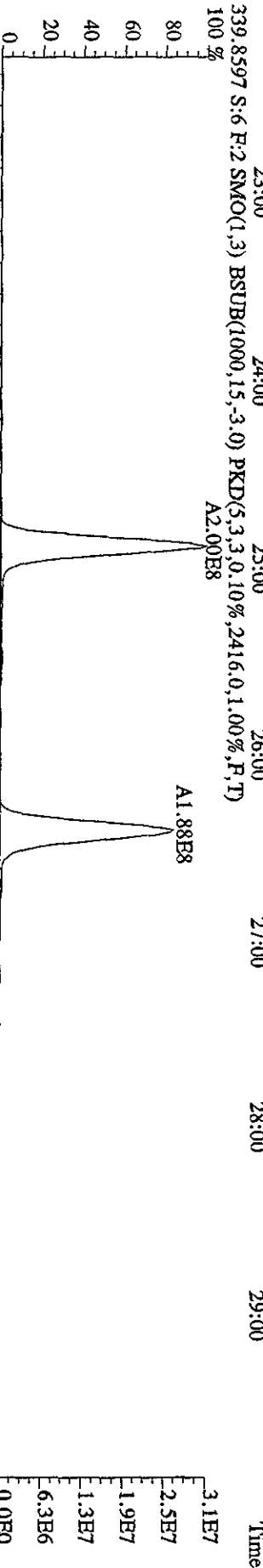
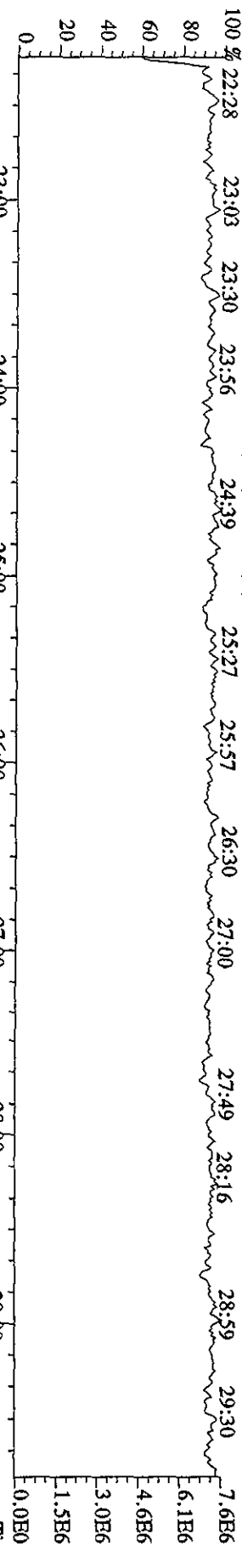
375.8364 S:6 SMO(1,3) BSUB(1000,15,-3,0) PKD(5,3,3,100.00%,452.0,1.00%,F,T) 15:00 16:00 17:00 18:00 19:00 20:00 21:00 22:00



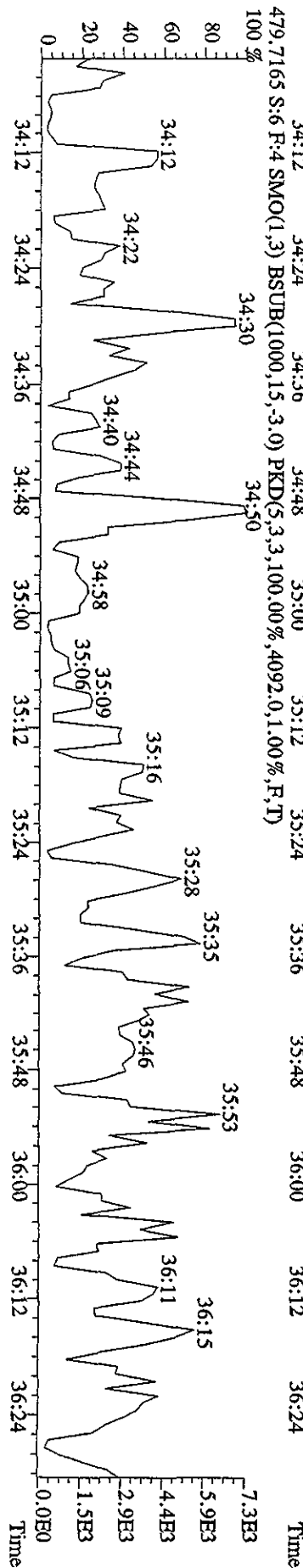



409.7974 S:6 SMO(1,3) BSUB(1000,15,-3,0) PKD(5,3,3,100.00%,408.0,1.00%,F,T) 16:00 17:00 18:00 19:00 20:00 21:00 22:00



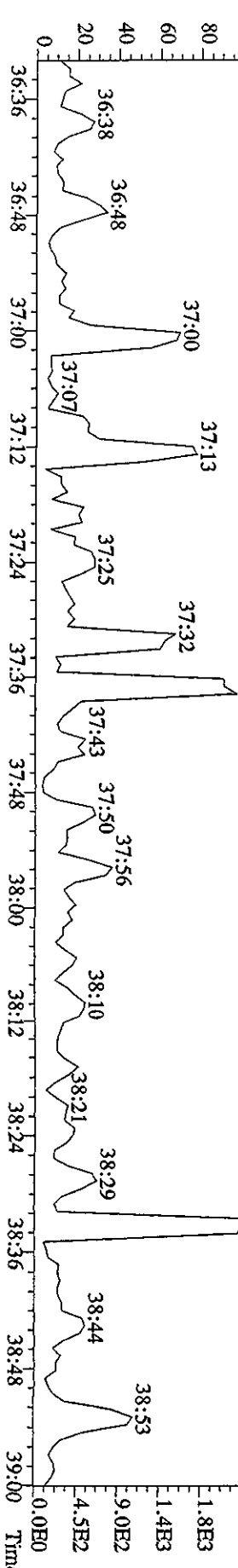

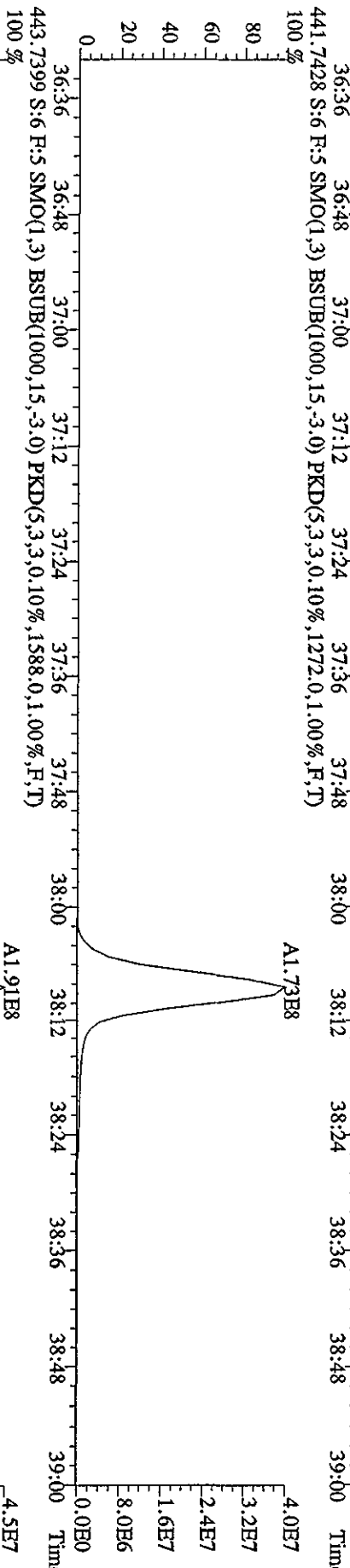
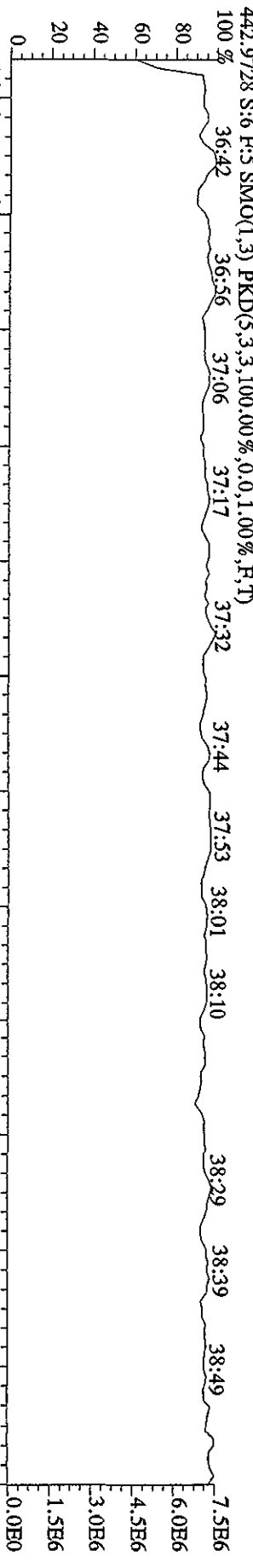
File:12AP104D5 #1-604 Acq:12-APR-2010 12:16:51 GC EI+ Voltage SIR Autospec-Ultimate
 Sample#6 Text:ST0412D :CS-4 09DXN426 Exp:DIOXINRES8290A
 354.9792 S:6 F:2 SMO(1,3) PKD(5,3,3,100.00%,0.0,1.00%,F,T)
 100% 22:28 23:03 23:30 23:56 24:39 25:27 25:57 26:30 27:00 27:49 28:16 28:59 29:30



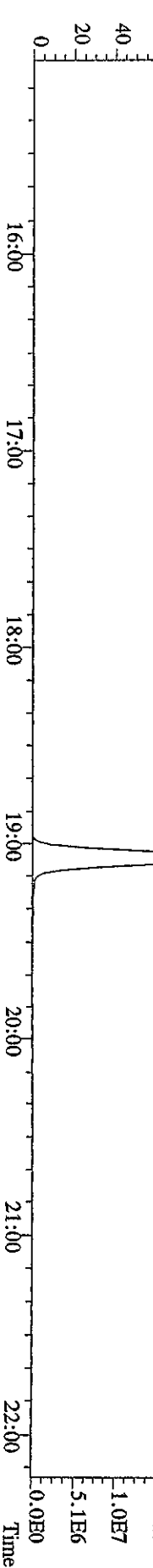
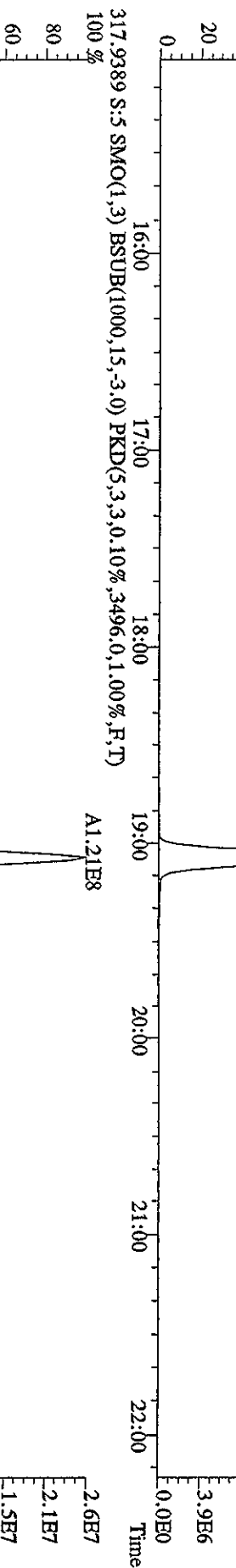
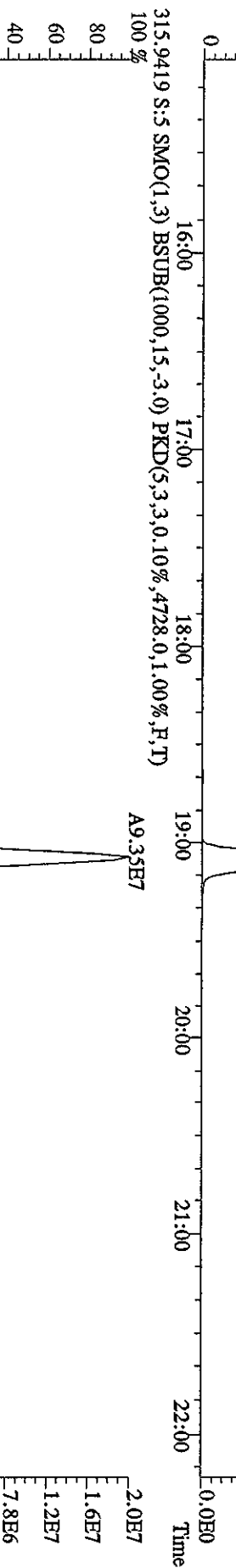
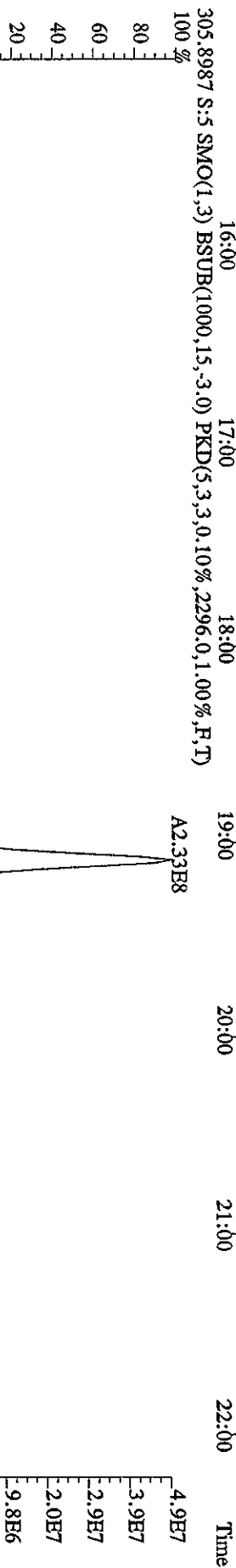
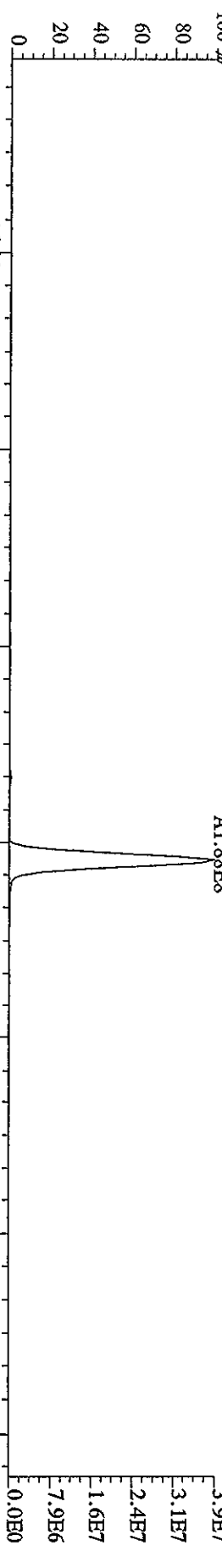
File:12AP104D5 #1-198 Acq:12-APR-2010 12:16:51 GC HI + Voltage SIR Autospec-Ultimate
 Sample#6 Text:ST0412D :CS-4 09DXN426 Exp:DIOXINRES8290A



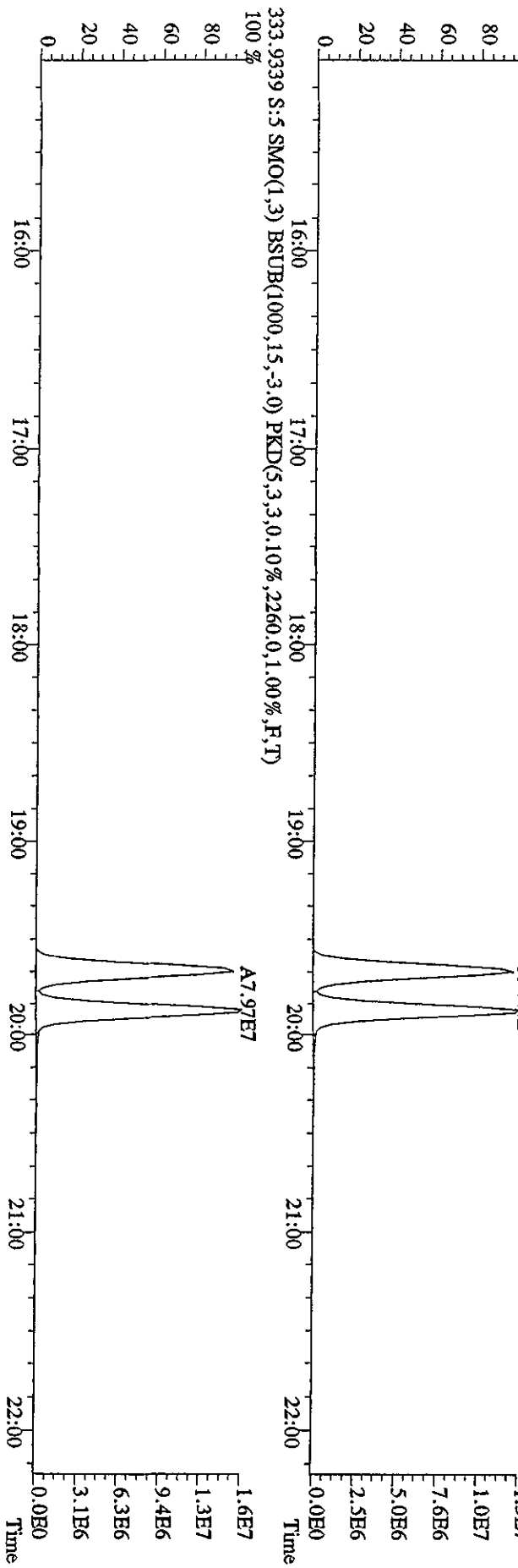
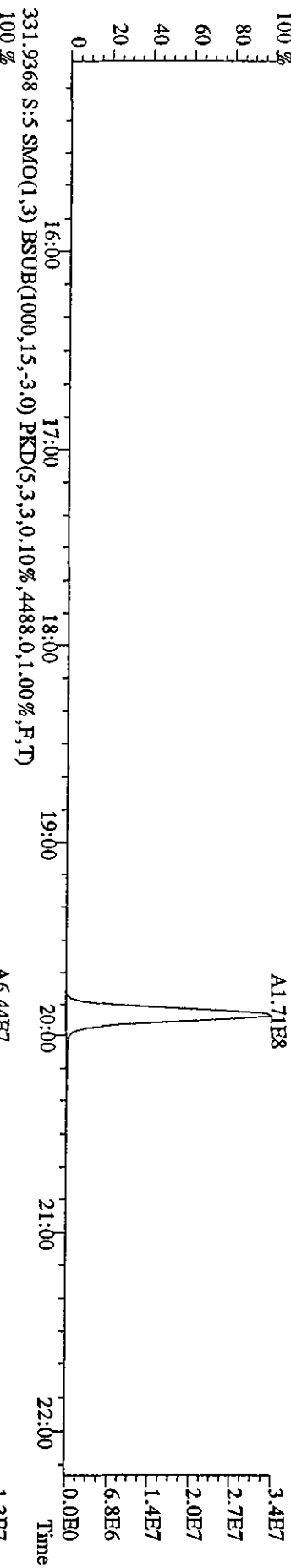
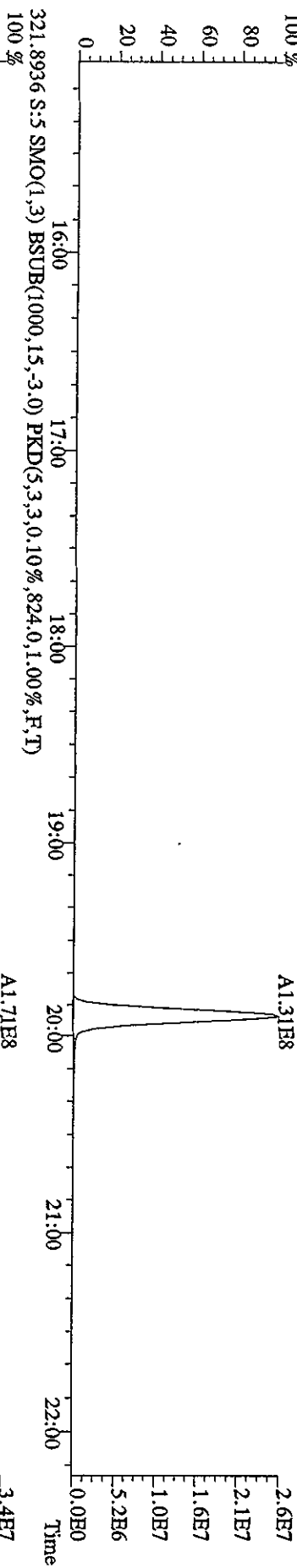
File:12AP104D5 #1-190 Acq:12-APR-2010 12:16:51 GC EI+ Voltage SIR Autospec-Ultimate
 Sample#6 Text:ST0412D :CS-4 09DXN426 Exp:DIOXINRES8290A



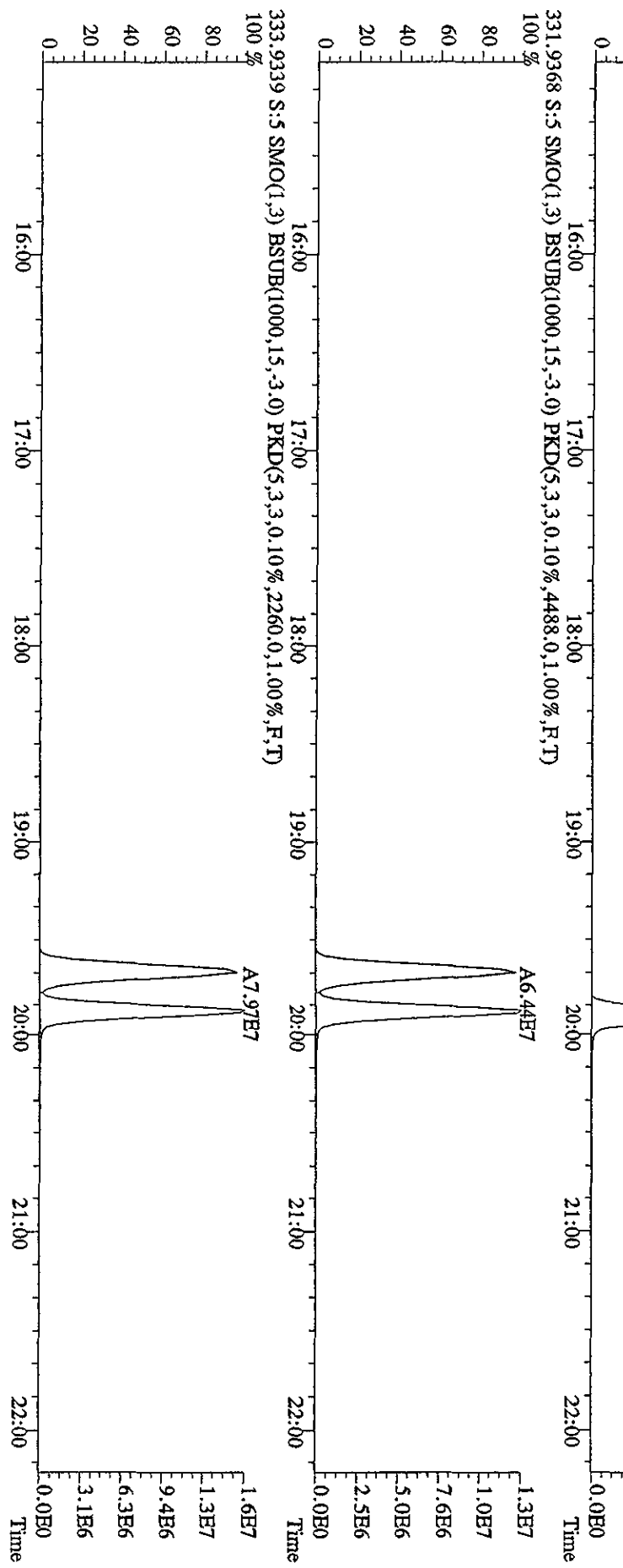
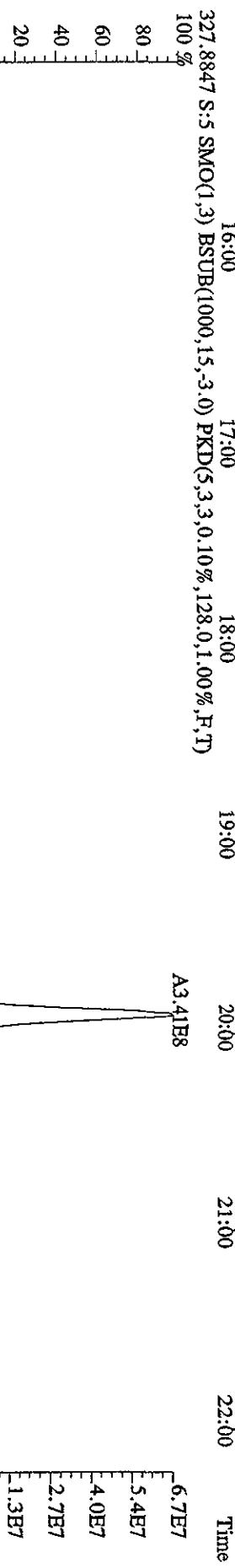
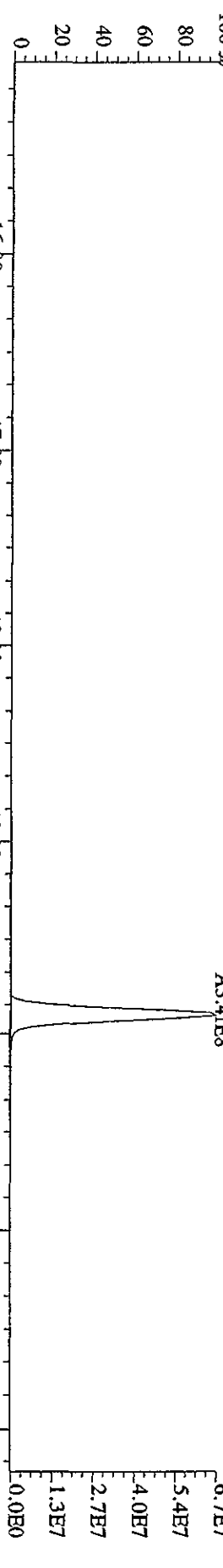
File: 12AP104D5 #1-435 Acq: 12-APR-2010 11:32:49 GC EI+ Voltage SIR Autospec-UltimaE
 Sample#5 Text: ST0412C :CS-5 09DXN456 Exp: DIOXINRES8290A
 303.9016 S:5 SMO(1,3) BSUB(1000,15,-3,0) PKD(5,3,3,0,10%,2960,0,1,100%,F,T) 100%



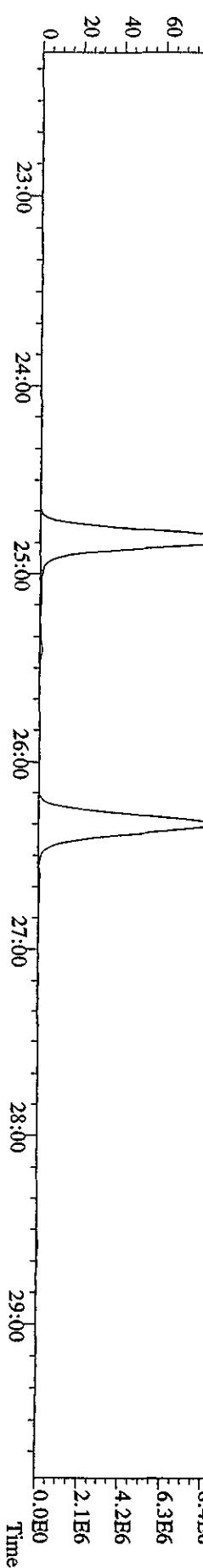
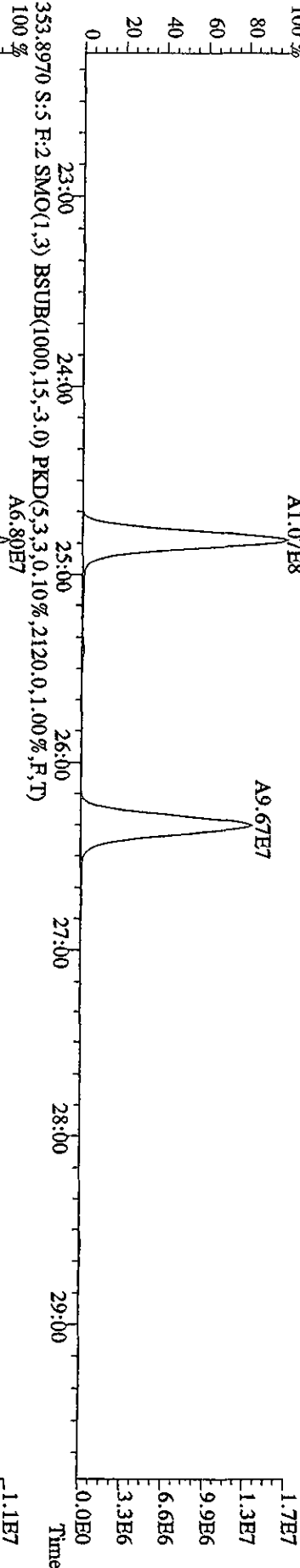
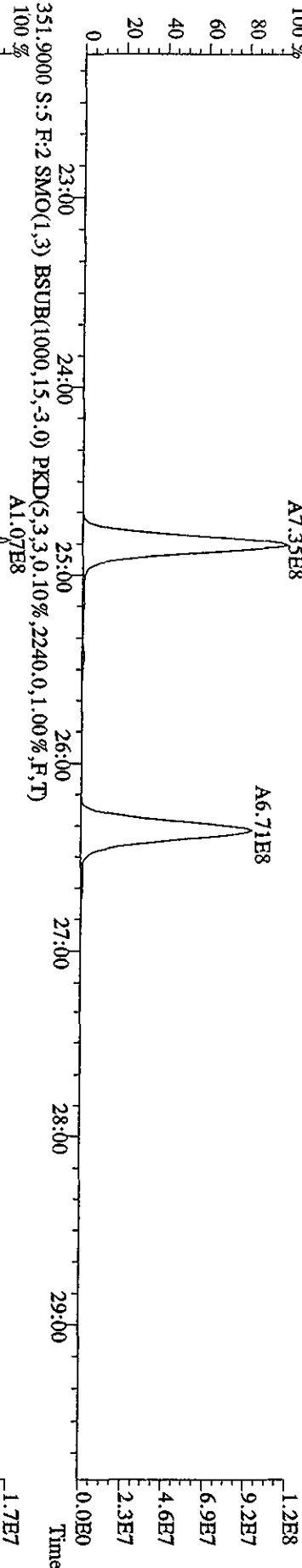
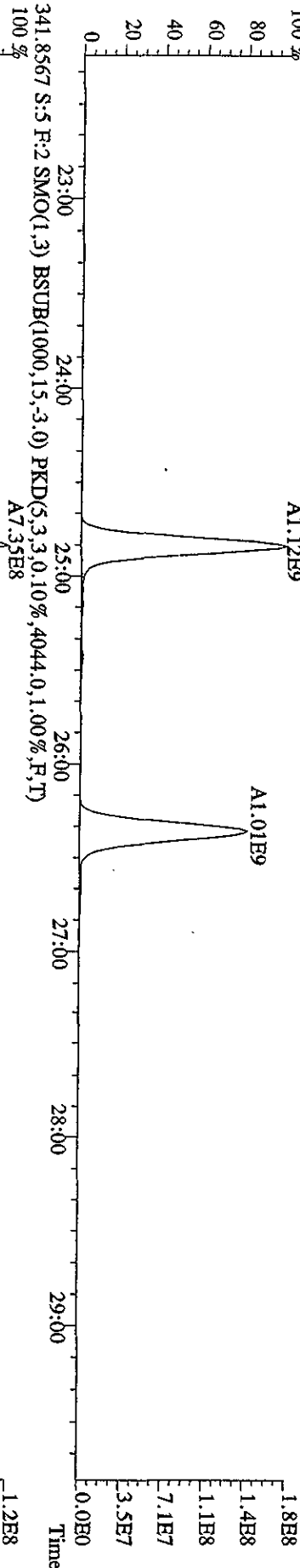
File:12AP104D5 #1-435 Acq:12-APR-2010 11:32:49 GC EI+ Voltage SIR Autospec-Ultimate
 Sample#5 Text:ST0412C :CS-5 09DDXN456 Exp:DIOXINRES8290A
 319.8965 S:5 SMO(1,3) BSUB(1000,15,-3,0) PKD(5,3,3,0,10%,1000,0,1,00%,F,T)



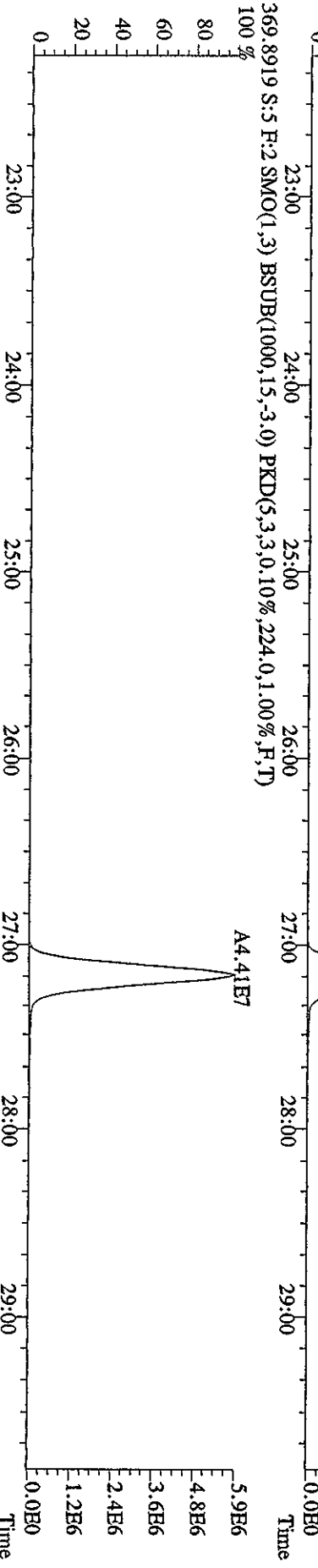
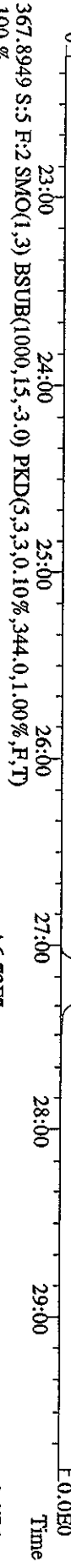
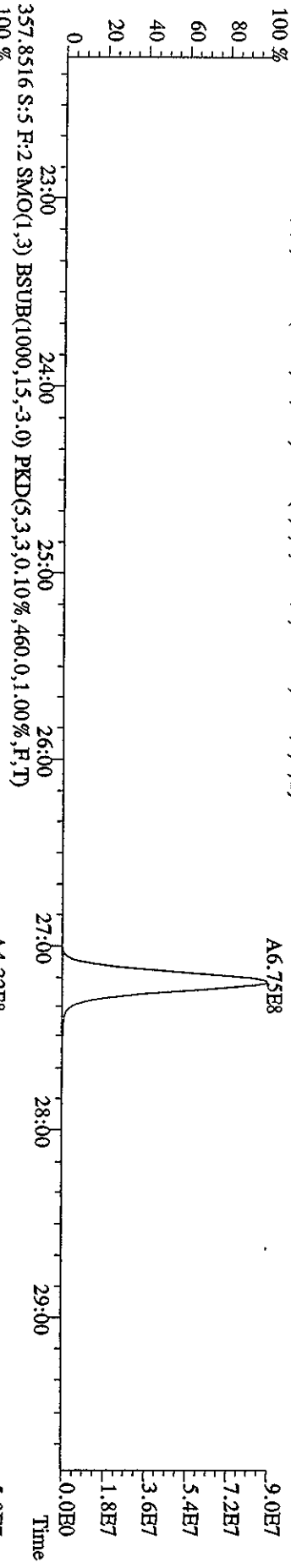
File:12AP104D5 #1-435 Acq:12-APR-2010 11:32:49 GC BI+ Voltage SIR Autospec-Ultimate
 Sample#5 Text:ST0412C :CS-5 09DXN456 Exp:DIOXINRES8290A
 327.8847 S:5 SMO(1,3) BSUB(1000,15,-3,0) PKD(5,3,3,0,10%,128,0,1,00%,F,T)



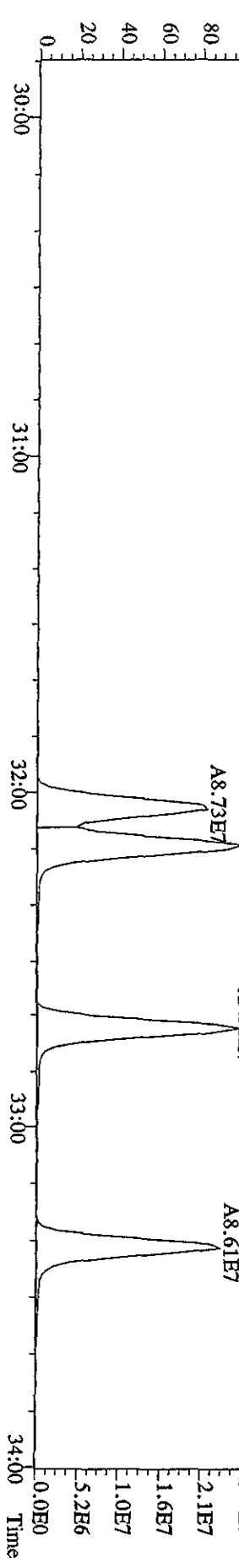
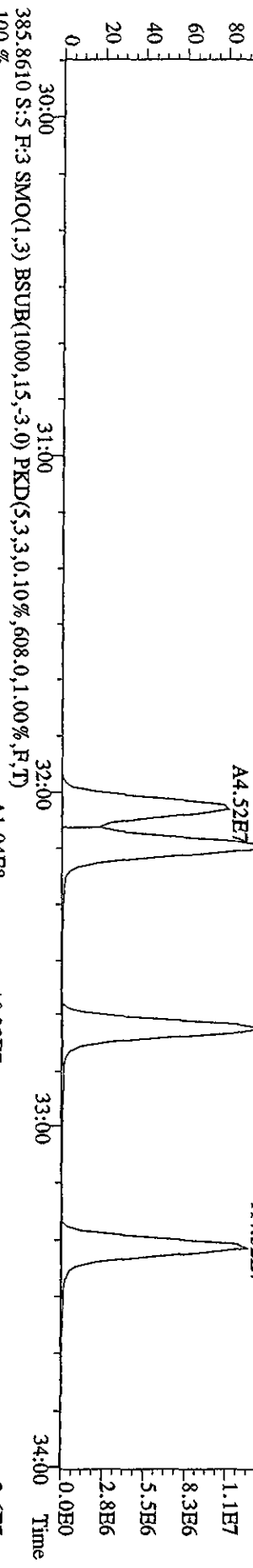
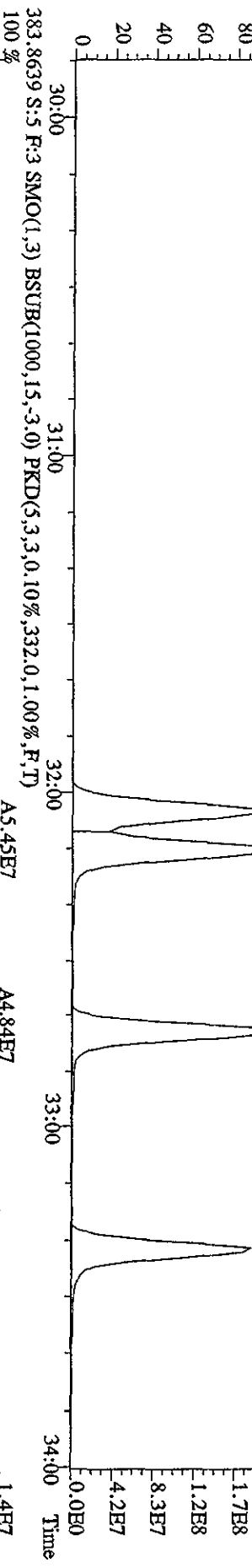
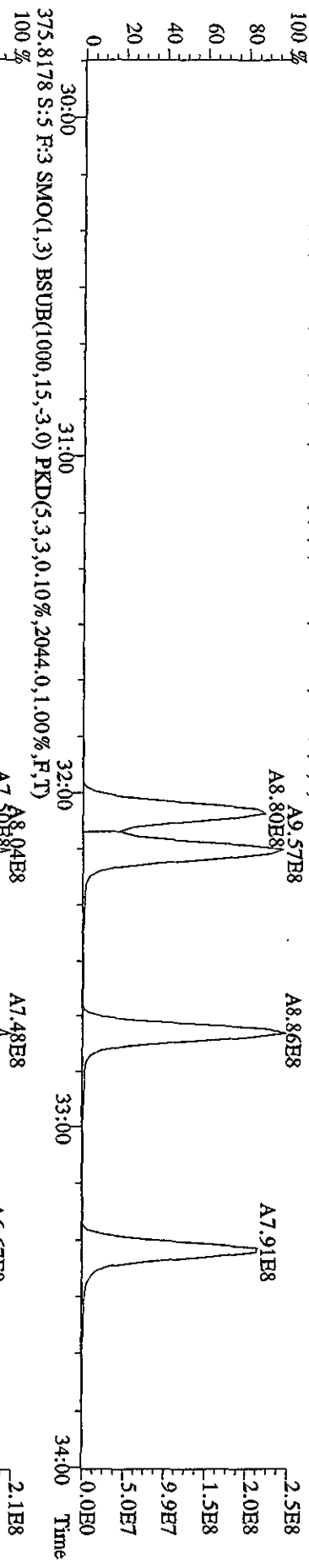
File: 12AP104D5 #1-604 Acq: 12-APR-2010 11:32:49 GC EI + Voltage SIR Autospec-UltimaB
 Sample#5 Text: ST0412C :CS-5 09DXN456 Exp: DIOXINRES8290A
 339.8597 S:5 F:2 SMO(1,3) BSUB(1000,15,-3.0) PKD(5,3,3,0,10%,8368.0,1.00%,F,T)
 100%



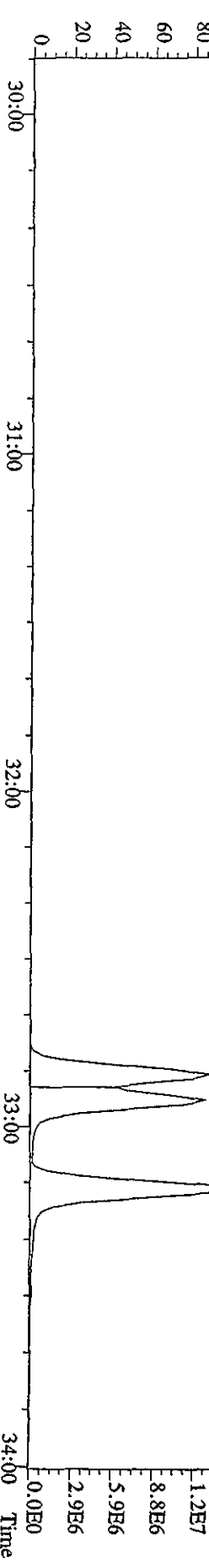


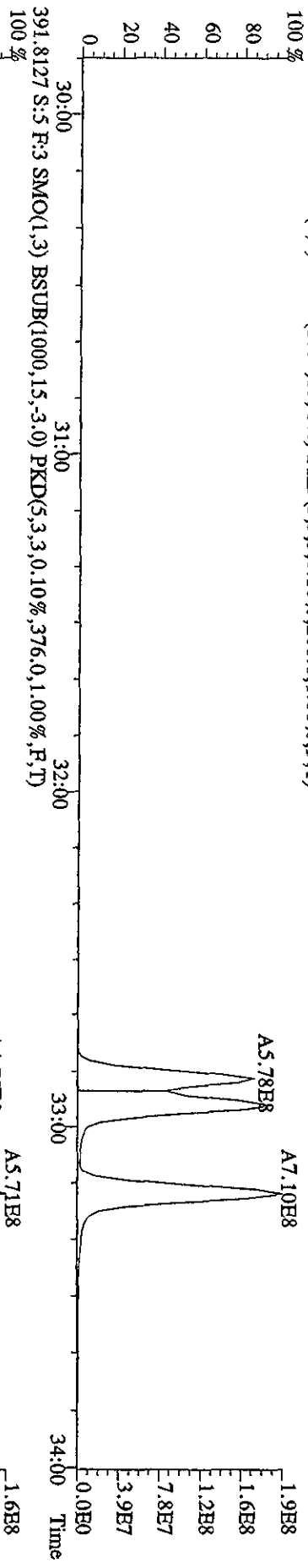
File:12AP104D5 #1-604 Acq:12-APR-2010 11:32:49 GC EI+ Voltage SIR Autospec-Ultimate
 Sample#5 Text:ST0412C :CS-5 09DXN456 Exp:DIOXINRES8290A
 355.8546 S:5 F:2 SMO(1,3) BSUB(1000,15,-3.0) PKD(5,3,3,0.10%,1104.0,1.00%,F,T)
 100 %



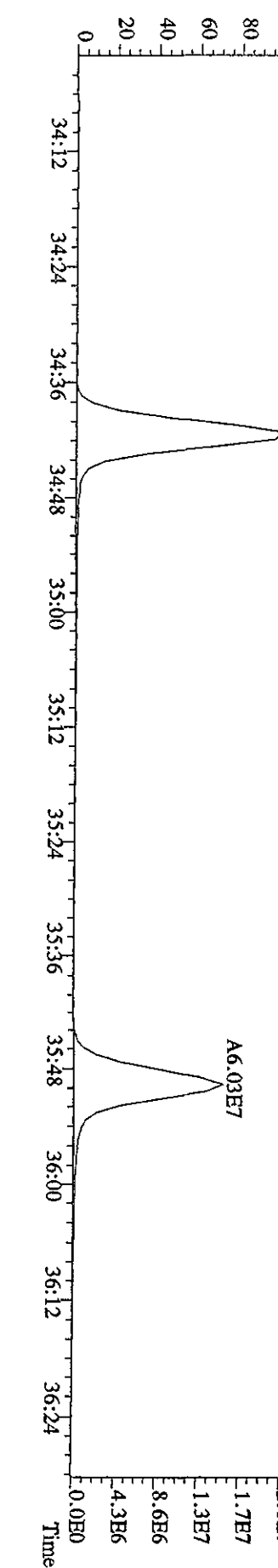

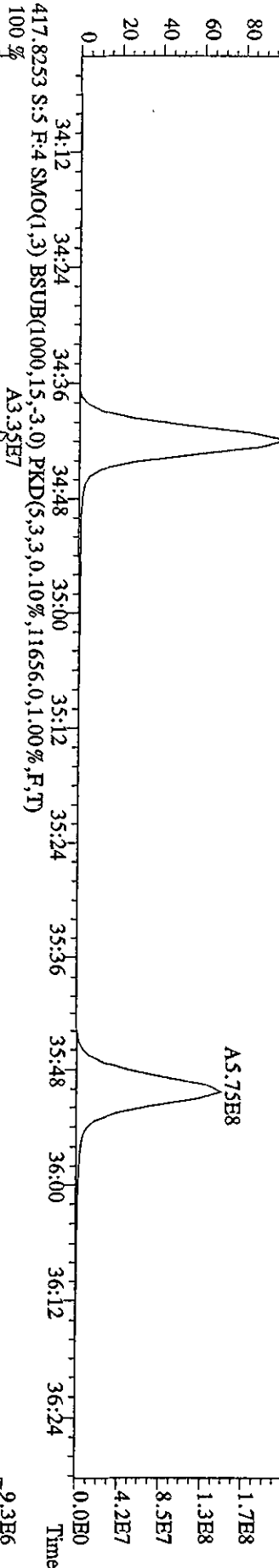

File: 12AP104D5 #1-317 Acq: 12-APR-2010 11:32:49 GC EI+ Voltage SIR Autospec-Ultimate
 Sample#5 Text: ST0412C :CS-5 09DXN456 Exp: DIOXINRES8290A
 373.8208 S:5 F:3 SMO(1,3) BSUB(1000,15,-3,0) PKD(5,3,3,0,10%,3020,0,1,00%,F,T)



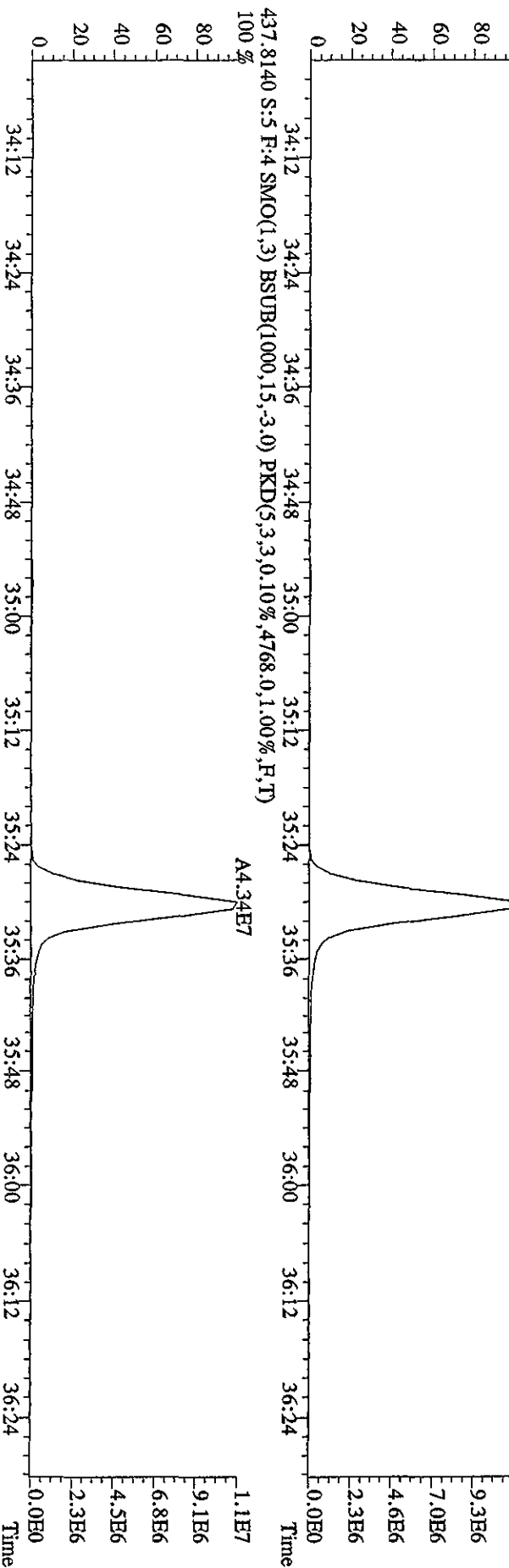
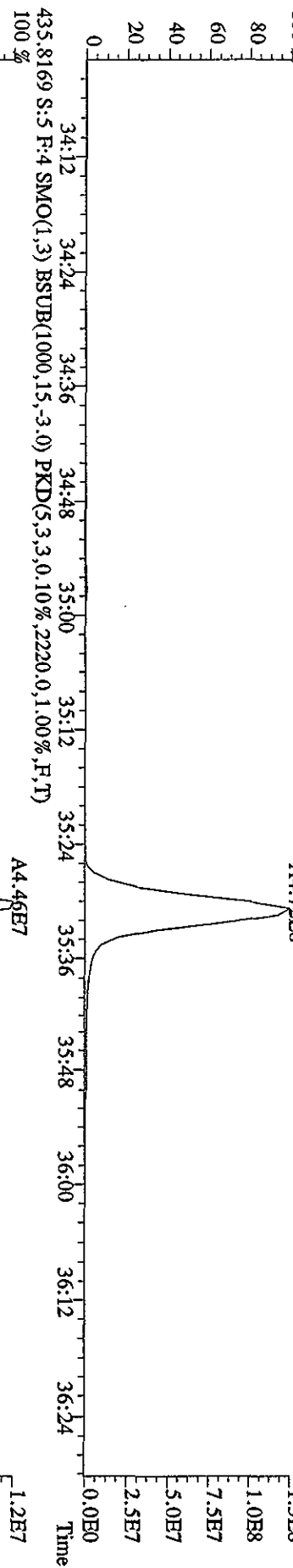
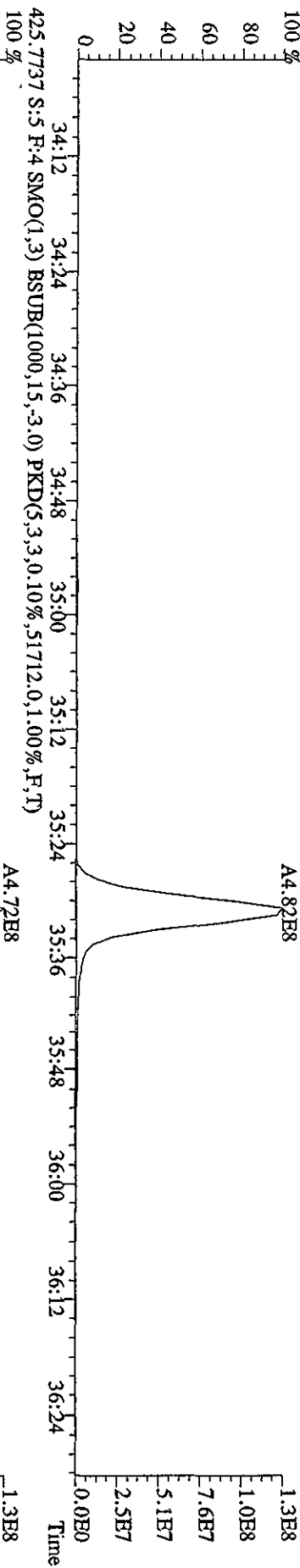
File:12AP104D5 #1-317 Acq:12-APR-2010 11:32:49 GC BI+ Voltage SIR Autospec-Ultimate
 Sample#5 Text:ST0412C :CS-5 09DXN456 Exp:DIOXINRES8290A
 389.8157 S:5 F:3 SMO(1,3) BSUB(1000,15,-3,0) PKD(5,3,3,0.10%,208,0,1.00%,F,T)



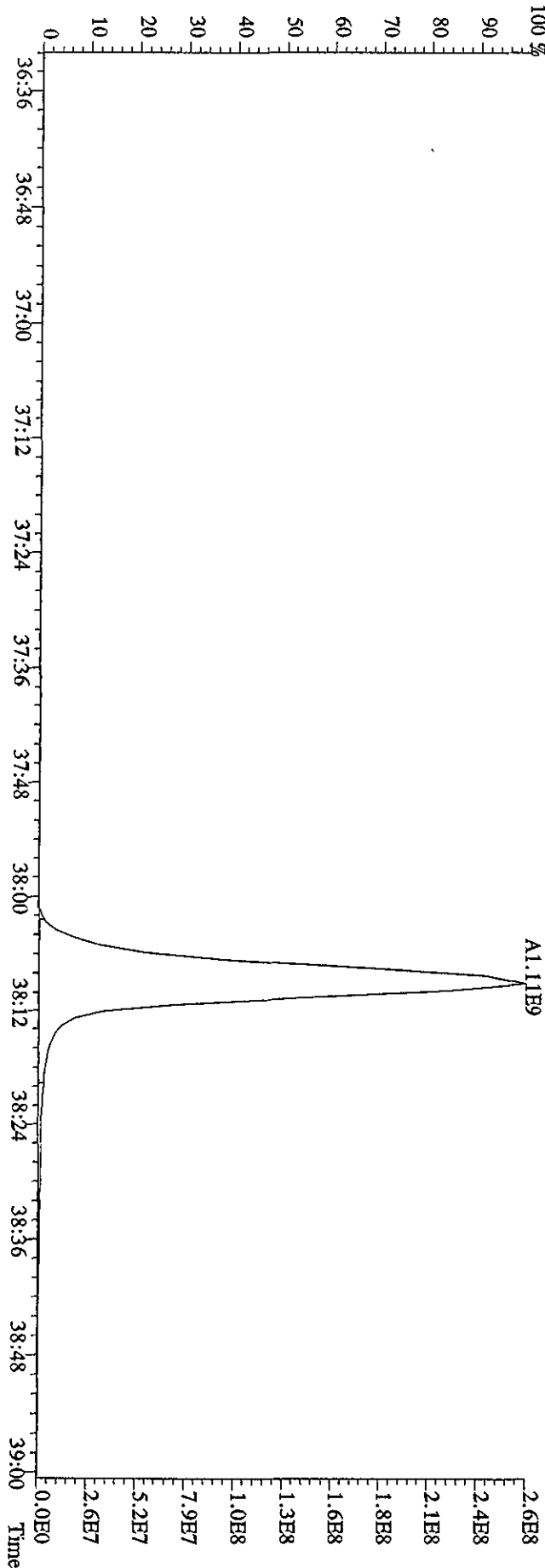
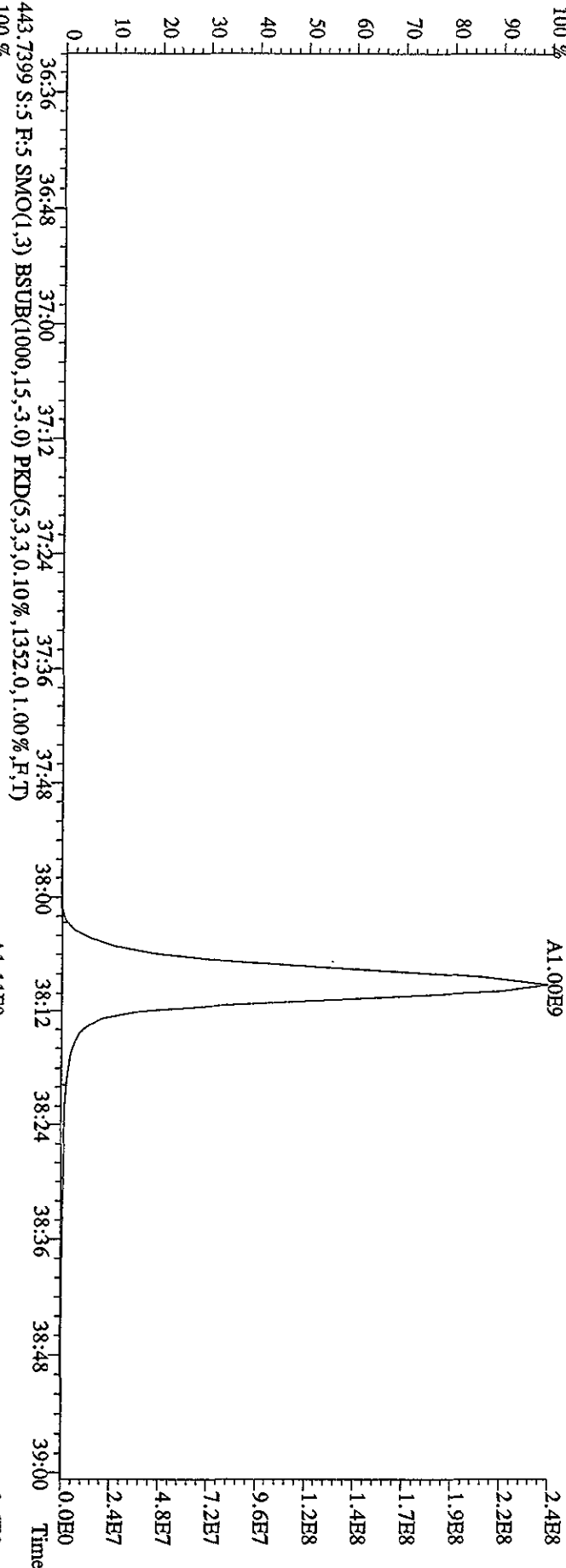
File: 12AP104D5 #1-198 Acq: 12-APR-2010 11:32:49 GC EI+ Voltage: SIR Autospec-UltimaE
 Sample#5 Text: ST0412C :CS-5 09DXN456 Exp: DIOXINRES8290A
 407.7818 S:5 F:4 SMO(1,3) BSUB(1000,15,-3,0) PKD(5,3,3,0,10%,81496.0,1.00%,F,T)
 100%



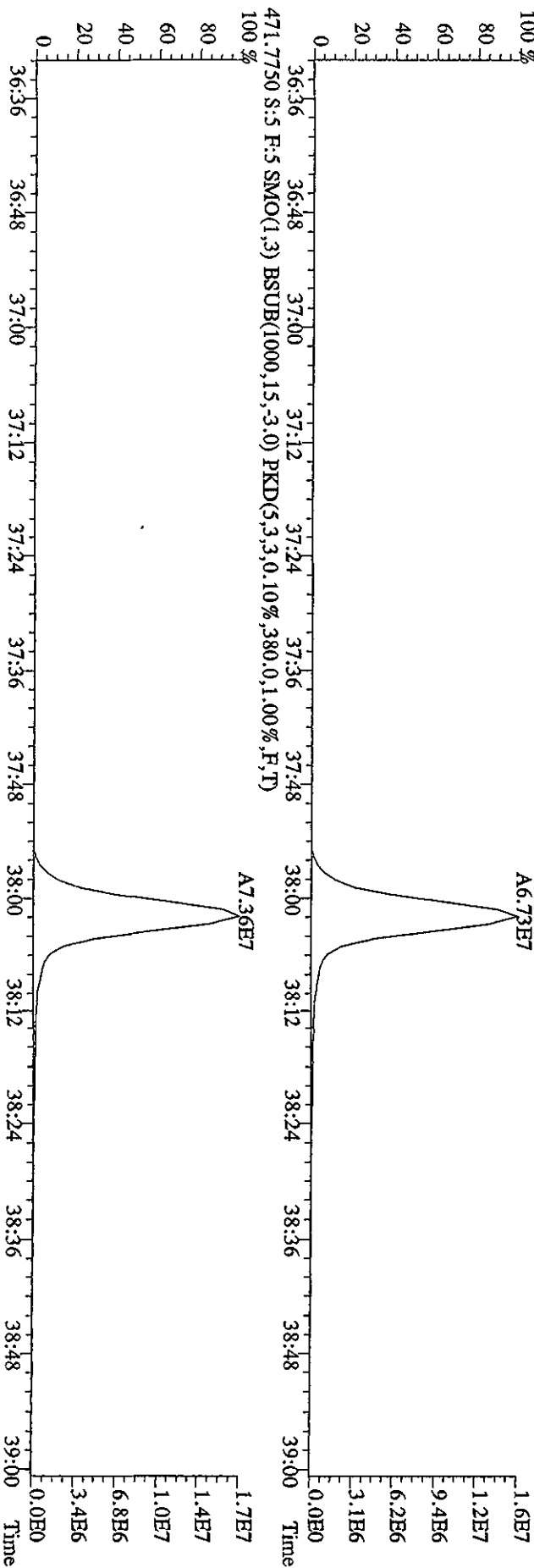
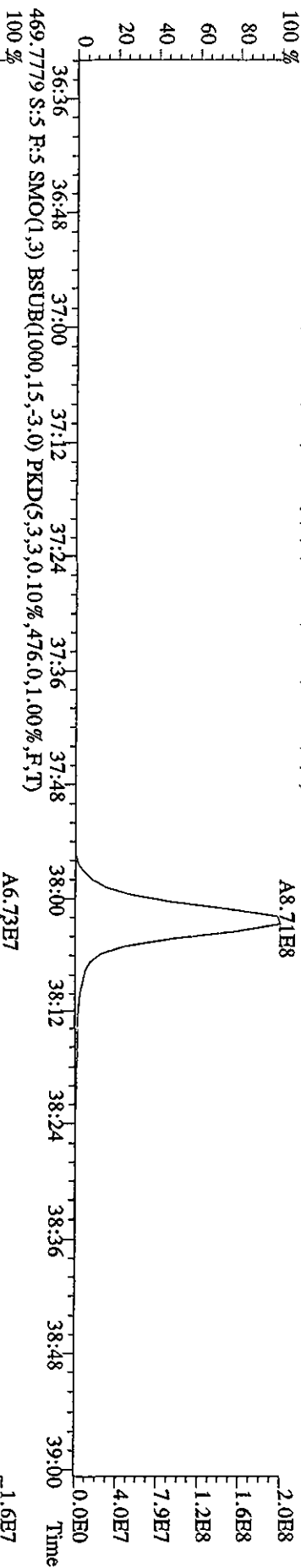
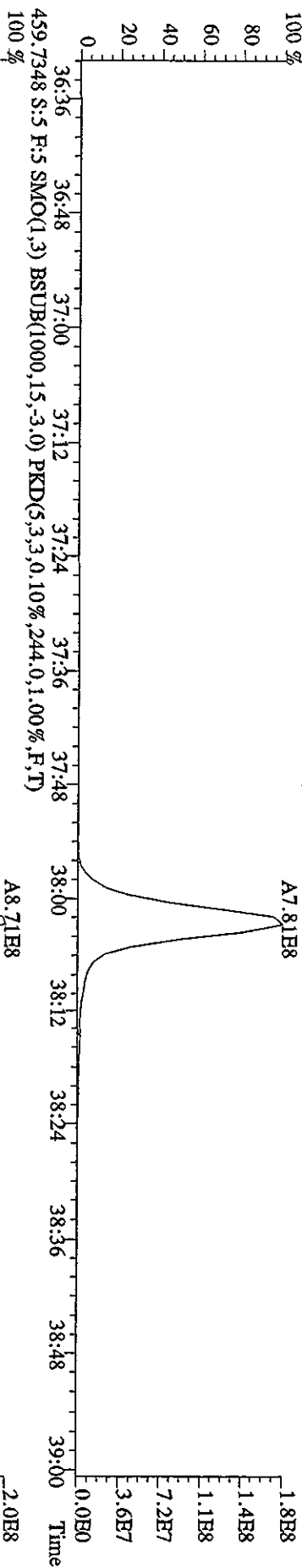
File:12AP104D5 #1-198 Acq:12-APR-2010 11:32:49 GC EI+ Voltage SIR Autospec-UltimaB
Sample#5 Text:ST0412C :CS-5-09DXN456 Exp:DIOXINRES8290A
423.7766 S:5 F:4 SMO(1,3) BSUB(1000,15,-3.0) PKD(5,3,3,0.10%,4800.0,1.00%,F,T)



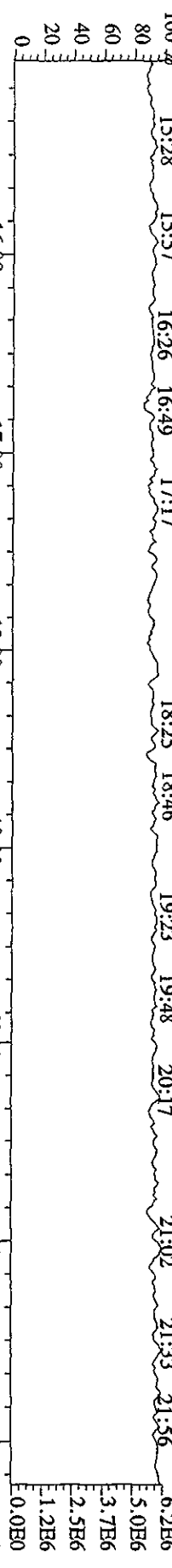
File:12AP104D5 #1-191 Acq:12-APR-2010 11:32:49 GC EI+ Voltage SIR Autospec-UltimaB
Sample#5 Text:ST0412C :CS-5 09DXN456 Exp:DIOXINRES8290A
441.7428 S:5 F:5 SMO(1,3) BSUB(1000,15,-3,0) PKD(5,3,3,0,10%,1064,0,1,00%,F,T)



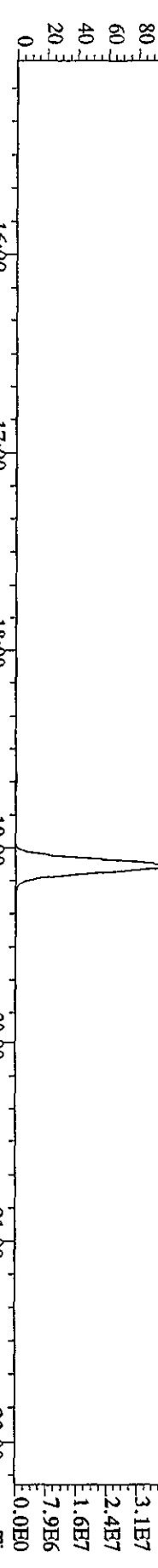
File: 12AP104D5 #1-191 Acq: 12-APR-2010 11:32:49 GC EI+ Voltage SIR Autospec-UtimaE
 Sample#5 Text: ST0412C : CS-5 09DXN456 Exp: DIOXINRES8290A
 457.7377 S:5 F:5 SMO(1,3) BSUB(1000,15,-3.0) PKD(5,3,3,0.10%,836.0,1.00%,F,T)
 100%



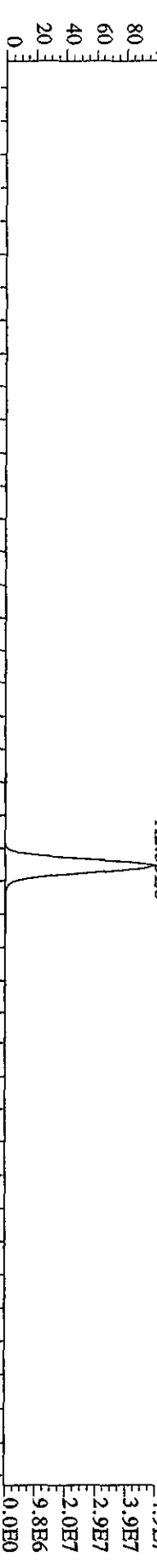
File: 12AP104D5 #1-435 Acq: 12-APR-2010 11:32:49 GC EI+ Voltage: SIR Autospec-UltimaE
 Sample#5 Text: ST0412C :CS-5 09DXN456 Exp: DIOXINRES8290A
 354.9792 S:5 SMO(1,3) PKD(5,3,3,100.00%,0.0,1.00%,F,T)
 15:28 15:57 16:26 16:49 17:17 18:25 18:46 19:23 19:48 20:17 21:02 21:33 21:56



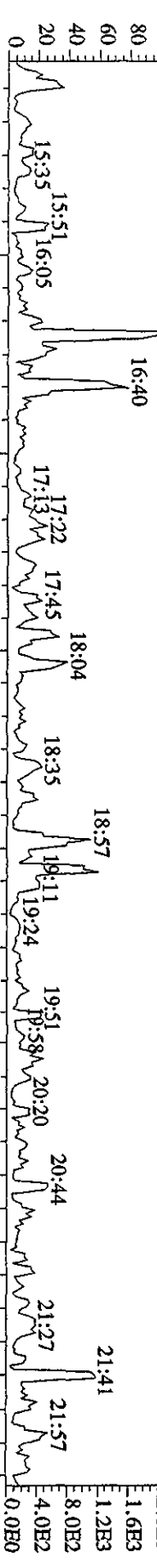
303.9016 S:5 SMO(1,3) BSUB(1000,15,-3.0) PKD(5,3,3,0.10%,2960.0,1.00%,F,T)



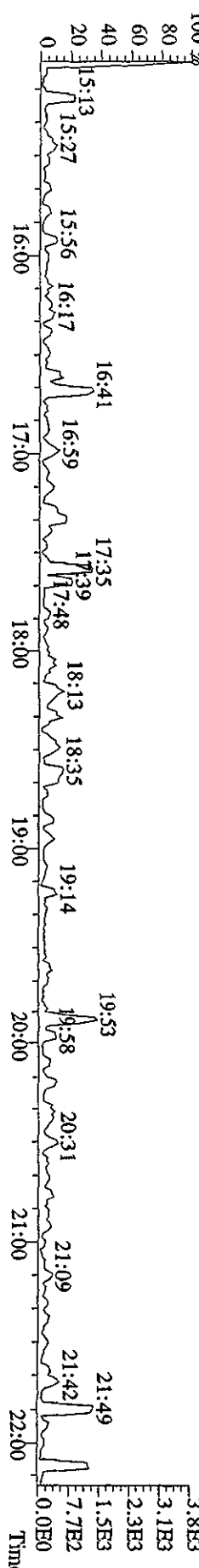
305.8987 S:5 SMO(1,3) BSUB(1000,15,-3.0) PKD(5,3,3,0.10%,2296.0,1.00%,F,T)



375.8364 S:5 SMO(1,3) BSUB(1000,15,-3.0) PKD(5,3,3,100.00%,188.0,1.00%,F,T)




409.7974 S:5 SMO(1,3) BSUB(1000,15,-3.0) PKD(5,3,3,100.00%,188.0,1.00%,F,T)

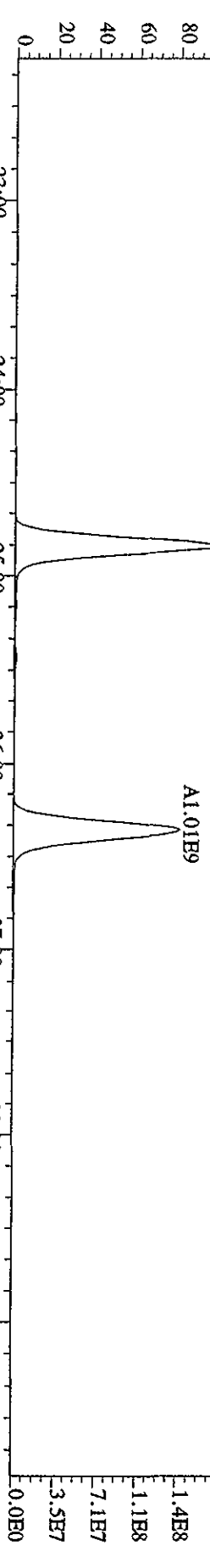


File:12ADP104D5 #1-604 Acq:12-APR-2010 11:32:49 GC EI+ Voltage SIR Autospec-UltimaB
 Sample#5 Text:ST0412C :CS-5 09DXN456 Exp:DIOXINRES8290A

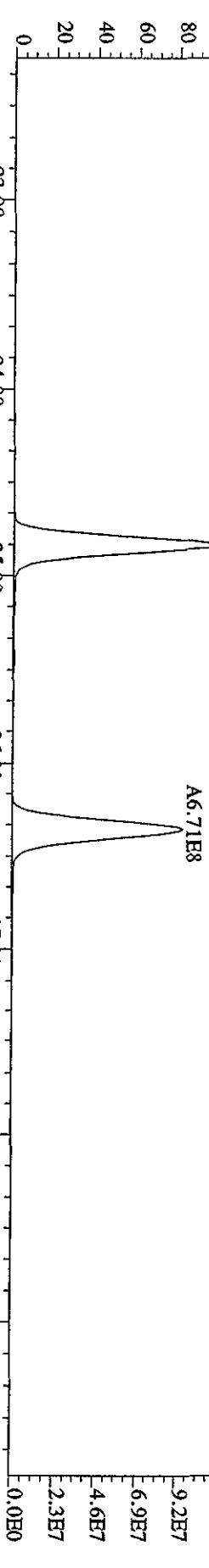
354.9792 S:5 F:2 SMO(1,3) PKD(5,3,3,100.00%,0,0,1.00%,F,T) 22:52 23:30 23:54 24:28 24:57 25:22 25:45 26:12 26:38 27:19 27:43 28:16 28:59 29:25



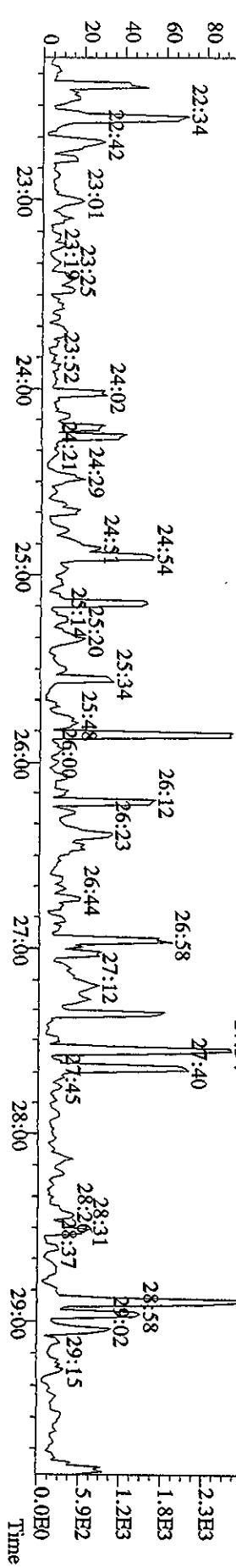
339.8597 S:5 F:2 SMO(1,3) BSUB(1000,15,-3,0) PKD(5,3,3,0.10%,8368,0.1,00%,F,T) 23:00 24:00 25:00 26:00 27:00 28:00 29:00



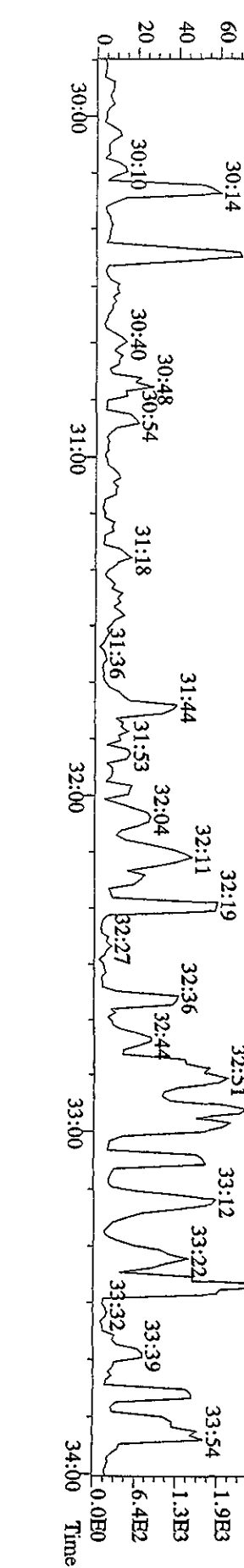
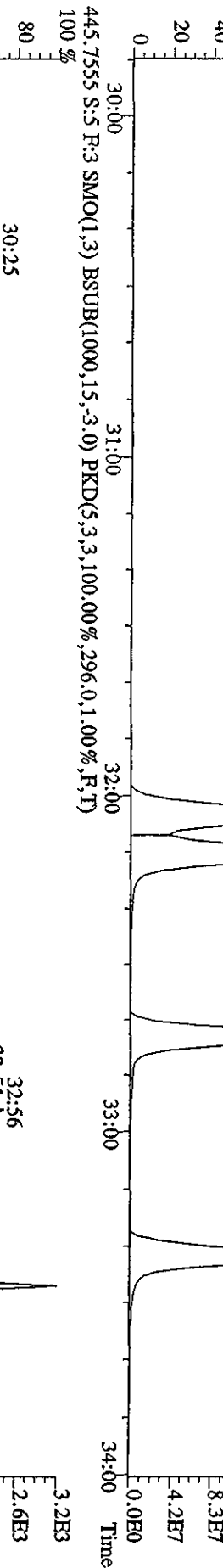
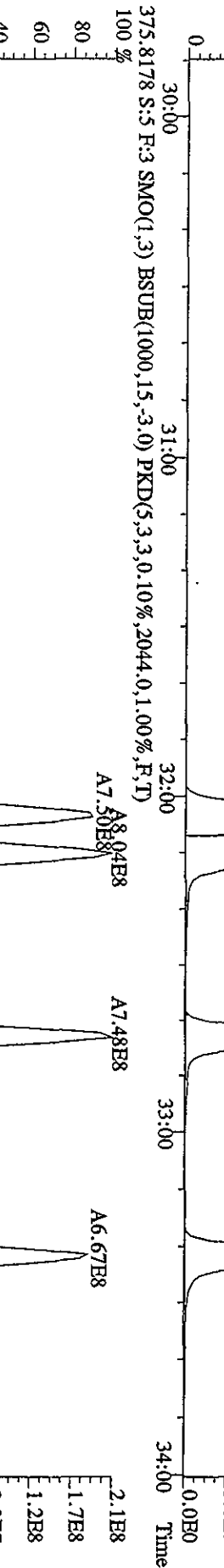
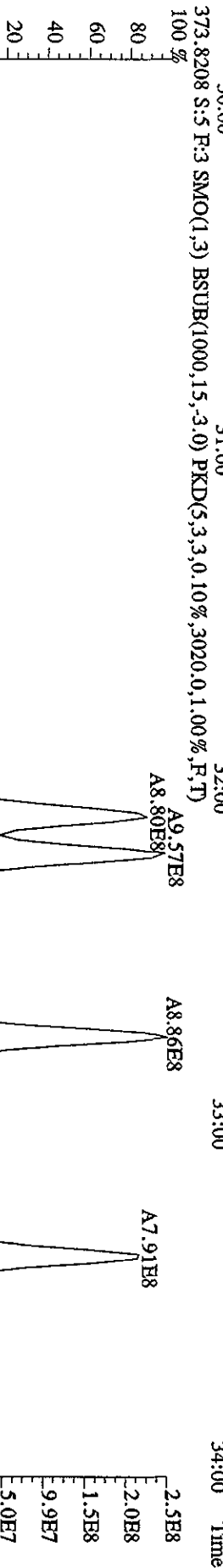
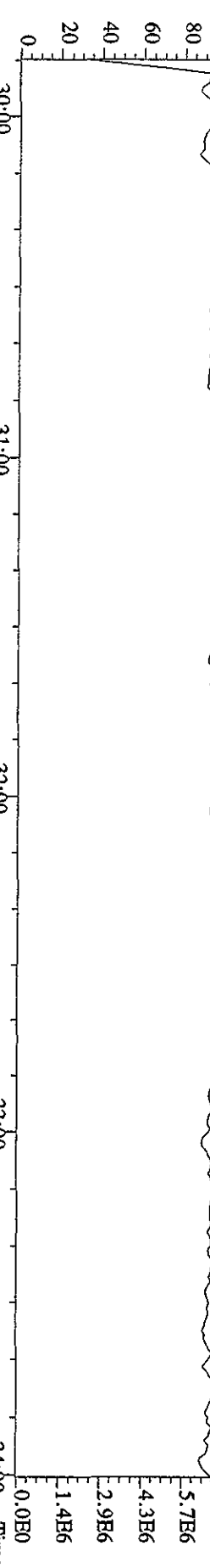
341.8567 S:5 F:2 SMO(1,3) BSUB(1000,15,-3,0) PKD(5,3,3,0.10%,4044,0.1,00%,F,T) 23:00 24:00 25:00 26:00 27:00 28:00 29:00



409.7974 S:5 F:2 SMO(1,3) BSUB(1000,15,-3,0) PKD(5,3,3,100.00%,312,0,1.00%,F,T) 23:00 24:00 25:00 26:00 27:00 28:00 29:00

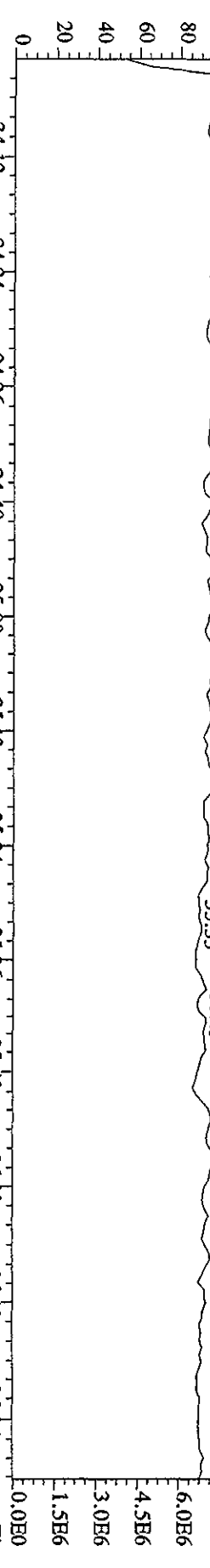


File:12AP104D5 #1-317 Acq:12-APR-2010 11:32:49 GC EF+ Voltage SIR Autospec-UltimaE
 Sample#5 Text:ST0412C :CS-5 09DXN456 Exp:DIOXINRES8290A
 430.9728 S:5 F:3 SMO(1.3) PKD(5.3,3,100.00%,0.0,1.00%,F,T)
 100% 29:58 30:20 30:40 31:02 31:20 31:38 31:59 32:34 32:56 33:10 33:23 33:46




File: 12AP104D5 #1-198 Acq: 12-APR-2010 11:32:49 GC EI+ Voltage SIR Autospec-Ultimate
 Sample#5 Text: ST0412C : CS-5 09DXN456 Exp: DIOXINRES8290A


430.9728 S:5 F:4 SMO(1,3) PKD(5,3,3,100.00%,0.0,1.00%,F,T)
 100% 34:06 34:14 34:27 34:37 34:44 34:55 35:04 35:17 35:33 35:43 35:57 36:07



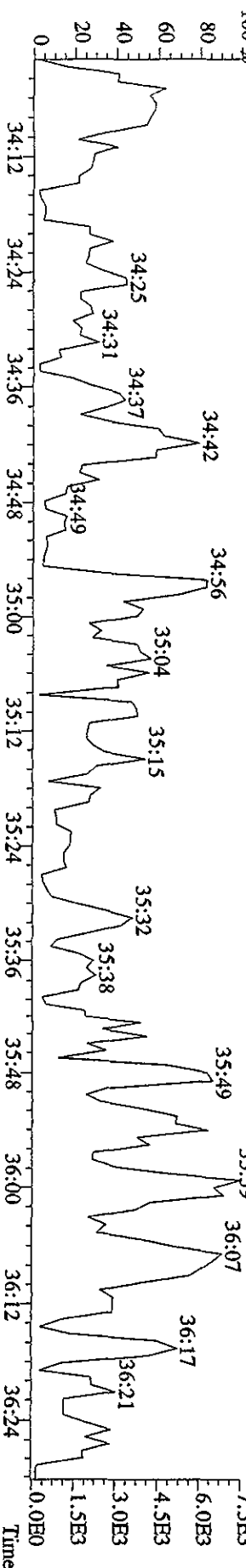
407.7818 S:5 F:4 SMO(1,3) BSUB(1000,15,-3.0) PKD(5,3,3,0.10%,81496.0,1.00%,F,T)
 100% 34:12 34:24 34:36 34:48 35:00 35:12 35:24 35:36 35:48 36:00 36:12 36:24



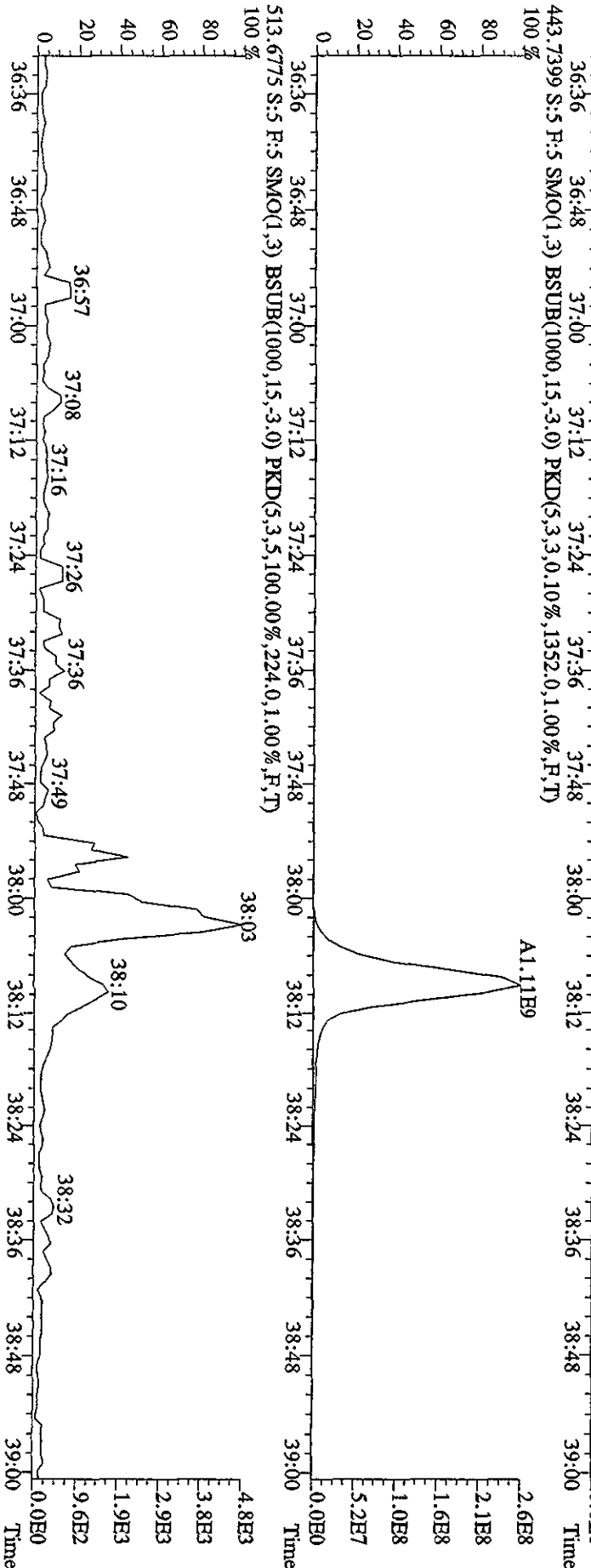
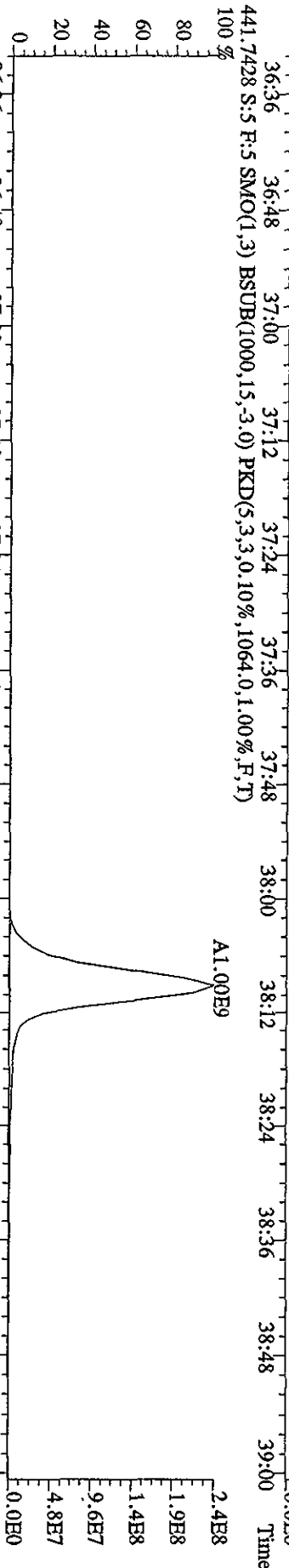
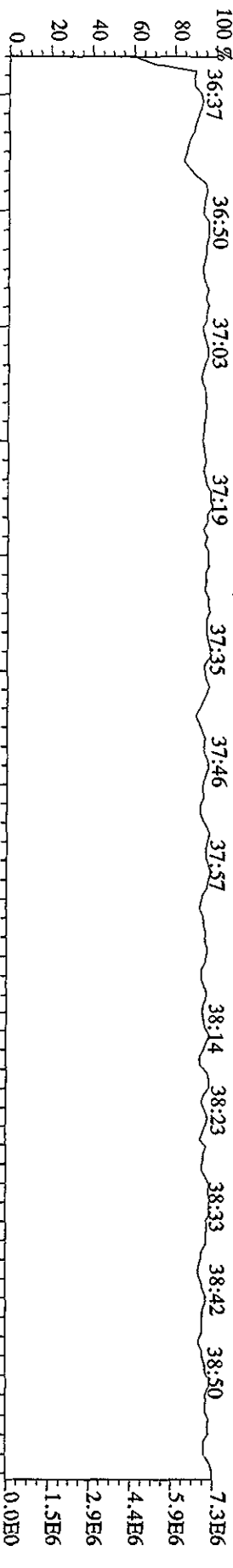
409.7789 S:5 F:4 SMO(1,3) BSUB(1000,15,-3.0) PKD(5,3,3,0.10%,148832.0,1.00%,F,T)
 100% 34:12 34:24 34:36 34:48 35:00 35:12 35:24 35:36 35:48 36:00 36:12 36:24



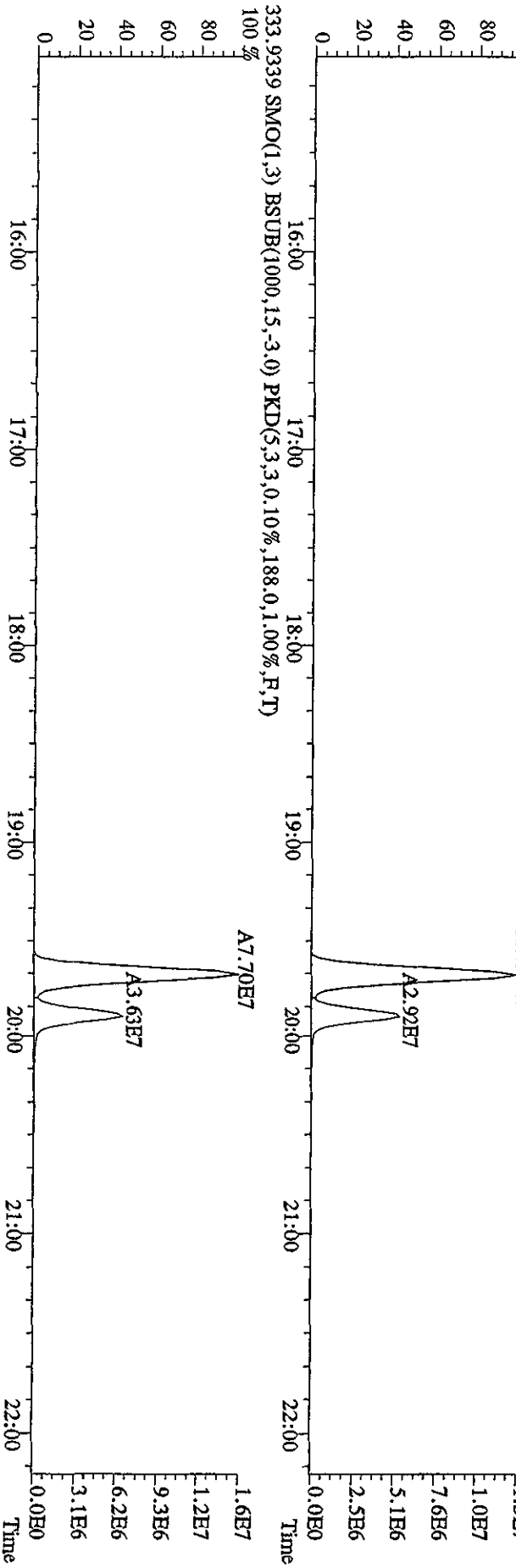
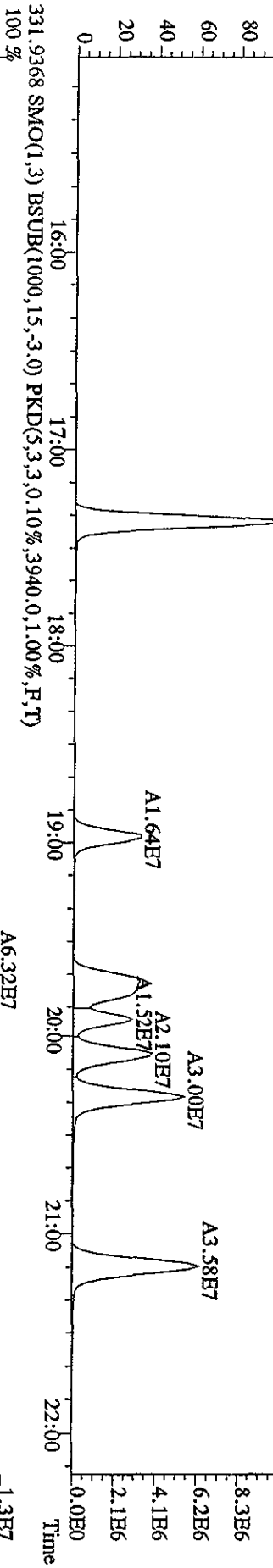
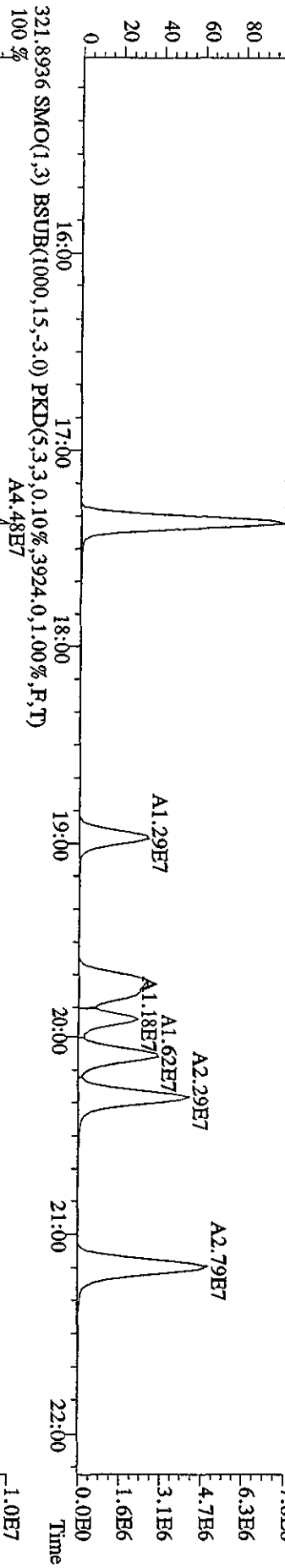
479.7165 S:5 F:4 SMO(1,3) BSUB(1000,15,-3.0) PKD(5,3,3,100.00%,3248.0,1.00%,F,T)
 100% 34:12 34:24 34:36 34:48 35:00 35:12 35:24 35:36 35:48 36:00 36:12 36:24



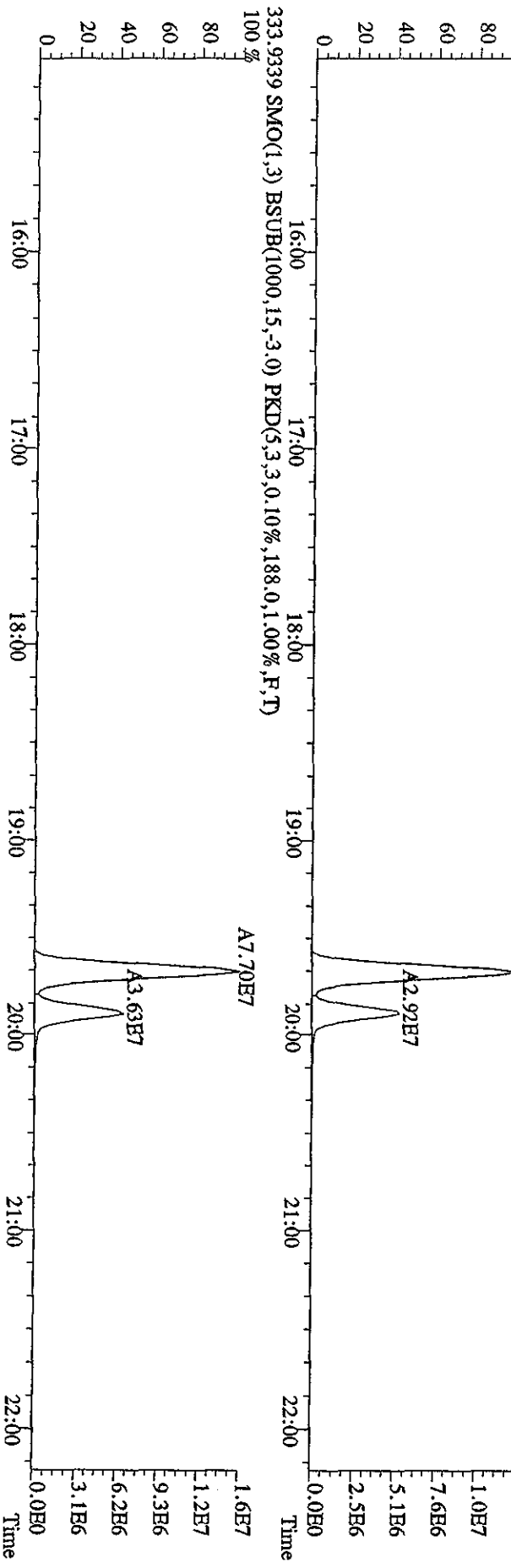
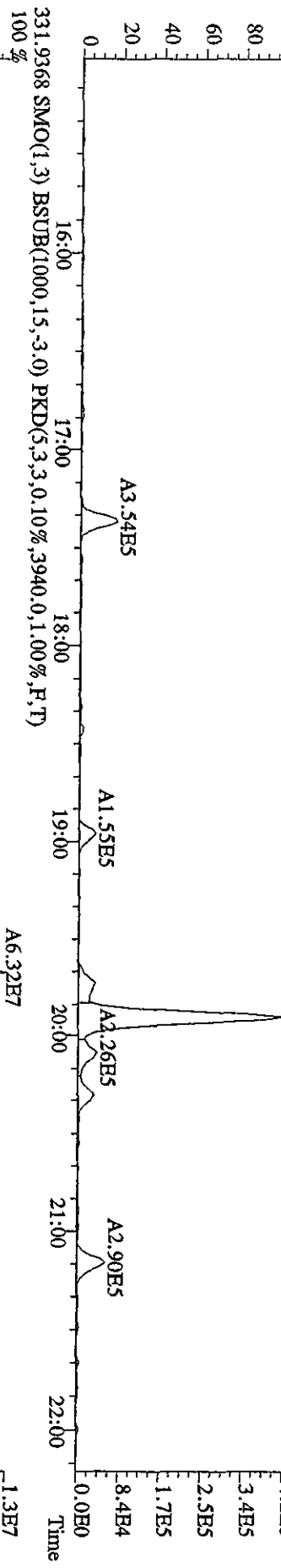
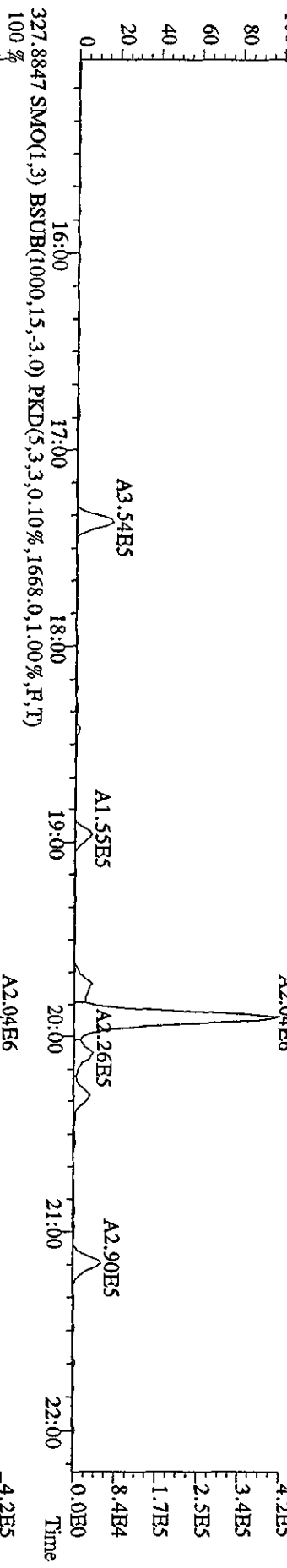
File:12AP104D5 #1-191 Acq:12-APR-2010 11:32:49 GC EI+ Voltage SIR Autospec-Ultimate
 Sample#5 Text:ST0412C :CS-5 09DXN456 Exp:DIOXINRES8290A



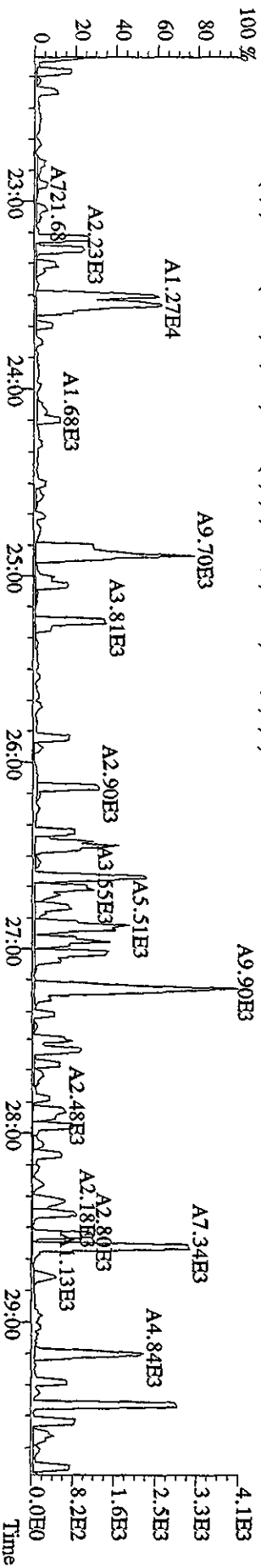
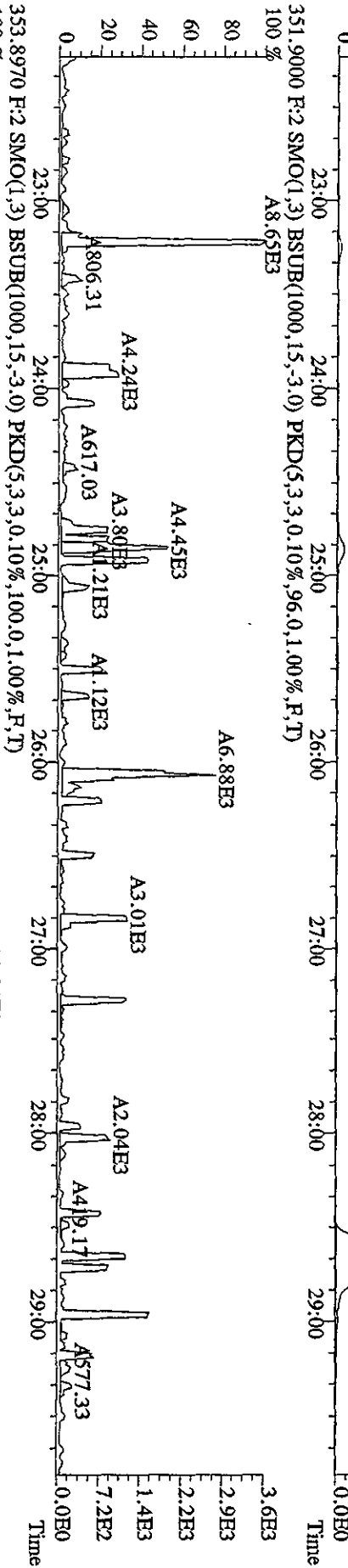
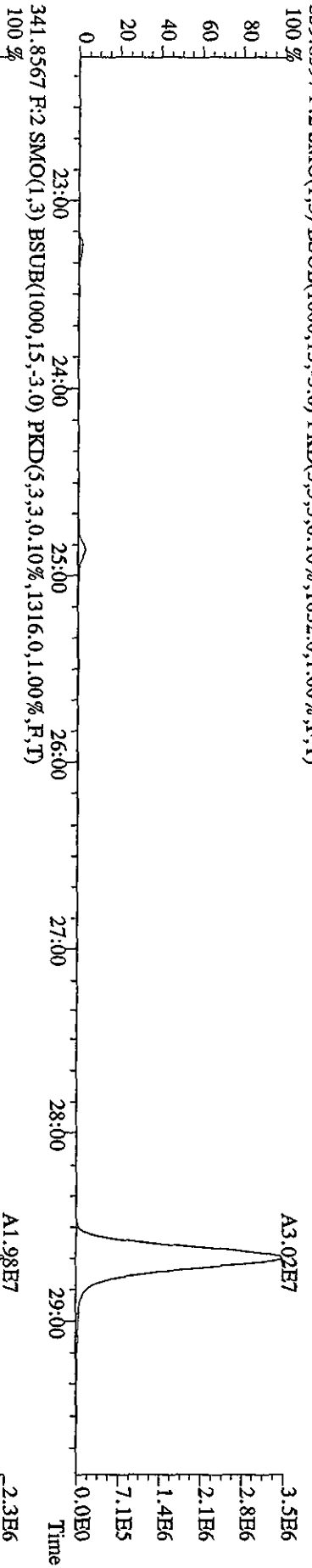
File: 12AP104D5 #1-435 Acq: 12-APR-2010 08:30:15 GC: EI + Voltage SIR Autospec-UltimaE
 Sample#1 Text: CP0412 :DB-5 CPSM 3732-04 Exp: DIOXINRES8290A
 319.8965 SMO(1,3) BSUB(1000,15,-3,0) PKD(5,3,3,0,10%,1208,0,1,00%,F,T)
 100%



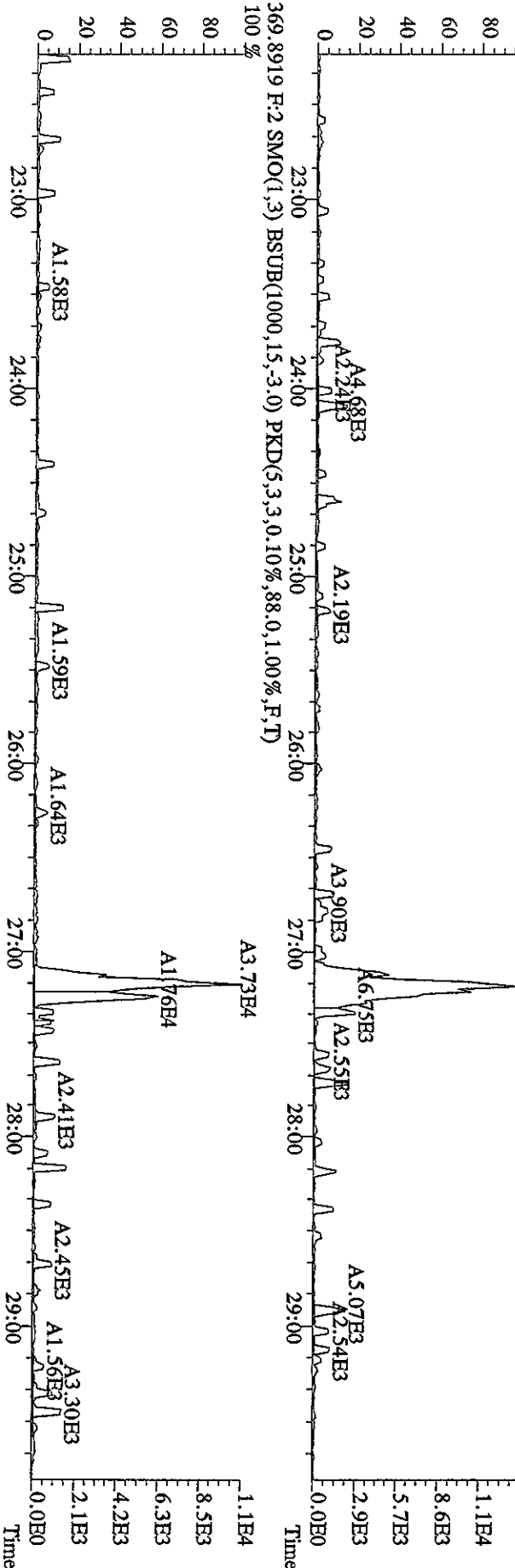

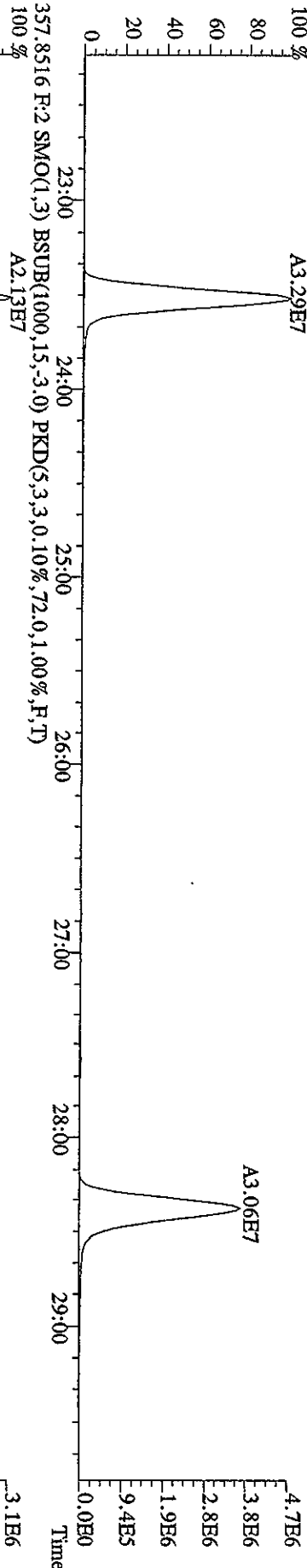
File:12AP104D5 #1-435 Acq:12-APR-2010 08:30:15 GC EI+ Voltage SIR Autospec-UltimaE
 Sample#1 Text:CP0412 :DB-5 CP5M 3732-04 Exp:DIOXINRES8290A
 327.8847 SMO(1,3) BSUB(1000,15,-3,0) PKD(5,3,3,0,10%,1668,0,1,00%,F,T)
 100%



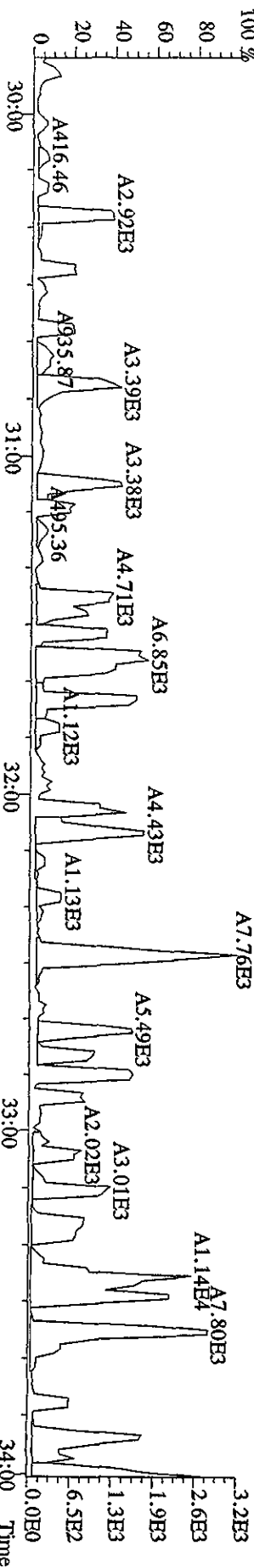
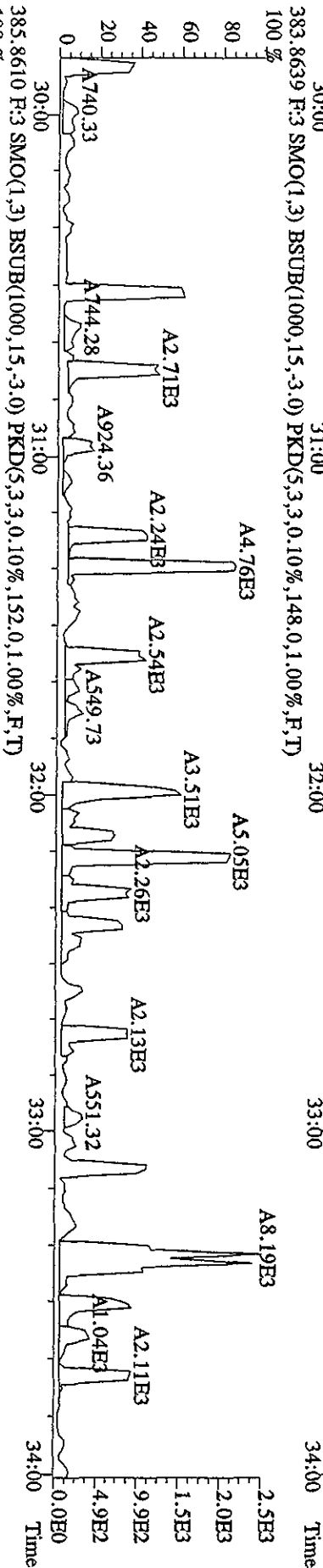

File:12AP104D5 #1-605 Acq:12-APR-2010 08:30:15 GC EI+ Voltage SIR Autospec-Ultimate
 Sample#1 Text:CP0412 :DB-5 CP5M 3732-04 Exp:DIOXINRES8290A
 339.8597 F:2 SMO(1,3) BSUB(1000,15,-3,0) PKD(5,3,3,0,10%,1652.0,1.00%,F,T)



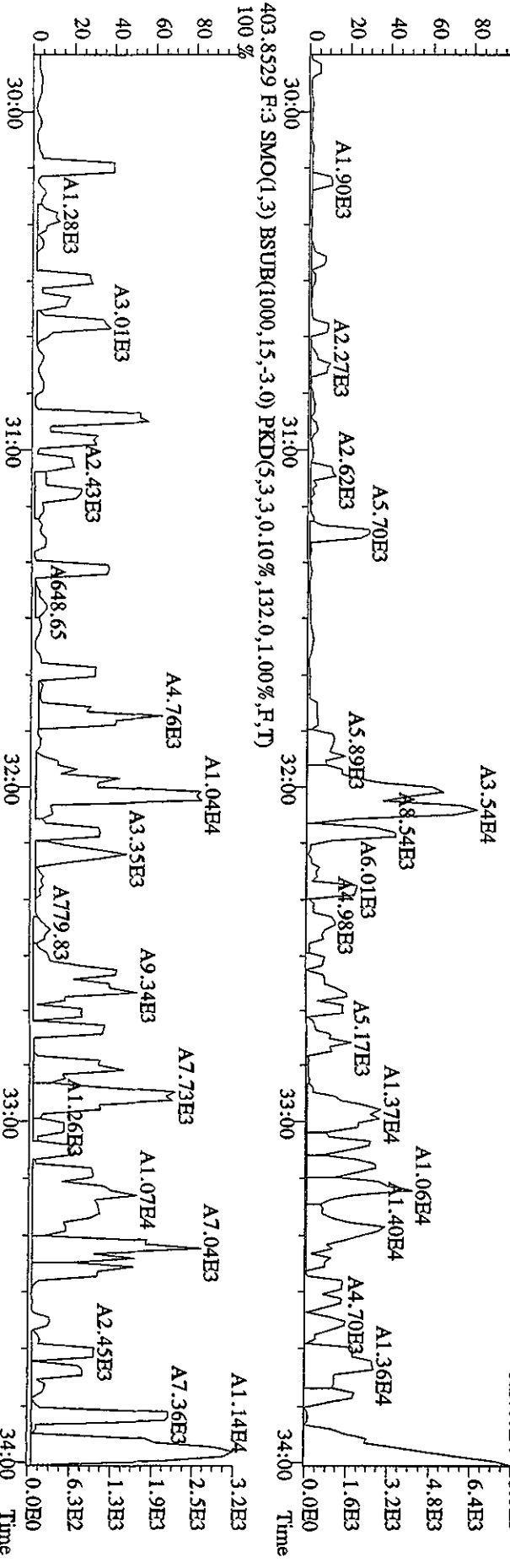
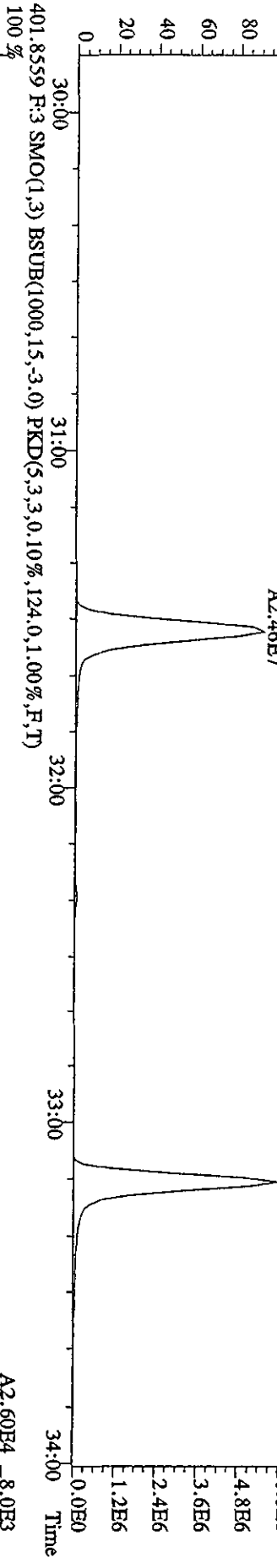
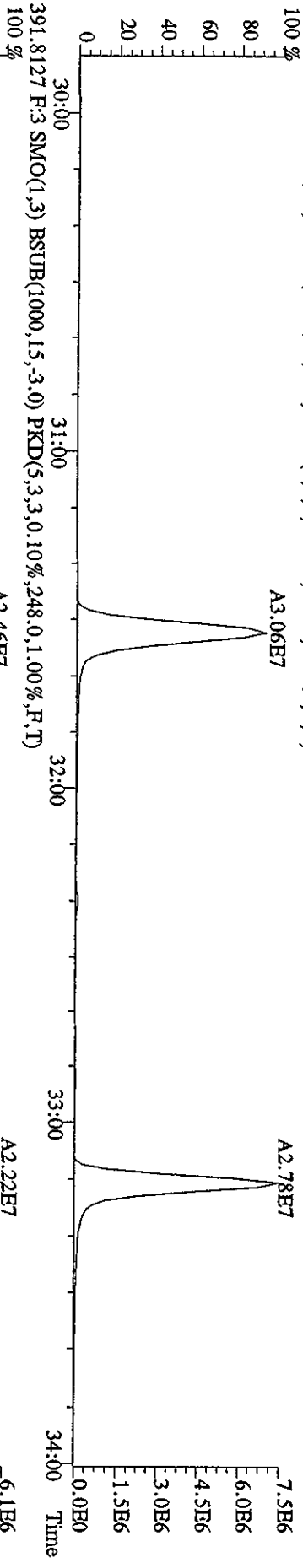
File: 12AP104D5 #1-605 Acq: 12-APR-2010 08:30:15 GC EI + Voltage SIR Autospec-UltimaB
 Sample#1 Text: CP0412 :DB-5 CP5M 3732-04 Exp: DIOXINRES8290A
 355.8546 F:2 SMO(1,3) BSUB(1000,15,-3.0) PKD(5,3,3,0.10%,1256,0,1.00%,F,T)
 367.8949 F:2 SMO(1,3) BSUB(1000,15,-3.0) PKD(5,3,3,0.10%,108,0,1.00%,F,T)
 369.8919 F:2 SMO(1,3) BSUB(1000,15,-3.0) PKD(5,3,3,0.10%,88,0,1.00%,F,T)



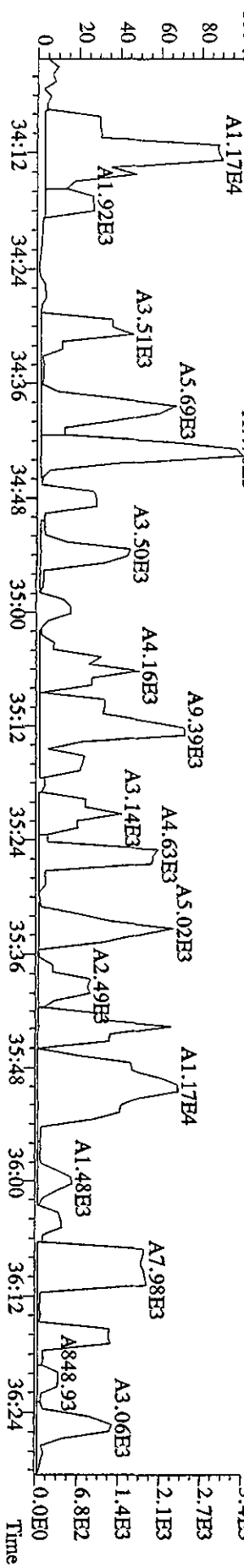
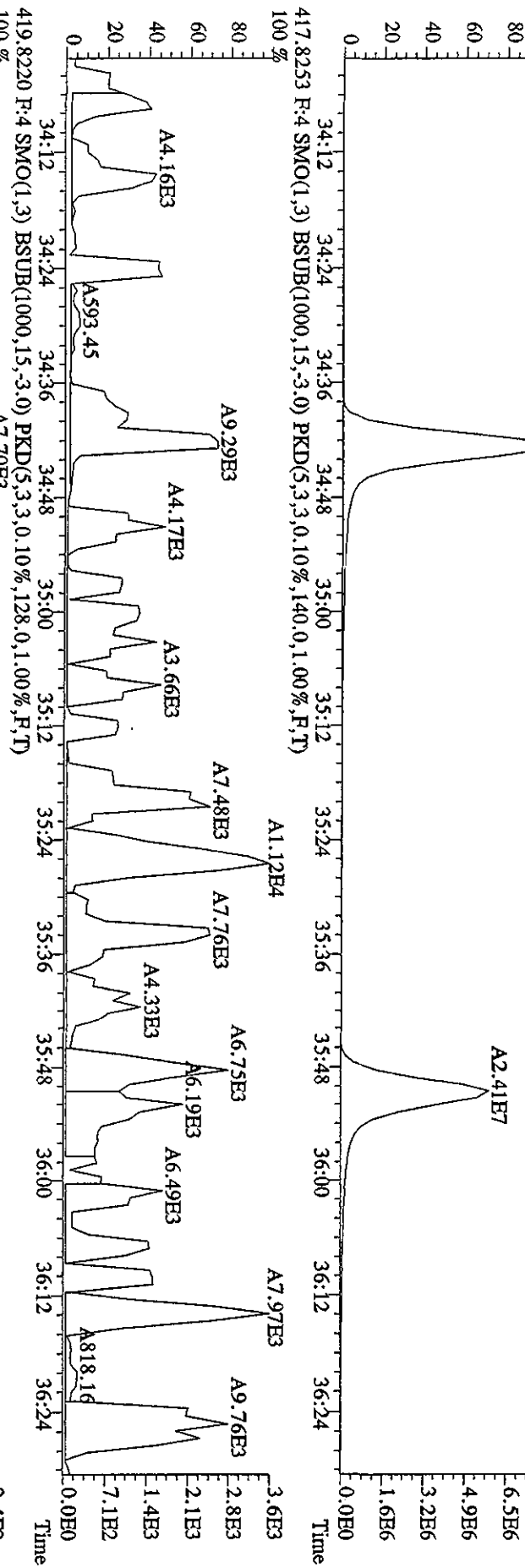
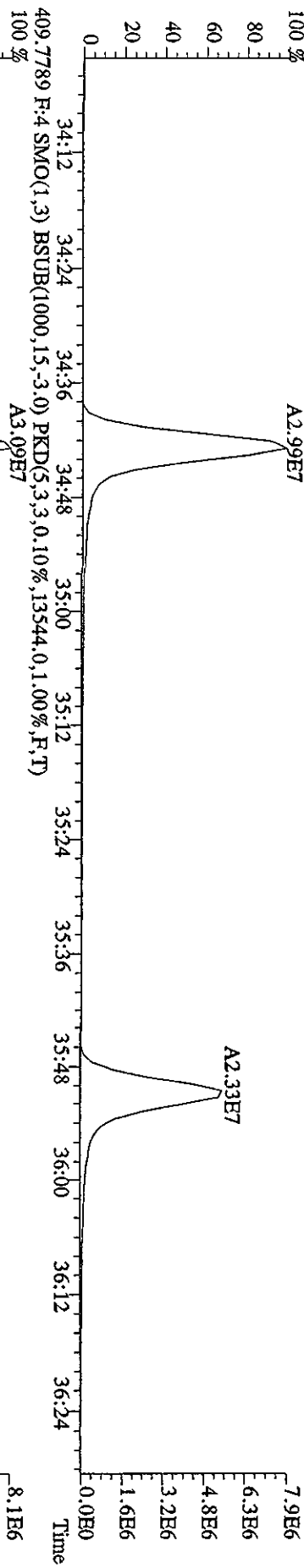
File: 12AP104D5 #1-317 Acq: 12-APR-2010 08:30:15 GC EI+ Voltage SIR Autospec-UltimaE
 Sample#1 Text: CP0412 :DB-5 CPSM 3732-04 Exp: DIOXINRES8290A
 373.8208 F:3 SMO(1,3) BSUB(1000,15,-3,0) PKD(5,3,3,0,10%,2080,0,1,100%,F,T)
 100%

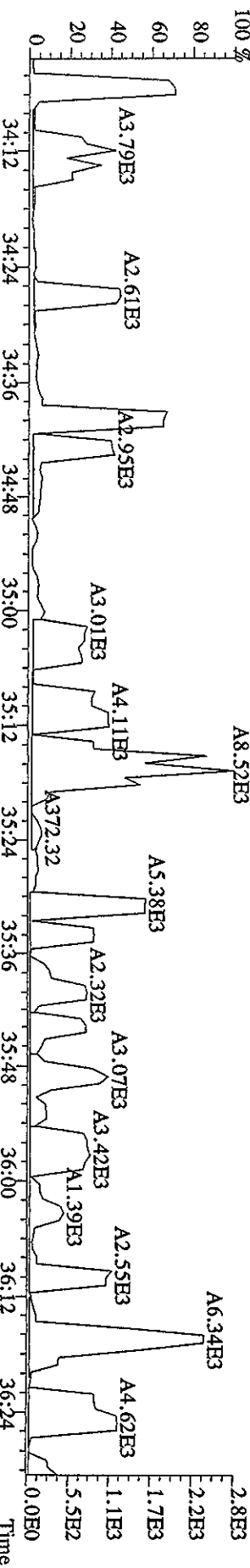
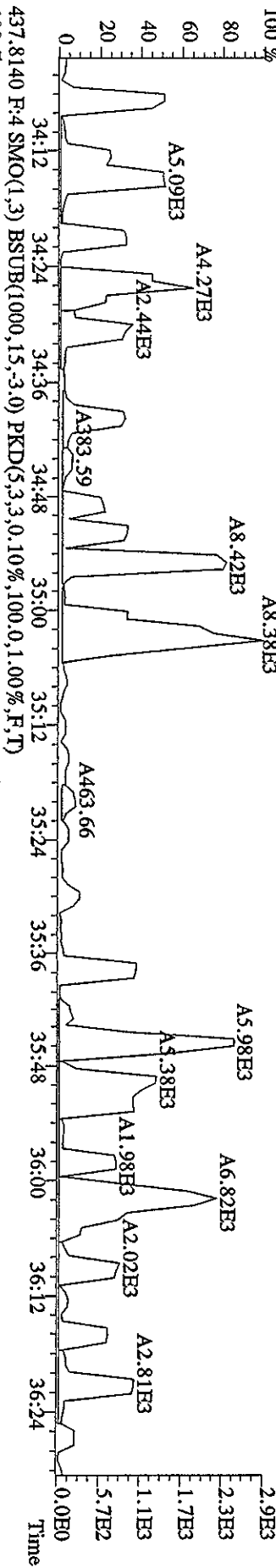
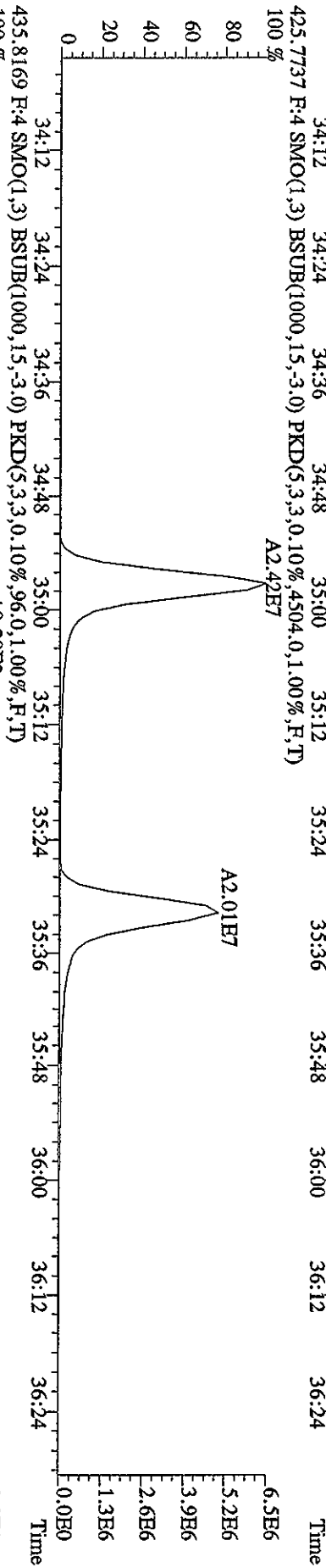
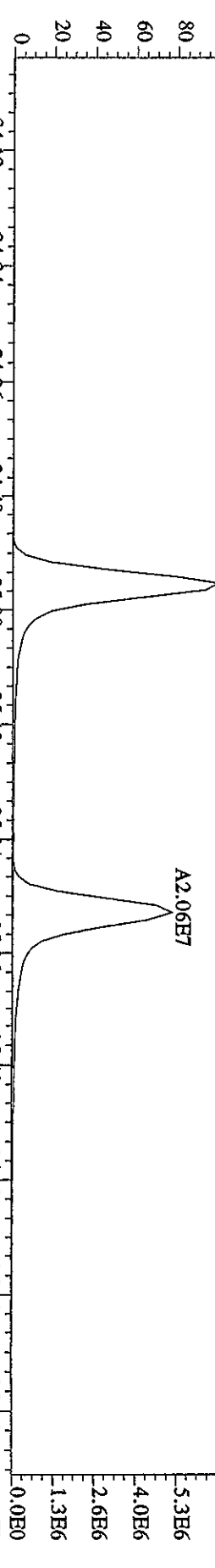


File:12API04D5 #1-317 Acq:12-APR-2010 08:30:15 GC EI+ Voltage SIR Autospec-Ultimate
 Sample#1 Text:CP0412 :DB-5 CP5M 3732-04 Exp:DIOXINRES8290A
 389.8157 F:3 SMO(1,3) BSUB(1000,15,-3.0) PKD(5,3,3,0,10%,448.0,1.00%,F,T)
 100 %

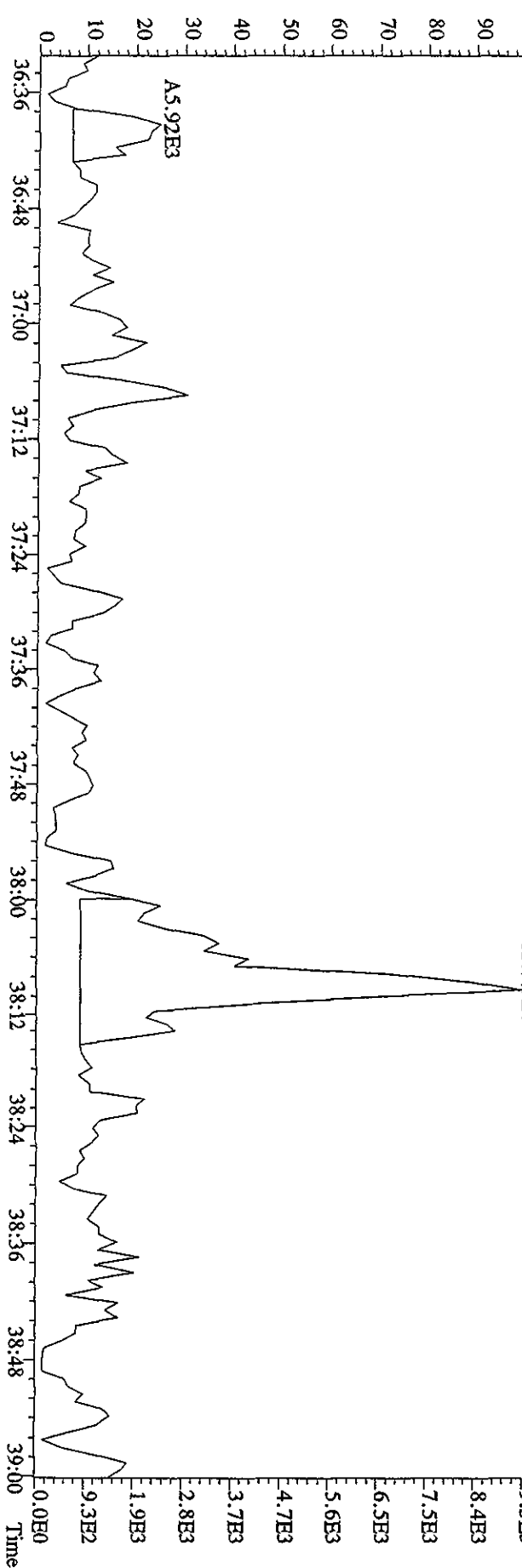
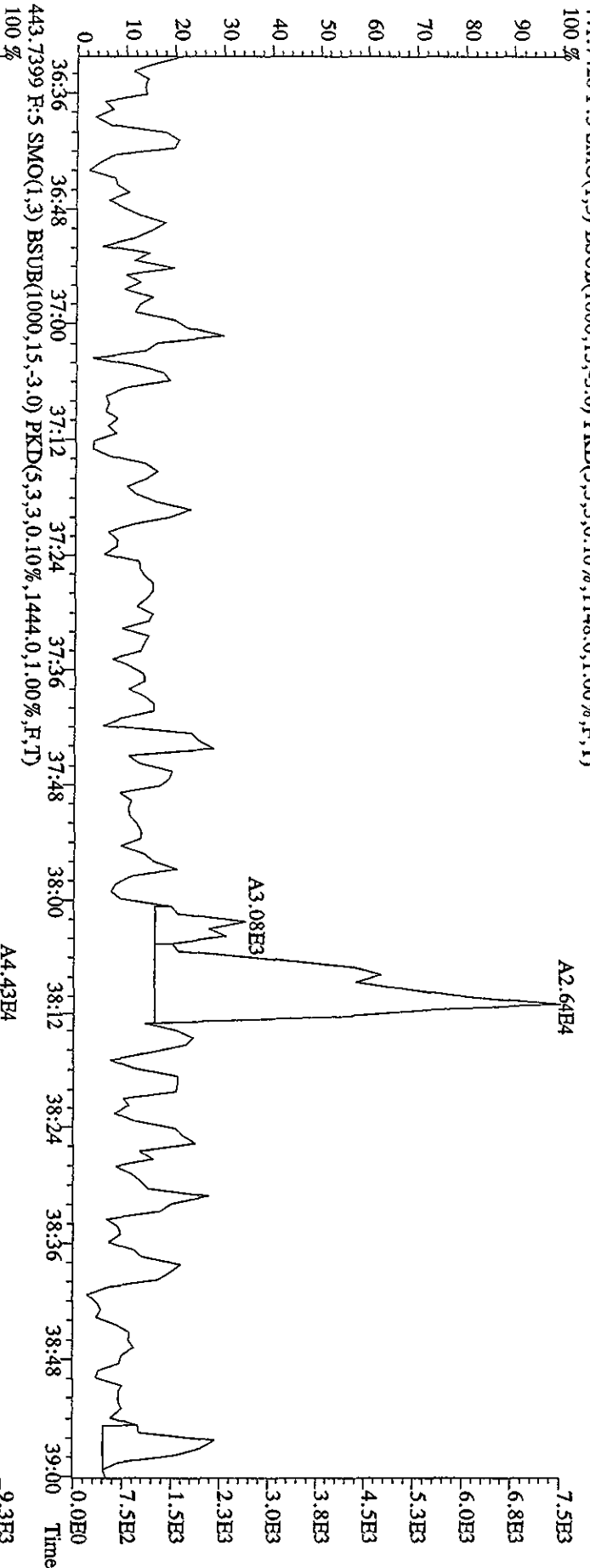


File:12AP104D5 #1-198 Acq:12-APR-2010 08:30:15 GC EI + Voltage SFR Autospec-UltimaE
 Sample#1 Text:CP0412 :DB-5 CP5M 3732-04 Exp:DIOXINRES8290A
 407.7818 F:4 SMO(1,3) BSUB(1000,15,-3.0) PKD(5,3,3,0,10%,14896,0,1.00%,F,T)
 419.8220 F:4 SMO(1,3) BSUB(1000,15,-3.0) PKD(5,3,3,0,10%,128,0,1.00%,F,T)

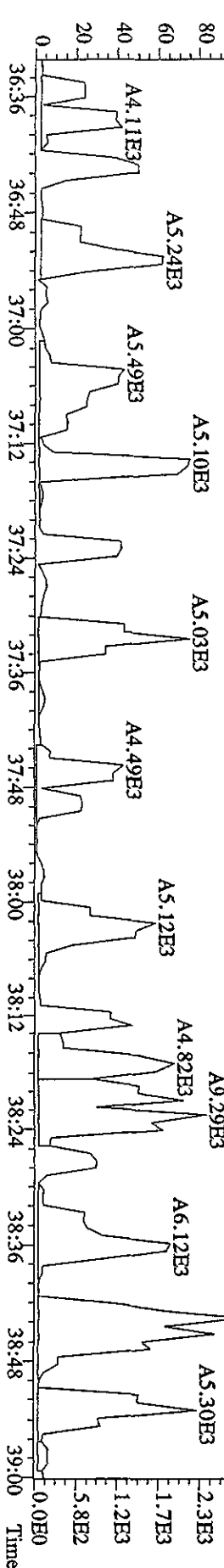

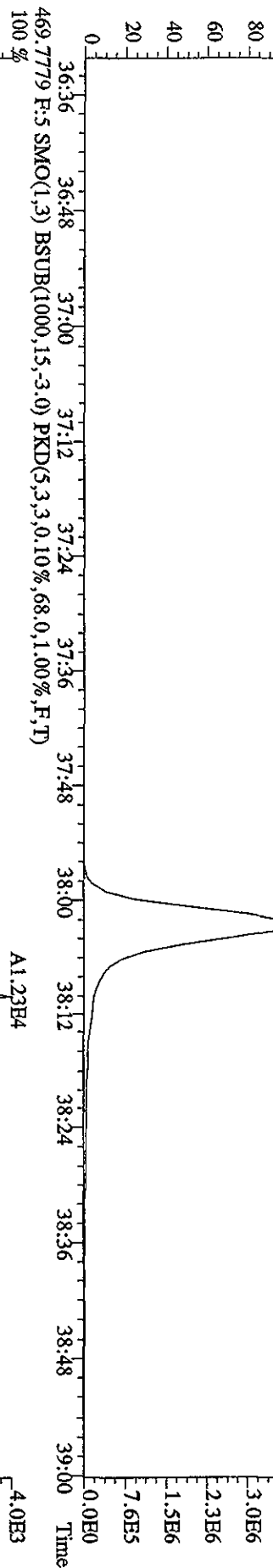
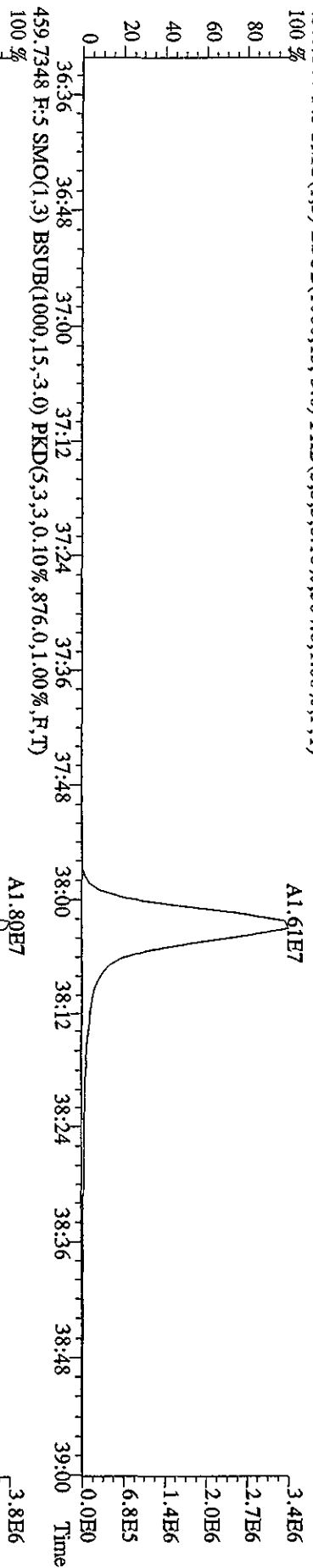





File:12AP104D5 #1-190 Acq:12-APR-2010 08:30:15 GC EI + Voltage SIR Autospec-Ultimat
 Sample#1 Text:CP0412 :DB-5 CPSM 3732-04 Exp:DIOXINRES8290A
 441.7428 F:5 SMO(1,3) BSUB(1000,15,-3,0) PKD(5,3,3,0,10%,1148.0,1.00%,F,T)



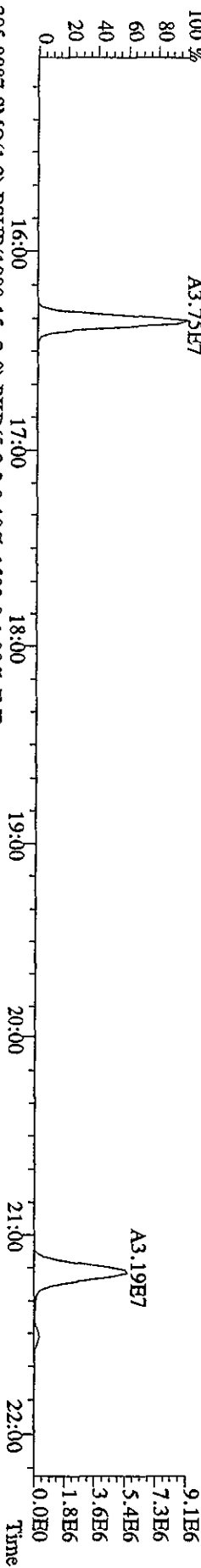
File: 12AP104D5 #1-190 Acq: 12-APR-2010 08:30:15 GC: EI+ Voltage: SIR Autospec-UltimaB
 Sample #1 Text: CP0412 :DB-5 CP5M 3732-04 Exp: DIOXINRES8290A
 457.7377 F:5 SMO(1,3) BSUB(1000,15,-3.0) PKD(5,3,3,0.10%,504.0,1.00%,F,T)



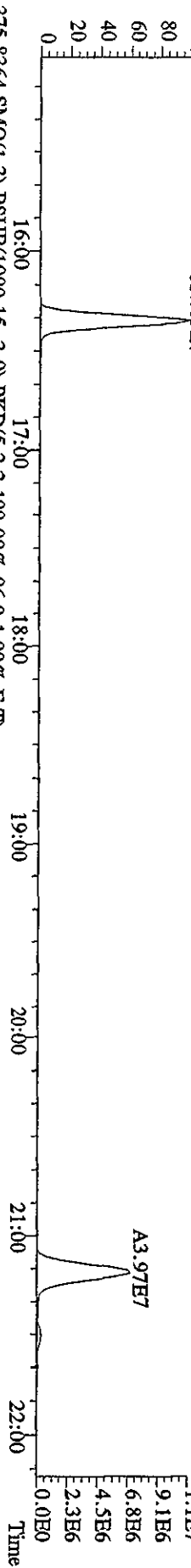
File:12AP104D5 #1-435 Acq:12-APR-2010 08:30:15 GC EI + Voltage SIR Autospec-UltimaE
 Sample#1 Text:CP0412 :DB-5 CP5M 3732-04 Exp:DIOXINRES8290A
 354.9792 SMO(1,3) PKD(5,3,3,100.00%,0.0,1.00%,F,T)



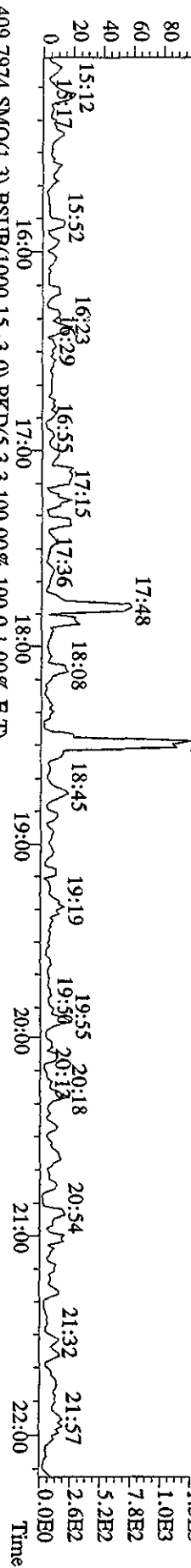
303.9016 SMO(1,3) BSUB(1000,15,-3.0) PKD(5,3,3,0.10%,944.0,1.00%,F,T)
 A3.75E7



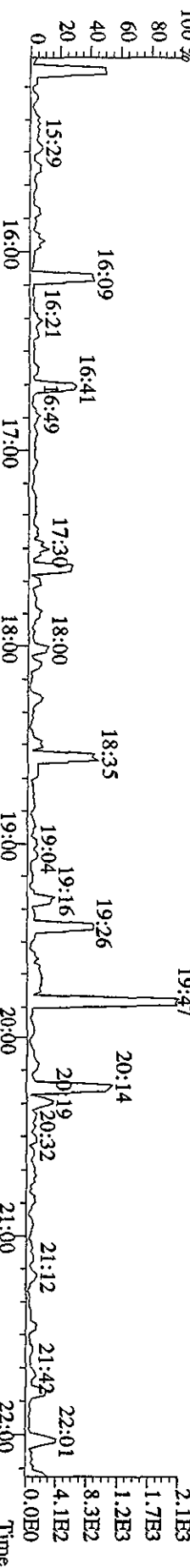
305.8987 SMO(1,3) BSUB(1000,15,-3.0) PKD(5,3,3,0.10%,1592.0,1.00%,F,T)
 A4.63E7



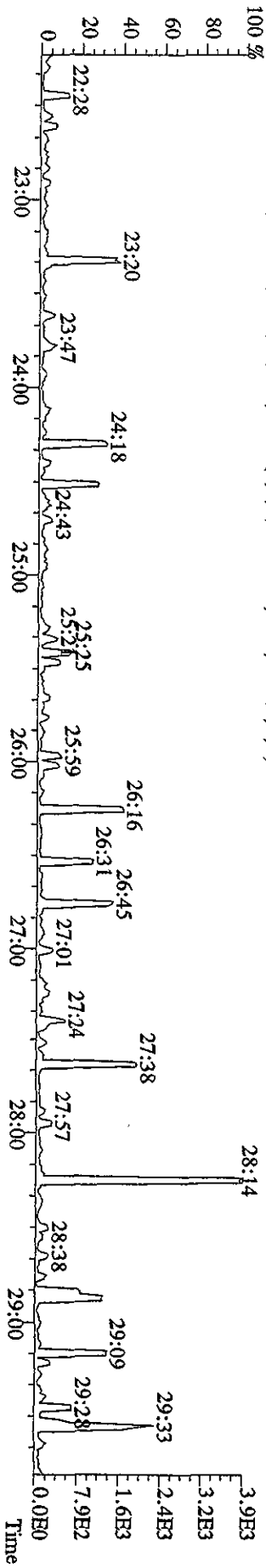
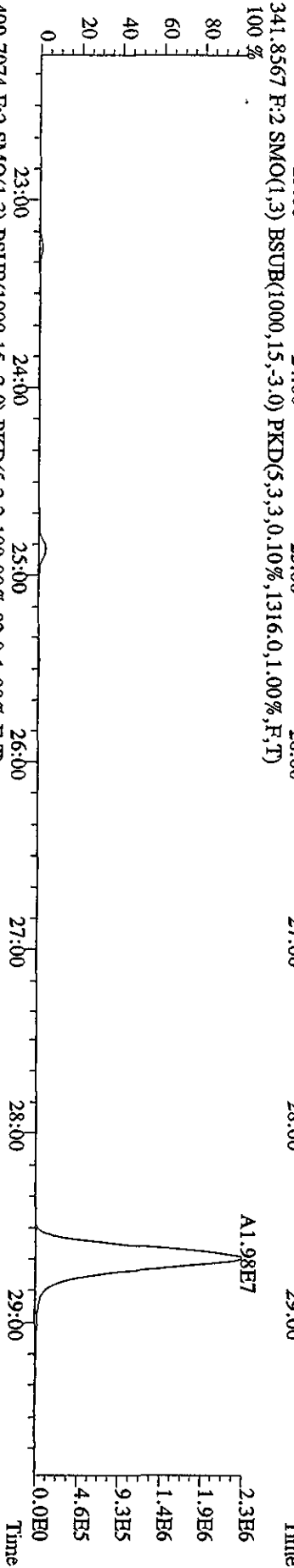

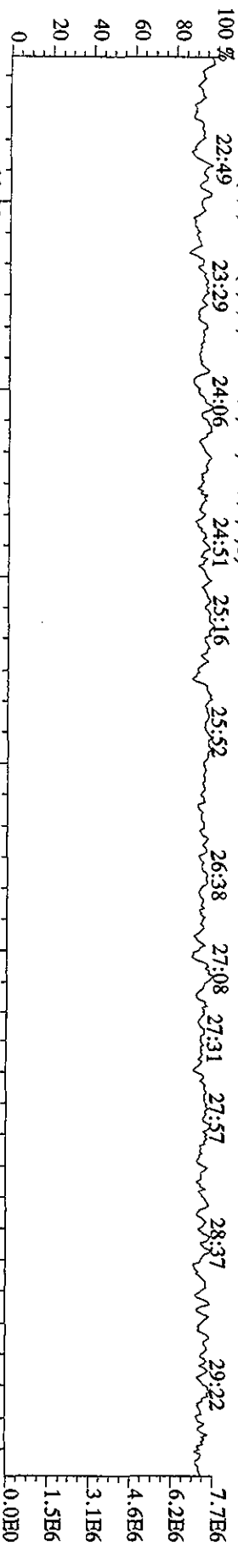
375.8364 SMO(1,3) BSUB(1000,15,-3.0) PKD(5,3,3,100.00%,96.0,1.00%,F,T)
 18:29



409.7974 SMO(1,3) BSUB(1000,15,-3.0) PKD(5,3,3,100.00%,100.0,1.00%,F,T)



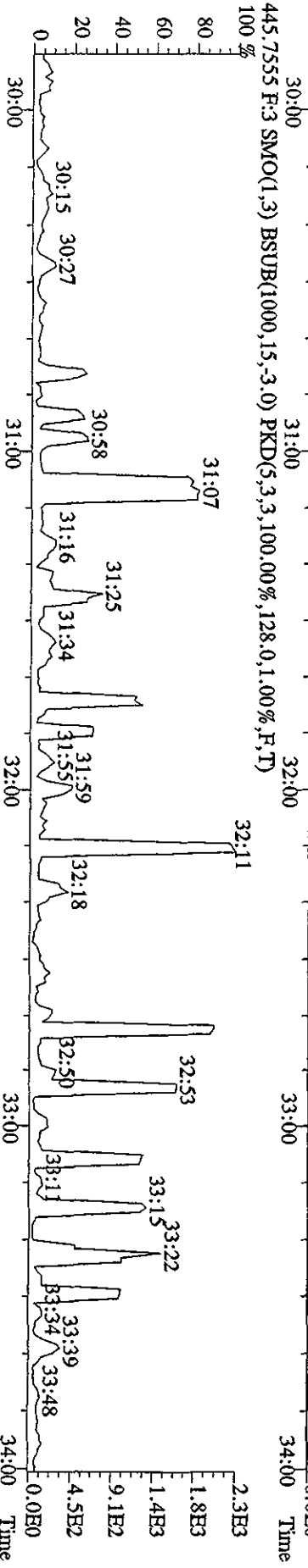



File:12AP104D5 #1-605 Acq:12-APR-2010 08:30:15 GC EI+ Voltage SIR Autospec-UltimaE
 Sample#1 Text:CP0412 :DB-5 CP5M 3732-04 Exp.:DIOXINRBSS8290A



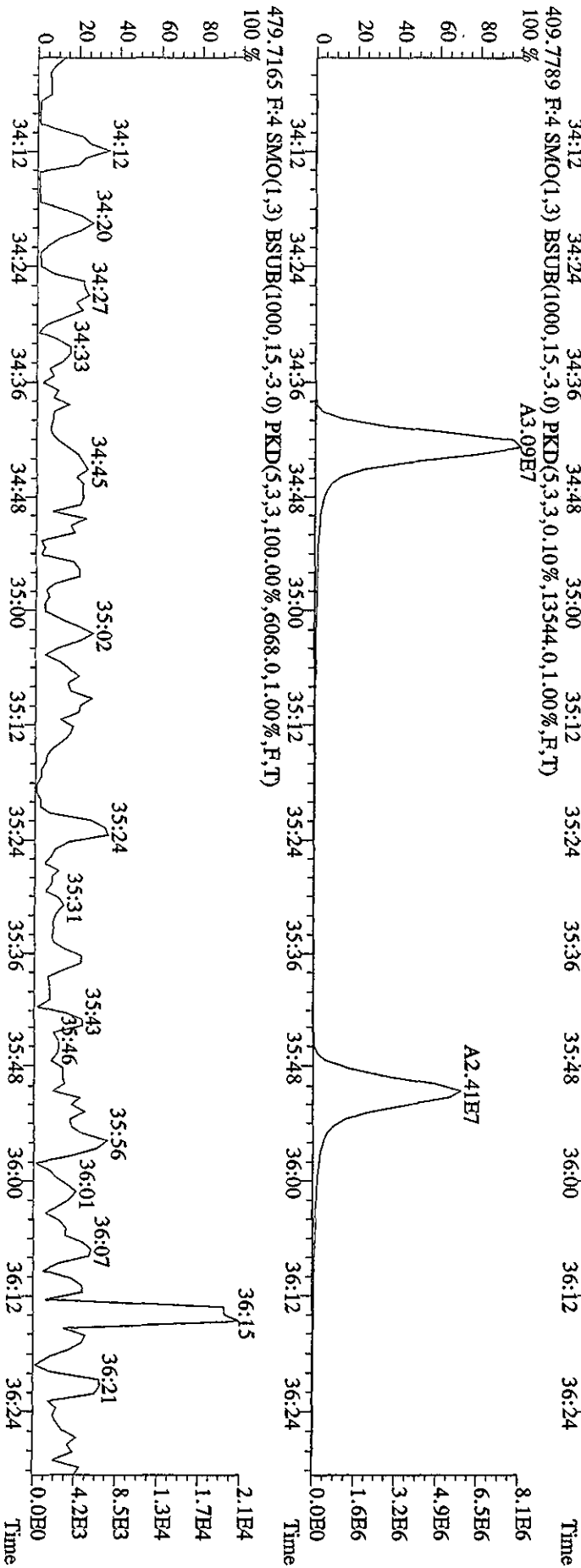
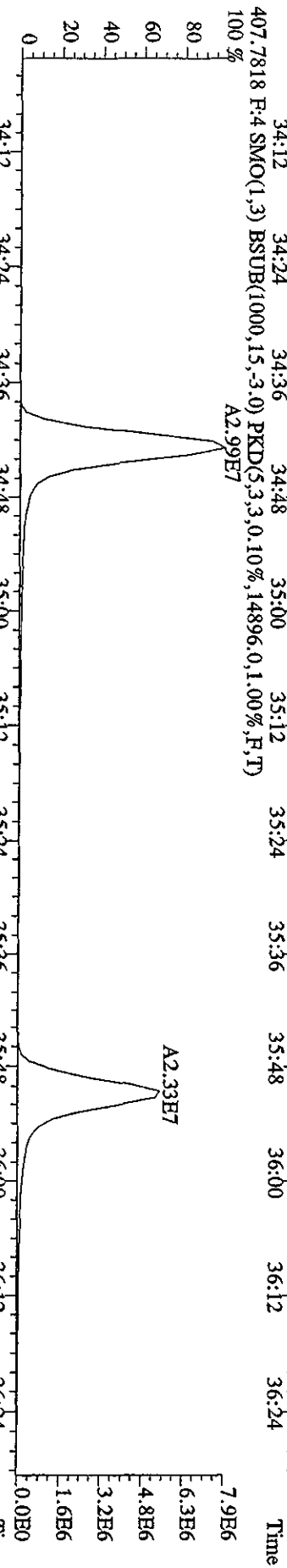
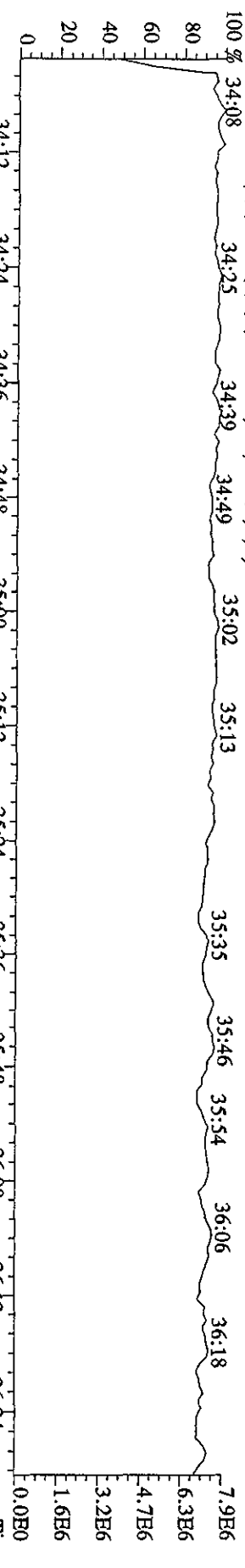
File:12AP104D5 #1-317 Acq:12-APR-2010 08:30:15 GC:EI+ Voltage:50V Autospec-UltimaE

Sample#1 Text:CP0412 :DB-5 CPSM 3732-04 Exp:DIOXINRES8290A

430.9728 F:3 SMO(1,3) PKD(5,3,3,100.00%,0.0,1.00%,F,T)



File:12AP104D5 #1-198 Acq:12-APR-2010 08:30:15 GC EI+ Voltage SIR Autospec-Ultimate
 Sample#1 Text:CP0412 :DB-5 CPSM 3732-04 Exp:DIOXINRES8290A




File:12AP104D5 #1-190 Acq:12-APR-2010 08:30:15 GC EI+ Voltage SIR Autospec-Ultimate

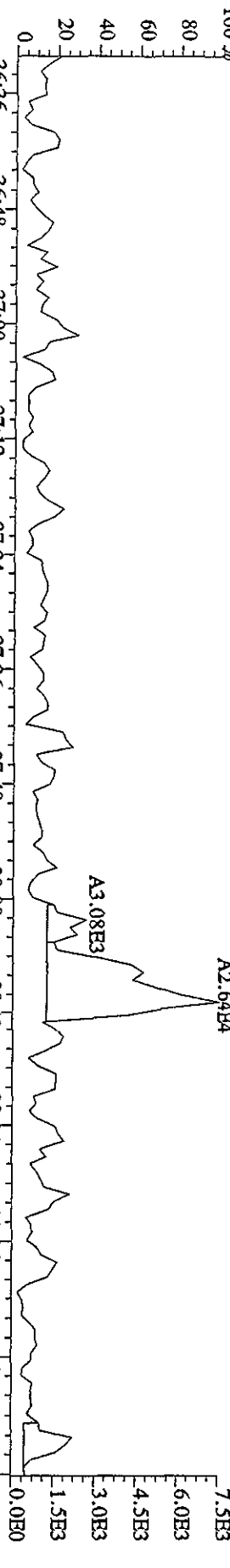
Sample#1 Text:CP0412 :DB-5 CP5M 3732-04 Exp:DIOXINRBSS8290A

442.9728 F:5 SMO(1,3) PKD(5,3,3,100.00%,0.0,1.00%,F,T)

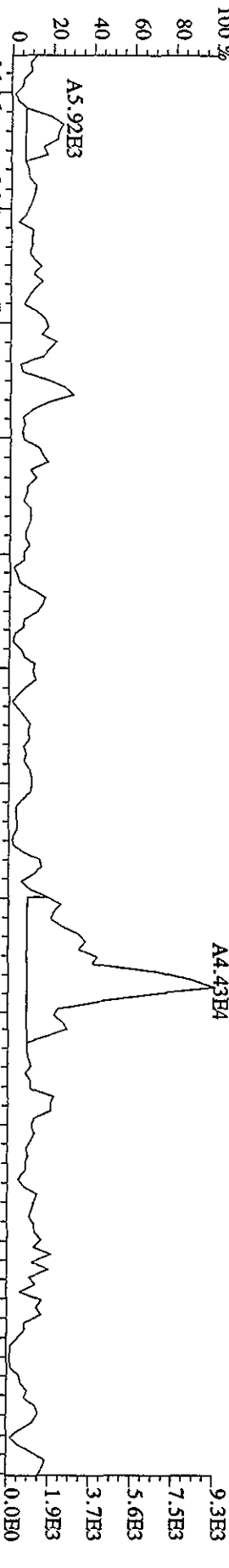
100 % 36:36 36:48 36:56 37:13 37:22 37:33 37:40 37:52 38:05 38:16 38:39 38:53



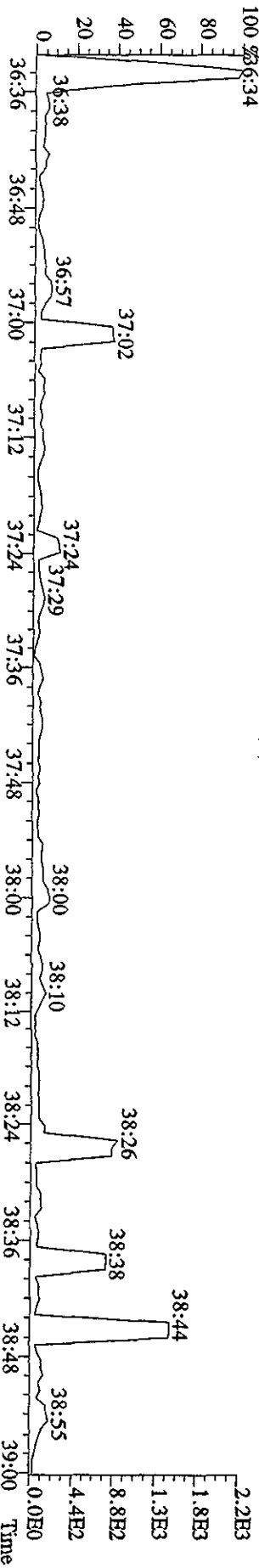
441.7428 F:5 SMO(1,3) BSUB(1000,15,-3.0) PKD(5,3,3,0.10%,1148.0,1.00%,F,T)



443.7399 F:5 SMO(1,3) BSUB(1000,15,-3.0) PKD(5,3,3,0.10%,1444.0,1.00%,F,T)



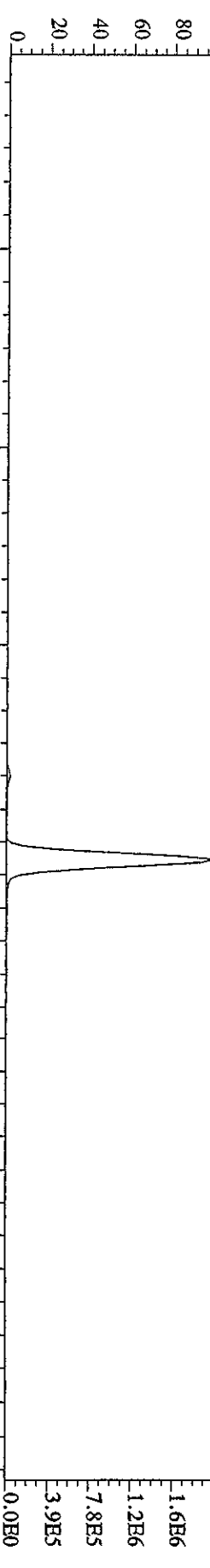
513.6775 F:5 SMO(1,3) BSUB(1000,15,-3.0) PKD(5,3,5,100.00%,96.0,1.00%,F,T)



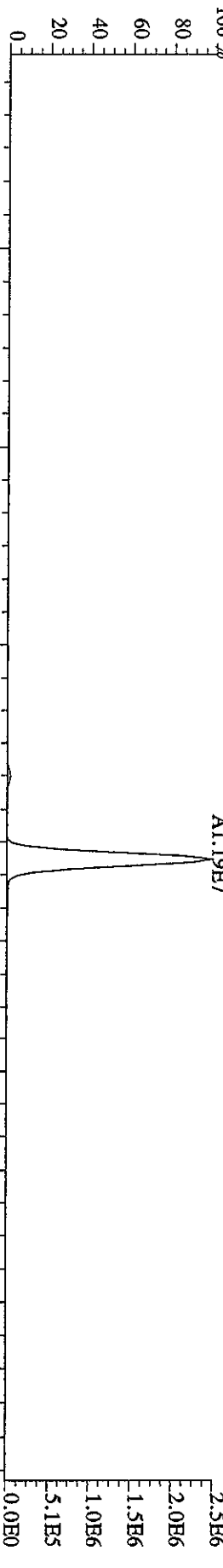
File:12AP104D5 #1-435 Acq:12-APR-2010 13:00:53 GC EI+ Voltage SFR Autospec-Ultimate

Sample#7 Text:ST0412E :2nd Source 09DXN449 Exp:DIOXINRES8290A

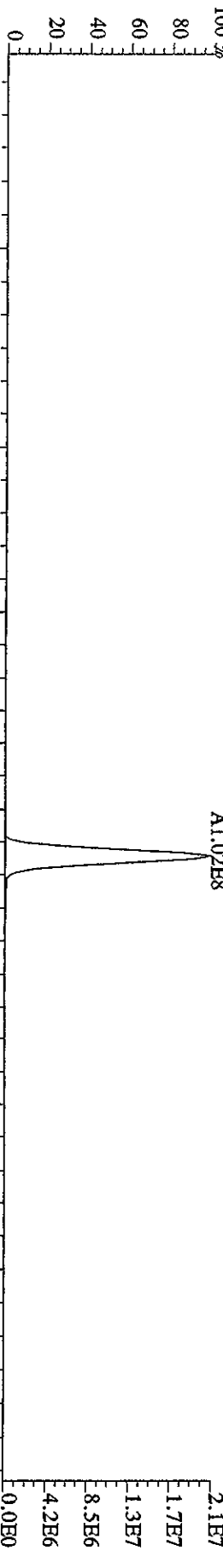
303.9016 S:7 SMO(1,3) BSUB(1000,15,-3.0) PKD(5,3,3,0.10%,1128.0,1.00%,F,T)



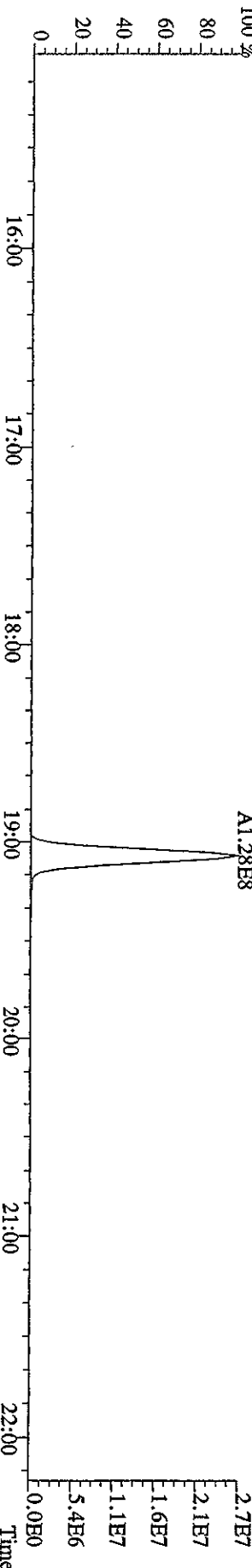
305.8987 S:7 SMO(1,3) BSUB(1000,15,-3.0) PKD(5,3,3,0.10%,1408.0,1.00%,F,T)



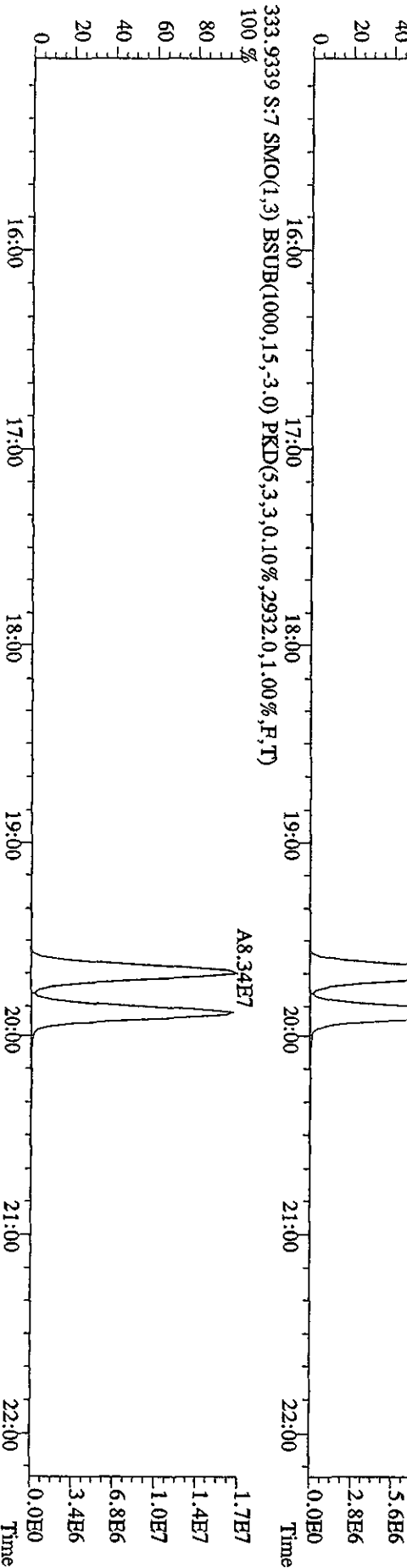
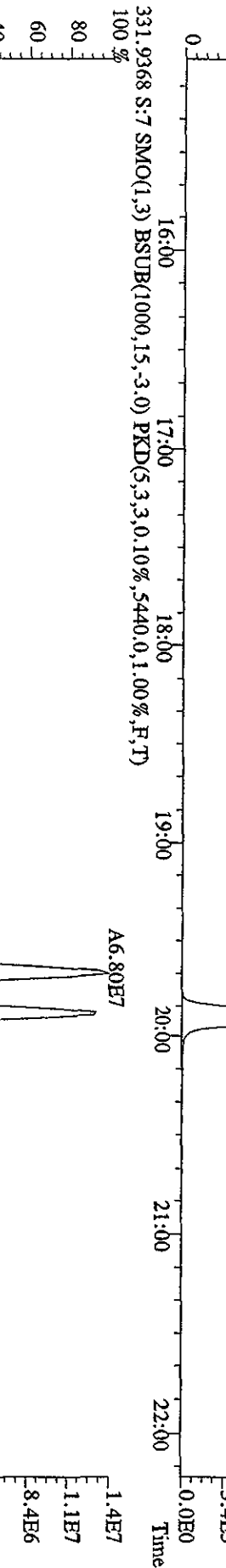


315.9419 S:7 SMO(1,3) BSUB(1000,15,-3.0) PKD(5,3,3,0.10%,4132.0,1.00%,F,T)



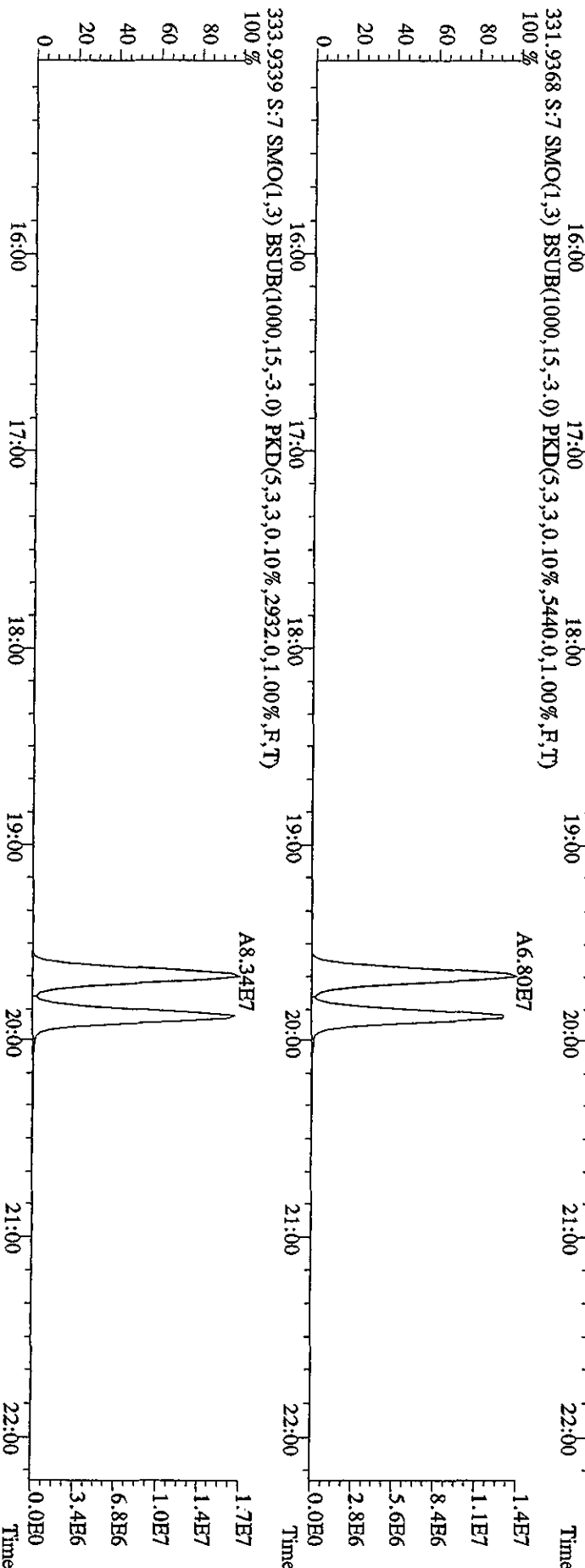


317.99389 S:7 SMO(1,3) BSUB(1000,15,-3.0) PKD(5,3,3,0.10%,3160.0,1.00%,F,T)



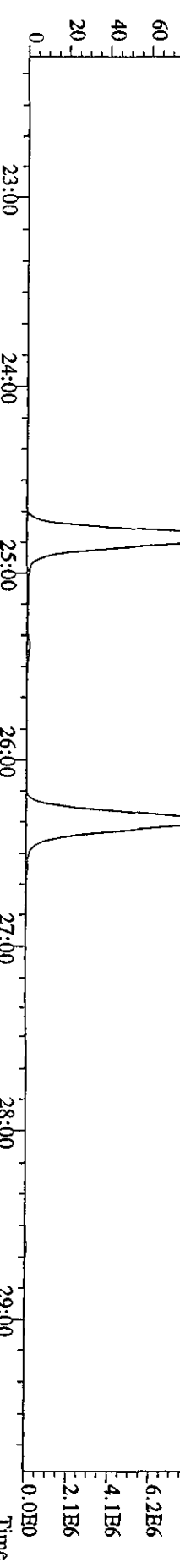
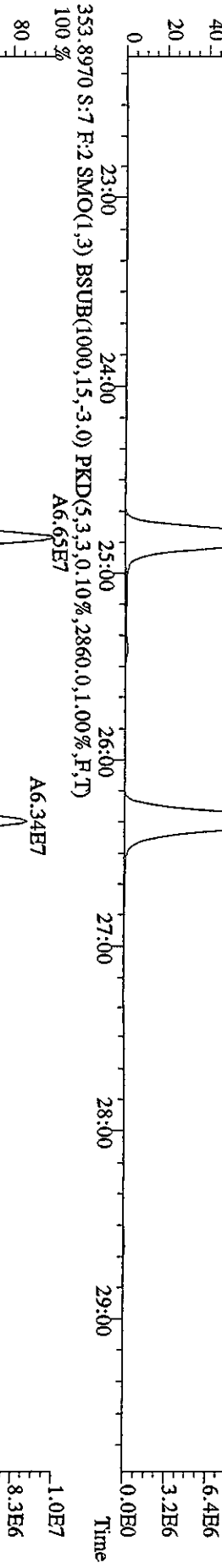
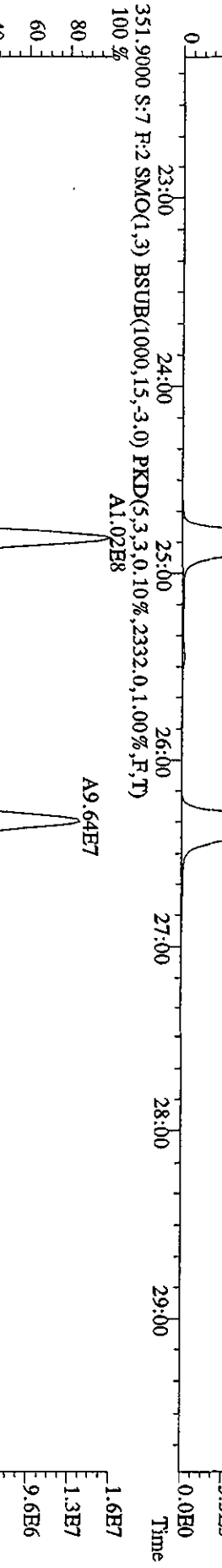
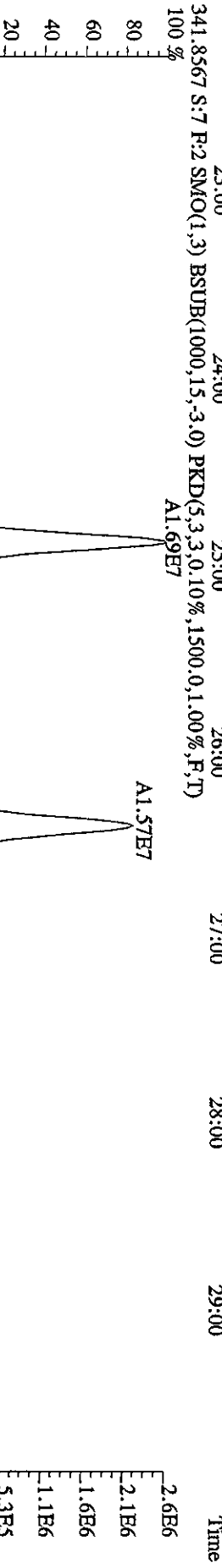
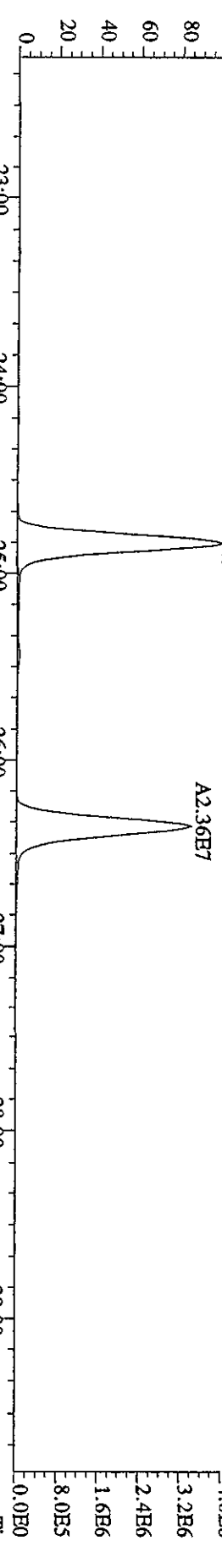
File: 12AP104D5 #1-435 Acq: 12-APR-2010 13:00:53 GC EI+ Voltage SIR Autospec-UltimaE
 Sample#7 Text: ST0412B : 2nd Source 09DXN449 Exp: DIOXINRES8290A
 319.8965 S: 7 SMO(1,3) BSUB(1000,15,-3,0) PKD(5,3,3,0,10%,1228,0,1,00%,F,T) 100%



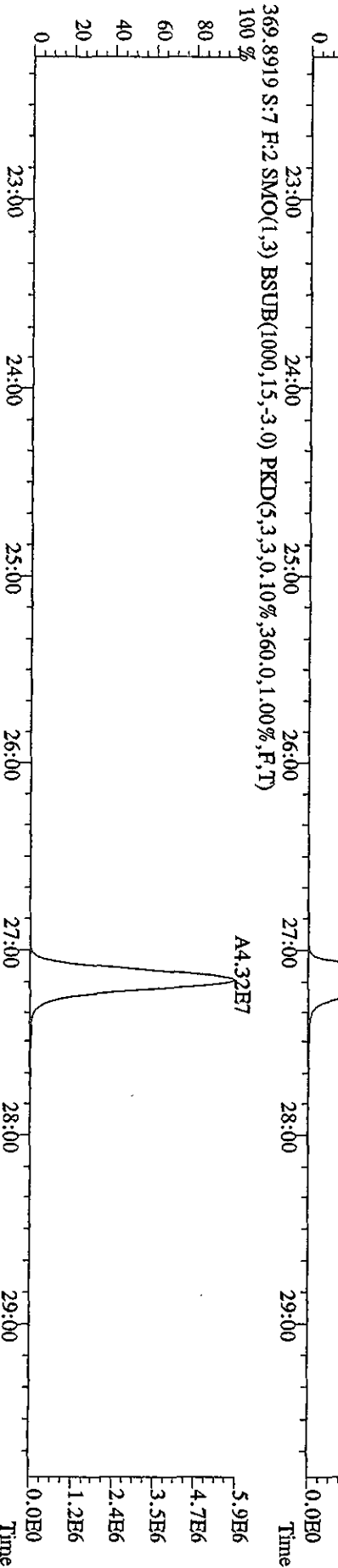
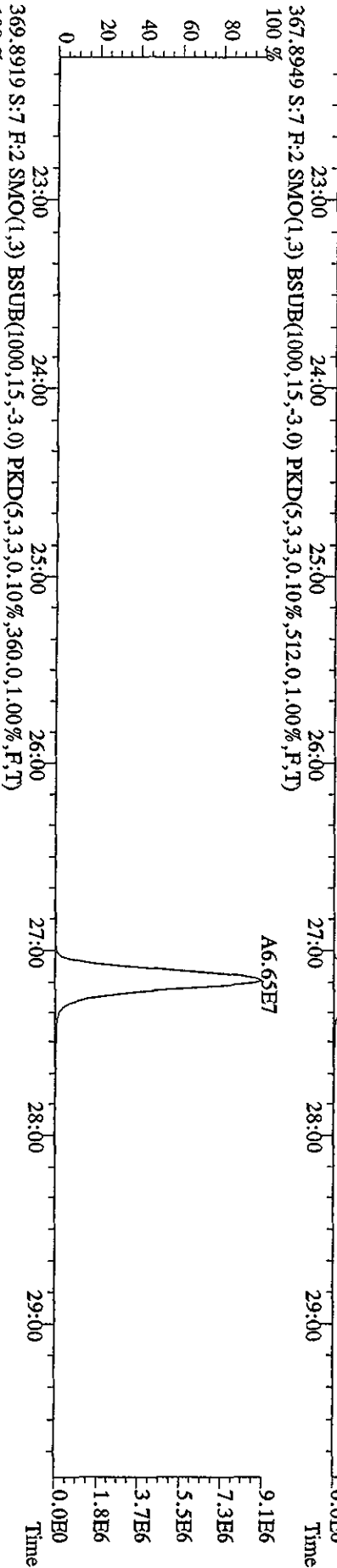
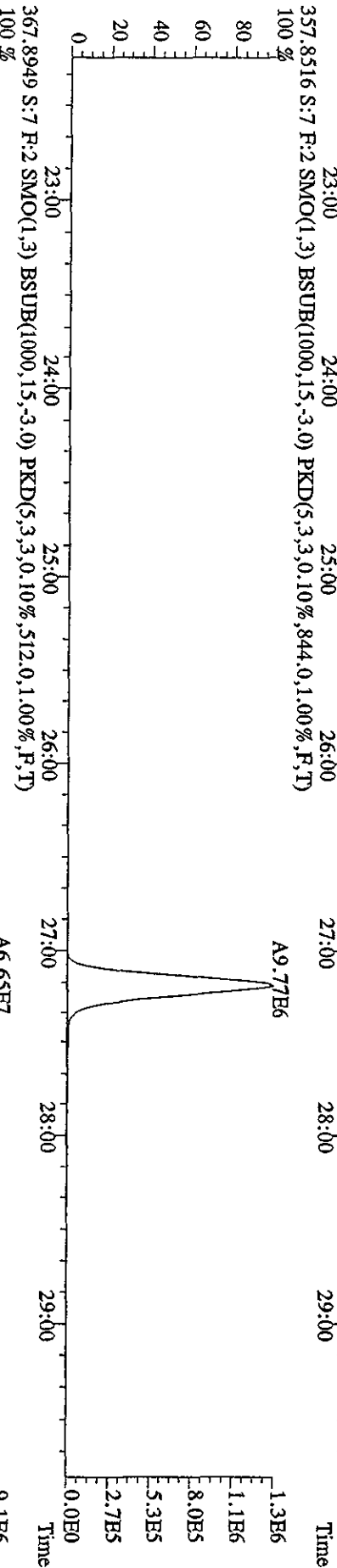
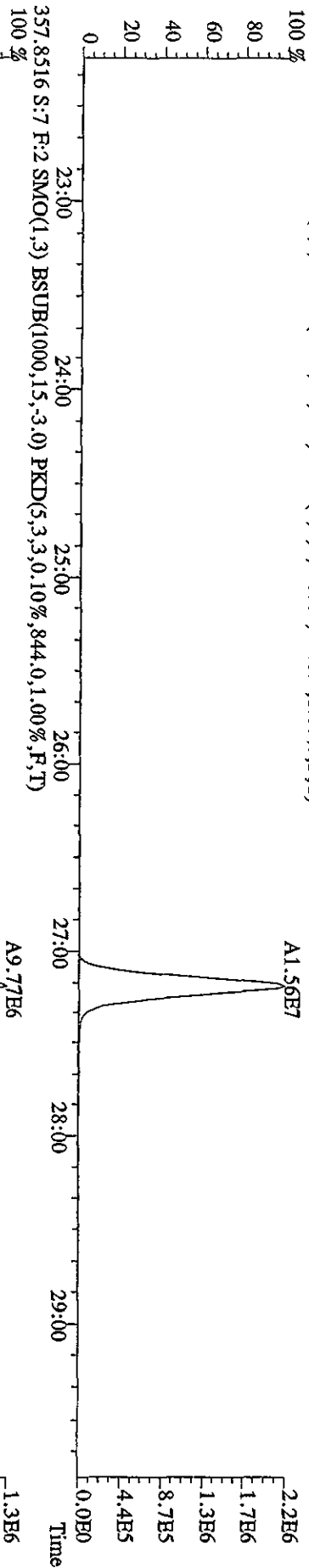
File:12AP104D5 #1-435 Acq:12-APR-2010 13:00:53 GC EI+ Voltage SIR Autospec-Ultimate
 Sample#7 Text:ST0412B :2nd Source 09DXN449 Exp:DIOXINRES8290A
 327.8847 S:7 SMO(1,3) BSUB(1000,15,-3,0) PKD(5,3,3,0,10%,2796,0,1,00%,F,T)
 100 %



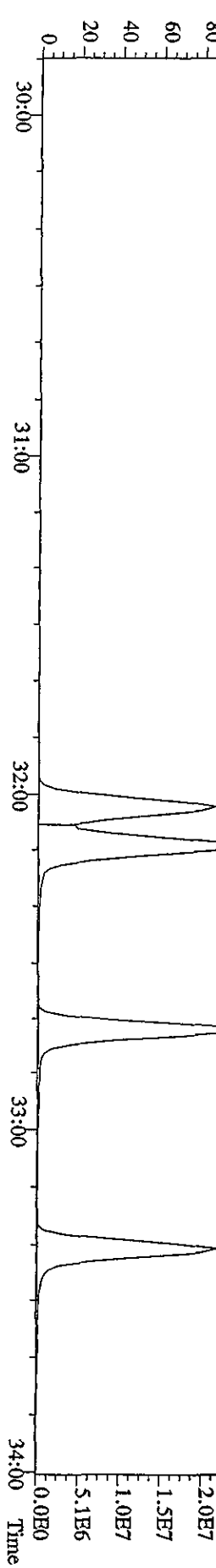
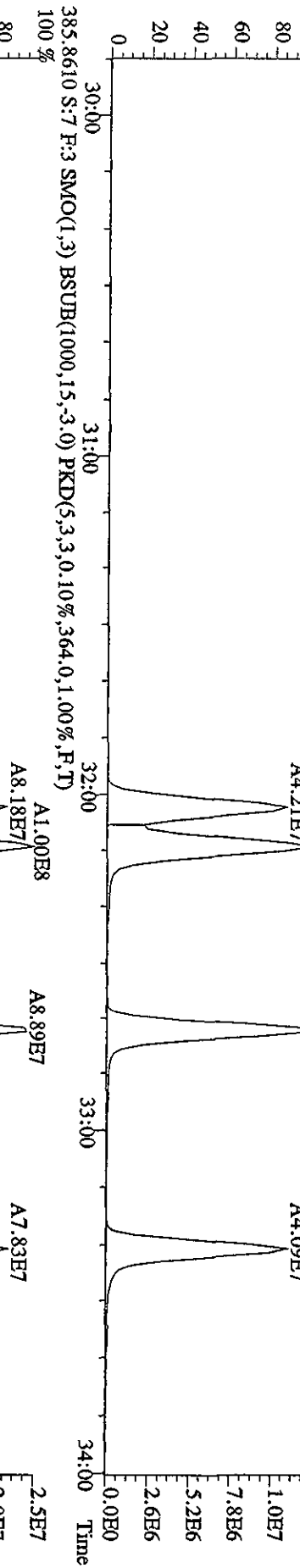
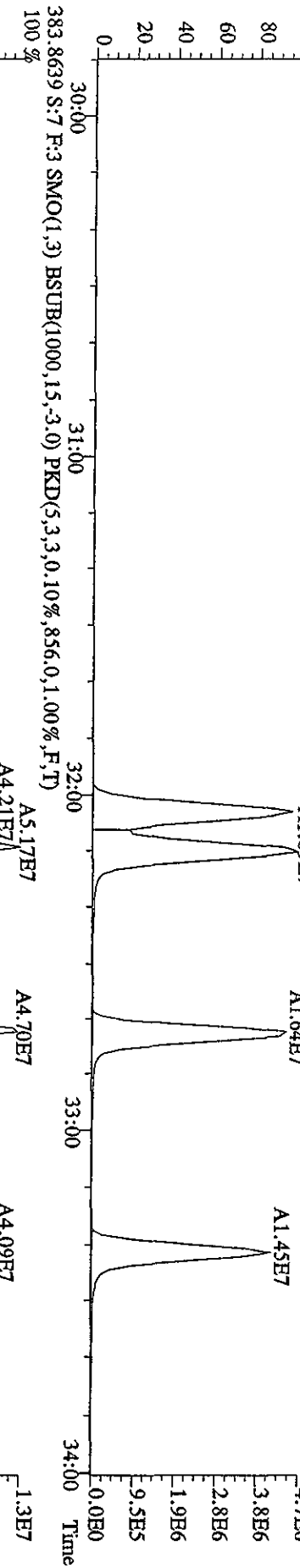
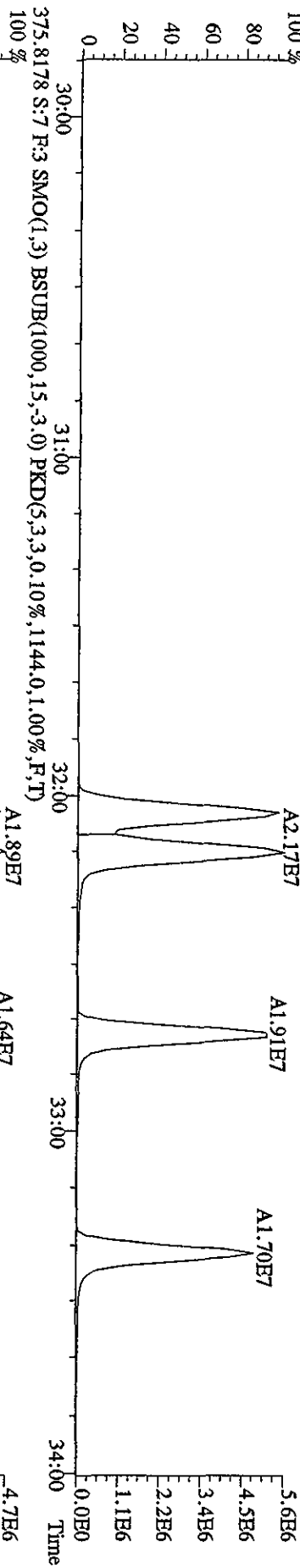
File:12AP104D5 #1-604 Acq:12-APR-2010 13:00:53 GC EI+ Voltage SIR Autospec-UltimaB
 Sample#7 Text:ST0412E :2nd Source 09DXN449 Exp:DIOXINRES8290A
 339.8597 S:7 F:2 SMO(1,3) BSUB(1000,15,-3.0) PKD(5,3,3,0,10%,2008.0,1,00%,F,T)
 100%



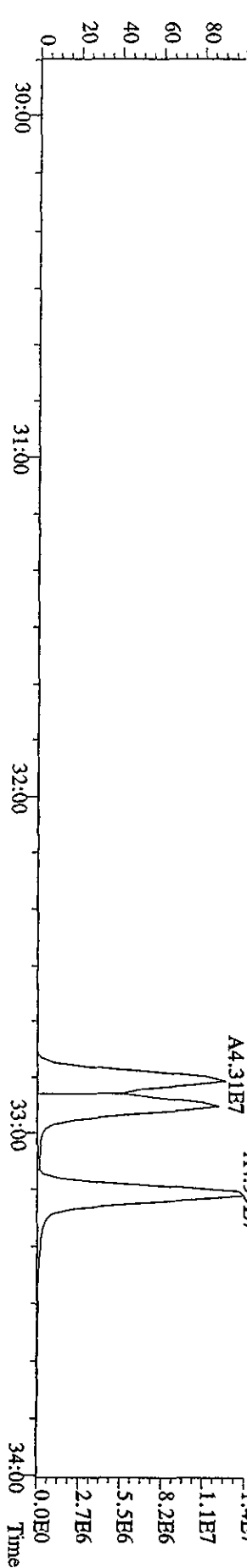
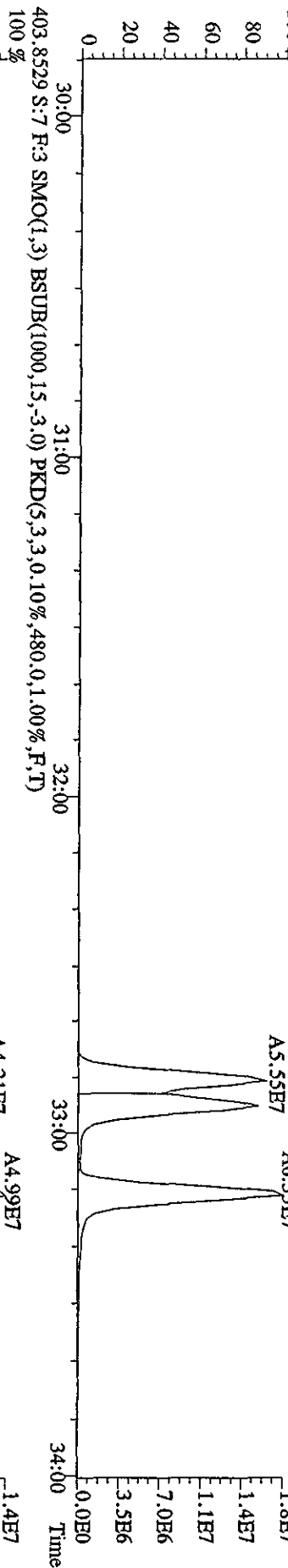
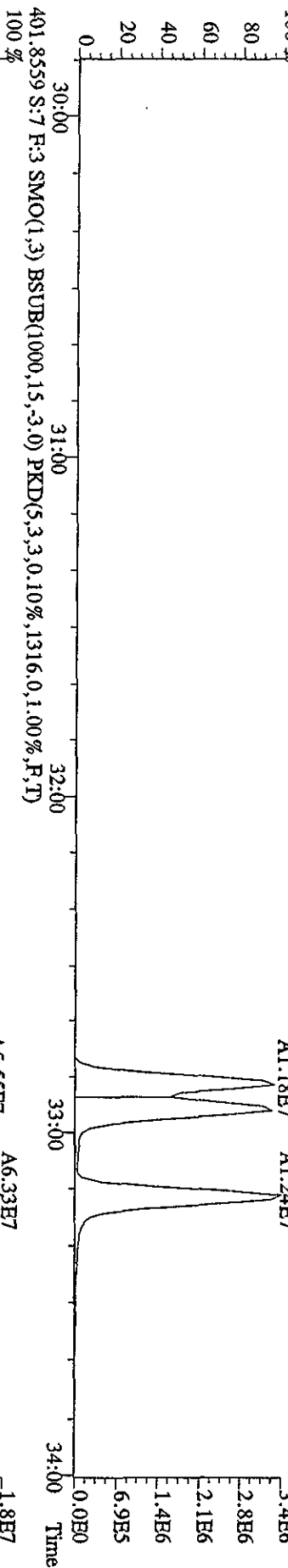
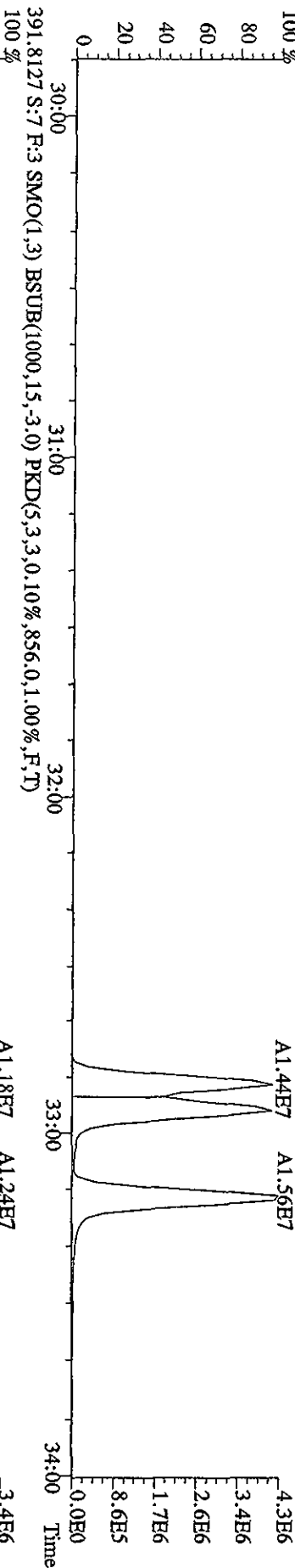
File:12AP104D5 #1-604 Acq:12-APR-2010 13:00:53 GC EI+ Voltage SIR Autospec-UltraB
 Sample#7 Text:ST0412E :2nd Source 09DXN449 Exp:DIOXINRES8290A
 355.8546 S:7 F:2 SMO(1,3) BSUB(1000,15,-3.0) PKD(5,3,3,0.10%,1548.0,1.00%,F,T)



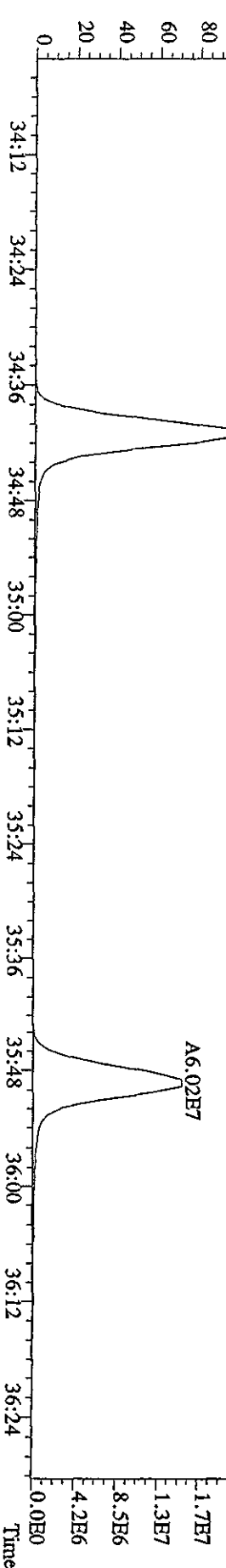



File:12AP104D5 #1-317 Acq:12-APR-2010 13:00:53 GC HI+ Voltage SIR Autospec-UltimaE
 Sample#7 Text:ST0412E :2nd Source 09DXN449 Exp:DIOXINRES8290A
 373.8208 S:7 F:3 SMO(1,3) BSUB(1000,15,-3,0) PKD(5,3,3,0,10%,1044.0,1.00%,F,T)



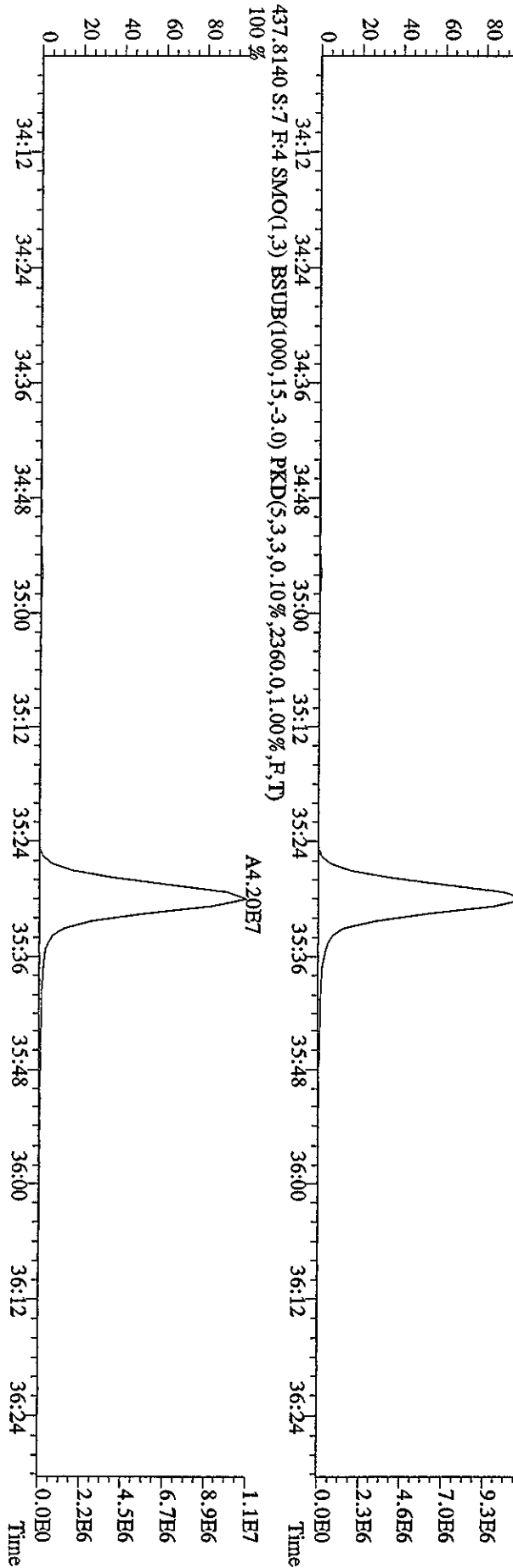
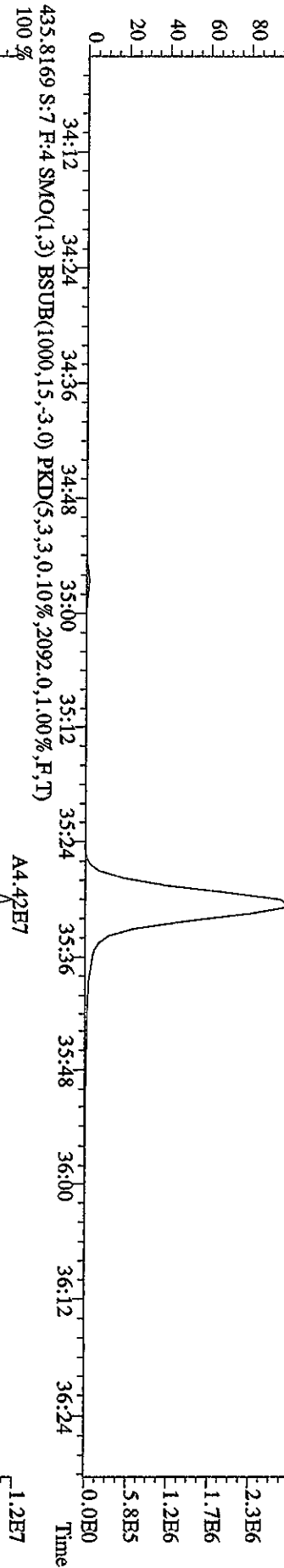
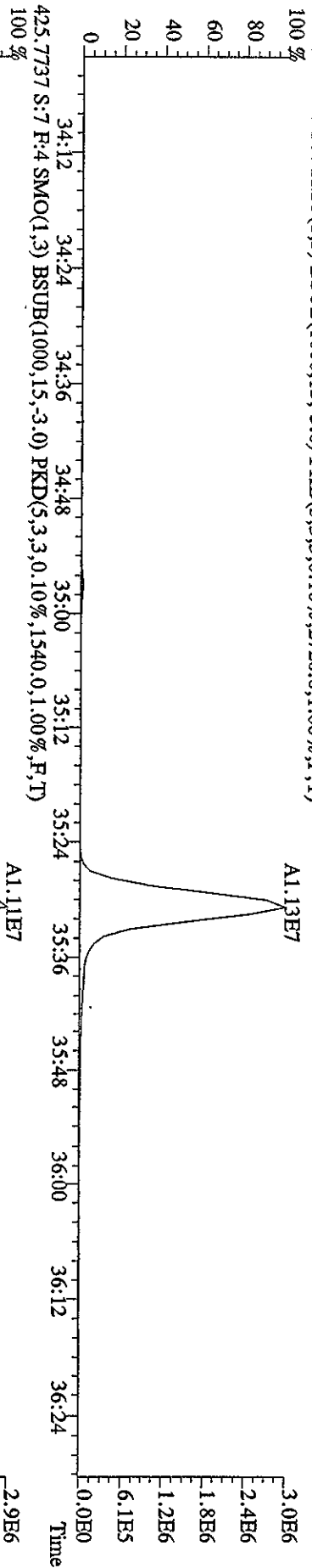
File:12AP104D5 #1-317 Acq:12-APR-2010 13:00:53 GC EI+ Voltage SIR Autospec-UltimaE
 Sample#7 Text:ST0412E :2nd Source 09DXN449 Exp:DIOXINRES8290A
 389.8157 S:7 F:3 SMO(1,3) BSUB(1000,15,-3.0) PKD(5,3,3,0.10%,956,0.1,0.0%,F,T)



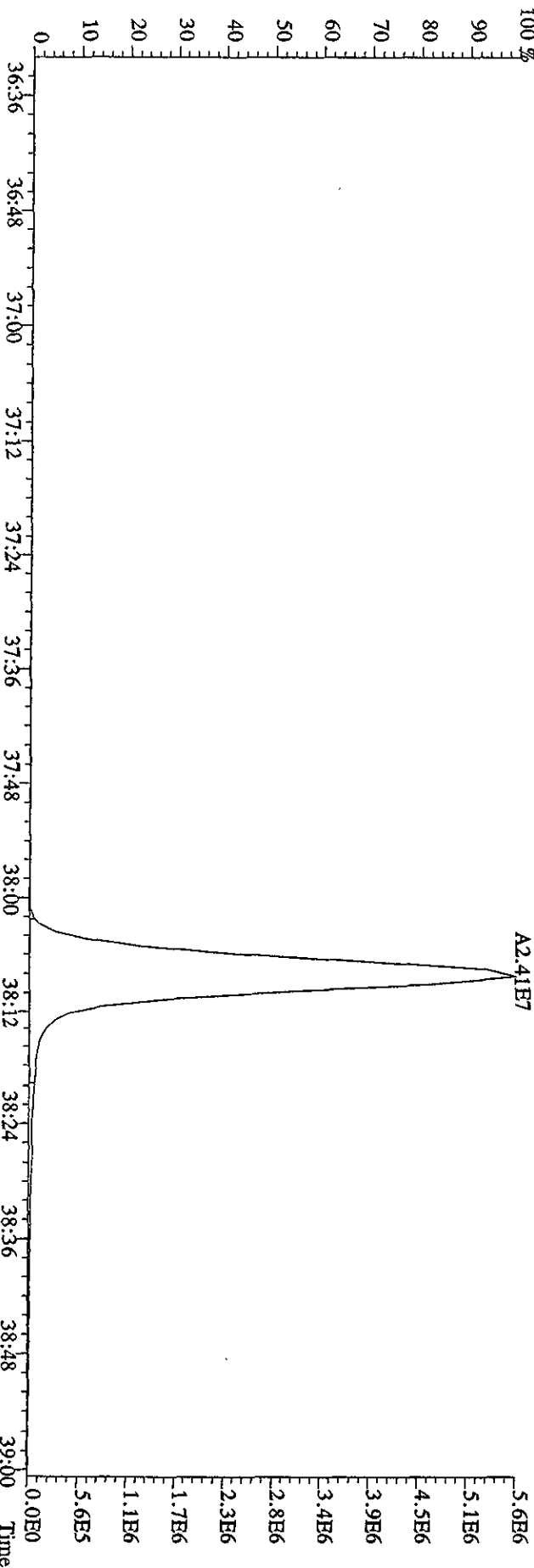
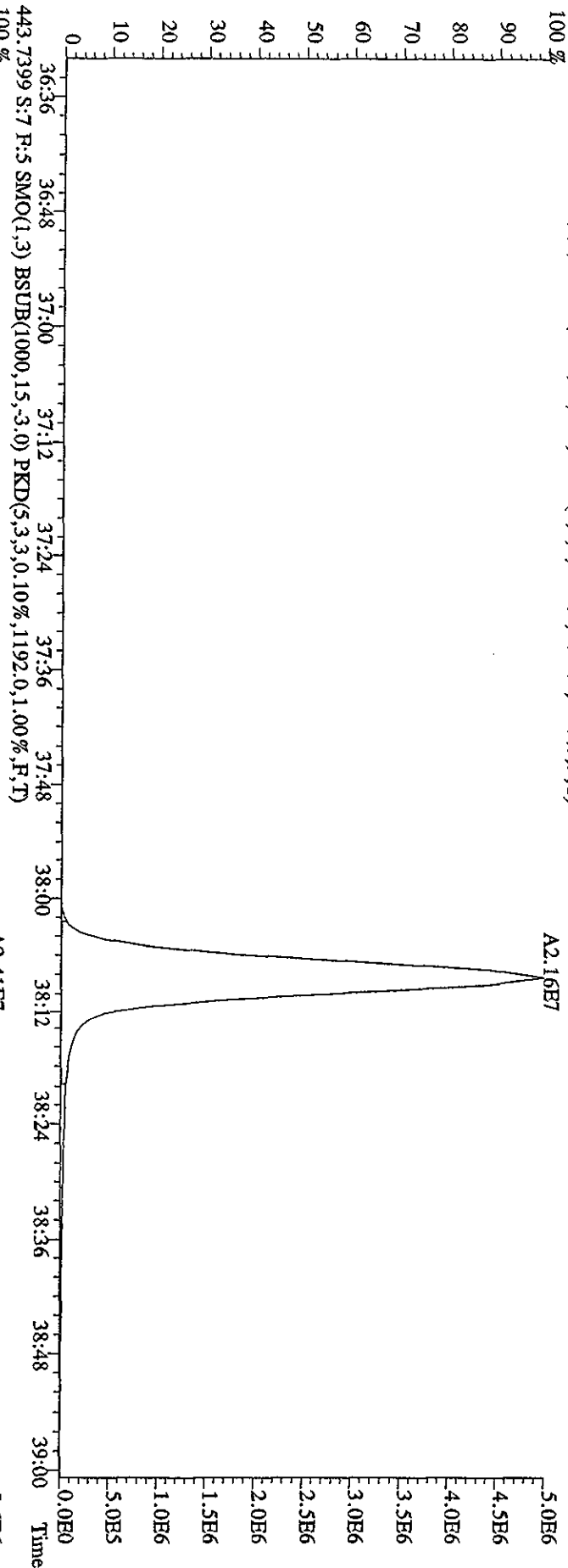
File:12AP104D5 #1-198 Acq:12-APR-2010 13:00:53 GC EI+ Voltage SIR Autospec-Ultimate
 Sample#7 Text:ST0412E :2nd Source 09DXN449 Exp:DIOXINRES8290A
 407.7818 S:7 F:4 SMO(1,3) BSUB(1000,15,-3.0) PKD(5,3,3,0.10%,6164.0,1.00%,F,T)
 100%



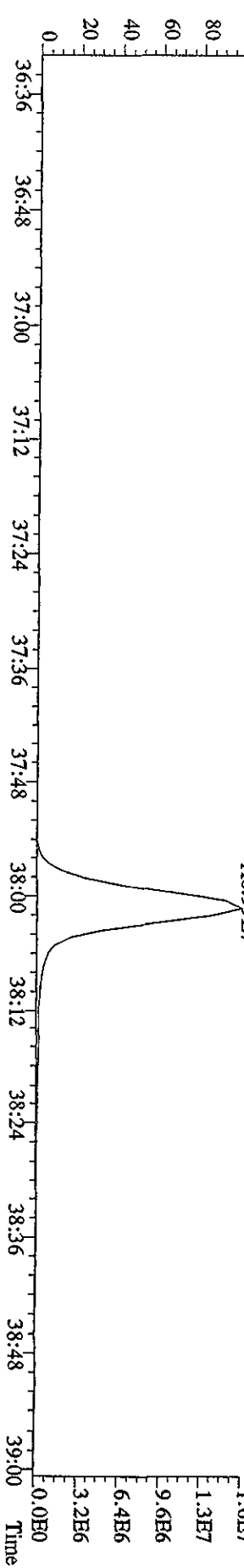
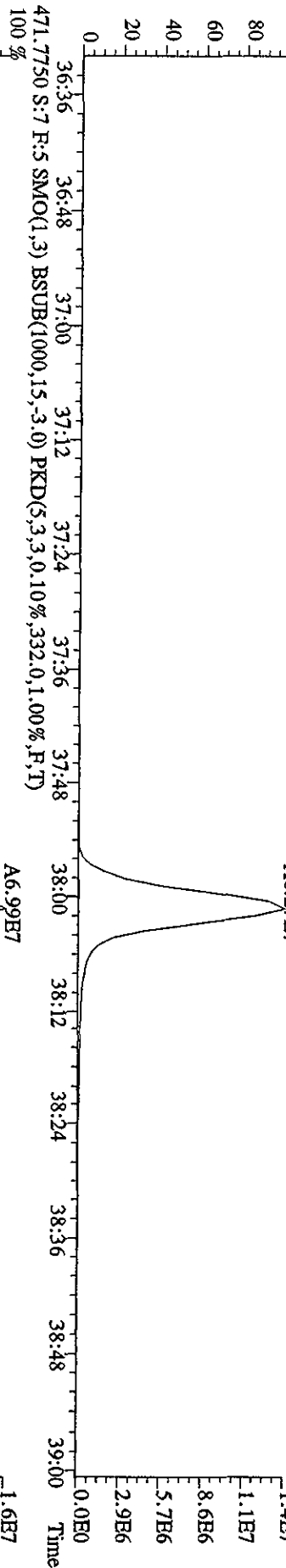
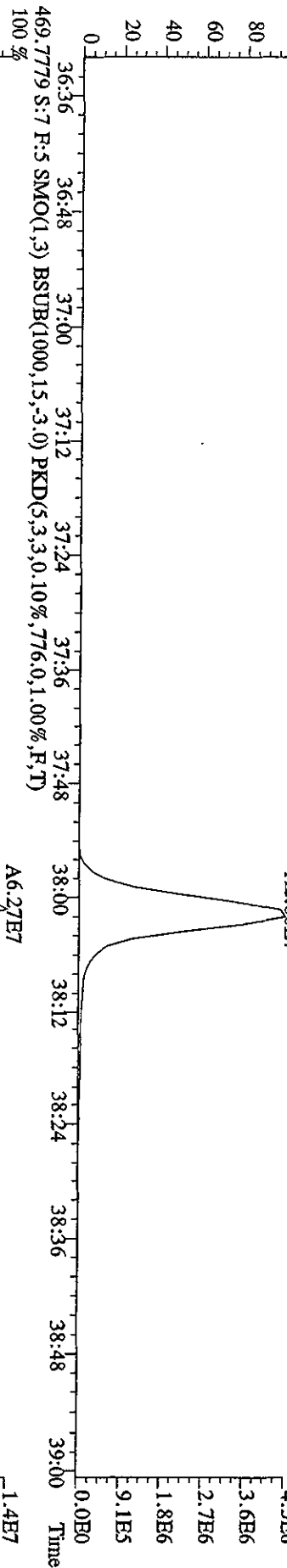
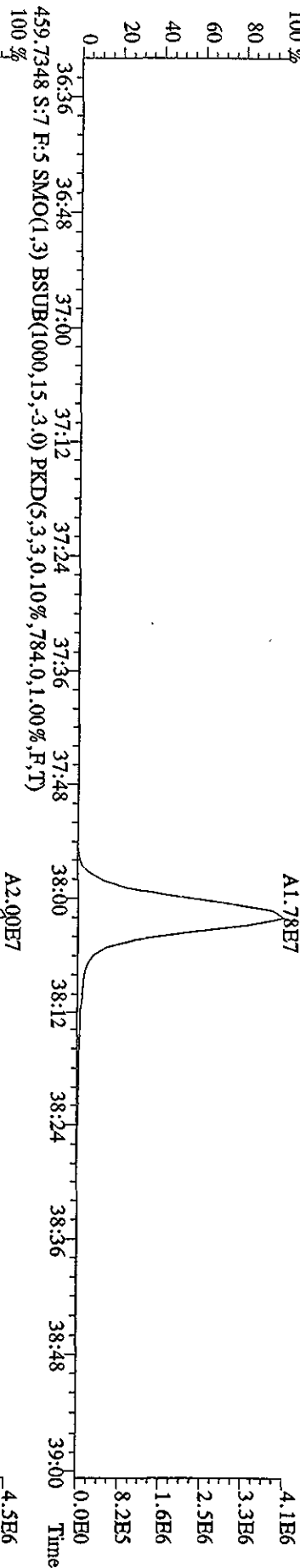
File:12AP104D5 #1-198 Acq:12-APR-2010 13:00:53 GC EI+ Voltage SIR Autospec-UltimaE
 Sample#7 Text:ST0412E :2nd Source 09DXN449 Exp:DIOXINRES8290A
 422.7766 S:7 F:4 SMO(1,3) BSUB(1000,15,-3.0) PKD(5,3,3,0.10%,2720.0,1.00%,F,T)
 100 %



File: 12AP104D5 #1-191 Acq: 12-APR-2010 13:00:53 GC EI+ Voltage SIR Autospec-UltimaE
Sample#7 Text: ST0412B : 2nd Source 09DXN449 Exp: DIOXINRES8290A
441.7428 S: 7 F: 5 SMO(1,3) BSUB(1000,15,-3.0) PKD(5,3,3,0,1.00%,F,T)

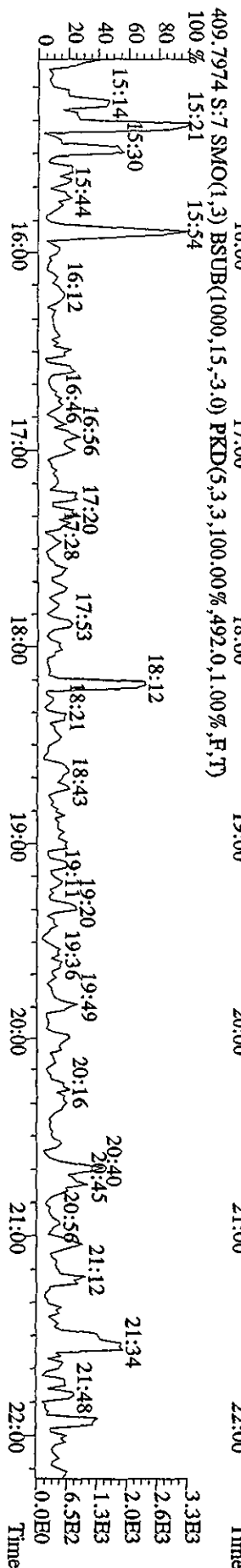
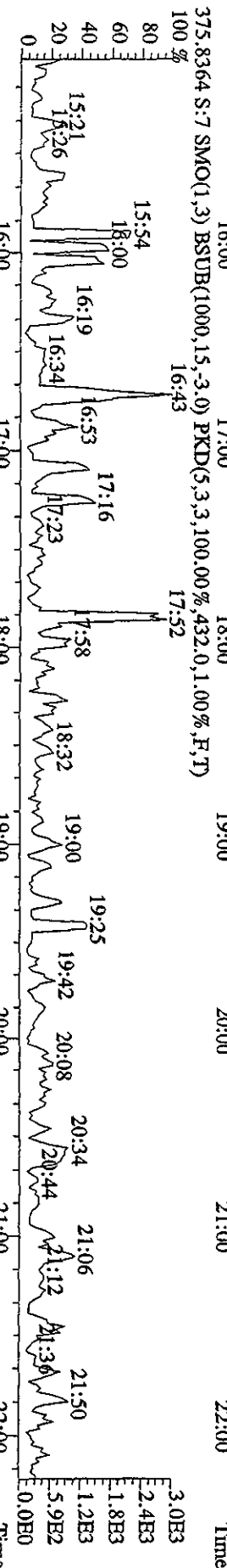
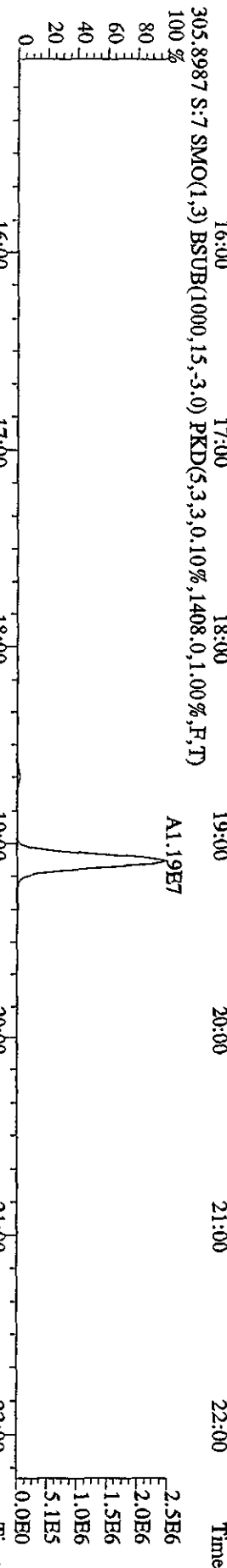




File:12AP104D5 #1-191 Acq:12-APR-2010 13:00:53 GC BI + Voltage SIR Autospec-UltimaB
 Sample#7 Text:ST0412E :2nd Source 09DXN449 Exp:DIOXINRES8290A
 457.7377 S:7 F:5 SMO(1,3) BSUB(1000,15,-3.0) PKD(5,3,3,0.10%,3196.0,1.00%,F,T)




File:12AP104D5 #1-435 Acq:12-APR-2010 13:00:53 GC EI+ Voltage SIR Autospec-Ultimate

Sample#7 Text:ST0412B :2nd Source 09DXN449 Exp:DIOXINRES8290A

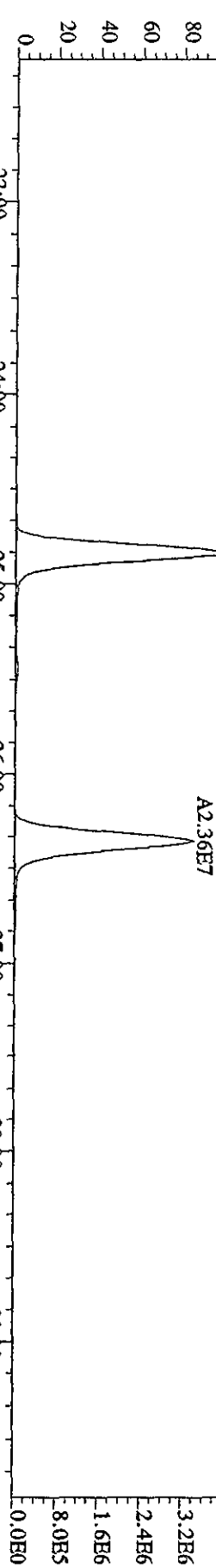


File: 12AP104D5 #1-604 Acq: 12-APR-2010 13:00:53 GC EI+ Voltage SIR Autospec-Ultimate
 Sample#7 Text: ST0412E : 2nd Source 09DXN449 Exp: DIOXINRES8290A

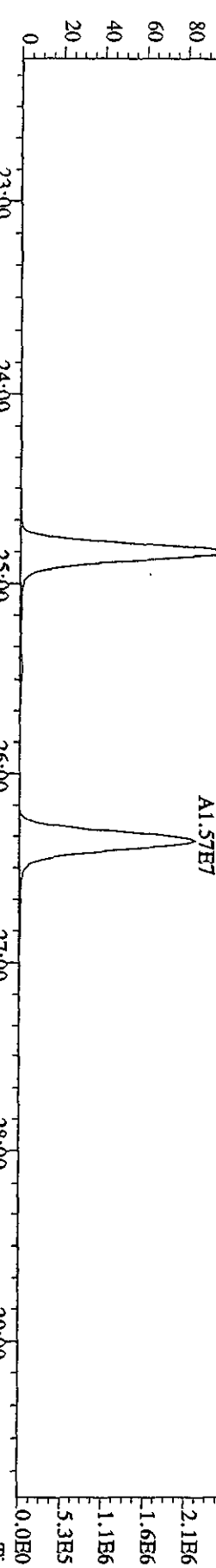
354.9792 S: 7 F: 2 SMO(1,3) PKD(5,3,3,100.00%,0.0,1.00%,F,T) 22:44 23:07 23:31 24:07 24:41 25:27 25:51 26:29 26:54 27:19 27:44 28:22 28:46 29:16



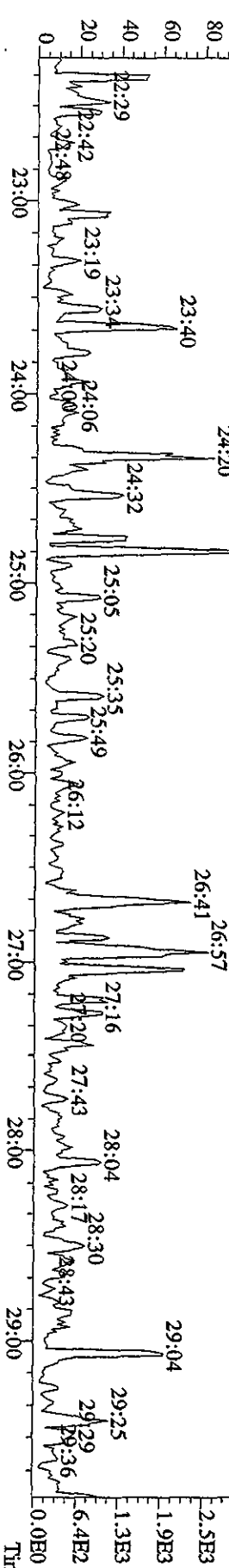
339.8597 S: 7 F: 2 SMO(1,3) BSUB(1000,15,-3.0) PKD(5,3,3,0.10%,1500.0,1.00%,F,T) 23:00 24:00 25:00 26:00 27:00 28:00 29:00



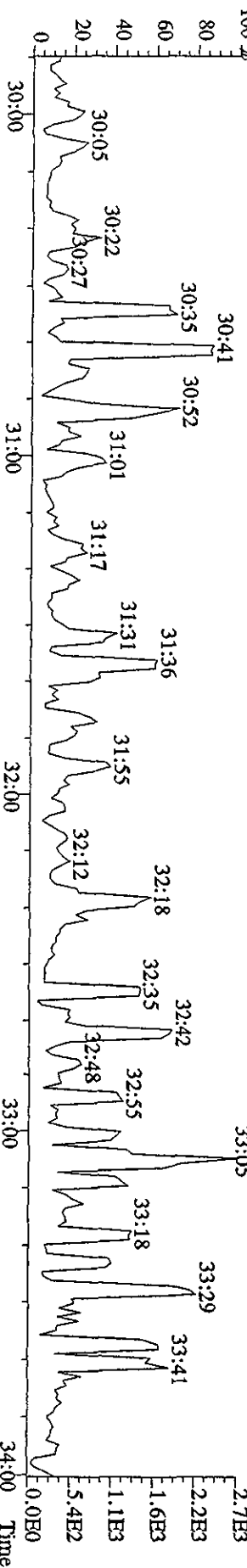
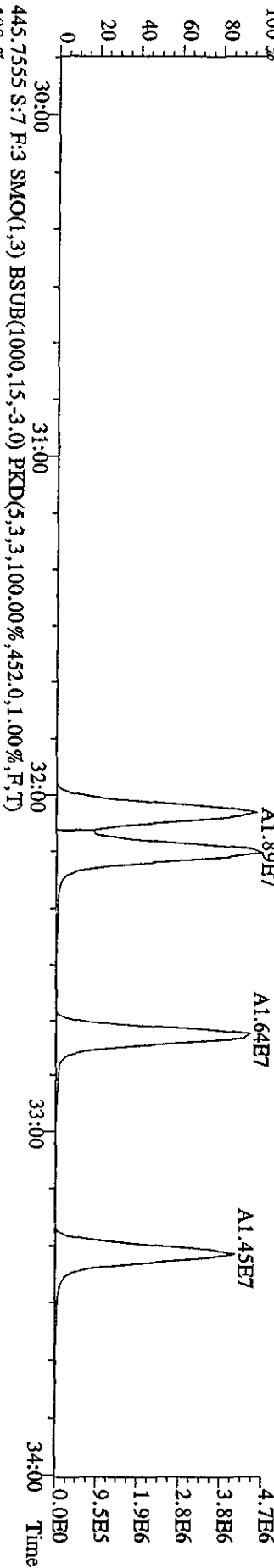
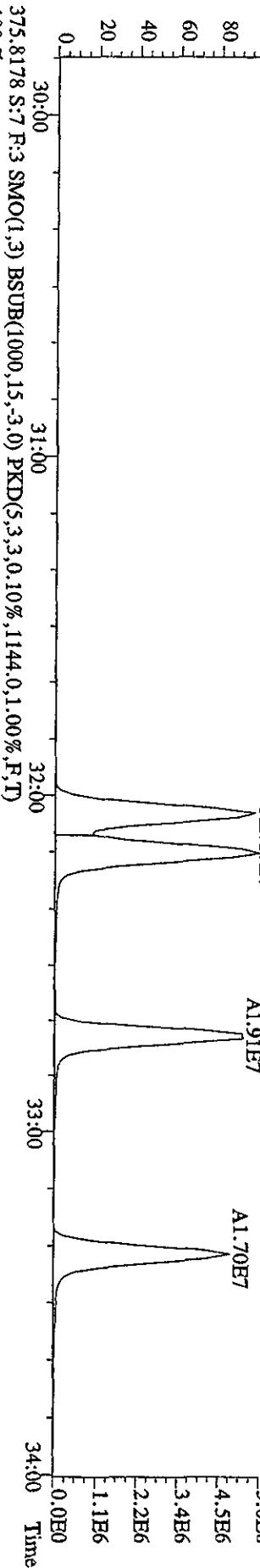
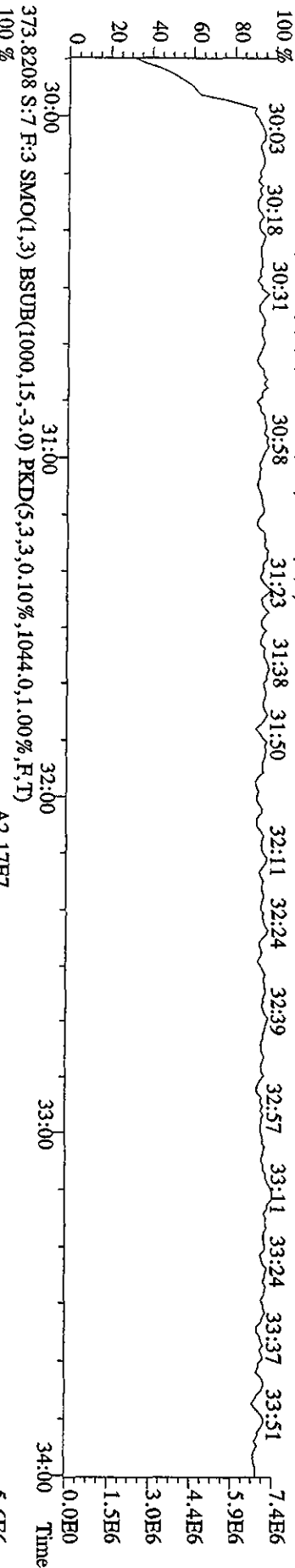
341.8567 S: 7 F: 2 SMO(1,3) BSUB(1000,15,-3.0) PKD(5,3,3,0.10%,1500.0,1.00%,F,T) 23:00 24:00 25:00 26:00 27:00 28:00 29:00



409.7974 S: 7 F: 2 SMO(1,3) BSUB(1000,15,-3.0) PKD(5,3,3,100.00%,416.0,1.00%,F,T) 23:00 24:00 25:00 26:00 27:00 28:00 29:00



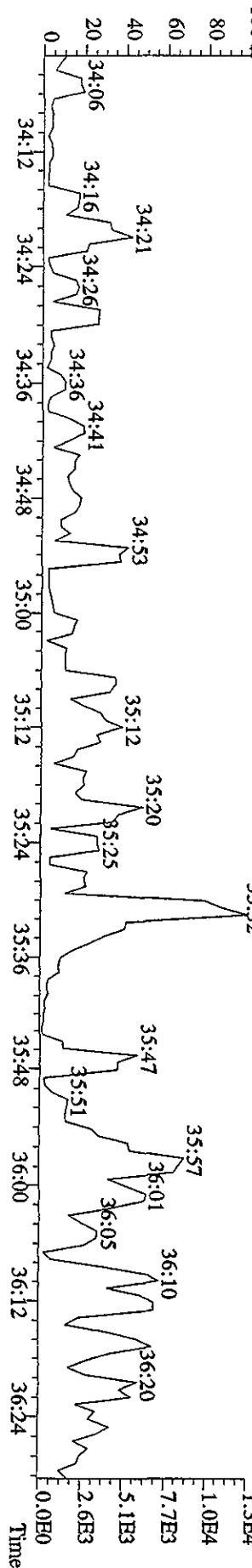
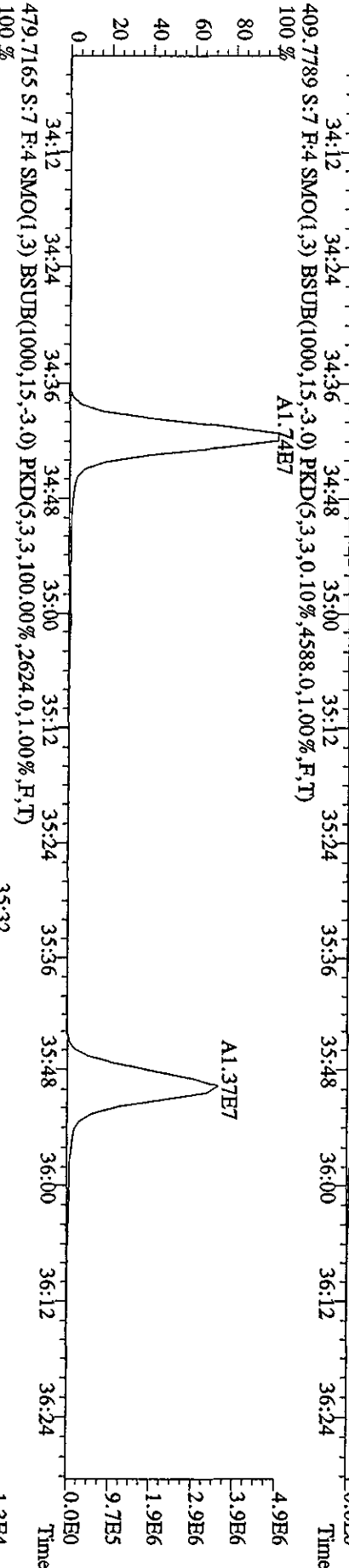

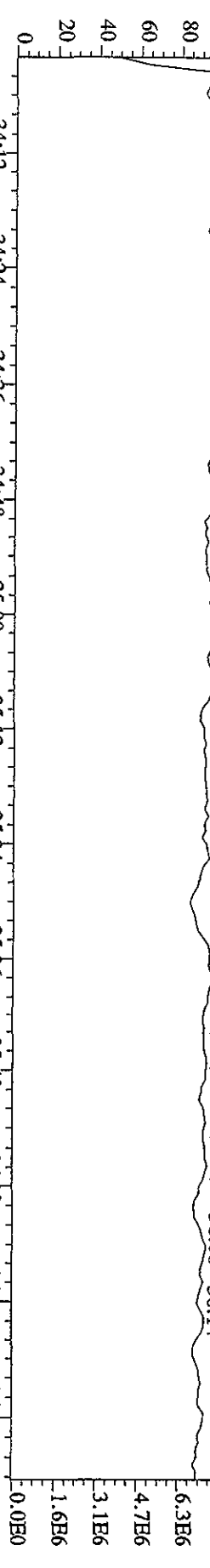
File:12AP104D5 #1-317 Acq:12-APR-2010 13:00:53 GC EI+ Voltage SIR Autospec-UltimaE
 Sample#7 Text:ST0412E :2nd Source 09DXN449 Exp:DIOXINRES8290A
 430.9728 S:7 F:3 SMO(1,3) PKD(5,3,3,100.00%,0.0,1.00%,F,T)
 100 % 30:03 30:18 30:31 30:58 31:23 31:38 31:50 32:11 32:24 32:39 32:57 33:11 33:24 33:37 33:51



File:12AP104D5 #1-198 Acq:12-APR-2010 13:00:53 GC EI+ Voltage SFR Autospec-UltimaE

Sample#7 Text:ST0412B :2nd Source 09DXN449 Exp:DIOXINRES8290A

430.9728 S:7 F:4 SMO(1.3) PKD(5.3,3.100.00%,0.0,1.00%,F,T)



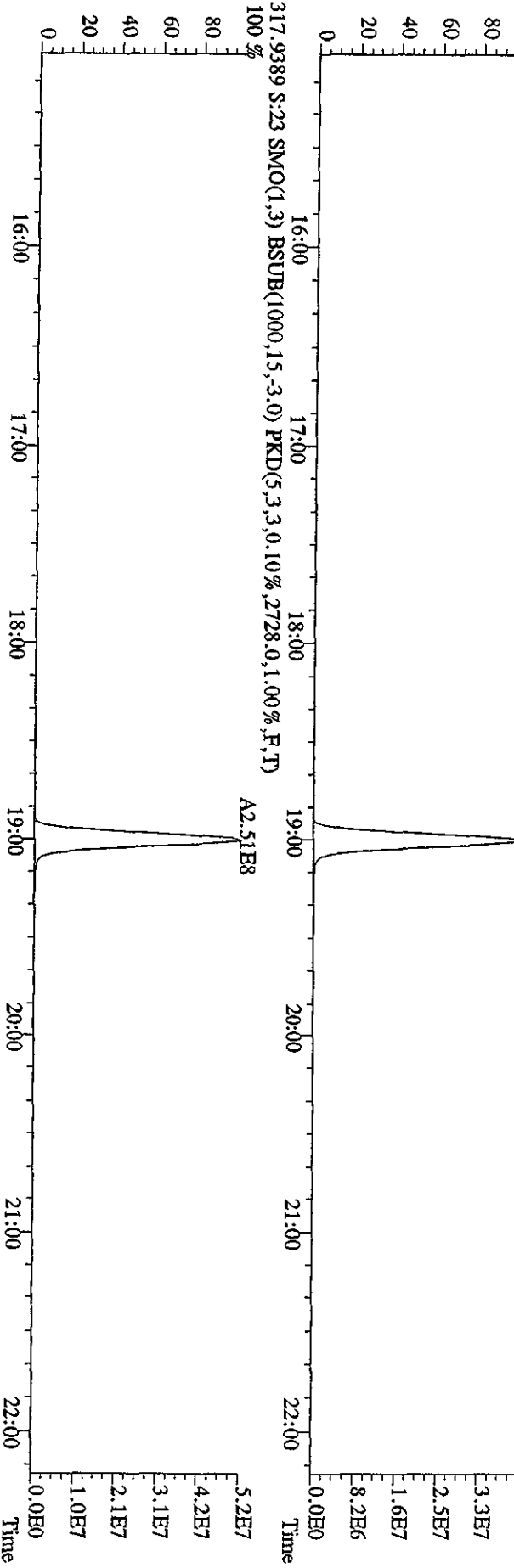
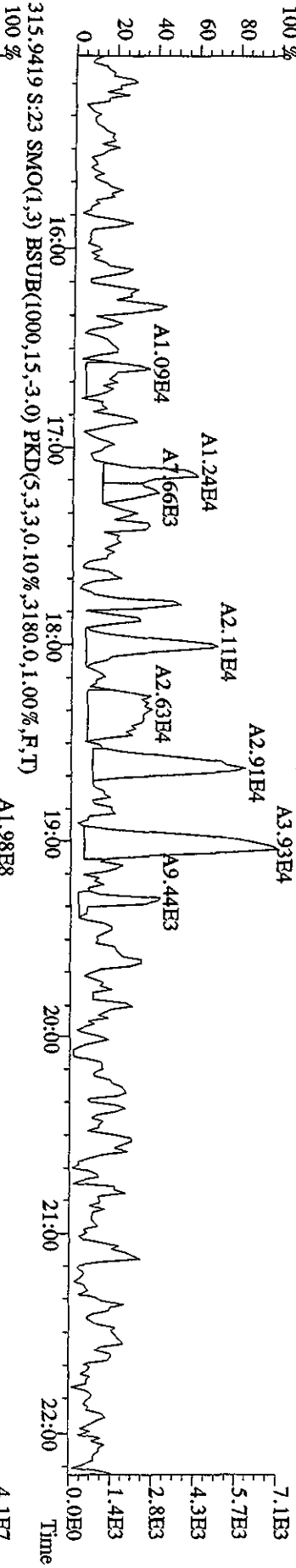
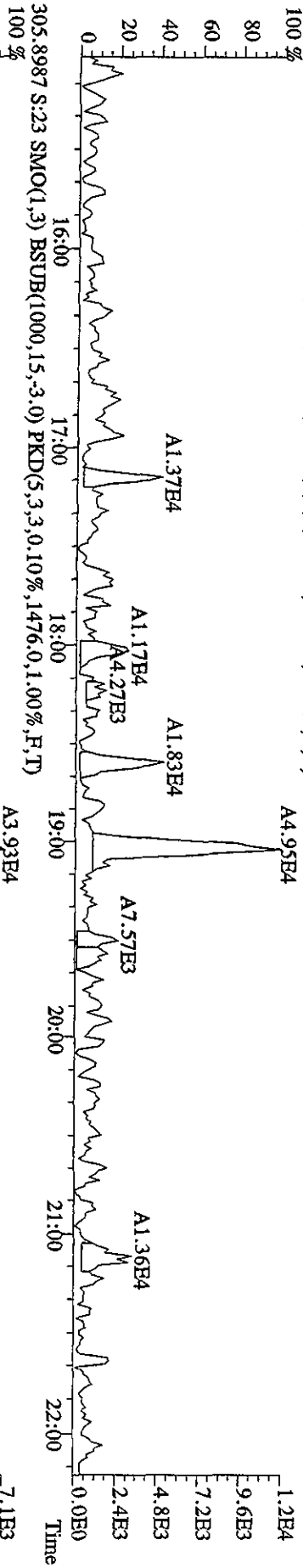
[Handwritten signatures and initials]

Run text: LXW2F-1-AA Sample text: LXW2F-1-AA :G0D130000-408B
Run #23 Filename: 19AP104D5 S: 23 I: 1 Results: 19AP104D58290A
Acquired: 20-APR-10 01:18:41 Processed: 20-APR-10 10:39:52
Run: 19AP104D5 Analyte: 8290AHRS Cal: 8290A0412104D5
Factor 1:1600.000 Factor 2:20.000 Sample size: 10.00 g

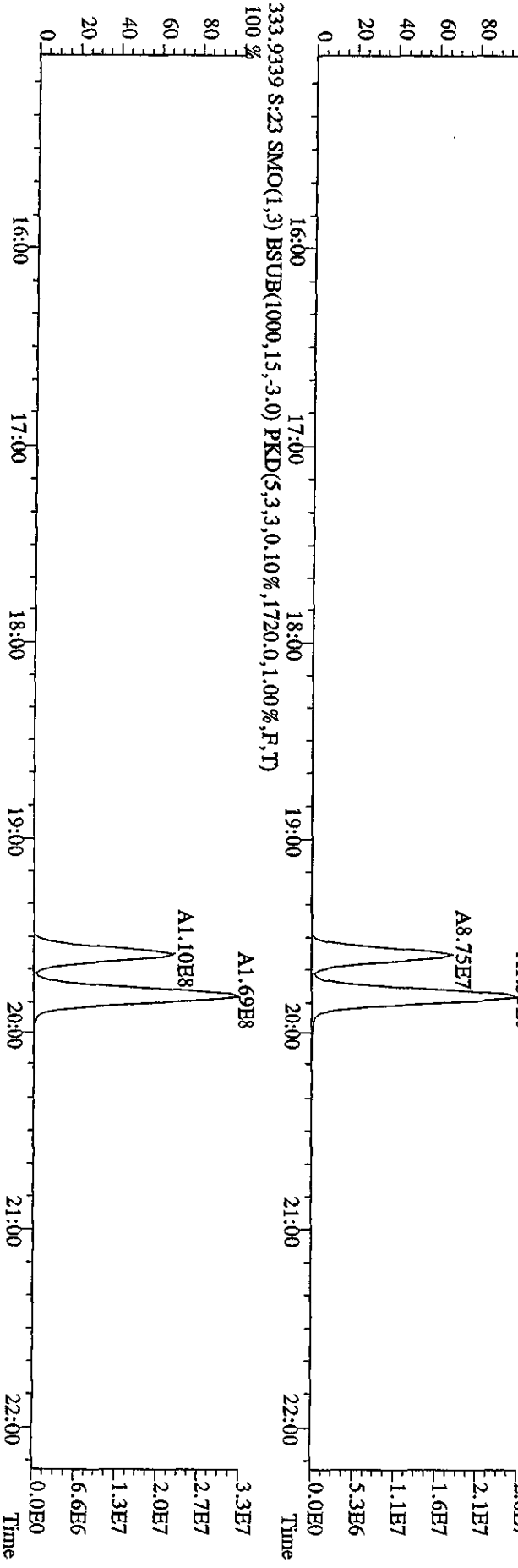
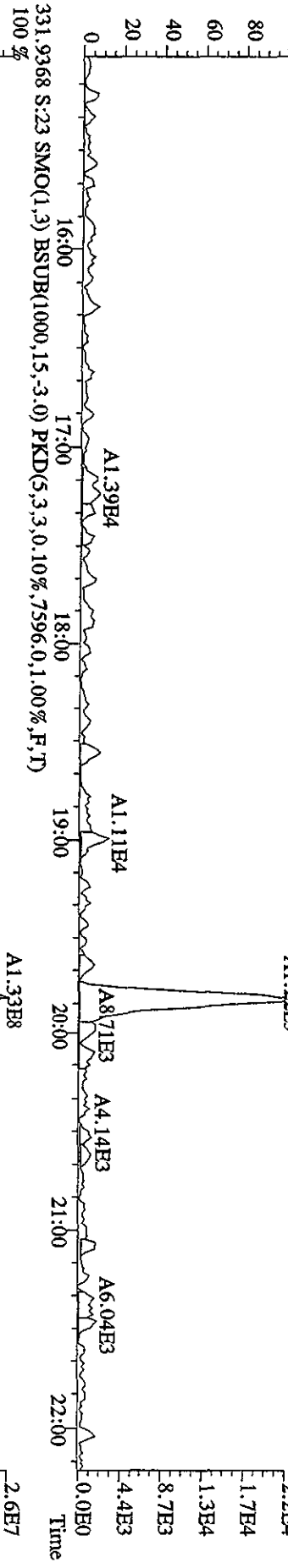
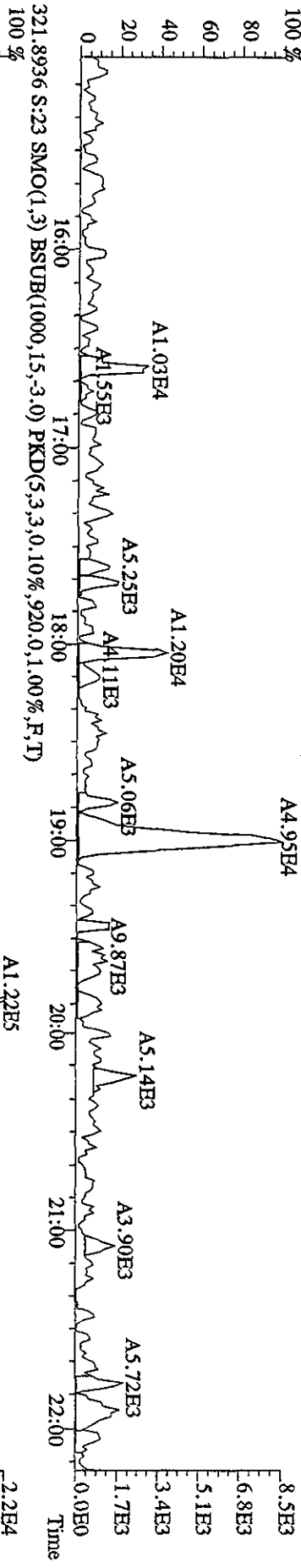
Name	Resp	RA	RT	RRF	Conc	EDL	Rec	M
13C-1,2,3,4-TCDD	197830600	0.79 y	19:35	-	14.870	-	-	n
13C-2,3,7,8-TCDF	449538000	0.79 y	19:01	1.52	149.423	0.029	74.7	n
2,3,7,8-TCDF	69574	1.26 n	19:03	0.95	<i>JA</i> 0.033	0.020	-	n
Total TCDF	160469	1.10 n	17:09	0.95	0.076	0.020	-	n
13C-2,3,7,8-TCDD	301795000	0.79 y	19:48	0.95	160.634	0.072	80.3	n
2,3,7,8-TCDD	13665	0.05 n	19:52	1.02	0.009	0.017	-	n
Total TCDD	54619	4.47 n	19:01	1.02	0.035	0.017	-	n
37Cl-2,3,7,8-TCDD	315868000	1.00 y	19:49	2.26	70.608	0.008	88.3	n
13C-1,2,3,7,8-PeCDF	339946000	1.58 y	24:43	1.05	163.604	0.052	81.8	n
1,2,3,7,8-PeCDF	*	* n	NotFnd	1.04	*	0.039	-	n
2,3,4,7,8-PeCDF	*	* n	NotFnd	0.98	*	0.042	-	n
Total F2 PeCDF	53057	0.99 n	23:11	1.01	0.031	0.040	-	n
Total F1 PeCDF	41812	0.12 n	20:49	1.01	0.024	0.029	-	n
13C-1,2,3,7,8-PeCDD	205426100	1.55 y	27:02	0.67	154.876	0.019	77.4	n
1,2,3,7,8-PeCDD	*	* n	NotFnd	0.98	*	0.046	-	n
Total PeCDD	35926	0.69 n	23:23	0.98	0.036	0.046	-	n
13C-1,2,3,7,8,9-HxCDD	133421500	1.27 y	33:08	-	12.984	-	-	n
13C-1,2,3,4,7,8-HxCDF	267011100	0.53 y	31:59	1.02	195.271	0.016	97.6	n
1,2,3,4,7,8-HxCDF	76877	1.63 n	32:00	1.21	<i>JA</i> 0.047	0.026	-	n
1,2,3,6,7,8-HxCDF	58364	1.11 y	32:08	1.34	<i>S</i> 0.033	0.024	-	n
2,3,4,6,7,8-HxCDF	33928	0.82 n	32:40	1.22	0.021	0.026	-	n
1,2,3,7,8,9-HxCDF	10220	0.33 n	33:21	1.09	0.007	0.029	-	n
Total HxCDF	275425	1.44 n	30:53	1.22	0.167	0.026	-	n
13C-1,2,3,6,7,8-HxCDD	180278600	1.26 y	32:52	0.81	167.420	0.030	83.7	n
1,2,3,4,7,8-HxCDD	*	* n	NotFnd	1.01	*	0.037	-	n
1,2,3,6,7,8-HxCDD	*	* n	NotFnd	1.11	*	0.033	-	n
1,2,3,7,8,9-HxCDD	44134	1.23 y	33:09	1.21	<i>J</i> 0.040	0.031	-	n
Total HxCDD	118684	2.77 n	32:00	1.11	0.115	0.034	-	n
13C-1,2,3,4,6,7,8-HpCDF	238722700	0.44 y	34:39	0.86	207.426	0.443	103.7	n
1,2,3,4,6,7,8-HpCDF	202855	1.21 n	34:39	1.31	<i>JA</i> 0.130	0.035	-	n
1,2,3,4,7,8,9-HpCDF	83332	0.88 y	35:48	1.03	<i>S</i> 0.068	0.045	-	n
Total HpCDF	420111	1.21 n	34:39	1.17	0.294	0.039	-	n
13C-1,2,3,4,6,7,8-HpCDD	215135000	1.06 y	35:28	0.70	231.177	0.155	115.6	n
1,2,3,4,6,7,8-HpCDD	145297	1.26 n	35:28	1.07	<i>JA</i> 0.126	0.044	-	n
Total HpCDD	377929	2.36 n	34:38	1.07	0.228	0.044	-	n
13C-OCDD	351272000	0.92 y	37:59	0.53	495.458	0.390	123.9	n
OCDF	402972	0.83 y	38:06	1.45	<i>S</i> 0.317	0.041	-	n
OCDD	728799	0.85 y	38:00	1.17	<i>S</i> 0.712	0.055	-	n

JA 04/21/10

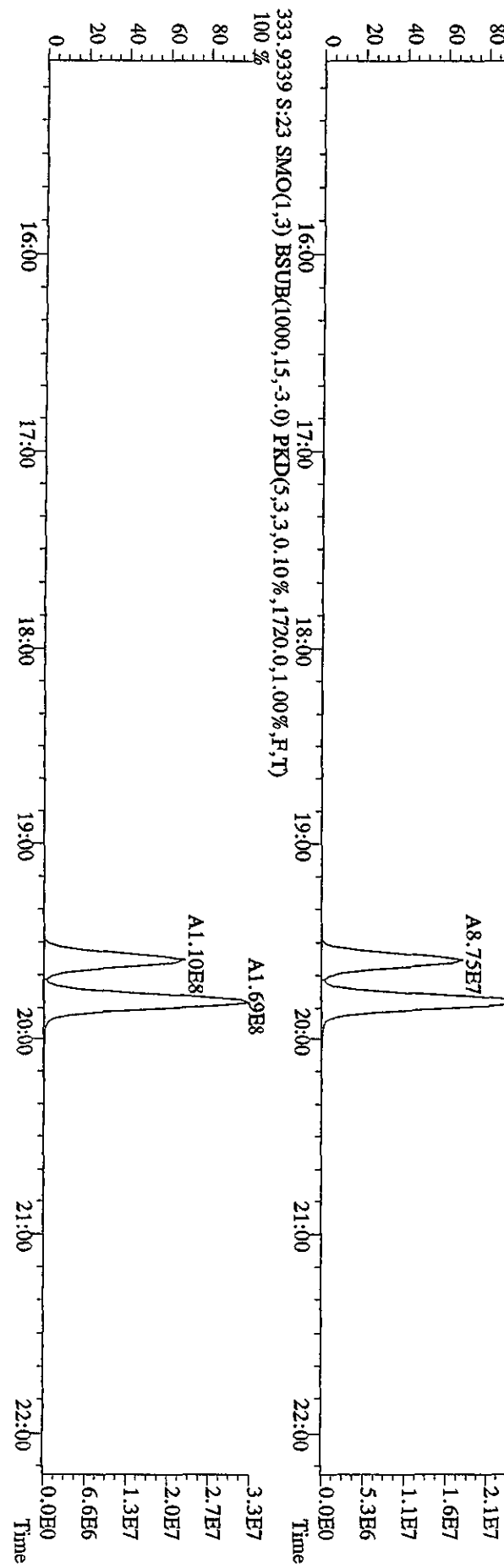

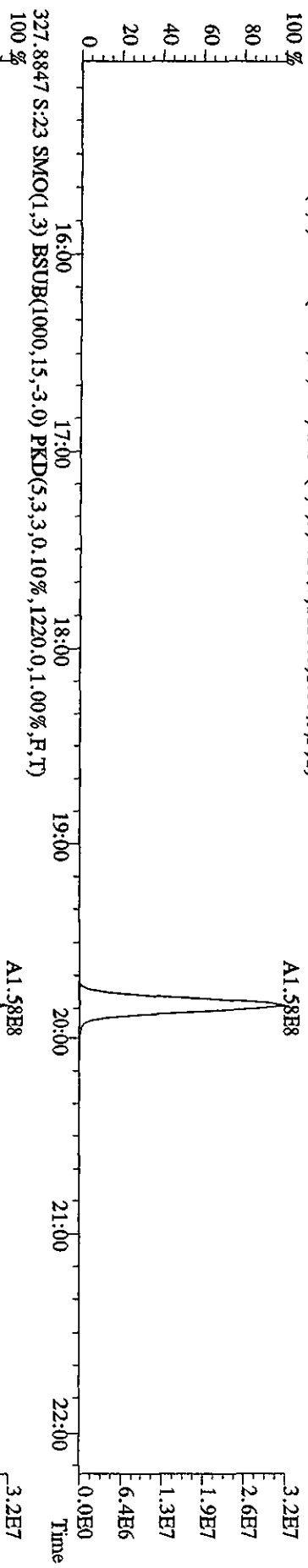
File:19AP104D5 #1-434 Acq:20-APR-2010 01:18:41 GC EI+ Voltage SIR Autospec-Ultimate
 Sample#23 Text:LXW2F-1-AA :G0D130000-408B Exp:DIOXINRES8290A
 303.9016 S:23 SMO(1,3) BSUB(1000,15,-3,0) PKD(5,3,3,0,10%,1428,0,1,00%,F,T)



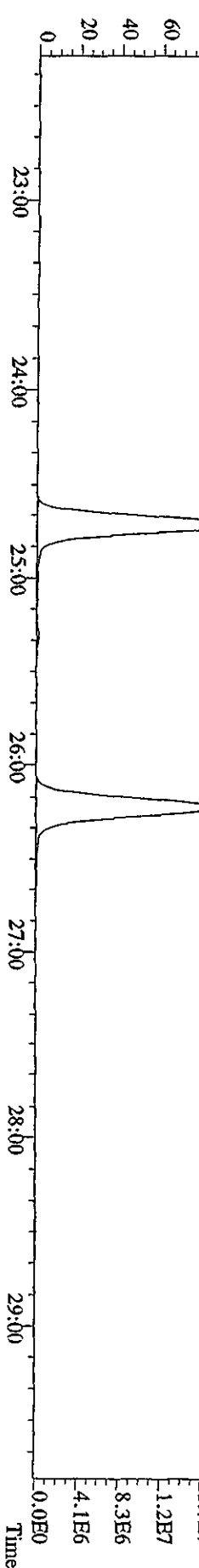
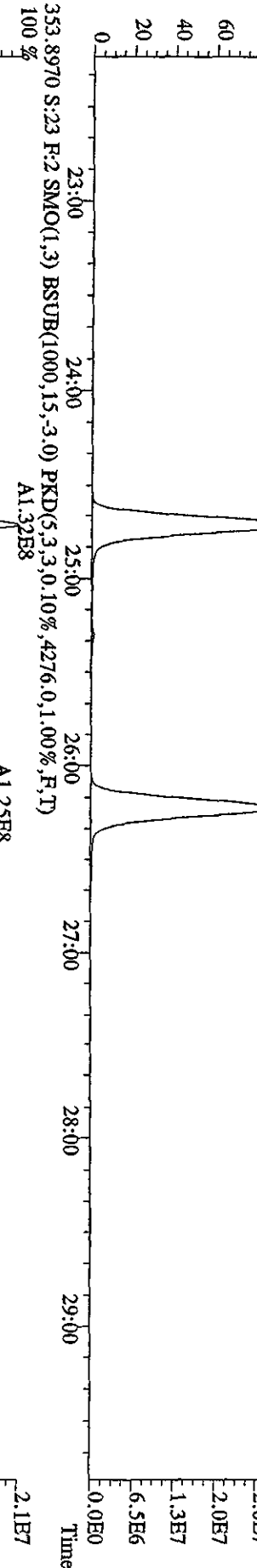
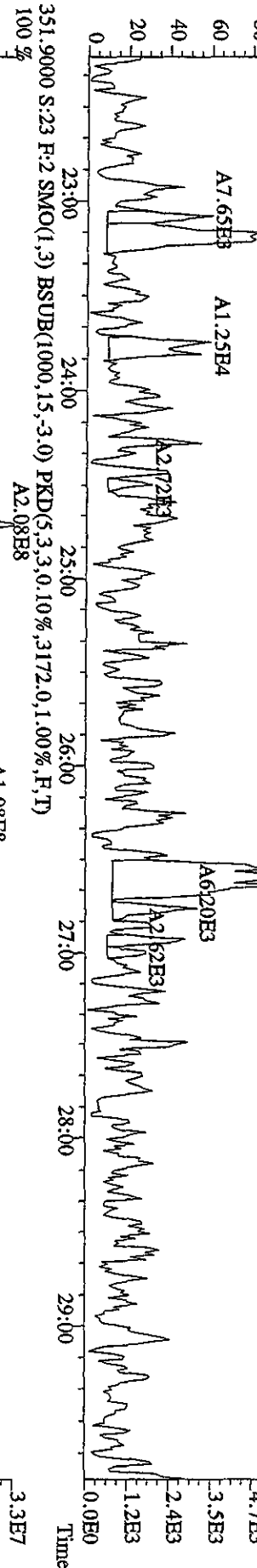
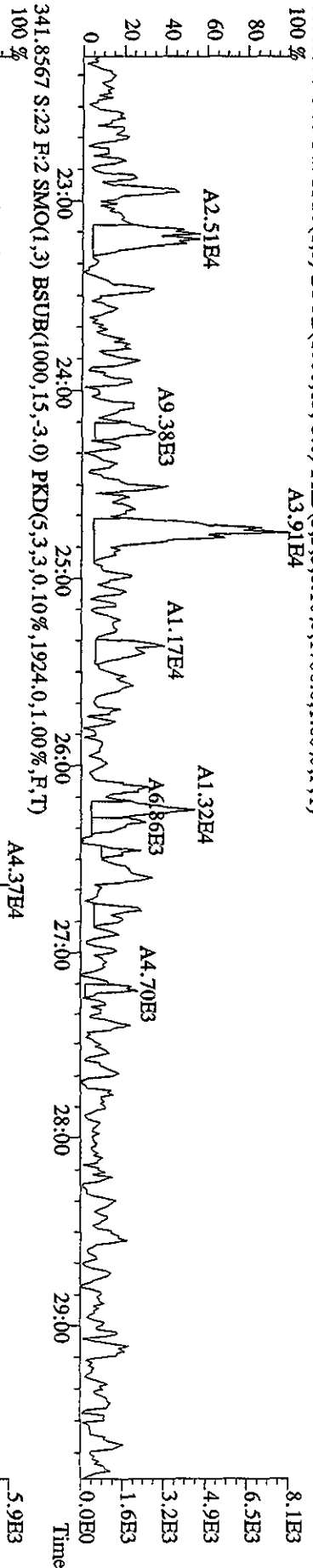
File:19AP104D5 #1-434 Acq:20-APR-2010 01:18:41 GC EI+ Voltage SIR Autospec-UltimaE
 Sample#23 Text:LXW2F-1-AA :G0D130000-408B Exp:DIOXINRES8290A
 319.8965 S:23 SMO(1,3) BSUB(1000,15,-3.0) PKD(5,3,3,0,10%,792.0,1.00%,F,T)



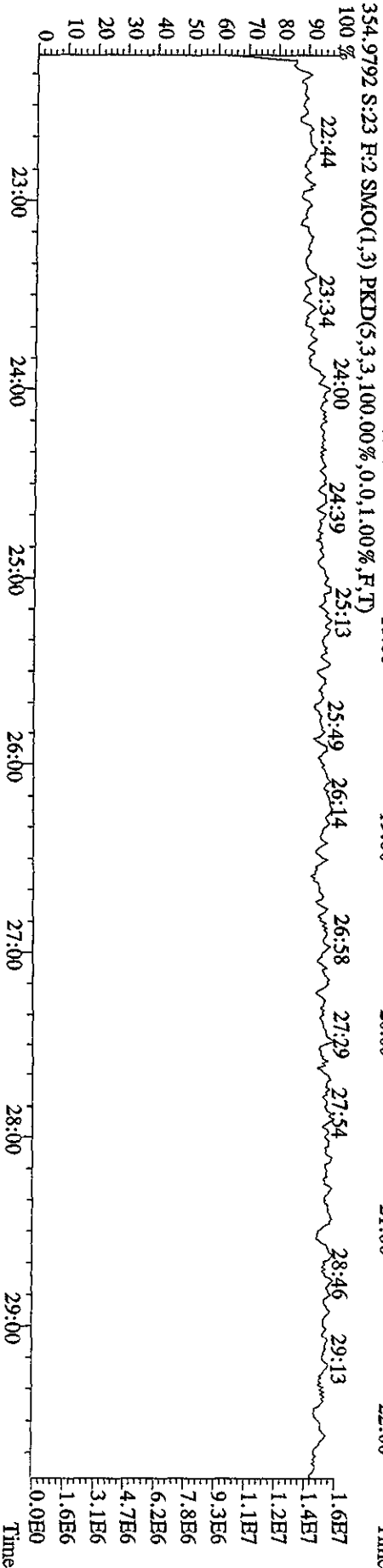
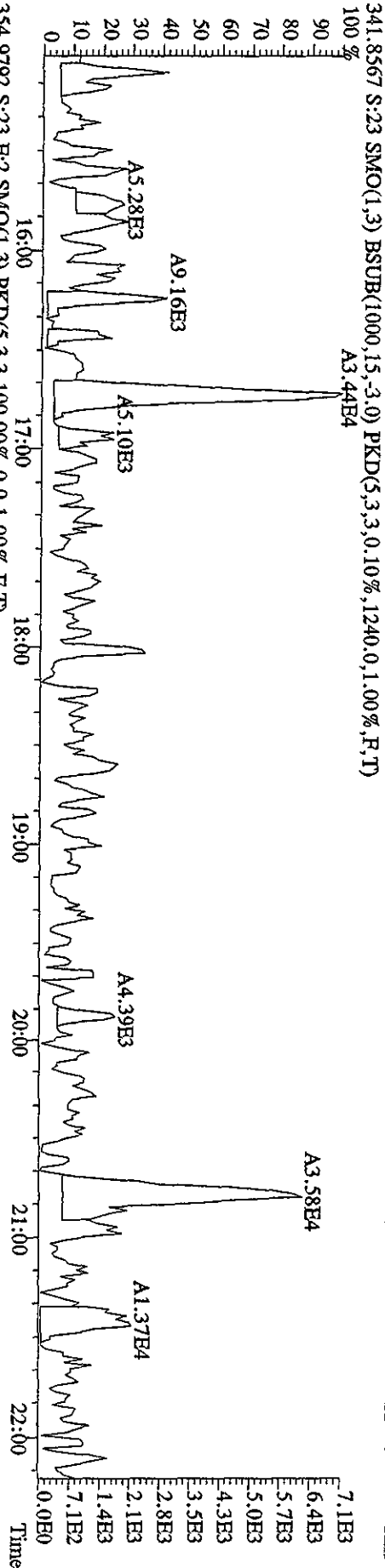
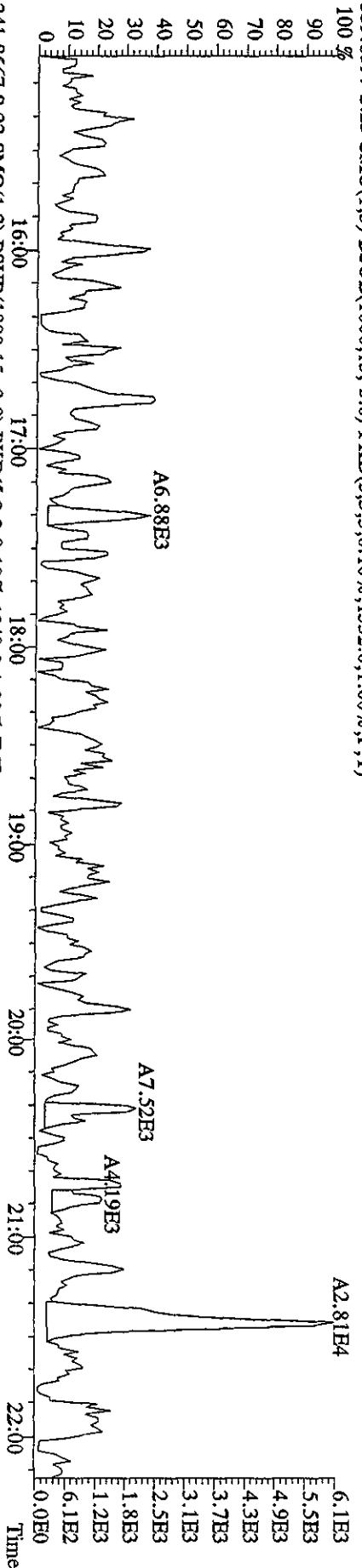
File: 19AP104D5 #1-434 Acq:20-APR-2010 01:18:41 GC FI+ Voltage SIR Autospec-UltimaB
 Sample#23 Text:LXW2F-1-AA :GOD130000-408B Exp:DIOXINRES8290A
 327.8847 S:23 SMO(1,3) BSUB(1000,15,-3,0) PKD(5,3,3,0,10%,1220,0,1,00%,F,T)



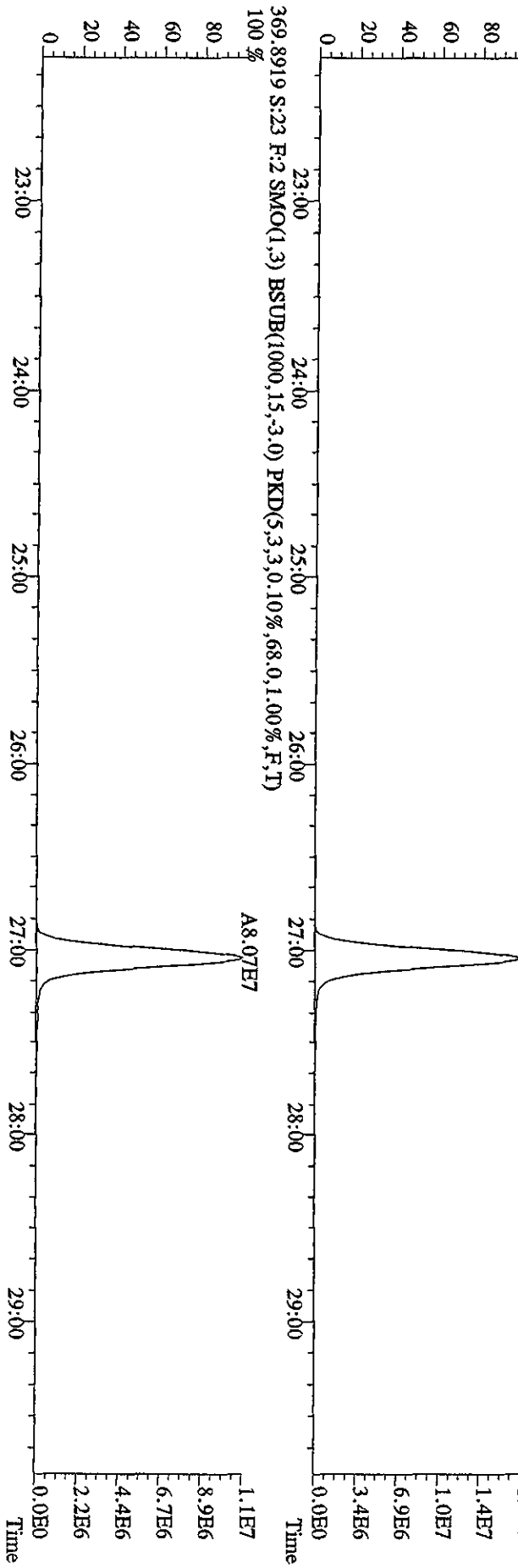
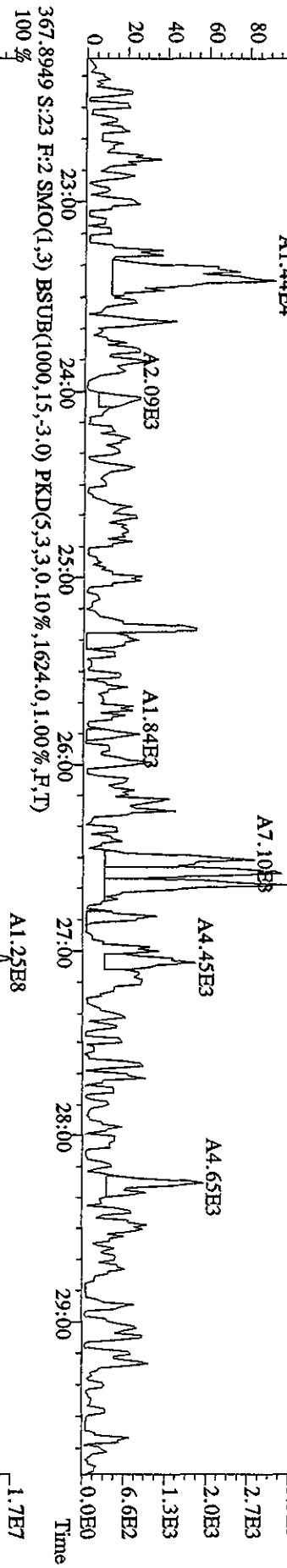
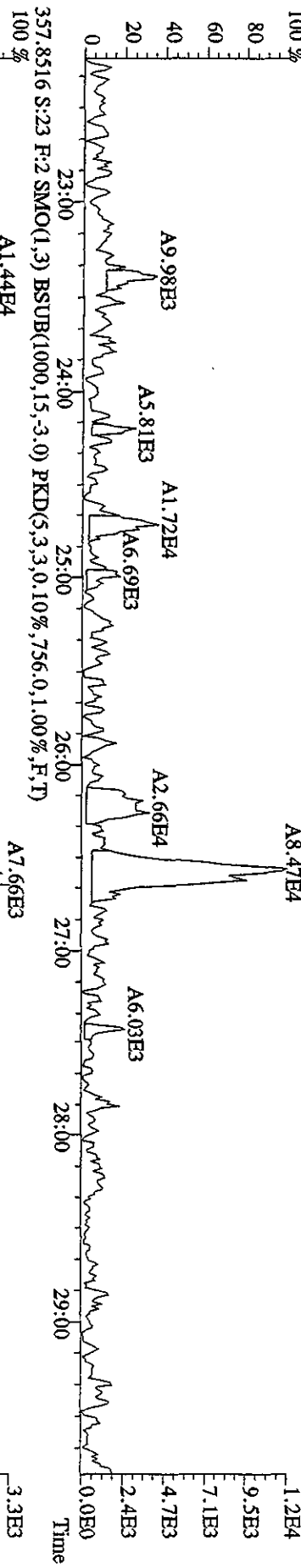
File: 19AP104D5 #1-604 Acq:20-APR-2010 01:18:41 GC EI+ Voltage SIR Autospec-Utkinnab
 Sample#23 Text:LXWZF-1-AA :GOD130000-408B Exp:DIOXINRES8290A
 339.8597 S:23 F:2 SMO(1,3) BSUB(1000,15,-3.0) PKD(5,3,3,0.10%,1700.0,1.00%,F,T)



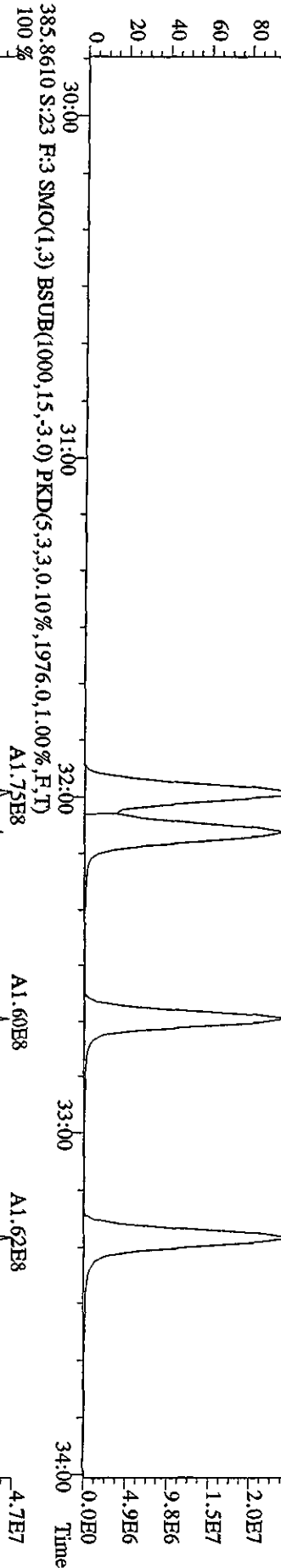
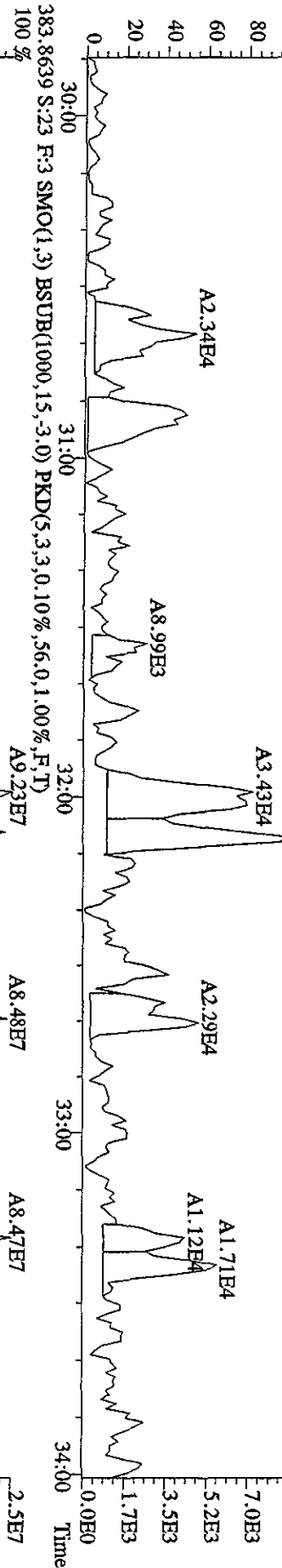
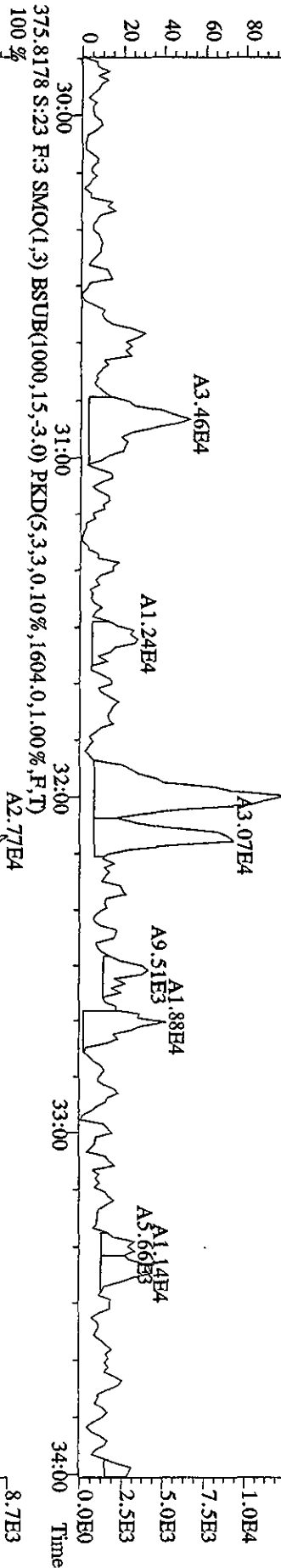
File:19AP104D5 #1-434 Acq:20-APR-2010 01:18:41 GC EI+ Voltage SIR Autospec-Ultimate
 Sample#23 Text:LXW2F-1-AA :GOD130000-408B Exp:DIOXINRES8290A
 339,8597 S:23 SMO(1,3) BSUB(1000,15,-3,0) PKD(5,3,3,0,10%,1332.0,1.00%,F,T)



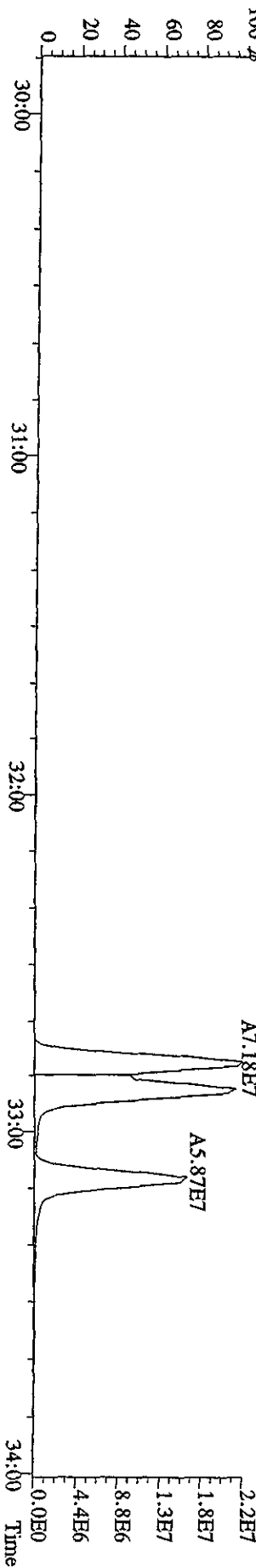
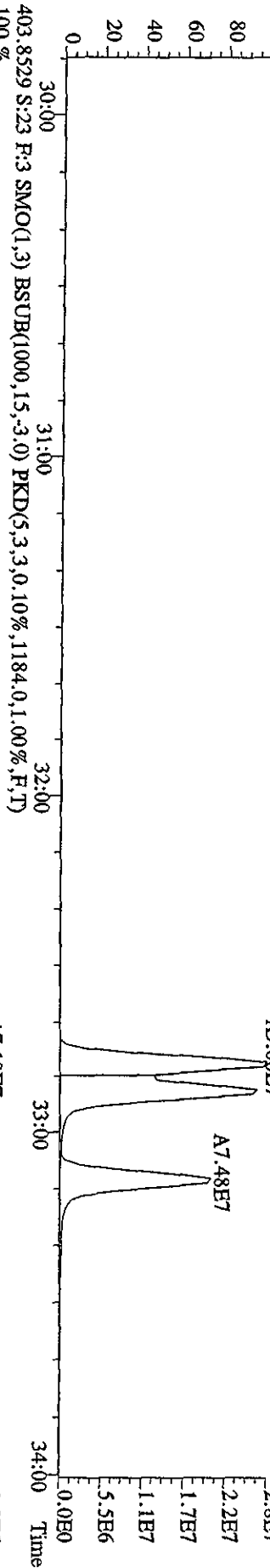
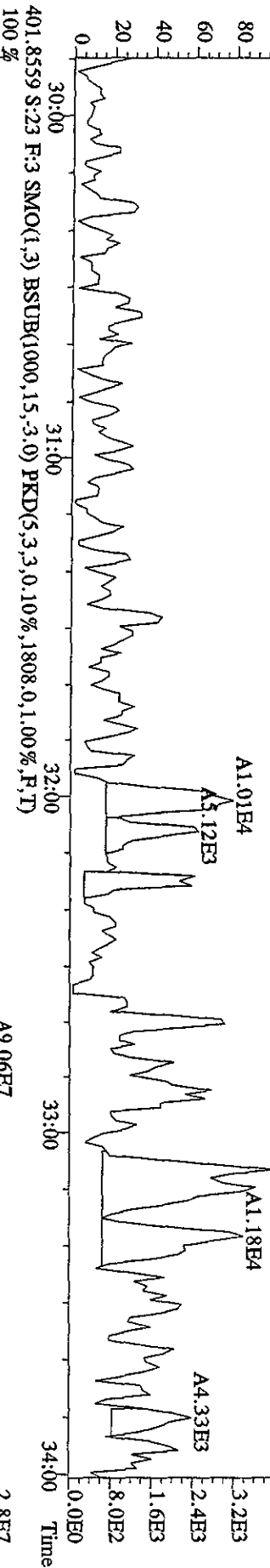
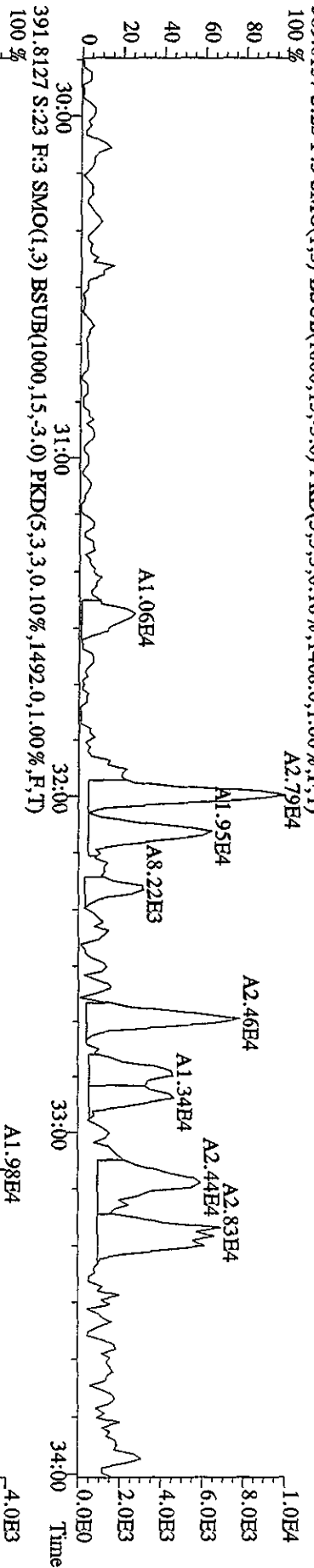
File:19AP104D5 #1-604 Acq:20-APR-2010 01:18:41 GC EI+ Voltage SIR Autospec-Ultimate
 Sample#23 Text:LXW2F-1-AA :G0D130000-408B Exp:DIOXINRES8290A
 355.8546 S:23 F:2 SMO(1,3) BSUB(1000,15,-3.0) PKD(5,3,3,0.10%,1348.0,1.00%,F,T)






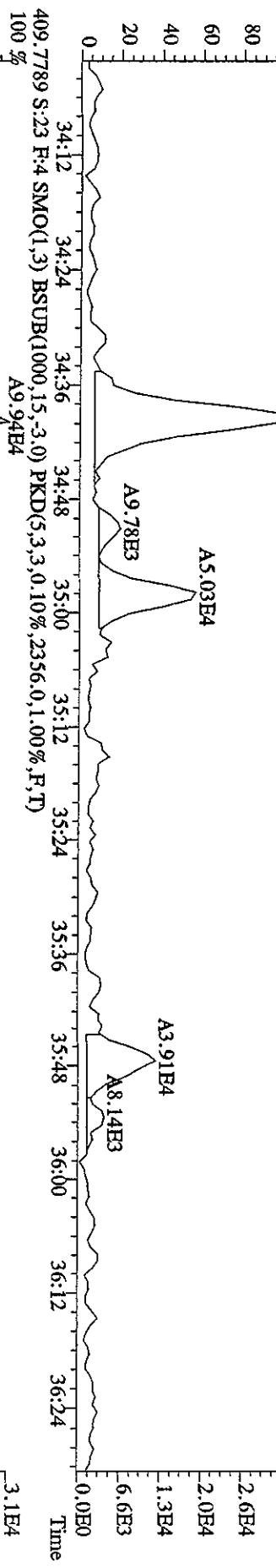
File:19AP104D5 #1-317 Acq:20-APR-2010 01:18:41 GC BI+ Voltage SIR Autospec-Ultimate
 Sample#23 Text:LXW2F-1-AA :GOD130000-408B Exp:DIOXINRES8290A
 373.8208 S:23 F:3 SMO(1,3) BSUB(1000,15,-3.0) PKD(5,3,3,0.10%,2144.0,1.00%,F,T) A5.58E4



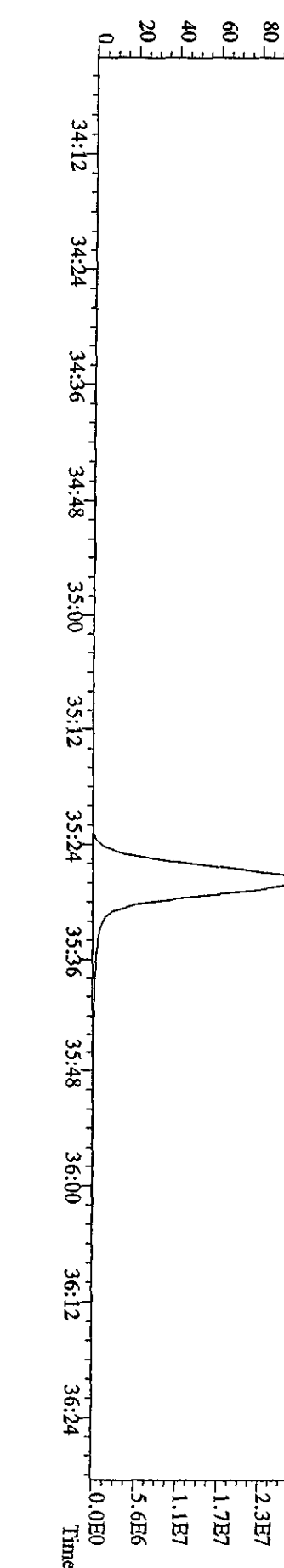
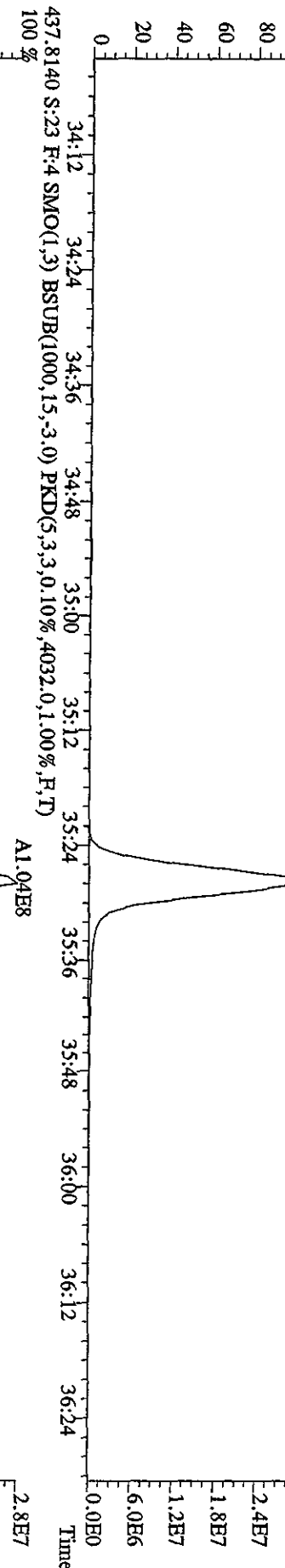
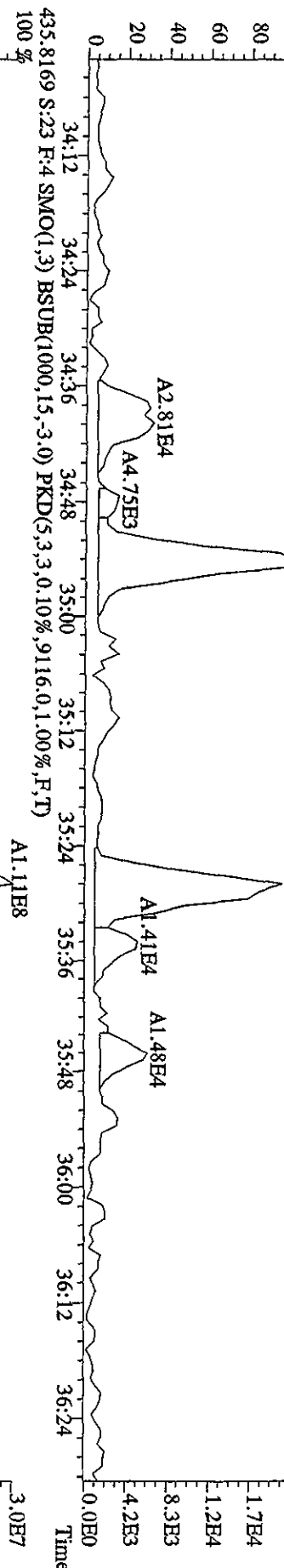
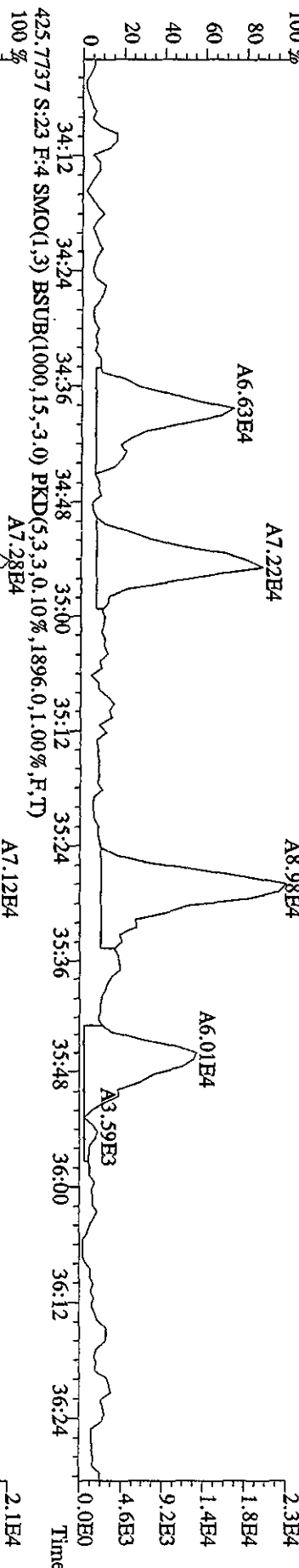
File:19AP104D5 #1-317 Acq:20-APR-2010 01:18:41 GC HI+ Voltage SIR Autospec-Ultimate
 Sample#23 Text:LXW2F-1-AA :G0D130000-408B Exp:DIOXINRES8290A
 389.8157 S:23 F:3 SMO(1,3) BSUB(1000,15,-3.0) PKD(5,3,3,0.10%,1468.0,1.00%,F,T)
 A2.79E4



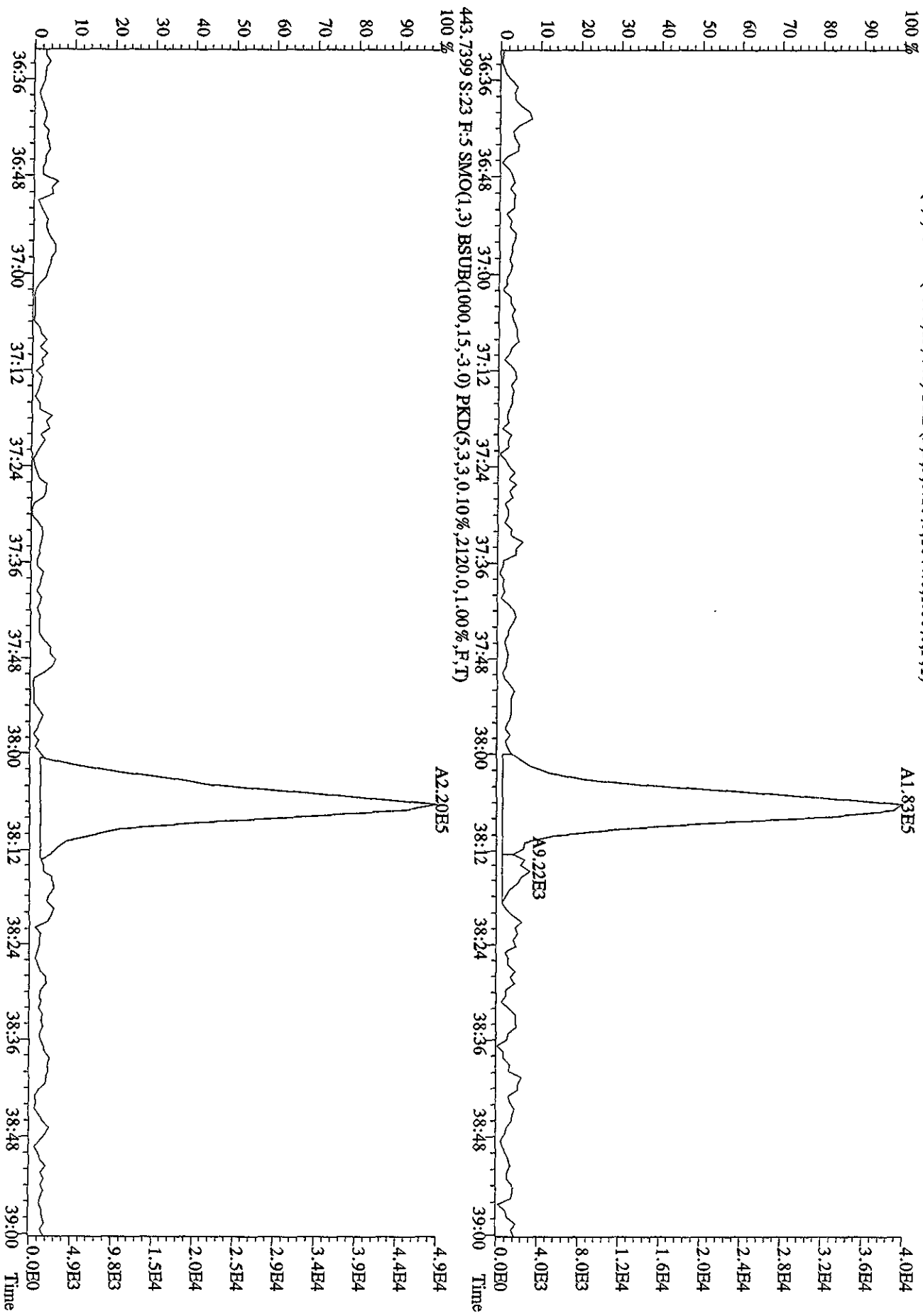
File:19AP104D5 #1-198 Acq:20-APR-2010 01:18:41 GC EI+ Voltage SIR Autospec-Ultimate
 Sample#23 Text:LXW2F-1-AA :GOD130000-408B Exp:DIOXINRES8290A
 407.7818 S:23 F:4 SMO(1,3) BSUB(1000,15,-3.0) PKD(5,3,3,0.10%,2892.0,1.00%,F,T)



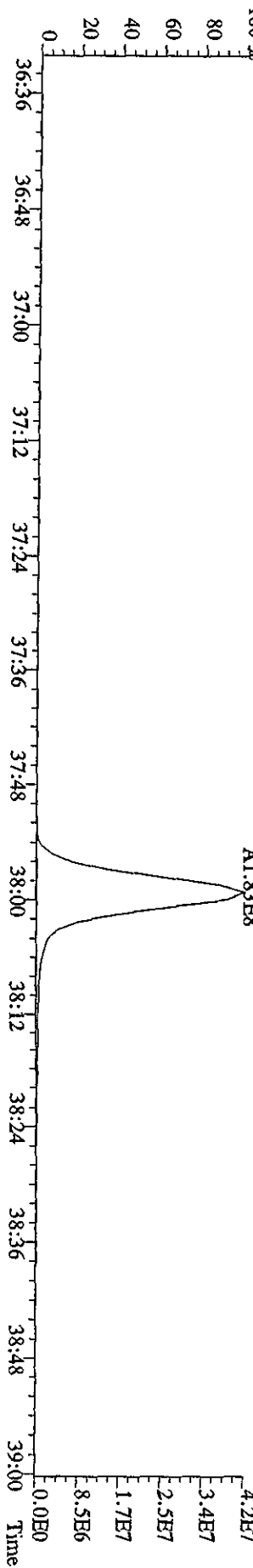
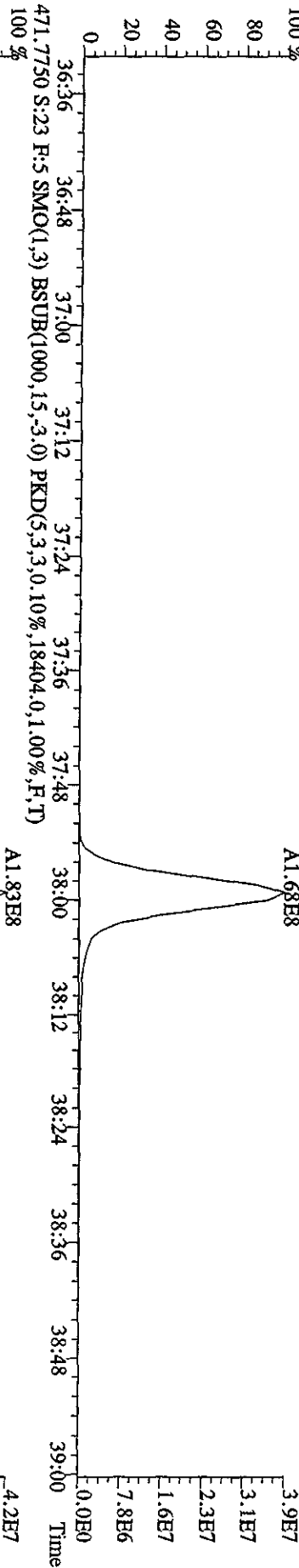
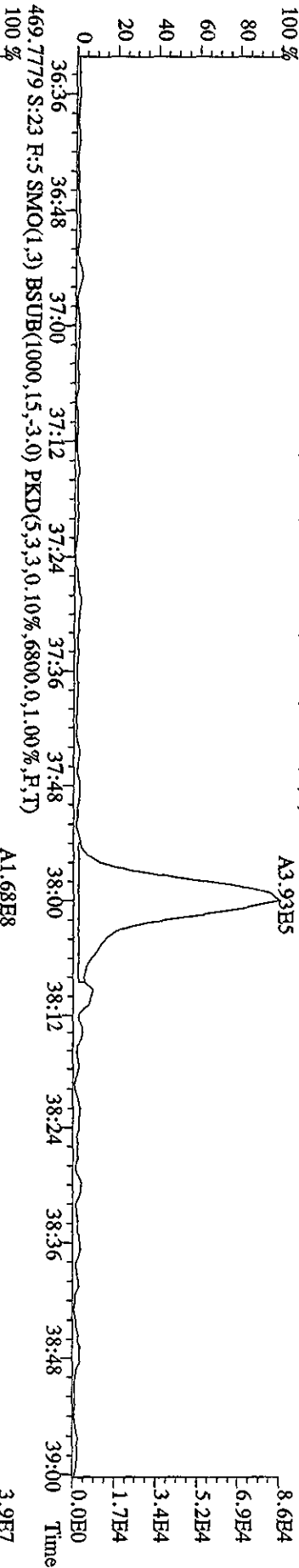
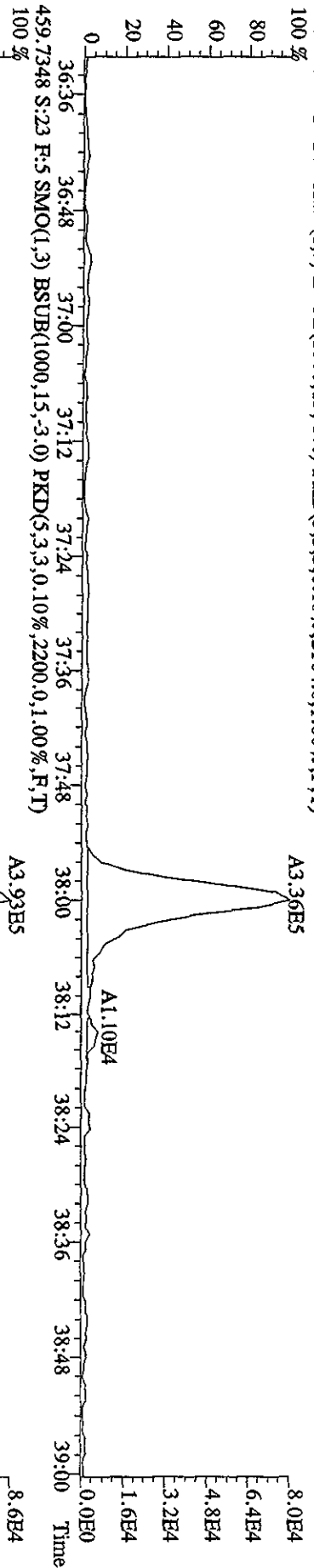
File:19AP104D5 #1-198 Acq:20-APR-2010 01:18:41 GC EI+ Voltage SIR Autospec-Ultimate
 Sample#23 Text:LXW2F-1-AA :G0D130000-408B Exp:DIOXINRES8290A
 423.7766 S:23 F:4 SMO(1,3) BSUB(1000,15,-3.0) PKD(5,3,3,0.10%,2684,0,1.00%,F,T)

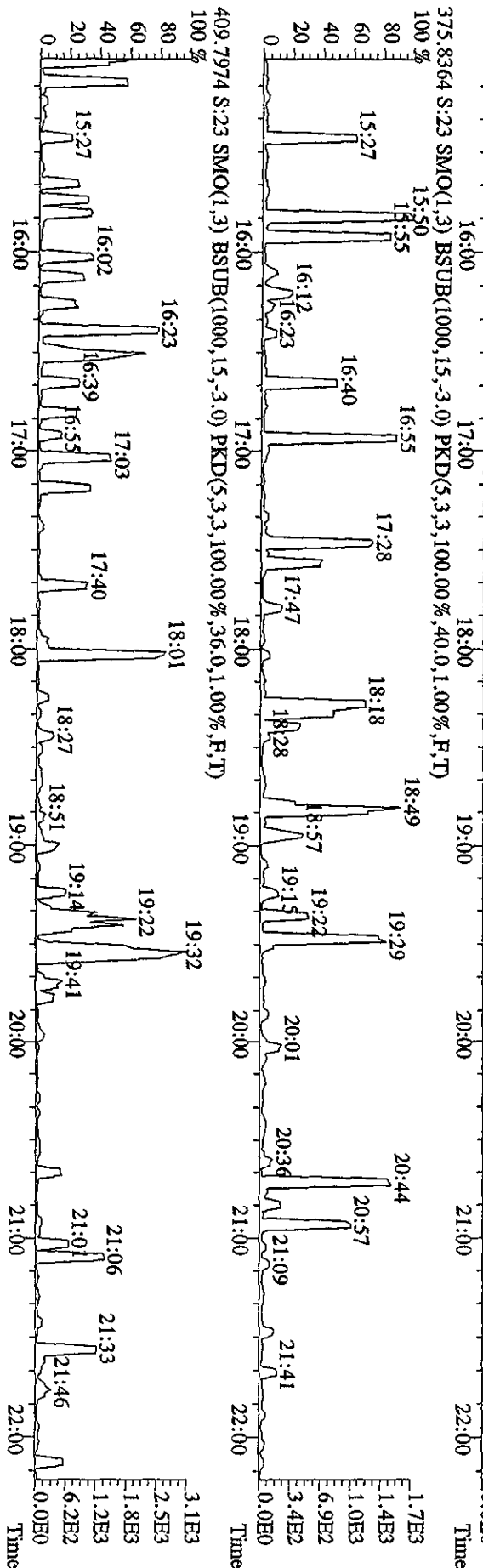

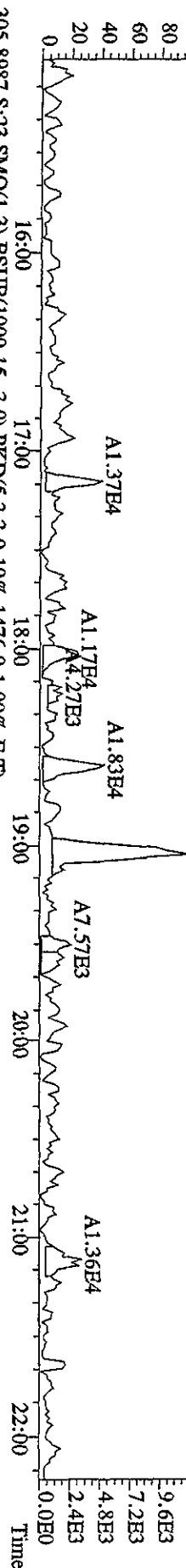
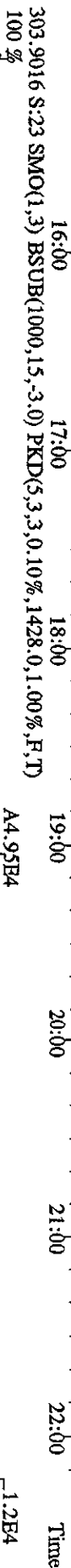


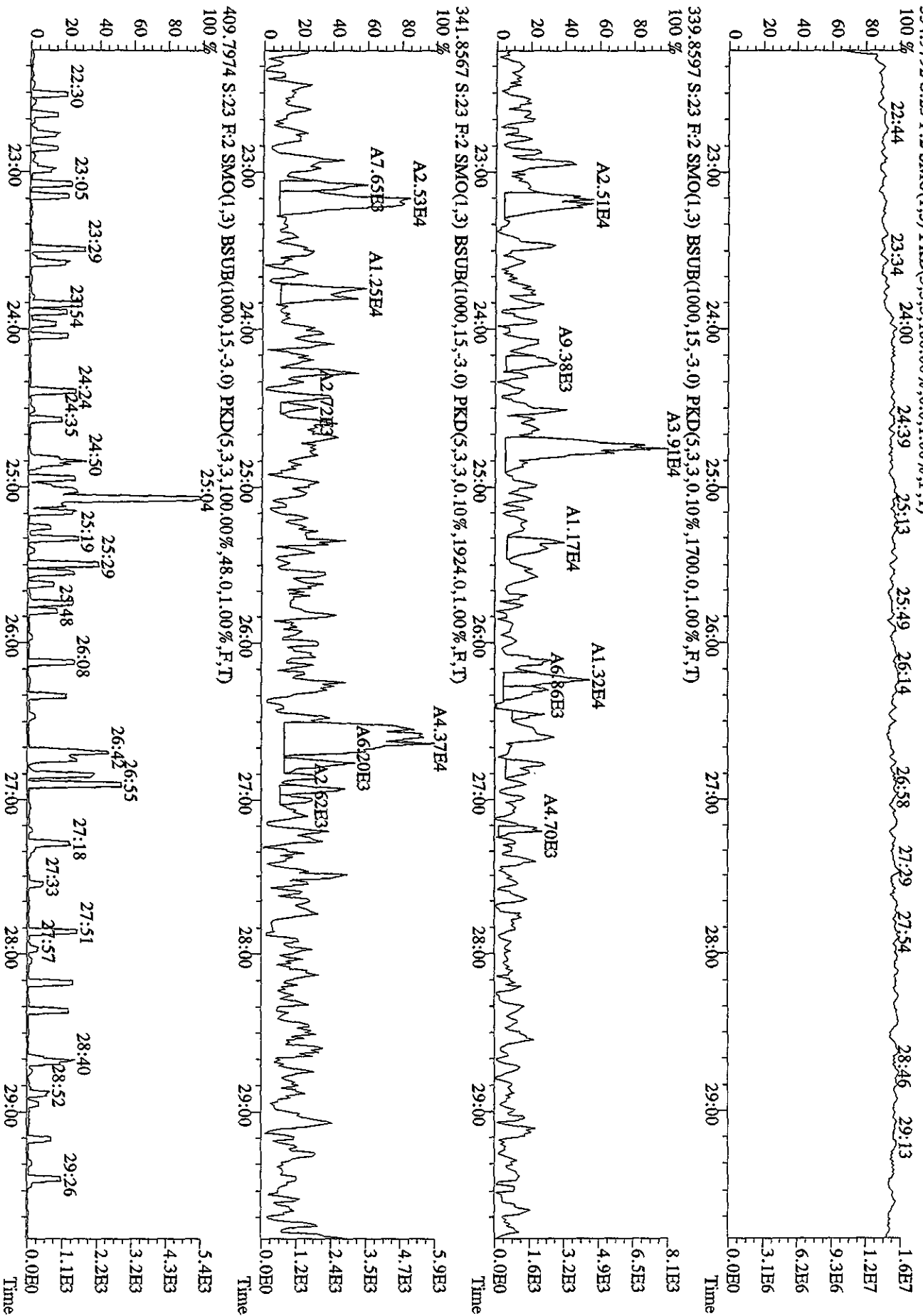
File: 19AP104D5 #1-190 Acq: 20-APR-2010 01:18:41 GC EI+ Voltage SIR Autospec-UtimaB
 Sample#23 Text: LXW2F-1-AA :GDD130000-408B Exp: DIOXINRES8290A
 441.7428 S:23 F:5 SMO(1,3) BSUB(1000,15,-3,0) PKD(5,3,3,0.10%,1844,0,1.00%,F,T)



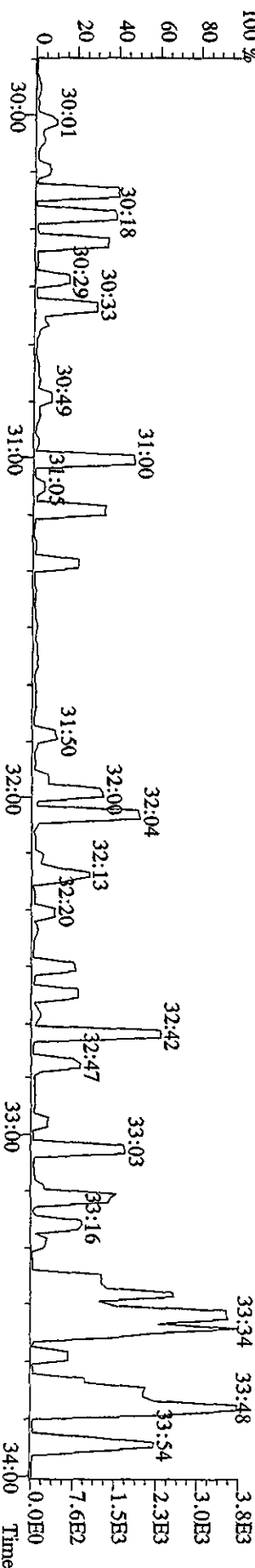
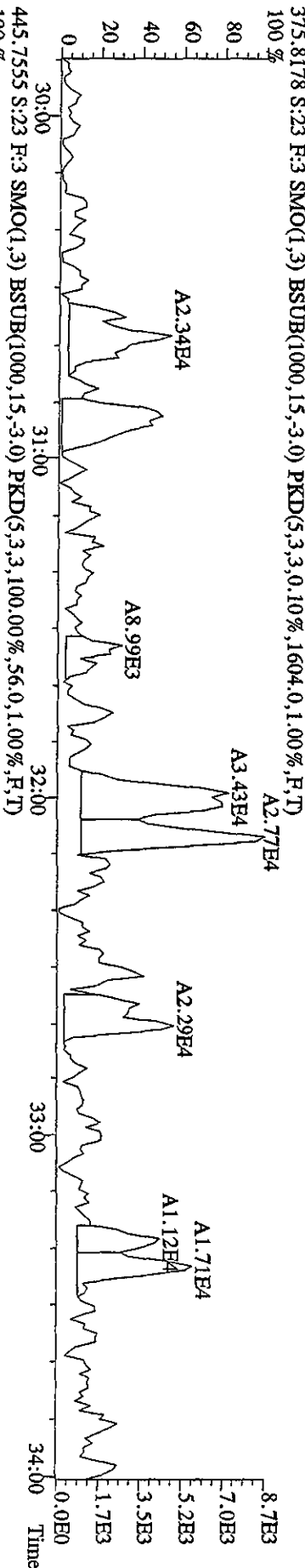
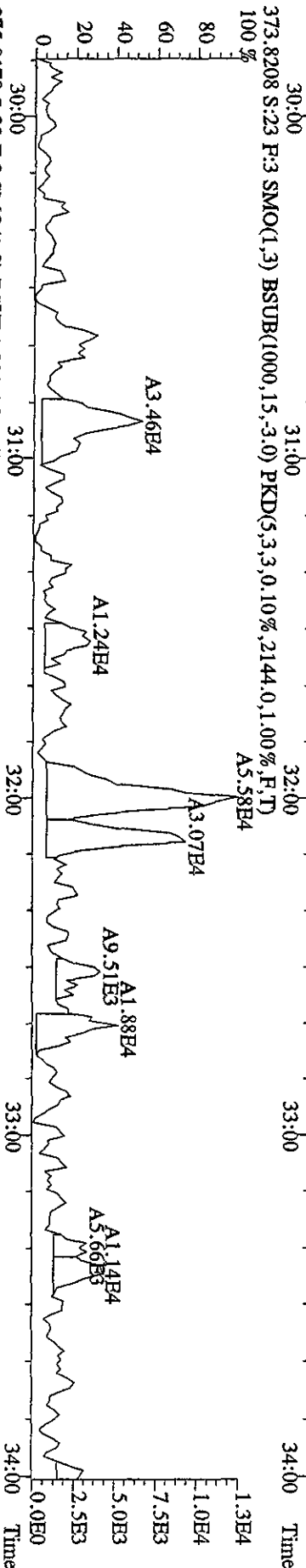
File:19AP104D5 #1-190 Acq:20-APR-2010 01:18:41 GC EI+ Voltage SIR Autospec-Ultimate
 Sample#23 Text:LXW2F-1-AA :G0D130000-408B Exp:DIOXINRES8290A
 457.7377 S:23 F:5 SMO(1,3) BSUB(1000,15,-3.0) PKD(5,3,3,0.10%,2164.0,1.00%,F,T)

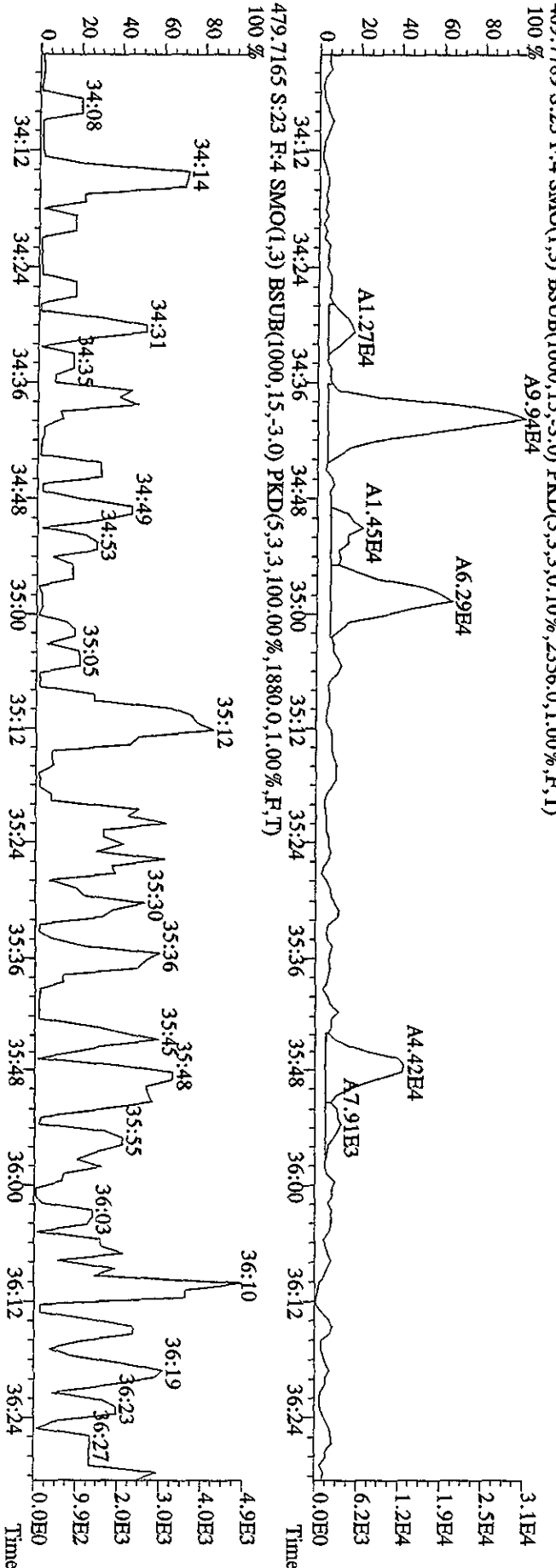
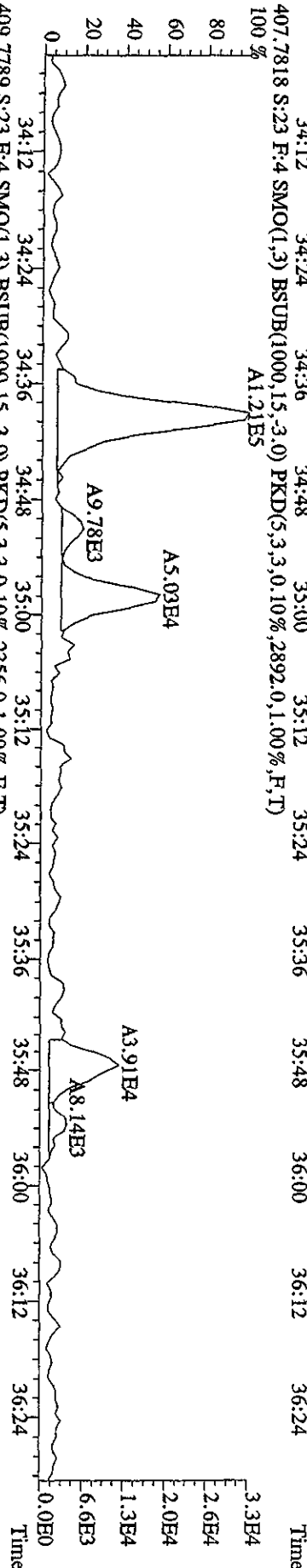





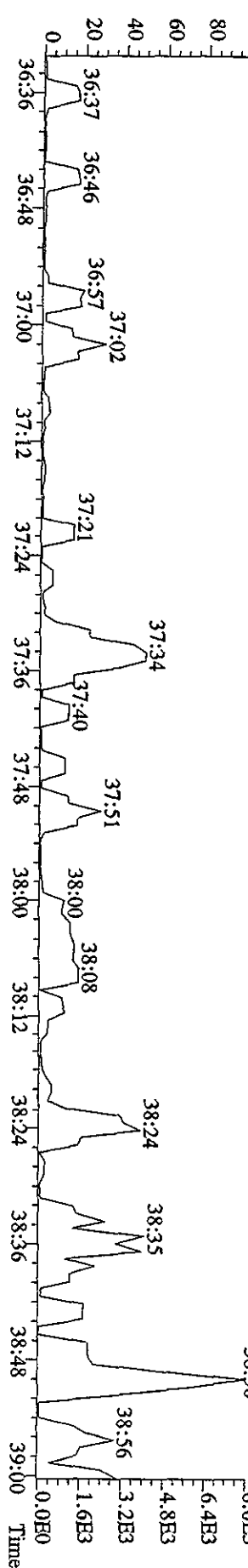
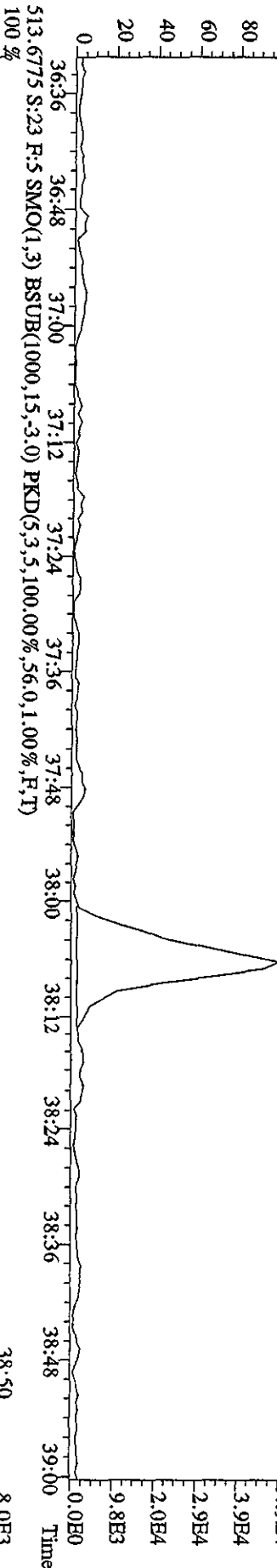




File:19AP104D5 #1-317 Acq:20-APR-2010 01:18:41 GC EI+ Voltage SIR Autospec-Ultimate
 Sample#23 Text:LXW2F-1-AA :G0D130000-408B Exp:DIOXINRES8290A
 430.9728 S:23 F:3 SMO(1,3) PKD(5,3,3,100.00%,0.0,1.00%,F,T)





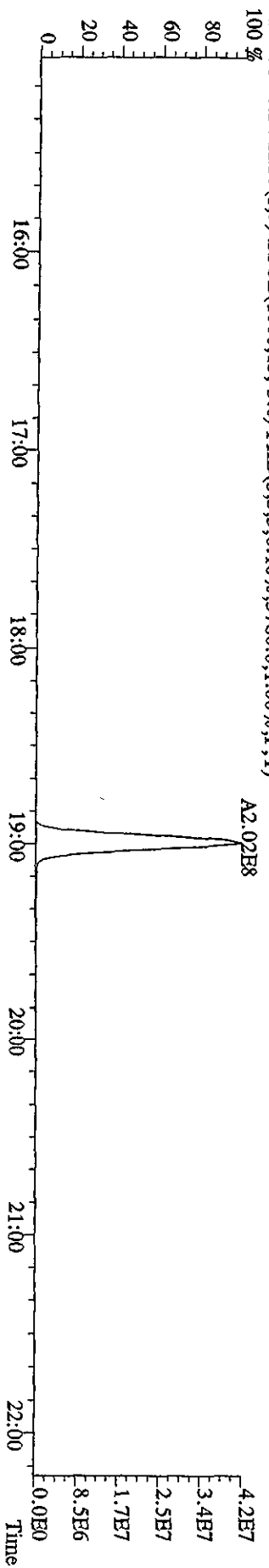
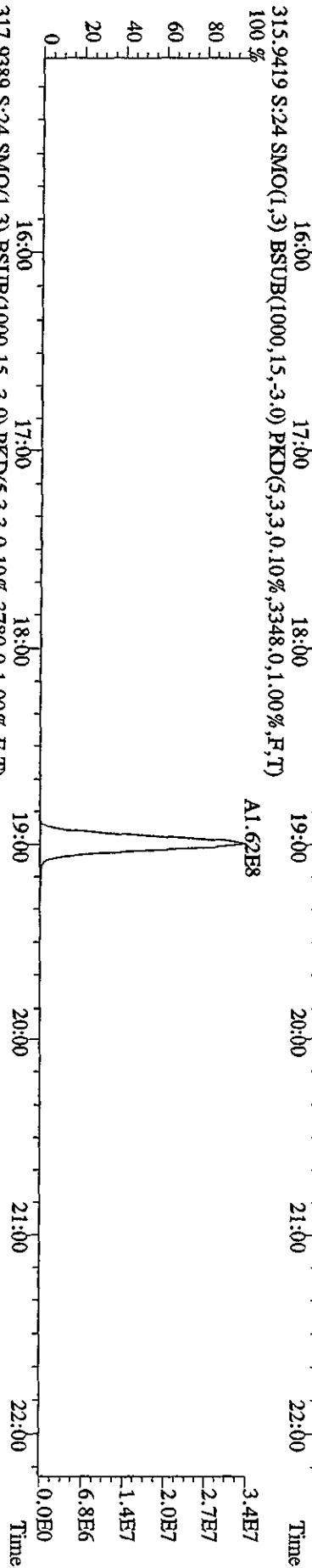
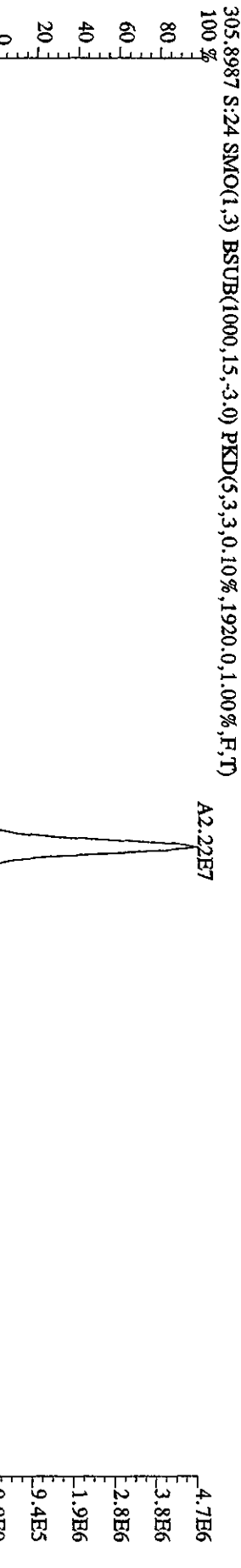
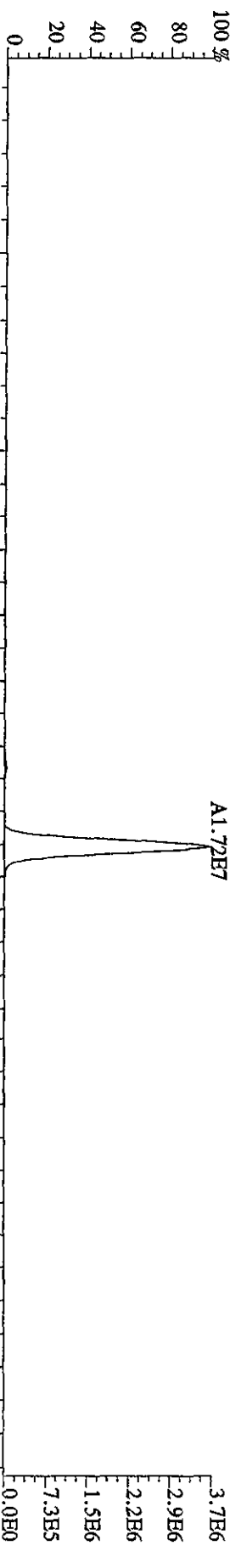
File:19AP104D5 #1-190 Acq:20-APR-2010 01:18:41 GC EI+ Voltage SIR Autospec-Ultimate
 Sample#23 Text:LXW2F-1-AA :G0D130000-408B Exp:DIOXINRES8290A
 442.9728 S:23 F:5 SMO(1,3) PKD(5,3,3,100,00%,0,0,1,00%,F,T)
 100 % 36:37 36:49 37:01 37:12 37:22 37:32 37:52 38:04 38:17 38:32 38:40 38:55



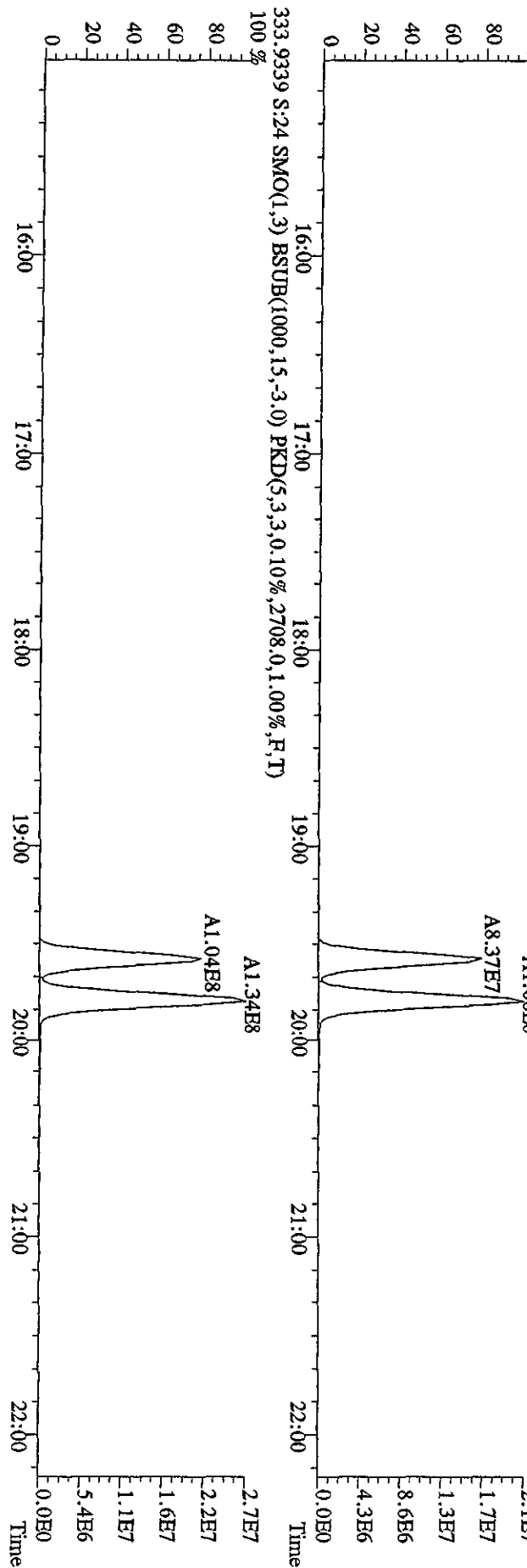
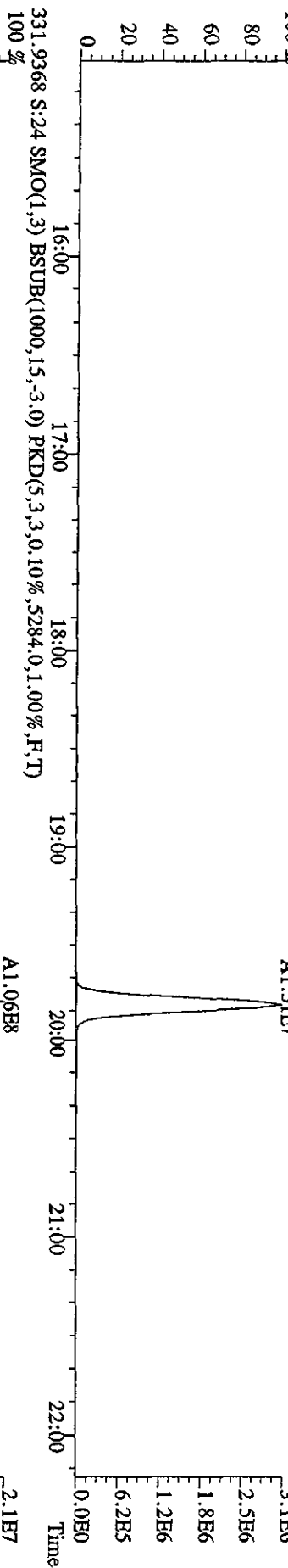
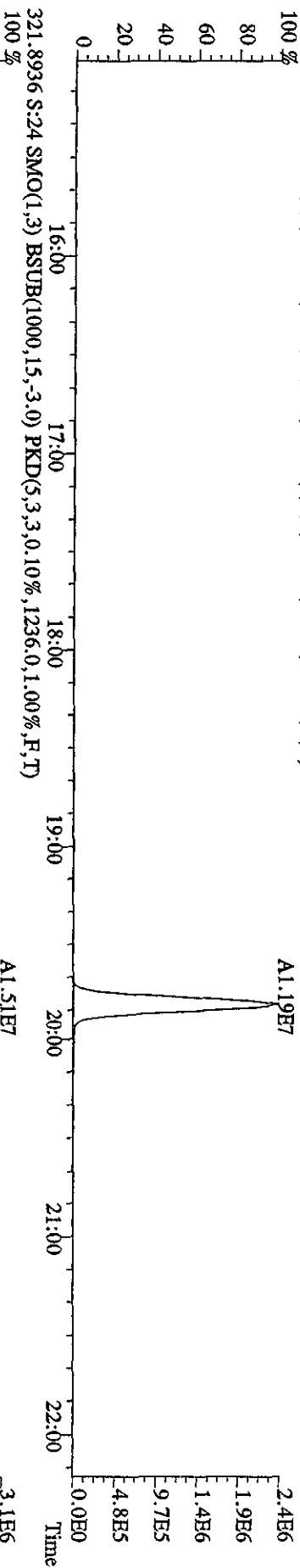
Run text: LXW2F-1-AC Sample text: LXW2F-1-AC :G0D130000-408C
 Run #24 Filename: 19AP104D5 S: 24 I: 1 Results: 19AP104D58290A
 Acquired: 20-APR-10 02:02:43 Processed: 20-APR-10 10:39:53
 Run: 19AP104D5 Analyte: 8290AHRS Cal: 8290A0412104D5
 Factor 1:1600.000 Factor 2:20.000 Sample size: 10.00 g

Name	Resp	RA	RT	RRF	Conc	EDL	Rec	M
13C-1,2,3,4-TCDD	187815800	0.80 y	19:34	-	14.117	-	-	n
13C-2,3,7,8-TCDF	363744000	0.80 y	19:00	1.52	127.353	0.037	63.7	n
2,3,7,8-TCDF	39388200	0.78 y	19:01	0.95	22.910	0.031	-	n
Total TCDF	39773355	0.61 n	17:59	0.95	23.134	0.031	-	n
13C-2,3,7,8-TCDD	240210000	0.79 y	19:47	0.95	134.672	0.066	67.3	n
2,3,7,8-TCDD	26956000	0.79 y	19:48	1.02	21.982	0.026	-	n
Total TCDD	27002627	0.65 n	18:33	1.02	22.020	0.026	-	n
37Cl-2,3,7,8-TCDD	286786000	1.00 y	19:48	2.26	67.526	0.022	84.4	n
13C-1,2,3,7,8-PeCDF	268852000	1.59 y	24:42	1.05	136.288	0.051	68.1	n
1,2,3,7,8-PeCDF	153852000	1.55 y	24:43	1.04	109.548	0.065	-	n
2,3,4,7,8-PeCDF	143524500	1.56 y	26:13	0.98	108.709	0.069	-	n
Total F2 PeCDF	300141841	1.11 n	23:10	1.01	220.287	0.067	-	n
Total F1 PeCDF	46620	0.50 n	16:44	1.01	0.034	0.029	-	n
13C-1,2,3,7,8-PeCDD	167909300	1.55 y	27:01	0.67	133.341	0.023	66.7	n
1,2,3,7,8-PeCDD	89290500	1.58 y	27:03	0.98	108.314	0.086	-	n
Total PeCDD	89290500	1.58 y	27:03	0.98	108.314	0.086	-	n
13C-1,2,3,7,8,9-HxCDD	121407600	1.28 y	33:08	-	11.815	-	-	n
13C-1,2,3,4,7,8-HxCDF	204866800	0.53 y	31:58	1.02	164.649	0.001	82.3	n
1,2,3,4,7,8-HxCDF	140461600	1.24 y	32:00	1.21	113.082	0.023	-	n
1,2,3,6,7,8-HxCDF	123331800	1.25 y	32:06	1.34	89.666	0.021	-	n
2,3,4,6,7,8-HxCDF	118985000	1.23 y	32:40	1.22	95.035	0.023	-	n
1,2,3,7,8,9-HxCDF	111452100	1.24 y	33:19	1.09	99.595	0.025	-	n
Total HxCDF	494437388	1.09 y	30:53	1.22	397.543	0.023	-	n
13C-1,2,3,6,7,8-HxCDD	131504500	1.28 y	32:52	0.81	134.210	0.001	67.1	n
1,2,3,4,7,8-HxCDD	76974200	1.27 y	32:48	1.01	116.282	0.024	-	n
1,2,3,6,7,8-HxCDD	79897600	1.31 y	32:53	1.11	109.087	0.021	-	n
1,2,3,7,8,9-HxCDD	87454000	1.29 y	33:09	1.21	110.010	0.020	-	n
Total HxCDD	244325800	1.27 y	32:48	1.11	335.378	0.021	-	n
13C-1,2,3,4,6,7,8-HpCDF	172263500	0.44 y	34:38	0.86	164.491	0.285	82.2	n
1,2,3,4,6,7,8-HpCDF	119805400	0.94 y	34:39	1.31	106.206	0.174	-	n
1,2,3,4,7,8,9-HpCDF	104091900	0.93 y	35:48	1.03	117.831	0.222	-	n
Total HpCDF	224676894	0.94 y	34:39	1.17	224.812	0.195	-	n
13C-1,2,3,4,6,7,8-HpCDD	156048300	1.06 y	35:27	0.70	184.277	0.182	92.1	n
1,2,3,4,6,7,8-HpCDD	88581900	1.04 y	35:28	1.07	105.921	0.144	-	n
Total HpCDD	88990880	1.06 y	34:54	1.07	106.410	0.144	-	n
13C-OCDD	223894000	0.92 y	37:59	0.53	347.045	0.225	86.8	n
OCDF	182328200	0.89 y	38:06	1.45	225.371	0.051	-	n
OCDD	141355600	0.90 y	37:59	1.17	216.540	0.062	-	n

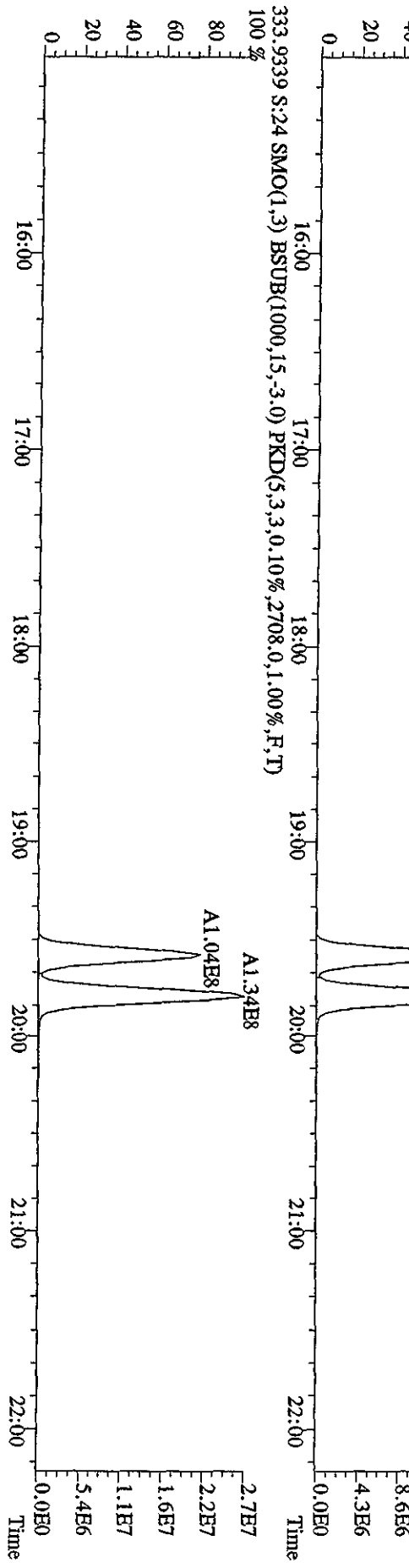
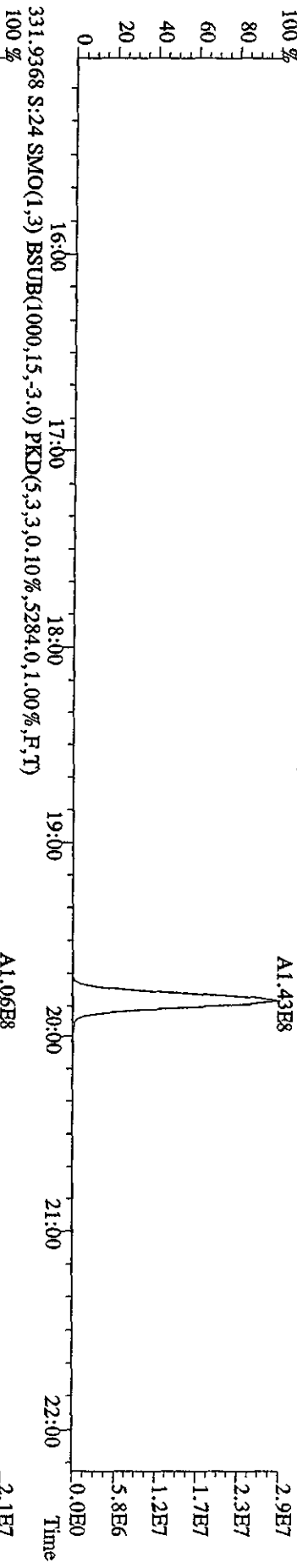
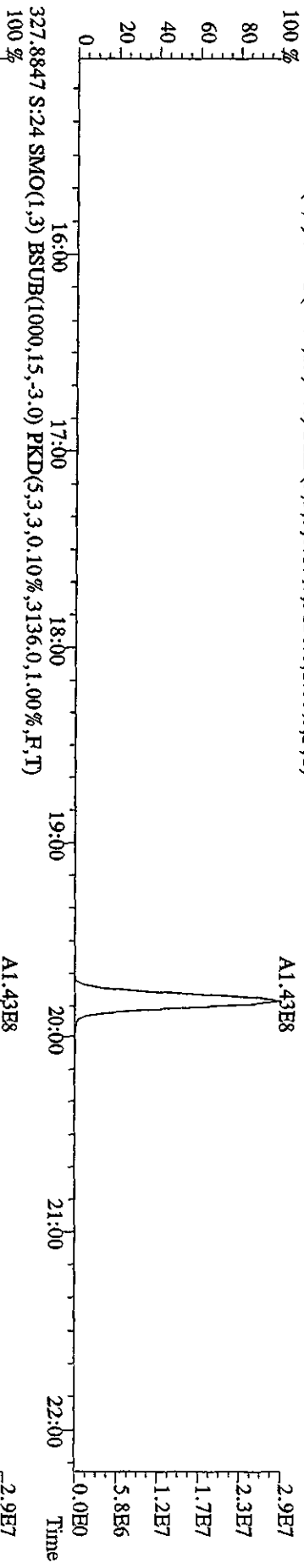
File:19AP104D5 #1-435 Acq:20-APR-2010 02:02:43 GC EI+ Voltage SIR Autospec-UltraE
 Sample#24 Text:LXWZF-1-AC :G0D130000-408C Exp:DIOXINRES8290A
 303.9016 S:24 SMO(1,3) BSUB(1000,15,-3,0) PKD(5,3,3,0,10%,1780,0,1,00%,F,T)



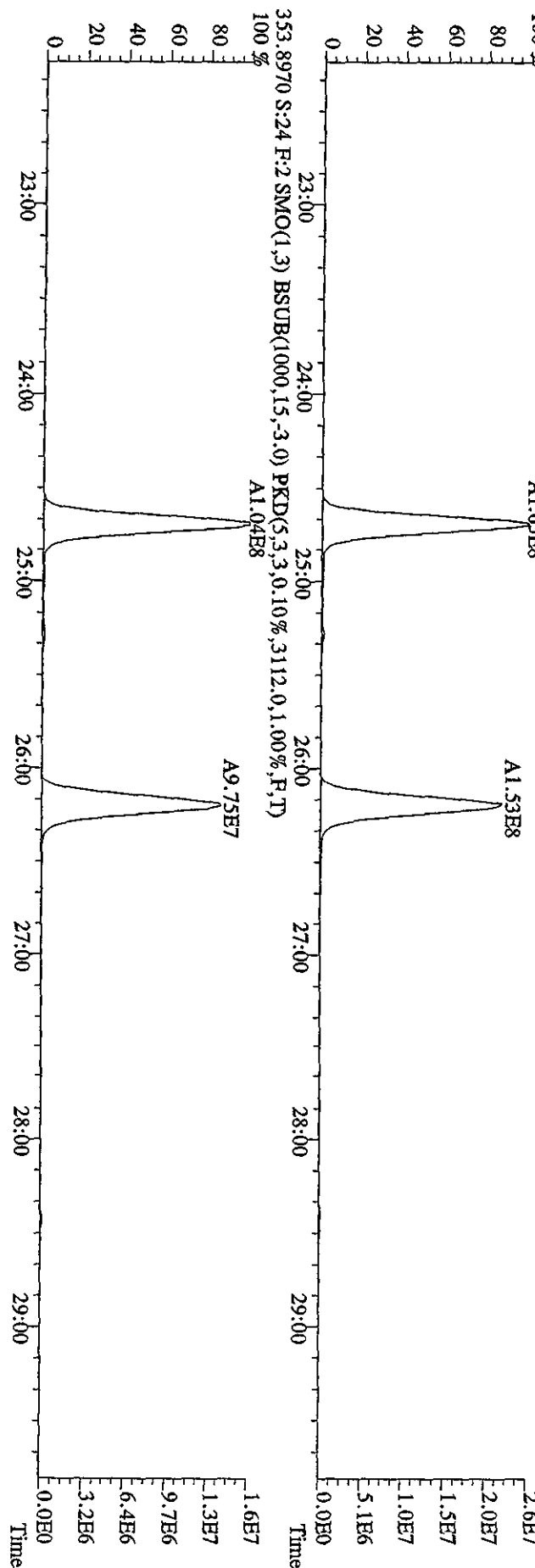
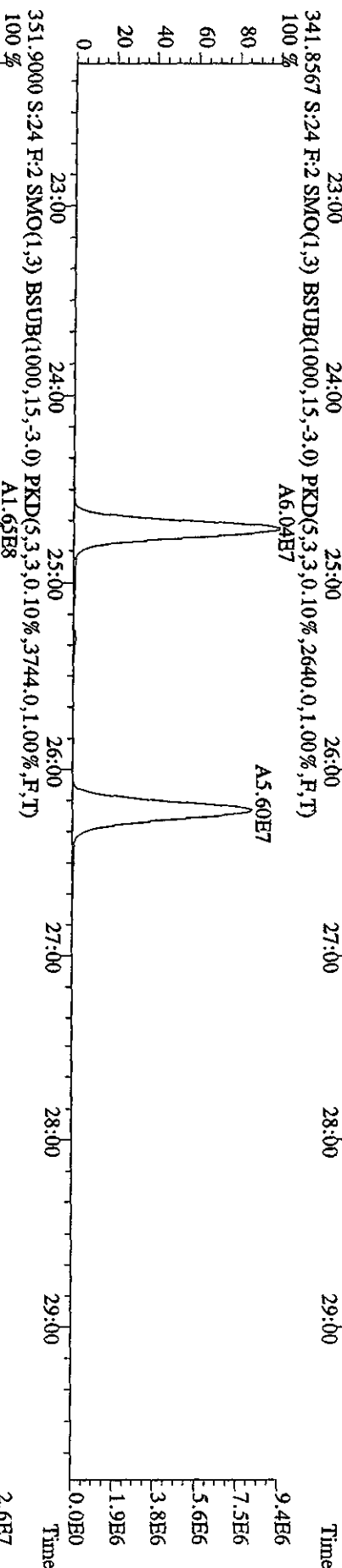
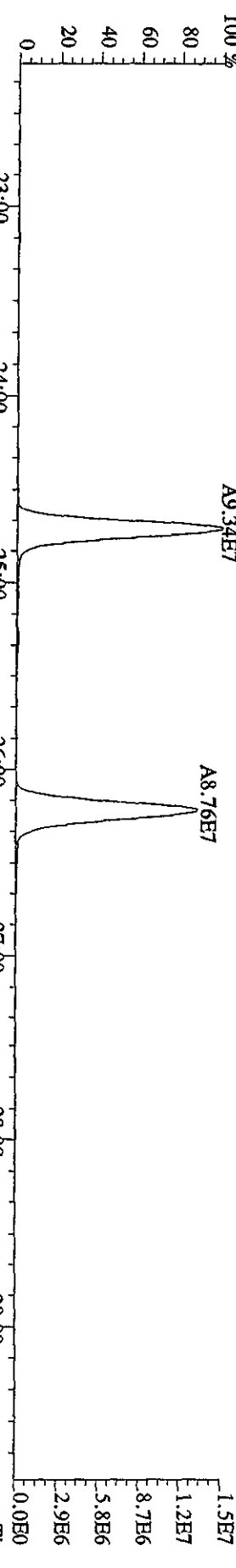
File:19API04D5 #1-435 Acq:20-APR-2010 02:02:43 GC EI+ Voltage SIR Autospec-UltimaE
 Sample#24 Text:LXW2F-1-AC :G0D130000-408C Exp:DIOXINRES8290A
 319.8965 S:24 SMO(1,3) BSUB(1000,15,-3.0) PKD(5,3,3,0,10%,884.0,1.00%,F,T)



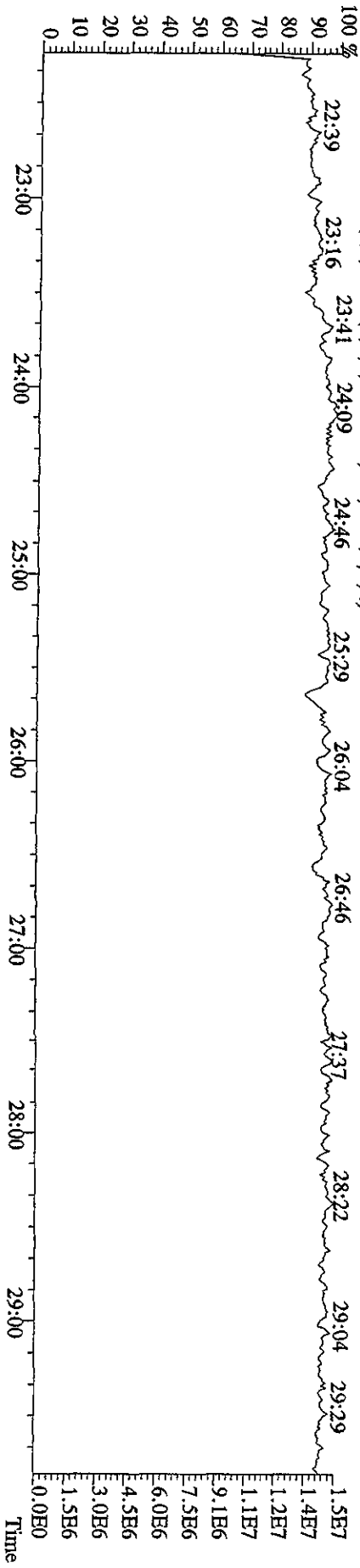
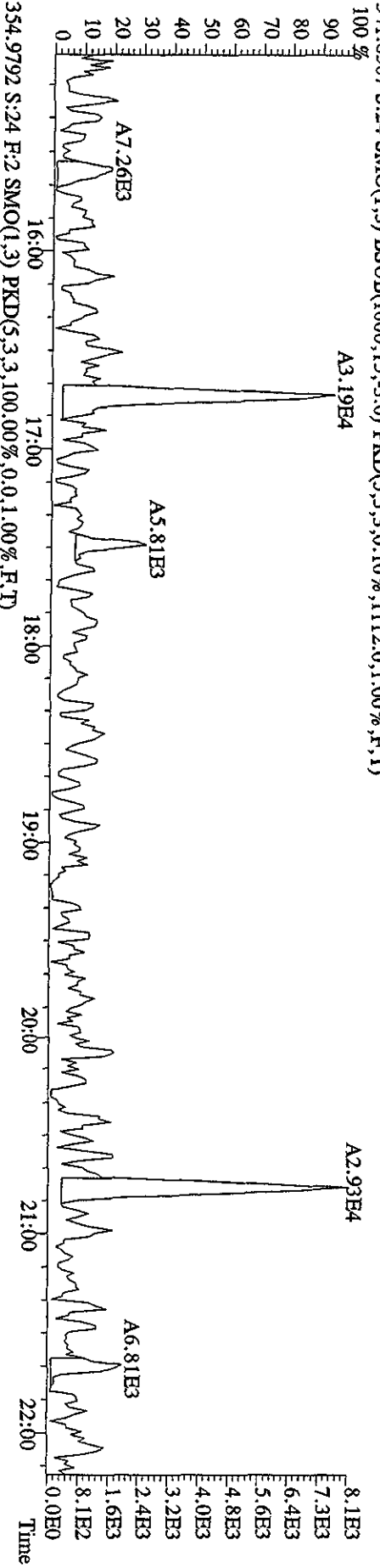
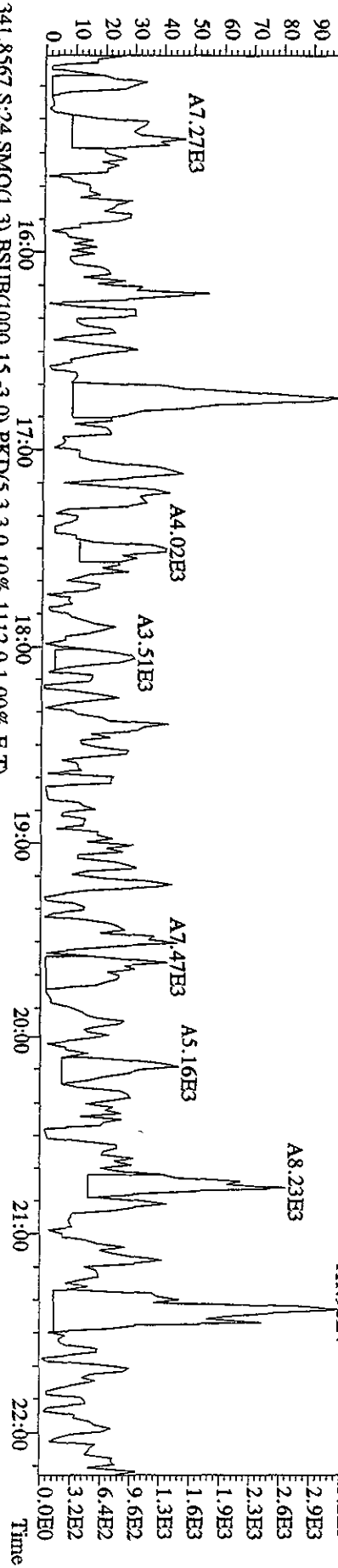
File:19AP104D5 #1-435 Acq:20-APR-2010 02:02:43 GC EI+ Voltage SIR Autospec-UltimaE
 Sample#24 Text:LXW2F-1-AC :G0D130000-408C Exp.:DIOXINRES8290A
 327.8847 S:24 SMO(1,3) BSUB(1000,15,-3.0) PKD(5,3,3,0,10%,3136.0,1.00%,F,T)
 100%




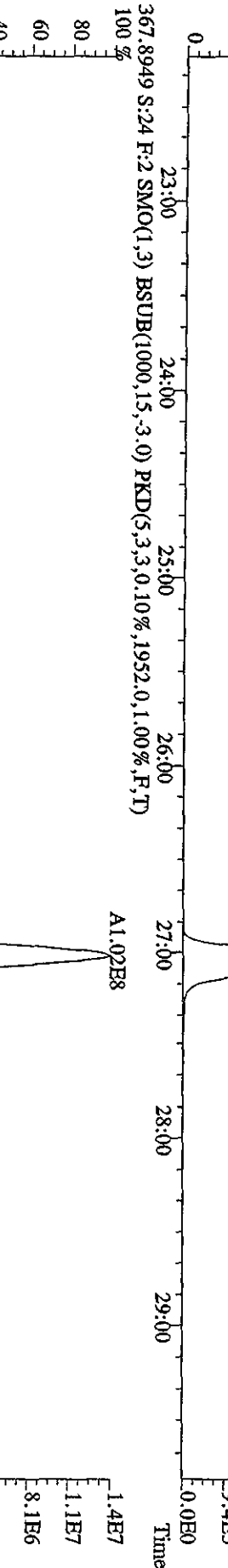


File: 19AD104D5 #1-604 Acq: 20-APR-2010 02:02:43 GC EI+ Voltage: SIR Autospec-UltimaB
 Sample#24 Text: LXXW2F-1-AC :GDD130000-408C Exp: DIOXINRES8290A
 339.8597 S:24 F:2 SMO(1,3) BSUB(1000,15,-3.0) PKD(5,3,3,0.10%,2060,0,1.00%,F,T)
 100% A9.34E7



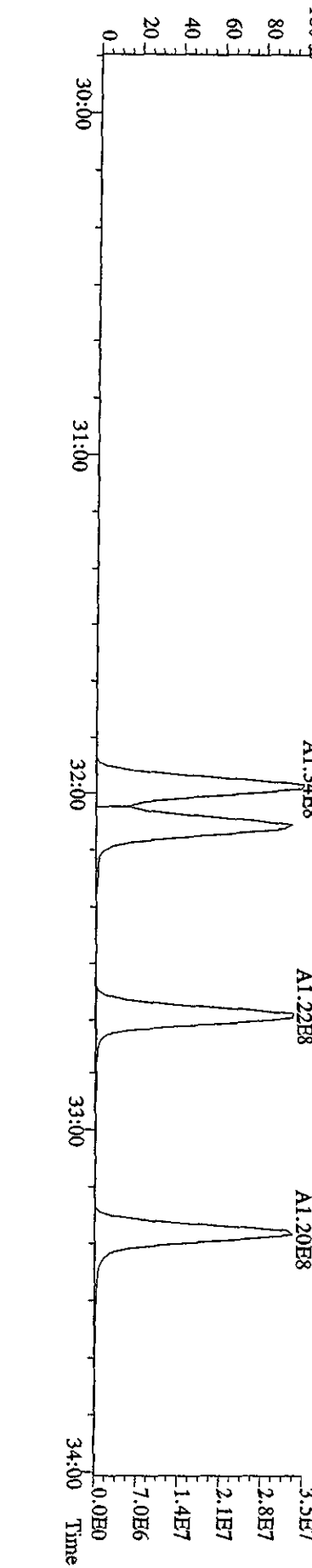
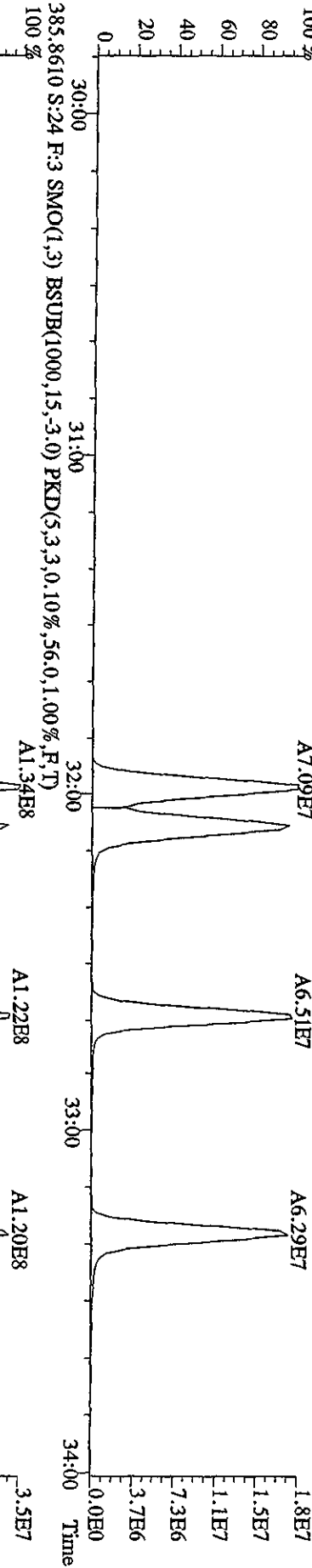
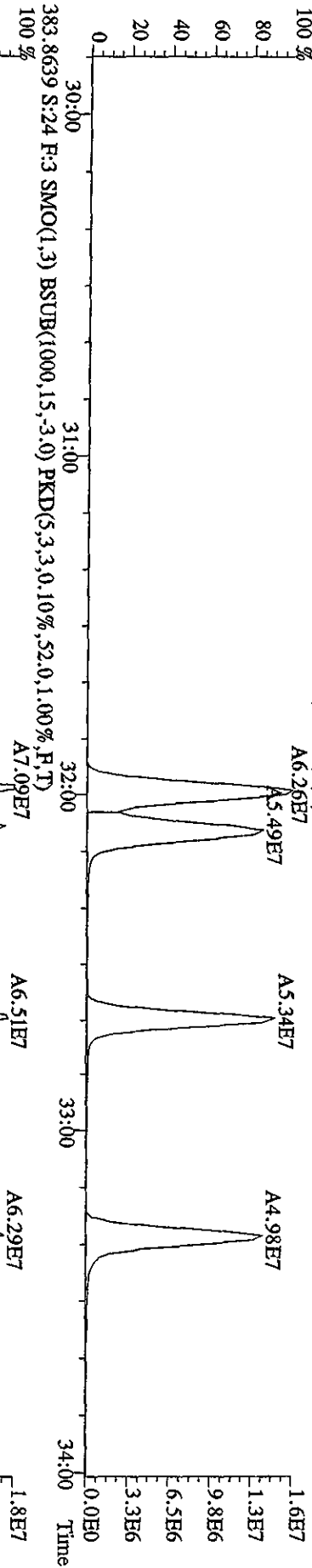
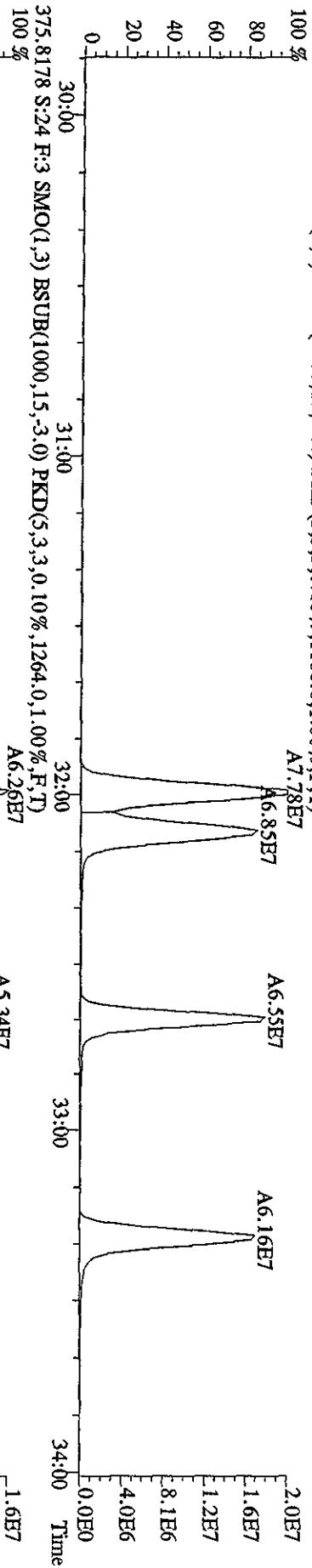
File:19AP104D5 #1-435 Acq:20-APR-2010 02:02:43 GC EI+ Voltage SIR Autospec-Ultimate
 Sample#24 Text:LXW2F-1-AC :G0D130000-408C Exp:DIOXINRES8290A
 339.8597 S:24 SMO(1,3) BSUB(1000,15,-3.0) PKD(5,3,3,0.10%,928.0,1.00%,F,T)



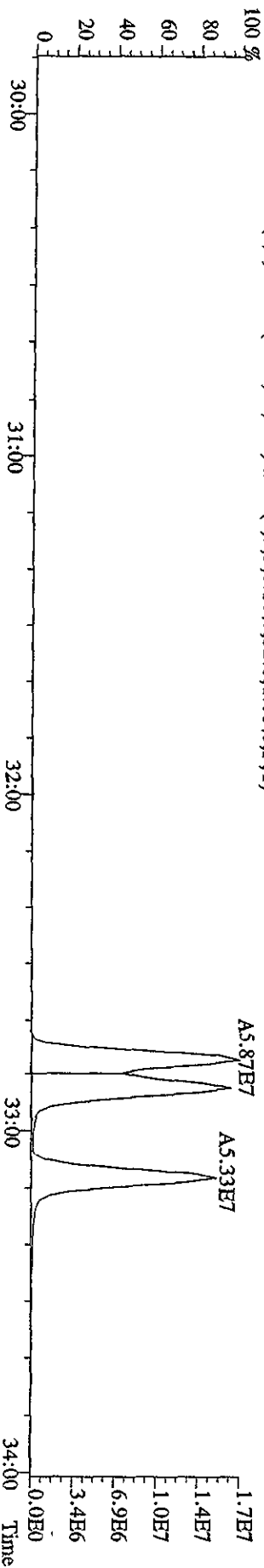
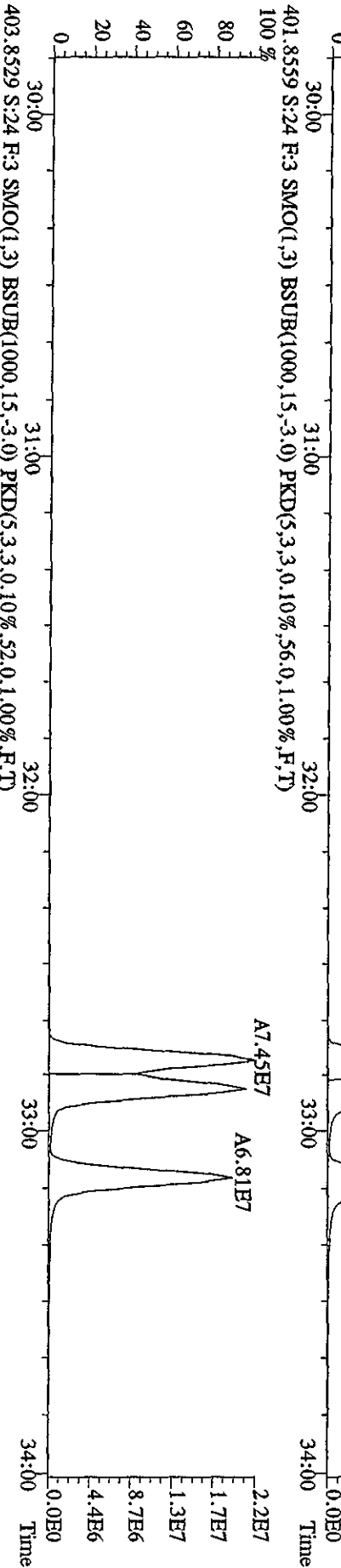


File: 19AP104D5 #1-604 Acq: 20-APR-2010 02:02:43 GC EI+ Voltage SIR Autospec-UltimaE
 Sample#24 Text: LXW2F-1-AC : GOD130000-408C Exp: DIOXINRES8290A
 355.8546 S:24 F:2 SMO(1,3) BSUB(1000,15,-3,0) PKD(5,3,3,0,10%,1900.0,1.00%,F,T)







File:19AP104D5 #1-317 Acq:20-APR-2010 02:02:43 GC EI+ Voltage SIR Autospec-Ultimate
 Sample#24 Text:LXW2F-1-AC :G0D130000-408C Exp:DIOXINRES8290A
 373.8208 S:24 F:3 SMO(1,3) BSUB(1000,15,-3.0) PKD(5,3,3,0.10%,1.188,0.1,0.00%,F,T)
 100 % A7.78E7



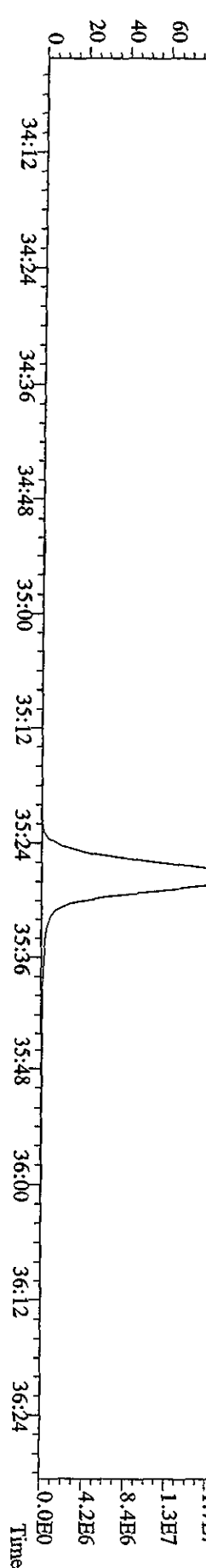
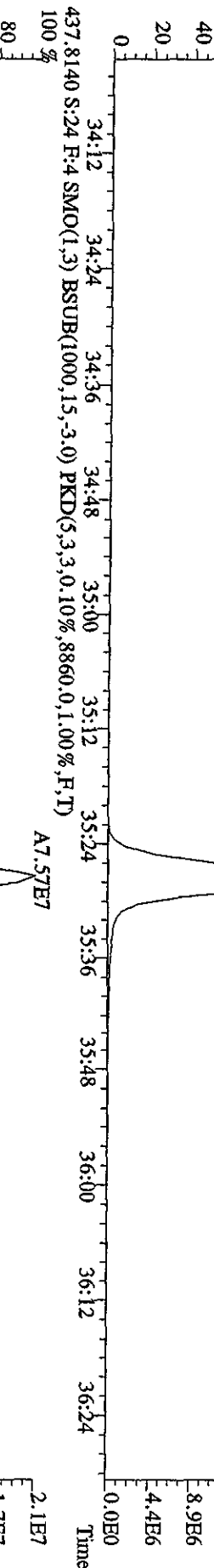
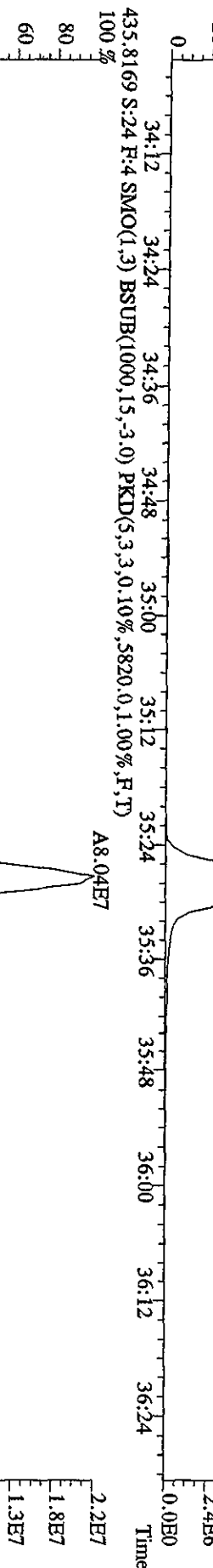
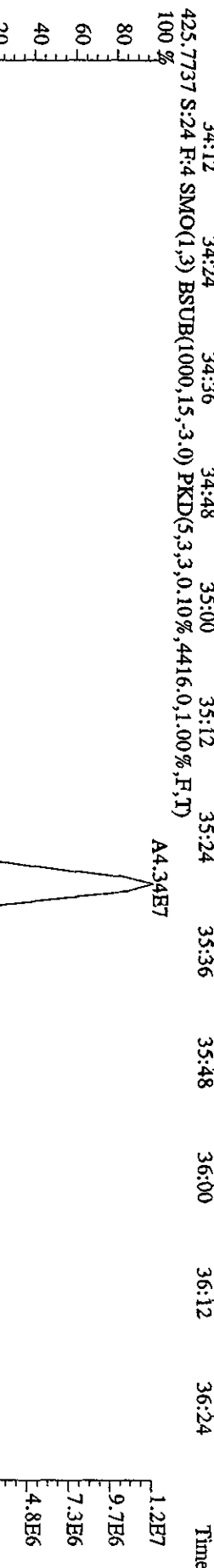
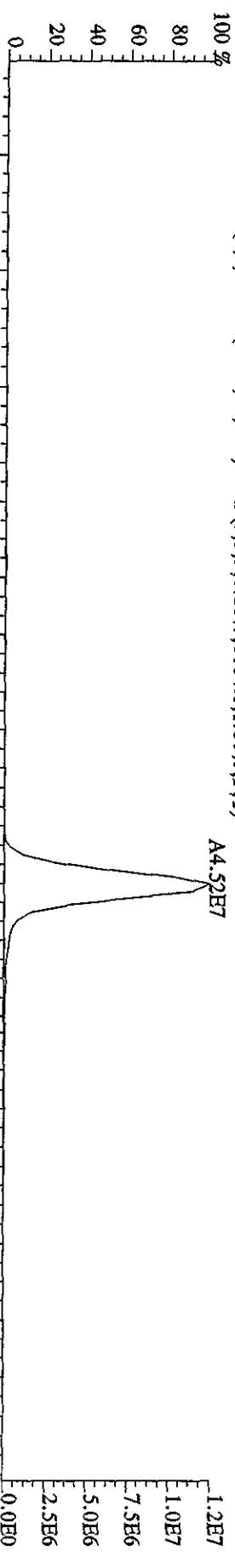
File:19AP104D5 #1-317 Acq:20-APR-2010 02:02:43 GC EI+ Voltage S1R Autospec-UltimaE
 Sample#24 Text:LXW2F-1-AC :G0D130000-408C Exp:DIOXINRES8290A
 389.8157 S:24 F:3 SMO(1,3) BSUB(1000,15,-3.0) PKD(5,3,3,0.10%,1040.0,1.00%,F,T)



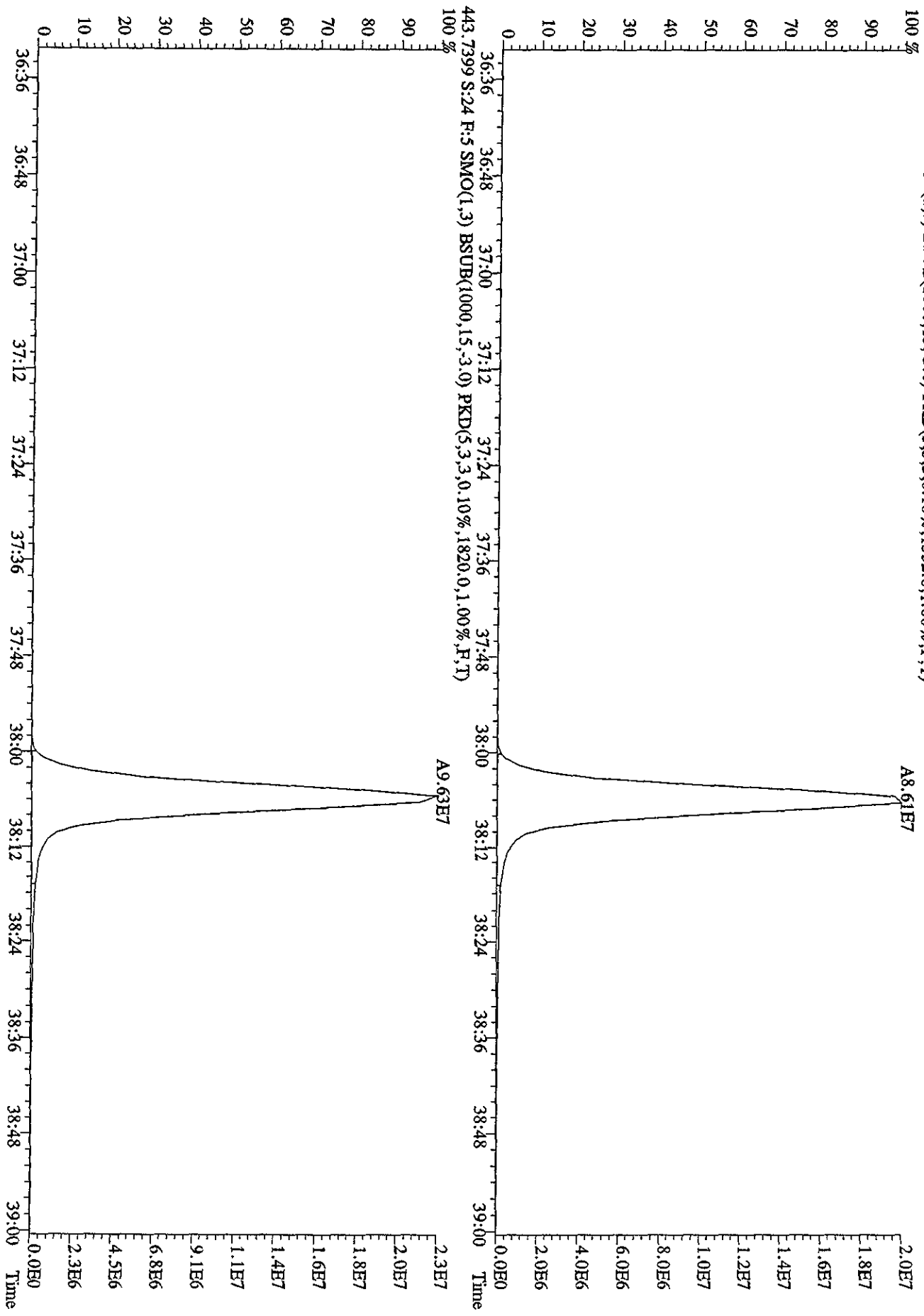
File:19AP104D5 #1-198 Acq:20-APR-2010 02:02:43 GC EI+ Voltage SIR Autospec-Ultimate
 Sample#24 Text:LXW2F-1-AC :GOD130000-408C Exp:DIOXINRES8290A
 407.7818 S:24 F:4 SMO(1,3) BSUB(1000,15,-3.0) PKD(5,3,0.10%,7780.0,1.00%,F,T)
 100 %



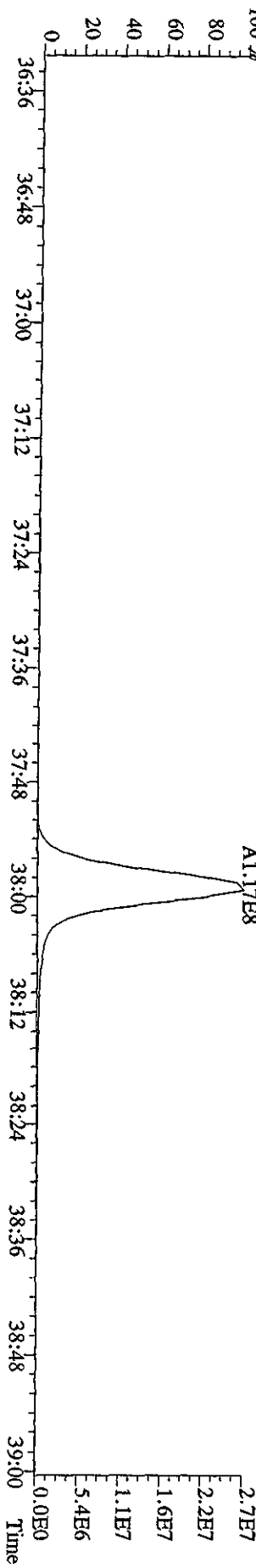
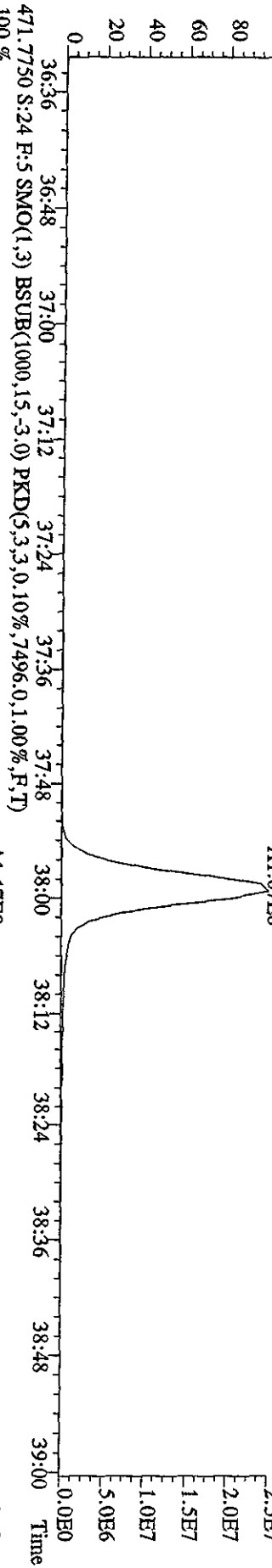
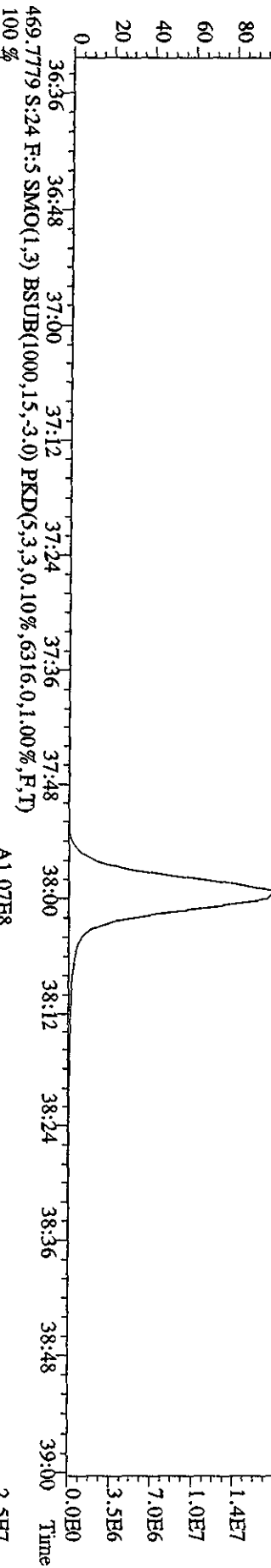
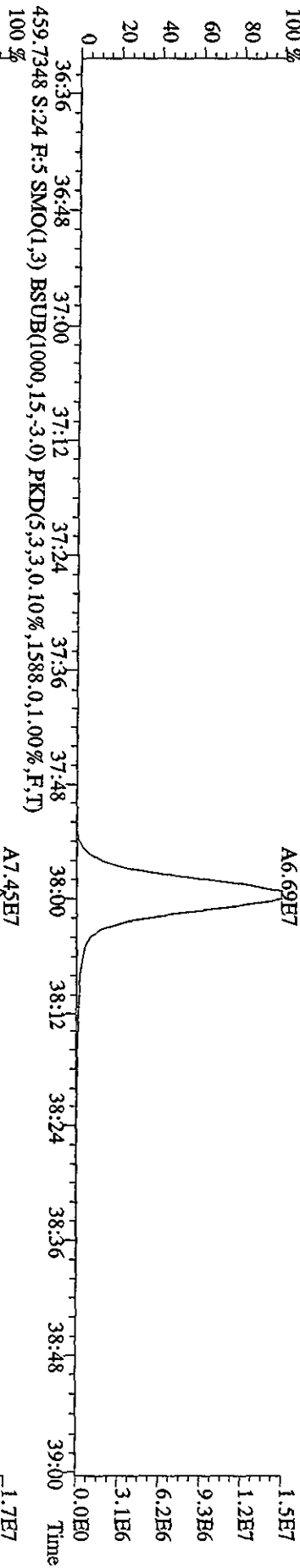
File:19AP104D5 #1-198 Acq:20-APR-2010 02:02:43 GC EI+ Voltage SIR Autospec-Ultimate
 Sample#24 Text:LXWZF-1-AC :G0D130000-408C Exp:DIOXINRESS8290A
 423.7766 S:24 F:4 SMO(1,3) BSUB(1000,15,-3.0) PKD(5,3,3,0.10%,6684.0,1.00%,F,T)




File:19AP104D5 #1-190 Acq:20-APR-2010 02:02:43 GC EI+ Voltage SIR Autospec-Ultimate
 Sample#24 Text:1XWZF-1-AC :GOD130000-408C Exp:DIOXINRES8290A
 441.7428 S:24 F:5 SMO(1,3) BSUB(1000,15,-3,0) PKD(5,3,3,0,10%,1352.0,1.00%,F,T)
 100 %



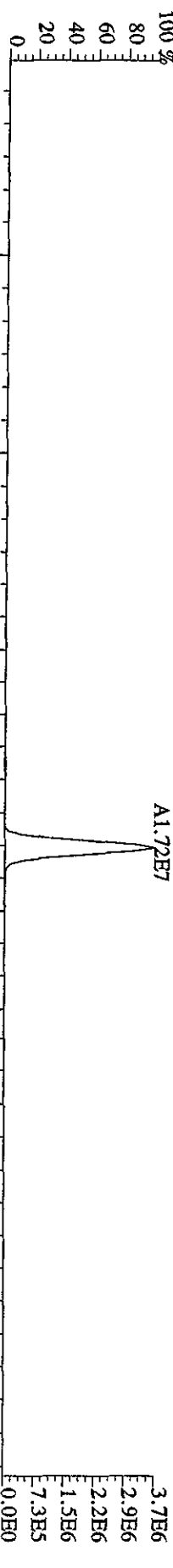
File:19AP104D5 #1-190 Acq:20-APR-2010 02:02:43 GC EI + Voltage SIR Autospec-Ultimate
Sample#24 Text:LXW2F-1-AC :G0D130000-408C Exp:DIOXINRES8290A
457.7377 S:24 F:5 SMO(1,3) BSUB(1000,15,-3.0) PKD(5,3,3,0,10%,1588,0,1,1.00%,F,T)



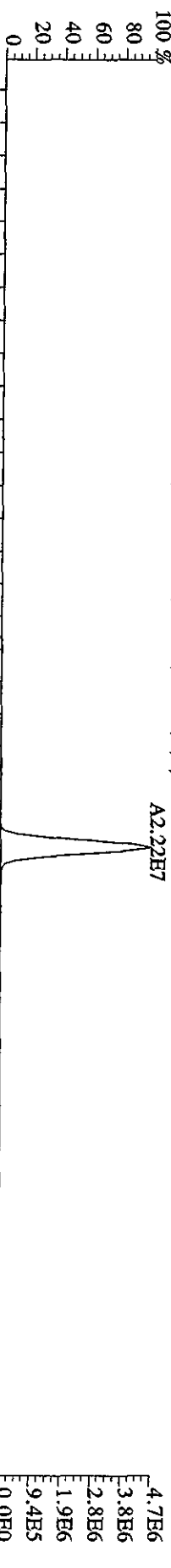
File:19AP104D5 #1-435 Acq:20-APR-2010 02:02:43 GC EI+ Voltage SIR Autospec-Ultimate
 Sample#24 Text:LXW2F-1-AC :G0D130000-408C Exp:DIOXINRES8290A
 354.9792 S:24 SMO(1,3) PKD(5,3,3,100,00%,0,0,1,00%,F,T)



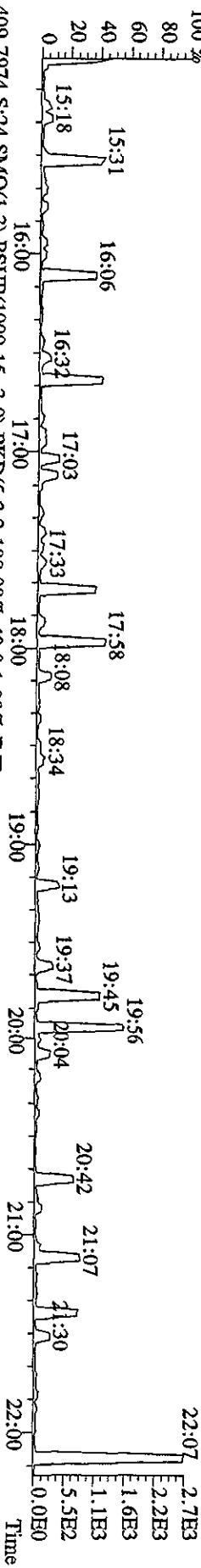
303.9016 S:24 SMO(1,3) BSUB(1000,15,-3,0) PKD(5,3,3,0,10%,1780,0,1,00%,F,T)



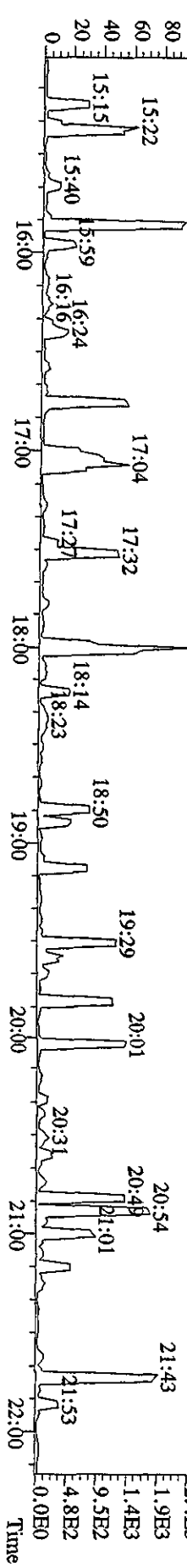
305.8987 S:24 SMO(1,3) BSUB(1000,15,-3,0) PKD(5,3,3,0,10%,1920,0,1,00%,F,T)



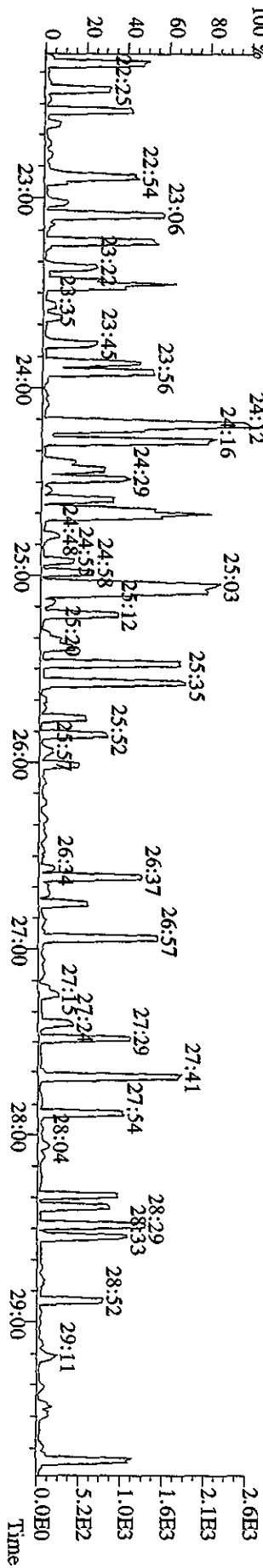
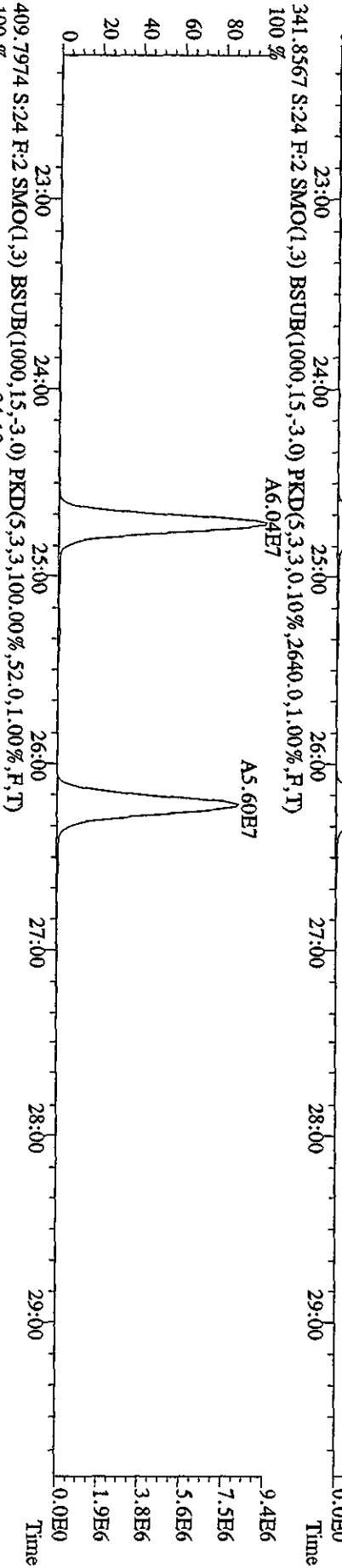
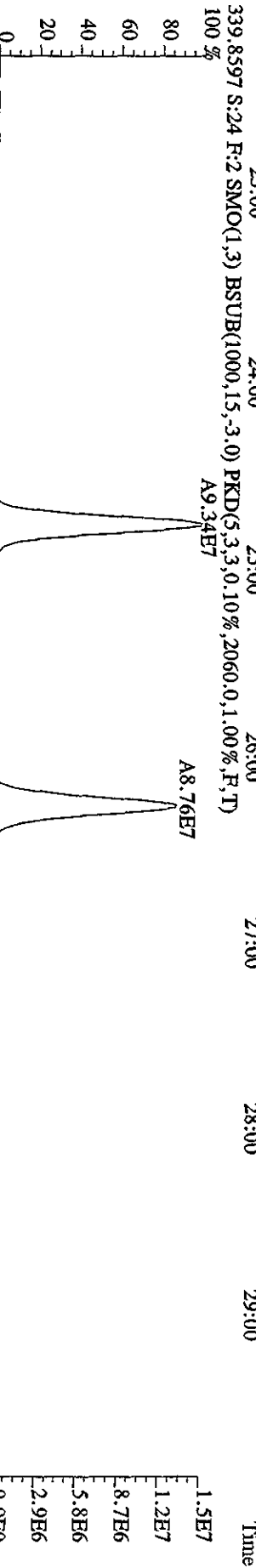
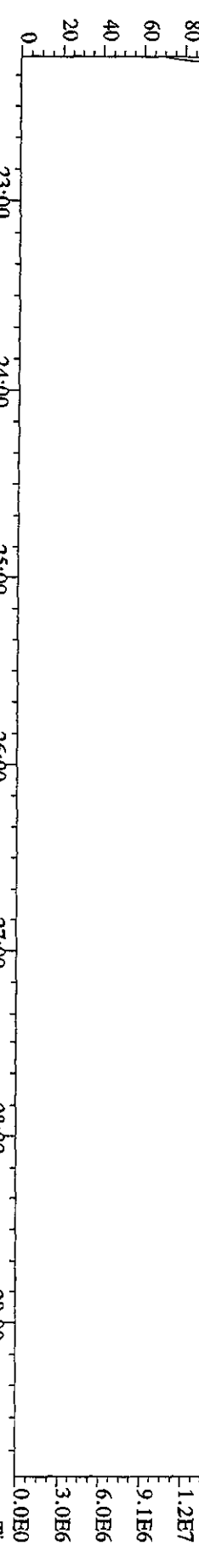
375.8364 S:24 SMO(1,3) BSUB(1000,15,-3,0) PKD(5,3,3,100,00%,40,0,1,00%,F,T)



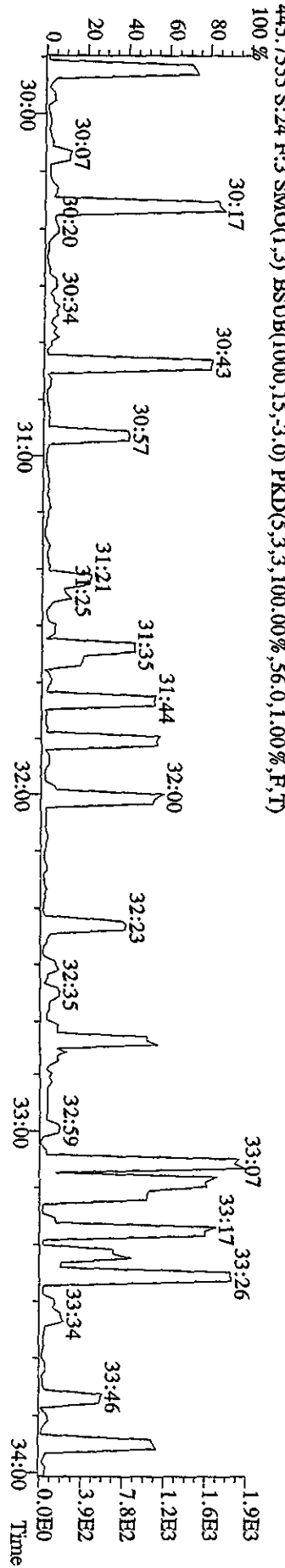
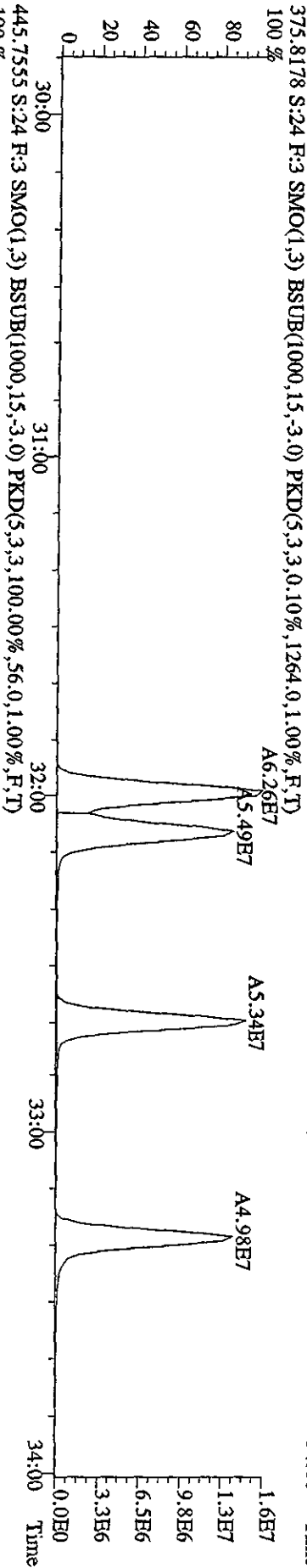
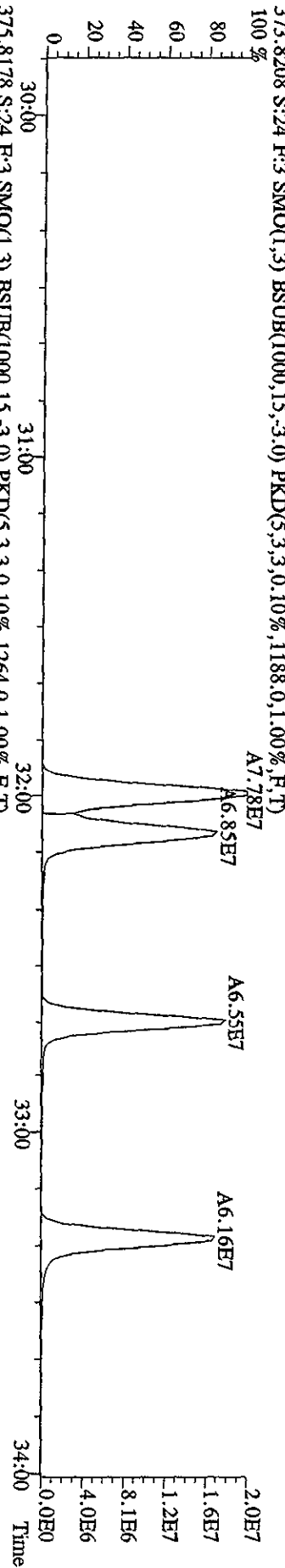

409.7974 S:24 SMO(1,3) BSUB(1000,15,-3,0) PKD(5,3,3,100,00%,48,0,1,00%,F,T)



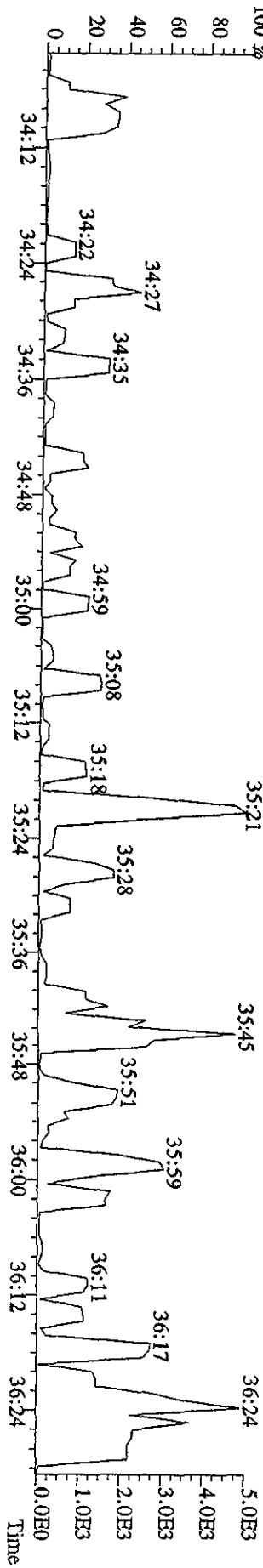
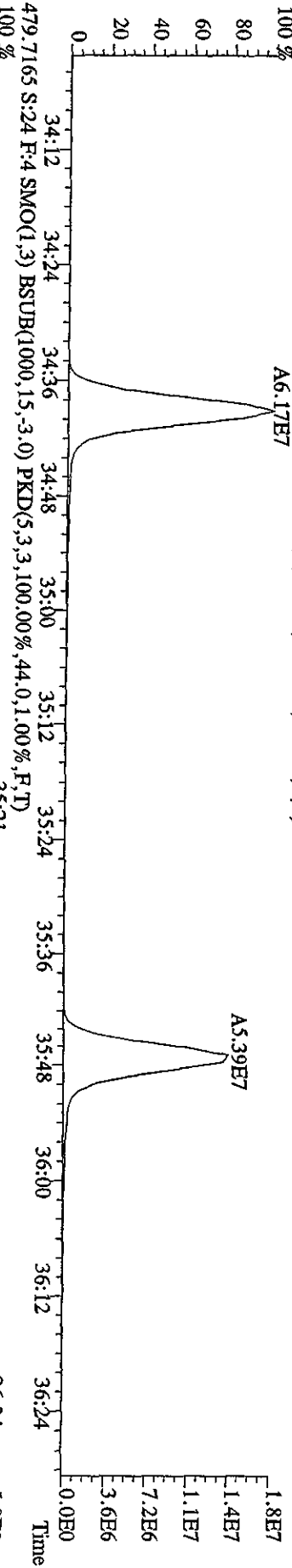
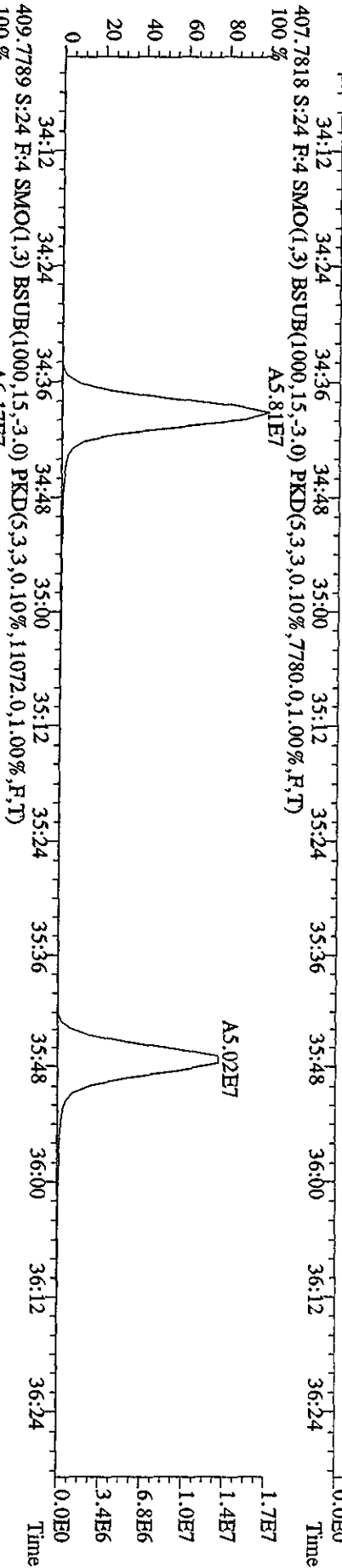
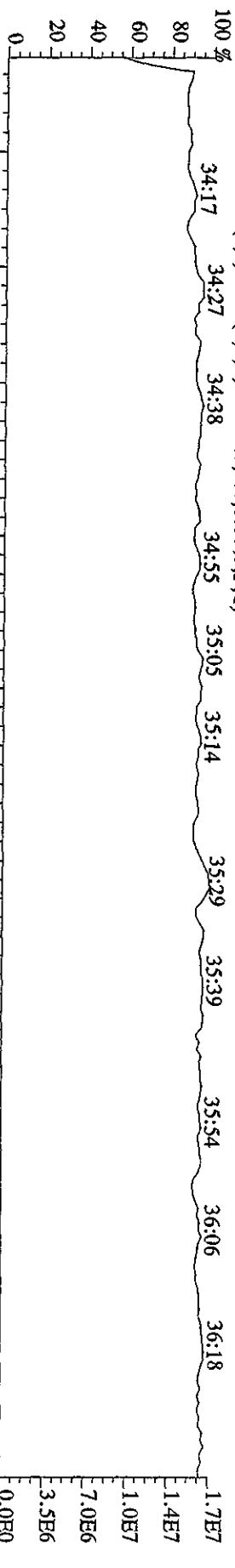
File:19AP104D5 #1-604 Acq:20-APR-2010 02:02:43 GC EI+ Voltage SIR Autospec-Ultimate
 Sample#24 Text:LXW2F-1-AC :G0D130000-408C Exp:DIOXINRES8290A
 354.9792 S:24 F:2 SMO(1,3) PKD(5,3,3,100.00%,0.0,1.00%,F,T)
 100% 22:39 23:16 23:41 24:09 24:46 25:29 26:04 26:46 27:16 27:43 28:22 29:04 29:29



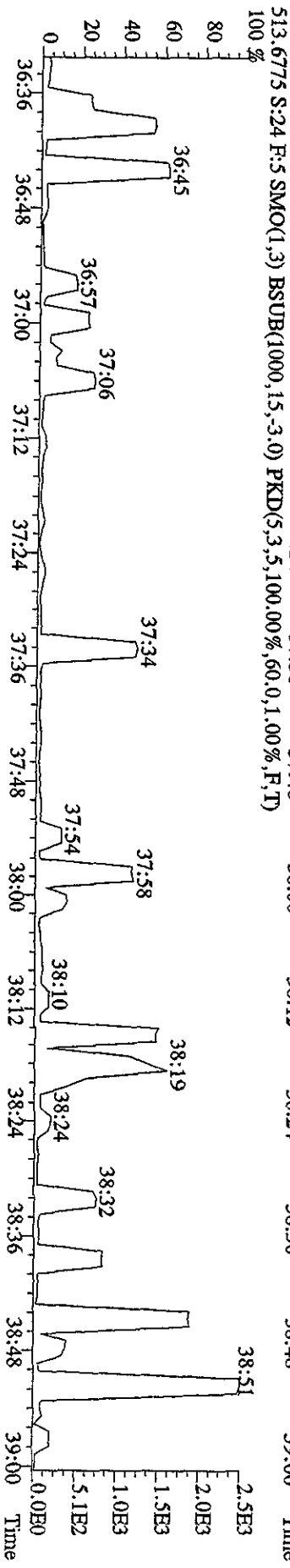
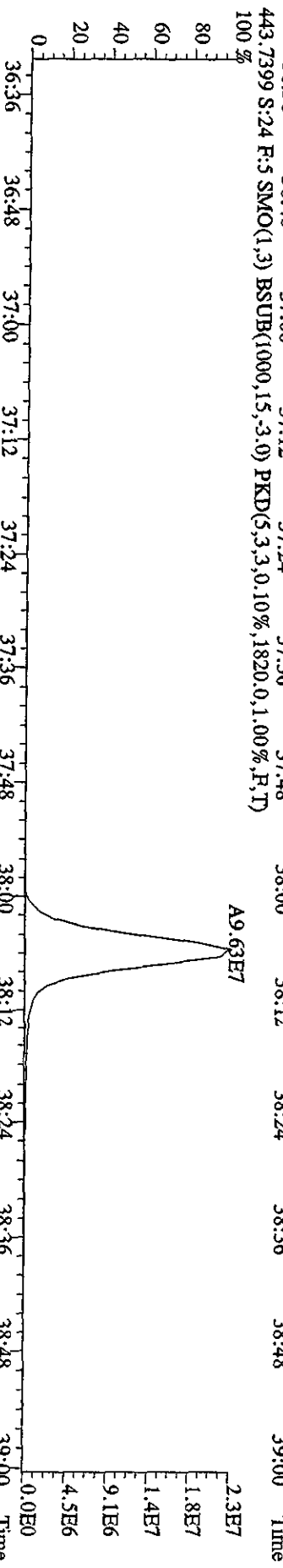
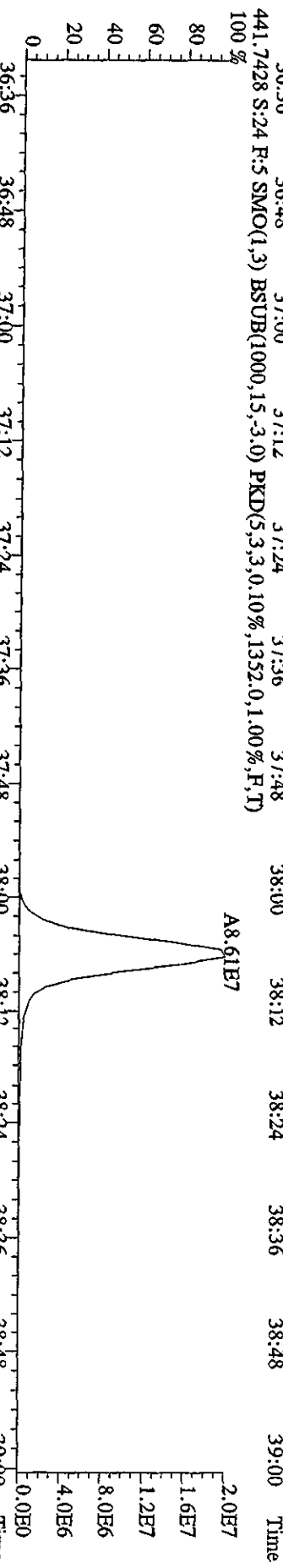
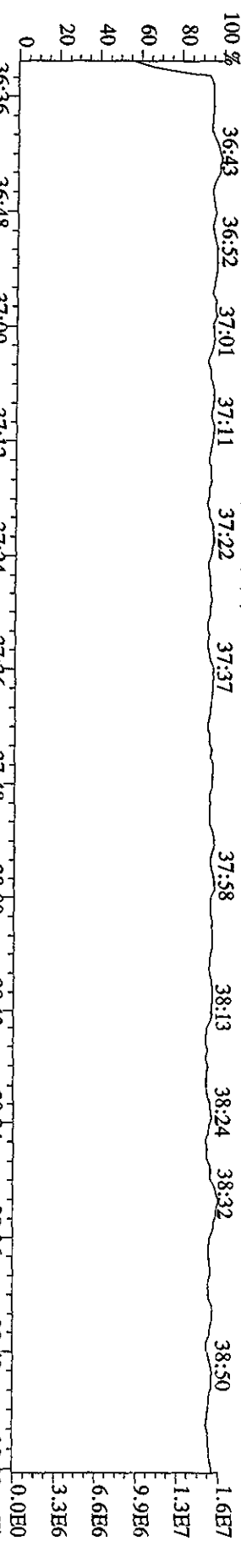
File:19AP104D5 #1-317 Acq:20-APR-2010 02:02:43 GC EI+ Voltage SIR Autospec-UltimaB
 Sample#24 Text:LXW2F-1-AC :G0D130000-408C Exp:DIOXINRES8290A
 430.9728 S:24 F:3 SMO(1,3) PKD(5,3,3,100.00%,0.0,1.00%,F,T)



File:19AP104D5 #1-198 Acq:20-APR-2010 02:02:43 GC EI+ Voltage SIR Autospec-Ultimate
 Sample#24 Text:LXW2F-1-AC :GOD130000-408C Exp:DIOXINRES8290A



File:19AP104D5 #1-190 Acq:20-APR-2010 02:02:43 GC EI+ Voltage SIR Autospec-Uttimaf
 Sample#24 Text:LXW2F-1-AC :G0D130000-408C Exp:DIOXINRESS8290A
 442.9728 S:24 F:5 SMO(1,3) PKD(5,3,3,100.00%,0.0,1.00%,F,T)
 441.7428 S:24 F:5 SMO(1,3) BSUB(1000,15,-3.0) PKD(5,3,3,0.10%,1352.0,1.00%,F,T)



0.5/2.5/5

7/26 04/22/10

Run text: LXR78-1-AD Sample text: LXR78-1-AD :G0D100461-1
 Run #25 Filename: 19AP104D5 S: 25 I: 1 Results: 19AP104D58290ASY
 Acquired: 20-APR-10 02:46:45 Processed: 20-APR-10 10:39:54
 Run: 19AP104D5 Analyte: 8290AHRS Cal: 8290A0412104D5
 Factor 1:1600.000 Factor 2:20.000 Sample size: 10.01 g

Name	Resp	RA	RT	RRF	Conc	EDL	Rec	M
13C-1,2,3,4-TCDD	191275500	0.81 y	19:34	-	14.363	-	-	n
13C-2,3,7,8-TCDF	403152000	0.80 y	19:00	1.52	138.459	0.108	69.3	n
2,3,7,8-TCDF	310742000	0.77 y	19:02	0.95	162.911	0.184	-	n
Total TCDF	1590380720	0.70 y	15:57	0.95	833.779	0.184	-	n
13C-2,3,7,8-TCDD	259332000	0.79 y	19:47	0.95	142.620	0.055	71.4	n
2,3,7,8-TCDD	3151830	0.75 y	19:48	1.02	2.378	0.046	-	n
Total TCDD	81663616	0.78 y	17:18	1.02	61.622	0.046	-	n
37Cl-2,3,7,8-TCDD	298952000	1.00 y	19:48	2.26	69.048	0.076	86.4	n
13C-1,2,3,7,8-PeCDF	290967000	1.59 y	24:41	1.05	144.686	0.107	72.4	n
1,2,3,7,8-PeCDF	180912000	1.55 y	24:43	1.04	118.906	1.057	-	n
2,3,4,7,8-PeCDF	93799100	1.54 y	26:13	0.98	65.580	1.124	-	n
Total F2 PeCDF	1238296324	1.11 n	22:21	1.01	837.374	1.089	-	n
Total F1 PeCDF	77338431	1.12 n	17:40	1.01	52.401	0.042	-	n
13C-1,2,3,7,8-PeCDD	171928500	1.53 y	27:00	0.67	133.930	0.010	67.0	n
1,2,3,7,8-PeCDD	6184410	1.61 y	27:03	0.98	7.319	0.159	-	n
Total PeCDD	56217079	1.52 y	23:22	0.98	66.533	0.159	-	n
13C-1,2,3,7,8,9-HxCDD	114362900	1.28 y	33:08	-	11.118	-	-	n
13C-1,2,3,4,7,8-HxCDF	191905600	0.52 y	31:58	1.02	163.570	0.477	81.9	n
1,2,3,4,7,8-HxCDF	280577000	1.23 y	31:59	1.21	240.900	2.315	-	n
1,2,3,6,7,8-HxCDF	149141200	1.24 y	32:06	1.34	115.637	2.090	-	n
2,3,4,6,7,8-HxCDF	35194700	1.27 y	32:40	1.22	29.979	2.296	-	y
1,2,3,7,8,9-HxCDF	31047300	1.21 y	33:18	1.09	29.589	2.569	-	n
Total HxCDF	961557880	1.24 y	30:38	1.22	814.246	2.305	-	y
13C-1,2,3,6,7,8-HxCDD	114537200	1.28 y	32:52	0.81	123.970	0.028	62.0	n
1,2,3,4,7,8-HxCDD	2583150	1.18 y	32:48	1.01	4.476	0.161	-	n
1,2,3,6,7,8-HxCDD	6305190	1.27 y	32:53	1.11	9.874	0.146	-	n
1,2,3,7,8,9-HxCDD	6010960	1.31 y	33:08	1.21	8.673	0.134	-	n
Total HxCDD	41753019	1.15 y	31:27	1.11	65.228	0.146	-	n
13C-1,2,3,4,6,7,8-HpCDF	110158000	0.43 y	34:38	0.86	111.556	0.441	55.8	n
1,2,3,4,6,7,8-HpCDF	363374000	0.94 y	34:39	1.31	503.233	0.844	-	n
1,2,3,4,7,8,9-HpCDF	157677200	0.93 y	35:48	1.03	278.841	1.078	-	n
Total HpCDF	735087438	0.94 y	34:39	1.17	1114.543	0.947	-	n
13C-1,2,3,4,6,7,8-HpCDD	99659200	1.06 y	35:27	0.70	124.812	0.140	62.5	n
1,2,3,4,6,7,8-HpCDD	16599580	1.04 y	35:28	1.07	31.048	0.185	-	n
Total HpCDD	23184960	1.04 y	34:54	1.07	43.366	0.185	-	n
13C-OCDD	74896500	0.91 y	37:58	0.53	123.121	0.276	30.8	n
OCDF	486482000	0.88 y	38:06	1.45	1795.795	0.128	-	n

OCDD 7759080 0.93 y 37:59 1.17

B 35.496 ✓

0.398

- n

3.4

- 4

0.5/2.5/5

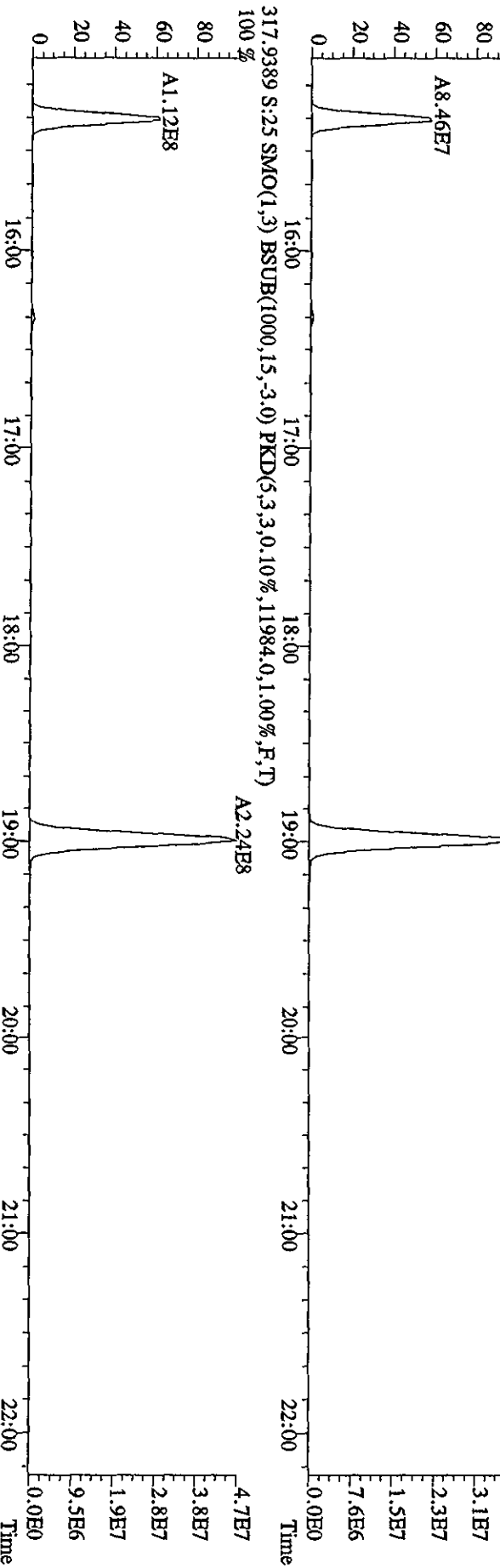
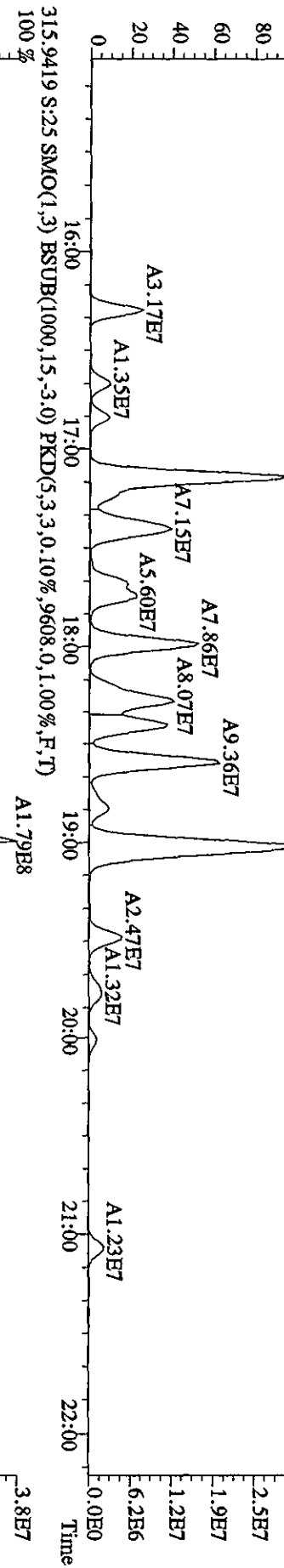
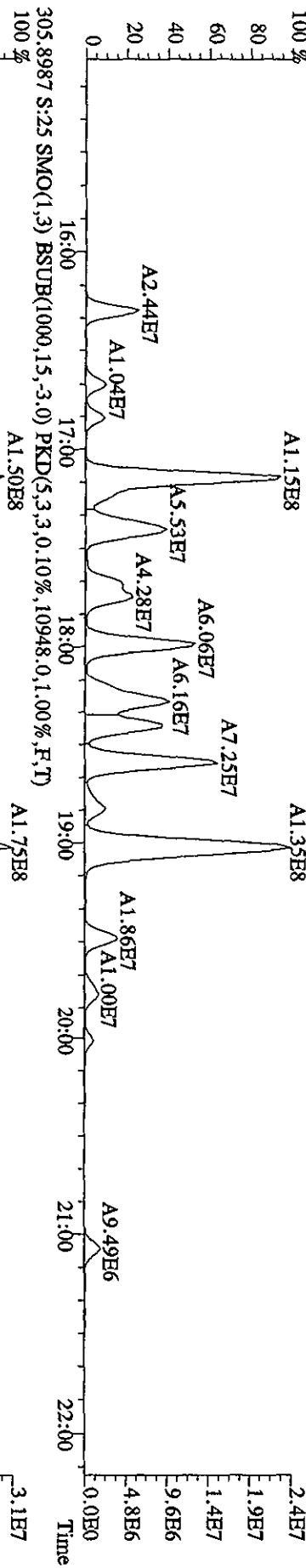
Run text: LXR78-1-AD Sample text: LXR78-1-AD :G0D100461-1
 Run #25 Filename: 19AP104D5 S: 25 I: 1 Results: 19AP104D58290A
 Acquired: 20-APR-10 02:46:45 Processed: 20-APR-10 10:39:54
 Run: 19AP104D5 Analyte: 8290AHRS Cal: 8290A0412104D5
 Factor 1:1600.000 Factor 2:20.000 Sample size: 10.01 g

Name	Resp	RA	RT	RRF	Conc	EDL	Rec	M
13C-1,2,3,4-TCDD	191275500	0.81 y	19:34	-	14.363	-	-	n
13C-2,3,7,8-TCDF	403152000	0.80 y	19:00	1.52	138.459	0.108	69.3	n
2,3,7,8-TCDF	310742000	0.77 y	19:02	0.95	162.911	0.184	-	n
Total TCDF	1590380720	0.70 y	15:57	0.95	833.779	0.184	-	n
13C-2,3,7,8-TCDD	259332000	0.79 y	19:47	0.95	142.620	0.055	71.4	n
2,3,7,8-TCDD	3151830	0.75 y	19:48	1.02	2.378	0.046	-	n
Total TCDD	81663616	0.78 y	17:18	1.02	61.622	0.046	-	n
37Cl-2,3,7,8-TCDD	298952000	1.00 y	19:48	2.26	69.048	0.076	86.4	n
13C-1,2,3,7,8-PeCDF	290967000	1.59 y	24:41	1.05	144.686	0.107	72.4	n
1,2,3,7,8-PeCDF	180912000	1.55 y	24:43	1.04	118.906	1.057	-	n
2,3,4,7,8-PeCDF	93799100	1.54 y	26:13	0.98	65.580	1.124	-	n
Total F2 PeCDF	1238296324	1.11 n	22:21	1.01	837.374	1.089	-	n
Total F1 PeCDF	77338431	1.12 n	17:40	1.01	52.401	0.042	-	n
13C-1,2,3,7,8-PeCDD	171928500	1.53 y	27:00	0.67	133.930	0.010	67.0	n
1,2,3,7,8-PeCDD	6184410	1.61 y	27:03	0.98	7.319	0.159	-	n
Total PeCDD	56217079	1.52 y	23:22	0.98	66.533	0.159	-	n
13C-1,2,3,7,8,9-HxCDD	114362900	1.28 y	33:08	-	11.118	-	-	n
13C-1,2,3,4,7,8-HxCDF	191905600	0.52 y	31:58	1.02	163.570	0.477	81.9	n
1,2,3,4,7,8-HxCDF	280577000	1.23 y	31:59	1.21	240.900	2.315	-	n
1,2,3,6,7,8-HxCDF	149141200	1.24 y	32:06	1.34	115.637	2.090	-	n
2,3,4,6,7,8-HxCDF	83024500	1.23 y	32:36	1.22	70.721	2.296	-	n
1,2,3,7,8,9-HxCDF	31047300	1.21 y	33:18	1.09	29.589	2.569	-	n
Total HxCDF	1009387570	1.24 y	30:38	1.22	854.987	2.305	-	n
13C-1,2,3,6,7,8-HxCDD	114537200	1.28 y	32:52	0.81	123.970	0.028	62.0	n
1,2,3,4,7,8-HxCDD	2583150	1.18 y	32:48	1.01	4.476	0.161	-	n
1,2,3,6,7,8-HxCDD	6305190	1.27 y	32:53	1.11	9.874	0.146	-	n
1,2,3,7,8,9-HxCDD	6010960	1.31 y	33:08	1.21	8.673	0.134	-	n
Total HxCDD	41753019	1.15 y	31:27	1.11	65.228	0.146	-	n
13C-1,2,3,4,6,7,8-HpCDF	110158000	0.43 y	34:38	0.86	111.556	0.441	55.8	n
1,2,3,4,6,7,8-HpCDF	363374000	0.94 y	34:39	1.31	503.233	0.844	-	n
1,2,3,4,7,8,9-HpCDF	157677200	0.93 y	35:48	1.03	278.841	1.078	-	n
Total HpCDF	735087438	0.94 y	34:39	1.17	1114.543	0.947	-	n
13C-1,2,3,4,6,7,8-HpCDD	99659200	1.06 y	35:27	0.70	124.812	0.140	62.5	n
1,2,3,4,6,7,8-HpCDD	16599580	1.04 y	35:28	1.07	31.048	0.185	-	n
Total HpCDD	23184960	1.04 y	34:54	1.07	43.366	0.185	-	n
13C-OCDD	74896500	0.91 y	37:58	0.53	123.121	0.276	30.8	n
OCDF	486482000	0.88 y	38:06	1.45	1795.795	0.128	-	n
OCDD	7759080	0.93 y	37:59	1.17	35.496	0.398	-	n

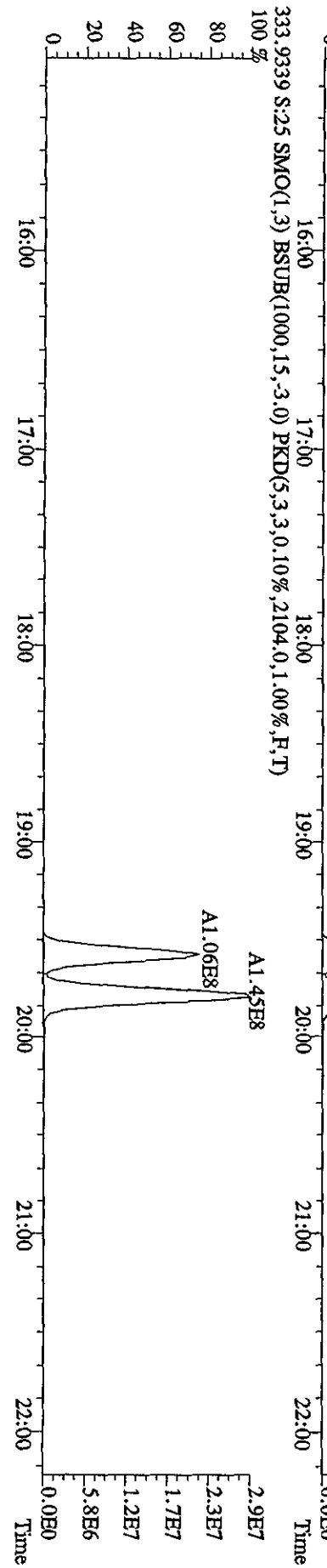
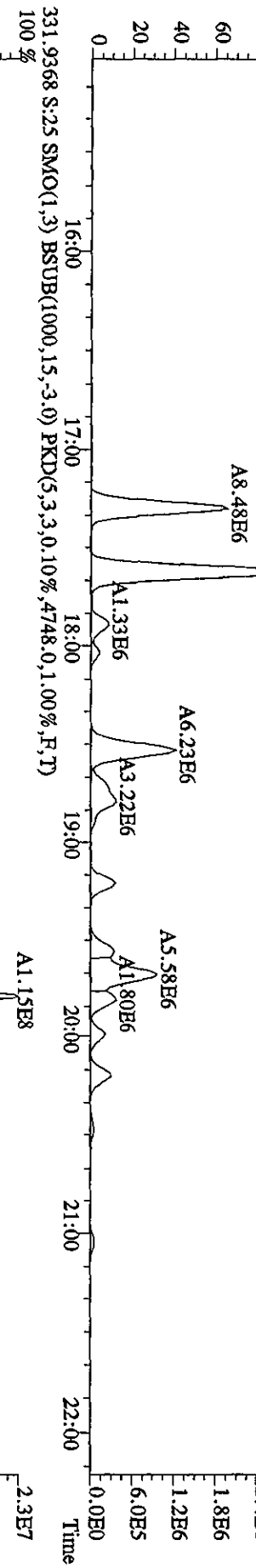
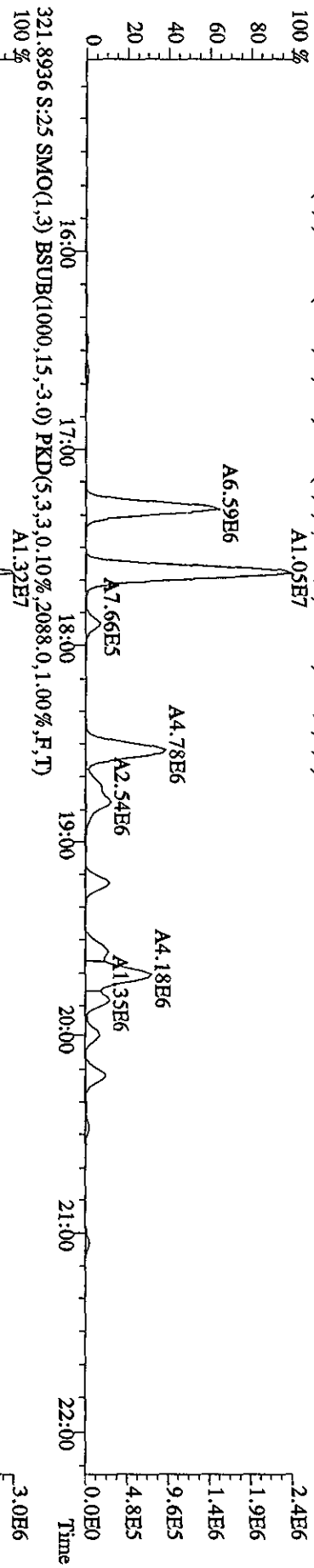
See DB225

(M1)

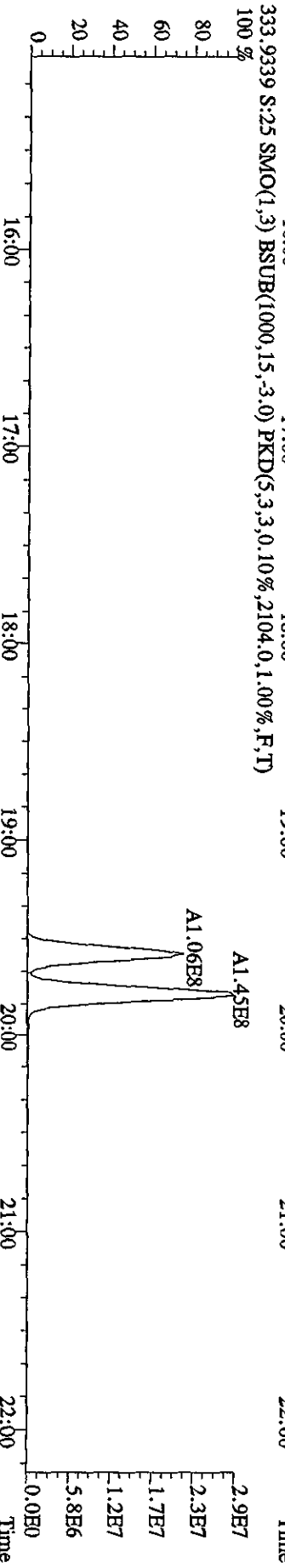
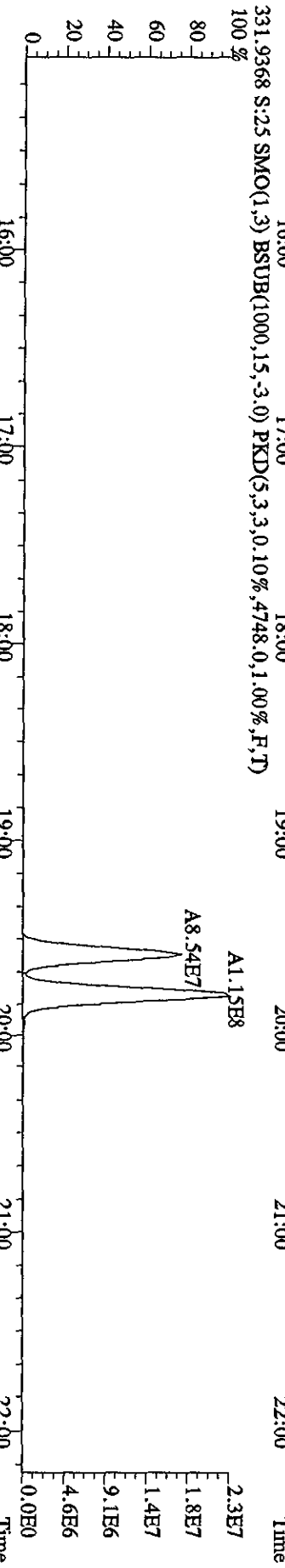
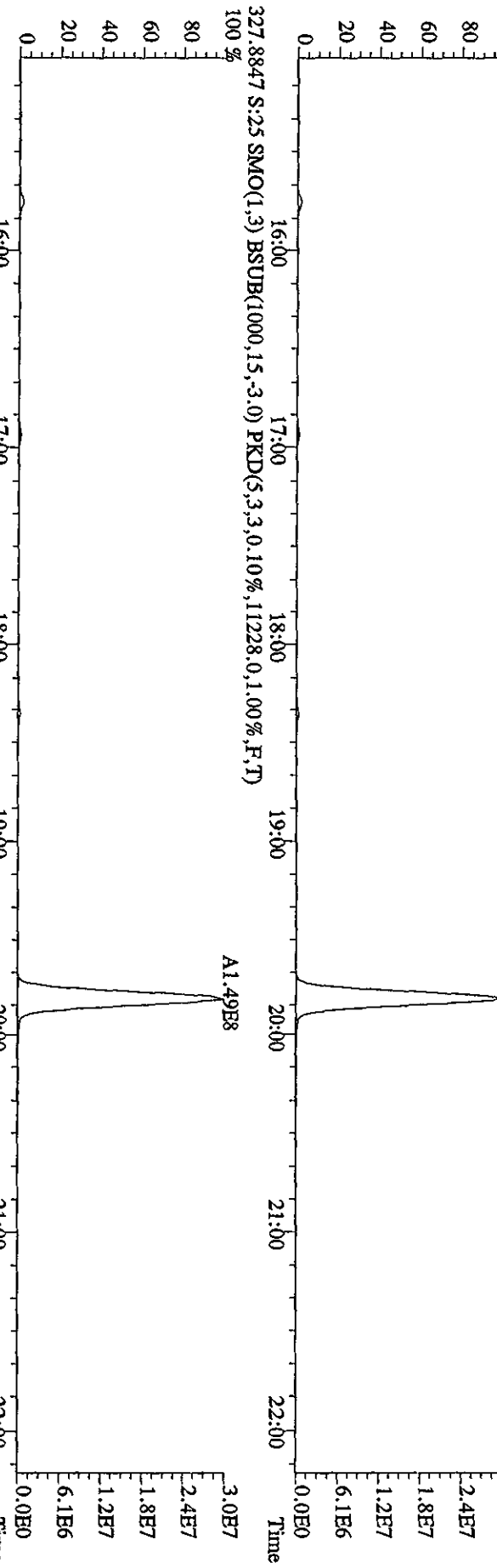
File:19AP104D5 #1-434 Acq:20-APR-2010 02:46:45 GC EI+ Voltage:50V Autospec-Ultimate
 Sample#25 Text:LXR78-1-AD :G0D100461-1 Exp:DI0XINRES8290A
 303.9016 S:25 SMO(1,3) BSUB(1000,15,-3.0) PKD(5,3,3,0.10%,13820.0,1.00%,F,T)



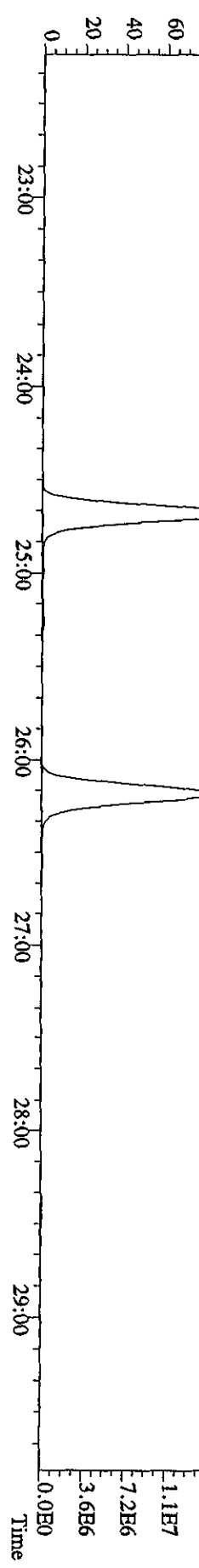
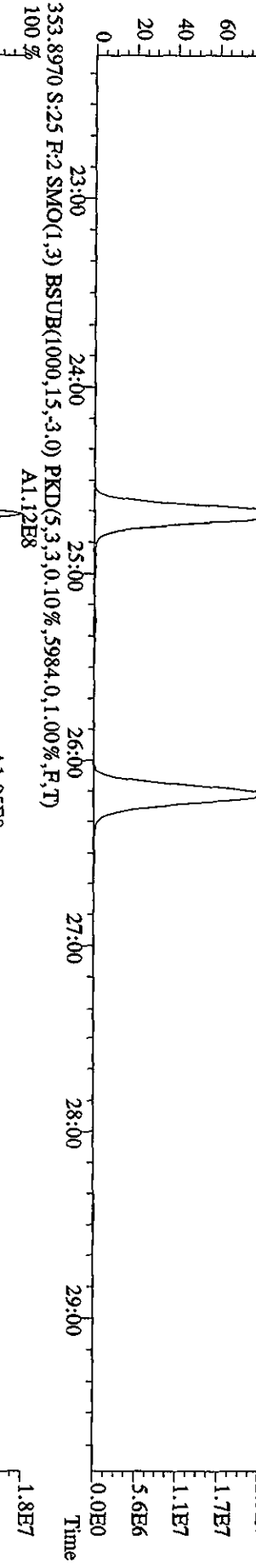
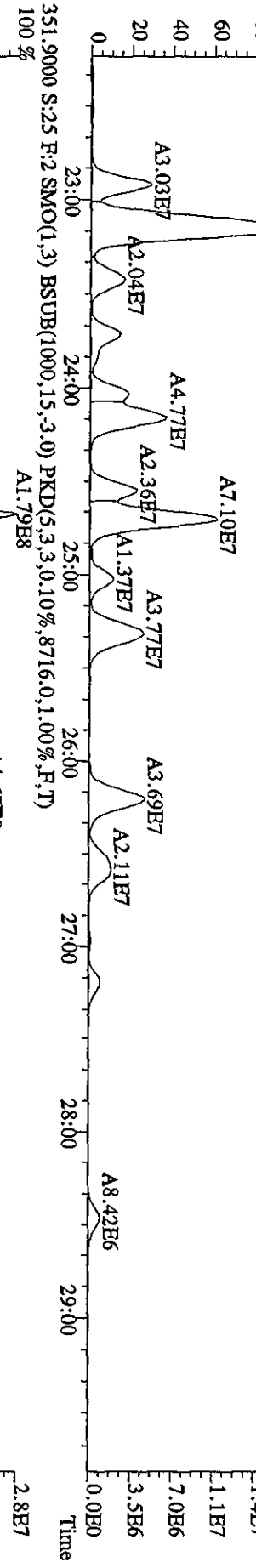
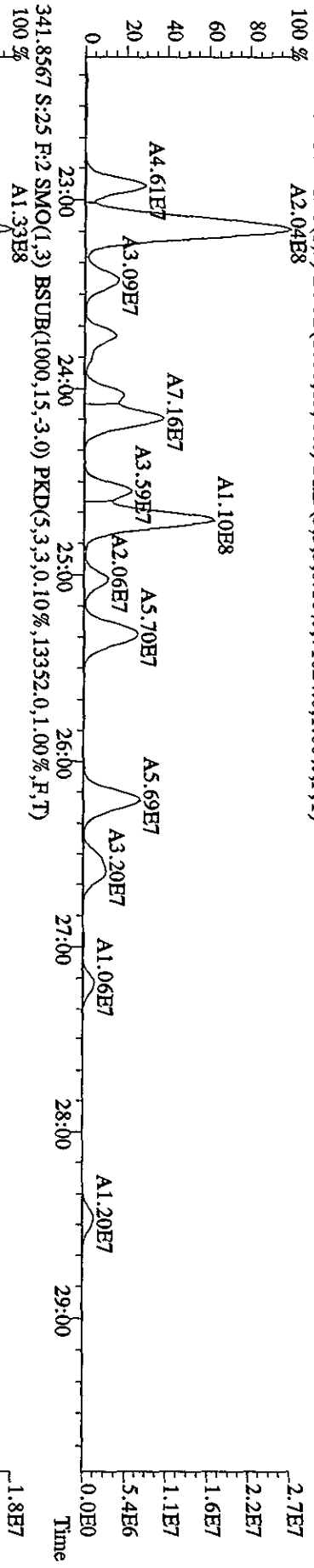
File:19AP104D5 #1-434 Acq:20-APR-2010 02:46:45 GC EI + Voltage SIR Autospec-UltimaE
 Sample#25 Text:LXR78-1-AD :GOD100461-1 Exp:DIOXINRES8290A
 319.8965 S:25 SMO(1,3) BSUB(1000,15,-3.0) PKD(5,3,3,0,10%,1944.0,1.00%,F,T)
 A1.05E7



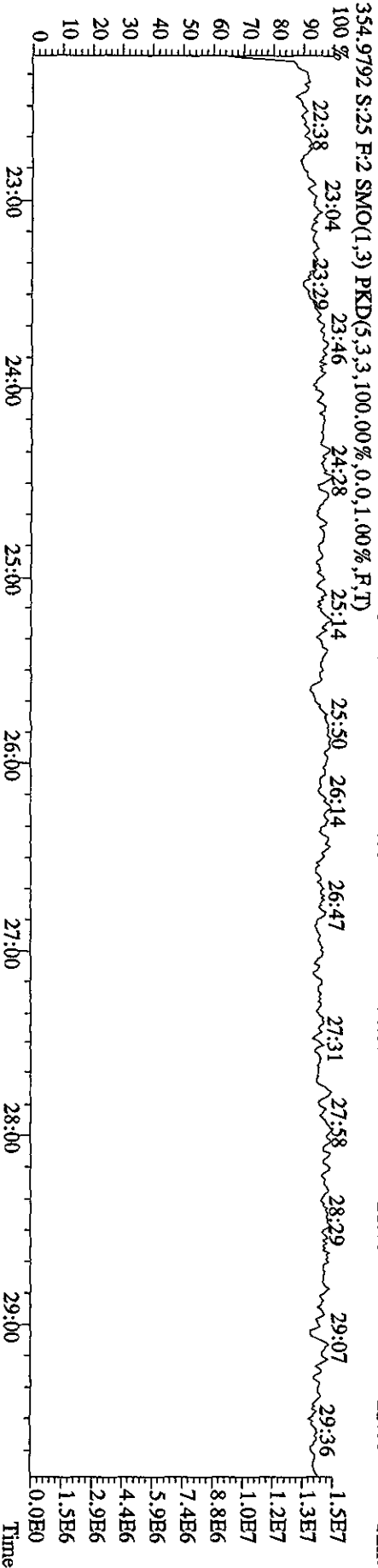
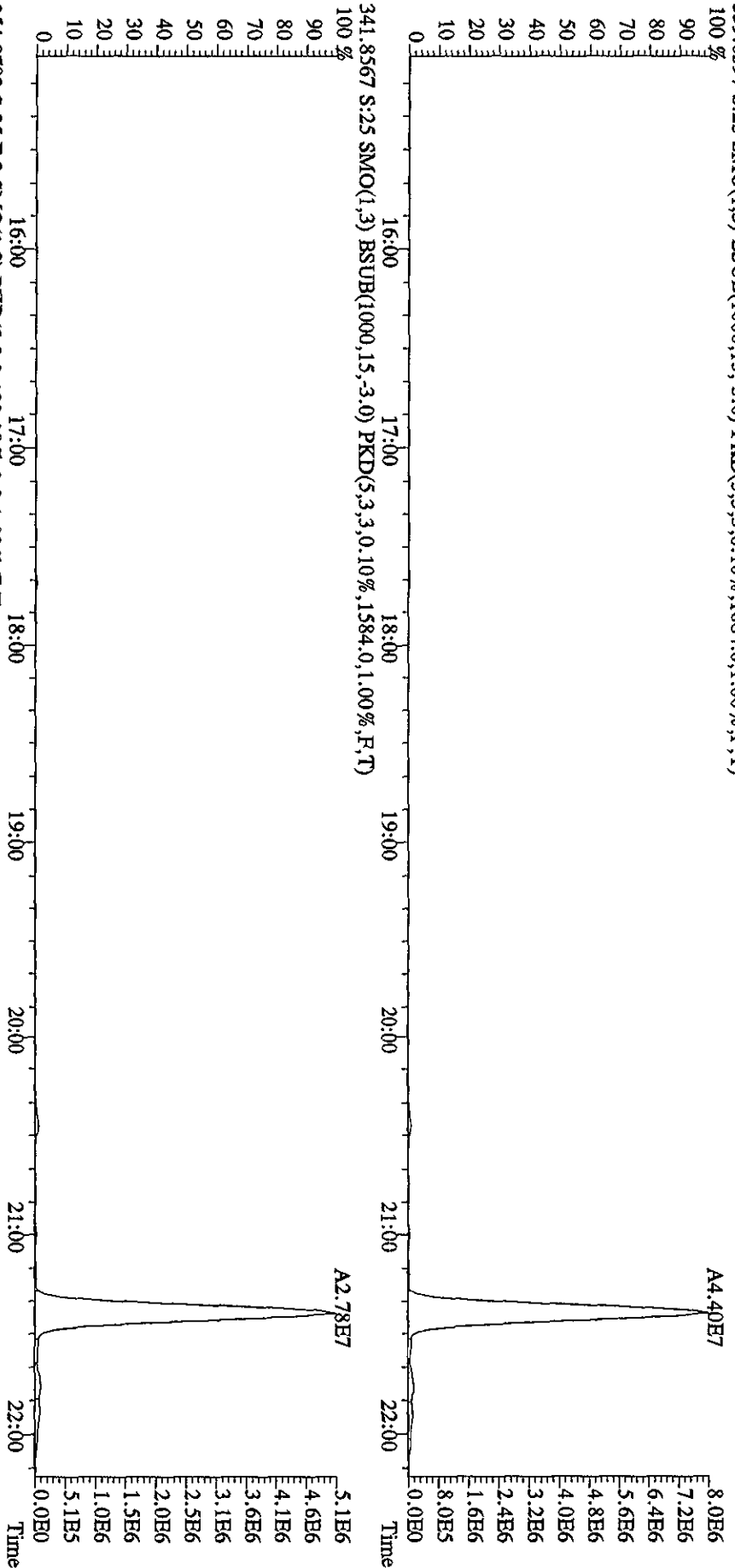
File: 19AP104D5 #1-434 Acq: 20-APR-2010 02:46:45 GC EI+ Voltage SIR Autospec-UltimaB
 Sample# 25 Text: LXR78-1-AD : GOD100461-1 Exp: DIOXINRES8290A
 327.8847 S: 25 SMO(1,3) BSUB(1000,15,-3.0) PKD(5,3,3,0,10%,11228,0,1,00%,F,T)



File:19APl04D5 #1-604 Acq:20-APR-2010 02:46:45 GC:EI+ Voltage:50V SIR Autospec-UltimaB
 Sample#25 Text:LXR78-1-AD :G0D100461-1 Exp:DIOXINRES8290A
 339.8597 S:25 F:2 SMO(1,3) BSUB(1000,15,-3,0) PKD(5,3,3,0.10%,71624,0,1.00%,F,T)
 100%

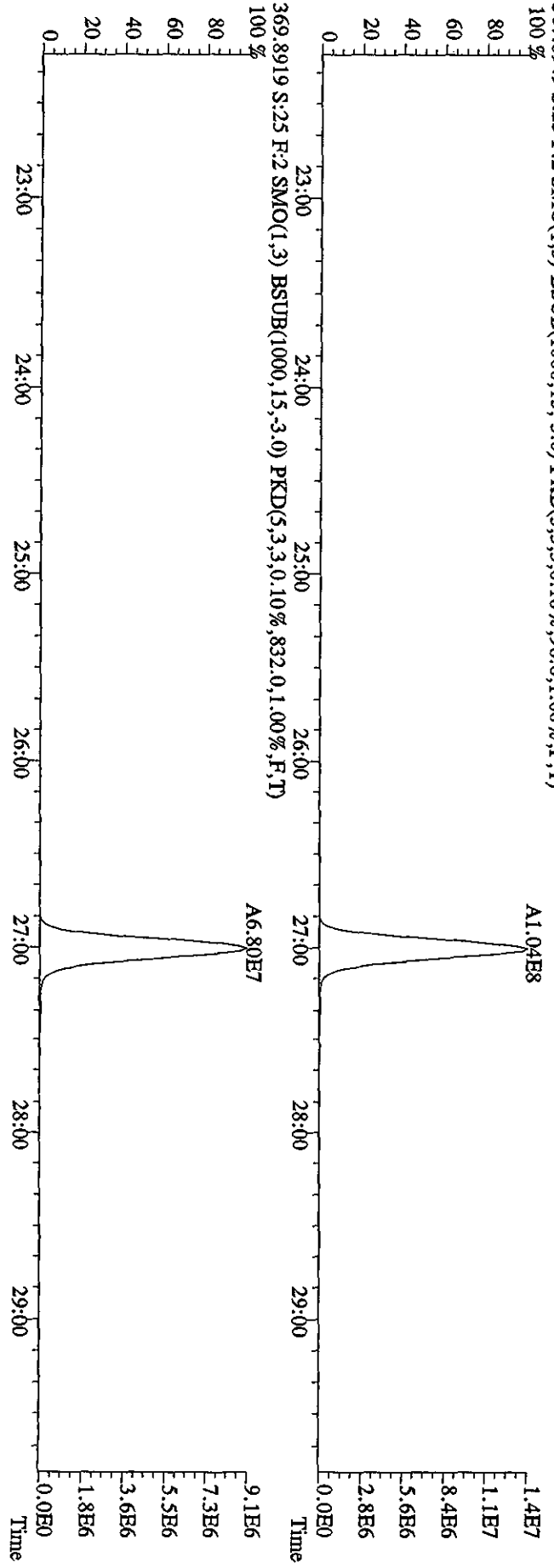
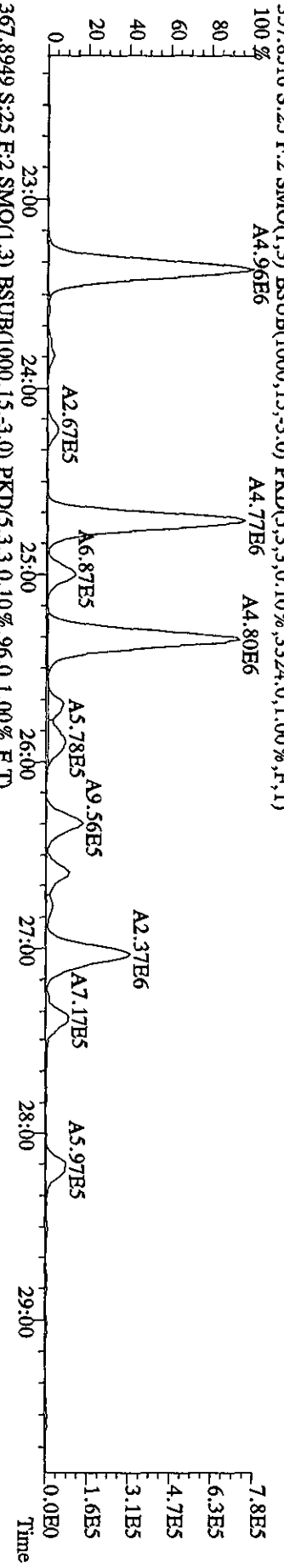
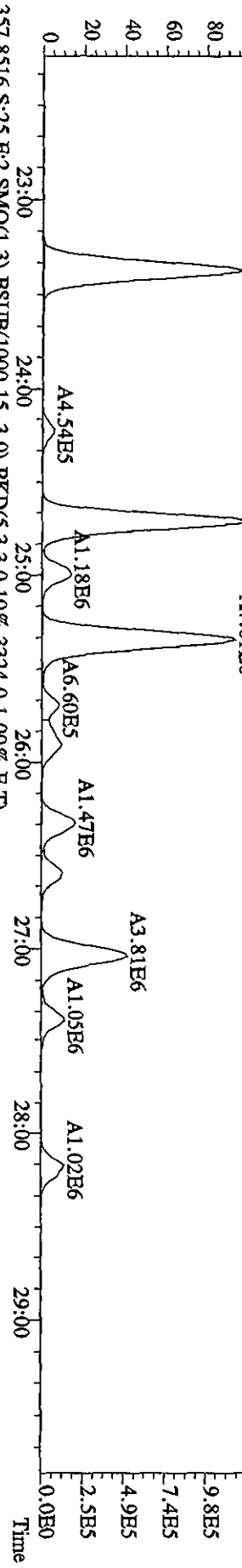


File:19AP104D5 #1-434 Acq:20-APR-2010 02:46:45 GC EI+ Voltage:50V Autospec-UltimaE
 Sample#25 Text:LXR78-1-AD :G0D100461-1 Exp:DIOXINRES8290A
 339.8597 S:25 SMO(1,3) BSUB(1000,15,-3.0) PKD(5,3,3,0.10%,1684.0,1.00%,F,T)

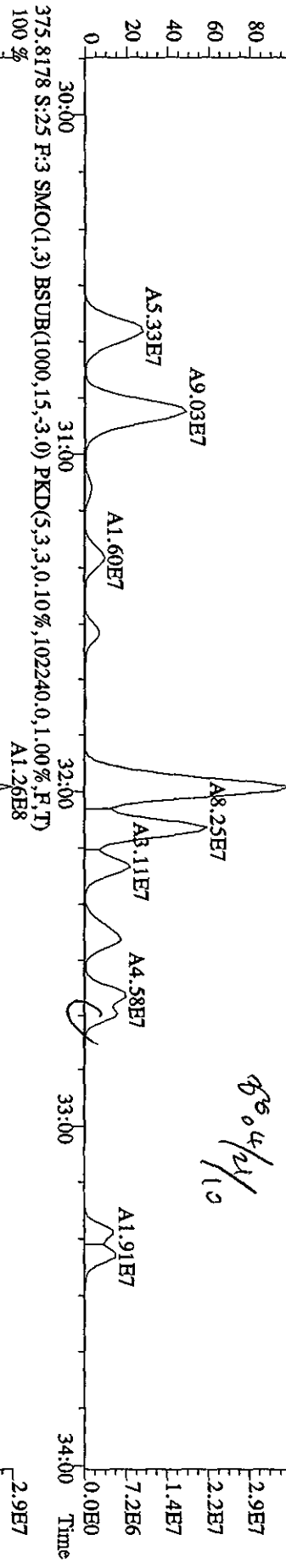


File:19AP104D5 #1-604 Acq:20-APR-2010 02:46:45 GC EI+ Voltage SIR Autospec-UltimaE

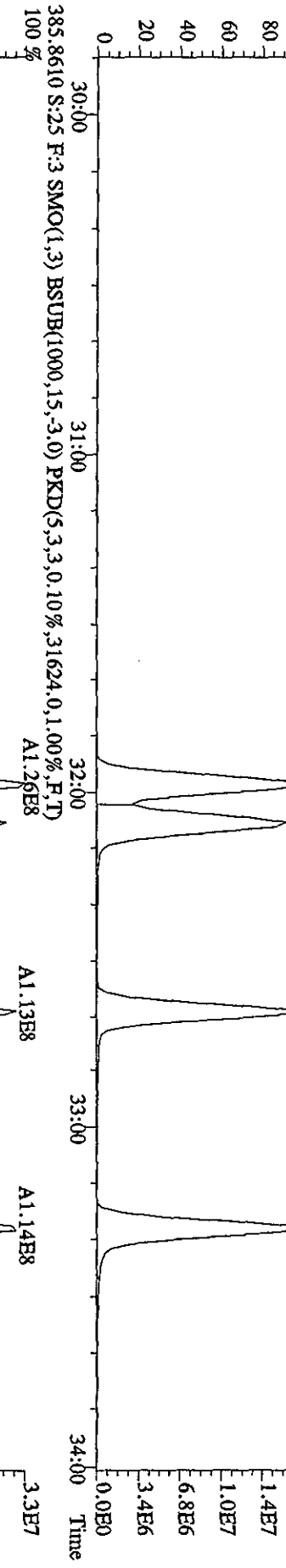
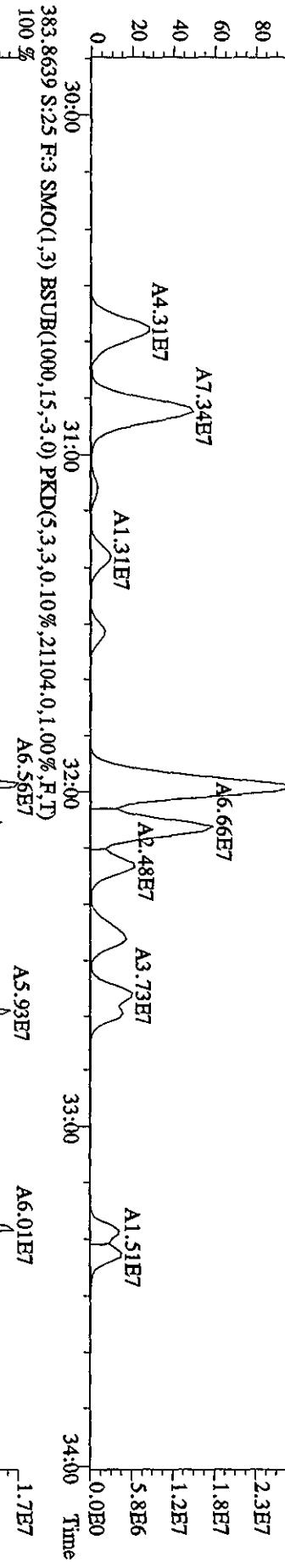
Sample#25 Text:LXR78-1-AD :G0D100461-1 Exp:DIOXINRES8290A



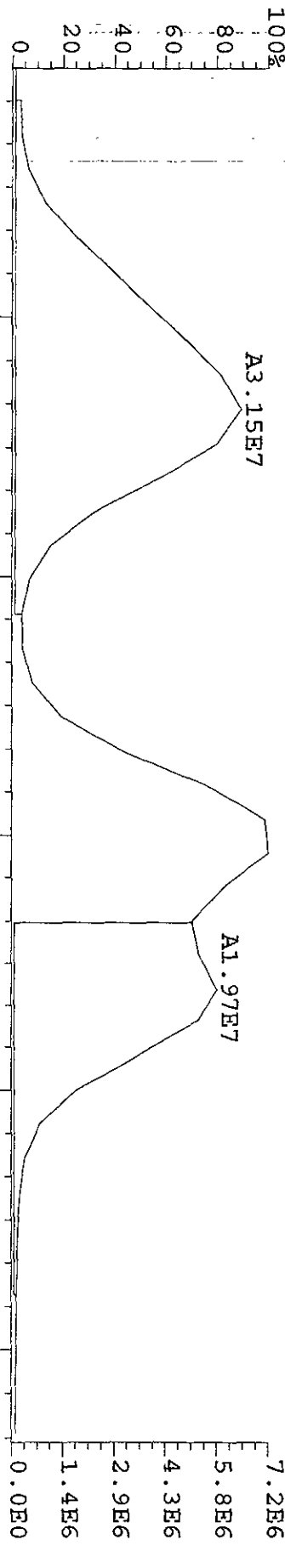
File:19AP104D5 #1-317 Acq:20-APR-2010 02:46:45 GC EI+ Voltage SIR Autospec-UltimaB
 Sample#25 Text:LXR78-1-AD :G0D100461-1 Exp:DIOXINRES8290A
 373.8208 S:25 F:3 SMO(1,3) BSUB(1000,15,-3.0) PKD(5,3,3,0,10%,131464,0,1.00%,F,T) A1.55E8



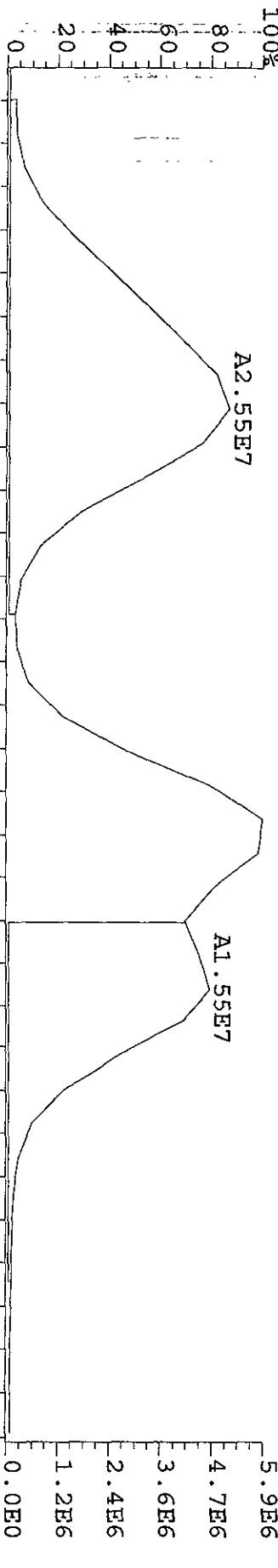
Handwritten note: 373.8208/110



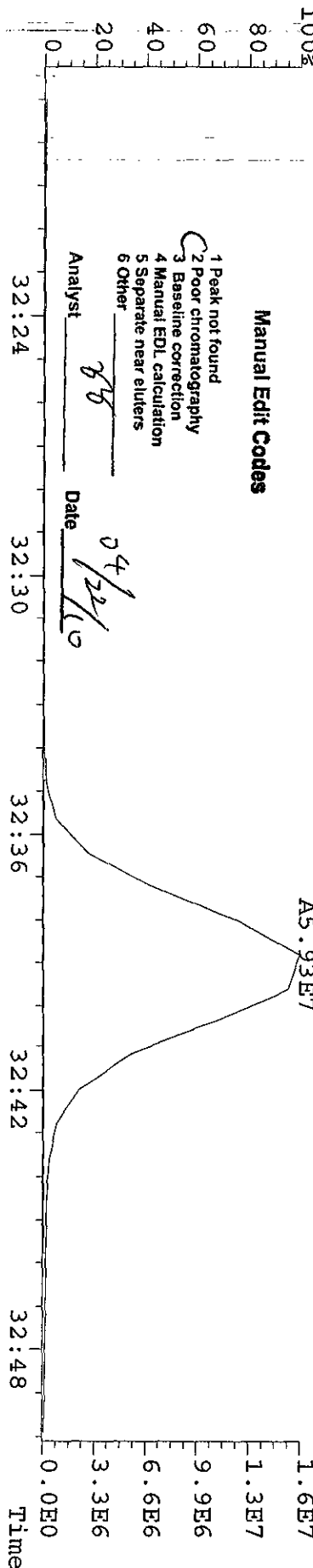
File: 19API04D5 #1-317 Acq: 20-APR-2010 02:46:45 GC EI+ Voltage SIR Autospec-Ultimate
 Sample#25 Text: LXR78-1-AD : GOD100461-1 Exp: DIOXINRES8290A
 373.8208 S:25 F:3 SMO(1,3) BSUB(1000,15,-3.0) PKD(5,3,3,0.10%,131464.0,1.00%,F,T)



375.8178 S:25 F:3 SMO(1,3) BSUB(1000,15,-3.0) PKD(5,3,3,0.10%,102240.0,1.00%,F,T)



383.8639 S:25 F:3 SMO(1,3) BSUB(1000,15,-3.0) PKD(5,3,3,0.10%,21104.0,1.00%,F,T)

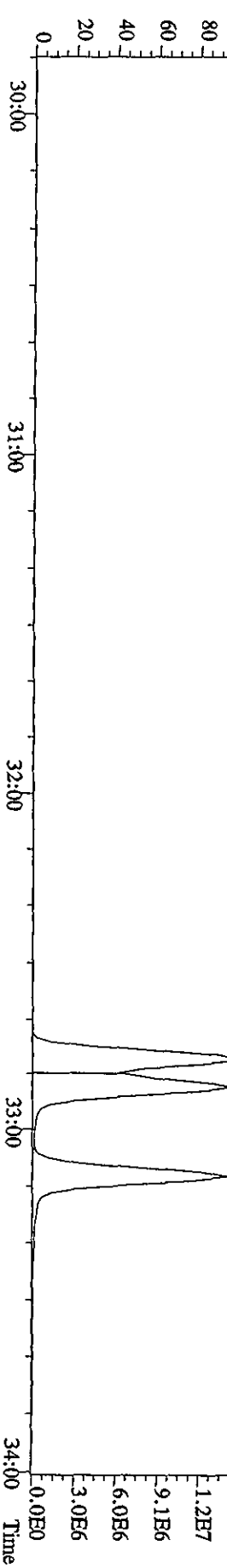

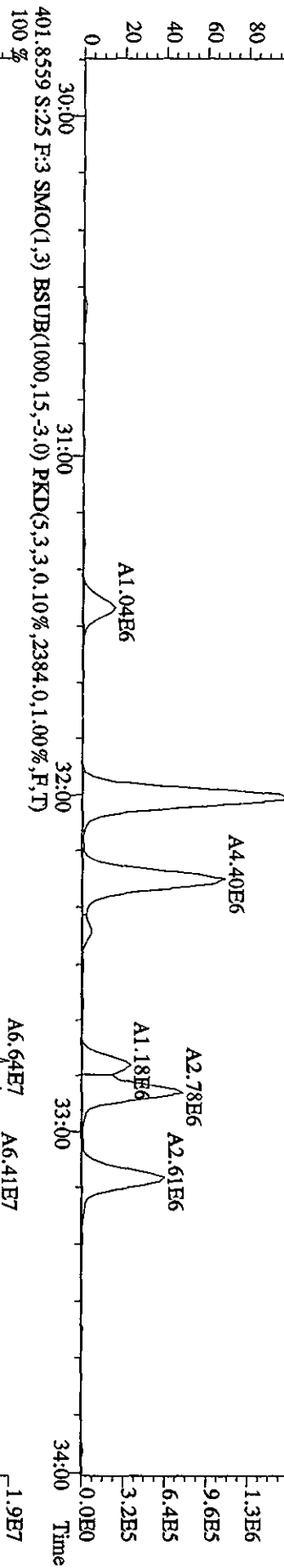
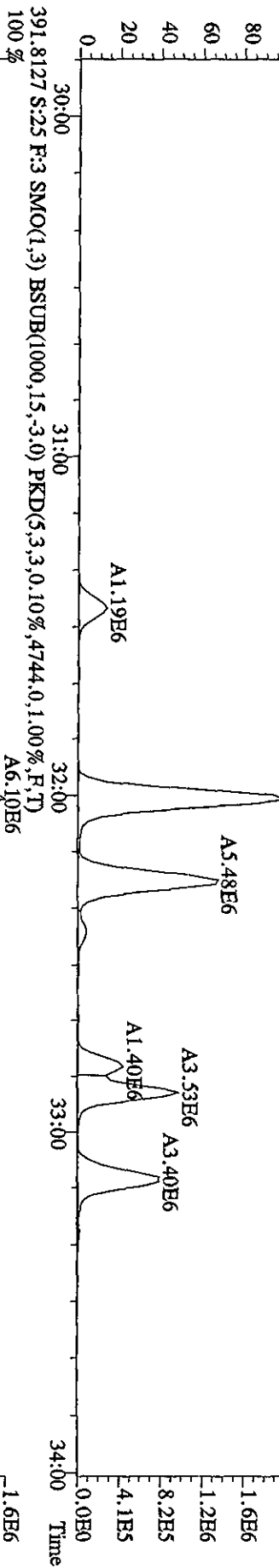


Manual Edit Codes

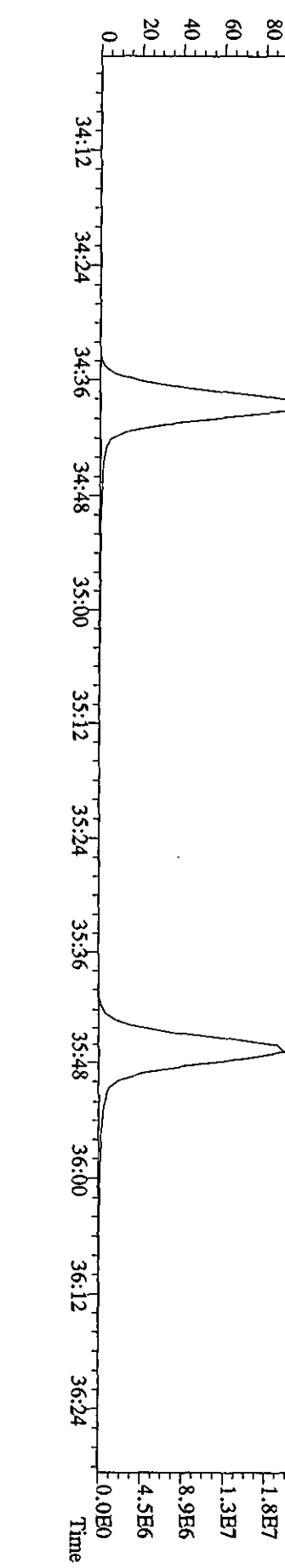


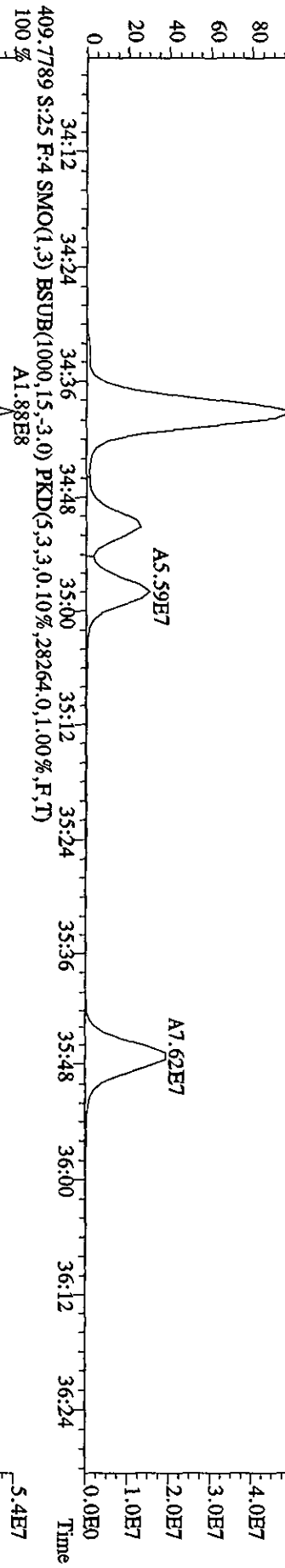
- 1 Peak not found
- 2 Poor chromatography
- 3 Baseline correction
- 4 Manual EDL calculation
- 5 Separate near eluters
- 6 Other

Analyst BS Date 04/22/10

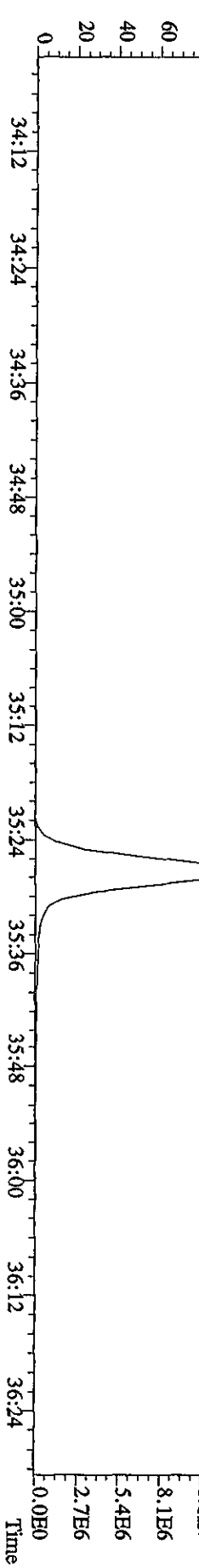
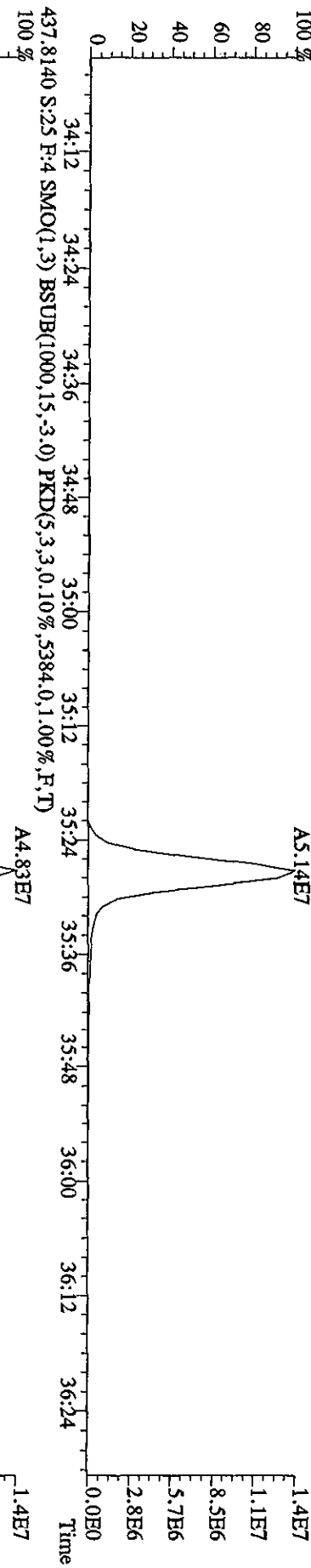
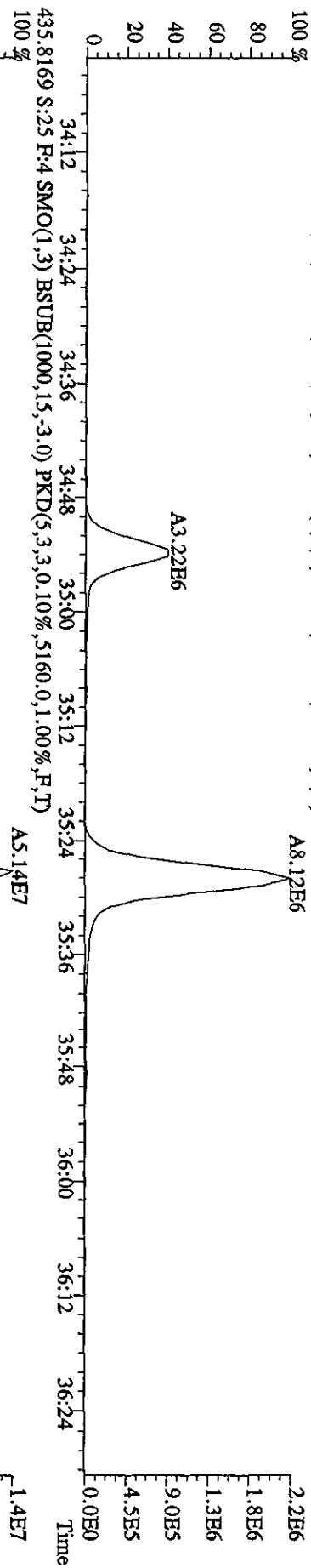
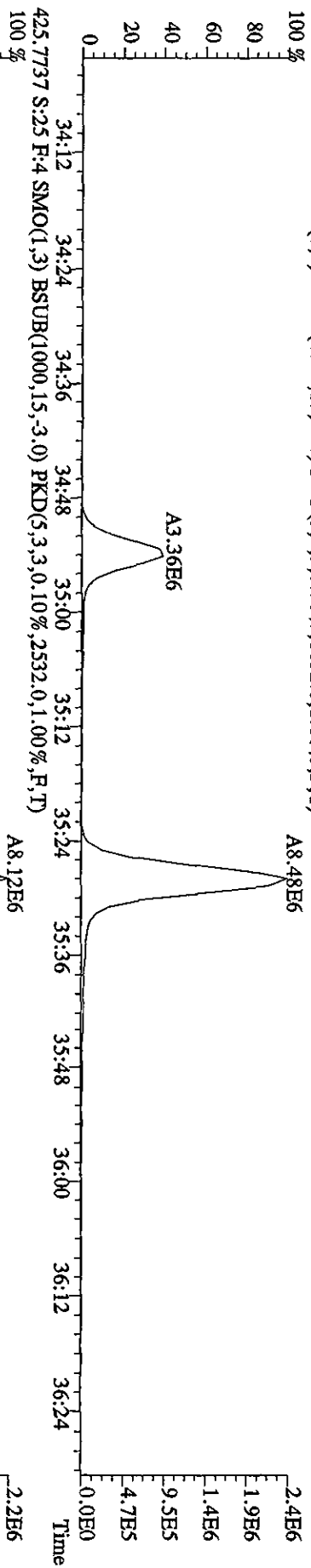
File:19AP104D5 #1-317 Acq:20-APR-2010 02:46:45 GC EI+ Voltage SIR Autospec-UltimaE
 Sample#25 Text:LXR78-1-AD :GOD100461-1 Exp:DIOXINRES8290A
 389.8157 S:25 F:3 SMO(1,3) BSUB(1000,15,-3.0) PKD(5,3,3,0,10%,4188,0,1,00%,F,T)
 100%



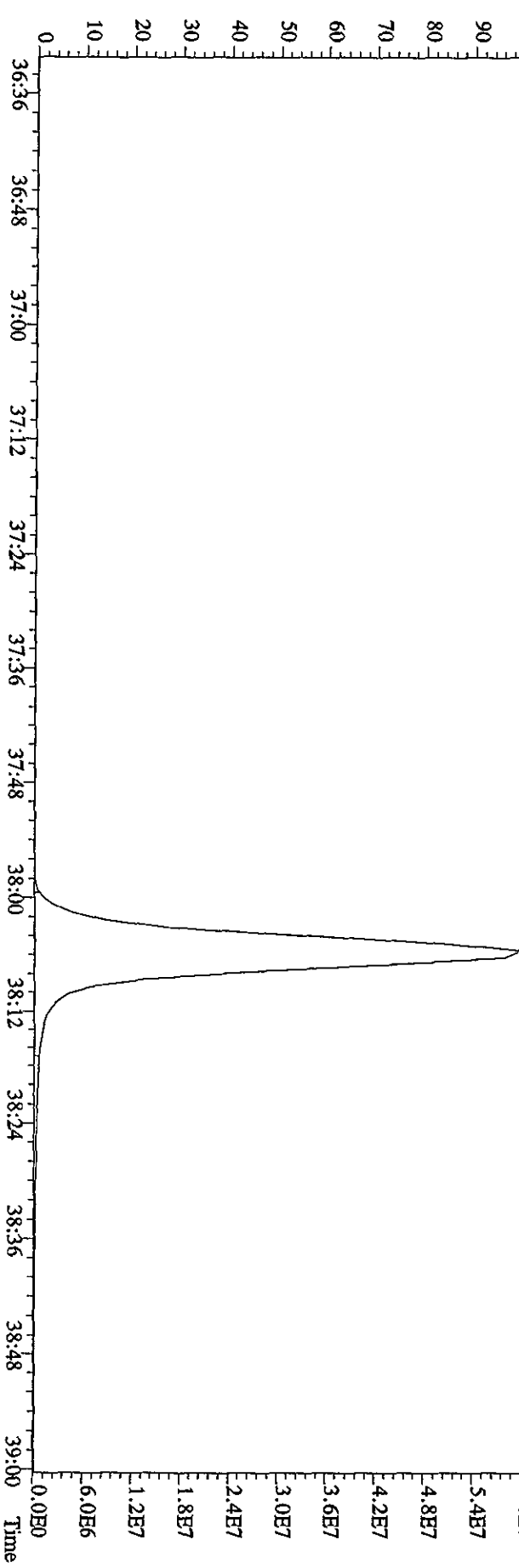
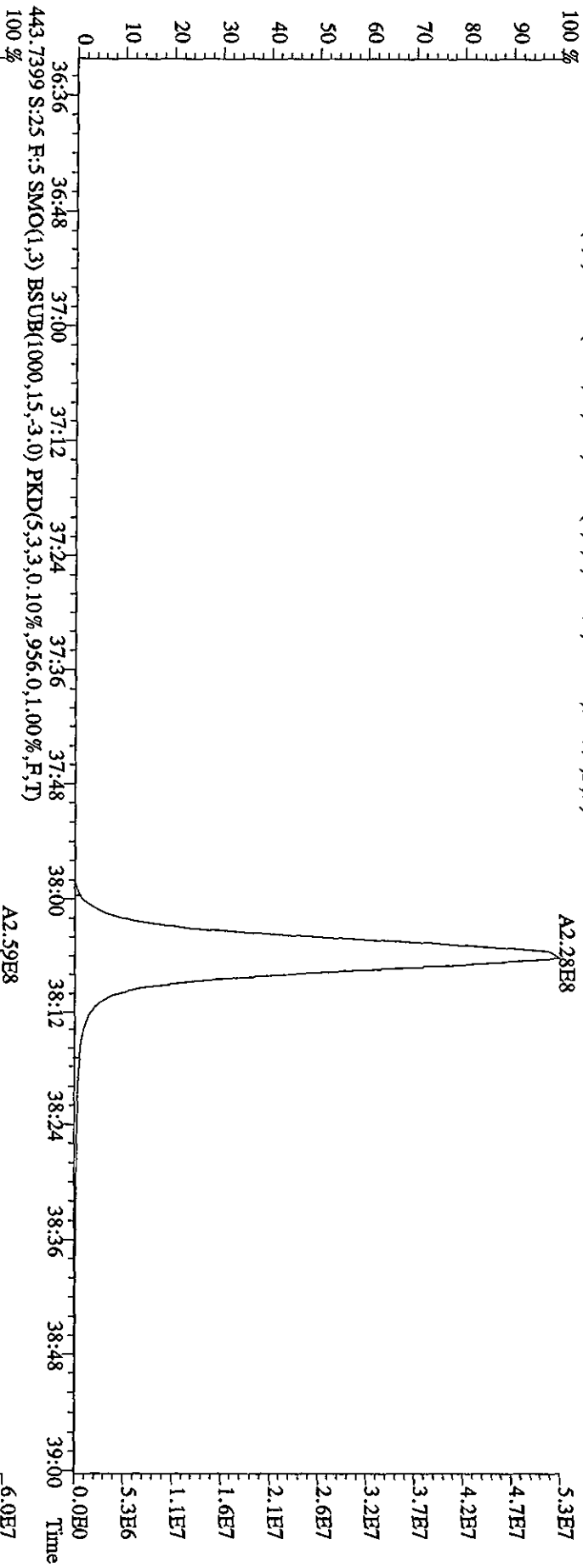
File:19AP104D5 #1-198 Acq:20-APR-2010 02:46:45 GC EI+ Voltage SIR Autospec-UtmAB
 Sample#25 Text:LXR78-1-AD :GOD100461-1 Exp:DIOXINRES8290A
 407.7818 S:25 F:4 SMO(1,3) BSUB(1000,15,-3.0) PKD(5,3,3,0,10%,30572.0,1.00%,F,T)



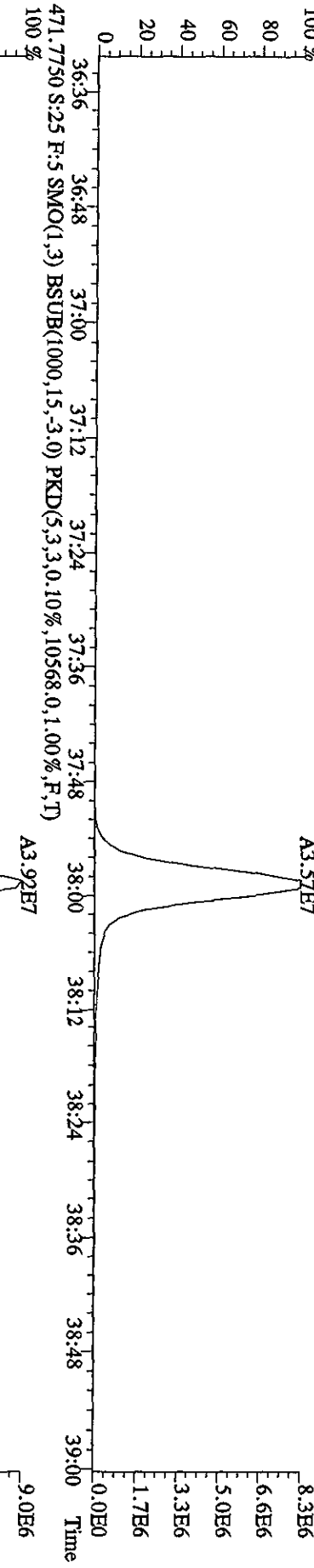
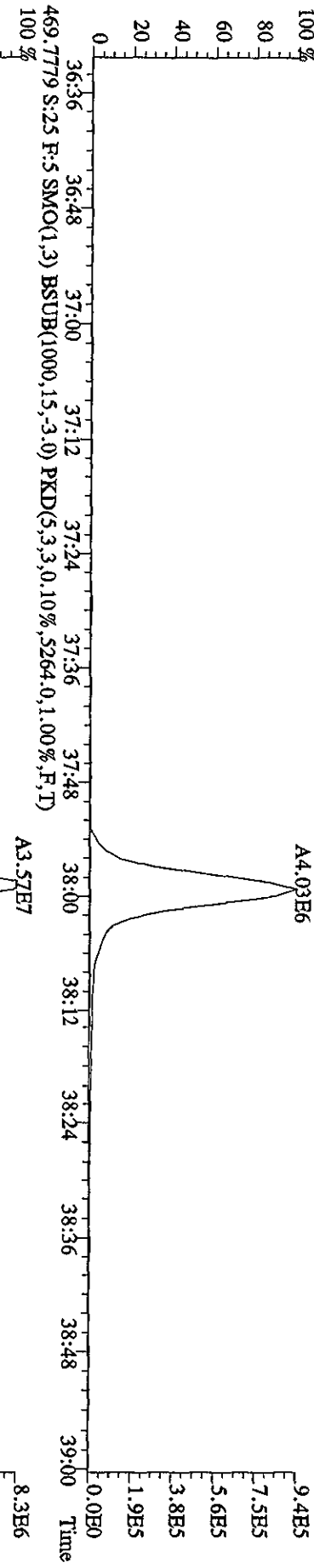
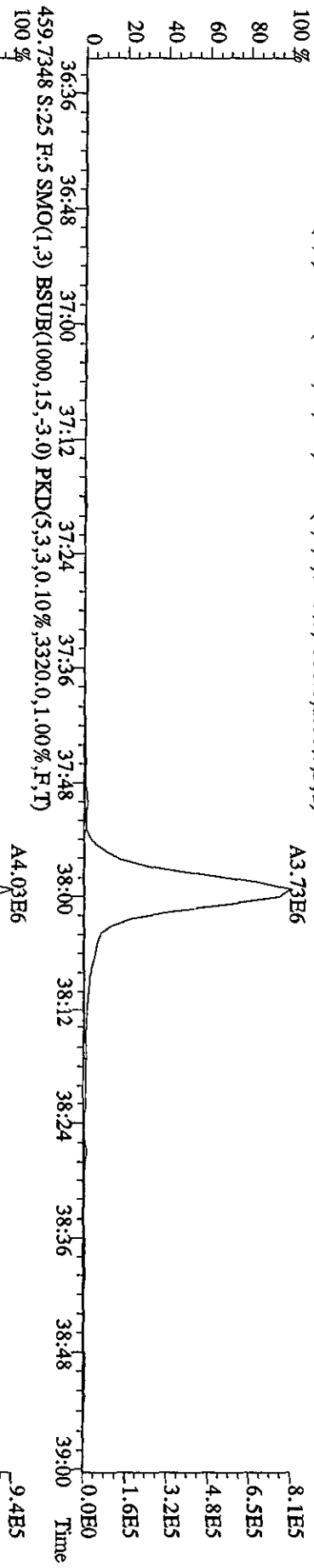
File:19AP104D5 #1-198 Acq:20-APR-2010 02:46:45 GC EI+ Voltage SIR Autospec-UltimaE
 Sample#25 Text:LXR78-1-AD :GOD100461-1 Exp:DIOXINRES8290A
 423.7766 S:25 F:4 SMO(1,3) BSUB(1000,15,-3.0) PKD(5,3,3,0.10%,6652.0,1.00%,F,T)

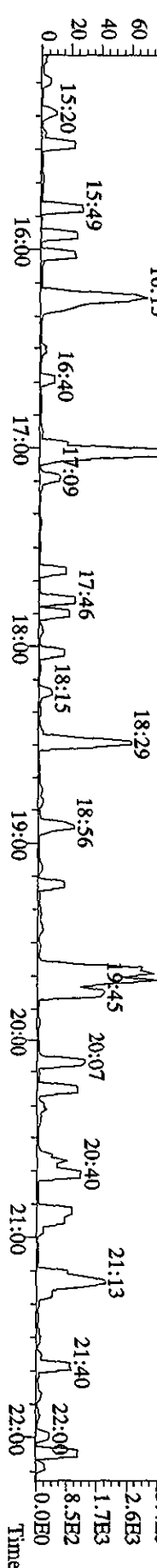
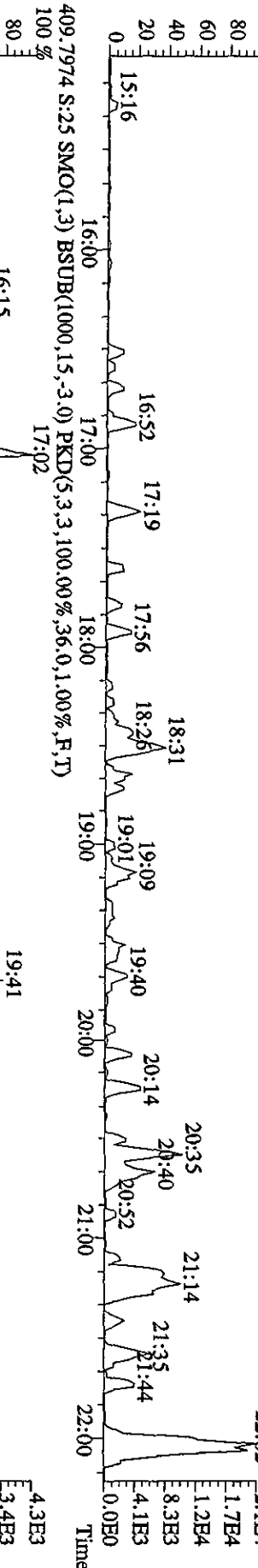
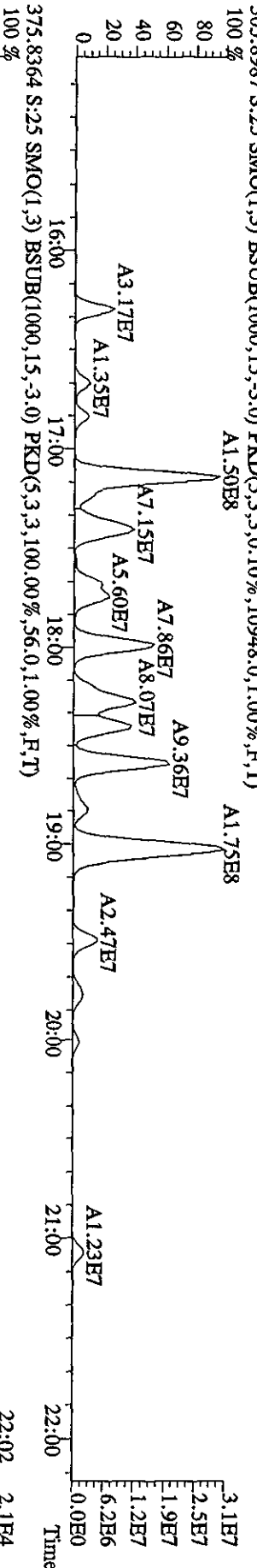
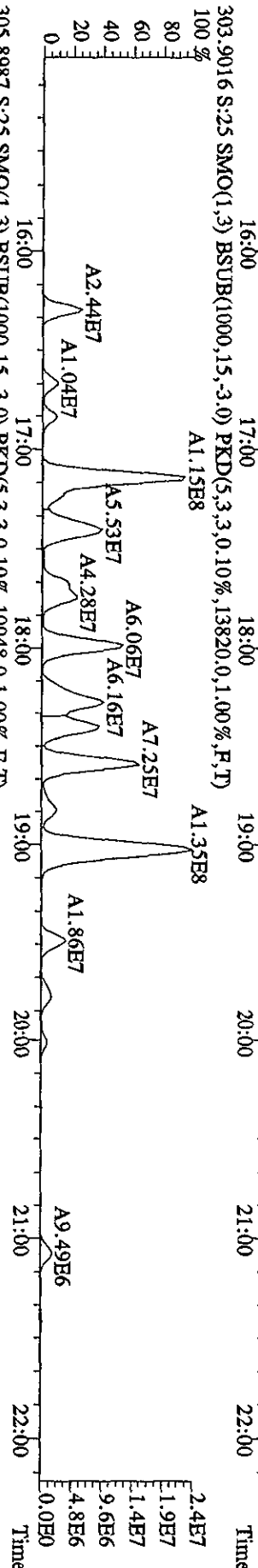
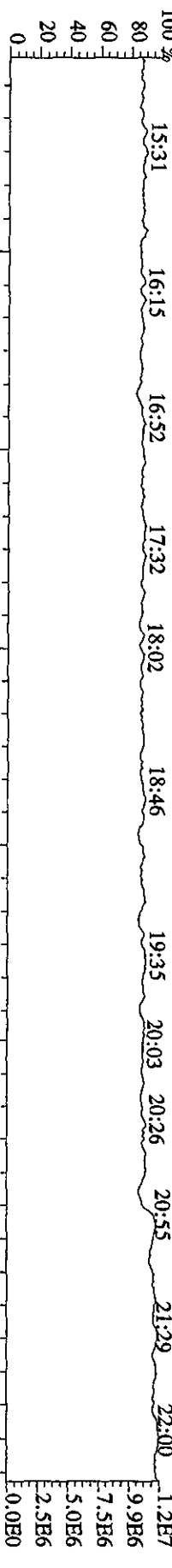


File: 19AP104D5 #1-190 Acq: 20-APR-2010 02:46:45 GC EI+ Voltage SIR Autospec-UltimaB
 Sample# 25 Text: LXR78-1-AD : GOD100461-1 Exp: DIOXINRES8290A
 441.7428 S: 2.5 F: 5 SMO(1,3) BSUB(1000,15,-3.0) PKD(5,3,3,0,10%,1708.0,1.00%,F,T)



File: 19AP104D5 #1-190 Acq: 20-APR-2010 02:46:45 GC EI+ Voltage SIR Autospec-UltimaB
 Sample#25 Text: LXR78-1-AD :G0D100461-1 Exp: DIOXINRES8290A
 457.7377 S:25 F:5 SMO(1,3) BSUB(1000,15,-3.0) PKD(5,3,3,0,10%,.3356,0,1.00%,F,T)

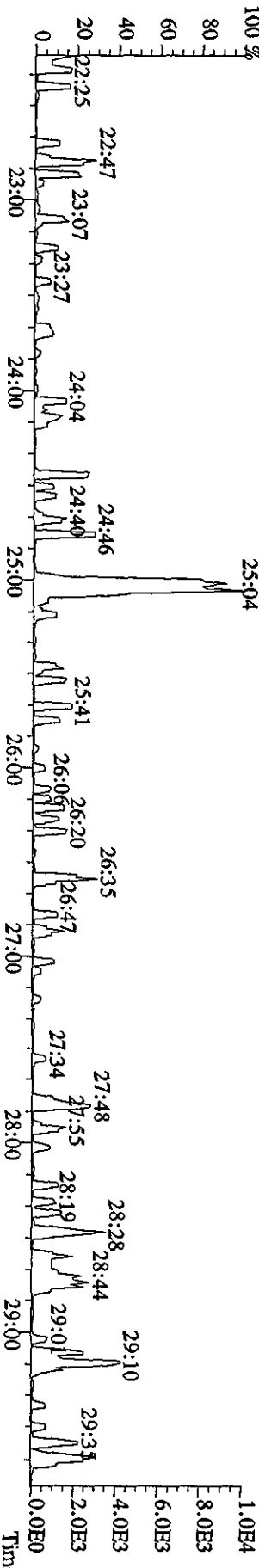
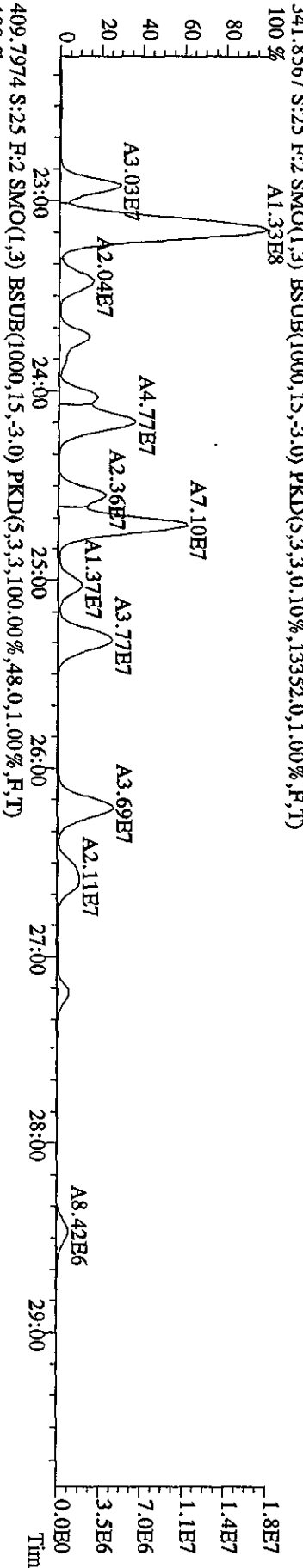
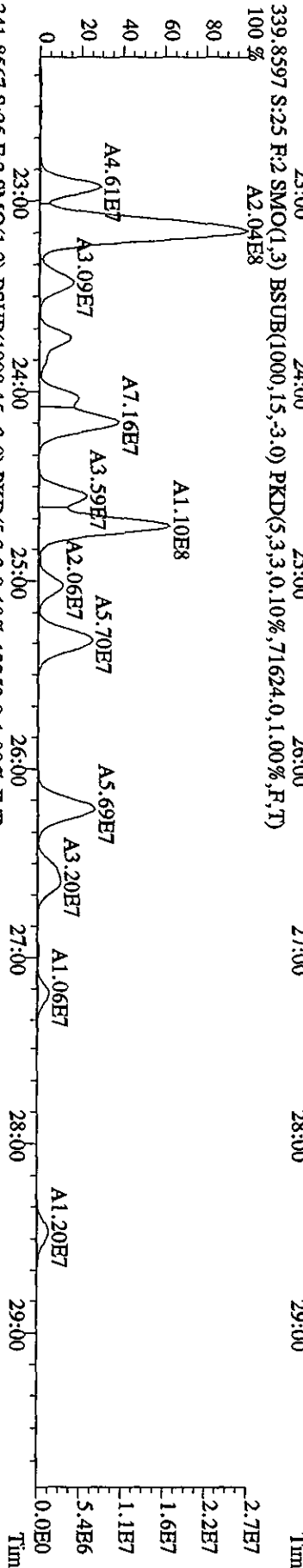
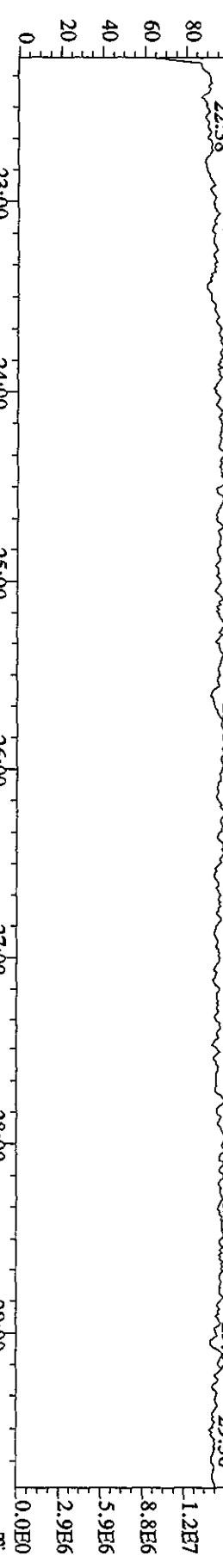




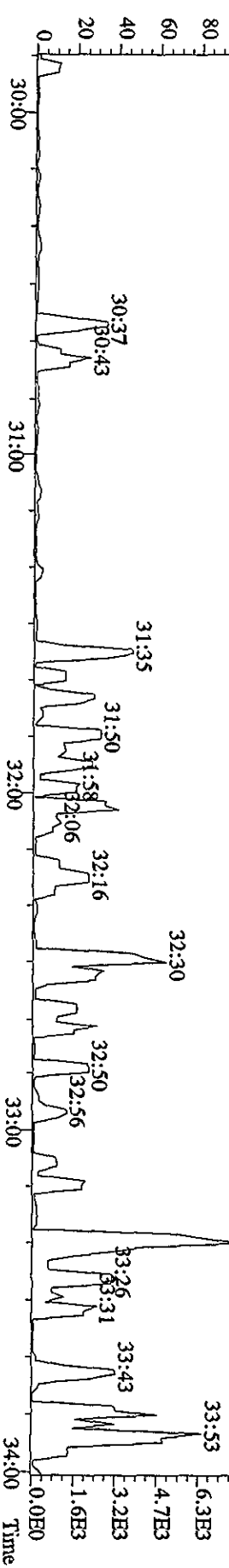
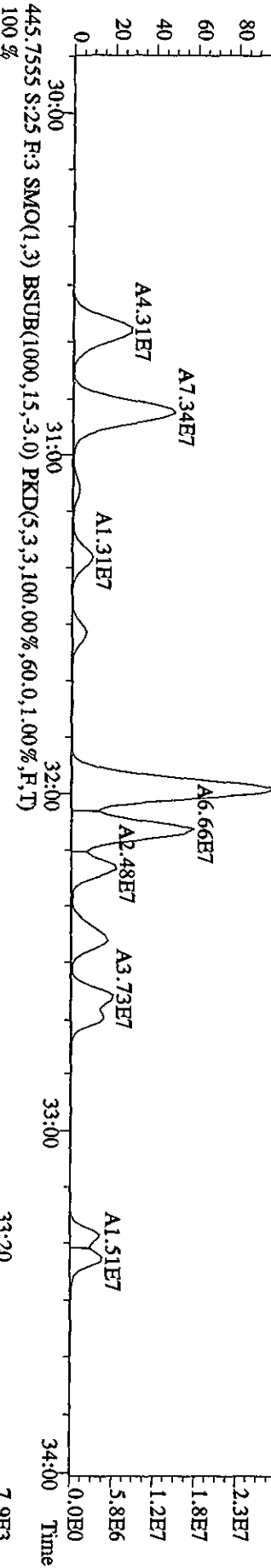
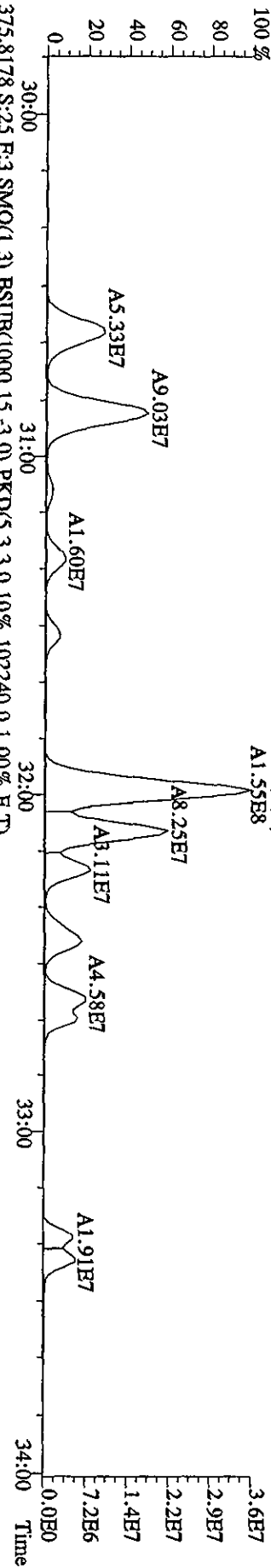
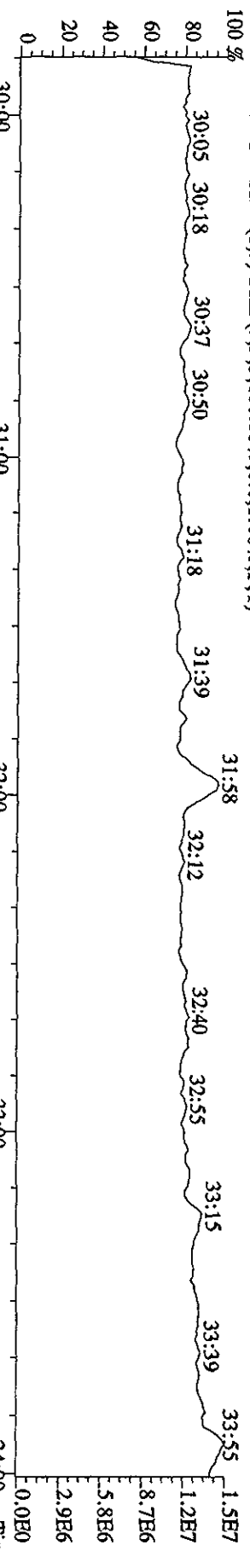
File: 19API104D5 #1-604 Acq: 20-APR-2010 02:46:45 GC EI+ Voltage SIR Autospec-UtimaB

Sample#25 Text: LXR78-1-AD :G0D100461-1 Exp: DIOXINRES8290A

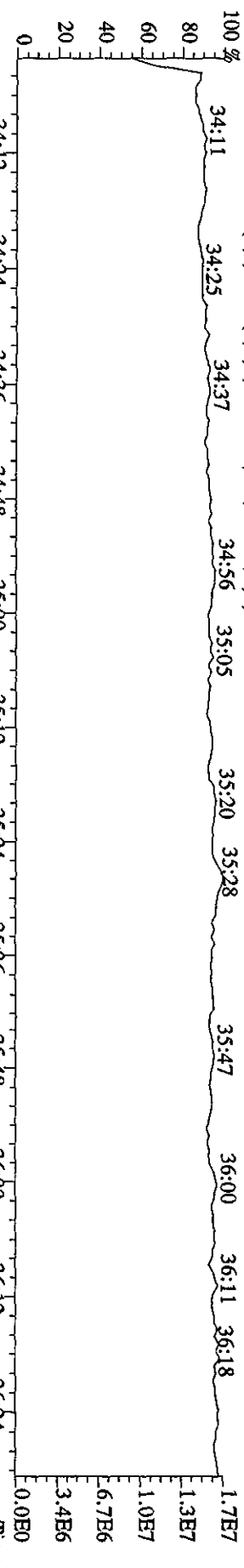
354.9792 S:25 F:2 SMO(1,3) PKD(5,3,3,100.00%,0.0,1.00%,F,T)




File: 19AP104D5 #1-317 Acq: 20-APR-2010 02:46:45 GC EI+ Voltage SIR Autospec-Ultimate
 Sample#25 Text: LXR78-1-AD : GOD100461-1 Exp: DIOXINRES8290A
 430.9728 S: 25 F: 3 SMO(1,3) PKD(5,3,3,100.00%,0.0,1.00%,F,T)




430.9728 S:25 F:4 SMO(1,3) PKD(5,3,3,100.00%,0.0,1.00%,F,T)



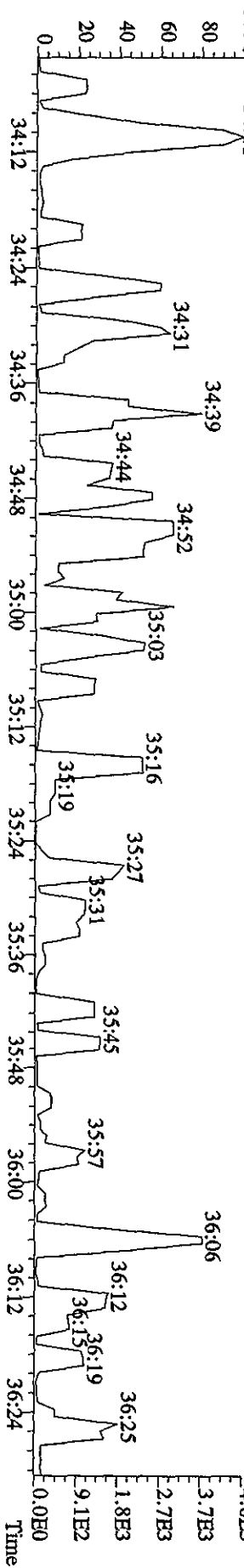
407.7818 S:25 F:4 SMO(1,3) BSUB(1000,15,-3,0) PKD(5,3,3,0.10%,30572.0,1.00%,F,T)



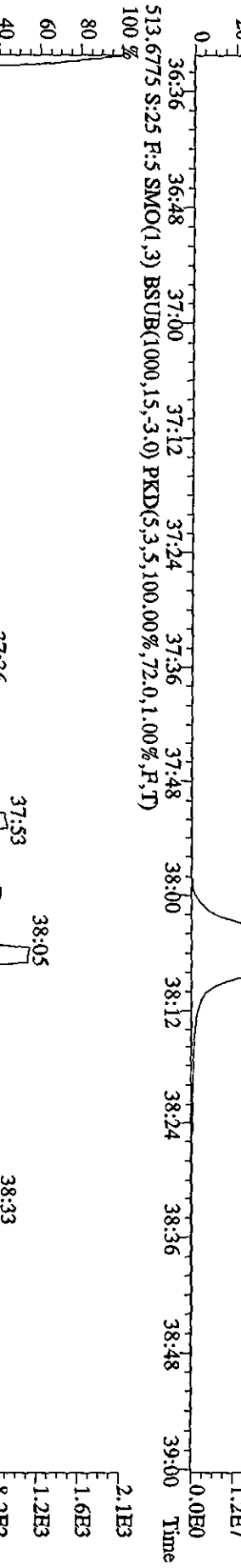
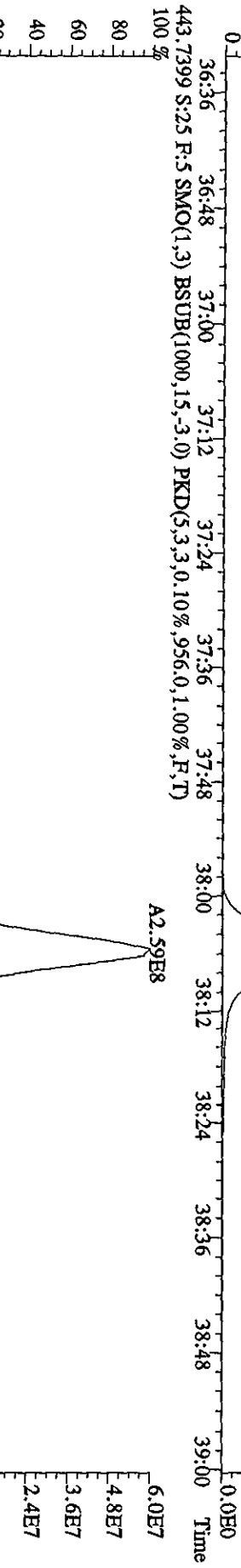

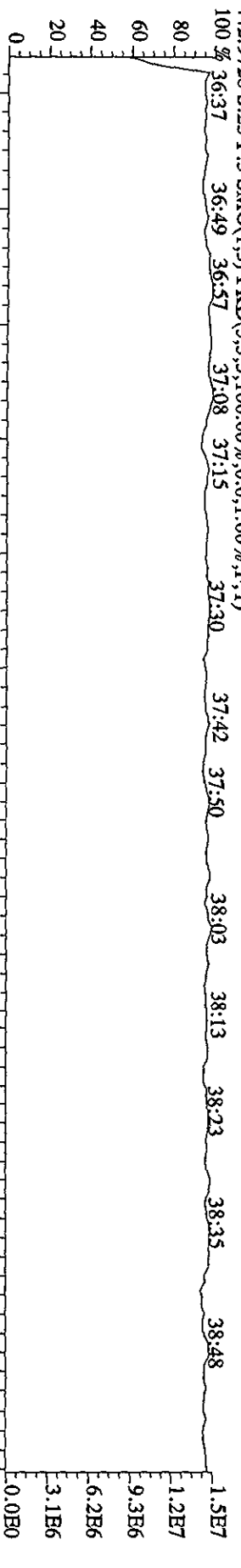
409.7789 S:25 F:4 SMO(1,3) BSUB(1000,15,-3,0) PKD(5,3,3,0.10%,28264.0,1.00%,F,T)



479.7165 S:25 F:4 SMO(1,3) BSUB(1000,15,-3,0) PKD(5,3,3,100.00%,56.0,1.00%,F,T)



File: 19AP104D5 #1-190 Acq: 20-APR-2010 02:46:45 GC EI+ Voltage: SIR Autospec-Ultimate
 Sample#25 Text: LXR78-1-AD : GOD100461-1 Exp: DIOXINRES8290A



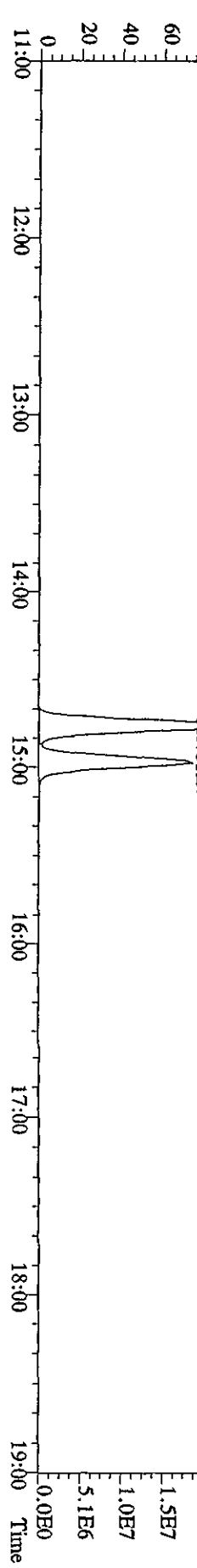
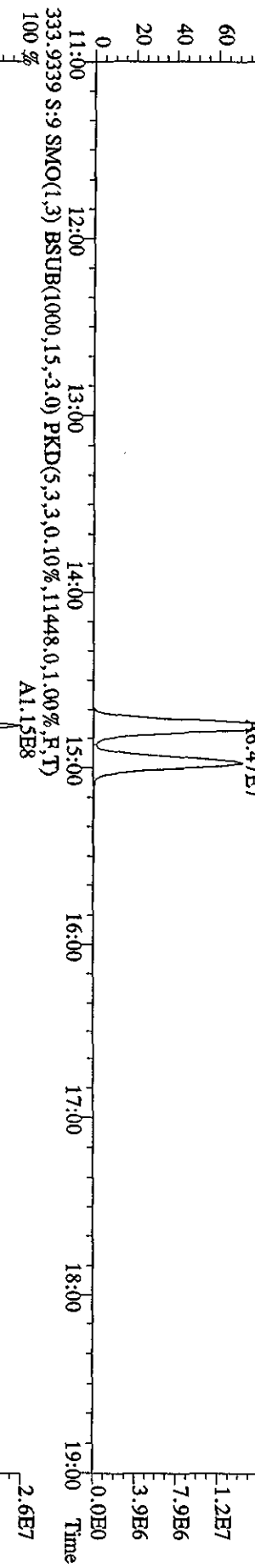
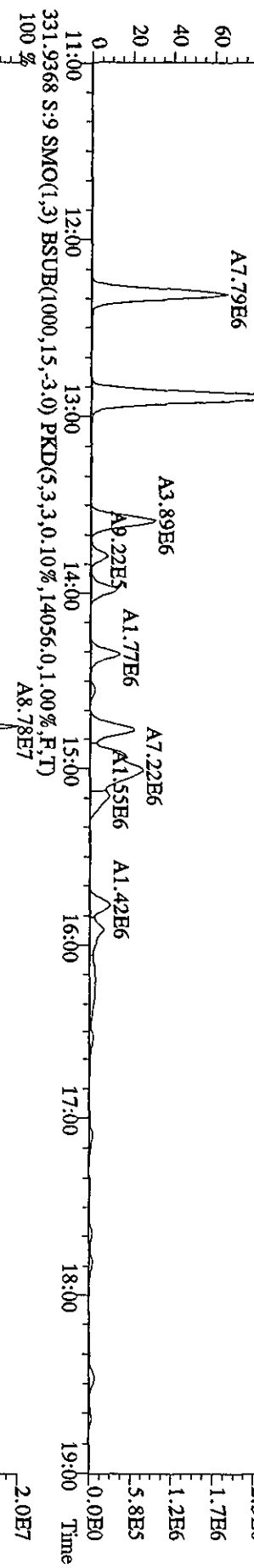
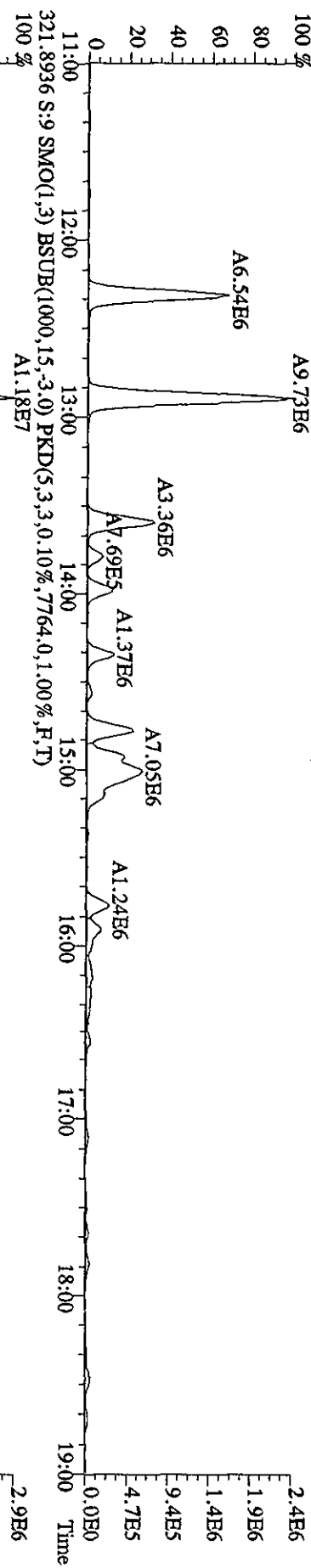
Run text: LXR78-1-AD Sample text: LXR78-1-AD :G0D100461-1
 Run #10 Filename: 20AP105D2 S: 9 I: 1 Results: 20AP105D2DB225
 Acquired: 20-APR-10 14:36:36 Processed: 20-APR-10 20:23:44
 Run: 20AP105D2 Analyte: DB225HRS Cal: DB2250309105D2
 Factor 1: 1600.000 Factor 2: 20.000 Sample size: 10.01007g

Name	Resp	RA	RT	RRF	Conc	EDL	Rec	M
13C-1,2,3,4-TCDD	150789000	0.75 y	14:59	-	23.94	-	-	n
13C-2,3,7,8-TCDF	401936000	0.81 y	16:08	1.90	140.46	0.23	70.3	n
2,3,7,8-TCDF	142083700	0.80 y	16:10	1.00	70.64	0.22	-	n
13C-2,3,7,8-TCDD	202961900	0.76 y	14:46	0.96	139.72	0.24	69.9	n
2,3,7,8-TCDD	5549380	0.85 y	14:47	1.42	3.84	0.14	-	n
37Cl-2,3,7,8-TCDD	200034000	1.00 y	14:46	2.72	48.66	0.06	60.9	n

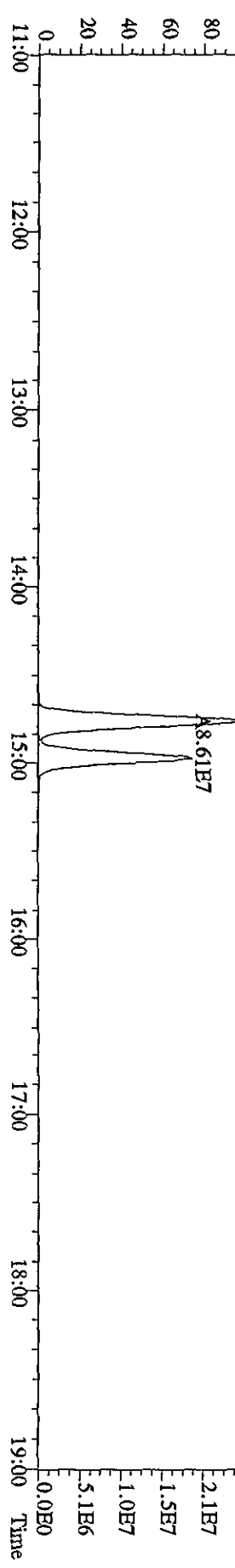
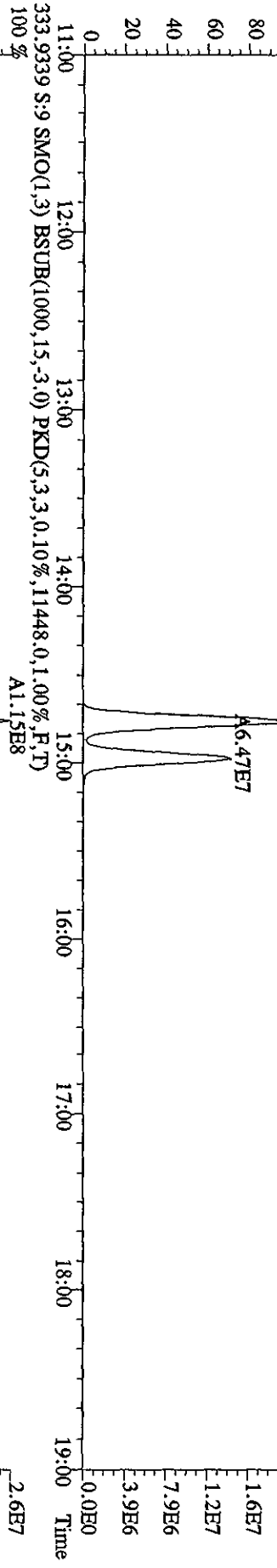
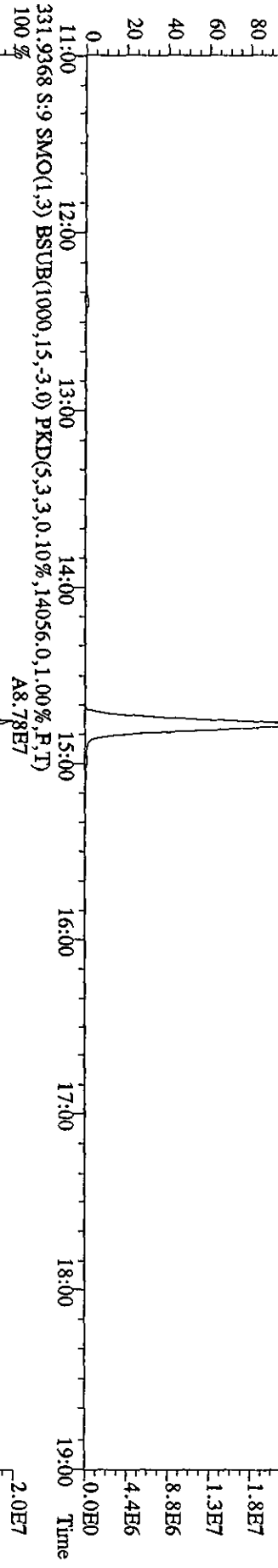
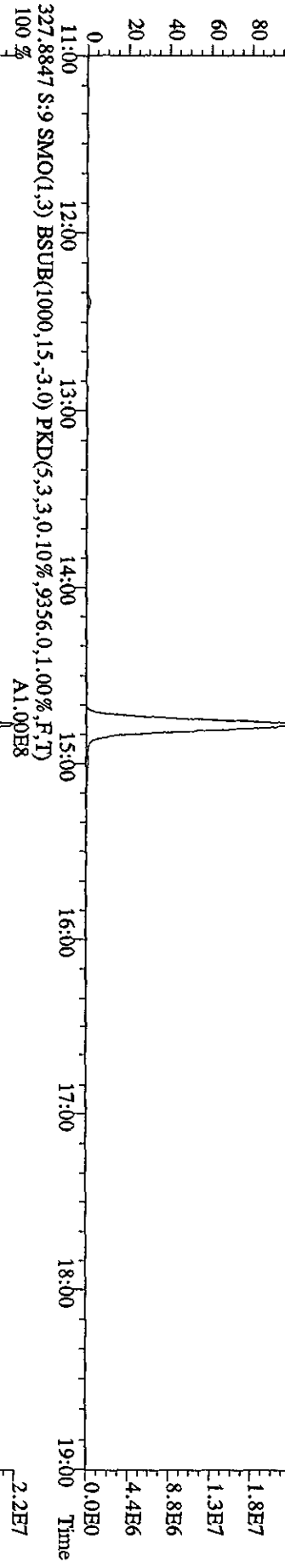
Con. 3

280 04/22/10

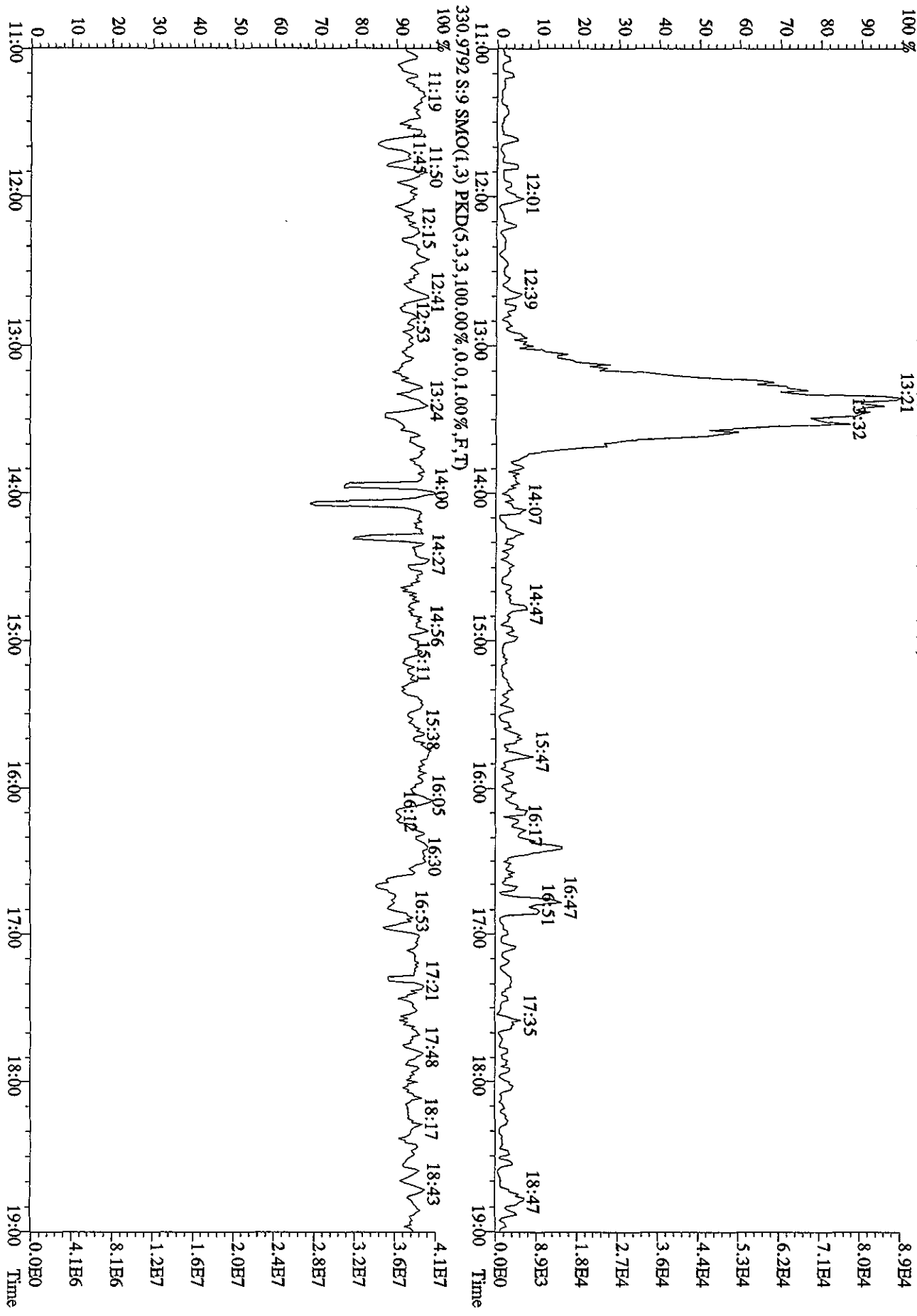
File:20AP105D2 #1-739 Acq:20-APR-2010 14:36:36 GC EI+ Voltage STR 70SE
 Sample#9 Text:LXR78-1-AD :GOD100461-1 Exp:DB225
 319.8965 S:9 SMO(1,3) BSUB(1000,15,-3,0) PKD(5,3,3,0.10%,7080,0.1,00%,F,T)



File: 20AP105D2 #1-739 Acq: 20-APR-2010 14:36:36 GC EI+ Voltage SIR 70SE
 Sample#9 Text: LXR78-1-AD :GOD100461-1 Exp: DB225
 327.8847 S:9 SMO(1,3) BSUB(1000,15,-3.0) PKD(5,3,3,0.10%,9356,0,1.00%,F,T) A1.00E8



File:20AP105D2 #1-739 Acq:20-APR-2010 14:36:36 GC EI+ Voltage SIR 70SE
 Sample#9 Text:LXR78-1-AD :G0D100461-1 Exp:DB225
 375.8364 S:9 SMO(1,3) BSUB(1000,15,-3,0) PKD(5,3,3,100.00%,2064.0,1.00%,F,T)



Run text: LXR8A-1-AD Sample text: LXR8A-1-AD :G0D100461-3 (20X)
 Run #44 Filename: 19AP104D5 S: 45 I: 1 Results: 19AP104D58290ASY
 Acquired: 20-APR-10 17:27:43 Processed: 20-APR-10 20:43:12
 Run: 19AP104D5 Analyte: 8290AHRS Cal: 8290A0412104D5
 Factor 1:1600.000 Factor 2:20.000 Sample size: 10.53 g

46th 04/22/10

Name	Resp	RA	RT	RRF	Conc	EDL	Rec	M
13C-1,2,3,4-TCDD	6929570	0.78 y	19:34	-	0.495	-	-	n
13C-2,3,7,8-TCDF	14046390	0.80 y	18:58	1.52	126.583	1.024	66.6	n
2,3,7,8-TCDF	121002400	0.78 y	19:01	0.95	1730.827	2.861	-	n
Total TCDF	660389586	0.77 y	16:17	0.95	9446.239 <i>10325</i>	2.861	-	n
13C-2,3,7,8-TCDD	8555920	0.78 y	19:46	0.95	123.467	1.438	65.0	n
2,3,7,8-TCDD	1302240	0.84 y	19:47	1.02	28.313	1.087	-	n
Total TCDD	45290551	1.20 n	16:37	1.02	984.711	1.087	-	n
37Cl-2,3,7,8-TCDD	9858200	1.00 y	19:48	2.26	59.745	1.224	78.6	n
13C-1,2,3,7,8-PeCDF	9343950	1.55 y	24:41	1.05	121.919	2.142	64.2	n
1,2,3,7,8-PeCDF	72911400	1.58 y	24:42	1.04	1418.571	25.465	-	n
2,3,4,7,8-PeCDF	35756900	1.54 y	26:13	0.98	740.037	27.088	-	n
Total F2 PeCDF	501307540	1.56 y	22:56	1.01	10033.737	26.251	-	n
Total F1 PeCDF	27485295	1.64 y	20:27	1.01	551.274	3.321	-	n
13C-1,2,3,7,8-PeCDD	5516970	1.58 y	27:01	0.67	112.768	0.878	59.4	n
1,2,3,7,8-PeCDD	2902480	1.52 y	27:02	0.98	101.764	2.321	-	n
Total PeCDD	28555489	1.52 y	23:22	0.98	1001.181	2.321	-	n
13C-1,2,3,7,8,9-HxCDD	4128150	1.33 y	33:08	-	0.382	-	-	n
13C-1,2,3,4,7,8-HxCDF	6485380	0.50 y	31:59	1.02	145.575	2.865	76.6	n
1,2,3,4,7,8-HxCDF	127876400	1.23 y	31:59	1.21	3088.392	26.389	-	n
1,2,3,6,7,8-HxCDF	71027700	1.22 y	32:06	1.34	1549.125	23.831	-	n
2,3,4,6,7,8-HxCDF	11809070	1.26 y	32:39	1.22	282.952	26.181	-	y
1,2,3,7,8,9-HxCDF	12184660	1.22 y	33:19	1.09	326.642	29.292	-	n
Total HxCDF	447613490	1.21 y	30:38	1.22	10652.383	26.283	-	y
13C-1,2,3,6,7,8-HxCDD	4305320	1.16 y	32:52	0.81	122.719	6.686	64.6	n
1,2,3,4,7,8-HxCDD	1386376	1.32 y	32:48	1.01	60.751	2.360	-	n
1,2,3,6,7,8-HxCDD	3403370	1.29 y	32:53	1.11	134.789	2.133	-	n
1,2,3,7,8,9-HxCDD	3280710	1.28 y	33:09	1.21	119.709	1.965	-	n
Total HxCDD	22703734	1.21 y	31:26	1.11	896.989	2.140	-	n
13C-1,2,3,4,6,7,8-HpCDF	3974800	0.38 y	34:38	0.86	106.005	4.060	55.8	n
1,2,3,4,6,7,8-HpCDF	191701400	0.96 y	34:39	1.31	6994.341	13.706	-	n
1,2,3,4,7,8,9-HpCDF	71325200	0.94 y	35:47	1.03	3323.050	17.502	-	n
Total HpCDF	372309674	0.96 y	34:39	1.17	14789.621	15.373	-	n
13C-1,2,3,4,6,7,8-HpCDD	3451490	1.13 y	35:27	0.70	113.837	8.411	59.9	n
1,2,3,4,6,7,8-HpCDD	9582240	1.05 y	35:28	1.07	491.956	2.751	-	n
Total HpCDD	13963979	0.15 n	34:28	1.07	716.917	2.751	-	n
13C-OCDD	3333560	0.91 y	37:58	0.53	144.316	2.503	38.0	n
OCDF	282061000	0.88 y	38:05	1.45	22237.814	3.283	-	n

OCDD 5260660 0.89 y 37:59 1.17

B 514.010 /

5.640

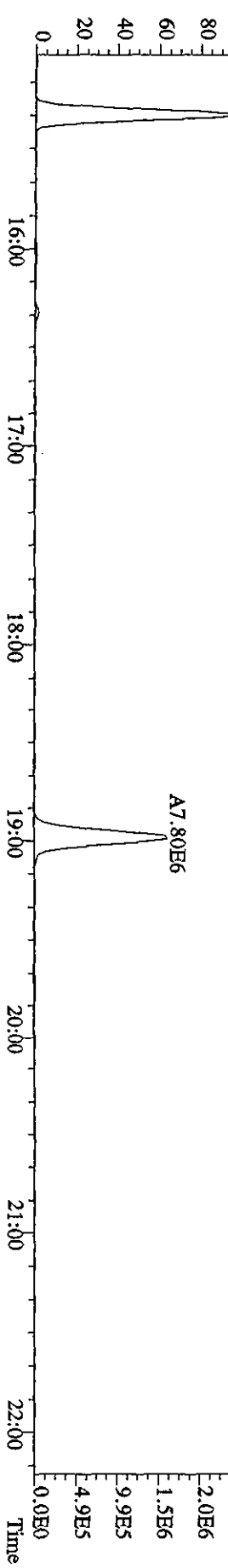
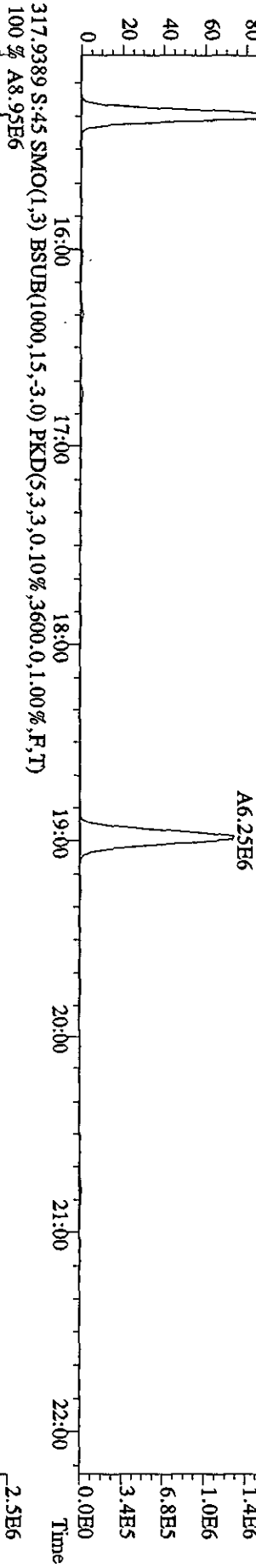
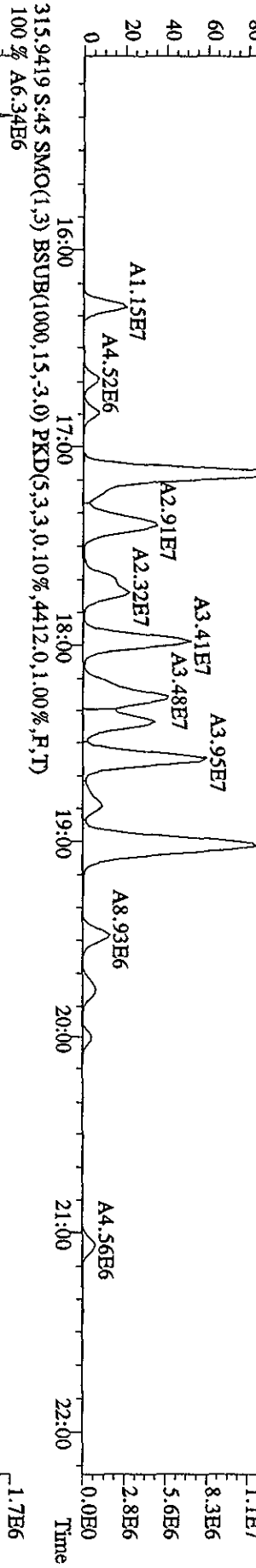
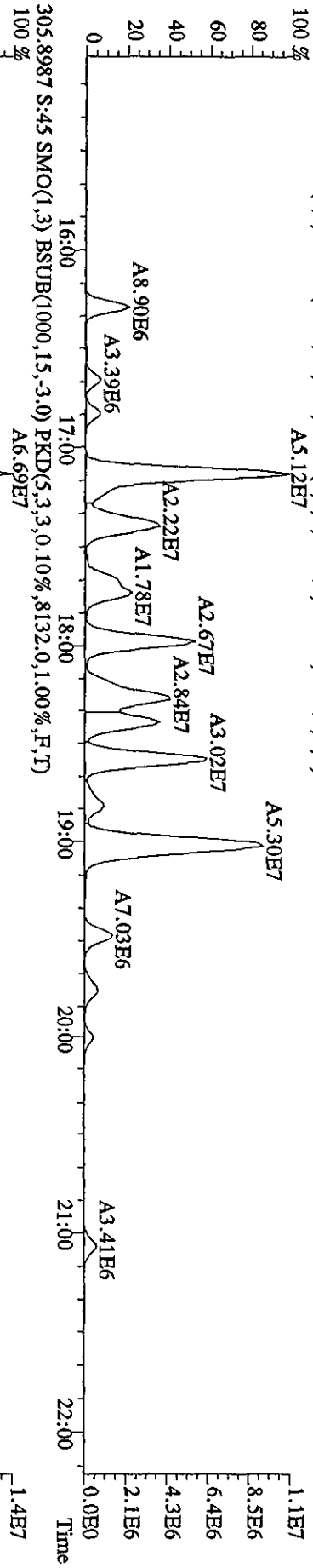
- n

Run text: LXR8A-1-AD Sample text: LXR8A-1-AD :G0D100461-3 (20X)
 Run #44 Filename: 19AP104D5 S: 45 I: 1 Results: 19AP104D58290A
 Acquired: 20-APR-10 17:27:43 Processed: 20-APR-10 20:43:12
 Run: 19AP104D5 Analyte: 8290AHRS Cal: 8290A0412104D5
 Factor 1:1600.000 Factor 2:20.000 Sample size: 10.53 g

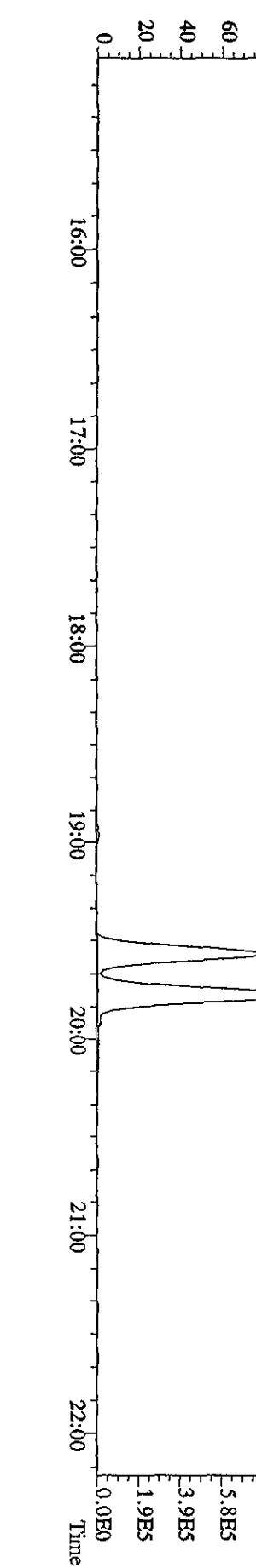

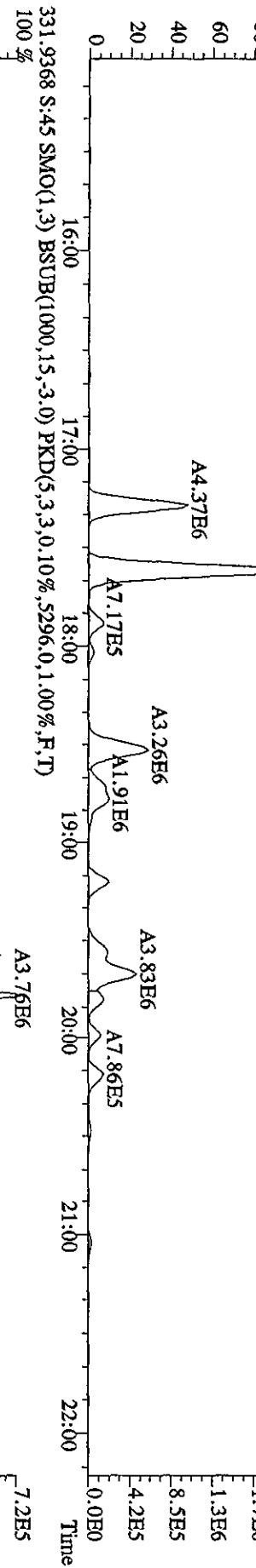
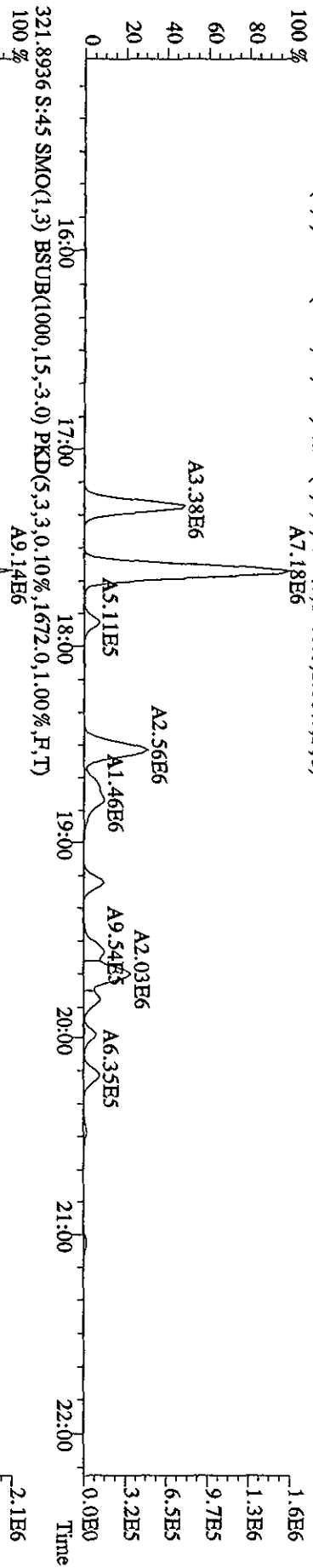
Name	Resp	RA	RT	RRF	Conc	EDL	Rec	M
13C-1,2,3,4-TCDD	6929570	0.78 y	19:34	-	0.495	-	-	n
13C-2,3,7,8-TCDF	14046390	0.80 y	18:58	1.52	126.583	1.024	66.6	n
2,3,7,8-TCDF	121002400	0.78 y	19:01	0.95	1730.827	2.861	-	n
Total TCDF	660389586	0.77 y	16:17	0.95	9446.259 <i>See DBMS</i>	2.861	-	n
13C-2,3,7,8-TCDD	8555920	0.78 y	19:46	0.95	123.467	1.438	65.0	n
2,3,7,8-TCDD	1302240	0.84 y	19:47	1.02	28.313	1.087	-	n
Total TCDD	45290551	1.20 n	16:37	1.02	984.711	1.087	-	n
37Cl-2,3,7,8-TCDD	9858200	1.00 y	19:48	2.26	59.745	1.224	78.6	n
13C-1,2,3,7,8-PeCDF	9343950	1.55 y	24:41	1.05	121.919	2.142	64.2	n
1,2,3,7,8-PeCDF	72911400	1.58 y	24:42	1.04	1418.571	25.465	-	n
2,3,4,7,8-PeCDF	35756900	1.54 y	26:13	0.98	740.037	27.088	-	n
Total F2 PeCDF	501307540	1.56 y	22:56	1.01	10033.797	26.251	-	n
Total F1 PeCDF	27485295	1.64 y	20:27	1.01	551.274	3.321	-	n
13C-1,2,3,7,8-PeCDD	5516970	1.58 y	27:01	0.67	112.768	0.878	59.4	n
1,2,3,7,8-PeCDD	2902480	1.52 y	27:02	0.98	101.764	2.321	-	n
Total PeCDD	28555489	1.52 y	23:22	0.98	1001.181	2.321	-	n
13C-1,2,3,7,8,9-HxCDD	4128150	1.33 y	33:08	-	0.382	-	-	n
13C-1,2,3,4,7,8-HxCDF	6485380	0.50 y	31:59	1.02	145.575	2.865	76.6	n
1,2,3,4,7,8-HxCDF	127876300	1.23 y	31:59	1.21	3088.389	26.389	-	n
1,2,3,6,7,8-HxCDF	71027700	1.22 y	32:06	1.34	1549.125	23.831	-	n
2,3,4,6,7,8-HxCDF	35116300	1.22 y	32:36	1.22	841.408	26.181	-	n
1,2,3,7,8,9-HxCDF	12184660	1.22 y	33:19	1.09	326.642	29.292	-	n
Total HxCDF	470920399	1.21 y	30:38	1.22	11210.831	26.283	-	n
13C-1,2,3,6,7,8-HxCDD	4305320	1.16 y	32:52	0.81	122.719	6.686	64.6	n
1,2,3,4,7,8-HxCDD	1386376	1.32 y	32:48	1.01	60.751	2.360	-	n
1,2,3,6,7,8-HxCDD	3403370	1.29 y	32:53	1.11	134.789	2.133	-	n
1,2,3,7,8,9-HxCDD	3280710	1.28 y	33:09	1.21	119.709	1.965	-	n
Total HxCDD	22703734	1.21 y	31:26	1.11	896.889	2.140	-	n
13C-1,2,3,4,6,7,8-HpCDF	3974800	0.38 y	34:38	0.86	106.005	4.060	55.8	n
1,2,3,4,6,7,8-HpCDF	191701400	0.96 y	34:39	1.31	6994.341	13.706	-	n
1,2,3,4,7,8,9-HpCDF	71325200	0.94 y	35:47	1.03	3323.050	17.502	-	n
Total HpCDF	372309674	0.96 y	34:39	1.17	14789.621	15.373	-	n
13C-1,2,3,4,6,7,8-HpCDD	3451490	1.13 y	35:27	0.70	113.837	8.411	59.9	n
1,2,3,4,6,7,8-HpCDD	9582240	1.05 y	35:28	1.07	491.956	2.751	-	n
Total HpCDD	13963979	0.15 n	34:28	1.07	716.917	2.751	-	n
13C-OCDD	3333560	0.91 y	37:58	0.53	144.316	2.503	38.0	n

OCDF	282061000	0.88	y	38:05	1.45	22237.814	3.283	-	n
OCDD	5260660	0.89	y	37:59	1.17	514.010	5.640	-	n

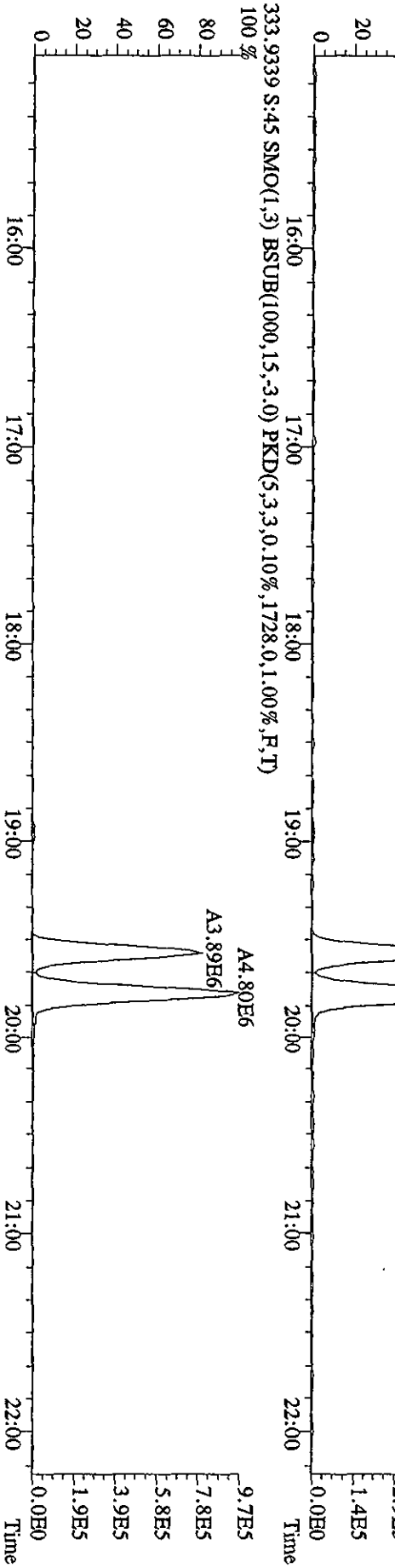
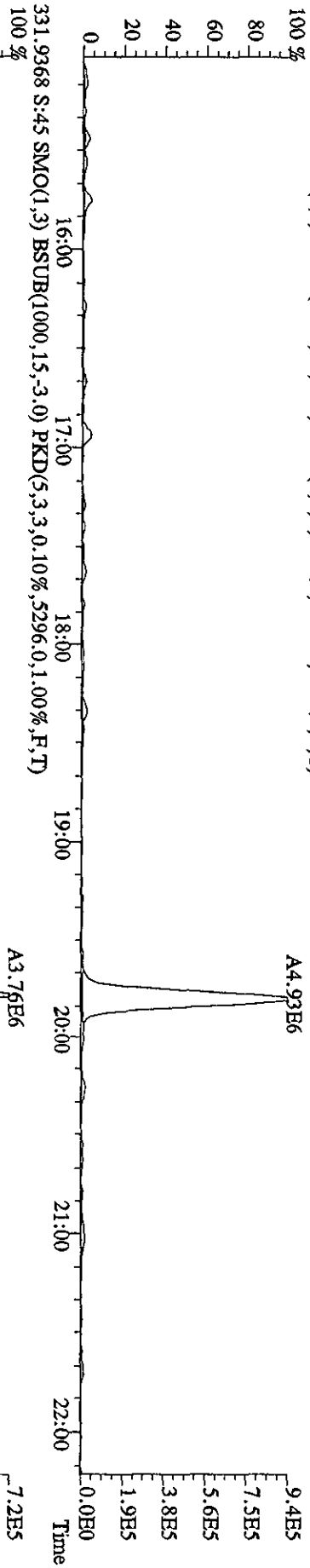
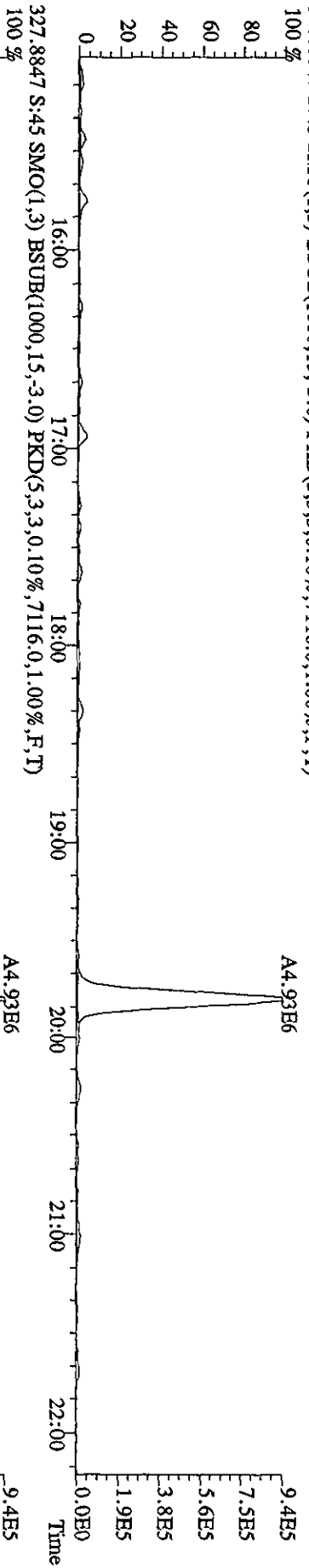
File:19AP104D5 #1-434 Acq:20-APR-2010 17:27:43 GC EI+ Voltage:519 Autospec-UltimaB
 Sample#45 Text:LXR8A-1-AD :G0D100461-3 (20X) Exp:DIOXINRES8290A
 303.9016 S:45 SMO(1,3) BSUB(1000,15,-3,0) PKD(5,3,3,0.10%,.5412,0.1,0.00%,F,T)



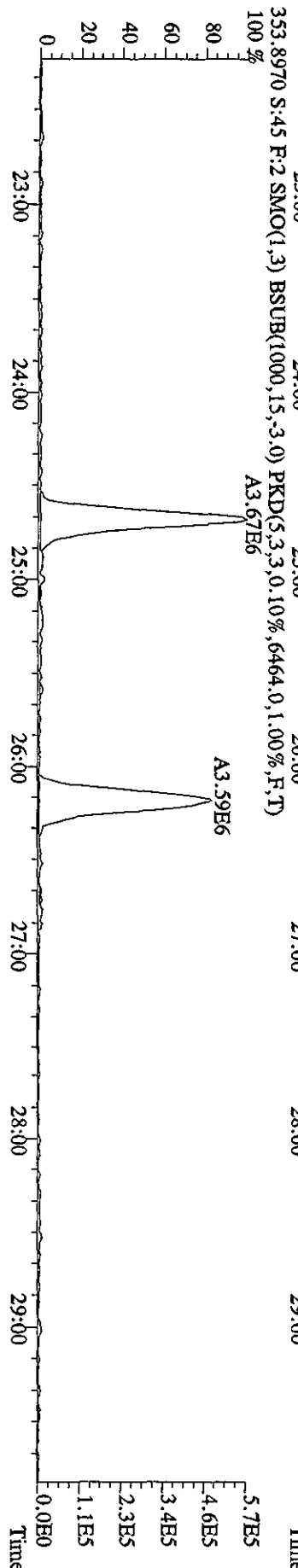
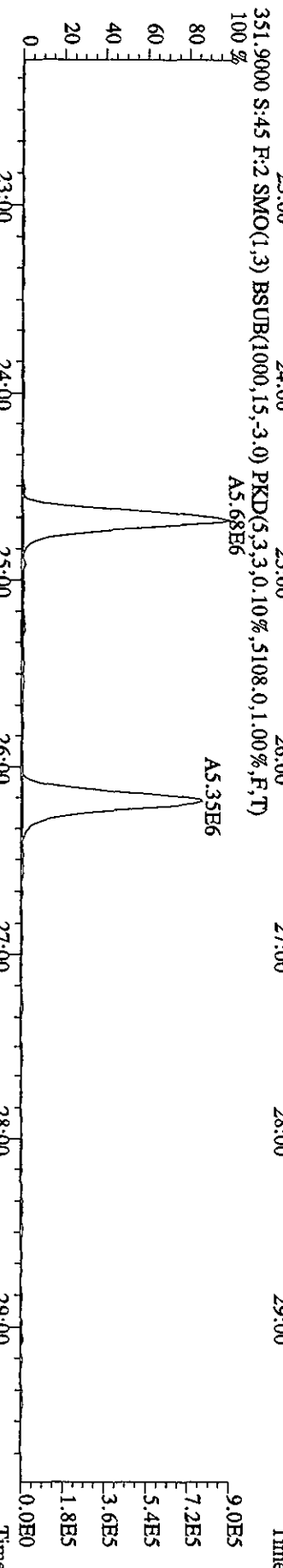
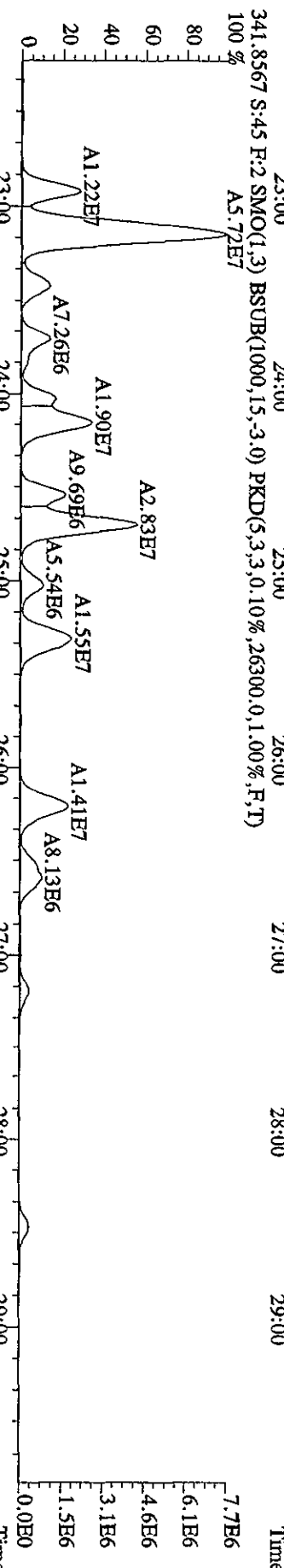
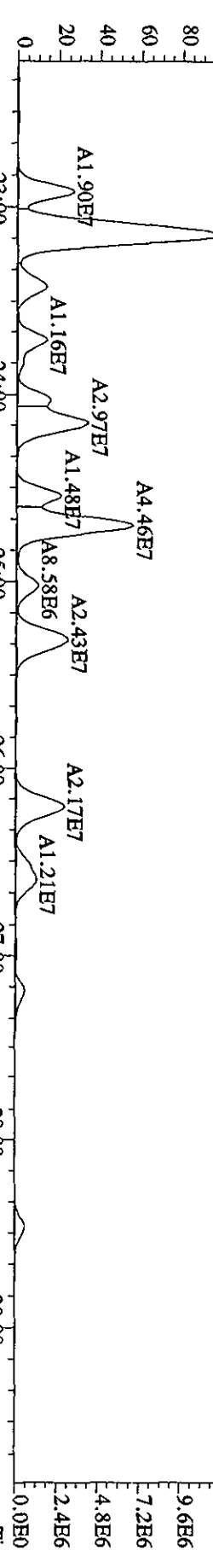
File:19AP104D5 #1-434 Acq:20-APR-2010 17:27:43 GC EI+ Voltage SIR Autospec-UltimaB
 Sample#45 Text:LXR8A-1-AD :G0D100461-3 (20X) Exp:DIOXINRES8290A
 319.8965 S:45 SMO(1,3) BSUB(1000,15,-3.0) PKD(5,3,3,0,10%,1600,0,1,00%,F,T) A7.18E6



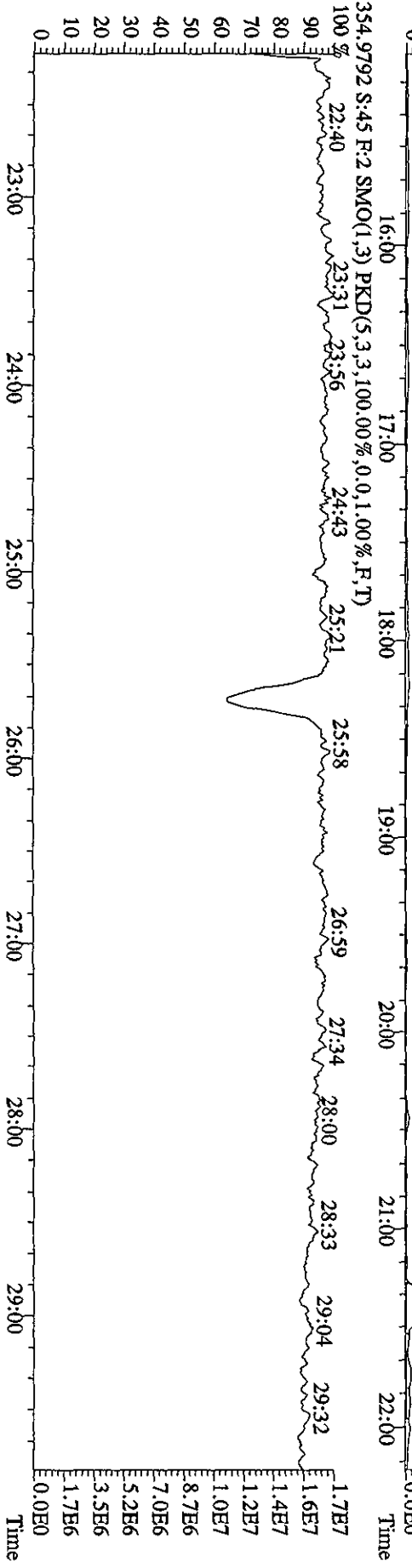
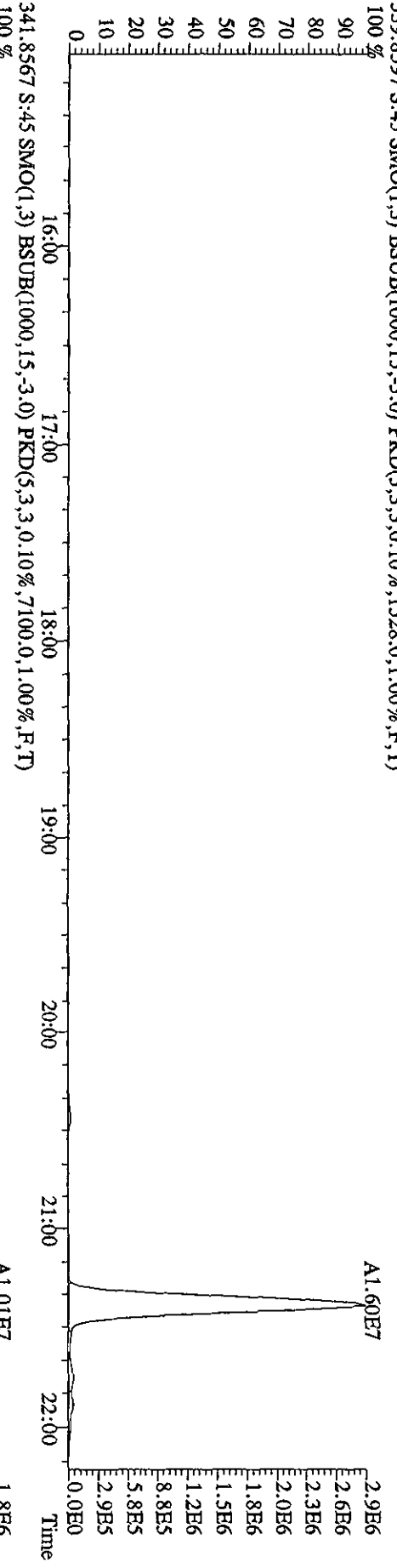
File:19AP104D5 #1-434 Acq:20-APR-2010 17:27:43 GC EI+ Voltage S1R Autospec-UltimaB
 Sample#45 Text:LXR8A-1-AD :G0D100461-3 (20X) Exp:DIOXINRES8290A
 327.8847 S:45 SMO(1,3) BSUB(1000,15,-3.0) PKD(5,3,3,0.10%,7116.0,1.00%,F,T)



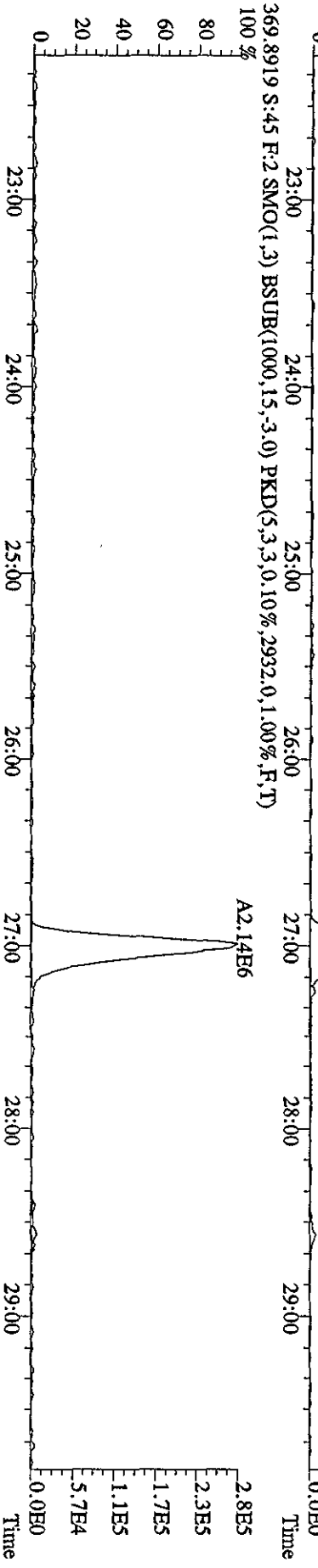

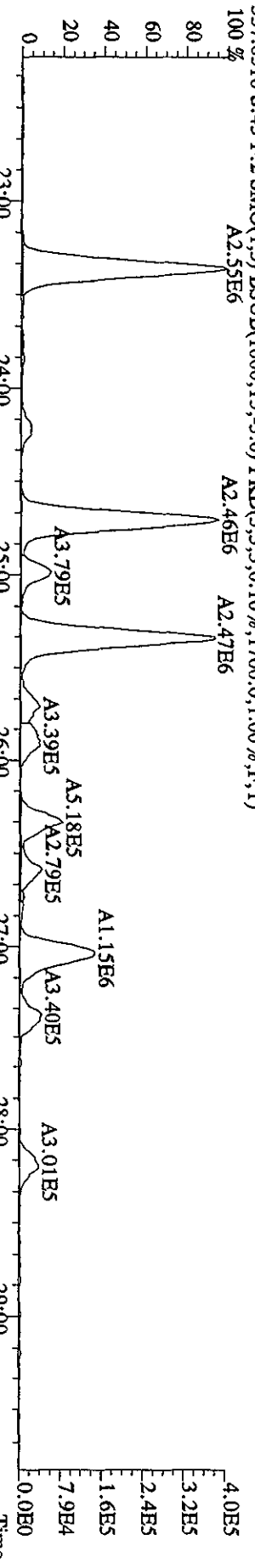
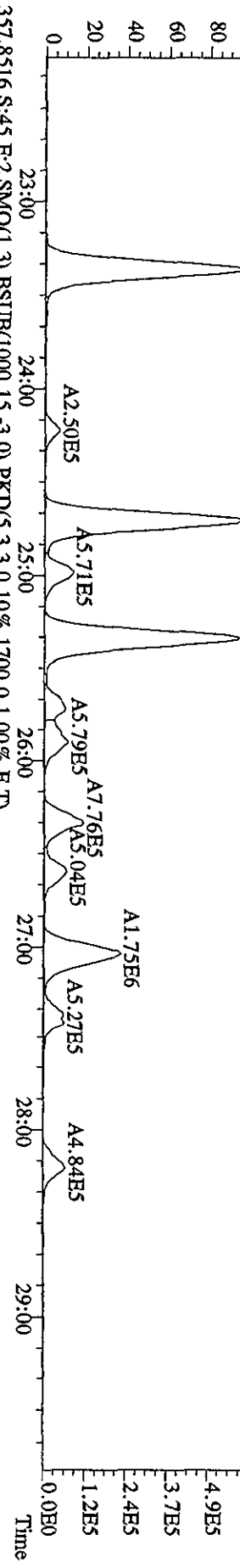
File:19AP104D5 #1-605 Acq:20-APR-2010 17:27:43 GC EI+ Voltage S1R Autospec-UltimaE
 Sample#45 Text:LXR8A-1-AD :GOD100461-3 (20X) Exp:DIOXINRES8290A
 339.8597 S:45 F:2 SMO(1,3) BSUB(1000,15,-3.0) PKD(5,3,3,0,1.00%,F,T)



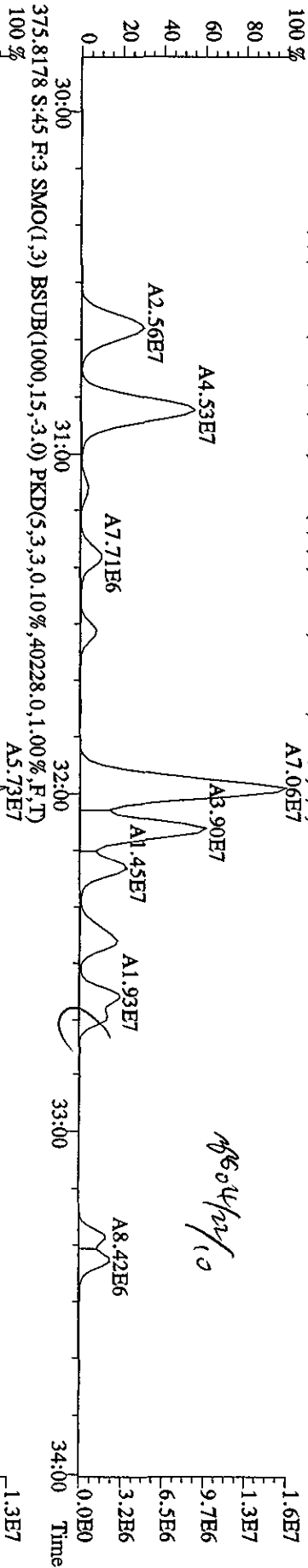
File:19AP104D5 #1-434 Acq:20-APR-2010 17:27:43 GC EI+ Voltage SIR Autospec-UltimaE
 Sample#45 Text:LXR8A-1-AD :GOD100461-3 (20X) Exp:DIOXINRES8290A
 339.8597 S:45 SMO(1,3) BSUB(1000,15,-3.0) PKD(5,3,3,0,10%,1528,0,1,00%,F,T)



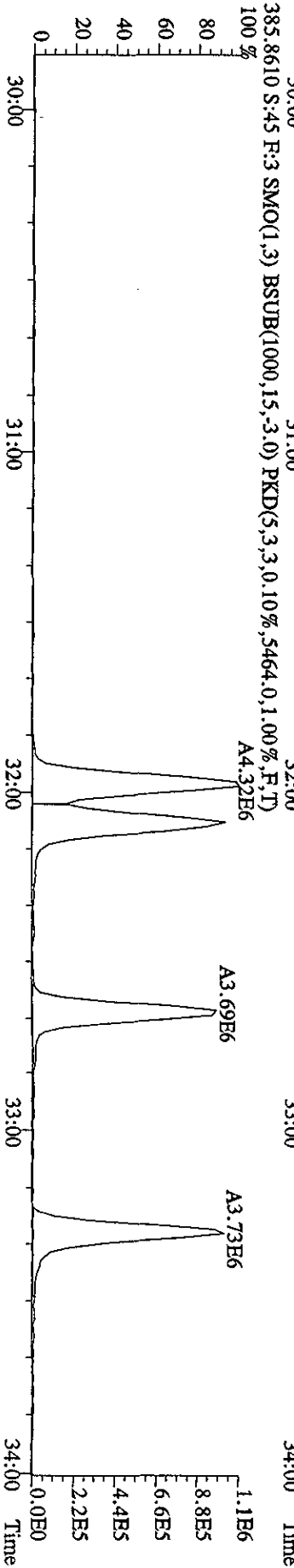
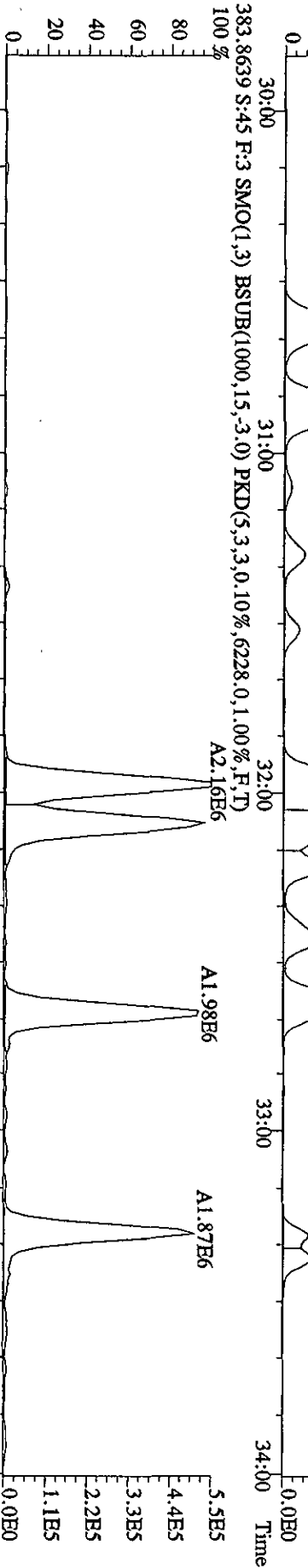
File: 19AP104D5 #1-605 Acq: 20-APR-2010 17:27:43 GC EI+ Voltage SIR Autospec-Ultimate
 Sample#45 Text: LXR8A-1-AD : GOD100461-3 (20X) Exp: DIOXINRES8290A
 357.8516 S:45 F:2 SMO(1,3) BSUB(1000,15,-3.0) PKD(5,3,3,0.10%,1.188,0.1,1.00%,F,T)
 100 %



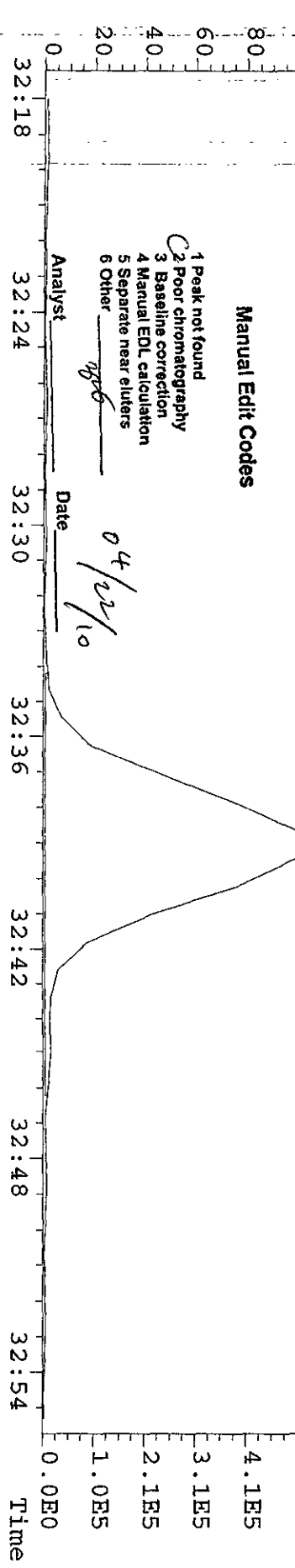
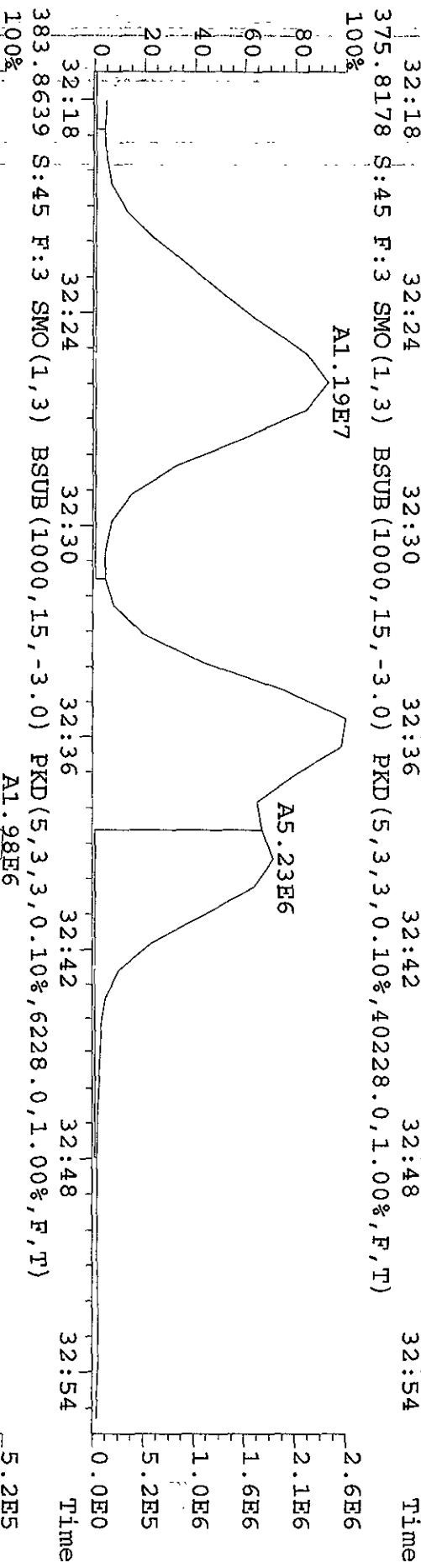
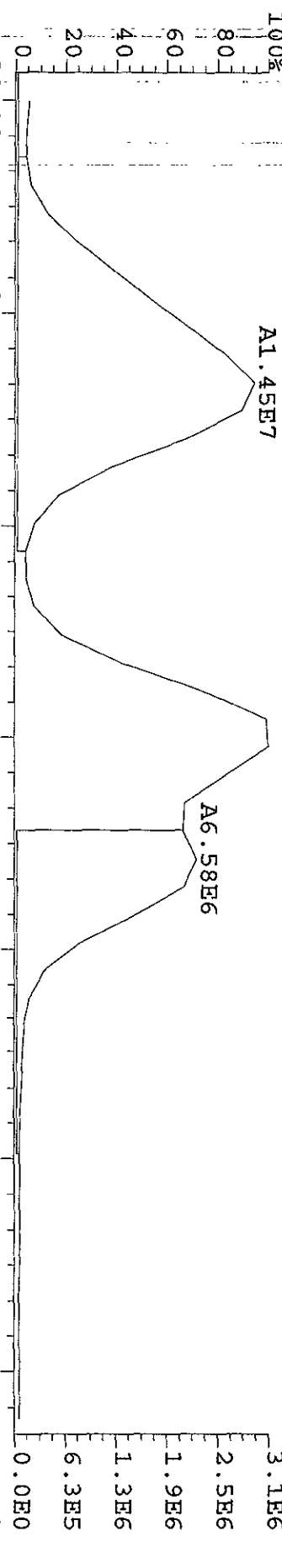
File:19ADP104D5 #1-316 Acq:20-APR-2010 17:27:43 GC EI+ Voltage S1R Autospec-Ultimate
 Sample#45 Text:1XR8A-1-AD :G0D100461-3 (20X) Exp:DIOXINRES8290A
 373.8208 S:45 F:3 SMO(1,3) BSUB(1000,15,-3.0) PKD(5,3,3,0,10%,52104.0,1.00%,F,T) A7.06E7



MS 4/22/10



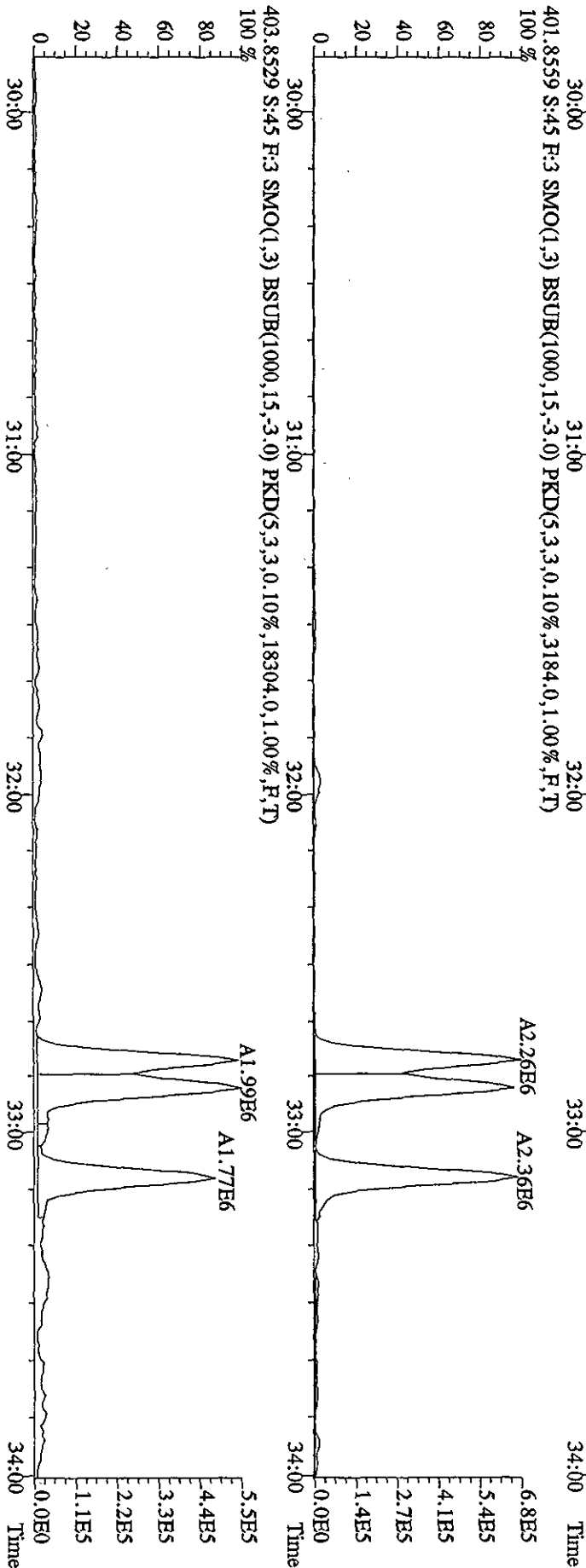
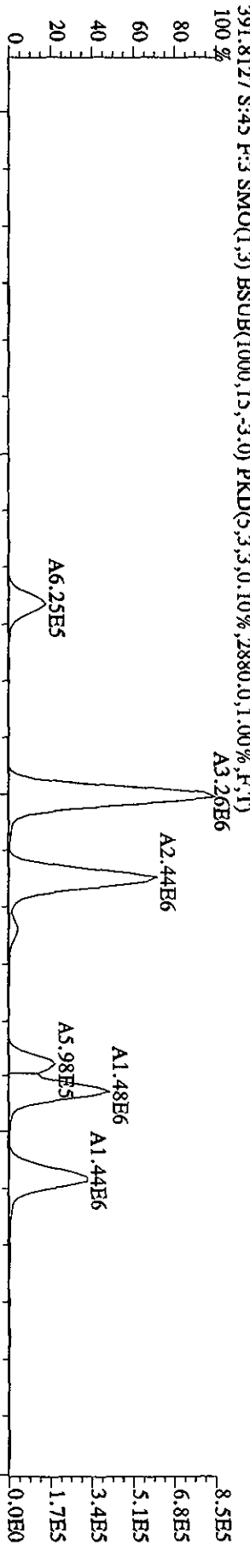
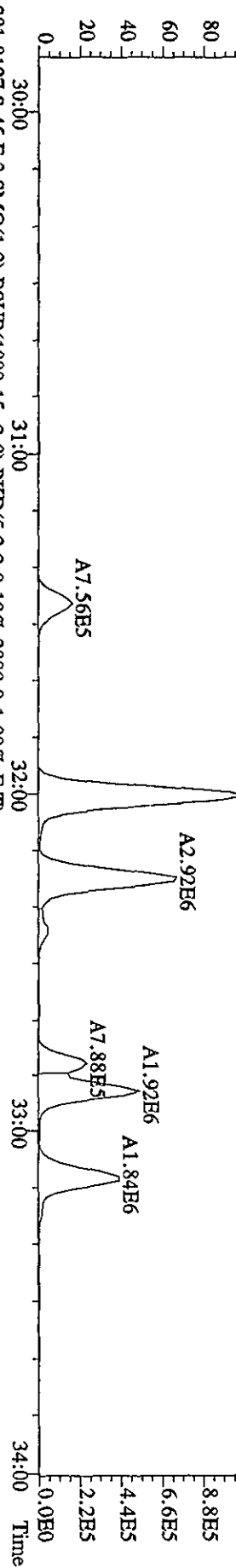
File: 19API04D5 #1-316 Acq: 20-APR-2010 17:27:43 GC EI+ Voltage SIR Autospec-UltimaE
 Sample#45 Text: LXR8A-1-AD : GOD100461-3 Exp: DIOXINRES8290A
 373.8208 S:45 F:3 SMO(1,3) BSUB(1000,15,-3.0) PKD(5,3,3,0.10%,52104.0,1.00%,F,T)



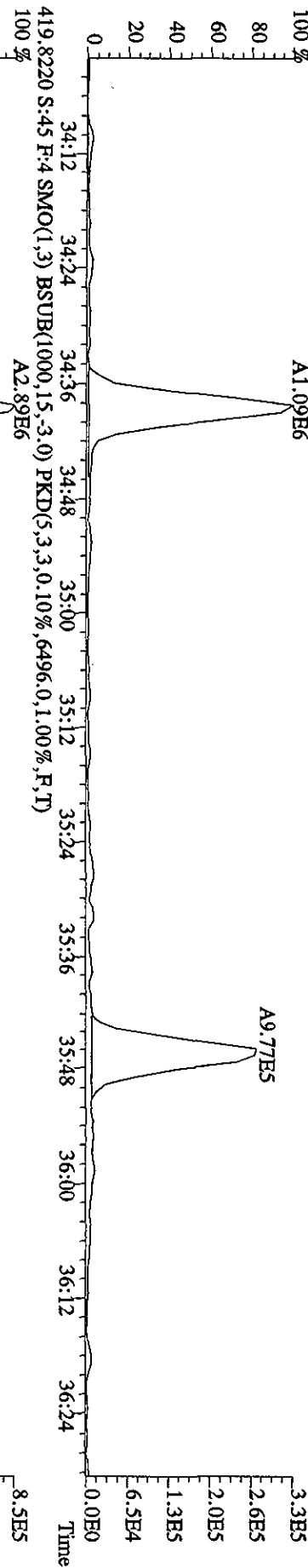

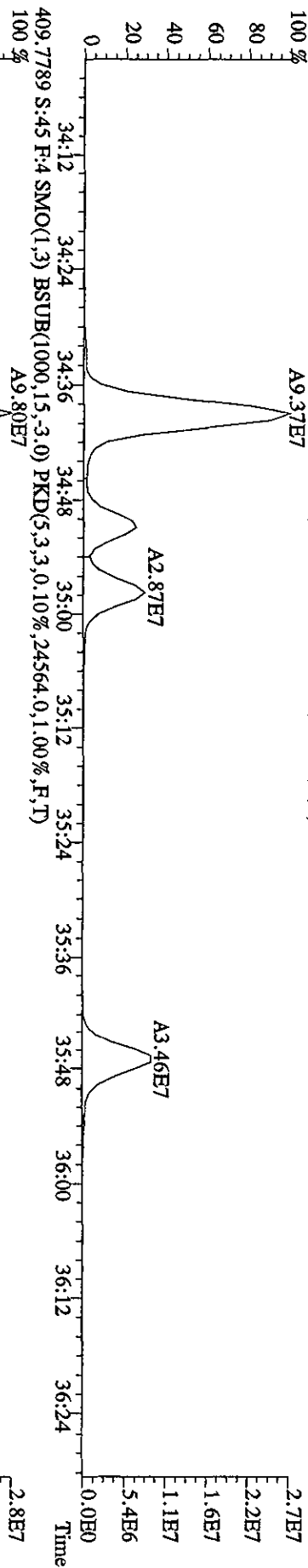
- Manual Edit Codes
- 1 Peak not found
 - 2 Poor chromatography
 - 3 Baseline correction
 - 4 Manual EDL calculation
 - 5 Separate near eluters
 - 6 Other

Analyst: *app*
 Date: *04/22/10*

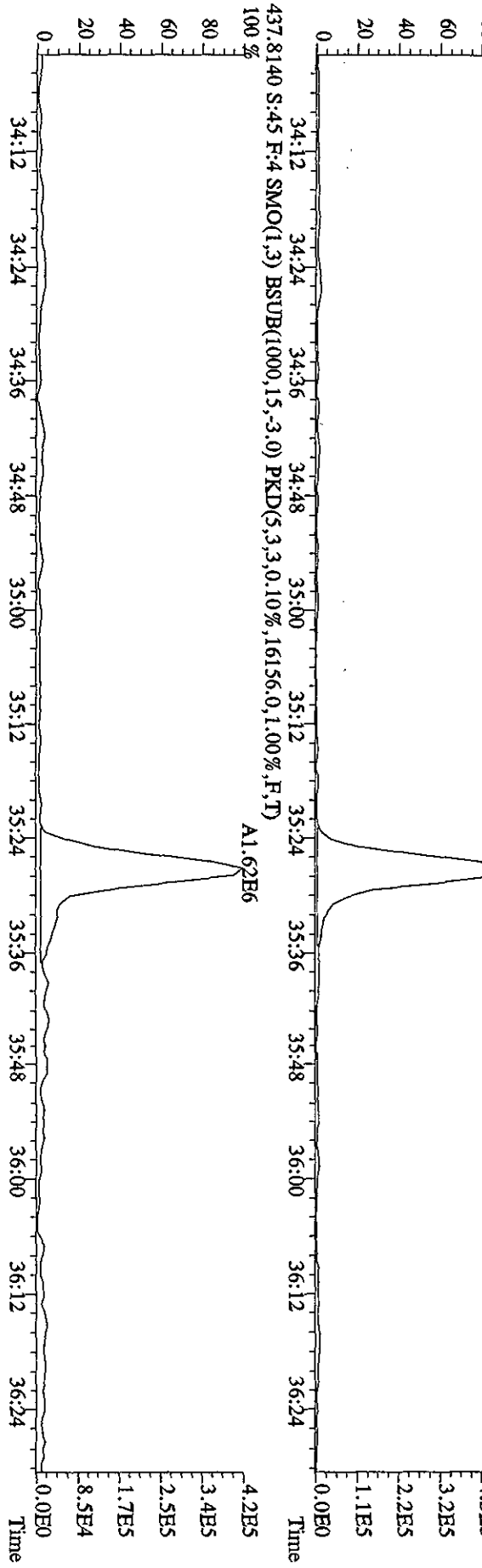
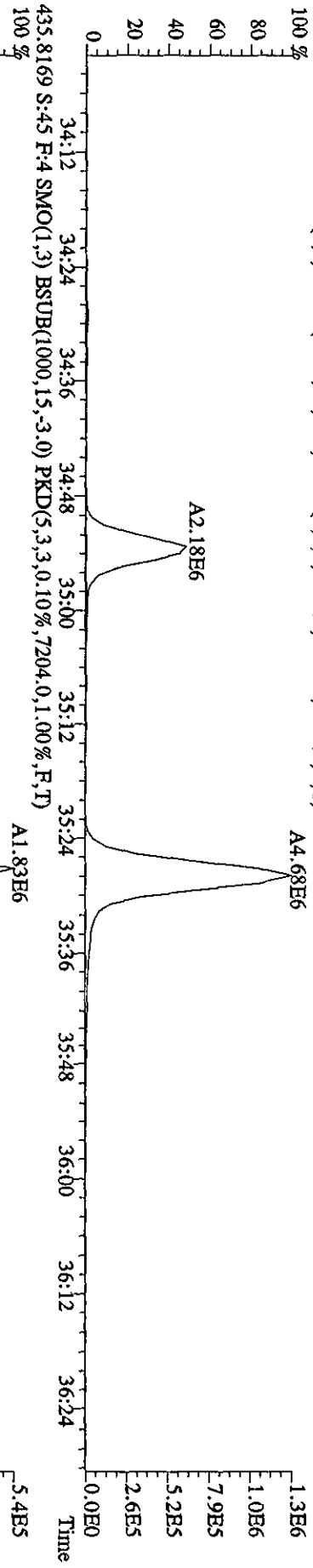
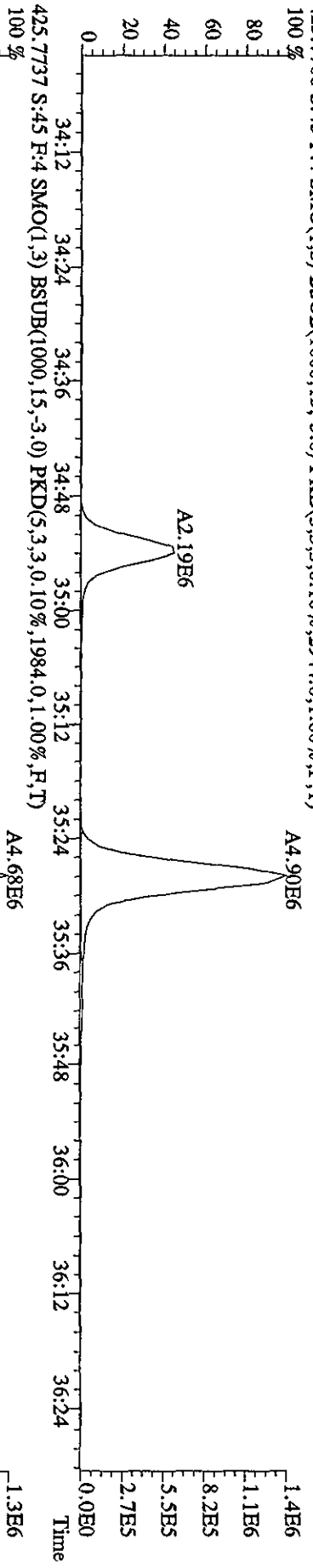
File:19A1P104D5 #1-316 Acq:20-APR-2010 17:27:43 GC EI+ Voltage SIR Autospec-UltimaE
 Sample#45 Text:LXR8A-1-AD :GOD100461-3 (20X) Exp:DIOXINRES8290A
 389.8157 S:45 F:3 SMO(1,3) BSUB(1000,15,-3.0) PKD(5,3,3,0,10%,2104.0,1.00%,F,T) A4.23E6



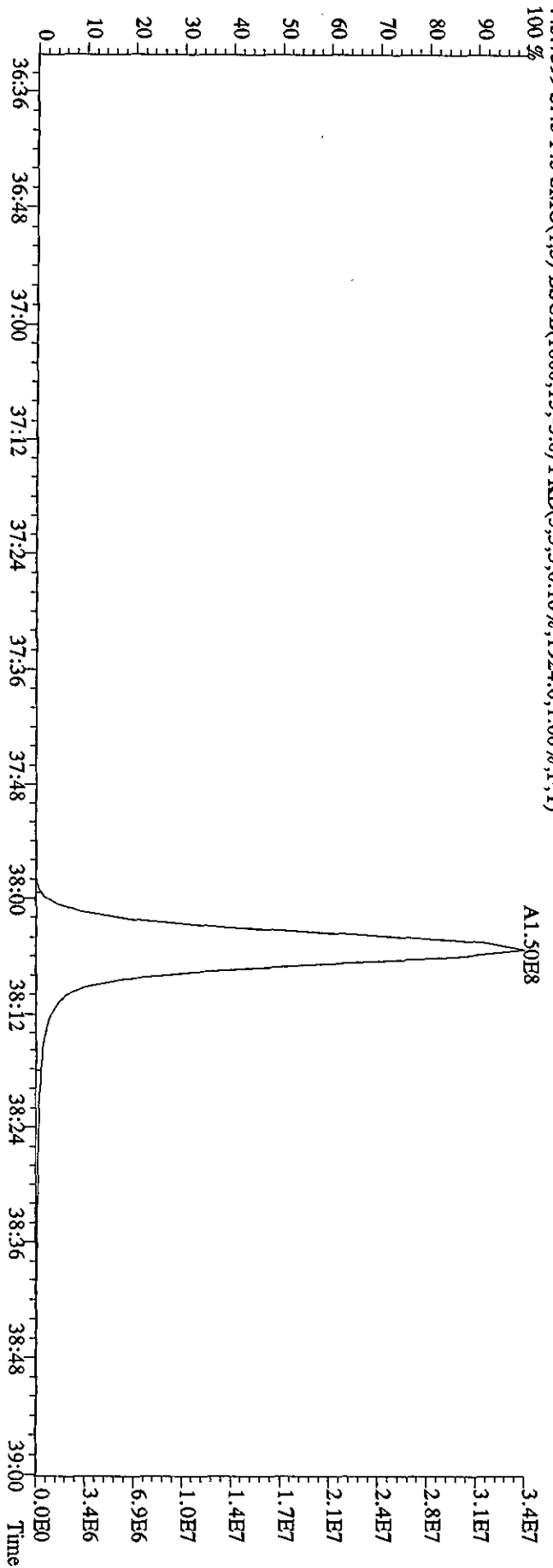
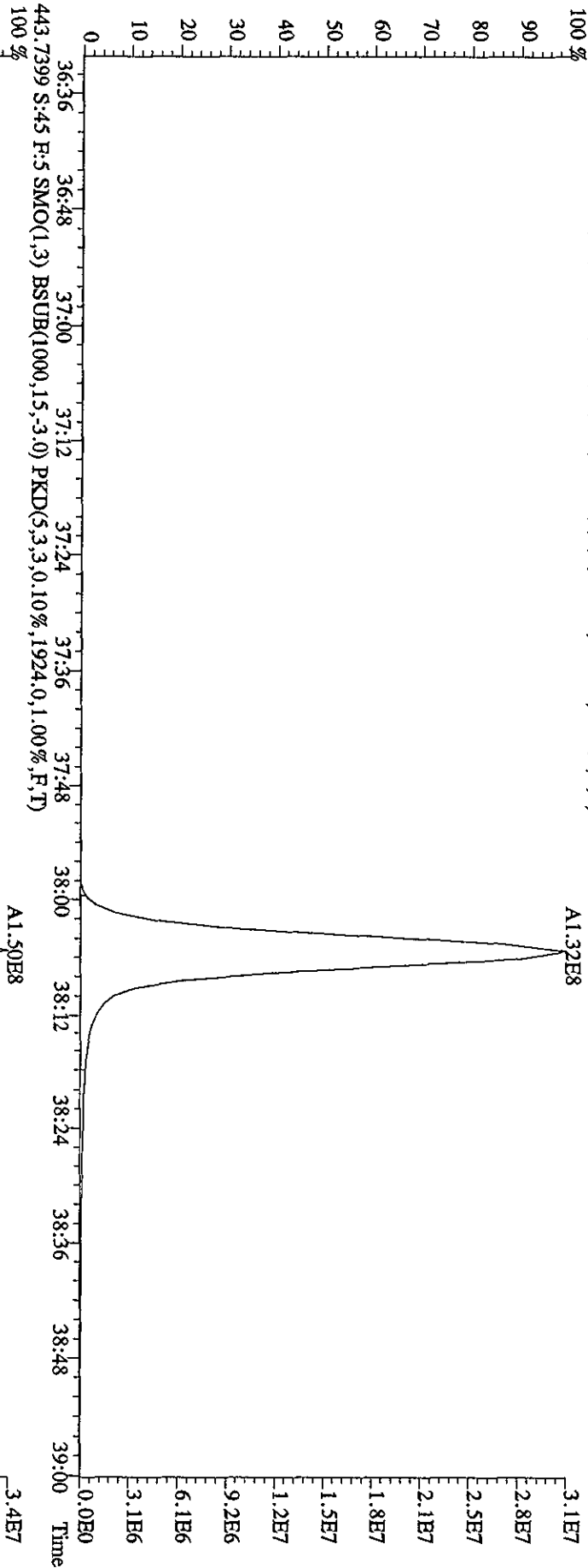
File:19API04D5 #1-198 Acq:20-APR-2010 17:27:43 GC EI+ Voltage SIR Autospec-UltimaE
 Sample#45 Text:LXR8A-1-AD :G0D100461-3 (20X) Exp:DIOXINRES8290A
 407.7818 S:45 F:4 SMO(1,3) BSUB(1000,15,-3,0) PKD(5,3,3,0,10%,12452,0,1,00%,F,T)
 100 % A9.37E7



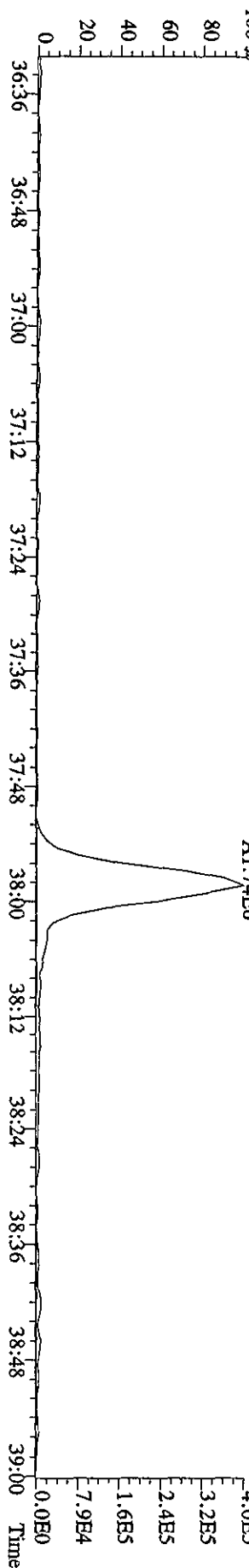
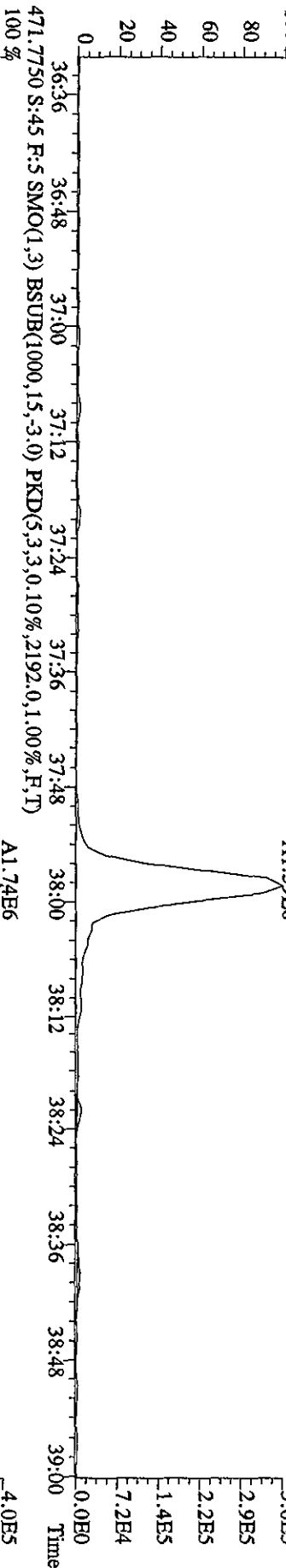
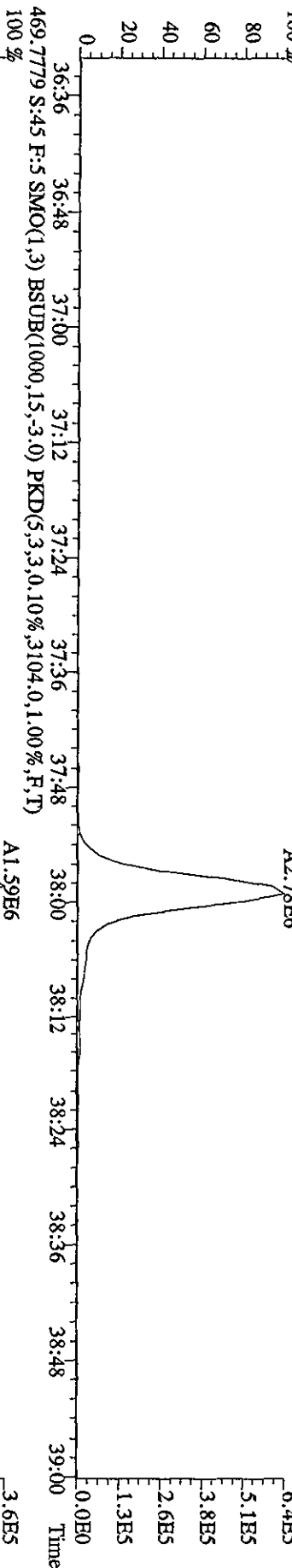
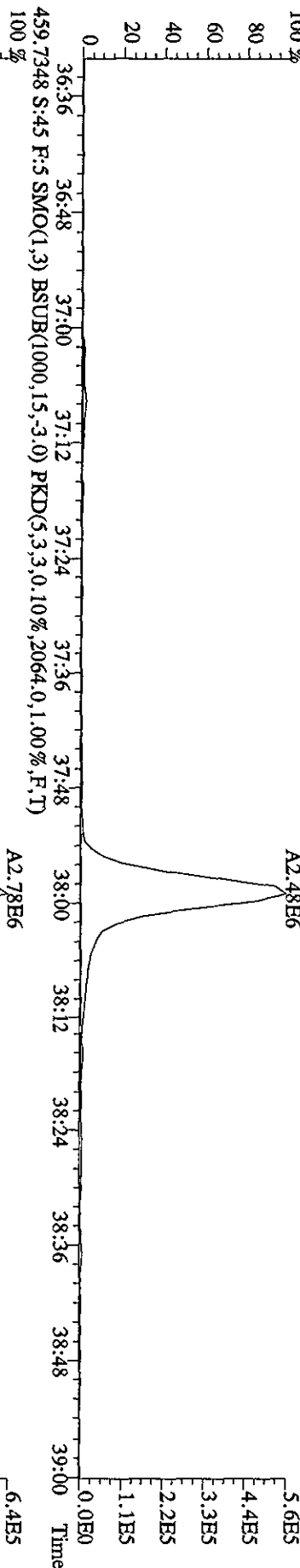
File:19API04D5 #1-198 Acq:20-APR-2010 17:27:43 GC EI+ Voltage:50V Autospec-UltimaB
 Sample#45 Text:LXR8A-1-AD :G0D100461-3 (20X) Exp:DIOXINRES8290A
 423.7766 S:45 F:4 SMO(1,3) BSUB(1000,15,-3.0) PKD(5,3,3,0.10%,2944.0,1.00%,F,T)

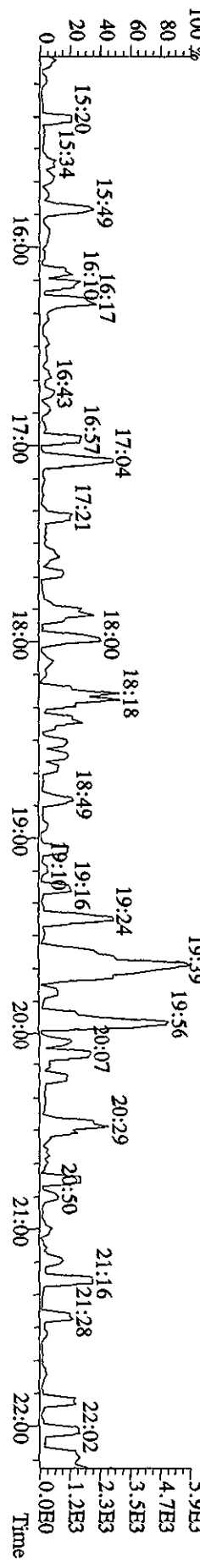
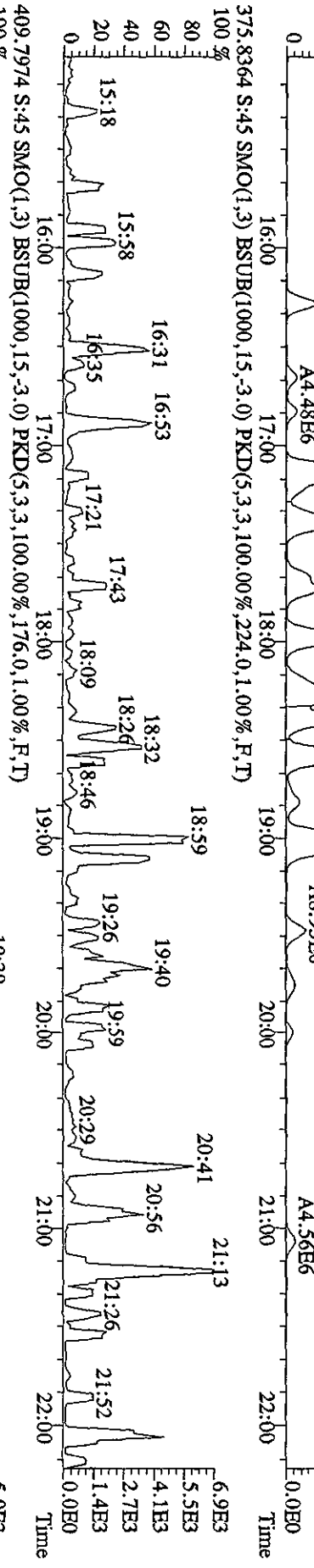
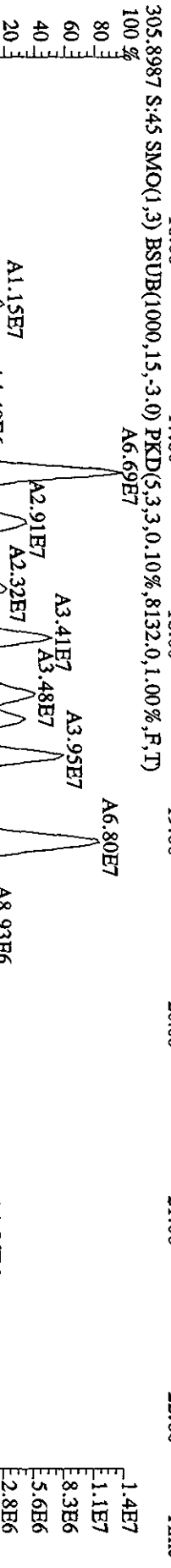
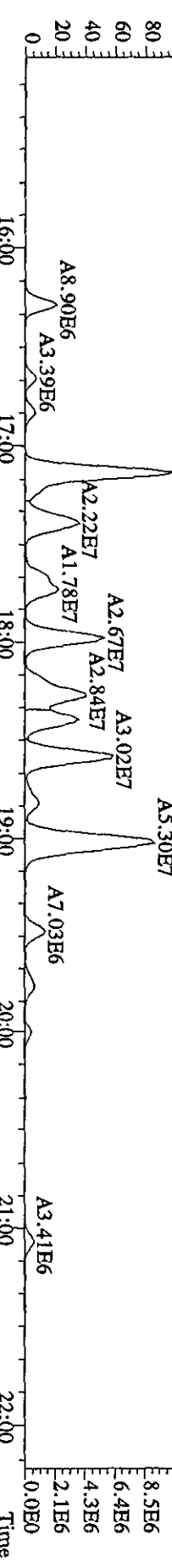
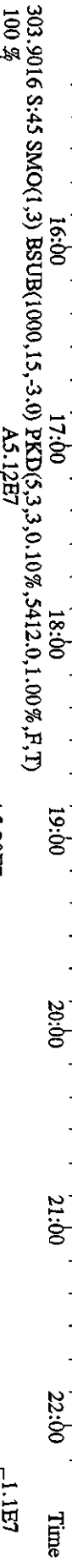



File:19AP104D5 #1-190 Acq:20-APR-2010 17:27:43 GC EI+ Voltage SIR Autospec-Ultimate
 Sample#45 Text:LXR8A-1-AD :G0D100461-3 (20X) Exp:DIOXINRES8290A
 441.7428 S:45 F:5 SMO(1,3) BSUB(1000,15,-3.0) PKD(5,3,3,0.10%,1.224,0,1.00%,F,T)
 100 %

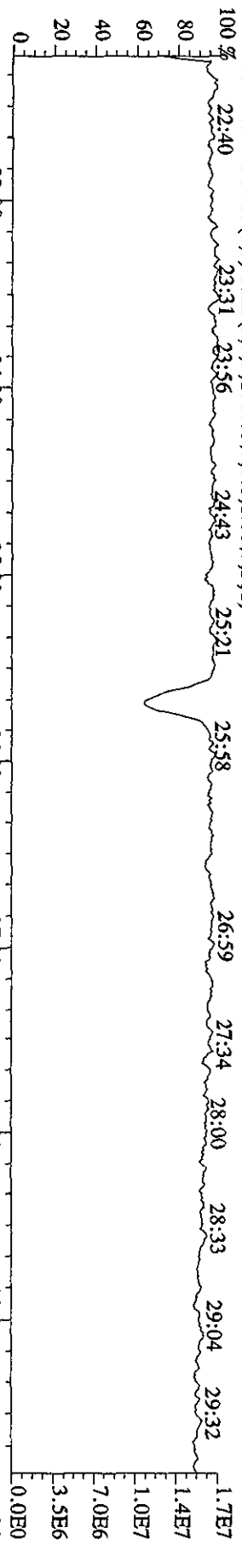


File:19AP104D5 #1-190 Acq:20-APR-2010 17:27:43 GC EI+ Voltage SIR Autospec-Ultimate
 Sample#45 Text:LXR8A-1-AD :G0D100461-3 (20X) Exp:DIOXINRES8290A
 457.7377 S:45 F:5 SMO(1,3) BSUB(1000,15,-3.0) PKD(5,3,3,0,10%,2300,0,1,00%,F,T)

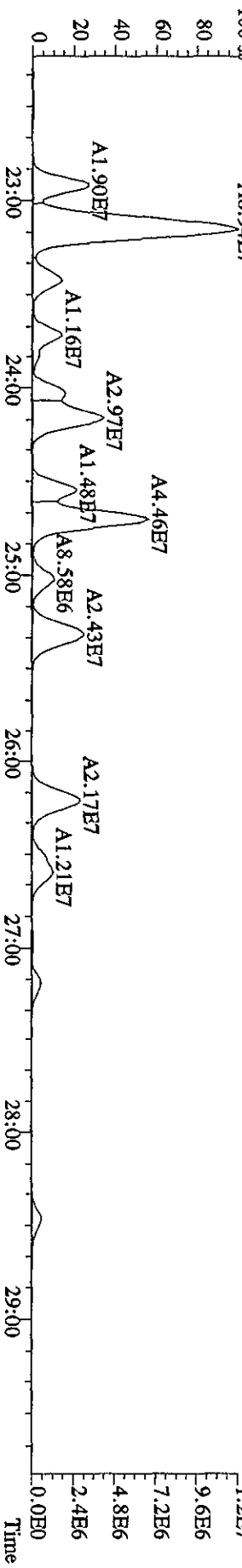




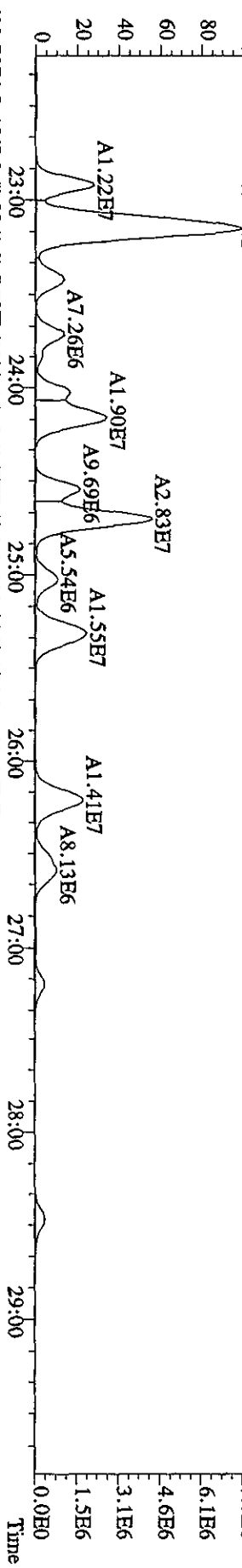
File: 19AP104D5 #1-605 Acq:20-APR-2010 17:27:43 GC EI+ Voltage SIR Autospec-UltimaE
 Sample#45 Text:LXR8A-1-AD :G0D100461-3 (20X) Exp:DIOXINRES8290A
 354.9792 S:45 F:2 SMO(1,3) PKD(5,3,3,100.00%,0.0,1.00%,F,T)



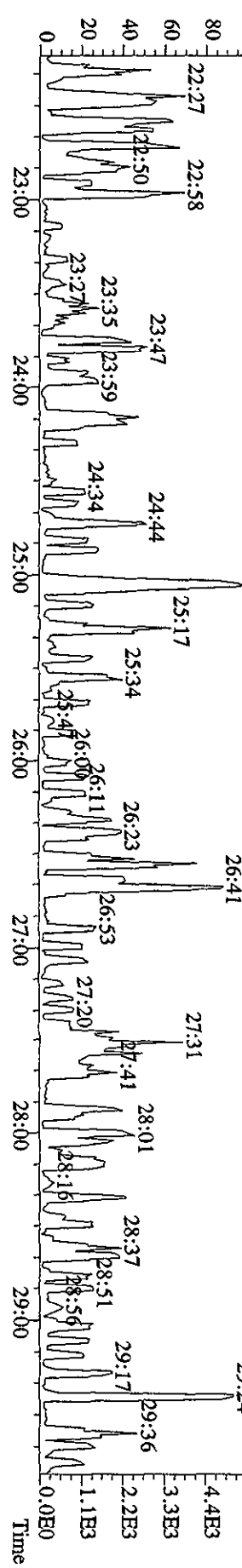
339.8597 S:45 F:2 SMO(1,3) BSUB(1000,15,-3.0) PKD(5,3,3,0.10%,41892.0,1.00%,F,T)



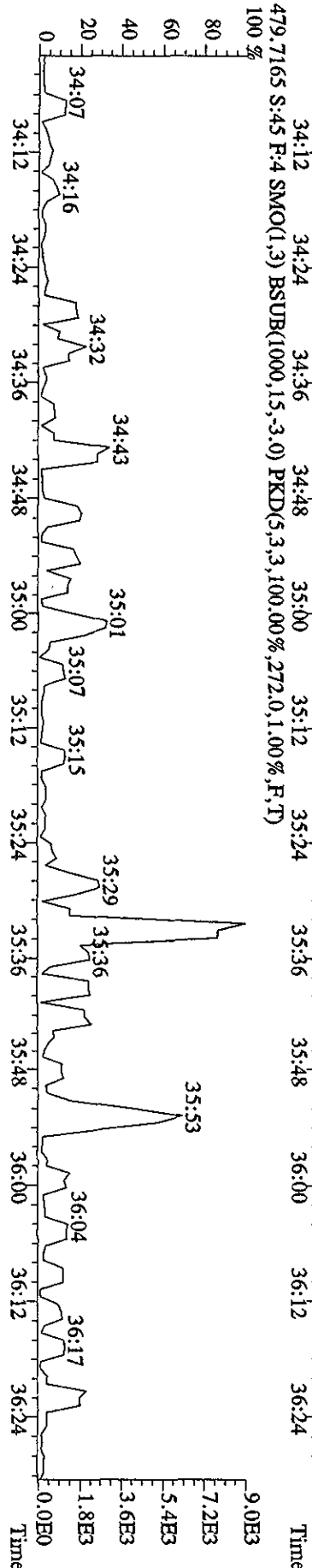


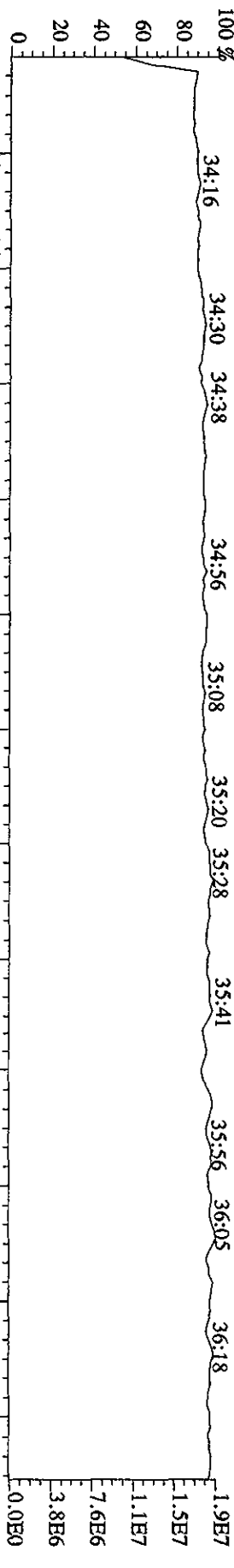
341.8567 S:45 F:2 SMO(1,3) BSUB(1000,15,-3.0) PKD(5,3,3,0.10%,26300.0,1.00%,F,T)



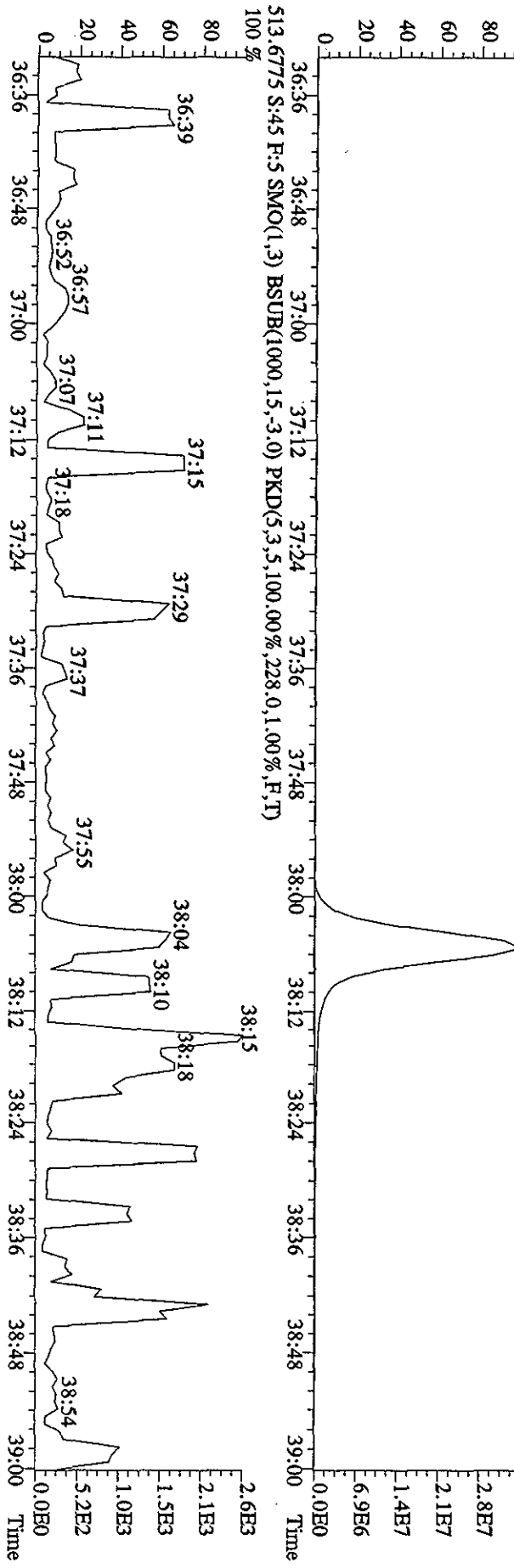
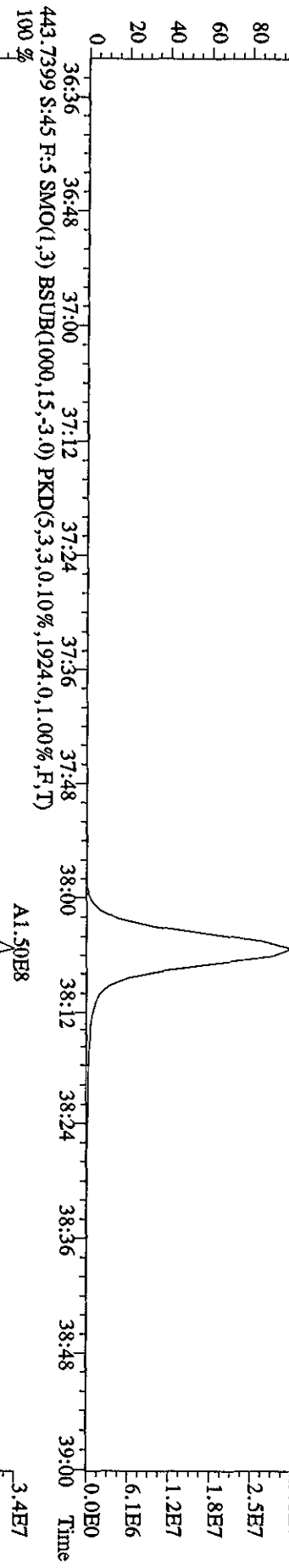

409.7974 S:45 F:2 SMO(1,3) BSUB(1000,15,-3.0) PKD(5,3,3,100.00%,176.0,1.00%,F,T)



File:19API04D5 #1-198 Acq:20-APR-2010 17:27:43 GC BI+ Voltage SIR Autospec-UltimaE
 Sample#45 Text:LXR8A-1-AD :GOD100461-3 (20X) Exp:DIOXINRES8290A
 430.9728 S:45 F:4 SMO(1,3) PKD(5,3,3,100.00%,0.0,1.00%,F,T)



File:19AP104D5 #1-190 Acq:20-APR-2010 17:27:43 GC EI + Voltage SIR Autospec-Ultimate
 Sample#45 Text:LXR8A-1-AD :G0D100461-3 (20X) Exp:DIOXINRES8290A
 442.9728 S:45 F:5 SMO(1,3) PKD(5,3,3,100,00%,0.0,1.00%,F,T)
 100 % 36:40 36:57 37:07 37:17 37:25 37:38 37:53 38:08 38:17 38:29 38:50



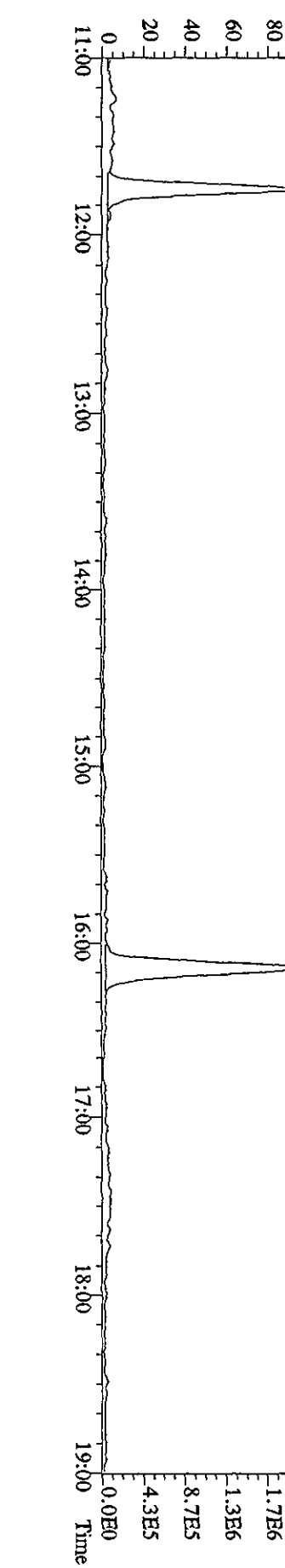
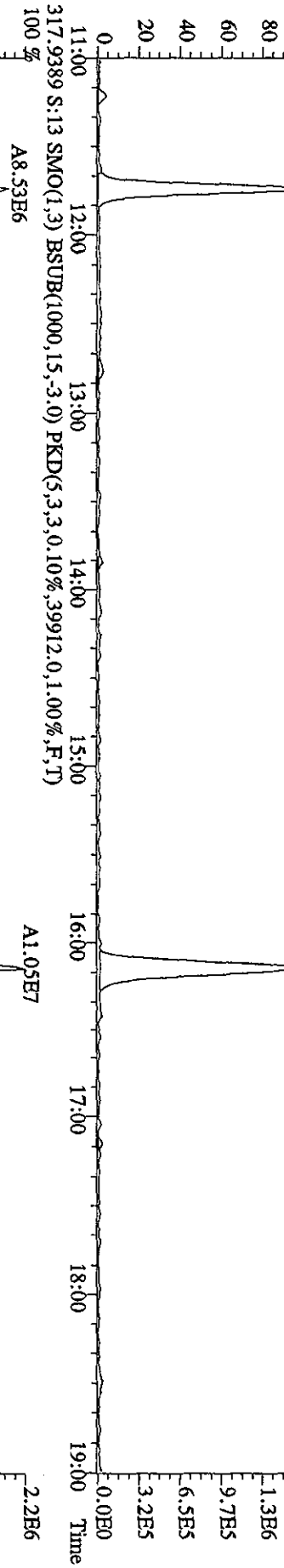
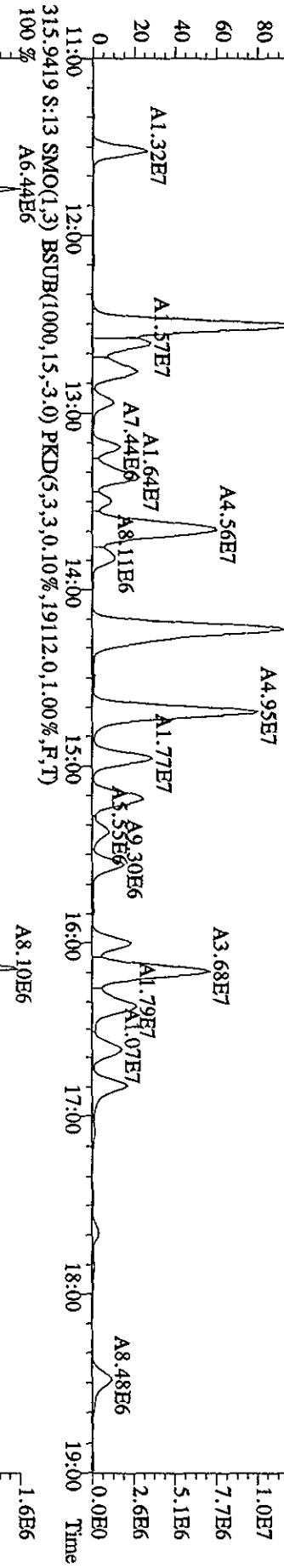
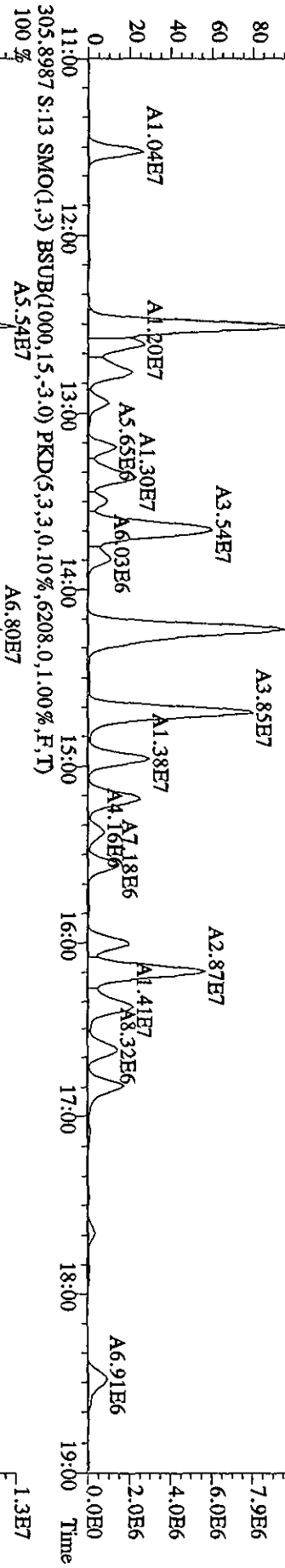
Run text: LXR8A-1-AD Sample text: LXR8A-1-AD :G0D100461-3 (20X)
 Run #14 Filename: 20AP105D2 S: 13 I: 1 Results: 20AP105D2DB225
 Acquired: 20-APR-10 17:04:51 Processed: 20-APR-10 20:23:45
 Run: 20AP105D2 Analyte: DB225HRS Cal: DB2250309105D2
 Factor 1: 1600.000 Factor 2: 20.000 Sample size: 10.53007g

Name	Resp	RA	RT	RRF	Conc	EDL	Rec	M
13C-1,2,3,4-TCDD	7132770	0.79 y	14:58	-	1.08	-	-	n
13C-2,3,7,8-TCDF	18632920	0.77 y	16:09	1.90	130.85	5.74	68.9	n
2,3,7,8-TCDF	65566800	0.78 y	16:10	1.00	668.41	3.49	-	n
13C-2,3,7,8-TCDD	8852300	0.79 y	14:45	0.96	122.47	4.57	64.5	n
2,3,7,8-TCDD	3543400	0.81 y	14:47	1.42	53.46	2.99	-	n
37Cl-2,3,7,8-TCDD	8838420	1.00 y	14:47	2.72	43.20	1.54	56.9	n

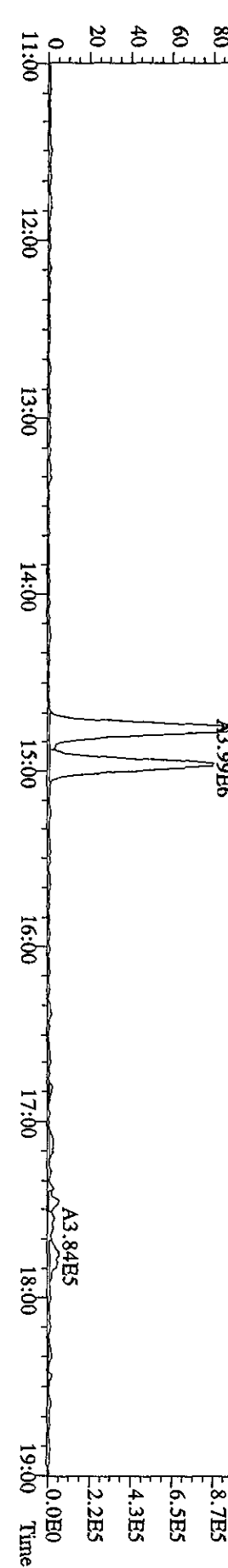
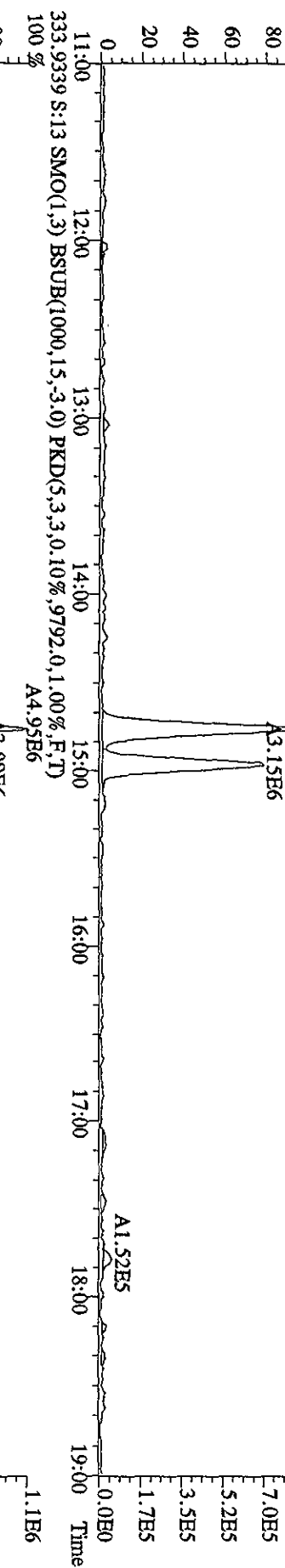
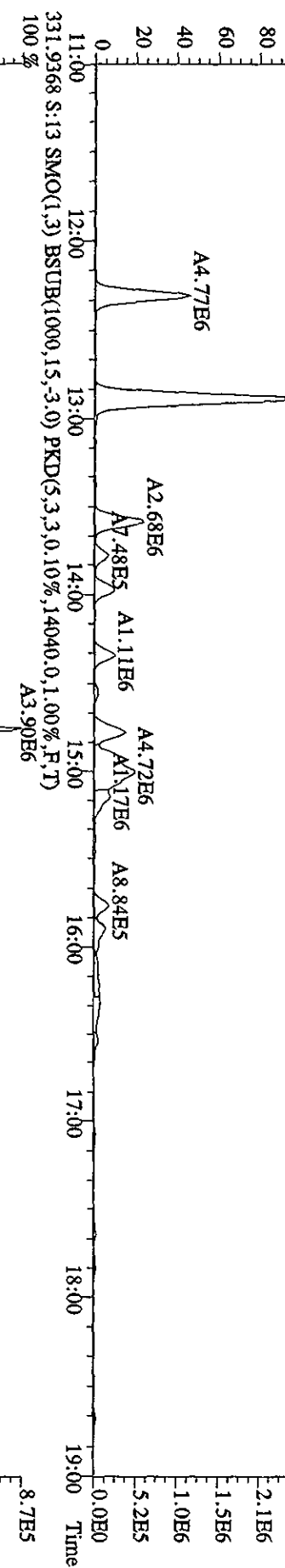
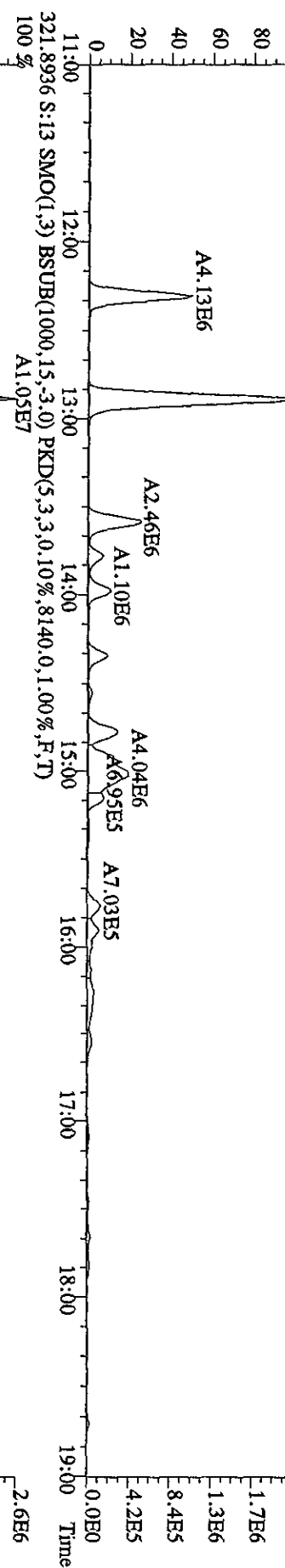
com.B

366 0.4/22/10

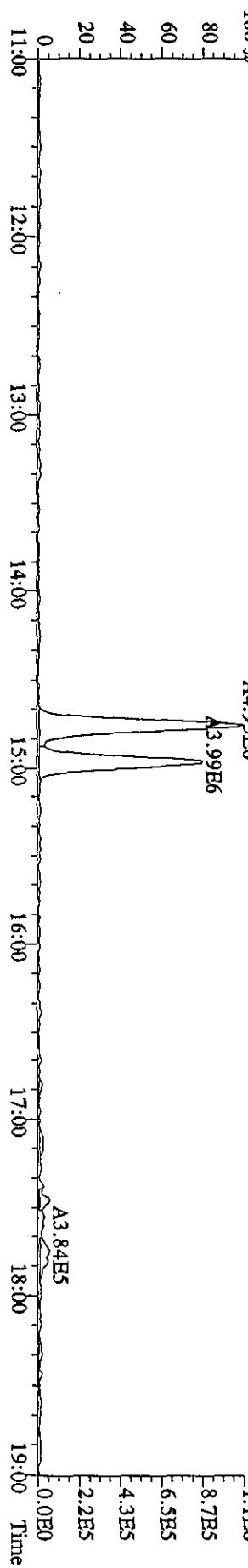
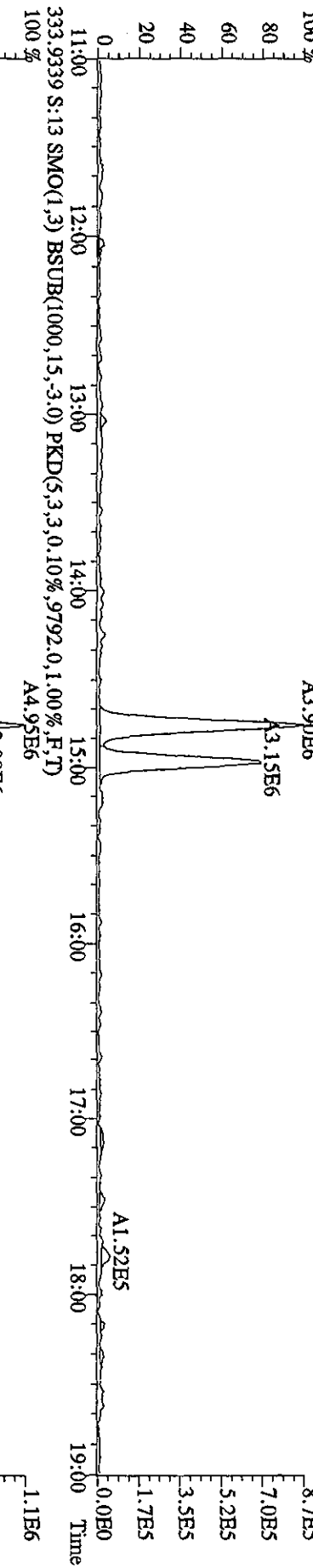
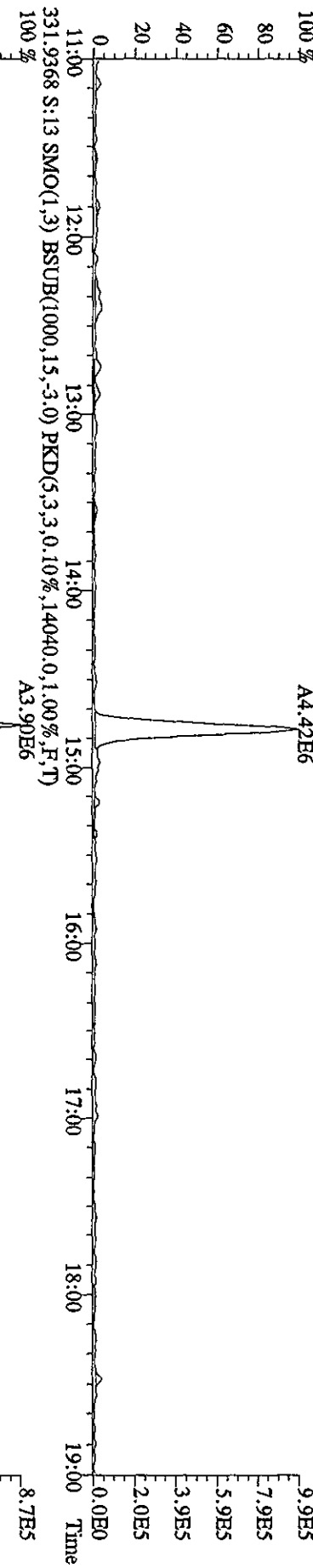
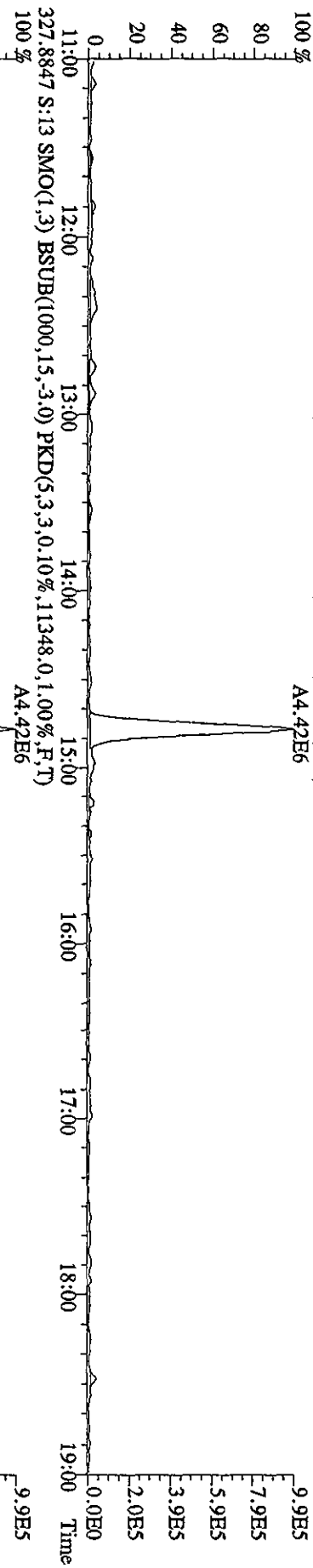
File: 20AP105D2 #1-739 Acq: 20-APR-2010 17:04:51 GC EI+ Voltage S1R 70SE
 Sample#13 Text: LXR8A-1-AD : GOD100461-3 (20X) Exp: DB225
 303.9016 S:13 SMO(1,3) BSUB(1000,15,-3.0) PKD(5,3,3,0.10%,16468.0,1.00%,F,T)



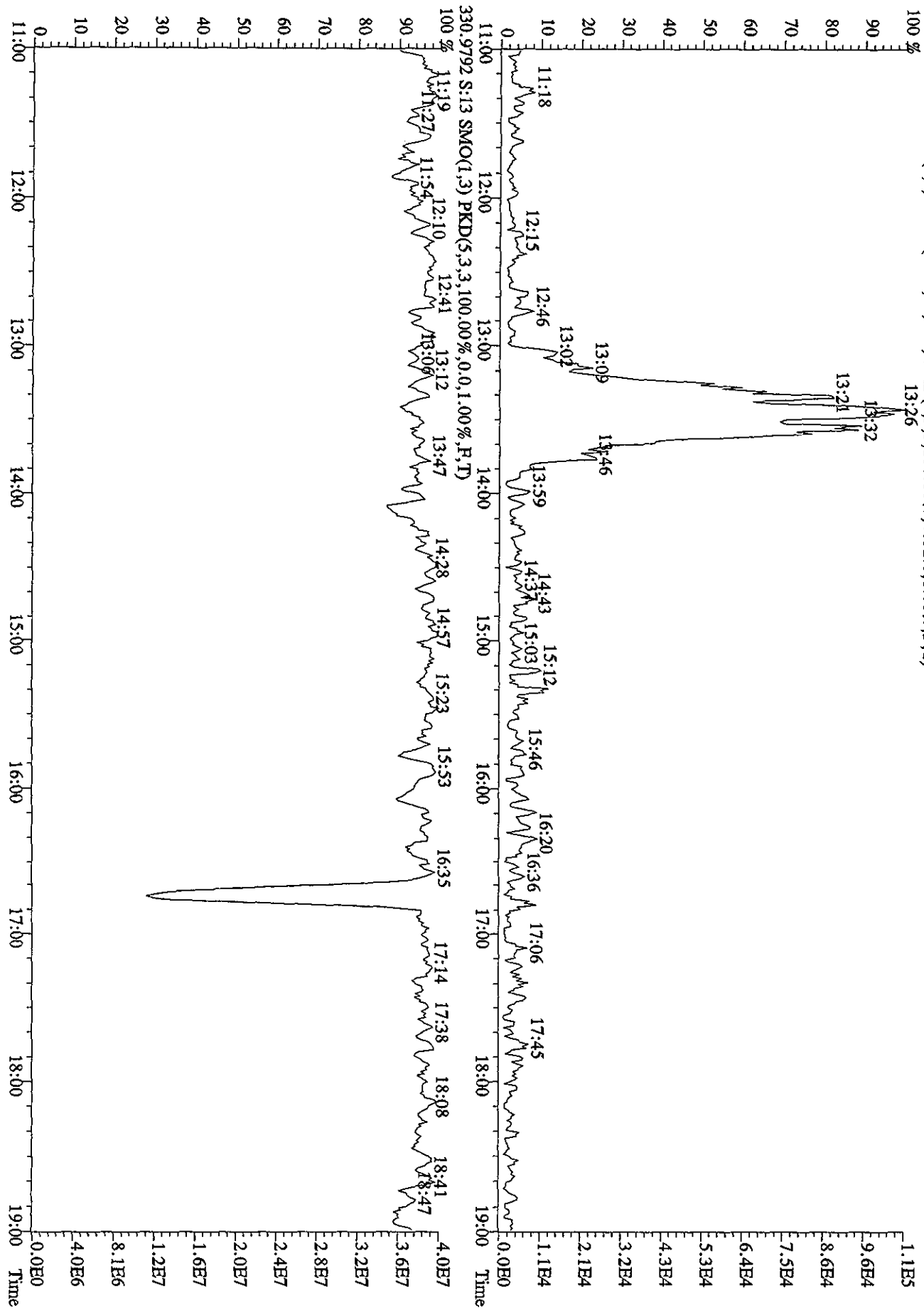
File:20AP105D2 #1-739 Acq:20-APR-2010 17:04:51 GC EI+ Voltage SIR 70SE
 Sample#13 Text:LXR8A-1-AD :GOD100461-3 (20X) Exp:DB225
 319.8965 S:13 SMO(1,3) BSUB(1000,15,-3.0) PKD(5,3,3,0.10%,6332.0,1.00%,F,T)
 100%



File:20API05D2 #1-739 Acq:20-APR-2010 17:04:51 GC EI+ Voltage SIR 70SE
 Sample#13 Text:LXR8A-1-AD :G0D100461-3 (20X) Exp:DB225
 327.8847 S:13 SMO(1,3) BSUB(1000,15,-3.0) PKD(5,3,3,0.10%,11348.0,1.00%,F,T)
 A4.42E6



File: 20AP105D2 #1-739 Acq: 20-APR-2010 17:04:51 GC EI+ Voltage SIR 70SE
 Sample#13 Text: LXR8A-1-AD : GOD100461-3 (20X) Exp: DB225
 375.8364 S:13 SMO(1,3) BSUB(1000,15,-3,0) PKD(5,3,3,100.00%,4652.0,1.00%,F,T)



Run text: LXR8G-1-AD Sample text: LXR8G-1-AD :G0D100461-8
 Run #27 Filename: 19AP104D5 S: 27 I: 1 Results: 19AP104D58290ASY
 Acquired: 20-APR-10 04:14:49 Processed: 20-APR-10 10:39:56
 Run: 19AP104D5 Analyte: 8290AHRS Cal: 8290A0412104D5
 Factor 1:1600.000 Factor 2:20.000 Sample size: 10.71 g

8604/2/10

Name	Resp	RA	RT	RRF	Conc	EDL	Rec	M
13C-1,2,3,4-TCDD	184719200	0.79 y	19:35	-	12.964	-	-	n
13C-2,3,7,8-TCDF	407483000	0.80 y	19:00	1.52	135.442	0.144	72.5	n
2,3,7,8-TCDF	342057000	0.78 y	19:02	0.95	165.826	0.152	-	n
Total TCDF	1847435281	0.78 y	16:17	0.95	895.618	0.152	-	n
13C-2,3,7,8-TCDD	264167000	0.79 y	19:47	0.95	140.604	0.088	75.3	n
2,3,7,8-TCDD	3221260	0.66 y	19:48	1.02	2.230	0.051	-	n
Total TCDD	9466159911	1.51 n	16:36	1.02	65.539	0.051	-	n
37Cl-2,3,7,8-TCDD	279066000	1.00 y	19:48	2.26	62.380	0.143	83.5	n
13C-1,2,3,7,8-PeCDF	296262000	1.59 y	24:42	1.05	142.577	0.616	76.4	n
1,2,3,7,8-PeCDF	181824600	1.59 y	24:43	1.04	109.699	1.918	-	n
2,3,4,7,8-PeCDF	97081000	1.60 y	26:14	0.98	62.305	2.040	-	n
Total F2 PeCDF	1415407816	1.61 y	22:56	1.01	878.860	1.977	-	n
Total F1 PeCDF	82695200	1.60 y	21:25	1.01	51.433	0.864	-	n
13C-1,2,3,7,8-PeCDD	173042100	1.54 y	27:02	0.67	130.458	0.254	69.9	n
1,2,3,7,8-PeCDD	5865950	1.52 y	27:04	0.98	6.447	0.237	-	n
Total PeCDD	66150187	1.52 y	23:24	0.98	72.701	0.237	-	n
13C-1,2,3,7,8,9-HxCDD	115946300	1.26 y	33:08	-	10.536	-	-	n
13C-1,2,3,4,7,8-HxCDF	200565700	0.53 y	31:59	1.02	157.596	0.313	84.4	n
1,2,3,4,7,8-HxCDF	297718000	1.27 y	32:00	1.21	228.594	2.394	-	n
1,2,3,6,7,8-HxCDF	160596700	1.21 y	32:07	1.34	111.356	2.162	-	n
2,3,4,6,7,8-HxCDF	34534800	1.30 y	32:40	1.22	26.307	2.375	-	y
1,2,3,7,8,9-HxCDF	31874100	1.21 y	33:19	1.09	27.165	2.657	-	n
Total HxCDF	1095530930	1.23 y	30:38	1.22	829.929	2.384	-	y
13C-1,2,3,6,7,8-HxCDD	137123600	1.23 y	32:52	0.81	136.822	0.808	73.3	n
1,2,3,4,7,8-HxCDD	3058440	1.23 y	32:48	1.01	4.137	0.117	-	n
1,2,3,6,7,8-HxCDD	6712670	1.30 y	32:53	1.11	8.207	0.106	-	n
1,2,3,7,8,9-HxCDD	7012230	1.22 y	33:09	1.21	7.899	0.097	-	n
Total HxCDD	47383238	1.27 y	31:27	1.11	57.789	0.106	-	n
13C-1,2,3,4,6,7,8-HpCDF	134679600	0.44 y	34:39	0.86	125.733	0.596	67.3	n
1,2,3,4,6,7,8-HpCDF	435203000	0.94 y	34:39	1.31	460.750	1.049	-	n
1,2,3,4,7,8,9-HpCDF	178122400	0.94 y	35:48	1.03	240.805	1.340	-	n
Total HpCDF	873139817	0.94 y	34:39	1.17	1610.078	1.177	-	n
13C-1,2,3,4,6,7,8-HpCDD	123270800	1.07 y	35:27	0.70	142.322	1.507	76.2	n
1,2,3,4,6,7,8-HpCDD	19788590	1.05 y	35:28	1.07	27.968	0.417	-	n
Total HpCDD	30238480	1.03 y	34:31	1.07	42.737	0.417	-	n
13C-OCDD	99161000	0.93 y	37:58	0.53	150.274	0.430	40.2	n
OCDF	653202000	0.88 y	38:05	1.45	1702.170	0.287	-	n

OCDD 11693980 0.91 y 37:59 1.17

B 37.766 ✓

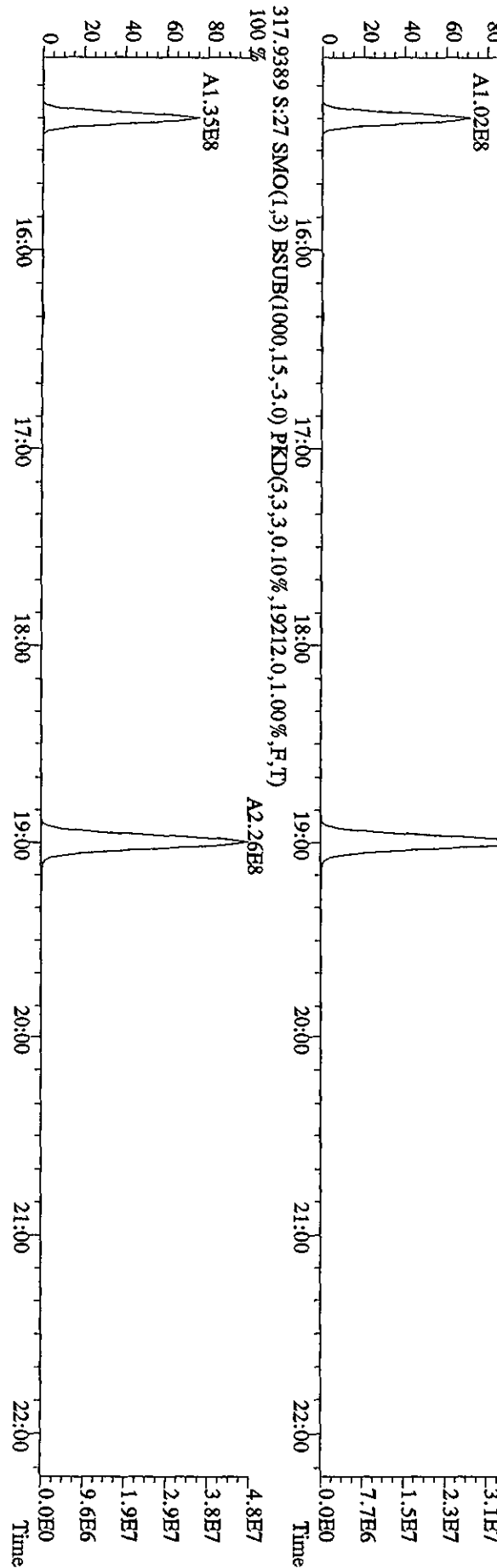
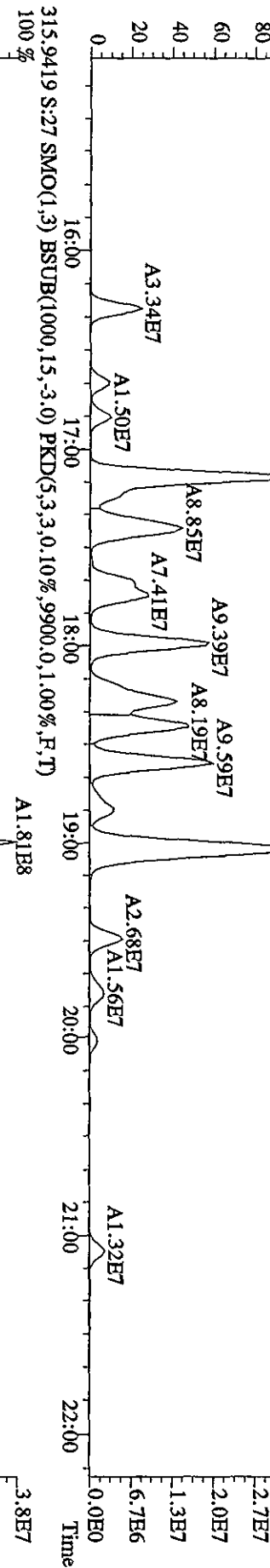
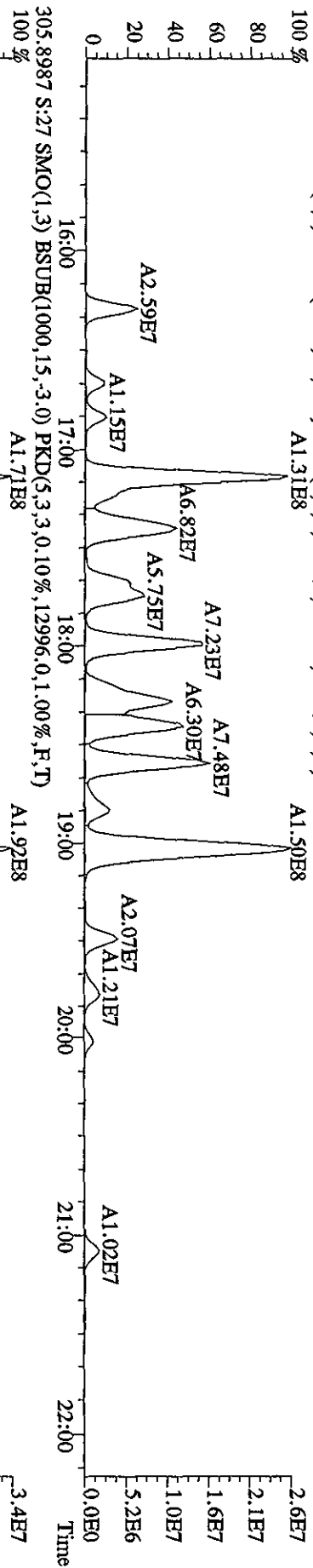
0.542

- n

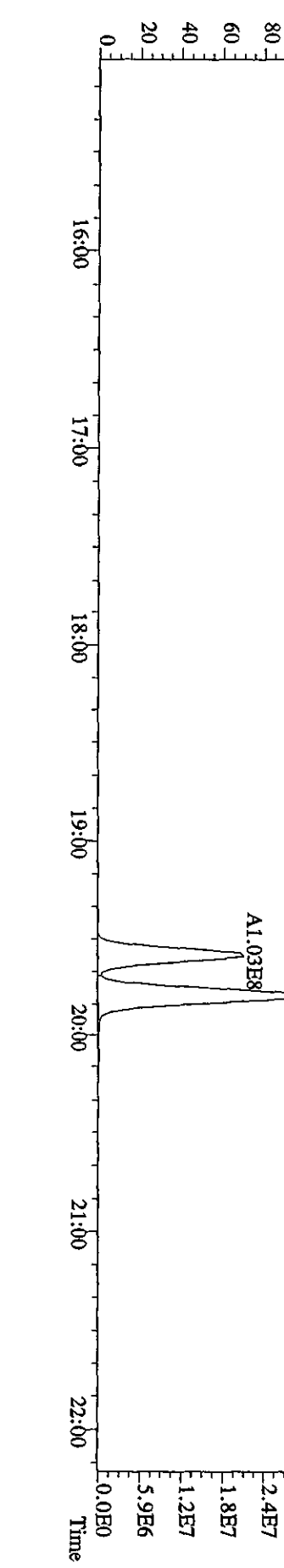
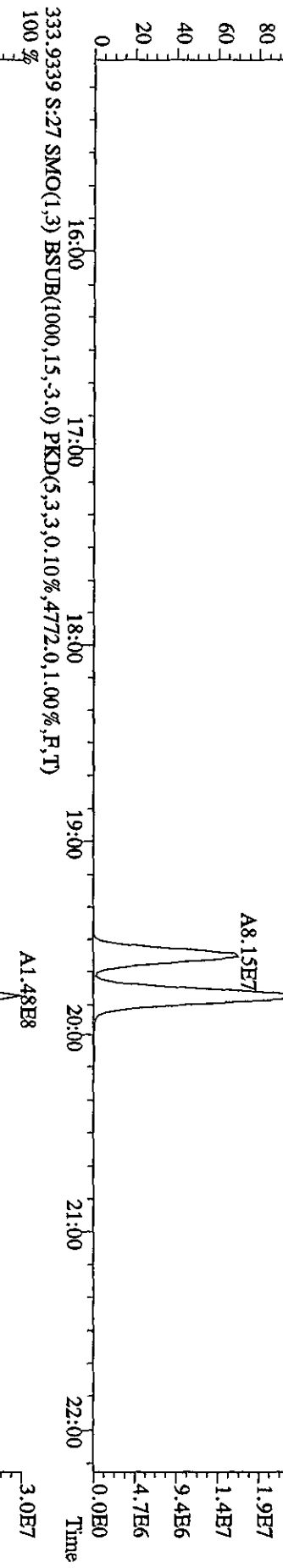
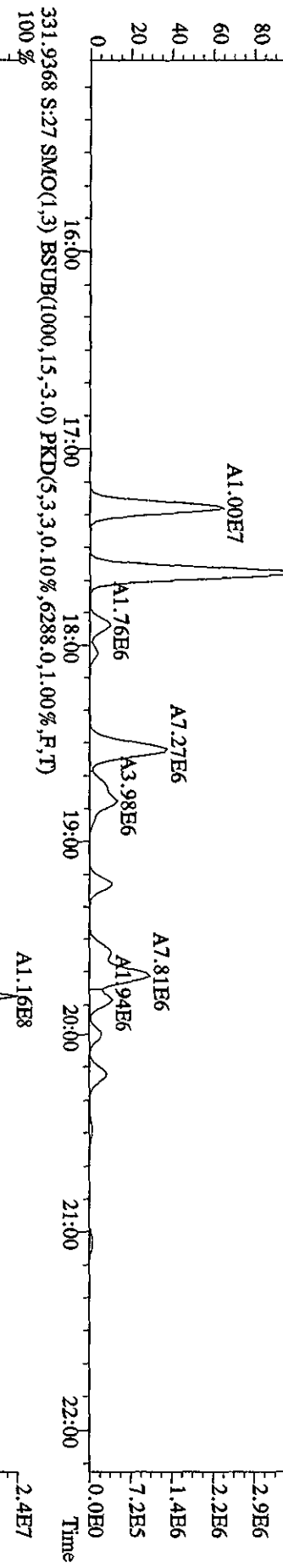
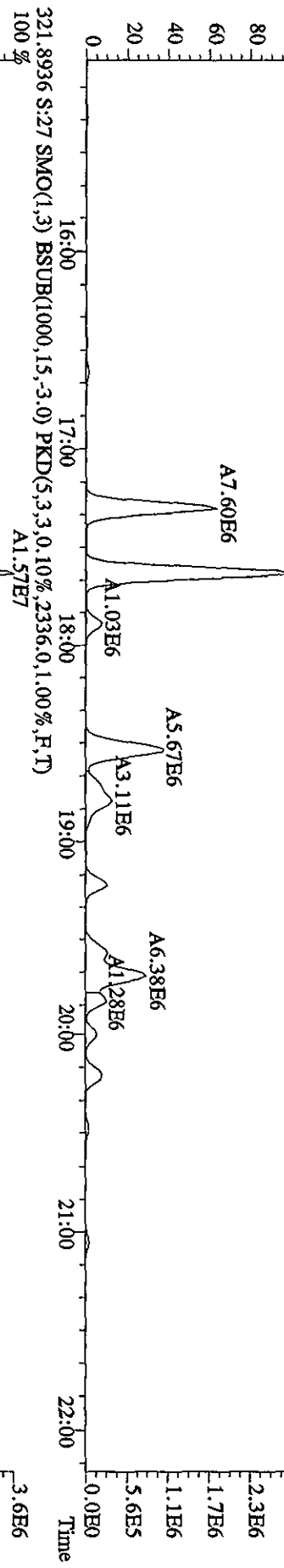
Run text: LXR8G-1-AD Sample text: LXR8G-1-AD :GOD100461-8
 Run #27 Filename: 19AP104D5 S: 27 I: 1 Results: 19AP104D58290A
 Acquired: 20-APR-10 04:14:49 Processed: 20-APR-10 10:39:56
 Run: 19AP104D5 Analyte: 8290AHRS Cal: 8290A0412104D5
 Factor 1:1600.000 Factor 2:20.000 Sample size: 10.71 g

Name	Resp	RA	RT	RRF	Conc	EDL	Rec	M
13C-1,2,3,4-TCDD	184719200	0.79 y	19:35	-	12.964	-	-	n
13C-2,3,7,8-TCDF	407483000	0.80 y	19:00	1.52	135.442	0.144	72.5	n
2,3,7,8-TCDF	342057000	0.78 y	19:02	0.95	165.826	0.152	-	n
Total TCDF	1847435281	0.78 y	16:17	0.95	895.618	0.152	-	n
13C-2,3,7,8-TCDD	264167000	0.79 y	19:47	0.95	140.604	0.088	75.3	n
2,3,7,8-TCDD	3221260	0.66 y	19:48	1.02	2.230	0.051	-	n
Total TCDD	9466159911	1.51 n	16:36	1.02	65.539	0.051	-	n
37Cl-2,3,7,8-TCDD	279066000	1.00 y	19:48	2.26	62.380	0.143	83.5	n
13C-1,2,3,7,8-PeCDF	296262000	1.59 y	24:42	1.05	142.577	0.616	76.4	n
1,2,3,7,8-PeCDF	181824600	1.59 y	24:43	1.04	109.699	1.918	-	n
2,3,4,7,8-PeCDF	97081000	1.60 y	26:14	0.98	62.305	2.040	-	n
Total F2 PeCDF	1415407816	1.61 y	22:56	1.01	878.869	1.977	-	n
Total F1 PeCDF	82695200	1.60 y	21:25	1.01	51.433	0.864	-	n
13C-1,2,3,7,8-PeCDD	173042100	1.54 y	27:02	0.67	130.458	0.254	69.9	n
1,2,3,7,8-PeCDD	5865950	1.52 y	27:04	0.98	6.447	0.237	-	n
Total PeCDD	66150187	1.52 y	23:24	0.98	72.701	0.237	-	n
13C-1,2,3,7,8,9-HxCDD	115946300	1.26 y	33:08	-	10.536	-	-	n
13C-1,2,3,4,7,8-HxCDF	200565700	0.53 y	31:59	1.02	157.596	0.313	84.4	n
1,2,3,4,7,8-HxCDF	297718000	1.27 y	32:00	1.21	228.594	2.394	-	n
1,2,3,6,7,8-HxCDF	160596700	1.21 y	32:07	1.34	111.356	2.162	-	n
2,3,4,6,7,8-HxCDF	89186800	1.24 y	32:36	1.22	67.938	2.375	-	n
1,2,3,7,8,9-HxCDF	31874200	1.21 y	33:19	1.09	27.165	2.657	-	n
Total HxCDF	1150182840	1.23 y	30:38	1.22	871.561	2.384	-	n
13C-1,2,3,6,7,8-HxCDD	137123600	1.23 y	32:52	0.81	136.822	0.808	73.3	n
1,2,3,4,7,8-HxCDD	3058440	1.23 y	32:48	1.01	4.137	0.117	-	n
1,2,3,6,7,8-HxCDD	6712670	1.30 y	32:53	1.11	8.207	0.106	-	n
1,2,3,7,8,9-HxCDD	7012230	1.22 y	33:09	1.21	7.899	0.097	-	n
Total HxCDD	47383238	1.27 y	31:27	1.11	57.789	0.106	-	n
13C-1,2,3,4,6,7,8-HpCDF	134679600	0.44 y	34:39	0.86	125.733	0.596	67.3	n
1,2,3,4,6,7,8-HpCDF	435203000	0.94 y	34:39	1.31	460.750	1.049	-	n
1,2,3,4,7,8,9-HpCDF	178122400	0.94 y	35:48	1.03	240.805	1.340	-	n
Total HpCDF	873139817	0.94 y	34:39	1.17	1010.078	1.177	-	n
13C-1,2,3,4,6,7,8-HpCDD	123270800	1.07 y	35:27	0.70	142.322	1.507	76.2	n
1,2,3,4,6,7,8-HpCDD	19788590	1.05 y	35:28	1.07	27.968	0.417	-	n
Total HpCDD	30238480	1.03 y	34:31	1.07	42.737	0.417	-	n
13C-OCDD	99161000	0.93 y	37:58	0.53	150.274	0.430	40.2	n
OCDF	653202000	0.88 y	38:05	1.45	1702.170	0.287	-	n
OCDD	11693980	0.91 y	37:59	1.17	37.766	0.542	-	n

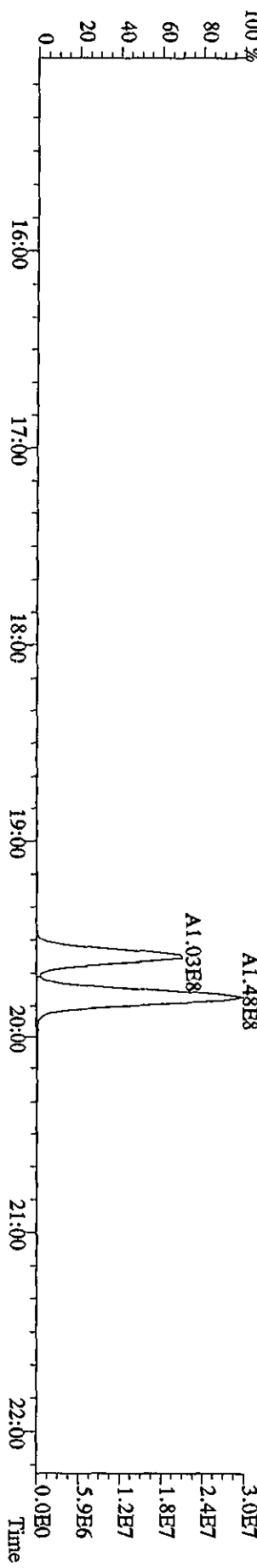
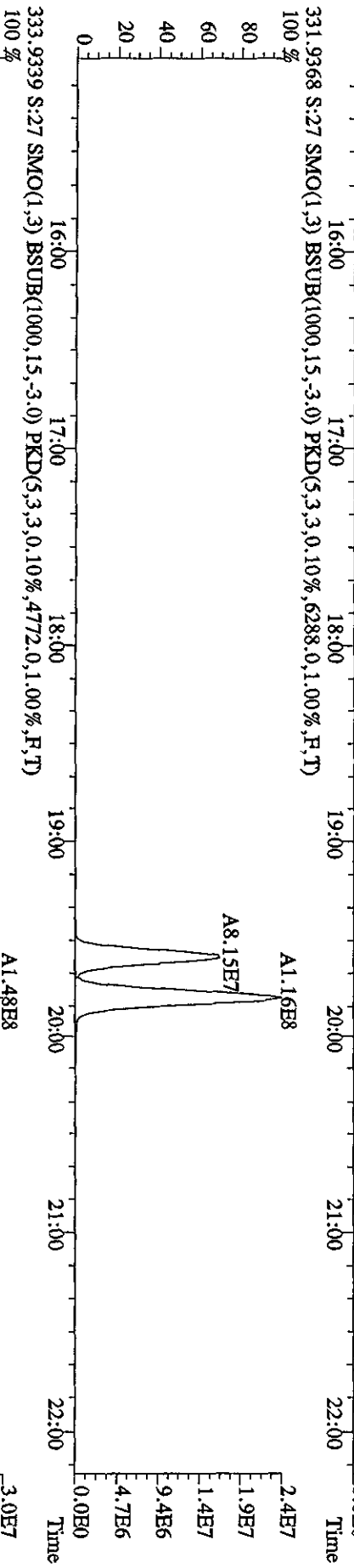
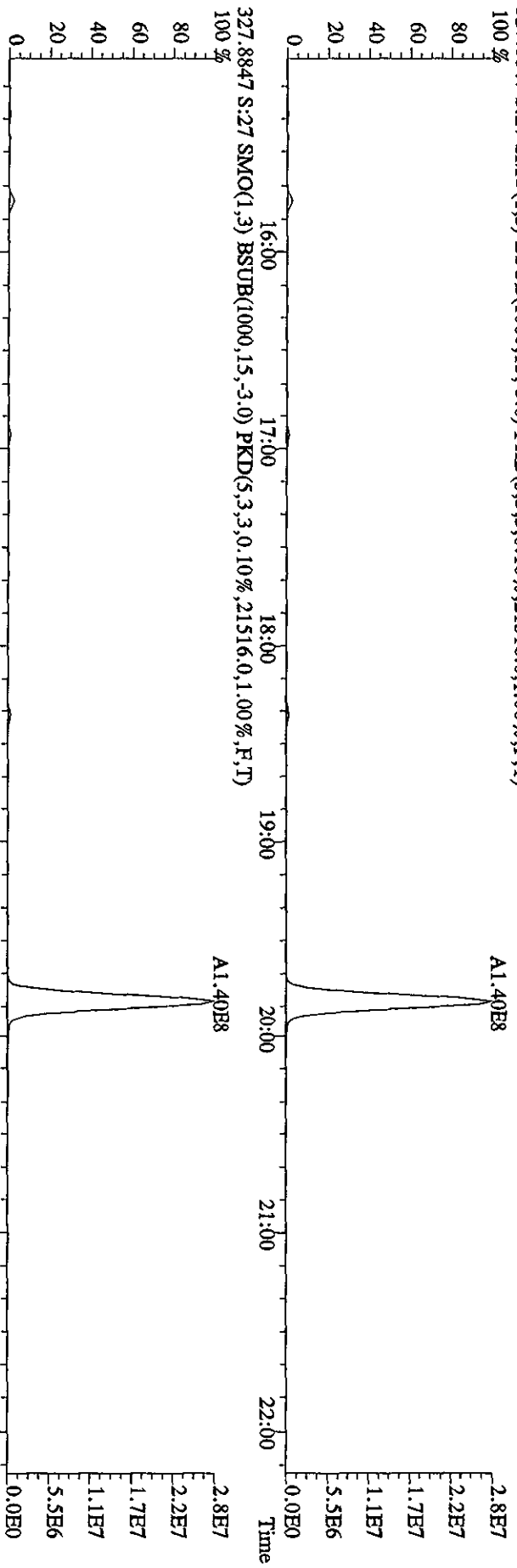
File: 19AP104D5 #1-434 Acq: 20-APR-2010 04:14:49 GC EI+ Voltage: SIR Autospec: Ultimate
 Sample#27 Text: LXR8G-1-AD : GOD100461-8 Exp: DIOXINRES8290A
 303.9016 S:27 SMO(1,3) BSUB(1000,15,-3.0) PKD(5,3,3,0,10%,9152,0,1,00%,F,T)
 A1.31E8



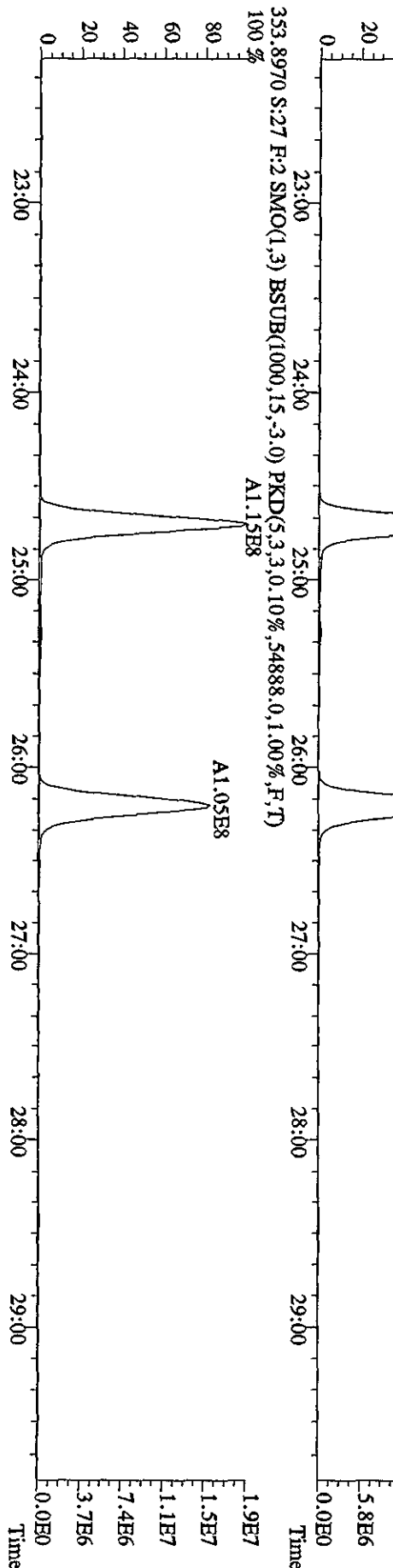
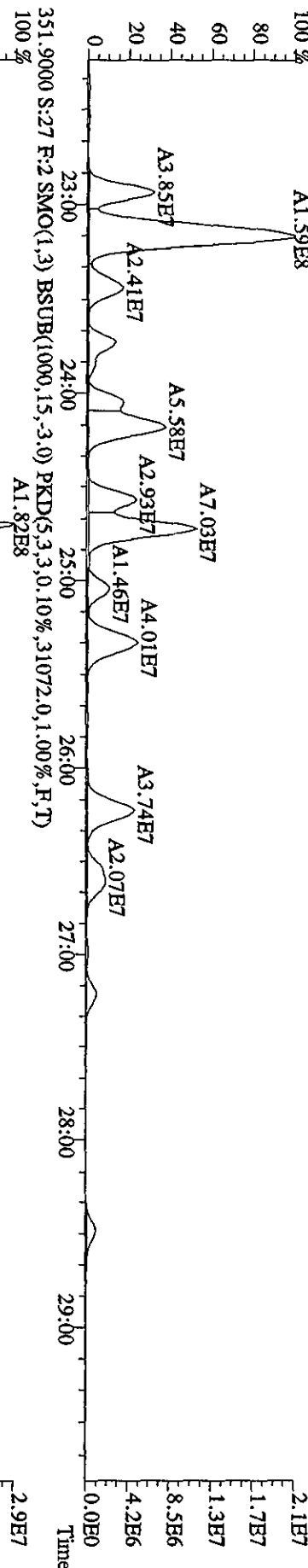
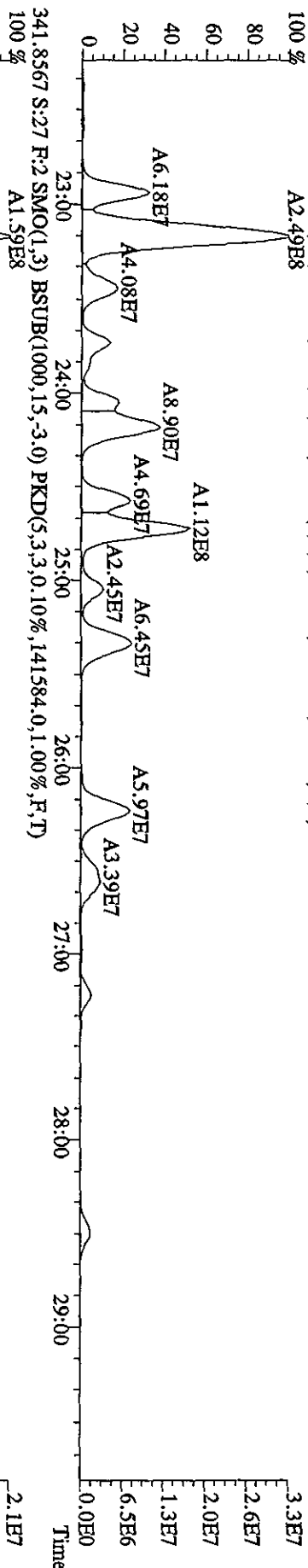
File: 19AP104D5 #1-434 Acq: 20-APR-2010 04:14:49 GC EI+ Voltage: SIR Autospec-UltimaB
 Sample#27 Text: LXR8G-1-AD : GOD100461-8 Exp: DIOXINRES8290A
 319.8965 S:27 SMO(1,3) BSUB(1000,15,-3.0) PKD(5,3,3,0.10%,2564.0,1.00%,F,T) A1.24E7
 100 %



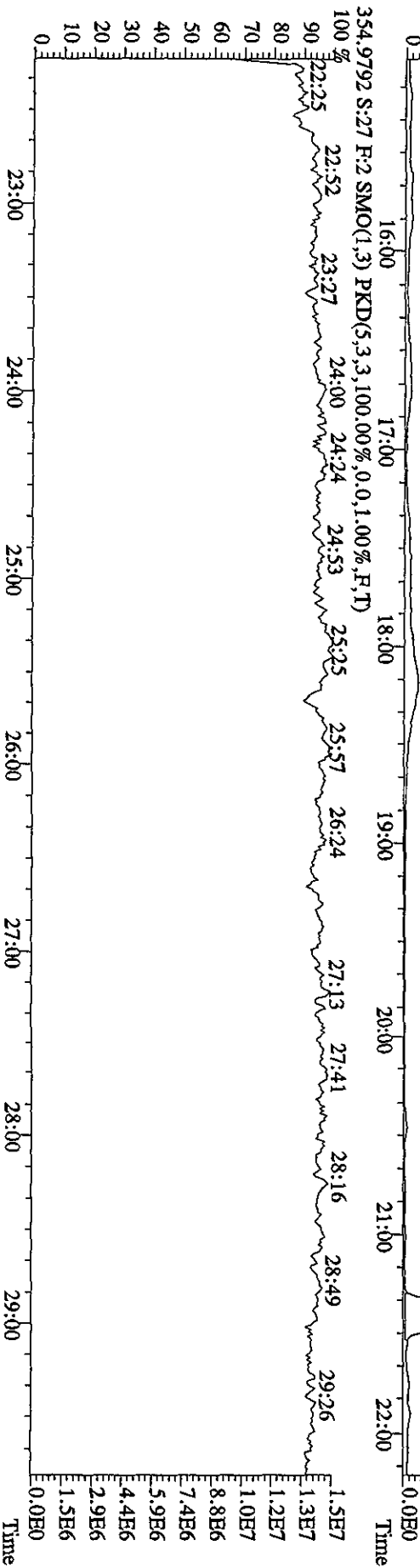
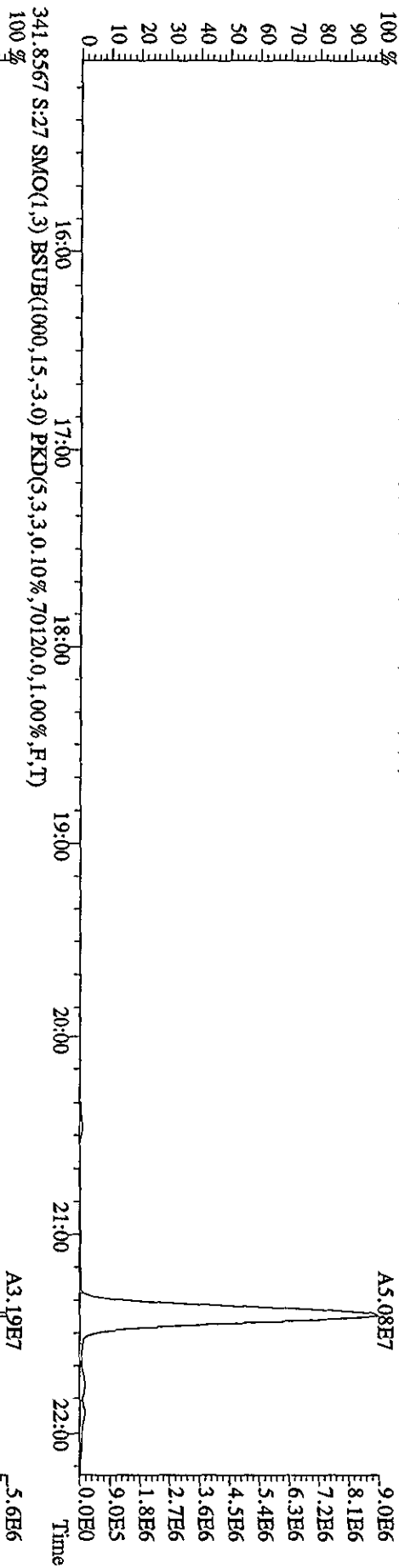
File:19AP104D5 #1-434 Acq:20-APR-2010 04:14:49 GC EI+ Voltage SIR Autospec-UtimaB
Sample#27 Text:LXR8G-1-AD :G0D100461-8 Exp:DIOXINRES8290A
327.8847 S:27 SMO(1,3) BSUB(1000,15,-3.0) PKD(5,3,3,0.10%,21516.0,1.00%,F,T)
100 %



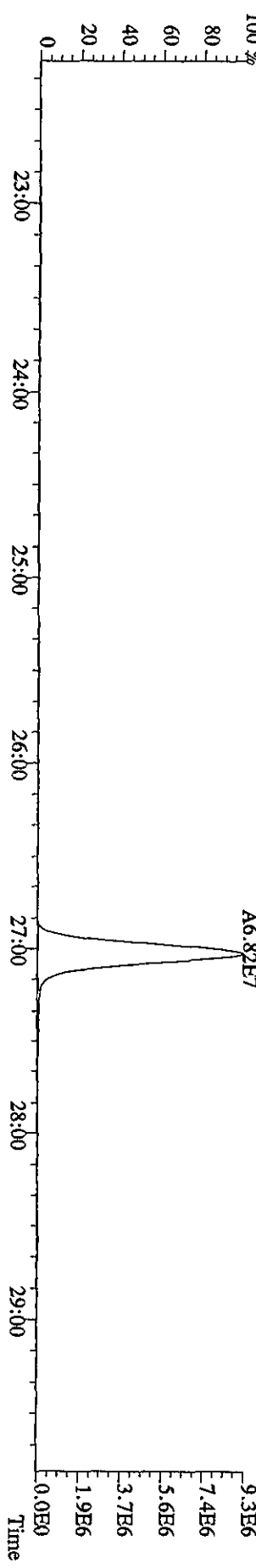
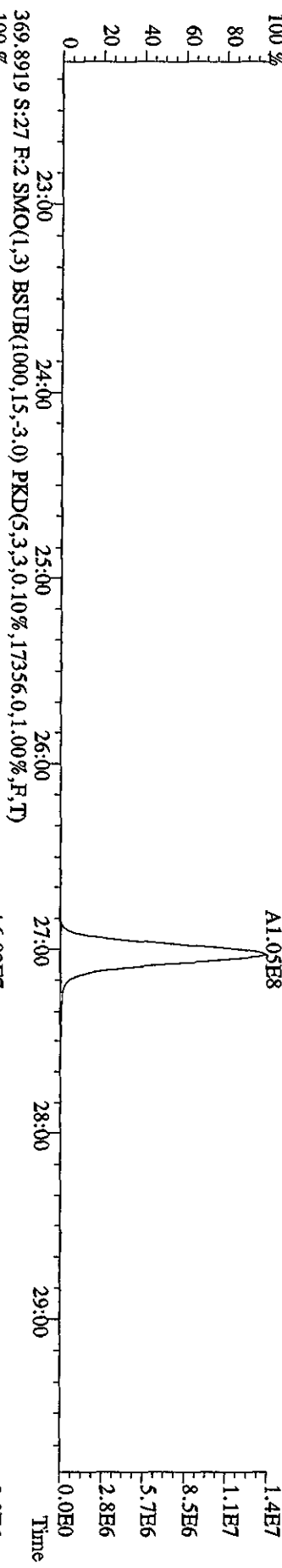
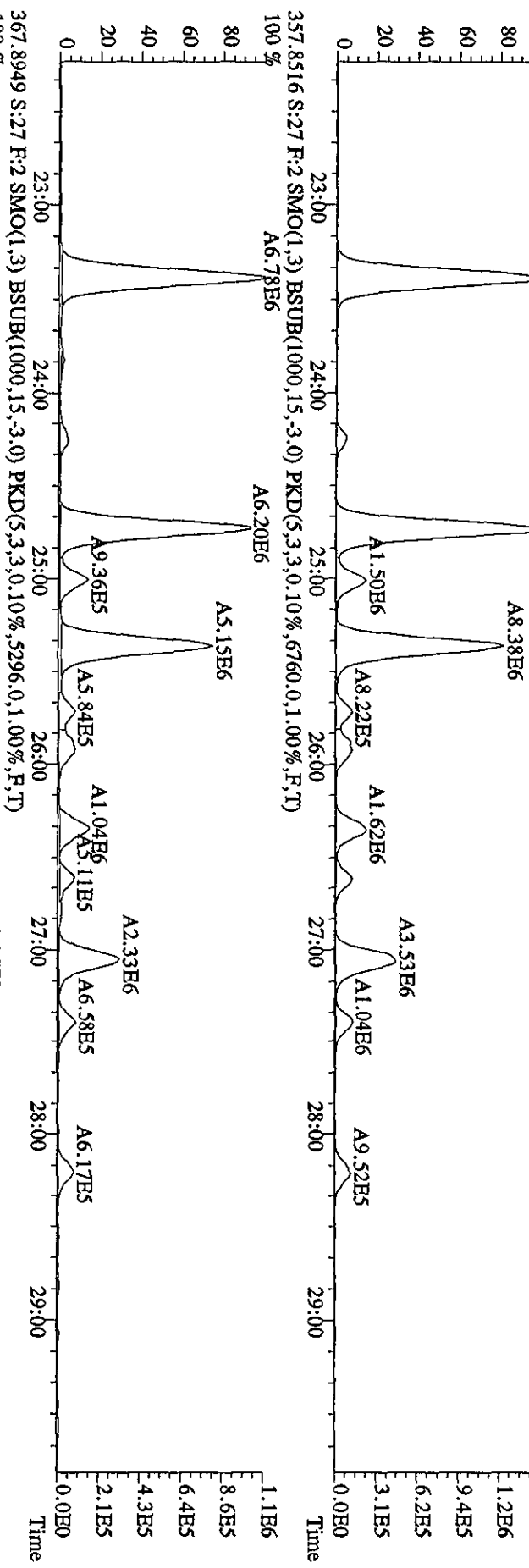
File:19AP104D5 #1-604 Acq:20-APR-2010 04:14:49 GC EI+ Voltage SIR Autospec-UltimaE
 Sample#27 Text:LXR8G-1-AD :GOD100461-8 Exp:DIOXINRES8290A
 339.8597 S:27 F:2 SMO(1,3) BSUB(1000,15,-3,0) PKD(5,3,3,0,10%,28600,0,1,00%,F,T)



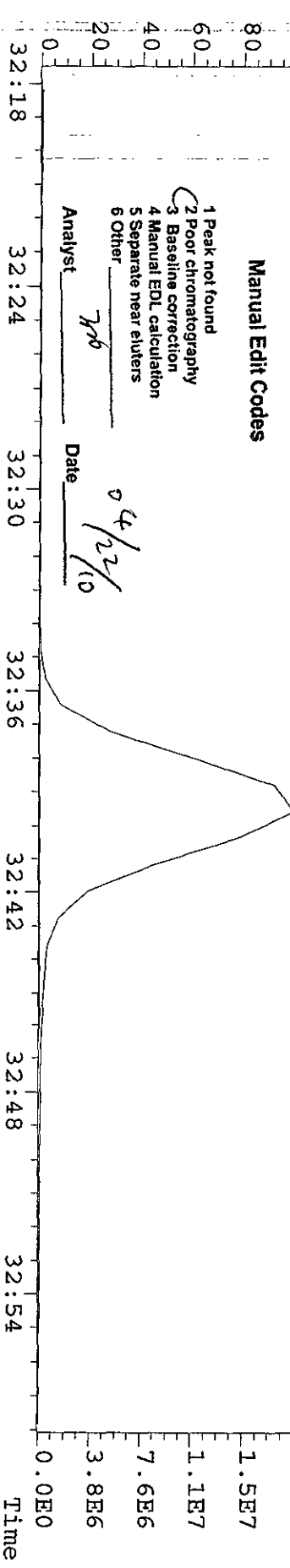
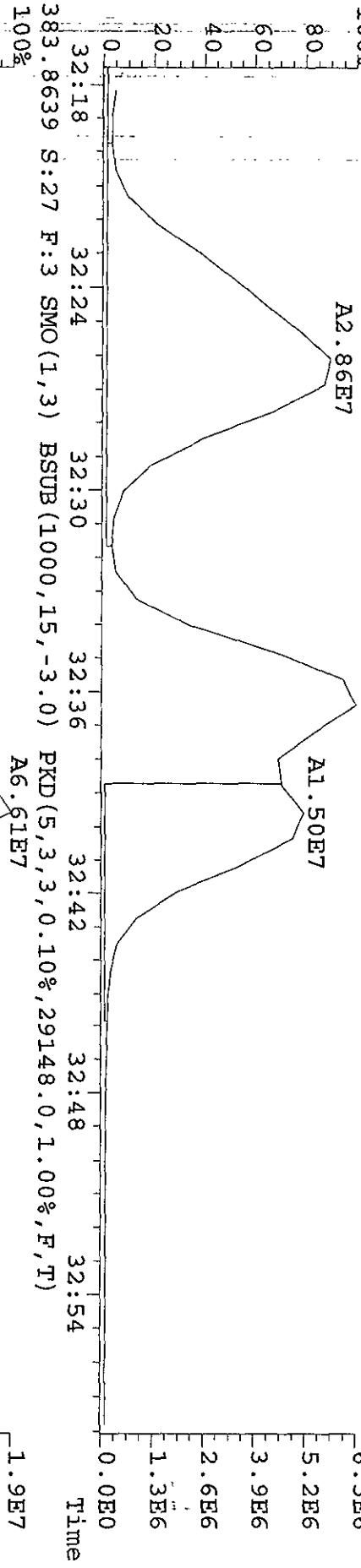
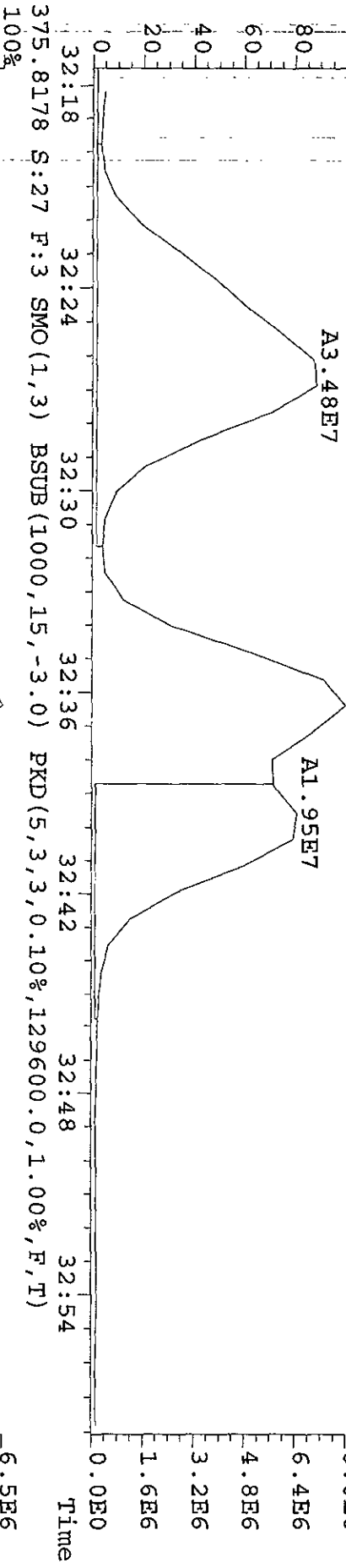
File: 19AP104D5 #1-434 Acq: 20-APR-2010 04:14:49 GC EI+ Voltage SIR Autospec-Ultimate
 Sample# 27 Text: LXR8G-1-AD :GOD100461-8 Exp: DIOXINRES8290A
 339.8597 S: 27 SMO(1,3) BSUB(1000,15,-3.0) PKD(5,3,3,0.10%,4276.0,1.00%,F,T)



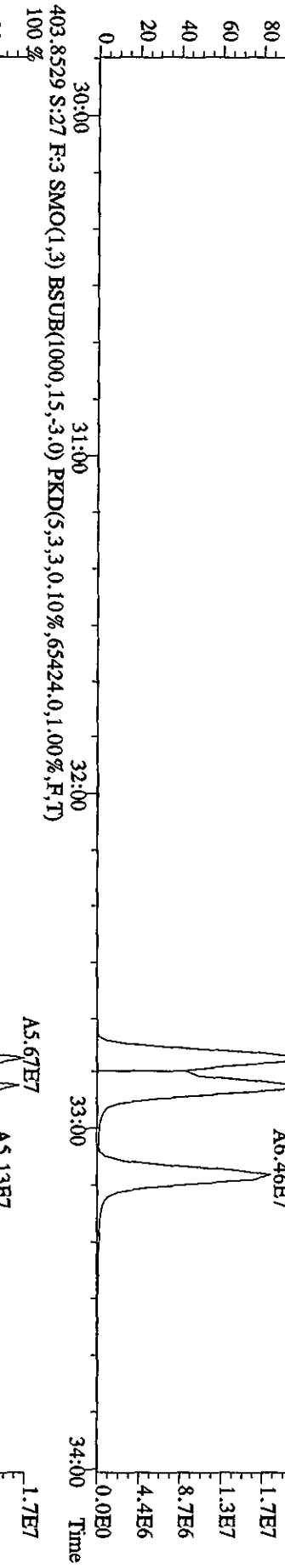
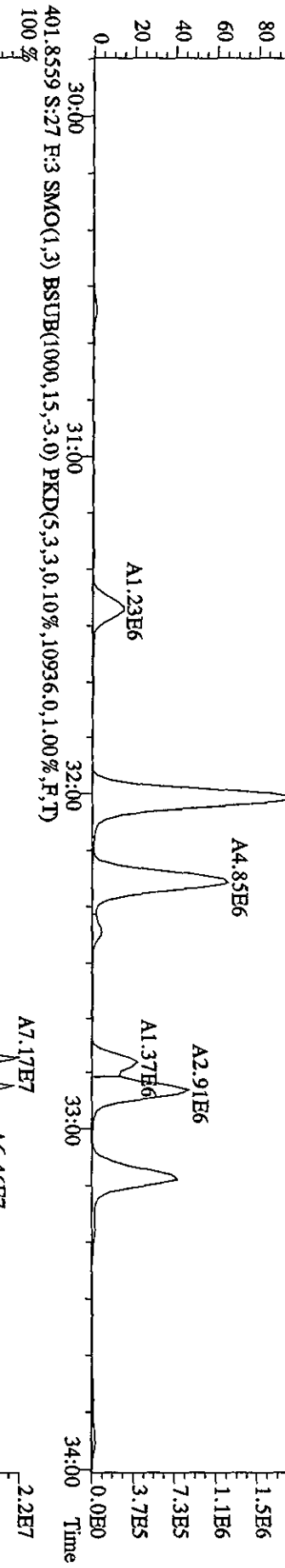
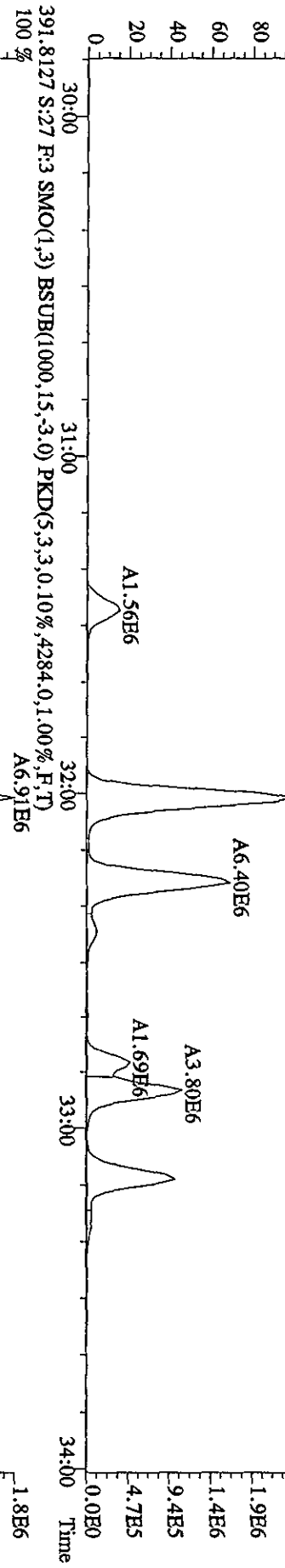
File:19AP104D5 #1-604 Acq:20-APR-2010 04:14:49 GC EI+ Voltage SIR Autospec-UltimaE
 Sample#27 Text:LXR8G-1-AD :G0D100461-8 Exp:DIOXINRES8290A
 355.8546 S:27 F:2 SMO(1,3) BSUB(1000,15,-3.0) PKD(5,3,3,0.10%,2940.0,1.00%,F,T)
 100 %




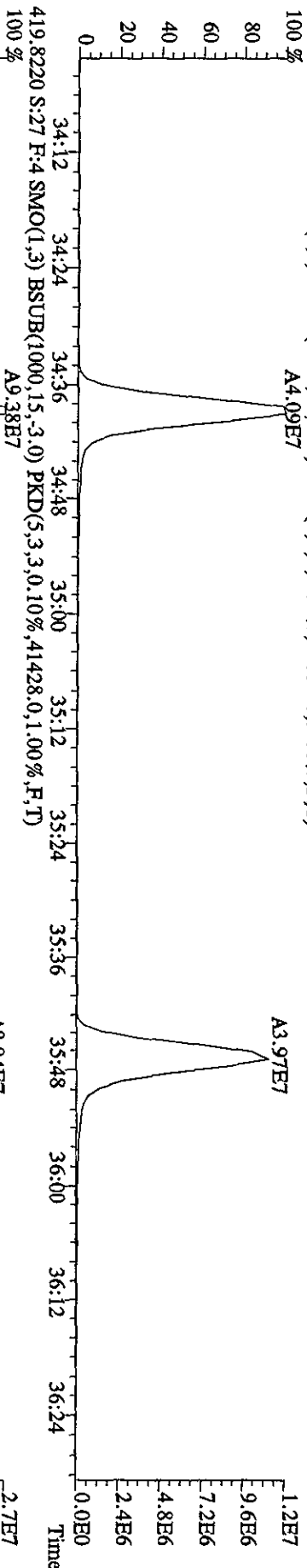
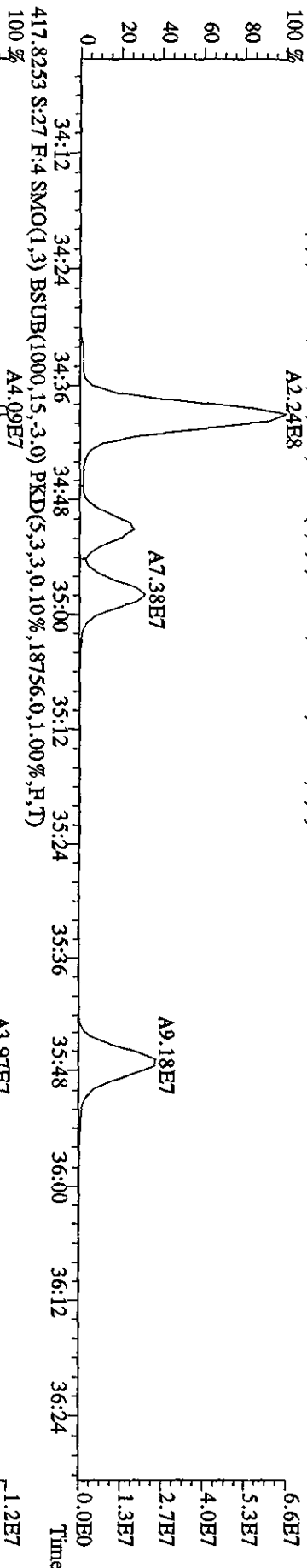
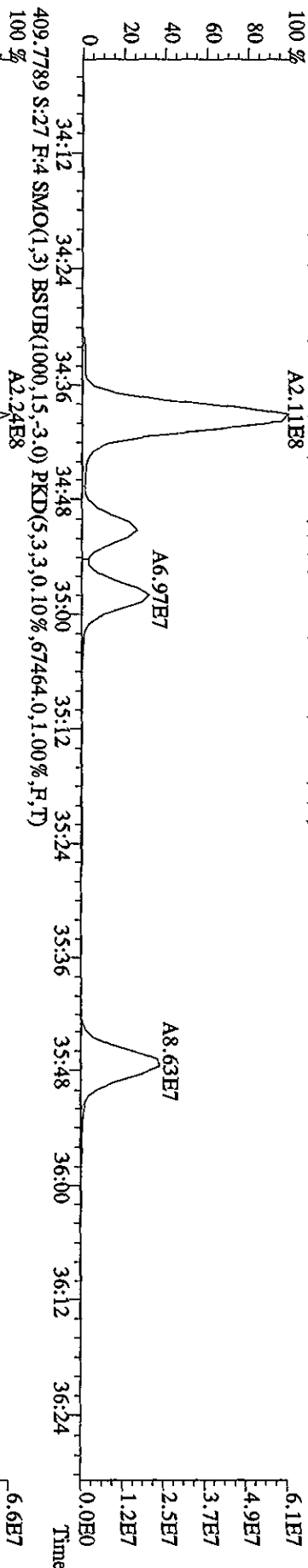
File: 19API04D5 #1-317 Acq: 20-APR-2010 04:14:49 GC EI+ Voltage SIR Autospec-Ultimate
 Sample#27 Text: LXR8G-1-AD :GOD100461-8 Exp:DIOXINRES8290A
 373.8208 S:27 F:3 SMO(1,3) BSUB(1000,15,-3.0) PKD(5,3,3,0.10%,151608.0,1.00%,F,T)



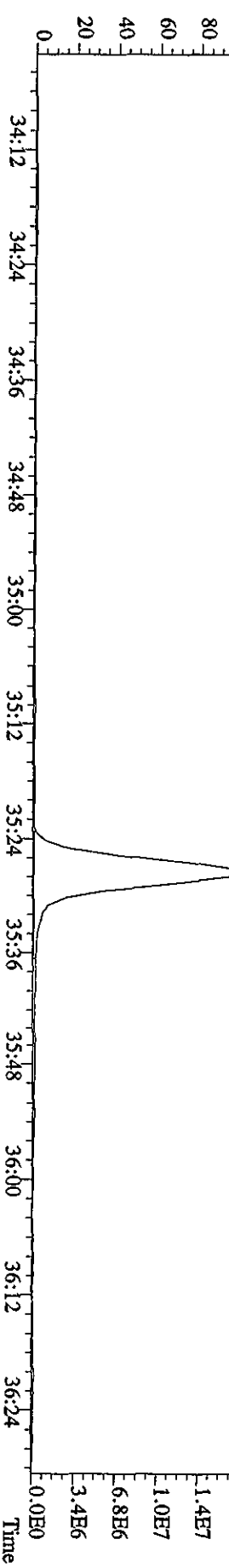
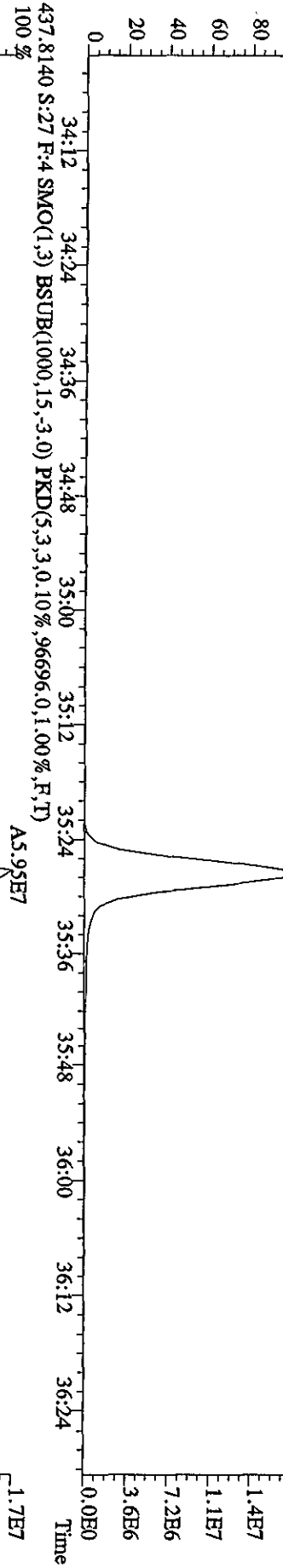
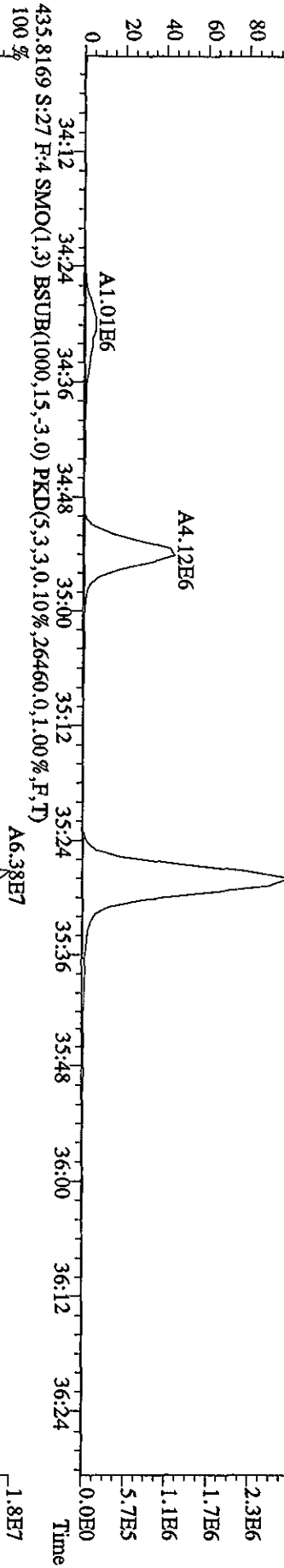
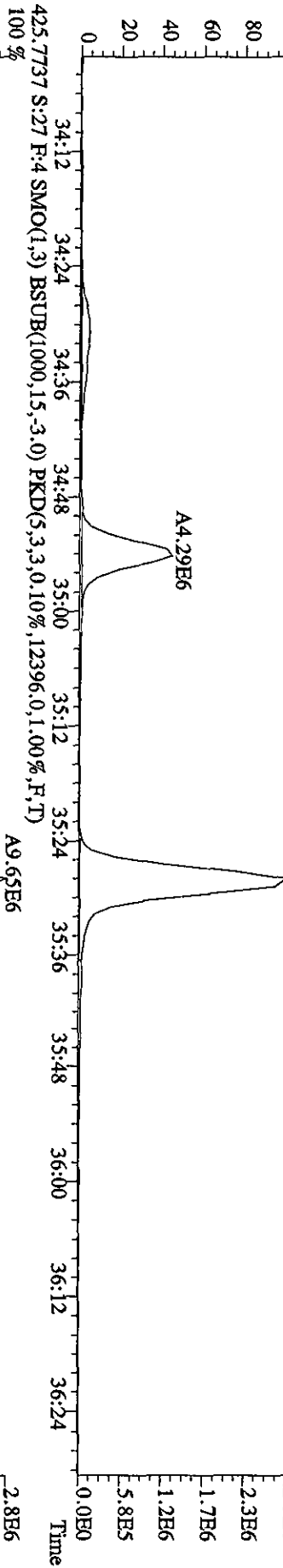
File:19AP104D5 #1-317 Acq:20-APR-2010 04:14:49 GC EI+ Voltage SIR Autospec-UltimaB
 Sample#27 Text:LXR8G-1-AD :G0D100461-8 Exp:DIOXINRES8290A
 389.8157 S:27 F:3 SMO(1,3) BSUB(1000,15,-3,0) PKD(5,3,3,0,10%,3652,0,1,00%,F,T)
 A8.91E6



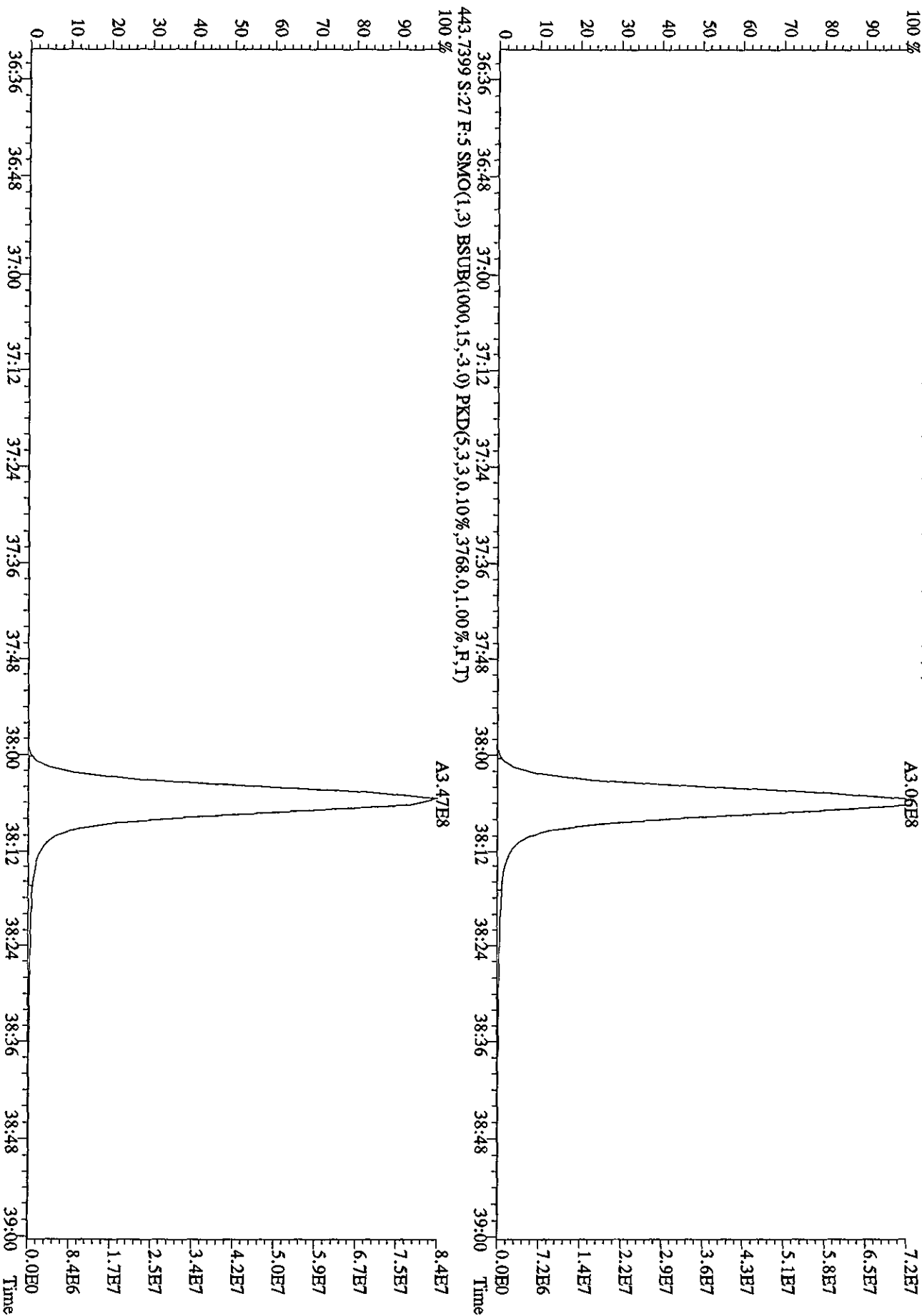
File:19AP104D5 #1-198 Acq:20-APR-2010 04:14:49 GC EI+ Voltage SIR Autospec-UtimaE
 Sample#27 Text:LXR8G-1-AD :GOD100461-8 Exp:DIOXINRES8290A
 407.7818 S:27 F:4 SMO(1,3) BSUB(1000,15,-3,0) PKD(5,3,3,0,10%,28936,0,1,00%,F,T)



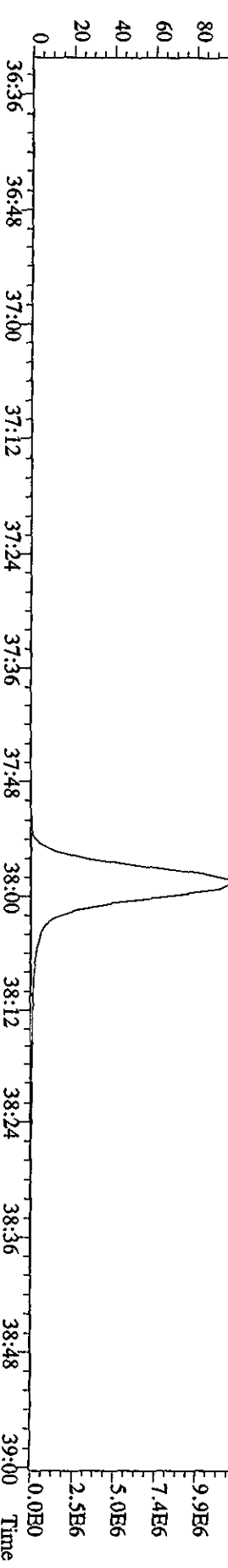
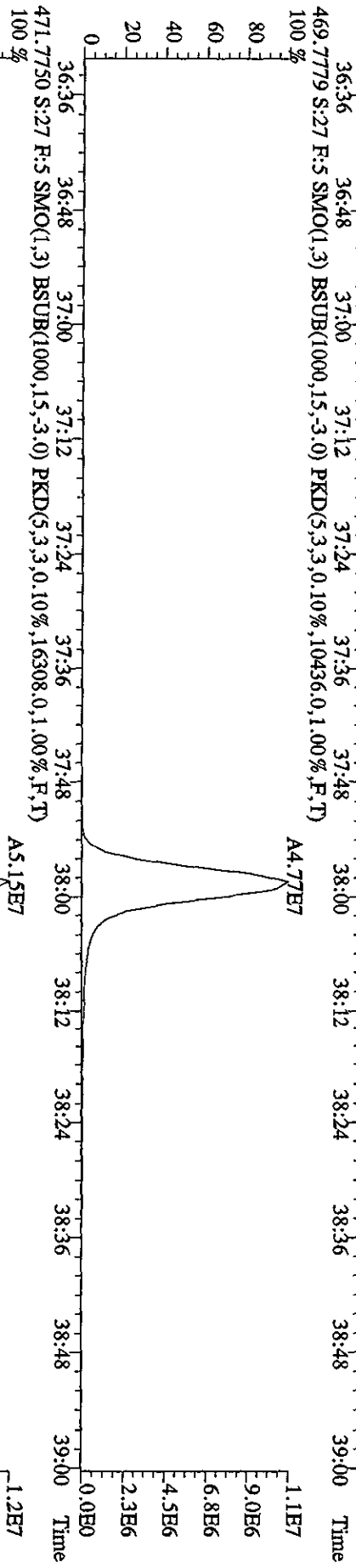
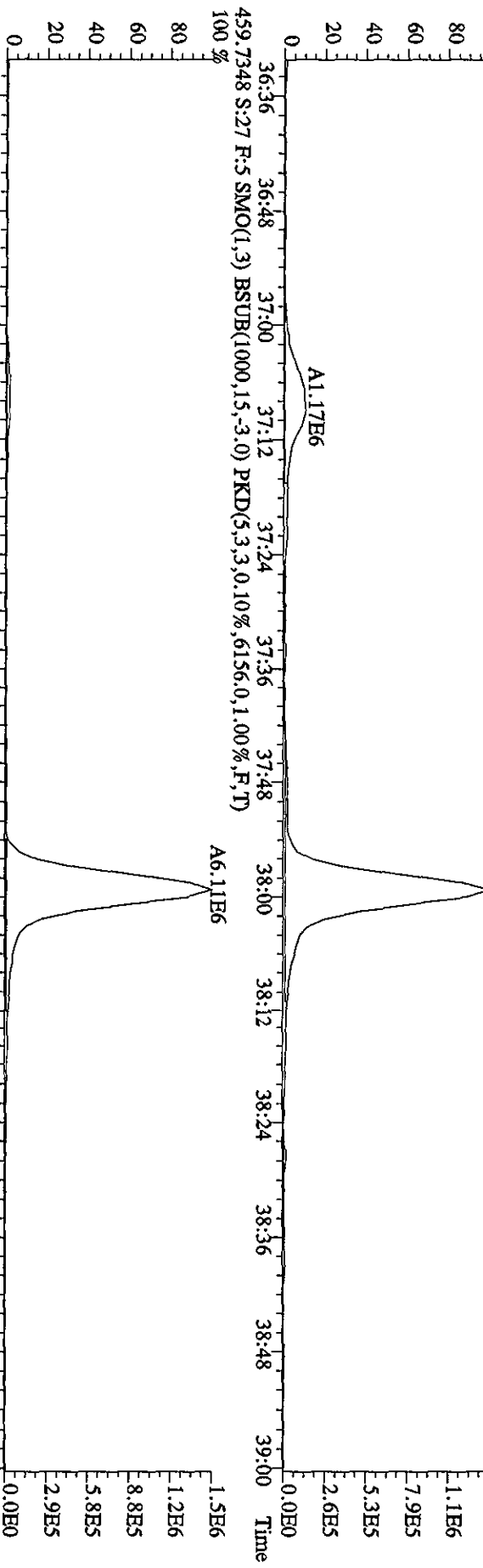
File:19AP104D5 #1-198 Acq:20-APR-2010 04:14:49 GC EI+ Voltage SIR Autospec-UltimaE
 Sample#27 Text:LXR8G-1-AD :G0D100461-8 Exp:DIOXINRES8290A
 423.7766 S:27 F:4 SMO(1,3) BSUB(1000,15,-3.0) PKD(5,3,3,0,10%,15596,0,1.00%,F,T)
 100 %

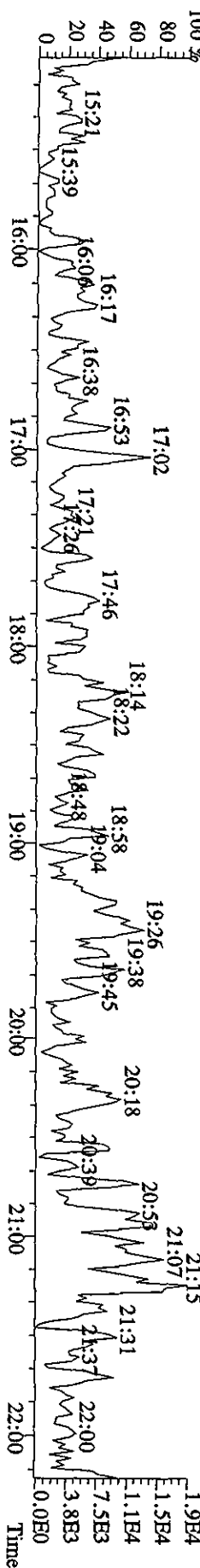
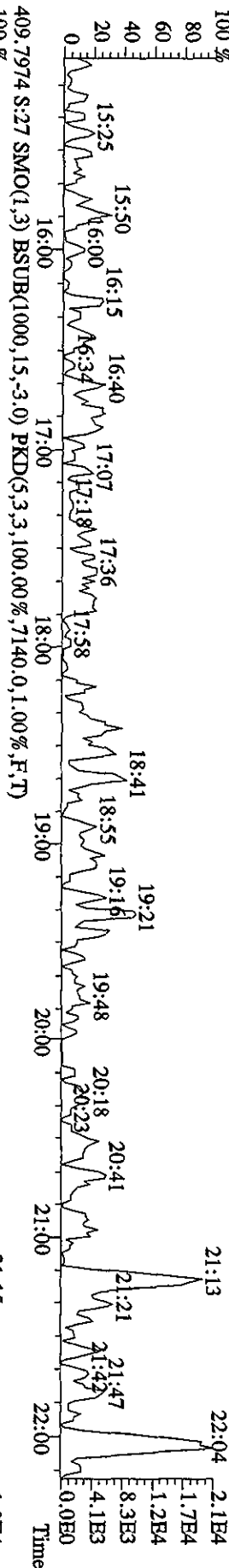
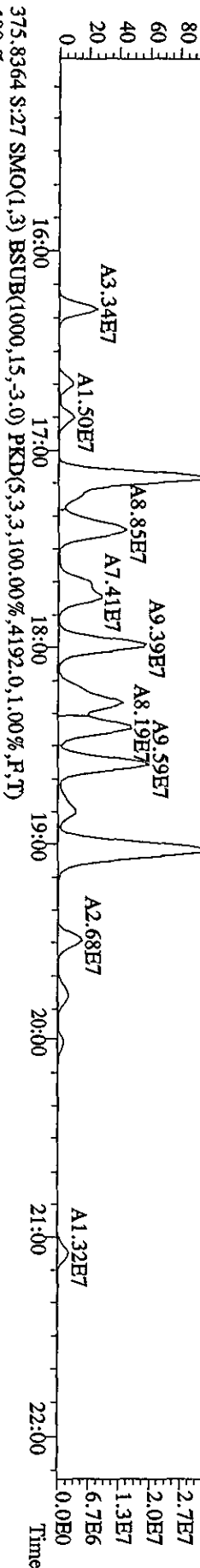
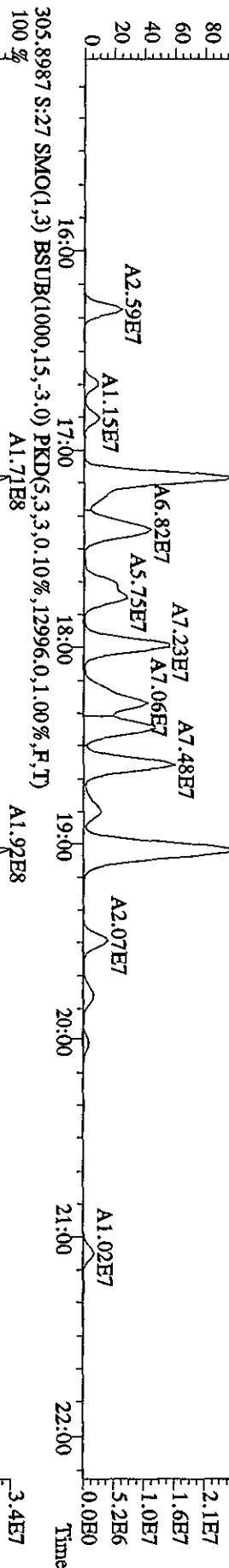
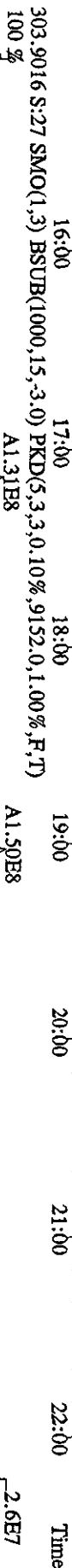
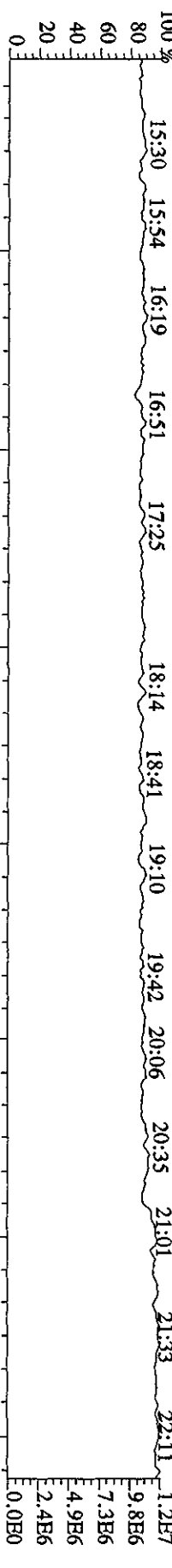


File: 19AP104D5 #1-190 Acq: 20-APR-2010 04:14:49 GC EI+ Voltage SIR Autospec-UltimaF
 Sample#27 Text: LXR8G-1-AD :G0D100461-8 Exp: DIOXINRES8290A
 441.7428 S:27 F:5 SMO(1,3) BSUB(1000,15,-3,0) PKD(5,3,3,0,10%,4984,0,1,00%,F,T)

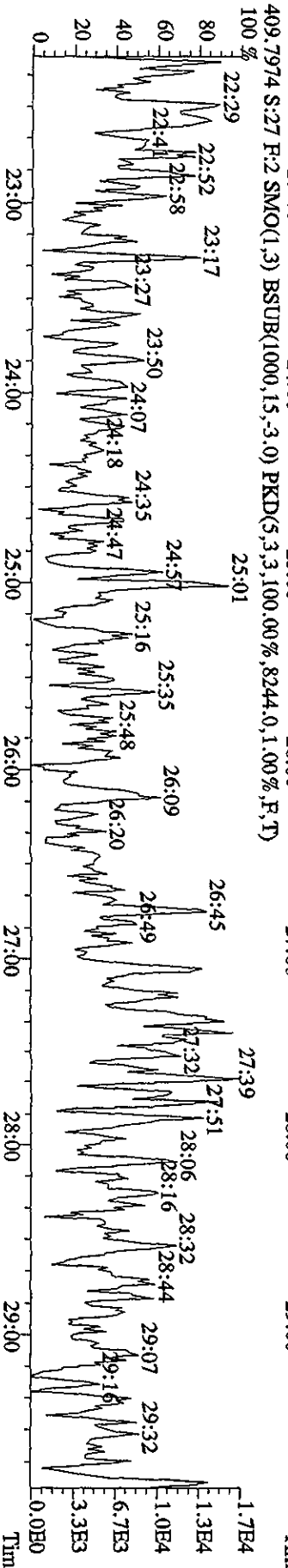
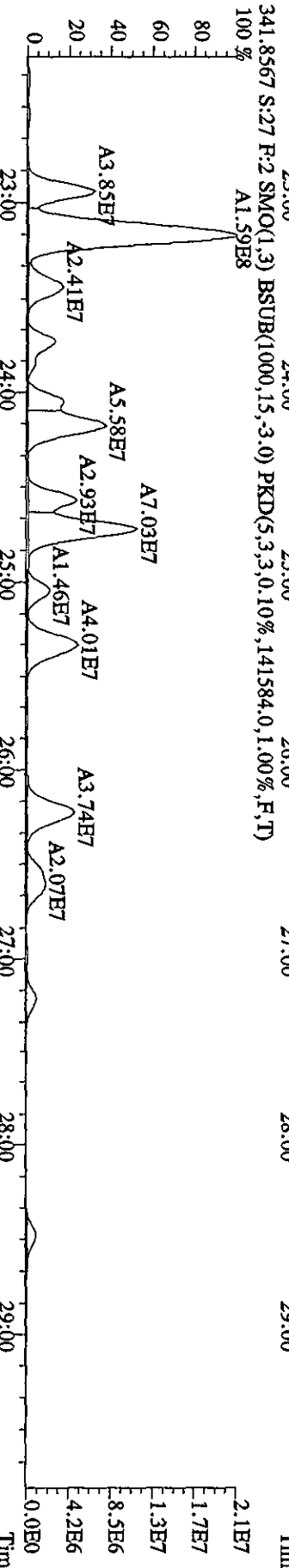
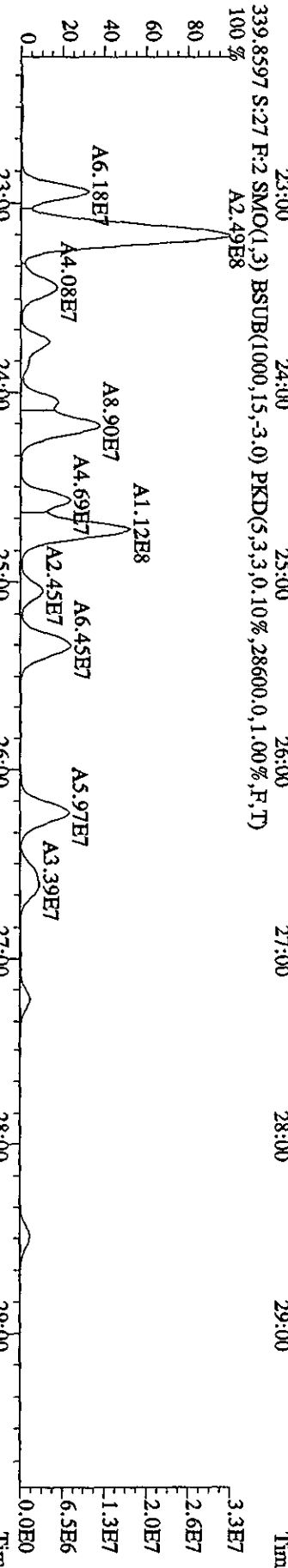
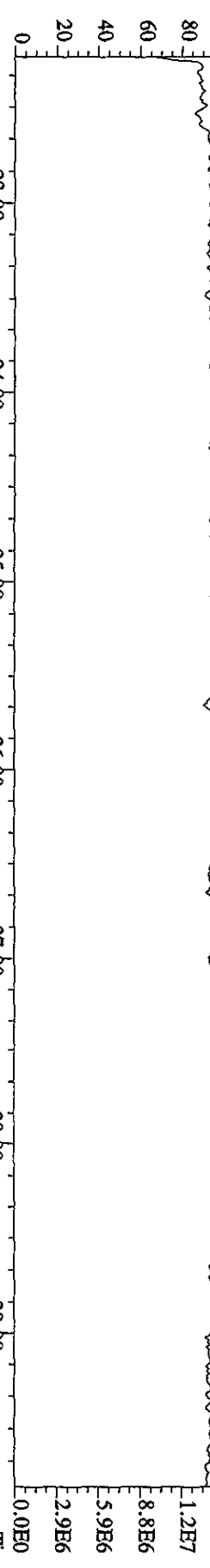


File: 19API04D5 #1-190 Acq: 20-APR-2010 04:14:49 GC EI+ Voltage SIR Autospec-UltimaB
 Sample#27 Text: LXR8G-1-AD : GOD100461-8 Exp: DIOXINRES8290A
 457.7377 S:27 F:5 SMO(1,3) BSUB(1000,15,-3.0) PKD(5,3,3,0,10%,7188.0,1.00%,F,T)

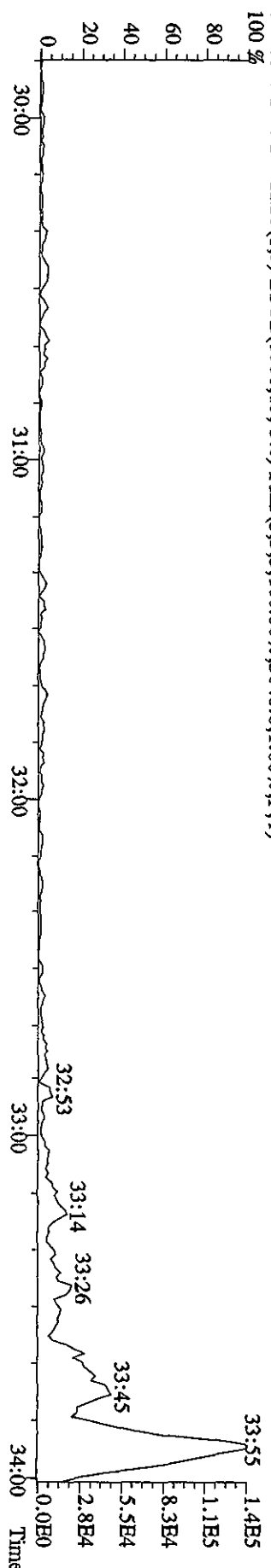
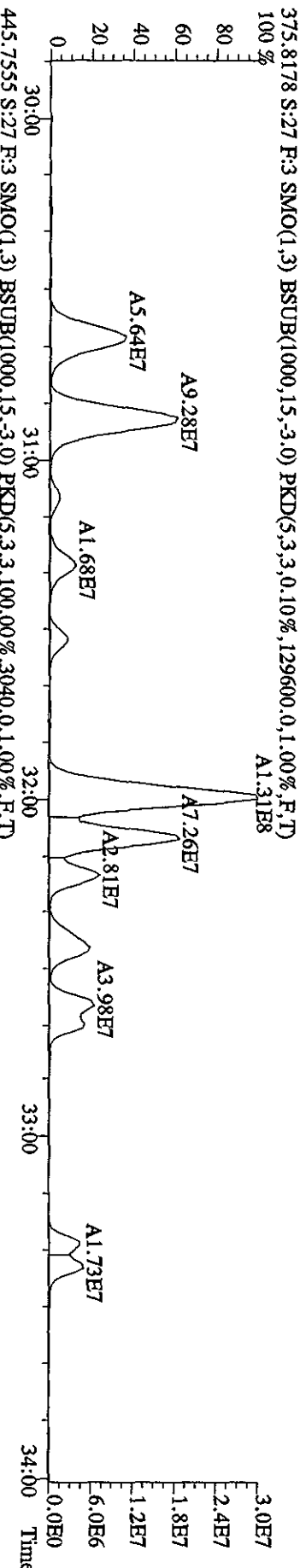
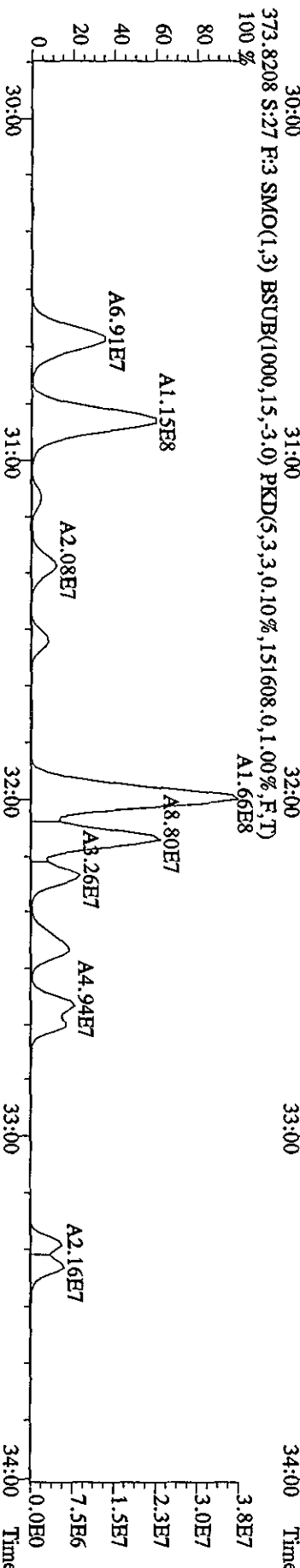
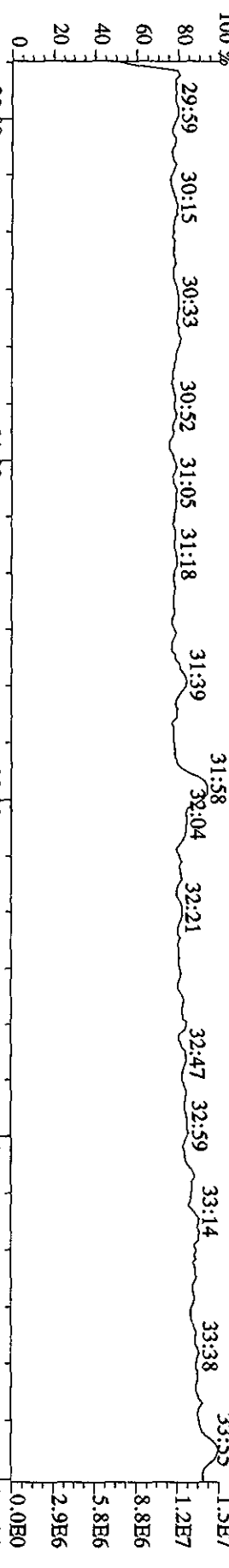




File:19AAP104D5 #1-604 Acq:20-APR-2010 04:14:49 GC EI+ Voltage SIR Autospec-UltimaB
 Sample#27 Text:LXR8G-1-AD :GOD100461-8 Exp:DIOXINRES8290A
 354.9792 S:27 F:2 SMO(1,3) PKD(5,3,3,100.00%,0.0,1.00%,F,T)

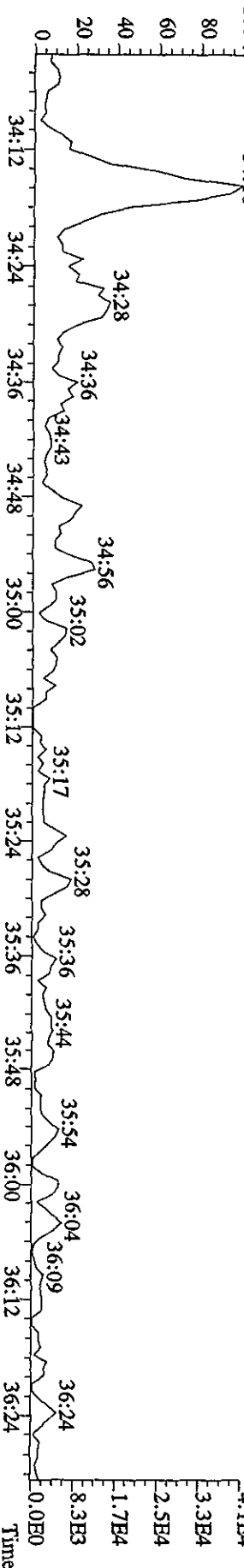
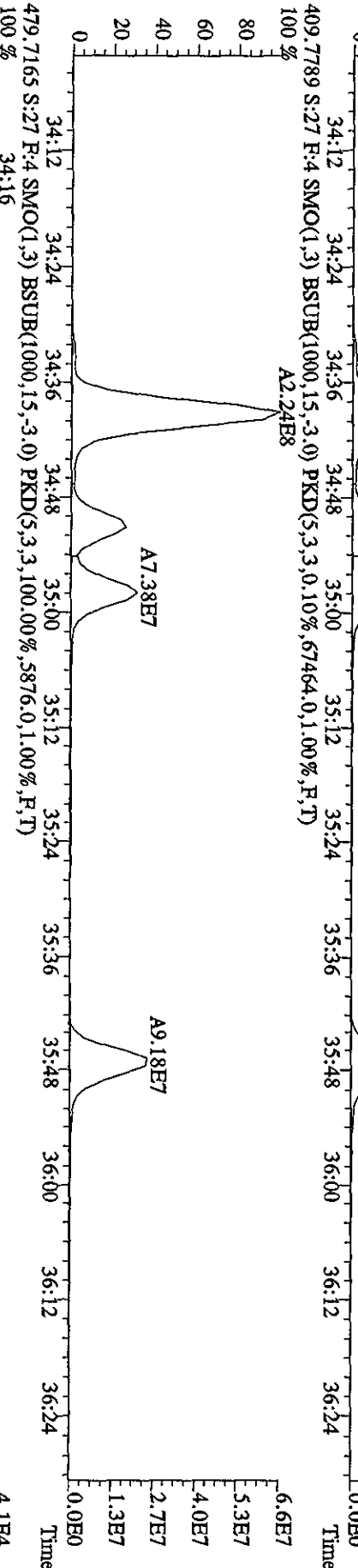

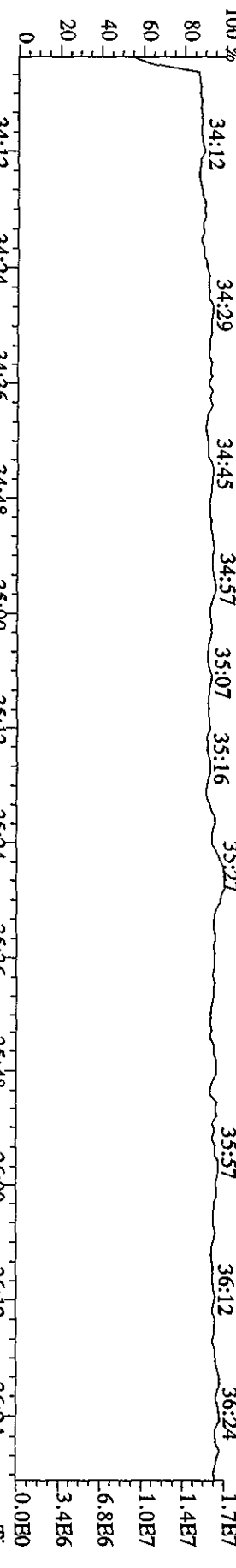


File: 19ADP104D5 #1-317 Acq: 20-APR-2010 04:14:49 GC EI+ Voltage SIR Autospec-UltimaE
 Sample#27 Text: LXR8G-1-AD :GOD100461-8 Exp: DIOXINRES8290A
 430.9728 S:27 F:3 SMO(1,3) PKD(5,3,3,100.00%,0.0,1.00%,F,T)



File: 19API104D5 #1-198 Acq: 20-APR-2010 04:14:49 GC EI+ Voltage SIR Autospec-UltimaE

Sample# 27 Text: LXR8G-1-AD :GOD100461-8 Exp: DIOXINRES8290A

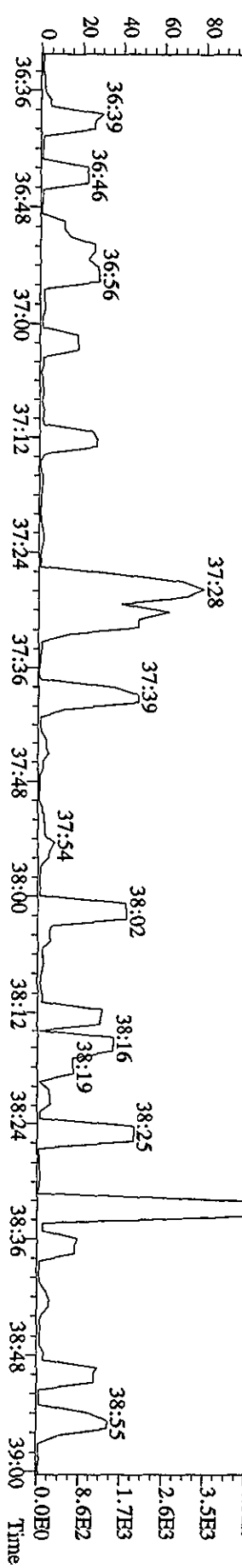
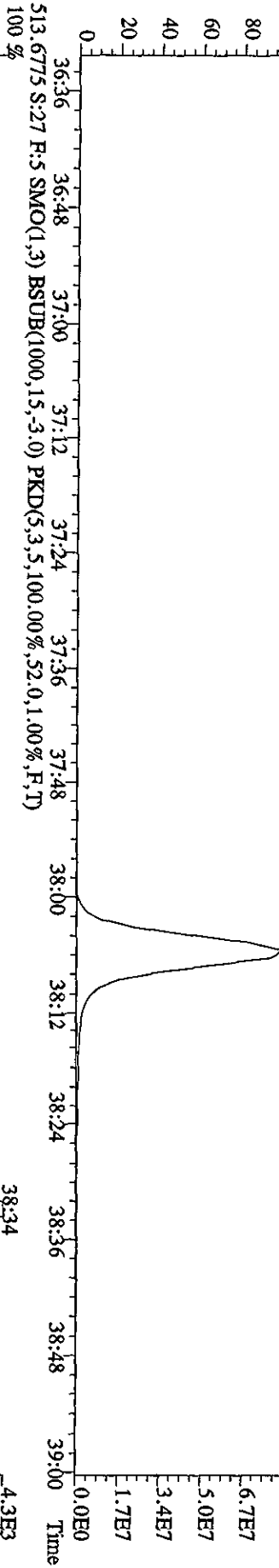
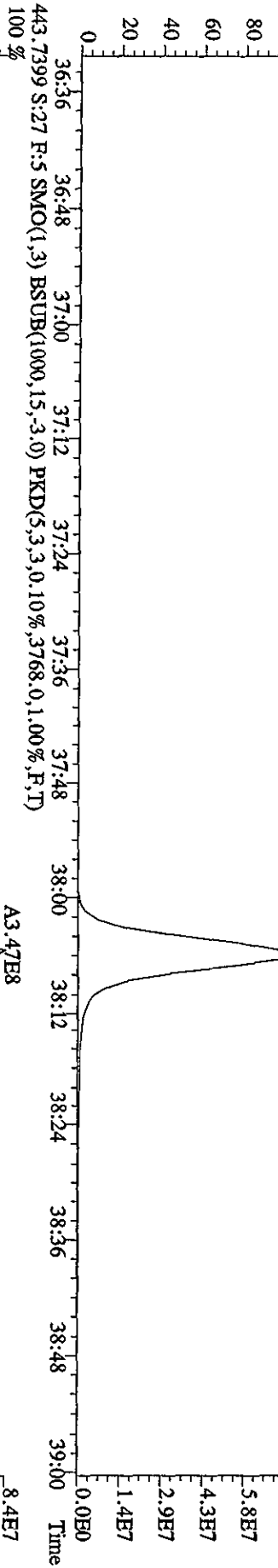



File: 19AP104D5 #1-190 Acq: 20-APR-2010 04:14:49 GC EI+ Voltage SIR Autospec-Ultimate

Sample#27 Text: LXR8G-1-AD : GOD100461-8 Exp: DIOXINRES8290A

442.9728 S:27 F:5 SMO(1,3) PKD(5,3,3,100.00%,0.0,1.00%,F,T)

100% 36:36 36:51 36:59 37:08 37:18




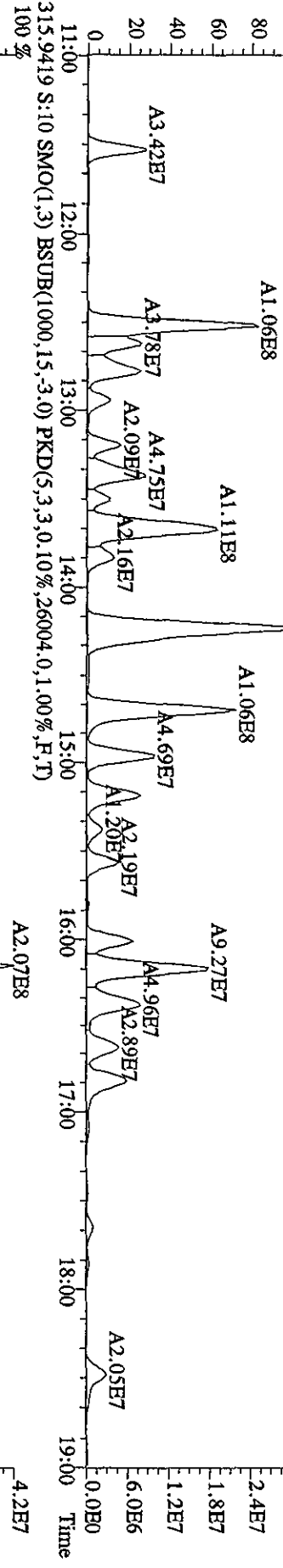
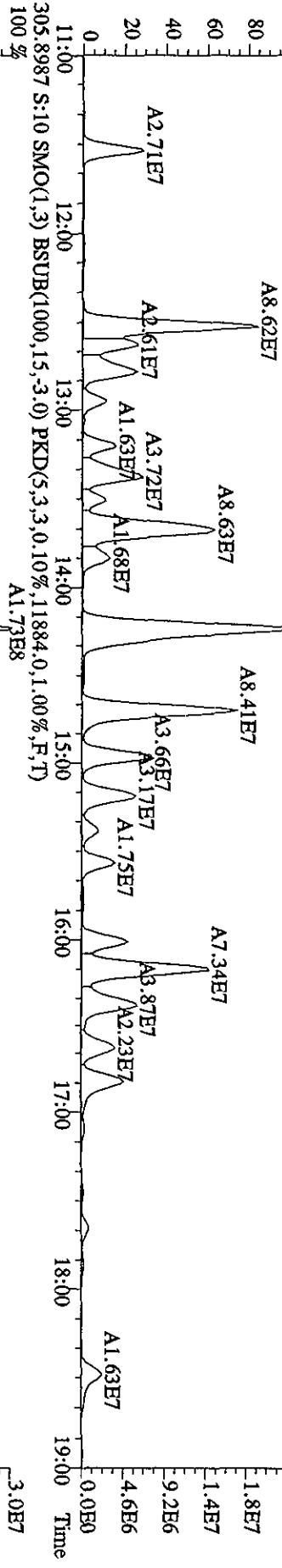
Run text: LXR8G-1-AD Sample text: LXR8G-1-AD :G0D100461-8
 Run #11 Filename: 20AP105D2 S: 10 I: 1 Results: 20AP105D2DB225
 Acquired: 20-APR-10 15:13:39 Processed: 20-APR-10 20:23:45
 Run: 20AP105D2 Analyte: DB225HRS Cal: DB2250309105D2
 Factor 1: 1600.000 Factor 2: 20.000 Sample size: 10.71007g

Name	Resp	RA	RT	RRF	Conc	EDL	Rec	M
13C-1,2,3,4-TCDD	153847200	0.77 y	14:58	-	22.83	-	-	n
13C-2,3,7,8-TCDF	461227000	0.81 y	16:09	1.90	147.65	0.28	79.1	n
2,3,7,8-TCDF	166112900	0.79 y	16:11	1.00	67.26	0.15	-	n
13C-2,3,7,8-TCDD	217928000	0.76 y	14:46	0.96	137.43	0.22	73.6	n
2,3,7,8-TCDD	6440990	0.81 y	14:47	1.42	3.88	0.12	-	n
37Cl-2,3,7,8-TCDD	204476000	1.00 y	14:47	2.72	45.56	0.08	61.0	n

Con B

2/16 04/22/10

File: 20AIP105D2 #1-739 Acq:20-APR-2010 15:13:39 GC EI+ Voltage SIR 70SE
 Sample#10 Text: LXR8G-1-AD :G0D100461-8 Exp:DB225
 303.9016 S:10 SMO(1,3) BSUB(1000,15,-3,0) PKD(5,3,3,0,10%,13496,0,1,00%,F,T)
 100%



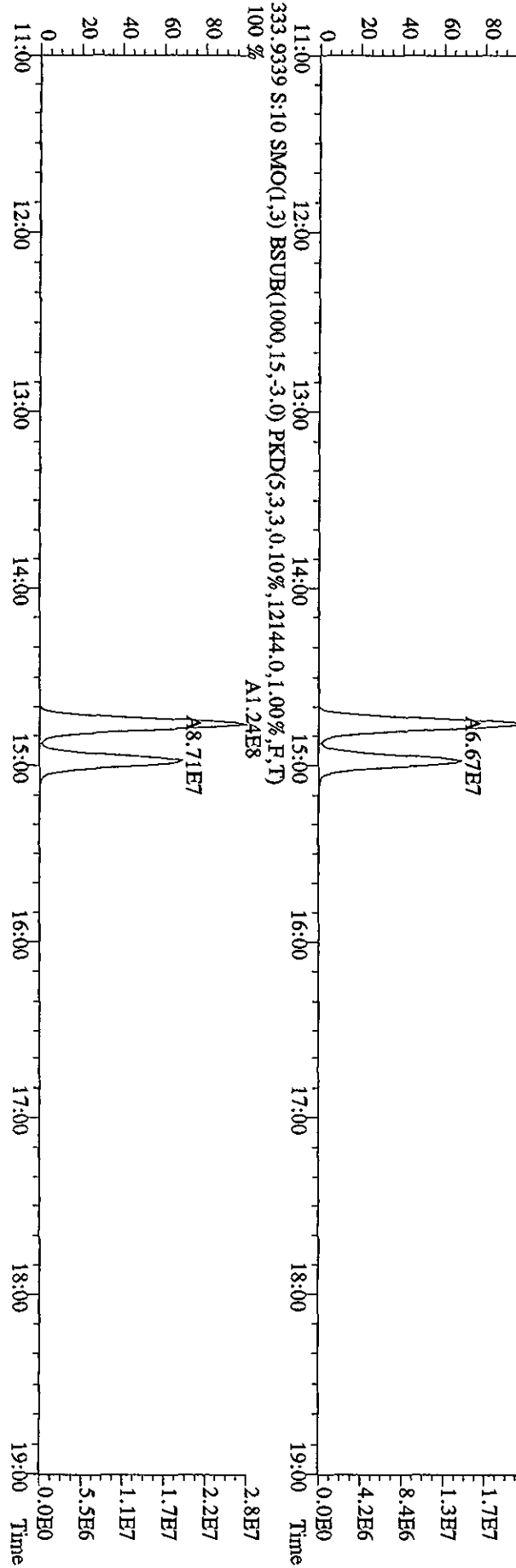
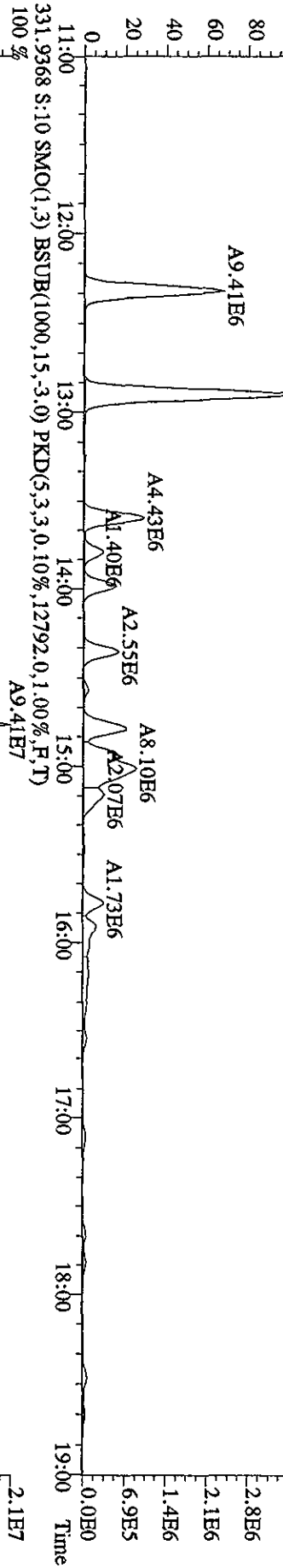
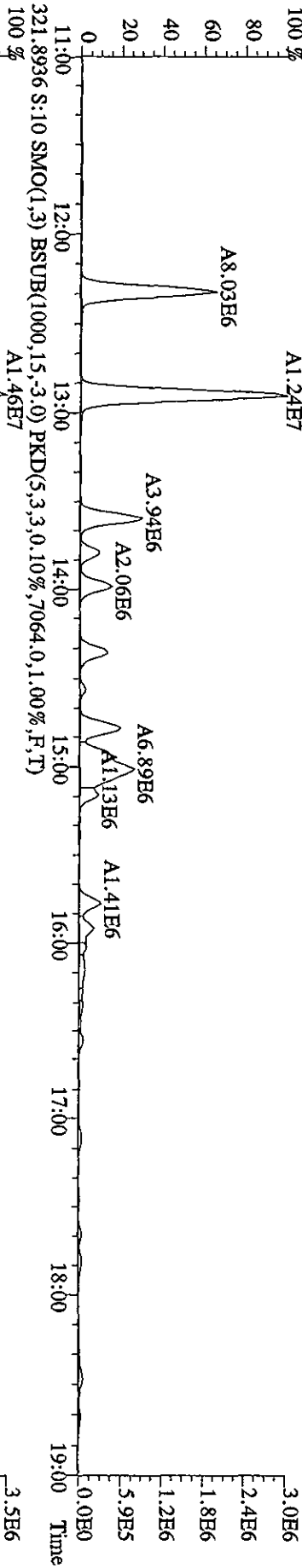
File:20AP105D2 #1-739 Acq:20-APR-2010 15:13:39 GC BI+ Voltage SIR 70SE

Sample#10 Text:LXR8G-I-AD :G0D100461-8

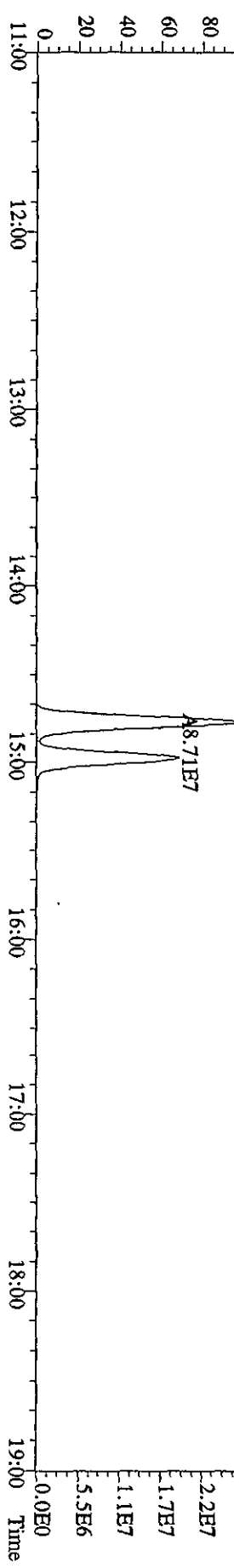
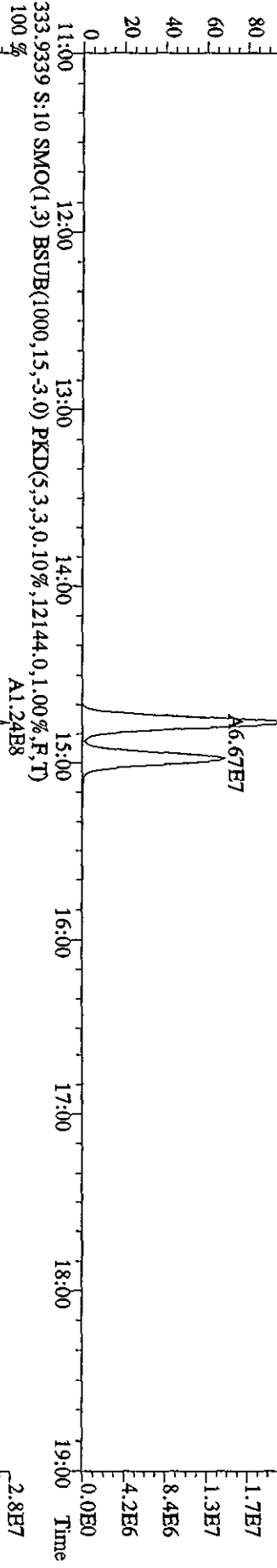
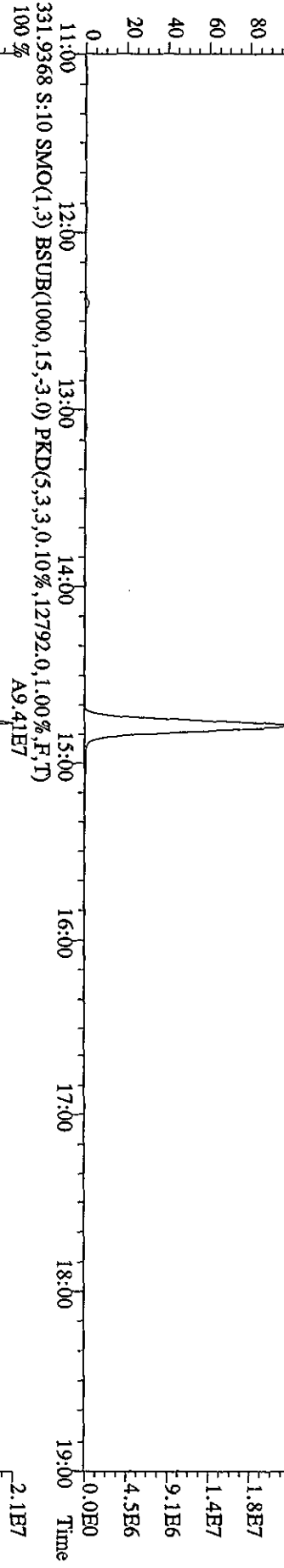
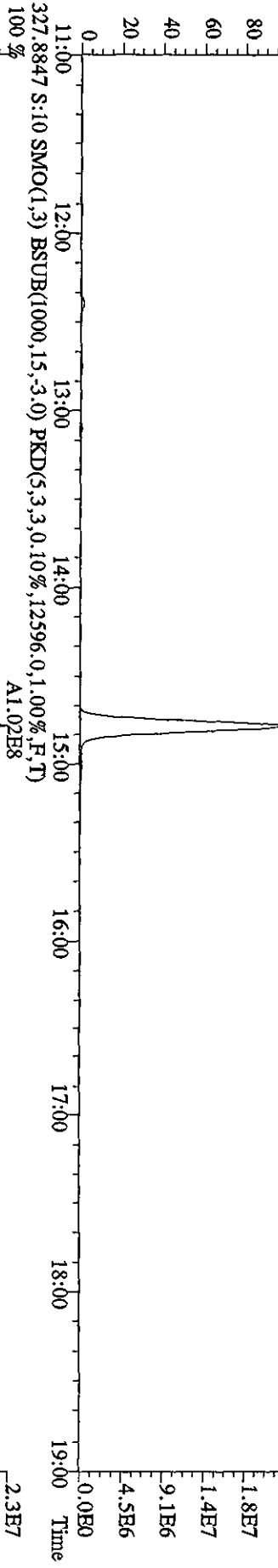
Exp:DB225

319.8965 S:10 SMO(1,3) BSUB(1000,15,-3.0) PKD(5,3,3,0.10%,7756,0,1.00%,F,T)

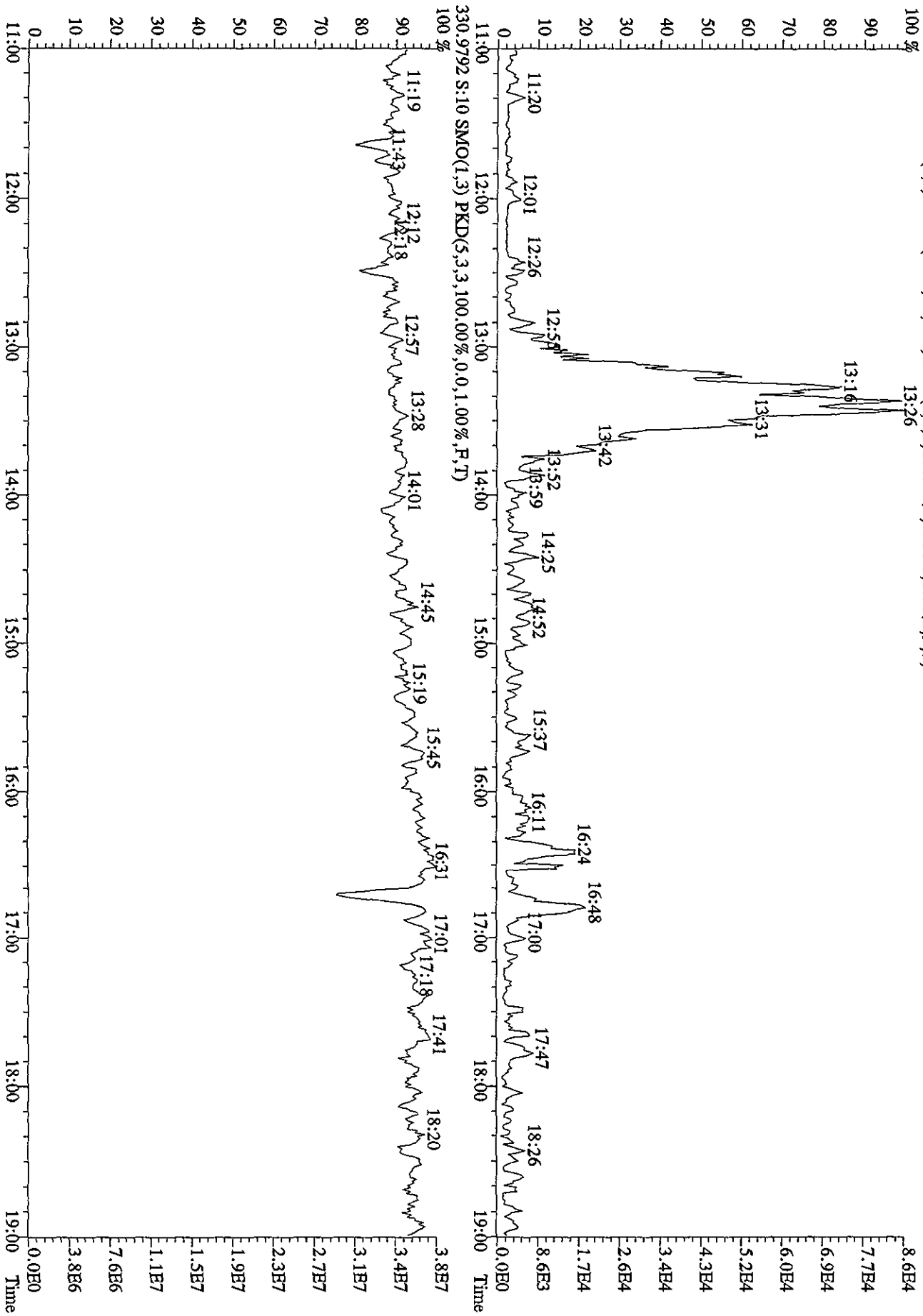
100%



File: 20AP105D2 #1-739 Acq: 20-APR-2010 15:13:39 GC EI+ Voltage SIR 70SE
 Sample#10 Text: LXR8G-1-AD :G0D100461-8 Exp: DB225
 327.8847 S:10 SMO(1,3) BSUB(1000,15,-3.0) PKD(5,3,3,0.10%,12596.0,1.00%,F,T)
 100% A1.02E8



File: 20AP105D2 #1-739 Acq: 20-APR-2010 15:13:39 GC EI + Voltage SIR 70SE
 Sample#10 Text: LXR8G-1-AD : GOD100461-8 Exp: DB225
 375.8364 S:10 SMO(1,3) BSUB(1000,15,-3.0) PKD(5,3,3,100.00%,3508.0,1.00%,F,T)



Run text: LXR8R-1-AD Sample text: LXR8R-1-AD :G0D100461-17 (20X)
 Run #45 Filename: 19AP104D5 S: 46 I: 1 Results: 19AP104D58290ASY
 Acquired: 20-APR-10 18:11:49 Processed: 20-APR-10 20:43:13
 Run: 19AP104D5 Analyte: 8290AHRS Cal: 8290A0412104D5
 Factor 1:1600.000 Factor 2:20.000 Sample size: 10.20 g

3/6 04/22/10

Name	Resp	RA	RT	RRF	Conc	EDL	Rec	M
13C-1,2,3,4-TCDD	7835130	0.77 y	19:35	-	0.577	-	-	n
13C-2,3,7,8-TCDF	16147210	0.80 y	19:00	1.52	132.861	1.003	67.8	n
2,3,7,8-TCDF	144198600	0.77 y	19:02	0.95	1852.320	2.146	-	n
Total TCDF	862560191	0.76 y	16:18	0.95	15080.120 <i>See DB225</i>	2.146	-	n
13C-2,3,7,8-TCDD	10223240	0.86 y	19:48	0.95	134.698	1.376	68.7	n
2,3,7,8-TCDD	1622787	0.77 y	19:49	1.02	30.484	0.917	-	n
Total TCDD	62945269	0.81 y	16:37	1.02	1192.417	0.917	-	n
37Cl-2,3,7,8-TCDD	12844860	1.00 y	19:49	2.26	71.076	1.513	90.6	n
13C-1,2,3,7,8-PeCDF	11026380	1.57 y	24:41	1.05	131.360	1.328	67.0	n
1,2,3,7,8-PeCDF	86509500	1.53 y	24:43	1.04	1472.466	33.308	-	n
2,3,4,7,8-PeCDF	42246300	1.56 y	26:14	0.98	764.906	35.431	-	n
Total F2 PeCDF	620295300	1.54 y	22:56	1.01	10862.219	34.337	-	n
Total F1 PeCDF	48590739	1.12 n	17:40	1.01	852.802	1.909	-	n
13C-1,2,3,7,8-PeCDD	6518970	1.54 y	27:01	0.67	121.662	0.068	62.0	n
1,2,3,7,8-PeCDD	3330640	1.57 y	27:04	0.98	102.024	2.904	-	n
Total PeCDD	36565262	1.50 y	23:22	0.98	1120.061	2.904	-	n
13C-1,2,3,7,8,9-HxCDD	4445500	1.37 y	33:08	-	0.424	-	-	n
13C-1,2,3,4,7,8-HxCDF	7008650	0.49 y	31:59	1.02	150.816	2.764	76.9	n
1,2,3,4,7,8-HxCDF	146052100	1.23 y	32:00	1.21	<i>B</i> 3369.605	34.638	-	n
1,2,3,6,7,8-HxCDF	82606500	1.22 y	32:07	1.34	<i>B</i> 1721.084	31.280	-	n
2,3,4,6,7,8-HxCDF	14272690	1.30 y	32:40	1.22	326.688	34.365	-	y
1,2,3,7,8,9-HxCDF	13304210	1.21 y	33:20	1.09	340.704	38.448	-	n
Total HxCDF	530763940	1.24 y	30:39	1.22	12066.214	34.498	-	y
13C-1,2,3,6,7,8-HxCDD	4641590	1.31 y	32:53	0.81	126.834	3.365	64.7	n
1,2,3,4,7,8-HxCDD	1865381	1.30 y	32:49	1.01	78.272	3.045	-	n
1,2,3,6,7,8-HxCDD	3610020	1.26 y	32:53	1.11	136.906	2.752	-	n
1,2,3,7,8,9-HxCDD	3960760	1.28 y	33:09	1.21	<i>B</i> 138.390	2.536	-	n
Total HxCDD	27058326	1.19 y	31:27	1.11	1024.284	2.762	-	n
13C-1,2,3,4,6,7,8-HpCDF	4668140	0.46 y	34:39	0.86	119.349	4.360	60.9	n
1,2,3,4,6,7,8-HpCDF	239361000	0.95 y	34:39	1.31	<i>B</i> 7676.699	16.363	-	n
1,2,3,4,7,8,9-HpCDF	91562600	0.95 y	35:48	1.03	<i>B</i> 3749.830	20.894	-	n
Total HpCDF	466790975	0.95 y	34:39	1.17	16314.020	18.353	-	n
13C-1,2,3,4,6,7,8-HpCDD	3977240	1.08 y	35:28	0.70	125.753	3.780	64.1	n
1,2,3,4,6,7,8-HpCDD	12777870	1.04 y	35:28	1.07	<i>B</i> 587.721	3.362	-	n
Total HpCDD	18532129	0.23 n	34:33	1.07	852.389	3.362	-	n
13C-OCDD	4136220	0.85 y	37:59	0.53	171.661	4.163	43.8	n
OCDF	396960000	0.88 y	38:06	1.45	<i>B</i> 26039.260	3.272	-	n

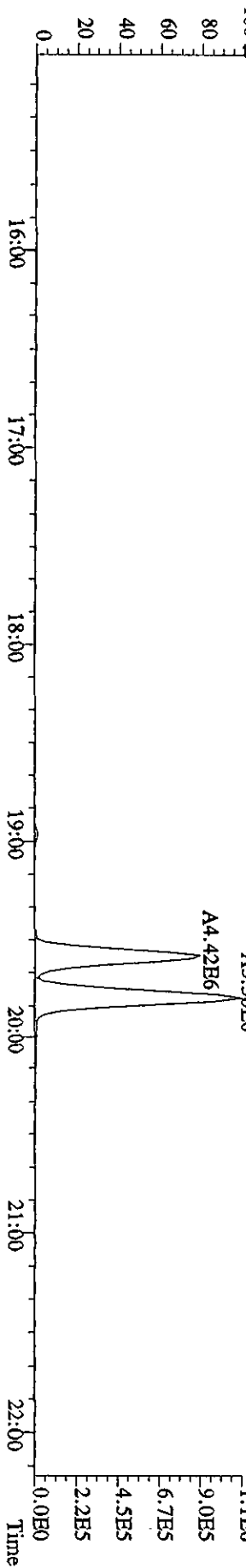
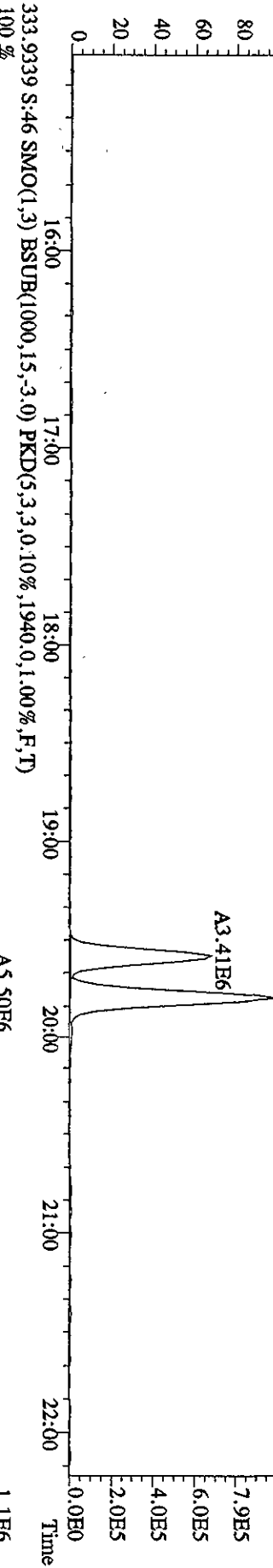
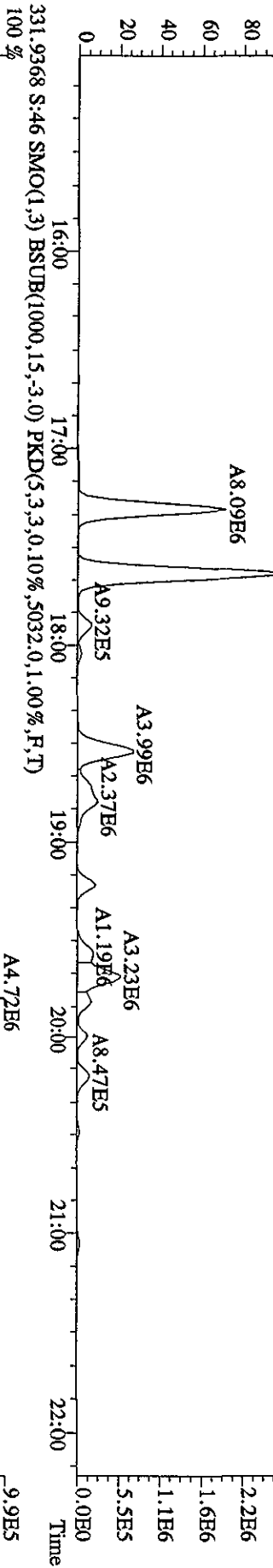
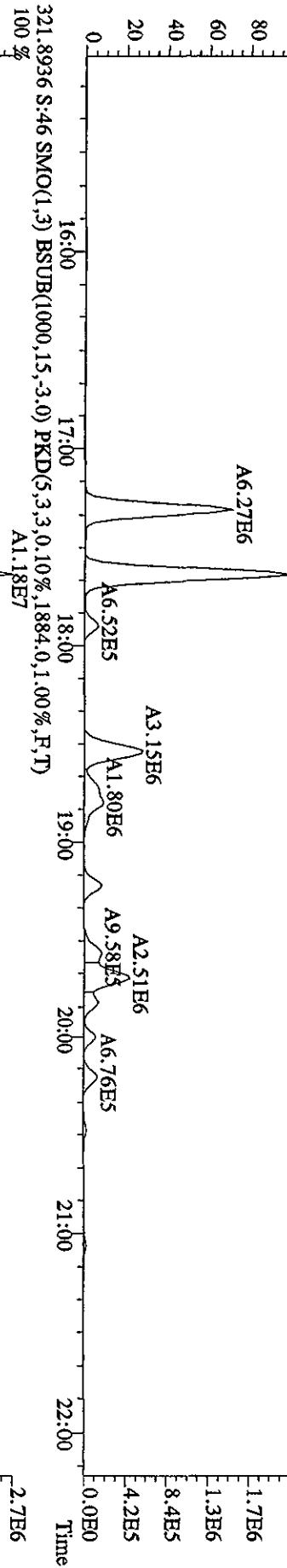
OCDD 7757500 0.91 y 38:00 1.17 B 630.647 ✓ 5.387 - n

Run text: LXR8R-1-AD Sample text: LXR8R-1-AD :G0D100461-17 (20X)
 Run #45 Filename: 19AP104D5 S: 46 I: 1 Results: 19AP104D58290A
 Acquired: 20-APR-10 18:11:49 Processed: 20-APR-10 20:43:13
 Run: 19AP104D5 Analyte: 8290AHRS Cal: 8290A0412104D5
 Factor 1:1600.000 Factor 2:20.000 Sample size: 10.20 g

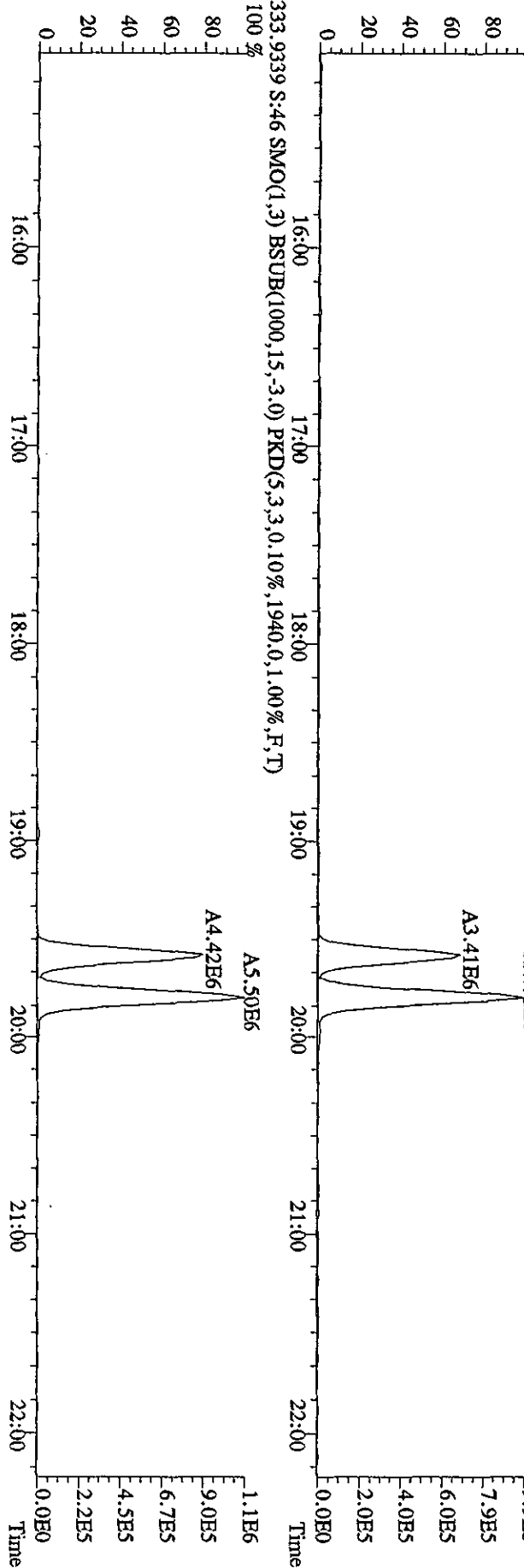
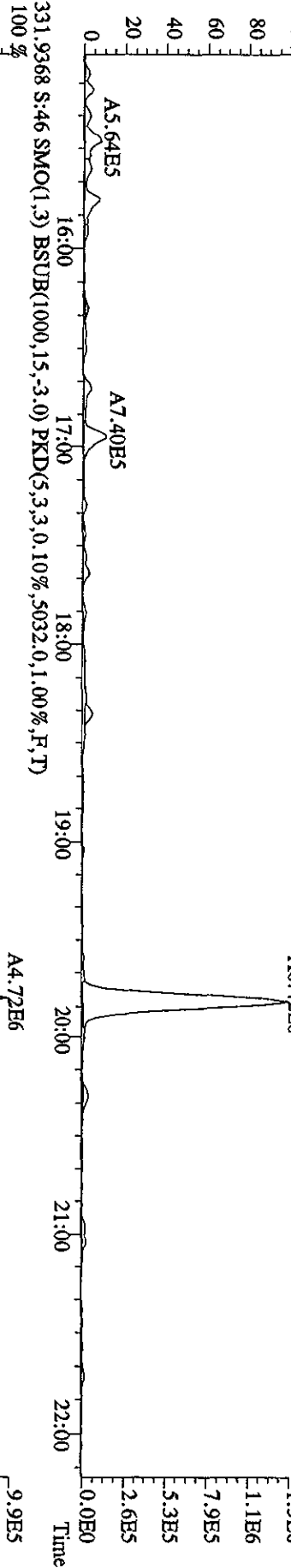
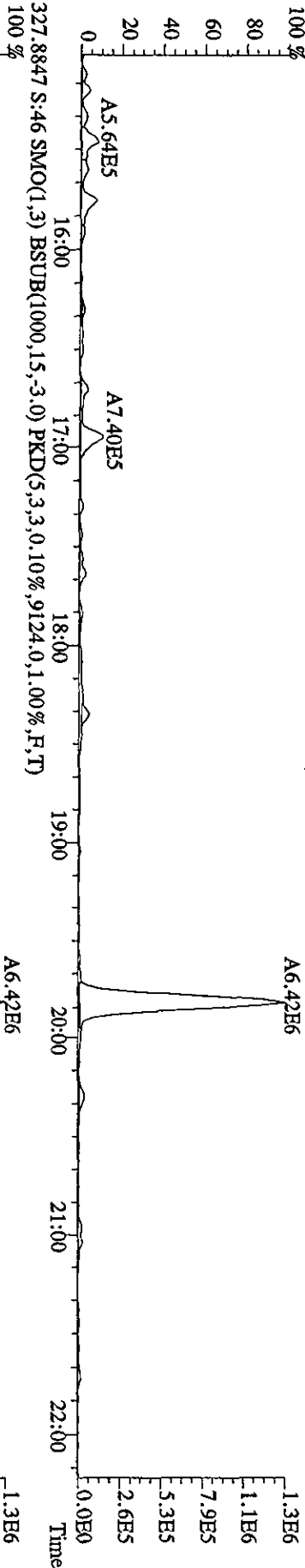
Name	Resp	RA	RT	RRF	Conc	EDL	Rec	M
13C-1,2,3,4-TCDD	7835130	0.77 y	19:35	-	0.577	-	-	n
13C-2,3,7,8-TCDF	16147210	0.80 y	19:00	1.52	132.861	1.003	67.8	n
2,3,7,8-TCDF	144198600	0.77 y	19:02	0.95	1852.320	2.146	-	n
Total TCDF	862560191	0.76 y	16:18	0.95	11080.120 <i>See DB225</i>	2.146	-	n
13C-2,3,7,8-TCDD	10223240	0.86 y	19:48	0.95	134.698	1.376	68.7	n
2,3,7,8-TCDD	1622787	0.77 y	19:49	1.02	30.484	0.917	-	n
Total TCDD	62945269	0.81 y	16:37	1.02	1182.417	0.917	-	n
37Cl-2,3,7,8-TCDD	12844860	1.00 y	19:49	2.26	71.076	1.513	90.6	n
13C-1,2,3,7,8-PeCDF	11026380	1.57 y	24:41	1.05	131.360	1.328	67.0	n
1,2,3,7,8-PeCDF	86509500	1.53 y	24:43	1.04	1472.466	33.308	-	n
2,3,4,7,8-PeCDF	42246300	1.56 y	26:14	0.98	764.906	35.431	-	n
Total F2 PeCDF	620295300	1.54 y	22:56	1.01	10862.219	34.337	-	n
Total F1 PeCDF	48590739	1.12 n	17:40	1.01	852.602	1.909	-	n
13C-1,2,3,7,8-PeCDD	6518970	1.54 y	27:01	0.67	121.662	0.068	62.0	n
1,2,3,7,8-PeCDD	3330640	1.57 y	27:04	0.98	102.024	2.904	-	n
Total PeCDD	36565262	1.50 y	23:22	0.98	1120.061	2.904	-	n
13C-1,2,3,7,8,9-HxCDD	4445500	1.37 y	33:08	-	0.424	-	-	n
13C-1,2,3,4,7,8-HxCDF	7008650	0.49 y	31:59	1.02	150.816	2.764	76.9	n
1,2,3,4,7,8-HxCDF	146052000	1.23 y	32:00	1.21	3369.603	34.638	-	n
1,2,3,6,7,8-HxCDF	82606500	1.22 y	32:07	1.34	1721.084	31.280	-	n
2,3,4,6,7,8-HxCDF	40855600	1.24 y	32:37	1.22	935.144	34.365	-	n
1,2,3,7,8,9-HxCDF	13304210	1.21 y	33:20	1.09	340.704	38.448	-	n
Total HxCDF	557346550	1.24 y	30:39	1.22	12674.664	34.498	-	n
13C-1,2,3,6,7,8-HxCDD	4641590	1.31 y	32:53	0.81	126.834	3.365	64.7	n
1,2,3,4,7,8-HxCDD	3610020	1.26 y	32:53	1.01	151.478	3.045	-	n
1,2,3,6,7,8-HxCDD	3610020	1.26 y	32:53	1.11	136.906	2.752	-	n
1,2,3,7,8,9-HxCDD	3960760	1.28 y	33:09	1.21	138.390	2.536	-	n
Total HxCDD	27058326	1.19 y	31:27	1.11	1017.011	2.762	-	n
13C-1,2,3,4,6,7,8-HpCDF	4668140	0.46 y	34:39	0.86	119.349	4.360	60.9	n
1,2,3,4,6,7,8-HpCDF	239361000	0.95 y	34:39	1.31	7676.699	16.363	-	n
1,2,3,4,7,8,9-HpCDF	91562600	0.95 y	35:48	1.03	3749.830	20.894	-	n
Total HpCDF	466790975	0.95 y	34:39	1.17	16314.020	18.353	-	n
13C-1,2,3,4,6,7,8-HpCDD	3977240	1.08 y	35:28	0.70	125.753	3.780	64.1	n
1,2,3,4,6,7,8-HpCDD	12777870	1.04 y	35:28	1.07	587.721	3.362	-	n
Total HpCDD	18532129	0.23 n	34:33	1.07	852.389	3.362	-	n
13C-OCDD	4136220	0.85 y	37:59	0.53	171.661	4.163	43.8	n

OCDF	396960000	0.88	y	38:06	1.45	26039.260	/	3.272	-	n
OCDD	7757500	0.91	y	38:00	1.17	630.647	/	5.387	-	n

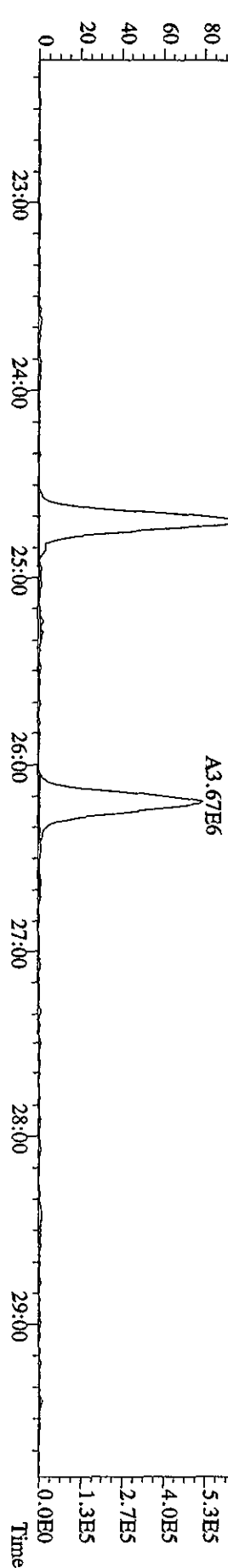
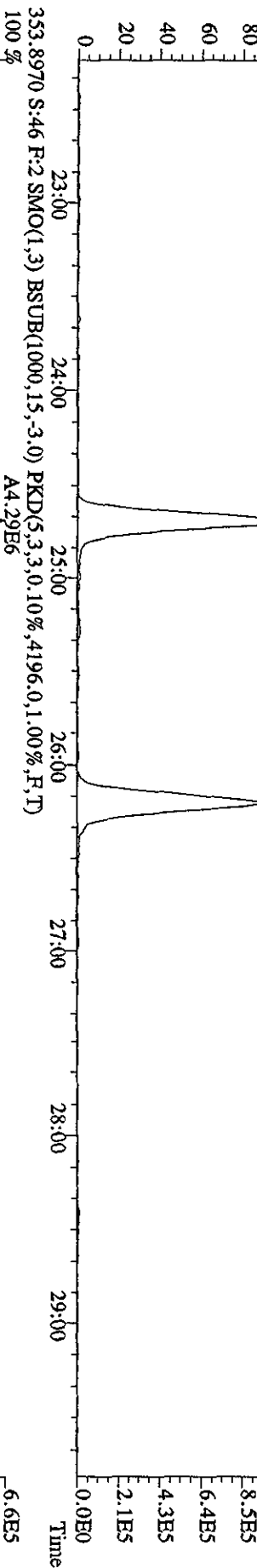
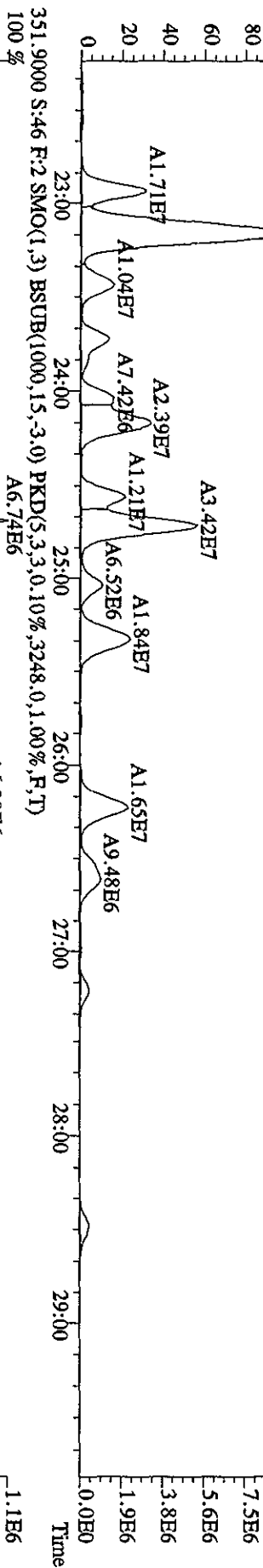
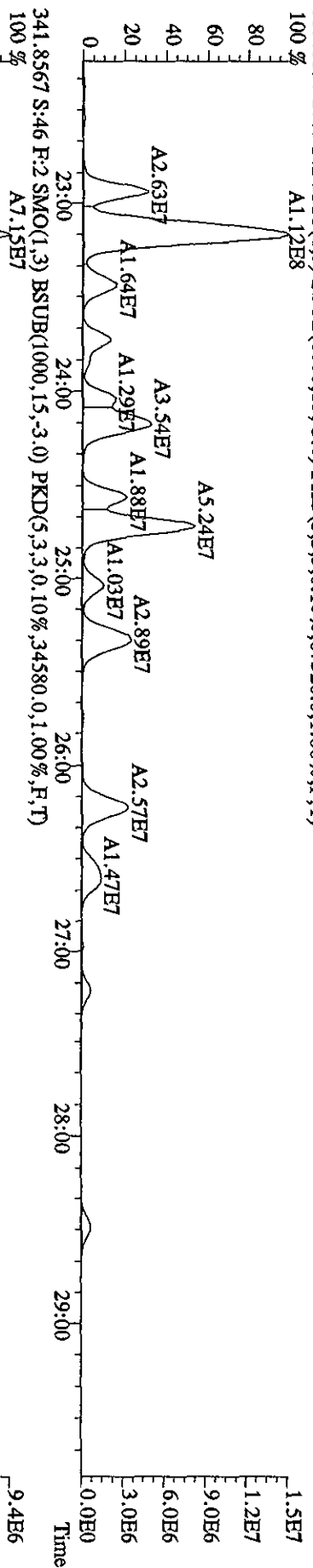
File:19AP104D5 #1-435 Acq:20-APR-2010 18:11:49 GC EI+ Voltage SIR Autospec-Ultimate
 Sample#46 Text:LXR8R-1-AD :G0D100461-17 (20X) Exp:DIOXINRES8290A
 319.8965 S:46 SMO(1,3) BSUB(1000,15,-3.0) PKD(5,3,3,0,10%,1484.0,1.00%,F,T) A8.96E6
 100 %



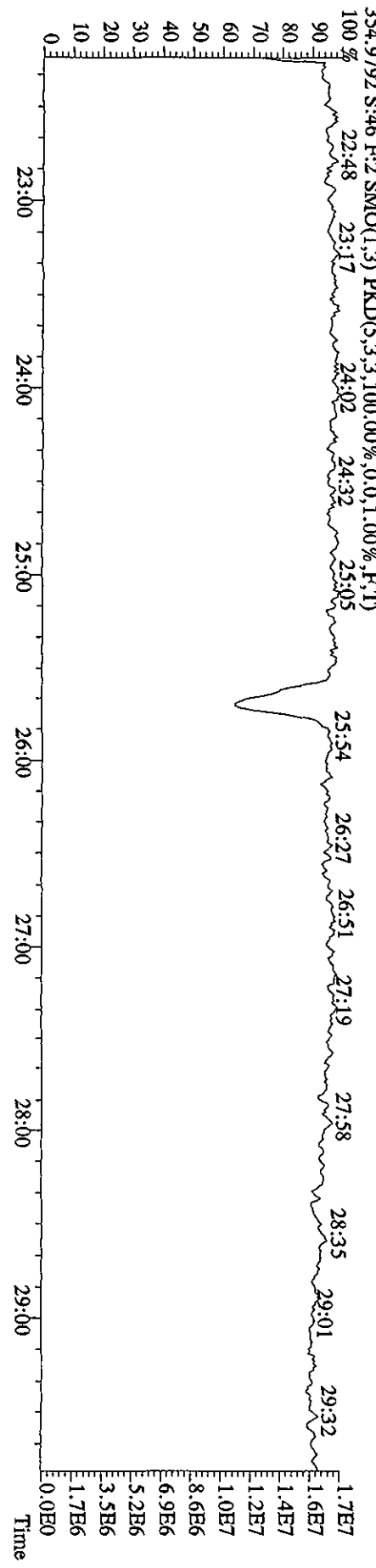

File:19AP104D5 #1-435 Acq:20-APR-2010 18:11:49 GC EI+ Voltage SIR Autospec-UltimaE
 Sample#46 Text:LXR8R-1-AD :G0D100461-17 (20X) Exp:DIOXINRES8290A
 327.8847 S:46 SMO(1,3) BSUB(1000,15,-3,0) PKD(5,3,3,0,10%,9124,0,1,00%,F,T) 100%



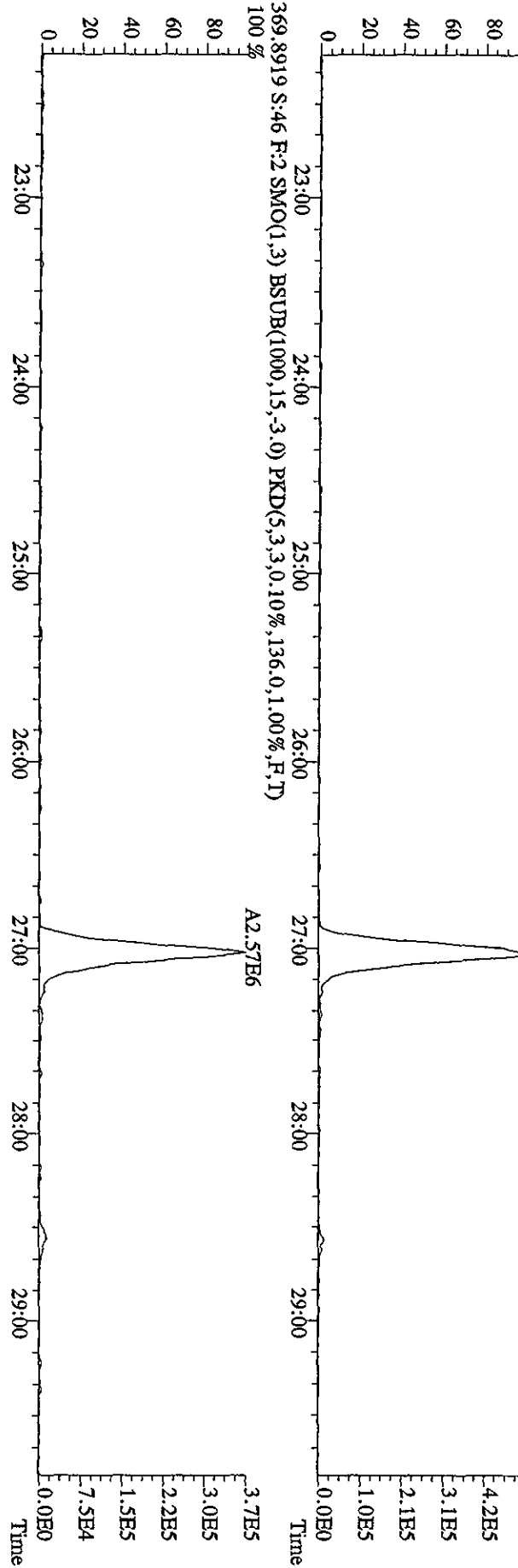
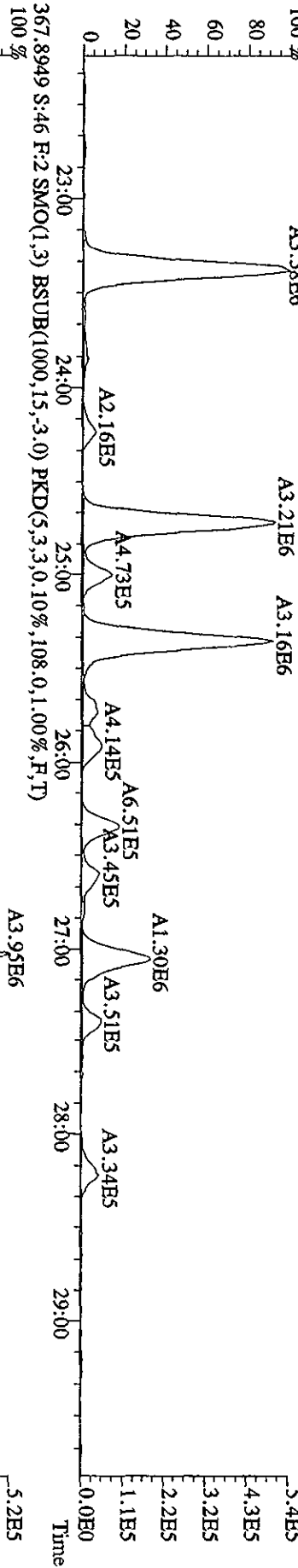
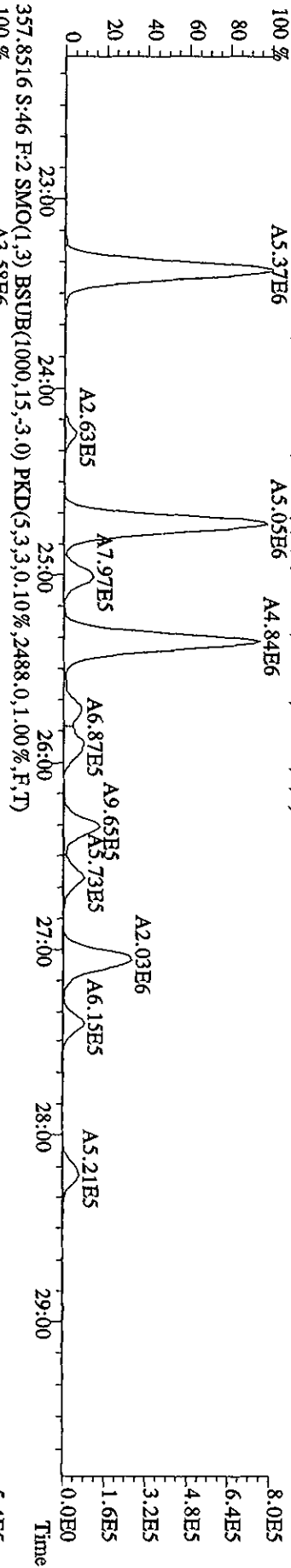
File:19AP104D5 #1-604 Acq:20-APR-2010 18:11:49 GC EI+ Voltage SIR Autospec-UltimaE
 Sample#46 Text:LXR8R-1-AD :G0D100461-17 (20X) Exp:DIOXINRES8290A
 339.8597 S:46 F:2 SMO(1,3) BSUB(1000,15,-3,0) PKD(5,3,3,0.10%,67320.0,1.00%,F,T)
 100%



File:19AP104D5 #1-435 Acq:20-APR-2010 18:11:49 GC EI+ Voltage SIR Autospec-UltimaE
 Sample#46 Text:LXR8R-1-AD :GDD100461-17 (20X) Exp:DIOXINRES8290A
 339,8597 S:46 SMO(1,3) BSUB(1000,15,-3.0) PKD(5,3,3,0.10%,1616.0,1.00%,F,T)

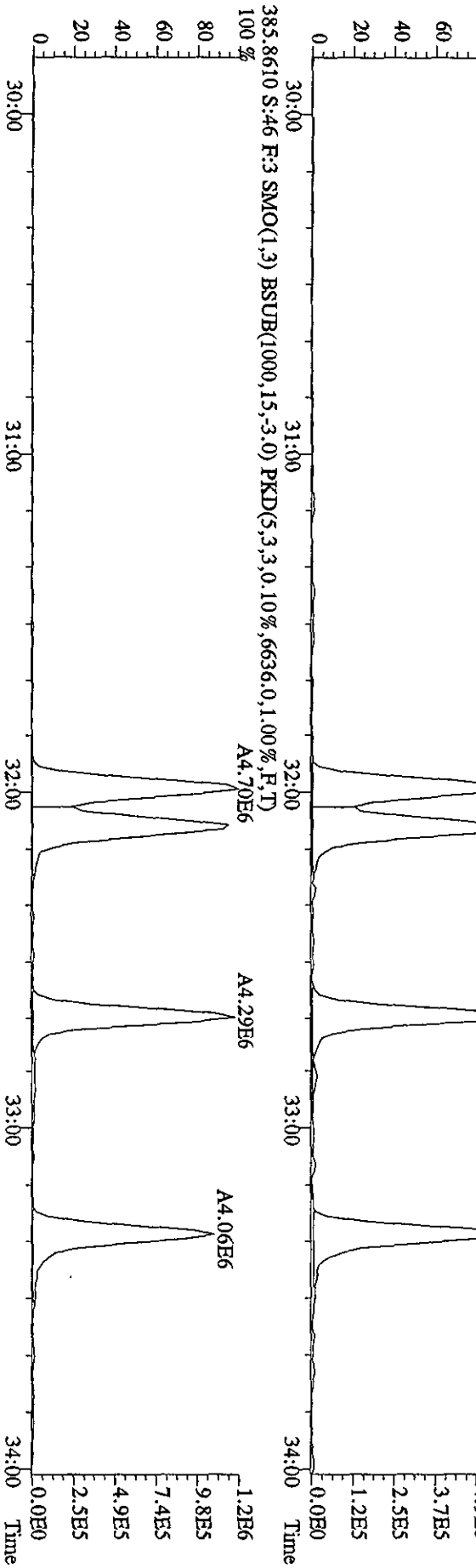
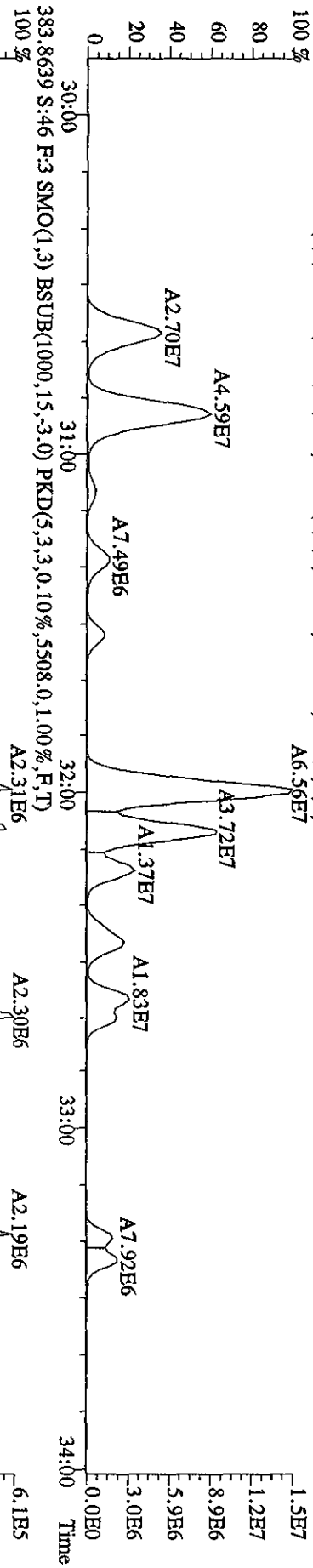
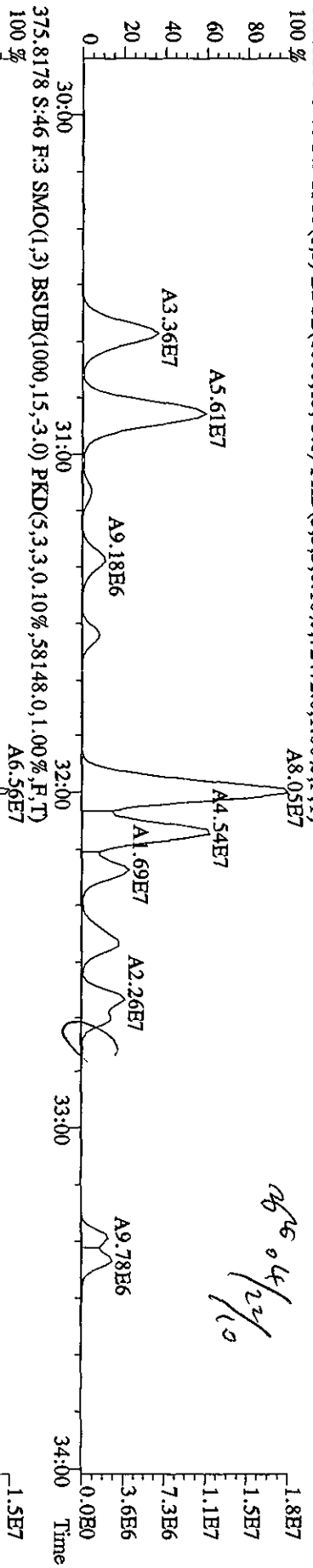


File: 19AP104D5 #1-604 Acq: 20-APR-2010 18:11:49 GC EI+ Voltage SIR Autospec-UltimaB
 Sample#46 Text: LXR8R-1-AD : G0D100461-17 (20X) Exp: DIOXINRES8290A
 357.8516 S:46 F:2 SMO(1,3) BSUB(1000,15,-3.0) PKD(5,3,3,0,10%,2488,0,1,00%,F,T)
 100 % A5.37E6 A4.84E6 A5.05E6 A4.84E6

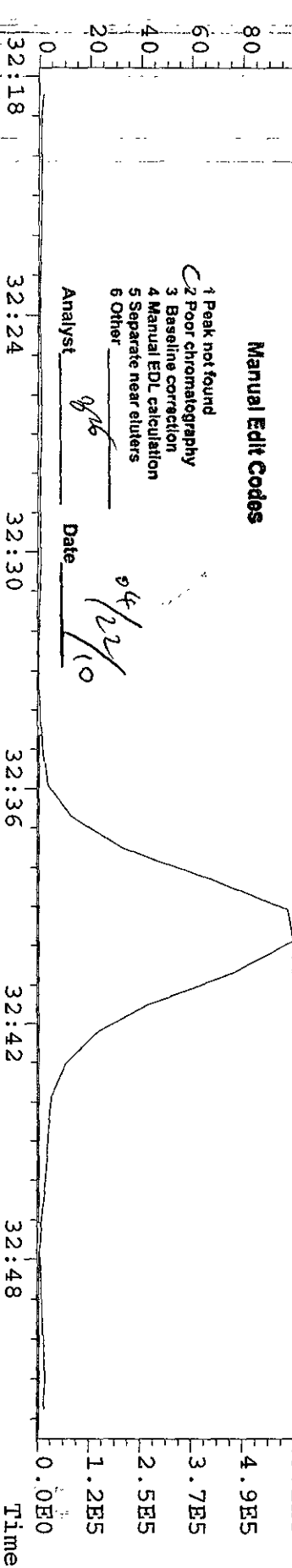
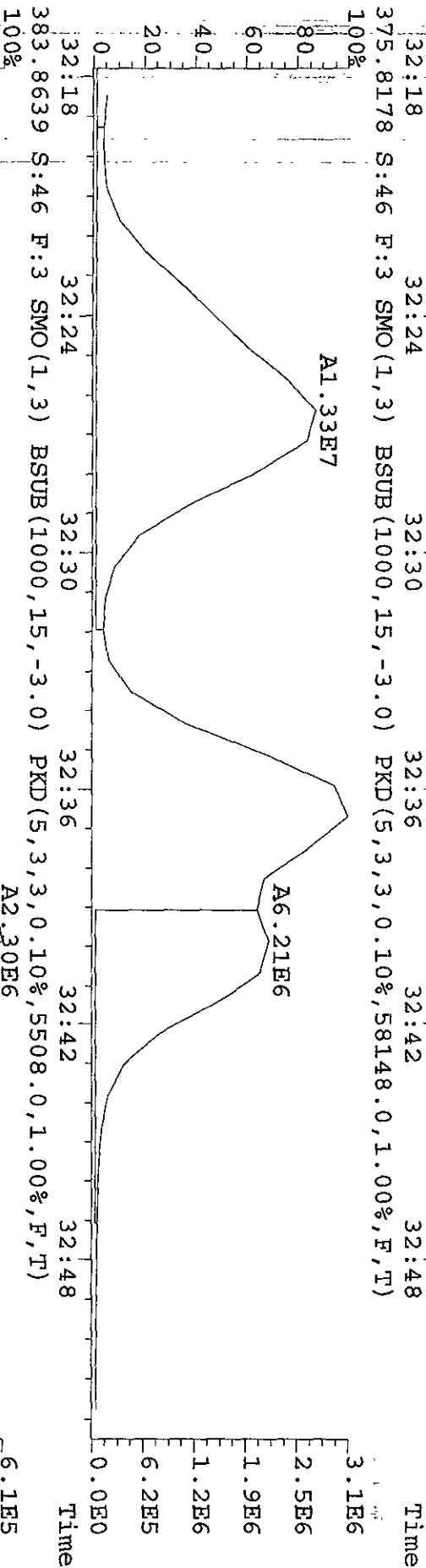
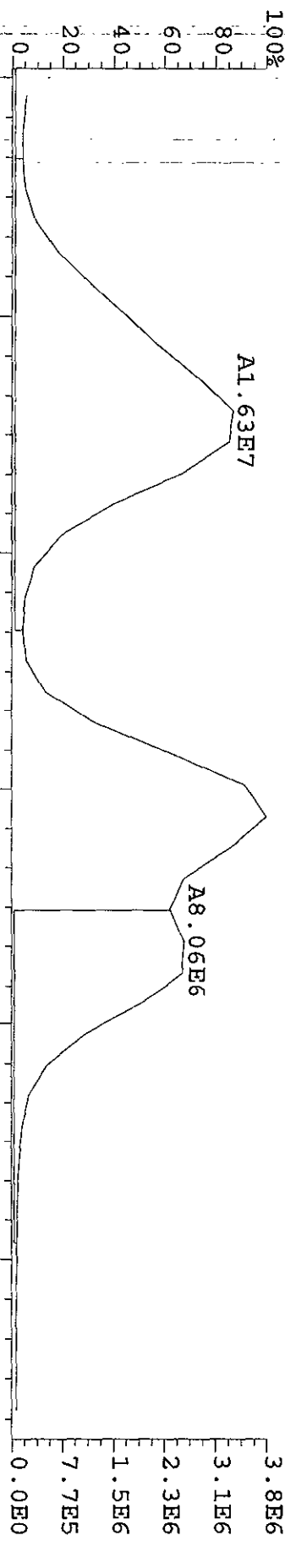


File: 19AP104D5 #1-317 Acq: 20-APR-2010 18:11:49 GC EI+ Voltage SIR Autospec-Ultimate
 Sample#46 Text: LXR8R-1-AD :G0D100461-17 (20X) Exp: DIOXINRES8290A
 373.8208 S:46 F:3 SMO(1,3) BSUB(1000,15,-3.0) PKD(5,3,3,0,10%,72472.0,1.00%,F,T)
 100%

26 04/22/10



File: 19API04D5 #1-317 Acq: 20-APR-2010 18:11:49 GC EI+ Voltage SIR Autospec-Ultimate
 Sample#46 Text: LXR8R-1-AD : GOD100461-17 Exp: DIOXINRES8290A
 373.8208 S:46 F:3 SMO(1,3) BSUB(1000,15,-3.0) PKD(5,3,3,0.10%,72472.0,1.00%,F,T)



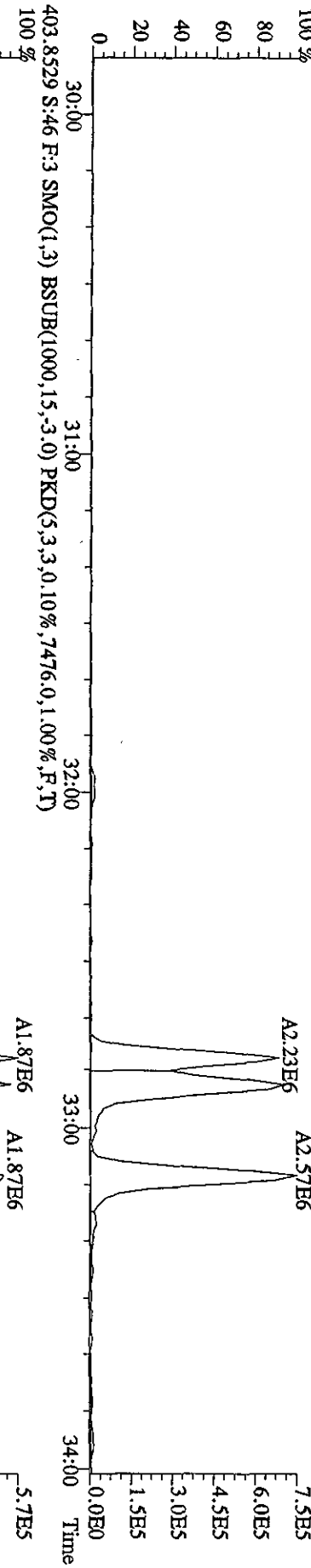
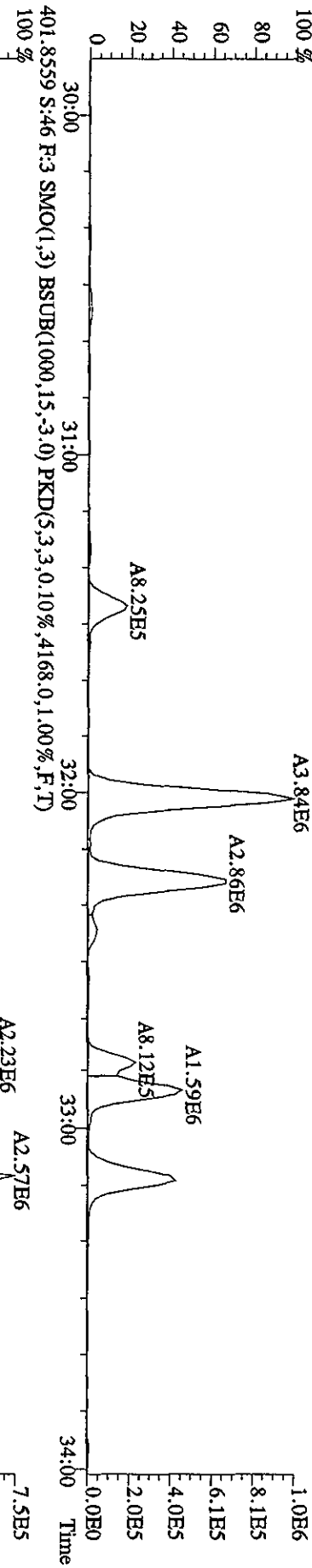
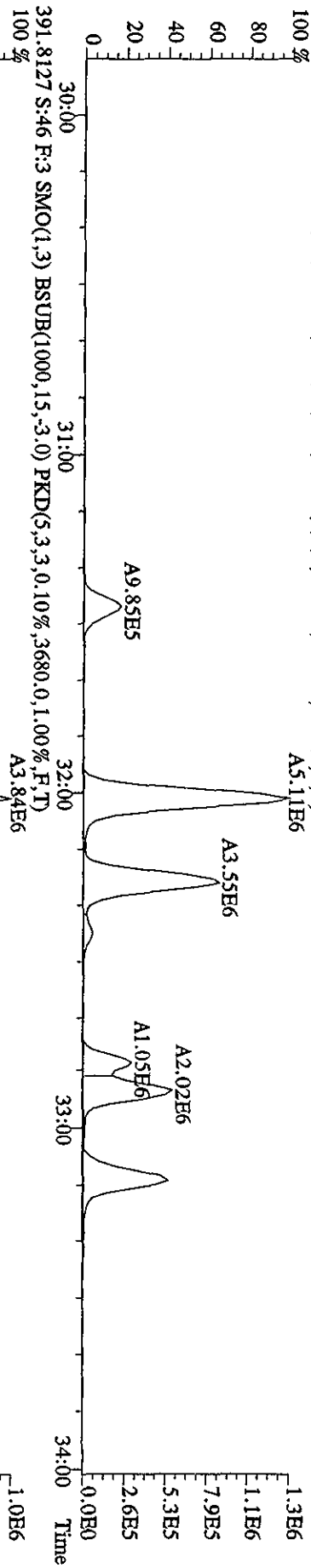
Manual Edit Codes

- 1 Peak not found
- 2 Poor chromatography
- 3 Baseline correction
- 4 Manual EDL calculation
- 5 Separate near eluters
- 6 Other

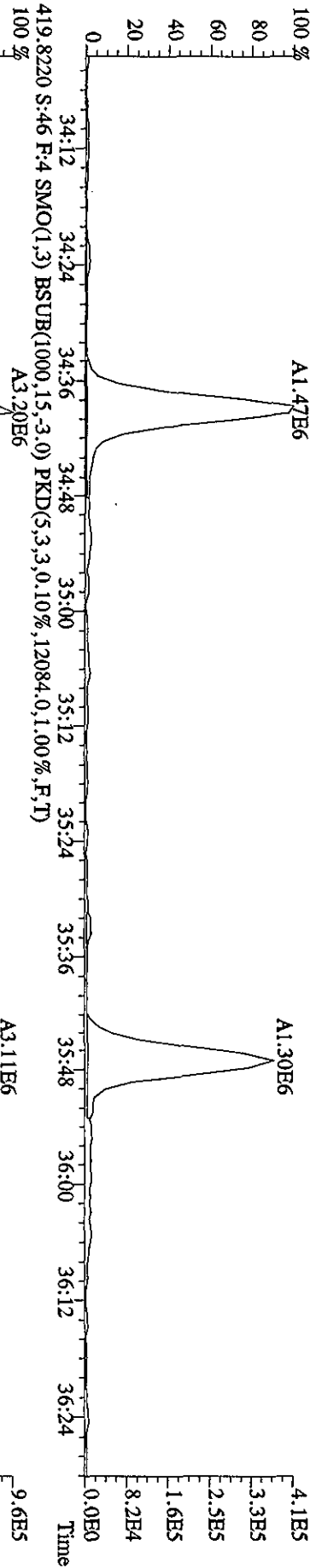
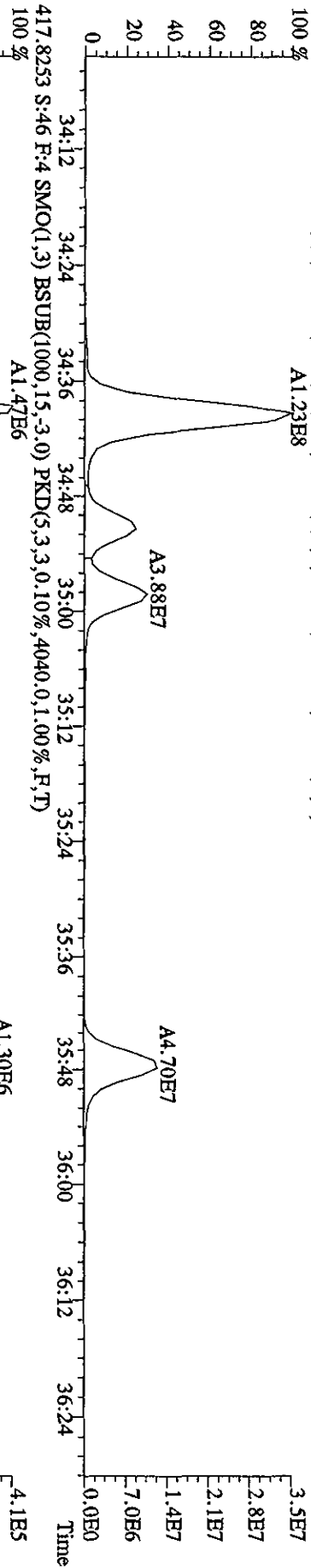
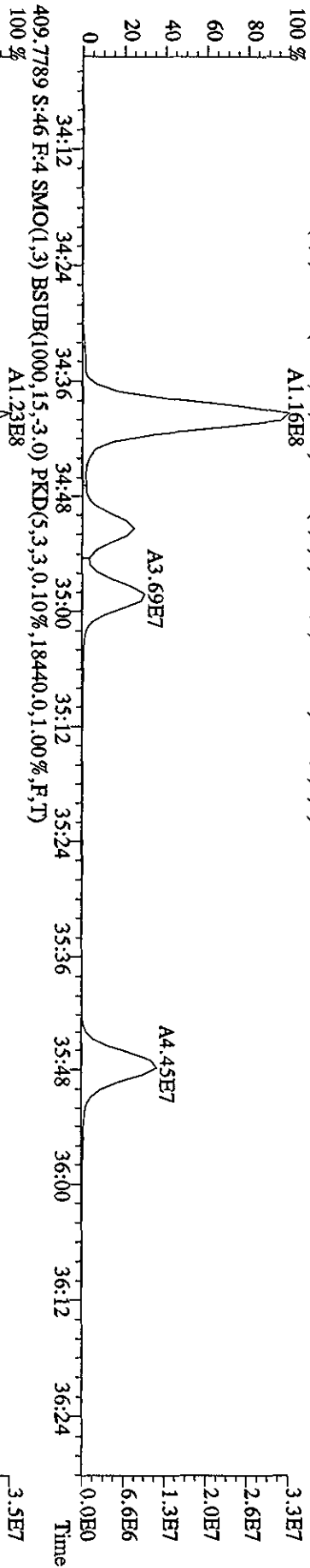
Analyst gjb

Date 04/22/10

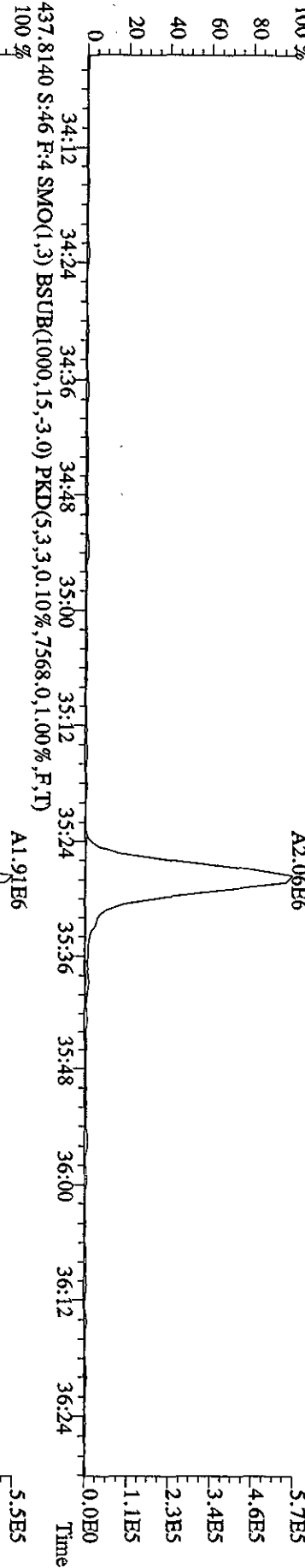
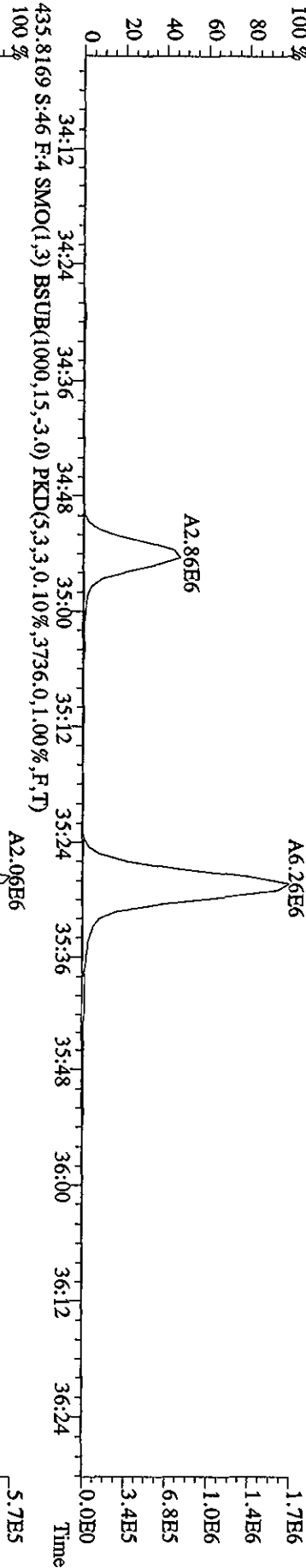
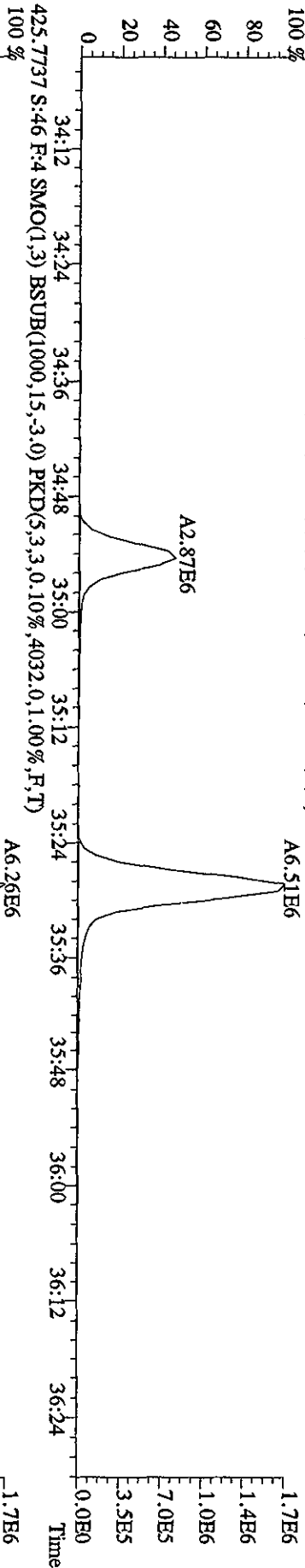
File: 19AP104D5 #1-317 Acq: 20-APR-2010 18:11:49 GC EI+ Voltage SIR Autospec-Ultimate
 Sample#46 Text: LXR8R-1-AD :G0D100461-17 (20X) Exp: DIOXINRES8290A
 389.8157 S:46 F:3 SMO(1,3) BSUB(1000,15,-3,0) PKD(5,3,3,0,10%,2780,0,1,00%,F,T)
 100%



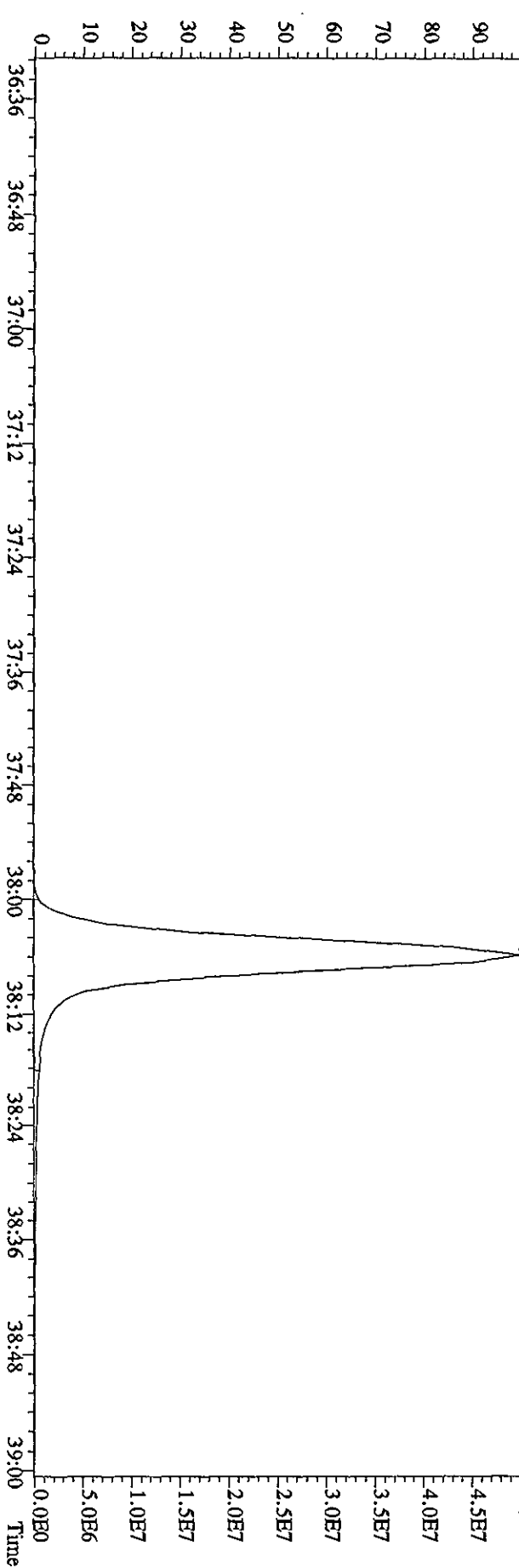
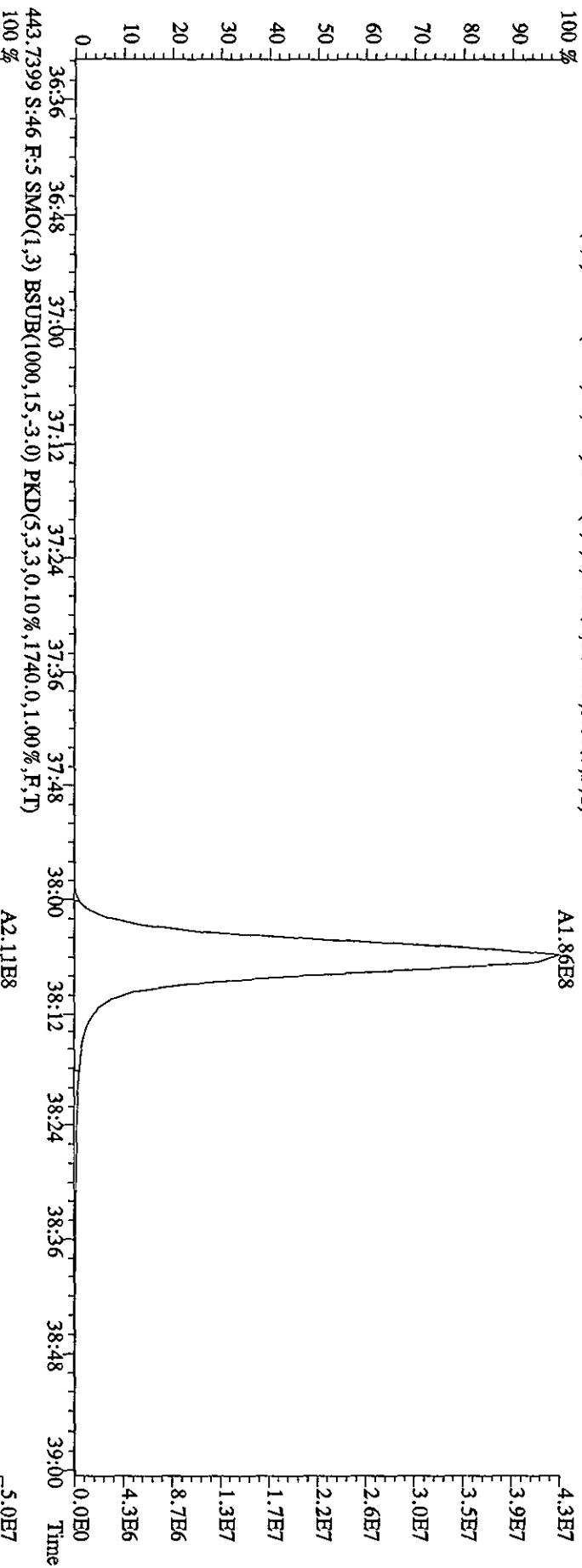
File:19AP104D5 #1-197 Acq:20-APR-2010 18:11:49 GC EI+ Voltage SIR Autospec-UltimaE
 Sample#46 Text:LXR8R-1-AD :GOD100461-17 (20X) Exp:DIOXINRES8290A
 407.7818 S:46 F:4 SMO(1,3) BSUB(1000,15,-3.0) PKD(5,3,3,0.10%,30604.0,1.00%,F,T)



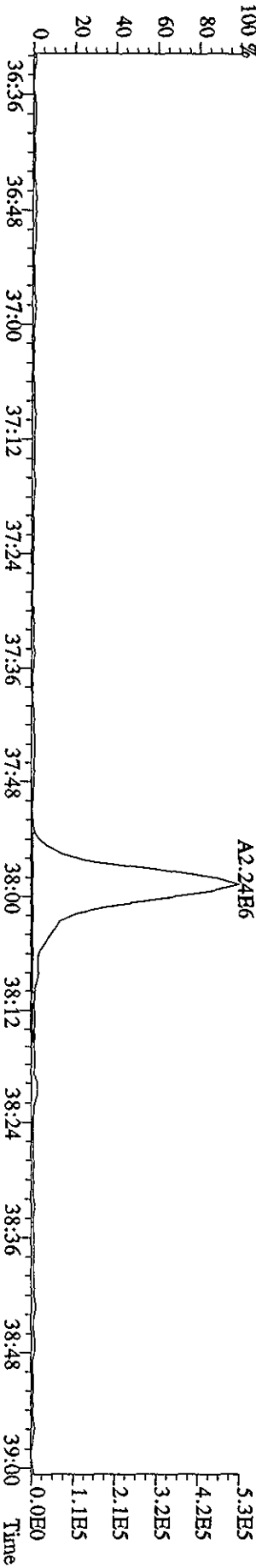
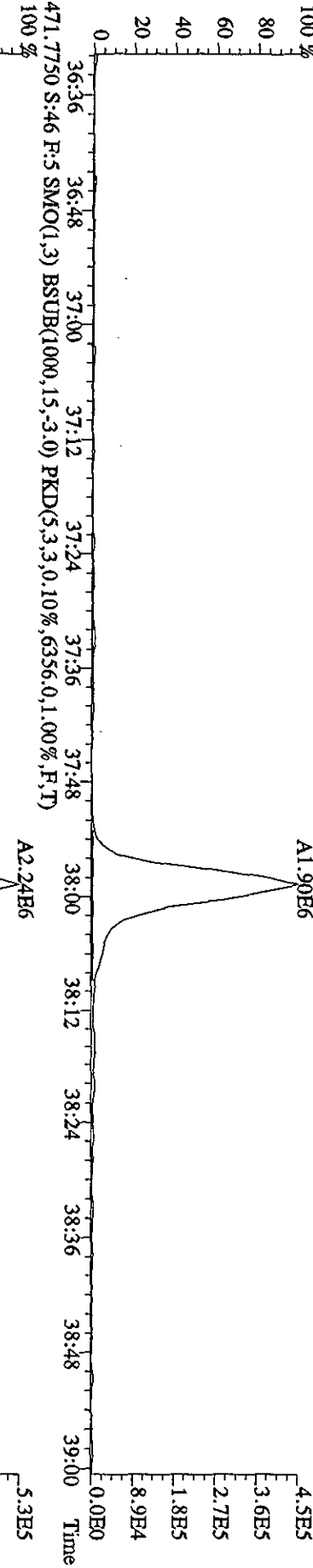
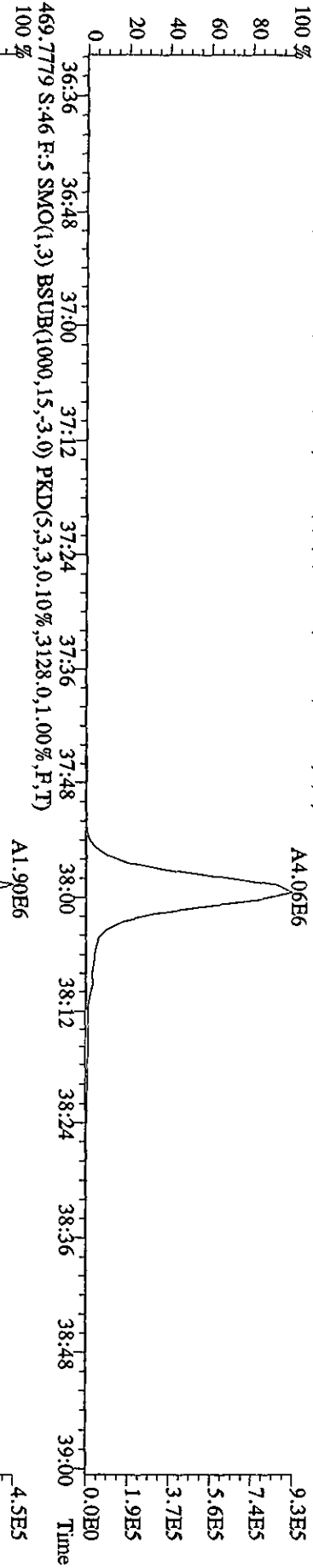
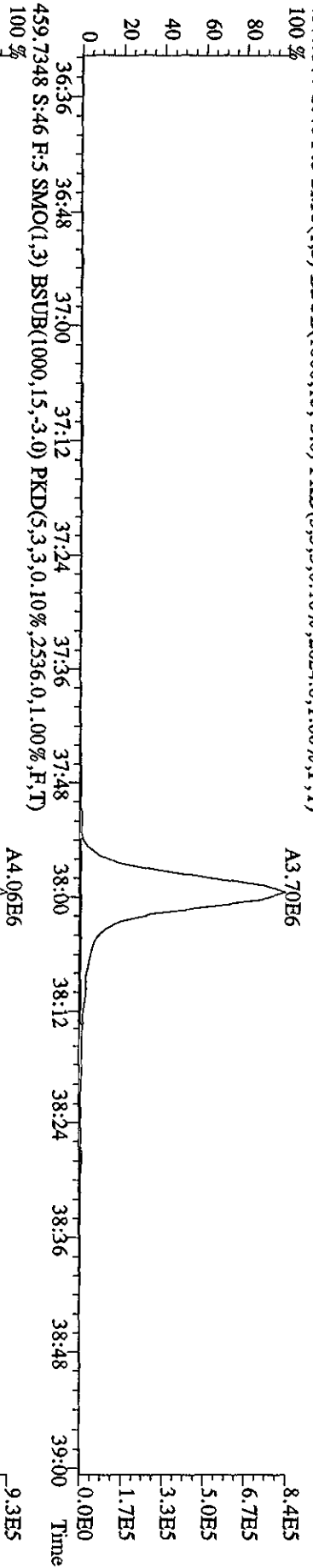
File:19AP104D5 #1-197 Acq:20-APR-2010 18:11:49 GC EI+ Voltage SIR Autospec-Ultimate
 Sample#46 Text:LXR8R-1-AD :G0D100461-17 (20X) Exp:DIOXINRES8290A
 423.7766 S:46 F:4 SMO(1,3) BSUB(1000,15,-3.0) PKD(5,3,3,0.10%,2736.0,1.00%,F,T)



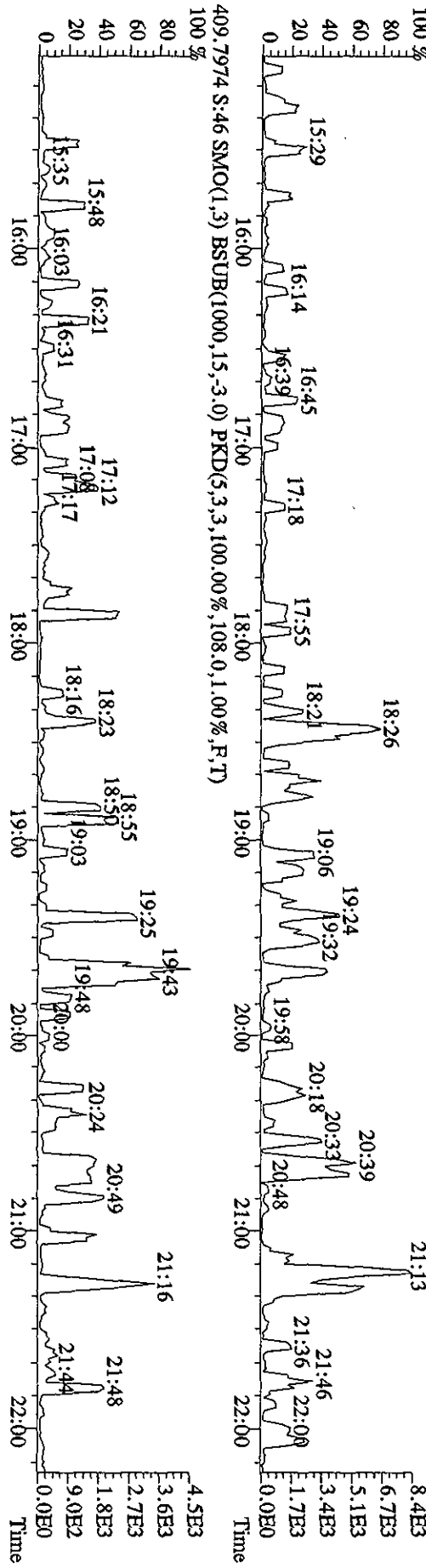
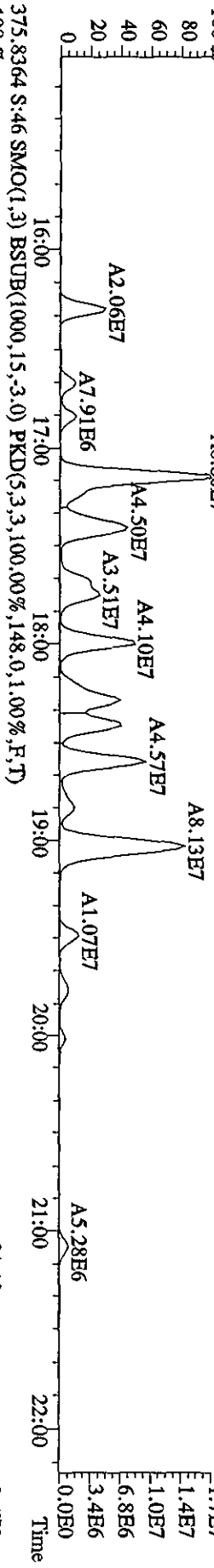
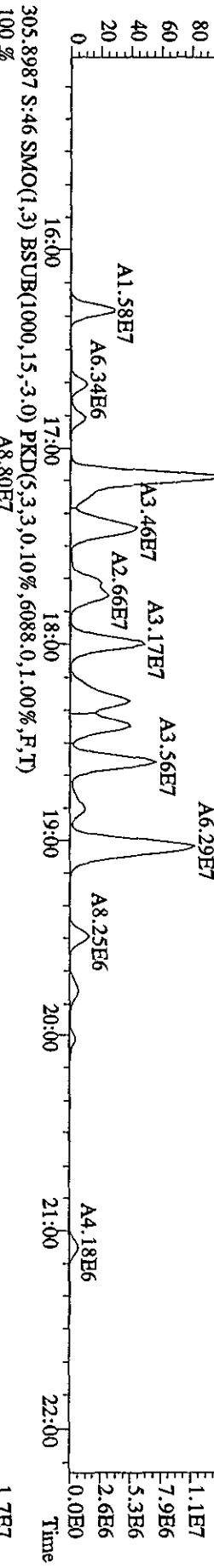

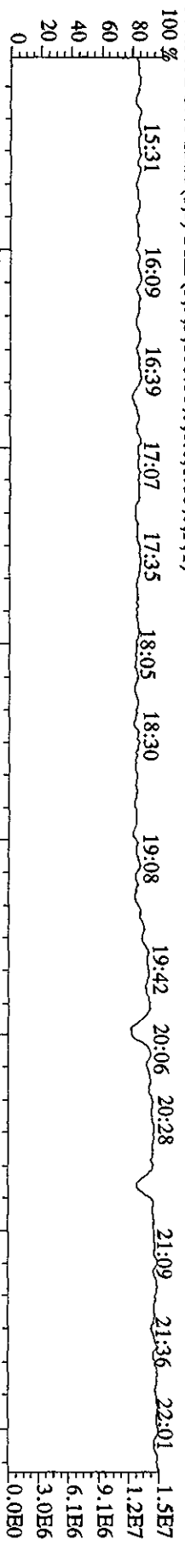
File: 19AP104D5 #1-191 Acq: 20-APR-2010 18:11:49 GC EI+ Voltage SIR Autospec-UltimaE
 Sample#46 Text: LXR8R-1-AD :GOD100461-17 (20X) Exp: DIOXINRESS8290A
 441.7428 S:46 F:5 SMO(1,3) BSUB(1000,15,-3,0) PKD(5,3,3,0.10%,2144.0,1.00%,F,T)
 100%



File:19AP104D5 #1-191 Acq:20-APR-2010 18:11:49 GC EI+ Voltage SIR Autospec-UltimaB
 Sample#46 Text:LXR8R-1-AD :G0D100461-17 (20X) Exp:DIOXINRES8290A
 457.7377 S:46 F:5 SMO(1,3) BSUB(1000,15,-3.0) PKD(5,3,3,0.10%,2624.0,1.00%,F,T)



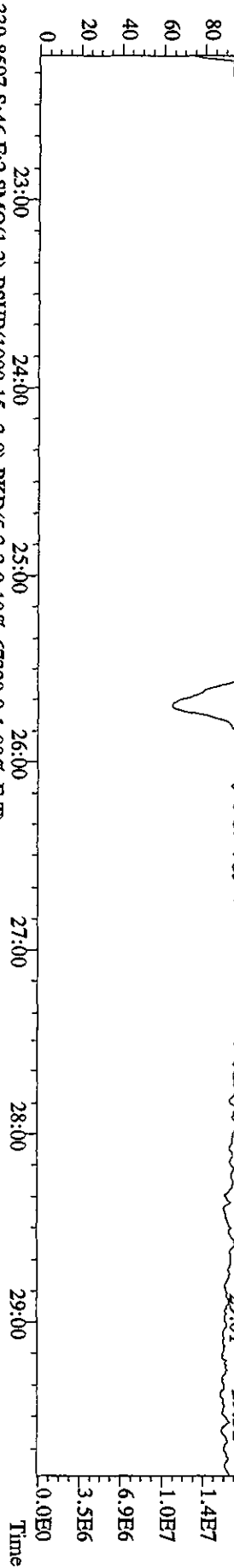
File: 19API04D5 #1-435 Acq: 20-APR-2010 18:11:49 GC EI+ Voltage: SIR Autospec-UltimaE
 Sample#46 Text: LXR8R-1-AD :G0D100461-17 (20X) Exp: DIOXINRES8290A
 354.9792 S:46 SMO(1,3) PKD(5,3,3,100.00%,0.0,1.00%,F,T)



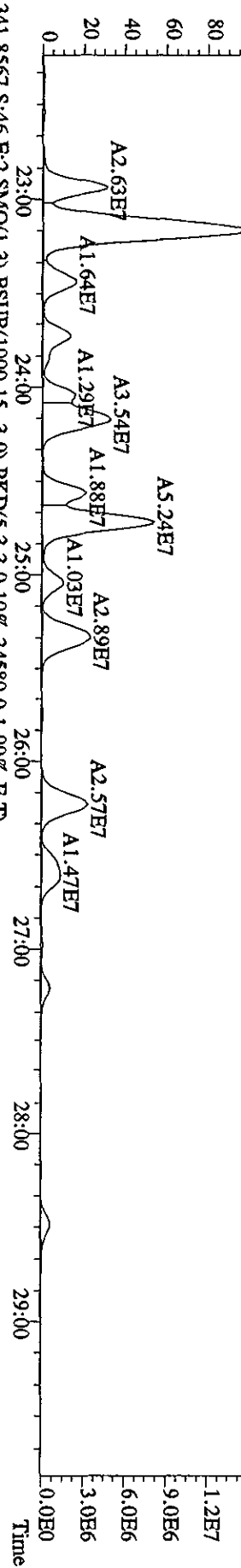
File:19ADP104D5 #1-604 Acq:20-APR-2010 18:11:49 GC BF+ Voltage SIR Autospec-UltimaE

Sample#46 Text:LXR8R-1-AD :GOD100461-17 (20X) Exp:DIOXINRES8290A

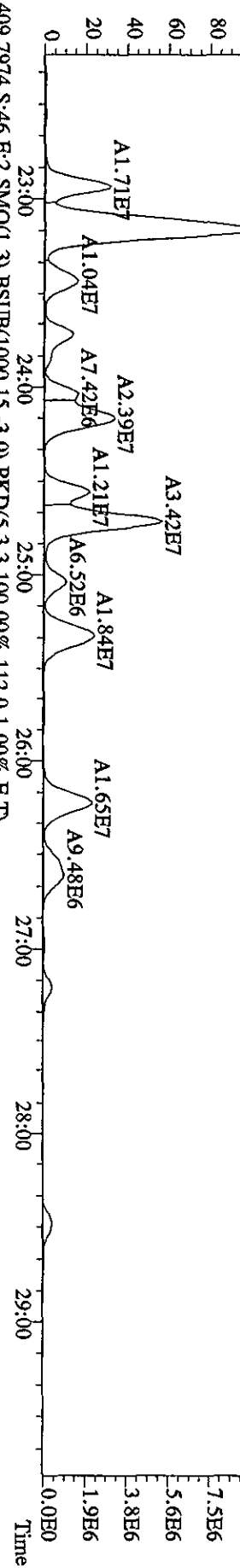
354.9792 S:46 F:2 SMO(1,3) PKD(5,3,3,100.00%,0.0,1.00%,F,T)



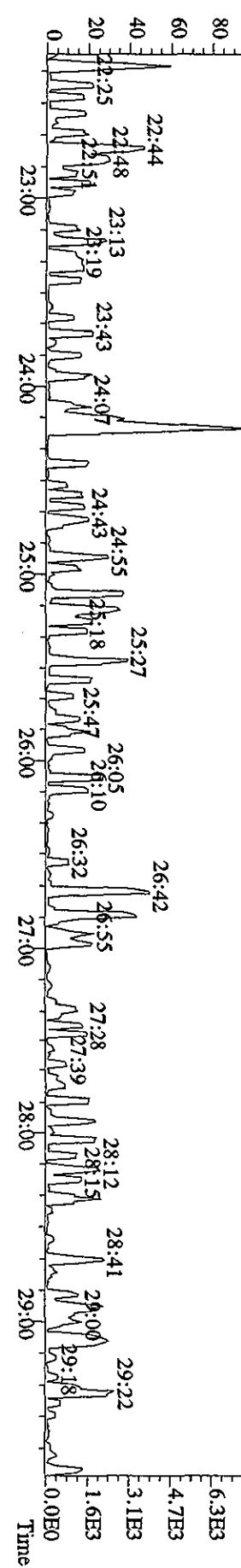
339.8597 S:46 F:2 SMO(1,3) BSUB(1000,15,-3,0) PKD(5,3,3,0.10%,67320,0,1.00%,F,T)



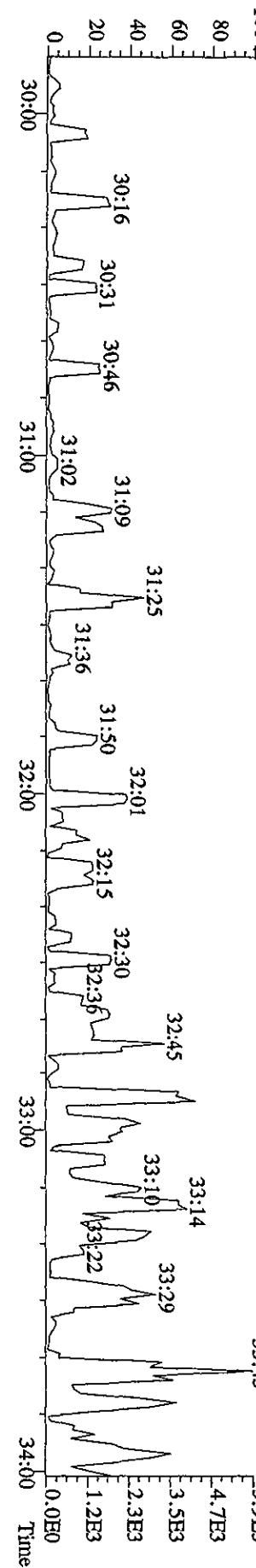
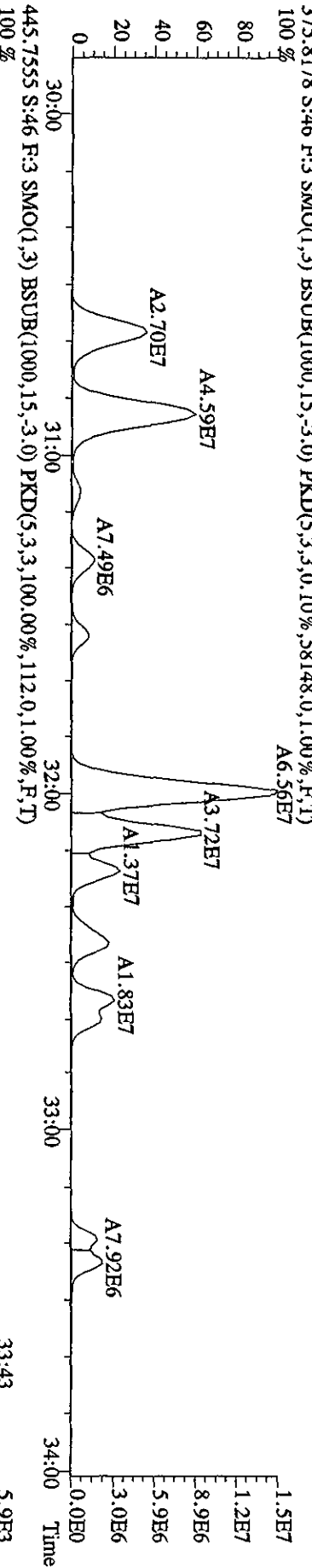
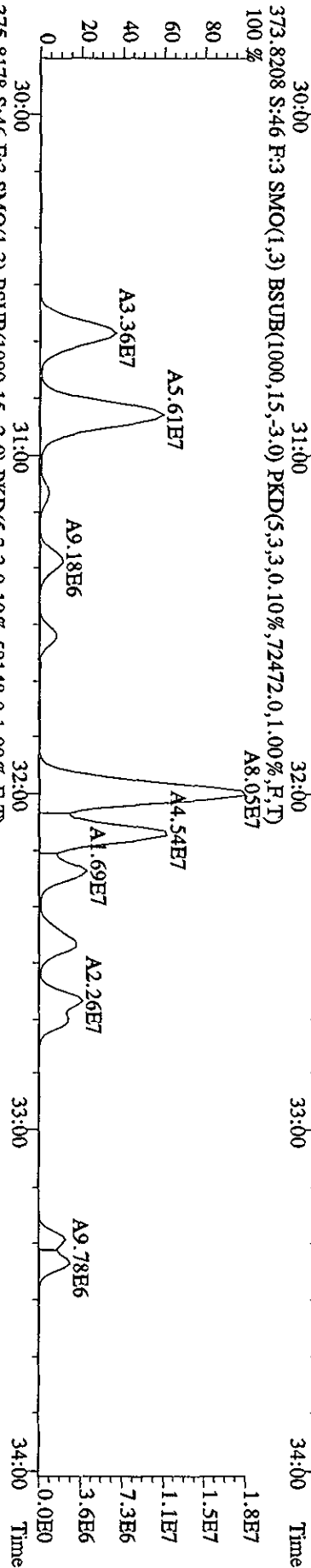
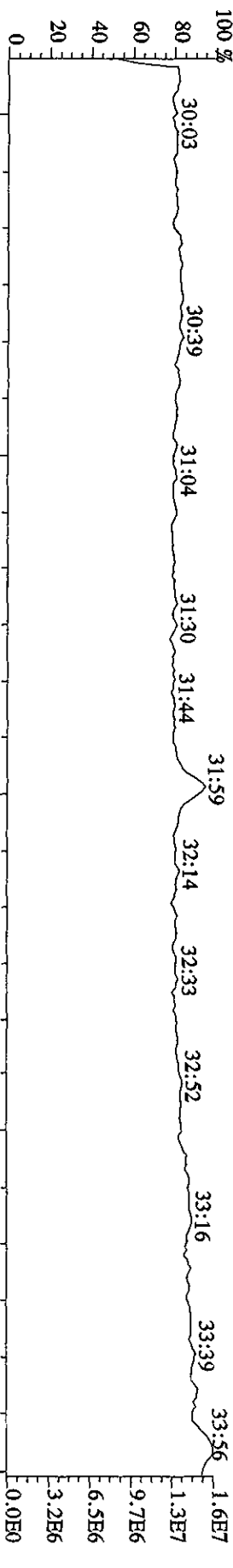
341.8567 S:46 F:2 SMO(1,3) BSUB(1000,15,-3,0) PKD(5,3,3,0.10%,34580,0,1.00%,F,T)



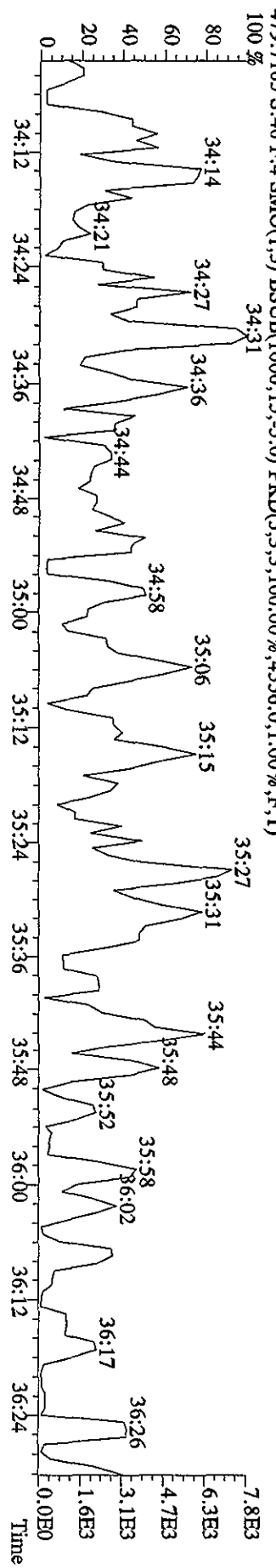
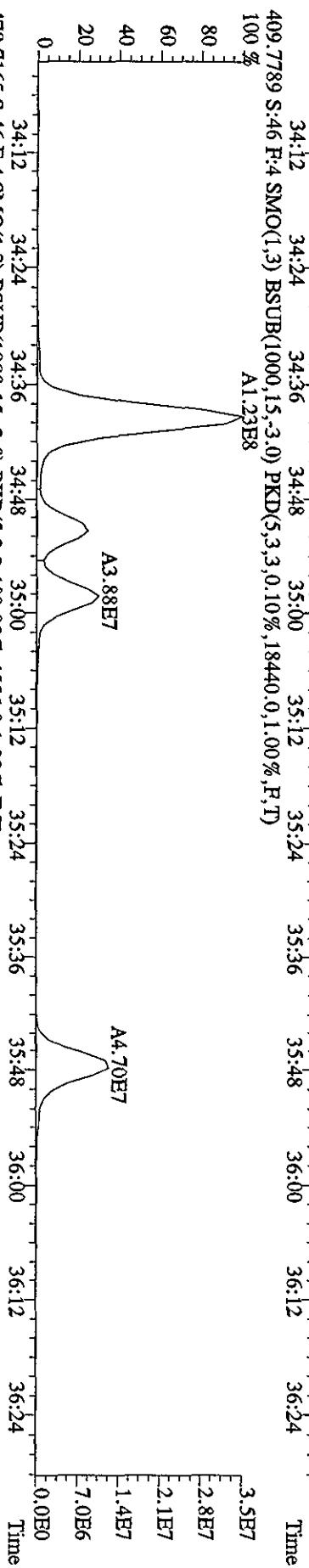

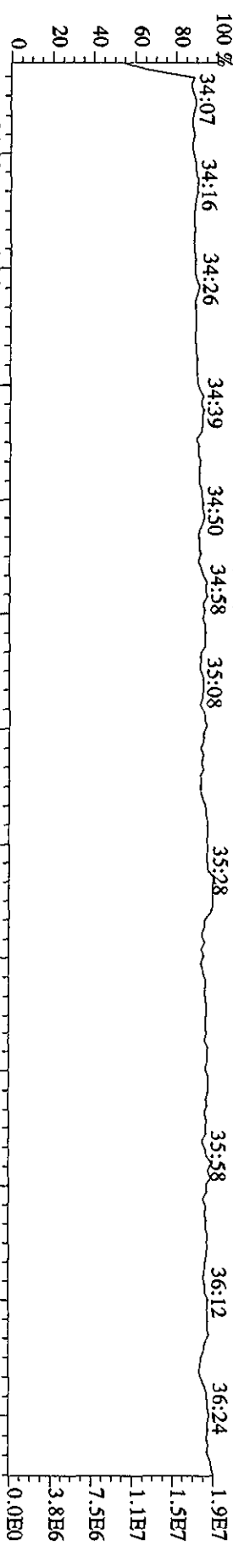
409.7974 S:46 F:2 SMO(1,3) BSUB(1000,15,-3,0) PKD(5,3,3,100.00%,112,0,1.00%,F,T)



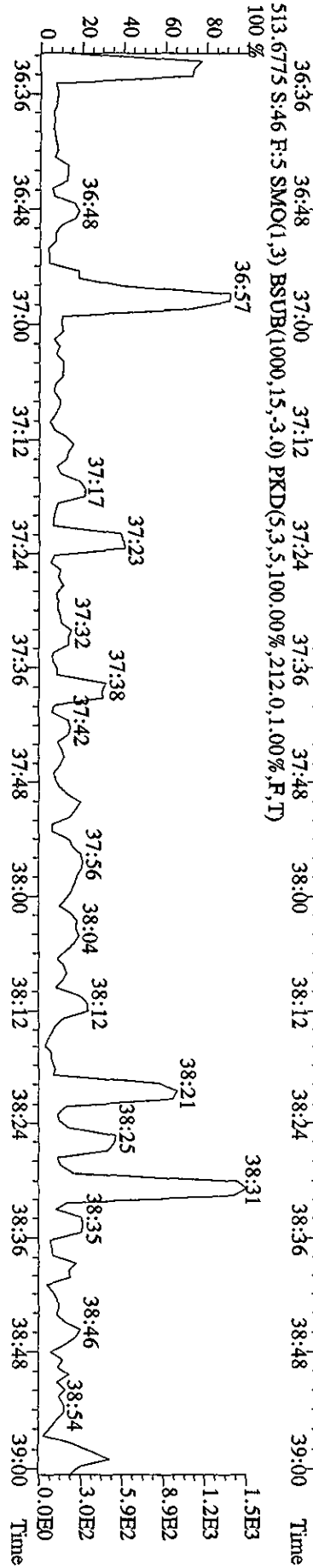
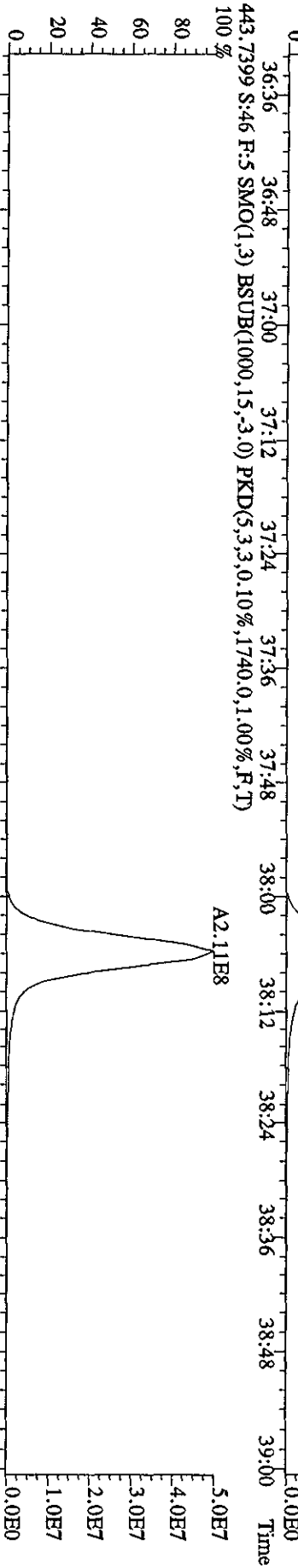


File:19AP104D5 #1-317 Acq:20-APR-2010 18:11:49 GC EI+ Voltage S1R Autospec-Ultimate
 Sample#46 Text:LXR8R-1-AD :GOD100461-17 (20X) Exp:DIOXINRES8290A
 430.9728 S:46 F:3 SMO(1,3) PKD(5,3,3,100.00%,0.0,1.00%,F,T)



File:19AP104D5 #1-197 Acq:20-APR-2010 18:11:49 GC EI+ Voltage SIR Autospec-Ultimate
 Sample#46 Text:LXR8R-1-AD :GOD100461-17 (20X) Exp:DIOXINRES8290A
 430.9728 S:46 F:4 SMO(1,3) PKD(5,3,3,100.00%,0.0,1.00%,F,T)



File:19APl04D5 #1-191 Acq:20-APR-2010 18:11:49 GC EI+ Voltage SIR Autospec-UltimaE
 Sample#46 Text:LXR8R-1-AD :GOD100461-17 (20X) Exp:DIOXINRES8290A
 442.9728 S:46 F:5 SMO(1,3) PKD(5,3,3,100,00%,0.0,1.00%,F,T)
 100% 36:38 36:58 37:09 37:16 37:34 37:59 38:18 38:31 38:39 38:54



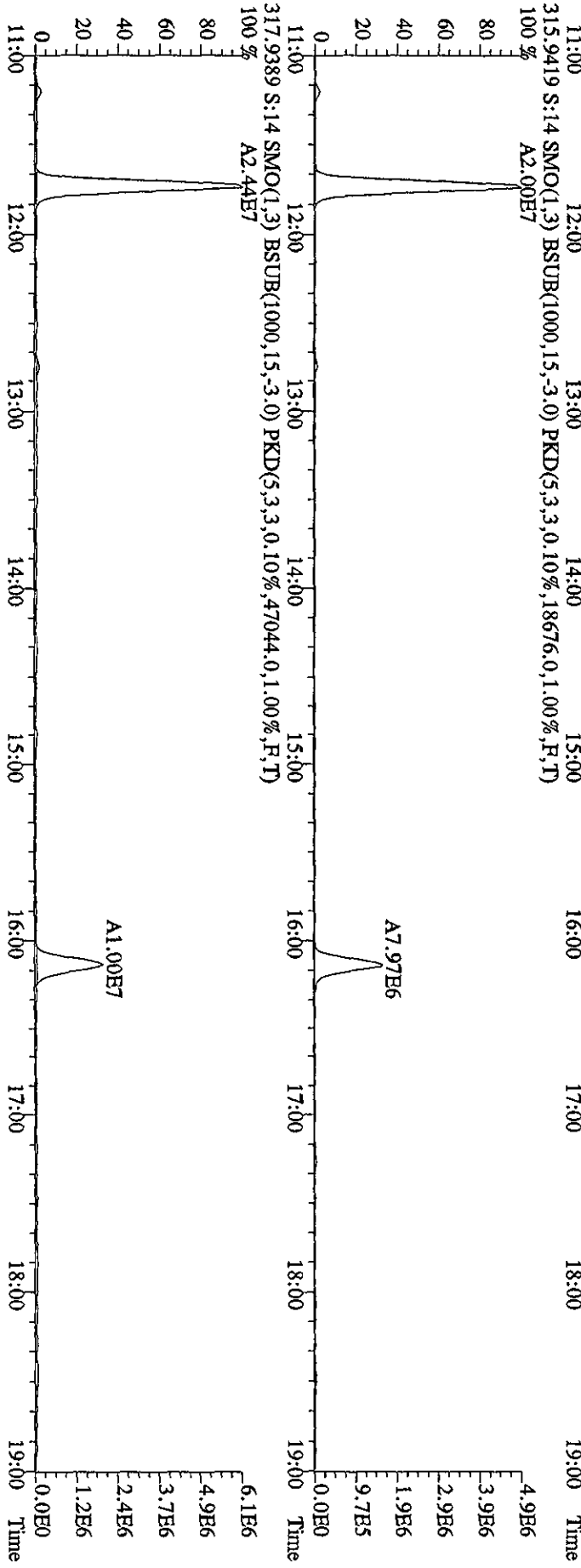
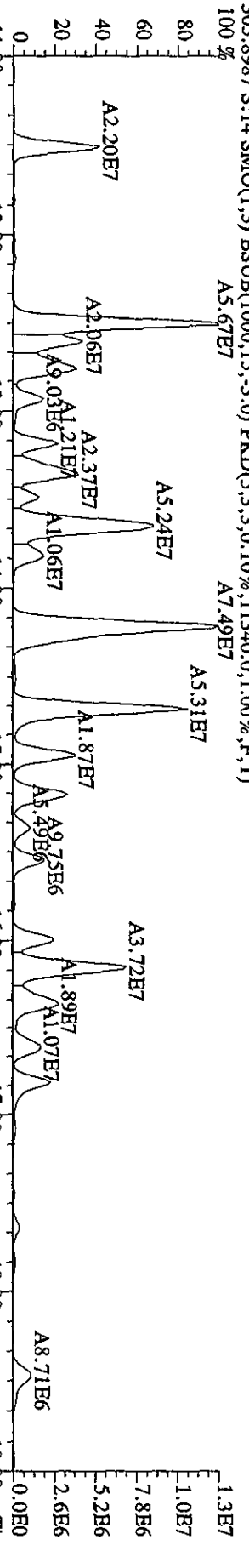
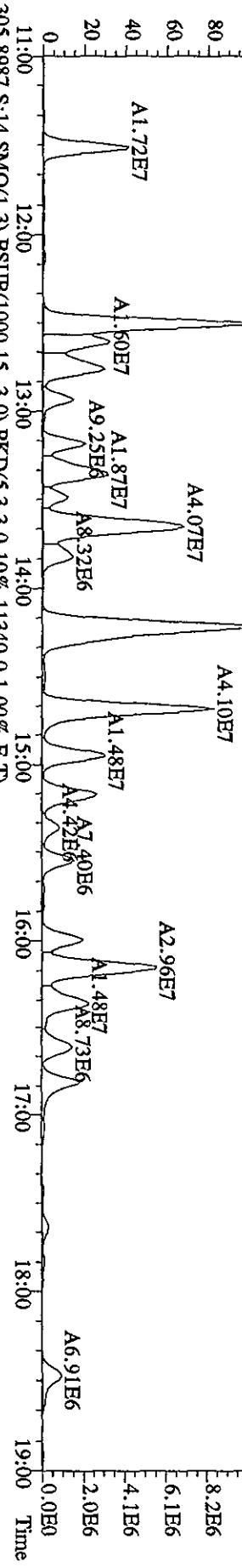
Run text: LXR8R-1-AD Sample text: LXR8R-1-AD :G0D100461-17 (20X)
 Run #15 Filename: 20AP105D2 S: 14 I: 1 Results: 20AP105D2DB225
 Acquired: 20-APR-10 17:41:52 Processed: 20-APR-10 20:23:46
 Run: 20AP105D2 Analyte: DB225HRS Cal: DB2250309105D2
 Factor 1: 1600.000 Factor 2: 20.000 Sample size: 10.2000g

Name	Resp	RA	RT	RRF	Conc	EDL	Rec	M
13C-1,2,3,4-TCDD	7436320	0.74 y	14:57	-	1.16	-	-	n
13C-2,3,7,8-TCDF	17994860	0.80 y	16:08	1.90	125.13	6.10	63.8	n
2,3,7,8-TCDF	66859400	0.80 y	16:09	1.00	728.59	3.04	-	n
13C-2,3,7,8-TCDD	9654560	0.77 y	14:45	0.96	132.26	4.14	67.5	n
2,3,7,8-TCDD	3805320	0.83 y	14:46	1.42	54.34	2.53	-	n
37Cl-2,3,7,8-TCDD	10674180	1.00 y	14:46	2.72	51.67	1.43	65.9	n

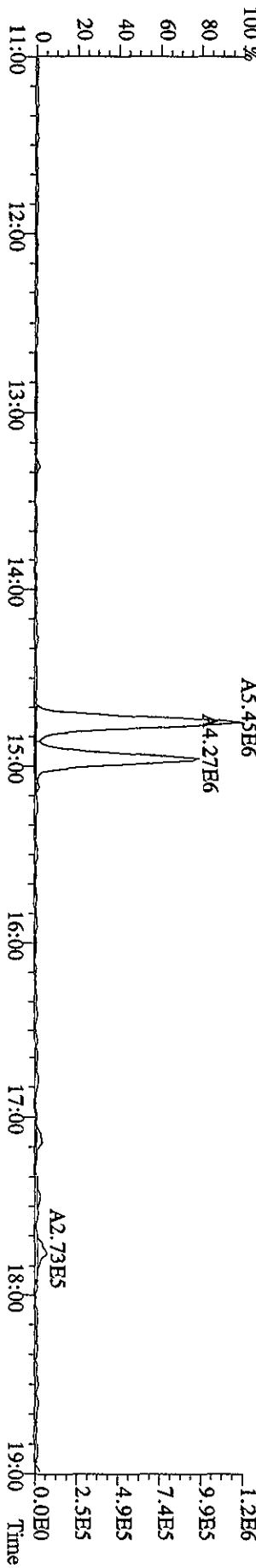
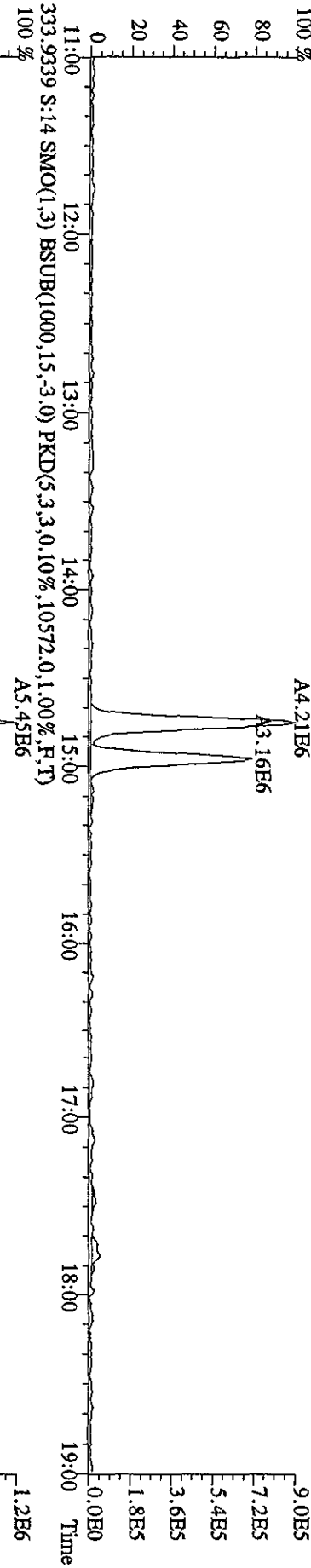
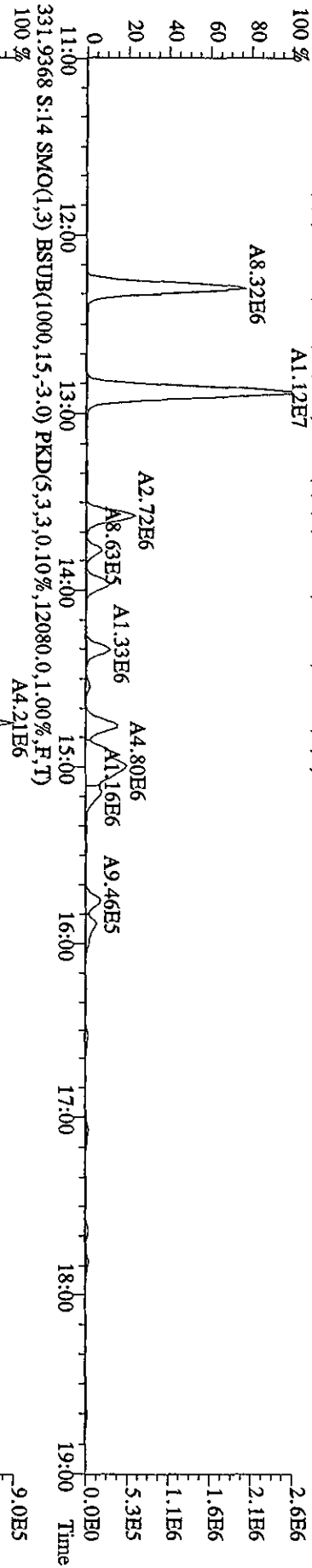
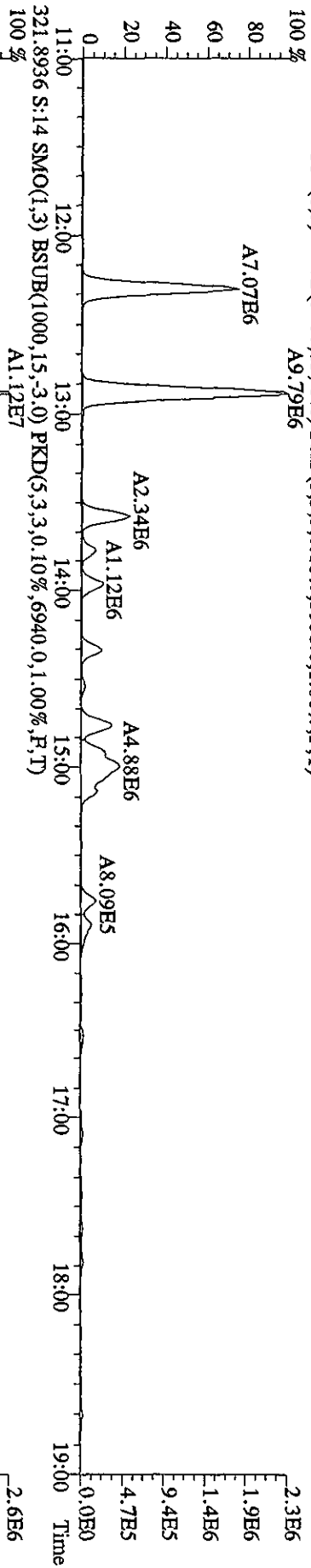
con 3

386 04/22/10

File:20APl05D2 #1-739 Acq:20-APR-2010 17:41:52 GC EI+ Voltage SIR 70SE
 Sample#14 Text:LXR8R-1-AD :G0D100461-17 (20X) Exp:DB225
 303.9016 S:14 SMO(1,3) BSUB(1000,15,-3,0) PKD(5,3,3,0.10%,7108,0,1.00%,F,T)
 100%



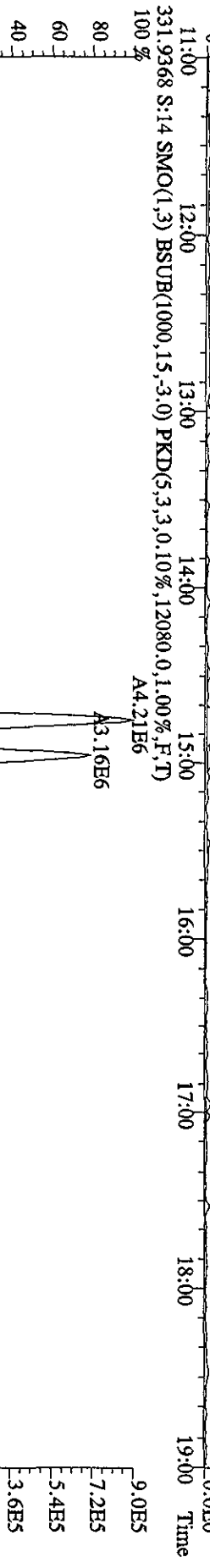
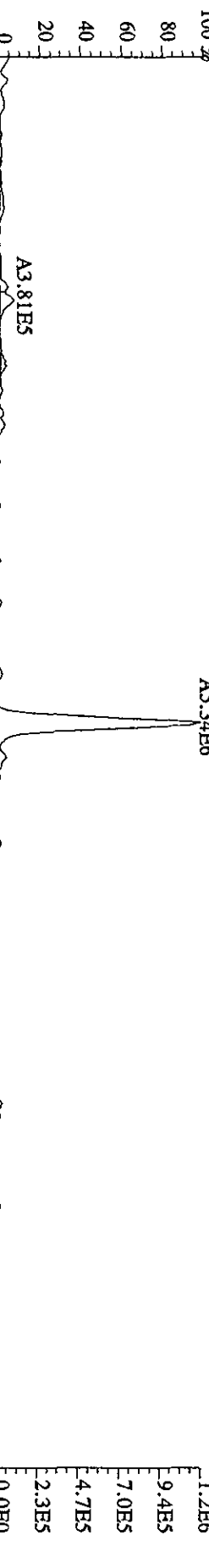
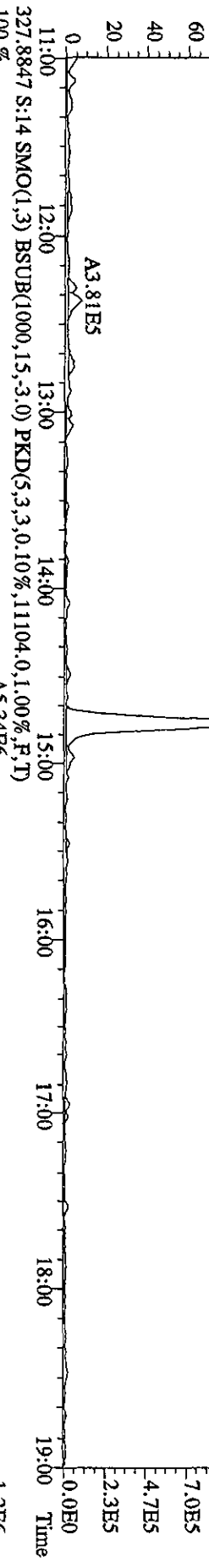
File:20API105D2 #1-739 Acq:20-APR-2010 17:41:52 GC EI+ Voltage SIR 70SE
 Sample#14 Text:LXR8R-1-AD :G0D100461-17 (20X) Exp:DB225
 319.8965 S:14 SMO(1,3) BSUB(1000,15,-3,0) PKD(5,3,3,0,10%,5956,0,1,00%,F,T)
 100 %



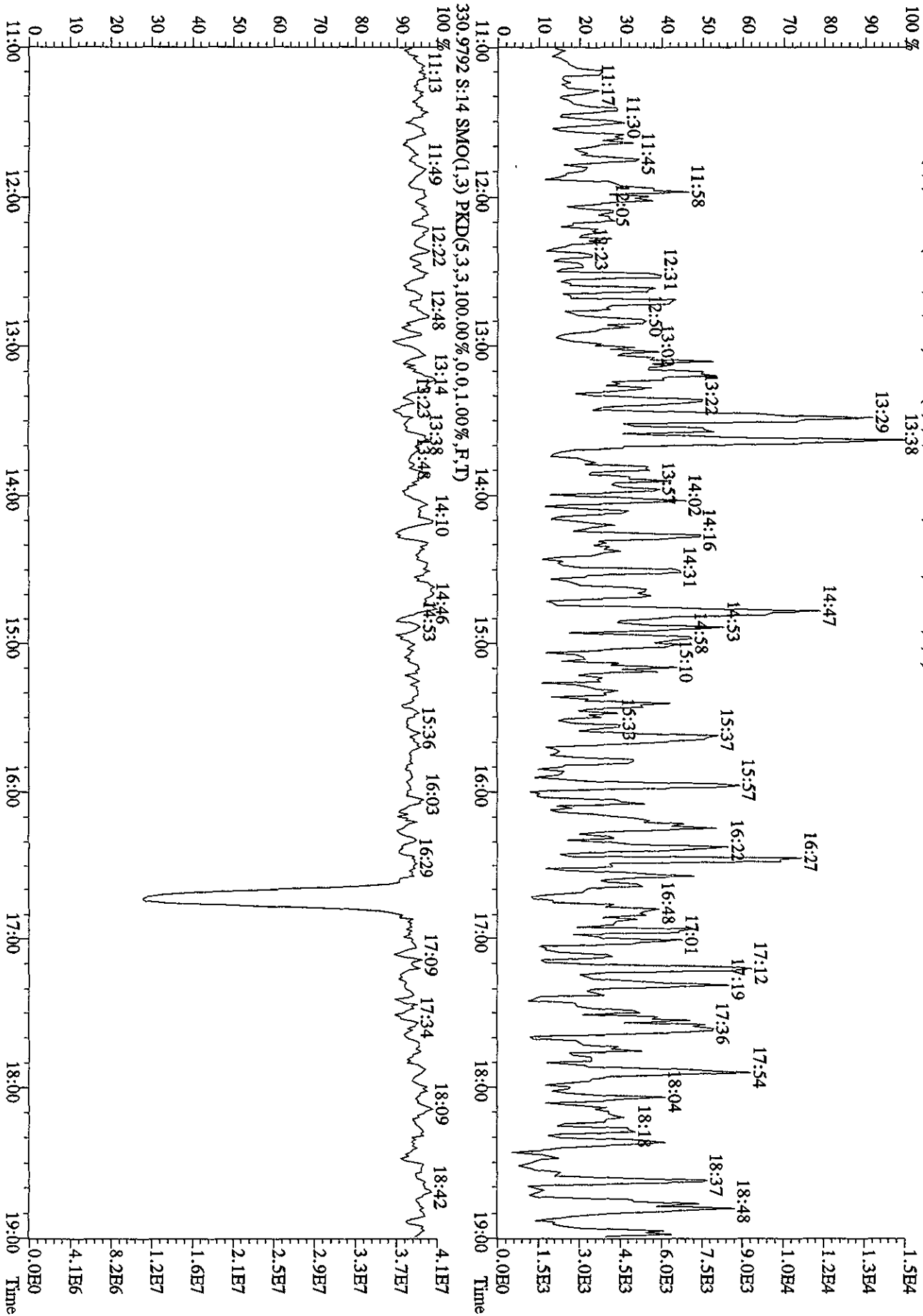
File:20AP105D2 #1-739 Acq:20-APR-2010 17:41:52 GC EI+ Voltage SIR 70SE

Sample#14 Text:LXR8R-1-AD :G0D100461-17 (20X) Exp:DB225

327.8847 S:14 SMO(1,3) BSUB(1000,15,-3.0) PKD(5,3,3,0.10%,11104.0,1.00%,F,T) A5.34E6



File:20AP105D2 #1-739 Acq:20-APR-2010 17:41:52 GC EI+ Voltage SIR 70SE
 Sample#14 Text:LXR8R-1-AD :G0D100461-17 (20X) Exp:DB225
 375.8364 S:14 SMO(1,3) BSUB(1000,15,-3.0) PKD(5,3,3,100.00%,4276,0.1,0.00%,F,T)
 100 %



Daily Calibration Checklist
Dioxin Methods

Method ID 8290
 Column ID DR5
 STD ID ST0419B, ST0419D
 Analyzed by M.G., K.S.S., A.M.
 Std. Pkg. By M.G.
 Std. Pkg. Reviewed By JRB

Associated ICAL 8290A04/2104D5
 Instrument ID 4D5
 STD Solution 10DXN083, 10DXN111
 Date Analyzed 4/19/10, 4/20/10
 Date Std. Pkg. Assembled 4/21/10
 Date Std. Pkg. Reviewed 4/21/10

DAILY STANDARD PACKAGE	INITIATED	REVIEWED
Standard, CPSM, and Solvent Blank present?	✓	✓
Copy of log-file and Beginning Static Resolution present?	✓	✓
CPSM blow up present?	✓	✓
Curve Summary present?	✓	✓
Summary of Method criteria present or documented below?	✓	✓
Daily standard within method specified limits?	✓	✓
Analyte retention times correct?	✓	✓
Isotopic ratios within limits?	✓	✓
CPSM valley ≤ method specified limits?*	✓	✓
Are chromatographic windows correct?	✓	✓
Samples analyzed within 12 hrs of daily standard?	✓	✓
Manual reintegration's checked and hardcopies included?	✓	✓
Ending Standard present?	✓	✓
Ending Static Resolutions present	✓	✓
Absolute retention times for 13C12-1,2,3,4-TCDD and 13C12-1,2,3,7,8,9-HxCDD are within +/- 15 seconds of the retention times in the Initial Calibration? (required for all 1613B samples)	NA	NA

COMMENTS: _____

* Method 8290/TO9/M0023A: (beginning) ≤ 20% from curve RRFs for native analytes, ≤ 30% from curve RRFs for labeled compounds.
 Method 8290/TO9/M0023A: (ending) ≤ 25% from curve RRFs for native analytes, ≤ 35% from curve RRFs for labeled compounds.
 Method 23: See Method 23 Daily Standard Criteria, Table 5.
 Method 1613B: See, Method 1613B or Method 1613B Tetras Daily Standard Criteria,
 ** Method 23/0023A CPSM Criteria: 25% valley between 2378 TCDF (DB-225)/TCDD (DB-5) and its closest eluters normalized to the smallest peak of the triplet
 Method 1613B/8290/TO9 CPSM Criteria: 25% valley between 2378 TCDF (DB-225)/TCDD (DB-5) and its closest eluters normalized to the 2378 peak.

Run text: ST0419B File text: ST0419B :CS3 10DXN083
 Run #21 Filename 19AP104D5 S: 20 I: 1
 Acquired: 19-APR-10 23:06:34 Processed: 20-APR-10 10:38:44
 Run: 19AP104D5 Analyte: 8290A Cal: 8290A0412104D5 Results: 19AP104D58290A

Name	Resp	RA	RT	RRF	Amount	Dev'n	Mod?
13C-1,2,3,4-TCDD	202010100	0.80 y	19:35	-	100.00	-	n
13C-2,3,7,8-TCDF	328833000	0.79 y	19:01	1.63	100.00	7.0	n
2,3,7,8-TCDF	32969600	0.77 y	19:02	1.00	10.00	6.1	n
Total TCDF	33502048	1.48 n	17:08	1.00	10.00	6.1	n
13C-2,3,7,8-TCDD	208373500	0.80 y	19:48	1.03	100.00	8.6	n
2,3,7,8-TCDD	21327440	0.79 y	19:49	1.02	10.00	0.2	n
Total TCDD	21363815	0.63 n	18:33	1.02	10.00	0.2	n
37Cl-2,3,7,8-TCDD	49568400	1.00 y	19:49	2.45	10.00	8.5	n
13C-1,2,3,7,8-PeCDF	246092600	1.58 y	24:43	1.22	100.00	16.0	n
1,2,3,7,8-PeCDF	130623600	1.56 y	24:45	1.06	50.00	1.6	n
2,3,4,7,8-PeCDF	118405600	1.56 y	26:15	0.96	50.00	-2.0	n
Total F2 PeCDF	250754282	1.17 n	23:09	1.01	100.00	-0.1	n
Total F1 PeCDF	24552	0.48 n	16:43	1.01	100.00	-0.1	n
13C-1,2,3,7,8-PeCDD	145413800	1.56 y	27:03	0.72	100.00	7.4	n
1,2,3,7,8-PeCDD	70698900	1.58 y	27:05	0.97	50.00	-1.0	n
Total PeCDD	70752541	1.58 y	27:05	0.97	50.00	-1.0	n
13C-1,2,3,7,8,9-HxCDD	177835400	1.27 y	33:09	-	100.00	-	n
13C-1,2,3,4,7,8-HxCDF	195518300	0.53 y	31:59	1.10	100.00	7.3	n
1,2,3,4,7,8-HxCDF	121409200	1.24 y	32:01	1.24	50.00	2.4	n
1,2,3,6,7,8-HxCDF	122535100	1.23 y	32:07	1.25	50.00	-6.7	n
2,3,4,6,7,8-HxCDF	121368900	1.23 y	32:40	1.24	50.00	1.6	n
1,2,3,7,8,9-HxCDF	113510700	1.25 y	33:19	1.16	50.00	6.3	n
Total HxCDF	478823900	1.24 y	32:01	1.22	200.00	0.6	n
13C-1,2,3,6,7,8-HxCDD	146377500	1.27 y	32:53	0.82	100.00	2.0	n
1,2,3,4,7,8-HxCDD	81057200	1.41 y	32:49	1.11	50.00	10.0	n
1,2,3,6,7,8-HxCDD	87062300	1.17 y	32:54	1.19	50.00	6.8	n
1,2,3,7,8,9-HxCDD	93988600	1.29 y	33:10	1.28	50.00	6.2	n
Total HxCDD	262108100	1.41 y	32:49	1.19	150.00	7.6	n
13C-1,2,3,4,6,7,8-HpCDF	168953900	0.44 y	34:39	0.95	100.00	10.1	n
1,2,3,4,6,7,8-HpCDF	113249700	0.90 y	34:40	1.34	50.00	2.4	y
1,2,3,4,7,8,9-HpCDF	96575700	0.93 y	35:48	1.14	50.00	11.5	n
Total HpCDF	209825400	0.90 y	34:40	1.24	100.00	6.4	y
13C-1,2,3,4,6,7,8-HpCDD	146791200	1.07 y	35:28	0.83	100.00	18.3	n
1,2,3,4,6,7,8-HpCDD	78738600	1.03 y	35:29	1.07	50.00	0.1	n
Total HpCDD	79186005	0.92 y	34:55	1.07	50.00	0.1	n
13C-OCDD	216664000	0.91 y	37:59	0.61	200.00	14.6	n
OCDF	164022000	0.90 y	38:06	1.51	100.00	4.8	n
OCDD	127401000	0.90 y	38:00	1.18	100.00	0.8	n

Run text: ST0419B File text: ST0419B :CS3 10DXN083
 Run #21 Filename 19AP104D5 S: 20 I: 1
 Acquired: 19-APR-10 23:06:34 Processed: 20-APR-10 10:38:44
 Run: 19AP104D5 Analyte: 8290A Cal: 8290A0412104D5 Results: 19AP104D58290A

Name	Resp	RA	RT	RRF	Amount	Dev'n	Mod?
13C-1,2,3,4-TCDD	202010100	0.80 y	19:35	-	100.00	-	n
13C-2,3,7,8-TCDF	328833000	0.79 y	19:01	1.63	100.00	7.0	n
2,3,7,8-TCDF	32969600	0.77 y	19:02	1.00	10.00	6.1	n
Total TCDF	33502048	1.48 n	17:08	1.00	10.00	6.1	n
13C-2,3,7,8-TCDD	208373500	0.80 y	19:48	1.03	100.00	8.6	n
2,3,7,8-TCDD	21327440	0.79 y	19:49	1.02	10.00	0.2	n
Total TCDD	21363815	0.63 n	18:33	1.02	10.00	0.2	n
37Cl-2,3,7,8-TCDD	49568400	1.00 y	19:49	2.45	10.00	8.5	n
13C-1,2,3,7,8-PeCDF	246092600	1.58 y	24:43	1.22	100.00	16.0	n
1,2,3,7,8-PeCDF	130623600	1.56 y	24:45	1.06	50.00	1.6	n
2,3,4,7,8-PeCDF	118405600	1.56 y	26:15	0.96	50.00	-2.0	n
Total F2 PeCDF	250754282	1.17 n	23:09	1.01	100.00	-0.1	n
Total F1 PeCDF	24552	0.48 n	16:43	1.01	100.00	-0.1	n
13C-1,2,3,7,8-PeCDD	145413800	1.56 y	27:03	0.72	100.00	7.4	n
1,2,3,7,8-PeCDD	70698900	1.58 y	27:05	0.97	50.00	-1.0	n
Total PeCDD	70752541	1.58 y	27:05	0.97	50.00	-1.0	n
13C-1,2,3,7,8,9-HxCDD	177835400	1.27 y	33:09	-	100.00	-	n
13C-1,2,3,4,7,8-HxCDF	195518300	0.53 y	31:59	1.10	100.00	7.3	n
1,2,3,4,7,8-HxCDF	121409200	1.24 y	32:01	1.24	50.00	2.4	n
1,2,3,6,7,8-HxCDF	122535100	1.23 y	32:07	1.25	50.00	-6.7	n
2,3,4,6,7,8-HxCDF	121368900	1.23 y	32:40	1.24	50.00	1.6	n
1,2,3,7,8,9-HxCDF	113510700	1.25 y	33:19	1.16	50.00	6.3	n
Total HxCDF	478823900	1.24 y	32:01	1.22	200.00	0.6	n
13C-1,2,3,6,7,8-HxCDD	146377500	1.27 y	32:53	0.82	100.00	2.0	n
1,2,3,4,7,8-HxCDD	81057200	1.41 y	32:49	1.11	50.00	10.0	n
1,2,3,6,7,8-HxCDD	87062300	1.17 y	32:54	1.19	50.00	6.8	n
1,2,3,7,8,9-HxCDD	93988600	1.29 y	33:10	1.28	50.00	6.2	n
Total HxCDD	262108100	1.41 y	32:49	1.19	150.00	7.6	n
13C-1,2,3,4,6,7,8-HpCDF	168953900	0.44 y	34:39	0.95	100.00	10.1	n
1,2,3,4,6,7,8-HpCDF	105008215	0.87 n	34:40	1.24	50.00	-5.1	n
1,2,3,4,7,8,9-HpCDF	96575700	0.93 y	35:48	1.14	50.00	11.5	n
Total HpCDF	201583915	0.87 n	34:40	1.19	100.00	2.2	n
13C-1,2,3,4,6,7,8-HpCDD	146791200	1.07 y	35:28	0.83	100.00	18.3	n
1,2,3,4,6,7,8-HpCDD	78738600	1.03 y	35:29	1.07	50.00	0.1	n
Total HpCDD	79186005	0.92 y	34:55	1.07	50.00	0.1	n
13C-OCDD	216664000	0.91 y	37:59	0.61	200.00	14.6	n
OCDF	164022000	0.90 y	38:06	1.51	100.00	4.8	n
OCDD	127401000	0.90 y	38:00	1.18	100.00	0.8	n

Run text: ST0419D File text: ST0419D :CS3 10DXN111
 Run #40 Filename 19AP104D5 S: 40 I: 1
 Acquired: 20-APR-10 13:47:23 Processed: 20-APR-10 20:43:08
 Run: 19AP104D5 Analyte: 8290A Cal: 8290A0412104D5 Results: 19AP104D58290A

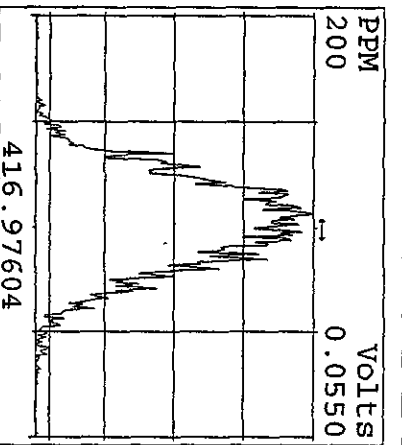
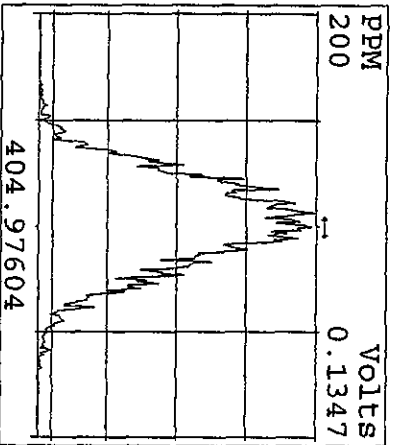
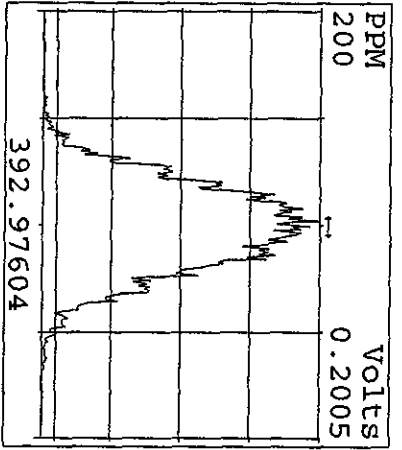
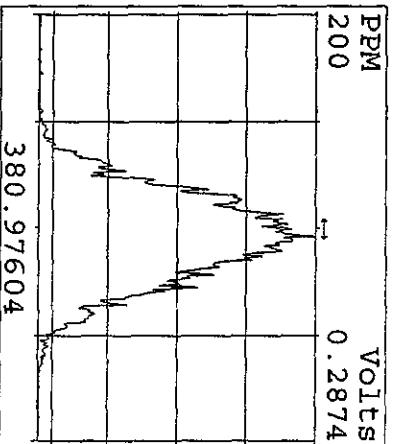
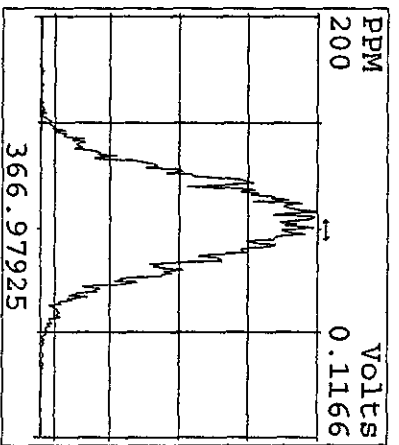
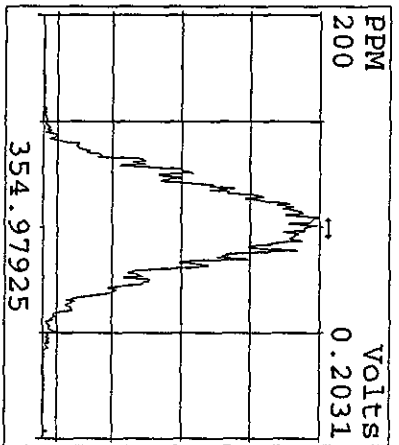
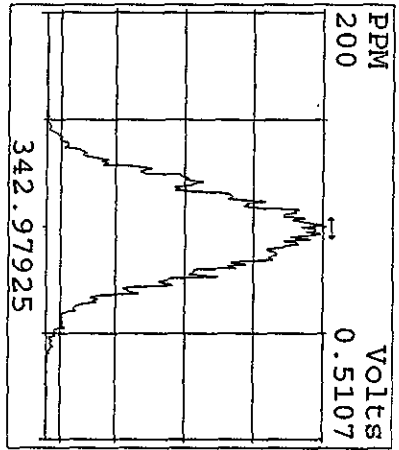
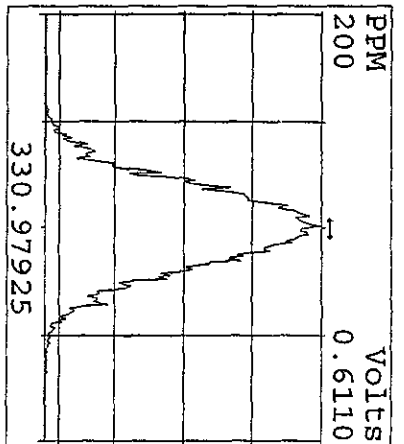
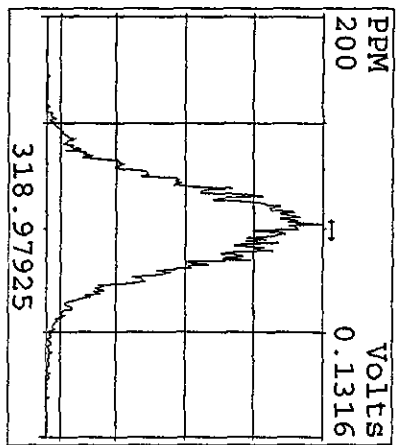
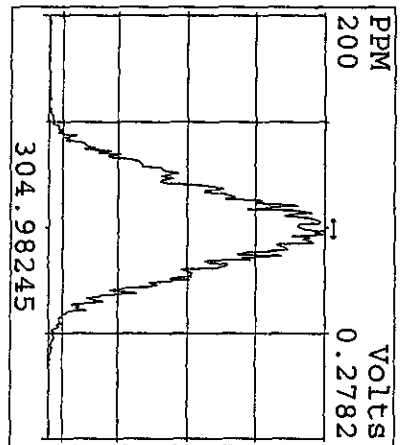
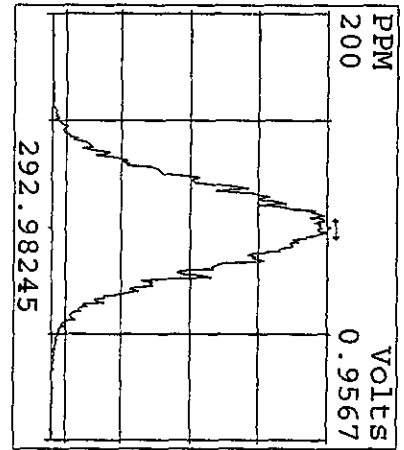
Name	Resp	RA	RT	RRF	Amount	Dev'n	Mod?
13C-1,2,3,4-TCDD	161083100	0.82 y	19:35	-	100.00	-	n
13C-2,3,7,8-TCDF	262627000	0.80 y	18:59	1.63	100.00	7.2	n
2,3,7,8-TCDF	27922800	0.78 y	19:00	1.06	10.00	12.5	n
Total TCDF	28130510	1.40 n	17:09	1.06	10.00	12.5	n
13C-2,3,7,8-TCDD	158757600	0.80 y	19:47	0.99	100.00	3.8	n
2,3,7,8-TCDD	16841550	0.80 y	19:49	1.06	10.00	3.9	n
Total TCDD	16841550	0.80 y	19:49	1.06	10.00	3.9	n
37Cl-2,3,7,8-TCDD	37699600	1.00 y	19:49	2.34	10.00	3.5	n
13C-1,2,3,7,8-PeCDF	179418700	1.57 y	24:41	1.11	100.00	6.0	n
1,2,3,7,8-PeCDF	100028000	1.57 y	24:43	1.12	50.00	6.7	n
2,3,4,7,8-PeCDF	94087500	1.55 y	26:14	1.05	50.00	6.8	n
Total F2 PeCDF	195907943	2.08 n	23:08	1.08	100.00	6.8	n
Total F1 PeCDF	8012	0.75 n	16:17	1.08	100.00	6.8	n
13C-1,2,3,7,8-PeCDD	110416100	1.55 y	27:01	0.69	100.00	2.2	n
1,2,3,7,8-PeCDD	56238100	1.59 y	27:03	1.02	50.00	3.7	n
Total PeCDD	56238100	1.59 y	27:03	1.02	50.00	3.7	n
13C-1,2,3,7,8,9-HxCDD	98150800	1.29 y	33:09	-	100.00	-	n
13C-1,2,3,4,7,8-HxCDF	131321300	0.52 y	32:00	1.34	100.00	30.5	n
1,2,3,4,7,8-HxCDF	84895600	1.23 y	32:00	1.29	50.00	6.6	n
1,2,3,6,7,8-HxCDF	79990100	1.26 y	32:07	1.22	50.00	-9.3	n
2,3,4,6,7,8-HxCDF	73643400	1.24 y	32:40	1.12	50.00	-8.2	n
1,2,3,7,8,9-HxCDF	65253800	1.24 y	33:19	0.99	50.00	-9.0	n
Total HxCDF	303947807	1.11 y	30:53	1.16	200.00	-5.0	n
13C-1,2,3,6,7,8-HxCDD	85643300	1.28 y	32:53	0.87	100.00	8.1	n
1,2,3,4,7,8-HxCDD	47904600	1.28 y	32:49	1.12	50.00	11.1	n
1,2,3,6,7,8-HxCDD	51116300	1.30 y	32:54	1.19	50.00	7.2	n
1,2,3,7,8,9-HxCDD	53437800	1.29 y	33:09	1.25	50.00	3.2	n
Total HxCDD	152458700	1.28 y	32:49	1.19	150.00	6.9	n
13C-1,2,3,4,6,7,8-HpCDF	99404700	0.45 y	34:39	1.01	100.00	17.4	n
1,2,3,4,6,7,8-HpCDF	68244800	0.95 y	34:40	1.37	50.00	4.8	n
1,2,3,4,7,8,9-HpCDF	55068600	0.95 y	35:48	1.11	50.00	8.0	n
Total HpCDF	123798281	0.95 y	34:40	1.24	100.00	6.2	n
13C-1,2,3,4,6,7,8-HpCDD	87658600	1.08 y	35:28	0.89	100.00	28.0	n
1,2,3,4,6,7,8-HpCDD	49066400	1.05 y	35:28	1.12	50.00	4.4	n
Total HpCDD	49354736	1.20 n	34:55	1.12	50.00	4.4	n
13C-OCDD	109592500	0.91 y	37:59	0.56	200.00	5.1	n
OCDF	85765000	0.90 y	38:06	1.57	100.00	8.3	n
OCDD	66547600	0.88 y	38:00	1.21	100.00	4.1	n

Data file	Smp	Work Order	Sample ID	FV-uL	Method/Matrix	Box	Size	U
19AP104D5	1	ST0419	CS3 10DXN111				1.00000	
19AP104D5	2	ST0419A	CS3 10DXN111				1.00000	
19AP104D5	3	CP0419	DB-5 CPSM 3732-05				1.00000	
19AP104D5	4	SB0419	Solvent Blank C-14				1.00000	
19AP104D5	5	Daily IS QC	10DXN120	20	8290/1613B	QC52	1.00000	Sam
19AP104D5	6	LXK24-1-AA	G0D060000-370B	20	8290/SOLID	67	10.00000	g
19AP104D5	7	LXX5A-1-AA	G0D140468-4	20	8290/SOLID	70	10.00000	g
19AP104D5	8	LXL78-1-AA	G0D070497-1	20	8290/WATER	64	0.95700	L
19AP104D5	9	LXL8H-1-AA	G0D070497-2	20	8290/WATER		0.97160	L
19AP104D5	10	LXL8J-1-AA	G0D070497-3	20	8290/WATER		0.94650	L
19AP104D5	11	LXL8L-1-AA	G0D070497-4	20	8290/WATER		0.92700	L
19AP104D5	12	LXL8M-1-AA	G0D070497-5	20	8290/WATER		0.93650	L
19AP104D5	13	LXPk0-1-AC	G0D080610-11	20	8290/SOLID	70	10.11000	g
19AP104D5	14	LX2P8-1-AC	G0D150000-372C	20	8290/SOLID		10.00000	g
19AP104D5	15	LX2P8-1-AA	G0D150000-372B	20	8290/SOLID		10.00000	g
19AP104D5	16	LXTRR-1-AC	A0D120411-1	20	8290/SOLID		10.06000	g
19AP104D5	17	LXQAK-1-AD	G0D090441-11	10	8290/SOLID	68	10.00000	g
19AP104D5	18	LXQAE-1-AD	G0D090441-10	10	8290/SOLID		10.73000	g
19AP104D5	19	SB0419A	Solvent Blank C-14				1.00000	
19AP104D5	20	ST0419B	CS3 10DXN083				1.00000	
19AP104D5	21	CP0419A	DB-5 CPSM 3732-05				1.00000	
19AP104D5	22	SB0419B	Solvent Blank C-14				1.00000	
19AP104D5	23	LXW2F-1-AA	G0D130000-408B	10	8290/SOLID		10.00000	g
19AP104D5	24	LXW2F-1-AC	G0D130000-408C	10	8290/SOLID		10.00000	g
19AP104D5	25	LXR78-1-AD	G0D100461-1	10	8290/SOLID		10.01000	g
19AP104D5	26	LXR8A-1-AD	G0D100461-3	10	8290/SOLID		10.53000	g
19AP104D5	27	LXR8G-1-AD	G0D100461-8	10	8290/SOLID		10.71000	g
19AP104D5	28	LXR8R-1-AD	G0D100461-17	10	8290/SOLID		10.20000	g
19AP104D5	29	LXR9D-1-AD	G0D100462-1	10	8290/SOLID		10.00000	g
19AP104D5	30	LXR9F-1-AD	G0D100462-3	10	8290/SOLID		10.83000	g
19AP104D5	31	LXR9H-1-AD	G0D100462-5	10	8290/SOLID		10.01000	g
19AP104D5	32	LXR9H-1-AE	G0D100462-5S	10	8290/SOLID		10.05000	g
19AP104D5	33	LXR9H-1-AF	G0D100462-5D	10	8290/SOLID		10.30000	g
19AP104D5	34	LXR9K-1-AD	G0D100462-7	10	8290/SOLID		10.02000	g
19AP104D5	35	LXR9N-1-AD	G0D100462-10	10	8290/SOLID		10.01000	g
19AP104D5	36	LXTAL-1-AD	G0D100462-37	10	8290/SOLID		10.43000	g
19AP104D5	37	Daily IS QC	10DXN120	20	8290/1613B	QC52	1.00000	Sam
19AP104D5	38	Daily IS QC	10DXN120 II	20	8290/1613B		1.00000	Sam
19AP104D5	39	ST0419C	CS3 10DXN083				1.00000	
19AP104D5	40	ST0419D	CS3 10DXN111				1.00000	
19AP104D5	41	CP0419B	DB-5 CPSM 3732-05				1.00000	
19AP104D5	42	SB0419C	Solvent Blank C-14				1.00000	
19AP104D5	43	LXR9D-1-AD	G0D100462-1 RI	10	8290/SOLID	68	10.00000	g
19AP104D5	44	LXQAE-1-AD	G0D090441-10 (20X)	10	8290/SOLID		10.73000	g
19AP104D5	45	LXR8A-1-AD	G0D100461-3 (20X)	10	8290/SOLID		10.53000	g
19AP104D5	46	LXR8R-1-AD	G0D100461-17 (20X)	10	8290/SOLID		10.20000	g
19AP104D5	47	SB0419D	Solvent Blank C-14				1.00000	
19AP104D5	48	ST0419E	CS3 10DXN111				1.00000	
19AP104D5	49						1.00000	
19AP104D5	50						1.00000	
19AP104D5	51						1.00000	
19AP104D5	52		MG 04/19/10				1.00000	
19AP104D5	53		KSS, AM 04/20/10				1.00000	

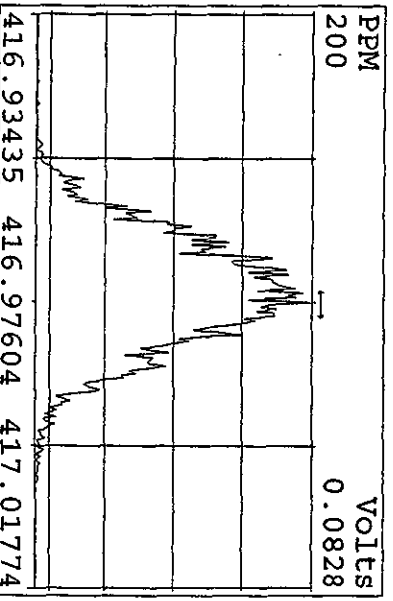
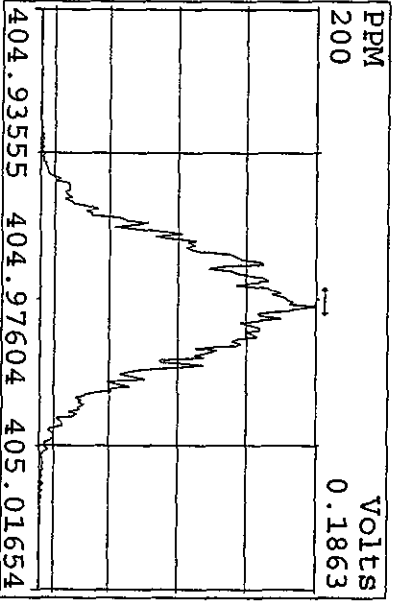
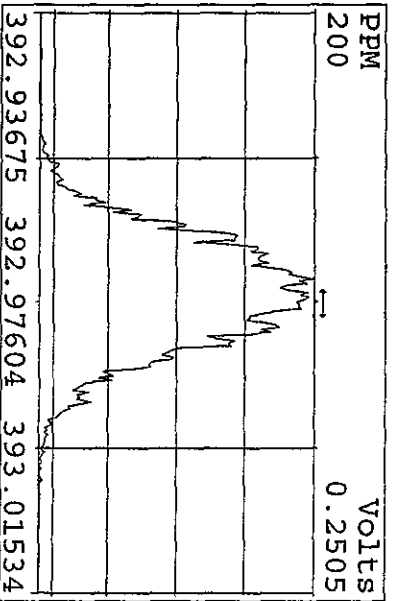
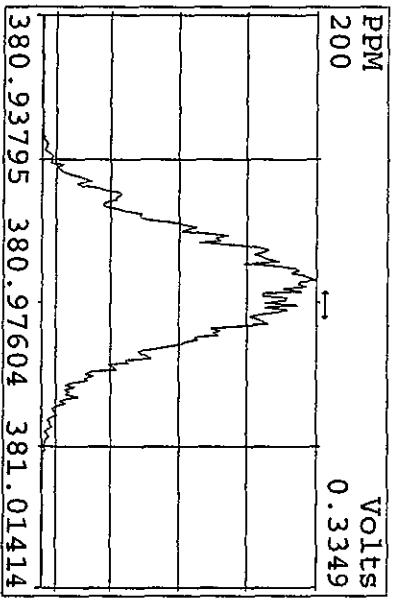
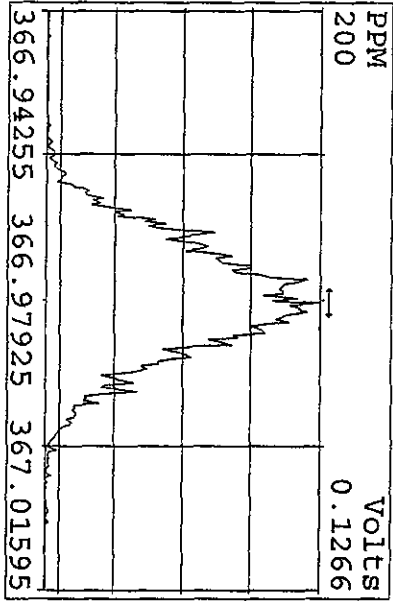
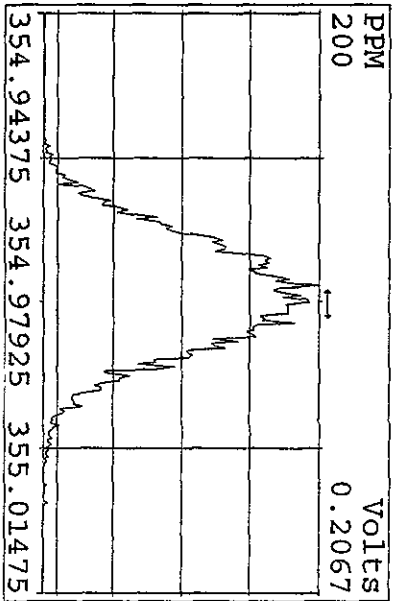
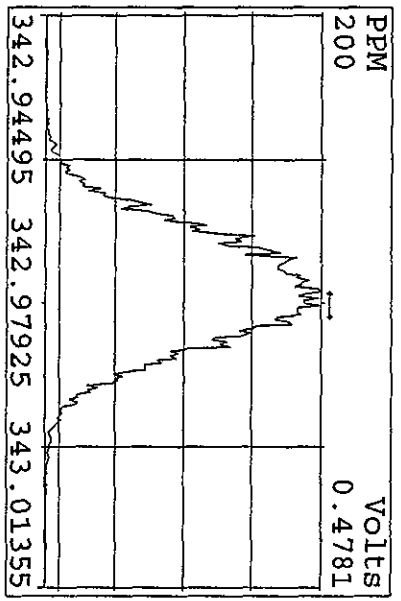
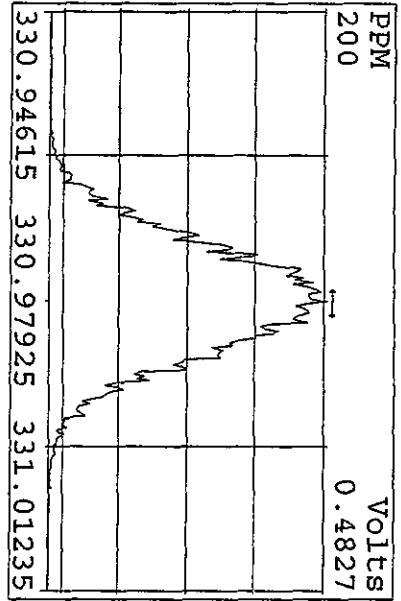
-lock mass interference

*log file reviewed
4-20-10 CW*

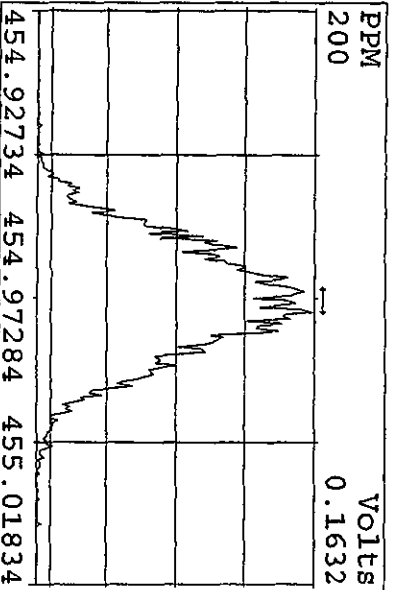
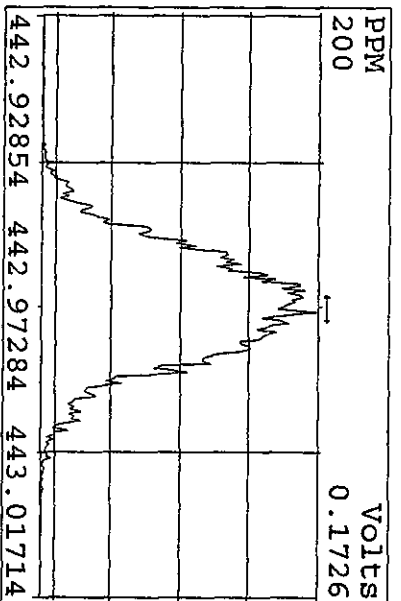
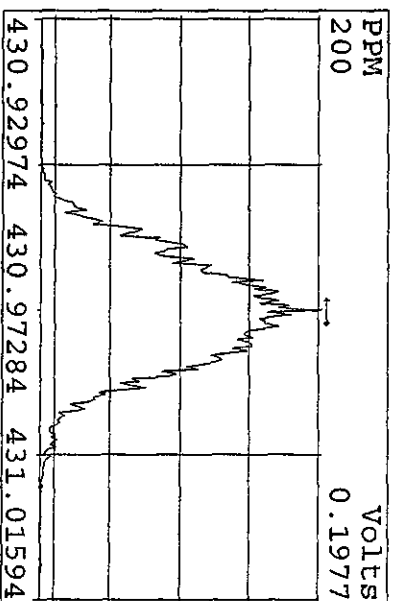
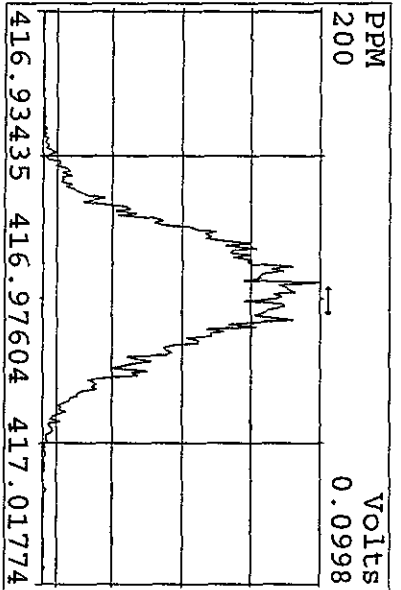
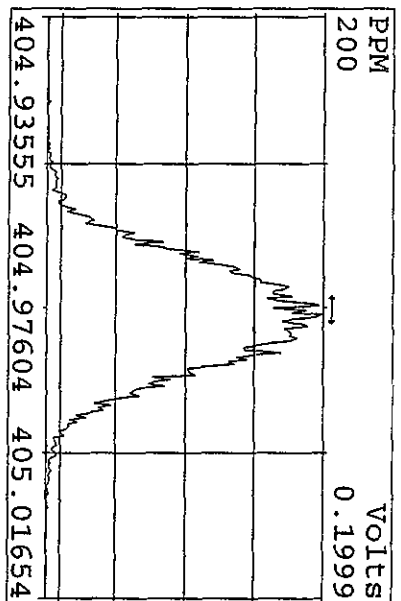
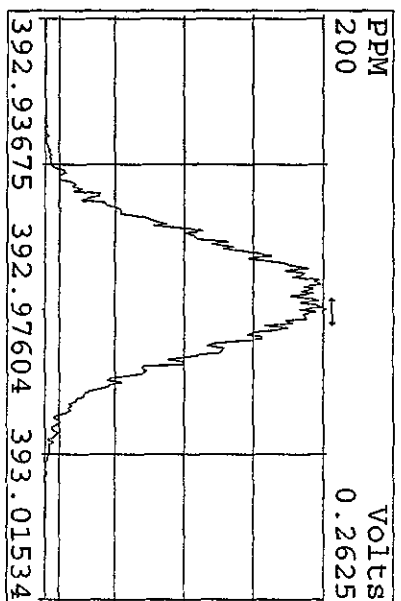
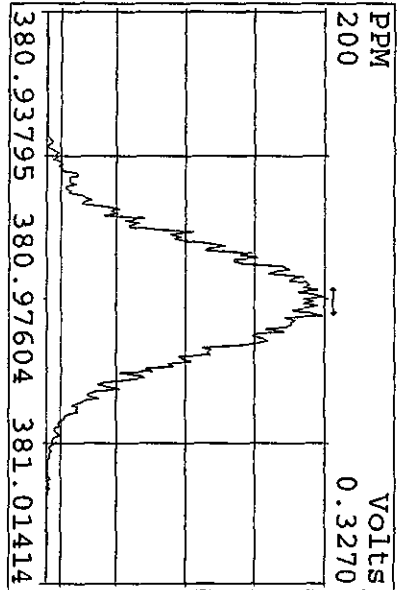
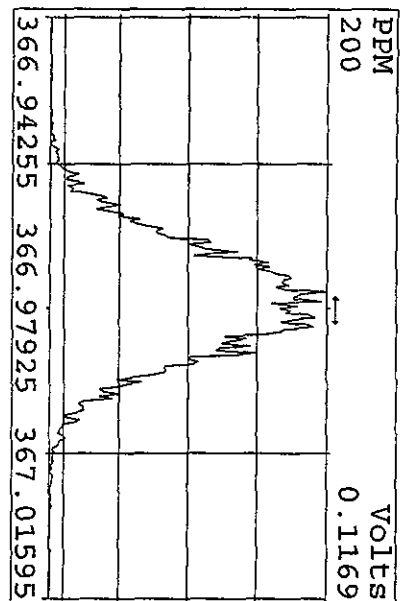
Peak Locate Examination: 19-APR-2010:09:05 File: 19API04D5
Experiment: DIOXINRES8290A Function: 1 Reference: PRK



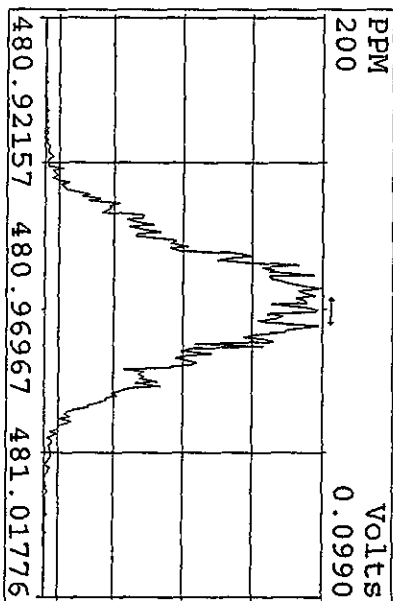
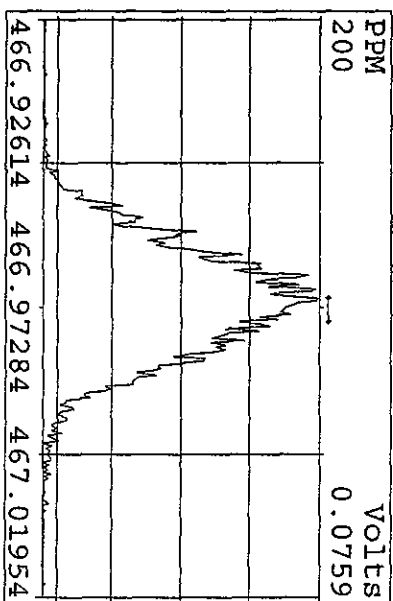
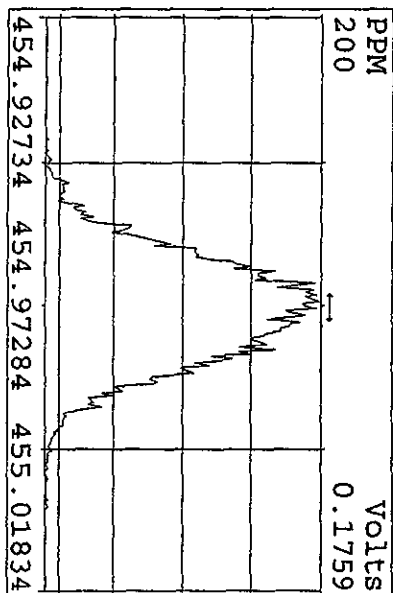
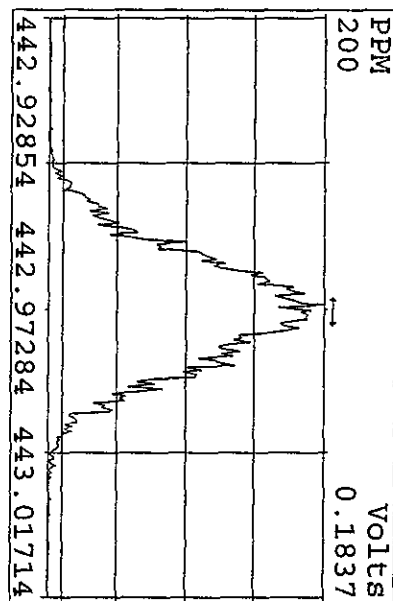
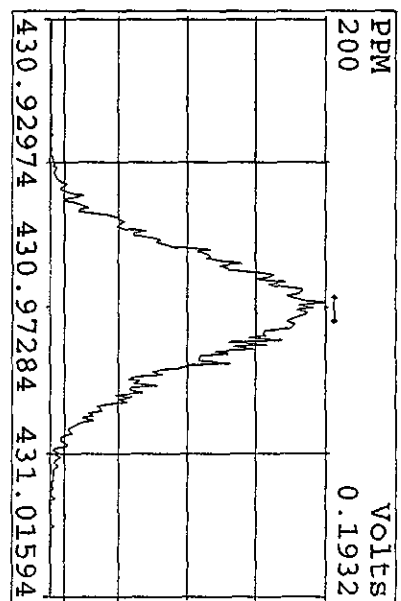
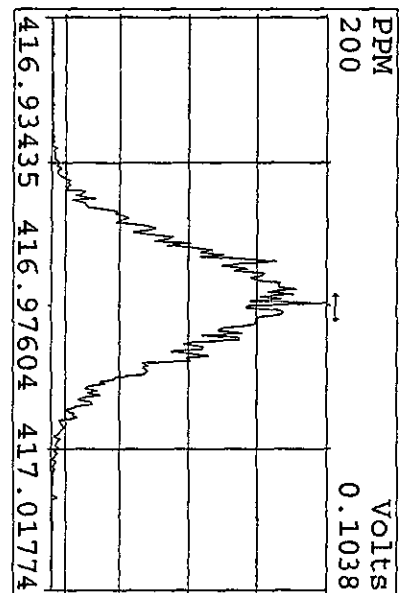
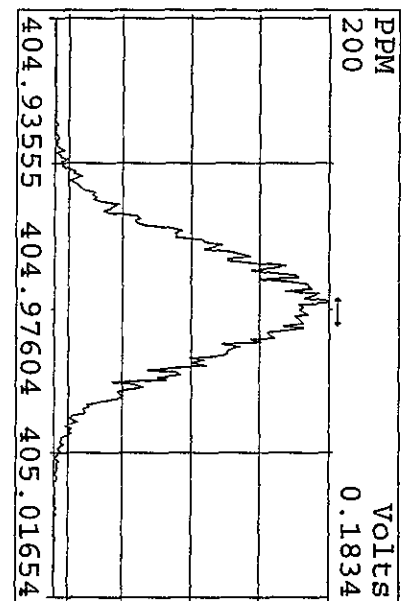
Peak Locate Examination: 19-APR-2010:09:07 File:19AP104D5
 Experiment: DIOXINRES8290A Function: 2 Reference: PFK



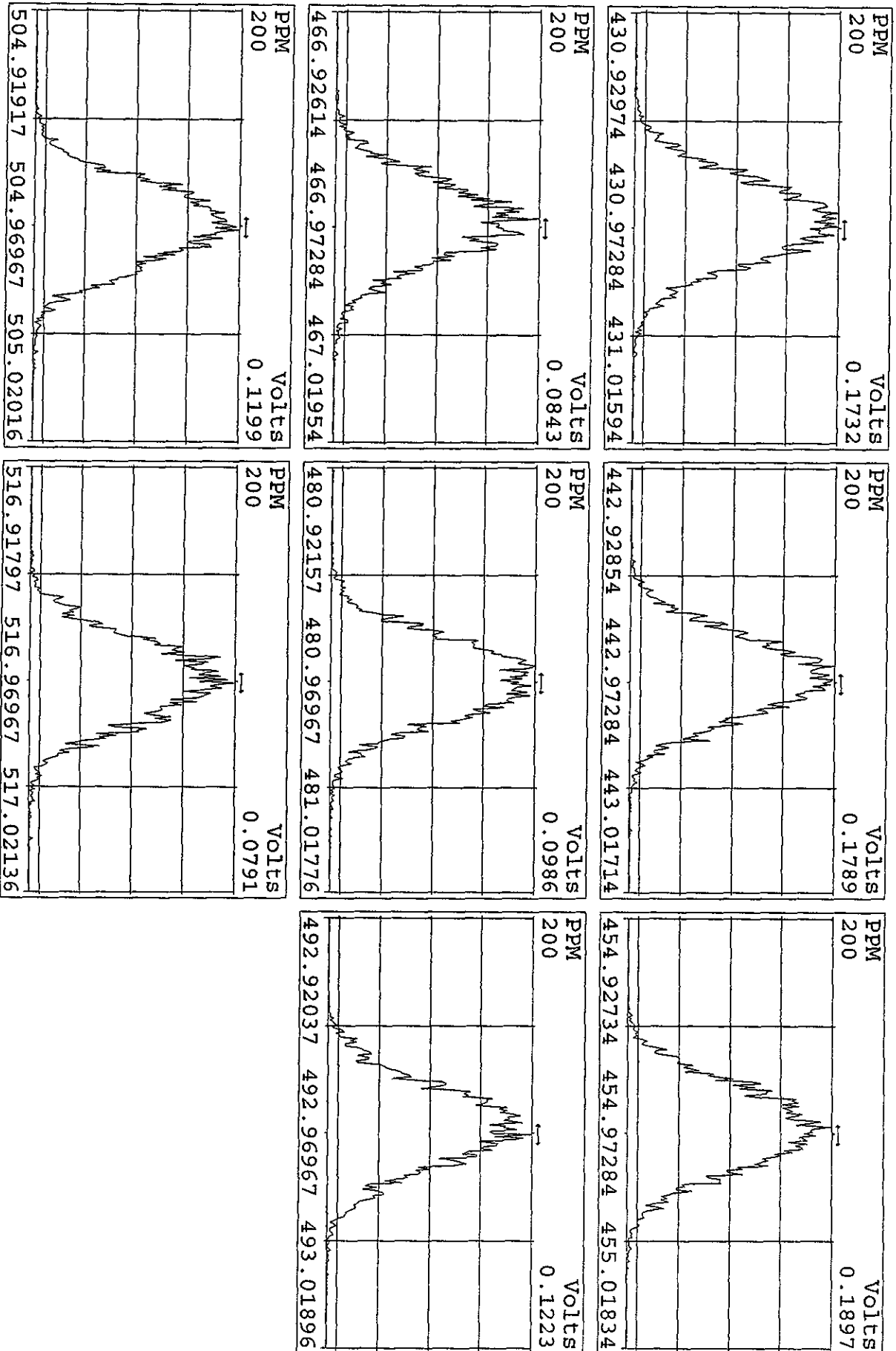
Peak Locate Examination: 19-APR-2010:09:07 File: 19AP104D5
 Experiment: DIOXINRES8290A Function: 3 Reference: PFK



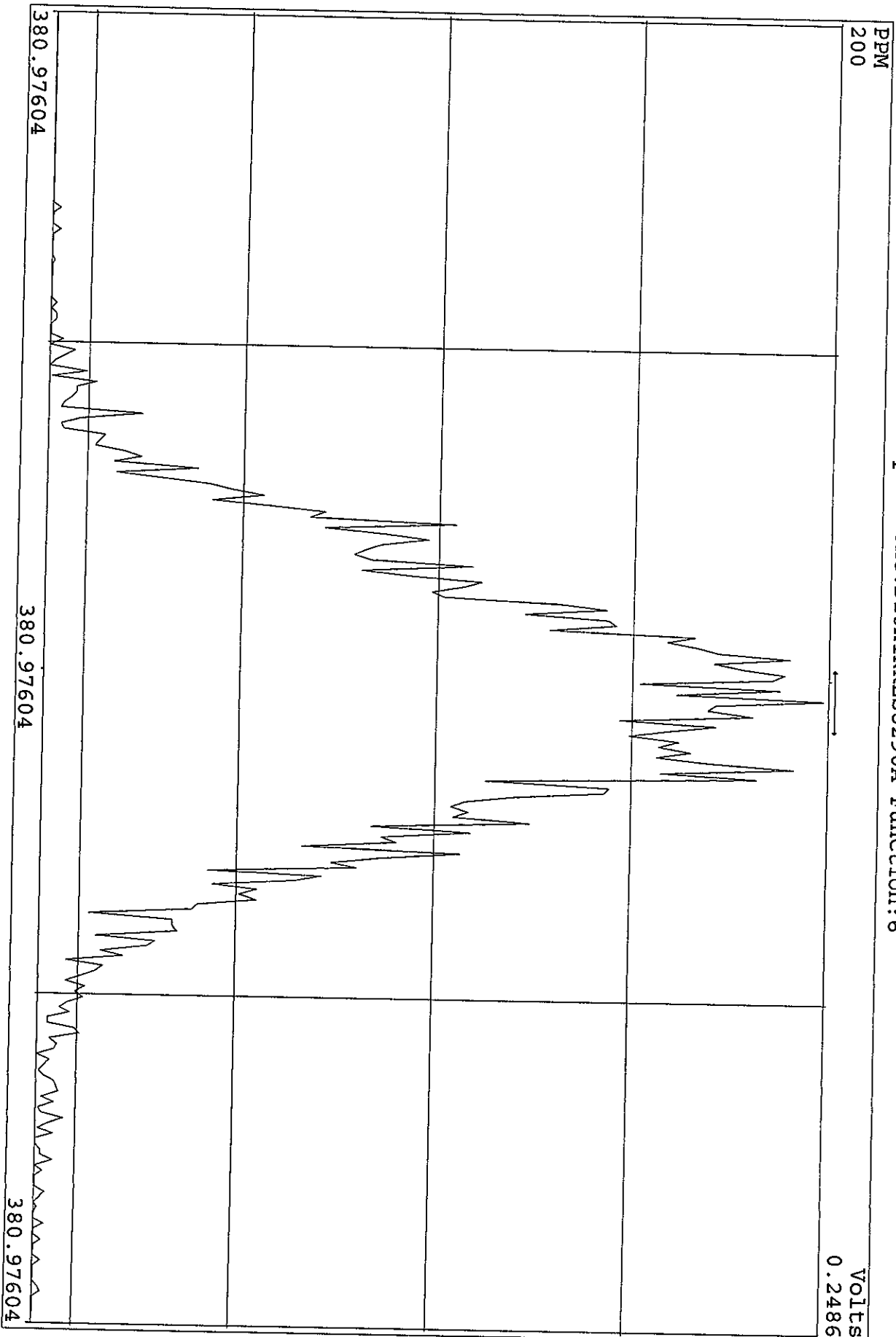
Peak Locate Examination: 19-APR-2010:09:08 File:19API04D5
 Experiment: DIOXINRES8290A Function: 4 Reference: PFK



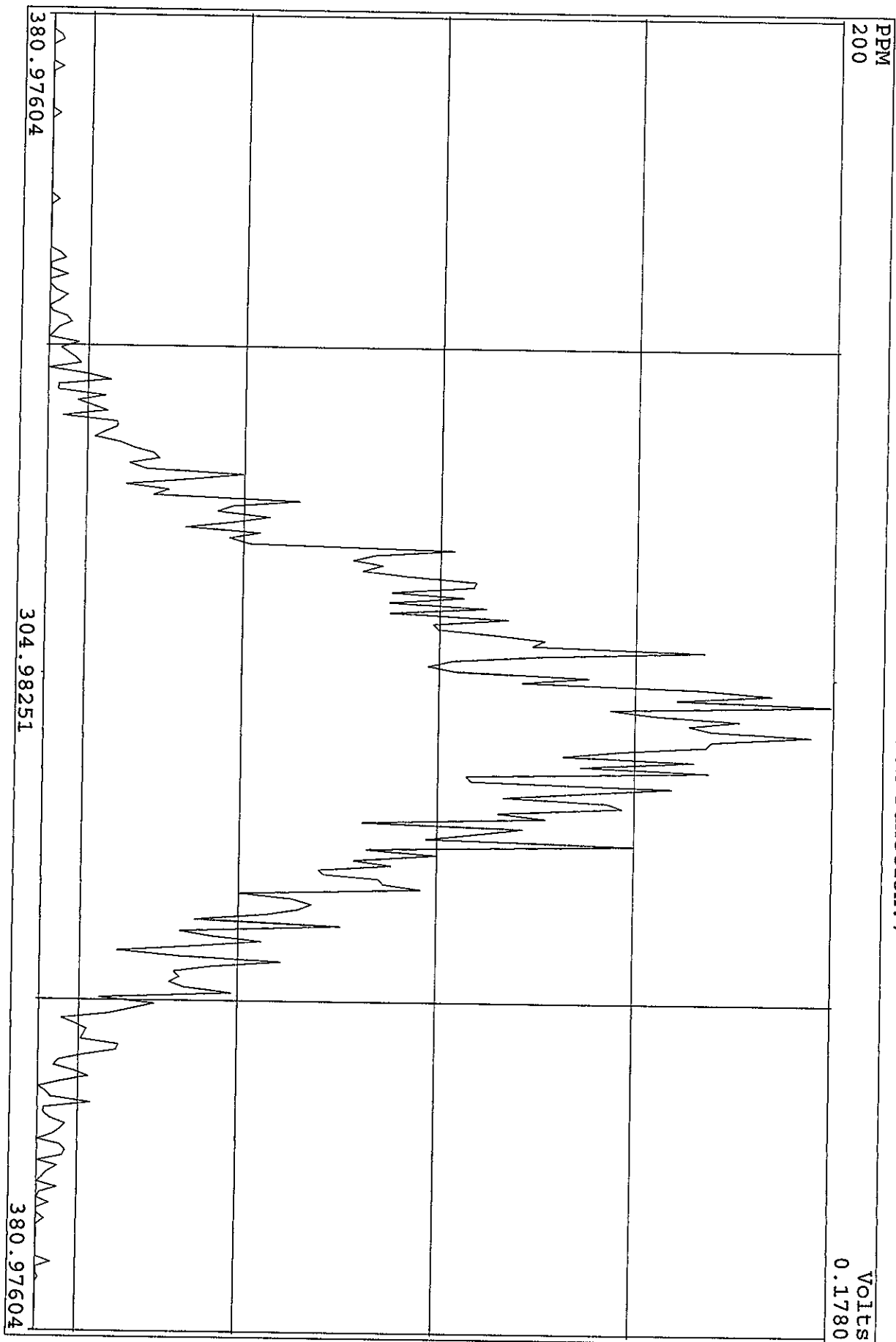
Peak Locate Examination: 19-APR-2010:09:08 File:19AP104D5
 Experiment: DIOXINRES8290A Function: 5 Reference: PFK



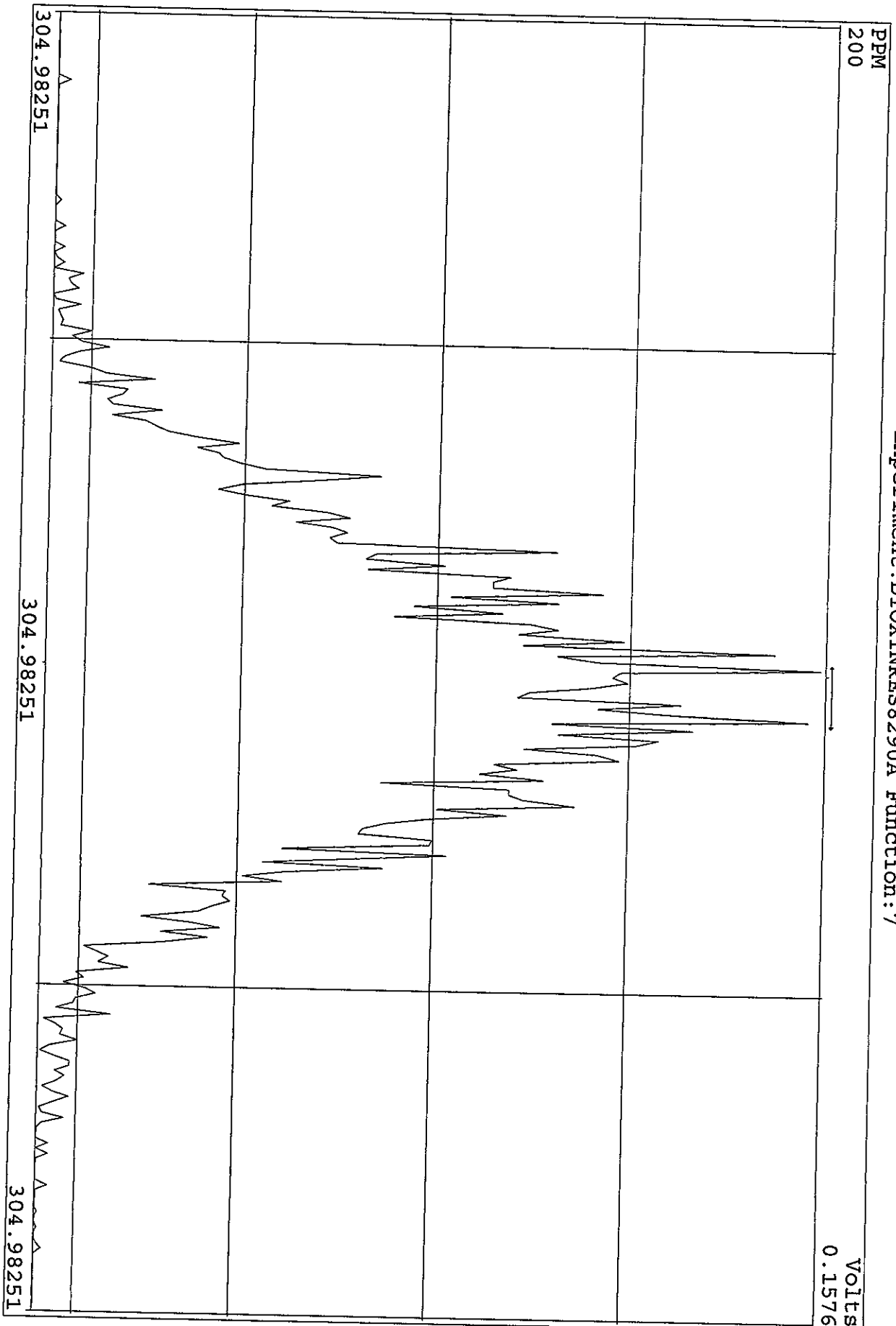
SIRIM Examination: 19-APR-2010: 23:47 File: 19API04D5
Experiment: DIOXINRES8290A Function: 6



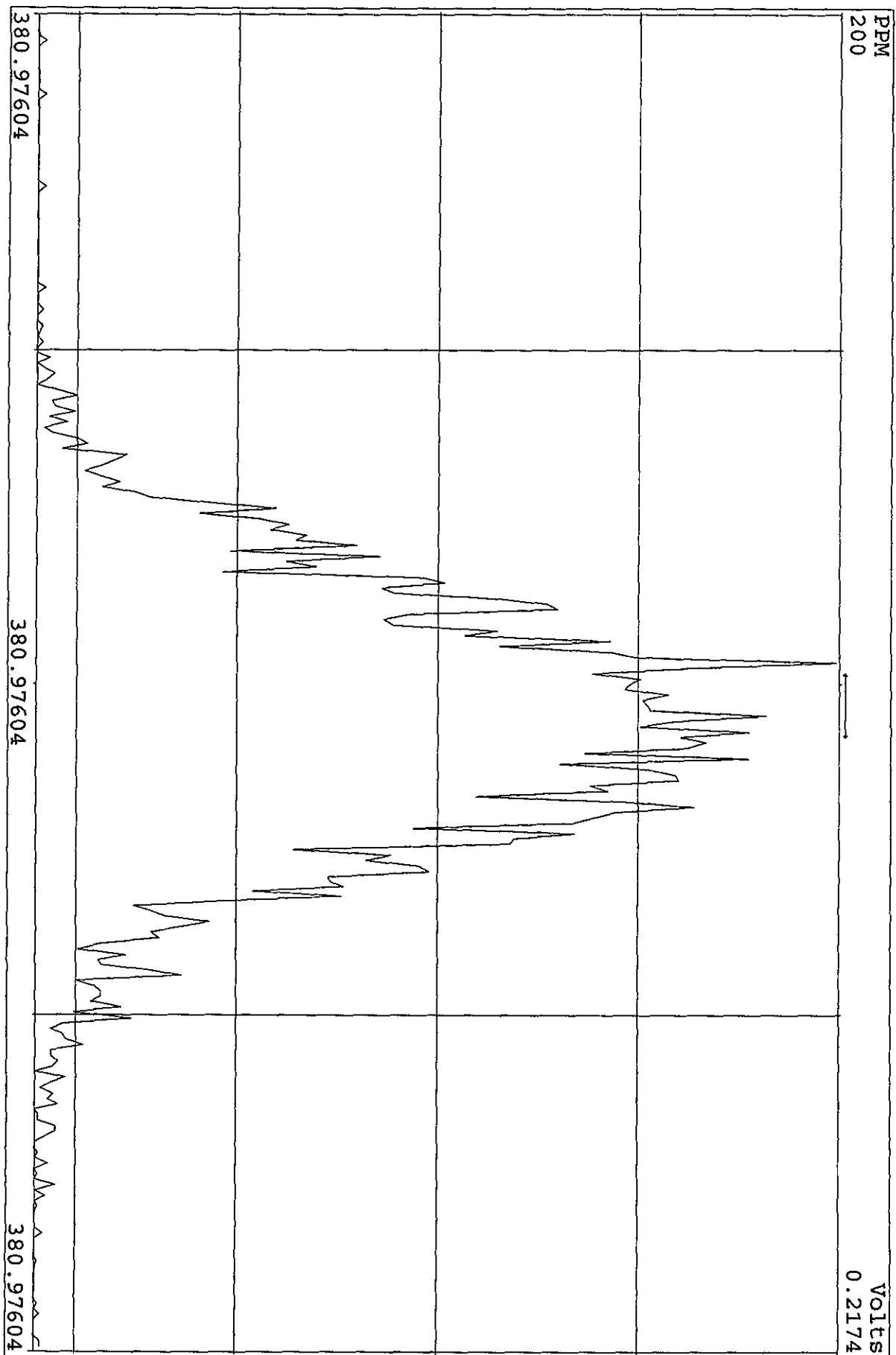
SIRLM Examination: 19-APR-2010:23:47 File:19AP104D5
Experiment: DIOXINRES8290A Function: 7



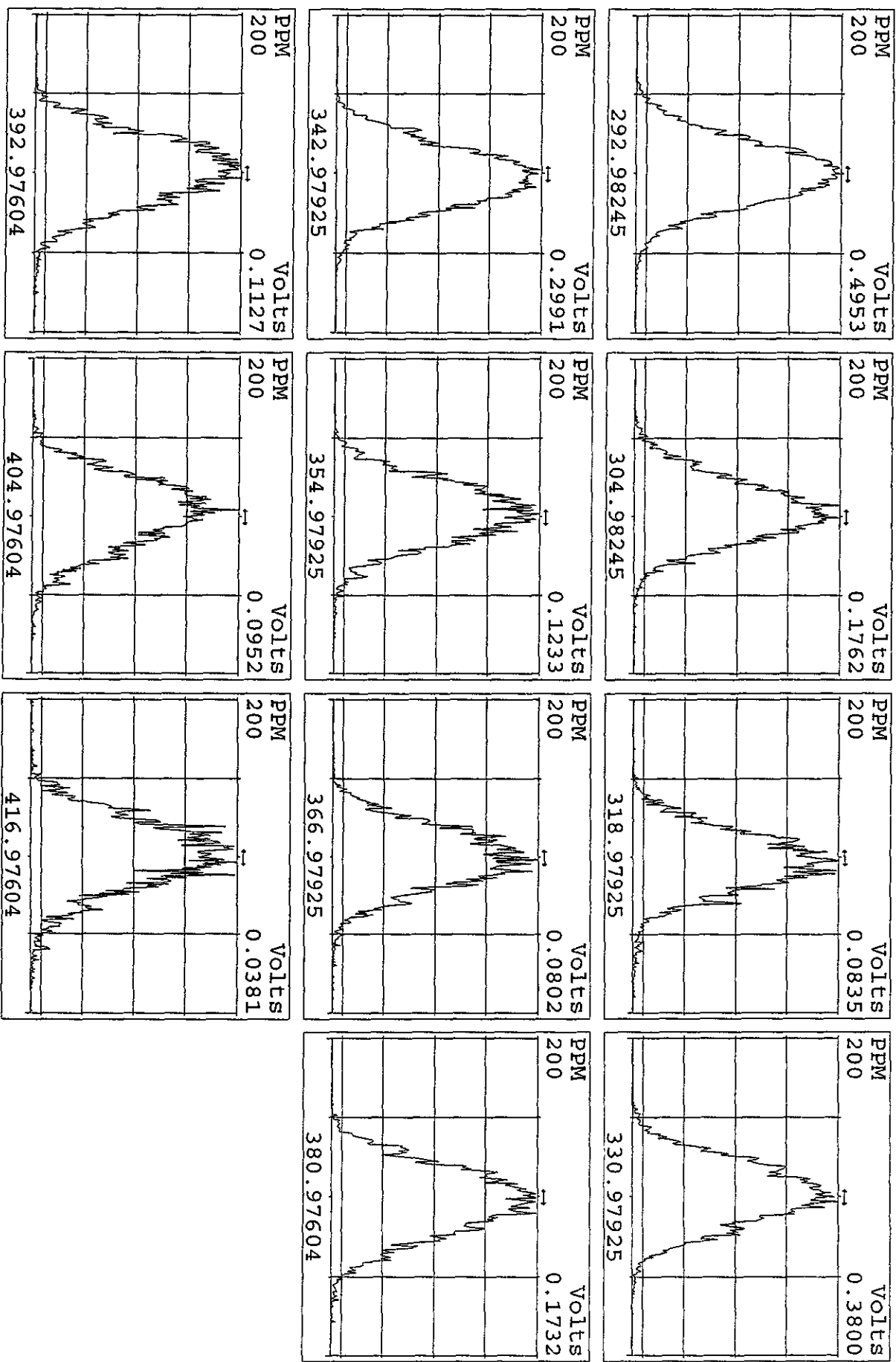
SIRLM Examination: 20-APR-2010:11:32 File: 19AP104D5
Experiment: DIOXINRES8290A Function: 7



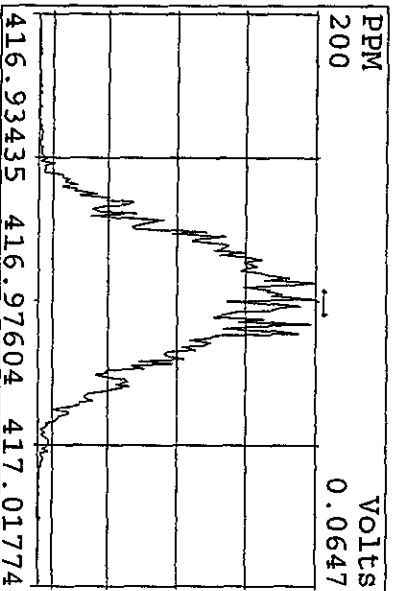
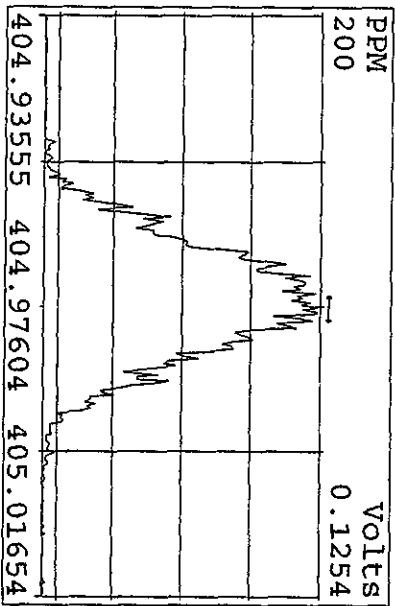
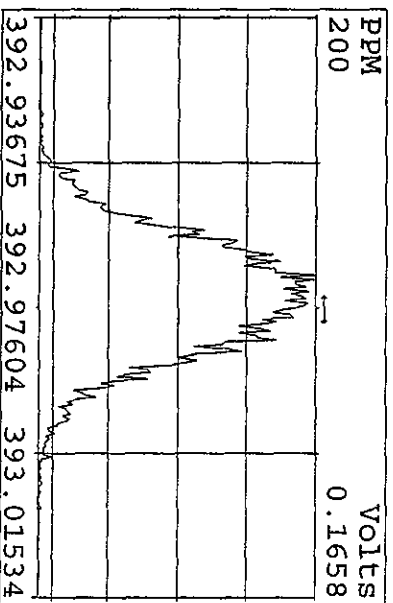
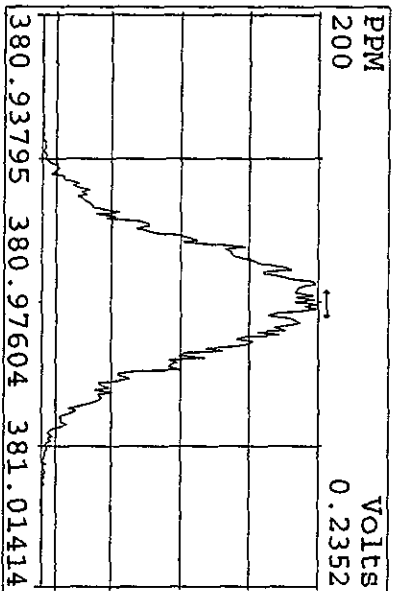
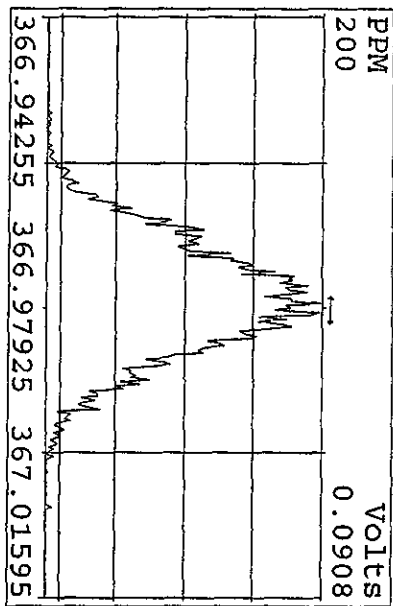
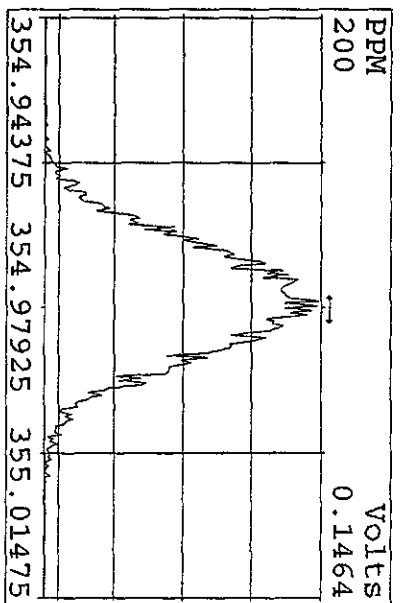
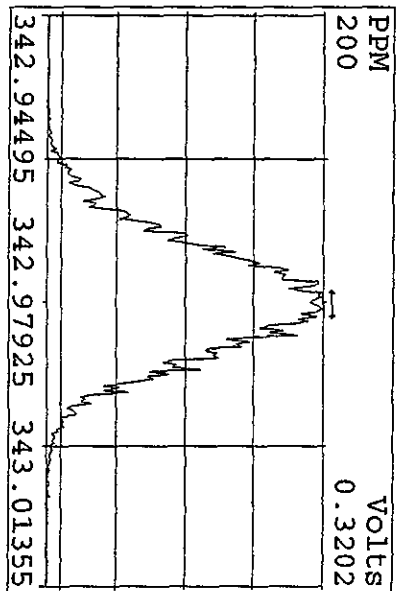
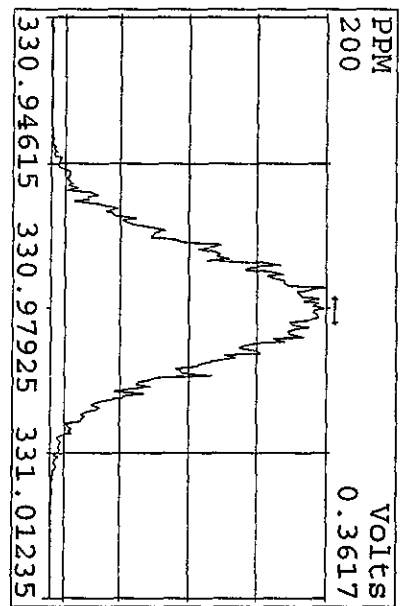
SIRIM Examination: 20-APR-2010:11:31 File: 19AP104D5
Experiment: DIOXINRES8290A Function: 6



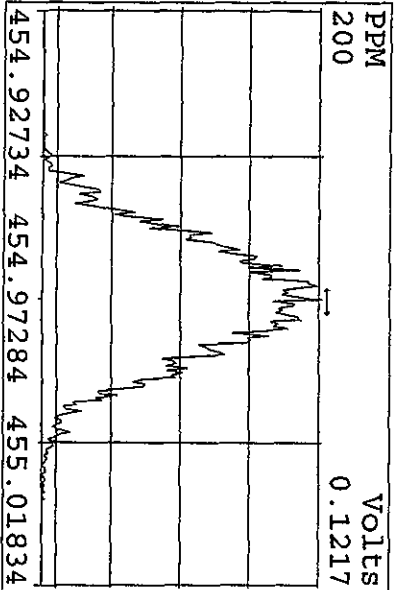
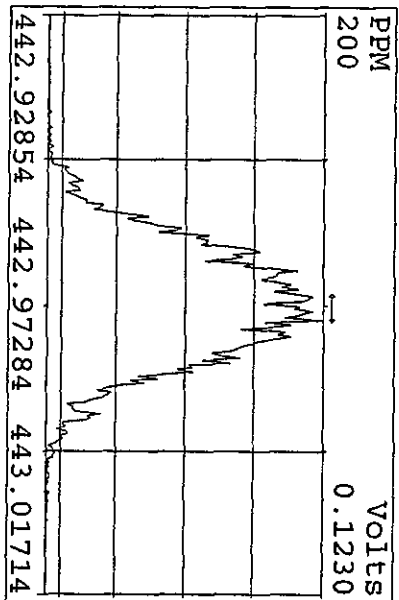
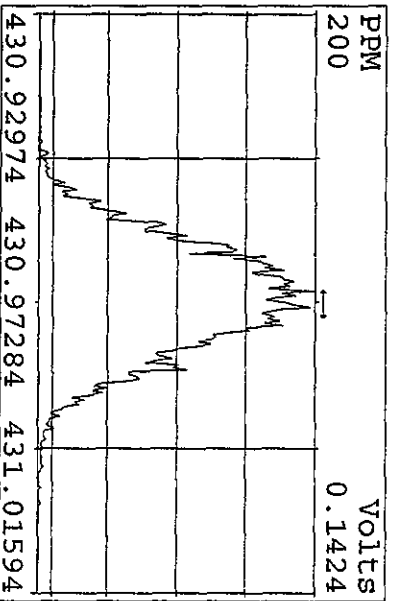
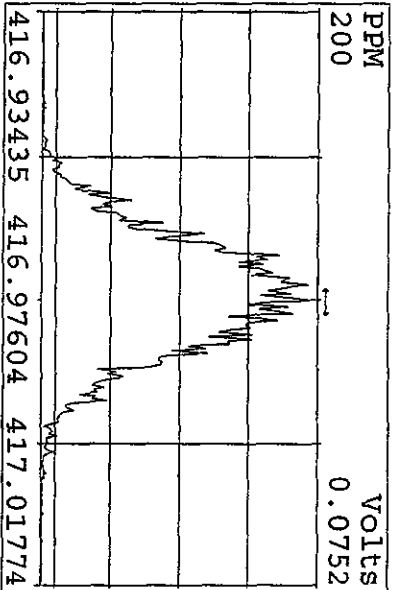
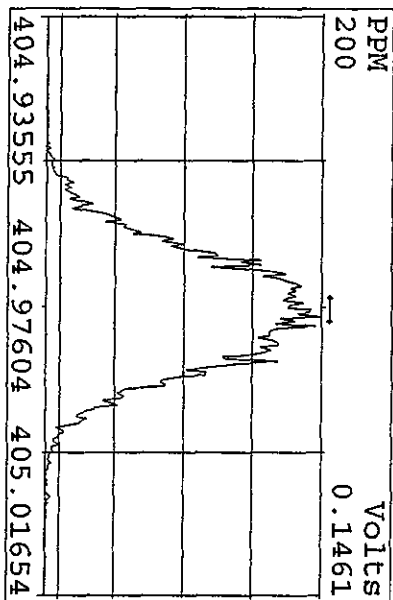
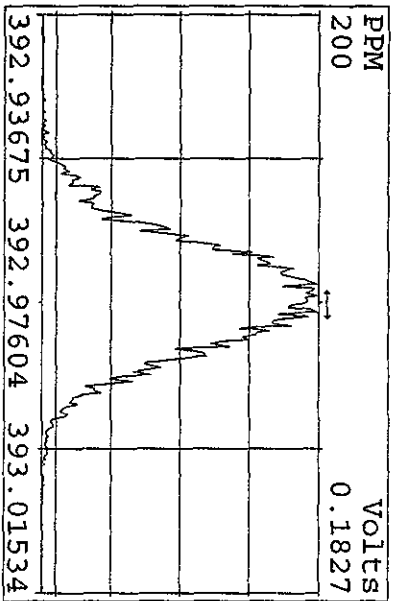
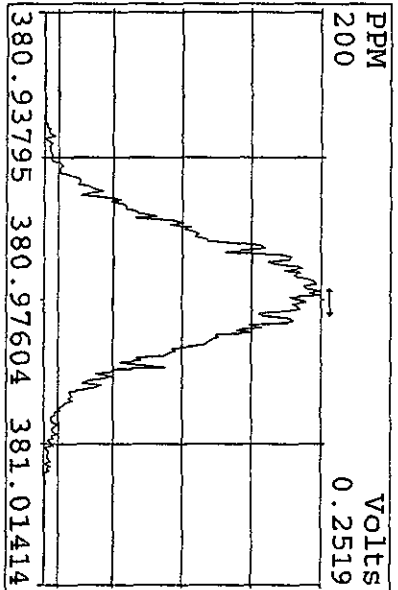
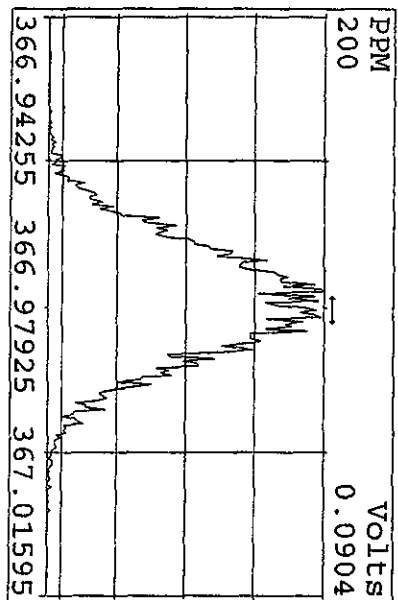
Peak Locate Examination: 20-APR-2010: 21:22 File: RESCHK19AP104D5
Experiment: DIOXINRES8290A Function: 1 Reference: PFK



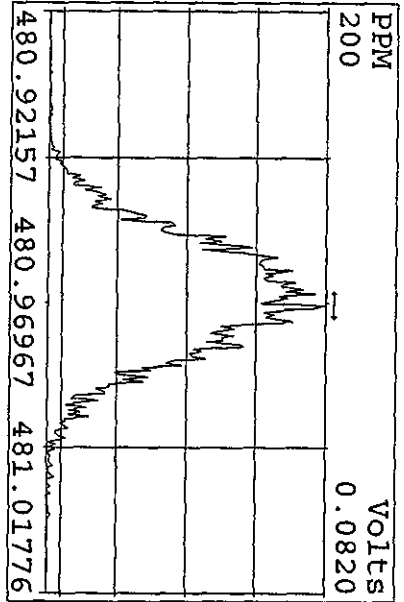
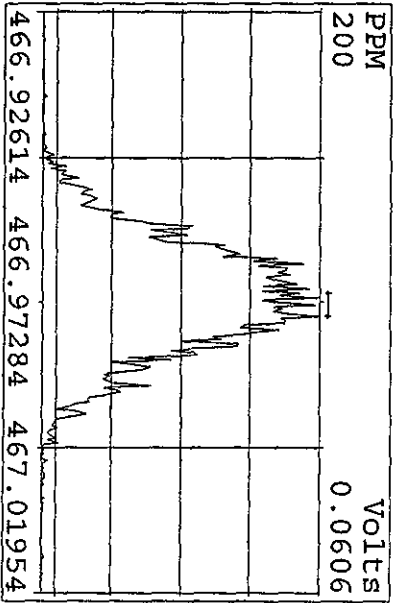
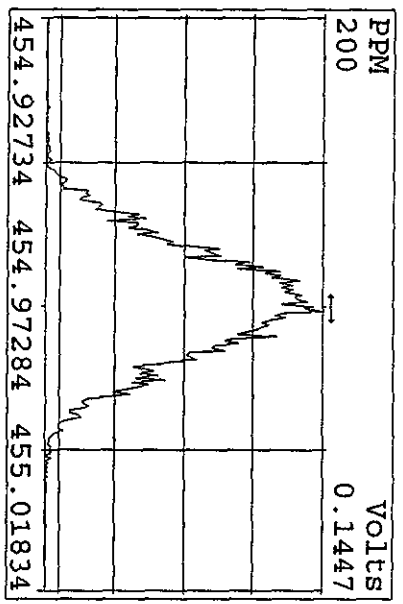
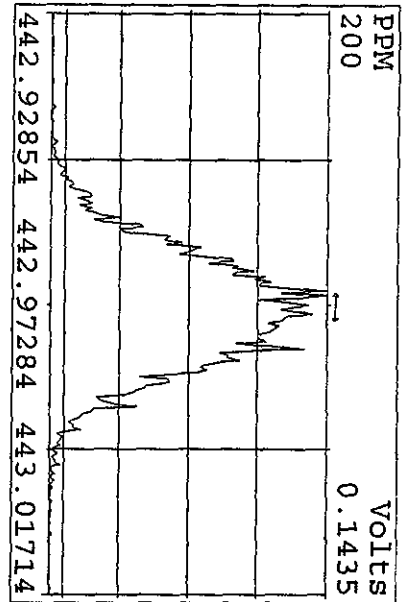
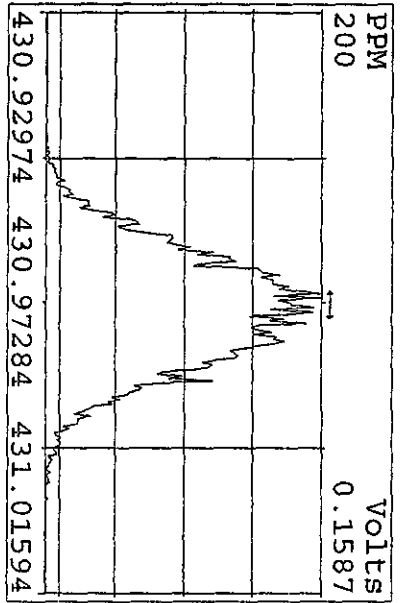
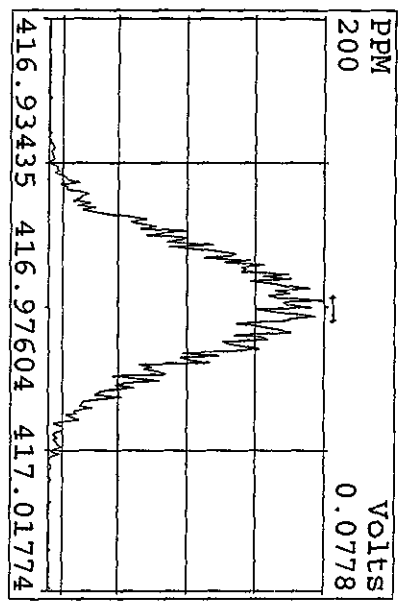
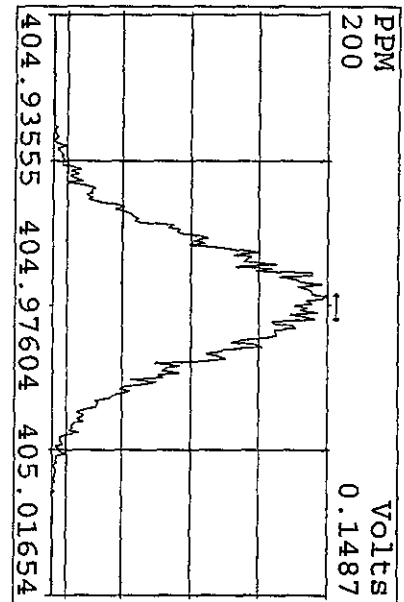
Peak Locate Examination: 20-APR-2010:21:24 File: RESCHK19AP104D5
 Experiment: DIOXINRES8290A Function: 2 Reference: PFK



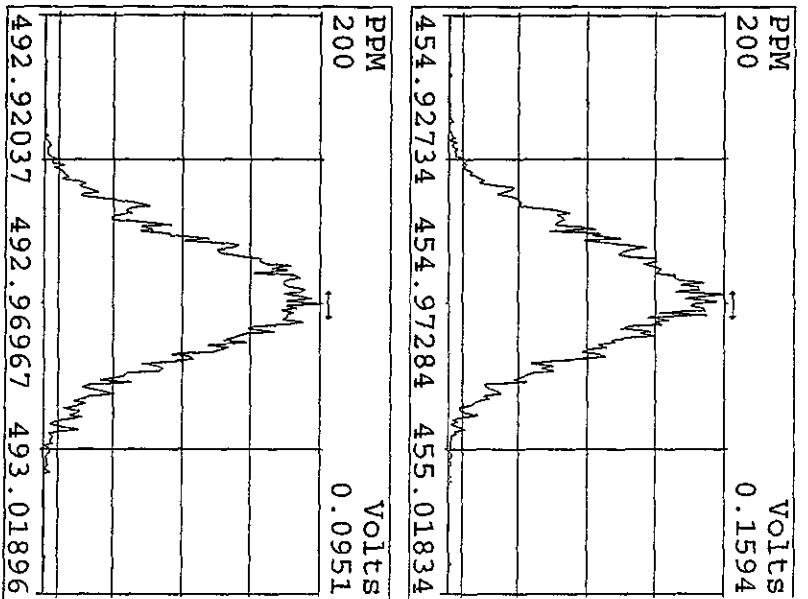
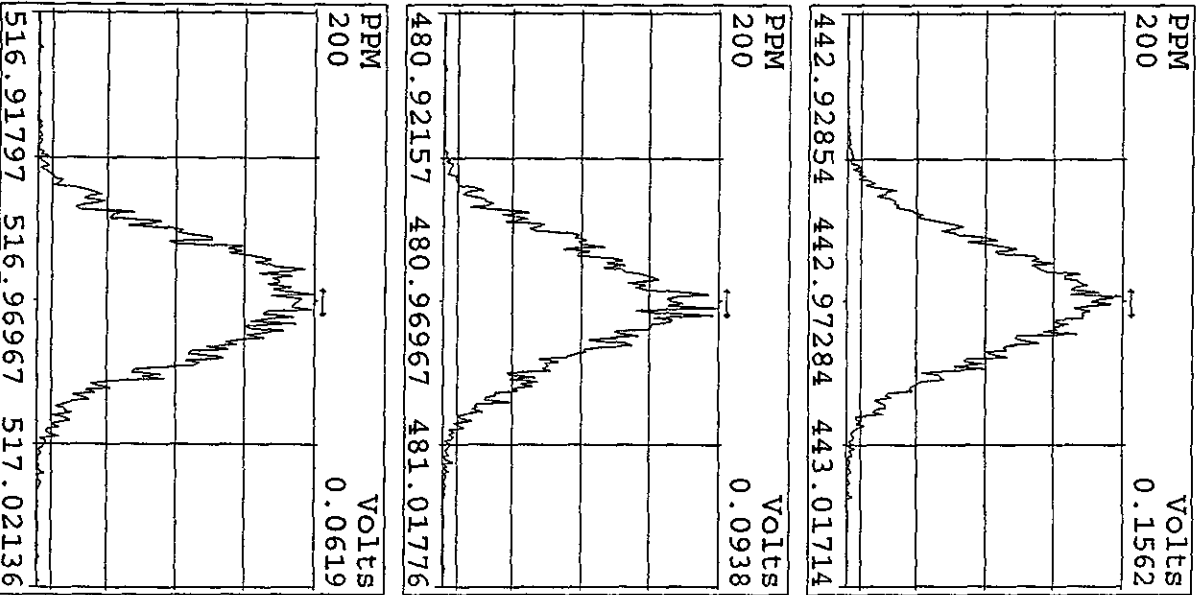
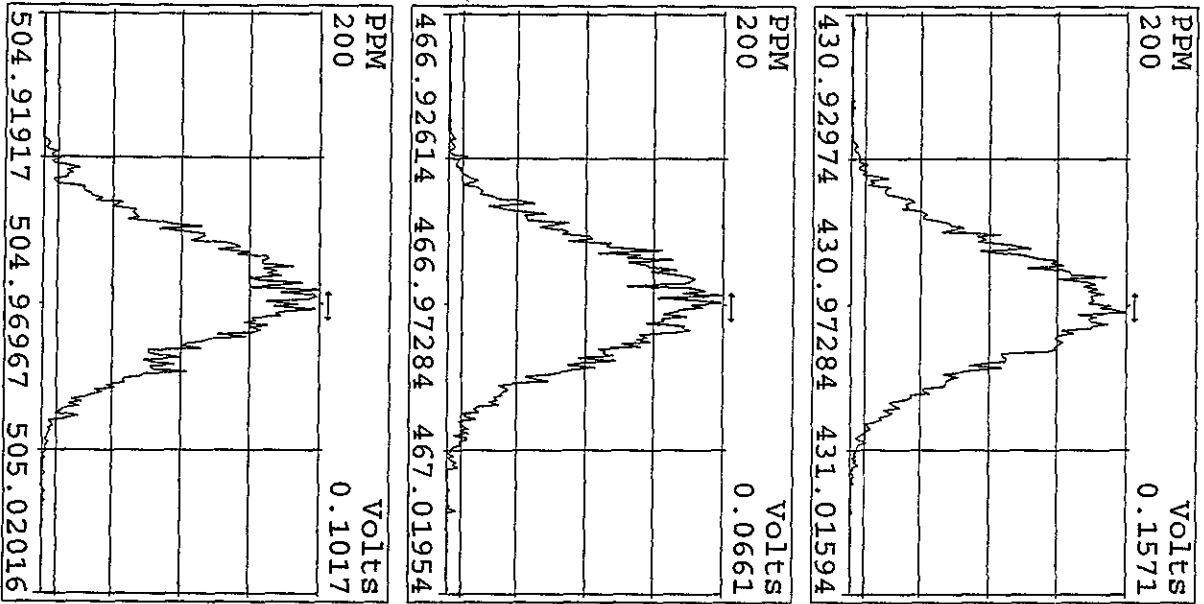
Peak Locate Examination: 20-APR-2010:21:26 File: RESCHK19AP104D5
 Experiment: DIOXINRES8290A Function: 3 Reference: PFK



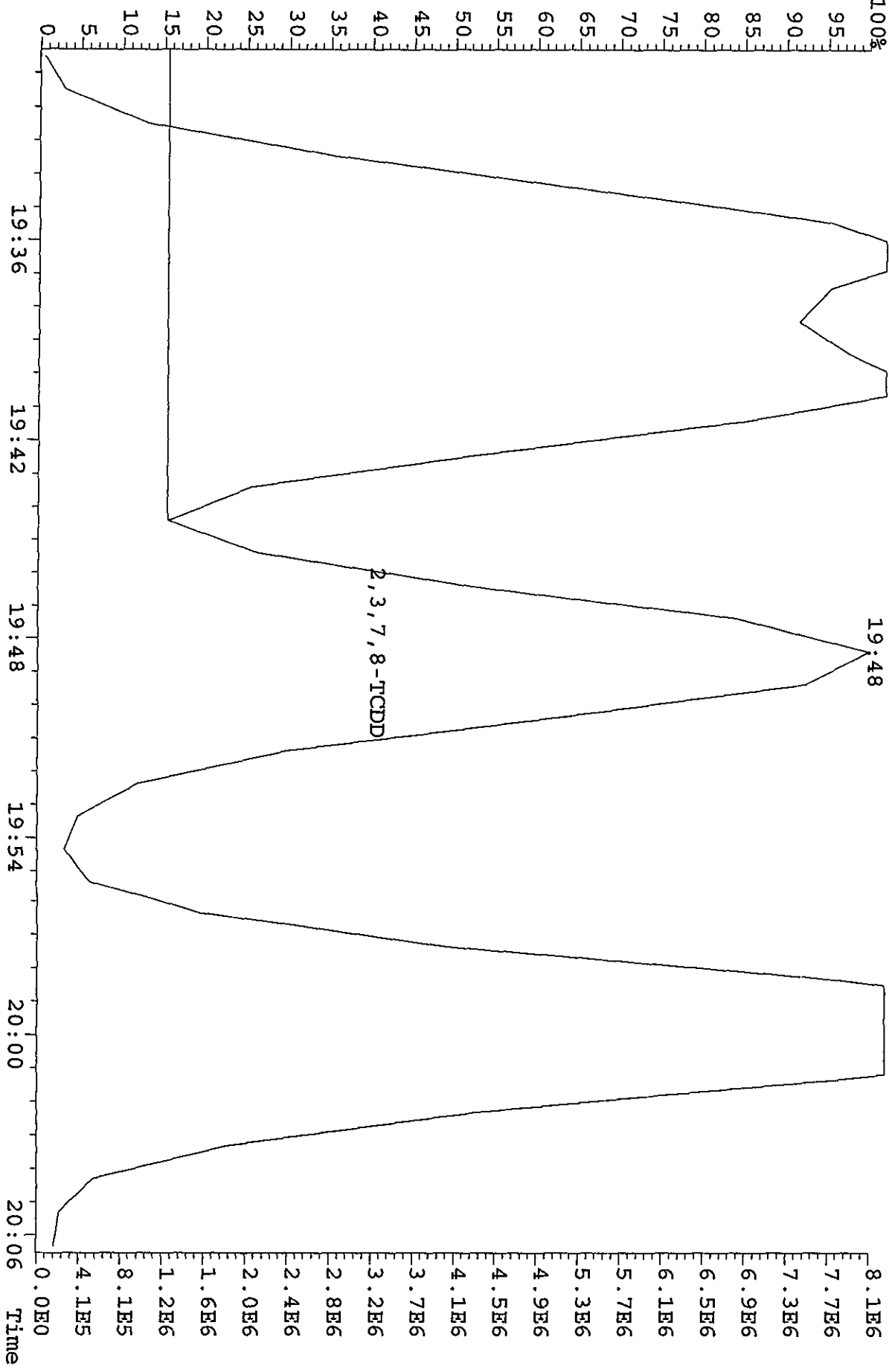
Peak Locate Examination: 20-APR-2010:21:28 File: RESCHK19AP104D5
 Experiment: DIOXINRES8290A Function: 4 Reference: PFK



Peak Locate Examination: 20-APR-2010: 21:30 File: RESCHK19AP104D5
 Experiment: DIOXINRES8290A Function: 5 Reference: PFK



File: 19AP104D5 #1-435 Acq: 19-APR-2010 23:50:37 GC EI+ Voltage SIR Autospec-UltimaE
 321.8936 S:21 Exp: DIOXINRES8290A
 Sample Text: CP0419A :DB-5 CPSM 3732-05



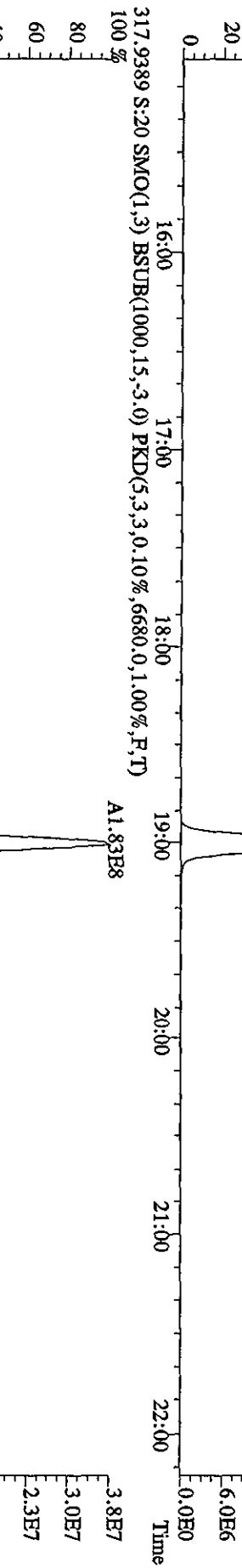
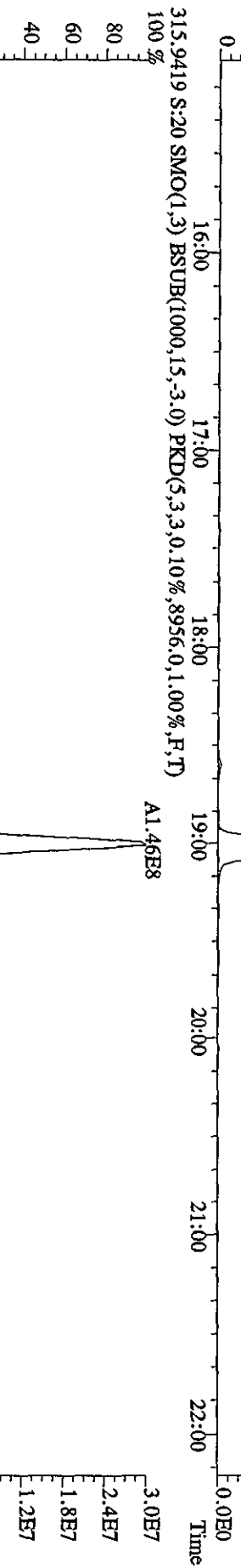
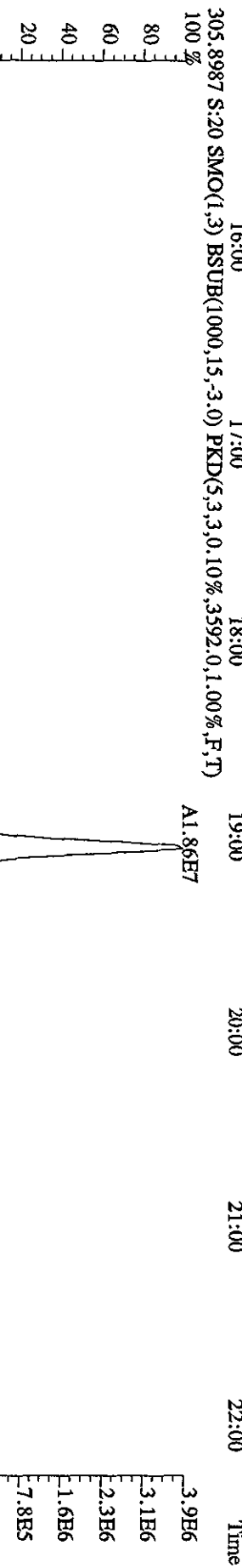
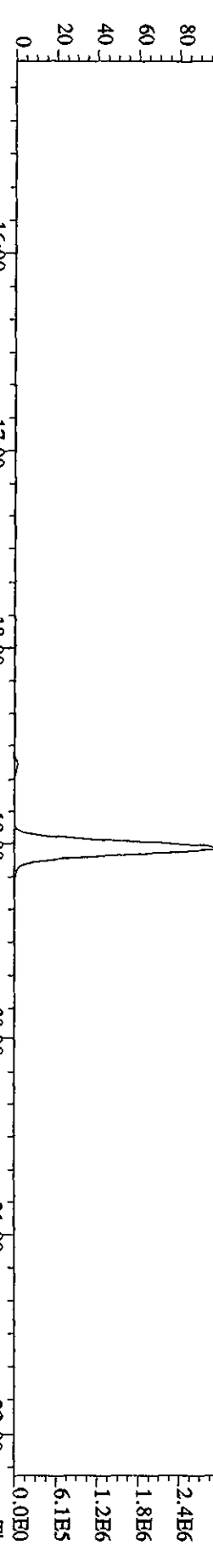
ST0412B : CS-1 09DXN422 ST0412A : CS-2 09DXN423 ST0412 : CS-3 10DXN111
 ST0412D : CS-4 09DXN426 ST0412C : CS-5 09DXN456

12AP104DS 12AP104DS 12AP104DS 12AP104DS 12AP104DS

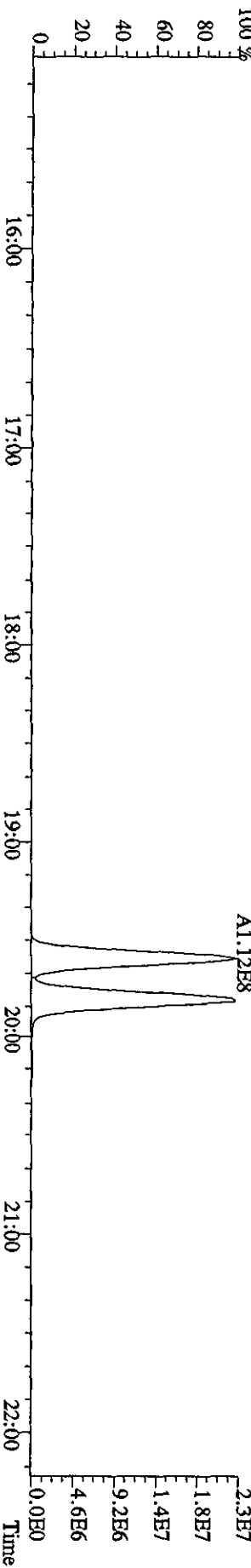
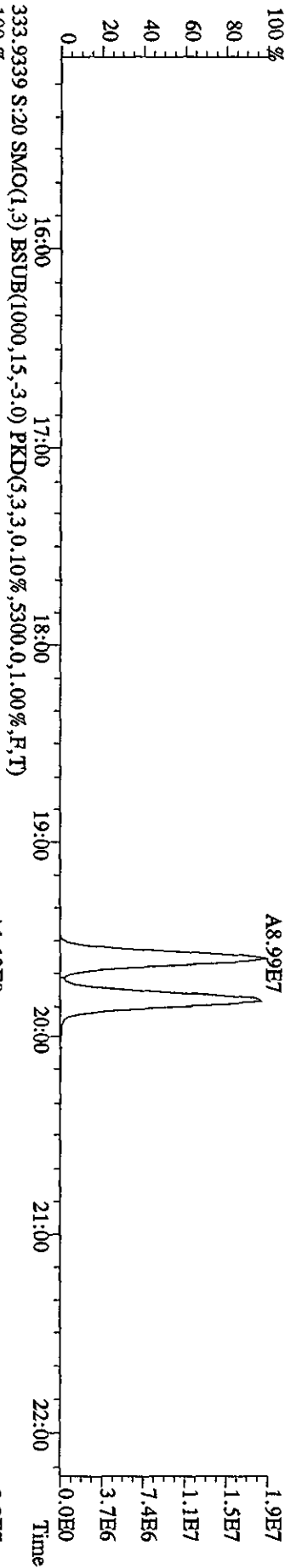
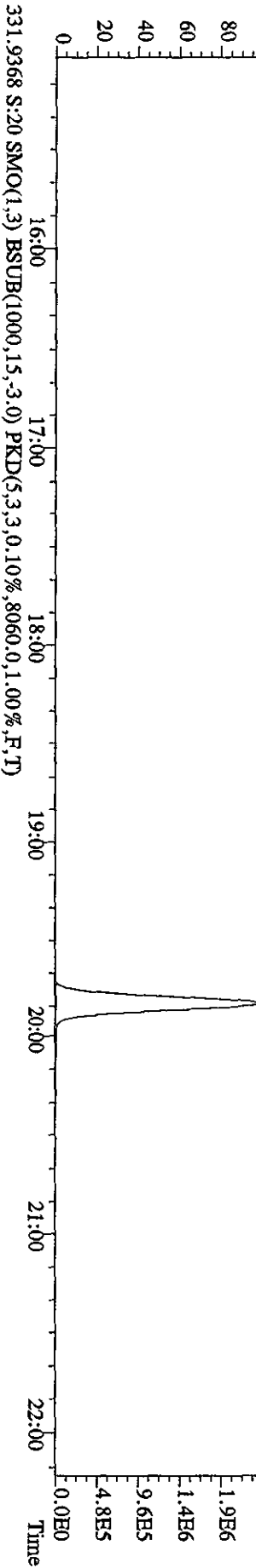
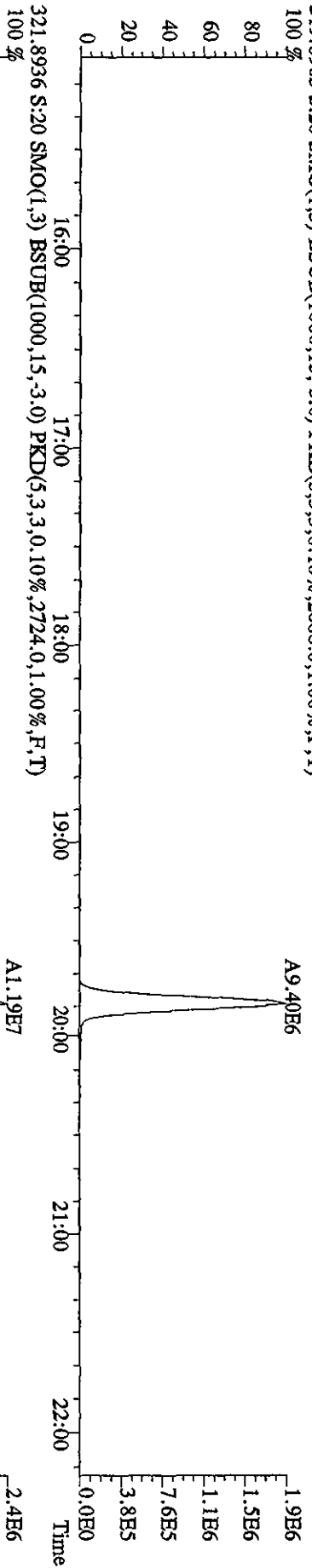
Name	Mean	S. D.	%RSD	RRF1	RRF2	RRF3	RRF4	RRF5
13C-1,2,3,4-TCDD	-	-	- %	-	-	-	-	-
13C-2,3,7,8-TCDF	1.521	0.098	6.47 %	1.54	1.47	1.60	1.38	1.62
2,3,7,8-TCDF	0.945	0.042	4.44 %	0.88	0.94	0.98	0.95	0.98
Total TCDF	0.945	0.042	4.44 %	0.88	0.94	0.98	0.95	0.98
13C-2,3,7,8-TCDD	0.950	0.080	8.47 %	0.94	0.87	0.95	0.91	1.08
2,3,7,8-TCDD	1.021	0.031	3.03 %	1.00	0.98	1.04	1.04	1.05
Total TCDD	1.021	0.031	3.03 %	1.00	0.98	1.04	1.04	1.05
37Cl-2,3,7,8-TCDD	2.261	0.218	9.64 %	2.41	2.04	2.16	2.14	2.56
13C-1,2,3,7,8-PeCDF	1.050	0.149	14.1 %	0.97	0.97	1.01	0.98	1.31
1,2,3,7,8-PeCDF	1.045	0.049	4.68 %	0.97	1.02	1.09	1.09	1.06
2,3,4,7,8-PeCDF	0.982	0.045	4.55 %	0.93	0.97	1.03	1.02	0.96
Total F2 PeCDF	1.013	0.046	4.50 %	0.95	0.99	1.06	1.05	1.01
Total F1 PeCDF	1.013	0.046	4.50 %	0.95	0.99	1.06	1.05	1.01
13C-1,2,3,7,8-PeCDD	0.670	0.094	14.0 %	0.61	0.65	0.62	0.64	0.84
1,2,3,7,8-PeCDD	0.982	0.047	4.75 %	0.94	0.93	1.04	1.01	0.99
Total PeCDD	0.982	0.047	4.75 %	0.94	0.93	1.04	1.01	0.99
13C-1,2,3,7,8,9-HxCDD	-	-	- %	-	-	-	-	-
13C-1,2,3,4,7,8-HxCDF	1.025	0.075	7.29 %	1.08	0.98	1.08	0.92	1.06
1,2,3,4,7,8-HxCDF	1.213	0.061	5.00 %	1.12	1.18	1.25	1.28	1.23
1,2,3,6,7,8-HxCDF	1.343	0.096	7.13 %	1.20	1.34	1.46	1.38	1.33
2,3,4,6,7,8-HxCDF	1.222	0.064	5.27 %	1.13	1.19	1.29	1.26	1.23
1,2,3,7,8,9-HxCDF	1.092	0.072	6.60 %	1.02	1.02	1.15	1.17	1.10
Total HxCDF	1.218	0.070	5.72 %	1.12	1.18	1.29	1.27	1.22
13C-1,2,3,6,7,8-HxCDD	0.807	0.060	7.46 %	0.81	0.77	0.86	0.72	0.87
1,2,3,4,7,8-HxCDD	1.007	0.056	5.54 %	0.93	1.02	1.04	1.07	0.98

1,2,3,6,7,8-HxCDD	1.114	0.059	5.33 %	1.06	1.06	1.19	1.16	1.11
1,2,3,7,8,9-HxCDD	1.209	0.083	6.88 %	1.12	1.17	1.22	1.34	1.19
Total HxCDD	1.110	0.061	5.46 %	1.04	1.08	1.15	1.19	1.09
13C-1,2,3,4,6,7,8-HpCDF	0.863	0.061	7.10 %	0.87	0.82	0.95	0.79	0.88
1,2,3,4,6,7,8-HpCDF	1.310	0.072	5.52 %	1.20	1.28	1.39	1.36	1.32
1,2,3,4,7,8,9-HpCDF	1.026	0.053	5.19 %	0.95	1.00	1.09	1.06	1.03
Total HpCDF	1.168	0.063	5.36 %	1.08	1.14	1.24	1.21	1.18
13C-1,2,3,4,6,7,8-HpCDD	0.697	0.052	7.39 %	0.71	0.67	0.77	0.64	0.71
1,2,3,4,6,7,8-HpCDD	1.072	0.039	3.60 %	1.03	1.03	1.11	1.11	1.08
Total HpCDD	1.072	0.039	3.60 %	1.03	1.03	1.11	1.11	1.08
13C-OCDD	0.531	0.041	7.69 %	0.53	0.49	0.58	0.49	0.57
OCDF	1.445	0.085	5.85 %	1.32	1.39	1.51	1.50	1.50
OCDD	1.166	0.060	5.16 %	1.08	1.14	1.23	1.21	1.17

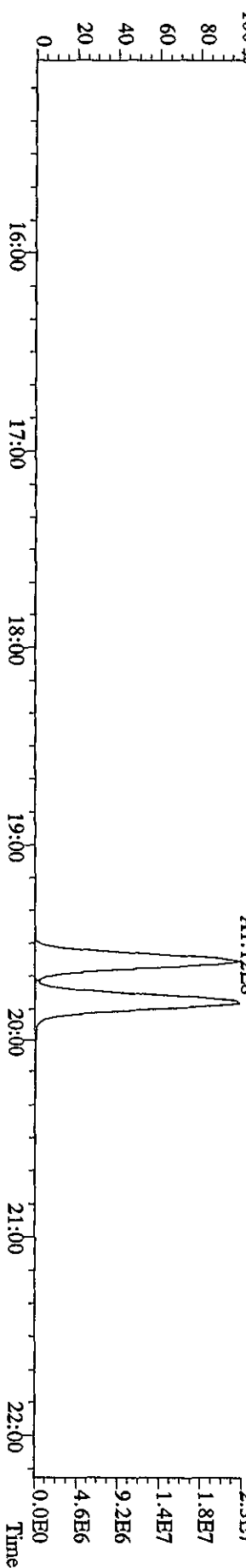
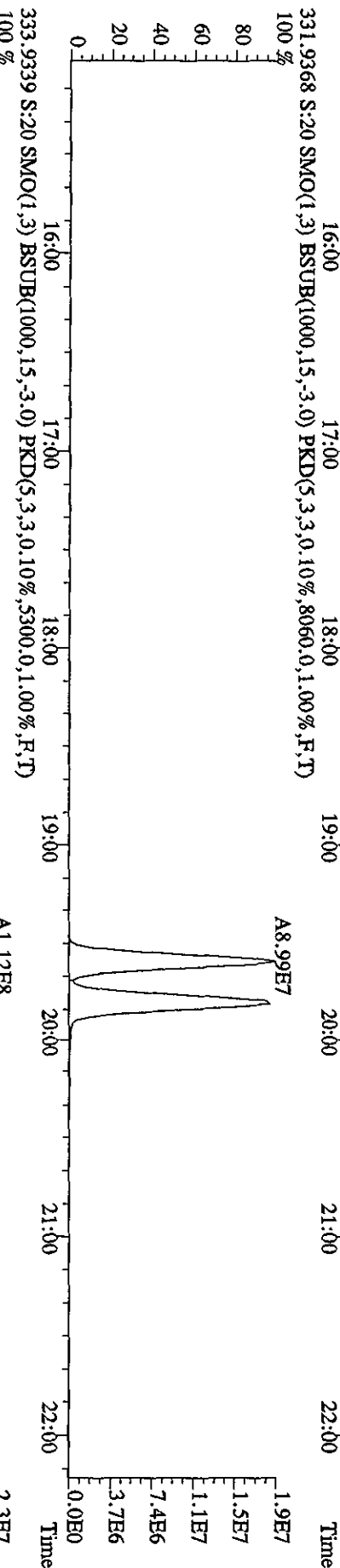
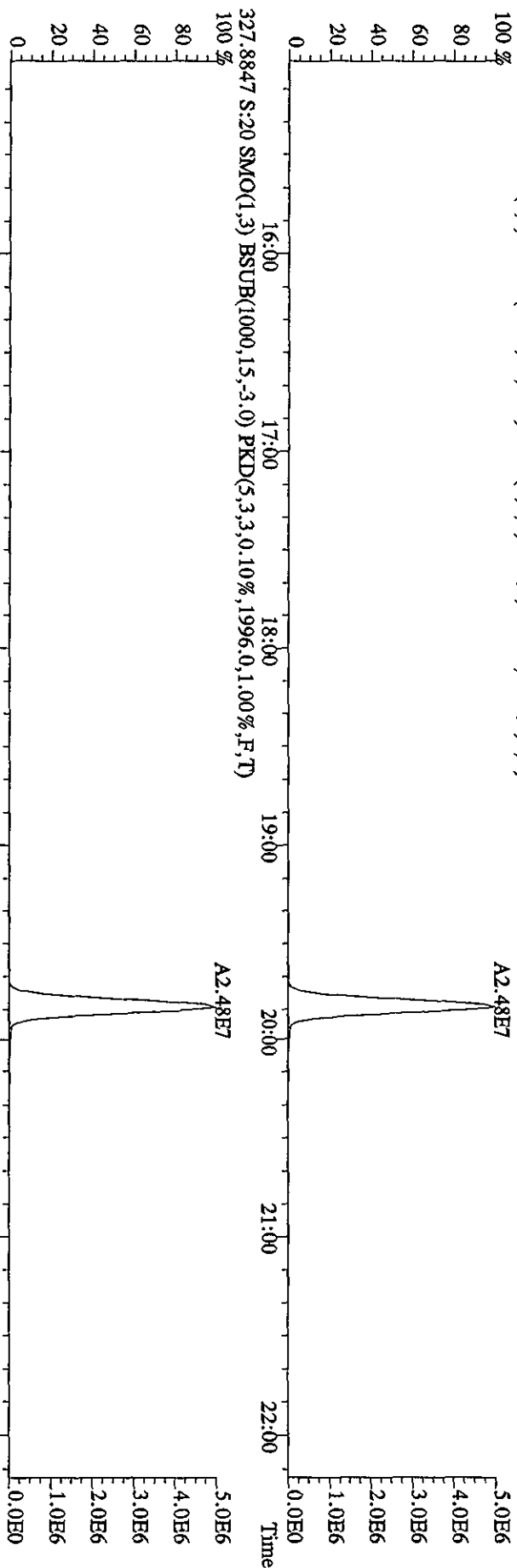
File:19AP104D5 #1-434 Acq:19-APR-2010 23:06:34 GC EI+ Voltage SIR Autospec-UltimaB
 Sample#20 Text:ST0419B :CSS 10DXN083 Exp:DIOXINRES8290A
 303.9016 S:20 SMO(1,3) BSUB(1000,15,-3.0) PKD(5,3,3,0.10%,4020.0,1.00%,F,T)



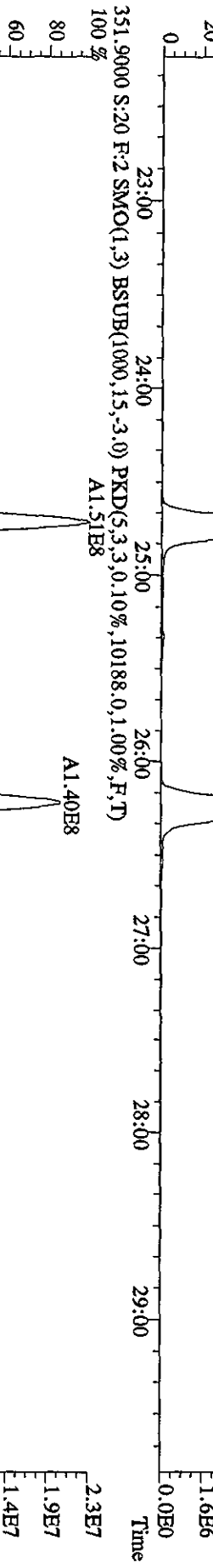
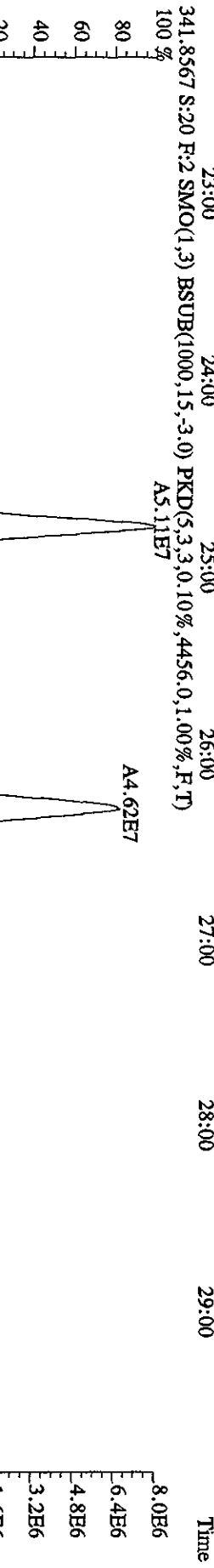
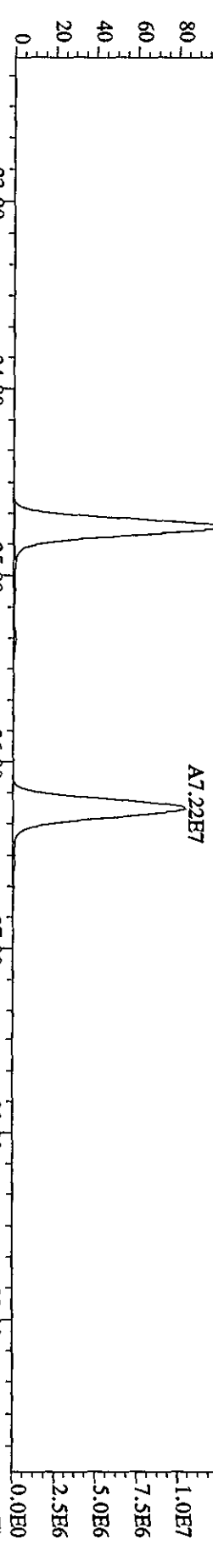
File:19AP104D5 #1-434 Acq:19-APR-2010 23:06:34 GC EI+ Voltage SIR Autospec-UltimaF
 Sample#20 Text:ST0419B :CS3 10DXN083 Exp:DIOXINRES8290A
 319.8965 S:20 SMO(1,3) BSUB(1000,15,-3.0) PKD(5,3,3,0.10%,2008.0,1.00%,F,T)



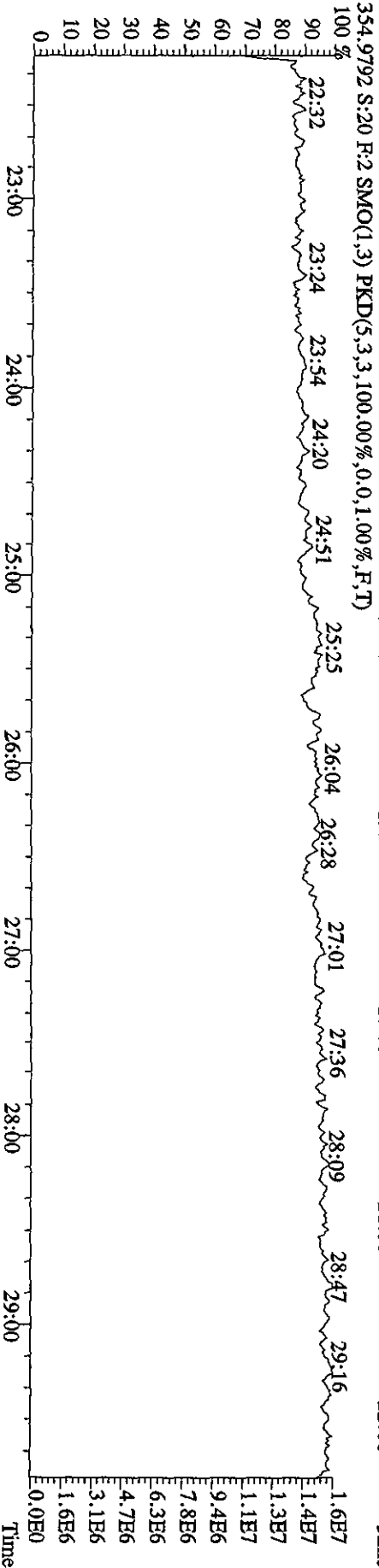
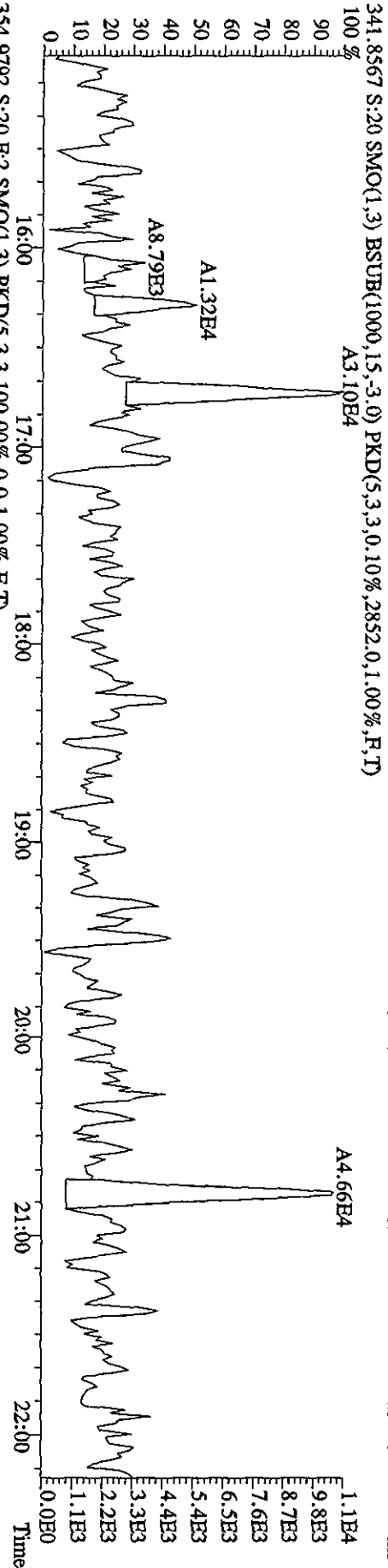
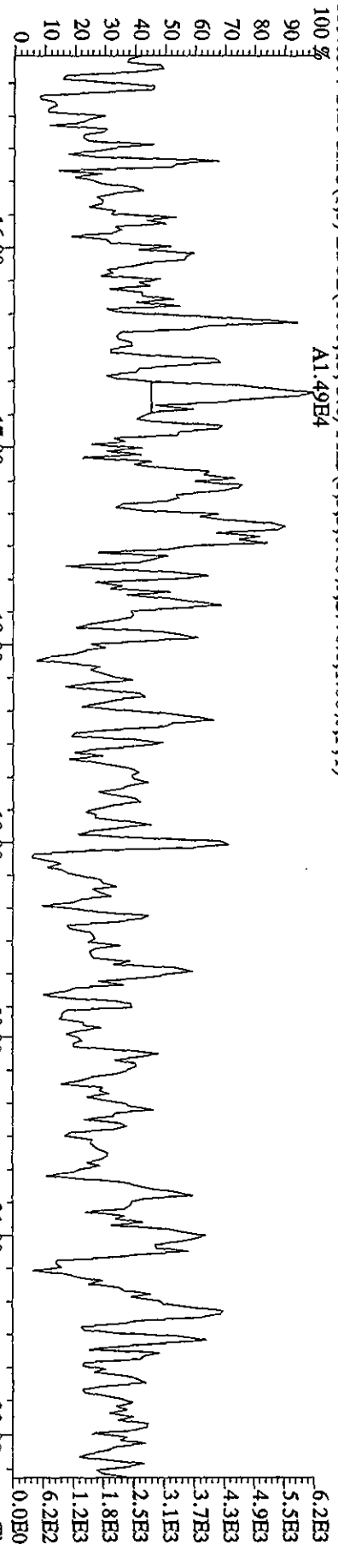
File: 19ADP104D5 #1-434 Acq: 19-APR-2010 23:06:34 GC EI+ Voltage SIR Autospec-UtimaE
 Sample#20 Text: ST0419B :CSS 10DXN083 Exp: DIOXINRES8290A
 327.8847 S:20 SMO(1,3) BSUB(1000,15,-3.0) PKD(5,3,3,0.10%,1996.0,1.00%,F,T)
 100%



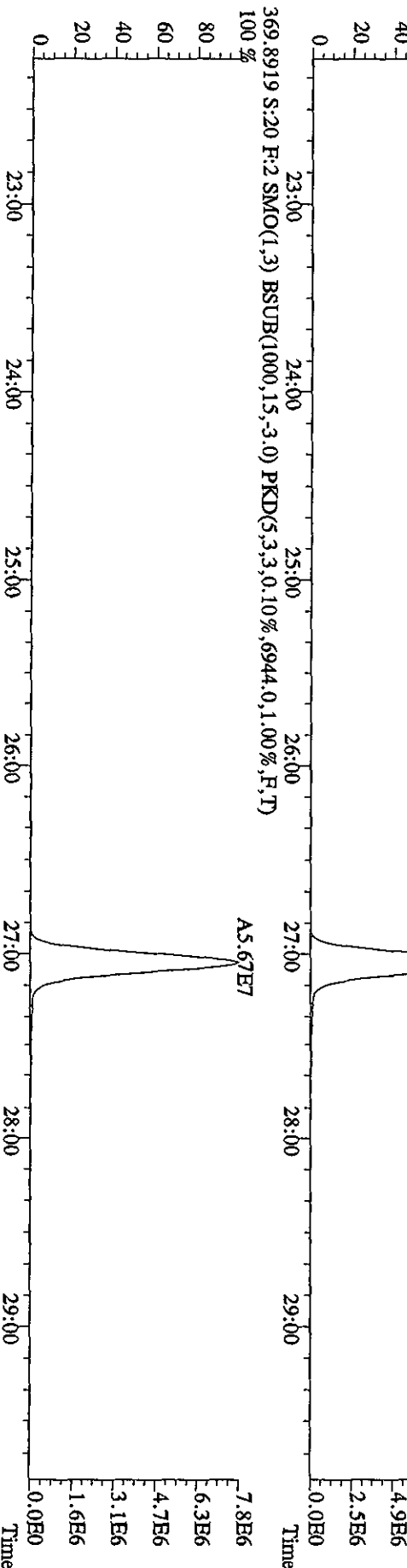
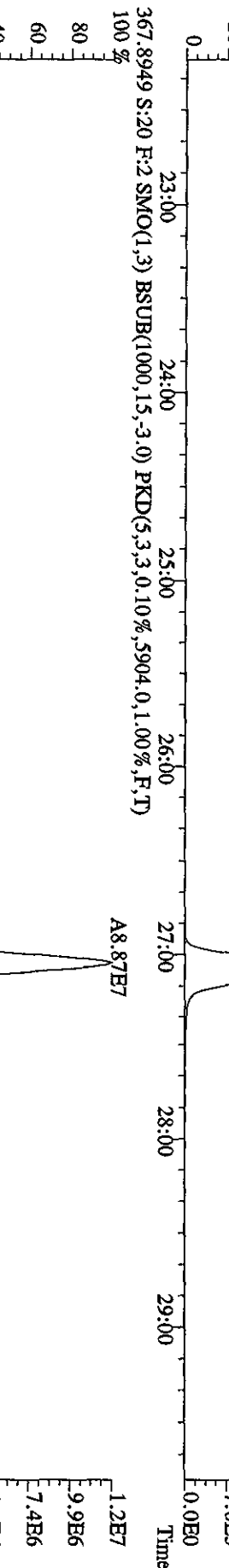


File:19AP104D5 #1-604 Acq:19-APR-2010 23:06:34 GC EI+ Voltage SIR Autospec-UltimaE
 Sample#20 Text:ST0419B :CS3 I0DXN083 Exp:DIOXINRES8290A
 339.8597 S:20 F:2 SMO(1,3) BSUB(1000,15,-3,0) PKD(5,3,3,0,10%,4552.0,1.00%,F,T)
 100% A7.96E7



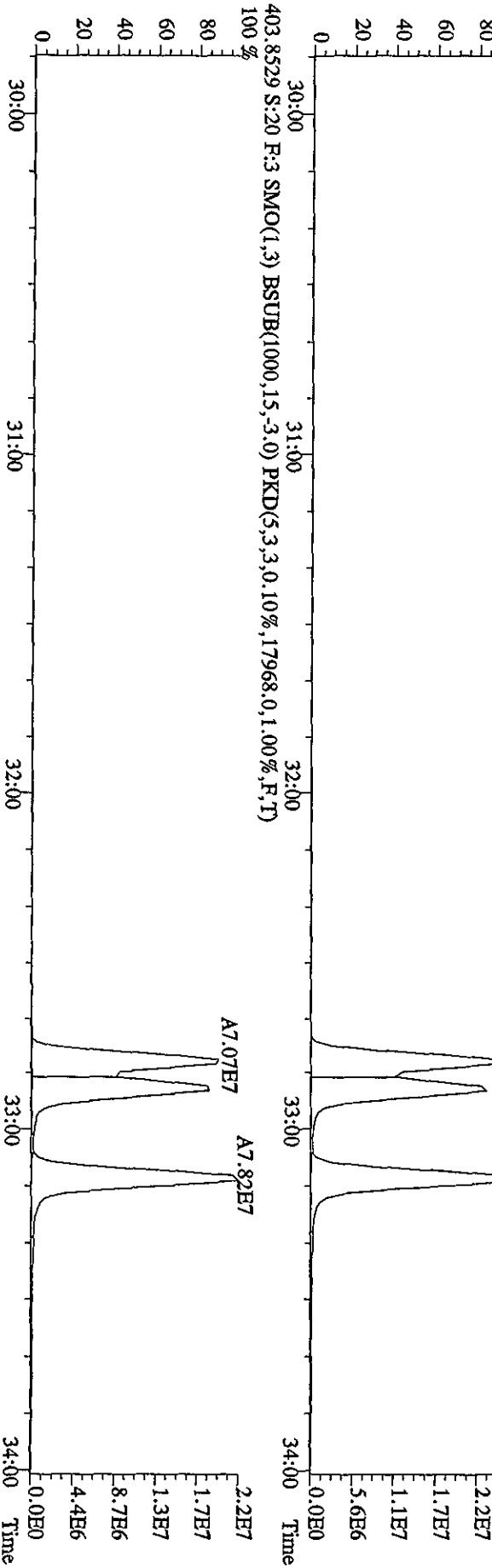

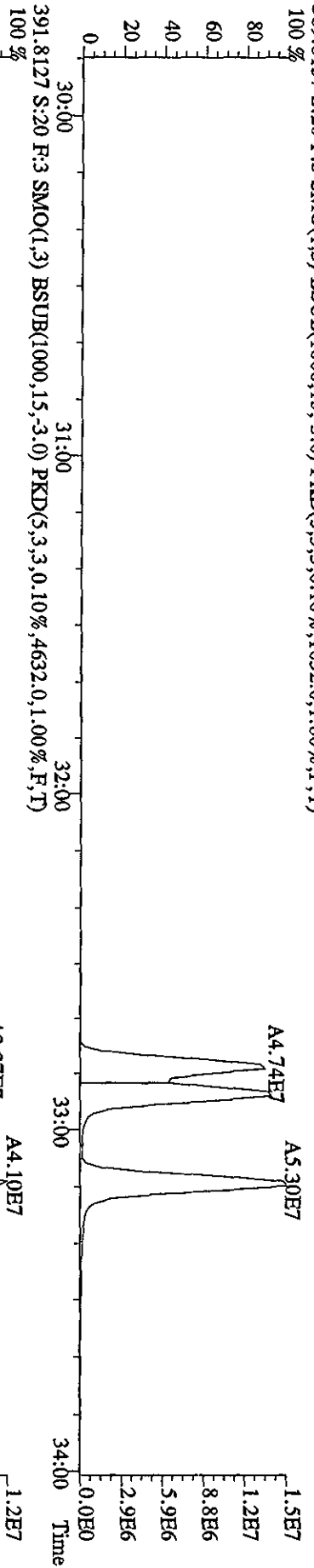
File:19AP104D5 #1-434 Acq:19-APR-2010 23:06:34 GC EI+ Voltage SIR Autospec-UltimaB
 Sample#20 Text:ST0419B :CS3 10DXN083 Exp:DIOXINRES8290A
 339.8597 S:20 SMO(1.3) BSUB(1000,15,-3.0) PKD(5.3,3,0.10%,2.776,0.1,1.00%,F,T)







File:19AP104D5 #1-604 Acq:19-APR-2010 23:06:34 GC EI + Voltage SIR Autospec-Ultimate
 Sample#20 Text:ST0419B :CSS3 10DXN083 Exp:DIOXINRES8290A
 355.8546 S:20 F:2 SMO(1,3) BSUB(1000,15,-3.0) PKD(5,3,3,0,10%,2028,0,1,00%,F,T)



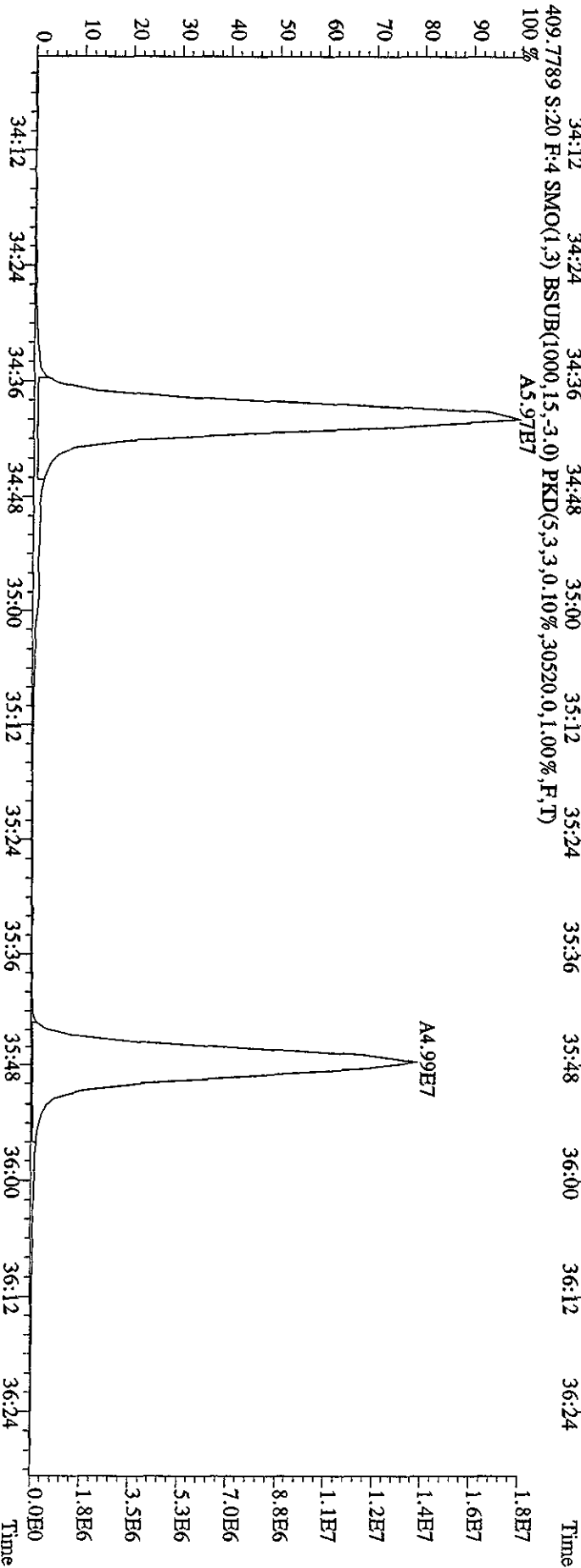
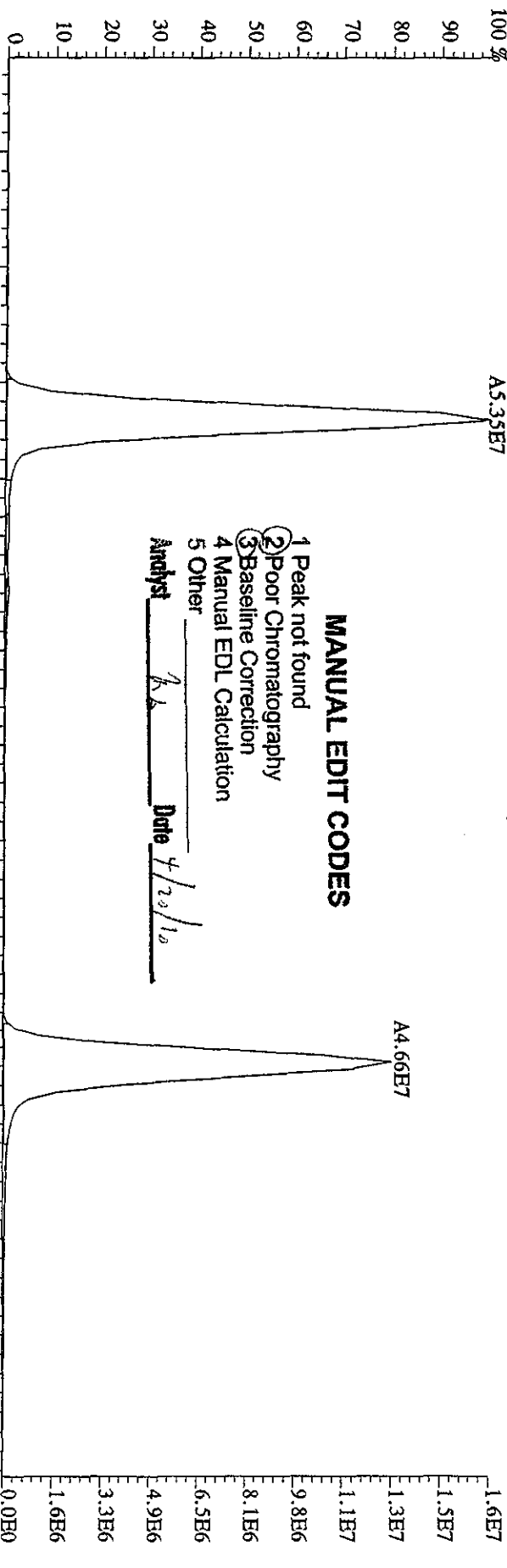
File:19AP104D5 #1-317 Acq:19-APR-2010 23:06:34 GC EI+ Voltage SIR Autospec-UltimaE
 Sample#20 Text:ST0419B :CSS 10DXN083 Exp:DIOXINRES8290A
 389.8157 S:20 F:3 SMO(1,3) BSUB(1000,15,-3.0) PKD(5,3,3,0,10%,1632.0,1.00%,F,T)



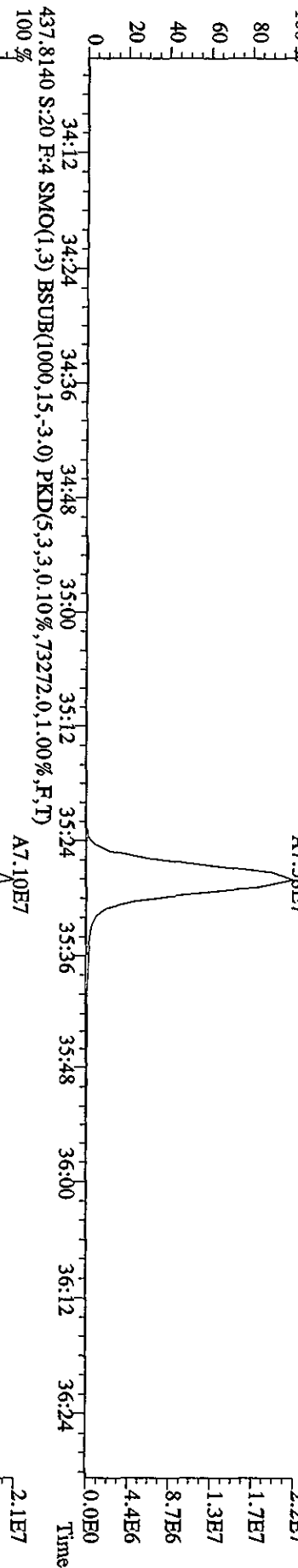
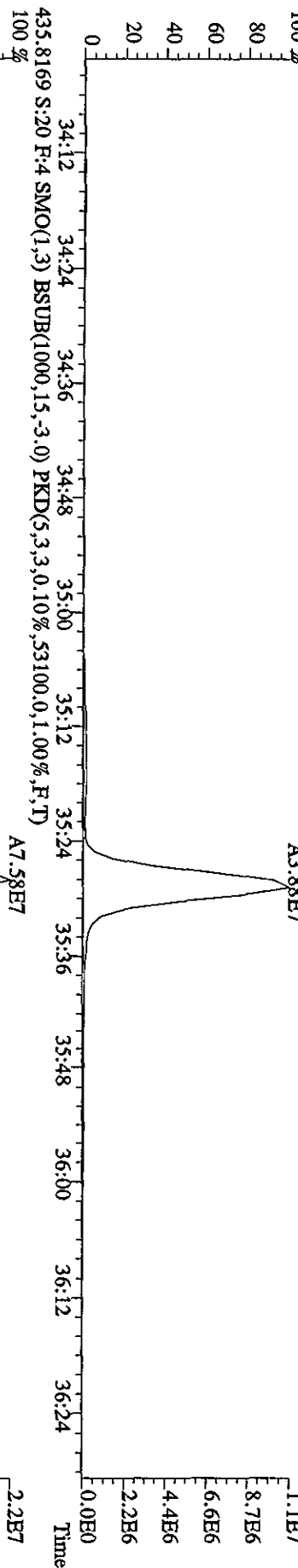
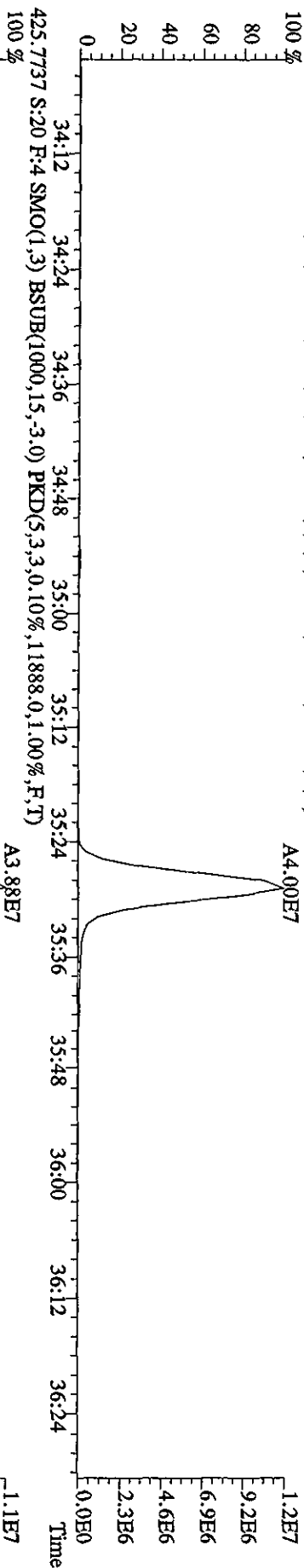
File:19AP104D5 #1-198 Acq:19-APR-2010 23:06:34 GC EI+ Voltage SIR Autospec-UltimaB
 Sample#20 Text:ST0419B :CS3 10DXN083 Exp:DIOXINRES8290A
 407.7818 S:20 F:4 SMO(1,3) BSUB(1000,15,-3,0) PKD(5,3,3,0.10%,24944.0,1.00%,F,T)
 100%



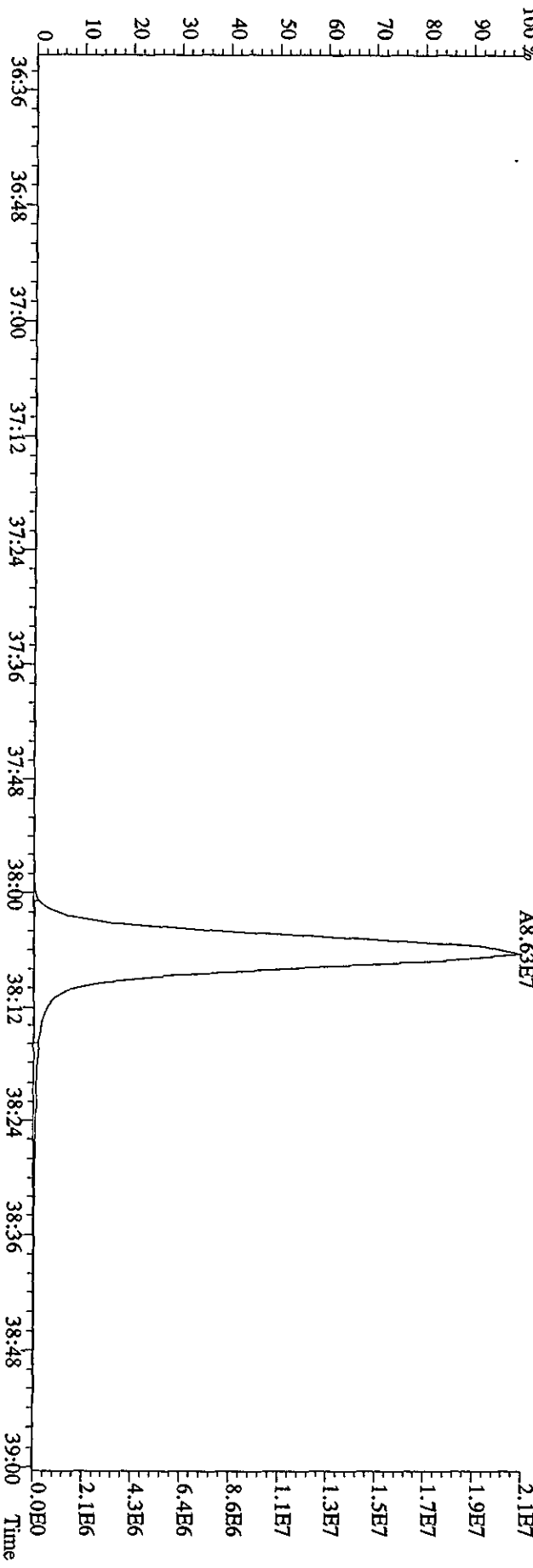
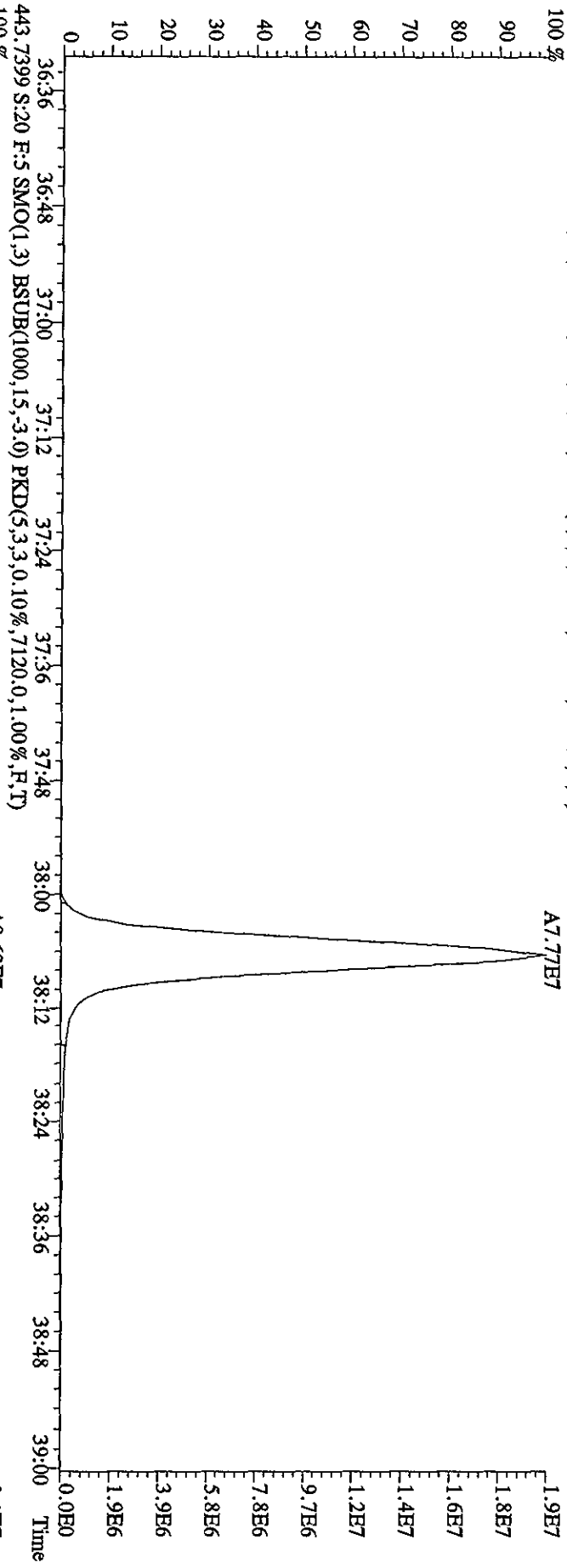
File:19AP104D5 #1-198 Acq:19-APR-2010 23:06:34 GC EI+ Voltage SIR Autospec-UltimaE
 Sample#20 Text:ST0419B :CS3 10DXN083 Exp:DIOXINRES8290A
 407.7818 S:20 F:4 SMO(1,3) BSUB(1000,15,-3.0) PKD(5,3,3,0.10%,24944.0,1.00%,F,T)
 100%



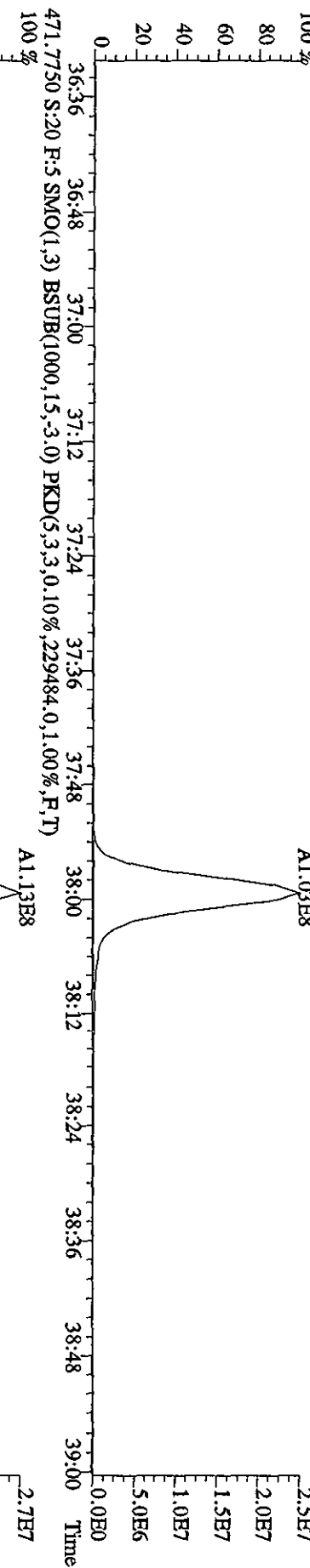
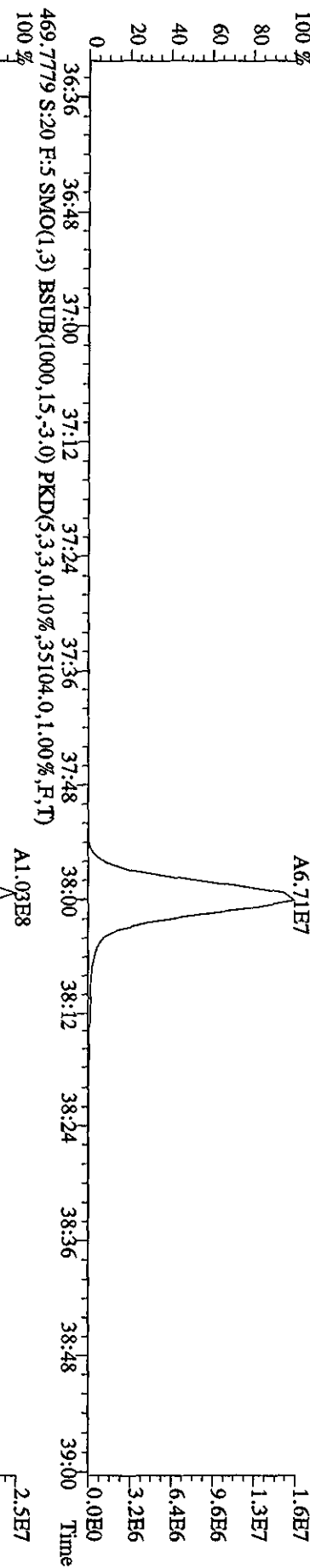
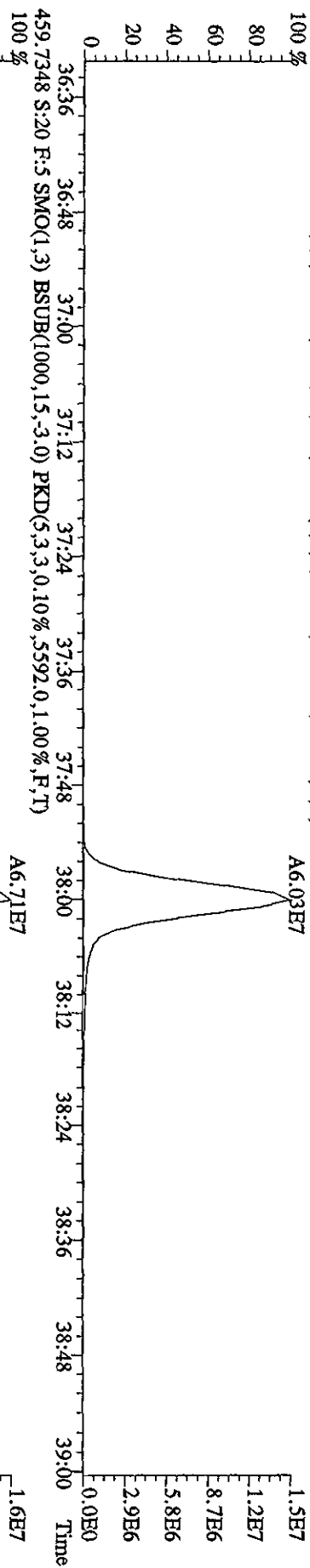
File:19ADP104D5 #1-198 Acq:19-APR-2010 23:06:34 GC EI + Voltage SIR Autospec-UltimaB
 Sample#20 Text:ST0419B :CS3 10DXN083 Exp:DIOXINRESS8290A
 423.7766 S:20 F:4 SMO(1,3) BSUB(1000,15,-3.0) PKD(5,3,3,0.10%,9956,0,1.00%,F,T)



File:19AD104D5 #1-190 Acq:19-APR-2010 23:06:34 GC EI+ Voltage SIR Autospec-UltimaB
 Sample#20 Text:ST0419B :CSS 10DXN083 Exp:DIOXINRES8290A
 441.7428 S:20 F:5 SMO(1,3) BSUB(1000,15,-3.0) PKD(5,3,3,0,10%,8740.0,1.00%,F,T)



File: 19AP104D5 #1-190 Acq: 19-APR-2010 23:06:34 GC EI+ Voltage SIR Autospec-UltimaB
Sample#20 Text: ST0419B :CS3 10DXN083 Exp: DIOXINRES8290A
457.7377 S:20 F:5 SMO(1,3) BSUB(1000,15,-3,0) PKD(5,3,3,0,10%,18752.0,1.00%,F,T)
100%

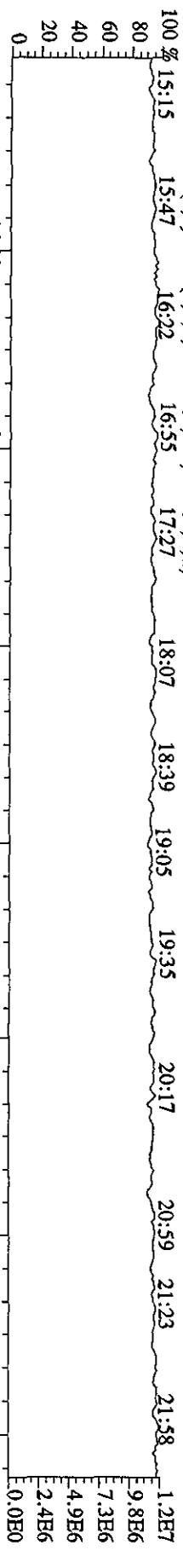


File:19AP104D5 #1-434 Acq:19-APR-2010 23:06:34 GC EI + Voltage SIR Autospec-UltimaE

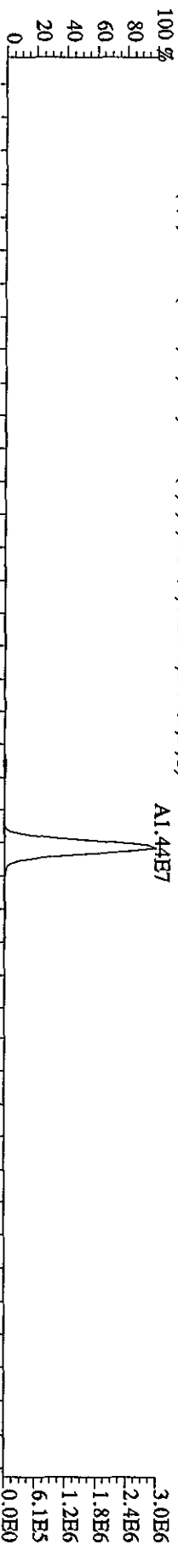
Sample#20 Text:ST0419B :CS3 10DXN083 Exp.:DIOXINRES8290A

354.9792 S:20 SMO(1,3) PKD(5,3,3,100.00%,0.0,1.00%,F,T)

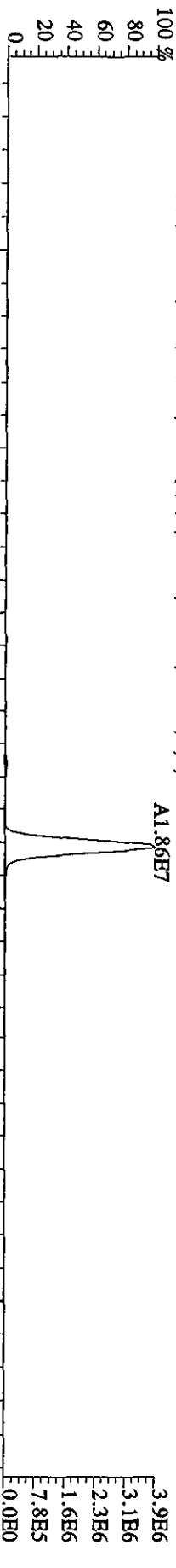
100% 15:15 15:47 16:22 16:55 17:27 18:07 18:39 19:05 19:35 20:17 20:59 21:23 21:58




303.9016 S:20 SMO(1,3) BSUB(1000,15,-3.0) PKD(5,3,3,0.10%,4020.0,1.00%,F,T)



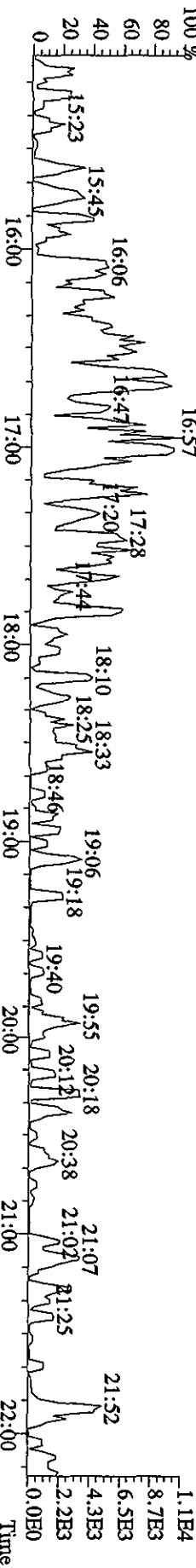
305.8987 S:20 SMO(1,3) BSUB(1000,15,-3.0) PKD(5,3,3,0.10%,3592.0,1.00%,F,T)



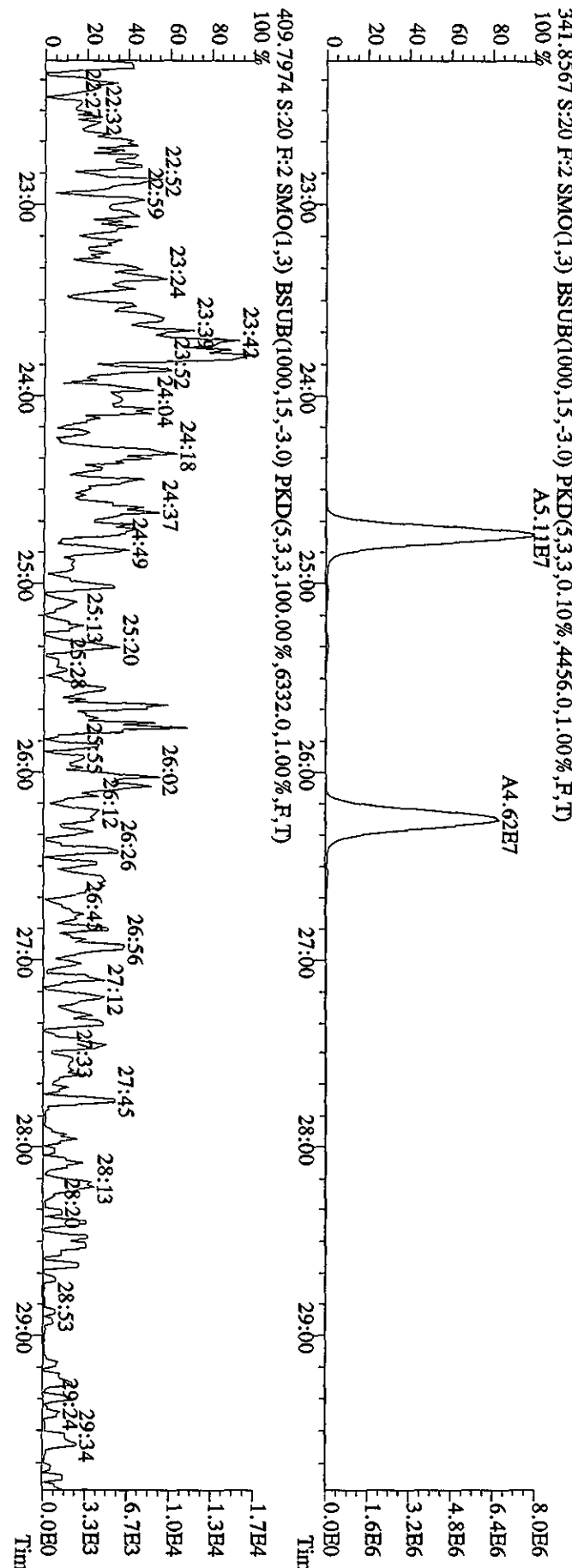
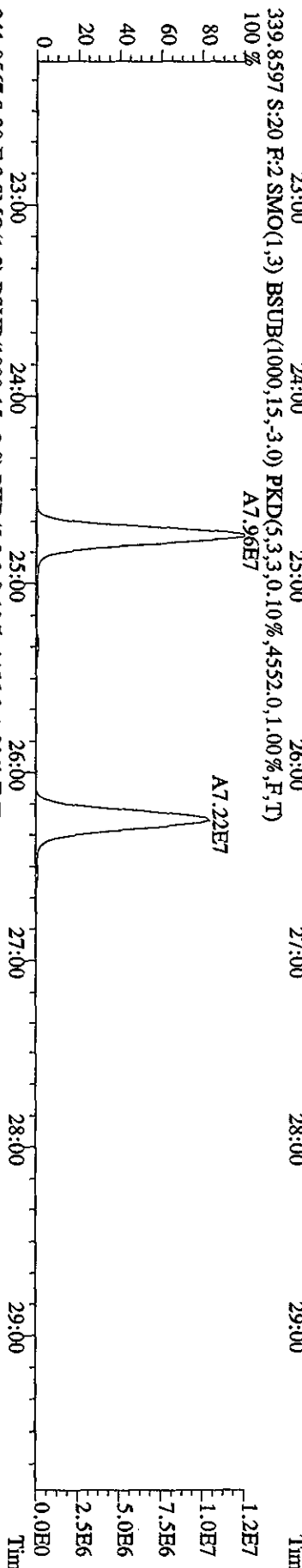
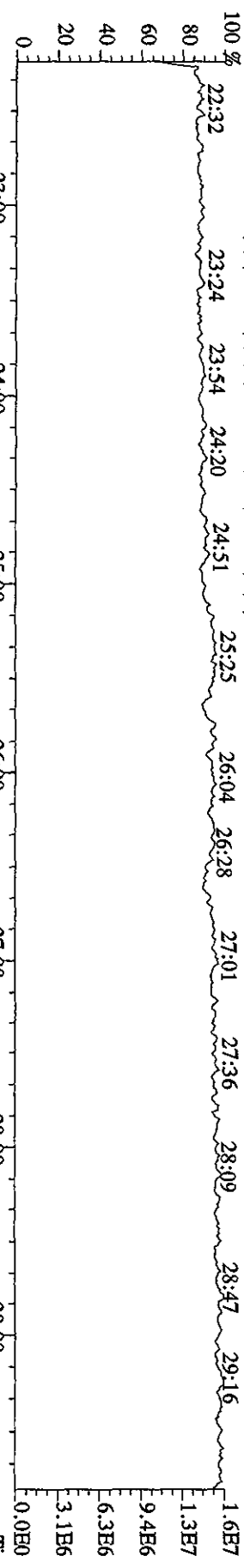
375.8364 S:20 SMO(1,3) BSUB(1000,15,-3.0) PKD(5,3,3,100.00%,2504.0,1.00%,F,T)



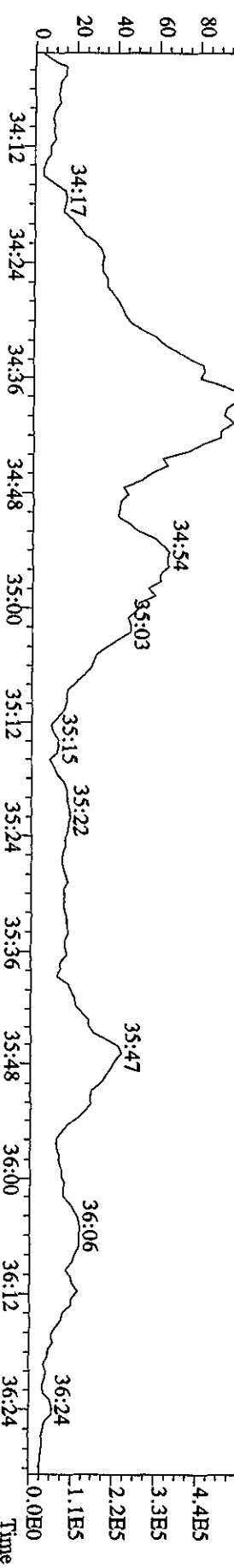
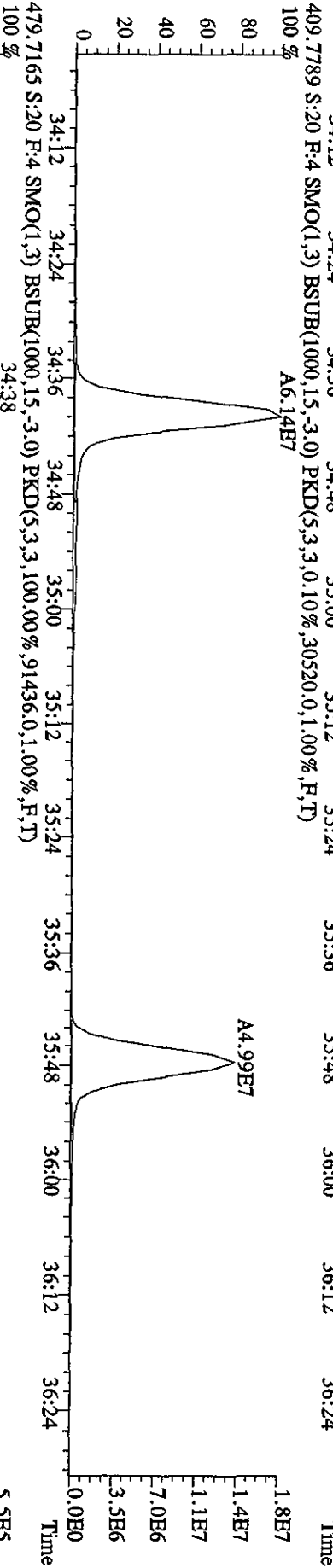

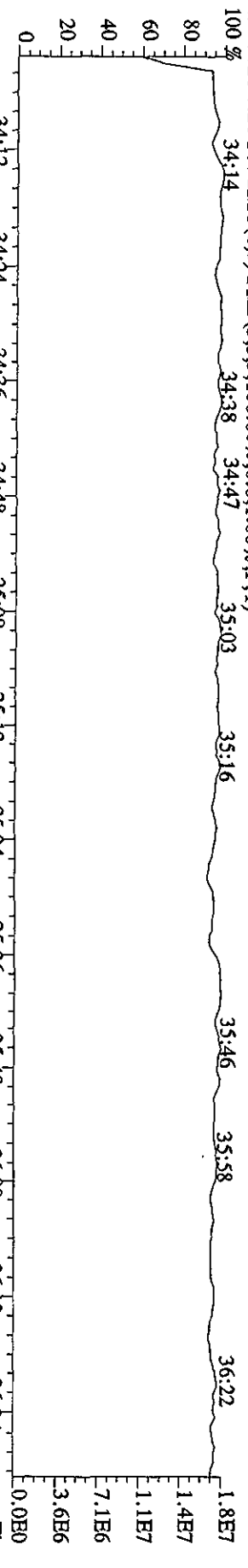
409.7974 S:20 SMO(1,3) BSUB(1000,15,-3.0) PKD(5,3,3,100.00%,88.0,1.00%,F,T)



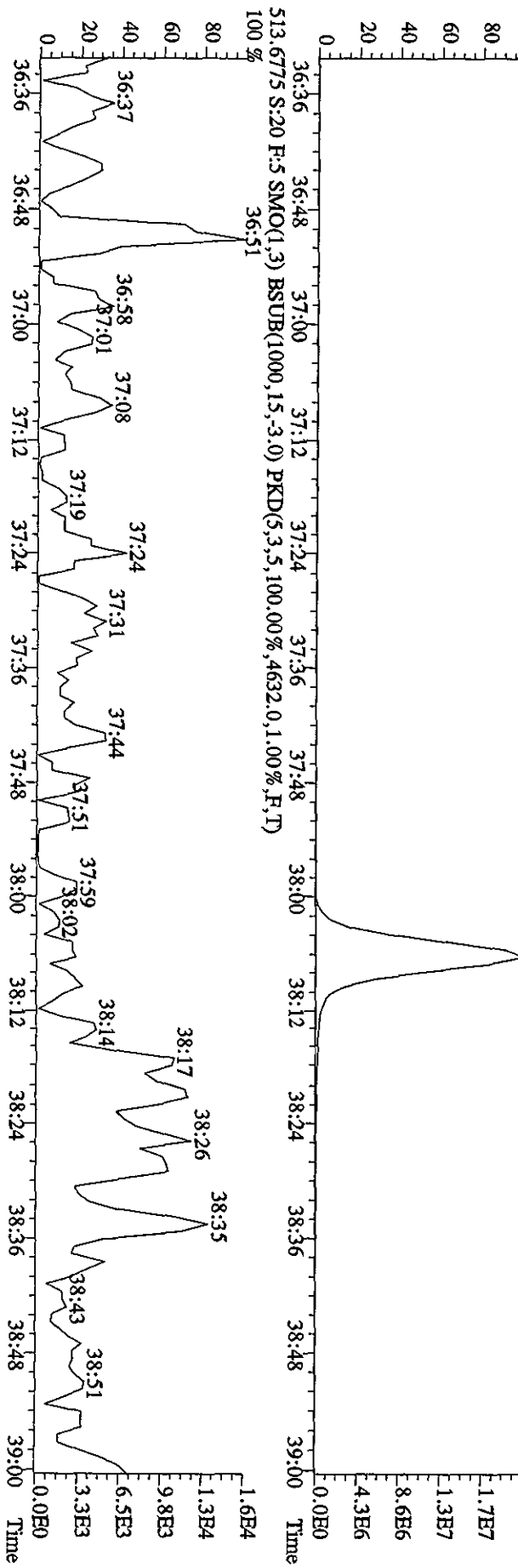
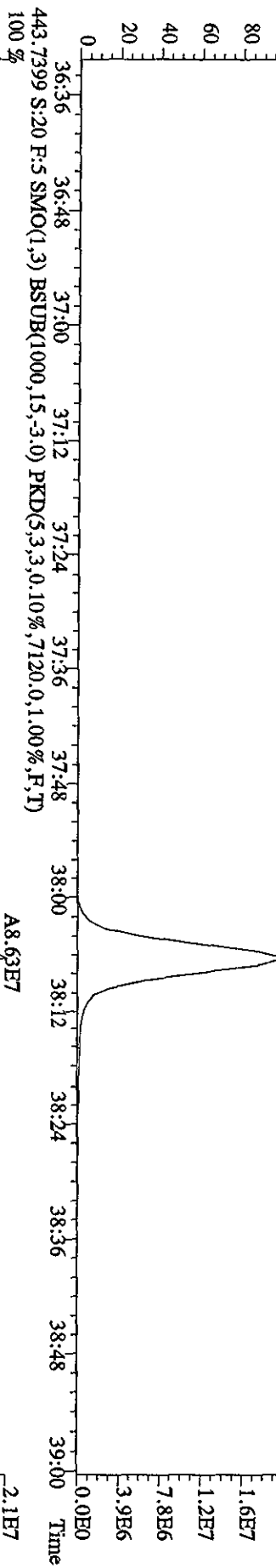

File:19AP104D5 #1-604 Acq:19-APR-2010 23:06:34 GC EI+ Voltage SIR Autospec-UltimaF
 Sample#20 Text:ST0419B :CSS 10DXN083 Exp.:DIOXINRES8290A



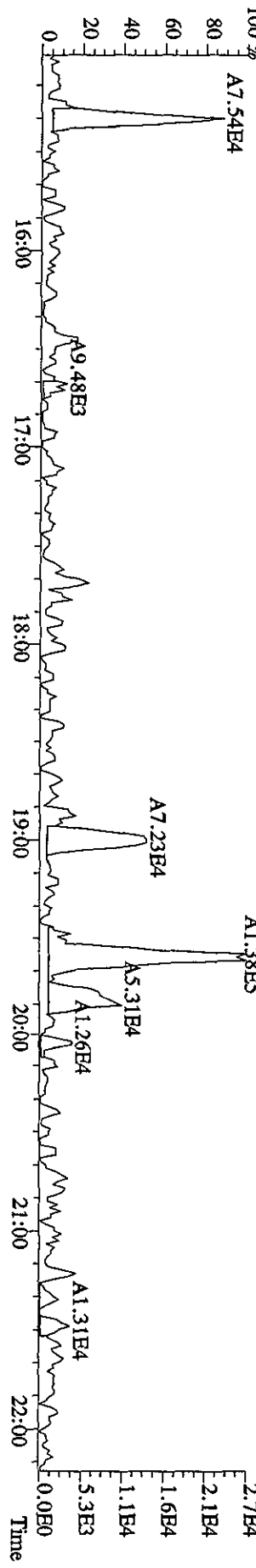
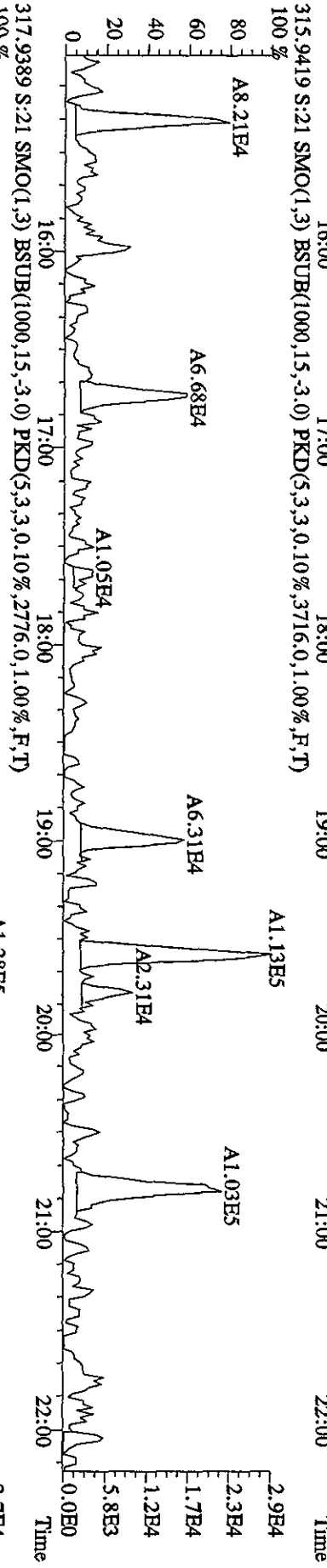

File:19AP104D5 #1-198 Acq:19-APR-2010 23:06:34 GC EI + Voltage SIR Autospec-Ultimate
 Sample#20 Text:ST0419B :CS3 10DXN083 Exp:DIOXINRES8290A



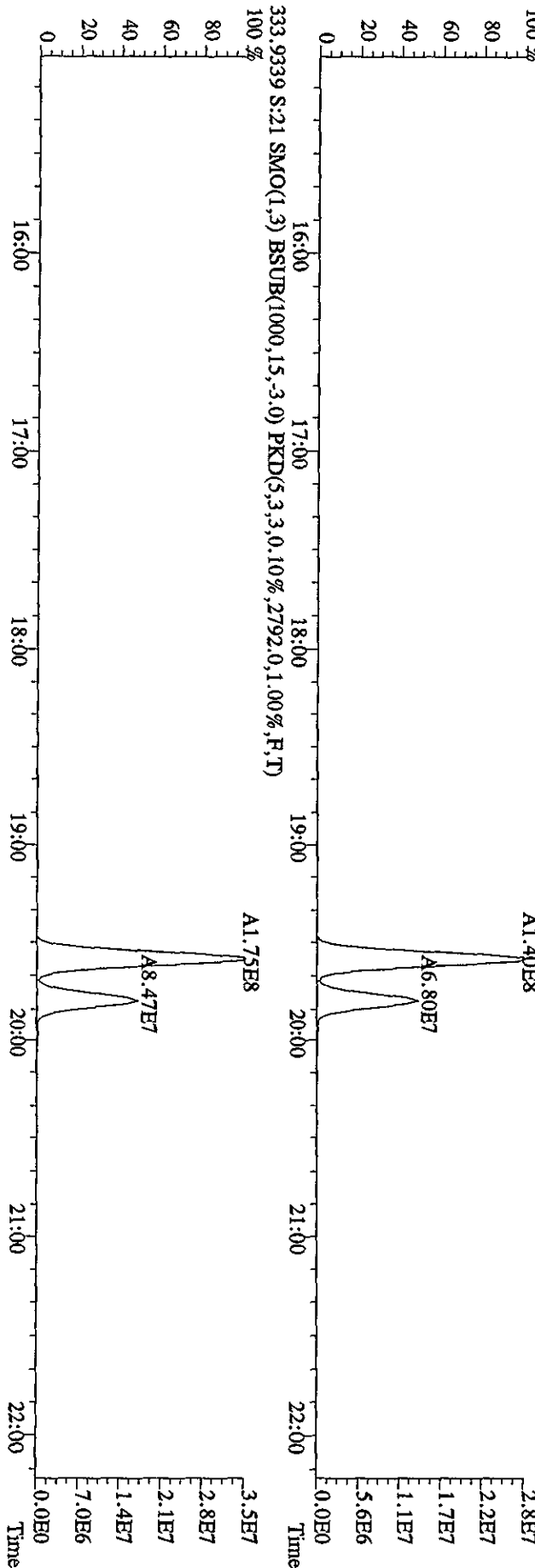
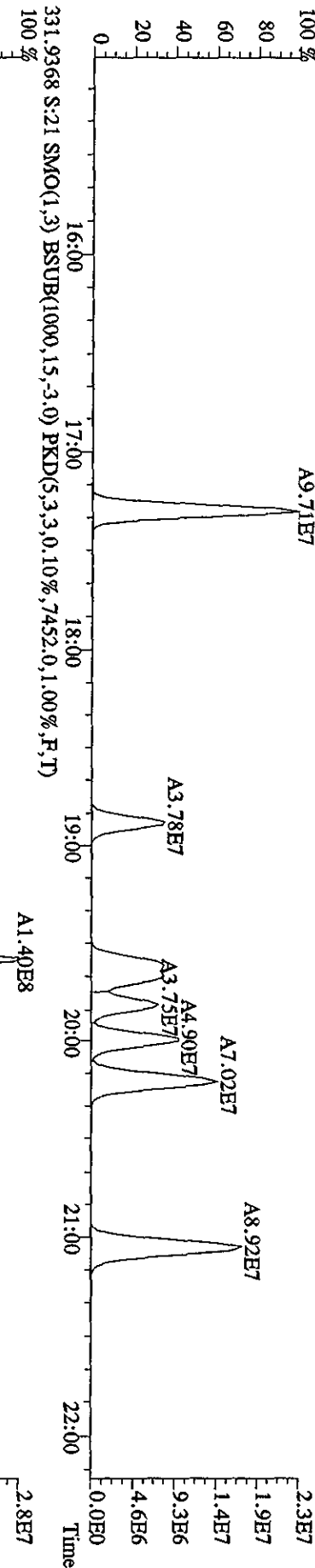
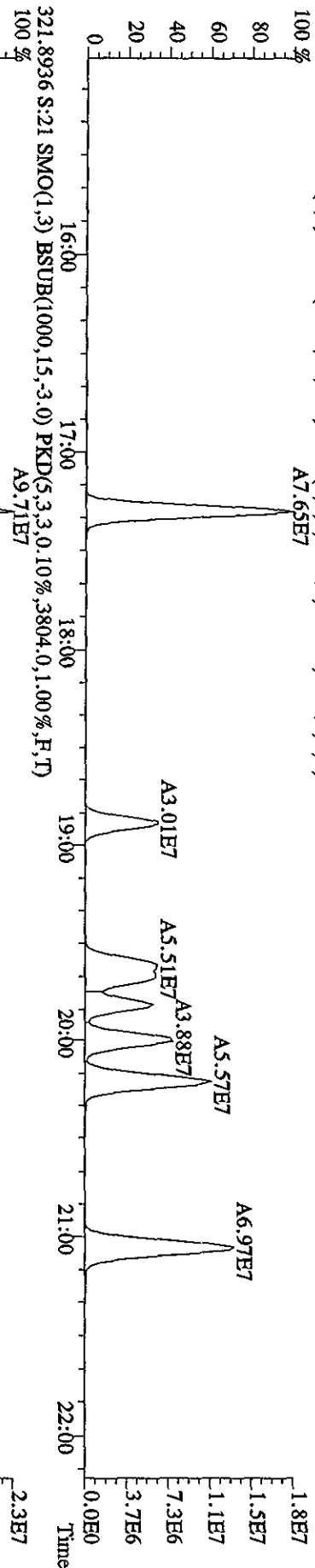
File:19ADP104D5 #1-190 Acq:19-APR-2010 23:06:34 GC EI+ Voltage SIR Autospec-UltimaE
 Sample#20 Text:ST0419B :CSS 10DXN083 Exp.:DIOXINRES8290A



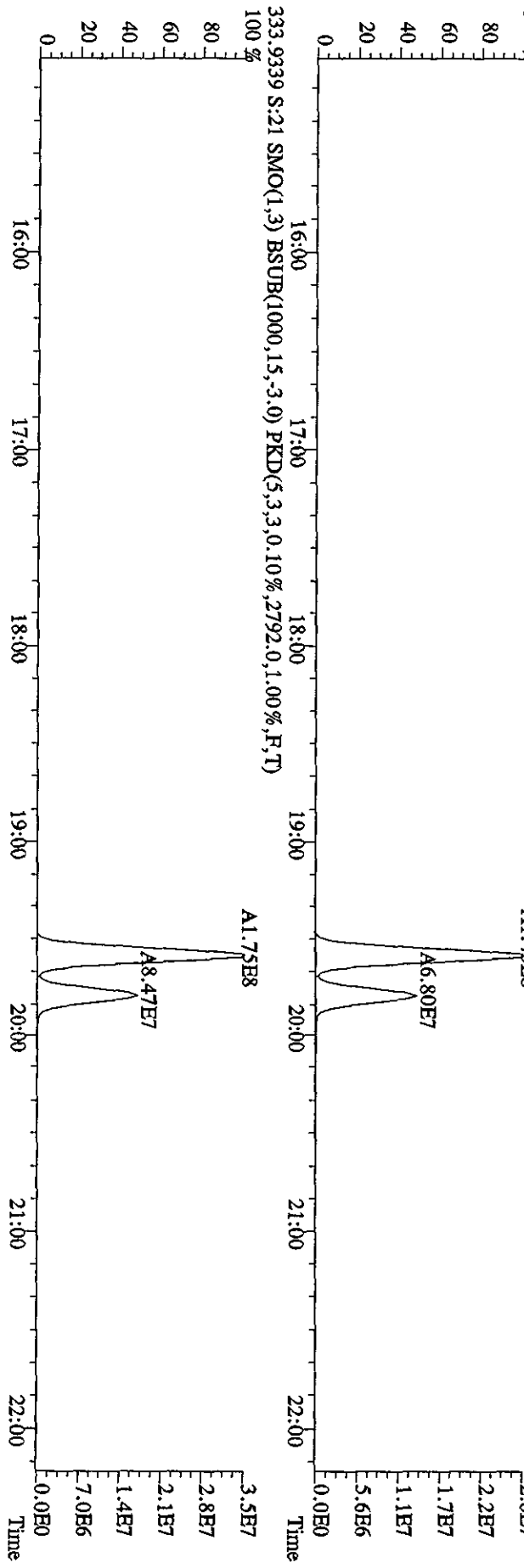
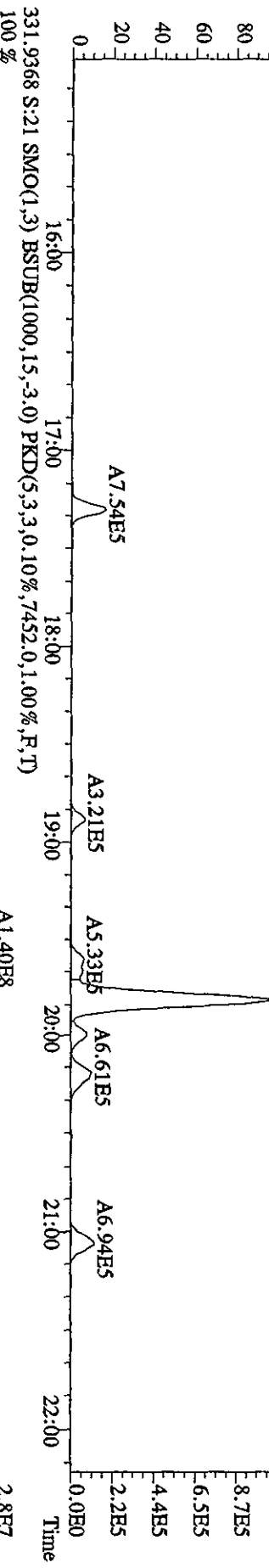
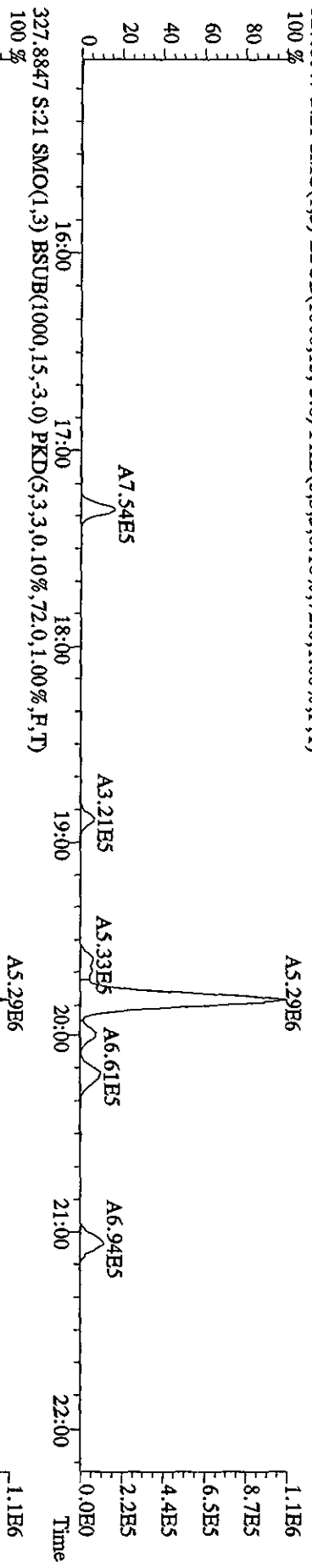
File:19AP104D5 #1-435 Acq:19-APR-2010 23:50:37 GC EI+ Voltage SIR Autospec-UltimaB
 Sample#21 Text:CP0419A :DB-5 C/PSM 3732-05 Exp:DIOXINRES8290A
 303.9016 S:21 SMO(1,3) BSUB(1000,15,-3,0) PKD(5,3,3,0,10%,5268.0,1.00%,F,T)
 100 % A9.01E7



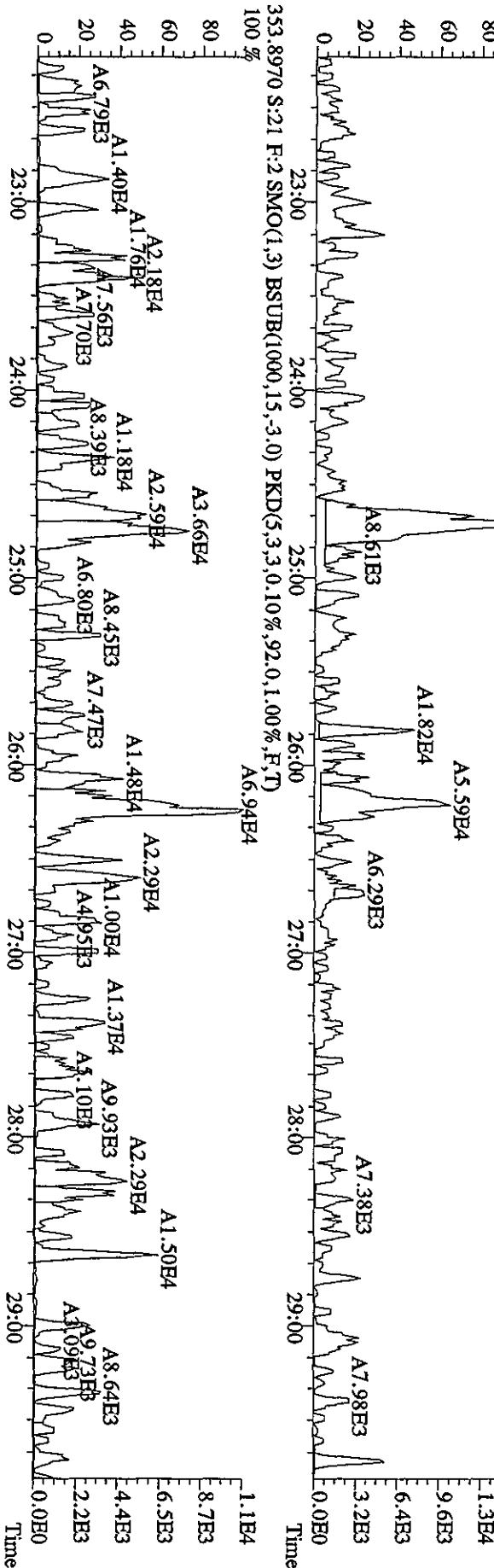
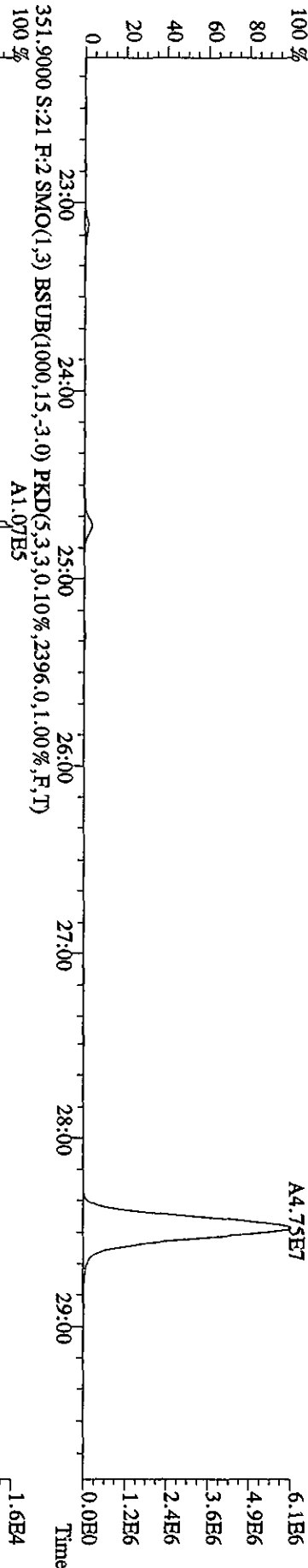
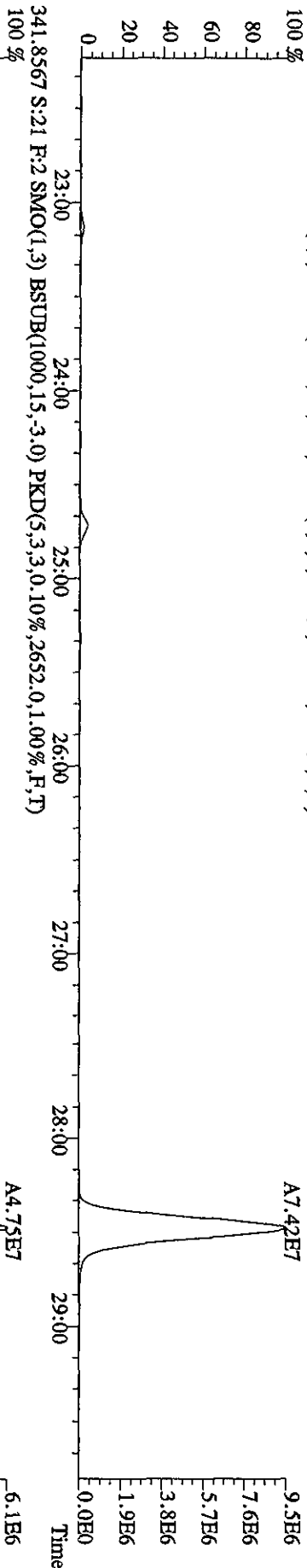
File:19AP104D5 #1-435 Acq:19-APR-2010 23:50:37 GC EI+ Voltage SIR Autospec-UltraM
 Sample#21 Text:CP0419A :DB-5 CFSM 3732-05 Exp:DIOXINRES8290A
 319.8965 S:21 SMO(1,3) BSUB(1000,15,-3,0) PKD(5,3,3,0,10%,2144,0,1,00%,F,T)
 A7.65E7



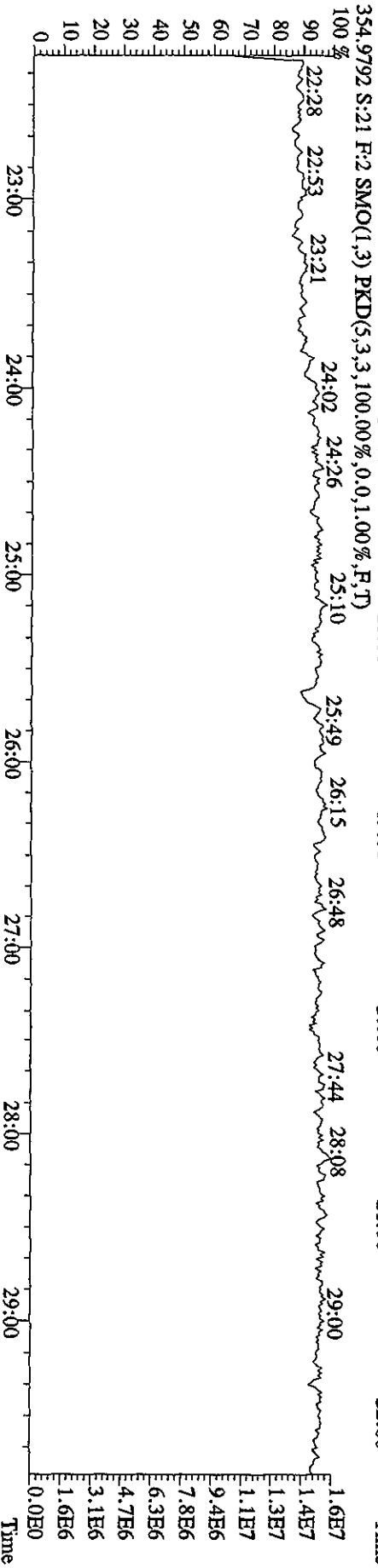
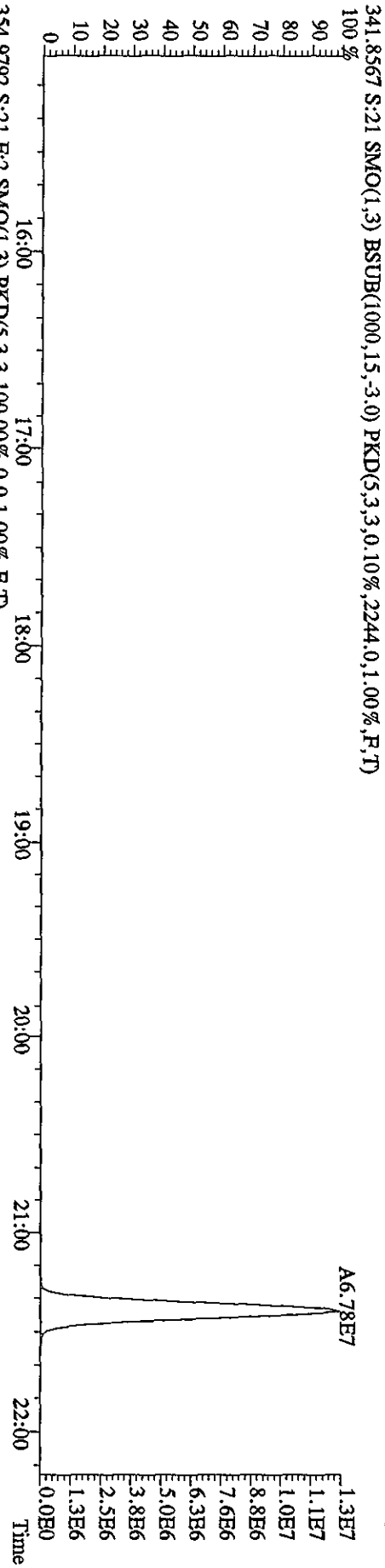
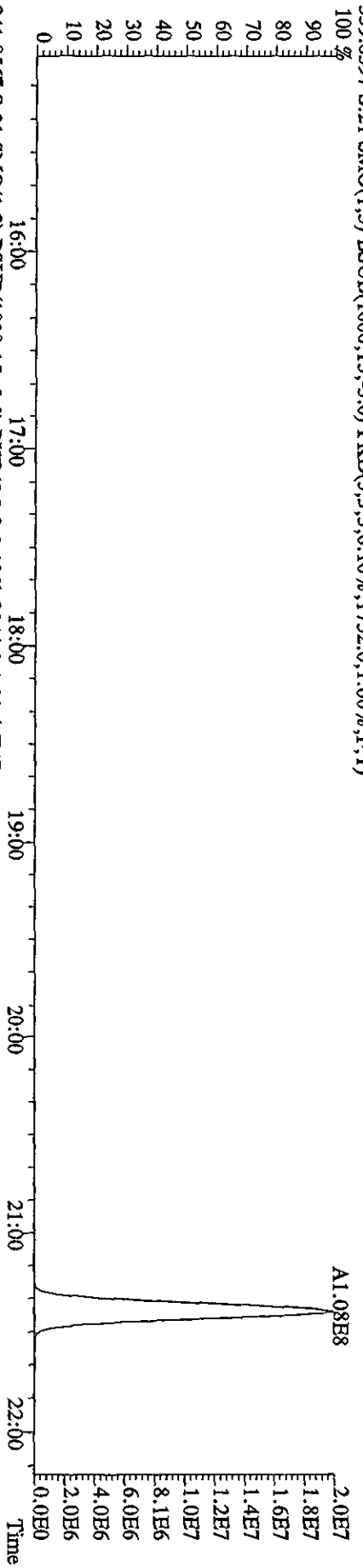
File:19AP104D5 #1-435 Acq:19-APR-2010 23:50:37 GC EI+ Voltage SIR Autospec-Ultimate
 Sample#21 Text:CP0419A :DB-5 CP5M 3732-05 Exp:DIOXINRES8290A
 327.8847 S:21 SMO(1,3) BSUB(1000,15,-3.0) PKD(5,3,3,0,10%,72.0,1.00%,F,T)



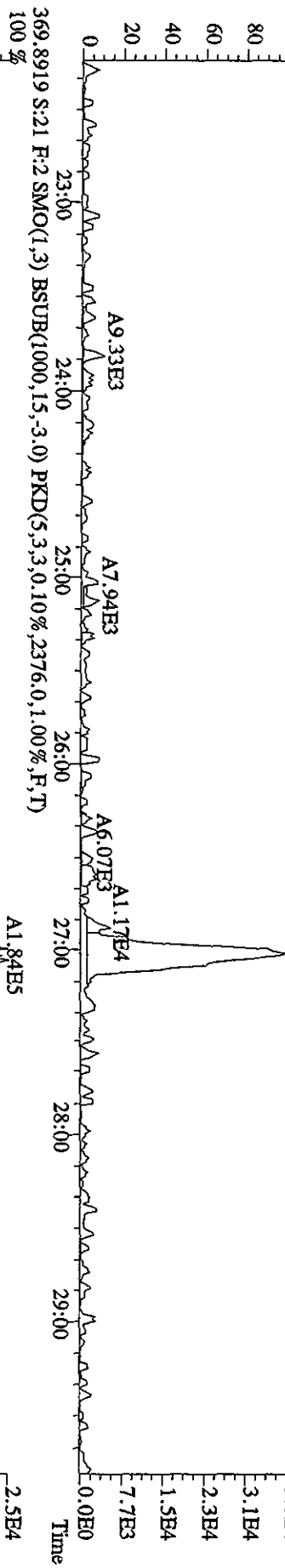

File:19AP104D5 #1-604 Acq:19-APR-2010 23:50:37 GC EI+ Voltage SIR Autospec-UltimaB
 Sample#21 Text:CP0419A :DB-5 C/PSM 3732-05 Exp:DIOXINRES8290A
 339.8597 S:21 F:2 SMO(1,3) BSUB(1000,15,-3.0) PKD(5,3,3,0,10%,.3452,0,1,1.00%,F,T)
 100 %



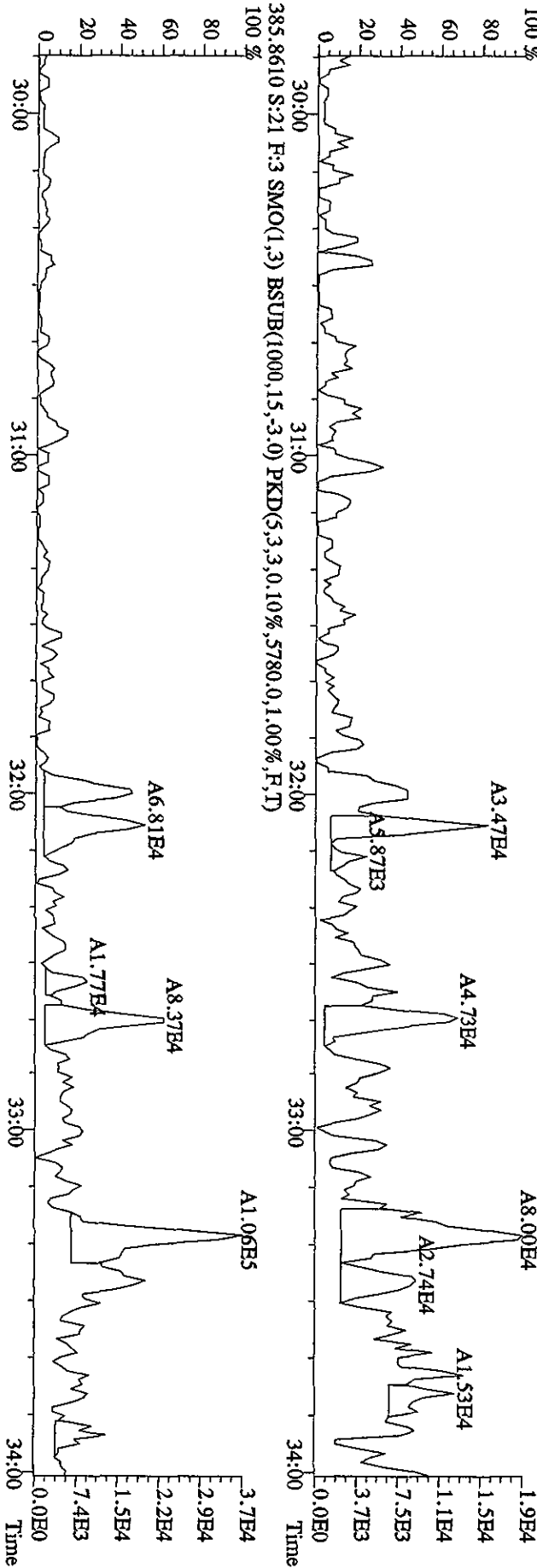
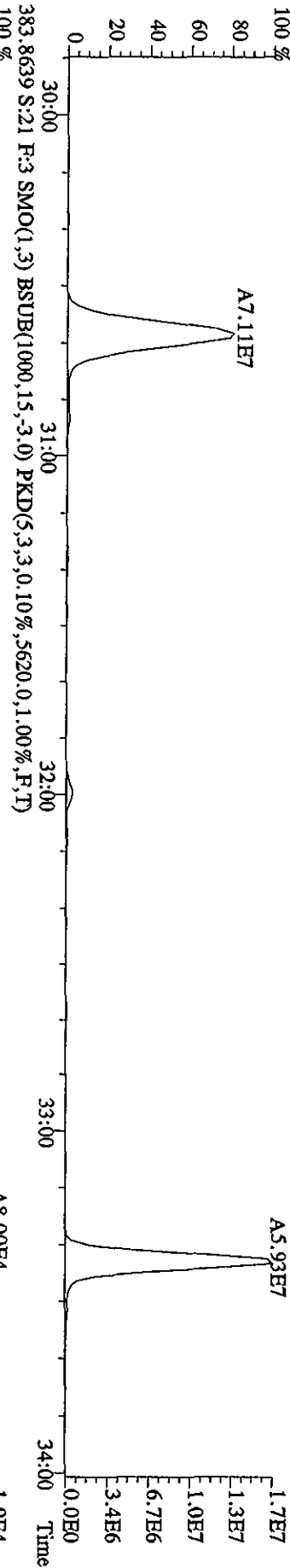

File:19AP104D5 #1-435 Acq:19-APR-2010 23:50:37 GC EI+ Voltage SIR Autospec-UltimaF
 Sample#21 Text:CP0419A :DB-5 CPSM 3732.05 Exp:DIOXINRES8290A
 339.8597 S:21 SMO(1,3) BSUB(1000,15,-3.0) PKD(5,3,3,0,10%,1752.0,1.00%,F,T)



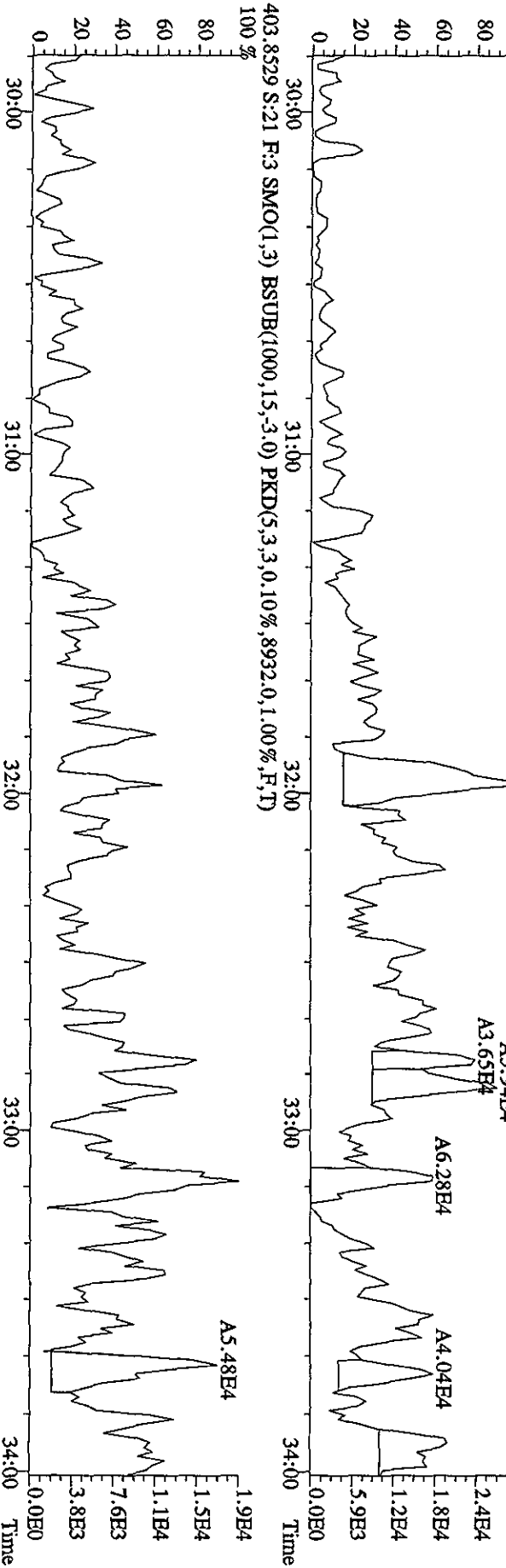
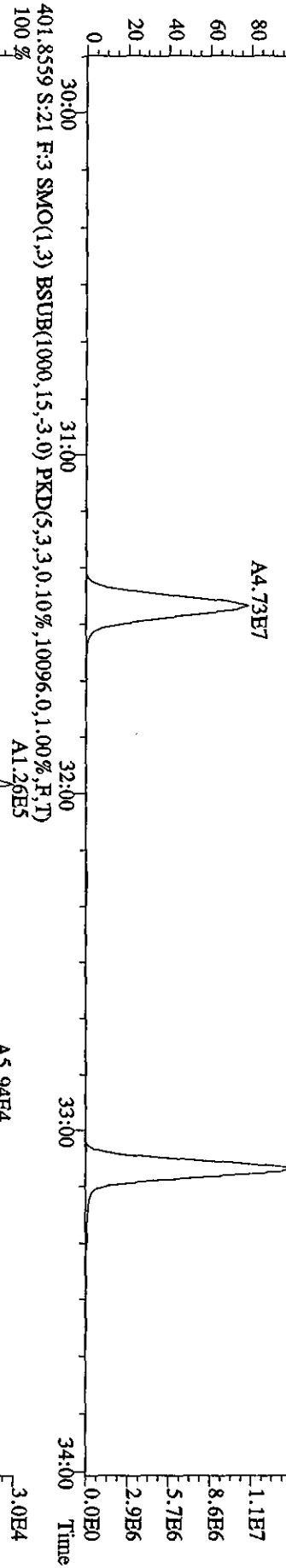
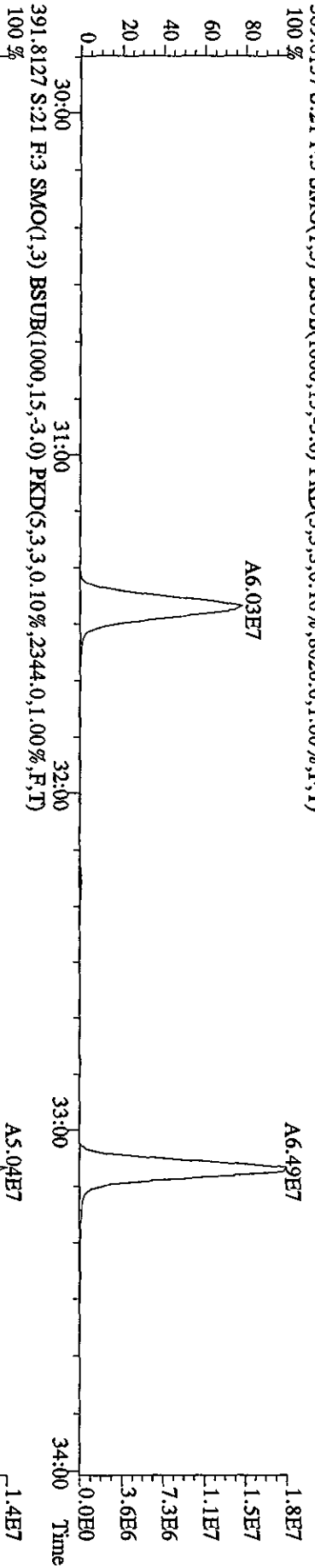
File:19AP104D5 #1-604 Acq:19-APR-2010 23:50:37 GC EI+ Voltage SIR Autospec-UltimaB
 Sample#21 Text:CP0419A :DB-5 CPSM 3732-05 Exp:DIOXINRES8290A
 355.8546 S:21 F:2 SMO(1,3) BSUB(1000,15,-3.0) PKD(5,3,3,0,10%,4116,0,1,00%,F,T)
 100%



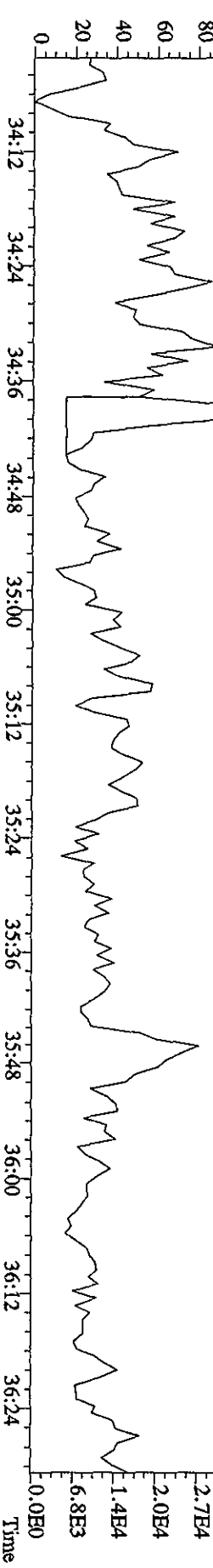
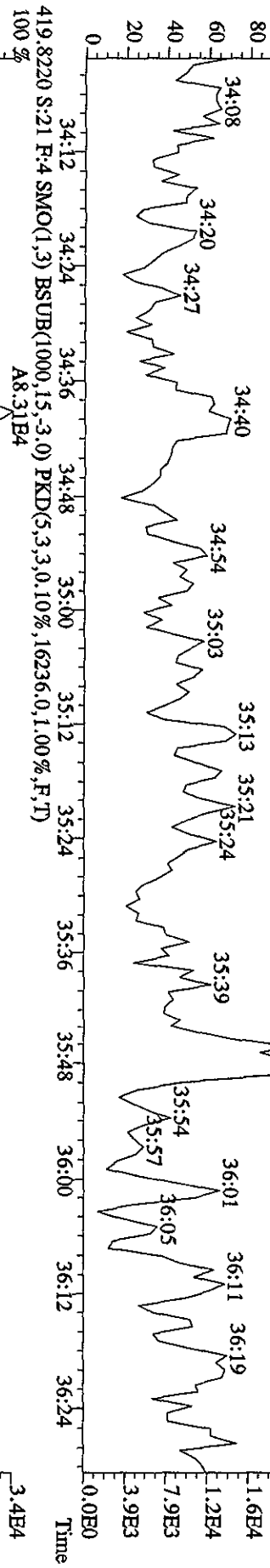


File:19AP104D5 #1-317 Acq:19-APR-2010 23:50:37 GC EI+ Voltage SIR Autospec-UltimaE
 Sample#21 Text:CP0419A :DB-5 CPISM 3732-05 Exp:DIOXINRES8290A
 373.8208 S:2:1 F:3 SMO(1,3) BSUB(1000,15,-3.0) PKD(5,3,3,0.10%,16392.0,1.00%,F,T)
 100 %



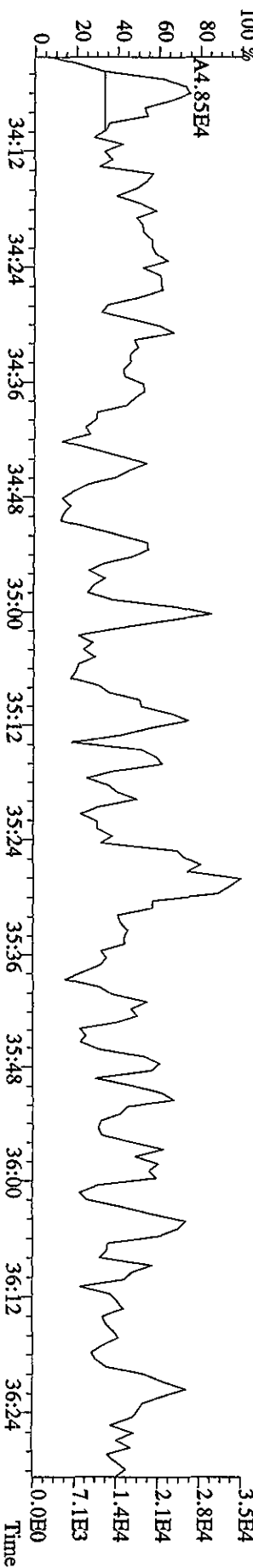
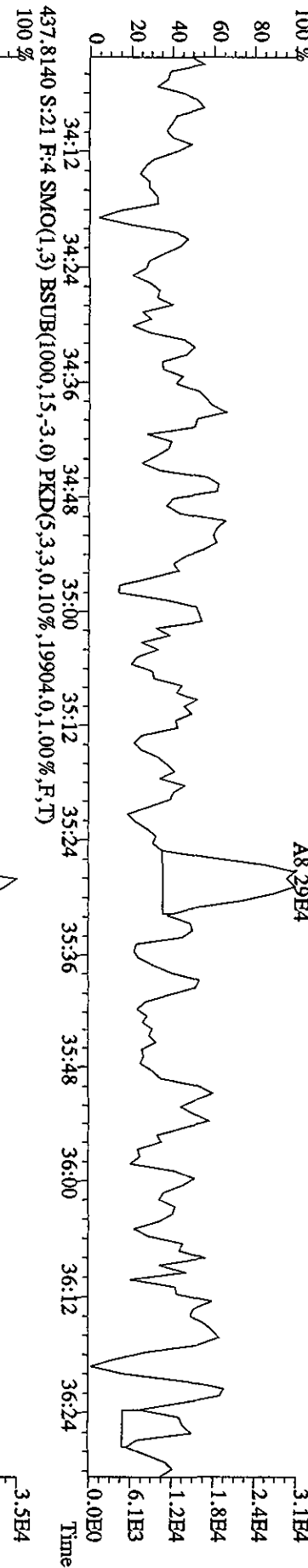
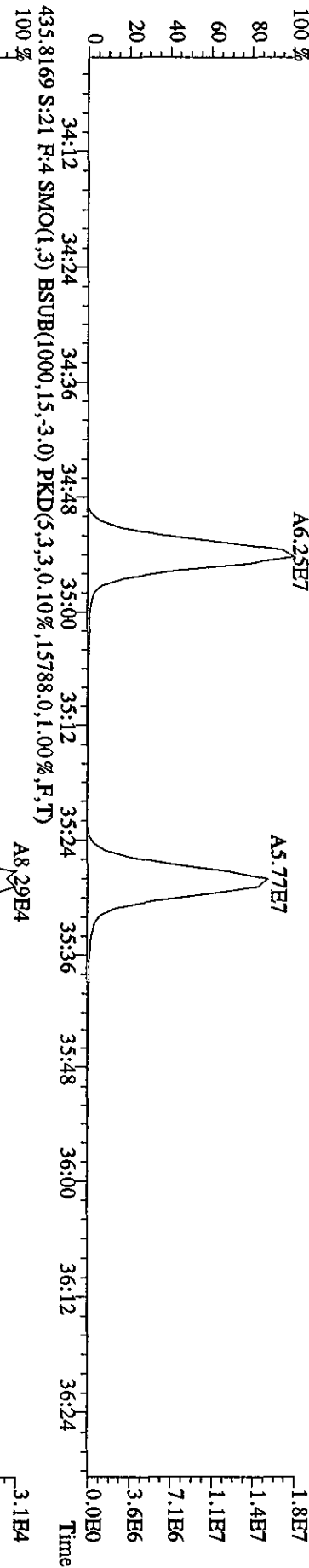
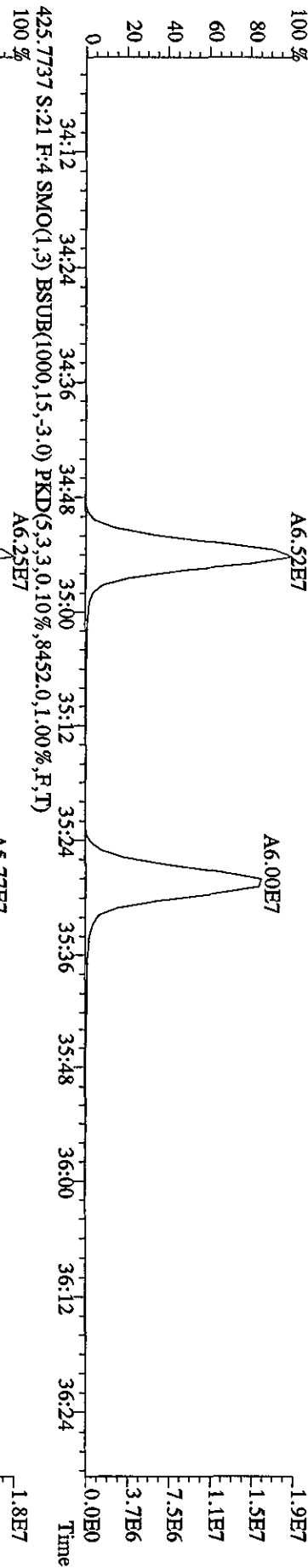
File:19AP104D5 #1-317 Acq:19-APR-2010 23:50:37 GC EI+ Voltage SIR Autospec-UltimaF
 Sample#21 Text:CP0419A :DB-5 CPSM 3732-05 Exp:DIOXINRES8290A
 389.8157 S:21 F:3 SMO(1,3) BSUB(1000,15,-3.0) PKD(5,3,3,0.10%,8020.0,1.00%,F,T)



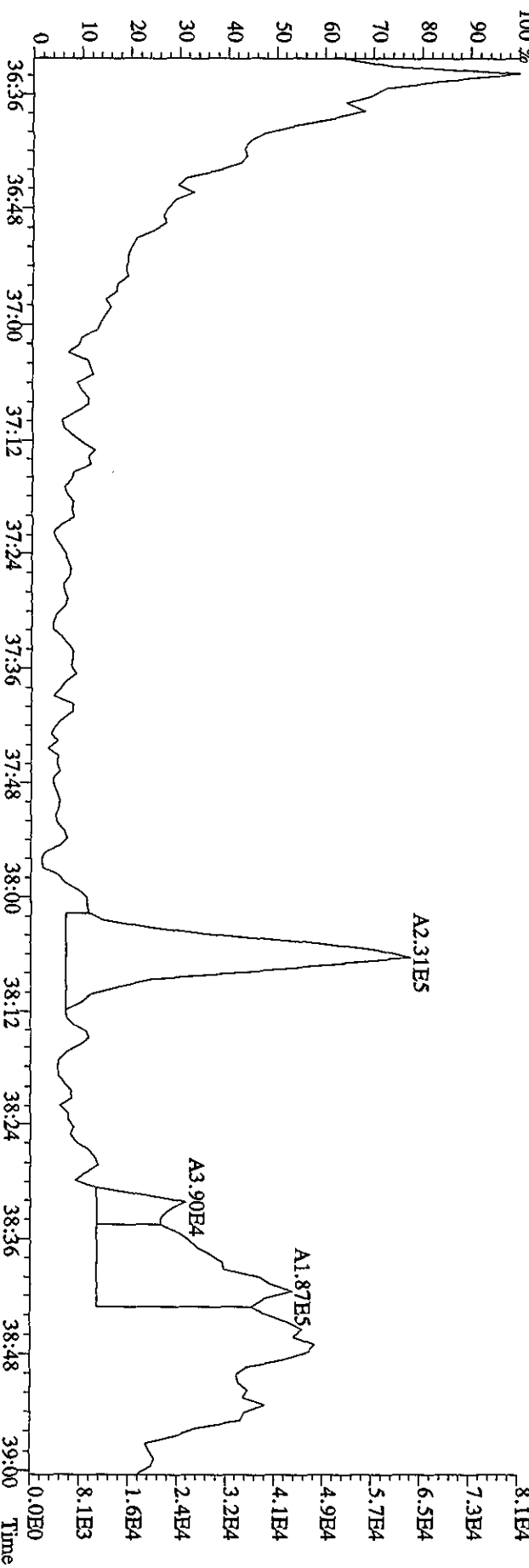
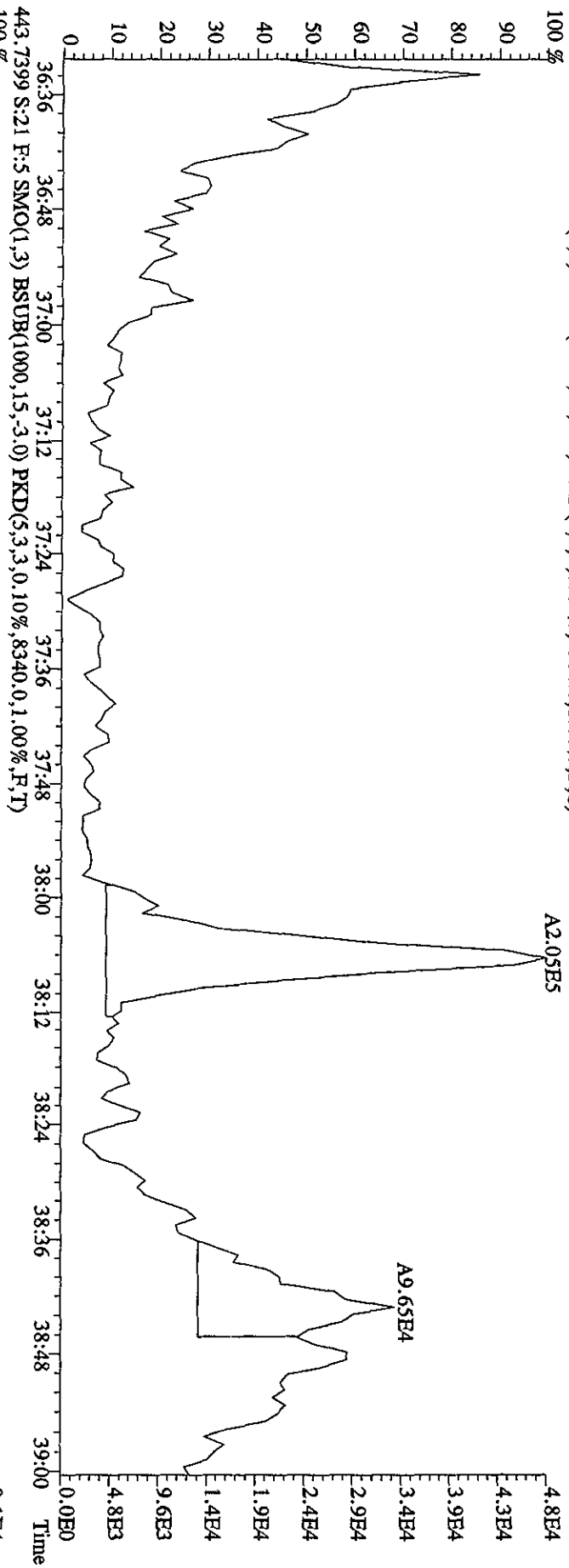
File:19AP104D5 #1-198 Acq:19-APR-2010 23:50:37 GC EI+ Voltage SIR Autospec-UltimaE
 Sample#21 Text:CP0419A :DB-5 CP5M 3732-05 Exp:DIOXINRES8290A
 407.7818 S:21 F:4 SMO(1,3) BSUB(1000,15,-3.0) PKD(5,3,3,0,10%,29904,0,1.00%,F,T)



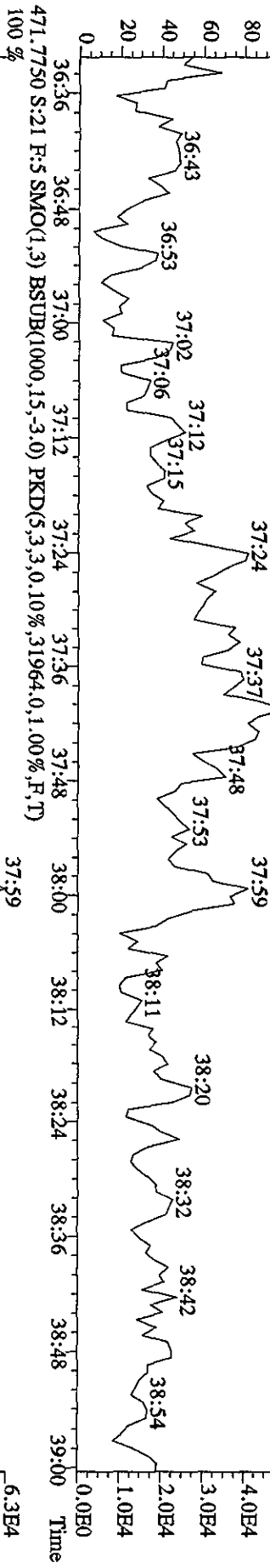
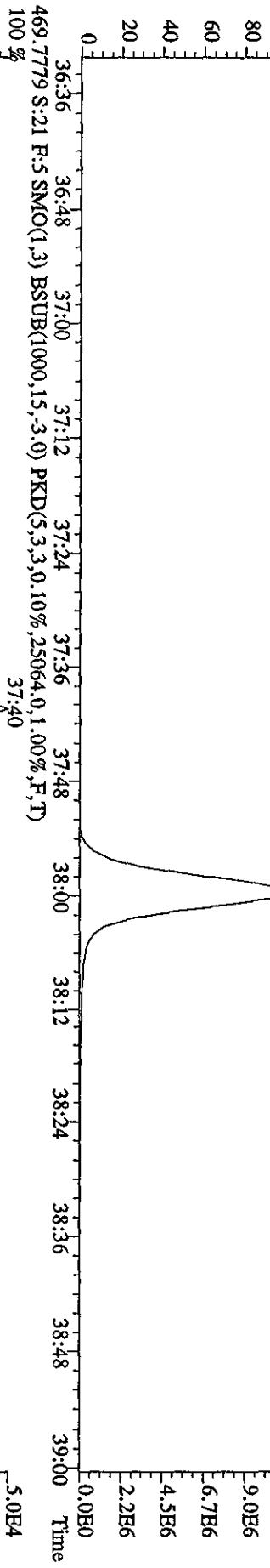
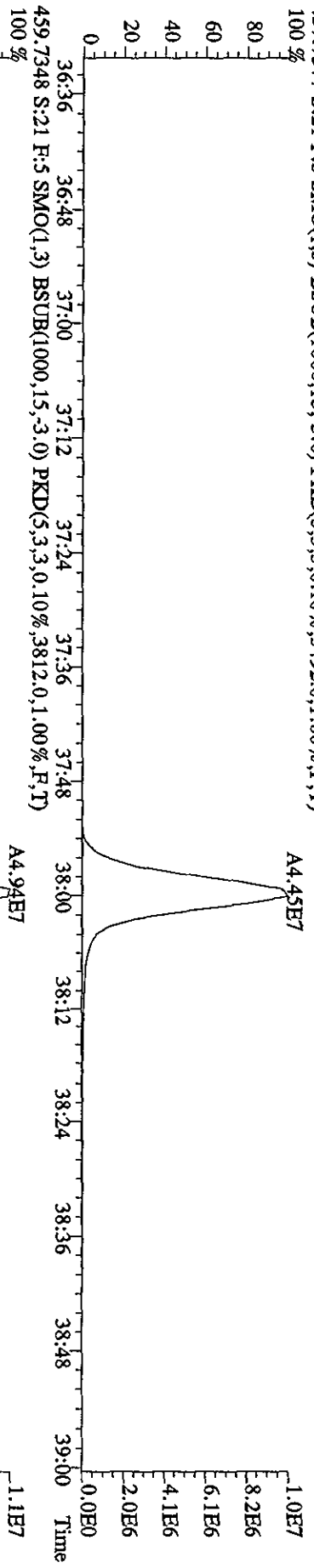
File:19AP104D5 #1-198 Acq:19-APR-2010 23:50:37 GC EI+ Voltage SIR Autospec-UltimaE
 Sample#21 Text:CP0419A :DB-5 CPSM 3732-05 Exp:DIOXINRES8290A
 423.7766 S:21 F:4 SMO(1,3) BSUB(1000,15,-3,0) PKD(5,3,3,0.10%,8488,0.1,00%,F,T)
 100%



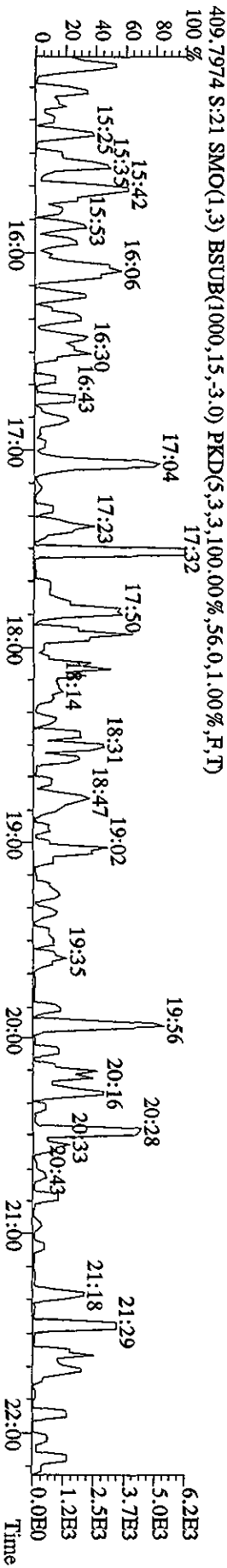
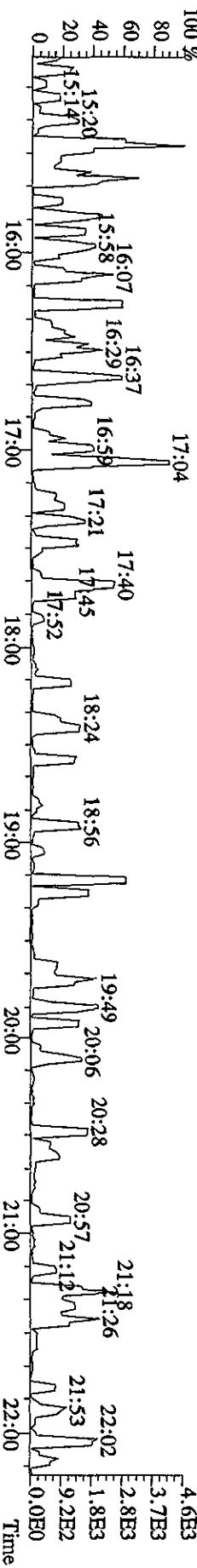

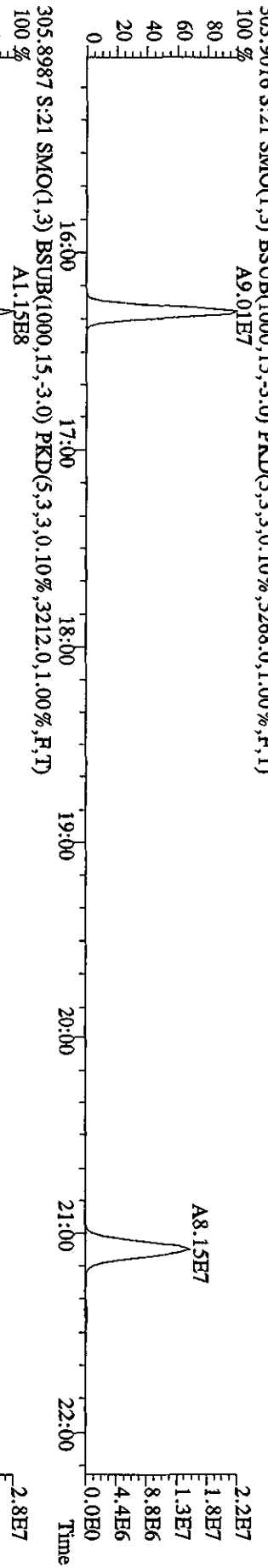
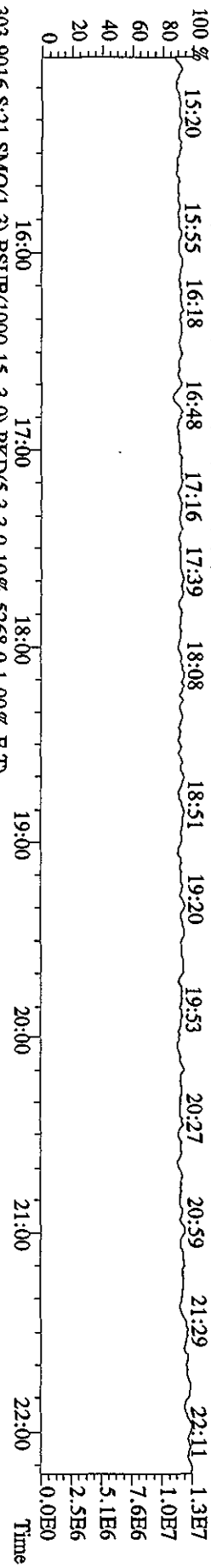
File:19AP104D5 #1-190 Acq:19-APR-2010 23:50:37 GC EI+ Voltage SIR Autospec-Ultimate
 Sample#21 Text:CP0419A :DB-5 CPSM 3732-05 Exp:DIOXINRES8290A
 441.7428 S:21 F:5 SMO(1,3) BSUB(1000,15,-3.0) PKD(5,3,3,0,10%,8340,0,1.00%,F,T)

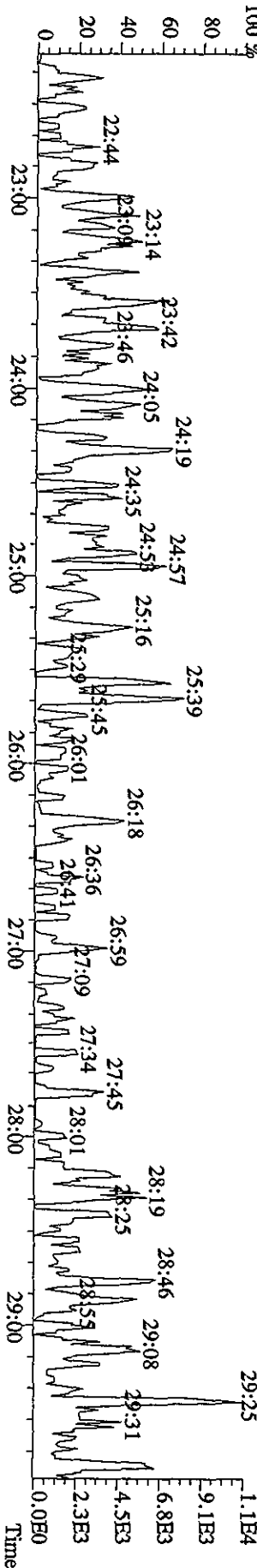
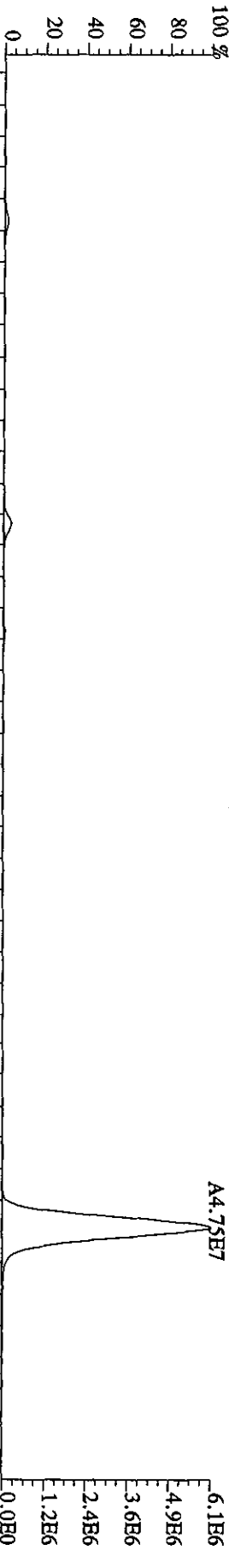



File:19AP104D5 #1-190 Acq:19-APR-2010 23:50:37 GC EI + Voltage SIR Autospec-UrtimaE
 Sample#21 Text:CP0419A :DB-5 CP5M 3732-05 Exp:DIOXINRES8290A
 457.7377 S:21 F:5 SMO(1,3) BSUB(1000,15,-3.0) PKD(5,3,3,0.10%,5492.0,1.00%,F,T)

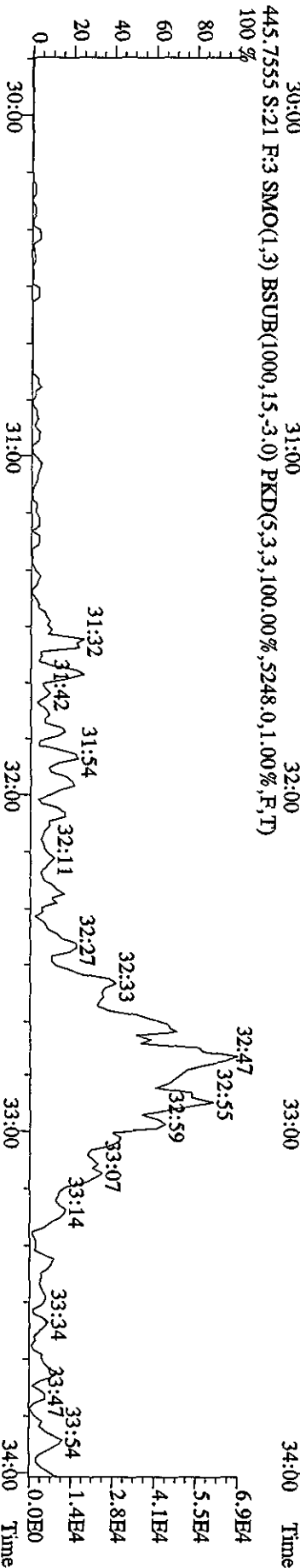

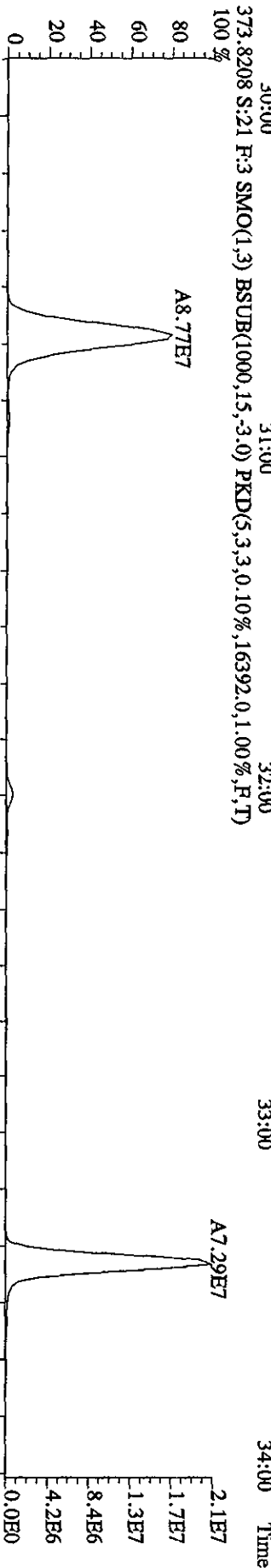
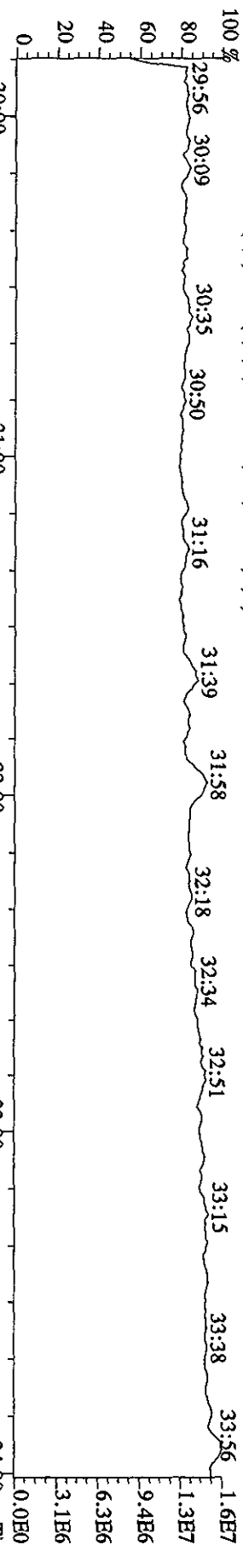


File: 19AP104D5 #1-435 Acq: 19-APR-2010 23:50:37 GC EI+ Voltage SIR Autospec-Diurnal
 Sample#21 Text: CP0419A :DB-5 CPM 3732-05 Exp: DIOXINRES8290A
 354.9792 S:21 SMO(1.3) PKD(5.3,3,100.00%,0.0,1.00%,F,T)

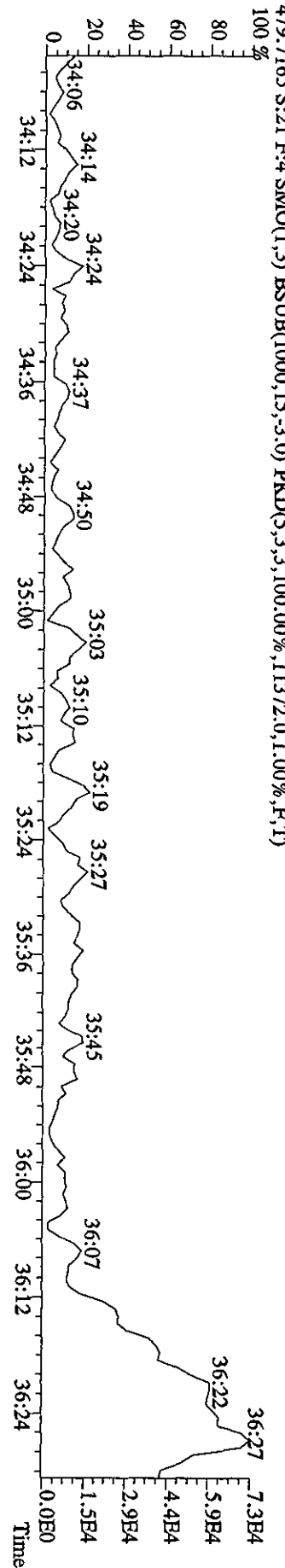
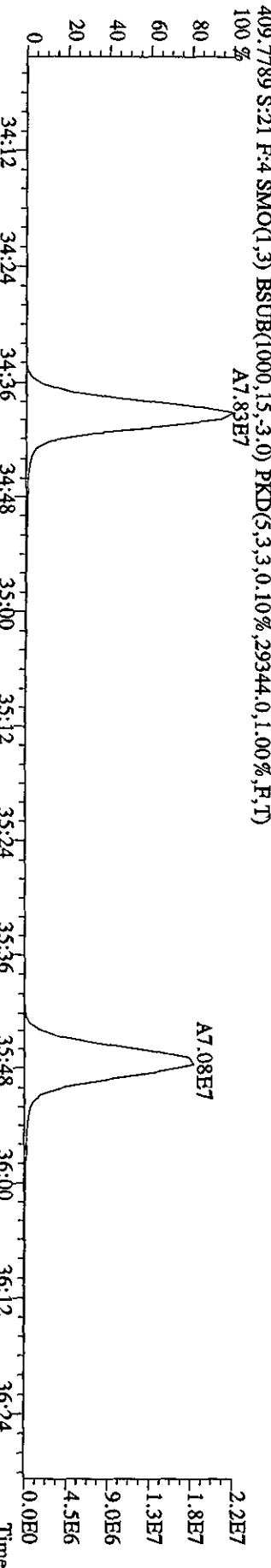
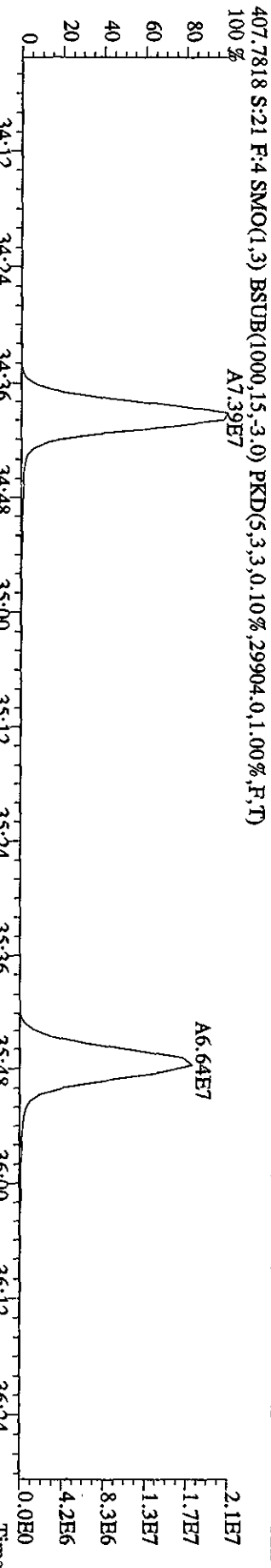
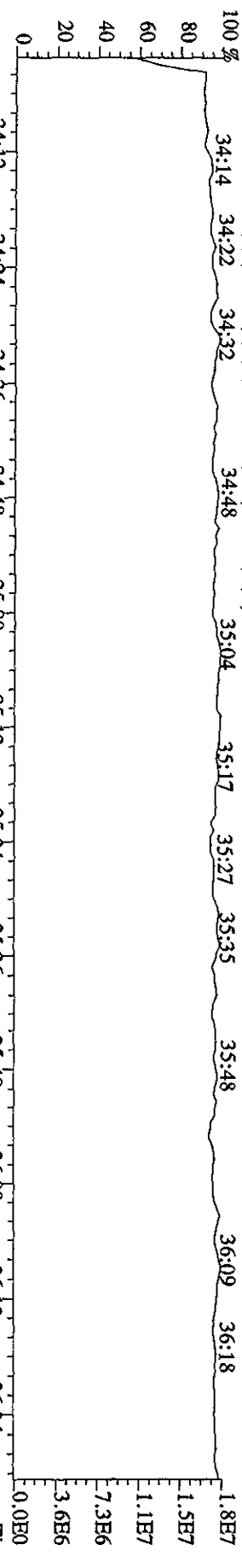




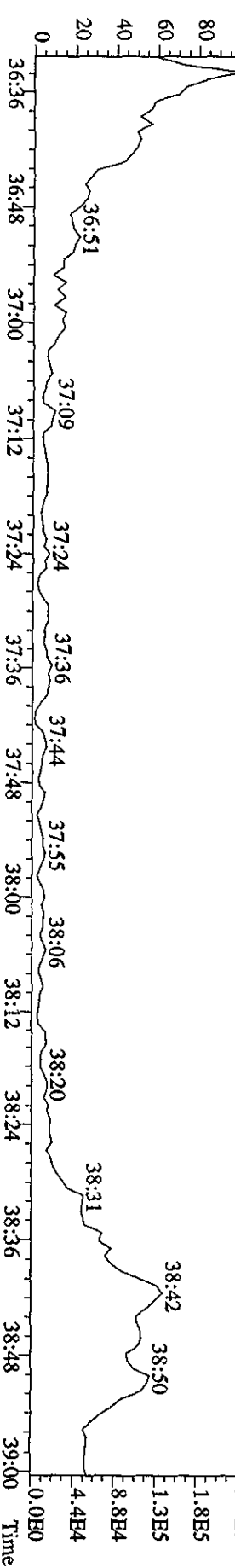
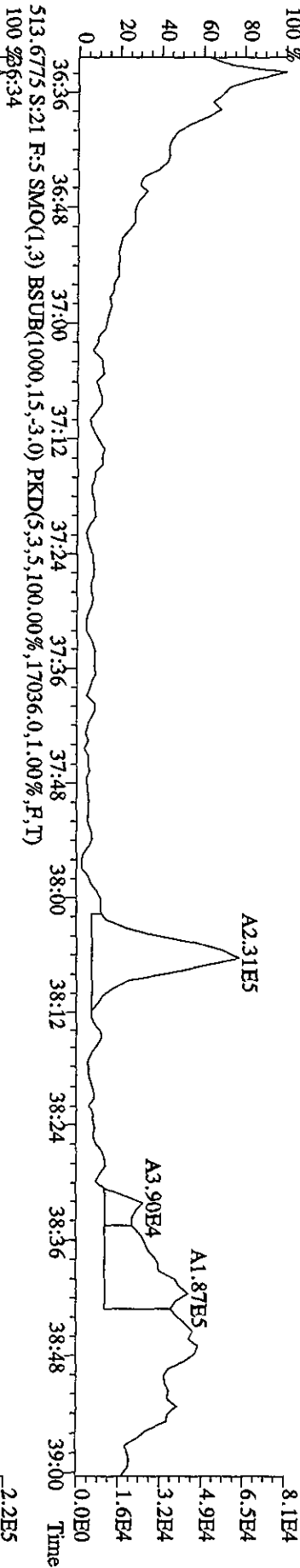
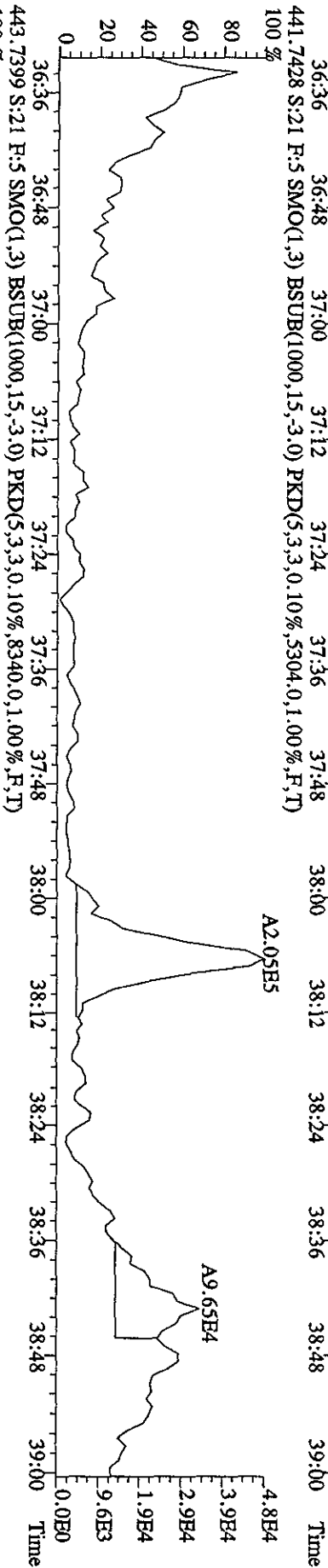

File:19API04D5 #1-317 Acq:19-APR-2010 23:50:37 GC EI+ Voltage:50V SIR Autospec-Ultimate
 Sample#21 Text:CP0419A :DB-5 CPSM 3732-05 Exp:DIOXINRES8290A
 430.9728 S:21 F:3 SMO(1.3) PKD(5.3,3,100.00%,0.0,1.00%,F,T)



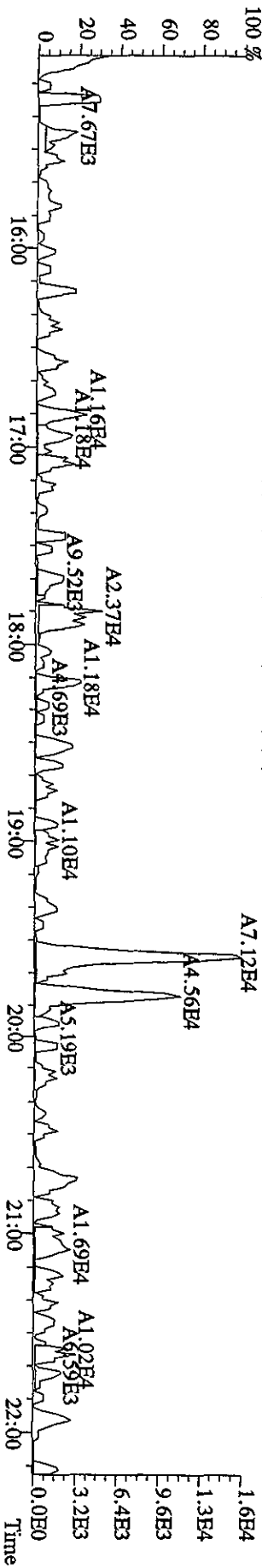
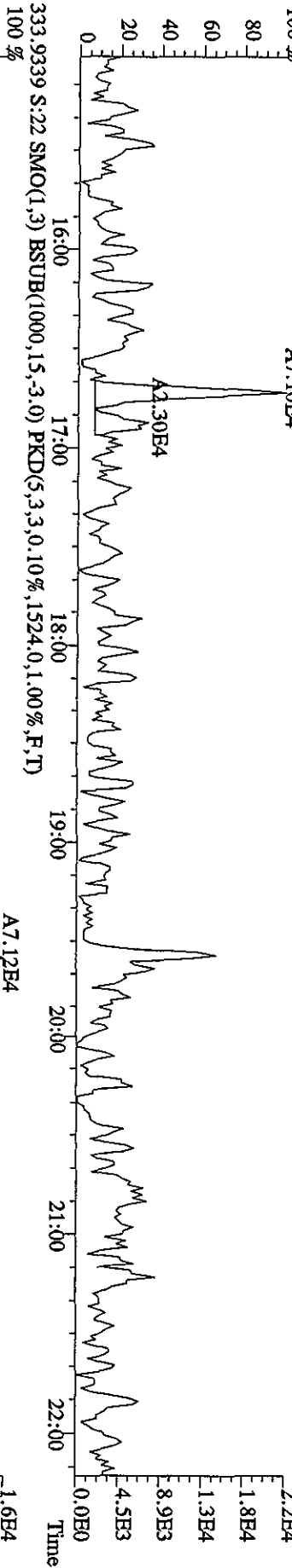
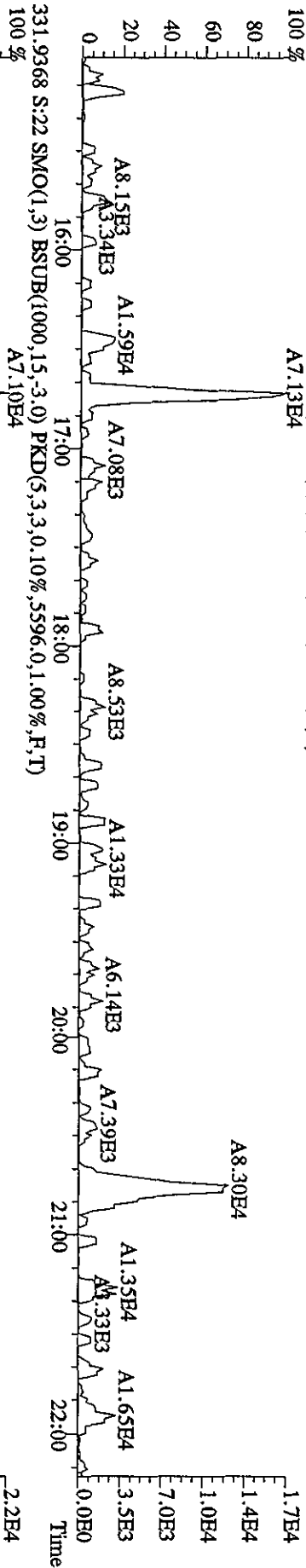
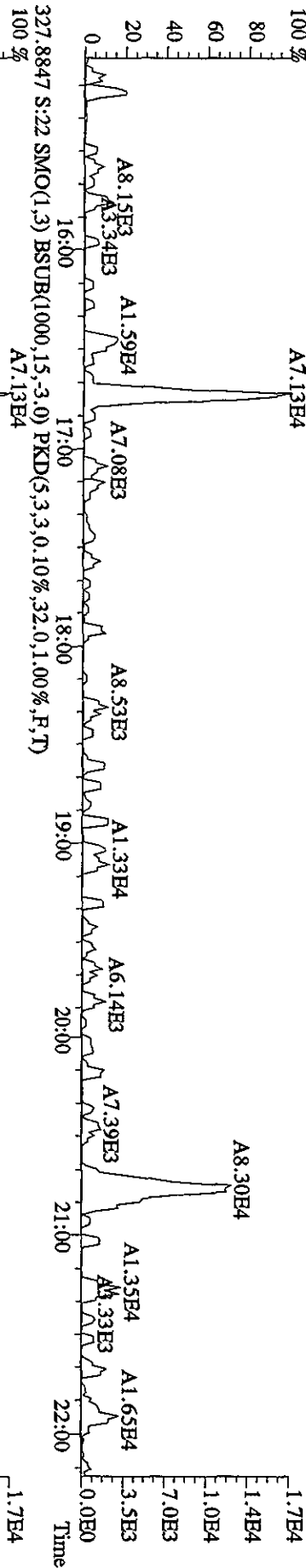
File:19AP104D5 #1-198 Acq:19-APR-2010 23:50:37 GC EI+ Voltage SIR Autospec-UltimaF
 Sample#21 Text:CP0419A :DB-5 CPM 3732-05 Exp:DIOXINRES8290A
 430.9728 S:21 F:4 SMO(1.3) PKD(5,3,3,100.00%,0.0,1.00%,F,T)



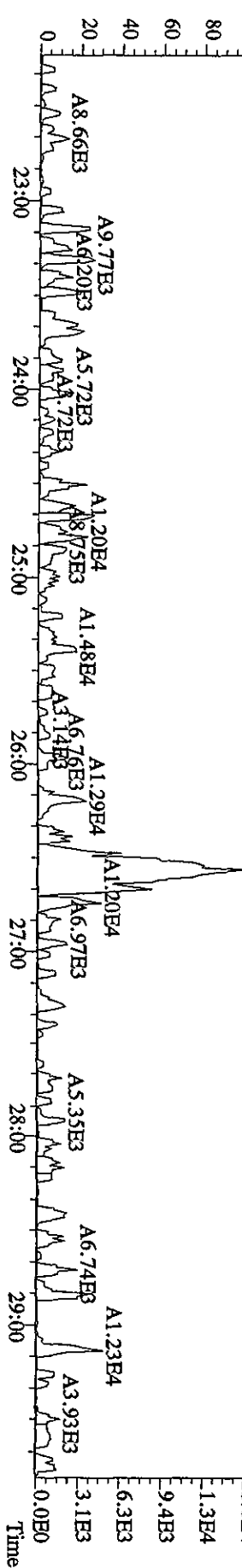
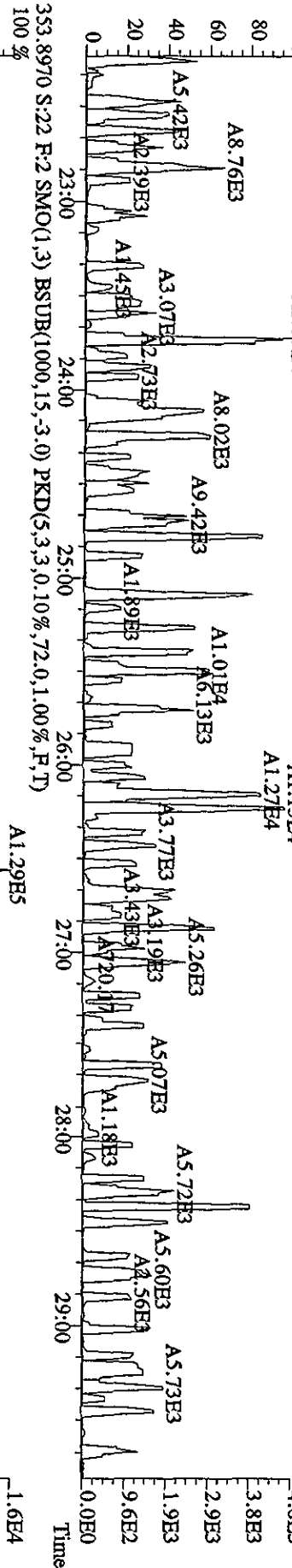
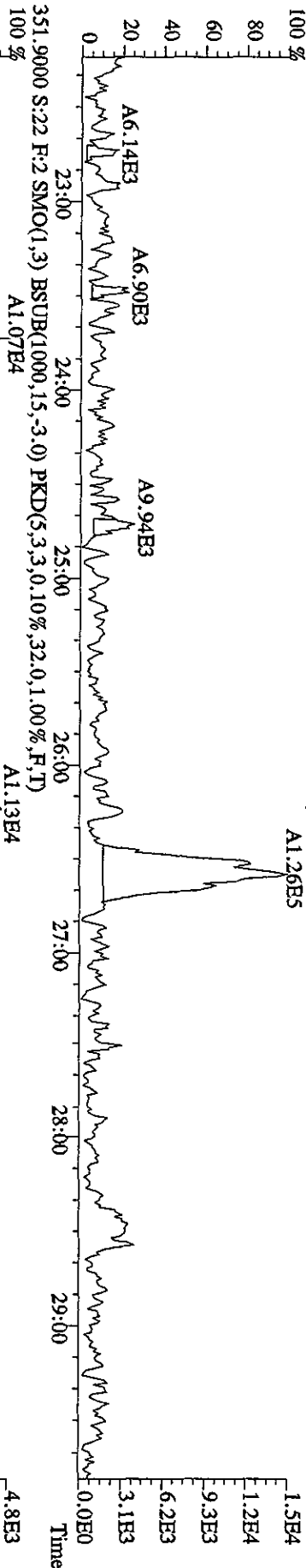
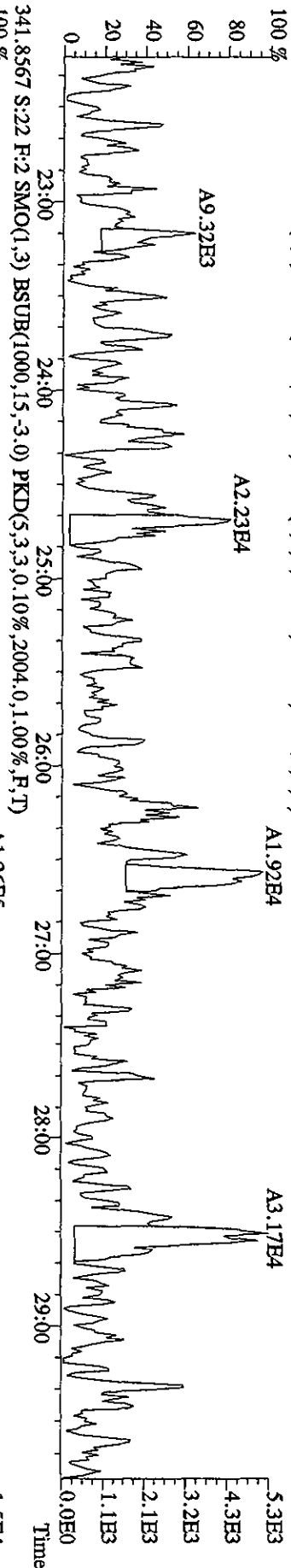
File: 19AP104D5 #1-190 Acq: 19-APR-2010 23:50:37 GC EI+ Voltage SIR Autospec-DitmaB
 Sample#21 Text: CP0419A :DB-5 CPSM 3732-05 Exp: DIOXINRES8290A



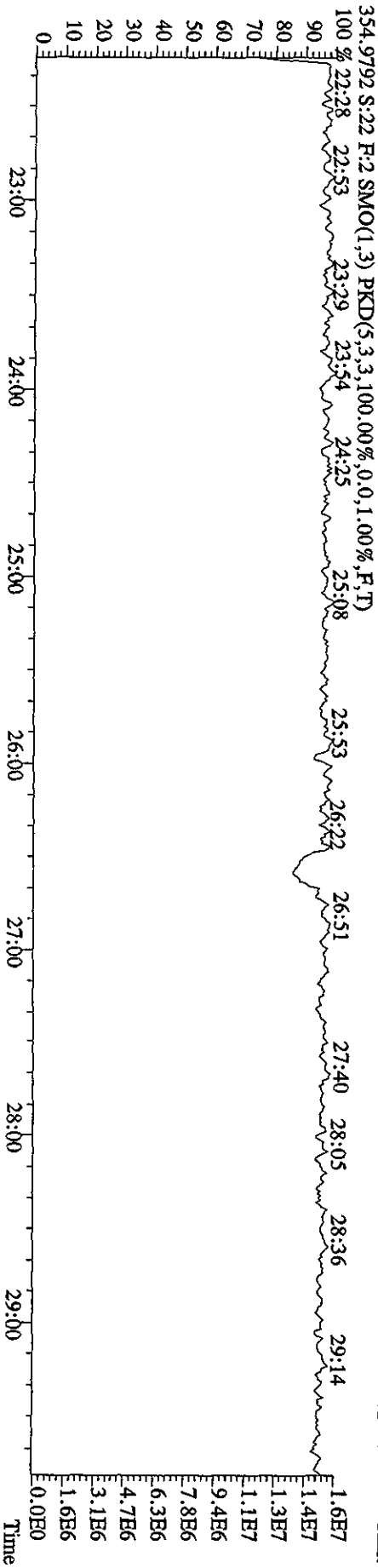
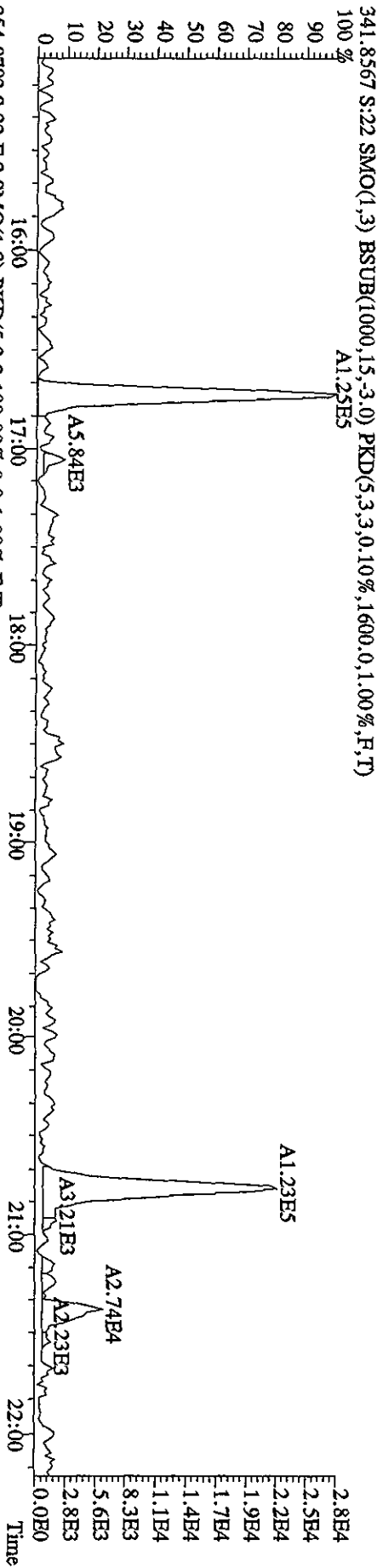
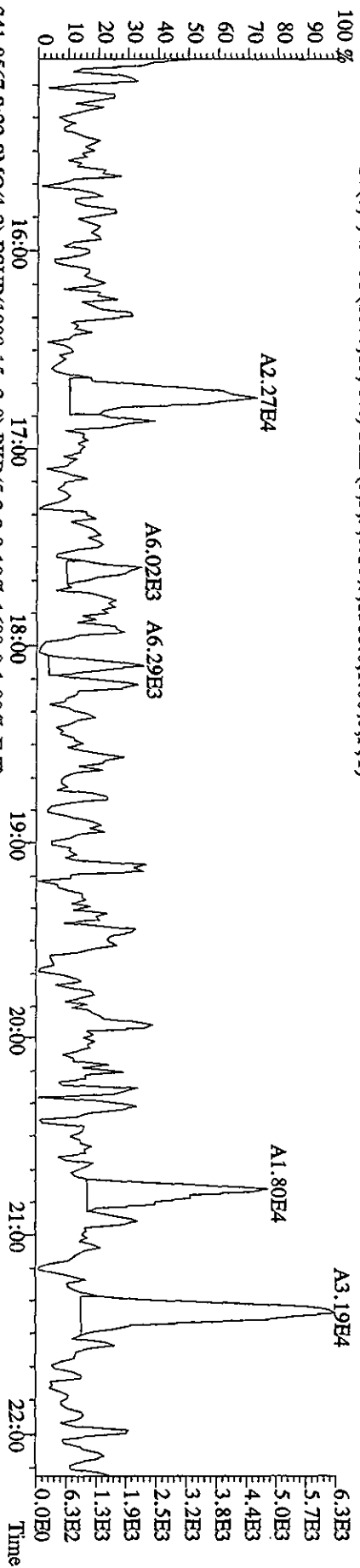
File:19AP104D5 #1-434 Acq:20-APR-2010 00:34:39 GC EI+ Voltage SIR Autospec-UtimaE
 Sample#22 Text:SB0419B :Solvent Blank C-14 Exp:DIOXINRES8290A
 327.8847 S:22 SMO(1,3) BSUB(1000,15,-3.0) PKD(5,3,3,0.10%,32.0,1.00%,F,T)
 100 % A7.13E4



File:19ADP104D5 #1-604 Acq:20-APR-2010 00:34:39 GC EI+ Voltage SIR Autospec-UltimaE
 Sample#22 Text:SB0419B :Solvent Blank C-14 Exp:DIOXINRES8290A
 339.8597 S:22 F:2 SMO(1,3) BSUB(1000,15,-3.0) PKD(5,3,3,0.10%,1896.0,1.00%,F,T)

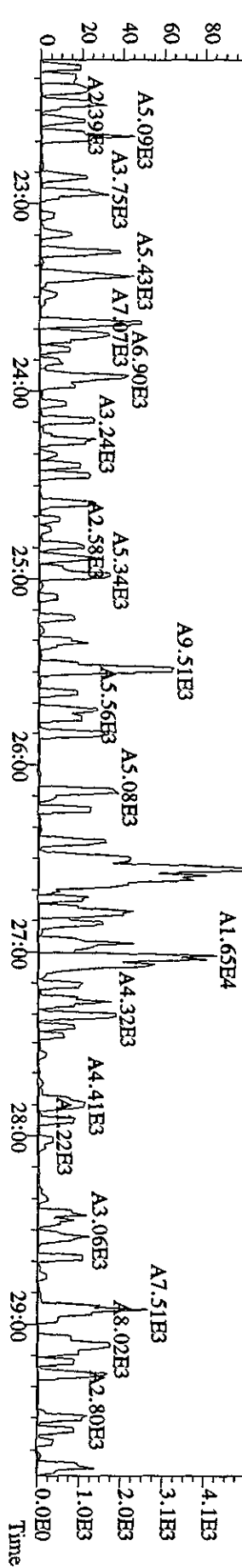
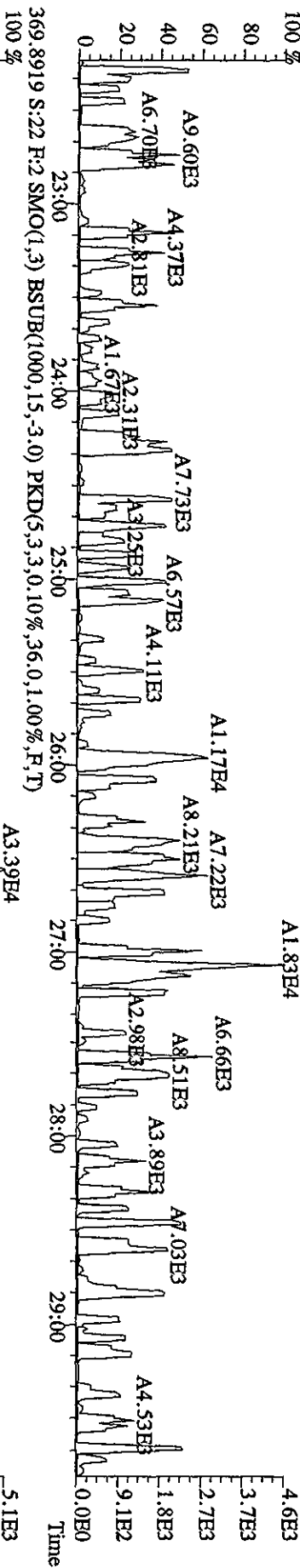
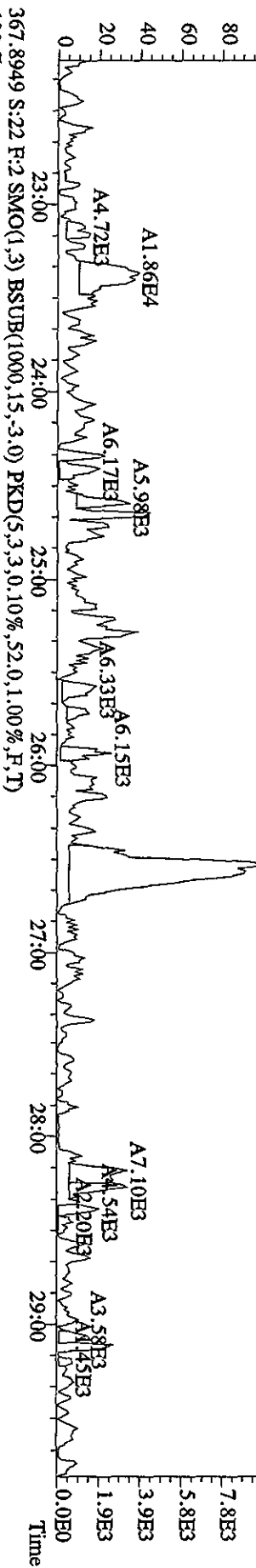
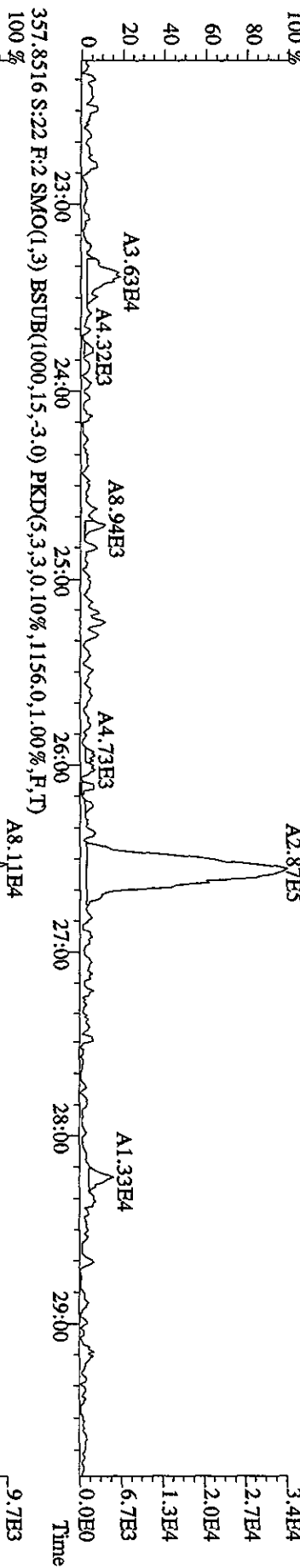


File:19AP104D5 #1-434 Acq:20-APR-2010 00:34:39 GC EI+ Voltage SIR Autospec-Ultimate
 Sample#22 Text:SB0419B :Solvent Blank C-14 Exp:DIOXINRES8290A
 339.8597 S:22 SMO(1,3) BSUB(1000,15,-3.0) PKD(5,3,3,0.10%,1.588,0.1,1.00%,F,T)

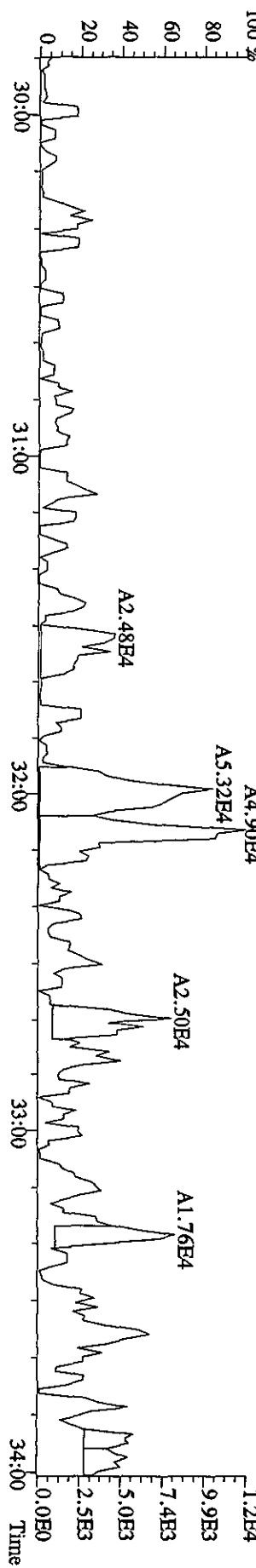
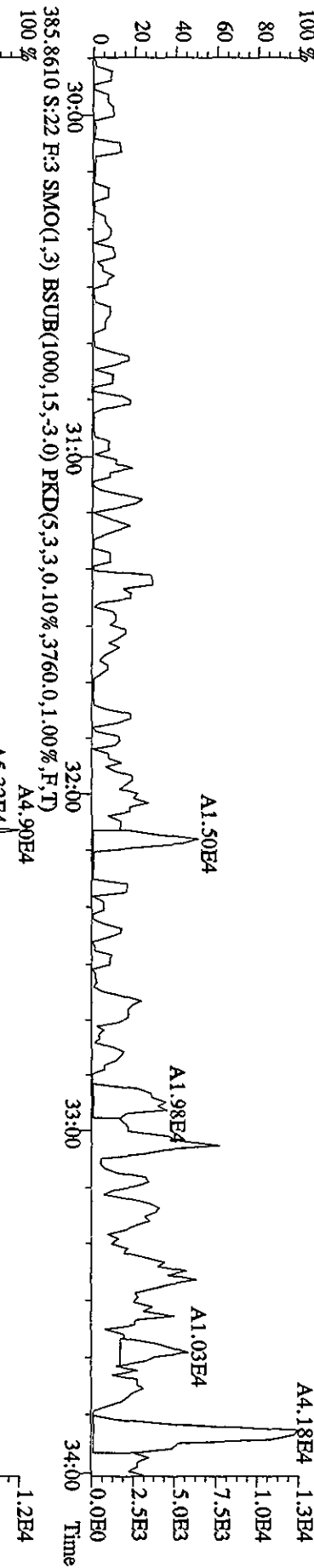
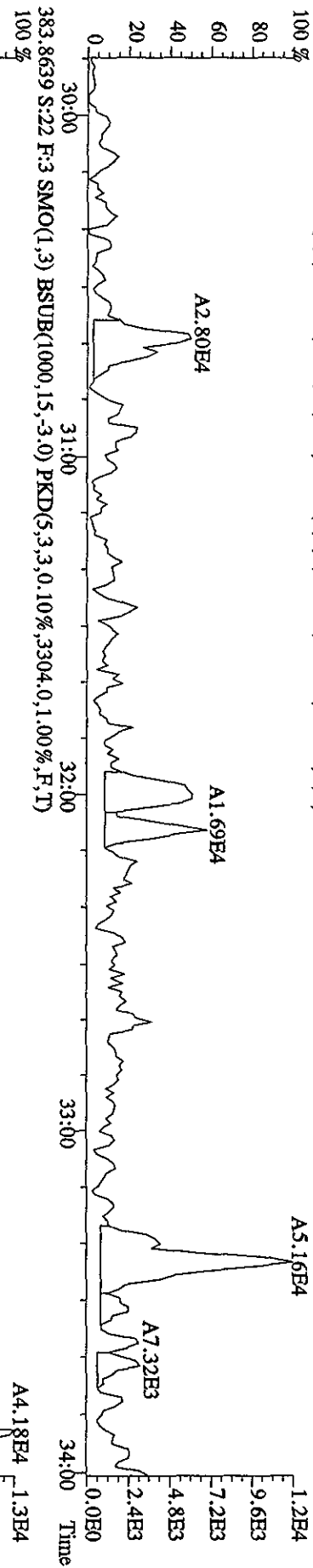
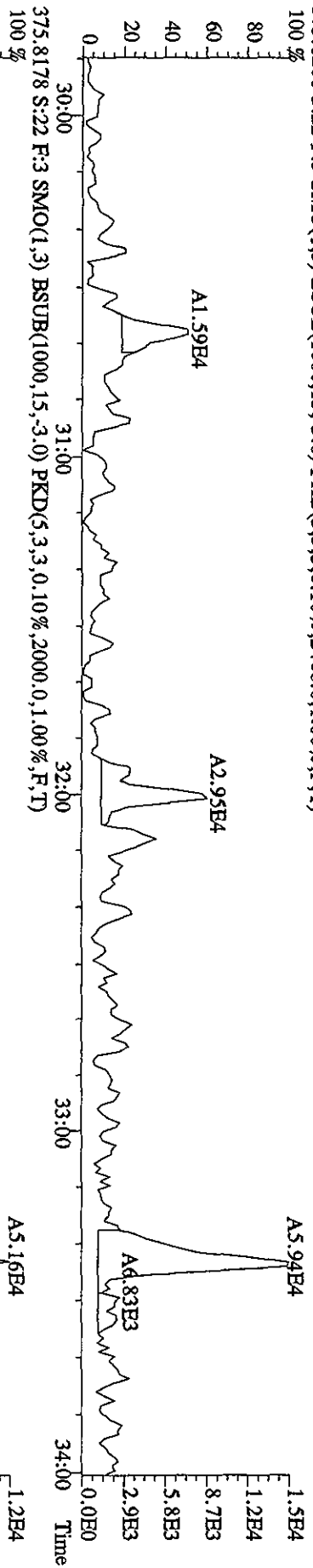


File:19AP104D5 #1-604 Acq:20-APR-2010 00:34:39 GC EI+ Voltage:19V Autospec-UltimaB
Sample#22 Text:SB0419B :Solvent Blank C-14 Exp:DIOXINRES8290A

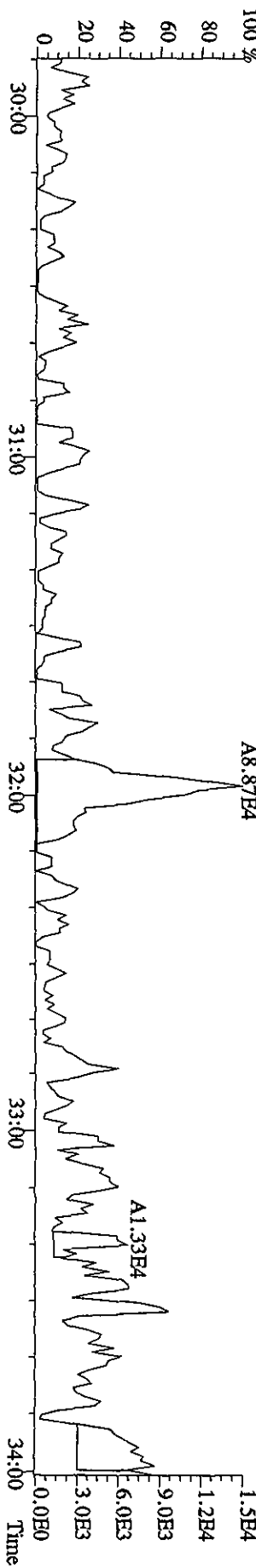
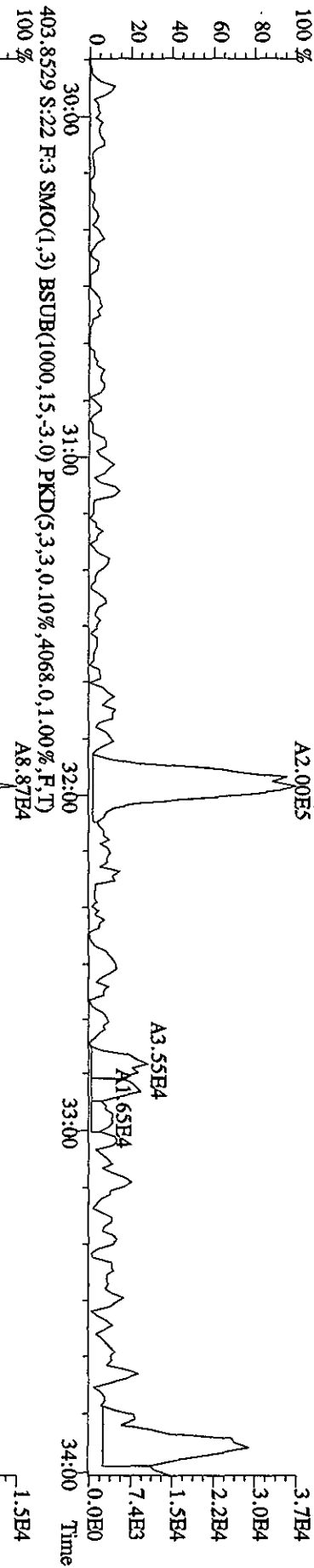
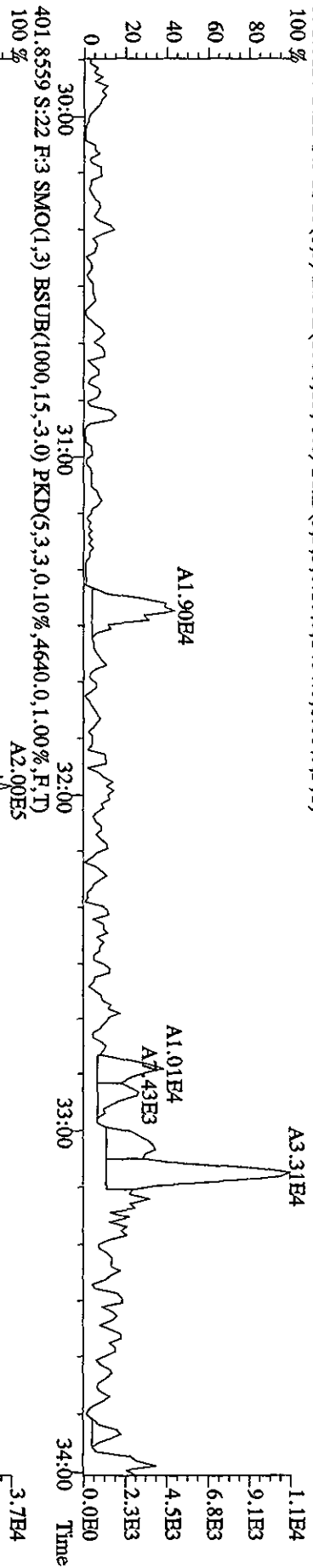
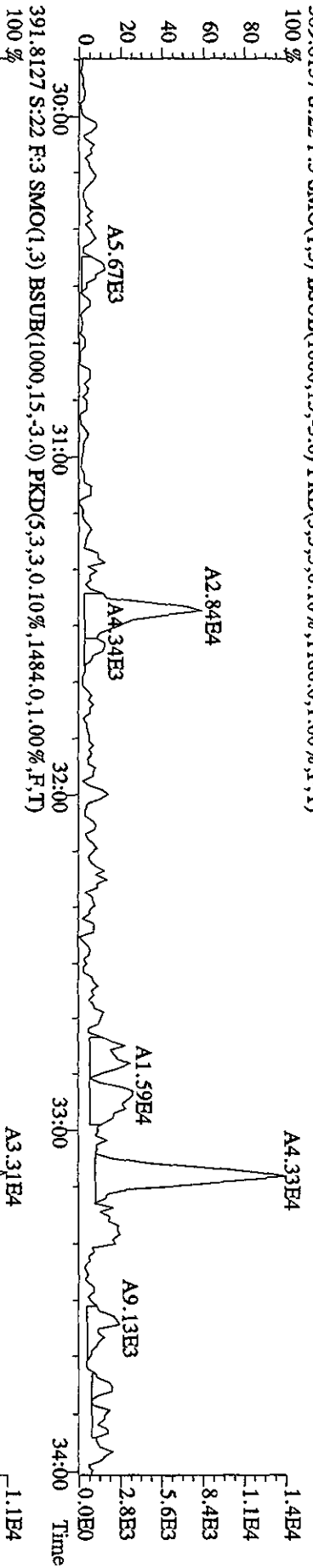
355.8546 S:22 F:2 SMO(1,3) BSUB(1000,15,-3,0) PKD(5,3,3,0.10%,1700,0.1,0.00%,F,T)



File:19AP104D5 #1-317 Acq:20-APR-2010 00:34:39 GC EI+ Voltage SIR Autospec-Ultimate
 Sample#22 Text:SB0419B :Solvent Blank C-14 Exp:DIOXINRES8290A
 373.8208 S:22 F:3 SMO(1,3) BSUB(1000,15,-3.0) PKD(5,3,3,0.10%,2468,0,1.00%,F,T)




File:19AP104D5 #1-317 Acq:20-APR-2010 00:34:39 GC EI+ Voltage SIR Autospec-Ultimate
 Sample#22 Text:SB0419B :Solvent Blank C-14 Exp:DIOXINRES8290A
 389.8157 S:22 F:3 SMO(1,3) BSUB(1000,15,-3.0) PKD(5,3,3,0.10%,1180.0,1.00%,F,T)



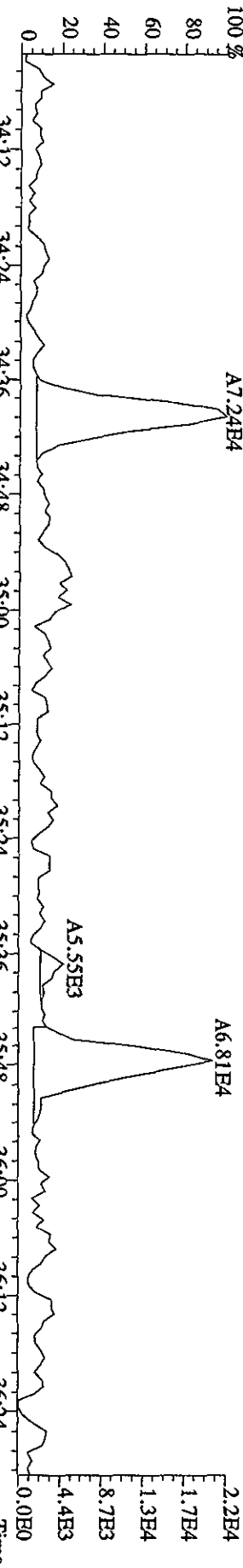
File:19AP104D5 #1-198 Acq:20-APR-2010 00:34:39 GC HI+ Voltage SIR Autospec-UltimaE

Sample#22 Text:SB0419B :Solvent Blank C-14 Exp:DIOXINRES8290A

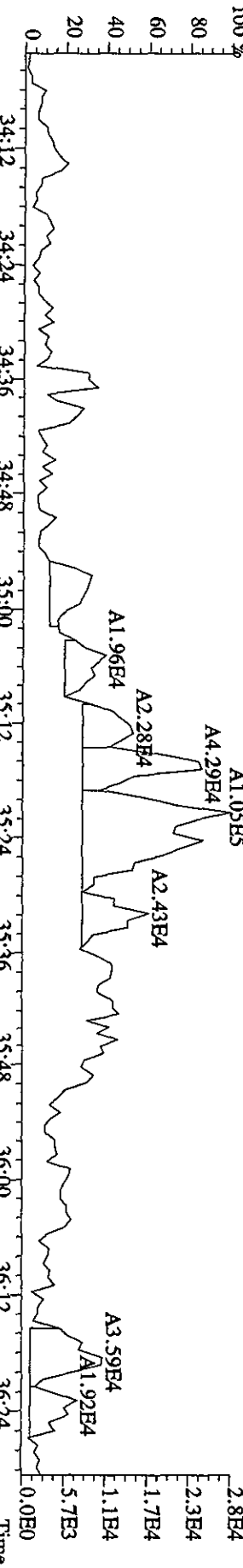
407.7818 S:22 F:4 SMO(1,3) BSUB(1000,15,-3.0) PKD(5,3,3,0,10%,3792.0,1.00%,F,T)



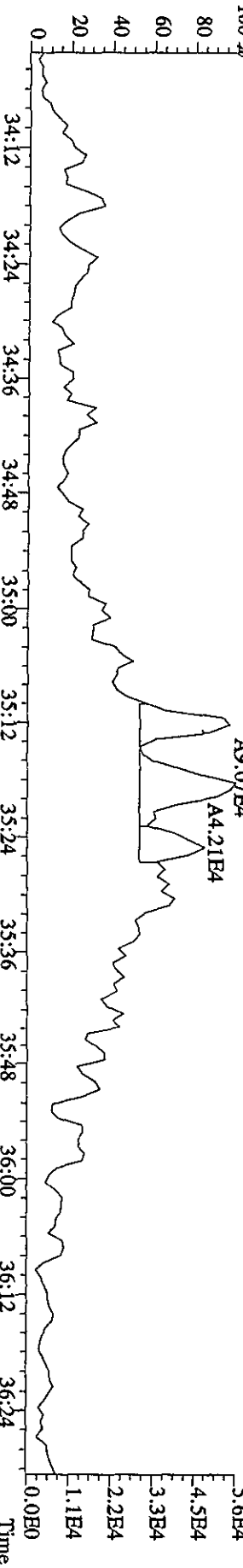
409.7789 S:22 F:4 SMO(1,3) BSUB(1000,15,-3.0) PKD(5,3,3,0,10%,3008.0,1.00%,F,T)



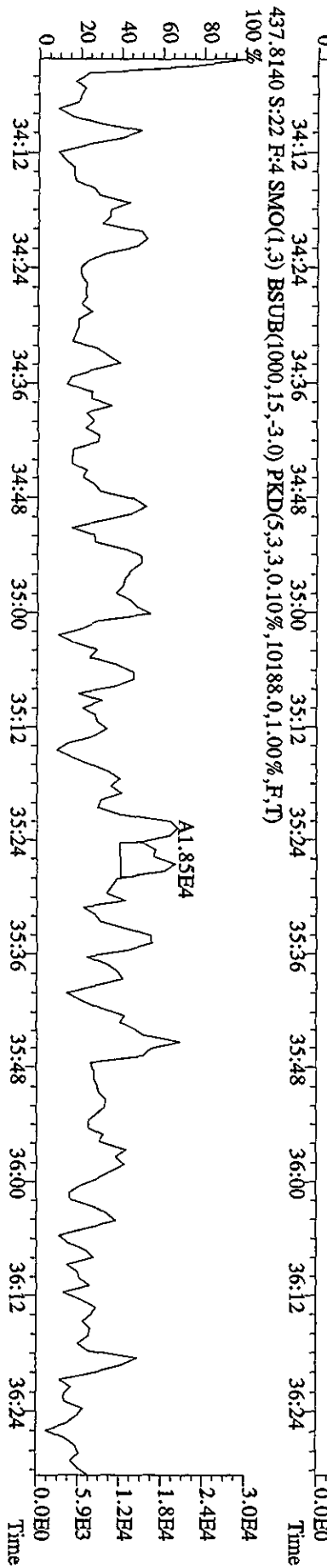
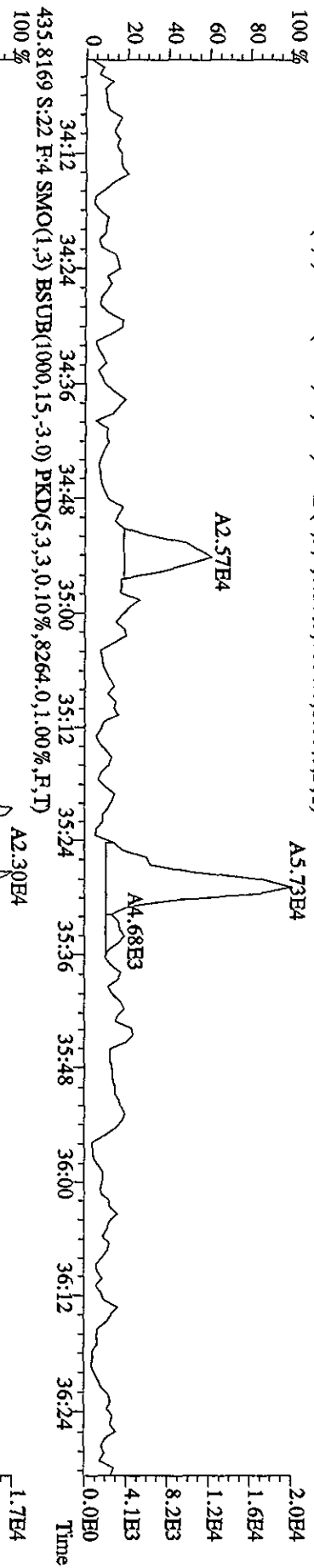
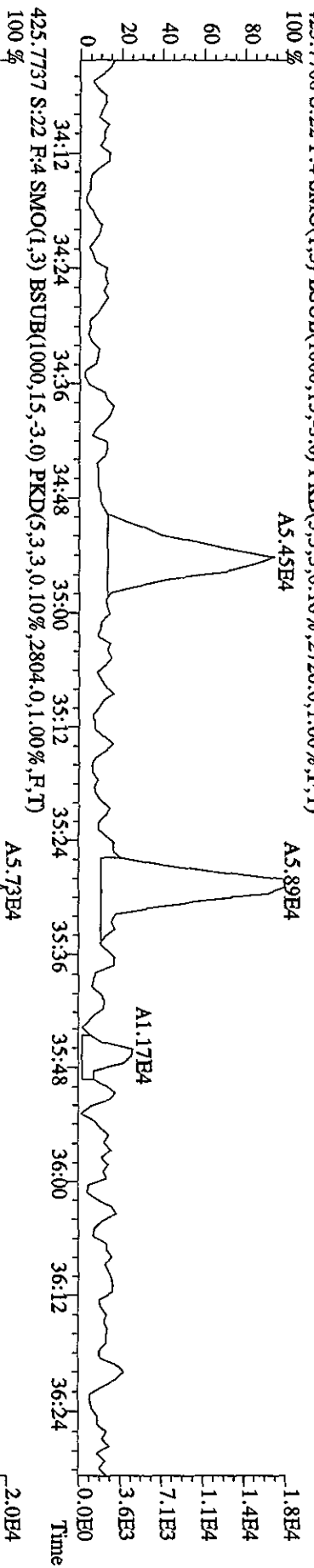
417.8253 S:22 F:4 SMO(1,3) BSUB(1000,15,-3.0) PKD(5,3,3,0,10%,5384.0,1.00%,F,T)



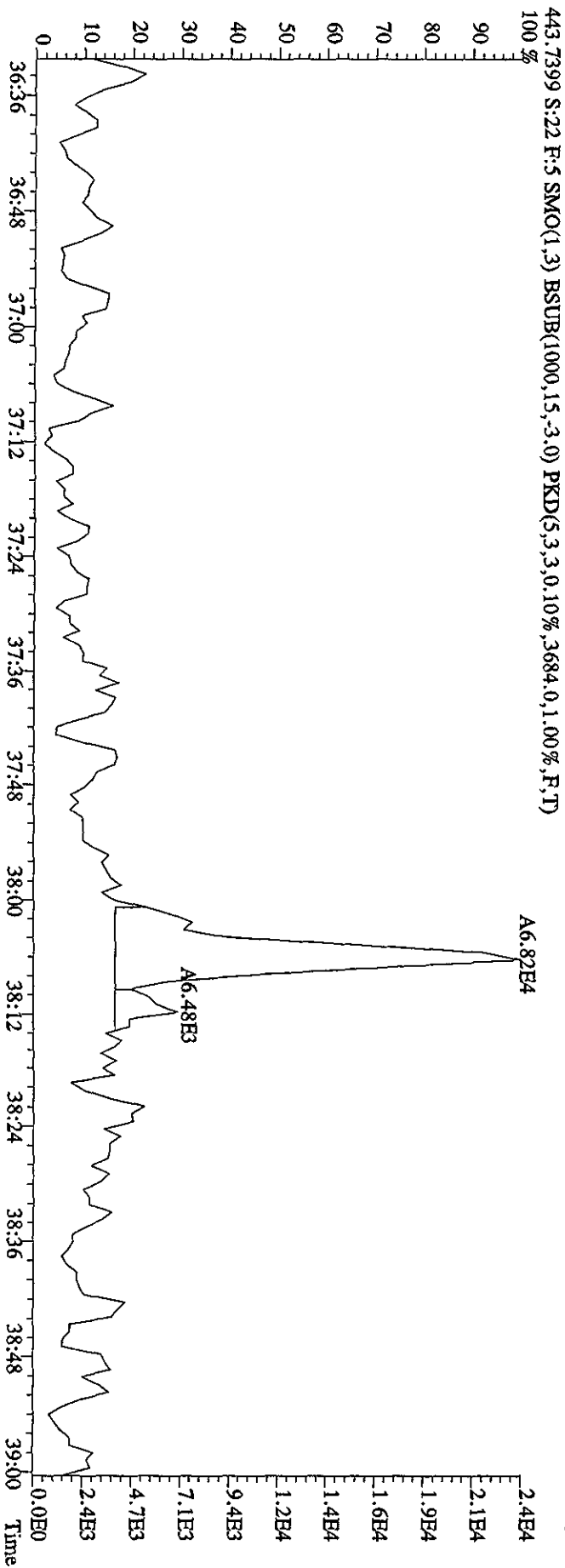
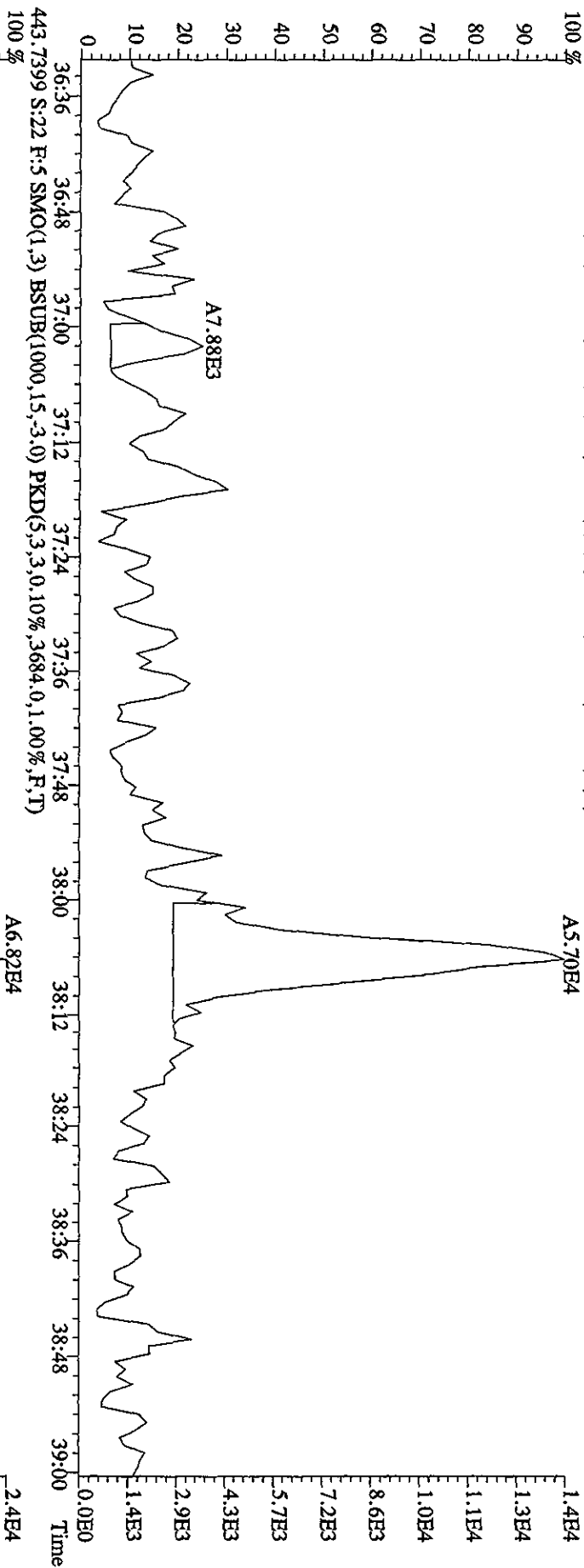
419.8220 S:22 F:4 SMO(1,3) BSUB(1000,15,-3.0) PKD(5,3,3,0,10%,16068.0,1.00%,F,T)



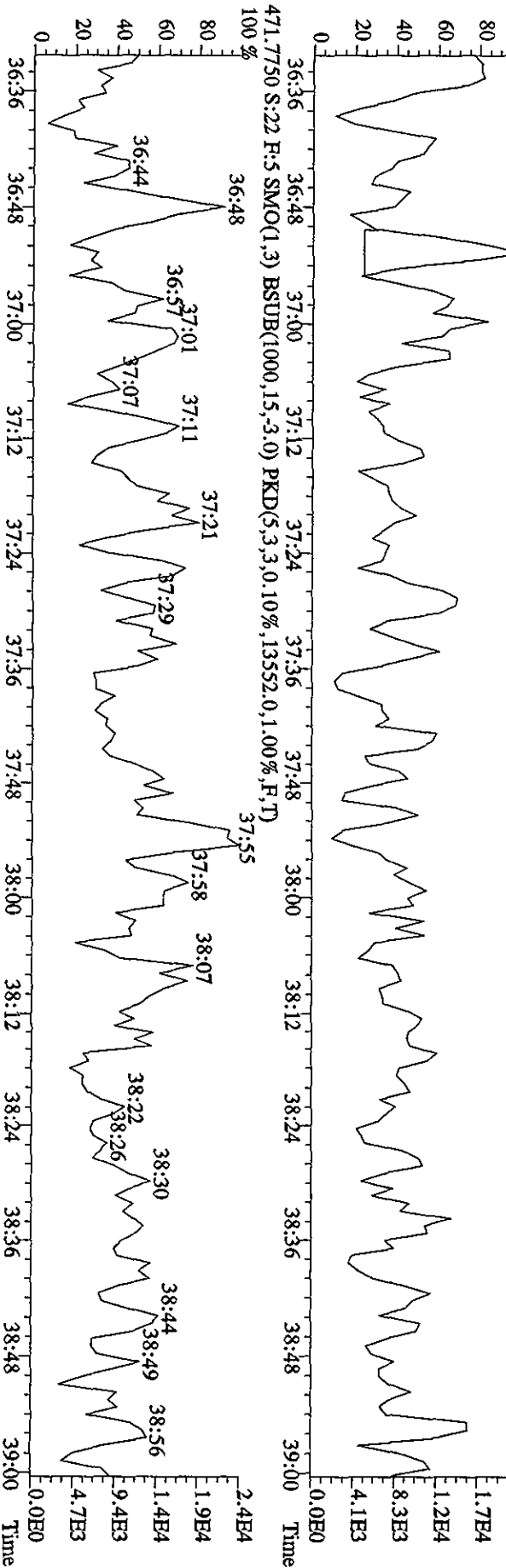
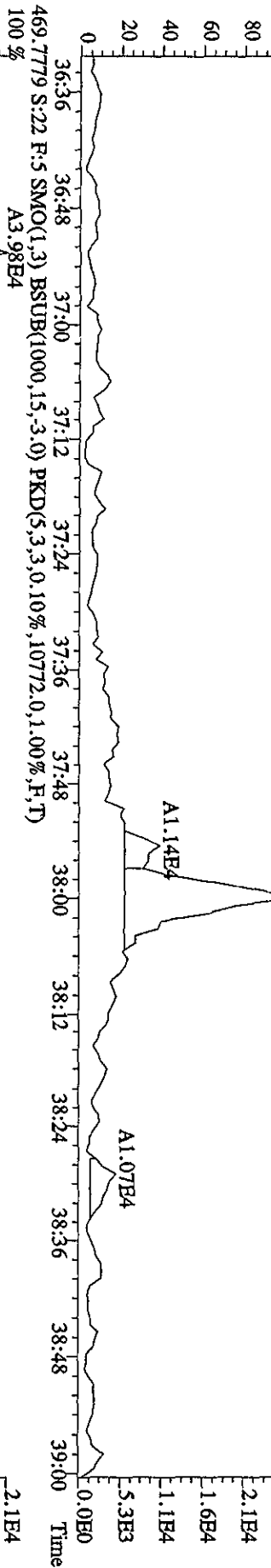
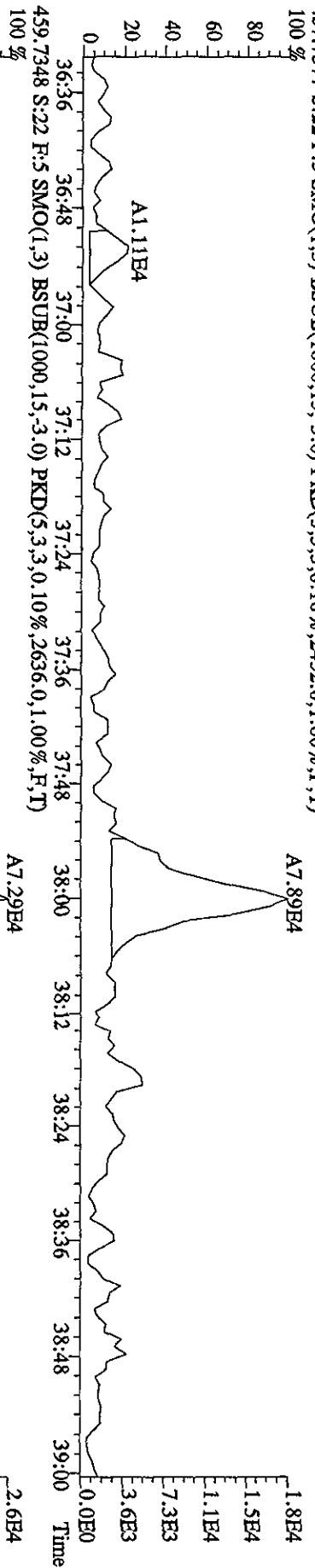
File:19AP104D5 #1-198 Acq:20-APR-2010 00:34:39 GC EI+ Voltage SIR Autospec-Ultimate
 Sample#22 Text:SB0419B :Solvent Blank C-14 Exp:DIOXINRES8290A
 423.7766 S:22 F:4 SMO(1,3) BSUB(1000,15,-3,0) PKD(5,3,3,0.10%,2720.0,1.00%,F,T)

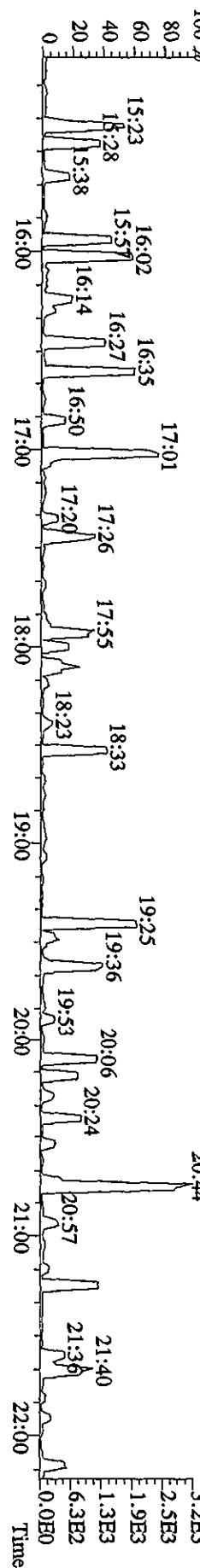
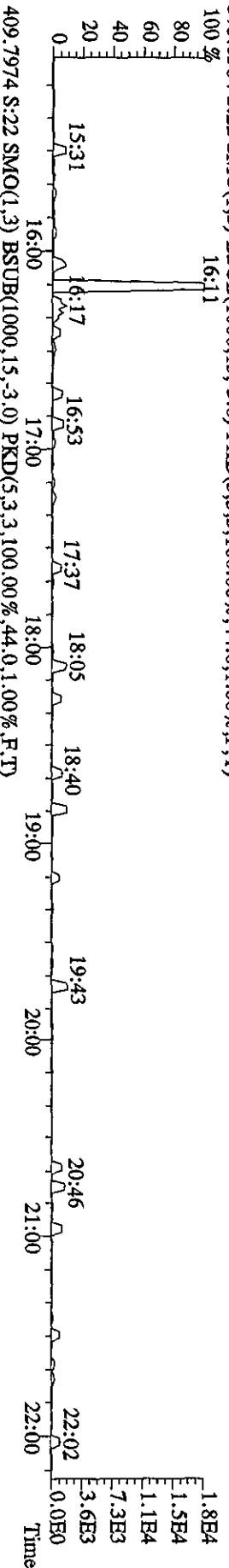
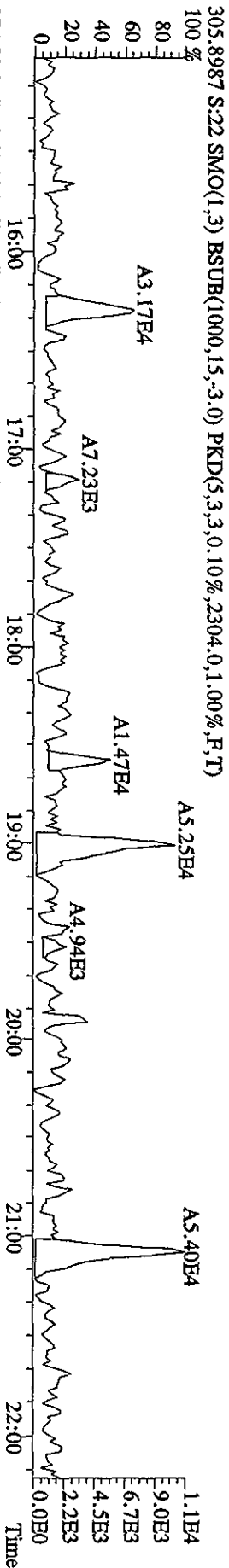
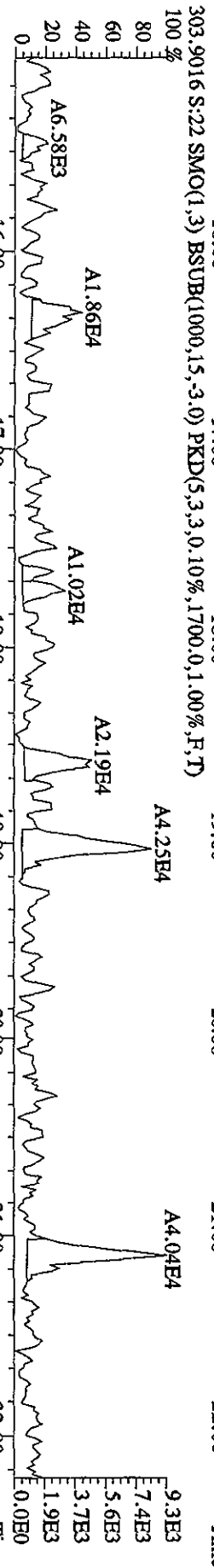
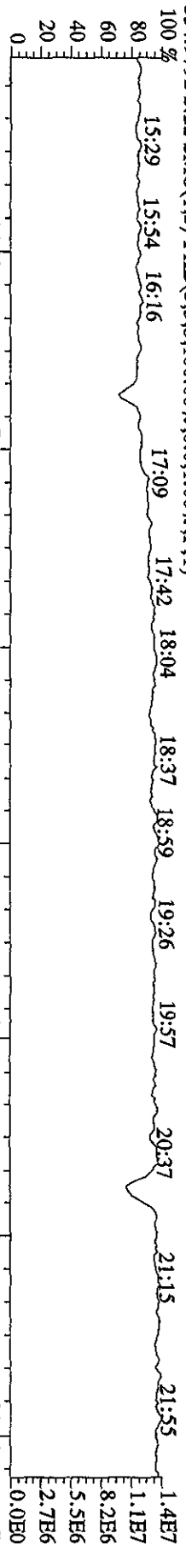


File:19AP104D5 #1-190 Acq:20-APR-2010 00:34:39 GC EI+ Voltage SIR Autospec-UltimaE
 Sample#22 Text:SB0419B :Solvent Blank C-14 Exp:DIOXINKRES8290A
 441.7428 S:22 F:5 SMO(1,3) BSUB(1000,15,-3.0) PKD(5,3,3,0,10%,2124,0,1.00%,F,T)

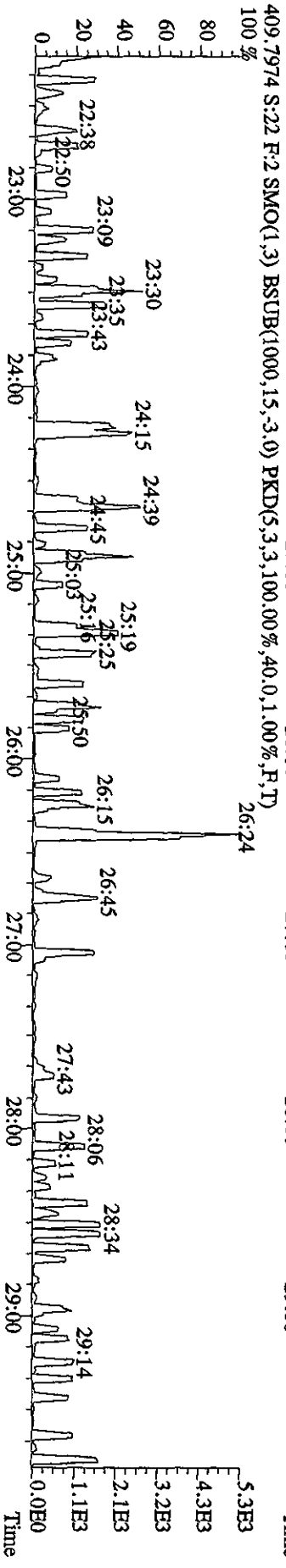
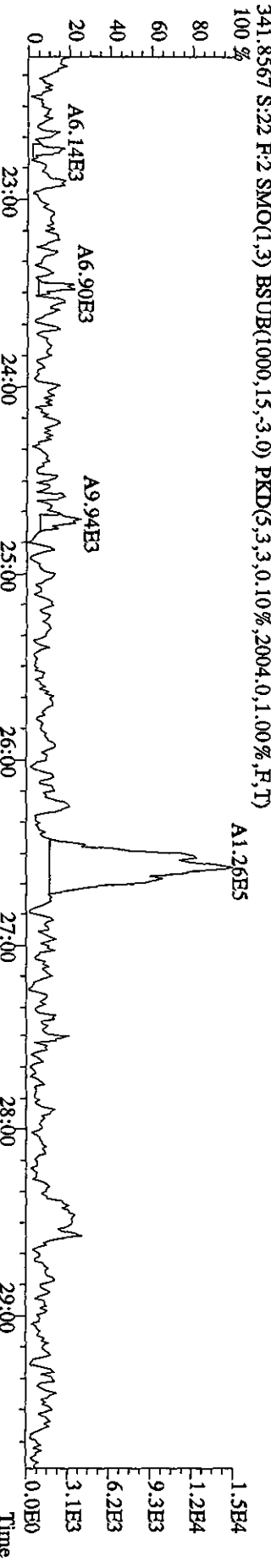
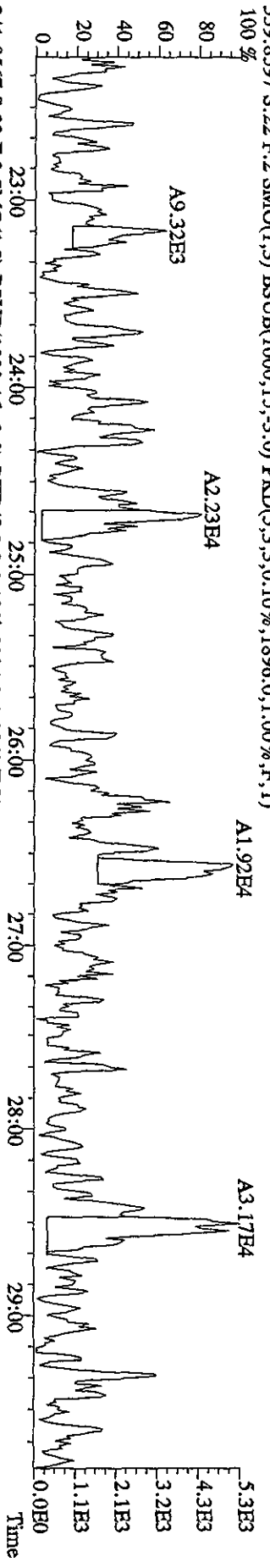
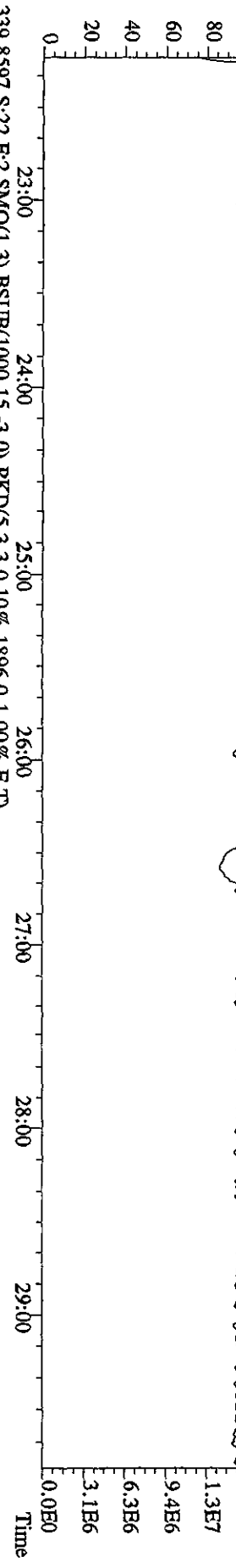


File:19API04D5 #1-190 Acq:20-APR-2010 00:34:39 GC EI+ Voltage SIR Autospec-UltimaE
 Sample#22 Text:SB0419B :Solvent Blank C-14 Exp:DIOXINRES8290A
 457.7377 S:22 F:5 SMO(1,3) BSUB(1000,15,-3,0) PKD(5,3,3,0,10%,2452.0,1.00%,F,T)

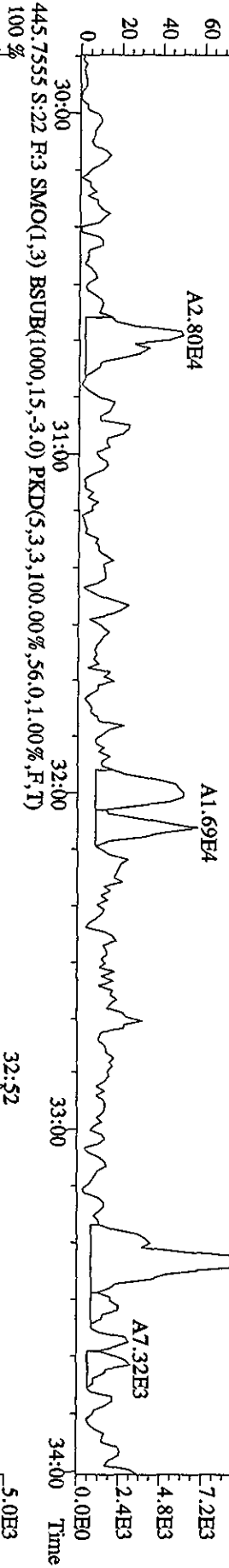
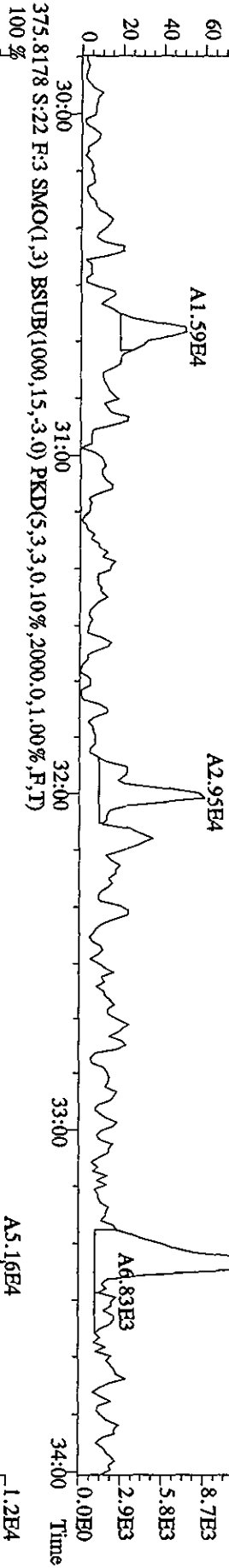
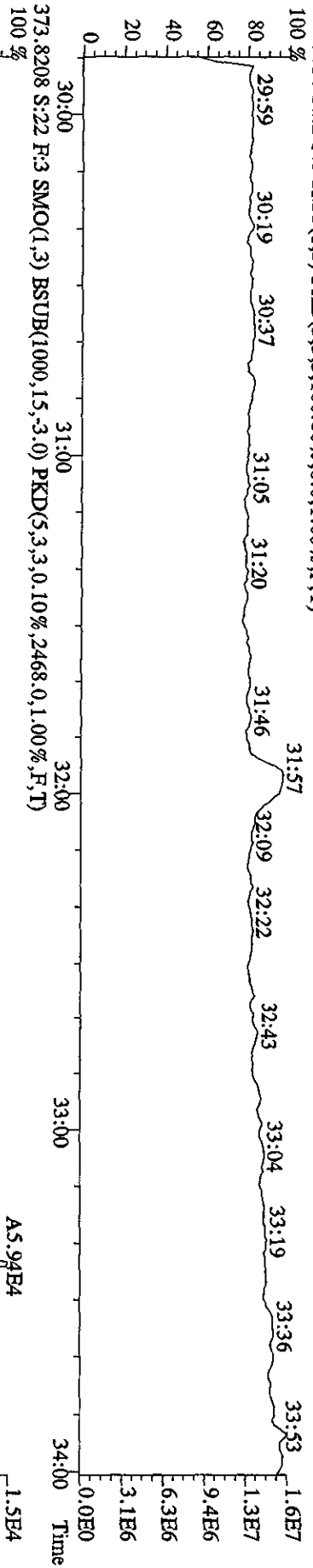




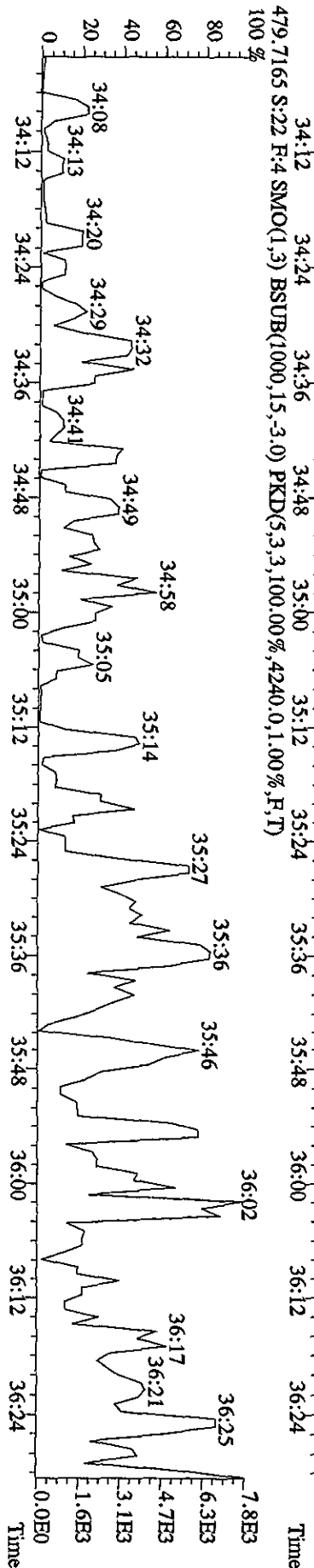
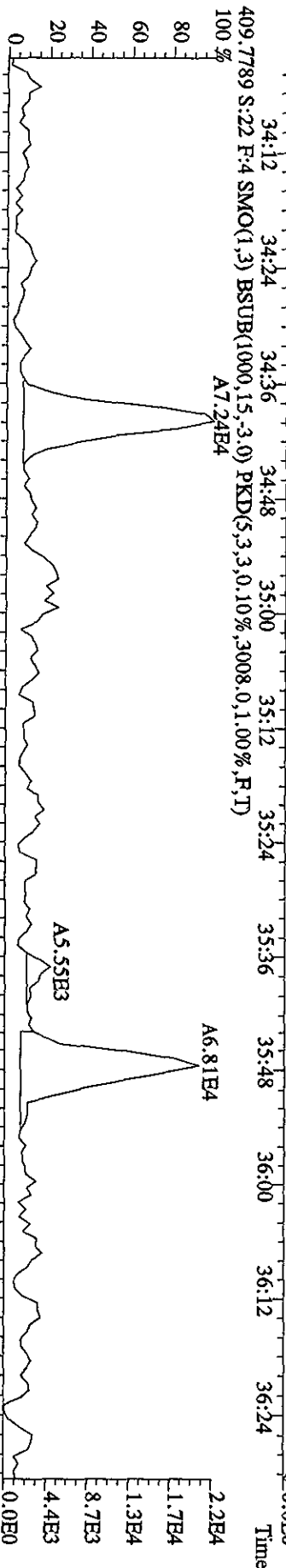

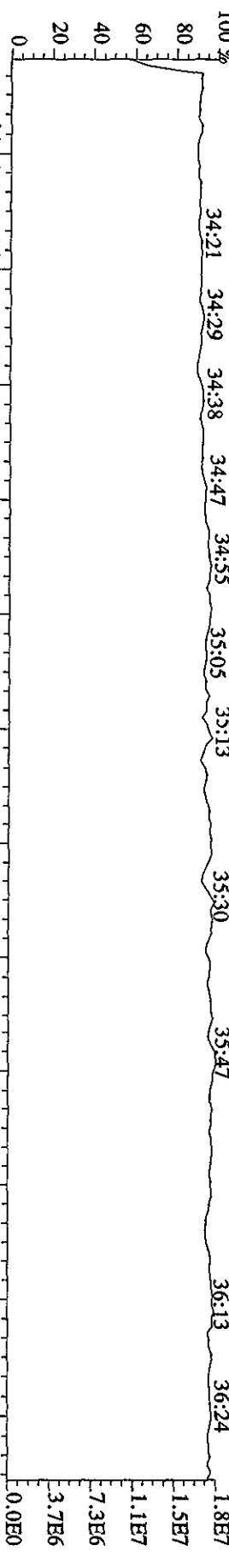
File: 19AP104D5 #1-604 Acq: 20-APR-2010 00:34:39 GC EI+ Voltage SIR Autospec-UltimaE
 Sample#22 Text: SB0419B :Solvent Blank C-14 Exp: DIOXINRES8290A
 354.9792 S:22 F:2 SMO(1,3) PKD(5,3,3,100.00%,0.0,1.00%,F,T)
 100% 22:28 22:53 23:29 23:54 24:25 25:08 25:33 26:01 26:51 27:40 28:05 28:36 29:14



File:19AP104D5 #1-317 Acq:20-APR-2010 00:34:39 GC EI+ Voltage SIR Autospec-UltimaE
 Sample#22 Text:SB0419B :Solvent Blank C-14 Exp:DIOXINRES8290A
 430.9728 S:22 F:3 SMO(1,3) PKD(5,3,3,100.00%,0.0,1.00%,F,T)

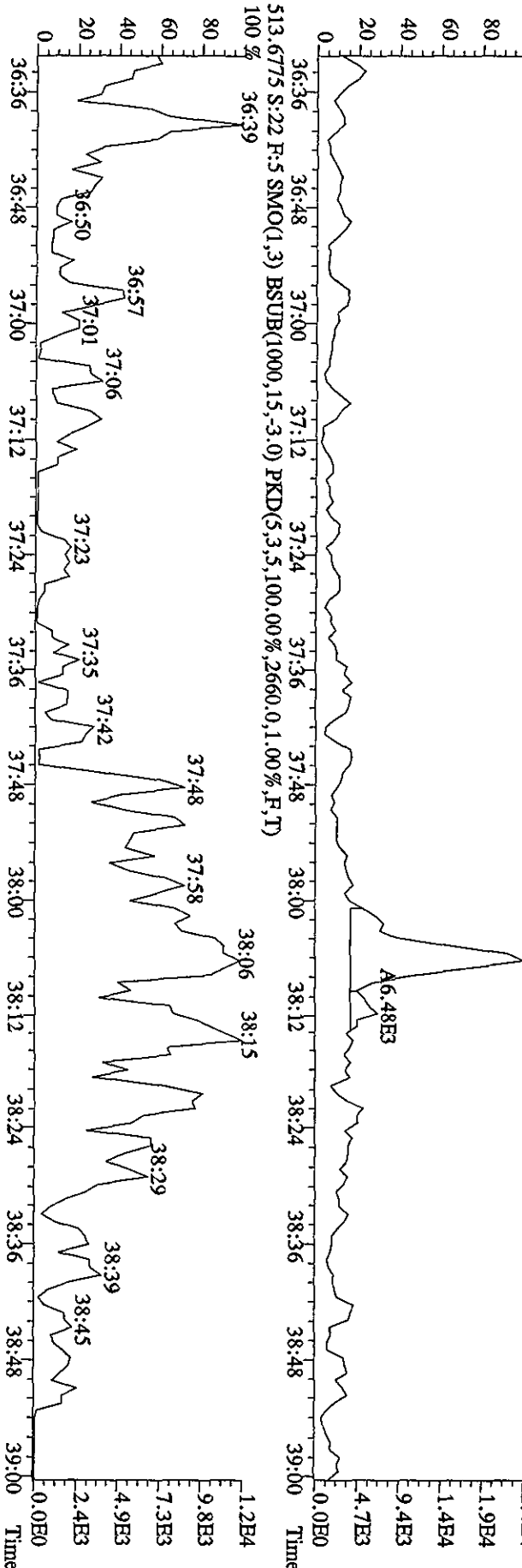
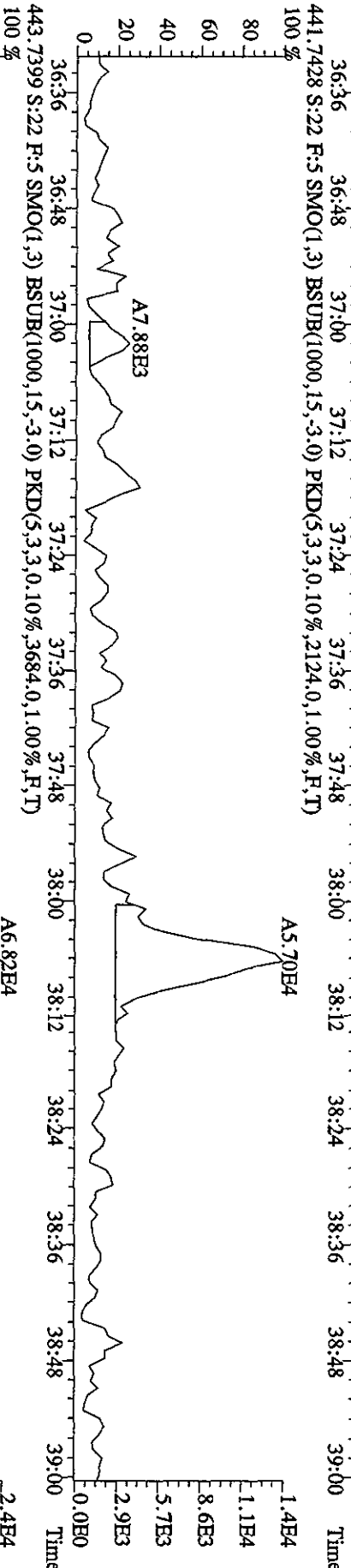
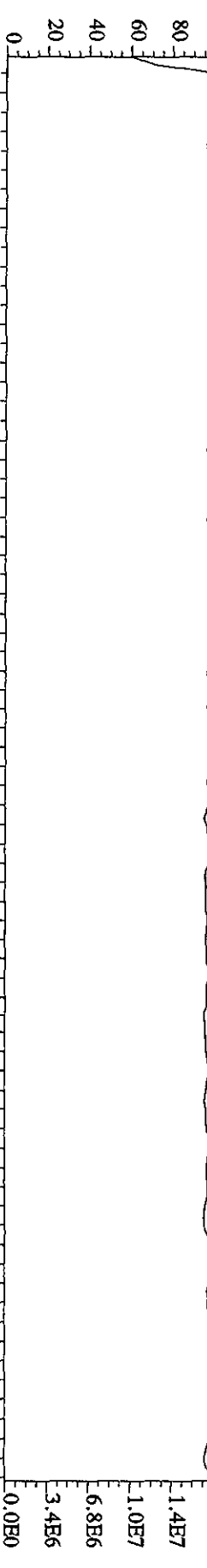


File:19AP104D5 #1-198 Acq:20-APR-2010 00:34:39 GC EI+ Voltage SIR Autospec-UltimaF
 Sample#22 Text:SB0419B :Solvent Blank C-14 Exp:DIOXINRES8290A

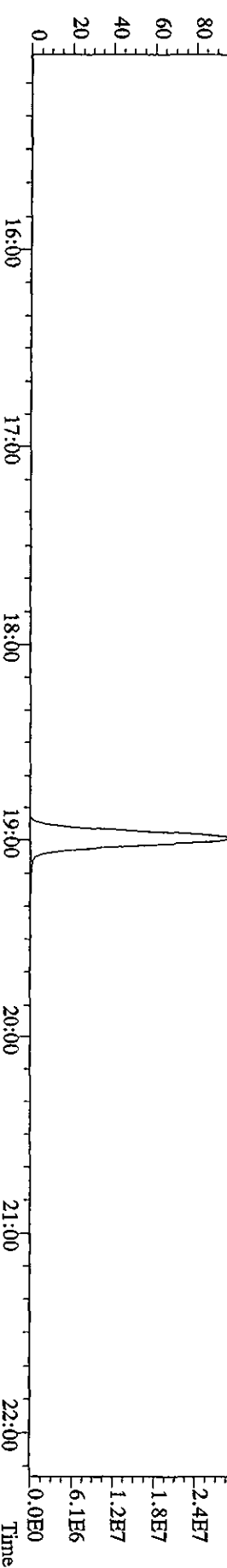
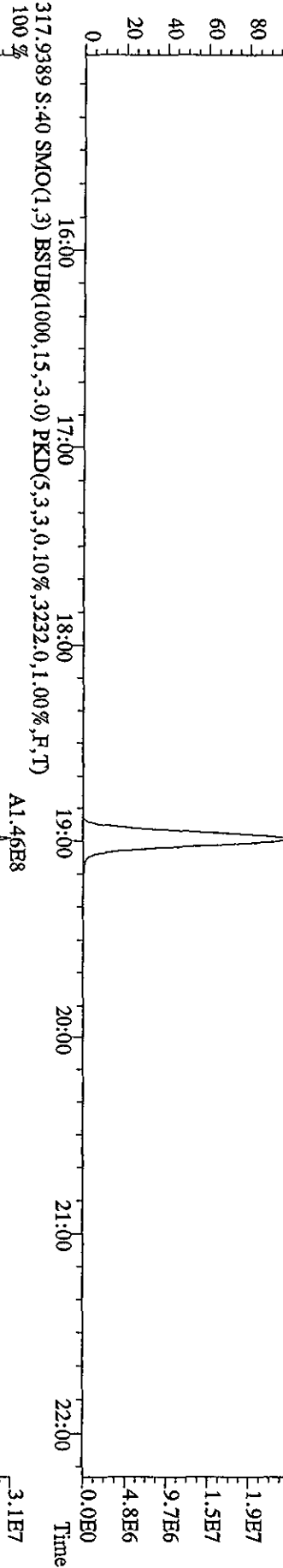
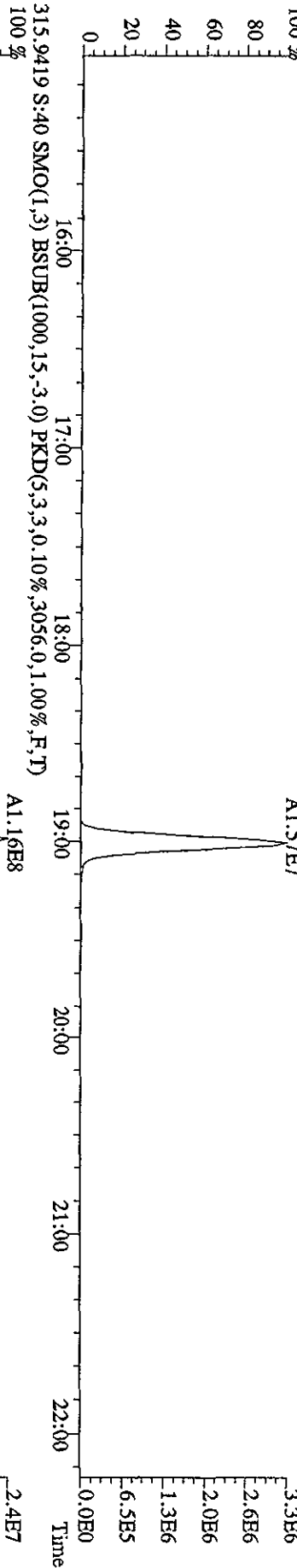
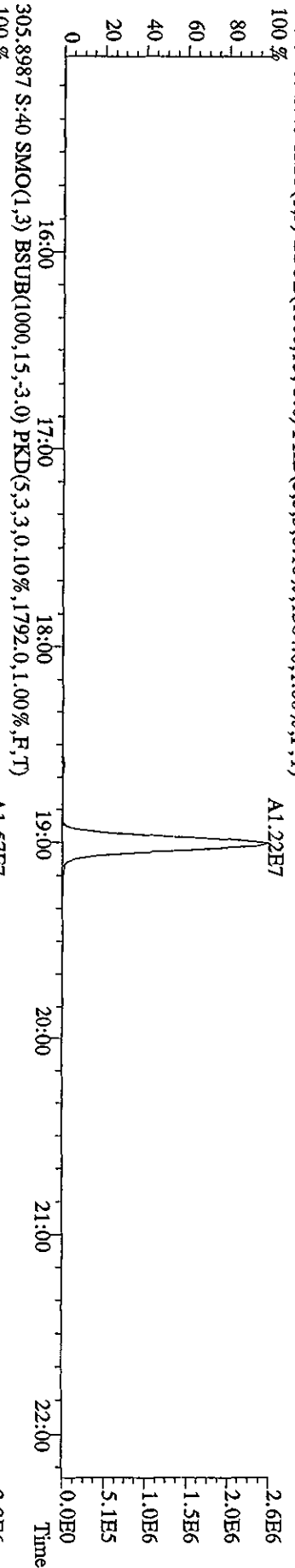


File:19AD104D5 #1-190 Acq:20-APR-2010 00:34:39 GC EI+ Voltage SIR Autospec-Ultimate

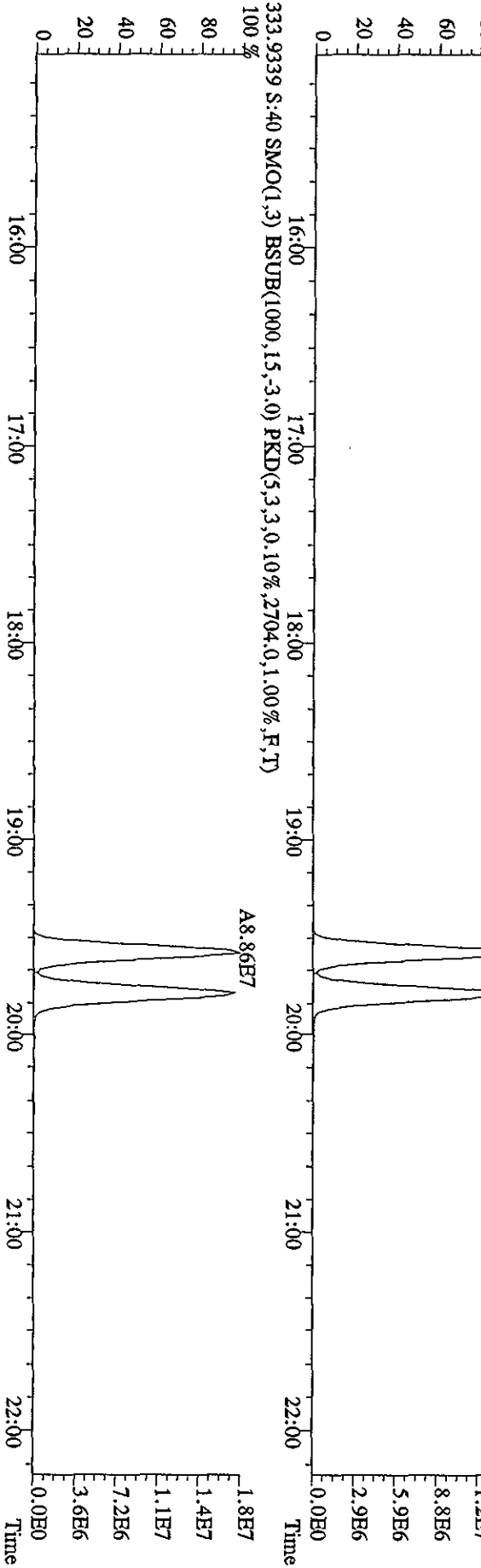
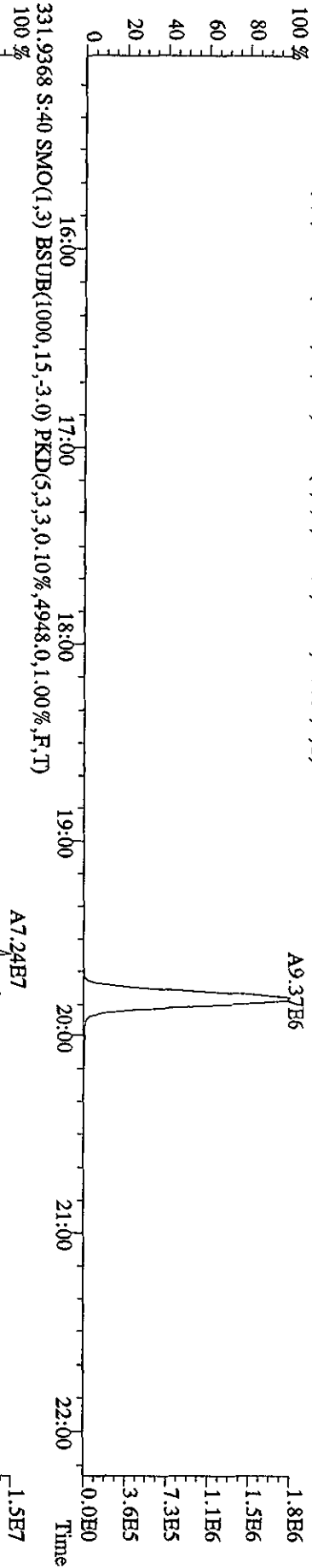
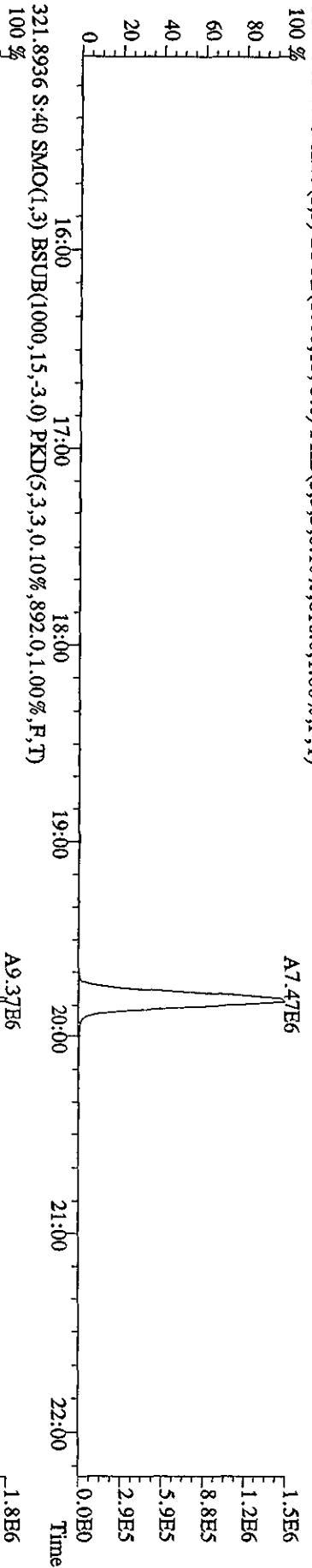
Sample#22 Text:SB0419B :Solvent Blank C-14 Exp:DIOXINRES8290A



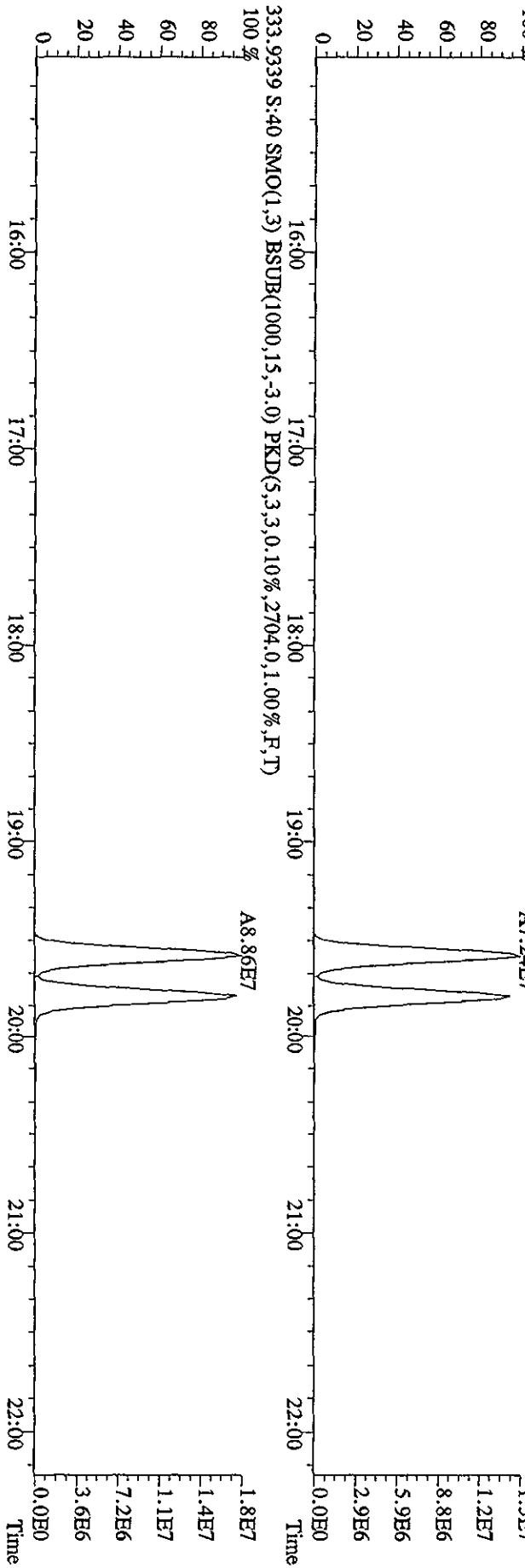
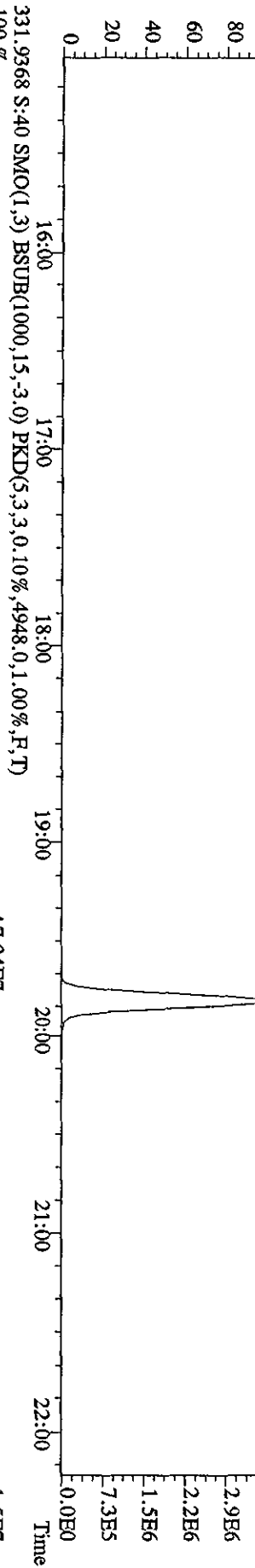
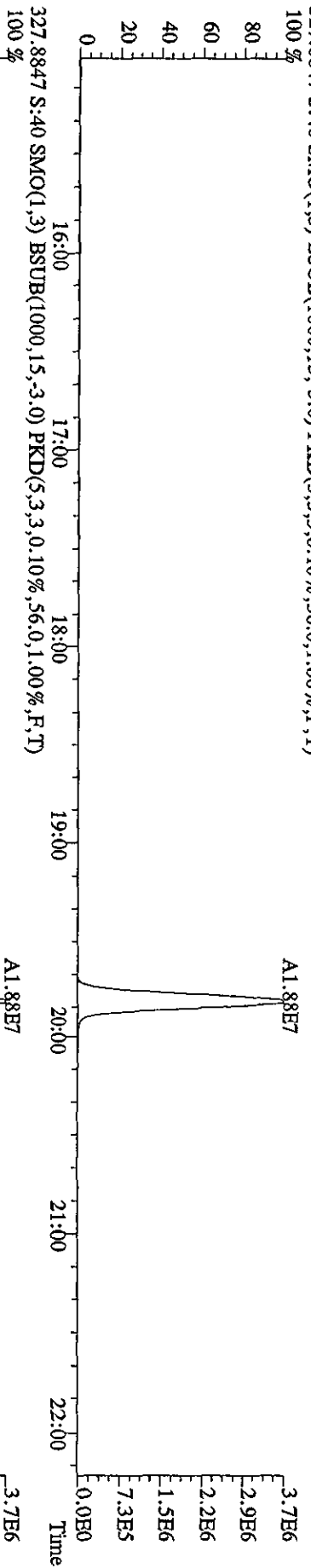
File:19AP104D5 #1-435 Acq:20-APR-2010 13:47:23 GC EI+ Voltage SIR Autospec-UltimaE
Sample#40 Text:ST0419D :CS3 10DXN111 Exp:DIOXINRES8290A
303.9016 S:40 SMO(1,3) BSUB(1000,15,-3.0) PKD(5,3,3,0,10%,1384.0,1.00%,F,T)



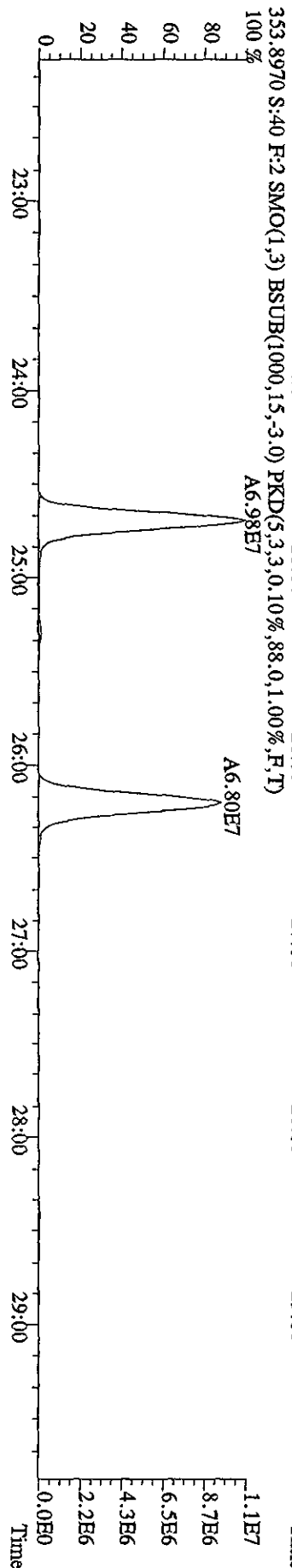
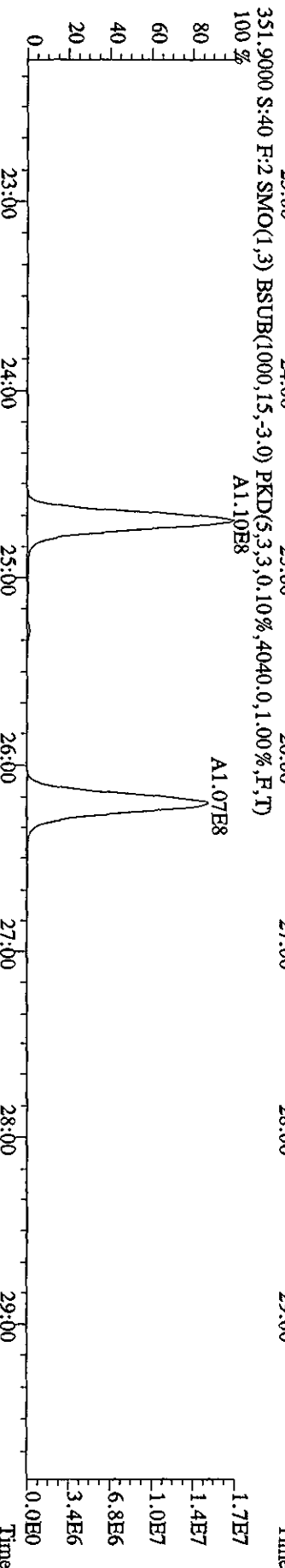
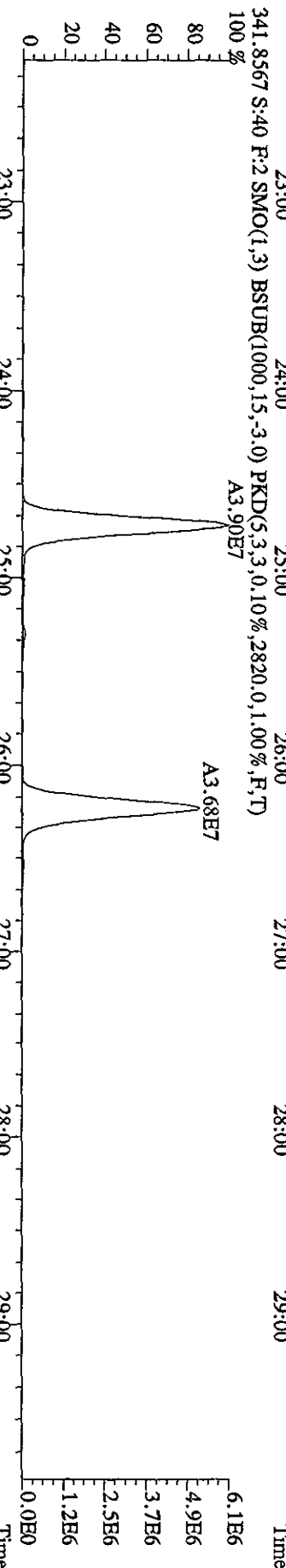
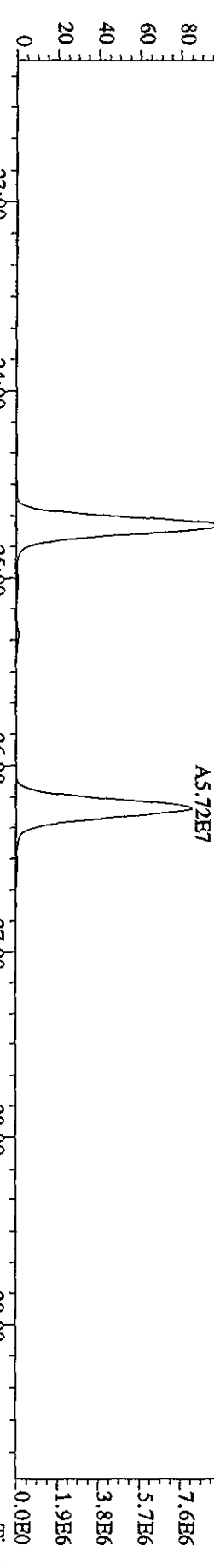
File:19AP104D5 #1-435 Acq:20-APR-2010 13:47:23 GC EI + Voltage SIR Autospec-UltimaE
 Sample#40 Text:ST0419D :CS3 10DXN111 Exp.:DIOXINRES8290A
 319.8965 S:40 SMO(1,3) BSUB(1000,15,-3.0) PKD(5,3,3,0,10%,816.0,1.00%,F,T)



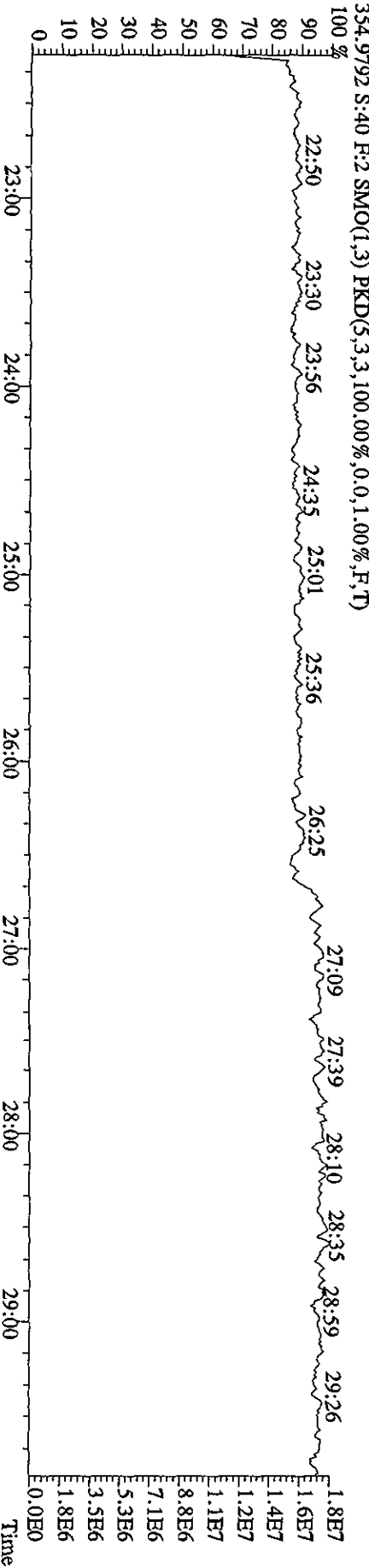
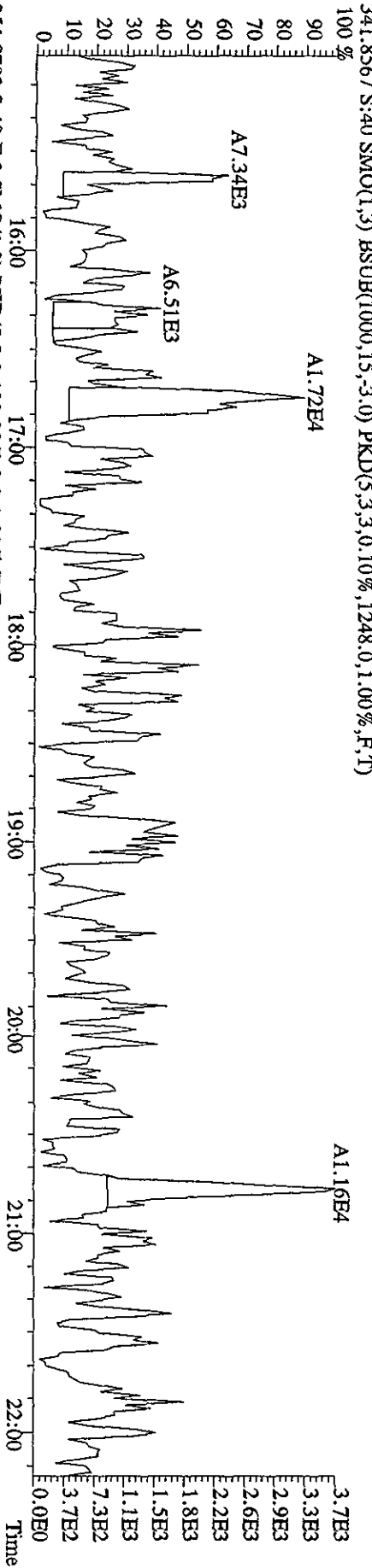
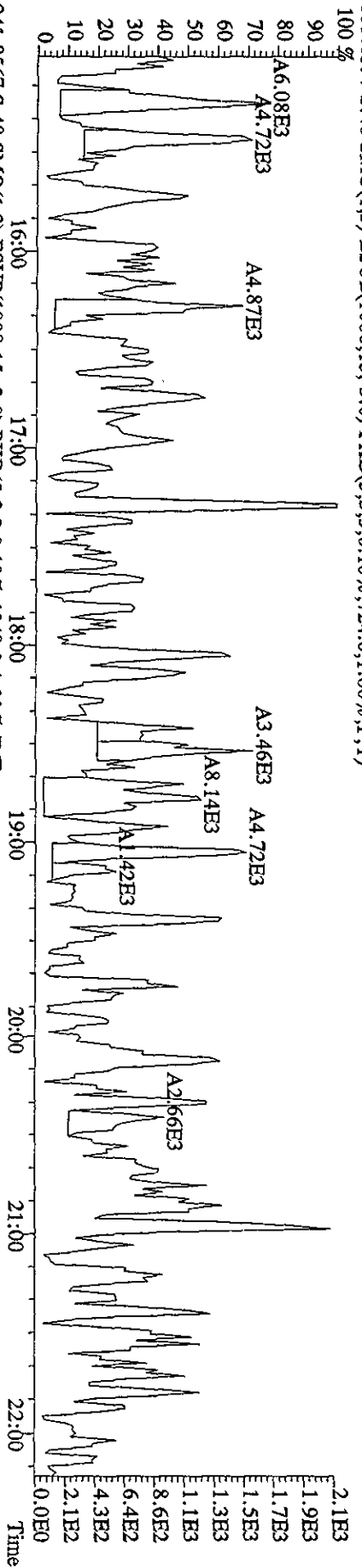
File:19AP104D5 #1-435 Acq:20-APR-2010 13:47:23 GC EI+ Voltage SIR Autospec-UltimaB
 Sample#40 Text:ST0419D :CSS 10DXN111 Exp:DIOXINRES8290A
 327.8847 S:40 SMO(1,3) BSUB(1000,15,-3.0) PKD(5,3,3,0,10%,56.0,1.00%,F,T)



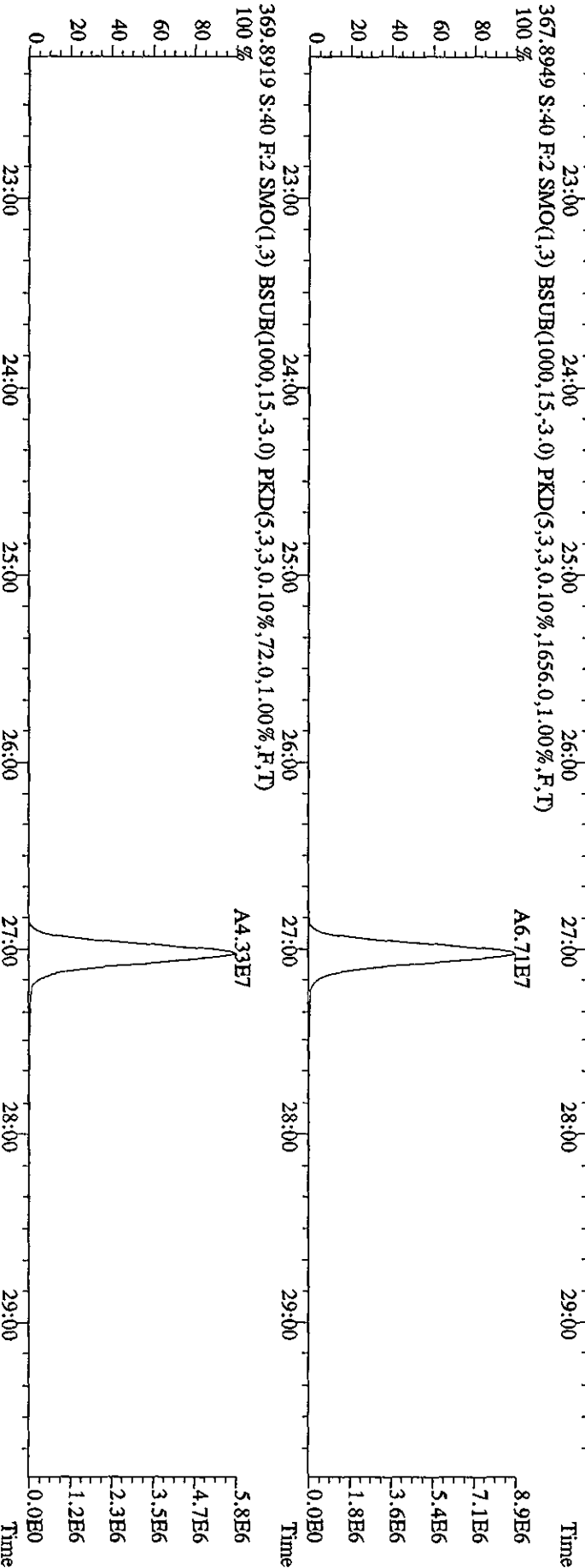

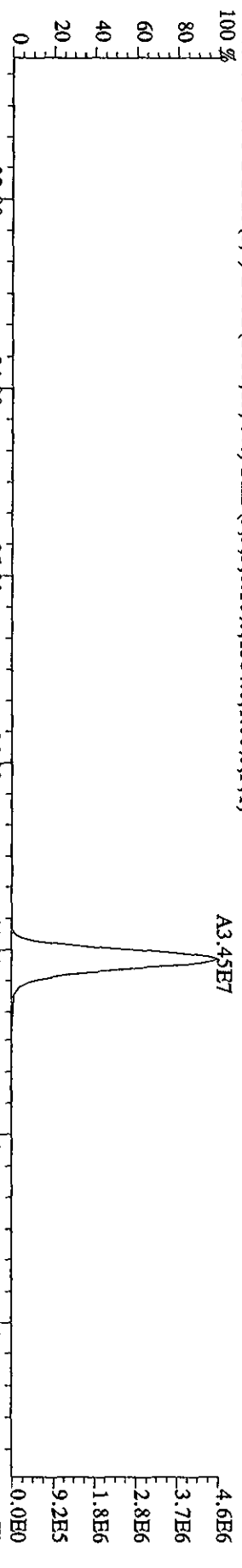
File:19AP104D5 #1-604 Acq:20-APR-2010 13:47:23 GC EI + Voltage SIR Autospec-UltimaE
 Sample#40 Text:ST0419D :CSS 10DXN111 Exp:DIOXINRES8290A
 339.8397 S:40 F:2 SMO(1,3) BSUB(1000,15,-3.0) PKD(5,3,3,0,10%,1788,0,1,00%,F,T)
 100 % A6.10E7



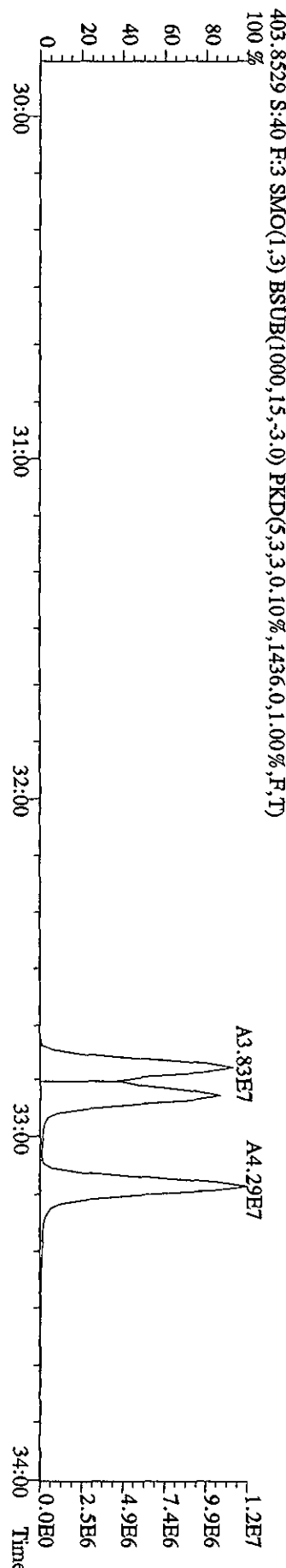
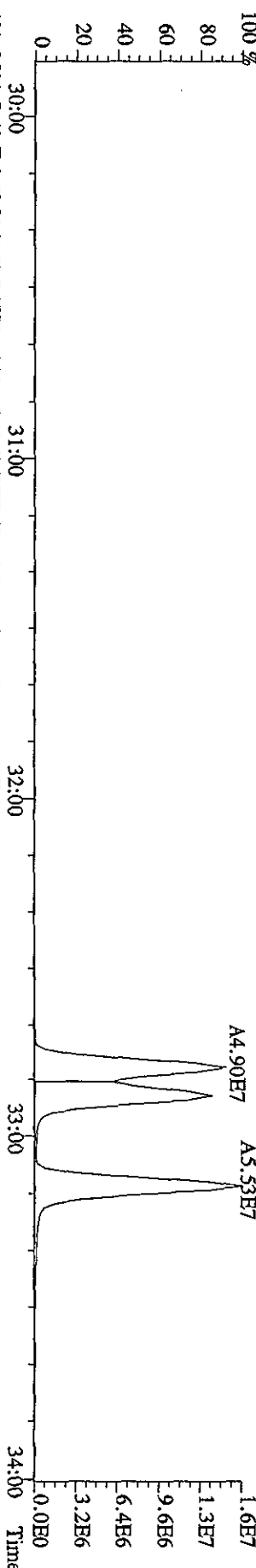
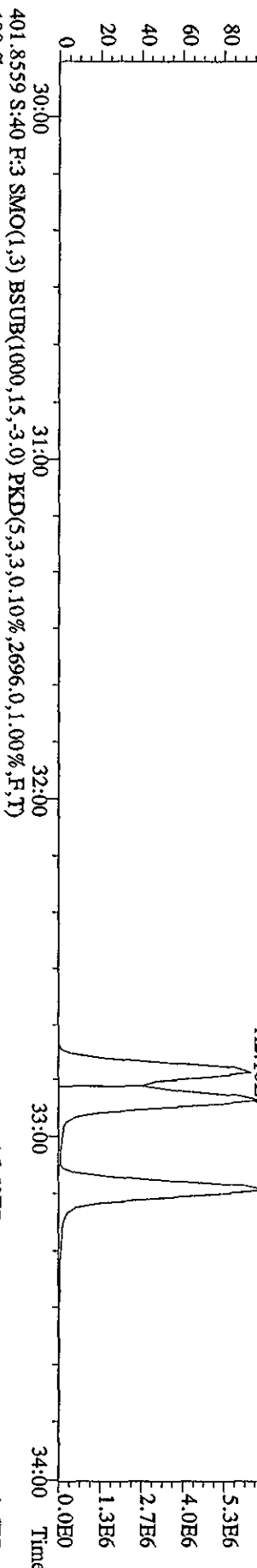
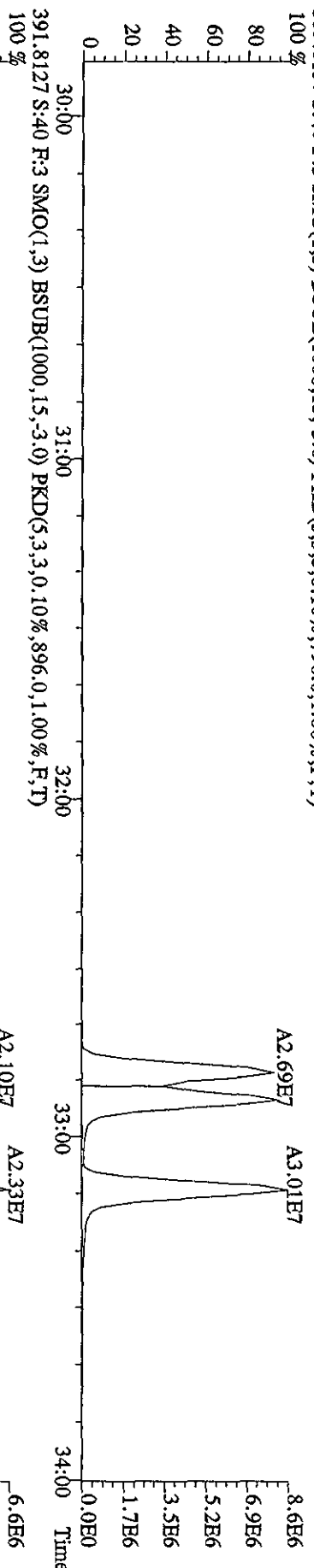
File: 19AP104D5 #1-435 Acq: 20-APR-2010 13:47:23 GC EI+ Voltage SIR Autospec-UltimaB
 Sample#40 Text: ST0419D :CS3 10DXN111 Exp: DIOXINRES8290A
 339.8597 S:40 SMO(1,3) BSUB(1000,15,3.0) PKD(5,3,3,0.10%,724.0,1.00%,F,T)







File:19AP104D5 #1.604 Acq:20-APR-2010 13:47:23 GC EI+ Voltage SIR Autospec-UltimaE
 Sample#40 Text:ST0419D :CS3 10DDXN111 Exp:DIOXINRES8290A
 355.8546 S:40 F:2 SMO(1,3) BSUB(1000,15,-3.0) PKD(5,3,3,0.10%,1.584,0.1,0.00%,F,T) 100%



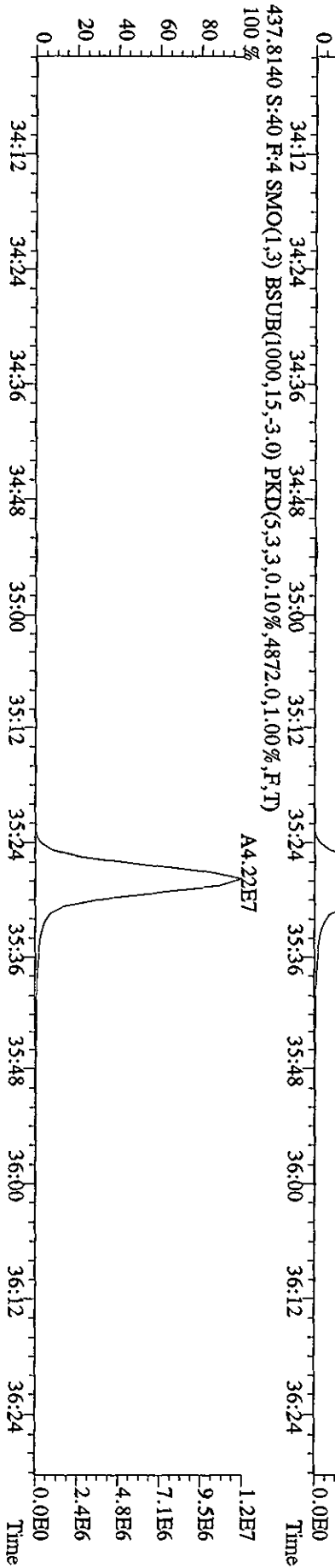
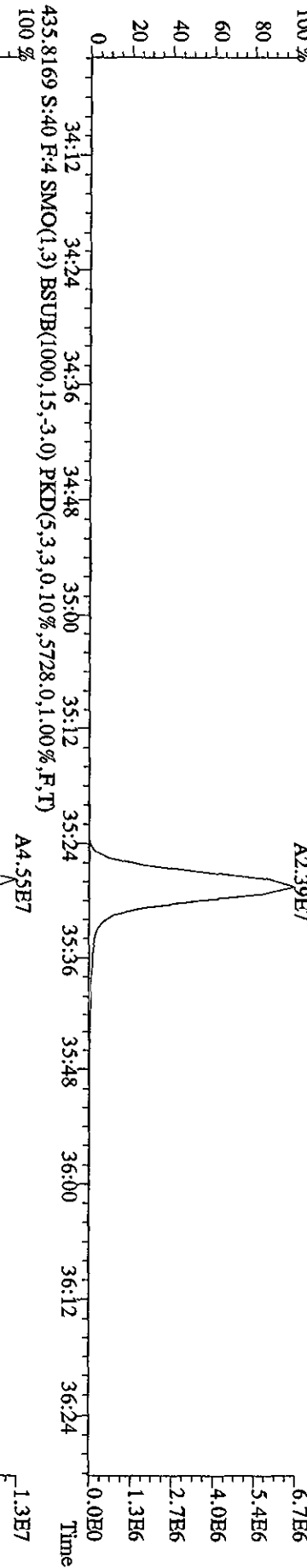
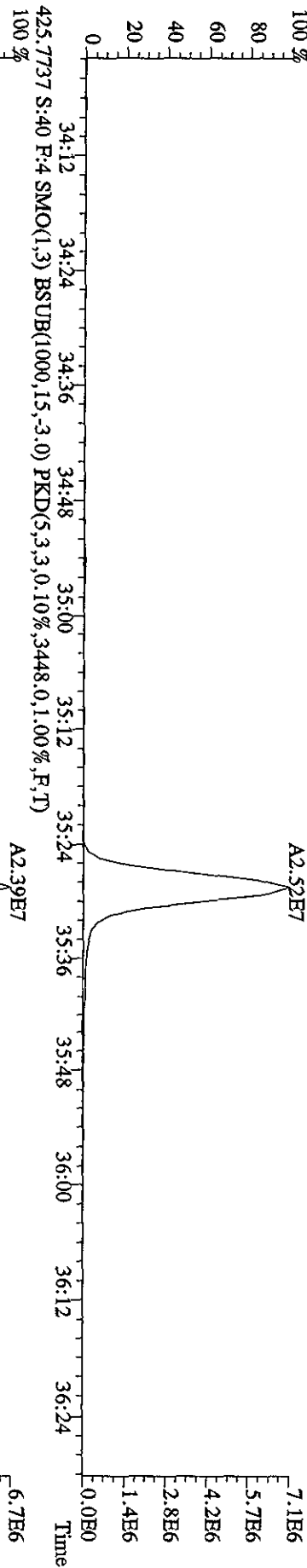
File:19AD104D5 #1-316 Acq:20-APR-2010 13:47:23 GC EI+ Voltage SIR Autospec-UltimaE
 Sample#40 Text:ST0419D :CS3 10DXN111 Exp:DIOXINRES8290A
 389.8157 S:40 F:3 SMO(1,3) BSUB(1000,15,-3.0) PKD(5,3,3,0,10%,796.0,1.00%,F,T)



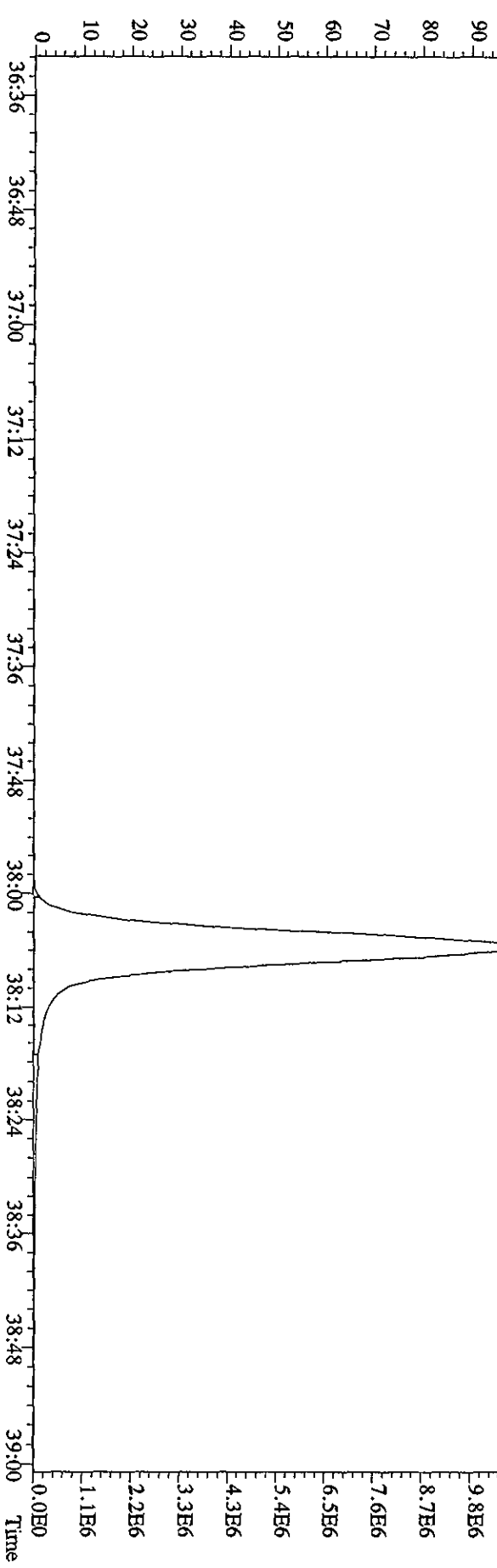
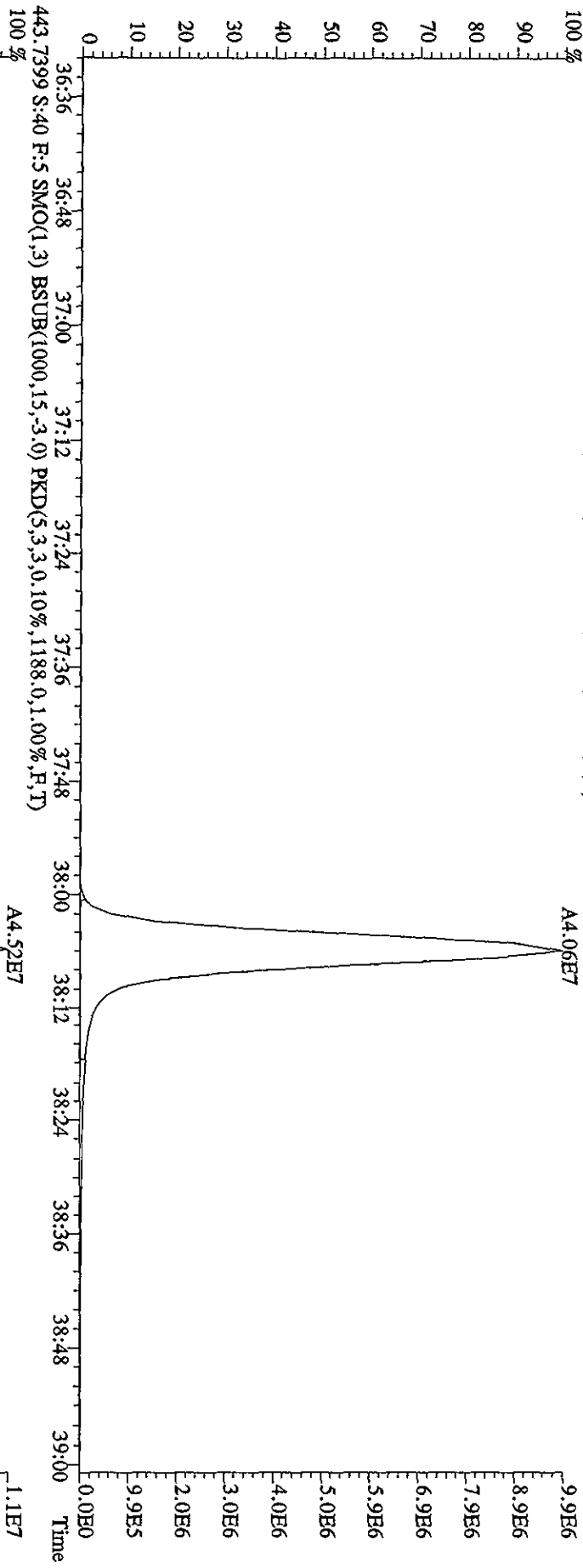
File:19ADP104D5 #1-198 Acq:20-APR-2010 13:47:23 GC EI+ Voltage SIR Autospec-UltimaE
 Sample#40 Text:ST0419D :CS3 10DXN111 Exp:DIOXINRESS8290A
 407.7818 S:40 F:4 SMO(1,3) BSUB(1000,15,-3.0) PKD(5,3,3,0,10%,8988,0,1,00%,F,T)
 100%



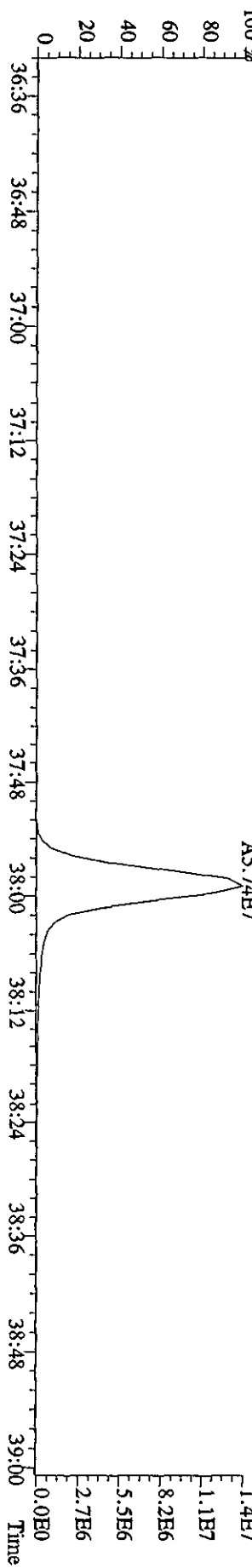
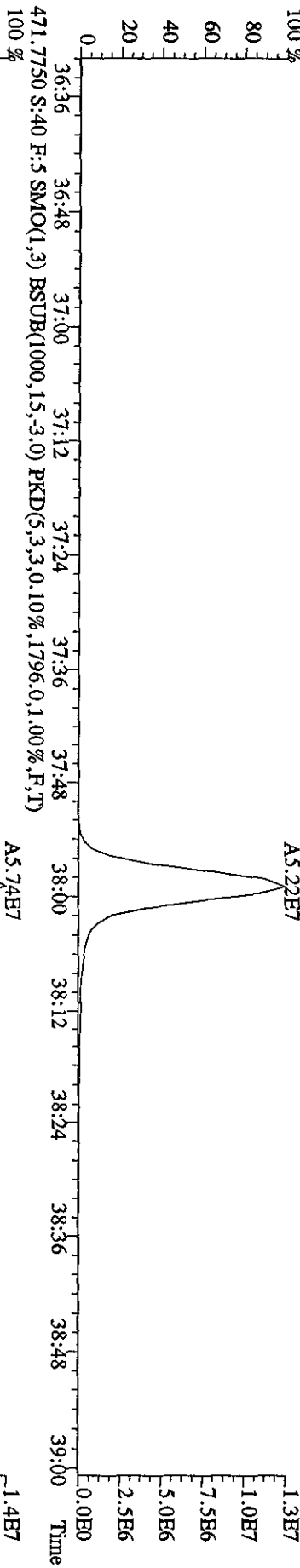
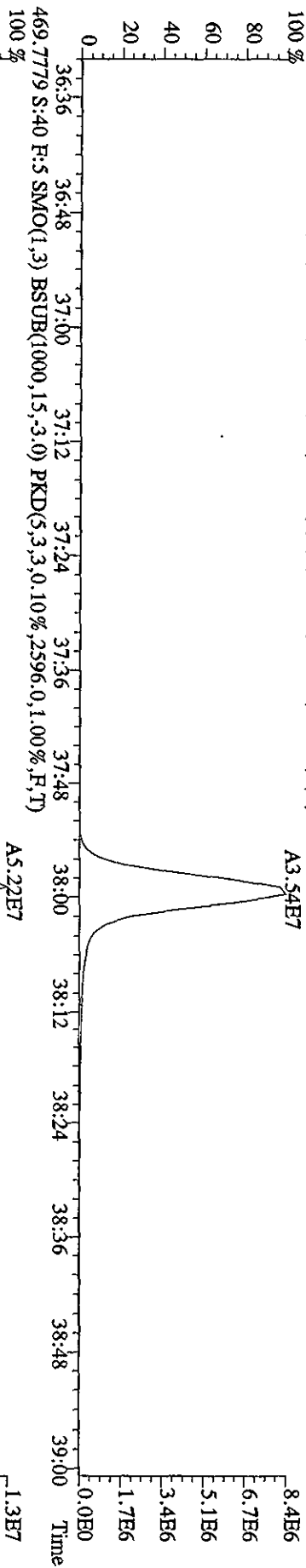
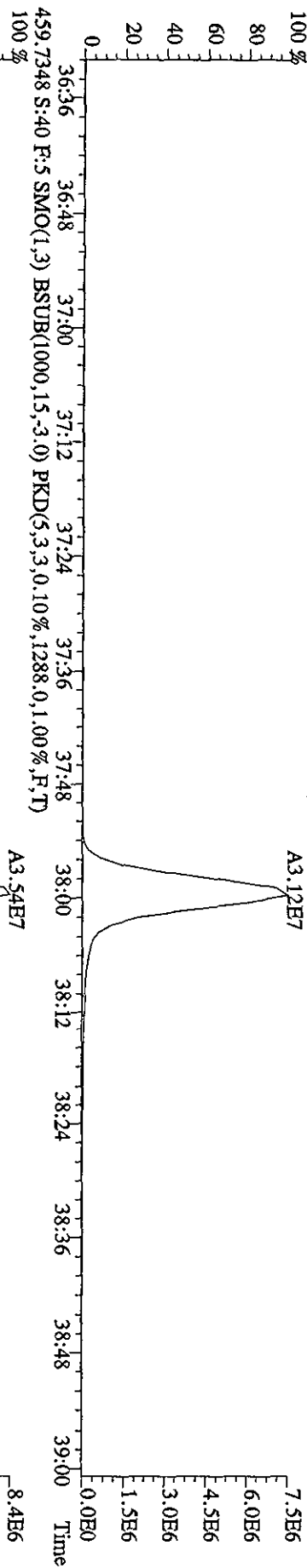
File: 19API04D5 #1-198 Acq: 20-APR-2010 13:47:23 GC EI + Voltage SIR Autospec-UltimaE
 Sample#40 Text: ST0419D : CS3 10DXN111 Exp: DIOXINRES8290A
 423.7766 S:40 F:4 SMO(1,3) BSUB(1000,15,-3.0) PKD(5,3,3,0.10%,3812.0,1.00%,F,T)



File:19AP104D5 #1-191 Acq:20-APR-2010 13:47:23 GC EI+ Voltage SIR Autospec-UltimaE
Sample#40 Text:ST0419D :CS3 10DXN111 Exp.:DIOXINRES8290A
441.7428 S:40 F:5 SMO(1,3) BSUB(1000,15,-3.0) PKD(5,3,3,0,10%,988.0,1.00%,F,T)



File:19AP104D5 #1-191 Acq:20-APR-2010 13:47:23 GC EI+ Voltage SIR Autospec-UltimaE
 Sample#40 Text:ST0419D :CS3 10DXN111 Exp:DIOXINRES8290A
 457.7377 S:40 F:5 SMO(1,3) BSUB(1000,15,-3.0) PKD(5,3,3,0.10%,788.0,1.00%,F,T)

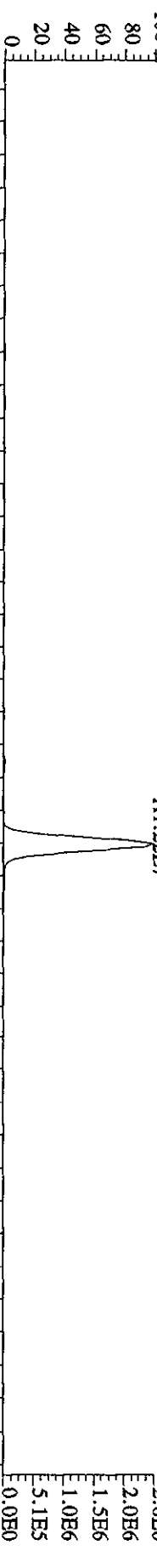


File:19AP104D5 #1-435 Acq:20-APR-2010 13:47:23 GC EI+ Voltage SIR Autospec-UltimaE
 Sample#40 Text:ST0419D :CS3 10DXN111 Exp:DIOXINRES8290A

354.9792 S:40 SMO(1,3) PKD(5,3,3,100.00%,0.0,1.00%,F,T) 15:20 15:43 16:18 17:07 17:32 17:53 18:21 18:47 19:09 19:40 20:08 20:38 21:01 21:37 22:00



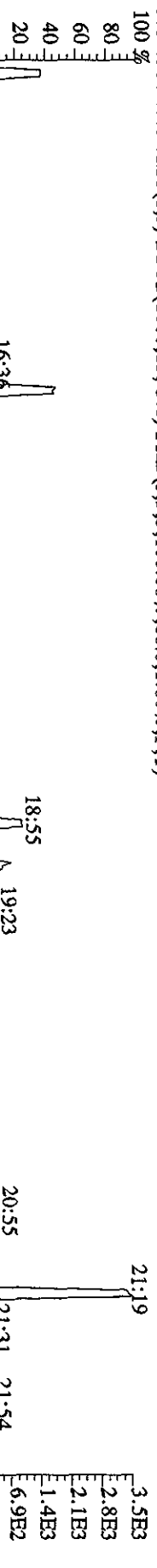
303.9016 S:40 SMO(1,3) BSUB(1000,15,3,0) PKD(5,3,3,0.10%,1384.0,1.00%,F,T) 16:00 17:00 18:00 19:00 20:00 21:00 22:00



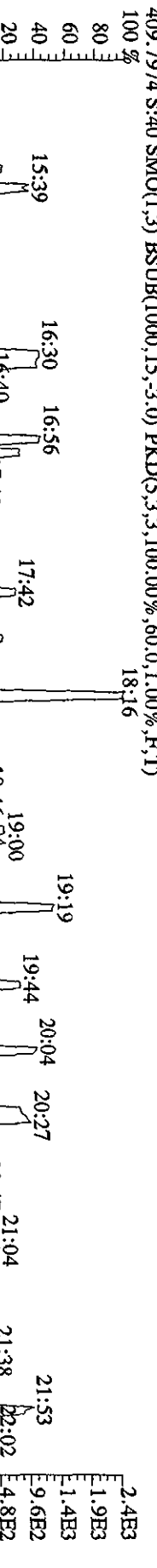
305.8987 S:40 SMO(1,3) BSUB(1000,15,3,0) PKD(5,3,3,0.10%,1792.0,1.00%,F,T) 16:00 17:00 18:00 19:00 20:00 21:00 22:00



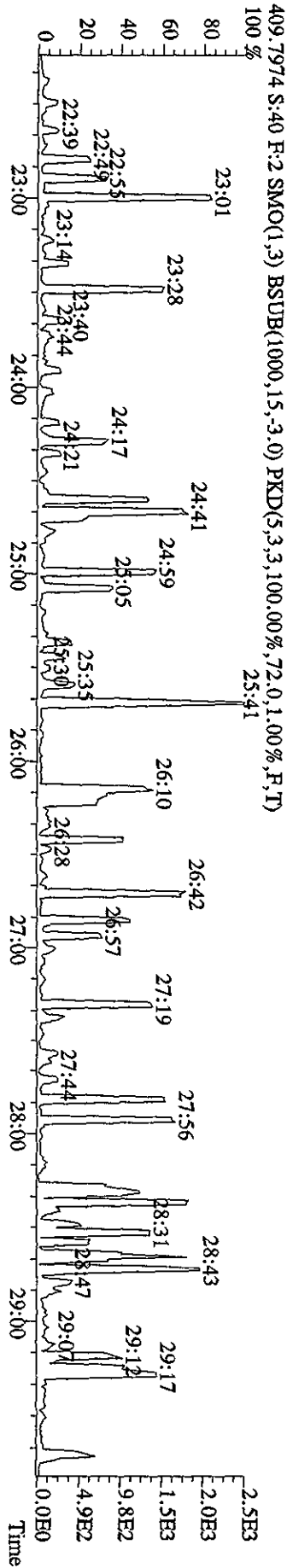
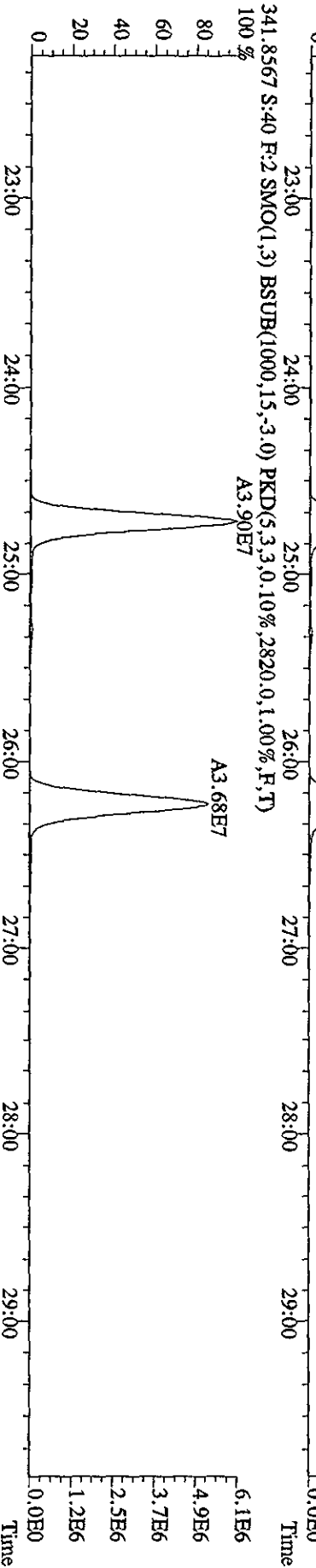
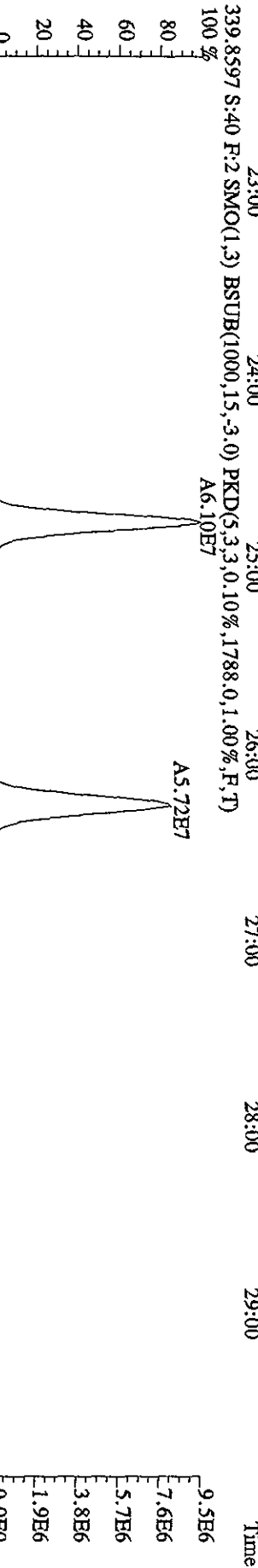
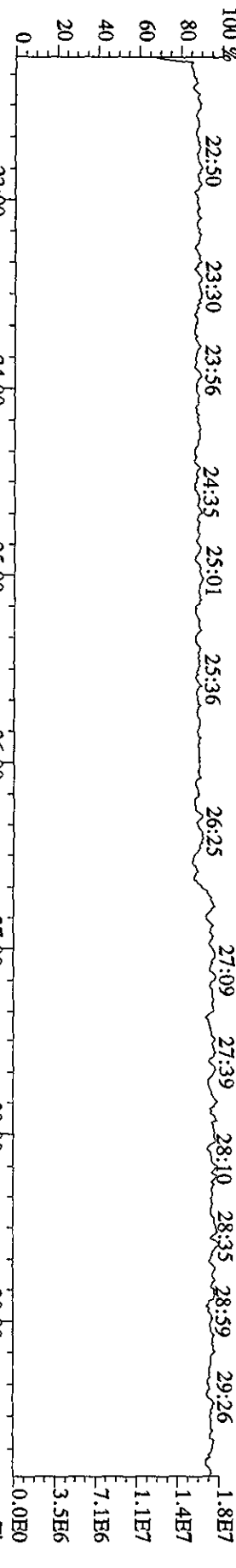
375.8364 S:40 SMO(1,3) BSUB(1000,15,3,0) PKD(5,3,3,100.00%,68.0,1.00%,F,T) 16:00 17:00 18:00 19:00 20:00 21:00 22:00



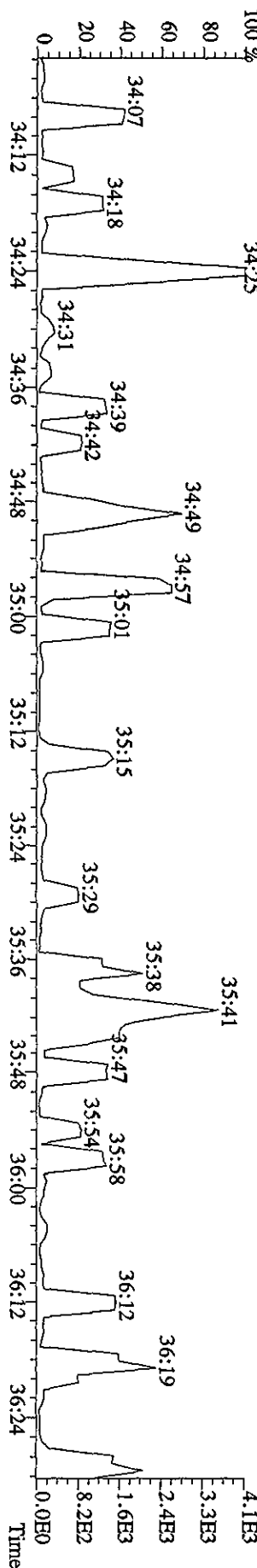
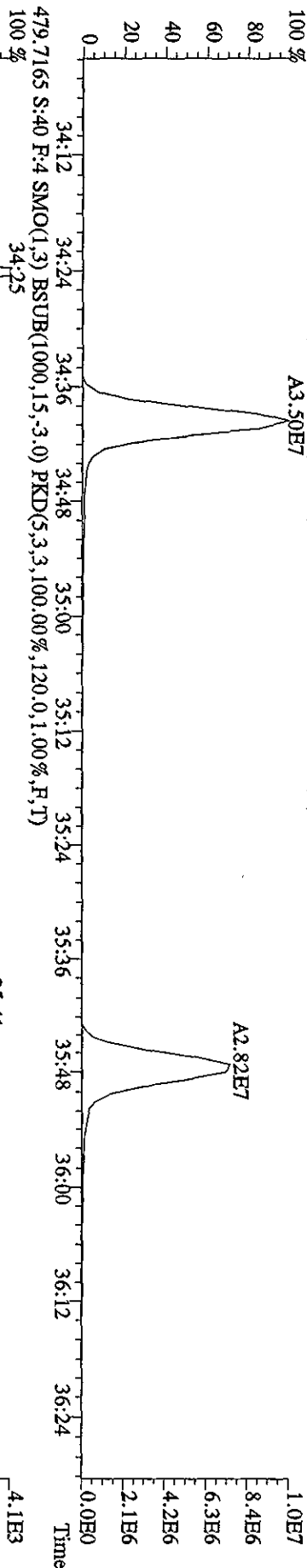
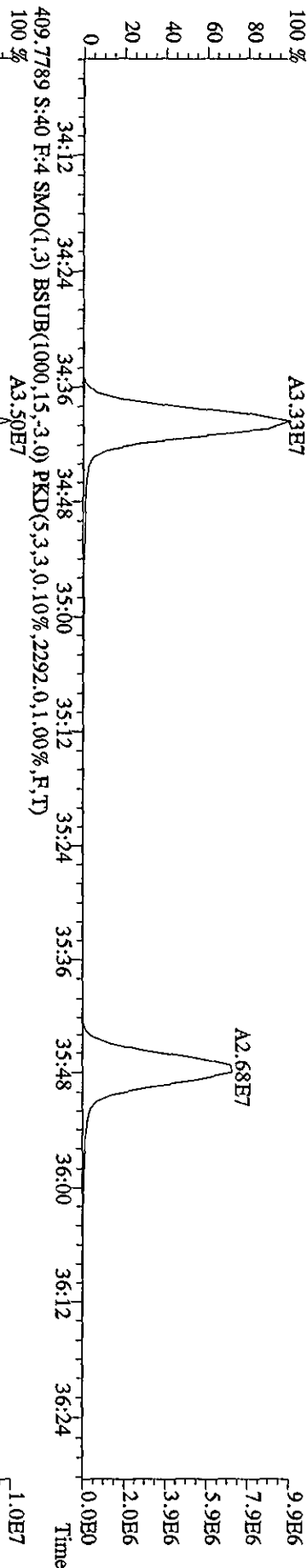
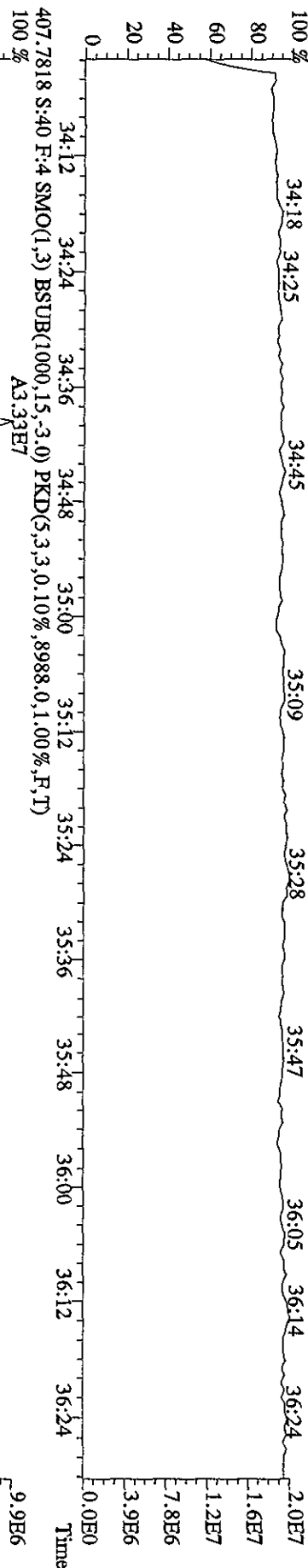
409.7974 S:40 SMO(1,3) BSUB(1000,15,3,0) PKD(5,3,3,100.00%,60.0,1.00%,F,T) 16:00 17:00 18:00 19:00 20:00 21:00 22:00



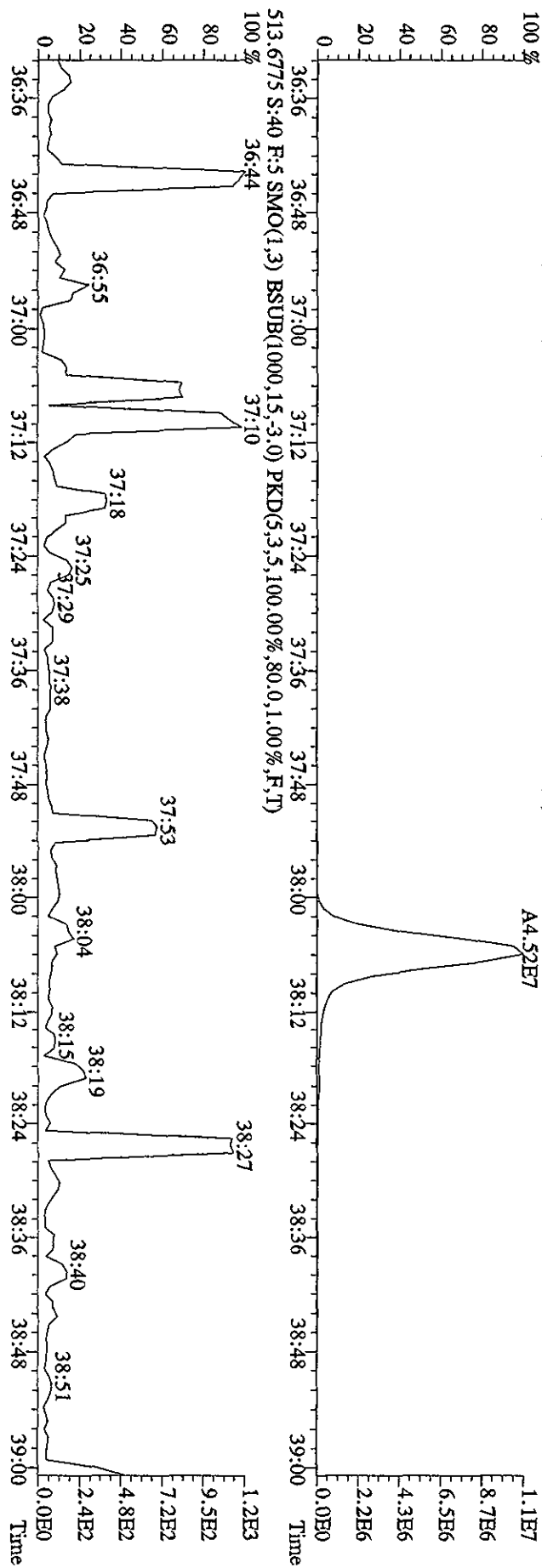
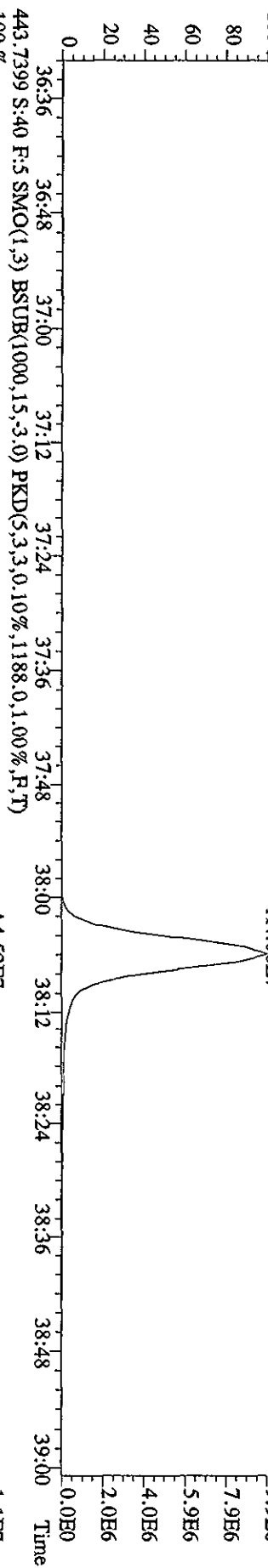

File:19API04D5 #1-604 Acq:20-APR-2010 13:47:23 GC EI+ Voltage SIR Autospec-UtimaB
 Sample#40 Text:ST0419D :CS3 10DXN111 Exp:DIOXINRES8290A
 354.9792 S:40 F:2 SMO(1,3) PKD(5,3,3,100.00%,0.0,1.00%,F,T)



File:19AP104D5 #1-198 Acq:20-APR-2010 13:47:23 GC EI+ Voltage SIR Autospec-UltimaE
 Sample#40 Text:ST0419D :CS3 10DXN111 Exp:DIOXINRESS8290A
 430.9728 S:40 F:4 SMO(1,3) PKD(5,3,3,100.00%,0.0,1.00%,F,T)



File:19AP104D5 #1-191 Acq:20-APR-2010 13:47:23 GC EI + Voltage SIR Autospec-UtimaE
 Sample#40 Text:ST0419D :CS3 10DDXN111 Exp:DIOXINRESS8290A
 442.9728 S:40 F:5 SMO(1,3) PKD(5,3,3,100.00%,0.0,1.00%,F,T)
 100 % 36:37 36:48 36:59 37:13 37:26 37:41 37:55 38:04 38:20 38:31 38:47 38:57



Daily Calibration Checklist Dioxin Methods

Method ID 8290

Associated ICAL 8290A0412104D5

Column ID DB5

Instrument ID 4D5

STD ID ST0419D, ST0419E

STD Solution 10DXN111

Analyzed by M.G., K.S.S., A.M.

Date Analyzed 4/20/10

Std. Pkg. By M.G.

Date Std. Pkg. Assembled 4/21/10

Std. Pkg. Reviewed By JRS

Date Std. Pkg. Reviewed 4/21/10

DAILY STANDARD PACKAGE	INITIATED	REVIEWED
Standard, CPSM, and Solvent Blank present?	✓	✓
Copy of log-file and Beginning Static Resolution present?	✓	✓
CPSM blow up present?	✓	✓
Curve Summary present?	✓	✓
Summary of Method criteria present or documented below?	✓	✓
Daily standard within method specified limits?	✓	✓
Analyte retention times correct?	✓	✓
Isotopic ratios within limits?	✓	✓
CPSM valley ≤ method specified limits?*	✓	✓
Are chromatographic windows correct?	✓	✓
Samples analyzed within 12 hrs of daily standard?	✓	✓
Manual reintegration's checked and hardcopies included?	NA	NA
Ending Standard present?	✓	✓
Ending Static Resolutions present	✓	✓
Absolute retention times for 13C12-1,2,3,4-TCDD and 13C12-1,2,3,7,8,9-HxCDD are within +/- 15 seconds of the retention times in the Initial Calibration? (required for all 1613B samples)	NA	NA

COMMENTS: _____

* Method 8290/TO9/M0023A: (beginning) ≤ 20% from curve RRFs for native analytes, ≤ 30% from curve RRFs for labeled compounds.
 Method 8290/TO9/M0023A: (ending) ≤ 25% from curve RRFs for native analytes, ≤ 35% from curve RRFs for labeled compounds.
 Method 23: See Method 23 Daily Standard Criteria, Table 5.
 Method 1613B: See, Method 1613B or Method 1613B Tetras Daily Standard Criteria,
 *** Method 23/0023A CPSM Criteria: 25% valley between 2378 TCDF (DB-225)/TCDD (DB-5) and its closest eluters normalized to the smallest peak of the triplet
 Method 1613B/8290/TO9 CPSM Criteria: 25% valley between 2378 TCDF (DB-225)/TCDD (DB-5) and its closest eluters normalized to the 2378 peak.

Run text: ST0419D File text: ST0419D :CS3 10DXN111
 Run #40 Filename 19AP104D5 S: 40 I: 1
 Acquired: 20-APR-10 13:47:23 Processed: 20-APR-10 20:43:08
 Run: 19AP104D5 Analyte: 8290A Cal: 8290A0412104D5 Results: 19AP104D58290A

Name	Resp	RA	RT	RRF	Amount	Dev'n	Mod?
13C-1,2,3,4-TCDD	161083100	0.82 y	19:35	-	100.00	-	n
13C-2,3,7,8-TCDF	262627000	0.80 y	18:59	1.63	100.00	7.2	n
2,3,7,8-TCDF	27922800	0.78 y	19:00	1.06	10.00	12.5	n
Total TCDF	28130510	1.40 n	17:09	1.06	10.00	12.5	n
13C-2,3,7,8-TCDD	158757600	0.80 y	19:47	0.99	100.00	3.8	n
2,3,7,8-TCDD	16841550	0.80 y	19:49	1.06	10.00	3.9	n
Total TCDD	16841550	0.80 y	19:49	1.06	10.00	3.9	n
37Cl-2,3,7,8-TCDD	37699600	1.00 y	19:49	2.34	10.00	3.5	n
13C-1,2,3,7,8-PeCDF	179418700	1.57 y	24:41	1.11	100.00	6.0	n
1,2,3,7,8-PeCDF	100028000	1.57 y	24:43	1.12	50.00	6.7	n
2,3,4,7,8-PeCDF	94087500	1.55 y	26:14	1.05	50.00	6.8	n
Total F2 PeCDF	195907943	2.08 n	23:08	1.08	100.00	6.8	n
Total F1 PeCDF	8012	0.75 n	16:17	1.08	100.00	6.8	n
13C-1,2,3,7,8-PeCDD	110416100	1.55 y	27:01	0.69	100.00	2.2	n
1,2,3,7,8-PeCDD	56238100	1.59 y	27:03	1.02	50.00	3.7	n
Total PeCDD	56238100	1.59 y	27:03	1.02	50.00	3.7	n
13C-1,2,3,7,8,9-HxCDD	98150800	1.29 y	33:09	-	100.00	-	n
13C-1,2,3,4,7,8-HxCDF	131321300	0.52 y	32:00	1.34	100.00	30.5	n
1,2,3,4,7,8-HxCDF	84895600	1.23 y	32:00	1.29	50.00	6.6	n
1,2,3,6,7,8-HxCDF	79990100	1.26 y	32:07	1.22	50.00	-9.3	n
2,3,4,6,7,8-HxCDF	73643400	1.24 y	32:40	1.12	50.00	-8.2	n
1,2,3,7,8,9-HxCDF	65253800	1.24 y	33:19	0.99	50.00	-9.0	n
Total HxCDF	303947807	1.11 y	30:53	1.16	200.00	-5.0	n
13C-1,2,3,6,7,8-HxCDD	85643300	1.28 y	32:53	0.87	100.00	8.1	n
1,2,3,4,7,8-HxCDD	47904600	1.28 y	32:49	1.12	50.00	11.1	n
1,2,3,6,7,8-HxCDD	51116300	1.30 y	32:54	1.19	50.00	7.2	n
1,2,3,7,8,9-HxCDD	53437800	1.29 y	33:09	1.25	50.00	3.2	n
Total HxCDD	152458700	1.28 y	32:49	1.19	150.00	6.9	n
13C-1,2,3,4,6,7,8-HpCDF	99404700	0.45 y	34:39	1.01	100.00	17.4	n
1,2,3,4,6,7,8-HpCDF	68244800	0.95 y	34:40	1.37	50.00	4.8	n
1,2,3,4,7,8,9-HpCDF	55068600	0.95 y	35:48	1.11	50.00	8.0	n
Total HpCDF	123798281	0.95 y	34:40	1.24	100.00	6.2	n
13C-1,2,3,4,6,7,8-HpCDD	87658600	1.08 y	35:28	0.89	100.00	28.0	n
1,2,3,4,6,7,8-HpCDD	49066400	1.05 y	35:28	1.12	50.00	4.4	n
Total HpCDD	49354736	1.20 n	34:55	1.12	50.00	4.4	n
13C-OCDD	109592500	0.91 y	37:59	0.56	200.00	5.1	n
OCDF	85765000	0.90 y	38:06	1.57	100.00	8.3	n
OCDD	66547600	0.88 y	38:00	1.21	100.00	4.1	n

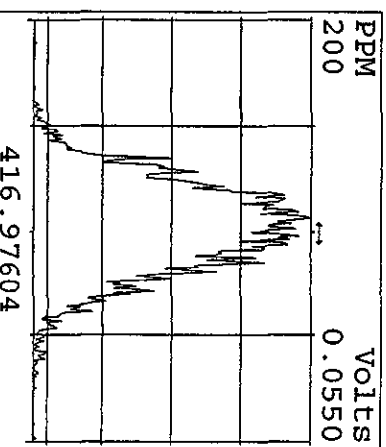
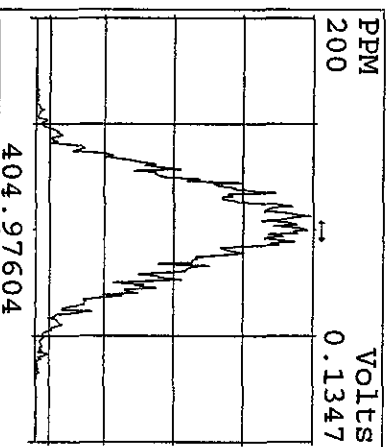
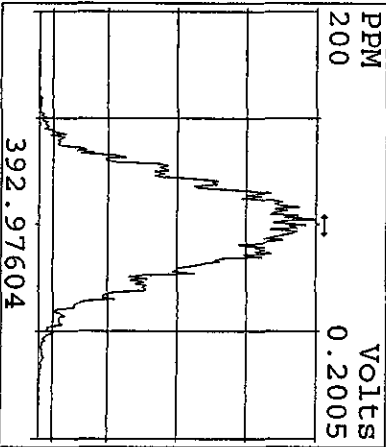
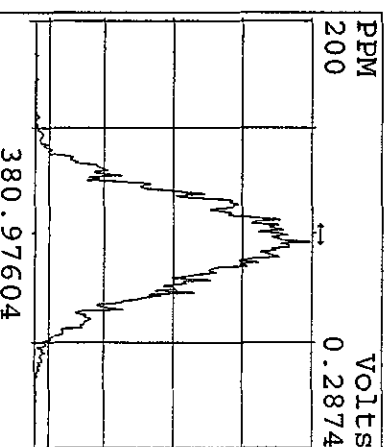
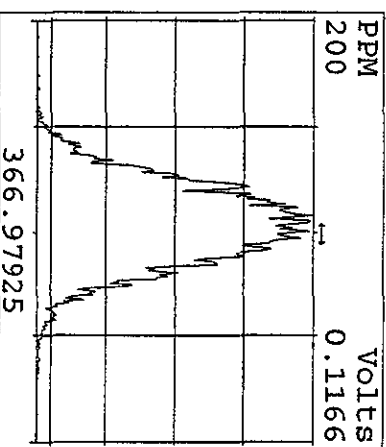
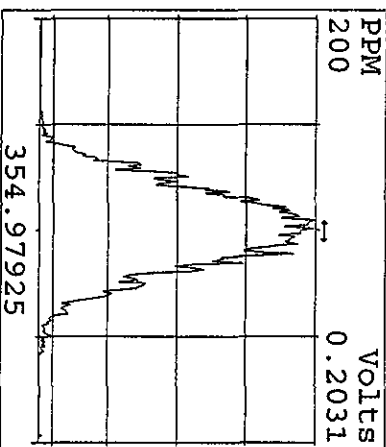
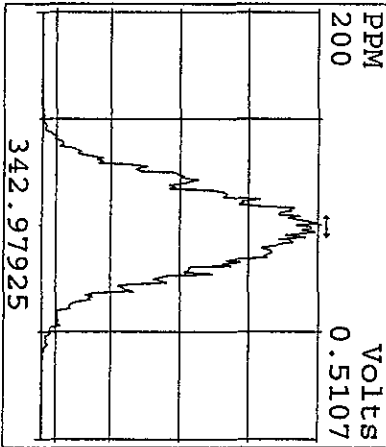
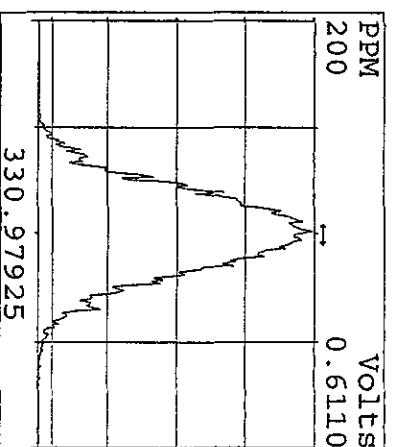
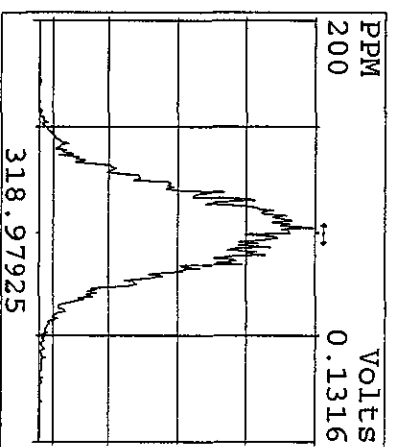
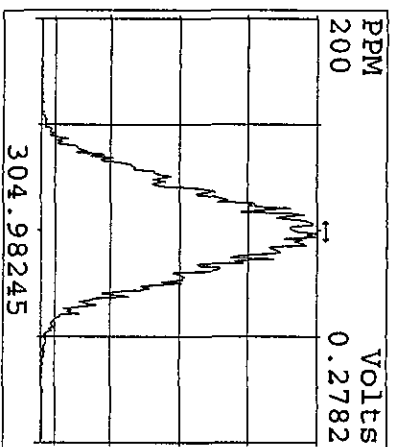
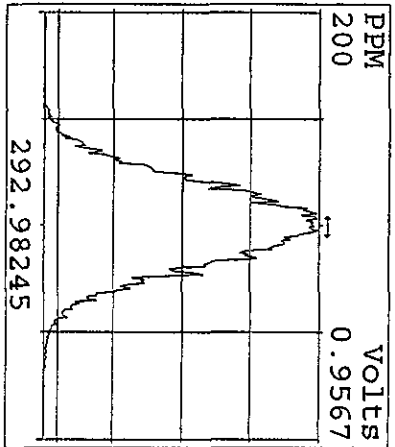
Run text: ST0419E File text: ST0419E :CS3 10DXN111
 Run #46 Filename 19AP104D5 S: 48 I: 1
 Acquired: 20-APR-10 19:39:56 Processed: 20-APR-10 20:43:14
 Run: 19AP104D5 Analyte: 8290A Cal: 8290A0412104D5 Results: 19AP104D58290A

Name	Resp	RA	RT	RRF	Amount	Dev'n	Mod?
13C-1,2,3,4-TCDD	169454300	0.79 y	19:34	-	100.00	-	n
13C-2,3,7,8-TCDF	279208000	0.80 y	18:59	1.65	100.00	8.3	n
2,3,7,8-TCDF	29639200	0.77 y	19:00	1.06	10.00	12.3	n
Total TCDF	29932195	0.91 n	17:08	1.06	10.00	12.3	n
13C-2,3,7,8-TCDD	170374000	0.80 y	19:46	1.01	100.00	5.9	n
2,3,7,8-TCDD	18244630	0.77 y	19:48	1.07	10.00	4.9	n
Total TCDD	18261833	0.48 n	18:32	1.07	10.00	4.9	n
37Cl-2,3,7,8-TCDD	40020600	1.00 y	19:48	2.36	10.00	4.4	n
13C-1,2,3,7,8-PeCDF	194297800	1.60 y	24:41	1.15	100.00	9.2	n
1,2,3,7,8-PeCDF	107913200	1.57 y	24:42	1.11	50.00	6.3	n
2,3,4,7,8-PeCDF	100083300	1.54 y	26:13	1.03	50.00	4.9	n
Total F2 PeCDF	210707456	1.69 y	23:08	1.07	100.00	5.6	n
Total F1 PeCDF	52432	0.94 n	15:10	1.07	100.00	5.6	n
13C-1,2,3,7,8-PeCDD	119086100	1.54 y	27:00	0.70	100.00	4.8	n
1,2,3,7,8-PeCDD	61597900	1.59 y	27:02	1.03	50.00	5.4	n
Total PeCDD	61597900	1.59 y	27:02	1.03	50.00	5.4	n
13C-1,2,3,7,8,9-HxCDD	106238200	1.28 y	33:08	-	100.00	-	n
13C-1,2,3,4,7,8-HxCDF	141921900	0.52 y	31:58	1.34	100.00	30.3	n
1,2,3,4,7,8-HxCDF	92053900	1.23 y	31:59	1.30	50.00	7.0	n
1,2,3,6,7,8-HxCDF	83976900	1.24 y	32:06	1.18	50.00	-11.9	n
2,3,4,6,7,8-HxCDF	78851300	1.23 y	32:40	1.11	50.00	-9.1	n
1,2,3,7,8,9-HxCDF	71223000	1.24 y	33:18	1.00	50.00	-8.1	n
Total HxCDF	326242625	1.66 n	30:52	1.15	200.00	-5.6	n
13C-1,2,3,6,7,8-HxCDD	88921000	1.27 y	32:52	0.84	100.00	3.7	n
1,2,3,4,7,8-HxCDD	46196864	1.44 n	32:48	1.04	50.00	3.2	n
1,2,3,6,7,8-HxCDD	55460800	1.17 y	32:53	1.25	50.00	12.0	n
1,2,3,7,8,9-HxCDD	57407500	1.27 y	33:09	1.29	50.00	6.8	n
Total HxCDD	159065164	1.44 n	32:48	1.19	150.00	7.4	n
13C-1,2,3,4,6,7,8-HpCDF	107914300	0.44 y	34:38	1.02	100.00	17.8	n
1,2,3,4,6,7,8-HpCDF	73816200	0.94 y	34:39	1.37	50.00	4.5	n
1,2,3,4,7,8,9-HpCDF	62773200	0.96 y	35:47	1.16	50.00	13.4	n
Total HpCDF	137185736	0.94 y	34:39	1.27	100.00	8.4	n
13C-1,2,3,4,6,7,8-HpCDD	95156800	1.07 y	35:27	0.90	100.00	28.4	n
1,2,3,4,6,7,8-HpCDD	52939100	1.02 y	35:28	1.11	50.00	3.8	n
Total HpCDD	53192917	1.27 n	34:53	1.11	50.00	3.8	n
13C-OCDD	122775400	0.91 y	37:58	0.58	200.00	8.7	n
OCDF	98875800	0.90 y	38:05	1.61	100.00	11.4	n
OCDD	75282200	0.90 y	37:58	1.23	100.00	5.2	n

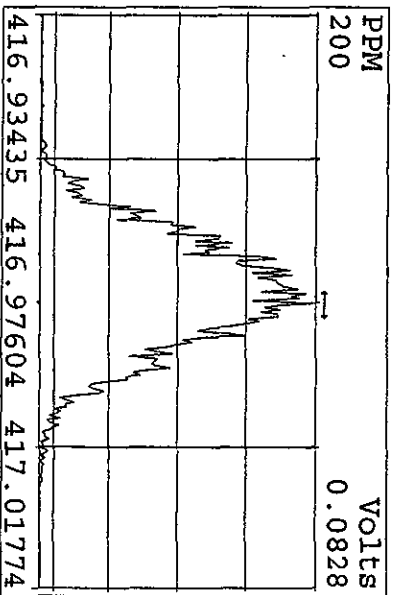
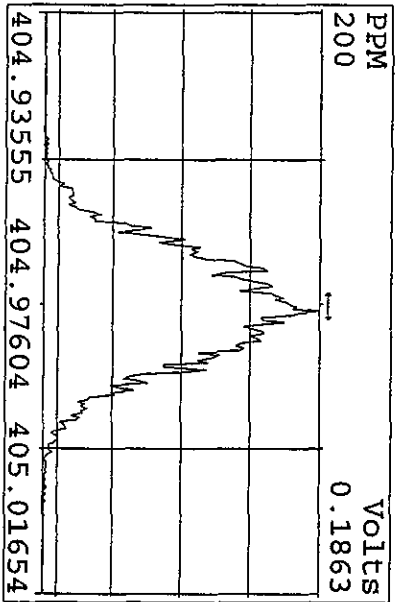
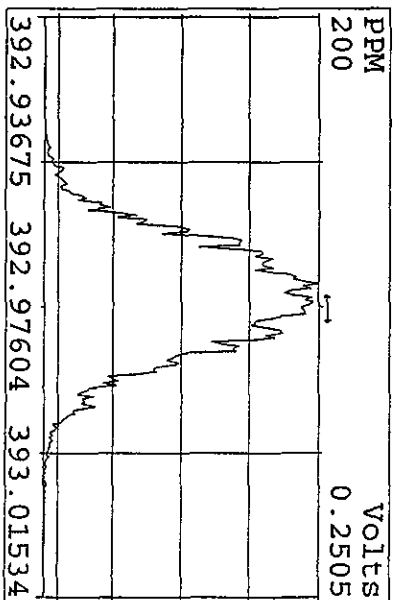
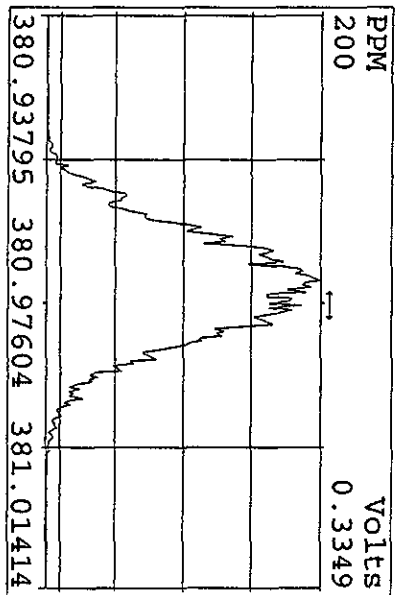
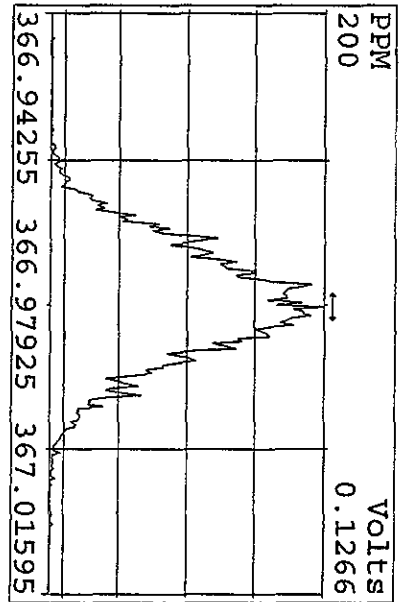
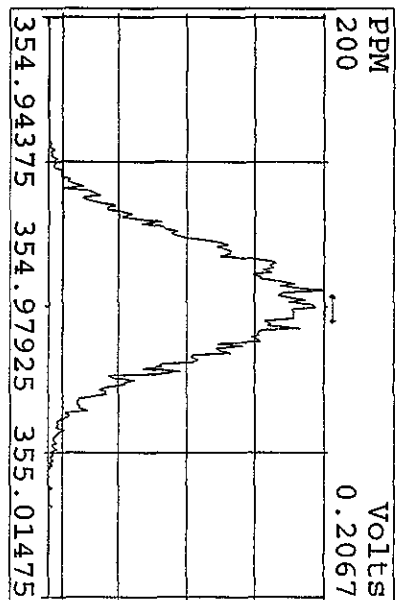
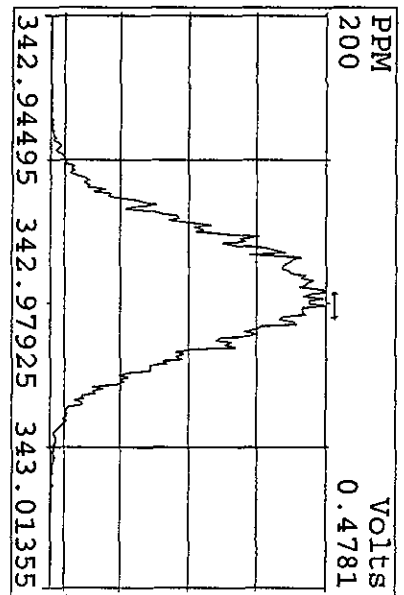
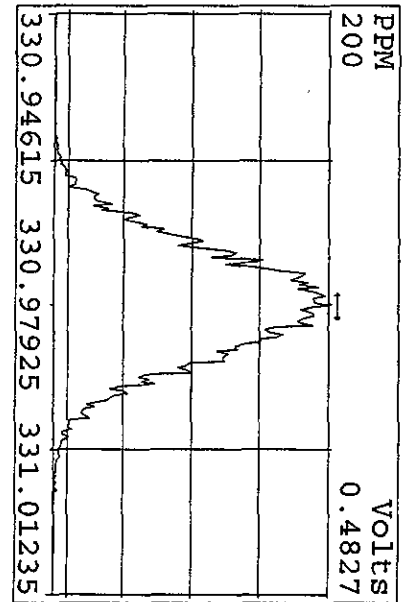
Data file	Smp	Work Order	Sample ID	FV-uL	Method/Matrix	Box	Size	U
19AP104D5	1	ST0419	CS3 10DXN111				1.00000	
19AP104D5	2	ST0419A	CS3 10DXN111				1.00000	
19AP104D5	3	CP0419	DB-5 CPSM 3732-05				1.00000	
19AP104D5	4	SB0419	Solvent Blank C-14				1.00000	
19AP104D5	5	Daily IS QC	10DXN120	20	8290/1613B	QC52	1.00000	Sam
19AP104D5	6	LXK24-1-AA	G0D060000-370B	20	8290/SOLID	67	10.00000	g
19AP104D5	7	LXX5A-1-AA	G0D140468-4	20	8290/SOLID	70	10.00000	g
19AP104D5	8	LXL78-1-AA	G0D070497-1	20	8290/WATER	64	0.95700	L
19AP104D5	9	LXL8H-1-AA	G0D070497-2	20	8290/WATER		0.97160	L
19AP104D5	10	LXL8J-1-AA	G0D070497-3	20	8290/WATER		0.94650	L
19AP104D5	11	LXL8L-1-AA	G0D070497-4	20	8290/WATER		0.92700	L
19AP104D5	12	LXL8M-1-AA	G0D070497-5	20	8290/WATER		0.93650	L
19AP104D5	13	LXPK0-1-AC	G0D080610-11	20	8290/SOLID	70	10.11000	g
19AP104D5	14	LX2P8-1-AC	G0D150000-372C	20	8290/SOLID		10.00000	g
19AP104D5	15	LX2P8-1-AA	G0D150000-372B	20	8290/SOLID		10.00000	g
19AP104D5	16	LXTRR-1-AC	A0D120411-1	20	8290/SOLID		10.06000	g
19AP104D5	17	LXQAK-1-AD	G0D090441-11	10	8290/SOLID	68	10.00000	g
19AP104D5	18	LXQAE-1-AD	G0D090441-10	10	8290/SOLID		10.73000	g
19AP104D5	19	SB0419A	Solvent Blank C-14				1.00000	
19AP104D5	20	ST0419B	CS3 10DXN083				1.00000	
19AP104D5	21	CP0419A	DB-5 CPSM 3732-05				1.00000	
19AP104D5	22	SB0419B	Solvent Blank C-14				1.00000	
19AP104D5	23	LXW2F-1-AA	G0D130000-408B	10	8290/SOLID		10.00000	g
19AP104D5	24	LXW2F-1-AC	G0D130000-408C	10	8290/SOLID		10.00000	g
19AP104D5	25	LXR78-1-AD	G0D100461-1	10	8290/SOLID		10.01000	g
19AP104D5	26	LXR8A-1-AD	G0D100461-3	10	8290/SOLID		10.53000	g
19AP104D5	27	LXR8G-1-AD	G0D100461-8	10	8290/SOLID		10.71000	g
19AP104D5	28	LXR8R-1-AD	G0D100461-17	10	8290/SOLID		10.20000	g
19AP104D5	29	LXR9D-1-AD	G0D100462-1	10	8290/SOLID		10.00000	g
19AP104D5	30	LXR9F-1-AD	G0D100462-3	10	8290/SOLID		10.83000	g
19AP104D5	31	LXR9H-1-AD	G0D100462-5	10	8290/SOLID		10.01000	g
19AP104D5	32	LXR9H-1-AE	G0D100462-5S	10	8290/SOLID		10.05000	g
19AP104D5	33	LXR9H-1-AF	G0D100462-5D	10	8290/SOLID		10.30000	g
19AP104D5	34	LXR9K-1-AD	G0D100462-7	10	8290/SOLID		10.02000	g
19AP104D5	35	LXR9N-1-AD	G0D100462-10	10	8290/SOLID		10.01000	g
19AP104D5	36	LXTAL-1-AD	G0D100462-37	10	8290/SOLID		10.43000	g
19AP104D5	37	Daily IS QC	10DXN120	20	8290/1613B	QC52	1.00000	Sam
19AP104D5	38	Daily IS QC	10DXN120 II	20	8290/1613B		1.00000	Sam
19AP104D5	39	ST0419C	CS3 10DXN083				1.00000	
19AP104D5	40	ST0419D	CS3 10DXN111				1.00000	
19AP104D5	41	CP0419B	DB-5 CPSM 3732-05				1.00000	
19AP104D5	42	SB0419C	Solvent Blank C-14				1.00000	
19AP104D5	43	LXR9D-1-AD	G0D100462-1 RI	10	8290/SOLID	68	10.00000	g
19AP104D5	44	LXQAE-1-AD	G0D090441-10 (20X)	10	8290/SOLID		10.73000	g
19AP104D5	45	LXR8A-1-AD	G0D100461-3 (20X)	10	8290/SOLID		10.53000	g
19AP104D5	46	LXR8R-1-AD	G0D100461-17 (20X)	10	8290/SOLID		10.20000	g
19AP104D5	47	SB0419D	Solvent Blank C-14				1.00000	
19AP104D5	48	ST0419E	CS3 10DXN111				1.00000	
19AP104D5	49						1.00000	
19AP104D5	50						1.00000	
19AP104D5	51						1.00000	
19AP104D5	52		MG 04/19/10				1.00000	
19AP104D5	53		KSS, AM 04/20/10				1.00000	

log file reviewed
4-20-10 CWI

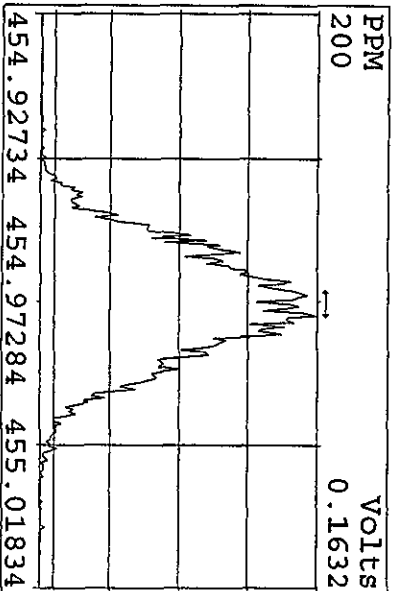
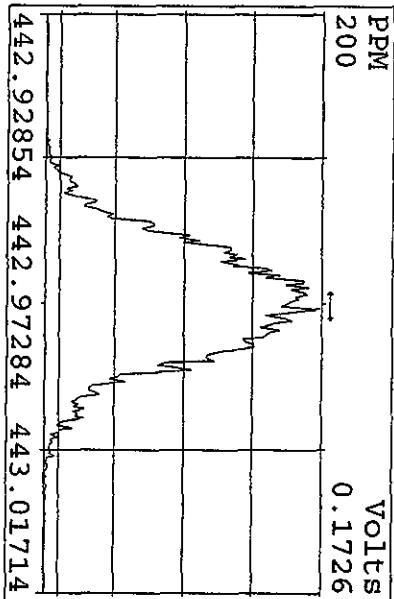
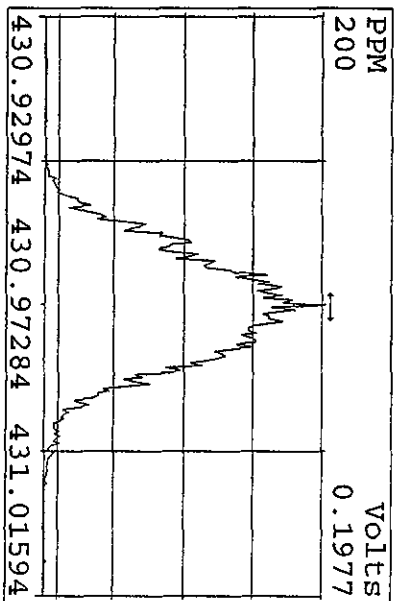
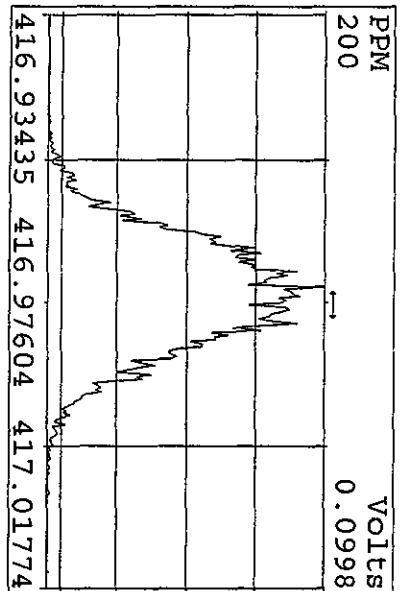
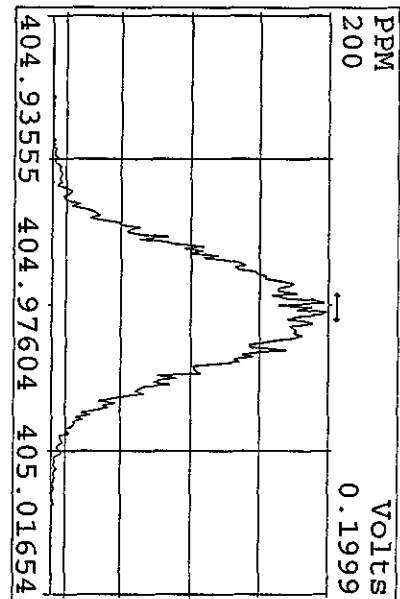
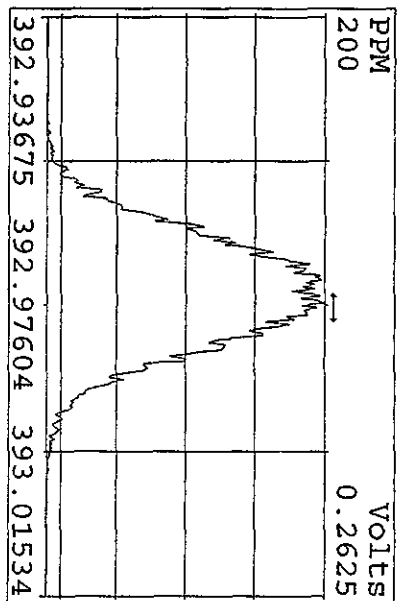
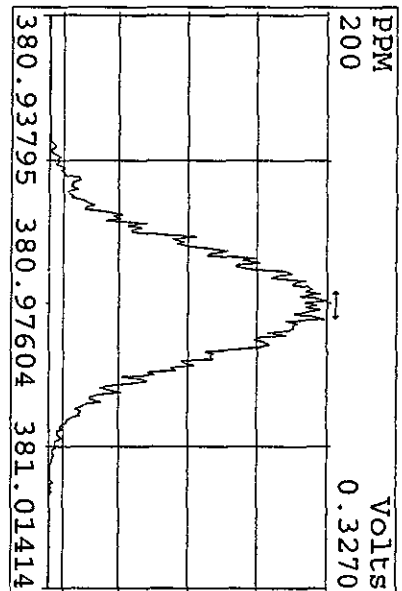
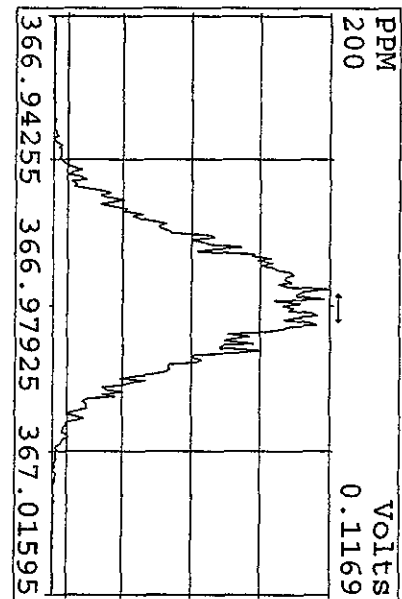
Peak Locate Examination: 19-APR-2010:09:05 File:19AP104D5
Experiment:DIOXINRES8290A Function:1 Reference:PFK



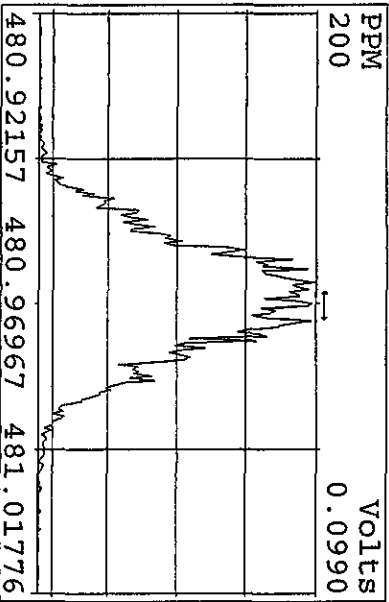
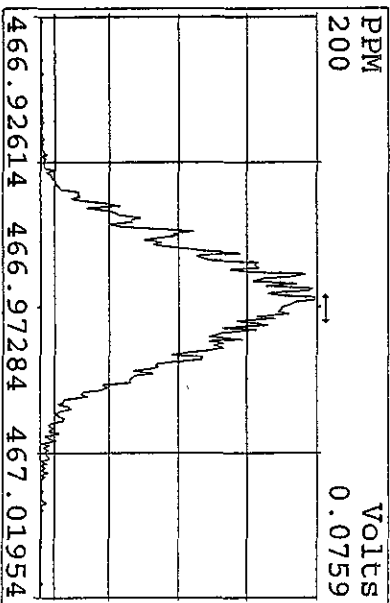
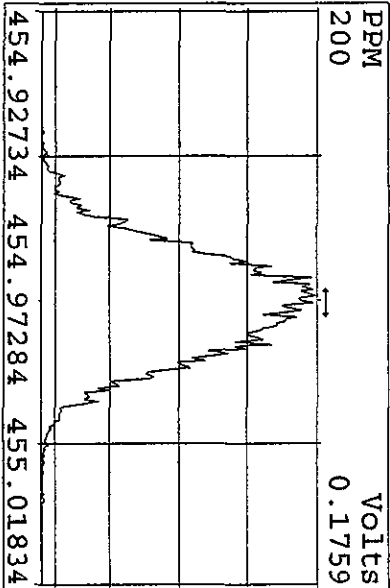
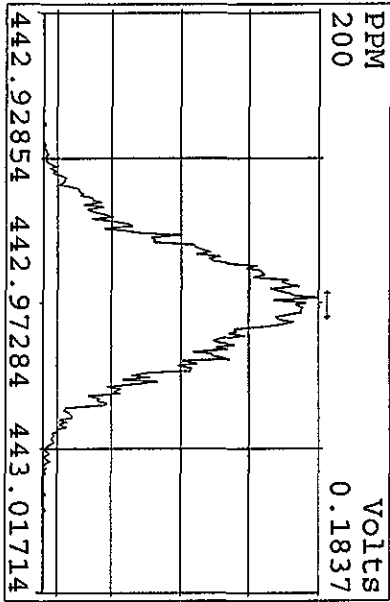
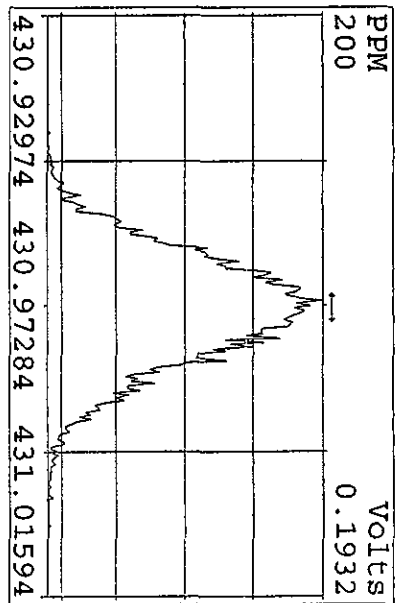
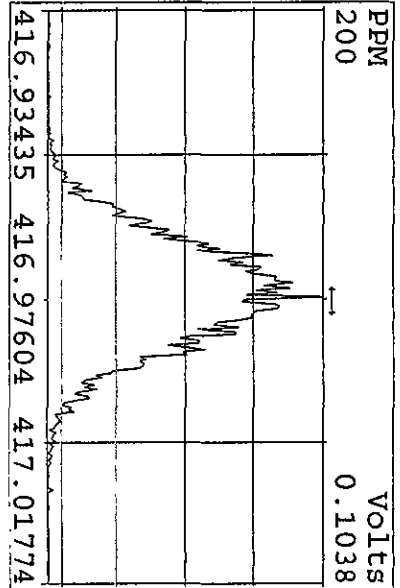
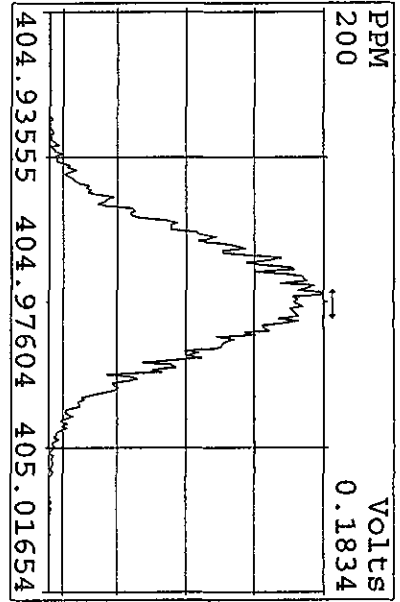
Peak Locate Examination: 19-APR-2010:09:07 File: 19API04D5
 Experiment: DIOXINRES8290A Function: 2 Reference: PFK



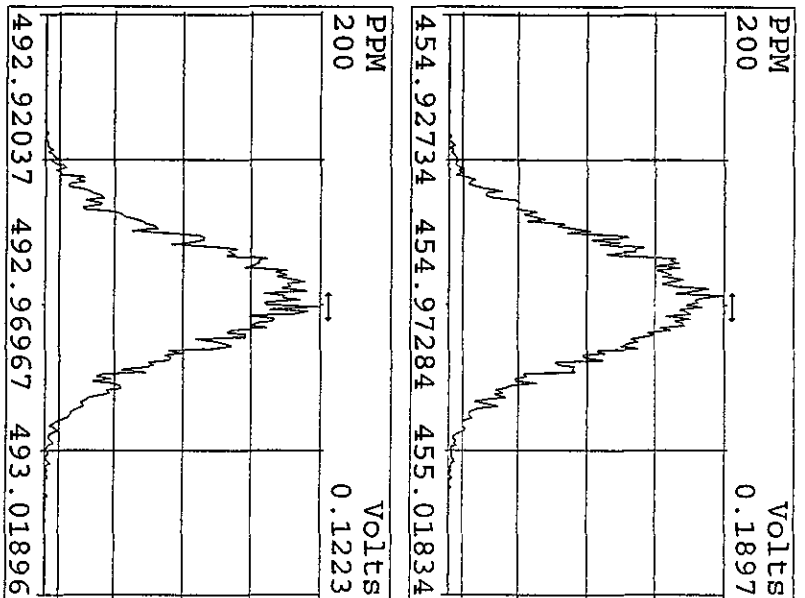
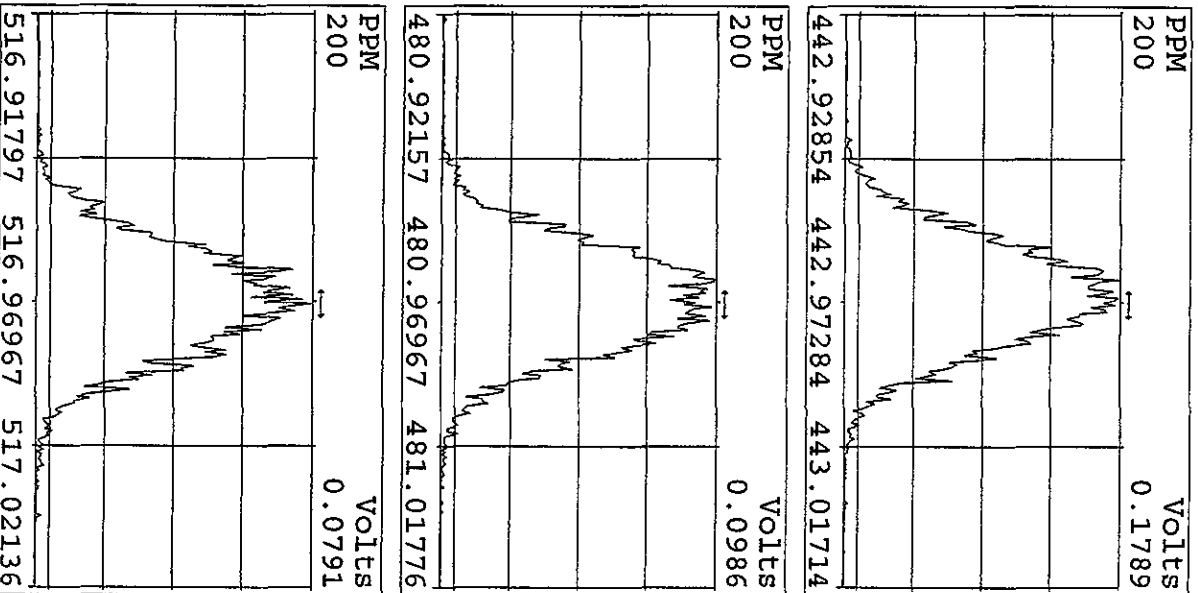
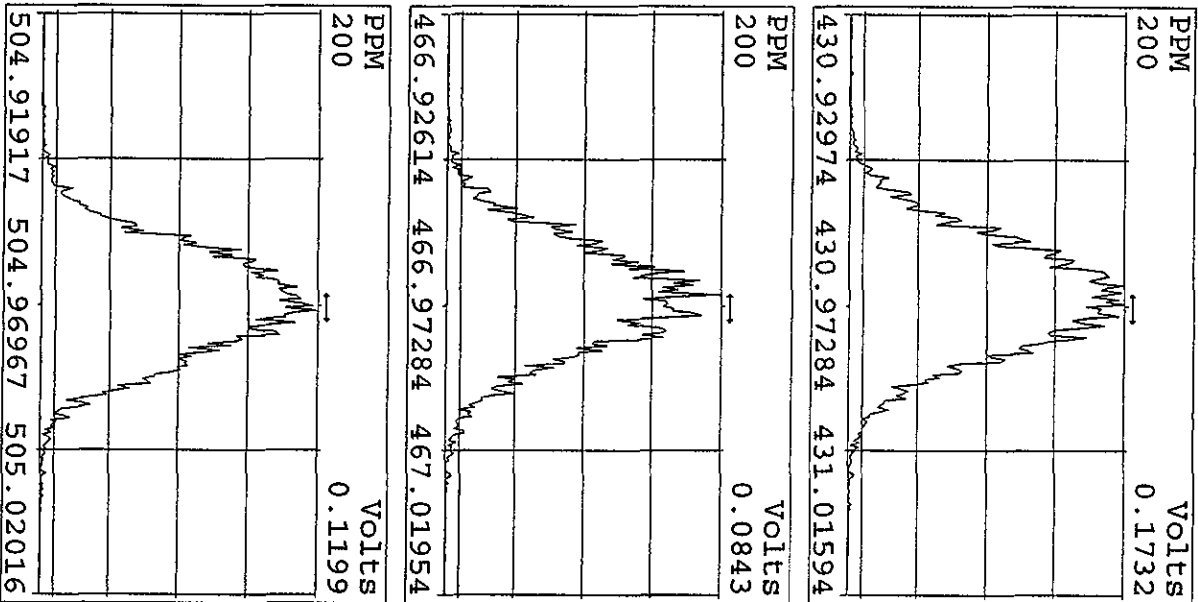
Peak Locate Examination: 19-APR-2010:09:07 File: 19AP104D5
 Experiment: DIOXINRES8290A Function: 3 Reference: PFK



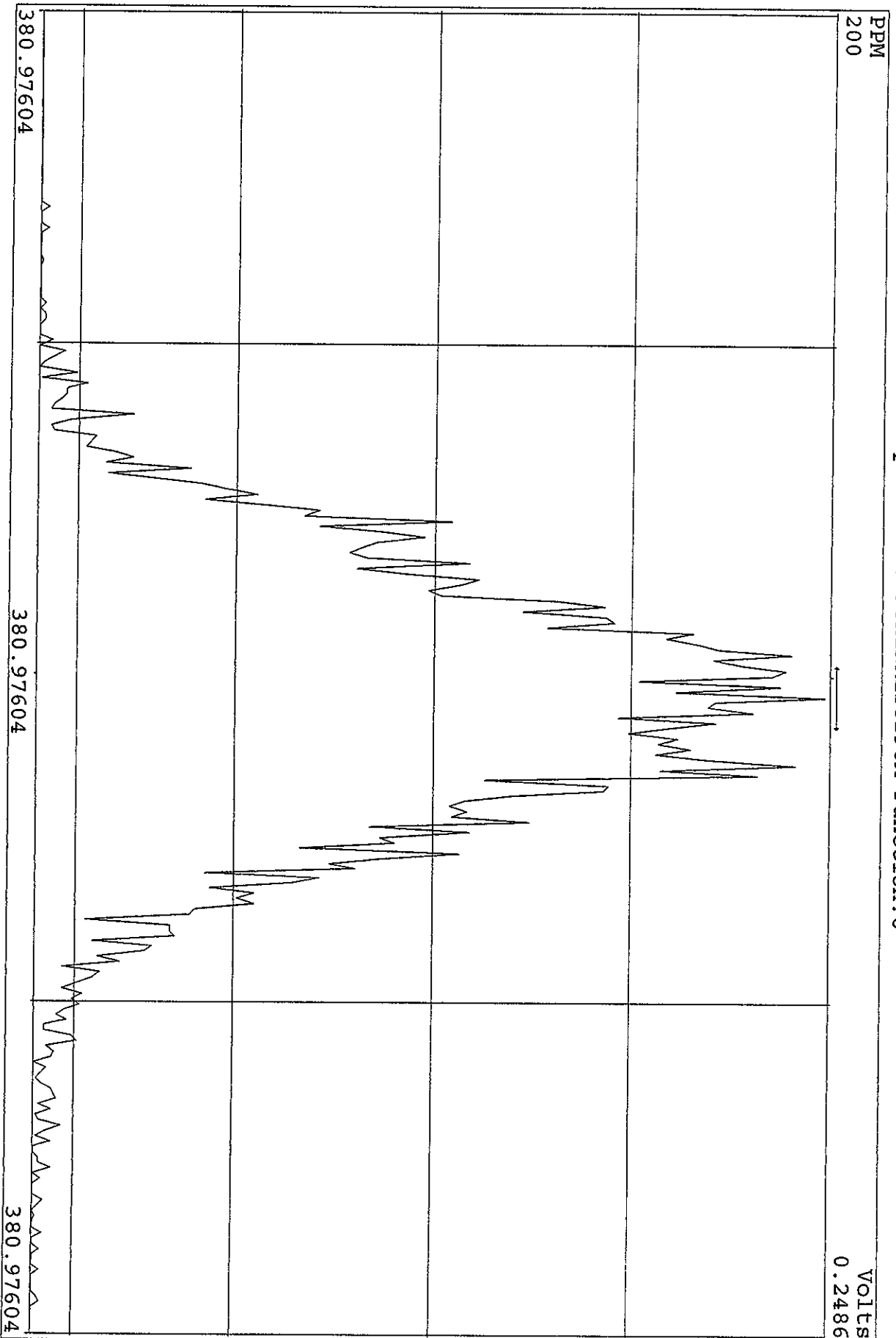
Peak Locate Examination: 19-APR-2010:09:08 File: 19AP104D5
 Experiment: DIOXINRES8290A Function: 4 Reference: PFK



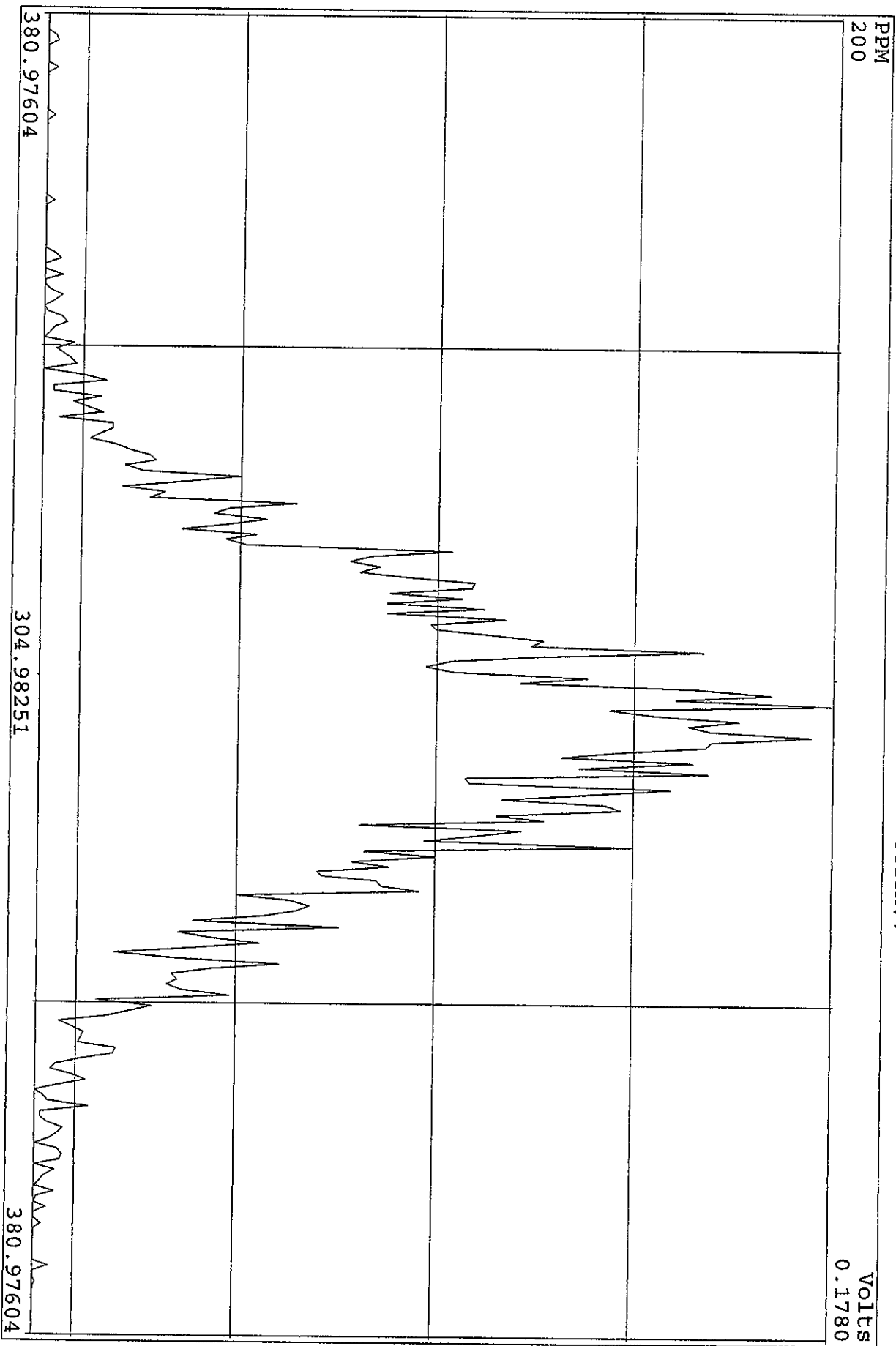
Peak Locate Examination: 19-APR-2010:09:08 File: 19API04D5
 Experiment: DIOXINRES8290A Function: 5 Reference: PFK



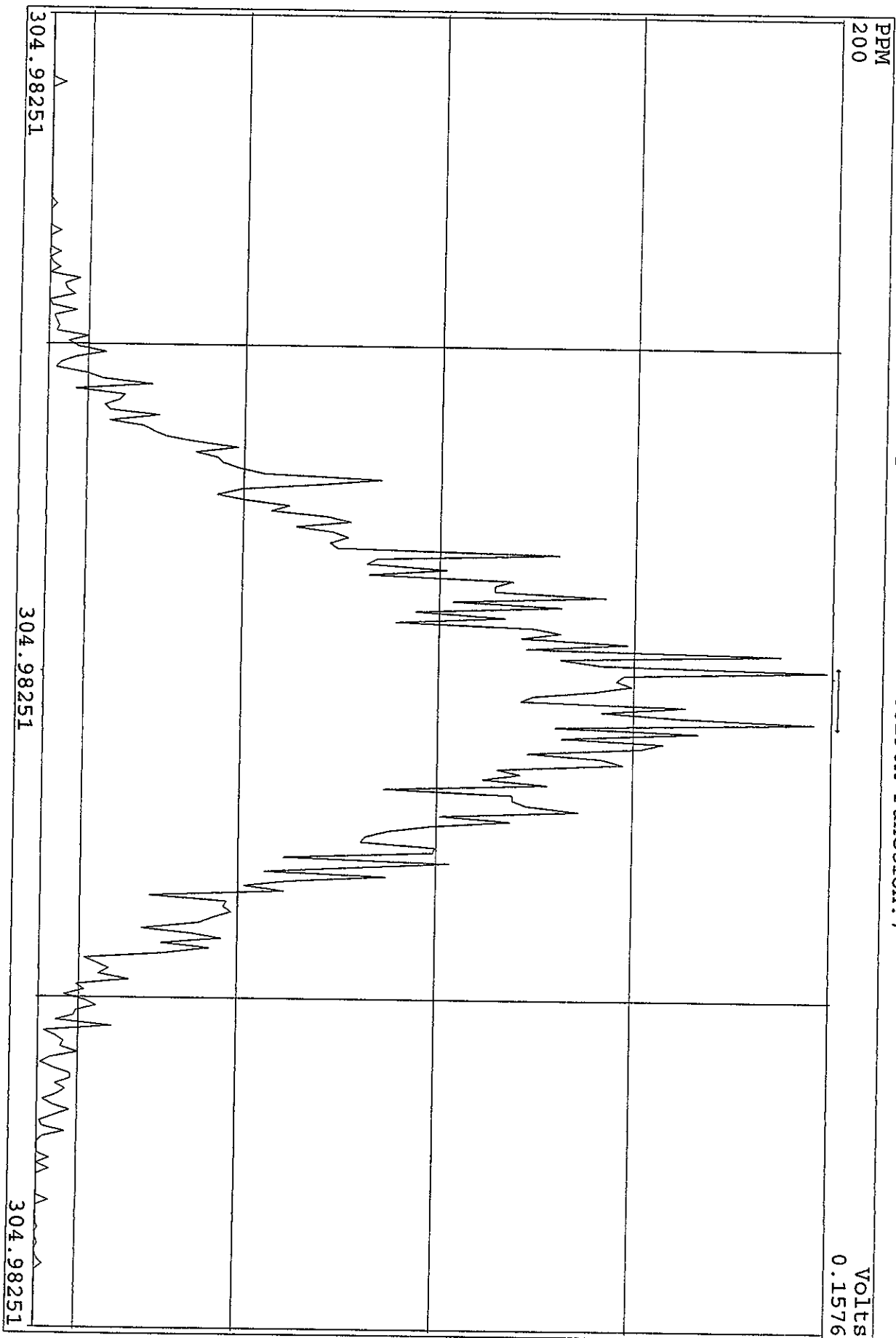
SIRLM Examination: 19-APR-2010:23:47 File: 19AP104D5
Experiment: DIOXINRES8290A Function: 6



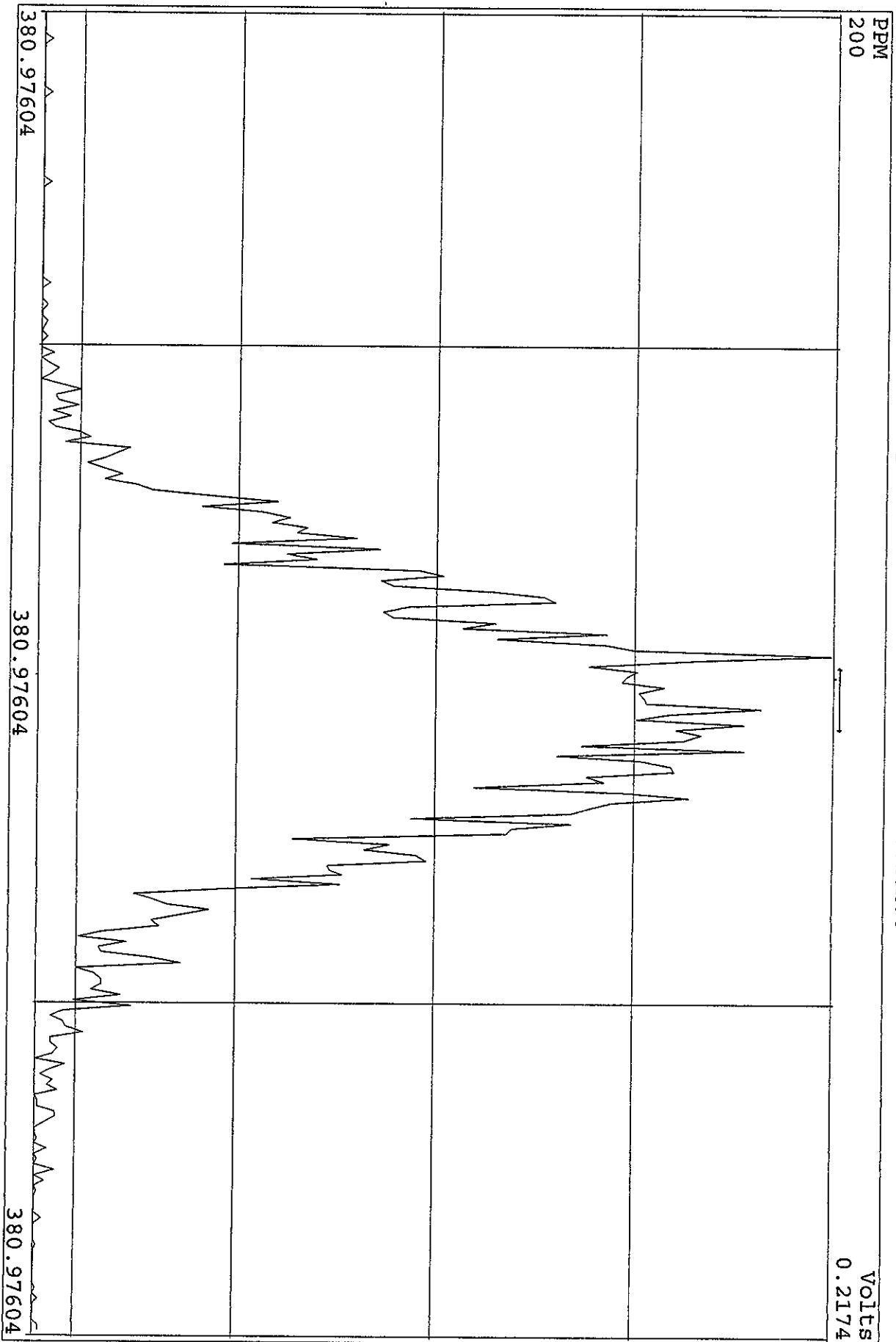
SIRLM Examination: 19-APR-2010:23:47 File: 19AP104D5
Experiment: DIOXINRES8290A Function: 7



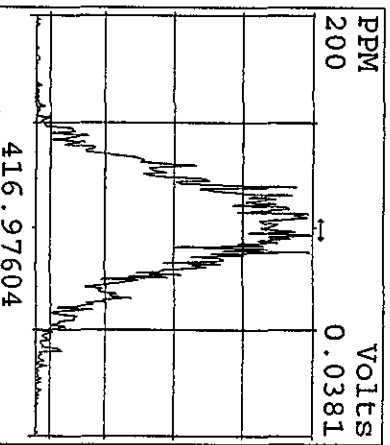
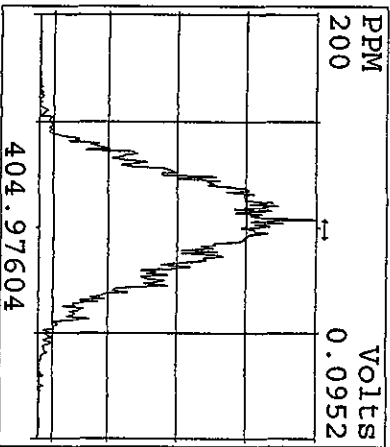
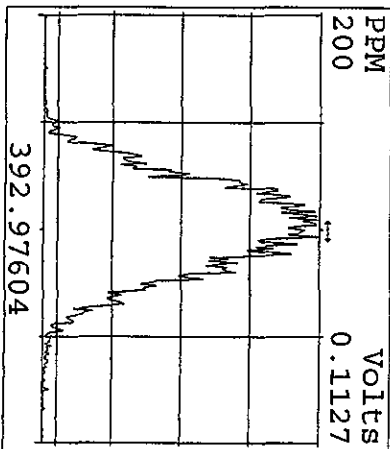
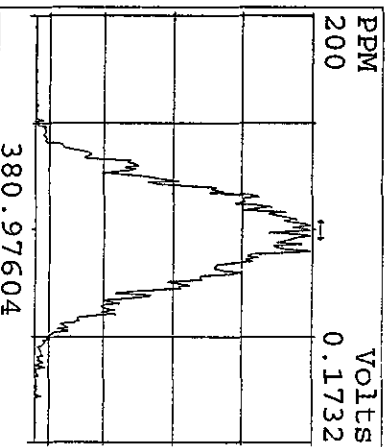
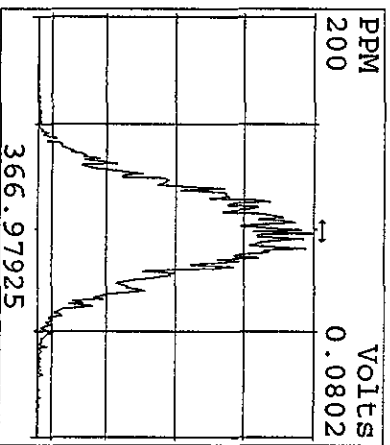
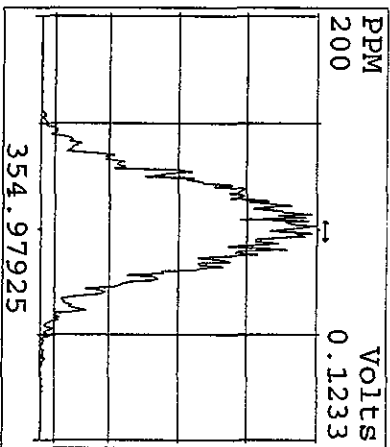
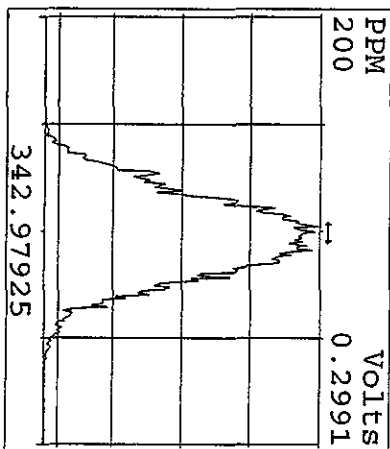
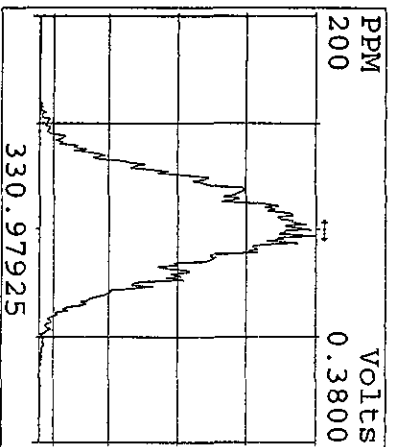
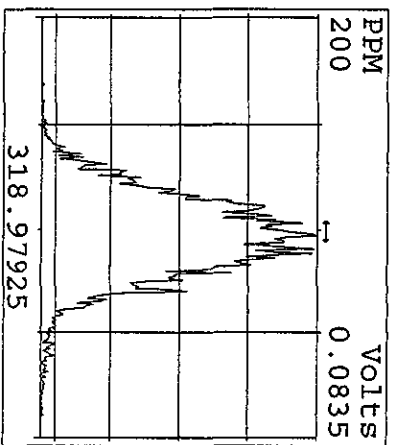
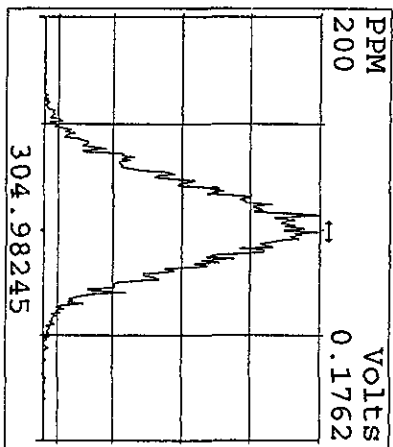
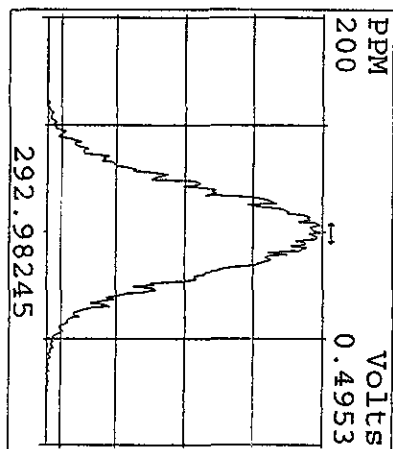
SIRLM Examination: 20-APR-2010: 11:32 File: 19AP104D5
Experiment: DIOXINRES8290A Function: 7



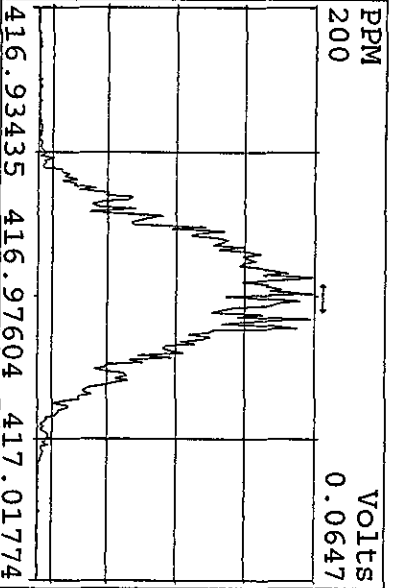
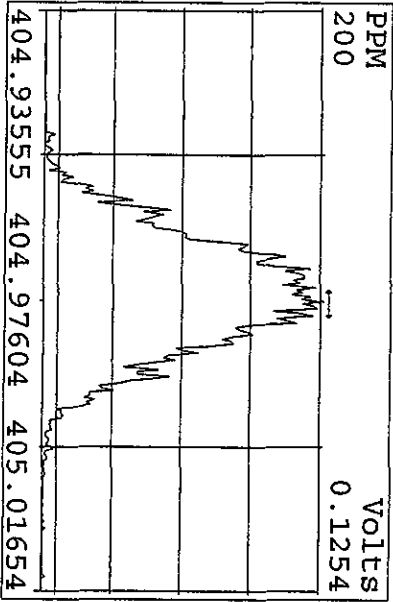
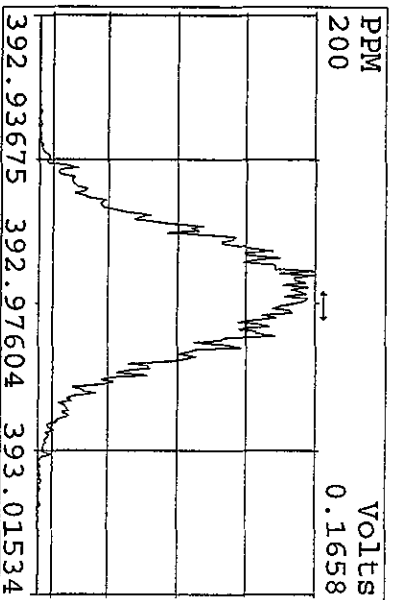
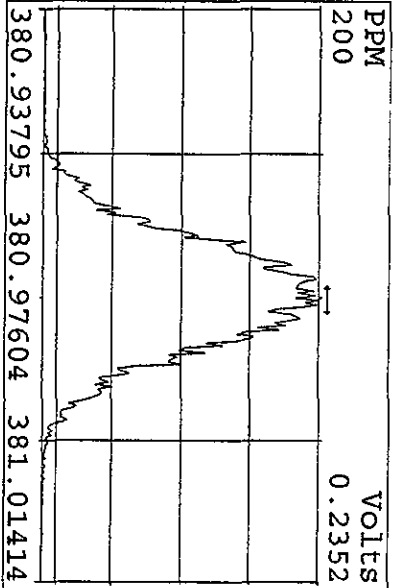
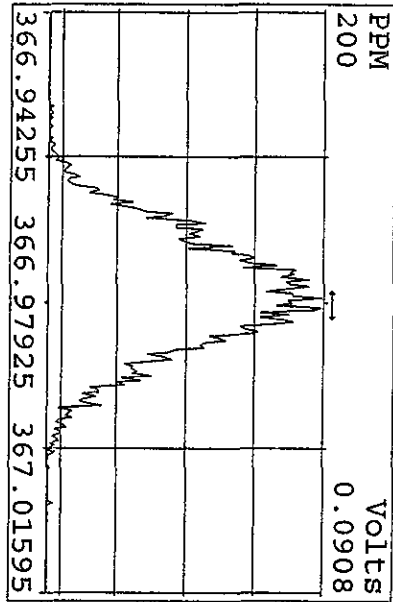
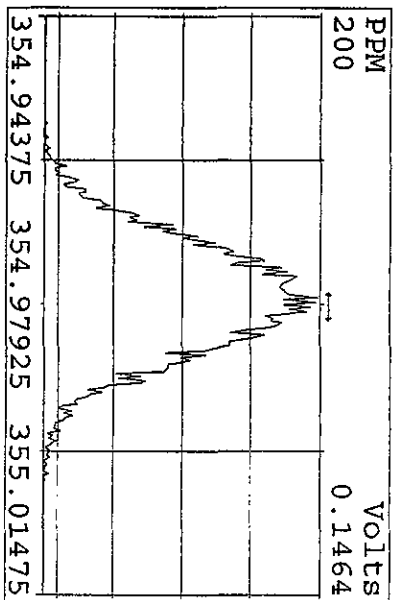
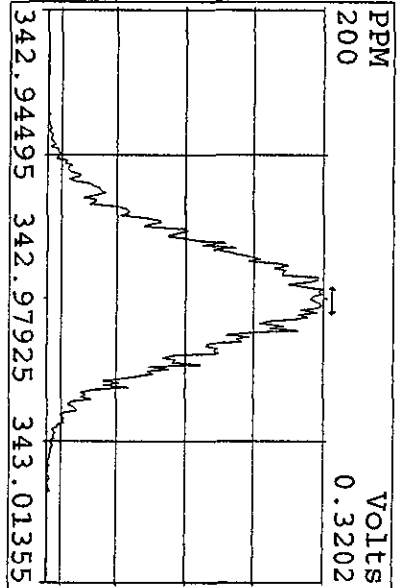
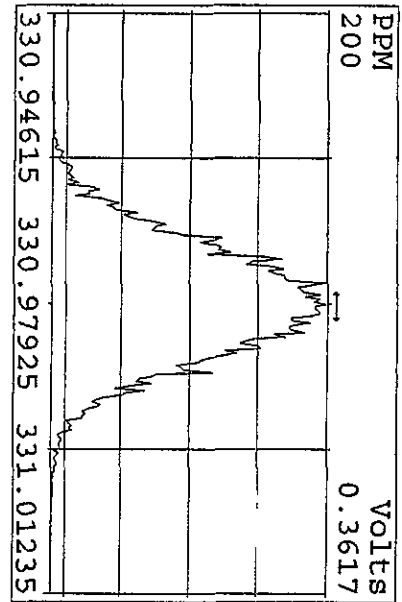
SIRLM Examination: 20-APR-2010:11:31 File: 19AP104D5
Experiment: DIOXINRES8290A Function: 6



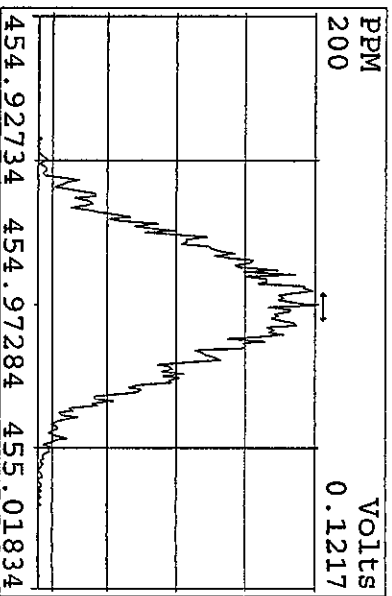
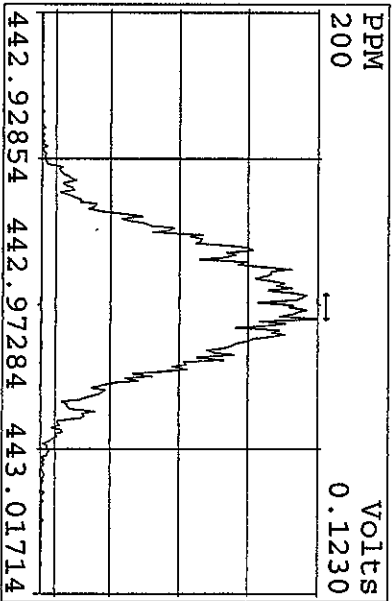
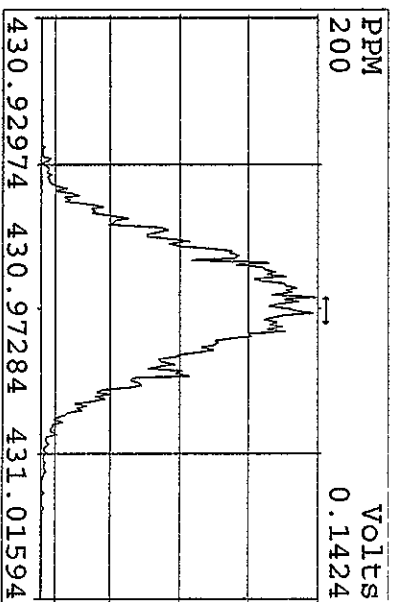
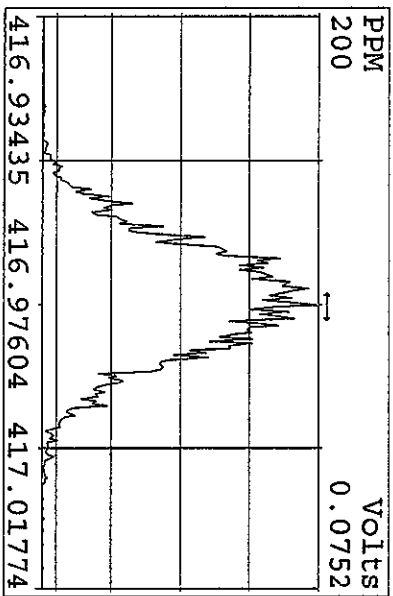
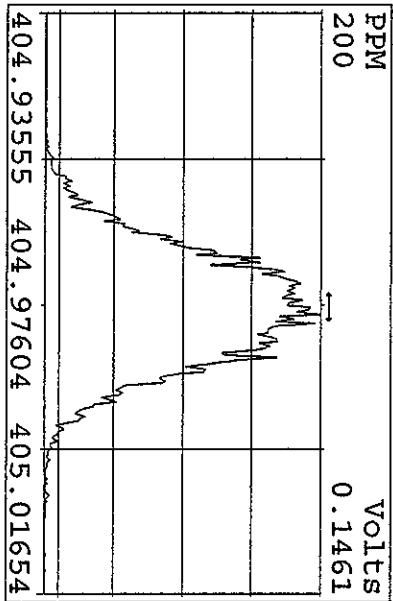
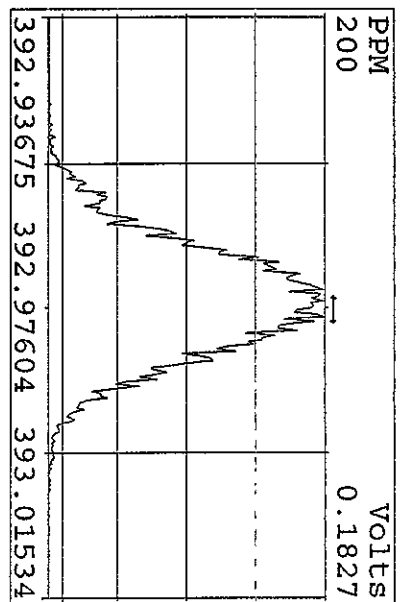
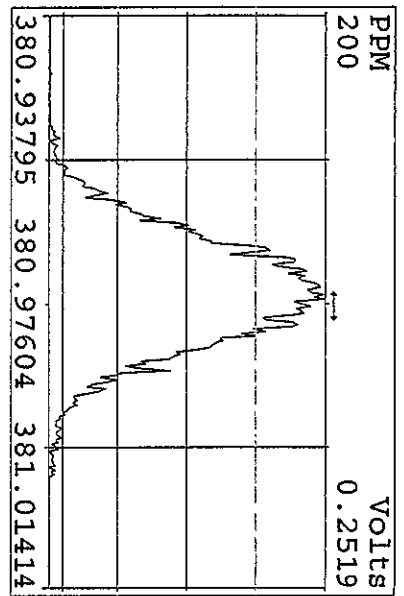
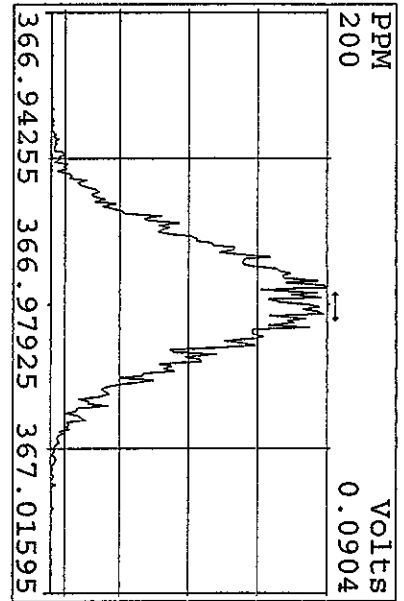
Peak Locate Examination: 20-APR-2010:21:22 File: RESCHK19AP104D5
Experiment: DIOXINRES8290A Function: 1 Reference: PFK



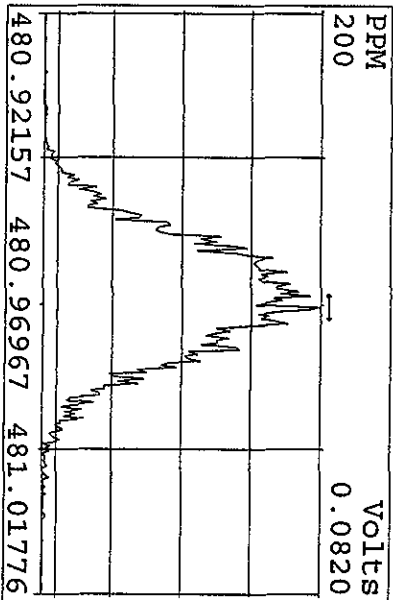
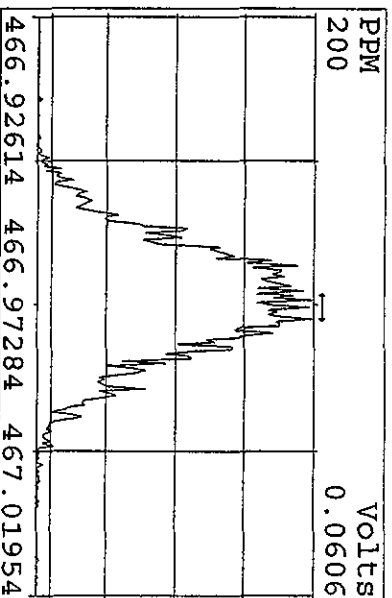
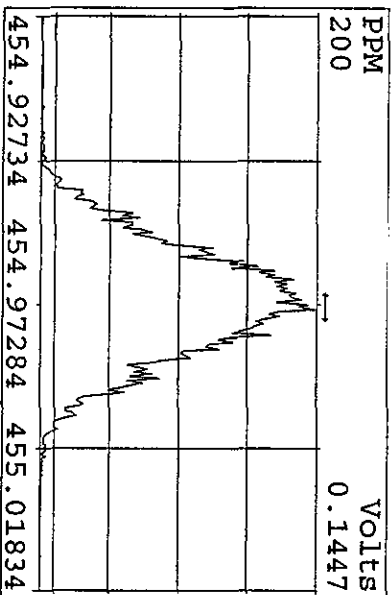
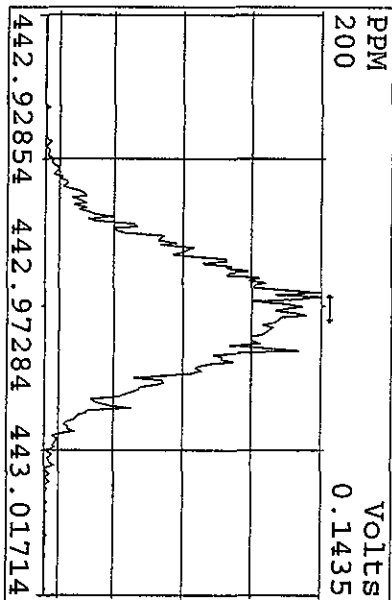
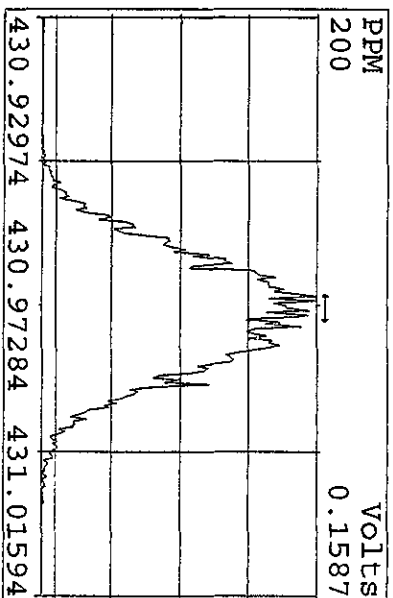
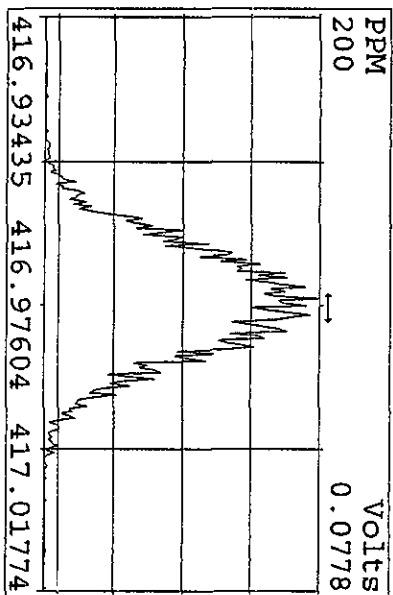
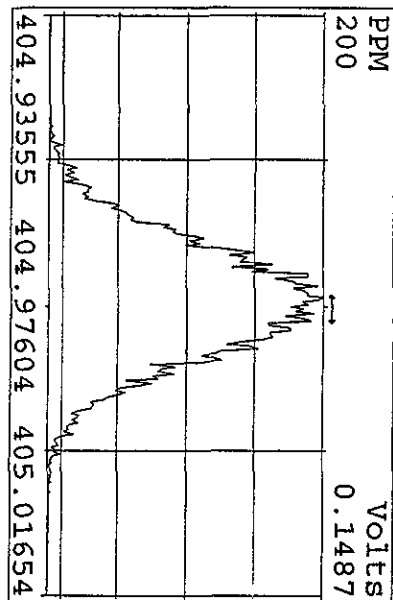
Peak Locate Examination: 20-APR-2010:21:24 File: RESCHK19AP104D5
 Experiment: DIOXINRES8290A Function: 2 Reference: PFK



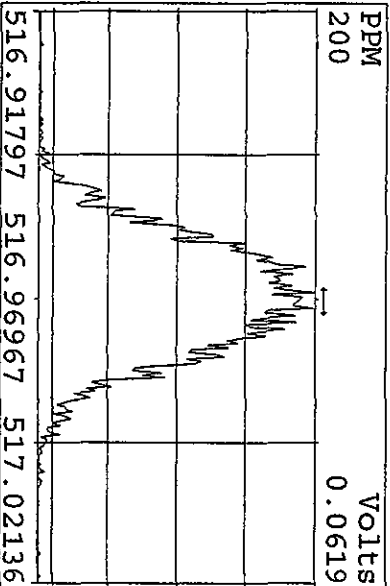
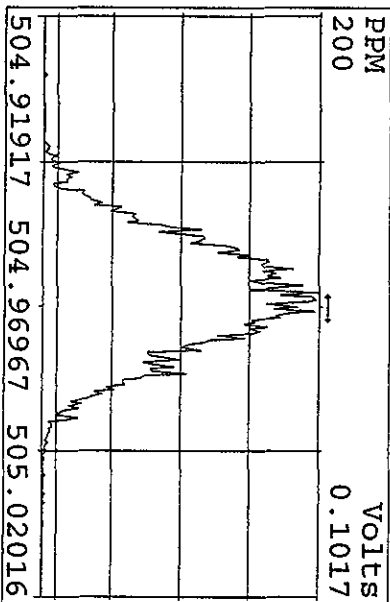
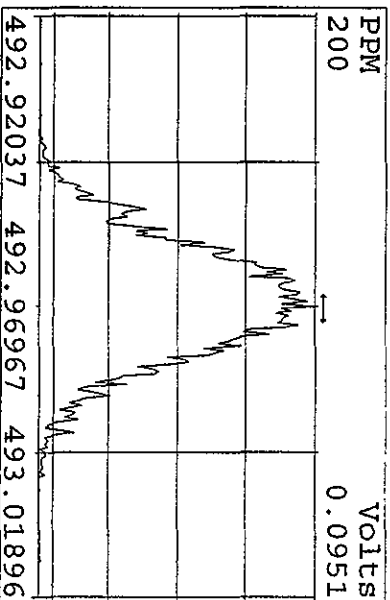
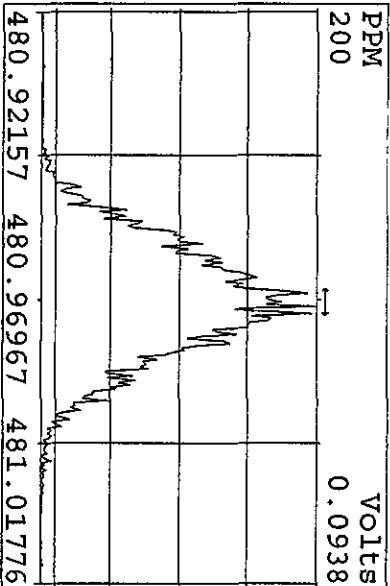
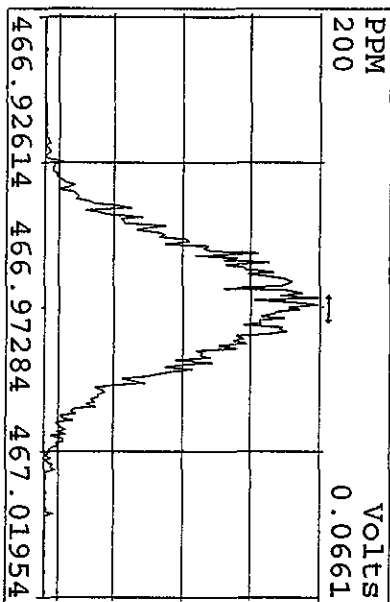
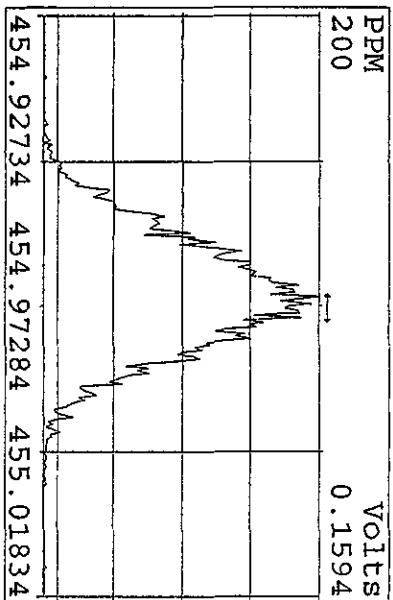
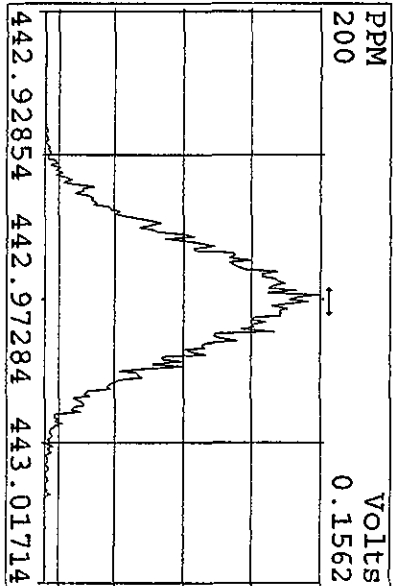
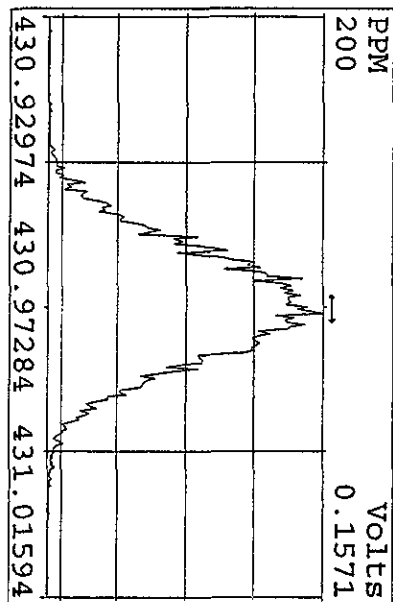
Peak Locate Examination: 20-APR-2010:21:26 File: RESCHK19AP104D5
 Experiment: DIOXINRES8290A Function: 3 Reference: PFK



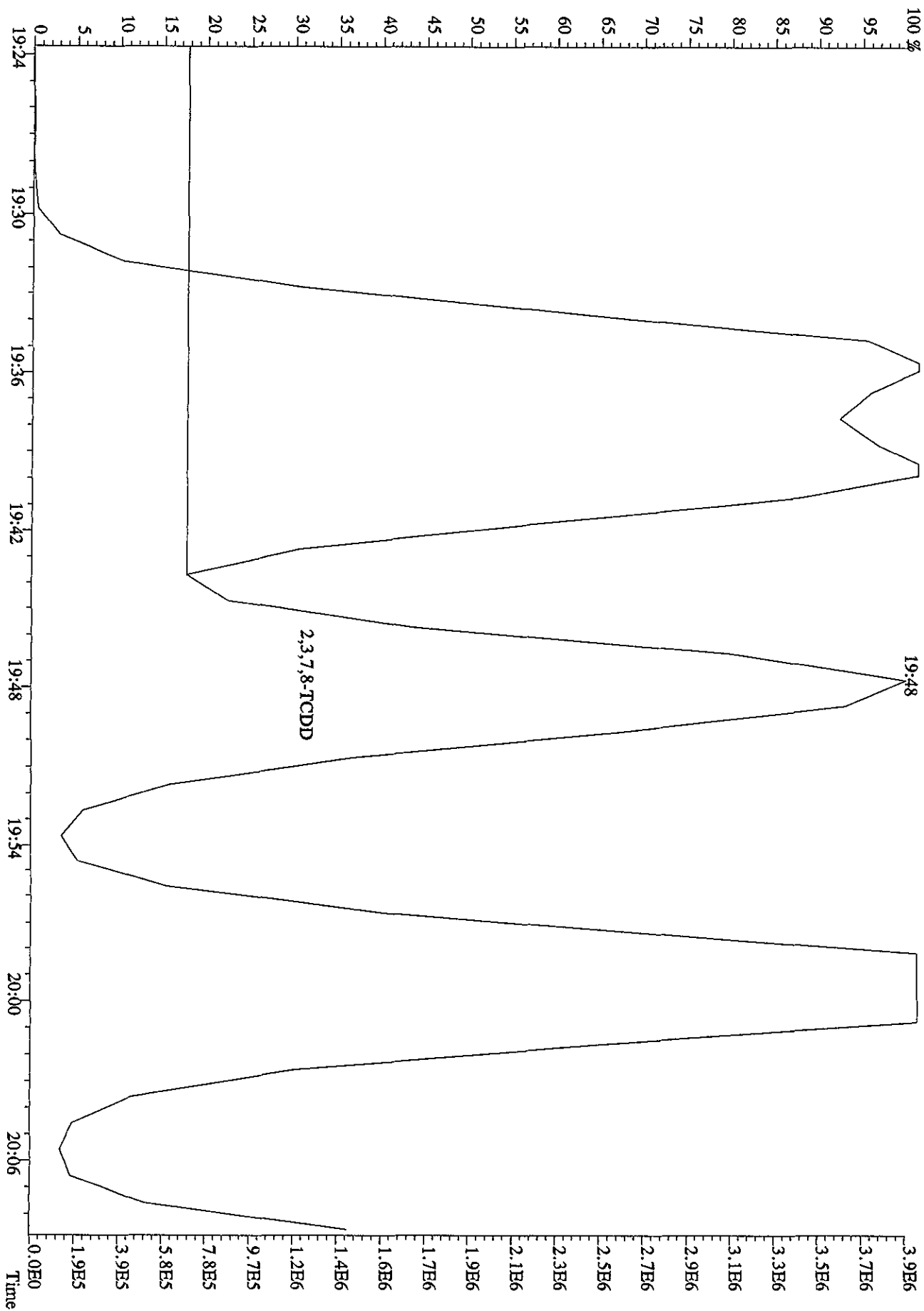
Peak Locate Examination: 20-APR-2010:21:28 File: RESCHK19AP104D5
 Experiment: DIOXINRES8290A Function: 4 Reference: PFK



Peak Locate Examination: 20-APR-2010:21:30 File: RESCHK19AP104D5
 Experiment: DIOXINRES8290A Function: 5 Reference: PFK



File: 19AP104D5 #1-435 Acq: 20-APR-2010 14:31:29 GC EI + Voltage SIR Autospec-Ultimate
Sample#41 Text: CP0419B :DB-5 CPSM 3732-05 Exp: DIOXINRES8290A
321.8936 S:41



ST0412B :CS-1 09DXN422 ST0412A :CS-2 09DXN423 ST0412 :CS-3 10DXN111
 ST0412D :CS-4 09DXN426 ST0412C :CS-5 09DXN456

12AP104D5 12AP104D5 12AP104D5 12AP104D5 12AP104D5

Name	Mean	S. D.	%RSD	RRF1	RRF2	RRF3	RRF4	RRF5
13C-1,2,3,4-TCDD	-	-	- %	-	-	-	-	-

13C-2,3,7,8-TCDF	1.521	0.098	6.47 %	1.54	1.47	1.60	1.38	1.62
2,3,7,8-TCDF	0.945	0.042	4.44 %	0.88	0.94	0.98	0.95	0.98
Total TCDF	0.945	0.042	4.44 %	0.88	0.94	0.98	0.95	0.98

13C-2,3,7,8-TCDD	0.950	0.080	8.47 %	0.94	0.87	0.95	0.91	1.08
2,3,7,8-TCDD	1.021	0.031	3.03 %	1.00	0.98	1.04	1.04	1.05
Total TCDD	1.021	0.031	3.03 %	1.00	0.98	1.04	1.04	1.05

37C1-2,3,7,8-TCDD	2.261	0.218	9.64 %	2.41	2.04	2.16	2.14	2.56
-------------------	-------	-------	--------	------	------	------	------	------

13C-1,2,3,7,8-PeCDF	1.050	0.149	14.1 %	0.97	0.97	1.01	0.98	1.31
1,2,3,7,8-PeCDF	1.045	0.049	4.68 %	0.97	1.02	1.09	1.09	1.06
2,3,4,7,8-PeCDF	0.982	0.045	4.55 %	0.93	0.97	1.03	1.02	0.96
Total F2 PeCDF	1.013	0.046	4.50 %	0.95	0.99	1.06	1.05	1.01
Total F1 PeCDF	1.013	0.046	4.50 %	0.95	0.99	1.06	1.05	1.01

13C-1,2,3,7,8-PeCDD	0.670	0.094	14.0 %	0.61	0.65	0.62	0.64	0.84
1,2,3,7,8-PeCDD	0.982	0.047	4.75 %	0.94	0.93	1.04	1.01	0.99
Total PeCDD	0.982	0.047	4.75 %	0.94	0.93	1.04	1.01	0.99

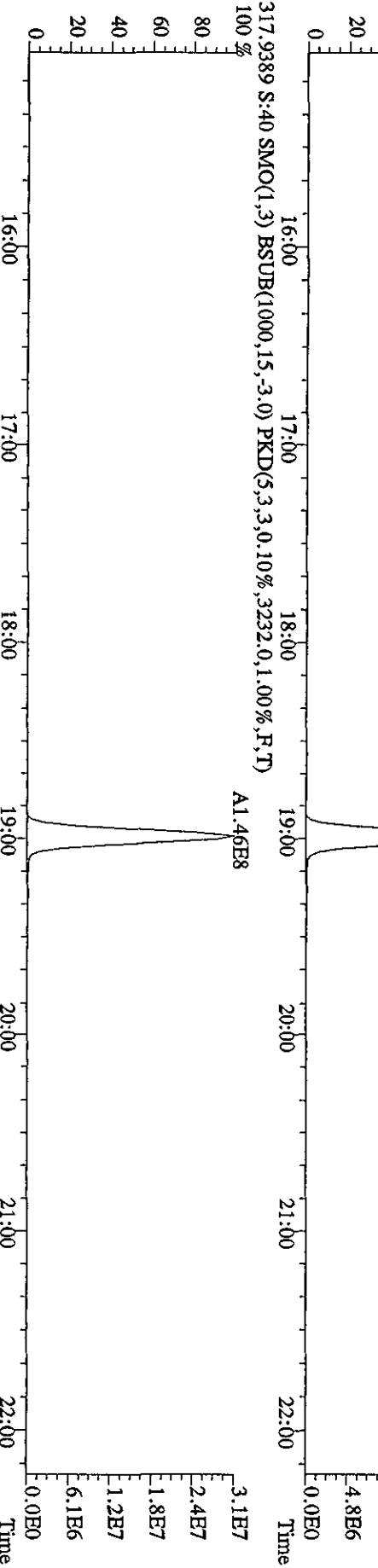
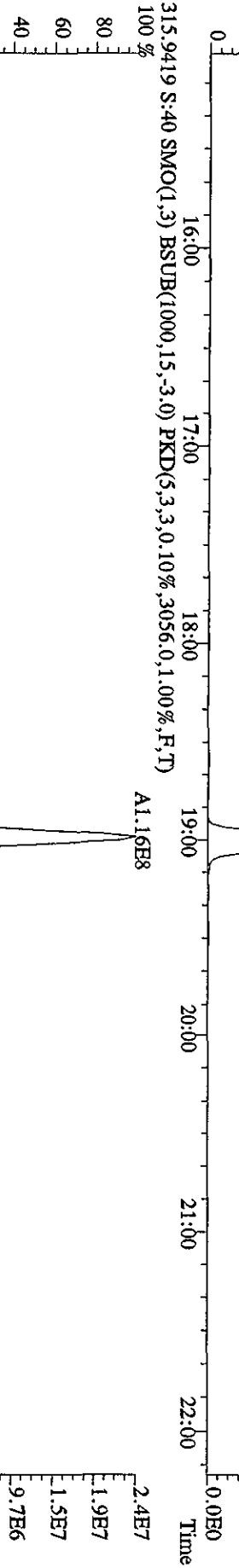
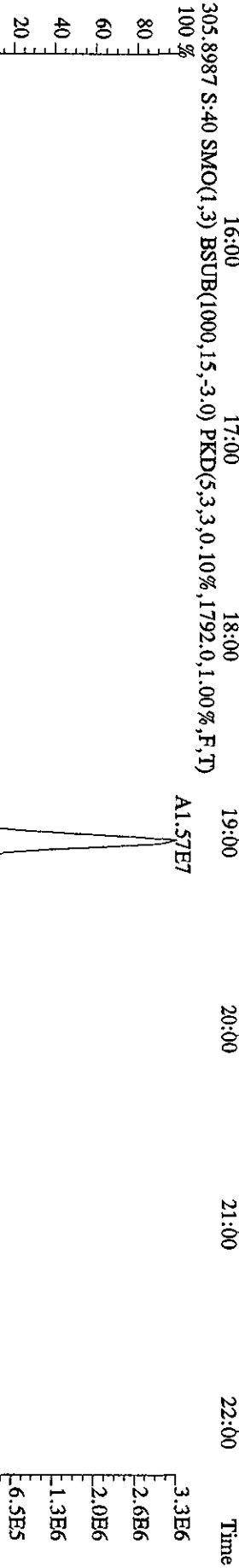
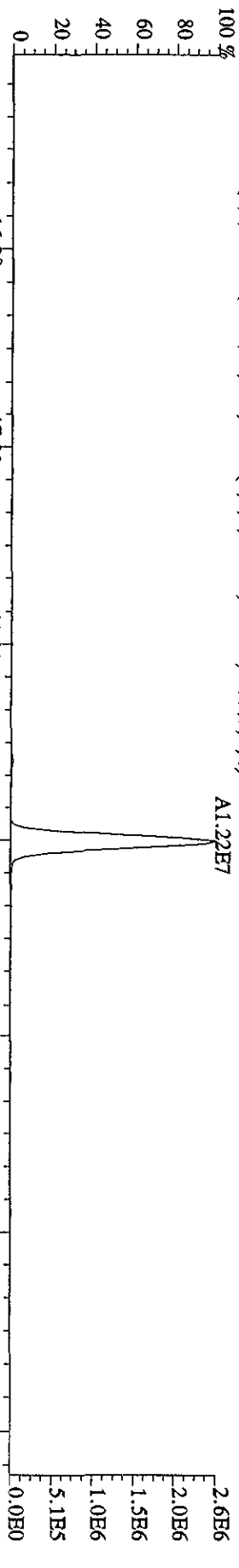
13C-1,2,3,7,8-HxCDD	-	-	- %	-	-	-	-	-
---------------------	---	---	-----	---	---	---	---	---

13C-1,2,3,4,7,8-HxCDF	1.025	0.075	7.29 %	1.08	0.98	1.08	0.92	1.06
1,2,3,4,7,8-HxCDF	1.213	0.061	5.00 %	1.12	1.18	1.25	1.28	1.23
1,2,3,6,7,8-HxCDF	1.343	0.096	7.13 %	1.20	1.34	1.46	1.38	1.33
2,3,4,6,7,8-HxCDF	1.222	0.064	5.27 %	1.13	1.19	1.29	1.26	1.23
1,2,3,7,8,9-HxCDF	1.092	0.072	6.60 %	1.02	1.02	1.15	1.17	1.10
Total HxCDF	1.218	0.070	5.72 %	1.12	1.18	1.29	1.27	1.22

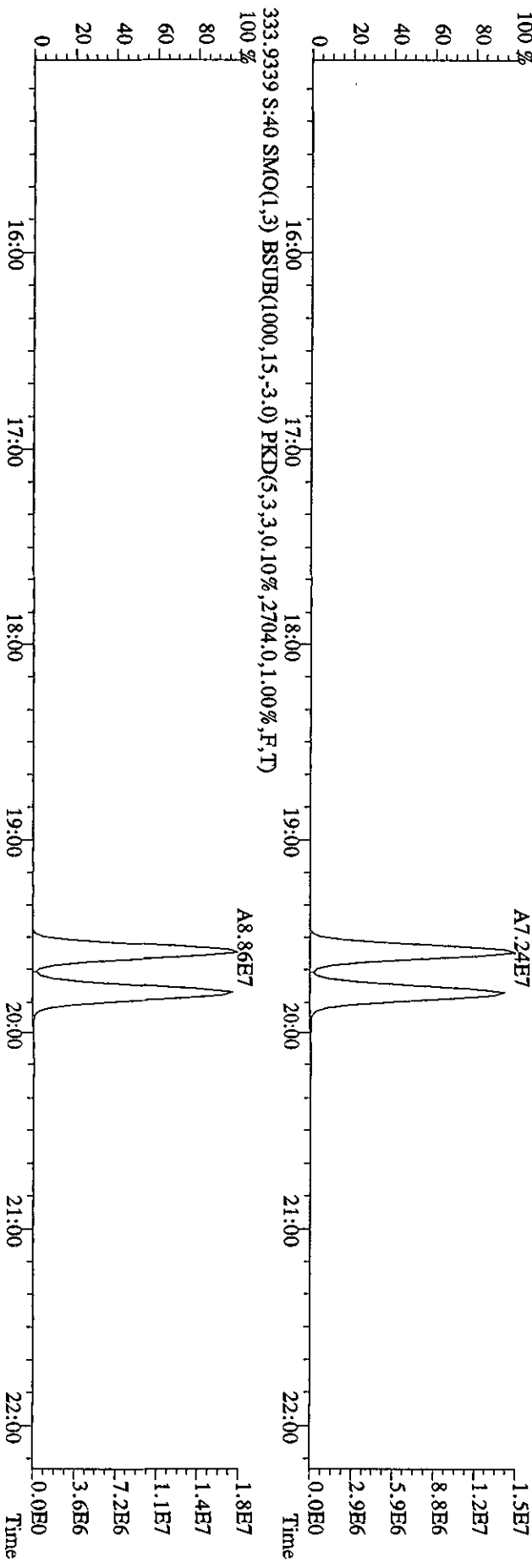
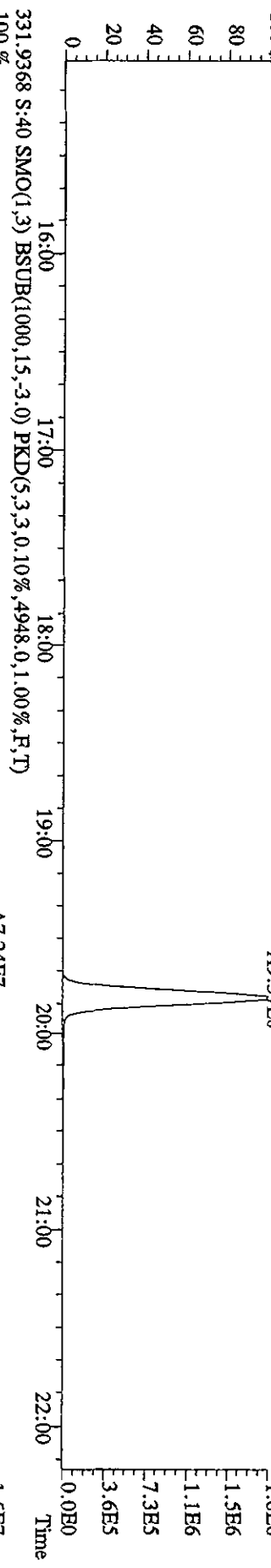
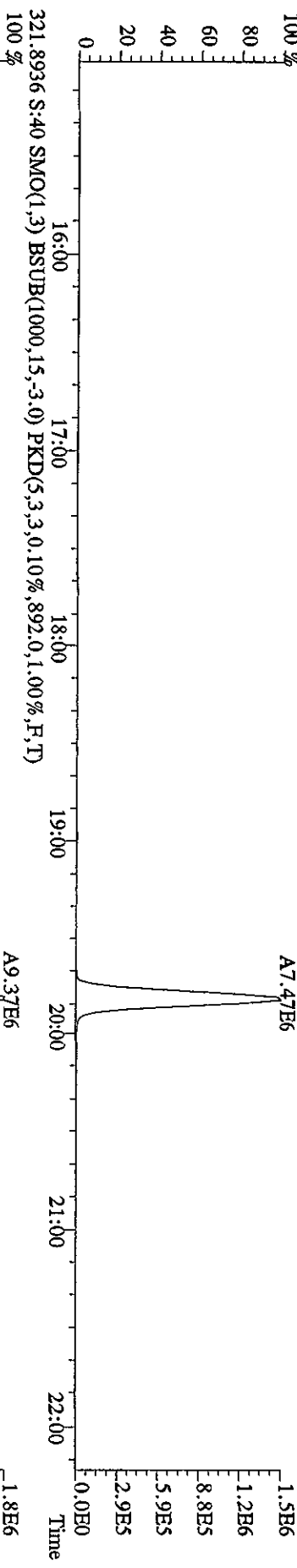
13C-1,2,3,6,7,8-HxCDD	0.807	0.060	7.46 %	0.81	0.77	0.86	0.72	0.87
1,2,3,4,7,8-HxCDD	1.007	0.056	5.54 %	0.93	1.02	1.04	1.07	0.98

1,2,3,6,7,8-HxCDD	1.114	0.059	5.33 %	1.06	1.06	1.19	1.16	1.11
1,2,3,7,8,9-HxCDD	1.209	0.083	6.88 %	1.12	1.17	1.22	1.34	1.19
Total HxCDD	1.110	0.061	5.46 %	1.04	1.08	1.15	1.19	1.09
13C-1,2,3,4,6,7,8-HpCDF	0.863	0.061	7.10 %	0.87	0.82	0.95	0.79	0.88
1,2,3,4,6,7,8-HpCDF	1.310	0.072	5.52 %	1.20	1.28	1.39	1.36	1.32
1,2,3,4,7,8,9-HpCDF	1.026	0.053	5.19 %	0.95	1.00	1.09	1.06	1.03
Total HpCDF	1.168	0.063	5.36 %	1.08	1.14	1.24	1.21	1.18
13C-1,2,3,4,6,7,8-HpCDD	0.697	0.052	7.39 %	0.71	0.67	0.77	0.64	0.71
1,2,3,4,6,7,8-HpCDD	1.072	0.039	3.60 %	1.03	1.03	1.11	1.11	1.08
Total HpCDD	1.072	0.039	3.60 %	1.03	1.03	1.11	1.11	1.08
13C-OCDD	0.531	0.041	7.69 %	0.53	0.49	0.58	0.49	0.57
OCDF	1.445	0.085	5.85 %	1.32	1.39	1.51	1.50	1.50
OCDD	1.166	0.060	5.16 %	1.08	1.14	1.23	1.21	1.17

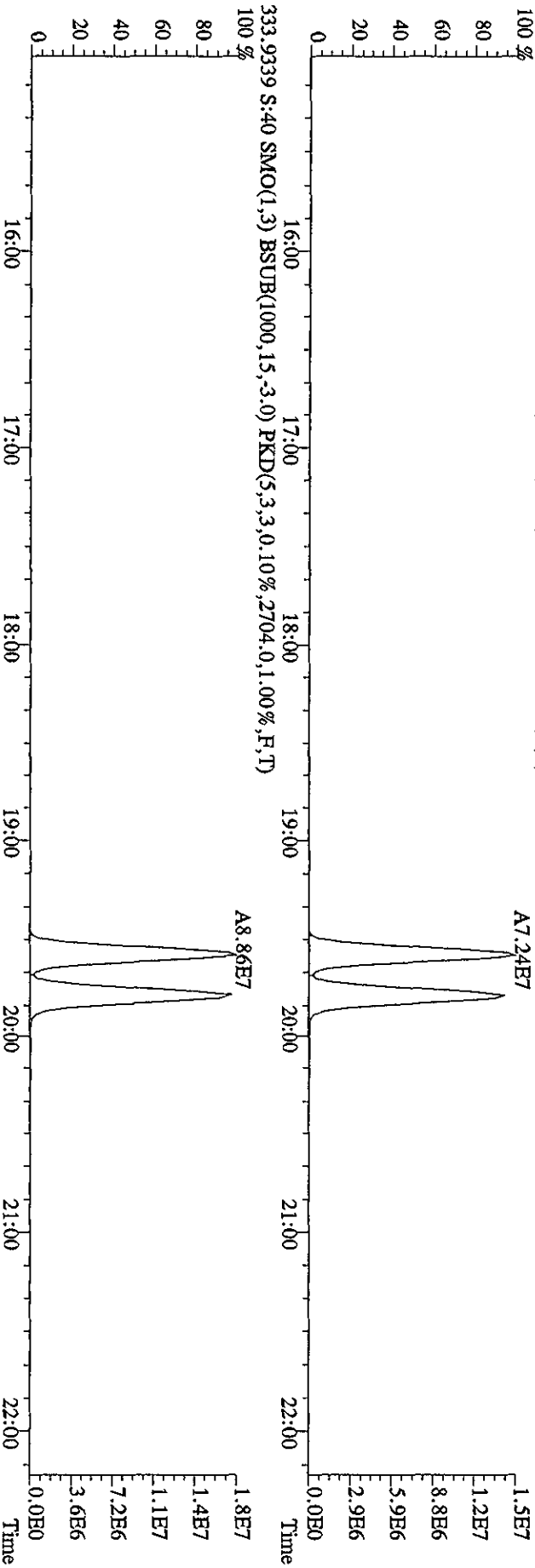
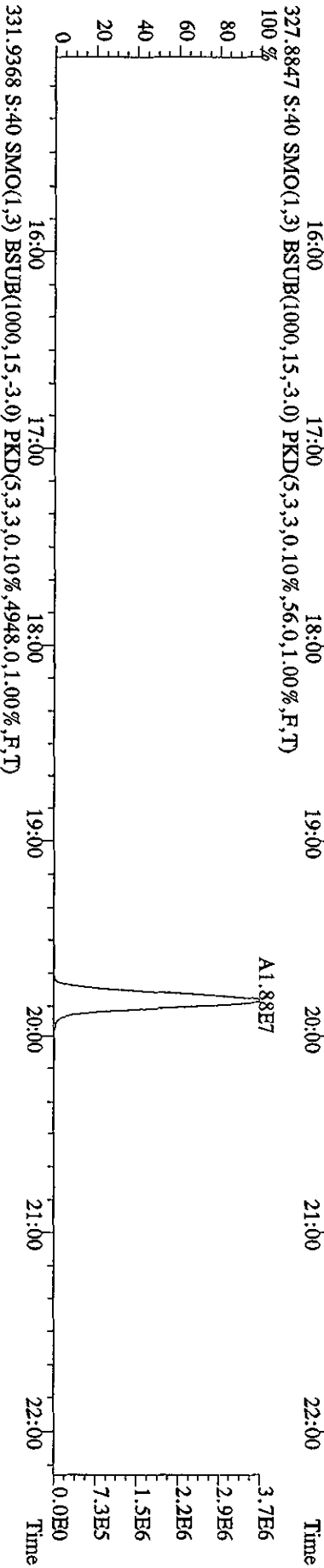

File:19AP104D5 #1-435 Acq:20-APR-2010 13:47:23 GC EI+ Voltage SIR Autospec-Ultimate
 Sample#40 Text:ST0419D :CS3 10DXN111 Exp:DIOXINRES8290A
 303.9016 S:40 SMO(1,3) BSUB(1000,15,-3.0) PKD(5,3,3,0.10%,1384.0,1.00%,F,T)



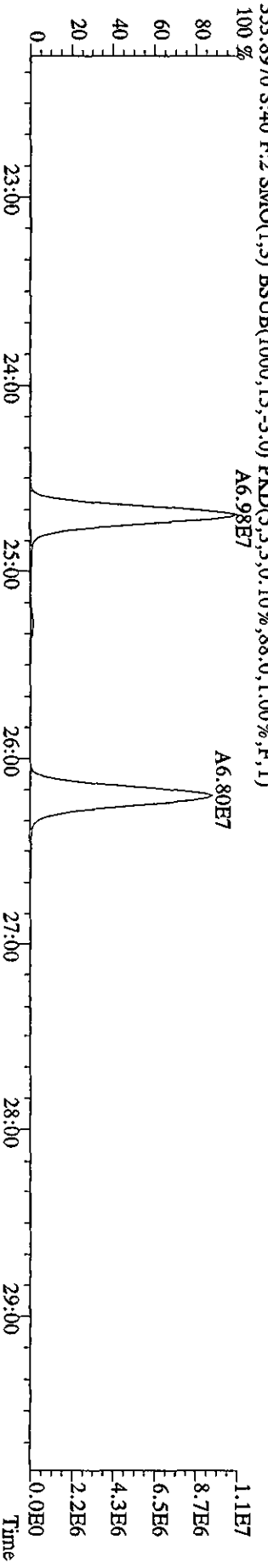
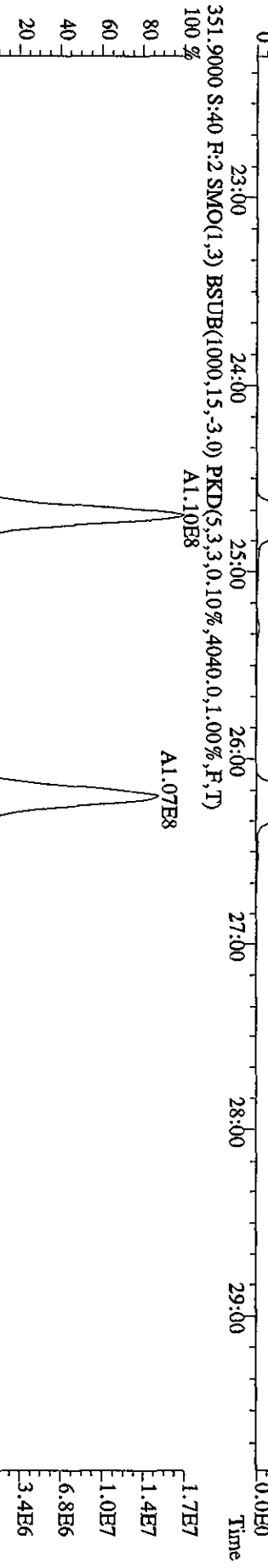
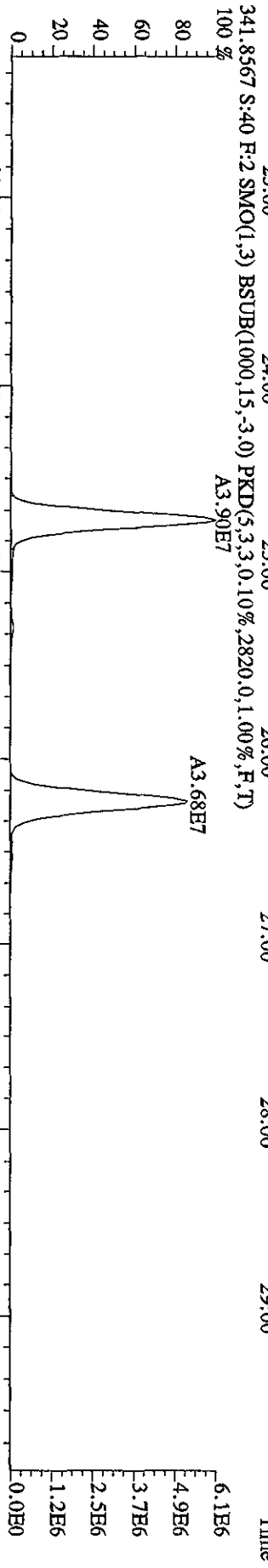
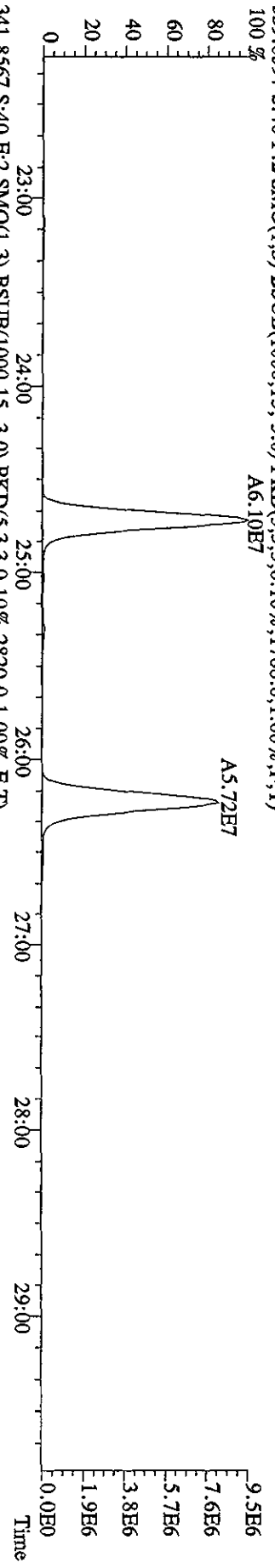
File:19AP104D5 #1-435 Acq:20-APR-2010 13:47:23 GC EI+ Voltage SIR Autospec-Ultimate
 Sample#40 Text:ST0419D :CS3 10DXN111 Exp:DJOXINRES8290A
 319.8965 S:40 SMO(1,3) BSUB(1000,15,-3.0) PKD(5,3,3,0,10%,816.0,1.00%,F,T)



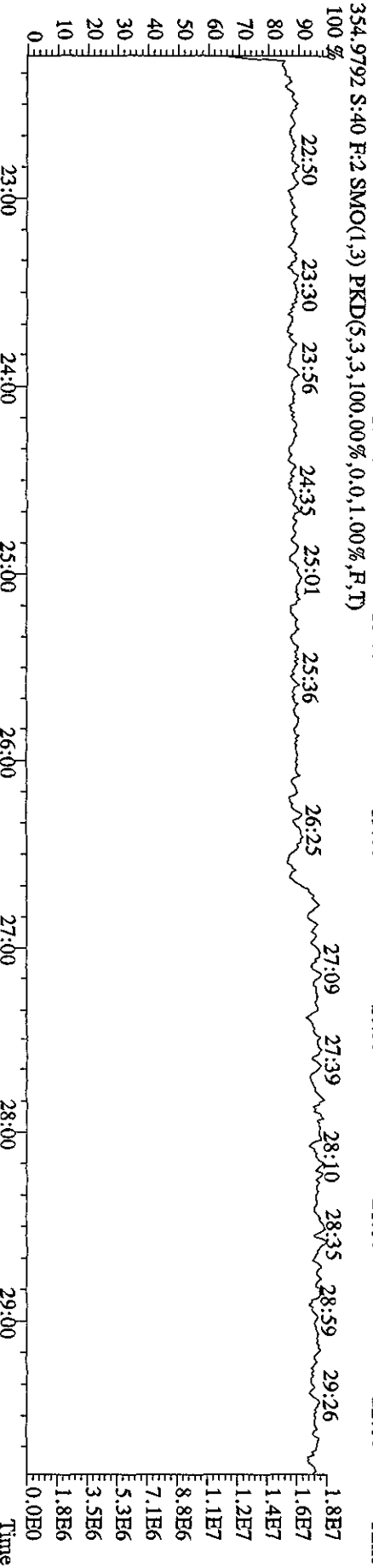
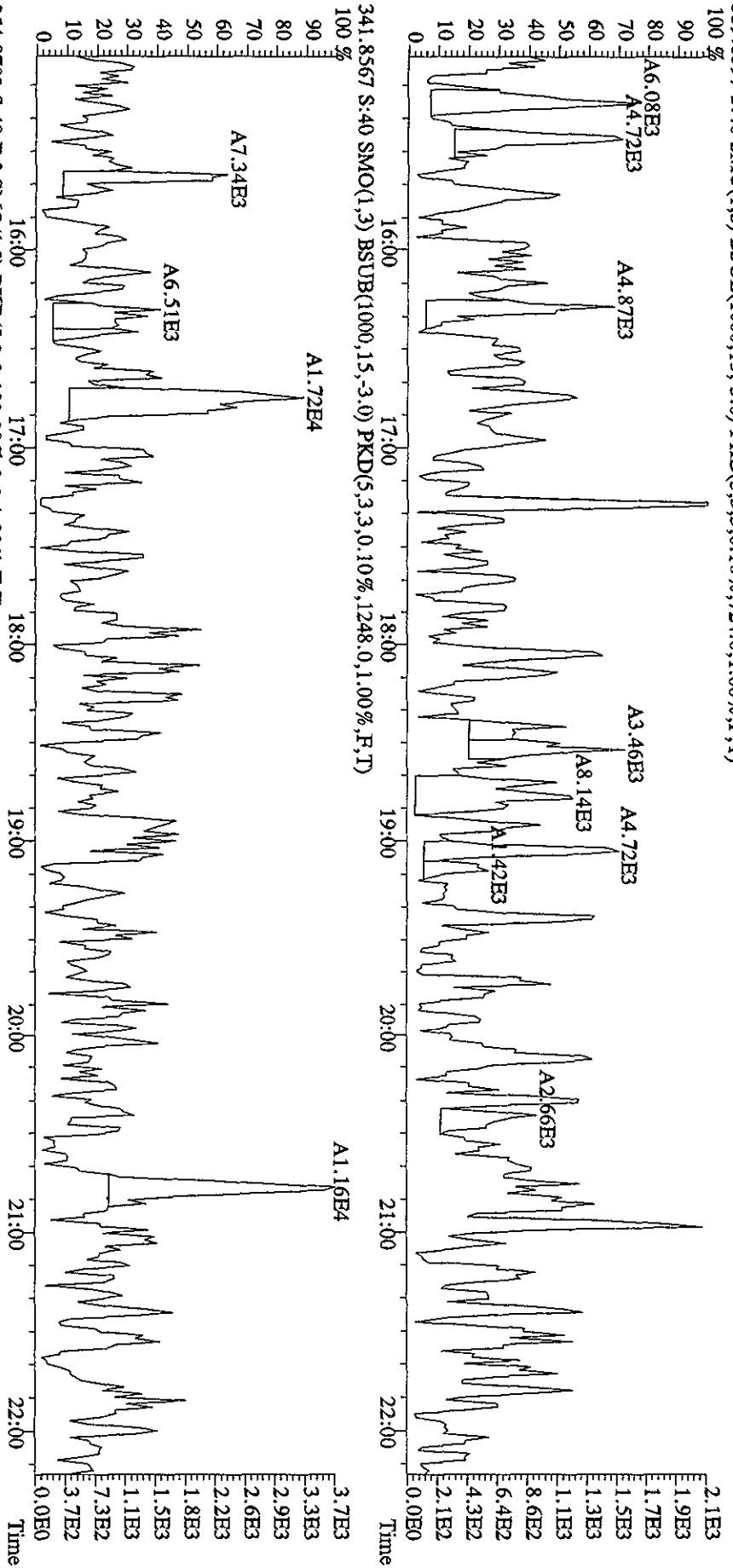
File:19AP104D5 #1-435 Acq:20-APR-2010 13:47:23 GC EI+ Voltage SIR Autospec-UltimaE
 Sample#40 Text:ST0419D :CS3 10DXN111 Exp.:DIOXINRES8290A
 327.8847 S:40 SMO(1,3) BSUB(1000,15,-3.0) PKD(5,3,3,0,10%,56.0,1.00%,F,T)



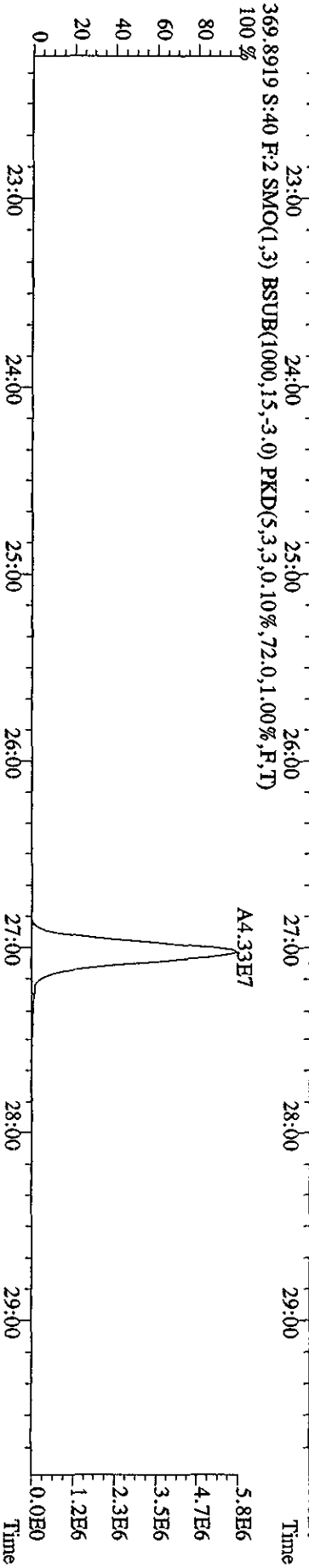


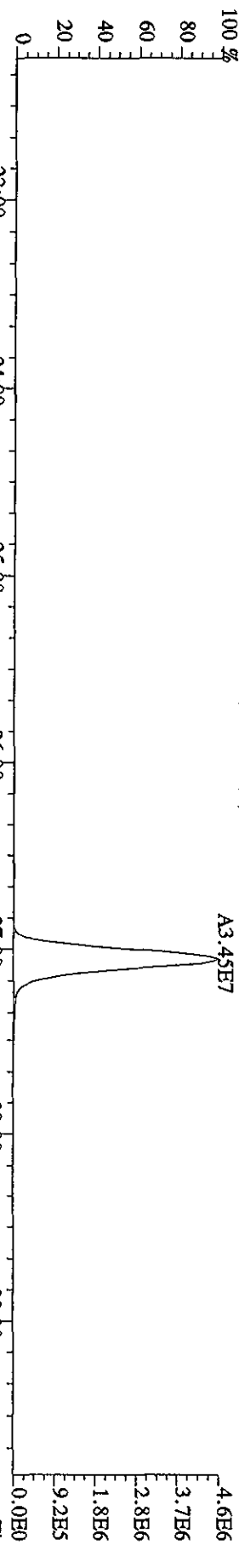
File:19API04D5 #1-604 Acq:20-APR-2010 13:47:23 GC EI+ Voltage SIR Autospec-UltimaE
 Sample#40 Text:ST0419D :CS3 10DXN111 Exp:DIOXINRES8290A
 339.8597 S:40 F:2 SMO(1,3) BSUB(1000,15,-3.0) PKD(5,3,3,0.10%,1788.0,1.00%,F,T)



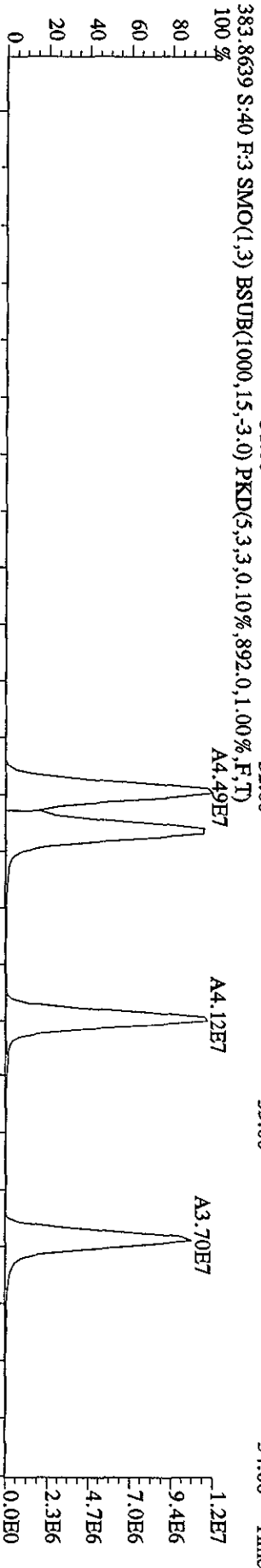
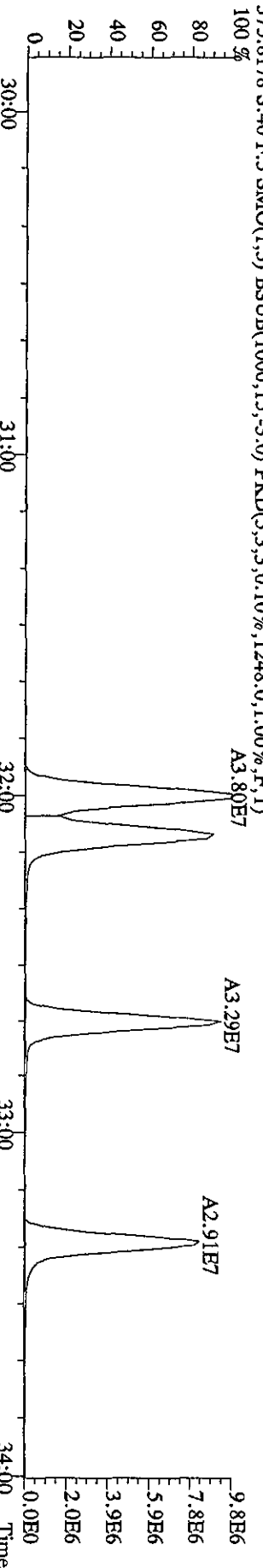
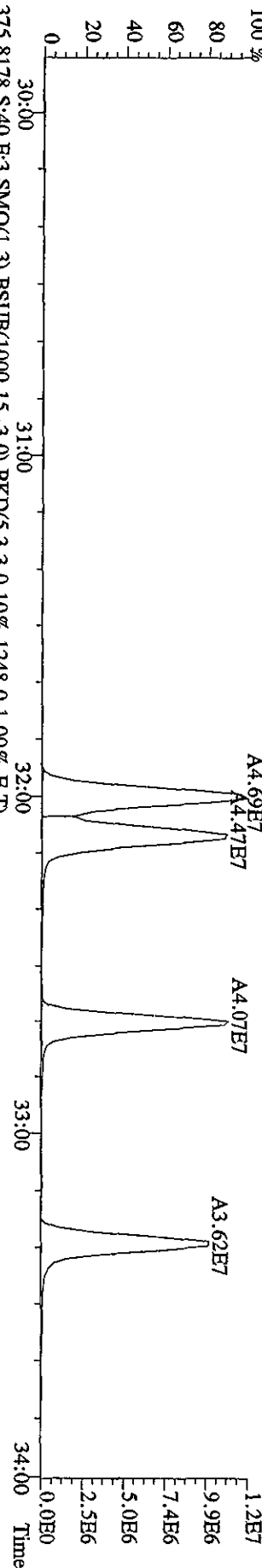
File: 19AP104D5 #1-435 Acq: 20-APR-2010 13:47:23 GC EI+ Voltage SIR Autospec-Ultimate
 Sample#40 Text: ST0419D :CS3 10DXN111 Exp: DIOXINRES8290A
 339.8597 S:40 SMO(1,3) BSUB(1000,15,-3.0) PKD(5,3,0,10%,724.0,1.00%,F,T)



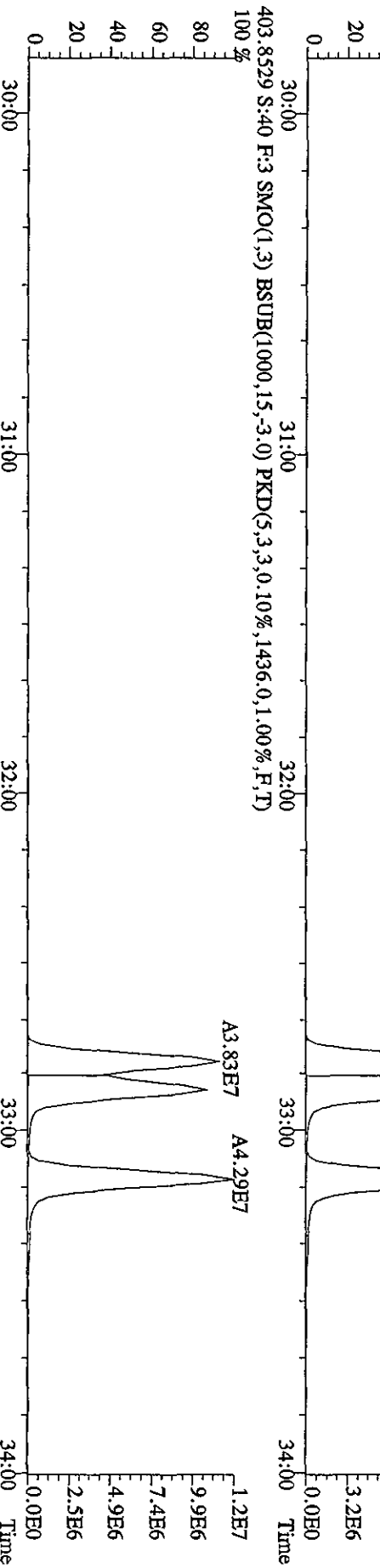

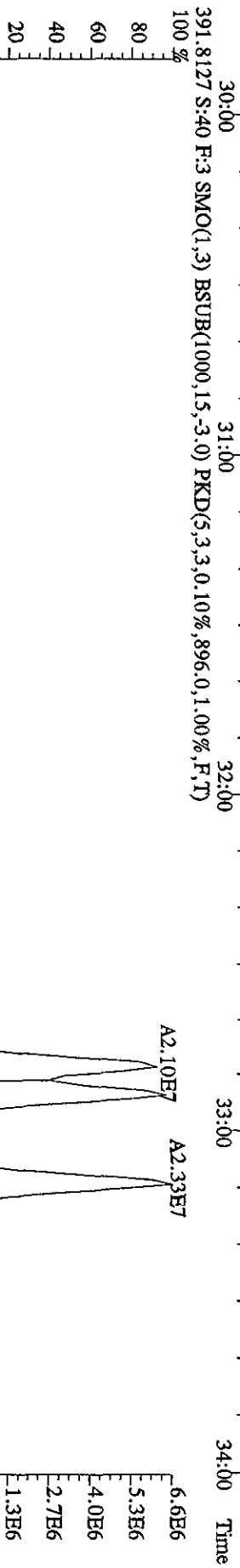

File:19AP104D5 #1-604 Acq:20-APR-2010 13:47:23 GC EI+ Voltage SIR Autospec-UtimaE
 Sample#40 Text:ST0419D :CS3 10DXN111 Exp:DIOXINRES8290A
 355.8546 S:40 F:2 SMO(1,3) BSUB(1000,15,-3,0) PKD(5,3,3,0.10%,1584.0,1.00%,F,T)
 100%



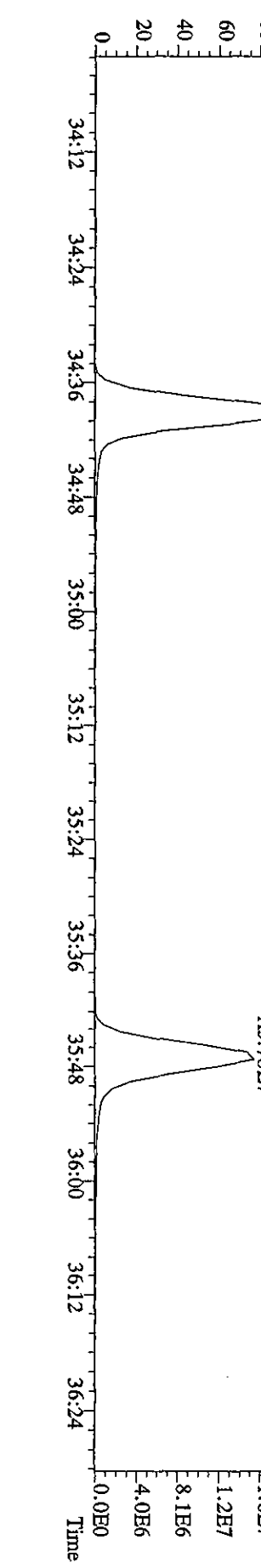

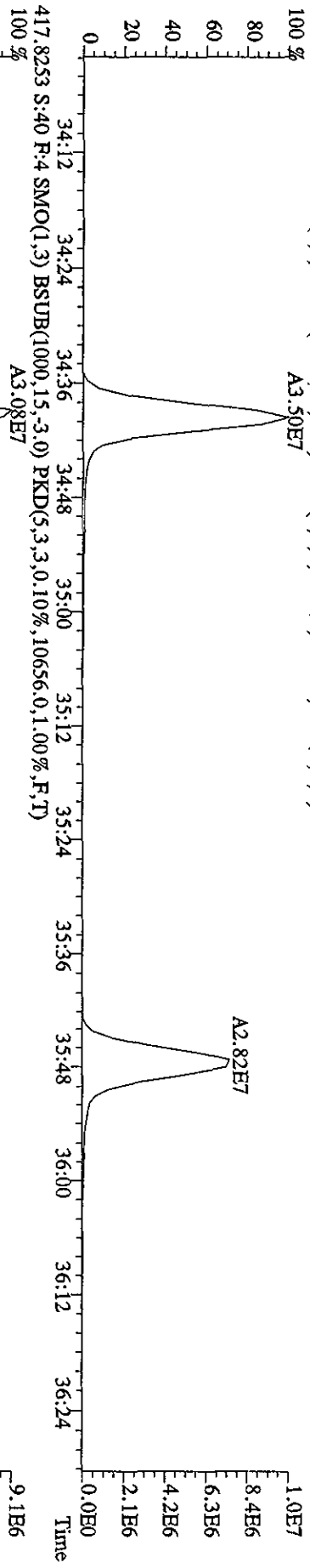
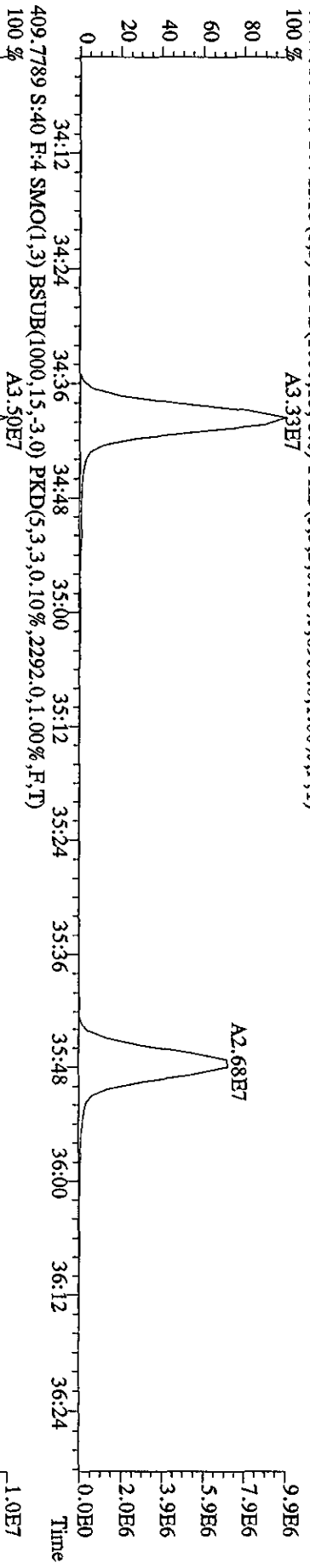
File:19AP104D5 #1-316 Acq:20-APR-2010 13:47:23 GC EI+ Voltage SIR Autospec-Ultimate
 Sample#40 Text:ST0419D :CSS3 10DXN111 Exp:DIOXINRES8290A
 373.8208 S:40 F:3 SMO(1,3) BSUB(1000,15,-3.0) PKD(5,3,3,0.10%,1.864,0,1.00%,F,T)

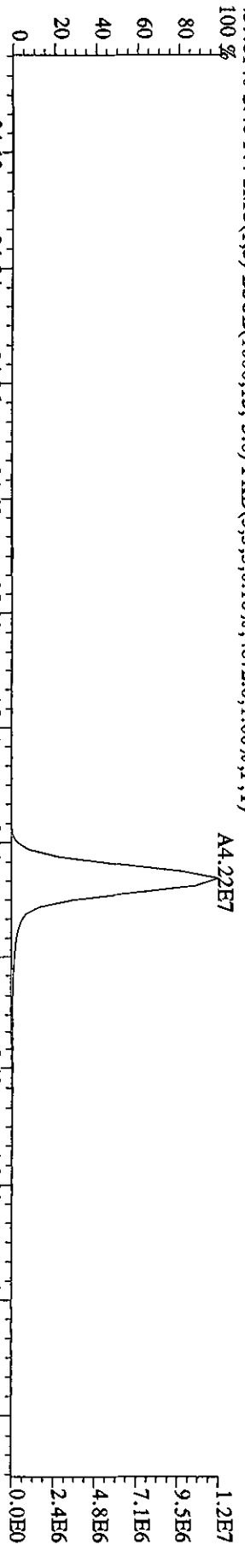
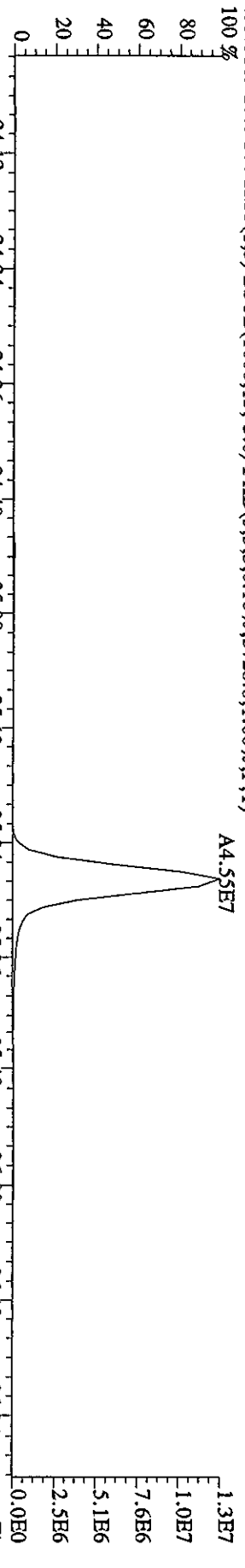
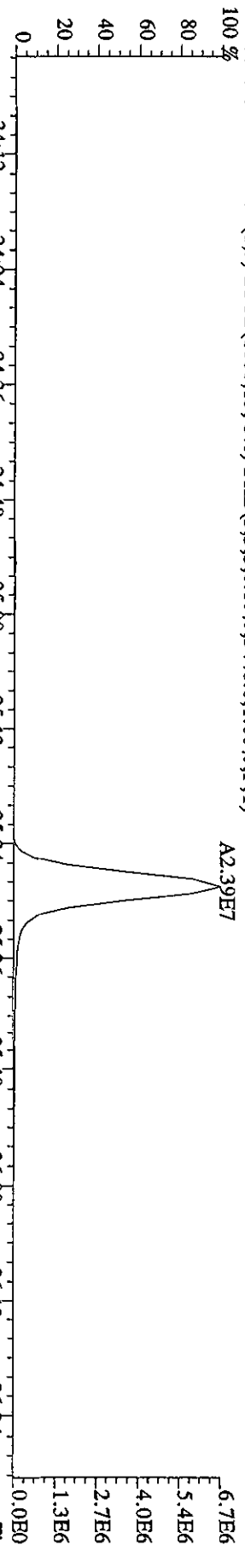
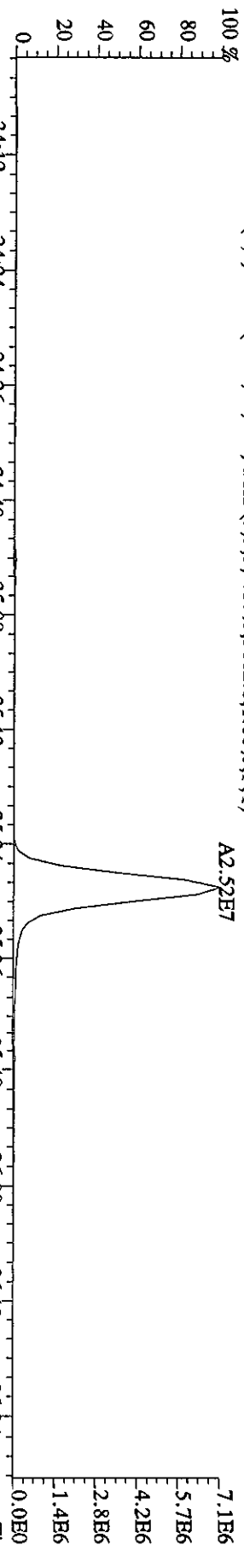


File:19AP104D5 #1-316 Acq:20-APR-2010 13:47:23 GC EI+ Voltage SIR Autospec-UltimaB
 Sample#40 Text:ST0419D :CS3 10DXN111 Exp:DIOXINRES8290A
 389.8157 S:40 F:3 SMO(1,3) BSUB(1000,15,-3,0) PKD(5,3,3,0,10%,796,0,1,100%,F,T)

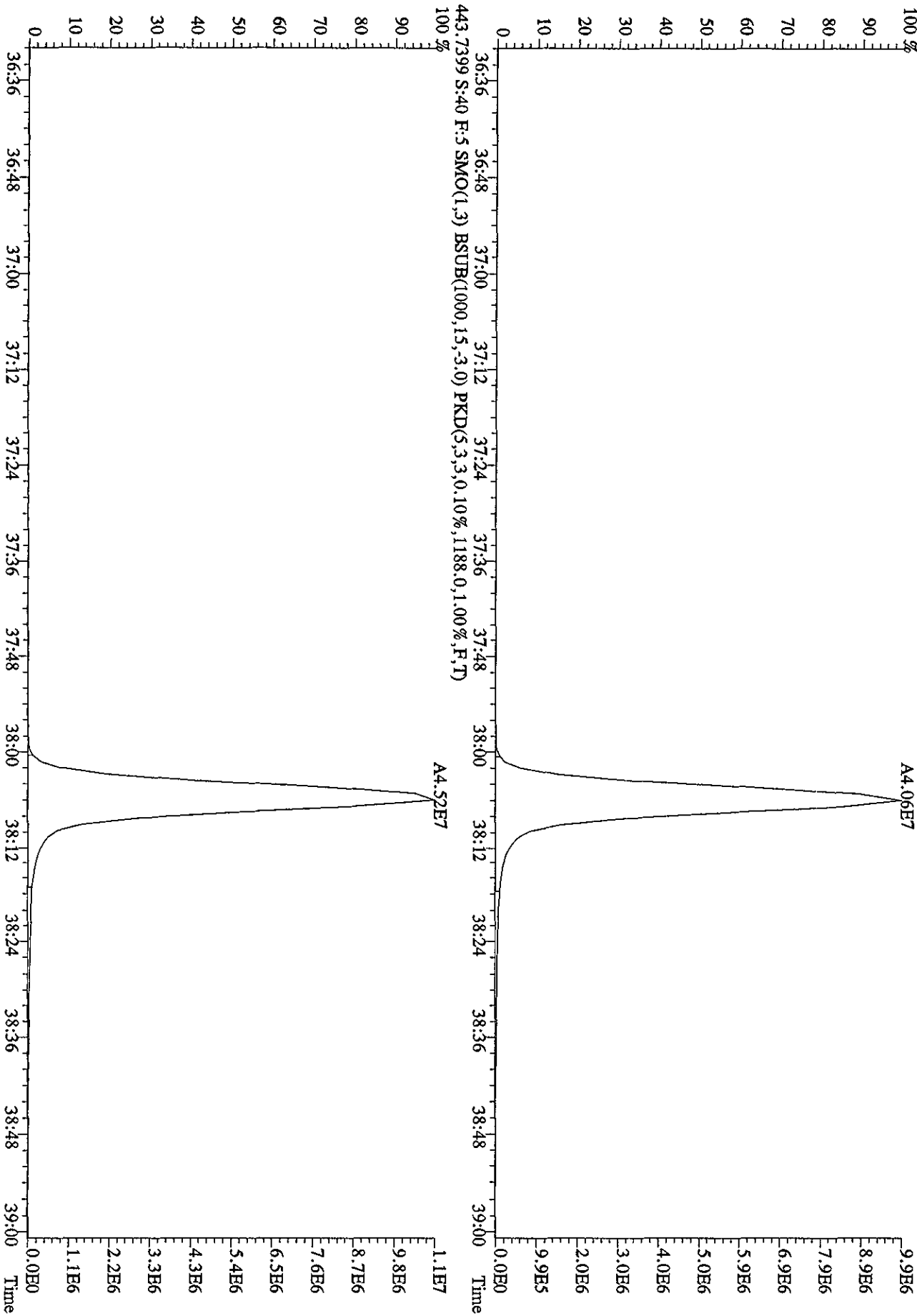


File: 19API04D5 #1-198 Acq: 20-APR-2010 13:47:23 GC BI + Voltage SIR Autospec-UltimatE
 Sample#40 Text: ST0419D : CS3 10DXN111 Exp: DIOXINRES8290A
 407.7818 S:40 F:4 SMO(1,3) BSUB(1000,15,-3.0) PKD(5,3,3,0,10%,8988.0,1.00%,F,T)

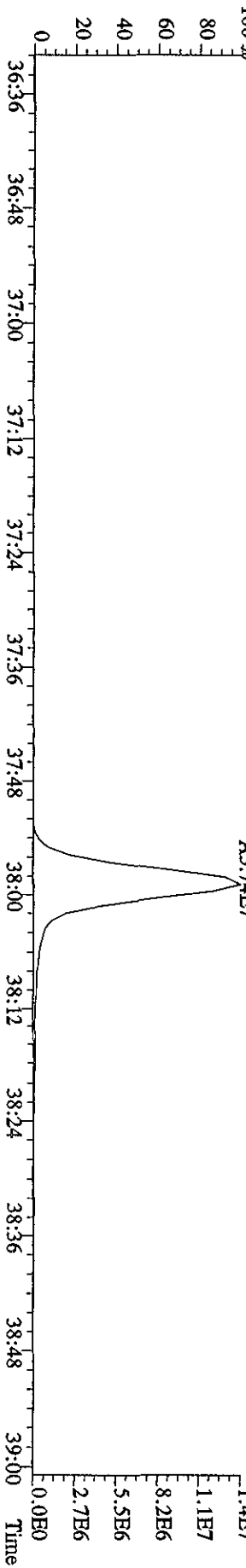
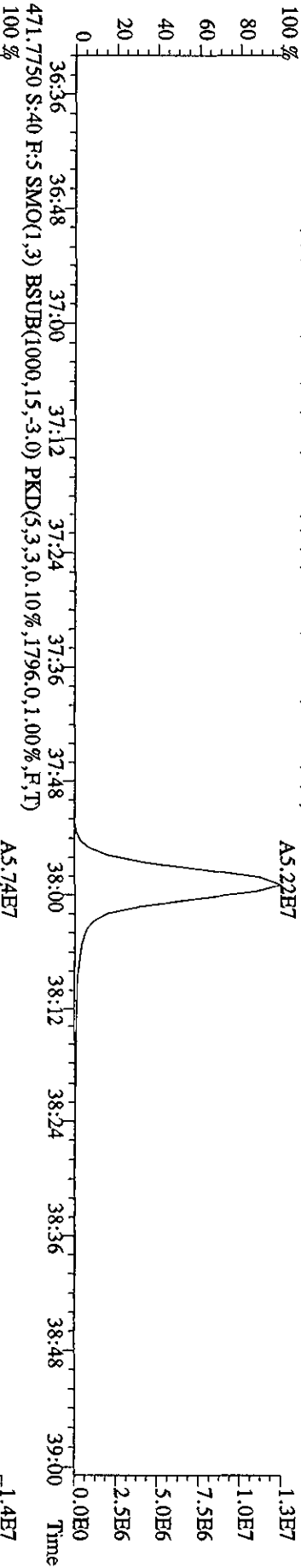
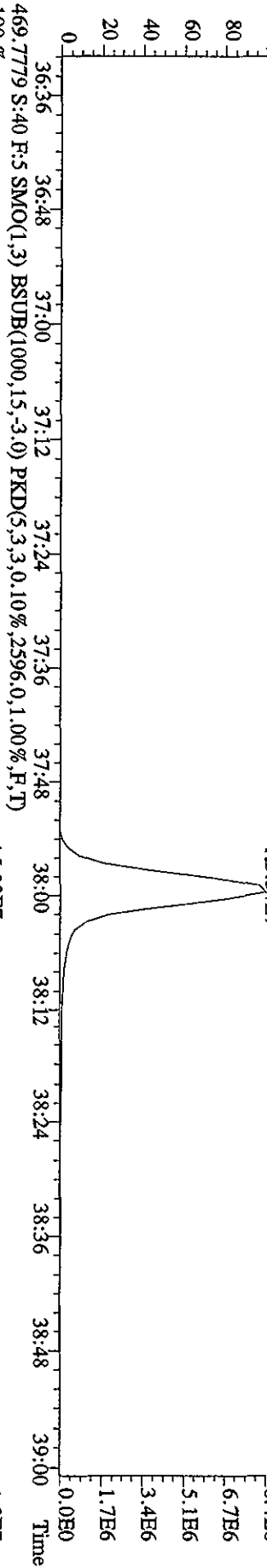
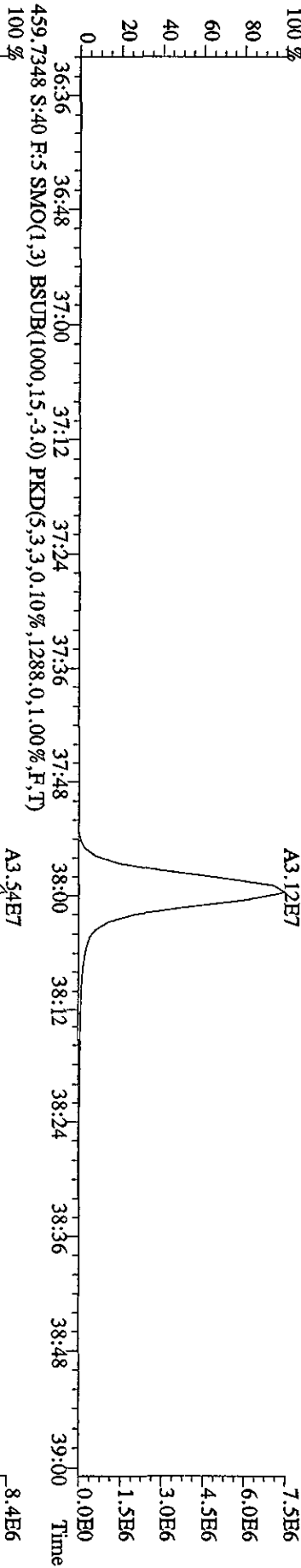




File:19AP104D5 #1-191 Acq:20-APR-2010 13:47:23 GC EI + Voltage SFR Autospec-Ultimate
 Sample#40 Text:ST0419D :CS3 10DXN111 Exp:DIOXINRES8290A
 441.7428 S:40 F:5 SMO(1,3) BSUB(1000,15,-3,0) PKD(5,3,3,0,10%,988.0,1.00%,F,T)



File:19AP104D5 #1-191 Acq:20-APR-2010 13:47:23 GC EI+ Voltage SIR Autospec-UltimaE
 Sample#40 Text:ST0419D :CS3 10DXN111 Exp:DIOXINRES8290A
 457.7377 S:40 F:5 SMO(1,3) BSUB(1000,15,-3.0) PKD(5,3,3,0.10%,788.0,1.00%,F,T)

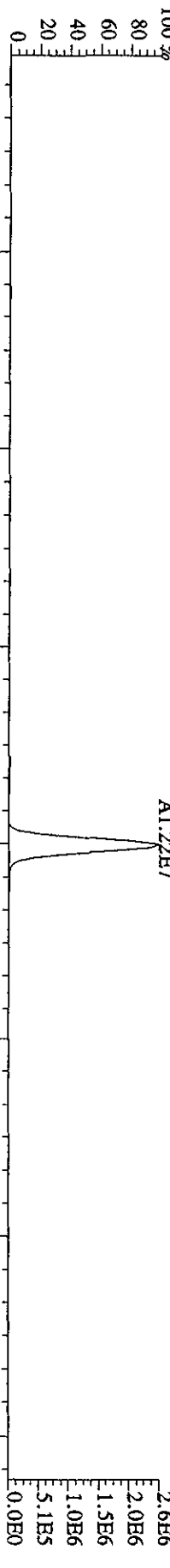


File:19AP104D5 #1-435 Acq:20-APR-2010 13:47:23 GC EI+ Voltage SIR Autospec-UltimaE
 Sample#40 Text:ST0419D :CS3 10DXN111 Exp:DIOXINRES8290A

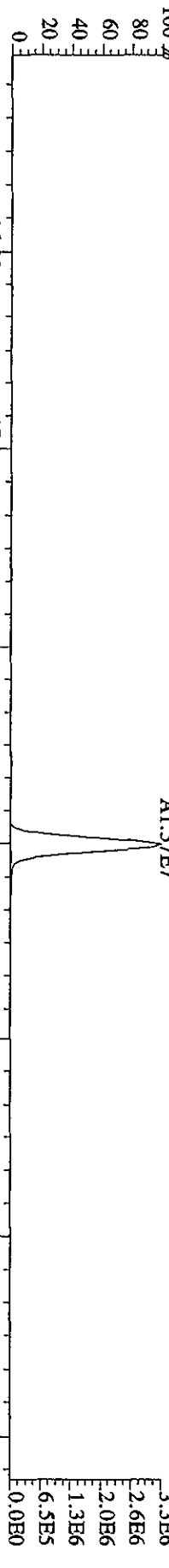
354.9792 S:40 SMO(1,3) PKD(5,3,3,100.00%,0.0,1.00%,F,T)
 100% 15:20 15:43 16:18 17:07 17:32 17:53 18:21 18:47 19:09 19:40 20:08 20:38 21:01 21:37 22:00



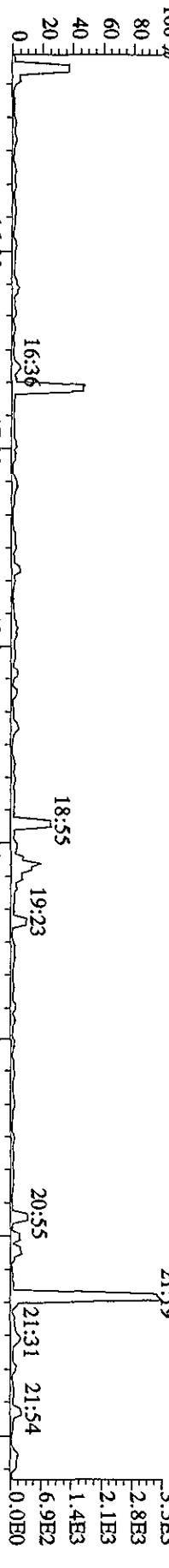
303.9016 S:40 SMO(1,3) BSUB(1000,15,-3.0) PKD(5,3,3,0.10%,1384.0,1.00%,F,T)
 100% 16:00 17:00 18:00 19:00 20:00 21:00 22:00



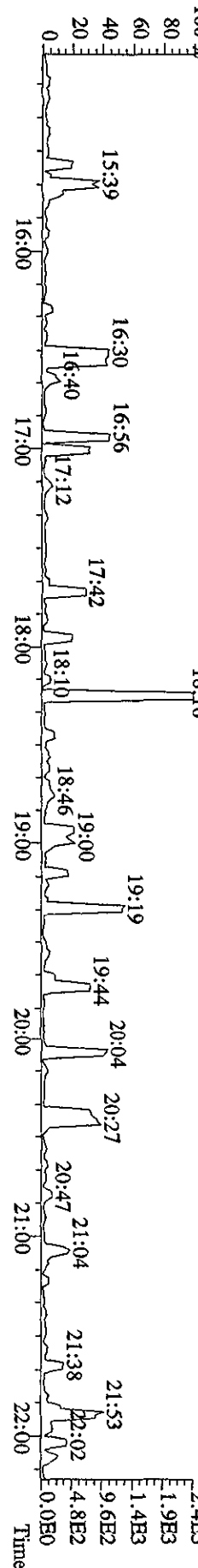
305.8987 S:40 SMO(1,3) BSUB(1000,15,-3.0) PKD(5,3,3,0.10%,1792.0,1.00%,F,T)
 100% 16:00 17:00 18:00 19:00 20:00 21:00 22:00



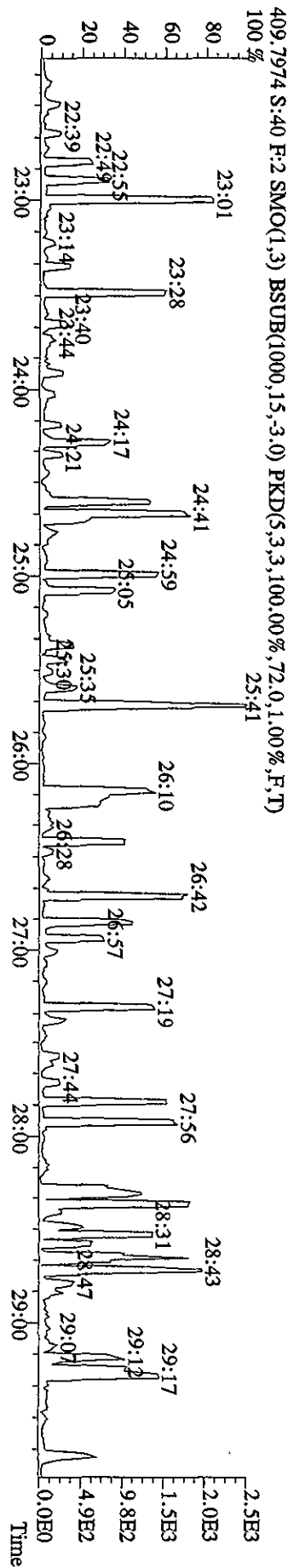
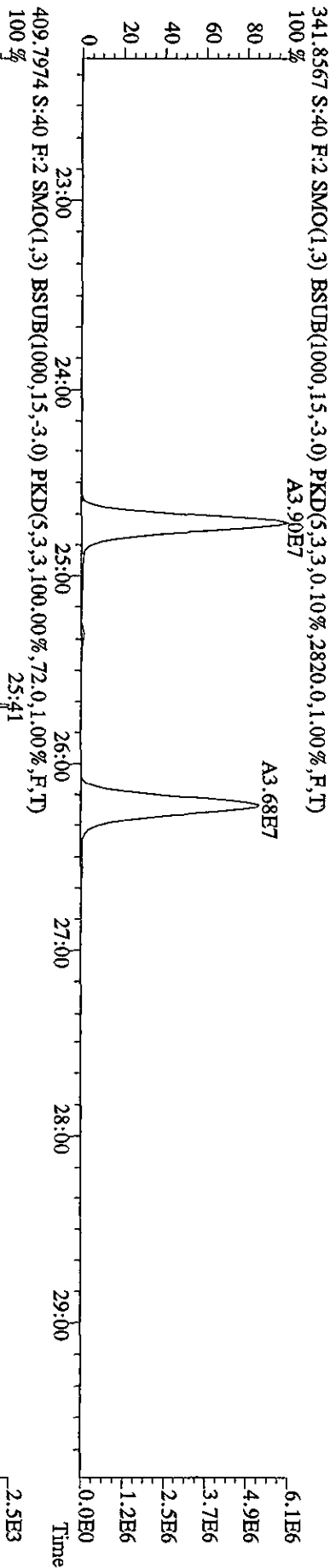
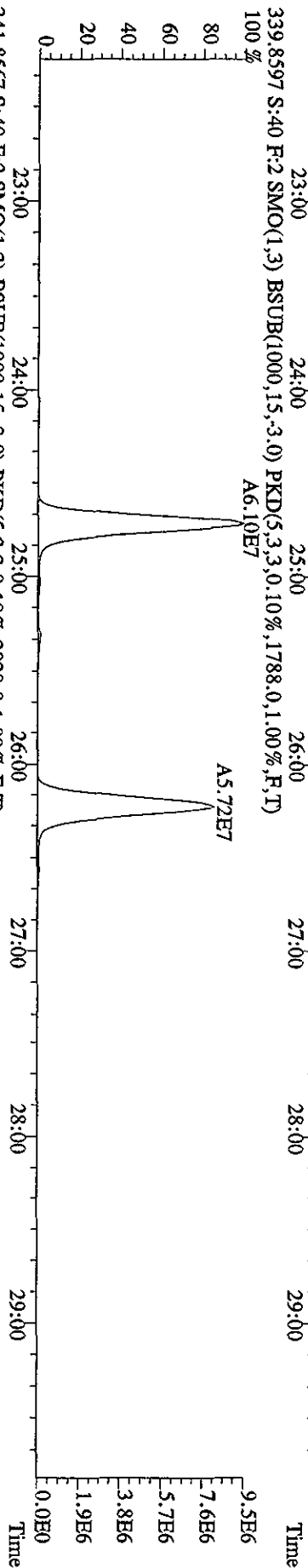
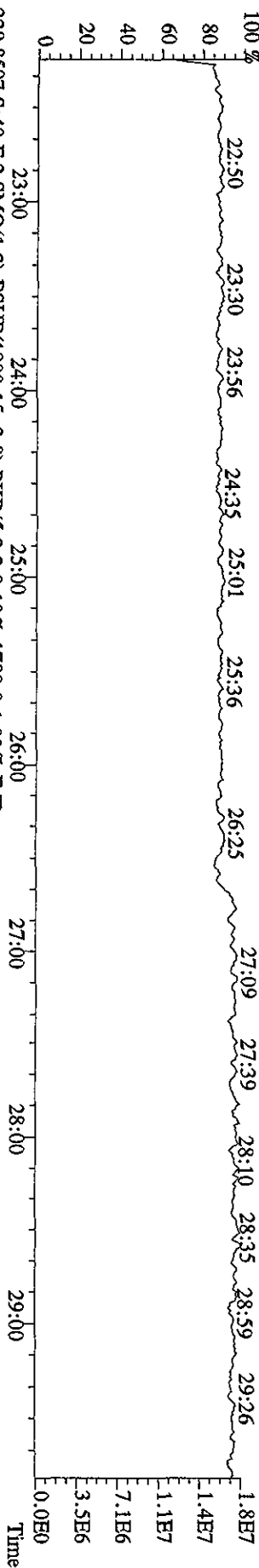
375.8364 S:40 SMO(1,3) BSUB(1000,15,-3.0) PKD(5,3,3,100.00%,68.0,1.00%,F,T)
 100% 16:00 17:00 18:00 19:00 20:00 21:00 22:00



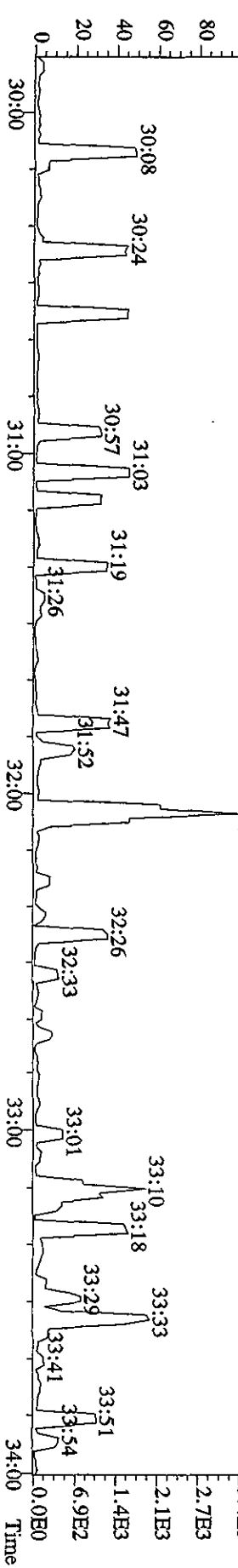
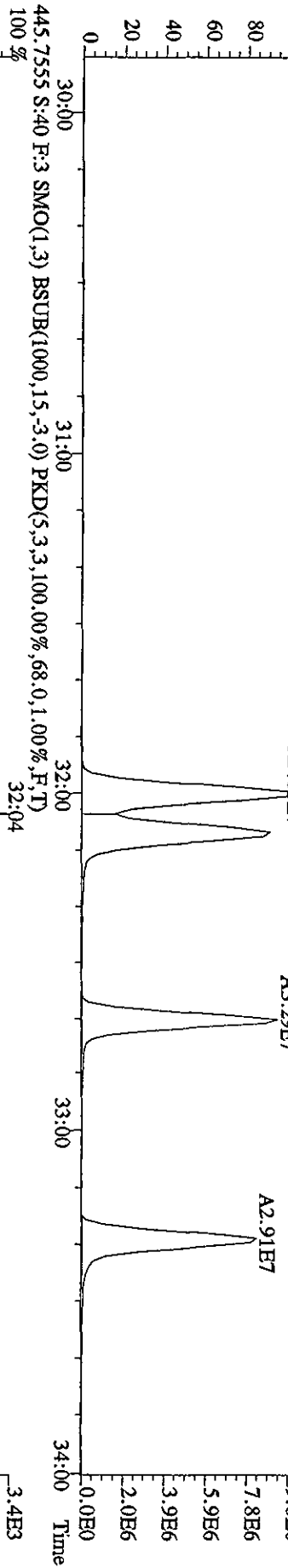
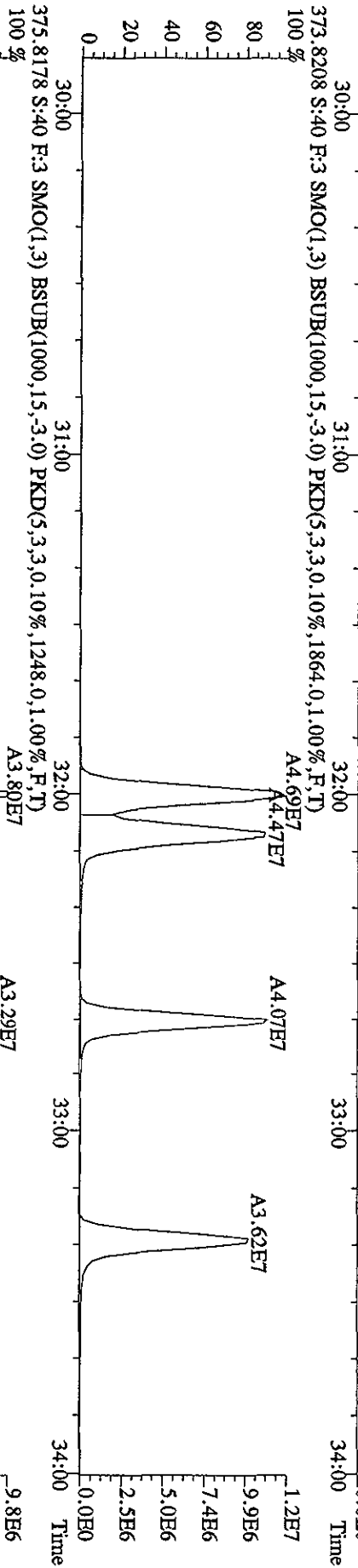

409.7974 S:40 SMO(1,3) BSUB(1000,15,-3.0) PKD(5,3,3,100.00%,60.0,1.00%,F,T)
 100% 16:00 17:00 18:00 19:00 20:00 21:00 22:00



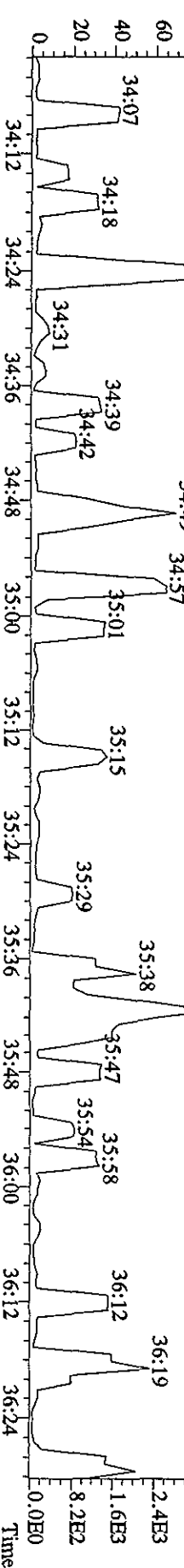
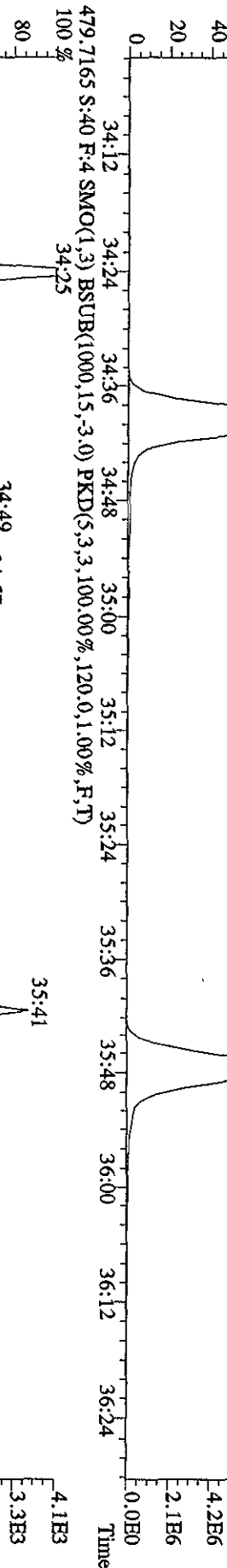

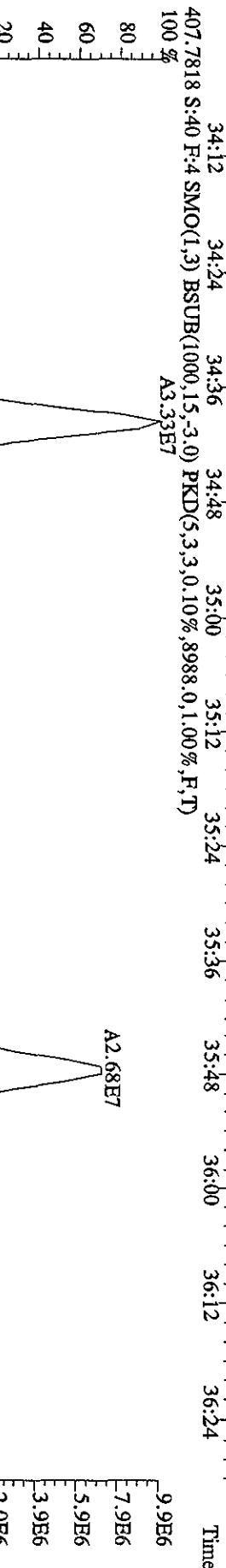
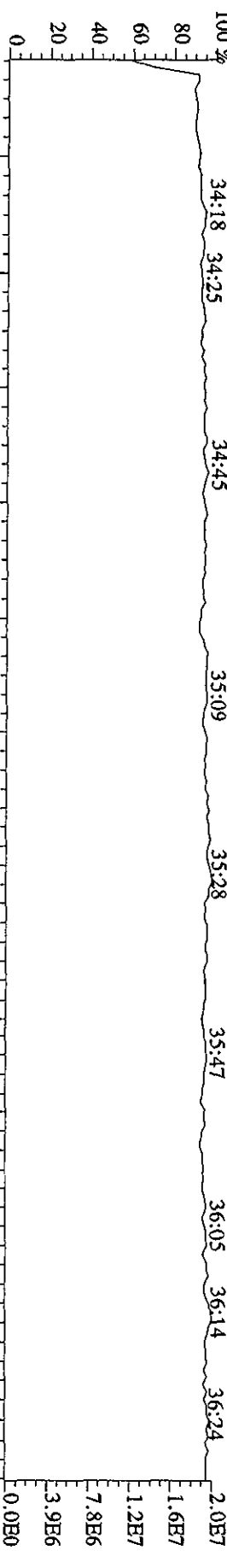
File:19AP104D5 #1-604 Acq:20-APR-2010 13:47:23 GC HI + Voltage SIR Autospec-Ultimate
 Sample#40 Text:ST0419D :CS3 I0DXN111 Exp:DIOXINRES8290A
 354.9792 S:40 F:2 SMO(1,3) PKD(5,3,3,100.00%,0.0,1.00%,F,T)



File: 19API04D5 #1-316 Acq: 20-APR-2010 13:47:23 GC EI+ Voltage SIR Autospec-UltimaB
 Sample#40 Text: ST0419D :CS3 10DXN111 Exp: DIOXINRES8290A
 430.9728 S:40 F:3 SMO(1,3) PKD(5,3,3,100.00%,0.0,1.00%,F,T)



File:19AP104D5 #1-198 Acq:20-APR-2010 13:47:23 GC EI+ Voltage SIR Autospec-UltimaE
 Sample#40 Text:ST0419D :CS3 10DXN111 Exp:DIOXINRES8290A
 430.9728 S:40 F:4 SMO(1,3) PKD(5,3,3,100.00%,0.0,1.00%,F,T)




File:19API04D5 #1-191 Acq:20-APR-2010 13:47:23 GC HI+ Voltage SIR Autospec-Ultimate

Sample#40 Text:ST0419D :CS3 10DXN111 Exp:DIOXINRES8290A

442.9728 S:40 F:5 SMO(1,3) PKD(5,3,3,100,00%,0,0,1,00%,F,T)

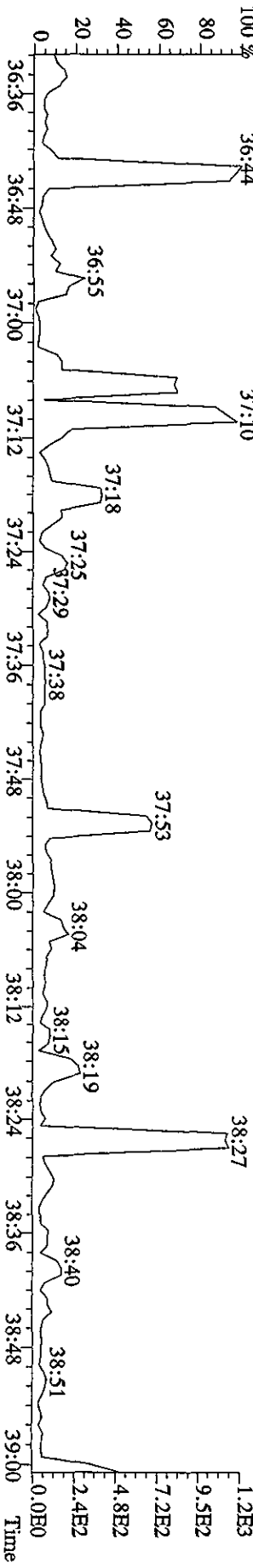
100% 36:37 36:48 36:59 37:13 37:26 37:41 37:55 38:04 38:20 38:31 38:47 38:57



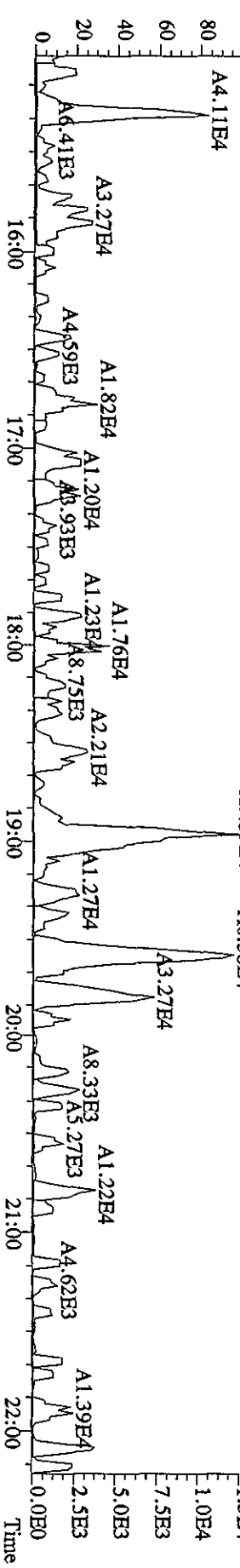
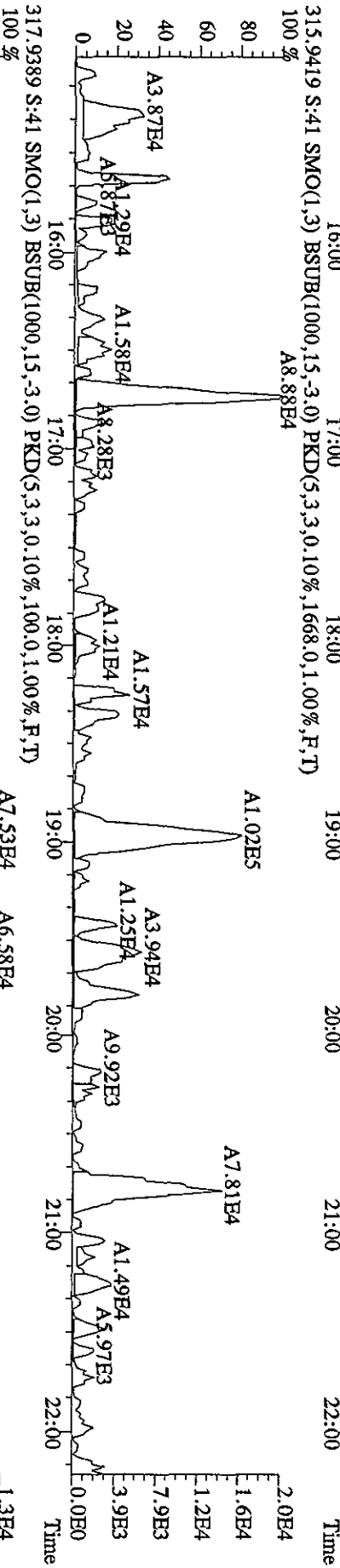
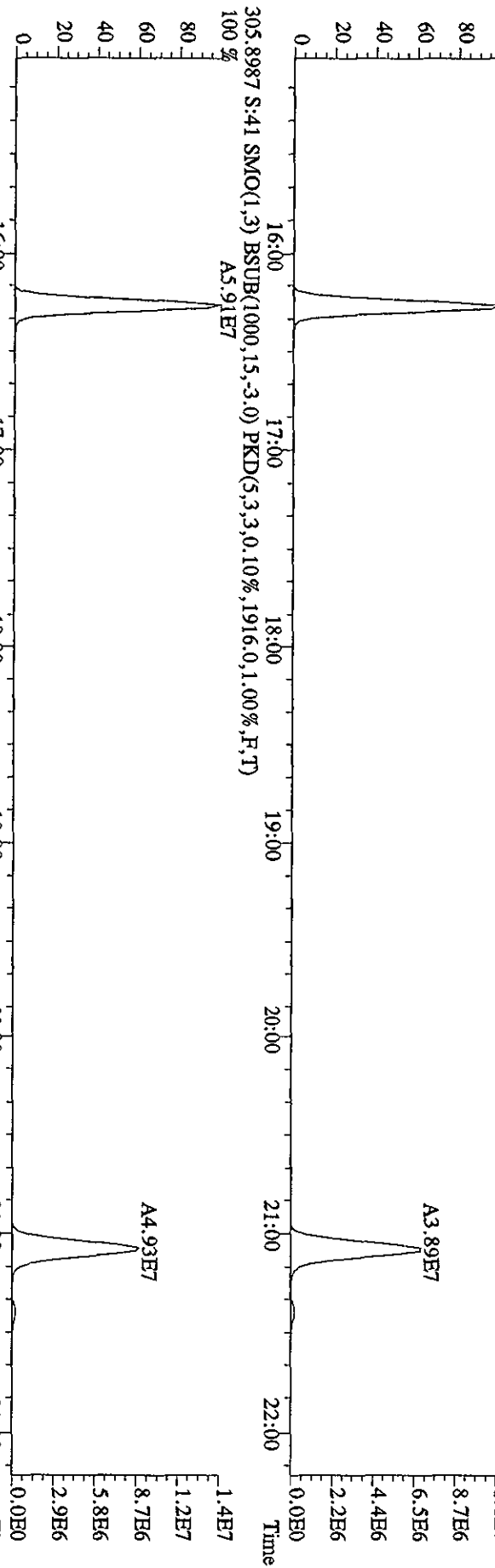
443.7399 S:40 F:5 SMO(1,3) BSUB(1000,15,-3,0) PKD(5,3,3,0,10%,1188,0,1,00%,F,T)



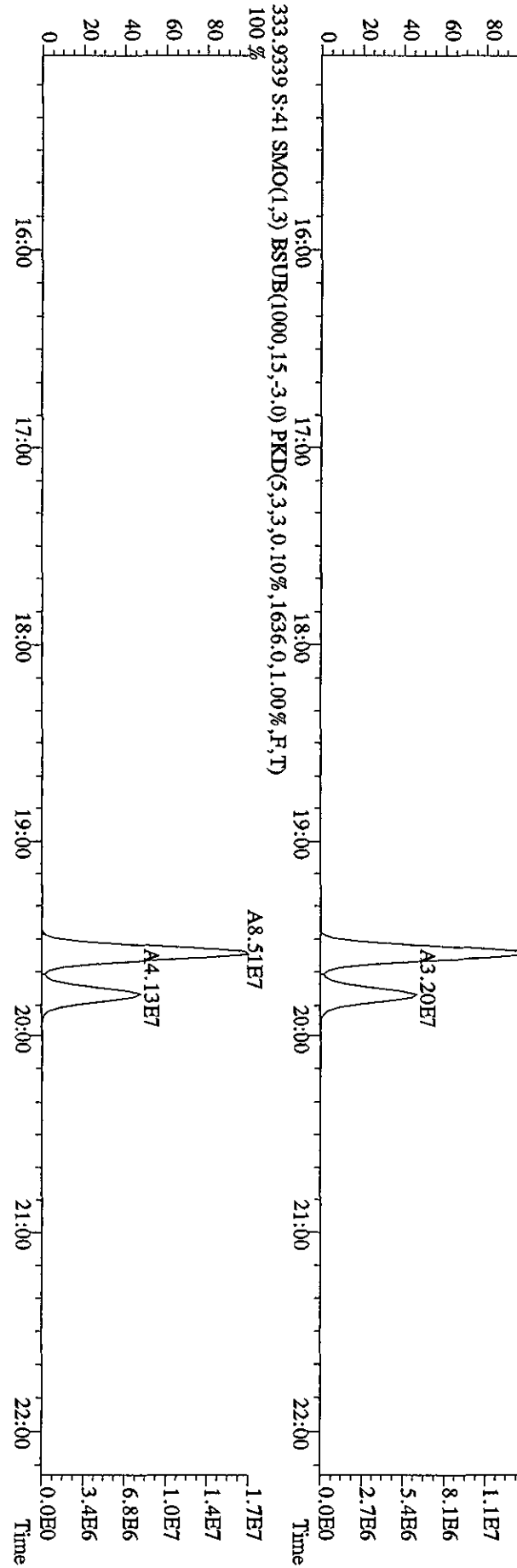
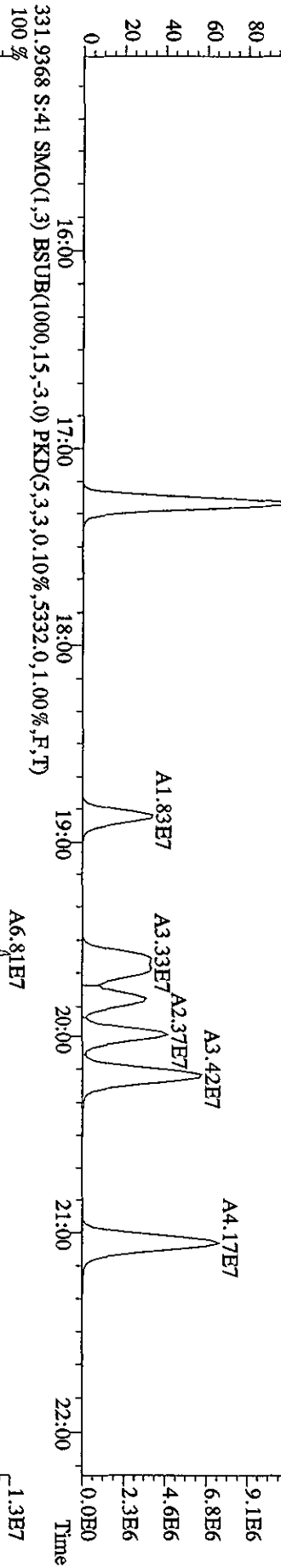
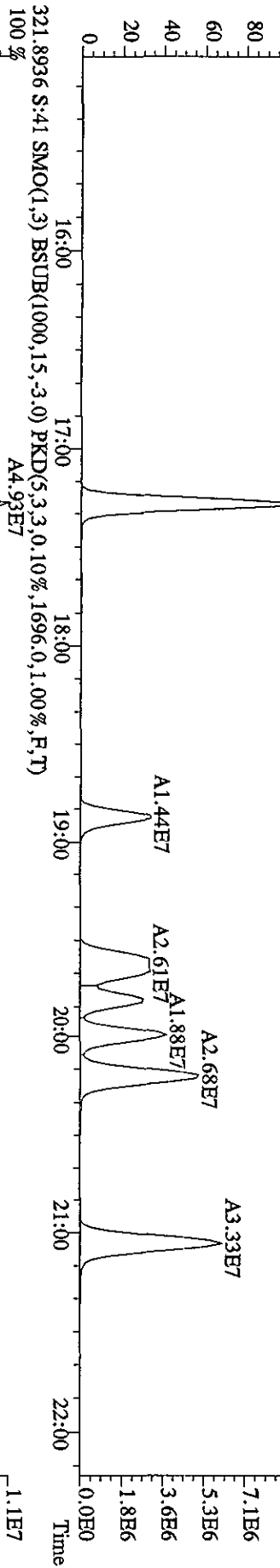
513.6775 S:40 F:5 SMO(1,3) BSUB(1000,15,-3,0) PKD(5,3,5,100,00%,80,0,1,00%,F,T)



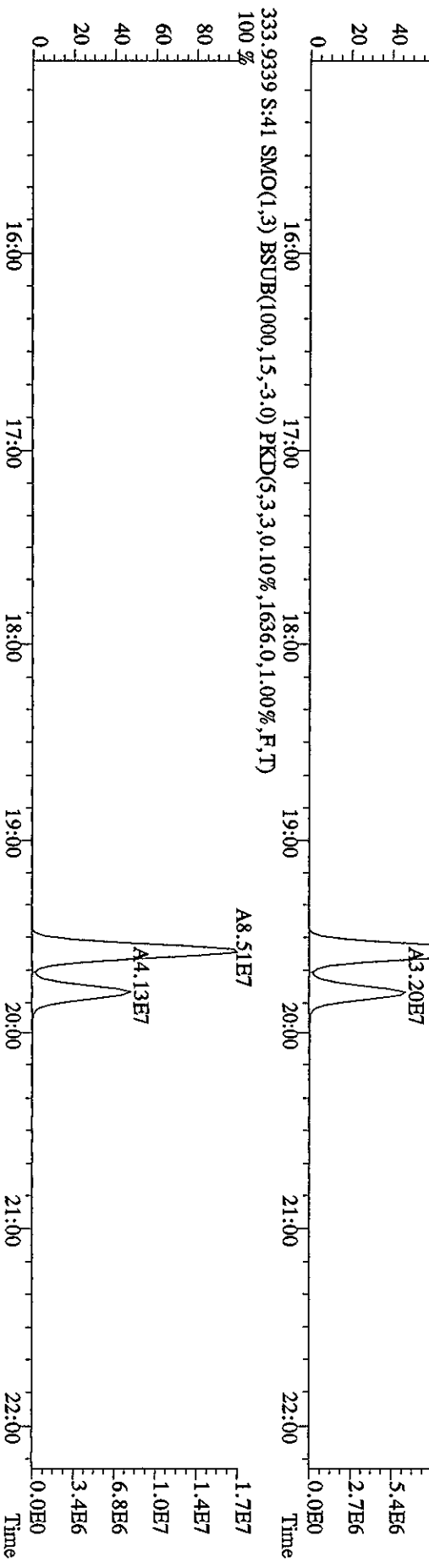
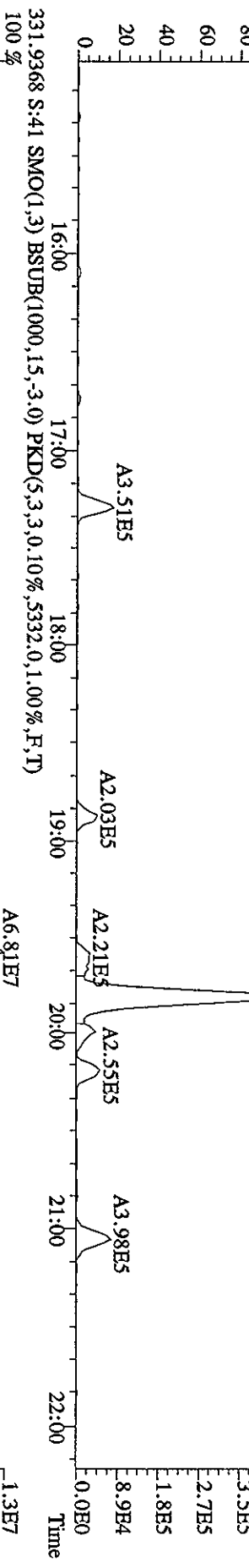
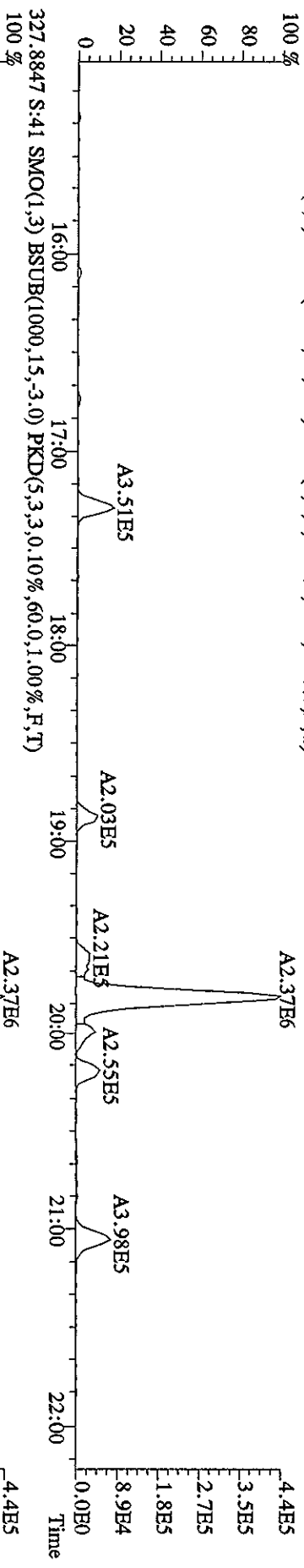
File:19AP104D5 #1-435 Acq:20-APR-2010 14:31:29 GC EI+ Voltage S1R Autospec-UltimaE
 Sample#41 Text:CP0419B :DB-5 CP5M 3732-05 Exp:DIOXINRES8290A
 303.9016 S:41 SMO(1,3) BSUB(1000,15,-3,0) PKD(5,3,3,0,10%,1304.0,1.00%,F,T) 100%
 A4.52E7



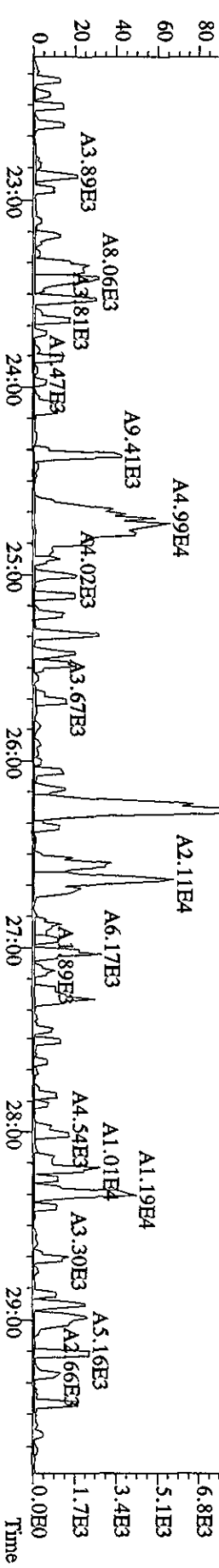
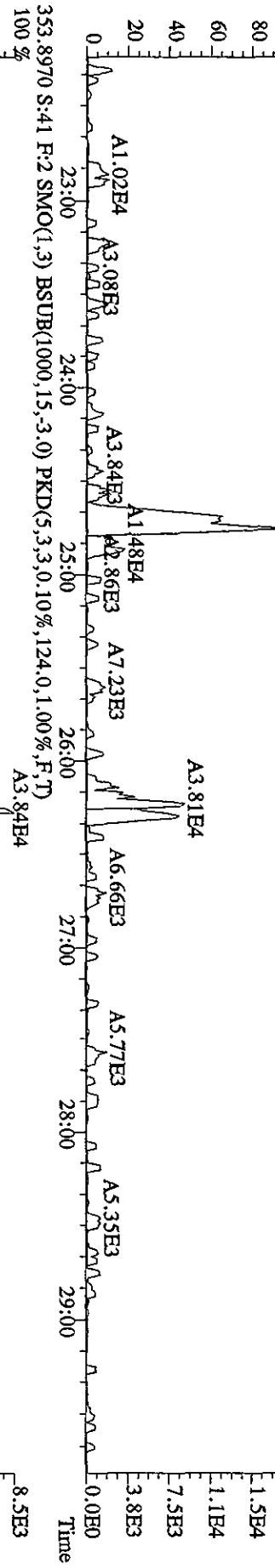
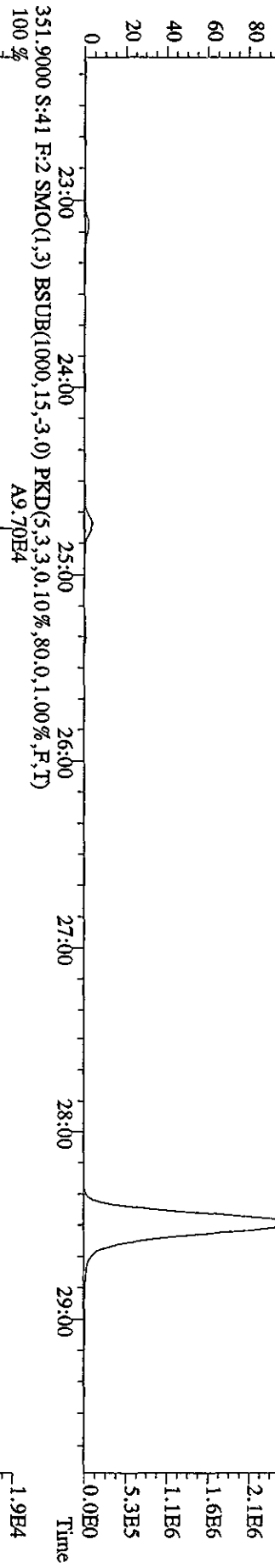
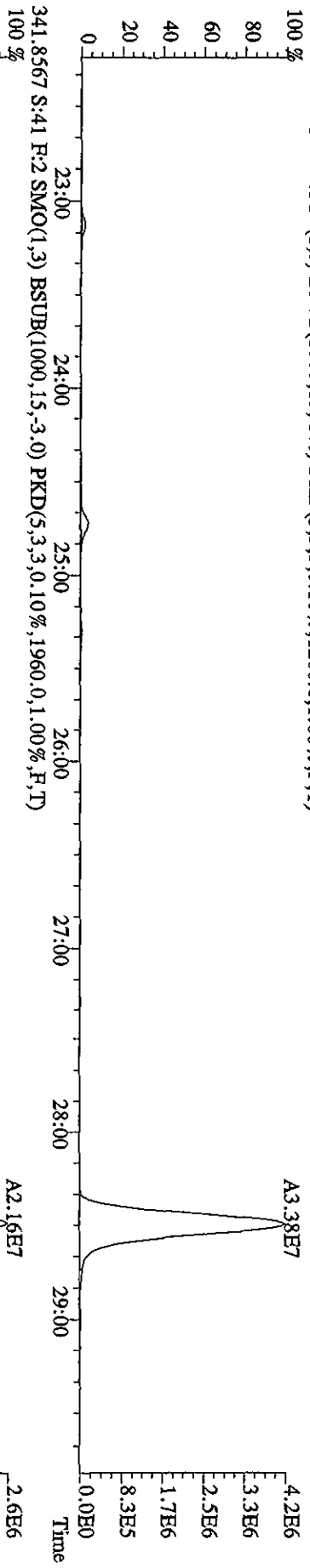
File:19AP104D5 #1-435 Acq:20-APR-2010 14:31:29 GC EI+ Voltage SIR Autospec-Ultimate
 Sample#41 Text:CP0419B :DB-5 CPSM 3732-05 Exp:DIOXINRES8290A
 319.8965 S:41 SMO(1,3) BSUB(1000,15,-3.0) PKD(5,3,3,0,10%,1176,0,1,100%,F,T)



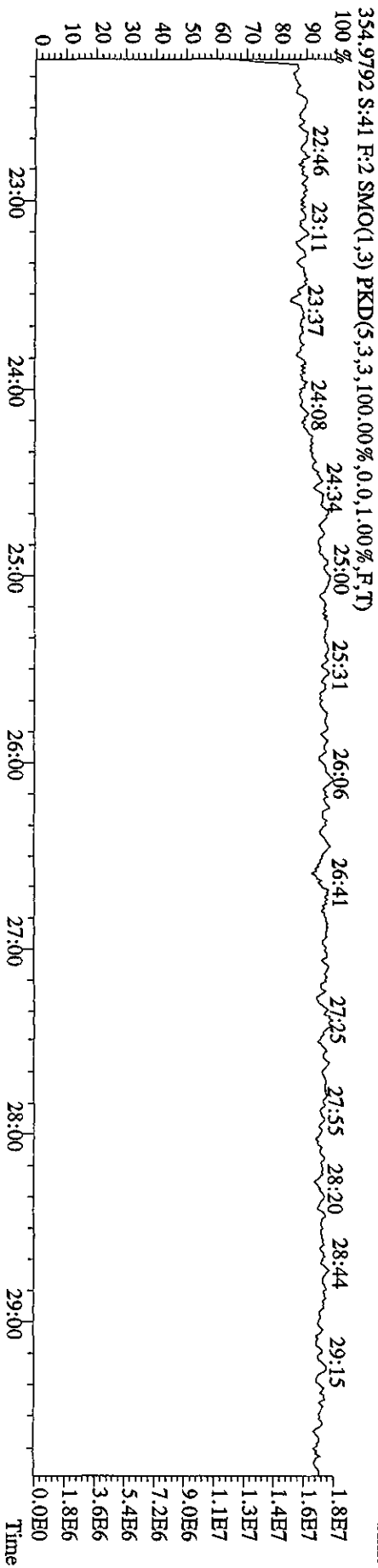

File:19AP104D5 #1-435 Acq:20-APR-2010 14:31:29 GC EF+ Voltage SIR Autospec-Ultimate
 Sample#41 Text:CP0419B :DB-5 CPSM 3732-05 Exp:DIOXINRES8290A
 327.8847 S:41 SMO(1,3) BSUB(1000,15,-3.0) PKD(5,3,3,0.10%,60.0,1.00%,F,T)
 100 %



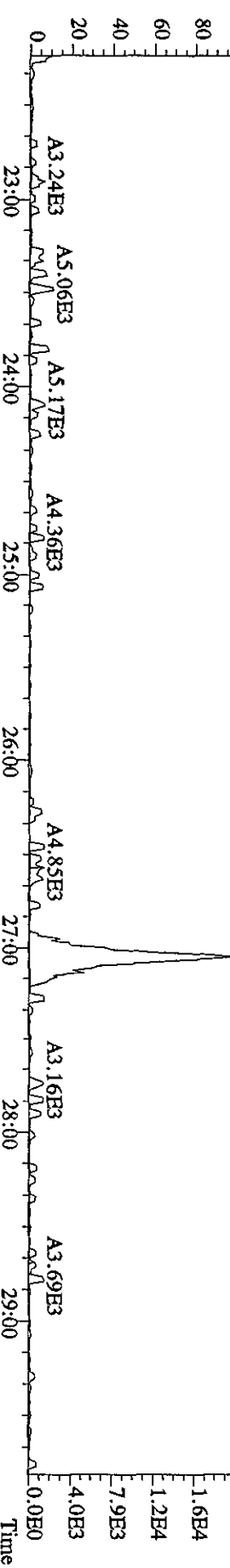
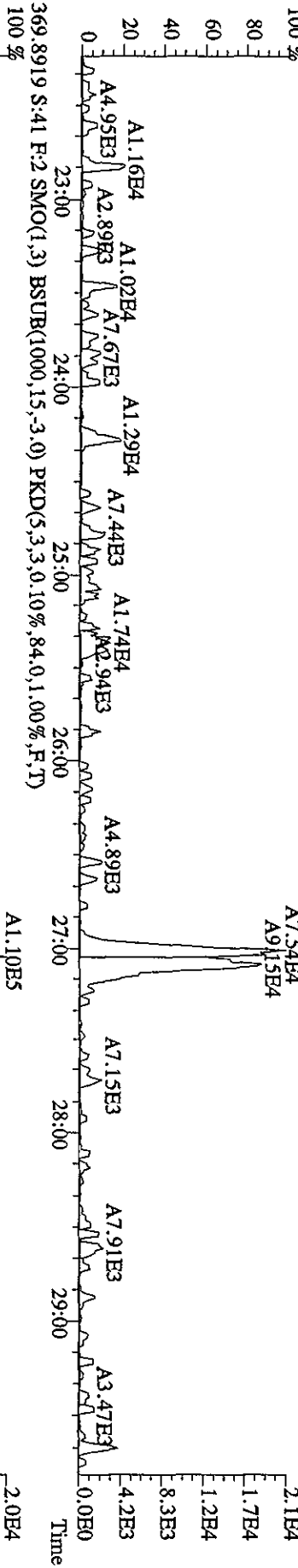

File:19AP104D5 #1-604 Acq:20-APR-2010 14:31:29 GC EI+ Voltage SIR Autospec-Ultimate
 Sample#41 Text:CP0419B :DB-5 CPSM 3732-05 Exp:DIOXINRES8290A
 339.8597 S:41 F:2 SMO(1,3) BSUB(1000,15,-3,0) PKD(5,3,3,0.10%,1260.0,1.00%,F,T) 100%



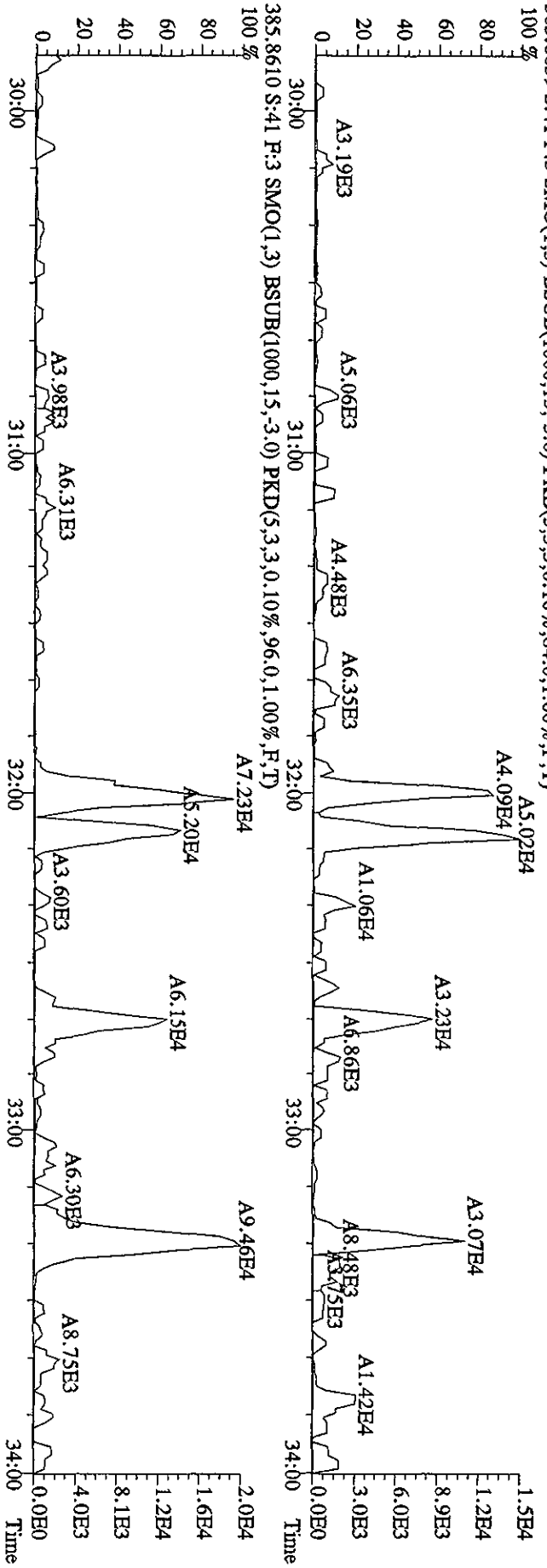
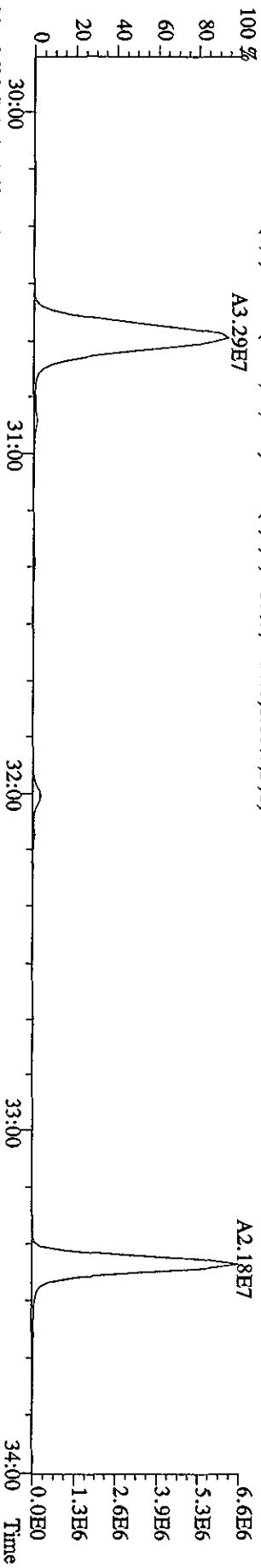
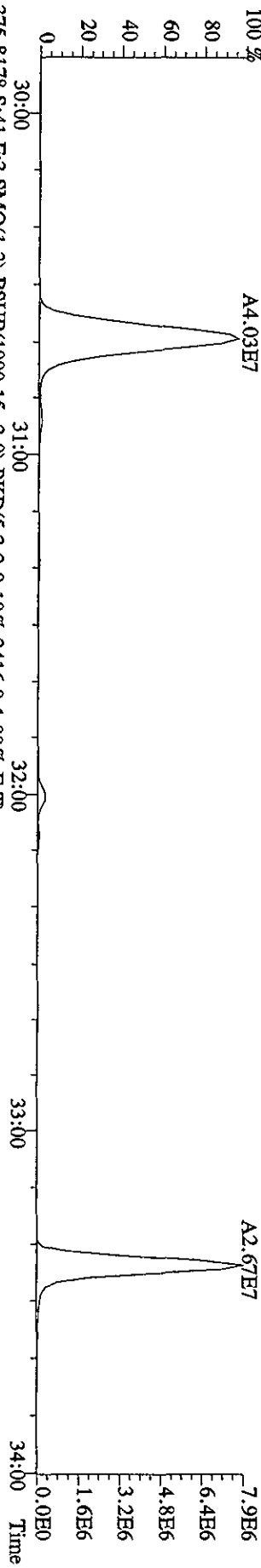
File: 19AP104D5 #1-435 Acq: 20-APR-2010 14:31:29 GC EI+ Voltage: SIR Autospec-Ultimate
 Sample#41 Text: CP0419B : DB-5 CPSM 3732-05 Exp: DIOXINRES8290A
 339.8597 S:41 SMO(1,3) BSUB(1000,15,-3,0) PKD(5,3,3,0.10%,944.0,1.00%,F,T)



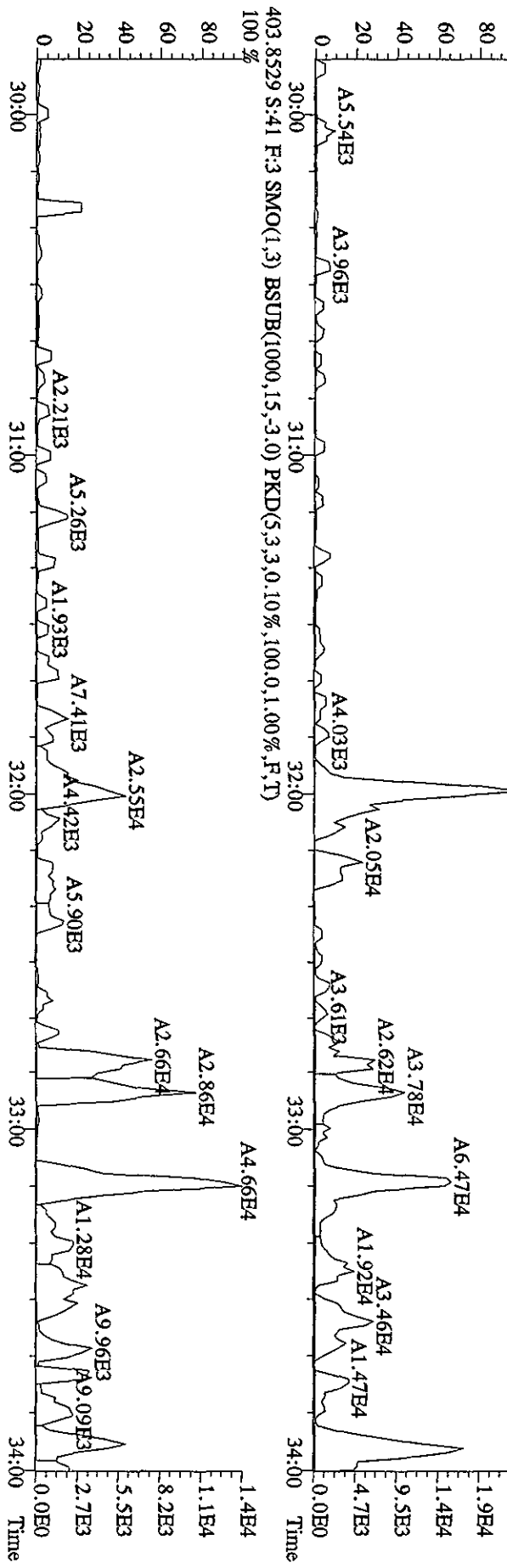
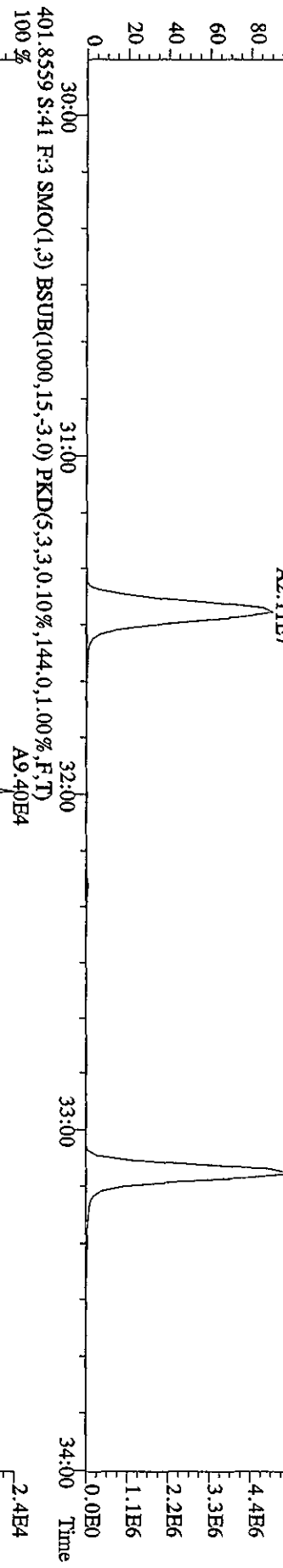
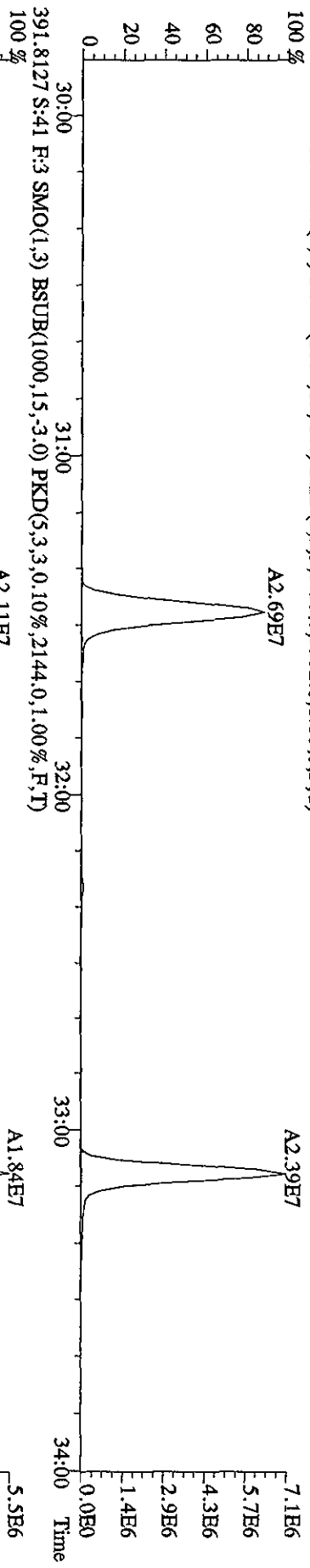
File:19AP104D5 #1-604 Acq:20-APR-2010 14:31:29 GC EI + Voltage SIR Autospec-Ultimate
 Sample#41 Text:CPO419B :DB-5 CP5M 3732-05 Exp:DIOXINRES8290A
 355.8546 S:41 F:2 SMO(1,3) BSUB(1000,15,-3.0) PKD(5,3,3,0.10%,2836,0.1,00%,F,T)
 100%



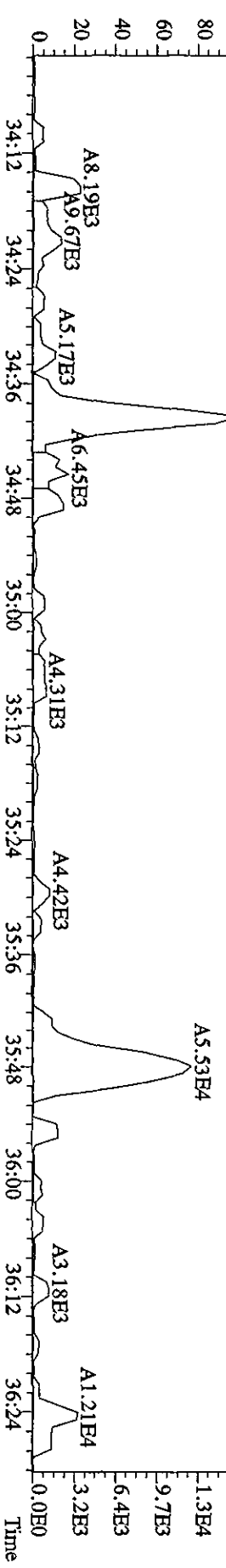
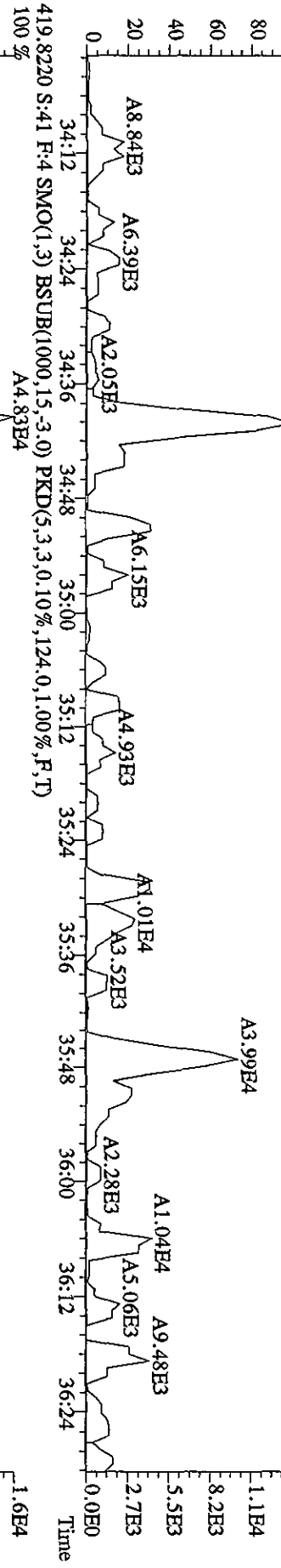


File:19AP104D5 #1-316 Acq:20-APR-2010 14:31:29 GC EI+ Voltage SIR Autospec-Ultimate
 Sample#41 Text:CP0419B :DB-5 CPSM 3732-05 Exp:DIOXINRES8290A
 373.8208 S:41 F:3 SMO(1,3) BSUB(1000,15,-3.0) PKD(5,3,3,0.10%,2828,0.1,0.0%,F,T)



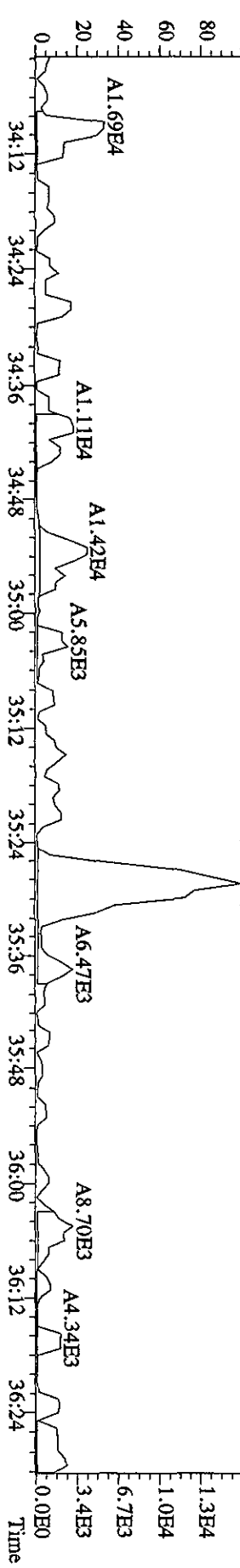
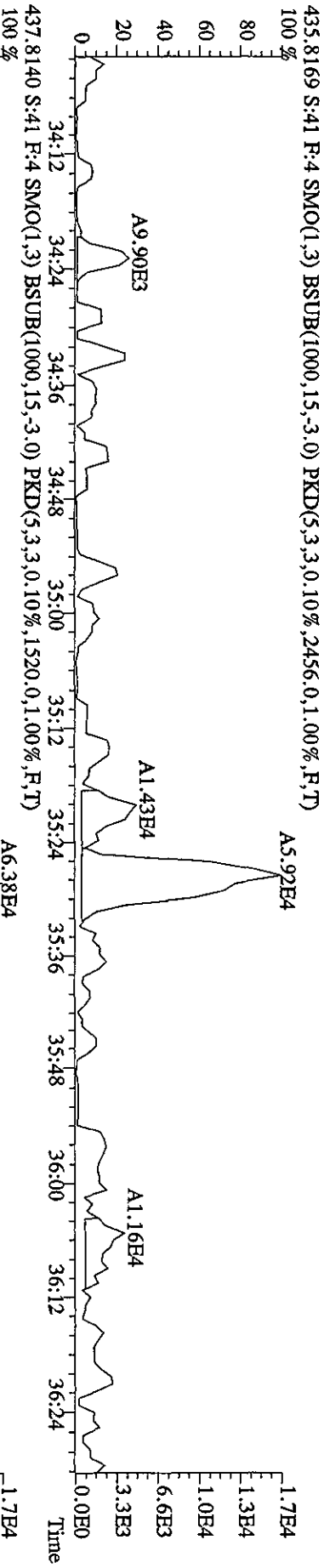
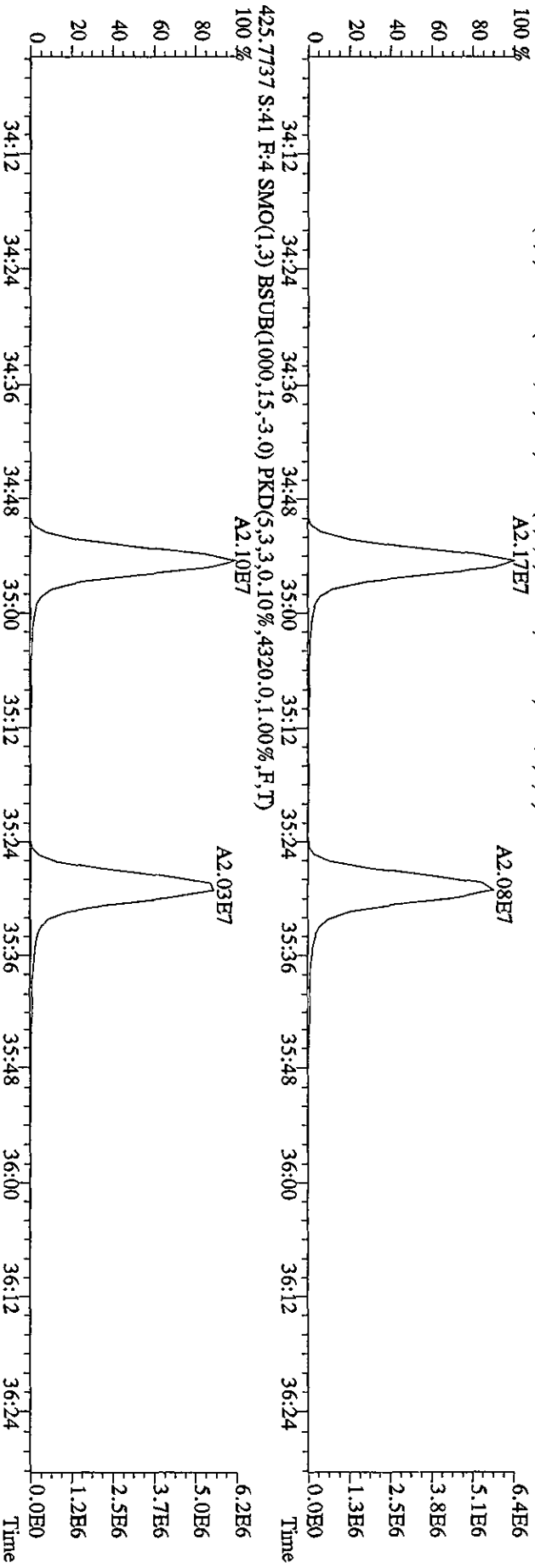
File:19AP104D5 #1-316 Acq:20-APR-2010 14:31:29 GC EI+ Voltage SIR Autospec-Ultimate
 Sample#41 Text:CP0419B :DB-5 CPSM 3732-05 Exp:DIOXINRES8290A
 389,8157 S:41 F:3 SMO(1,3) BSUB(1000,15,-3.0) PKD(5,3,3,0.10%,3932.0,1.00%,F,T)



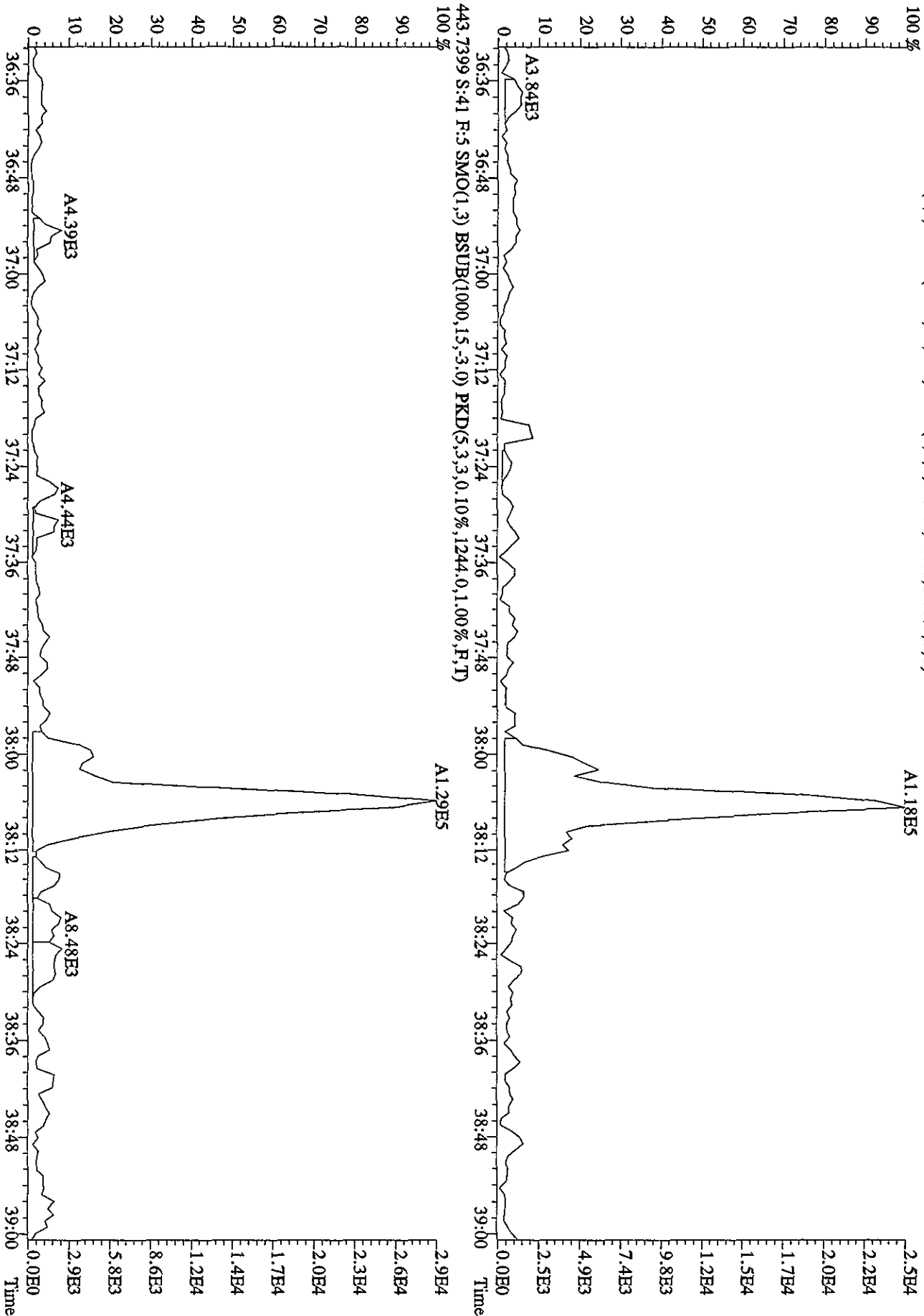
File: 19AP104D5 #1-198 Acq: 20-APR-2010 14:31:29 GC EI+ Voltage SIR Autospec-Ultimate
 Sample#41 Text: CP0419B : DB-5 CP5M 3732-05 Exp: DIOXINRES8290A
 407.7818 S:41 F:4 SMO(1,3) BSUB(1000,15,-3.0) PKD(5,3,3,0.10%,5708.0,1.00%,F,T)
 100%



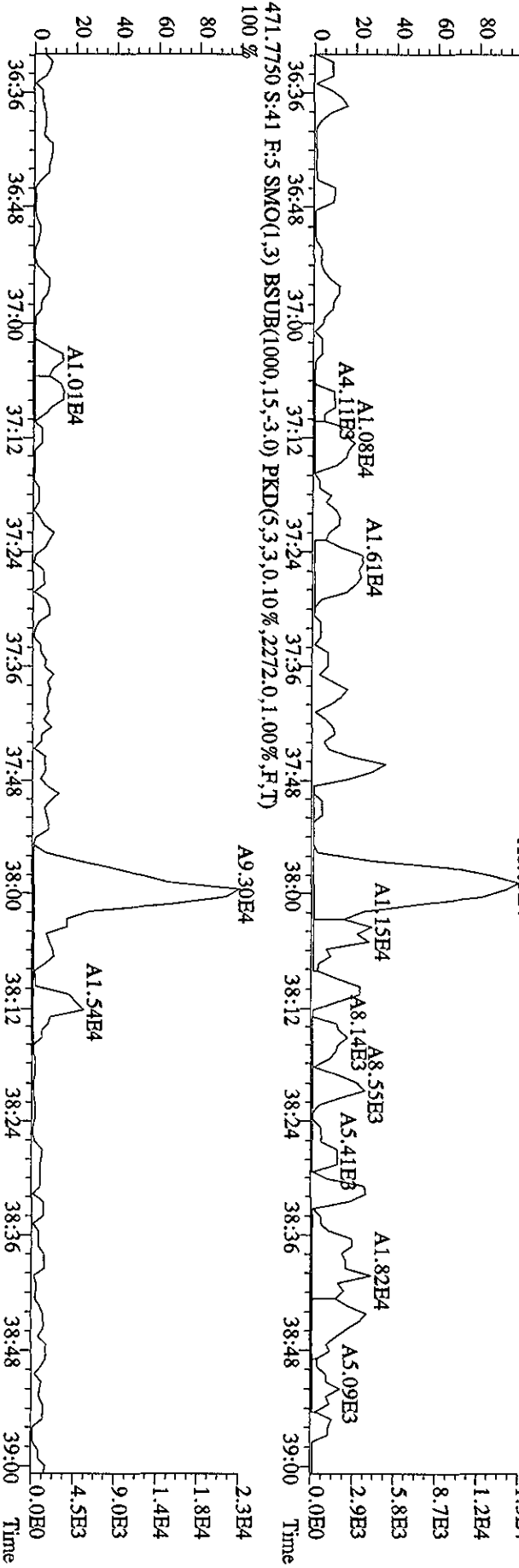
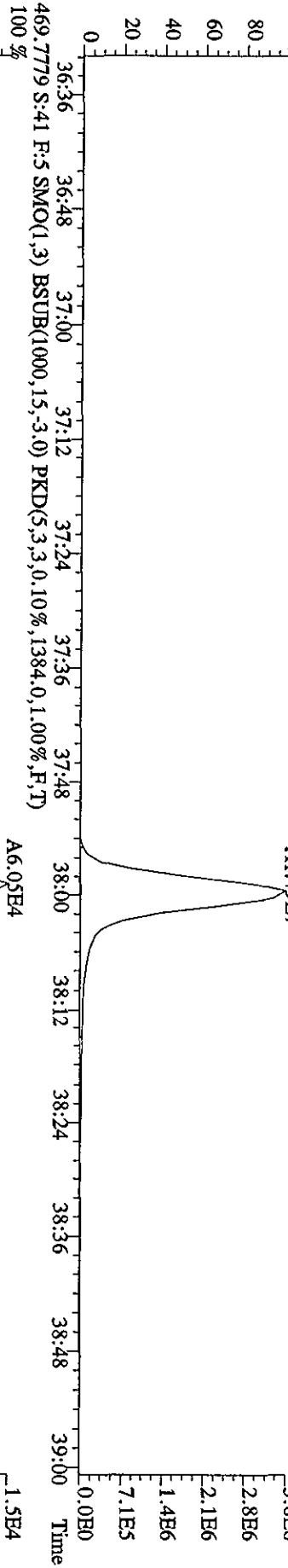
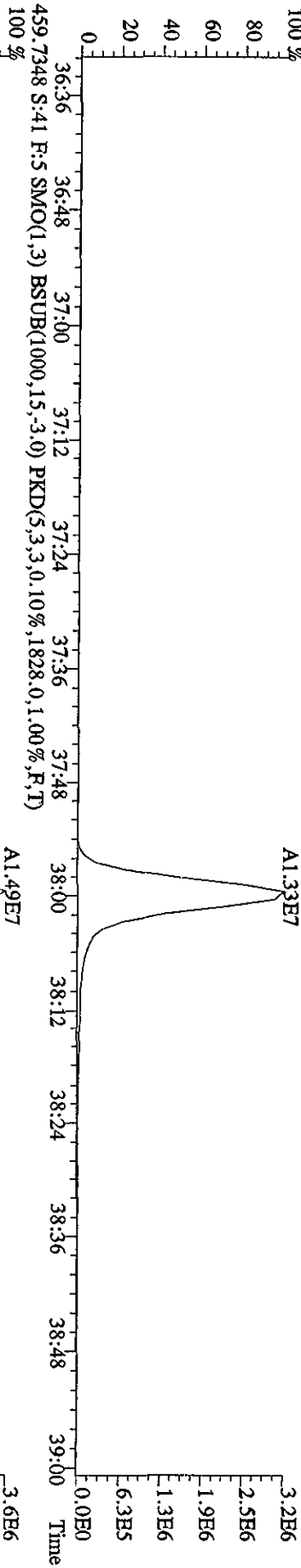
File: 19A\P104D5 #1-198 Acq: 20-APR-2010 14:31:29 GC BI+ Voltage SIR Autospec-Ultimate
 Sample#41 Text: CP0419B :DB-5 CPSM 3732-05 Exp: DIOXINRES8290A
 423.7766 S:41 F:4 SMO(1,3) BSUB(1000,15,-3,0) PKD(5,3,3,0.10%,2752.0,1.00%,F,T)



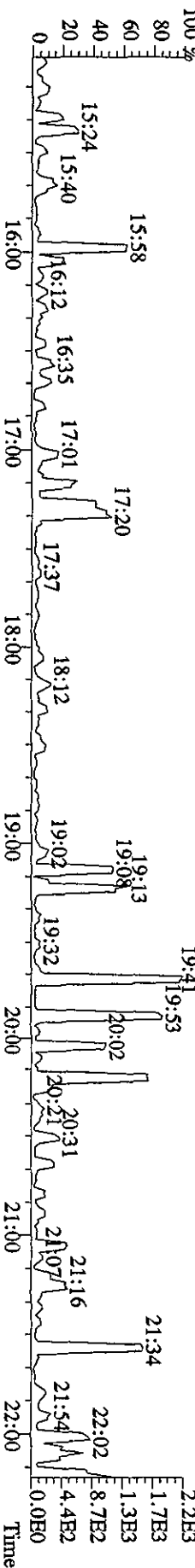
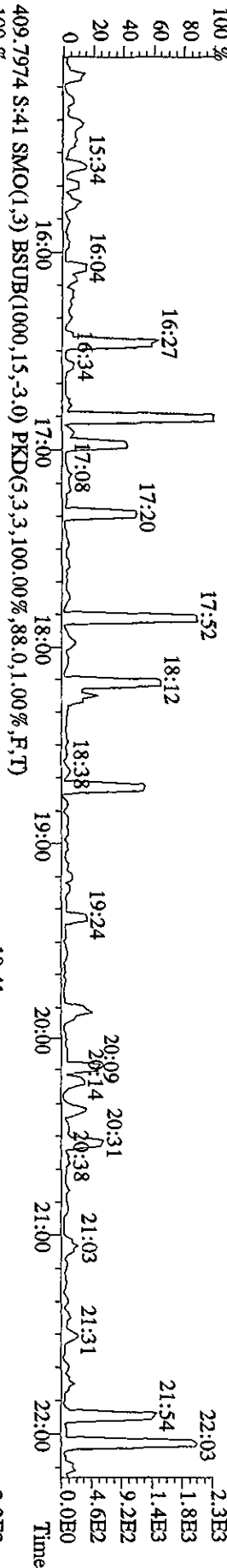
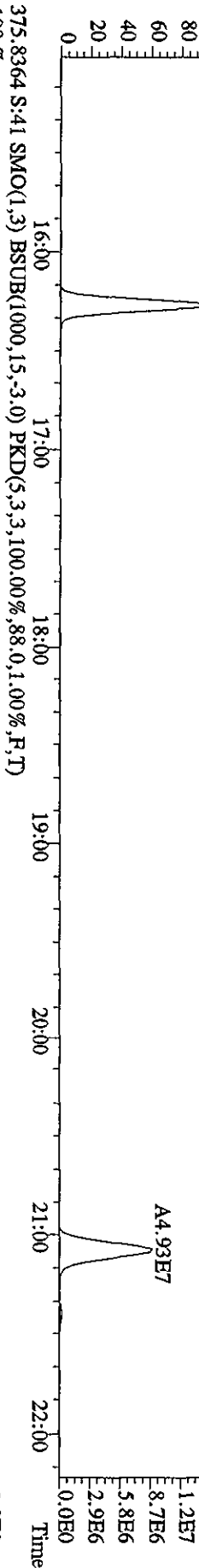
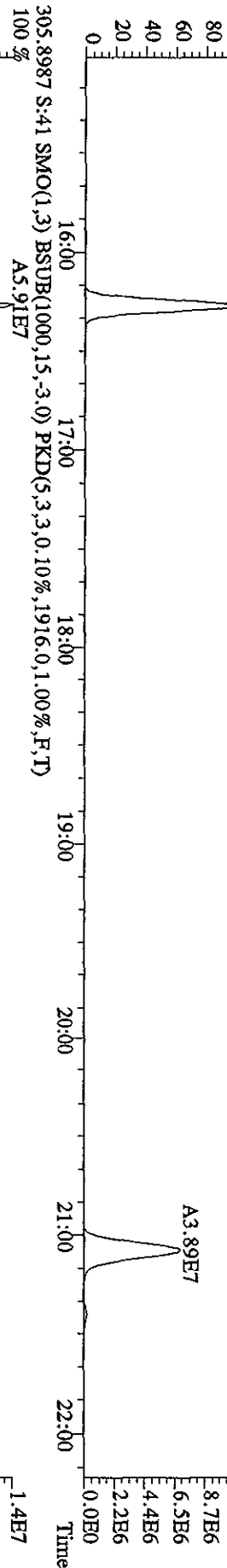

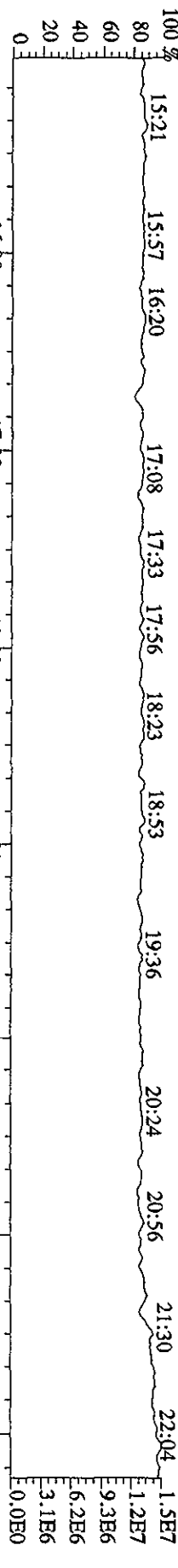
File:19AP104D5 #1-191 Acq:20-APR-2010 14:31:29 GC EI+ Voltage SIR Autospec-Ultimate
 Sample#41 Text:CP0419B :DB-5 CPSM 3732-05 Exp:DIOXINRES8290A
 441.7428 S:41 F:5 SMO(1,3) BSUB(1000,15,-3,0) PKD(5,3,3,0.10%,988.0,1.00%,F,T)
 100%



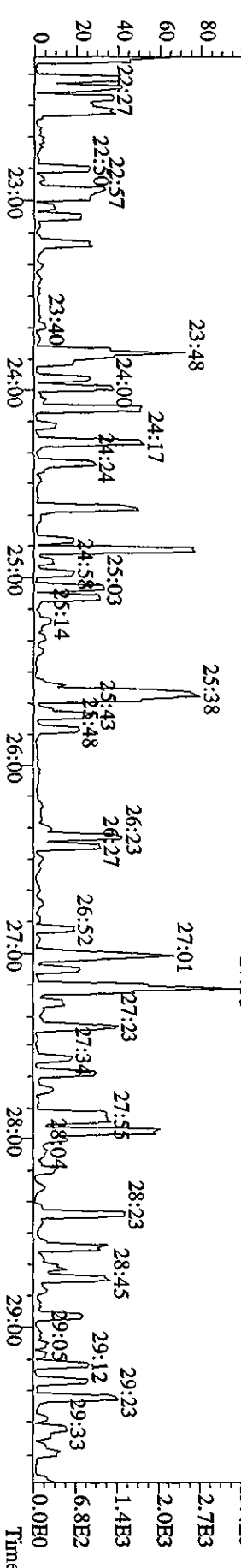
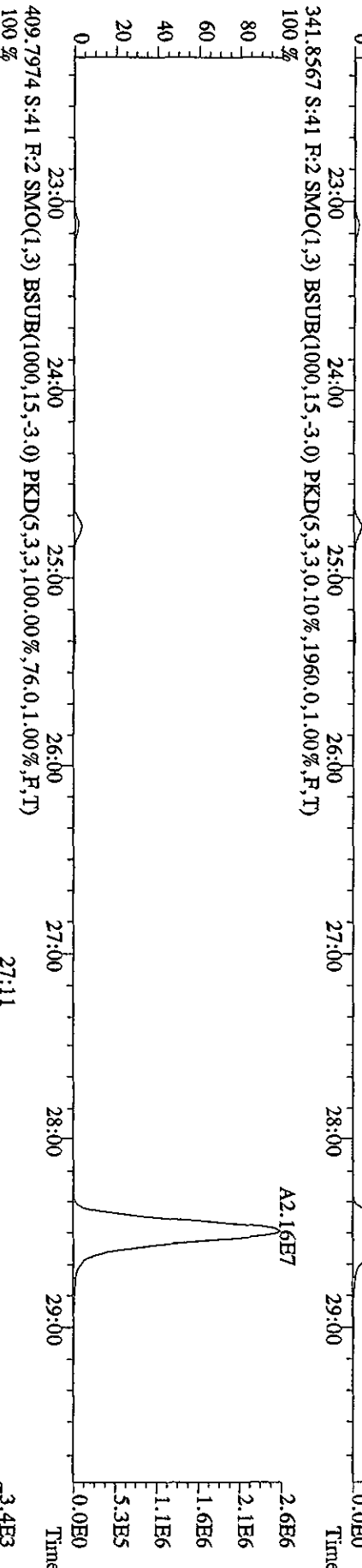

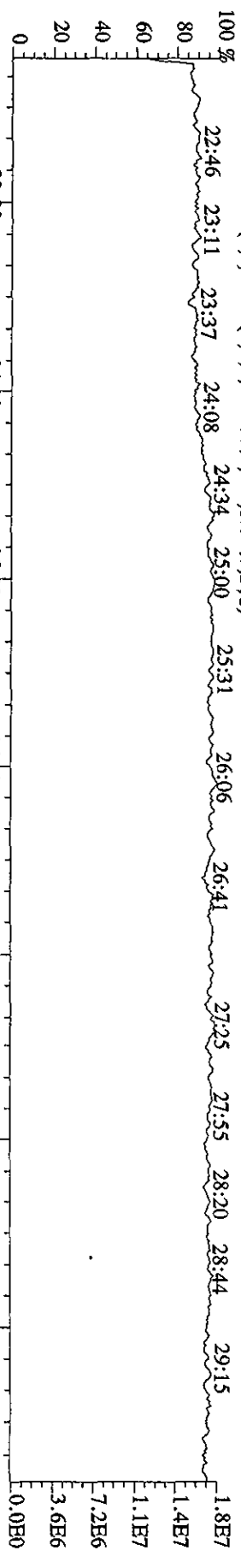
File:19AP104D5 #1-191 Acq:20-APR-2010 14:31:29 GC EI + Voltage SIR Autospec-UltimaE
 Sample#41 Text:CP0419B :DB-5 CPSM 3732-05 Exp:DIOXINRES8290A
 457.7377 S:41 F:5 SMO(1,3) BSUB(1000,15,-3.0) PKD(5,3,3,0.10%,840.0,1.00%,F,T)



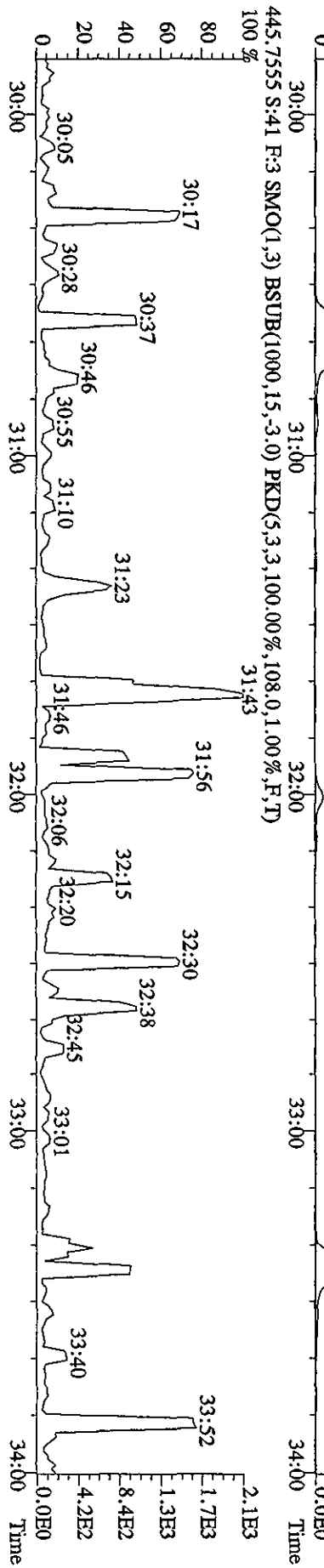
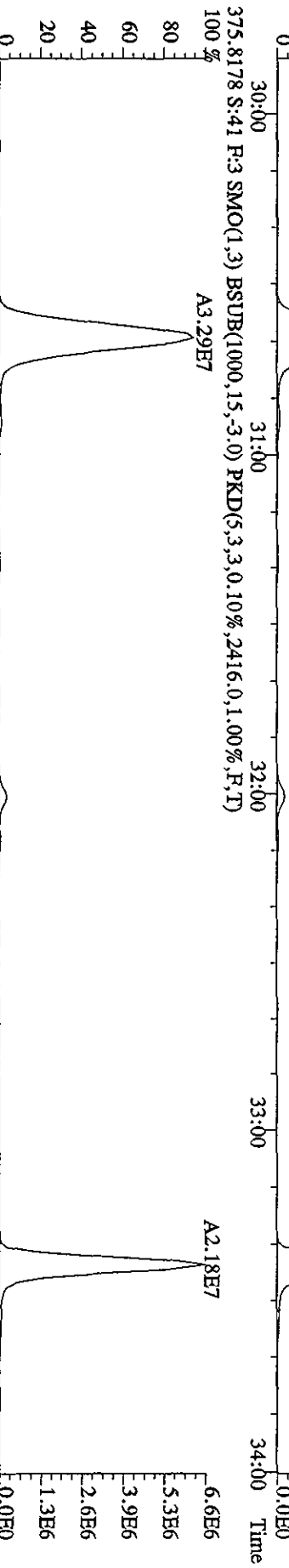
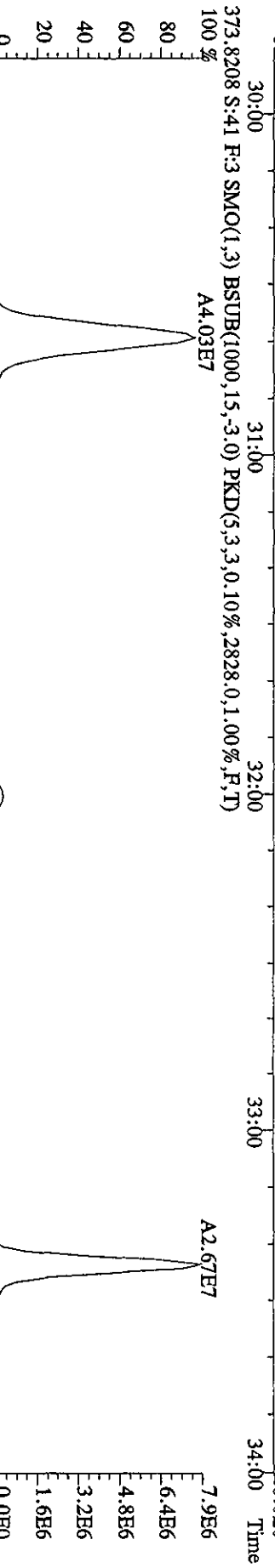
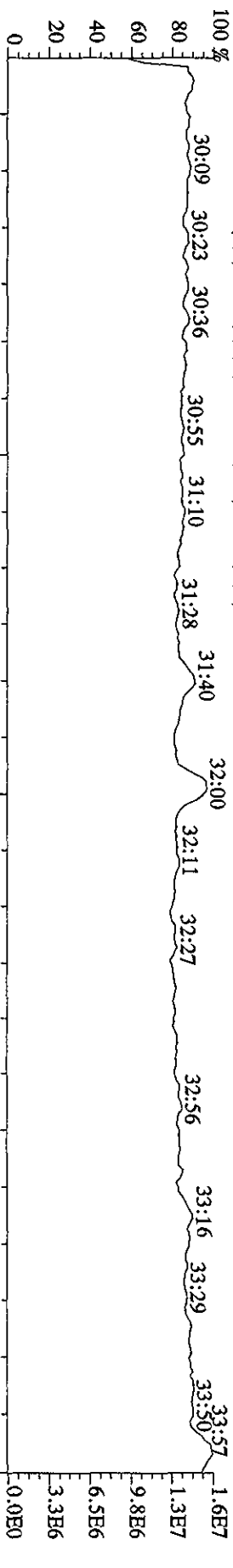
File:19AP104D5 #1-435 Acq:20-APR-2010 14:31:29 GC EI + Voltage SIR Autospec-Ultimate
 Sample#41 Text:CP0419B :DB-5 CPSM 3732-05 Exp:DIOXINRES8290A
 354.9792 S:4:1 SMO(1,3) PKD(5,3,3,100.00%,0.0,1.00%,F,T)



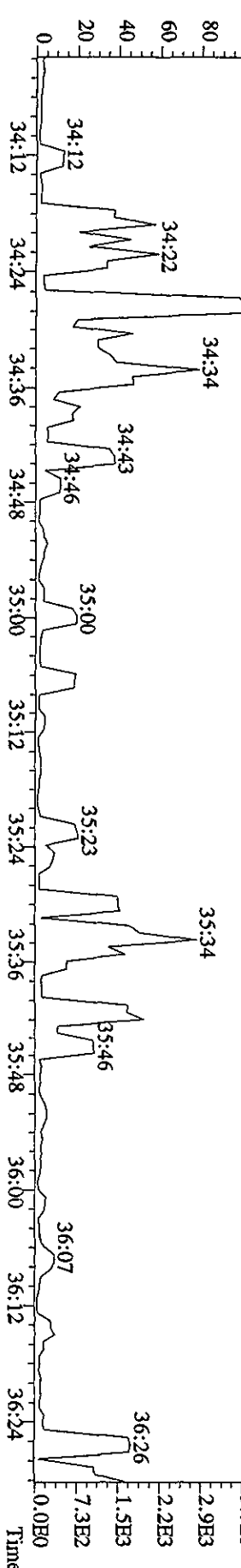
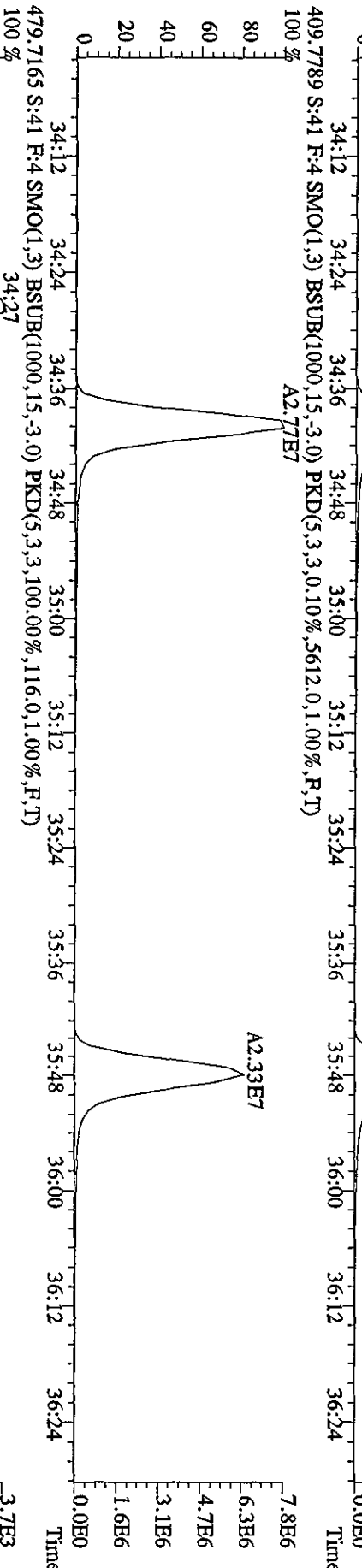

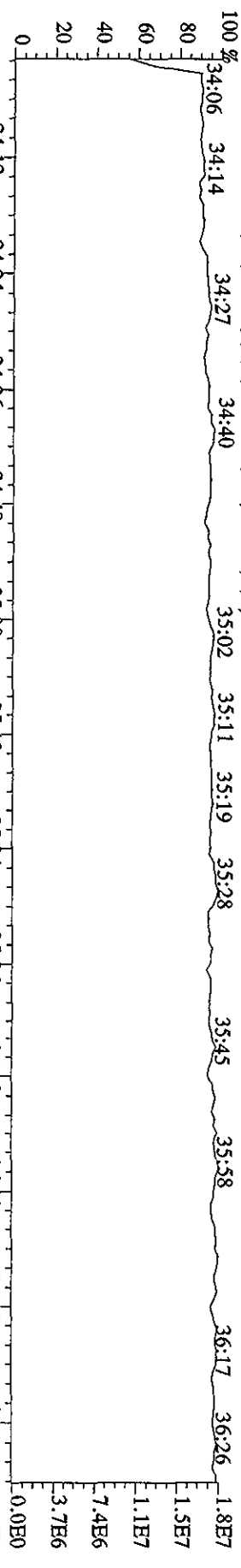
File:19AP104D5 #1-604 Acq:20-APR-2010 14:31:29 GC EI+ Voltage SIR Autospec-Ultimate
 Sample#41 Text:CP0419B :DB-5 CP5M 3732-05 Exp:DIOXINRES8290A
 354.9792 S:41 F:2 SMO(1,3) PKD(5,3,3,100.00%,0.0,1.00%,F,T)



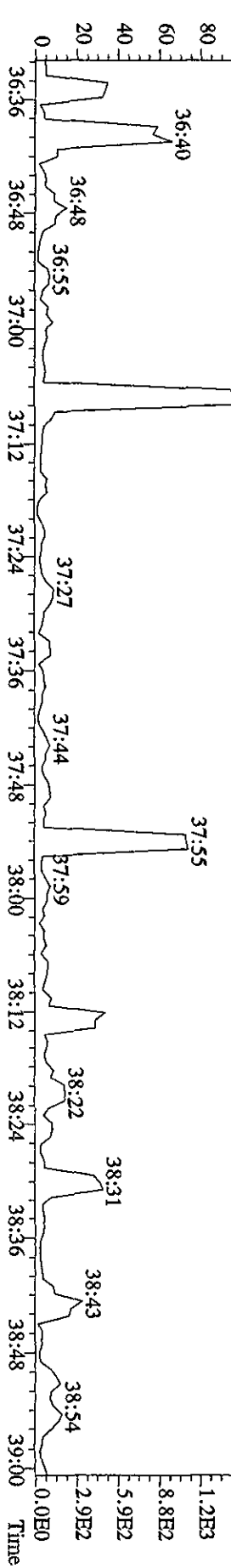
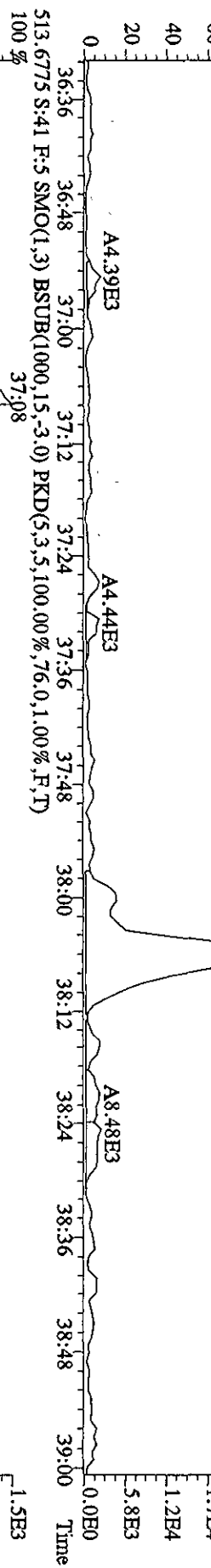
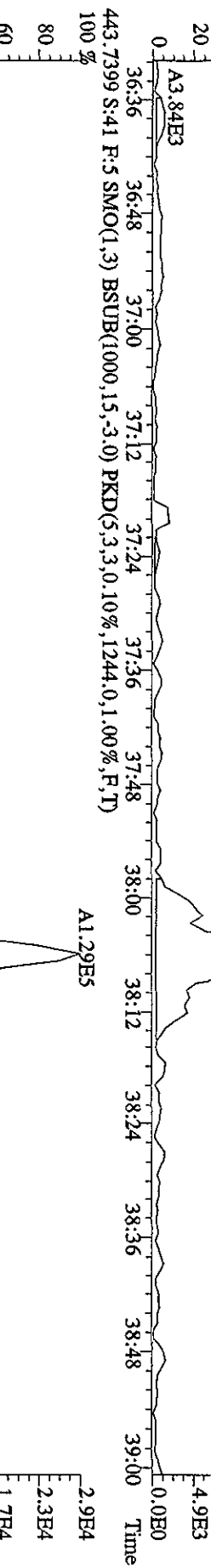


File:19AP104D5 #1-316 Acq:20-APR-2010 14:31:29 GC BI+ Voltage SIR Autospec-Ultimate
 Sample#41 Text:CP0419B :DB-5 CPSM 3732-05 Exp:DIOXINRES8290A
 430.9728 S:41 F:3 SMO(1,3) PKD(5,3,3,100.00%,0.0,1.00%,F,T)




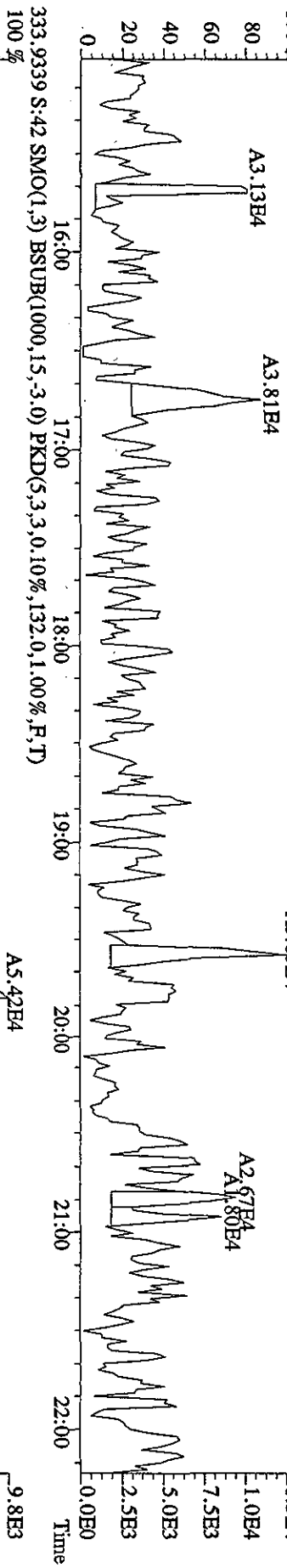
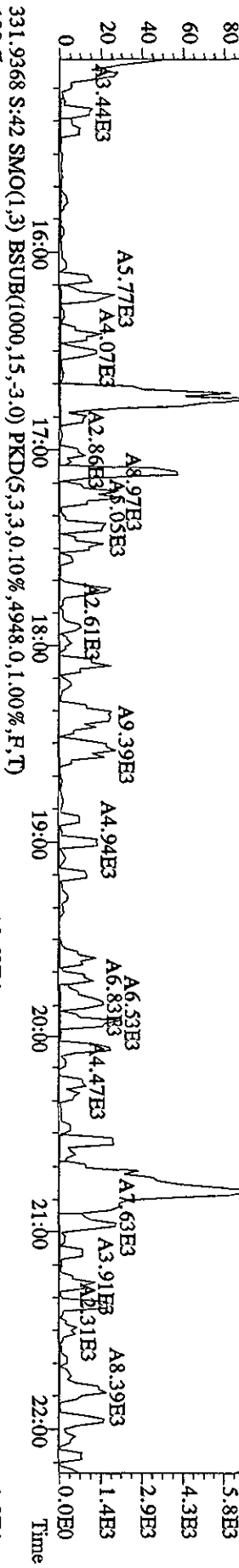
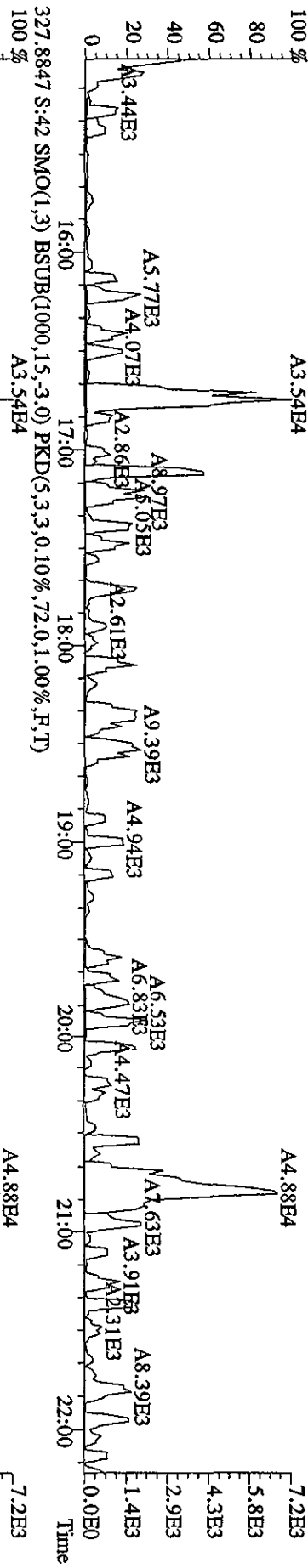
File:19AP104D5 #1-198 Acq:20-APR-2010 14:31:29 GC EI+ Voltage SIR Autospec-Ultimate
 Sample#41 Text:CP0419B :DB-5 CPSM 3732-05 Exp:DIOXINRESS8290A
 430.9728 S:41 F:4 SMO(1,3) PKD(5,3,3,100.00%,0.0,1.00%,F,T)



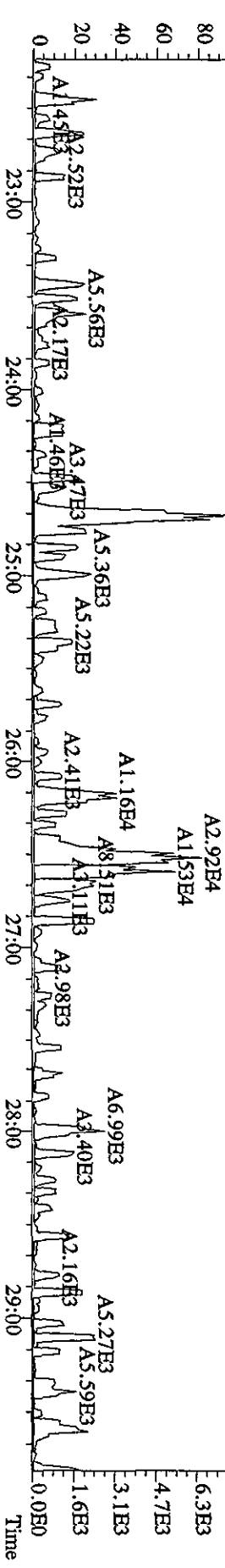
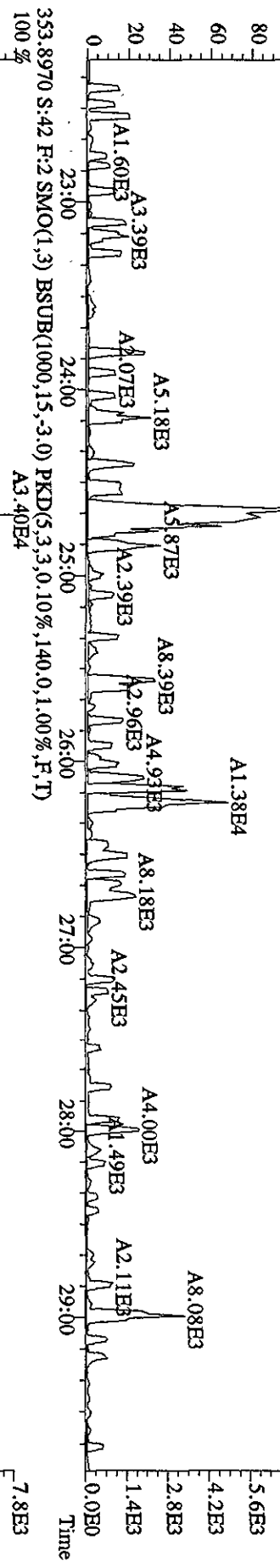
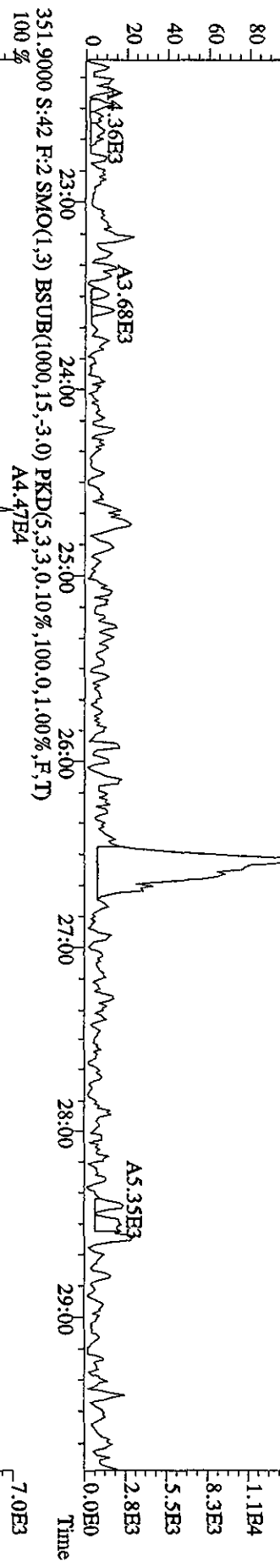
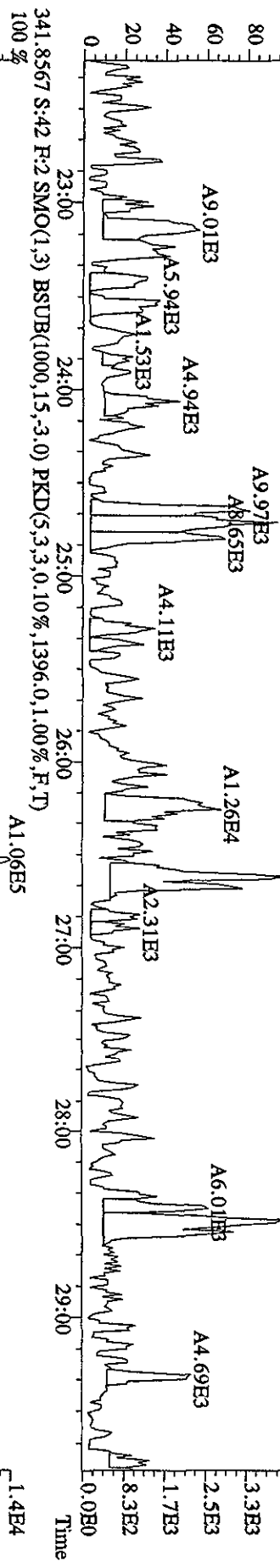
File:19API04D5 #1-191 Acq:20-APR-2010 14:31:29 GC EI+ Voltage:519 Autospec-UltimaB
 Sample#41 Text:CP0419B :DB-5 CPSM 3732-05 Exp:DIOXINRES8290A
 442.9728 S:41 F:5 SMO(1,3) PKD(5,3,3,100.00%,0.0,1.00%,F,T)
 100 % 36:41 36:58 37:13 37:29 37:42 37:59 38:07 38:19 38:34 38:42 38:56



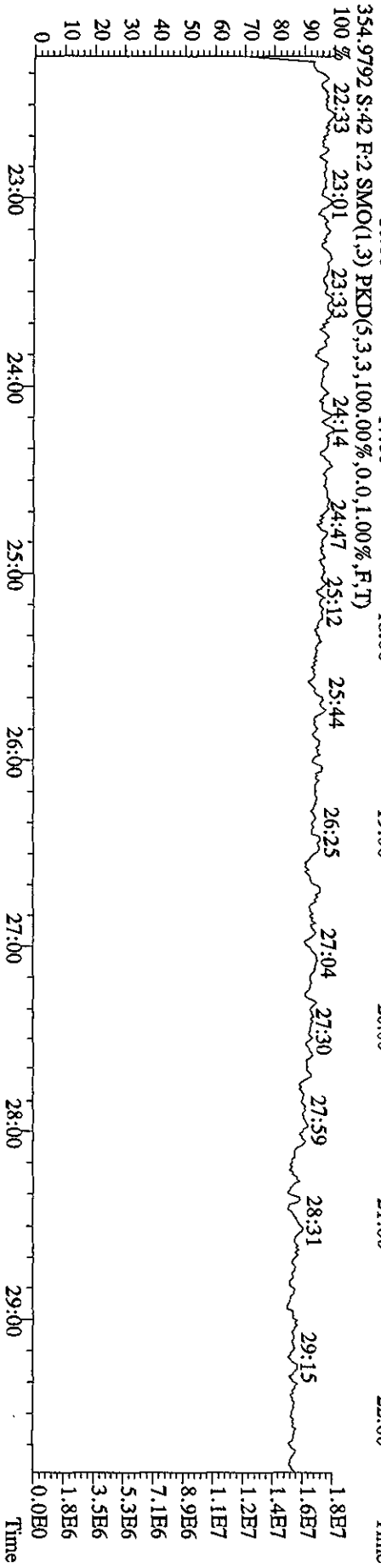
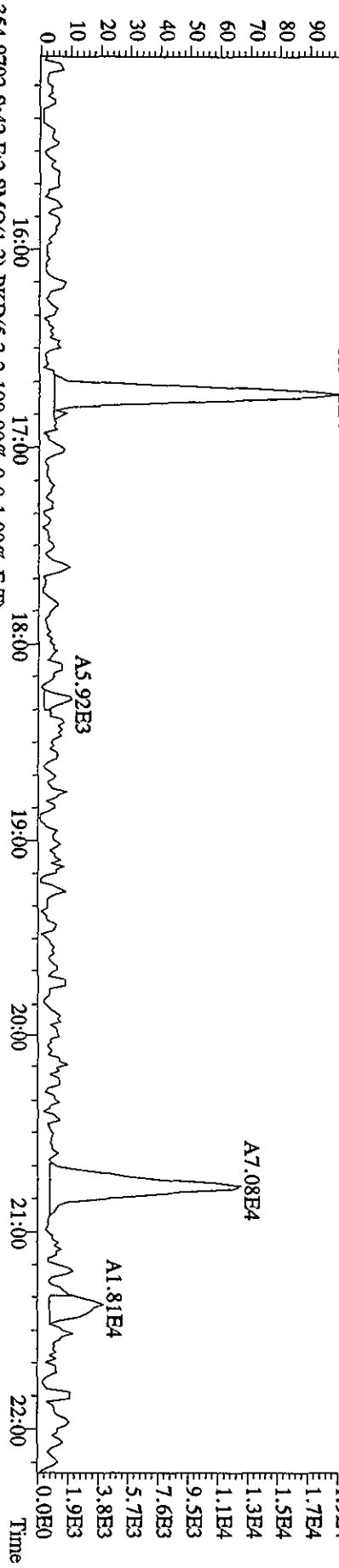

File:19AP104D5 #1-435 Acq:20-APR-2010 15:15:33 GC EI+ Voltage SIR Autospec-UltimaE
 Sample#42 Text:SB0419C :Solvent Blank C-14 Exp:DIOXINRES8290A
 327.8847 S:42 SMO(1,3) BSUB(1000,15,-3.0) PKD(5,3,3,0.10%,72.0,1.00%,F,T)
 100% A3.54E4



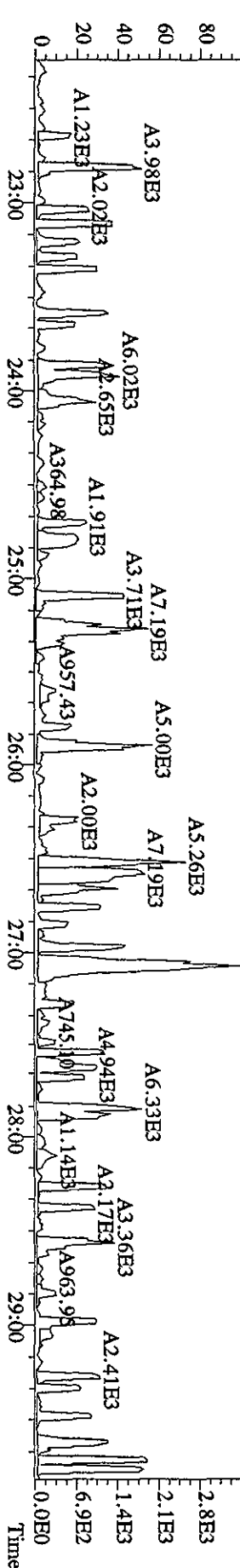
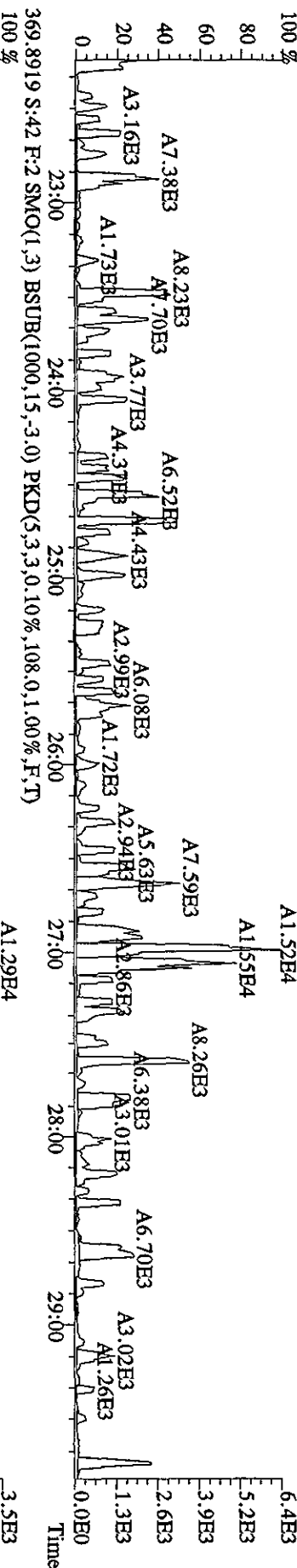
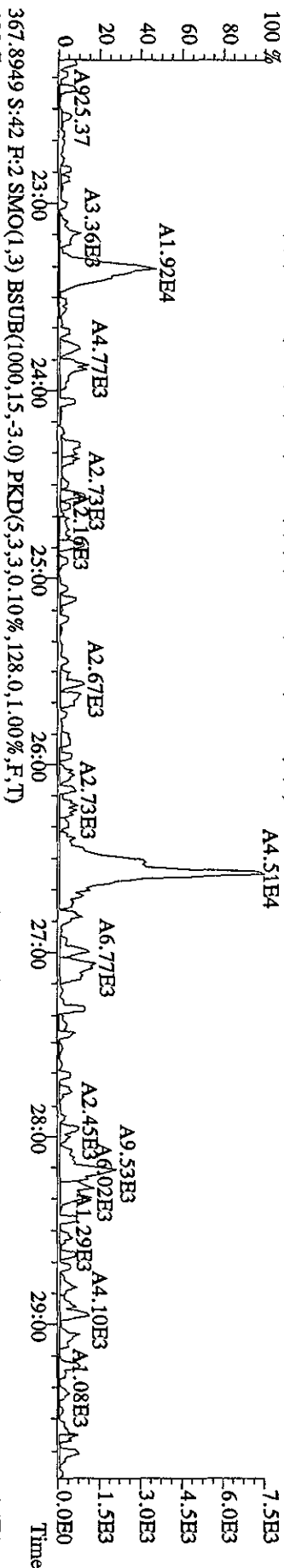
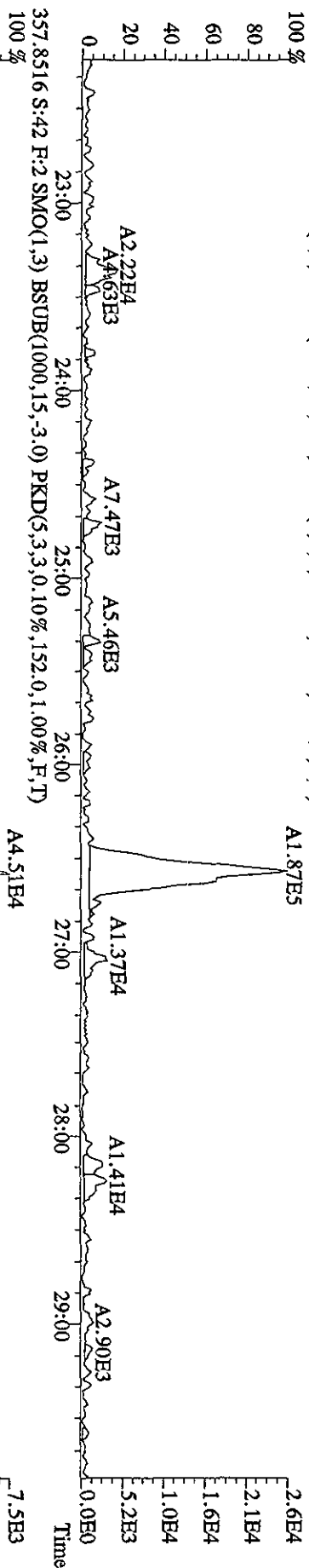
File:19AP104D5 #1-604 Acq:20-APR-2010 15:15:33 GC HI+ Voltage SIR Autospec-Ultimate
 Sample#42 Text:SB0419C :Solvent Blank C-14 Exp:DIOXINRES8290A
 339.8597 S:42 F:2 SMO(1,3) BSUB(1000,15,-3,0) PKD(5,3,3,0.10%,712,0,1.00%,F,T)



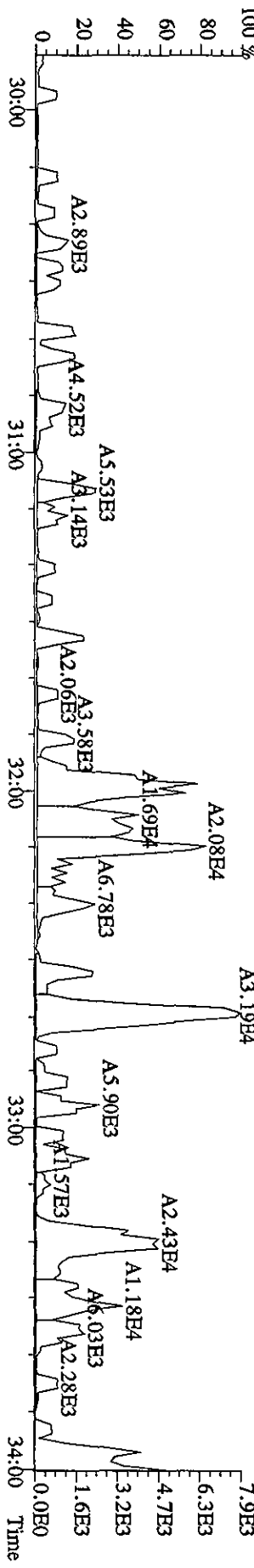

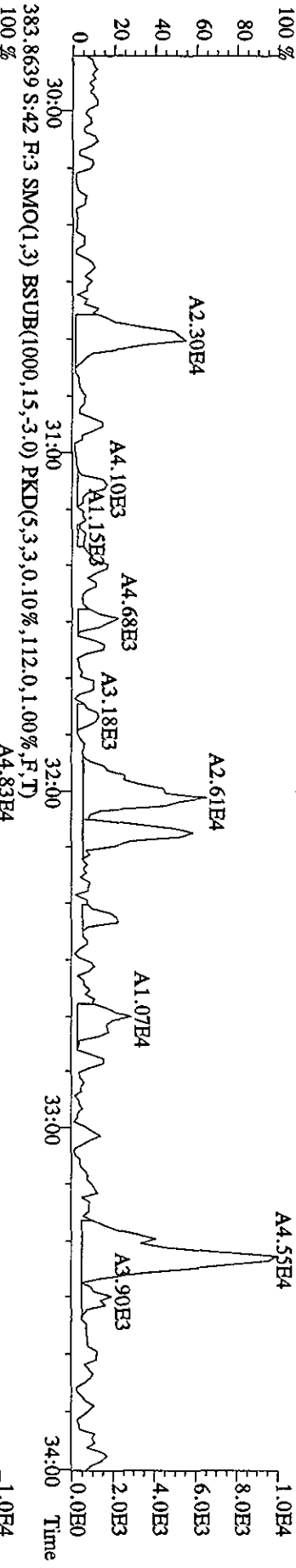
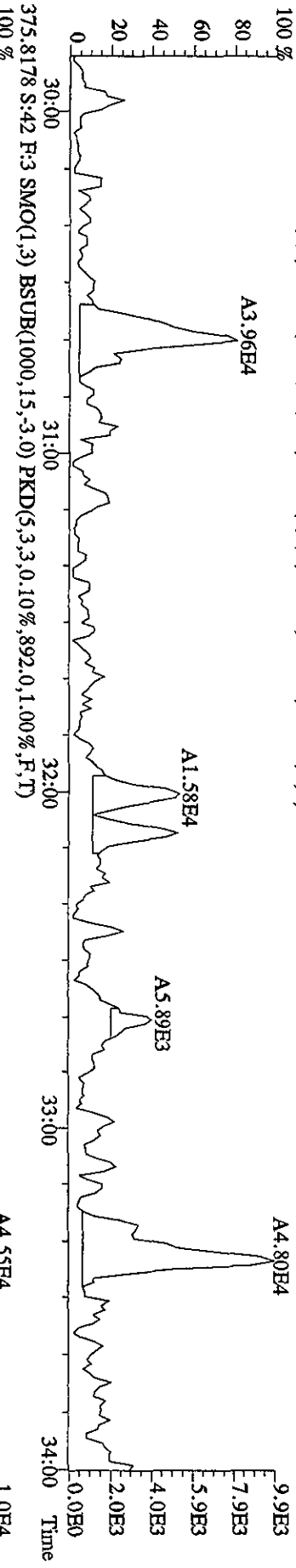
File:19ADP104D5 #1-435 Acq:20-APR-2010 15:15:33 GC EI+ Voltage SIR Autospec-Ultimate
 Sample#42 Text:SB0419C :Solvent Blank C-14 Exp:DIOXINRES8290A
 339.8597 S:42 SMO(1,3) BSUB(1000,15,-3,0) PKD(5,3,3,0,10%,896,0,1,00%,F,T)



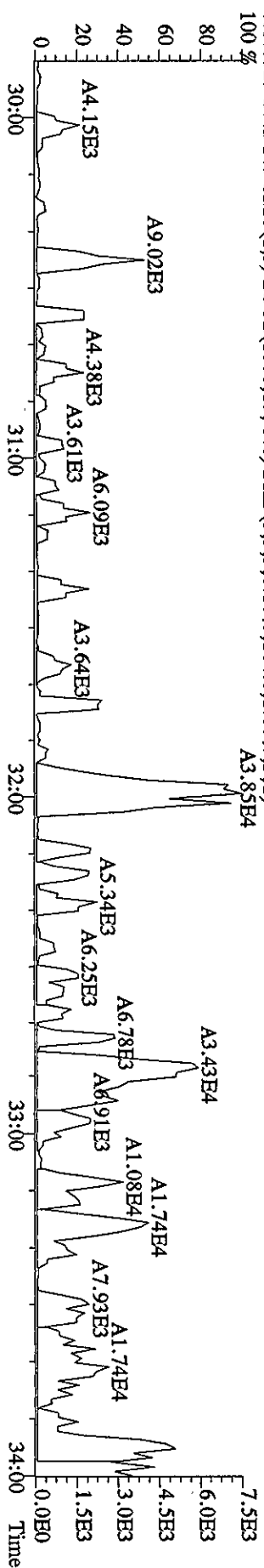
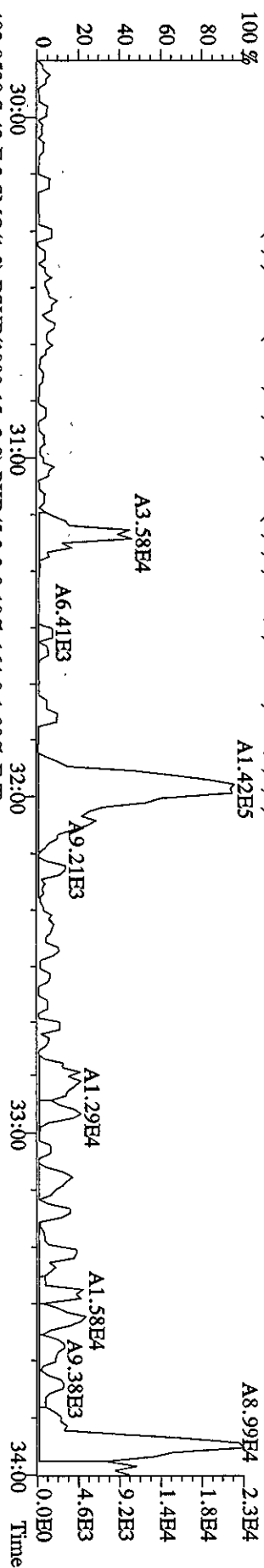
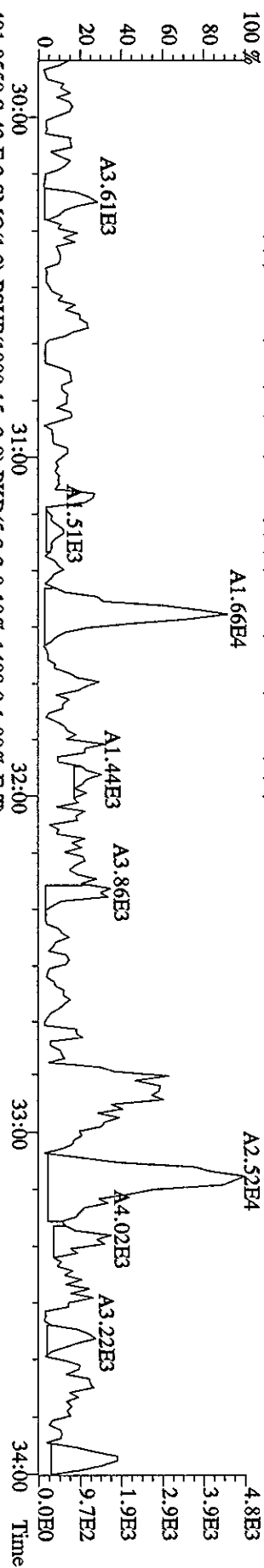
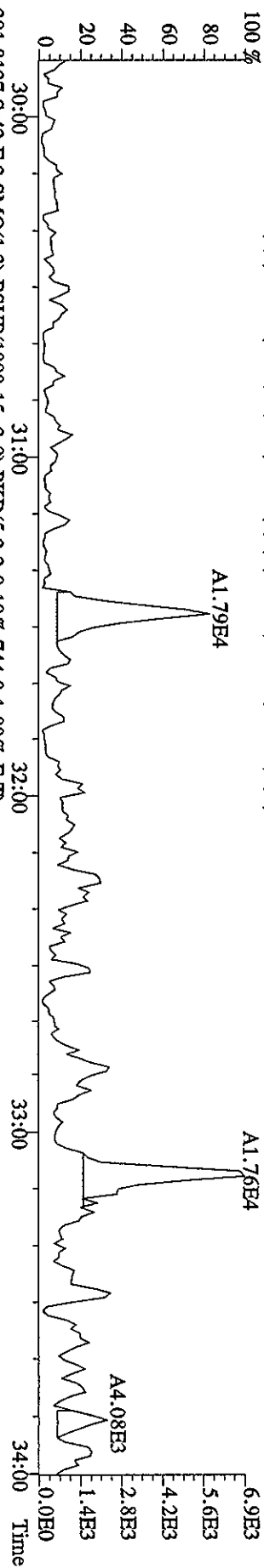
File:19AIP104D5 #1-604 Acq:20-APR-2010 15:15:33 GC EI+ Voltage SIR Autospec-UltimaE
Sample#42 Text:SB0419C :Solvent Blank C-14 Exp:DIOXINRES8290A
355.8546 S:42 F:2 SMO(1,3) BSUB(1000,15,-3,0) PKD(5,3,3,0.10%,896.0,1.00%,F,T)



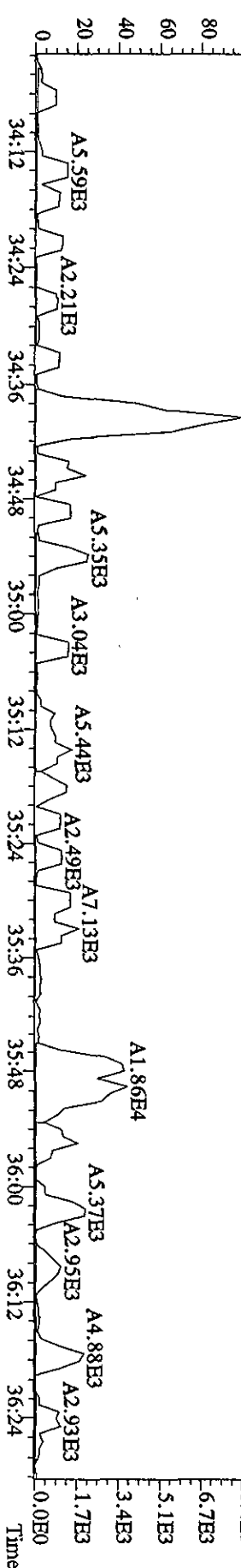
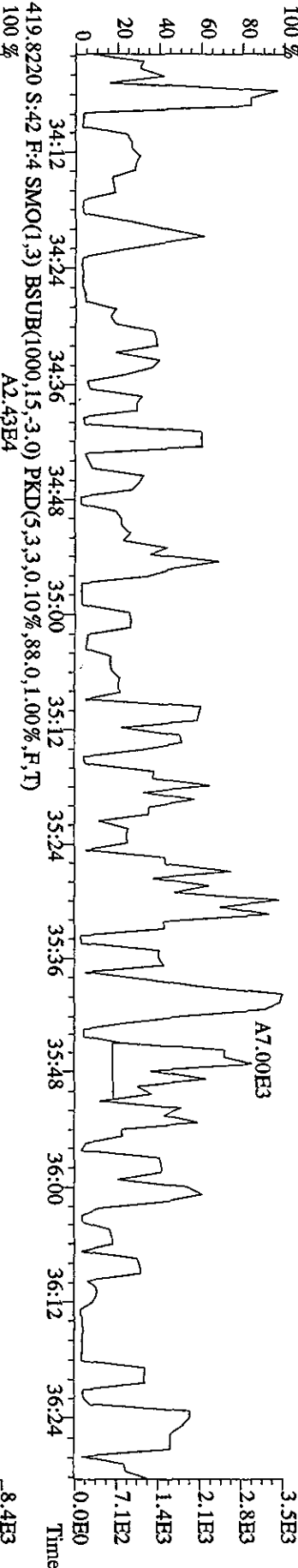
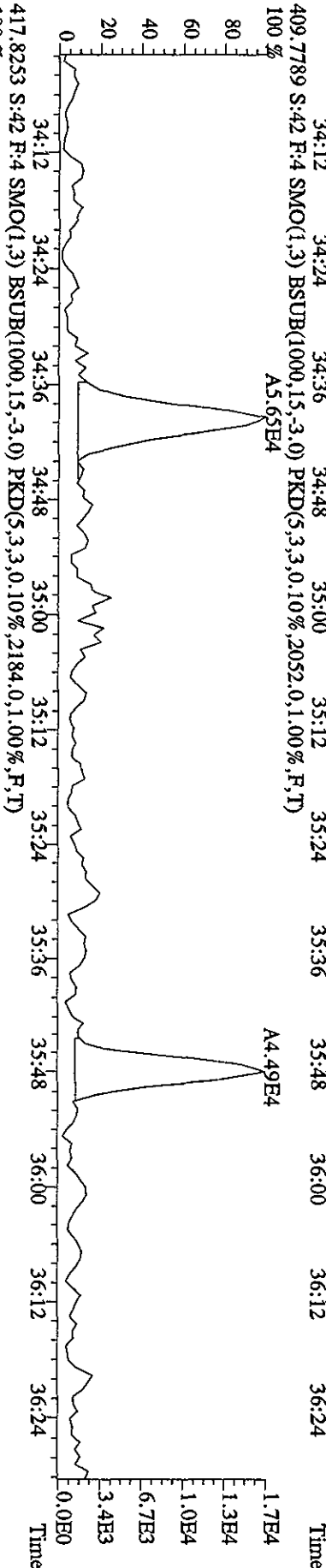
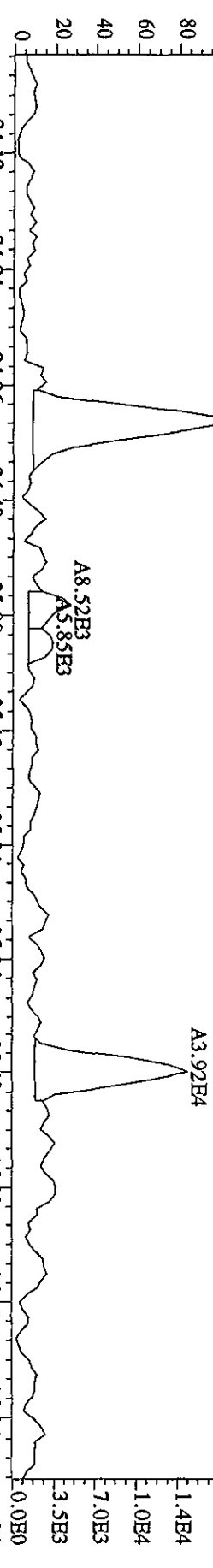
File:19APl04D5 #1-316 Acq:20-APR-2010 15:15:33 GC BI+ Voltage SIR Autospec-Ultimate
 Sample#42 Text:SB0419C :Solvent Blank C-14 Exp:DIOXINRES8290A
 373.8208 S:42 F:3 SMO(1,3) BSUB(1000,15,-3.0) PKD(5,3,3,0.10%,1.00%,F,T)



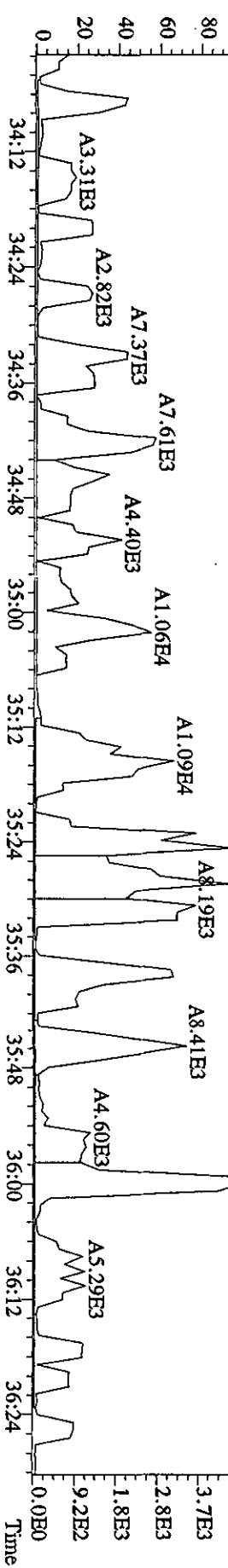
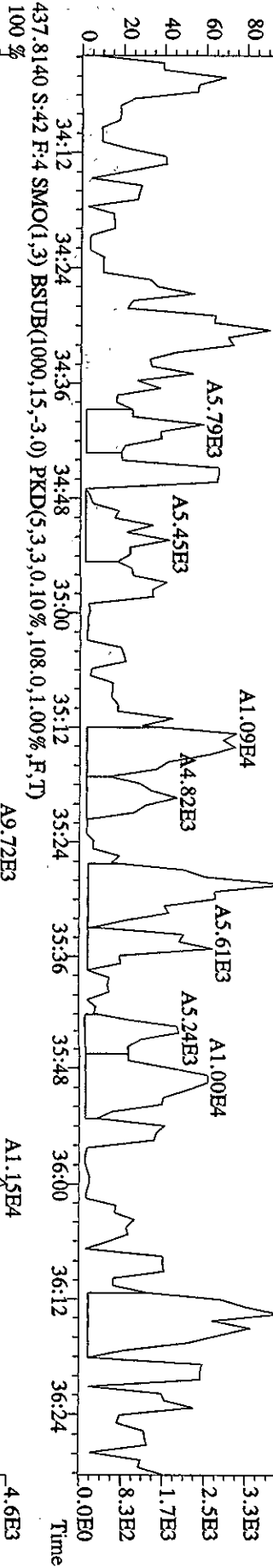
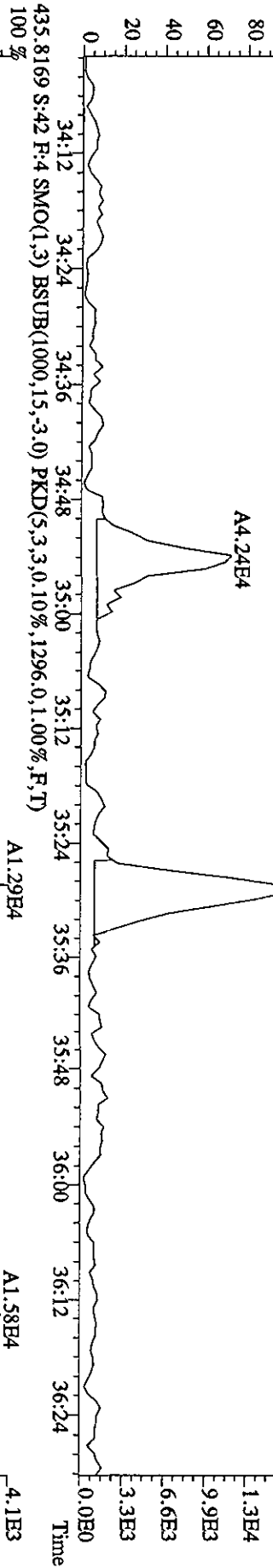
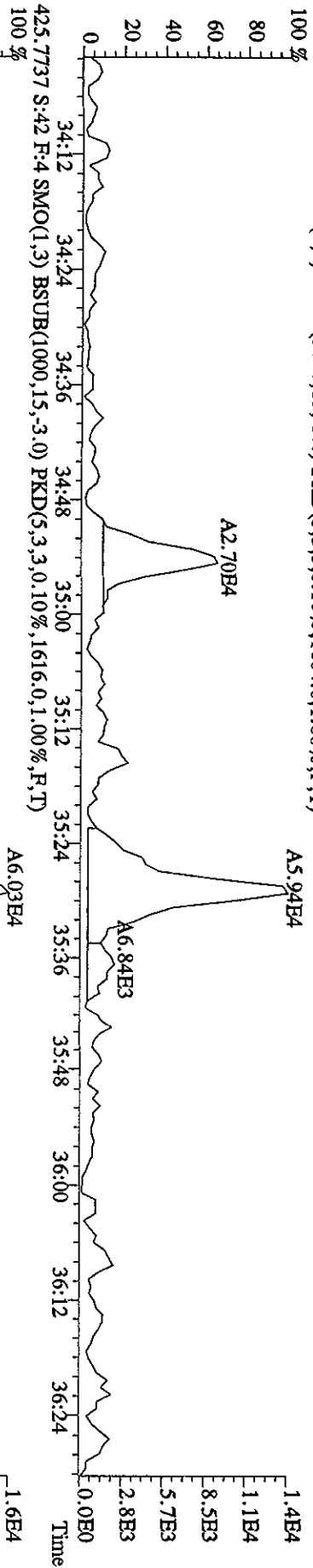
File:19AP104D5 #1-316 Acq:20-APR-2010 15:15:33 GC EI+ Voltage SIR Autospec-UltimaE
 Sample#42 Text:SB0419C :Solvent Blank C-14 Exp:DIOXINRES8290A
 389.8157 S:42 F:3 SMO(1,3) BSUB(1000,15,-3.0) PKD(5,3,3,0.10%,1244.0,1.00%,F,T)



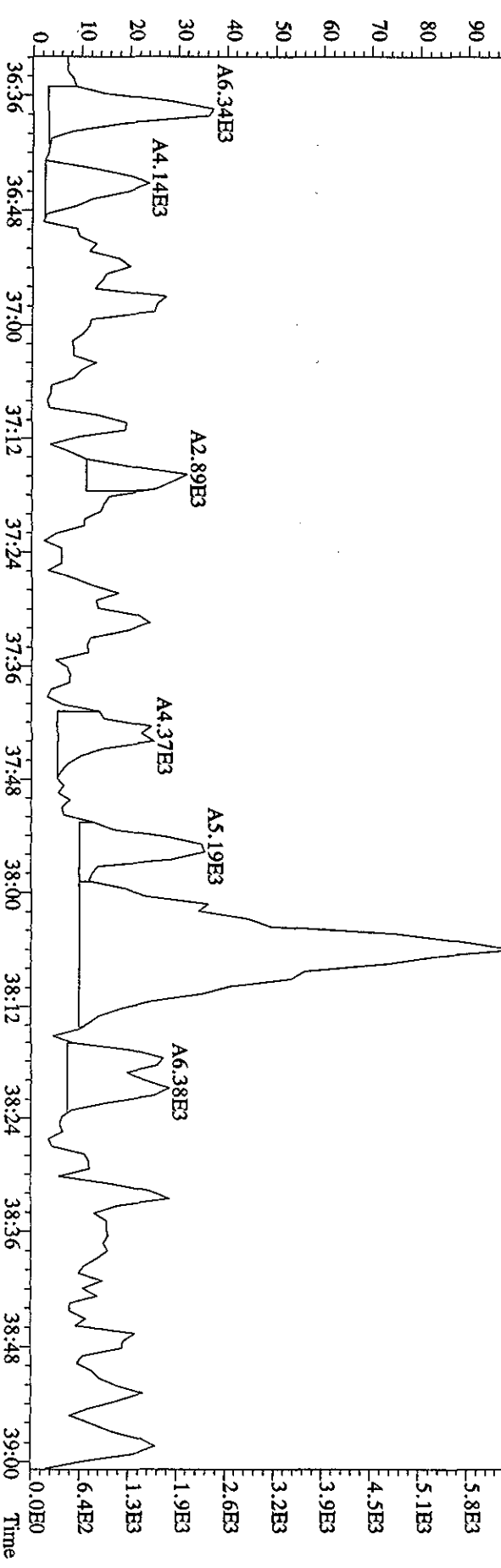
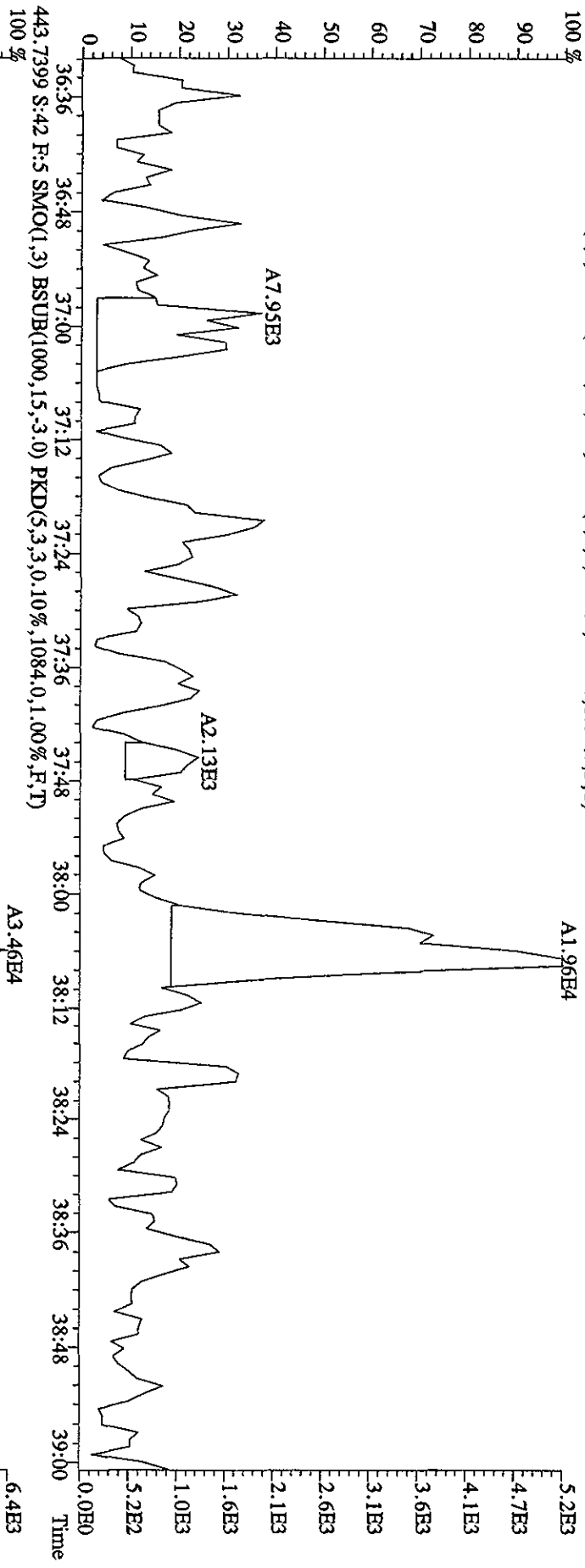
File:19AP104D5 #1-198 Acq:20-APR-2010 15:15:33 GC EI+ Voltage SIR Autospec-UltimaE
 Sample#42 Text:SB0419C :Solvent Blank C-14 Exp:DIOXINRES8290A
 407.7818 S:42 F:4 SMO(1,3) BSUB(1000,15,-3.0) PKD(5,3,3,0.10%,2324.0,1.00%,F,T)



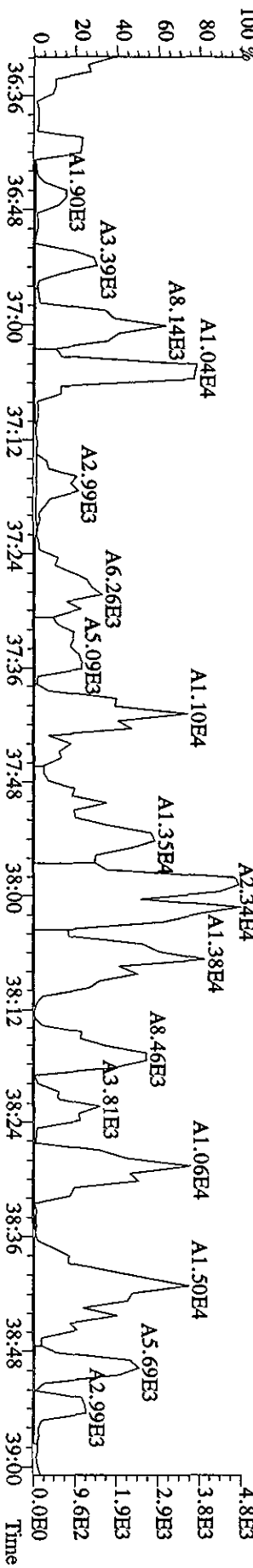
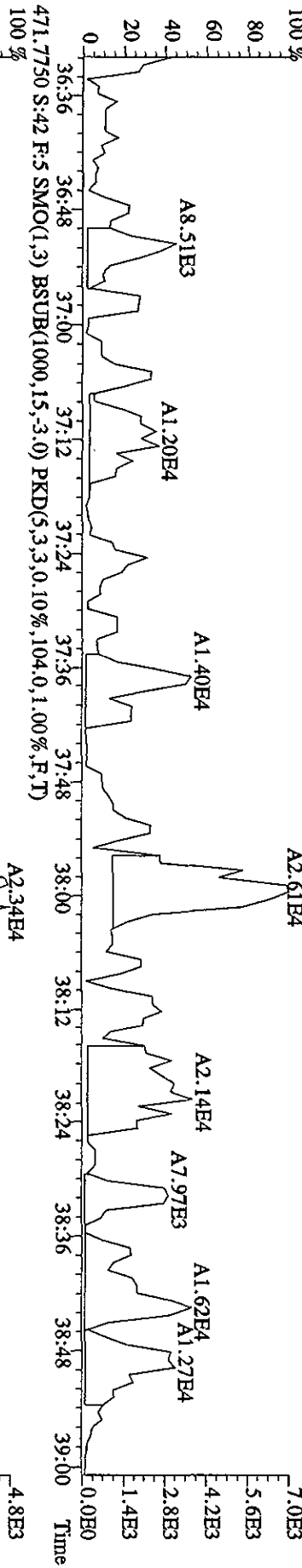
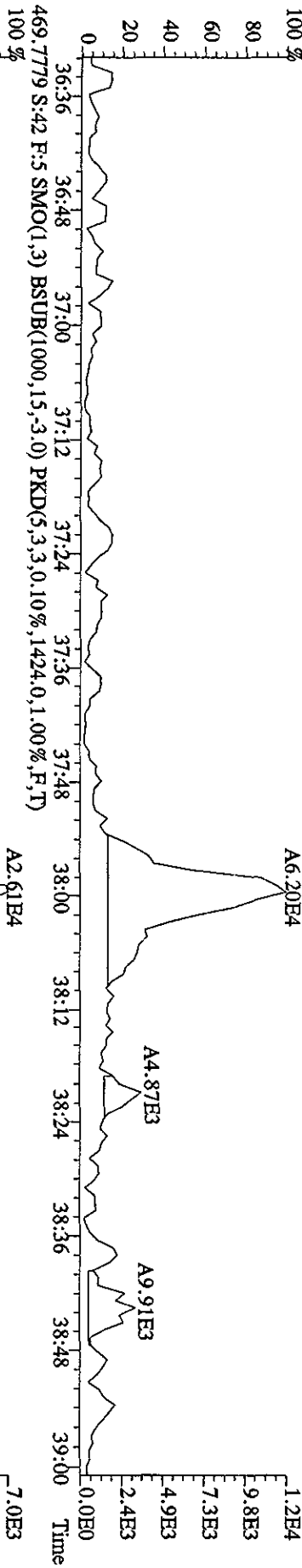
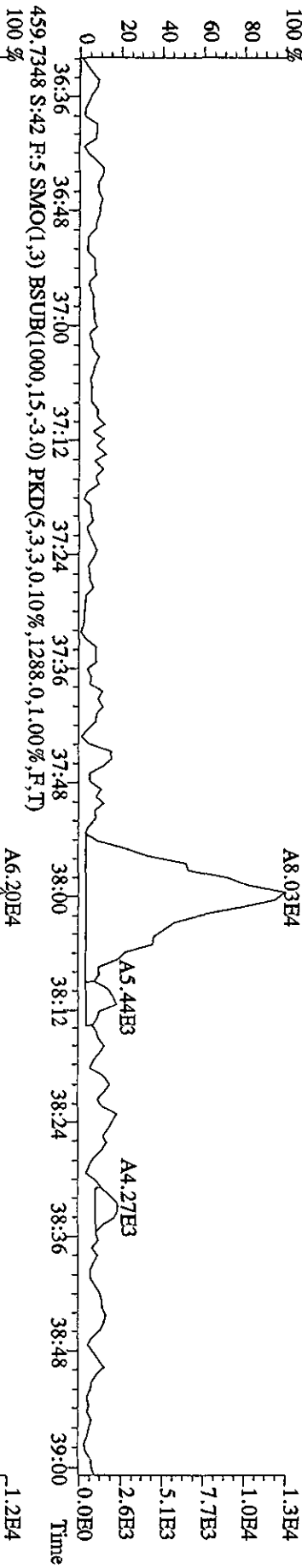
File: 19API04D5 #1-198 Acq: 20-APR-2010 15:15:33 GC EI+ Voltage: 50V S/R Autospec-Ultimate
 Sample#42 Text: SB0419C : Solvent Blank C-14 Exp: DIOXINRES8290A
 423.7766 S: 42 F: 4 SMO(1,3) BSUB(1000,15,-3.0) PKD(5,3,3,0.10%,1.604,0.1,1.00%,F,T)



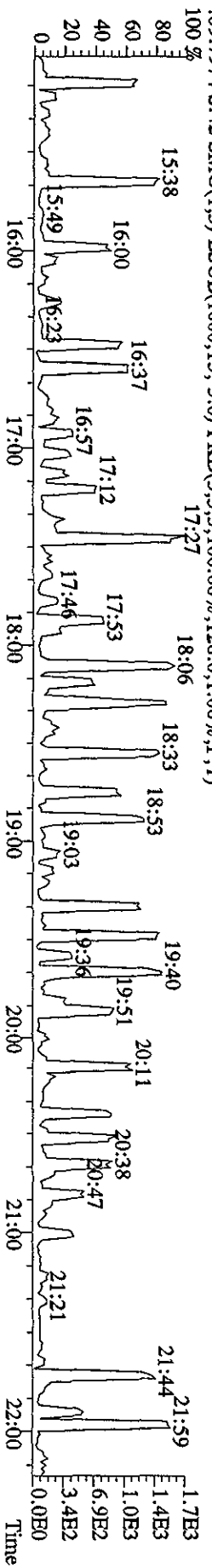
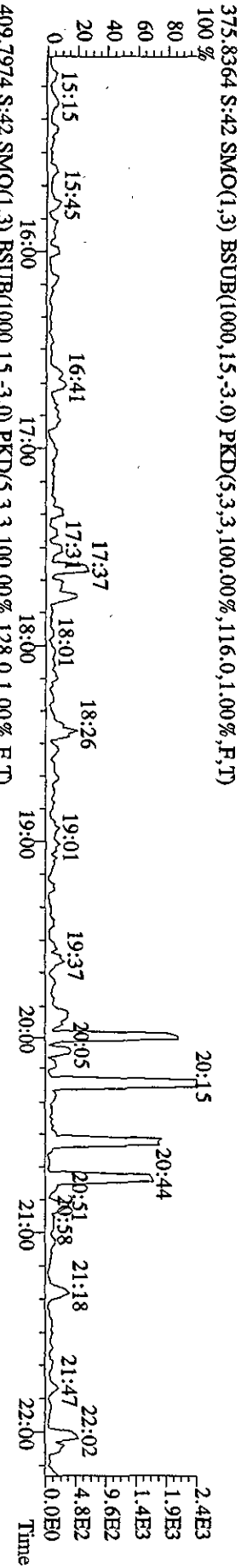
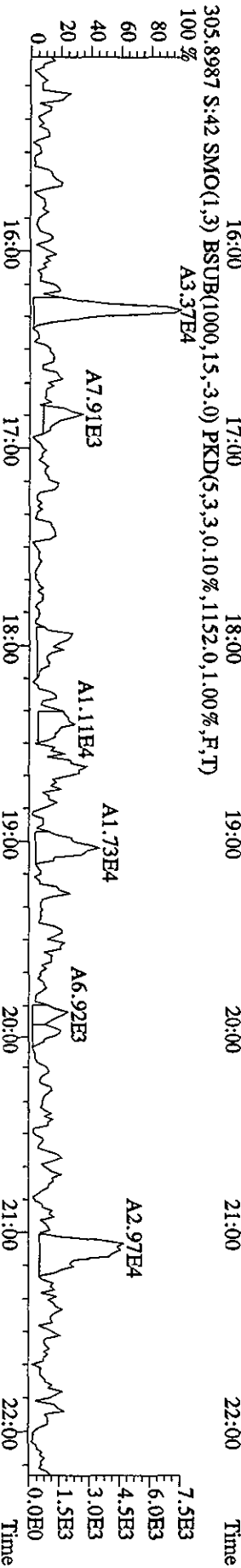
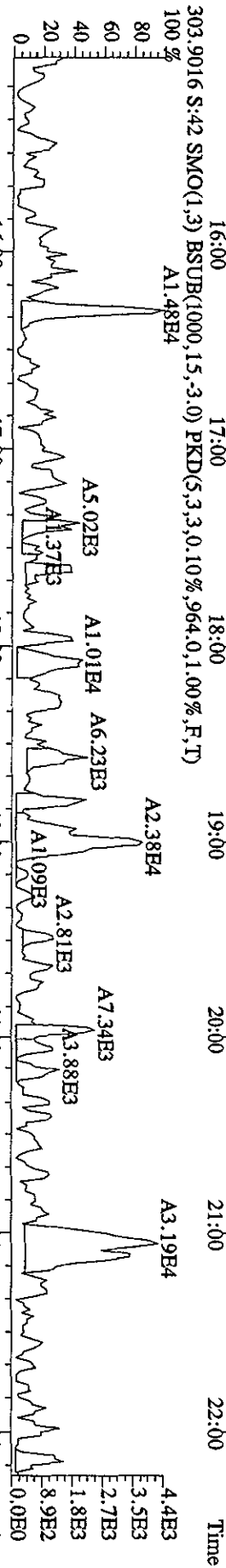

File:19AP104D5 #1-191 Acq:20-APR-2010 15:15:33 GC EI+ Voltage SIR Autospec-UltraE
 Sample#42 Text:SB0419C :Solvent Blank C-14 Exp:DIOXINRES8290A
 441.7428 S:42 F:5 SMO(1,3) BSUB(1000,15,-3.0) PKD(5,3,3,0,10%,1088.0,1.00%,F,T)



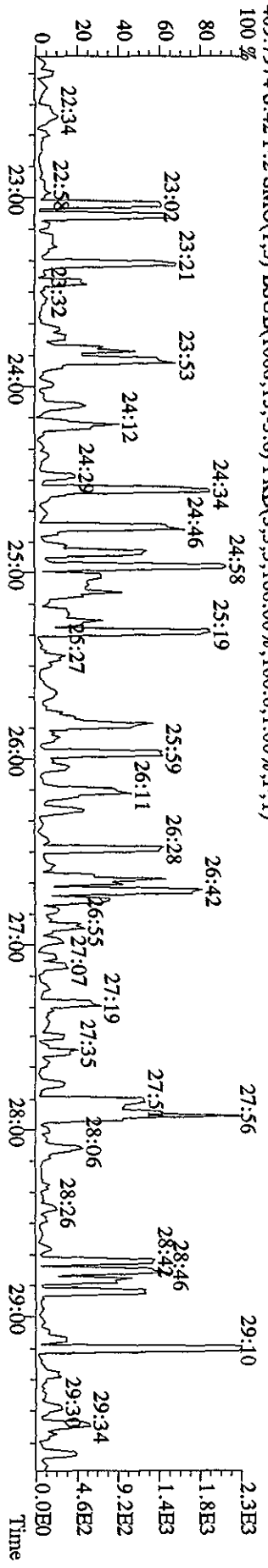
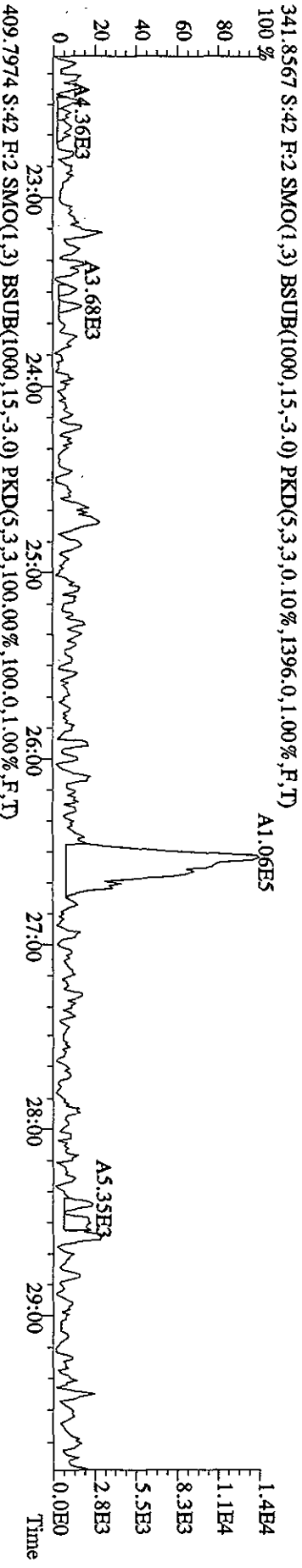
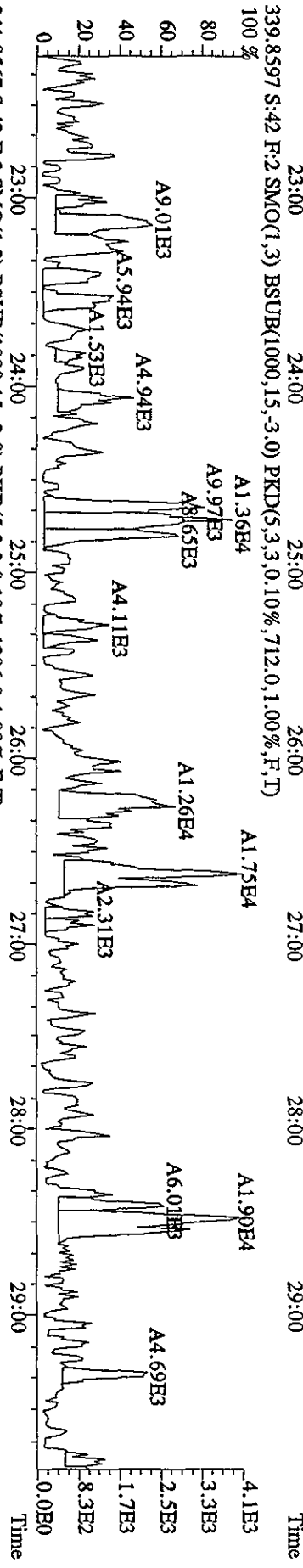
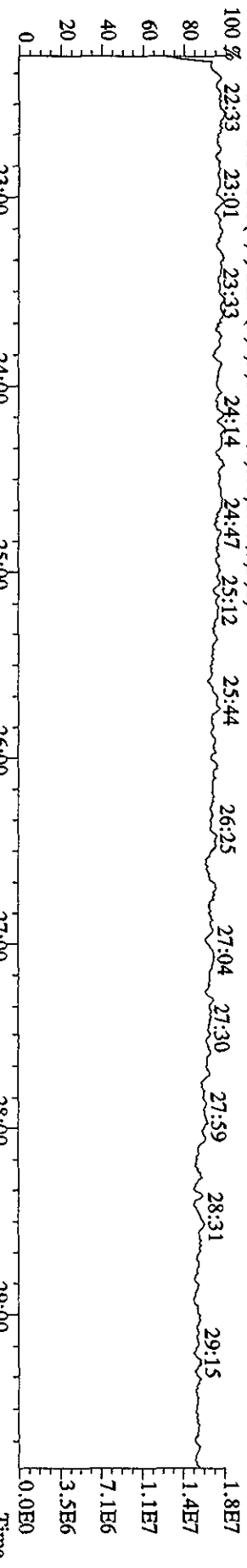
File:19AP104D5 #1-191 Acq:20-APR-2010 15:15:33 GC EI+ Voltage SIR Autospec-UltimaB
 Sample#42 Text:SB0419C :Solvent Blank C-14 Exp:DIOXINRES8290A
 457.7377 S:42 F:5 SMO(1,3) BSUB(1000,15,-3.0) PKD(5,3,3,0,10%,1348,0,1,100%,F,T)
 100 %



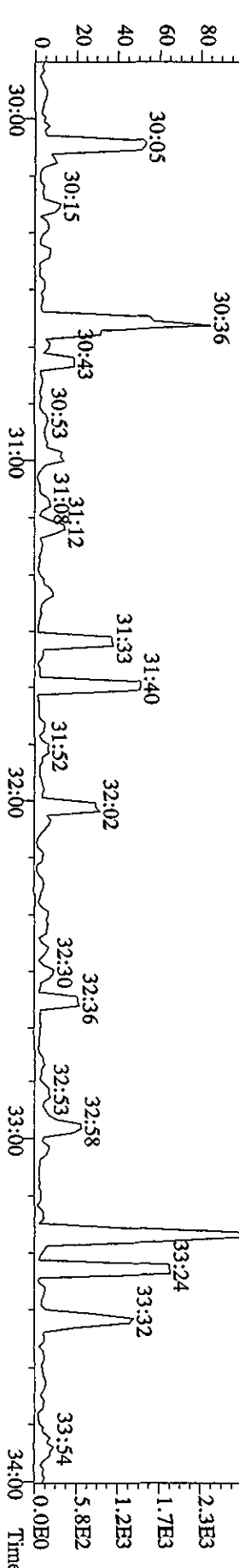
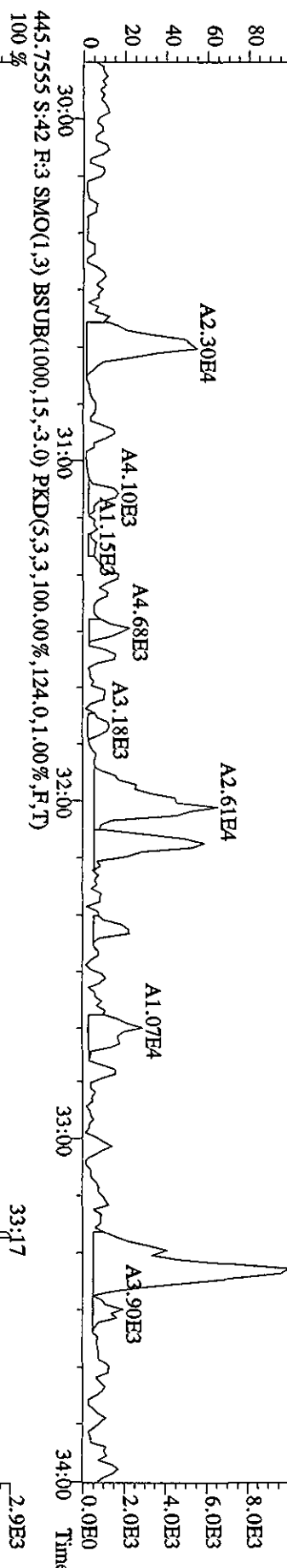
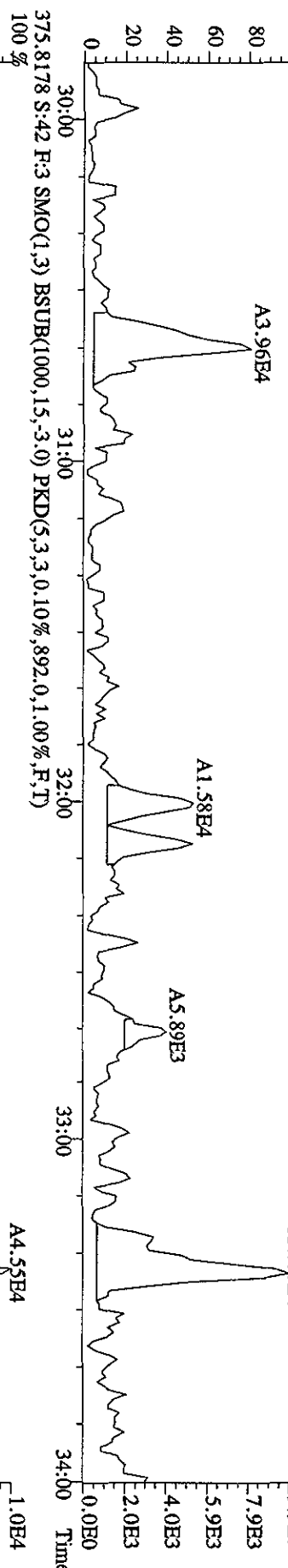
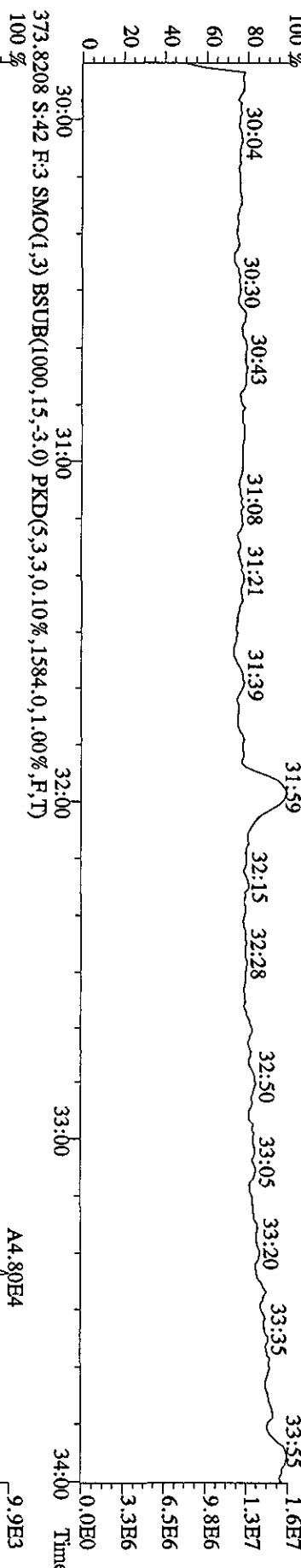
File:19AP104D5 #1-435 Acq:20-APR-2010 15:15:33 GC EI+ Voltage SIR Autospec-Ultimate
 Sample#42 Text:SB0419C :Solvent Blank C-14 Exp:DIOXINRES8290A



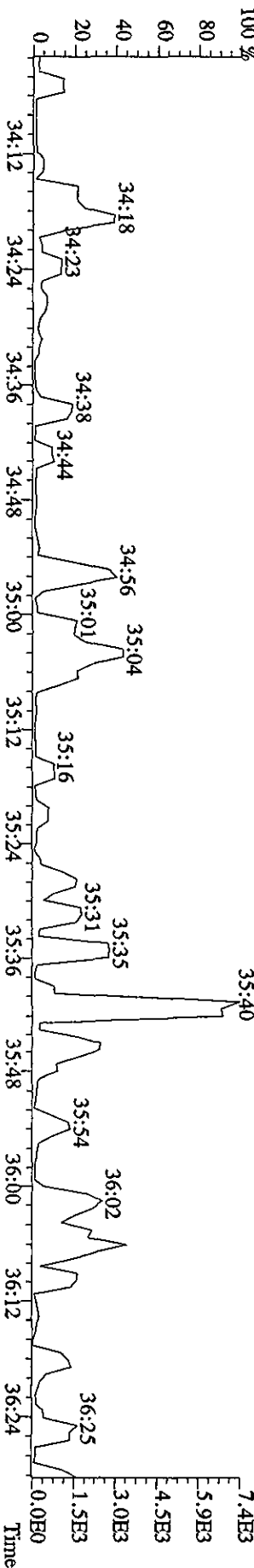
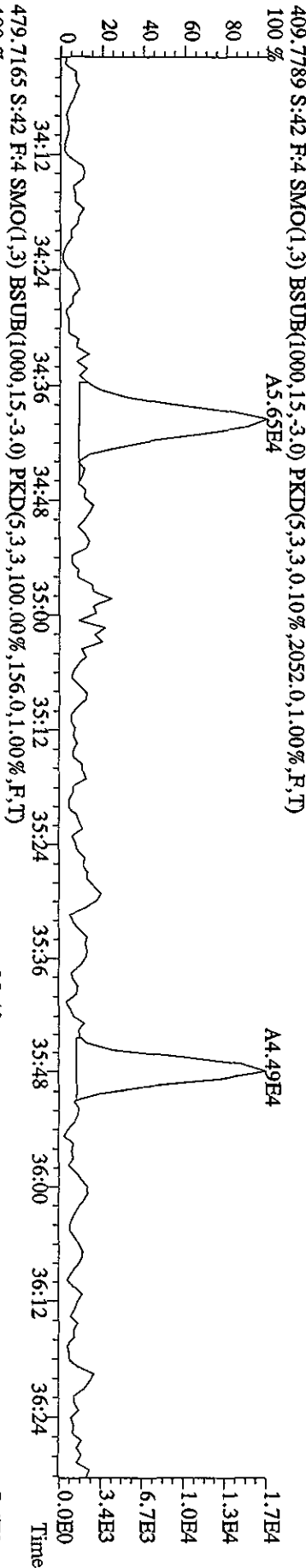
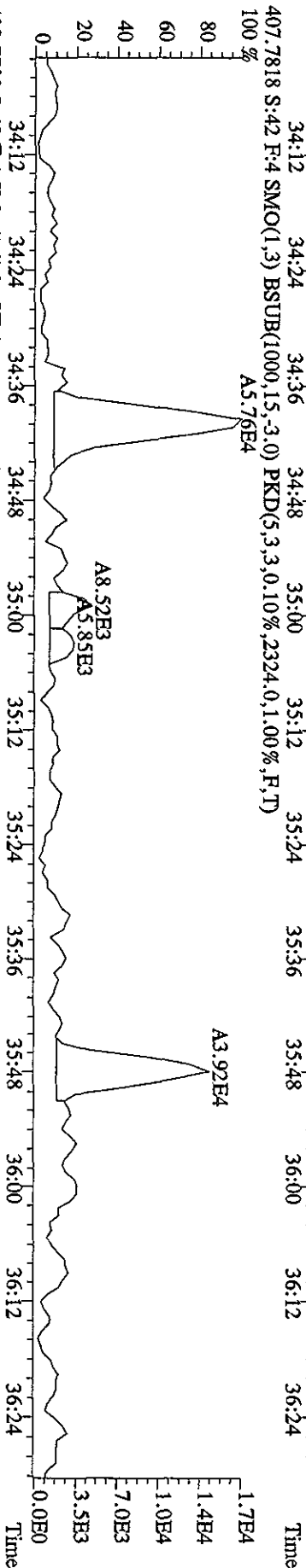
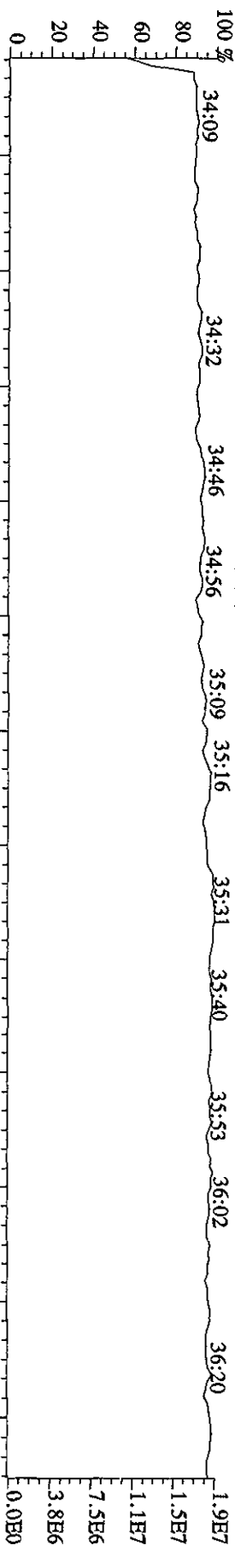
File: 19AIP104D5 #1-604 Acq: 20-APR-2010 15:15:33 GC EI+ Voltage SIR Autospec-UltimaB
 Sample#42 Text: SB0419C : Solvent Blank C-14 Exp: DIOXINR8S8290A
 354.9792 S:42 F:2 SMO(1,3) PKD(5,3,3,100.00%,0.0,1.00%,F,T)



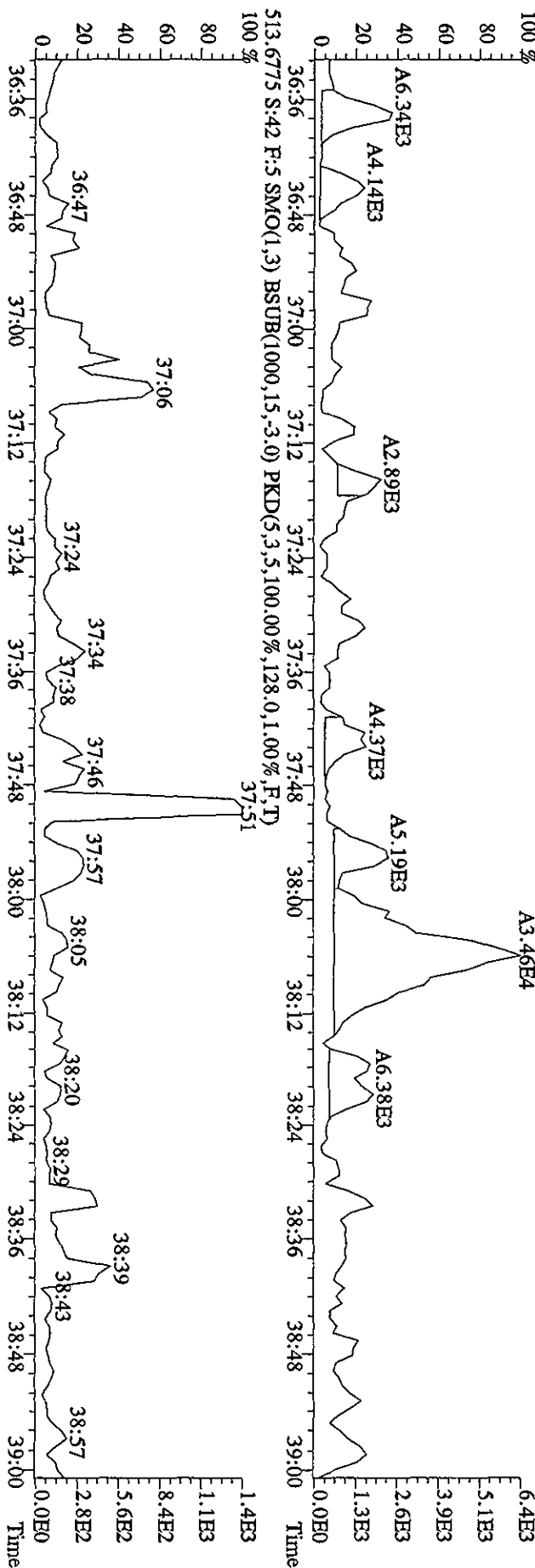
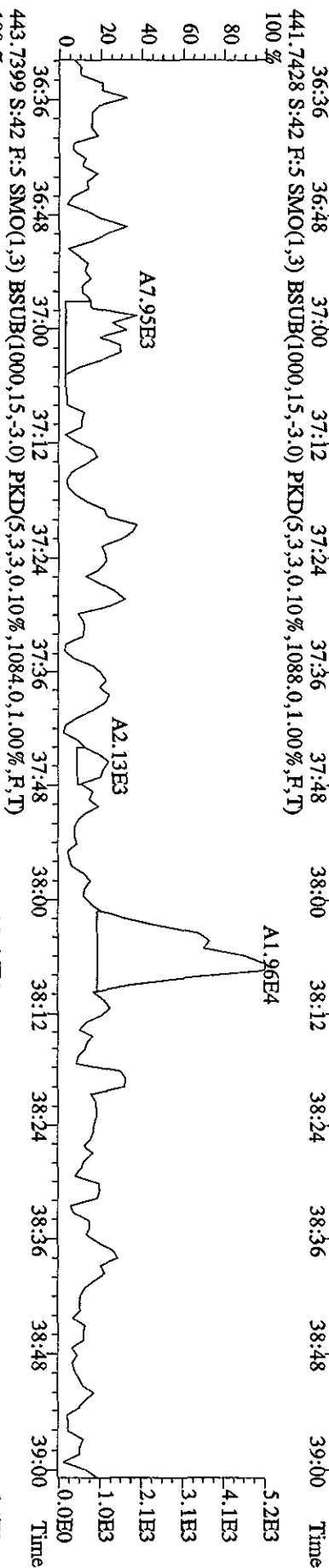

File:19AP104D5 #1-316 Acq:20-APR-2010 15:15:33 GC EI+ Voltage SIR Autospec-UltimaB
 Sample#42 Text:SB0419C :Solvent Blank C-14 Exp:DIOXINRES8290A
 430.9728 S:42 F:3 SMO(1,3) PKD(5,3,3,100.00%,0.0,1.00%,F,T)



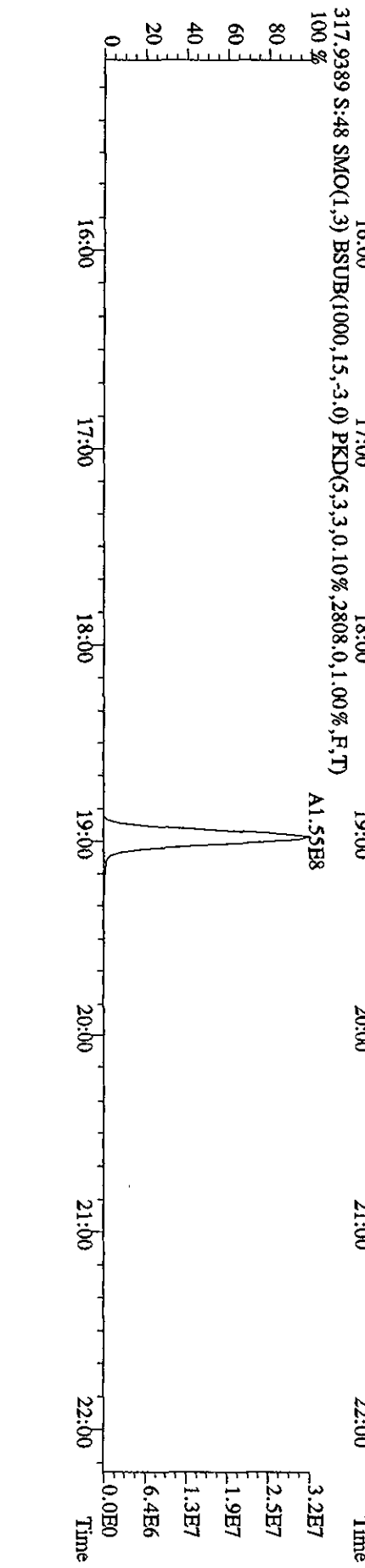
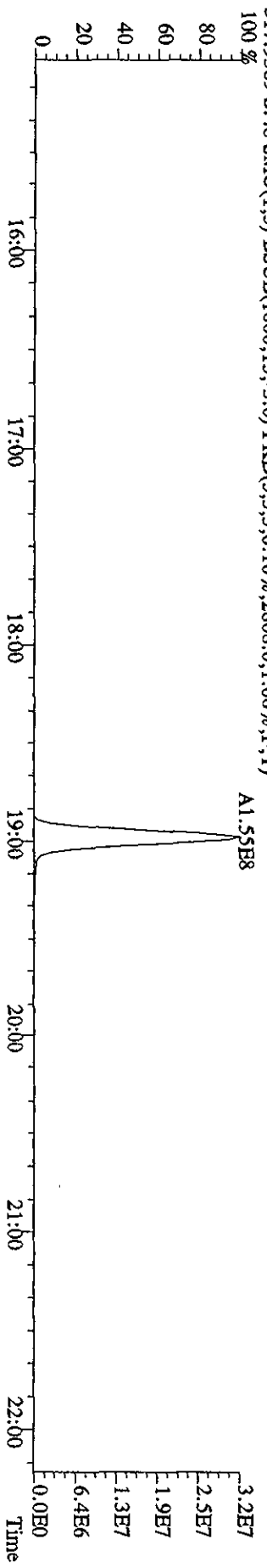
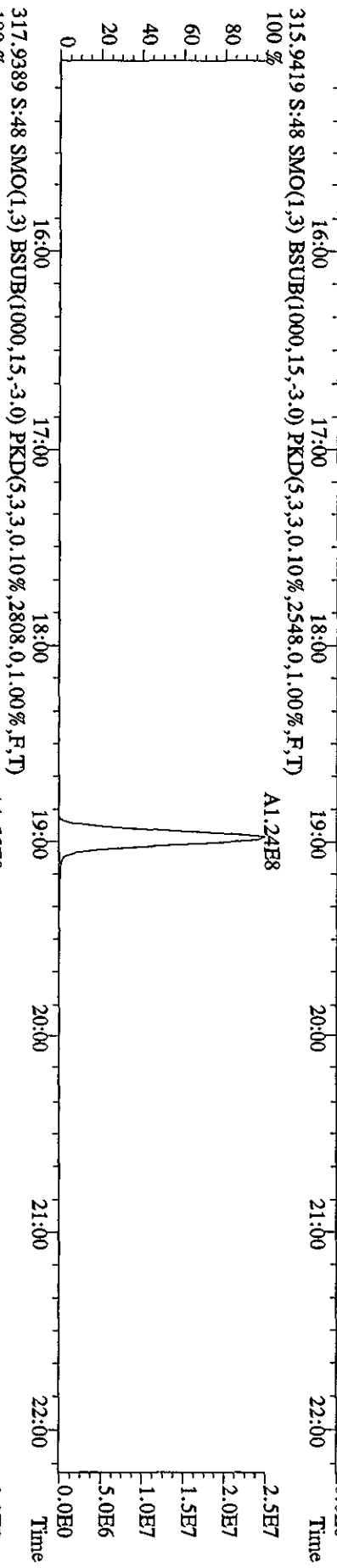
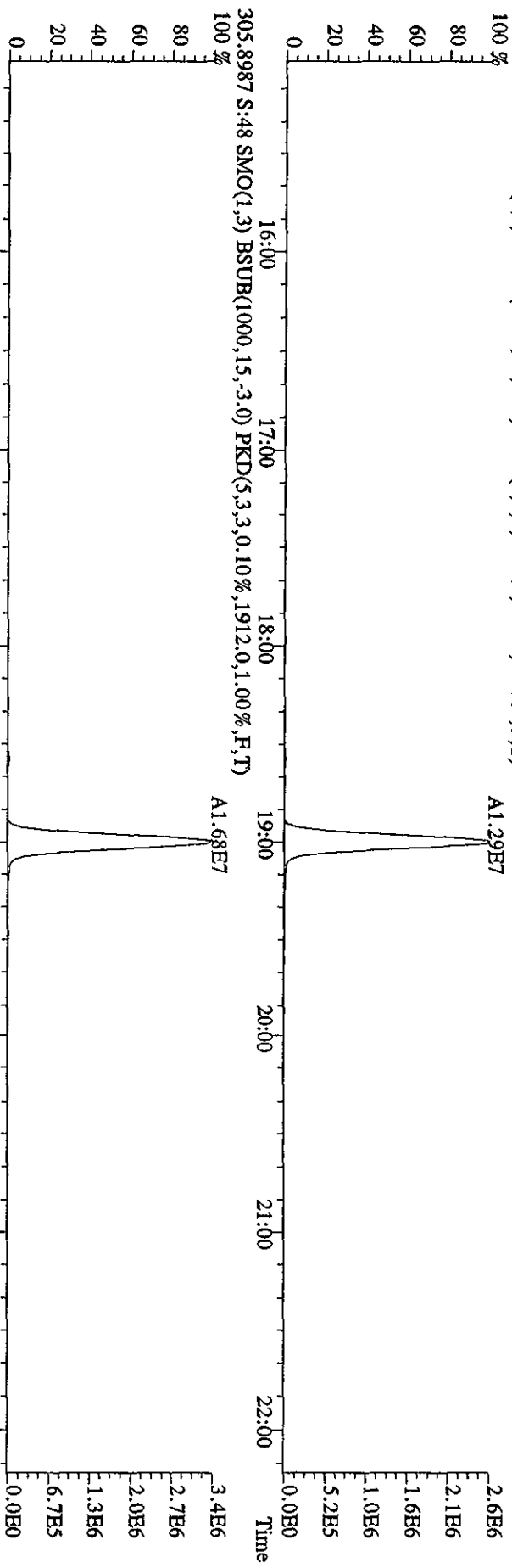
File: 19AP104D5 #1-198 Acq: 20-APR-2010 15:15:33 GC EI+ Voltage SIR Autospec-Ultimate
 Sample#42 Text: SB0419C : Solvent Blank C-14 Exp: DIOXINRES8290A
 430.9728 S:42 F:4 SMO(1,3) PKD(5,3,3,100.00%,0.0,1.00%,F,T)



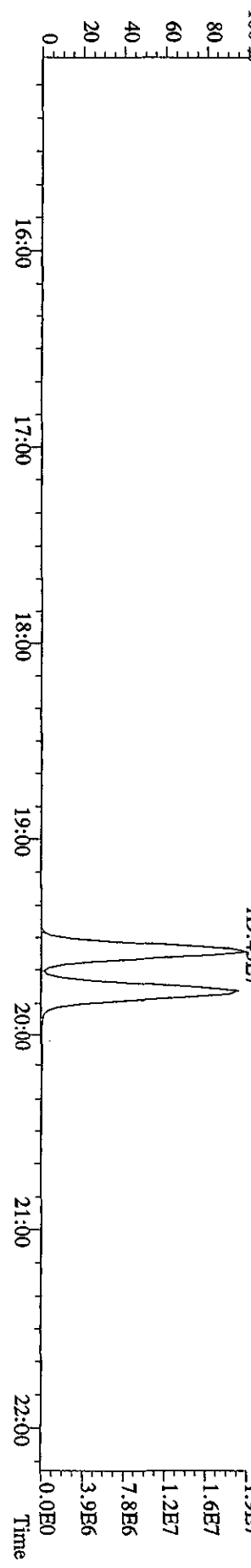
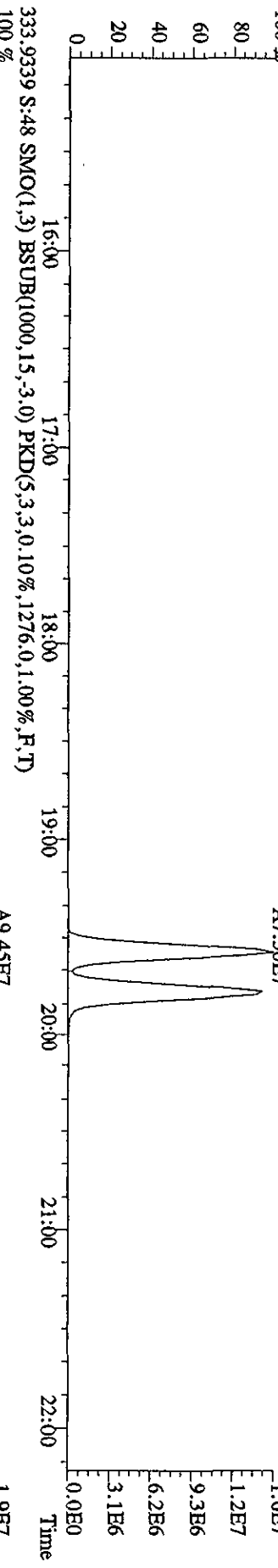
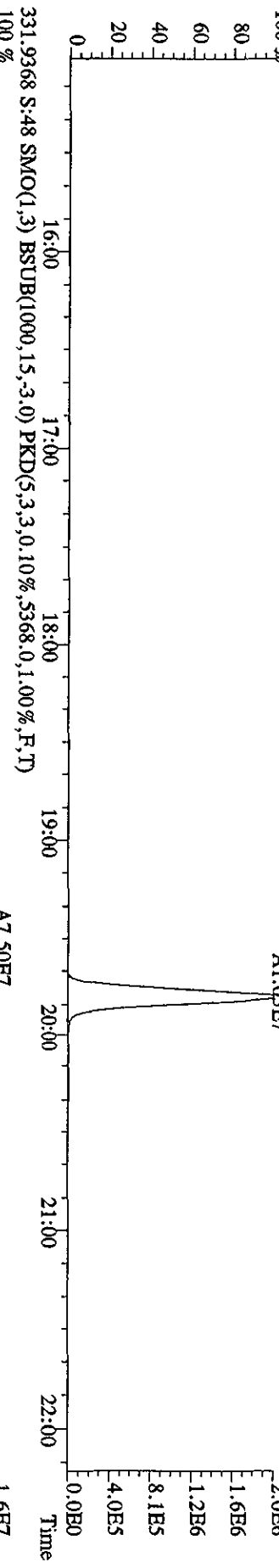
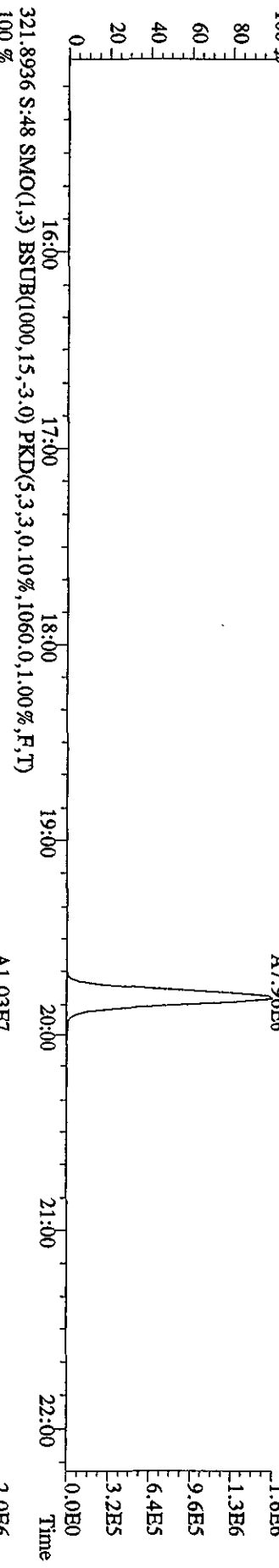
File:19AP104D5 #1-191 Acq:20-APR-2010 15:15:33 GC EI+ Voltage SIR Autospec-UltimaE
 Sample#42 Text:SB0419C :Solvent Blank C-14 Exp:DIOXINRES8290A
 442.9728 S:42 F:5 SMO(1,3) PKD(5,3,3,100.00%,0.0,1.00%,F,T)
 100 % 36:38 36:50 36:59 37:16 37:35 37:49 37:57 38:16 38:33 38:51



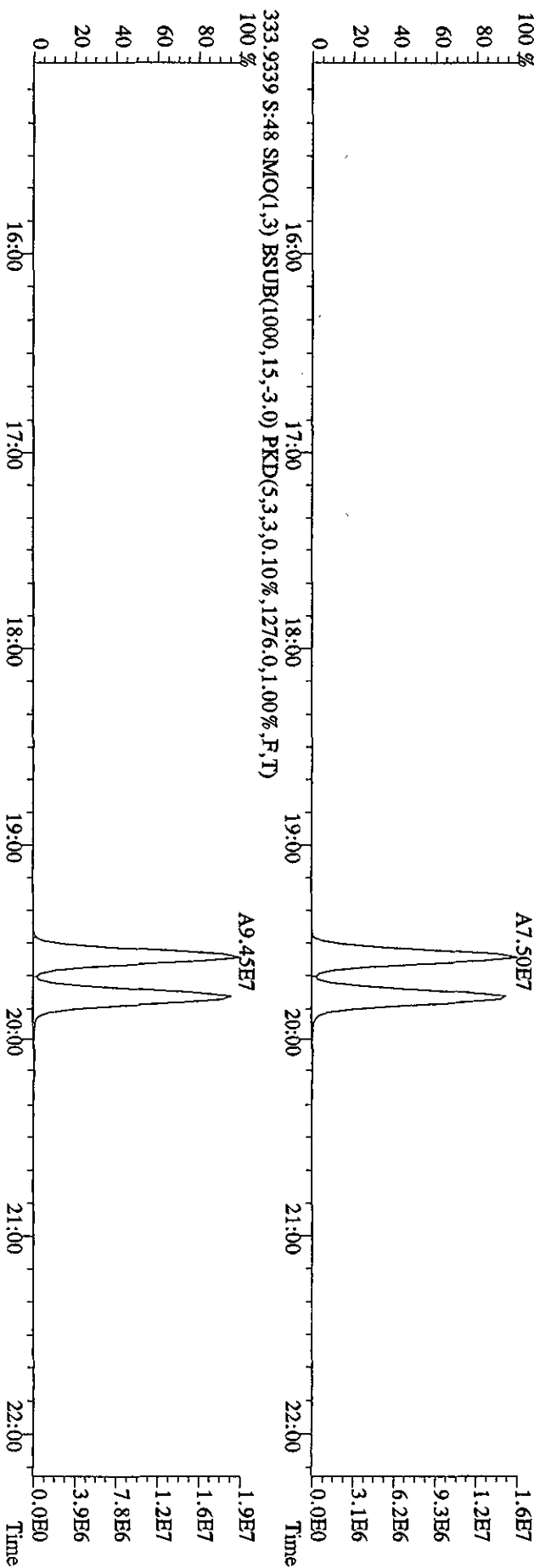
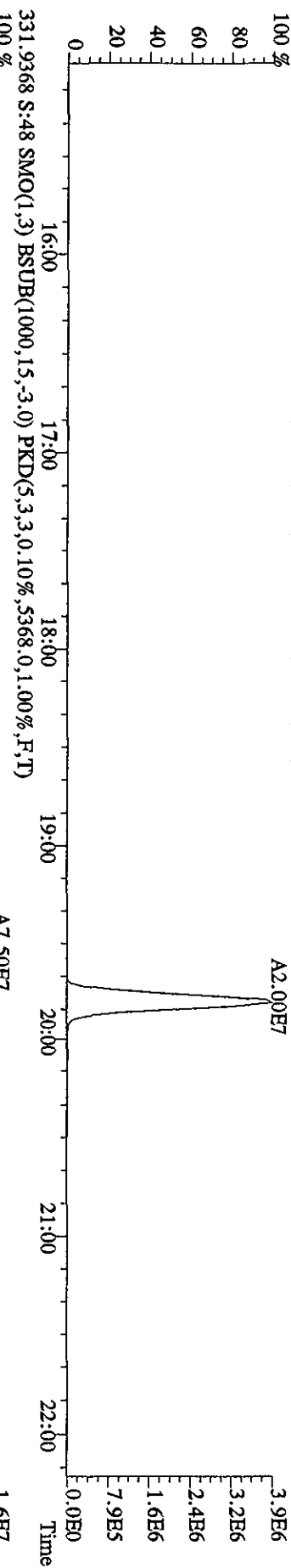
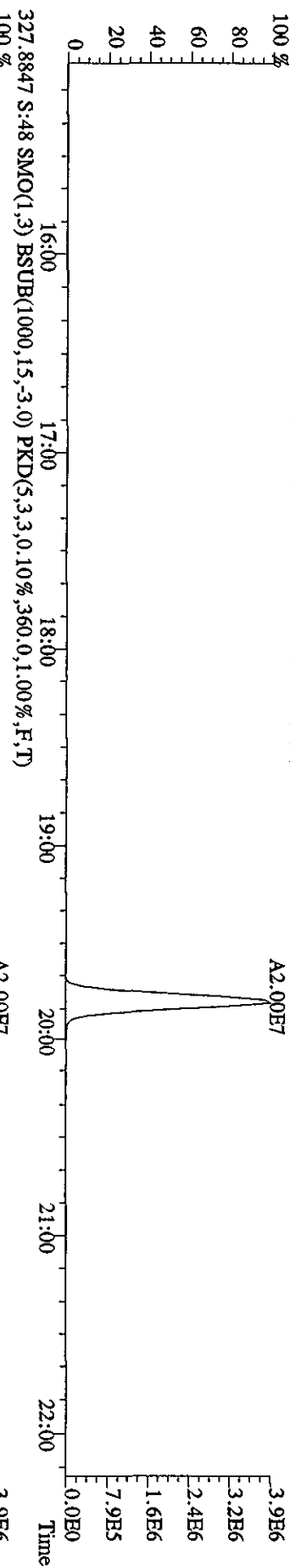
File:19AP104D5 #1-434 Acq:20-APR-2010 19:39:56 GC EI+ Voltage SIR Autospec-UltimaE
Sample#48 Text:ST0419E :CS3 10DXN111 Exp:DIOXINRES8290A
303.9016 S:48 SMO(1,3) BSUB(1000,15,-3,0) PKD(5,3,3,0,10%,800.0,1.00%,F,T) 100%



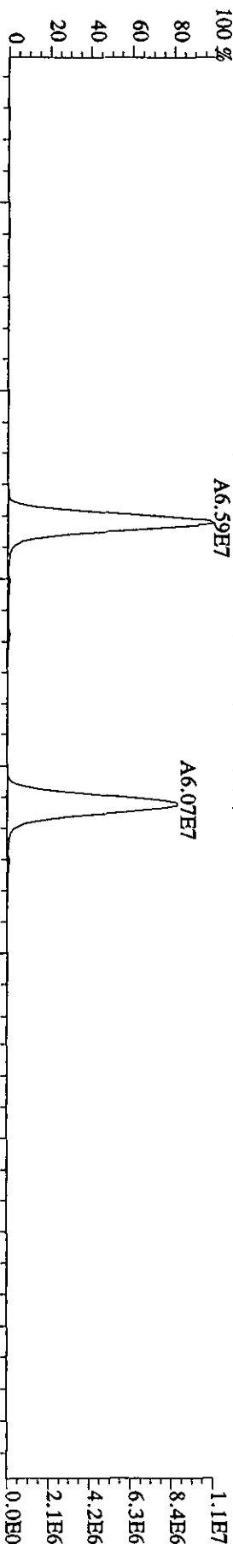
File:19AP104D5 #1-434 Acq:20-APR-2010 19:39:56 GC EI+ Voltage SIR Autospec-UltimaE
 Sample#48 Text:ST0419E :CS3 10DXN111 Exp:DIOXINRES8290A
 319.8965 S:48 SMO(1,3) BSUB(1000,15,-3.0) PKD(5,3,3,0.10%,944.0,1.00%,F,T)



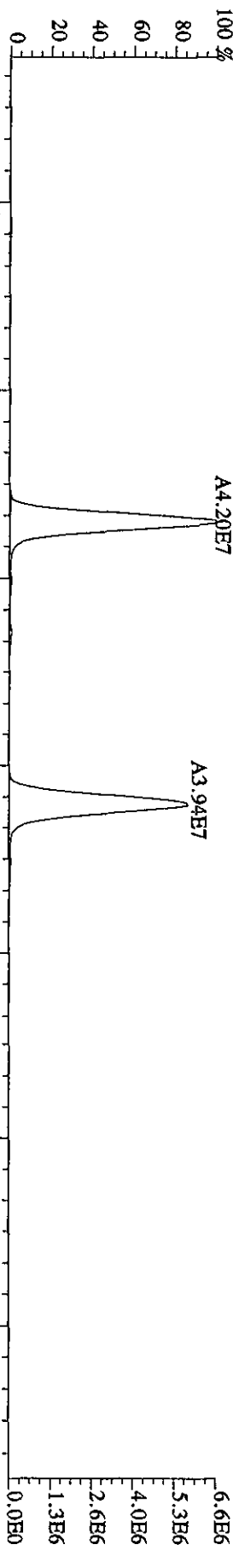
File:19AP104D5 #1-434 Acq:20-APR-2010 19:39:56 GC HI+ Voltage SIR Autospec-UltimaE
 Sample#48 Text:ST0419E :CS3 10DXN111 Exp:DIOXINRES8290A
 327.8847 S:48 SMO(1,3) BSUB(1000,15,-3.0) PKD(5,3,3,0,1.00%,F,T)



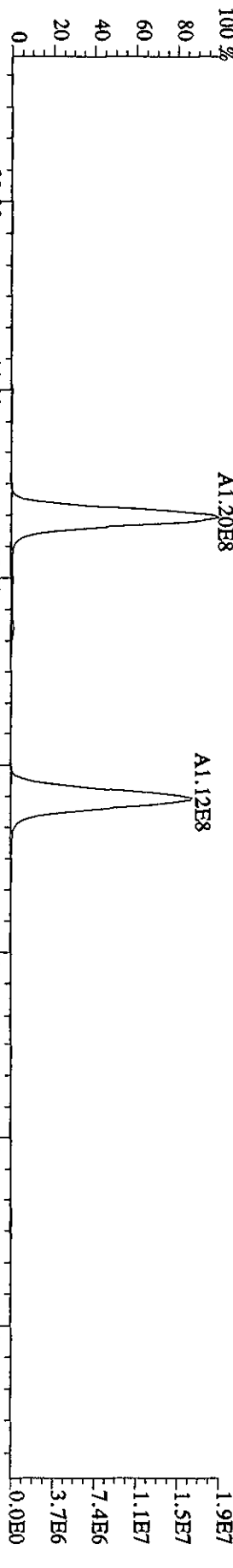
File: 19AP104D5 #1-604 Acq:20-APR-2010 19:39:56 GC EI+ Voltage SIR Autospec-UltimaE
 Sample#48 Text:ST0419E :CS3 10DXN111 Exp:DIOXINRES8290A
 339.8597 S:48 F:2 SMO(1,3) BSUB(1000,15,-3.0) PKD(5,3,3,0,10%,2168.0,1.00%,F,T)
 100% A6.59E7



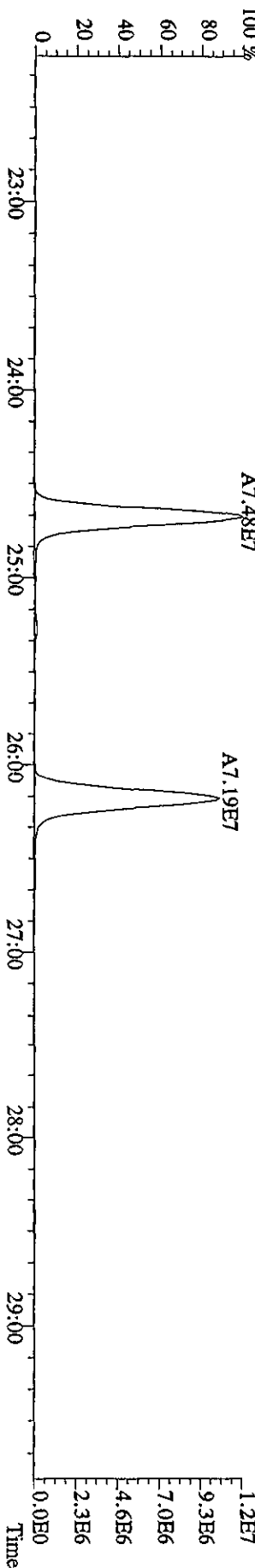
341.8567 S:48 F:2 SMO(1,3) BSUB(1000,15,-3.0) PKD(5,3,3,0,10%,2372.0,1.00%,F,T)
 100% A4.20E7



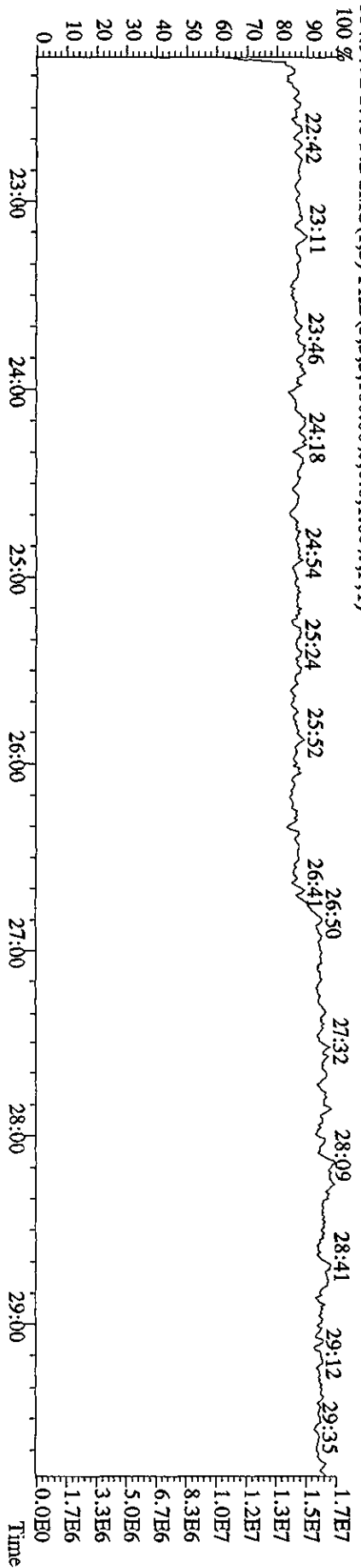
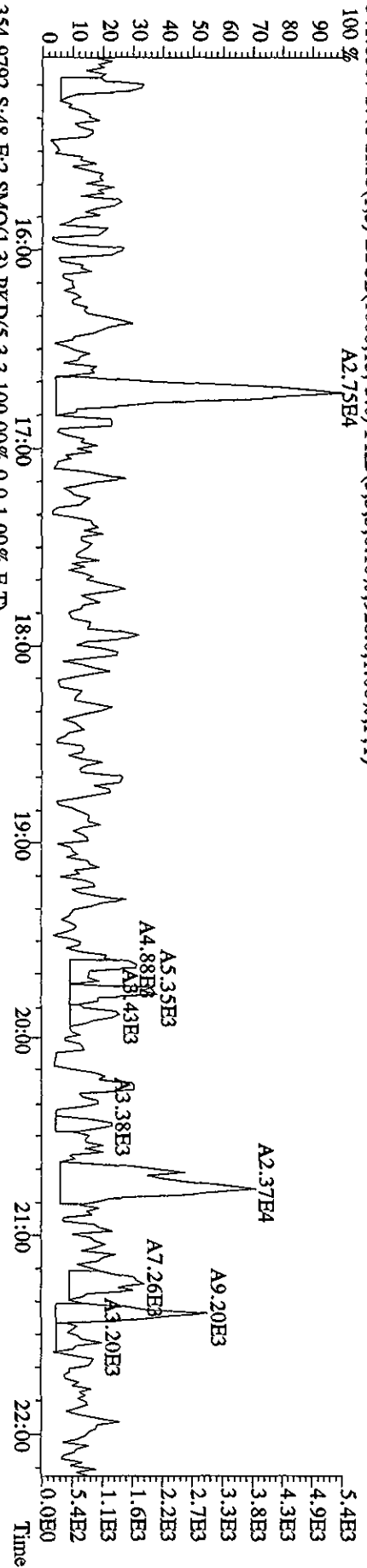
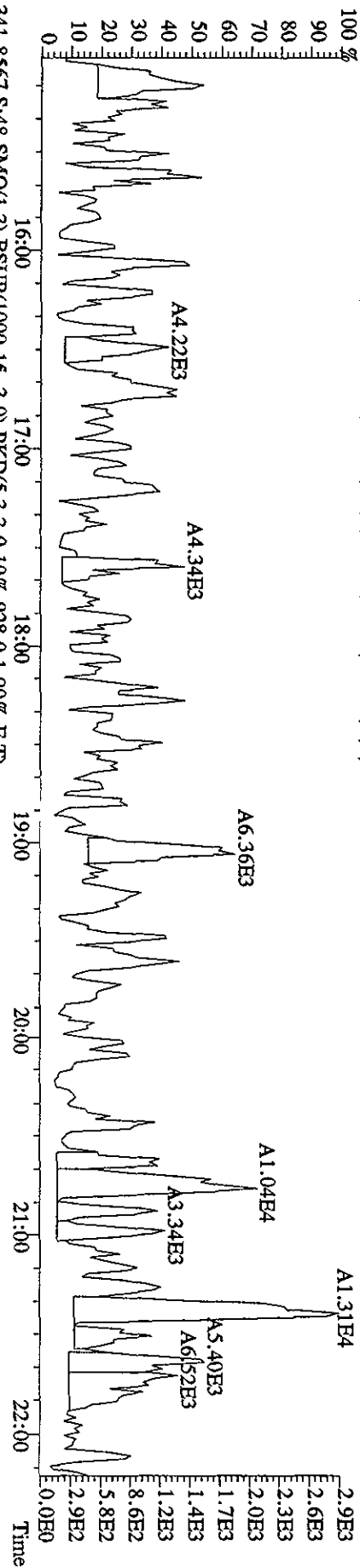
351.9000 S:48 F:2 SMO(1,3) BSUB(1000,15,-3.0) PKD(5,3,3,0,10%,6296.0,1.00%,F,T)
 100% A1.20E8



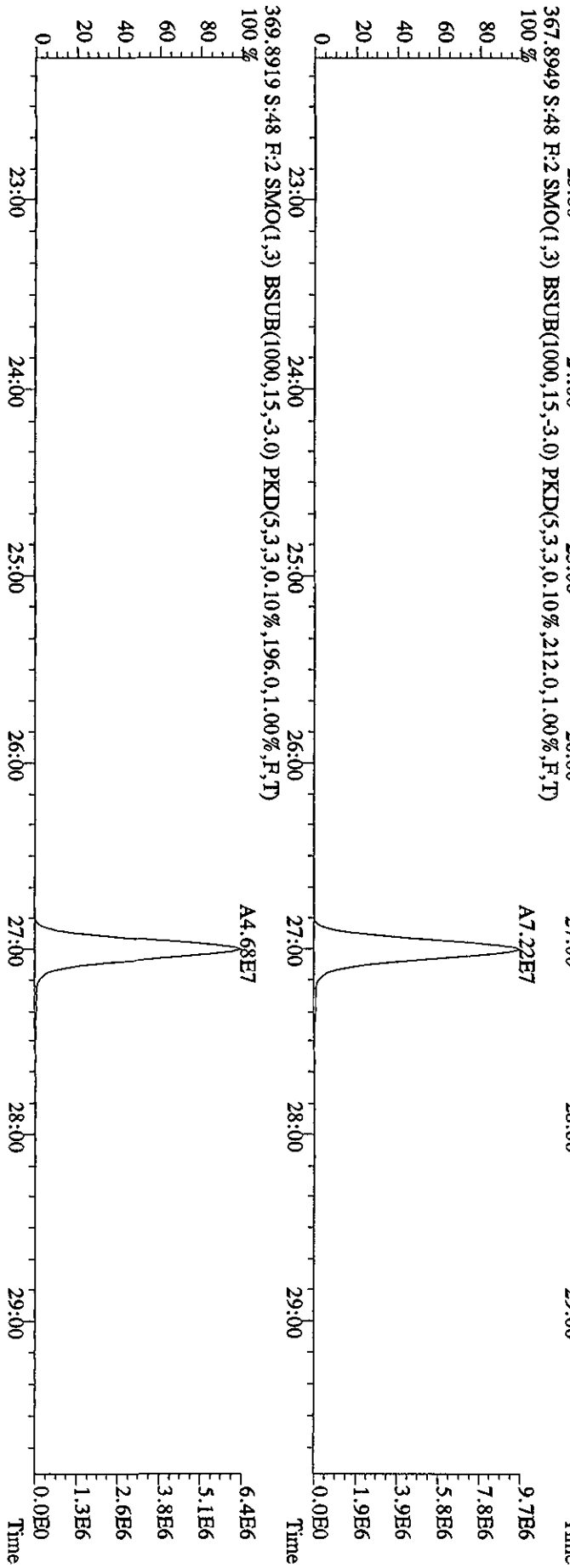
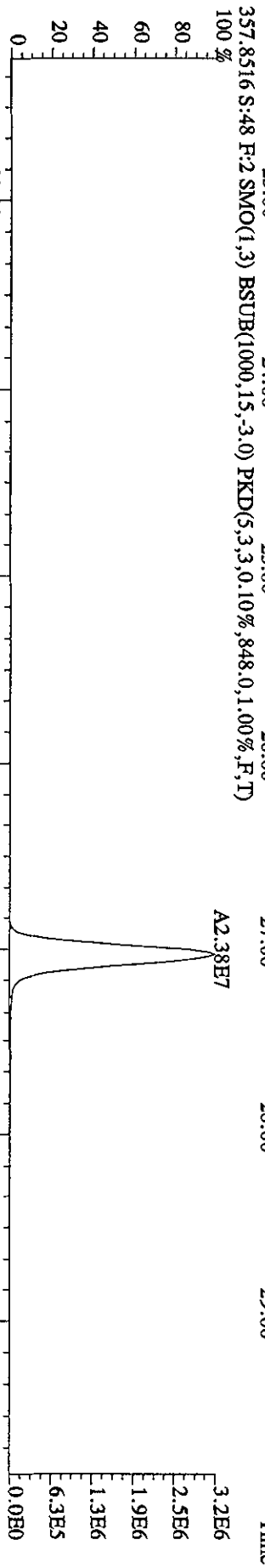
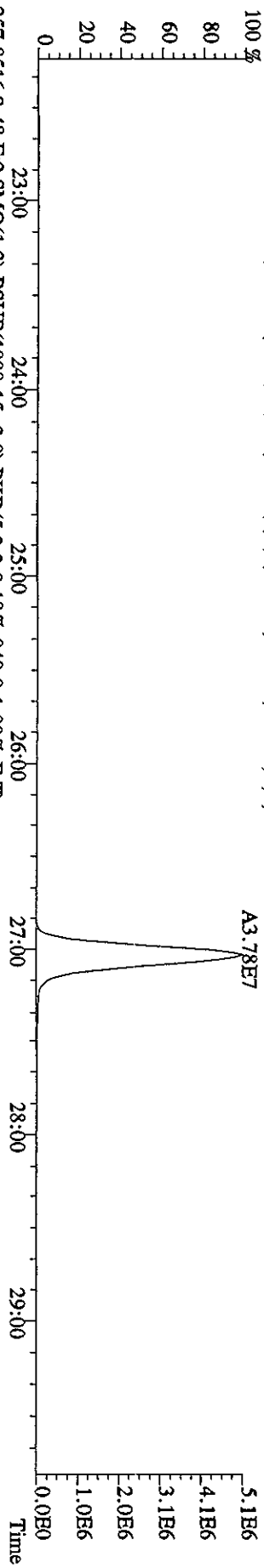
353.8970 S:48 F:2 SMO(1,3) BSUB(1000,15,-3.0) PKD(5,3,3,0,10%,2436.0,1.00%,F,T)
 100% A7.48E7



File: 19AP104D5 #1-434 Acq:20-APR-2010 19:39:56 GC EI+ Voltage SIR Autospec-Ultimate
 Sample#48 Text:ST0419E :CS3 10DXN111 Exp:DIOXINRES8290A
 339.8397 S:48 SMO(1.3) BSUB(1000,15,-3.0) PKD(5,3,0.10%,712.0,1.00%,F,T)



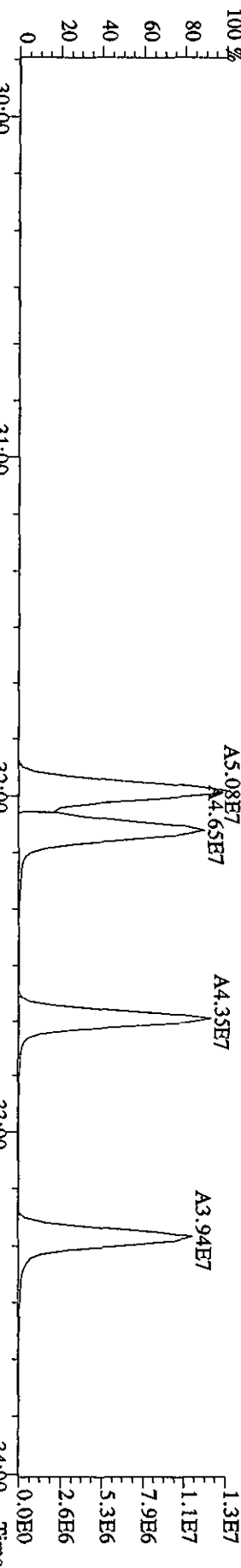
File:19API04D5 #1-604 Acq:20-APR-2010 19:39:56 GC EI+ Voltage SIR Autospec-UltimaB
 Sample#48 Text:ST0419E :CS3 10DXN111 Exp:DIOXINRES8290A
 355.8546 S:48 F:2 SMO(1,3) BSUB(1000,15,-3.0) PKD(5,3,3,0,10%,1504.0,1.00%,F,T)
 100 %



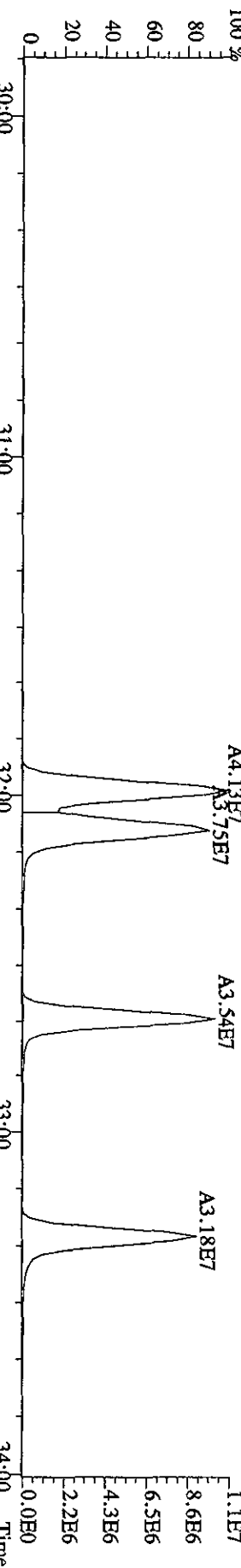
File:19AP104D5 #1-317 Acq:20-APR-2010 19:39:56 GC EI + Voltage SIR Autospec-UltimaB

Sample#48 Text:ST0419E :CS3 10DXN111 Exp:DIOXINRESS8290A

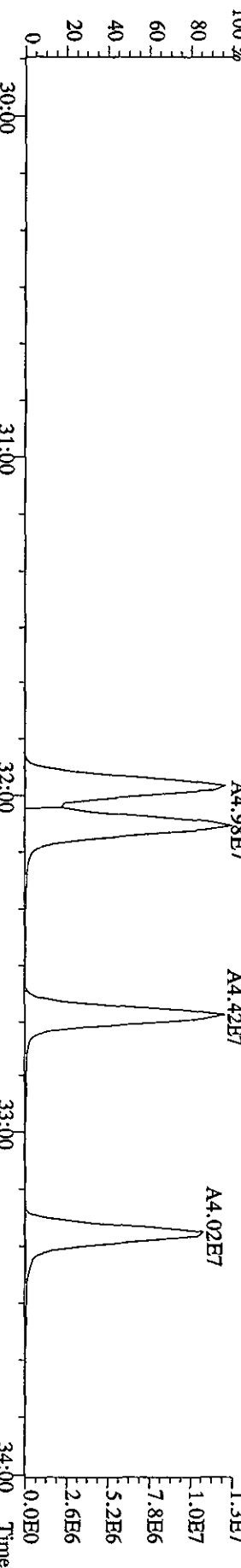
373.8208 S:48 F:3 SMO(1,3) BSUB(1000,15,-3.0) PKD(5,3,3,0.10%,1464.0,1.00%,F,T)



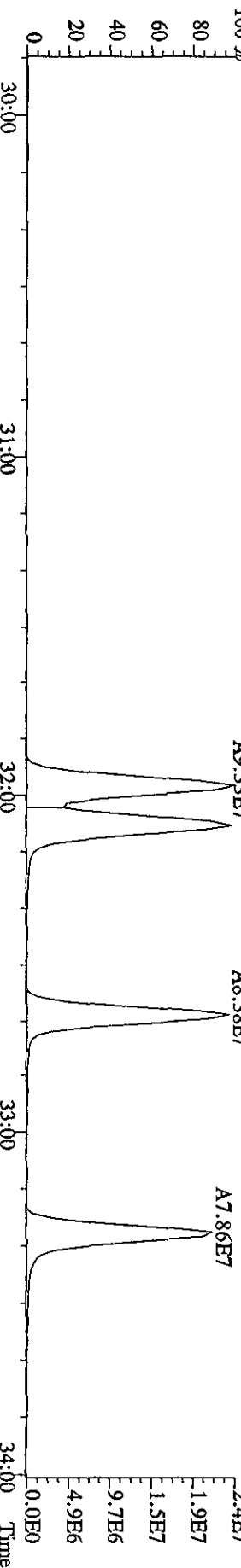
375.8178 S:48 F:3 SMO(1,3) BSUB(1000,15,-3.0) PKD(5,3,3,0.10%,1080.0,1.00%,F,T)



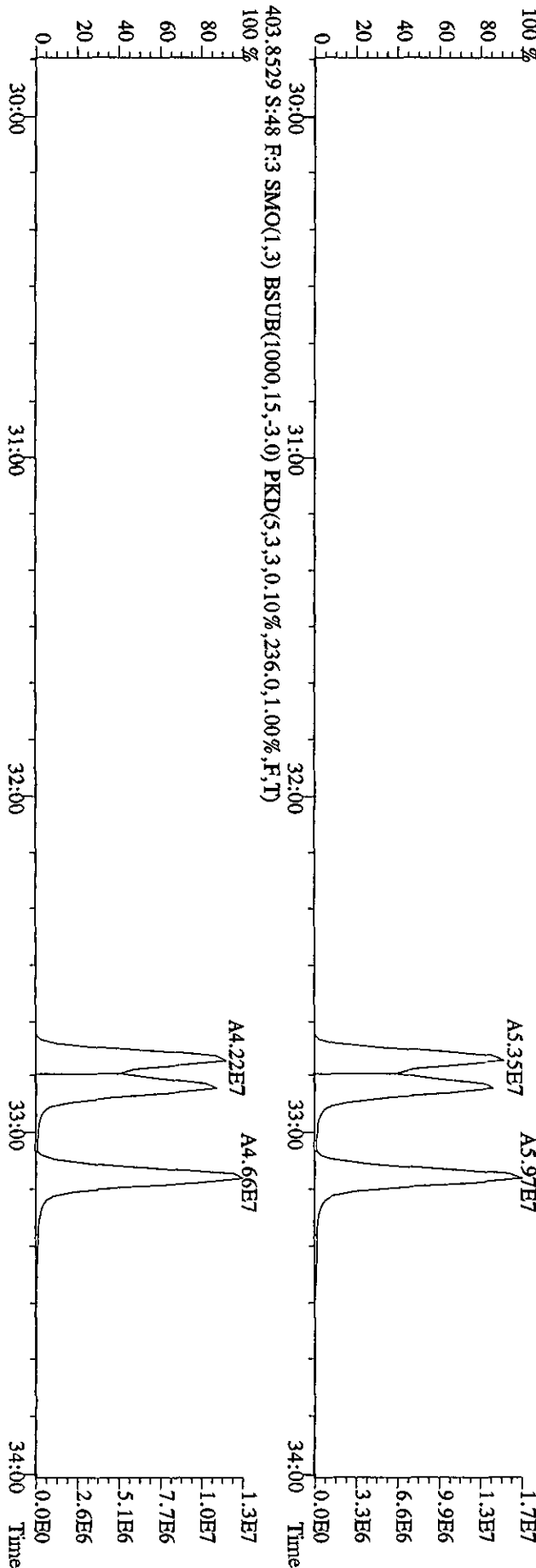
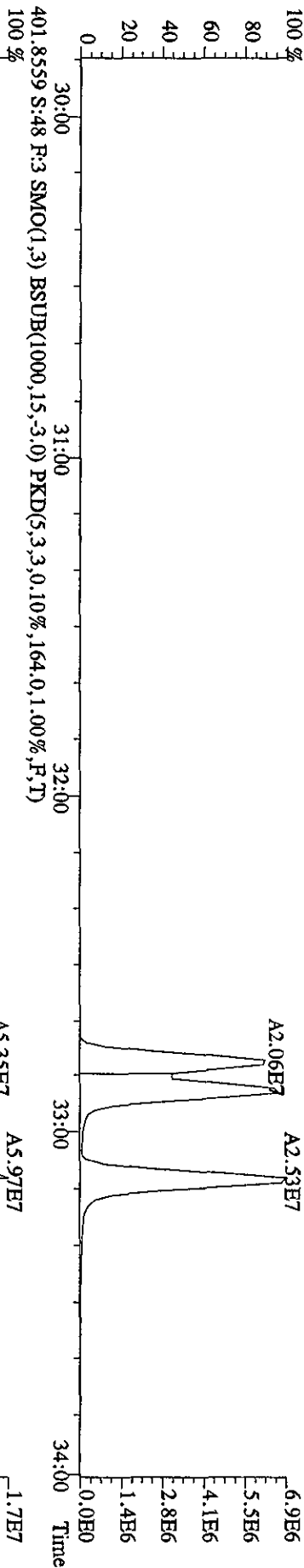
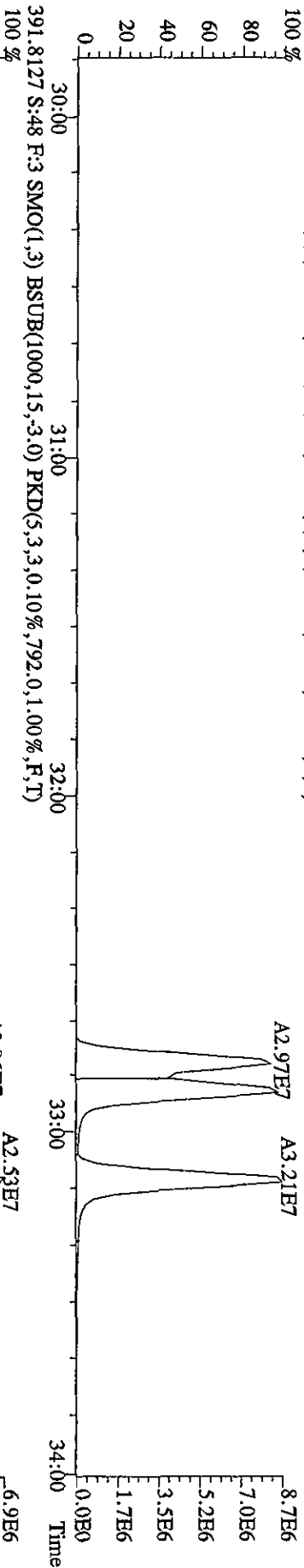
383.8639 S:48 F:3 SMO(1,3) BSUB(1000,15,-3.0) PKD(5,3,3,0.10%,124.0,1.00%,F,T)




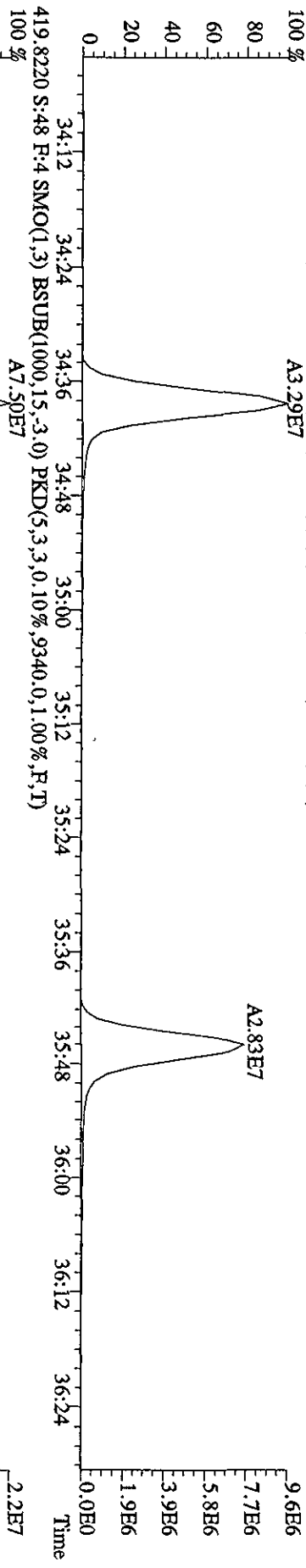
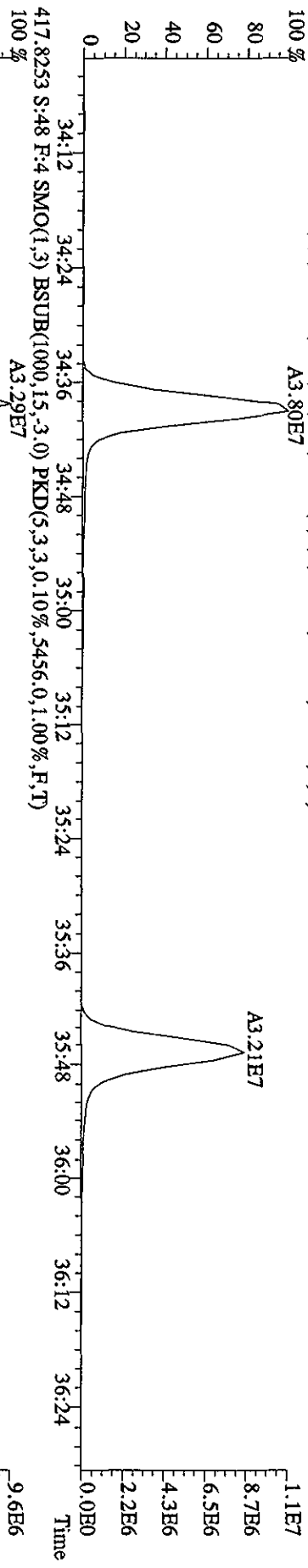

385.8610 S:48 F:3 SMO(1,3) BSUB(1000,15,-3.0) PKD(5,3,3,0.10%,188.0,1.00%,F,T)



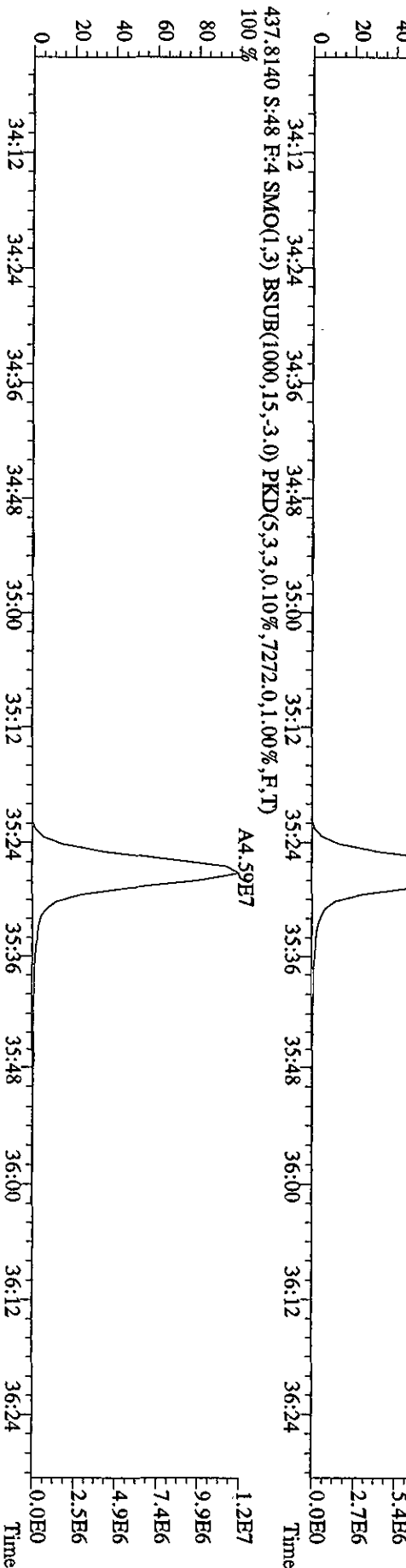
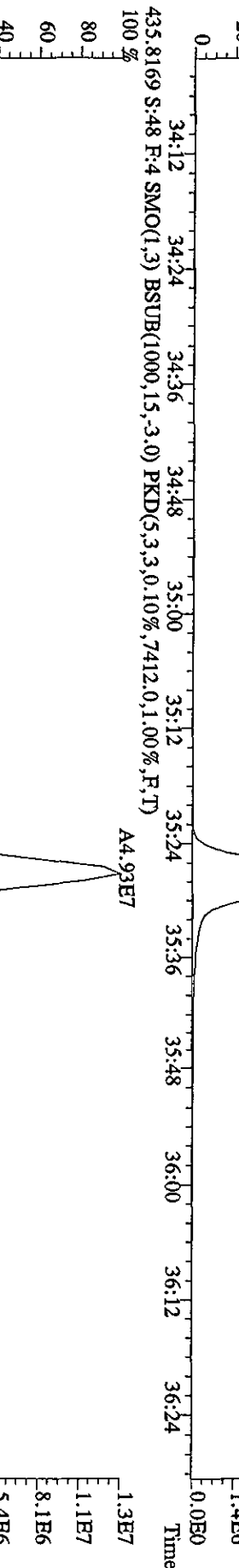
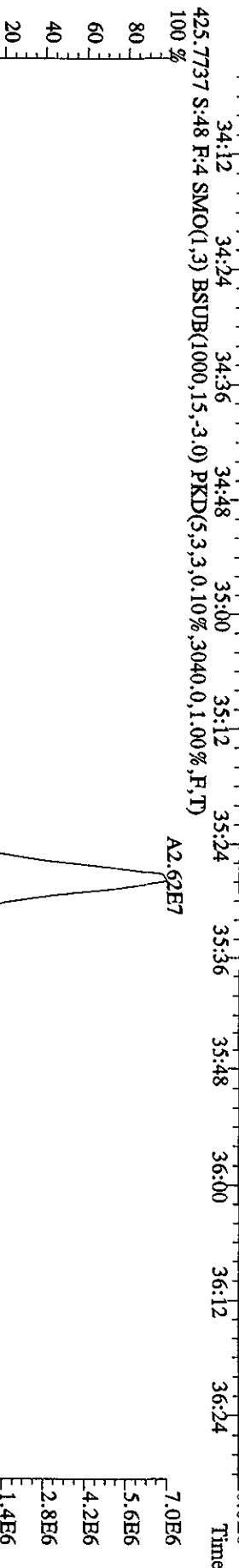
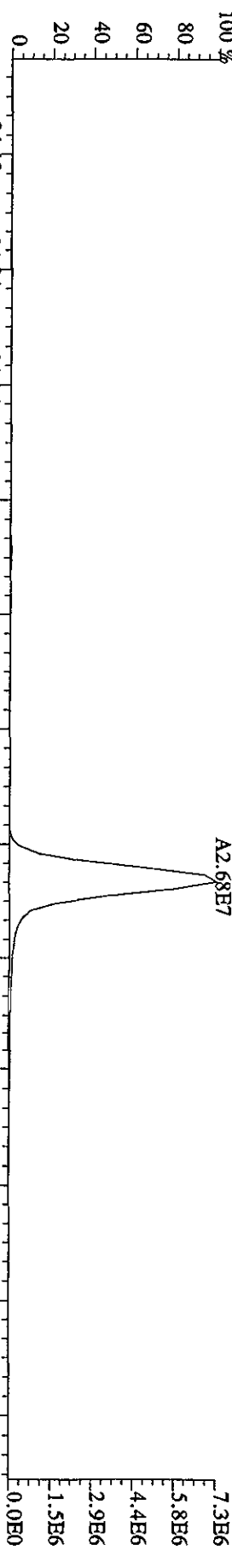
File: 19AP104D5 #1-317 Acq: 20-APR-2010 19:39:56 GC EI+ Voltage SIR Autospec-UltimaE
 Sample#48 Text: ST0419B :CS3 10DXN111 Exp: DIOXINRES8290A
 389.8157 S:48 F:3 SMO(1,3) BSUB(1000,15,-3,0) PKD(5,3,3,0,10%,728.0,1.00%,F,T)



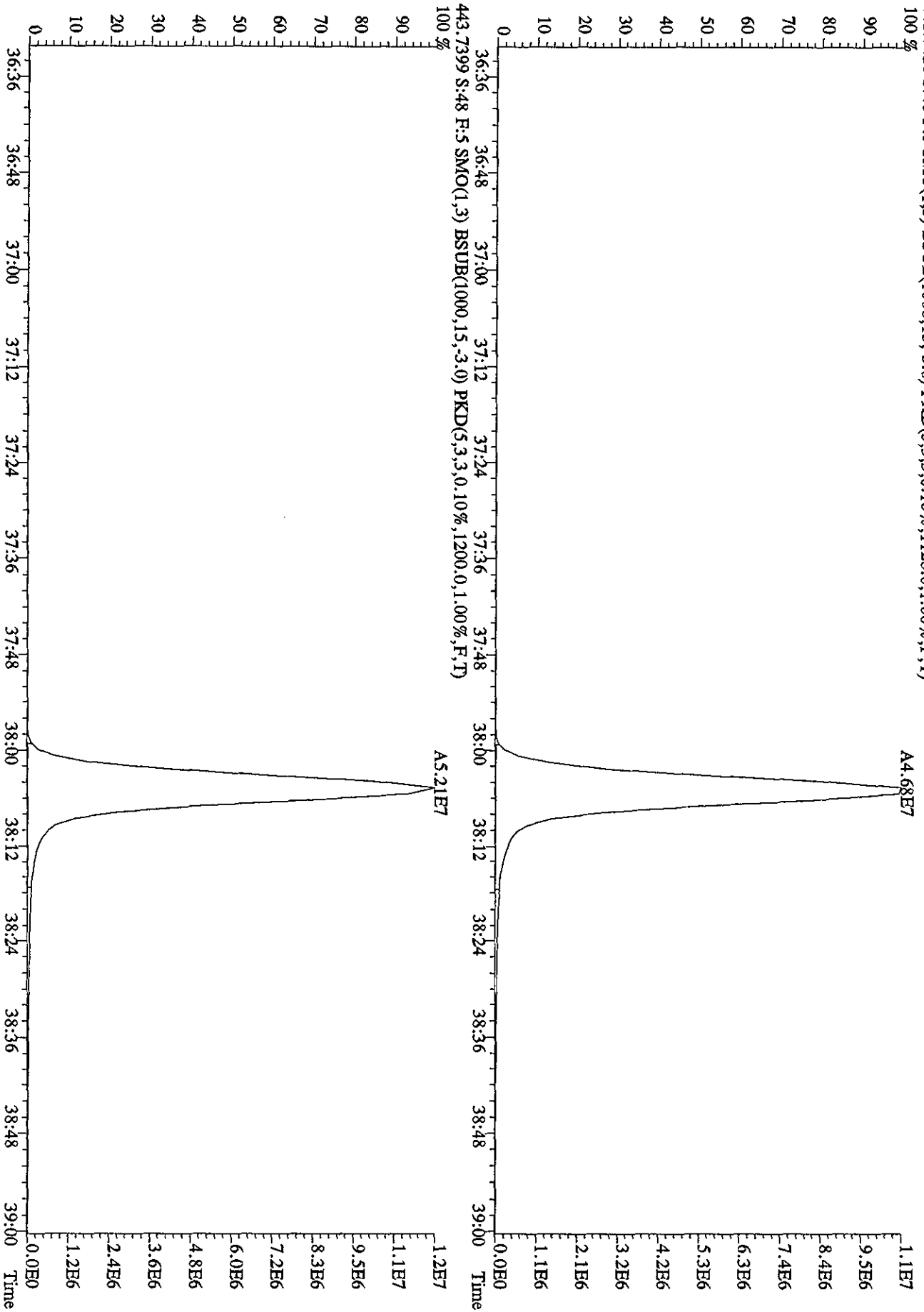
File:19AP104D5 #1-198 Acq:20-APR-2010 19:39:56 GC EI + Voltage SIR Autospec-UltimaE
 Sample#48 Text:ST0419E :CSS 10DXN111 Exp:DIOXINRES8290A
 407.7818 S:48 F:4 SMO(1,3) BSUB(1000,15,-3.0) PKD(5,3,3,0.10%,7068.0,1.00%,F,T)
 100 % A3.58E7



File:19ADP104D5 #1-198 Acq:20-APR-2010 19:39:56 GC BI+ Voltage SIR Autospec-UltimaE
 Sample#48 Text:ST0419E :CSS 10DXN111 Exp:DIOXINRES8290A
 423.7766 S:48 F:4 SMO(1,3) BSUB(1000,15,-3.0) PKD(5,3,3,0.10%,3572.0,1.00%,F,T)



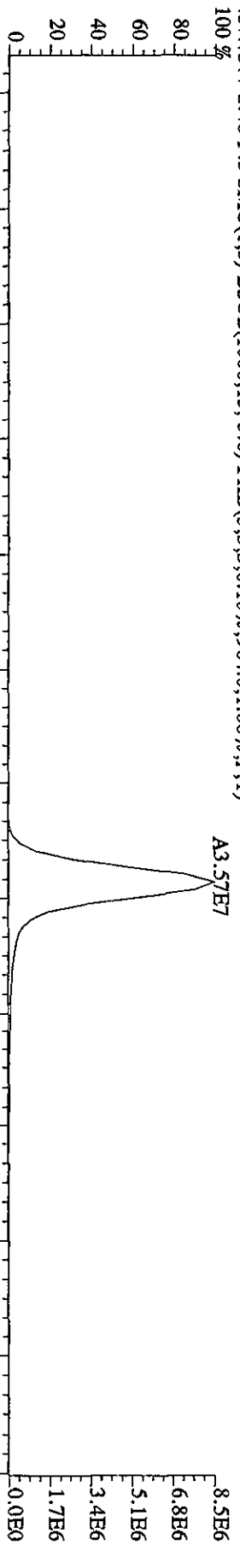
File:19API04D5 #1-190 Acq:20-APR-2010 19:39:56 GC EI+ Voltage SIR Autospec-UltimaB
 Sample#48 Text:ST0419E :CS3 10DXN111 Exp:DIOXINRES8290A
 441.7428 S:48 F:5 SMO(1,3) BSUB(1000,15,-3.0) PKD(5,3,3,0.10%,1128.0,1.00%,F,T)



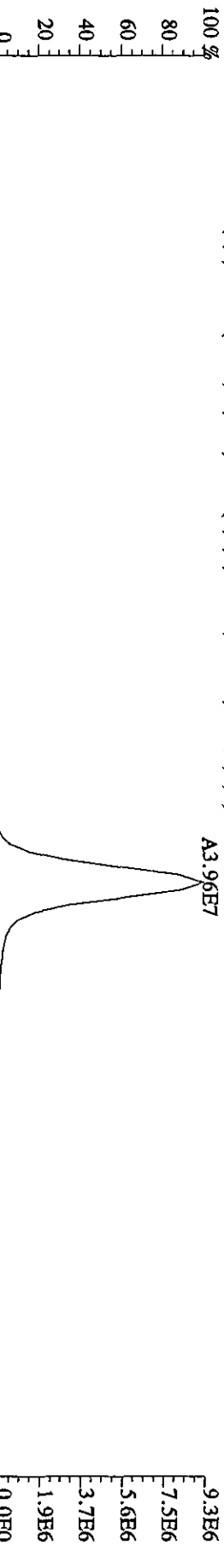
File:19AP104D5 #1-190 Acq:20-APR-2010 19:39:56 GC EI+ Voltage SIR Autospec-UltimaE

Sample#48 Text:ST0419E :CS3 10DXN111 Exp:DIOXINRES8290A

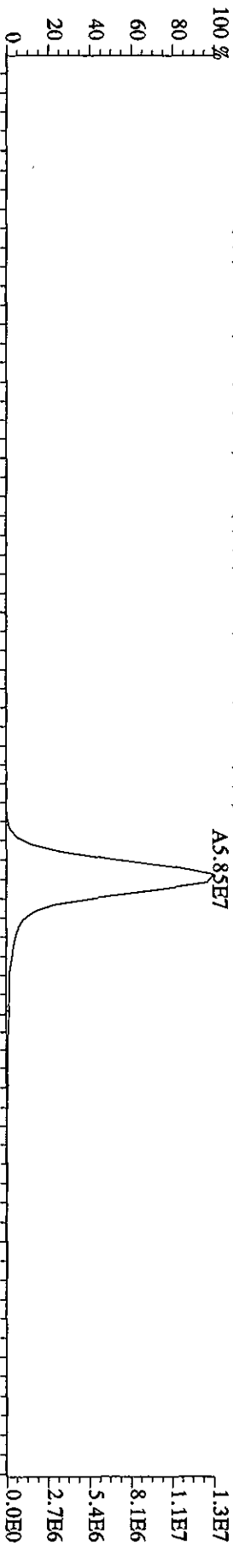
457.7377 S:48 F:5 SMO(1.3) BSUB(1000,15,-3.0) PKD(5,3,3,0,10%,964.0,1.00%,F,T)



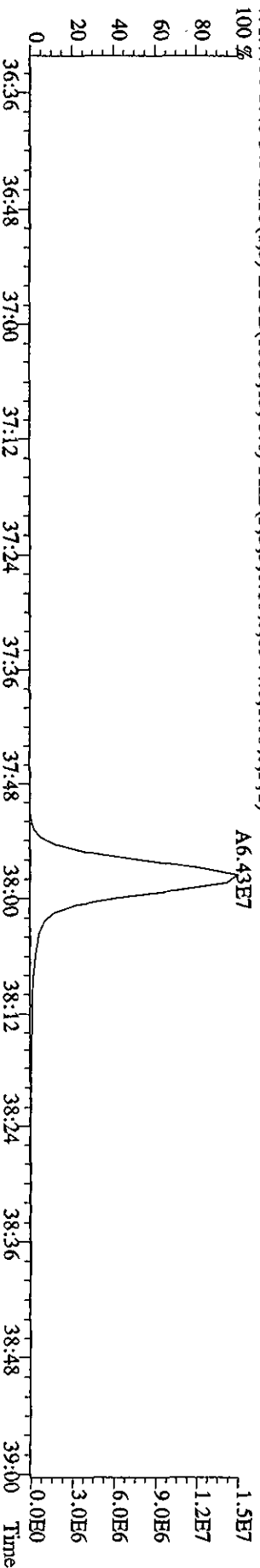
459.7348 S:48 F:5 SMO(1.3) BSUB(1000,15,-3.0) PKD(5,3,3,0,10%,1244.0,1.00%,F,T)



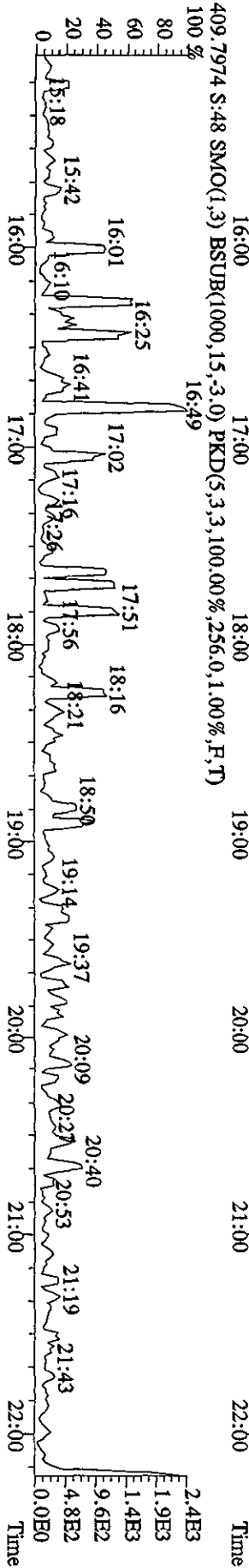
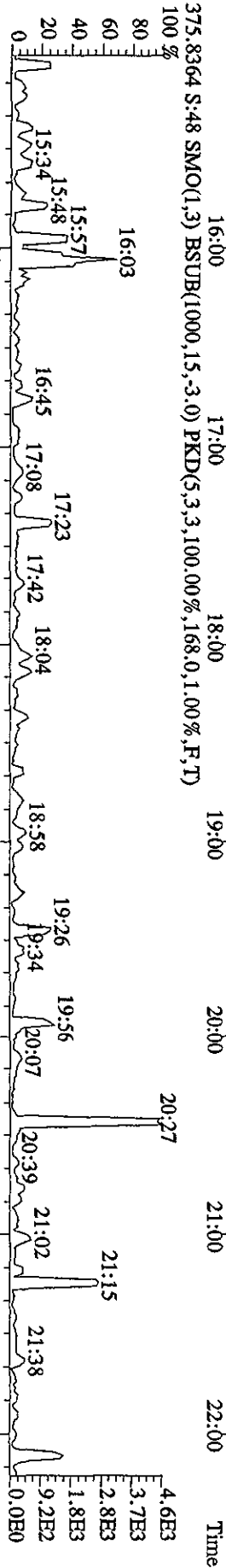
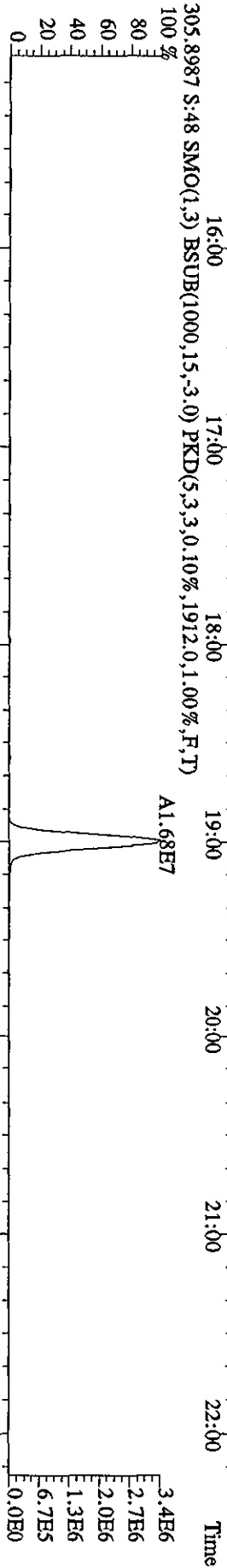
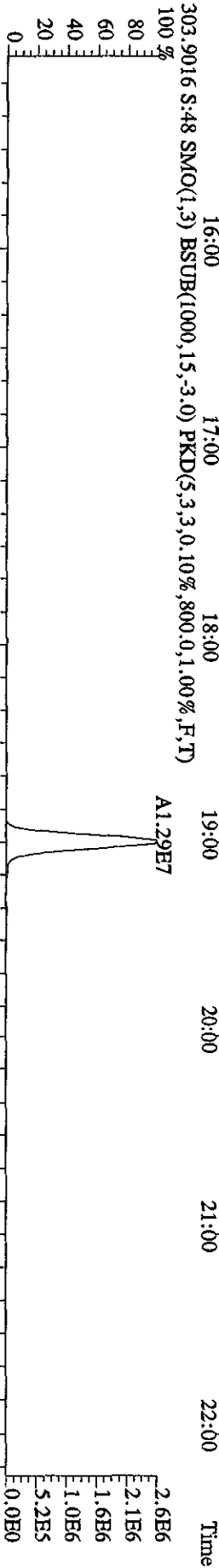
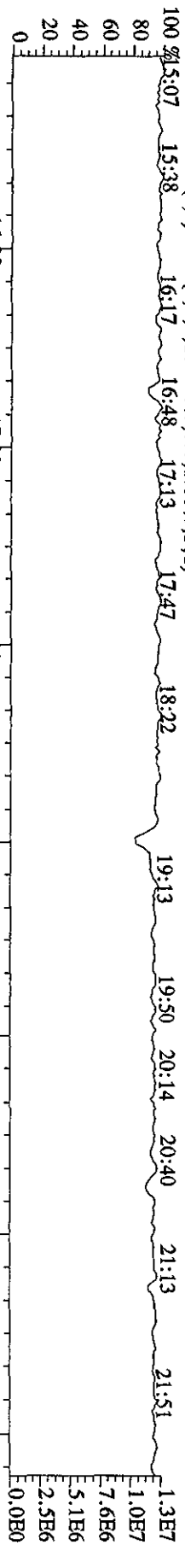
469.7779 S:48 F:5 SMO(1.3) BSUB(1000,15,-3.0) PKD(5,3,3,0,10%,9160.0,1.00%,F,T)



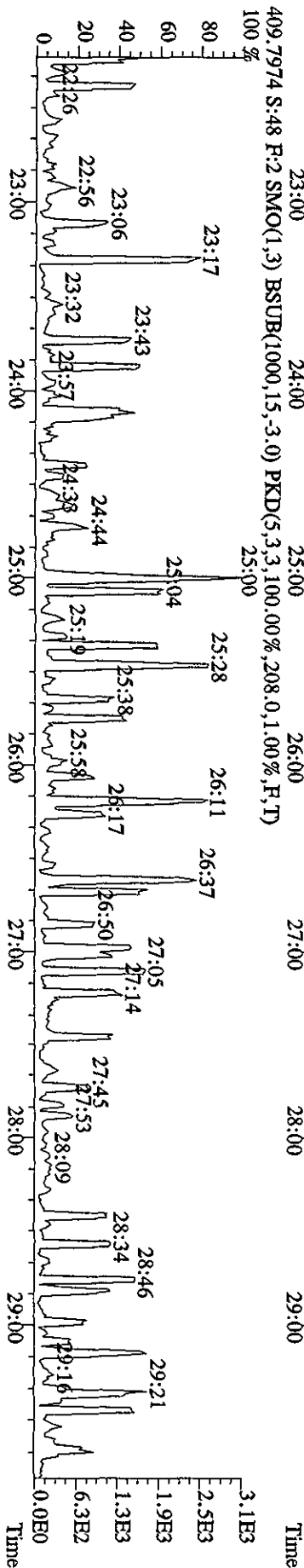
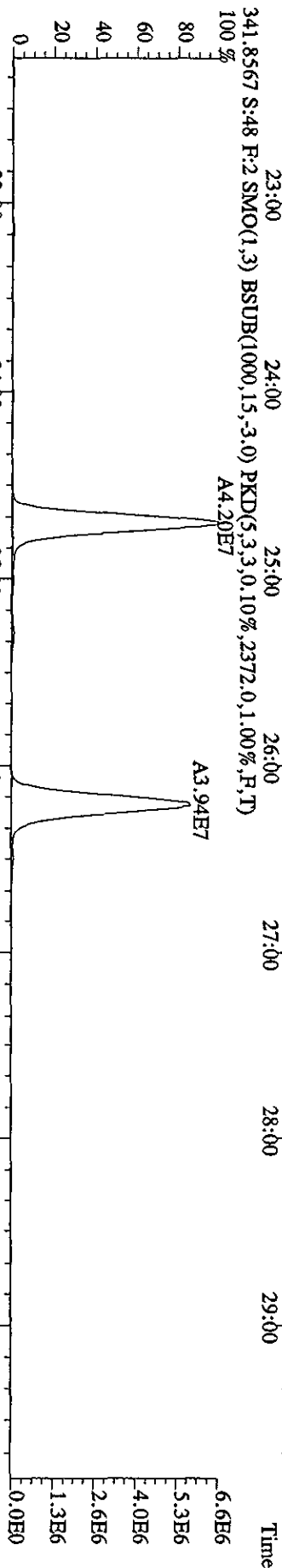
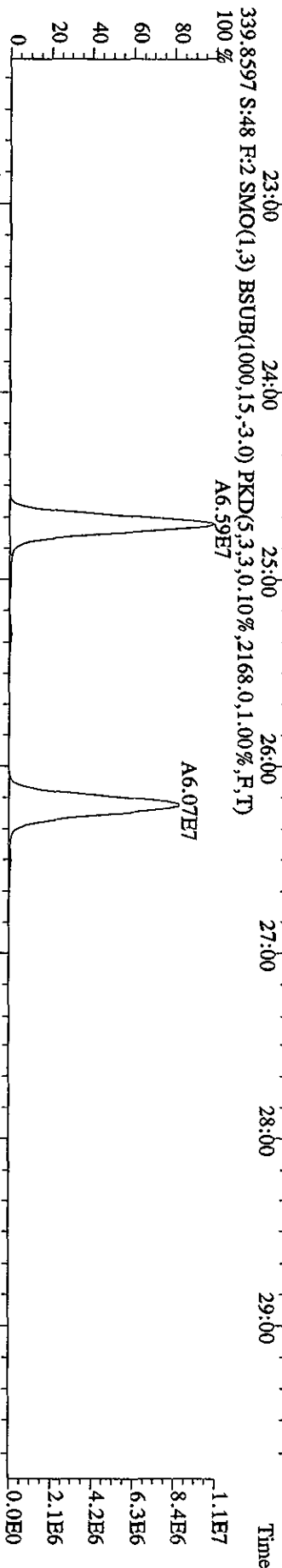

471.7750 S:48 F:5 SMO(1.3) BSUB(1000,15,-3.0) PKD(5,3,3,0,10%,8944.0,1.00%,F,T)



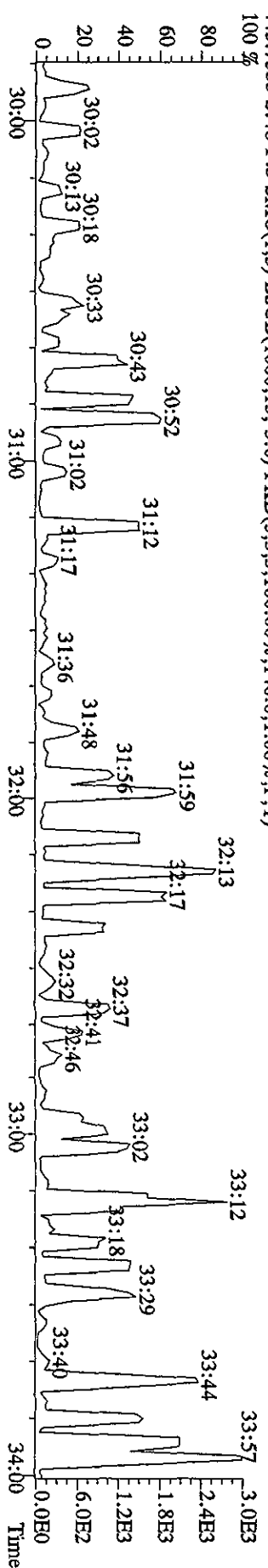
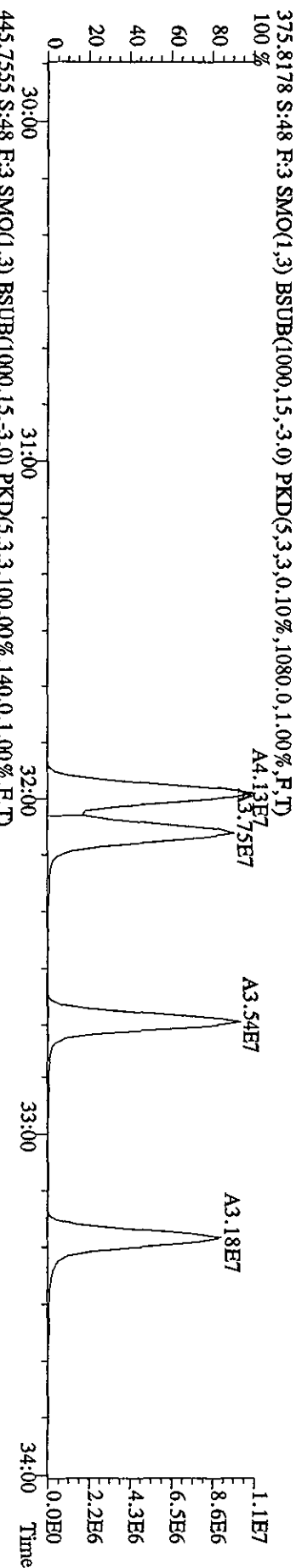
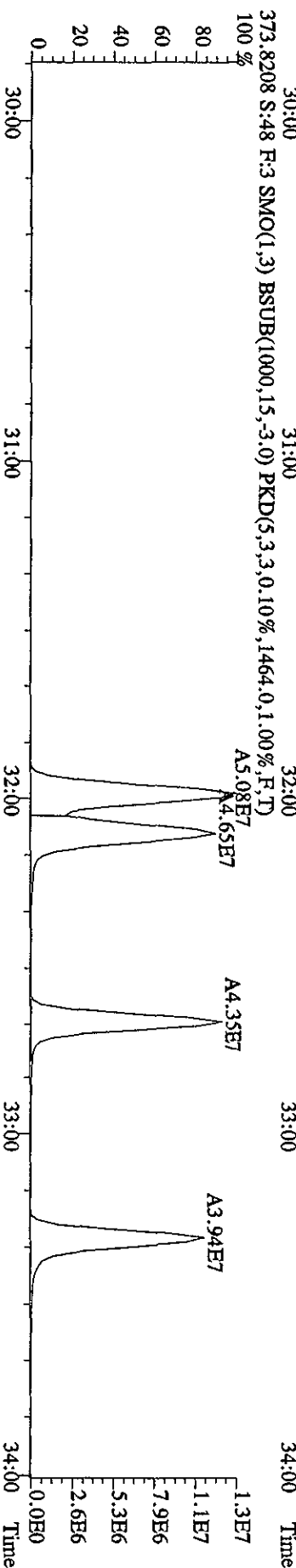
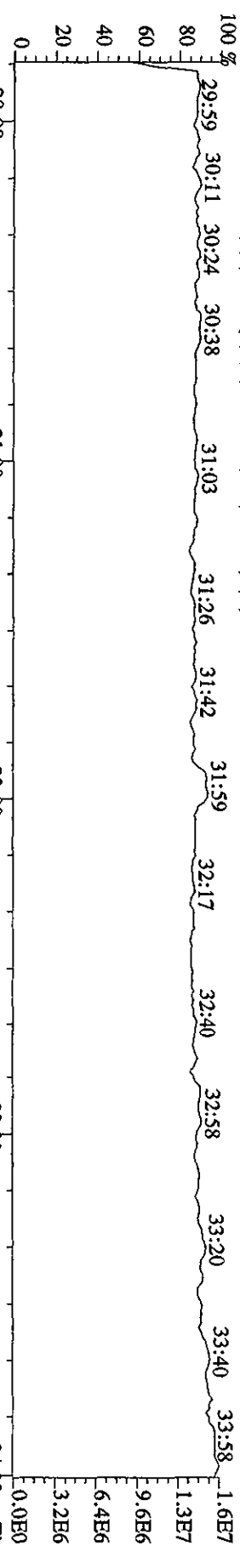
File: 19AP104D5 #1-434 Acq:20-APR-2010 19:39:56 GC EI+ Voltage SIR Autospec-UltimaE
 Sample#48 Text:ST0419B :CS3 10DXN111 Exp:DIOXINRES8290A
 354.9792 S:48 SMO(1,3) PKD(5,3,3,100.00%,0.0,1.00%,F,T)
 100% 15:07 15:38 16:17 16:48 17:13 17:47 18:22 19:13 19:50 20:14 20:40 21:13 21:51



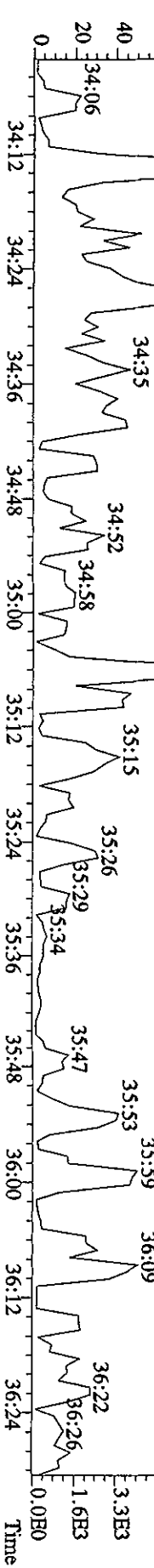
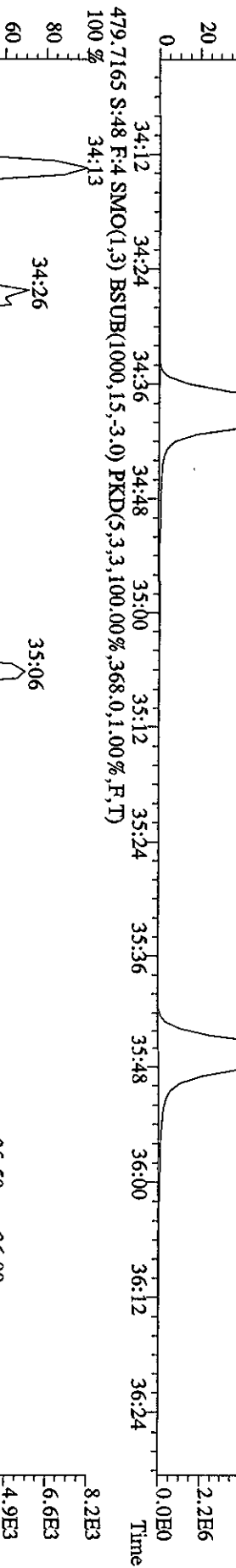



File:19AP104D5 #1-604 Acq:20-APR-2010 19:39:56 GC EI+ Voltage SIR Autospec-UltimaE
 Sample#48 Text:ST0419E :CS3 10DXN111 Exp:DIOXINRES8290A



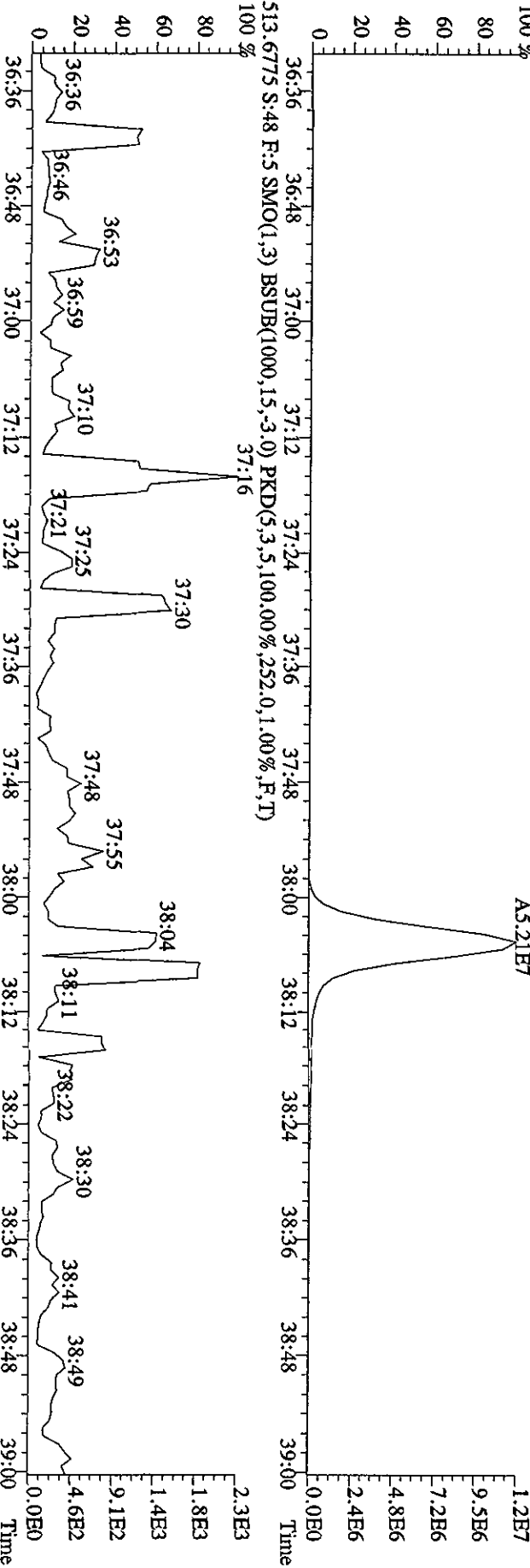
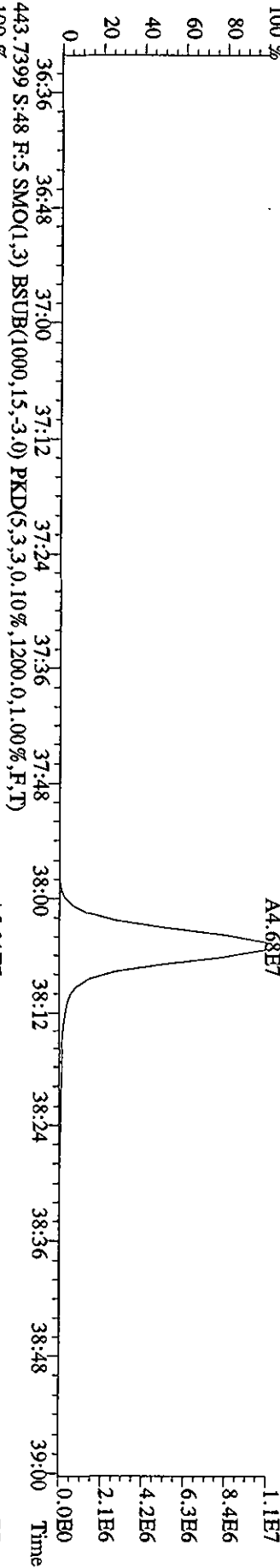

File: 19AP104D5 #1-317 Acq: 20-APR-2010 19:39:56 GC EI+ Voltage SIR Autospec-Ultimate
 Sample#48 Text: ST0419E :CS3 10DXN111 Exp: DIOXINRES8290A



File:19AP104D5 #1-198 Acq:20-APR-2010 19:39:56 GC EI+ Voltage SIR Autospec-UltimaB
 Sample#48 Text:ST0419E :CS3 10DXN111 Exp:DIOXINRES8290A
 430.9728 S:48 F:4 SMO(1.3) PKD(5.3,3,100.00%,0.0,1.00%,F,T)



File:19AP104D5 #1-190 Acq:20-APR-2010 19:39:56 GC EI+ Voltage SIR Autospec-UltimaE
 Sample#48 Text:ST0419E :CS3 10DXN111 Exp:DIOXINRESS8290A
 442.9728 S:48 F:5 SMO(1,3) PKD(5,3,3,100.00%,0.0,1.00%,F,T)
 100% 36:37 36:53 37:03 37:18 37:33 37:41 37:51 37:59 38:09 38:27 38:38 38:54



Daily Calibration Checklist
Dioxin Methods

Method ID 8290

Column ID DR225

STD ID ST0420A ST0420B

Analyzed by M.G. K.M.

Std. Pkg. By M.G.

Std. Pkg. Reviewed By JRB

Associated ICAL DR225030910502

Instrument ID 502

STD Solution 10DXN111

Date Analyzed 4/20/10

Date Std. Pkg. Assembled 4/21/10

Date Std. Pkg. Reviewed 4/21/10

DAILY STANDARD PACKAGE	INITIATED	REVIEWED
Standard, CPSM, and Solvent Blank present?	✓	✓
Copy of log-file and Beginning Static Resolution present?	✓	✓
CPSM blow up present?	✓	✓
Curve Summary present?	✓	✓
Summary of Method criteria present or documented below?	✓	✓
Daily standard within method specified limits?*	✓	✓
Analyte retention times correct?	✓	✓
Isotopic ratios within limits?	✓	✓
CPSM valley ≤ method specified limits? **	✓	✓
Are chromatographic windows correct?	✓	✓
Samples analyzed within 12 hrs of daily standard?	✓	✓
Manual reintegration's checked and hardcopies included?	NA	NA
Ending Standard present?	✓	✓
Ending Static Resolutions present	✓	✓
Absolute retention times for 13C12-1,2,3,4-TCDD and 13C12-1,2,3,7,8,9-HxCDD are within +/- 15 seconds of the retention times in the Initial Calibration? (required for all 1613B samples)	NA	NA

COMMENTS: _____

* Method 8290/TO9/M0023A: (beginning) ≤ 20% from curve RRFs for native analytes, ≤ 30% from curve RRFs for labeled compounds.

Method 8290/TO9/M0023A: (ending) ≤ 25% from curve RRFs for native analytes, ≤ 35% from curve RRFs for labeled compounds.

Method 23: See Method 23 Daily Standard Criteria, Table 5.

Method 1613B: See, Method 1613B or Method 1613B Tetras Daily Standard Criteria.

** Method 23/0023A CPSM Criteria: 25% valley between 2378 TCDF (DB-225)/TCDD (DB-5) and its closest eluters normalized to the smallest peak of the triplet

Method 1613B/8290/TO9 CPSM Criteria: 25% valley between 2378 TCDF (DB-225)/TCDD (DB-5) and its closest eluters normalized to the 2378 peak.

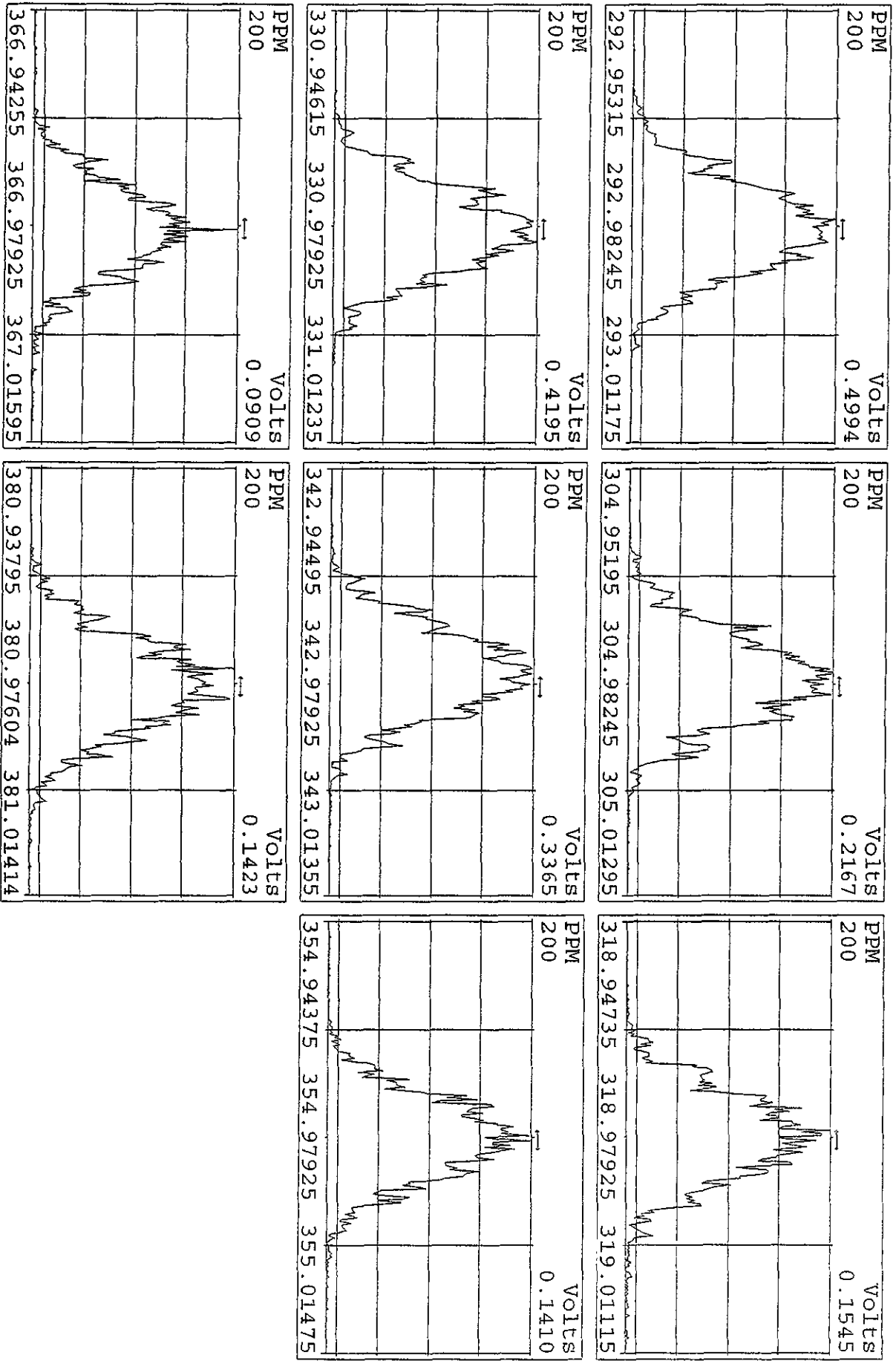
Run text: ST0420B File text: ST0420B :CS3 10DXN111
Run #17 Filename 20AP105D2 S: 17 I: 1
Acquired: 20-APR-10 19:33:03 Processed: 20-APR-10 20:23:46
Run: 20AP105D2 Analyte: DB225 Cal: DB2250309105D2 Results: 20AP105D2DB225

Name	Resp	RA	RT	RRF	Amount	Dev'n	Mod?
13C-1,2,3,4-TCDD	108668300	0.77 Y	14:57	-	100.00	-	n
13C-2,3,7,8-TCDF	230018000	0.80 Y	16:07	2.12	100.00	11.6	n
2,3,7,8-TCDF	25047200	0.81 Y	16:08	1.09	10.00	8.9	n
13C-2,3,7,8-TCDD	108858400	0.77 Y	14:44	1.00	100.00	4.1	n
2,3,7,8-TCDD	15688840	0.85 Y	14:46	1.44	10.00	1.3	n
37Cl-2,3,7,8-TCDD	23927600	1.00 Y	14:45	2.20	10.00	-19.2	n

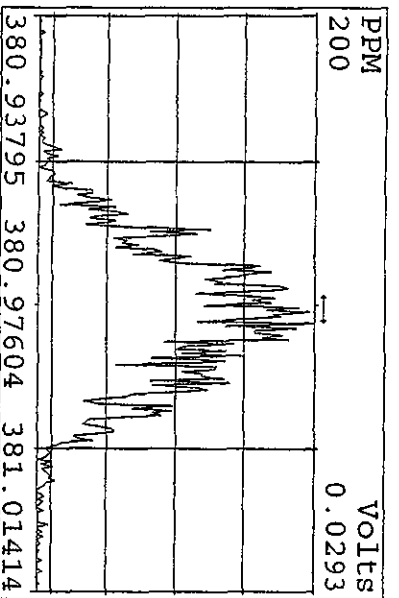
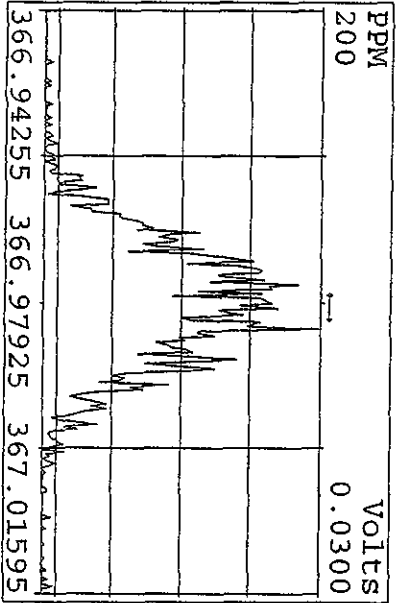
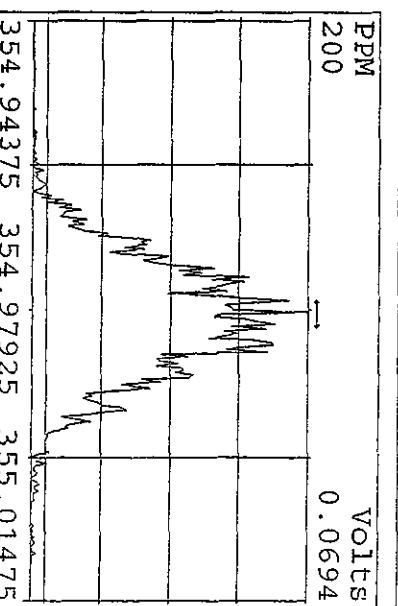
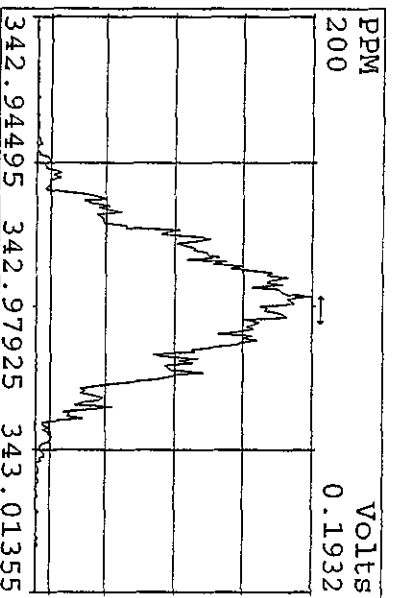
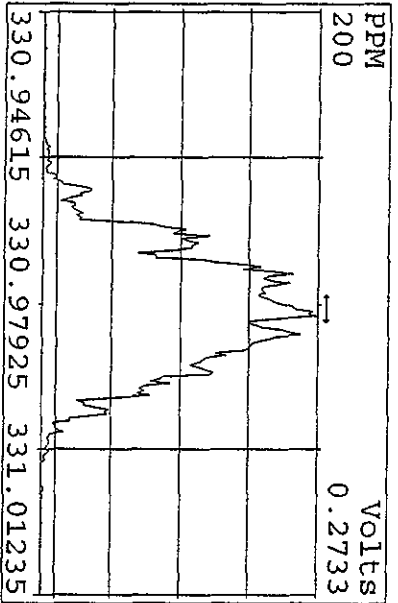
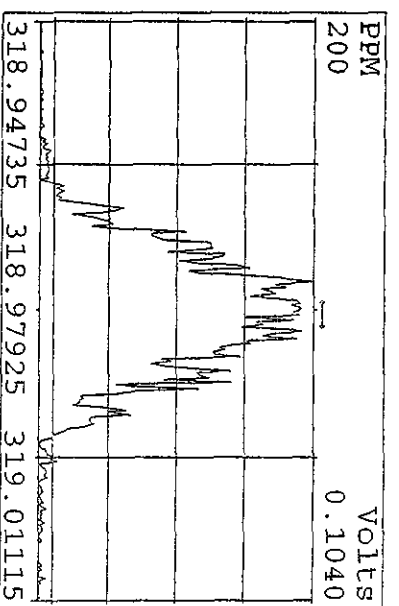
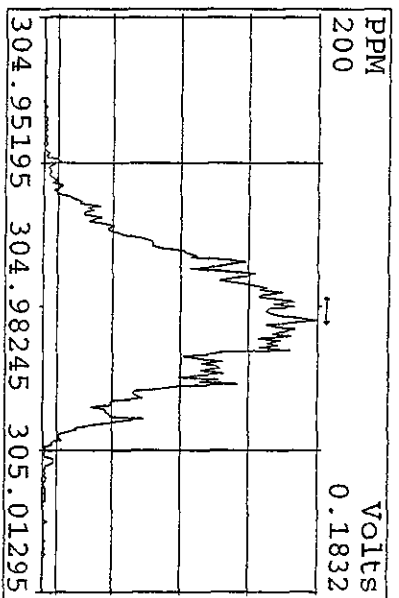
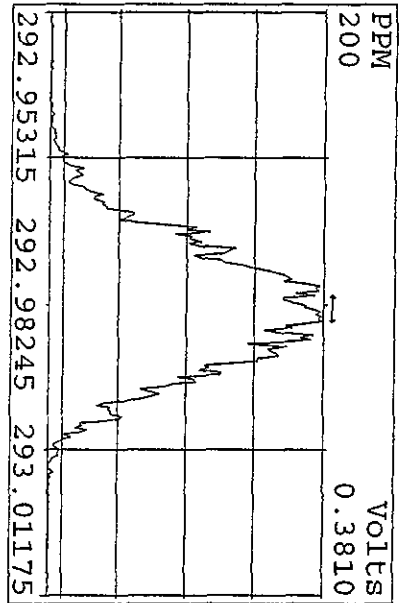
Data file	Smp	Work Order	Sample ID	FV-uL	Method/Matrix	Box	Size	U
20AP105D2	1	ST0420	CS3 10DXN111				1.000	
20AP105D2	2	CP0420	DB-225 CPSM 3732-06				1.000	
20AP105D2	3	QC0420	G0D120449-1	20			1.000	
20AP105D2	4	CP0420A	DB-225 CPSM 3732-06				1.000	
20AP105D2	5	ST0420A	CS3 10DXN111				1.000	
20AP105D2	6	SB0420	Solvent Blank C-14				1.000	
20AP105D2	7	LXPKR-1-AC	G0D080610-6	20	8290/SOLID	70	10.480	g
20AP105D2	8	LXTAL-1-AD	G0D100462-37	20	8290/SOLID	68	10.430	g
20AP105D2	9	LXR78-1-AD	G0D100461-1	20	8290/SOLID		10.010	g
20AP105D2	10	LXR8G-1-AD	G0D100461-8	20	8290/SOLID		10.710	g
20AP105D2	11	LXR9K-1-AD	G0D100462-7	20	8290/SOLID		10.020	g
20AP105D2	12	LXQAK-1-AD	G0D090441-11	20	8290/SOLID		10.000	g
20AP105D2	13	LXR8A-1-AD	G0D100461-3 (20X)	20	8290/SOLID		10.530	g
20AP105D2	14	LXR8R-1-AD	G0D100461-17 (20X)	20	8290/SOLID		10.200	g
20AP105D2	15	LXQAE-1-AD	G0D090441-10 (20X)	20	8290/SOLID		10.730	g
20AP105D2	16	SB0420A	Solvent Blank C-14				1.000	
20AP105D2	17	ST0420B	CS3 10DXN111				1.000	
20AP105D2	18						1.000	
20AP105D2	19						1.000	
20AP105D2	20						1.000	
20AP105D2	21						1.000	
20AP105D2	22						1.000	
20AP105D2	23						1.000	
JAP105D2	24		MG, AM 04-20-10				1.000	
20AP105D2	25						1.000	

reviewed
by
MS
4/21/10

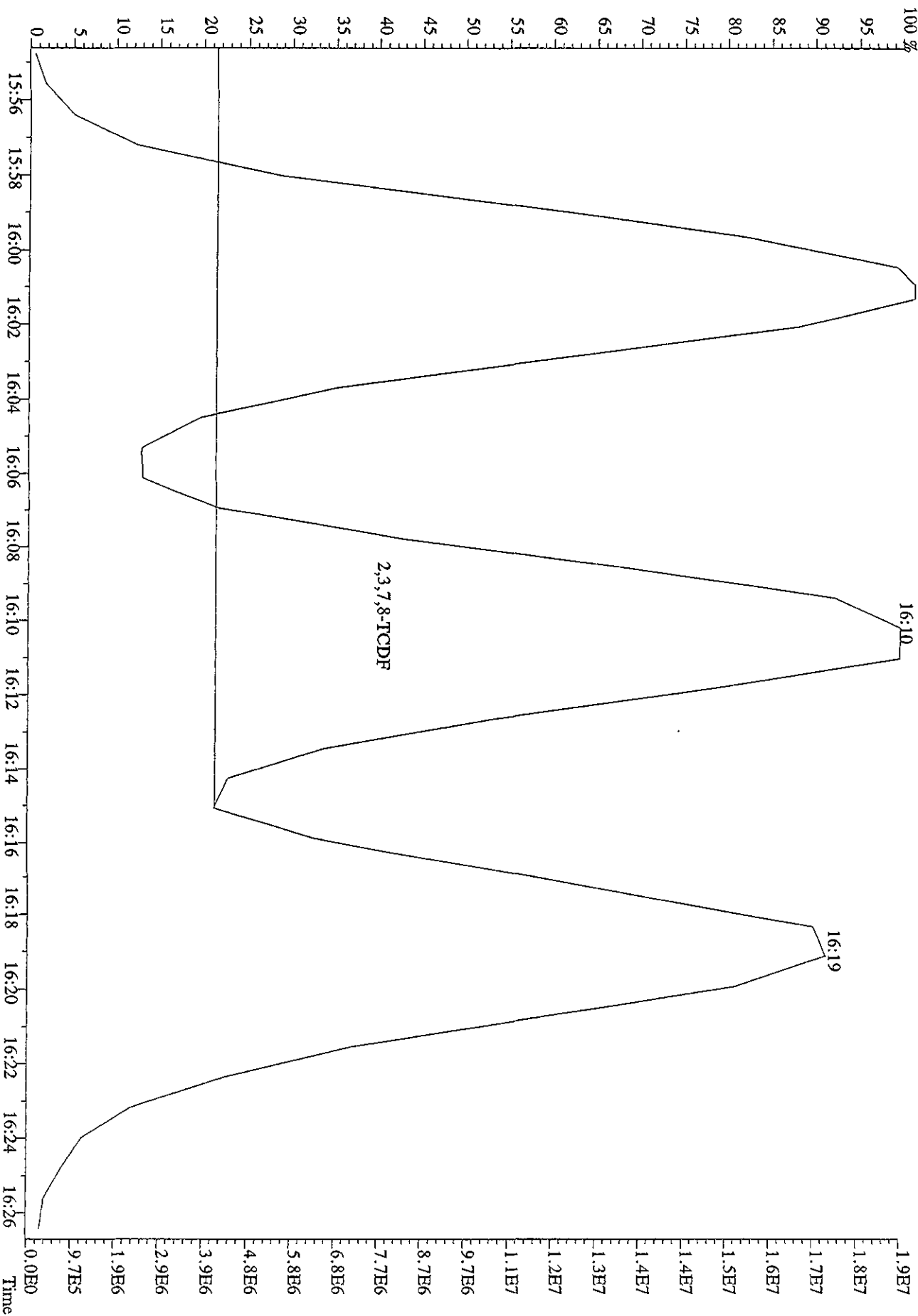
Peak Locate Examination: 20-APR-2010:09:31 File:20AP105D2
 Experiment:DB225 Function:1 Reference:PKX



Peak Locate Examination: 20-APR-2010: 20:34 File: RESCHK20AP105D2
 Experiment: DB225 Function: 1 Reference: PFK



File:20AP105D2 #1-740 Acq:20-APR-2010 11:31:22 GC EI+ Voltage SIR 70SE
Sample#4 Exp:DB225
305.8987 S:4



Run: 09MR105D2ICQ Analyte: DB225 Cal: DB2250309105D2


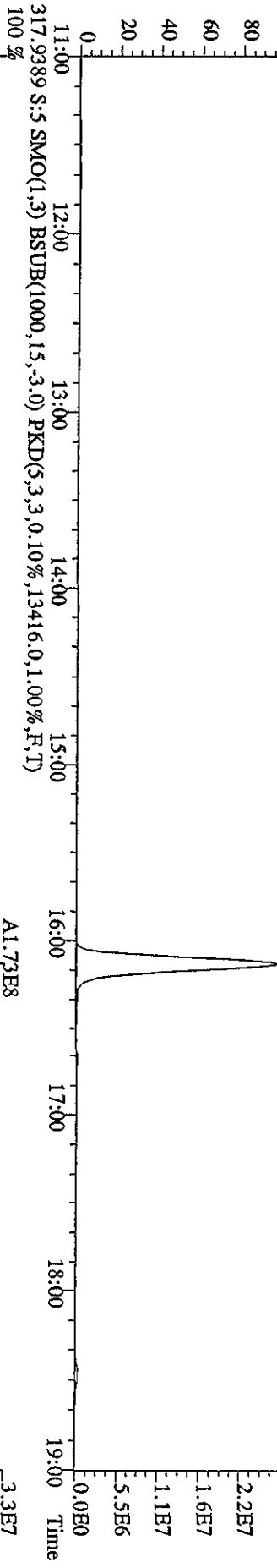
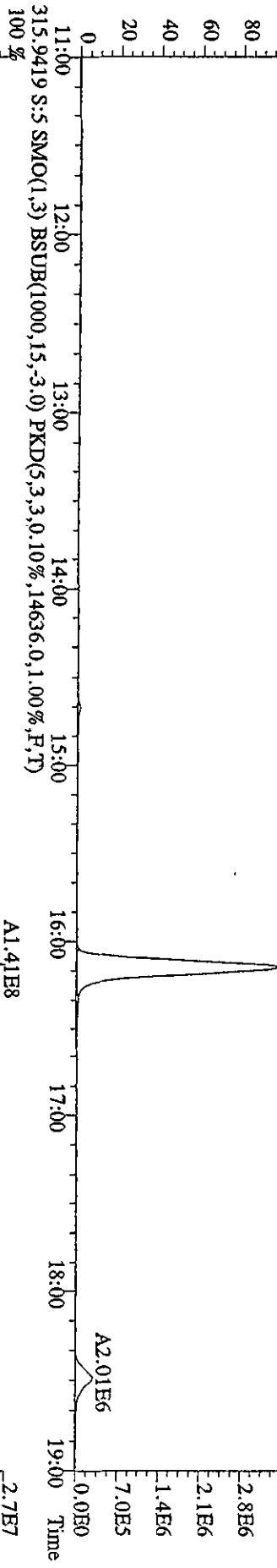
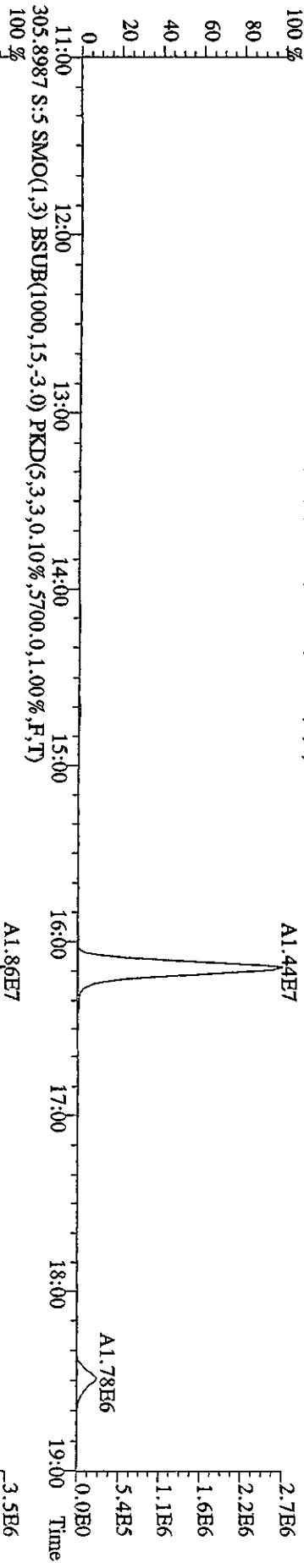
ST0309A : CS-2 09DXN423 ST0309B : CS-3 10DXN083
 ST0309C : CS-4 09DXN426 ST0309D : CS-5 09DXN456

Name	Mean	S. D.	%RSD	RRF1	RRF2	RRF3	RRF4	RRF5
13C-1,2,3,4-TCDD	-	-	- %	-	-	-	-	-
13C-2,3,7,8-TCDF	1.896	0.105	5.52 %	1.86	1.81	2.00	1.79	2.01
2,3,7,8-TCDF	1.000	0.014	1.36 %	0.98	1.02	1.00	1.01	0.99
13C-2,3,7,8-TCDD	0.962	0.049	5.07 %	0.94	0.91	1.01	0.93	1.02
2,3,7,8-TCDD	1.422	0.049	3.44 %	1.51	1.42	1.39	1.40	1.39
37Cl-2,3,7,8-TCDD	2.724	0.163	5.97 %	2.57	2.83	2.93	2.56	2.73

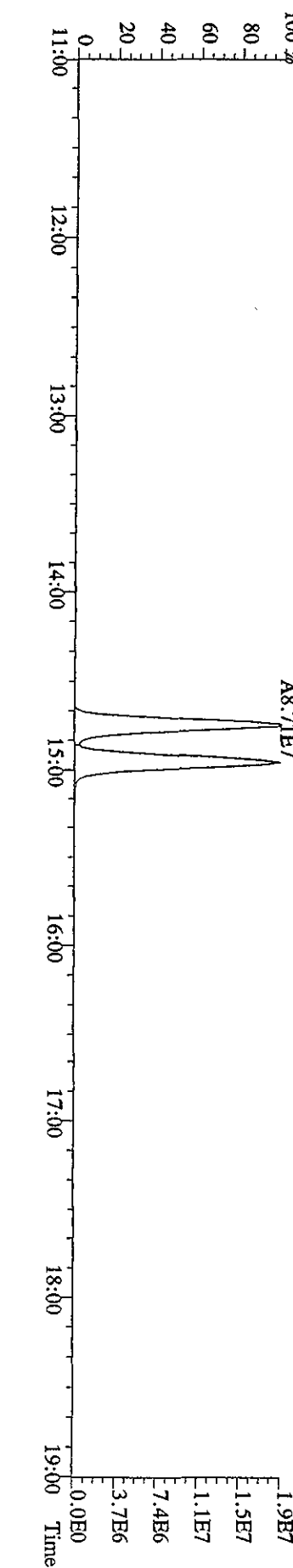
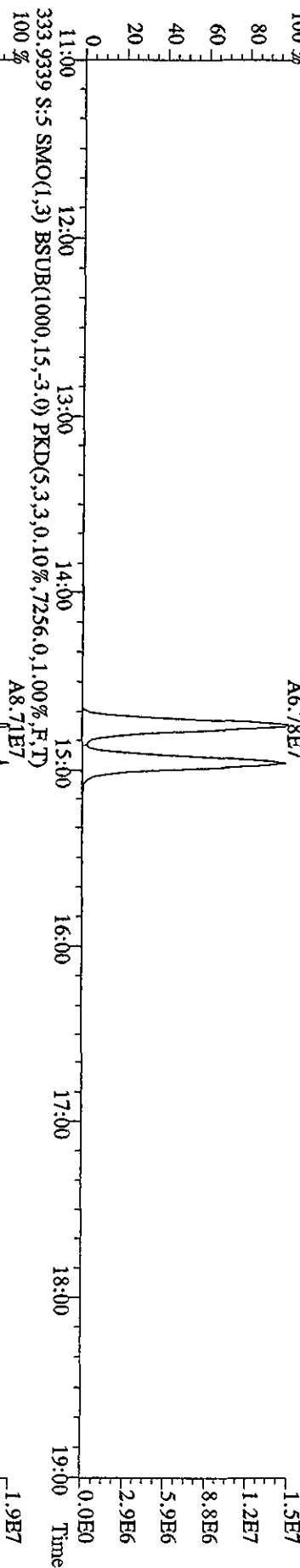
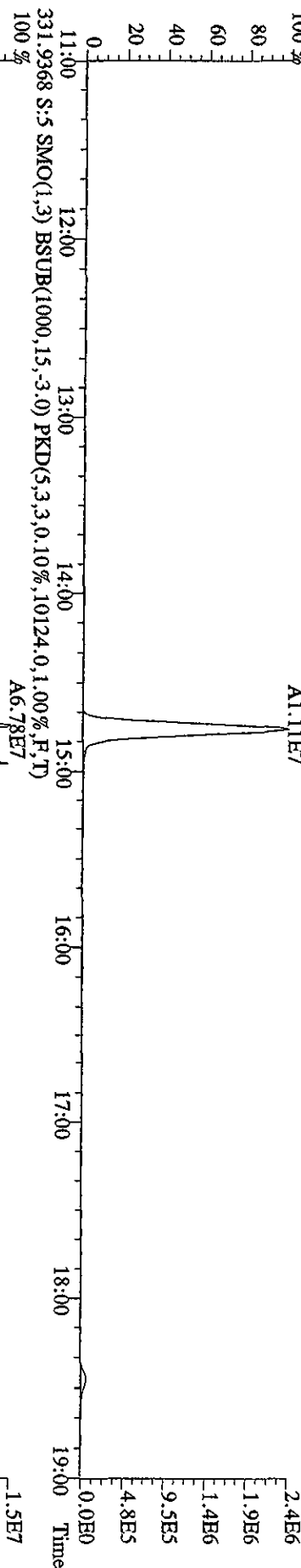
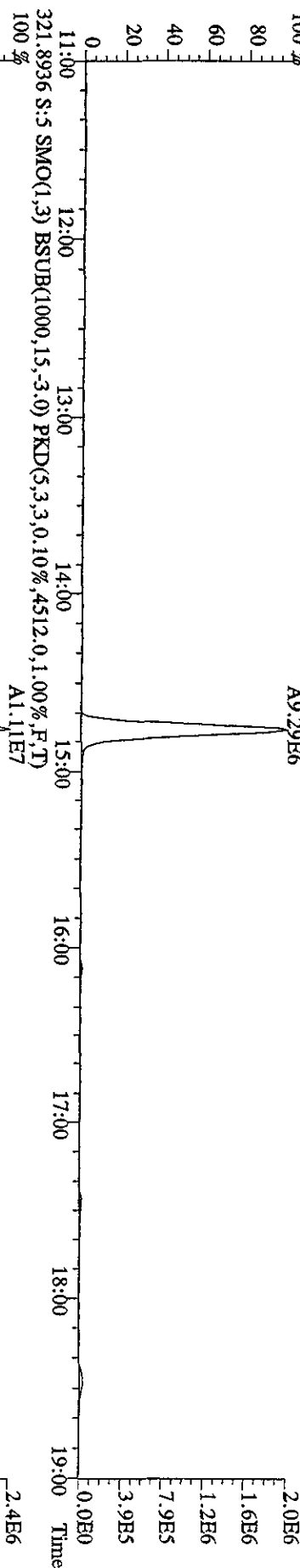
09MR105D2 09MR105D2 09MR105D2 09MR105D2 09MR105D2

S3 S4 S5 S6 S7

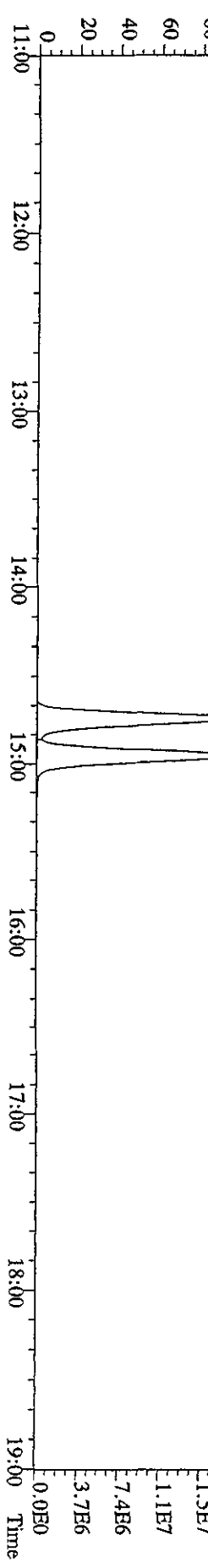
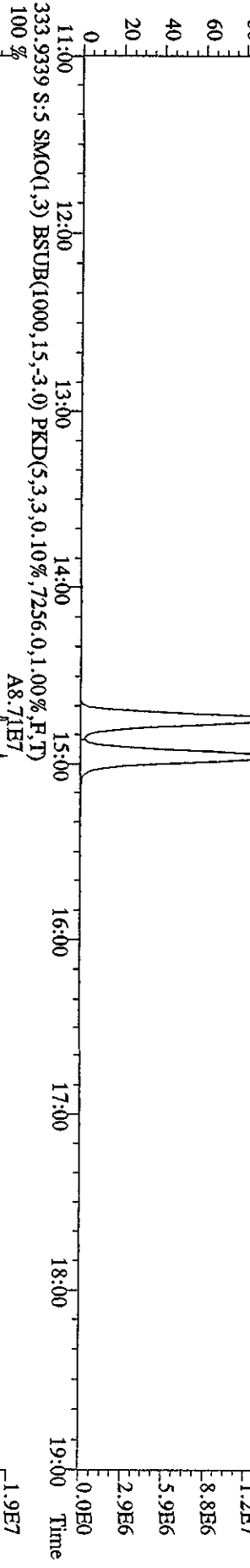
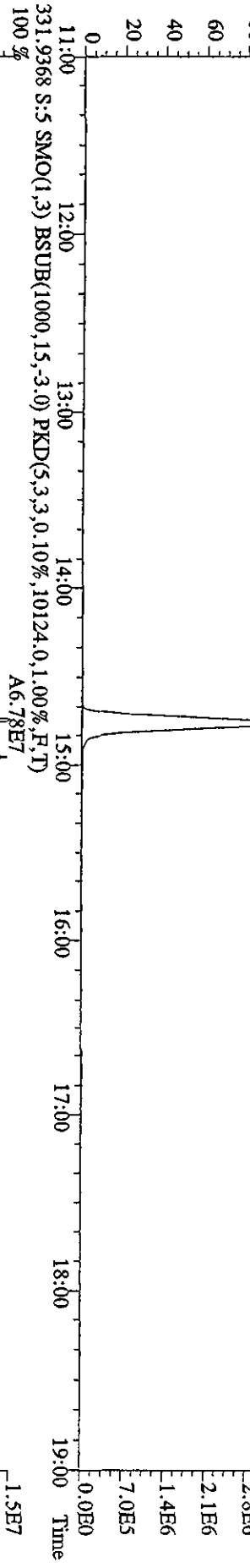
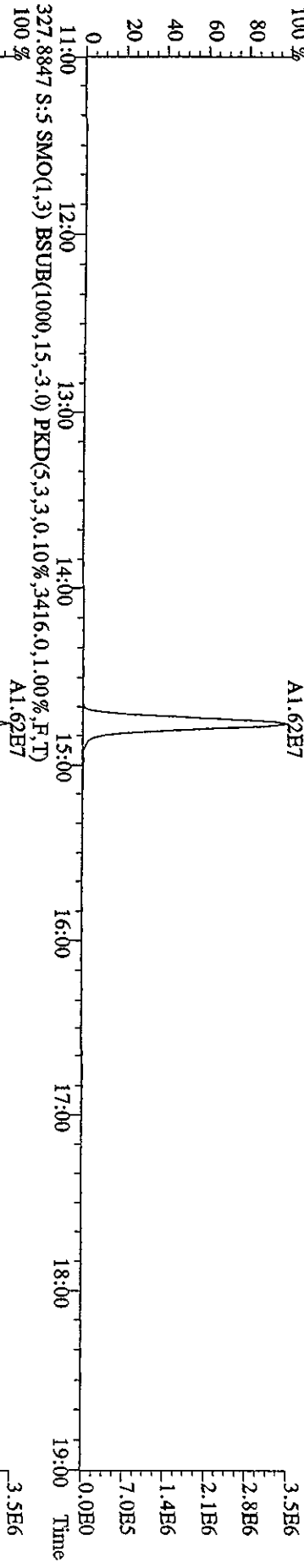
File:20AP105D2 #1-739 Acq:20-APR-2010 12:08:26 GC EI+ Voltage SIR 70SE
 Sample#5 Text:ST0420A ;CS3 10DXN111 Exp:DB225
 303.9016 S:5 SMO(1,3) BSUB(1000,15,-3,0) PKD(5,3,3,0,10%,4904.0,1.00%,F,T)
 100%



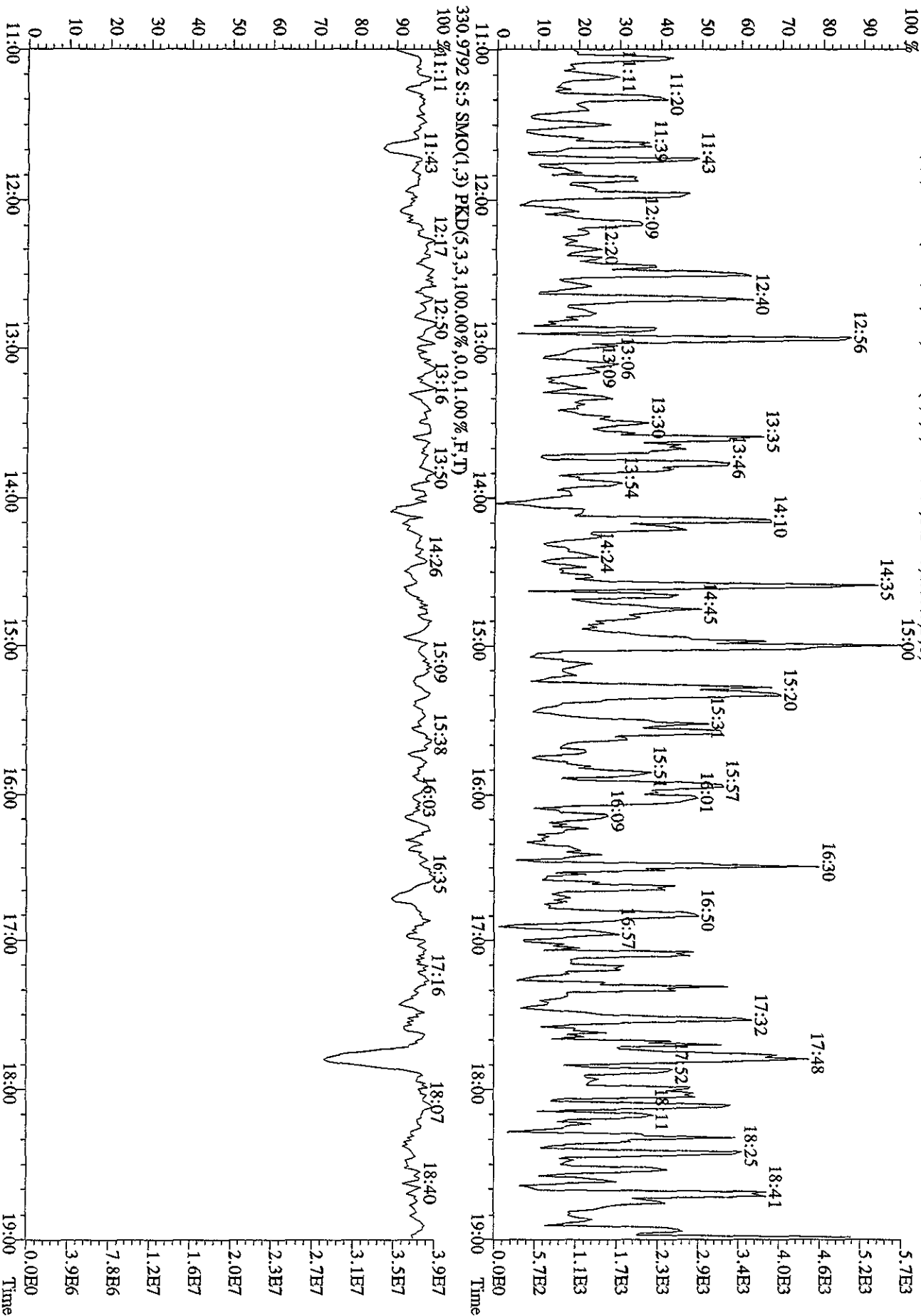
File: 20AP105D2 #1-739 Acq: 20-APR-2010 12:08:26 GC EI+ Voltage SIR 70SE
 Sample#5 Text: ST0420A :CS3 10DXN111 Exp: DB225
 319.8965 S:5 SMO(1,3) BSUB(1000,15,-3,0) PKD(5,3,3,0,10%,3760.0,1.00%,F,T) A9.29E6
 100%



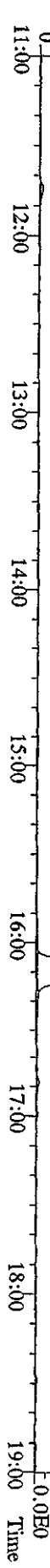
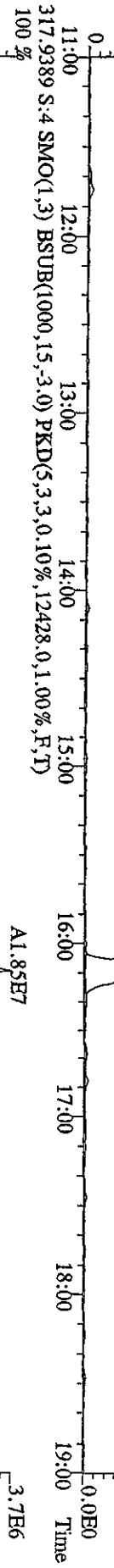
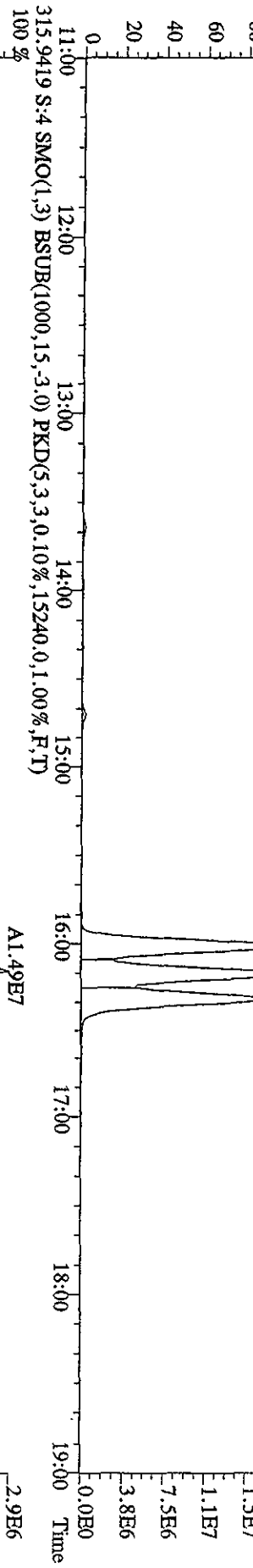
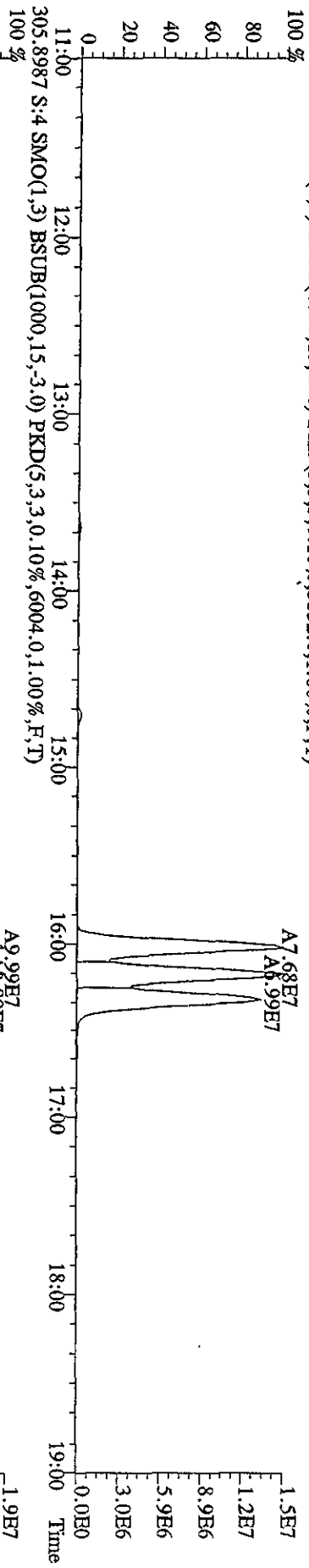
File:20AP105D2 #1-739 Acq:20-APR-2010 12:08:26 GC EI+ Voltage SIR 70SE
 Sample#5 Text:ST0420A :CS3 10DXN111 Exp:DB225
 327.8847 S:5 SMO(1,3) BSUB(1000,15,-3.0) PKD(5,3,3,0.10%,3416.0,1.00%,F,T) A1.62E7
 100 %



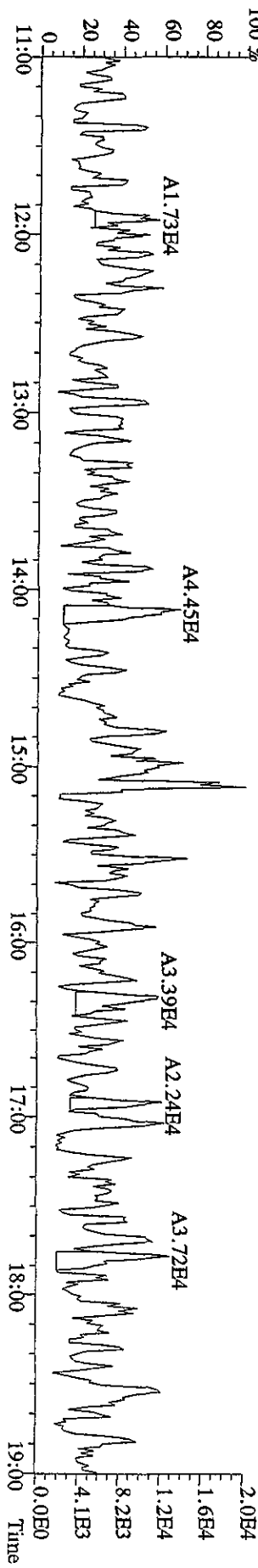
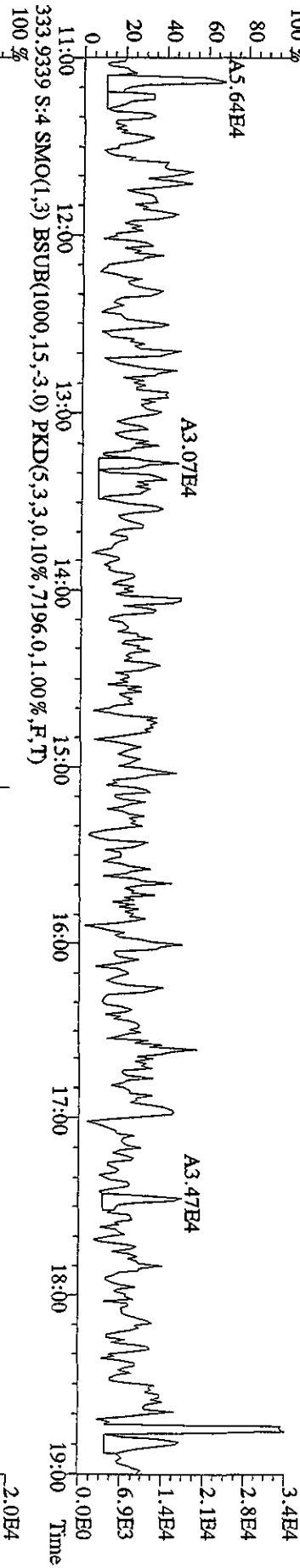
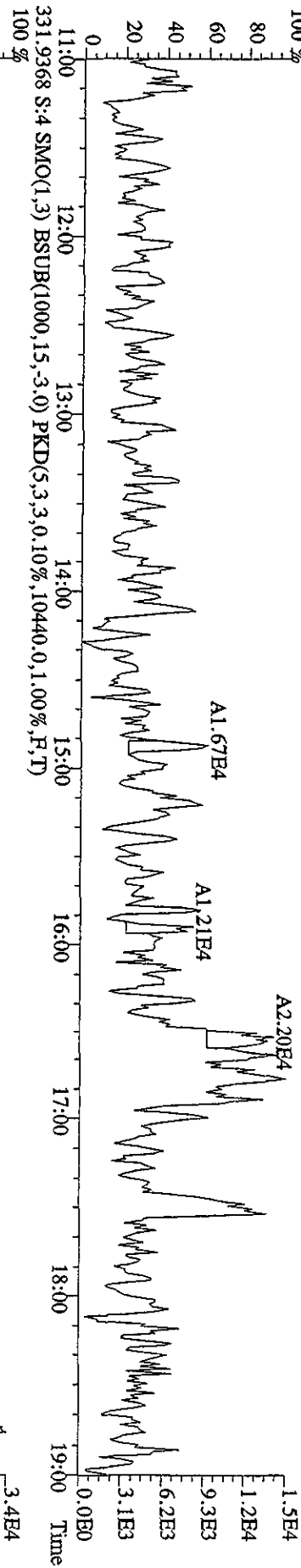
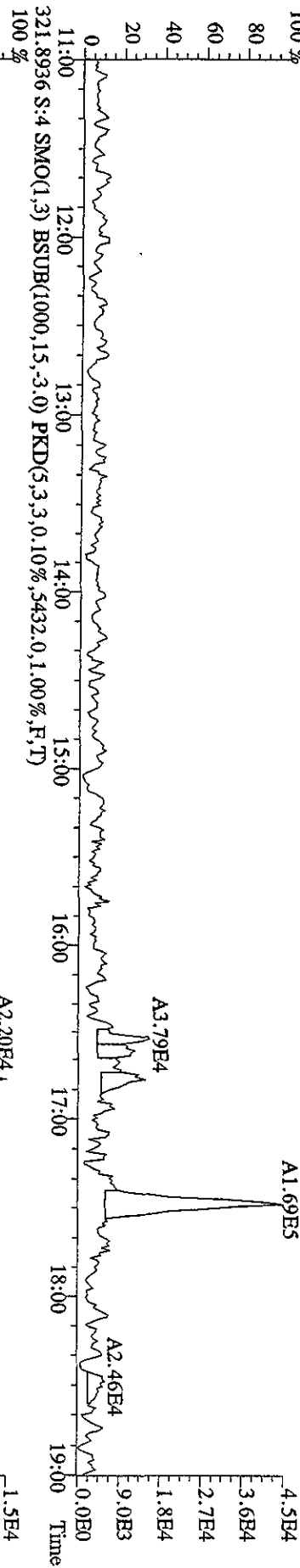
File: 20AP105D2 #1-739 Acq: 20-APR-2010 12:08:26 GC EI+ Voltage SIR 70SE
 Sample#5 Text: ST0420A :CS3 10DXN111 Exp: DB225
 375.8364 S:5 SMO(1,3) BSUB(1000,15,-3,0) PKD(5,3,3,100.00%,1420.0,1.00%,F,T)



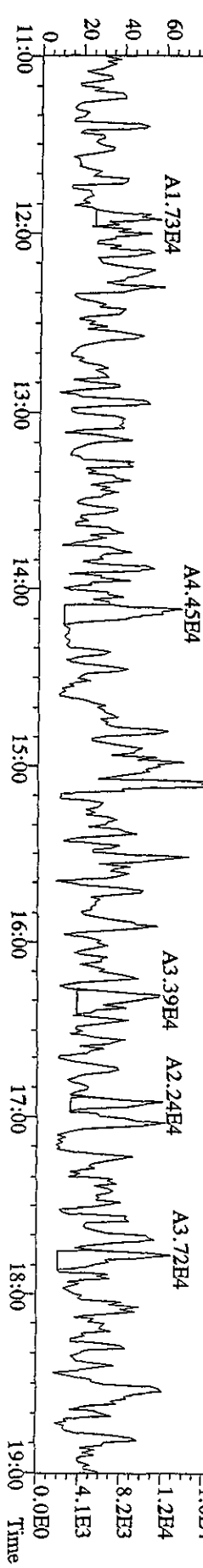
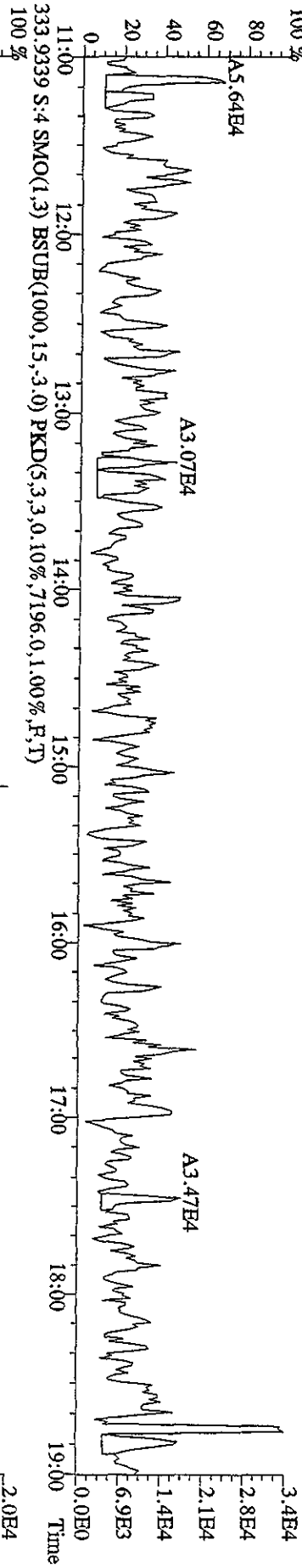
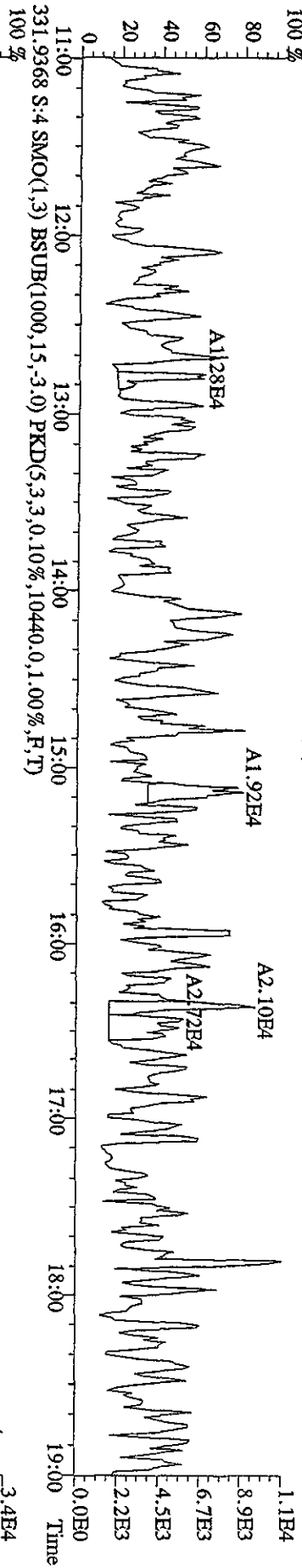
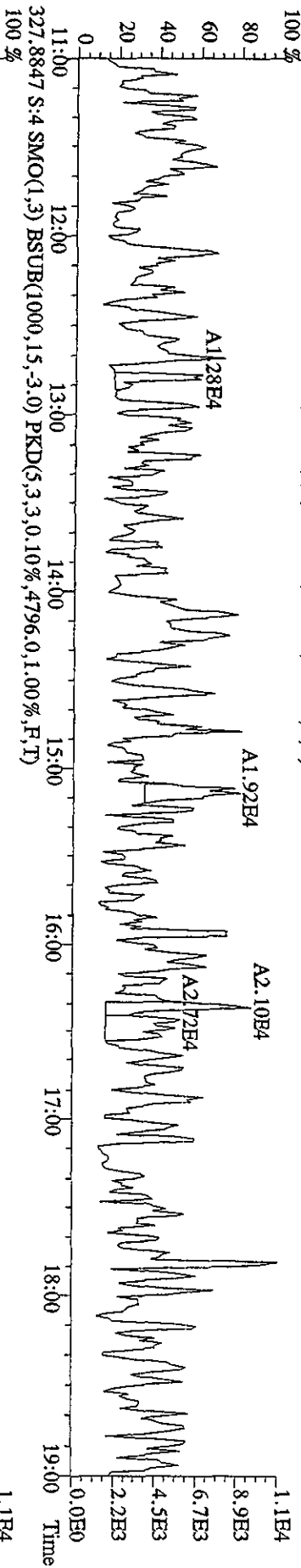
File: 20AP105FD2 #1-740 Acq: 20-APR-2010 11:31:22 GC EI+ Voltage SIR 70SE
 Sample#4 Text: CP0420A :DB-225 CPSM 3732-06 Exp: DB225
 303.9016 S:4 SMO(1,3) BSUB(1000,15,-3,0) PKD(5,3,3,0,10%,5532.0,1.00%,F,T)



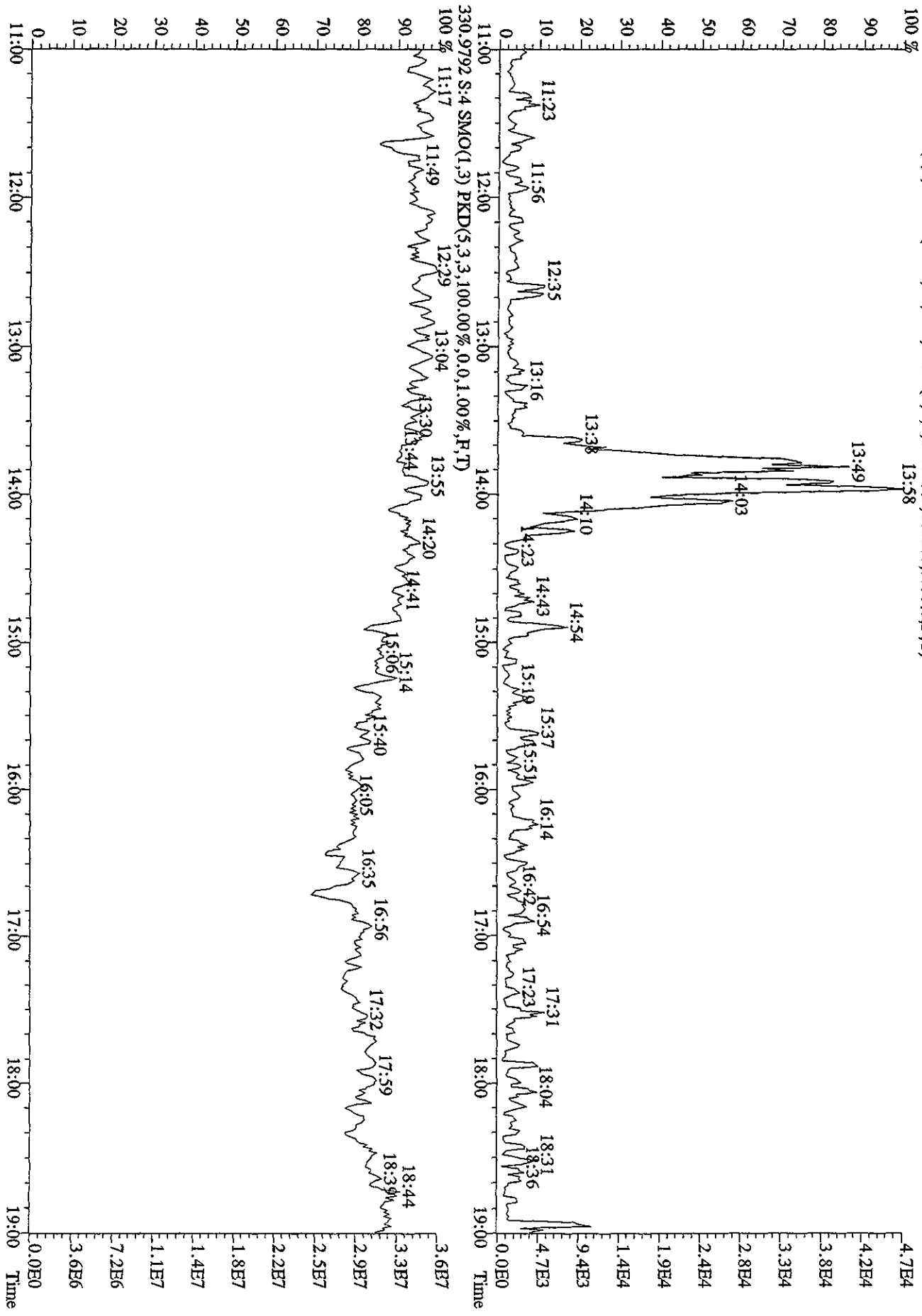
File:20API05D2 #1-740 Acq:20-APR-2010 11:31:22 GC EI+ Voltage SIR 70SE
 Sample#4 Text:CP0420A :DB-225 CP5M 3732-06 Exp:DB225
 319.8965 S:4 SMO(1,3) BSUB(1000,15,-3.0) PKD(5,3,3,0,10%,4680.0,1.00%,F,T)



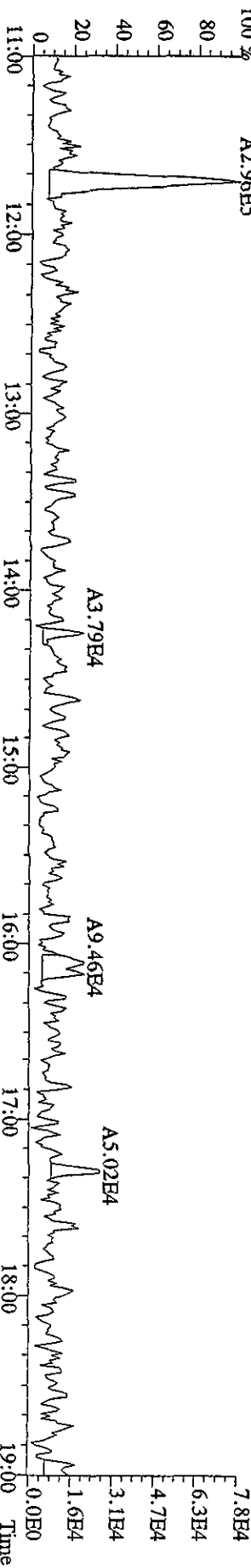
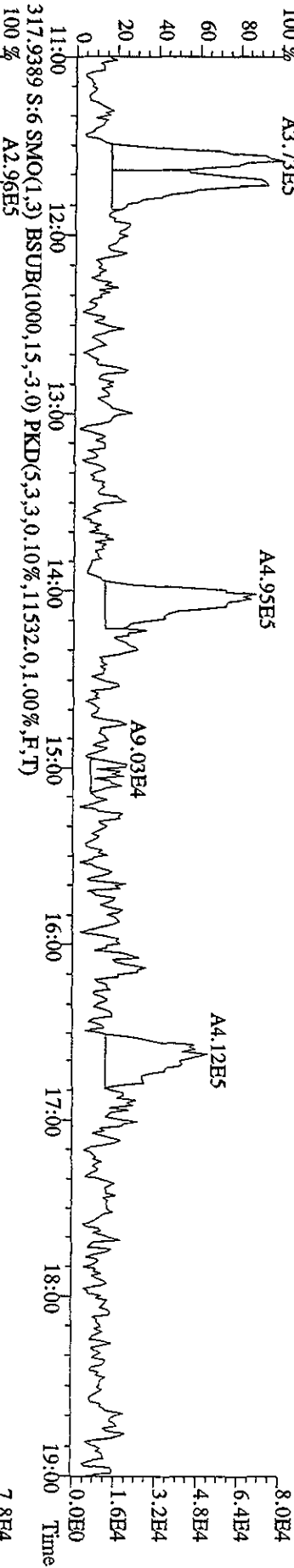
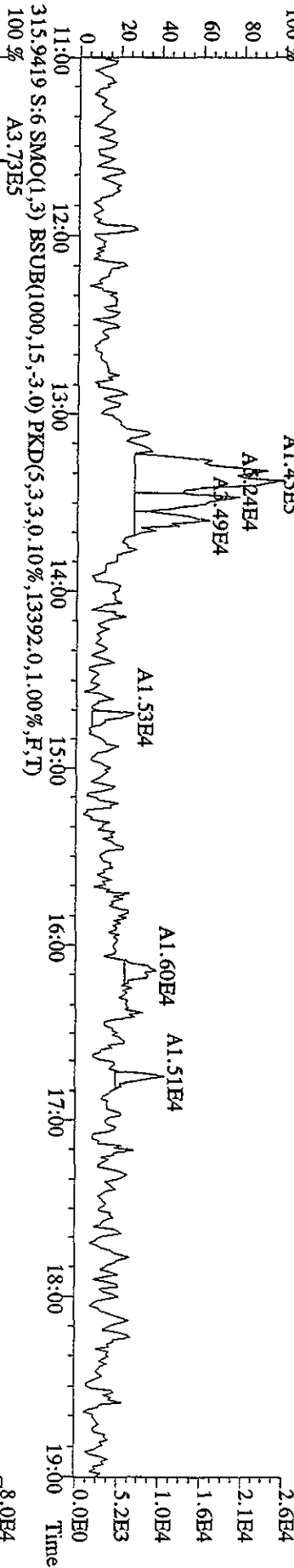
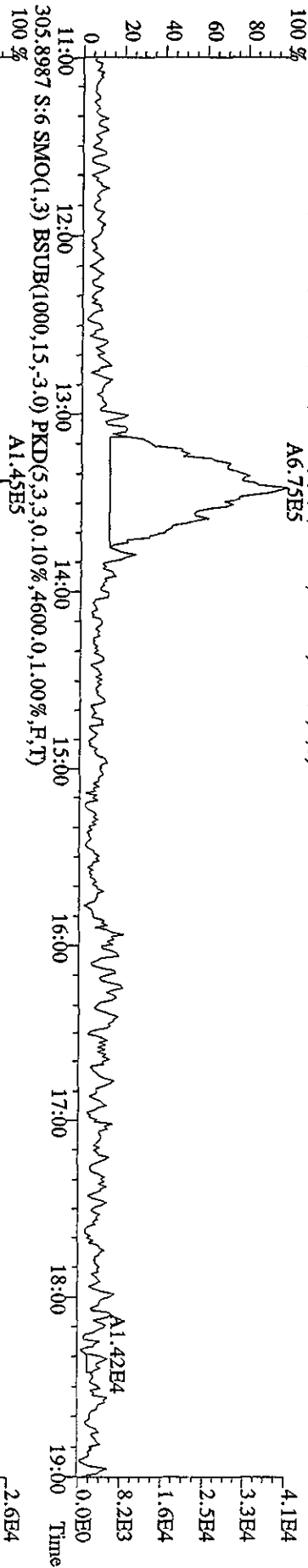
File:20AP105D2 #1-740 Acq:20-APR-2010 11:31:22 GC EI+ Voltage SIR 70SE
 Sample#4 Text:CP0420A :DB-225 CP5M 3732-06 Exp:DB225
 327.8847 S:4 SMO(1,3) BSUB(1000,15,-3.0) PKD(5,3,3,0.10%,4796.0,1.00%,F,T)
 100%



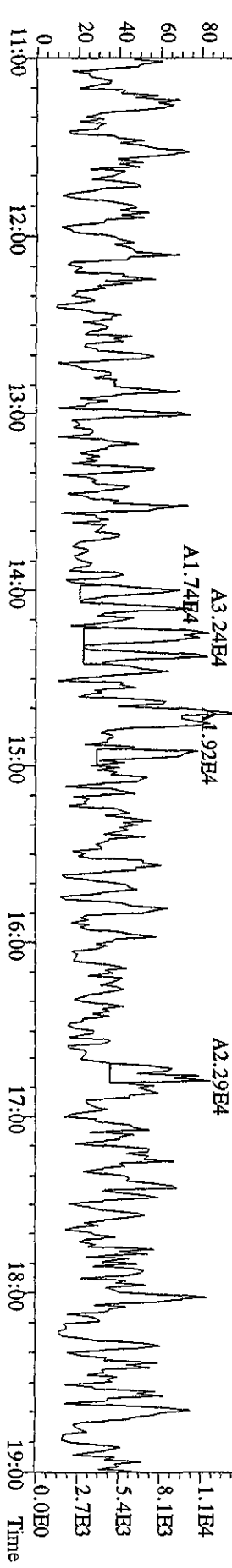
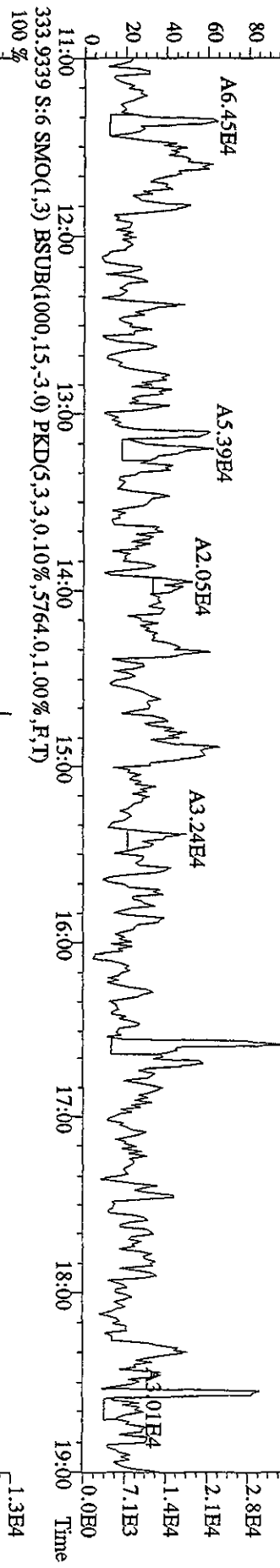
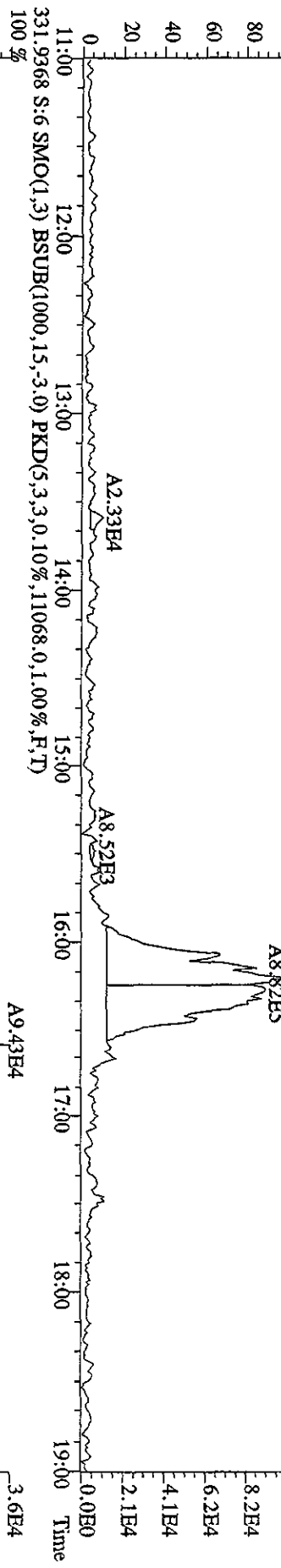
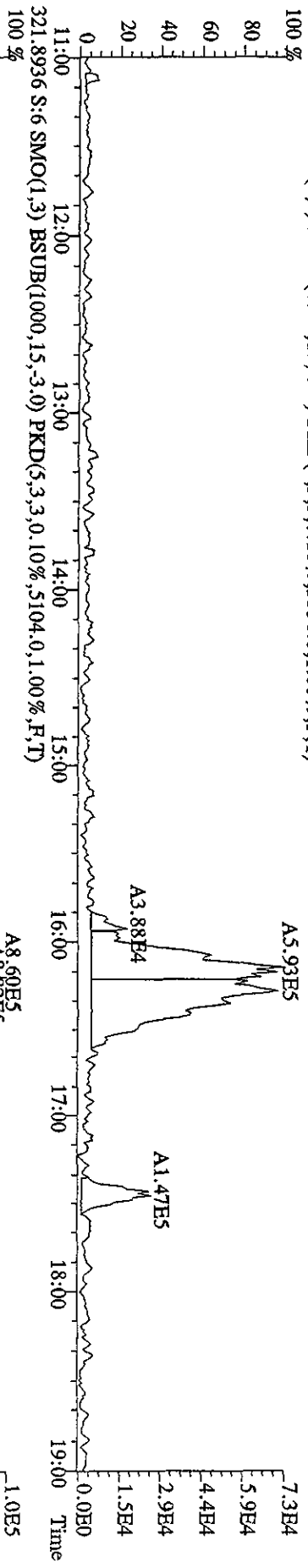
File:20AP105D2 #1-740 Acq:20-APR-2010 11:31:22 GC EI+ Voltage SIR 70SE
 Sample#4 Text:CP0420A :DB-225 CPISM 3732-06 Exp:DB225
 375.8364 S:4 SMO(1,3) BSUB(1000,15,-3.0) PKD(5,3,3,100.00%,2052.0,1.00%,F,T)



File:20AP105D2 #1-740 Acq:20-APR-2010 12:45:27 GC EI+ Voltage SIR 70SE
 Sample#6 Text:SB0420 :Solvent Blank C-14 Exp:DB225
 303.9016 S:6 SMO(1,3) BSUB(1000,15,-3.0) PKD(5,3,3,0.10%,4236.0,1.00%,F,T)
 100% A6.75E5



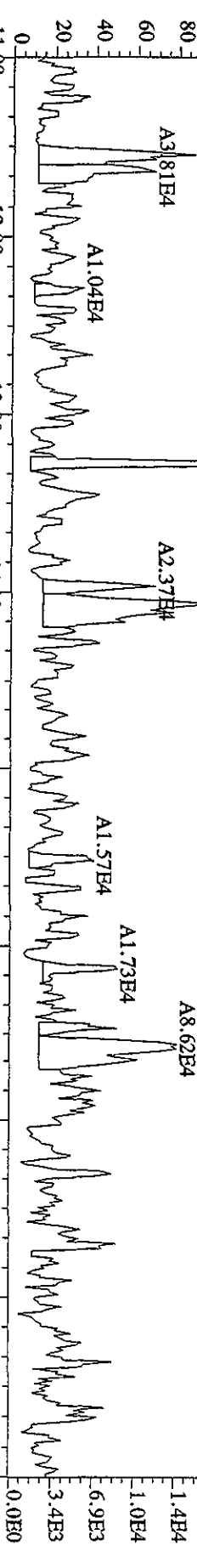
File:20AP105D2 #1-740 Acq:20-APR-2010 12:45:27 GC EI+ Voltage SIR 70SE
 Sample#6 Text:SB0420 :Solvent Blank C-14 Exp:DB225
 319.8965 S:6 SMO(1,3) BSUB(1000,15,-3.0) PKD(5,3,3,0,10%,3536.0,1.00%,F,T)



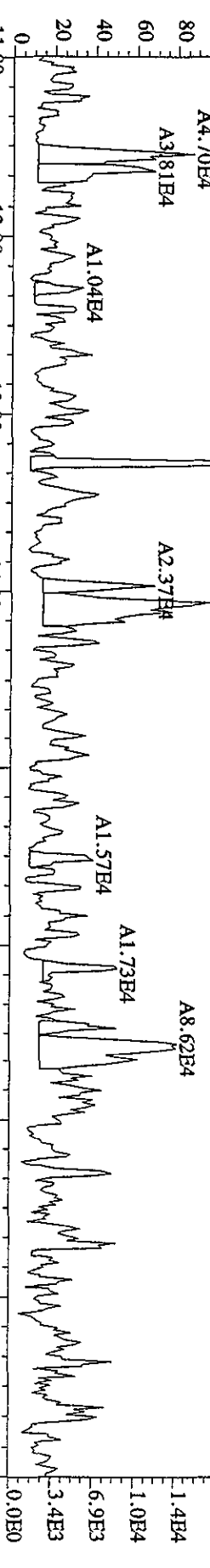
File:20AP105D2 #1-740 Acq:20-APR-2010 12:45:27 GC EI+ Voltage SIR 70SE

Sample#6 Text:SB0420 :Solvent Blank C-14 Exp:DB225

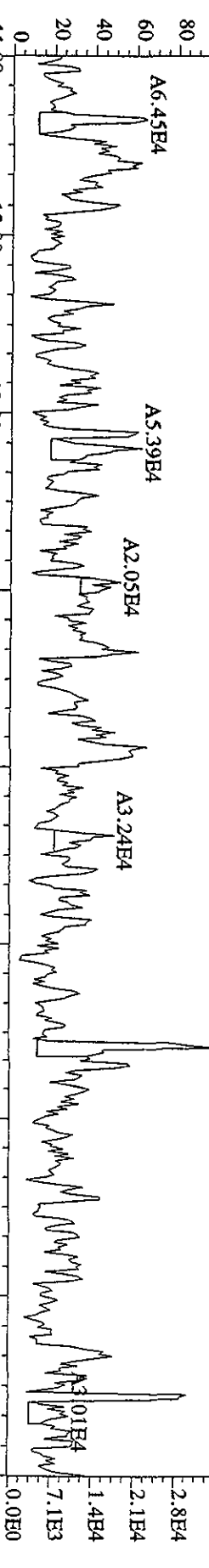
327.8847 S:6 SMO(1,3) BSUB(1000,15,-3.0) PKD(5,3,3,0.10%,4104,0.1,00%,F,T)



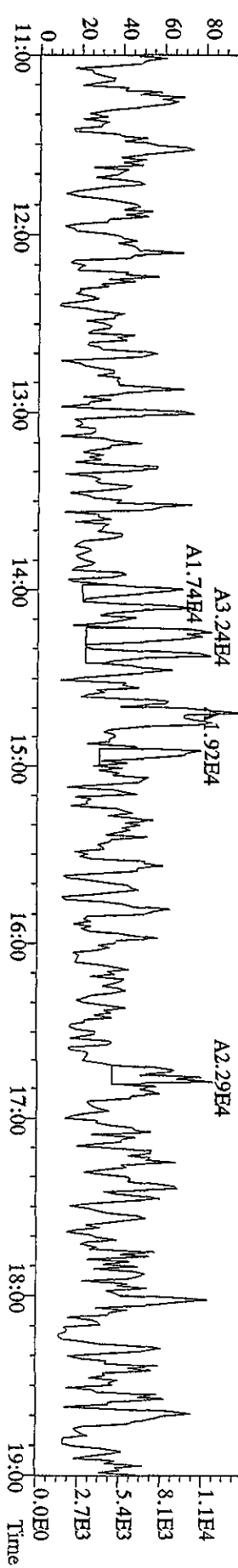
327.8847 S:6 SMO(1,3) BSUB(1000,15,-3.0) PKD(5,3,3,0.10%,4104,0.1,00%,F,T)




331.9368 S:6 SMO(1,3) BSUB(1000,15,-3.0) PKD(5,3,3,0.10%,11068,0.1,00%,F,T)



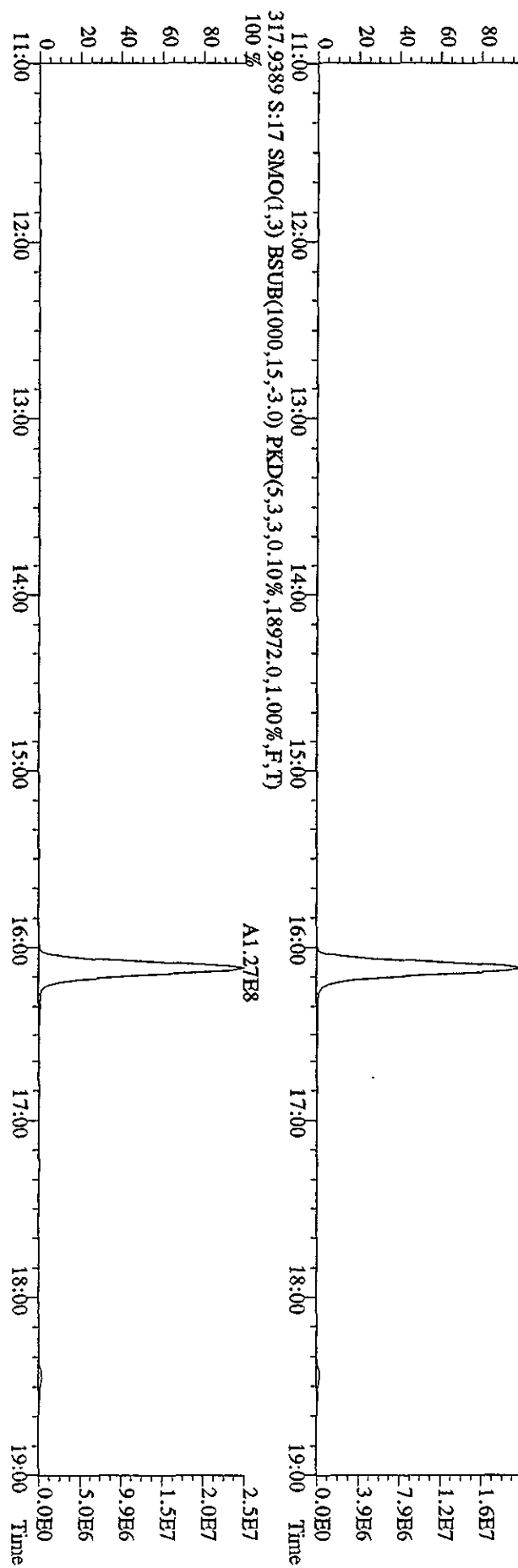
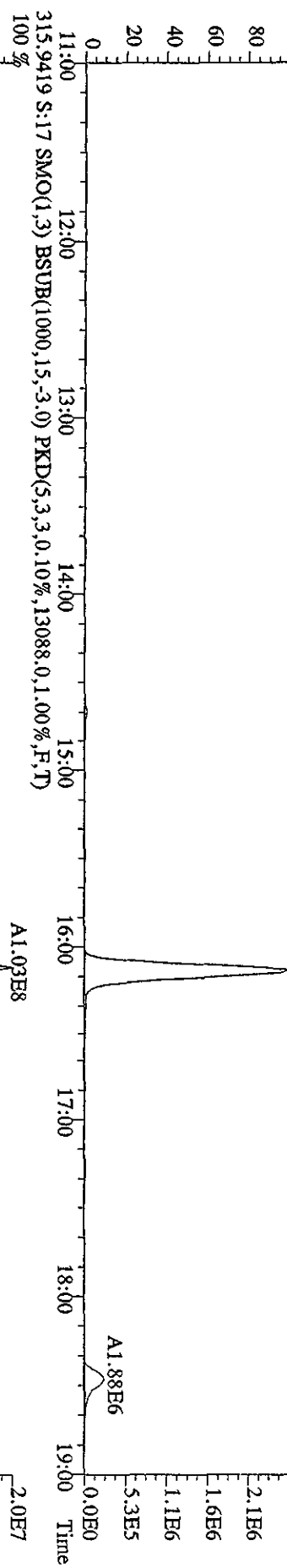
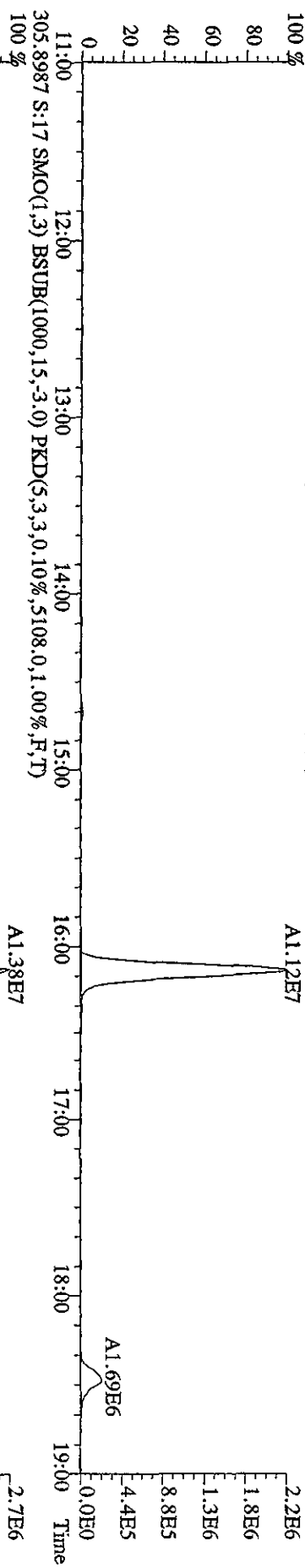
333.9339 S:6 SMO(1,3) BSUB(1000,15,-3.0) PKD(5,3,3,0.10%,5764,0.1,00%,F,T)



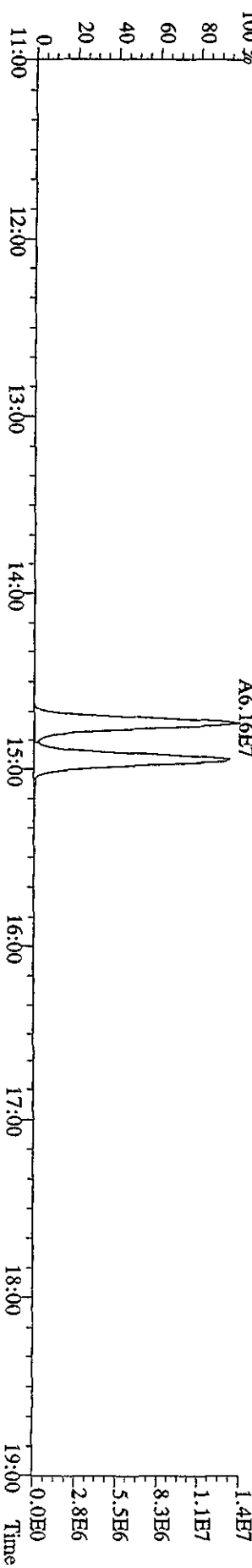
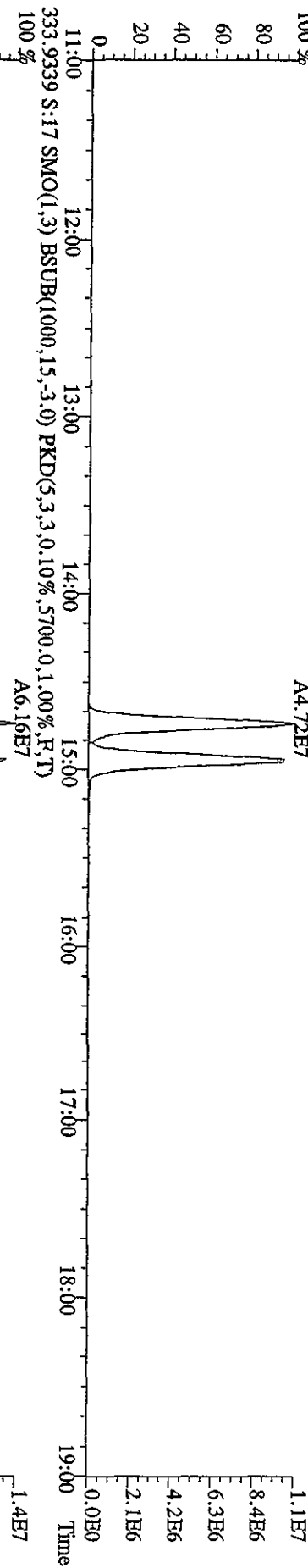
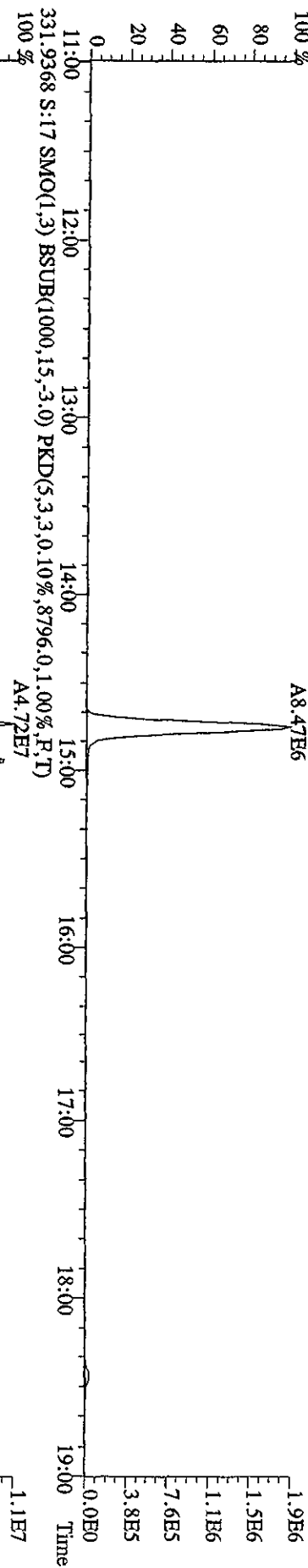
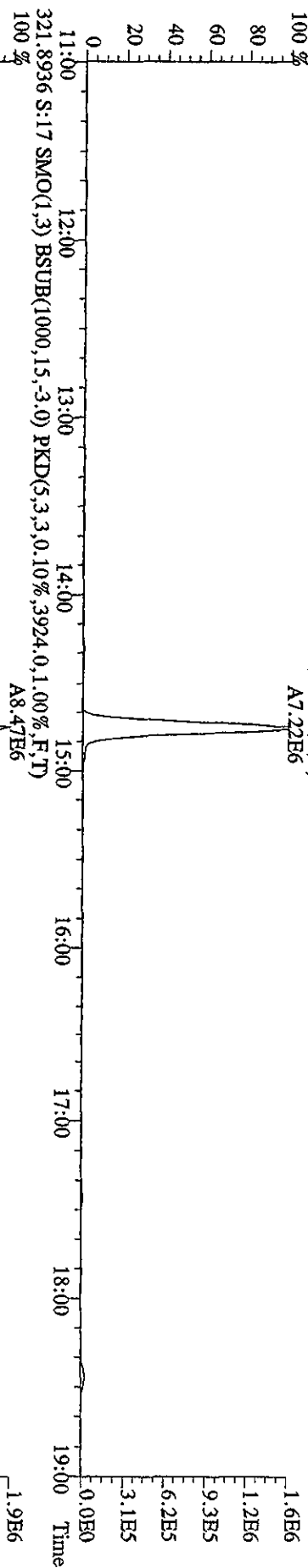
File: 20AP105D2 #1-740 Acq: 20-APR-2010 12:45:27 GC EI+ Voltage SIR 70SE
 Sample# 6 Text: SB0420 : Solvent Blank C-14 Exp: DB725
 375.8364 S: 6 SMO(1,3) BSUB(1000,15,-3.0) PKD(5,3,3,100.00%,1492.0,1.00%,F,T)



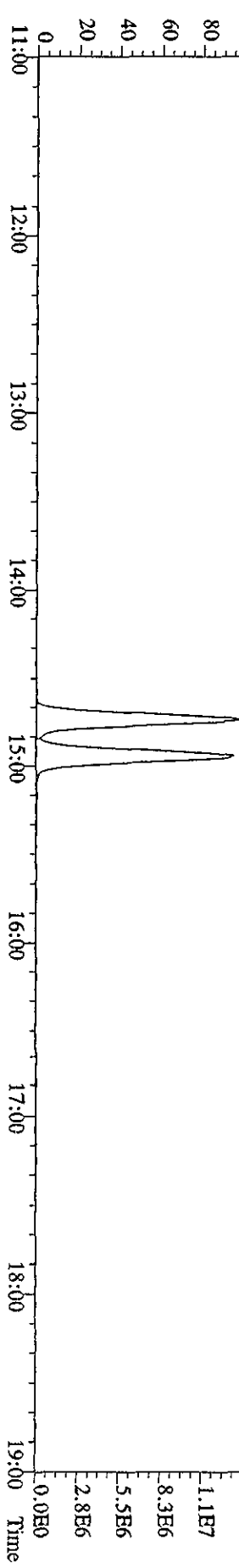
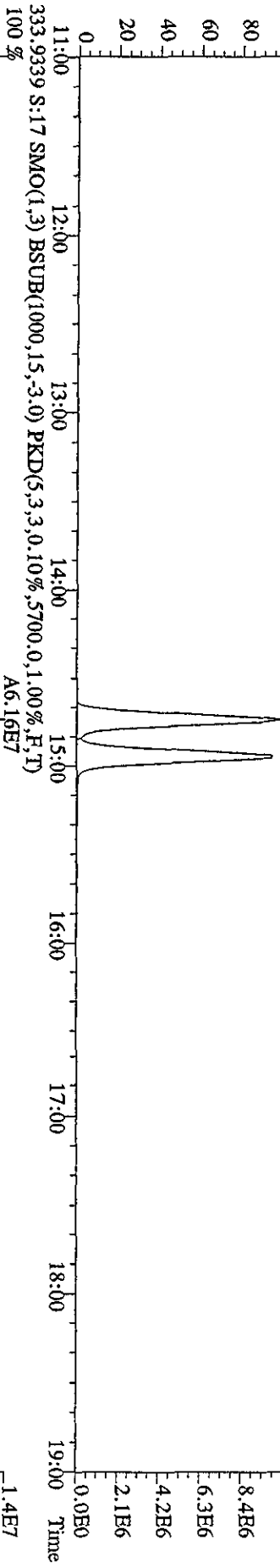
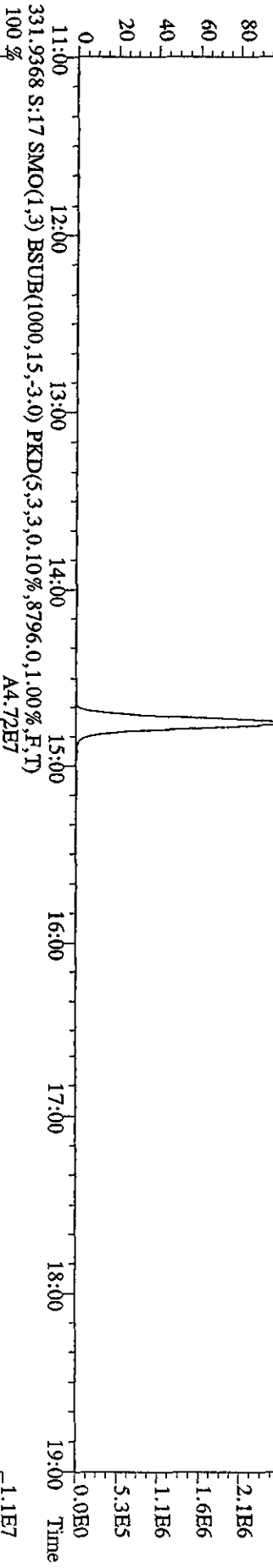
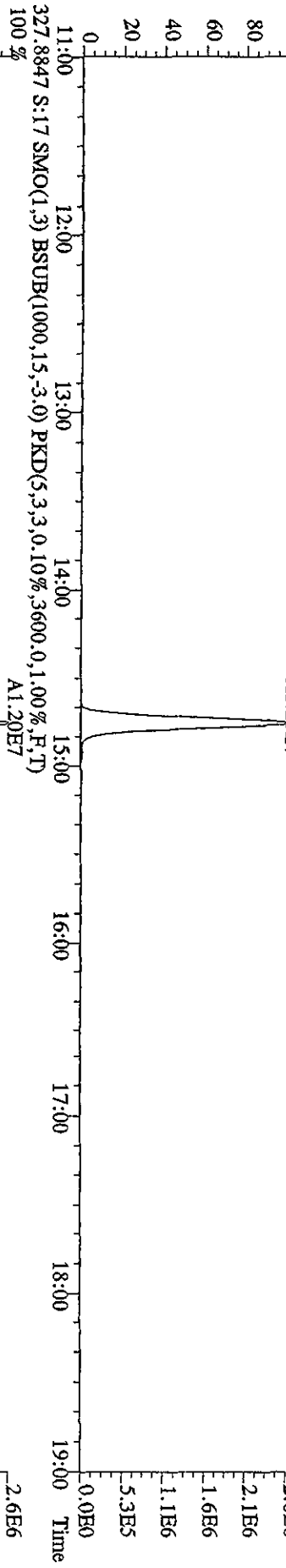
File:20AP105D2 #1-740 Acq:20-APR-2010 19:33:03 GC EI+ Voltage SFR 70SE
Sample#17 Text:ST0420B :CS3 10DXN111 Exp:DB225
303.9016 S:17 SMO(1,3) BSUB(1000,15,-3.0) PKD(5,3,3,0.10%,3936,0,1.00%,F,T)



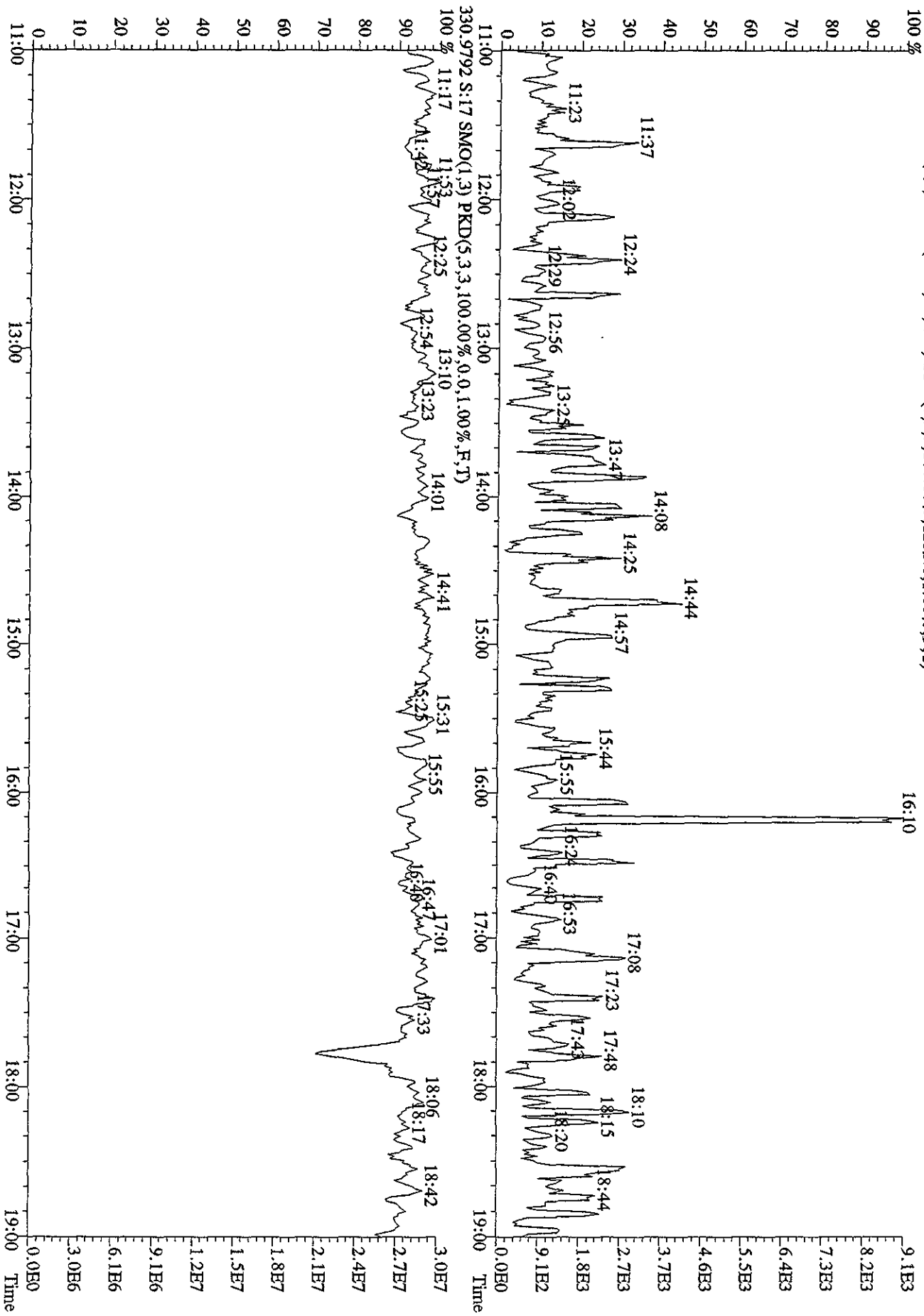
File:20API05D2 #1-740 Acq:20-APR-2010 19:33:03 GC EI+ Voltage SIR 70SE
Sample#17 Text:ST0420B :CS3 10DXN111 Exp:DB225
319.8965 S:17 SMO(1,3) BSUB(1000,15,-3.0) PKD(5,3,3,0,10%,2956,0,1.00%,F,T)
100 % A7.22E6



File:20AP105D2 #1-740 Acq:20-APR-2010 19:33:03 GC EI+ Voltage SIR 70SE
 Sample#17 Text:ST0420B :CS3 10DXN111 Exp:DB225
 327.8847 S:17 SMO(1,3) BSUB(1000,15,-3.0) PKD(5,3,3,0.10%,3600.0,1.00%,F,T) A1.20E7



File:20AP105D2 #1-740 Acq:20-APR-2010 19:33:03 GC EI+ Voltage SFR 70SE
 Sample#17 Text:ST0420B :CS3 10DXN111 Exp:DB225
 375.8364 S:17 SMO(1,3) BSUB(1000,15,-3.0) PKD(5,3,3,100.00%,1252.0,1.00%,F,T)



Initial Calibration

Includes (as applicable):

runlog

standard raw data

statistical summary

ms tune data

Initial Calibration Checklist Dioxin Methods

ICAL ID ICA030420103D51613OCDD25 (Tetras) + 8290

Method ID 8290, 1613B, Tetras Date Scanned _____

Column ID DB5

Instrument ID 3D5

STD ID's ST0304, (A, B, C, D.)

10DXN049,
STD Solution 09DXN422(23,26,56)

GC Program OCDD25

Multiplier Setting 350

Analyzed By JRB

Date Analyzed 03/04/10

Prepared By JRB

Date Prepared 3/4/10

Reviewed By M.G.

Date Reviewed 3/5/10

ANALYSIS OFFICIAL	INITIATED	REVIEWED
Curve summary present?	✓	✓
Hardcopies of chromatograms for CS1-CS5 present?	✓	✓
Copy of log-file present?	✓	✓
Static resolution check present?	✓	✓
Target file RT's correct?	✓	✓
%RSD within method-specified limits?*	✓	✓
Signal-to-noise criteria met?	✓	✓
Isotopic ratios within limits?	✓	✓
High point free of saturation?	✓	✓
Are chromatographic windows correct?	✓	✓
Manual reintegration's checked and hardcopies included?	✓	✓

COMMENTS: CS3 13C-1,2,3,4-TCDD RT = 26.21 min 13C-1,2,3,7,8,9-HxCDD RT = 41.66 min

*Method 8290/TO9/M0023A: %RSD ≤20% for natives, ≤30% for labeled compounds; S/N ≥10
 Method 1613B: %RSD ≤20% natives, ≤30% labeled compounds; S/N ≥10
 Method 23: %RSD ≤ values specified in Table 5, Method 23; S/N ≥ 2.5

Dataset: C:\MassLynx\JAN2010.PRO\ICA030420103D58290OCDD25.qld

Last Altered: Wednesday, March 31, 2010 15:00:29 Pacific Daylight Time

Printed: Wednesday, March 31, 2010 15:01:43 Pacific Daylight Time

Method: C:\MassLynx\JAN2010.PRO\MethDB\82903D5.mdb 31 Mar 2010 14:48:54

Calibration: C:\MassLynx\JAN2010.PRO\CurveDB\ICA030420103D58290OCDD25.cdb 31 Mar 2010 15:00:28

#	Name	RRF Mean	RRF SD	RRF %Rel SD
1	13C-1,2,3,4-TCDD	1.00000	0.00000	0.00000
2				
3	13C-2,3,7,8-TCDF	1.29217	0.15223	11.78067
4	2,3,7,8-TCDF	0.98315	0.04581	4.65926
5	Total TCDFs	0.98315	0.04581	4.65926
6				
7	13C-2,3,7,8-TCDD	0.89708	0.08170	9.10684
8	2,3,7,8-TCDD	1.05105	0.07819	7.43940
9	Total TCDDs	1.05105	0.07819	7.43940
10				
11	37CL-2,3,7,8-TCDD	1.06704	0.11260	10.55250
12				
13	13C-1,2,3,7,8-PeCDF	1.01112	0.14885	14.72150
14	1,2,3,7,8-PeCDF	1.01766	0.05712	5.61277
15	2,3,4,7,8-PeCDF	1.01420	0.03974	3.91833
16	Total F2 PeCDFs	1.01593	0.04687	4.61345
17	Total F1 PeCDFs	1.01593	0.04687	4.61345
18				
19	13C-1,2,3,7,8-PeCDD	0.66822	0.10736	16.06722
20	1,2,3,7,8-PeCDD	0.99572	0.04304	4.32214
21	Total PeCDDs	0.99572	0.04304	4.32213
22				
23	13C-1,2,3,7,8,9-HxCDD	1.00000	0.00000	0.00000
24				
25	13C-1,2,3,4,7,8-HxCDF	0.88818	0.07131	8.02886
26	1,2,3,4,7,8-HxCDF	1.24155	0.08733	7.03397
27	1,2,3,6,7,8-HxCDF	1.42681	0.06317	4.42760
28	2,3,4,6,7,8-HxCDF	1.28770	0.05871	4.55964
29	1,2,3,7,8,9-HxCDF	1.21630	0.14130	11.61709
30	Total HxCDFs	1.29309	0.08375	6.47669
31				
32	13C-1,2,3,6,7,8-HxCDD	0.81128	0.07661	9.44287
33	1,2,3,4,7,8-HxCDD	0.88272	0.07520	8.51958
34	1,2,3,6,7,8-HxCDD	1.08449	0.06107	5.63094
35	1,2,3,7,8,9-HxCDD	1.18402	0.19196	16.21217
36	Total HxCDDs	1.05041	0.10668	10.15640
37				
38	13C-1,2,3,4,6,7,8-HpCDF	0.80110	0.04887	6.10082
39	1,2,3,4,6,7,8-HpCDF	1.38128	0.07667	5.55037
40	1,2,3,4,7,8,9-HpCDF	1.10952	0.09098	8.20003
41	Total HpCDFs	1.24540	0.07829	6.28644
42				
43	13C-1,2,3,4,6,7,8-HpCDD	0.68208	0.03757	5.50795
44	1,2,3,4,6,7,8-HpCDD	1.03068	0.04633	4.49467
45	Total HpCDDs	1.03068	0.04633	4.49467
46				
47	13C-1,2,3,4,6,7,8,9-HxCDF	0.49708	0.05819	10.08800

Dataset: C:\MassLynx\JAN2010.PRO\CA030420103D58290OCDD25.qld

Last Altered: Wednesday, March 31, 2010 15:00:29 Pacific Daylight Time

Printed: Wednesday, March 31, 2010 15:01:43 Pacific Daylight Time

#	Name	RRF Mean	RRF SD	RRF %Rel SD
48	OCDF	1.42582	0.12745	8.93881
49	OCDD	1.15547	0.07554	6.53715
50				
51				
52	Function 1 PFK			
53	Function 2 PFK			
54	Function 3 PFK			
55	Function 4 PFK			
56	Function 5 PFK			
57	TCDF PCDPE			
58	F1 PeCDF PCDPE			
59	F2 PeCDF PCDPE			
60	HXCDF PCDPE			
61	HPCDF PCDPE			
62	OCDF PCDPE			

Dataset: C:\MassLynx\JAN2010.PRO\ICA030420103D58290OCDD25.qid

Last Altered: Wednesday, March 31, 2010 14:50:13 Pacific Daylight Time

Printed: Wednesday, March 31, 2010 14:53:09 Pacific Daylight Time

Method: C:\MassLynx\JAN2010.PRO\MethDB\82903D5.mdb 31 Mar 2010 14:48:54

Calibration: C:\MassLynx\JAN2010.PRO\CurveDB\ICA030420103D58290OCDD25.cdb 31 Mar 2010 14:50:13

Name: 04MR103D5_01, Date: 04-Mar-2010, Time: 11:08:50, ID: ST0304, Description: CS-1 09DXN422

#	Name	Trace	RT	Response	RRF	Mod Date	Ratio	Ratio Flag
1	13C-1,2,3,4-TCDD	331.9368	26.23	3040918	1.00000		0.768	NO
2								
3	13C-2,3,7,8-TCDF	315.9419	25.59	3796912	1.24861		0.797	NO
4	2,3,7,8-TCDF	303.9016	25.61	18713	0.98567		0.721	NO
5	Total TCDFs	303.9016						
6								
7	13C-2,3,7,8-TCDD	331.9368	26.45	2674113	0.87938		0.754	NO
8	2,3,7,8-TCDD	319.8965	26.48	12770	0.95510		0.679	NO
9	Total TCDDs	319.8965						
10								
11	37CL-2,3,7,8-TCDD	327.8847	26.48	14799	0.97333			
12								
13	13C-1,2,3,7,8-PeCDF	351.9000	31.49	2906060	0.95565		1.572	NO
14	1,2,3,7,8-PeCDF	339.8597	31.52	67918	0.93485		1.544	NO
15	2,3,4,7,8-PeCDF	339.8597	33.07	71354	0.98214		1.643	NO
16	Total F2 PeCDFs	339.8597						
17	Total F1 PeCDFs	339.8597						
18								
19	13C-1,2,3,7,8-PeCDD	367.8949	33.91	1903792	0.62606		1.585	NO
20	1,2,3,7,8-PeCDD	355.8546	33.94	45107	0.94773		1.573	NO
21	Total PeCDDs	355.8546						
22								
23	13C-1,2,3,7,8,9-HxCDD	401.8559	41.67	2063438	1.00000		1.228	NO
24								
25	13C-1,2,3,4,7,8-HxCDF	383.8639	40.21	2017490	0.97773		0.516	NO
26	1,2,3,4,7,8-HxCDF	373.8208	40.23	56426	1.11873		1.273	NO
27	1,2,3,6,7,8-HxCDF	373.8208	40.38	66901	1.32642		1.257	NO
28	2,3,4,6,7,8-HxCDF	373.8208	41.11	61755	1.22440		1.221	NO
29	1,2,3,7,8,9-HxCDF	373.8208	41.86	52938	1.04959		1.279	NO
30	Total HxCDFs	373.8208						
31								
32	13C-1,2,3,6,7,8-HxCDD	401.8559	41.37	1871453	0.90696		1.267	NO
33	1,2,3,4,7,8-HxCDD	389.8157	41.28	37015	0.79116		1.193	NO
34	1,2,3,6,7,8-HxCDD	389.8157	41.38	47051	1.00565		1.284	NO
35	1,2,3,7,8,9-HxCDD	389.8157	41.69	42915	0.91726		1.084	NO
36	Total HxCDDs	389.8157						
37								
38	13C-1,2,3,4,6,7,8-HpCDF	417.8253	43.30	1792725	0.86880		0.434	NO
39	1,2,3,4,6,7,8-HpCDF	407.7818	43.32	56569	1.26218		1.048	NO
40	1,2,3,4,7,8,9-HpCDF	407.7818	44.49	44951	1.00296		1.056	NO
41	Total HpCDFs	407.7818						
42								
43	13C-1,2,3,4,6,7,8-HpCDD	435.8169	44.17	1470497	0.71264		1.074	NO
44	1,2,3,4,6,7,8-HpCDD	423.7766	44.18	35892	0.97633		1.058	NO
45	Total HpCDDs	423.7766						

Dataset: C:\MassLynx\JAN2010.PRO\ICA030420103D58290OCDD25.qld

Last Altered: Wednesday, March 31, 2010 14:50:13 Pacific Daylight Time

Printed: Wednesday, March 31, 2010 14:53:09 Pacific Daylight Time

Name: 04MR103D5_01, Date: 04-Mar-2010, Time: 11:08:50, ID: ST0304, Description: CS-1 09DXN422

#	Name	Trace	RT	Response	RRF	Mod Date	Ratio	Ratio Flag
47	13C-OCDD	469.7779	46.75	2142968	0.51927		0.926	NO
48	OCDF	441.7428	46.86	66237	1.23636		0.957	NO
49	OCDD	457.7377	46.76	55972	1.04476		0.909	NO
50								
51								
52	Function 1 PFK	330.97...						
53	Function 2 PFK	342.97...						
54	Function 3 PFK	380.97...						
55	Function 4 PFK	430.97...						
56	Function 5 PFK	442.97...						
57	TCDF PCDPE	375.8364						
58	F1 PeCDF PCDPE	409.79...						
59	F2 PeCDF PCDPE	409.7974						
60	HXCDF PCDPE	445.7555						
61	HPCDF PCDPE	479.7165						
62	OCDF PCDPE	513.67...						

Dataset: C:\MassLynx\JAN2010.PRO\ICA030420103D58290OCDD25.qld

Last Altered: Wednesday, March 31, 2010 15:00:29 Pacific Daylight Time

Printed: Wednesday, March 31, 2010 15:01:09 Pacific Daylight Time

Method: C:\MassLynx\JAN2010.PRO\MethDB\82903D5.mdb 31 Mar 2010 14:48:54

Calibration: C:\MassLynx\JAN2010.PRO\CurveDB\ICA030420103D58290OCDD25.cdb 31 Mar 2010 15:00:28

Name: 04MR103D5_02, Date: 04-Mar-2010, Time: 12:01:58, ID: ST0304A, Description: CS-2 09DXN423

#	Name	Trace	RT	Response	RRF	Mod.Date	Ratio	Ratio Flag
1	13C-1,2,3,4-TCDD	331.9368	26.20	2736176	1.00000		0.784	NO
2								
3	13C-2,3,7,8-TCDF	315.9419	25.58	3226945	1.17936		0.791	NO
4	2,3,7,8-TCDF	303.9016	25.59	58333	0.90384		0.797	NO
5	Total TCDFs	303.9016						
6								
7	13C-2,3,7,8-TCDD	331.9368	26.44	2268388	0.82904		0.801	NO
8	2,3,7,8-TCDD	319.8965	26.47	44311	0.97671		0.769	NO
9	Total TCDDs	319.8965						
10								
11	37CL-2,3,7,8-TCDD	327.8847	26.45	53661	0.98058			
12								
13	13C-1,2,3,7,8-PeCDF	351.9000	31.48	2424787	0.88620		1.633	NO
14	1,2,3,7,8-PeCDF	339.8597	31.51	237805	0.98073		1.602	NO
15	2,3,4,7,8-PeCDF	339.8597	33.06	234019	0.96511		1.604	NO
16	Total F2 PeCDFs	339.8597						
17	Total F1 PeCDFs	339.8597						
18								
19	13C-1,2,3,7,8-PeCDD	367.8949	33.90	1536969	0.56172		1.599	NO
20	1,2,3,7,8-PeCDD	355.8546	33.91	146360	0.95226		1.635	NO
21	Total PeCDDs	355.8546						
22								
23	13C-1,2,3,7,8,9-HxCDD	401.8559	41.66	1699406	1.00000	31-Mar-10	1.268	NO
24								
25	13C-1,2,3,4,7,8-HxCDF	383.8639	40.19	1557017	0.91621		0.504	NO
26	1,2,3,4,7,8-HxCDF	373.8208	40.21	184379	1.18418		1.242	NO
27	1,2,3,6,7,8-HxCDF	373.8208	40.37	219369	1.40891		1.287	NO
28	2,3,4,6,7,8-HxCDF	373.8208	41.08	193023	1.23970		1.271	NO
29	1,2,3,7,8,9-HxCDF	373.8208	41.85	171504	1.10149		1.264	NO
30	Total HxCDFs	373.8208						
31								
32	13C-1,2,3,6,7,8-HxCDD	401.8559	41.35	1427722	0.84013		1.364	NO
33	1,2,3,4,7,8-HxCDD	389.8157	41.27	118901	0.83280		1.235	NO
34	1,2,3,6,7,8-HxCDD	389.8157	41.37	149149	1.04466		1.274	NO
35	1,2,3,7,8,9-HxCDD	389.8157	41.67	154517	1.08226		1.319	NO
36	Total HxCDDs	389.8157						
37								
38	13C-1,2,3,4,6,7,8-HpCDF	417.8253	43.29	1375556	0.80943		0.446	NO
39	1,2,3,4,6,7,8-HpCDF	407.7818	43.30	188915	1.37337		1.054	NO
40	1,2,3,4,7,8,9-HpCDF	407.7818	44.48	140104	1.01853		0.951	NO
41	Total HpCDFs	407.7818						
42								
43	13C-1,2,3,4,6,7,8-HpCDD	435.8169	44.15	1142493	0.67229		1.055	NO
44	1,2,3,4,6,7,8-HpCDD	423.7766	44.17	113091	0.98986		1.039	NO
45	Total HpCDDs	423.7766						

Dataset: C:\MassLynx\JAN2010.PRO\ICA030420103D58290OCDD25.qld

Last Altered: Wednesday, March 31, 2010 15:00:29 Pacific Daylight Time

Printed: Wednesday, March 31, 2010 15:01:09 Pacific Daylight Time

Name: 04MR103D5_02, Date: 04-Mar-2010, Time: 12:01:58, ID: ST0304A, Description: CS-2 09DXN423

#	Name	Trace	RT	Response	RRF	Mod.Date	Ratio	Ratio Flag
47	13C-OCDD	469.7779	46.74	1597528	0.47003		0.926	NO
48	OCDF	441.7428	46.84	215871	1.35128		0.935	NO
49	OCDD	457.7377	46.75	179019	1.12060		0.864	NO
50								
51								
52	Function 1 PFK	330.97...						
53	Function 2 PFK	342.97...						
54	Function 3 PFK	380.97...						
55	Function 4 PFK	430.97...						
56	Function 5 PFK	442.97...						
57	TCDF PCDPE	375.8364						
58	F1 PeCDF PCDPE	409.79...						
59	F2 PeCDF PCDPE	409.7974						
60	HXCDF PCDPE	445.7555						
61	HPCDF PCDPE	479.7165						
62	OCDF PCDPE	513.67...						

Dataset: C:\MassLynx\JAN2010.PROVICA030420103D58290CDD25.qld

Last Altered: Wednesday, March 31, 2010 14:50:13 Pacific Daylight Time

Printed: Wednesday, March 31, 2010 14:53:09 Pacific Daylight Time

Name: 04MR103D5_02, Date: 04-Mar-2010, Time: 12:01:58, ID: ST0304A, Description: CS-2 09DXN423

#	Name	Trace	RT	Response	RRF	Mod Date	Ratio	Ratio Flag
1	13C-1,2,3,4-TCDD	331.9368	26.20	2736178	1.00000		0.784	NO
2								
3	13C-2,3,7,8-TCDF	315.9419	25.58	3226945	1.17936		0.791	NO
4	2,3,7,8-TCDF	303.9016	25.59	58333	0.90384		0.797	NO
5	Total TCDFs	303.9016						
6								
7	13C-2,3,7,8-TCDD	331.9368	26.44	2268388	0.82904		0.801	NO
8	2,3,7,8-TCDD	319.8965	26.47	44311	0.97671		0.769	NO
9	Total TCDDs	319.8965						
10								
11	37CL-2,3,7,8-TCDD	327.8847	26.45	53661	0.98058			
12								
13	13C-1,2,3,7,8-PeCDF	351.9000	31.48	2424787	0.88620		1.633	NO
14	1,2,3,7,8-PeCDF	339.8597	31.51	237805	0.98073		1.602	NO
15	2,3,4,7,8-PeCDF	339.8597	33.06	234019	0.96511		1.604	NO
16	Total F2 PeCDFs	339.8597						
17	Total F1 PeCDFs	339.8597						
18								
19	13C-1,2,3,7,8-PeCDD	367.8949	33.90	1536969	0.56172		1.599	NO
20	1,2,3,7,8-PeCDD	355.8546	33.91	146360	0.95226		1.635	NO
21	Total PeCDDs	355.8546						
22								
23	13C-1,2,3,7,8,9-HxCDD	401.8559	41.66	1824371	1.00000		1.435	YES
24								
25	13C-1,2,3,4,7,8-HxCDF	383.8639	40.19	1557017	0.85345		0.504	NO
26	1,2,3,4,7,8-HxCDF	373.8208	40.21	184379	1.18418		1.242	NO
27	1,2,3,6,7,8-HxCDF	373.8208	40.37	219369	1.40891		1.287	NO
28	2,3,4,6,7,8-HxCDF	373.8208	41.08	193023	1.23970		1.271	NO
29	1,2,3,7,8,9-HxCDF	373.8208	41.85	171504	1.10149		1.264	NO
30	Total HxCDFs	373.8208						
31								
32	13C-1,2,3,6,7,8-HxCDD	401.8559	41.35	1427722	0.78258		1.364	NO
33	1,2,3,4,7,8-HxCDD	389.8157	41.27	118901	0.83280		1.235	NO
34	1,2,3,6,7,8-HxCDD	389.8157	41.37	149149	1.04466		1.274	NO
35	1,2,3,7,8,9-HxCDD	389.8157	41.87	154517	1.08226		1.319	NO
36	Total HxCDDs	389.8157						
37								
38	13C-1,2,3,4,6,7,8-HpCDF	417.8253	43.29	1375556	0.76399		0.446	NO
39	1,2,3,4,6,7,8-HpCDF	407.7818	43.30	188915	1.37337		1.054	NO
40	1,2,3,4,7,8,9-HpCDF	407.7818	44.48	140104	1.01853		0.951	NO
41	Total HpCDFs	407.7818						
42								
43	13C-1,2,3,4,6,7,8-HpCDD	435.8169	44.15	1142493	0.62624		1.055	NO
44	1,2,3,4,6,7,8-HpCDD	423.7766	44.17	113091	0.98986		1.039	NO
45	Total HpCDDs	423.7766						
46								
47	13C-OCDD	469.7779	46.74	1597528	0.43783		0.926	NO
48	OCDF	441.7428	46.84	215871	1.35128		0.935	NO
49	OCDD	457.7377	46.75	179019	1.12060		0.864	NO

Dataset: C:\MassLynx\JAN2010.PRO\ICA030420103D58290OCDD25.qld

Last Altered: Wednesday, March 31, 2010 14:50:13 Pacific Daylight Time

Printed: Wednesday, March 31, 2010 14:53:09 Pacific Daylight Time

Name: 04MR103D5_02, Date: 04-Mar-2010, Time: 12:01:58, ID: ST0304A, Description: CS-2 09DXN423

#	Name	Trace	RT	Response	RRF	Mod.Date	Ratio	Ratio Flag
50								
51								
52	Function 1 PFK		330.97...					
53	Function 2 PFK		342.97...					
54	Function 3 PFK		380.97...					
55	Function 4 PFK		430.97...					
56	Function 5 PFK		442.97...					
57	TCDF PCDPE		375.8364					
58	F1 PeCDF PCDPE		409.79...					
59	F2 PeCDF PCDPE		409.7974					
60	HXCDF PCDPE		445.7555					
61	HPCDF PCDPE		479.7165					
62	OCDF PCDPE		513.67...					

Dataset: C:\MassLynx\JAN2010.PRO\ICA030420103D58290CDD25.qld

Last Altered: Wednesday, March 31, 2010 14:50:13 Pacific Daylight Time

Printed: Wednesday, March 31, 2010 14:53:09 Pacific Daylight Time

Name: 04MR103D5_03, Date: 04-Mar-2010, Time: 12:53:09, ID: ST0304B, Description: CS-3 10DXN049

#	Name	Trace	RT	Response	RRF	Mod.Date	Ratio	Ratio Flag
1	13C-1,2,3,4-TCDD	331.9368	26.21	2618099	1.00000		0.770	NO
2								
3	13C-2,3,7,8-TCDF	315.9419	25.58	3447719	1.31688		0.790	NO
4	2,3,7,8-TCDF	303.9016	25.59	351020	1.01812		0.777	NO
5	Total TCDFs	303.9016						
6								
7	13C-2,3,7,8-TCDD	331.9368	26.44	2389723	0.91277		0.793	NO
8	2,3,7,8-TCDD	319.8965	26.47	266035	1.11325		0.793	NO
9	Total TCDDs	319.8965						
10								
11	37CL-2,3,7,8-TCDD	327.8847	26.47	288862	1.10333			
12								
13	13C-1,2,3,7,8-PeCDF	351.9000	31.49	2673242	1.02106		1.590	NO
14	1,2,3,7,8-PeCDF	339.8597	31.51	1420755	1.06295		1.567	NO
15	2,3,4,7,8-PeCDF	339.8597	33.07	1419244	1.06181		1.577	NO
16	Total F2 PeCDFs	339.8597						
17	Total F1 PeCDFs	339.8597						
18								
19	13C-1,2,3,7,8-PeCDD	367.8949	33.90	1789273	0.68342		1.591	NO
20	1,2,3,7,8-PeCDD	355.8546	33.93	912918	1.02043		1.645	NO
21	Total PeCDDs	355.8546						
22								
23	13C-1,2,3,7,8,9-HxCDD	401.8559	41.66	2076425	1.00000		1.336	NO
24								
25	13C-1,2,3,4,7,8-HxCDF	383.8639	40.21	1827917	0.88032		0.525	NO
26	1,2,3,4,7,8-HxCDF	373.8208	40.22	1168554	1.27856		1.244	NO
27	1,2,3,6,7,8-HxCDF	373.8208	40.37	1360565	1.48865		1.197	NO
28	2,3,4,6,7,8-HxCDF	373.8208	41.09	1169048	1.27910		1.249	NO
29	1,2,3,7,8,9-HxCDF	373.8208	41.85	1145622	1.25347		1.255	NO
30	Total HxCDFs	373.8208						
31								
32	13C-1,2,3,6,7,8-HxCDD	401.8559	41.35	1677700	0.80797		1.280	NO
33	1,2,3,4,7,8-HxCDD	389.8157	41.27	742242	0.88483		1.261	NO
34	1,2,3,6,7,8-HxCDD	389.8157	41.37	915194	1.09101		1.267	NO
35	1,2,3,7,8,9-HxCDD	389.8157	41.67	1014281	1.20913		1.252	NO
36	Total HxCDDs	389.8157						
37								
38	13C-1,2,3,4,6,7,8-HpCDF	417.8253	43.29	1609884	0.77532		0.457	NO
39	1,2,3,4,6,7,8-HpCDF	407.7818	43.30	1183771	1.47063		1.033	NO
40	1,2,3,4,7,8,9-HpCDF	407.7818	44.48	939354	1.16698		1.047	NO
41	Total HpCDFs	407.7818						
42								
43	13C-1,2,3,4,6,7,8-HpCDD	435.8169	44.15	1390048	0.66944		1.074	NO
44	1,2,3,4,6,7,8-HpCDD	423.7766	44.17	754531	1.08562		1.103	NO
45	Total HpCDDs	423.7766						
46								
47	13C-OCDD	469.7779	46.74	1929564	0.46464		0.904	NO
48	OCDF	441.7428	46.85	1465508	1.51900		0.880	NO
49	OCDD	457.7377	46.75	1462937	1.48815		0.856	NO

Dataset: C:\MassLynx\JAN2010.PRO\ICA030420103D58290OCDD25.qld

Last Altered: Wednesday, March 31, 2010 14:50:13 Pacific Daylight Time

Printed: Wednesday, March 31, 2010 14:53:09 Pacific Daylight Time

Name: 04MR103D5_03, Date: 04-Mar-2010, Time: 12:53:09, ID: ST0304B, Description: CS-3 10DXN049

#	Name	Trace	RT	Response	RRF	Mod/Date	Ratio	Ratio Flag
50								
51								
52	Function 1 PFK		330.97...					
53	Function 2 PFK		342.97...					
54	Function 3 PFK		380.97...					
55	Function 4 PFK		430.97...					
56	Function 5 PFK		442.97...					
57	TCDF PCDPE		375.8364					
58	F1 PeCDF PCDPE		409.79...					
59	F2 PeCDF PCDPE		409.7974					
60	HXCDF PCDPE		445.7555					
61	HPCDF PCDPE		479.7165					
62	OCDF PCDPE		513.67...					

Dataset: C:\MassLynx\JAN2010.PRO\ICA030420103D58290OCDD25.qld

Last Altered: Wednesday, March 31, 2010 14:50:13 Pacific Daylight Time

Printed: Wednesday, March 31, 2010 14:53:09 Pacific Daylight Time

Name: 04MR103D5_04, Date: 04-Mar-2010, Time: 13:44:27, ID: ST0304C, Description: CS-4 09DXN426

#	Name	Trace	RT	Response	RRF	Mod.Date	Ratio	Ratio Flag
1	13C-1,2,3,4-TCDD	331.9368	26.21	2858369	1.00000		0.777	NO
2								
3	13C-2,3,7,8-TCDF	315.9419	25.58	3351593	1.17255		0.800	NO
4	2,3,7,8-TCDF	303.9016	25.61	1345659	1.00375		0.789	NO
5	Total TCDFs	303.9016						
6								
7	13C-2,3,7,8-TCDD	331.9368	26.45	2385359	0.83452		0.774	NO
8	2,3,7,8-TCDD	319.8965	26.47	1057156	1.10796		0.772	NO
9	Total TCDDs	319.8965						
10								
11	37CL-2,3,7,8-TCDD	327.8847	26.47	1180208	1.03224			
12								
13	13C-1,2,3,7,8-PeCDF	351.9000	31.48	2658410	0.93004		1.587	NO
14	1,2,3,7,8-PeCDF	339.8597	31.51	5618237	1.05669		1.566	NO
15	2,3,4,7,8-PeCDF	339.8597	33.07	5508055	1.03597		1.558	NO
16	Total F2 PeCDFs	339.8597						
17	Total F1 PeCDFs	339.8597						
18								
19	13C-1,2,3,7,8-PeCDD	367.8949	33.90	1788555	0.62573		1.580	NO
20	1,2,3,7,8-PeCDD	355.8546	33.93	3730469	1.04287		1.618	NO
21	Total PeCDDs	355.8546						
22								
23	13C-1,2,3,7,8,9-HxCDD	401.8559	41.66	2275301	1.00000		1.302	NO
24								
25	13C-1,2,3,4,7,8-HxCDF	383.8639	40.21	1777234	0.78110		0.520	NO
26	1,2,3,4,7,8-HxCDF	373.8208	40.22	4724124	1.32907		1.256	NO
27	1,2,3,6,7,8-HxCDF	373.8208	40.38	5202302	1.46360		1.274	NO
28	2,3,4,6,7,8-HxCDF	373.8208	41.09	4753423	1.33731		1.235	NO
29	1,2,3,7,8,9-HxCDF	373.8208	41.85	4977423	1.40033		1.205	NO
30	Total HxCDFs	373.8208						
31								
32	13C-1,2,3,6,7,8-HxCDD	401.8559	41.35	1582027	0.69530		1.254	NO
33	1,2,3,4,7,8-HxCDD	389.8157	41.28	2912544	0.92051		1.254	NO
34	1,2,3,6,7,8-HxCDD	389.8157	41.37	3671482	1.16037		1.265	NO
35	1,2,3,7,8,9-HxCDD	389.8157	41.67	4466861	1.41175		1.242	NO
36	Total HxCDDs	389.8157						
37								
38	13C-1,2,3,4,6,7,8-HpCDF	417.8253	43.30	1677838	0.73741		0.471	NO
39	1,2,3,4,6,7,8-HpCDF	407.7818	43.32	4755038	1.41701		1.006	NO
40	1,2,3,4,7,8,9-HpCDF	407.7818	44.48	3913034	1.16609		1.001	NO
41	Total HpCDFs	407.7818						
42								
43	13C-1,2,3,4,6,7,8-HpCDD	435.8169	44.15	1435686	0.63099		1.031	NO
44	1,2,3,4,6,7,8-HpCDD	423.7766	44.17	3040980	1.05907		1.045	NO
45	Total HpCDDs	423.7766						
46								
47	13C-OCDD	469.7779	46.74	2076104	0.45623		0.882	NO
48	OCDF	441.7428	46.85	6321603	1.52247		0.895	NO
49	OCDD	457.7377	46.75	5868983	1.23079		0.940	NO

Dataset: C:\MassLynx\JAN2010.PRO\ICA030420103D58290OCDD25.qld

Last Altered: Wednesday, March 31, 2010 14:50:13 Pacific Daylight Time

Printed: Wednesday, March 31, 2010 14:53:09 Pacific Daylight Time

Name: 04MR103D5_04, Date: 04-Mar-2010, Time: 13:44:27, ID: ST0304C, Description: CS-4 09DXN426

#	Name	Trace	RT	Response	RRF	Mod.Date	Ratio	Ratio Flag
50								
51								
52	Function 1 PFK		330.97...					
53	Function 2 PFK		342.97...					
54	Function 3 PFK		380.97...					
55	Function 4 PFK		430.97...					
56	Function 5 PFK		442.97...					
57	TCDF PCDPE		375.8364					
58	F1 PeCDF PCDPE		409.79...					
59	F2 PeCDF PCDPE		409.7974					
60	HXCDF PCDPE		445.7555					
61	HPCDF PCDPE		479.7165					
62	OCDF PCDPE		513.67...					

Dataset: C:\MassLynx\JAN2010.PROVICA030420103D58290OCDD25.qld

Last Altered: Wednesday, March 31, 2010 14:50:13 Pacific Daylight Time

Printed: Wednesday, March 31, 2010 14:53:09 Pacific Daylight Time

Name: 04MR103D5_05, Date: 04-Mar-2010, Time: 14:35:43, ID: ST0304D, Description: CS-5 09DXN456

#	Name	Trace	RT	Response	RRF	Mod/Date	Ratio	Ratio Flag
1	13C-1,2,3,4-TCDD	331.9368	26.21	2394707	1.00000		0.771	NO
2								
3	13C-2,3,7,8-TCDF	315.9419	25.58	3696153	1.54347		0.806	NO
4	2,3,7,8-TCDF	303.9016	25.61	7424463	1.00435		0.768	NO
5	Total TCDFs	303.9016						
6								
7	13C-2,3,7,8-TCDD	331.9368	26.45	2465877	1.02972		0.752	NO
8	2,3,7,8-TCDD	319.8965	26.47	5435781	1.10220		0.790	NO
9	Total TCDDs	319.8965						
10								
11	37CL-2,3,7,8-TCDD	327.8847	26.47	5966306	1.24573			
12								
13	13C-1,2,3,7,8-PeCDF	351.9000	31.49	3023706	1.26266		1.602	NO
14	1,2,3,7,8-PeCDF	339.8597	31.51	31842201	1.05309		1.564	NO
15	2,3,4,7,8-PeCDF	339.8597	33.07	31021834	1.02595		1.565	NO
16	Total F2 PeCDFs	339.8597						
17	Total F1 PeCDFs	339.8597						
18								
19	13C-1,2,3,7,8-PeCDD	367.8949	33.90	2021493	0.84415		1.621	NO
20	1,2,3,7,8-PeCDD	355.8546	33.94	20524164	1.01530		1.595	NO
21	Total PeCDDs	355.8546						
22								
23	13C-1,2,3,7,8,9-HxCDD	401.8559	41.66	2376282	1.00000		1.234	NO
24								
25	13C-1,2,3,4,7,8-HxCDF	383.8639	40.21	2104253	0.88552		0.528	NO
26	1,2,3,4,7,8-HxCDF	373.8208	40.23	27297113	1.29724		1.249	NO
27	1,2,3,6,7,8-HxCDF	373.8208	40.38	30437920	1.44650		1.257	NO
28	2,3,4,6,7,8-HxCDF	373.8208	41.09	28575895	1.35801		1.280	NO
29	1,2,3,7,8,9-HxCDF	373.8208	41.86	26863327	1.27662		1.257	NO
30	Total HxCDFs	373.8208						
31								
32	13C-1,2,3,6,7,8-HxCDD	401.8559	41.37	1915387	0.80604		1.276	NO
33	1,2,3,4,7,8-HxCDD	389.8157	41.28	18852814	0.98428		1.242	NO
34	1,2,3,6,7,8-HxCDD	389.8157	41.38	21466604	1.12074		1.265	NO
35	1,2,3,7,8,9-HxCDD	389.8157	41.67	24894057	1.29969		1.265	NO
36	Total HxCDDs	389.8157						
37								
38	13C-1,2,3,4,6,7,8-HpCDF	417.8253	43.30	1935549	0.81453		0.471	NO
39	1,2,3,4,6,7,8-HpCDF	407.7818	43.32	26772160	1.38318		1.015	NO
40	1,2,3,4,7,8,9-HpCDF	407.7818	44.49	23091444	1.19302		1.042	NO
41	Total HpCDFs	407.7818						
42								
43	13C-1,2,3,4,6,7,8-HpCDD	435.8169	44.17	1722897	0.72504		1.029	NO
44	1,2,3,4,6,7,8-HpCDD	423.7766	44.18	17961810	1.04254		1.046	NO
45	Total HpCDDs	423.7766						
46								
47	13C-OCDD	469.7779	46.75	2733974	0.57526		0.944	NO
48	OCDF	441.7428	46.85	41009042	1.49998		0.914	NO
49	OCDD	457.7377	46.76	31853261	1.16599		0.897	NO

Dataset: C:\MassLynx\JAN2010.PRO\ICA030420103D58290OCDD25.qld

Last Altered: Wednesday, March 31, 2010 14:50:13 Pacific Daylight Time

Printed: Wednesday, March 31, 2010 14:53:09 Pacific Daylight Time

Name: 04MR103D5_05, Date: 04-Mar-2010, Time: 14:35:43, ID: ST0304D, Description: CS-5 09DXN456

#	Name	Trace	RT	Response	RRF	Mod:Date	Ratio	Ratio:Flag
50								
51								
52	Function 1 PFK		330.97...					
53	Function 2 PFK		342.97...					
54	Function 3 PFK		380.97...					
55	Function 4 PFK		430.97...					
56	Function 5 PFK		442.97...					
57	TCDF PCDPE		375.8364					
58	F1 PeCDF PCDPE		409.79...					
59	F2 PeCDF PCDPE		409.7974					
60	HXCDF PCDPE		445.7555					
61	HPCDF PCDPE		479.7165					
62	OCDF PCDPE		513.67...					

Sample List Report**MassLynx 4.1**

Sample List: C:\MassLynx\JAN2010.PRO\SampleDB\04MR103D5CURVE.SPL

Page 2 of 2

Last Modified: Thursday, March 04, 2010 15:41:16 Pacific Standard Time

Printed: Thursday, March 04, 2010 15:41:21 Pacific Standard Time

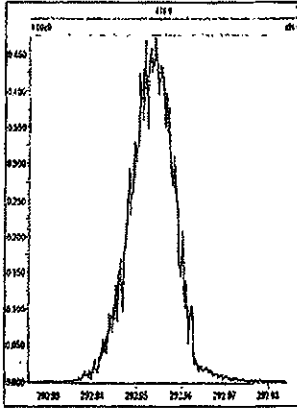
Page Position (2, 1)

Inj Vol	Sam Typ	Analyst	MS File	Inl File	ConA	ConB	ConC	ConD	ConE	ConF	ConG
2.000000	Standard	JRB	OCDD25	OCDD25	0.5	2.5	5	100	200	0.5	100
2.000000	Standard	JRB	OCDD25	OCDD25	2	10	20	100	200	2	100
2.000000	Standard	JRB	OCDD25	OCDD25	10	50	100	100	200	10	100
2.000000	Standard	JRB	OCDD25	OCDD25	40	200	400	100	200	40	100
2.000000	Standard	JRB	OCDD25	OCDD25	200	1000	2000	100	200	200	100
2.000000	Analyte	JRB	OCDD25	OCDD25	---	---	---	2000	4000	200	2000
2.000000	Analyte	JRB	OCDD25	OCDD25	---	---	---	---	---	---	---

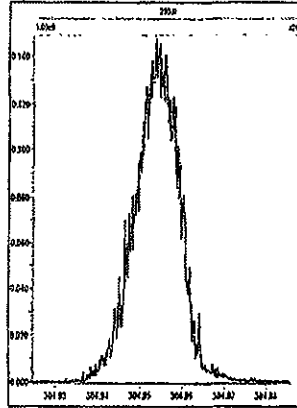
File: Experiment: OCDD25.exp Reference: Pfk.ref Function: 1 @ 200 (ppm)

Printed: Thursday, March 04, 2010 11:06:13 Pacific Standard Time

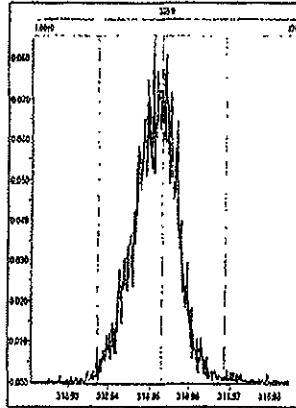
M 292.9824 R 12892



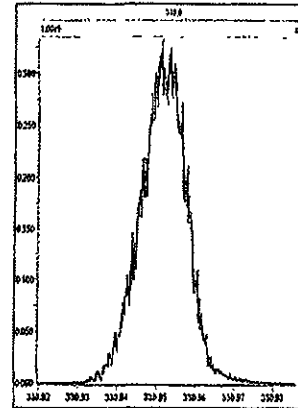
M 304.9824 R 13154



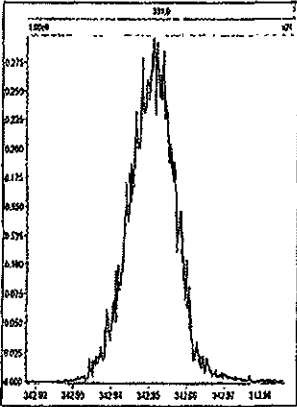
M 318.9792 R 13515



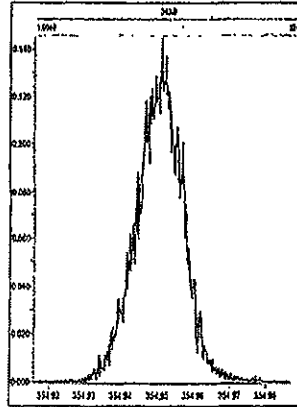
M 330.9792 R 12375



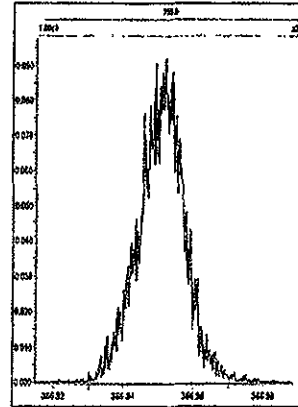
M 342.9792 R 12198



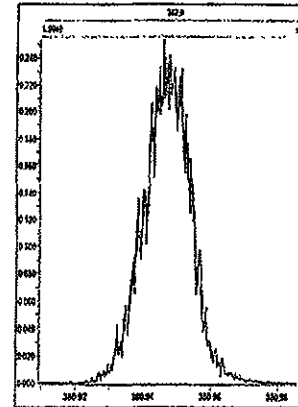
M 354.9792 R 12190



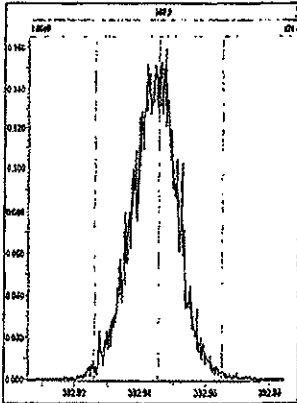
M 366.9792 R 13518



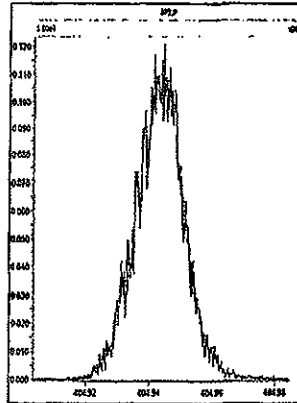
M 380.9760 R 12075



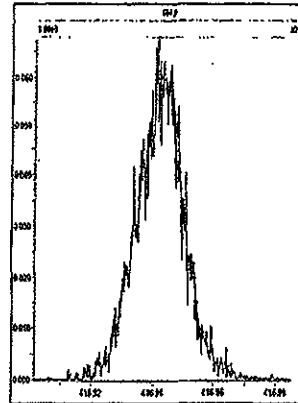
M 392.9760 R 11905



M 404.9760 R 12018



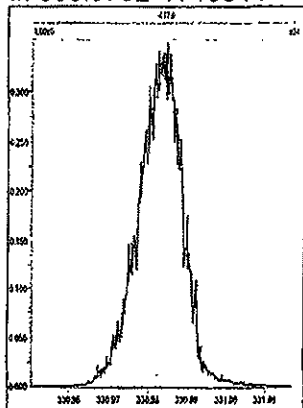
M 416.9760 R 12252



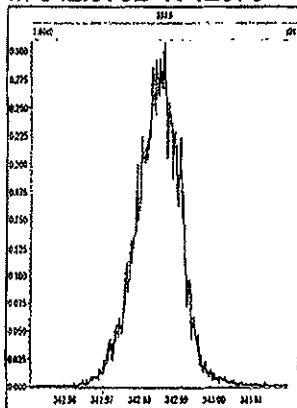
File: Experiment: OCDD25.exp Reference: Pfk.ref Function: 2 @ 200 (ppm)

Printed: Thursday, March 04, 2010 11:06:52 Pacific Standard Time

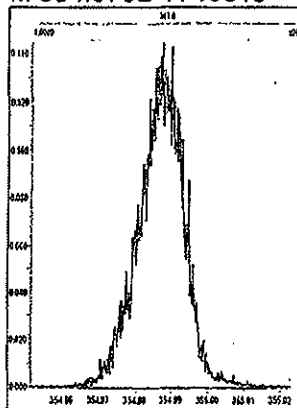
M 330.9792 R 13514



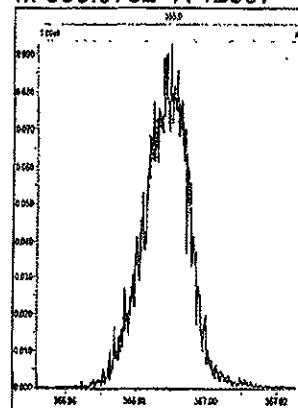
M 342.9792 R 12375



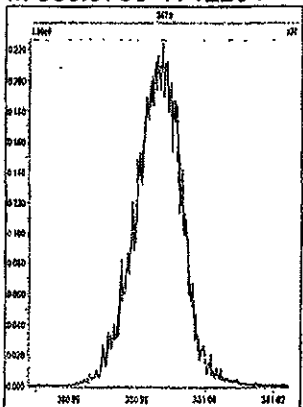
M 354.9792 R 13516



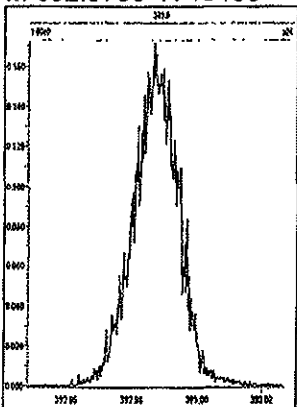
M 366.9792 R 12887



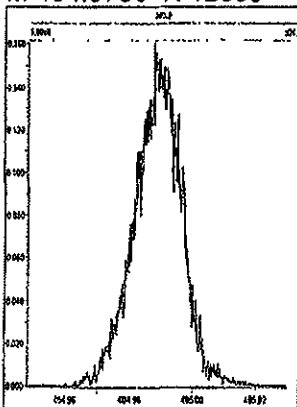
M 380.9760 R 12254



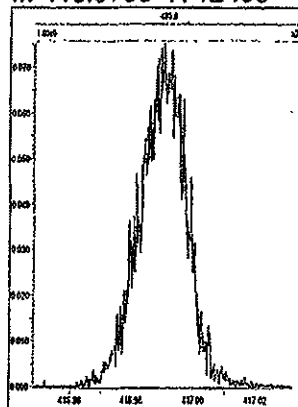
M 392.9760 R 13160



M 404.9760 R 12500



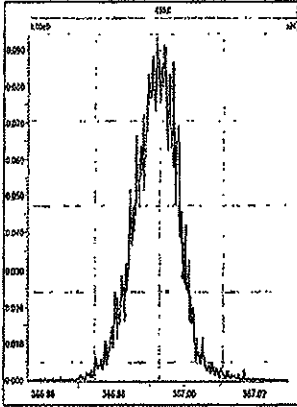
M 416.9760 R 12498



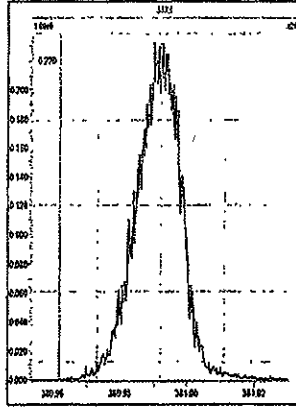
File: Experiment: OCDD25.exp Reference: Pfk.ref Function: 3 @ 200 (ppm)

Printed: Thursday, March 04, 2010 11:07:21 Pacific Standard Time

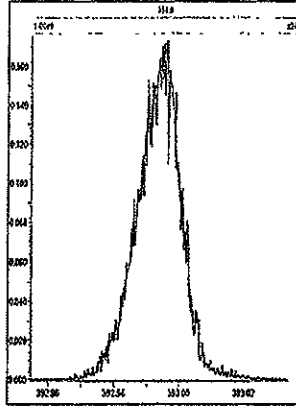
M 366.9792 R 13889



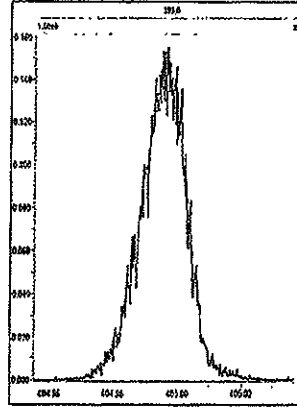
M 380.9760 R 12819



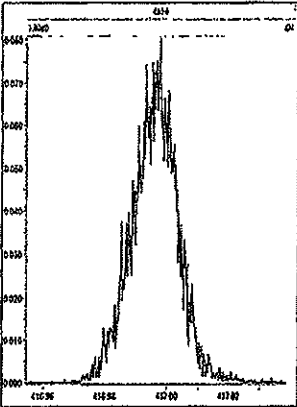
M 392.9760 R 12565



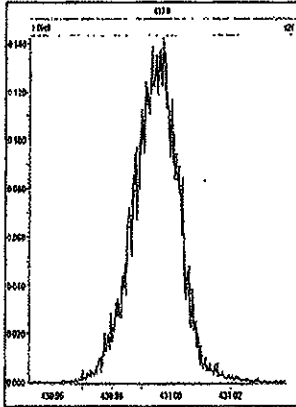
M 404.9760 R 12686



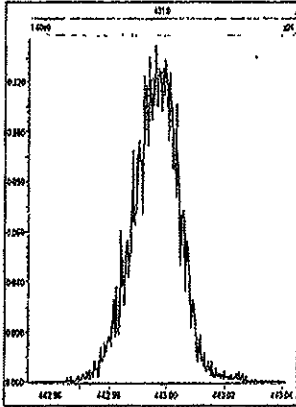
M 416.9760 R 13226



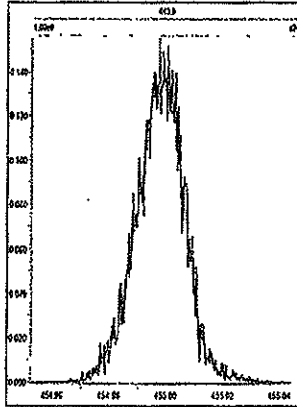
M 430.9728 R 12753



M 442.9728 R 12136



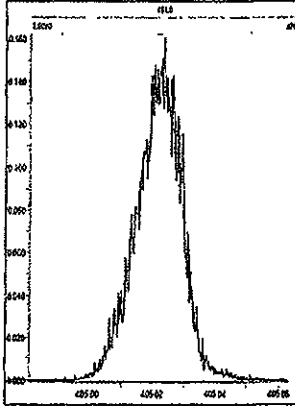
M 454.9728 R 12076



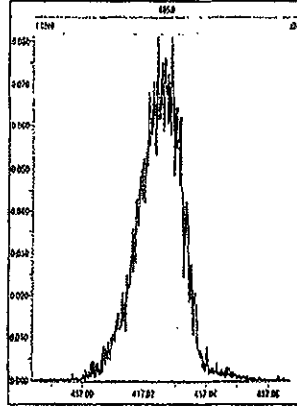
File: Experiment: OCDD25.exp Reference: Pfk.ref Function: 4 @ 200 (ppm)

Printed: Thursday, March 04, 2010 11:07:58 Pacific Standard Time

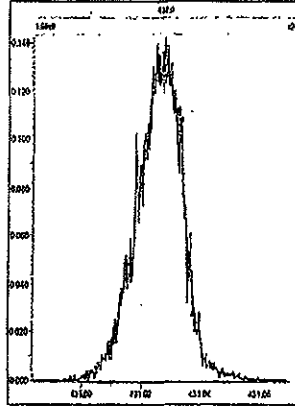
M 404.9760 R 12501



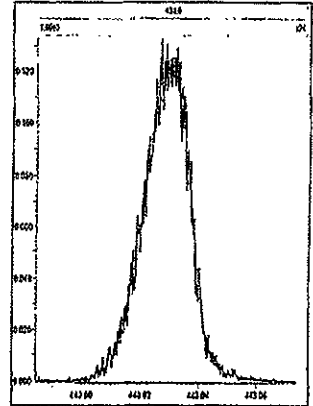
M 416.9760 R 13157



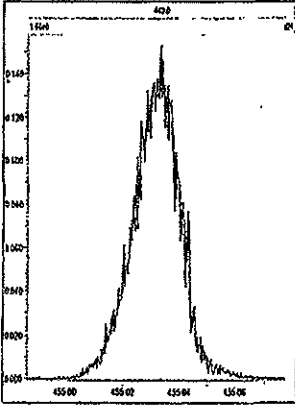
M 430.9728 R 12503



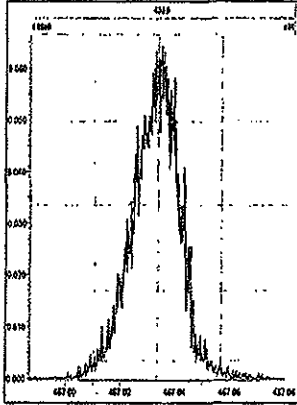
M 442.9728 R 13663



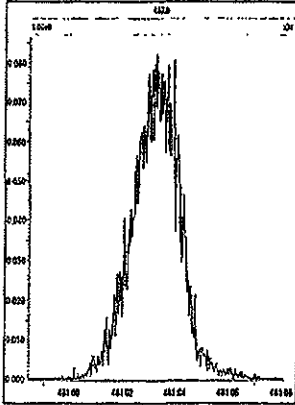
M 454.9728 R 12019



M 466.9728 R 11576



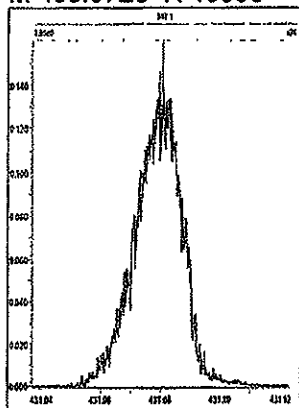
M 480.9696 R 13229



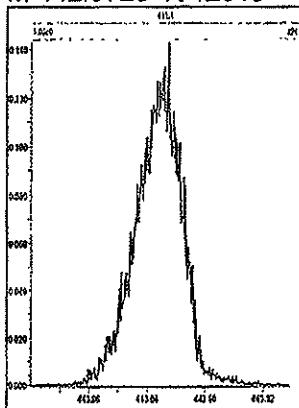
File: Experiment: OCDD25.exp Reference: Pfk.ref Function: 5 @ 200 (ppm)

Printed: Thursday, March 04, 2010 11:08:19 Pacific Standard Time

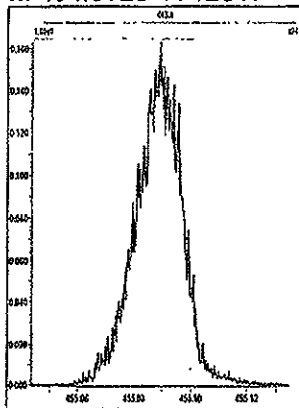
M 430.9728 R 13369



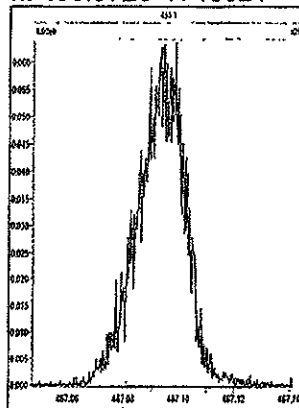
M 442.9728 R 12819



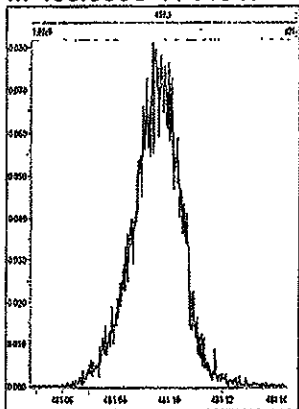
M 454.9728 R 12017



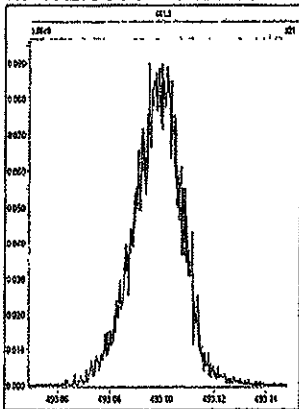
M 466.9728 R 13021



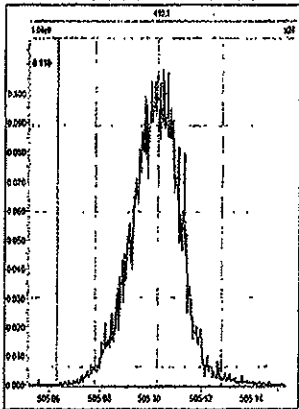
M 480.9696 R 11847



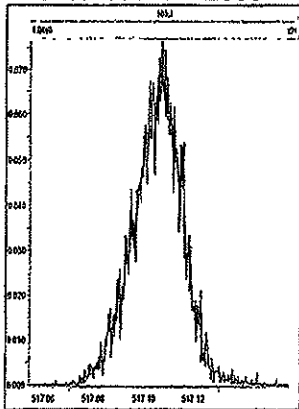
M 492.9696 R 12257



M 504.9696 R 11905



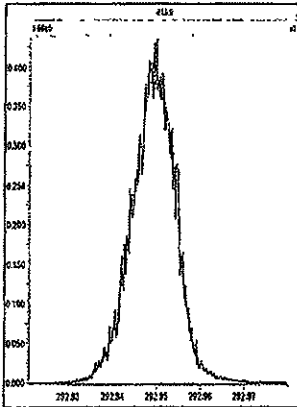
M 516.9697 R 12080



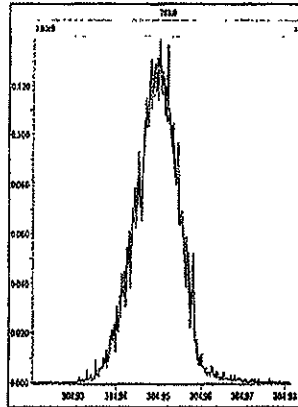
File: Experiment: OCDD25.exp Reference: Pfk.ref Function: 1 @ 200 (ppm)

Printed: Thursday, March 04, 2010 17:15:19 Pacific Standard Time

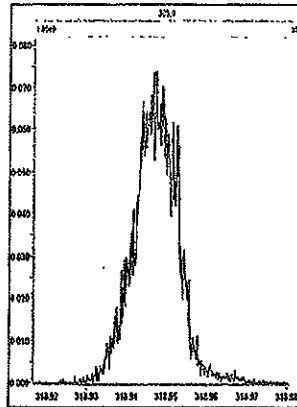
M 292.9824 R 13226



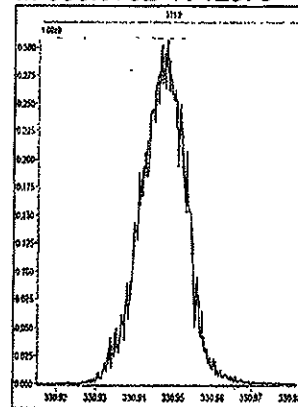
M 304.9824 R 12312



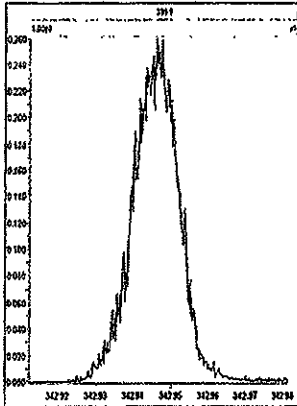
M 318.9792 R 13016



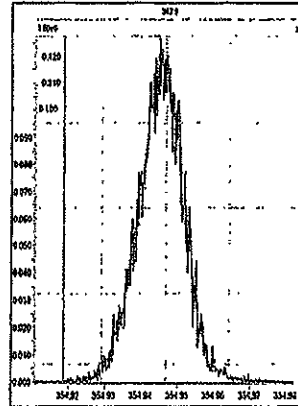
M 330.9792 R 12375



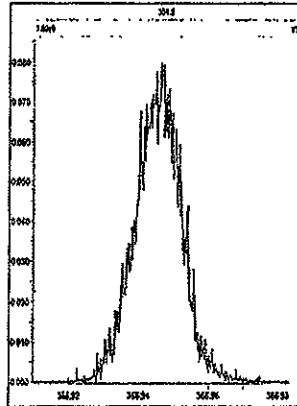
M 342.9792 R 12257



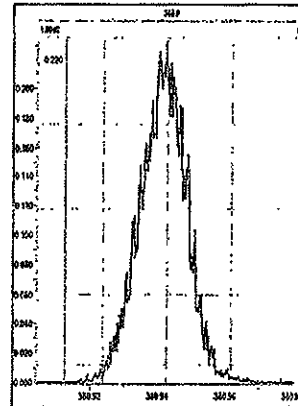
M 354.9792 R 13228



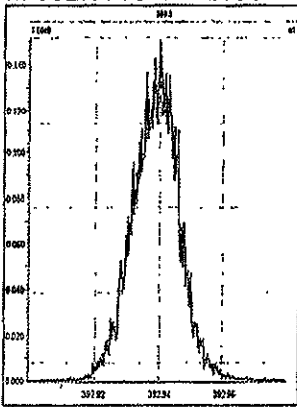
M 366.9792 R 12134



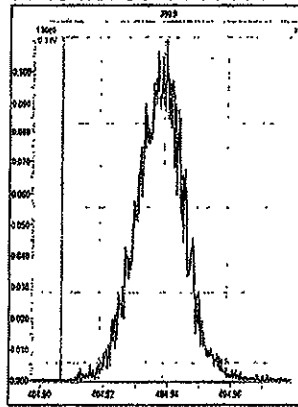
M 380.9760 R 12192



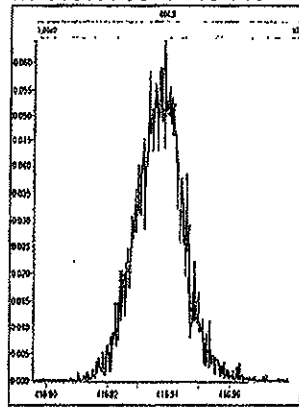
M 392.9760 R 12136



M 404.9760 R 11414



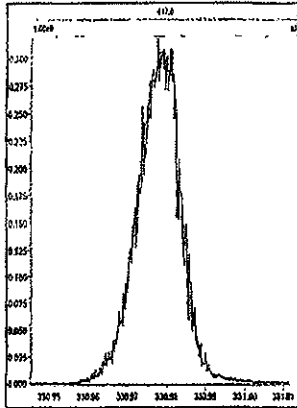
M 416.9760 R 13443



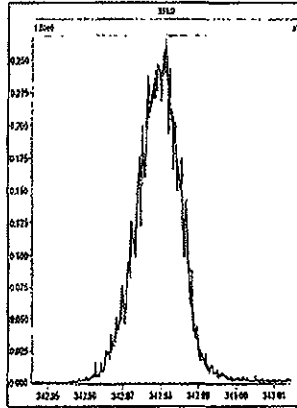
File: Experiment: OCDD25.exp Reference: Pfk.ref Function: 2 @ 200 (ppm)

Printed: Thursday, March 04, 2010 17:15:42 Pacific Standard Time

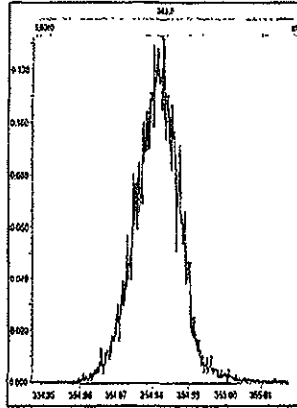
M 330.9792 R 12255



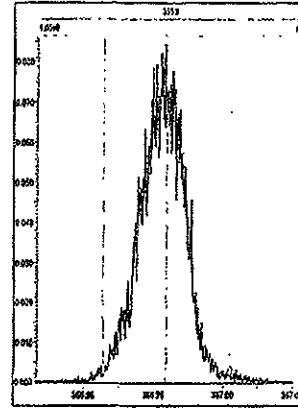
M 342.9792 R 13019



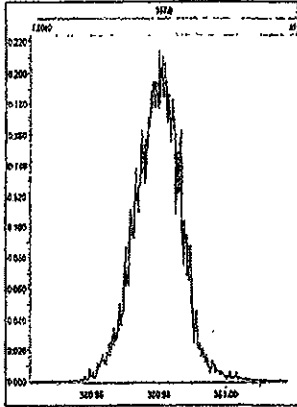
M 354.9792 R 12955



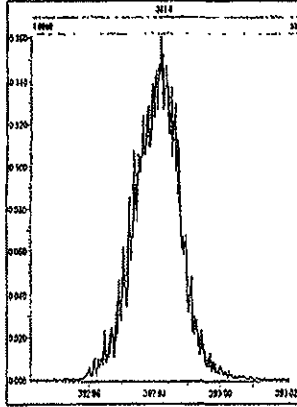
M 366.9792 R 12376



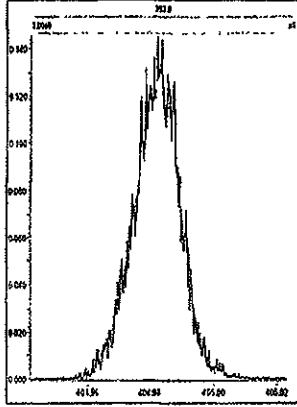
M 380.9760 R 12436



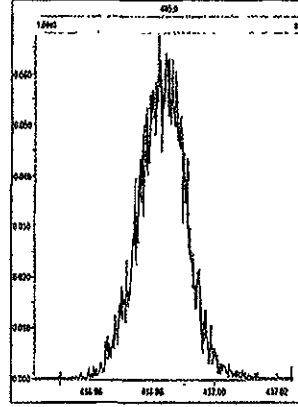
M 392.9760 R 12317



M 404.9760 R 12255



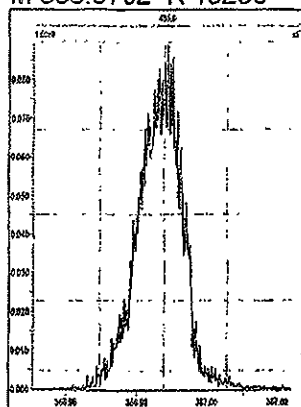
M 416.9760 R 11631



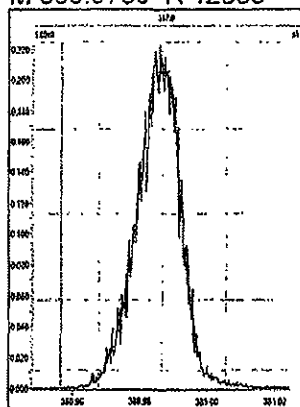
File: Experiment: OCDD25.exp Reference: Pfk.ref Function: 3 @ 200 (ppm)

Printed: Thursday, March 04, 2010 17:16:07 Pacific Standard Time

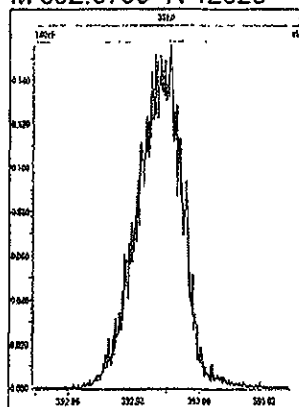
M 366.9792 R 13298



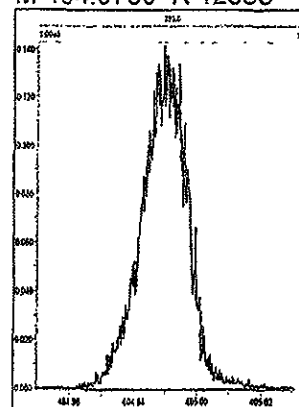
M 380.9760 R 12885



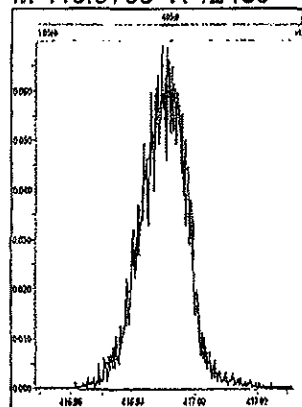
M 392.9760 R 12628



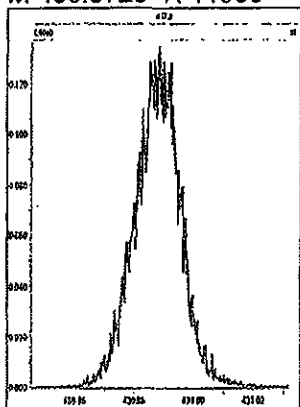
M 404.9760 R 12563



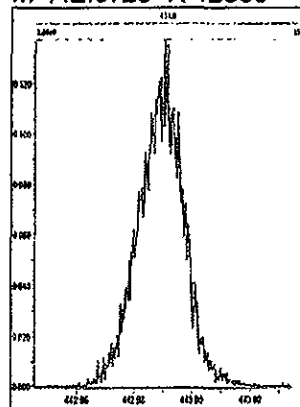
M 416.9760 R 12436



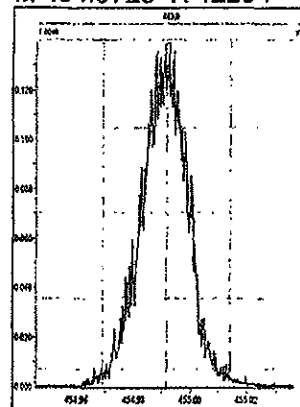
M 430.9728 R 11959



M 442.9728 R 12563



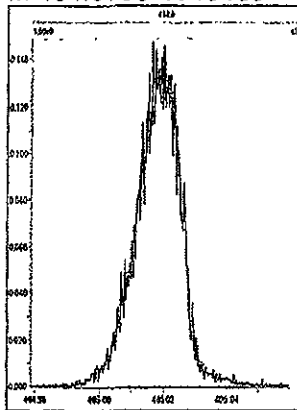
M 454.9728 R 12254



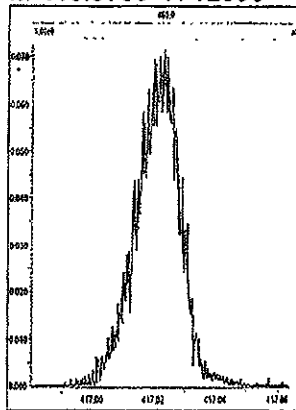
File: Experiment: OCDD25.exp Reference: Pfk.ref Function: 4 @ 200 (ppm)

Printed: Thursday, March 04, 2010 17:16:30 Pacific Standard Time

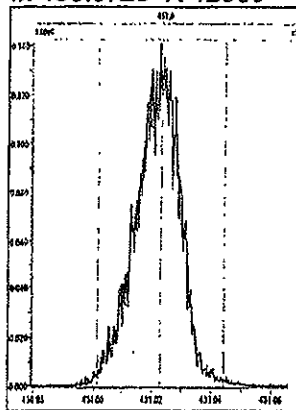
M 404.9760 R 13159



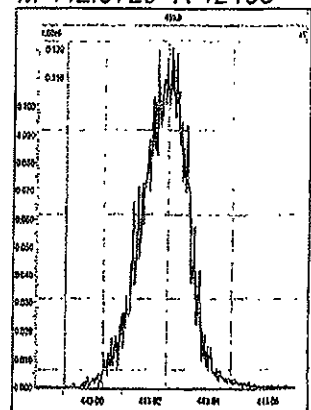
M 416.9760 R 12690



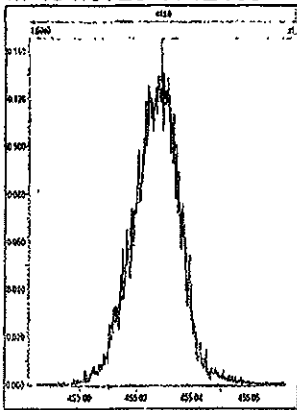
M 430.9728 R 12689



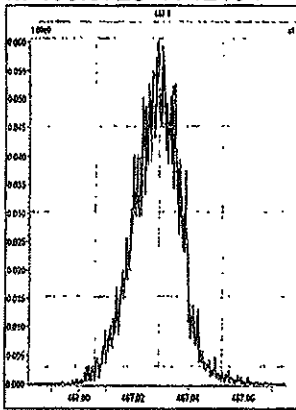
M 442.9728 R 12196



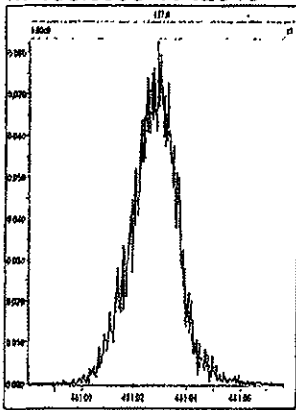
M 454.9728 R 12195



M 466.9728 R 12134



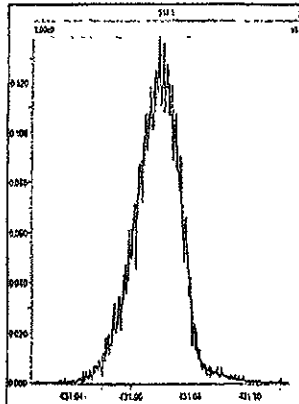
M 480.9696 R 12818



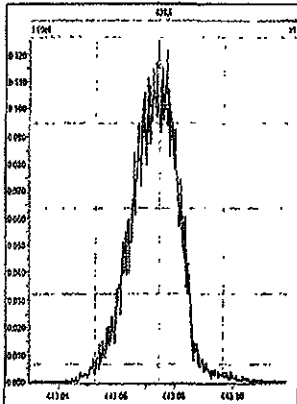
File: Experiment: OCDD25.exp Reference: Pfk.ref Function: 5 @ 200 (ppm)

Printed: Thursday, March 04, 2010 17:17:05 Pacific Standard Time

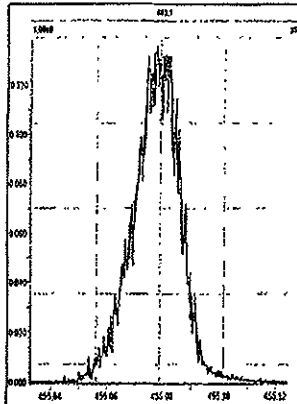
M 430.9728 R 12750



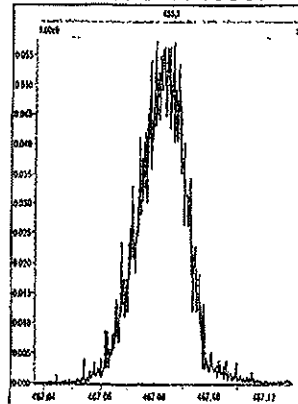
M 442.9728 R 13019



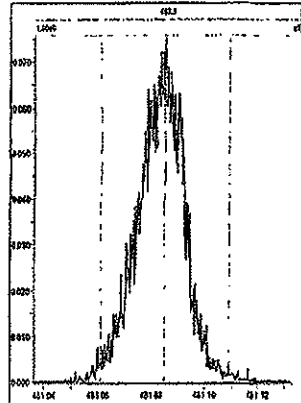
M 454.9728 R 12074



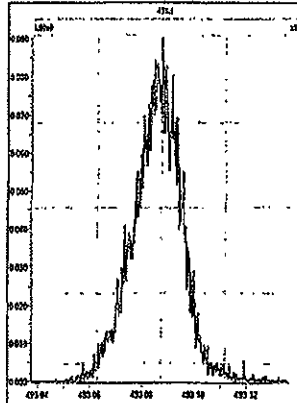
M 466.9728 R 13587



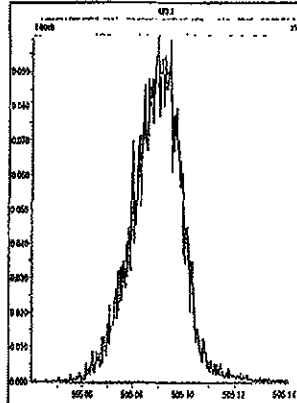
M 480.9696 R 11964



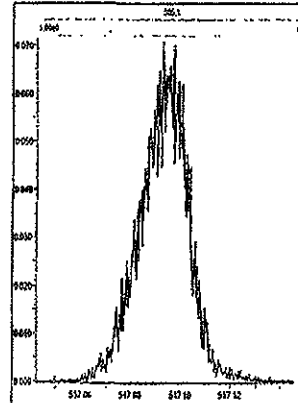
M 492.9696 R 11902



M 504.9696 R 11521

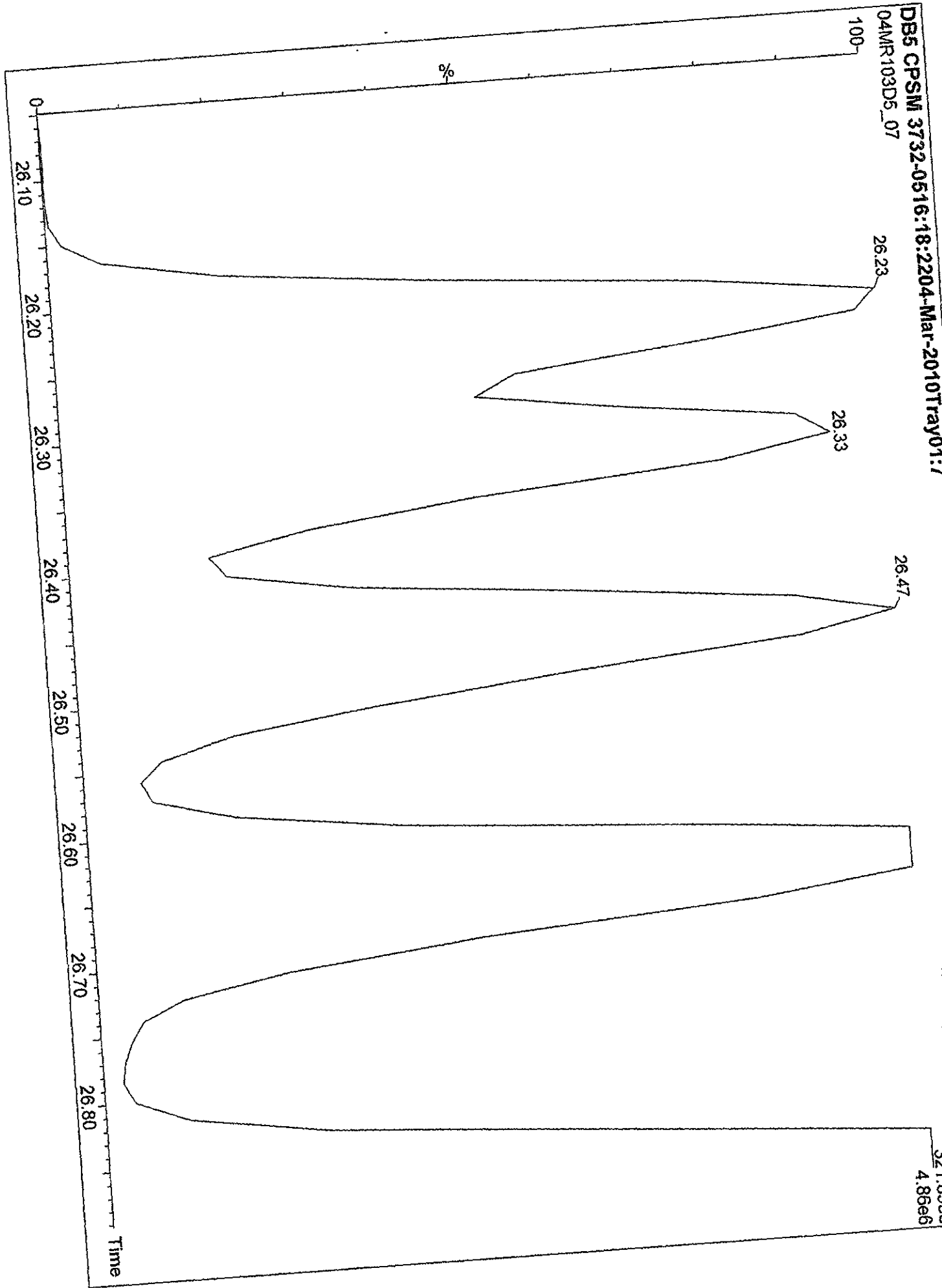


M 516.9697 R 11844



DB5 CPSM 3732-0516:18:2204-Mar-2010Tray01:7
04MR103D5_07

1: Voltage S/R 15 Channels EI+
321.8936
4.86e6



Dataset: C:\MassLynx\JAN2010.PRO\04MR103D516132ndSource.qld

Last Altered: Thursday, March 04, 2010 16:33:07 Pacific Standard Time
 Printed: Thursday, March 04, 2010 16:37:18 Pacific Standard Time

Name: 04MR103D5_06, Date: 04-Mar-2010, Time: 15:27:01, ID: ST0304E, Description: 2nd Source 09DXN449, Task:

#	Name	Trace	Sample Size	RT	Pd	RT	RRF	M	Abs. Resp.	Conc.	EMPC	%Rec	EDI	Ratio	Pd Ratio	Ratio	Med Date
1	13C-1,2,3,4-TCDD	331.9368	1.000	26.21	26.19	1.000			1987350.31	2000.0000	2000.0000	100.0	1.0907	0.776	0.770		NO
2																	
3	13C-2,3,7,8-TCDF	315.9419	1.000	25.58	25.59	1.292			2956769.25	2302.7774	2302.7774	115.1	0.9900	0.800	0.770		NO
4	2,3,7,8-TCDF	303.9016	1.000	25.59	25.59	0.983			276427.80	190.1849	190.1849		0.3469	0.779	0.770		NO
5	Total TCDFs	303.9016	1.000		21.44	0.983				190.1849	190.1849		0.3469				
6																	
7	13C-2,3,7,8-TCDD	331.9368	1.000	26.44	26.46	0.897			1907428.56	2139.7879	2139.7879	107.0	1.2159	0.759	0.770		NO
8	2,3,7,8-TCDD	319.8965	1.000	26.47	26.46	1.051			193443.74	192.9811	192.9811		0.4402	0.800	0.770		NO
9	Total TCDDs	319.8965	1.000		22.69	1.051				192.9811	192.9811		0.4402				
10																	
11	37Cl-2,3,7,8-TCDD	327.8847	1.000	26.47	26.46	1.067			237792.42	224.2709	0.0000	112.1	0.2756				
12																	
13	13C-1,2,3,7,8-PeCDF	351.9000	1.000	31.49	31.50	1.011			2224665.06	2214.0967	2214.0967	110.7	2.6452	1.611	1.550		NO
14	1,2,3,7,8-PeCDF	339.8597	1.000	31.51	31.50	1.018			549381.19	485.3510	485.3510		1.2639	1.604	1.550		NO
15	13C-2,3,4,7,8-PeCDF	351.9000	1.000	33.04	33.06	1.021			2271634.88	2239.2106	2239.2106	112.0	2.6197	1.601	1.550		NO
16	2,3,4,7,8-PeCDF	339.8597	1.000	33.07	33.04	1.005			550096.05	482.0908	482.0908		1.3346	1.559	1.550		NO
17	Total F2 PeCDFs	339.8597	1.000		34.47	1.011				967.4418	967.4418		1.2993				
18	Total F1 PeCDFs	339.8597	1.000		36.56	1.011							0.4257				
19																	
20	13C-1,2,3,7,8-PeCDD	367.8949	1.000	33.90	33.92	0.668			1466179.75	2208.1365	2208.1365	110.4	2.3402	1.595	1.550		NO
21	1,2,3,7,8-PeCDD	355.8546	1.000	33.94	33.91	0.986			345521.95	473.3485	473.3485		1.2081	1.573	1.550		NO
22	Total PeCDDs	355.8546	1.000		31.10	0.986				473.3485	473.3485		1.2081				
23																	
24	13C-1,2,3,7,8,9-HxCDD	401.8559	1.000	41.66	41.67	1.000			1392956.25	2000.0000	2000.0000	100.0	2.2871	1.388	1.240		NO
25																	
26	13C-1,2,3,4,7,8-HxCDF	383.8639	1.000	40.21	40.20	0.880			1514772.84	2471.2126	2471.2126	123.6	4.8520	0.518	0.510		NO
27	1,2,3,4,7,8-HxCDF	373.8208	1.000	40.22	40.21	1.242			451377.64	480.0170	480.0170		0.9376	1.307	1.240		NO
28	13C-1,2,3,6,7,8-HxCDF	383.8639	1.000	40.35	40.36	1.132			1874015.69	2376.7221	2376.7221	118.8	3.7720	0.514	0.510		NO
29	1,2,3,6,7,8-HxCDF	373.8208	1.000	40.38	40.35	1.111			501004.83	481.2479	481.2479		0.8583	1.275	1.240		NO
30	13C-2,3,4,6,7,8-HxCDF	383.8639	1.000	41.08	41.07	0.964			1646417.63	2451.2330	2451.2330	122.6	4.4280	0.539	0.510		NO
31	2,3,4,6,7,8-HxCDF	373.8208	1.000	41.09	41.09	1.175			452573.25	467.7921	467.7921		0.7680	1.273	1.240		NO
32	13C-1,2,3,7,8,9-HxCDF	383.8639	1.000	41.83	41.84	0.953			1432361.69	2159.0167	2159.0167	108.0	4.4830	0.518	0.510		NO
33	1,2,3,7,8,9-HxCDF	373.8208	1.000	41.85	41.83	1.117			394610.61	493.4290	493.4290		0.8905	1.282	1.240		NO
34	Total HxCDFs	373.8208	1.000		0.00	1.161				1922.4859	1922.4859		0.8603				
35																	

Quantity Sample Summary Report MassLynx 4.1

Dataset: C:\MassLynx\JAN2010\PROV04MR103D516132ndSource.qld

Last Altered: Thursday, March 04, 2010 16:33:07 Pacific Standard Time
 Printed: Thursday, March 04, 2010 16:37:18 Pacific Standard Time

Name: 04MR103D5_06, Date: 04-Mar-2010, Time: 15:27:01, ID: ST0304E, Description: 2nd Source 09DXN449, Task:

# Name	Trace	Sample Size	RT	ProdRT	RRF	M	Abs Resp	Conc	EMPC	%Rec	EDI	Ratio	ProdRatio	Ratio	Mod Date
36 13C-1,2,3,4,7,8-HxCDD	401.8559	1.000	41.25	41.26	0.698		1155208.47	2375.0019	2375.0019	118.8	3.2748	1.260	1.240	NO	
37 1,2,3,4,7,8-HxCDD	389.8157	1.000	41.27	41.25	1.014		298003.14	508.5659	508.5659		0.8772	1.254	1.240	NO	
38 13C-1,2,3,6,7,8-HxCDD	401.8559	1.000	41.35	41.36	0.804		1307469.38	2335.5270	2335.5270	116.8	2.8454	1.248	1.240	NO	
39 1,2,3,6,7,8-HxCDD	389.8157	1.000	41.37	41.35	1.064		351366.34	495.6025	495.6025		0.8459	1.263	1.240	NO	
40 1,2,3,7,8,9-HxCDD	389.8157	1.000	41.67	41.67	1.265		341145.75	437.9269	437.9269		0.7149	1.265	1.240	NO	
41 Total HxCDDs	389.8157	1.000			1.121			1442.0954	1442.0954		0.8066				
42															
43 13C-1,2,3,4,6,7,8-HpCDF	417.8253	1.000	43.29	43.29	0.794		1319682.50	2386.6403	2386.6403	119.3	6.8324	0.423	0.440	NO	
44 1,2,3,4,6,7,8-HpCDF	407.7818	1.000	43.30	43.29	1.381		411888.52	451.9184	451.9184		1.3020	1.077	1.040	NO	
45 13C-1,2,3,4,7,8,9-HpCDF	417.8253	1.000	44.47	44.47	0.662		993889.13	2154.1168	2154.1168	107.7	8.1882	0.442	0.440	NO	
46 1,2,3,4,7,8,9-HpCDF	407.7818	1.000	44.48	44.47	1.332		328400.09	496.2559	496.2559		2.0060	1.104	1.040	NO	
47 Total HpCDFs	407.7818	1.000			1.356			948.1743	948.1743		1.6022				
48															
49 13C-1,2,3,4,6,7,8-HpCDD	435.8169	1.000	44.15	44.16	0.675		1089680.28	2316.8513	2316.8513	115.8	4.9268	1.104	1.040	NO	
50 1,2,3,4,6,7,8-HpCDD	423.7766	1.000	44.17	44.15	1.033		259489.04	461.5257	461.5257		1.3689	1.041	1.040	NO	
51 Total HpCDDs	423.7766	1.000			1.033			461.5257	461.5257		1.3689				
52															
53 13C-OCDD	469.7779	1.000	46.74	46.74	0.483		1493679.81	4352.0070	4352.0070	108.8	5.6240	0.916	0.890	NO	
54 OCDF	441.7428	1.000	46.85	46.85	1.426		493731.83	927.3197	927.3197		1.3289	0.929	0.890	NO	
55 OCDD	457.7377	1.000	46.75	46.74	1.155		424857.83	984.6596	984.6596		1.5421	0.879	0.890	NO	
56															
57															
58 Function 1 PFK	330.97920	1.000			0.00										
59 Function 3 PFK	380.97600	1.000			0.00										
60 Function 2 PFK	342.97920	1.000			0.00										
61 Function 4 PFK	430.97290	1.000			0.00										
62 Function 5 PFK	442.97280	1.000			0.00										
63 TCDF PCDDPE	375.8364	1.000			0.00										
64 F1 PeCDF PCDDPE	409.79740	1.000			0.00										
65 F2 PeCDF PCDDPE	409.7974	1.000			0.00										
66 HxCDF PCDDPE	445.7555	1.000			0.00										
67 HpCDF PCDDPE	479.7165	1.000			0.00										
68 OCDF PCDDPE	513.67750	1.000			0.00										

Quantity Sample Report MassLynx 4.1

Dataset: C:\MassLynx\LAN2010.PRO\ICAC030420103D516130CCDD25TETRAS.qtd

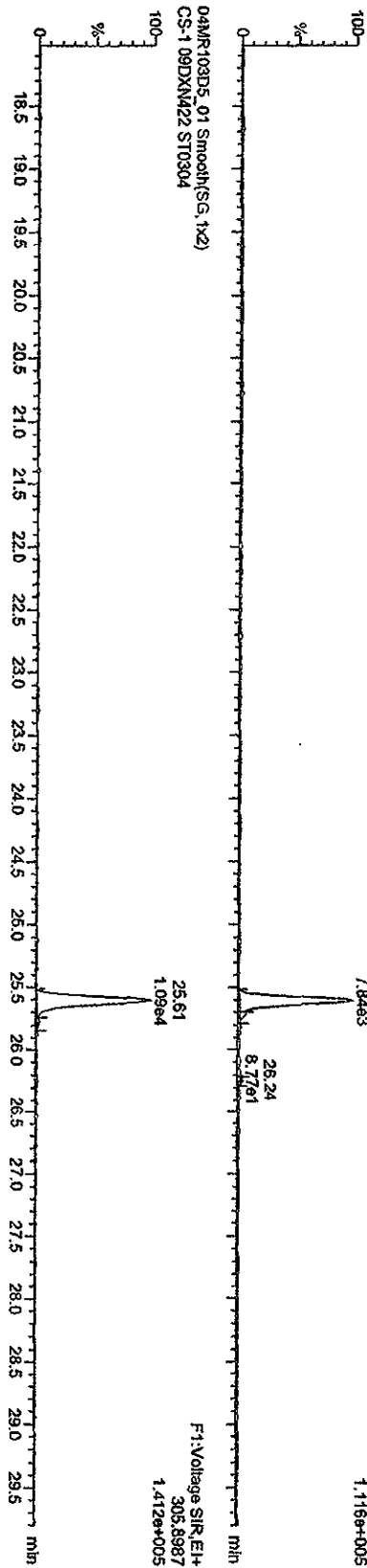
Last Altered: Monday, March 29, 2010 17:59:06 Pacific Daylight Time
Printed: Monday, March 29, 2010 18:00:46 Pacific Daylight Time

Method: C:\MassLynx\LAN2010.PRO\MethDB\TETRAS3D5_25min.mdb 29 Mar 2010 16:51:41
Calibration: 29 Mar 2010 17:59:06

Name: 04MR103D5_01, Date: 04-Mar-2010, Time: 11:08:50, ID: ST0304, Description: CS-1 09DXNA22

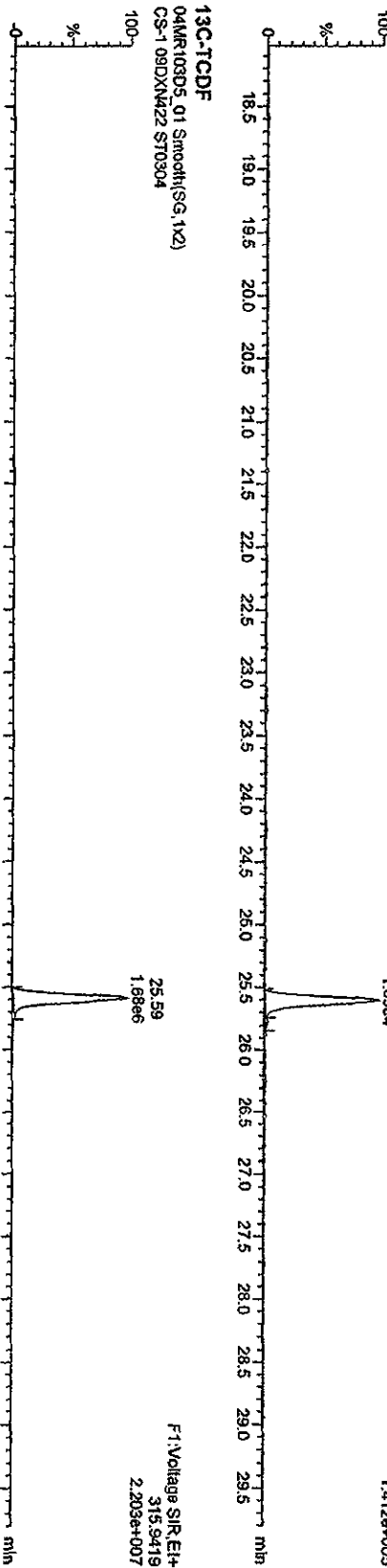
TCDFS

04MR103D5_01 Smooth(SG,1x2)
CS-1 09DXNA22 ST0304



F1:Voltage SIR.EI+
303.9016
1.116e+005

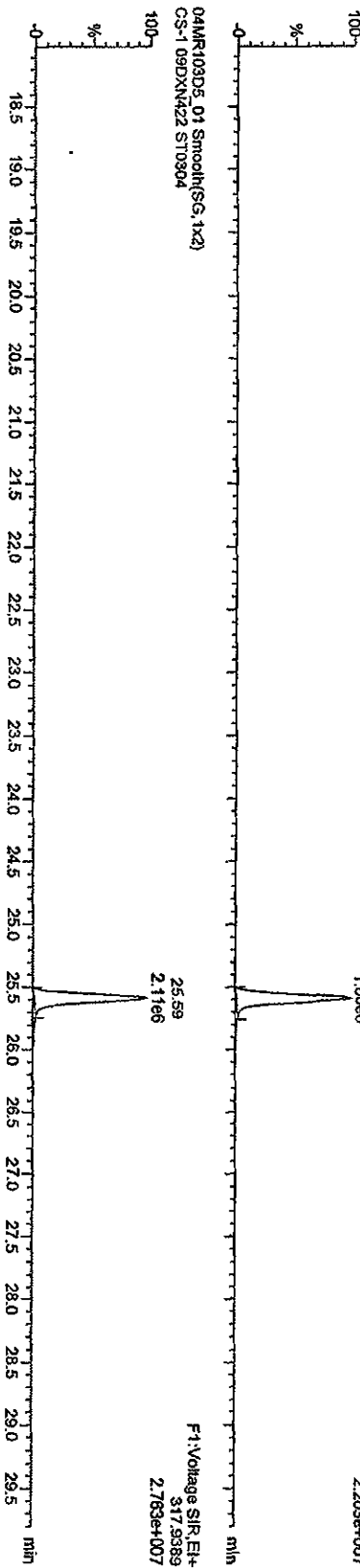
04MR103D5_01 Smooth(SG,1x2)
CS-1 09DXNA22 ST0304



F1:Voltage SIR.EI+
305.8987
1.412e+005

13C-TCDF

04MR103D5_01 Smooth(SG,1x2)
CS-1 09DXNA22 ST0304



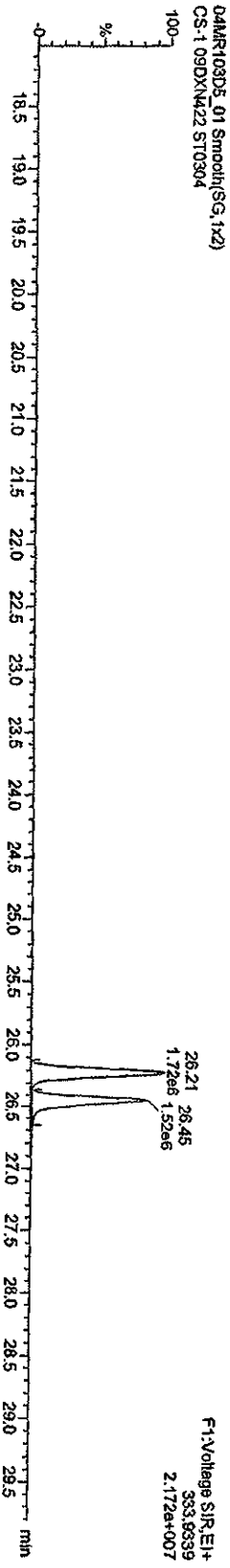
F1:Voltage SIR.EI+
317.5389
2.763e+007

Quantity Sample Report Masslynx 4.1

Dataset: C:\Masslynx\JAN2010\PRO\CA030420103D516130CCDD251ETFRAS.qld

Last Altered: Monday, March 29, 2010 17:59:06 Pacific Daylight Time
Printed: Monday, March 29, 2010 18:00:46 Pacific Daylight Time

Name: 04MR103D5_01, Date: 04-Mar-2010, Time: 11:08:50, ID: ST0304, Description: CS-1 09DXN422

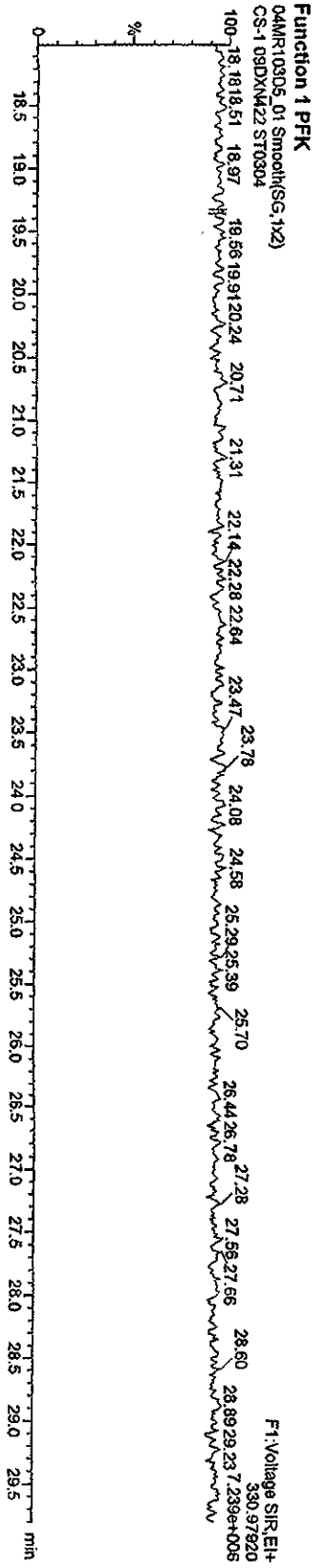




Quantity Sample Report MassLynx 4.1

Dataset: C:\MassLynx\UAN2010.PROV\CA030420103D516130CCDD26TETRAS.qid

Last Altered: Monday, March 29, 2010 17:59:06 Pacific Daylight Time
Printed: Monday, March 29, 2010 18:00:46 Pacific Daylight Time

Name: 04MR103D5_01, Date: 04-Mar-2010, Time: 11:08:50, ID: ST0304, Description: CS-1 09DXN422



Quantity Sample Report MassLynx 4.1

Dataset: C:\MassLynx\UAN2010.PRO\ICAO030420103D516130CDD25TETRAS.qtd

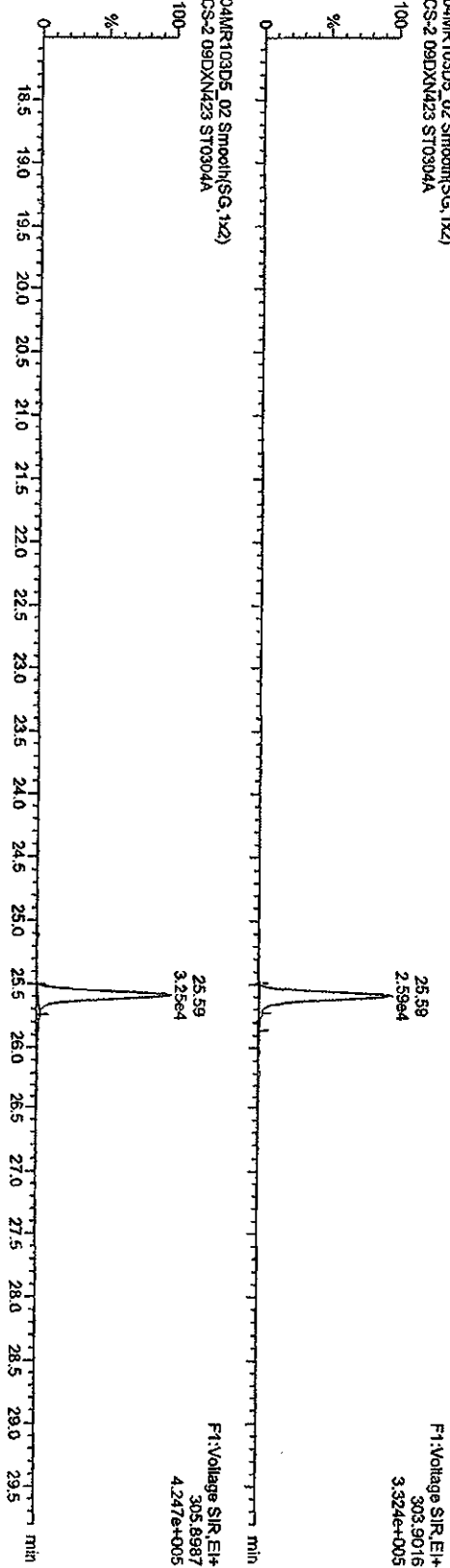
Last Altered: Monday, March 29, 2010 17:59:06 Pacific Daylight Time

Printed: Monday, March 29, 2010 18:00:46 Pacific Daylight Time

Name: 04MR103D5_02, Date: 04-Mar-2010, Time: 12:01:58, ID: ST0304A, Description: CS-2-09DXN423

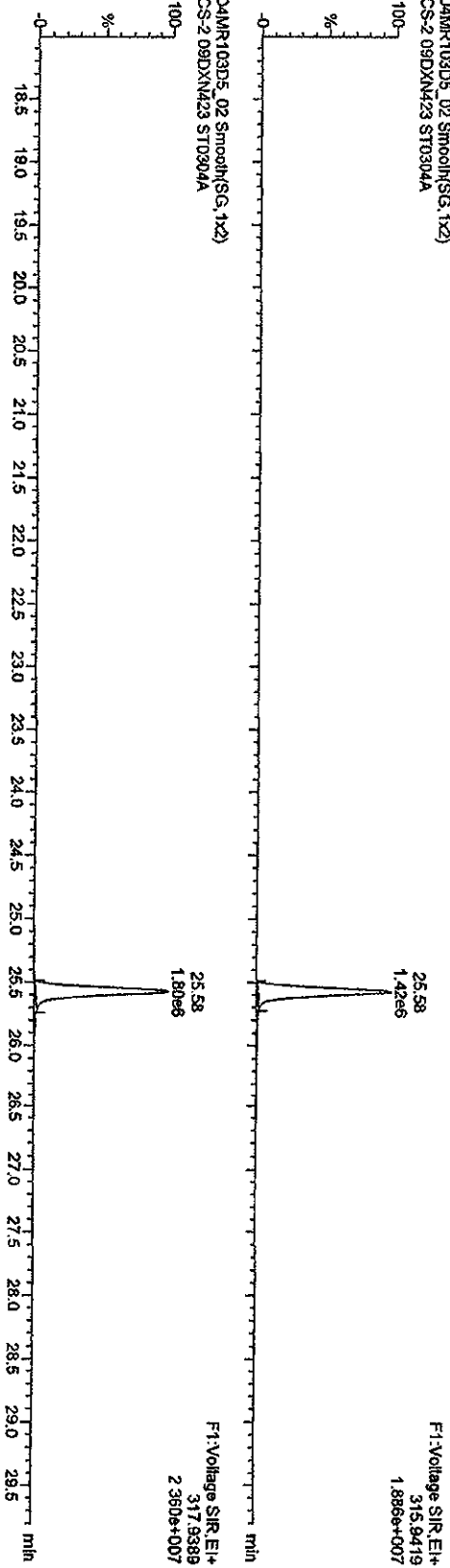
TCDFs

04MR103D5_02 Smooth(SG, 1x2)
CS-2-09DXN423 ST0304A




13C-TCDF

04MR103D5_02 Smooth(SG, 1x2)
CS-2-09DXN423 ST0304A



04MR103D5_02 Smooth(SG, 1x2)
CS-2-09DXN423 ST0304A



Quantity Sample Report MassLynx 4.1


Dataset: C:\MassLynx\JAN2010\PROV\CA030420103D516130CCDD25TETRAS.qid

Last Altered: Monday, March 29, 2010 17:59:06 Pacific Daylight Time
Printed: Monday, March 29, 2010 18:00:46 Pacific Daylight Time


Name: 04MR103D5_02, Date: 04-Mar-2010, Time: 12:01:58, ID: ST0304A, Description: CS-2 09DXN423

TCDDs

04MR103D5_02 Smooth(SG, 1x2)
CS-2 09DXN423 ST0304A




04MR103D5_02 Smooth(SG, 1x2)
CS-2 09DXN423 ST0304A

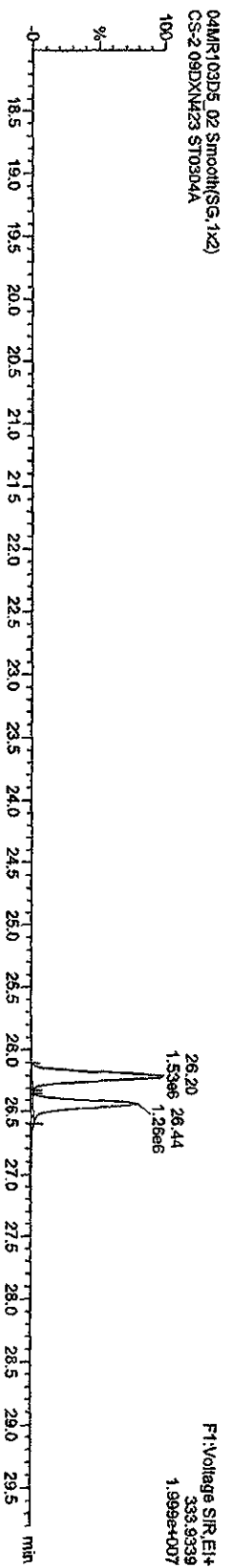


13C-TCDDs

04MR103D5_02 Smooth(SG, 1x2)
CS-2 09DXN423 ST0304A



04MR103D5_02 Smooth(SG, 1x2)
CS-2 09DXN423 ST0304A




Quantify Sample Report Masslynx 4.1

Dataset: C:\Masslynx\UAN2010\PROV\CA030420103D616130CDD25TETRAS.qid


Last Altered: Monday, March 29, 2010 17:59:06 Pacific Daylight Time
Printed: Monday, March 29, 2010 18:00:46 Pacific Daylight Time

Name: 04MR103D5_02, Date: 04-Mar-2010, Time: 12:01:58, ID: ST0304A, Description: CS-2-09DXN423


37CL-2,3,7,8-TCDD
04MR103D5_02 Smooth(SG, 1x2)
CS-2-09DXN423 ST0304A



13C-1-CDDs
04MR103D5_02 Smooth(SG, 1x2)
CS-2-09DXN423 ST0304A



04MR103D5_02 Smooth(SG, 1x2)
CS-2-09DXN423 ST0304A


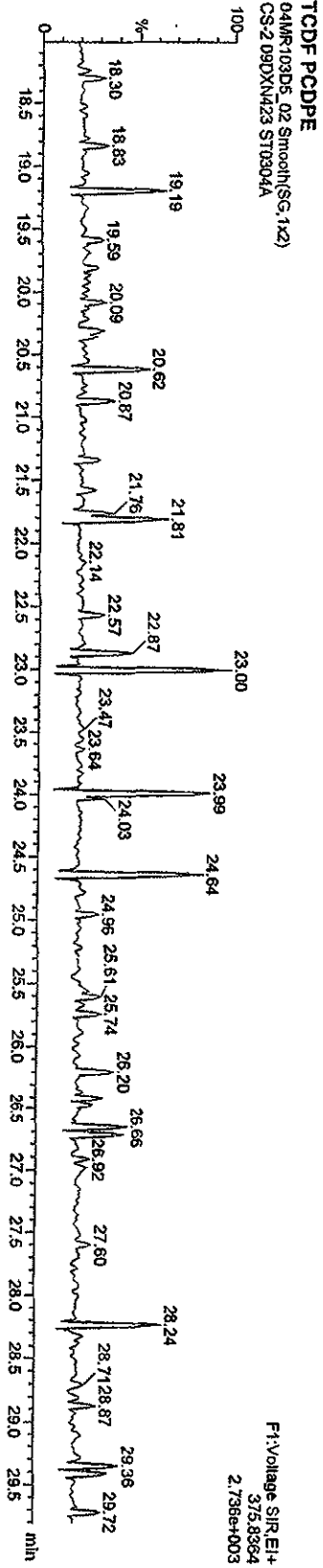




Quantity Sample Report Masslynx 4.1

Dataset: C:\Masslynx\JAN2010\PRONICA030420103D516130CDD25TETTRAS.qld

Last Altered: Monday, March 29, 2010 17:59:06 Pacific Daylight Time
Printed: Monday, March 29, 2010 18:00:46 Pacific Daylight Time

Name: 04MR103D5_02, Date: 04-Mar-2010, Time: 12:01:58, ID: ST0304A, Description: CS-2-09DXN423



Quantify Sample Report Masslynx 4.1


Dataset: C:\Masslynx\UNAN2010\PROJ\CA030420103D516130CCDD25TETRAS.qid

Last Altered: Monday, March 29, 2010 17:59:06 Pacific Daylight Time
Printed: Monday, March 29, 2010 18:00:46 Pacific Daylight Time

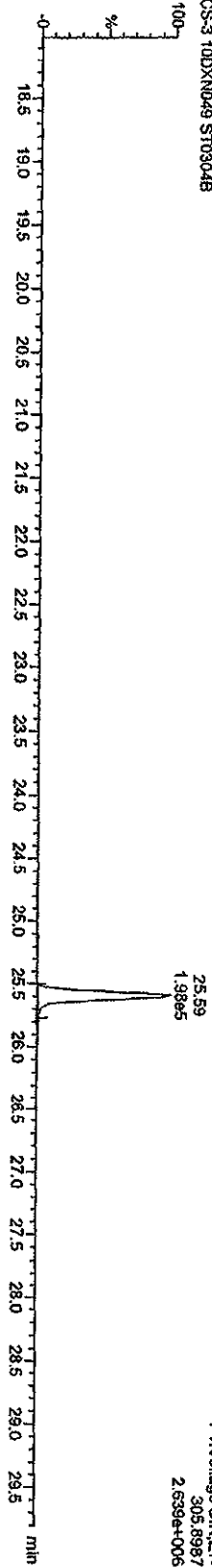
Name: 04MR103D5_03, Date: 04-Mar-2010, Time: 12:53:09, ID: ST0304B, Description: CS-3 10DXND49

TCDFs

04MR103D5_03 Smooth(SG, 1x2)
CS-3 10DXND49 ST0304B




04MR103D5_03 Smooth(SG, 1x2)
CS-3 10DXND49 ST0304B

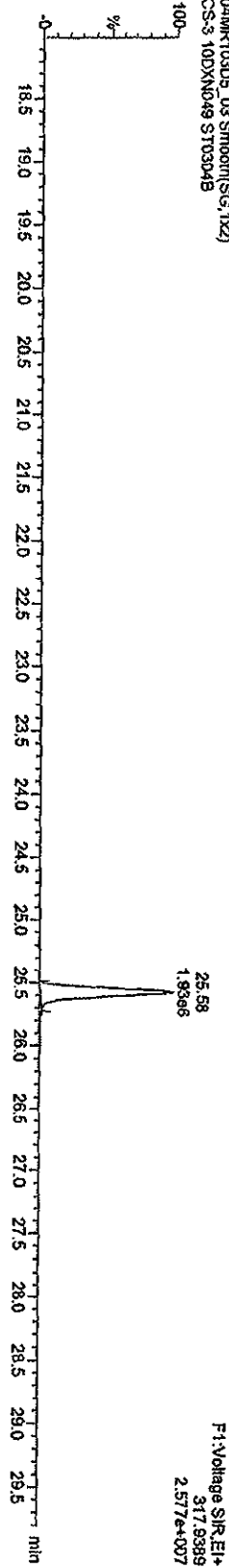


13C-TCDF

04MR103D5_03 Smooth(SG, 1x2)
CS-3 10DXND49 ST0304B



04MR103D5_03 Smooth(SG, 1x2)
CS-3 10DXND49 ST0304B



Quantity Sample Report MassLynx 4.1

Dataset: C:\MassLynx\JAN2010\PROVICA030420103D516130CCDD25TETRAS.qid


Last Altered: Monday, March 29, 2010 17:59:06 Pacific Daylight Time

Printed: Monday, March 29, 2010 18:00:46 Pacific Daylight Time


Name: 04MR103D5_03, Date: 04-Mar-2010, Time: 12:53:09, ID: ST0304B, Description: CS-3 10DXN049

TCDDs

04MR103D5_03 Smooth(SG, 1x2)
CS-3 10DXN049 ST0304B




04MR103D5_03 Smooth(SG, 1x2)
CS-3 10DXN049 ST0304B




13C-TCDDs

04MR103D5_03 Smooth(SG, 1x2)
CS-3 10DXN049 ST0304B



04MR103D5_03 Smooth(SG, 1x2)
CS-3 10DXN049 ST0304B




Quantity Sample Report MassLynx 4.1

Dataset: C:\MassLynx\JAN2010\PRO\CA030420103D516130CDD25TETRAS.qid


Last Altered: Monday, March 29, 2010 17:59:06 Pacific Daylight Time
Printed: Monday, March 29, 2010 18:00:46 Pacific Daylight Time

Name: 04MR103D5_03, Date: 04-Mar-2010, Time: 12:53:09, ID: ST0304B, Description: CS-3 10DXN049

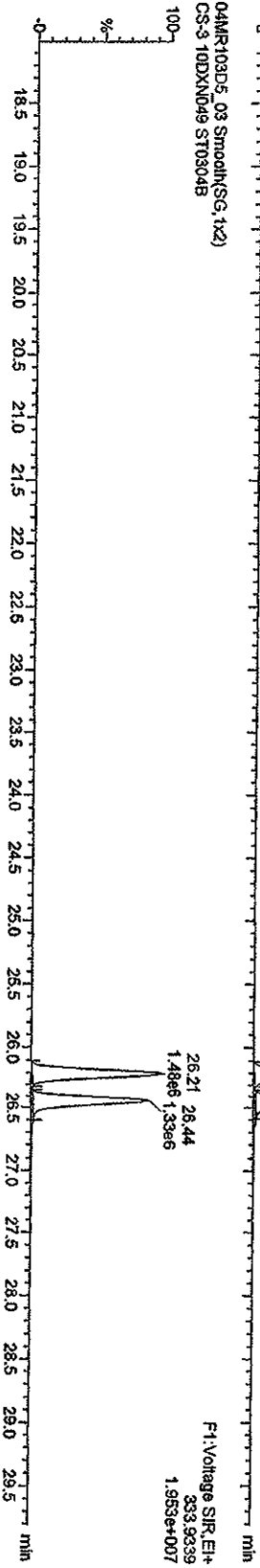
37Cl-2,3,7,8-TCDD
04MR103D5_03 Smooth(SG, 1x2)
CS-3 10DXN049 ST0304B



13C-TCDDs
04MR103D5_03 Smooth(SG, 1x2)
CS-3 10DXN049 ST0304B



04MR103D5_03 Smooth(SG, 1x2)
CS-3 10DXN049 ST0304B

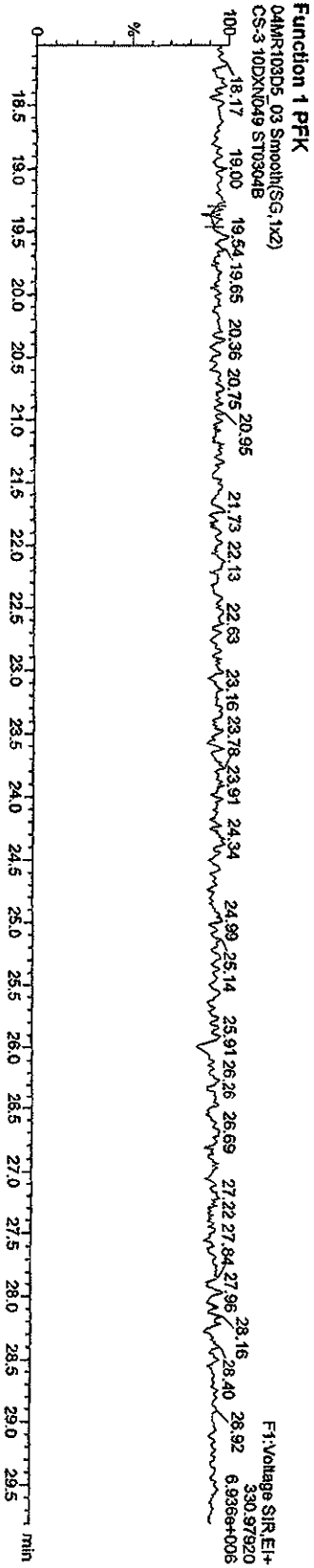
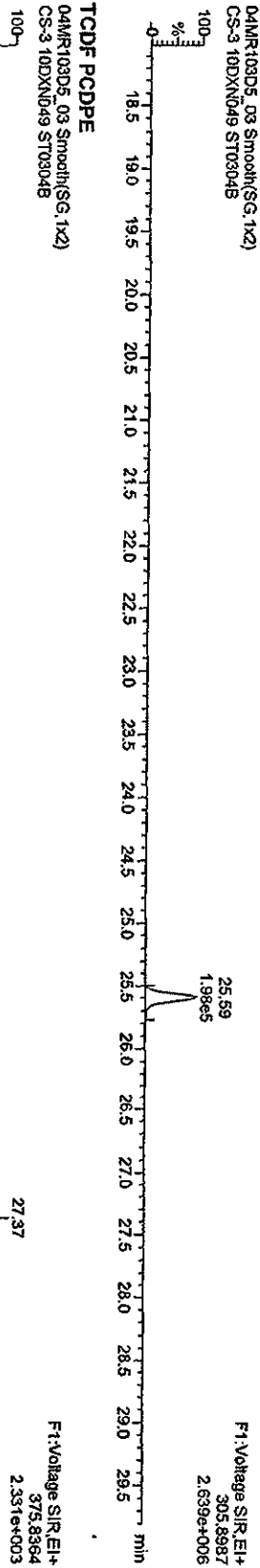



Quantify Sample Report Masslynx 4.1

Dataset: C:\Masslynx\LAN2010\PRO\ICAO30420103D516130CCDD25TETRAS.qld

Last Altered: Monday, March 29, 2010 17:59:06 Pacific Daylight Time
Printed: Monday, March 29, 2010 18:00:46 Pacific Daylight Time

Name: 04MR103D5_03, Date: 04-Mar-2010, Time: 12:53:09, ID: ST0304B, Description: CS-3 10DXND49



Quantity Sample Report MassLynx 4.1

Dataset: C:\MassLynx\JUN2010\PRONCA030420103D516130CCDD25TETRAS.qld

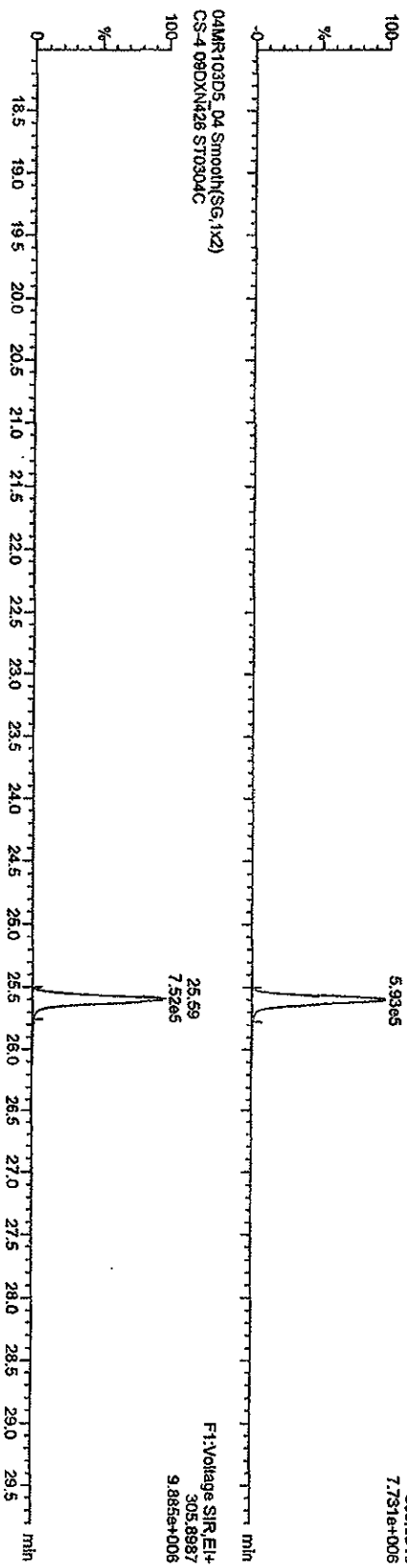
Last Altered: Monday, March 29, 2010 17:59:06 Pacific Daylight Time

Printed: Monday, March 29, 2010 18:00:46 Pacific Daylight Time

Name: 04MR103D5_04, Date: 04-Mar-2010, Time: 13:44:27, ID: ST0304C, Description: CS-4 09DXN426

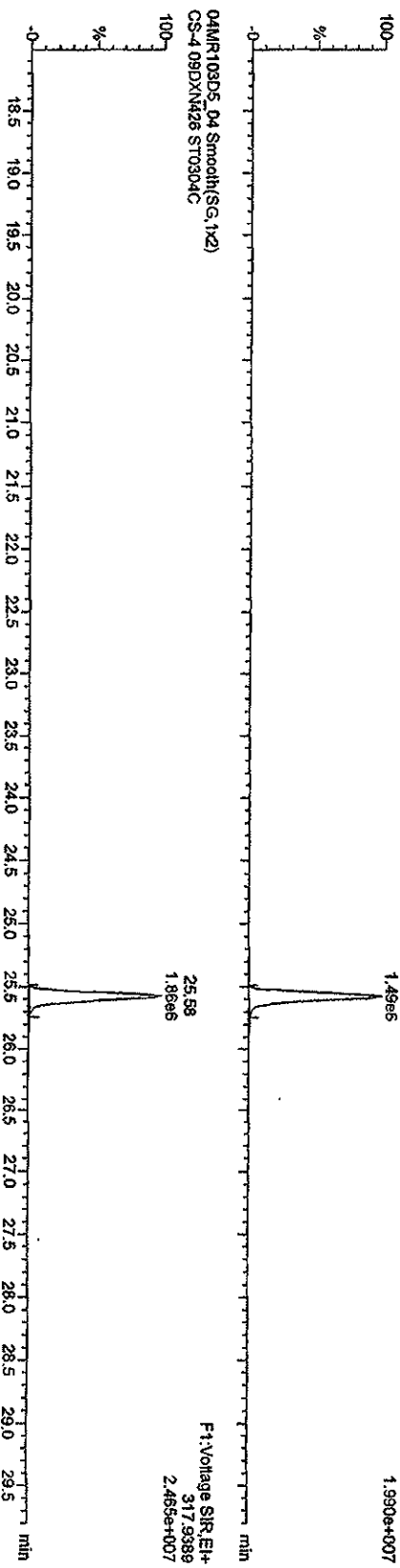
TCDFs

04MR103D5_04 Smooth(SG,1x2)
CS-4 09DXN426 ST0304C




¹³C-TCDF

04MR103D5_04 Smooth(SG,1x2)
CS-4 09DXN426 ST0304C



04MR103D5_04 Smooth(SG,1x2)
CS-4 09DXN426 ST0304C





Quantity Sample Report MassLynx 4.1

Dataset: C:\MassLynx\JAN2010\PRONCA030420103D516130CDD25TETTRAS.qid

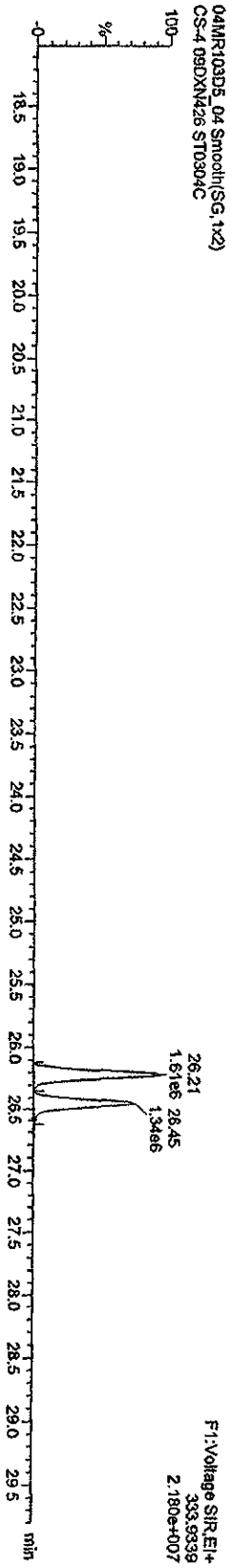

Last Altered: Monday, March 29, 2010 17:59:06 Pacific Daylight Time
Printed: Monday, March 29, 2010 18:00:46 Pacific Daylight Time

Name: 04MR103D5_04, Date: 04-Mar-2010, Time: 13:44:27, ID: ST0304C, Description: CS-4-09DXN426

TCDDs



13C-TCDDs

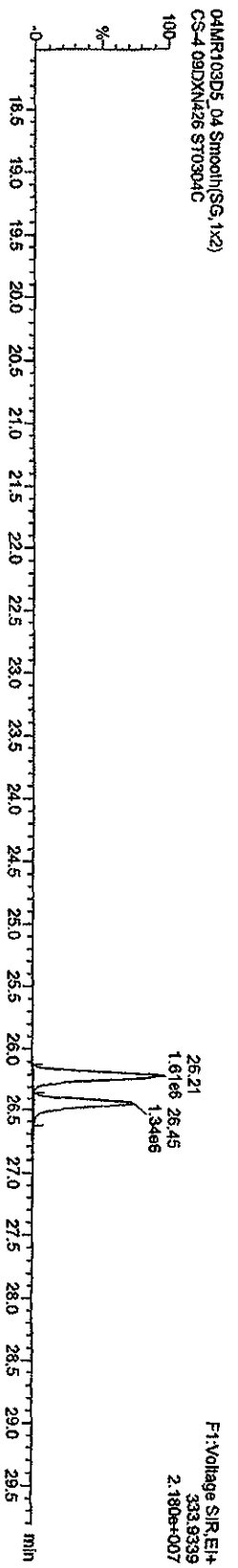



Quantity Sample Report MassLynx 4.1

Dataset: C:\MassLynx\JAN2010\PRO\CA030420103BD516130CCDD25TETRAS.qid

Last Altered: Monday, March 29, 2010 17:59:06 Pacific Daylight Time
Printed: Monday, March 29, 2010 18:00:46 Pacific Daylight Time

Name: 04MR103BD5_04, Date: 04-Mar-2010, Time: 13:44:27, ID: ST0304C, Description: CS-4 09DXN426




Quantity Sample Report MassLynx 4.1

Dataset: C:\MassLynx\LAN2010\PROV\CA03042010\9DP516130CCDD25TETRAS.qid

Last Altered: Monday, March 29, 2010 17:59:06 Pacific Daylight Time
Printed: Monday, March 29, 2010 18:00:46 Pacific Daylight Time

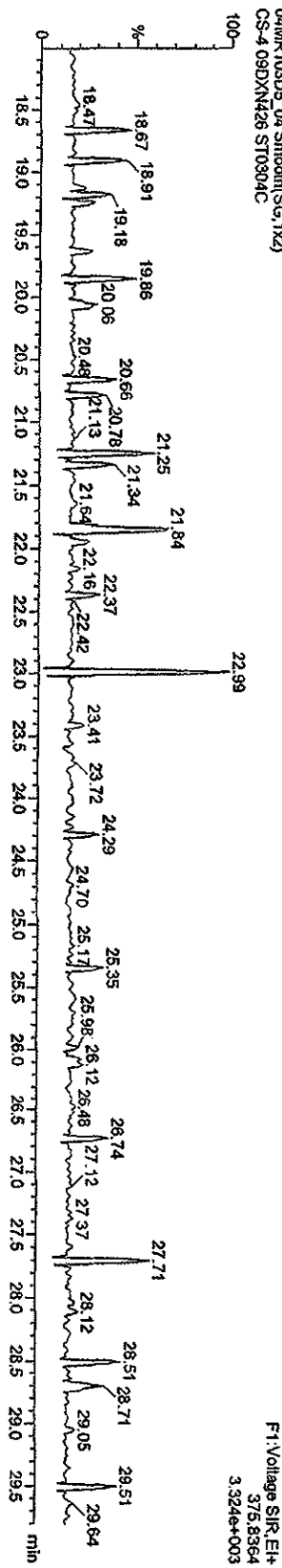
Name: 04MR103D5_04, Date: 04-Mar-2010, Time: 13:44:27, ID: ST0304C, Description: CS-4 09DXN426

TCDFs
04MR103D5_04 Smooth(SG,1x2)
CS-4 09DXN426 ST0304C




04MR103D5_04 Smooth(SG,1x2)
CS-4 09DXN426 ST0304C

TCDF PCDPE
04MR103D5_04 Smooth(SG,1x2)
CS-4 09DXN426 ST0304C



Function 1 PFK
04MR103D5_04 Smooth(SG,1x2)
CS-4 09DXN426 ST0304C



F1:Voltage SIR_EI+
380.97920

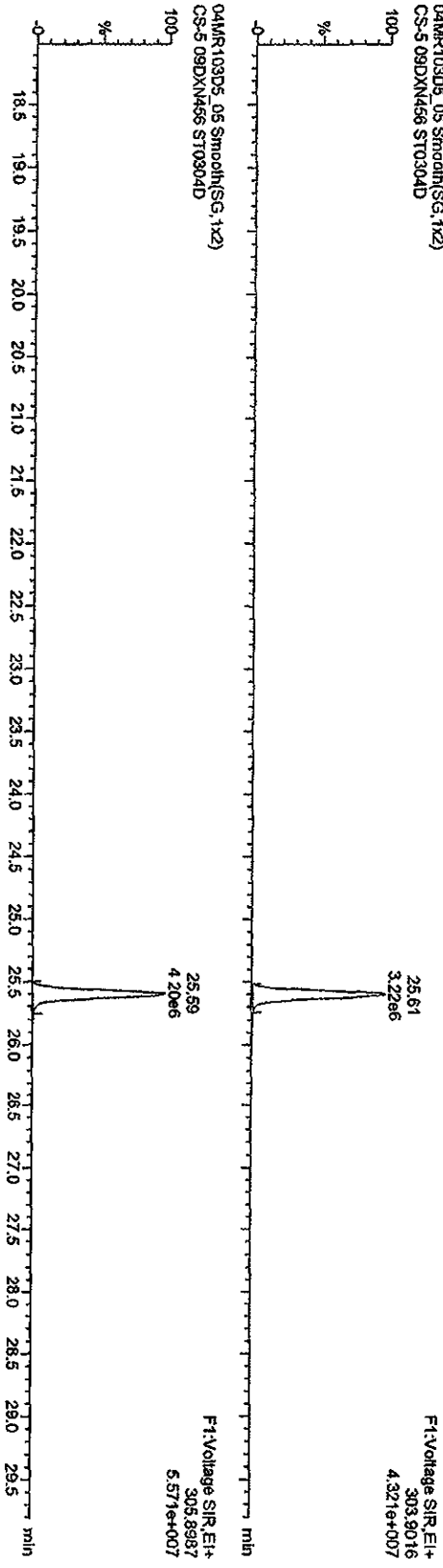
Quantity Sample Report MassLynx 4.1

Dataset: C:\MassLynx\LAN2010\PRONICA030420103D516130CDD25TETRAS.qld

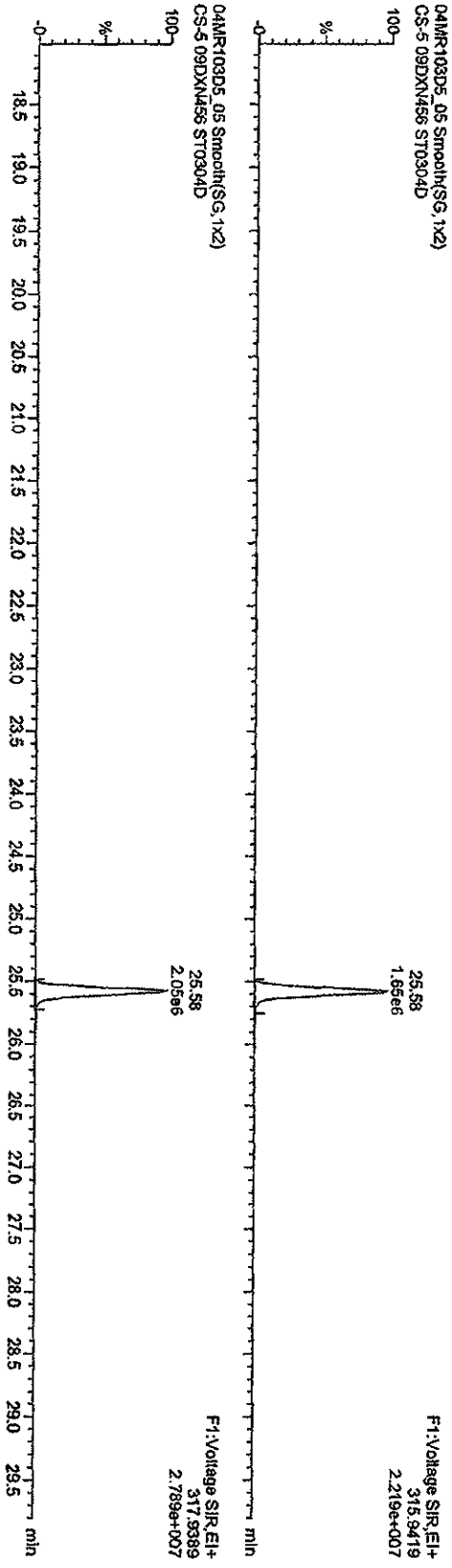
Last Altered: Monday, March 29, 2010 17:59:06 Pacific Daylight Time
Printed: Monday, March 29, 2010 18:00:46 Pacific Daylight Time

Name: 04MR103D5_05, Date: 04-Mar-2010, Time: 14:35:43, ID: ST0304D, Description: CS-5-09DXN456

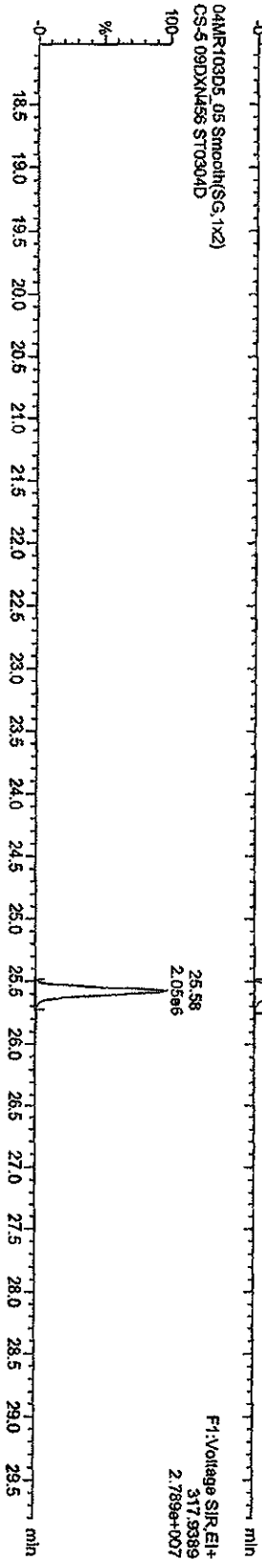
TCDFs
04MR103D5_05 Smooth(SG, 1x2)
CS-5-09DXN456 ST0304D



13C-TCDF
04MR103D5_05 Smooth(SG, 1x2)
CS-5-09DXN456 ST0304D



04MR103D5_05 Smooth(SG, 1x2)
CS-5-09DXN456 ST0304D



Quantify Sample Report MassLynx 4.1


Dataset: C:\MassLynx\JAN2010\PROLCA030420103D516130CDD26TETRAS.qld

Last Altered: Monday, March 29, 2010 17:59:06 Pacific Daylight Time
Printed: Monday, March 29, 2010 18:00:46 Pacific Daylight Time

Name: 04MR103D5_05, Date: 04-Mar-2010, Time: 14:36:43, ID: ST0304D, Description: CS-5-09DXN456


TCDDs

04MR103D5_05 Smooth(SG, 1x2)
CS-5-09DXN456 ST0304D



F1:Voltage SIR_EI+
319.8965
3.164e+007


04MR103D5_05 Smooth(SG, 1x2)
CS-5-09DXN456 ST0304D



F1:Voltage SIR_EI+
321.8936
4.005e+007


13C-TCDDs

04MR103D5_05 Smooth(SG, 1x2)
CS-5-09DXN456 ST0304D



F1:Voltage SIR_EI+
331.9368
1.410e+007

04MR103D5_05 Smooth(SG, 1x2)
CS-5-09DXN456 ST0304D



F1:Voltage SIR_EI+
333.9339
1.819e+007

Quantity Sample Report MassLynx 4.1


Dataset: C:\MassLynx\JAN2010\PRONICA030420103D516130CCDD25TETRAS.qld

Last Altered: Monday, March 29, 2010 17:59:06 Pacific Daylight Time


Printed: Monday, March 29, 2010 18:00:46 Pacific Daylight Time

Name: 04MR103D5_05, Date: 04-Mar-2010, Time: 14:35:43, ID: ST0304D, Description: CS-5 09DXN456

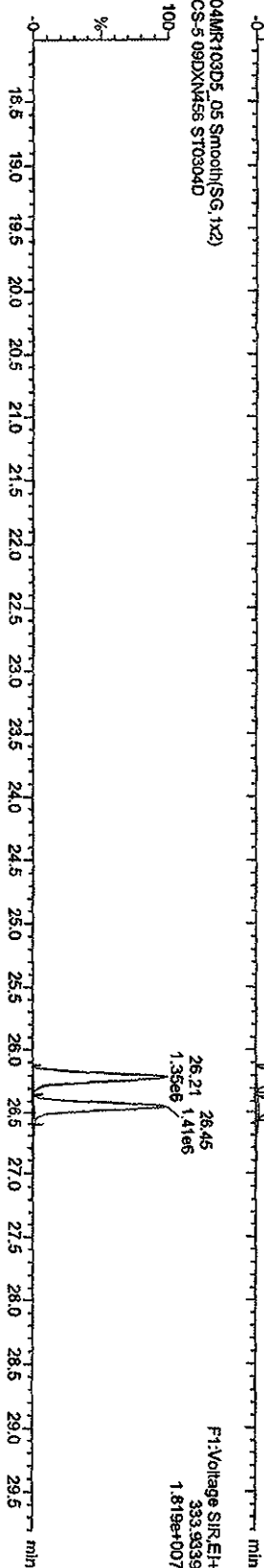
37CL-2,3,7,8-TCDD
04MR103D5_05 Smooth(SG,1x2)
CS-5 09DXN456 ST0304D



13C-TCDDs
04MR103D5_05 Smooth(SG,1x2)
CS-5 09DXN456 ST0304D



04MR103D5_05 Smooth(SG,1x2)
CS-5 09DXN456 ST0304D



Quantify Sample Report Masslynx 4.1

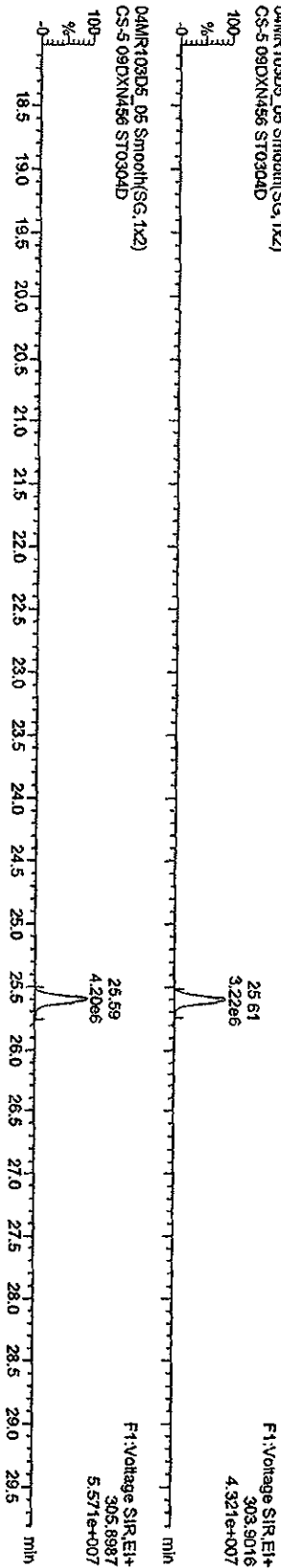
Dataset: C:\Masslynx\JAN2010\PRO\ICAO30420103D516130CCDD25TETRAS.qld

Last Altered: Monday, March 29, 2010 17:59:06 Pacific Daylight Time
Printed: Monday, March 29, 2010 18:00:46 Pacific Daylight Time

Name: 04MR103D5_05, Date: 04-Mar-2010, Time: 14:35:43, ID: ST0304D, Description: CS-5 09DXN456

TCDFs

04MR103D5_05 Smooth(SG, 1x2)
CS-5 09DXN456 ST0304D

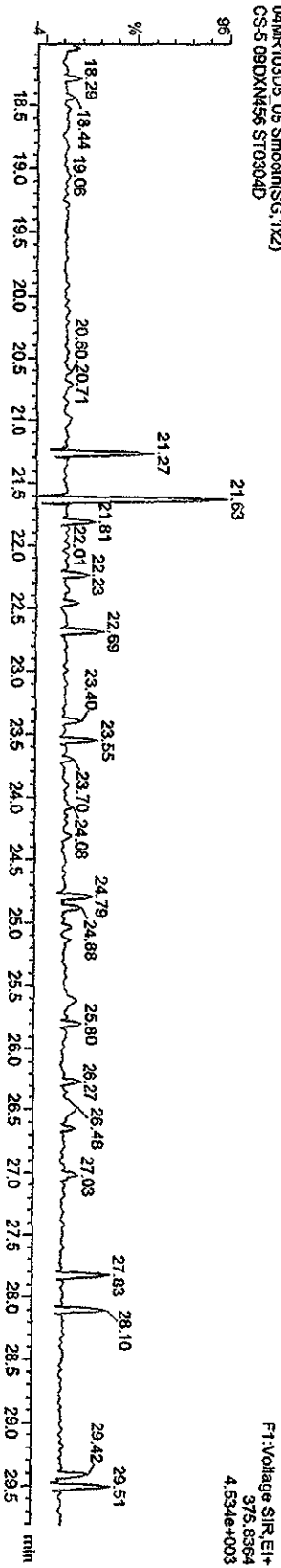


F1:Voltage SIR.EI+
303.9016
4.321e+007

F1:Voltage SIR.EI+
305.8987
5.571e+007

TCDF PCDFE


04MR103D5_05 Smooth(SG, 1x2)
CS-5 09DXN456 ST0304D



F1:Voltage SIR.EI+
375.8364
4.534e+003

Function 1 PFK

04MR103D5_05 Smooth(SG, 1x2)
CS-5 09DXN456 ST0304D



F1:Voltage SIR.EI+
380.97920
7.263e+006

Quantity Sample Report MassLynx 4.1

Dataset: C:\MassLynx\JAN2010\PRO\KCA030420103D516130CCDF25.qld

Last Altered: Thursday, March 04, 2010 15:28:34 Pacific Standard Time

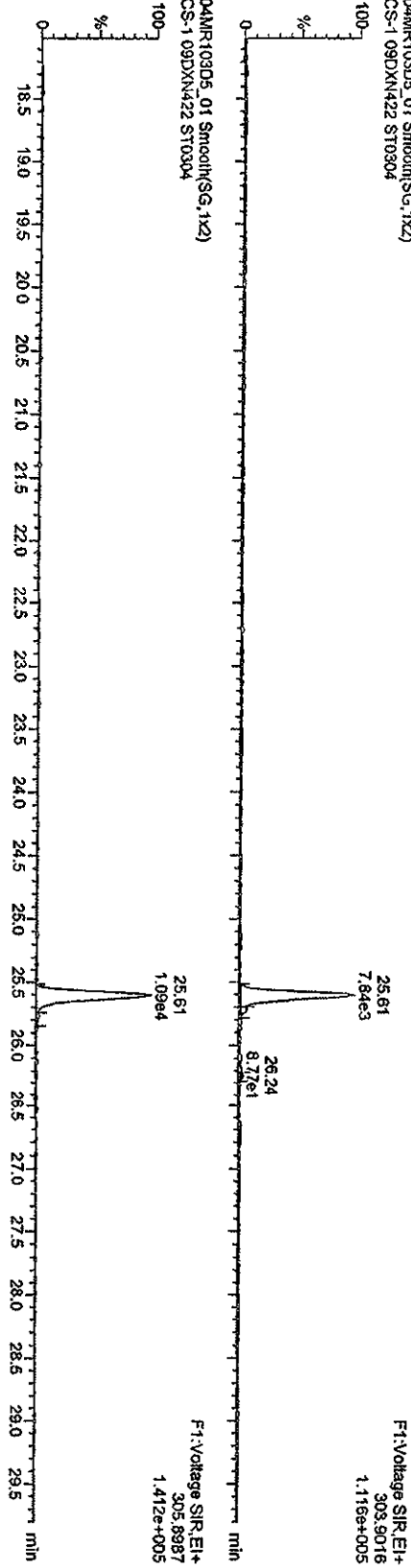
Printed: Thursday, March 04, 2010 15:30:11 Pacific Standard Time

Method: C:\MassLynx\JAN2010\PRO\MethDB\16133D50CDD25.mdb 04 Mar 2010 12:40:27
Calibration: 04 Mar 2010 15:28:33

Name: 04MR103D5_01, Date: 04-Mar-2010, Time: 11:08:50, ID: ST10304, Description: CS-1 09DXN422

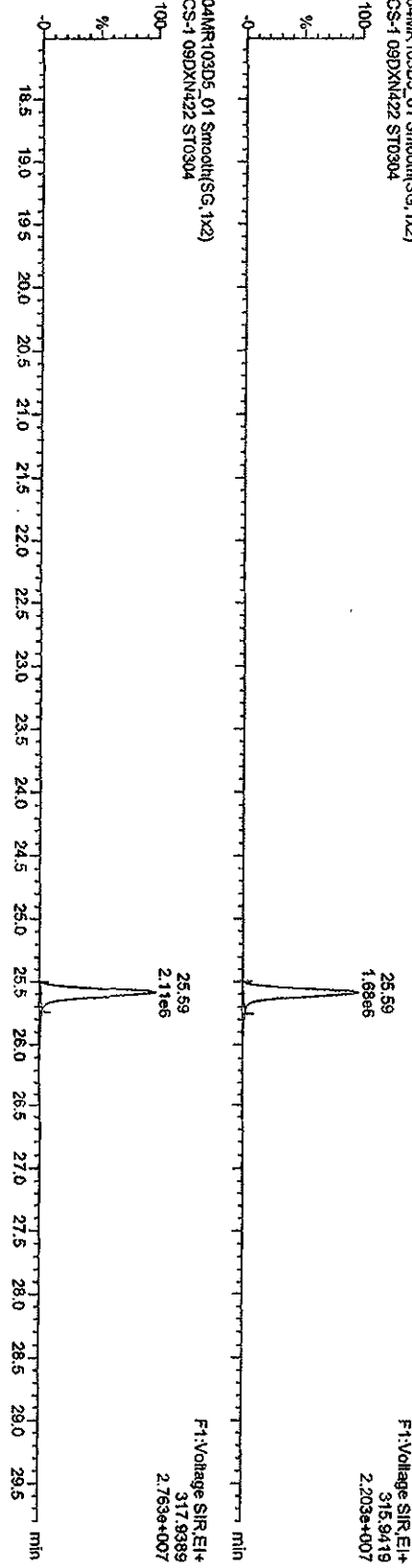
TCDFs

04MR103D5_01 Smoother(SG,1x2)
CS-1 09DXN422 ST10304



13C-TCDF

04MR103D5_01 Smoother(SG,1x2)
CS-1 09DXN422 ST10304



04MR103D5_01 Smoother(SG,1x2)
CS-1 09DXN422 ST10304

F1:Voltage SIR_EI+
317.9389
2.763e+007

Quantity Sample Report Masslynx 4.1


Dataset: C:\Masslynx\LAN2010\PROJ\CA030420103D516130C\DF25.qld

Last Altered: Thursday, March 04, 2010 15:28:34 Pacific Standard Time
Printed: Thursday, March 04, 2010 15:30:11 Pacific Standard Time

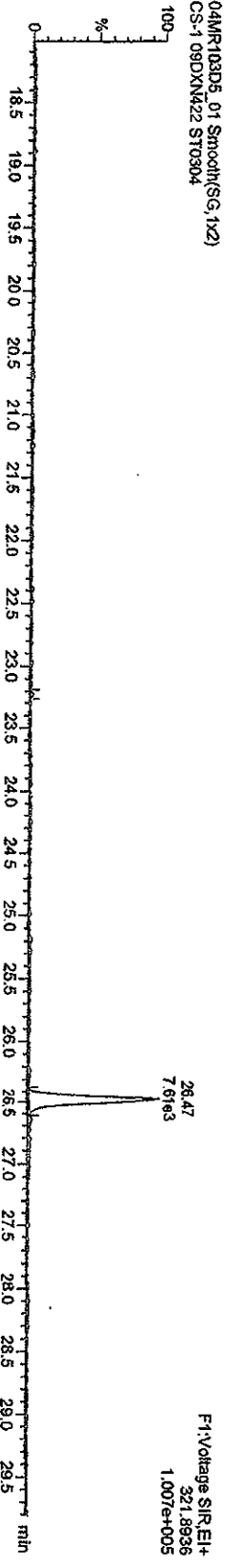
Name: 04MR103D5_01, Date: 04-Mar-2010, Time: 11:08:50, ID: ST0304, Description: CS-1 09DXN422

TCDDs


04MR103D5_01 Smooth(SG,1x2)
CS-1 09DXN422 ST0304



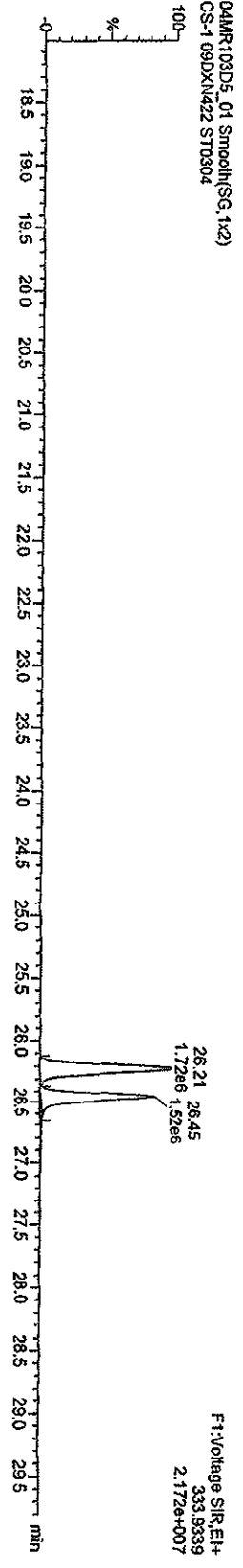
04MR103D5_01 Smooth(SG,1x2)
CS-1 09DXN422 ST0304



04MR103D5_01 Smooth(SG,1x2)
CS-1 09DXN422 ST0304



04MR103D5_01 Smooth(SG,1x2)
CS-1 09DXN422 ST0304

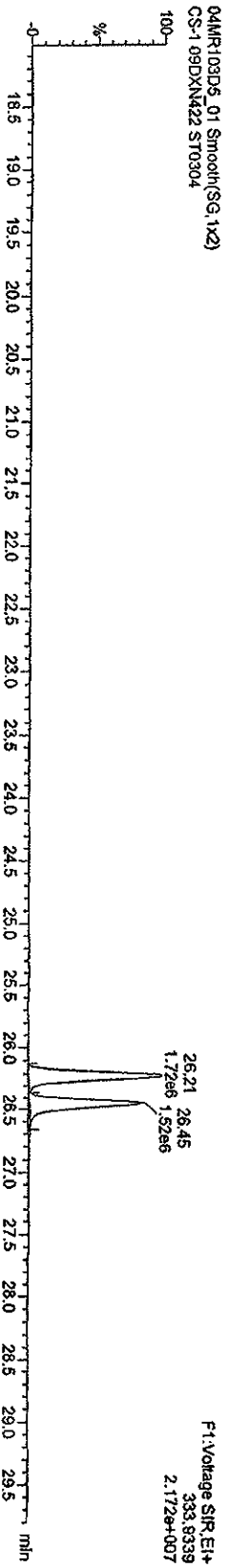




Quantity Sample Report Masslynx 4.1

Dataset: C:\Masslynx\UNAN2010\PROVCA030420103D516130CCDF25.qld

Last Altered: Thursday, March 04, 2010 15:28:34 Pacific Standard Time
Printed: Thursday, March 04, 2010 15:30:11 Pacific Standard Time

Name: 04MR103D5_01, Date: 04-Mar-2010, Time: 11:08:50, ID: ST0304, Description: CS-1 09DXN422

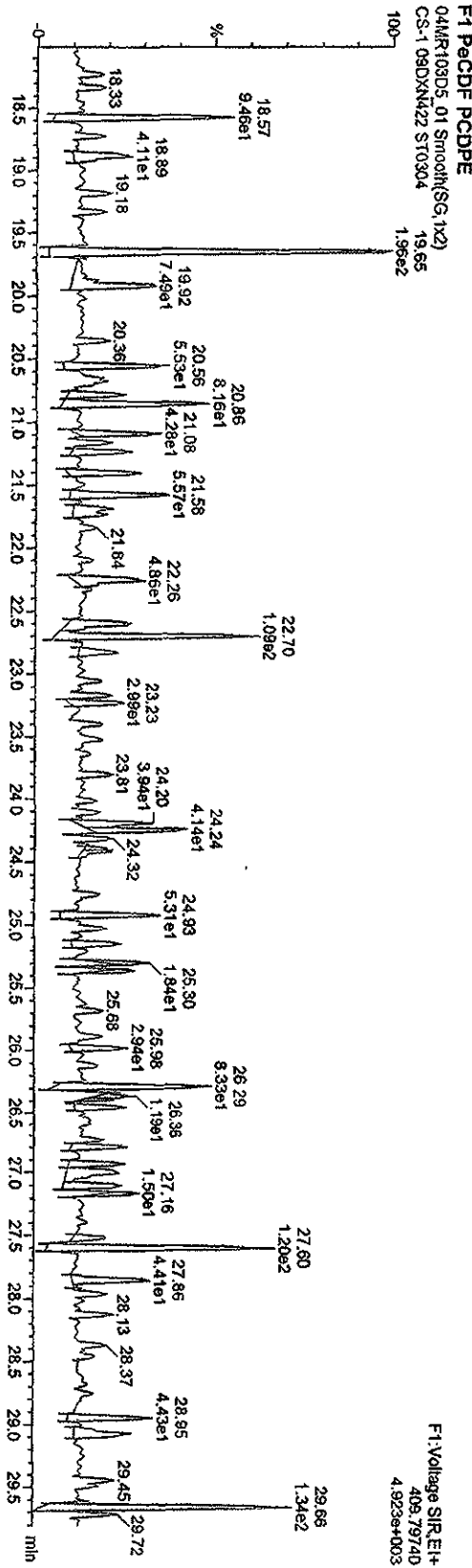
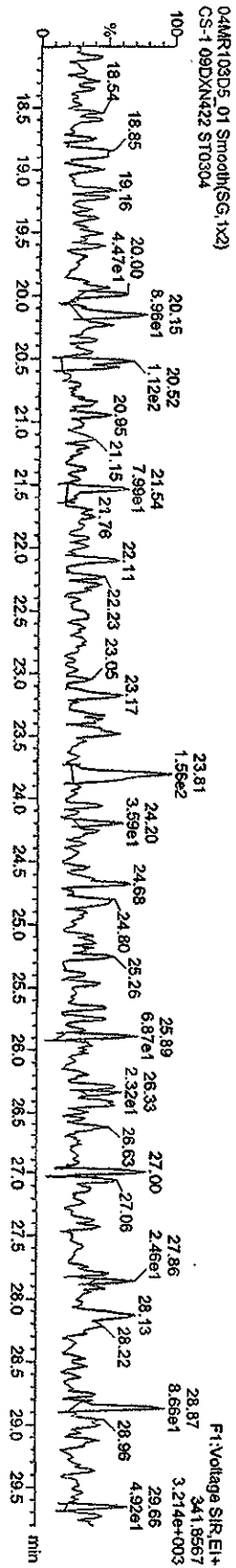
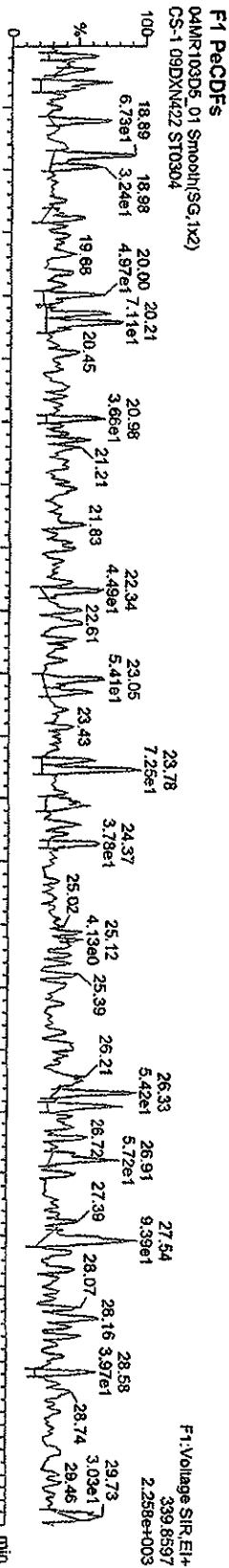


Quantity Sample Report Masslynx 4.1

Dataset: C:\MassLynx\JAN2010\PROV\CA030420103D516130CCDF25.did

Last Altered: Thursday, March 04, 2010 15:28:34 Pacific Standard Time
Printed: Thursday, March 04, 2010 15:30:11 Pacific Standard Time

Name: 04MR103D5_01, Date: 04-Mar-2010, Time: 11:08:50, ID: ST0304, Description: CS-1 09DXN422



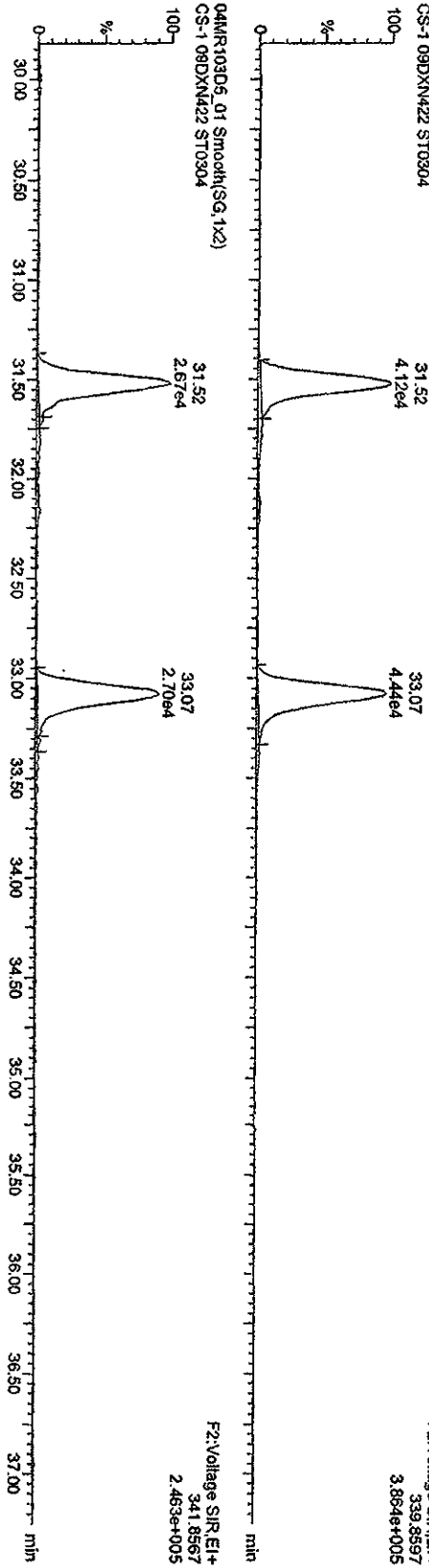
Quantity Sample Report MassLynx 4.1

Dataset: C:\MassLynx\JAN2010\PROL\CA030420103D516130CDDF25.qid

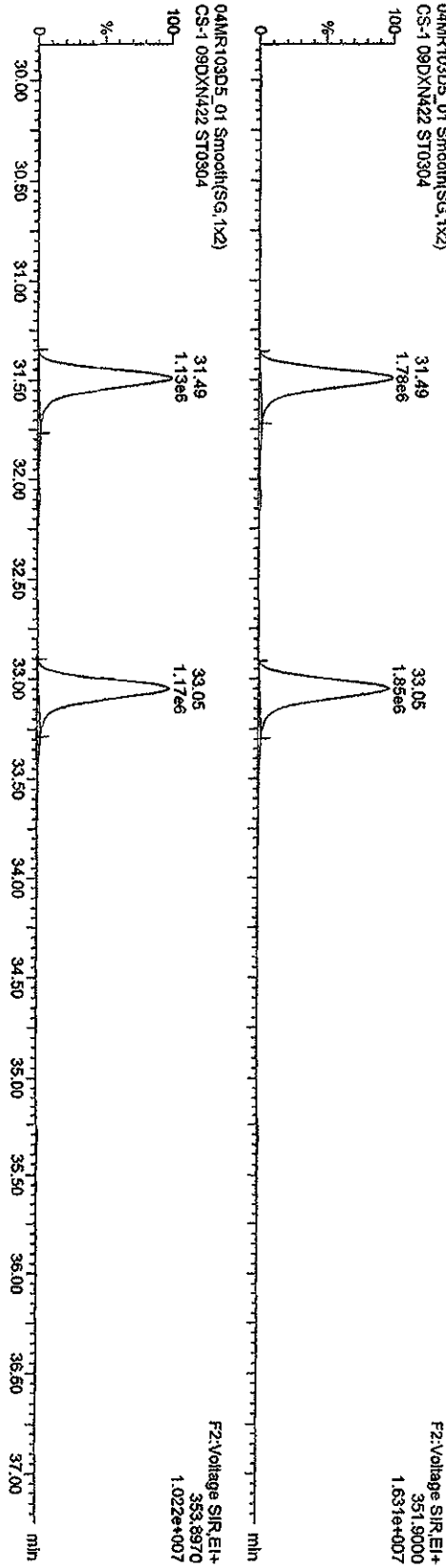
Last Altered: Thursday, March 04, 2010 15:28:34 Pacific Standard Time
Printed: Thursday, March 04, 2010 15:30:11 Pacific Standard Time

Name: 04MR103D5_01, Date: 04-Mar-2010, Time: 11:08:50, ID: ST0304, Description: CS-1 09DXN422

PcCDFs
04MR103D5_01 Smooth(SG,1x2)
CS-1 09DXN422 ST0304



13C-PcCDFs
04MR103D5_01 Smooth(SG,1x2)
CS-1 09DXN422 ST0304



04MR103D5_01 Smooth(SG,1x2)
CS-1 09DXN422 ST0304

F2:Voltage SIR_EI+
353.8970
1.022e+007

Quantity Sample Report MassLynx 4.1

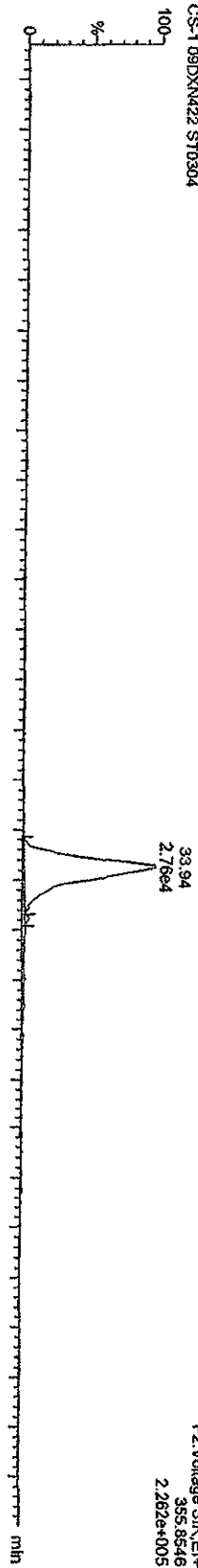
Dataset: C:\MassLynx\UNAN2010\PROLICA030420103D516130CDF25.qld

Last Altered: Thursday, March 04, 2010 15:28:34 Pacific Standard Time
Printed: Thursday, March 04, 2010 15:30:11 Pacific Standard Time

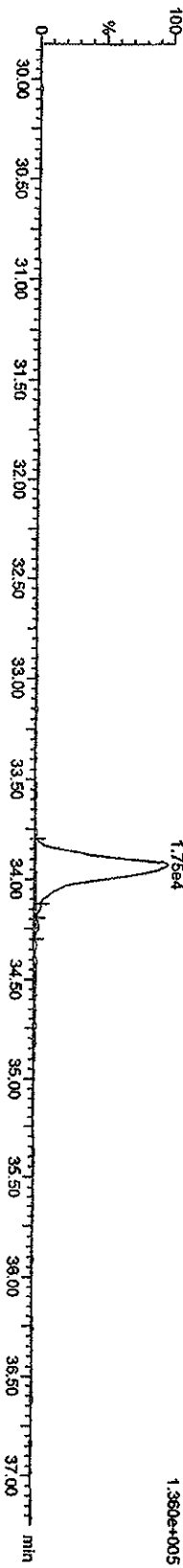
Name: 04MR103D5_01, Date: 04-Mar-2010, Time: 11:08:50, ID: ST0304, Description: CS-1 09DXN422

PeCDDs

04MR103D5_01 Smooth(SG,1x2)
CS-1 09DXN422 ST0304

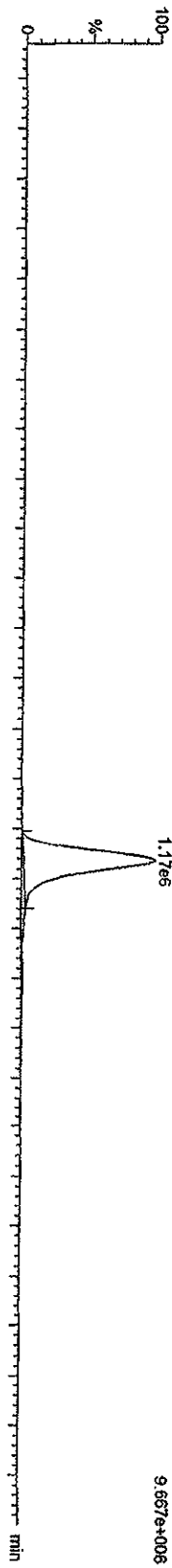


04MR103D5_01 Smooth(SG,1x2)
CS-1 09DXN422 ST0304

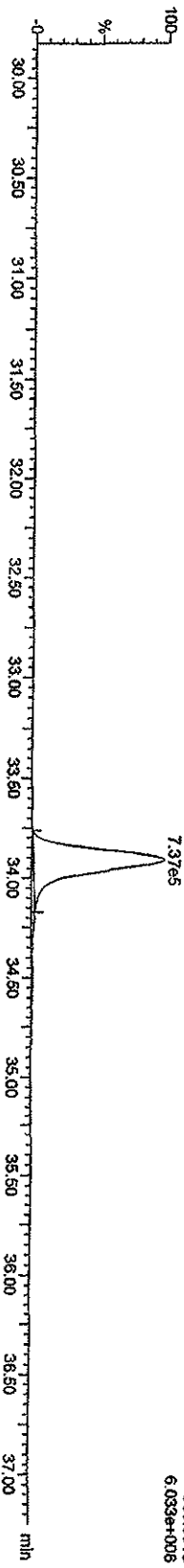


13C-PeCDD

04MR103D5_01 Smooth(SG,1x2)
CS-1 09DXN422 ST0304



04MR103D5_01 Smooth(SG,1x2)
CS-1 09DXN422 ST0304



Quantity Sample Report MassLynx 4.1

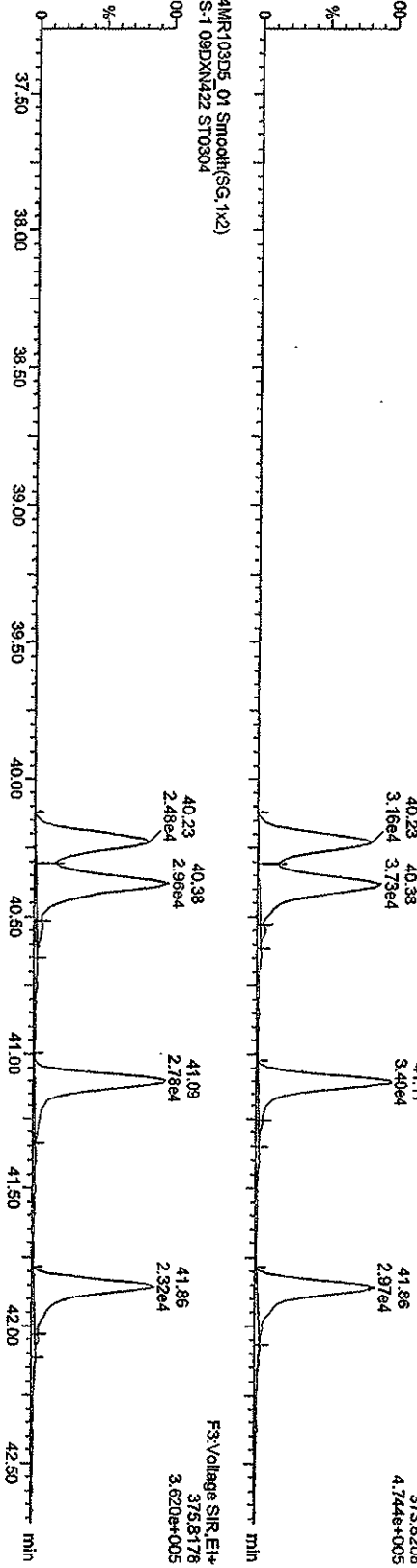
Dataset: C:\MassLynx\JAN2010\PRONICA030420103D516130C\DF25.did

Last Altered: Thursday, March 04, 2010 15:28:34 Pacific Standard Time

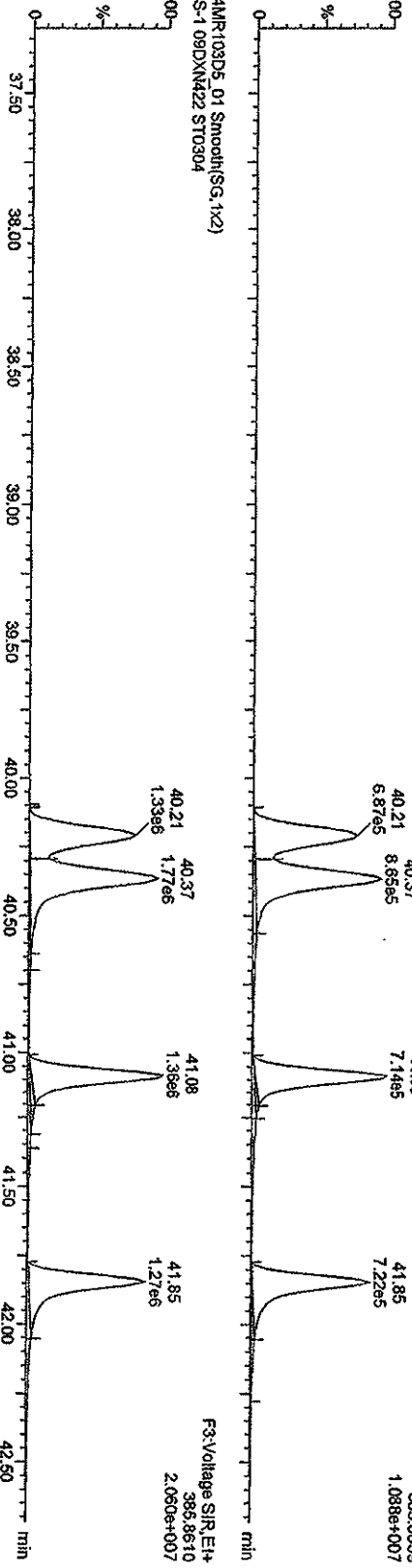
Printed: Thursday, March 04, 2010 15:30:11 Pacific Standard Time

Name: 04MR103D5_01, Date: 04-Mar-2010, Time: 11:08:50, ID: ST0304, Description: CS-1 09DXN422

HxCDFs
04MR103D5_01 Smoother(SG,1x2)
CS-1 09DXN422 ST0304



13C-HxCDFs
04MR103D5_01 Smoother(SG,1x2)
CS-1 09DXN422 ST0304



Quantity Sample Report MassLynx 4.1

Dataset: C:\MassLynx\JAN2010\PROVICA030420103D516130CDDF25.dld

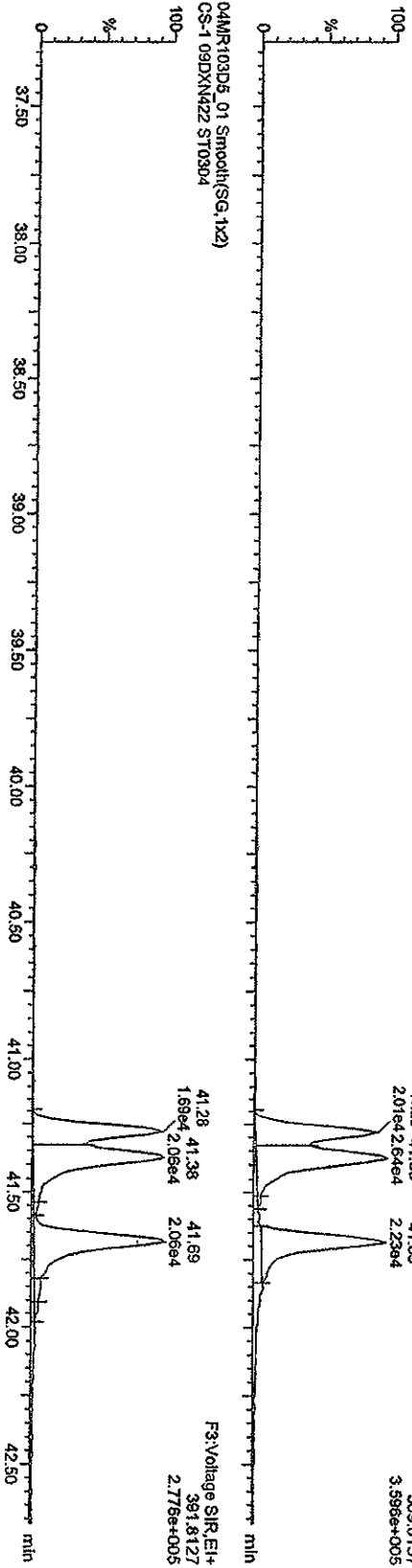
Last Altered: Thursday, March 04, 2010 15:28:34 Pacific Standard Time

Printed: Thursday, March 04, 2010 15:30:11 Pacific Standard Time

Name: 04MR103D5_01, Date: 04-Mar-2010, Time: 11:08:50, ID: ST0304, Description: CS-1 09DXN422

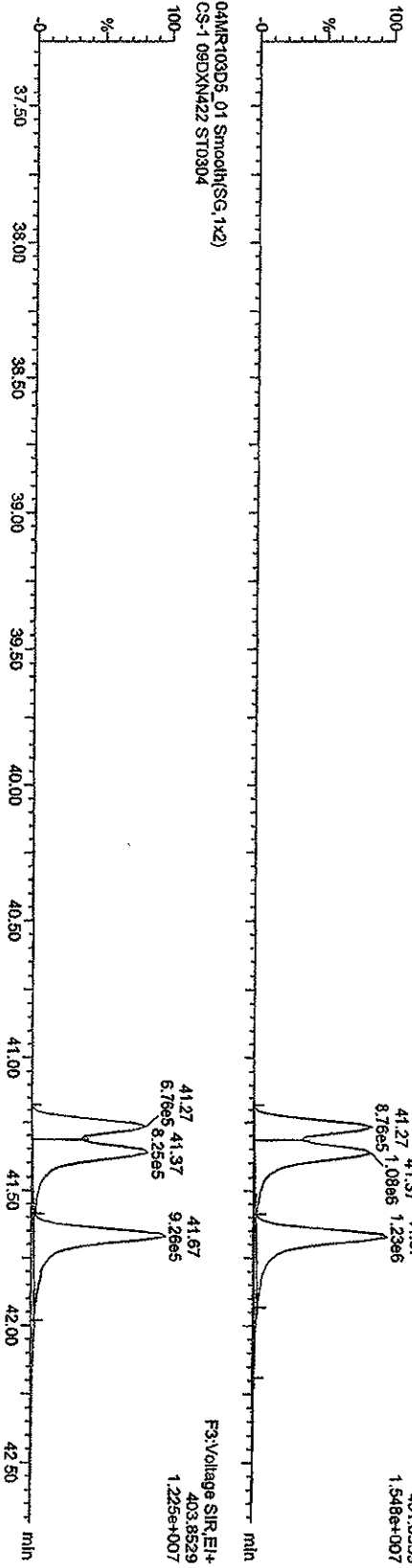
HXCDDs

04MR103D5_01 Smooth(SG,1x2)
CS-1 09DXN422 ST0304



13C-HXCDDs

04MR103D5_01 Smooth(SG,1x2)
CS-1 09DXN422 ST0304



Quantity Sample Report Masslynx 4.1

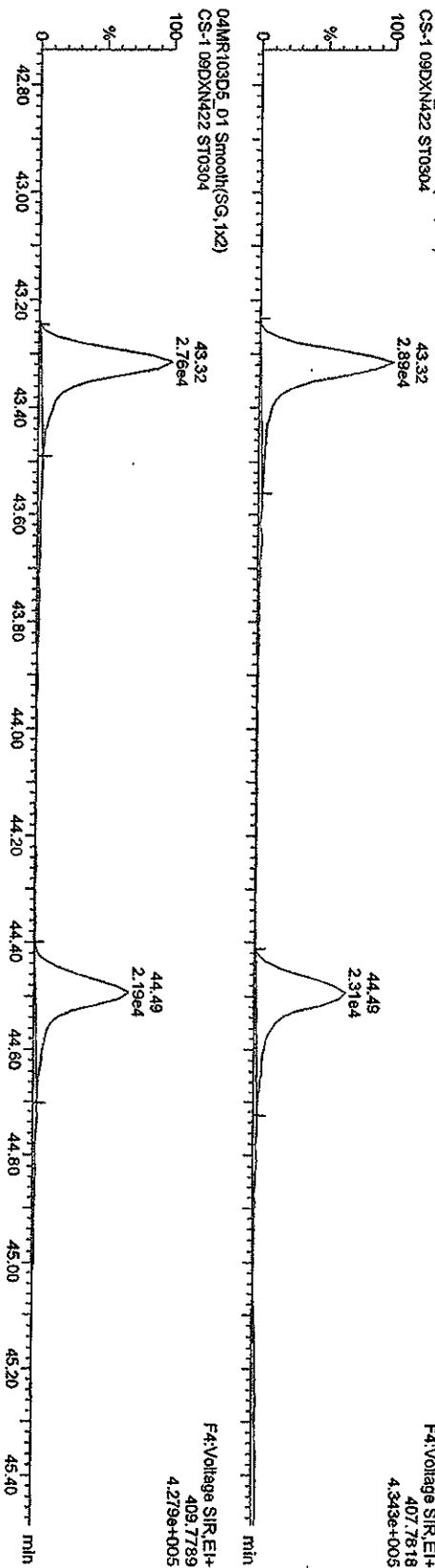
Dataset: C:\Masslynx\UNAN2010.PRO\ICAO30420103D516130CDF25.qld

Last Altered: Thursday, March 04, 2010 15:28:34 Pacific Standard Time
Printed: Thursday, March 04, 2010 15:30:11 Pacific Standard Time

Name: 04MR103D5_01, Date: 04-Mar-2010, Time: 11:08:50, ID: ST0304, Description: CS-1 09DXN422

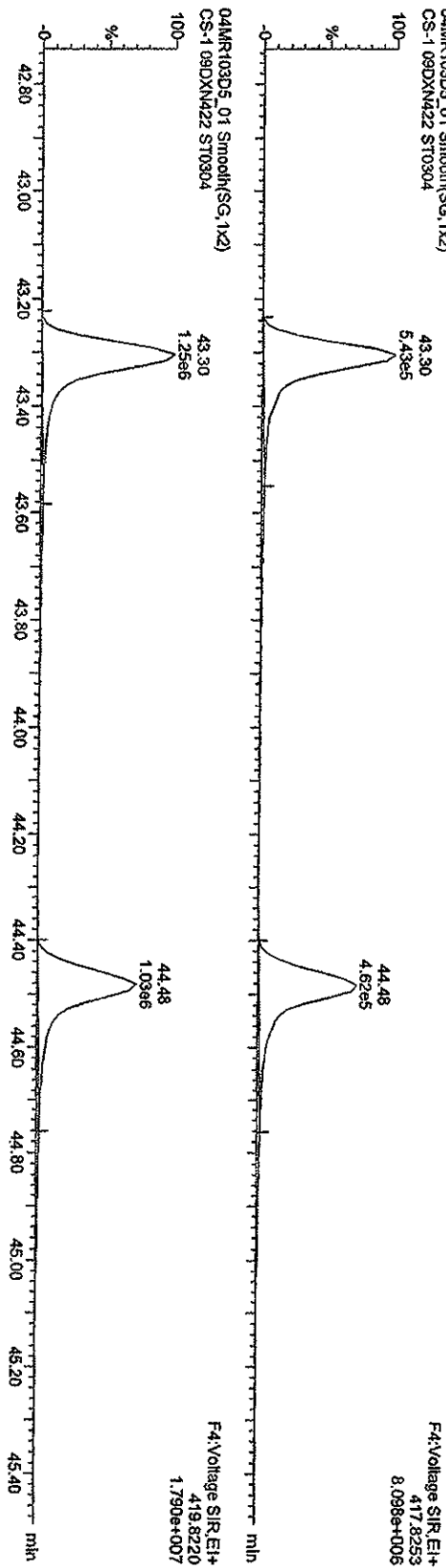
HPCDFs

04MR103D5_01 Smooth(SG,1x2)
CS-1 09DXN422 ST0304



13C-HPCDFs

04MR103D5_01 Smooth(SG,1x2)
CS-1 09DXN422 ST0304



Quantity Sample Report MassLynx 4.1

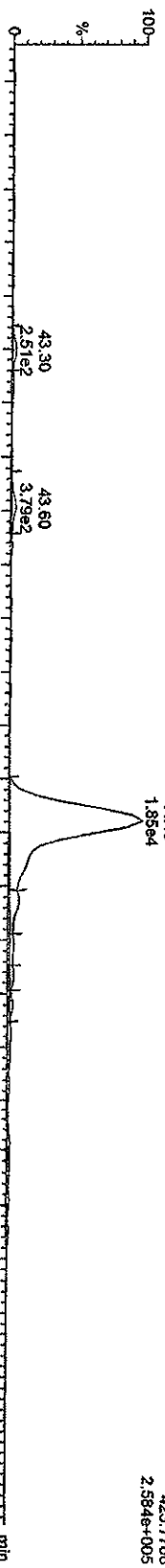
Dataset: C:\MassLynx\JAN2010\PRONICA030420103D516130CDF25.qld

Last Altered: Thursday, March 04, 2010 15:28:34 Pacific Standard Time
Printed: Thursday, March 04, 2010 15:30:11 Pacific Standard Time

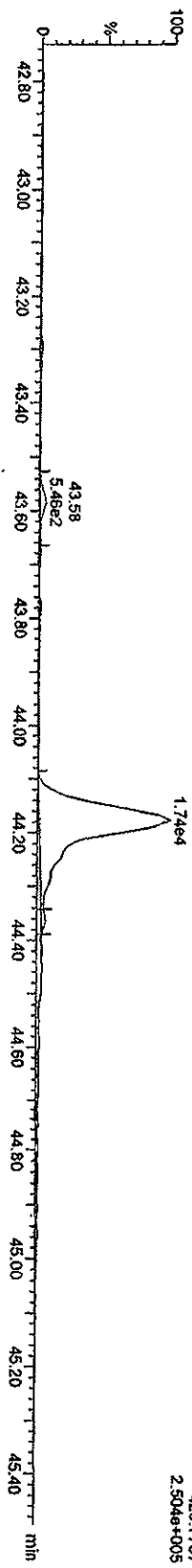
Name: 04MR103D5_01, Date: 04-Mar-2010, Time: 11:08:50, ID: ST0304, Description: CS-1 09DXN422

HPCDDs

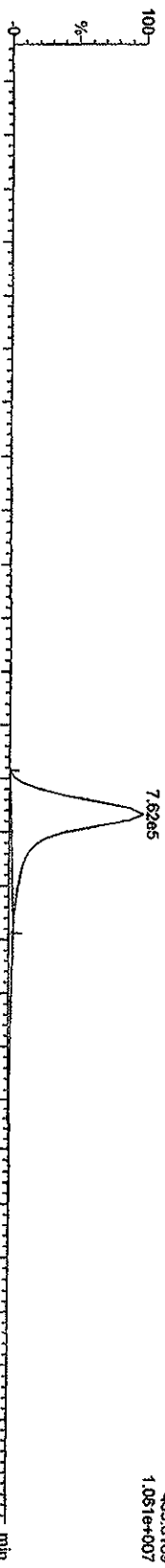
04MR103D5_01 Smooth(SG,1x2)
CS-1 09DXN422 ST0304



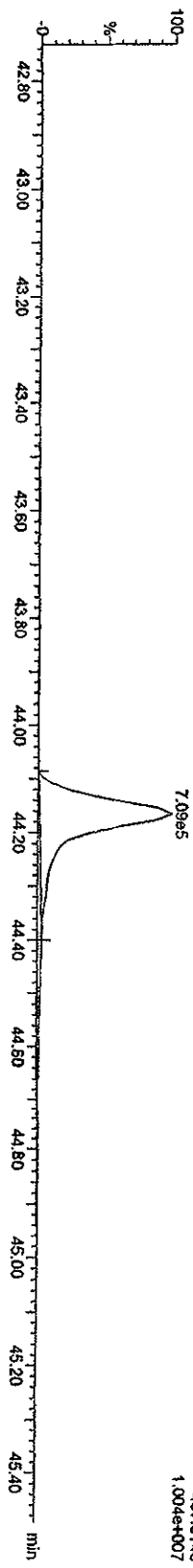
04MR103D5_01 Smooth(SG,1x2)
CS-1 09DXN422 ST0304



04MR103D5_01 Smooth(SG,1x2)
CS-1 09DXN422 ST0304



04MR103D5_01 Smooth(SG,1x2)
CS-1 09DXN422 ST0304

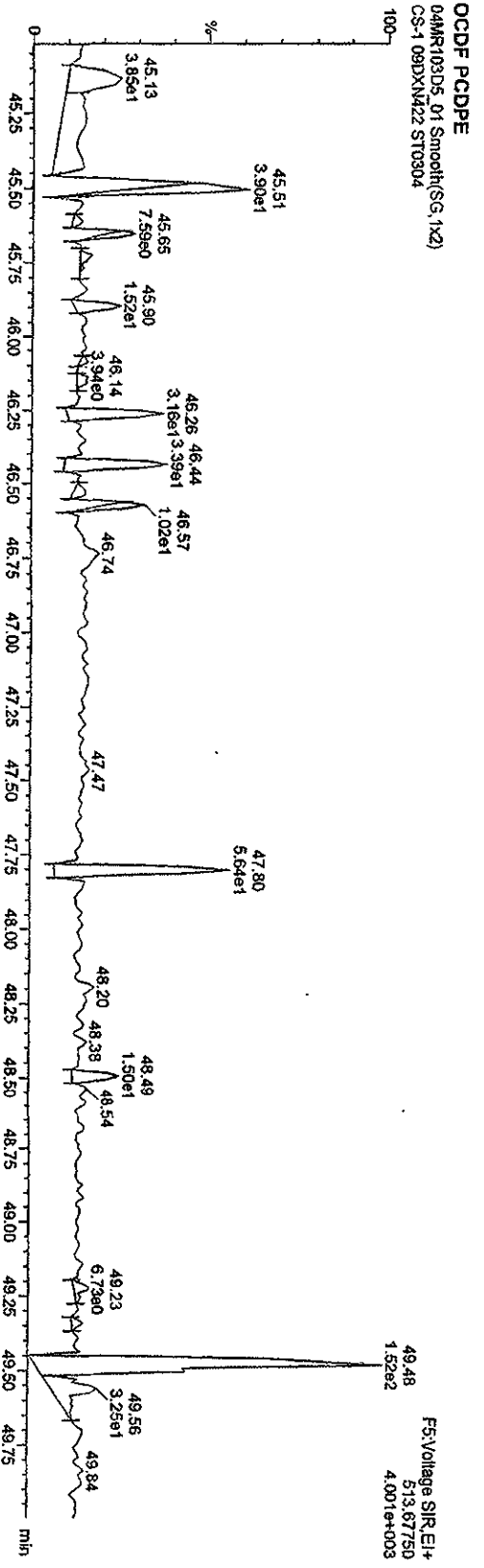


Quantity Sample Report MassLynx 4.1

Dataset: C:\MassLynx\LAN2010\PRONICA030420103D516130CCDF25.qld

Last Altered: Thursday, March 04, 2010 15:28:34 Pacific Standard Time
Printed: Thursday, March 04, 2010 15:30:11 Pacific Standard Time

Name: 04MR103D5_01, Date: 04-Mar-2010, Time: 11:08:50, ID: ST0304, Description: CS-1 09DXN422




Quantity Sample Report MassLynx 4.1

Dataset: C:\MassLynx\LAN2010\PRO\CA030420103D51619COCDF25.qtd

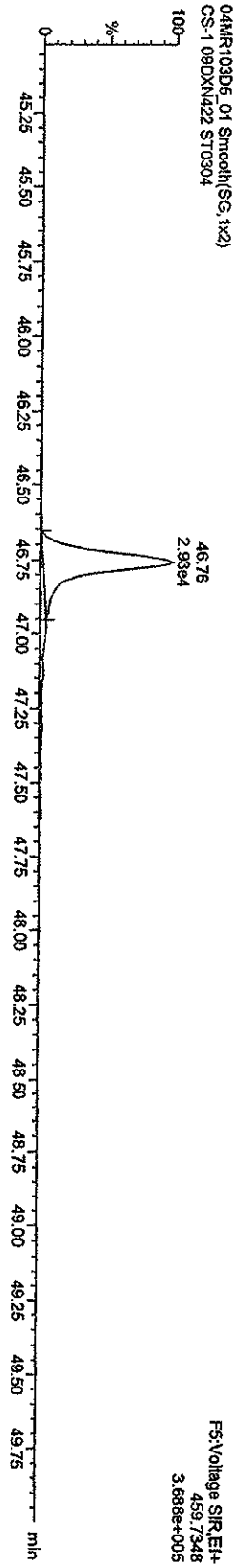
Last Altered: Thursday, March 04, 2010 15:28:34 Pacific Standard Time
Printed: Thursday, March 04, 2010 15:30:11 Pacific Standard Time

Name: 04MR103D5_01, Date: 04-Mar-2010, Time: 11:08:50, ID: ST0304, Description: CS-1 09DXN422

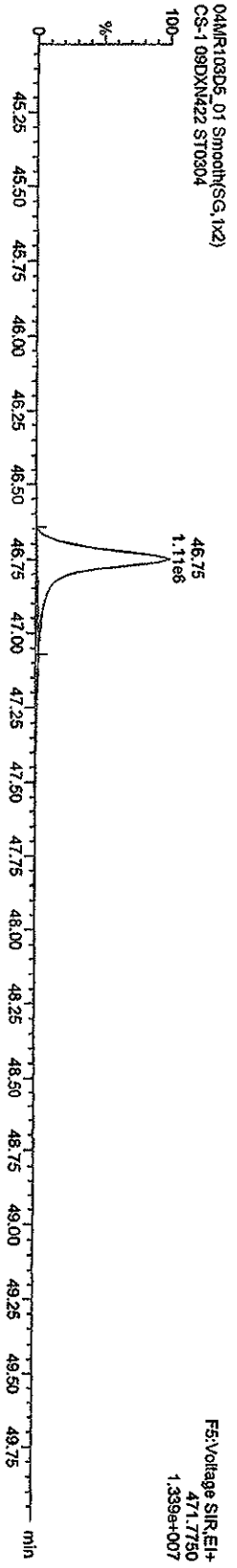

OCDD



13C-OCDD



04MR103D5_01

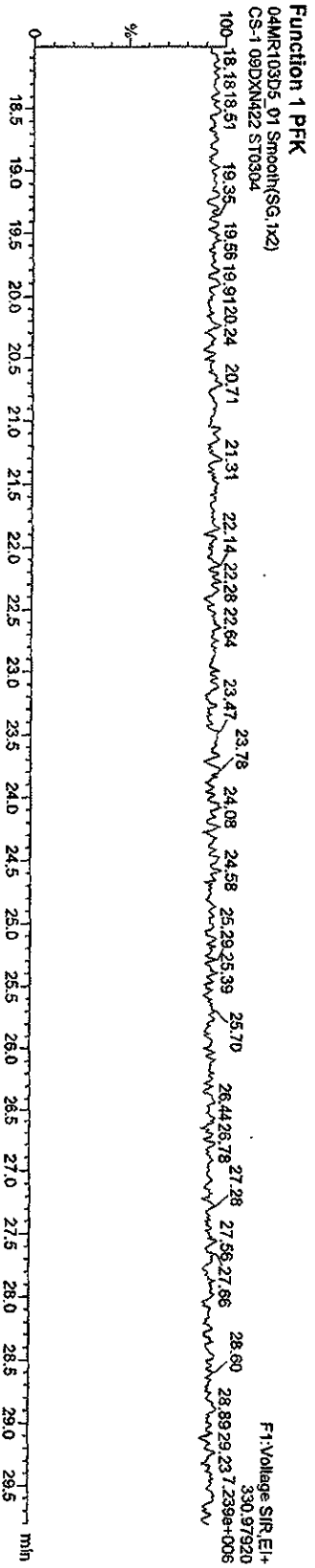
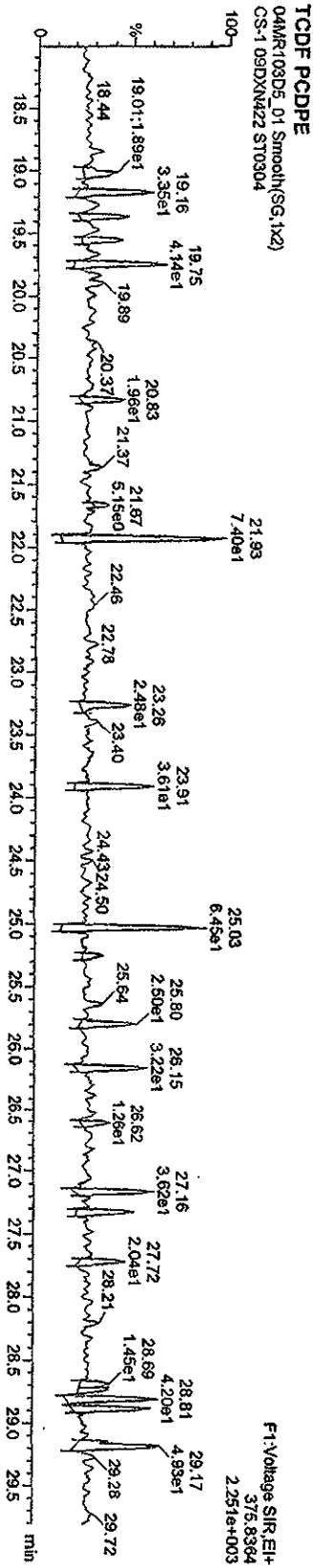




Quantify Sample Report MassLynx 4.1

Dataset: C:\MassLynx\JAN2010\PRO\CA030420103D516130CCDF25.qld

Last Altered: Thursday, March 04, 2010 15:28:34 Pacific Standard Time
 Printed: Thursday, March 04, 2010 15:30:11 Pacific Standard Time

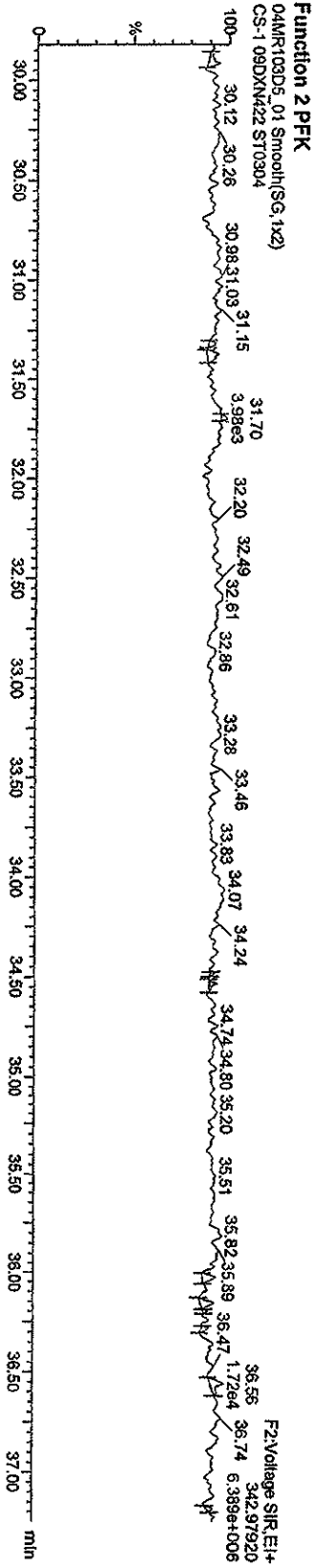
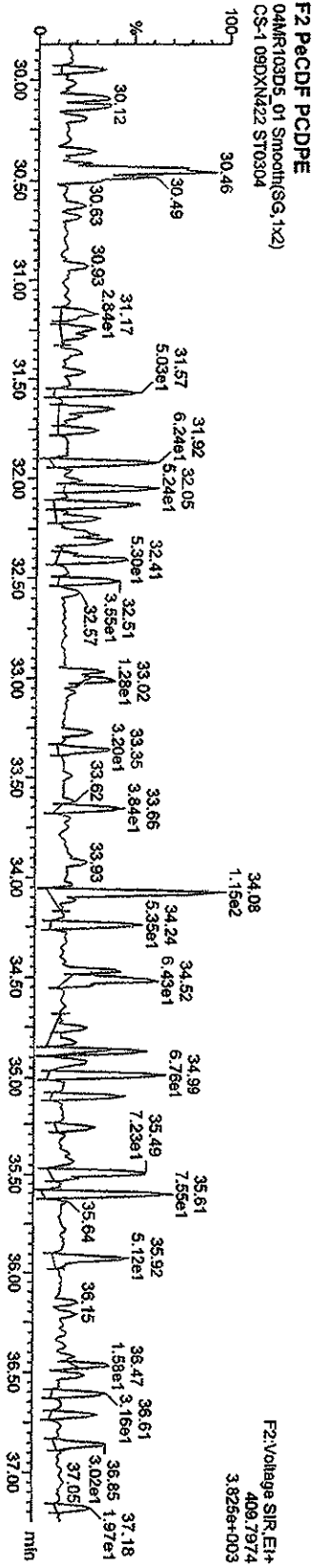
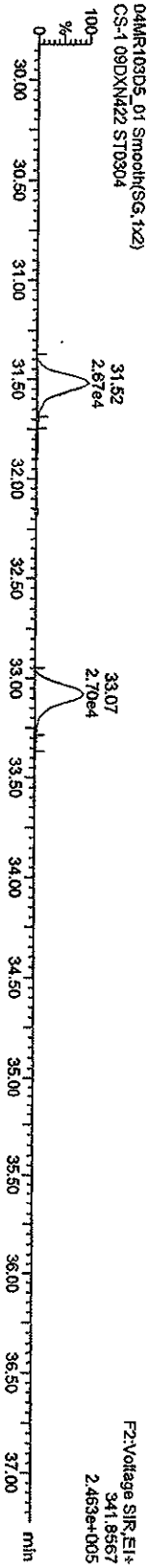
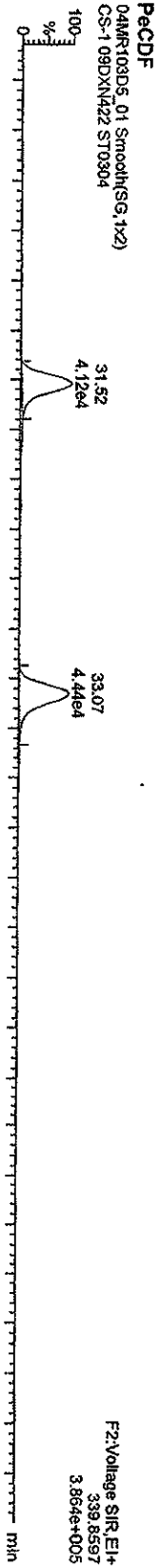
Name: 04MR103D5_01, Date: 04-Mar-2010, Time: 11:08:50, ID: ST0304, Description: CS-1 09DXN422



Dataset: C:\MassLynx\JAN2010.PRO\ICAO30420103D516130CDF25.qld

Last Altered: Thursday, March 04, 2010 15:28:34 Pacific Standard Time
 Printed: Thursday, March 04, 2010 15:30:11 Pacific Standard Time

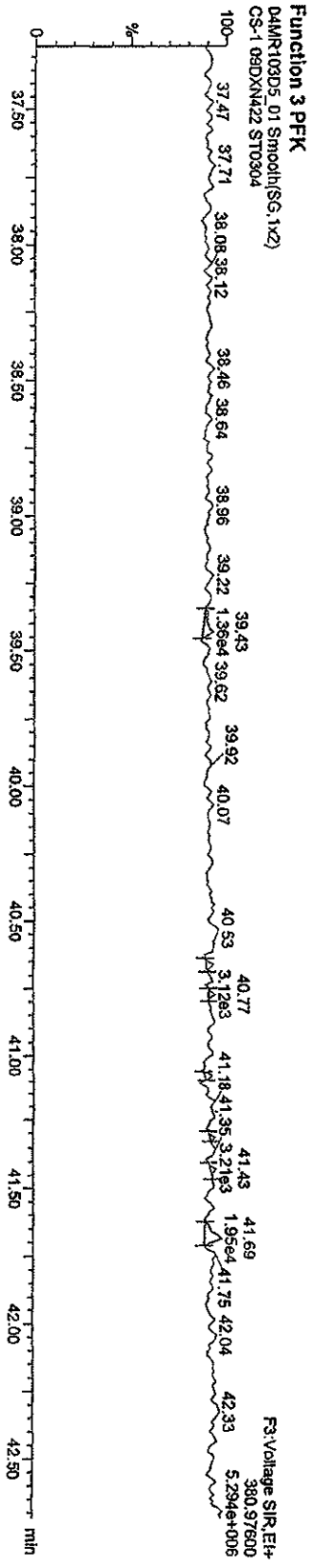
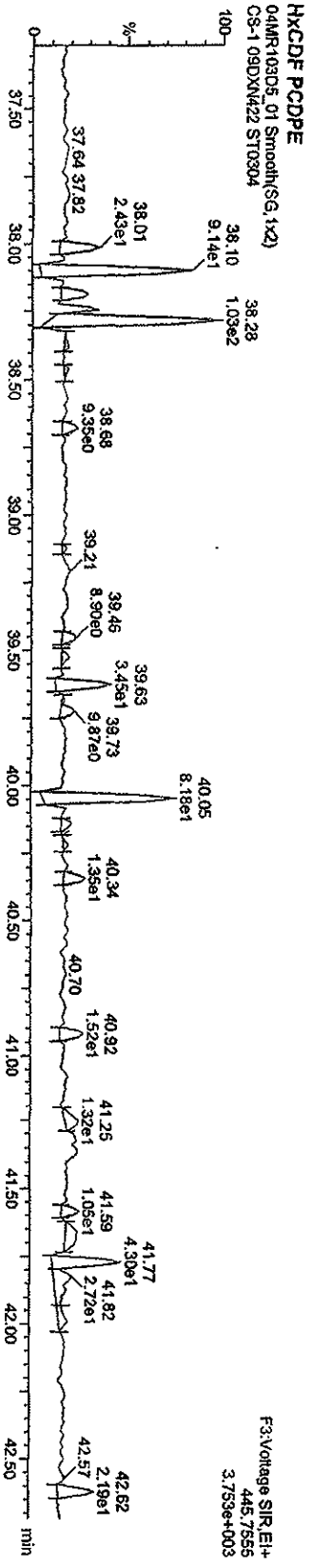
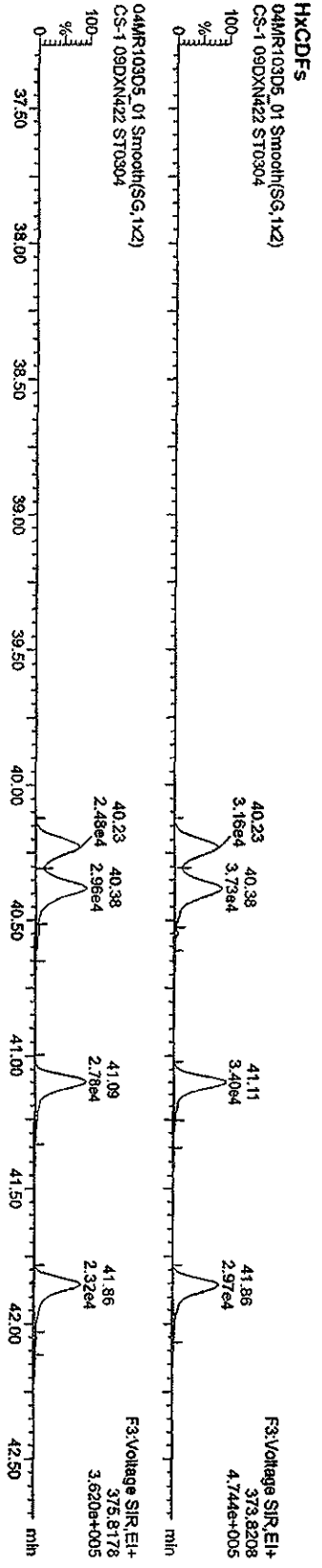
Name: 04MR103D5_01, Date: 04-Mar-2010, Time: 11:08:50, ID: ST0304, Description: CS-1 09DXN422



Dataset: C:\Masslynx\AN2010\PROLCA030420103D5161300CDF25.qld

Last Altered: Thursday, March 04, 2010 15:28:34 Pacific Standard Time
 Printed: Thursday, March 04, 2010 15:30:14 Pacific Standard Time

Name: 04MR103D5_01, Date: 04-Mar-2010, Time: 11:08:50, ID: ST0304, Description: CS-1 09DDXN422



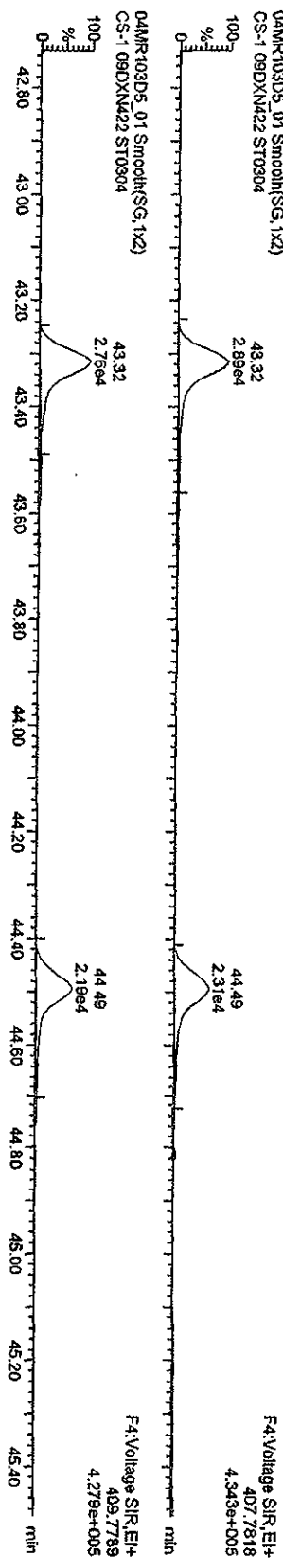
Quantity Sample Report Masslynx 4.1

Dataset: C:\Masslynx\JAN2010\PRO\CA030420103D516130CCDF25.qld

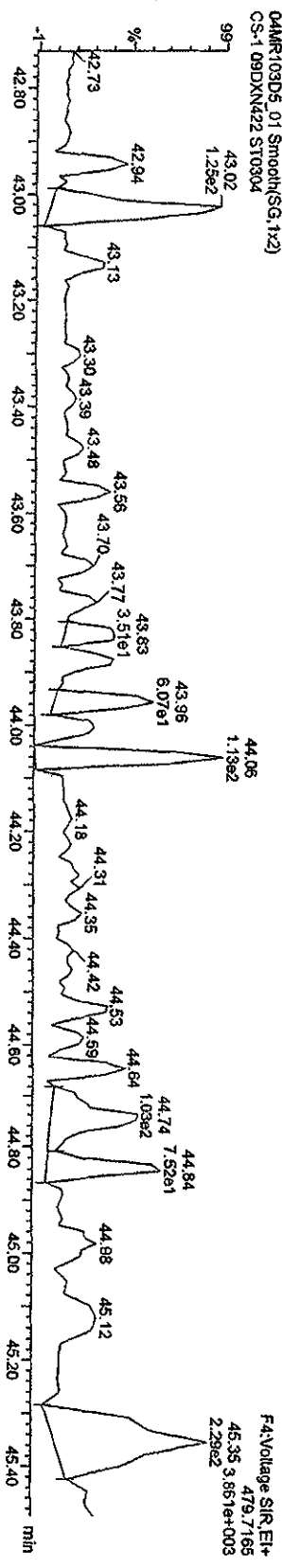
Last Altered: Thursday, March 04, 2010 15:28:34 Pacific Standard Time
 Printed: Thursday, March 04, 2010 15:30:11 Pacific Standard Time

Name: 04MR103D5_01, Date: 04-Mar-2010, Time: 11:08:50, ID: ST0304, Description: CS-1 09DXN422

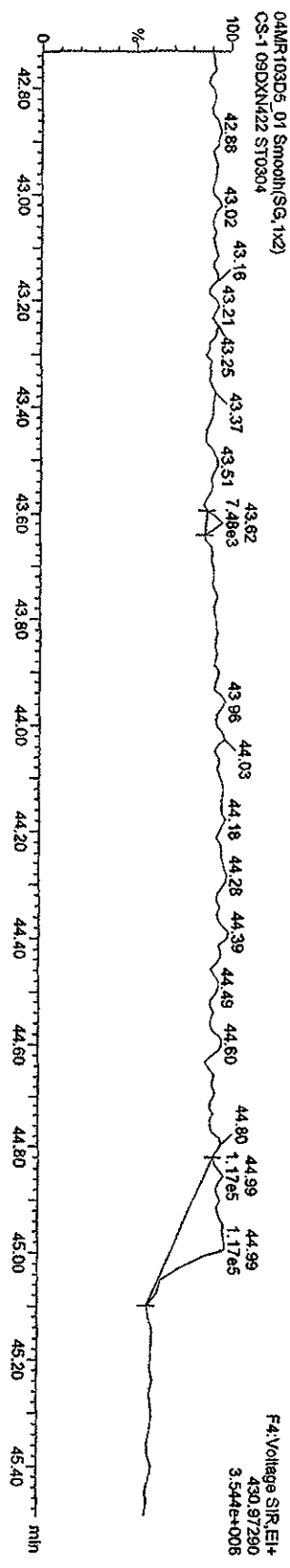
HpCDFs



HpCDF PCDPE



Function 4 PFK



Quantity Sample Report Masslynx 4.1


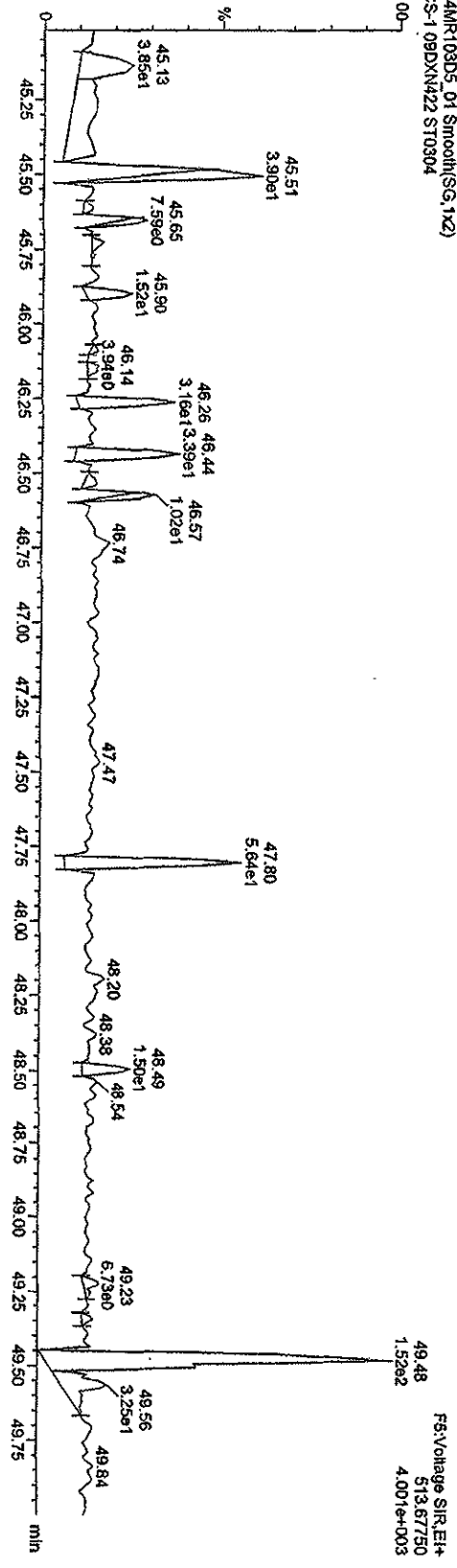
Dataset: C:\Masslynx\LAN2010\PRONCA030420103D516130\OCDF25.qld

Last Altered: Thursday, March 04, 2010 15:28:34 Pacific Standard Time

Printed: Thursday, March 04, 2010 15:30:11 Pacific Standard Time

Name: 04MR103D5_01, Date: 04-Mar-2010, Time: 11:08:50, ID: ST0304, Description: CS-1 09DXN422

OCDF PCDFE
04MR103D5_01 Smooth(SG,1x2)
CS-1 09DXN422 ST0304



Quantify Sample Report MassLynx 4.1


Dataset: C:\MassLynx\JAN2010\PROV\CA030420103D516130CDF25.qld

Last Altered: Thursday, March 04, 2010 15:28:34 Pacific Standard Time
Printed: Thursday, March 04, 2010 15:30:11 Pacific Standard Time

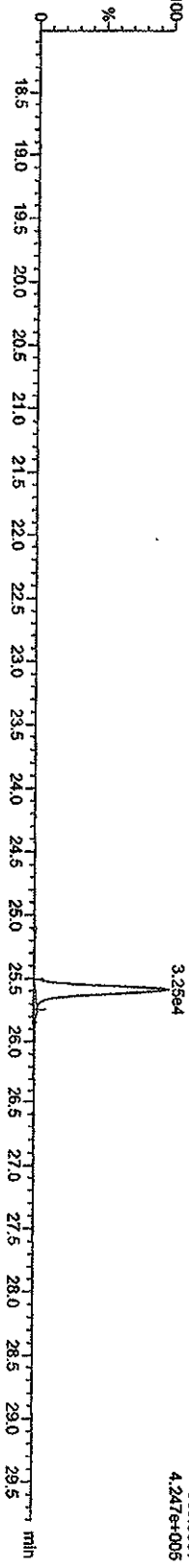
Name: 04MR103D5_02, Date: 04-Mar-2010, Time: 12:01:58, ID: ST0304A, Description: CS-2 09DXN423

TCDFs

04MR103D5_02 Smooth(SG,1x2)
CS-2 09DXN423 ST0304A




04MR103D5_02 Smooth(SG,1x2)
CS-2 09DXN423 ST0304A




13C-TCDF

04MR103D5_02 Smooth(SG,1x2)
CS-2 09DXN423 ST0304A



04MR103D5_02 Smooth(SG,1x2)
CS-2 09DXN423 ST0304A



Quantity Sample Report Masslynx 4.1

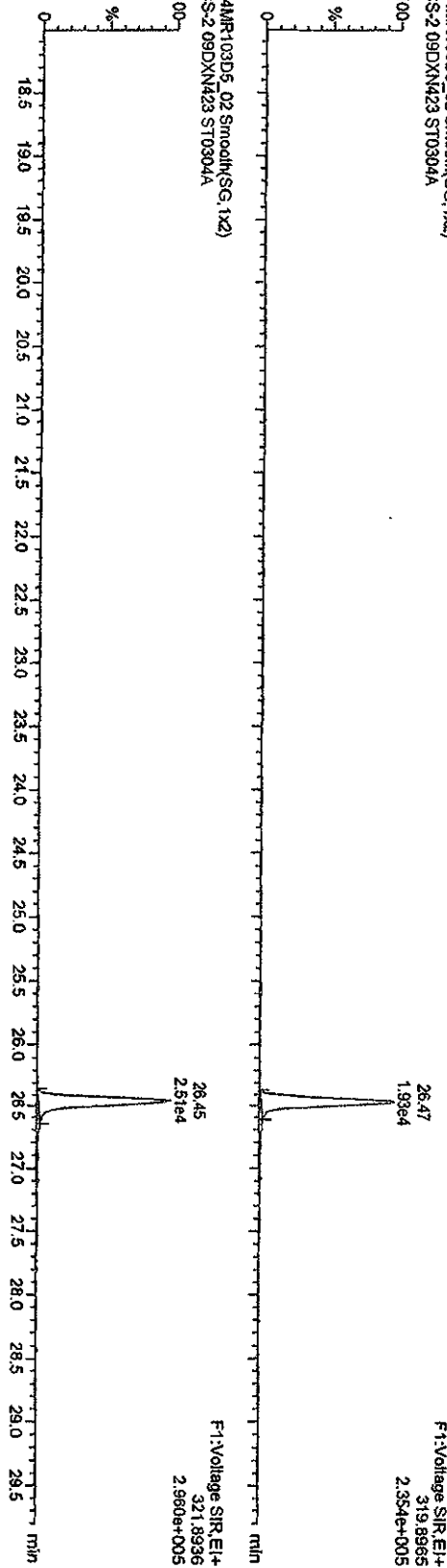
Dataset: C:\Masslynx\JAN2010\PRONICA030420103D516130CDF25.qld

Last Altered: Thursday, March 04, 2010 15:28:34 Pacific Standard Time
Printed: Thursday, March 04, 2010 15:30:11 Pacific Standard Time

Name: 04MR103D5_02, Date: 04-Mar-2010, Time: 12:01:58, ID: ST10304A, Description: CS-2-09DXN423

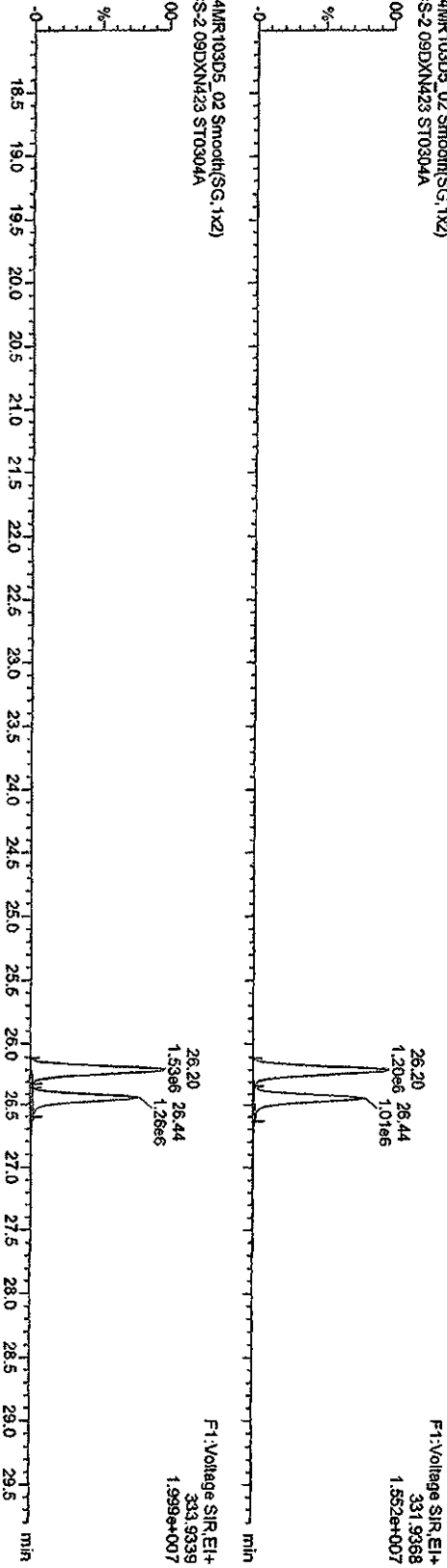
TCDDs

04MR103D5_02 Smooth(SG, 1x2)
CS-2-09DXN423 ST10304A




13C-TCDDs

04MR103D5_02 Smooth(SG, 1x2)
CS-2-09DXN423 ST10304A



04MR103D5_02 Smooth(SG, 1x2)
CS-2-09DXN423 ST10304A



Quantity Sample Report MassLynx 4.1

Dataset: C:\MassLynx\LAN2010\PROLCA030420103D516130CDD\F25.qld

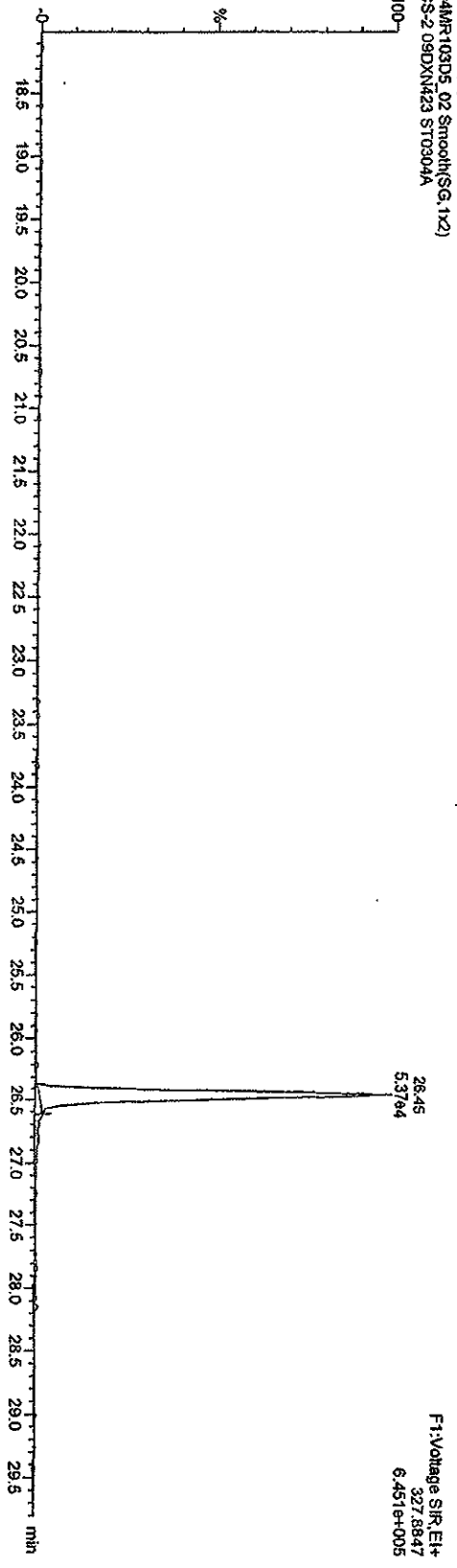
Last Altered: Thursday, March 04, 2010 15:28:34 Pacific Standard Time

Printed: Thursday, March 04, 2010 15:30:11 Pacific Standard Time

Name: 04MR103D5_02, Date: 04-Mar-2010, Time: 12:01:58, ID: ST0304A, Description: CS-2 09DXN423


37CL-2,3,7,8-TCDD

04MR103D5_02 Smooth(SG,1x2)
CS-2 09DXN423 ST0304A

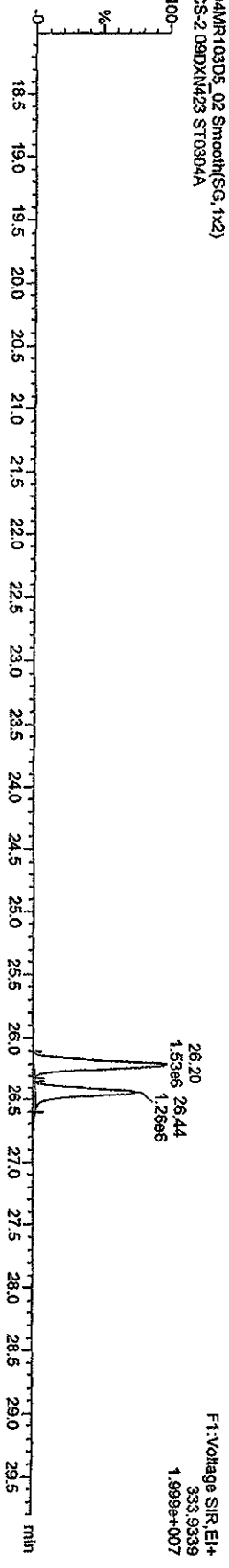


13C-TCDDs

04MR103D5_02 Smooth(SG,1x2)
CS-2 09DXN423 ST0304A



04MR103D5_02 Smooth(SG,1x2)
CS-2 09DXN423 ST0304A



Quantity Sample Report MassLynx 4.1

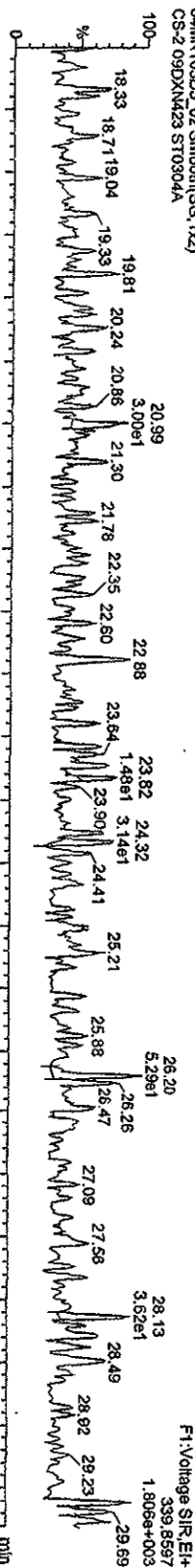
Dataset: C:\MassLynx\JAN2010\PROV\CA0304201030D516130CDF25.qld

Last Altered: Thursday, March 04, 2010 15:28:34 Pacific Standard Time
Printed: Thursday, March 04, 2010 15:30:11 Pacific Standard Time

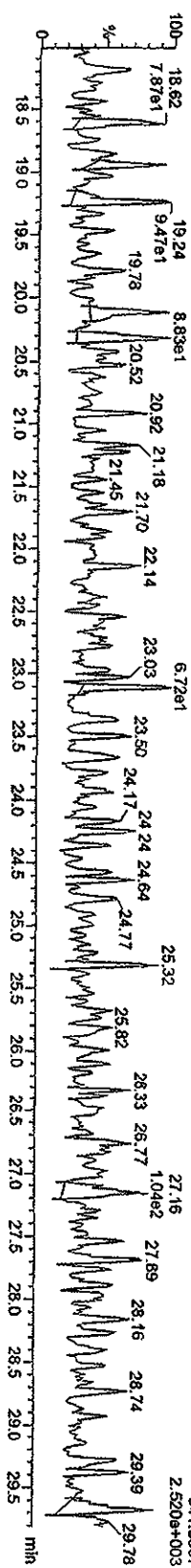
Name: 04MR103D5_02, Date: 04-Mar-2010, Time: 12:01:58, ID: ST0304A, Description: CS-2 09DXN423

F1 PeCDFs

04MR103D5_02 Smooth(SG,1x2)
CS-2 09DXN423 ST0304A

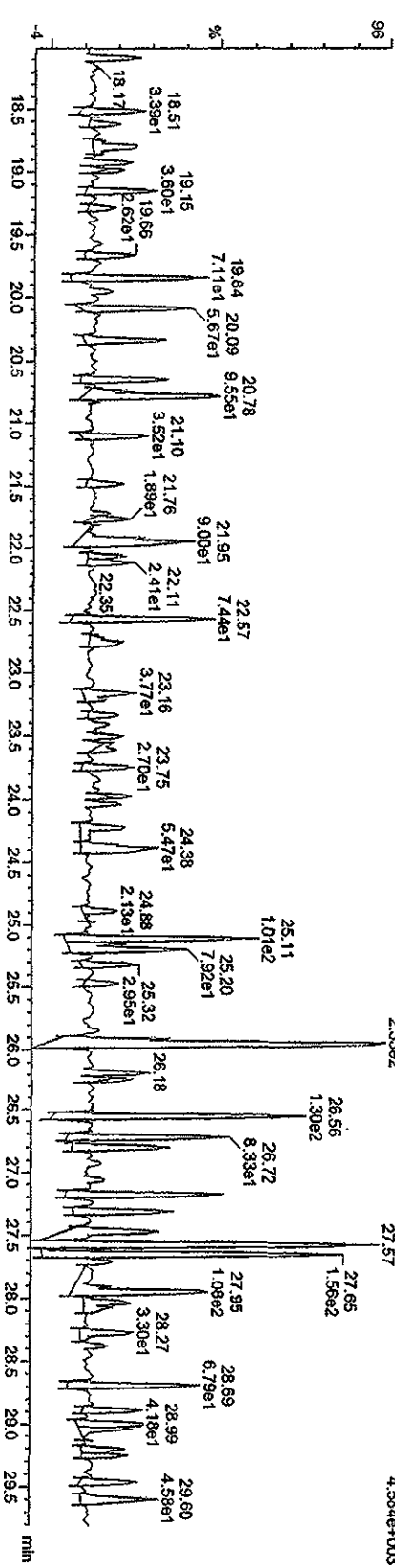


04MR103D5_02 Smooth(SG,1x2)
CS-2 09DXN423 ST0304A



F1 PeCDF PeDDPE

04MR103D5_02 Smooth(SG,1x2)
CS-2 09DXN423 ST0304A



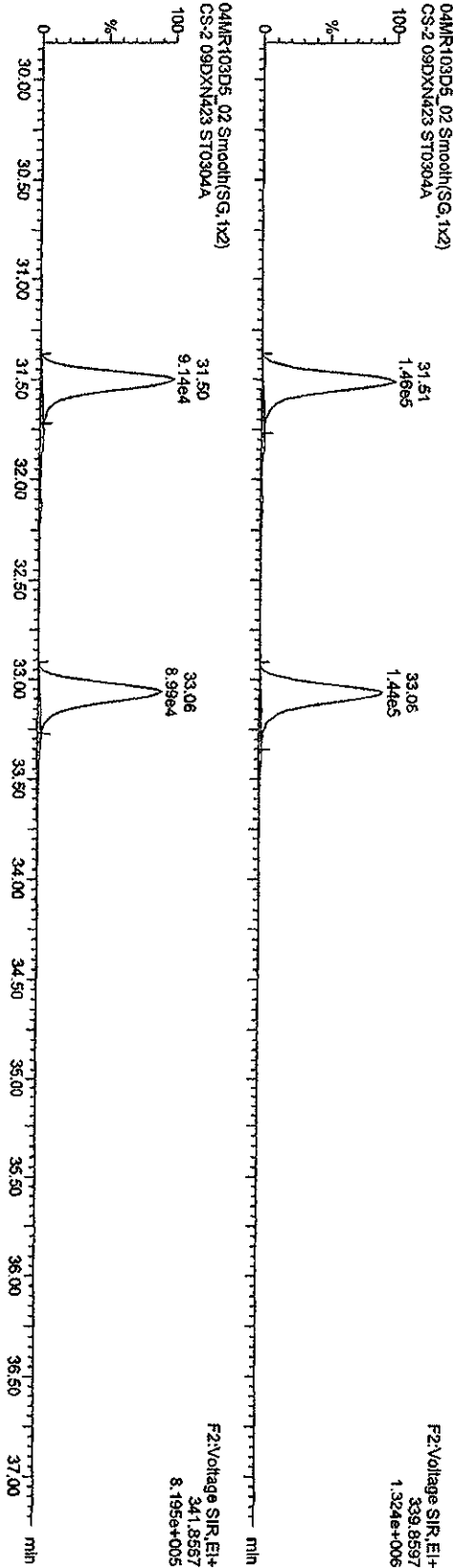
Quantity Sample Report MassLynx 4.1

Dataset: C:\MassLynx\JAN2010\PRO\ICA030420103D516130CDF25.qld

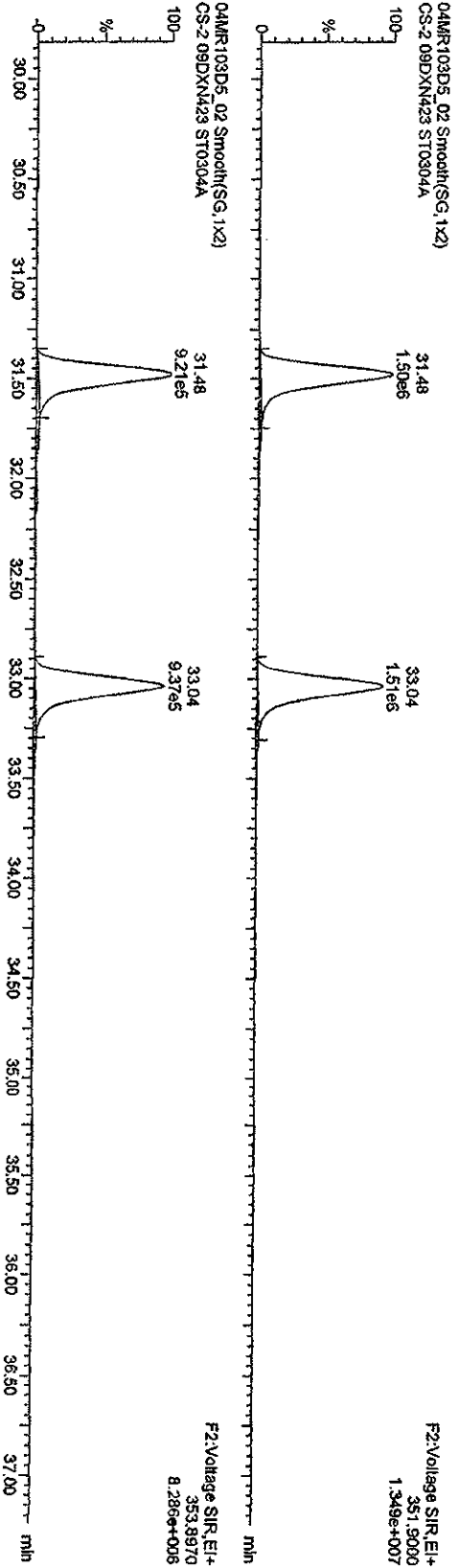
Last Altered: Thursday, March 04, 2010 15:28:34 Pacific Standard Time
Printed: Thursday, March 04, 2010 15:30:11 Pacific Standard Time

Name: 04MR103D5_02, Date: 04-Mar-2010, Time: 12:01:58, ID: ST0304A, Description: CS-2-09DXN423

PeCDFs



13C-PeCDFs



Quantity Sample Report MassLynx 4.1

Dataset: C:\MassLynx\JAN2010\PRONCA030420103D516130CDF25.qld

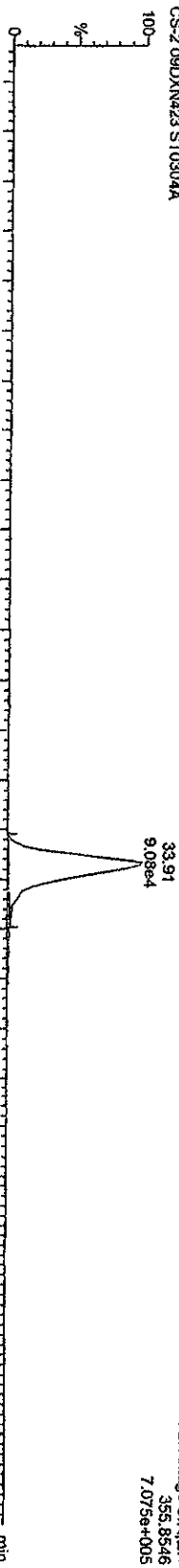
Last Altered: Thursday, March 04, 2010 15:28:34 Pacific Standard Time

Printed: Thursday, March 04, 2010 15:30:11 Pacific Standard Time

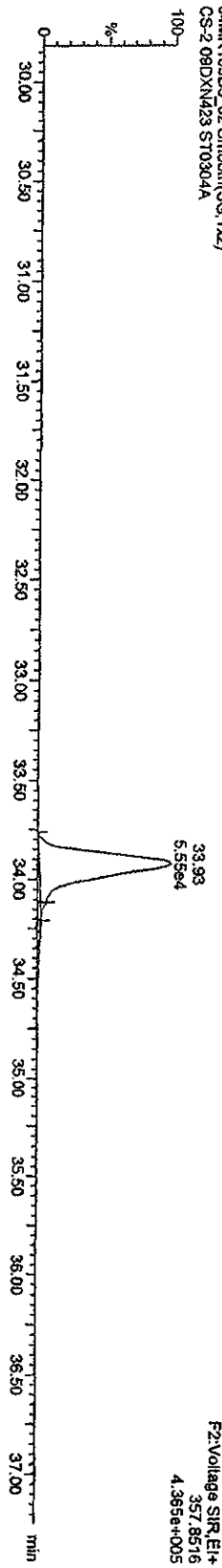
Name: 04MR103D5_02, Date: 04-Mar-2010, Time: 12:01:58, ID: ST0304A, Description: CS-2-09DXN423

PeCCDDs

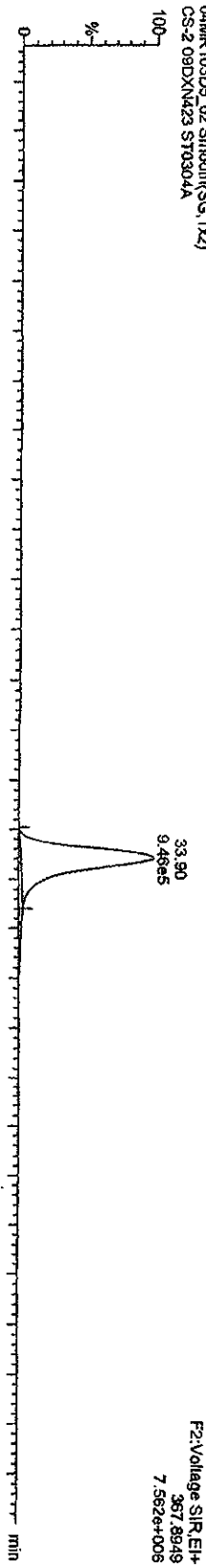
04MR103D5_02 Smooth(SG, 1x2)
CS-2-09DXN423 ST0304A



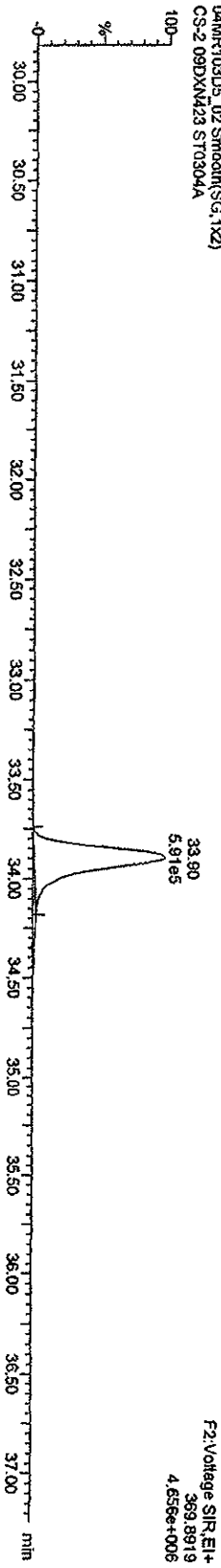
04MR103D5_02 Smooth(SG, 1x2)
CS-2-09DXN423 ST0304A



04MR103D5_02 Smooth(SG, 1x2)
CS-2-09DXN423 ST0304A



04MR103D5_02 Smooth(SG, 1x2)
CS-2-09DXN423 ST0304A



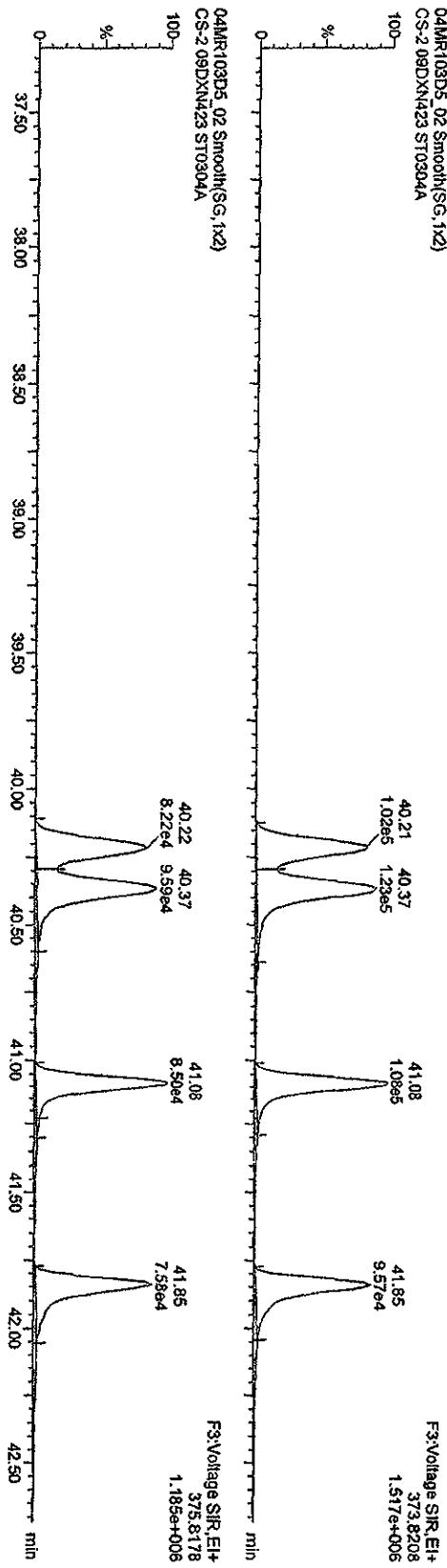
Quantity Sample Report MassLynx 4.1

Dataset: C:\MassLynx\LAN2010.PRONCA030420103D516130CCDF25.q1d

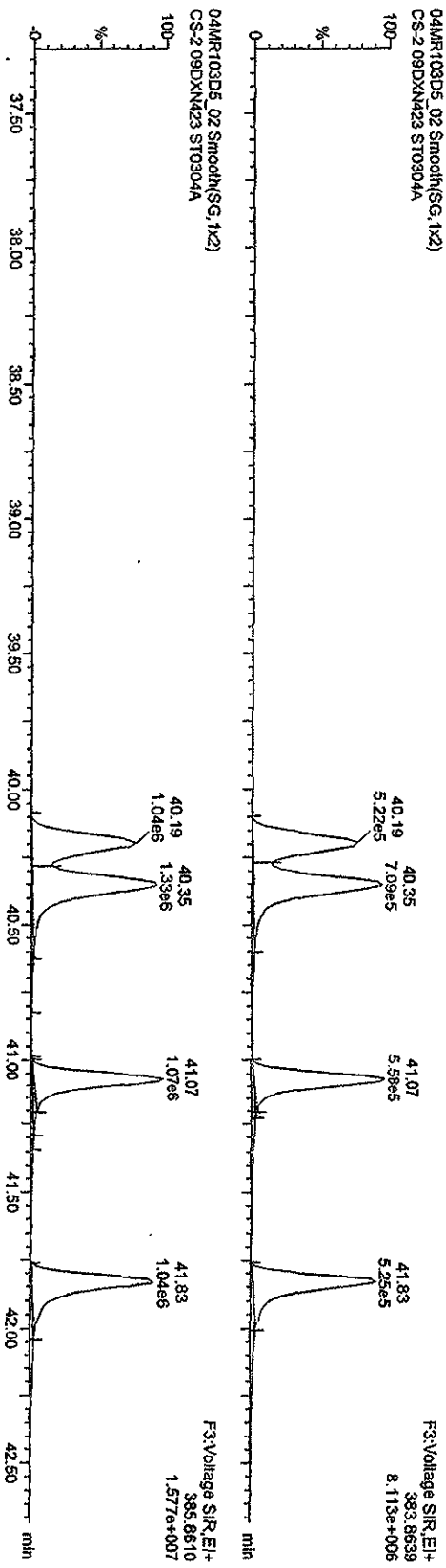
Last Altered: Thursday, March 04, 2010 15:28:34 Pacific Standard Time
Printed: Thursday, March 04, 2010 15:30:11 Pacific Standard Time

Name: 04MR103D5_02, Date: 04-Mar-2010, Time: 12:01:58, ID: ST0304A, Description: CS-2-09DXN423

HxCDFs



13C-HxCDFs



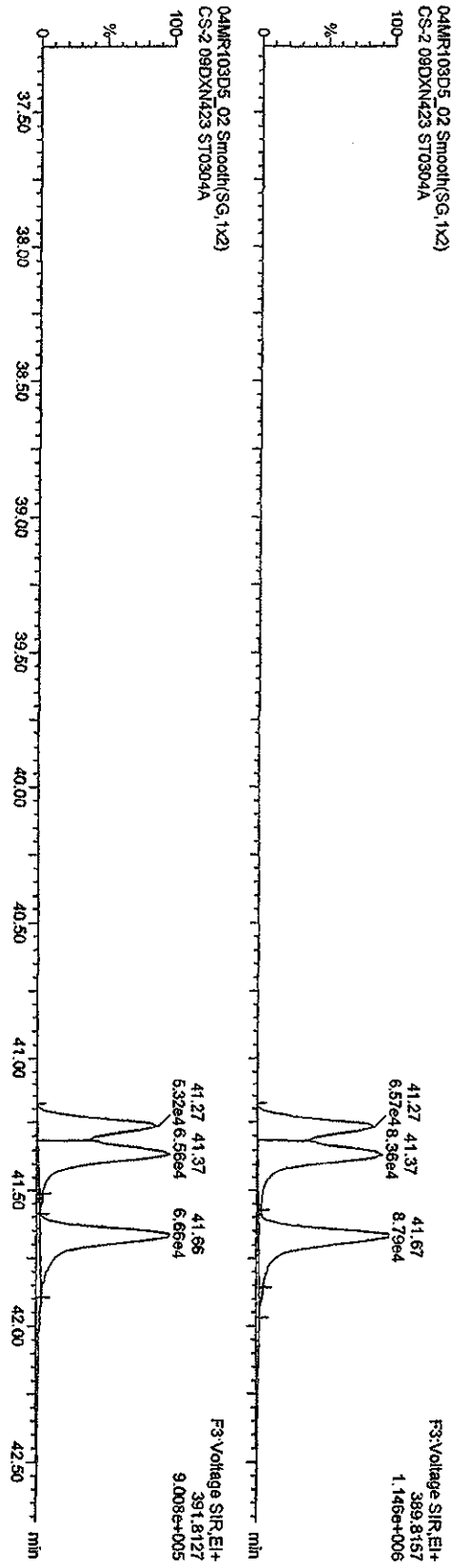
Quantity Sample Report MassLynx 4.1

Dataset: C:\MassLynx\JAN2010\PRONICA030420103D516130CDF25.qid



Last Altered: Thursday, March 04, 2010 15:28:34 Pacific Standard Time
Printed: Thursday, March 04, 2010 15:30:11 Pacific Standard Time

Name: 04MR103D5_02 Date: 04-Mar-2010, Time: 12:01:58, ID: ST0304A, Description: CS-2-09DXN423

HxCDDs



13C-HxCDDs



Dataset: C:\MassLynx\JAN2010.PRO\ICAO30420103D516130CDDF25.qld

Last Altered: Thursday, March 04, 2010 15:31:45 Pacific Standard Time

Printed: Thursday, March 04, 2010 15:32:13 Pacific Standard Time

Method: C:\MassLynx\JAN2010.PRO\MethodB\16133D50CDD25.mdb 04 Mar 2010 12:40:27
Calibration: 04 Mar 2010 15:31:45

Sample Name: 04MR103D5_02

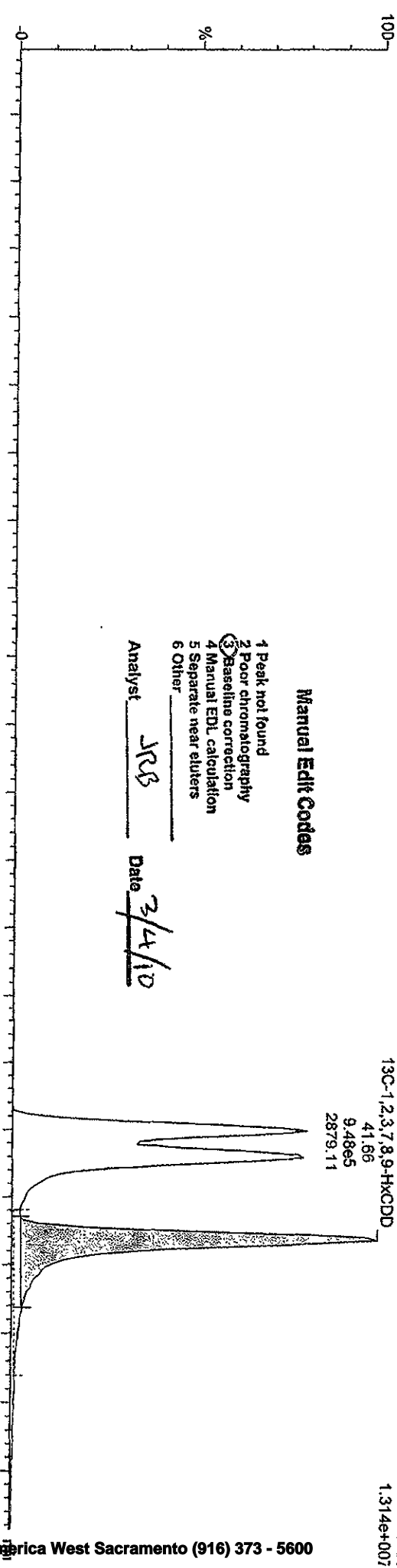
04MR103D5_02 Smooth(SG,1x2)
CS-2 09DXN423 ST0304A

F3: Voltage SIR_EH
401.855e
1.314e+007

Manual Edit Codes

- 1 Peak not found
- 2 Poor chromatography
- 3 Baseline correction
- 4 Manual EDL calculation
- 5 Separate near eluters
- 6 Other

Analyst: JRB Date: 3/4/10

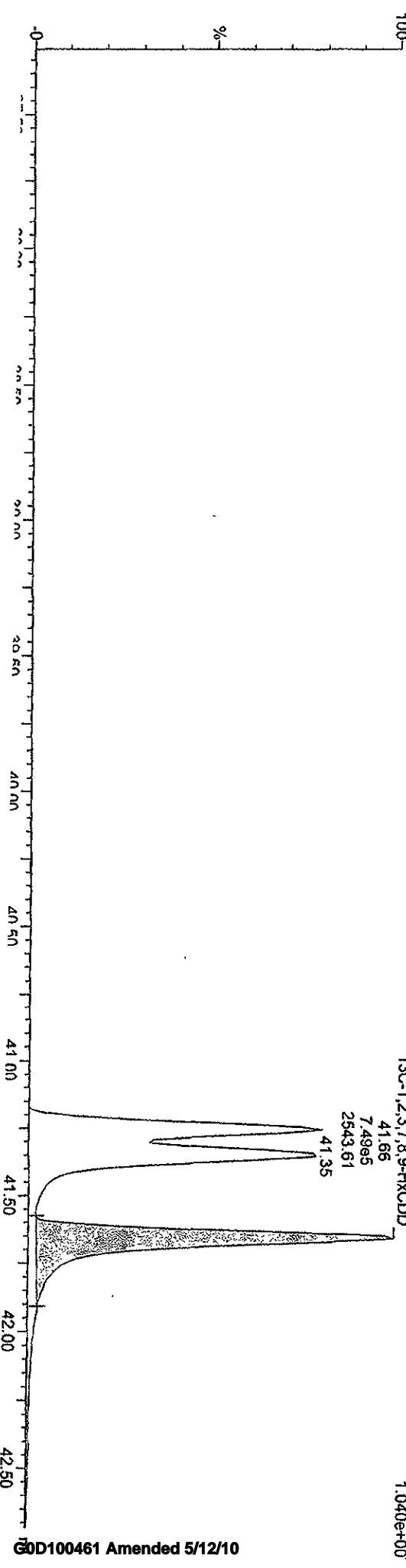


04MR103D5_02 Smooth(SG,1x2)
CS-2 09DXN423 ST0304A

13C-1,2,3,7,8,9-HxCDD

41.66
7.49e5
2543.61
41.35

F3: Voltage SIR_EH
403.852e
1.040e+007



Quantify Sample Report Masslynx 4.1


Dataset: C:\Masslynx\UN2010\PROVICA030420103D516130CCDF25.qld

Last Altered: Thursday, March 04, 2010 15:28:34 Pacific Standard Time

Printed: Thursday, March 04, 2010 15:30:11 Pacific Standard Time


Name: 04MR103D5_02, Date: 04-Mar-2010, Time: 12:01:58, ID: ST0304A, Description: CS-2-09DXN423

HPCDFs
04MR103D5_02 Smooth(SG,1x2)
CS-2-09DXN423 ST0304A




04MR103D5_02 Smooth(SG,1x2)
CS-2-09DXN423 ST0304A

FA:Voltage S1R,El+
407.7818
1.316e+006




13C-HPCDFs
04MR103D5_02 Smooth(SG,1x2)
CS-2-09DXN423 ST0304A

FA:Voltage S1R,El+
417.8253
6.328e+006



04MR103D5_02 Smooth(SG,1x2)
CS-2-09DXN423 ST0304A

FA:Voltage S1R,El+
419.8220
1.430e+007

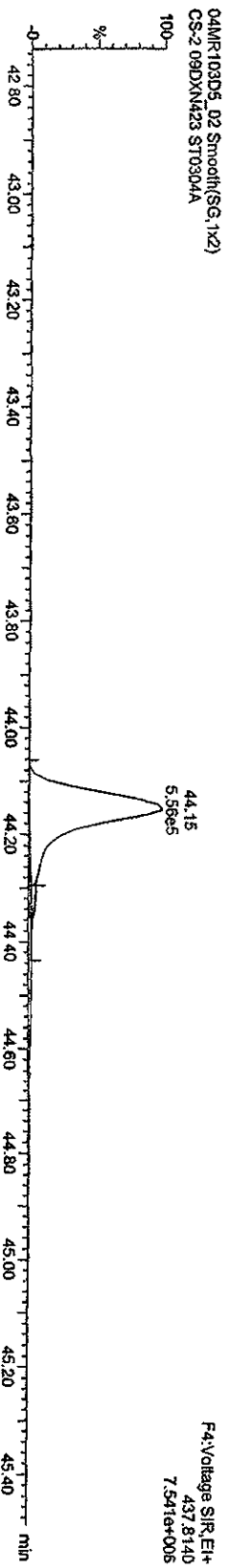
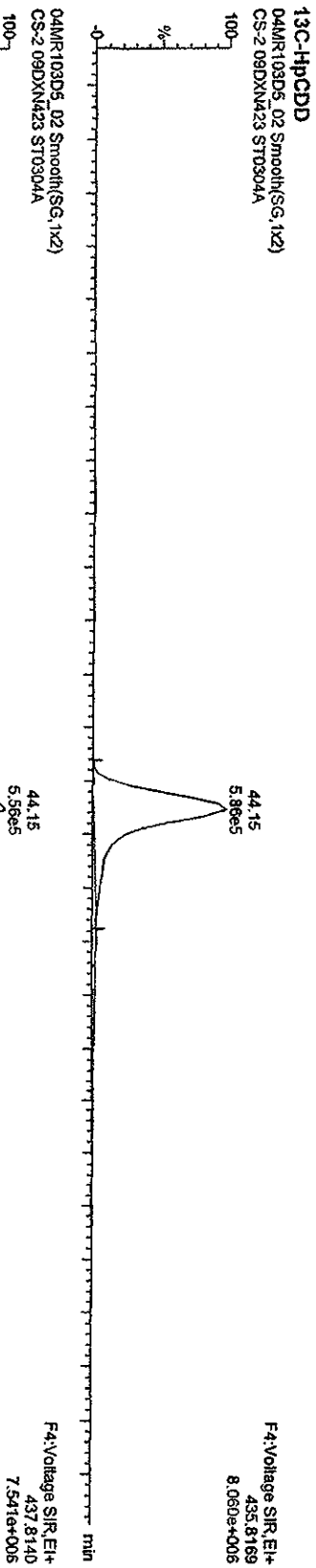
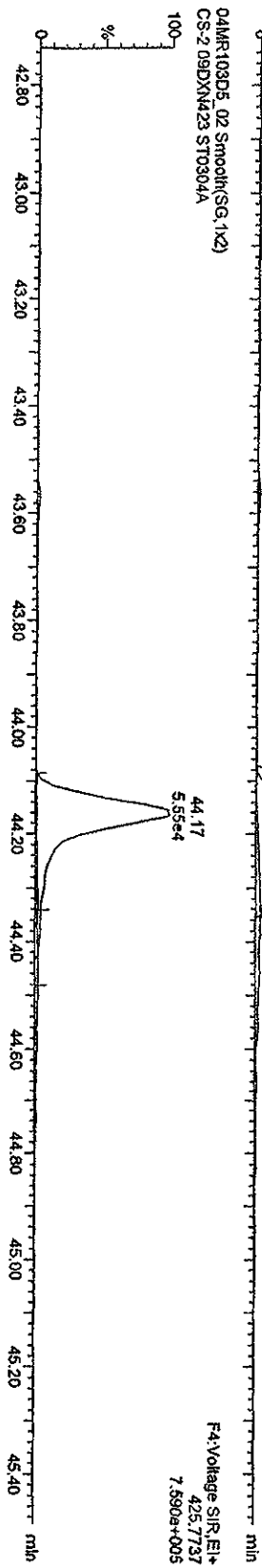



Quantity Sample Report MassLynx 4.1

Dataset: C:\MassLynx\UAN2010\PROL\CA030420103D516130CDF25.qld

Last Altered: Thursday, March 04, 2010 15:28:34 Pacific Standard Time
Printed: Thursday, March 04, 2010 15:30:11 Pacific Standard Time

Name: 04MR103D5_02, Date: 04-Mar-2010, Time: 12:01:58, ID: ST0304A, Description: CS-2 09DXN423



Quantity Sample Report MassLynx 4.1

Dataset: C:\MassLynx\JAN2010\PRO\IC\A030420103D516130CDF25.qld

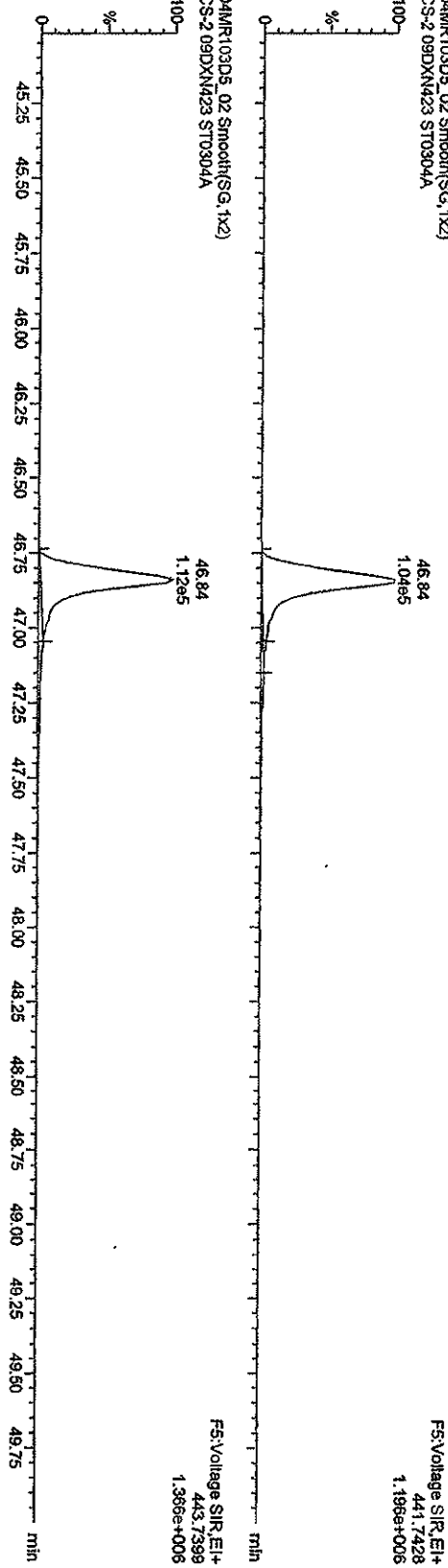
Last Altered: Thursday, March 04, 2010 15:28:34 Pacific Standard Time

Printed: Thursday, March 04, 2010 15:30:11 Pacific Standard Time

Name: 04MR103D5_02, Date: 04-Mar-2010, Time: 12:01:58, ID: ST0304A, Description: CS-2 09DXN423

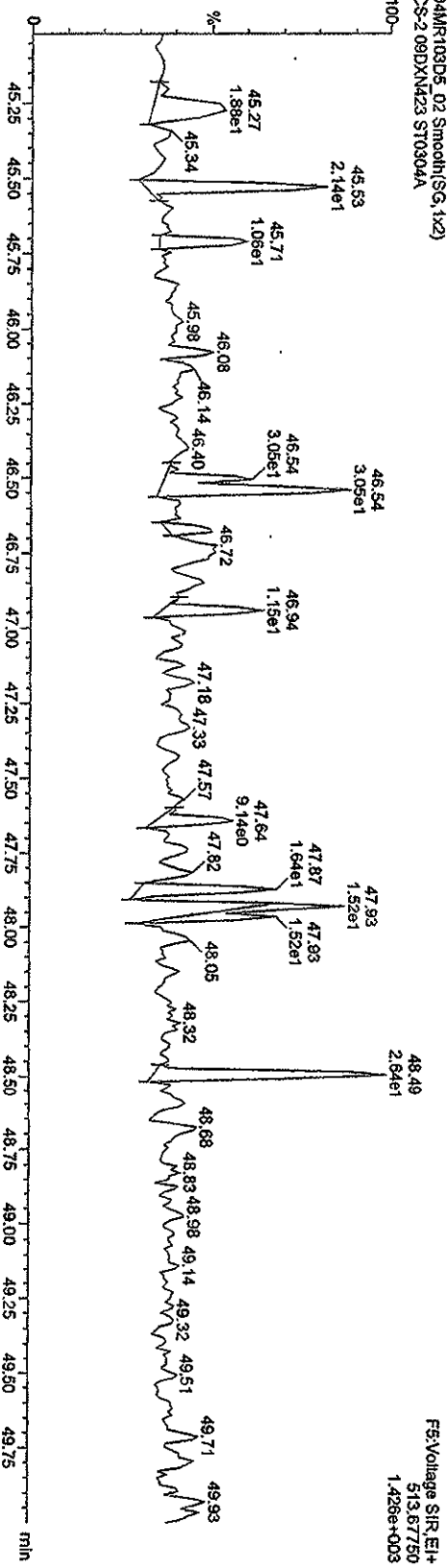
OCDFS

04MR103D5_02 Smooth(SG, 1x2)
CS-2 09DXN423 ST0304A



OCDP PCDFE

04MR103D5_02 Smooth(SG, 1x2)
CS-2 09DXN423 ST0304A



Quantity Sample Report MassLynx 4.1


Dataset: C:\MassLynx\JAN2010\PROLICA030420103D516130CCDF25.qld

Last Altered: Thursday, March 04, 2010 15:28:34 Pacific Standard Time
Printed: Thursday, March 04, 2010 15:30:11 Pacific Standard Time

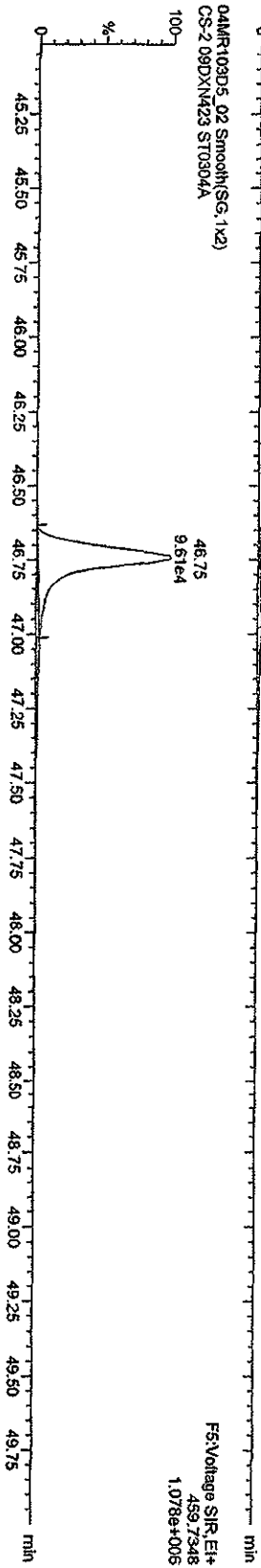
Name: 04MR103D5_02, Date: 04-Mar-2010, Time: 12:01:58, ID: ST0304A, Description: CS-2-09DXNA23

OCDD

04MR103D5_02 Smooth(SG,1x2)
CS-2-09DXNA23 ST0304A

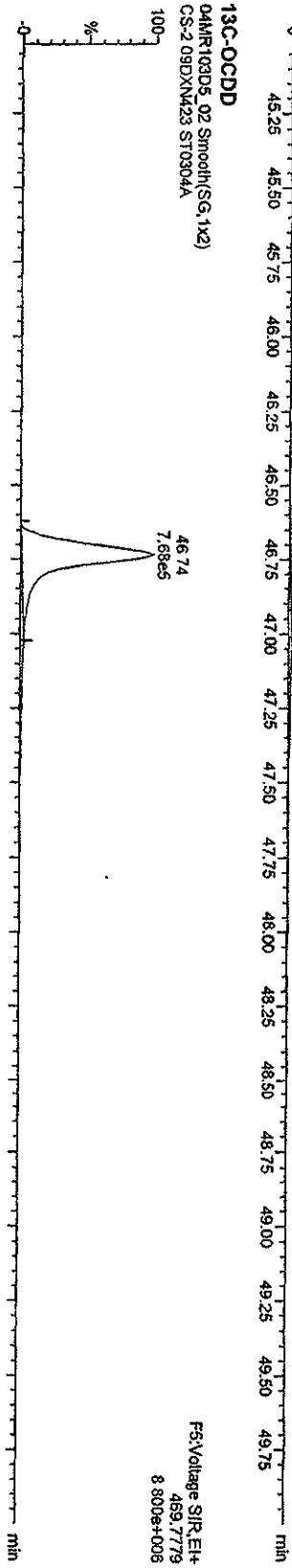


04MR103D5_02 Smooth(SG,1x2)
CS-2-09DXNA23 ST0304A

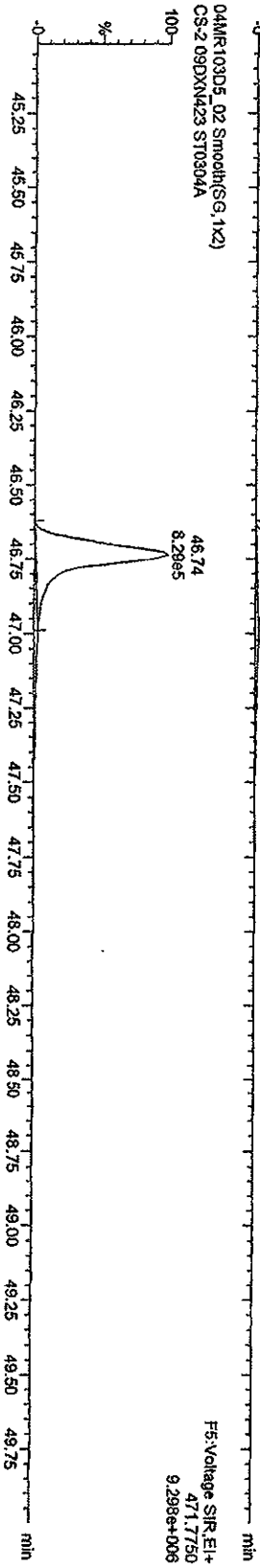


13C-OCDD

04MR103D5_02 Smooth(SG,1x2)
CS-2-09DXNA23 ST0304A



04MR103D5_02 Smooth(SG,1x2)
CS-2-09DXNA23 ST0304A



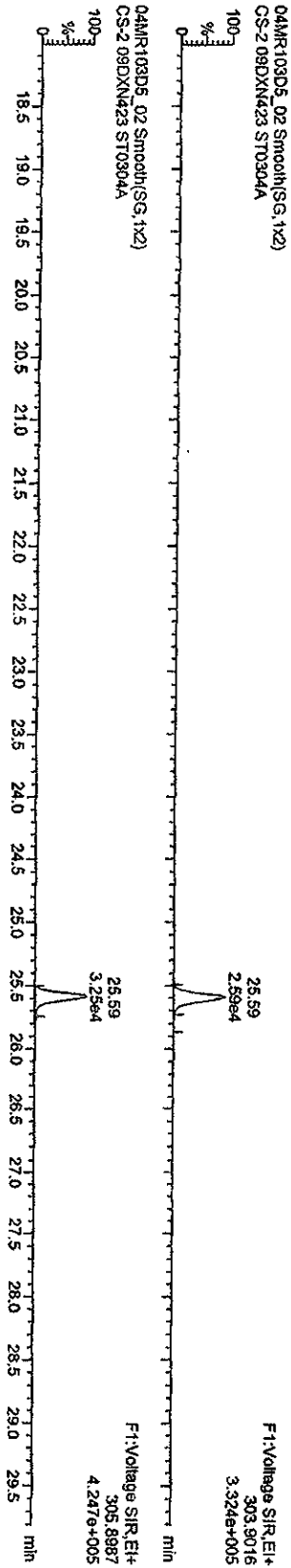
Quantity Sample Report Masslynx 4.1

Dataset: C:\Masslynx\LAN2010\PRO\CA030420103D516130CDF25.qid

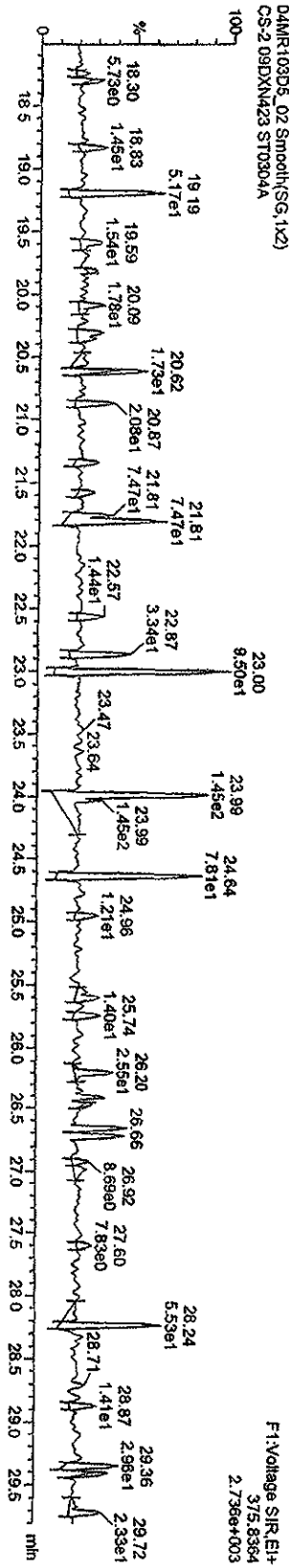
Last Altered: Thursday, March 04, 2010 15:28:34 Pacific Standard Time
Printed: Thursday, March 04, 2010 15:30:11 Pacific Standard Time

Name: 04MR103D5_02, Date: 04-Mar-2010, Time: 12:01:58, ID: ST0304A, Description: CS-2-09DXN423


TCDFS



TCDF PCDDPE



Function 1 PFK


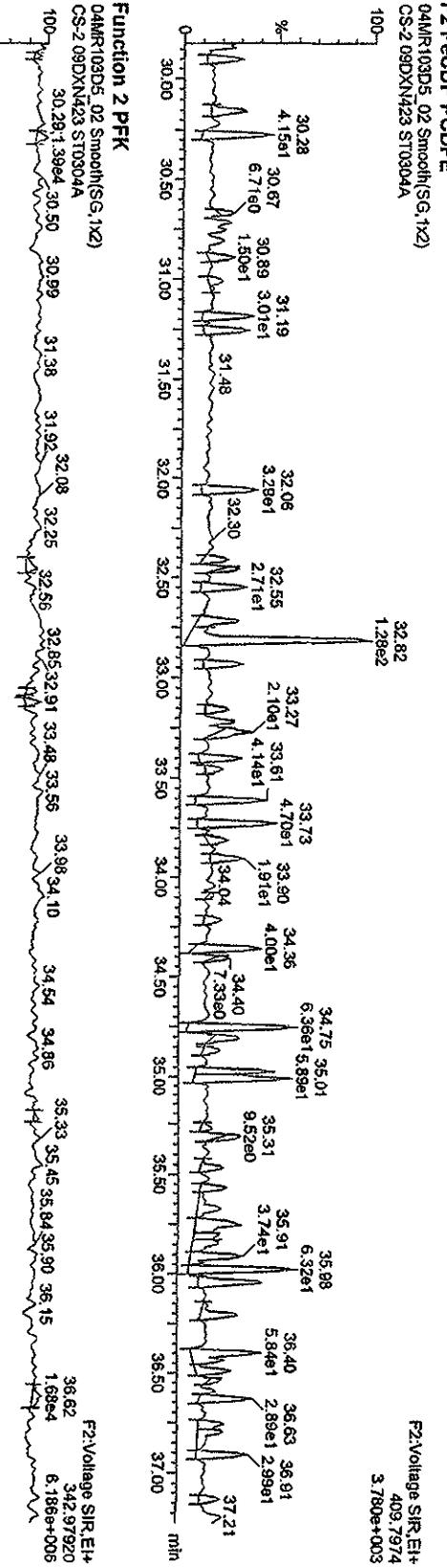
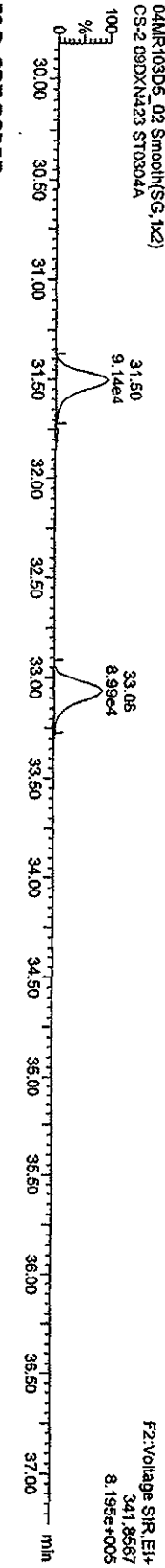
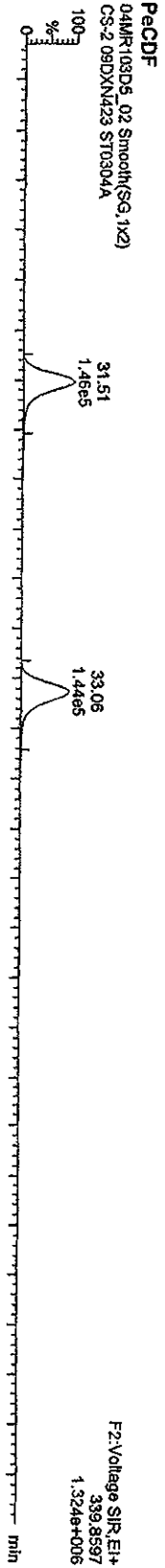


Quantity Sample Report Masslynx 4.1

Dataset: C:\Masslynx\JAN2010\PRO\CA030420103D516130CCDF25.qld

Last Altered: Thursday, March 04, 2010 15:28:34 Pacific Standard Time
 Printed: Thursday, March 04, 2010 15:30:11 Pacific Standard Time

Name: 04MR103D5_02, Date: 04-Mar-2010, Time: 12:01:58, ID: ST0304A, Description: CS-2-09DXN423

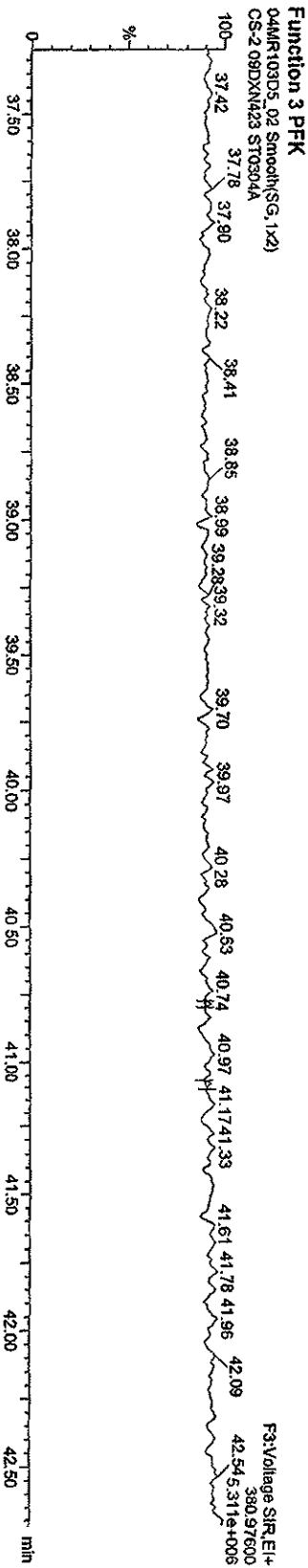
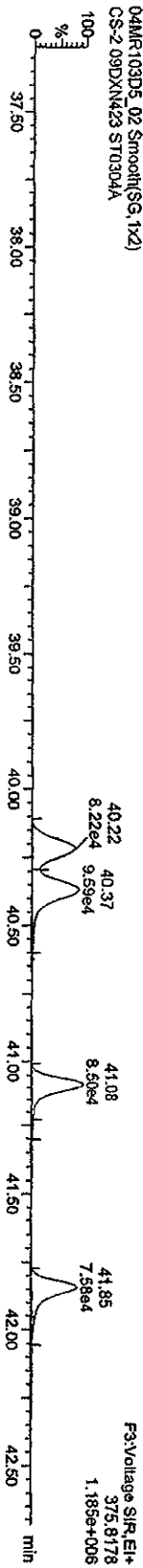
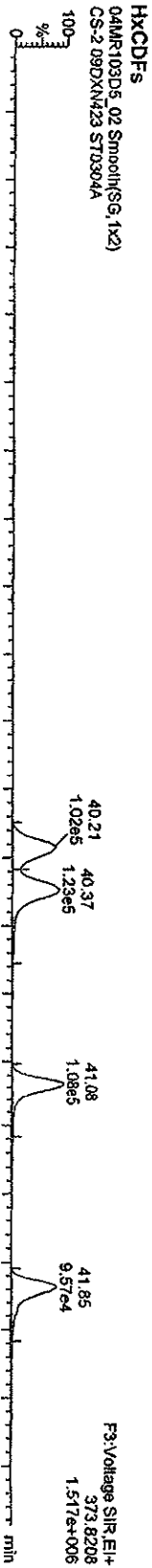


Quantity Sample Report Masslynx 4.1

Dataset: C:\Masslynx\JAN2010\PRO\NCA030420103D516130CDDF25.qld

Last Altered: Thursday, March 04, 2010 15:28:34 Pacific Standard Time
 Printed: Thursday, March 04, 2010 15:30:11 Pacific Standard Time

Name: 04MR103D5_02, Date: 04-Mar-2010, Time: 12:01:58, ID: ST0304A, Description: CS-2-09DXN423

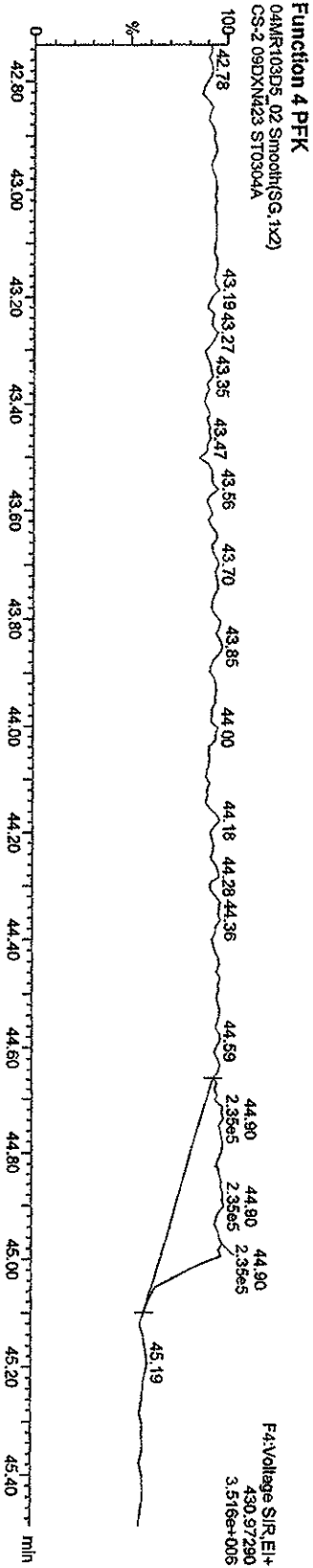
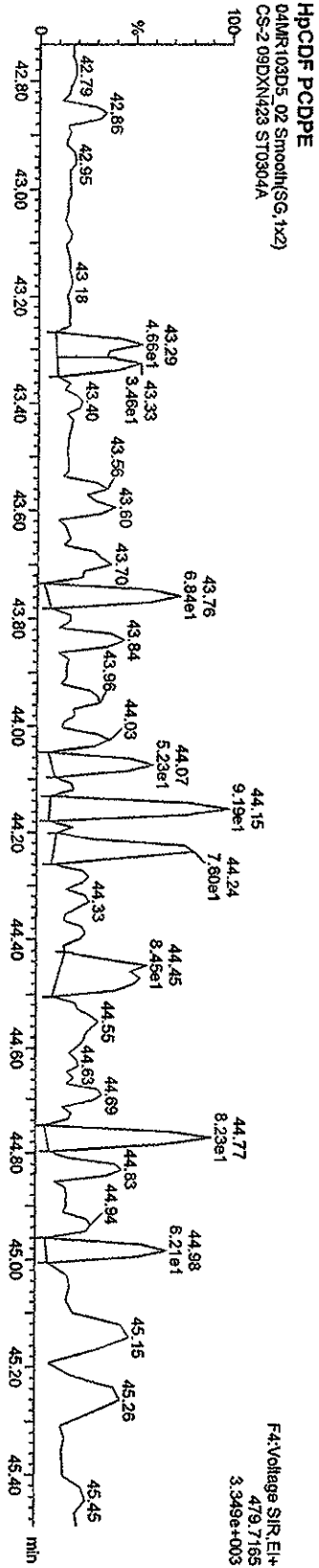
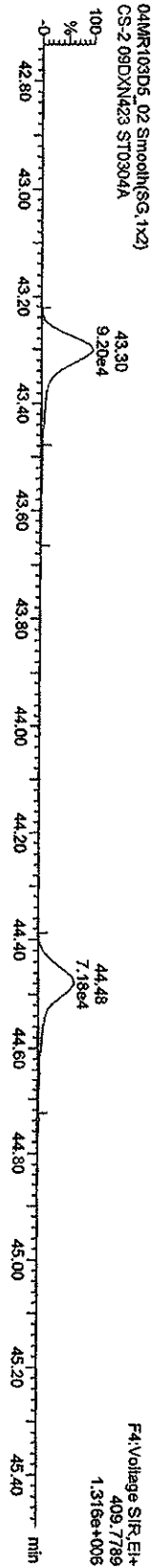



Quantity Sample Report Masslynx 4.1

Dataset: C:\Masslynx\JAN2010\PROVICA030420103D51613OCDF25.qld

Last Altered: Thursday, March 04, 2010 15:28:34 Pacific Standard Time
Printed: Thursday, March 04, 2010 15:30:11 Pacific Standard Time

Name: 04MR103D5_02, Date: 04-Mar-2010, Time: 12:01:58, ID: ST0304A, Description: CS-2-09DXN423



Quantity Sample Report MassLynx 4.1

Dataset: C:\MassLynx\AN2010\FR01CA030420103BD516130CDF25.qld

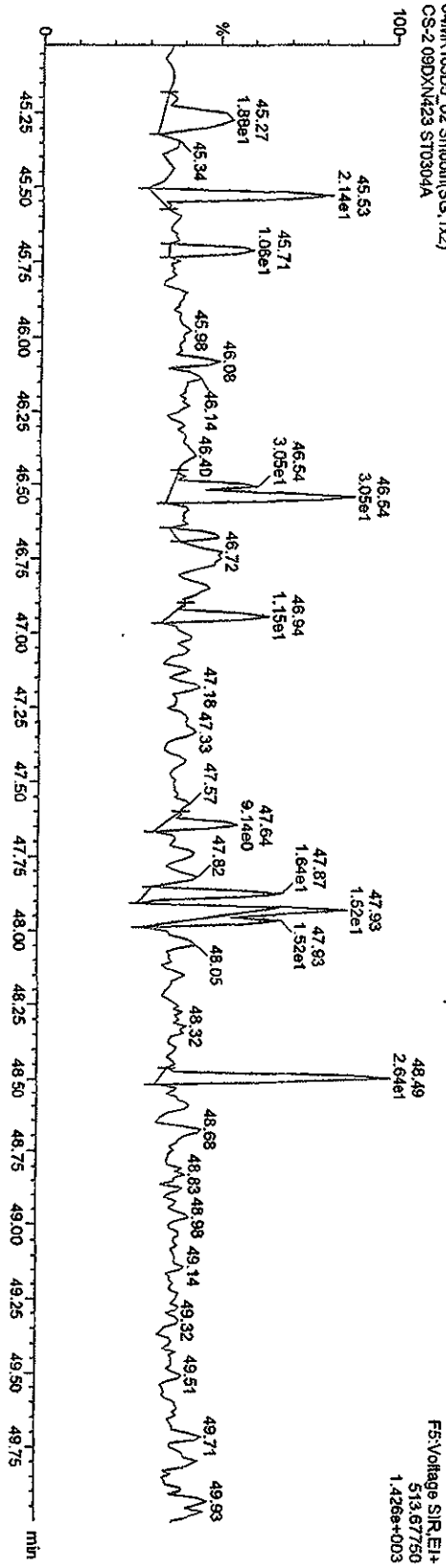
Last Altered: Thursday, March 04, 2010 15:28:34 Pacific Standard Time

Printed: Thursday, March 04, 2010 15:30:11 Pacific Standard Time

Name: 04MR103D5_02, Date: 04-Mar-2010, Time: 12:01:58, ID: ST0304, Description: CS-2-09DXN423

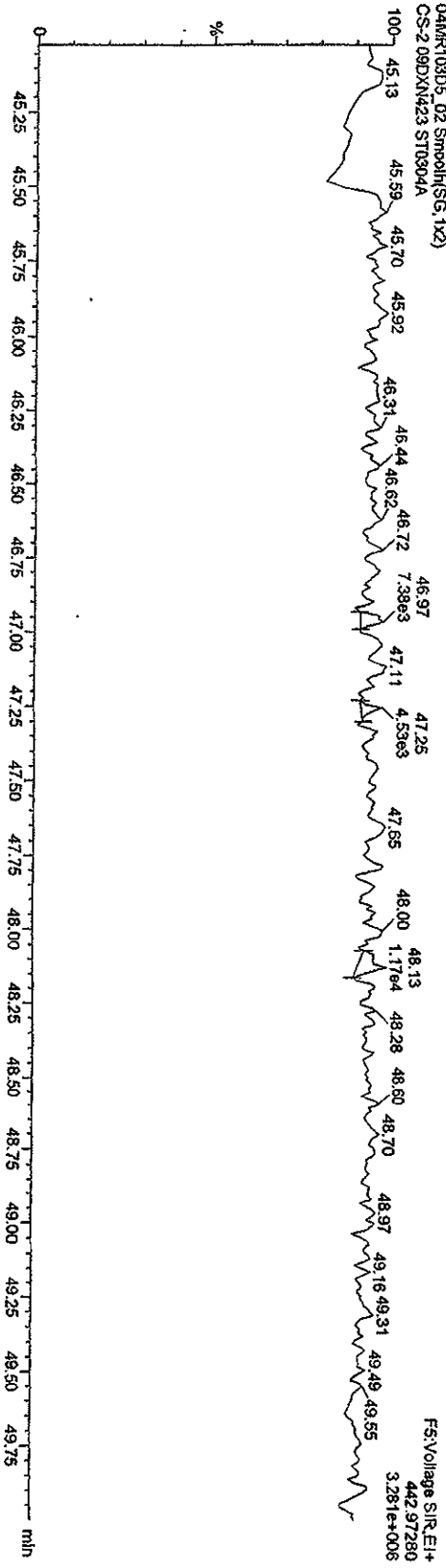
OCDF PCDPE

04MR103D5_02 Smooth(SG, 1x2)
CS-2-09DXN423 ST0304A



Function 5 PFK

04MR103D5_02 Smooth(SG, 1x2)
CS-2-09DXN423 ST0304A



Quantity Sample Report MassLynx 4.1


Dataset: C:\MassLynx\UAN2010\PRO\CA030420103D516130CDF25.dld

Last Altered: Thursday, March 04, 2010 15:28:34 Pacific Standard Time
Printed: Thursday, March 04, 2010 15:30:11 Pacific Standard Time


Name: 04MR103D5_03, Date: 04-Mar-2010, Time: 12:55:09, ID: ST0304B, Description: CS-3 10DXN049

TCDFs

04MR103D5_03 Smooth(SG, 1x2)
CS-3 10DXN049 ST0304B




04MR103D5_03 Smooth(SG, 1x2)
CS-3 10DXN049 ST0304B




13C-TCDF

04MR103D5_03 Smooth(SG, 1x2)
CS-3 10DXN049 ST0304B



04MR103D5_03 Smooth(SG, 1x2)
CS-3 10DXN049 ST0304B



Quantity Sample Report MassLynx 4.1

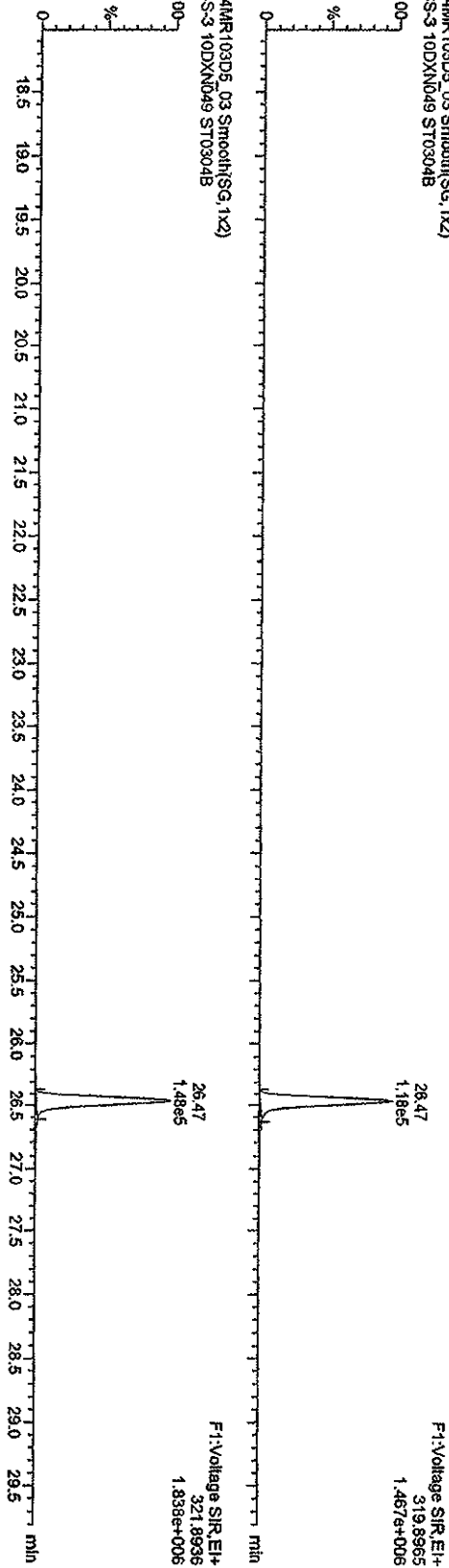
Dataset: C:\MassLynx\JAN2010\PRONCA030420103D516130CDF25.qld

Last Altered: Thursday, March 04, 2010 15:28:34 Pacific Standard Time
Printed: Thursday, March 04, 2010 15:30:11 Pacific Standard Time

Name: 04MR103D5_03, Date: 04-Mar-2010, Time: 12:53:09, ID: ST0304B, Description: CS-3 10DXN049

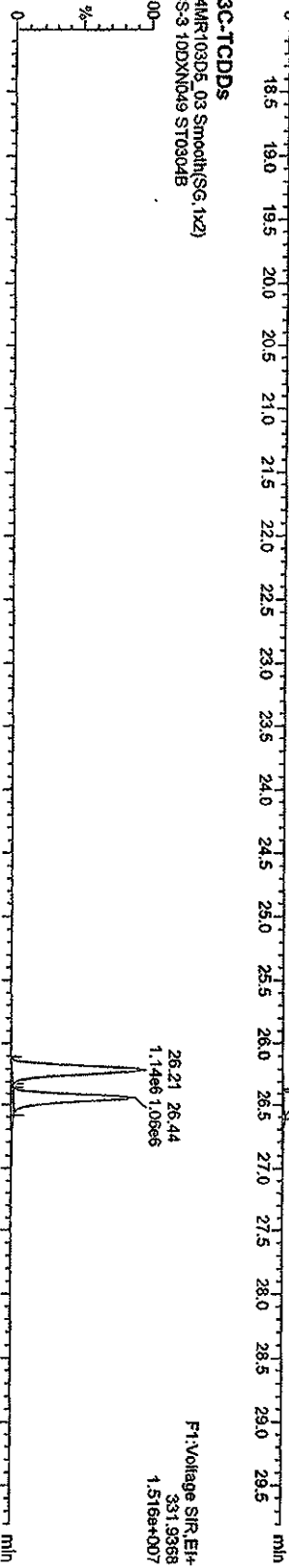
TCDDs

04MR103D5_03 Smooth(SG,1x2)
CS-3 10DXN049 ST0304B

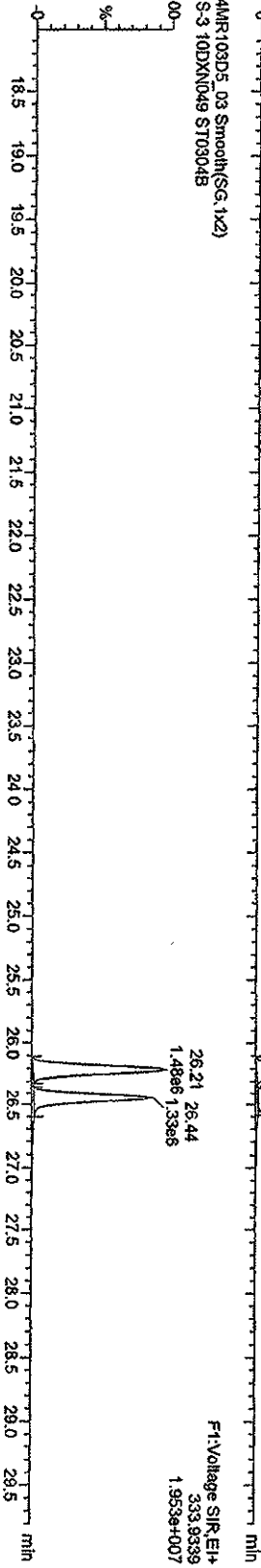


13C-TCDDs

04MR103D5_03 Smooth(SG,1x2)
CS-3 10DXN049 ST0304B



04MR103D5_03 Smooth(SG,1x2)
CS-3 10DXN049 ST0304B



Quantity Sample Report MassLynx 4.1

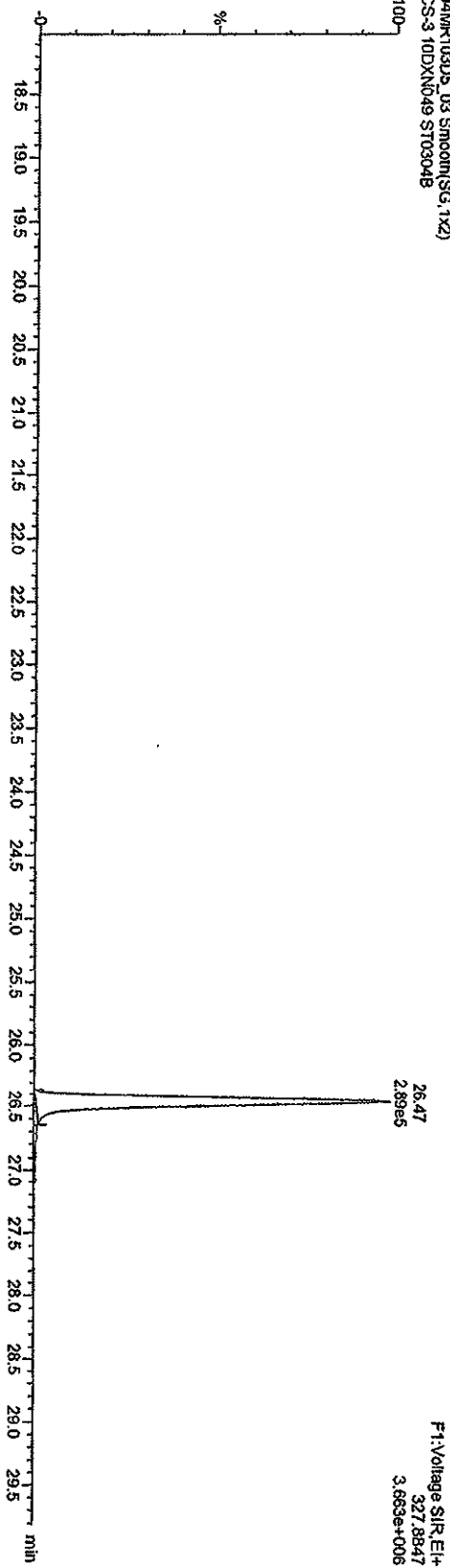
Dataset: C:\MassLynx\JAN2010\PROL\CA030420103D516130CDF25.qtd

Last Altered: Thursday, March 04, 2010 15:28:34 Pacific Standard Time


Printed: Thursday, March 04, 2010 15:30:11 Pacific Standard Time

Name: 04MR103D5_03, Date: 04-Mar-2010, Time: 12:53:09, ID: ST0304B, Description: CS-3 10DXND49


37Cl-2,3,7,8-TCDD
04MR103D5_03 Smooth(SG, 1x2)
CS-3 10DXND49 ST0304B



13C-TCDDs
04MR103D5_03 Smooth(SG, 1x2)
CS-3 10DXND49 ST0304B



04MR103D5_03 Smooth(SG, 1x2)
CS-3 10DXND49 ST0304B

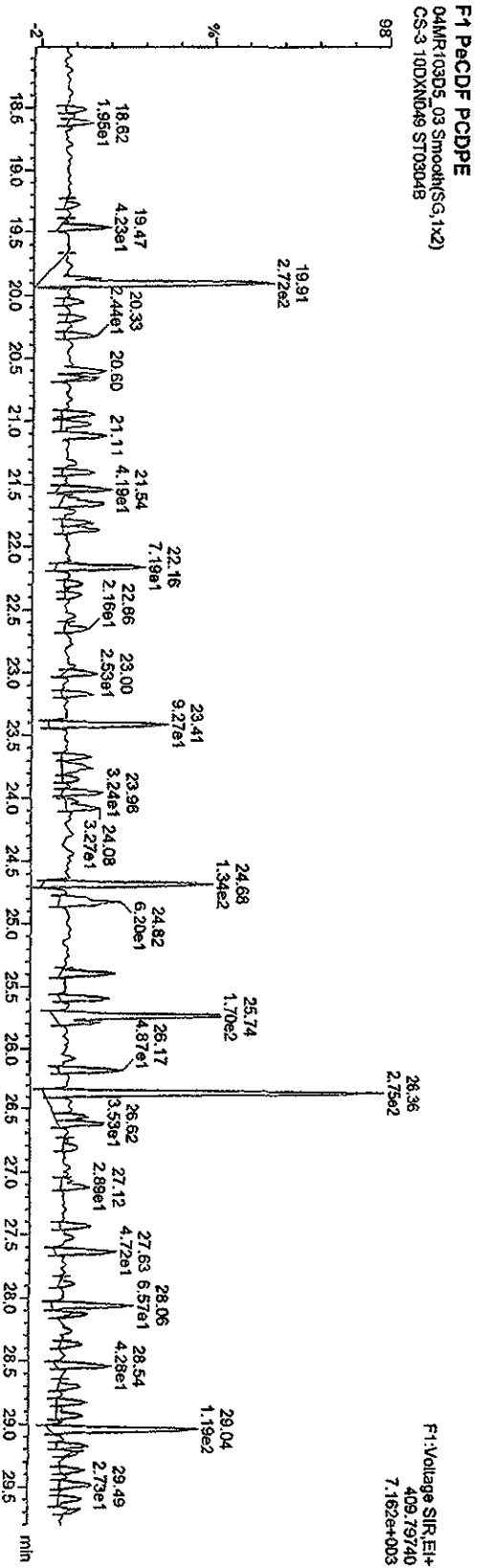
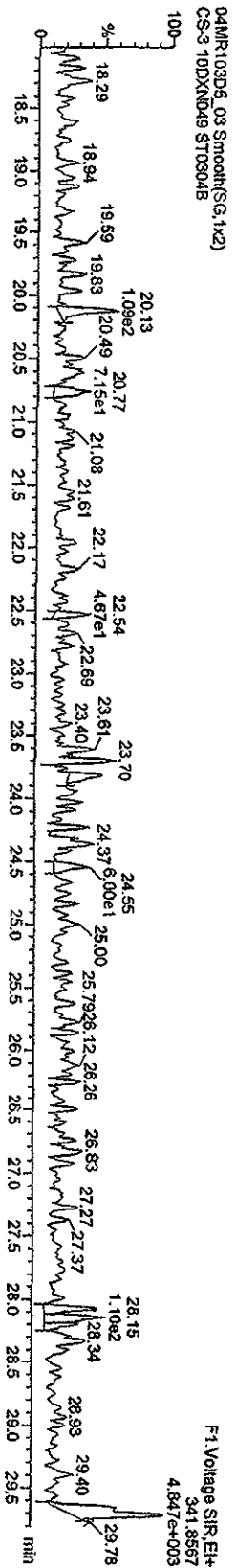
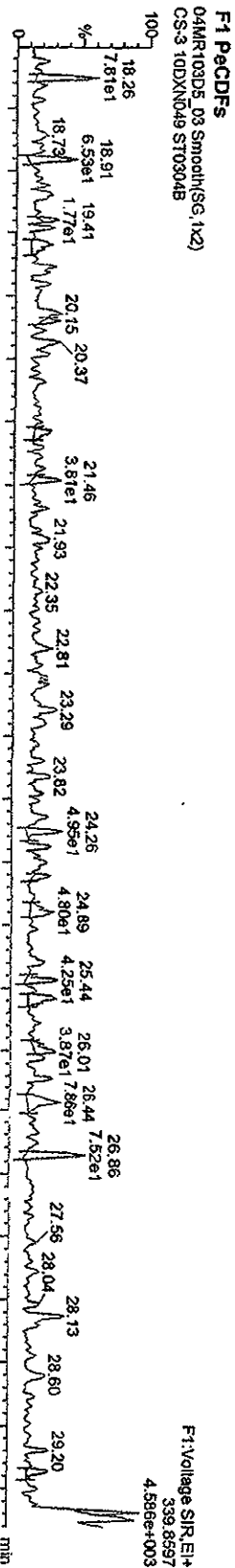


Quantity Sample Report Masslynx 4.1

Dataset: C:\Masslynx\JAN2010\PROVICA030420103D516130CDF25.qld

Last Altered: Thursday, March 04, 2010 15:28:34 Pacific Standard Time
Printed: Thursday, March 04, 2010 15:30:11 Pacific Standard Time

Name: 04MR103D5_03, Date: 04-Mar-2010, Time: 12:53:09, ID: ST0304B, Description: CS-3-10DXND49

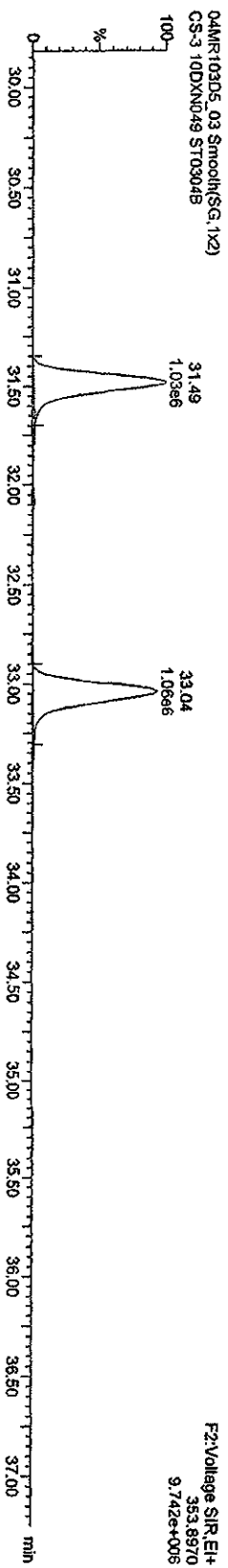
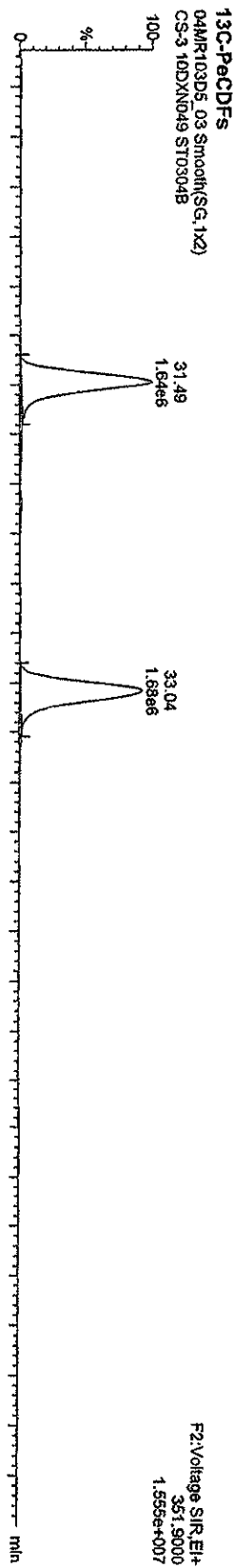
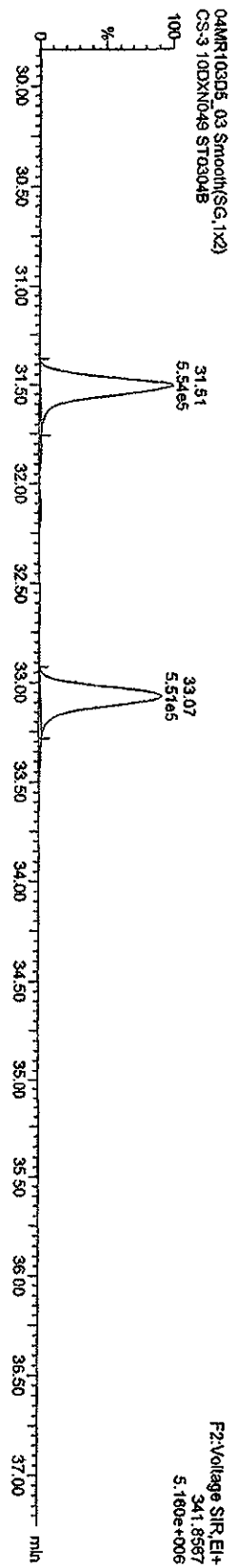
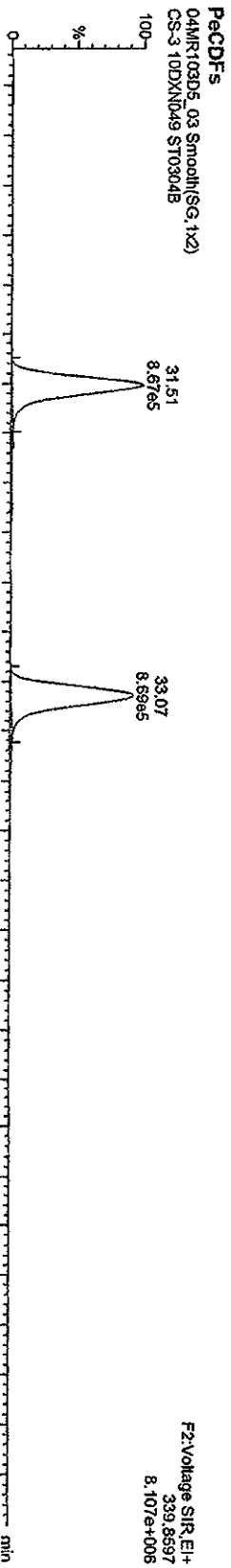


Quantity Sample Report MassLynx 4.1

Dataset: C:\MassLynx\JAN2010\PRO\ICAO30420103D516130CDF25.qid

Last Altered: Thursday, March 04, 2010 15:28:34 Pacific Standard Time
Printed: Thursday, March 04, 2010 15:30:11 Pacific Standard Time

Name: 04MR103D5_03, Date: 04-Mar-2010, Time: 12:53:09, ID: ST0304B, Description: CS-3 10DXN049



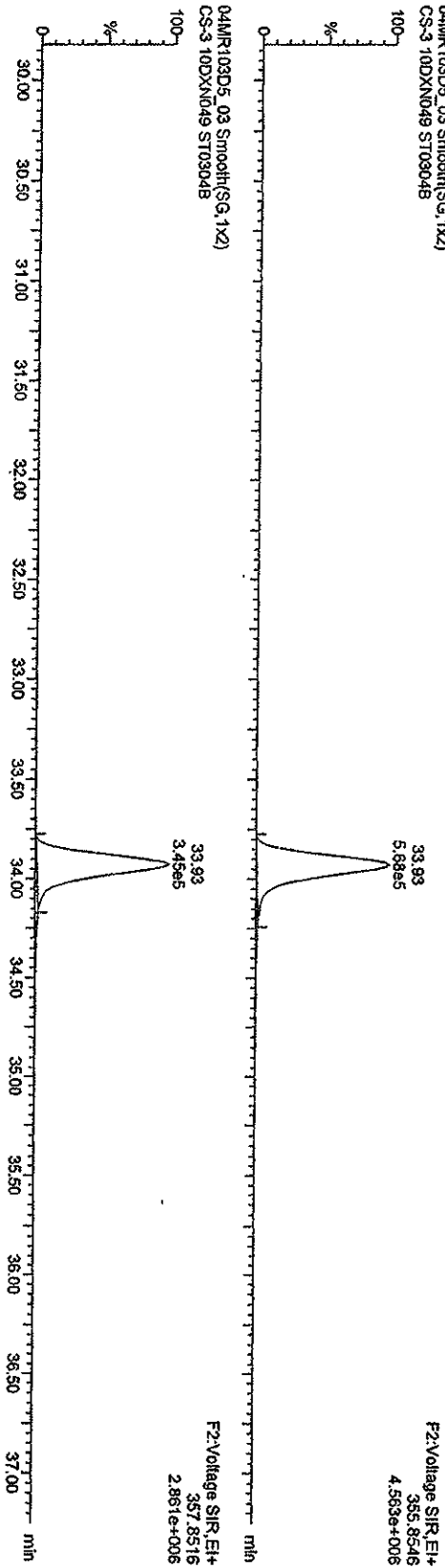
Quantify Sample Report MassLynx 4.1

Dataset: C:\MassLynx\JAN2010\PROL\CA030420103D516130CDEF25.qld

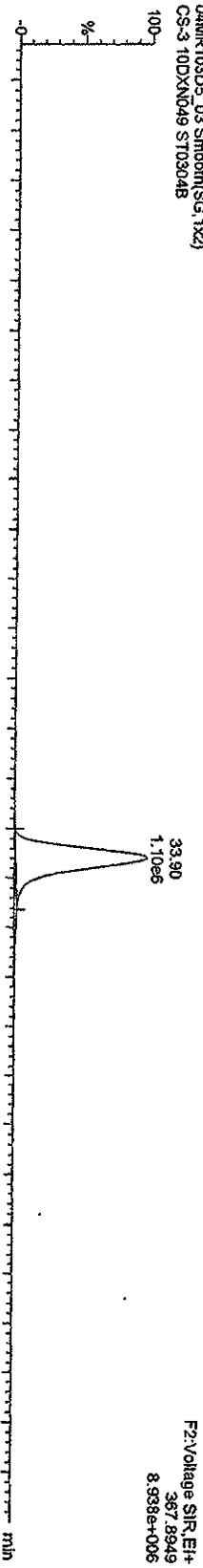
Last Altered: Thursday, March 04, 2010 15:28:34 Pacific Standard Time
Printed: Thursday, March 04, 2010 15:30:11 Pacific Standard Time

Name: 04MR103D5_03, Date: 04-Mar-2010, Time: 12:53:09, ID: ST0304B, Description: CS-3 10DXN049

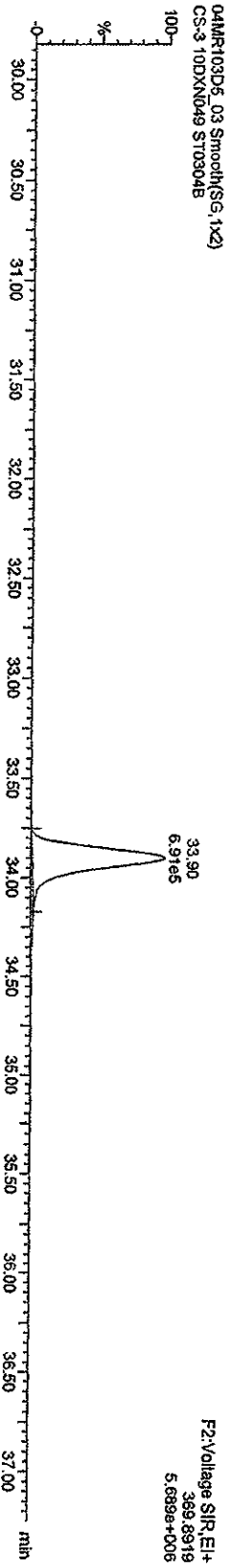
PaCDDs
04MR103D5_03 Smooth(SG,1x2)
CS-3 10DXN049 ST0304B



13C-PeCDD
04MR103D5_03 Smooth(SG,1x2)
CS-3 10DXN049 ST0304B



04MR103D5_03 Smooth(SG,1x2)
CS-3 10DXN049 ST0304B



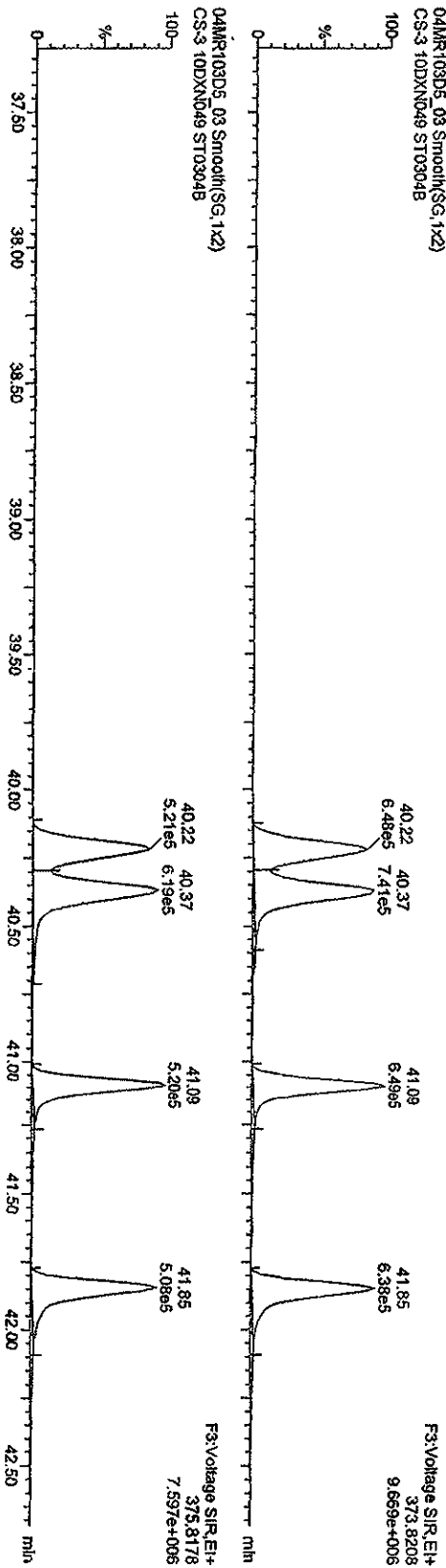
Quantity Sample Report MassLynx 4.1

Dataset: C:\MassLynx\LANZ2010\PRONICA030420103D516130CDF25.qid

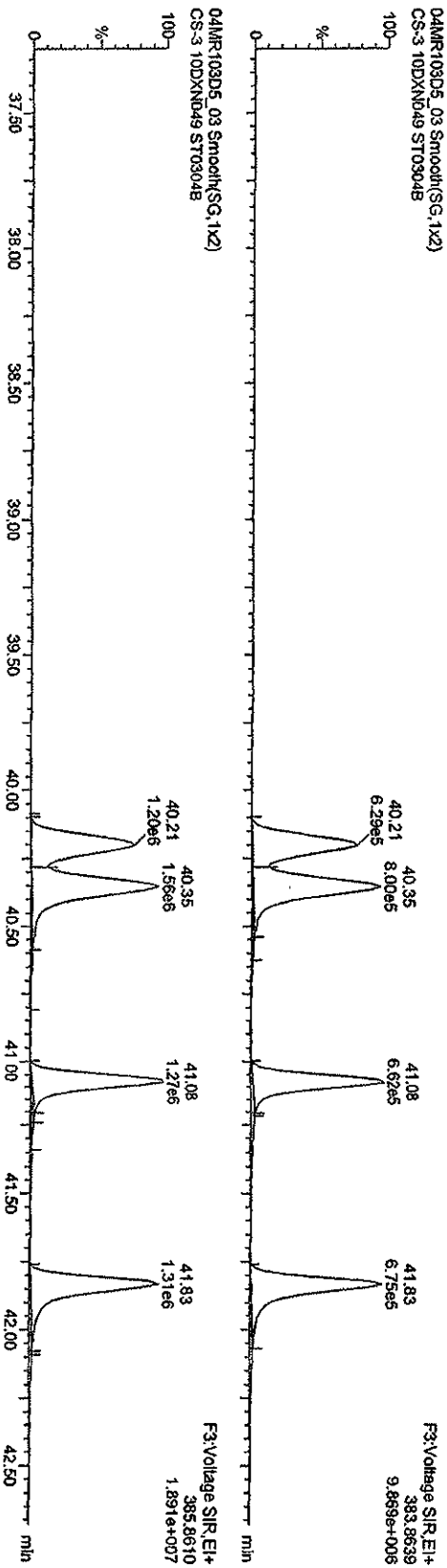
Last Altered: Thursday, March 04, 2010 15:28:34 Pacific Standard Time
Printed: Thursday, March 04, 2010 15:30:11 Pacific Standard Time

Name: 04MR103D5_03, Date: 04-Mar-2010, Time: 12:53:09, ID: ST0304B, Description: CS-3 10DXN049

HCDFs



13C-HxCDFs







Dataset: C:\MassLynx\JAN2010\PRONCA030420103D516130CDF25.qid

Last Altered: Thursday, March 04, 2010 15:28:34 Pacific Standard Time
 Printed: Thursday, March 04, 2010 15:30:11 Pacific Standard Time

Name: 04MR103D5_03, Date: 04-Mar-2010, Time: 12:53:09, ID: ST0304B, Description: CS-3 10DXN049

HXCDDs



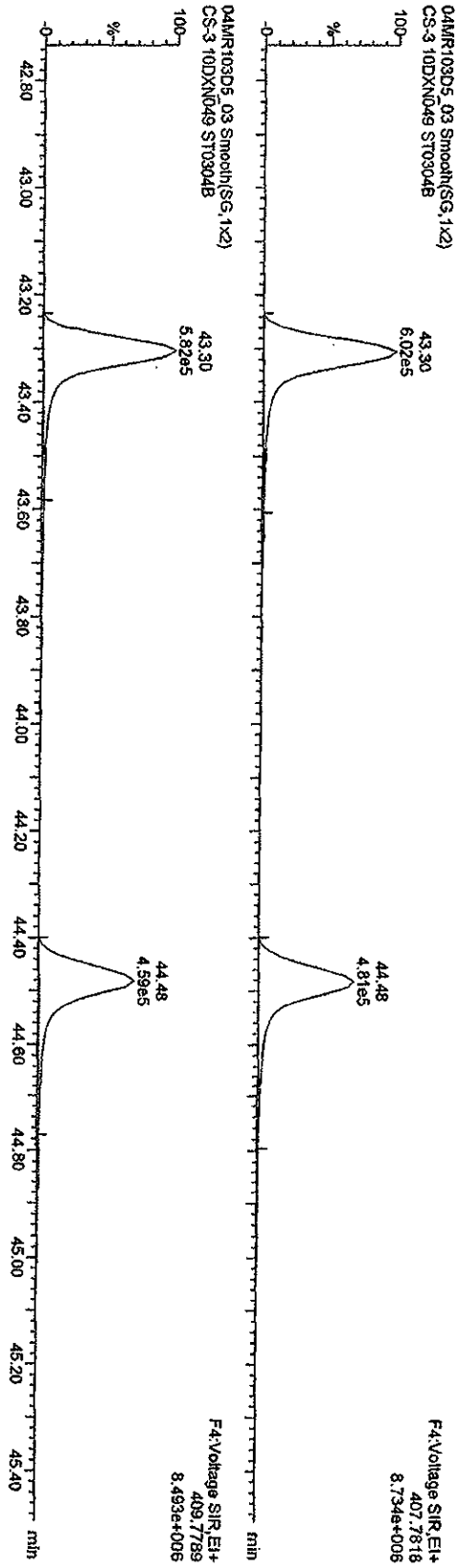
Quantity Sample Report MassLynx 4.1

Dataset: C:\MassLynx\JAN2010\PRO\CA030420103D516130CDF25.qld

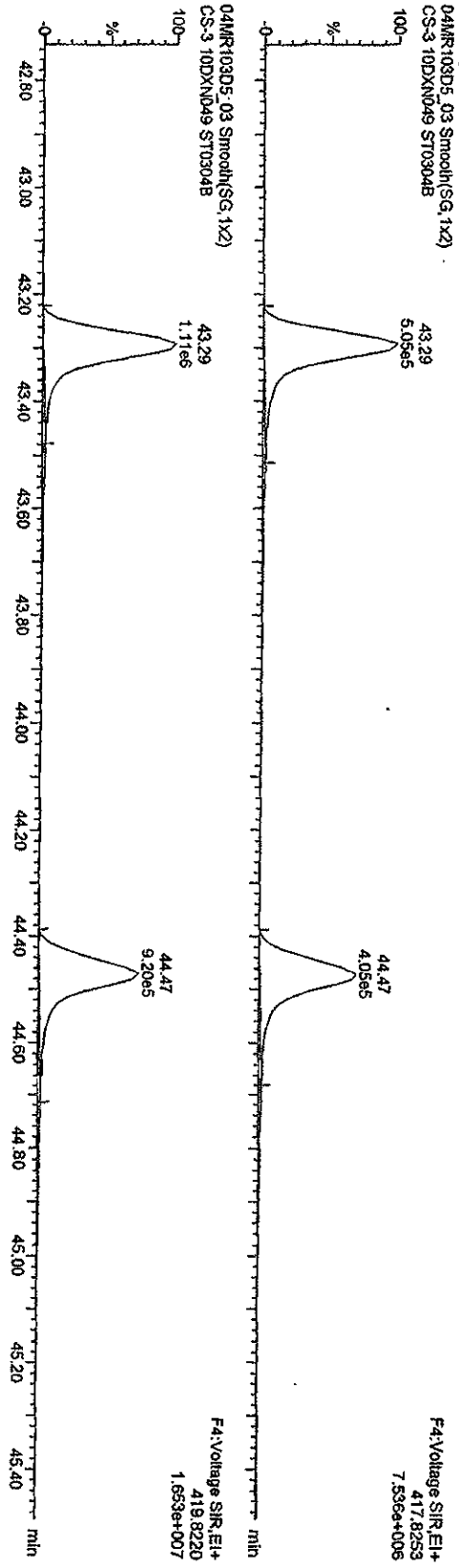
Last Altered: Thursday, March 04, 2010 15:28:34 Pacific Standard Time
Printed: Thursday, March 04, 2010 15:30:11 Pacific Standard Time

Name: 04MR103D5_03, Date: 04-Mar-2010, Time: 12:53:09, ID: ST0304B, Description: CS-3 10DXND49

HpCDFs



13C-HpCDFs



Quantity Sample Report MassLynx 4.1

Dataset: C:\MassLynx\JAN2010\PRONICA030420103D516130CDF25.qld

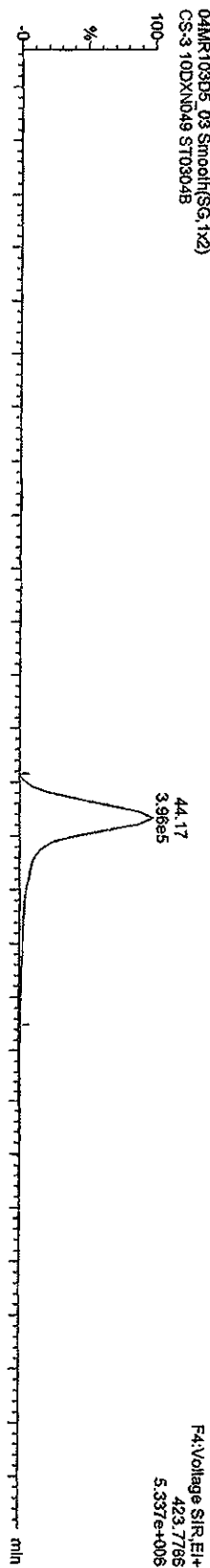
Last Altered: Thursday, March 04, 2010 15:28:34 Pacific Standard Time

Printed: Thursday, March 04, 2010 15:30:11 Pacific Standard Time

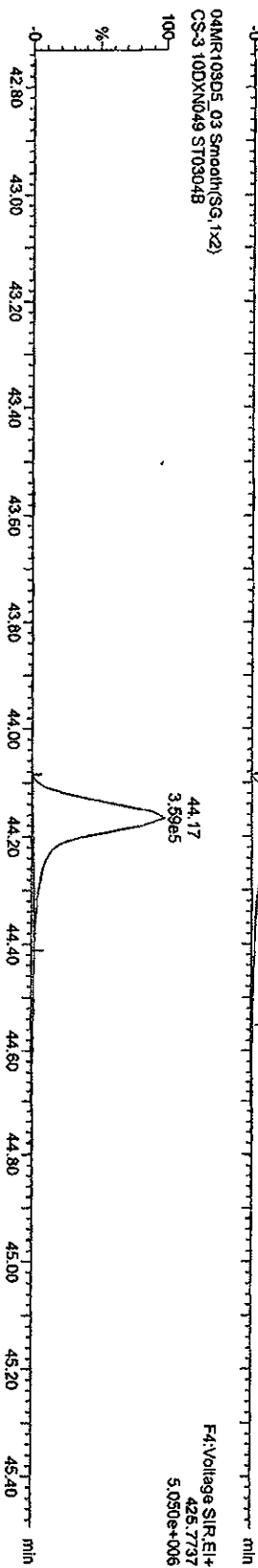
Name: 04MR103D5_03, Date: 04-Mar-2010, Time: 12:53:09, ID: ST0304B, Description: CS-3 10DXN049

HpCDDs

04MR103D5_03 Smooth(SG, 1x2)
CS-3 10DXN049 ST0304B

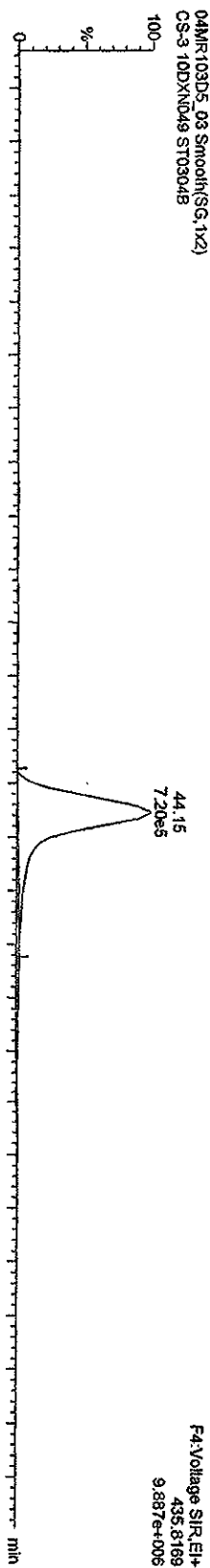


04MR103D5_03 Smooth(SG, 1x2)
CS-3 10DXN049 ST0304B

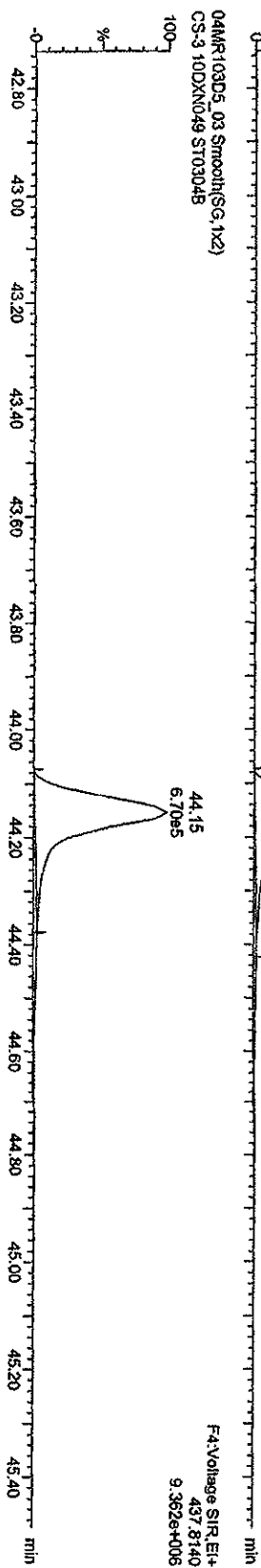


13C-HpCDD

04MR103D5_03 Smooth(SG, 1x2)
CS-3 10DXN049 ST0304B



04MR103D5_03 Smooth(SG, 1x2)
CS-3 10DXN049 ST0304B

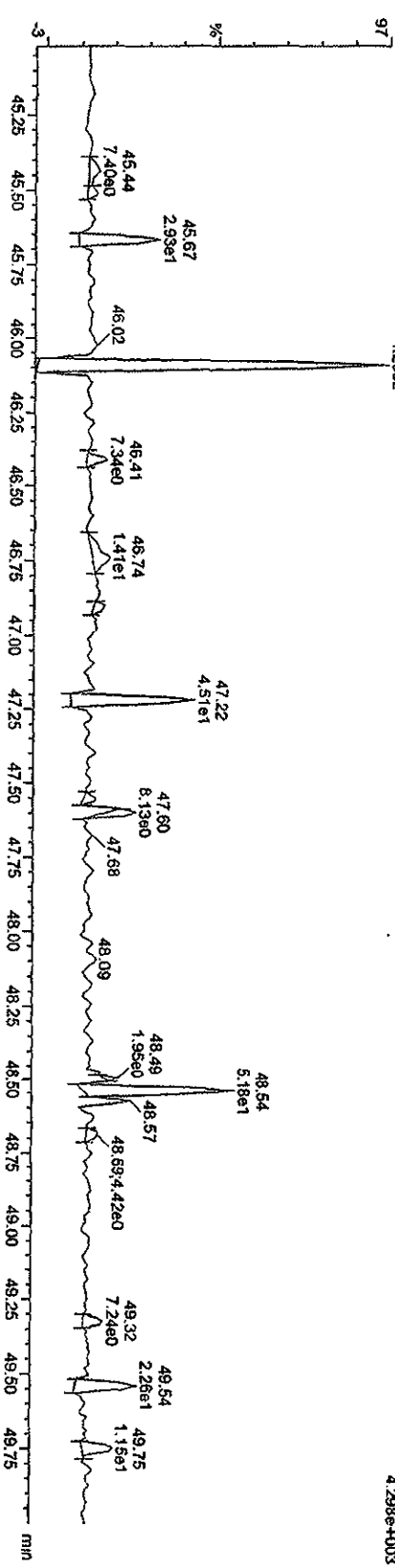
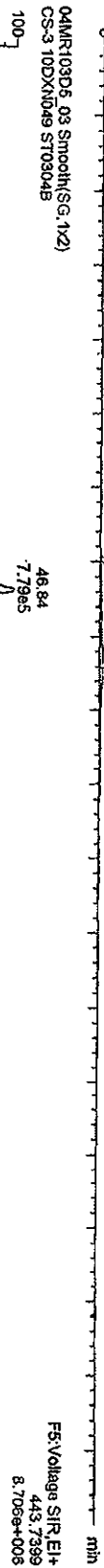



Quantity Sample Report MassLynx 4.1

Dataset: C:\MassLynx\JAN2010\PRONICA030420103D516130CDF25.qid

Last Altered: Thursday, March 04, 2010 15:28:34 Pacific Standard Time
Printed: Thursday, March 04, 2010 15:30:11 Pacific Standard Time

Name: 04MR103D5_03, Date: 04-Mar-2010, Time: 12:53:09, ID: ST0304B, Description: CS-3 10DXN049



Quantity Sample Report MassLynx 4.1

Dataset: C:\MassLynx\JAN2010\PROLCA030420103D516130CCDF25.qld

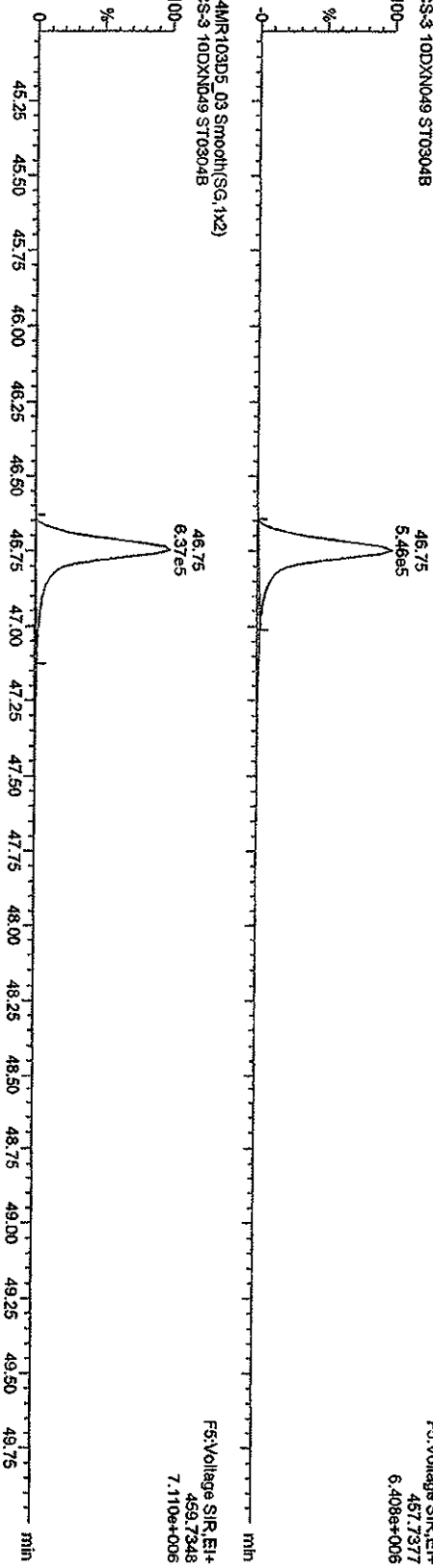
Last Altered: Thursday, March 04, 2010 15:28:34 Pacific Standard Time

Printed: Thursday, March 04, 2010 15:30:11 Pacific Standard Time

Name: 04MR103D5_03, Date: 04-Mar-2010, Time: 12:53:09, ID: ST0304B, Description: CS-3 10DXN049

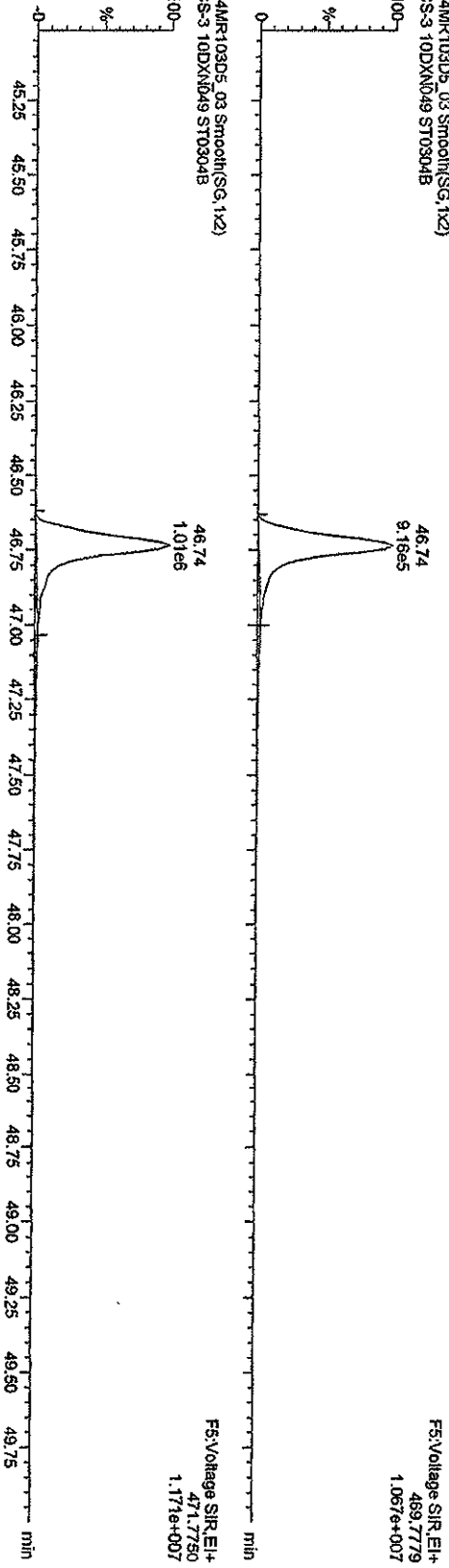
OCDD

04MR103D5_03 Smooth(SG, 1x2)
CS-3 10DXN049 ST0304B




13C-OCDD

04MR103D5_03 Smooth(SG, 1x2)
CS-3 10DXN049 ST0304B



04MR103D5_03 Smooth(SG, 1x2)
CS-3 10DXN049 ST0304B



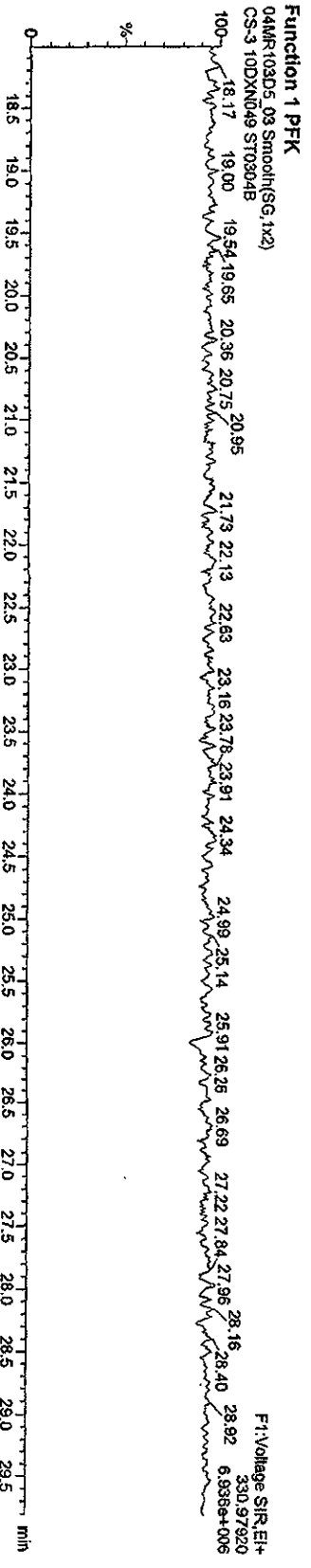
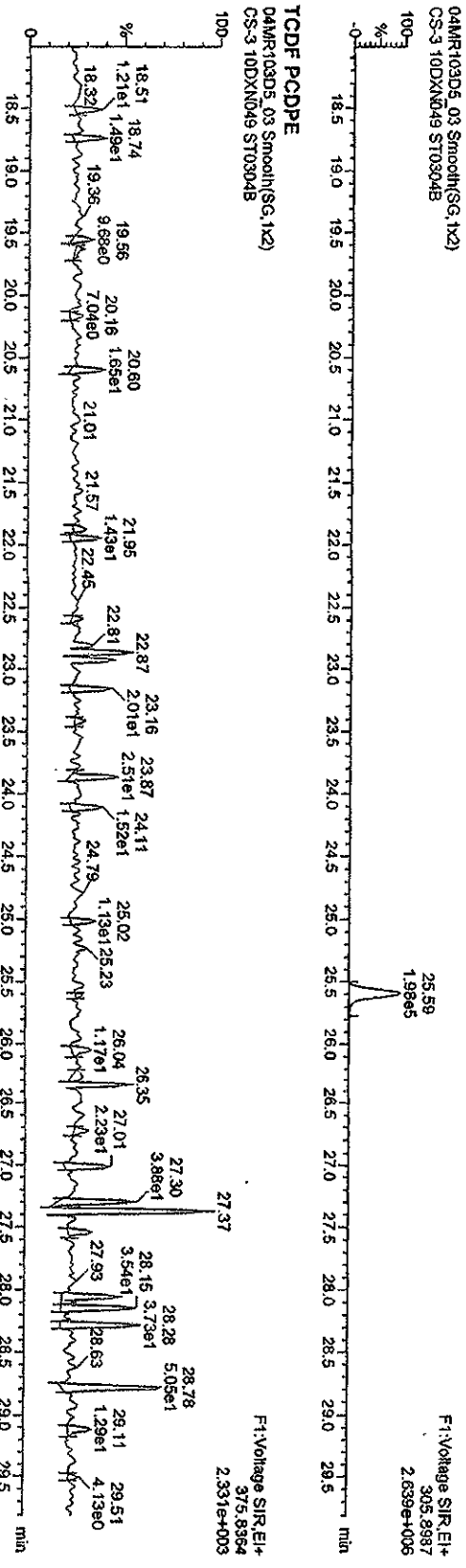

Quantity Sample Report MassLynx 4.1

Dataset: C:\MassLynx\LAN2010\PRO\ICAO304\20103D5\16130CDF25.qld

Last Altered: Thursday, March 04, 2010 15:28:34 Pacific Standard Time

Printer: Thursday, March 04, 2010 15:30:11 Pacific Standard Time

Name: 04MR103D5_03, Date: 04-Mar-2010, Time: 12:53:09, ID: ST0304B, Description: CS-3 10DXN049



Quantity Sample Report Masslynx 4.1

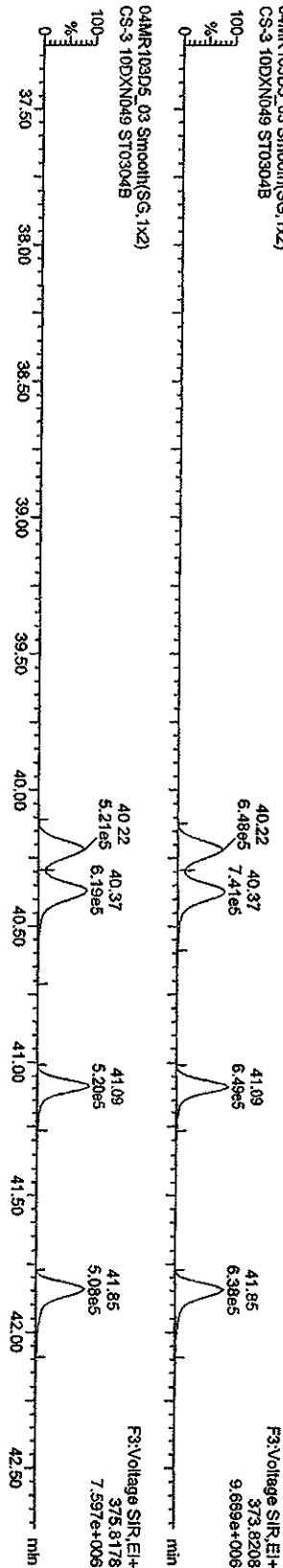
Dataset: C:\Masslynx\UNAN2010\PROJ\CA030420103D5\6130C\DF25.qld

Last Altered: Thursday, March 04, 2010 15:28:34 Pacific Standard Time
Printed: Thursday, March 04, 2010 15:30:11 Pacific Standard Time

Name: 04MR103D5_03, Date: 04-Mar-2010, Time: 12:53:09, ID: ST0304B, Description: CS-3-10DXN049

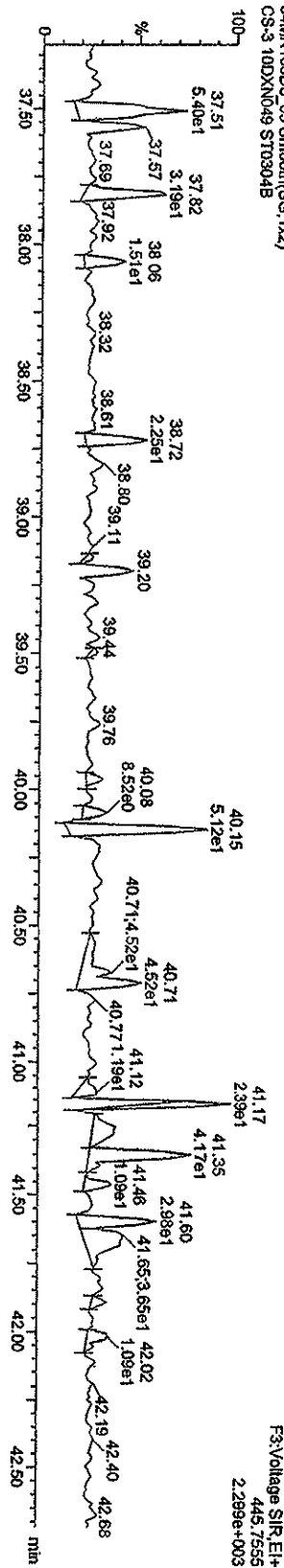
HXCDFs

04MR103D5_03 Smooth(SG, 1x2)
CS-3-10DXN049 ST0304B



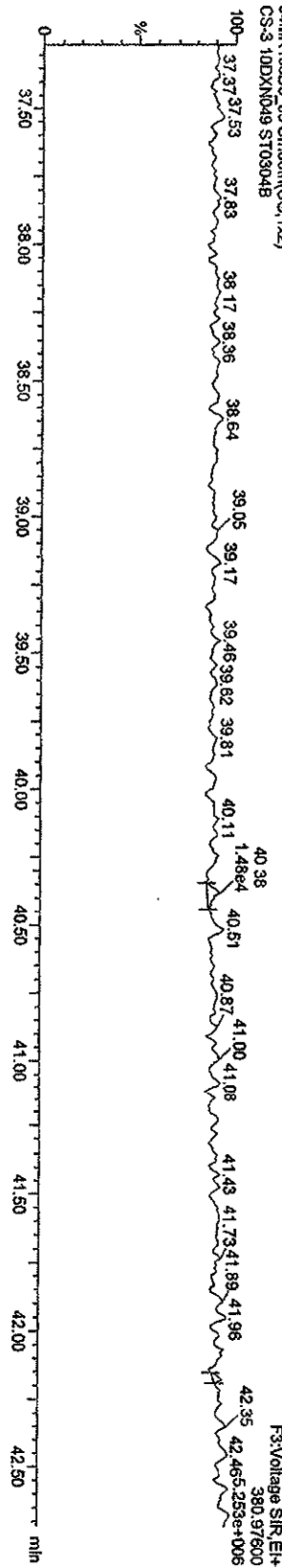
HXCDF PCDPE

04MR103D5_03 Smooth(SG, 1x2)
CS-3-10DXN049 ST0304B



Function 3 PFK

04MR103D5_03 Smooth(SG, 1x2)
CS-3-10DXN049 ST0304B




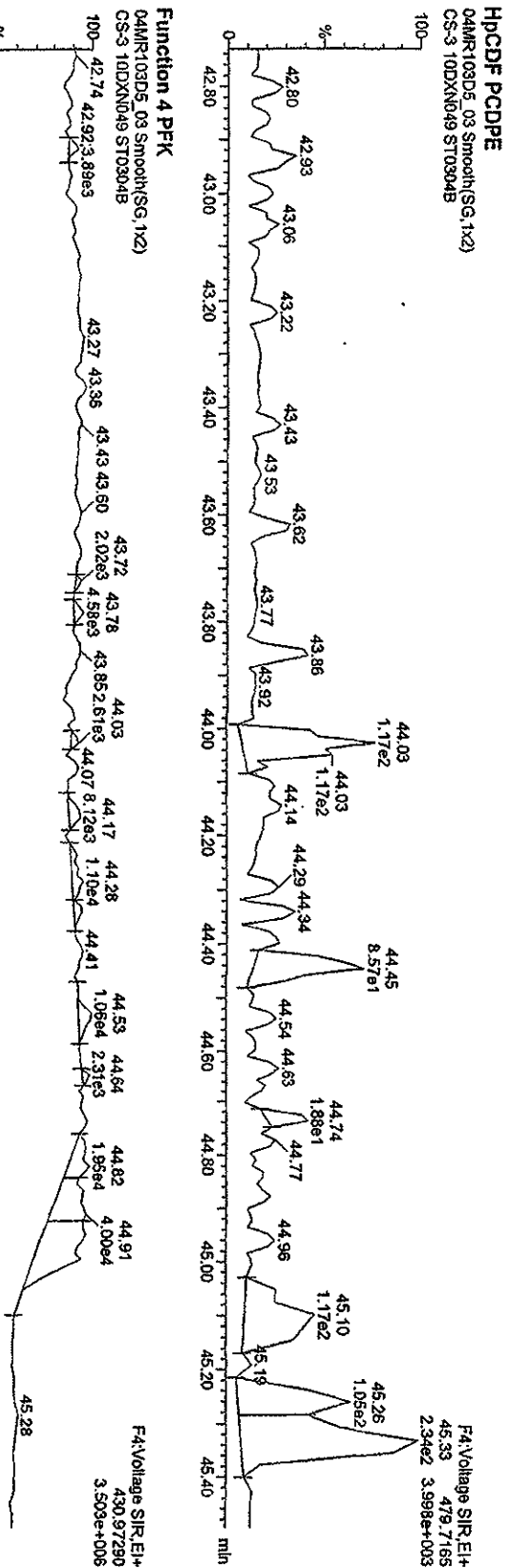
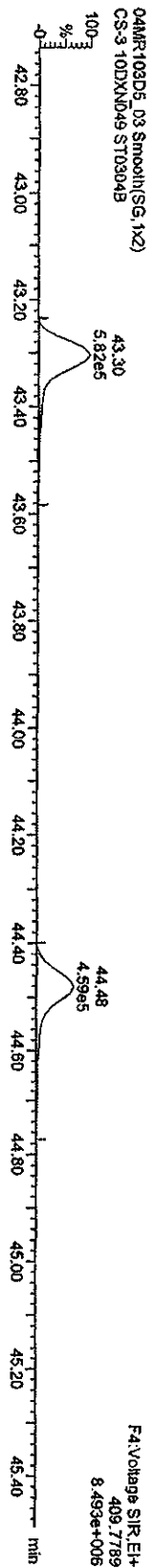

Quantity Sample Report MassLynx 4.1

Dataset: C:\MassLynx\JAN2010\PRONCA030420103D516130CDF25.qld

Last Altered: Thursday, March 04, 2010 15:28:34 Pacific Standard Time

Printed: Thursday, March 04, 2010 15:30:11 Pacific Standard Time

Name: 04MR103D5_03, Date: 04-Mar-2010, Time: 12:53:09, ID: ST0304B, Description: CS-3 10DXN049



Quantify Sample Report Masslynx 4.1

Dataset: C:\MassLynx\UNAN2010\PRO\CA030420103D516130CCDF25.qld

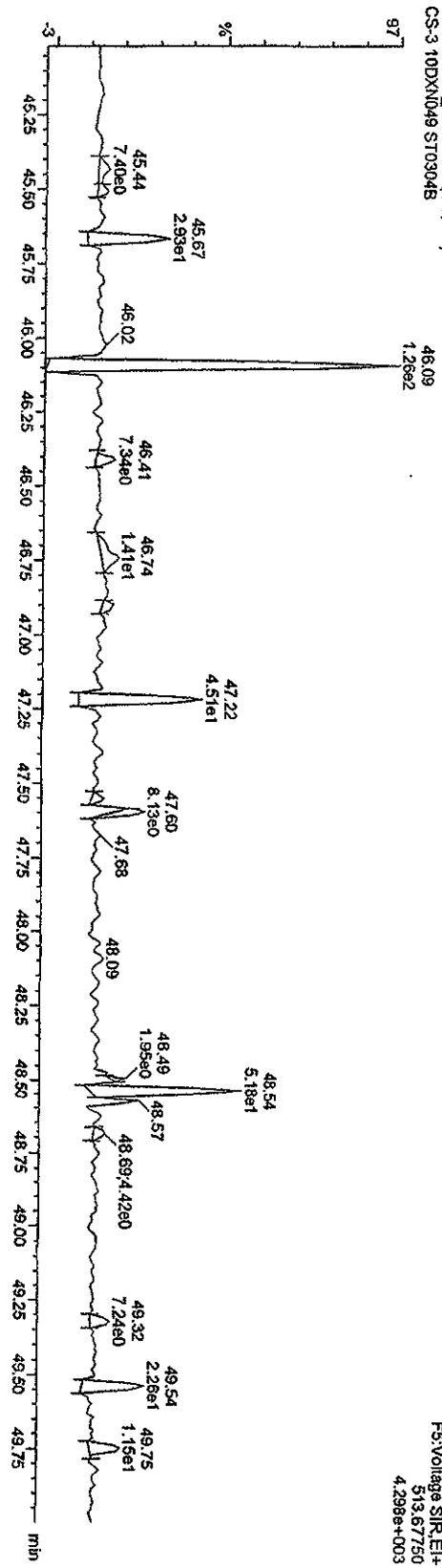
Last Altered: Thursday, March 04, 2010 15:28:34 Pacific Standard Time
Printed: Thursday, March 04, 2010 15:30:11 Pacific Standard Time

Name: 04MR103D5_03, Date: 04-Mar-2010, Time: 12:53:09, ID: ST0304B, Description: CS-3-10DXN049

OCCDF PCDPE

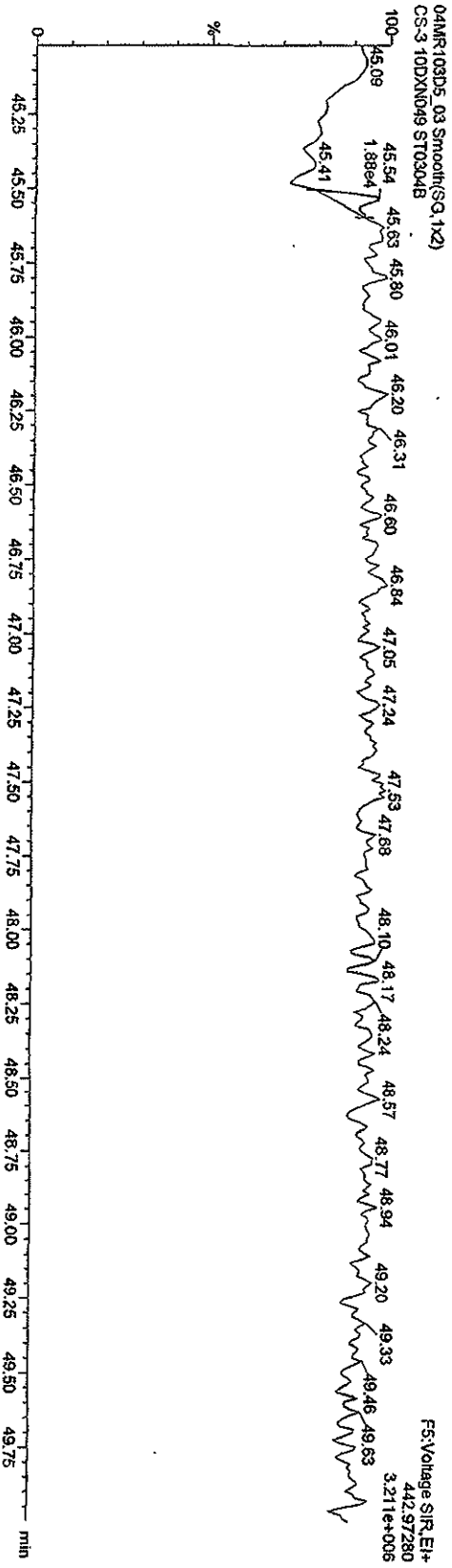
04MR103D5_03 Smooth(SG,1x2)
CS-3-10DXN049 ST0304B

FS:Voltage S1R,El+
513.67750
4.298e+003



Function 5 PFK

04MR103D5_03 Smooth(SG,1x2)
CS-3-10DXN049 ST0304B



FS:Voltage S1R,El+
442.97280
3.211e+006

Quantity Sample Report Masslynx 4.1

Dataset: C:\Masslynx\LAN2010\PROJ\CA030420103D516130CCDF25.qid

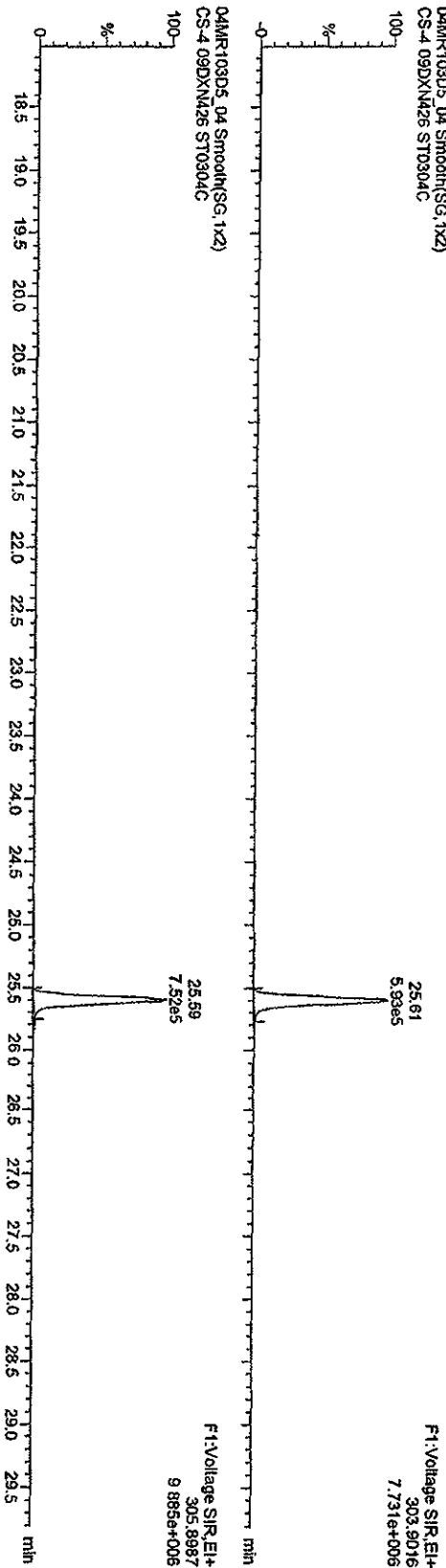
Last Altered: Thursday, March 04, 2010 15:28:34 Pacific Standard Time

Printed: Thursday, March 04, 2010 15:30:11 Pacific Standard Time

Name: 04MR103D5_04, Date: 04-Mar-2010, Time: 13:44:27, ID: ST0304C, Description: CS-4 09DXN426

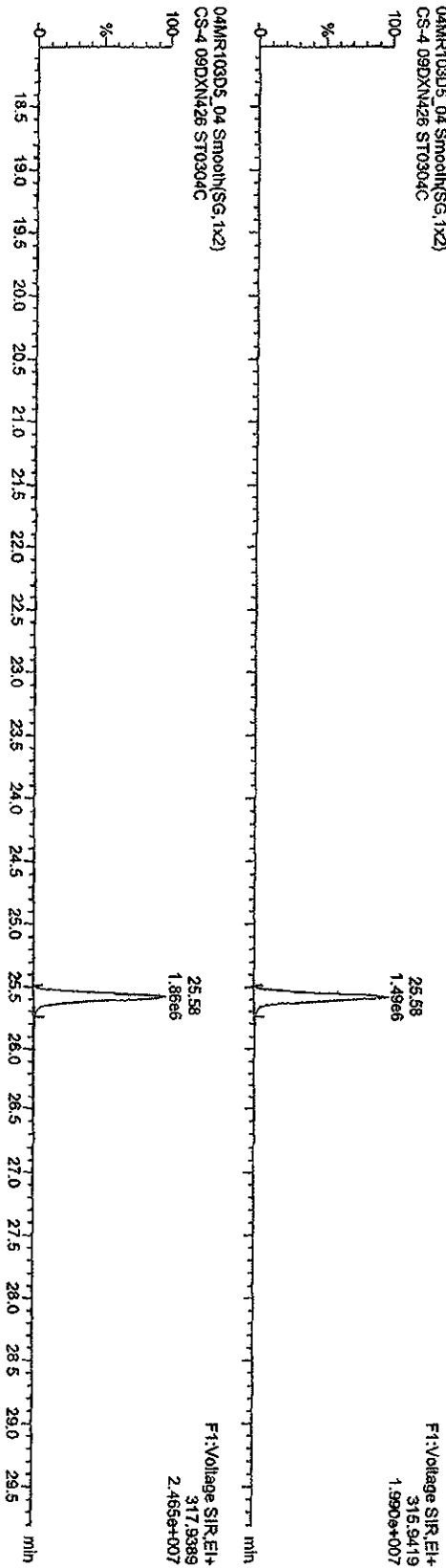
TCDFs

04MR103D5_04 Smooth(SG, 1x2)
CS-4 09DXN426 ST0304C



13C-TCDF

04MR103D5_04 Smooth(SG, 1x2)
CS-4 09DXN426 ST0304C



04MR103D5_04 Smooth(SG, 1x2)
CS-4 09DXN426 ST0304C




Quantity Sample Report MassLynx 4.1

Dataset: C:\MassLynx\JAN2010\PRONICA030420103D516130CDF25.qld



Last Altered: Thursday, March 04, 2010 15:28:34 Pacific Standard Time
Printed: Thursday, March 04, 2010 15:30:11 Pacific Standard Time

Name: 04MR103D5_04, Date: 04-Mar-2010, Time: 13:44:27, ID: ST0304C, Description: CS-4 09DXN426

TCDDs



13C-TCDDs





Quantity Sample Report MassLynx 4.1

Dataset: C:\MassLynx\JAN2010\PRO\CA030420103D516130CDF25.qid

Last Altered: Thursday, March 04, 2010 15:28:34 Pacific Standard Time
Printed: Thursday, March 04, 2010 15:30:11 Pacific Standard Time

Name: 04MR103D5_04, Date: 04-Mar-2010, Time: 13:44:27, ID: ST0304C, Description: CS-4 09DXN426

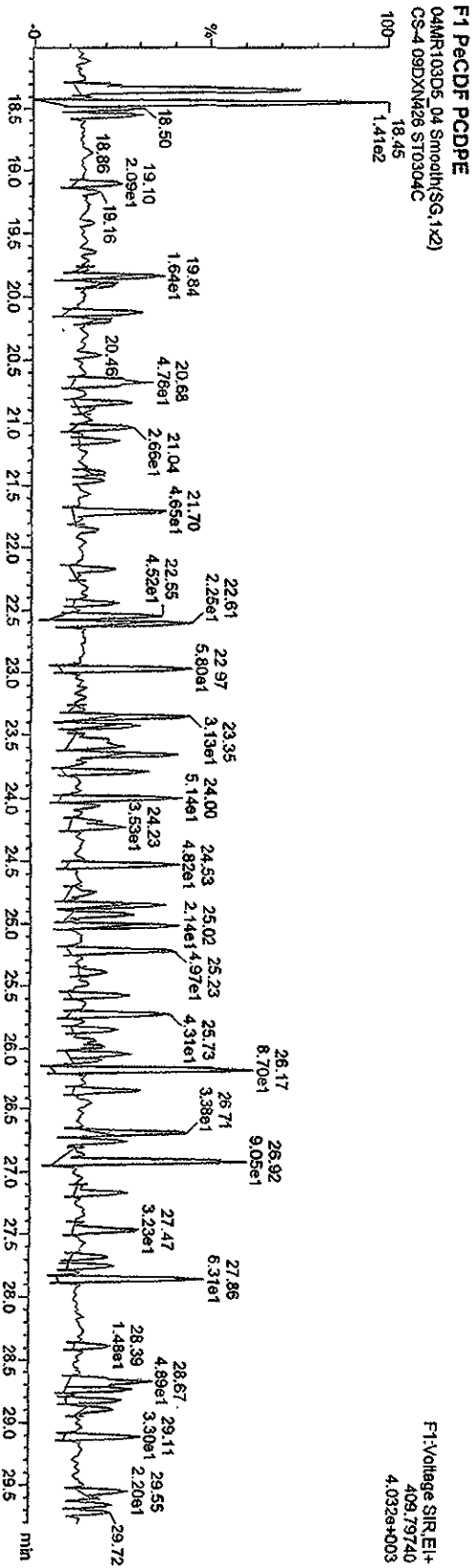
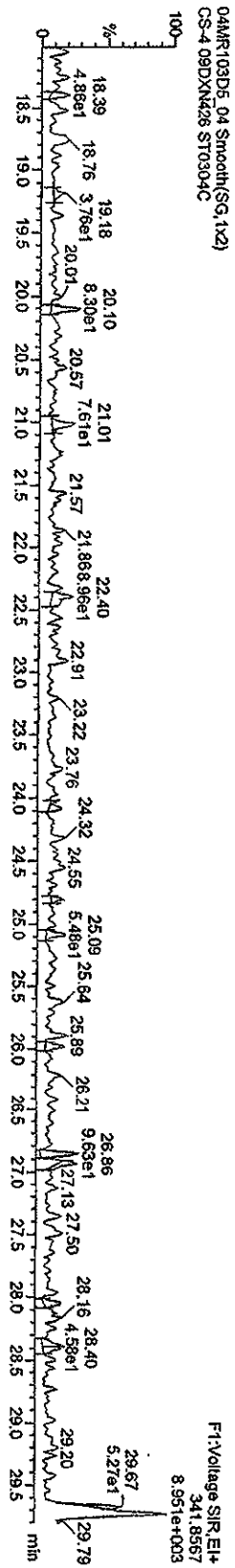
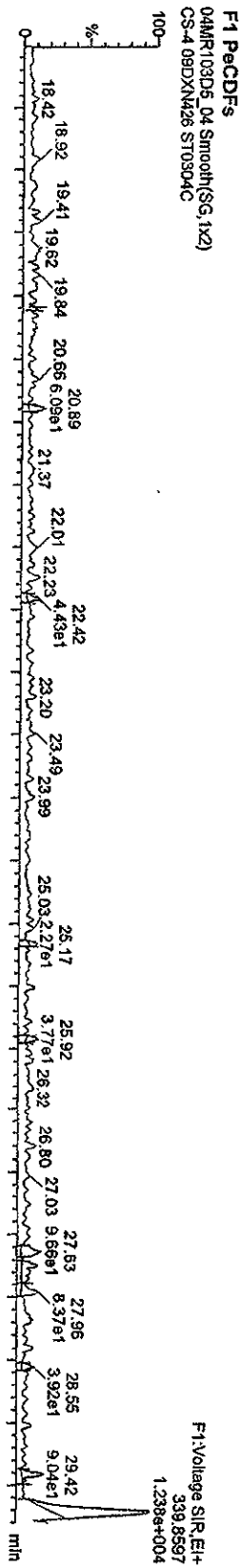


Quantity Sample Report MassLynx 4.1

Dataset: C:\MassLynx\LAN2010.PRO\KCA030420103D516130CDDF25.qld

Last Altered: Thursday, March 04, 2010 15:28:34 Pacific Standard Time
Printed: Thursday, March 04, 2010 15:30:11 Pacific Standard Time

Name: 04MR103D5_04, Date: 04-Mar-2010, Time: 13:44:27, ID: ST0304C, Description: CS-4 09DXN426



Quantity Sample Report MassLynx 4.1

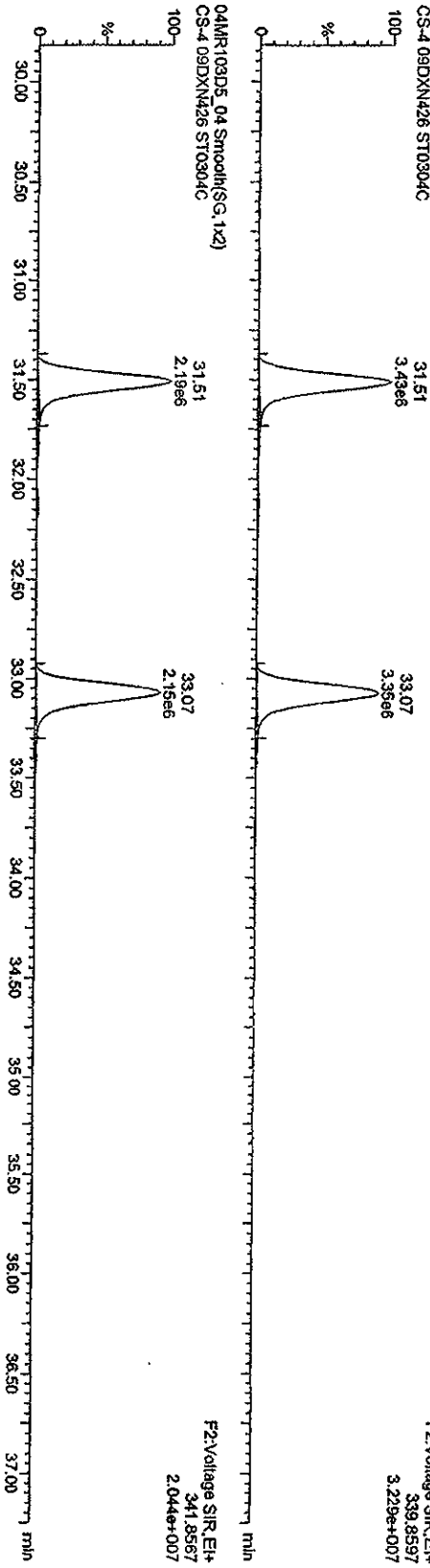
Dataset: C:\MassLynx\JAN2010\PROV\CA030420103D616130CCDF25.qtl

Last Altered: Thursday, March 04, 2010 15:28:34 Pacific Standard Time

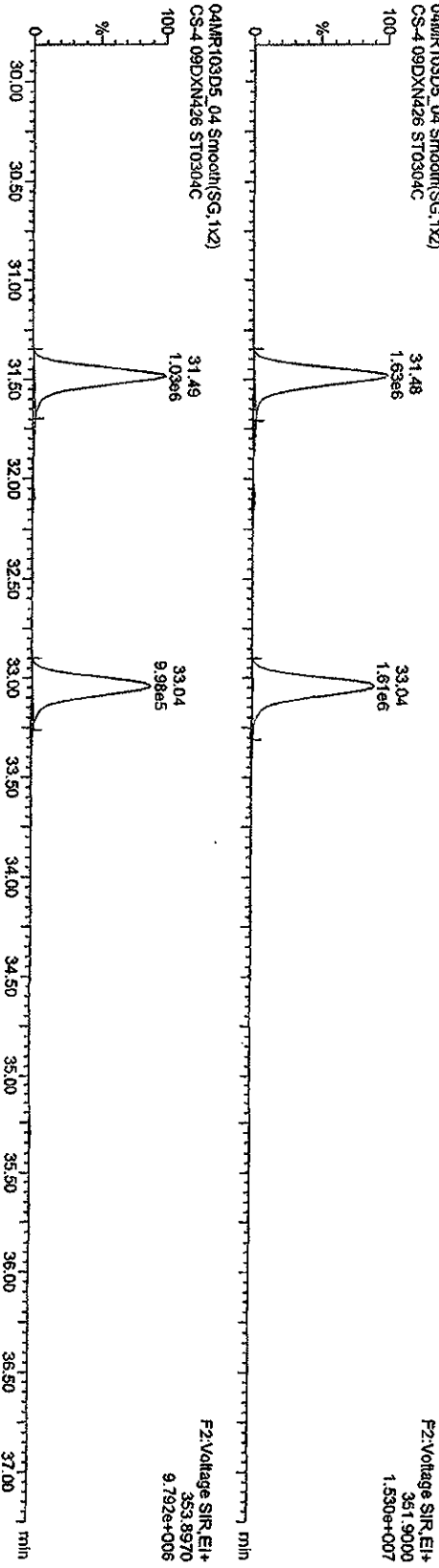
Printed: Thursday, March 04, 2010 15:30:11 Pacific Standard Time

Name: 04MR103D5_04, Date: 04-Mar-2010, Time: 13:44:27, ID: ST0304C, Description: CS-4 09DXN426

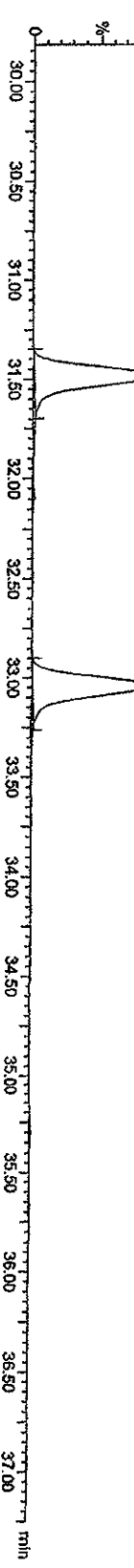
PeCDFs
04MR103D5_04 Smooth(SG, 1x2)
CS-4 09DXN426 ST0304C



13C-PeCDFs
04MR103D5_04 Smooth(SG, 1x2)
CS-4 09DXN426 ST0304C



04MR103D5_04 Smooth(SG, 1x2)
CS-4 09DXN426 ST0304C



Quantity Sample Report MassLynx 4.1

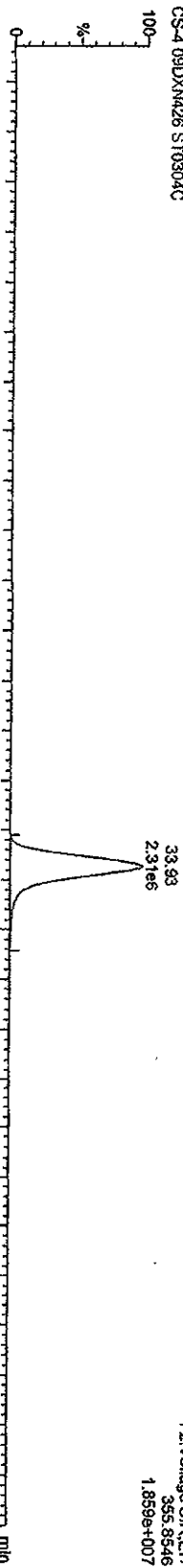
Dataset: C:\MassLynx\JAN2010\PRONICA030420103D516130CDF25.qld

Last Altered: Thursday, March 04, 2010 15:28:34 Pacific Standard Time
Printed: Thursday, March 04, 2010 15:30:11 Pacific Standard Time

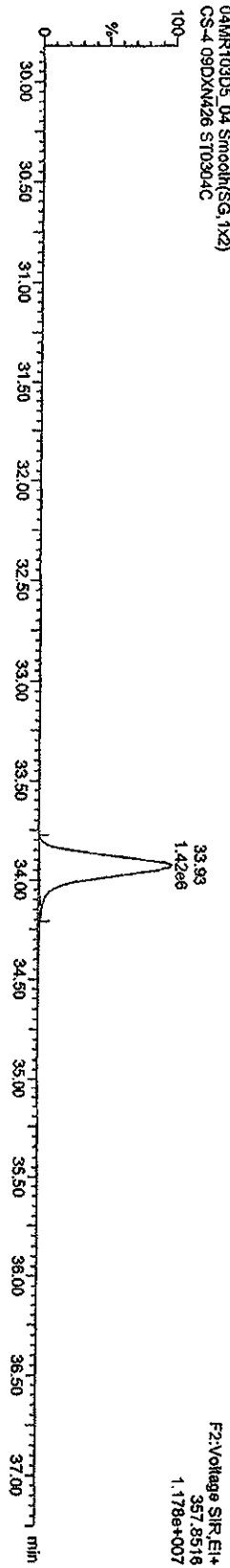
Name: 04MR103D5_04, Date: 04-Mar-2010, Time: 13:44:27, ID: ST0304C, Description: CS-4 09DXN426

PeCDDs

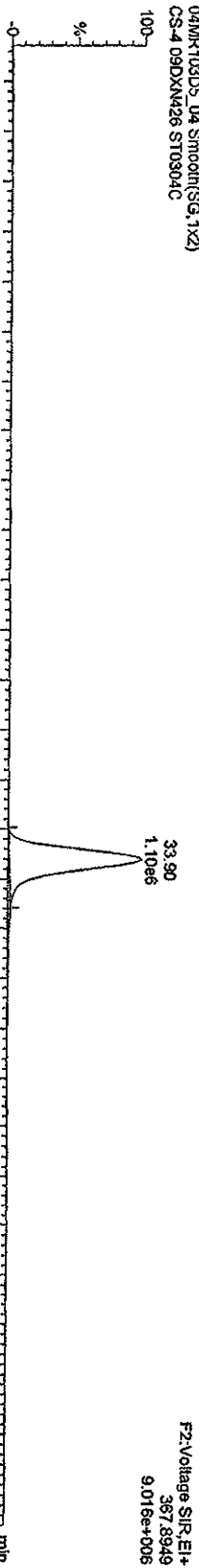
04MR103D5_04 Smooth(SG, 1x2)
CS-4 09DXN426 ST0304C



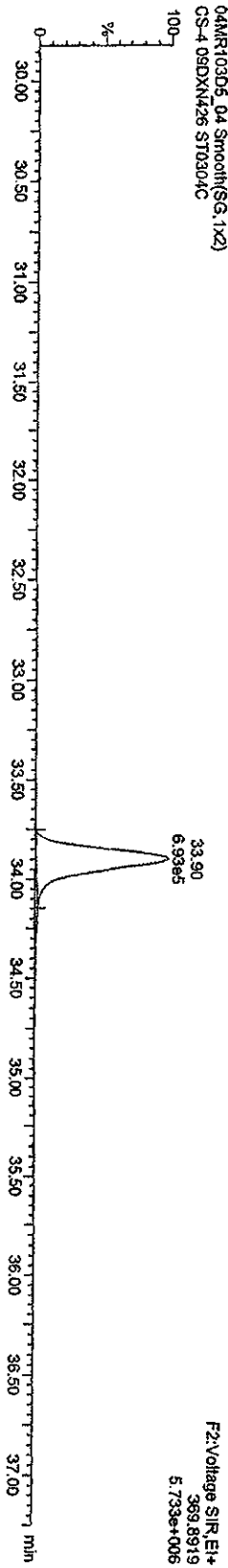
04MR103D5_04 Smooth(SG, 1x2)
CS-4 09DXN426 ST0304C



13C-PeCDD
04MR103D5_04 Smooth(SG, 1x2)
CS-4 09DXN426 ST0304C



04MR103D5_04 Smooth(SG, 1x2)
CS-4 09DXN426 ST0304C



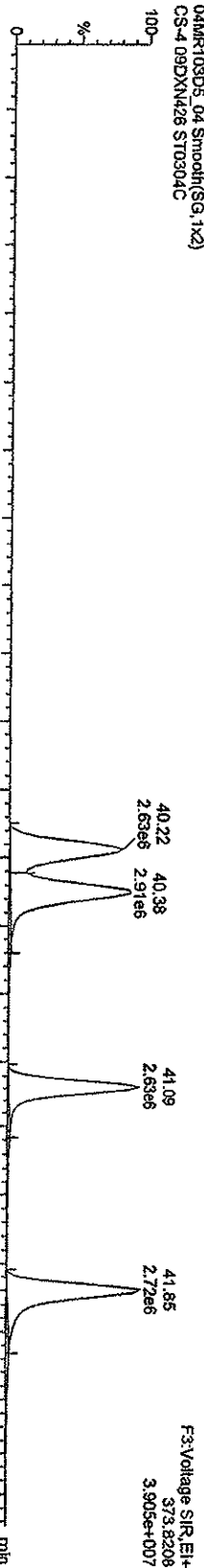
Quantity Sample Report Masslynx 4.1

Dataset: C:\Masslynx\UNAN2010\PROVICA030420103D516130C\DF25.qld

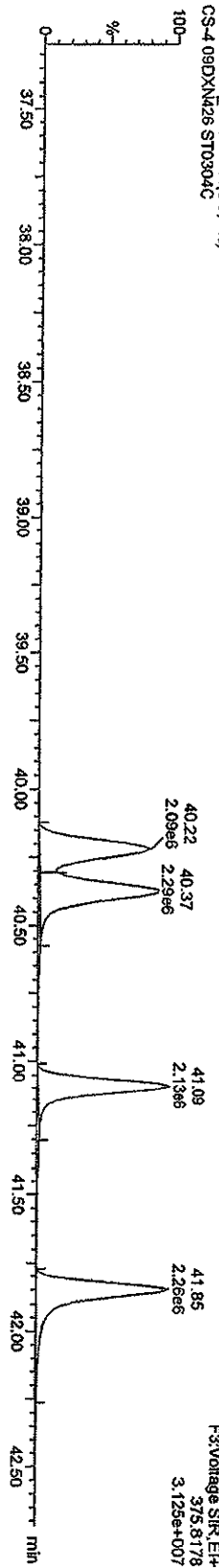
Last Altered: Thursday, March 04, 2010 15:28:34 Pacific Standard Time
Printed: Thursday, March 04, 2010 15:30:11 Pacific Standard Time

Name: 04MR103D5_04, Date: 04-Mar-2010, Time: 13:44:27, ID: ST0304C, Description: CS-4 09DXN426

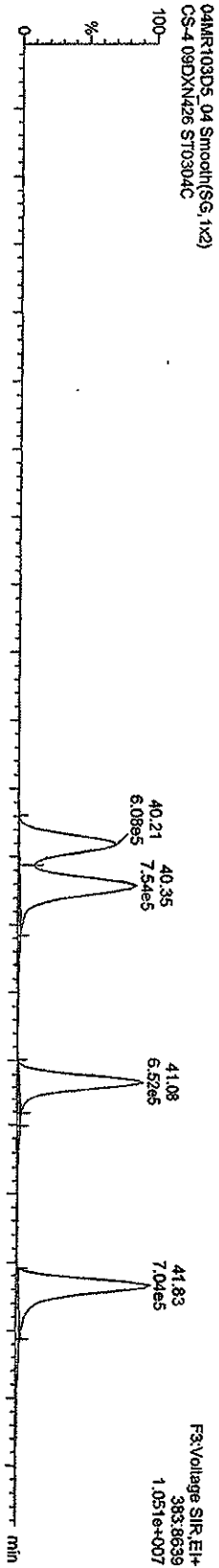
HXCDFS
04MR103D5_04 Smooth(SG, 1x2)
CS-4 09DXN426 ST0304C



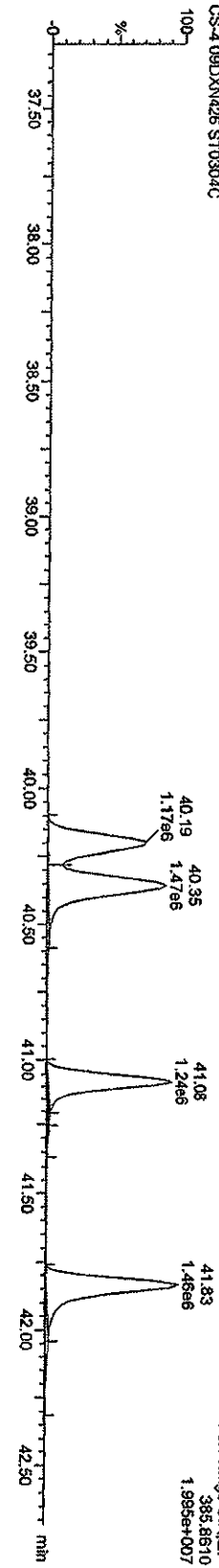
13C-HXCDFS
04MR103D5_04 Smooth(SG, 1x2)
CS-4 09DXN426 ST0304C



04MR103D5_04 Smooth(SG, 1x2)
CS-4 09DXN426 ST0304C



04MR103D5_04 Smooth(SG, 1x2)
CS-4 09DXN426 ST0304C



Quantity Sample Report Masslynx 4.1


Dataset: C:\MassLynx\LAN2010\PROLICA030420103D516130CCDF26.qtd

Last Altered: Thursday, March 04, 2010 15:28:34 Pacific Standard Time
 Printed: Thursday, March 04, 2010 15:30:11 Pacific Standard Time


Name: 04MR103D5_04, Date: 04-Mar-2010, Time: 13:44:27, ID: ST0304C, Description: CS-4 09DXN426

HXCDDs

04MR103D5_04 Smooth(SG, 1x2)
 CS-4 09DXN426 ST0304C




04MR103D5_04 Smooth(SG, 1x2)
 CS-4 09DXN426 ST0304C




13C-HXCDDs

04MR103D5_04 Smooth(SG, 1x2)
 CS-4 09DXN426 ST0304C



04MR103D5_04 Smooth(SG, 1x2)
 CS-4 09DXN426 ST0304C



Quantity Sample Report MassLynx 4.1


Dataset: C:\MassLynx\JAN2010.PRO\IC\A030420103D516130C\DF25.qld

Last Altered: Thursday, March 04, 2010 15:28:34 Pacific Standard Time
Printed: Thursday, March 04, 2010 15:30:11 Pacific Standard Time

Name: 04MR103D5_04, Date: 04-Mar-2010, Time: 13:44:27, ID: ST0304C, Description: CS-4 09DXN426


HPCDFs

04MR103D5_04 Smooth(SG, 1x2)
CS-4 09DXN426 ST0304C



F4:Voltage SIR_EI+
407.7818
3.657e+007


04MR103D5_04 Smooth(SG, 1x2)
CS-4 09DXN426 ST0304C



F4:Voltage SIR_EI+
409.7789
3.525e+007


13C-HPCDFs

04MR103D5_04 Smooth(SG, 1x2)
CS-4 09DXN426 ST0304C



F4:Voltage SIR_EI+
417.8253
7.858e+006

04MR103D5_04 Smooth(SG, 1x2)
CS-4 09DXN426 ST0304C



F4:Voltage SIR_EI+
418.8220
1.764e+007

Quantity Sample Report MassLynx 4.1

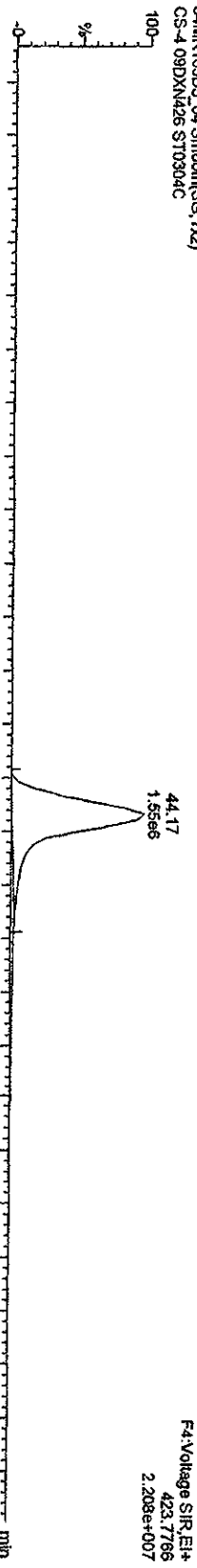
Dataset: C:\MassLynx\JAN2010\PROV\CA030420103D516130CCDF25.qld

Last Altered: Thursday, March 04, 2010 15:28:34 Pacific Standard Time
Printed: Thursday, March 04, 2010 15:30:11 Pacific Standard Time

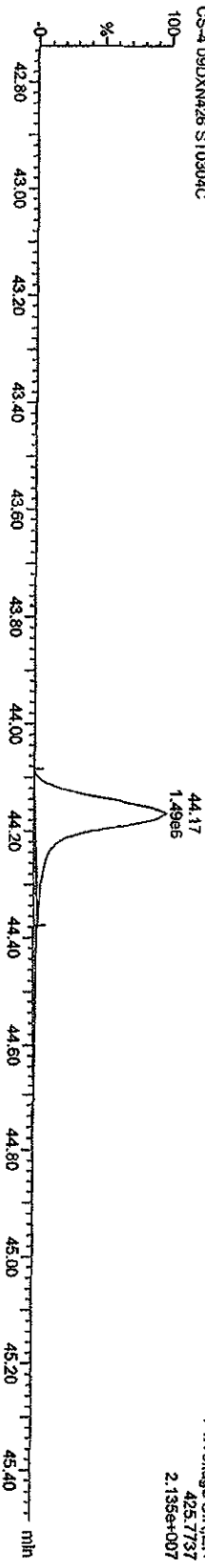
Name: 04MR103D5_04, Date: 04-Mar-2010, Time: 13:44:27, ID: ST0304C, Description: CS-4 09DXN426

HpCCDs

04MR103D5_04 Smooth(SG, 1x2)
CS-4 09DXN426 ST0304C

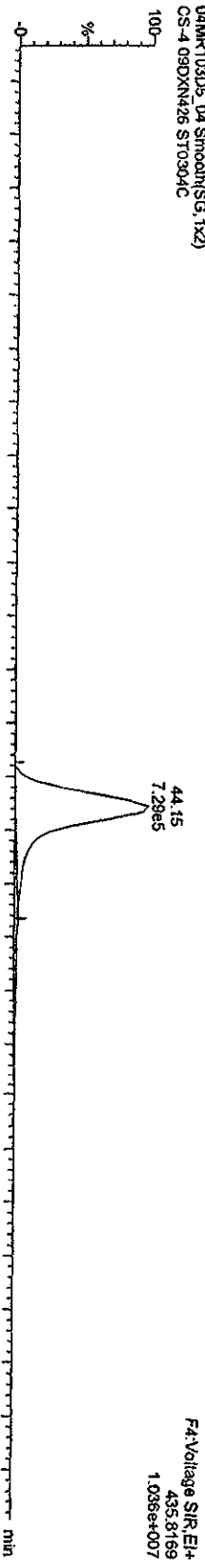


04MR103D5_04 Smooth(SG, 1x2)
CS-4 09DXN426 ST0304C

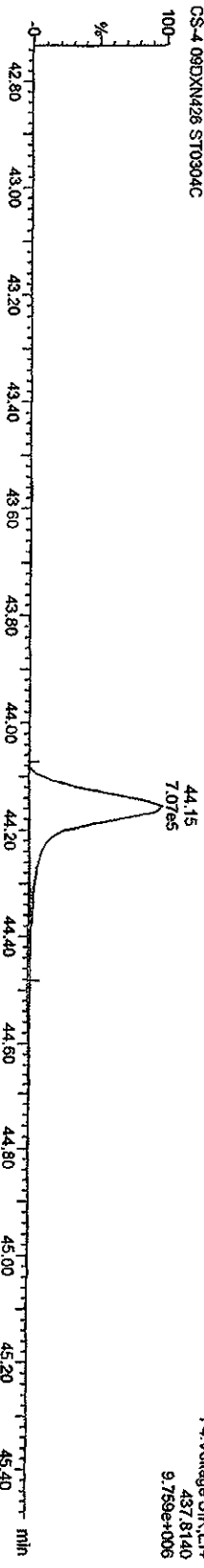


13C-HpCCD

04MR103D5_04 Smooth(SG, 1x2)
CS-4 09DXN426 ST0304C



04MR103D5_04 Smooth(SG, 1x2)
CS-4 09DXN426 ST0304C



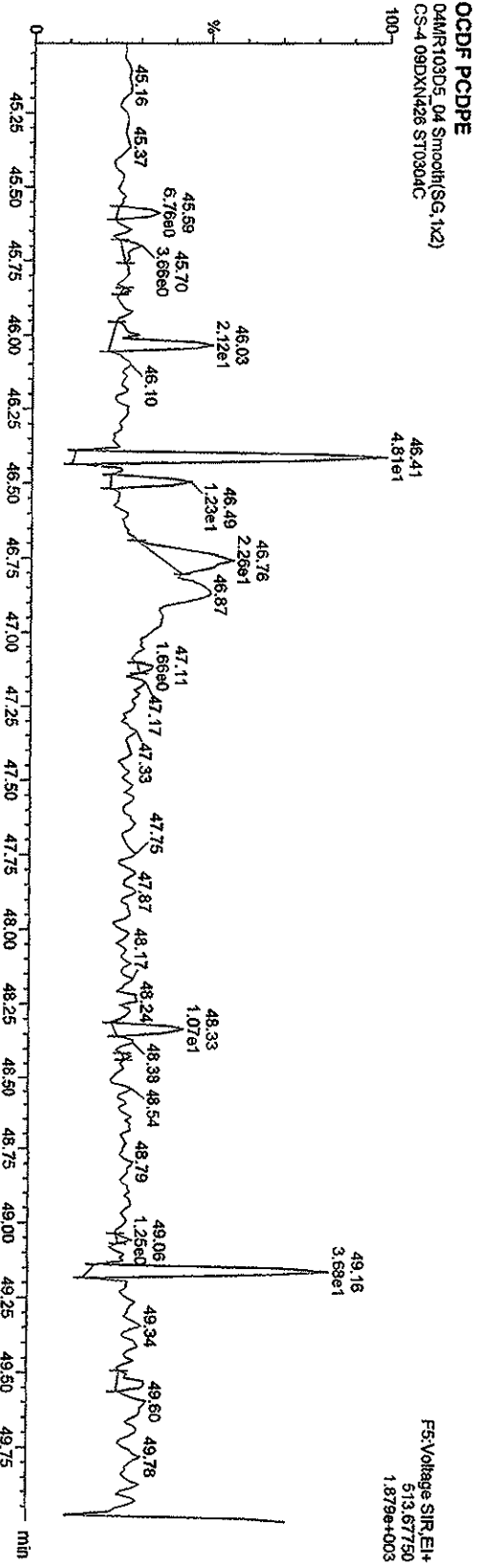
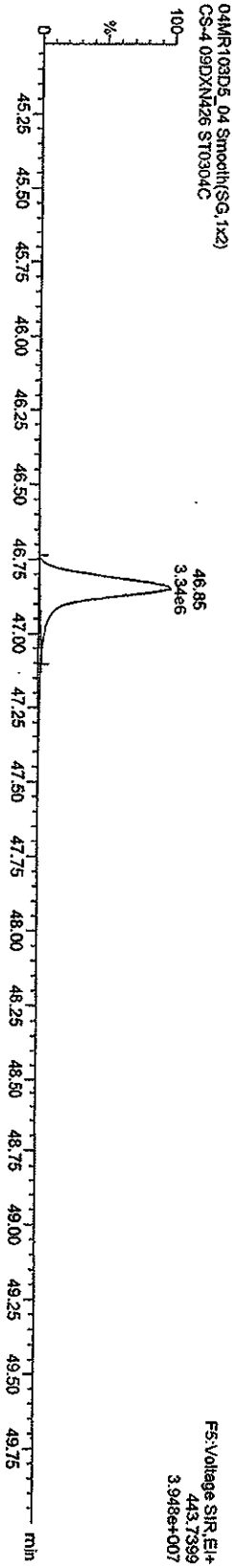
Quantity Sample Report MassLynx 4.1

Dataset: C:\MassLynx\JAN2010\PRO\ICA030420103D516130CCDF25.dld

Last Altered: Thursday, March 04, 2010 15:28:34 Pacific Standard Time

Printed: Thursday, March 04, 2010 15:30:11 Pacific Standard Time

Name: 04MR103D5_04, Date: 04-Mar-2010, Time: 13:44:27, ID: ST0304C, Description: CS-4 09DXM426



Quantify Sample Report MassLynx 4.1


Dataset: C:\MassLynx\JAN2010\PRO\CA030420103D516130CDF25.qld

Last Altered: Thursday, March 04, 2010 15:28:34 Pacific Standard Time
Printed: Thursday, March 04, 2010 15:30:11 Pacific Standard Time

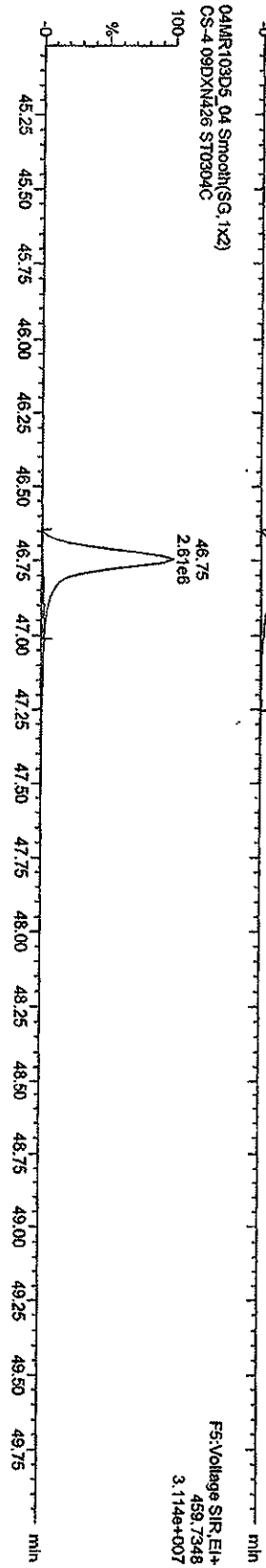
Name: 04MIR103D5_04, Date: 04-Mar-2010, Time: 13:44:27, ID: ST0304C, Description: CS-4-09DXN426

OCDD

04MIR103D5_04 Smooth(SG,1x2)
CS-4-09DXN426 ST0304C




04MIR103D5_04 Smooth(SG,1x2)
CS-4-09DXN426 ST0304C

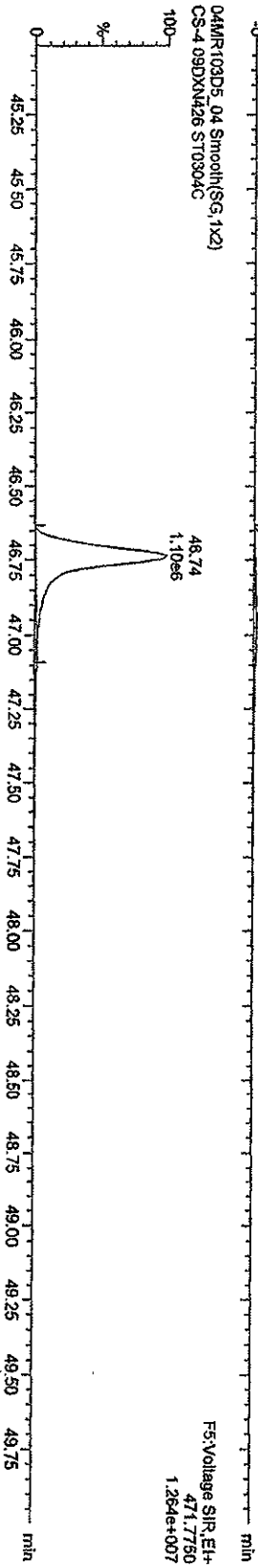


13C-OCDD

04MIR103D5_04 Smooth(SG,1x2)
CS-4-09DXN426 ST0304C



04MIR103D5_04 Smooth(SG,1x2)
CS-4-09DXN426 ST0304C



Quantity Sample Report MassLynx 4.1

Dataset: C:\MassLynx\JAN2010\PRO\CA030420103D516130CDDF25.qid


Last Altered: Thursday, March 04, 2010 16:28:34 Pacific Standard Time

Printed: Thursday, March 04, 2010 15:30:11 Pacific Standard Time

Name: 04MR103D5_04, Date: 04-Mar-2010, Time: 13:44:27, ID: ST0304C, Description: CS-4-09DXN426

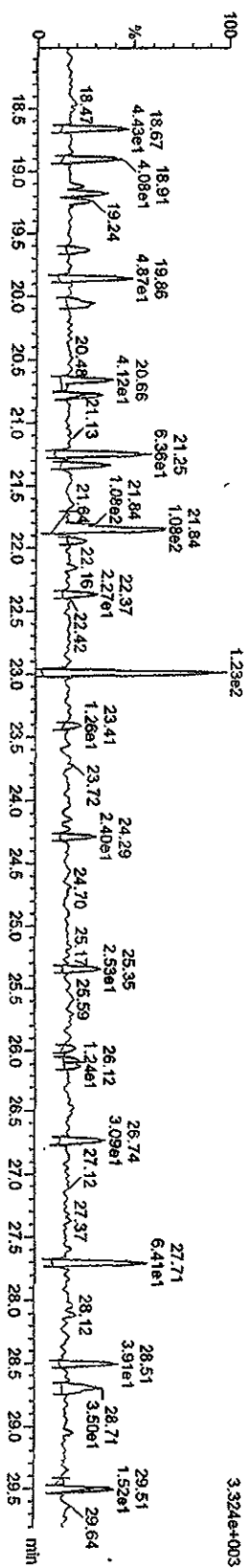
TCDFS

04MR103D5_04 Smoother(SG,1x2)
CS-4-09DXN426 ST0304C




TCDF PCDFE

04MR103D5_04 Smoother(SG,1x2)
CS-4-09DXN426 ST0304C



Function 1 PFK

04MR103D5_04 Smoother(SG,1x2)
CS-4-09DXN426 ST0304C



Quantity Sample Report Masslynx 4.1

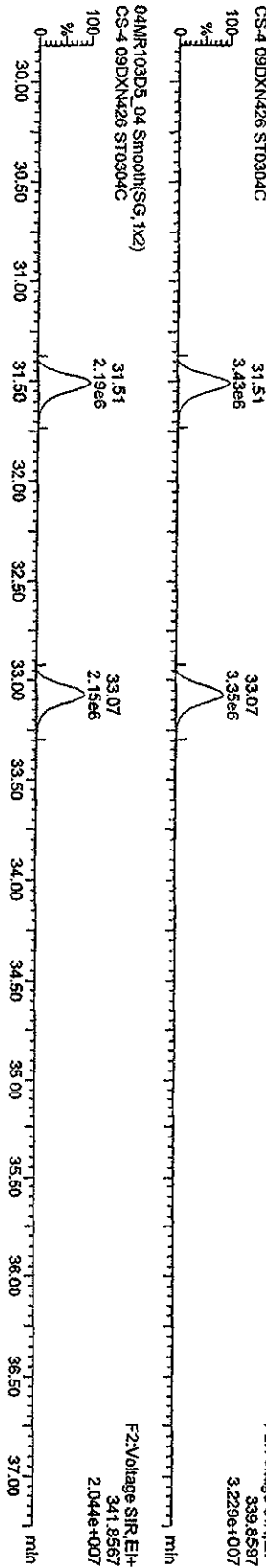
Dataset: C:\MassLynx\LAN2010.PRO\ICAC030420103D516130CDF25.dld

Last Altered: Thursday, March 04, 2010 15:28:34 Pacific Standard Time
Printed: Thursday, March 04, 2010 15:30:11 Pacific Standard Time

Name: 04MR103D5_04, Date: 04-Mar-2010, Time: 13:44:27, ID: ST0304C, Description: CS-4 09DXN426

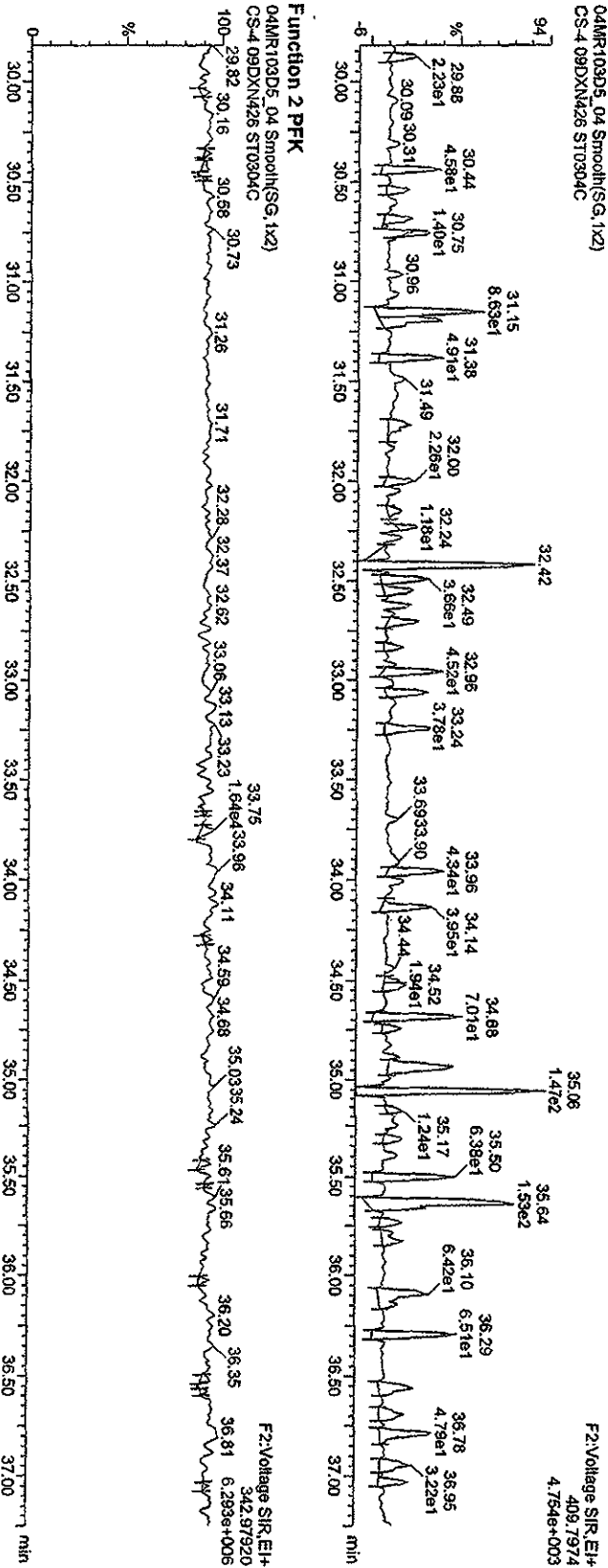
PcCDF

04MR103D5_04 Smooth(SG, 1x2)
CS-4 09DXN426 ST0304C




F2 PcCDF PcDPE

04MR103D5_04 Smooth(SG, 1x2)
CS-4 09DXN426 ST0304C



Function 2 PFK

04MR103D5_04 Smooth(SG, 1x2)
CS-4 09DXN426 ST0304C

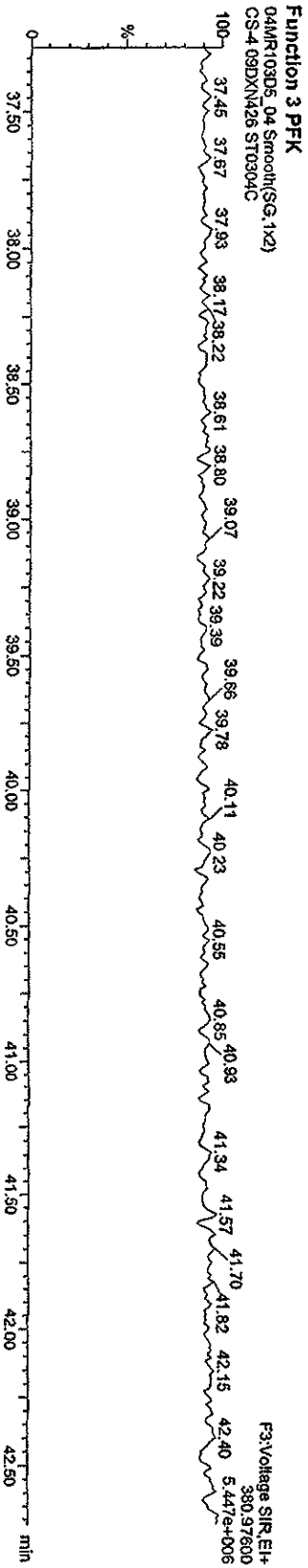
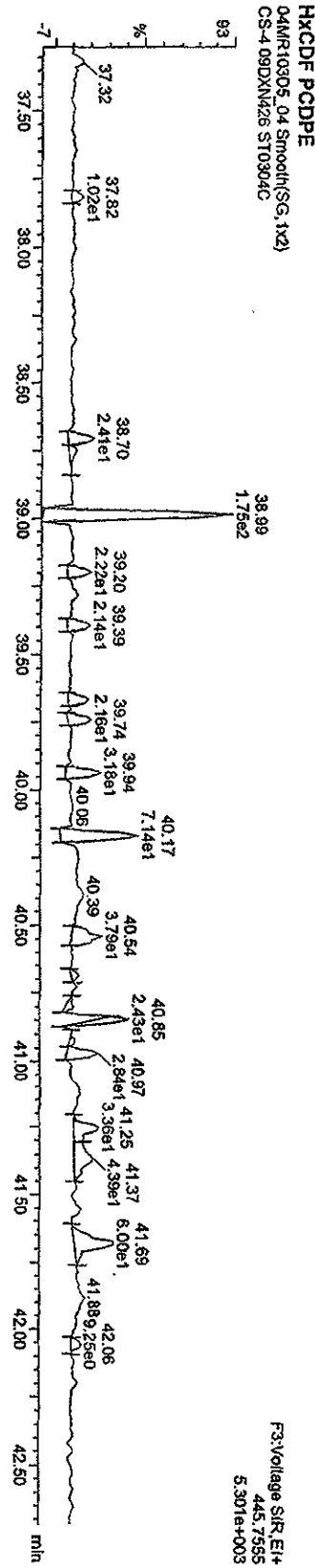
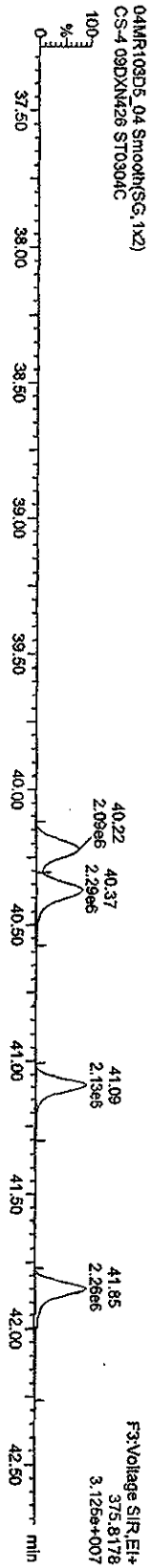
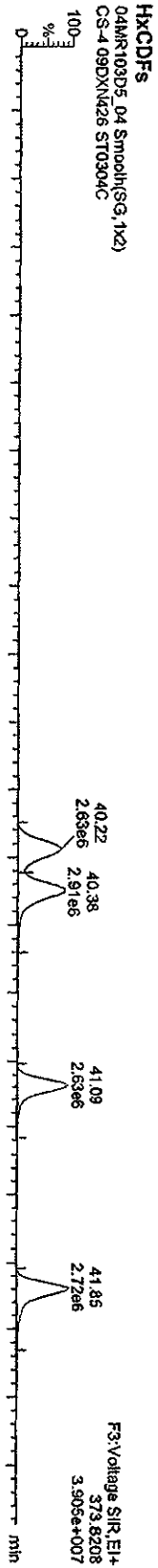


Quantify Sample Report MassLynx 4.1

Dataset: C:\MassLynx\LAN2010\PRO\ICA030420103D516130CDF25.qid

Last Altered: Thursday, March 04, 2010 15:28:34 Pacific Standard Time
Printed: Thursday, March 04, 2010 15:30:11 Pacific Standard Time

Name: 04MR103D5_04, Date: 04-Mar-2010, Time: 13:44:27, ID: ST10304C, Description: CS-4 09DXM426



Quantity Sample Report MassLynx 4.1

Dataset: C:\MassLynx\LAN2010\PRO\ICAO30420103D516130CDF25.qid

Last Altered: Thursday, March 04, 2010 15:28:34 Pacific Standard Time
Printed: Thursday, March 04, 2010 15:30:11 Pacific Standard Time


Name: 04MR103D5_04, Date: 04-Mar-2010, Time: 13:44:27, ID: ST0304C, Description: CS-4 09DXN426

HPCDFs

04MR103D5_04 Smooth(SG, 1x2)
CS-4 09DXN426 ST0304C

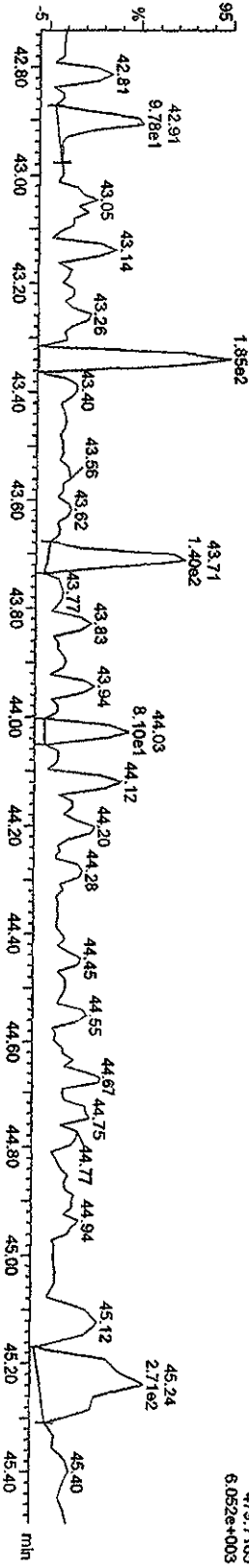


04MR103D5_04 Smooth(SG, 1x2)
CS-4 09DXN426 ST0304C



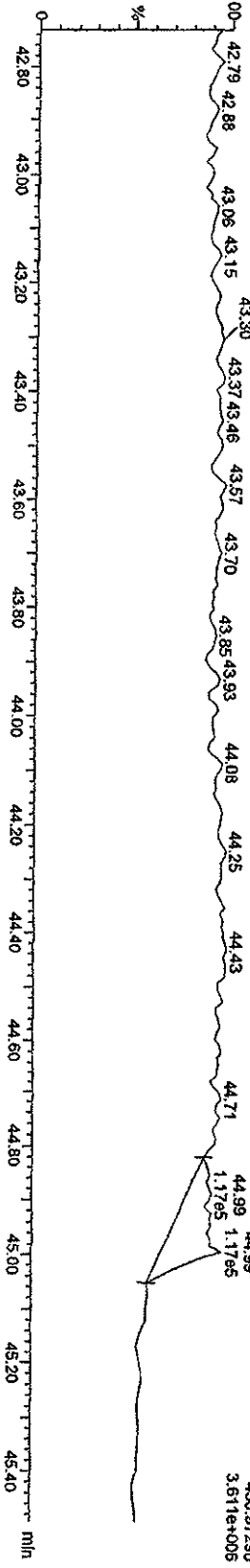
HPCDF PCDPE

04MR103D5_04 Smooth(SG, 1x2)
CS-4 09DXN426 ST0304C



Function 4 PFK

04MR103D5_04 Smooth(SG, 1x2)
CS-4 09DXN426 ST0304C



Quantity Sample Report MassLynx 4.1

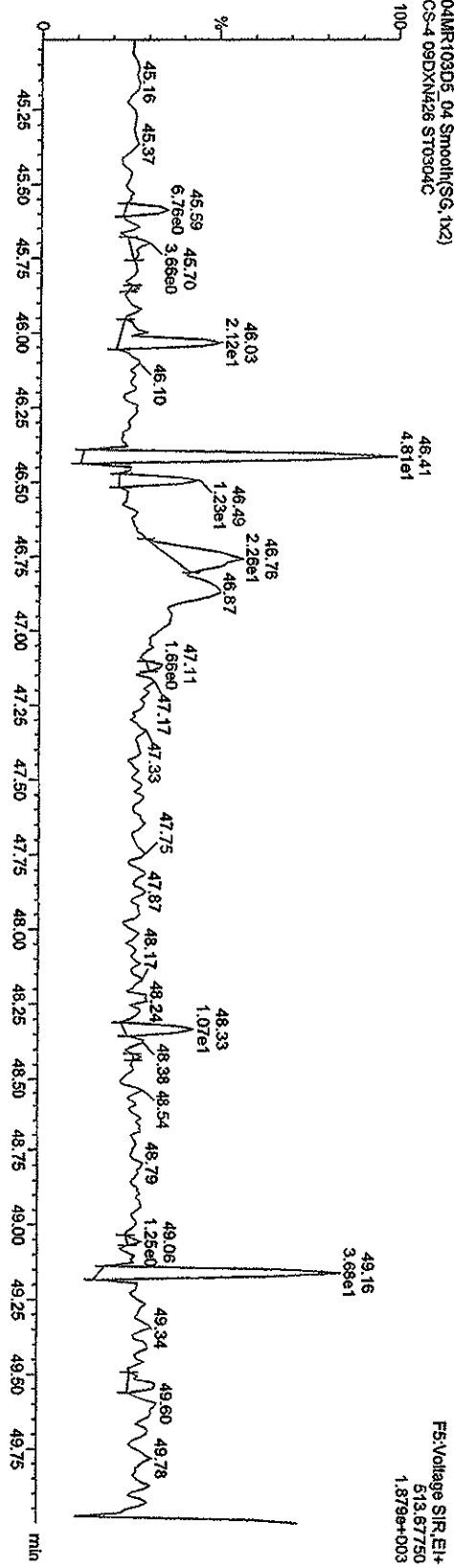
Dataset: C:\MassLynx\JAN2010\PROJ\CA030420103D516130CDF25.qld

Last Altered: Thursday, March 04, 2010 15:28:34 Pacific Standard Time
Printed: Thursday, March 04, 2010 15:30:11 Pacific Standard Time

Name: 04MR103D5_04, Date: 04-Mar-2010, Time: 13:44:27, ID: ST0304C, Description: CS-4 09DXN426

OCDF PCDPE


04MR103D5_04 Smooth(SG, 1x2)
CS-4 09DXN426 ST0304C



FS: Voltage SIR_EI+
513.67750
1.879e+003

Function 5 PFK

04MR103D5_04 Smooth(SG, 1x2)
CS-4 09DXN426 ST0304C



FS: Voltage SIR_EI+
442.97280
3.340e+006

Quantity Sample Report MassLynx 4.1


Dataset: C:\MassLynx\JUAN2010\PROJ\CA030420103D516130CDF25.qld

Last Altered: Thursday, March 04, 2010 15:28:34 Pacific Standard Time
Printed: Thursday, March 04, 2010 15:30:11 Pacific Standard Time

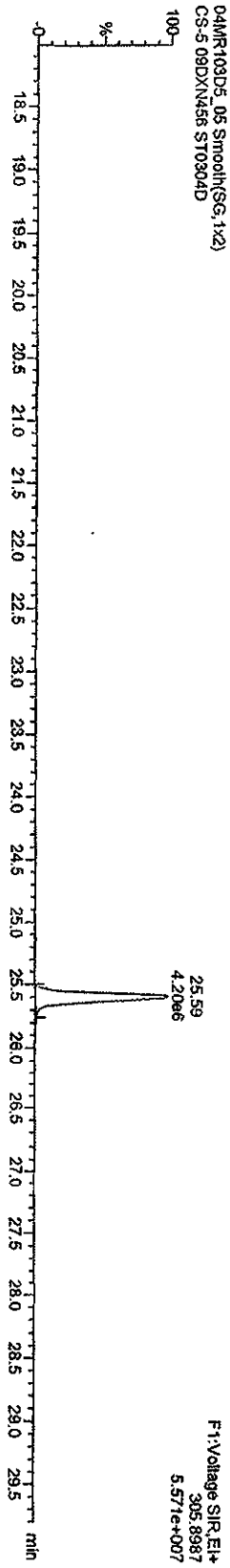
Name: 04MR103D5_05, Date: 04-Mar-2010, Time: 14:35:43, ID: ST0304D, Description: CS-5 09DXN456

TCDFs

04MR103D5_05 Smooth(SG,1x2)
CS-5 09DXN456 ST0304D




04MR103D5_05 Smooth(SG,1x2)
CS-5 09DXN456 ST0304D

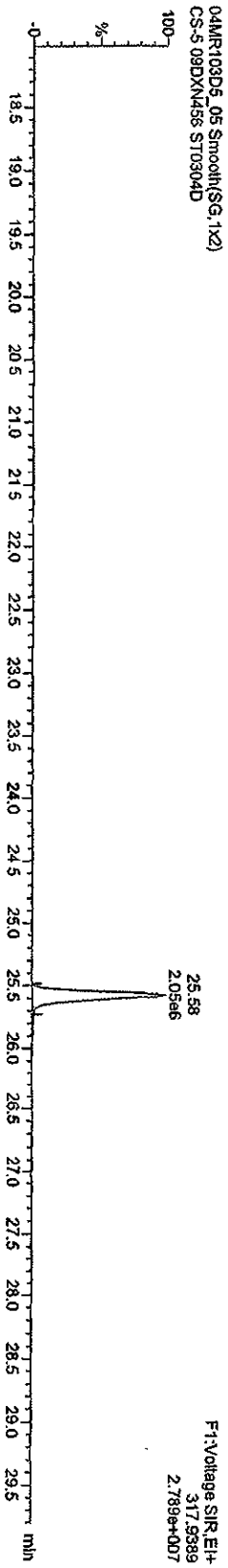


13C-TCDF

04MR103D5_05 Smooth(SG,1x2)
CS-5 09DXN456 ST0304D



04MR103D5_05 Smooth(SG,1x2)
CS-5 09DXN456 ST0304D



Quantity Sample Report MassLynx 4.1


Dataset: C:\MassLynx\LAN2010\PROLICA030420103D516130CDF25.qld

Last Altered: Thursday, March 04, 2010 15:28:34 Pacific Standard Time
Printed: Thursday, March 04, 2010 15:30:11 Pacific Standard Time


Name: 04MR103D5_05, Date: 04-Mar-2010, Time: 14:35:43, ID: ST0304D, Description: CS-5 09DXN456

TCDDs

04MR103D5_05 Smooth(SG,1x2)
CS-5 09DXN456 ST0304D




04MR103D5_05 Smooth(SG,1x2)
CS-5 09DXN456 ST0304D




13C-TCDDs

04MR103D5_05 Smooth(SG,1x2)
CS-5 09DXN456 ST0304D



04MR103D5_05 Smooth(SG,1x2)
CS-5 09DXN456 ST0304D

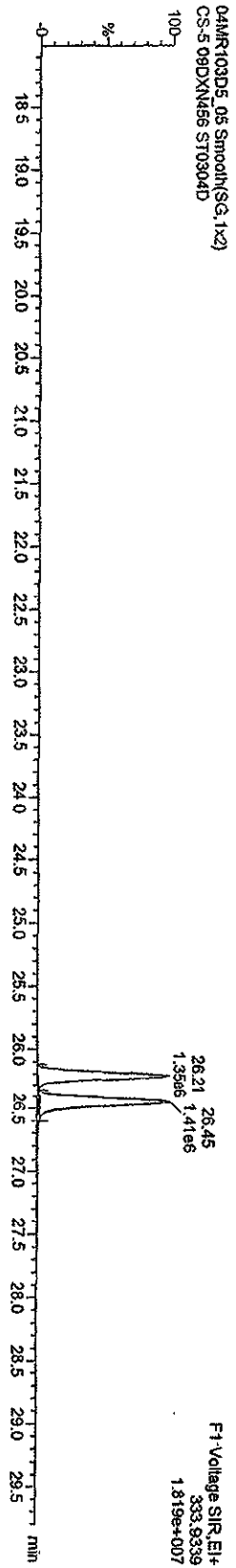
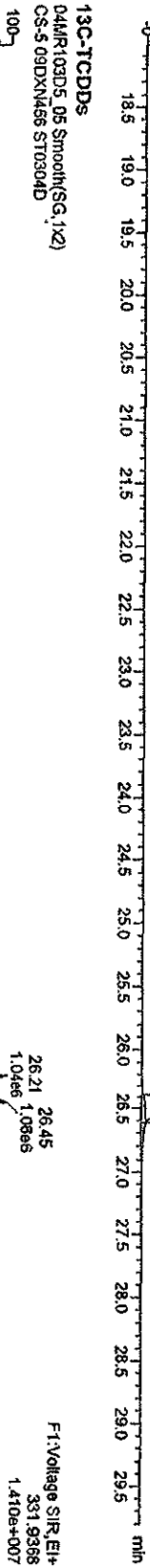


Quantify Sample Report MassLynx 4.1

Dataset: C:\MassLynx\JAN2010\PROV\CA030420103D516130CDF25.qld

Last Altered: Thursday, March 04, 2010 15:28:34 Pacific Standard Time
Printed: Thursday, March 04, 2010 15:30:11 Pacific Standard Time

Name: 04MR103D5_05, Date: 04-Mar-2010, Time: 14:35:43, ID: ST0304D, Description: CS-5 09DXN456

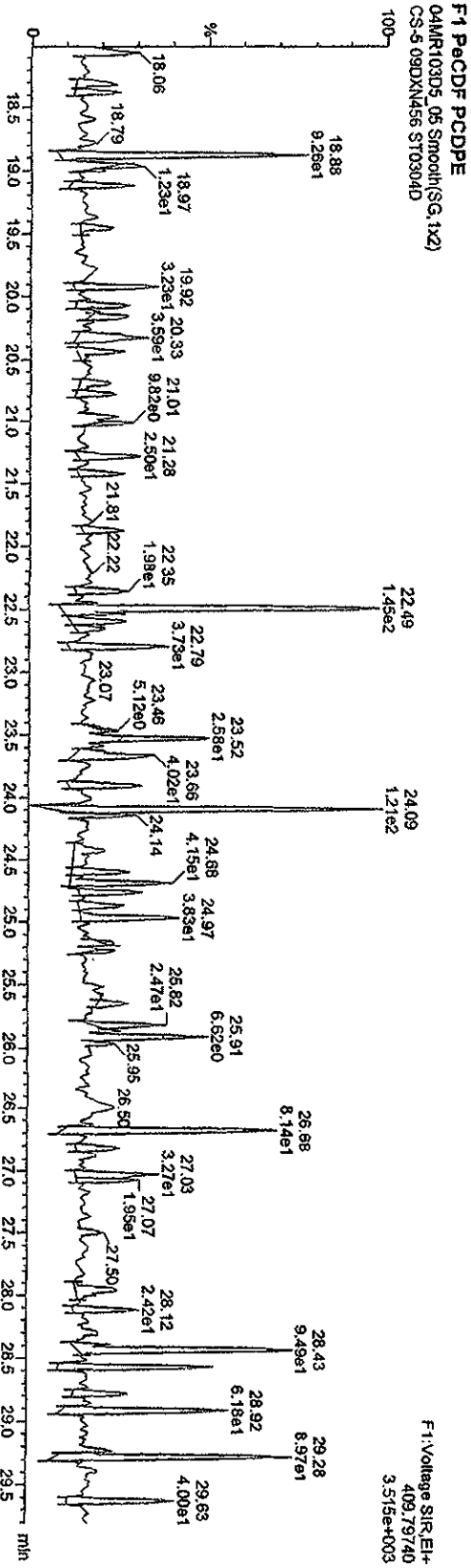
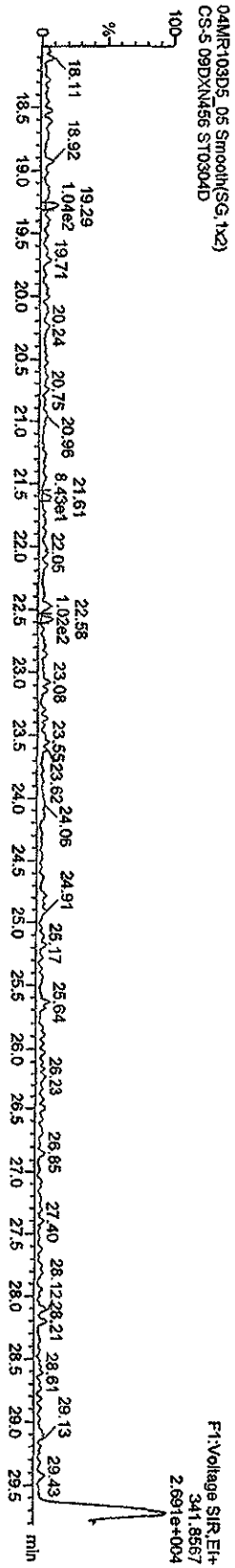
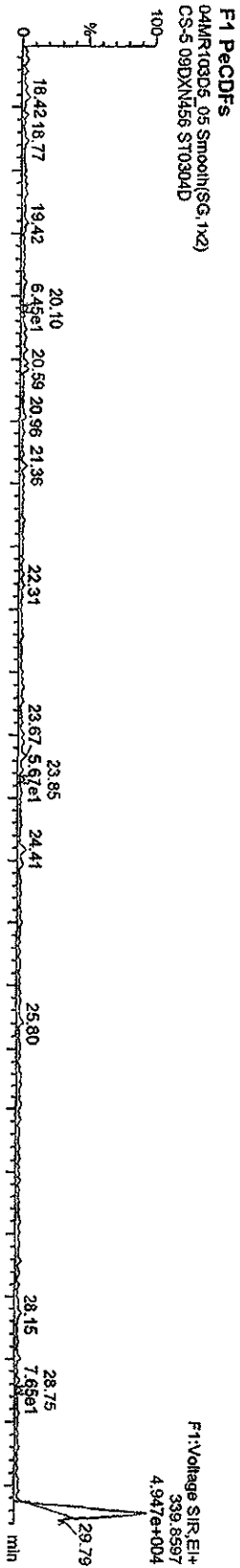


Quantity Sample Report MassLynx 4.1

Dataset: C:\MassLynx\JAN2010\PRONICA030420103D516130CDDF25.qld

Last Altered: Thursday, March 04, 2010 15:28:34 Pacific Standard Time
 Printed: Thursday, March 04, 2010 15:30:11 Pacific Standard Time

Name: 04MR103D5_05, Date: 04-Mar-2010, Time: 14:35:43, ID: ST0304D, Description: CS-5-09DXM456



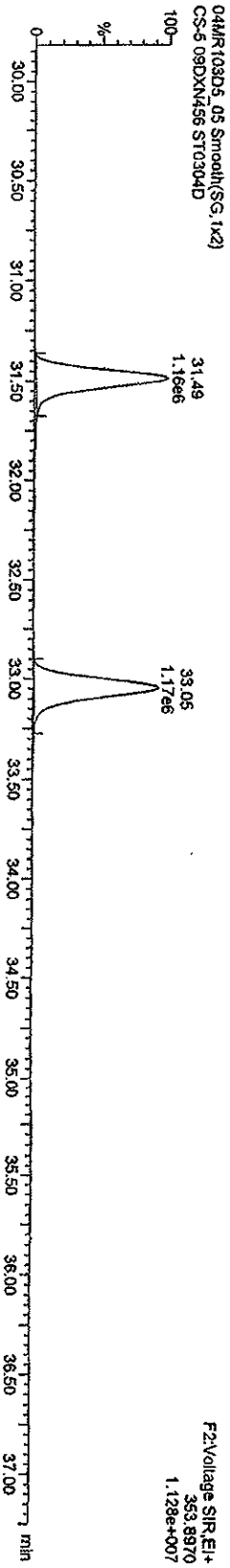
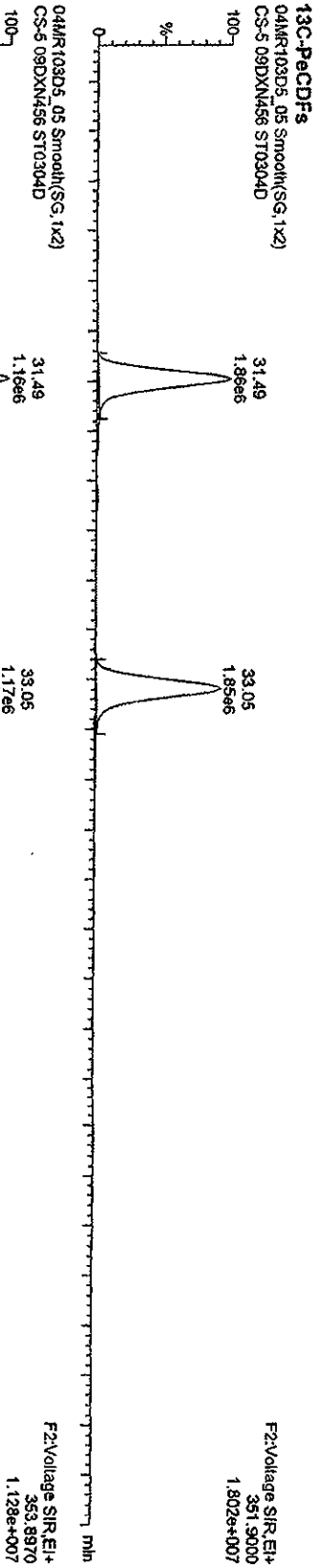
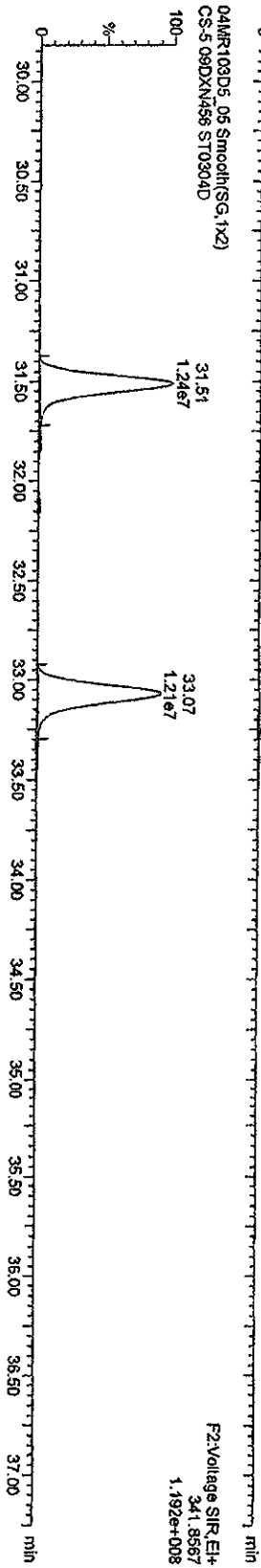
Quantify Sample Report MassLynx 4.1

Dataset: C:\MassLynx\JAN2010\PRONICA030420103D516130CDF25.qld

Last Altered: Thursday, March 04, 2010 15:28:34 Pacific Standard Time

Printed: Thursday, March 04, 2010 15:30:11 Pacific Standard Time

Name: 04MR103D5_05 Date: 04-Mar-2010, Time: 14:35:43, ID: ST0304D, Description: CS-5-09DXN456



Quantity Sample Report Masslynx 4.1

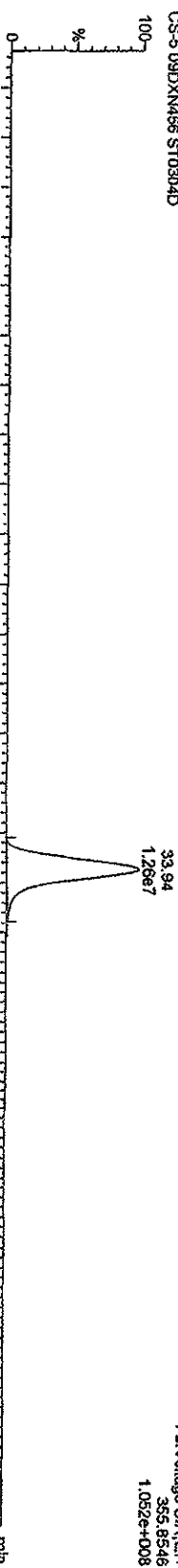
Dataset: C:\MassLynx\UN2010.PRO\CA030420103D516130CDF25.qld

Last Altered: Thursday, March 04, 2010 15:28:34 Pacific Standard Time
Printed: Thursday, March 04, 2010 15:30:11 Pacific Standard Time

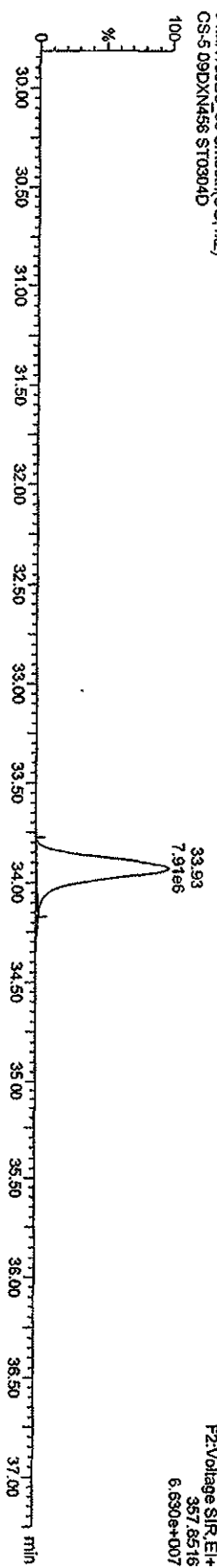
Name: 04MR103D5_05, Date: 04-Mar-2010, Time: 14:35:43, ID: ST0304D, Description: CS-5-09DXN456

PeacDDs

04MR103D5_05 Smooth(SG, 1x2)
CS-5-09DXN456 ST0304D

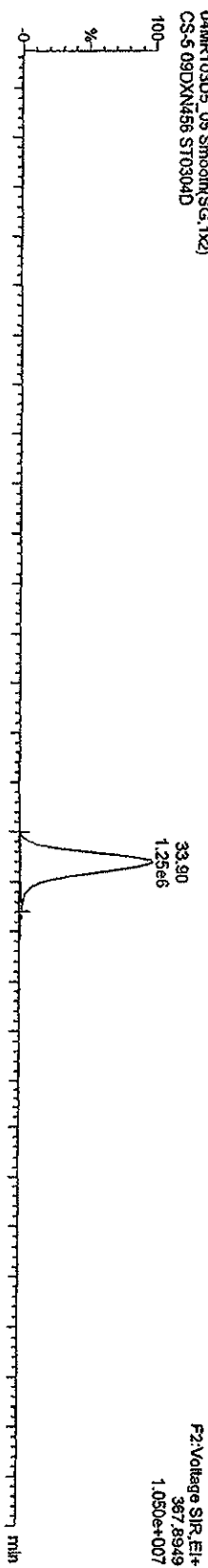


04MR103D5_05 Smooth(SG, 1x2)
CS-5-09DXN456 ST0304D

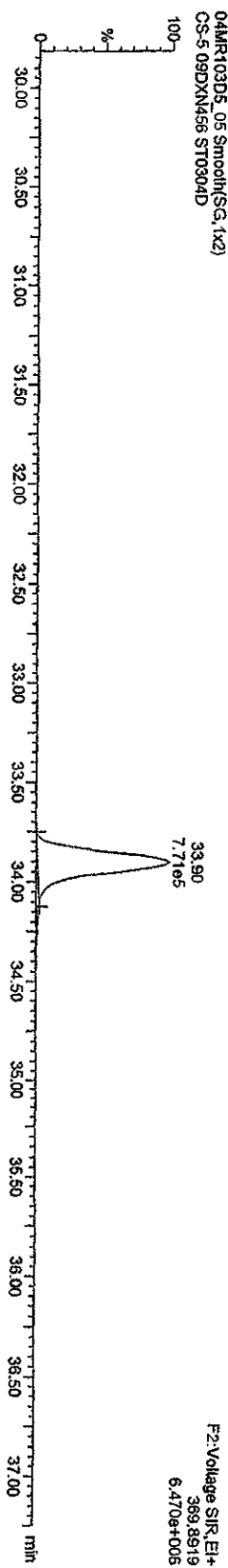


13C-PeacDD

04MR103D5_05 Smooth(SG, 1x2)
CS-5-09DXN456 ST0304D



04MR103D5_05 Smooth(SG, 1x2)
CS-5-09DXN456 ST0304D



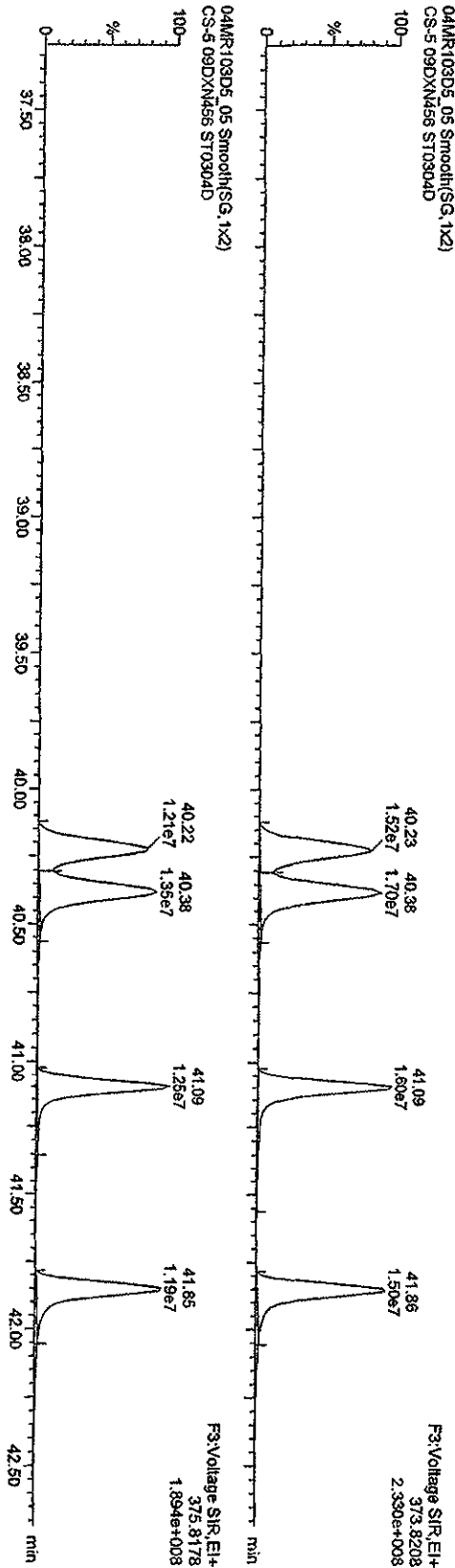
Quantity Sample Report Masslynx 4.1

Dataset: C:\Masslynx\JAN2010\PRONCA030420103D516130CDF25.qld

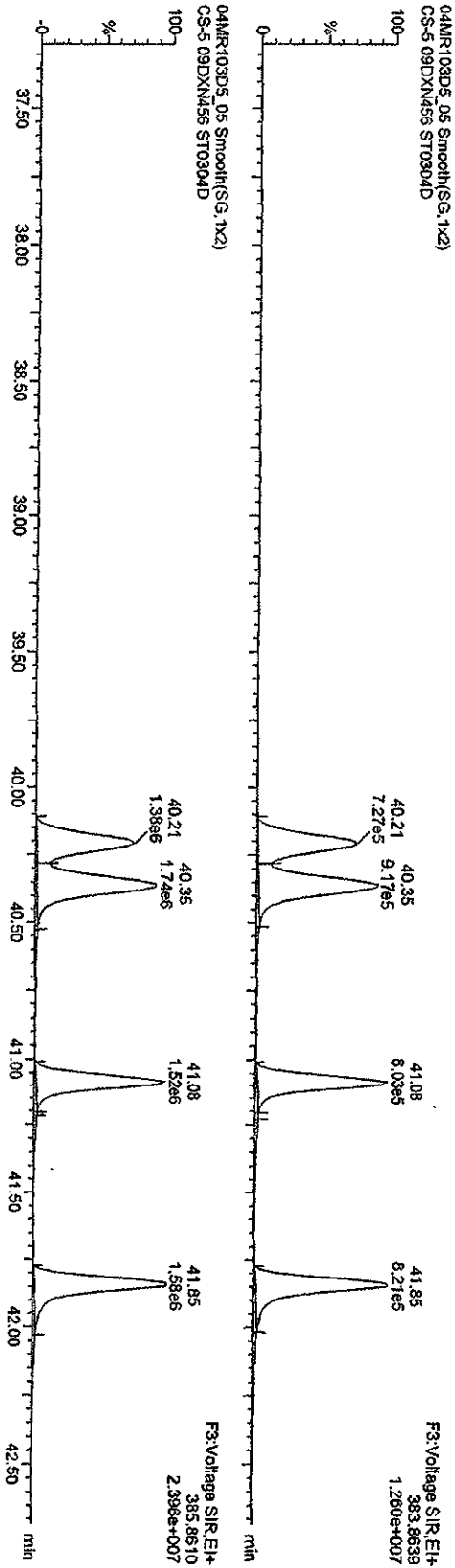
Last Altered: Thursday, March 04, 2010 15:28:34 Pacific Standard Time
Printed: Thursday, March 04, 2010 15:30:11 Pacific Standard Time

Name: 04MR103D5_05, Date: 04-Mar-2010, Time: 14:35:43, ID: ST0304D, Description: CS-5-09DXN456

HxCDFs



13C-HxCDFs



Quantify Sample Report Masslynx 4.1

Dataset: C:\Masslynx\LAN2010\PRO\CA030420103D516130CDF25.d


Last Altered: Thursday, March 04, 2010 15:28:34 Pacific Standard Time

Printed: Thursday, March 04, 2010 15:30:11 Pacific Standard Time

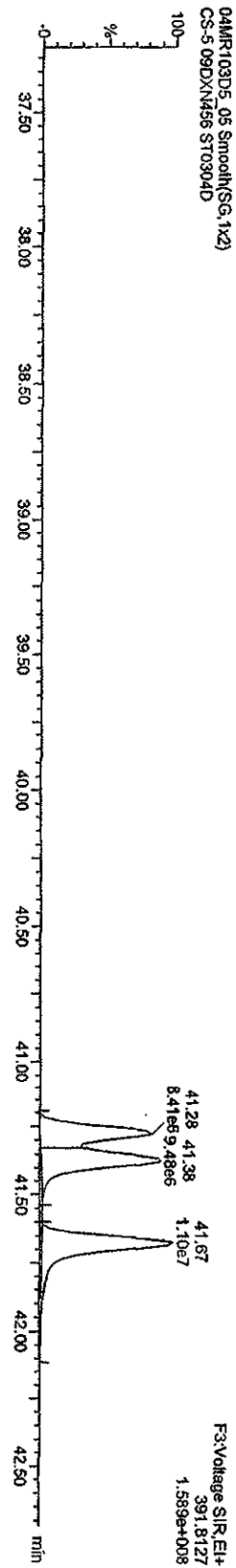
Name: 04MR103D5_05, Date: 04-Mar-2010, Time: 14:35:43, ID: ST0304D, Description: CS-5 09DXN456

HxCDDs


04MR103D5_05 Smooth(SG,1x2)
CS-5 09DXN456 ST0304D




04MR103D5_05 Smooth(SG,1x2)
CS-5 09DXN456 ST0304D



04MR103D5_05 Smooth(SG,1x2)
CS-5 09DXN456 ST0304D



04MR103D5_05 Smooth(SG,1x2)
CS-5 09DXN456 ST0304D



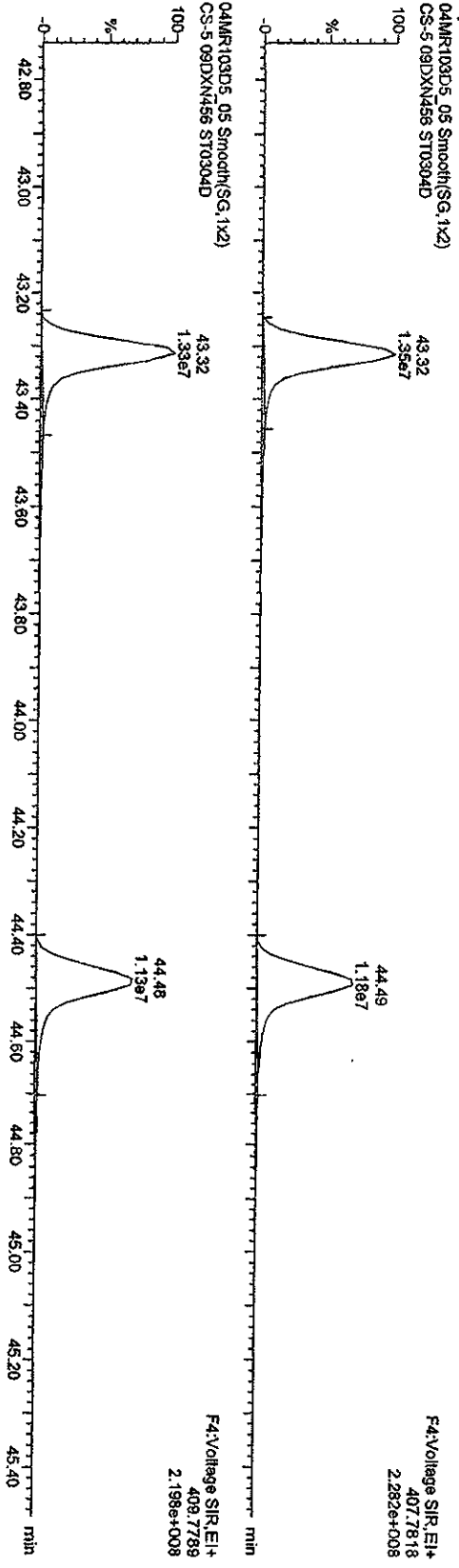
Quantity Sample Report MassLynx 4.1

Dataset: C:\MassLynx\JAN2010\PRONICA030420103D516130C0DF26.qld

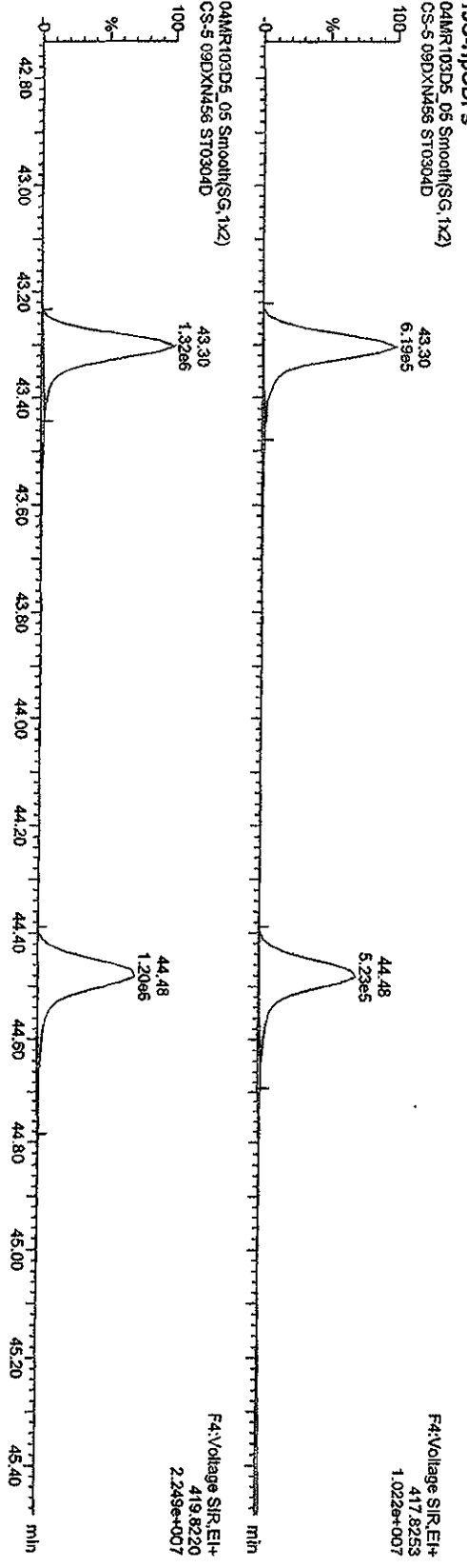
Last Altered: Thursday, March 04, 2010 15:28:34 Pacific Standard Time
Printed: Thursday, March 04, 2010 15:30:11 Pacific Standard Time

Name: 04MR103D5_05, Date: 04-Mar-2010, Time: 14:35:43, ID: ST0304D, Description: CS-5 09DXN456

HPCDFs



¹³C-HPCDFs



Quantify Sample Report MassLynx 4.1

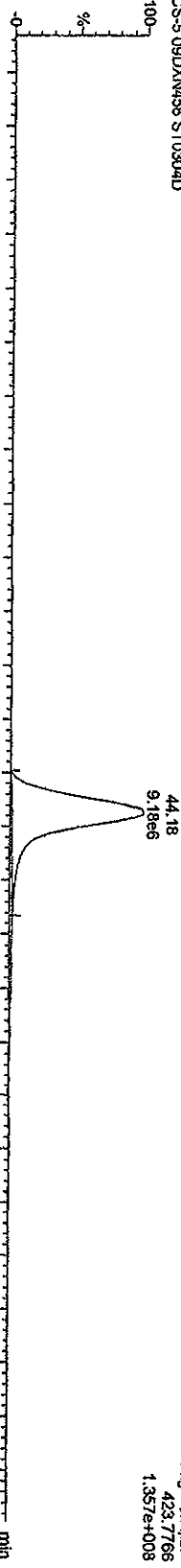
Dataset: C:\MassLynx\JAN2010\PROJ\CA030420103D516130CDF25.qld

Last Altered: Thursday, March 04, 2010 15:28:34 Pacific Standard Time
Printed: Thursday, March 04, 2010 15:30:11 Pacific Standard Time

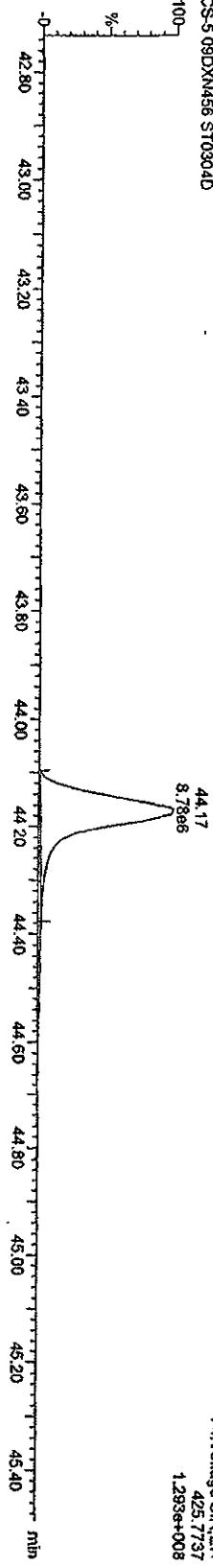
Name: 04MR103D5_05, Date: 04-Mar-2010, Time: 14:35:43, ID: ST0304D, Description: CS-5 09DXN456

HpCDDs

04MR103D5_05 Smooth(S.G, 1x2)
CS-5 09DXN456 ST0304D

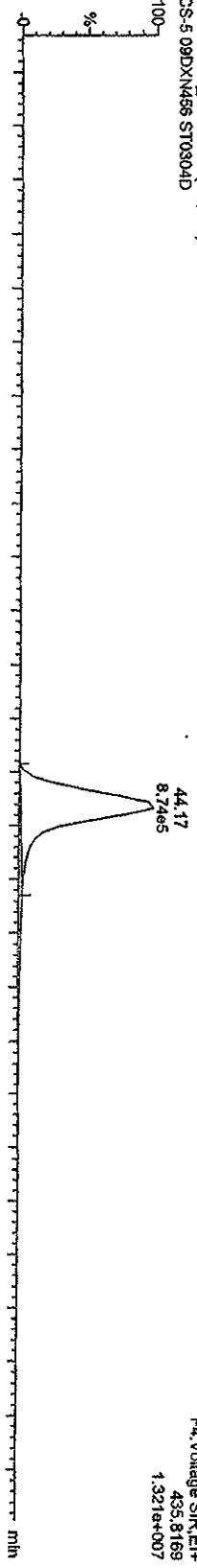


04MR103D5_05 Smooth(S.G, 1x2)
CS-5 09DXN456 ST0304D

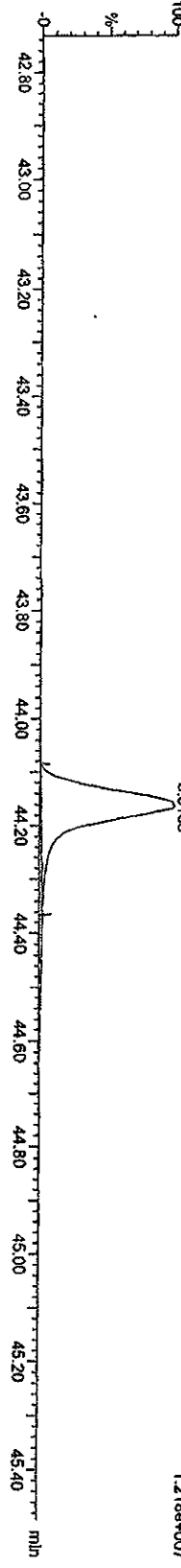


13C-HpCDD

04MR103D5_05 Smooth(S.G, 1x2)
CS-5 09DXN456 ST0304D



04MR103D5_05 Smooth(S.G, 1x2)
CS-5 09DXN456 ST0304D

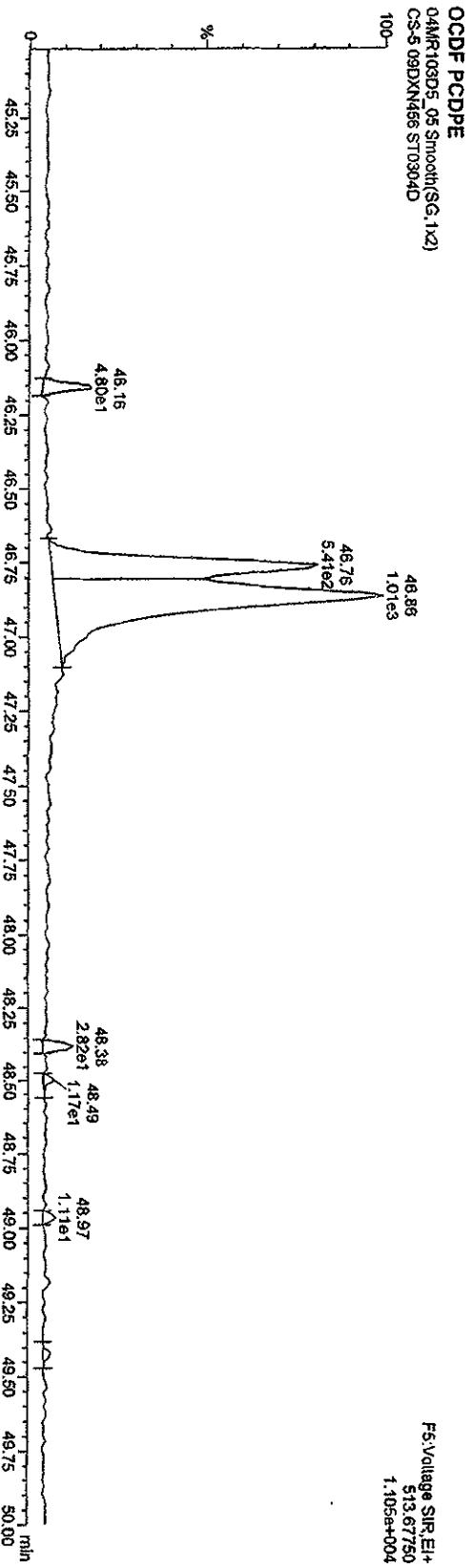


Quantity Sample Report Masslynx 4.1

Dataset: C:\Masslynx\JAN2010\PRONCA030420103D516130CDF25.qld

Last Altered: Thursday, March 04, 2010 15:28:34 Pacific Standard Time
Printed: Thursday, March 04, 2010 15:30:11 Pacific Standard Time

Name: 04MR103D5_05 Date: 04-Mar-2010, Time: 14:35:43, ID: ST0304D, Description: CS-5 09DXN456




Quantity Sample Report MassLynx 4.1

Dataset: C:\MassLynx\JAN2010\PRO\CA030420103D516130CDF25.qld

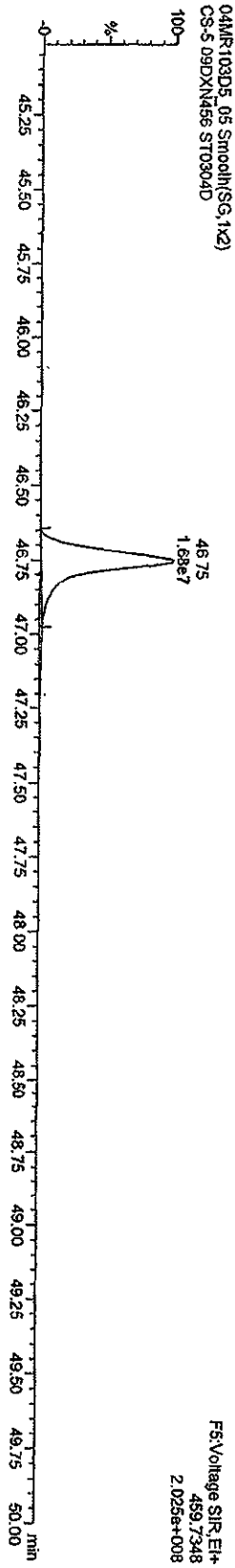
Last Altered: Thursday, March 04, 2010 15:28:34 Pacific Standard Time
Printed: Thursday, March 04, 2010 15:30:11 Pacific Standard Time

Name: 04MR103D5_05, Date: 04-Mar-2010, Time: 14:35:43, ID: ST10304D, Description: CS-5-09DXN456


OCDD



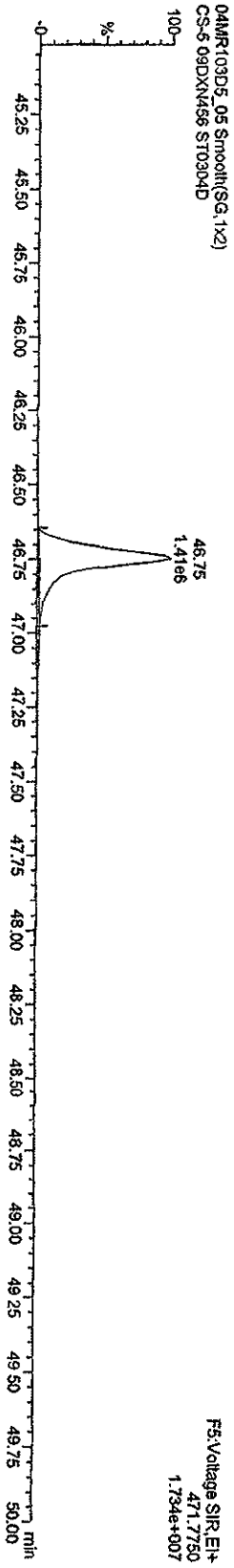
13C-OCDD



OCDD



13C-OCDD

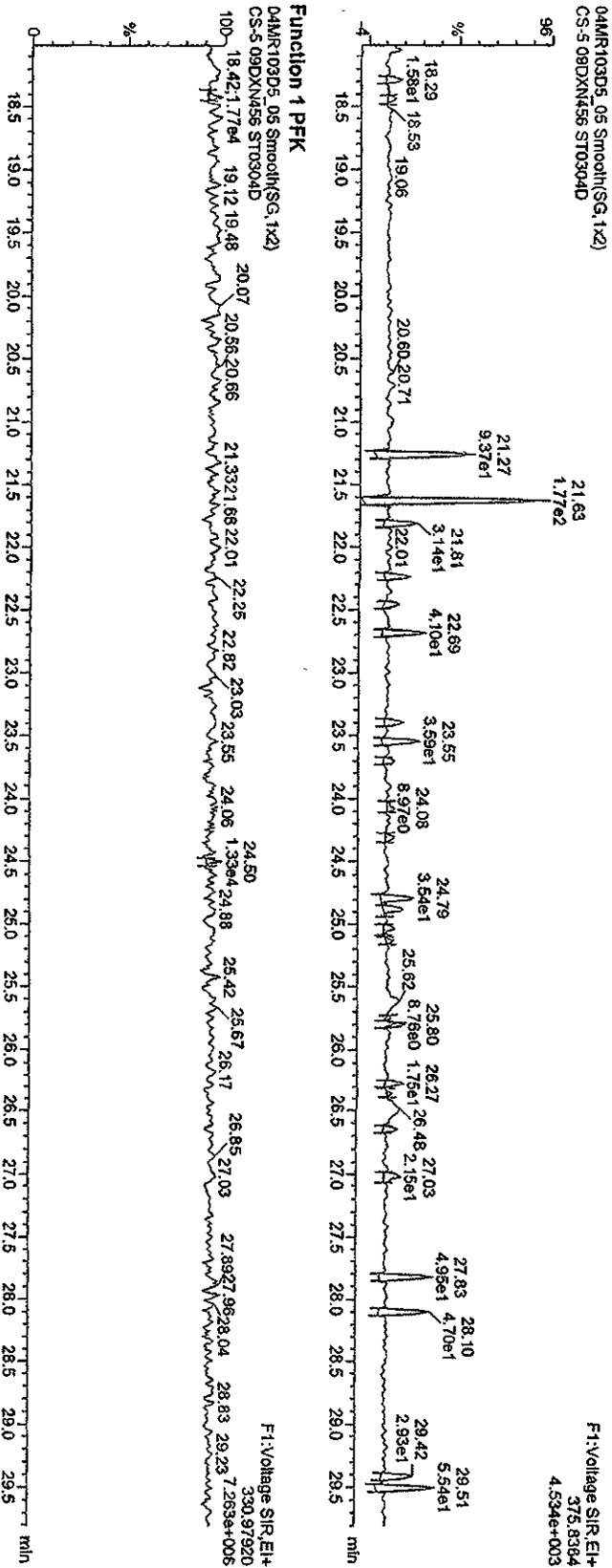



Quantity Sample Report Masslynx 4.1

Dataset: C:\Masslynx\JAN2010\PRO\CA030420103D516130CDEF25.qid

Last Altered: Thursday, March 04, 2010 15:28:34 Pacific Standard Time
Printed: Thursday, March 04, 2010 15:30:11 Pacific Standard Time

Name: 04MR103D5_05, Date: 04-Mar-2010, Time: 14:35:43, ID: ST0304D, Description: CS-5-09DXN456


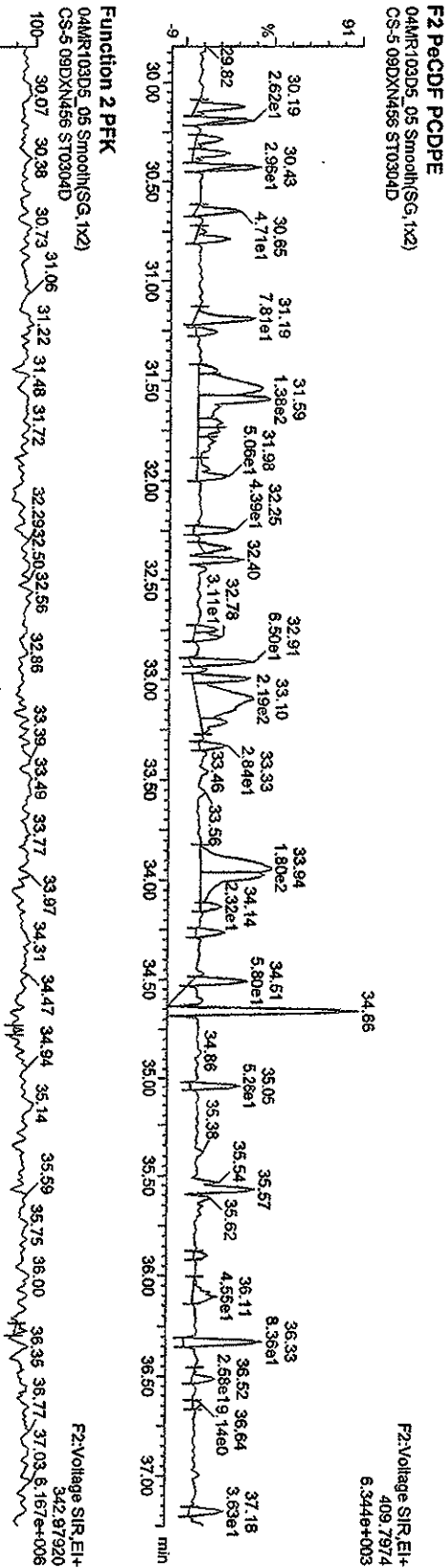
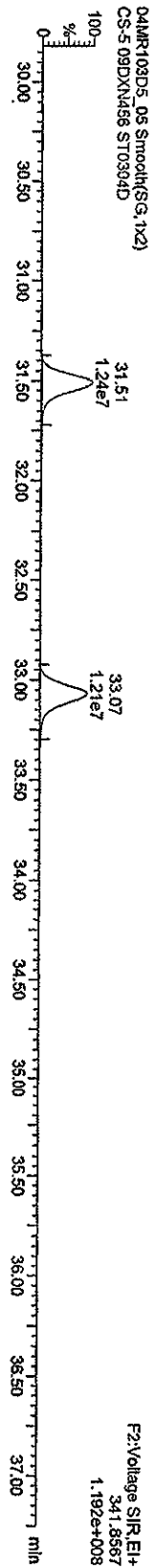
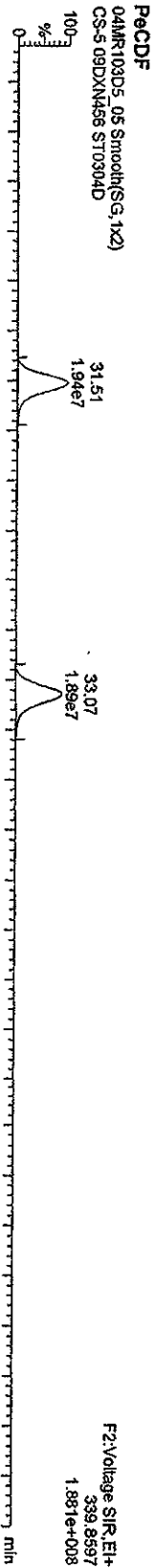


Quantify Sample Report MassLynx 4.1

Dataset: C:\MassLynx\JAN2010\PRONICA030420103D516130CDF25.qld

Last Altered: Thursday, March 04, 2010 15:28:34 Pacific Standard Time
Printed: Thursday, March 04, 2010 15:30:11 Pacific Standard Time

Name: 04MMR103D5_05, Date: 04-Mar-2010, Time: 14:35:43, ID: ST0304D, Description: CS-5-09DXN456

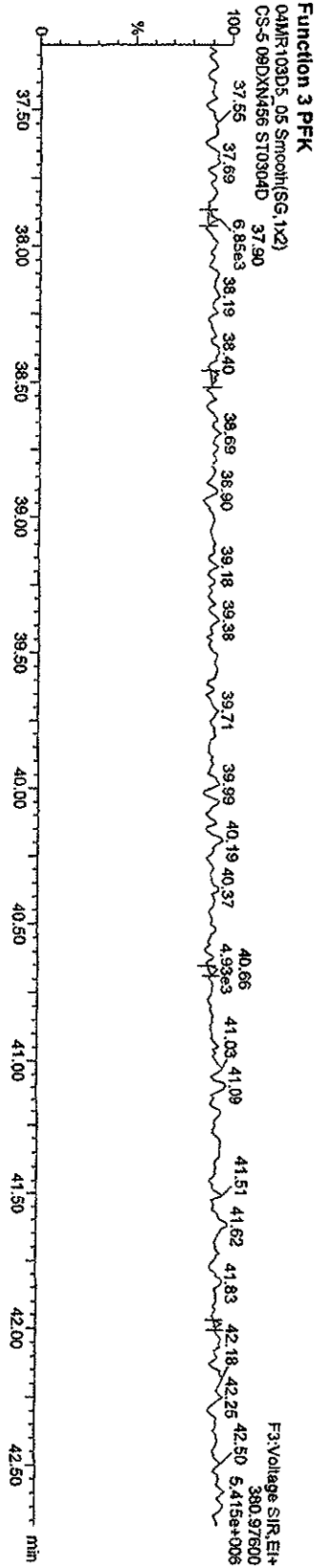
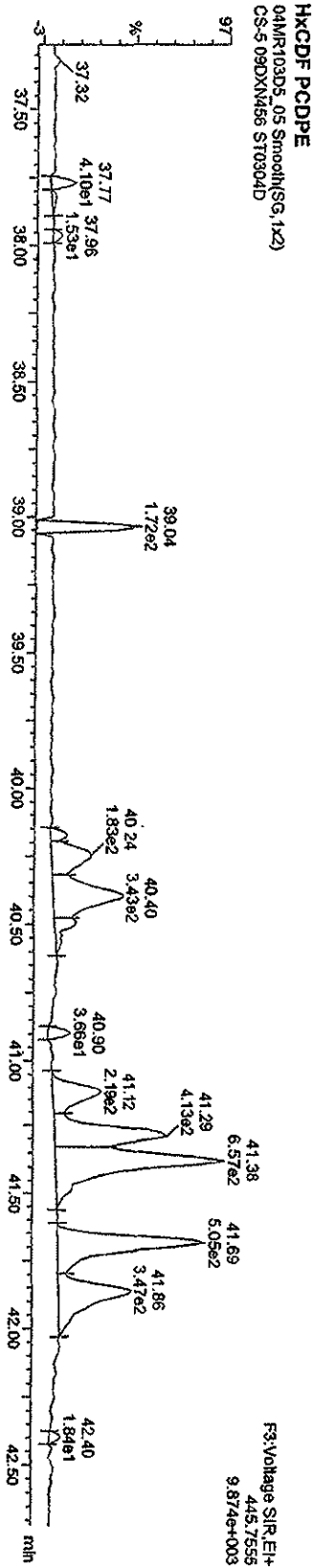
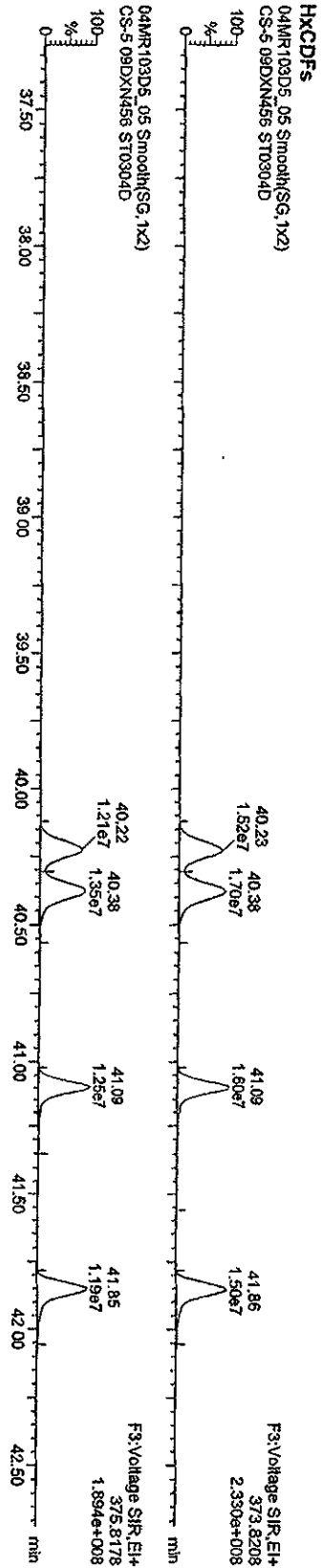


Quantify Sample Report MassLynx 4.1

Dataset: C:\MassLynx\JAN2010\PRONCA030420103D51613OCDF25.qld

Last Altered: Thursday, March 04, 2010 15:28:34 Pacific Standard Time
 Printed: Thursday, March 04, 2010 15:30:11 Pacific Standard Time

Name: 04MR103D5_05, Date: 04-Mar-2010, Time: 14:35:43, ID: ST0304D, Description: CS-5-09DXN456

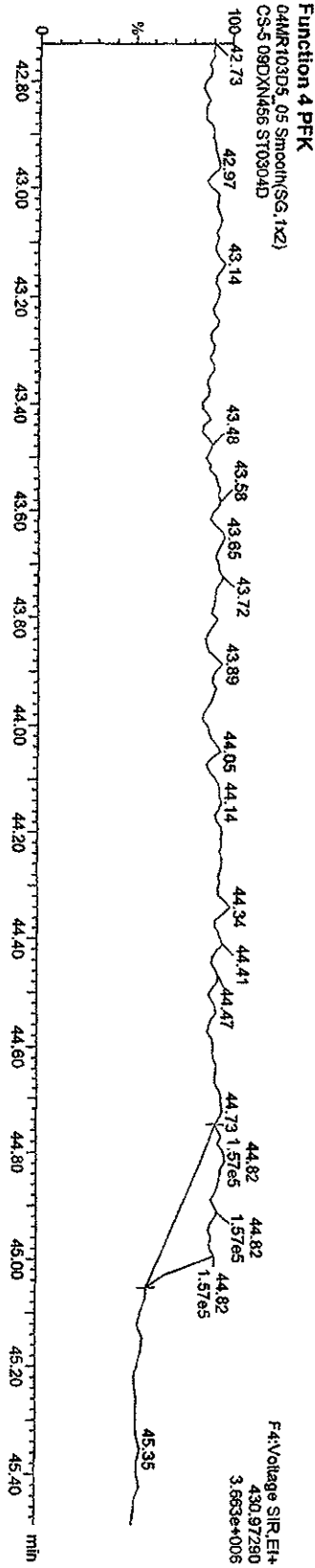
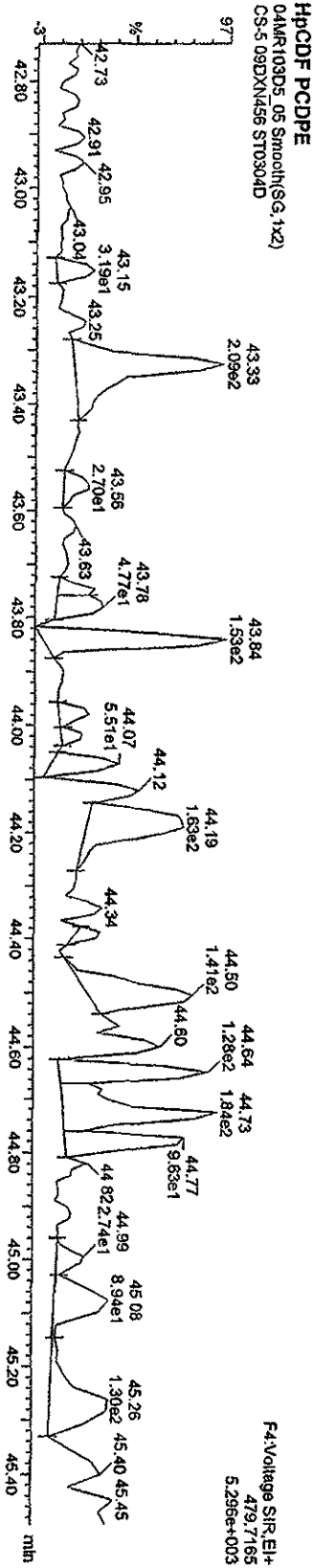
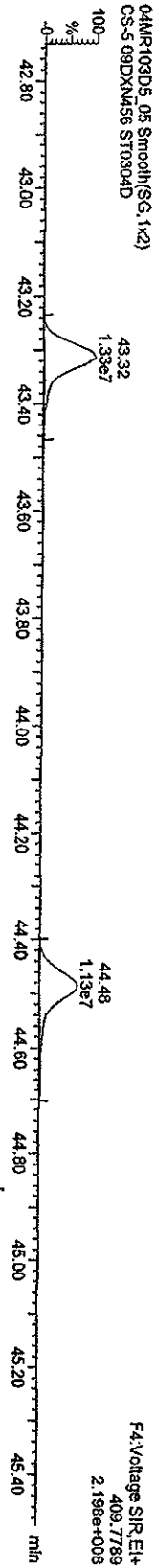



Quantify Sample Report Masslynx 4.1

Dataset: C:\Masslynx\LAN2010\PRO\CA030420103D516130CDF25.qld

Last Altered: Thursday, March 04, 2010 16:28:34 Pacific Standard Time
Printed: Thursday, March 04, 2010 15:30:11 Pacific Standard Time

Name: 04MR103D5_05, Date: 04-Mar-2010, Time: 14:35:43, ID: ST0304D, Description: CS-5 09DXN456



Quantity Sample Report Masslynx 4.1

Dataset: C:\Masslynx\UNAN2010\PROJ04MR103D516132ndSource.qld

Last Altered: Thursday, March 04, 2010 16:33:07 Pacific Standard Time
Printed: Thursday, March 04, 2010 16:33:42 Pacific Standard Time


Method: C:\Masslynx\UNAN2010\PROJmethDB\16133D5OCDD25.mdb 04 Mar 2010 12:40:27

Calibration: C:\Masslynx\UNAN2010\PROJCurveDB\ICA030420103D516130CDD25.cdb 04 Mar 2010 16:31:45


Name: 04MR103D5_06, Date: 04-Mar-2010, Time: 15:27:01, ID: ST0304E, Description: 2nd Source 09DXN449

TCDFs

04MR103D5_06 Smooth(SG, 1x2)
2nd Source 09DXN449 ST0304E




04MR103D5_06 Smooth(SG, 1x2)
2nd Source 09DXN449 ST0304E




13C-TCDF

04MR103D5_06 Smooth(SG, 1x2)
2nd Source 09DXN449 ST0304E



04MR103D5_06 Smooth(SG, 1x2)
2nd Source 09DXN449 ST0304E



Quantify Sample Report MassLynx 4.1

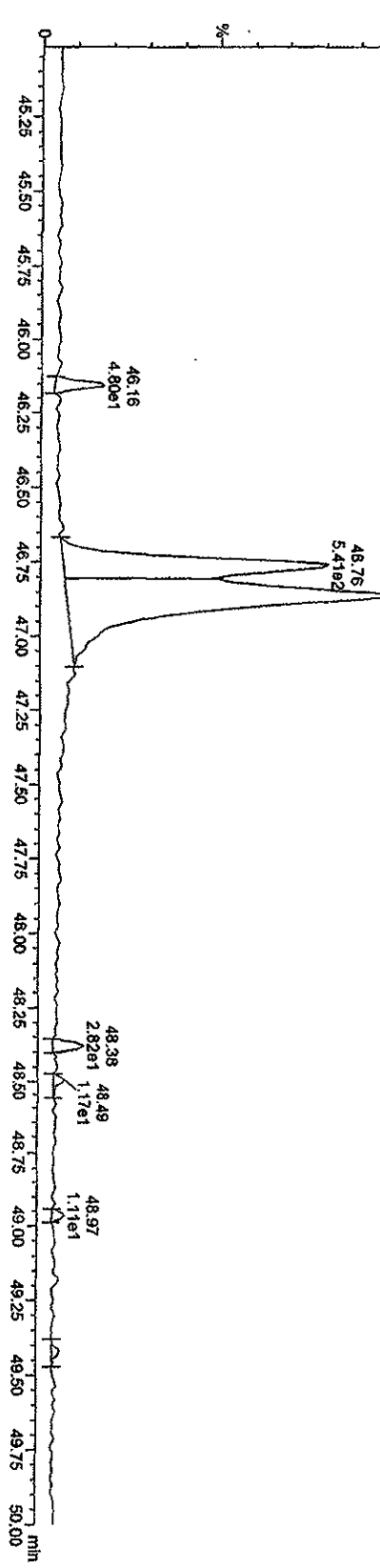
Dataset: C:\MassLynx\JAN2010\PRONICA030420103D516130OCDF25.qld

Last Altered: Thursday, March 04, 2010 15:28:34 Pacific Standard Time
Printed: Thursday, March 04, 2010 15:30:11 Pacific Standard Time

Name: 04MR103D5_05, Date: 04-Mar-2010, Time: 14:35:43, ID: ST0304D, Description: CS-5-09DXN456

OCDF PCDDPE
04MR103D5_05.Smooth(SG,1x2)
CS-5-09DXN456 ST0304D

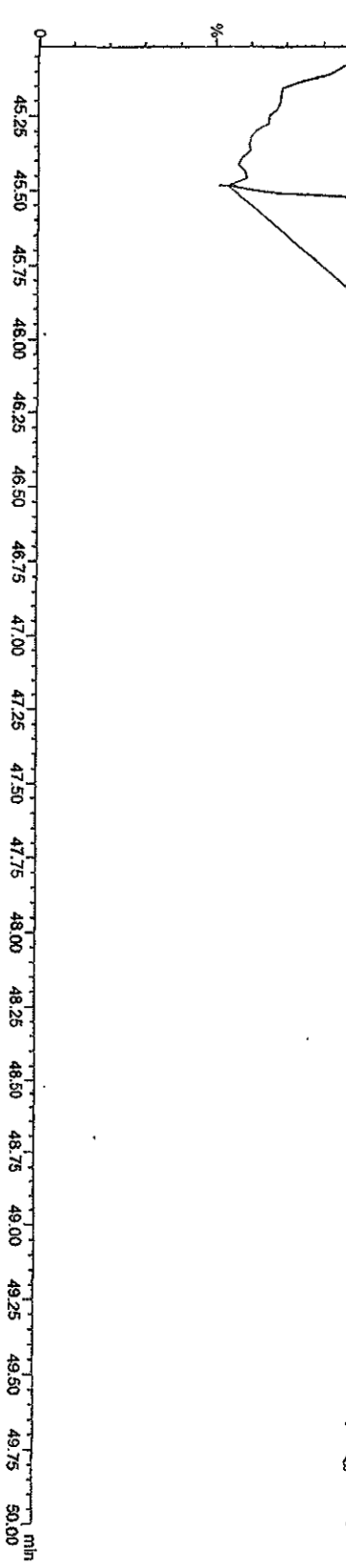
F5:Voltage SIR_EI+
513.67750
1.105e+004



Function 5 PFK

04MR103D5_05.Smooth(SG,1x2)
CS-5-09DXN456 ST0304D

F5:Voltage SIR_EI+
442.97280
3.320e+006



Quantity Sample Report MassLynx 4.1



Dataset: C:\MassLynx\JAN2010.PRO\04MR103D516132ndSource.qld

Last Altered: Thursday, March 04, 2010 16:33:07 Pacific Standard Time
Printed: Thursday, March 04, 2010 16:33:42 Pacific Standard Time



Method: C:\MassLynx\JAN2010.PRO\Method\B16133D5OCCDD25.mdb 04 Mar 2010 12:40:27
Calibration: C:\MassLynx\JAN2010.PRO\Curved\B16133D5OCCDD25.cdb 04 Mar 2010 15:31:45

Name: 04MR103D5_06, Date: 04-Mar-2010, Time: 15:27:01, ID: ST0304E, Description: 2nd Source 09DXN449

TCDFs



13C-TCDF



Quantity Sample Report Masslynx 4.1

Dataset: C:\MassLynx\JAN2010.PRO\04MR103D516132ndSource.qld


Last Altered: Thursday, March 04, 2010 16:33:07 Pacific Standard Time

Printed: Thursday, March 04, 2010 16:33:42 Pacific Standard Time

Name: 04MR103D5_06, Date: 04-Mar-2010, Time: 15:27:01, ID: ST0304E, Description: 2nd Source 09DXN449


TCDDs

04MR103D5_06 Smooth(SG,1x2)
2nd Source 09DXN449 ST0304E



13C-TCDDs

04MR103D5_06 Smooth(SG,1x2)
2nd Source 09DXN449 ST0304E



Quantity Sample Report MassLynx 4.1


Dataset: C:\MassLynx\JAN2010.PROV\04MR103D516132ndSource.did

Last Altered: Thursday, March 04, 2010 16:33:07 Pacific Standard Time
Printed: Thursday, March 04, 2010 16:33:42 Pacific Standard Time

Name: 04MR103D5_06, Date: 04-Mar-2010, Time: 15:27:01, ID: ST0304E, Description: 2nd Source 09DXN449


37CL-2,3,7,8-TCDD

04MR103D5_06 Smooh(SG,1x2)
2nd Source 09DXN449 ST0304E




13C-TCDDs

04MR103D5_06 Smooh(SG,1x2)
2nd Source 09DXN449 ST0304E



04MR103D5_06 Smooh(SG,1x2)
2nd Source 09DXN449 ST0304E

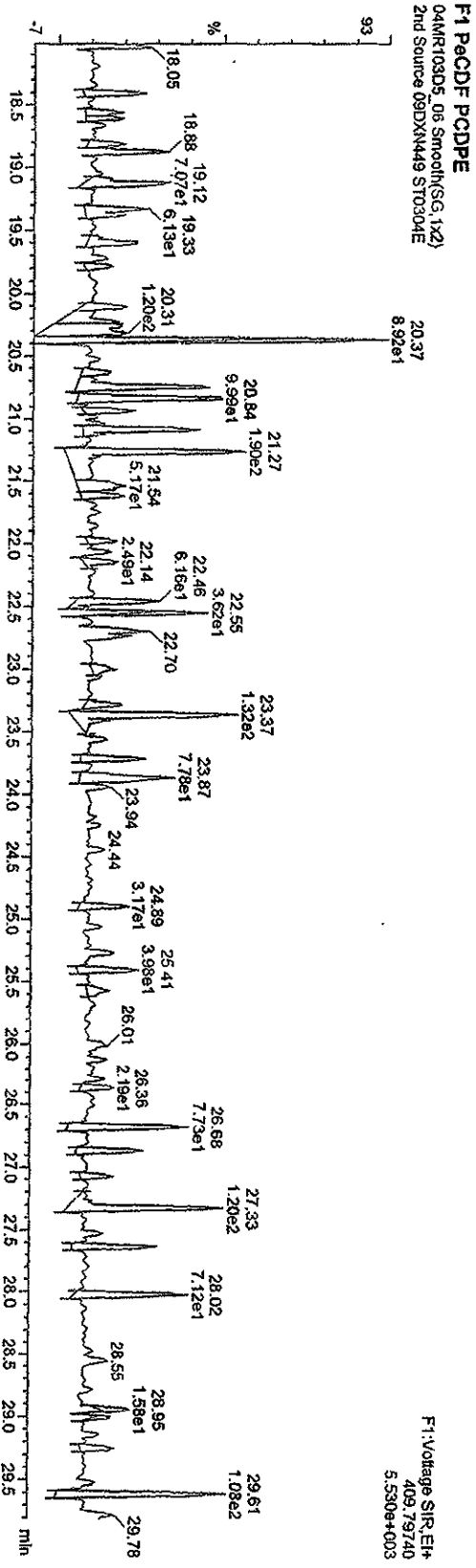
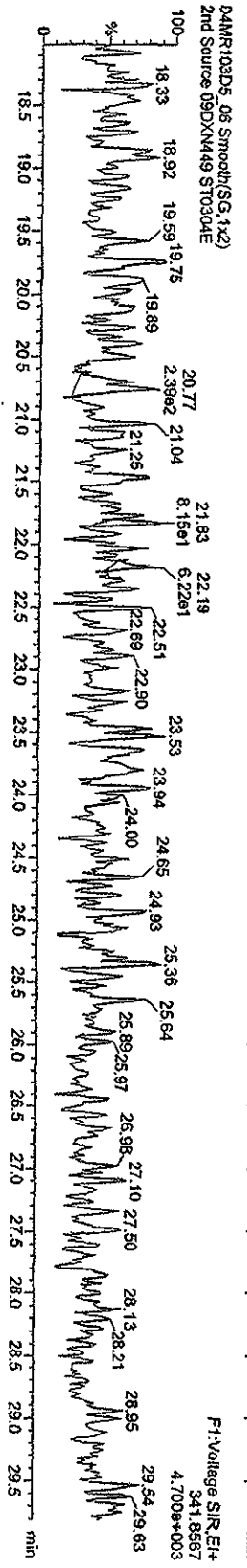
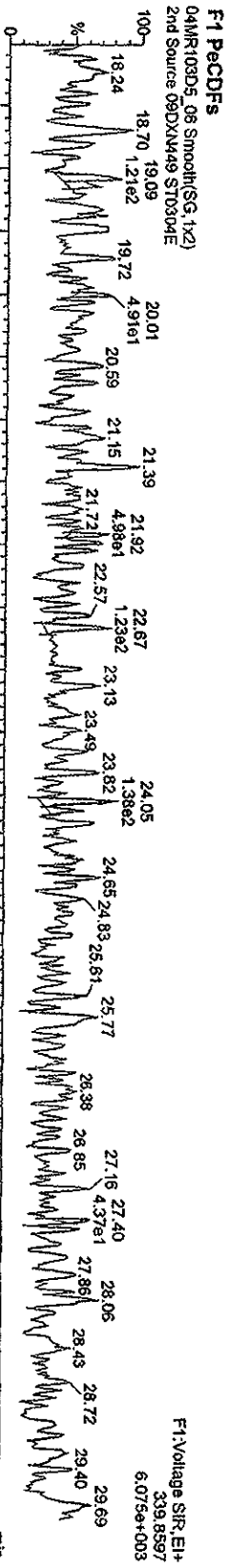


Quantity Sample Report Masslynx 4.1

Dataset: C:\Masslynx\JAN2010\PROJ04MR103D516132ndSource.qld

Last Altered: Thursday, March 04, 2010 16:33:07 Pacific Standard Time
Printed: Thursday, March 04, 2010 16:33:42 Pacific Standard Time

Name: 04MR103D5_06, Date: 04-Mar-2010, Time: 15:27:01, ID: ST0304E, Description: 2nd Source 09DXM449



Quantity Sample Report Masslynx 4.1

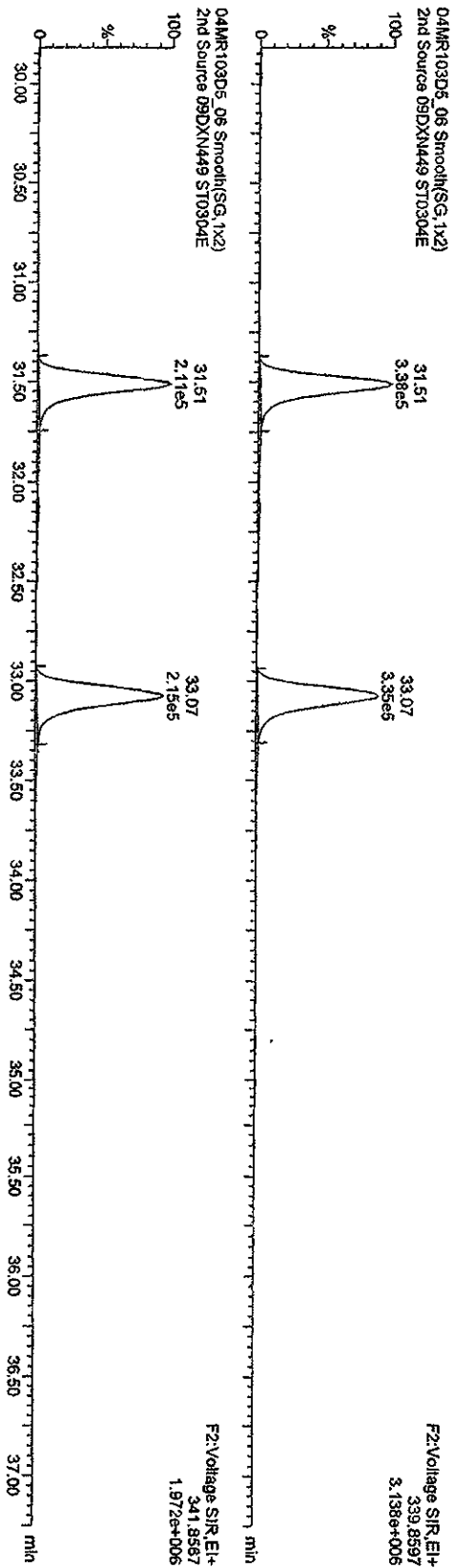
Dataset: C:\MassLynx\JAN2010\PROV04MR103D516132ndSource.qld

Last Altered: Thursday, March 04, 2010 16:33:07 Pacific Standard Time

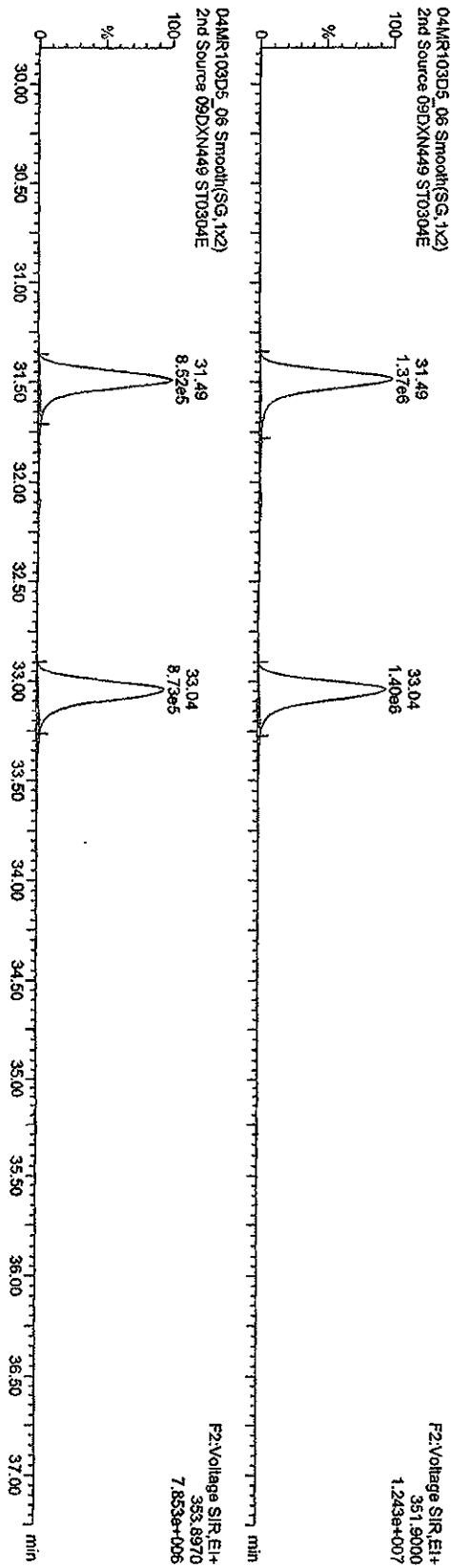
Printed: Thursday, March 04, 2010 16:33:42 Pacific Standard Time

Name: 04MR103D5_06, Date: 04-Mar-2010, Time: 15:27:01, ID: ST0304E, Description: 2nd Source 09DXN449

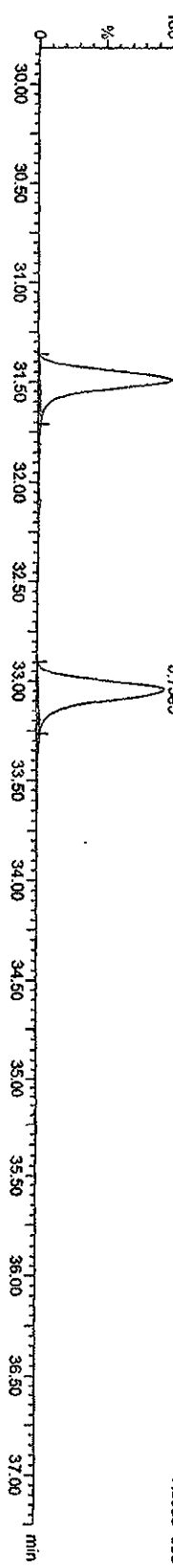
PeCDFs
04MR103D5_06 Smooth(SG,1x2)
2nd Source 09DXN449 ST0304E



13C-PeCDFs
04MR103D5_06 Smooth(SG,1x2)
2nd Source 09DXN449 ST0304E



04MR103D5_06 Smooth(SG,1x2)
2nd Source 09DXN449 ST0304E



Quantity Sample Report MassLynx 4.1

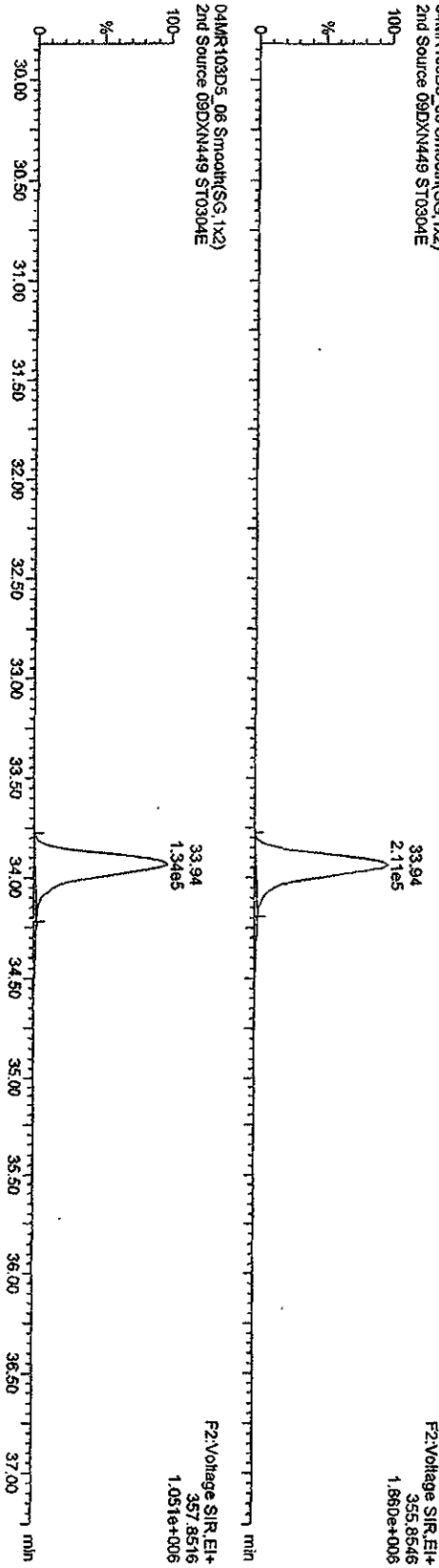
Dataset: C:\MassLynx\LAN2010\PROJ04MR103D516132ndSource.qld

Last Altered: Thursday, March 04, 2010 16:33:07 Pacific Standard Time
Printed: Thursday, March 04, 2010 16:33:42 Pacific Standard Time

Name: 04MR103D5_06 Date: 04-Mar-2010 Time: 15:27:01 ID: ST0304E Description: 2nd Source 09DXN449

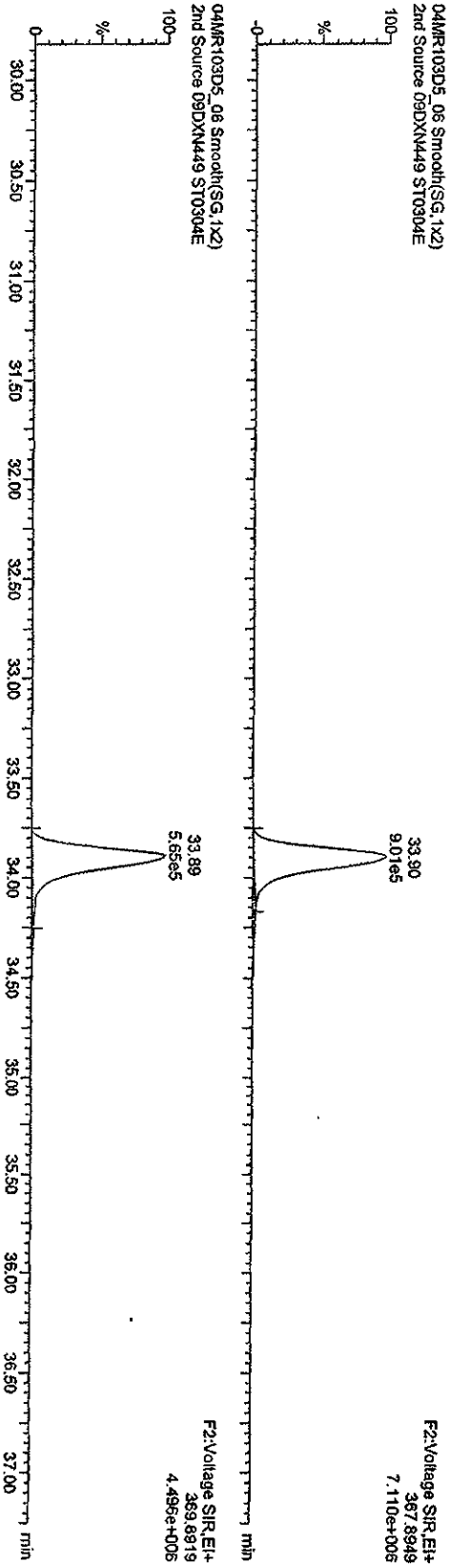
PeCDDs

04MR103D5_06 Smooth(SG, 1x2)
2nd Source 09DXN449 ST0304E

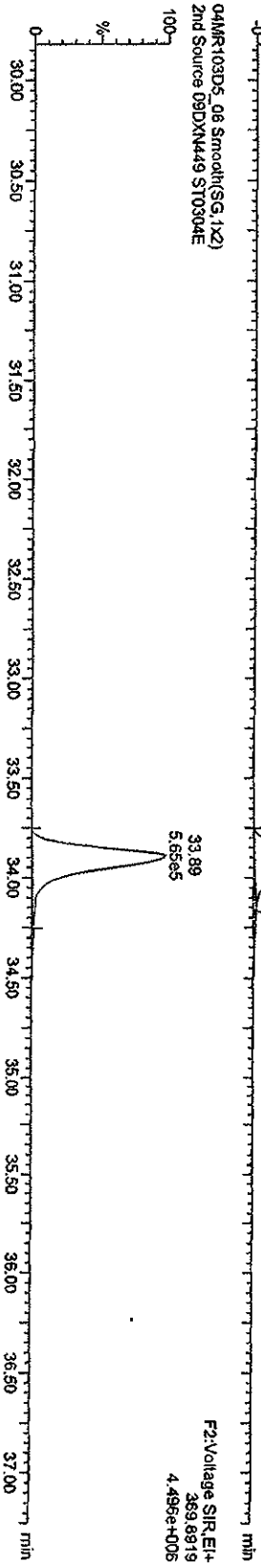


13C-PeCDD

04MR103D5_06 Smooth(SG, 1x2)
2nd Source 09DXN449 ST0304E



04MR103D5_06 Smooth(SG, 1x2)
2nd Source 09DXN449 ST0304E



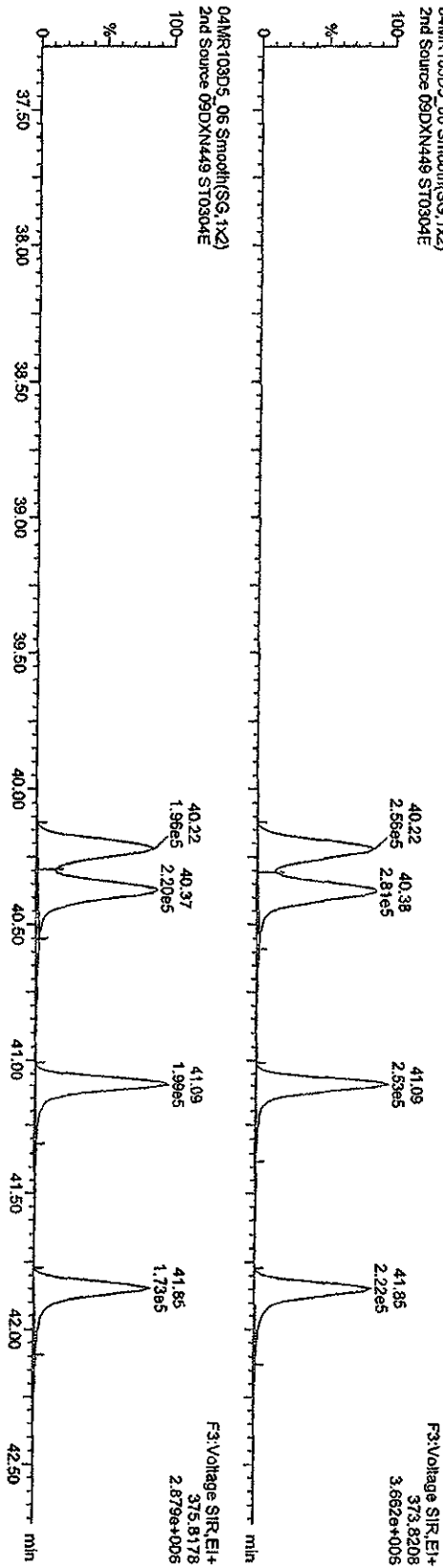
Quantity Sample Report Masslynx 4.1

Dataset: C:\Masslynx\JAN2010\PROJ04MR103D516132ndSource.qld

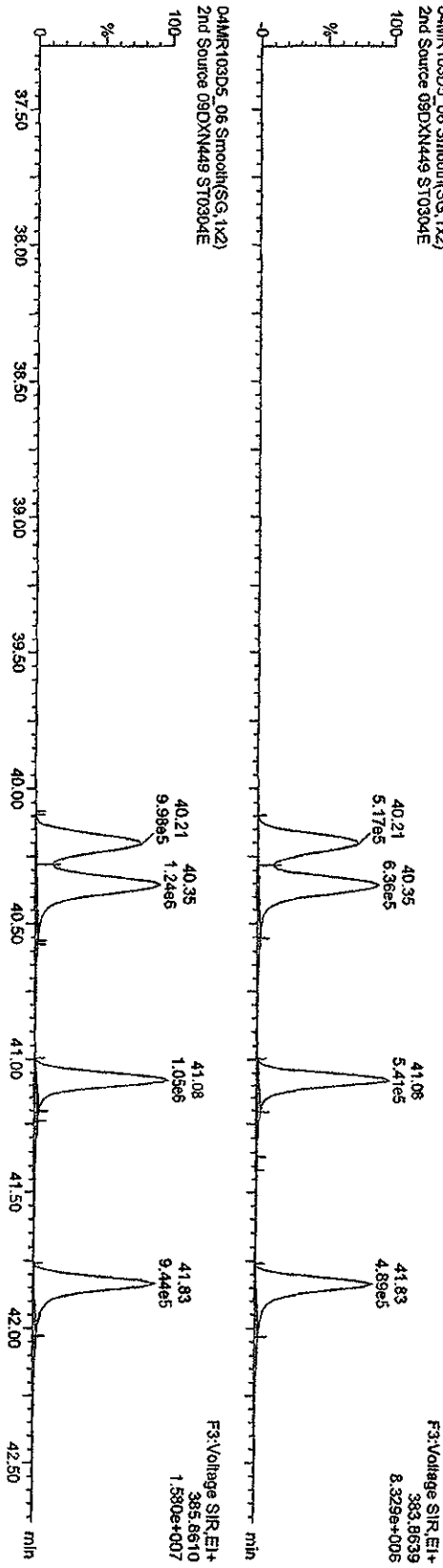
Last Altered: Thursday, March 04, 2010 16:33:07 Pacific Standard Time
Printed: Thursday, March 04, 2010 16:33:42 Pacific Standard Time

Name: 04MR103D5_06, Date: 04-Mar-2010, Time: 15:27:01, ID: ST0304E, Description: 2nd Source 09DXN449

HCDFs
04MR103D5_06 Smooth(SG,1x2)
2nd Source 09DXN449 ST0304E



13C-HCDFs
04MR103D5_06 Smooth(SG,1x2)
2nd Source 09DXN449 ST0304E



Quantity Sample Report MassLynx 4.1

Dataset: C:\MassLynx\LAN2010.PRO\04MR103D516132ndSource.qld


Last Altered: Thursday, March 04, 2010 16:33:07 Pacific Standard Time

Printed: Thursday, March 04, 2010 16:33:42 Pacific Standard Time

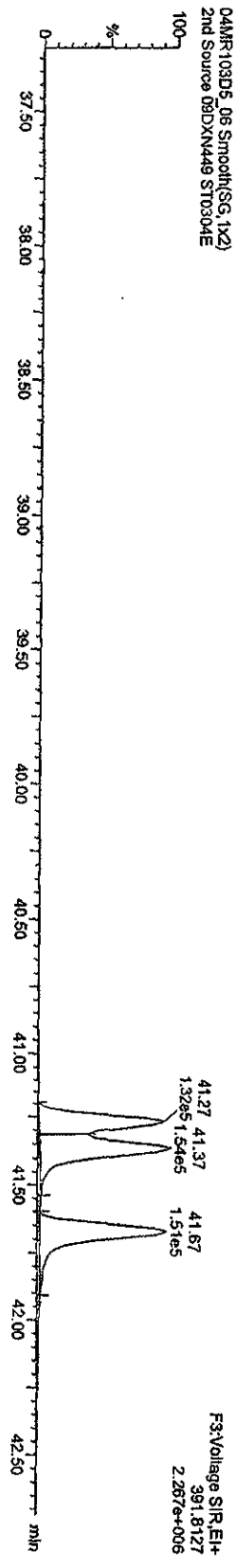
Name: 04MR103D5_06, Date: 04-Mar-2010, Time: 16:27:01, ID: ST0304E, Description: 2nd Source 09DXN449

HxCDDs


04MR103D5_06 Smooth(SG, 1x2)
2nd Source 09DXN449 ST0304E



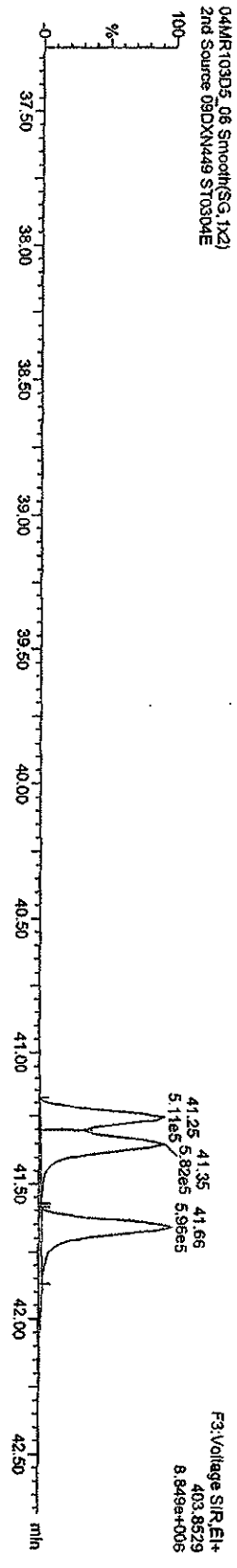
04MR103D5_06 Smooth(SG, 1x2)
2nd Source 09DXN449 ST0304E



04MR103D5_06 Smooth(SG, 1x2)
2nd Source 09DXN449 ST0304E



04MR103D5_06 Smooth(SG, 1x2)
2nd Source 09DXN449 ST0304E





Quantity Sample Report Masslynx 4.1

Dataset: C:\Masslynx\LAN2010\PROV04MR103D516132ndSource.qld



Last Altered: Thursday, March 04, 2010 16:33:07 Pacific Standard Time
Printed: Thursday, March 04, 2010 16:33:42 Pacific Standard Time

Name: 04MR103D5_06, Date: 04-Mar-2010, Time: 15:27:01, ID: ST0304E, Description: 2nd Source 09DXN449

HPCDFs



13C-HPCDFs



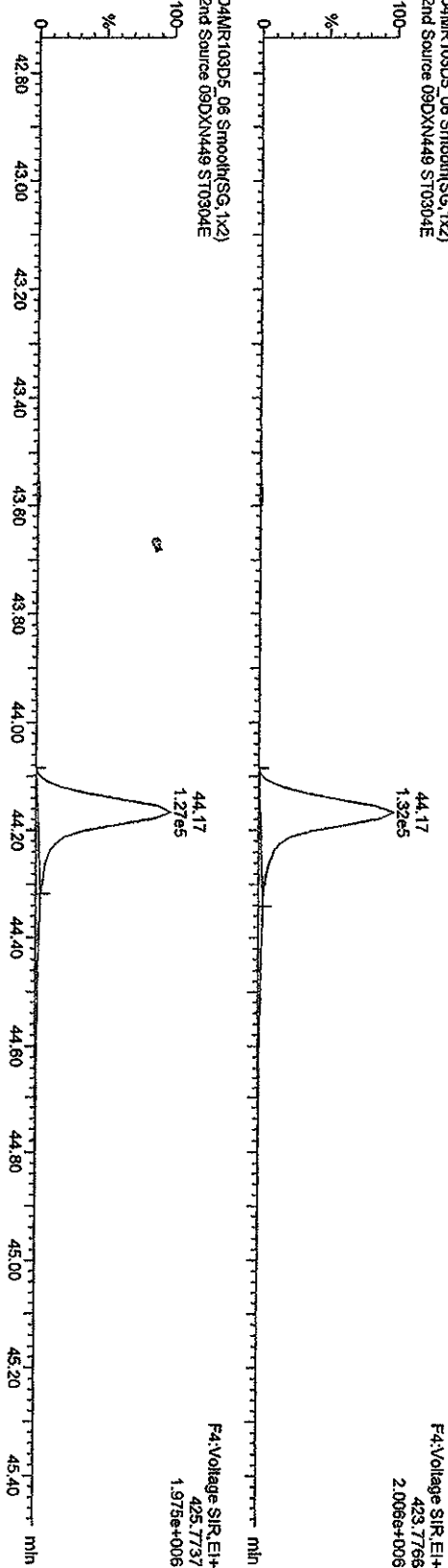
Quantity Sample Report MassLynx 4.1

Dataset: C:\MassLynx\JAN2010.PRO\04MR103D516132ndSource.qld

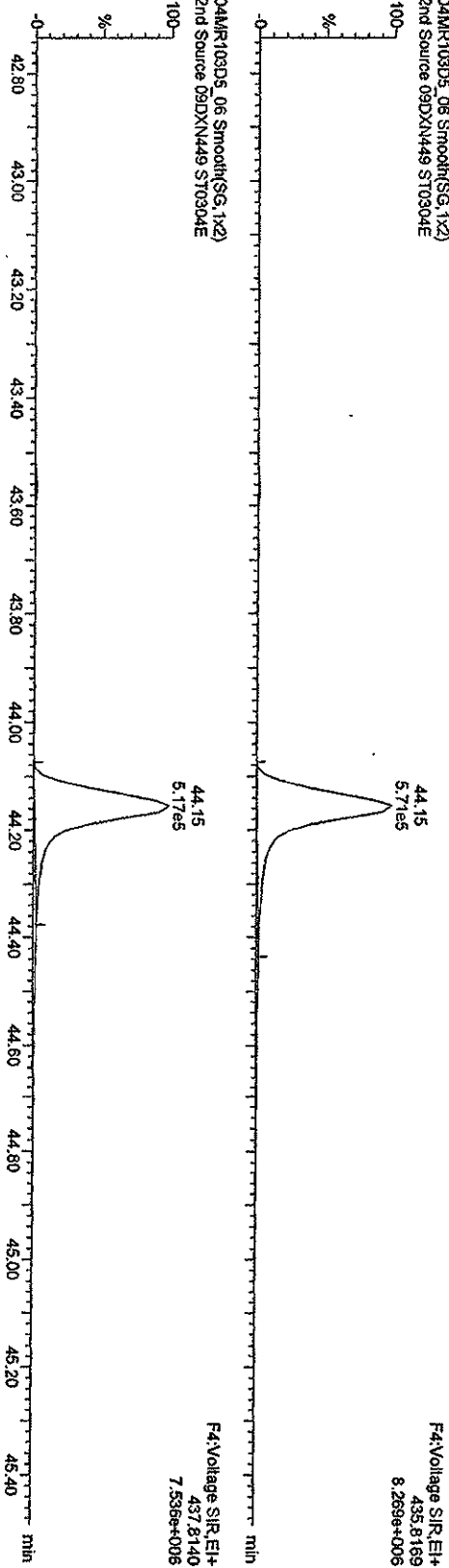
Last Altered: Thursday, March 04, 2010 16:33:07 Pacific Standard Time
Printed: Thursday, March 04, 2010 16:33:42 Pacific Standard Time

Name: 04MR103D5_06, Date: 04-Mar-2010, Time: 15:27:01, ID: ST0304E, Description: 2nd Source 09DXN449

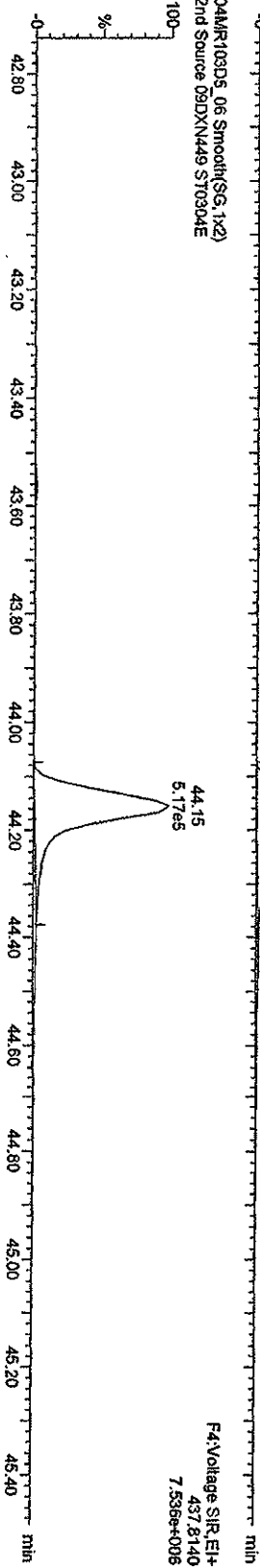
HPCDDs
04MR103D5_06 Smooth(SG, 1x2)
2nd Source 09DXN449 ST0304E



13C-HPCDD
04MR103D5_06 Smooth(SG, 1x2)
2nd Source 09DXN449 ST0304E



04MR103D5_06 Smooth(SG, 1x2)
2nd Source 09DXN449 ST0304E



Quantity Sample Report Masslynx 4.1


Dataset: C:\Masslynx\UN2010\PROJ04MR103D516132\2ndSource.qld

Last Altered: Thursday, March 04, 2010 16:33:07 Pacific Standard Time
Printed: Thursday, March 04, 2010 16:33:42 Pacific Standard Time


Name: 04MR103D5_06, Date: 04-Mar-2010, Time: 15:27:01, ID: ST0304E, Description: 2nd Source 09DXN449

OCDFs

04MR103D5_06 Smooth(SG,1x2)
2nd Source 09DXN449 ST0304E

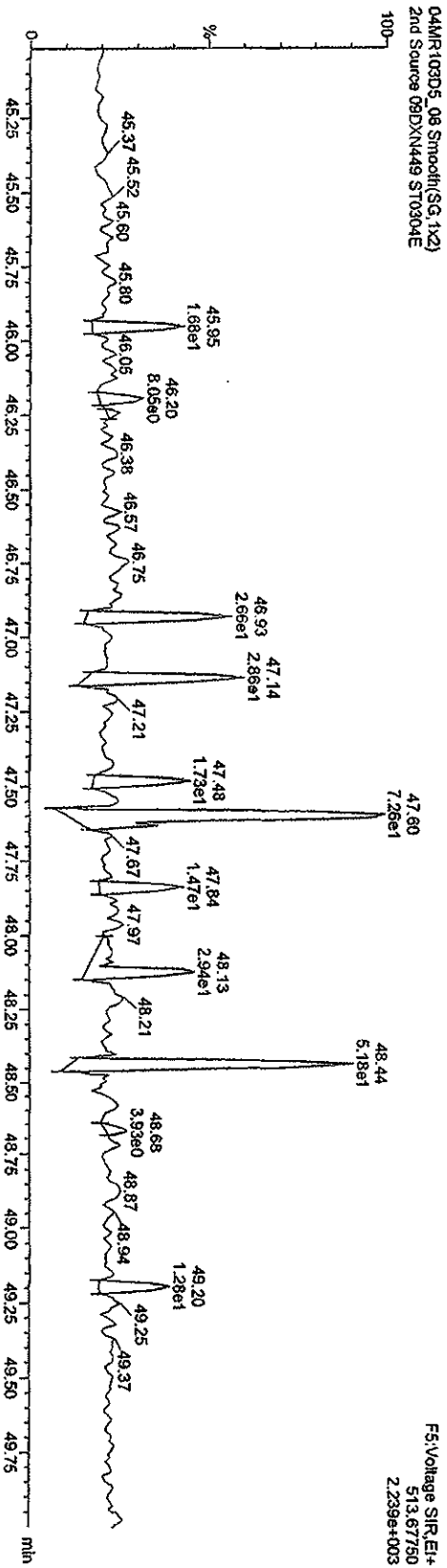


04MR103D5_06 Smooth(SG,1x2)
2nd Source 09DXN449 ST0304E



OCDf PCDDPE

04MR103D5_06 Smooth(SG,1x2)
2nd Source 09DXN449 ST0304E



Quantity Sample Report Masslynx 4.1


Dataset: C:\Masslynx\UAN2010.PRO\04MR103D516132ndSource.qld

Last Altered: Thursday, March 04, 2010 16:33:07 Pacific Standard Time
Printed: Thursday, March 04, 2010 16:33:42 Pacific Standard Time

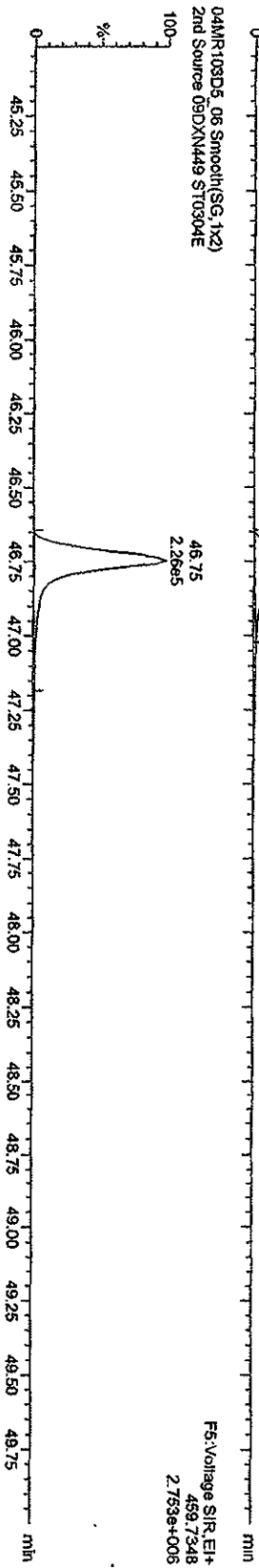
Name: 04MR103D5_06, Date: 04-Mar-2010, Time: 15:27:01, ID: ST0304E, Description: 2nd Source 09DXN449

OCDD

04MR103D5_06 Smooth(SG,1x2)
2nd Source 09DXN449 ST0304E

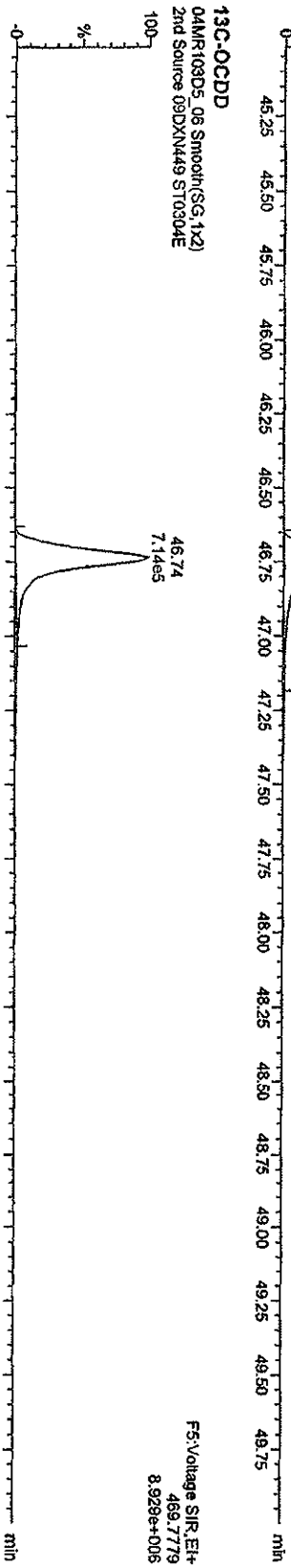


04MR103D5_06 Smooth(SG,1x2)
2nd Source 09DXN449 ST0304E

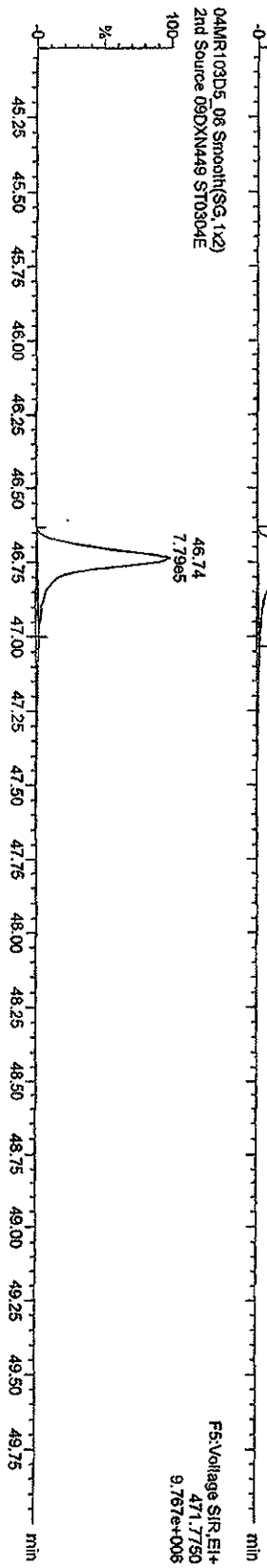


13C-OCDD

04MR103D5_06 Smooth(SG,1x2)
2nd Source 09DXN449 ST0304E



04MR103D5_06 Smooth(SG,1x2)
2nd Source 09DXN449 ST0304E



Quantity Sample Report Masslynx 4.1

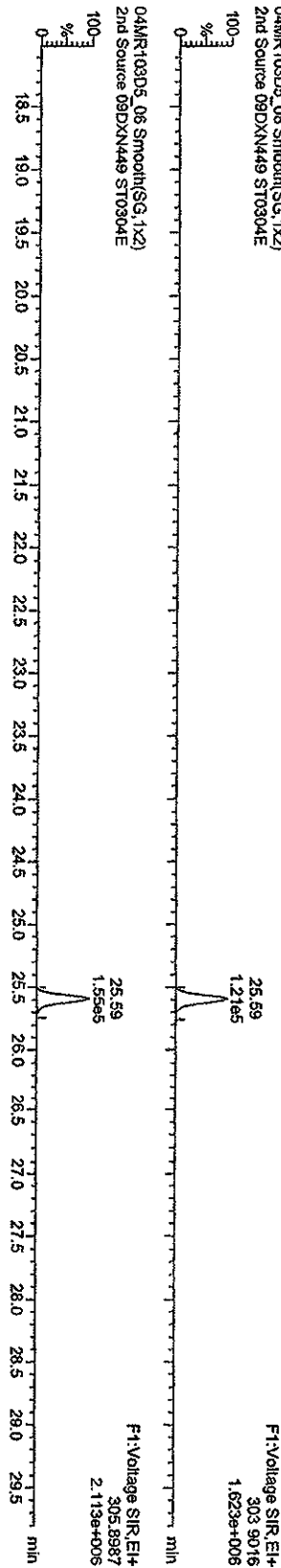
Dataset: C:\Masslynx\VAN2010.PRO\04MR103D516132ndSource.dld

Last Altered: Thursday, March 04, 2010 16:33:07 Pacific Standard Time
 Printed: Thursday, March 04, 2010 16:33:42 Pacific Standard Time

Name: 04MR103D5_06, Date: 04-Mar-2010, Time: 16:27:01, ID: ST0304E, Description: 2nd Source 09DXN449

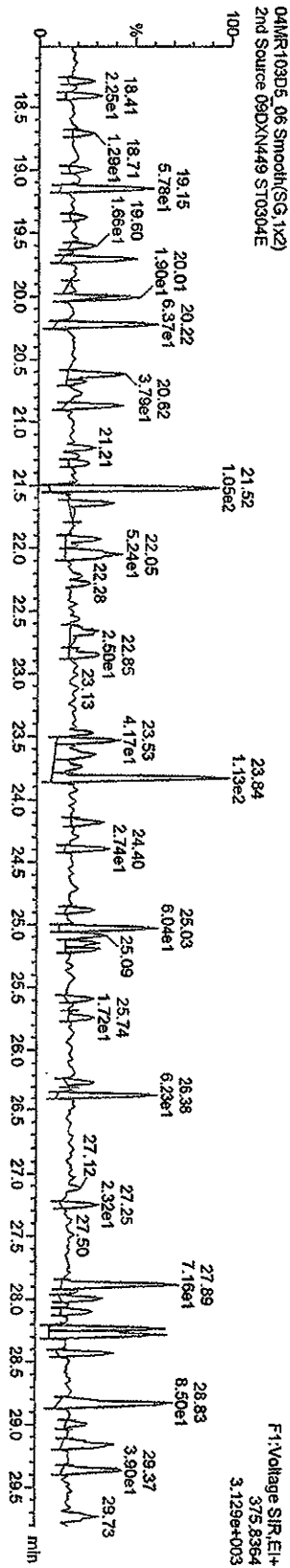
TCD FS

04MR103D5_06 Smooth(SG, 1x2)
 2nd Source 09DXN449 ST0304E



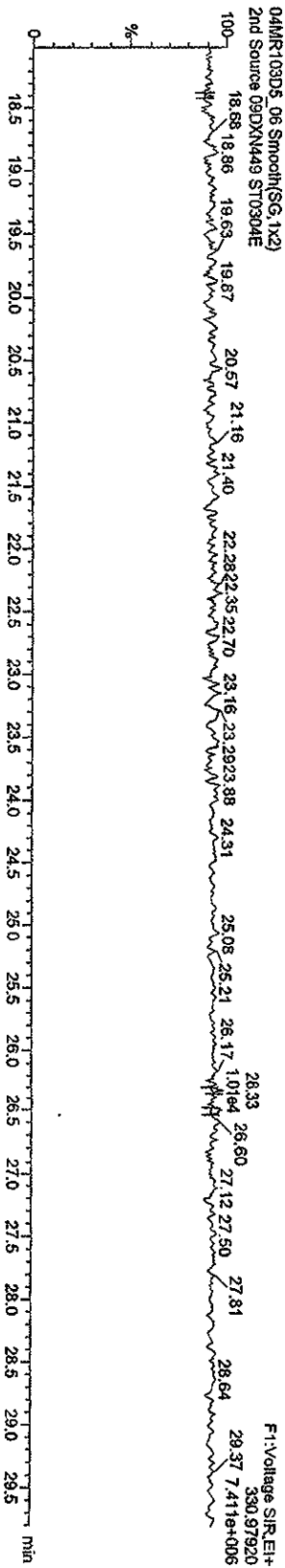
TCD F PCDPE

04MR103D5_06 Smooth(SG, 1x2)
 2nd Source 09DXN449 ST0304E



Function 1 PFK

04MR103D5_06 Smooth(SG, 1x2)
 2nd Source 09DXN449 ST0304E



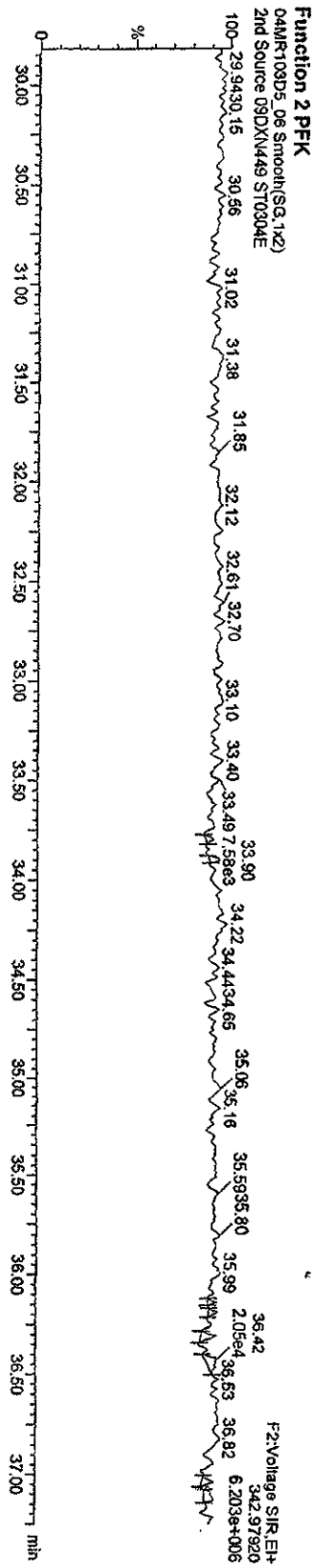
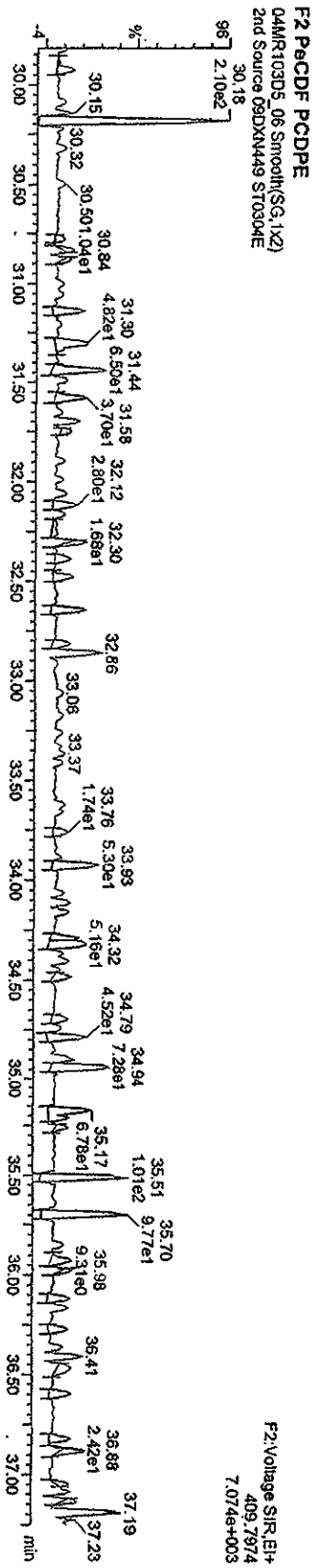
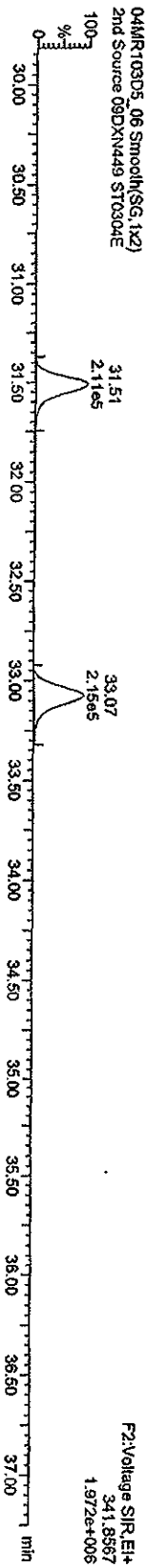
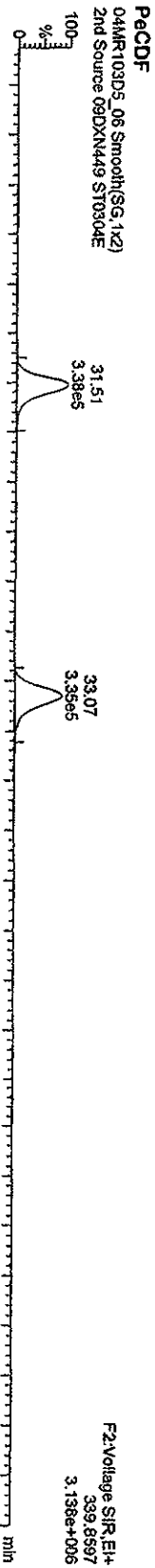
Quantity Sample Report MassLynx 4.1

Dataset: C:\MassLynx\JAN2010\PROJ\04MR103D516132\2ndSource.qld

Last Altered: Thursday, March 04, 2010 16:33:07 Pacific Standard Time

Printed: Thursday, March 04, 2010 16:33:42 Pacific Standard Time

Name: 04MR103D5_06, Date: 04-Mar-2010, Time: 15:27:01, ID: ST0304E, Description: 2nd Source 09DXN449

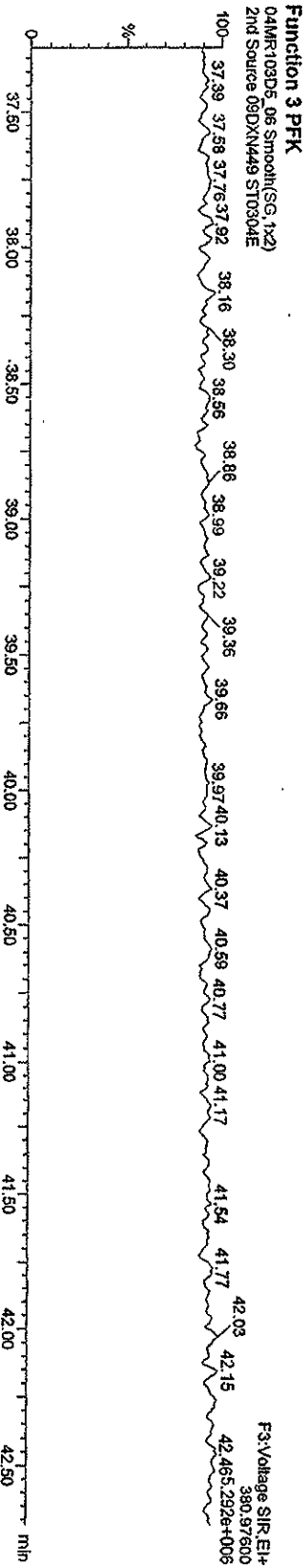
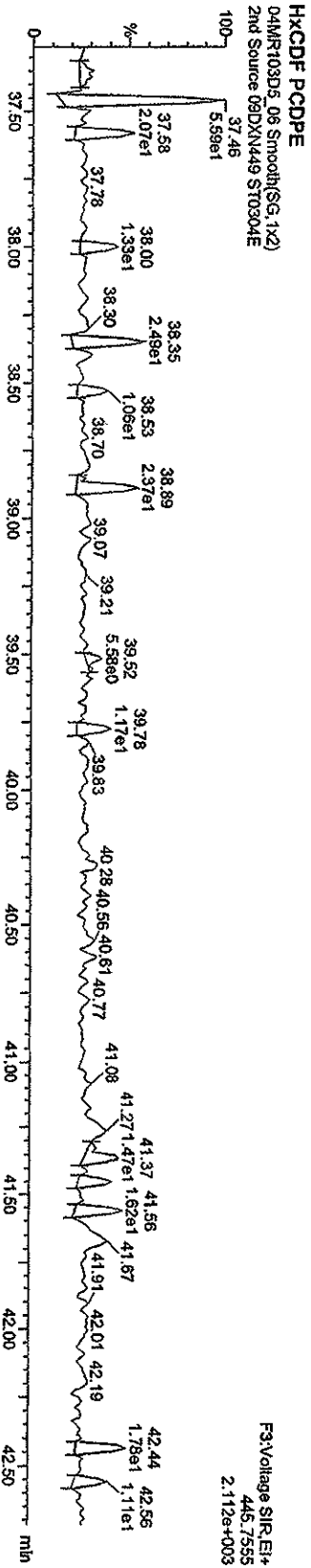
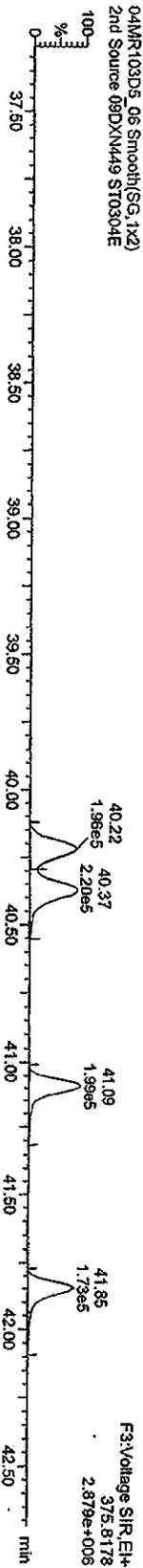



Quantify Sample Report MassLynx 4.1

Dataset: C:\MassLynx\JAN2010\PROJ04MR103D516132ndSource.qld

Last Altered: Thursday, March 04, 2010 16:33:07 Pacific Standard Time
Printed: Thursday, March 04, 2010 16:33:42 Pacific Standard Time

Name: 04MR103D5_06, Date: 04-Mar-2010, Time: 15:27:01, ID: ST0304E, Description: 2nd Source 09DXN449



Quantity Sample Report Masslynx 4.1

Dataset: C:\Masslynx\LAN2010\PROJ04MR103D516132ndSource.qtd

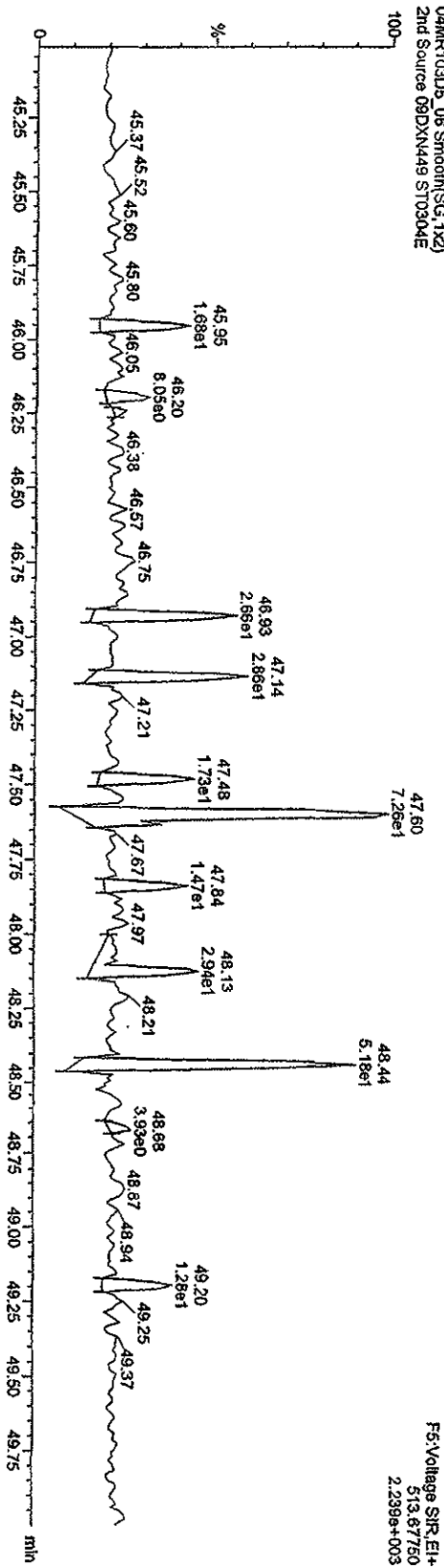
Last Altered: Thursday, March 04, 2010 16:33:07 Pacific Standard Time

Printed: Thursday, March 04, 2010 16:33:42 Pacific Standard Time

Name: 04MR103D5_06, Date: 04-Mar-2010, Time: 15:27:01, ID: ST0304E, Description: 2nd Source 09DXN449

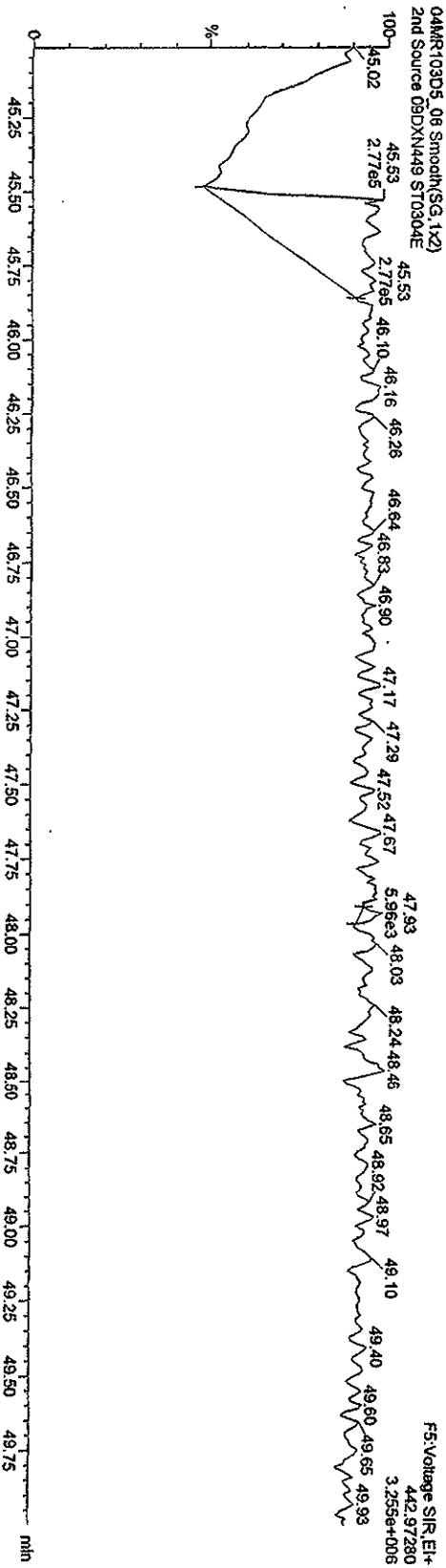
OCDF PCDDPE

04MR103D5_06 Smooth(SG,1x2)
2nd Source 09DXN449 ST0304E



Function 5 PFK

04MR103D5_06 Smooth(SG,1x2)
2nd Source 09DXN449 ST0304E



Quantity Sample Report Masslynx 4.1

Dataset: C:\MassLynx\JAN2010.PRO\04MR103D516132ndSource.qld

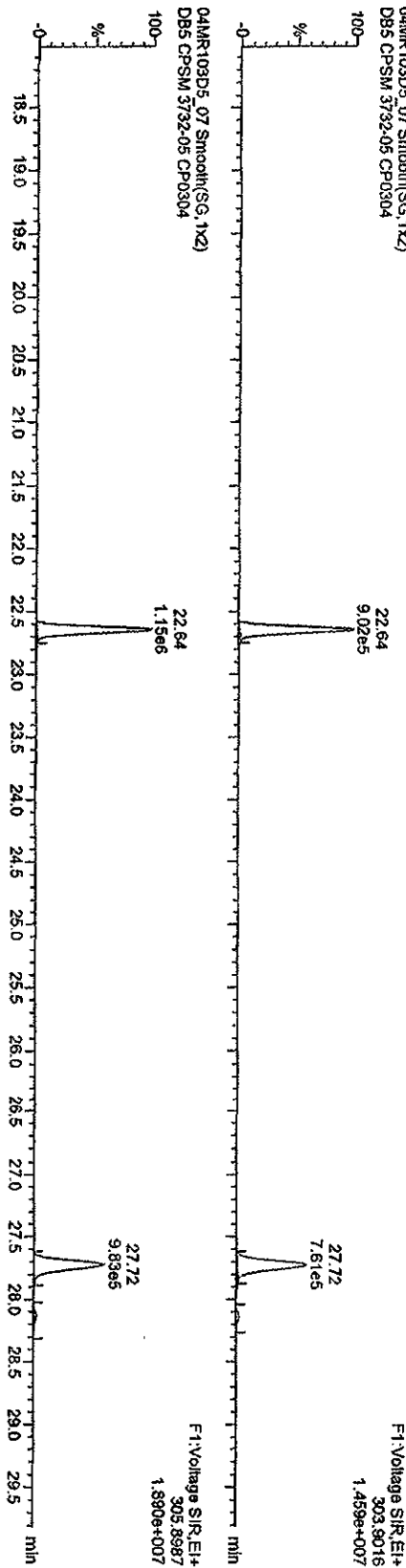
Last Altered: Thursday, March 04, 2010 17:10:05 Pacific Standard Time
Printed: Thursday, March 04, 2010 17:10:38 Pacific Standard Time

Method: C:\MassLynx\JAN2010.PRO\Method\16133DSCDD25.mdb 04 Mar 2010 12:40:27
Calibration: C:\MassLynx\JAN2010.PRO\CurveDB\16133DSCDD25.cdb 04 Mar 2010 15:31:45

Name: 04MR103D5_07, Date: 04-Mar-2010, Time: 16:18:22, ID: CP0304, Description: DB5 CPISM 3732-05

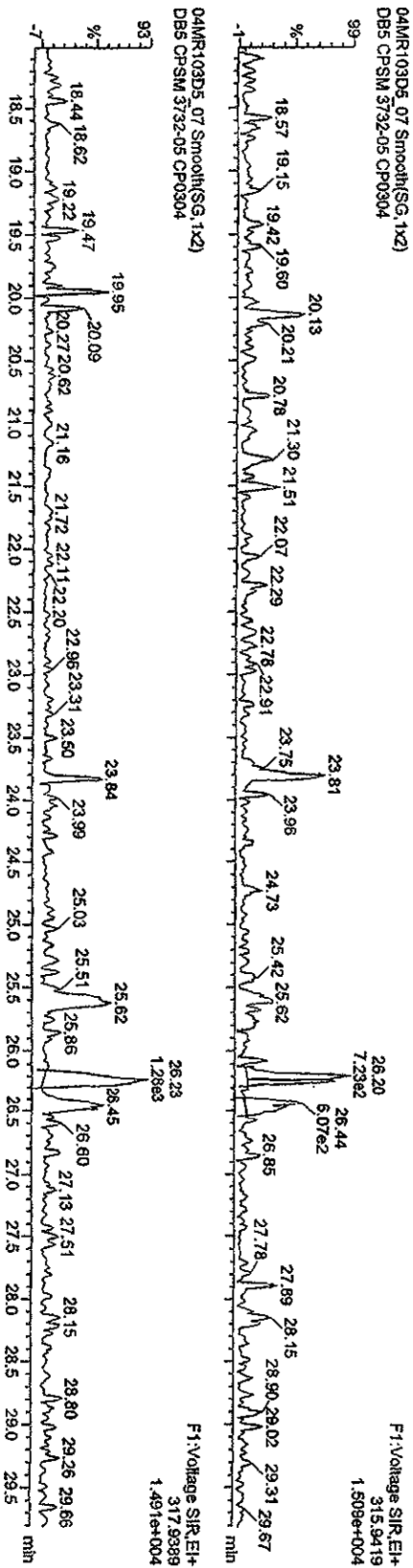
TCDs

04MR103D5_07 Smooth(SG, 1x2)
DB5 CPISM 3732-05 CP0304



13C-TCDF

04MR103D5_07 Smooth(SG, 1x2)
DB5 CPISM 3732-05 CP0304

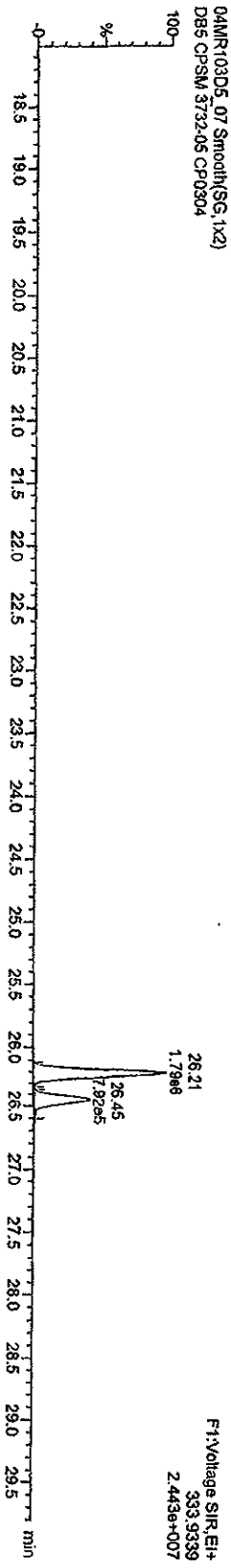


Quantity Sample Report MassLynx 4.1

Dataset: C:\MassLynx\JAN2010\PRO\04MR103D516132ndSource.qld

Last Altered: Thursday, March 04, 2010 17:10:05 Pacific Standard Time
Printed: Thursday, March 04, 2010 17:10:38 Pacific Standard Time

Name: 04MR103D5_07, Date: 04-Mar-2010, Time: 16:18:22, ID: CP0304, Description: DB5 CPSM 3732-05




Dataset: C:\MassLynx\UAN2010\PRO\04MR103D516132ndSource.qld

Last Altered: Thursday, March 04, 2010 17:10:05 Pacific Standard Time
Printed: Thursday, March 04, 2010 17:10:38 Pacific Standard Time

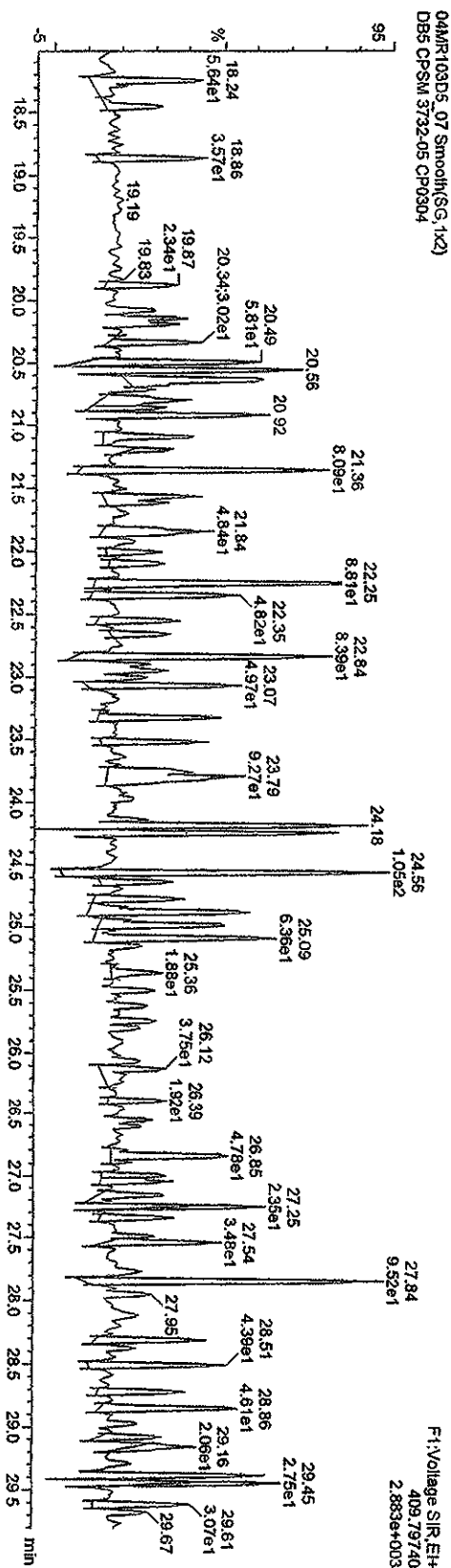
Name: 04MR103D5_07, Date: 04-Mar-2010, Time: 16:18:22, ID: CP0304, Description: DB5 CPSM 3732-05

F1 PcdDFs
04MR103D5_07 Smooth(SG,1x2)
DB5 CFSM 3732-05 CP0304



04MR103D5_07 Smooth(SG,1x2)
DB5 CFSM 3732-05 CP0304

F1 PcdDF PCDPE
04MR103D5_07 Smooth(SG,1x2)
DB5 CFSM 3732-05 CP0304

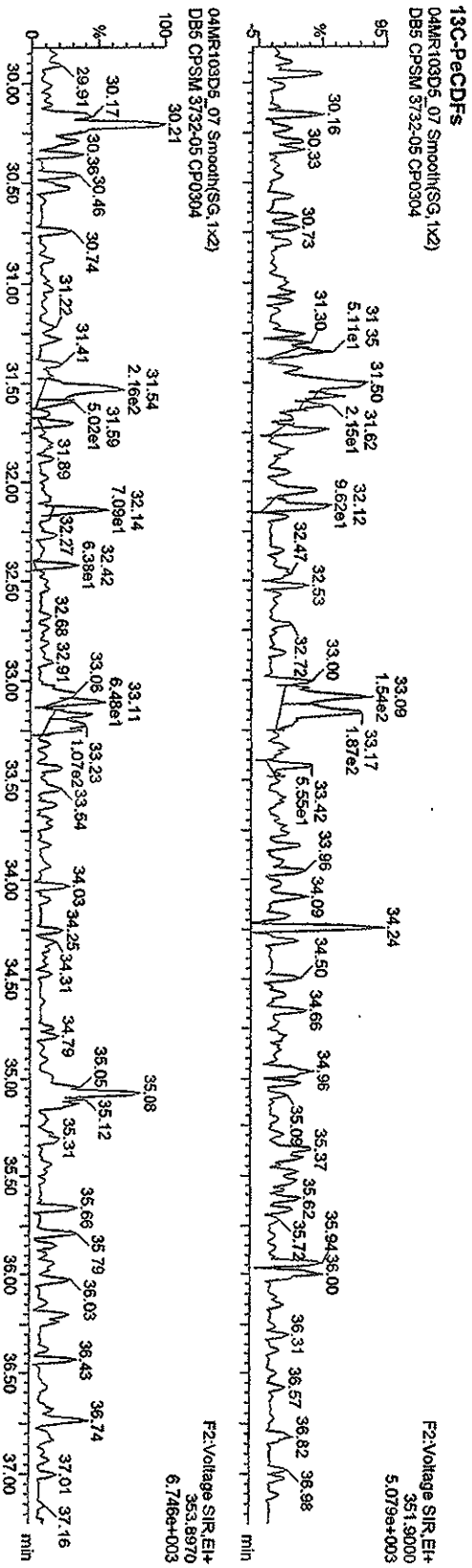



Quantify Sample Report MassLynx 4.1

Dataset: C:\MassLynx\JAN2010\PROVID\MR103D516132ndSource.qld

Last Altered: Thursday, March 04, 2010 17:10:05 Pacific Standard Time
Printed: Thursday, March 04, 2010 17:10:38 Pacific Standard Time

Name: 04MR103D5_07, Date: 04-Mar-2010, Time: 16:18:22, ID: CP0304, Description: DB5 CPSM 3732-05



Quantity Sample Report MassLynx 4.1


Dataset: C:\MassLynx\LAN2010.PRO\04MR103D516132ndSource.qld

Last Altered: Thursday, March 04, 2010 17:10:05 Pacific Standard Time
 Printed: Thursday, March 04, 2010 17:10:38 Pacific Standard Time


Name: 04MR103D5_07, Date: 04-Mar-2010, Time: 16:18:22, ID: CP0304, Description: DB5 CPSM 3732-05

PeCDDs

04MR103D5_07 Smooth(SG, 1x2)
 DB5 CPSM 3732-05 CP0304

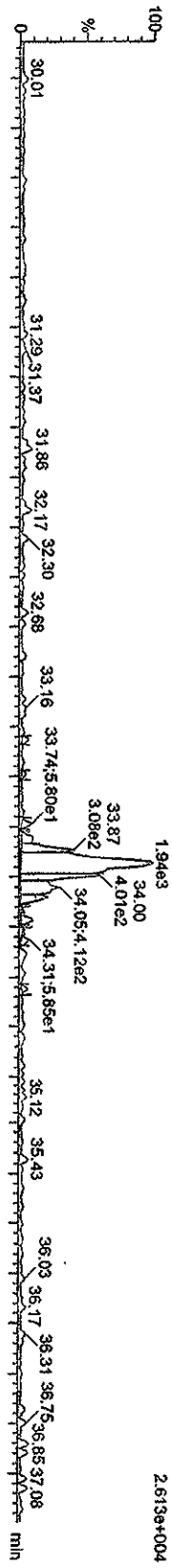


04MR103D5_07 Smooth(SG, 1x2)
 DB5 CPSM 3732-05 CP0304

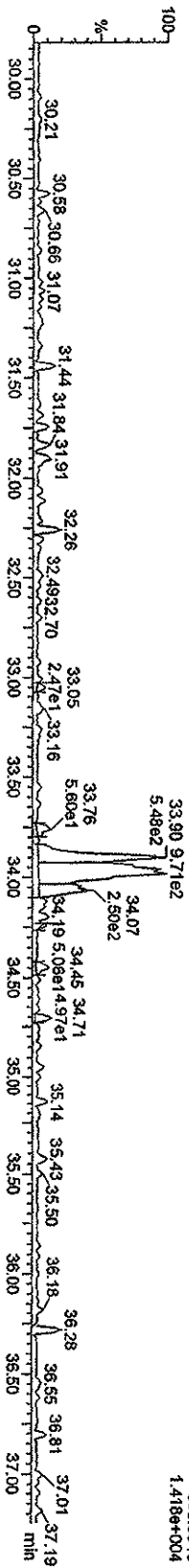


13C-PeCDD

04MR103D5_07 Smooth(SG, 1x2)
 DB5 CPSM 3732-05 CP0304



04MR103D5_07 Smooth(SG, 1x2)
 DB5 CPSM 3732-05 CP0304



04MR103D5_07 Smooth(SG, 1x2)
 DB5 CPSM 3732-05 CP0304

F2:Voltage SIR_EI+
 369.8919
 1.418e+004

Quantity Sample Report Masslynx 4.1


Dataset: C:\Masslynx\UNAN2010.PRO\04MR103D516132nSource.qld

Last Altered: Thursday, March 04, 2010 17:10:05 Pacific Standard Time
 Printed: Thursday, March 04, 2010 17:10:38 Pacific Standard Time

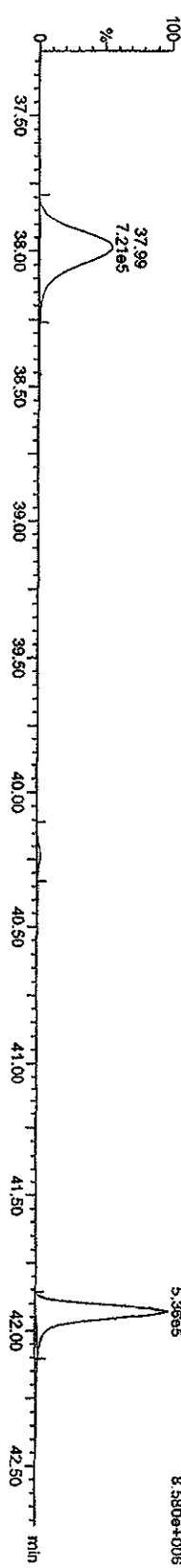
Name: 04MR103D5_07, Date: 04-Mar-2010, Time: 16:18:22, ID: CP0304, Description: DB5 CP5M 3732-05

HXCDFS

04MR103D5_07 Smooth(SG, 1x2)
 DB5 CP5M 3732-05 CP0304

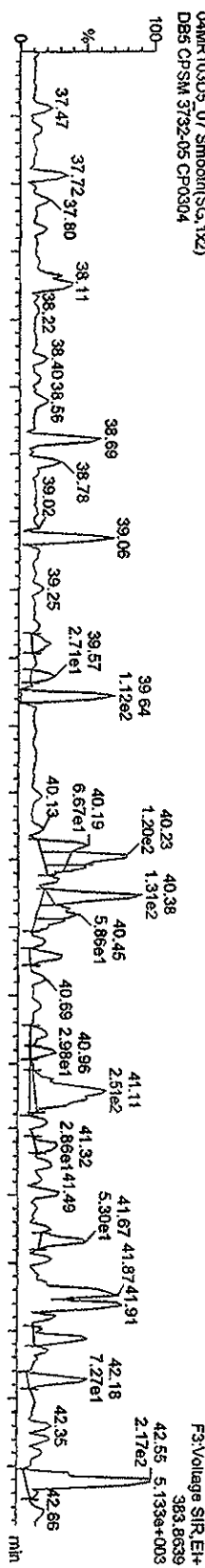


04MR103D5_07 Smooth(SG, 1x2)
 DB5 CP5M 3732-05 CP0304

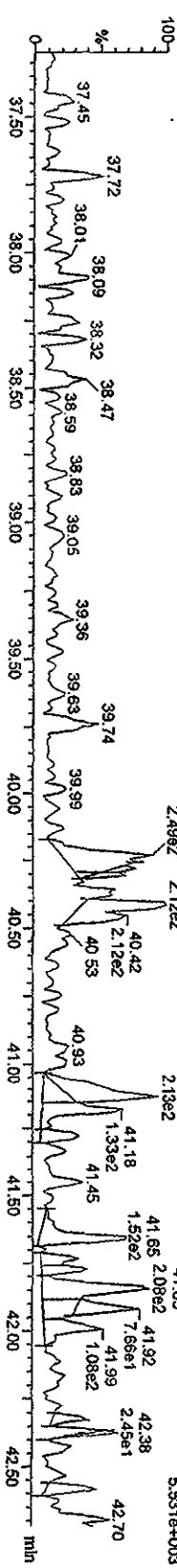


13C-HXCDFS

04MR103D5_07 Smooth(SG, 1x2)
 DB5 CP5M 3732-05 CP0304



04MR103D5_07 Smooth(SG, 1x2)
 DB5 CP5M 3732-05 CP0304



Quantity Sample Report Masslynx 4.1

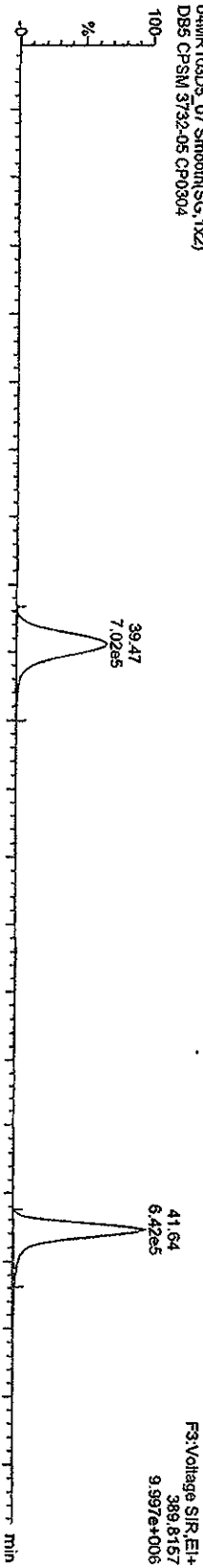
Dataset: C:\Masslynx\LAN2010\PROJ\04MR103D516132ndSource.qld

Last Altered: Thursday, March 04, 2010 17:10:05 Pacific Standard Time
Printed: Thursday, March 04, 2010 17:10:38 Pacific Standard Time

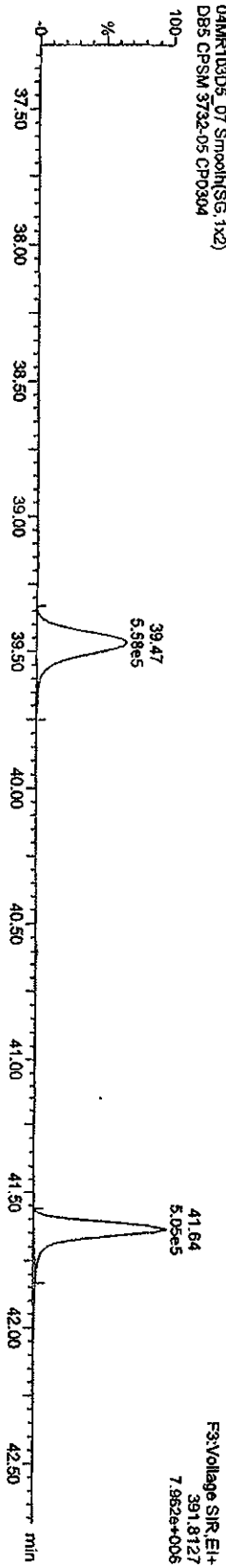
Name: 04MR103D5_07, Date: 04-Mar-2010, Time: 16:18:22, ID: CP0304, Description: DB5 CPSM 3732-05

HXCDDs

04MR103D5_07 Smooth(SG, 1x2)
DB5 CPSM 3732-05 CP0304

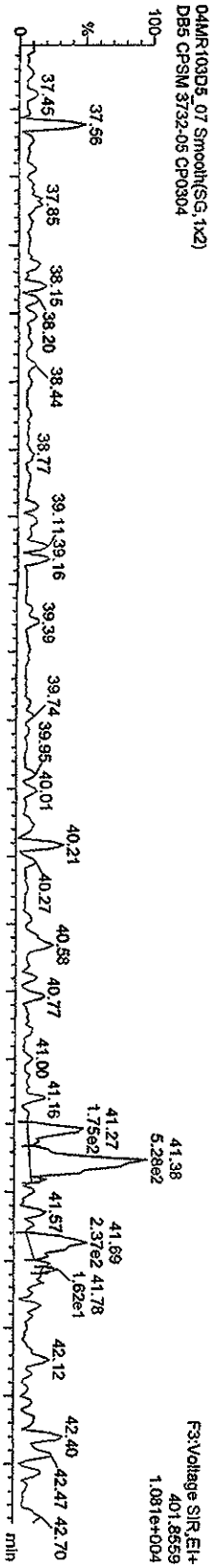


04MR103D5_07 Smooth(SG, 1x2)
DB5 CPSM 3732-05 CP0304

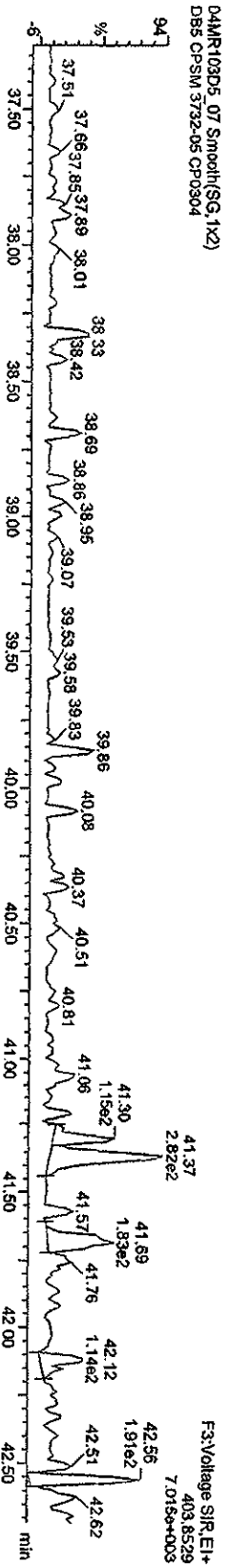


13C-HXCDDs

04MR103D5_07 Smooth(SG, 1x2)
DB5 CPSM 3732-05 CP0304



04MR103D5_07 Smooth(SG, 1x2)
DB5 CPSM 3732-05 CP0304

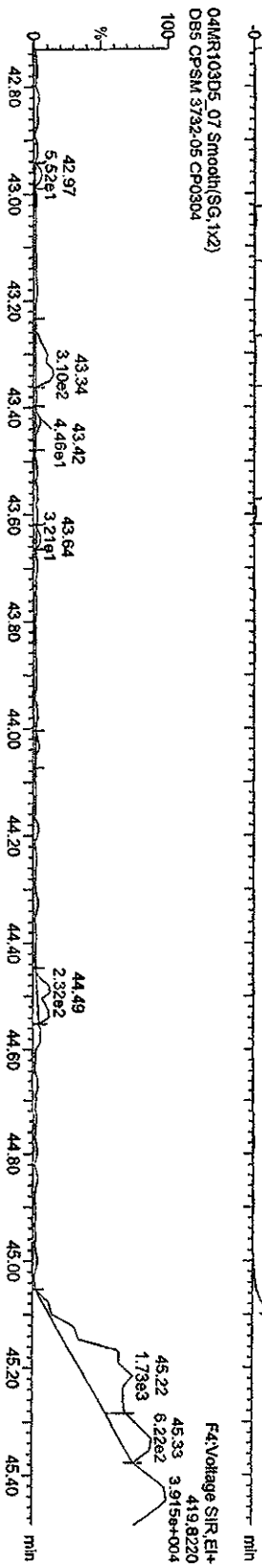
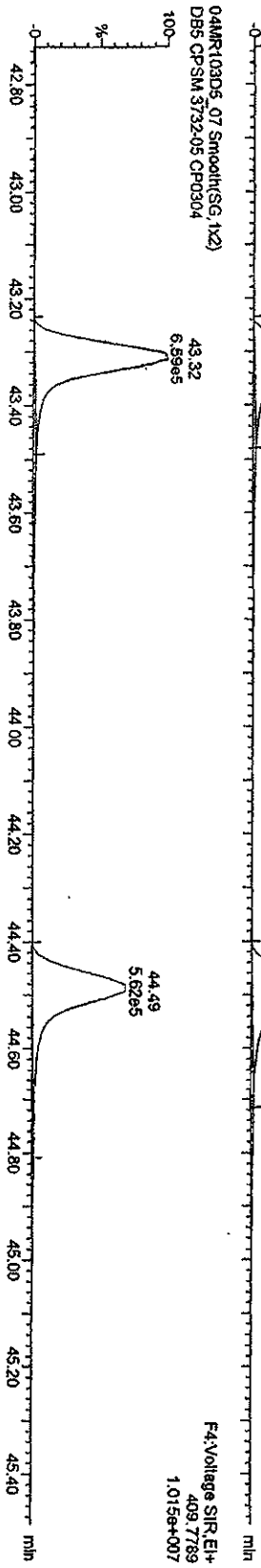


Quantity Sample Report MassLynx 4.1

Dataset: C:\MassLynx\JAN2010.PRO\04MR103D516132ndSource.qld

Last Altered: Thursday, March 04, 2010 17:10:05 Pacific Standard Time
Printed: Thursday, March 04, 2010 17:10:38 Pacific Standard Time

Name: 04MR103D5_07, Date: 04-Mar-2010, Time: 16:18:22, ID: CP0304, Description: DB5 CP5M 3732-05



Quantity Sample Report Masslynx 4.1

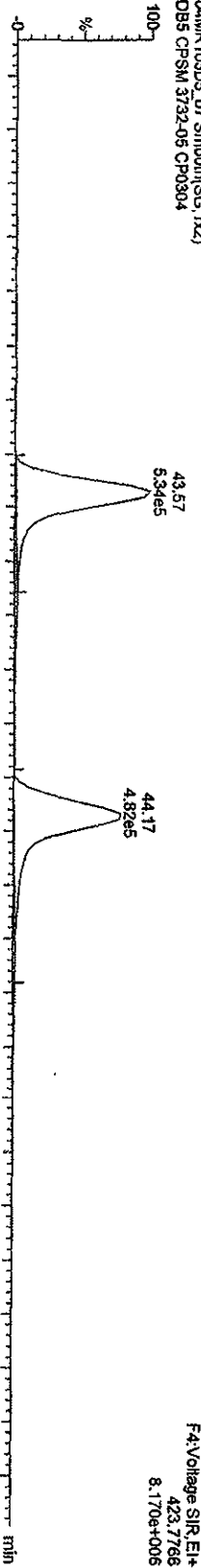
Dataset: C:\Masslynx\UNAN2010\PROV\04MR103D516132ndSource.dld

Last Altered: Thursday, March 04, 2010 17:10:05 Pacific Standard Time
Printed: Thursday, March 04, 2010 17:10:38 Pacific Standard Time

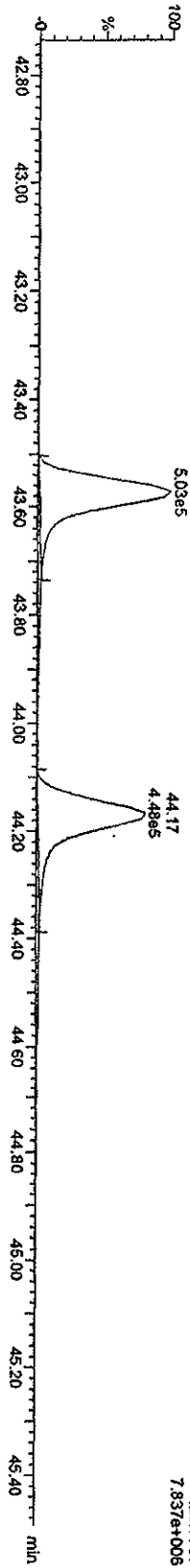
Name: 04MR103D5_07, Date: 04-Mar-2010, Time: 16:18:22, ID: CP0304, Description: DB5 CPSM 3732-05

HpCDDs

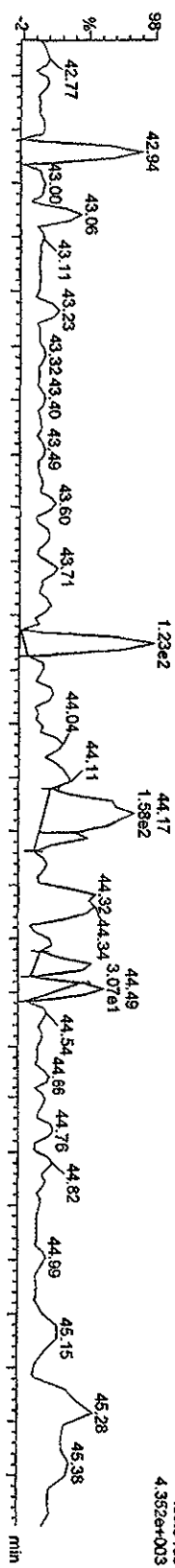
04MR103D5_07 Smooth(SG, 1x2)
DB5 CPSM 3732-05 CP0304



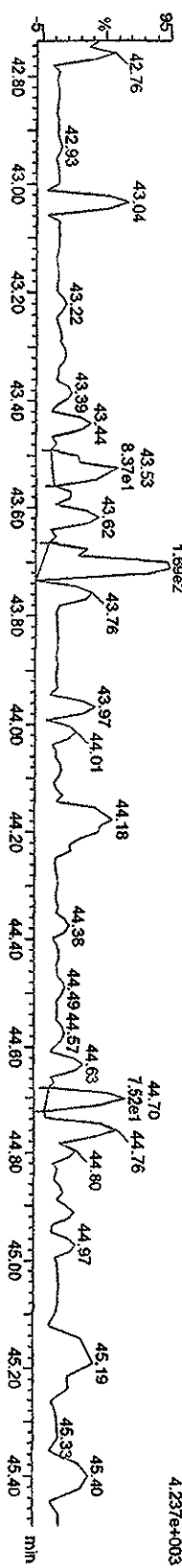
04MR103D5_07 Smooth(SG, 1x2)
DB5 CPSM 3732-05 CP0304



04MR103D5_07 Smooth(SG, 1x2)
DB5 CPSM 3732-05 CP0304



04MR103D5_07 Smooth(SG, 1x2)
DB5 CPSM 3732-05 CP0304



F4:Voltage SIR, EI+
437.8140
4.237e+003

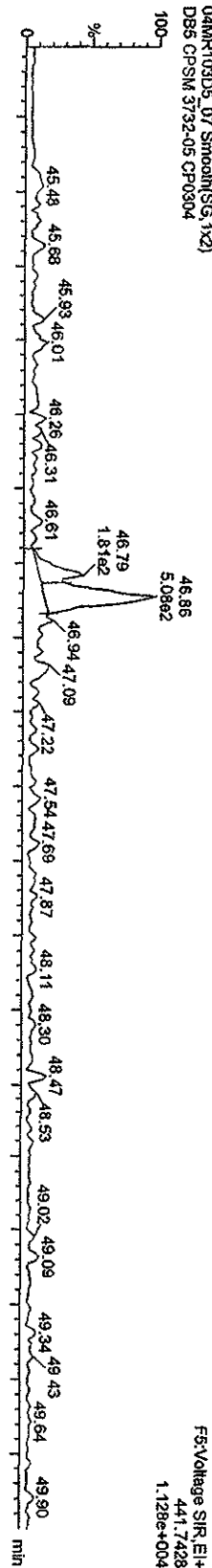
Quantity Sample Report MassLynx 4.1

Dataset: C:\MassLynx\UN2010\PROV\04MR103D516132ndSource.qld

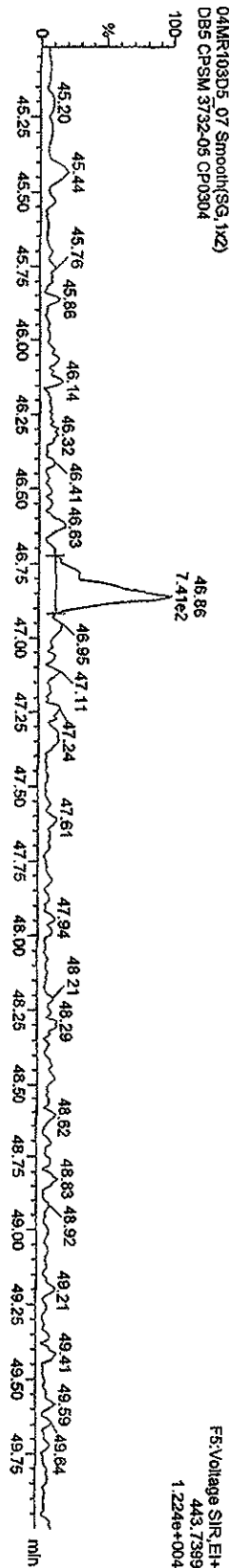
Last Altered: Thursday, March 04, 2010 17:10:05 Pacific Standard Time
Printed: Thursday, March 04, 2010 17:10:38 Pacific Standard Time

Name: 04MR103D5_07, Date: 04-Mar-2010, Time: 16:18:22, ID: CP0304, Description: DB5 CPSM 3732-05

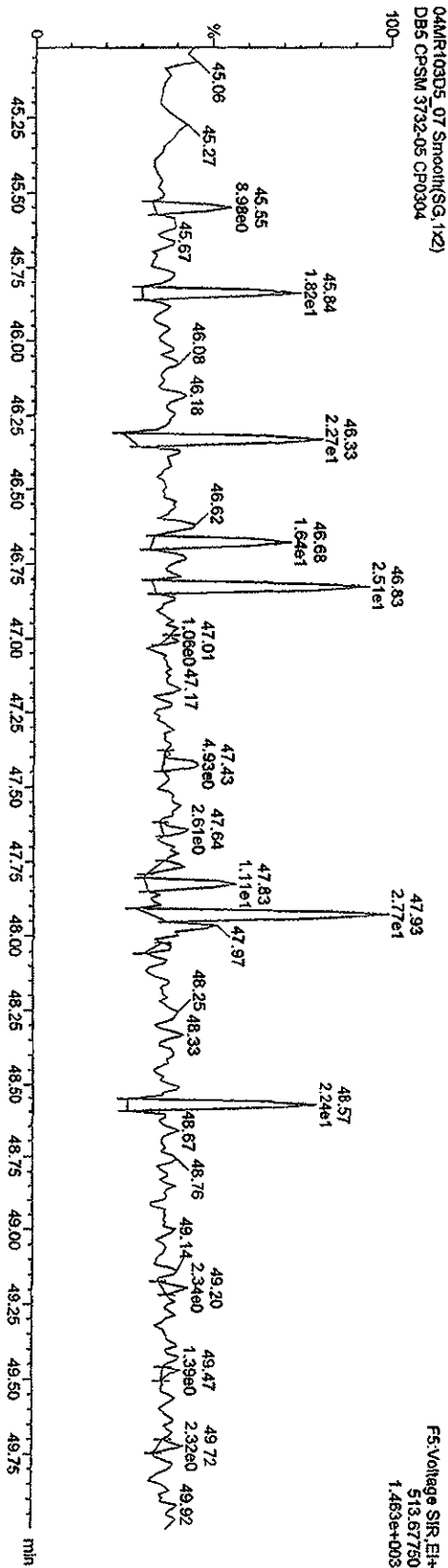
OCDFs
04MR103D5_07 Smooth(SG, 1x2)
DB5 CPSM 3732-05 CP0304



OCDFs
04MR103D5_07 Smooth(SG, 1x2)
DB5 CPSM 3732-05 CP0304



OCDF PCDPE
04MR103D5_07 Smooth(SG, 1x2)
DB5 CPSM 3732-05 CP0304



Quantify Sample Report MassLynx 4.1

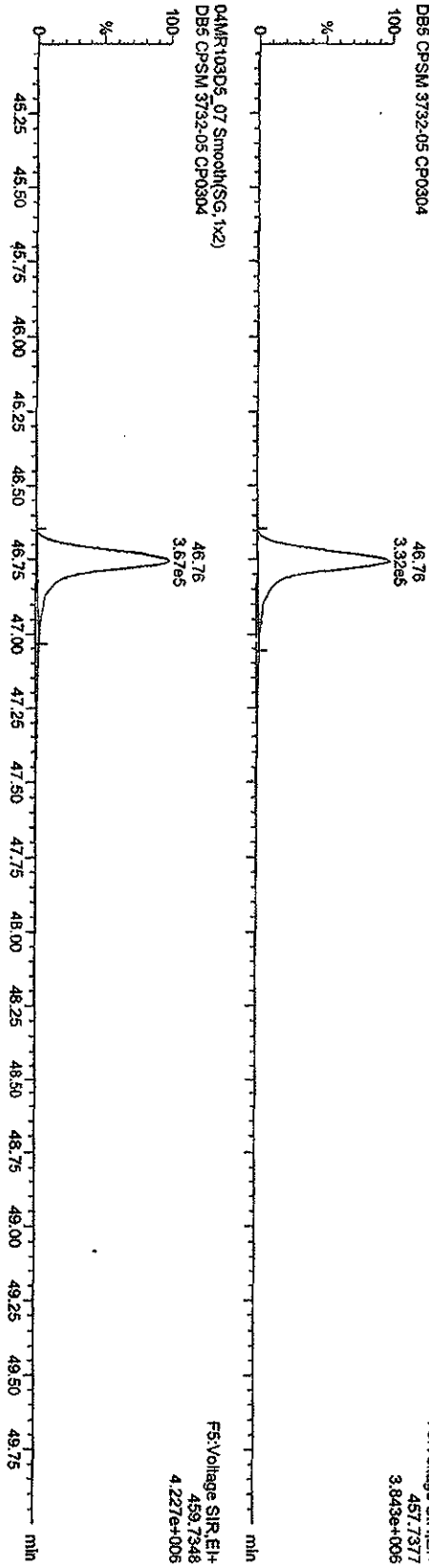
Dataset: C:\MassLynx\UAN2010\PRO104MR103D516132ndSource.d

Last Altered: Thursday, March 04, 2010 17:10:05 Pacific Standard Time
Printed: Thursday, March 04, 2010 17:10:38 Pacific Standard Time

Name: 04MR103D5_07, Date: 04-Mar-2010, Time: 16:18:22, ID: CP0304, Description: DB5 CPSM 3732-05

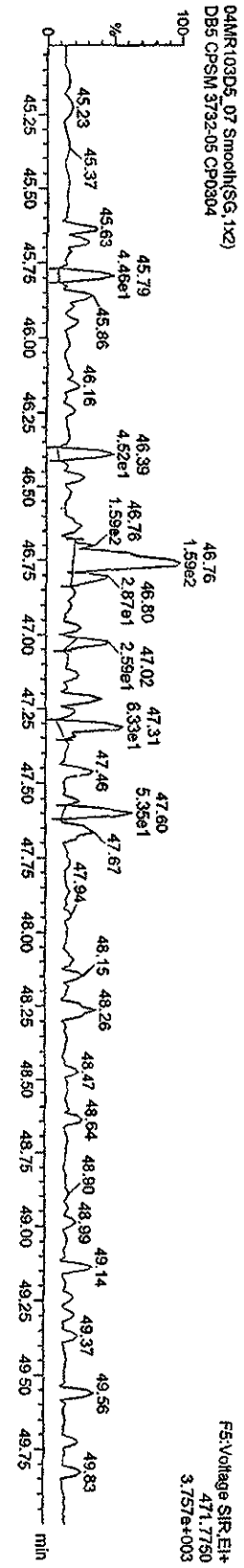
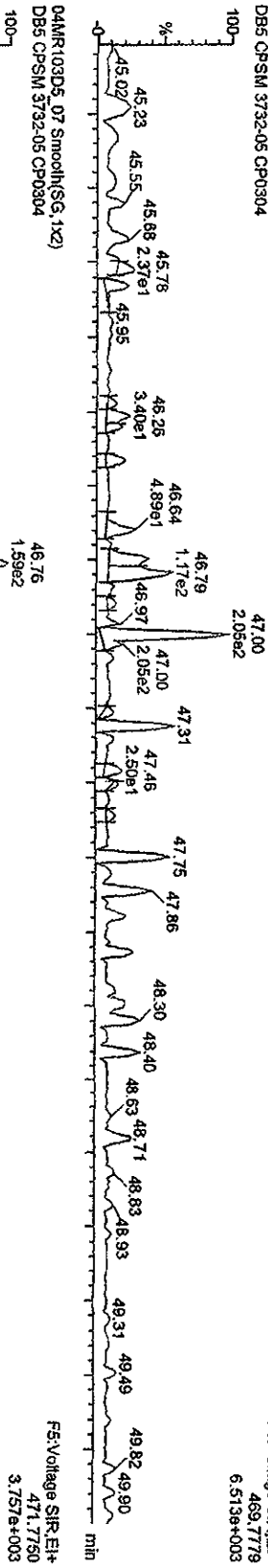
OCD

04MR103D5_07 Smooth(SG, 1x2)
DB5 CPSM 3732-05 CP0304



13C-OCDD

04MR103D5_07 Smooth(SG, 1x2)
DB5 CPSM 3732-05 CP0304

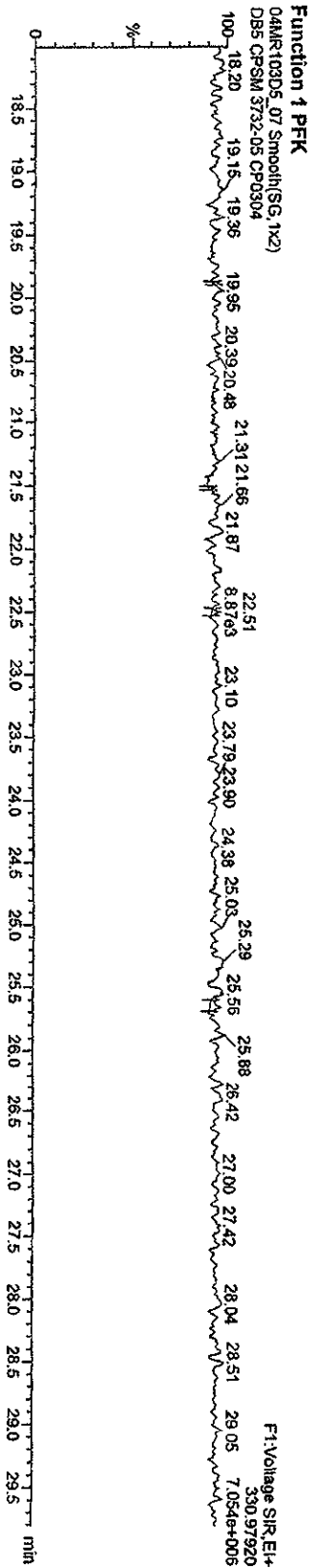
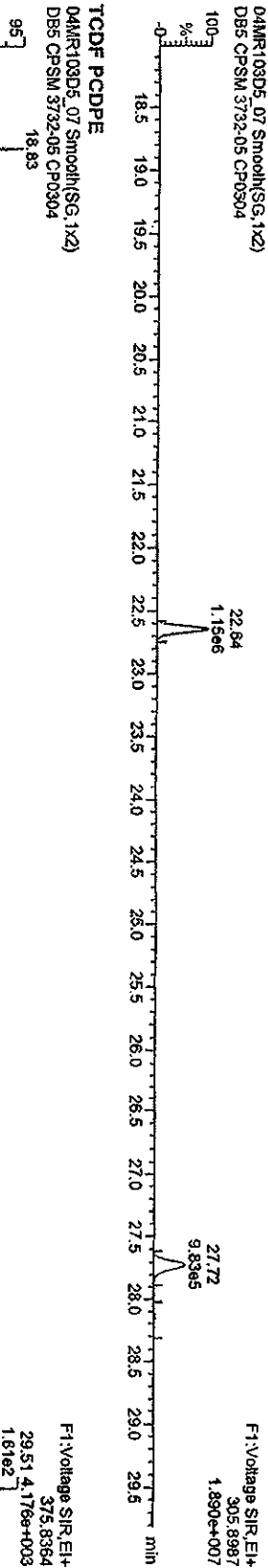



Quantify Sample Report Masslynx 4.1

Dataset: C:\Masslynx\JAN2010\PROJ04MR103D516132ndSource.qld

Last Altered: Thursday, March 04, 2010 17:10:05 Pacific Standard Time
 Printed: Thursday, March 04, 2010 17:10:38 Pacific Standard Time

Name: 04MR103D5_07, Date: 04-Mar-2010, Time: 16:18:22, ID: CP0304, Description: DB5 CPSM 3732-05



Quantity Sample Report Masslynx 4.1


Dataset: C:\Masslynx\JAN2010\PROJ\04MR103D5\16132ndSource.qld

Last Altered: Thursday, March 04, 2010 17:10:05 Pacific Standard Time
 Printed: Thursday, March 04, 2010 17:10:38 Pacific Standard Time

Name: 04MR103D5_07, Date: 04-Mar-2010, Time: 16:18:22, ID: CP0304, Description: DB6 CPSM 3732-05

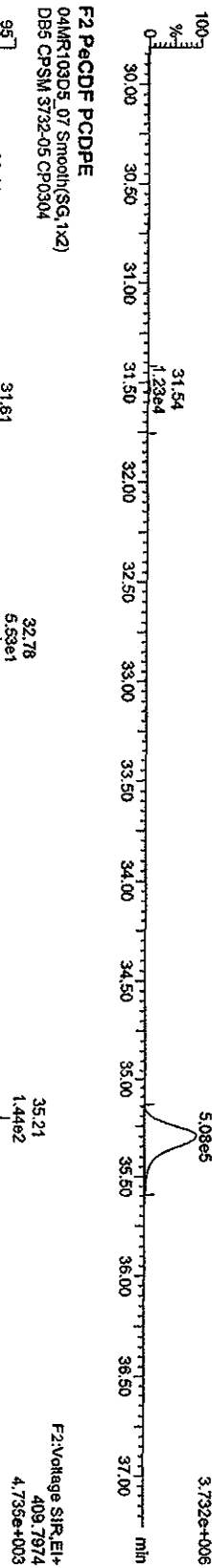
PcCDF

04MR103D5_07 Smooth(SG,1x2)
 DB6 CPSM 3732-05 CP0304



F2:Voltage SIR.EI+
 339.8597
 5.781e+006

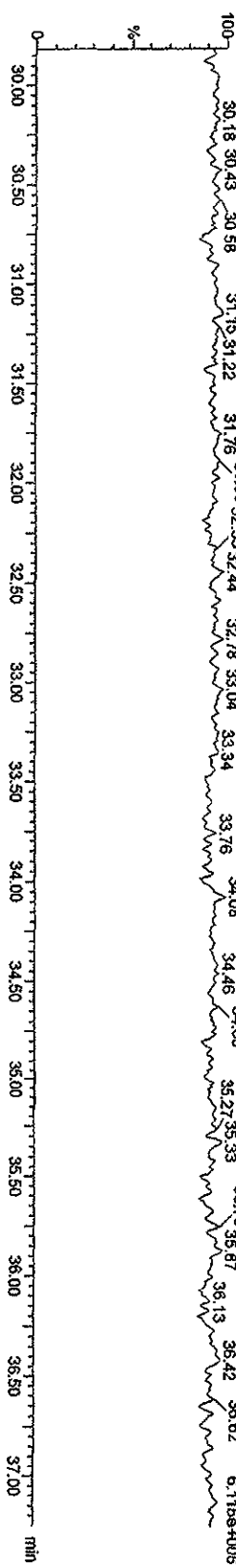
04MR103D5_07 Smooth(SG,1x2)
 DB6 CPSM 3732-05 CP0304



F2:Voltage SIR.EI+
 409.7974
 4.735e+003

Function 2 PFK

04MR103D5_07 Smooth(SG,1x2)
 DB6 CPSM 3732-05 CP0304




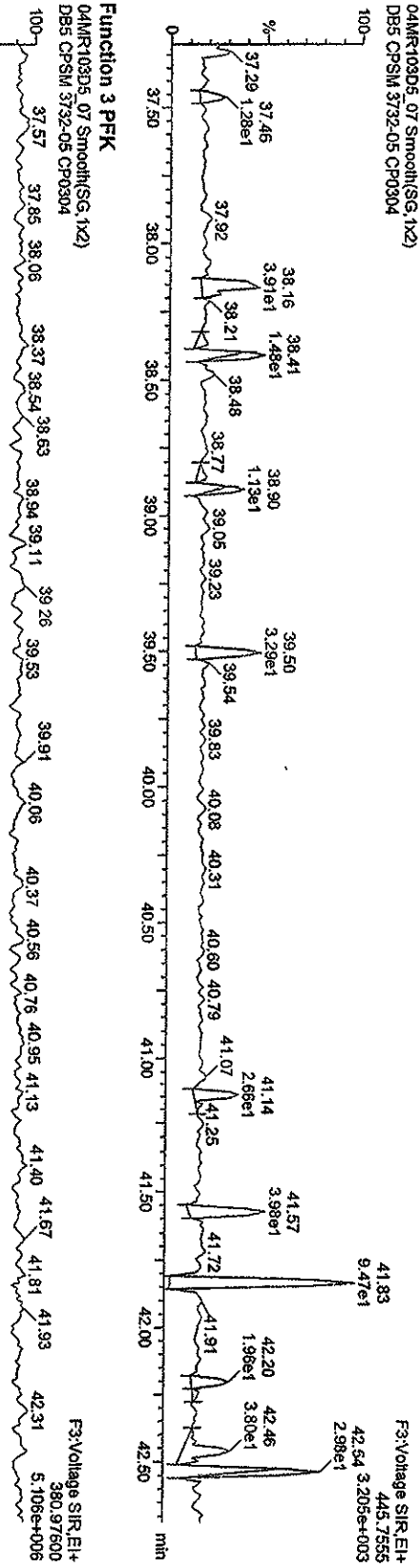
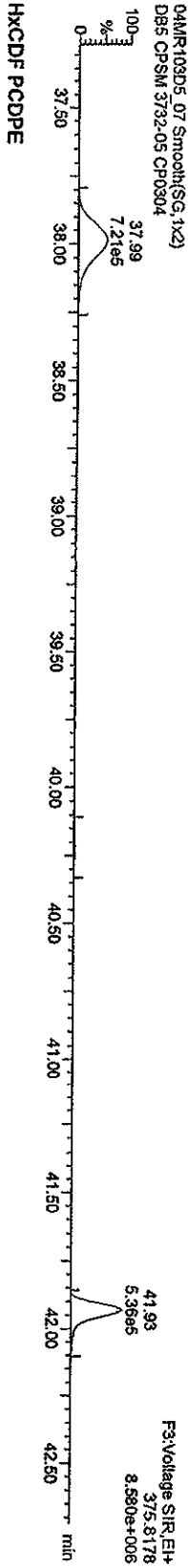

F2:Voltage SIR.EI+
 342.97920
 6.118e+006

Quantity Sample Report Masslynx 4.1

Dataset: C:\Masslynx\JAN2010\PROJ04MR103D5\16132ndSource.qld

Last Altered: Thursday, March 04, 2010 17:10:05 Pacific Standard Time
 Printed: Thursday, March 04, 2010 17:10:38 Pacific Standard Time

Name: 04MR103D5_07, Date: 04-Mar-2010, Time: 16:18:22, ID: CP0304, Description: DBS CPSM 3732-05




Quantity Sample Report MassLynx 4.1

Dataset: C:\MassLynx\JAN2010.PRO\04MIR103D516132ndSource.qld

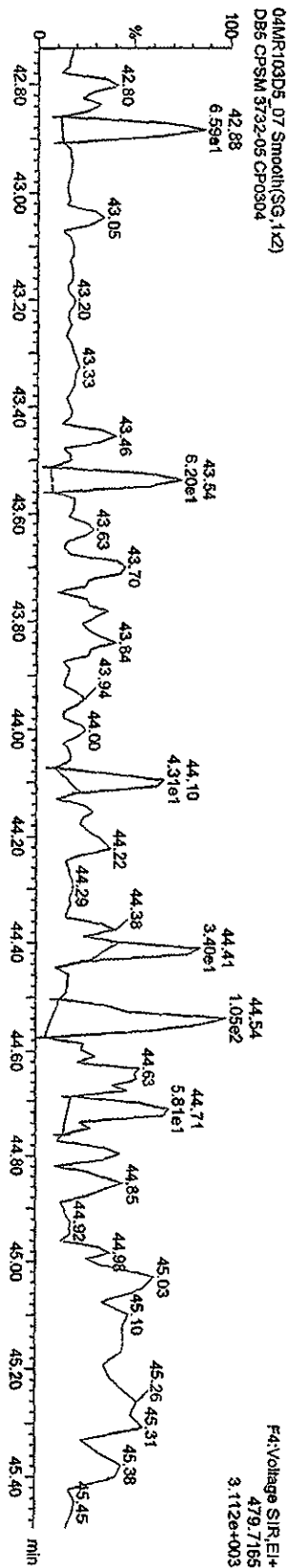
Last Altered: Thursday, March 04, 2010 17:10:05 Pacific Standard Time
Printed: Thursday, March 04, 2010 17:10:38 Pacific Standard Time

Name: 04MIR103D5_07, Date: 04-Mar-2010, Time: 16:18:22, ID: CP0304, Description: DB5 CPSM 3732-05

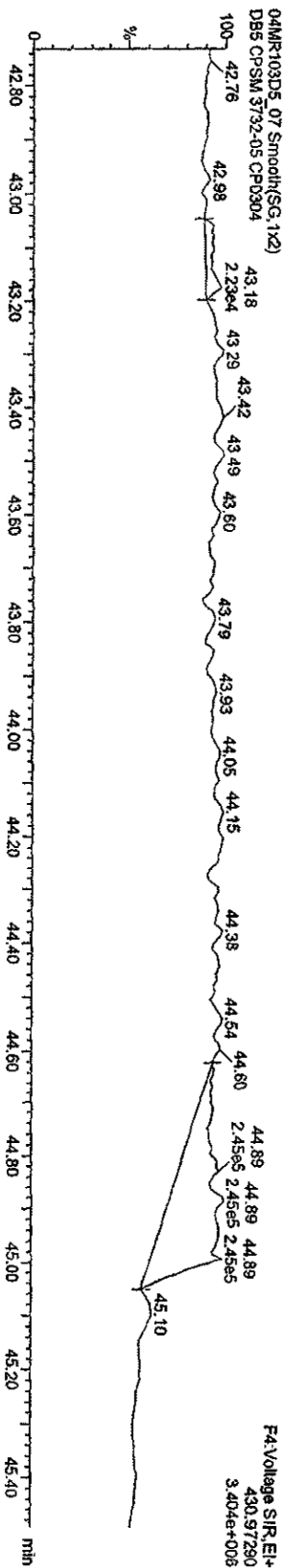
HPCDFs



HPCDF PCDFE



Function 4 PFK

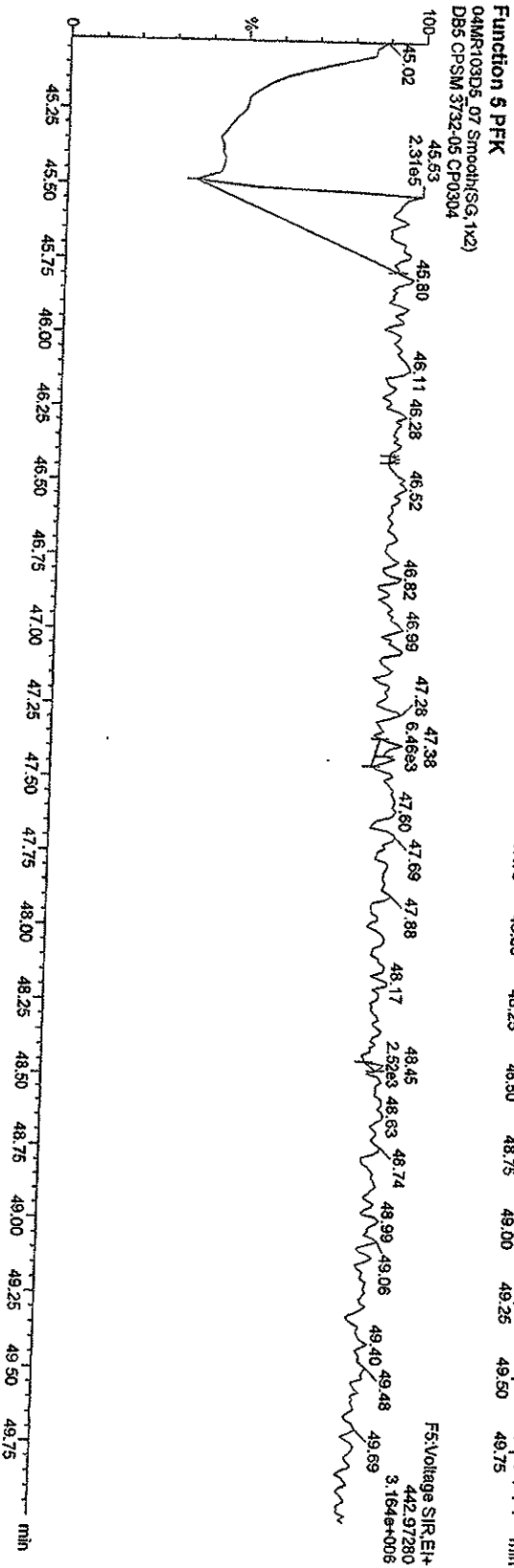
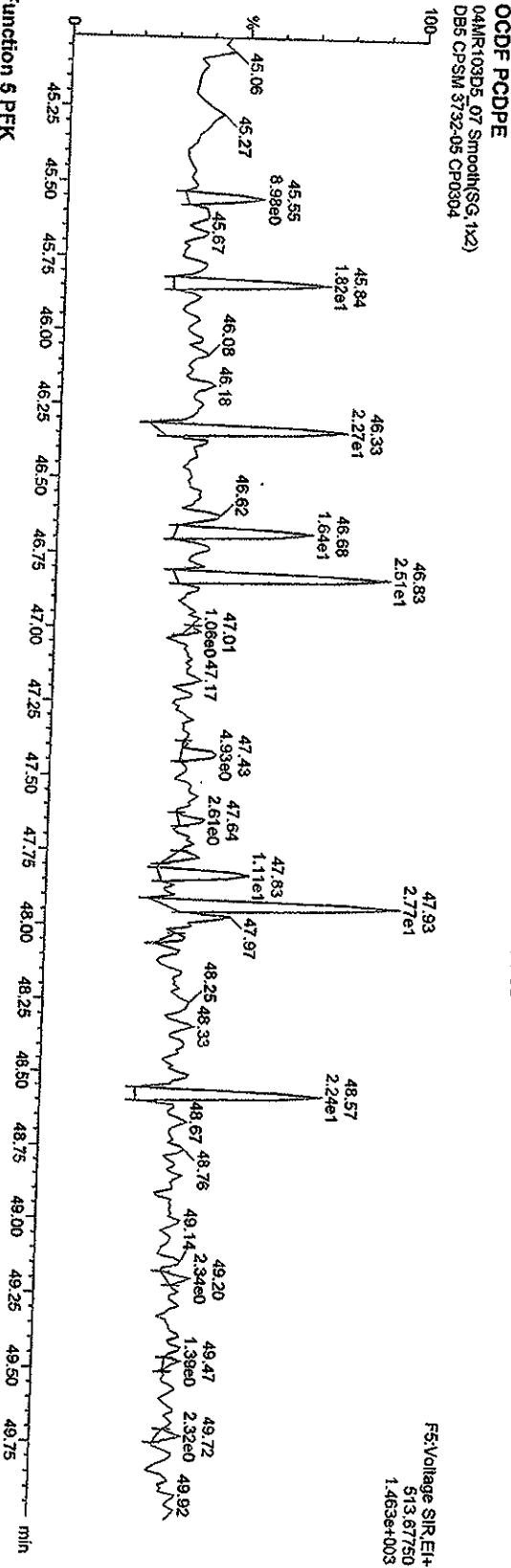


Quantity Sample Report MassLynx 4.1

Dataset: C:\MassLynx\JAN2010\PROJ04MR103D516132ndSource.qld

Last Altered: Thursday, March 04, 2010 17:10:05 Pacific Standard Time
Printed: Thursday, March 04, 2010 17:10:38 Pacific Standard Time

Name: 04MR103D5_07, Date: 04-Mar-2010, Time: 16:18:22, ID: CP0304, Description: DB5 CPSM 3732-05



Quantity Sample Report Masslynx 4.1

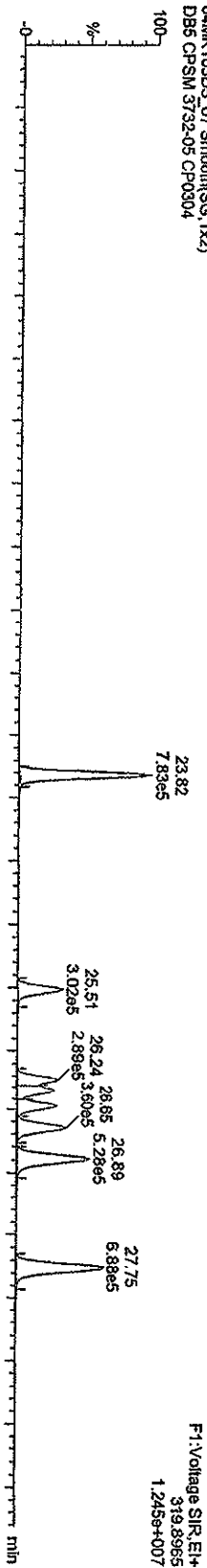
Dataset: C:\Masslynx\UNAN2010\PROV\04MR103D516132ndSource.qld

Last Altered: Thursday, March 04, 2010 17:10:05 Pacific Standard Time
Printed: Thursday, March 04, 2010 17:10:38 Pacific Standard Time

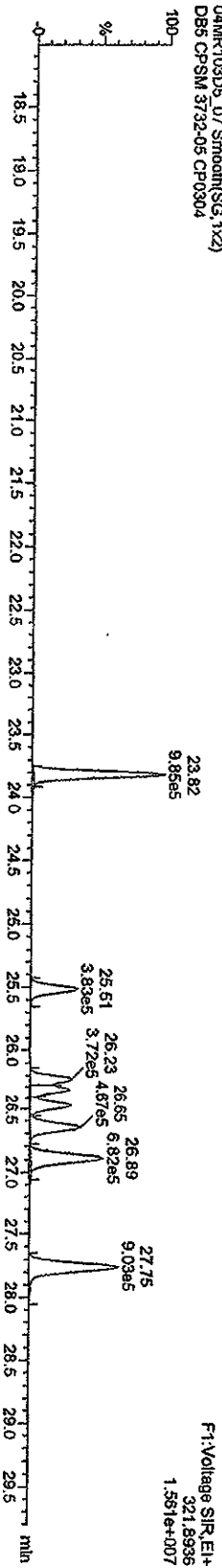
Name: 04MR103D5_07, Date: 04-Mar-2010, Time: 16:18:22, ID: CP0304, Description: DB5 CP5M 3732-05

TCCDs

04MR103D5_07 Smooth(SG, 1x2)
DB5 CP5M 3732-05 CP0304




04MR103D5_07 Smooth(SG, 1x2)
DB5 CP5M 3732-05 CP0304

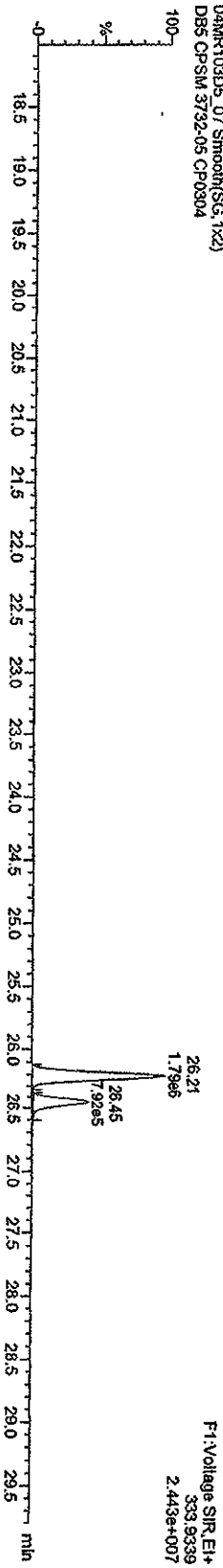


13C-TCCDs

04MR103D5_07 Smooth(SG, 1x2)
DB5 CP5M 3732-05 CP0304



04MR103D5_07 Smooth(SG, 1x2)
DB5 CP5M 3732-05 CP0304



Initial Calibration Checklist Dioxin Methods

ICAL ID (8290, 1613, TO9, 23, 0023A, TETRAS) 123109105

Method ID 8290, 1613B, TO9, 23, 0023A

Date Scanned 01/11/10

Column ID DB5

Instrument ID 105

STD ID's ST1231(B,C,D,E,F)

STD Solution 09DXN(422, 423, 425, 426, 456)

GC Program OCDD

Multiplier Setting 270

Analyzed By A.M.

Date Analyzed 12/31/09, ~~1/1/10~~ 1/4/10

Prepared By M.G.

Date Prepared 1/4/10

Reviewed By JRB

Date Reviewed 1/4/10

ANALYSIS OPTION	INITIATED BY	REVIEWED
Curve summary present?	✓	✓
Hardcopies of chromatograms for CS1-CS5 present?	✓	✓
Copy of log-file present?	✓	✓
Static resolution check present?	✓	✓
Target file RT's correct?	✓	✓
%RSD within method-specified limits?*	✓	✓
Signal-to-noise criteria met?	✓	✓
Isotopic ratios within limits?	✓	✓
High point free of saturation?	✓	✓
Are chromatographic windows correct?	✓	✓
Manual reintegration's checked and hardcopies included?	✓	✓

COMMENTS:

CS2 Retention Times: 13C-1,2,3,4-TCDD 18:40
13C-1,2,3,7,8,9-HxCDD 32:49

*Method 8290/TO9/M0023A: %RSD ≤20% for natives, ≤30% for labeled compounds; S/N ≥10
Method 1613B: %RSD ≤20% natives, ≤30% labeled compounds; S/N ≥10
Method 23: %RSD ≤ values specified in Table 5, Method 23; S/N ≥ 2.5

ST1231B : CS-1 09DXN422 ST1231C : CS-2 09DXN423 ST1231D : CS-3 09DXN425
 ST1231E : CS-4 09DXN426 ST1231F : CS-5 09DXN456

31DE09A1D531DE09A1D531DE09A1D531DE09A1D531DE09A1D531DE09A1D5

Name	Mean	S. D.	%RSD	RRF1	RRF2	RRF3	RRF4	RRF5
13C-1,2,3,4-TCDD	-	-	- %	-	-	-	-	-

13C-2,3,7,8-TCDF	1.566	0.079	5.03 %	1.52	1.48	1.64	1.53	1.66
2,3,7,8-TCDF	0.860	0.090	10.4 %	0.77	0.77	0.87	0.91	0.98
Total TCDF	0.860	0.090	10.4 %	0.77	0.77	0.87	0.91	0.98

13C-2,3,7,8-TCDD	0.993	0.079	7.91 %	0.93	0.93	1.01	0.97	1.12
2,3,7,8-TCDD	0.934	0.120	12.9 %	0.86	0.77	0.95	1.01	1.07
Total TCDD	0.934	0.120	12.9 %	0.86	0.77	0.95	1.01	1.07

37Cl-2,3,7,8-TCDD	2.218	0.347	15.7 %	2.02	1.82	2.18	2.33	2.74
-------------------	-------	-------	--------	------	------	------	------	------

13C-1,2,3,7,8-PeCDF	1.073	0.114	10.6 %	1.00	0.98	1.09	1.03	1.26
1,2,3,7,8-PeCDF	1.000	0.119	11.9 %	0.85	0.90	1.04	1.10	1.11
2,3,4,7,8-PeCDF	0.939	0.122	13.0 %	0.79	0.84	0.97	1.05	1.05
Total F2 PeCDF	0.969	0.120	12.4 %	0.82	0.87	1.01	1.08	1.08
Total F1 PeCDF	0.969	0.120	12.4 %	0.82	0.87	1.01	1.08	1.08

13C-1,2,3,7,8-PeCDD	0.666	0.081	12.1 %	0.61	0.59	0.67	0.67	0.80
1,2,3,7,8-PeCDD	0.929	0.127	13.7 %	0.79	0.81	0.94	1.04	1.06
Total PeCDD	0.929	0.127	13.7 %	0.79	0.81	0.94	1.04	1.06

13C-1,2,3,7,8,9-HxCDD	-	-	- %	-	-	-	-	-
-----------------------	---	---	-----	---	---	---	---	---

13C-1,2,3,4,7,8-HxCDF	0.893	0.084	9.37 %	0.98	0.88	0.90	0.76	0.94
1,2,3,4,7,8-HxCDF	1.199	0.171	14.2 %	0.96	1.08	1.31	1.33	1.32
1,2,3,6,7,8-HxCDF	1.371	0.160	11.7 %	1.12	1.30	1.48	1.51	1.45
2,3,4,6,7,8-HxCDF	1.242	0.152	12.3 %	1.02	1.15	1.32	1.36	1.36
1,2,3,7,8,9-HxCDF	1.326	0.218	16.4 %	1.02	1.19	1.44	1.57	1.42
Total HxCDF	1.285	0.174	13.5 %	1.03	1.18	1.39	1.44	1.38

13C-1,2,3,6,7,8-HxCDD	0.732	0.084	11.4 %	0.83	0.69	0.75	0.61	0.78
1,2,3,4,7,8-HxCDD	0.970	0.170	17.5 %	0.74	0.88	0.98	1.15	1.11

1,2,3,6,7,8-HxCDD	1.058	0.118	11.2 %	0.88	1.01	1.09	1.16	1.15
1,2,3,7,8,9-HxCDD	1.275	0.243	19.0 %	0.92	1.19	1.33	1.57	1.37
Total HxCDD	1.101	0.175	15.9 %	0.84	1.02	1.14	1.30	1.21
13C-1,2,3,4,6,7,8-HpCDF	0.860	0.055	6.38 %	0.92	0.85	0.88	0.78	0.88
1,2,3,4,6,7,8-HpCDF	1.287	0.138	10.8 %	1.10	1.18	1.34	1.41	1.40
1,2,3,4,7,8,9-HpCDF	1.135	0.151	13.3 %	0.95	1.00	1.19	1.27	1.27
Total HpCDF	1.211	0.145	11.9 %	1.02	1.09	1.27	1.34	1.33
13C-1,2,3,4,6,7,8-HpCDD	0.752	0.046	6.08 %	0.80	0.74	0.75	0.68	0.79
1,2,3,4,6,7,8-HpCDD	0.998	0.122	12.2 %	0.85	0.88	1.05	1.10	1.10
Total HpCDD	0.998	0.122	12.2 %	0.85	0.88	1.05	1.10	1.10
13C-OCDD	0.564	0.039	6.86 %	0.58	0.54	0.57	0.51	0.61
OCDF	1.437	0.202	14.1 %	1.16	1.30	1.52	1.63	1.59
OCDD	1.110	0.128	11.5 %	0.96	0.98	1.16	1.23	1.22

Run #1 Filename 31DE09A1D5 S: 2 I: 1
 Acquired: 1-JAN-10 00:09:07 Processed: 4-JAN-10 07:30:47
 Run: 15SE098D2 Analyte: 8290 Cal: 82901231091D5

Comments:

Sample text: ST1231B :CS-1 09DXN422

Name	Resp	RA	RT	RRF		Mod?
13C-1,2,3,4-TCDD	326815000	0.81 y	18:42	-	100.00	n
13C-2,3,7,8-TCDF	495192000	0.78 y	18:09	1.52	100.00	n
2,3,7,8-TCDF	1909491	0.78 y	18:09	0.77	0.50	n
Total TCDF	-	- n	-	0.77	0.50	n
13C-2,3,7,8-TCDD	305230000	0.80 y	18:53	0.93	100.00	n
2,3,7,8-TCDD	1317770	0.78 y	18:56	0.86	0.50	n
Total TCDD	-	- n	-	0.86	0.50	n
37Cl-2,3,7,8-TCDD	3295720	1.00 y	18:56	2.02	0.50	n
13C-1,2,3,7,8-PeCDF	327775000	1.60 y	23:32	1.00	100.00	n
1,2,3,7,8-PeCDF	6958190	1.59 y	23:34	0.85	2.50	n
2,3,4,7,8-PeCDF	6434690	1.62 y	24:58	0.79	2.50	n
Total F2 PeCDF	-	- n	-	0.82	5.00	n
Total F1 PeCDF	-	- n	-	0.82	5.00	n
13C-1,2,3,7,8-PeCDD	198162800	1.64 y	25:44	0.61	100.00	n
1,2,3,7,8-PeCDD	3904960	1.46 y	25:45	0.79	2.50	n
Total PeCDD	-	- n	-	0.79	2.50	n
13C-1,2,3,7,8,9-HxCDD	246455000	1.30 y	32:51	-	100.00	n
13C-1,2,3,4,7,8-HxCDF	242322300	0.50 y	31:26	0.98	100.00	n
1,2,3,4,7,8-HxCDF	5809990	1.20 y	31:27	0.96	2.50	n
1,2,3,6,7,8-HxCDF	6810920	1.31 y	31:36	1.12	2.50	n
2,3,4,6,7,8-HxCDF	6178250	1.26 y	32:17	1.02	2.50	n
1,2,3,7,8,9-HxCDF	6177790	1.28 y	33:03	1.02	2.50	n
Total HxCDF	-	- n	-	1.03	10.00	n
13C-1,2,3,6,7,8-HxCDD	204409500	1.28 y	32:32	0.83	100.00	n
1,2,3,4,7,8-HxCDD	3765050	1.19 y	32:27	0.74	2.50	n
1,2,3,6,7,8-HxCDD	4473360	1.33 y	32:33	0.88	2.50	n
1,2,3,7,8,9-HxCDD	4685460	1.26 y	32:52	0.92	2.50	n
Total HxCDD	-	- n	-	0.84	7.50	n
13C-1,2,3,4,6,7,8-HpCDF	227457800	0.43 y	34:35	0.92	100.00	n
1,2,3,4,6,7,8-HpCDF	6254400	1.07 y	34:35	1.10	2.50	n
1,2,3,4,7,8,9-HpCDF	5396380	1.04 y	35:53	0.95	2.50	n
Total HpCDF	-	- n	-	1.02	5.00	n
13C-1,2,3,4,6,7,8-HpCDD	196980400	1.10 y	35:31	0.80	100.00	n
1,2,3,4,6,7,8-HpCDD	4184800	0.97 y	35:31	0.85	2.50	n
Total HpCDD	-	- n	-	0.85	2.50	n
13C-OCDD	287999000	0.90 y	38:18	0.58	200.00	n
OCDF	8341240	0.89 y	38:25	1.16	5.00	n

OCDD 6946490 0.88 y 38:19 0.96 5.00 n

Run #2 Filename 31DE09A1D5 S: 3 I: 1
 Acquired: 1-JAN-10 00:50:55 Processed: 4-JAN-10 07:30:48
 Run: 15SE098D2 Analyte: 8290 Cal: 82901231091D5

Comments:

Sample text: ST1231C :CS-2 09DXN423

Name	Resp	RA	RT	RRF		Mod?
13C-1,2,3,4-TCDD	338633000	0.80 y	18:40	-	100.00	n
13C-2,3,7,8-TCDF	501872000	0.80 y	18:07	1.48	100.00	n
2,3,7,8-TCDF	7721520	0.76 y	18:08	0.77	2.00	n
Total TCDF	-	- n	-	0.77	2.00	n
13C-2,3,7,8-TCDD	314535000	0.79 y	18:52	0.93	100.00	n
2,3,7,8-TCDD	4841990	0.72 y	18:53	0.77	2.00	n
Total TCDD	-	- n	-	0.77	2.00	n
37Cl-2,3,7,8-TCDD	12349320	1.00 y	18:53	1.82	2.00	n
13C-1,2,3,7,8-PeCDF	332660000	1.64 y	23:31	0.98	100.00	n
1,2,3,7,8-PeCDF	29926900	1.66 y	23:32	0.90	10.00	n
2,3,4,7,8-PeCDF	27858600	1.64 y	24:57	0.84	10.00	n
Total F2 PeCDF	-	- n	-	0.87	20.00	n
Total F1 PeCDF	-	- n	-	0.87	20.00	n
13C-1,2,3,7,8-PeCDD	200944100	1.64 y	25:42	0.59	100.00	n
1,2,3,7,8-PeCDD	16258920	1.63 y	25:44	0.81	10.00	n
Total PeCDD	-	- n	-	0.81	10.00	n
13C-1,2,3,7,8,9-HxCDD	271672000	1.29 y	32:50	-	100.00	n
13C-1,2,3,4,7,8-HxCDF	238064400	0.51 y	31:25	0.88	100.00	n
1,2,3,4,7,8-HxCDF	25643500	1.28 y	31:26	1.08	10.00	n
1,2,3,6,7,8-HxCDF	30902300	1.30 y	31:35	1.30	10.00	n
2,3,4,6,7,8-HxCDF	27314900	1.31 y	32:16	1.15	10.00	n
1,2,3,7,8,9-HxCDF	28395900	1.26 y	33:02	1.19	10.00	n
Total HxCDF	-	- n	-	1.18	40.00	n
13C-1,2,3,6,7,8-HxCDD	187073300	1.31 y	32:31	0.69	100.00	n
1,2,3,4,7,8-HxCDD	16376990	1.27 y	32:26	0.88	10.00	y
1,2,3,6,7,8-HxCDD	18917800	1.35 y	32:32	1.01	10.00	y
1,2,3,7,8,9-HxCDD	22185210	1.30 y	32:51	1.19	10.00	n
Total HxCDD	-	- n	-	1.02	30.00	n
13C-1,2,3,4,6,7,8-HpCDF	229668600	0.43 y	34:34	0.85	100.00	n
1,2,3,4,6,7,8-HpCDF	27134500	1.01 y	34:35	1.18	10.00	n
1,2,3,4,7,8,9-HpCDF	22973600	1.06 y	35:53	1.00	10.00	n
Total HpCDF	-	- n	-	1.09	20.00	n
13C-1,2,3,4,6,7,8-HpCDD	200876100	1.09 y	35:30	0.74	100.00	n
1,2,3,4,6,7,8-HpCDD	17730590	1.07 y	35:31	0.88	10.00	n
Total HpCDD	-	- n	-	0.88	10.00	n
13C-OCDD	295682000	0.89 y	38:18	0.54	200.00	n
OCDF	38310100	0.87 y	38:25	1.30	20.00	n

OCDD 28999100 0.89 y 38:19 0.98 20.00 n

Run #2 Filename 31DE09A1D5 S: 3 I: 1
 Acquired: 1-JAN-10 00:50:55 Processed: 4-JAN-10 07:30:48
 Run: 15SE098D2 Analyte: 8290 Cal: 82901231091D5
 Comments:
 Sample text: ST1231C :CS-2 09DXN423

Name	Resp	RA	RT	RRF		Mod?
13C-1,2,3,4-TCDD	338633000	0.80 y	18:40	-	100.00	n
13C-2,3,7,8-TCDF	501872000	0.80 y	18:07	1.48	100.00	n
2,3,7,8-TCDF	7721520	0.76 y	18:08	0.77	2.00	n
Total TCDF	-	- n	-	0.77	2.00	n
13C-2,3,7,8-TCDD	314535000	0.79 y	18:52	0.93	100.00	n
2,3,7,8-TCDD	4841990	0.72 y	18:53	0.77	2.00	n
Total TCDD	-	- n	-	0.77	2.00	n
37Cl-2,3,7,8-TCDD	12349320	1.00 y	18:53	1.82	2.00	n
13C-1,2,3,7,8-PeCDF	332660000	1.64 y	23:31	0.98	100.00	n
1,2,3,7,8-PeCDF	29926900	1.66 y	23:32	0.90	10.00	n
2,3,4,7,8-PeCDF	27858600	1.64 y	24:57	0.84	10.00	n
Total F2 PeCDF	-	- n	-	0.87	20.00	n
Total F1 PeCDF	-	- n	-	0.87	20.00	n
13C-1,2,3,7,8-PeCDD	200944100	1.64 y	25:42	0.59	100.00	n
1,2,3,7,8-PeCDD	16258920	1.63 y	25:44	0.81	10.00	n
Total PeCDD	-	- n	-	0.81	10.00	n
13C-1,2,3,7,8,9-HxCDD	271672000	1.29 y	32:50	-	100.00	n
13C-1,2,3,4,7,8-HxCDF	238064400	0.51 y	31:25	0.88	100.00	n
1,2,3,4,7,8-HxCDF	25643500	1.28 y	31:26	1.08	10.00	n
1,2,3,6,7,8-HxCDF	30902300	1.30 y	31:35	1.30	10.00	n
2,3,4,6,7,8-HxCDF	27314900	1.31 y	32:16	1.15	10.00	n
1,2,3,7,8,9-HxCDF	28395900	1.26 y	33:02	1.19	10.00	n
Total HxCDF	-	- n	-	1.18	40.00	n
13C-1,2,3,6,7,8-HxCDD	187073300	1.31 y	32:31	0.69	100.00	n
1,2,3,4,7,8-HxCDD	14931616	1.45 n	32:26	0.80	10.00	n
1,2,3,6,7,8-HxCDD	18826110	1.21 y	32:32	1.01	10.00	n
1,2,3,7,8,9-HxCDD	22185220	1.30 y	32:51	1.19	10.00	n
Total HxCDD	-	- n	-	1.00	30.00	n
13C-1,2,3,4,6,7,8-HpCDF	229668600	0.43 y	34:34	0.85	100.00	n
1,2,3,4,6,7,8-HpCDF	27134500	1.01 y	34:35	1.18	10.00	n
1,2,3,4,7,8,9-HpCDF	22973600	1.06 y	35:53	1.00	10.00	n
Total HpCDF	-	- n	-	1.09	20.00	n
13C-1,2,3,4,6,7,8-HpCDD	200876100	1.09 y	35:30	0.74	100.00	n
1,2,3,4,6,7,8-HpCDD	17730590	1.07 y	35:31	0.88	10.00	n
Total HpCDD	-	- n	-	0.88	10.00	n
13C-OCDD	295682000	0.89 y	38:18	0.54	200.00	n
OCDF	38310100	0.87 y	38:25	1.30	20.00	n
OCDD	28999100	0.89 y	38:19	0.98	20.00	n

Run #3 Filename 31DE09A1D5 S: 4 I: 1
 Acquired: 1-JAN-10 01:32:44 Processed: 4-JAN-10 07:30:49
 Run: 15SE098D2 Analyte: 8290 Cal: 82901231091D5

Comments:

Sample text: ST1231D :CS-3 09DXN425

Name	Resp	RA	RT	RRF		Mod?
13C-1,2,3,4-TCDD	307910000	0.80 y	18:40	-	100.00	n
13C-2,3,7,8-TCDF	506106000	0.79 y	18:06	1.64	100.00	n
2,3,7,8-TCDF	44200100	0.76 y	18:07	0.87	10.00	n
Total TCDF	-	- n	-	0.87	10.00	n
13C-2,3,7,8-TCDD	310374000	0.80 y	18:52	1.01	100.00	n
2,3,7,8-TCDD	29546200	0.79 y	18:53	0.95	10.00	n
Total TCDD	-	- n	-	0.95	10.00	n
37Cl-2,3,7,8-TCDD	67170000	1.00 y	18:53	2.18	10.00	n
13C-1,2,3,7,8-PeCDF	335656000	1.65 y	23:30	1.09	100.00	n
1,2,3,7,8-PeCDF	174948900	1.63 y	23:32	1.04	50.00	n
2,3,4,7,8-PeCDF	162654400	1.64 y	24:57	0.97	50.00	n
Total F2 PeCDF	-	- n	-	1.01	100.00	n
Total F1 PeCDF	-	- n	-	1.01	100.00	n
13C-1,2,3,7,8-PeCDD	205985000	1.67 y	25:42	0.67	100.00	n
1,2,3,7,8-PeCDD	97299200	1.65 y	25:43	0.94	50.00	n
Total PeCDD	-	- n	-	0.94	50.00	n
13C-1,2,3,7,8,9-HxCDD	264028000	1.28 y	32:49	-	100.00	n
13C-1,2,3,4,7,8-HxCDF	237779900	0.51 y	31:25	0.90	100.00	n
1,2,3,4,7,8-HxCDF	155946700	1.25 y	31:26	1.31	50.00	n
1,2,3,6,7,8-HxCDF	175881700	1.25 y	31:35	1.48	50.00	n
2,3,4,6,7,8-HxCDF	157470900	1.29 y	32:16	1.32	50.00	n
1,2,3,7,8,9-HxCDF	170784100	1.26 y	33:02	1.44	50.00	n
Total HxCDF	-	- n	-	1.39	200.00	n
13C-1,2,3,6,7,8-HxCDD	199181900	1.29 y	32:31	0.75	100.00	n
1,2,3,4,7,8-HxCDD	97513000	1.26 y	32:26	0.98	50.00	n
1,2,3,6,7,8-HxCDD	109018400	1.29 y	32:32	1.09	50.00	n
1,2,3,7,8,9-HxCDD	132727200	1.29 y	32:50	1.33	50.00	n
Total HxCDD	-	- n	-	1.14	150.00	n
13C-1,2,3,4,6,7,8-HpCDF	232544000	0.43 y	34:34	0.88	100.00	n
1,2,3,4,6,7,8-HpCDF	156361300	1.03 y	34:35	1.34	50.00	n
1,2,3,4,7,8,9-HpCDF	138612200	1.05 y	35:52	1.19	50.00	n
Total HpCDF	-	- n	-	1.27	100.00	n
13C-1,2,3,4,6,7,8-HpCDD	199167200	1.09 y	35:30	0.75	100.00	n
1,2,3,4,6,7,8-HpCDD	105004000	1.05 y	35:31	1.05	50.00	n
Total HpCDD	-	- n	-	1.05	50.00	n
13C-OCDD	301292000	0.91 y	38:17	0.57	200.00	n
OCDF	228515000	0.90 y	38:25	1.52	100.00	n
OCDD	174447000	0.89 y	38:18	1.16	100.00	n

Run #4 Filename 31DE09A1D5 S: 5 I: 1
 Acquired: 1-JAN-10 02:14:32 Processed: 4-JAN-10 07:30:49
 Run: 15SE098D2 Analyte: 8290 Cal: 82901231091D5

Comments:

Sample text: ST1231E :CS-4 09DXN426

Name	Resp	RA	RT	RRF		Mod?
13C-1,2,3,4-TCDD	360177000	0.81 y	18:40	-	100.00	n
13C-2,3,7,8-TCDF	552269000	0.80 y	18:06	1.53	100.00	n
2,3,7,8-TCDF	200867500	0.77 y	18:07	0.91	40.00	n
Total TCDF	-	- n	-	0.91	40.00	n
13C-2,3,7,8-TCDD	350941000	0.80 y	18:52	0.97	100.00	n
2,3,7,8-TCDD	141705800	0.77 y	18:53	1.01	40.00	n
Total TCDD	-	- n	-	1.01	40.00	n
37Cl-2,3,7,8-TCDD	335352000	1.00 y	18:53	2.33	40.00	n
13C-1,2,3,7,8-PeCDF	369215000	1.63 y	23:31	1.03	100.00	n
1,2,3,7,8-PeCDF	814732000	1.58 y	23:32	1.10	200.00	n
2,3,4,7,8-PeCDF	775079000	1.57 y	24:57	1.05	200.00	n
Total F2 PeCDF	-	- n	-	1.08	400.00	n
Total F1 PeCDF	-	- n	-	1.08	400.00	n
13C-1,2,3,7,8-PeCDD	239834200	1.64 y	25:42	0.67	100.00	n
1,2,3,7,8-PeCDD	500625000	1.60 y	25:44	1.04	200.00	n
Total PeCDD	-	- n	-	1.04	200.00	n
13C-1,2,3,7,8,9-HxCDD	359009000	1.24 y	32:50	-	100.00	n
13C-1,2,3,4,7,8-HxCDF	273599700	0.51 y	31:25	0.76	100.00	n
1,2,3,4,7,8-HxCDF	727822000	1.26 y	31:26	1.33	200.00	n
1,2,3,6,7,8-HxCDF	824043000	1.27 y	31:35	1.51	200.00	n
2,3,4,6,7,8-HxCDF	744600000	1.26 y	32:16	1.36	200.00	n
1,2,3,7,8,9-HxCDF	857140000	1.26 y	33:02	1.57	200.00	n
Total HxCDF	-	- n	-	1.44	800.00	n
13C-1,2,3,6,7,8-HxCDD	219899700	1.29 y	32:31	0.61	100.00	n
1,2,3,4,7,8-HxCDD	507310000	1.25 y	32:27	1.15	200.00	n
1,2,3,6,7,8-HxCDD	512249000	1.28 y	32:32	1.16	200.00	n
1,2,3,7,8,9-HxCDD	690425000	1.27 y	32:51	1.57	200.00	n
Total HxCDD	-	- n	-	1.30	600.00	n
13C-1,2,3,4,6,7,8-HpCDF	278355600	0.44 y	34:34	0.78	100.00	n
1,2,3,4,6,7,8-HpCDF	784068000	1.04 y	34:35	1.41	200.00	n
1,2,3,4,7,8,9-HpCDF	705553000	1.04 y	35:53	1.27	200.00	n
Total HpCDF	-	- n	-	1.34	400.00	n
13C-1,2,3,4,6,7,8-HpCDD	244993000	1.09 y	35:31	0.68	100.00	n
1,2,3,4,6,7,8-HpCDD	539498000	1.05 y	35:31	1.10	200.00	n
Total HpCDD	-	- n	-	1.10	200.00	n
13C-OCDD	366780000	0.90 y	38:18	0.51	200.00	n
OCDF	1195334000	0.91 y	38:25	1.63	400.00	n
OCDD	901352000	0.90 y	38:18	1.23	400.00	n

Run #5 Filename 31DE09A1D5 S: 6 I: 1
 Acquired: 1-JAN-10 02:56:20 Processed: 4-JAN-10 07:30:50
 Run: 15SE098D2 Analyte: 8290 Cal: 82901231091D5

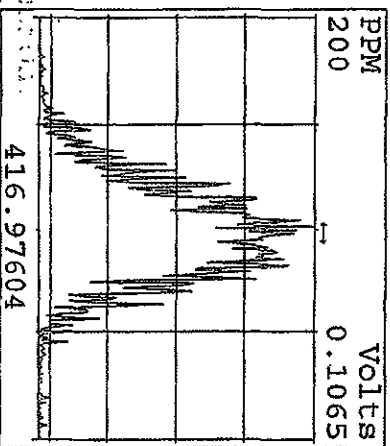
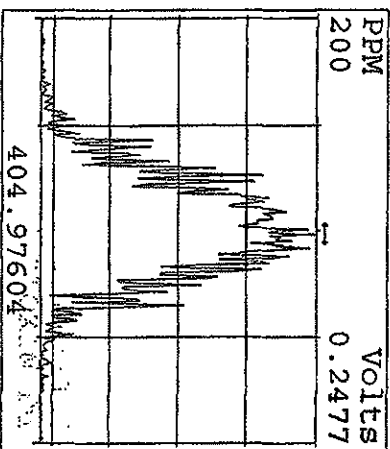
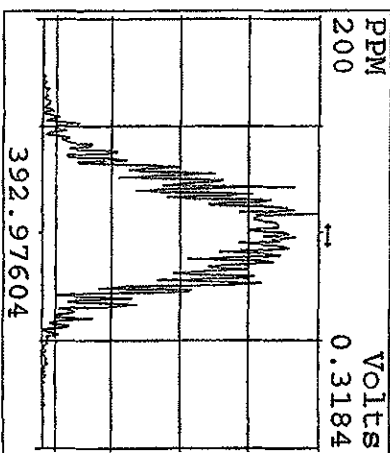
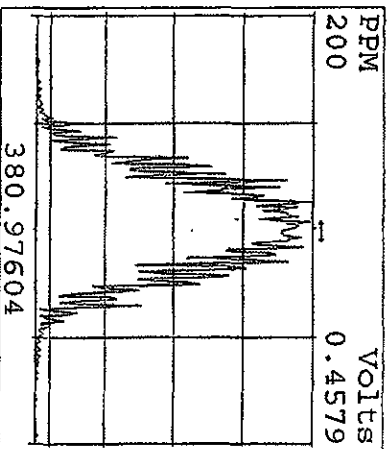
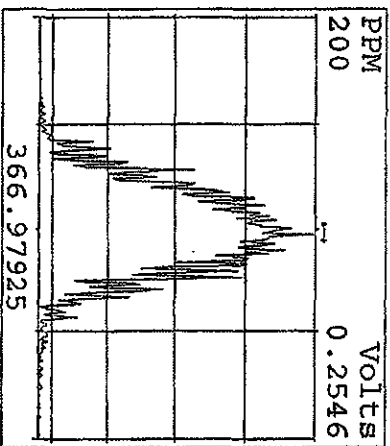
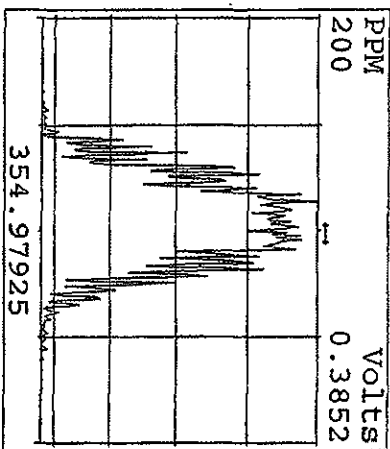
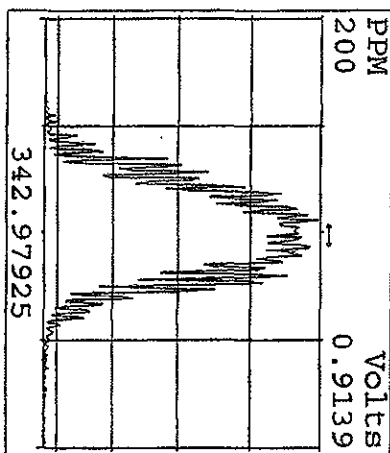
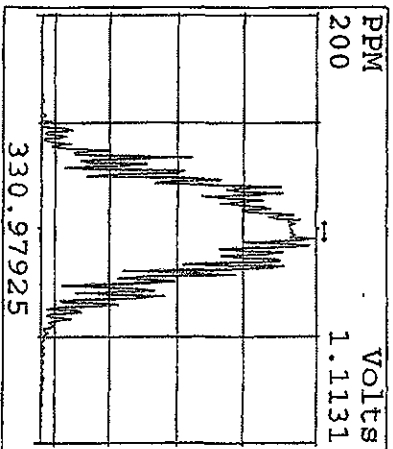
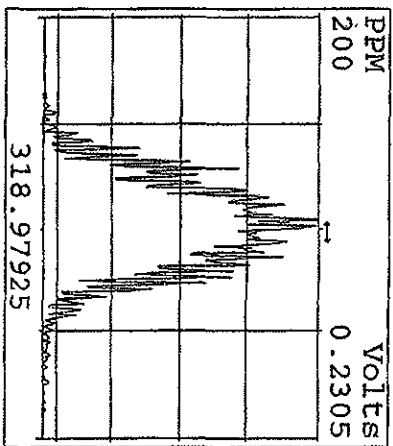
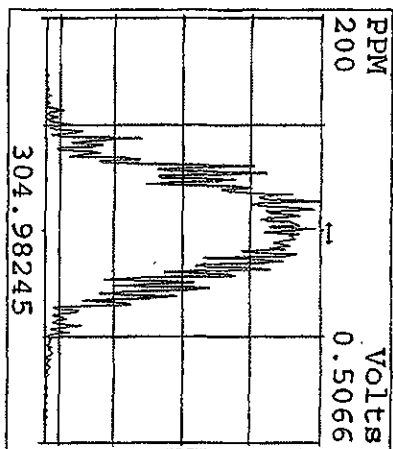
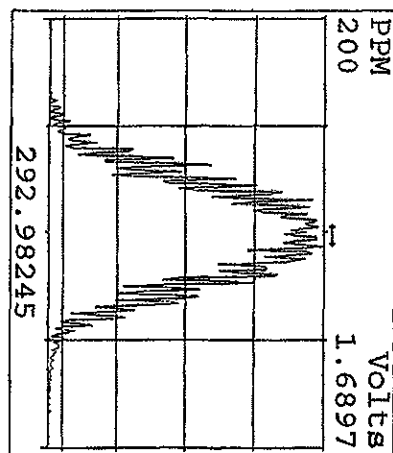
Comments:

Sample text: ST1231F :CS-5 09DXN456

Name	Resp	RA	RT	RRF		Mod?
13C-1,2,3,4-TCDD	223948500	0.79 y	18:39	-	100.00	n
13C-2,3,7,8-TCDF	370833000	0.77 y	18:05	1.66	100.00	n
2,3,7,8-TCDF	724048000	0.76 y	18:06	0.98	200.00	n
Total TCDF	-	- n	-	0.98	200.00	n
13C-2,3,7,8-TCDD	251145000	0.80 y	18:51	1.12	100.00	n
2,3,7,8-TCDD	539625000	0.78 y	18:52	1.07	200.00	n
Total TCDD	-	- n	-	1.07	200.00	n
37Cl-2,3,7,8-TCDD	1227666000	1.00 y	18:52	2.74	200.00	n
13C-1,2,3,7,8-PeCDF	283018000	1.63 y	23:30	1.26	100.00	n
1,2,3,7,8-PeCDF	3129820000	1.57 y	23:32	1.11	1000.00	n
2,3,4,7,8-PeCDF	2975790000	1.57 y	24:57	1.05	1000.00	n
Total F2 PeCDF	-	- n	-	1.08	2000.00	n
Total F1 PeCDF	-	- n	-	1.08	2000.00	n
13C-1,2,3,7,8-PeCDD	178526400	1.62 y	25:42	0.80	100.00	n
1,2,3,7,8-PeCDD	1892442000	1.58 y	25:44	1.06	1000.00	n
Total PeCDD	-	- n	-	1.06	1000.00	n
13C-1,2,3,7,8,9-HxCDD	230276000	1.29 y	32:50	-	100.00	n
13C-1,2,3,4,7,8-HxCDF	216892500	0.51 y	31:25	0.94	100.00	n
1,2,3,4,7,8-HxCDF	2857220000	1.24 y	31:27	1.32	1000.00	n
1,2,3,6,7,8-HxCDF	3141570000	1.26 y	31:35	1.45	1000.00	n
2,3,4,6,7,8-HxCDF	2944900000	1.25 y	32:16	1.36	1000.00	n
1,2,3,7,8,9-HxCDF	3069220000	1.26 y	33:03	1.42	1000.00	n
Total HxCDF	-	- n	-	1.38	4000.00	n
13C-1,2,3,6,7,8-HxCDD	178583200	1.27 y	32:31	0.78	100.00	n
1,2,3,4,7,8-HxCDD	1973363000	1.25 y	32:27	1.11	1000.00	n
1,2,3,6,7,8-HxCDD	2046135000	1.28 y	32:32	1.15	1000.00	n
1,2,3,7,8,9-HxCDD	2448250000	1.27 y	32:51	1.37	1000.00	n
Total HxCDD	-	- n	-	1.21	3000.00	n
13C-1,2,3,4,6,7,8-HpCDF	201777500	0.44 y	34:34	0.88	100.00	n
1,2,3,4,6,7,8-HpCDF	2821880000	1.05 y	34:35	1.40	1000.00	n
1,2,3,4,7,8,9-HpCDF	2558690000	1.04 y	35:53	1.27	1000.00	n
Total HpCDF	-	- n	-	1.33	2000.00	n
13C-1,2,3,4,6,7,8-HpCDD	180867800	1.08 y	35:31	0.79	100.00	n
1,2,3,4,6,7,8-HpCDD	1991700000	1.05 y	35:32	1.10	1000.00	n
Total HpCDD	-	- n	-	1.10	1000.00	n
13C-OCDD	281979000	0.89 y	38:19	0.61	200.00	n
OCDF	4472470000	0.91 y	38:26	1.59	2000.00	n
OCDD	3427190000	0.90 y	38:20	1.22	2000.00	n

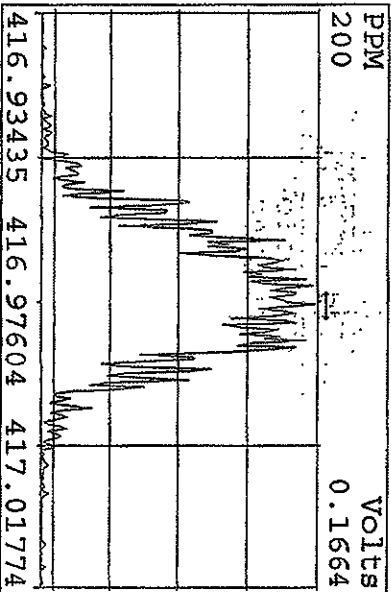
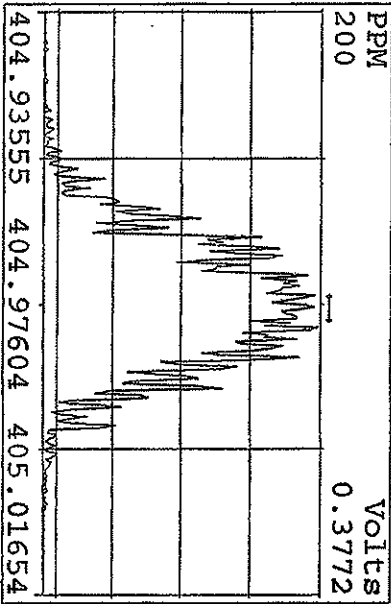
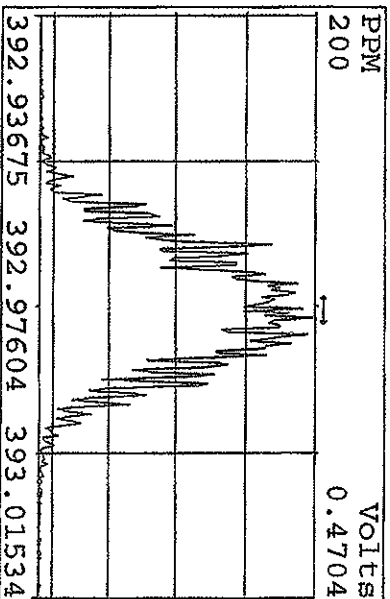
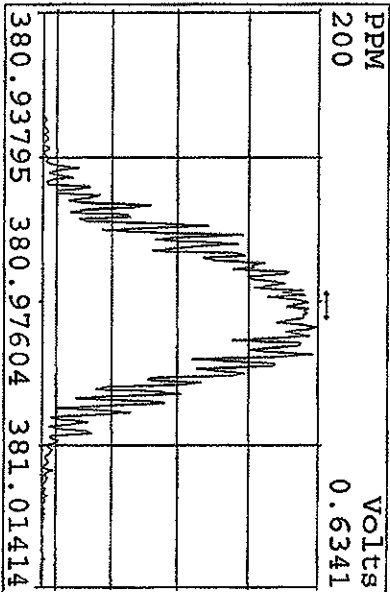
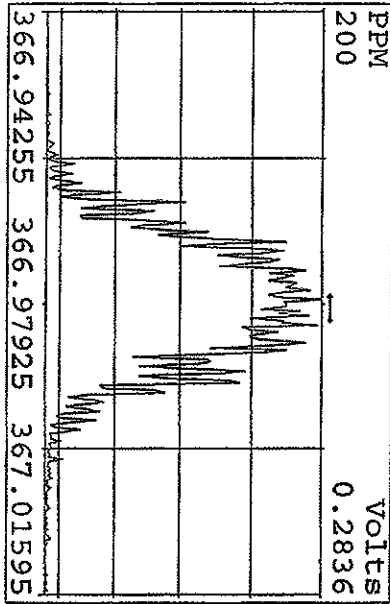
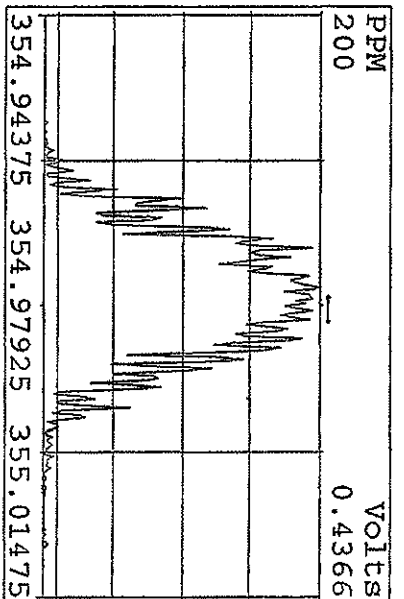
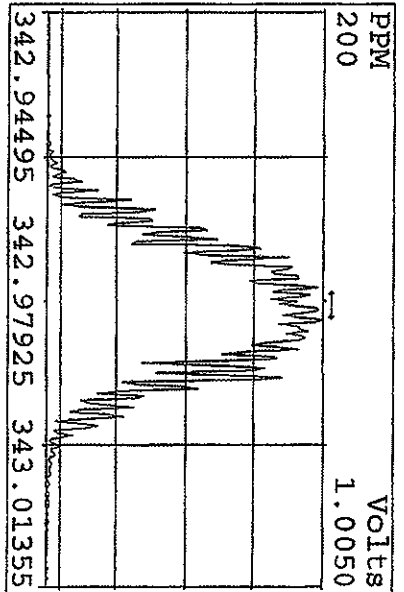
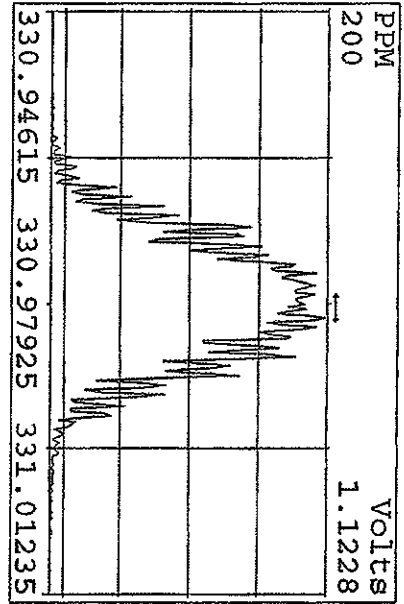
Data file	Smp	Work Order	Sample ID	FV-uL	Method/Matrix	Box	Size	U
31DE09A1D5	1	CP1231A	DB-5 CPSM 3732-04				1.000	
31DE09A1D5	2	ST1231B	CS-1 09DXN422				1.000	
31DE09A1D5	3	ST1231C	CS-2 09DXN423				1.000	
31DE09A1D5	4	ST1231D	CS-3 09DXN425				1.000	
31DE09A1D5	5	ST1231E	CS-4 09DXN426				1.000	
31DE09A1D5	6	ST1231F	CS-5 09DXN456				1.000	
31DE09A1D5	7	SB1231C	Solvent Blank C-14				1.000	
31DE09A1D5	8	ST1231G	2nd Source 09DXN449	500	1613B/8290		1.000	
31DE09A1D5	9						1.000	
31DE09A1D5	10						1.000	
31DE09A1D5	11						1.000	
31DE09A1D5	12						1.000	
31DE09A1D5	13						1.000	
31DE09A1D5	14						1.000	
31DE09A1D5	15		AM 12-31-09				1.000	
31DE09A1D5	16						1.000	

Peak Locate Examination:31-DEC-2009:23:19 File:31DE09A1D5
Experiment:DIOXIN Function:1 Reference:PFK

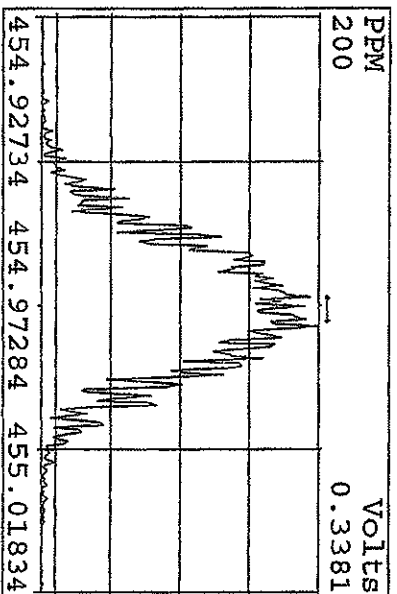
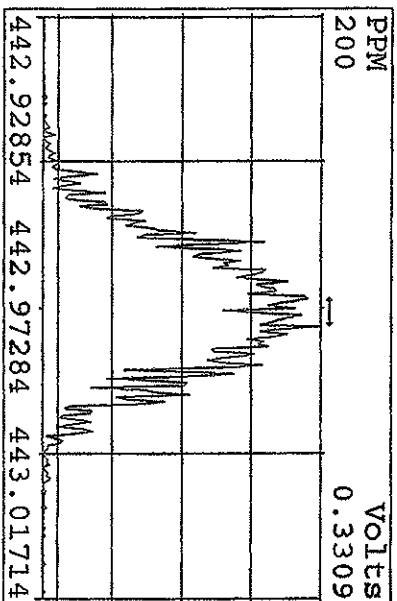
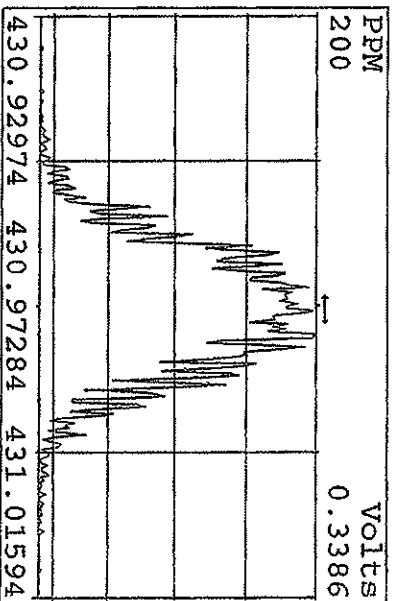
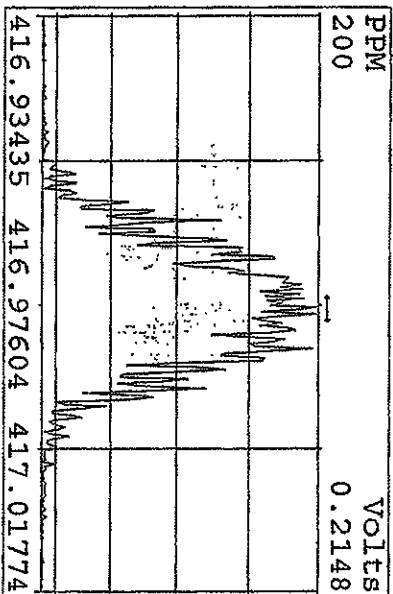
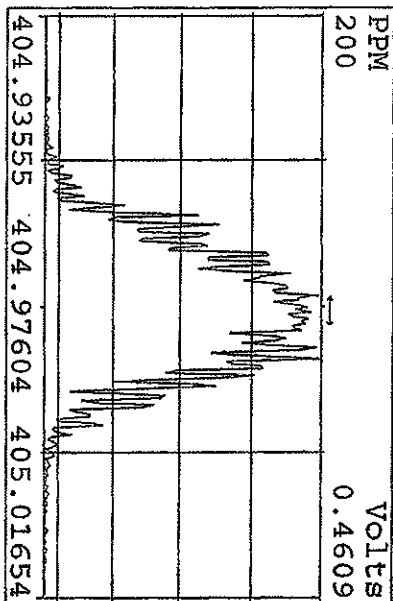
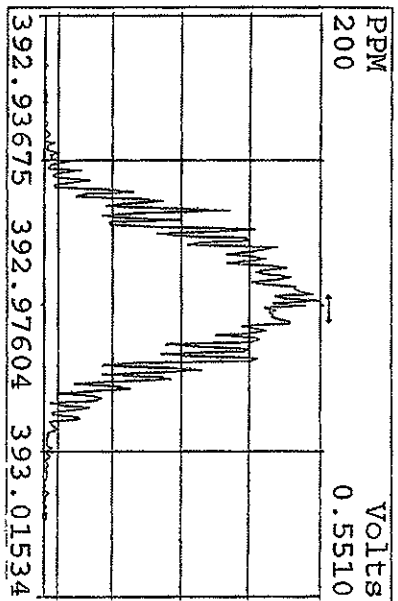
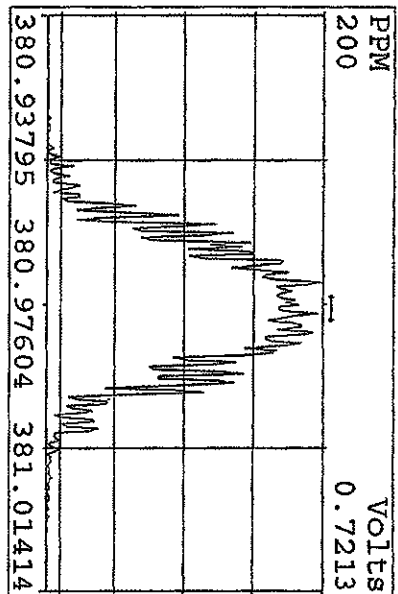
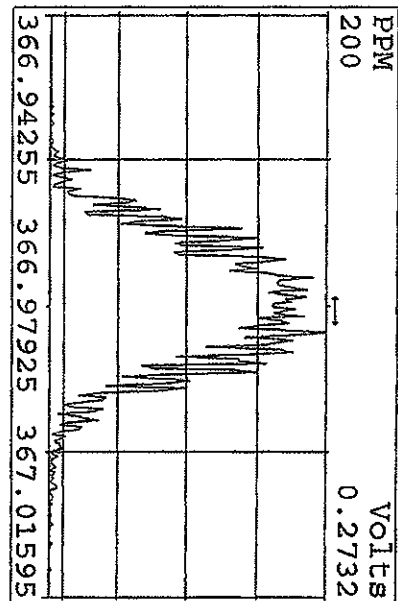


VOLTS
PPM

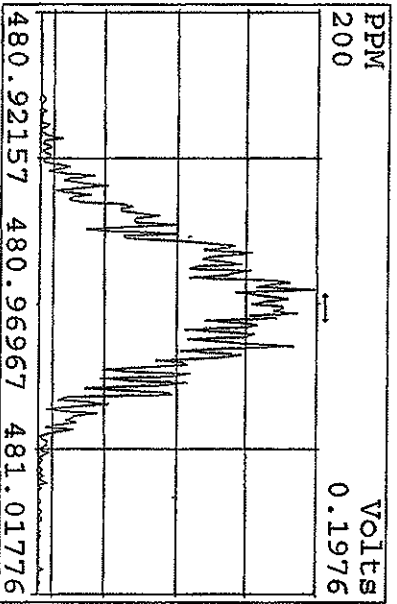
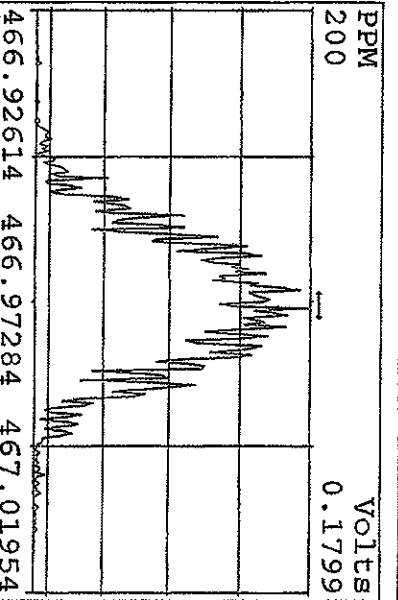
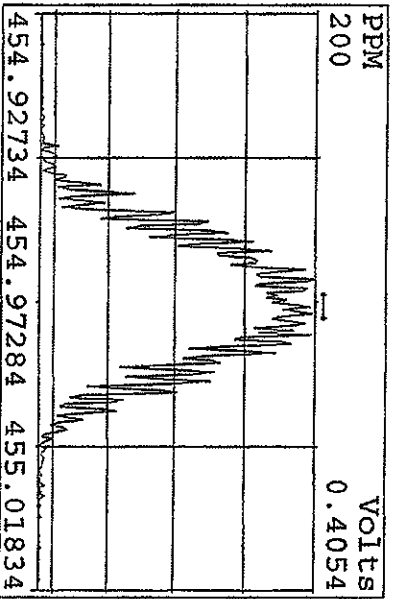
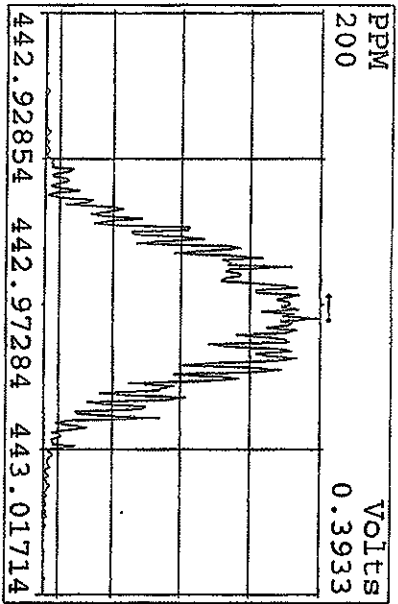
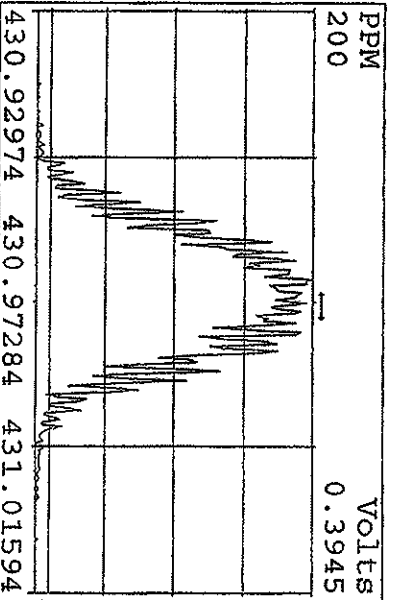
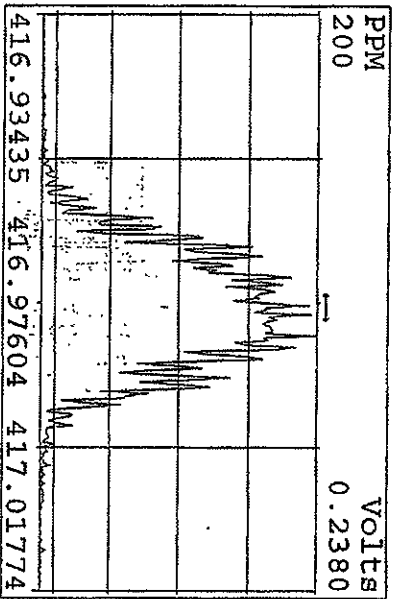
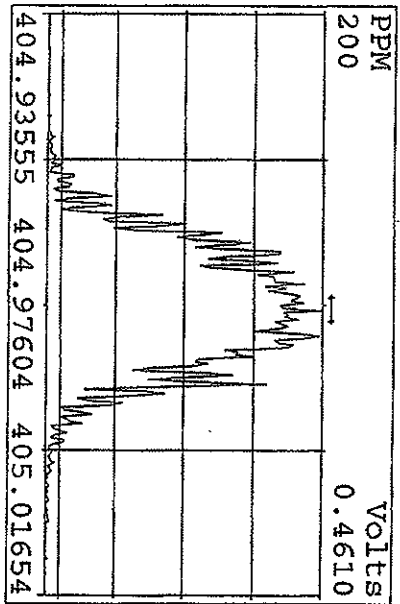
Peak Locate Examination:31-DEC-2009:23:20 File:31DE09A1D5
 Experiment:DIOXIN Function:2 Reference:PFK



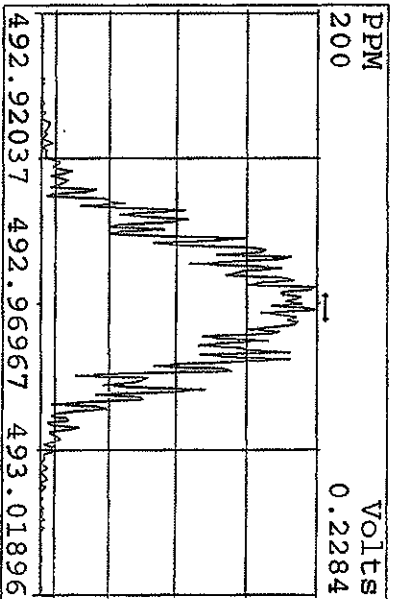
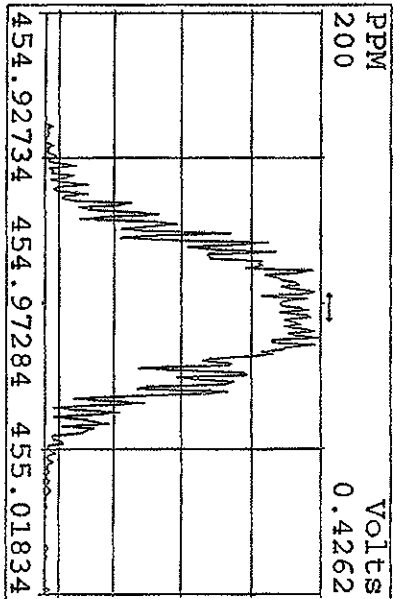
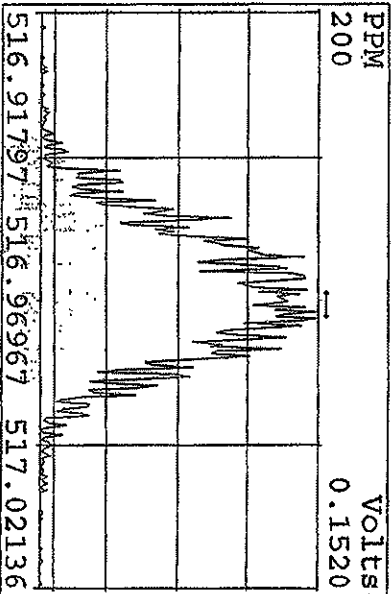
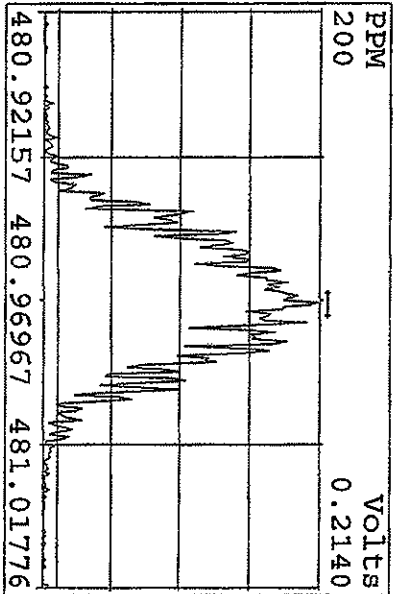
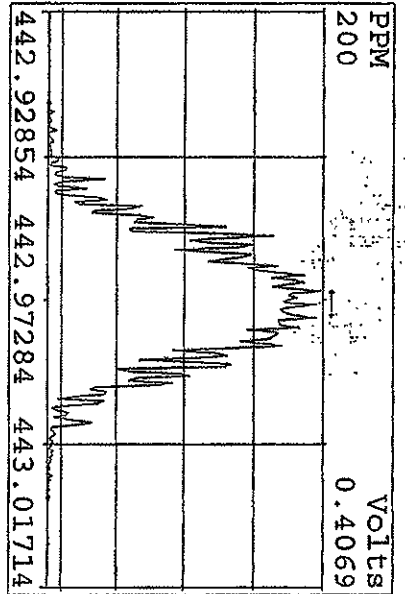
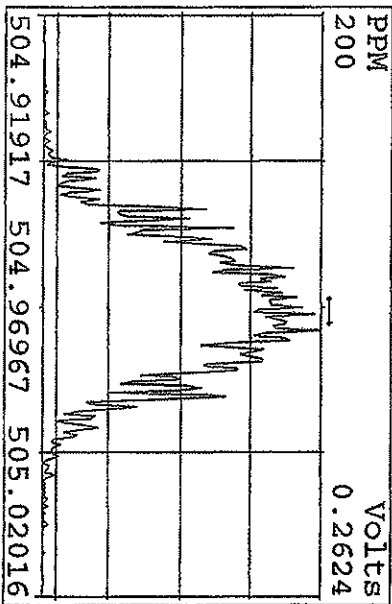
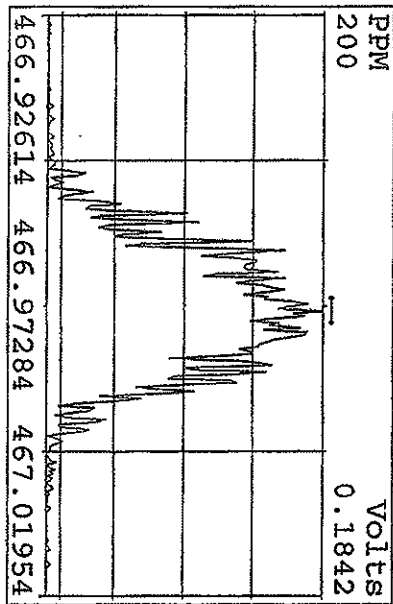
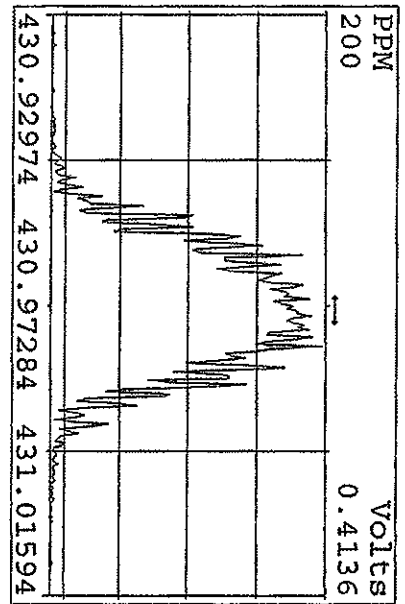
Peak Locate Examination:31-DEC-2009:23:21 File:31DE09A1D5
 Experiment:DIOXIN Function:3 Reference:PFK



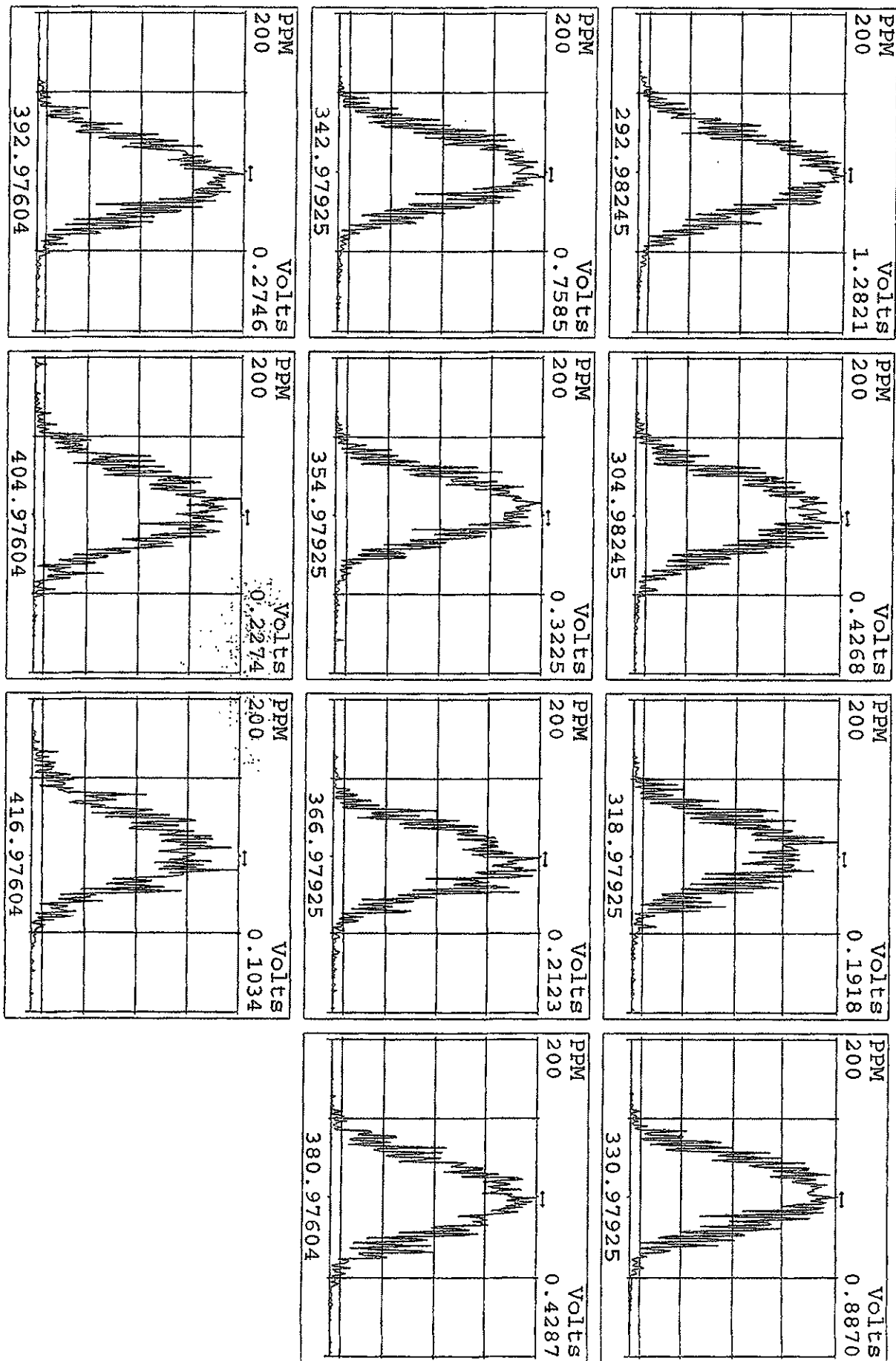
Peak Locate Examination: 31-DEC-2009: 23:22 File: 31DE09A1D5
 Experiment: DIOXIN Function: 4 Reference: PFK



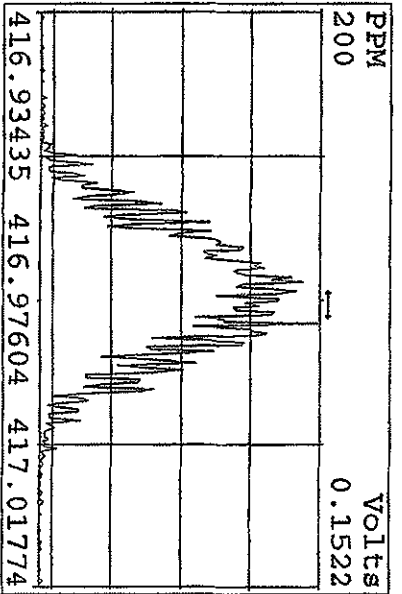
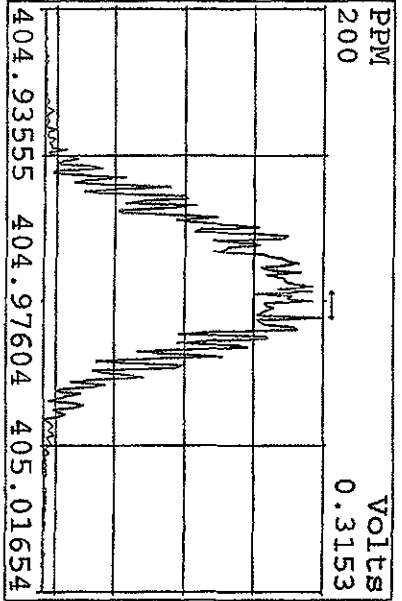
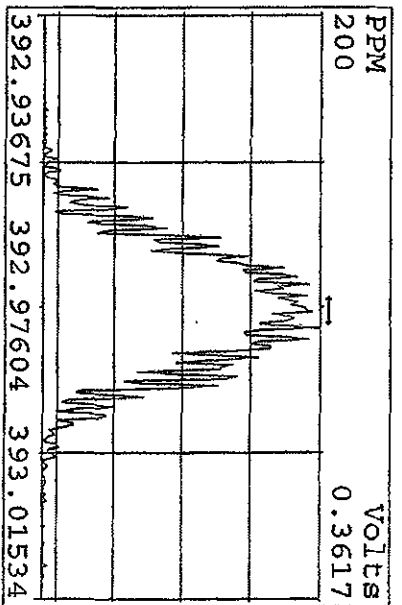
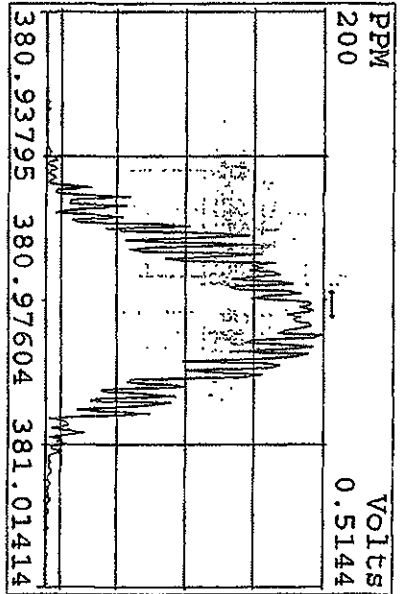
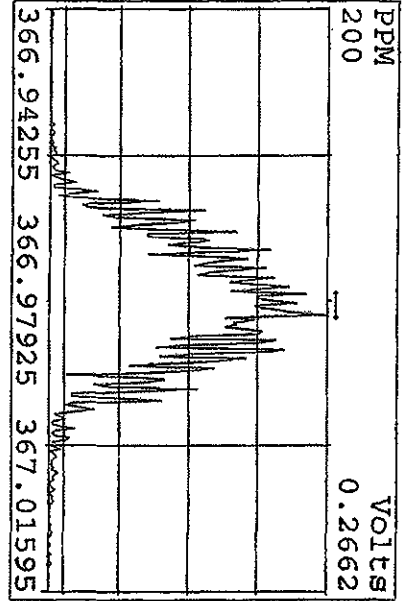
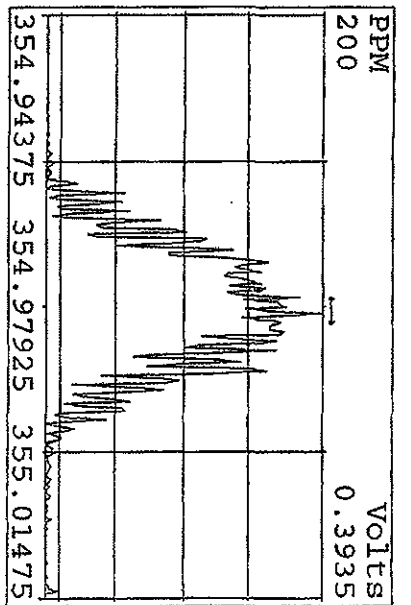
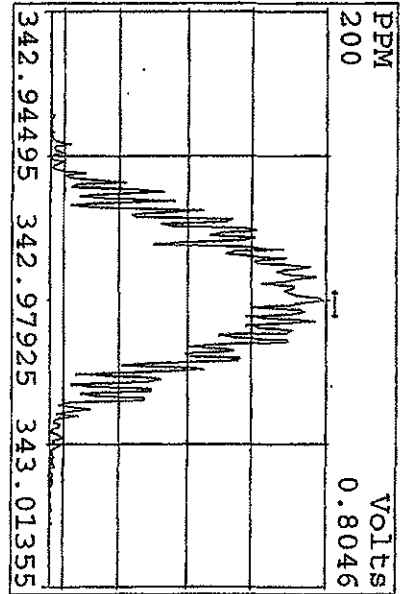
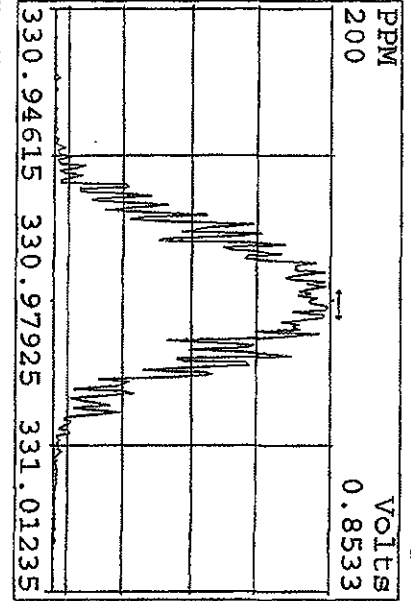
Peak Locate Examination: 31-DEC-2009:23:24 File:31DE09A1D5
 Experiment:DIOXIN Function:5 Reference:PFK



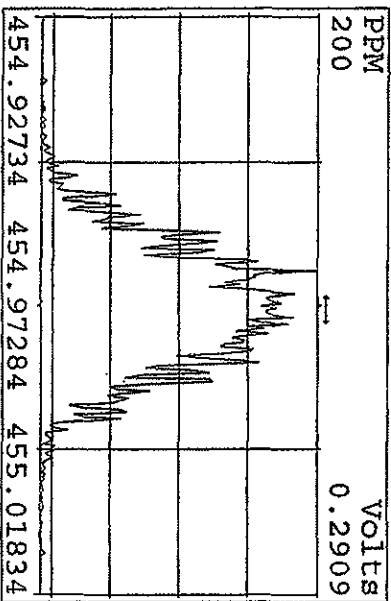
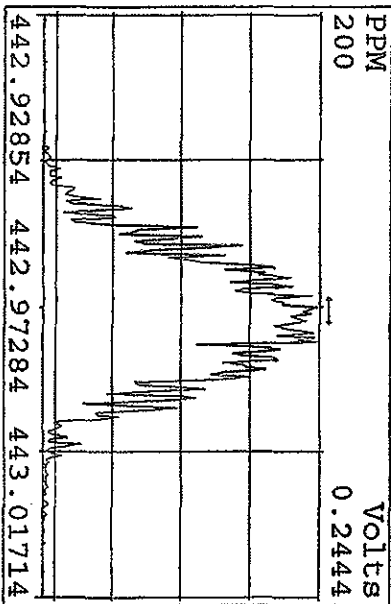
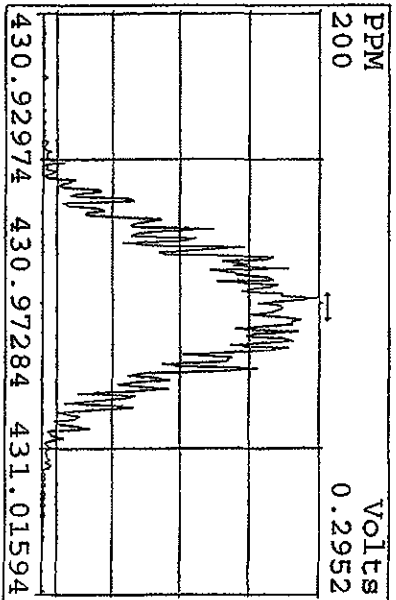
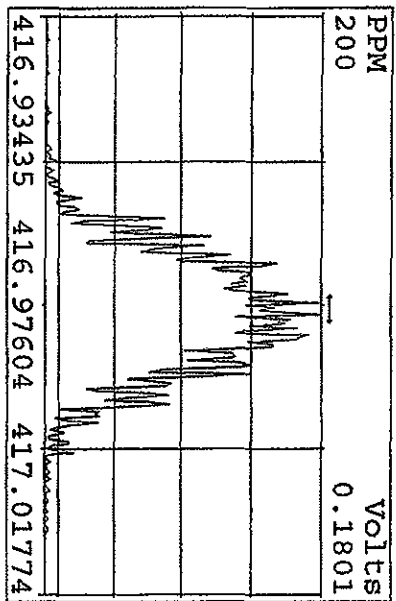
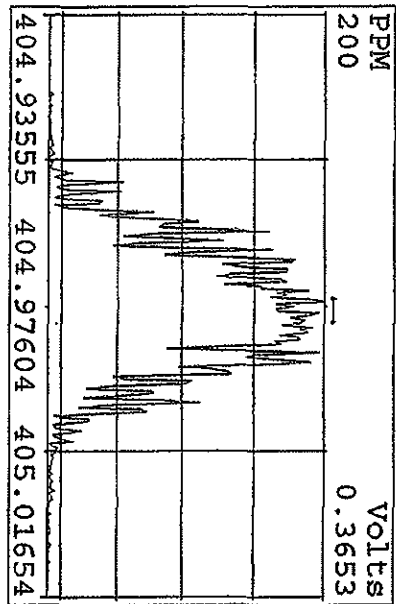
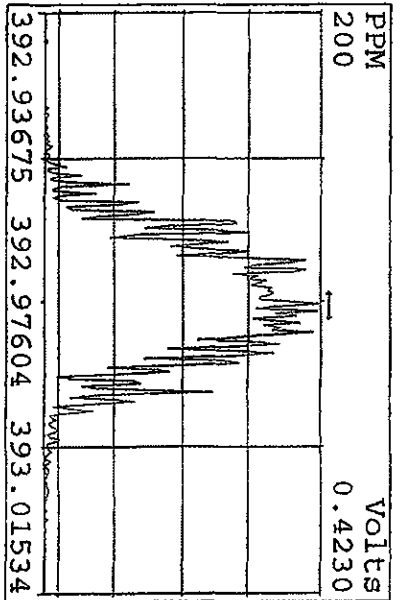
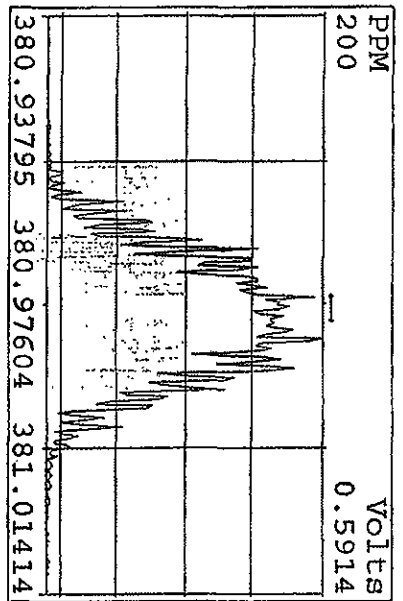
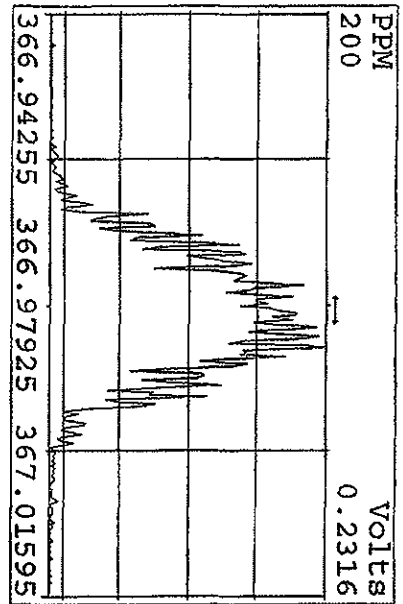
Peak Locate Examination: 1-JAN-2010:07:36 File:RESCHECKID5
Experiment:DIOXIN Function:1 Reference:PFK



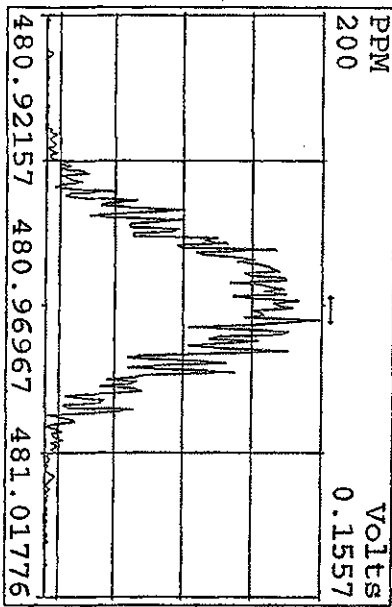
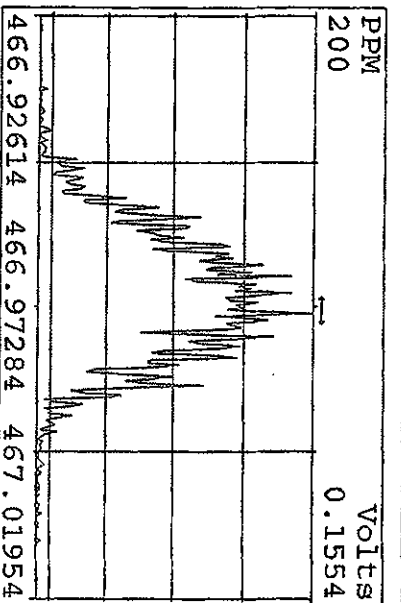
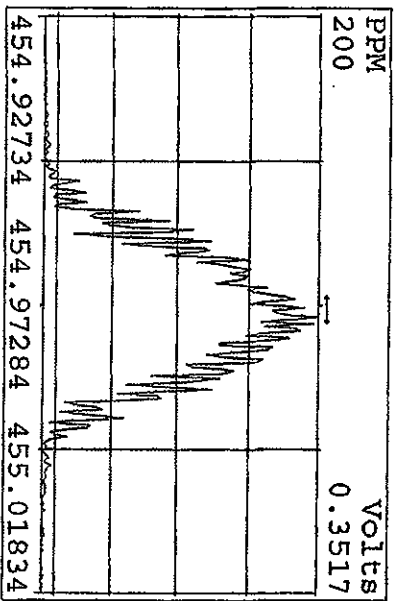
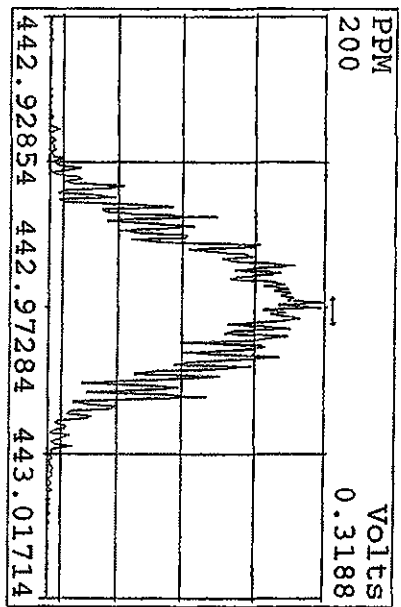
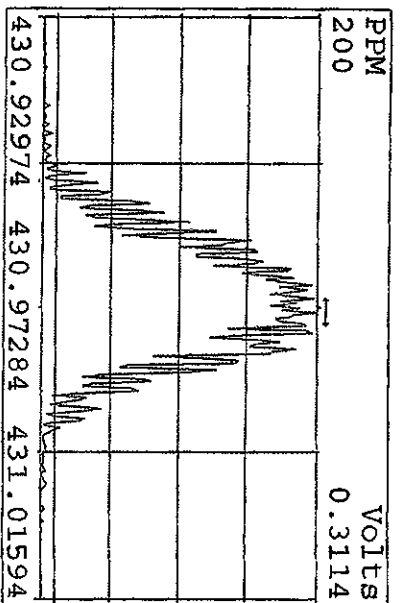
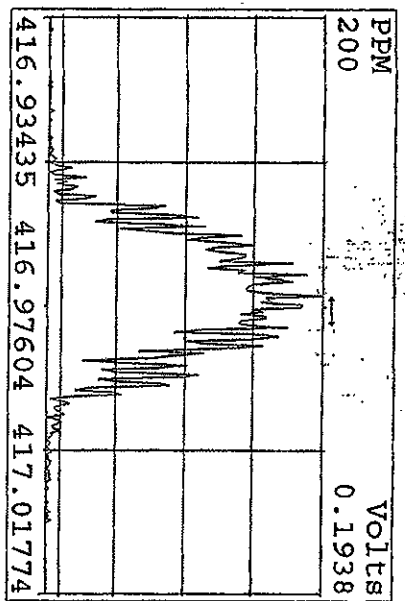
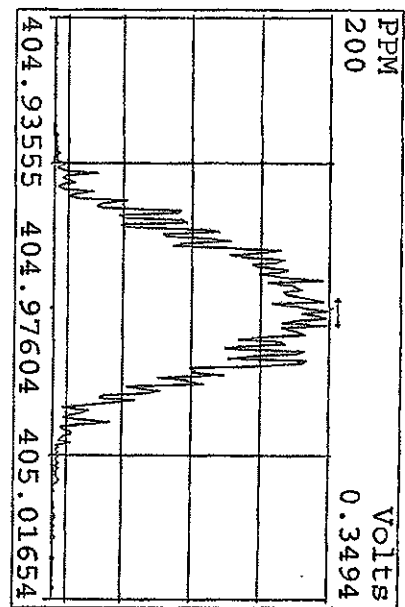
Peak Locate Examination: 1-JAN-2010:07:37 File: RESCHECK1.DS
Experiment: DIOXIN Function: 2 Reference: PFK



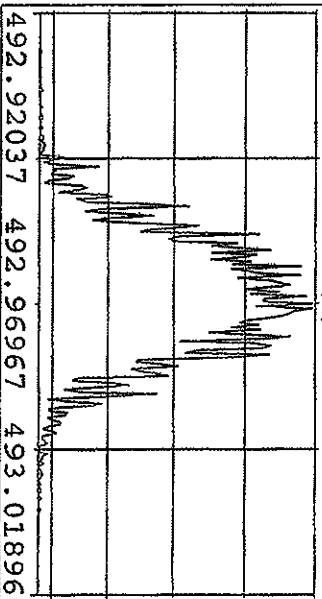
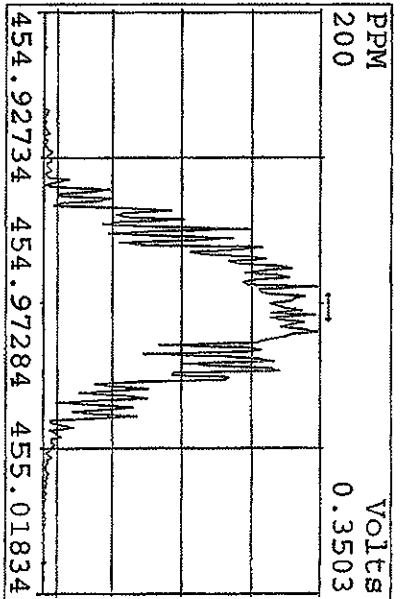
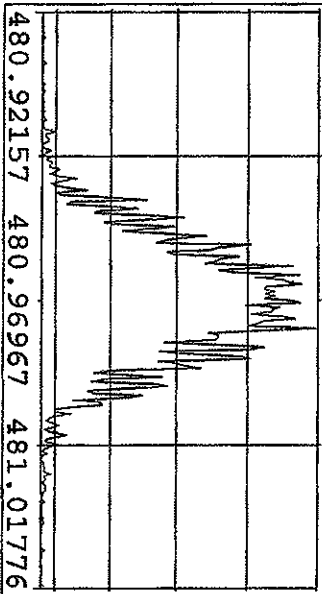
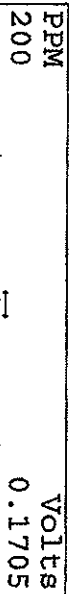
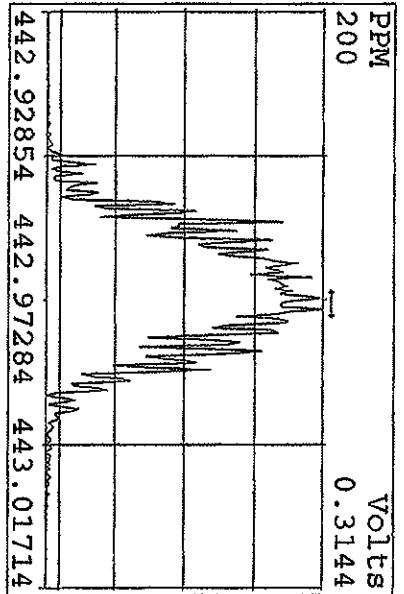
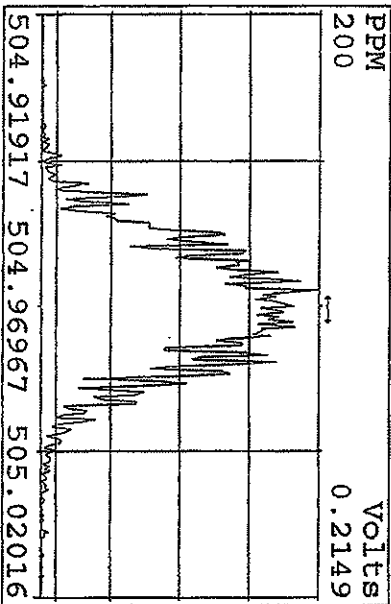
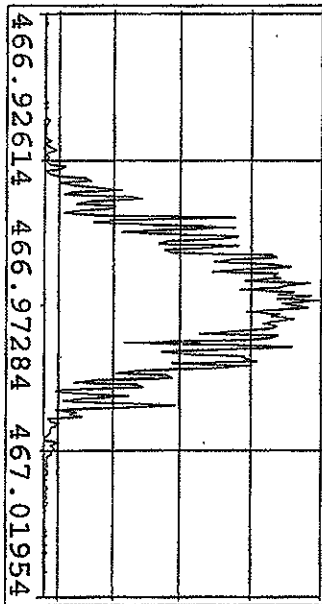
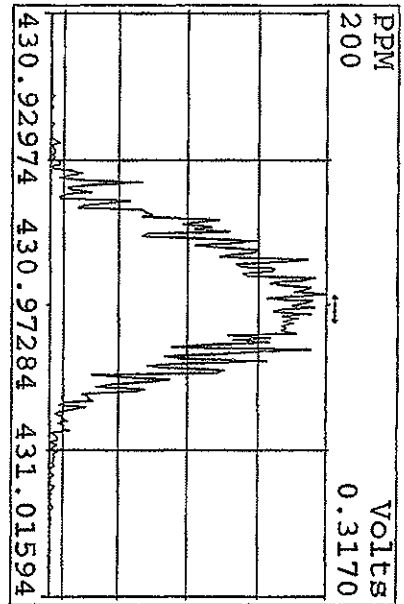
Peak Locate Examination: 1-JAN-2010:07:38 File:RESCHK1D5
 Experiment:DIOXIN Function:3 Reference:PK



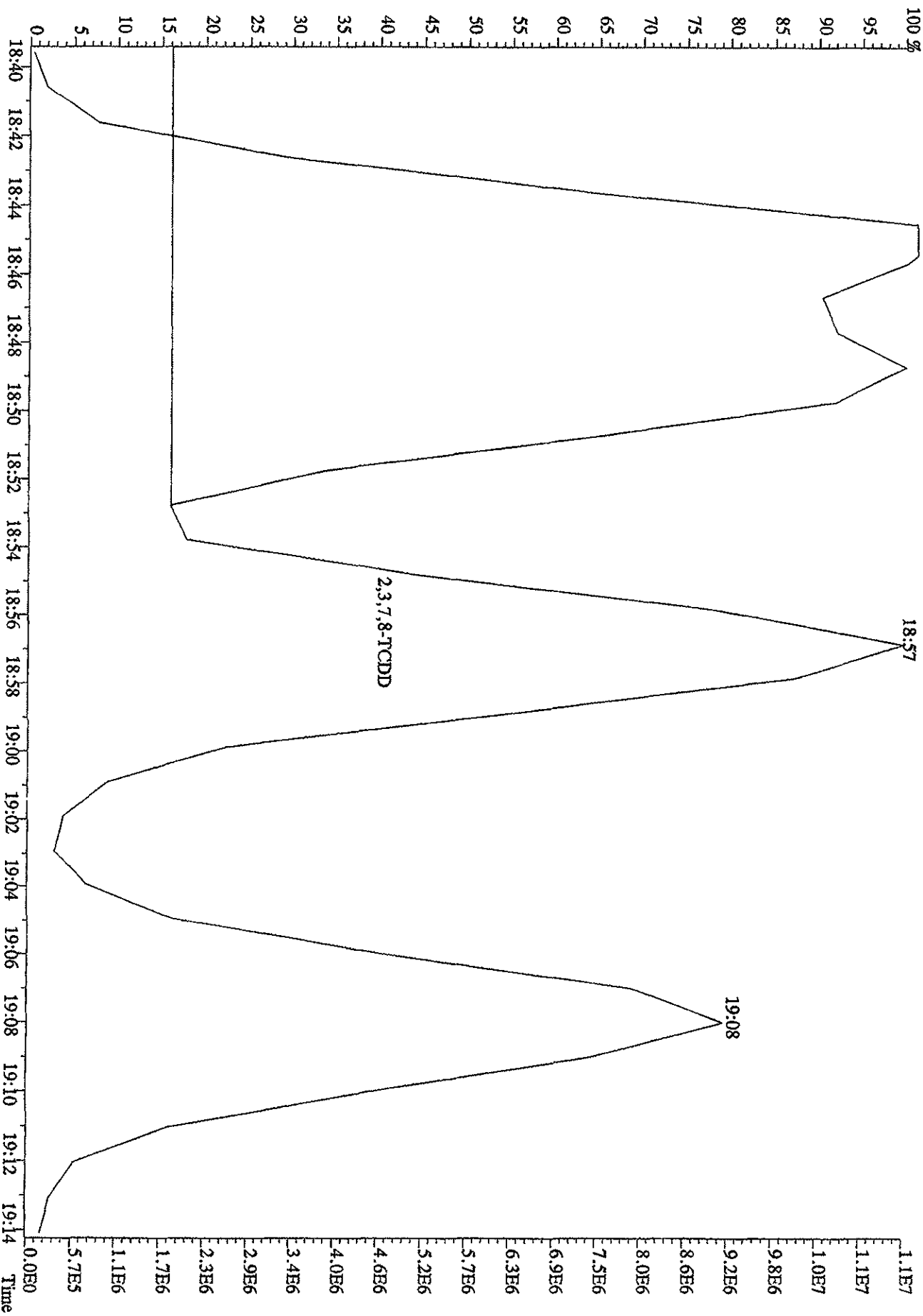
Peak Locate Examination: 11 JAN-2010:07:39 File:RSCHECK1D5
 Experiment:DIOXIN Function:4 Reference:PK



Peak Locate Examination: 1-JAN-2010:07:40 File:RSCHECK1D5
 Experiment:DIOXIN Function:5 Reference:PFK



File:31DE09A1D5 #1-410 Acq:31-DEC-2009 23:25:43 GC EI+ Voltage SIR 70SE
Sample#1 Text:CP1231A :DB-5 CPSM 3732-04 Exp:DIOXIN
321.8936

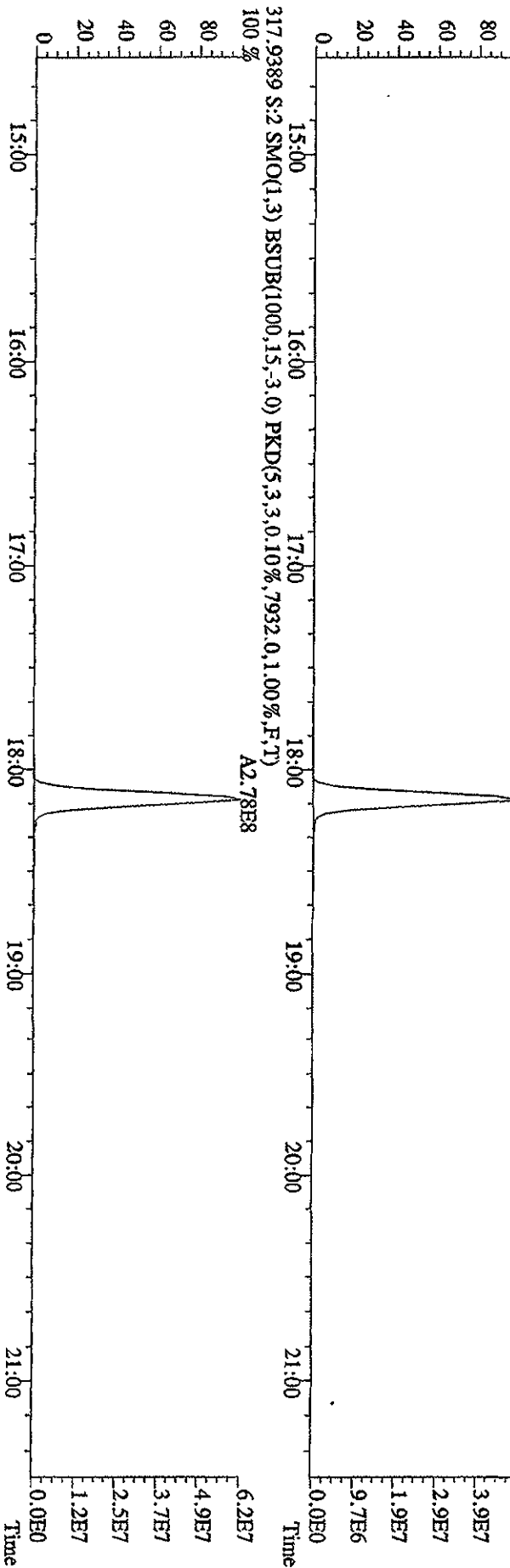
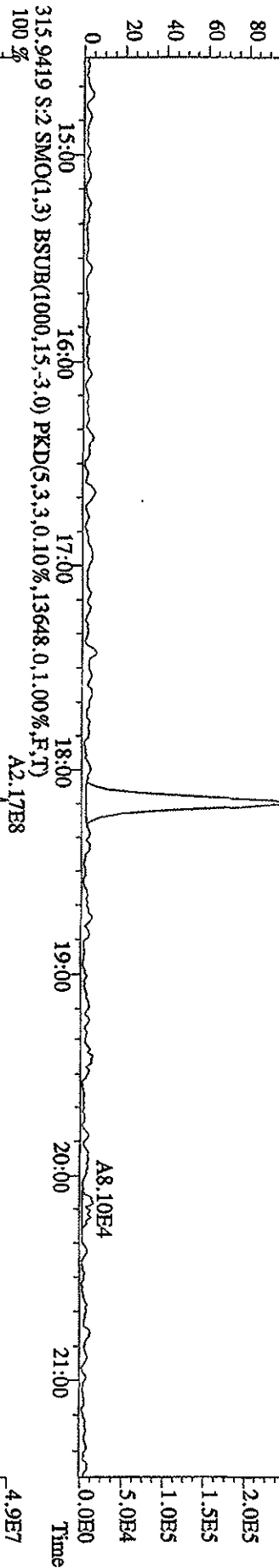
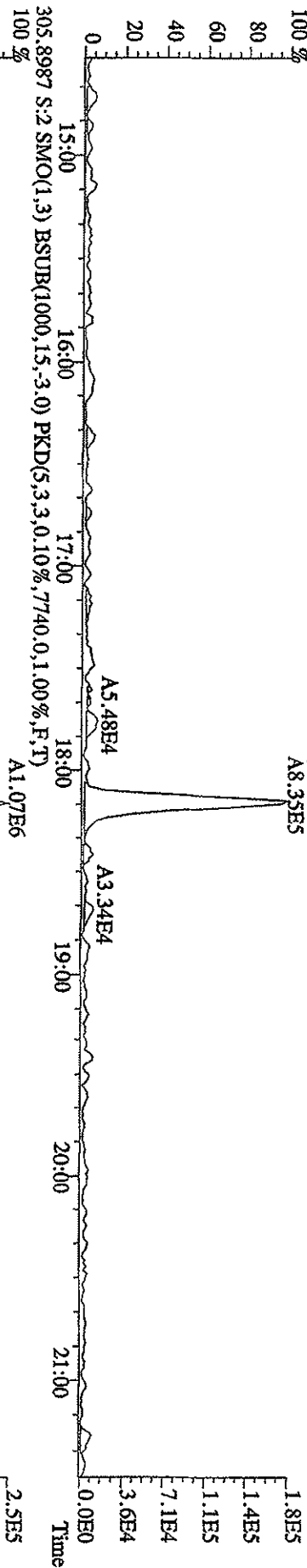


Run text: ST1231G Sample text: ST1231G :2nd Source 09DXN449
 Run #6 Filename: 31DE09A1D5 S: 8 I: 1 Results: 31DE09A1D51613
 Acquired: 1-JAN-10 04:19:56 Processed: 4-JAN-10 08:47:22
 Run: 31DE09A1D5 Analyte: 1613 Cal: 16131231091D5
 Factor 1: 400.000 Factor 2: 20.000 Sample size: 1.000000

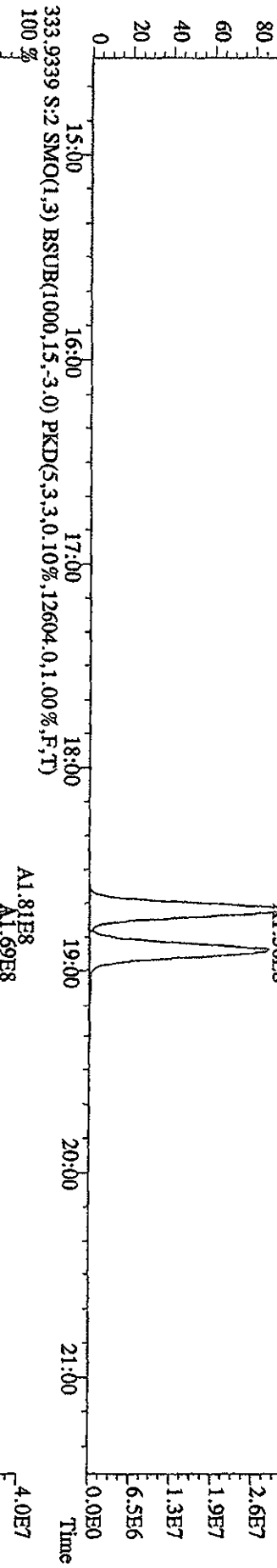
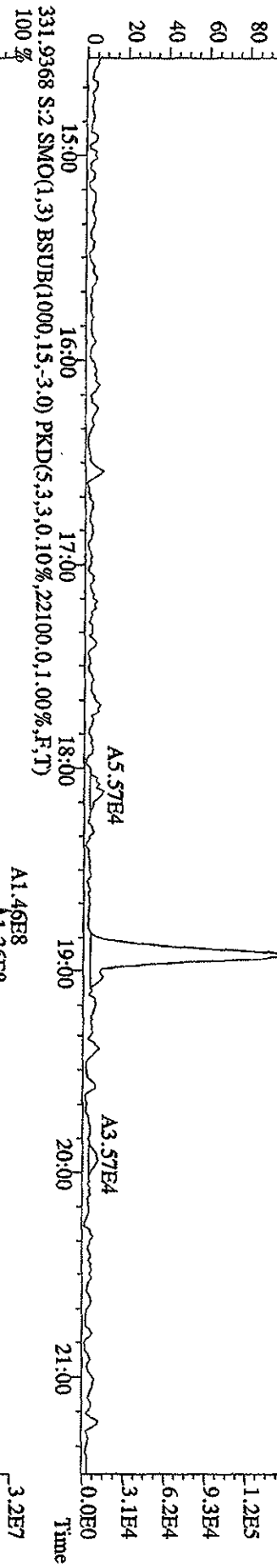
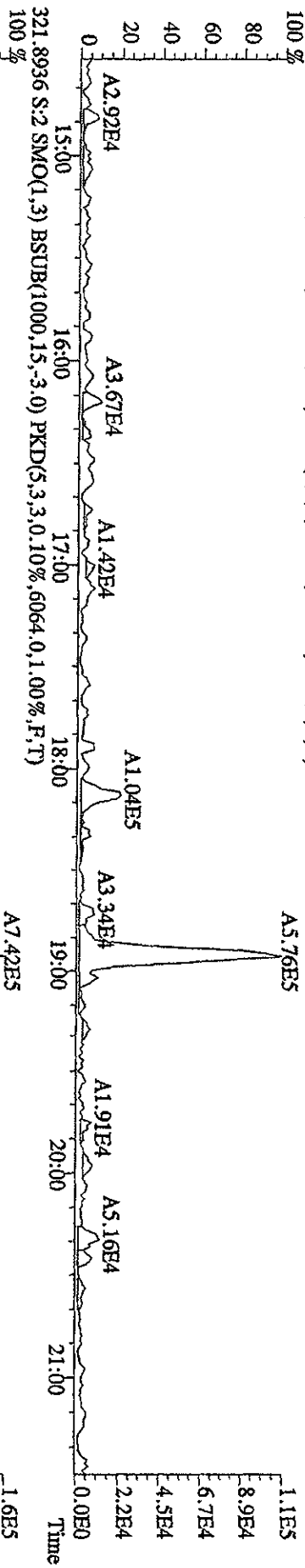
Name	Resp	RA	RT	RRF	Conc	EDL	Rec	M
13C-1,2,3,4-TCDD	233268000	0.81 y	18:42	-	74.89	-	3.7	n
13C-2,3,7,8-TCDF	353417000	0.79 y	18:09	1.57	1934.92	1.89	96.7	n
2,3,7,8-TCDF	29473900	0.75 y	18:10	0.86	193.98	1.19	-	n
Total TCDF	29878342	0.71 y	17:44	0.86	196.64	1.19	-	n
13C-2,3,7,8-TCDD	237599000	0.79 y	18:54	0.99	2050.84	3.63	102.5	n
2,3,7,8-TCDD	20517060	0.77 y	18:55	0.93	184.95	1.19	-	n
Total TCDD	20584547	4.35 n	18:08	0.93	185.56	1.19	-	n
37Cl-2,3,7,8-TCDD	54584600	1.00 y	18:55	2.22	210.99	0.58	105.5	n
13C-1,2,3,7,8-PeCDF	258286200	1.61 y	23:34	1.07	2064.12	1.55	103.2	n
1,2,3,7,8-PeCDF	61444300	1.63 y	23:35	1.00	475.75	1.74	-	n
13C-2,3,4,7,8-PeCDF	243753700	1.62 y	24:59	1.03	2025.63	1.61	101.3	n
2,3,4,7,8-PeCDF	55918300	1.65 y	25:01	0.98	469.60	2.00	-	n
Total F2 PeCDF	119226673	0.82 n	22:06	0.99	960.37	1.86	-	n
Total F1 PeCDF	218994	0.56 n	16:04	0.99	1.76	1.60	-	n
13C-1,2,3,7,8-PeCDD	156506400	1.64 y	25:46	0.67	2013.73	1.54	100.7	n
1,2,3,7,8-PeCDD	33662100	1.63 y	25:48	0.93	462.96	2.68	-	n
Total PeCDD	33824671	3.66 n	25:27	0.93	465.20	2.68	-	n
13C-1,2,3,7,8,9-HxCDD	177940200	1.25 y	32:51	-	64.87	-	-	n
13C-1,2,3,4,7,8-HxCDF	184934800	0.51 y	31:27	0.89	2328.15	4.47	116.4	n
1,2,3,4,7,8-HxCDF	53136200	1.31 y	31:28	1.20	479.25	2.45	-	n
13C-1,2,3,6,7,8-HxCDF	244860900	0.52 y	31:36	1.14	2407.44	3.49	120.4	n
1,2,3,6,7,8-HxCDF	62674400	1.23 y	31:37	1.07	477.98	2.04	-	n
13C-2,3,4,6,7,8-HxCDF	206484200	0.51 y	32:17	0.99	2340.79	4.03	117.0	n
2,3,4,6,7,8-HxCDF	51999200	1.28 y	32:18	1.12	450.75	2.09	-	n
13C-1,2,3,7,8,9-HxCDF	200333300	0.51 y	33:03	1.07	2099.56	3.72	105.0	n
1,2,3,7,8,9-HxCDF	52210900	1.25 y	33:04	1.09	476.28	2.26	-	n
Total HxCDF	220020700	1.31 y	31:28	1.12	1884.27	2.20	-	n
13C-1,2,3,4,7,8-HxCDD	148948400	1.25 y	32:27	0.73	2291.14	1.29	114.6	n
1,2,3,4,7,8-HxCDD	35533800	1.25 y	32:28	0.97	493.76	1.44	-	n
13C-1,2,3,6,7,8-HxCDD	152466700	1.30 y	32:33	0.73	2340.82	1.29	117.0	n
1,2,3,6,7,8-HxCDD	38830200	1.26 y	32:34	1.06	481.27	1.47	-	n
1,2,3,7,8,9-HxCDD	40200100	1.26 y	32:52	1.27	419.65	1.16	-	n
Total HxCDD	114605618	3.00 n	32:17	1.10	1395.19	1.34	-	n
13C-1,2,3,4,6,7,8-HpCDF	173164700	0.43 y	34:36	0.86	2262.83	6.25	113.1	n
1,2,3,4,6,7,8-HpCDF	54083400	1.05 y	34:37	1.29	485.50	1.92	-	n
13C-1,2,3,4,7,8,9-HpCDF	152527600	0.42 y	35:53	0.77	2233.57	7.00	111.7	n
1,2,3,4,7,8,9-HpCDF	44615700	1.05 y	35:54	1.27	459.77	2.42	-	n
Total HpCDF	98699100	1.05 y	34:37	1.28	945.27	2.15	-	n

13C-1,2,3,4,6,7,8-HpCDD	150261100	1.06	y	35:32	0.75	2245.36	4.02	112.3	n
1,2,3,4,6,7,8-HpCDD	35301400	1.05	y	35:33	1.00	470.89	2.29	-	n
Total HpCDD	35553500	0.78	n	34:54	1.00	474.25	2.29	-	n
13C-OCDD	214408000	0.91	y	38:20	0.56	4269.63	4.55	106.7	n
OCDF	71179900	0.89	y	38:28	1.44	923.89	2.51	-	n
OCDD	55918600	0.88	y	38:20	1.11	940.23	2.77	-	n

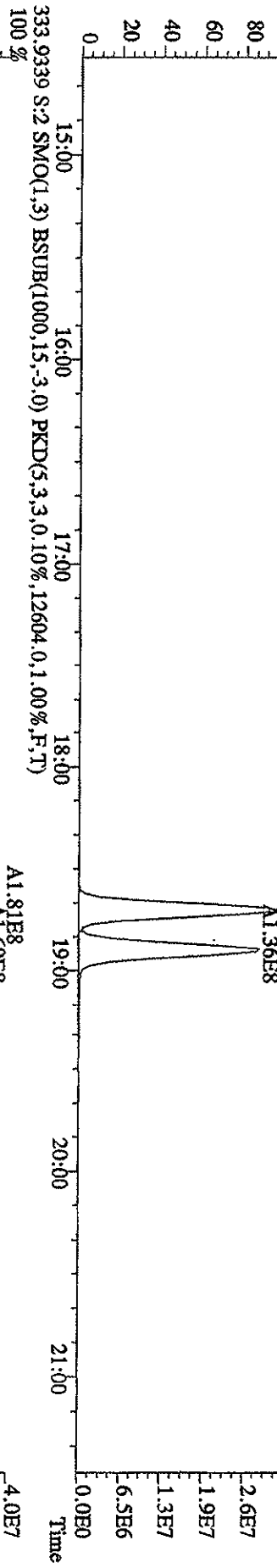
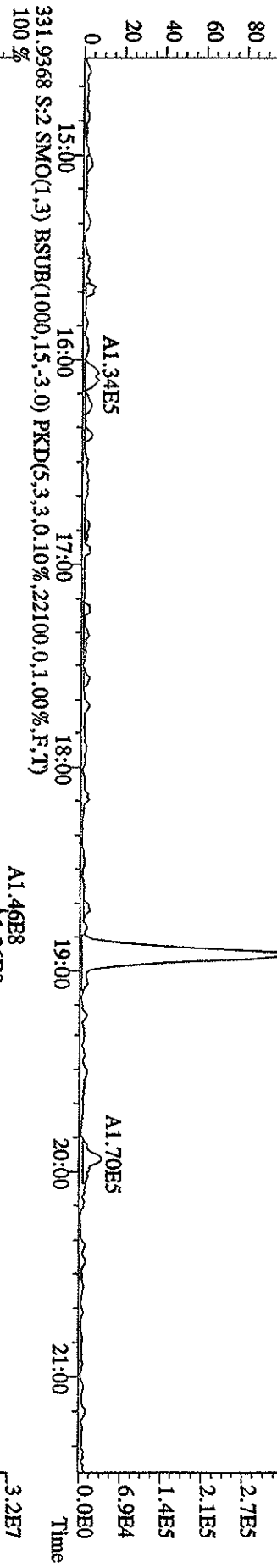
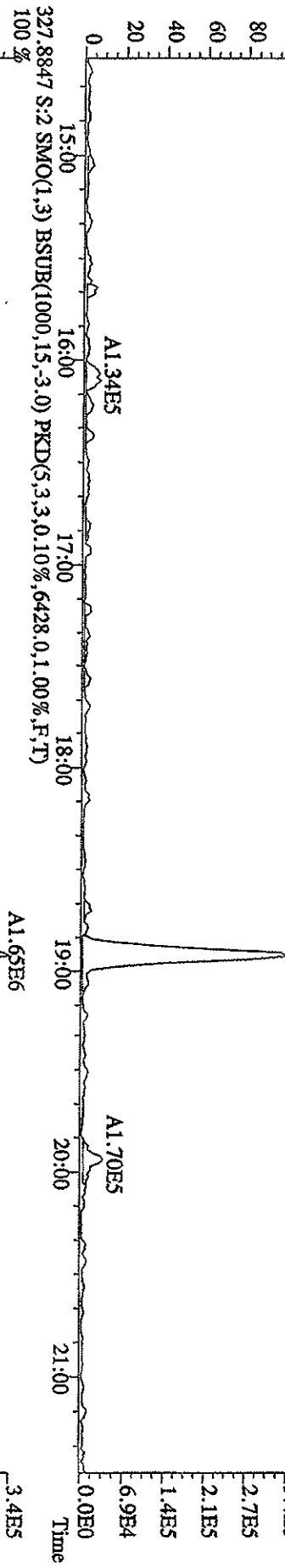
File:31DE09A1D5 #1-411 Acq: 1-JAN-2010 00:09:07 GC.EI+ Voltage SIR 70SE
 Sample#2 Text:ST1231B :CS-1 09DXN422 Exp:DIOXIN
 303.9016 S:2 SMO(1,3) BSUB(1000,15,-3.0) PKD(5,3,3,0.10%,4776,0,1.00%,F,T)



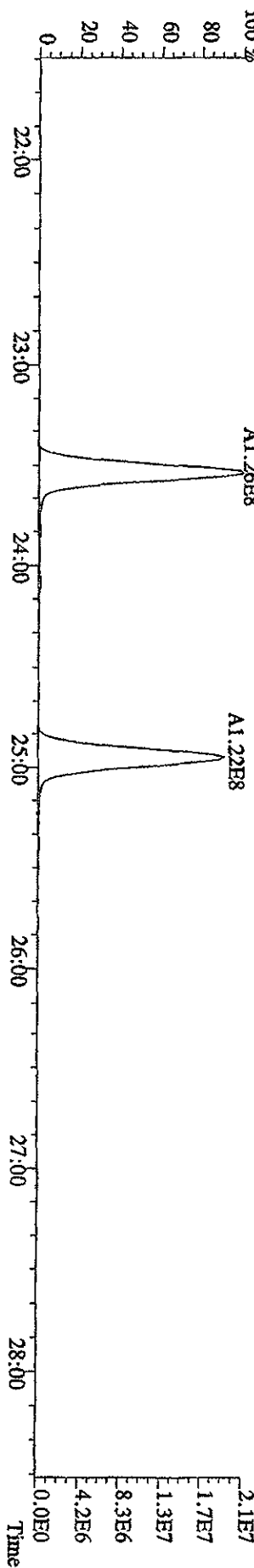
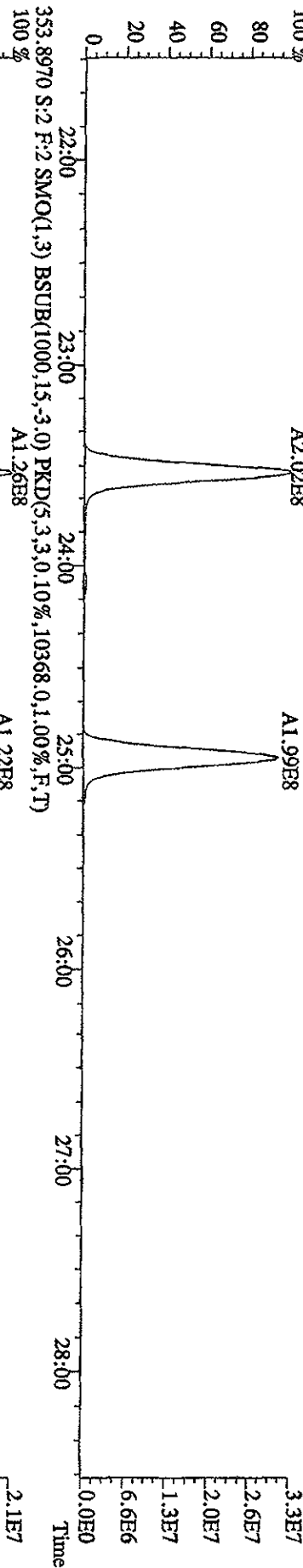
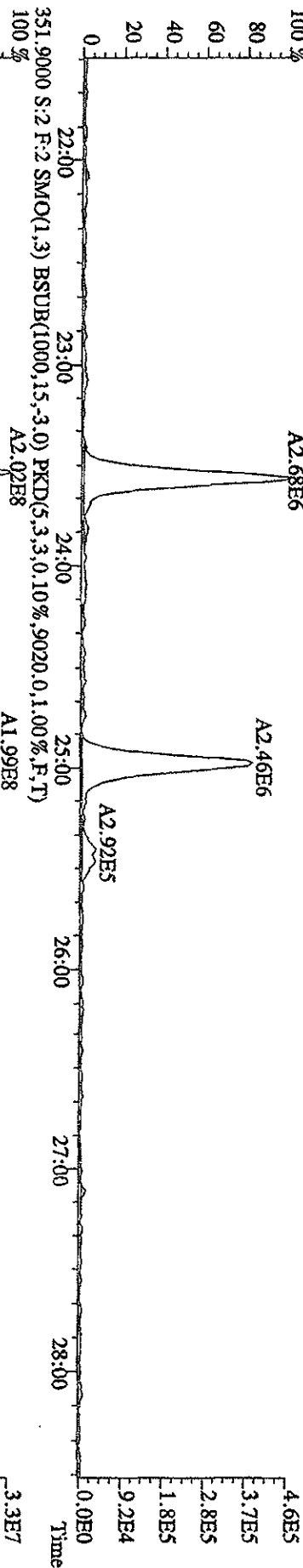
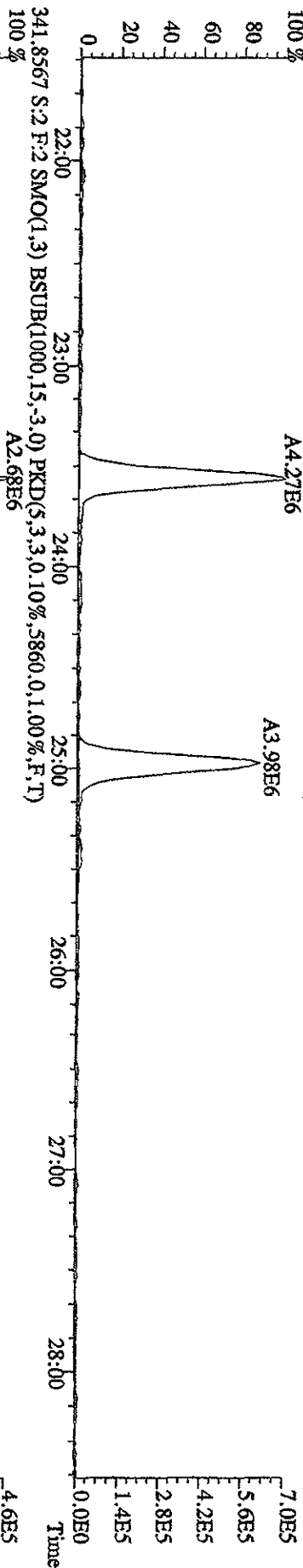
File: 31DE09A1D5 #1-411 Acq: 1-JAN-2010 00:09:07 GC EI+ Voltage SIR 70SE
 Sample#2 Text: ST1231B :CS-1 09DXN422 Exp: DIOXIN
 319.8965 S:2 SMO(1,3) BSUB(1000,15,-3,0) PKD(5,3,3,0,10%,3832,0,1.00%,F,T)



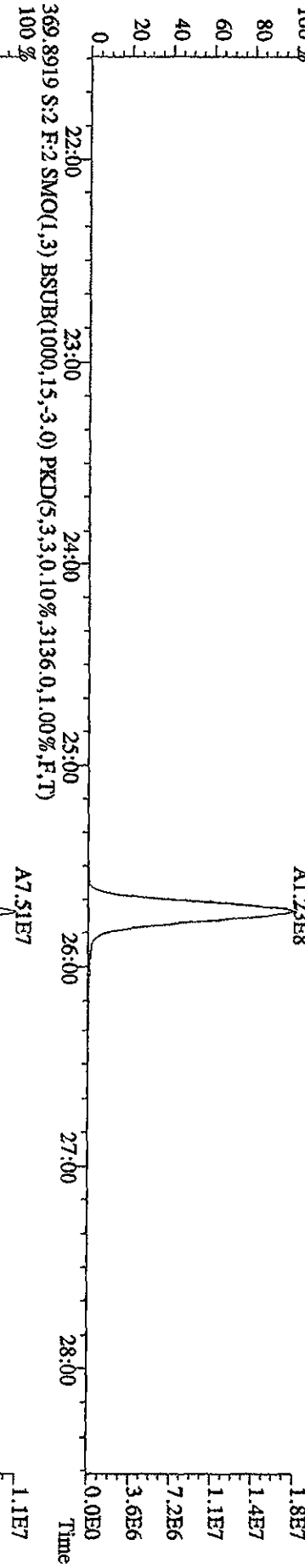
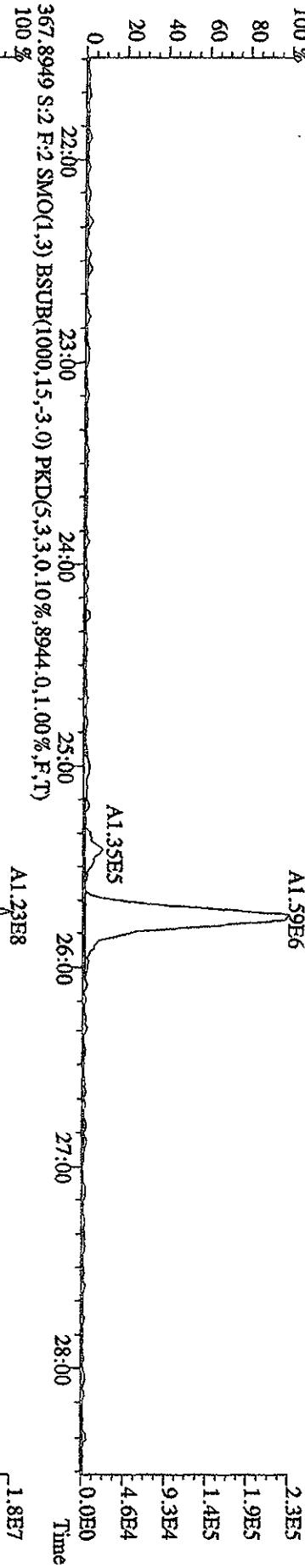
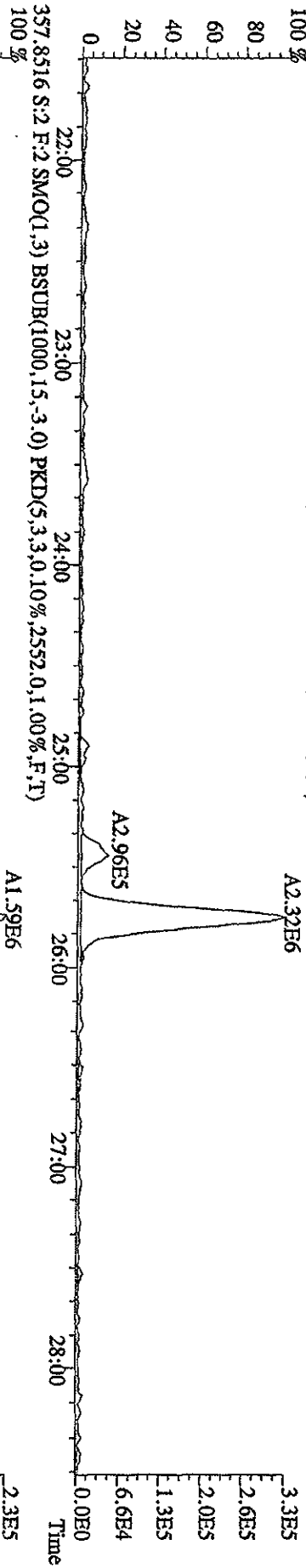
File:31DE09A1D5 #1-411 Acq: 1-JAN-2010 00:09:07 GC EI+ Voltage SIR 70SE
 Sample#2 Text:ST1231B :CS-1 09DXN422 Exp:DIOXIN
 327.8847 S:2 SMO(1,3) BSUB(1000,15,-3.0) PKD(5,3,3.0,10%,6428,0.1,00%,F,T)
 100 %

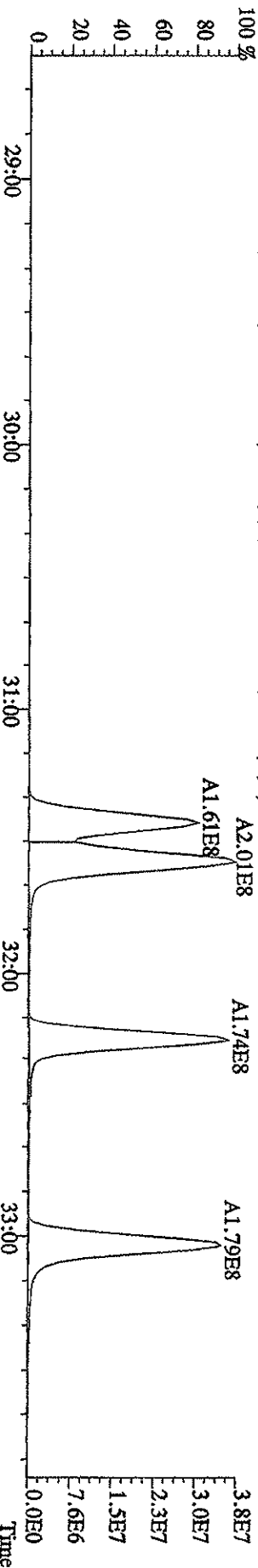
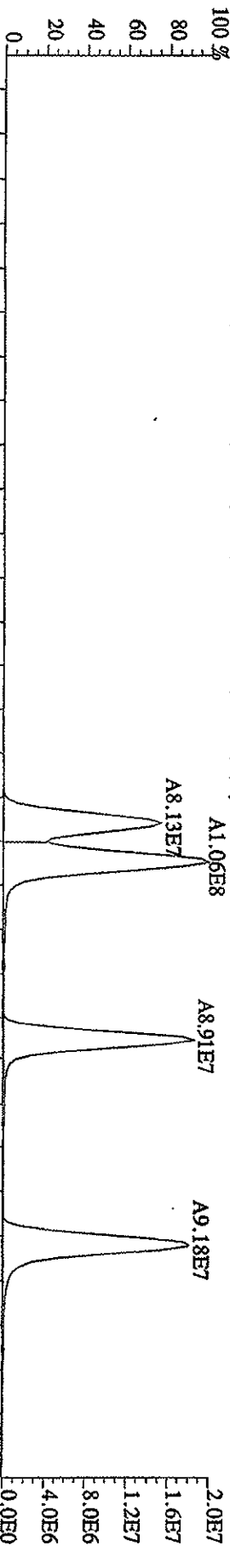
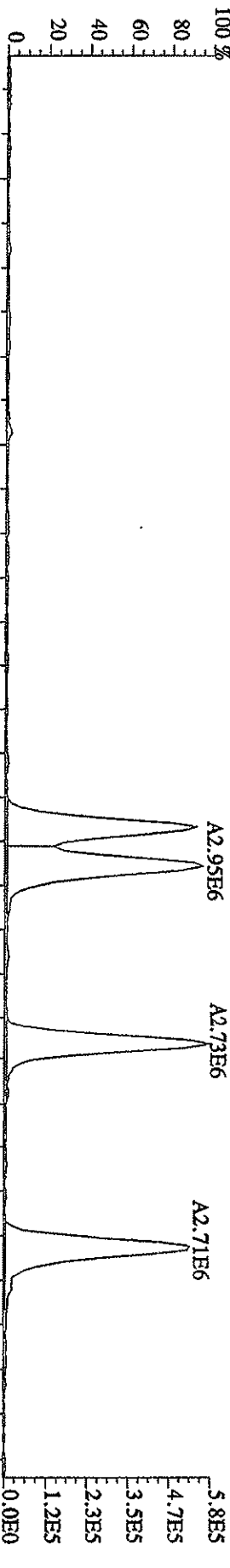
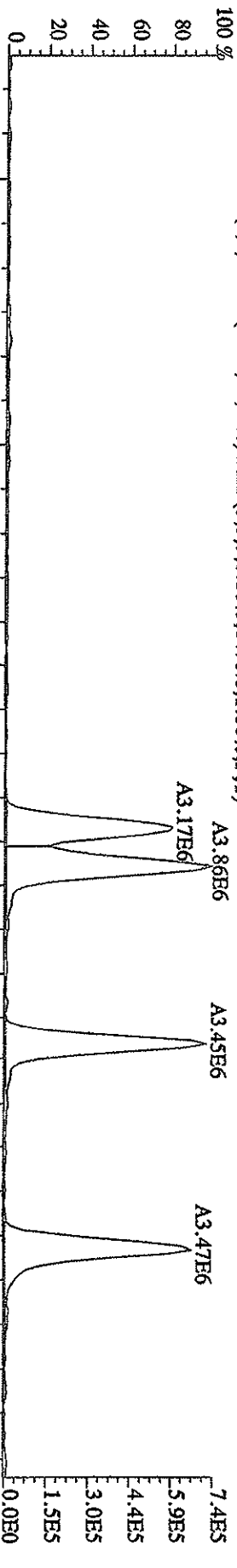


File:31DE09A1D5 #1.495 Acq: 1-JAN-2010 00:09:07 GC EI+ Voltage SIR 70SE
 Sample#2 Text:ST1231B :CS-1 09DDXN422 Exp:DIOXIN
 339.8597 S:2 F:2 SMO(1,3) BSUB(1000,15,-3,0) PKD(5,3,3,0.10%,4700.0,1.00%,F,T)
 100 % A4.27E6

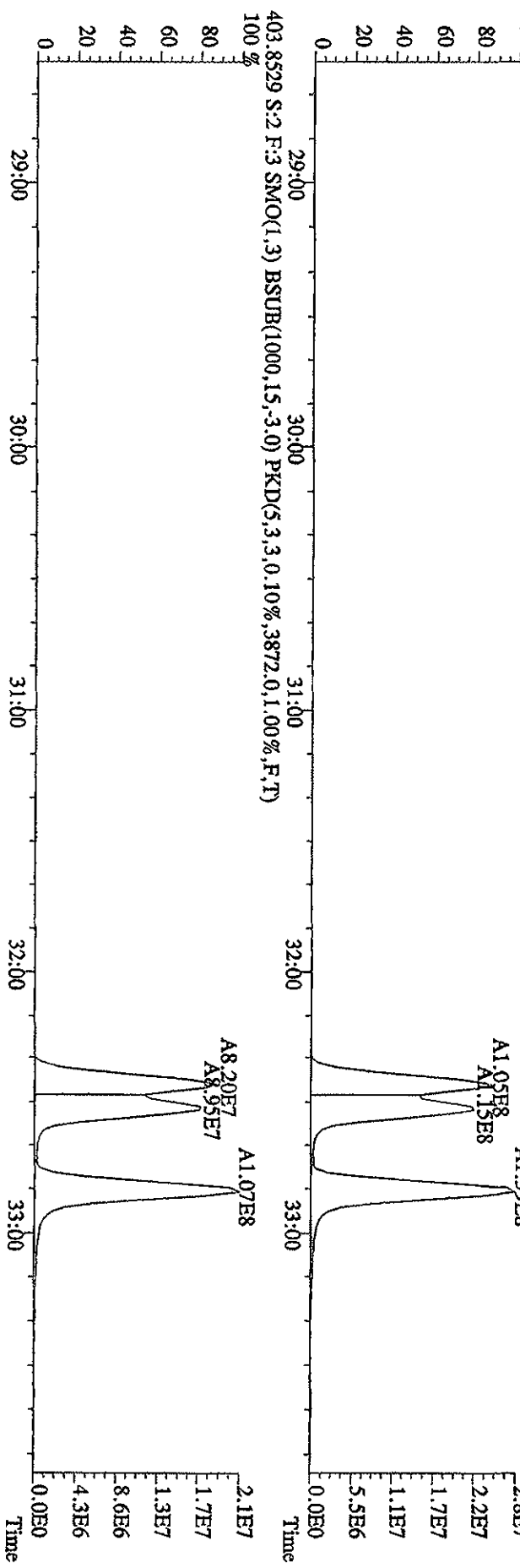
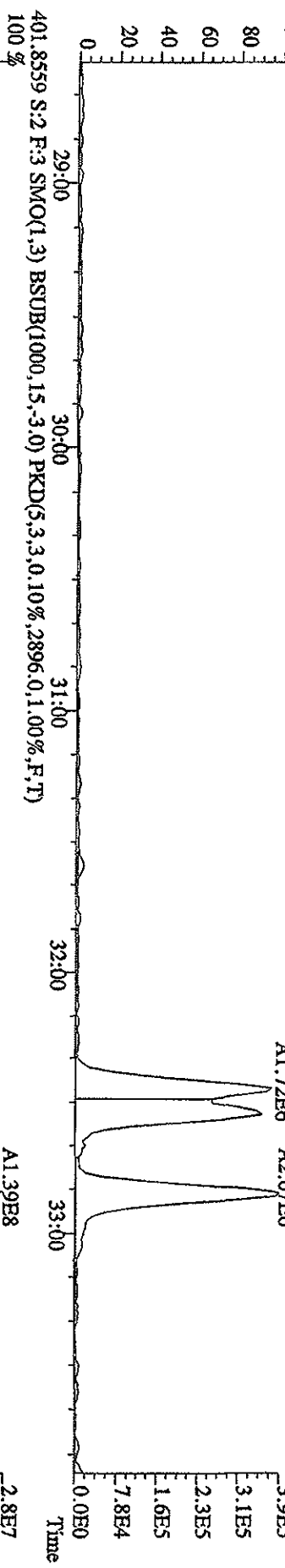



File:31DE09A1D5 #1-495 Acq: 1-JAN-2010 00:09:07 GC BI+ Voltage STR 70SE
 Sample#2 Text:ST1231B :CS-1 09DXN422 Exp:DIOXIN
 355.8546 S:2 F:2 SMO(1.3) BSUB(1000,15,-3.0) PKD(5,3,3,0,10%,.5340,0,1,00%,F,T)
 100 %

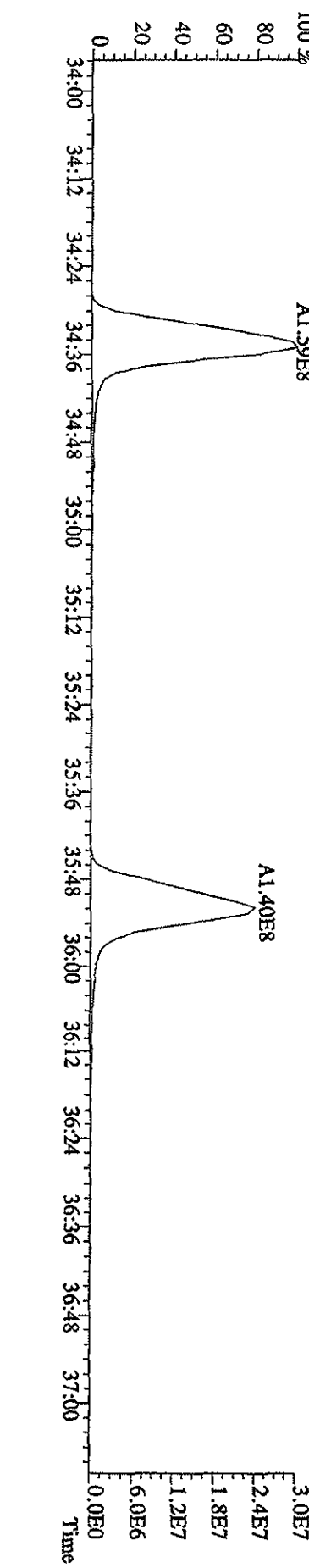
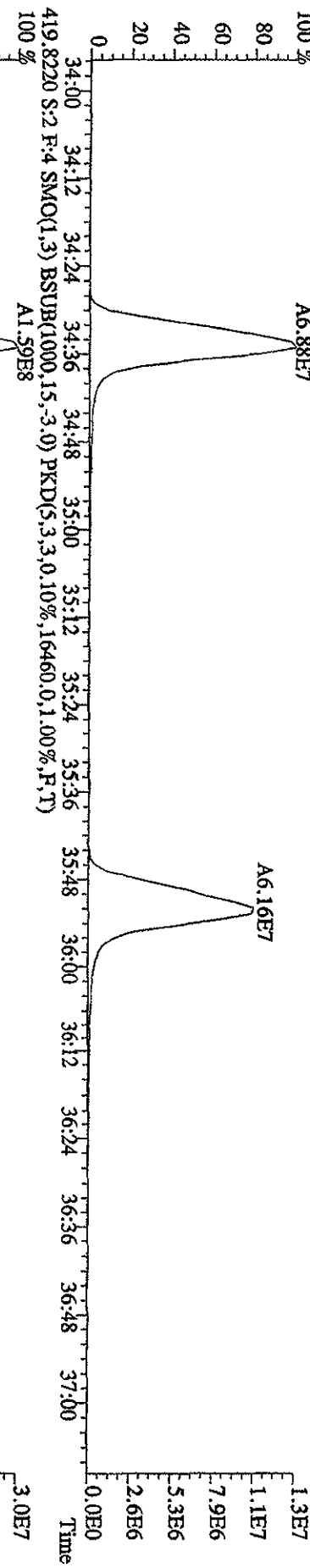
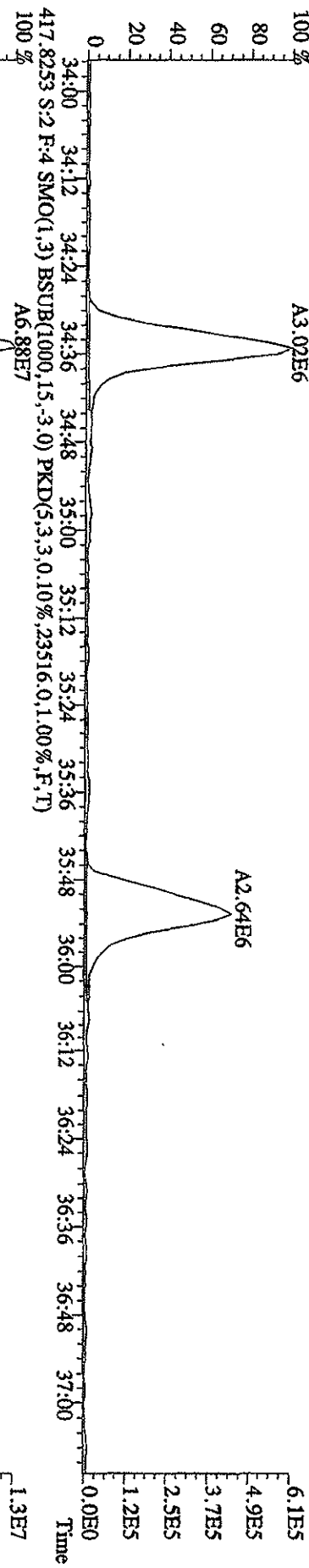
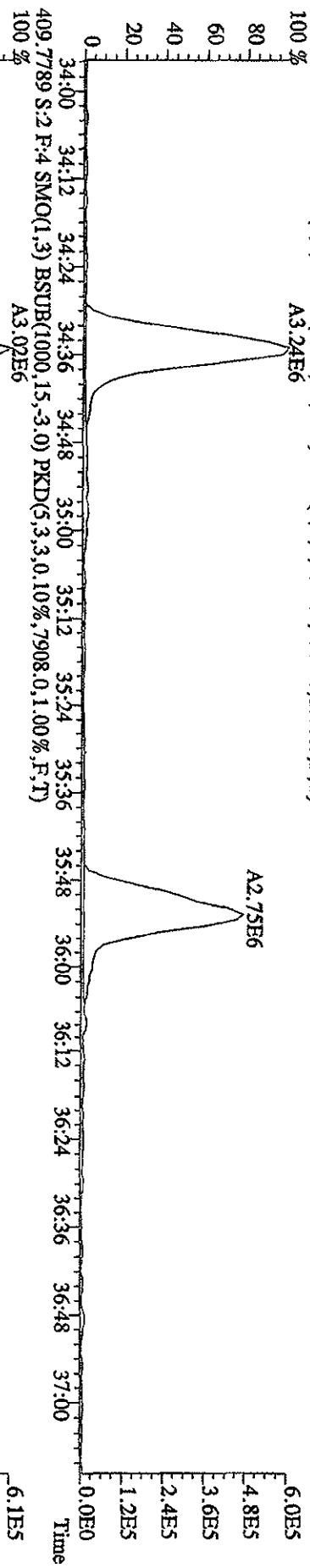




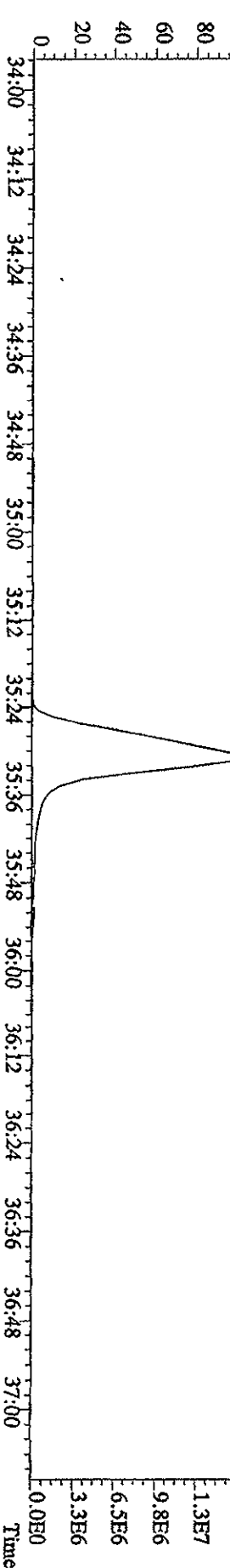
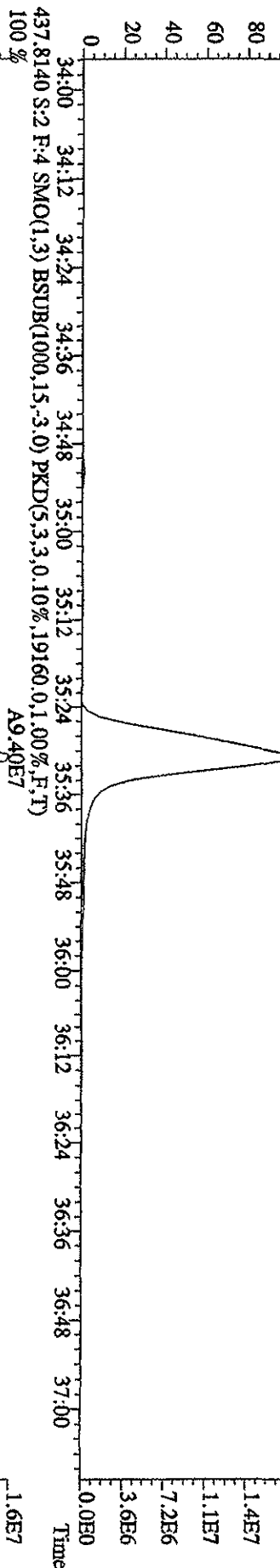
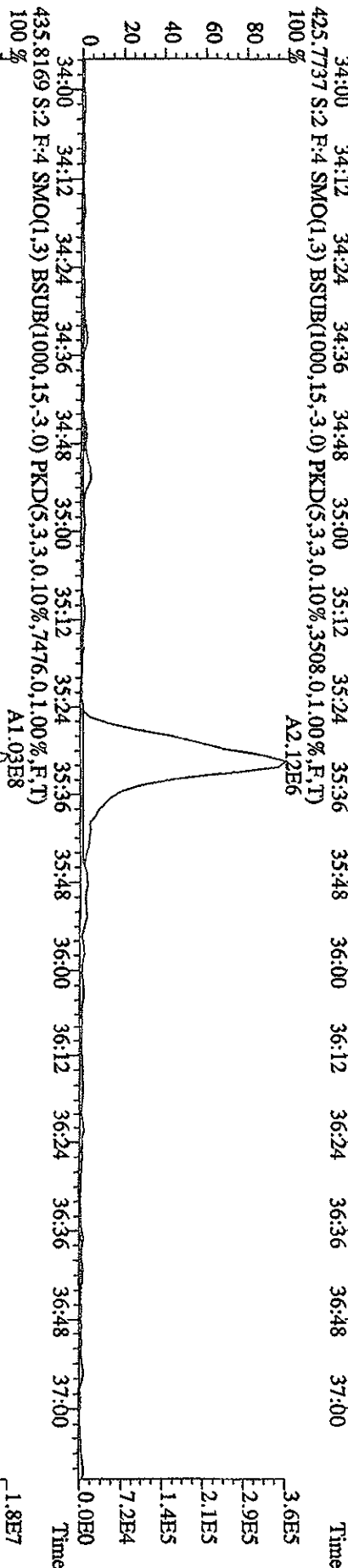
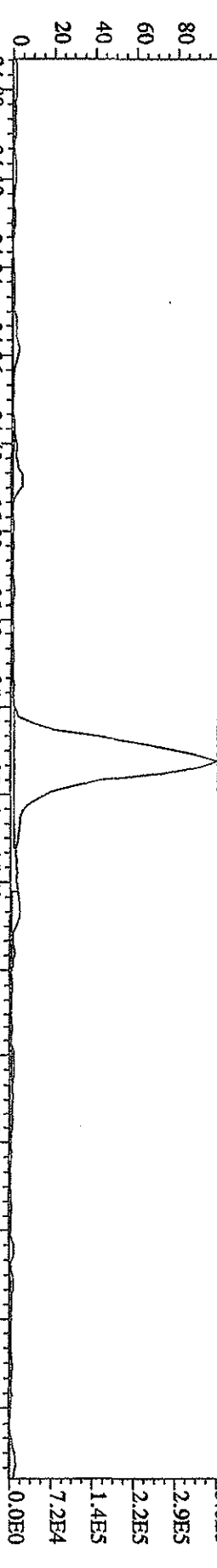
File:31DE09AID5 #1-361 Acq: 1-JAN-2010 00:09:07 GC EI+ Voltage SIR 70SE
 Sample#2 Text:ST1231B :CS-1 09DXN422 Exp:DIOXIN
 389.8157 S:2 F:3 SMO(1,3) BSUB(1000,15,-3,0) PKD(5,3,3,0,10%,3464,0,1,00%,F,T)



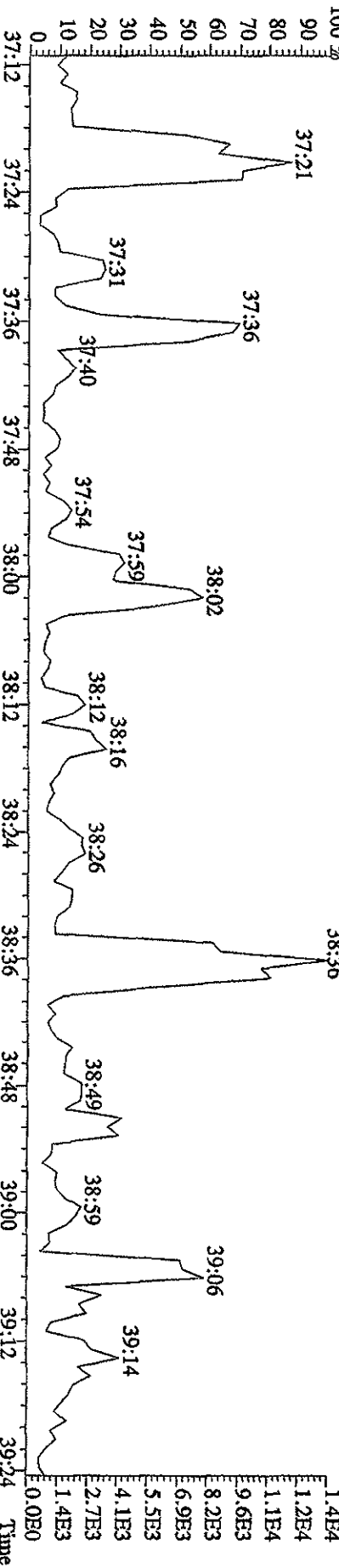
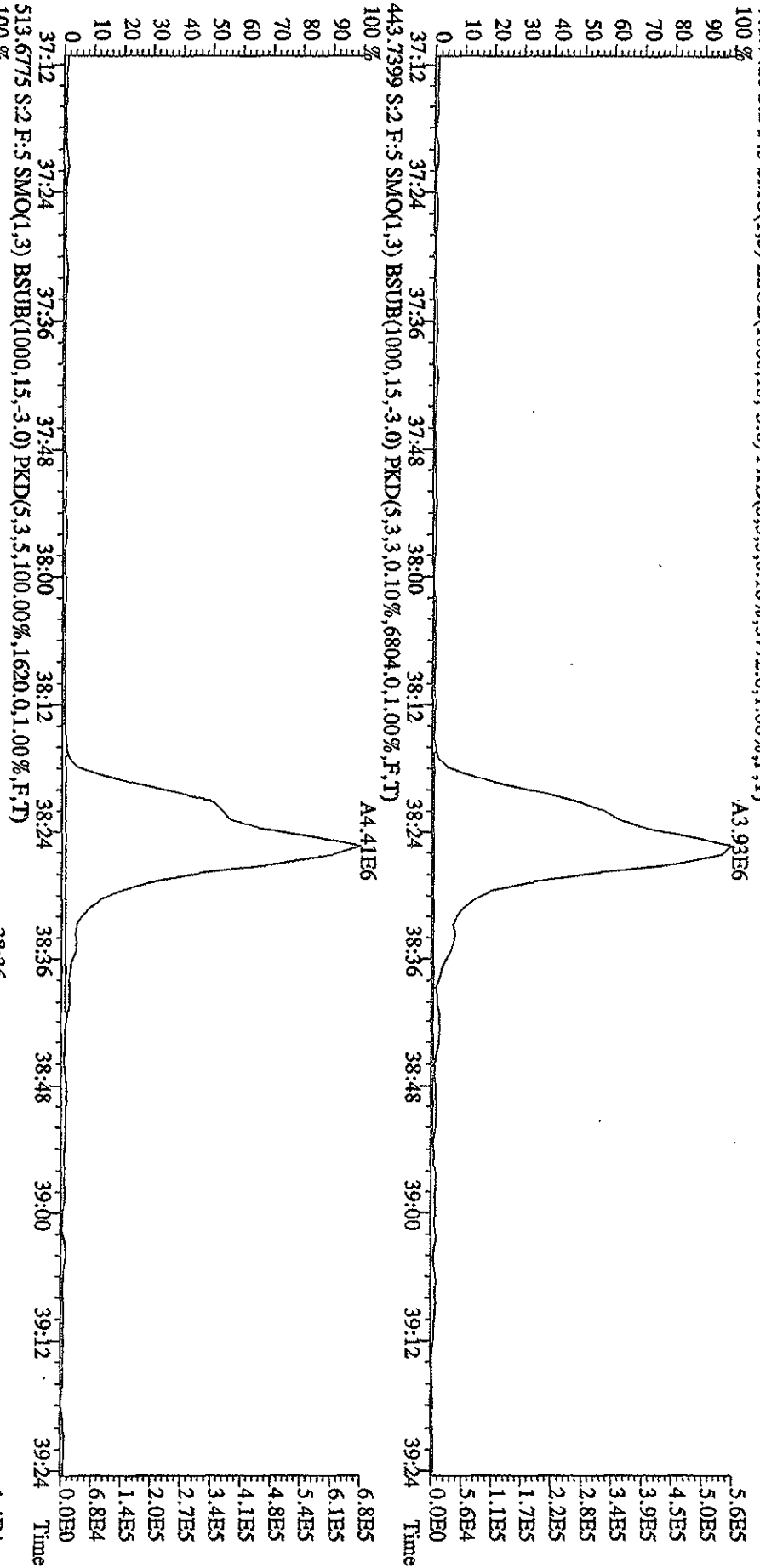
File:31DE09A1D5 #1-228 Acq: 1-JAN-2010 00:09:07 GC EI+ Voltage SIR 70SE
 Sample#2 Text:ST1231B :CS-1 09DXN422 Exp:DIOXIN
 407.7818 S:2 F:4 SMO(1,3) BSUB(1000,15,-3.0) PKD(5,3,3,0,10%,7184.0,1.00%,F,T)



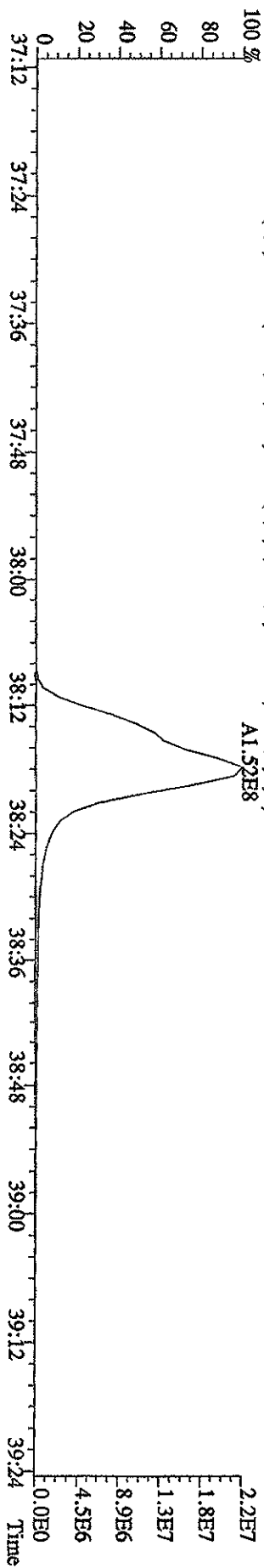
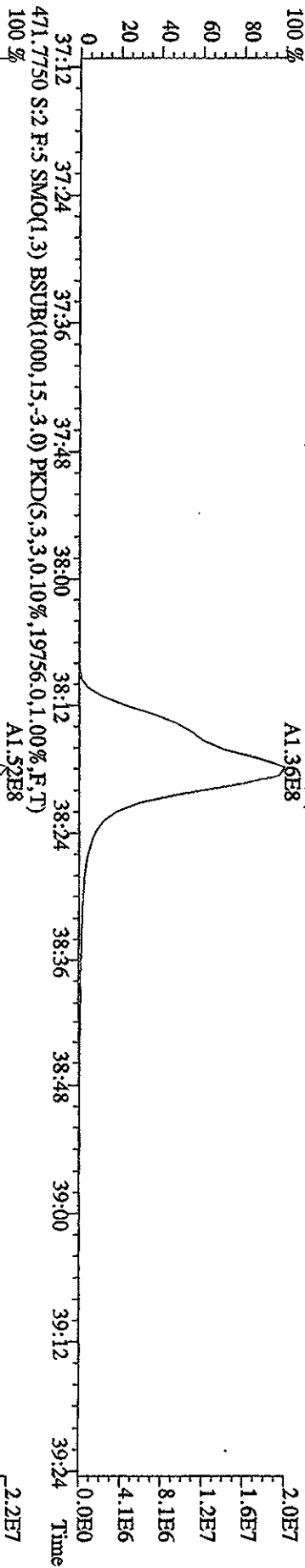
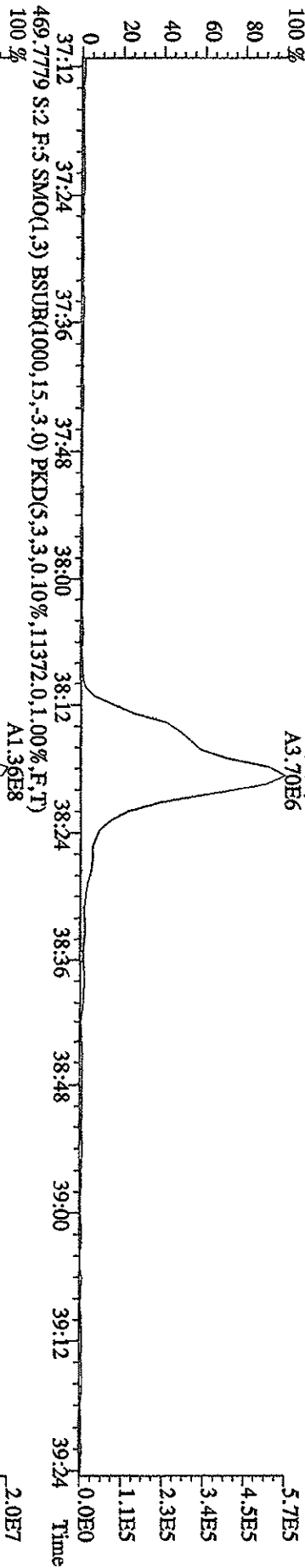
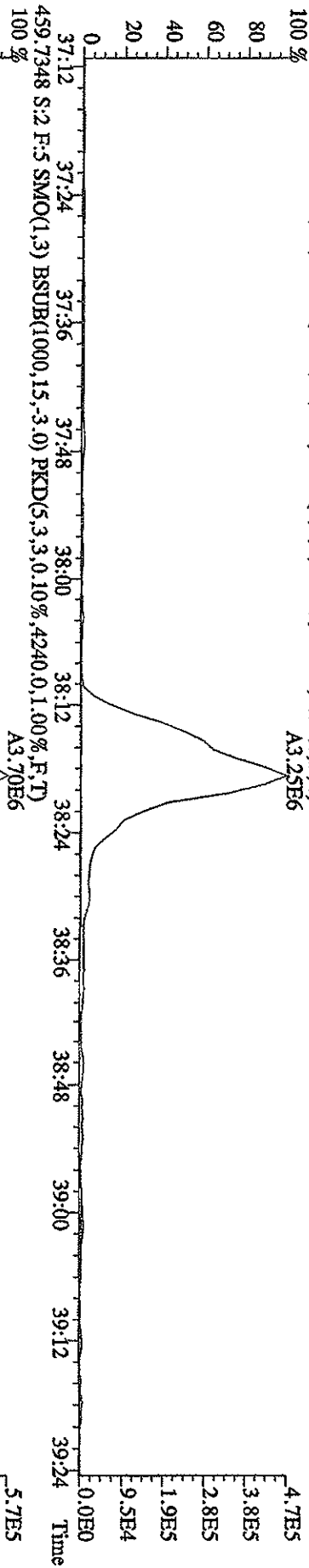
File:31DE09AIDS #1-228 Acq: 1-JAN-2010 00:09:07 GC EI + Voltage SIR 70SE
 Sample#2 Text:ST1231B :CS-1 09DXN422 Exp:DIOXIN
 423.7766 S:2 F:4 SMO(1,3) BSUB(1000,15,-3.0) PKD(5,3,3,0.10%,3468.0,1.00%,F,T)
 100% A2.07E6



File:31DE09A1D5 #1-161 Acq: 1-JAN-2010 00:09:07 GC EI+ Voltage SIR 70SE
 Sample#2 Text:ST1231B :CS-1 09DXN422 Exp:DIOXIN
 441.7428 S:2 F:5 SMO(1.3) BSUB(1000,15,-3.0) PKD(5,3,3,0,10%,3772.0,1.00%,F,T)

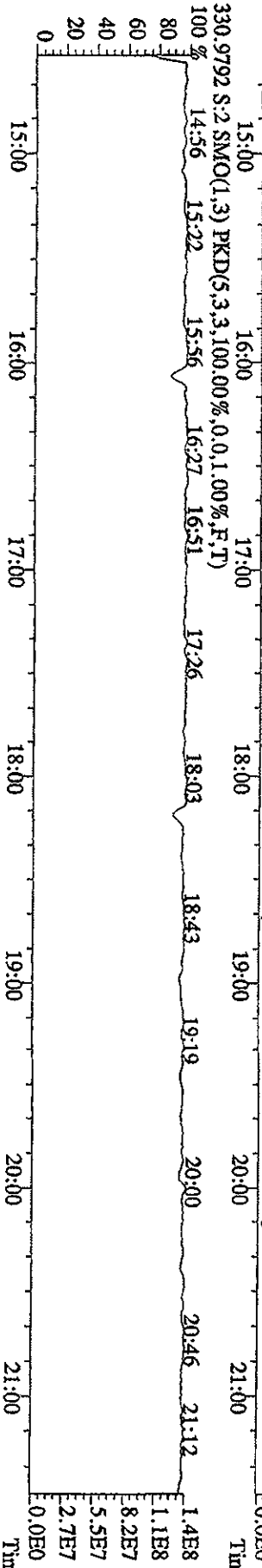

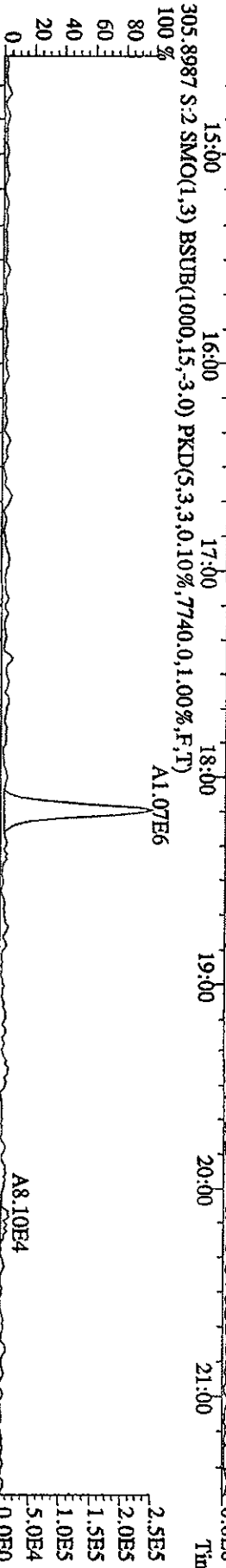
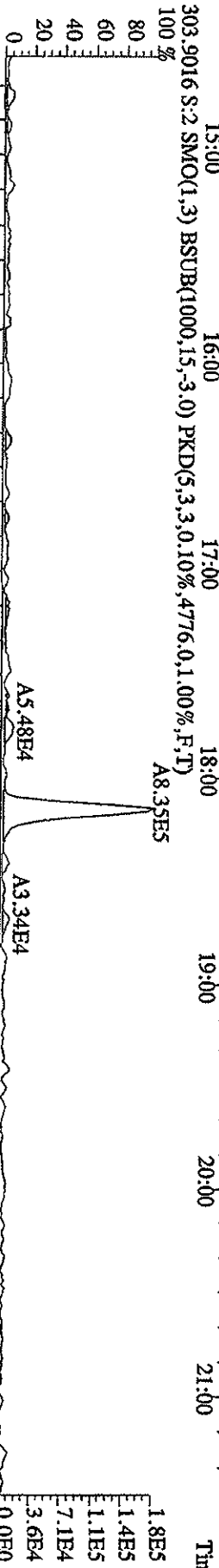
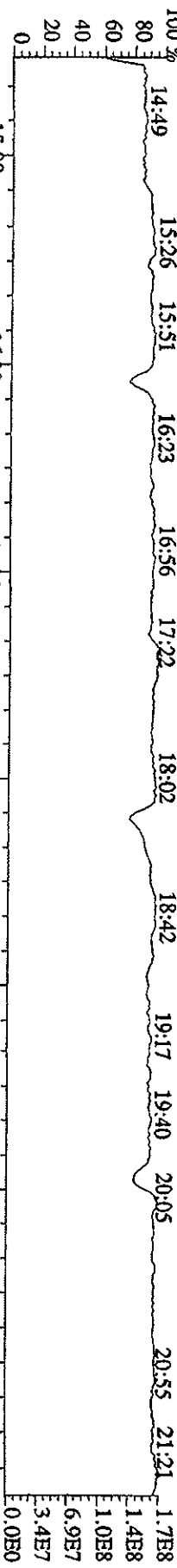


File:31DE09AID5 #1-161 Acq: 1-JAN-2010 00:09:07 GC EI + Voltage SIR 70SE
 Sample#2 Text:ST1231B :CS-1 09DXN422 Exp:DIOXIN
 457.7377 S:2 F:5 SMO(1,3) BSUB(1000,15,-3.0) PKD(5,3,3,0,10%,2760.0,1.00%,F,T)
 100 % A3.25E6

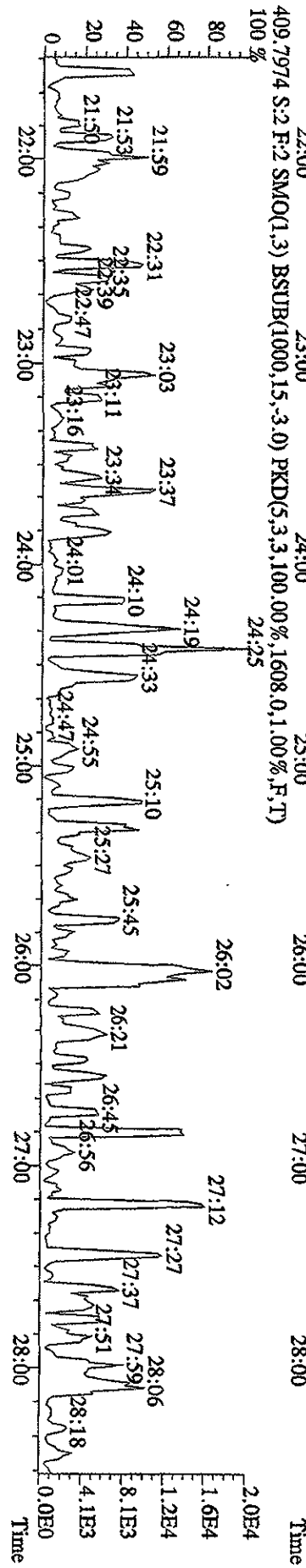
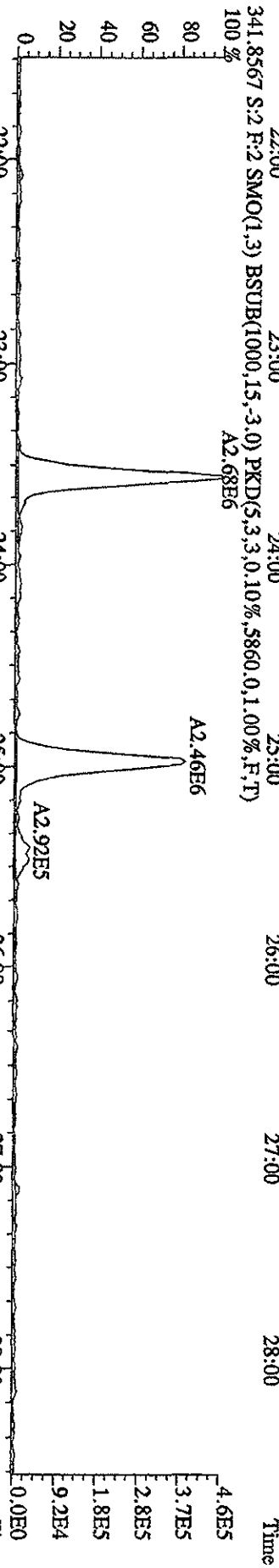
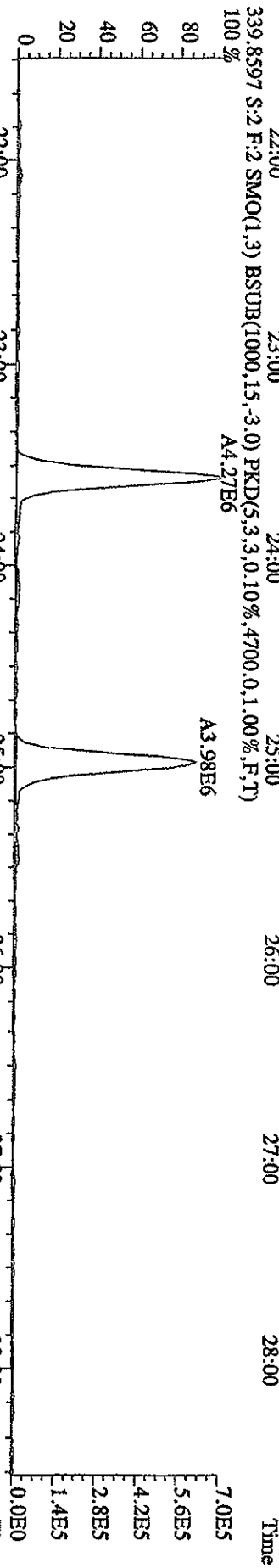
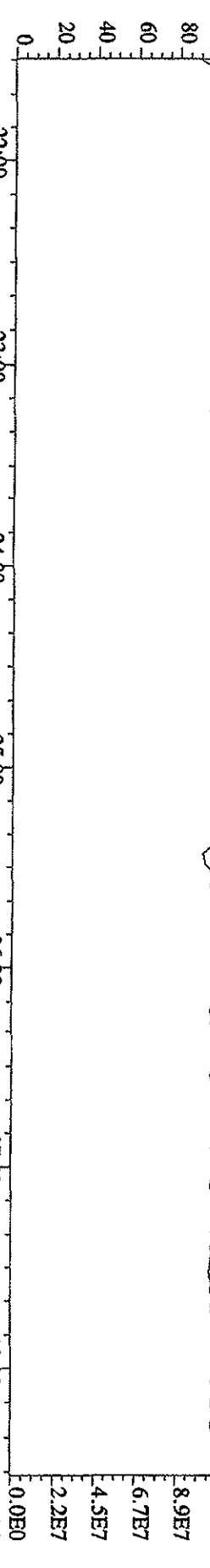


File:31DE09AID5 #1-411 Acq: 1-JAN-2010 00:09:07 GC EI+ Voltage SFR 70SE


Sample#2 Text:ST1231B :CS-1 09DXN422 Exp:DIOXIN



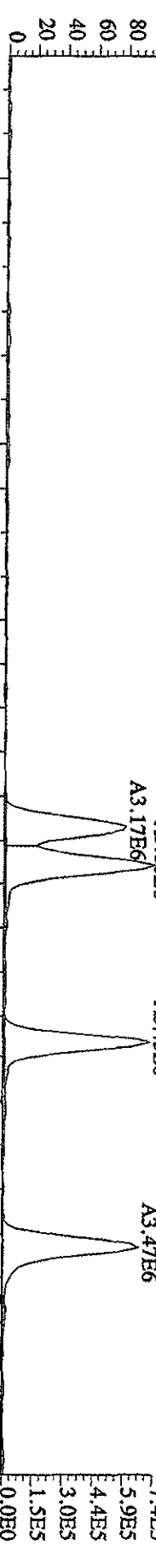
File:31DE09A1D5 #1-495 Acq: 1-JAN-2010 00:09:07 GC EI+ Voltage SIR 70SE
 Sample#2 Text:ST1231B :CS-1 09DXN422 Exp:DIOXIN
 342.9792 S:2 F:2 SMO(1.3) PKD(5.3,3.100.00%,0.0,1.00%,F,T)
 100% 21:47 22:18 23:03 23:37 24:00 24:22 24:46 25:18 25:39 26:02 26:41 27:17 27:53



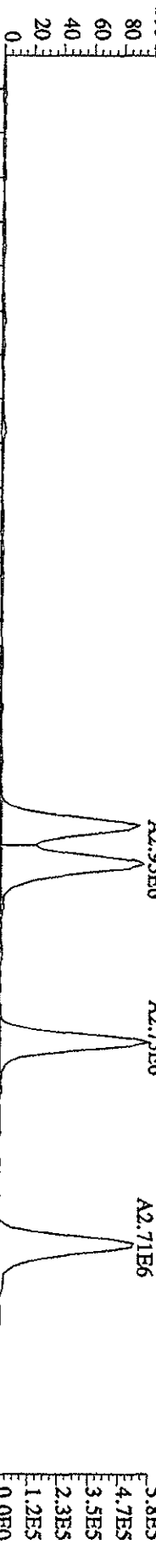
File:31DE09AID5 #1-361 Acq: 1-JAN-2010 00:09:07 GC EI+ Voltage SFR 70SE
 Sample#2 Text:ST1231B :CS-1 09DXN422 Exp:DIOXIN
 392.9760 S:2 F:3 SMO(1,3) PKD(5,3,3,100.00%,0.0,1.00%,F,T)




373.8208 S:2 F:3 SMO(1,3) BSUB(1000,15,-3,0) PKD(5,3,3,0.10%,6476,0.1,0.0%,F,T)



375.8178 S:2 F:3 SMO(1,3) BSUB(1000,15,-3,0) PKD(5,3,3,0.10%,4900,0.1,0.0%,F,T)



445.7555 S:2 F:3 SMO(1,3) BSUB(1000,15,-3,0) PKD(5,3,3,100.00%,2040,0.1,0.0%,F,T)




380.9760 S:2 F:3 SMO(1,3) PKD(5,3,3,100.00%,0.0,1.00%,F,T)



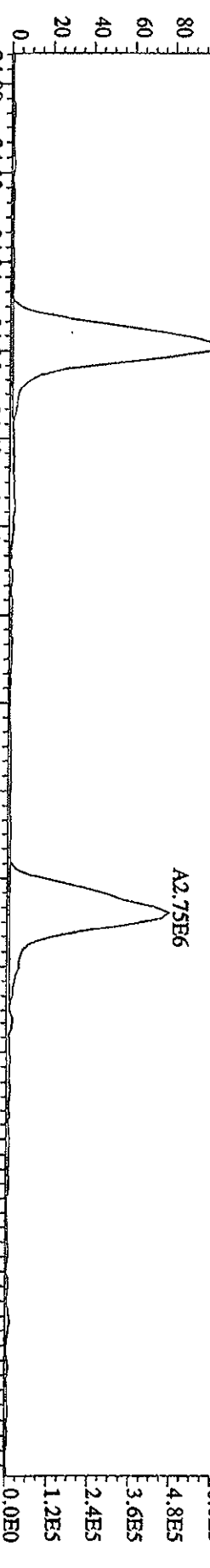
File:31DE09A1D5 #1-228 Acq: 1-JAN-2010 00:09:07 GC EI+ Voltage SIR 70SE

Sample#2 Text:ST1231B :CS-1 09DXN422 Exp:DIOXIN

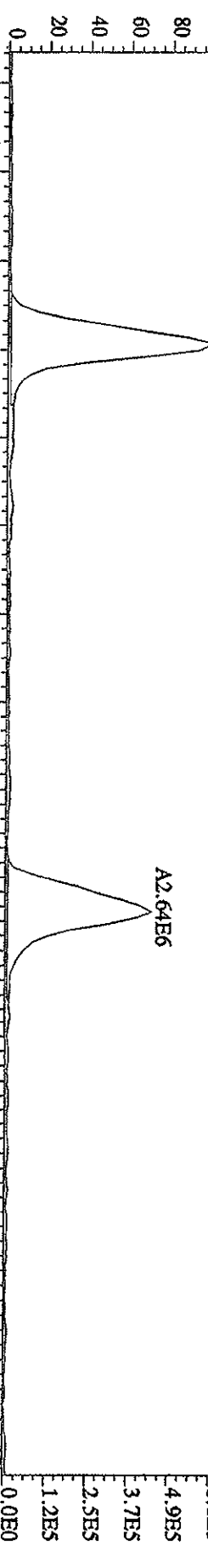
430.9728 S:2 F:4 SMO(1,3) PKD(5,3,3,100.00%,0.0,1.00%,F,T)



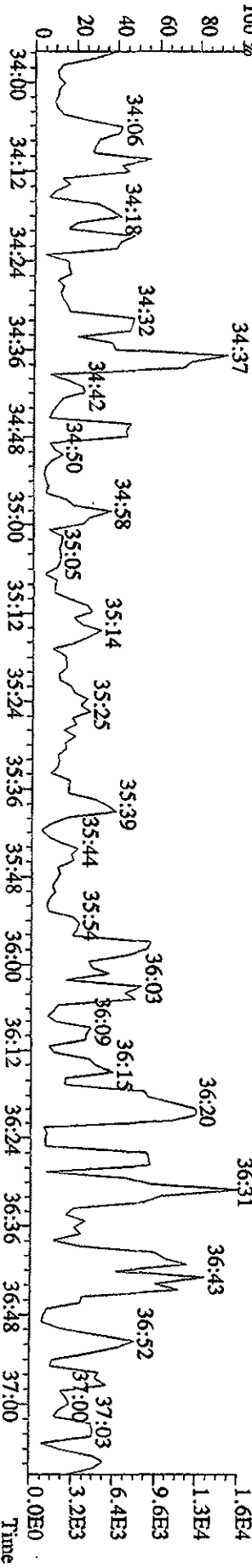
407.7818 S:2 F:4 SMO(1,3) BSUB(1000,15,-3,0) PKD(5,3,3,0.10%,7184.0,1.00%,F,T)




409.7789 S:2 F:4 SMO(1,3) BSUB(1000,15,-3,0) PKD(5,3,3,0.10%,7908.0,1.00%,F,T)



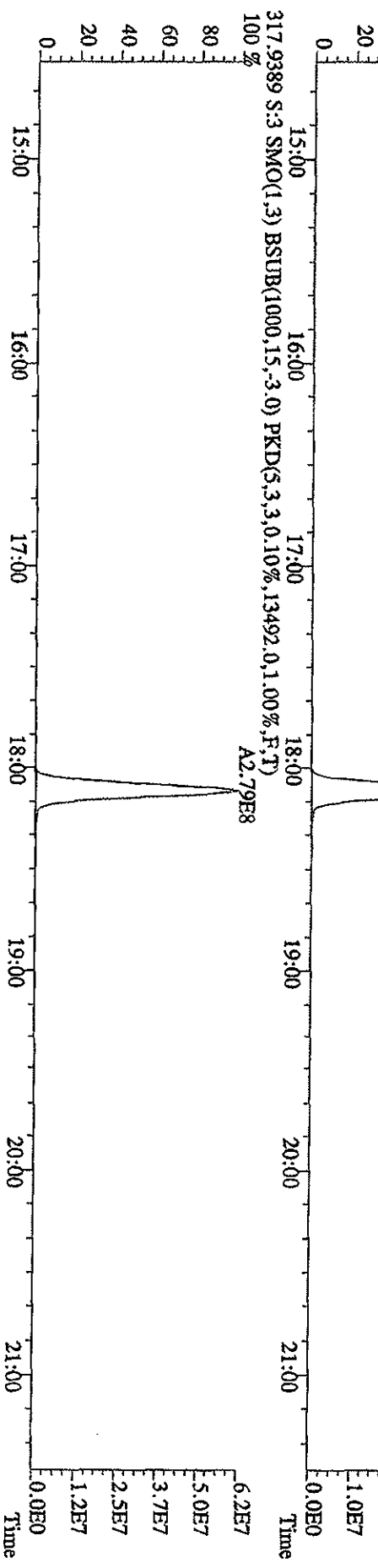
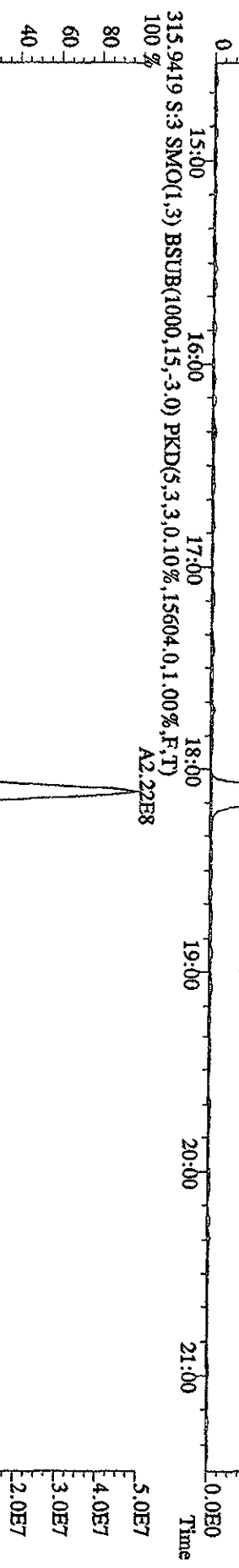
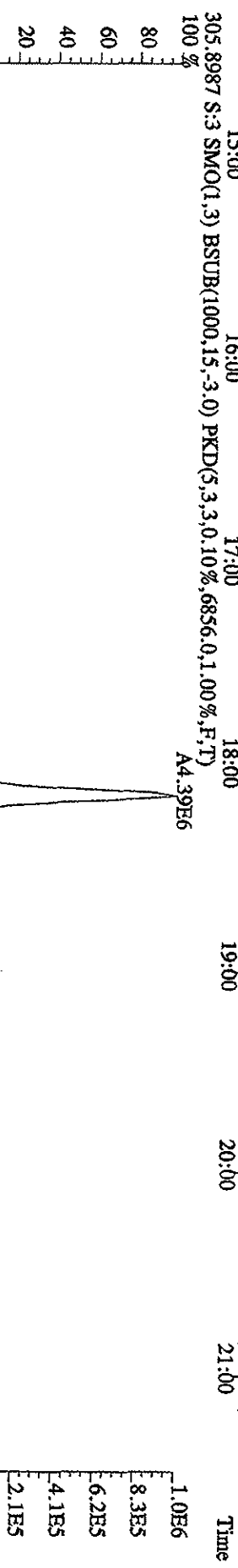
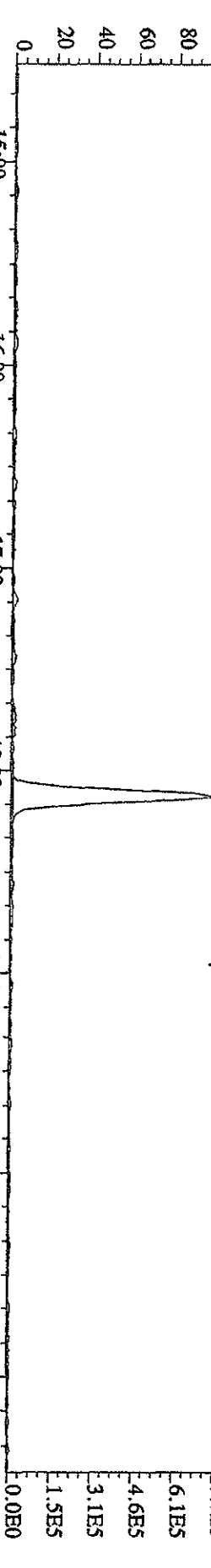
479.7165 S:2 F:4 SMO(1,3) BSUB(1000,15,-3,0) PKD(5,3,3,100.00%,4120.0,1.00%,F,T)



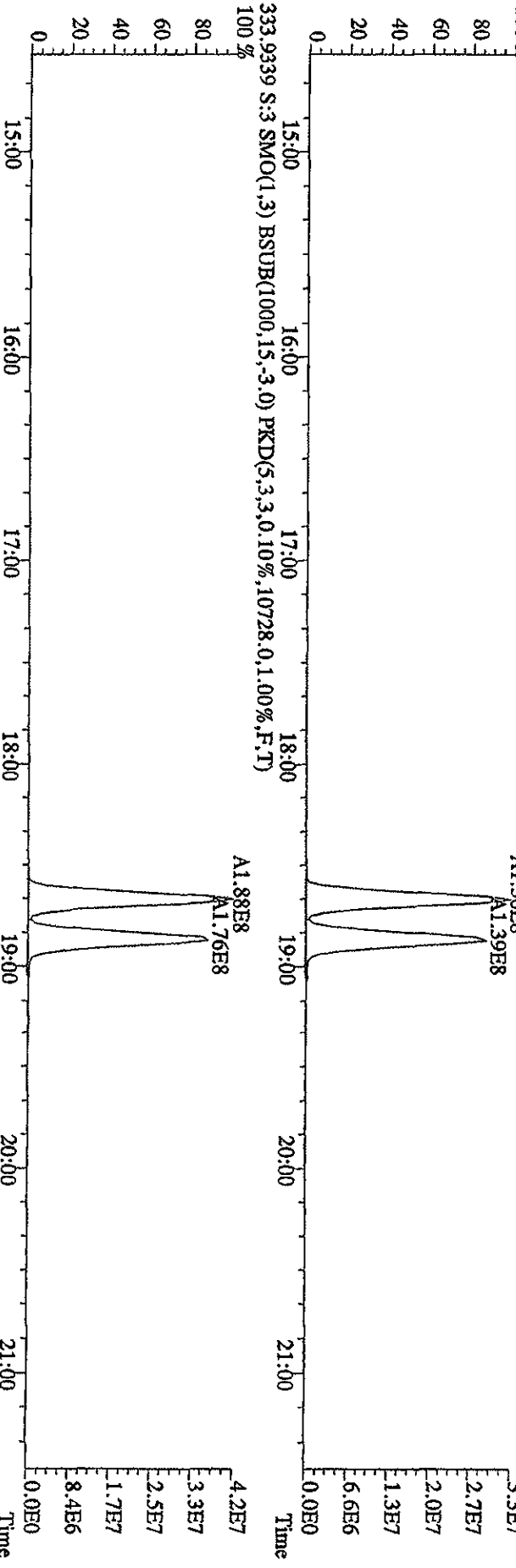
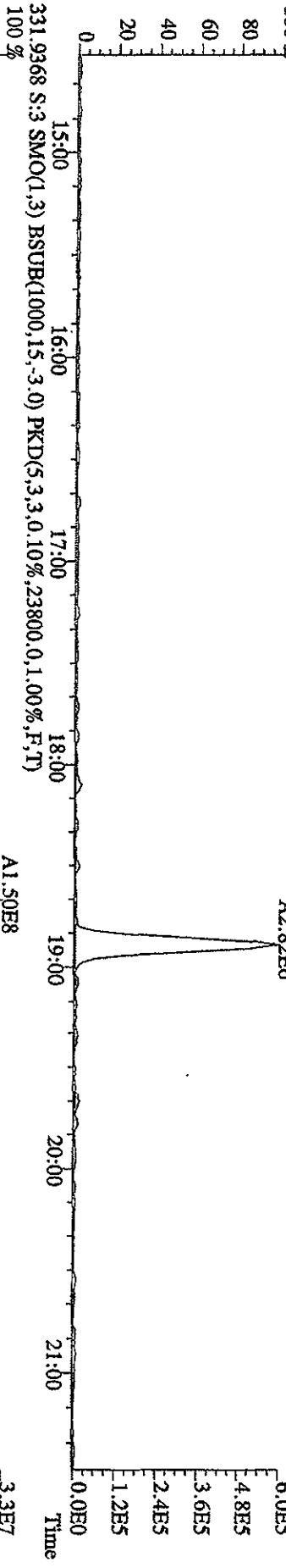
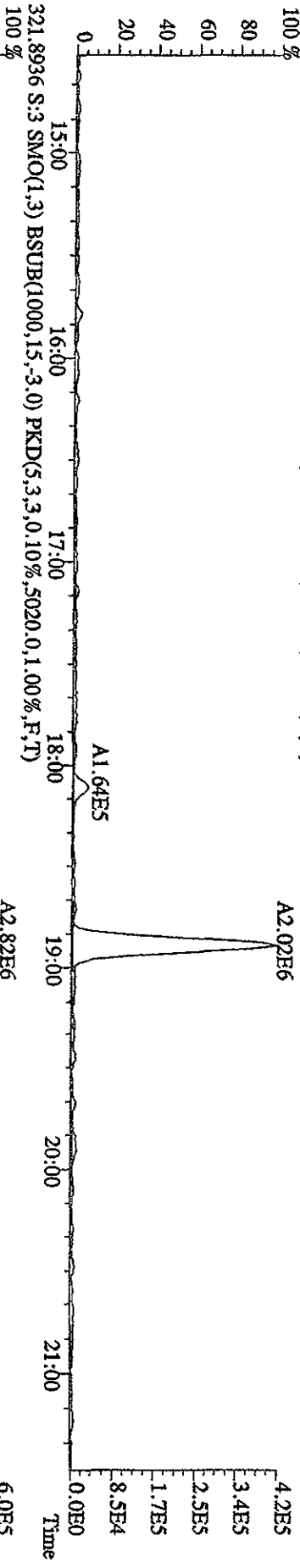
File:3IDE09AIDS #1.161 Acq: 1-JAN-2010 00:09:07 GC EI+ Voltage SIR 70SE
 Sample#2 Text:ST1231B :CS-1 09DXN422 Exp:DIOXIN
 454.9728 S:2 F:5 SMO(1.3) PKD(5.3,3,100.00%,0.0,1.00%,F,T)
 100 % 37:20 37:33 37:45 37:52 38:05 38:19 38:29 38:40 38:57 39:07 39:23 5.6E7



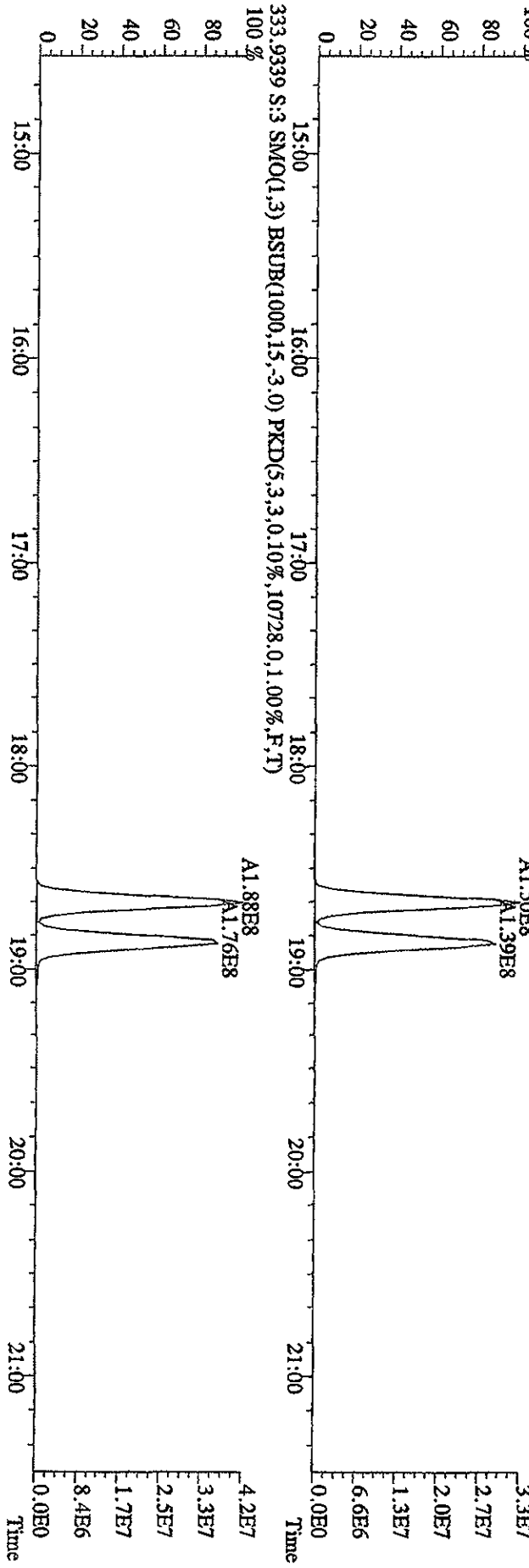
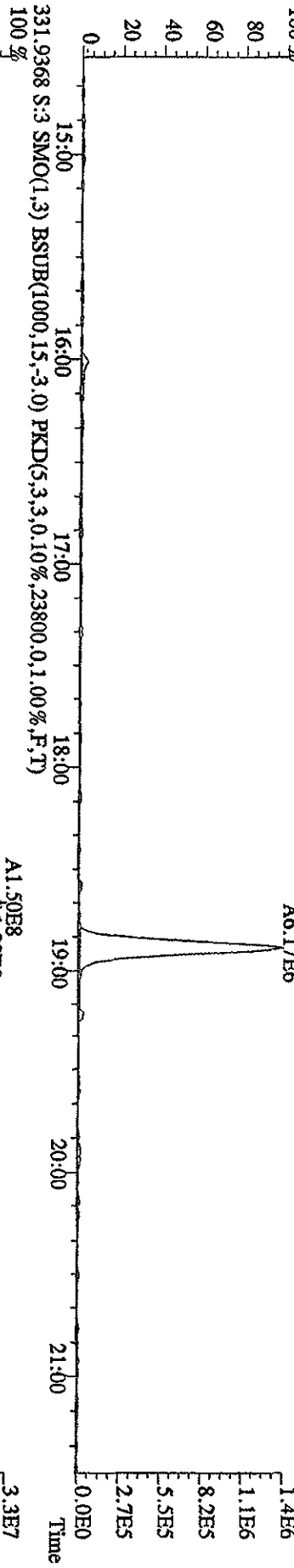
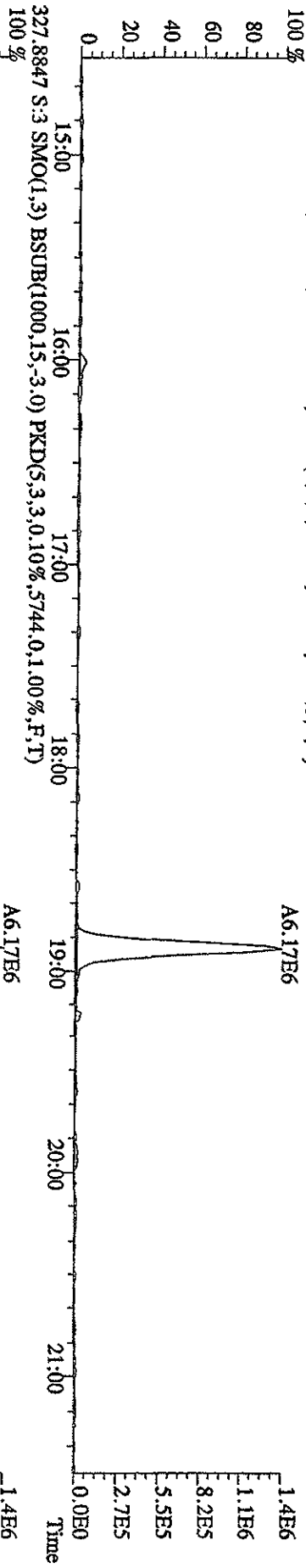
File:31DE09A1D5 #1-411 Acq: 1-JAN-2010 00:50:55 GC EI+ Voltage SFR 70SE
 Sample#3 Text:ST1231C :CS-2 09DXN423 Exp:DIOXIN
 303.9016 S:3 SMO(1,3) BSUB(1000,15,-3,0) PKD(5,3,3,0,10%,5052,0,1,00%,F,T)
 100%



File:31DE09A1D5 #1-411 Acq: 1-JAN-2010 00:50:55 GC EI+ Voltage SIR 70SE
 Sample#3 Text:ST1231C :CS-2 09DXN423 Exp:DIOXIN
 319.8965 S:3 SMO(1,3) BSUB(1000,15,-3,0) PKD(5,3,3,0,10%,4932,0,1,00%,F,T)

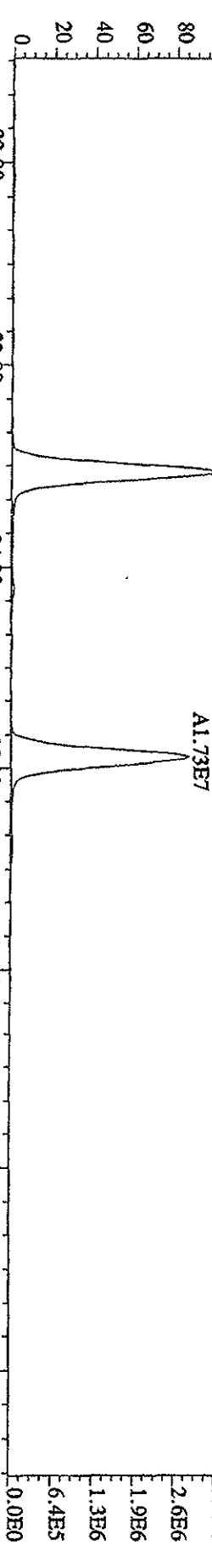


File:31DE09A1D5 #1-411 Acq: 1-JAN-2010 00:50:55 GC EI+ Voltage SIR 70SE
 Sample#3 Text:ST1231C :CS-2 09DXN423 Exp:DIOXIN
 327.8847 S:3 SMO(1,3) BSUB(1000,15,-3,0) PKD(5,3,3,0.10%,5744.0,1.00%,F,T)

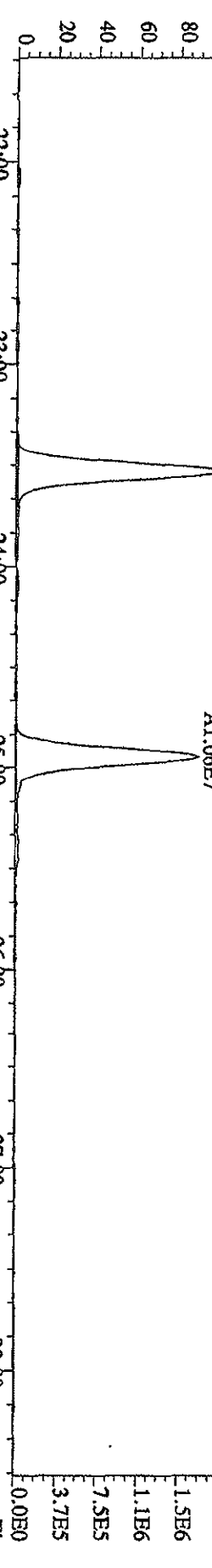


File:31DE09AID5 #1-495 Acq: 1-JAN-2010 00:50:55 GC EI+ Voltage SHR 70SE

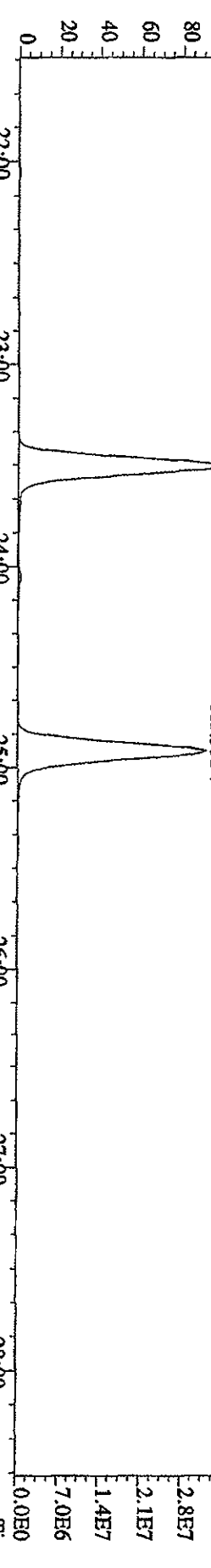
Sample#3 Text:ST1231C :CS-2 09DXN423 Exp:DIOXIN



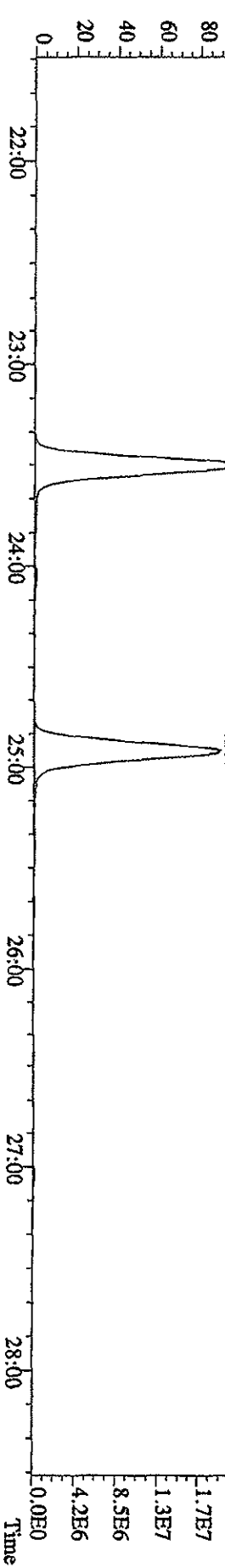
339.8597 S:3 F:2 SMO(1.3) BSUB(1000,15,-3.0) PKD(5,3,3,0.10%,5496,0.1,00%,F,T)



341.8567 S:3 F:2 SMO(1.3) BSUB(1000,15,-3.0) PKD(5,3,3,0.10%,6964,0.1,00%,F,T)

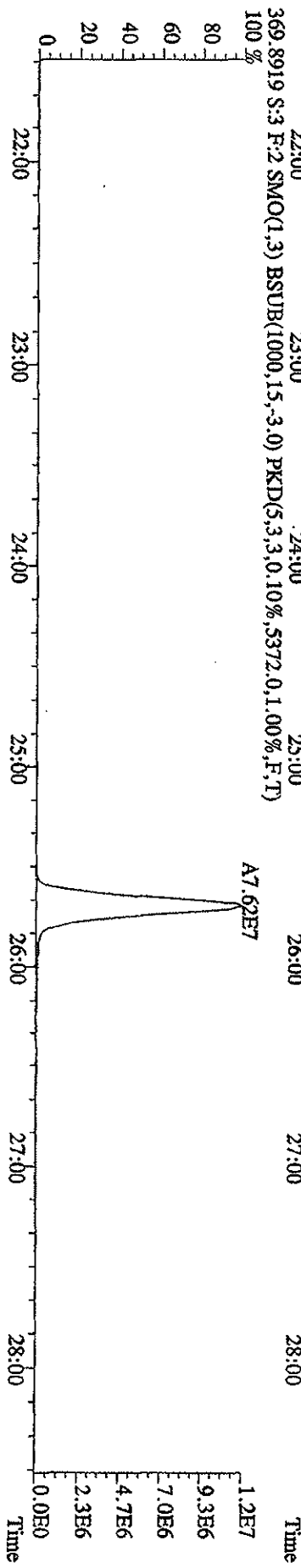
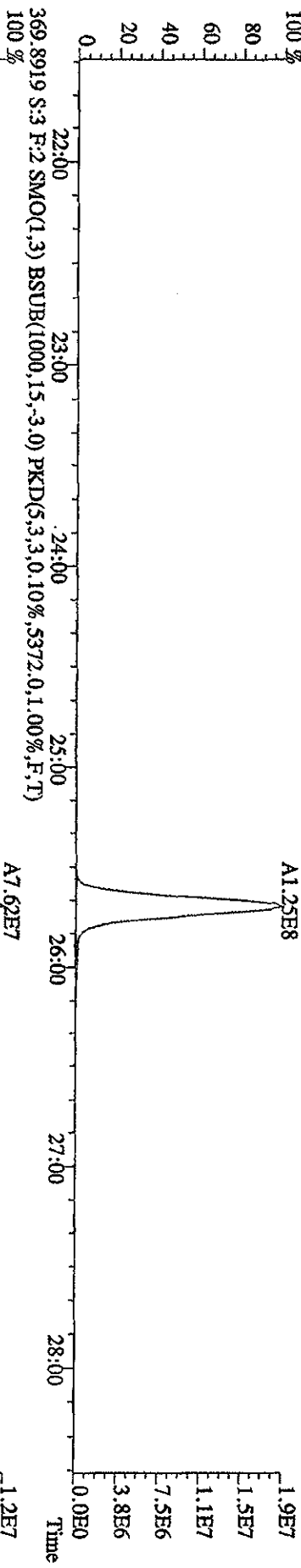
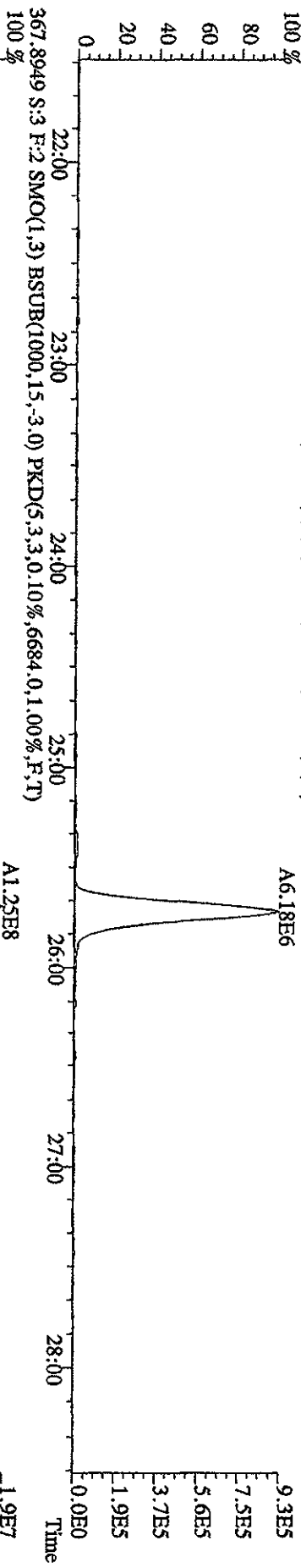
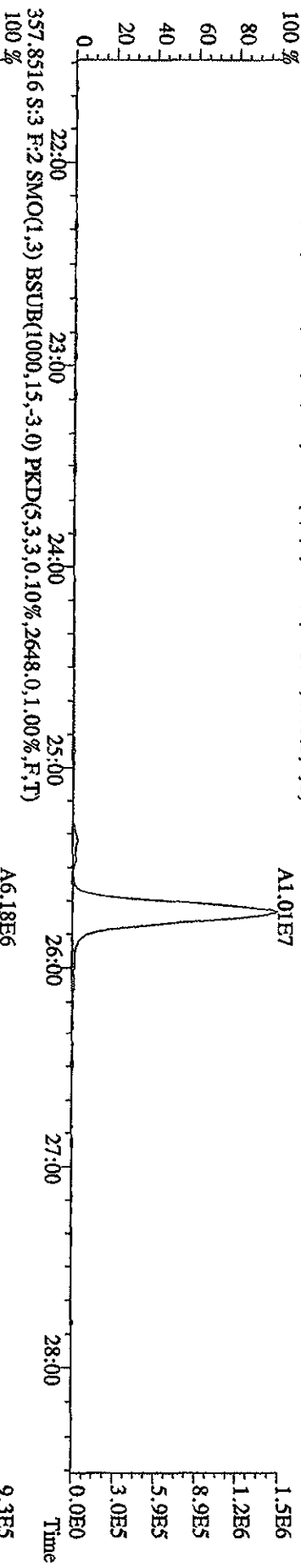


351.9000 S:3 F:2 SMO(1.3) BSUB(1000,15,-3.0) PKD(5,3,3,0.10%,13396,0.1,00%,F,T)

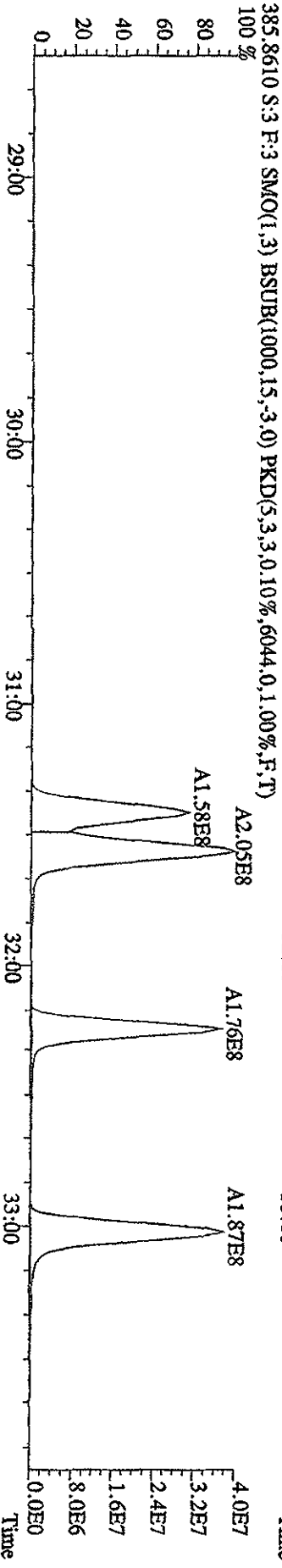
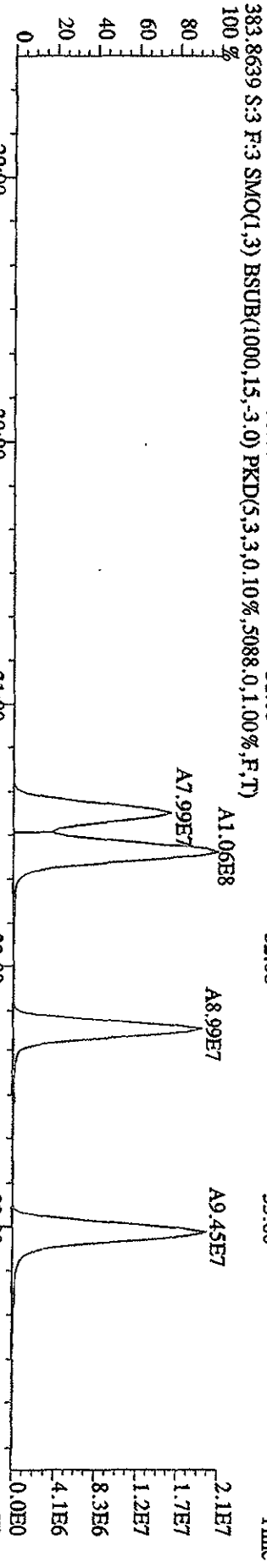
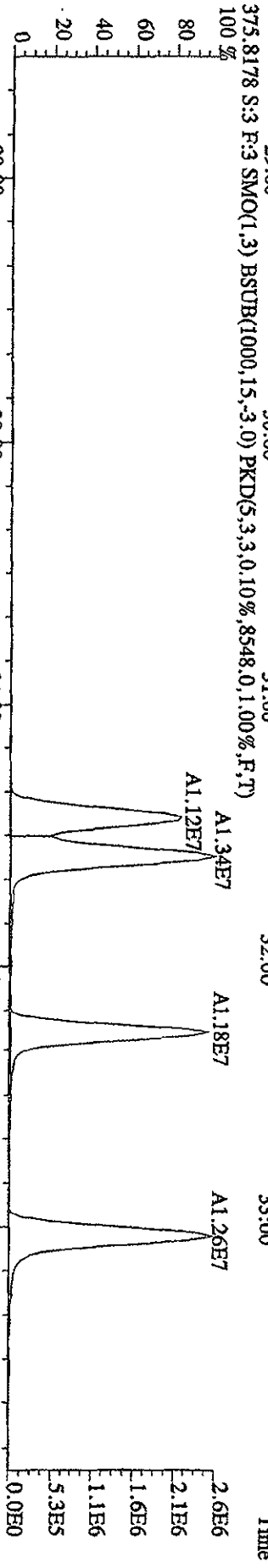
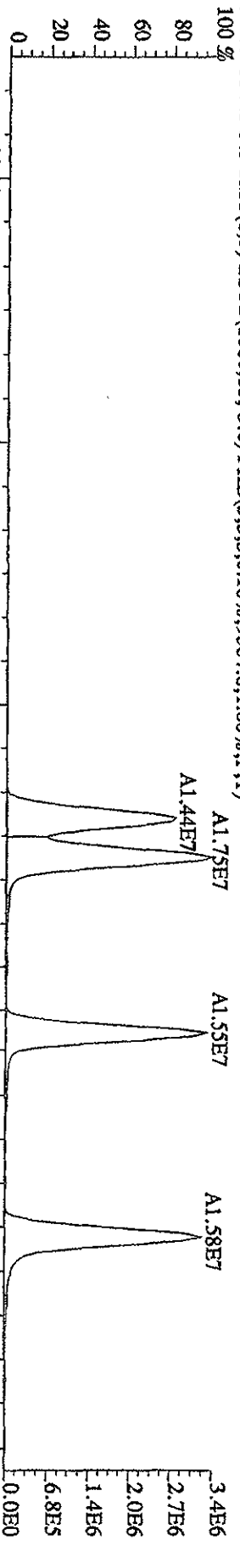


353.8970 S:3 F:2 SMO(1.3) BSUB(1000,15,-3.0) PKD(5,3,3,0.10%,9140,0.1,00%,F,T)

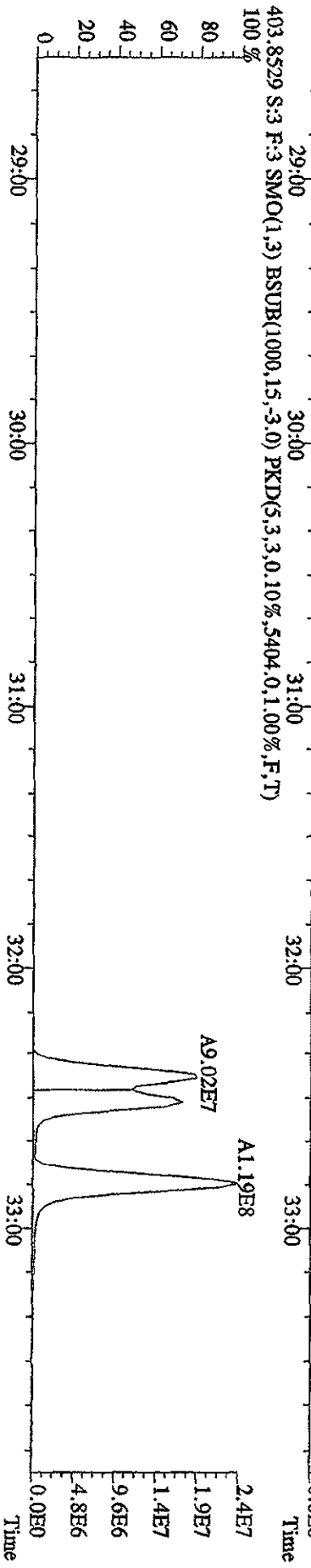
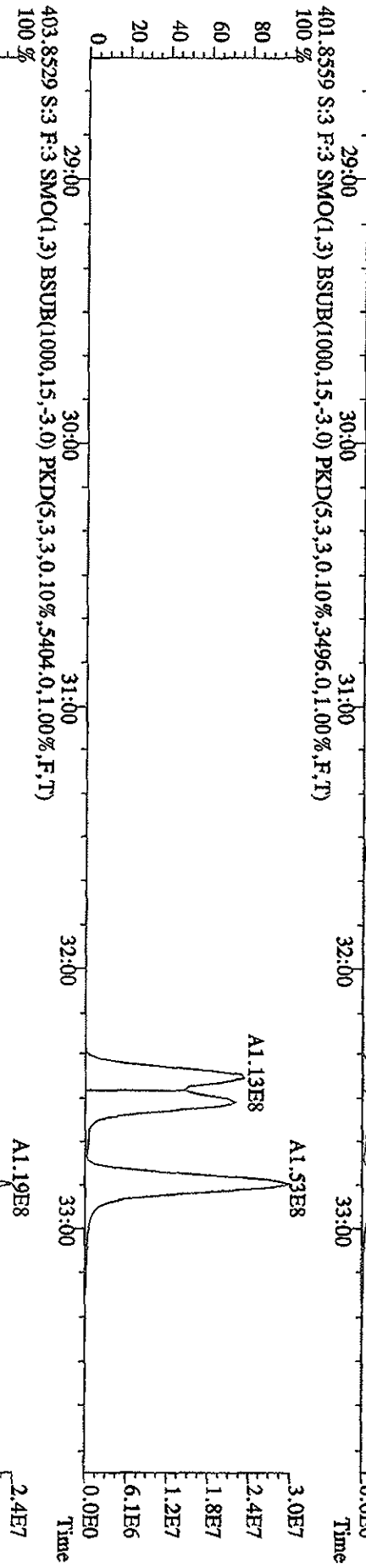
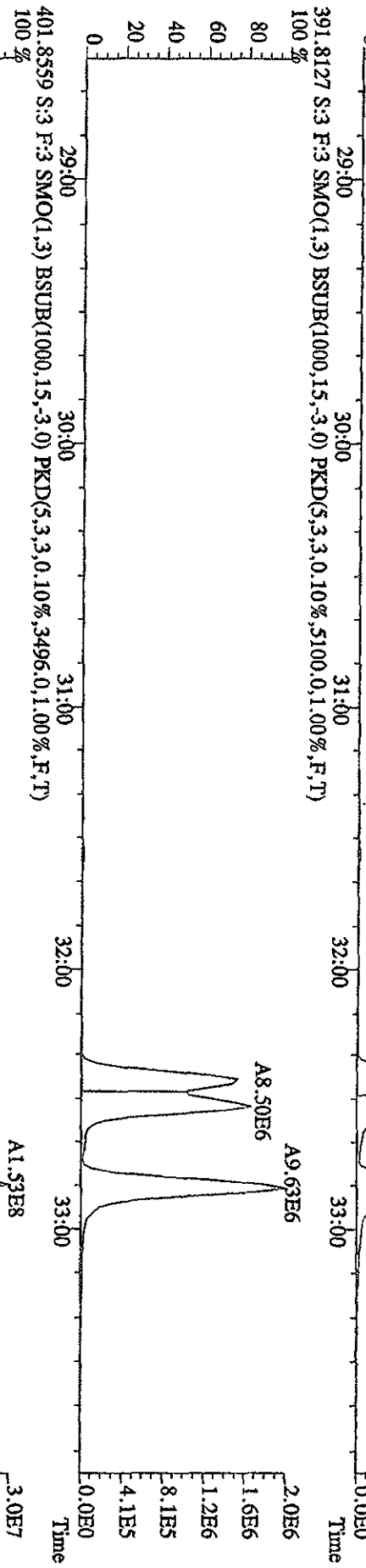
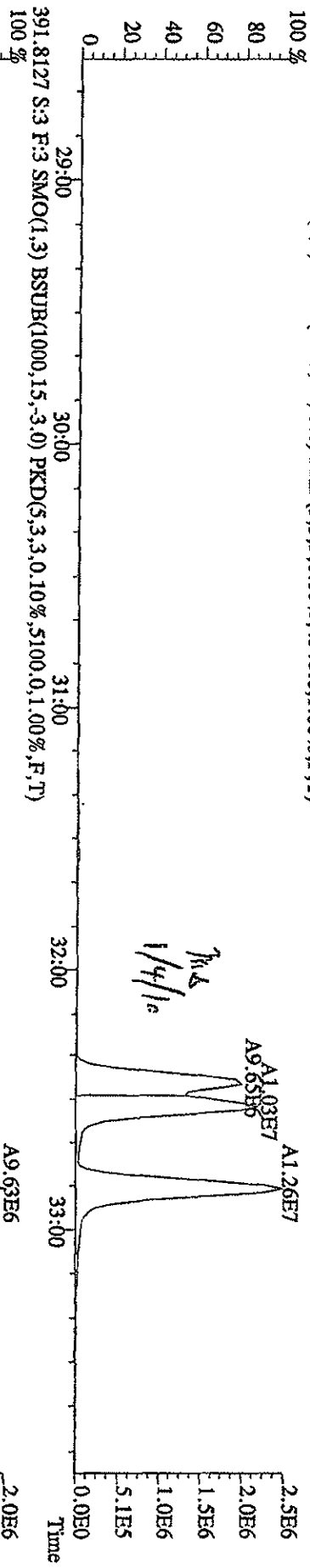
File:31DE09AIDS #1-495 Acq: 1-JAN-2010 00:50:55 GC EI+ Voltage STR 70SE
 Sample#3 Text:ST1231C :CS-2 09DXN423 Exp:DIOXIN
 355.8546 S:3 F:2 SMO(1,3) BSUB(1000,15,-3.0) PKD(5,3,3,0.10%,5316,0,1.00%,F,T)



File:31DE09A1D5 #1-362 Acq: 1-JAN-2010 00:50:55 GC EI+ Voltage SIR 70SE
 Sample#3 Text:ST1231C :CS-2-09DXN423 Exp:DIOXIN
 373.8208 S:3 F:3 SMO(1,3) BSUB(1000,15,-3,0) PKD(5,3,3,0,10%,9584.0,1.00%,F,T)



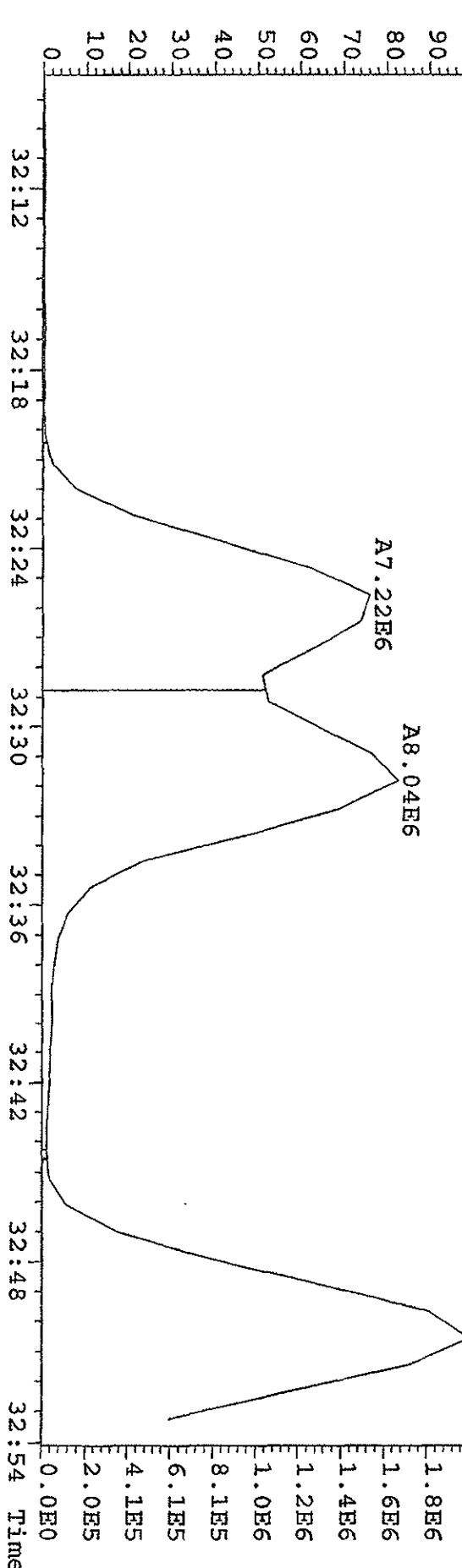
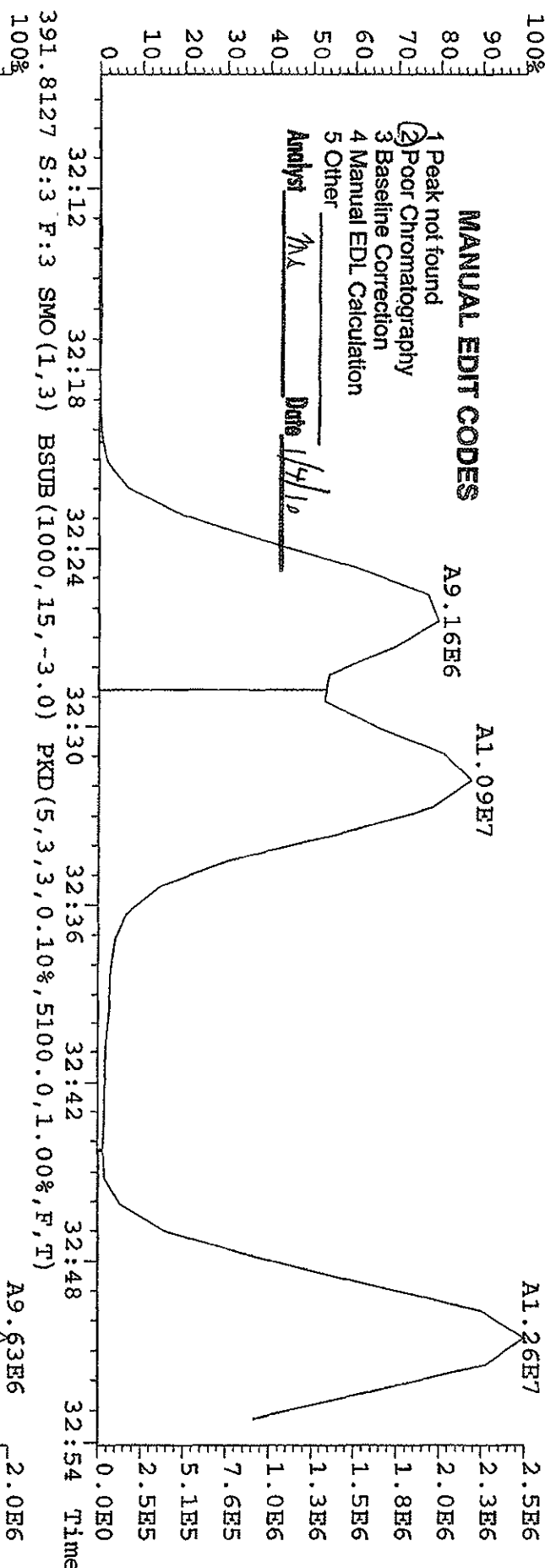
File:31DE09A1D5 #1-362 Acq: 1-JAN-2010 00:50:55 GC EI + Voltage SIR 70SE
 Sample#3 Text:ST1231C :CS-2 09DXN423 Exp:DIOXIN
 389,8157 S:3 F:3 SMO(1,3) BSUB(1000,15,-3,0) PKD(5,3,3,0,10%,4340,0,1,00%,F,T)
 100 %



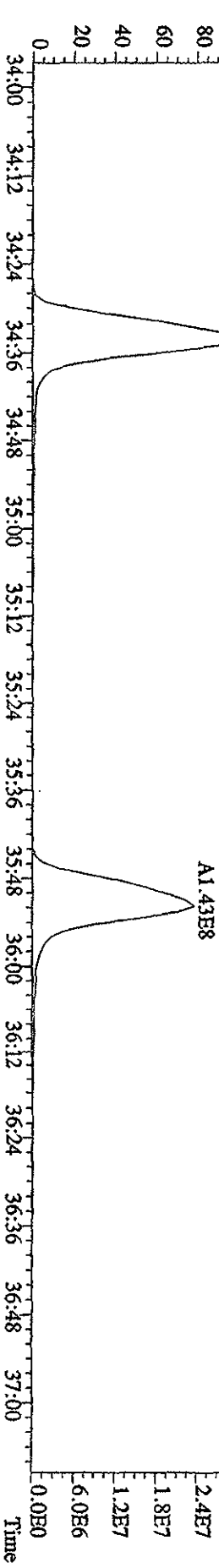
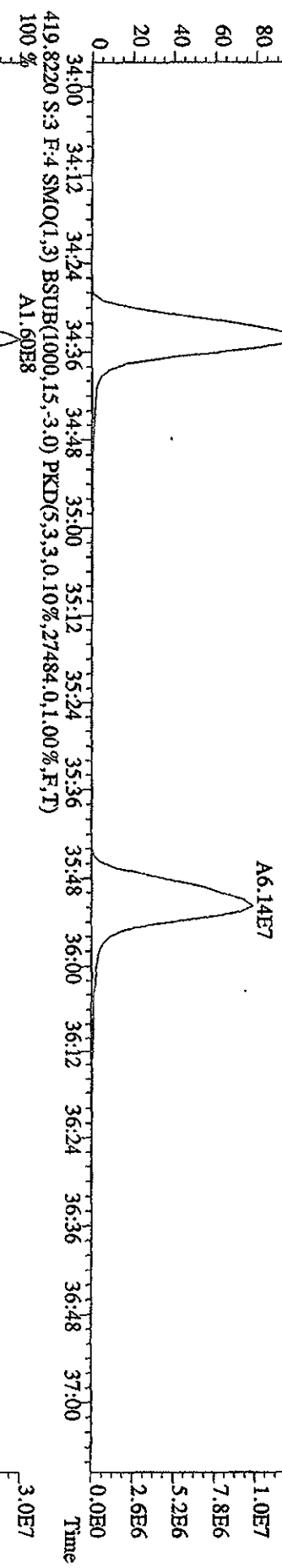
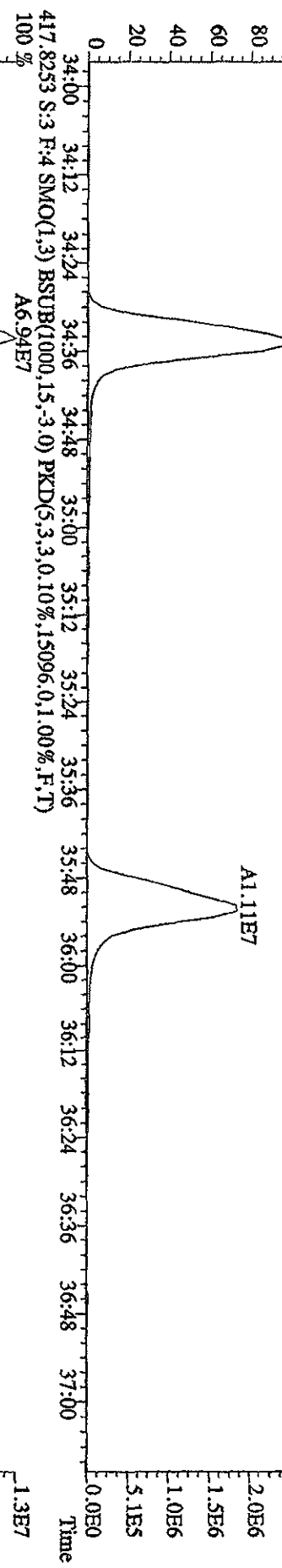
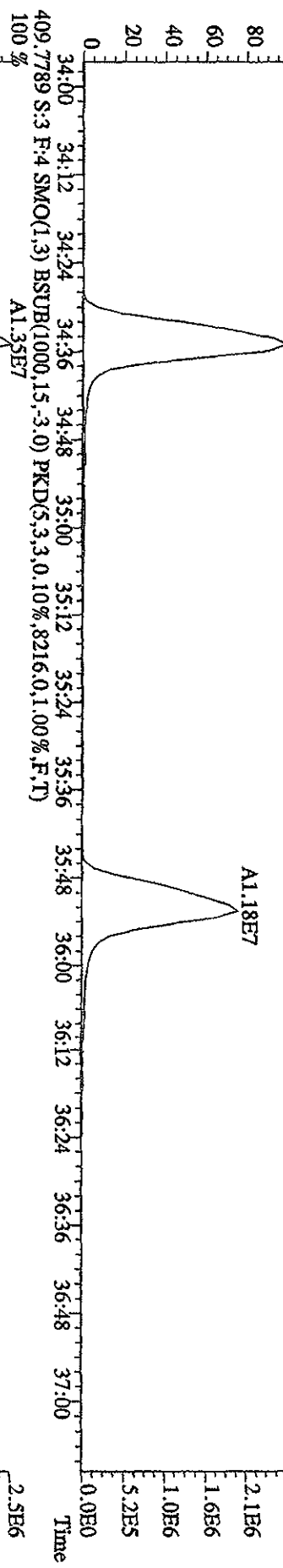
File: 31DE09AID5 #1-362 Acq: 1-JAN-2010 00:50:55 GC EI+ Voltage SIR 70SE
 Sample#3 Text: ST1231C : CS-2 09DXN423 Exp: DIOXIN
 389.8157 S:3 F:3 SMO(1,3) BSUB(1000,15,-3.0) PKD(5,3,3,0.10%,4340.0,1.00%,F,T)

MANUAL EDIT CODES

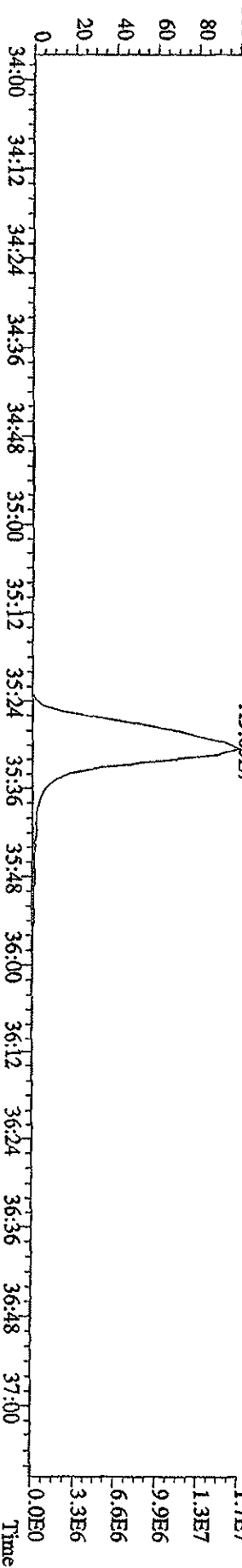
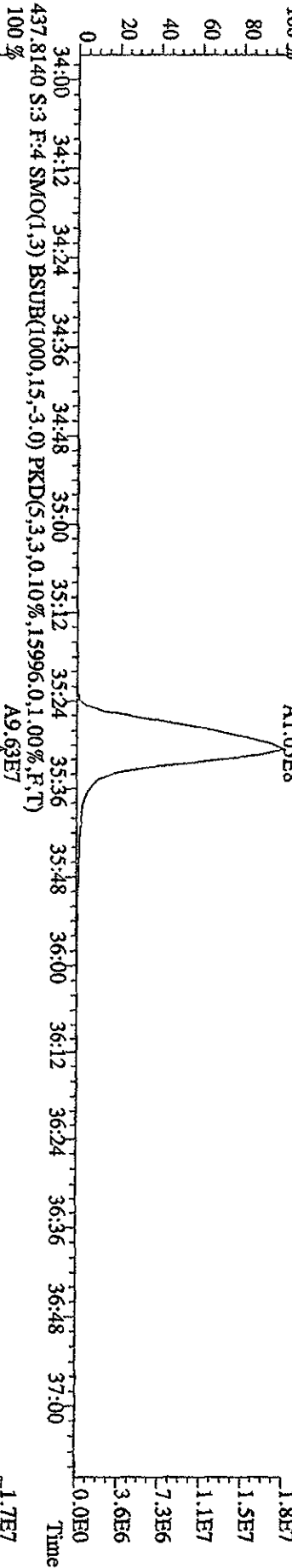
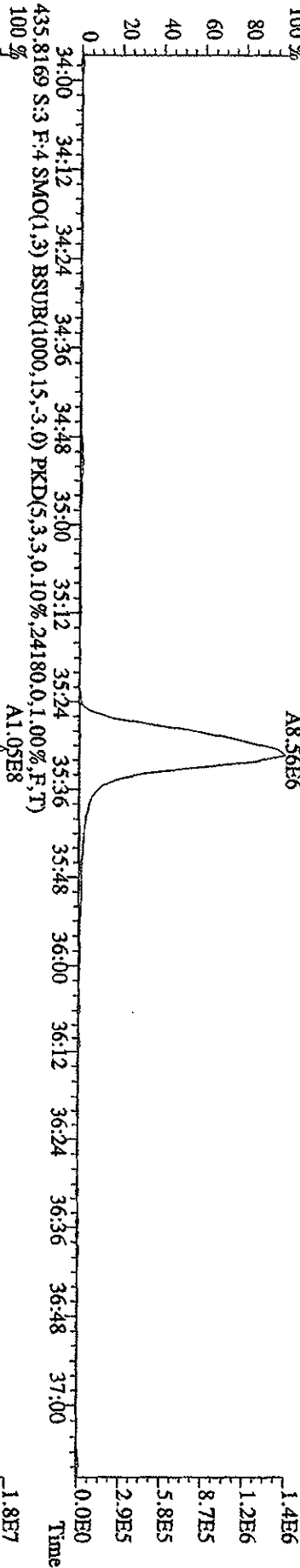
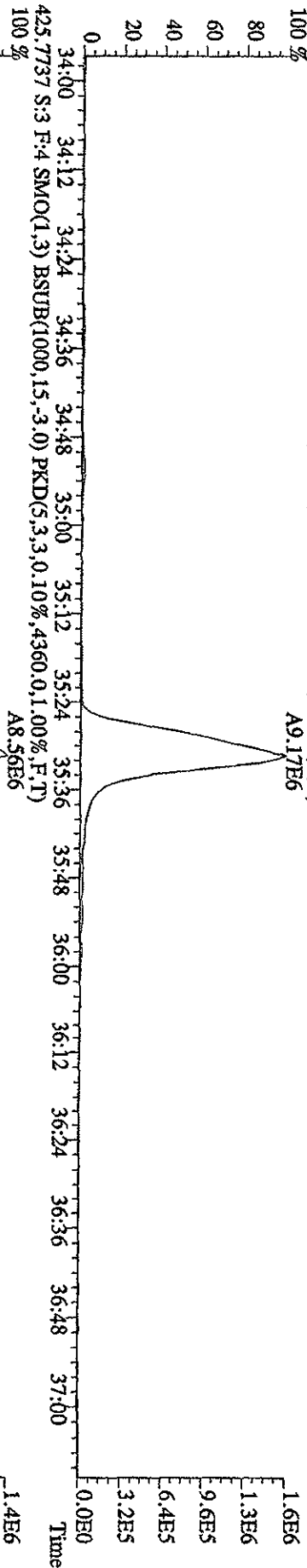
- 1 Peak not found
 - 2 Poor Chromatography
 - 3 Baseline Correction
 - 4 Manual EDL Calculation
 - 5 Other
- Analyst NA Date 1/4/10



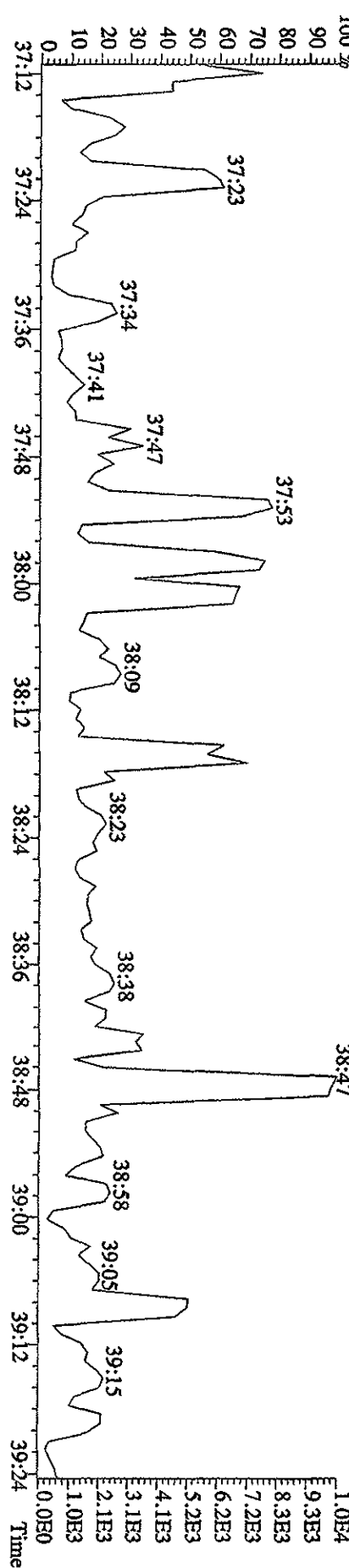
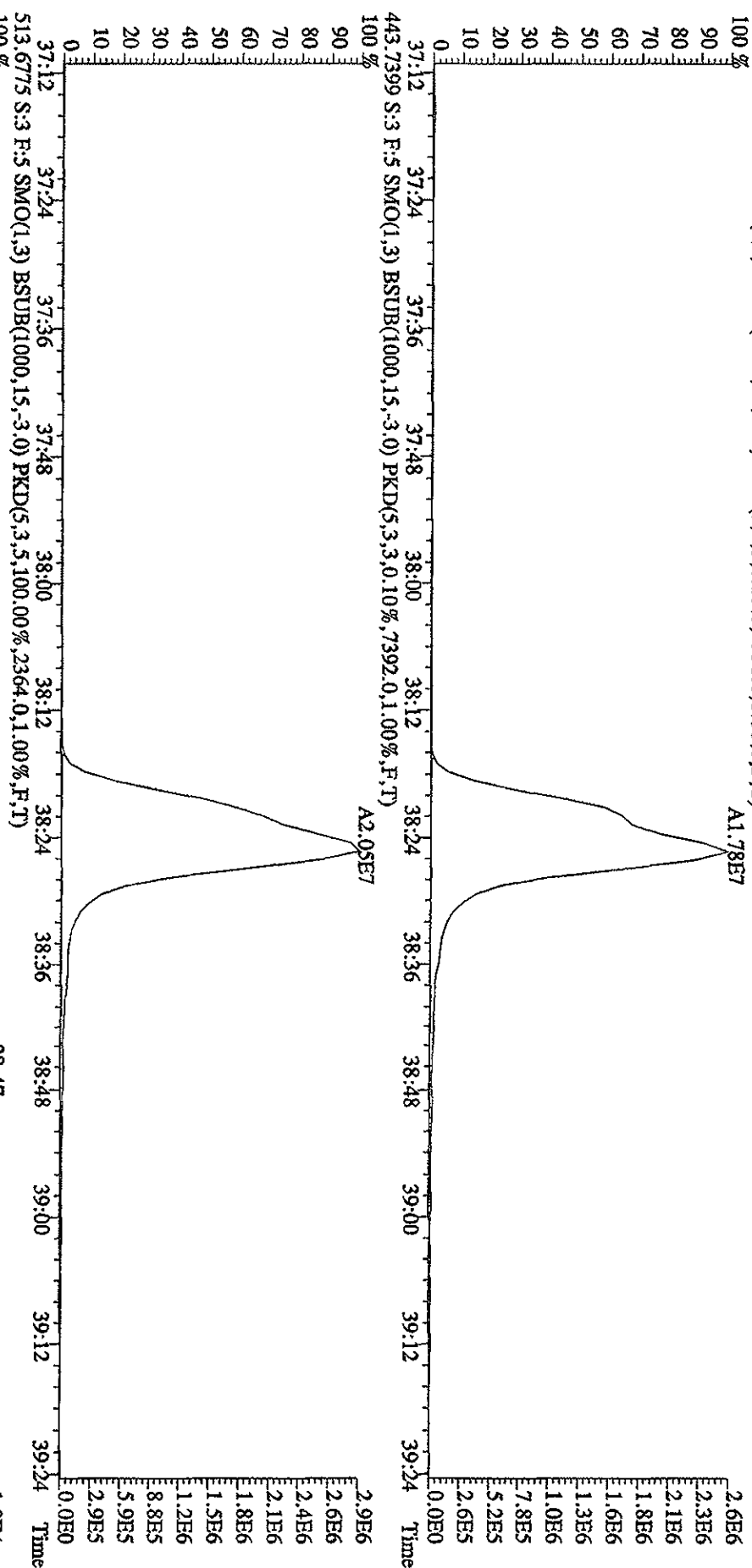
File:31DE09A1D5 #1-227 Acq: 1-JAN-2010 00:50:55 GC EI+ Voltage SIR 70SE
 Sample#3 Text:ST1231C :CS:2 09DXN423 Exp:DIOXIN
 407.7818 S:3 F:4 SMO(1.3) BSUB(1000,15,-3.0) PKD(5,3,3,0.10%,7212.0,1.00%,F,T)
 100%



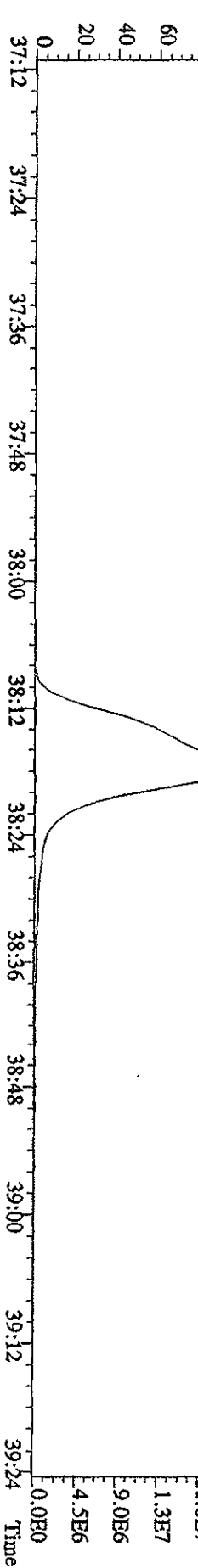
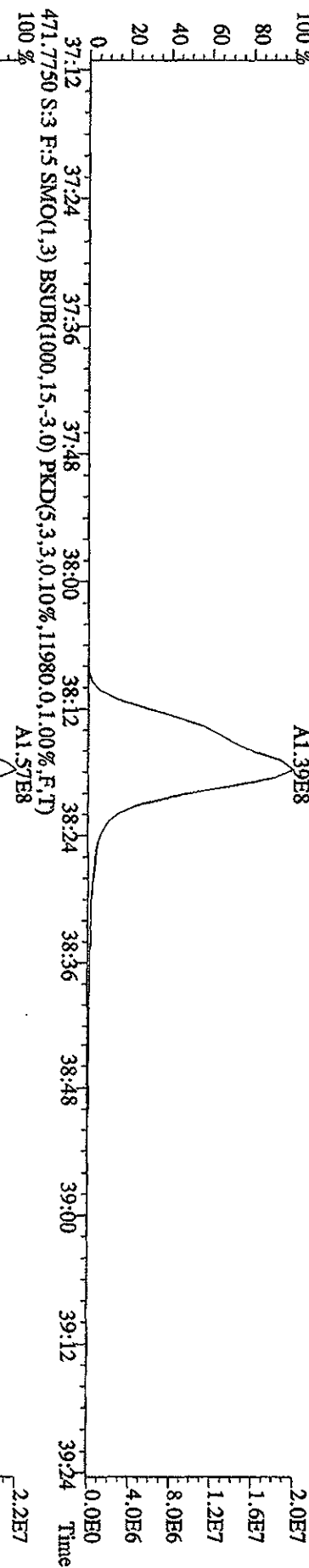
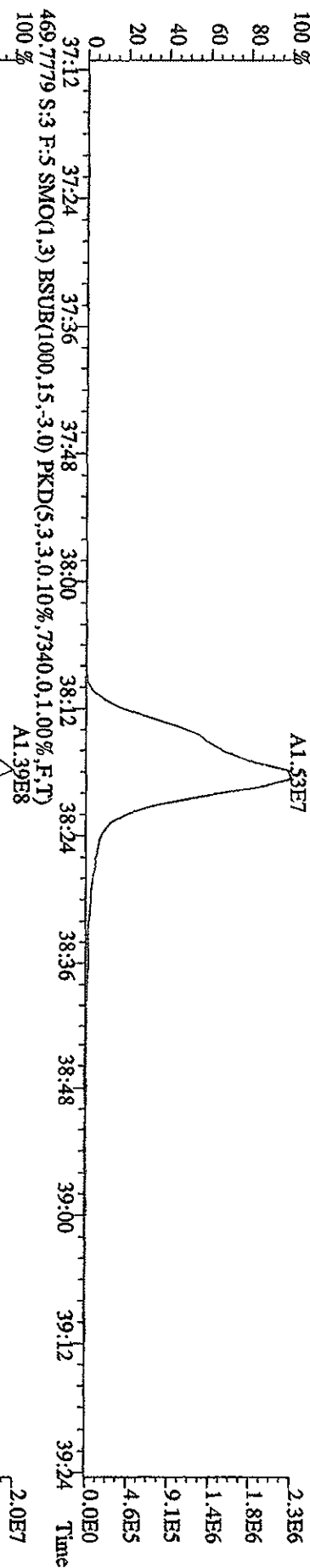
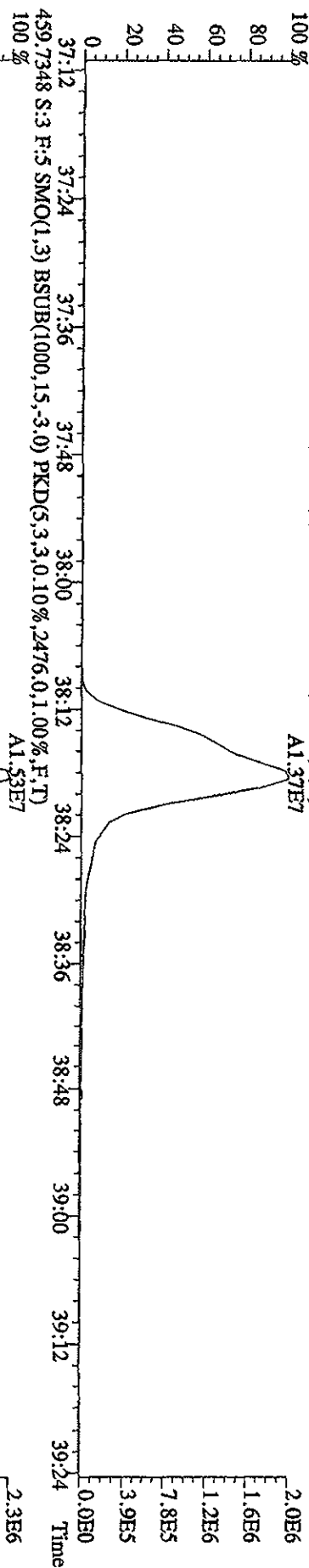
File:31DE09A1D5 #1-227 Acq: 1-JAN-2010 00:50:55 GC EI+ Voltage SIR 70SE
 Sample#3 Text:ST1231C :CS-2 09DXN423 Exp:DIOXIN
 423.7766 S:3 F:4 SMO(1,3) BSUB(1000,15,-3,0) PKD(5,3,3,0,10%,3908,0,1,100%,F,T)
 100%



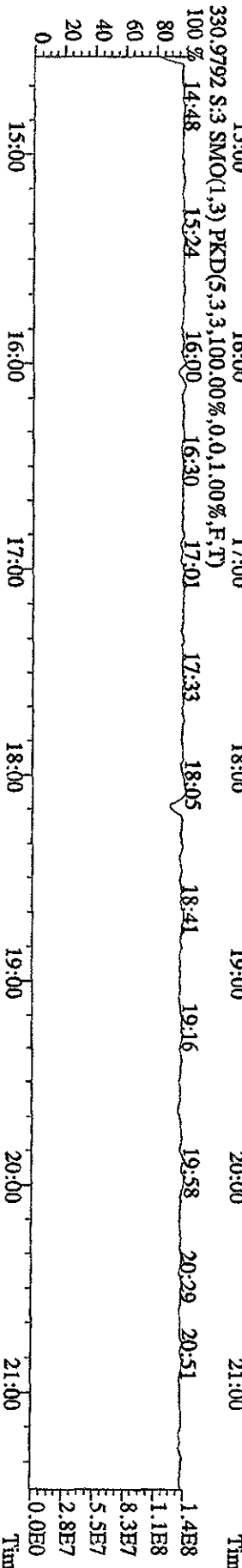
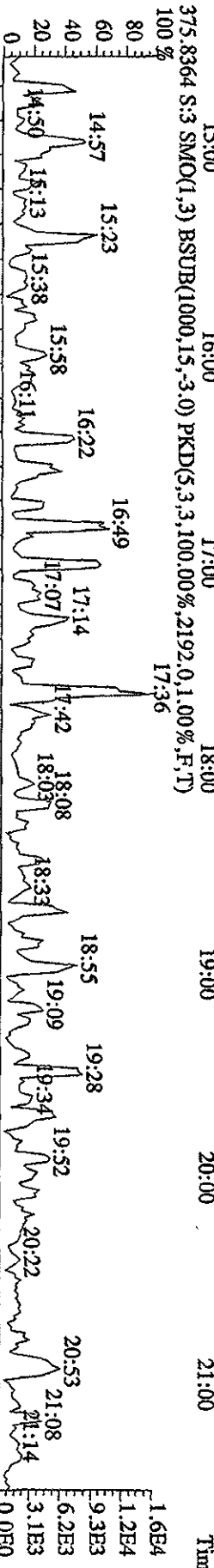
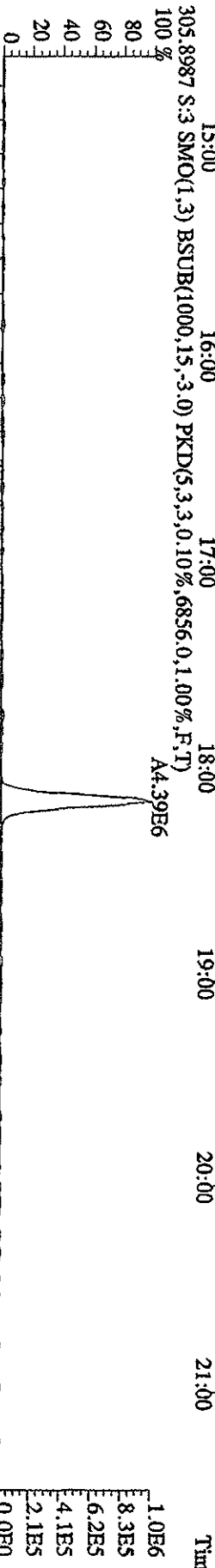
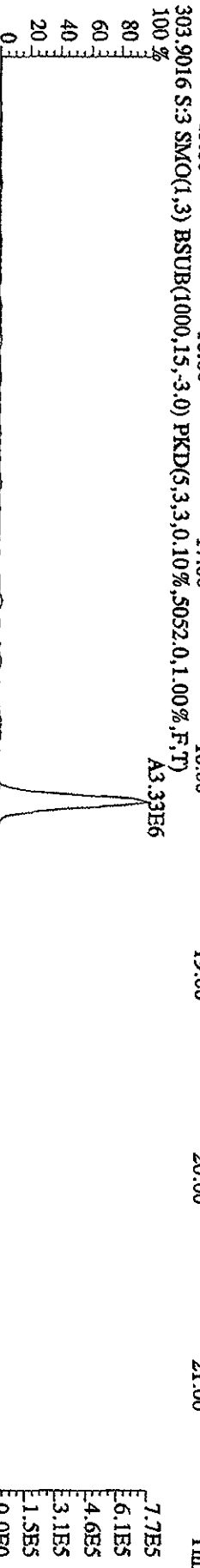
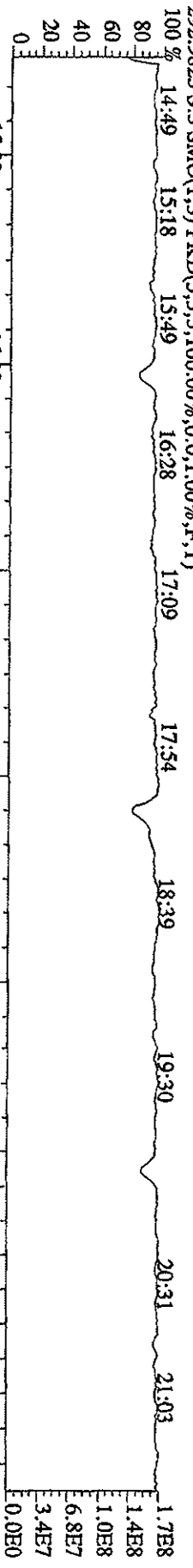
File: 31DE09A1D5 #1-161 Acq: 1-JAN-2010 00:50:55 GC EI+ Voltage SIR 70SE
 Sample#3 Text: ST1231C :CS-2 09DXN423 Exp: DIOXIN
 441.7428 S:3 F:5 SMO(1,3) BSUB(1000,15,-3,0) PKD(5,3,3,0,10%,8956,0,1,00%,F,T)



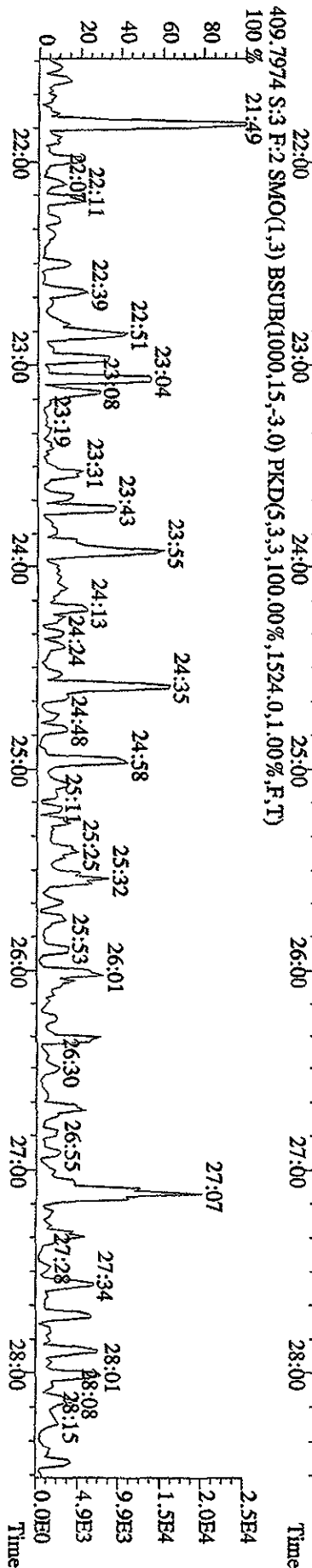
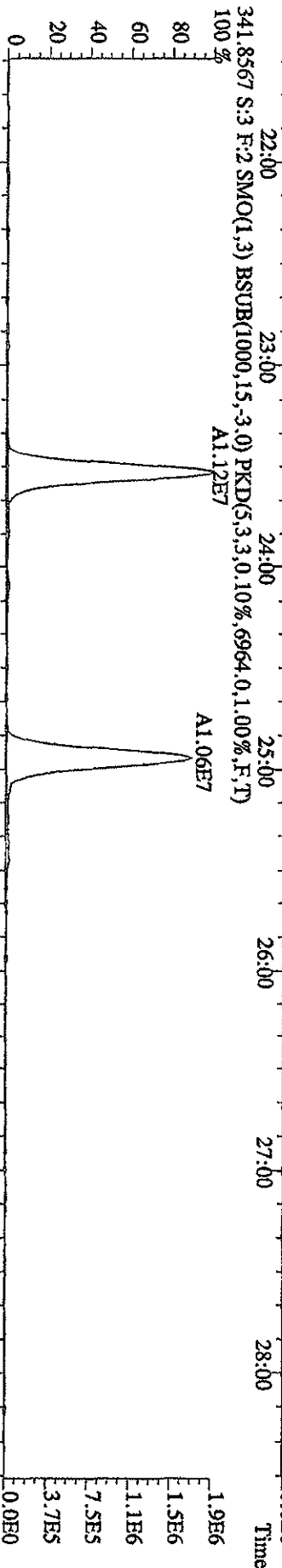
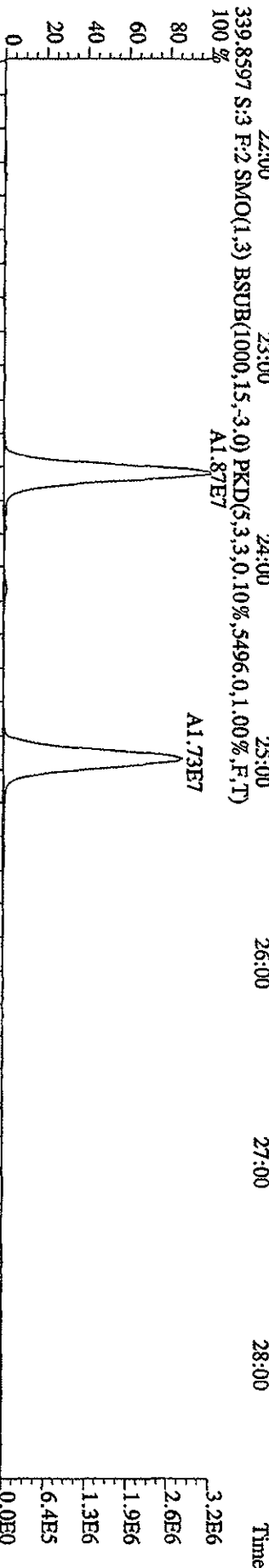
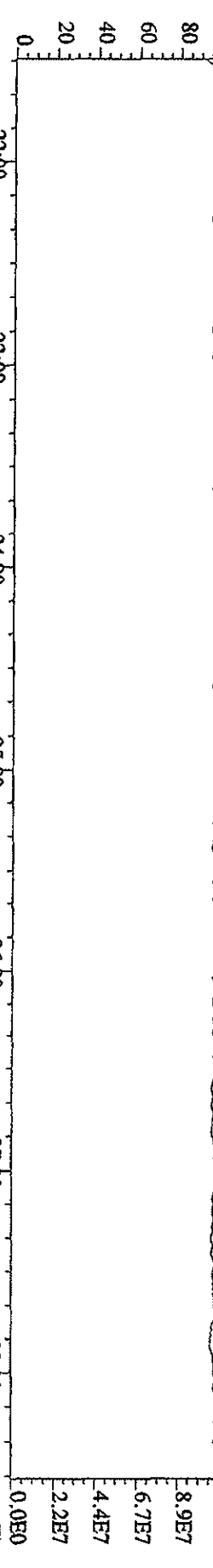
File:31DE09A1D5 #1-161 Acq: 1-JAN-2010 00:50:55 GC EI+ Voltage SIR 70SE
 Sample#3 Text:ST1231C :CS-2.09DXN423 Exp:DIOXIN
 457.7377 S:3 F:5 SMO(1.3) BSUB(1000,15,-3.0) PKD(5,3,3,0.10%,5116,0,1.00%,F,T)
 100 % A1.37E7



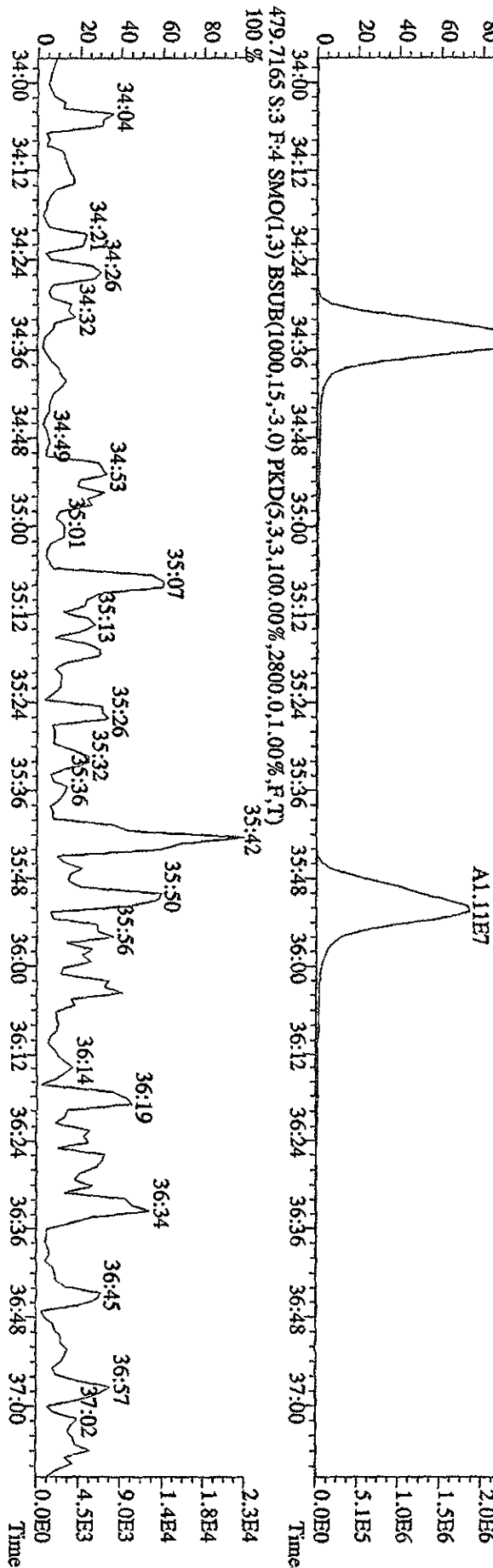
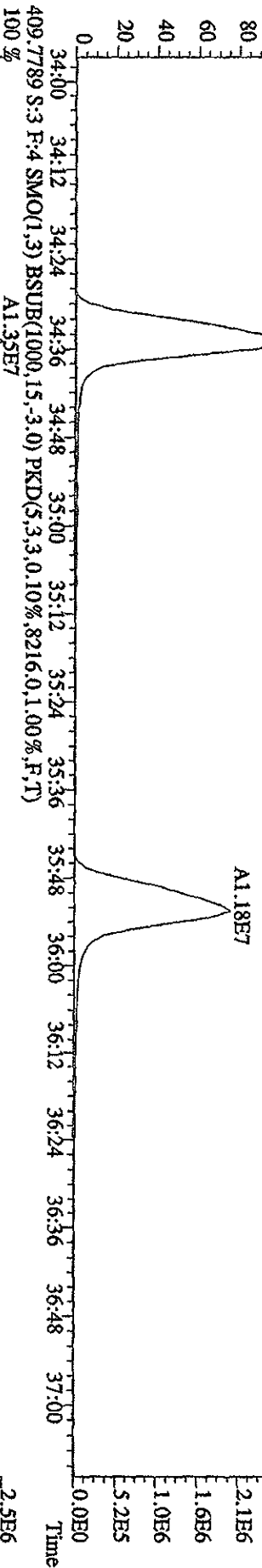

File:31DE09A1D5 #1-411 Acq: 1-JAN-2010 00:50:55 GC EI+ Voltage SIR 70SE
 Sample#3 Text:ST1231C :CS-2 09DXN423 Exp:DIOXIN



File:31DE09A1D5 #1-495 Acq: 1-JAN-2010 00:50:55 GC EI+ Voltage SIR 70SE
 Sample#3 Text:ST1231C :CS-2 09DXN423 Exp:DIOXIN
 342.9792 S:3 F:2 SMO(1,3) PKD(5,3,3,100.00%,0.0,1.00%,F,T)
 100% 21:57 22:27 23:01 23:34 23:58 24:26 25:03 25:45 26:29 27:01 27:44 28:26



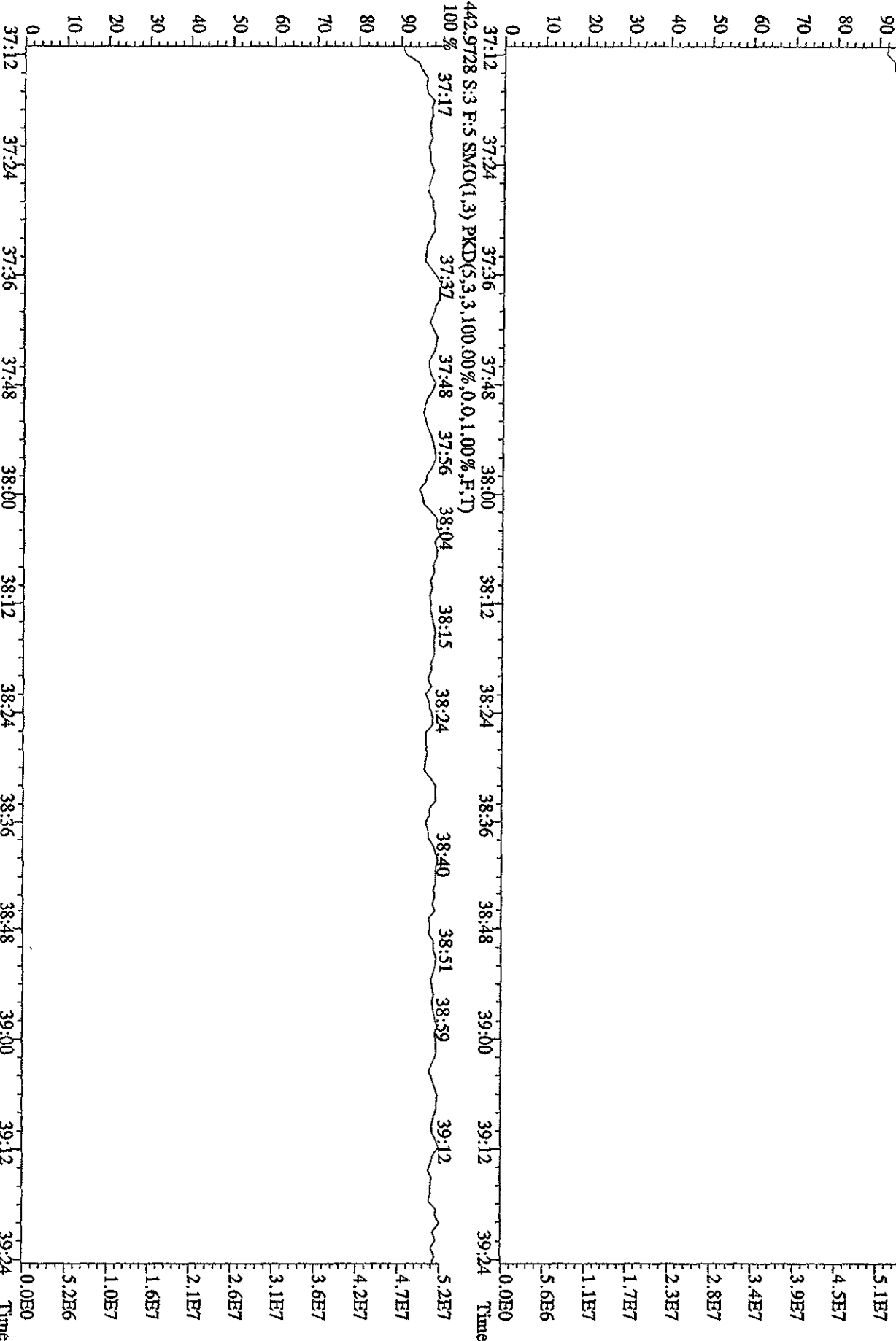
File:31DE09A1D5 #1-227 Acq: 1-JAN-2010 00:50:55 GC EI+ Voltage SIR 70SE
 Sample#3 Text:ST1231C :CS-2 09DDXN423 Exp:DIOXIN
 430.9728 S:3 F:4 SMO(1,3) PKD(S,3,3,100.00%,0.0,1.00%,F,T)
 34:10 34:45 35:04 35:15 35:25 35:40 36:01 36:22 36:43 37:00



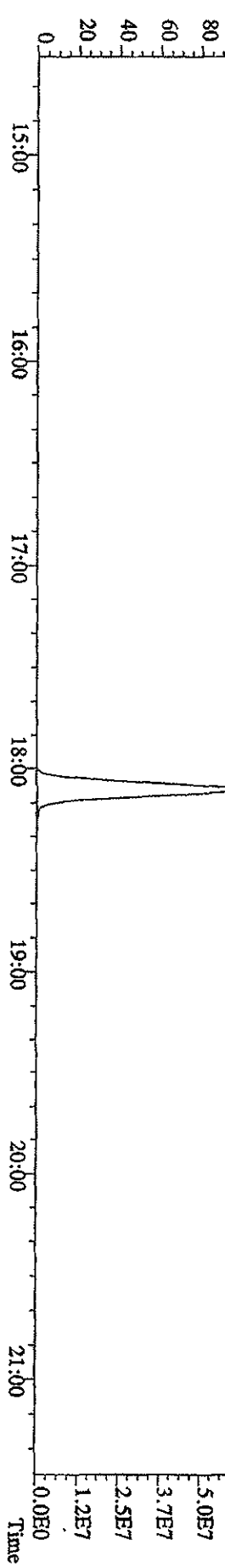
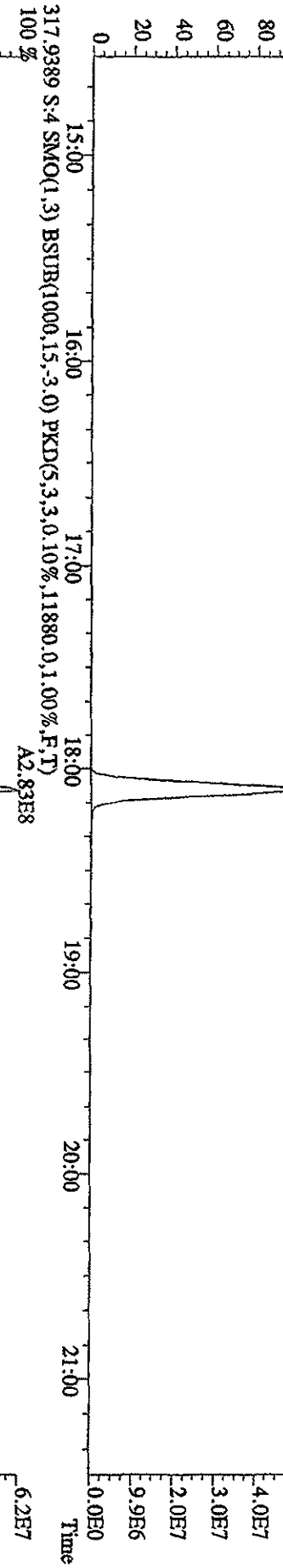
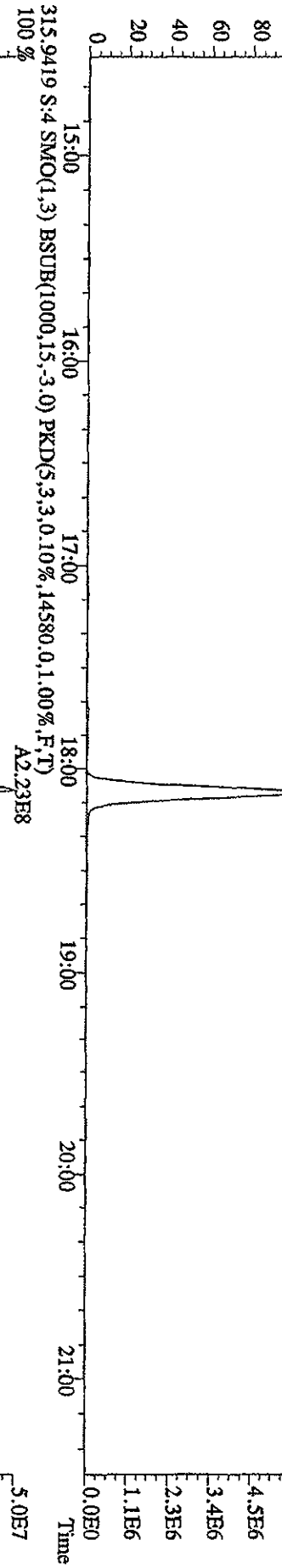
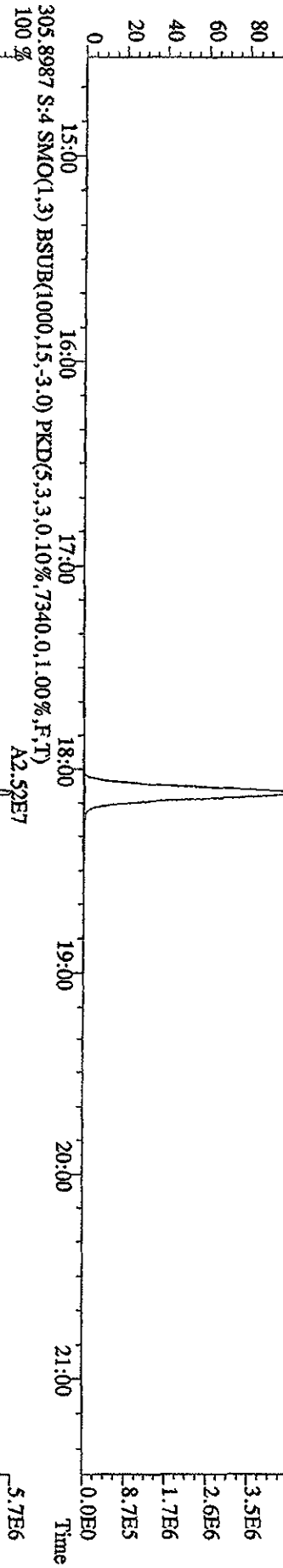
File:31DE09AIDS #1-161 Acq: 1-JAN-2010 00:50:55 GC EI+ Voltage SIR 70SE

Sample#3 Text:ST1231C :CS-2-09DXN423 Exp:DIOXIN

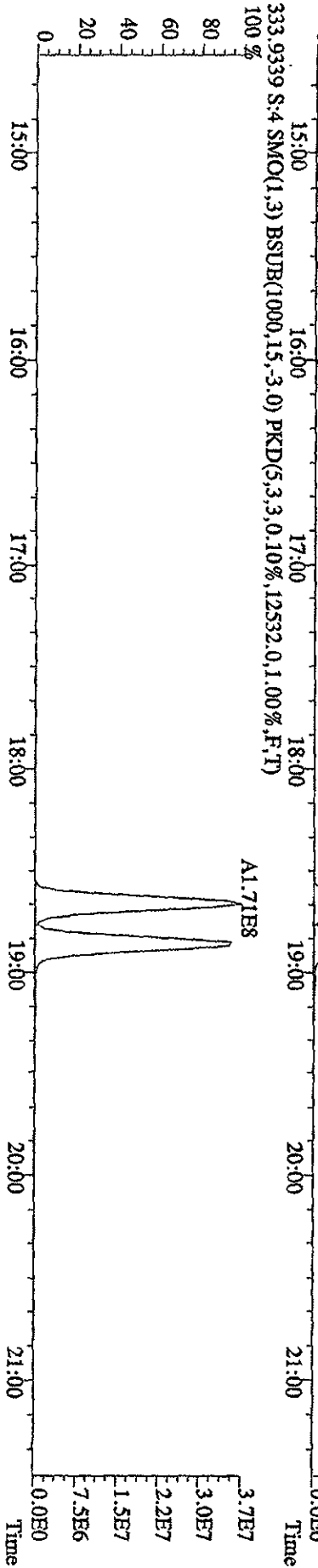
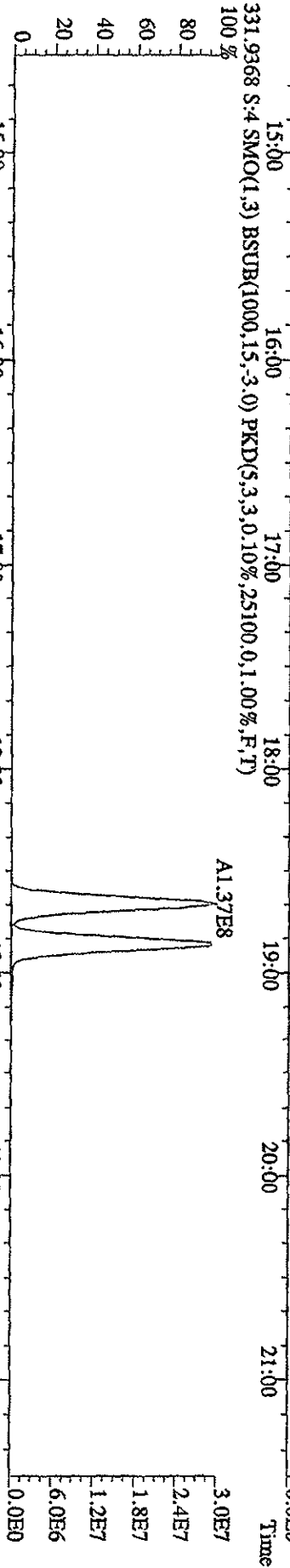
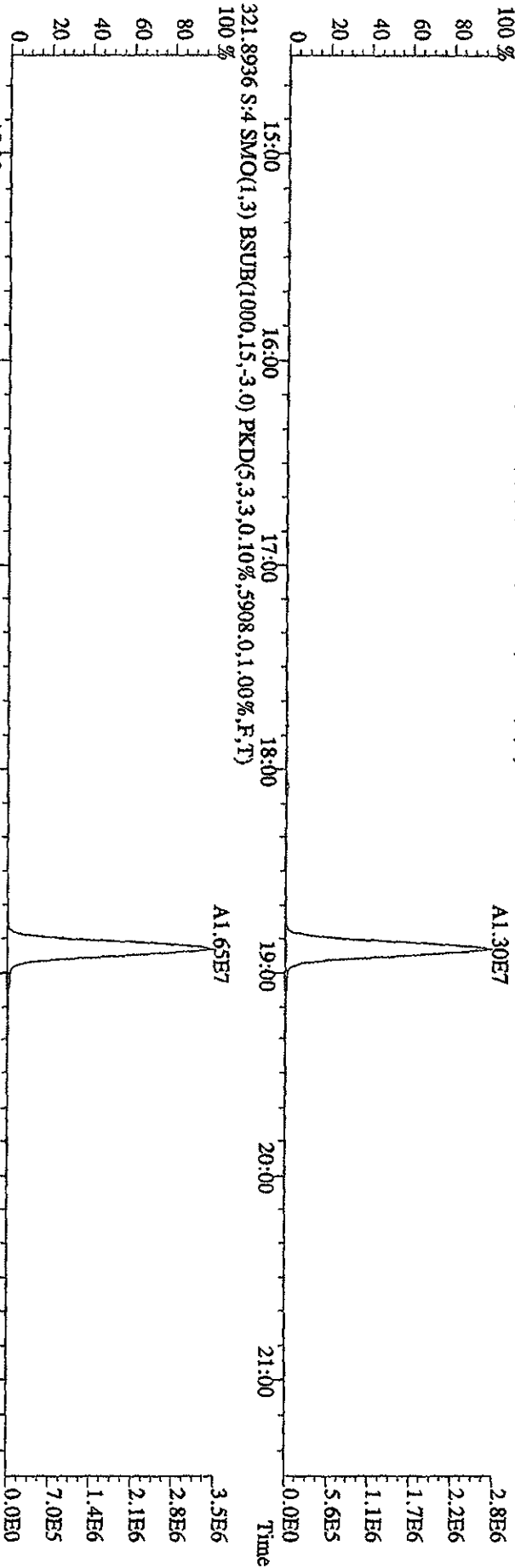
454.9728 S:3 F:5 SMO(1.3) PKD(5.3,3,100.00%,0.0,1.00%,F,T)



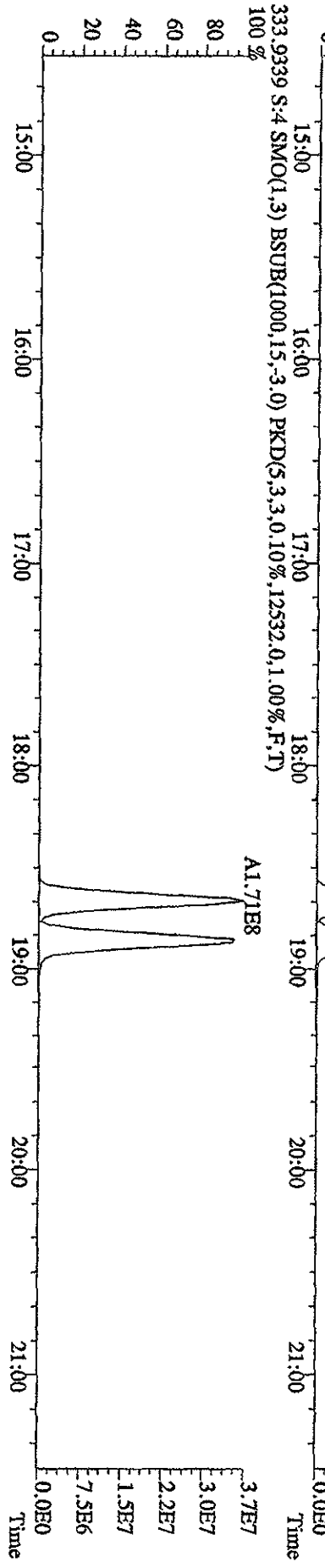
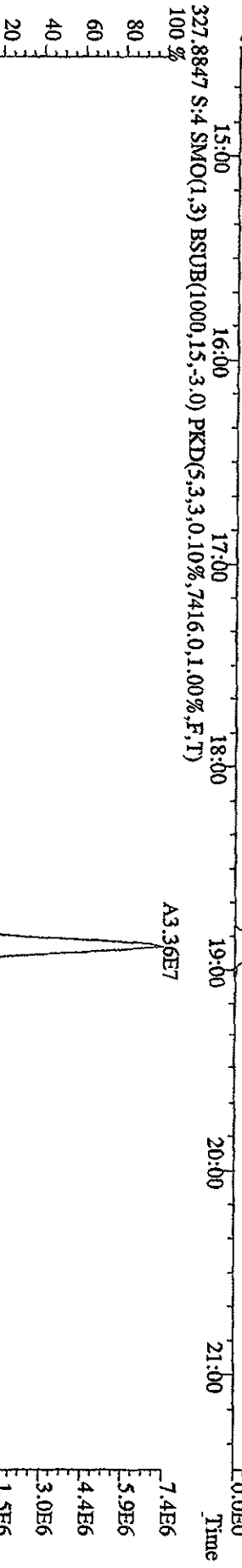
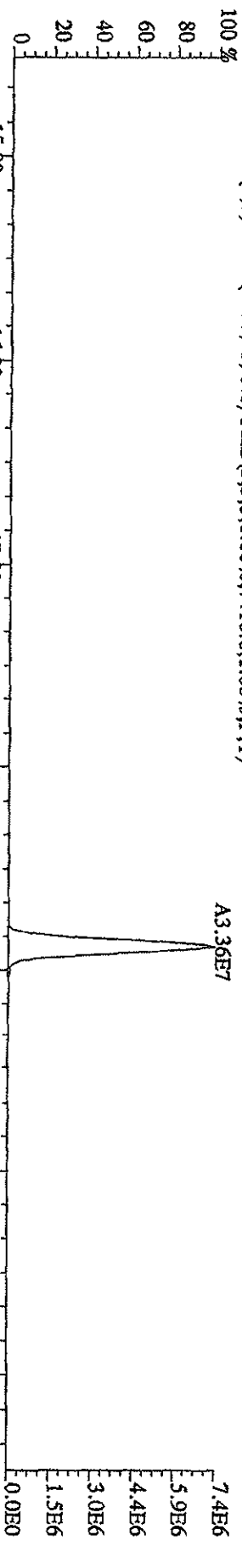
File:31DE09AID5 #1-411 Acq: 1-JAN-2010 01:32:44 GC EI+ Voltage SIR 70SE
 Sample#4 Text:ST1231D :CS-3 09DXN425 Exp:DIOXIN
 303.9016 S:4 SMO(1,3) BSUB(1000,15,-3,0) PKD(5,3,3,0,10%,3752.0,1.00%,F,T) A1.90E7



File:31DE09A1D5 #1-411 Acq: 1-JAN-2010 01:32:44 GC EI+ Voltage SIR 70SE
 Sample#4 Text:ST1231D :CS-3 09DXN425 Exp:DIOXIN
 319.8965 S:4 SMO(1,3) BSUB(1000,15,-3.0) PKD(5,3,3,0,10%,5572.0,1.00%,F,T)



File: 31DE09A1D5 #1-411 Acq: 1-JAN-2010 01:32:44 GC EI + Voltage SIR 70SE
 Sample#4 Text: ST1231D :CS-3 09DXN425 Exp: DIOXIN
 327.8847 S:4 SMO(1,3) BSUB(1000,15,-3,0) PKD(5,3,3,0,10%,7416,0,1,00%,F,T)



File:31DB09A1ID5 #1-495 Acq: 1-JAN-2010 01:32:44 GC EI+ Voltage SIR 70SE

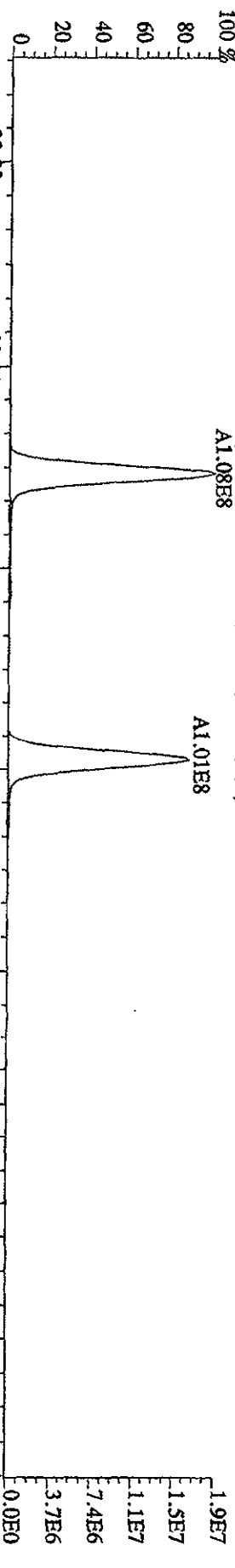
Sample#4 Text:ST1231D :CS-3 09DXN425

Exp:DIOXIN

339.8597 S:4 F:2 SMO(1,3) BSUB(1000,15,-3,0) PKD(5,3,3,0,10%,5428,0,1,00%,F,T)

A1.08E8

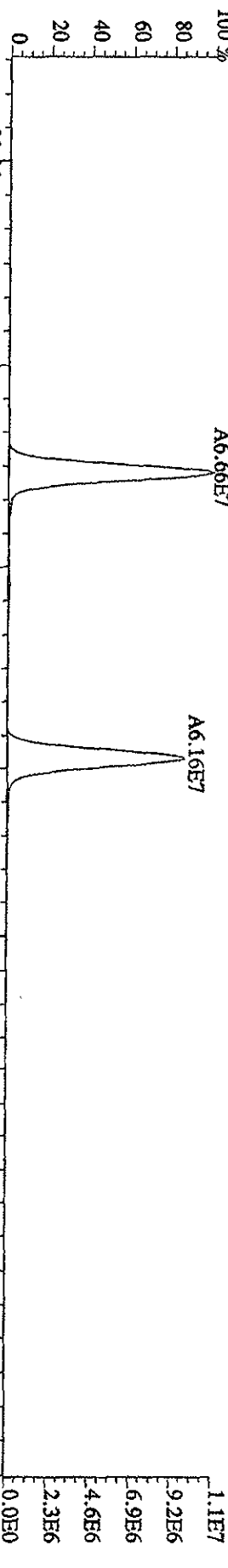
A1.01E8



341.8567 S:4 F:2 SMO(1,3) BSUB(1000,15,-3,0) PKD(5,3,3,0,10%,7612,0,1,00%,F,T)

A6.66E7

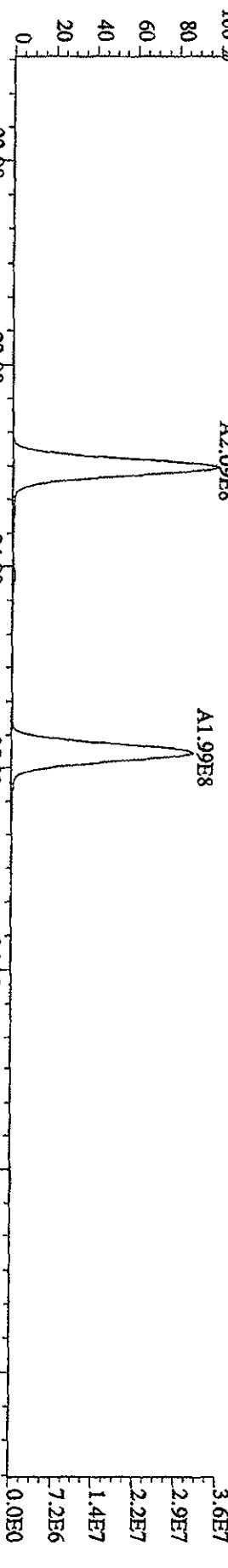
A6.16E7



351.9000 S:4 F:2 SMO(1,3) BSUB(1000,15,-3,0) PKD(5,3,3,0,10%,7836,0,1,00%,F,T)

A2.09E8

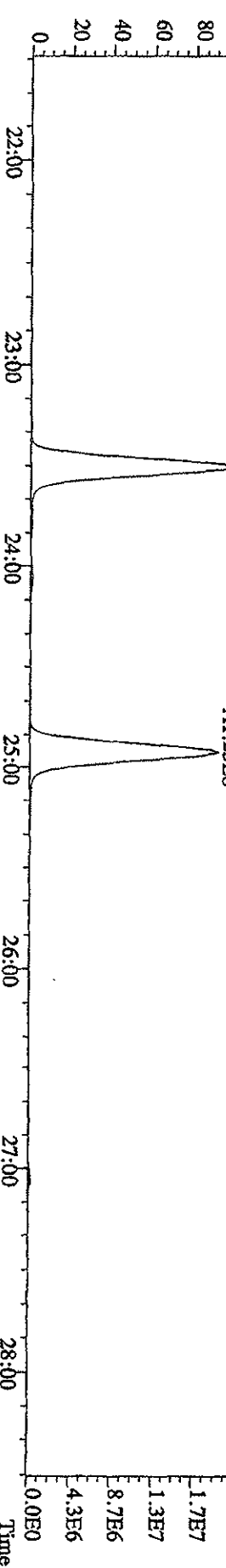
A1.99E8



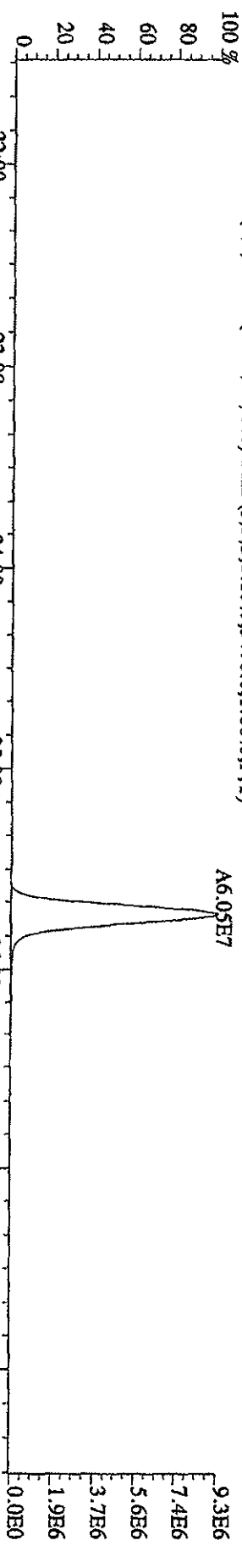
353.8970 S:4 F:2 SMO(1,3) BSUB(1000,15,-3,0) PKD(5,3,3,0,10%,6728,0,1,00%,F,T)

A1.27E8


A1.23E8



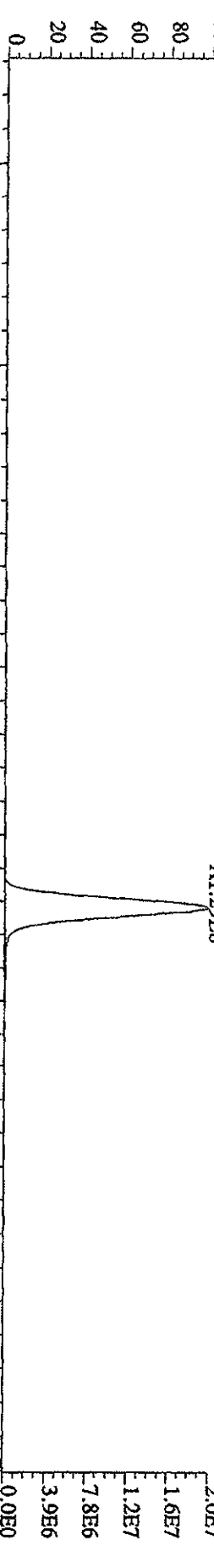
File:31DE09AID5 #1-495 Acq: 1-JAN-2010 01:32:44 GC EI+ Voltage SIR 70SE
 Sample#4 Text:ST1231D :CS-3 09DXN425 Exp:DIOXIN
 355.8546 S:4 F:2 SMO(1,3) BSUB(1000,15,-3,0) PKD(5,3,3,0,10%,5476,0,1,00%,F,T)
 100 %



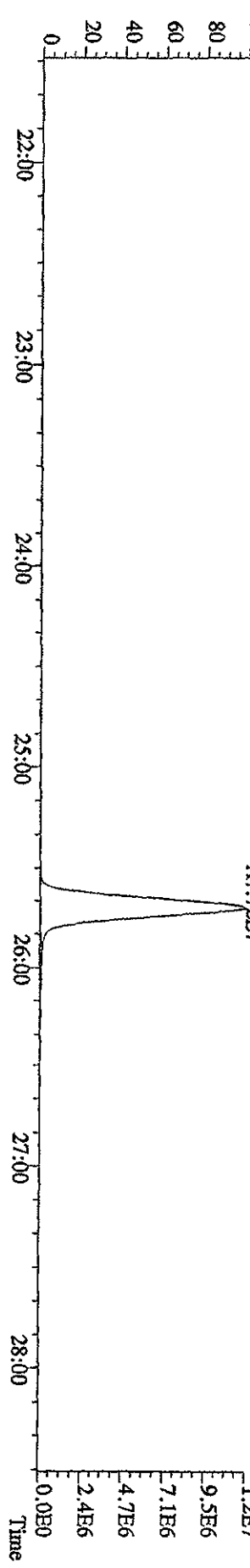
357.8516 S:4 F:2 SMO(1,3) BSUB(1000,15,-3,0) PKD(5,3,3,0,10%,3984,0,1,00%,F,T)
 100 %



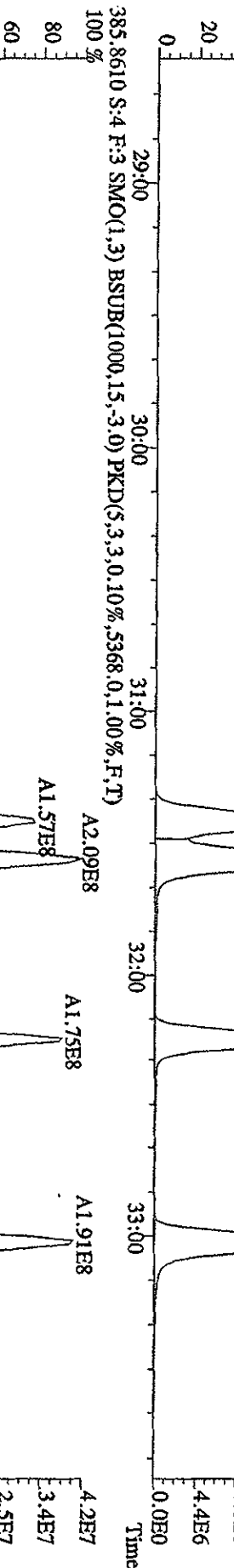
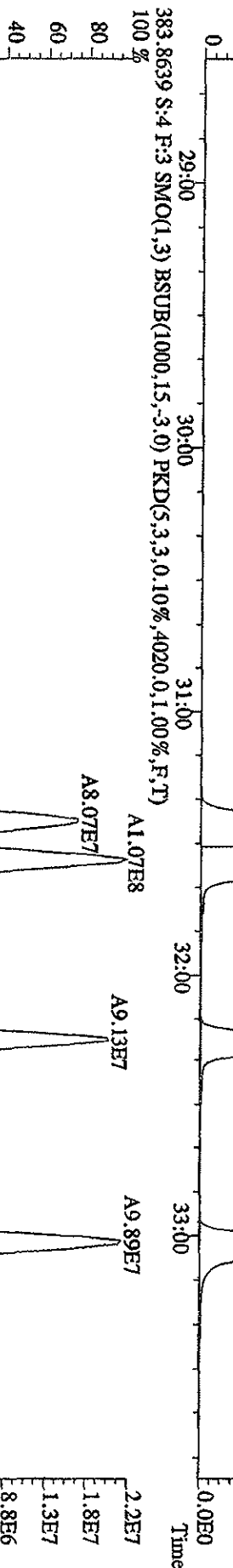
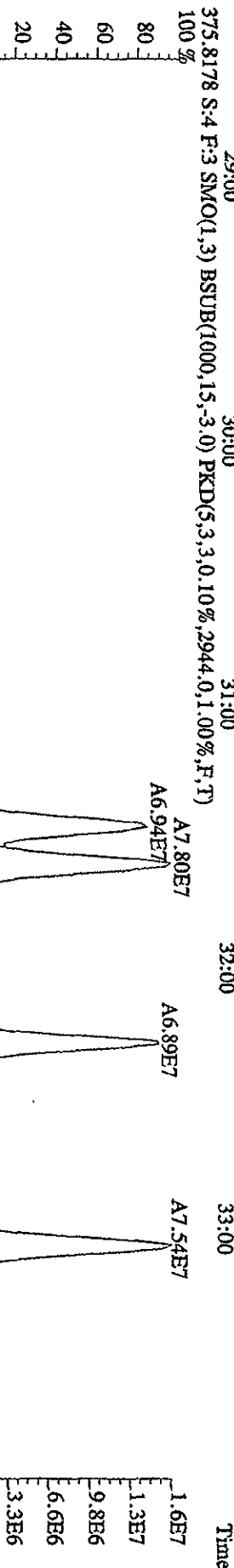
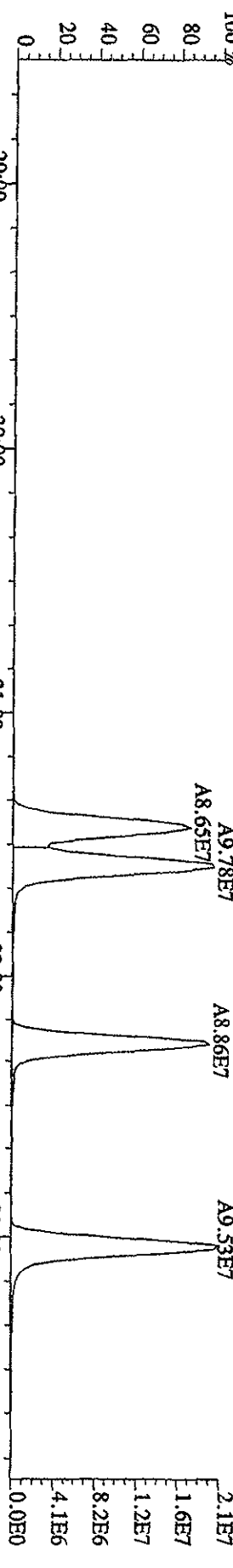
367.8949 S:4 F:2 SMO(1,3) BSUB(1000,15,-3,0) PKD(5,3,3,0,10%,7664,0,1,00%,F,T)
 100 %






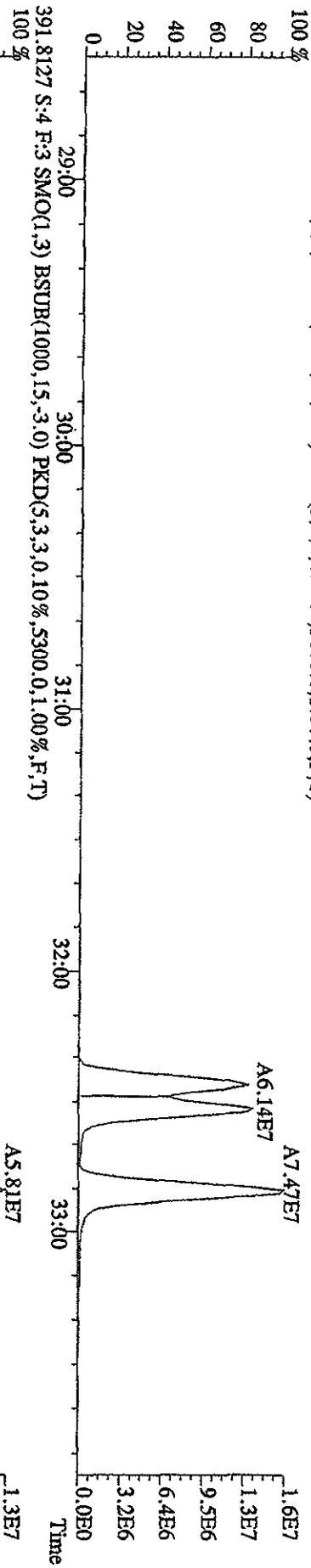
369.8919 S:4 F:2 SMO(1,3) BSUB(1000,15,-3,0) PKD(5,3,3,0,10%,3604,0,1,00%,F,T)
 100 %



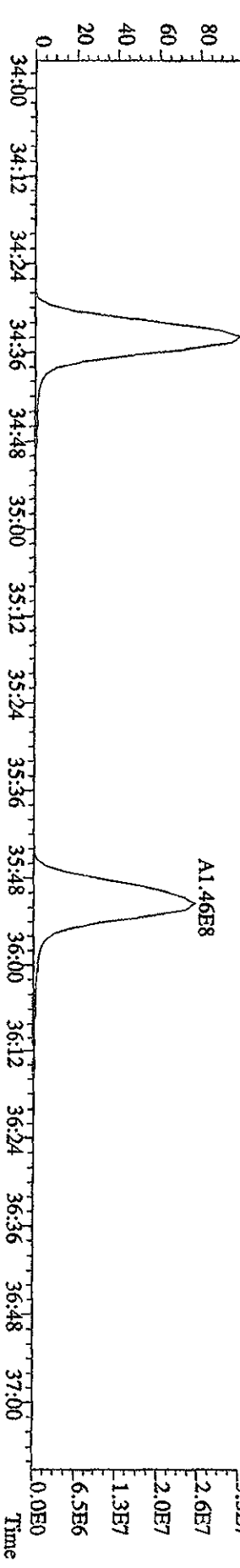
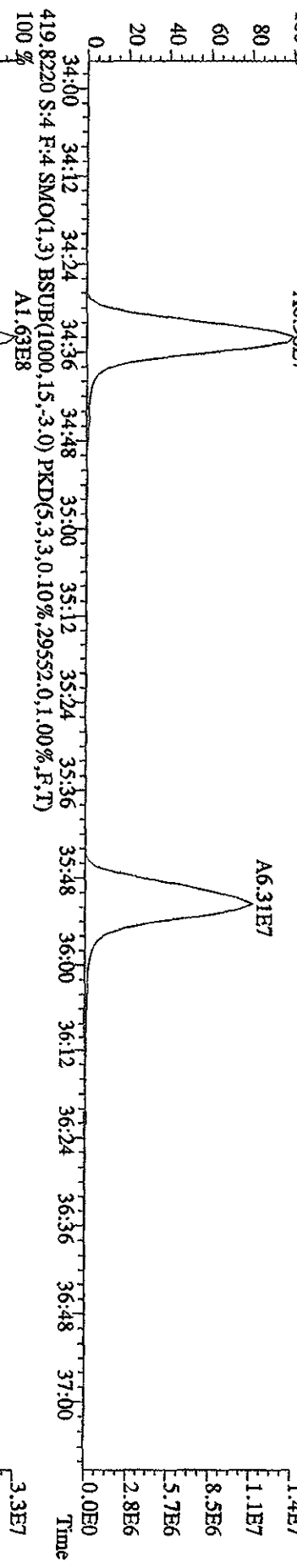
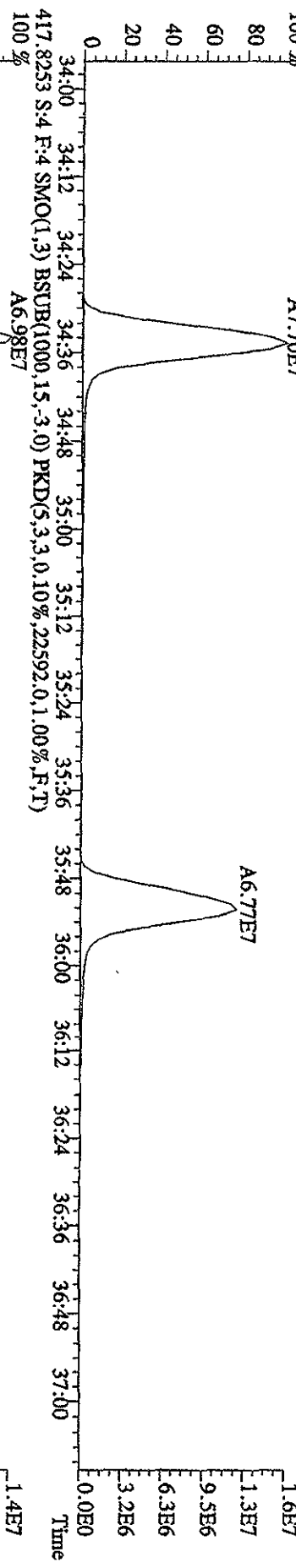
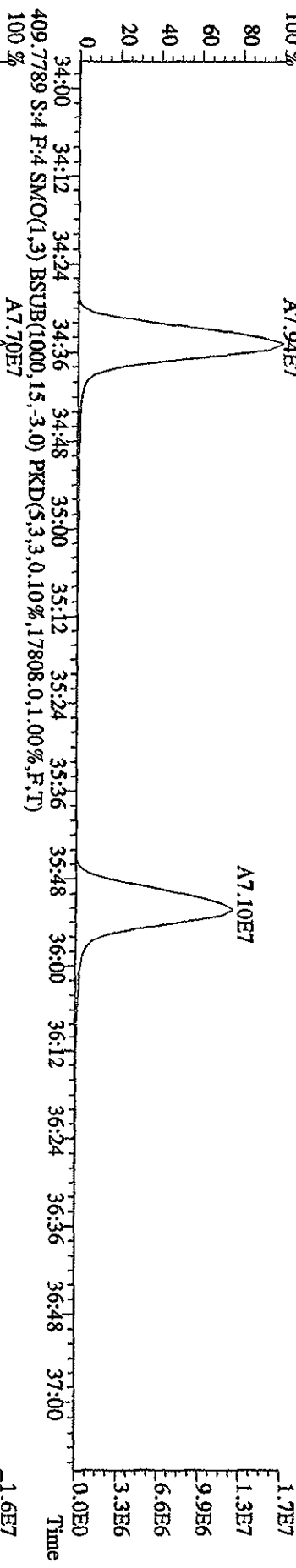
File:31DE09A1D5 #1-362 Acq: 1-JAN-2010 01:32:44 GC EI+ Voltage SIR 70SE
 Sample#4 Text:ST1231D :CS-3 09DXN425 Exp:DIOXIN
 373.8208 S:4 F:3 SMO(1,3) BSUB(1000,15,-3.0) PKD(5,3,3,0,10%,4436,0,1,00%,F,T)



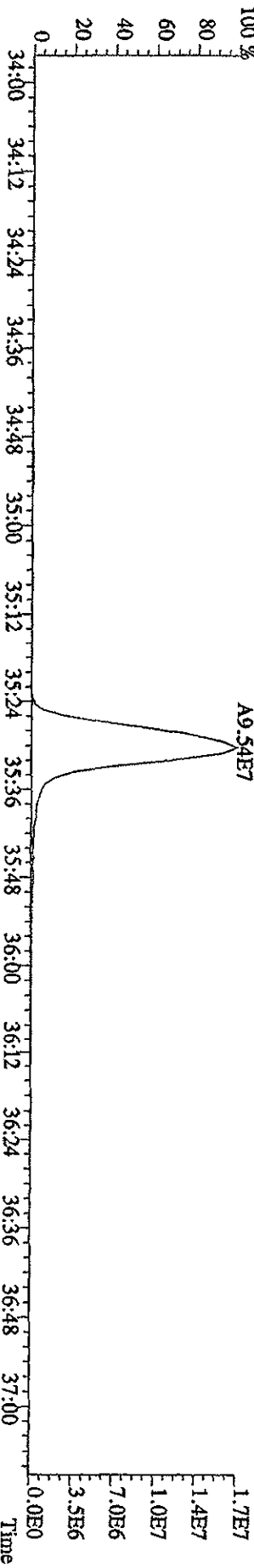
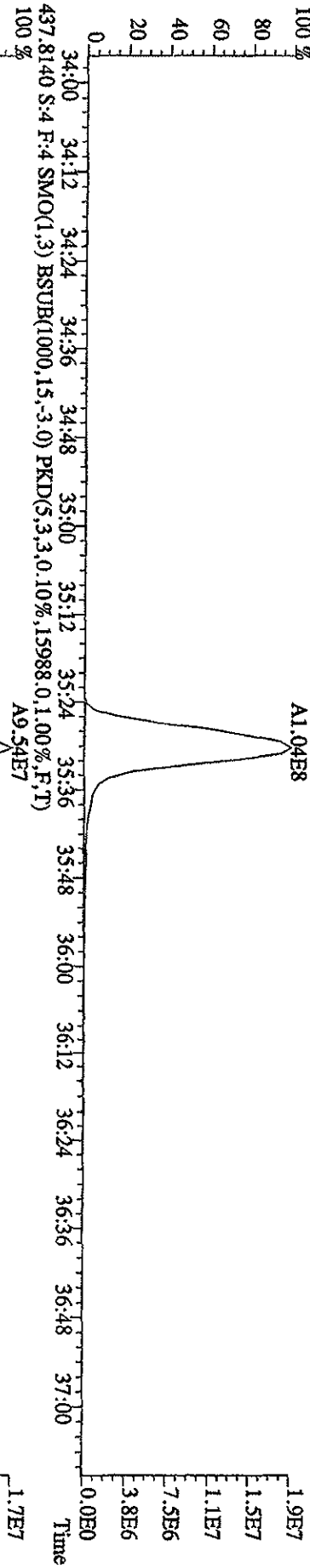
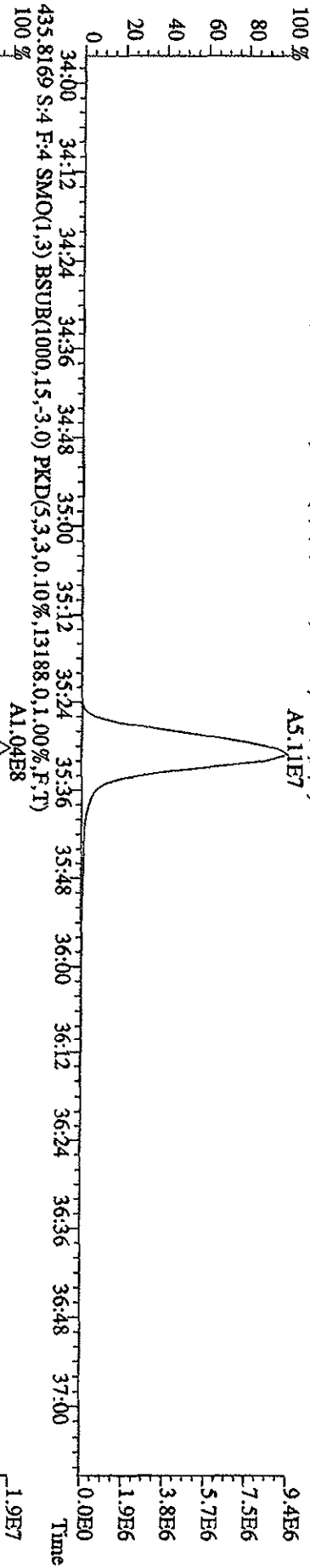
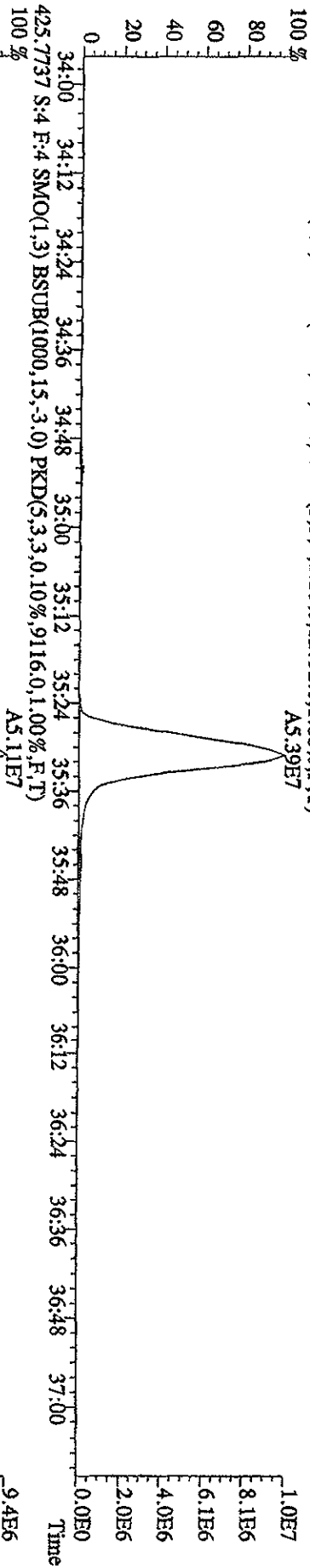
File:3IDEP9AID5 #1-362 Acq: 1-JAN-2010 01:32:44 GC EI+ Voltage SIR 70SE
 Sample#4 Text:ST123ID :CS-3 09DXN425 Exp:DIOXIN
 389.8157 S:4 F:3 SMO(1,3) BSUB(1000,15,-3,0) PKD(5,3,3,0,10%,3668,0,1,00%,F,T)



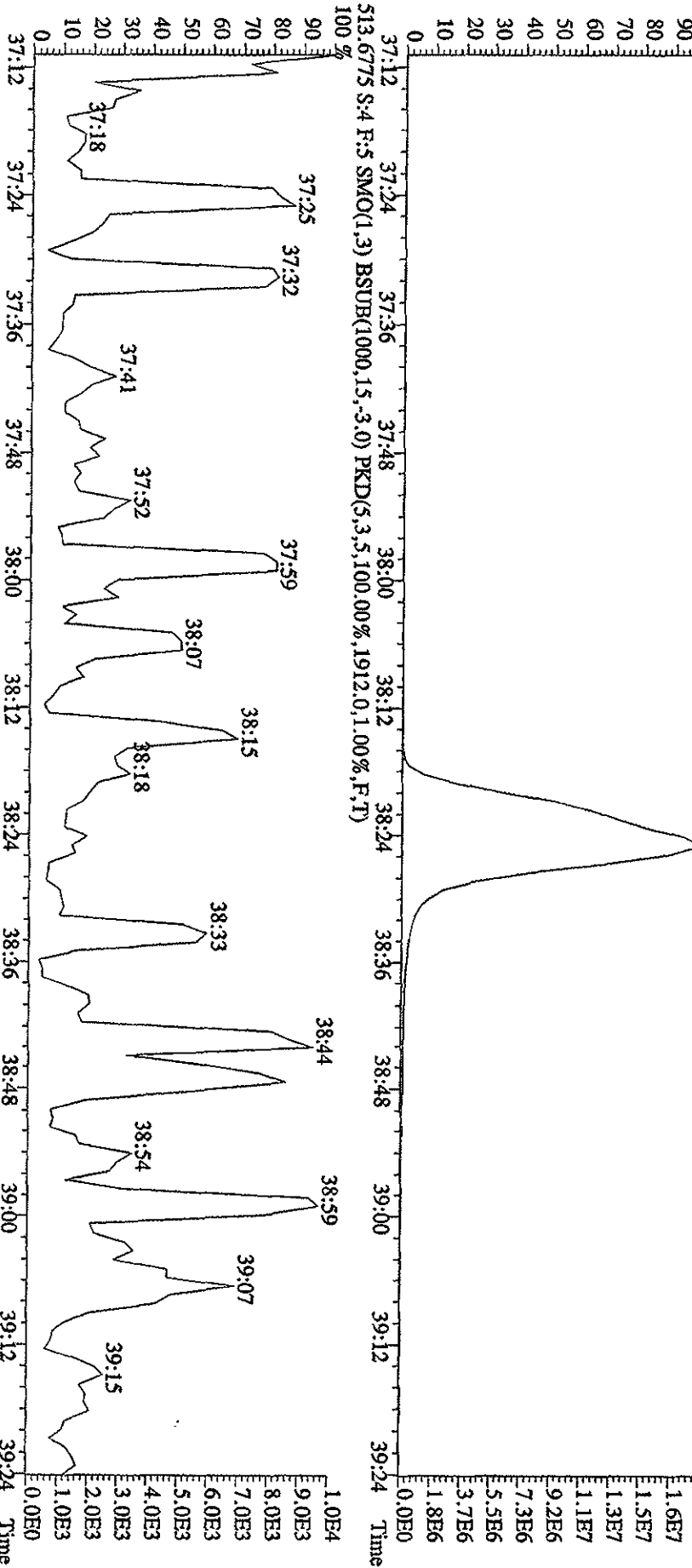
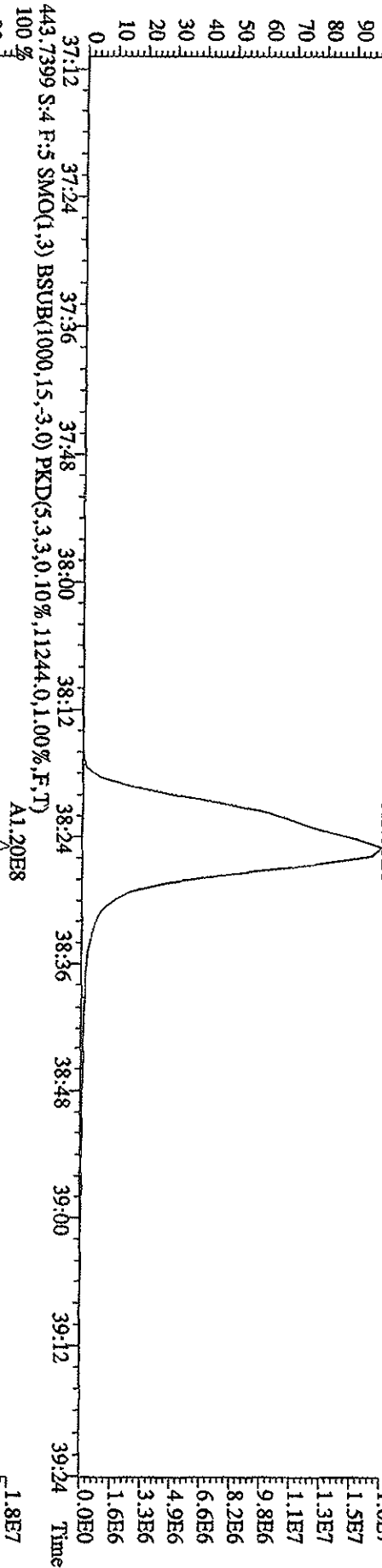
File:31DE09A1D5 #1-227 Acq: 1-JAN-2010 01:32:44 GC EI+ Volage SIR 70SE
 Sample#4 Text:ST1231D :CS-3 09DXN425 Exp:DIOXIN
 407 7818 S:4 F:4 SMO(1,3) BSUB(1000,15,3.0) PKD(5,3,3,0,10%,11764,0,1,00%,F,T)
 100 % A7.94E7



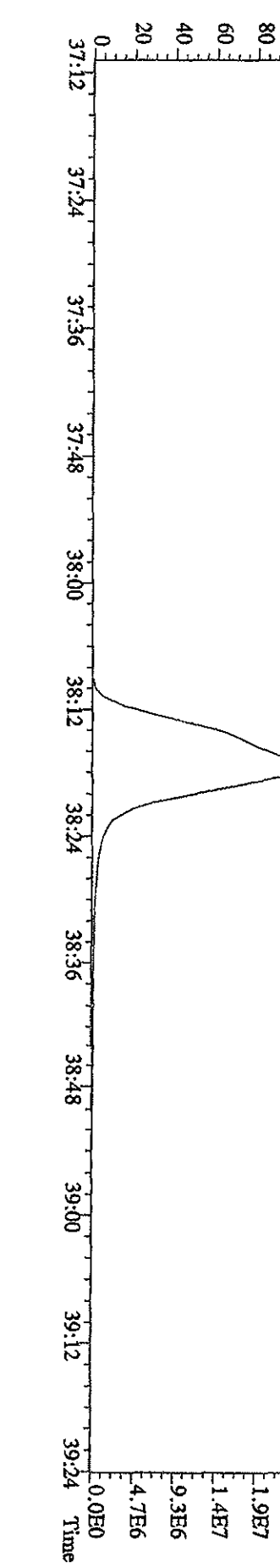
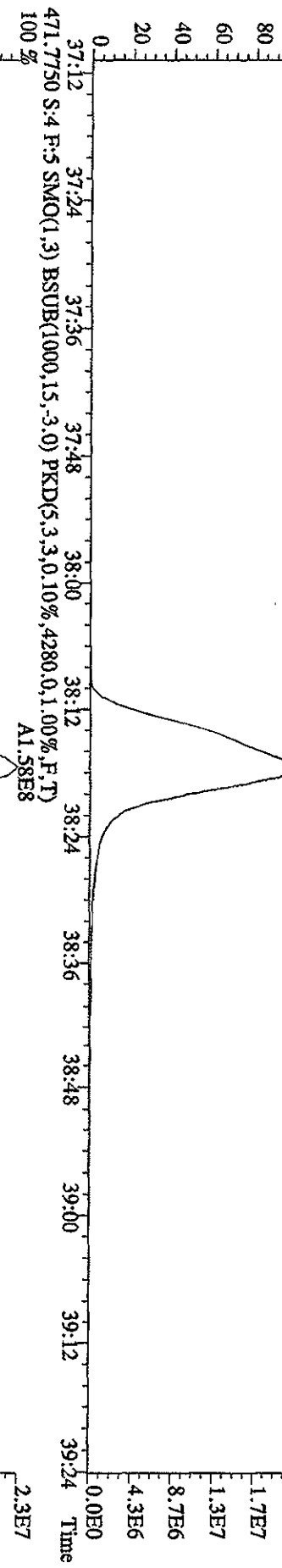
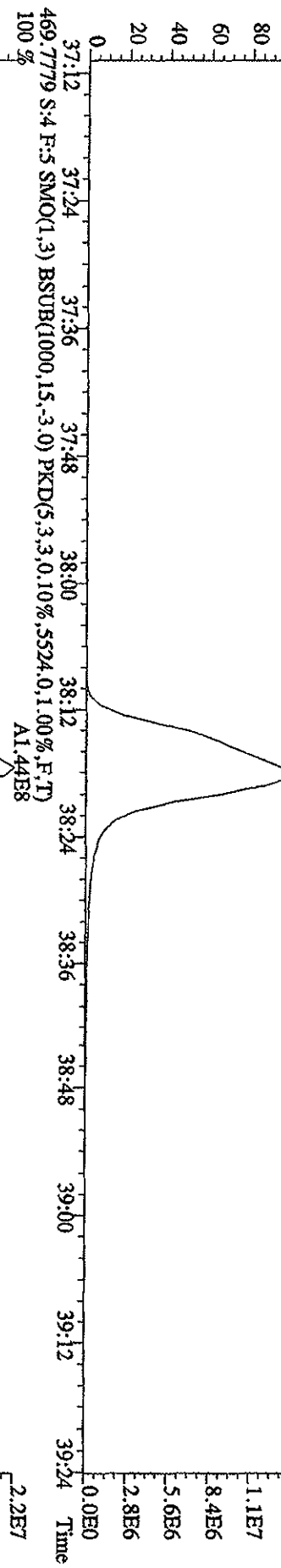
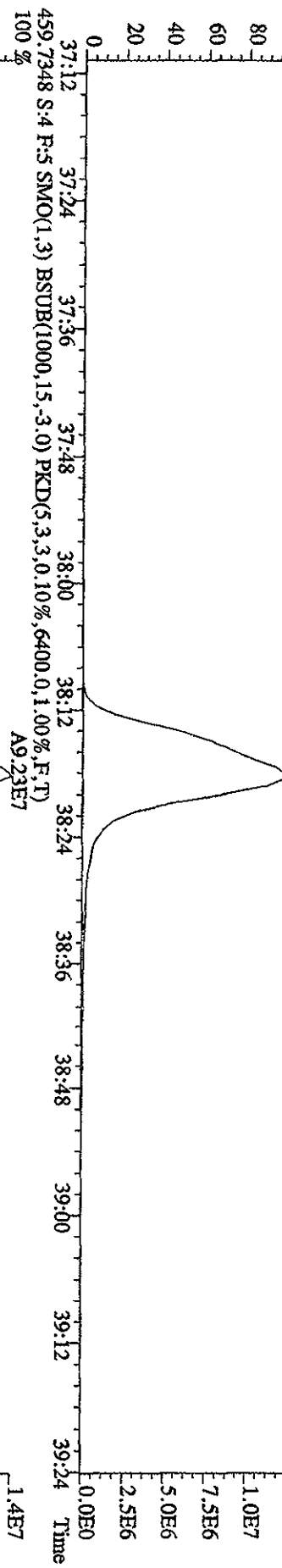
File:31DE09A1D5 #1-227 Acq: 1-JAN-2010 01:32:44 GC EI+ Voltage SIR 70SE
 Sample#4 Text:ST1231D :CS-3 09DXN425 Exp:DIOXIN
 423.7766 S:4 F:4 SMO(1,3) BSUB(1000,15,-3,0) PKD(5,3,3,0,10%,12792,0,1,00%,F,T)
 100%



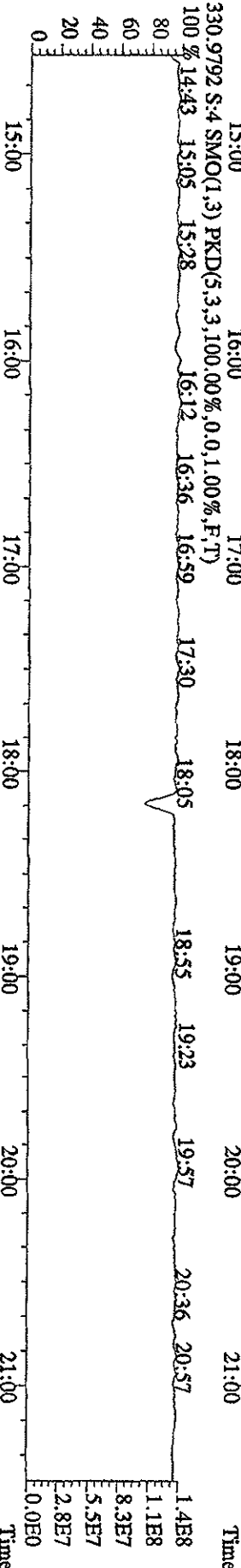
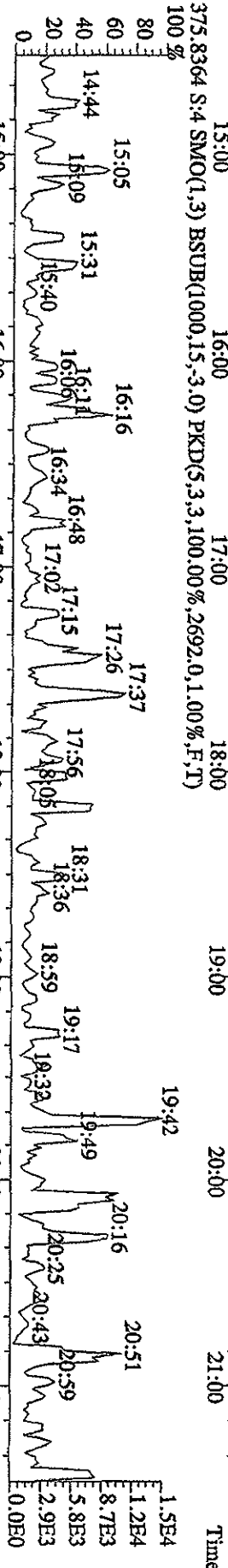
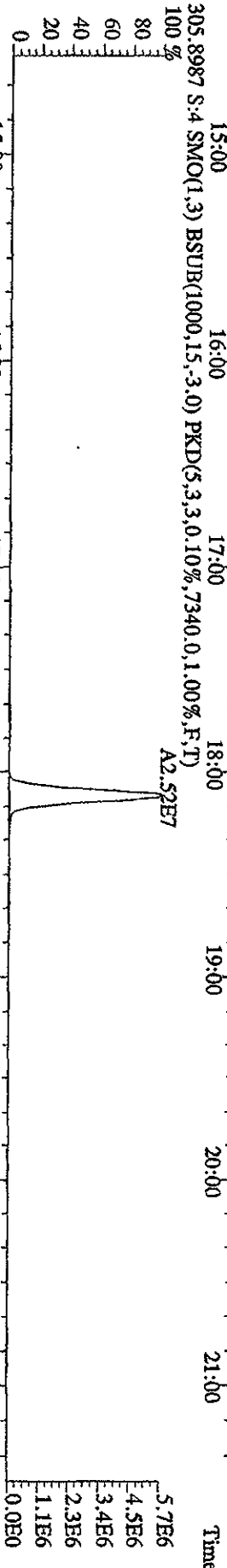
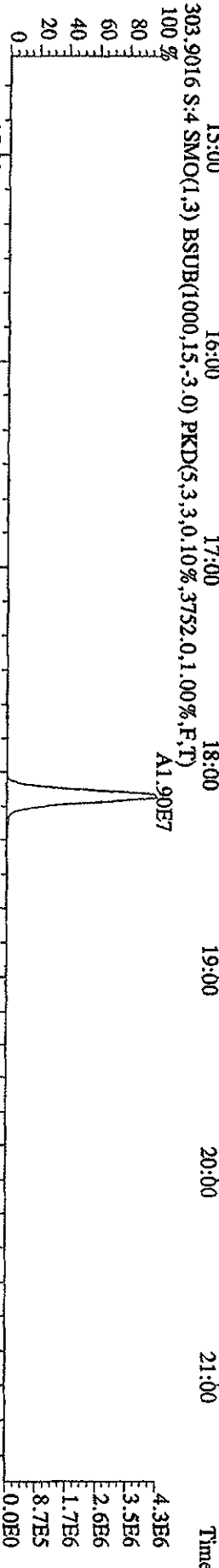
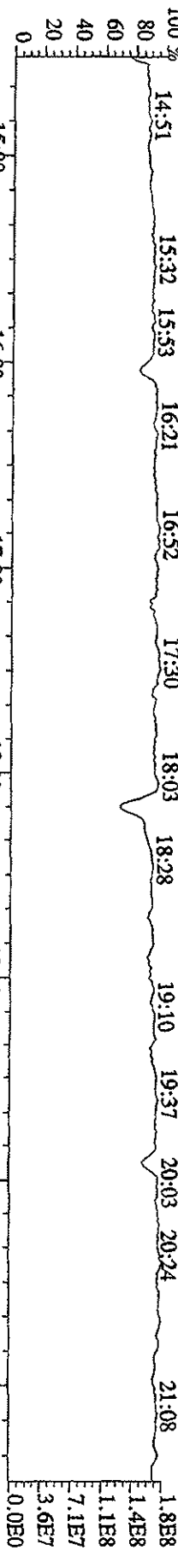
File:31DE09A1D5 #1-161 Acq: 1-JAN-2010 01:32:44 GC EI+ Voltage SRR 70SE
 Sample#4 Text:ST1231D :CS-3 09DXN425 Exp:DIOXIN
 441.7428 S:4 F:5 SMO(1,3) BSUB(1000,15,-3.0) PKD(5,3,3,0,10%,10364,0,1.00%,F,T)



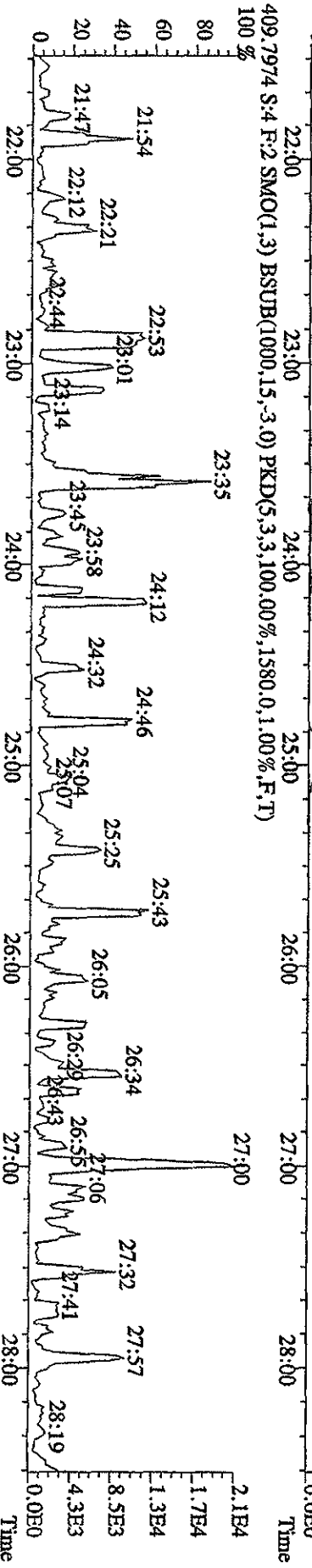
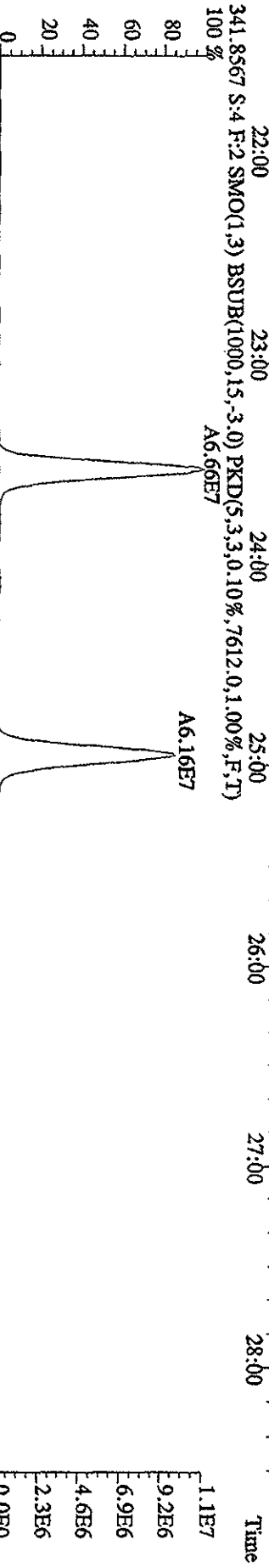
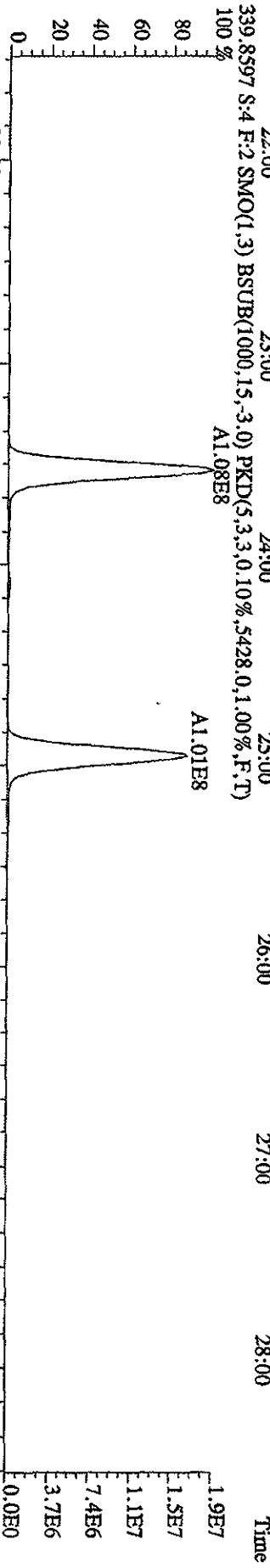

File:31DE09A1D5 #1-161 Acq: 1-JAN-2010 01:32:44 GC EI + Voltage SIR 70SE
 Sample#4 Text:ST1231D :CS-3 09DXN425 Exp:DIOXIN
 457.7377 S:4 F:5 SMO(1,3) BSUB(1000,15,-3,0) PKD(5,3,3,0,10%,18944,0,1,00%,F,T)
 100% A8.21E7



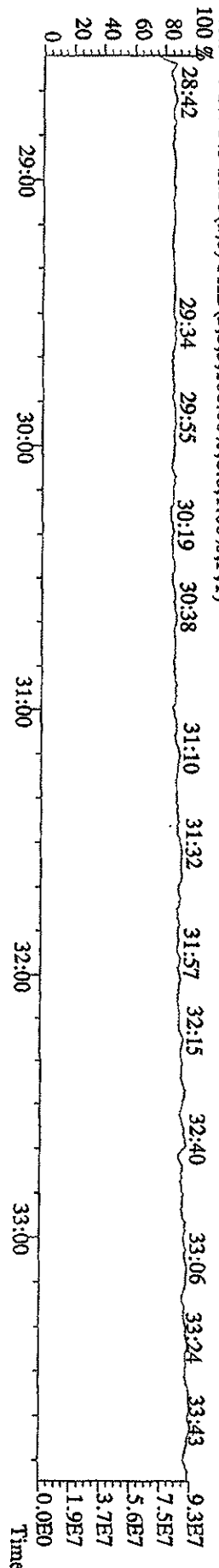
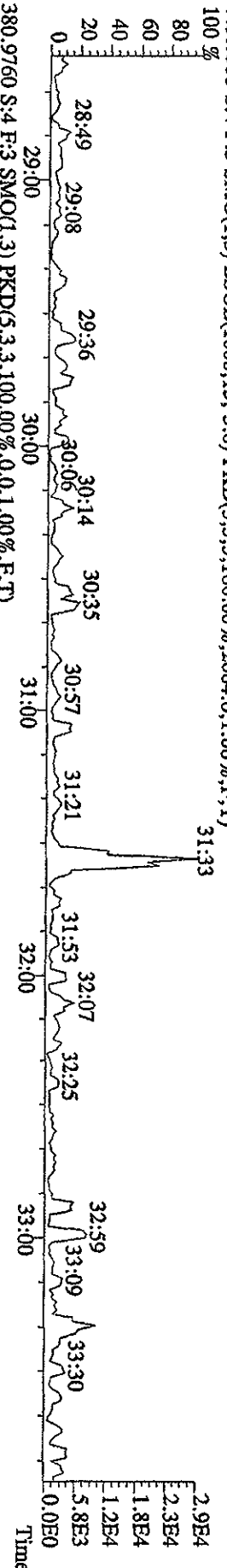
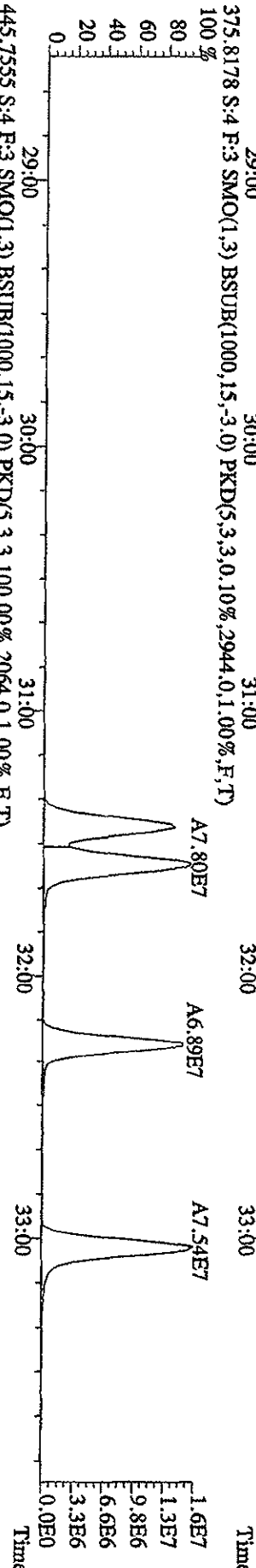
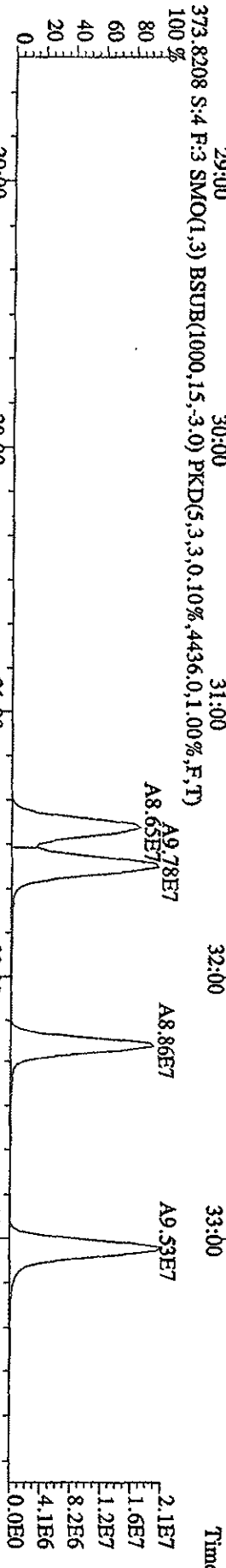
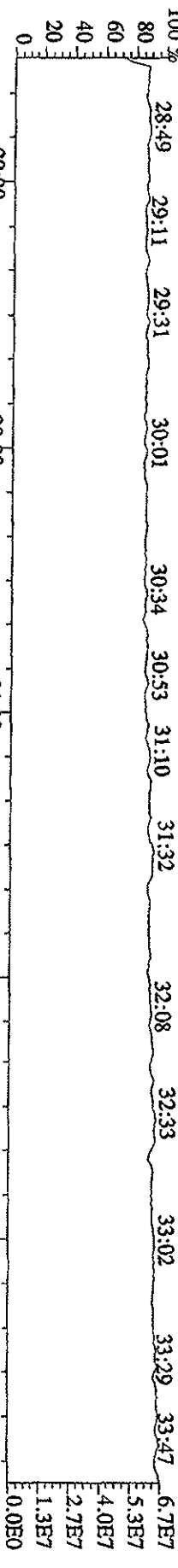
File: 31DE09AID5 #1-411 Acq: 1-JAN-2010 01:32:44 GC EI+ Voltage SIR 70SE
 Sample#4 Text: ST123ID : CS-3 09DXN425 Exp: DIOXIN
 292.9825 S:4 SMO(1,3) PKD(5,3,5,100.00%,0.0,1.00%,F,T)
 15:32 15:53 16:21 16:52 17:30 18:03 18:28 19:10 19:37 20:03 20:24 21:08



File:31DE09A1D5 #1-495 Acq: 1-JAN-2010 01:32:44 GC EI+ Voltage SIR 70SE
 Sample#4 Text:ST1231D :CS-3 09DDXN425 Exp:DIOXIN
 342.9792 S:4 F:2 SMO(1,3) PKD(5,3,3,100.00%,0.0,1.00%,F,T)
 100 % 21:49 22:14 23:00 23:30 24:01 24:22 24:44 25:19 25:47 26:16 26:56 27:30 27:58




File: 31DE09A1D5 #1-362 Acq: 1-JAN-2010 01:32:44 GC EI+ Voltage SIR 70SE
 Sample#4 Text: ST1231D :CS-3 09DXN425 Exp: DIOXIN



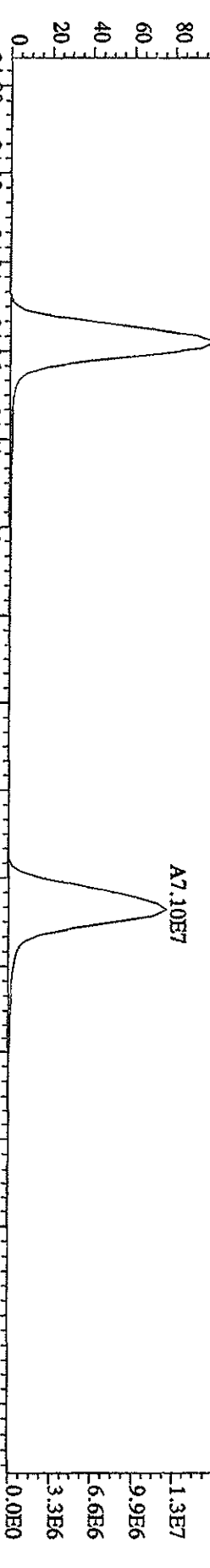
File:31DE09A1D5 #1-227 Acq: 1-JAN-2010 01:32:44 GC EI+ Voltage SIR 70SE

Sample#4 Text:ST1231D :CS-3 09DXN425 Exp:DIOXIN

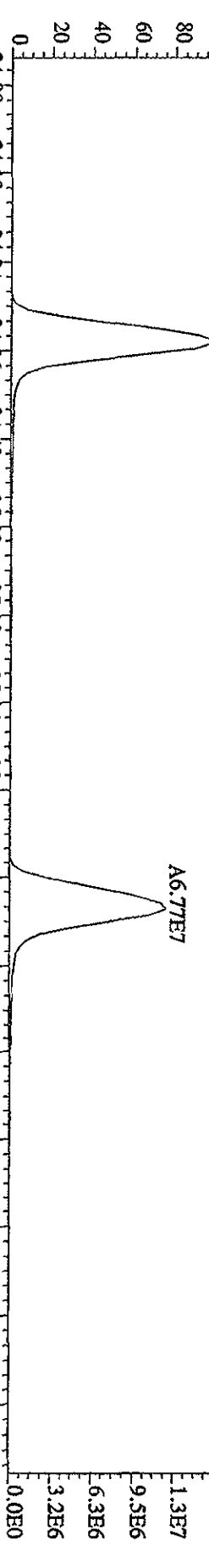
430.9728 S:4 F:4 SMO(1,3) PKD(5,3,3,100.00%,0.0,1.00%,F,T)



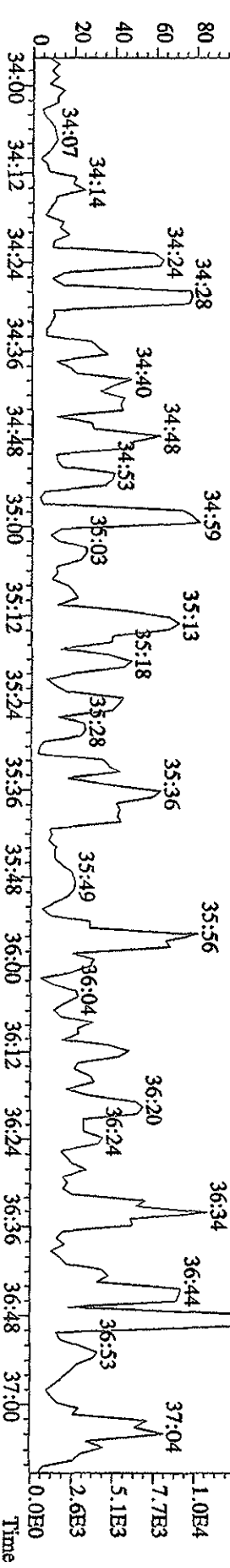
407.7818 S:4 F:4 SMO(1,3) BSUB(1000,15,-3,0) PKD(5,3,3,0.10%,11764,0.1,0.00%,F,T)




409.7789 S:4 F:4 SMO(1,3) BSUB(1000,15,-3,0) PKD(5,3,3,0.10%,17808,0.1,0.00%,F,T)



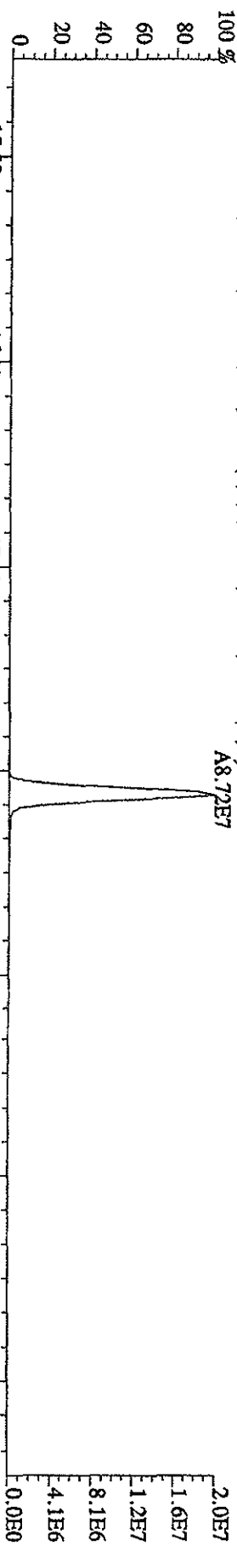
479.7165 S:4 F:4 SMO(1,3) BSUB(1000,15,-3,0) PKD(5,3,3,100.00%,3164,0.1,0.00%,F,T)



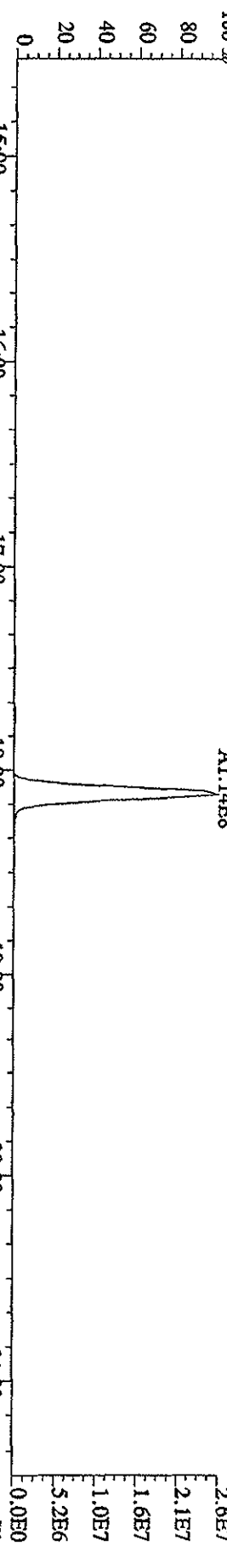
File: 31DE09A1D5 #1-161 Acq: 1-JAN-2010 01:32:44 GC EI+ Voltage SHR 70SB
 Sample#4 Text: ST1231D :CS-3 09DXN425 Exp: DIOXIN
 454.9728 S:4 F:5 SMO(1.3) PKD(5.3,3,100.00%,0.0,1.00%,F,T)



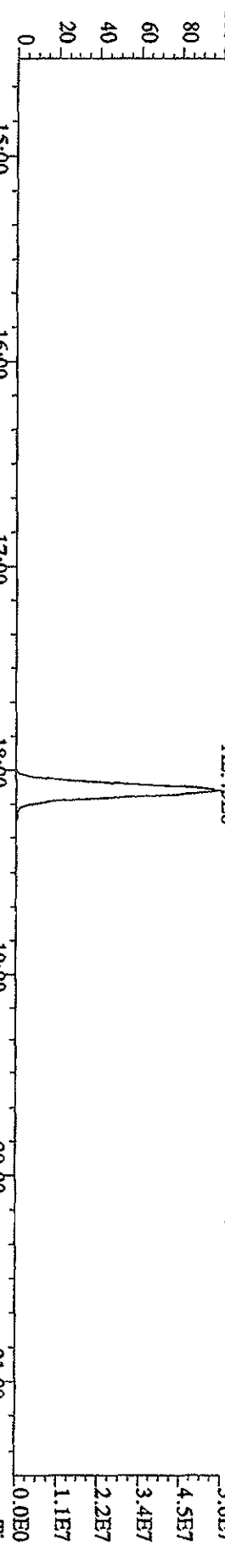
File:31DE09A1D5 #1-410 Acq: 1-JAN-2010 02:14:32 GC EI+ Voltage SFR 70SE
Sample#5 Text:ST1231E :CS-4 09DXN426 Exp:DIOXIN
303.9016 S.S SMO(1,3) BSUB(1000,15,-3,0) PKD(5,3,3,0,10%,7872,0,1,00%,F,T)
100 %



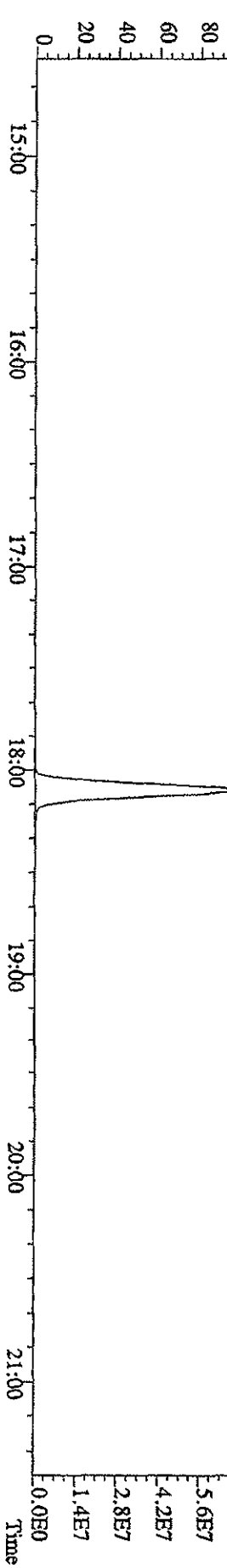
305.8987 S.S SMO(1,3) BSUB(1000,15,-3,0) PKD(5,3,3,0,10%,7356,0,1,00%,F,T)
100 %



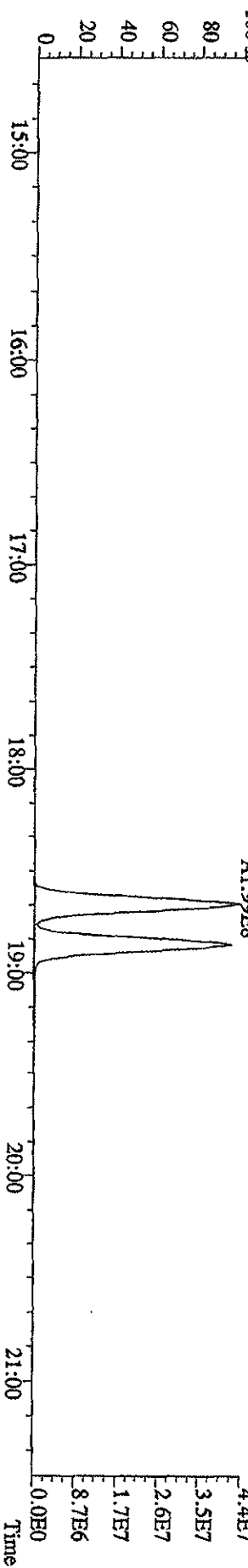
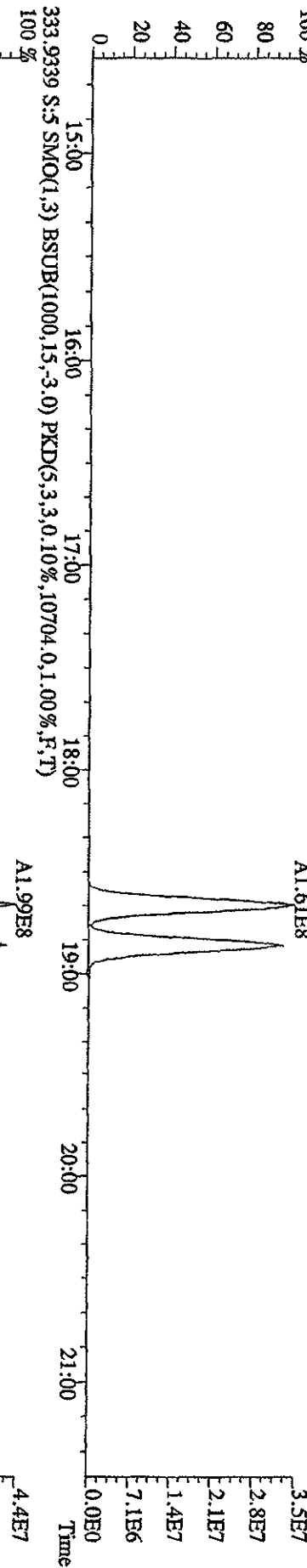
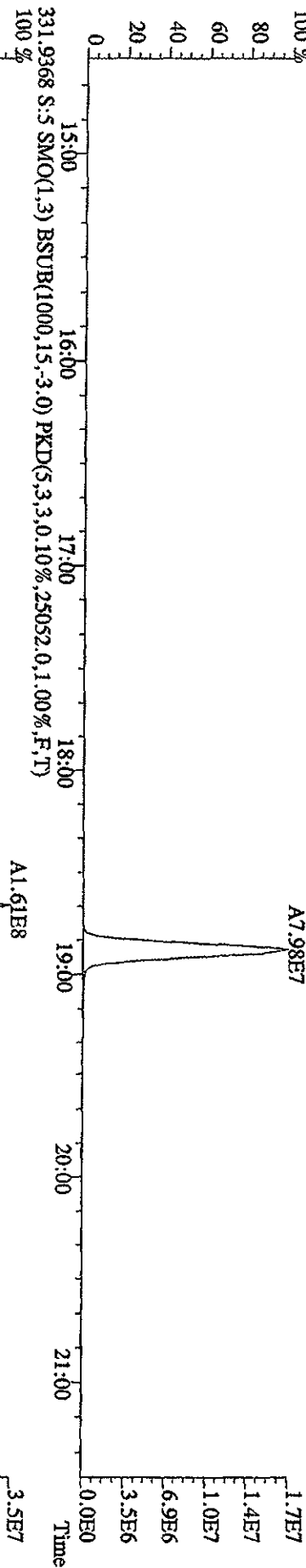
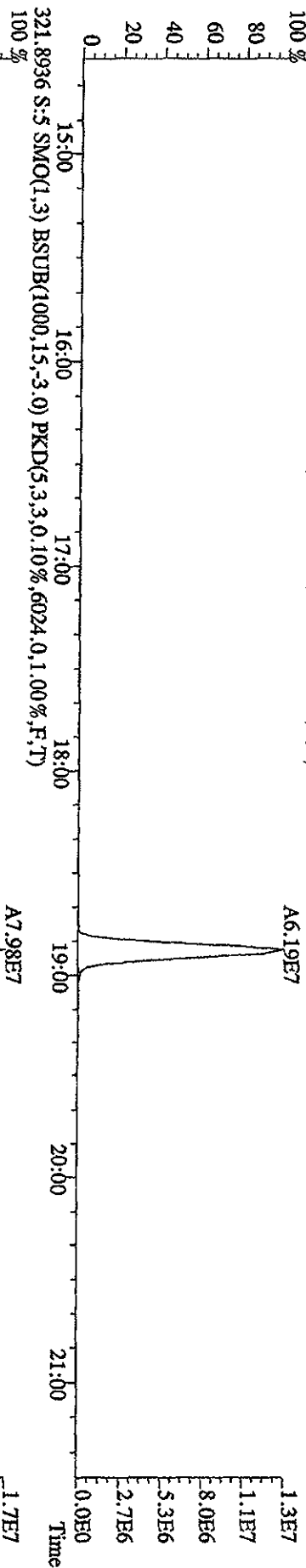
315.9419 S.S SMO(1,3) BSUB(1000,15,-3,0) PKD(5,3,3,0,10%,13056,0,1,00%,F,T)
100 %



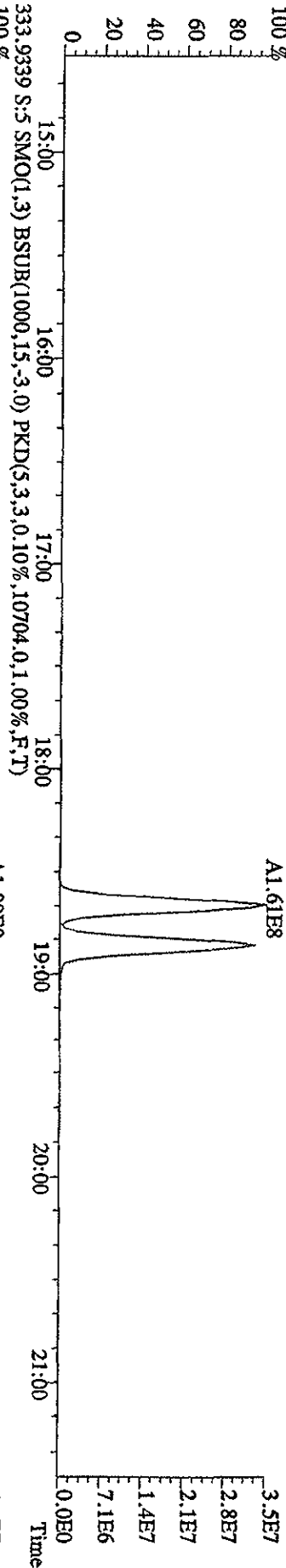
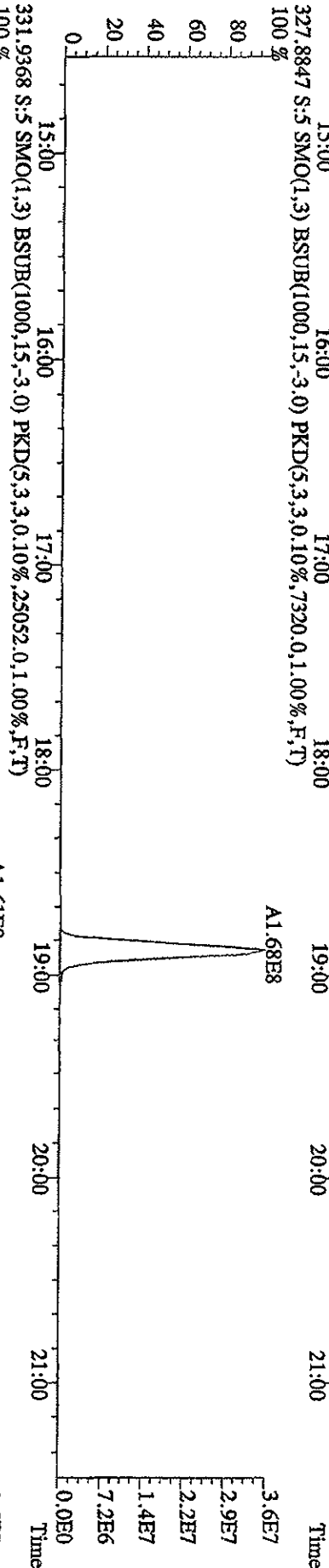
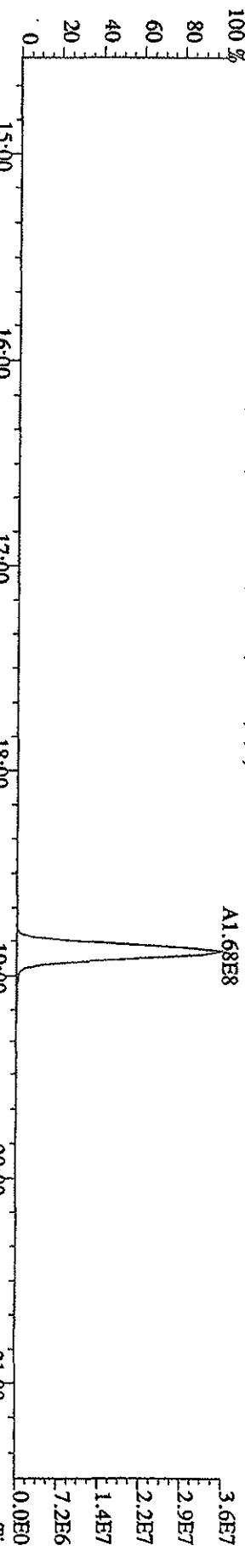
317.9389 S.S SMO(1,3) BSUB(1000,15,-3,0) PKD(5,3,3,0,10%,12436,0,1,00%,F,T)
100 %



File:31DE09A1D5 #1-410 Acq: 1-JAN-2010 02:14:32 GC EI+ Voltage SIR 70SE
 Sample#5 Text:ST1231E :CS-4 09DXN426 Exp:DIOXIN
 319.8965 S:5 SMO(1,3) BSUB(1000,15,-3.0) PKD(5,3,3,0,10%,4916,0,1,00%,F,T)



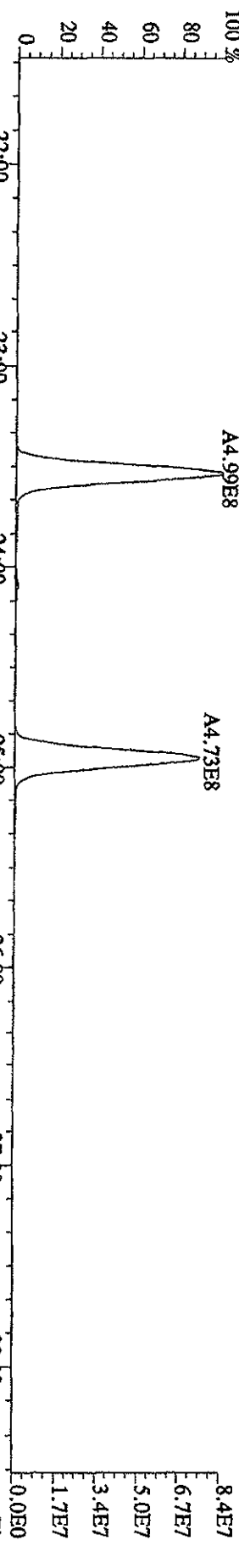
File:31DBE09A1D5 #1-410 Acq: 1-JAN-2010 02:14:32 GC EI+ Voltage SIR 70SE
 Sample#5 Text:ST1231E :CS-4 09DXN426 Exp:DIOXIN
 327.8847 S:5 SMO(1,3) BSUB(1000,15,-3,0) PKD(5,3,3,0,10%,7320,0,1,00%,F,T)
 100 %



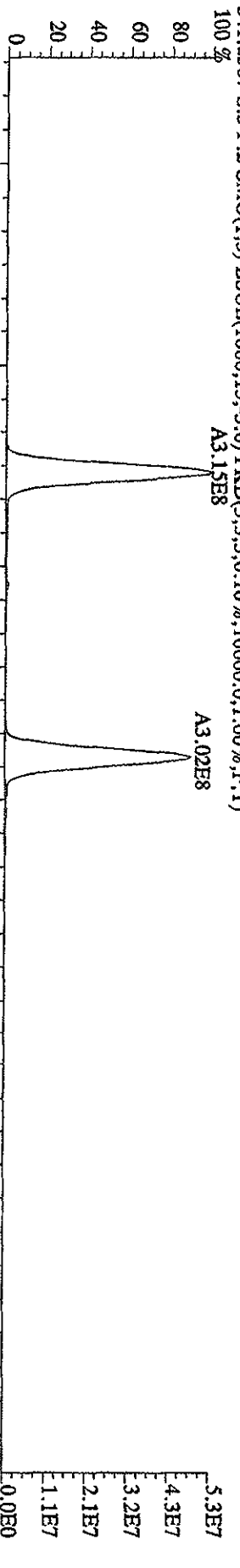
File:31DE09A1D5 #1-496 Acq: 1-14AN-2010 02:14:32 GC EI+ Voltage SIR 70SE

Sample#5 Text:ST1231E :CS-4 09DXN426 Exp:DIOXIN

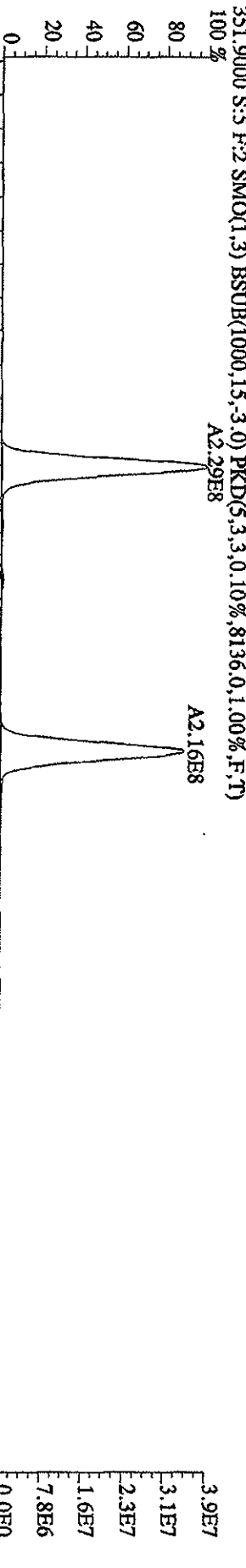
339.8597 S.:5 F.:2 SMO(1,3) BSUB(1000,15,-3,0) PKD(5,3,3,0,10%,9004,0,1,00%,F,T)



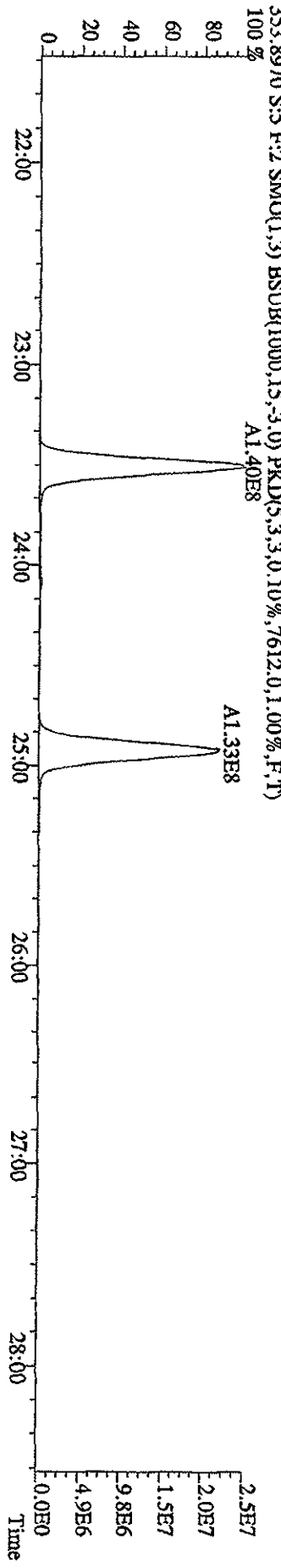
341.8567 S.:5 F.:2 SMO(1,3) BSUB(1000,15,-3,0) PKD(5,3,3,0,10%,10060,0,1,00%,F,T)



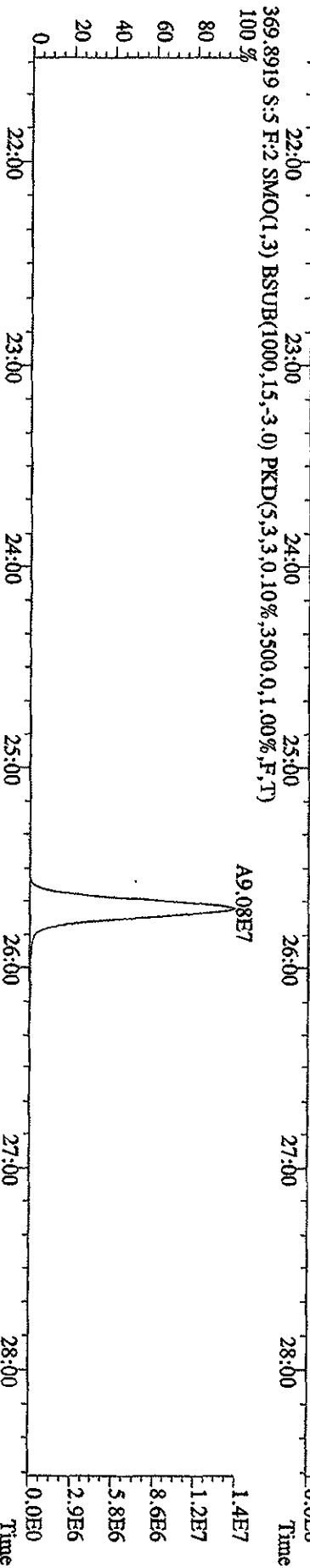
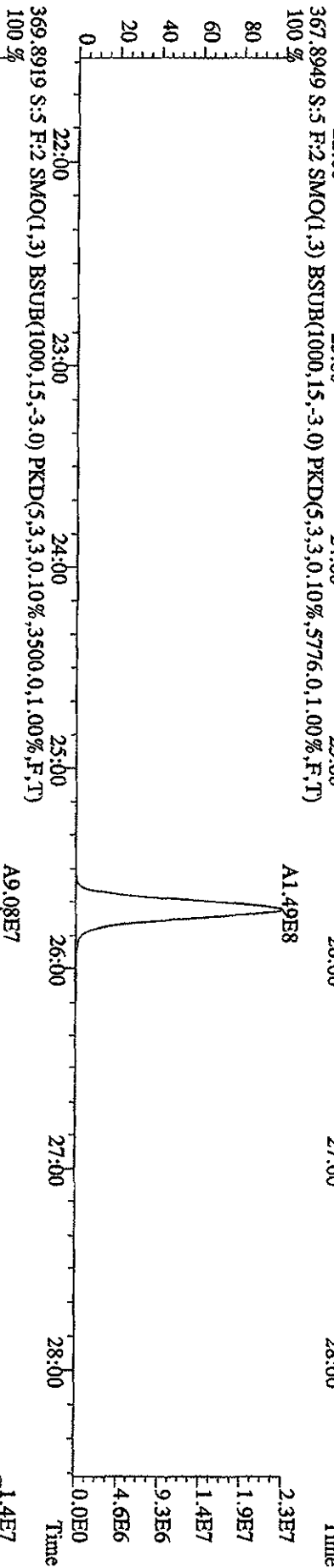
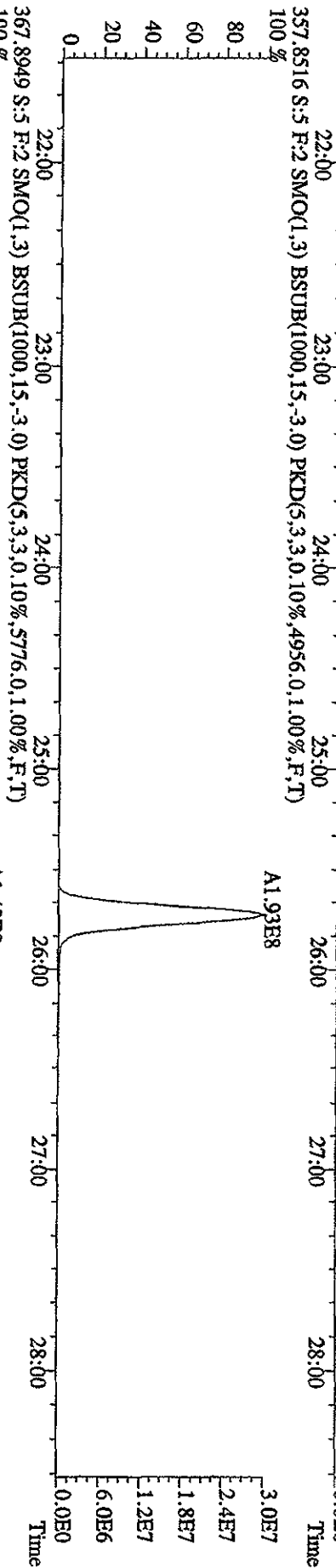
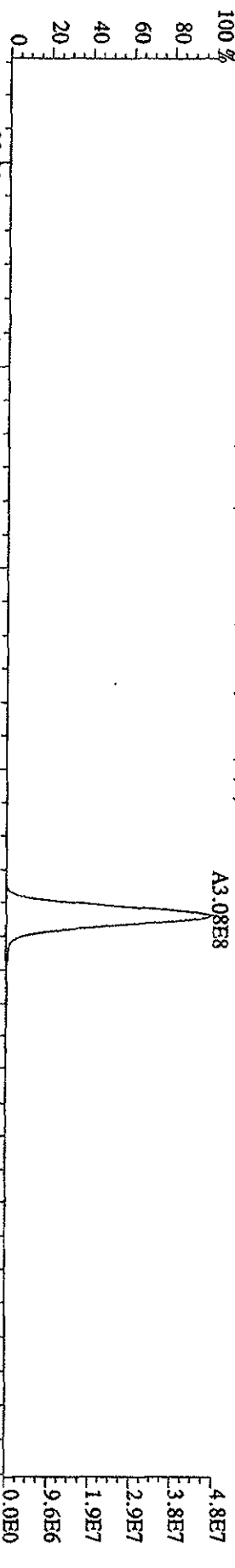
351.9000 S.:5 F.:2 SMO(1,3) BSUB(1000,15,-3,0) PKD(5,3,3,0,10%,8136,0,1,00%,F,T)



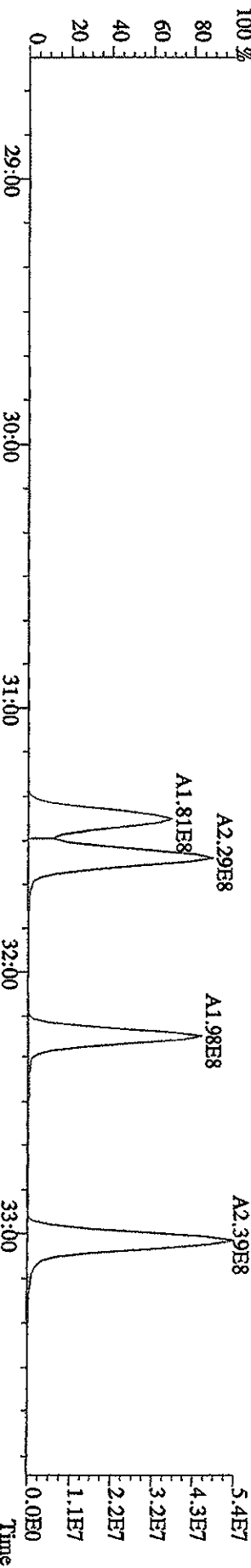
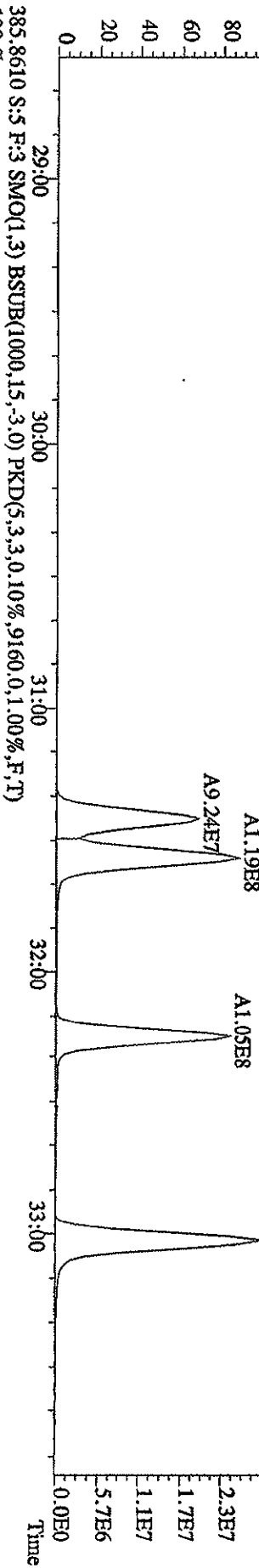
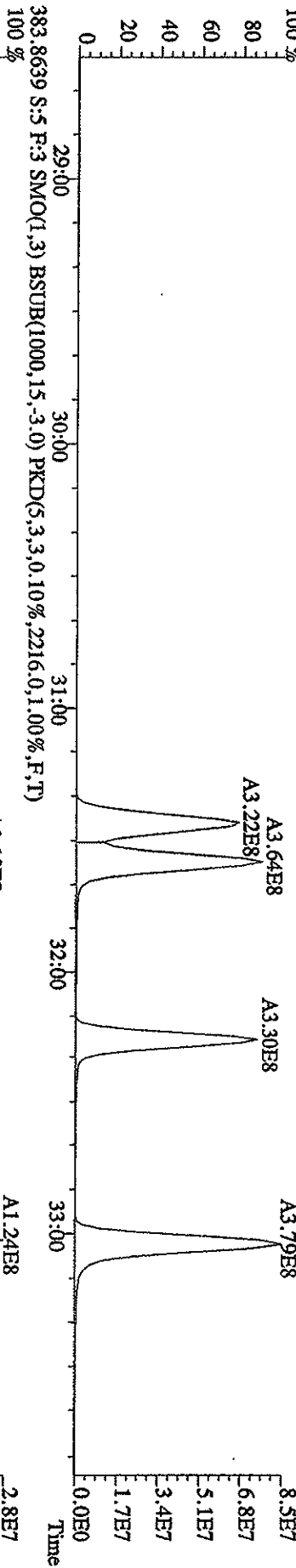
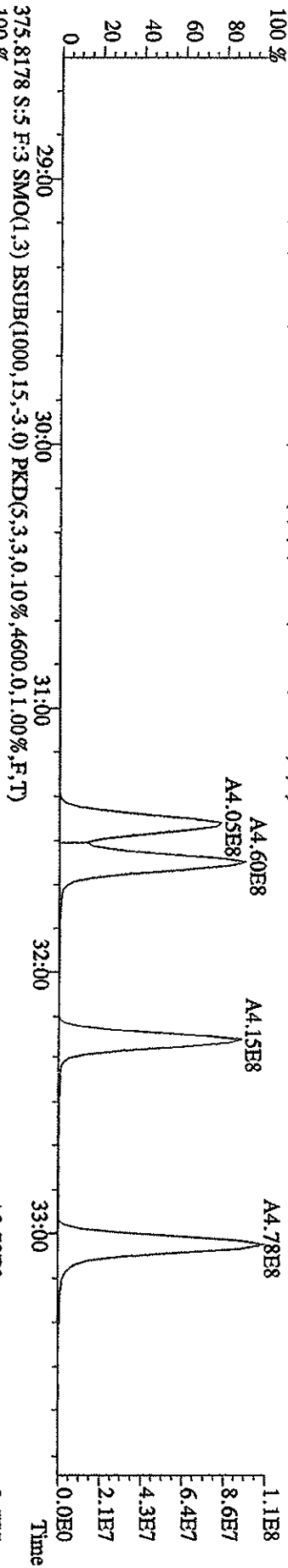
353.8970 S.:5 F.:2 SMO(1,3) BSUB(1000,15,-3,0) PKD(5,3,3,0,10%,7612,0,1,00%,F,T)



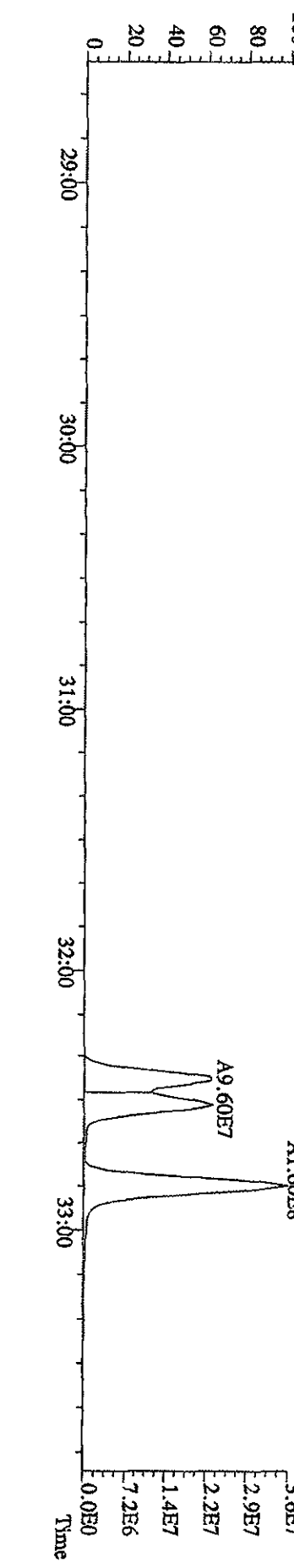



File:31DB09A1D5 #1-496 Acq: 1-JAN-2010 02:14:32 GC EI + Voltage SIR 70SE
 Sample#5 Text:ST1231E :CS-4 09DXN426 Exp:DIOXIN
 355.8546 S:5 F:2 SMO(1,3) BSUB(1000,15,-3,0) PKD(5,3,3,0,10%,6848,0,1,00%,F,T)
 100 %



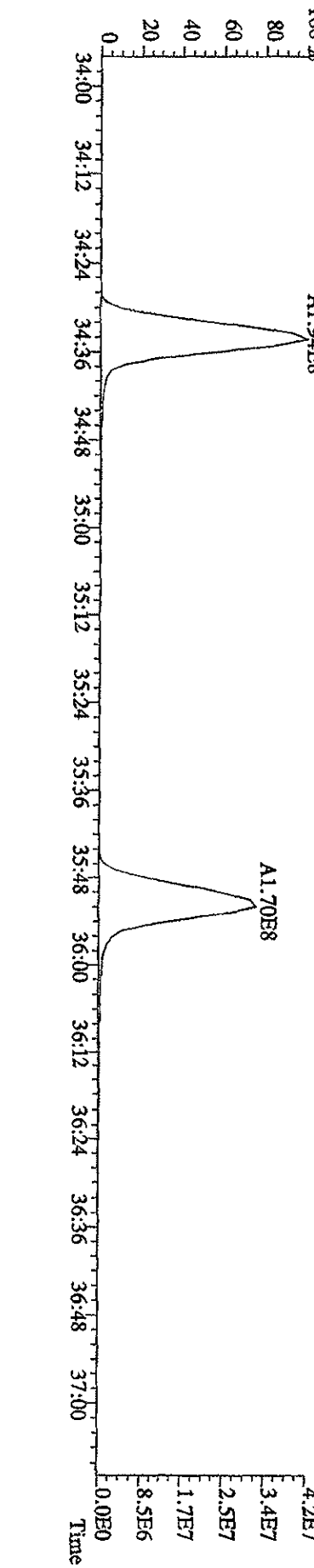
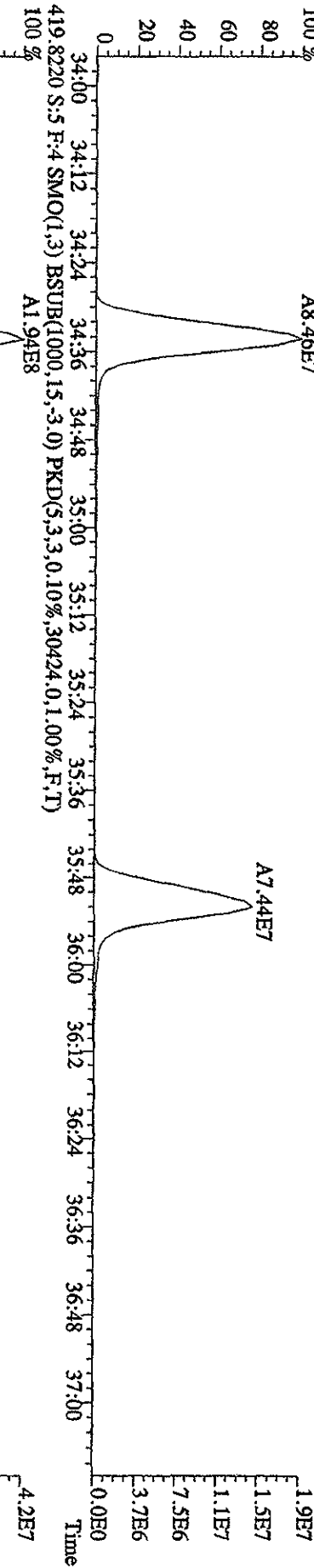
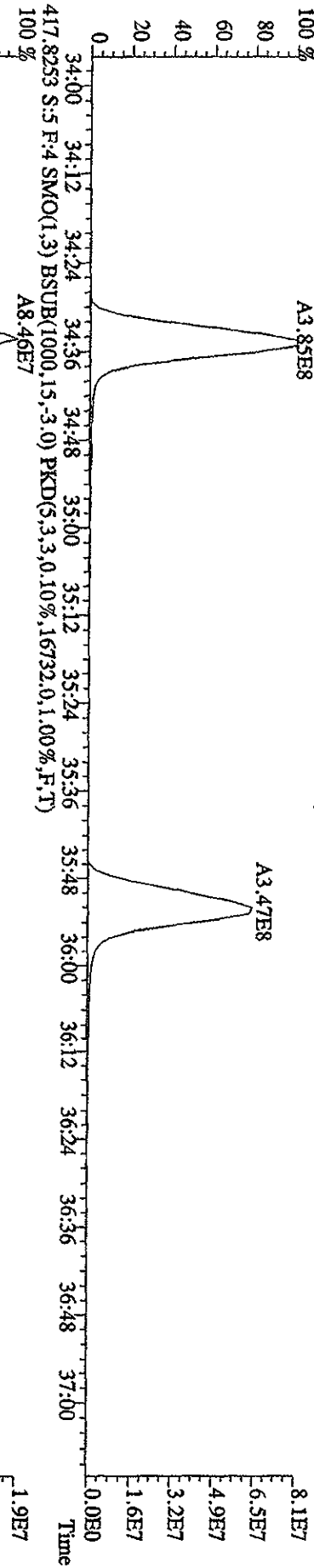
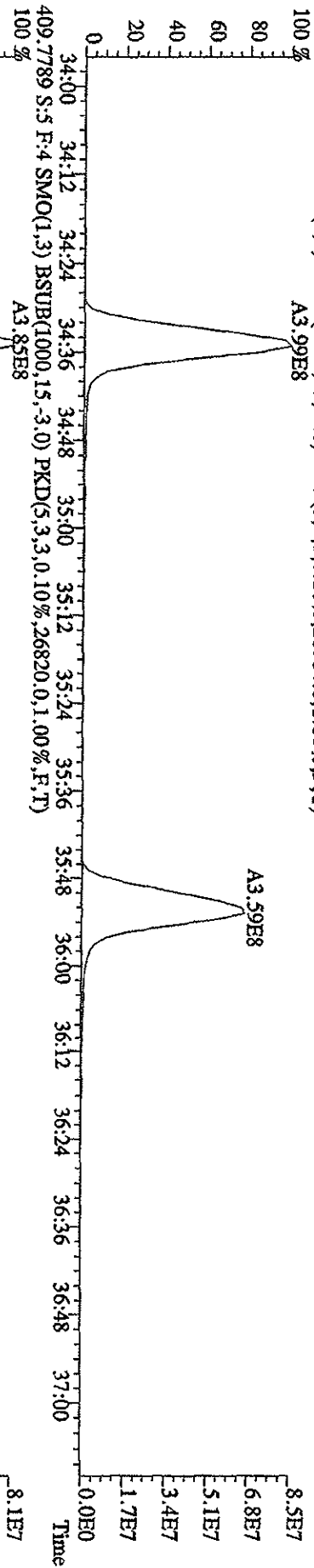
File: 31DE09AID5 #1-361 Acq: 1-JAN-2010 02:14:32 GC EI+ Voltage SIR 70SE
 Sample#5 Text: ST1231E :CS-4 09DXN426 Exp: DIOXIN
 373.8208 S:5 F:3 SMO(1,3) BSUB(1000,15,-3,0) PKD(5,3,3,0,10%,4496,0,1,00%,F,T) 100%



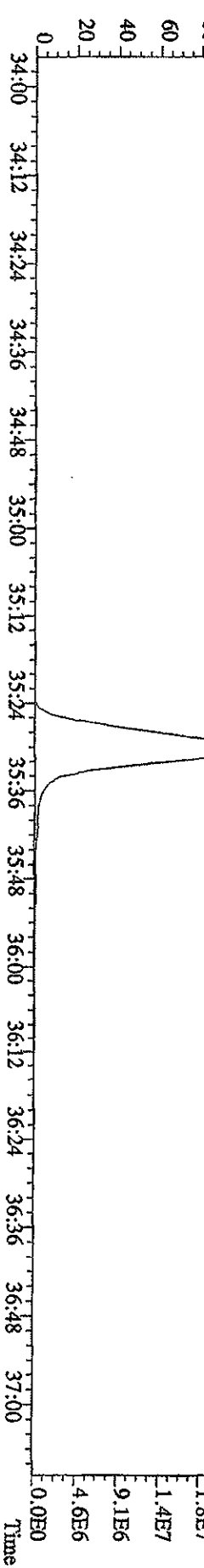
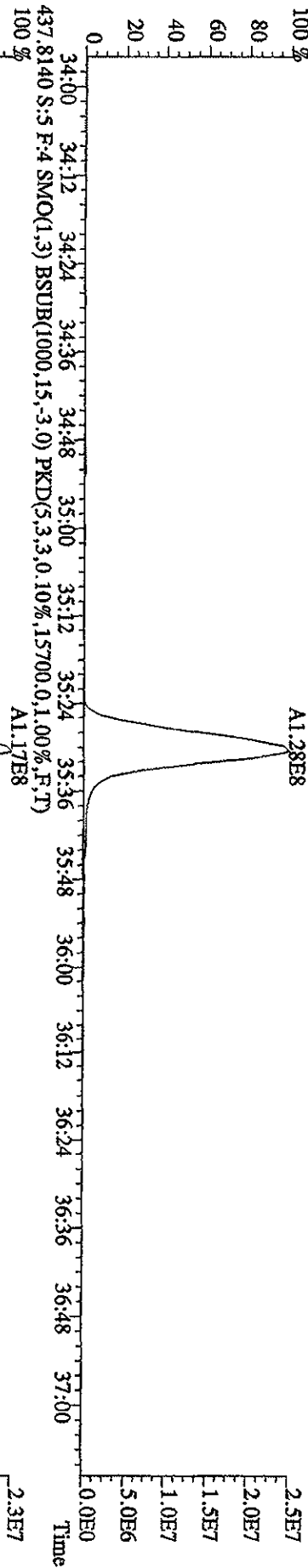
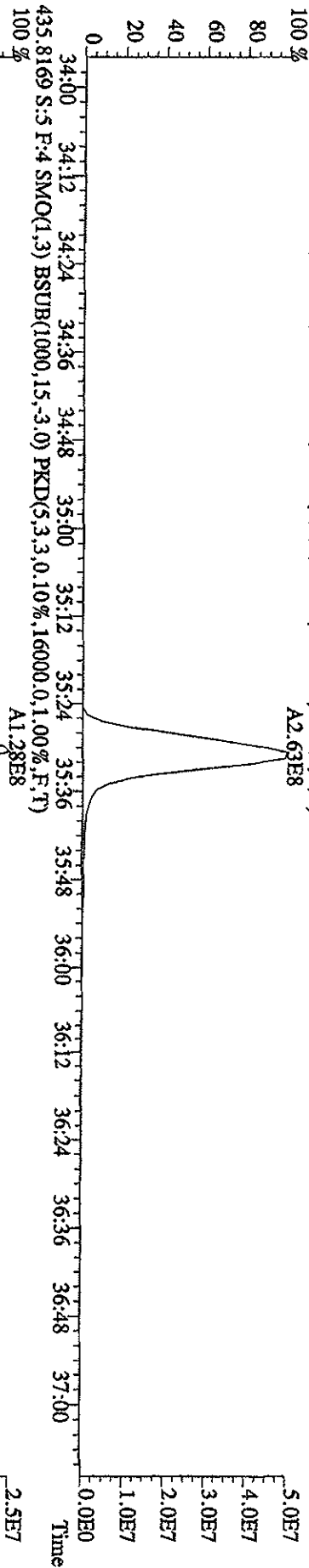
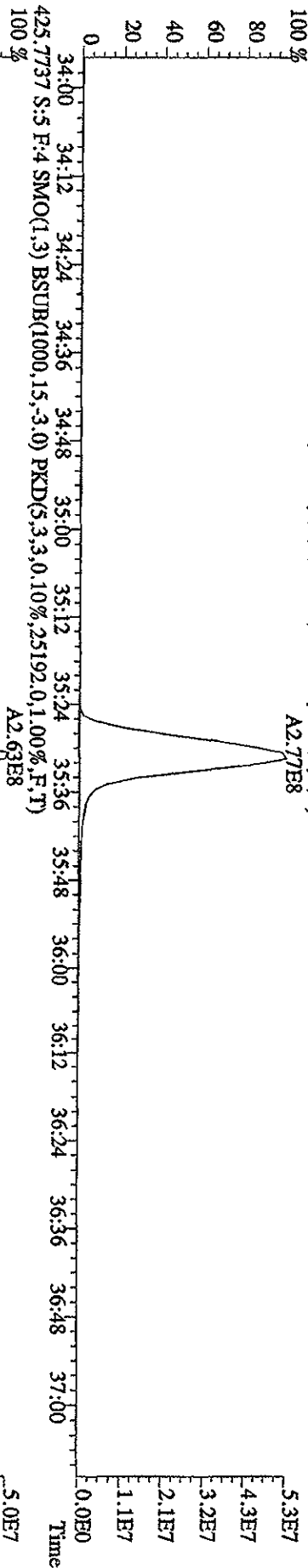
File: 31DE09AID5 #1-361 Acq: 1-JAN-2010 02:14:32 GC EI+ Voltage SIR 70SE
 Sample#5 Text: ST1231E :CS-4 09DXN426 Exp: DIOXIN
 389.8157 S:5 F:3 SMO(1.3) BSUB(1000,15,-3.0) PKD(5,3,3,0,10%,3028.0,1.00%,F,T)
 100%



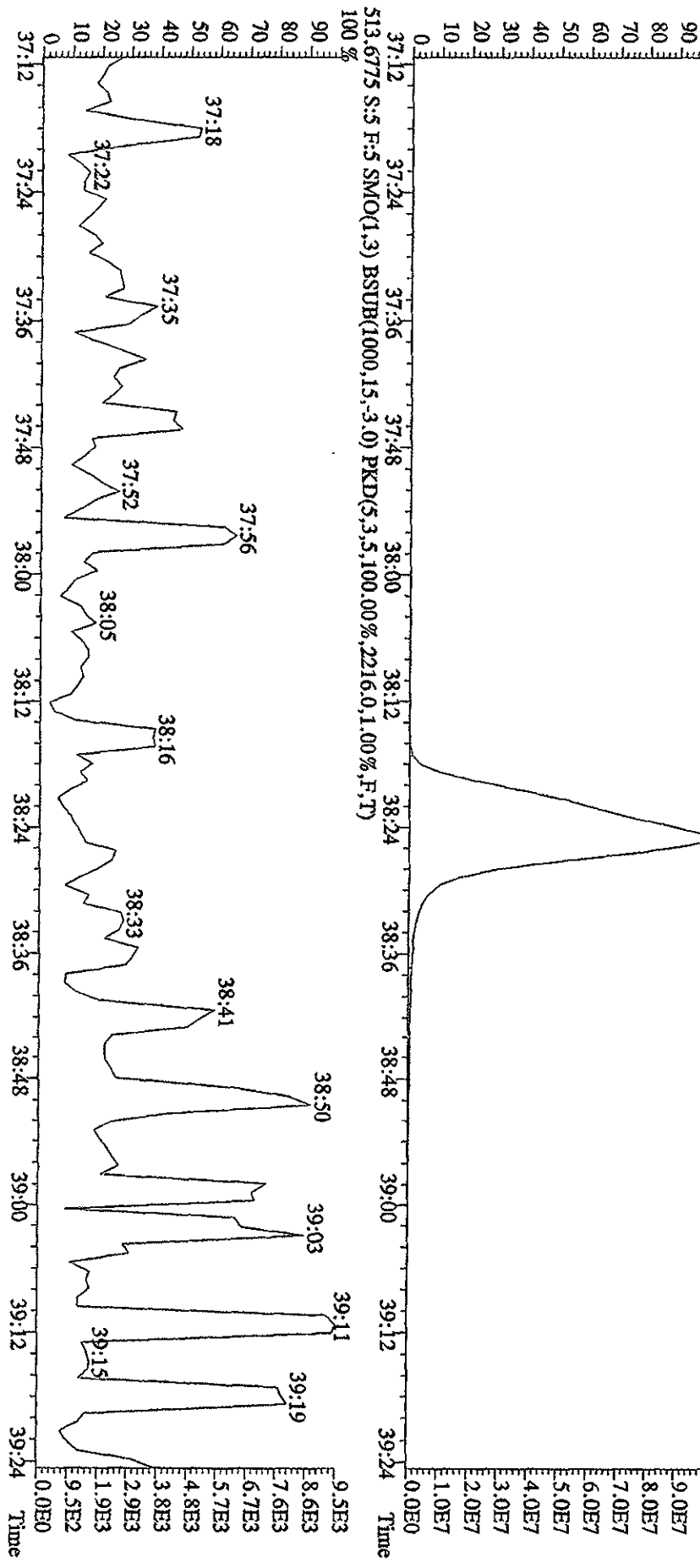
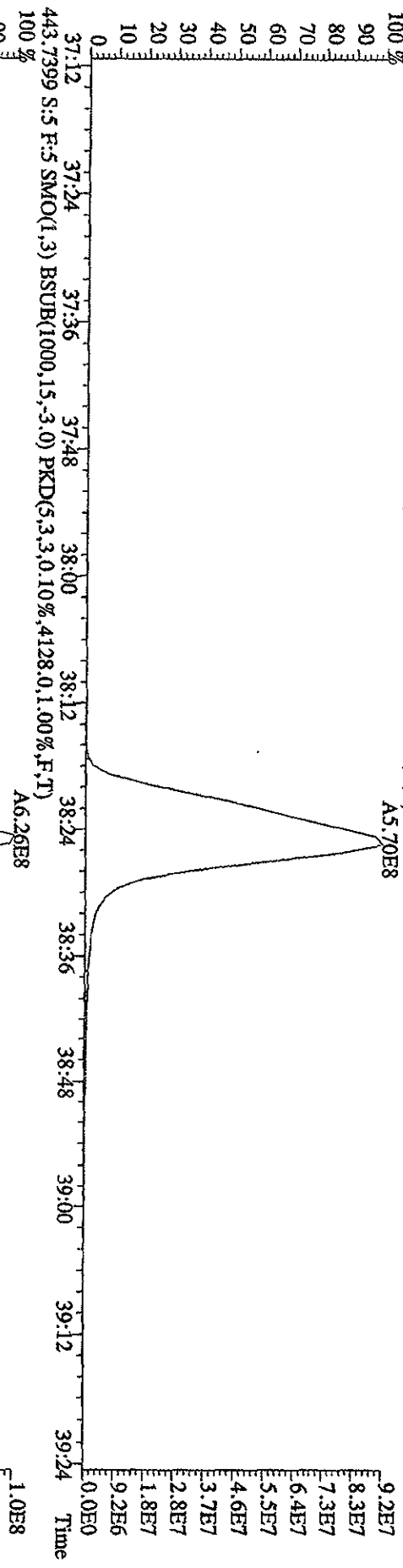
File:31DE09A1D5 #1-228 Acq: 1-JAN-2010 02:14:32 GC EI+ Voltage SIR 70SE
 Sample#5 Text:ST1231E :CS 4 09DXM426 Exp:DIOXIN
 407.7818 S:5 F:4 SMO(1,3) BSUB(1000,15,-3.0) PKD(5,3,3,0.10%,26764.0,1.00%,F,T)
 100 % A3.99E8



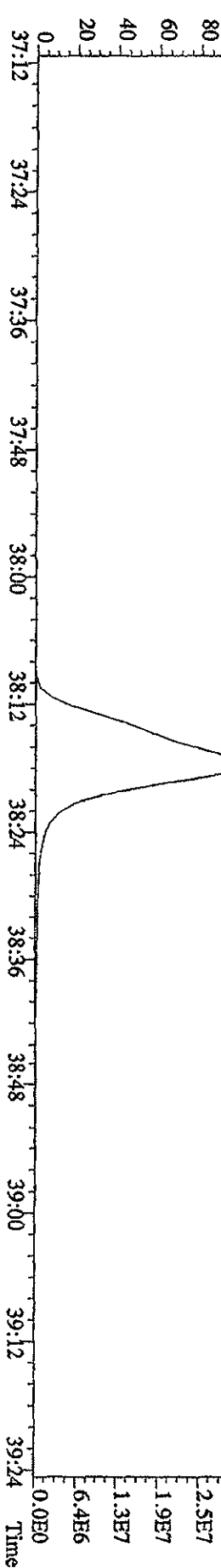
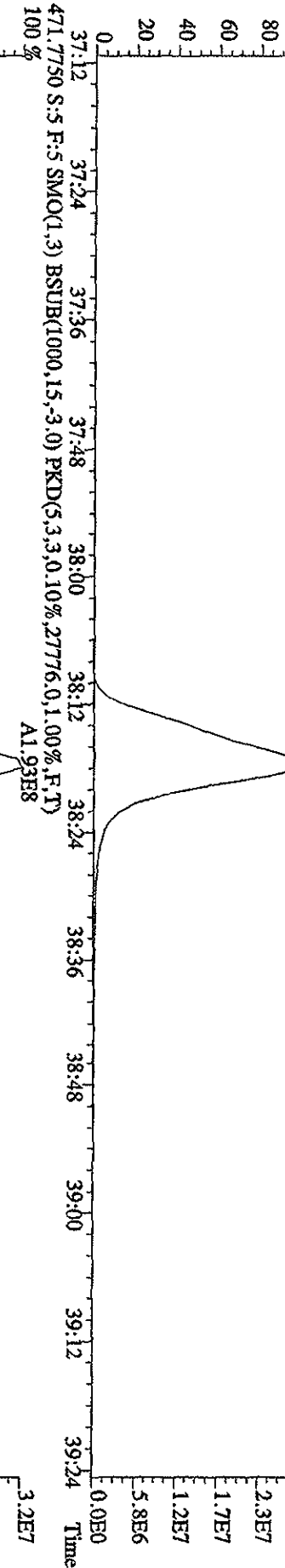
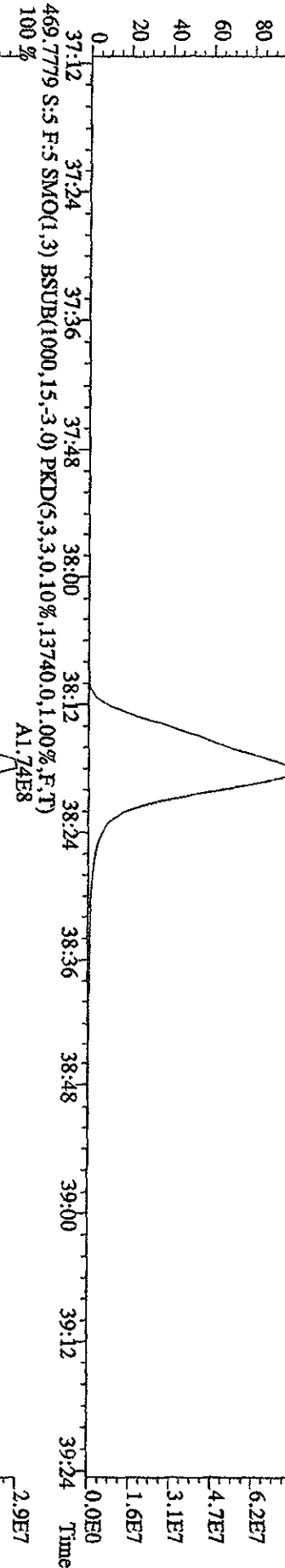
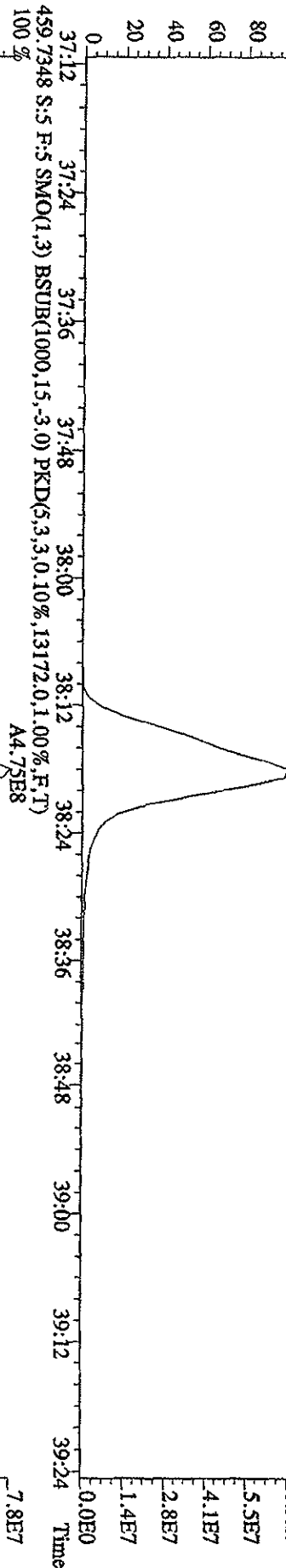
File:31DE09A1D5 #1-228 Acq: 1-JAN-2010 02:14:32 GC EI+ Voltage SIR 70SE
 Sample#5 Text:ST1231E :CS-4 09DXN426 Exp:DIOXIN
 423.7766 S.S.F:4 SMO(1,3) BSUB(1000,15,-3.0) PKD(5,3,3,0,10%,22832,0,1,00%,F,T)
 100 % A2.77E8



File:31DE09A1D5 #1-161 Acq: 1-JAN-2010 02:14:32 GC EI+ Voltage SIR 70SE
 Sample#5 Text:ST1231E :CS-4 09DXN426 Exp:DIOXIN
 441.7428 S:5 F:5 SMO(1,3) BSUB(1000,15,-3,0) PKD(5,3,3,0,10%,32256,0,1,00%,F,T)



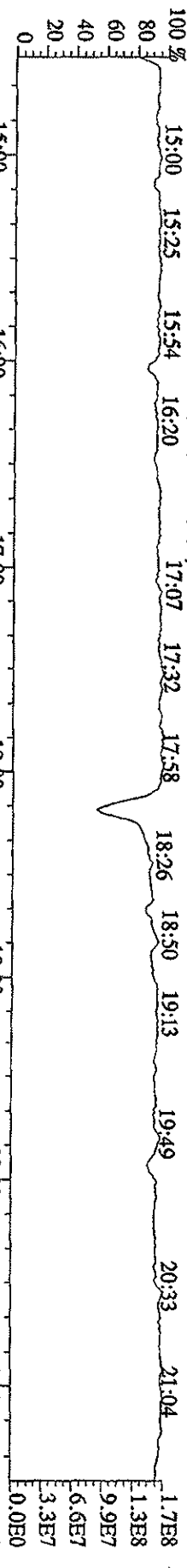
File:31DE09A1D5 #1-161 Acq: 1-JAN-2010 02:14:32 GC EI+ Voltage SIR 70SE
 Sample#5 Text:ST1231E :CS-4 09DXN426 Exp:DIOXIN
 457.7377 S-5 F-5 SMO(1,3) BSUB(1000,15,-3,0) PKD(5,3,0,10%,17292.0,1.00%,F,T)
 100 % A4.26E8



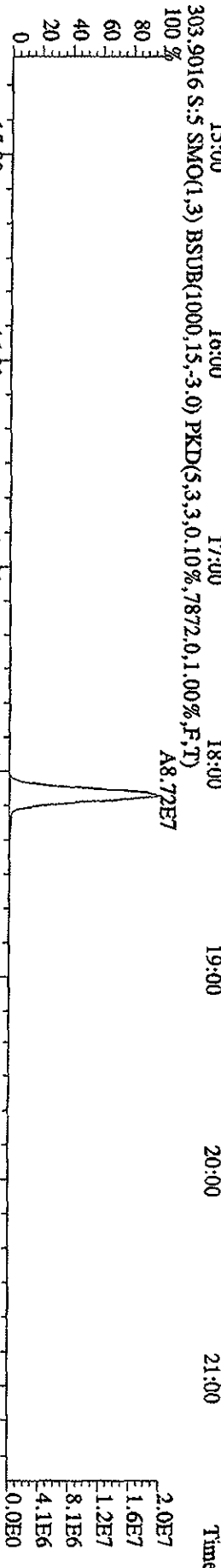
File: 31DE09AID5 #1-410 Acq: 1-JAN-2010 02:14:32 GC EI+ Voltage SIR 70SE

Sample#5 Text: ST1231E :CS-4 09DXN426 Exp: DIOXIN

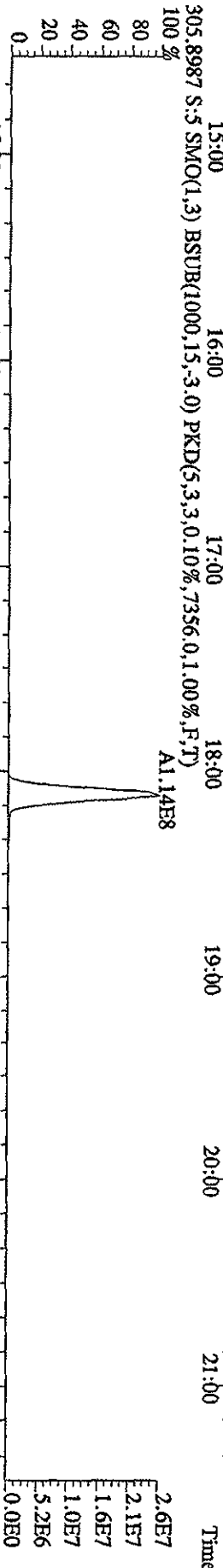
292.9825 S:5 SMO(1,3) PKD(5,3,5,100.00%,0.0,1.00%,F,T)



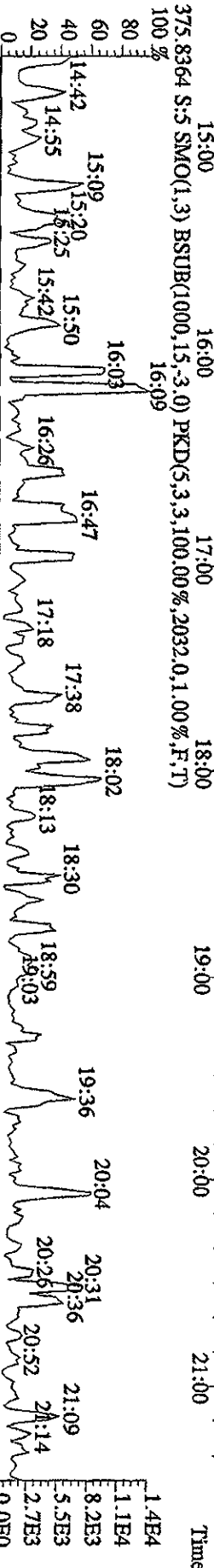
303.9016 S:5 SMO(1,3) BSUB(1000,15,-3,0) PKD(5,3,3,0.10%,7872.0,1.00%,F,T)



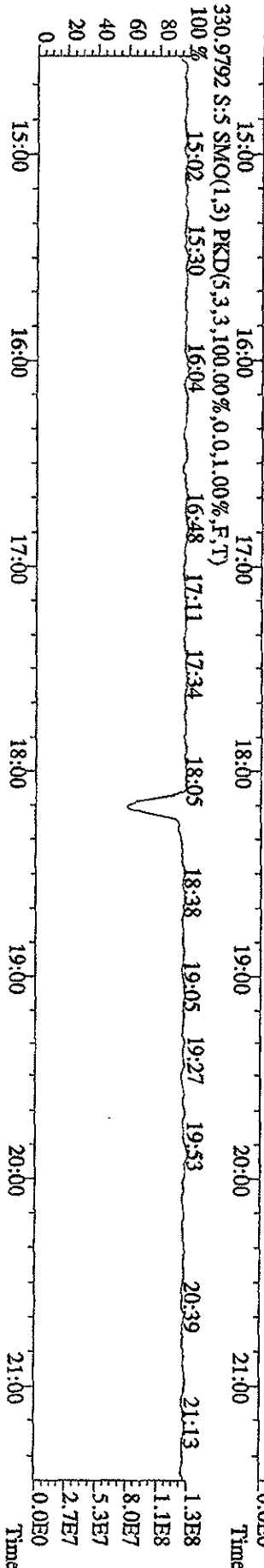
305.8987 S:5 SMO(1,3) BSUB(1000,15,-3,0) PKD(5,3,3,0.10%,7356.0,1.00%,F,T)



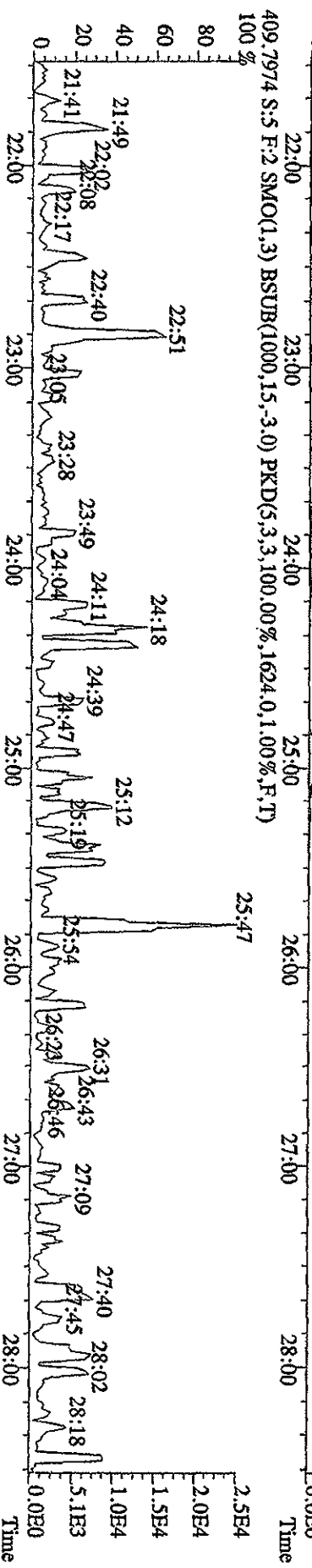
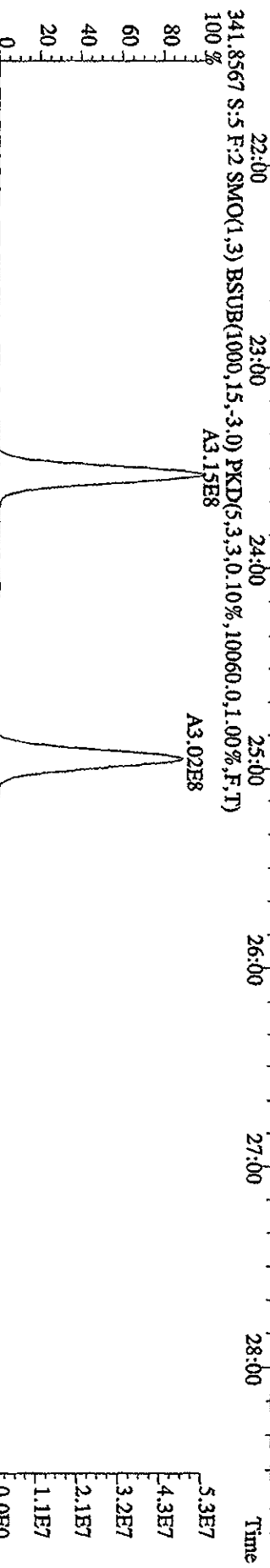
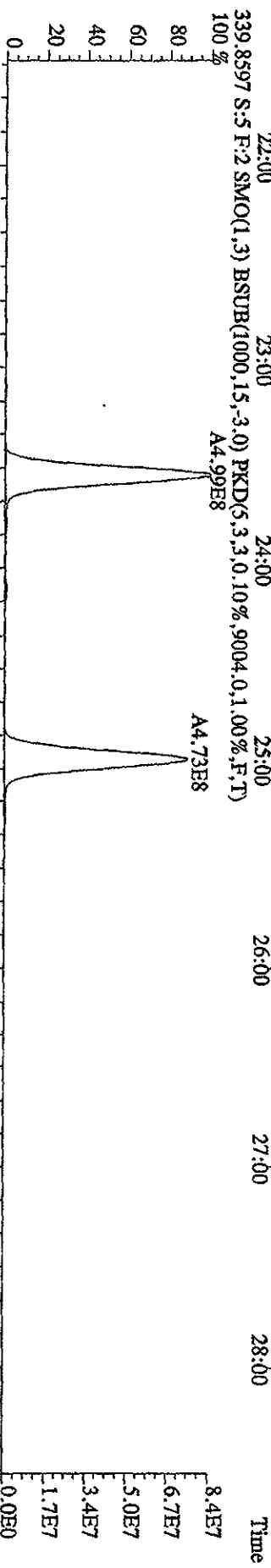
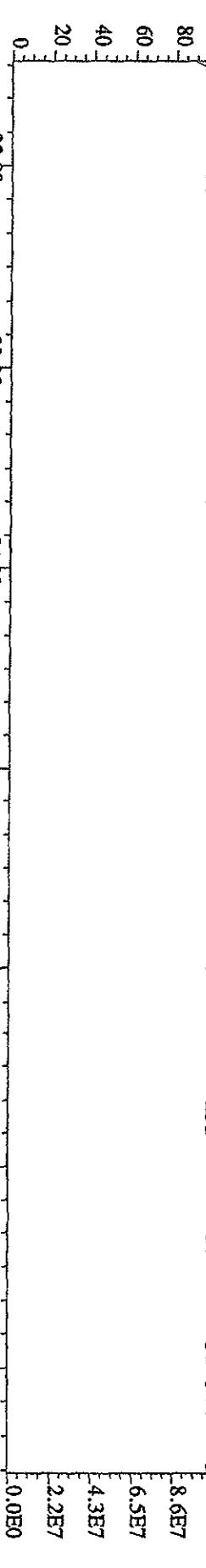
375.8364 S:5 SMO(1,3) BSUB(1000,15,-3,0) PKD(5,3,3,100.00%,2032.0,1.00%,F,T)



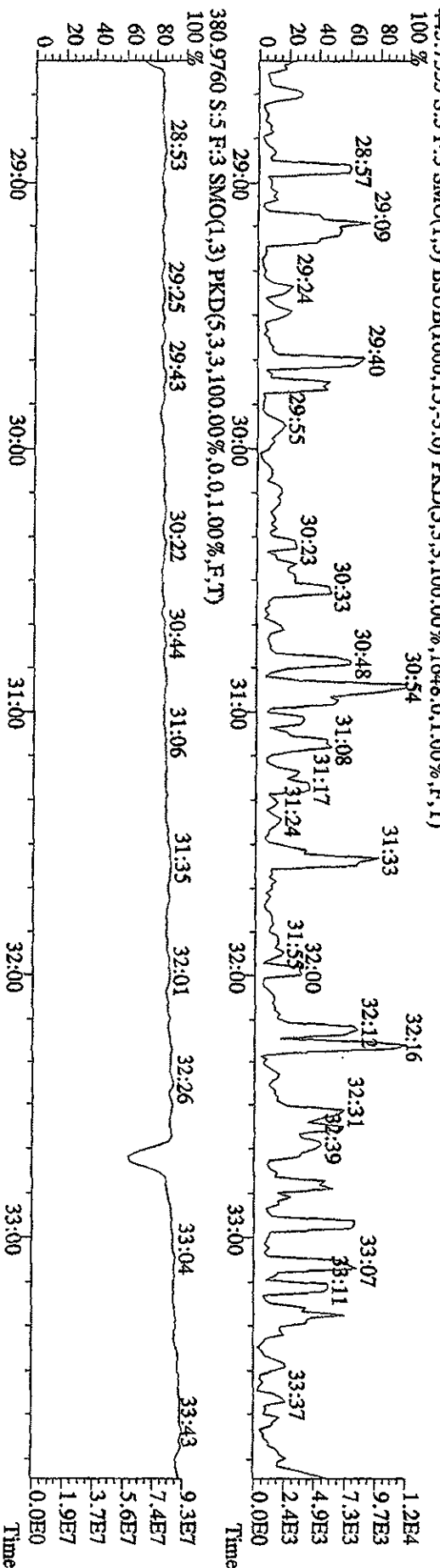
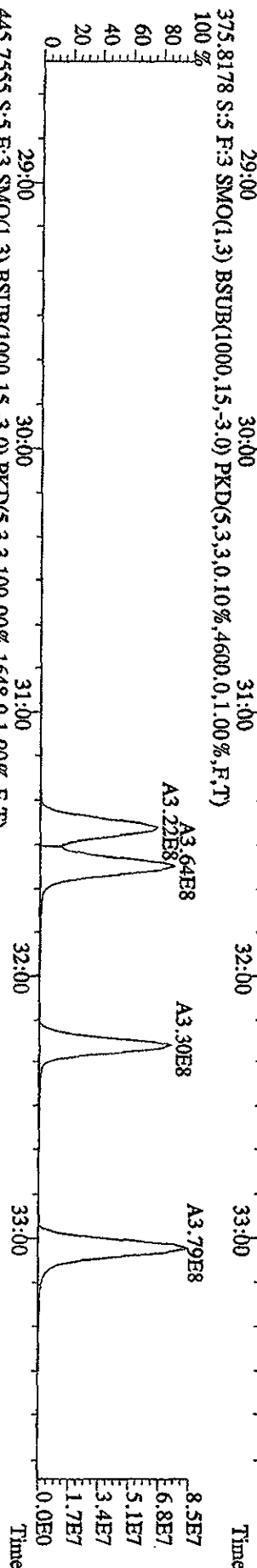
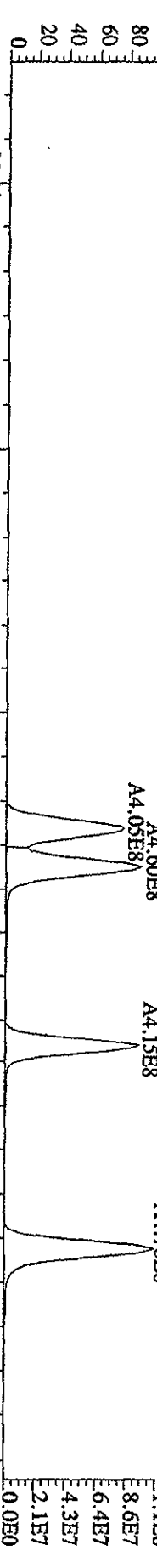
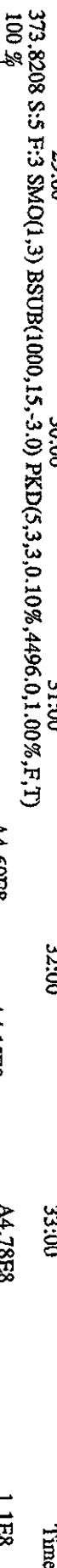
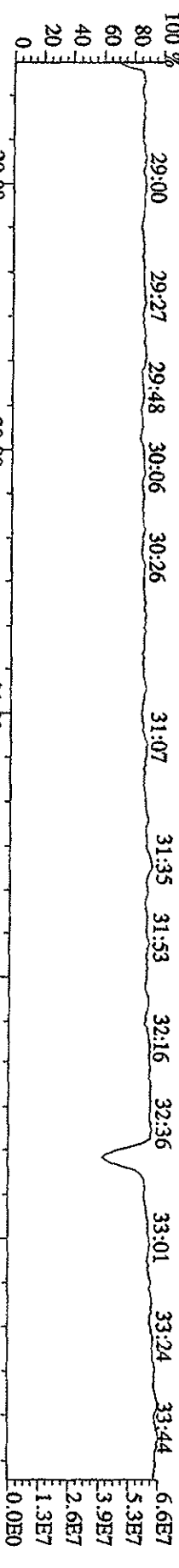
330.9792 S:5 SMO(1,3) PKD(5,3,3,100.00%,0.0,1.00%,F,T)



File:31DE09A1D5 #1-496 Acq: 1-JAN-2010 02:14:32 GC EI+ Voltage SIR 70SE
 Sample#5 Text:ST1231E :CS-4 09DXN426 Exp:DIOXIN
 342.9792 S.S.F:2 SMO(1,3) PKD(5,3,3,100.00%,0.0,1.00%,F,T)
 100% 21:48 22:30 23:15 23:54 24:28 25:12 25:44 26:05 26:30 26:53 27:39 28:22




File:31DE09A1D5 #1-361 Acq: 1-JAN-2010 02:14:32 GC EI+ Voltage SIR 70SE
 Sample#5 Text:ST1231E :CS-4 09DXN426 Exp:DIOXIN
 392.9760 S.S.F:3 SMO(1,3) PKD(5,3,3,100.00%,0.0,1.00%,F,T)



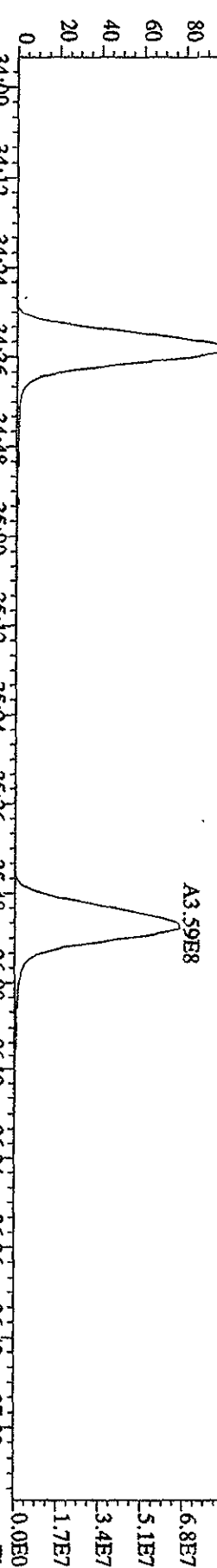
File:31DE09A1D5 #1-228 Acq: 1-JAN-2010 02:14:32 GC EI+ Voltage SIR 70SE

Sample#5 Text:ST1231E :CS-4 09DDXN426 Exp:DIOXIN

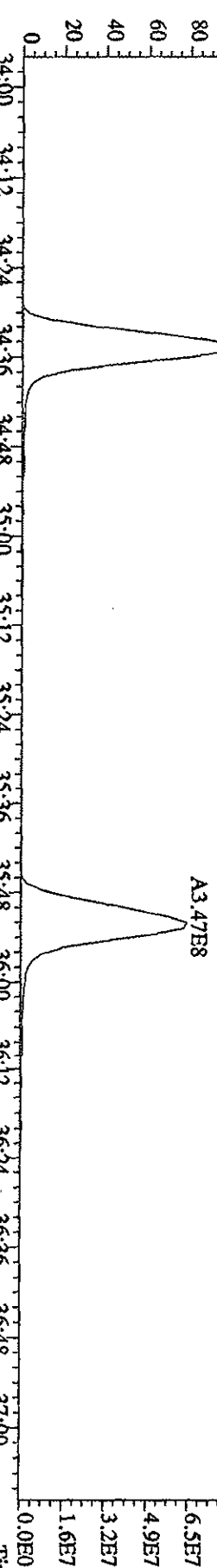
430.9728 S:5 F:4 SMO(1,3) PKD(S,3,3,100.00%,0.0,1.00%,F,T)



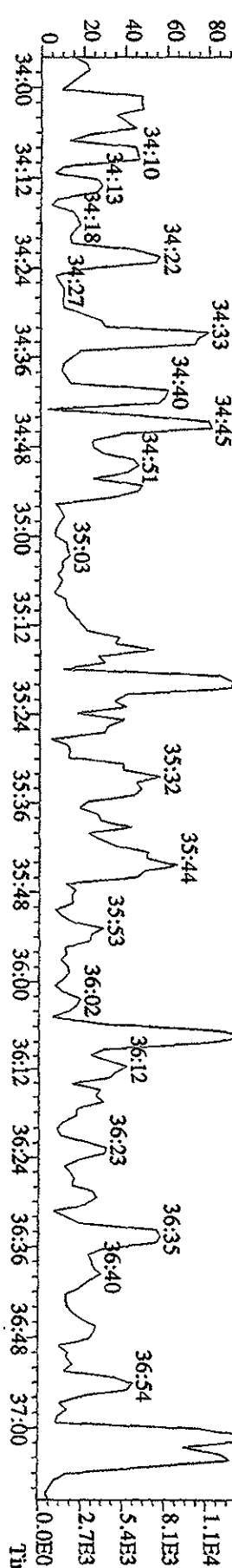
407.7818 S:5 F:4 SMO(1,3) BSUB(1000,15,-3.0) PKD(S,3,3,0.10%,26764.0,1.00%,F,T)



409.7789 S:5 F:4 SMO(1,3) BSUB(1000,15,-3.0) PKD(S,3,3,0.10%,26820.0,1.00%,F,T)



479.7165 S:5 F:4 SMO(1,3) BSUB(1000,15,-3.0) PKD(S,3,3,100.00%,2340.0,1.00%,F,T)




File:3IDB09A1D5 #1-161 Acq: 1-JAN-2010 02:14:32 GC EI+ Voltage SIR 70SE

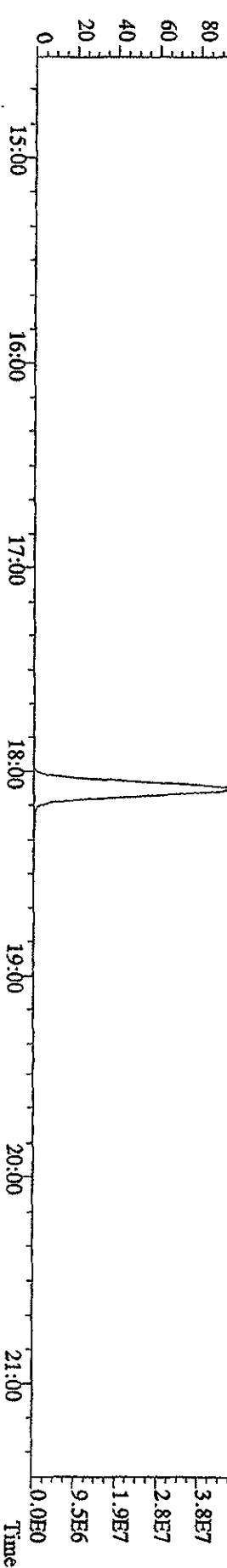
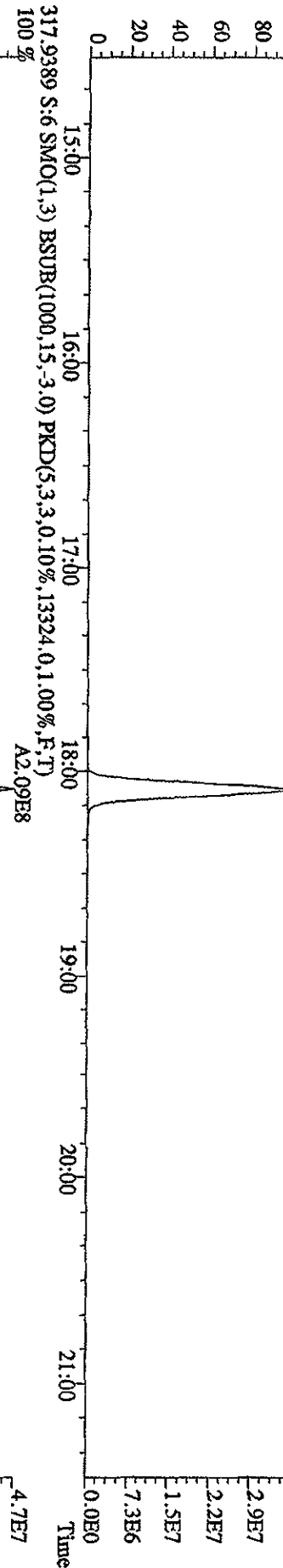
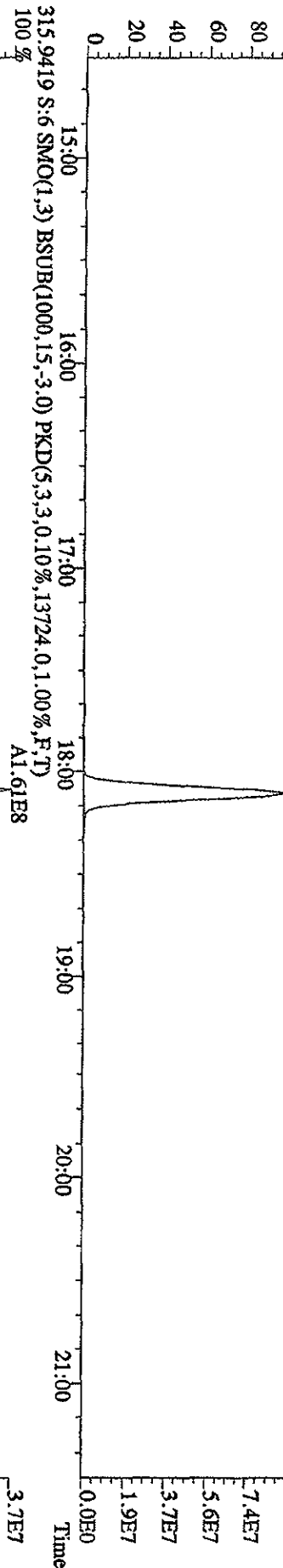
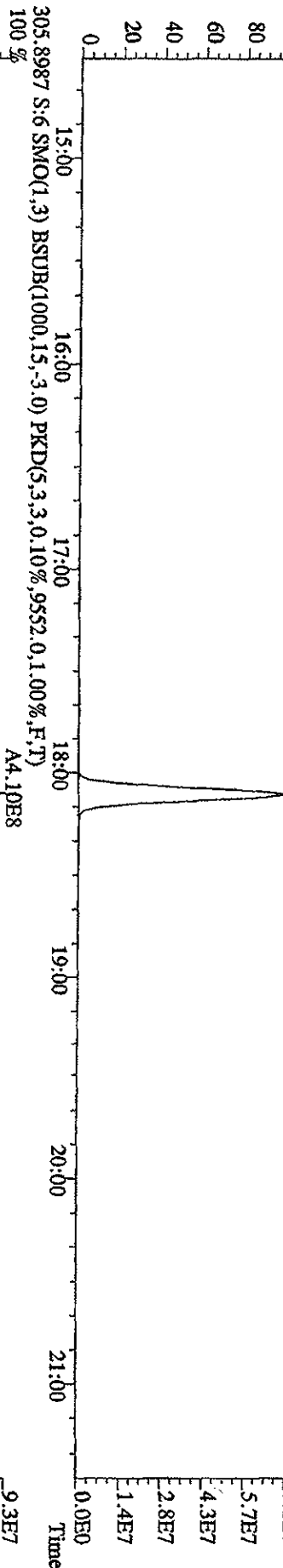
Sample#5 Text:ST1231E :CS-4 09DDXN426 Exp:DIQXIN

454.9728 S:5 F:5 SMO(1.3) PKD(5.3,3,100.00% 0.0,1.00%,F,T)

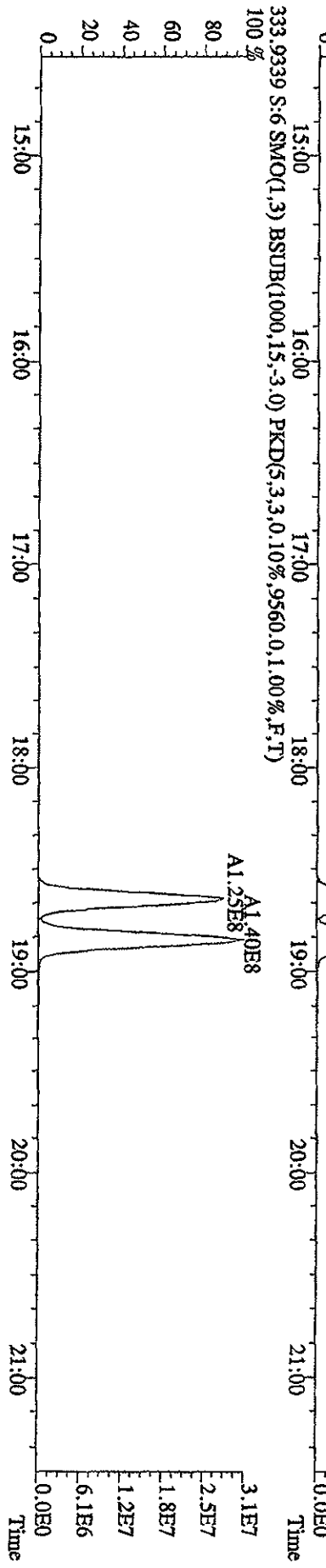
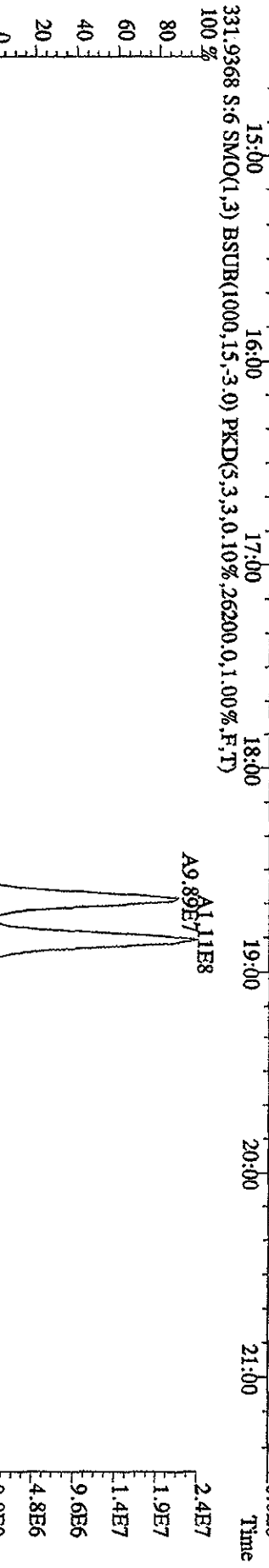

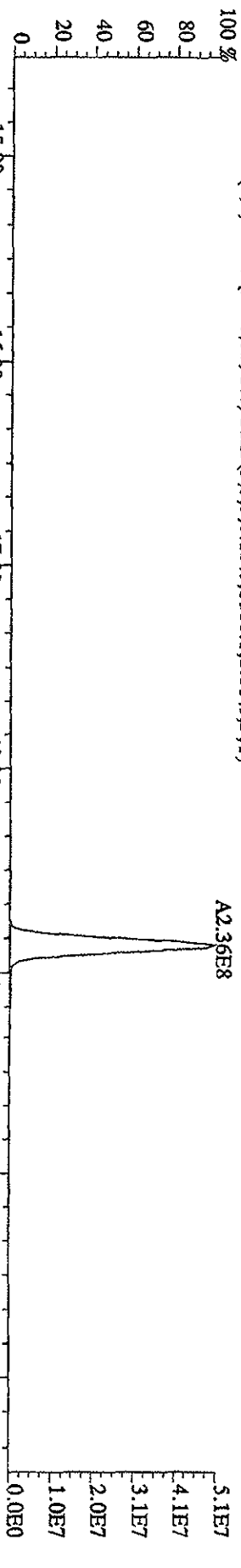
100 % 37:16 37:27 37:43 37:50 38:02 38:12 38:22 38:30 38:39 38:53 39:15



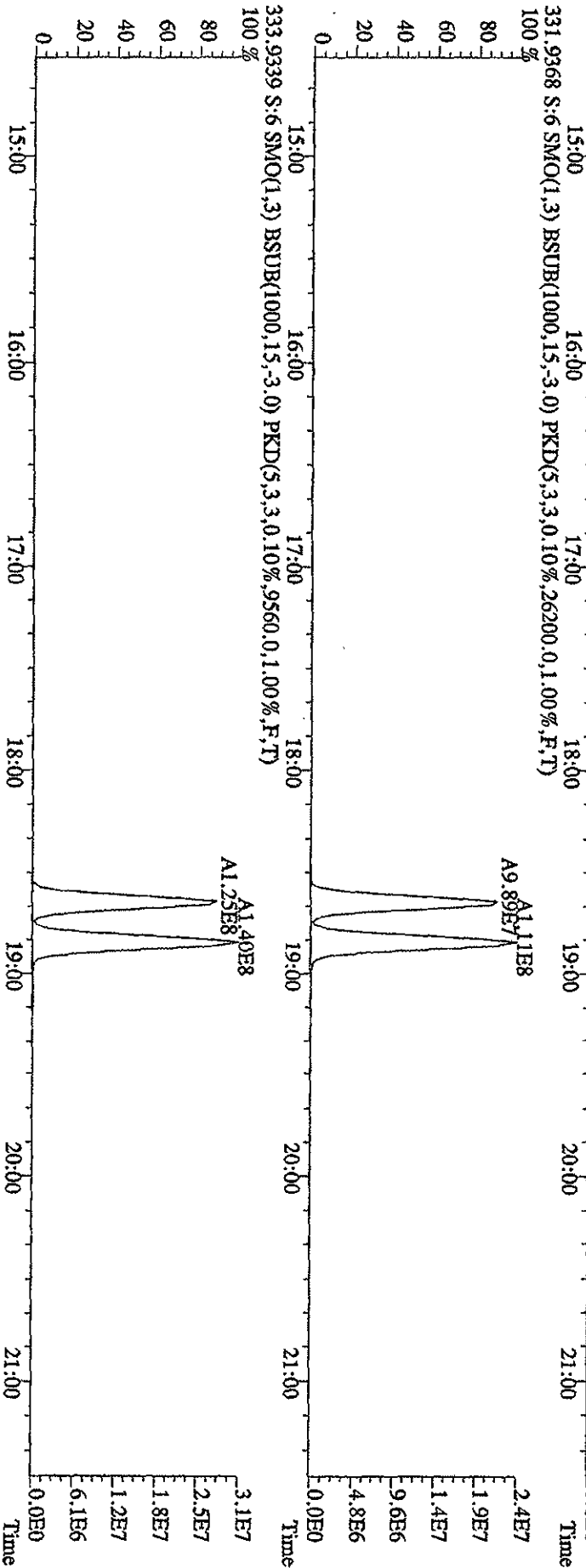

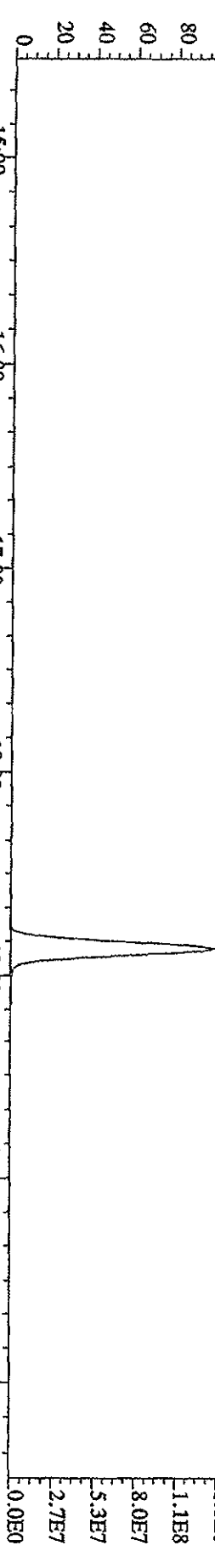
File:31DE09A1D5 #1-411 Acq: 1-JAN-2010 02:56:20 GC EI + Voltage SIR 70SE
Sample#6 Text:ST1231F :CS-5 09DXN456 Exp:DIOXIN
303.9016 S:6 SMO(1,3) BSUB(1000,15,-3,0) PKD(5,3,3,0.10%,9492.0,1.00%,F,T)
100 % A3.14E8



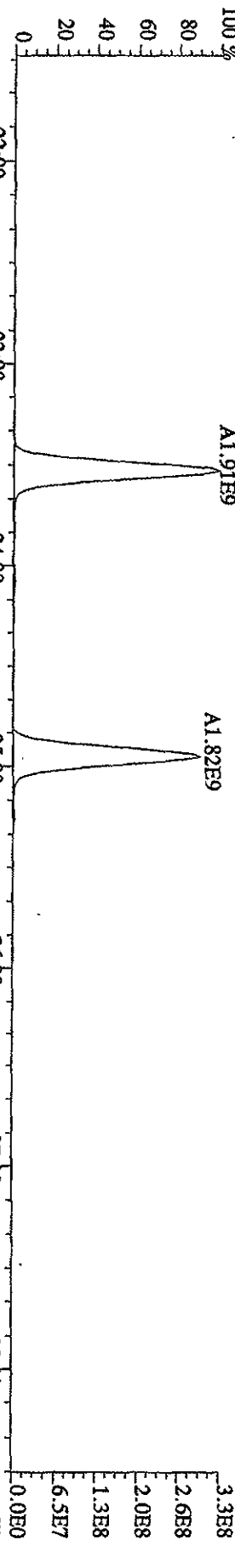
File:31DE09A1D5 #1-411 Acq: 1-JAN-2010 02:56:20 GC EI+ Voltage SIR 70SE
 Sample#6 Text:ST1231F :CS-5 09DXN456 Exp:DIOXIN
 319.8965 S:6 SMO(1,3) BSUB(1000,15,-3.0) PKD(5,3,3,0.10%,8180.0,1.00%,F,T)



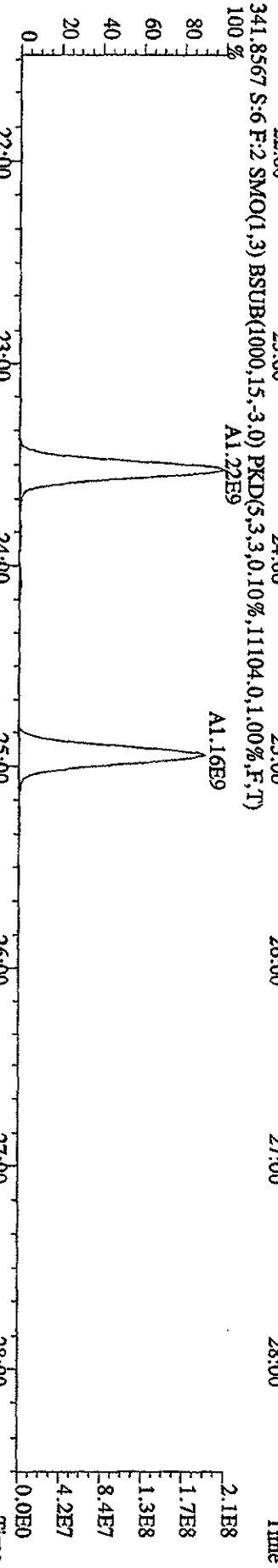
File:31DE09A1D5 #1-411 Acq: 1-JAN-2010 02:56:20 GC EI+ Voltage SIR 70SE
 Sample#6 Text:ST1231F :CS-5 09DXN456 Exp:DIOXIN
 327.8847 S:6 SMO(1,3) BSUB(1000,15,-3,0) PKD(5,3,3,0,10%,8964,0,1,00%,F,T)
 100 %



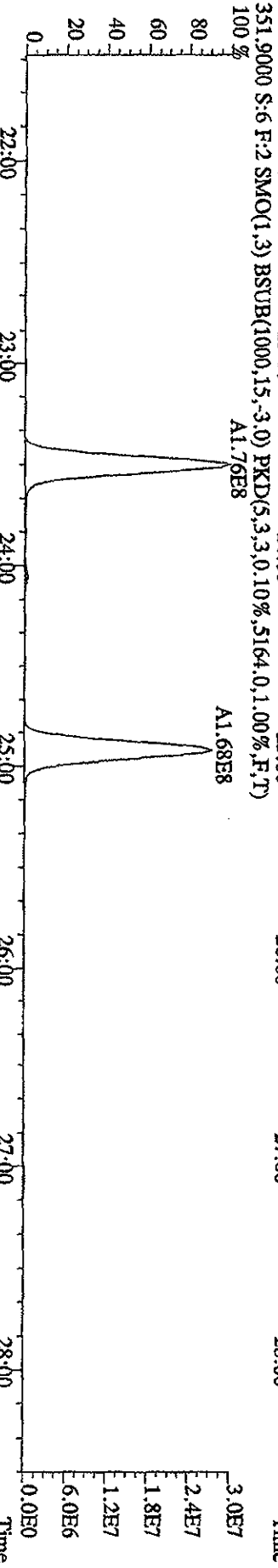
File:31DE09A1D5 #1-495 Acq: 1-JAN-2010 02:56:20 GC EI+ Voltage SIR 70SE
 Sample#6 Text:ST1231F :CS-5 09DXN456 Exp:DIOXIN
 339.8597 S:6 F:2 SMO(1,3) BSUB(1000,15,-3.0) PKD(5,3,3,0.10%,21616,0,1.00%,F,T)
 100% A1.91E9



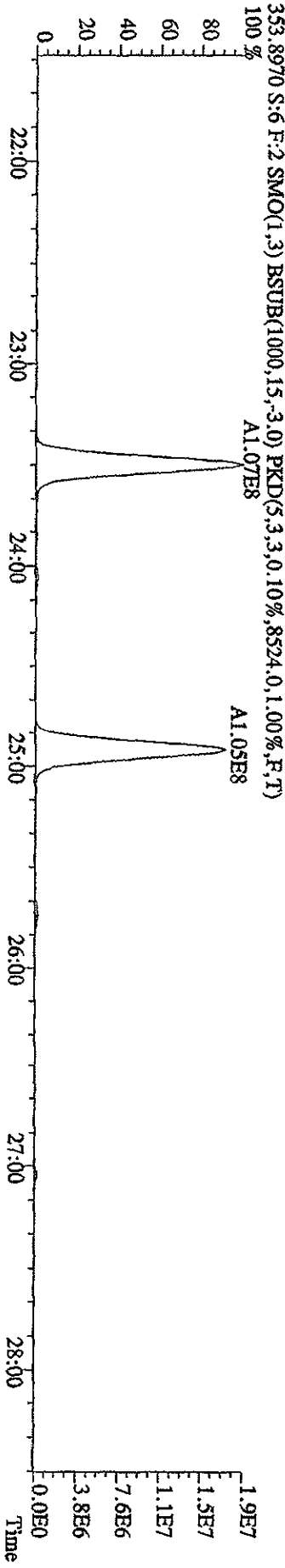
341.8567 S:6 F:2 SMO(1,3) BSUB(1000,15,-3.0) PKD(5,3,3,0.10%,11104,0,1.00%,F,T)
 100% A1.22E9



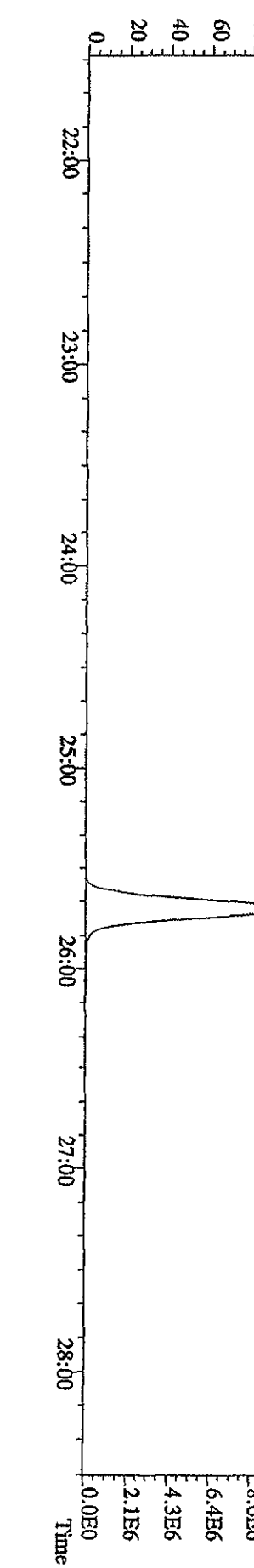
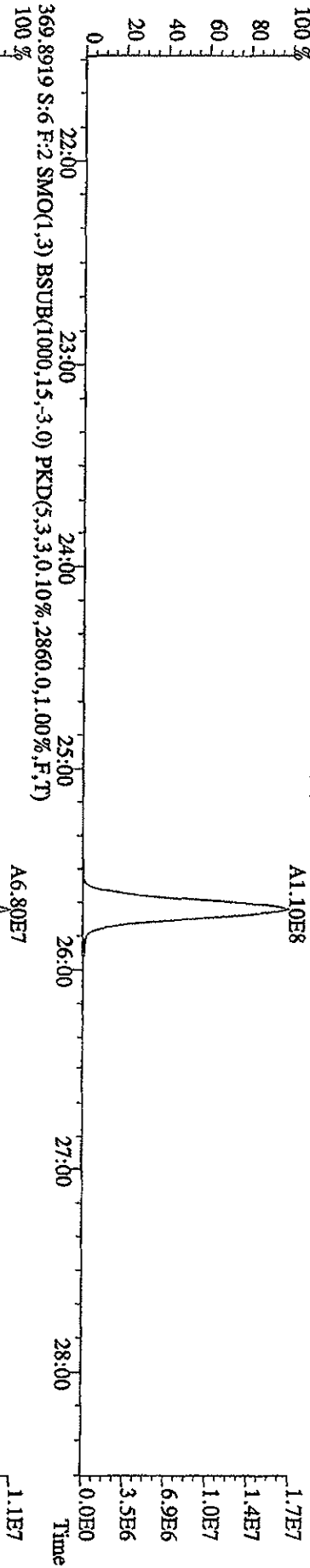
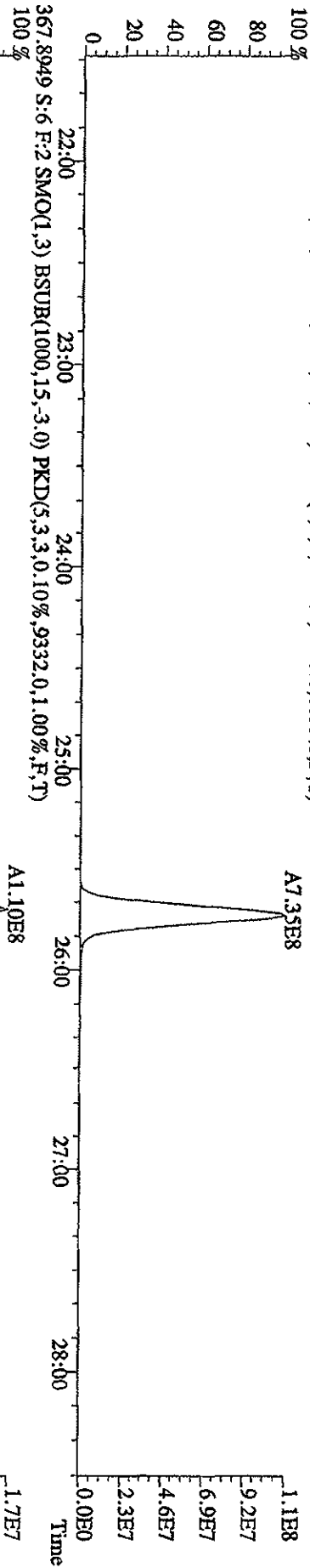
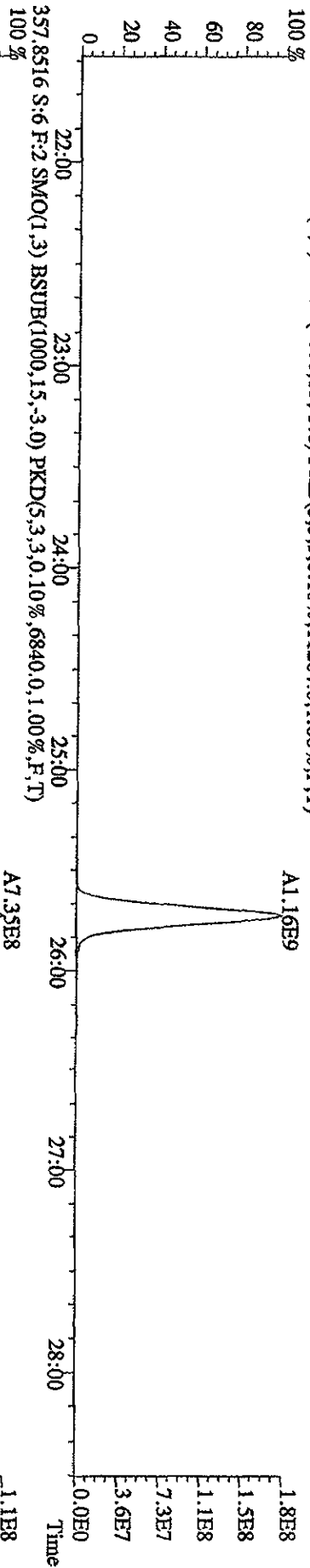
351.9000 S:6 F:2 SMO(1,3) BSUB(1000,15,-3.0) PKD(5,3,3,0.10%,5164,0,1.00%,F,T)
 100% A1.76E8



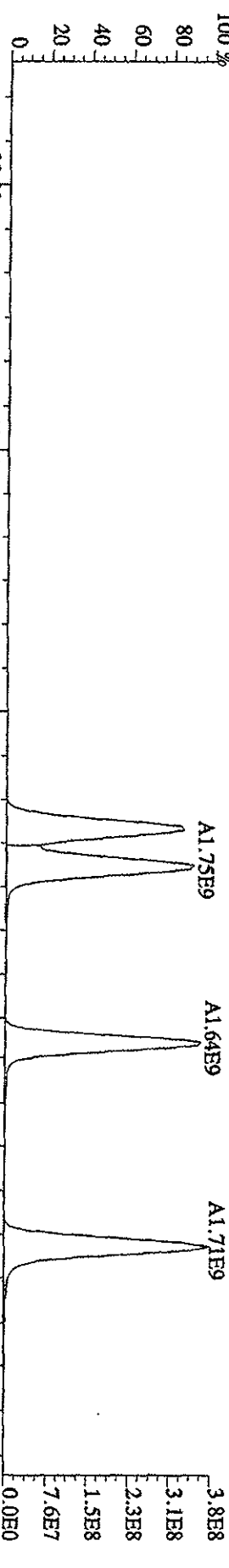
353.8970 S:6 F:2 SMO(1,3) BSUB(1000,15,-3.0) PKD(5,3,3,0.10%,8524,0,1.00%,F,T)
 100% A1.07E8



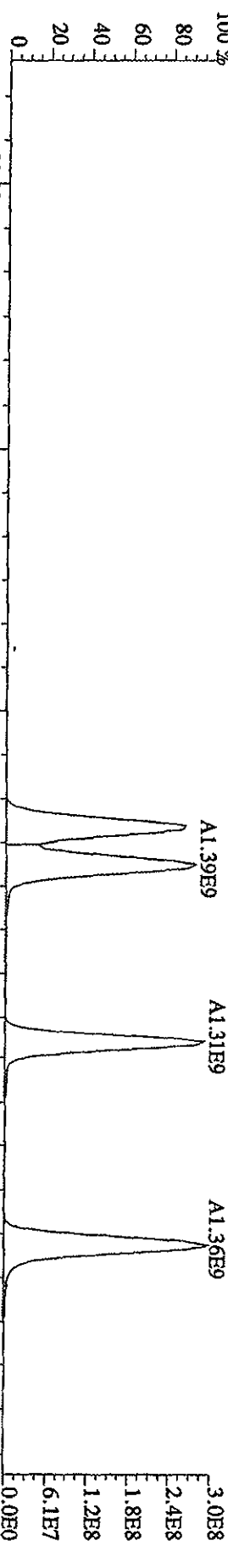
File:31DE09A1D5 #1-495 Acq: 1-JAN-2010 02:56:20 GC EI+ Voltage SIR 70SE
 Sample#6 Text:ST1231F :CS-5 09DXN456 Exp:DIOXIN
 355.8546 S:6 F:2 SMO(1,3) BSUB(1000,15,-3,0) PKD(5,3,3,0.10%,11264,0.1,0.00%,F,T)



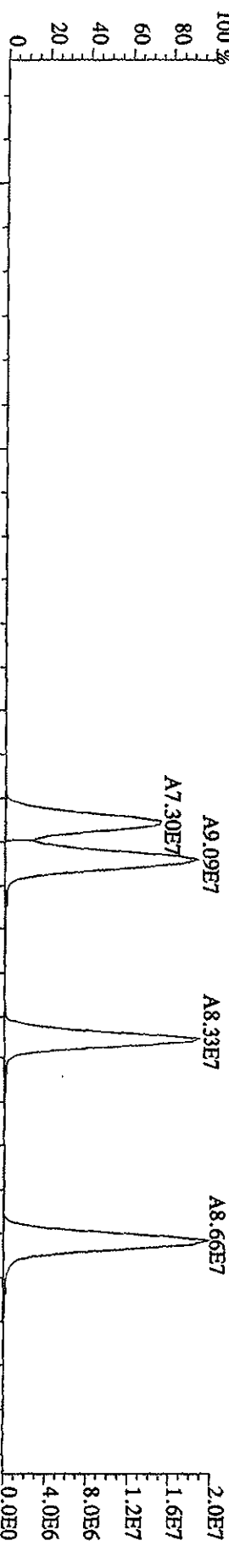
File: 31DE09A1D5 #1-362 Acq: 1-JAN-2010 02:56:20 GC EI + Voltage SIR 70SE
 Sample#6 Text: ST1231F :CS-5 09DXN456 Exp: DIOXIN
 373.8208 S:6 F:3 SMO(1,3) BSUB(1000,15,-3,0) PKD(5,3,3,0,10%,11080,0,1,00%,F,T)



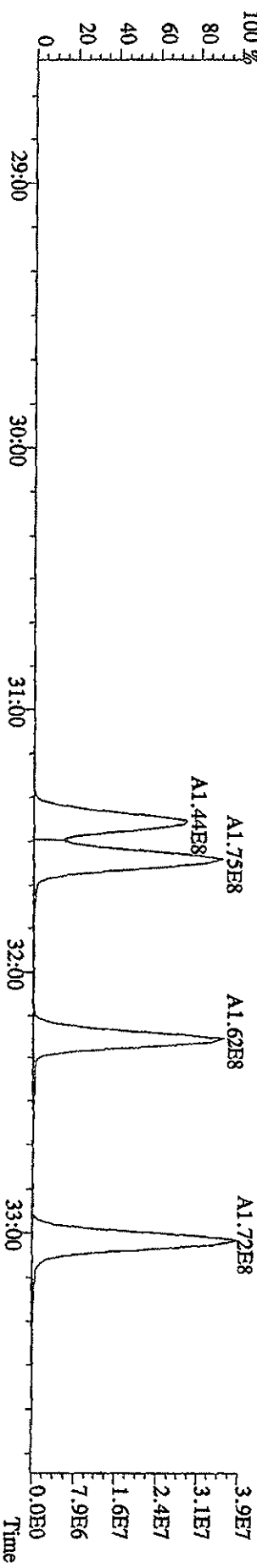
375.8178 S:6 F:3 SMO(1,3) BSUB(1000,15,-3,0) PKD(5,3,3,0,10%,6268,0,1,00%,F,T)



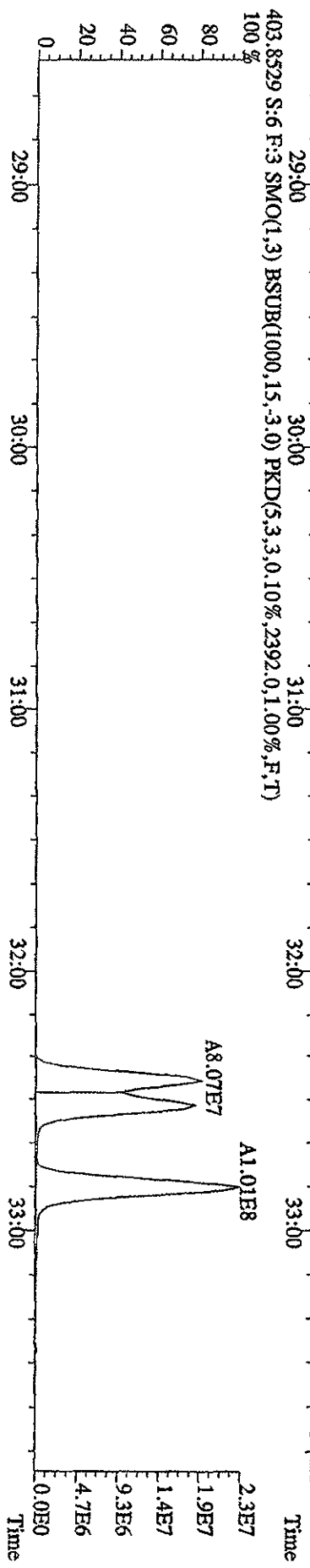
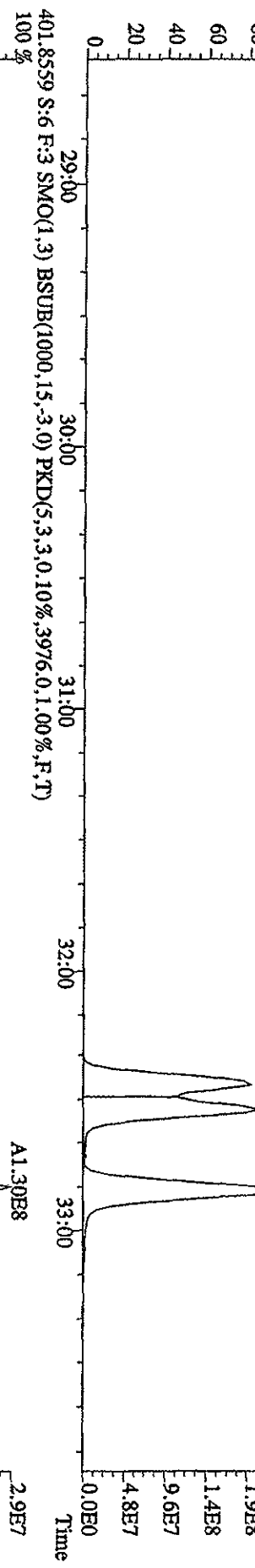

383.8639 S:6 F:3 SMO(1,3) BSUB(1000,15,-3,0) PKD(5,3,3,0,10%,13728,0,1,00%,F,T)



385.8610 S:6 F:3 SMO(1,3) BSUB(1000,15,-3,0) PKD(5,3,3,0,10%,6716,0,1,00%,F,T)



File:31DE09AID5 #1-362 Acq: 1-JAN-2010 02:56:20 GC EI+ Voltage SIR 70SE
 Sample#6 Text:ST1231F :CS-5 09DXM456 Exp:DIOXIN
 389.8127 S:6 F:3 SMO(1,3) BSUB(1000,15,-3,0) PKD(5,3,3,0.10%,3000,0.1,0.0%,F,T)



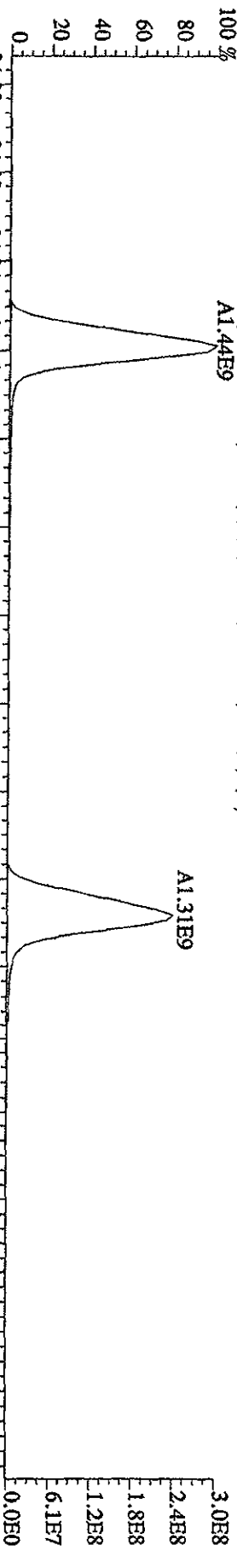
File:31DE09A1D5 #1-228 Acq: 1-JAN-2010 02:56:20 GC EI+ Voltage SIR 70SE

Sample#6 Text:ST1231F :CS-5 09DXN456

Exp:DIOXIN

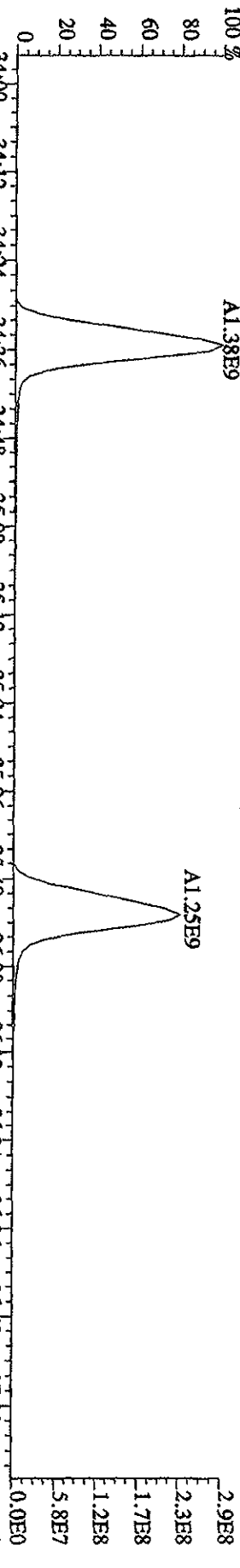
407.7818 S:6 F:4 SMO(1.3) BSUB(1000,15,-3.0) PKD(5,3,3,0,10%,.34380,0,1,00%,F,T)

100 %



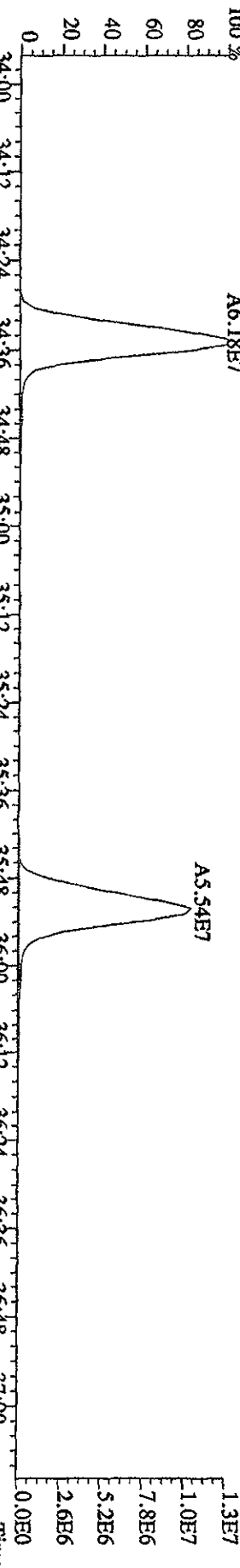
409.7789 S:6 F:4 SMO(1.3) BSUB(1000,15,-3.0) PKD(5,3,3,0,10%,.57968,0,1,00%,F,T)

100 %



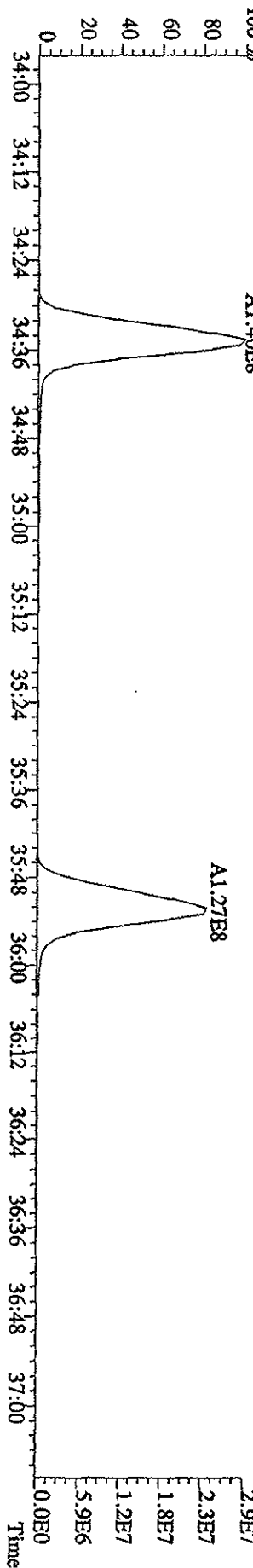
417.8253 S:6 F:4 SMO(1.3) BSUB(1000,15,-3.0) PKD(5,3,3,0,10%,.22004,0,1,00%,F,T)

100 %

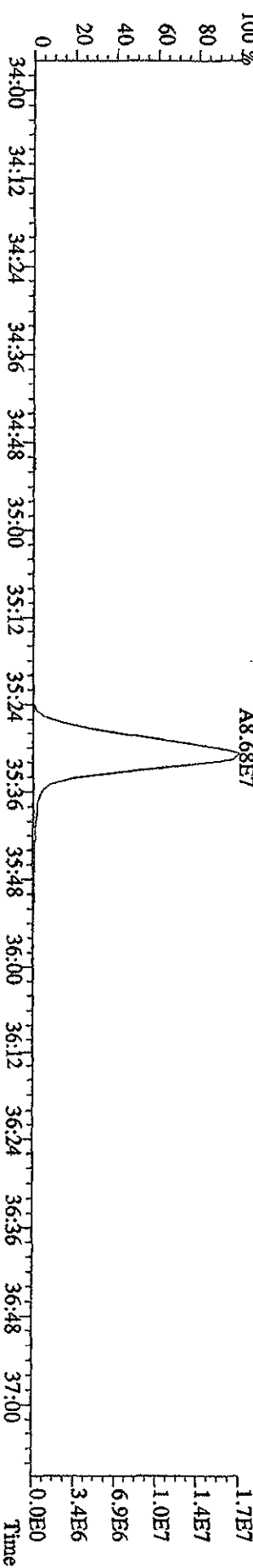
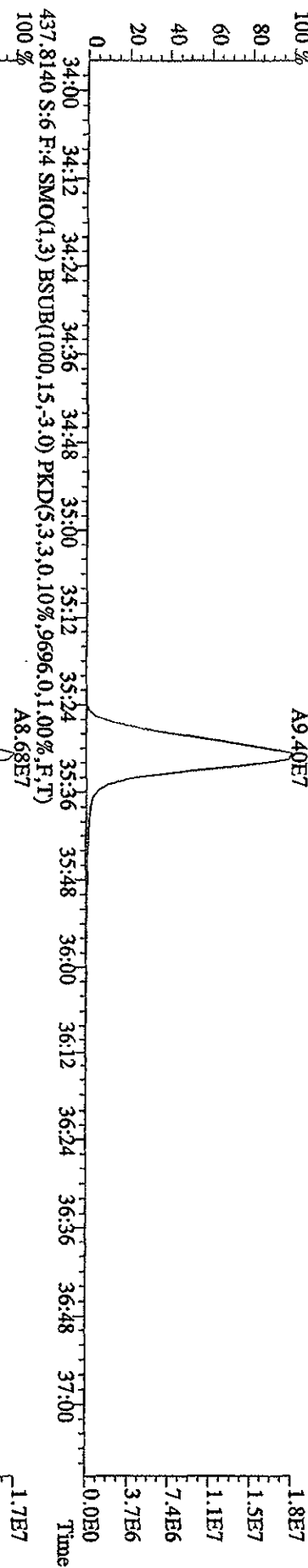
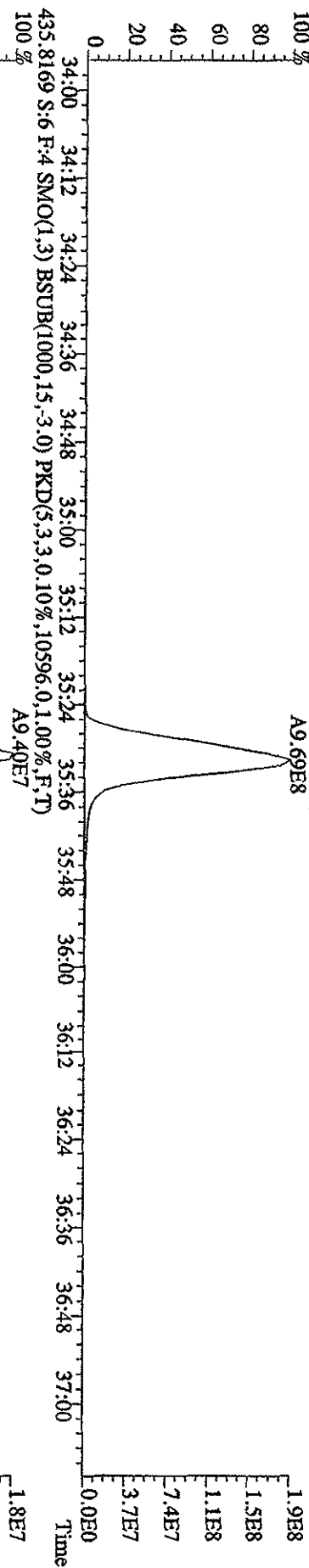
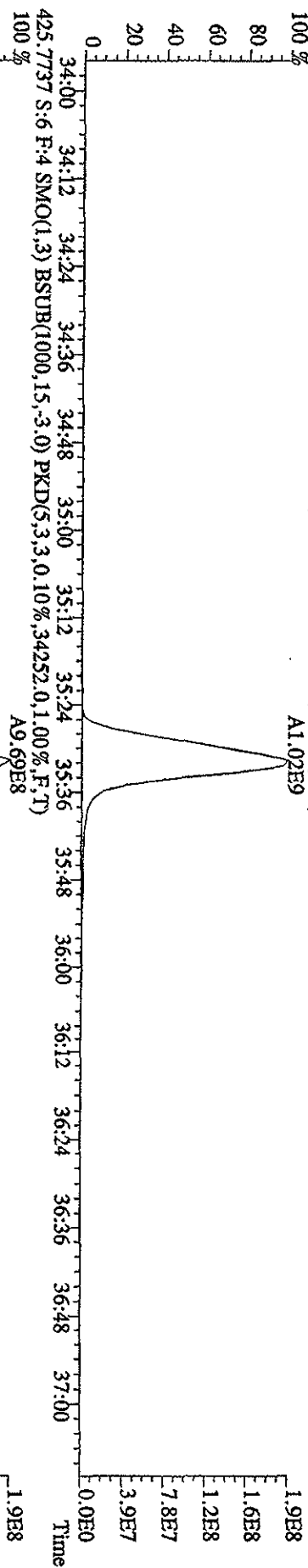


419.8220 S:6 F:4 SMO(1.3) BSUB(1000,15,-3.0) PKD(5,3,3,0,10%,.11240,0,1,00%,F,T)

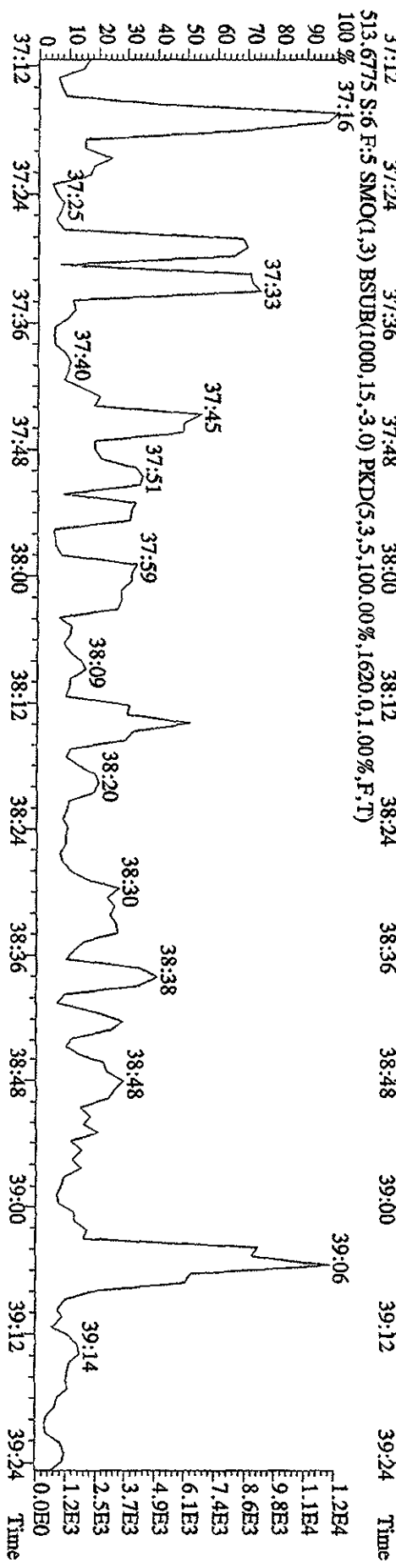
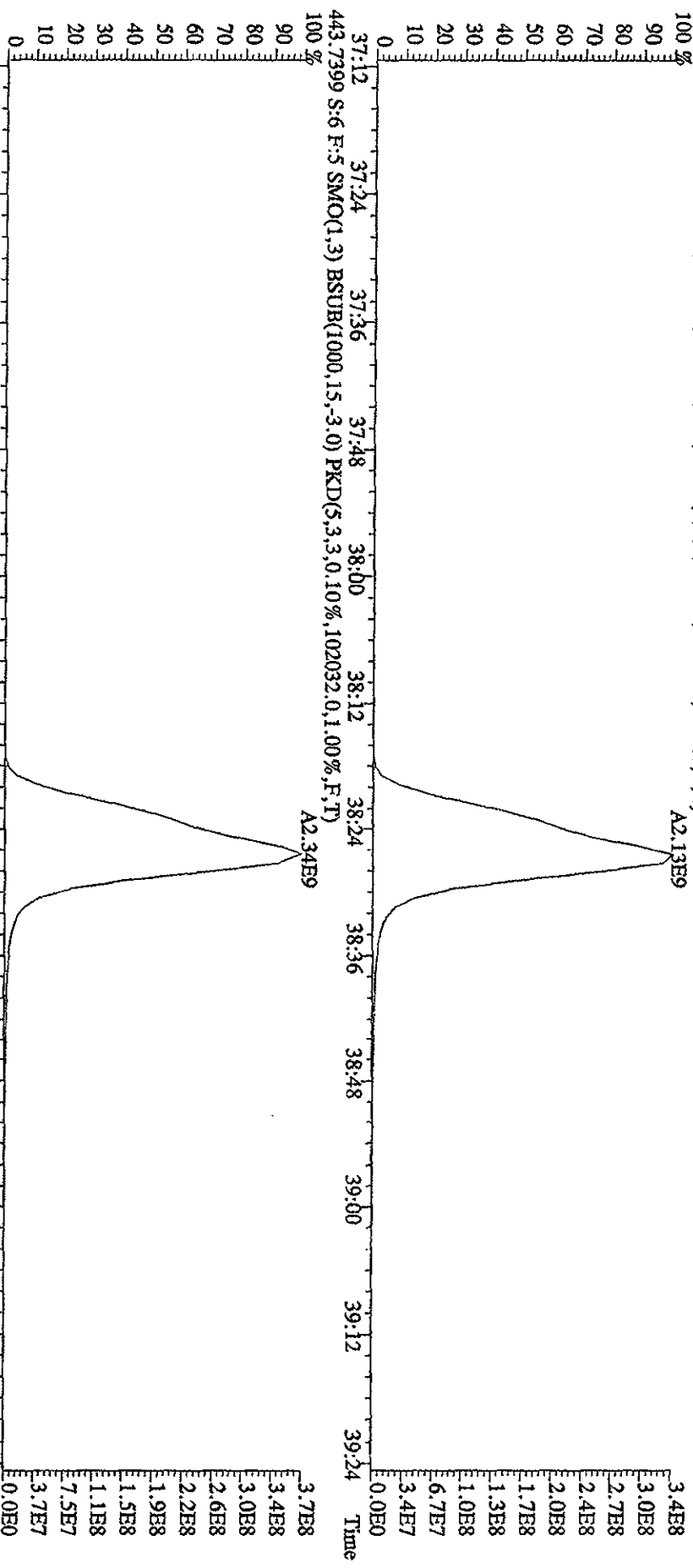
100 %



File:31DE09A1D5 #1-228 Acq: 1-JAN-2010 02:56:20 GC EI+ Voltage SIR 70SE
 Sample#6 Text:ST1231F :CS-5-09DDXN456 Exp:DIOXIN
 423.7766 S:6 F:4 SMO(1,3) BSUB(1000,15,-3,0) PKD(5,3,3,0.10%,38388,0,1.00%,F,T)
 100% A1.02E9



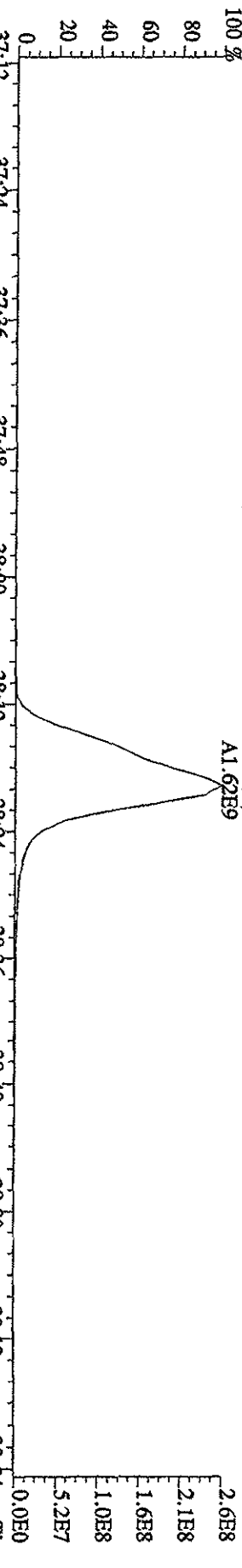
File: 31DE09AID5 #1-161 Acq: 1-JAN-2010 02:56:20 GC EI + Voltage SIR 70SE
 Sample#6 Text: ST1231F :CS-5 09DXN456 Exp: DIOXIN
 441.7428 S:6 F:5 SMO(1,3) BSUB(1000,15,-3.0) PKD(5,3,0.10%,72084.0,1.00%,F,T)



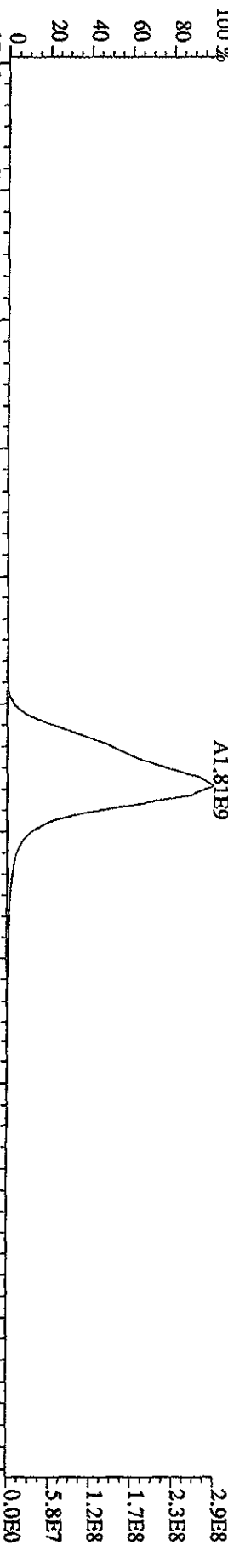
File:31DE09A1D5 #1-161 Acq: 1-JAN-2010 02:56:20 GC EI+ Voltage SIR 70SE

Sample#6 Text:ST1231F :CS-5-09DXM456 Exp:DIOXIN

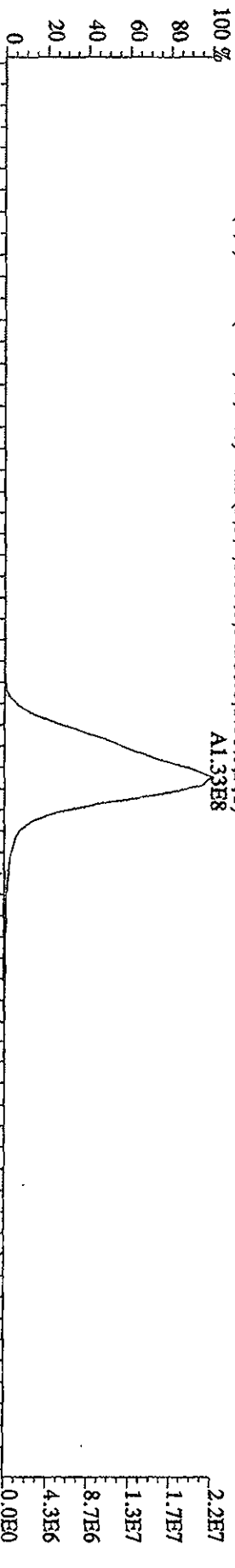
457.7377 S:6 F:5 SMO(1,3) BSUB(1000,15,-3,0) PKD(5,3,3,0,10%,67900,0,1,00%,F,T) 100% A1.62E9



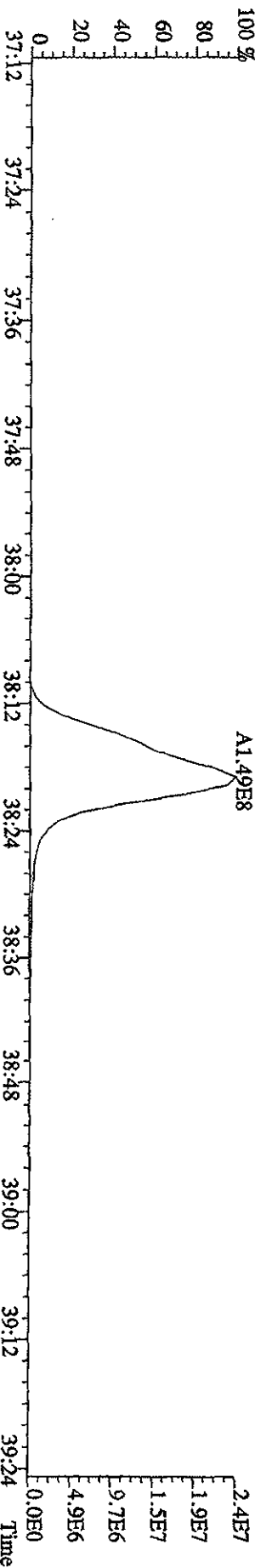
459.7348 S:6 F:5 SMO(1,3) BSUB(1000,15,-3,0) PKD(5,3,3,0,10%,84160,0,1,00%,F,T) 100% A1.81E9



469.7779 S:6 F:5 SMO(1,3) BSUB(1000,15,-3,0) PKD(5,3,3,0,10%,11280,0,1,00%,F,T) 100% A1.33E8




471.7750 S:6 F:5 SMO(1,3) BSUB(1000,15,-3,0) PKD(5,3,3,0,10%,11276,0,1,00%,F,T) 100% A1.49E8



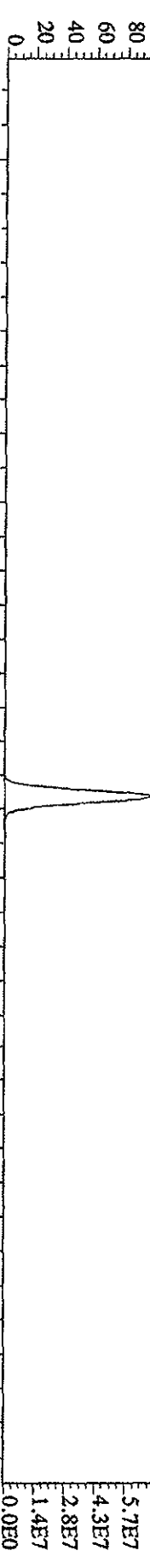
File:31DE09A1D5 #1-411 Acq: 1-JAN-2010 02:56:20 GC EI+ Voltage SIR 70SE

Sample#6 Text:ST1231F :CS-5 09DXN456 Exp:DIOXIN

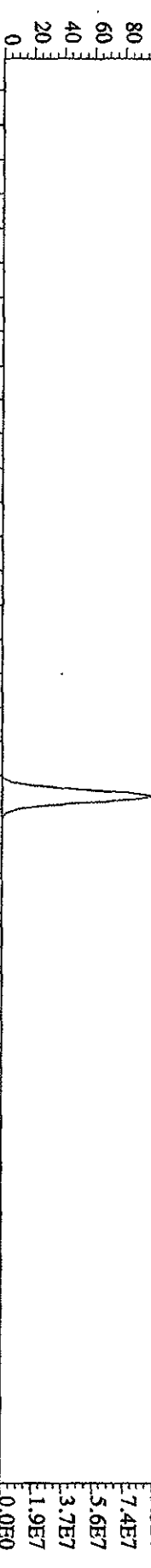
292.9825 S:6 SMO(1,3) PKD(5,3,5,100,00%,0.0,1.00%,F,T)




303.9016 S:6 SMO(1,3) BSUB(1000,15,-3,0) PKD(5,3,3,0,10%,9492,0,1,00%,F,T)



305.8987 S:6 SMO(1,3) BSUB(1000,15,-3,0) PKD(5,3,3,0,10%,9552,0,1,00%,F,T)



375.8364 S:6 SMO(1,3) BSUB(1000,15,-3,0) PKD(5,3,3,100,00%,2384,0,1,00%,F,T)

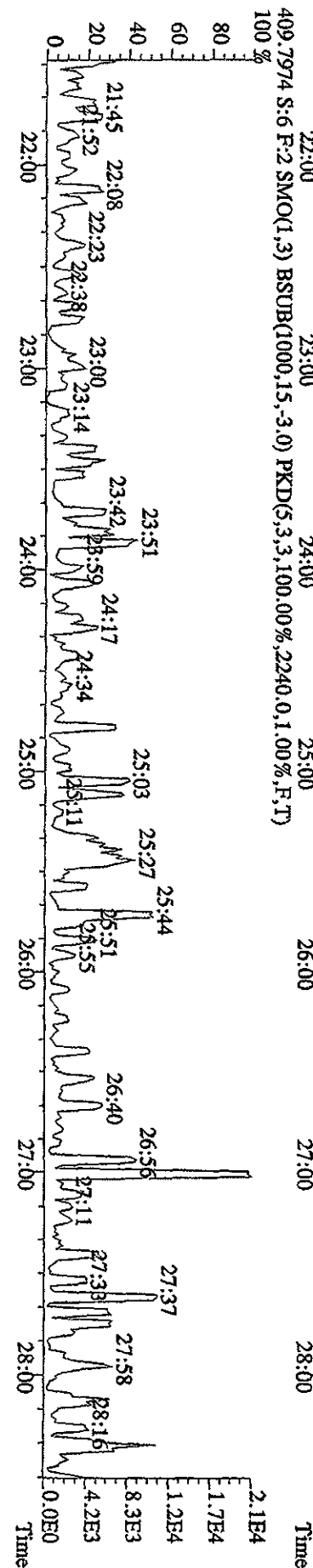
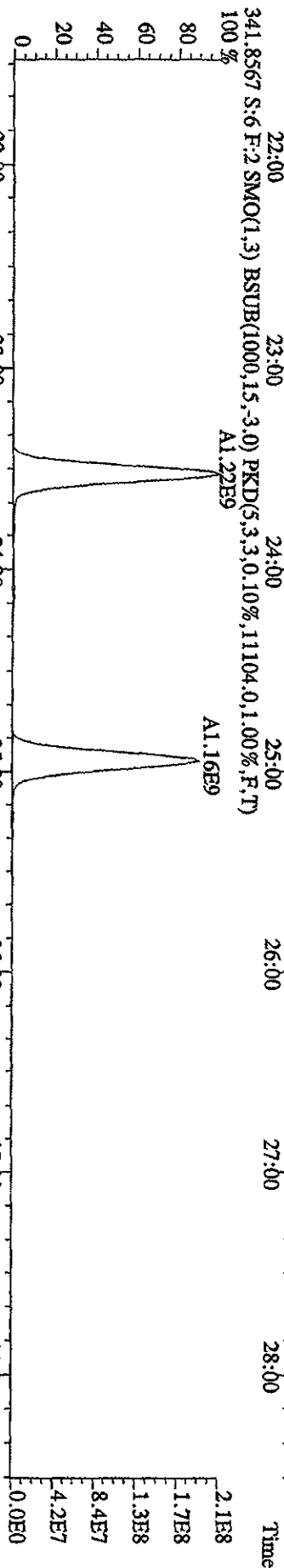
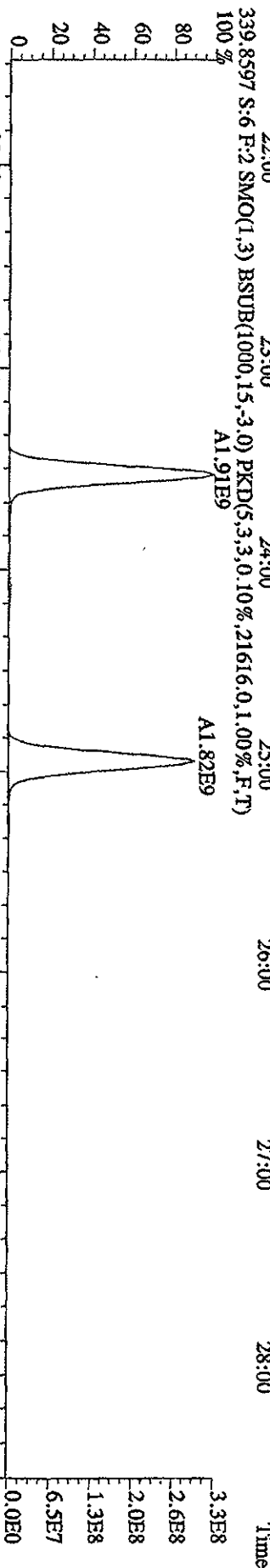
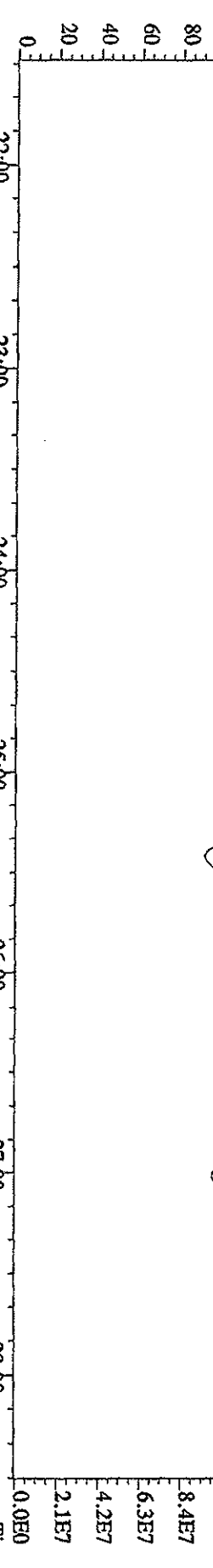


330.9792 S:6 SMO(1,3) PKD(5,3,3,100,00%,0,0,1,00%,F,T)

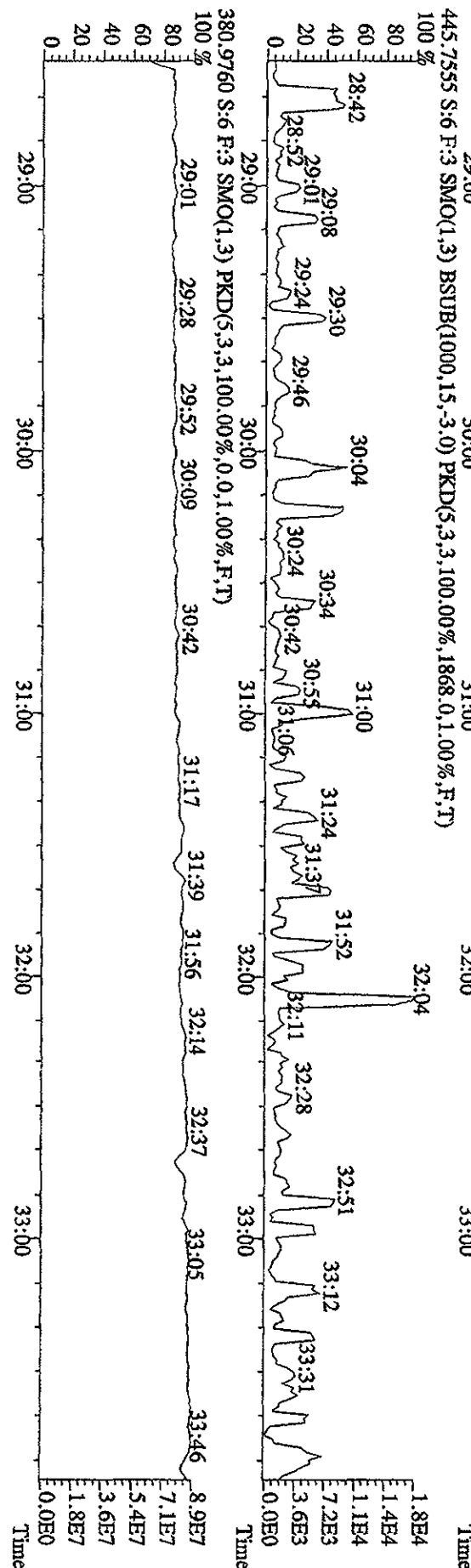
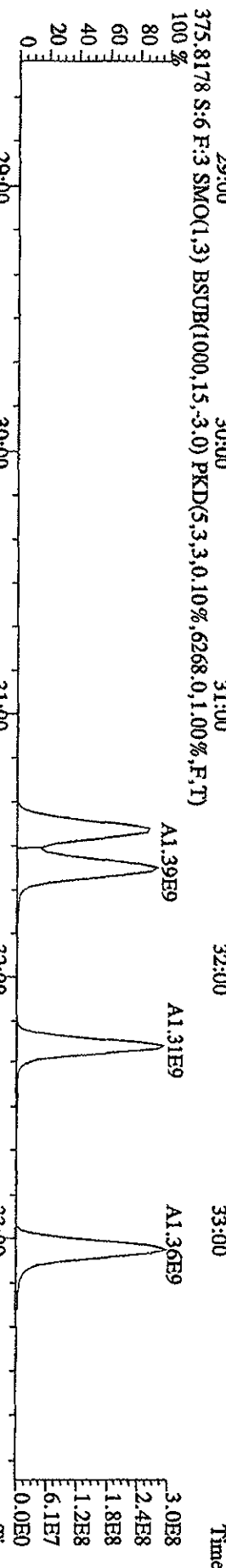
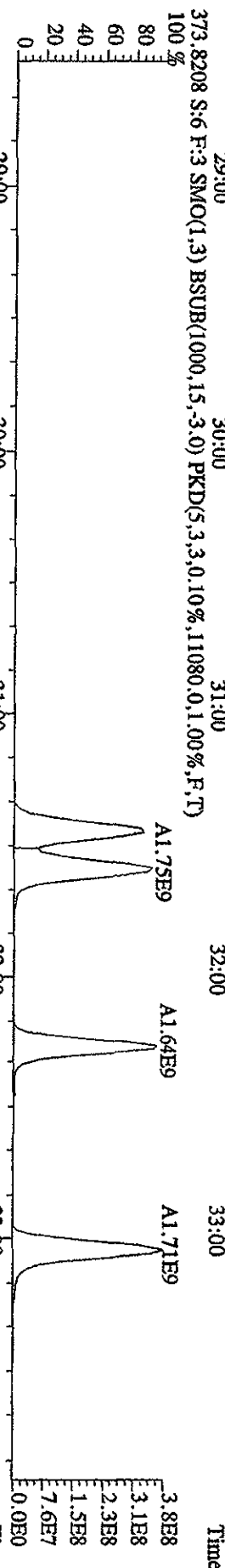



Abundance values: 1.4E8, 1.1E8, 8.1E7, 5.4E7, 2.7E7, 0.0E0

File:31DE09A1D5 #1-495 Acq: 1-JAN-2010 02:56:20 GC EI+ Voltage SIR 70SE
 Sample#6 Text:ST1231F :CS-5 09DXN456 Exp.:DIOXIN
 342.9792 S:6 F:2 SMO(1.3) PKD(5.3,3.100.00%,0.0,1.00%,F,T)
 21:55 22:29 23:01 23:33 23:56 24:29 24:34 25:17 25:46 26:13 26:46 27:13 27:36 28:18



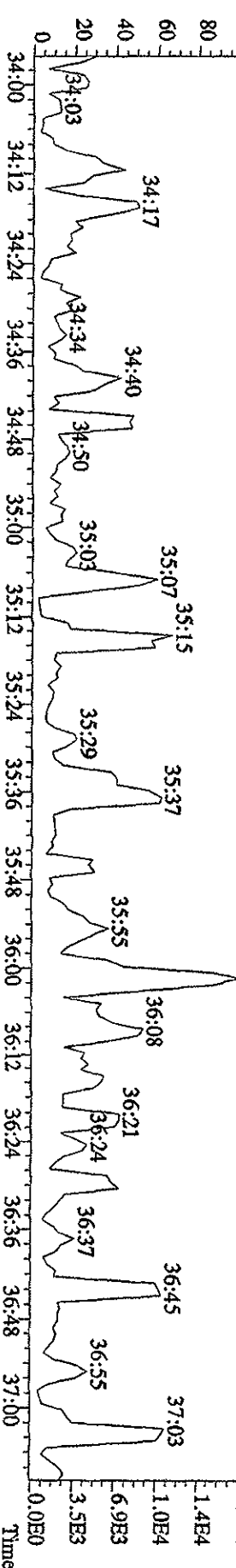
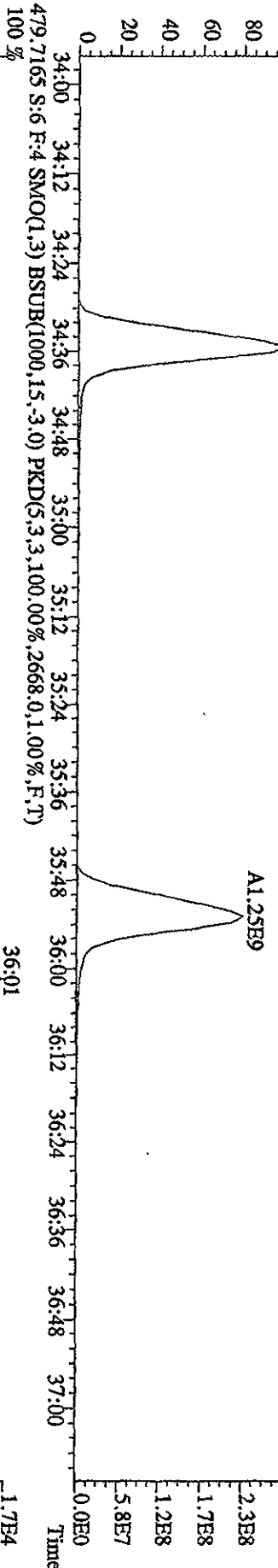
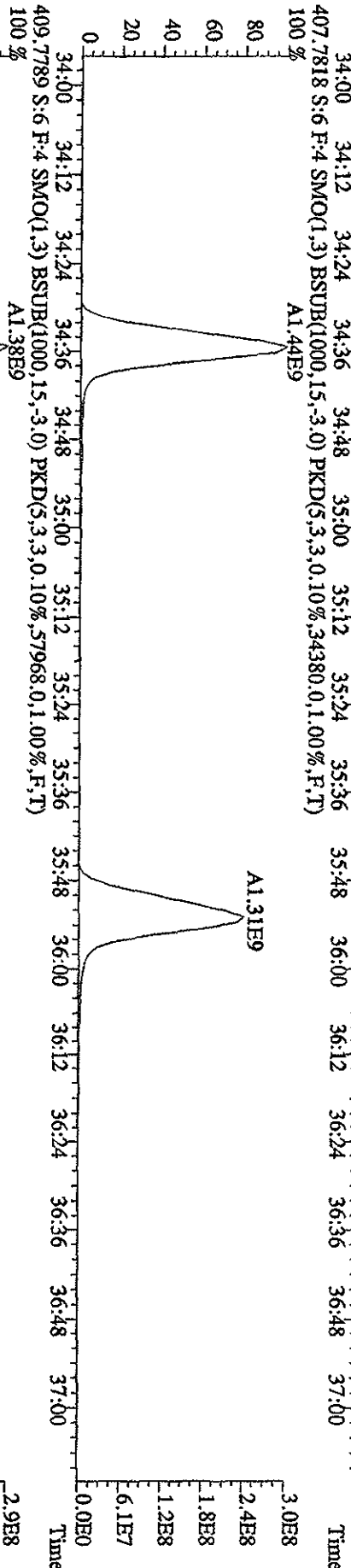
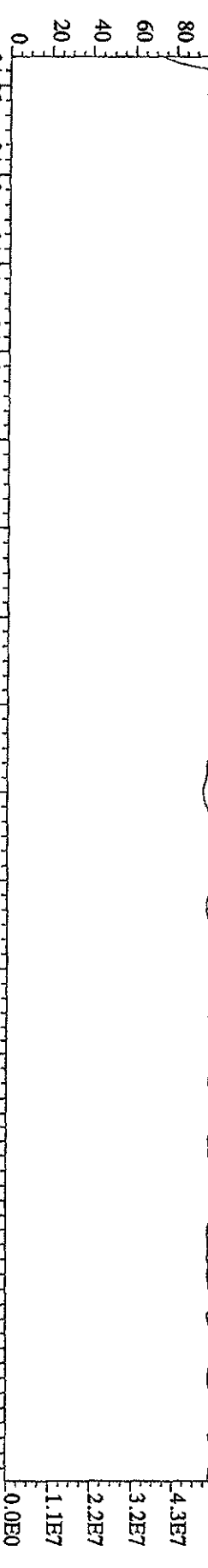
File: 31DE09A1D5 #1-362 Acq: 1-JAN-2010 02:56:20 GC EI + Voltage SRR 70SE
 Sample#6 Text: ST1231F :CS-5 09DXN456 Exp: DIOXIN




File:31DE09A1D5 #1-228 Acq: 1-JAN-2010 02:56:20 GC EI+ Voltage SIR 70SE

Sample#6 Text:ST1231F :CS-5 09DXN456 Exp:DIOXIN

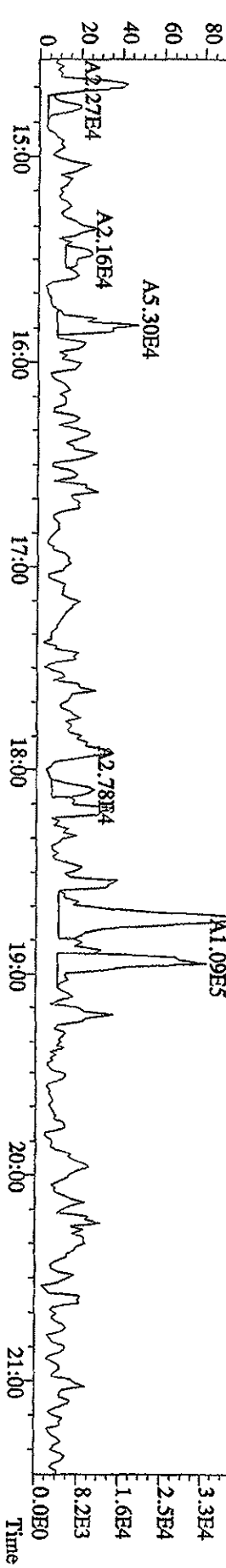
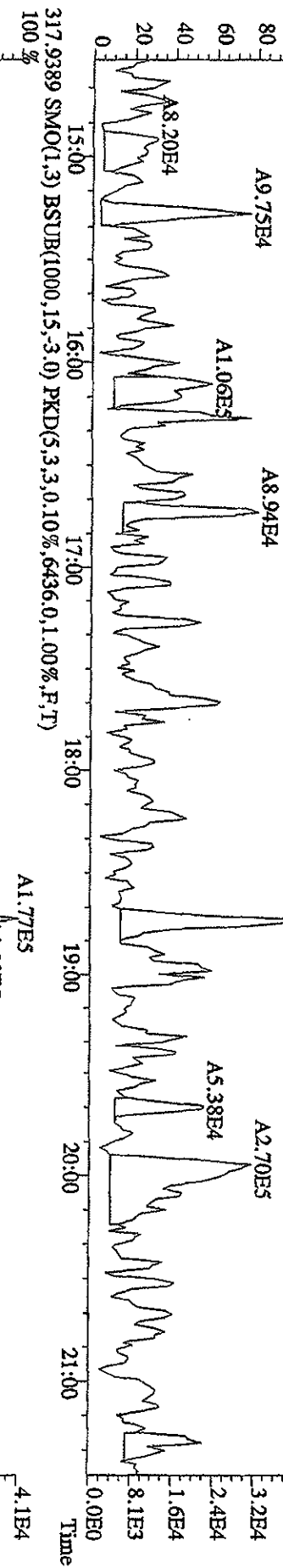


430.9728 S:6 F:4 SMO(1,3) PKD(5,3,3,100.00%,0.0,1.00%,F,T)



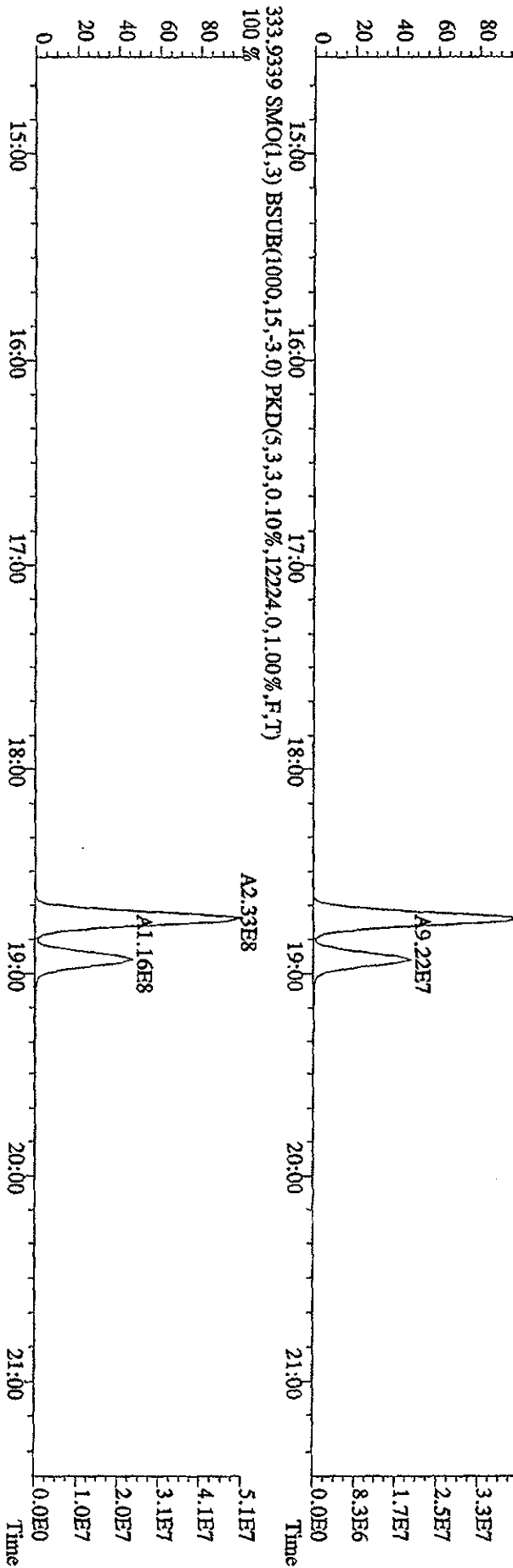
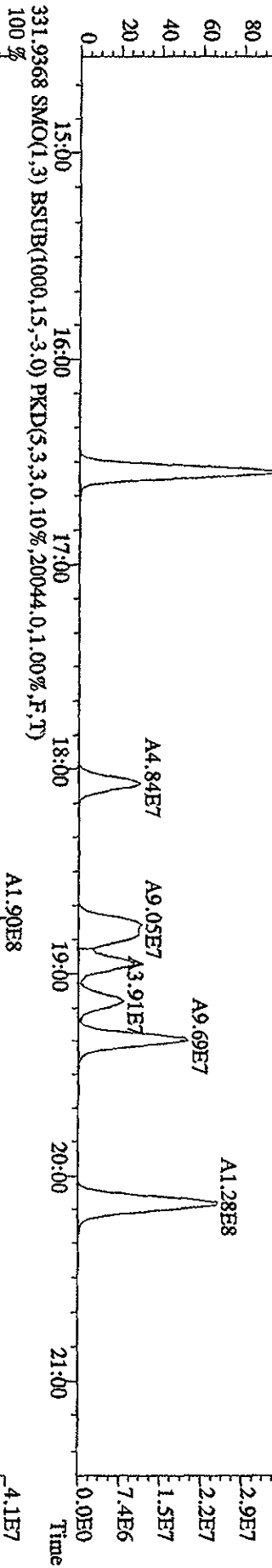
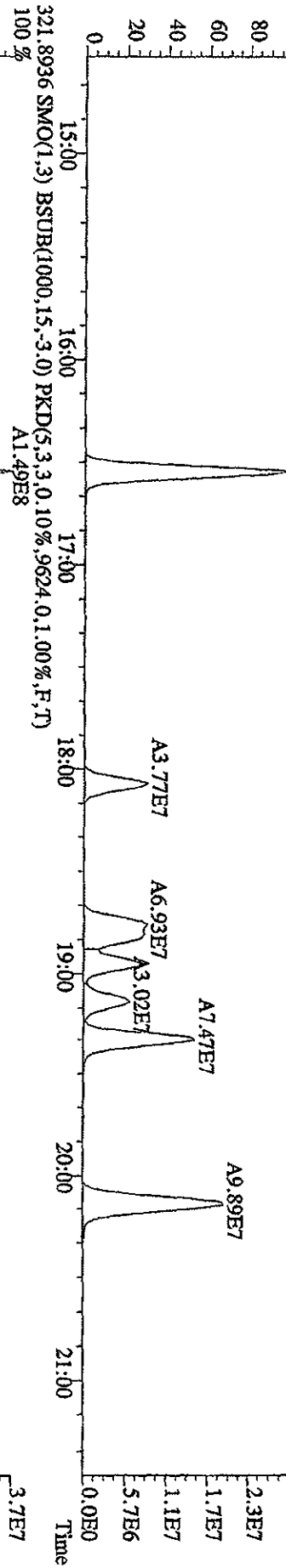
File:31DE09AIDS #1-161 Acq: 1-JAN-2010 02:56:20 GC EI+ Voltage SIR 70SE
 Sample#6 Text:ST1231F :CS-5 09DXN456 Exp:IDIOXIN
 454.9728 S:6 F:5 SMO(1.3) PKD(5.3,3,100.00%,0.0,1.00%,F,T)
 100 %



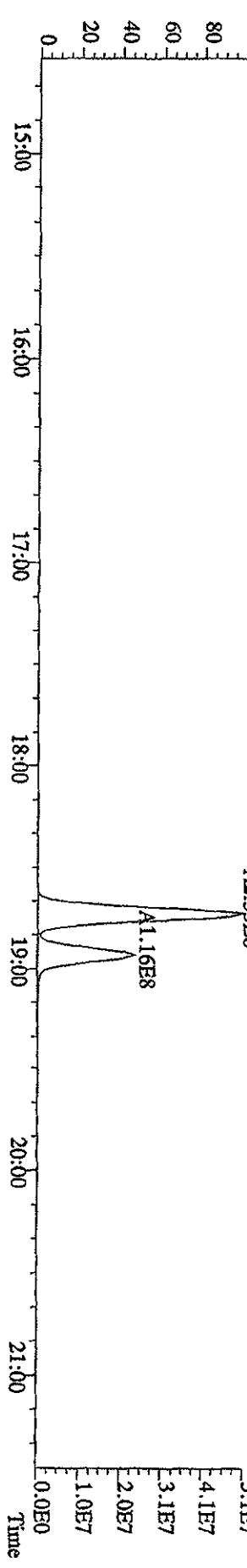
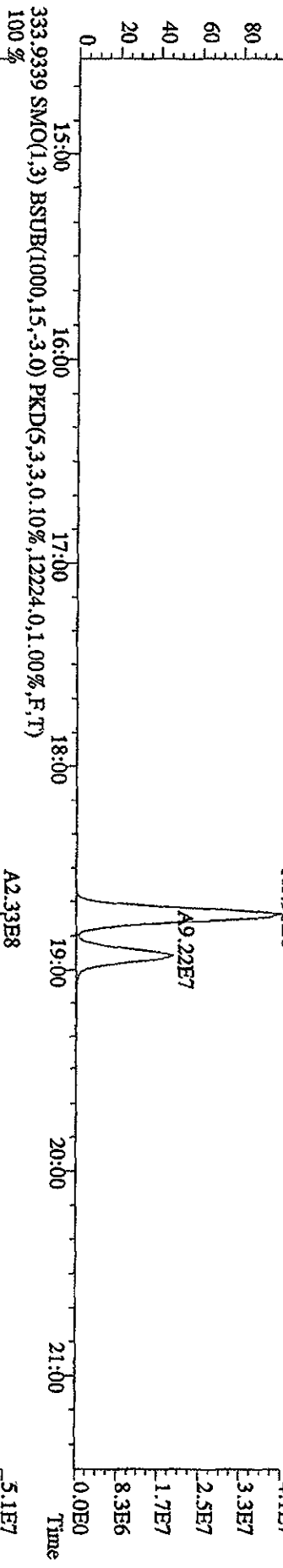
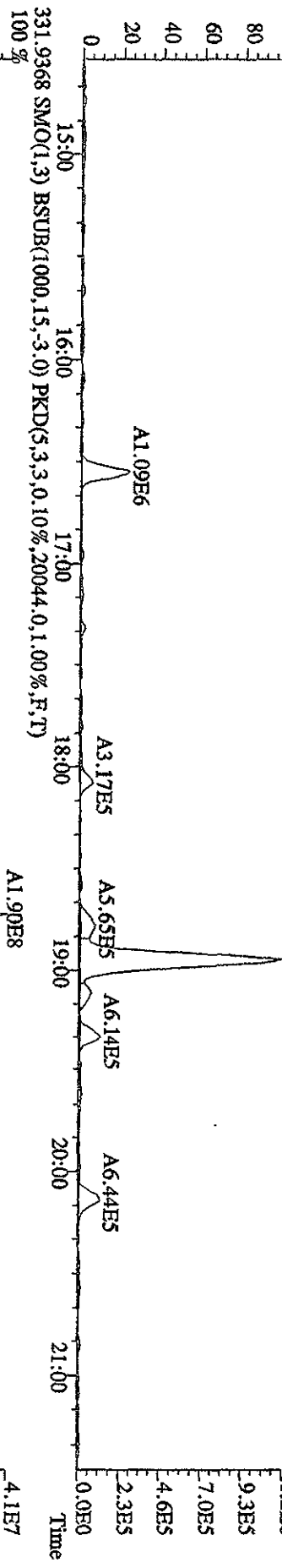
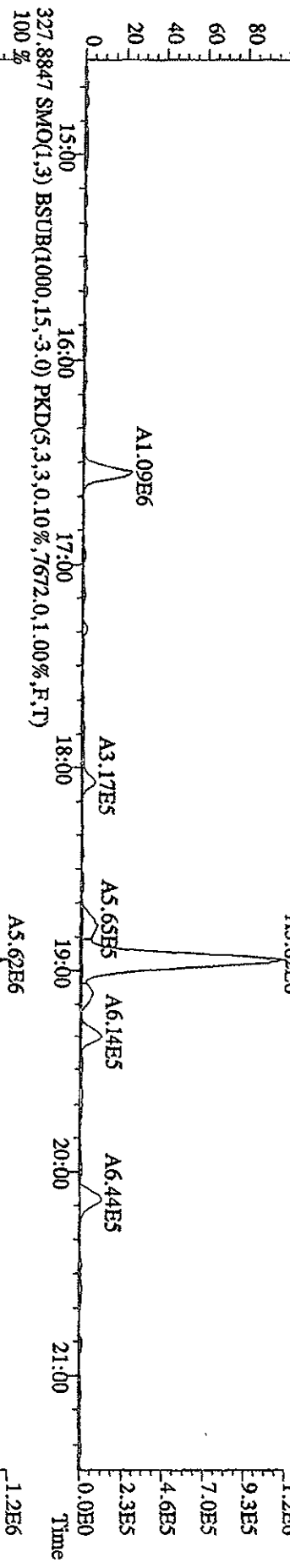
File:31DE09AID5 #1-410 Acq:31-DEC-2009 23:25:43 GC HI + Voltage SIR 70SE
 Sample#1 Text:CP1231A :DB-5 CPISM 3732-04 Exp:DIOXIN
 303.9016 SMO(1,3) BSUB(1000,15,-3.0) PKD(5,3,3,0.10%,7492,0.1,0.0%,F,T)
 100% A1.21E8



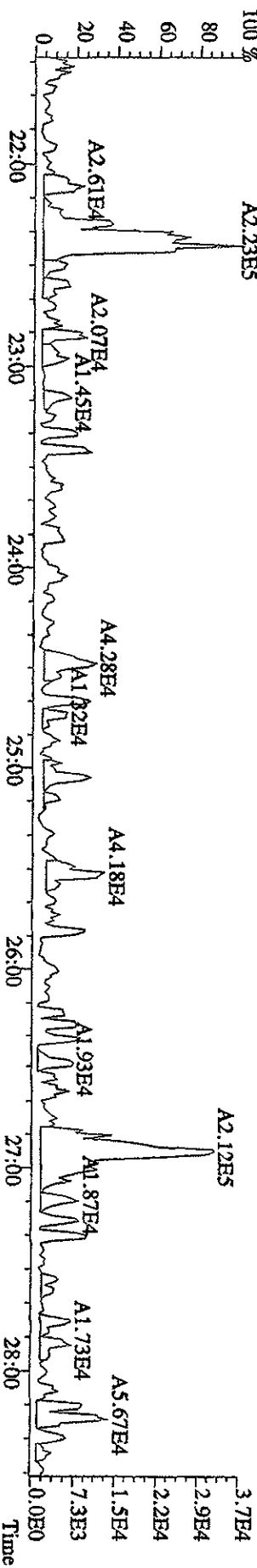
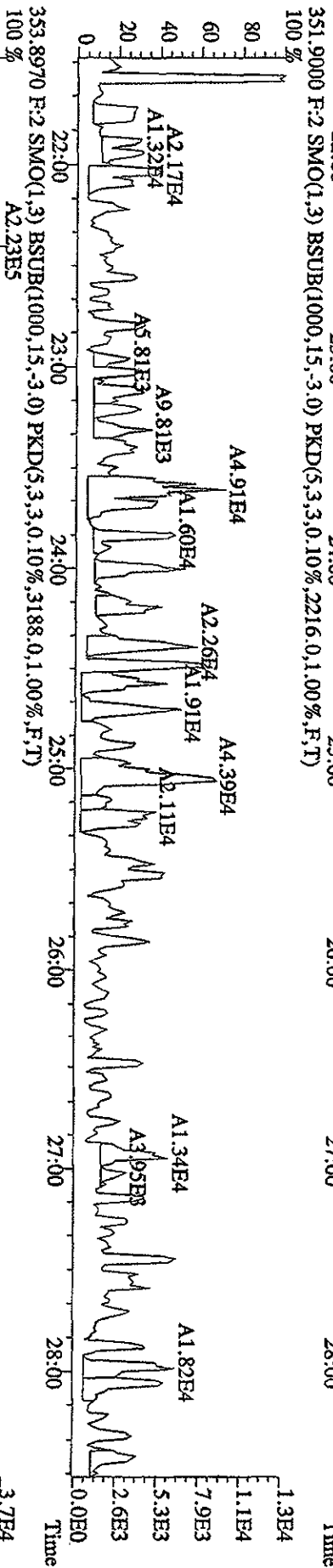
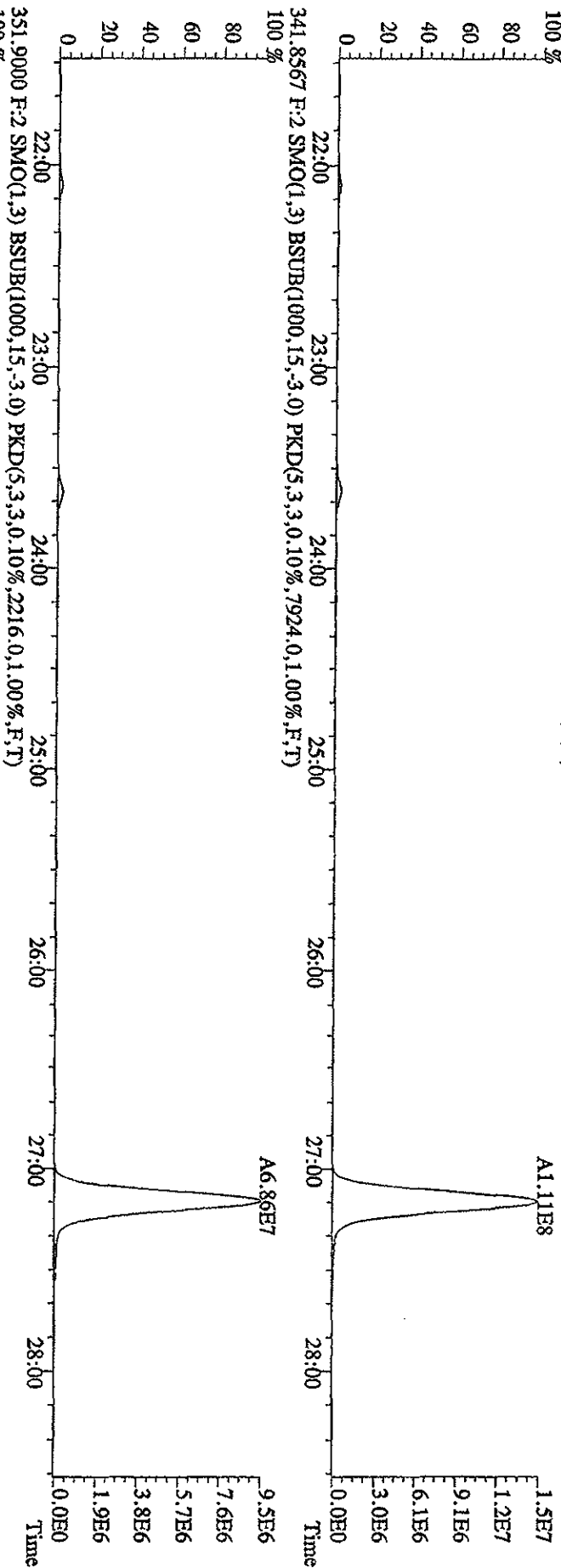
File:31DE09A1D5 #1-410 Acq:31-DEC-2009 23:25:43 GC EI+ Voltage SRR 70SE
 Sample#1 Text:CP1231A :DB-5 CP5M 3732.04 Exp:DIOXIN
 319.8965 SMO(1,3) BSUB(1000,15,-3.0) PKD(5,3,3,0.10%,7364.0,1.00%,F,T)
 100 % A1.15E8



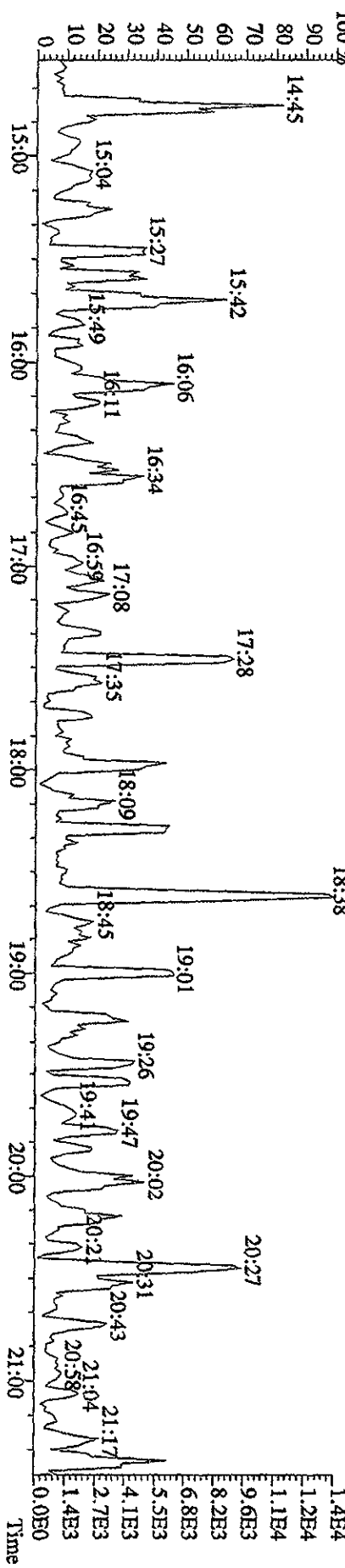

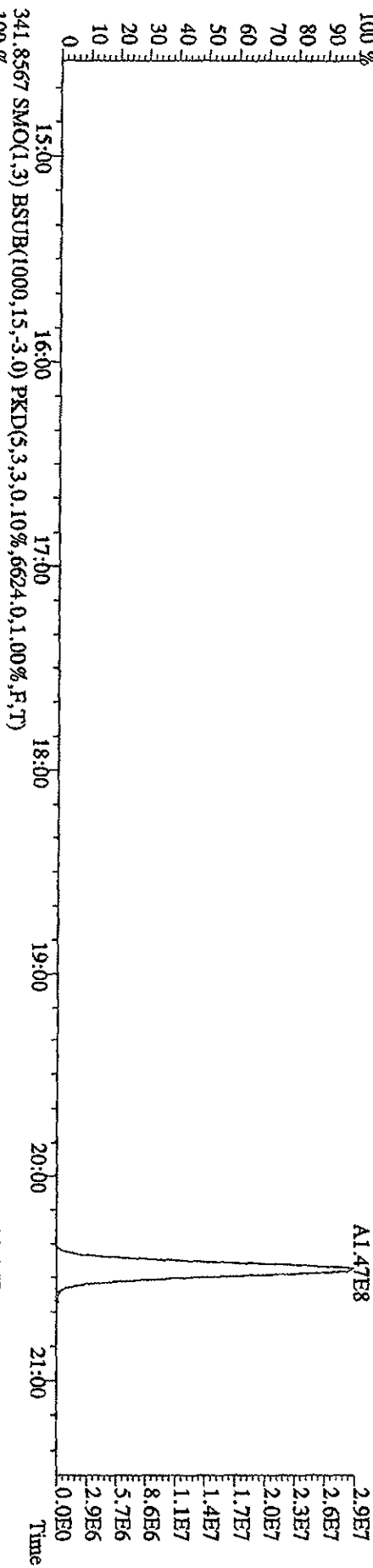
File:31DE09A1D5 #1-410 Acq:31-DEC-2009 23:25:43 GC EI+ Voltage SIR 70SE
 Sample#1 Text:CP1231A :DB-5 CPSM 3732-04 Exp:DIOXIN
 327.8847 SMO(1,3) BSUB(1000,15,-3,0) PKD(5,3,3,0,10%,7672,0,1,00%,F,T)
 100%



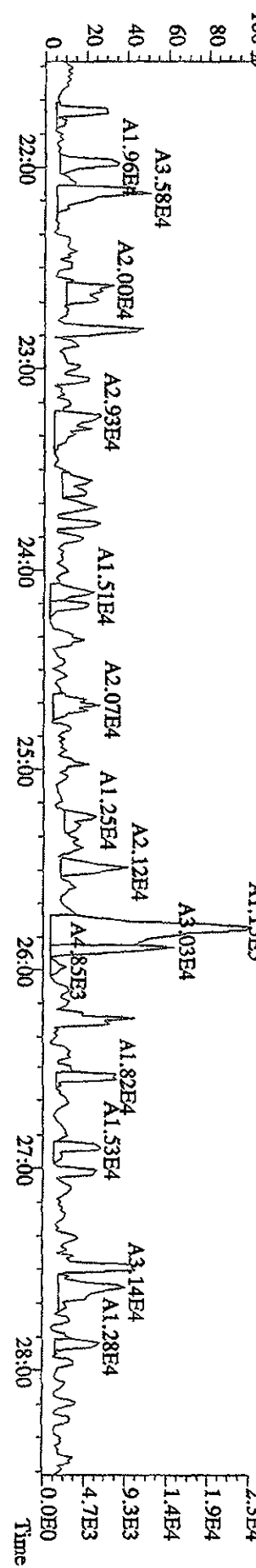
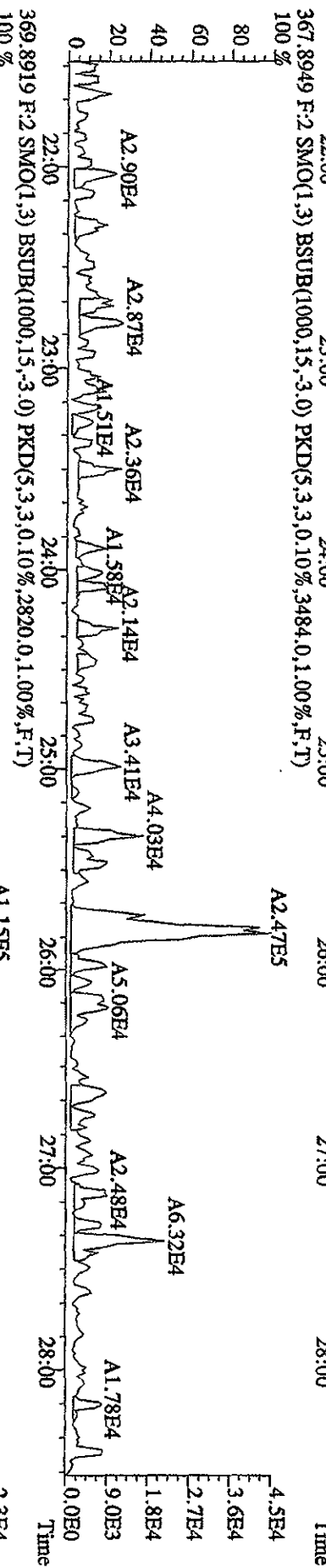

File:31DE09A1D5 #1-496 Acq:31-DEC-2009 23:25:43 GC EI+ Voltage SIR 70SE
 Sample#1 Text:CP1231A :DB-5 CP5M 3732-04 Exp:DIOXIN
 339.8597 F:2 SMO(1,3) BSUB(1000,15,-3.0) PKD(5,3,3,0.10%,6040,0.1,00%,F,T)
 100 %



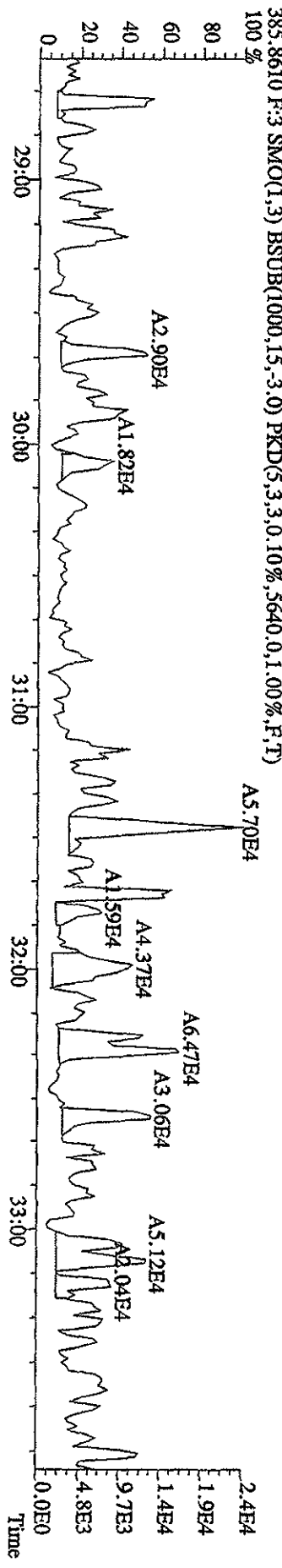


File:31DE09A1D5 #1-410 Acq:31-DEC-2009 23:25:43 GC EI+ Voltage SIR 70SE
 Sample#1 Text:CP1231A :DB-5 CP5M 3732-04 Exp.:DIOXIN
 339.8597 SMO(1,3) BSUB(1000,15,-3.0) PKD(5,3,3,0.10%,4608.0,1.00%,F,T)



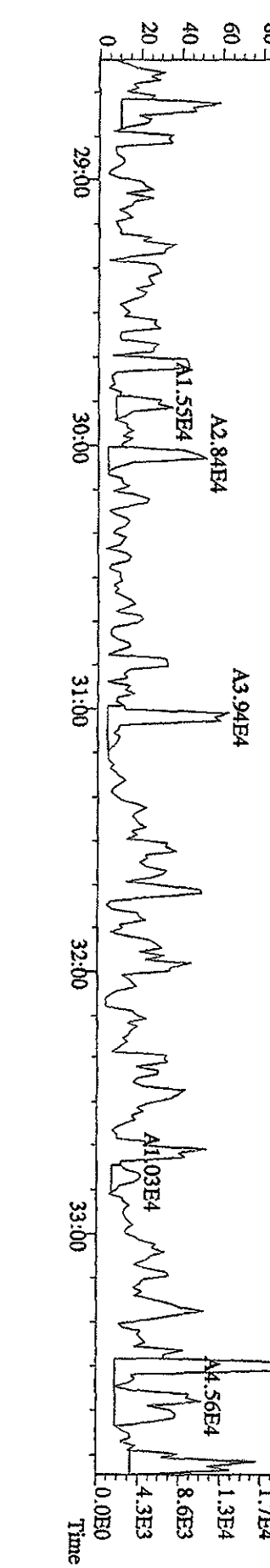
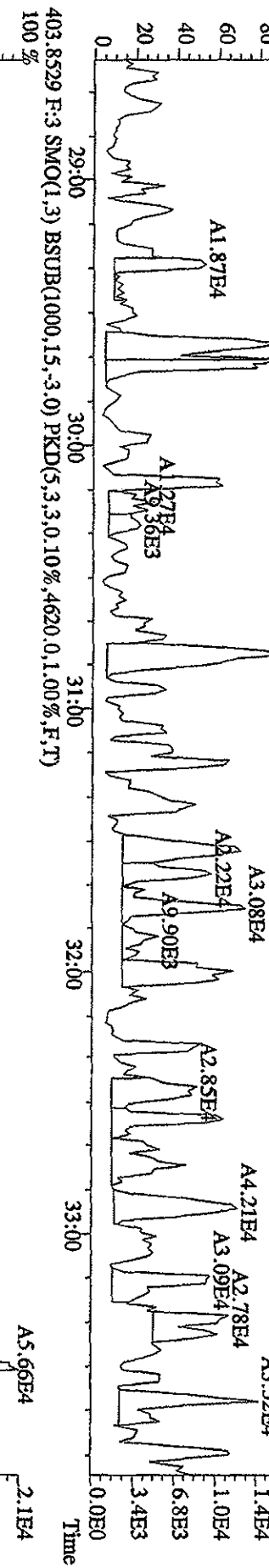
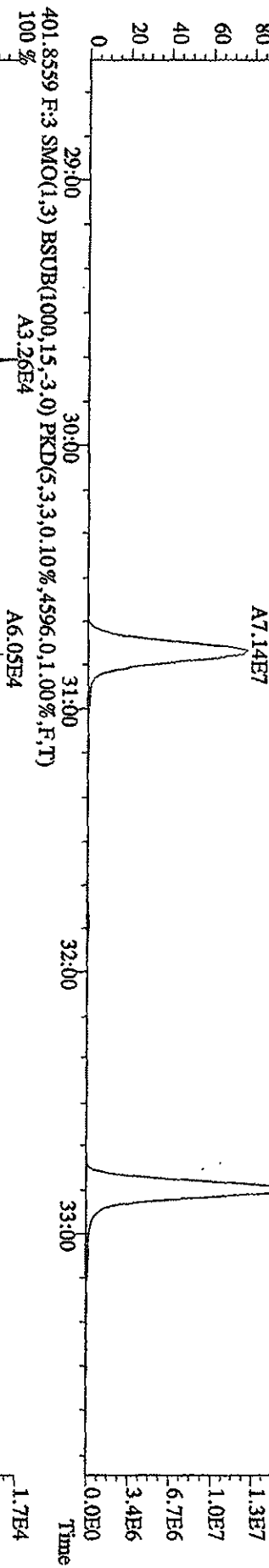
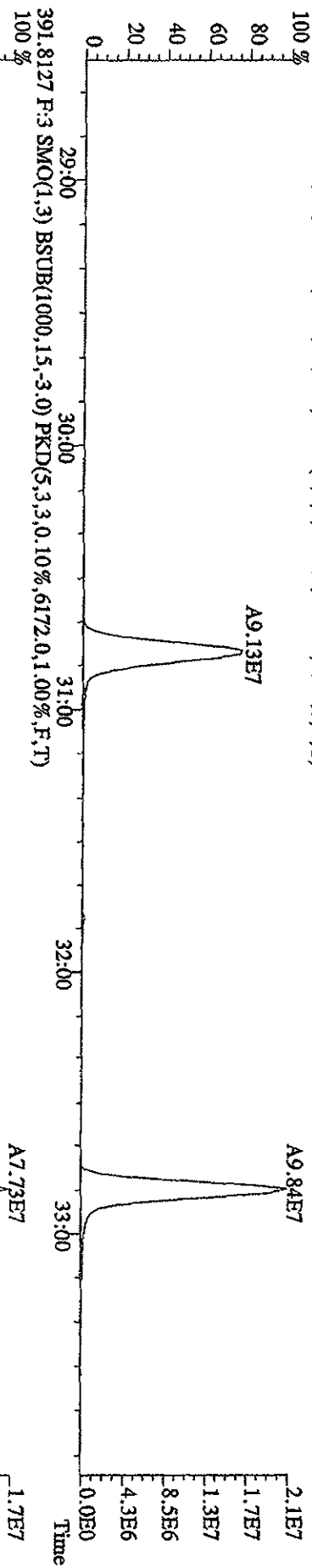
File:31DE09A1D5 #1-496 Acq:31-DEC-2009 23:25:43 GC EI+ Voltage SIR 70SE
 Sample#1 Text:CP1231A :DB-5 CP5M 3732-04 Exp:DIOXIN
 355.8546 F:2 SMO(1.3) BSUB(1000,15,-3.0) PKD(5.3,3,0.10%,9928.0,1.00%,F,T)



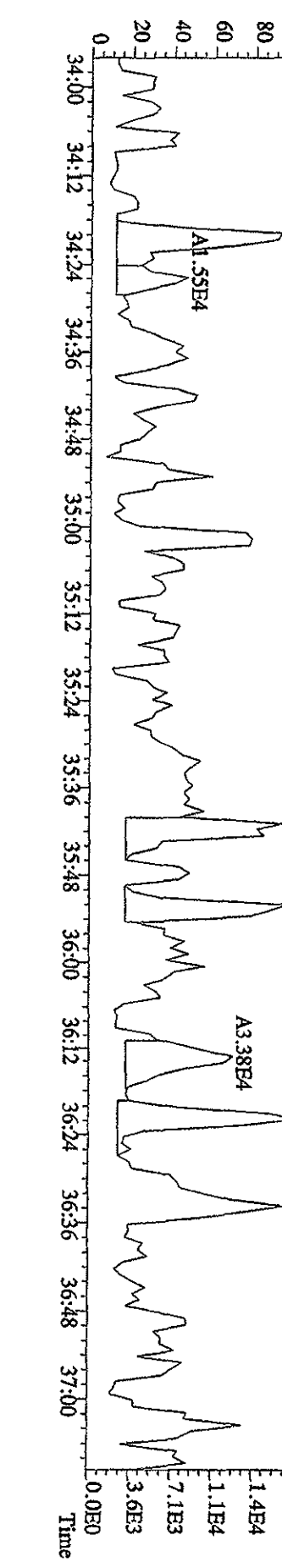
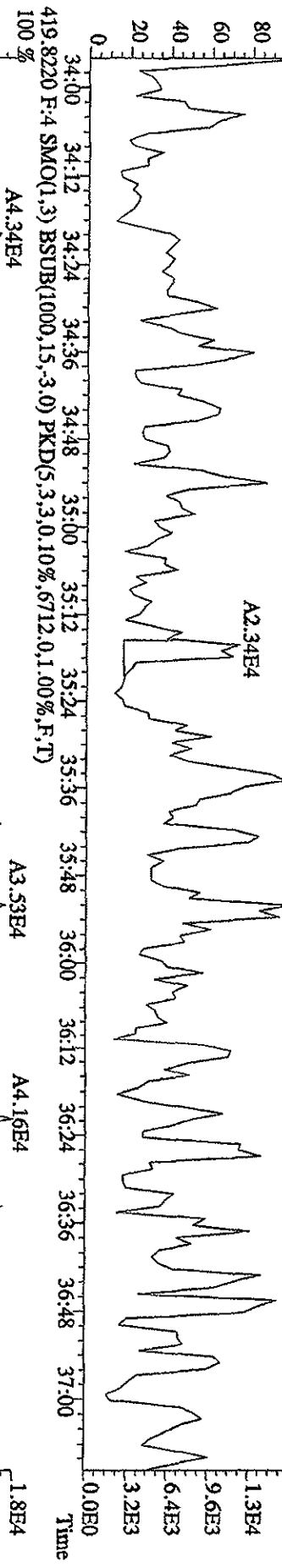
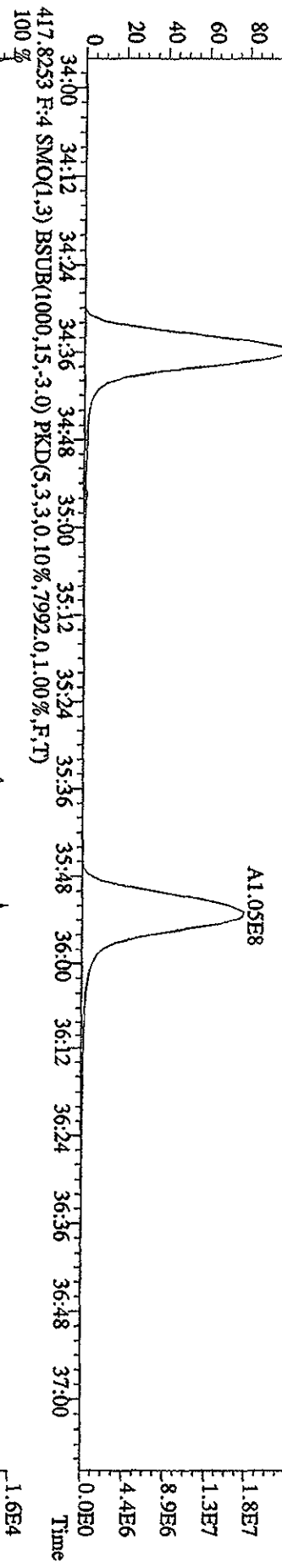
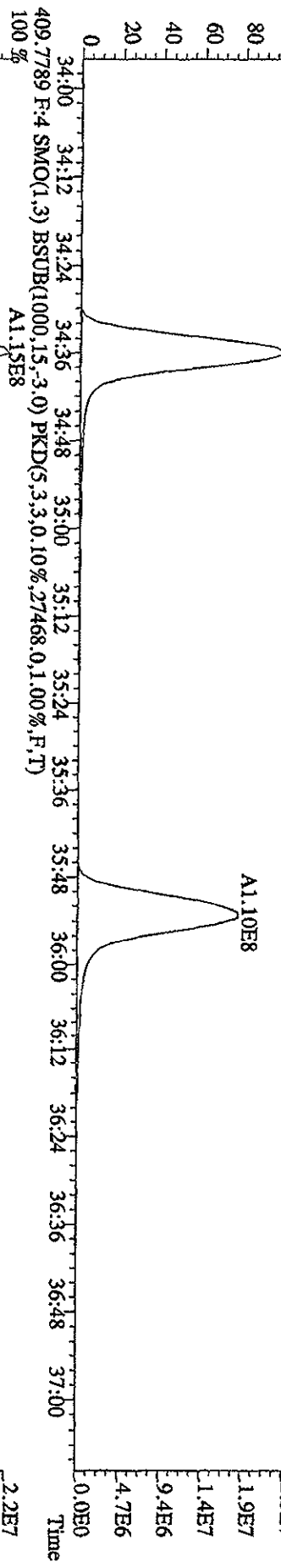
File:31DE09A1D5 #1-361 Acq:31-DEC-2009 23:25:43 GC EI+ Voltage SIR 70SE
 Sample#1 Text:CP1231A :DB-5 CPSM 3732-04 Exp:DIOXIN
 373.8208 F:3 SMO(1.3) BSUB(1000,15,-3.0) PKD(5,3,3,0,10%,16148,0,1.00%,F,T)
 100 %



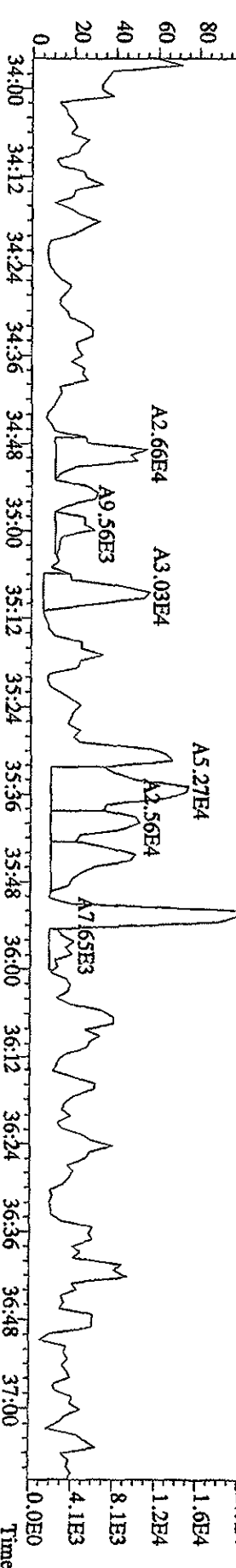
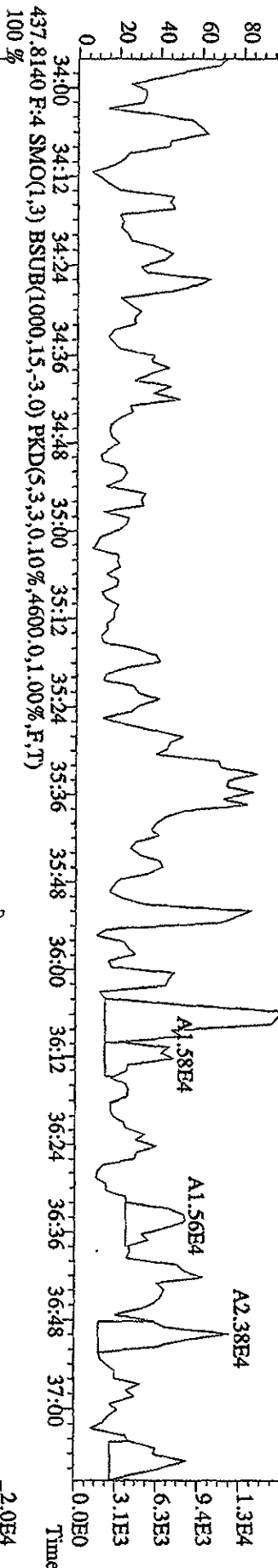
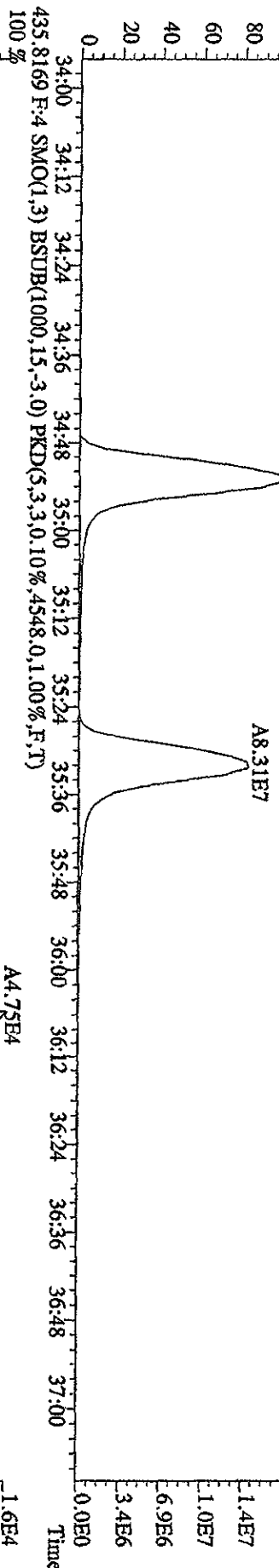
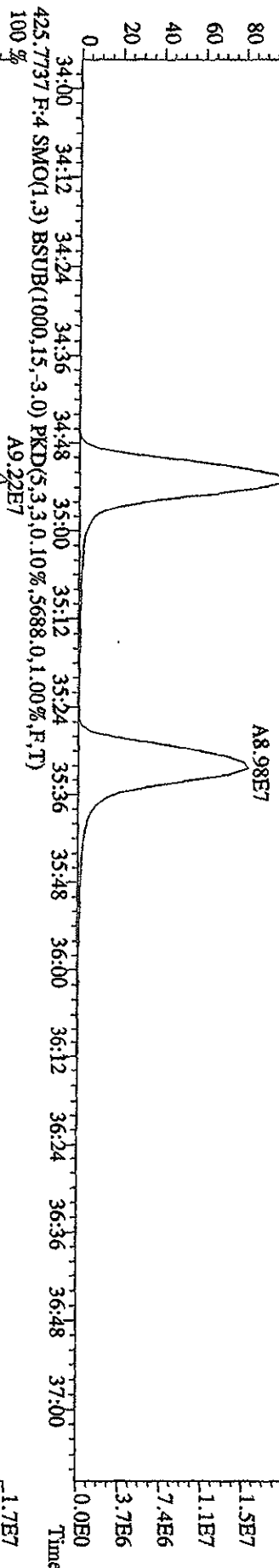
File:31DE09A1D5 #1-361 Acq:31-DEC-2009 23:25:43 GC EI+ Voltage SIR 70SE
 Sample#1 Text:CP1231A :DB-5 CPSM 3732-04 Exp:DIOXIN
 389.8157 F:3 SMO(1,3) BSUB(1000,15,-3.0) PKD(5,3,3,0.10%,9424.0,1.00%,F,T)



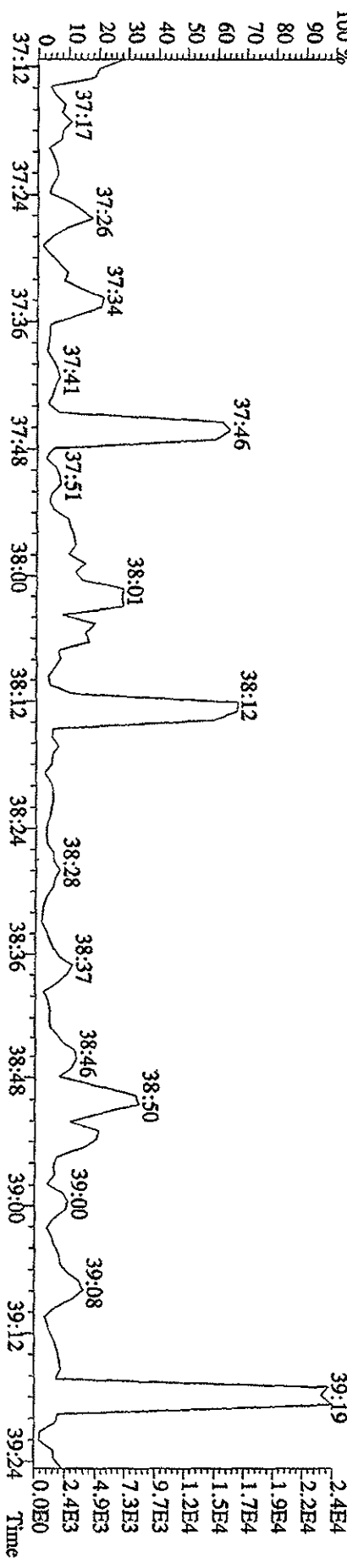
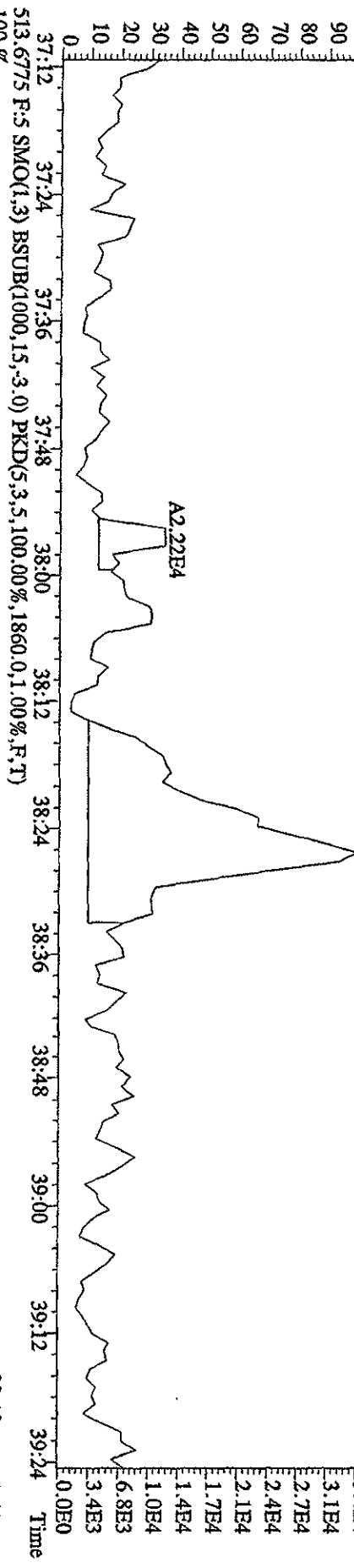
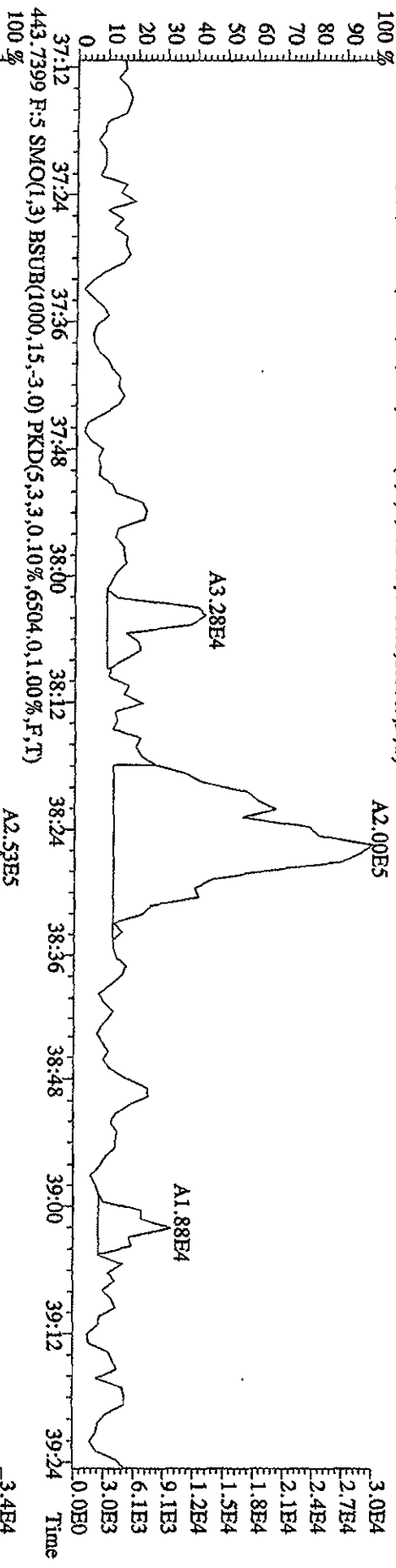
File:31DE09A1D5 #1-228 Acq:31-DEC-2009 23:25:43 GC EI+ Voltage SIR 70SE
 Sample#1 Text:CP1231A :DB-5 CP5M 3732-04 Exp:DIOXIN
 407.7818 F:4 SMO(1,3) BSUB(1000,15,-3,0) PKD(5,3,3,0,10%,27224.0,1.00%,F,T)
 100 % A1.20E8



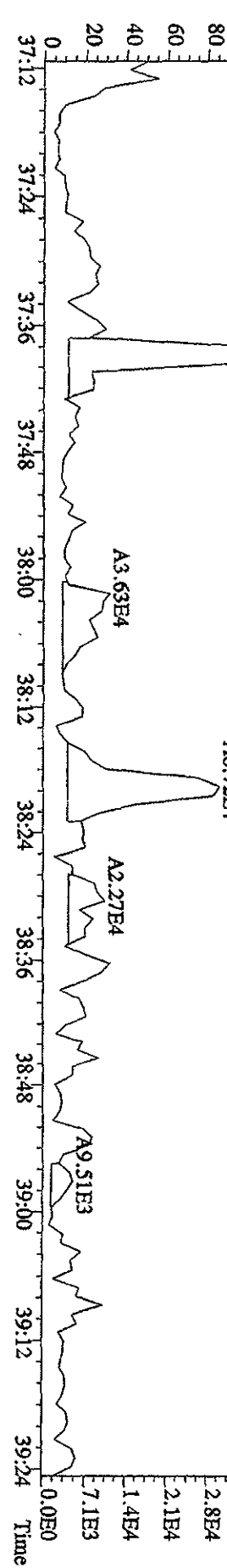
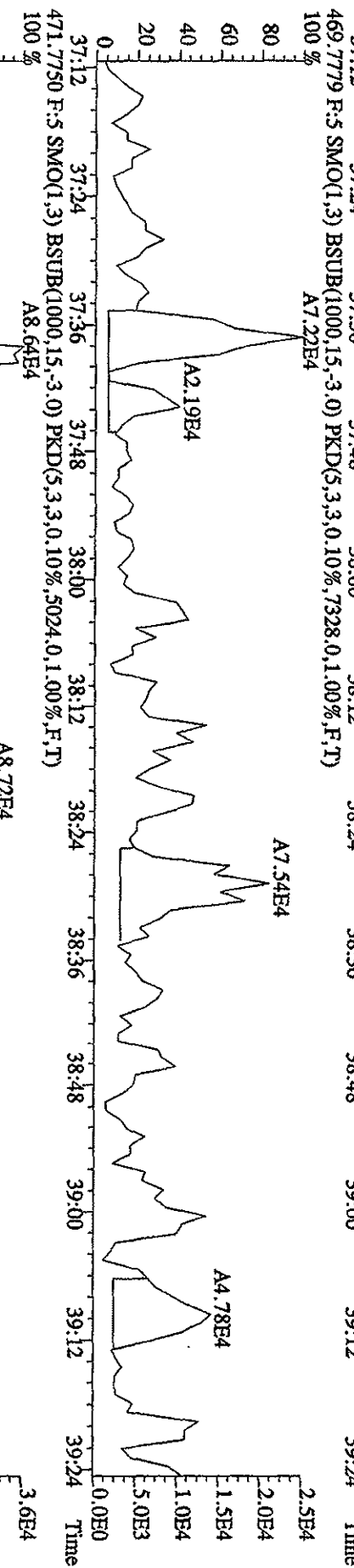
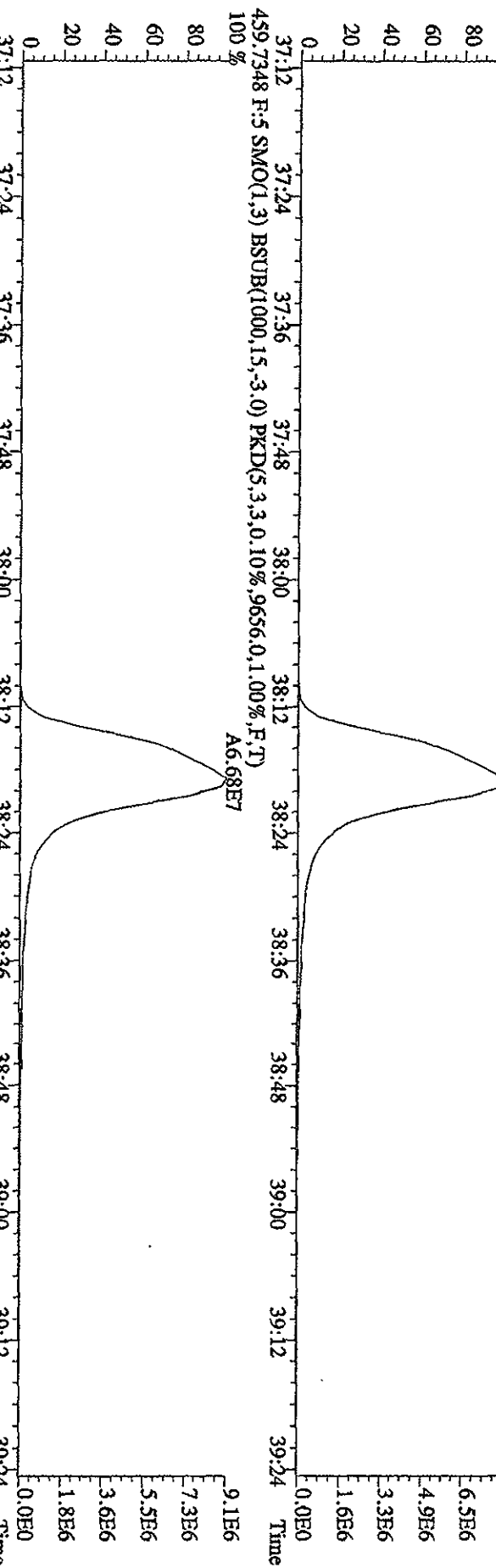
File:31DE09A1D5 #1-228 Acq:31-DEC-2009 23:25:43 GC EI + Voltage SIR 70SE
 Sample#1 Text:CP1231A :DB-5 CP5M 3732-04 Exp:DIOXIN
 423.7766 F:4 SMO(1,3) BSUB(1000,15,-3,0) PKD(5,3,3,0,10%,8844,0,1,00%,F,T)
 100 %



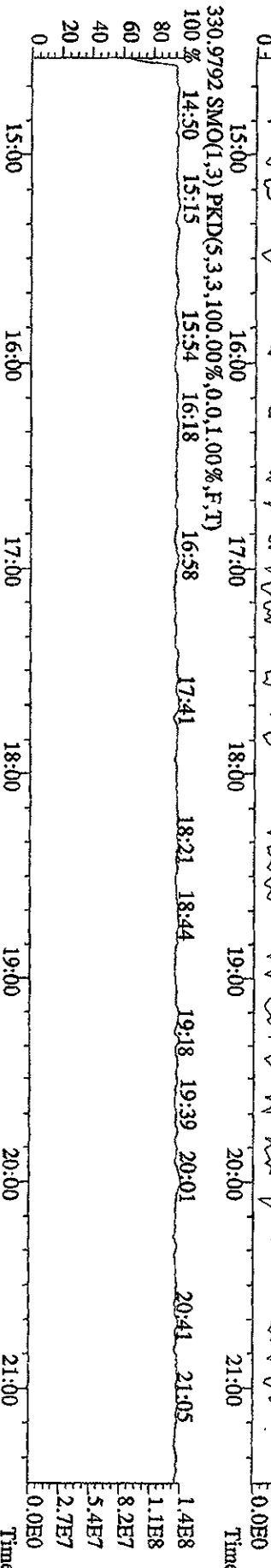
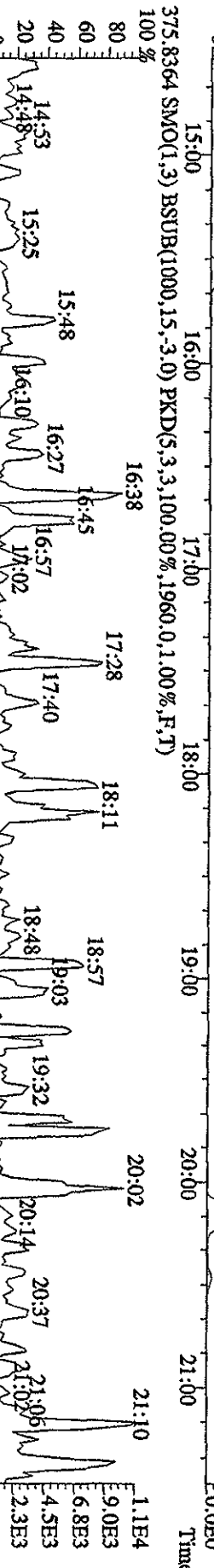

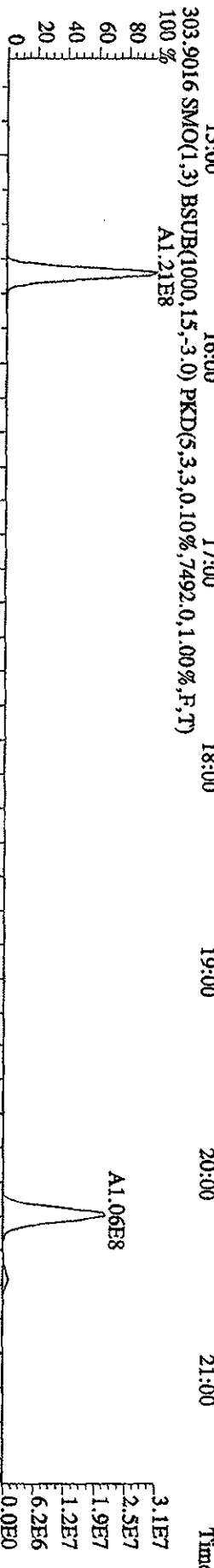
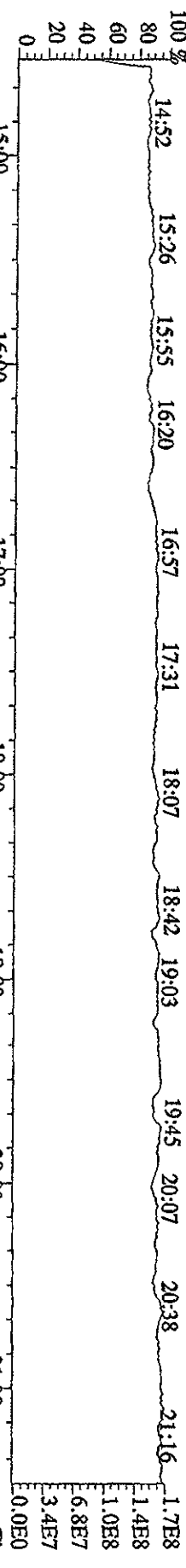
File:31DE09A1D5 #1-161 Acq:31-DEC-2009 23:25:43 GC EI+ Voltage SIR 70SE
 Sample#1 Text:CPI231A :DB-5 CPSM 3732-04 Exp:DIOXIN
 441.7428 F:5 SMO(1,3) BSUB(1000,15,-3,0) PKD(5,3,3,0,10%,4780,0,1,00%,F,T)



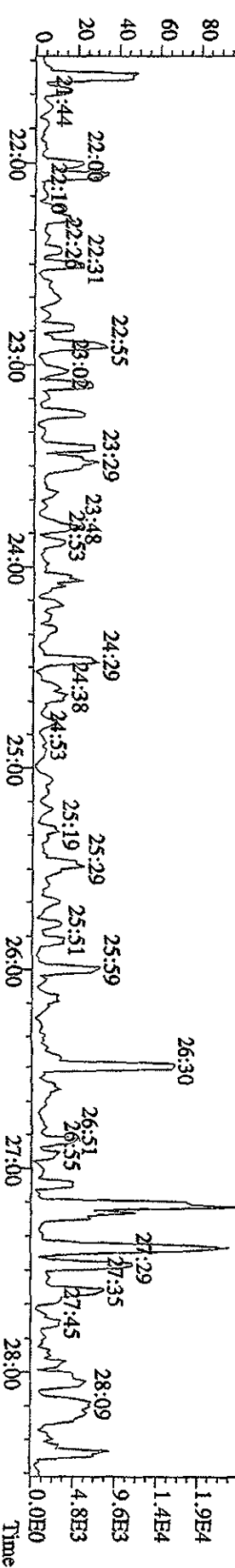
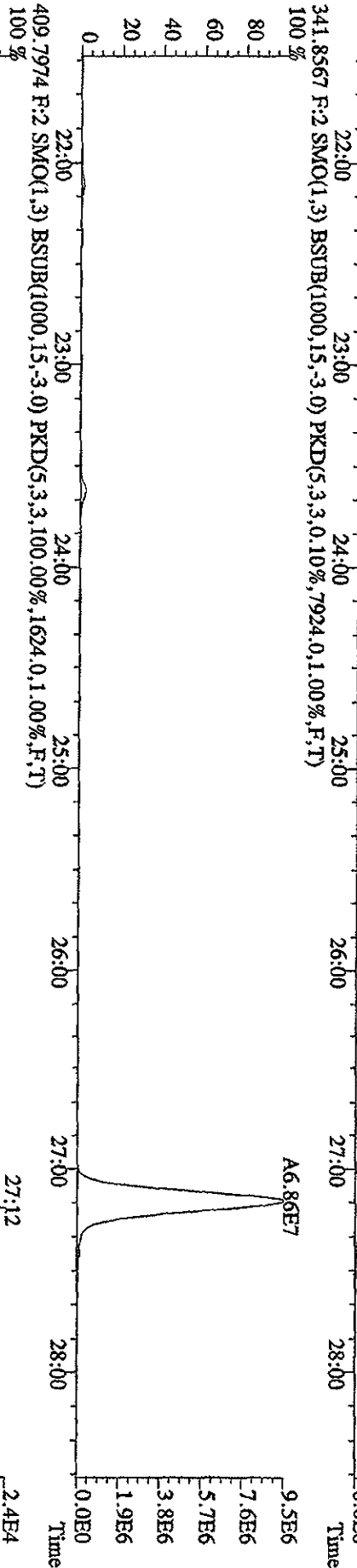

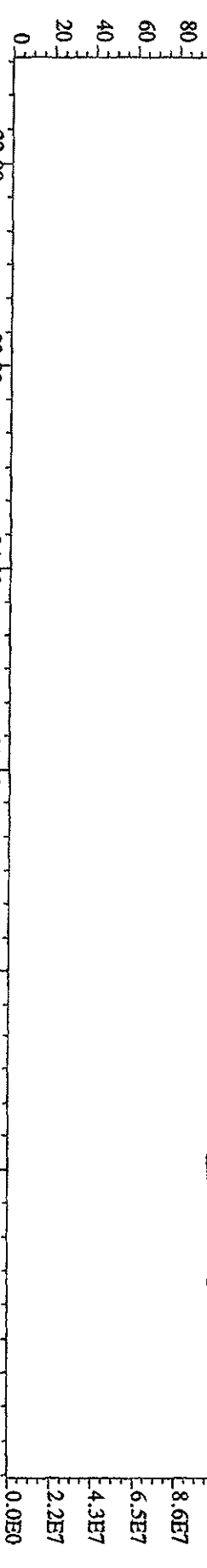
File:31DE09A1D5 #1-161 Acq:31-DEC-2009 23:25:43 GC HI + Voltage SFR 70SE
 Sample#1 Text:CP1231A :DB-5 CP5M 3732-04 Exp:DIOXIN
 457.7377 F-5 SMO(1,3) BSUB(1000,15,3.0) PKD(5,3,3,0.10%,7308.0,1.00%,F,T)
 100 %



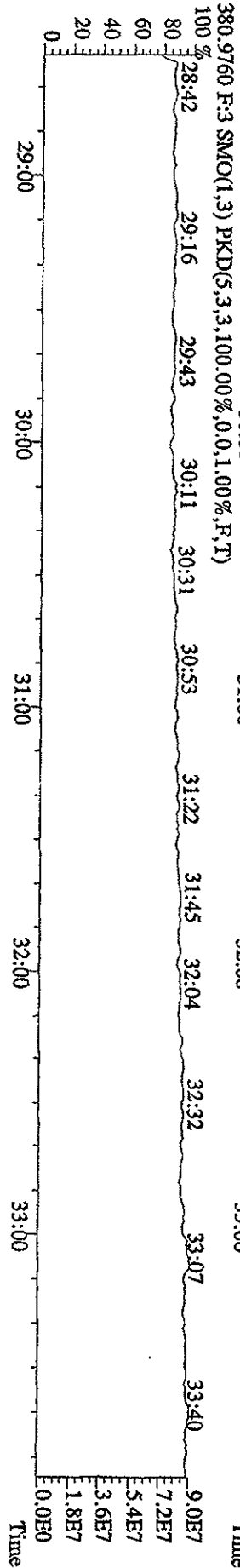
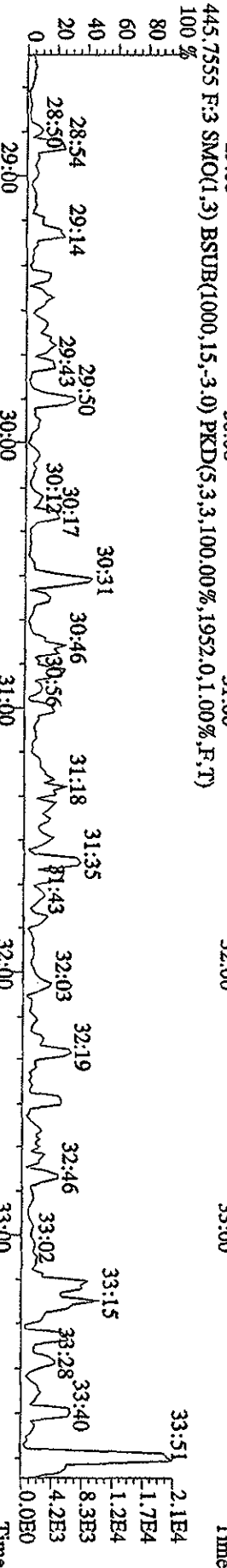
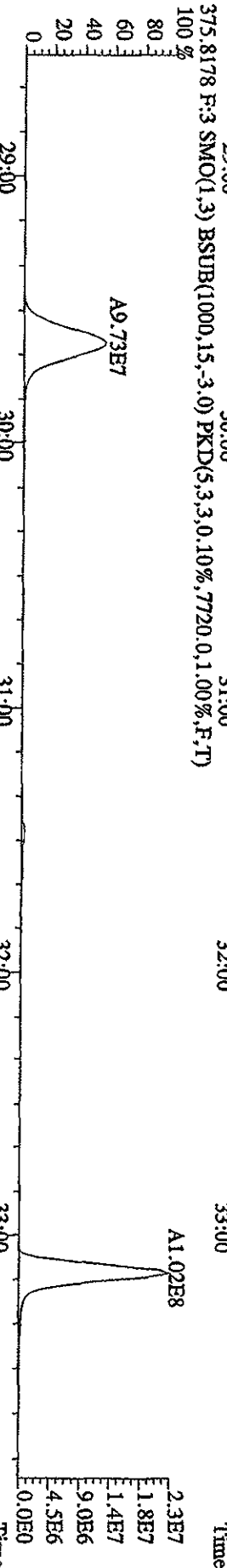


File:31DE09A1D5 #1-410 Acq:31-DEC-2009 23:25:43 GC EI+ Voltage SIR 70SE
 Sample#1 Text:CP1231A :DB-5 C/PSM 3732-04 Exp:DIOXIN
 292.9825 SMO(1,3) PKD(5,3,5,100,00%,0,0,1,00%,F,T)



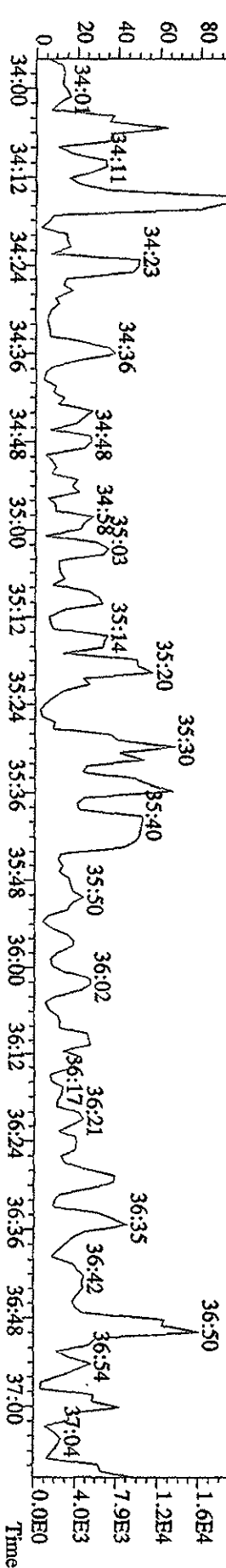
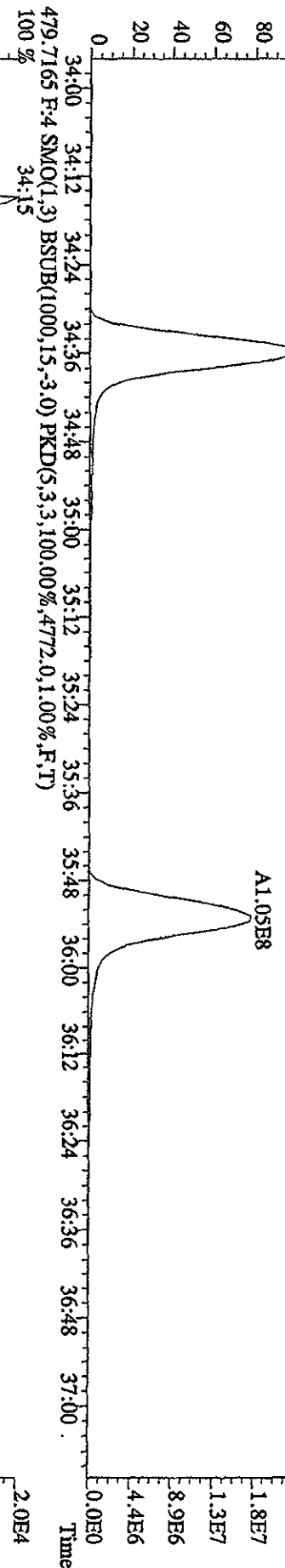
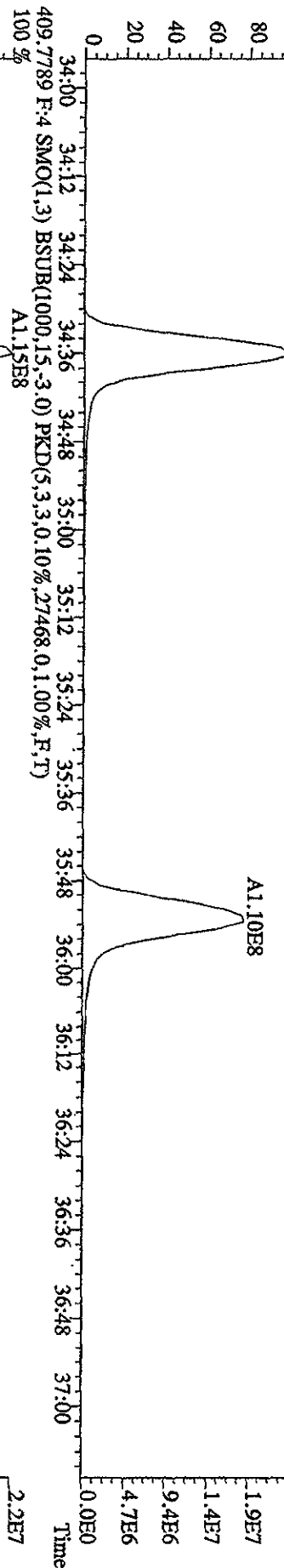
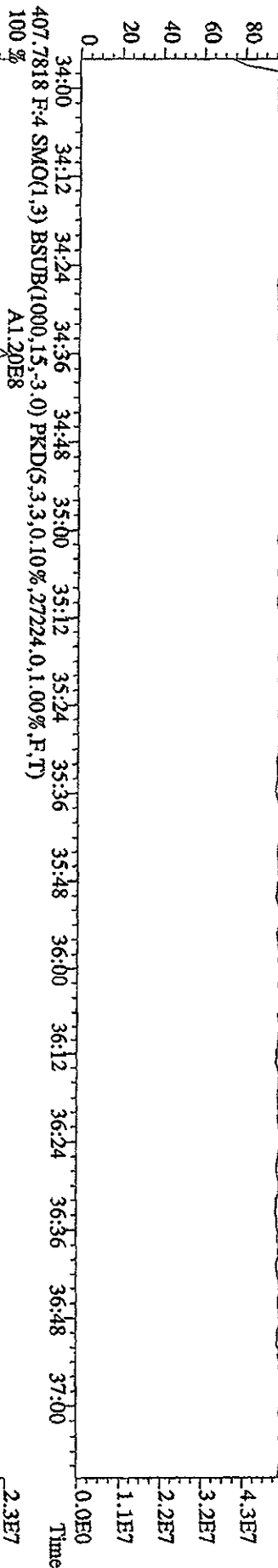
File:31DEC09A1D5 #1-496 Acq:31-DEC-2009 23:25:43 GC EI+ Voltage SIR 70SE
 Sample#1 Text:CP1231A :DB-S CPM 3732-04 Exp:DIOXIN
 342.9792 F:2 SMO(1,3) PKD(5,3,3,100.00%,0.0,1.00%,F,T)
 22:14 22:55 23:31 24:03 24:29 24:56 25:34 26:09 26:40 27:23 27:50 28:29




File:31DE09A1.DS #1-361 Acq:31-DEC-2009 23:25:43 GC EI+ Voltage SIR 70SE
 Sample#1 Text:CP1231A :DB-5 CPISM 3732-04 Exp:DIOXIN
 392.9760 F:3 SMO(1.3) PKD(5.3,3.100.00%,0.0,1.00%,F,T)



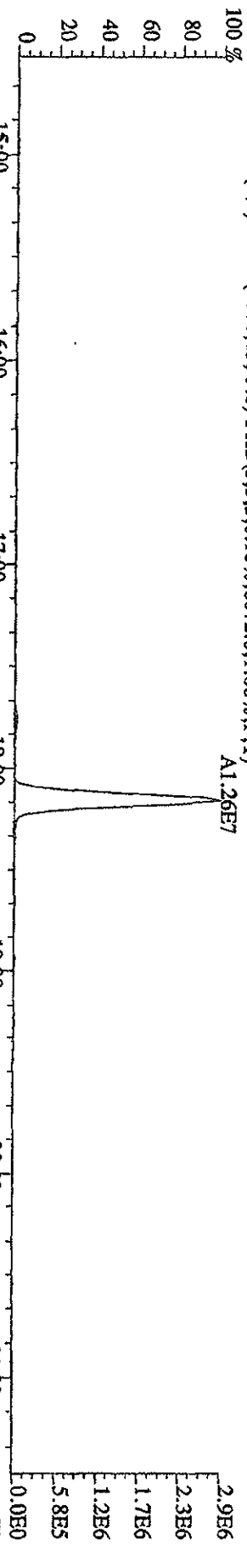
File:31DE09A1D5 #1-228 Acq:31-DEC-2009 23:25:43 GC EI + Voltage SIR 70SE
 Sample#1 Text:CP1231A :DB-5 CPISM 3732-04 Exp:DIOXIN
 430.9728 F:4 SMO(1,3) PKD(5,3,3,100.00%,0.0,1.00%,F,T)
 100% 34:05 34:20 34:42 34:58 35:12 35:23 35:39 35:53 36:04 36:24 36:48 37:06 5.4E7



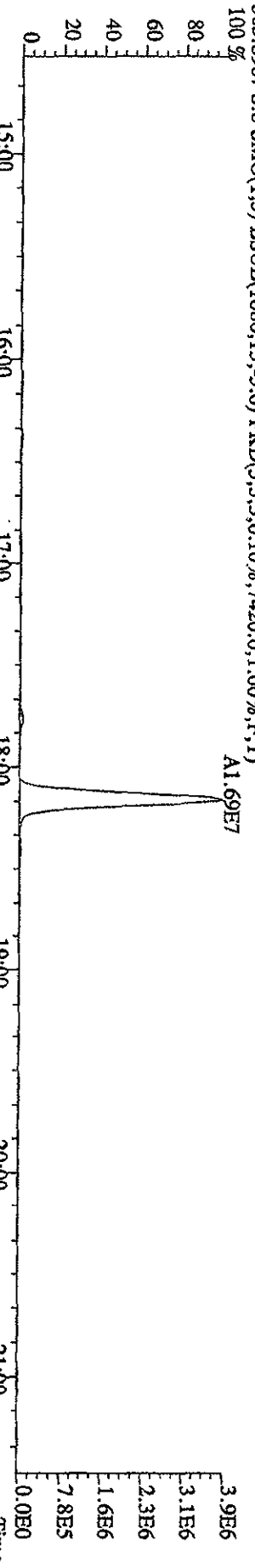
File:31DE09A1D5 #1-161 Acq:31-DEC-2009 23:25:43 GC EI+ Voltage SDR 70SE
 Sample#1 Text:CP1231A :DB-5 CPSM 3732-04 Exp:DIOXIN
 454.9728 F:5 SMO(1.3) PKD(5,3,3,100.00%,0.0,1.00%,F,T)
 100 %



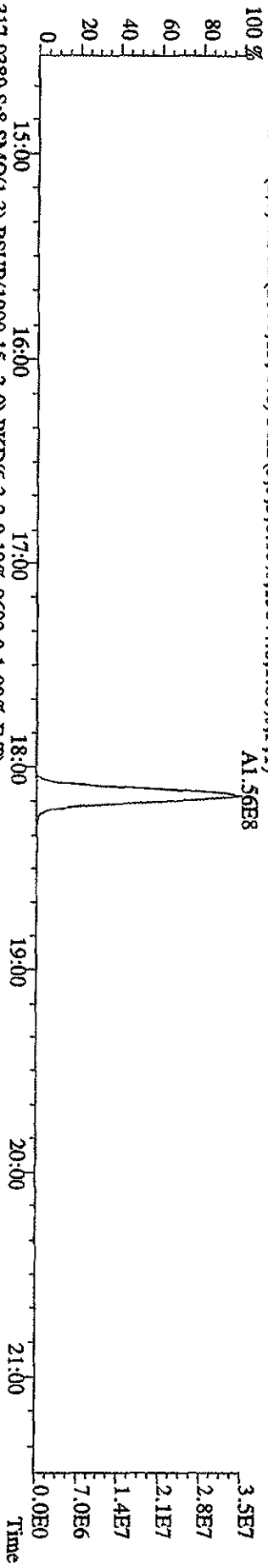
File:31DE09A1D5 #1-411 Acq: 1-JAN-2010 04:19:56 GC EI + Voltage SIR 70SE
Sample#8 Text:ST1231G :2nd Source 09DXN449 Exp:DIOXIN
303.9016 S:8 SMO(1,3) BSUB(1000,15,-3,0) PKD(5,3,3,0.10%,6072.0,1.00%,F,T)



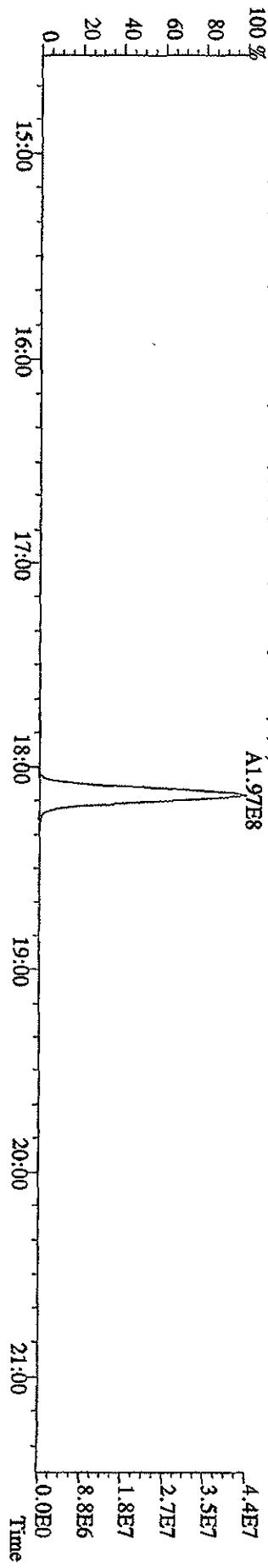
305.8987 S:8 SMO(1,3) BSUB(1000,15,-3,0) PKD(5,3,3,0.10%,7420.0,1.00%,F,T)



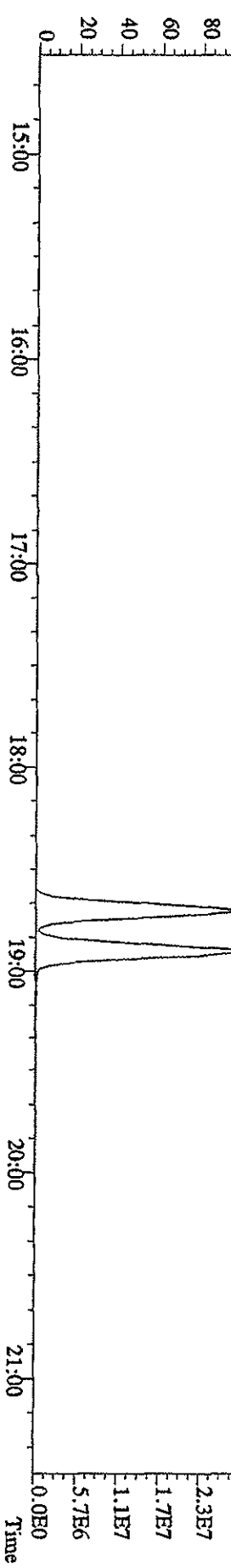
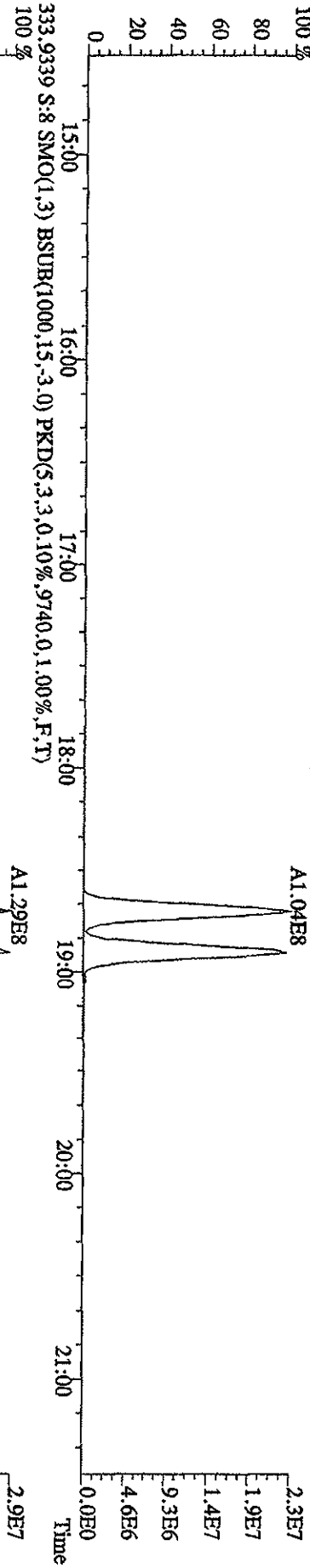
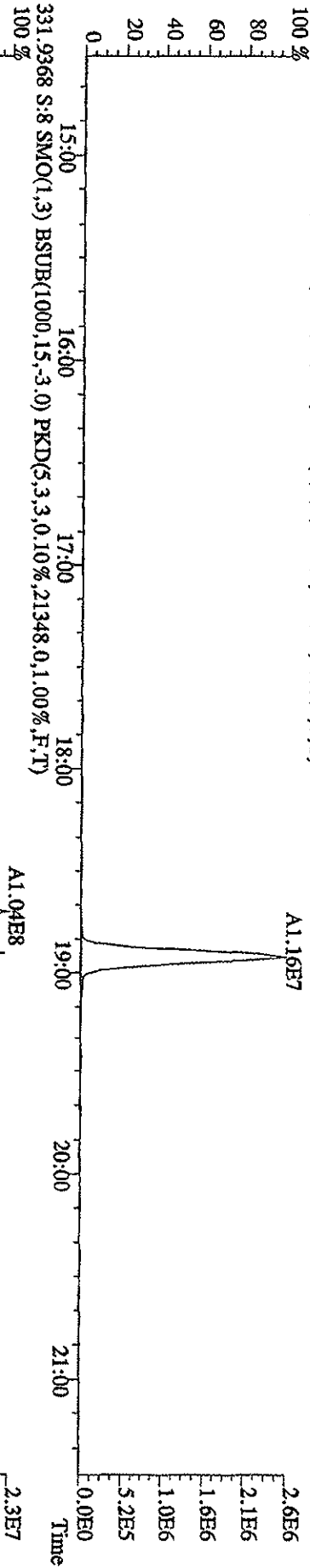
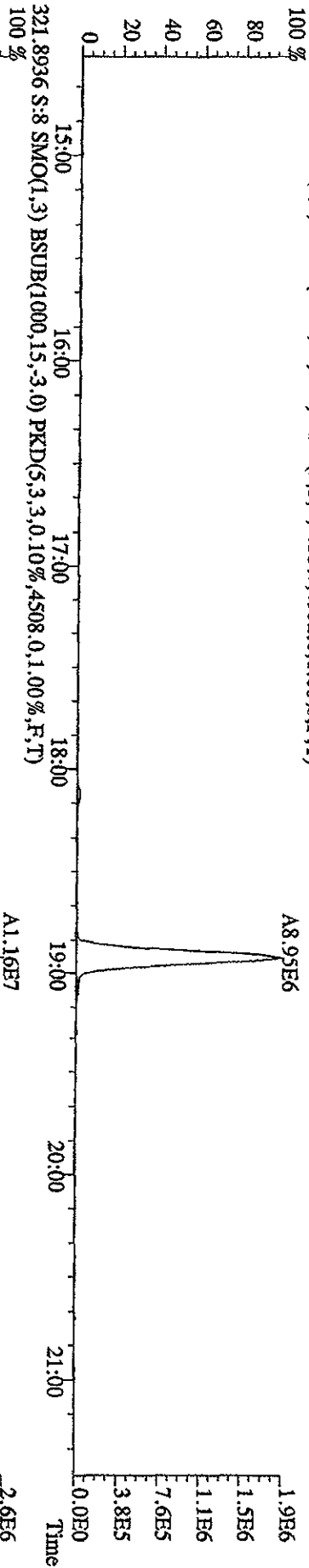
315.9419 S:8 SMO(1,3) BSUB(1000,15,-3,0) PKD(5,3,3,0.10%,15844.0,1.00%,F,T)



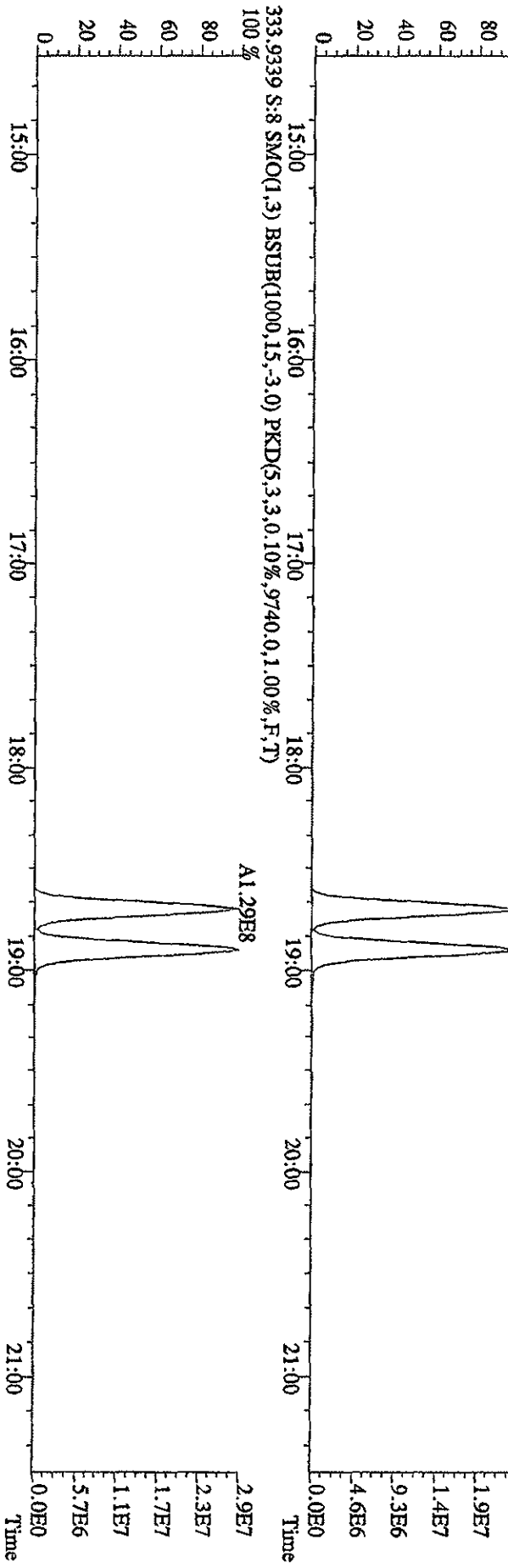
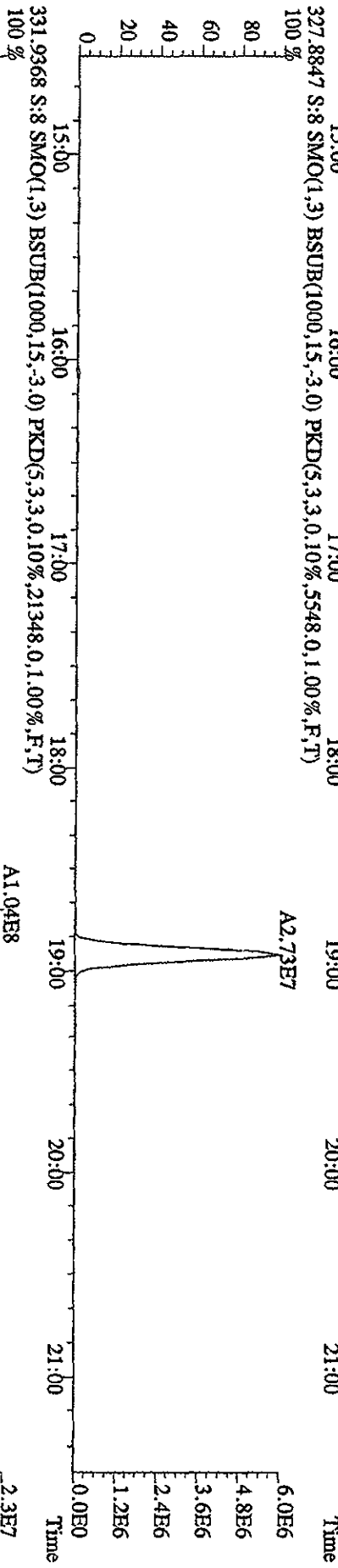

317.9389 S:8 SMO(1,3) BSUB(1000,15,-3,0) PKD(5,3,3,0.10%,9692.0,1.00%,F,T)



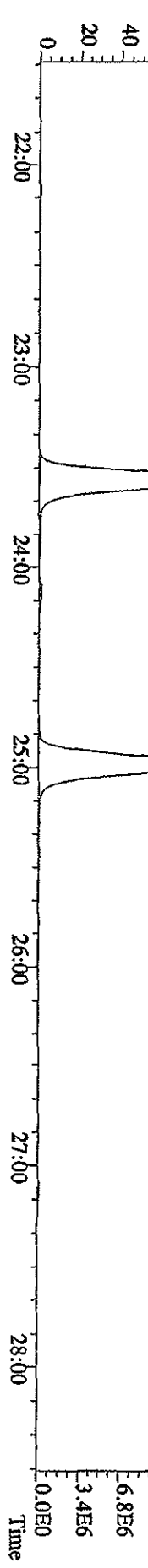
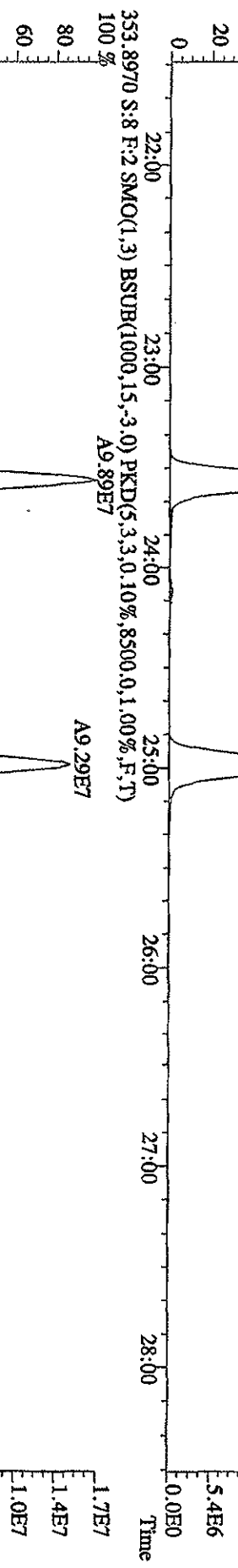
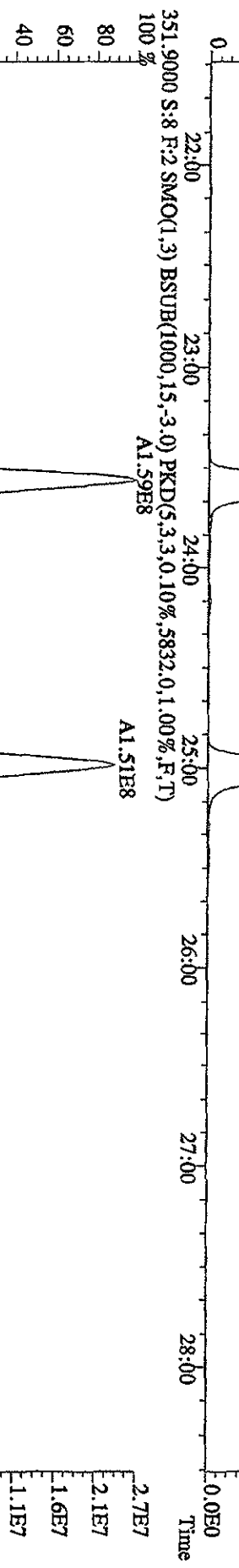
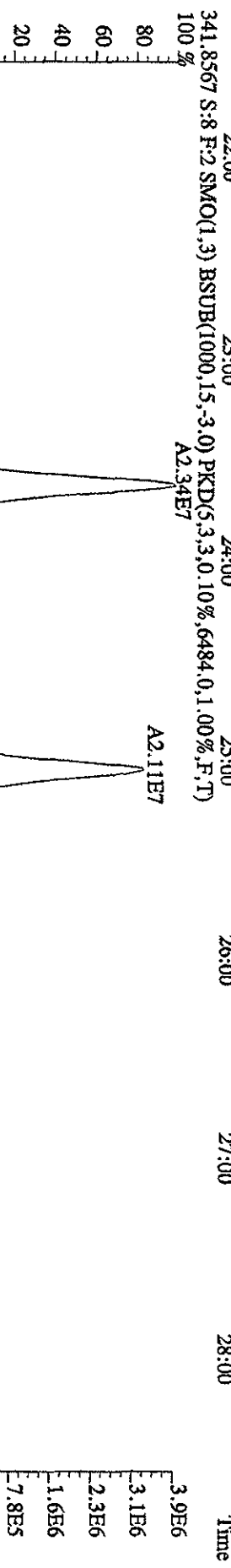
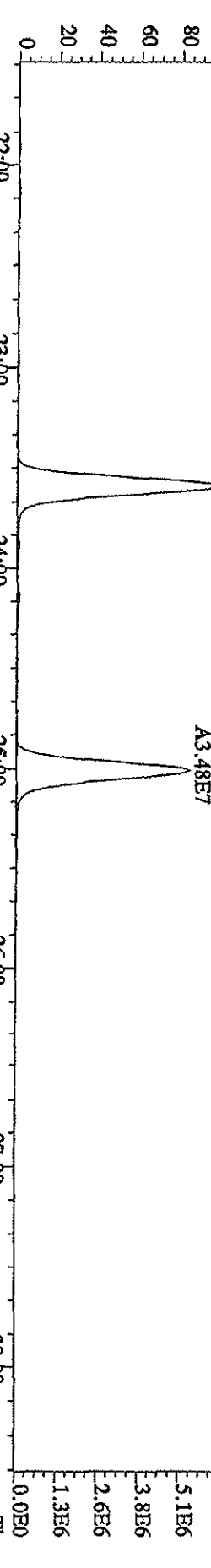
File:31DE09AID5 #1-411 Acq: 1-JAN-2010 04:19:56 GC EI + Voltage SIR 70SE
Sample#8 Text:ST1231G :2nd Source 09DXN449 Exp:DIOXIN
319.8965 S:8 SMO(1,3) BSUB(1000,15,-3,0) PKD(5,3,3,0.10%,4932.0,1.00%,F,T)



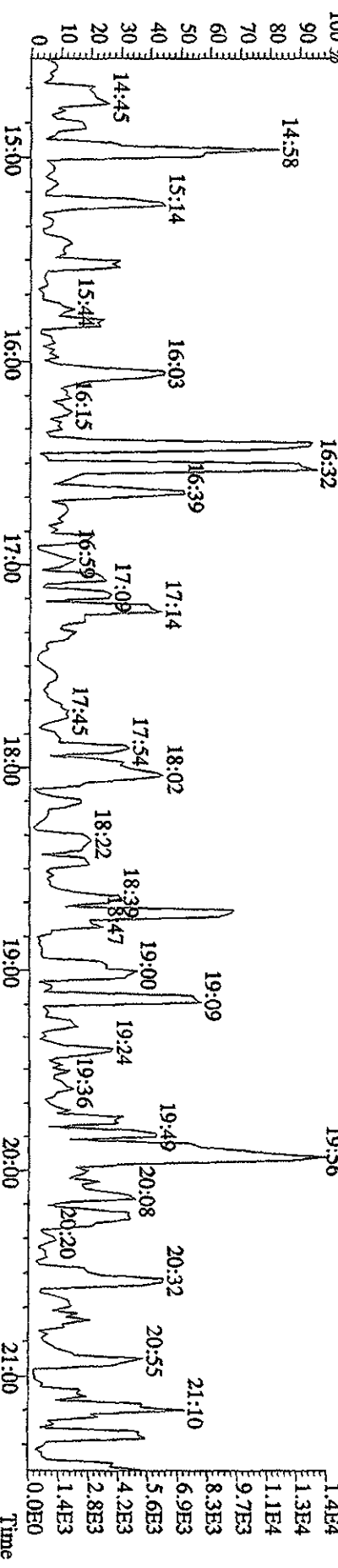
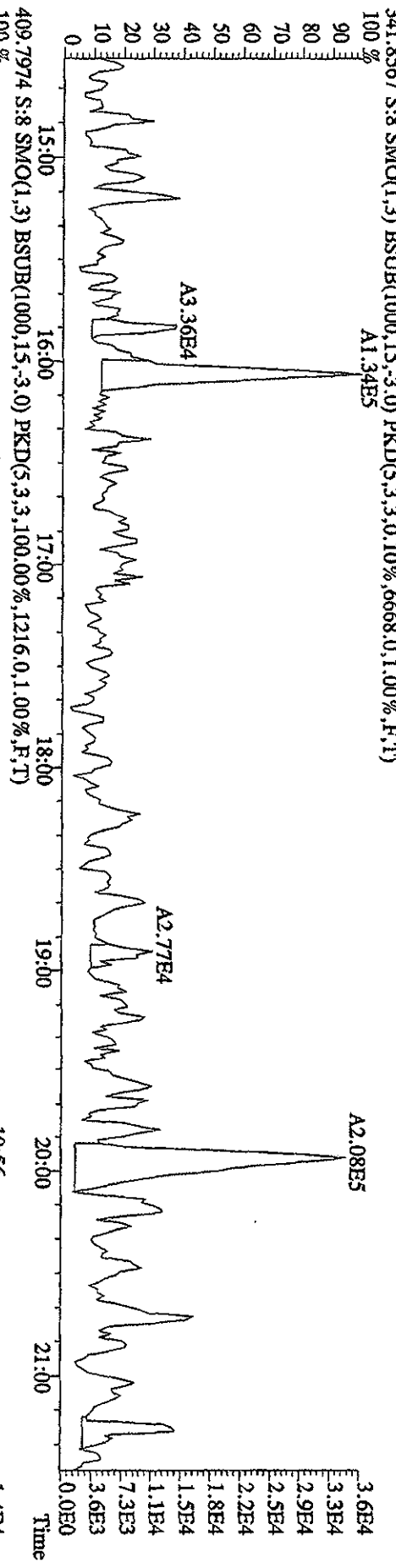
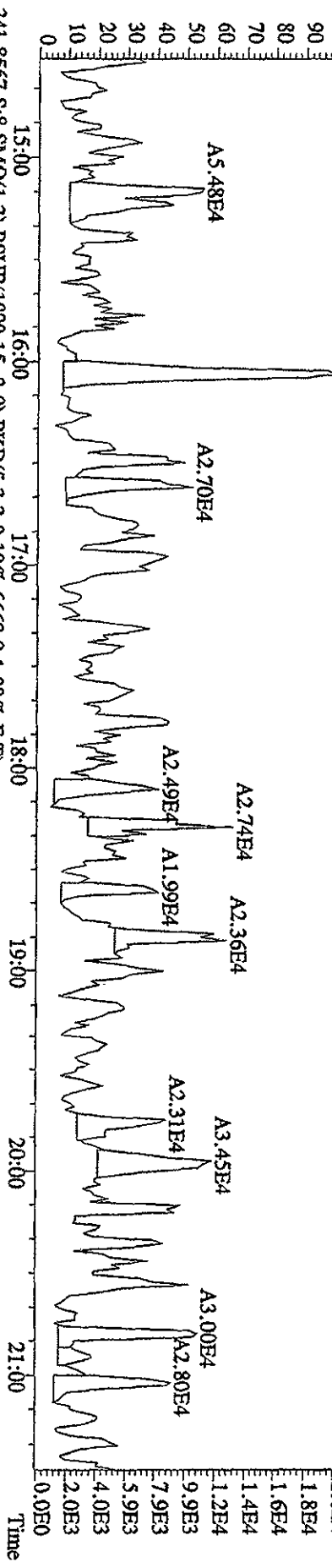
File:31DE09A1D5 #1-411 Acq: 1-JAN-2010 04:19:56 GC EI+ Voltage SFR 70SE
 Sample#8 Text:ST1231G :2nd Source 09DXN449 Exp:DIOXIN
 327.8847 S:8 SMO(1,3) BSUB(1000,15,-3.0) PKD(5,3,3,0.10%,5548,0.1,0.0%,F,T)
 100%



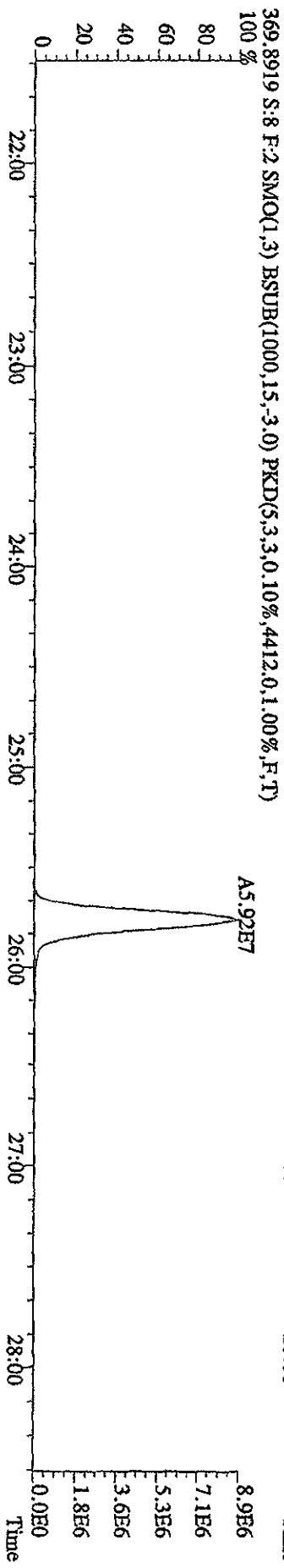
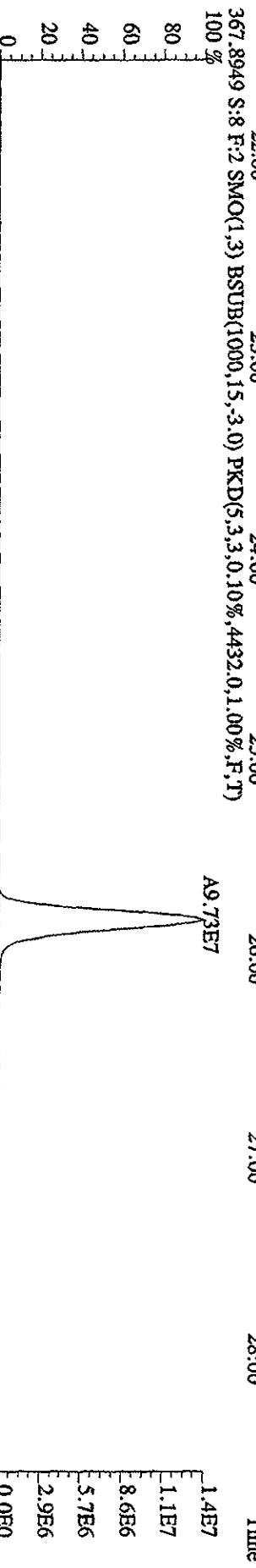
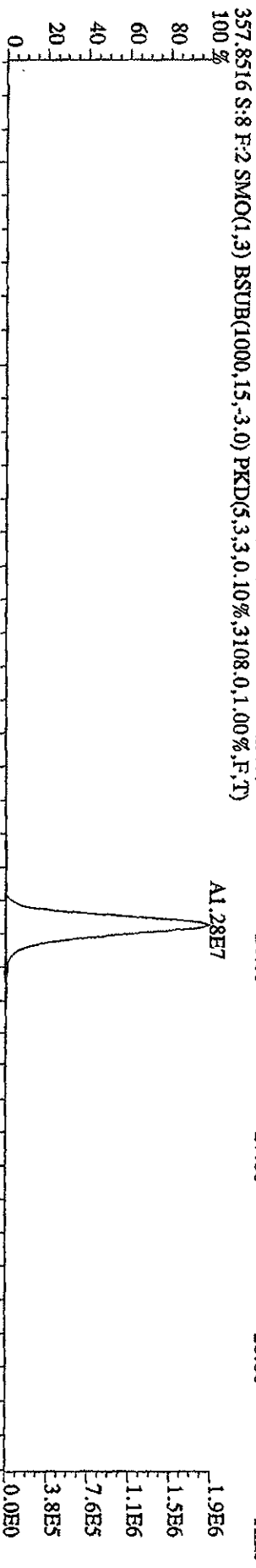
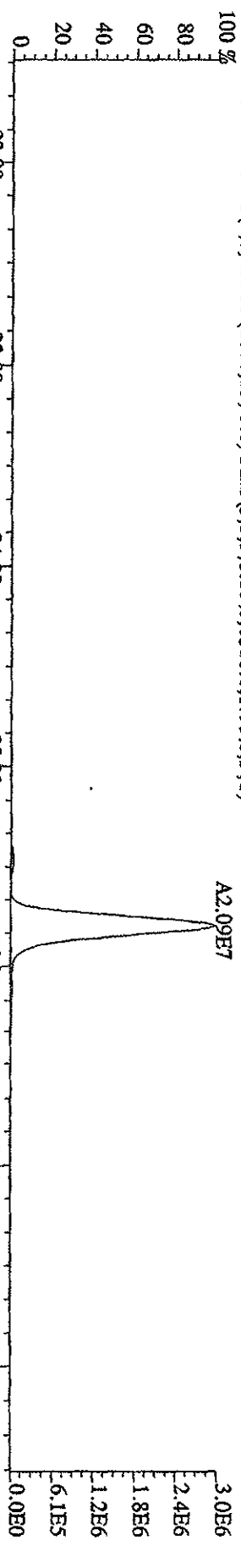
File:3IDEB09A1D5 #1-495 Acq: 1-JAN-2010 04:19:56 GC EI+ Voltage SIR 70SE
 Sample#8 Text:ST1231G .2nd Source 09DXN449 Exp:DIOXIN
 339.8597 S:8 F:2 SMO(1,3) BSUB(1000,15,-3,0) PKD(5,3,3,0,10%,6180,0,1,00%,F,T)
 100 % A3.81E7



File:31DE09A1D5 #1-411 Acq: 1-JAN-2010 04:19:56 GC EI+ Voltage SIR 70SE
 Sample#8 Text:ST1231G :2nd Source 09DXN449 Exp:DIOXIN
 339.8597 S:8 SMO(1,3) BSUB(1000,15,-3.0) PKD(5,3,3,0.10%,4176,0,1.00%,F,T)
 100 % A7.50E4



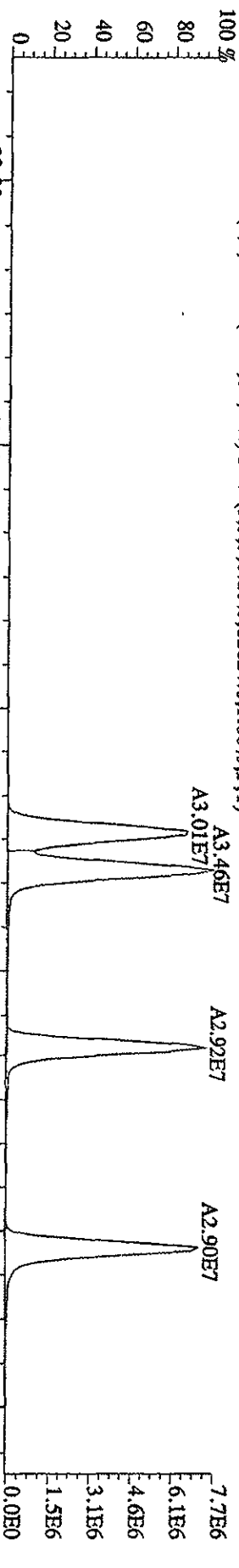
File:31DE09AIDS #1-495 Acq: 1-JAN-2010 04:19:56 GC EI + Voltage SIR 70SE
 Sample#8 Text:ST1231G :2nd Source 09DXN449 Exp.:DIOXIN
 355.8546 S:8 F:2 SMO(1,3) BSUB(1000,15,-3,0) PKD(5,3,3,0.10%,6516,0.1,00%,F,T)
 100 %




File:31DE09A1ID5 #1-362 Acq: 1-JAN-2010 04:19:56 GC EI+ Voltage SIR 70SE

Sample#8 Text:ST1231G 2nd Source 09DXN449 Exp:DIOXIN

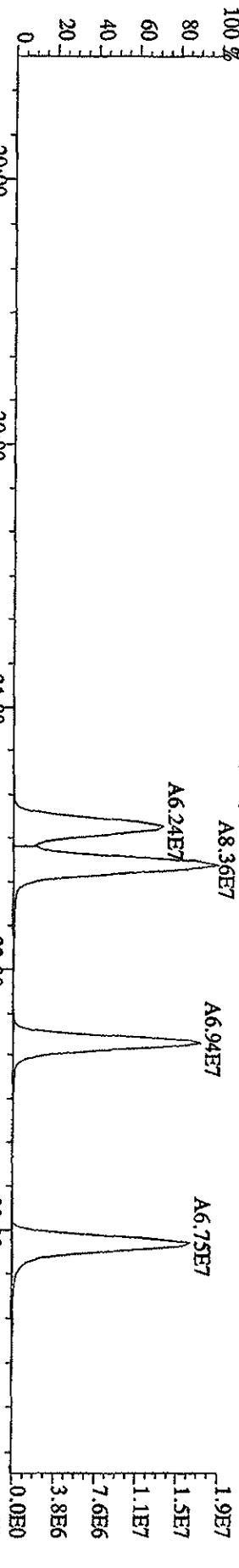
373.8208 S:8 F:3 SMO(1,3) BSUB(1000,15,-3.0) PKD(5,3,3,0,10%,12624,0,1,00%,F,T)



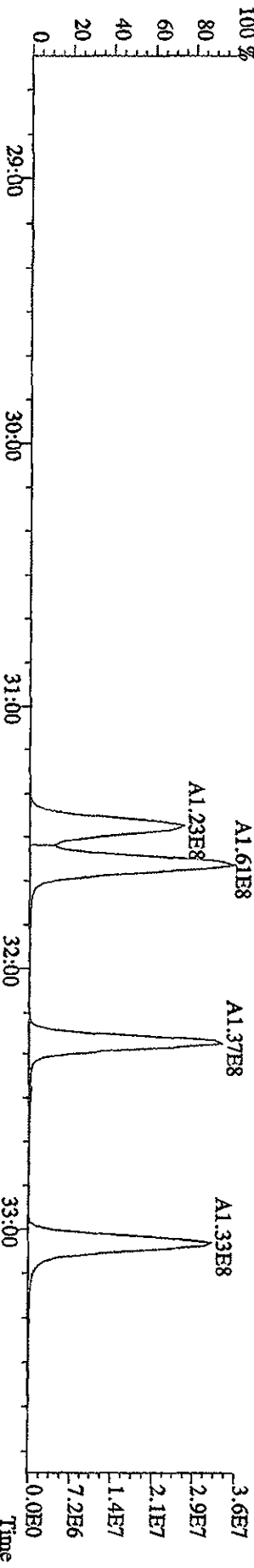
375.8178 S:8 F:3 SMO(1,3) BSUB(1000,15,-3.0) PKD(5,3,3,0,10%,7352,0,1,00%,F,T)







383.8639 S:8 F:3 SMO(1,3) BSUB(1000,15,-3.0) PKD(5,3,3,0,10%,22688,0,1,00%,F,T)



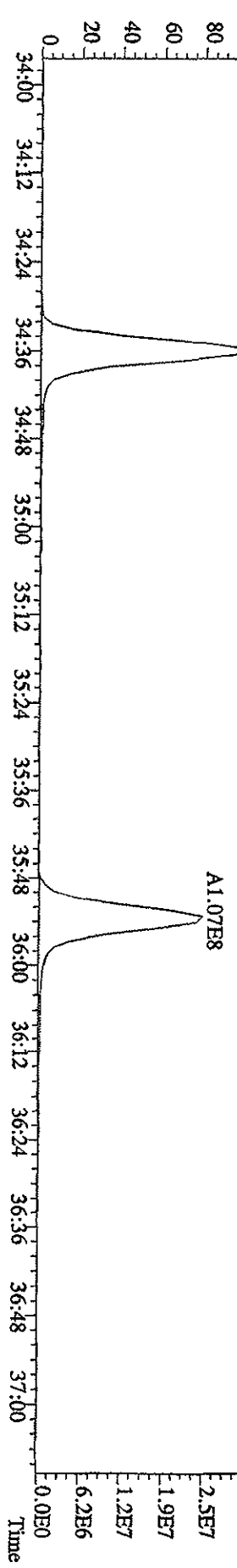
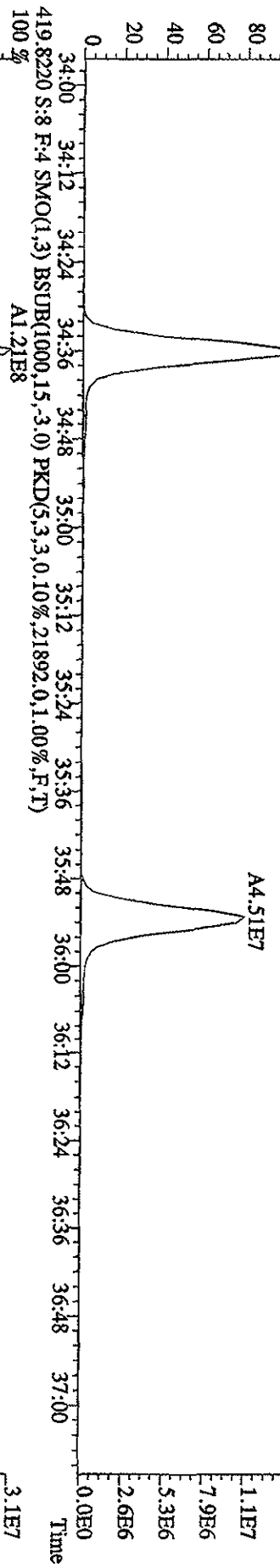
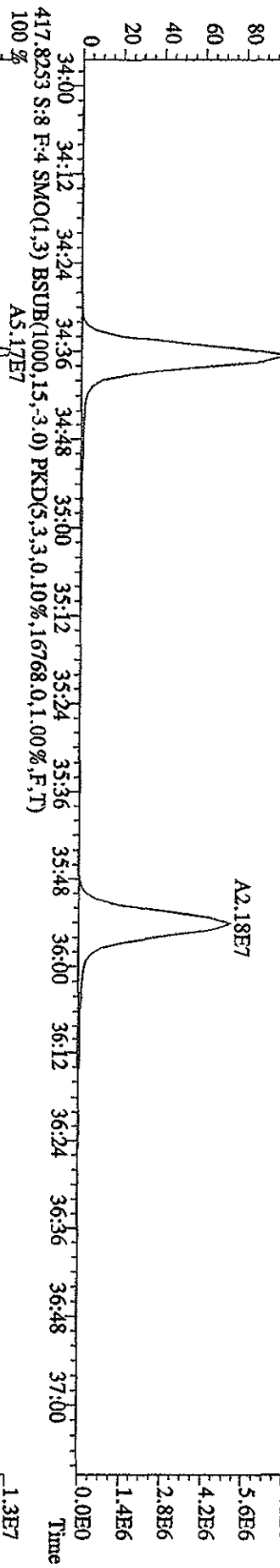
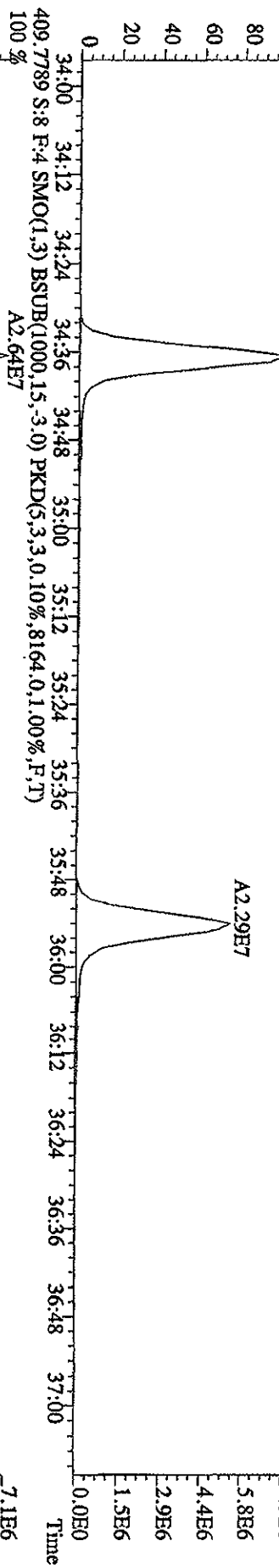
385.8610 S:8 F:3 SMO(1,3) BSUB(1000,15,-3.0) PKD(5,3,3,0,10%,6020,0,1,00%,F,T)



File:31DE09A1D5 #1-362 Acq: 1-JAN-2010 04:19:56 GC EI+ Voltage SIR 70SE
 Sample#8 Tex:ST1231G :2nd Source 09DXN449 Exp:DIOXIN
 389.8157 S:8 F:3 SMO(1,3) BSUB(1000,15,-3,0) PKD(5,3,3,0,10%,3308,0,1,00%,F,T)
 100%

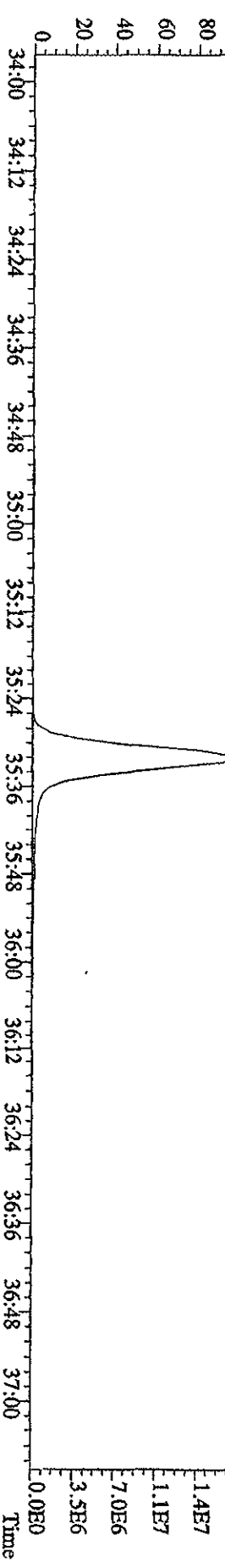
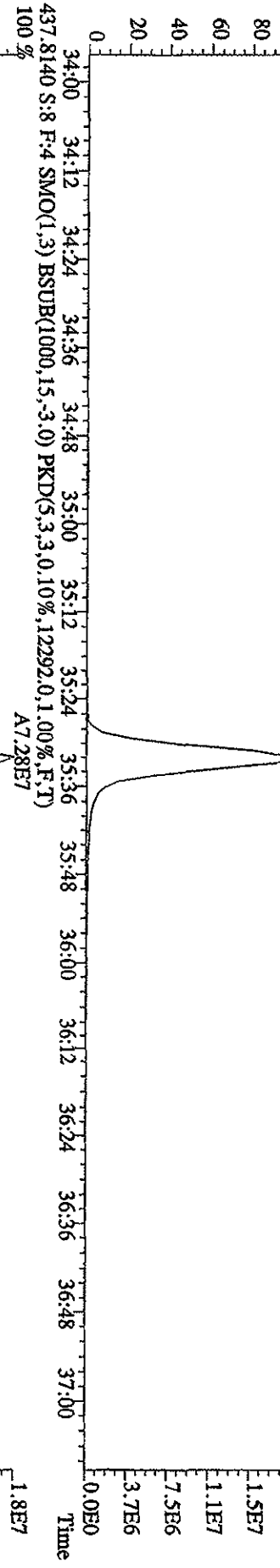
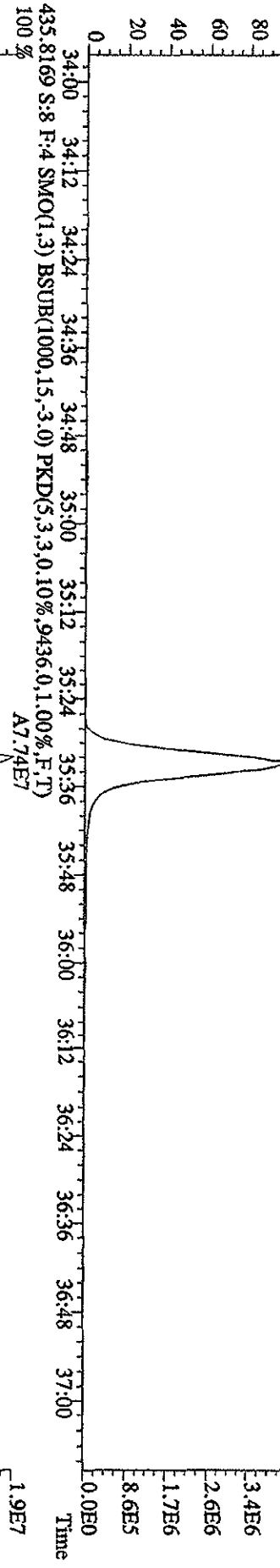
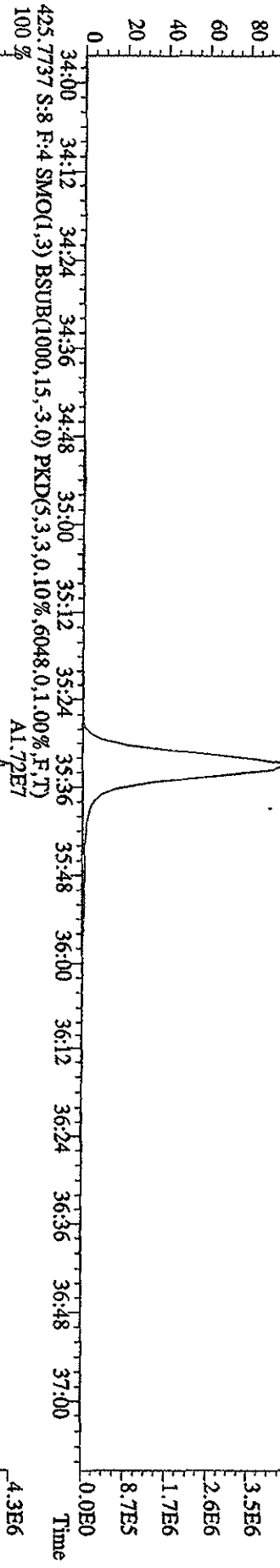


File:31DE09A1D5 #1-227 Acq: 1-JAN-2010 04:19:56 GC EI+ Voltage SIR 70SE
 Sample#3 Text:ST1231G 2nd Source 09DXN449 Exp:DIOXIN
 407.7818 S:8 F:4 SMO(1,3) BSUB(1000,15,-3,0) PKD(5,3,3,0,10%,10016,0,1,00%,F,T)
 100% A2.76E7

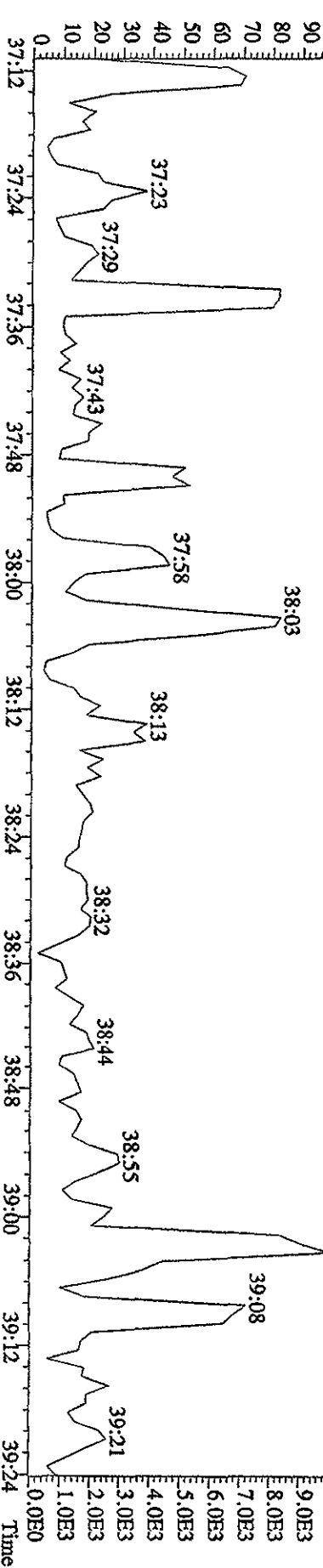
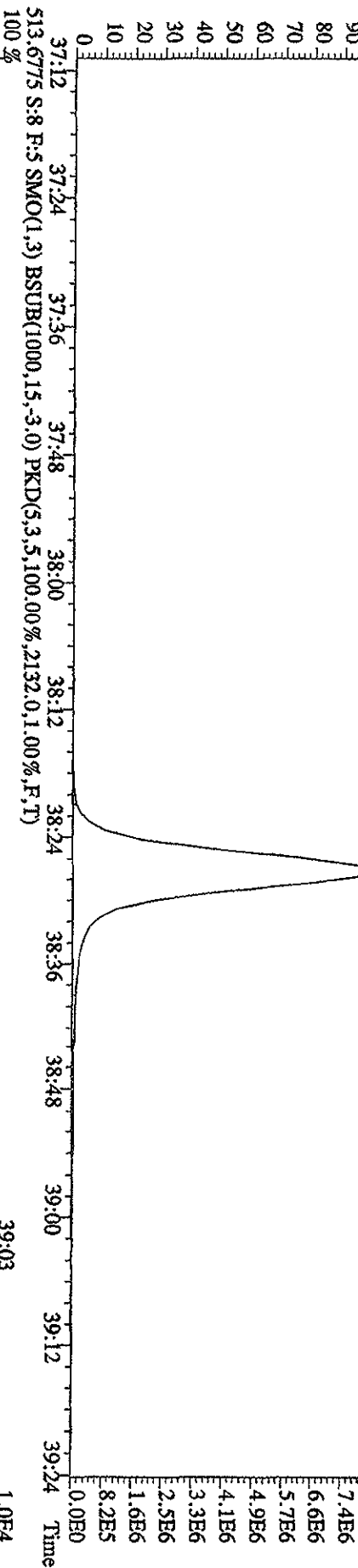
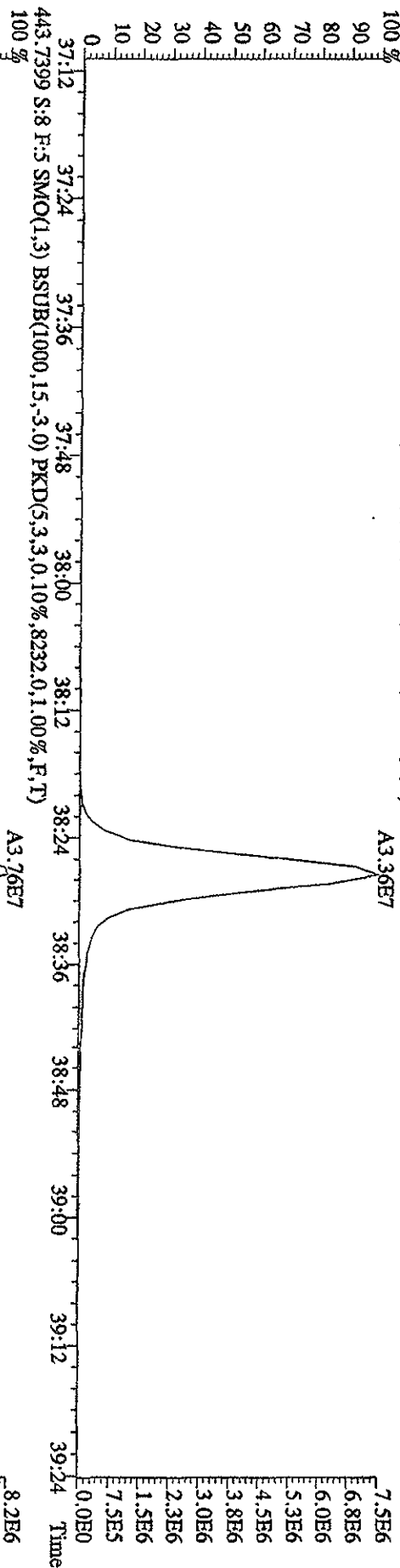


File:31DEB09A1D5 #1-227 Acq: 1-JAN-2010 04:19:56 GC EI+ Voltage SIR 70SE

Sample#8 Text:ST1231G :2nd Source 09DDXN449 Exp:DIOXIN
423.7766 S:8 F:4 SMO(1,3) BSUB(1000,15,-3.0) PKD(5,3,3,0.10%,7756,0.1,00%,F,T)
100% A1.81E7



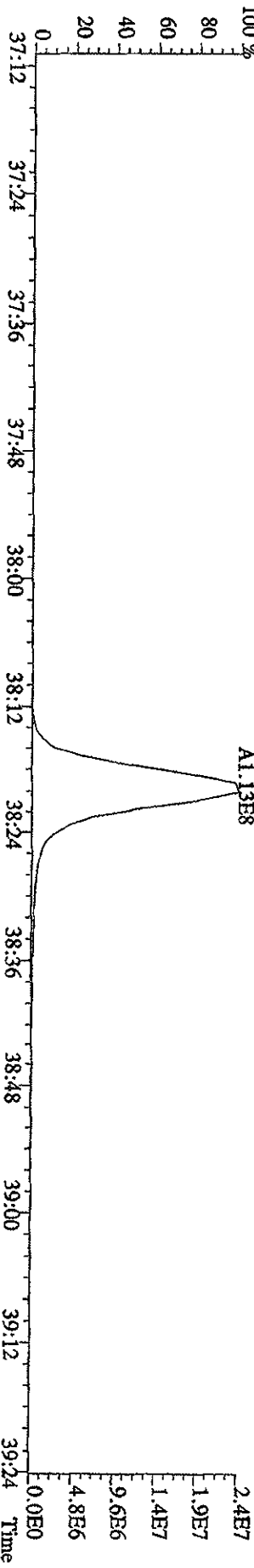
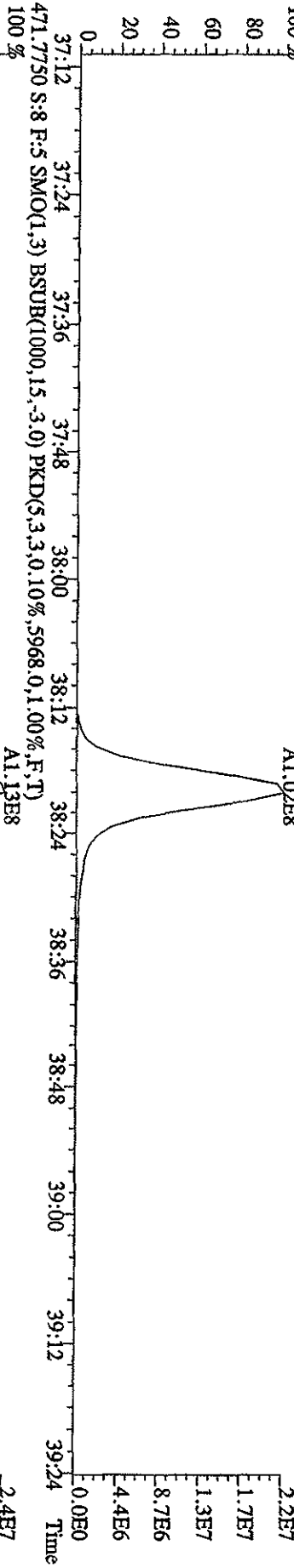
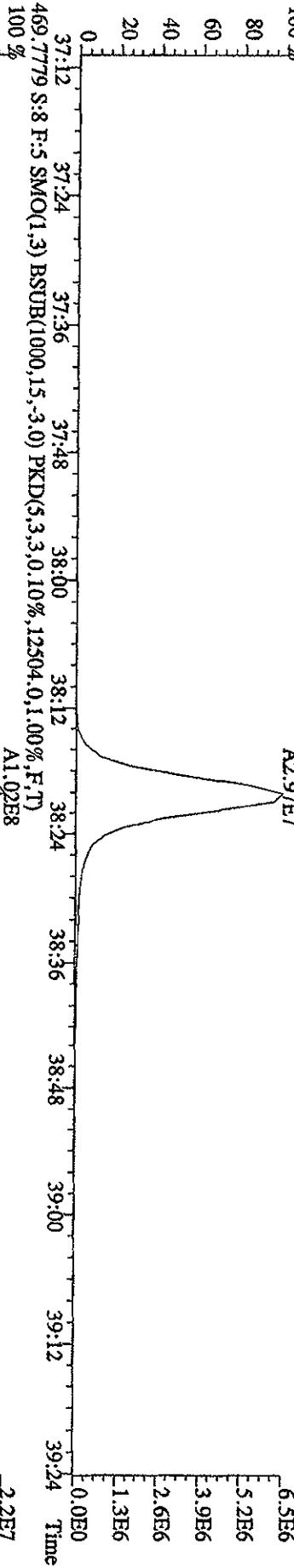
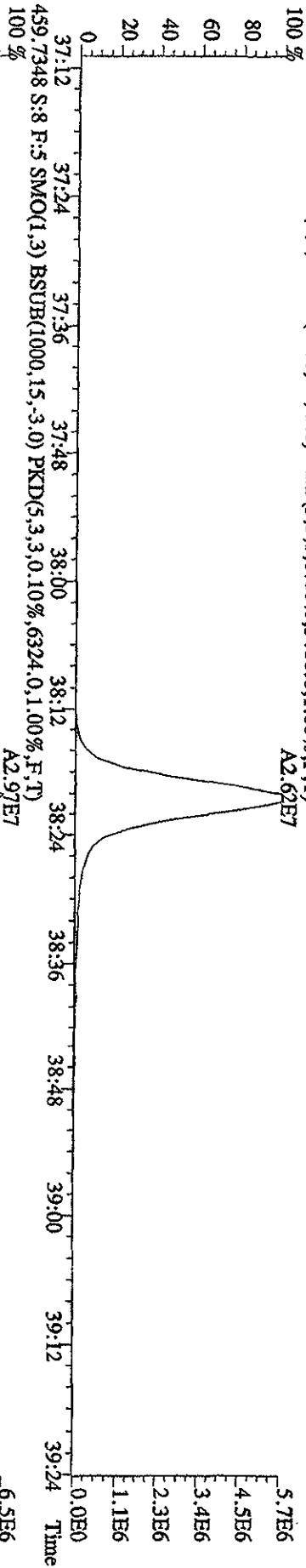
File: 31DE09A1D5 #1-161 Acq: 1-JAN-2010 04:19:56 GC EI+ Voltage SIR 70SE
 Sample#8 Text:ST1231G 2nd Source 09DXN449 Exp:DIOXIN
 441.7428 S:8 F:5 SMO(1,3) BSUB(1000,15,-3,0) PKD(5,3,3,0,10%,5508,0,1,00%,F,T)



File:3\IDE09A\IDS #1-161 Acq: 1-JAN-2010 04:19:56 GC EI + Voltage SIR 70SE

Sample#8 Text:ST1231G .2nd Source 09DDXN449 Exp:DIQXIN

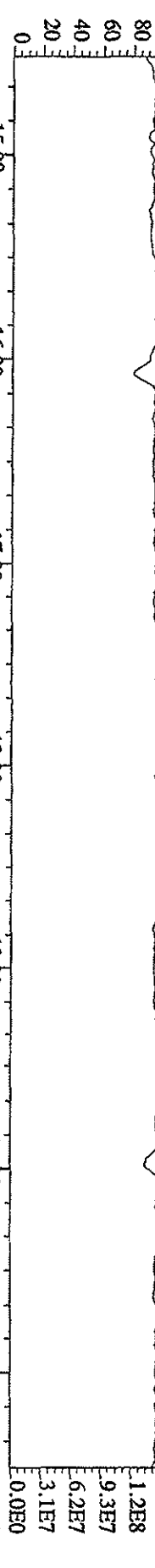
457.7377 S:8 F:5 SMO(1.3) BSUB(1000,15,-3.0) PKD(5,3,3,0,10%,5416,0,1,00%,F,T) A2.62E7



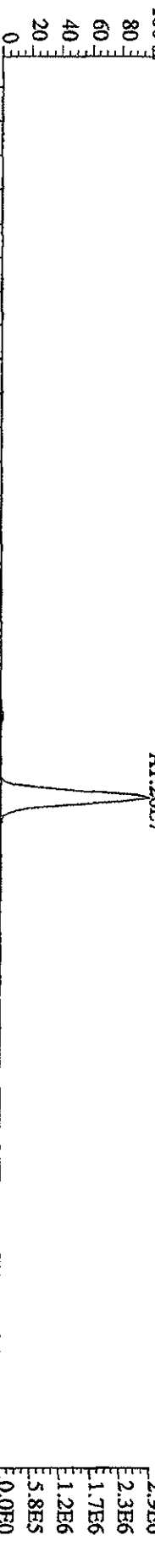
File:31DE09A1D5 #1-411 Acq: 1-JAN-2010 04:19:56 GC EI+ Voltage SIR 70SE

Sample#8 Text:ST1231G :2nd Source 09DXN449 Exp:DIOXIN

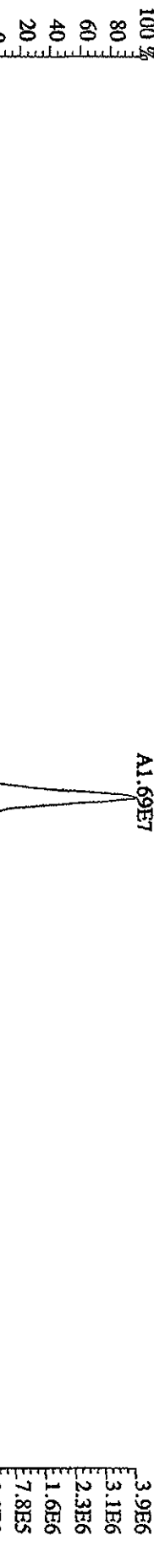
292.9825 S:8 SMO(1.3) PKD(5.3,5.100.00% 0.0,1.00%,F,T)



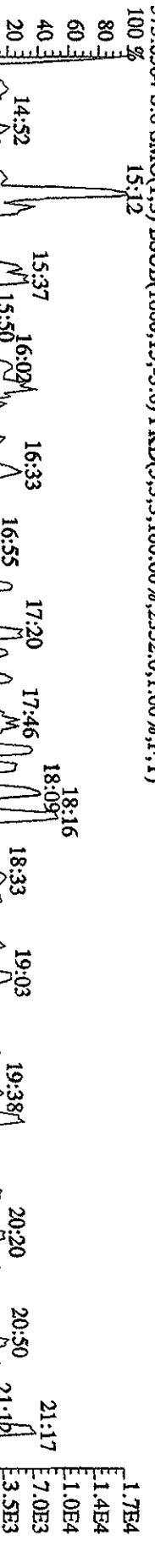
303.9016 S:8 SMO(1.3) BSUB(1000,15,-3.0) PKD(5.3,3.0,10%,6072.0,1.00%,F,T)




305.8987 S:8 SMO(1.3) BSUB(1000,15,-3.0) PKD(5.3,3.0,10%,7420.0,1.00%,F,T)



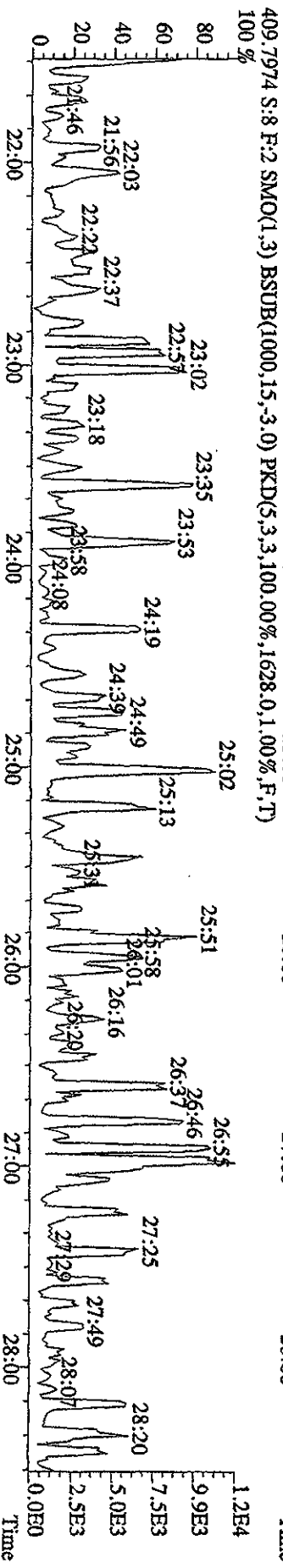
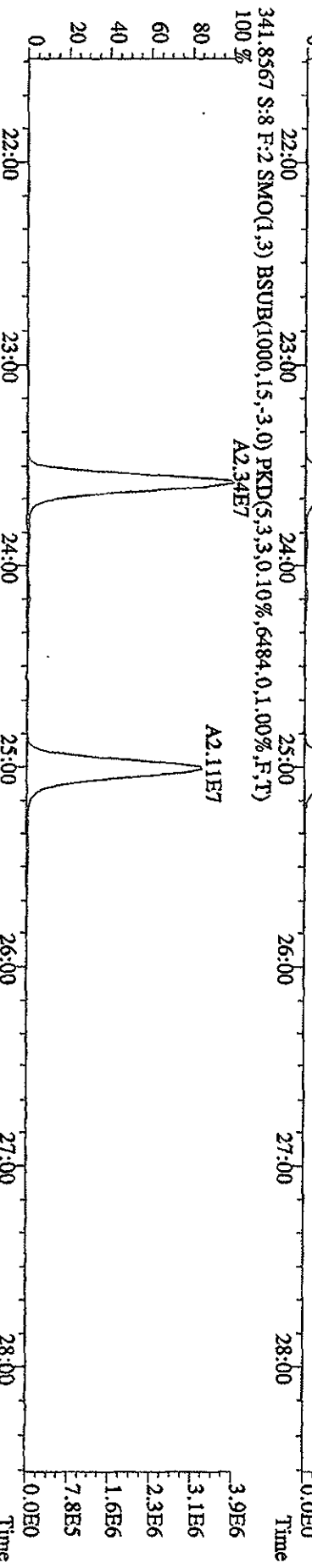
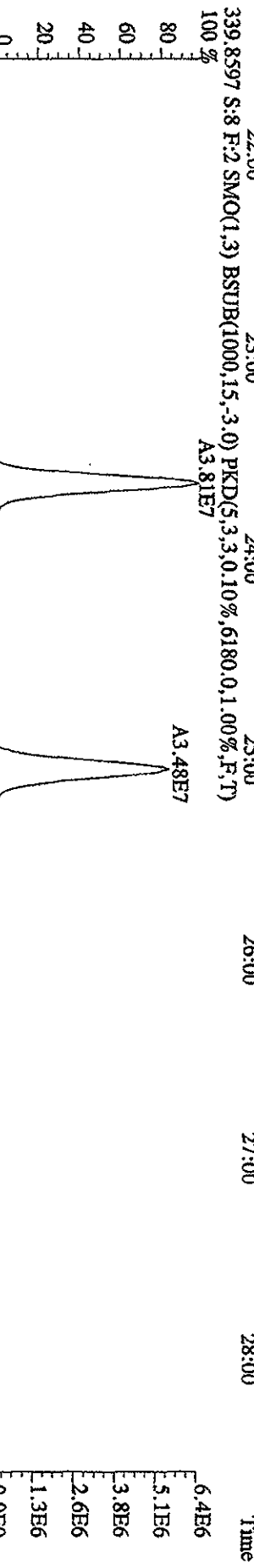

375.8364 S:8 SMO(1.3) BSUB(1000,15,-3.0) PKD(5.3,3.100.00%,2352.0,1.00%,F,T)



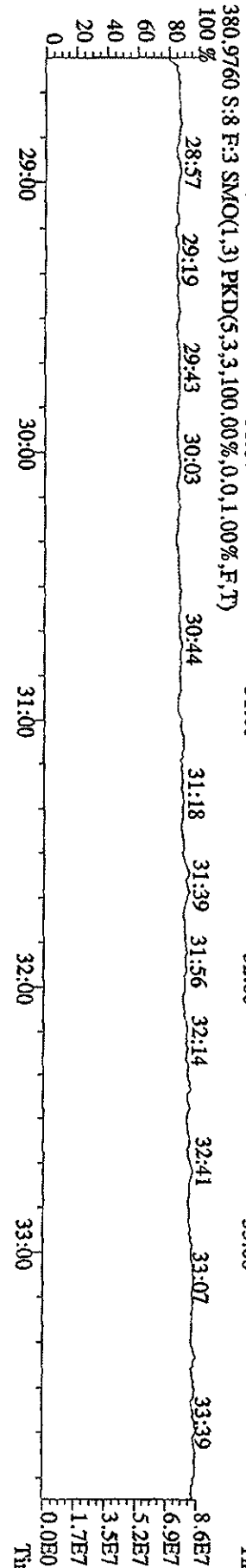
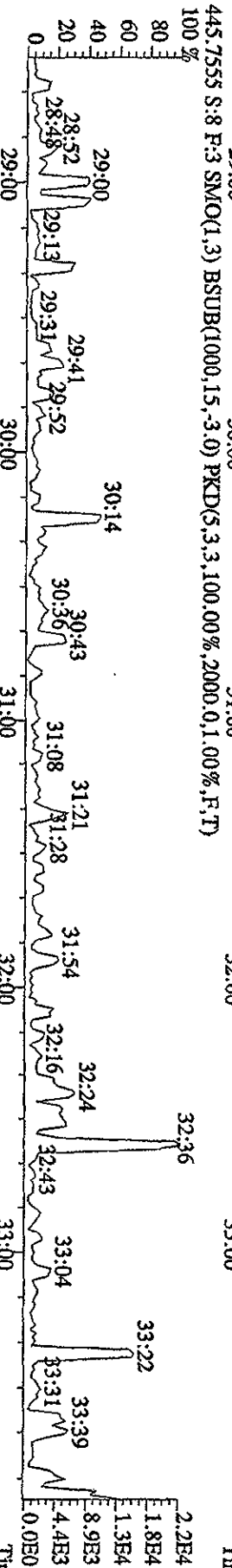
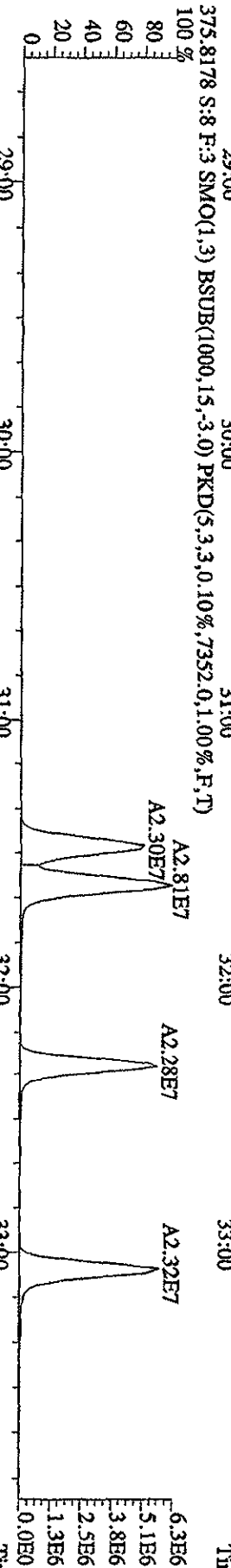
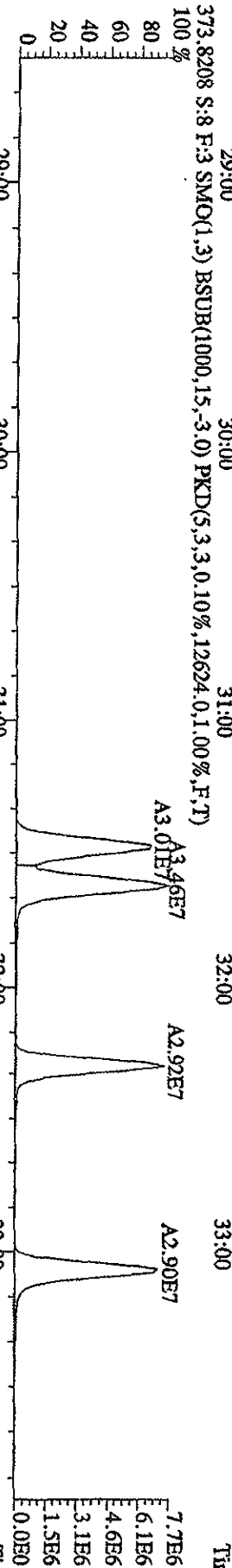

330.9792 S:8 SMO(1.3) PKD(5.3,3.100.00% 0.0,1.00%,F,T)



File:31DE09A1D5 #1-495 Acq: 1-JAN-2010 04:19:56 GC EI+ Voltage SDR 70SE
 Sample#8 Text:ST1231G :2nd Source 09DXN449 Exp:DIOXIN
 342.9792 S:8 F:2 SMO(1,3) PKD(5,3,3,100.00%,0.0,1.00%,F,T)
 100% 21:53 22:14 22:40 23:13 23:46 24:27 25:08 25:54 26:19 26:42 27:11 27:38 28:18




File: 31DE09A1D5 #1-362 Acq: 1-JAN-2010 04:19:56 GC EI + Voltage SIR 70SE
 Sample#8 Text: ST1231G 2nd Source 09DXN449 Exp: DIOXIN
 392.9760 S:8 F:3 SMO(1.3) PKD(5.3,3,100.00%,0.0,1.00%,F,T)



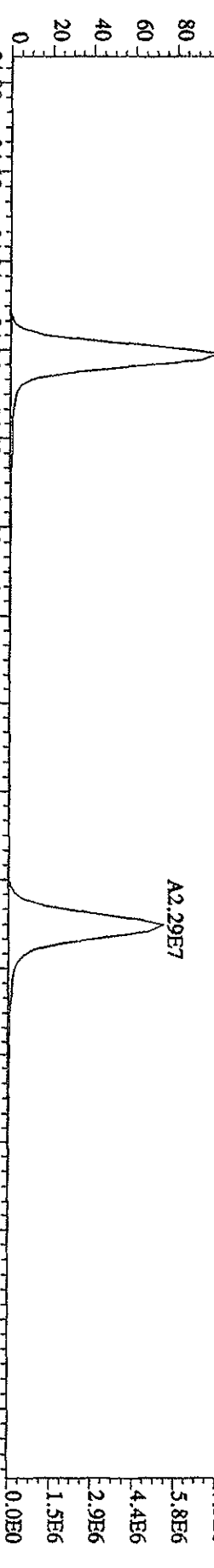
File:31DIE09AID5 #1-227 Acq: 1-JAN-2010 04:19:56 GC EI+ Voltage SIR 70SE

Sample#8 Text:ST123IG :2nd Source 09DXN449 Exp:DIOXIN

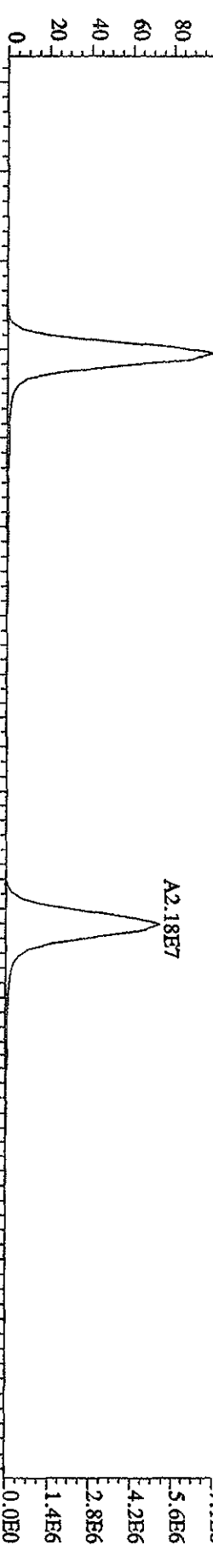
430.9728 S:8 F:4 SMO(1,3) PKD(S,3,3,100.00%,0.0,1.00%,F,T)



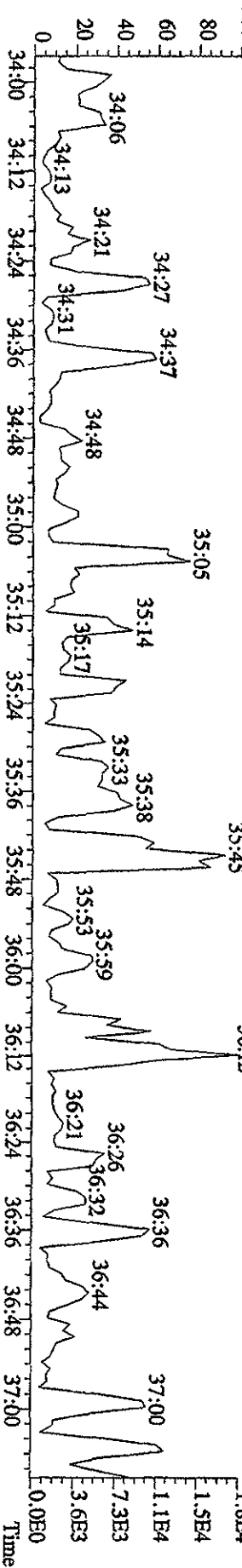
407.7818 S:8 F:4 SMO(1,3) BSUB(1000,15,-3,0) PKD(S,3,3,0.10%,10016.0,1.00%,F,T)




409.7789 S:8 F:4 SMO(1,3) BSUB(1000,15,-3,0) PKD(S,3,3,0.10%,8164.0,1.00%,F,T)



479.7165 S:8 F:4 SMO(1,3) BSUB(1000,15,-3,0) PKD(S,3,3,100.00%,2388.0,1.00%,F,T)



File:31DE09A1D5 #1-161 Acq: 1-JAN-2010 04:19:56 GC EI+ Voltage SIR 70SE
 Sample#8 Text:ST1231G 2nd Source 09DXN449 Exp:DIOXIN
 454.9728 S:8 F:5 SMO(1,3) PKD(5,3,3,100.00%,0.0,1.00%,F,T)



Initial Calibration Checklist
Dioxin Methods

ICAL ID (DB225, DB225)^{AVR} 042110502

Method ID 8290, 1613B, TO9, 23, 0023A

Date Scanned _____

Column ID DB225

Instrument ID 502

STD ID's ST0421(I, H, G, K, J)

STD Solution 09DXN422, 09DXN423, 10DXN111, 09DXN426, 09DXN436

GC Program DB225

Multiplier Setting 750

Analyzed By M.G.

Date Analyzed 4/21/10

Prepared By M.G.

Date Prepared 4/22/10

Reviewed By MCed

Date Reviewed 4/23/10

ANALYSIS/CHECKLIST	INITIATED	REVIEWED
Curve summary present?	✓	✓
Hardcopies of chromatograms for CS1-CS5 present?	✓	✓
Copy of log-file present?	✓	✓
Static resolution check present?	✓	✓
Target file RT's correct?	✓	✓
%RSD within method-specified limits?*	✓	✓
Signal-to-noise criteria met?	✓	✓
Isotopic ratios within limits?	✓	✓
High point free of saturation?	✓	✓
Are chromatographic windows correct?	✓	✓
Manual reintegration's checked and hardcopies included?	NA	NA

COMMENTS:

CS3 13C-1,2,3,4 - TCDD Retention Time = 14:56

*Method 8290/TO9/M0023A: %RSD ≤20% for natives, ≤30% for labeled compounds; S/N ≥10
 Method 1613B: %RSD ≤ 20% natives, ≤30% labeled compounds; S/N ≥10
 Method 23: %RSD ≤ values specified in Table 5, Method 23; S/N ≥ 2.5

Run: 21AP105D2 Analyte: DB225AIR Cal: DB225AIR0421105D2

ST0421I :CS1 09DXN422 ST0421H :CS2 09DXN423 ST0421G :CS3 10DXN111
 ST0421K :CS4 09DXN426 ST0421J :CS5 09DXN456

Name	Mean	S. D.	%RSD	RRF1	RRF2	RRF3	RRF4	RRF5
13C-1,2,3,4-TCDD	-	-	- %	-	-	-	-	-
13C-2,3,7,8-TCDF	2.106	0.147	6.99 %	2.18	1.97	2.18	1.93	2.27
2,3,7,8-TCDF	1.088	0.014	1.29 %	1.09	1.08	1.10	1.10	1.07
13C-2,3,7,8-TCDD	0.948	0.065	6.89 %	0.92	0.91	0.98	0.88	1.05
2,3,7,8-TCDD	1.357	0.068	4.98 %	1.44	1.30	1.42	1.31	1.31
37Cl-2,3,7,8-TCDD	2.406	0.279	11.6 %	2.89	2.38	2.23	2.27	2.26

Run #1 Filename 21AP105D2 S: 14 I: 1
Acquired: 21-APR-10 18:17:40 Processed: 22-APR-10 15:44:28
Run: 21AP105D2 Analyte: DB225AIR Cal: DB225AIR0421105D2

Comments:

Sample text: ST0421I :CS1 09DXN422

Name	Resp	RA	RT	RRF		Mod?
13C-1,2,3,4-TCDD	98548600	0.76 y	14:56	-	100.00	n
13C-2,3,7,8-TCDF	214570500	0.81 y	16:07	2.177	100.00	n
2,3,7,8-TCDF	1171014	0.76 y	16:08	1.091	0.50	n
13C-2,3,7,8-TCDD	91030100	0.77 y	14:44	0.924	100.00	n
2,3,7,8-TCDD	654904	0.80 y	14:45	1.439	0.50	n
37Cl-2,3,7,8-TCDD	1317370	1.00 y	14:45	2.894	0.50	n

Run #2 Filename 21AP105D2 S: 13 I: 1
 Acquired: 21-APR-10 17:40:39 Processed: 22-APR-10 15:44:28
 Run: 21AP105D2 Analyte: DB225AIR Cal: DB225AIR0421105D2

Comments:

Sample text: ST0421H :CS2 09DXN423

Name	Resp	RA	RT	RRF		Mod?
13C-1,2,3,4-TCDD	105183700	0.75 y	14:57	-	100.00	n
13C-2,3,7,8-TCDF	207380000	0.83 y	16:07	1.972	100.00	n
2,3,7,8-TCDF	4477510	0.83 y	16:09	1.080	2.00	n
13C-2,3,7,8-TCDD	95824400	0.76 y	14:45	0.911	100.00	n
2,3,7,8-TCDD	2492210	0.81 y	14:45	1.300	2.00	n
37Cl-2,3,7,8-TCDD	4561780	1.00 y	14:45	2.380	2.00	n

Run #3 Filename 21AP105D2 S: 12 I: 1
Acquired: 21-APR-10 17:03:38 Processed: 22-APR-10 15:44:28
Run: 21AP105D2 Analyte: DB225AIR Cal: DB225AIR0421105D2

Comments:

Sample text: ST0421G :CS3 10DXN111

Name	Resp	RA	RT	RRF		Mod?
13C-1,2,3,4-TCDD	89594000	0.77 y	14:56	-	100.00	n
13C-2,3,7,8-TCDF	195422300	0.84 y	16:07	2.181	100.00	n
2,3,7,8-TCDF	21585080	0.85 y	16:08	1.105	10.00	n
13C-2,3,7,8-TCDD	87844800	0.77 y	14:44	0.980	100.00	n
2,3,7,8-TCDD	12499560	0.85 y	14:45	1.423	10.00	n
37Cl-2,3,7,8-TCDD	19546260	1.00 y	14:45	2.225	10.00	n

Run #4 Filename 21AP105D2 S: 16 I: 1
Acquired: 21-APR-10 19:31:45 Processed: 22-APR-10 15:44:28
Run: 21AP105D2 Analyte: DB225AIR Cal: DB225AIR0421105D2

Comments:

Sample text: ST0421K :CS4 09DXN426

Name	Resp	RA	RT	RRF		Mod?
13C-1,2,3,4-TCDD	107645400	0.77 y	14:57	-	100.00	n
13C-2,3,7,8-TCDF	207815400	0.82 y	16:08	1.931	100.00	n
2,3,7,8-TCDF	91213400	0.83 y	16:09	1.097	40.00	n
13C-2,3,7,8-TCDD	94849900	0.76 y	14:45	0.881	100.00	n
2,3,7,8-TCDD	49864500	0.85 y	14:46	1.314	40.00	n
37Cl-2,3,7,8-TCDD	86039800	1.00 y	14:46	2.268	40.00	n

Run #5 Filename 21AP105D2 S: 15 I: 1
Acquired: 21-APR-10 18:54:42 Processed: 22-APR-10 15:44:29
Run: 21AP105D2 Analyte: DB225AIR Cal: DB225AIR0421105D2
Comments:
Sample text: ST0421J :CS5 09DXN456

Name	Resp	RA	RT	RRF		Mod?
13C-1,2,3,4-TCDD	96437900	0.75 y	14:57	-	100.00	n
13C-2,3,7,8-TCDF	218989000	0.84 y	16:08	2.271	100.00	n
2,3,7,8-TCDF	468380000	0.81 y	16:09	1.069	200.00	n
13C-2,3,7,8-TCDD	100872600	0.78 y	14:45	1.046	100.00	n
2,3,7,8-TCDD	264244000	0.84 y	14:46	1.310	200.00	n
37Cl-2,3,7,8-TCDD	456866000	1.00 y	14:46	2.265	200.00	n

Run: 21AP105D2 Analyte: DE225 Cal: DE2250421105D2

ST0421I : CS1 09DXN422 ST0421H : CS2 09DXN423 ST0421G : CS3 10DXN111
 ST0421K : CS4 09DXN426 ST0421J : CS5 09DXN456

Name	Mean	S. D.	%RSD	RRF1	RRF2	RRF3	RRF4	RRF5
13C-1,2,3,4-TCDD	-	-	- %	-	-	-	-	-
13C-2,3,7,8-TCDF	2.106	0.147	6.99 %	2.18	1.97	2.18	1.93	2.27
2,3,7,8-TCDF	1.088	0.014	1.29 %	1.09	1.08	1.10	1.10	1.07
13C-2,3,7,8-TCDD	0.948	0.065	6.89 %	0.92	0.91	0.98	0.88	1.05
2,3,7,8-TCDD	1.357	0.068	4.98 %	1.44	1.30	1.42	1.31	1.31
37Cl-2,3,7,8-TCDD	2.278	0.257	11.3 %	2.67	2.17	2.18	2.00	2.37

Run #1 Filename 21AP105D2 S: 14 I: 1
Acquired: 21-APR-10 18:17:40 Processed: 22-APR-10 08:13:59
Run: 21AP105D2 Analyte: DB225 Cal: DB2250421105D2

Comments:

Sample text: ST0421I :CS1 09DXN422

Name	Resp	RA	RT	RRF		Mod?
13C-1,2,3,4-TCDD	98548600	0.76 y	14:56	-	100.00	n
13C-2,3,7,8-TCDF	214570500	0.81 y	16:07	2.177	100.00	n
2,3,7,8-TCDF	1171014	0.76 y	16:08	1.091	0.50	n
13C-2,3,7,8-TCDD	91030100	0.77 y	14:44	0.924	100.00	n
2,3,7,8-TCDD	654904	0.80 y	14:45	1.439	0.50	n
37Cl-2,3,7,8-TCDD	1317370	1.00 y	14:45	2.674	0.50	n

Run #2 Filename 21AP105D2 S: 13 I: 1
Acquired: 21-APR-10 17:40:39 Processed: 22-APR-10 08:13:59
Run: 21AP105D2 Analyte: DB225 Cal: DB2250421105D2
Comments:

Sample text: ST0421H :CS2 09DXN423

Name	Resp	RA	RT	RRF		Mod?
13C-1,2,3,4-TCDD	105183700	0.75 y	14:57	-	100.00	n
13C-2,3,7,8-TCDF	207380000	0.83 y	16:07	1.972	100.00	n
2,3,7,8-TCDF	4477510	0.83 y	16:09	1.080	2.00	n
13C-2,3,7,8-TCDD	95824400	0.76 y	14:45	0.911	100.00	n
2,3,7,8-TCDD	2492210	0.81 y	14:45	1.300	2.00	n
37Cl-2,3,7,8-TCDD	4561780	1.00 y	14:45	2.168	2.00	n

Run #3 Filename 21AP105D2 S: 12 I: 1
Acquired: 21-APR-10 17:03:38 Processed: 22-APR-10 08:13:59
Run: 21AP105D2 Analyte: DB225 Cal: DB2250421105D2

Comments:

Sample text: ST0421G :CS3 10DXN111

Name	Resp	RA	RT	RRF		Mod?
13C-1,2,3,4-TCDD	89594000	0.77 y	14:56	-	100.00	n
13C-2,3,7,8-TCDF	195422300	0.84 y	16:07	2.181	100.00	n
2,3,7,8-TCDF	21585080	0.85 y	16:08	1.105	10.00	n
13C-2,3,7,8-TCDD	87844800	0.77 y	14:44	0.980	100.00	n
2,3,7,8-TCDD	12499560	0.85 y	14:45	1.423	10.00	n
37Cl-2,3,7,8-TCDD	19546260	1.00 y	14:45	2.182	10.00	n

Run #4 Filename 21AP105D2 S: 16 I: 1
Acquired: 21-APR-10 19:31:45 Processed: 22-APR-10 08:13:59
Run: 21AP105D2 Analyte: DB225 Cal: DB2250421105D2
Comments:

Sample text: ST0421K :CS4.09DXN426

Name	Resp	RA	RT	RRF		Mod?
13C-1,2,3,4-TCDD	107645400	0.77 y	14:57	-	100.00	n
13C-2,3,7,8-TCDF	207815400	0.82 y	16:08	1.931	100.00	n
2,3,7,8-TCDF	91213400	0.83 y	16:09	1.097	40.00	n
13C-2,3,7,8-TCDD	94849900	0.76 y	14:45	0.881	100.00	n
2,3,7,8-TCDD	49864500	0.85 y	14:46	1.314	40.00	n
37Cl-2,3,7,8-TCDD	86039800	1.00 y	14:46	1.998	40.00	n

Run #5 Filename 21AP105D2 S: 15 I: 1
Acquired: 21-APR-10 18:54:42 Processed: 22-APR-10 08:14:00
Run: 21AP105D2 Analyte: DB225 Cal: DB2250421105D2

Comments:

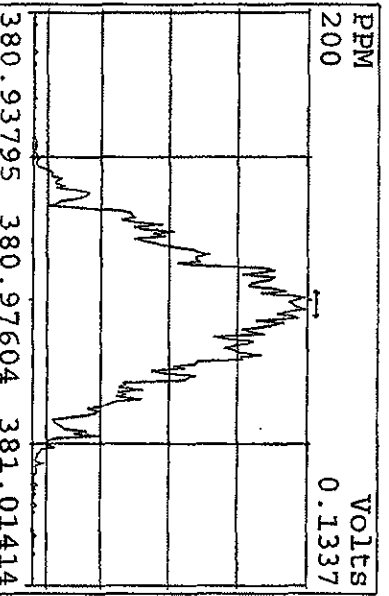
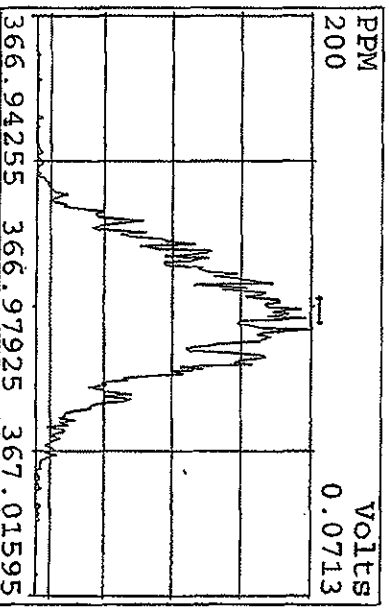
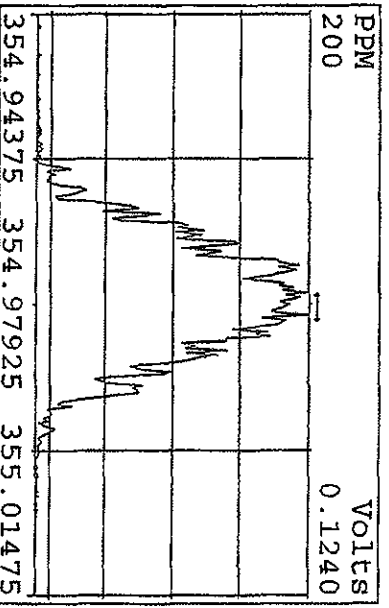
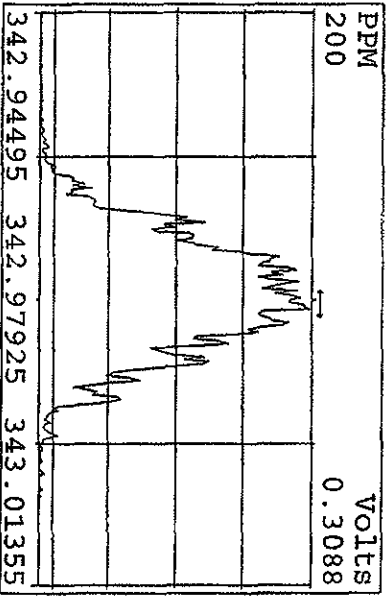
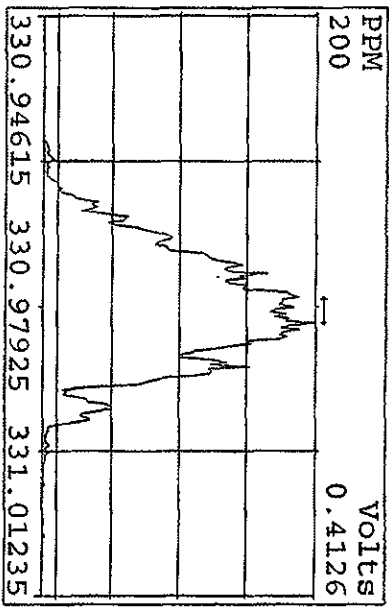
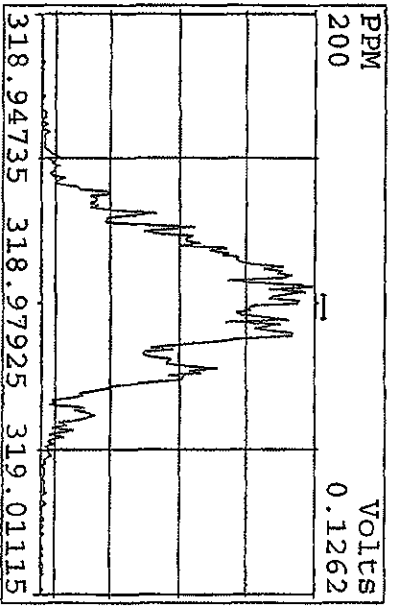
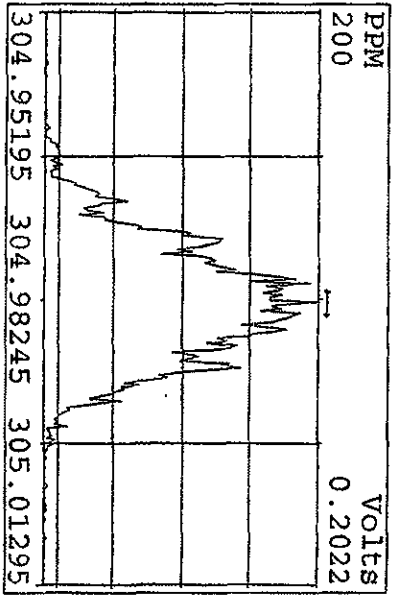
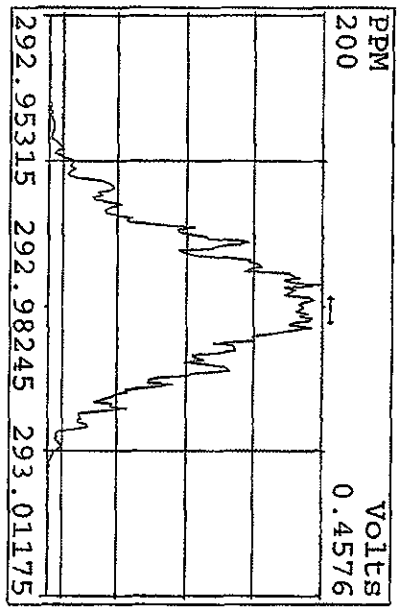
Sample text: ST0421J :CS5 09DXN456

Name	Resp	RA	RT	RRF		Mod?
13C-1,2,3,4-TCDD	96437900	0.75 y	14:57	-	100.00	n
13C-2,3,7,8-TCDF	218989000	0.84 y	16:08	2.271	100.00	n
2,3,7,8-TCDF	468380000	0.81 y	16:09	1.069	200.00	n
13C-2,3,7,8-TCDD	100872600	0.78 y	14:45	1.046	100.00	n
2,3,7,8-TCDD	264244000	0.84 y	14:46	1.310	200.00	n
37Cl-2,3,7,8-TCDD	456866000	1.00 y	14:46	2.369	200.00	n

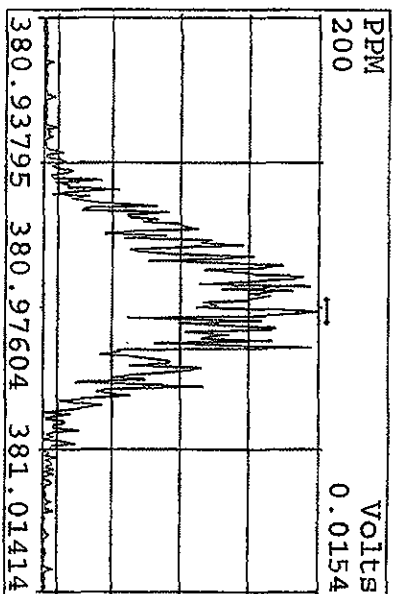
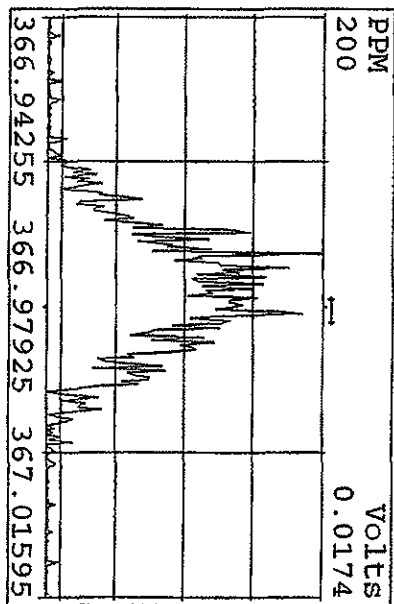
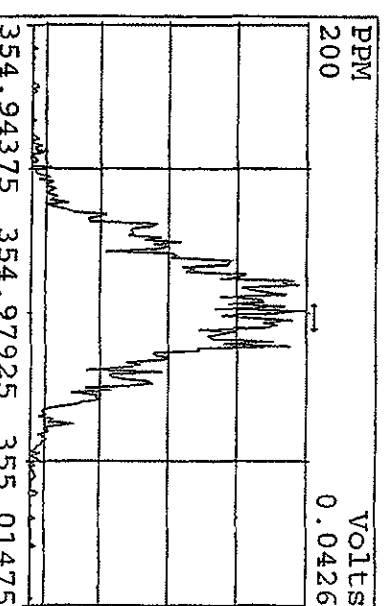
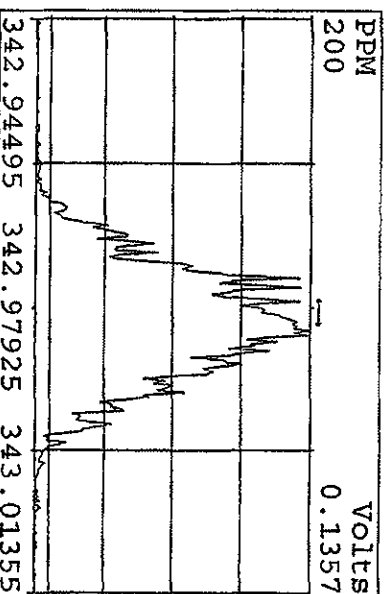
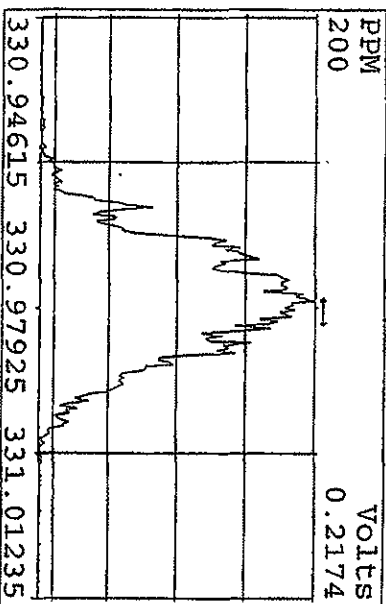
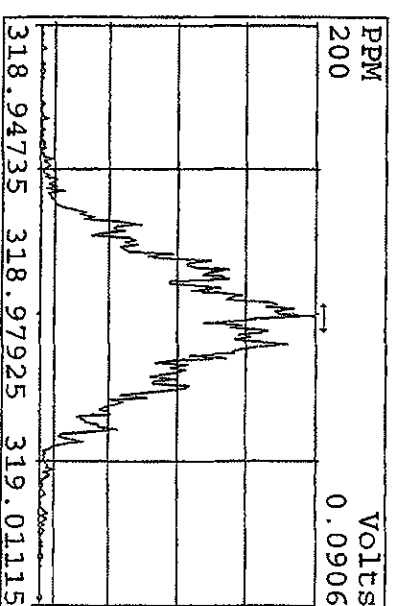
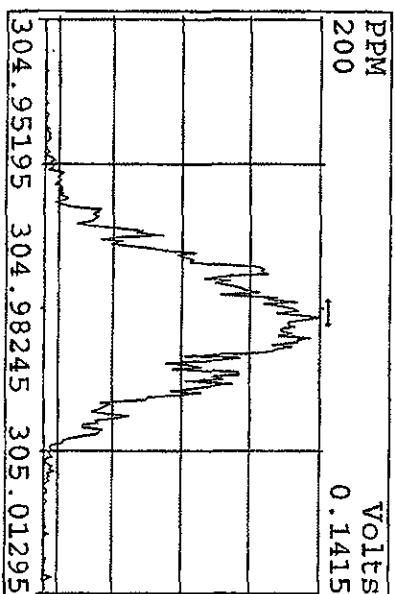
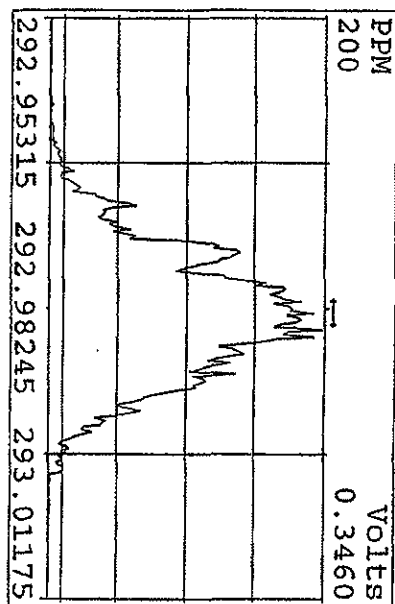
Data file	Smp	Work Order	Sample ID	FV-uL	Method/Matrix	Box	Size	U
21AP105D2	1	ST0421	CS3 10DXN111				1.000	
21AP105D2	2	CP0421	DB-225 CPSM 3732-06				1.000	
21AP105D2	3	SB0421	Solvent Blank C-14				1.000	
21AP105D2	4	LXTRR-1-AC	AOD120411-1	20	8290/SOLID	70	10.060 g	
21AP105D2	5	SB0421A	Solvent Blank C-14				1.000	
21AP105D2	6	ST0421A	CS3 10DXN111				1.000	
21AP105D2	7	ST0421B	CS2 09DXN423				1.000	
21AP105D2	8	ST0421C	CS1 09DXN422				1.000	
21AP105D2	9	ST0421D	CS5 09DXN456				1.000	
21AP105D2	10	ST0421E	CS4 09DXN426				1.000	
21AP105D2	11	ST0421F	2nd Source 09DXN449				1.000	
21AP105D2	12	ST0421G	CS3 10DXN111				1.000	
21AP105D2	13	ST0421H	CS2 09DXN423				1.000	
21AP105D2	14	ST0421I	CS1 09DXN422				1.000	
21AP105D2	15	ST0421J	CS5 09DXN456				1.000	
21AP105D2	16	ST0421K	CS4 09DXN426				1.000	
21AP105D2	17	ST0421L	2nd Source 09DXN449				1.000	
21AP105D2	18						1.000	
21AP105D2	19						1.000	
21AP105D2	20						1.000	
21AP105D2	21		MG 04/21/10				1.000	

*log file checked
4-22-10
SMA*

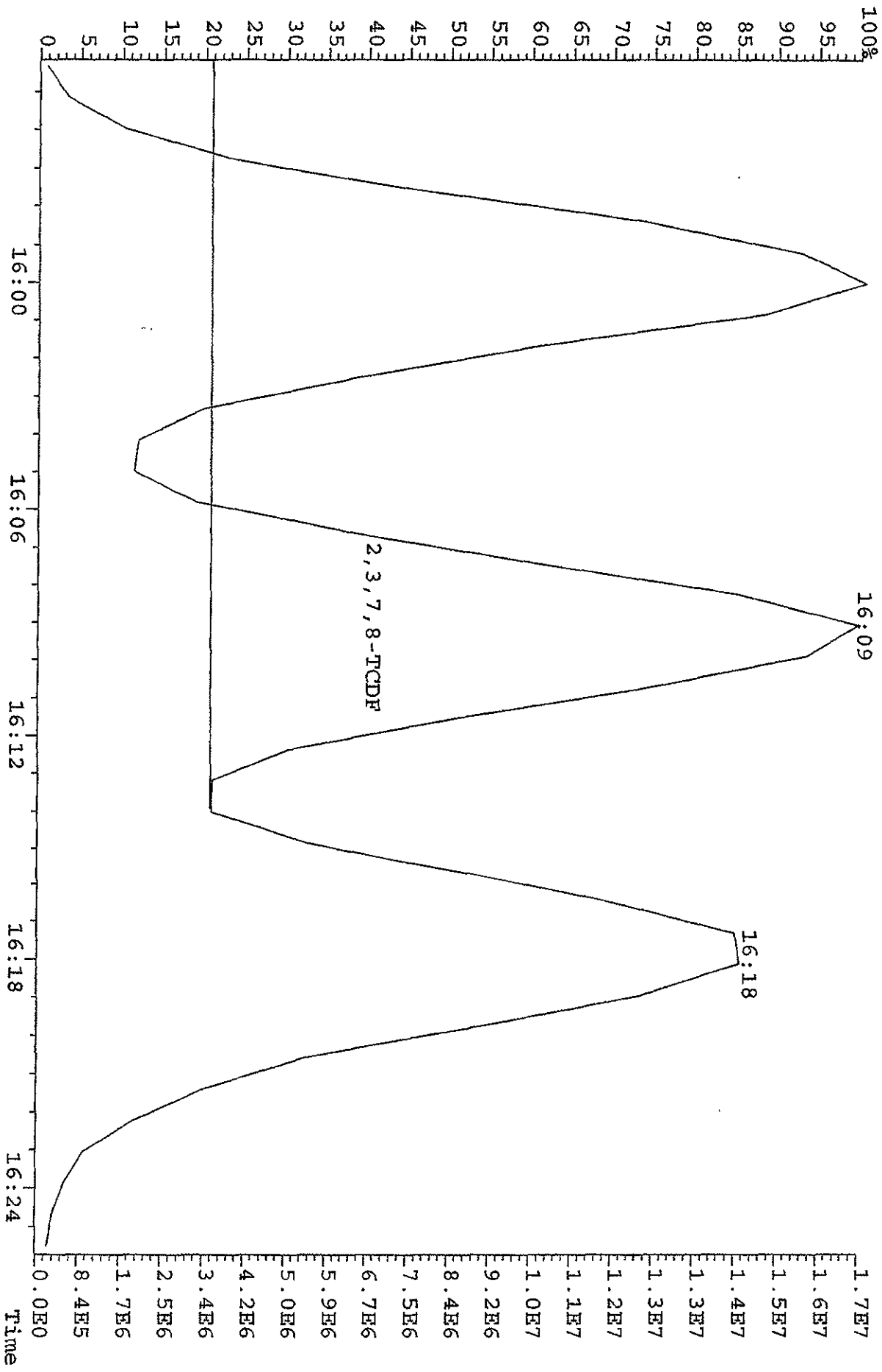
Peak Locate Examination: 21-APR-2010:10:08 File:21AP105D2
Experiment: DIOXIN Function: 1 Reference: PFK



Peak Locate Examination: 21-APR-2010: 21:16 File: RESCHK21AP105D2
Experiment: DIOXIN Function: 1 Reference: PFK



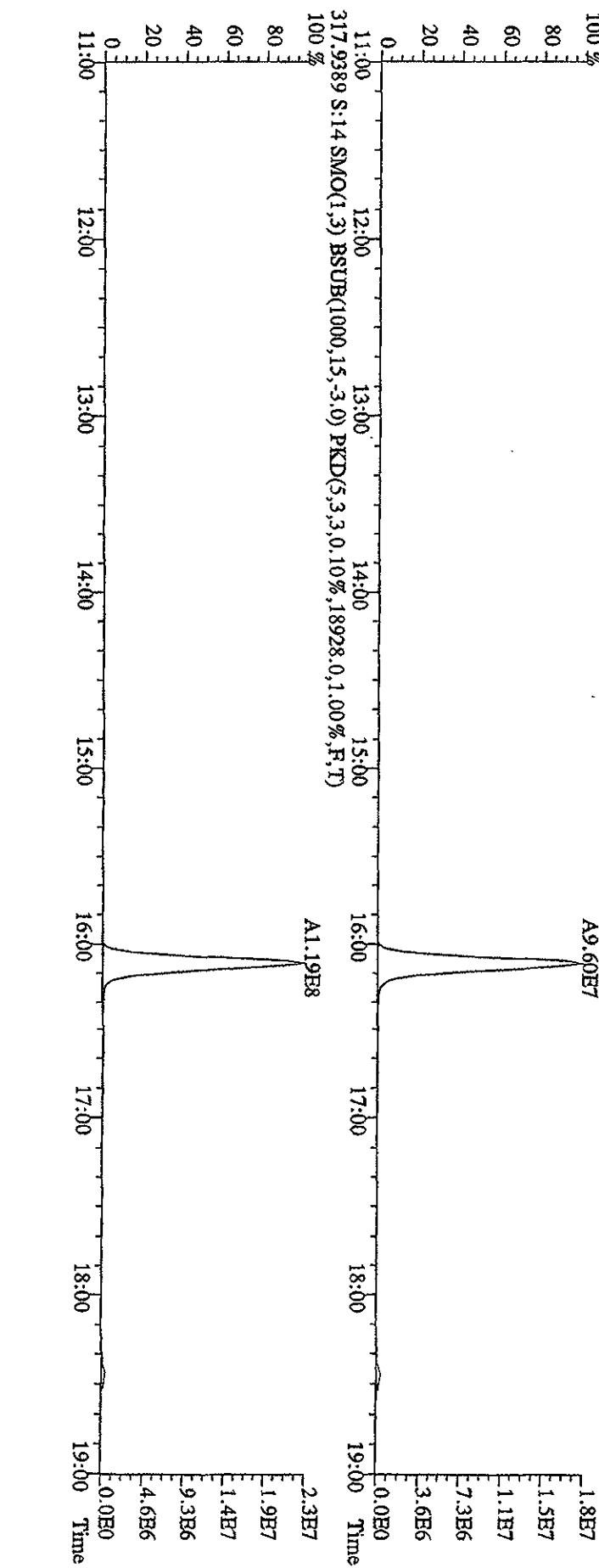
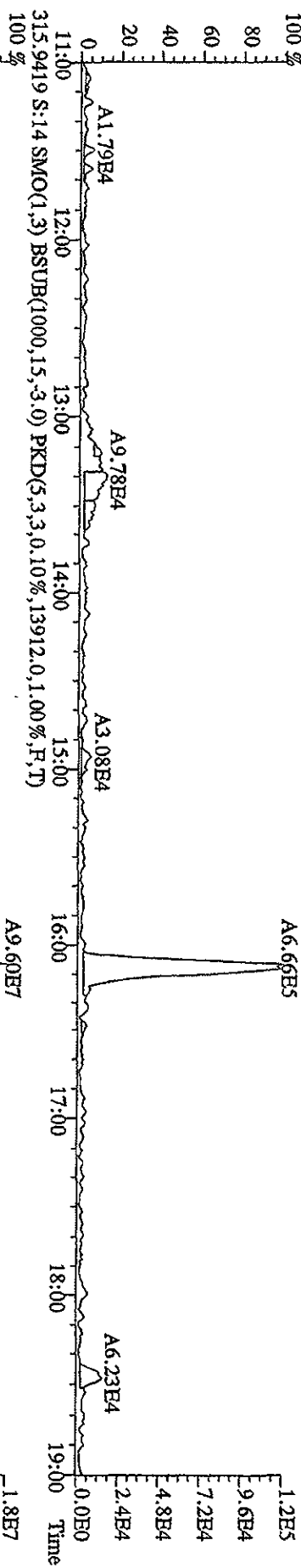
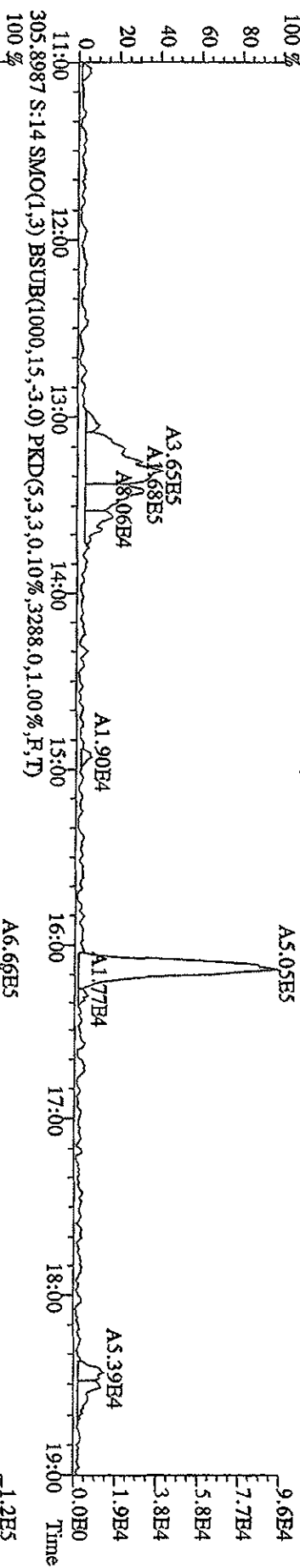
File: 21API05D2 #1-919 Acq: 21-APR-2010 10:53:08 GC EI+ Voltage SIR 70SE
 Sample#2 Exp: DIOXIN
 305.8987 S: 2



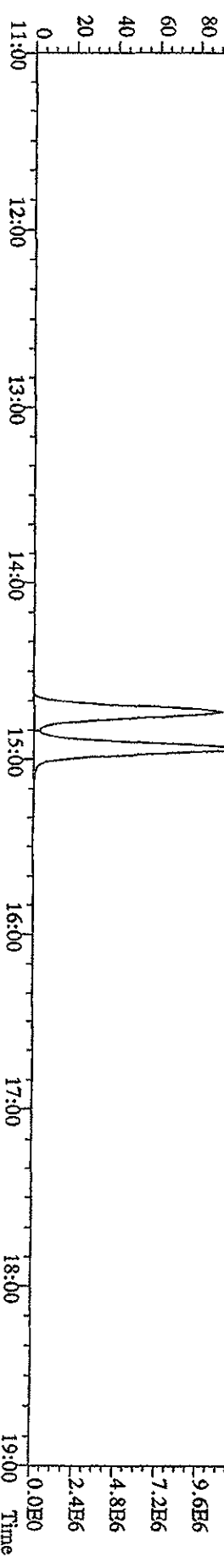
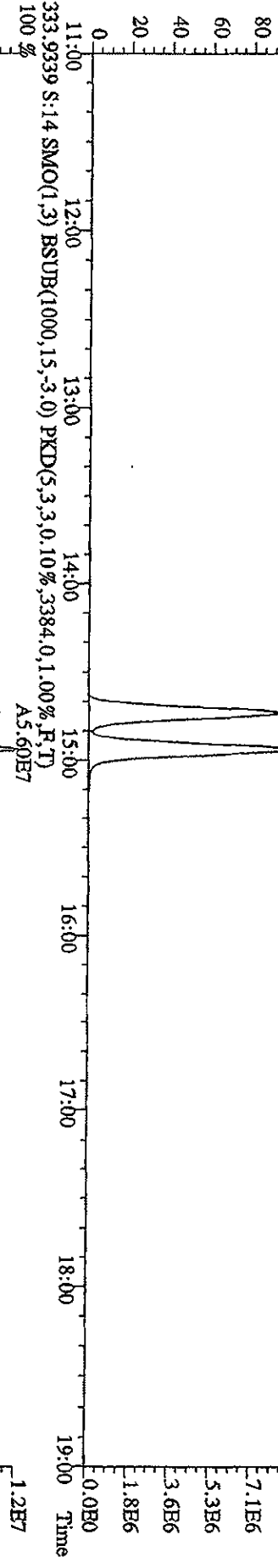
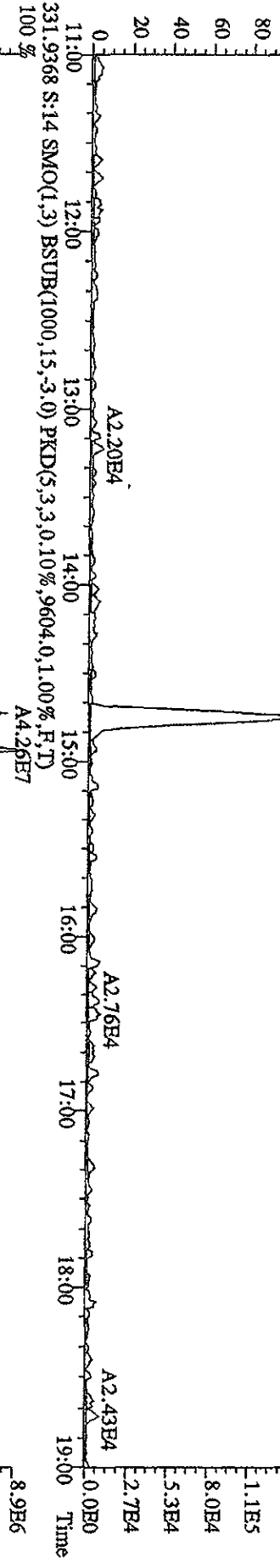
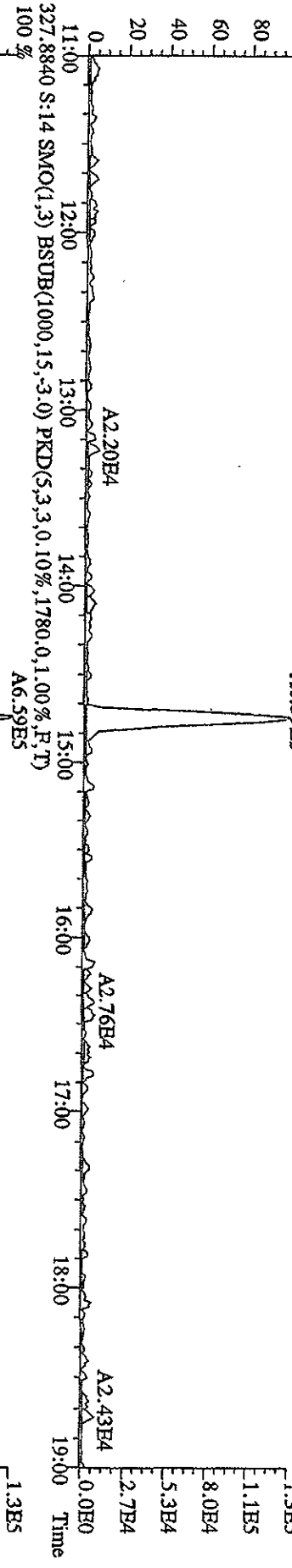
Run text: ST0421L Sample text: ST0421L :2nd Source 09DXN449
 Run #6 Filename: 21AP105D2 S: 17 I: 1 Results: 21AP105D2DB225A
 Acquired: 21-APR-10 20:08:50 Processed: 23-APR-10 15:30:50
 Run: 21AP105D2 Analyte: DB225 Cal: DB2250421105D2
 Factor 1: 400.000 Factor 2: 20.000 Sample size: 1.000000

Name	Resp	RA	RT	RRF	Conc	EDL	Rec	M
13C-1,2,3,4-TCDD	92288800	0.77 y	14:57	-	92.77	-	-	n
13C-2,3,7,8-TCDF	210985500	0.84 y	16:08	2.11	2170.78	4.59	108.5	n
2,3,7,8-TCDF	22099440	0.82 y	16:09	1.09	192.46	1.01	-	n
13C-2,3,7,8-TCDD	100543600	0.76 y	14:45	0.95	2297.28	3.52	114.9	n
2,3,7,8-TCDD	13155960	0.84 y	14:46	1.36	192.81	1.44	-	n
37C1-2,3,7,8-TCDD	23374800	1.00 y	14:46	2.28	222.36	0.33	111.2	n

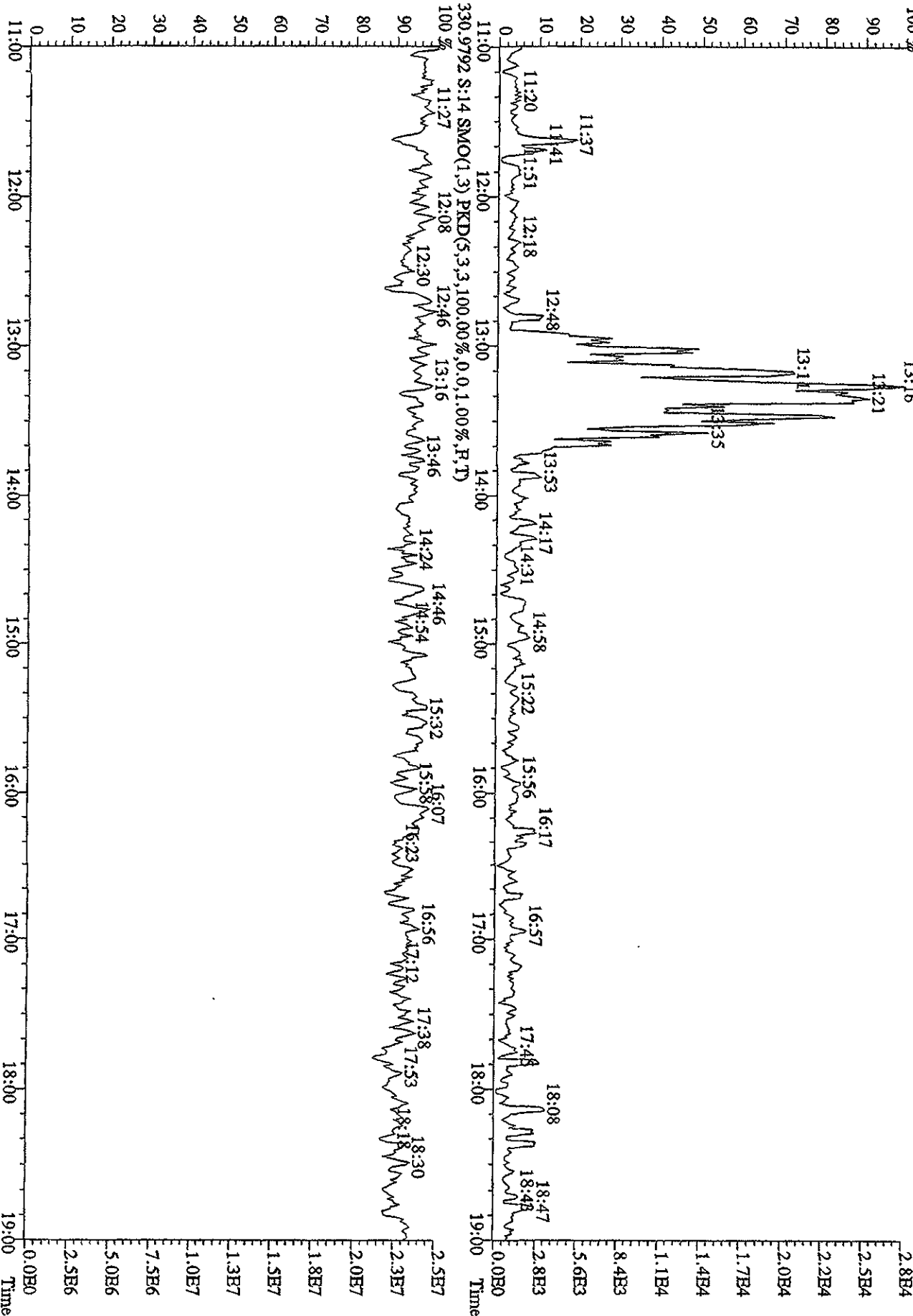
File: 21AP105D2 #1-1242 Acq: 21-APR-2010 18:17:40 GC EI+ Voltage SIR 70SE
 Sample#14 Text: ST04211 :CSI 09DXN422 Exp: DIOXIN
 303.9016 S:14 SMO(1,3) BSUB(1000,15,-3,0) PKD(5,3,3,0,10%,3000,0,1,00%,F,T)




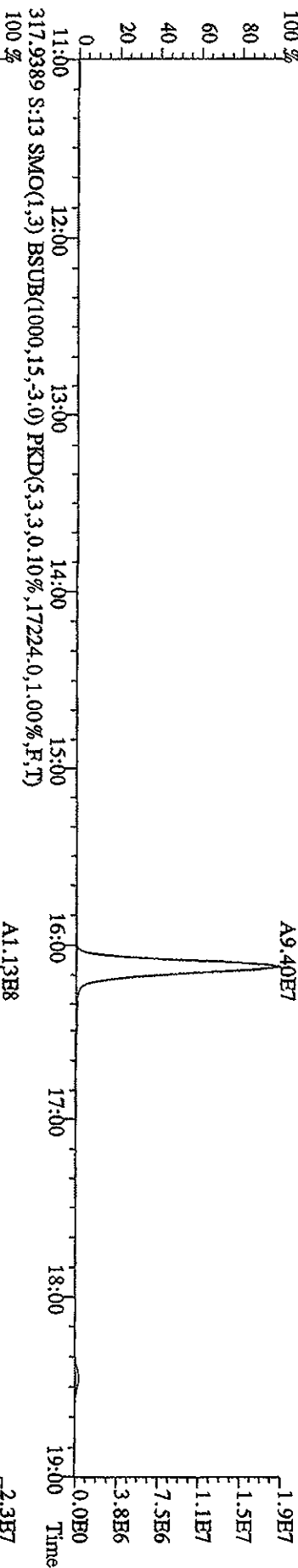
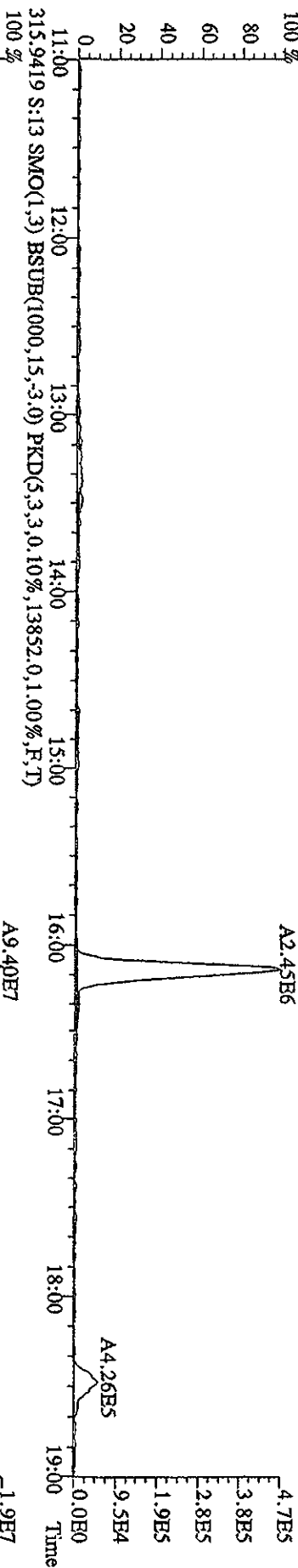
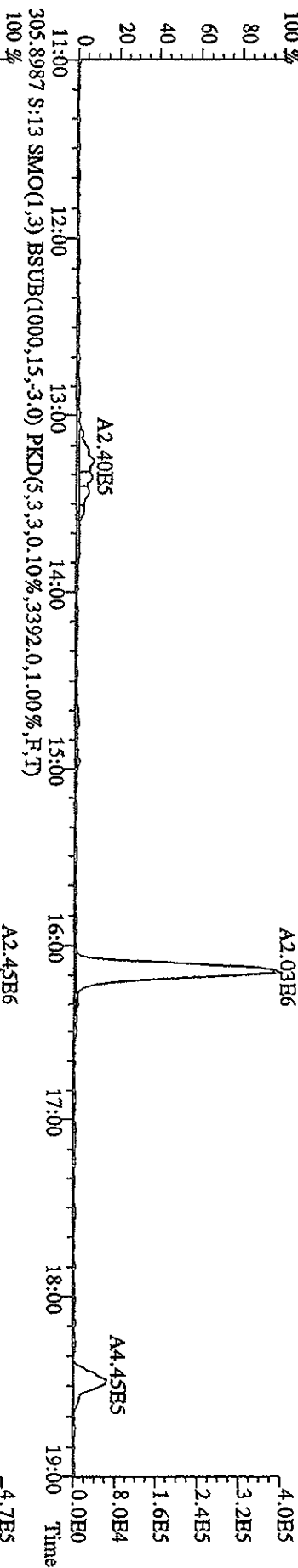
File:21API05D2 #1-1242 Acq:21-APR-2010 18:17:40 GC EI+ Voltage SIR 70SE
 Sample#14 Text:ST04211 :CSI 09DXN422 Exp:DIOXIN
 327.8840 S:14 SMO(1,3) BSUB(1000,15,-3.0) PKD(5,3,3,0,10%,1780.0,1.00%,F,T) A6.59E5
 100 %



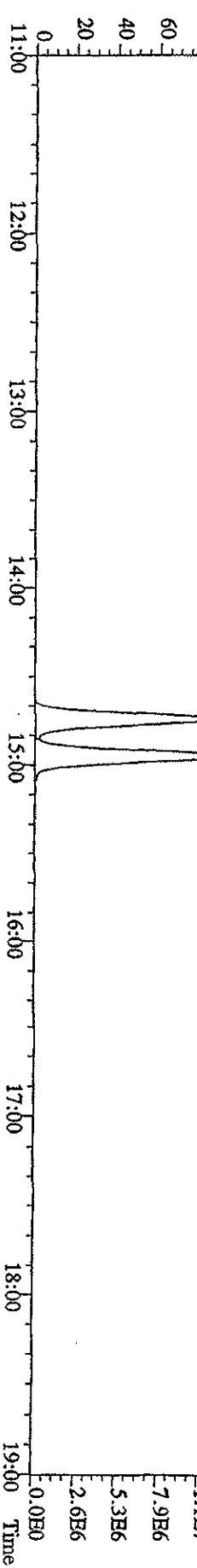
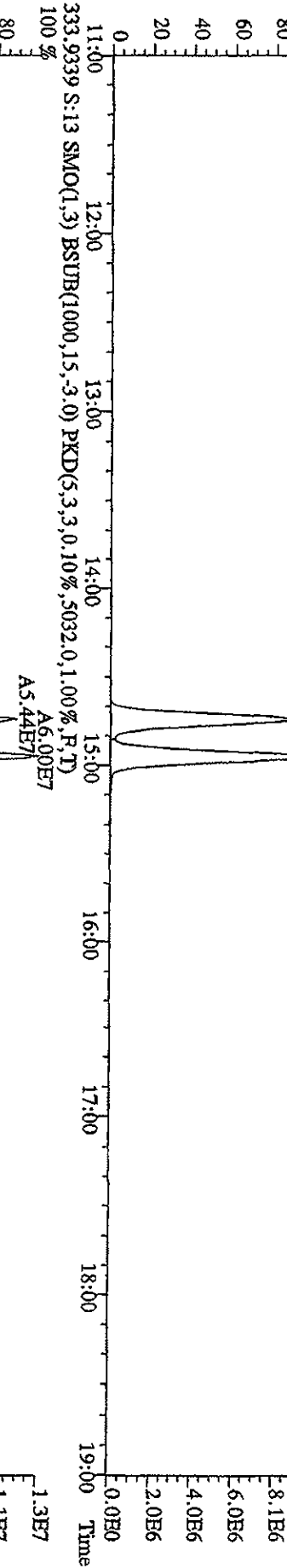
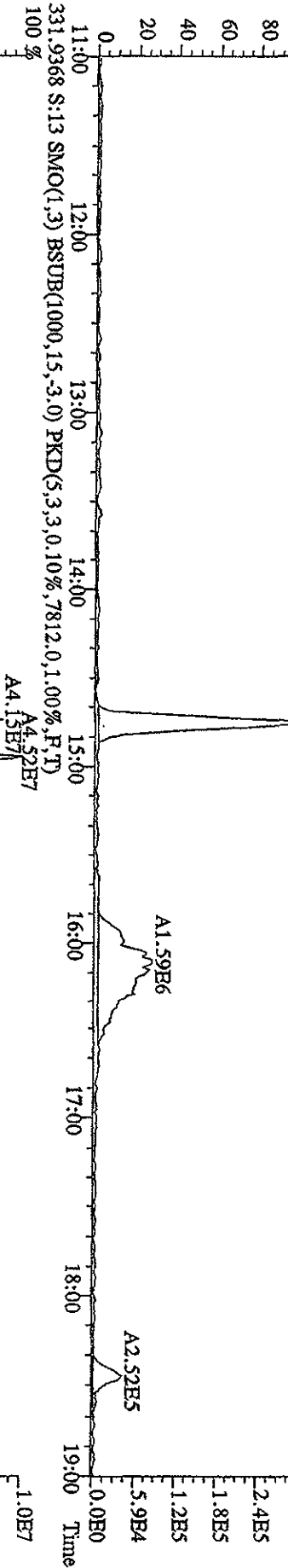
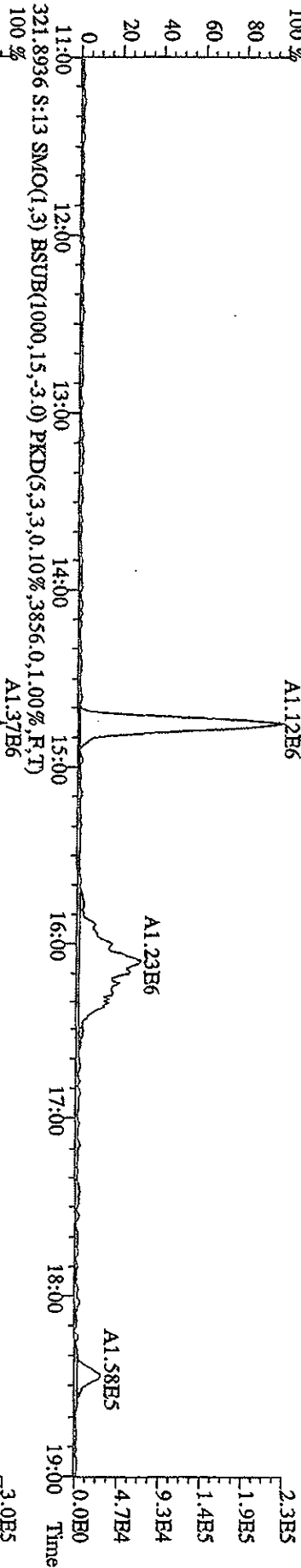
File: 21AP105D2 #1-1242 Acq: 21-APR-2010 18:17:40 GC BI + Voltage SIR 70SE
 Sample#14 Text: ST04211 : CS1 09DXN422 Exp: DIOXIN
 375.8364 S: 14 SMO(1.3) BSUB(1000,15,-3.0) PKD(5,3,3,100.00%,1364.0,1.00%,F,T)
 100% 13:16



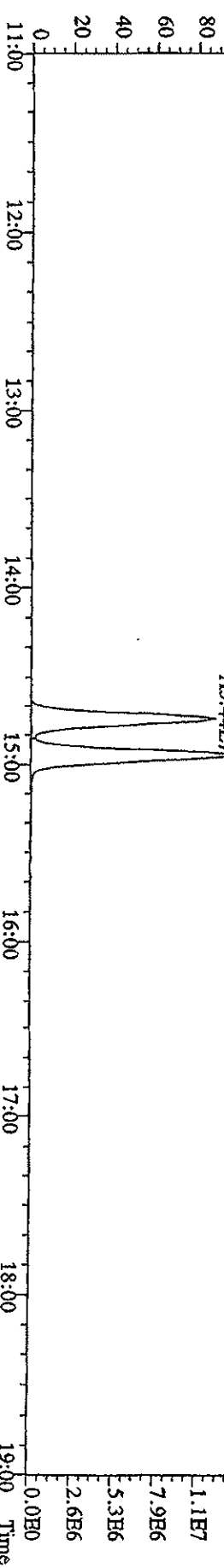
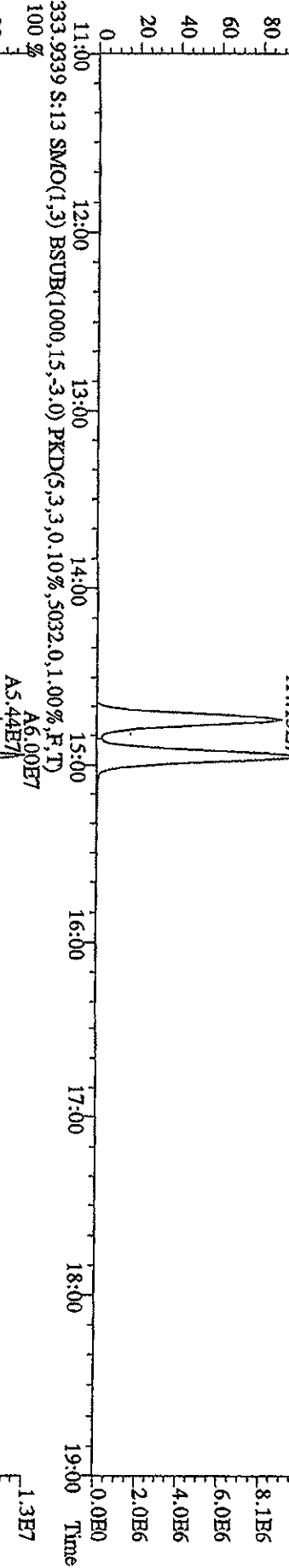
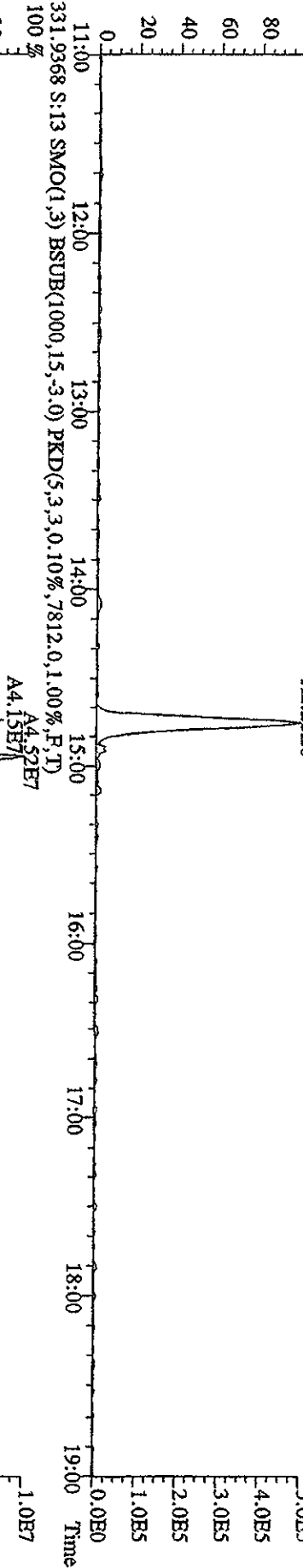
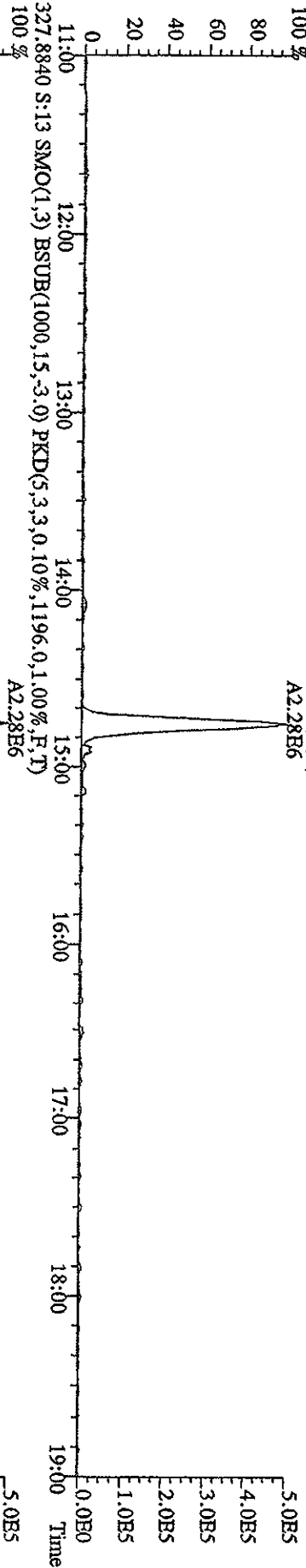
File:21ADP105D2 #1-1242 Acq:21-APR-2010 17:40:39 GC BI+ Voltage SIR 70SE
 Sample#13 Text:ST0421H :CS2 09DXN423 Exp:DIOXIN
 303.9016 S:13 SMO(1,3) BSUB(1000,15,-3,0) PKD(5,3,3,0,10%,3392,0,1,00%,F,T)
 100 %



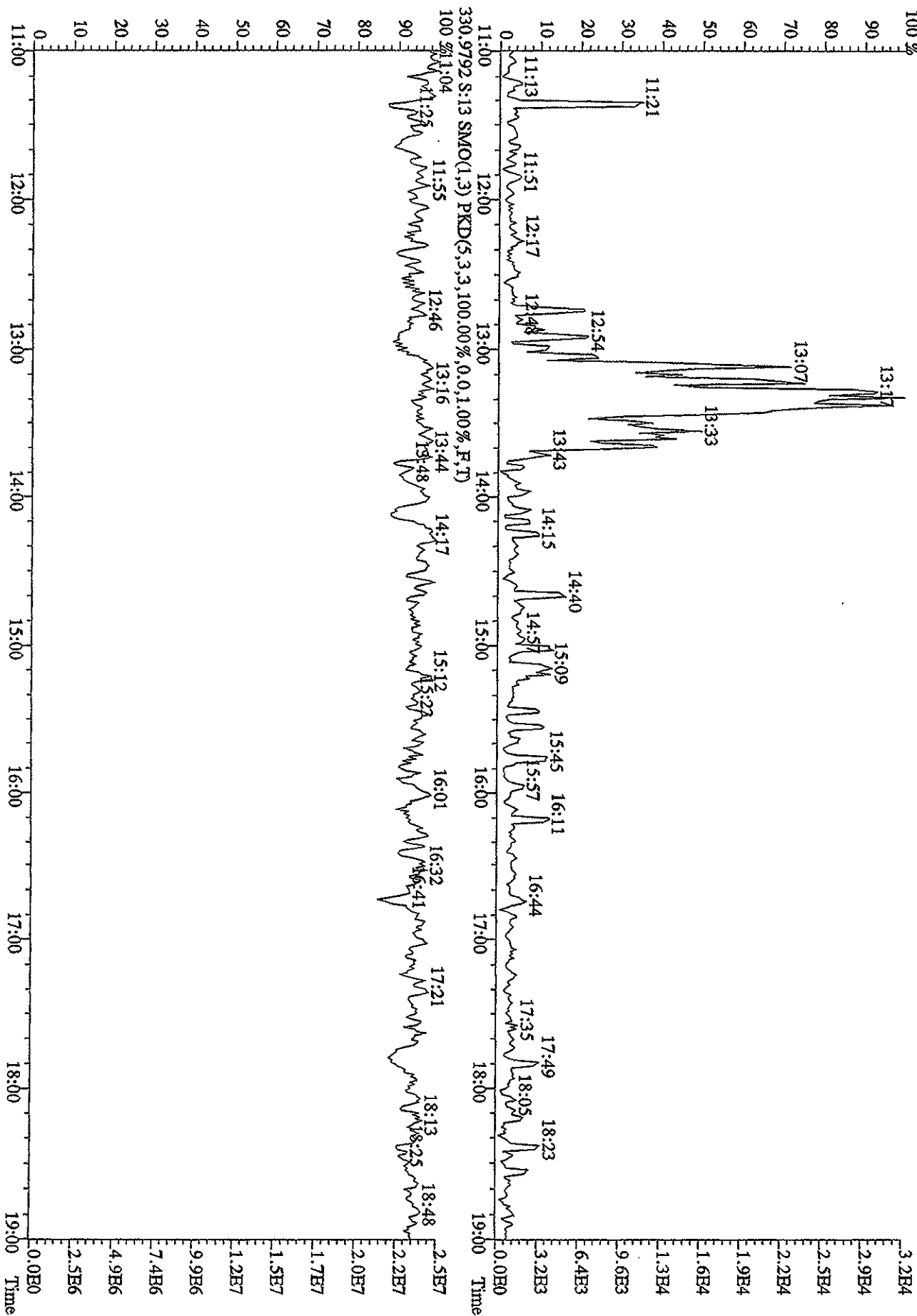
File: 21AP105D2 #1-1242 Acq: 21-APR-2010 17:40:39 GC: EI+ Voltage: SIR 70SE
 Sample#13 Text: ST0421H :CS2 09DXN423 Exp: DIOXIN
 319.8965 S:13 SMO(1,3) BSUB(1000,15,-3.0) PKD(5,3,3,0,10%,2944.0,1.00%,F,T)
 100% A1.12E6





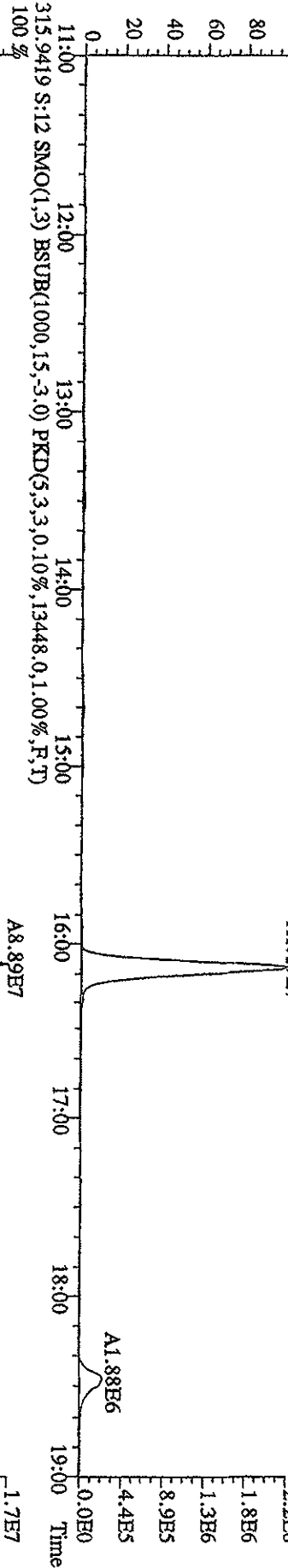
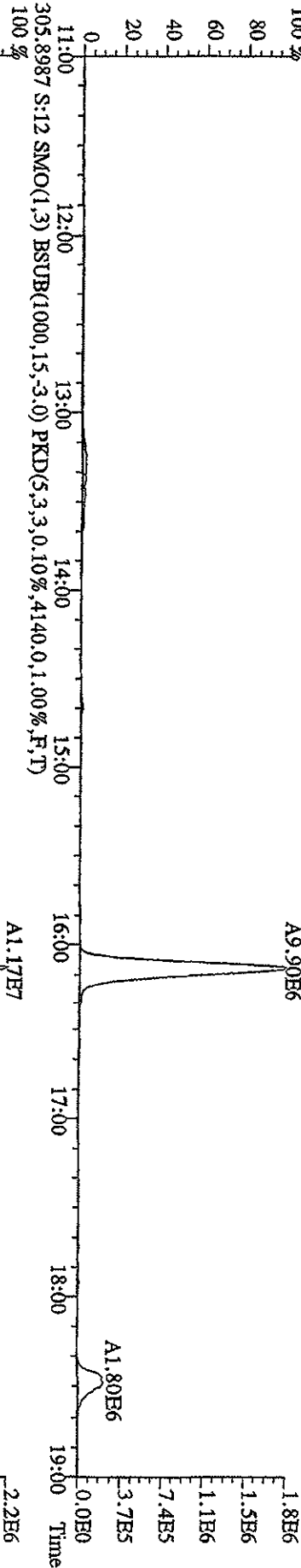
File:21API05D2 #1-1242 Acq:21-APR-2010 17:40:39 GC EI+ Voltage 5TR 70SE
 Sample#13 Text:ST042IH :CS2 09DXN423 Exp:DIOXIN
 327.8840 S:13 SMO(1,3) BSUB(1000,15,-3,0) PKD(5,3,3,0,10%,1196.0,1.00%,F,T)
 100% A2.28E6



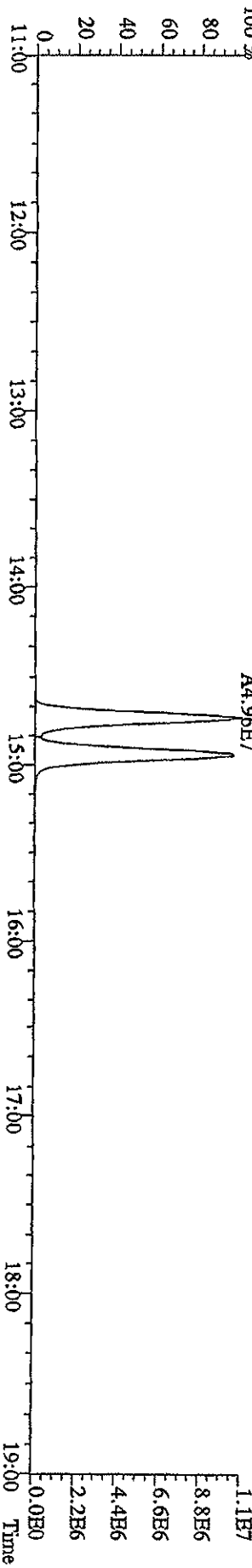
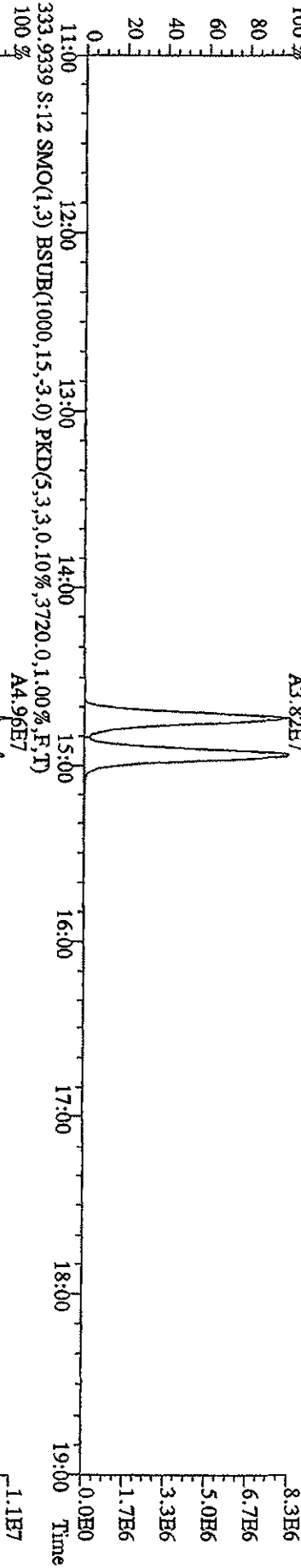
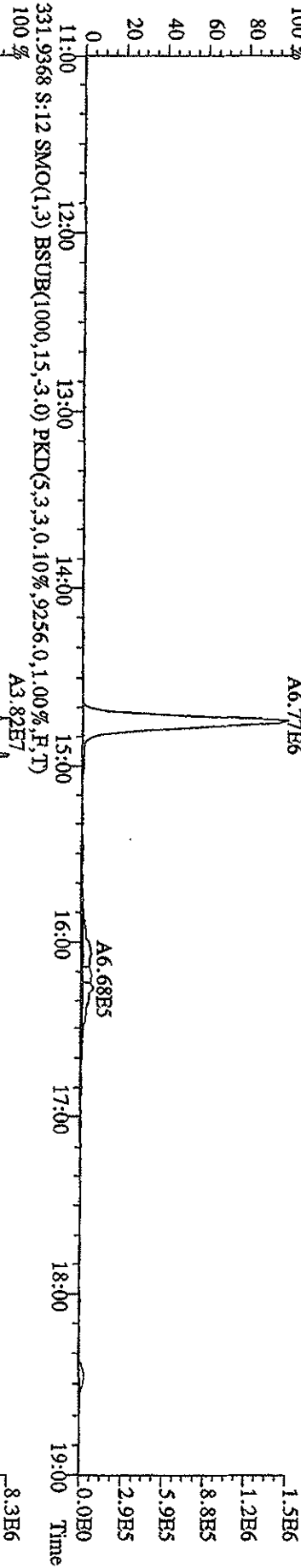
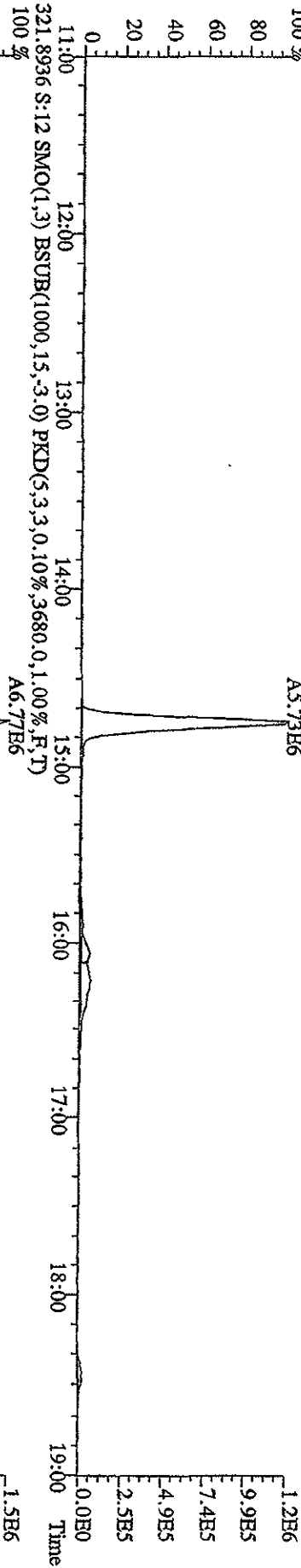
File: 21AP105D2 #1-1242 Acq: 21-APR-2010 17:40:39 GC EI+ Voltage SIR 70SE
 Sample#13 Text: ST0421H : CS2 09DXN423 Exp: DIOXIN
 375.8364 S:13 SMO(1,3) BSUB(1000,15,-3.0) PKD(5,3,3,100.00%,1.00%,F,T)
 100%



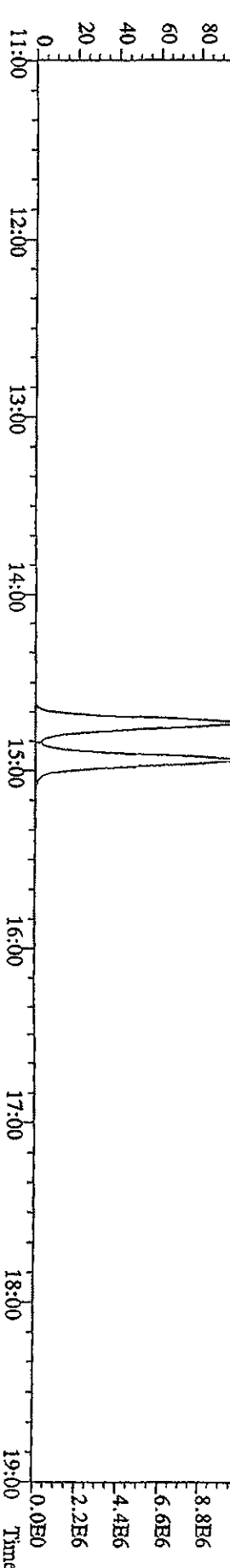
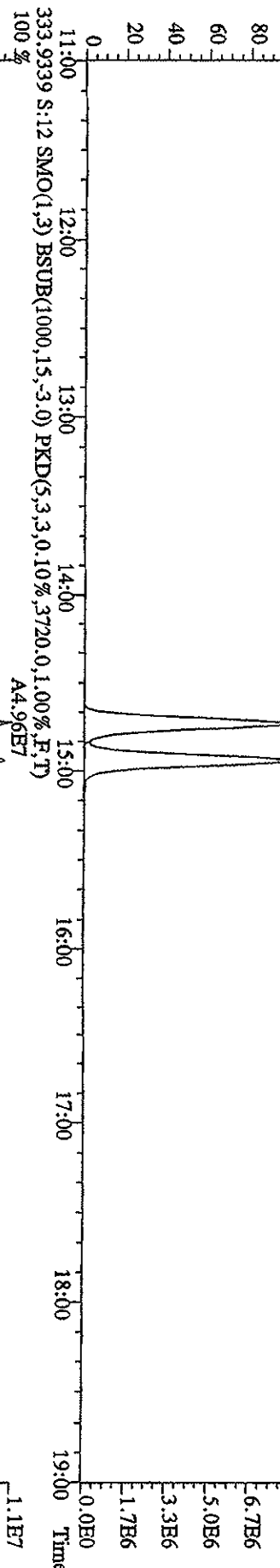
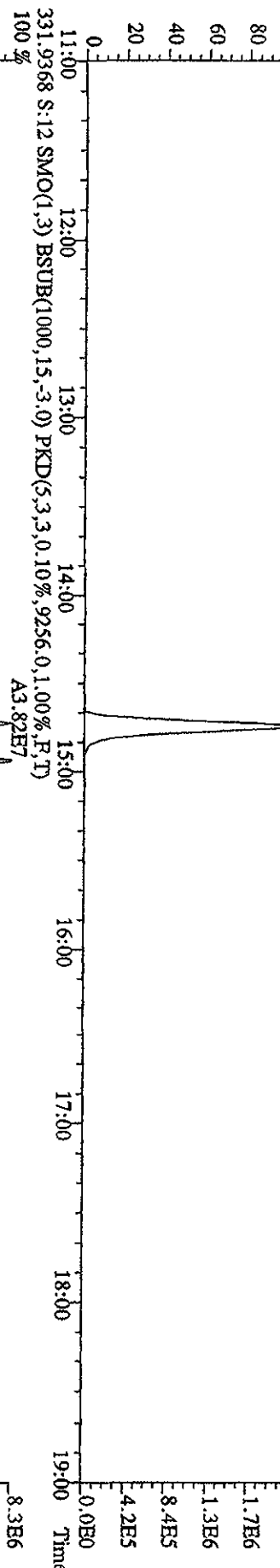
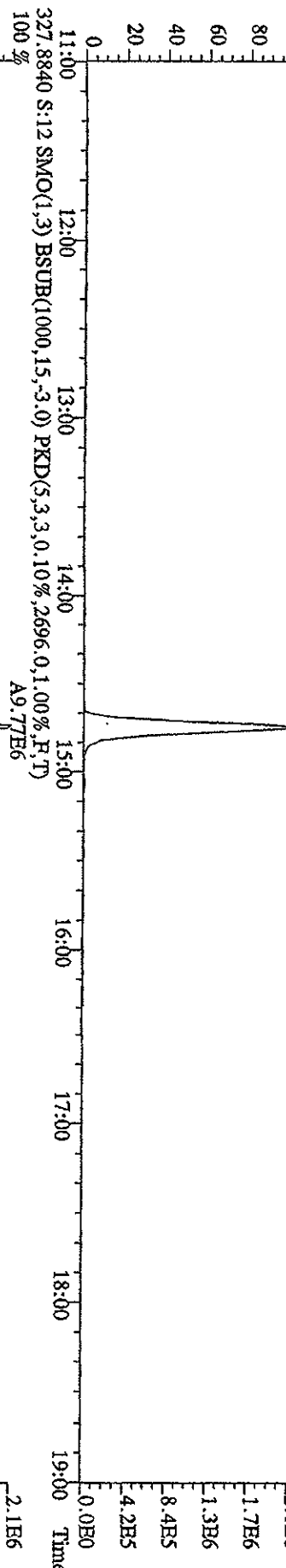
File: 21AP105FD2 #1-1242 Acq: 21-APR-2010 17:03:38 GC EI+ Voltage SIR 70SE
 Sample#12 Text: ST0421G :CS3 10DXN111 Exp: DIOXIN
 303.9016 S:12 SMO(1,3) BSUB(1000,15,-3,0) PKD(5,3,3,0,10%,3360,0,1,00%,F,T)
 100%



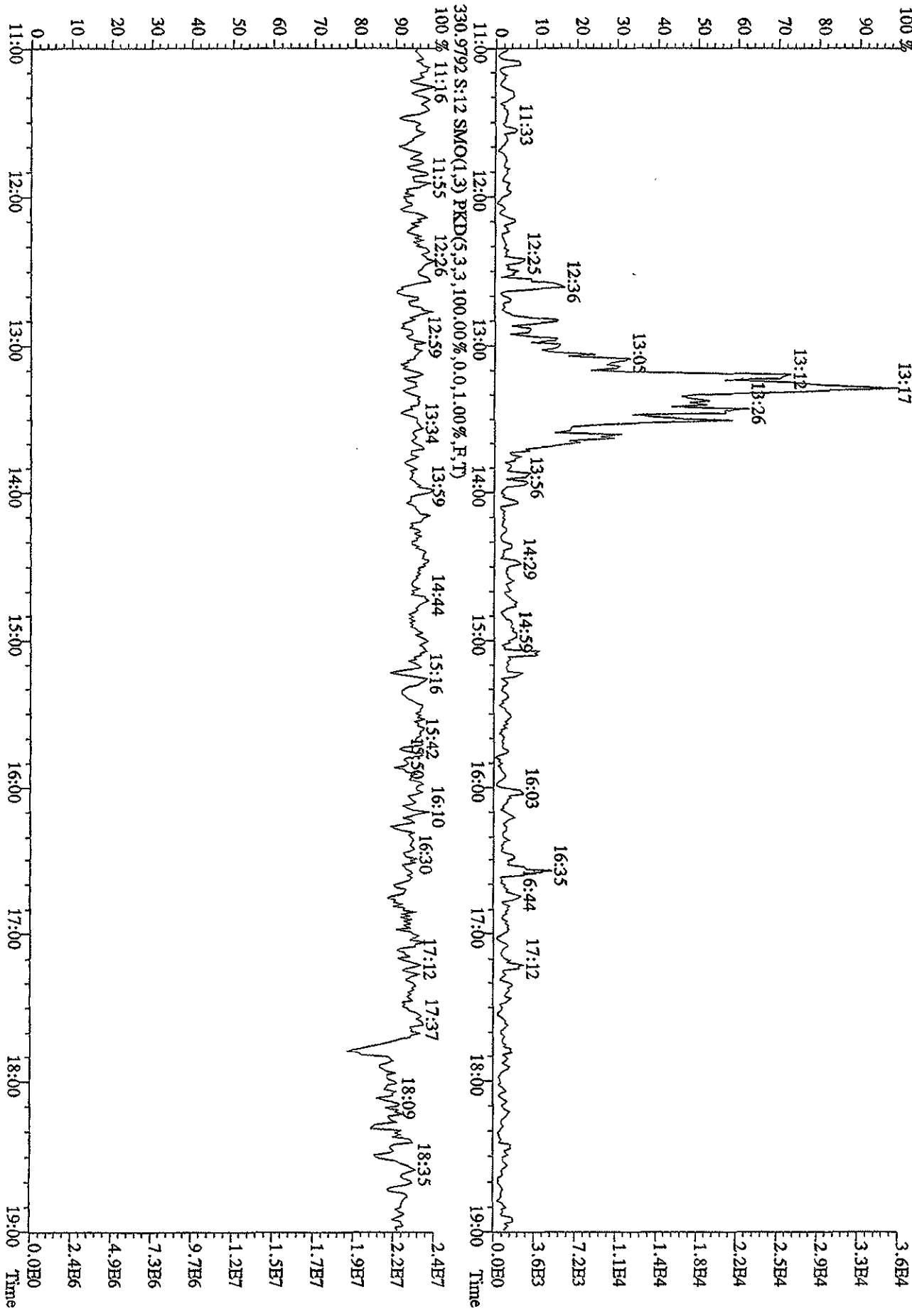
File:21AP105D2 #1-1242 Acq:21-APR-2010 17:03:38 GC EI+ Voltage SIR 70SE
 Sample#12 Text:ST0421G :CS3 10DXN111 Exp:DIOXIN
 319.8965 S:12 SMO(1,3) BSUB(1000,15,-3,0) PKD(5,3,3,0,10%,2712.0,1.00%,F,T)
 100% A5.73E6



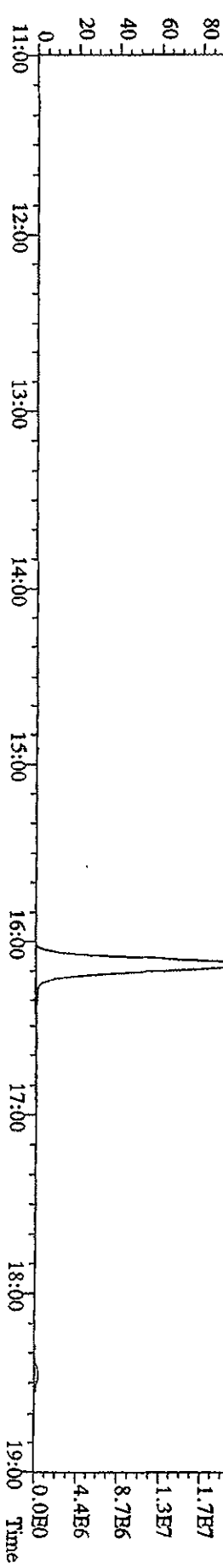


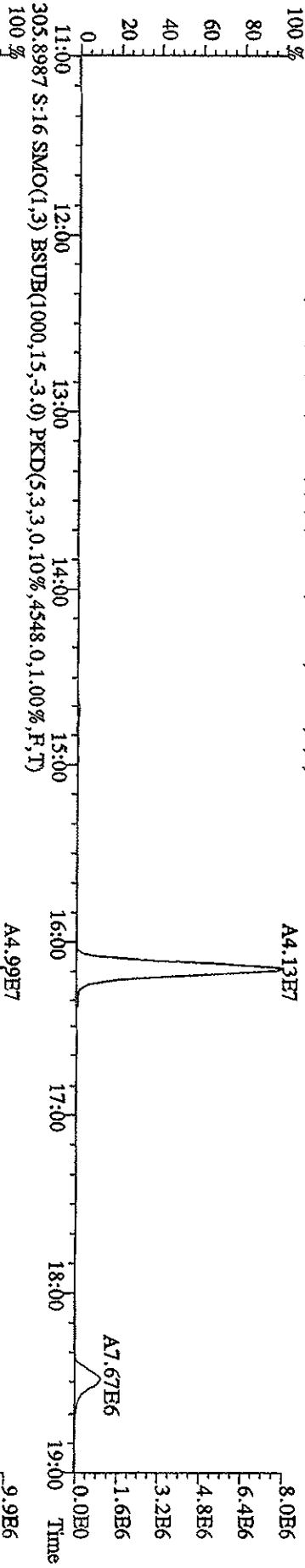
File: 21AP105D2 #1-1242 Acq: 21-APR-2010 17:03:38 GC EI+ Voltage SIR 70SE
 Sample#12 Text: ST0421G :CSS 10DXN111 Exp: DIOXIN
 327.8840 S:12 SMO(1,3) BSUB(1000,15,-3,0) PKD(5,3,3,0,10%,2696,0,1,00%,F,T)
 100% A9.77E6



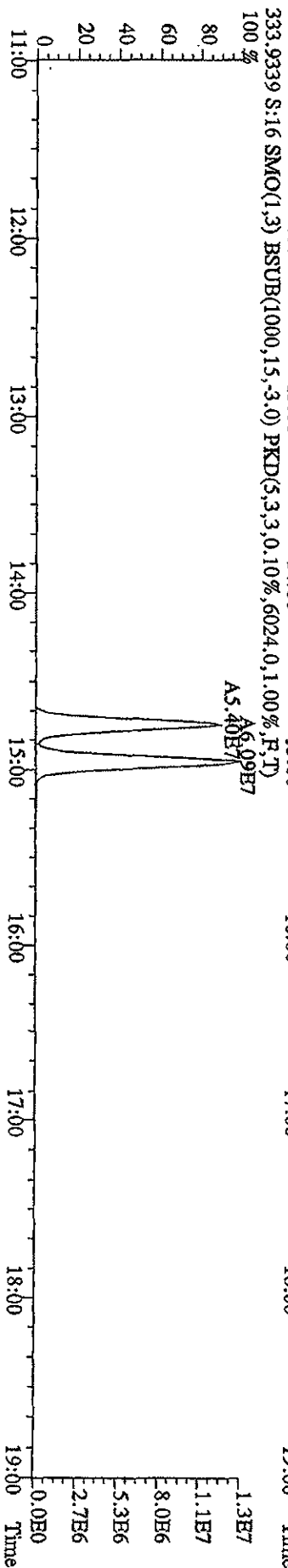
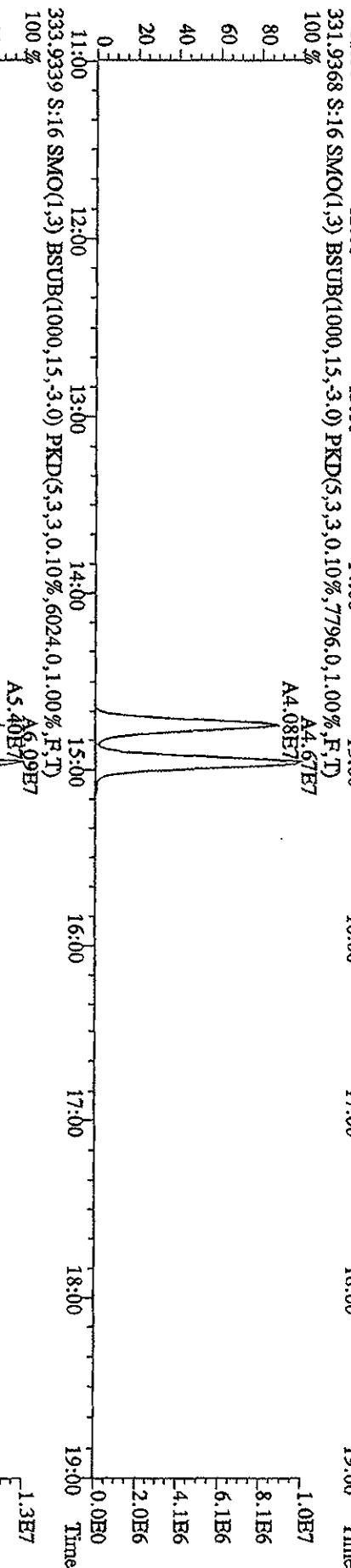
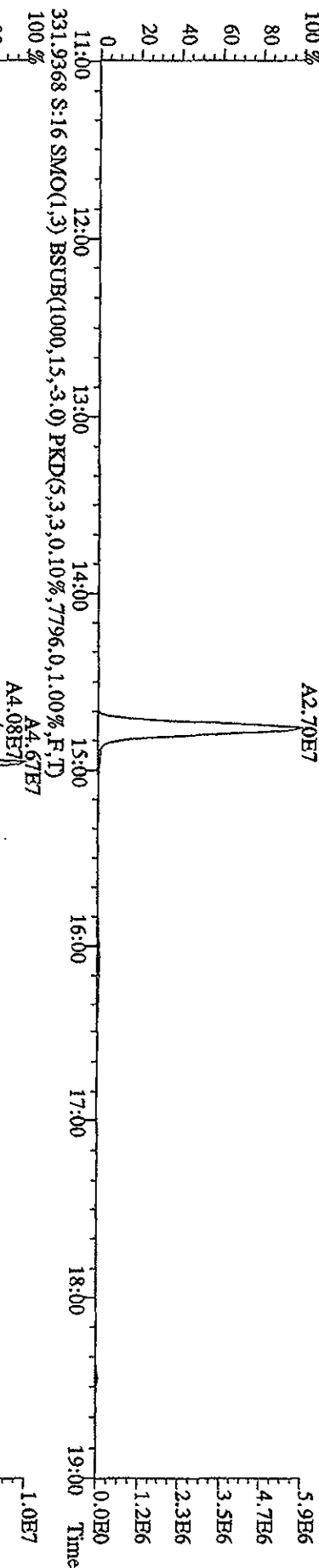
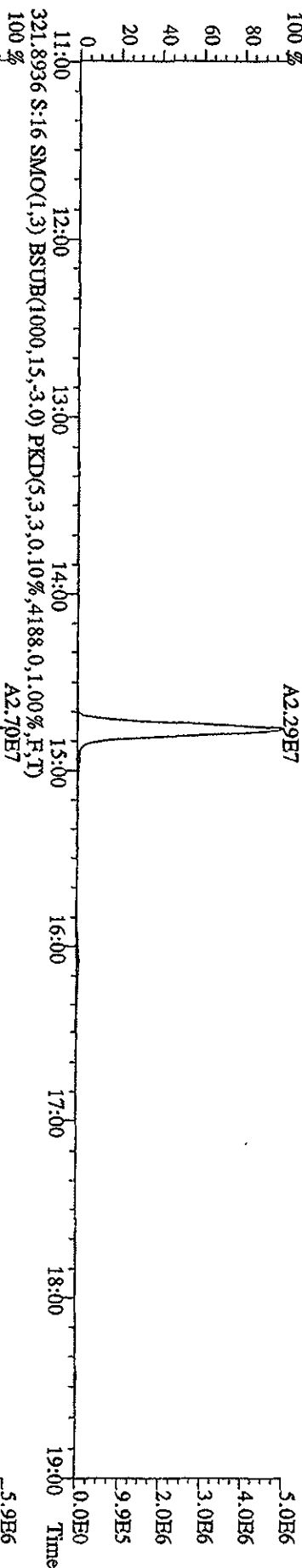
File:21AP105D2 #1-1242 Acq:21-APR-2010 17:03:38 GC HI+ Voltage SIR 70SE
 Sample#12 Text:ST0421G :CS3 10DXN111 Exp:DIOXIN
 375.8364 S:12 SMO(1,3) BSUB(1000,15,-3.0) PKD(5,3,3,100.00%,1252.0,1.00%,F,T)



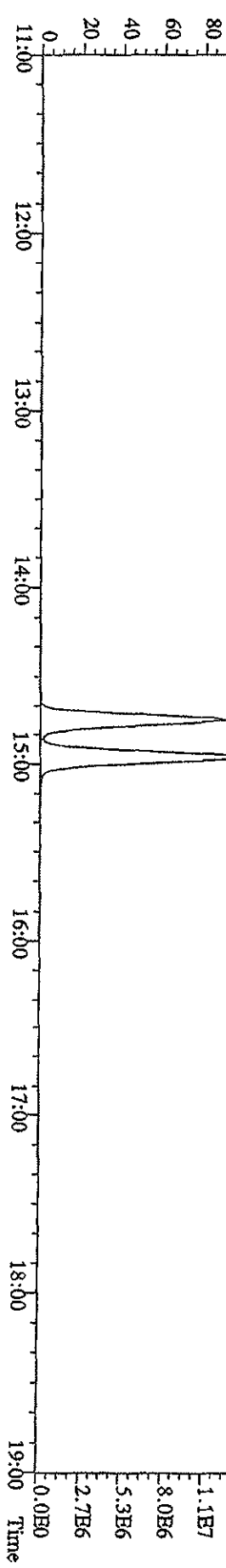
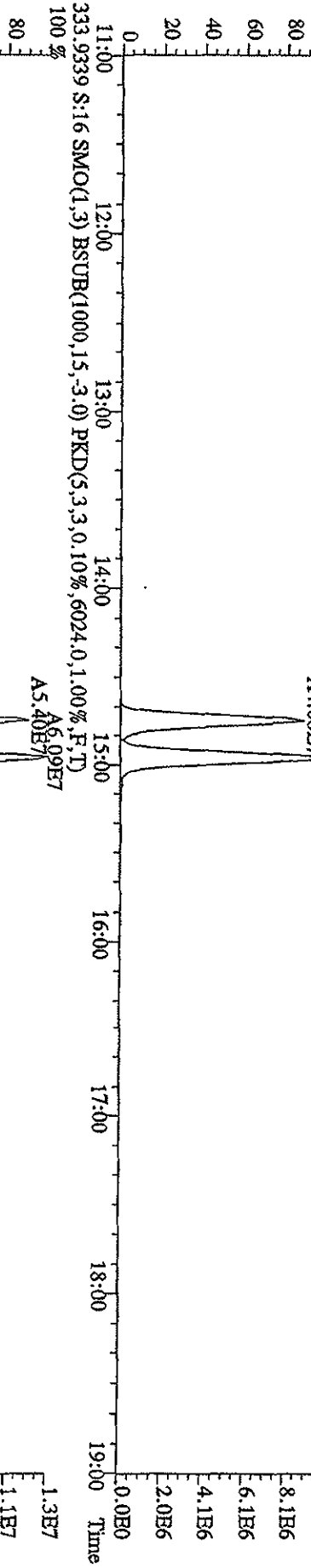
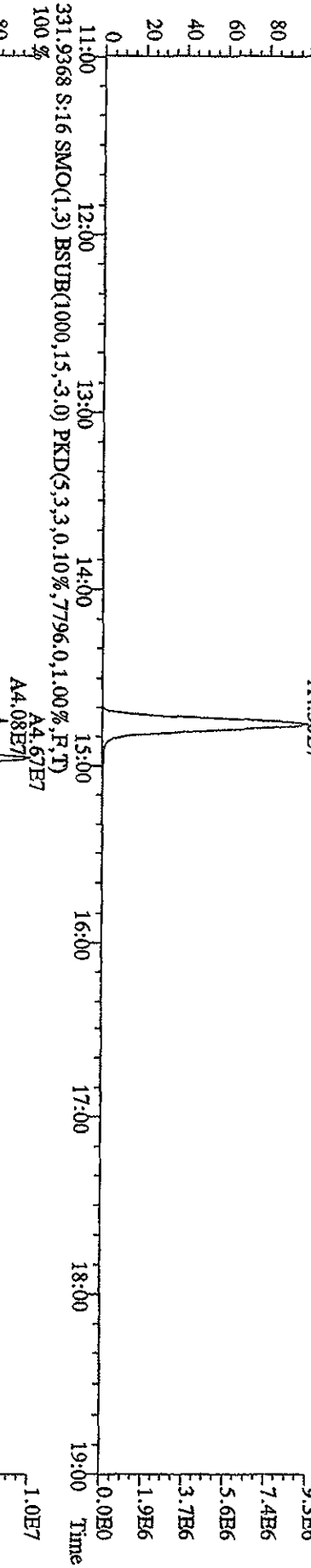
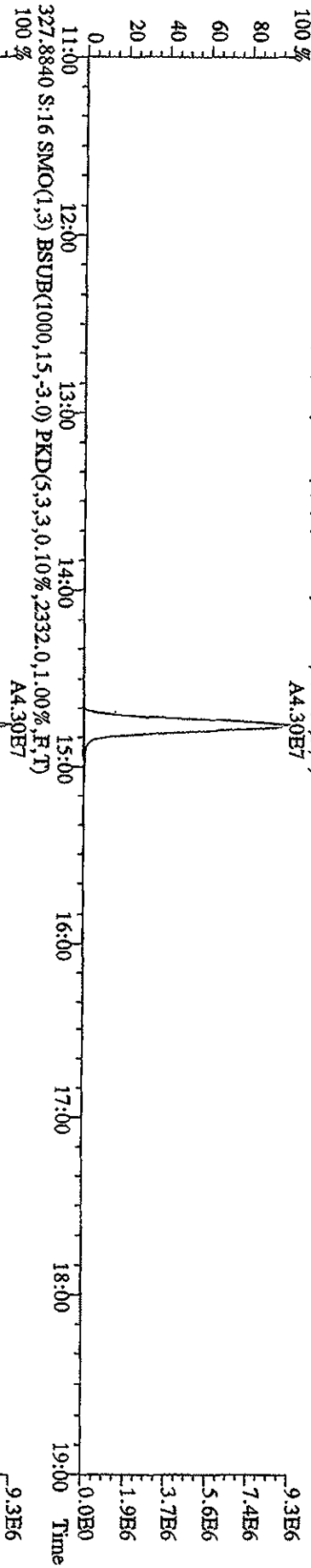
File:21AP105D2 #1-1242 Acq:21-APR-2010 19:31:45 GC EI+ Voltage SIR 70SE
 Sample#16 Text:ST0421K :CS4 09DXN426 Exp:DIOXIN
 303.9016 S:16 SMO(1,3) BSUB(1000,15,-3,0) PKD(5,3,3,0,10%,3760,0,1,00%,F,T)
 100%



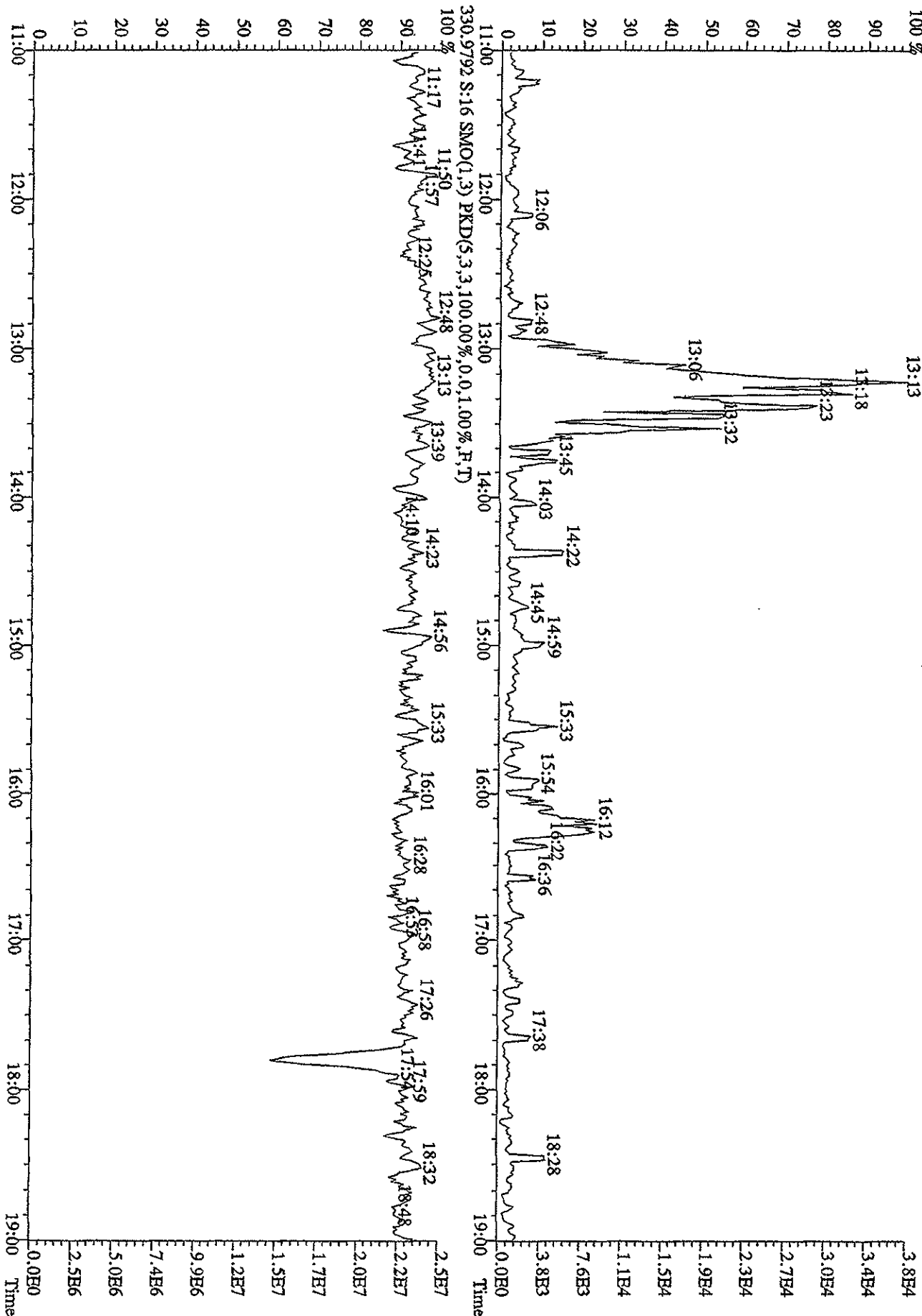
File:21AP105D2 #1-1242 Acq:21-APR-2010 19:31:45 GC FI+ Voltage SDR 70SE
 Sample#16 Text:ST0421K :CS4 09DXN426 Exp:DIOXIN
 319.8965 S:16 SMO(1,3) BSUB(1000,15,-3,0) PKD(5,3,3,0,10%,2888,0,1,00%,F,T)
 100% A2.29E7



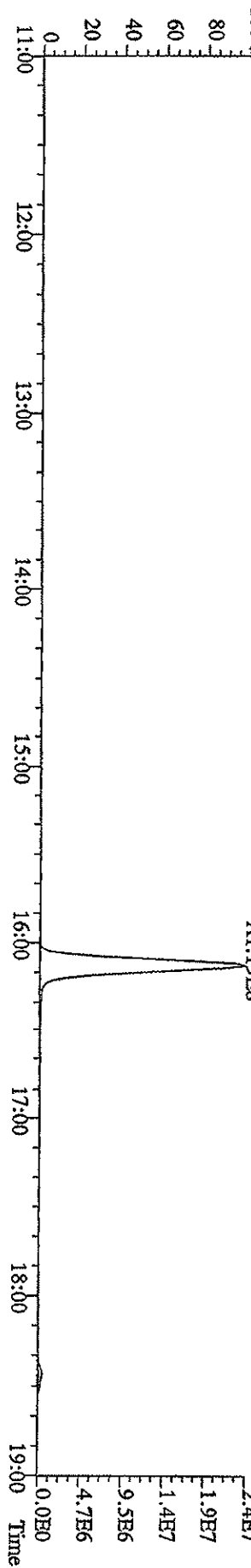
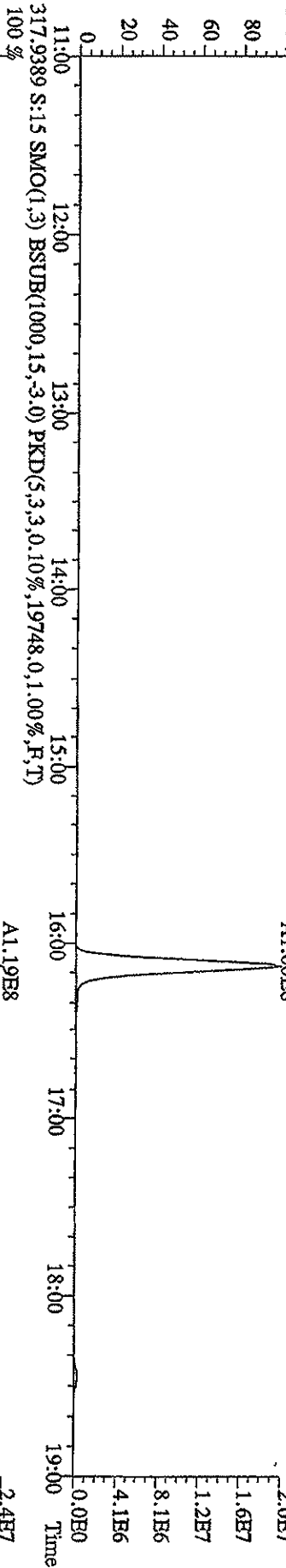
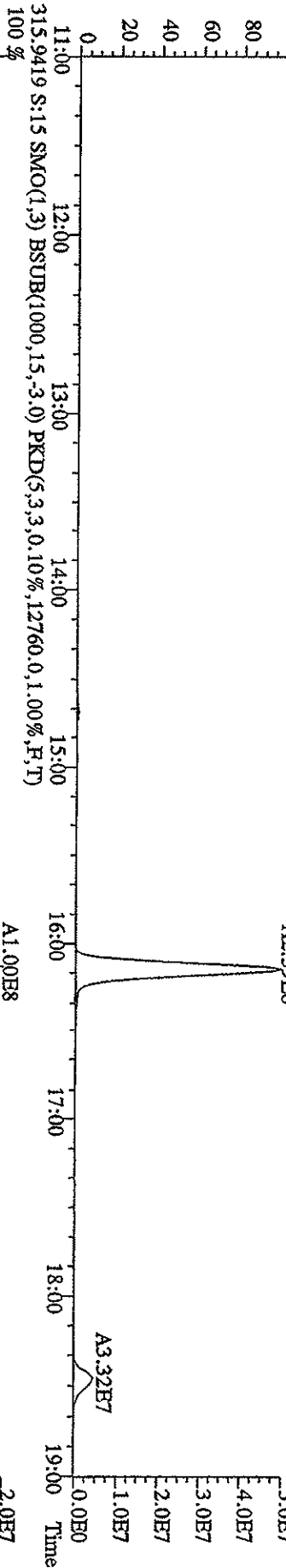
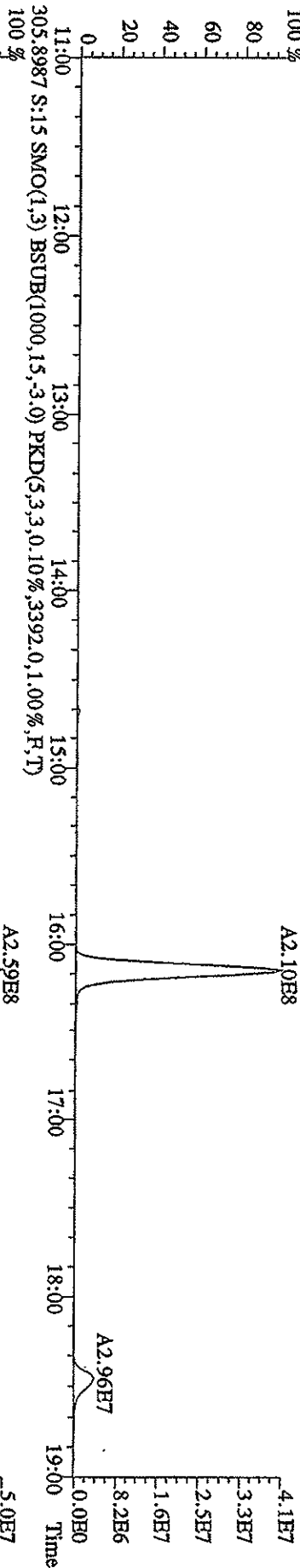
File:21AP105D2 #1-1242 Acq:21-APR-2010 19:31:45 GC EI+ Voltage SIR 70SE
 Sample#16 Text:ST0421K :CS4 09DXM426 Exp:DIOXIN
 327.8840 S:16 SMO(1,3) BSUB(1000,15,-3,0) PKD(5,3,3,0,10%,2332,0,1,00%,F,T)
 100% A4.30E7



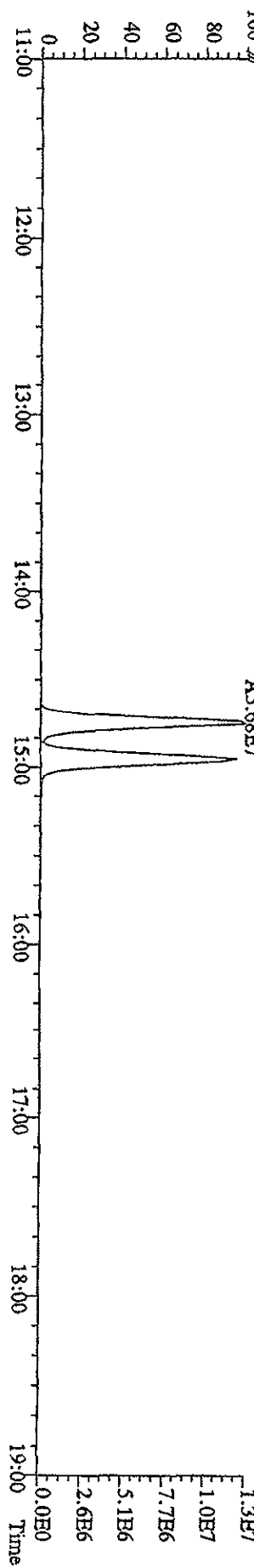
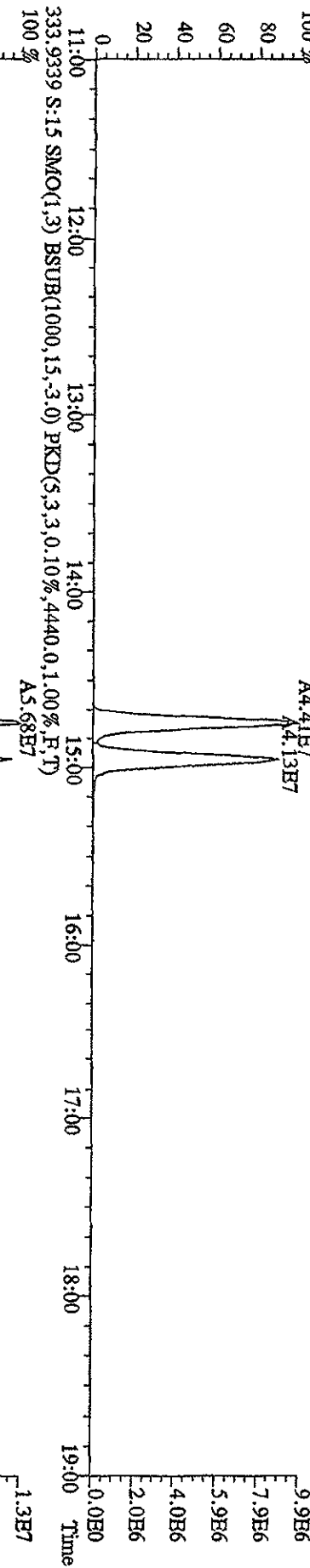
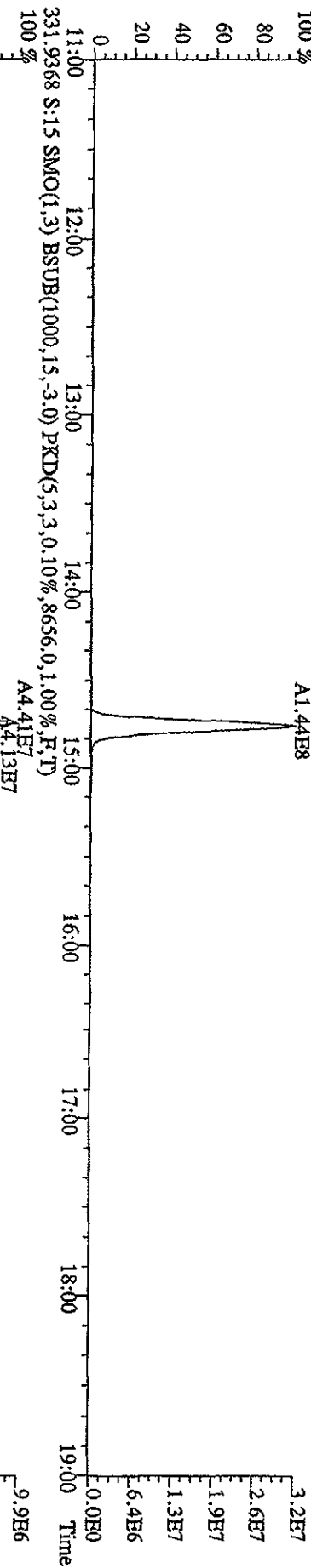
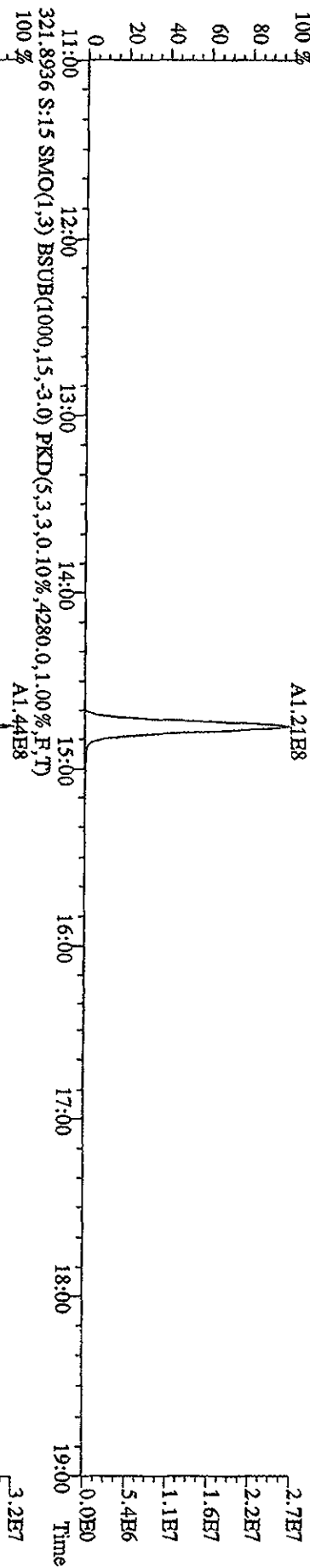
File: 21AP105D2 #1-1242 Acq: 21-APR-2010 19:31:45 GC BI+ Voltage SIR 70SE
 Sample#16 Text: ST0421K :CS4 09DXN426 Exp: DIOXIN
 375.8364 S:16 SMO(1.3) BSUB(1000,15,-3.0) PKD(5,3,3,100.00%,1368,0.1,0.0%,F,T)
 100% 13:13



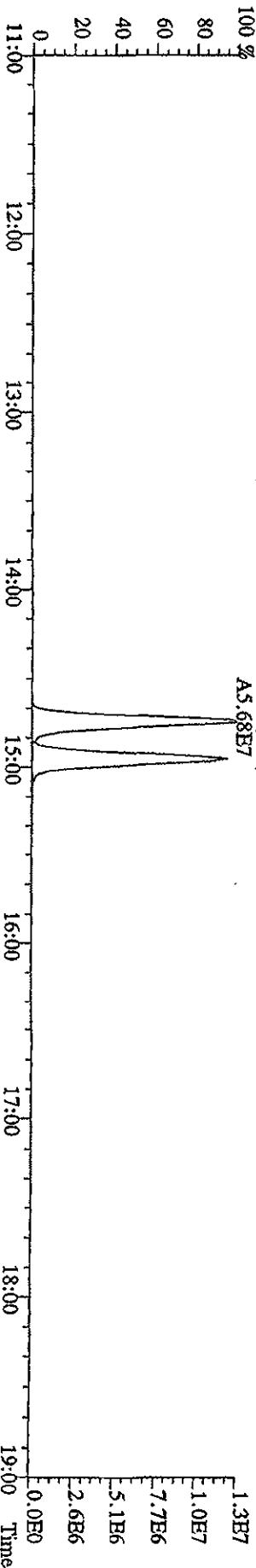
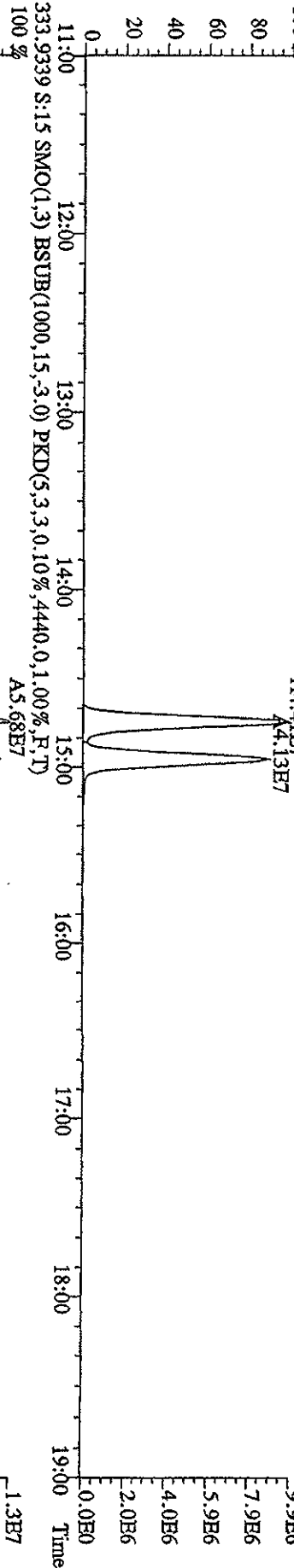
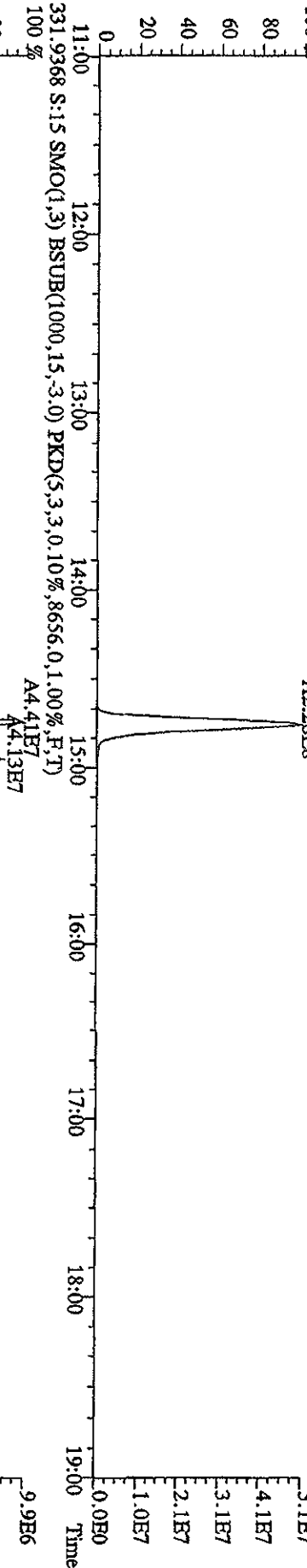
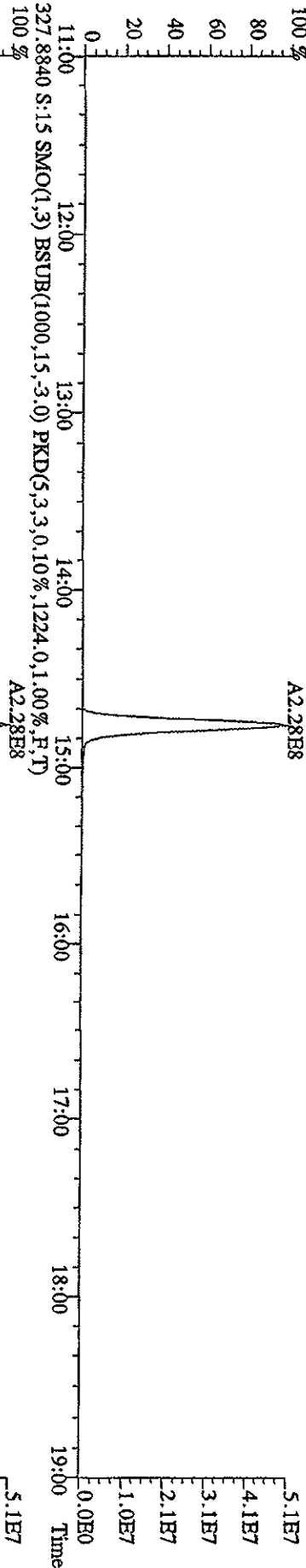
File: 21AP10SD2 #1-1242 Acq: 21-APR-2010 18:54:42 GC EI+ Voltage SIR 70SE
 Sample#15 Text: ST0421J : CSS 09DXN456 Exp: DIOXIN
 303.9016 S: 1.5 SMO(1,3) BSUB(1000,15,-3.0) PKD(5,3,3,0,10%,4480.0,1.00%,F,T)
 100%



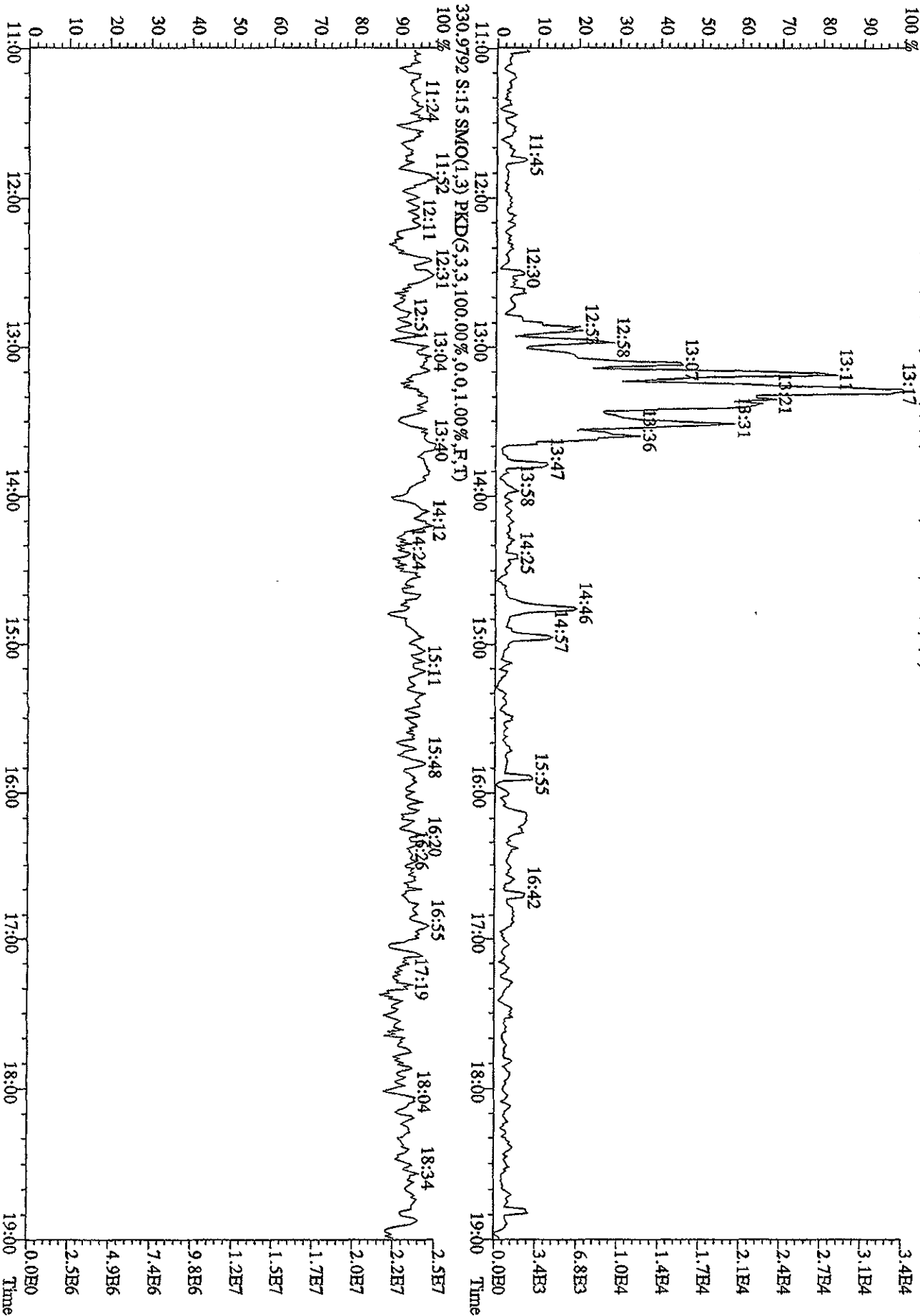
File: 21AP105D2 #1-1242 Acq: 21-APR-2010 18:54:42 GC EI+ Voltage SIR 70SE
 Sample#15 Text: ST04211 :CS5 09DXN456 Exp: DIOXIN
 319.8965 S:15 SMO(1,3) BSUB(1000,15,-3,0) PKD(5,3,3,0,10%,2688,0,1,00%,F,T)
 100% A1.21E8



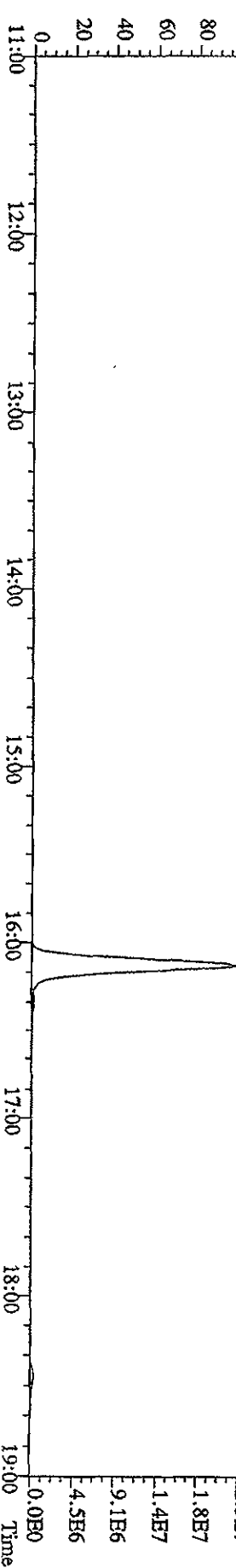
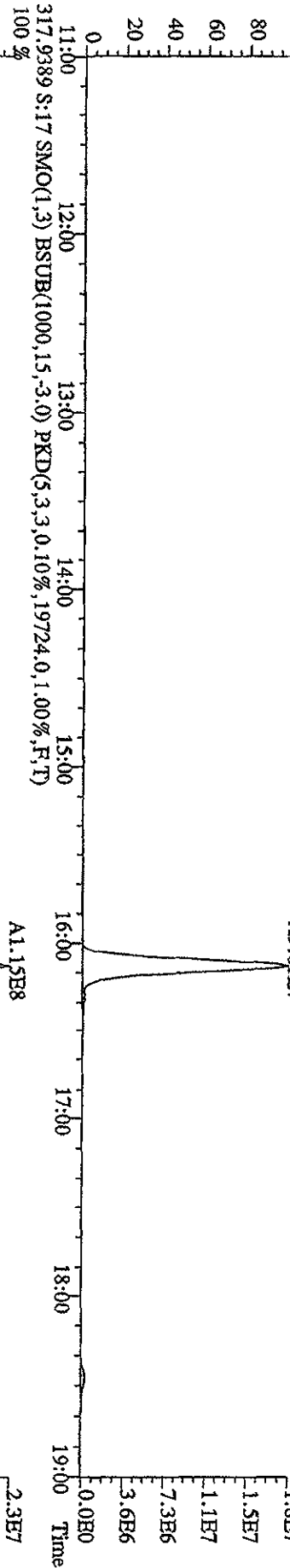
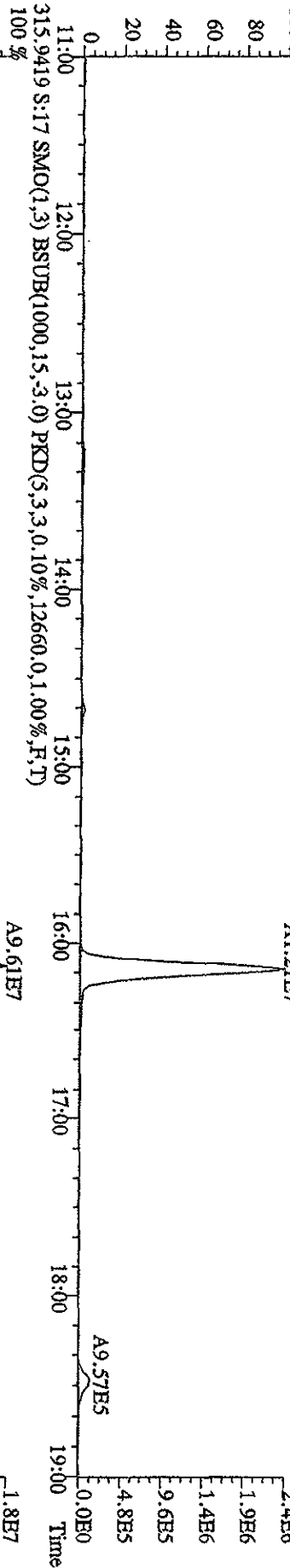
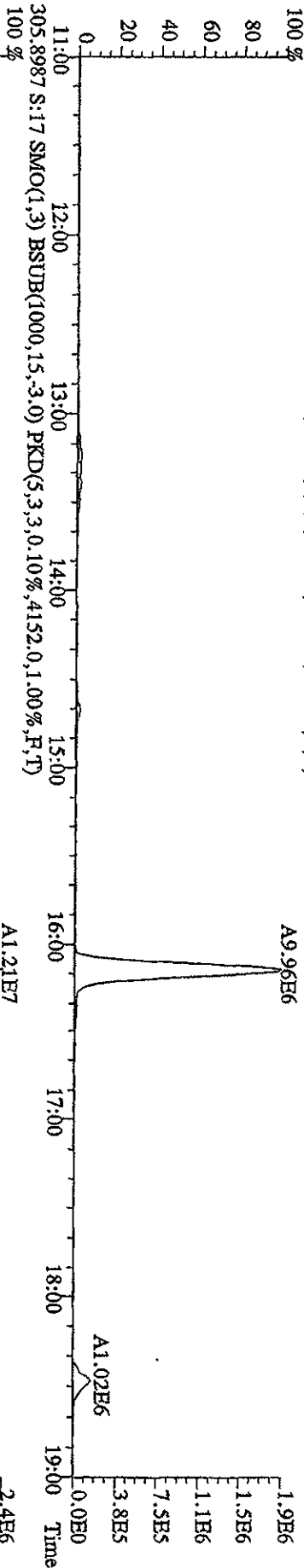
File: 21AP105D2 #1-1242 Acq: 21-APR-2010 18:54:42 GC EI+ Voltage SIR 70SE
 Sample#15 Text: ST0421J :CSS 09DXN456 Exp: DIOXIN
 327.8840 S:15 SMO(1,3) BSUB(1000,15,-3,0) PKD(5,3,3,0,10%,1224,0,1,00%,F,T)
 100% A2.28E8



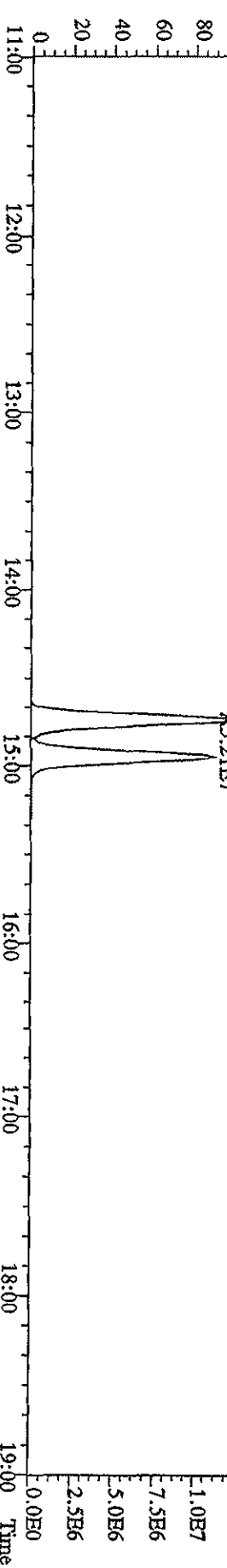
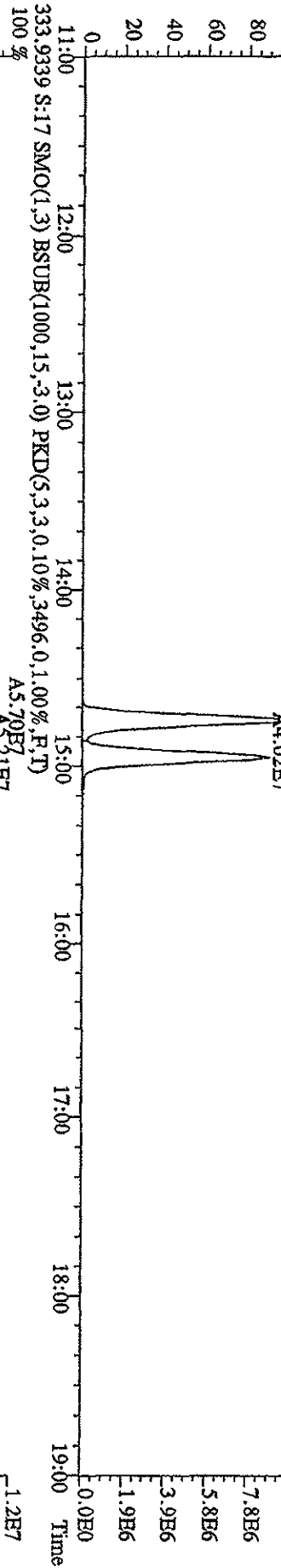
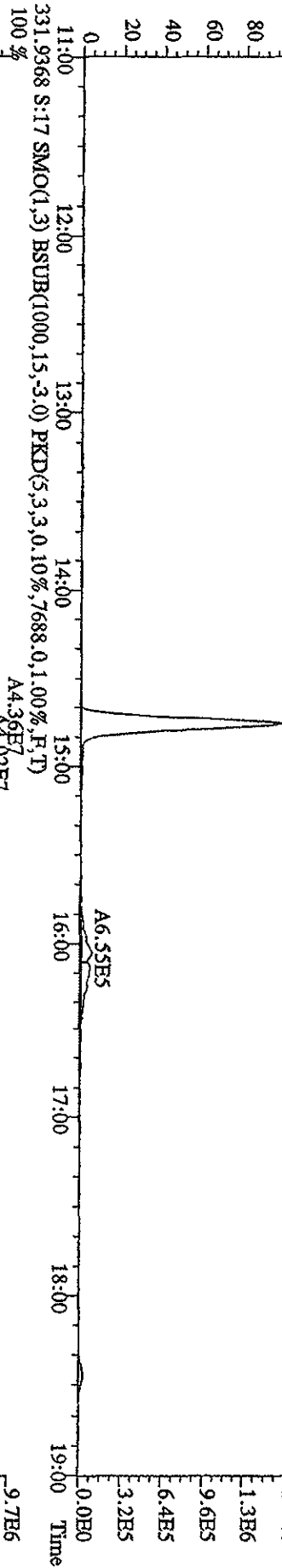
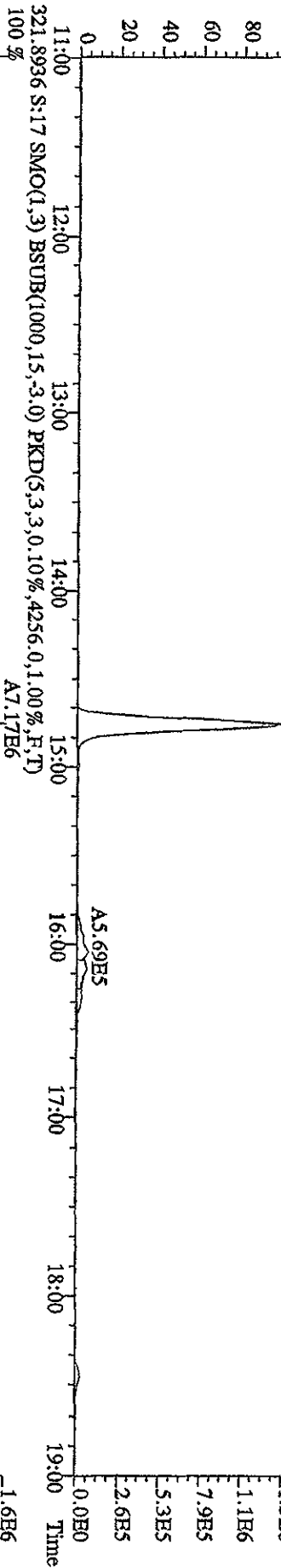
File: 21AP105D2 #1-1242 Acq: 21-APR-2010 18:54:42 GC BI+ Voltage SIR 70SE
 Sample#15 Text: ST0421J :CS5 09DXN456 Exp: DIOXIN
 375.8364 S:15 SMO(1,3) BSUB(1000,15,-3,0) PKD(5,3,3,100.00%,1288.0,1.00%,F,T)



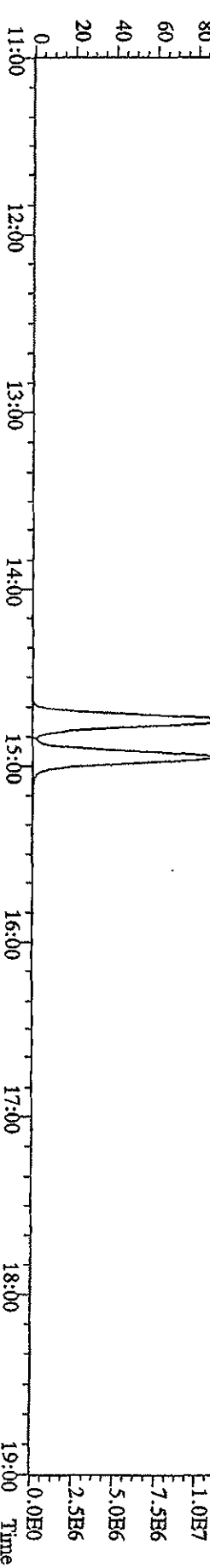
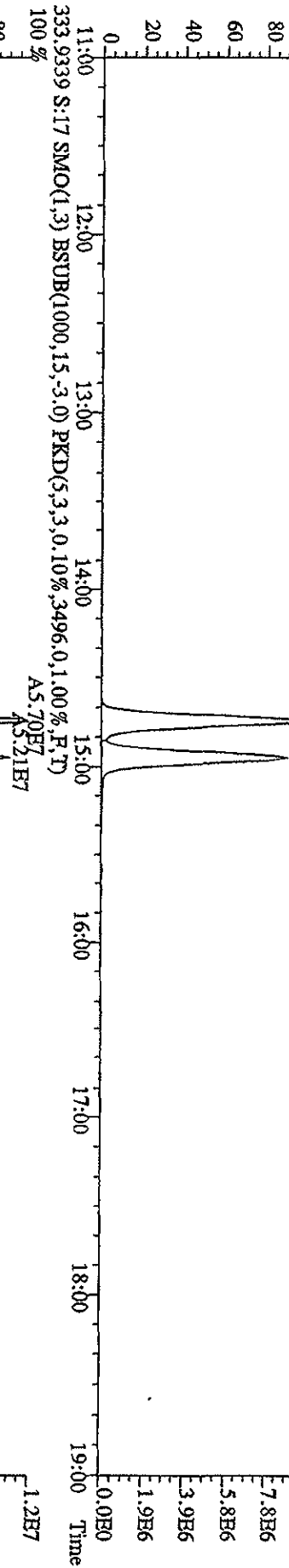
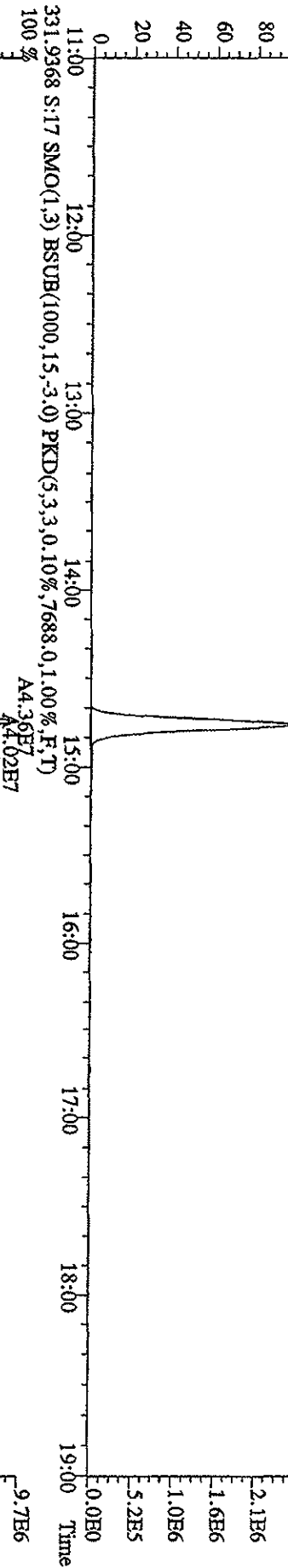
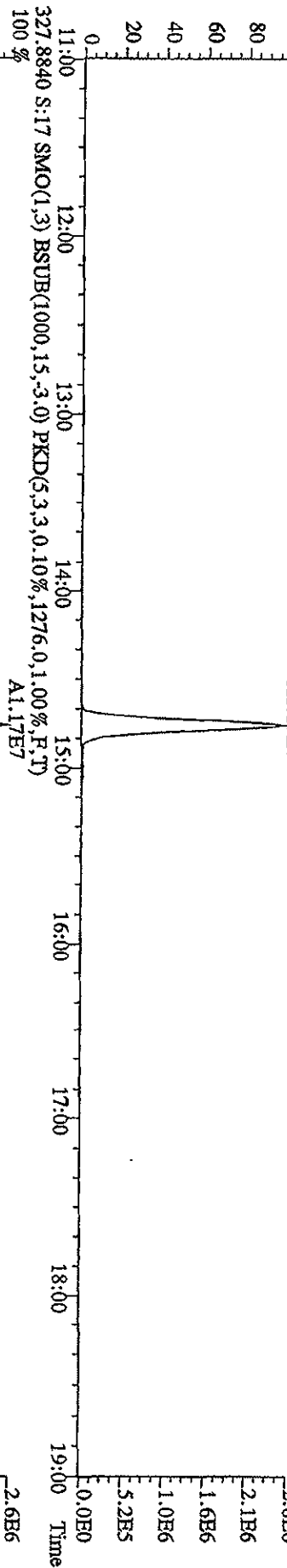
File:21AP105D2 #1-1241 Acq:21-APR-2010 20:08:50 GC EI+ Voltage SIR 70SE
 Sample#17 Text:ST0421L 2nd Source 09DXN449 Exp:DIOXIN
 303.9016 S:17 SMO(1,3) BSUB(1000,15,-3,0) PKD(5,3,3,0,10%,3300,0,1,00%,F,T)
 100 %



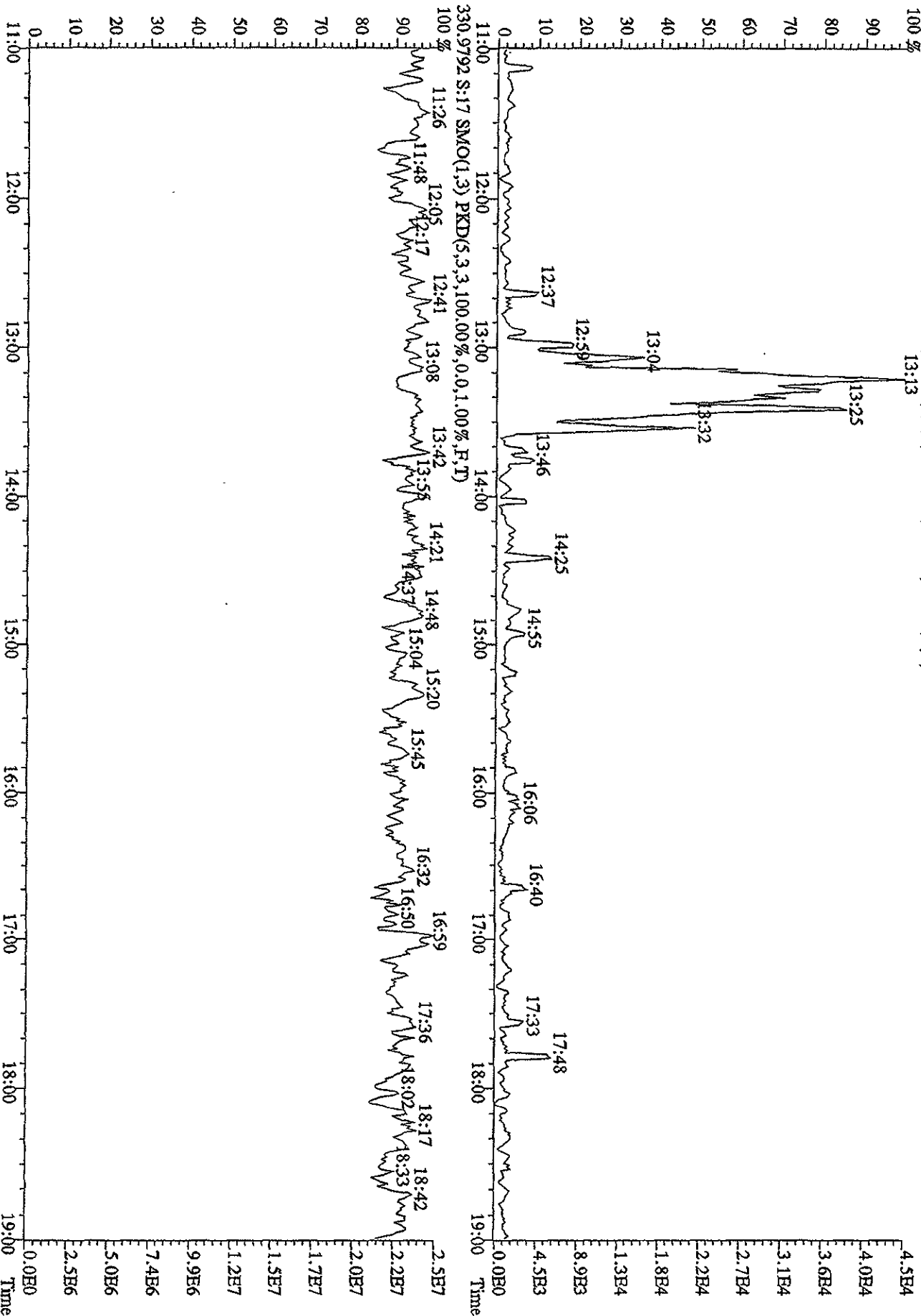
File:21AP105D2 #1-1241 Acq:21-APR-2010 20:08:50 GC HI+ Voltage S1R 70SE
 Sample#17 Text:ST0421L :2nd Source 09DYXN449 Exp:DIOXIN
 319.8965 S:17 SMO(1,3) BSUB(1000,15,-3,0) PKD(5,3,3,0.10%,3000,0,1.00%,F,T)
 100%



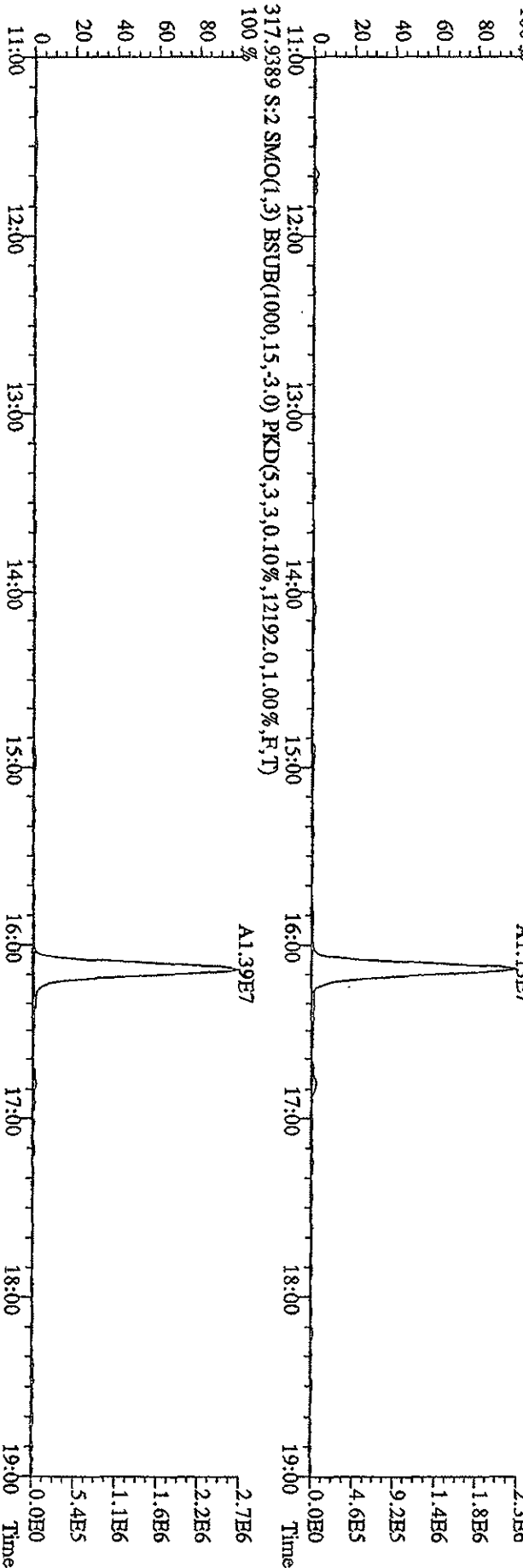
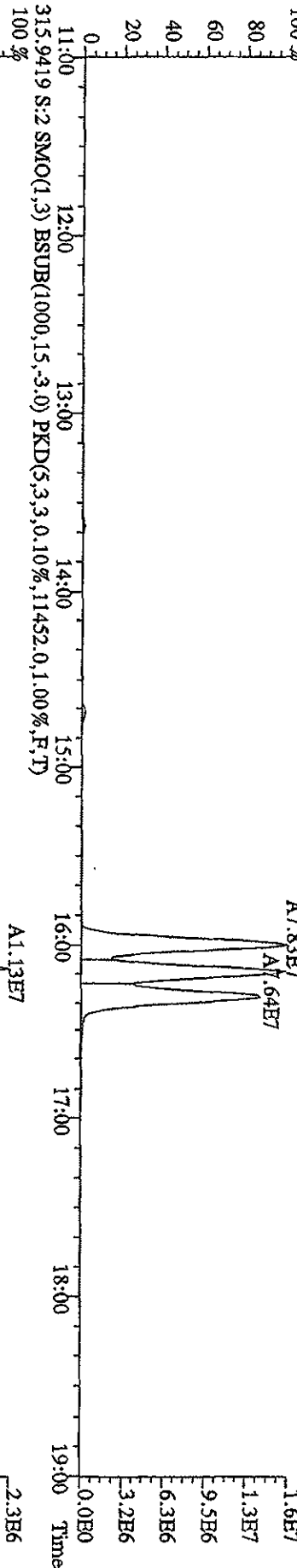
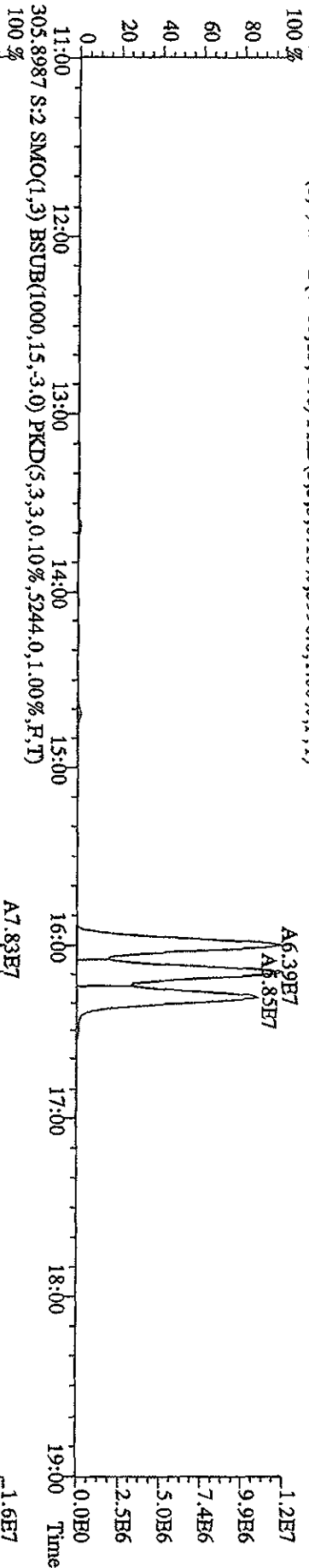
File: 21AP105D2 #1-1241 Acq: 21-APR-2010 20:08:50 GC BI+ Voltage SIR 70SE
 Sample#17 Text: ST0421L : 2nd Source 09DXN449 Exp: DIOXIN
 327.8840 S:17 SMO(1,3) BSUB(1000,15,-3.0) PKD(5,3,3,0,10%,1276,0,1,00%,F,T)
 100% A1.17E7



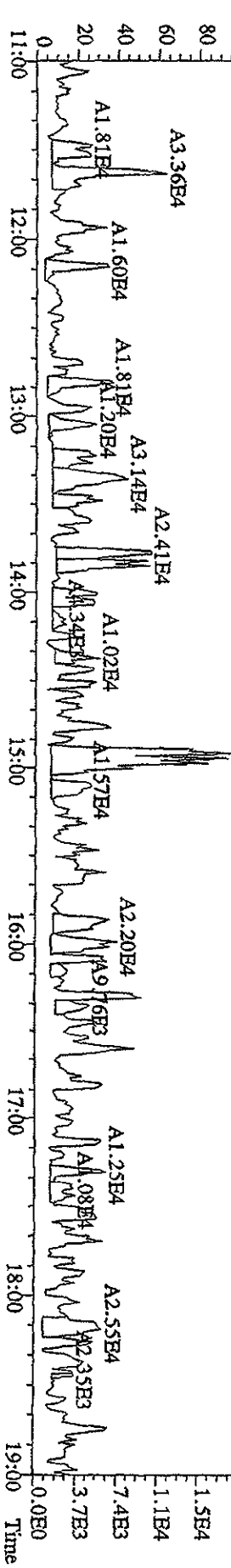
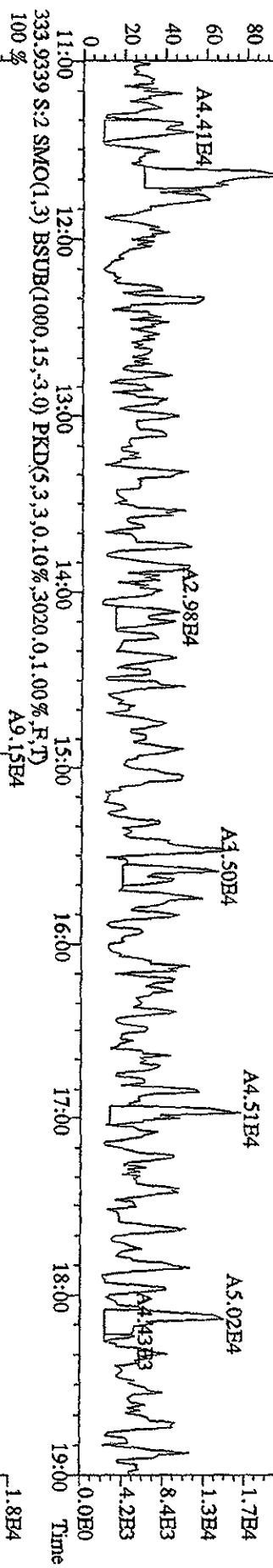
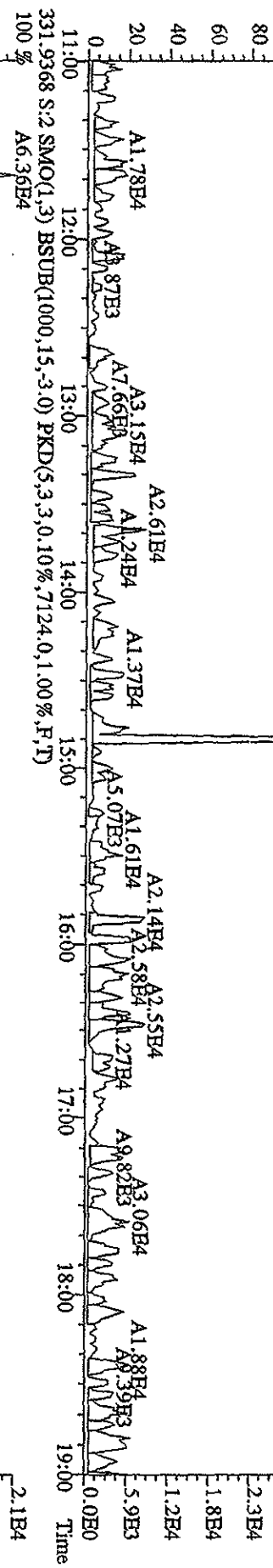
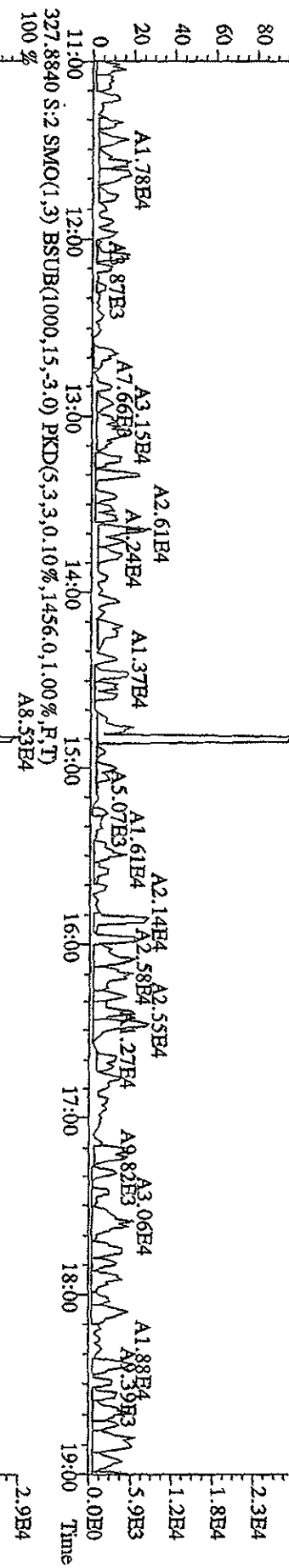
File: 21AP105D2 #1-1241 Acq: 21-APR-2010 20:08:50 GC EI+ Voltage SIR 70SB
 Sample#17 Text: ST0421L 2nd Source 09DXN449 Exp: DIOXIN
 375.8364 S: 17 SMO(1,3) BSUB(1000,15,-3.0) PKD(5,3,3,100.00%,1360.0,1.00%,F,T)
 100 % 13:13



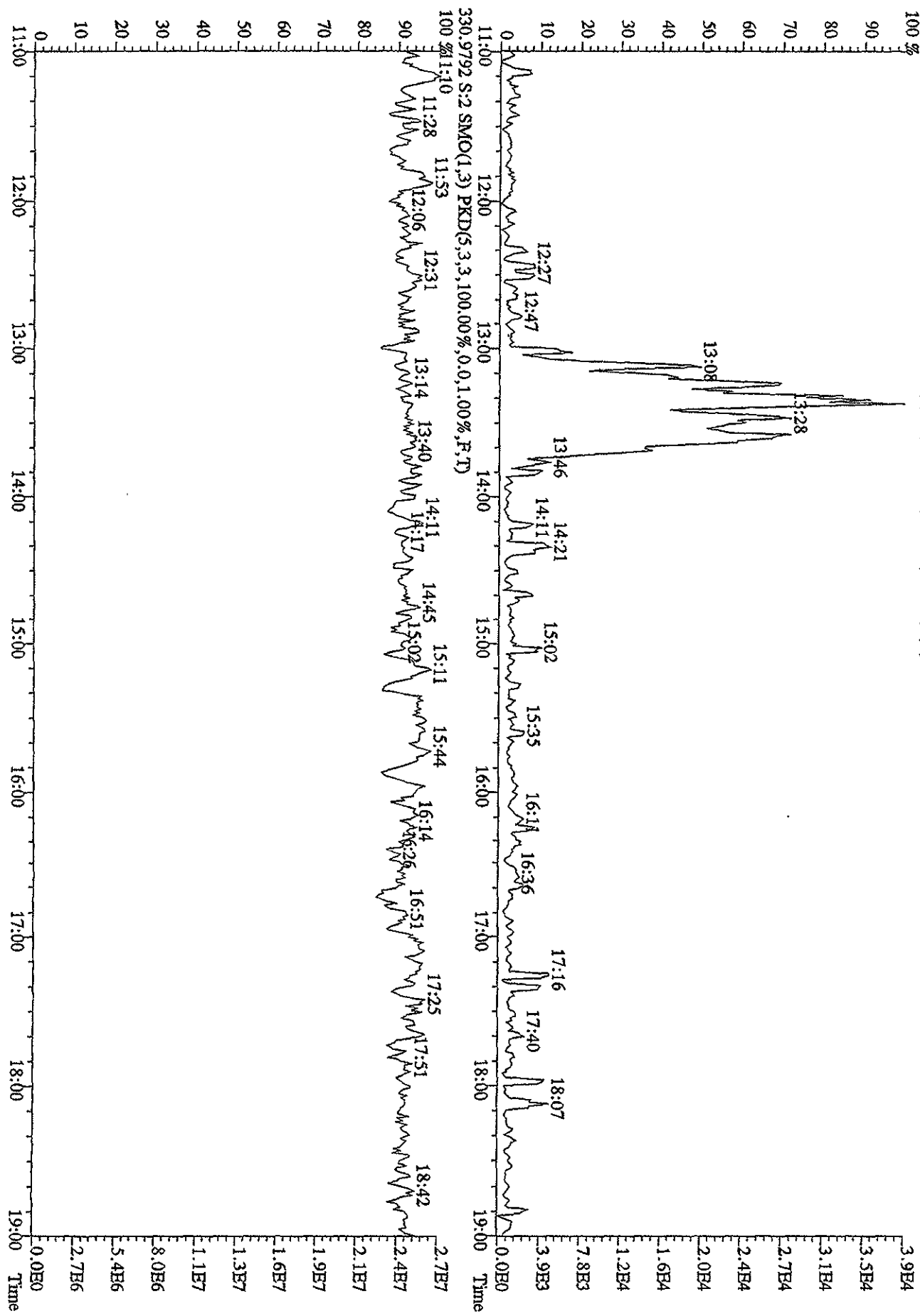
File:21AP105D2 #1-1242 Acq:21-APR-2010 10:53:08 GC FI + Voltage SIR 70SE
Sample#2 Text:CP0421 :DB-225 CPSM 3732-06 Exp:DIOXIN
303.9016 S:2 SMO(1,3) BSUB(1000,15,-3.0) PKD(5,3,3,0,10%,3996,0,1,00%,F,T)



File:21AP105D2 #1-1242 Acq:21-APR-2010 10:53:08 GC EI+ Voltage SIR 70SE
 Sample#2 Text:CP0421 :DB-225 CP5M 3732-06 Exp:DIOXIN
 327.8840 S:2 SMO(1,3) BSUB(1000,15,-3,0) PKD(5,3,3,0,10%,1456,0,1,00%,F,T)
 100 % A8.53E4



File: 21AP105D2 #1-1242 Acq: 21-APR-2010 10:53:08 GC EI+ Voltage SIR 70SE
 Sample#2 Text: CP0421 :DB-225 CP5M 3732-06 Exp: DIOXIN
 375.8364 S:2 SMO(1.3) BSUB(1000,15,-3.0) PKD(5,3,3,100.00%,1364,0,1.00%,F,T)



Run: 21AP105D2 Analyte: DB225AIR Cal: DB225AIR0421105D2

ST0421I : CS1 09DXN422 ST0421H : CS2 09DXN423 ST0421G : CS3 10DXN111
 ST0421K : CS4 09DXN426 ST0421J : CS5 09DXN456

Name	Mean	S. D.	%RSD	RRF1	RRF2	RRF3	RRF4	RRF5
13C-1,2,3,4-TCDD	-	-	- %	-	-	-	-	-
13C-2,3,7,8-TCDF	2.106	0.147	6.99 %	2.18	1.97	2.18	1.93	2.27
2,3,7,8-TCDF	1.088	0.014	1.29 %	1.09	1.08	1.10	1.10	1.07
13C-2,3,7,8-TCDD	0.948	0.065	6.89 %	0.92	0.91	0.98	0.88	1.05
2,3,7,8-TCDD	1.357	0.068	4.98 %	1.44	1.30	1.42	1.31	1.31
37Cl-2,3,7,8-TCDD	2.406	0.279	11.6 %	2.89	2.38	2.23	2.27	2.26

Run #1 Filename 21AP105D2 S: 14 I: 1
Acquired: 21-APR-10 18:17:40 Processed: 22-APR-10 15:44:28
Run: 21AP105D2 Analyte: DB225AIR Cal: DB225AIR0421105D2

Comments:

Sample text: ST0421I :CS1 09DXN422

Name	Resp	RA	RT	RRF		Mod?
13C-1,2,3,4-TCDD	98548600	0.76 y	14:56	-	100.00	n
13C-2,3,7,8-TCDF	214570500	0.81 y	16:07	2.177	100.00	n
2,3,7,8-TCDF	1171014	0.76 y	16:08	1.091	0.50	n
13C-2,3,7,8-TCDD	91030100	0.77 y	14:44	0.924	100.00	n
2,3,7,8-TCDD	654904	0.80 y	14:45	1.439	0.50	n
37Cl-2,3,7,8-TCDD	1317370	1.00 y	14:45	2.894	0.50	n

Run #2 Filename 21AP105D2 S: 13 I: 1
 Acquired: 21-APR-10 17:40:39 Processed: 22-APR-10 15:44:28
 Run: 21AP105D2 Analyte: DB225AIR Cal: DB225AIR0421105D2

Comments:

Sample text: ST0421H :CS2 09DXN423

Name	Resp	RA	RT	RRF		Mod?
13C-1,2,3,4-TCDD	105183700	0.75 y	14:57	-	100.00	n
13C-2,3,7,8-TCDF	207380000	0.83 y	16:07	1.972	100.00	n
2,3,7,8-TCDF	4477510	0.83 y	16:09	1.080	2.00	n
13C-2,3,7,8-TCDD	95824400	0.76 y	14:45	0.911	100.00	n
2,3,7,8-TCDD	2492210	0.81 y	14:45	1.300	2.00	n
37Cl-2,3,7,8-TCDD	4561780	1.00 y	14:45	2.380	2.00	n

Run #3 Filename 21AP105D2 S: 12 I: 1
Acquired: 21-APR-10 17:03:38 Processed: 22-APR-10 15:44:28
Run: 21AP105D2 Analyte: DB225AIR Cal: DB225AIR0421105D2
Comments:
Sample text: ST0421G :CS3 10DXN111

Name	Resp	RA	RT	RRF		Mod?
13C-1,2,3,4-TCDD	89594000	0.77 y	14:56	-	100.00	n
13C-2,3,7,8-TCDF	195422300	0.84 y	16:07	2.181	100.00	n
2,3,7,8-TCDF	21585080	0.85 y	16:08	1.105	10.00	n
13C-2,3,7,8-TCDD	87844800	0.77 y	14:44	0.980	100.00	n
2,3,7,8-TCDD	12499560	0.85 y	14:45	1.423	10.00	n
37Cl-2,3,7,8-TCDD	19546260	1.00 y	14:45	2.225	10.00	n

Run #4 Filename 21AP105D2 S: 16 I: 1
Acquired: 21-APR-10 19:31:45 Processed: 22-APR-10 15:44:28
Run: 21AP105D2 Analyte: DB225AIR Cal: DB225AIR0421105D2

Comments:

Sample text: ST0421K :CS4 09DXN426

Name	Resp	RA	RT	RRF		Mod?
13C-1,2,3,4-TCDD	107645400	0.77 y	14:57	-	100.00	n
13C-2,3,7,8-TCDF	207815400	0.82 y	16:08	1.931	100.00	n
2,3,7,8-TCDF	91213400	0.83 y	16:09	1.097	40.00	n
13C-2,3,7,8-TCDD	94849900	0.76 y	14:45	0.881	100.00	n
2,3,7,8-TCDD	49864500	0.85 y	14:46	1.314	40.00	n
37Cl-2,3,7,8-TCDD	86039800	1.00 y	14:46	2.268	40.00	n

Run #5 Filename 21AP105D2 S: 15 I: 1
Acquired: 21-APR-10 18:54:42 Processed: 22-APR-10 15:44:29
Run: 21AP105D2 Analyte: DB225AIR Cal: DB225AIR0421105D2
Comments:

Sample text: ST0421J :CS5 09DXN456

Name	Resp	RA	RT	RRF		Mod?
13C-1,2,3,4-TCDD	96437900	0.75 y	14:57	-	100.00	n
13C-2,3,7,8-TCDF	218989000	0.84 y	16:08	2.271	100.00	n
2,3,7,8-TCDF	468380000	0.81 y	16:09	1.069	200.00	n
13C-2,3,7,8-TCDD	100872600	0.78 y	14:45	1.046	100.00	n
2,3,7,8-TCDD	264244000	0.84 y	14:46	1.310	200.00	n
37Cl-2,3,7,8-TCDD	456866000	1.00 y	14:46	2.265	200.00	n

Run: 21AP105D2 Analyte: DB225 Cal: DB2250421105D2

ST0421I : CS1 09DXN422 ST0421H : CS2 09DXN423 ST0421G : CS3 10DXN111
 ST0421K : CS4 09DXN426 ST0421J : CS5 09DXN456

Name	Mean	S. D.	%RSD	RRF1	RRF2	RRF3	RRF4	RRF5
13C-1,2,3,4-TCDD	-	-	- %	-	-	-	-	-
13C-2,3,7,8-TCDF	2.106	0.147	6.99 %	2.18	1.97	2.18	1.93	2.27
2,3,7,8-TCDF	1.088	0.014	1.29 %	1.09	1.08	1.10	1.10	1.07
13C-2,3,7,8-TCDD	0.948	0.065	6.89 %	0.92	0.91	0.98	0.88	1.05
2,3,7,8-TCDD	1.357	0.068	4.98 %	1.44	1.30	1.42	1.31	1.31
37Cl-2,3,7,8-TCDD	2.278	0.257	11.3 %	2.67	2.17	2.18	2.00	2.37

Run #1 Filename 21AP105D2 S: 14 I: 1
Acquired: 21-APR-10 18:17:40 Processed: 22-APR-10 08:13:59
Run: 21AP105D2 Analyte: DB225 Cal: DB2250421105D2

Comments:

Sample text: ST0421I :CS1 09DXN422

Name	Resp	RA	RT	RRF	Resp	Mod?
13C-1,2,3,4-TCDD	98548600	0.76 y	14:56	-	100.00	n
13C-2,3,7,8-TCDF	214570500	0.81 y	16:07	2.177	100.00	n
2,3,7,8-TCDF	1171014	0.76 y	16:08	1.091	0.50	n
13C-2,3,7,8-TCDD	91030100	0.77 y	14:44	0.924	100.00	n
2,3,7,8-TCDD	654904	0.80 y	14:45	1.439	0.50	n
37Cl-2,3,7,8-TCDD	1317370	1.00 y	14:45	2.674	0.50	n

Run #2 Filename 21AP105D2 S: 13 I: 1
Acquired: 21-APR-10 17:40:39 Processed: 22-APR-10 08:13:59
Run: 21AP105D2 Analyte: DB225 Cal: DB2250421105D2
Comments:
Sample text: ST0421H :CS2 09DXN423

Name	Resp	RA	RT	RRF	Mod?
13C-1,2,3,4-TCDD	105183700	0.75 y	14:57	-	100.00 n
13C-2,3,7,8-TCDF	207380000	0.83 y	16:07	1.972	100.00 n
2,3,7,8-TCDF	4477510	0.83 y	16:09	1.080	2.00 n
13C-2,3,7,8-TCDD	95824400	0.76 y	14:45	0.911	100.00 n
2,3,7,8-TCDD	2492210	0.81 y	14:45	1.300	2.00 n
37Cl-2,3,7,8-TCDD	4561780	1.00 y	14:45	2.168	2.00 n

Run #3 Filename 21AP105D2 S: 12 I: 1
Acquired: 21-APR-10 17:03:38 Processed: 22-APR-10 08:13:59
Run: 21AP105D2 Analyte: DB225 Cal: DB2250421105D2
Comments:
Sample text: ST0421G :CS3 10DXN111

Name	Resp	RA	RT	RRF		Mod?
13C-1,2,3,4-TCDD	89594000	0.77 y	14:56	-	100.00	n
13C-2,3,7,8-TCDF	195422300	0.84 y	16:07	2.181	100.00	n
2,3,7,8-TCDF	21585080	0.85 y	16:08	1.105	10.00	n
13C-2,3,7,8-TCDD	87844800	0.77 y	14:44	0.980	100.00	n
2,3,7,8-TCDD	12499560	0.85 y	14:45	1.423	10.00	n
37Cl-2,3,7,8-TCDD	19546260	1.00 y	14:45	2.182	10.00	n

Run #4 Filename 21AP105D2 S: 16 I: 1
Acquired: 21-APR-10 19:31:45 Processed: 22-APR-10 08:13:59
Run: 21AP105D2 Analyte: DB225 Cal: DB2250421105D2
Comments:
Sample text: ST0421K :CS4 .09DXN426

Name	Resp	RA	RT	RRF		Mod?
13C-1,2,3,4-TCDD	107645400	0.77 y	14:57	-	100.00	n
13C-2,3,7,8-TCDF	207815400	0.82 y	16:08	1.931	100.00	n
2,3,7,8-TCDF	91213400	0.83 y	16:09	1.097	40.00	n
13C-2,3,7,8-TCDD	94849900	0.76 y	14:45	0.881	100.00	n
2,3,7,8-TCDD	49864500	0.85 y	14:46	1.314	40.00	n
37Cl-2,3,7,8-TCDD	86039800	1.00 y	14:46	1.998	40.00	n

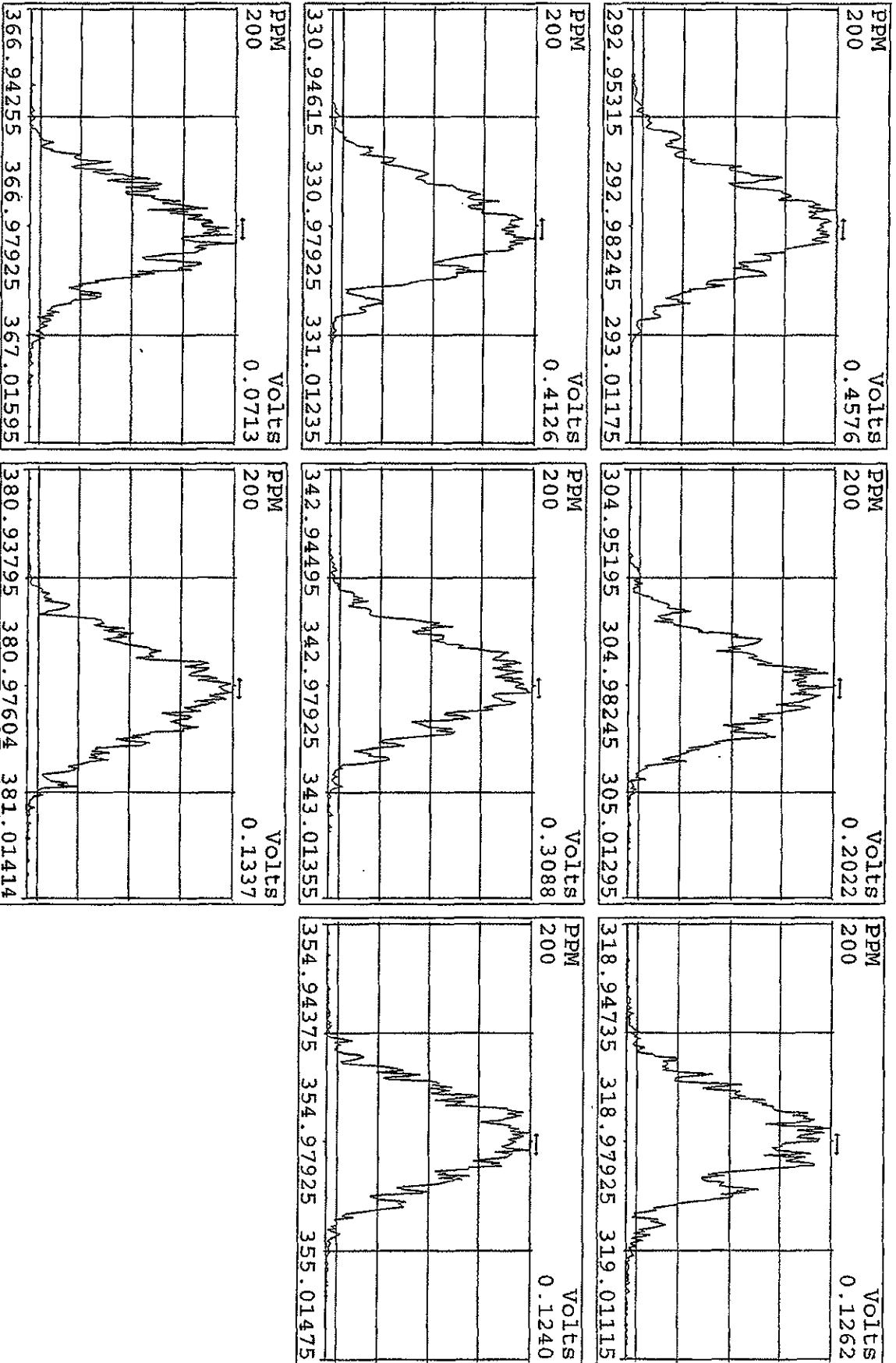
Run #5 Filename 21AP105D2 S: 15 I: 1
Acquired: 21-APR-10 18:54:42 Processed: 22-APR-10 08:14:00
Run: 21AP105D2 Analyte: DB225 Cal: DB2250421105D2
Comments:
Sample text: ST0421J :CS5 09DXN456

Name	Resp	RA	RT	RRF		Mod?
13C-1,2,3,4-TCDD	96437900	0.75 y	14:57	-	100.00	n
13C-2,3,7,8-TCDF	218989000	0.84 y	16:08	2.271	100.00	n
2,3,7,8-TCDF	468380000	0.81 y	16:09	1.069	200.00	n
13C-2,3,7,8-TCDD	100872600	0.78 y	14:45	1.046	100.00	n
2,3,7,8-TCDD	264244000	0.84 y	14:46	1.310	200.00	n
37C1-2,3,7,8-TCDD	456866000	1.00 y	14:46	2.369	200.00	n

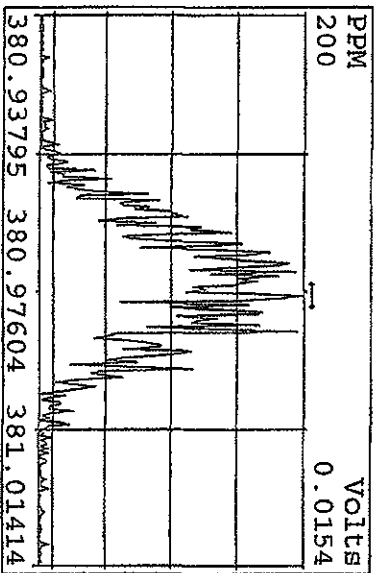
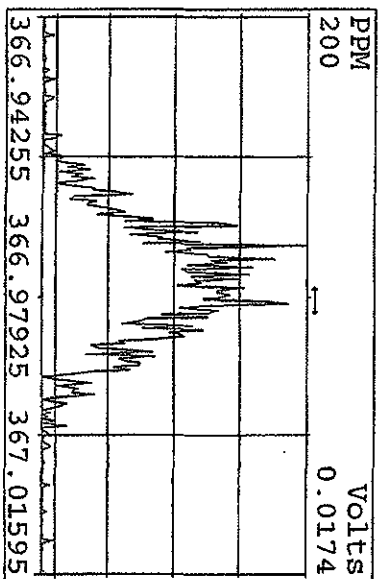
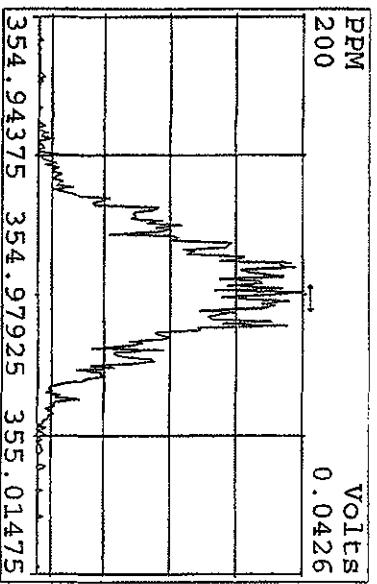
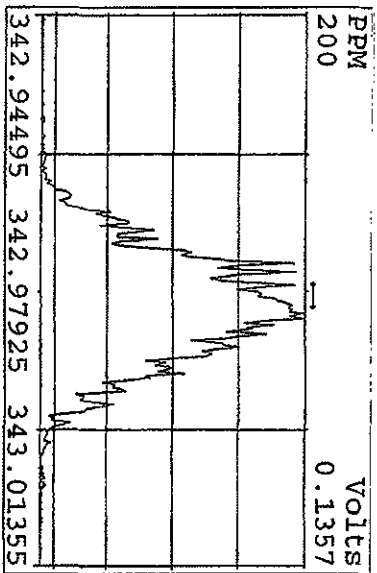
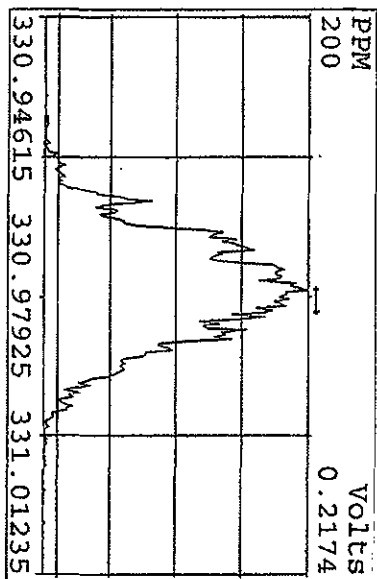
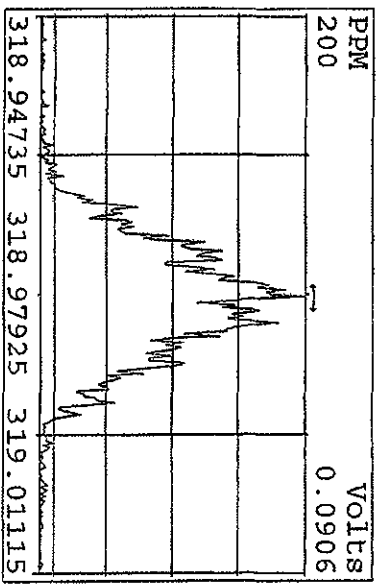
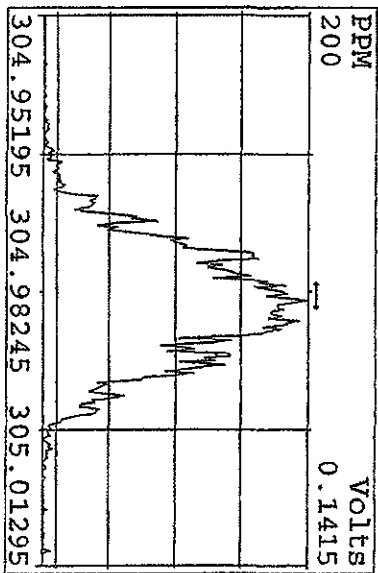
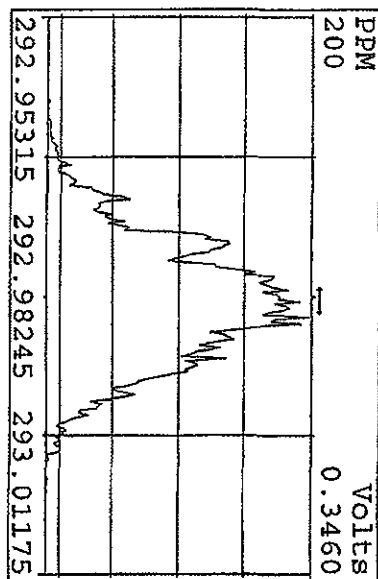
Data file	Smp	Work Order	Sample ID	FV-uL	Method/Matrix	Box	Size	U
21AP105D2	1	ST0421	CS3 10DXN111				1.000	
21AP105D2	2	CP0421	DB-225 CPSM 3732-06				1.000	
21AP105D2	3	SB0421	Solvent Blank C-14				1.000	
21AP105D2	4	LXTRR-1-AC	A0D120411-1	20	8290/SOLID	70	10.060 g	
21AP105D2	5	SB0421A	Solvent Blank C-14				1.000	
21AP105D2	6	ST0421A	CS3 10DXN111				1.000	
21AP105D2	7	ST0421B	CS2 09DXN423				1.000	
21AP105D2	8	ST0421C	CS1 09DXN422				1.000	
21AP105D2	9	ST0421D	CS5 09DXN456				1.000	
21AP105D2	10	ST0421E	CS4 09DXN426				1.000	
21AP105D2	11	ST0421F	2nd Source 09DXN449				1.000	
21AP105D2	12	ST0421G	CS3 10DXN111				1.000	
21AP105D2	13	ST0421H	CS2 09DXN423				1.000	
21AP105D2	14	ST0421I	CS1 09DXN422				1.000	
21AP105D2	15	ST0421J	CS5 09DXN456				1.000	
21AP105D2	16	ST0421K	CS4 09DXN426				1.000	
21AP105D2	17	ST0421L	2nd Source 09DXN449				1.000	
21AP105D2	18						1.000	
21AP105D2	19						1.000	
21AP105D2	20						1.000	
21AP105D2	21		MG 04/21/10				1.000	

*log file checked
4-22-10
SMA*

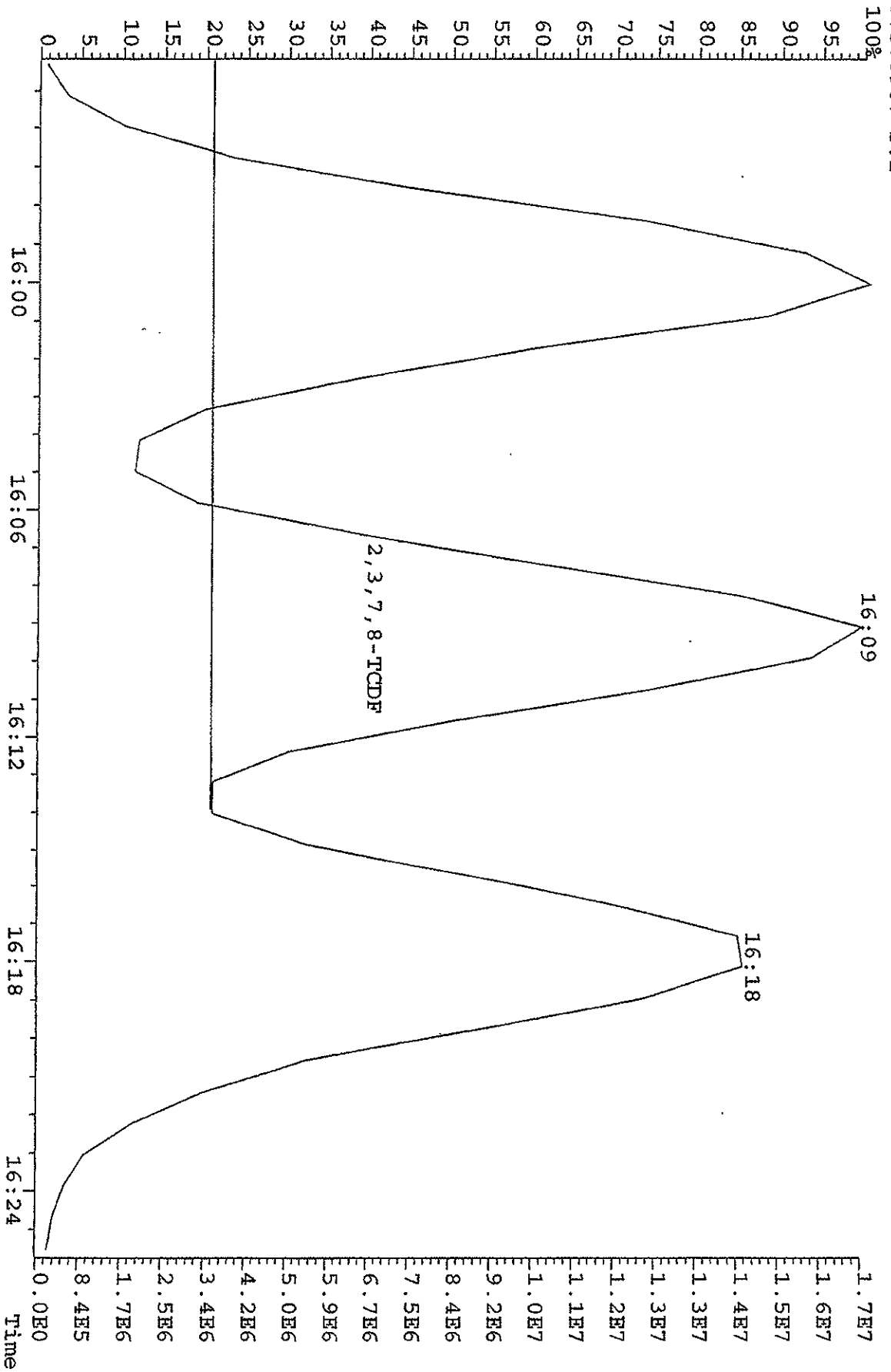
Peak Locate Examination: 21-APR-2010:10:08 File: 21AP105D2
 Experiment: DIOXIN Function: 1 Reference: PFK



Peak Locate Examination: 21-APR-2010: 21:16 File: RESCHK21AP105D2
 Experiment: DIOXIN Function: 1 Reference: PFK




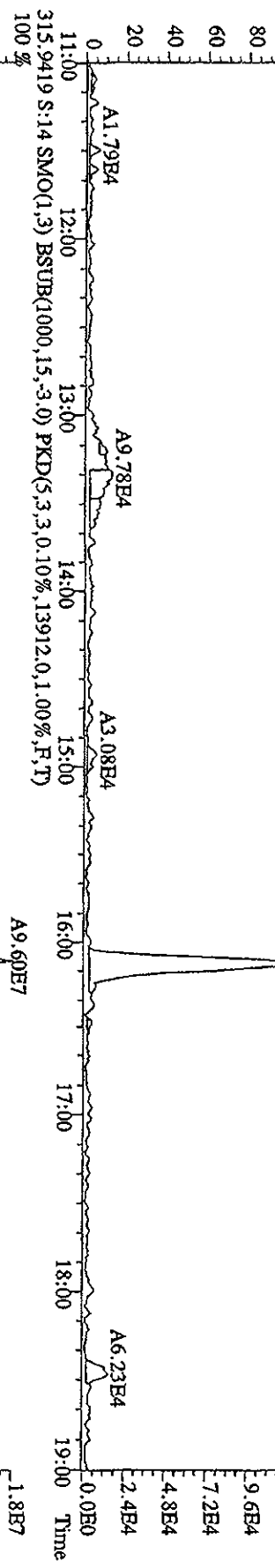
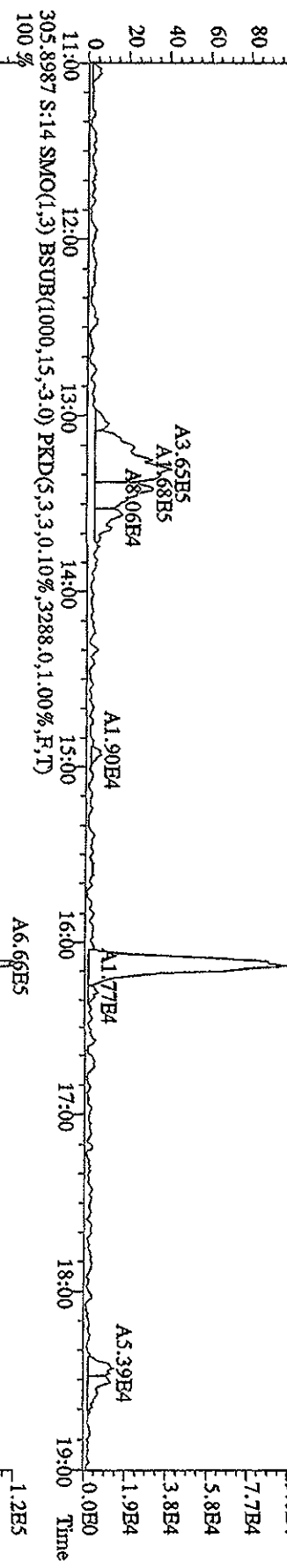
File: 21API05D2 #1-919 Acq: 21-APR-2010 10:53:08 GC FI+ Voltage SIR 70SE
 Sample#2 Exp: DIOXIN
 305.8987 S: 2



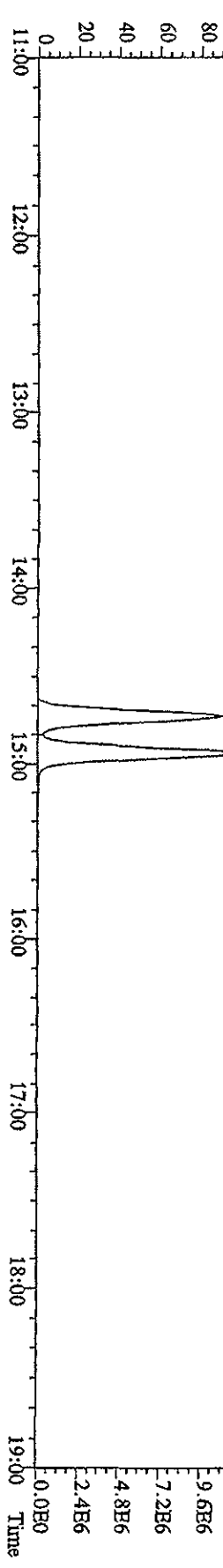
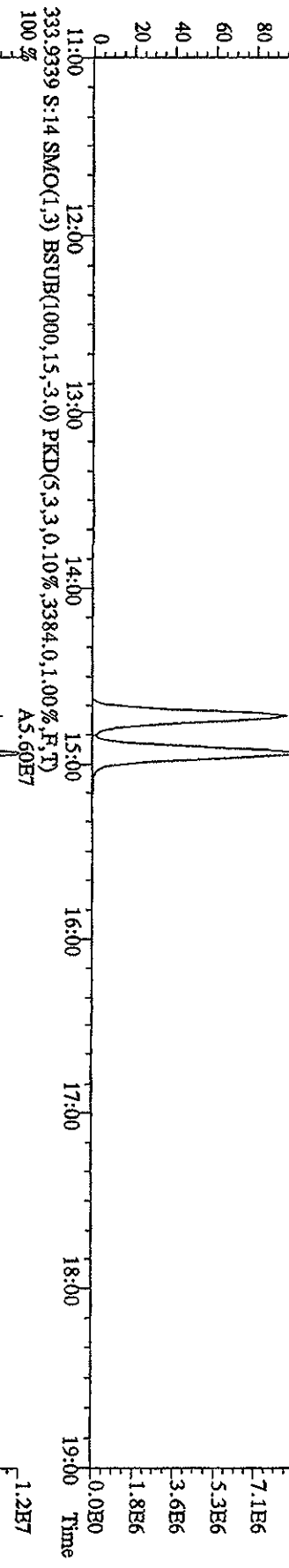
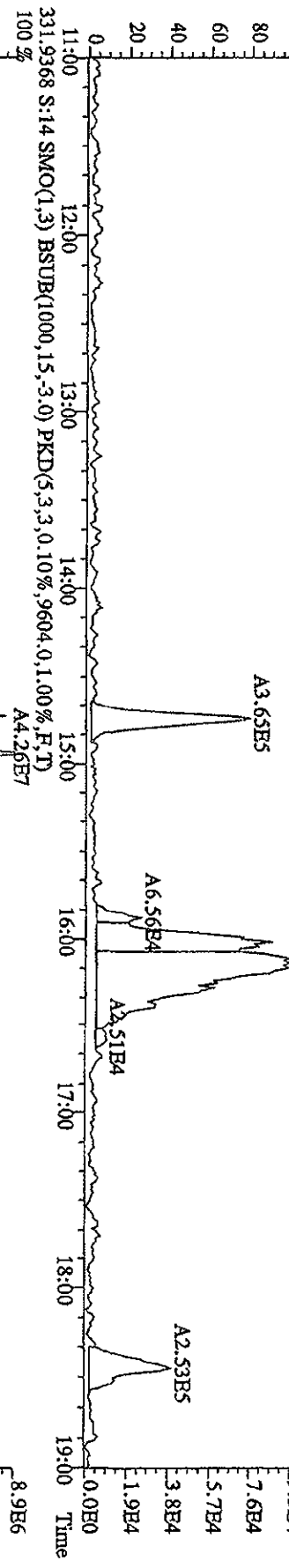
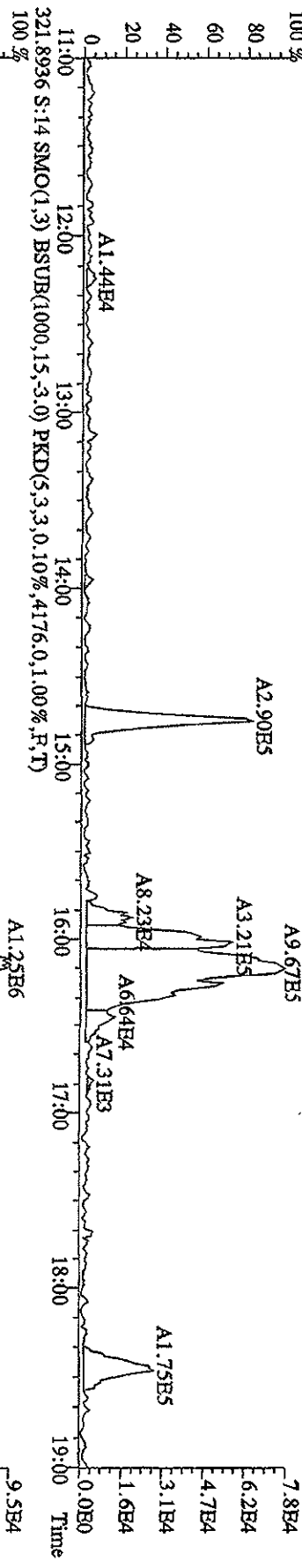
Run text: ST0421L Sample text: ST0421L :2nd Source 09DXN449
Run #6 Filename: 21AP105D2 S: 17 I: 1 Results: 21AP105D2DB225A
Acquired: 21-APR-10 20:08:50 Processed: 23-APR-10 15:30:50
Run: 21AP105D2 Analyte: DB225 Cal: DB2250421105D2
Factor 1: 400.000 Factor 2: 20.000 Sample size: 1.000000

Name	Resp	RA	RT	RRF	Conc	EDL	Rec	M
13C-1,2,3,4-TCDD	92288800	0.77 y	14:57	-	92.77	-	-	n
13C-2,3,7,8-TCDF	210985500	0.84 y	16:08	2.11	2170.78	4.59	108.5	n
2,3,7,8-TCDF	22099440	0.82 y	16:09	1.09	192.46	1.01	-	n
13C-2,3,7,8-TCDD	100543600	0.76 y	14:45	0.95	2297.28	3.52	114.9	n
2,3,7,8-TCDD	13155960	0.84 y	14:46	1.36	192.81	1.44	-	n
37Cl-2,3,7,8-TCDD	23374800	1.00 y	14:46	2.28	222.36	0.33	111.2	n

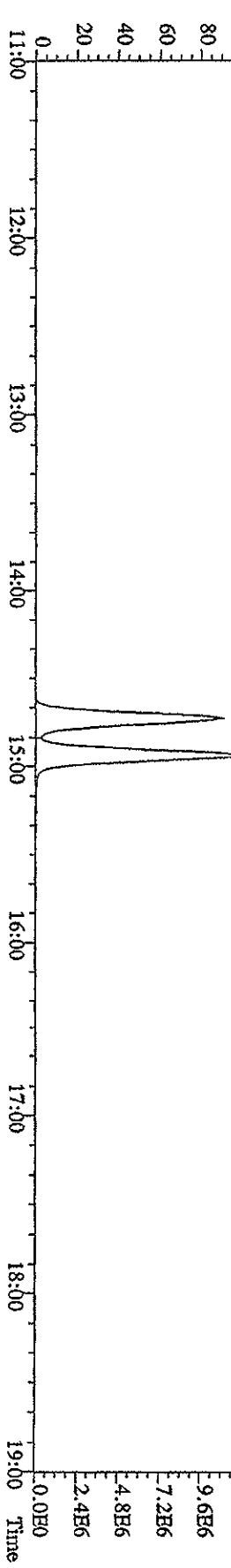
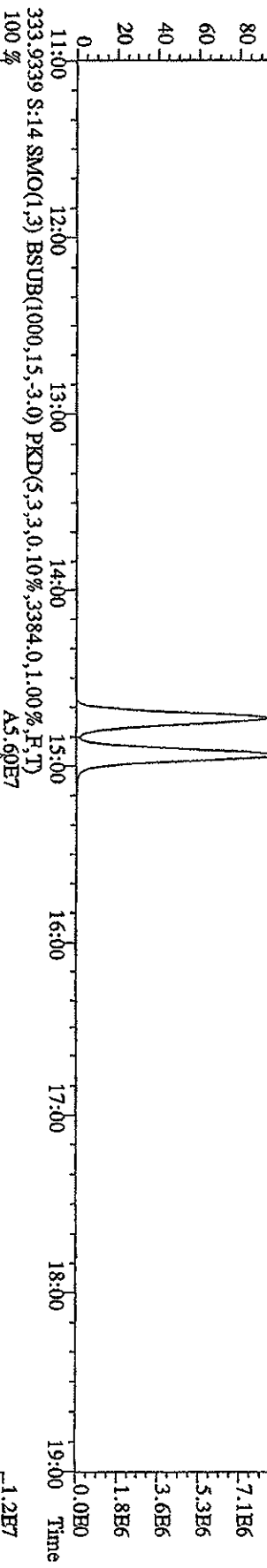
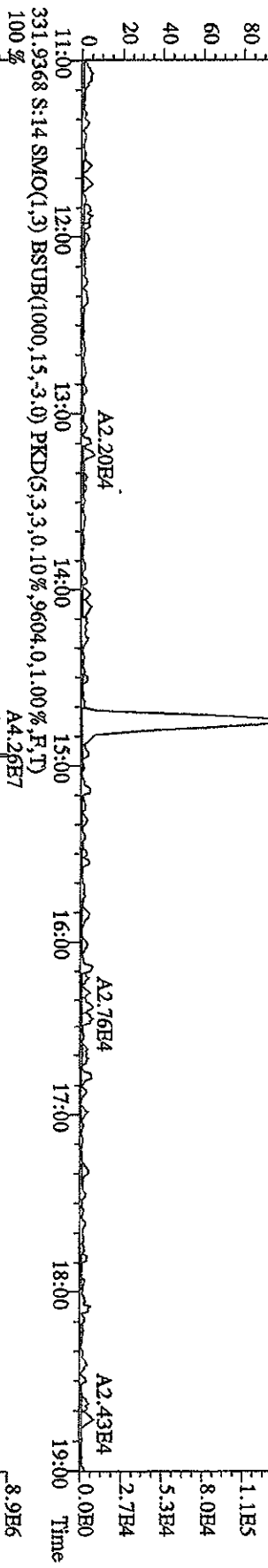
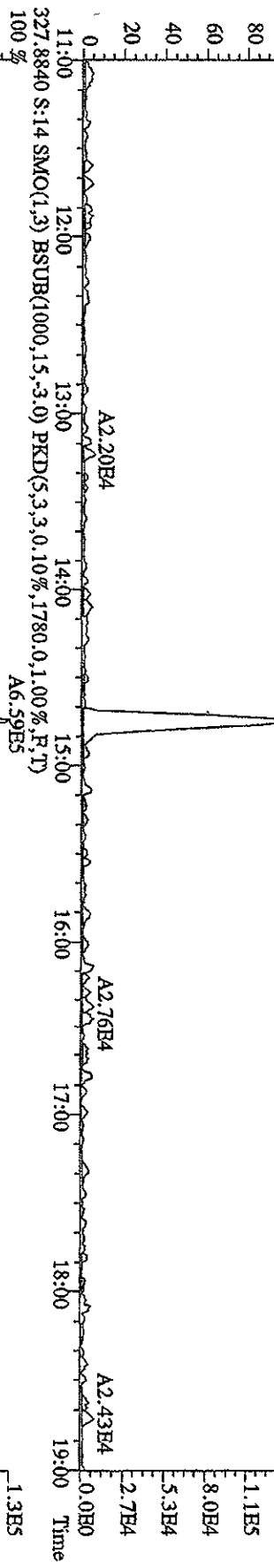
File:21AP105D2 #1-1242 Acq:21-APR-2010 18:17:40 GC EI+ Voltage SIR 70SE
 Sample#14 Text:ST04211 :CSI 09DXN422 Exp:DIOXIN
 303.9016 S:14 SMO(1,3) BSUB(1000,15,-3.0) PKD(5,3,3,0.10%,3000,0.1,00%,F,T)



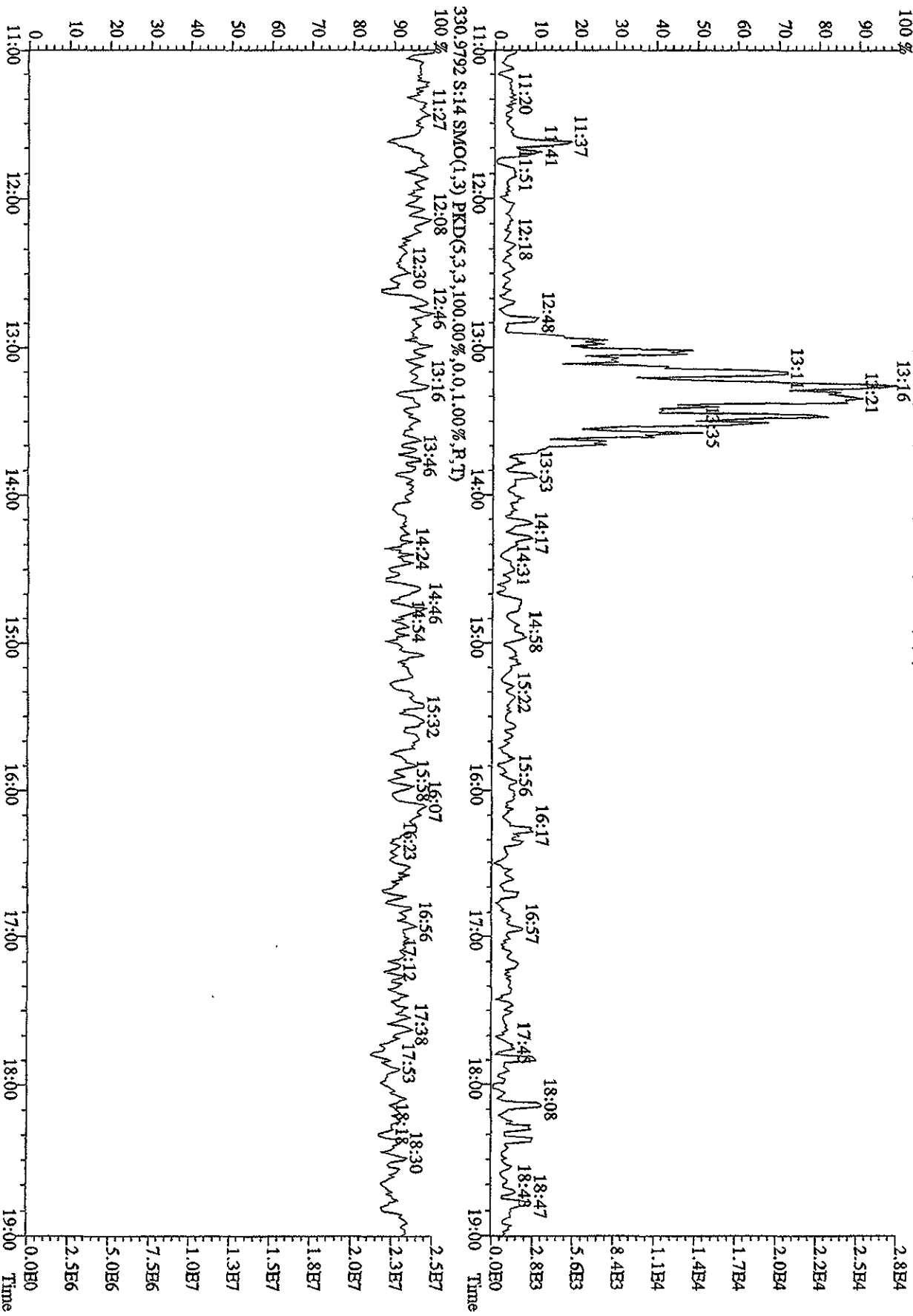
File: 21AP105D2 #1-1242 Acq: 21-APR-2010 18:17:40 GC EI+ Voltage SIR 70SE
 Sample #14 Text: ST04211 :CSI 09DXN422 Exp: DIOXIN
 319.8965 S: 14 SMO(1,3) BSUB(1000,15,-3.0) PKD(5,3,3,0,10%,2500,0,1,00%,F,T)



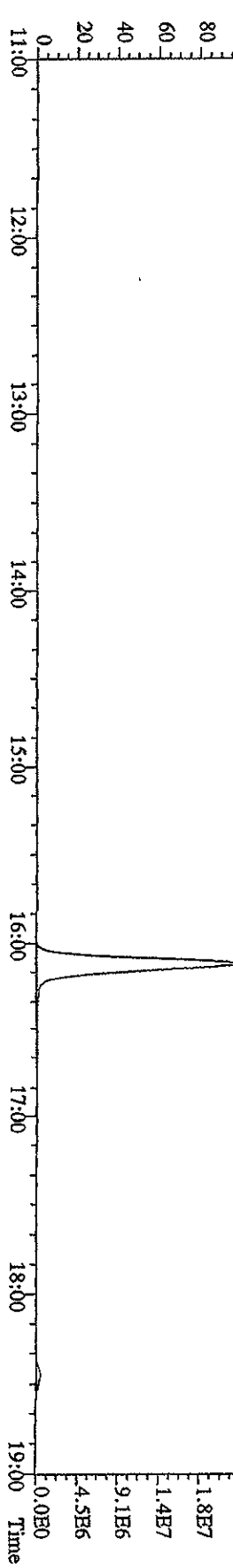
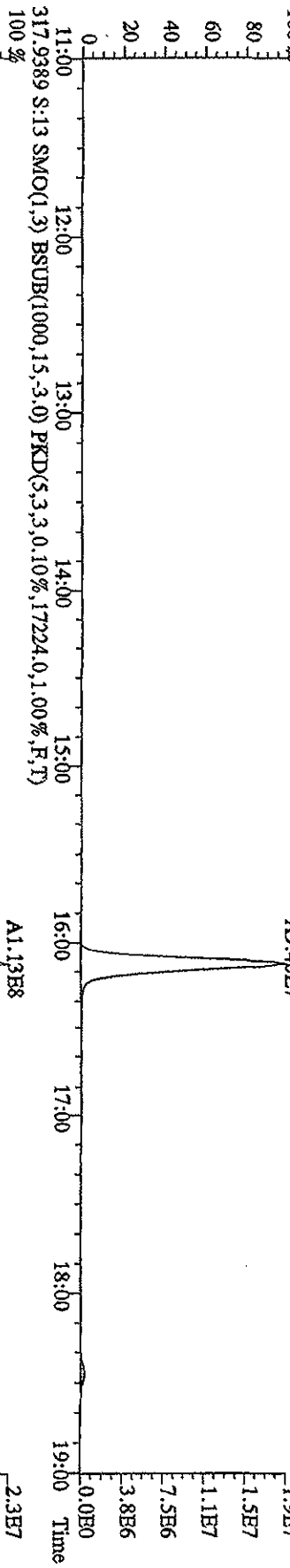
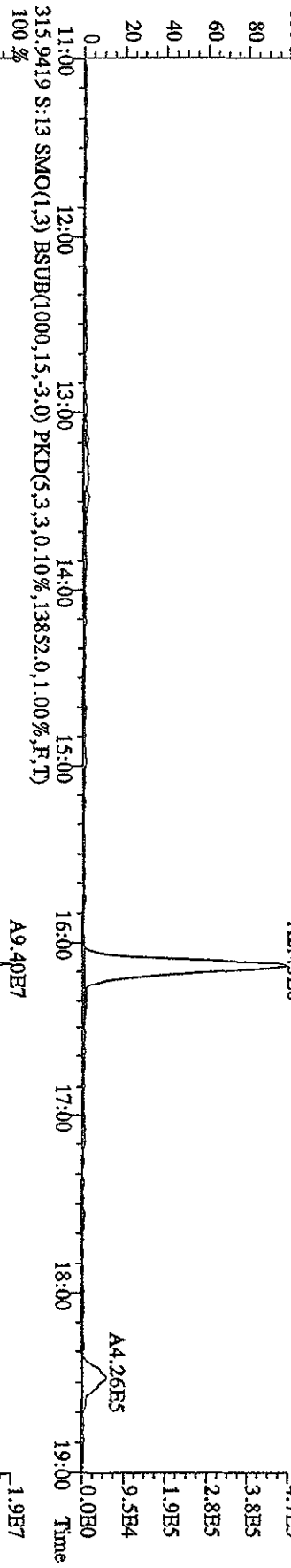
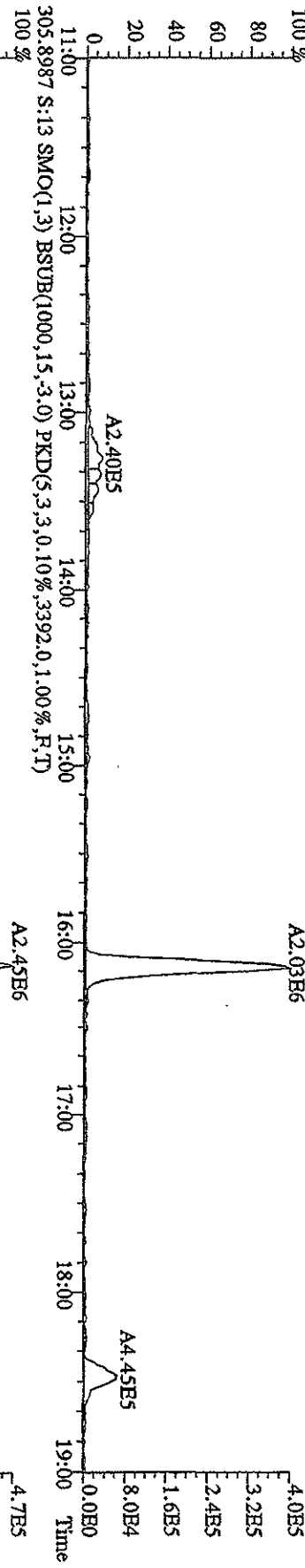
File: 21AP105D2 #1-1242 Acq: 21-APR-2010 18:17:40 GC EI+ Voltage SIR 70SE
 Sample #14 Text: ST04211 : CST 09DXN422 Exp: DIOXIN
 327.8840 S:14 SMO(1,3) BSUB(1000,15,-3,0) PKD(5,3,3,0,10%,1780,0,1,00%,F,T)
 100% A6.59E5



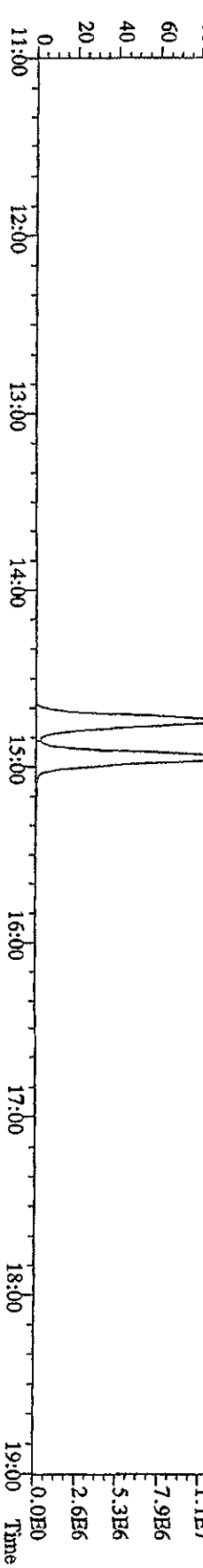
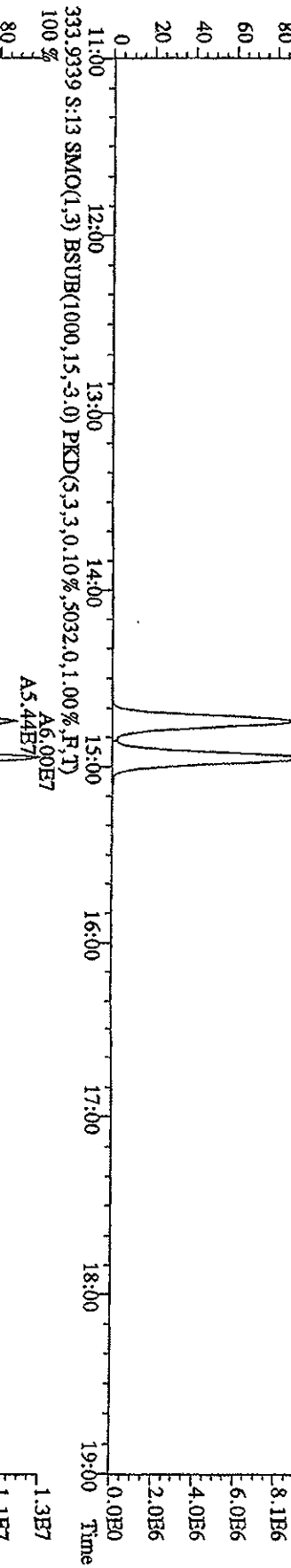
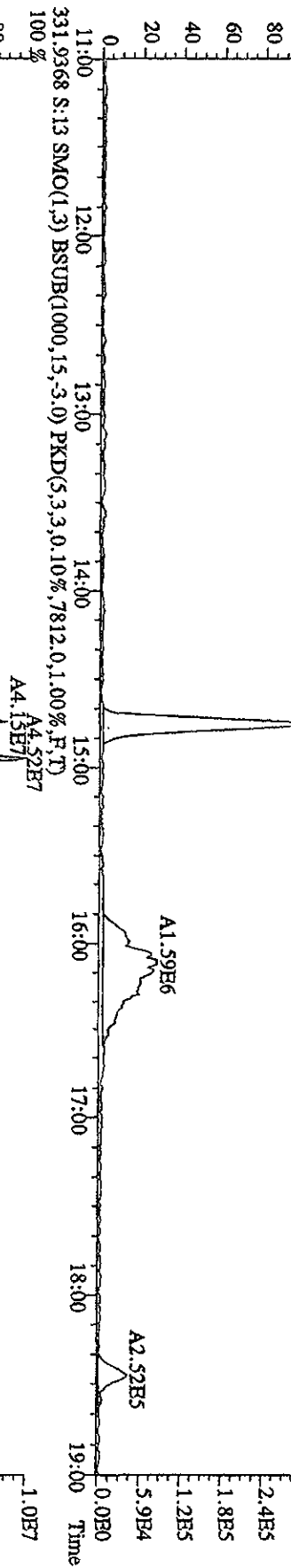
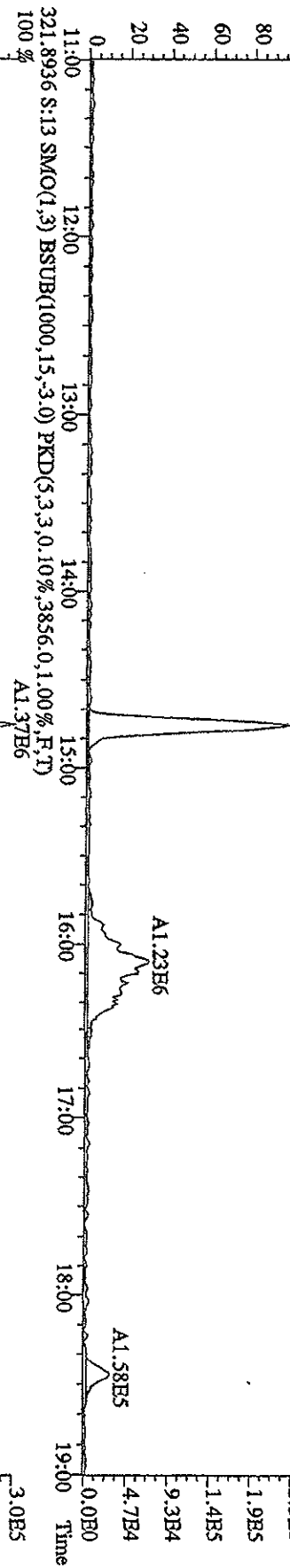
File: 21AP105D2 #1-1242 Acq: 21-APR-2010 18:17:40 GC BI+ Voltage SIR 70SE
 Sample#14 Text: ST04211 : CSI 09DXN422 Exp: DIOXIN
 375.8364 S:14 SMO(1,3) BSUB(1000,15,-3.0) PKD(5,3,3,100.00%,1364.0,1.00%,F,T)
 100%



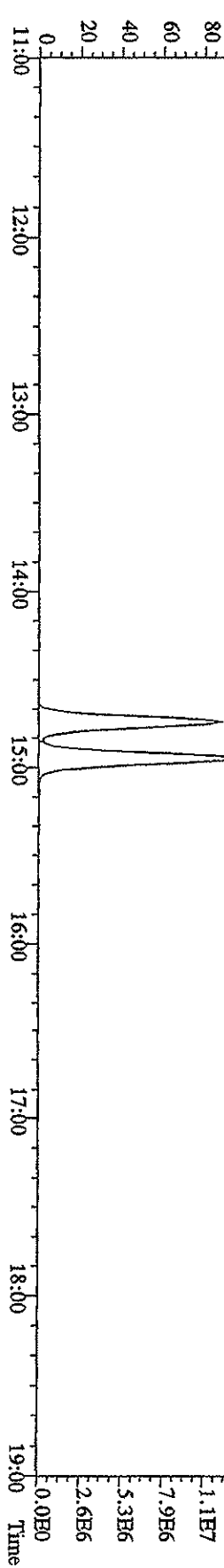
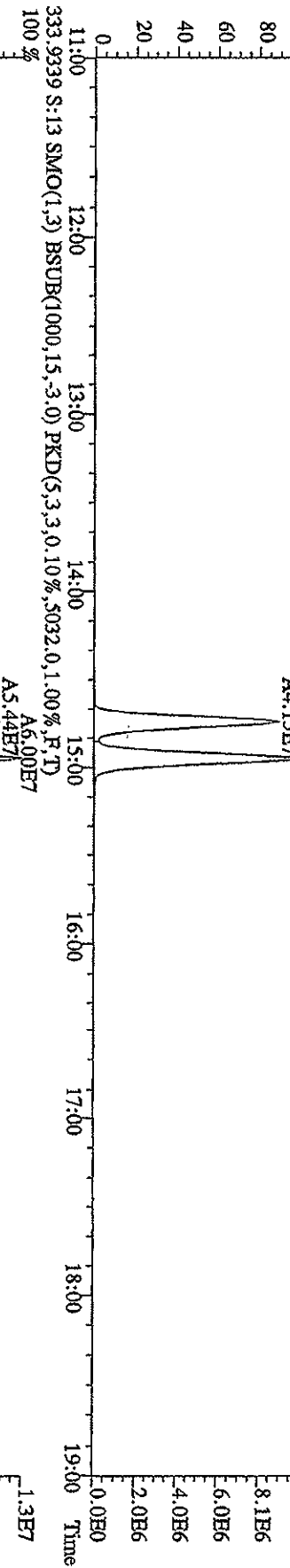
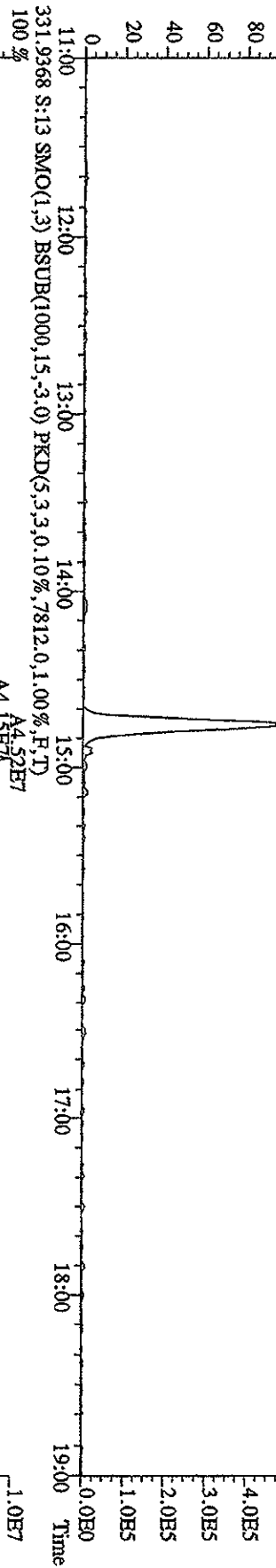
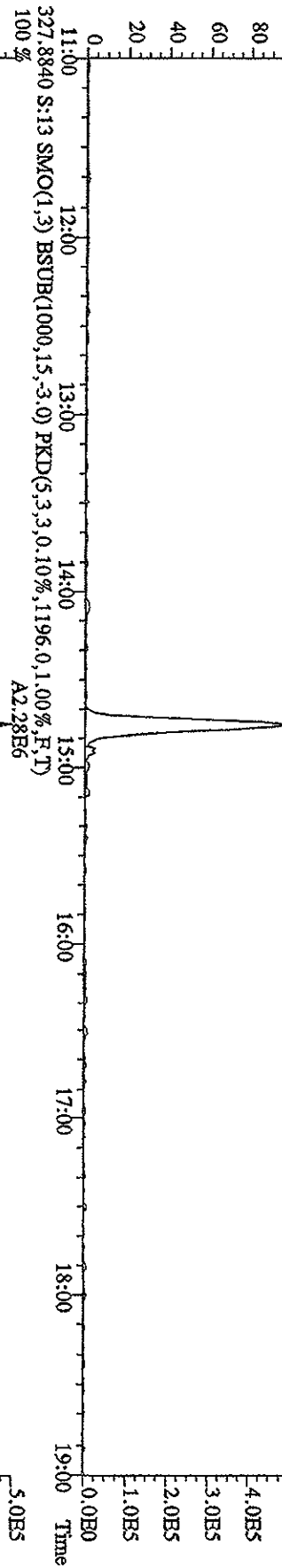
File:21AP105D2 #1-1242 Acq:21-APR-2010 17:40:39 GC EI+ Voltage SIR 70SE
 Sample#13 Text:ST042IH :CS2 09DXN423 Exp:DIOXIN
 303.9016 S:13 SMO(1,3) BSUB(1000,15,3.0) PKD(5,3,3,0,10%,3104.0,1.00%,F,T)



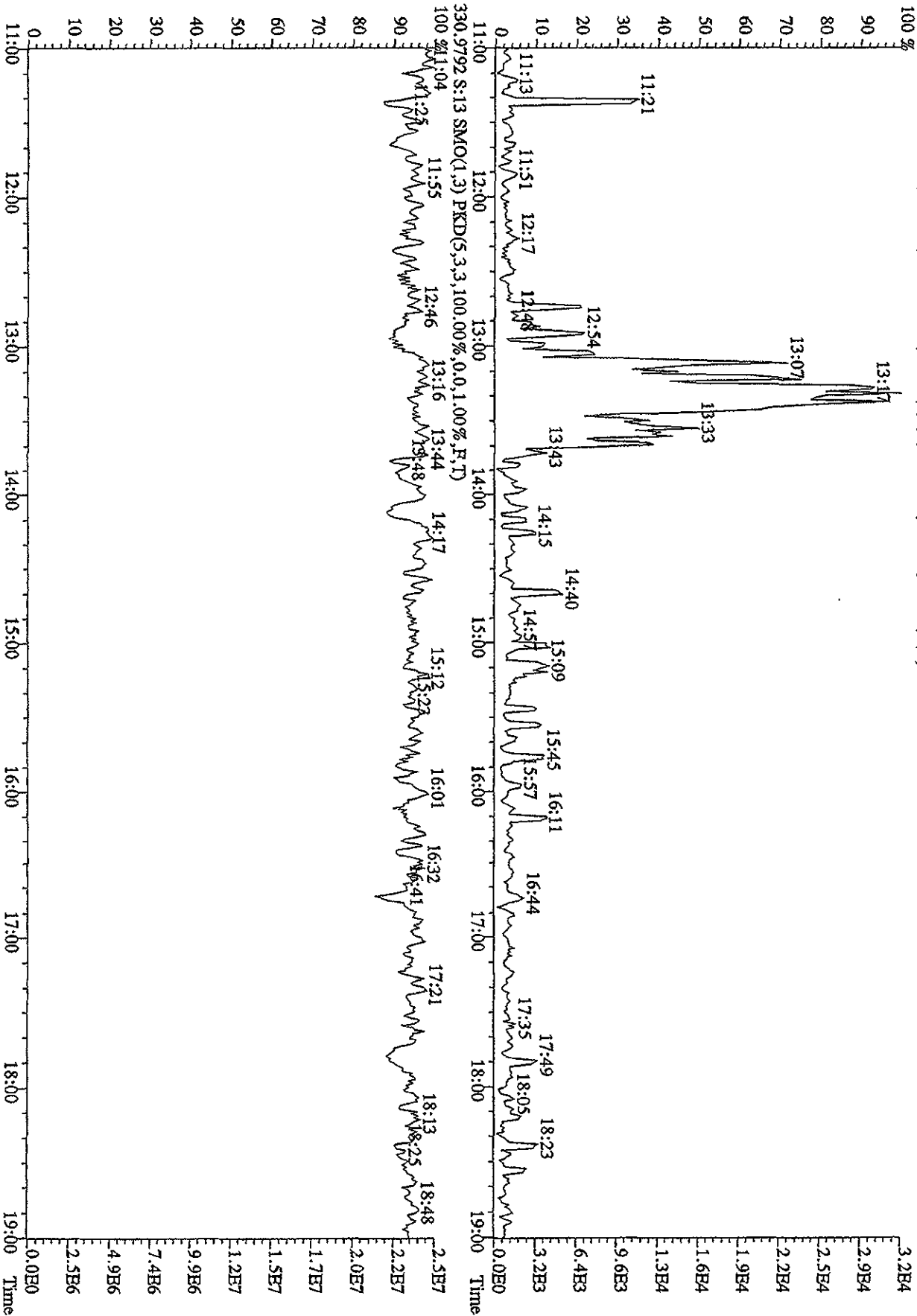
File:21AP105D2 #1-1242 Acq:21-APR-2010 17:40:39 GC EI+ Voltage SFR 70SE
 Sample#13 Text:ST0421H :CS2 09DXN423 Exp:DIOXIN
 319.8965 S:13 SMO(1,3) BSUB(1000,15,-3.0) PKD(5,3,3,0.10%,2944,0.1,00%,F,T)
 100%




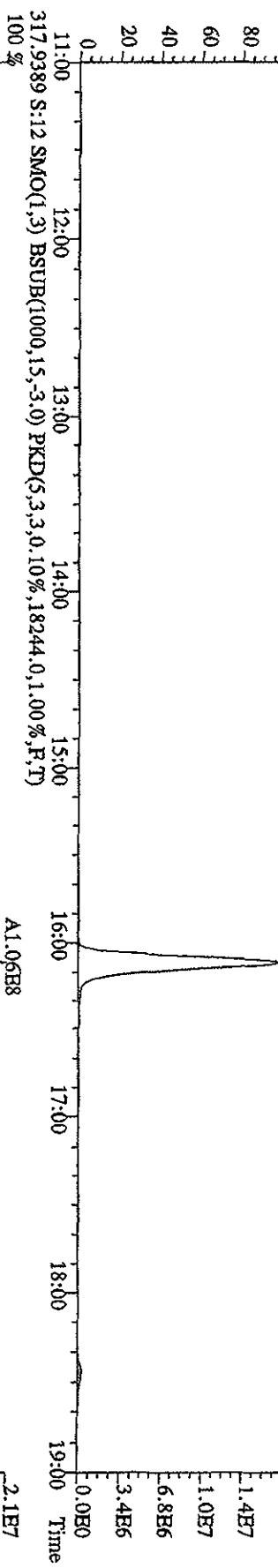

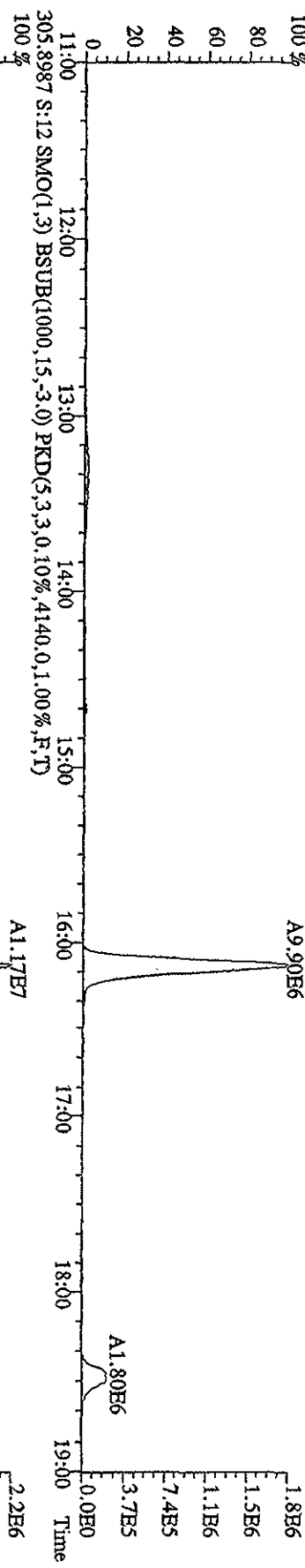
File: 21API105D2 #1-1242 Acq: 21-APR-2010 17:40:39 GC EI+ Voltage S1R 70SE
 Sample#13 Text: ST042IH :CS2 09DXM423 Exp: DIOXIN
 327.8840 S:13 SMO(1,3) BSUB(1000,15,-3,0) PKD(5,3,3,0,10%,1196,0,1,00%,F,T)
 100% A2.28E6



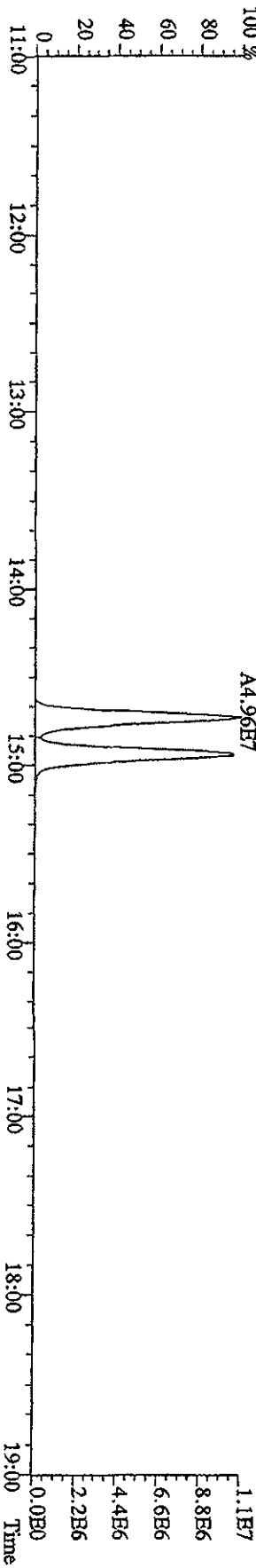
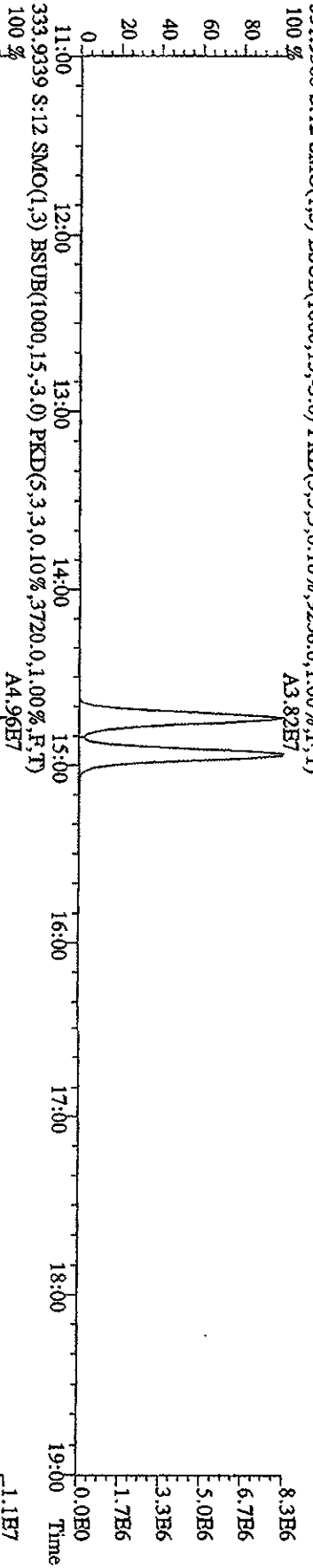
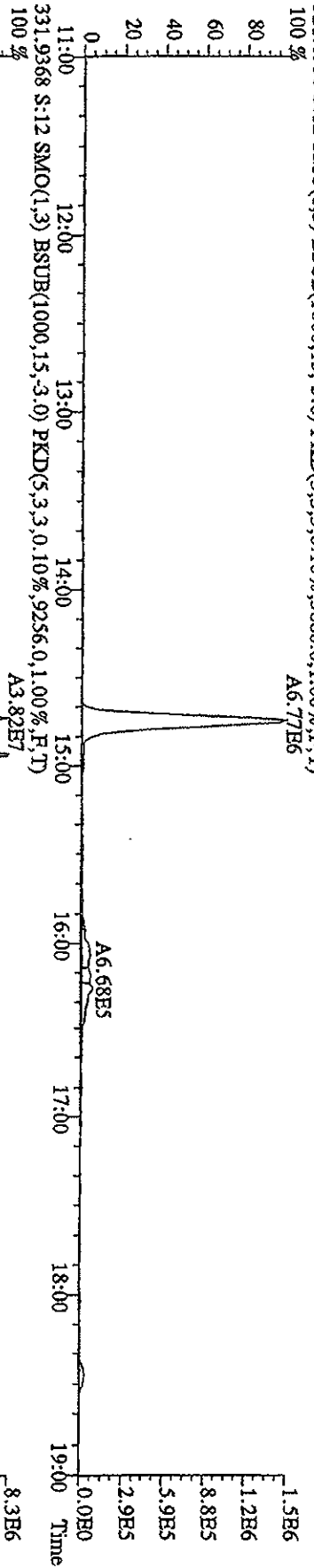
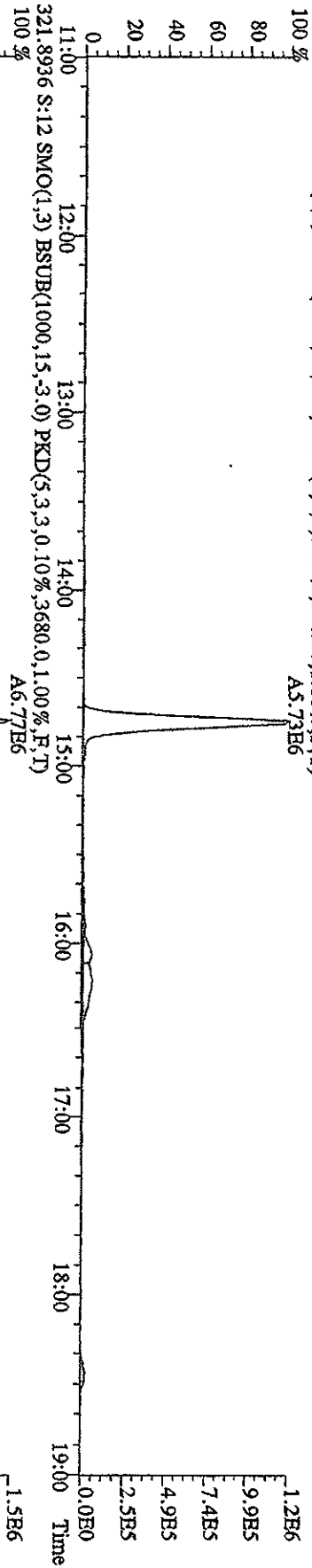
File: 21AP105D2 #1-1242 Acq: 21-APR-2010 17:40:39 GC HI + Voltage SIR 70SE
 Sample #13 Text: ST0421H : CS2 09DXN423 Exp: DIOXIN
 375.8364 S: 13 SMO(1.3) BSUB(1000,15,-3.0) PKD(5,3,3,100.00%,1368.0,1.00%,F,T)



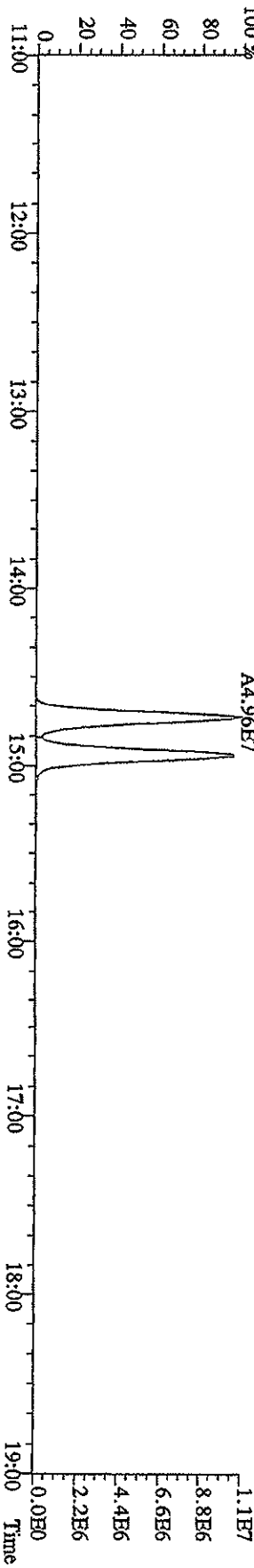
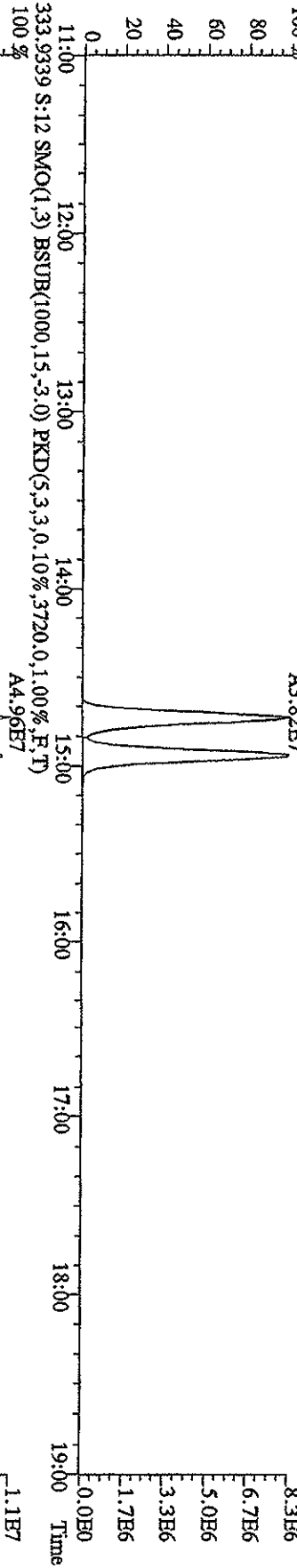
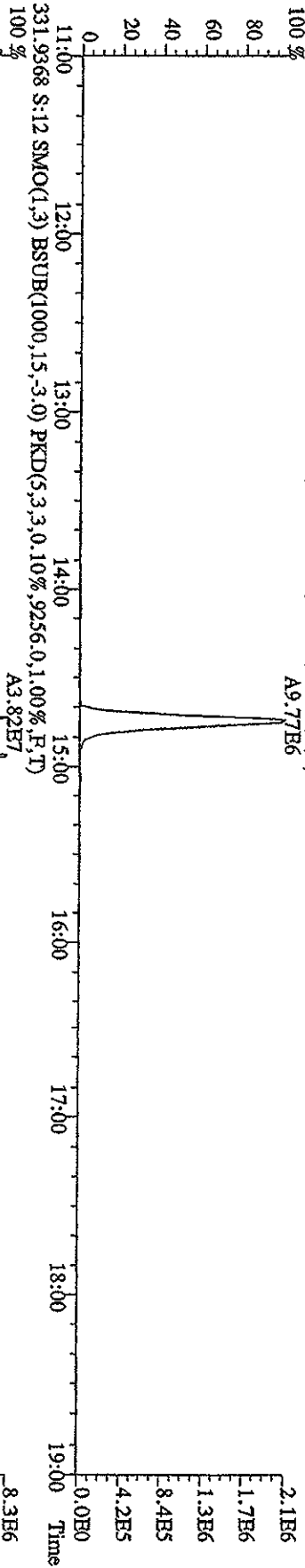
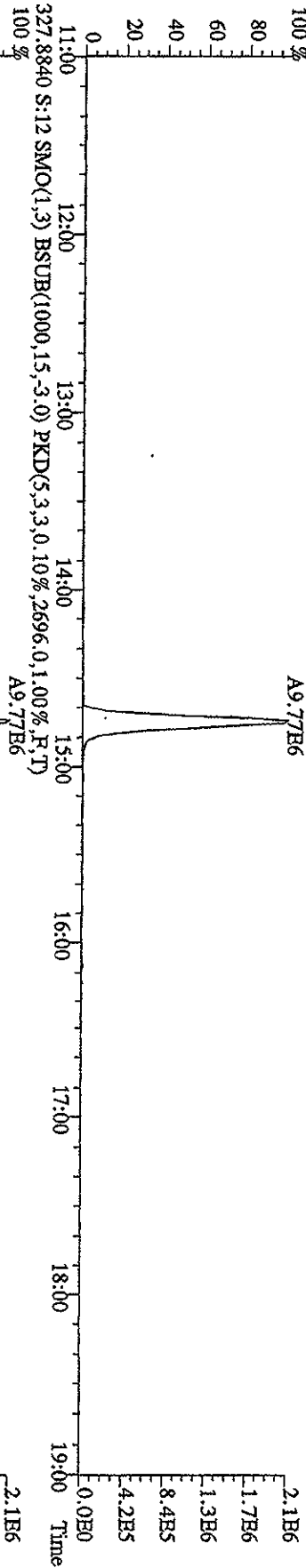
File: 21AP105D2 #1-1242 Acq: 21-APR-2010 17:03:38 GC EI+ Voltage SIR 70SE
 Sample#12 Text: ST0421G : CS3 10DXN111 Exp: DIOXIN
 303.9016 S:12 SMO(1,3) BSUB(1000,15,-3,0) PKD(5,3,3,0,10%,3360,0,1,00%,F,T)
 100%



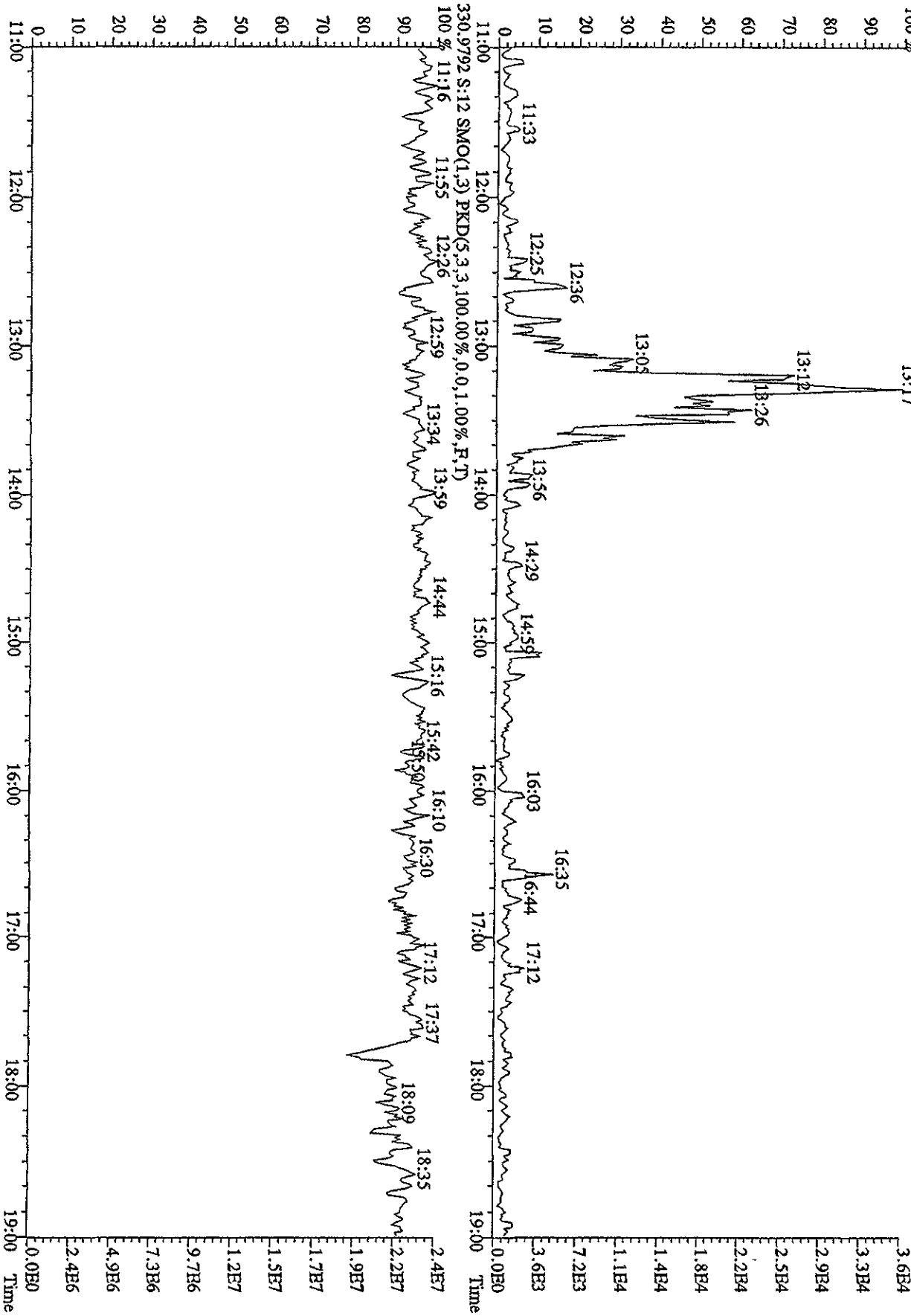
File:21AP105D2 #1-1242 Acq:21-APR-2010 17:03:38 GC EI+ Voltage SIR 70SE
 Sample#12 Text:ST0421G :CS3 10DXN111 Exp:DIOXIN
 319.8965 S:12 SMO(1,3) BSUB(1000,15,-3.0) PKD(5,3,3,0.10%,2712,0.1,00%,F,T)
 100 % A5.73E6



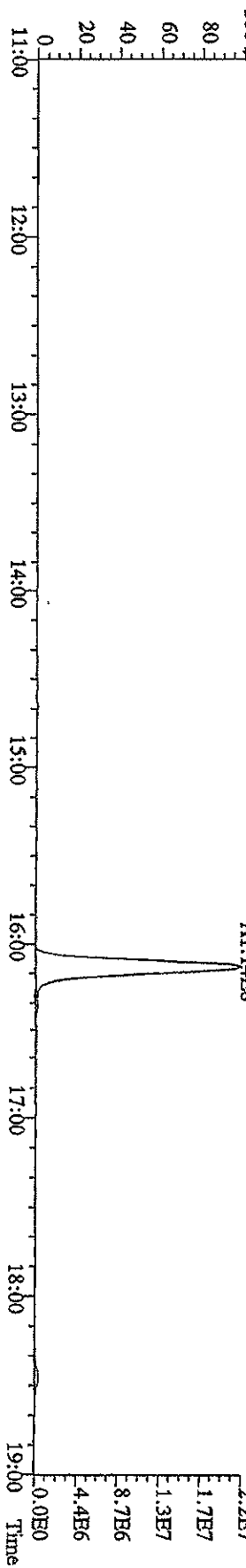
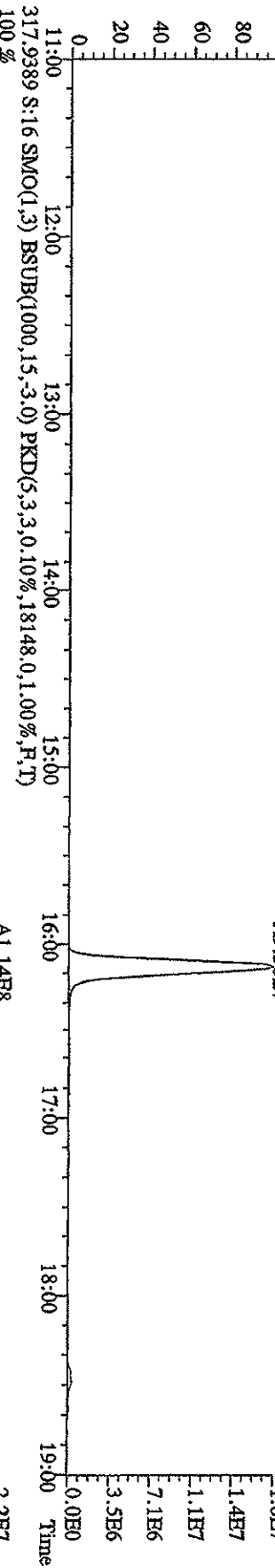
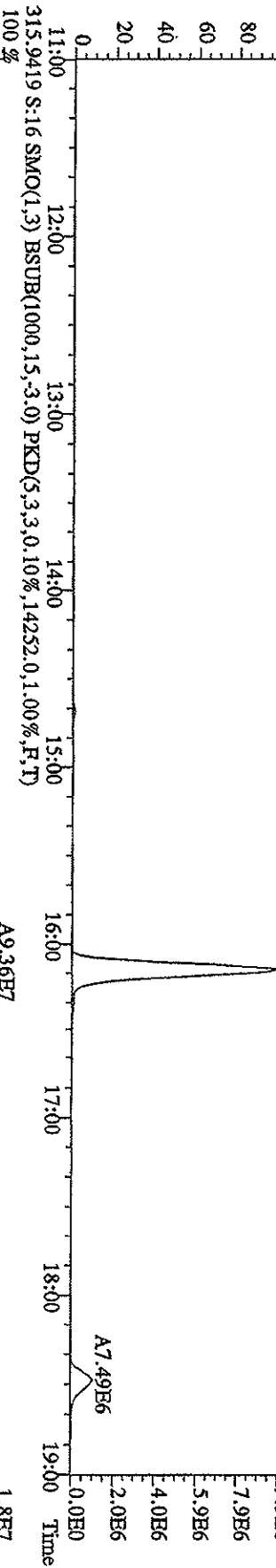
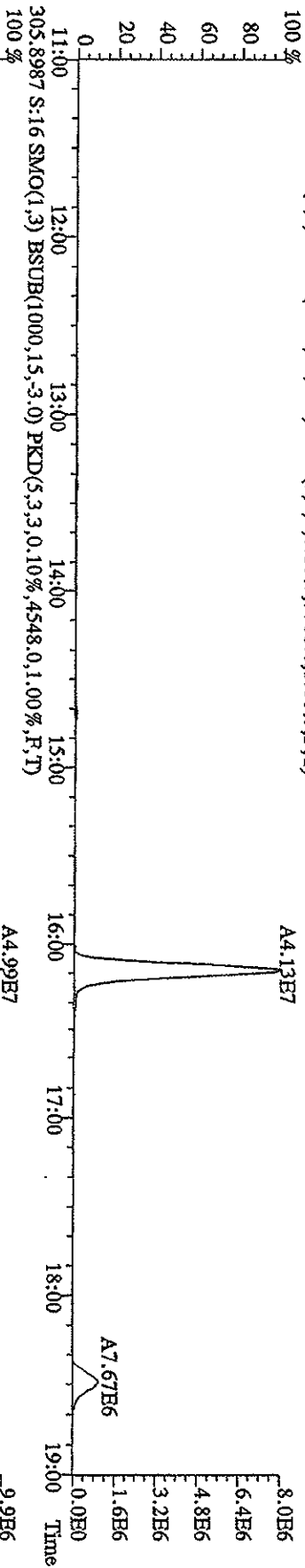
File: 21API05D2 #1-1242 Acq: 21-APR-2010 17:03:38 GC HI + Voltage SIR 70SE
 Sample #12 Text: ST0421G :CS3 10DXN111 Exp: DIOXIN
 327.8840 S:12 SMO(1,3) BSUB(1000,15,-3.0) PKD(5,3,3,0,10%,2696,0,1.00%,F,T)
 100% A9.77E6



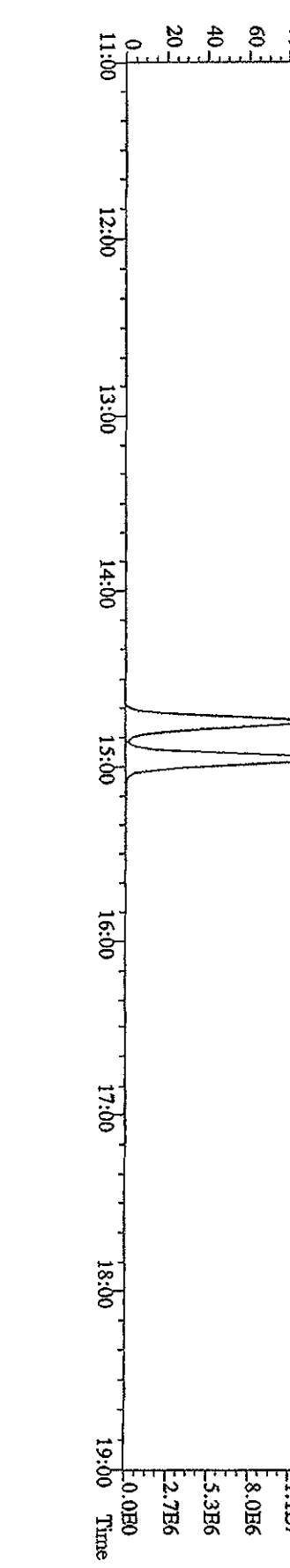
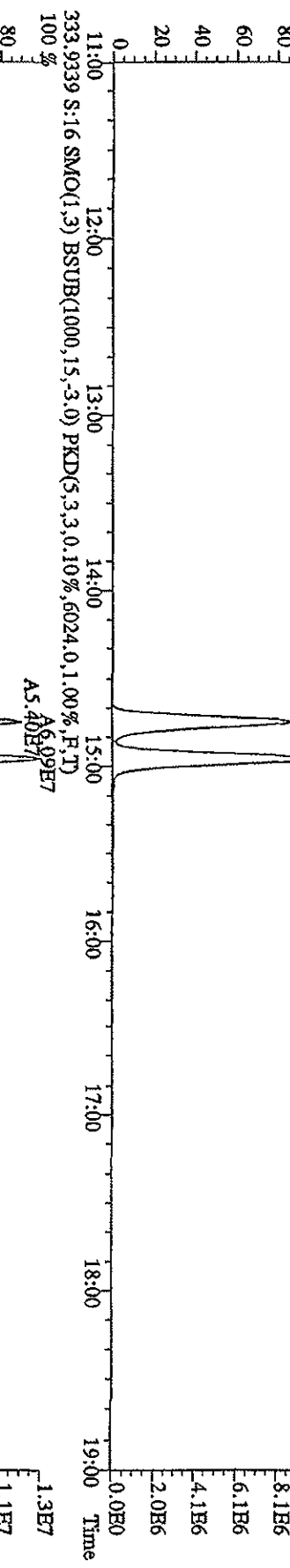
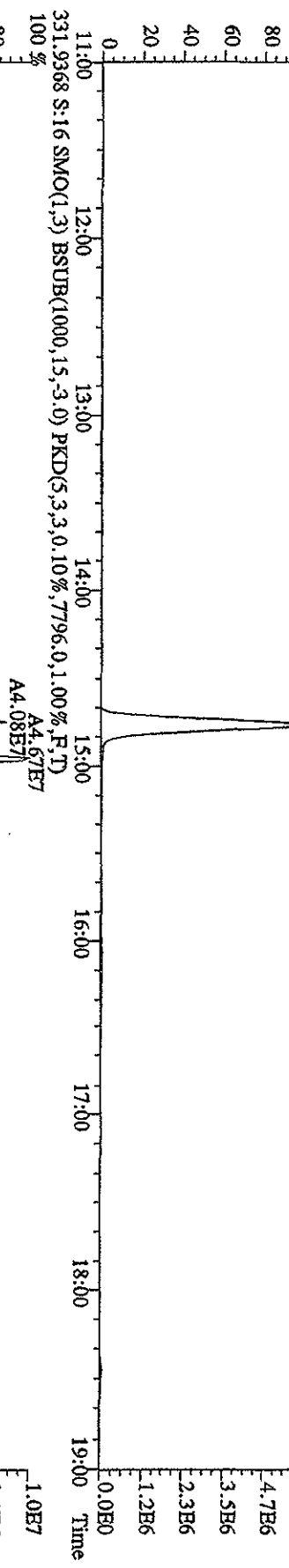
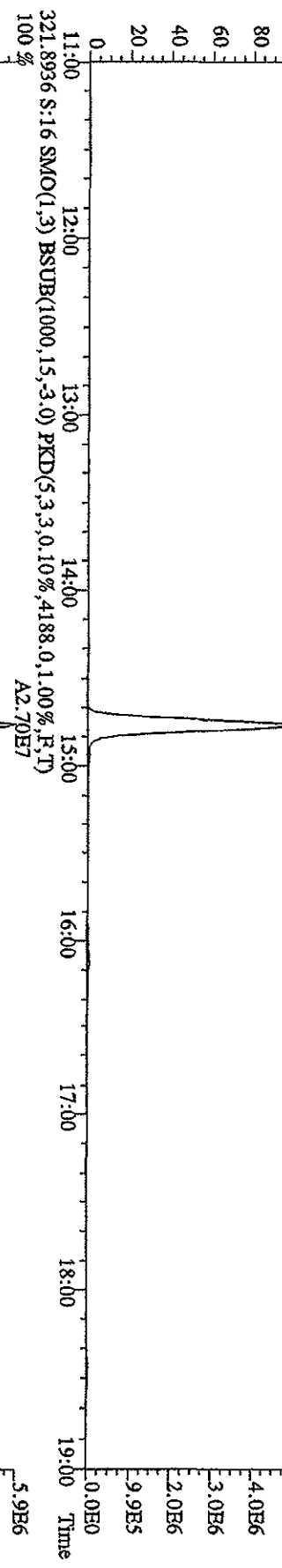
File: 21AP105D2 #1-1242 Acq: 21-APR-2010 17:03:38 GC EI+ Voltage STR 70SB
 Sample#12 Text: ST0421G :CS3 10DXN111 Exp: DIOXIN
 375.8364 S:12 SMO(1,3) BSUB(1000,15,-3,0) PKD(5,3,3,100.00%,1.252,0.1,0.00%,F,T)
 100%



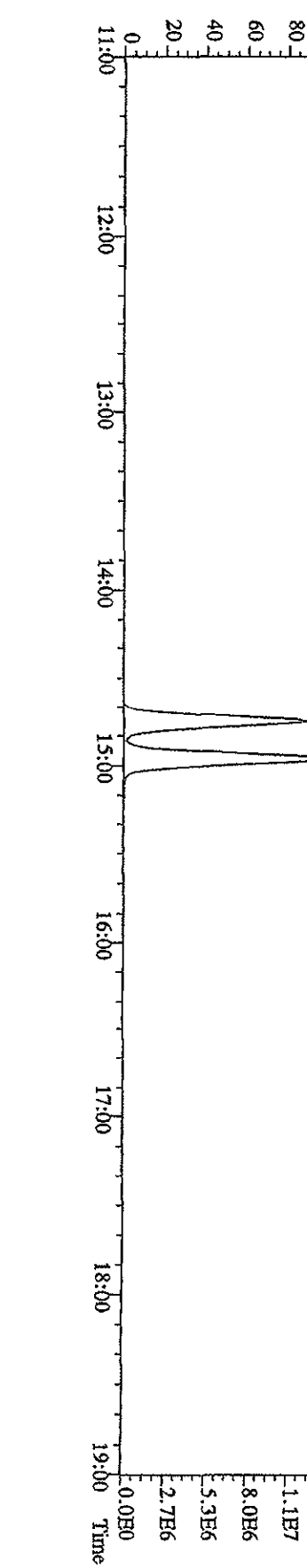
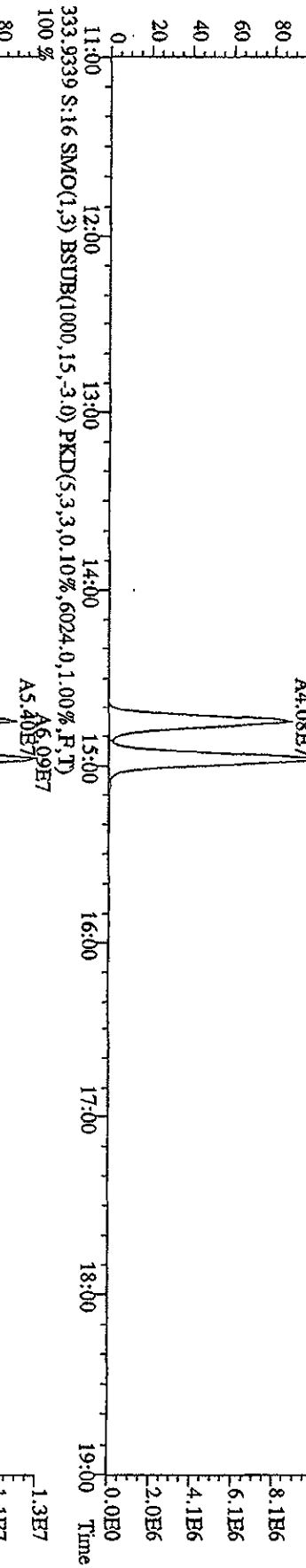
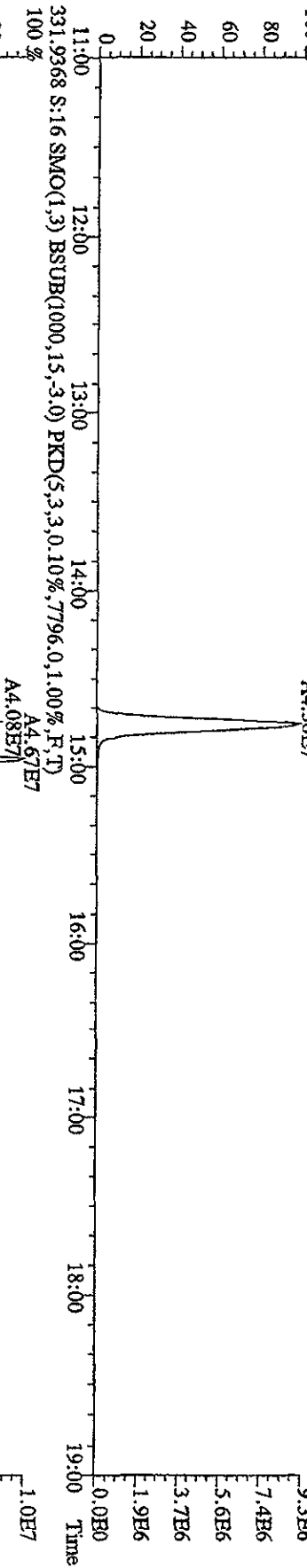
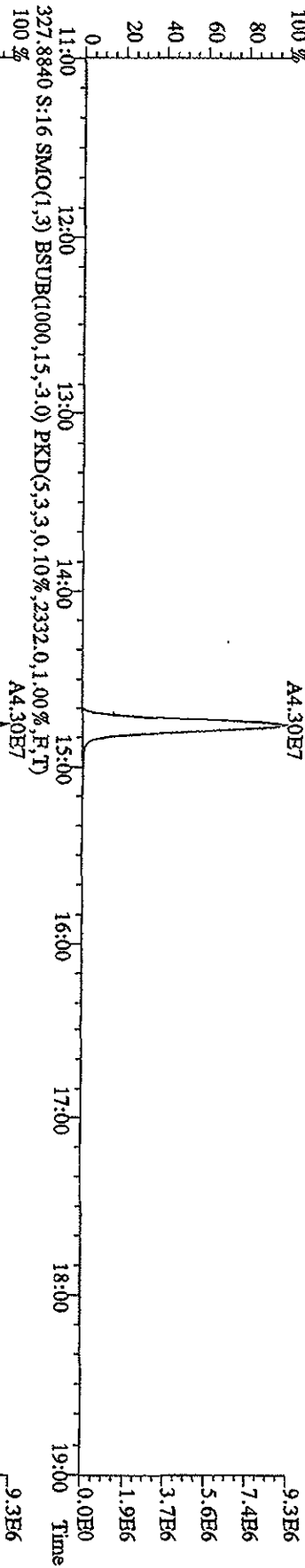
File: 21AP105D2 #1-1242 Acq: 21-APR-2010 19:31:45 GC EI+ Voltage SIR 70SE
 Sample#16 Text: ST0421K :CS4 09DXN426 Exp: DIOXIN
 303.9016 S:16 SMO(1,3) BSUB(1000,15,-3.0) PKD(5,3,3,0.10%,3760,0.1,00%,F,T)
 100%



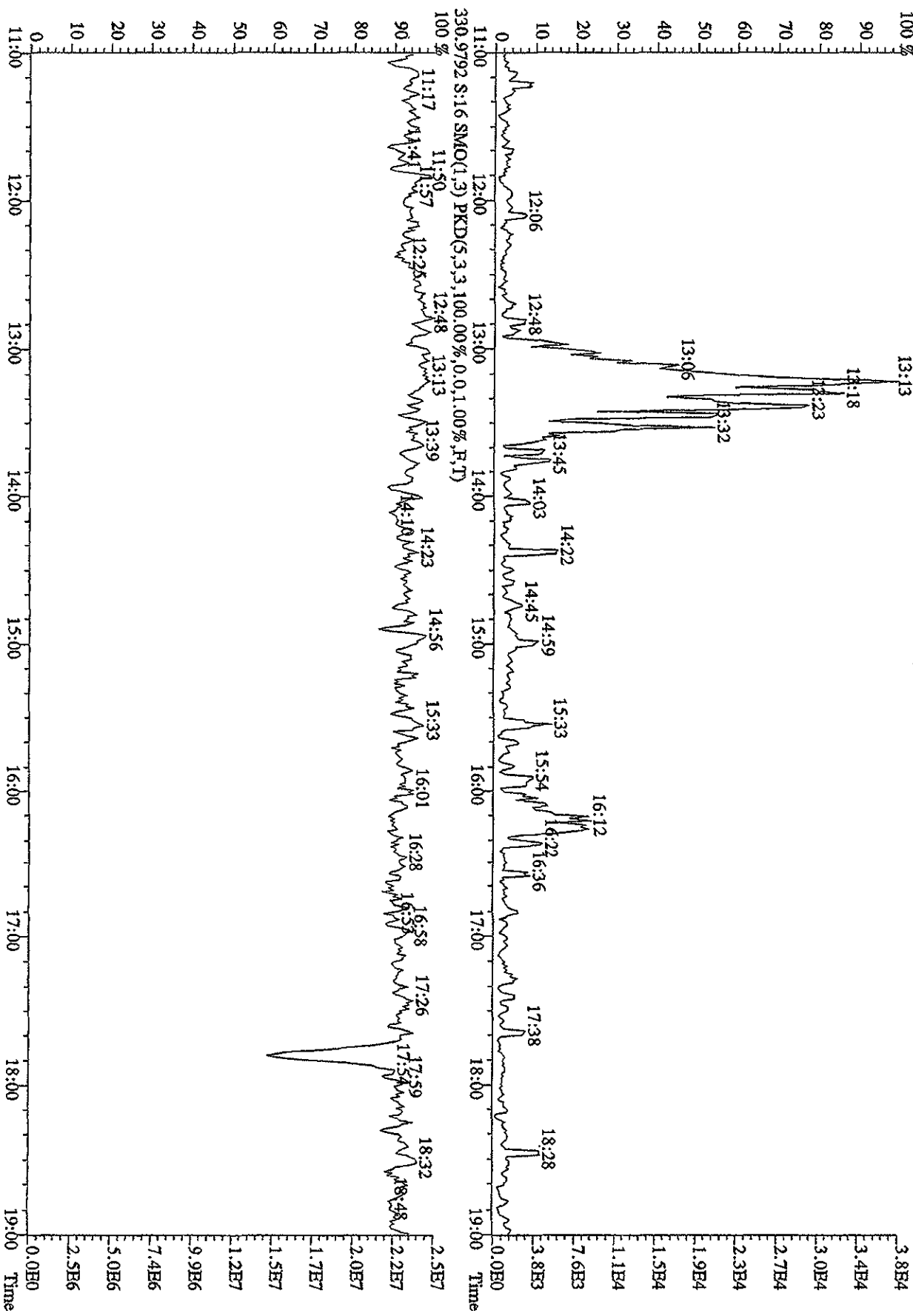
File: 21AP105D2 #1-1242 Acq: 21-APR-2010 19:31:45 GC EI+ Voltage SIR 70SE
 Sample#16 Text: ST0421K :CS4 09DDXN426 Exp: DIOXIN
 319.8965 S:16 SMO(1,3) BSUB(1000,15,-3.0) PKD(5,3,3,0,10%,2888,0,1,00%,F,T)
 100% A2.29E7



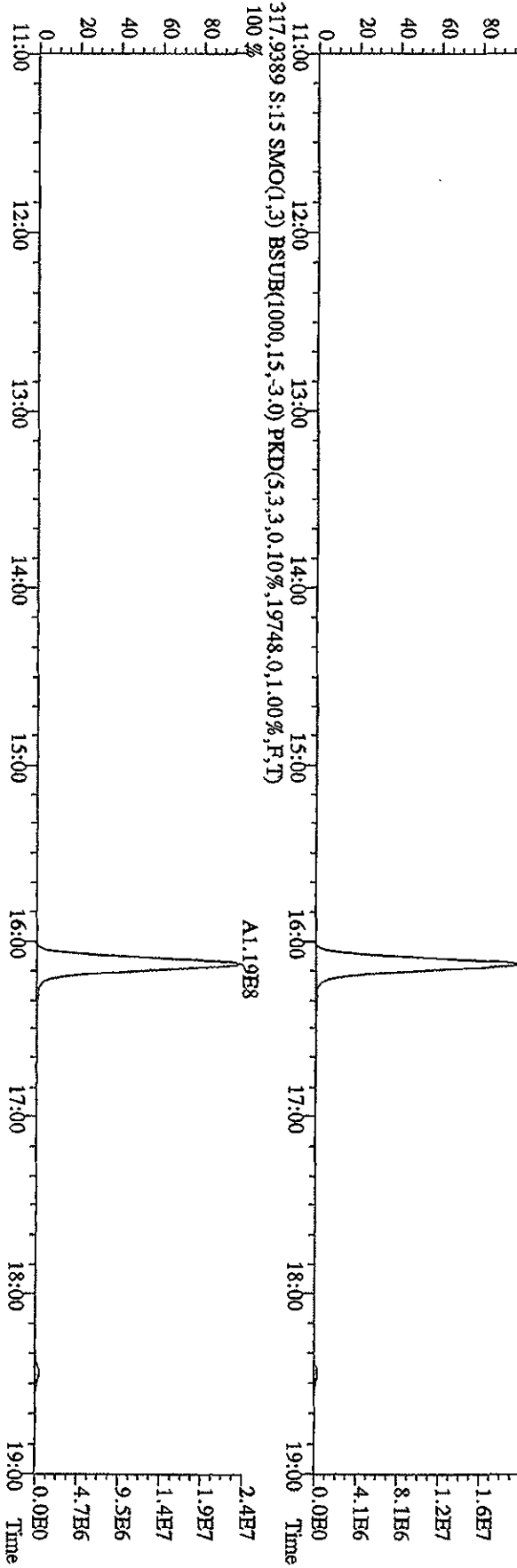
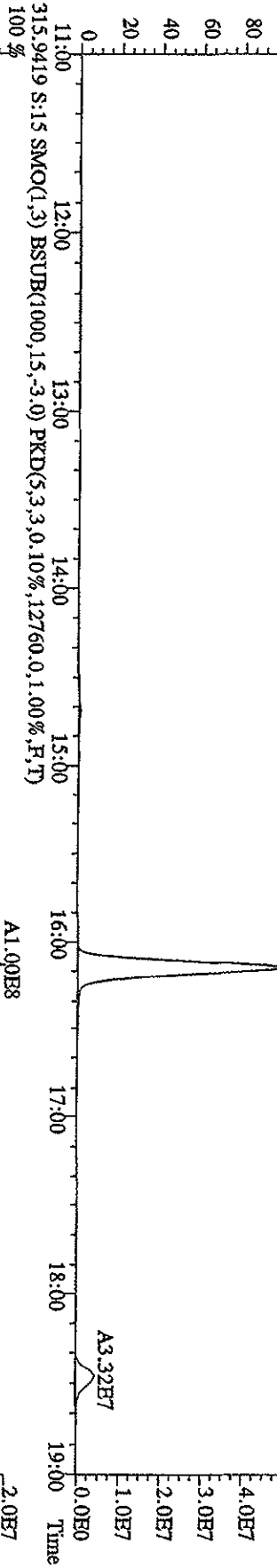
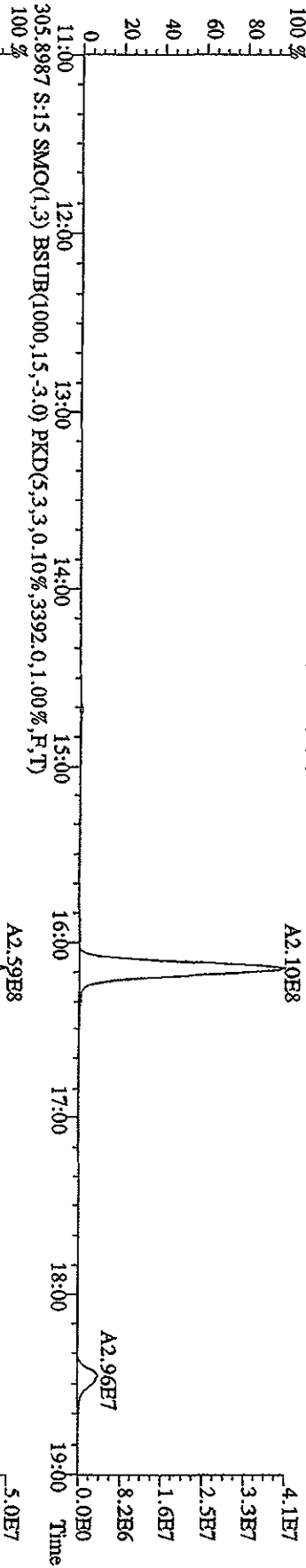
File: 21AP105D2 #1-1242 Acq: 21-APR-2010 19:31:45 GC EI+ Voltage SIR 70SE
 Sample#16 Text: ST0421K :CS4 09DXN426 Exp: DIOXIN
 327.8840 S:16 SMO(1,3) BSUB(1000,15,-3.0) PKD(5,3,3,0,10%,2332.0,1.00%,F,T)
 100% A4.30E7



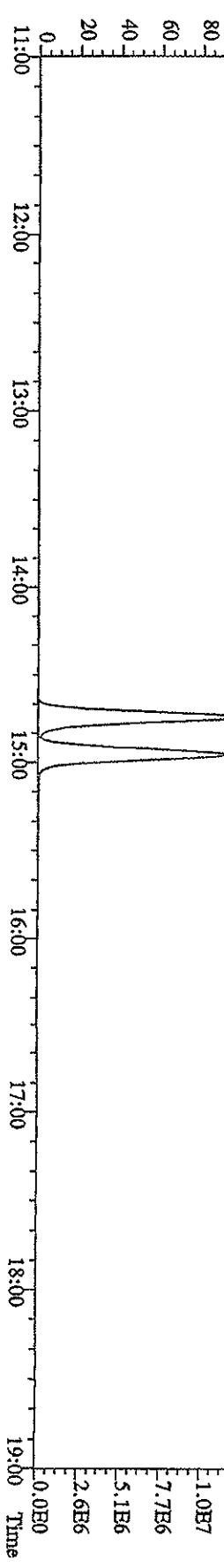
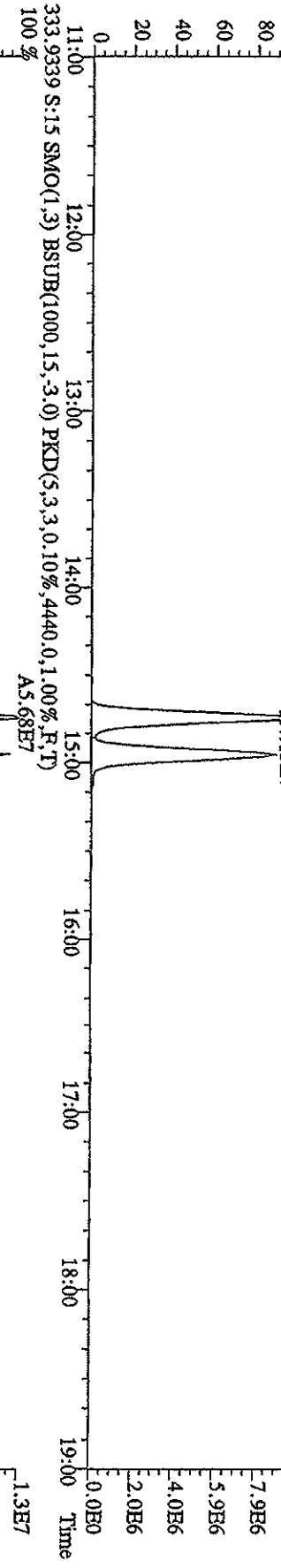
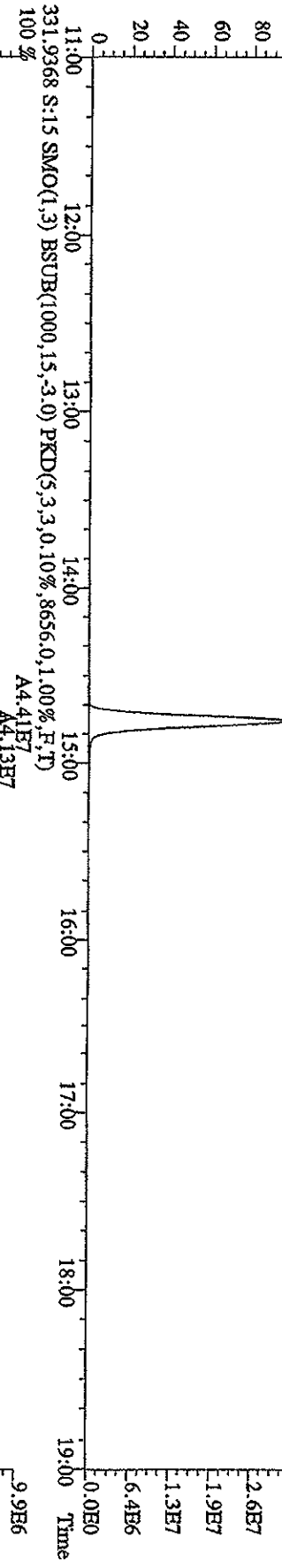
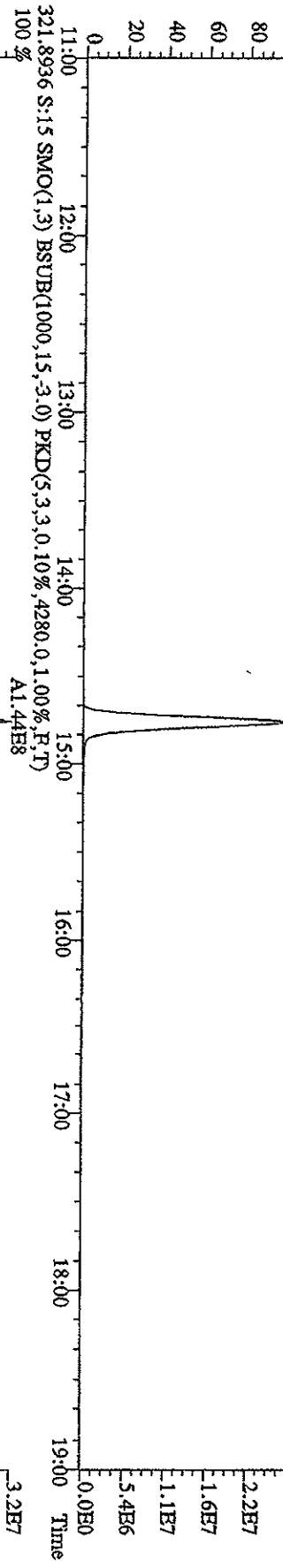
File: 21AP105D2 #1-1242 Acq: 21-APR-2010 19:31:45 GC EI+ Voltage SIR 70SE
 Sample#16 Text: ST0421K :CS4 09DXN426 Exp: DIOXIN
 375.3364 S:1.6 SMO(1.3) BSUB(1000,15,-3.0) PKD(5,3,3,100,00%,1368,0,1,00%,R,T)
 100%



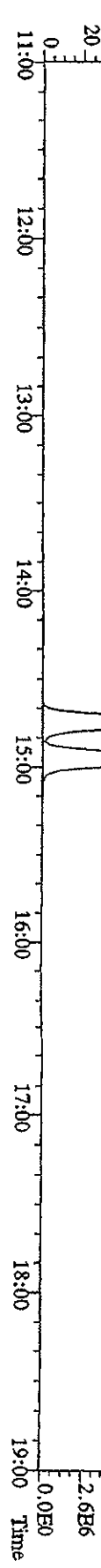
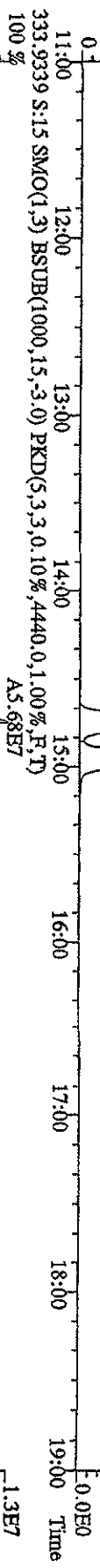
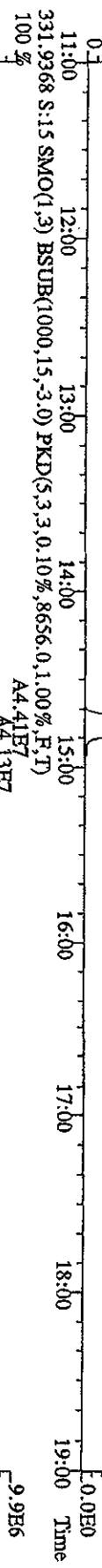
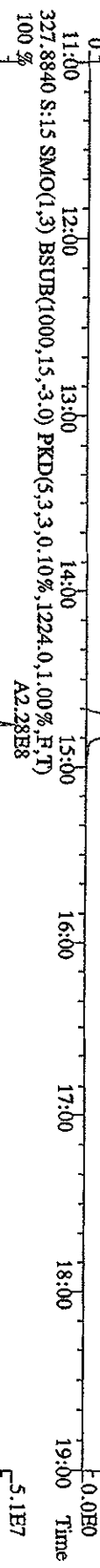
File: 21ADP105D2 #1-1242 Acq: 21-APR-2010 18:54:42 GC EI+ Voltage SIR 70SE
 Sample#15 Text: ST0421F : CSS 09DXN456 Exp: DIOXIN
 303.9016 S:15 SMO(1,3) BSUB(1000,15,-3,0) PKD(5,3,3,0,10%,4480,0,1,00%,F,T)
 100%



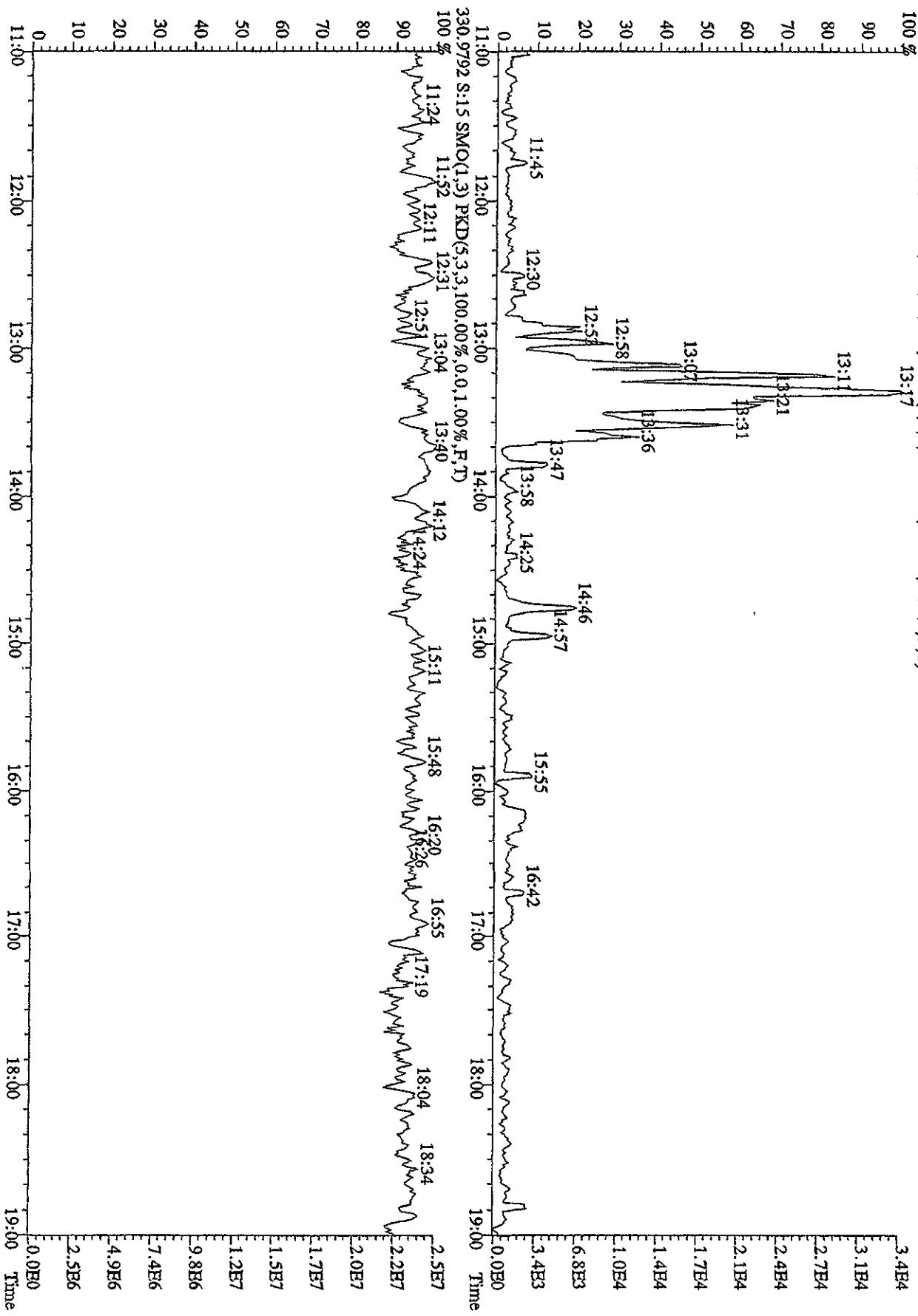
File:21AP105D2 #1-1242 Acq:21-APR-2010 18:54:42 GC EI+ Voltage SIR 70SE
 Sample#15 Text:ST0421J :CSS 09DXN456 Exp:DIOXIN
 319.8965 S:15 SMO(1,3) BSUB(1000,15,-3,0) PKD(5,3,3,0,10%,4280,0,1,00%,F,T)
 100% A1.21E8



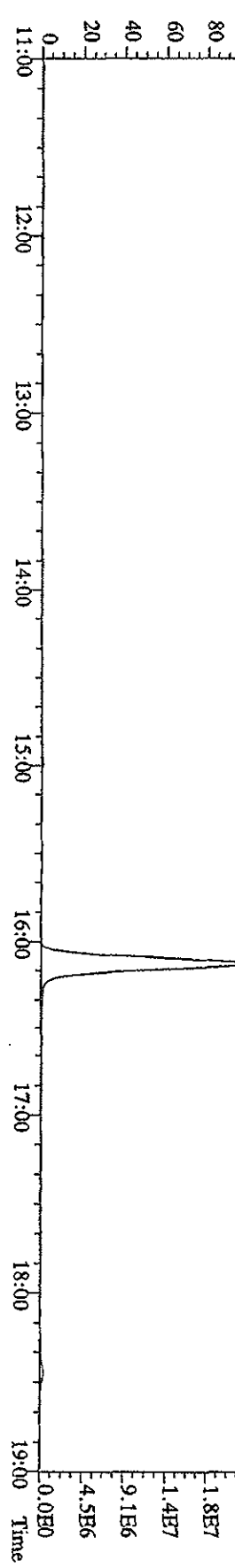



File: 21AP105D2 #1-1242 Acq: 21-APR-2010 18:54:42 GC EI+ Voltage SIR 70SE
 Sample#15 Text: ST0421F : CSS 09DXN456 Exp: DIOXIN
 327.8840 S:15 SMO(1,3) BSUB(1000,15,-3.0) PKD(5,3,3,0.10%,1224.0,1.00%,F,T) A2.28E8
 100%



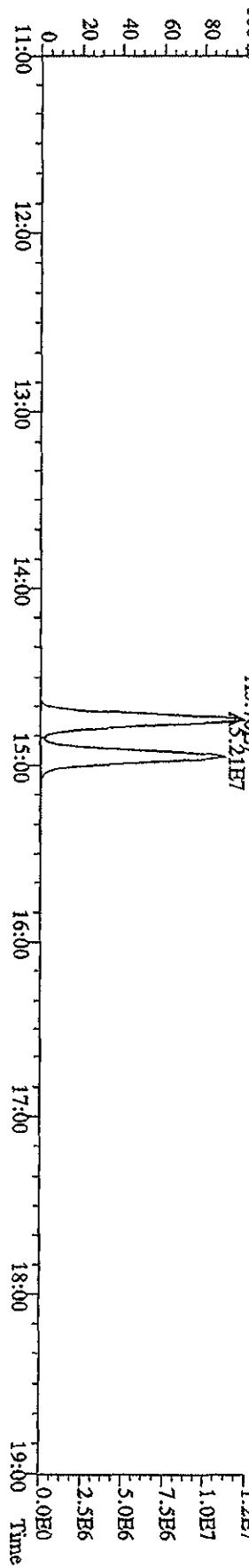
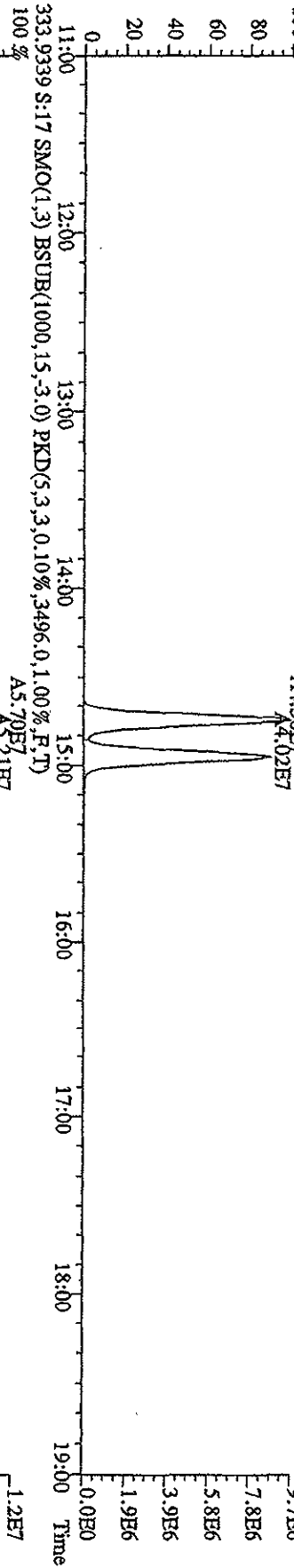
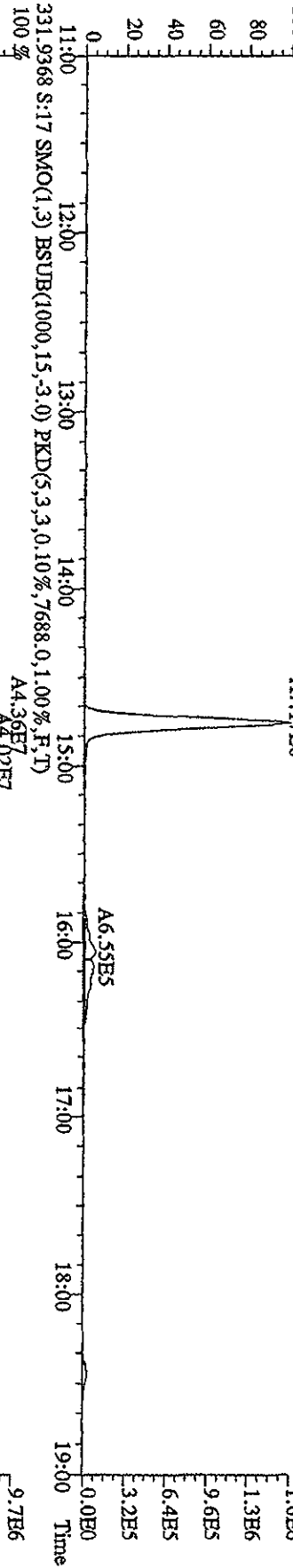
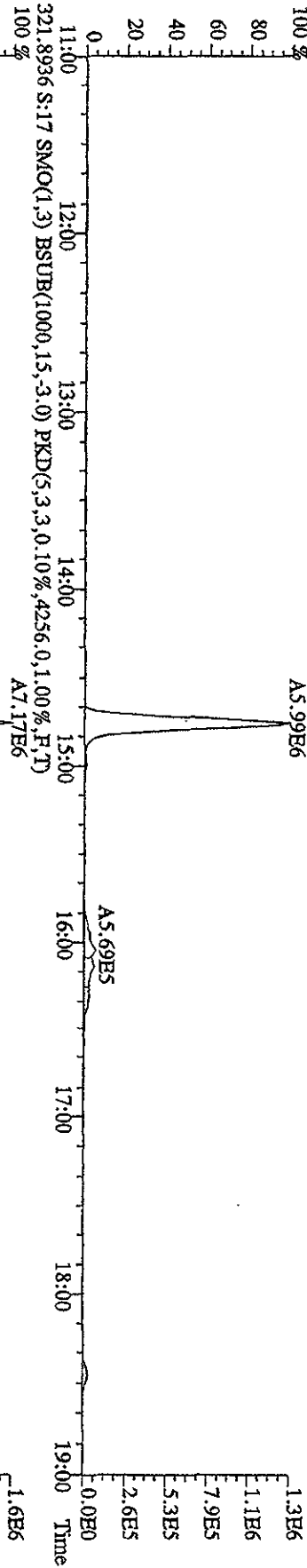
File: 21AP105D2 #1-1242 Acq: 21-APR-2010 18:54:42 GC EI+ Voltage SIR 70SE
 Sample#15 Text: ST0421F : CSS 09DXN456 Exp: DIOXIN
 375.8364 S:15 SMO(1,3) BSUB(1000,15,-3.0) PKD(5,3,3,100.00%,1288,0,1.00%,F,T)



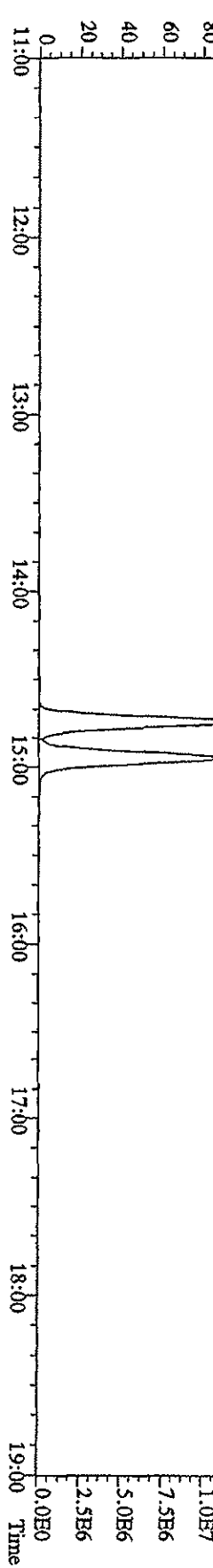
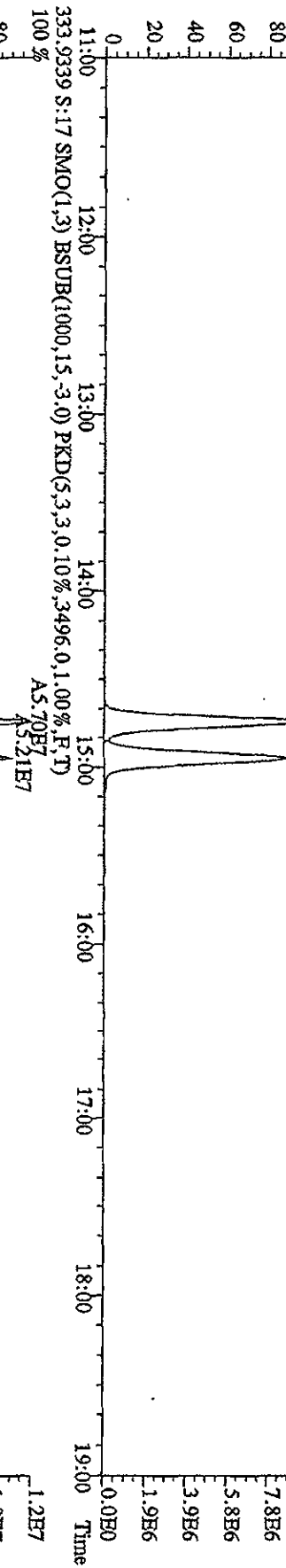
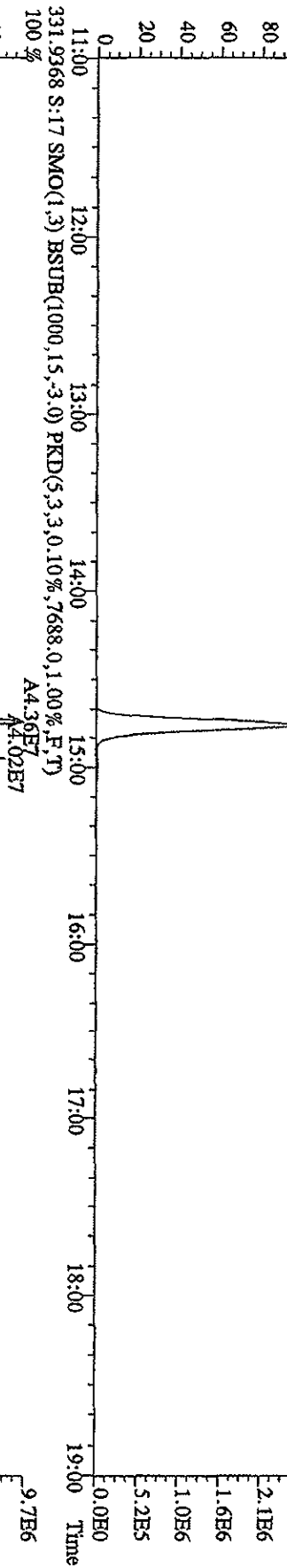
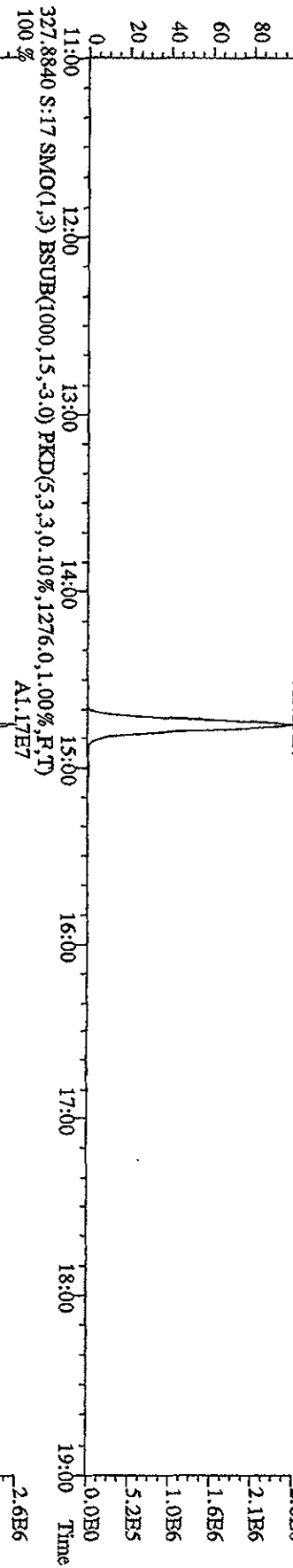
File:21API105D2 #1-1241 Acq:21-APR-2010 20:08:50 GC HI + Voltage SIR 70SE
 Sample#17 Text:ST0421L 2nd Source 09DXN449 Exp:1DIOXIN
 303.9016 S:17 SMO(1,3) BSUB(1000,15,-3,0) PKD(5,3,3,0,10%,3300,0,1,00%,F,T)



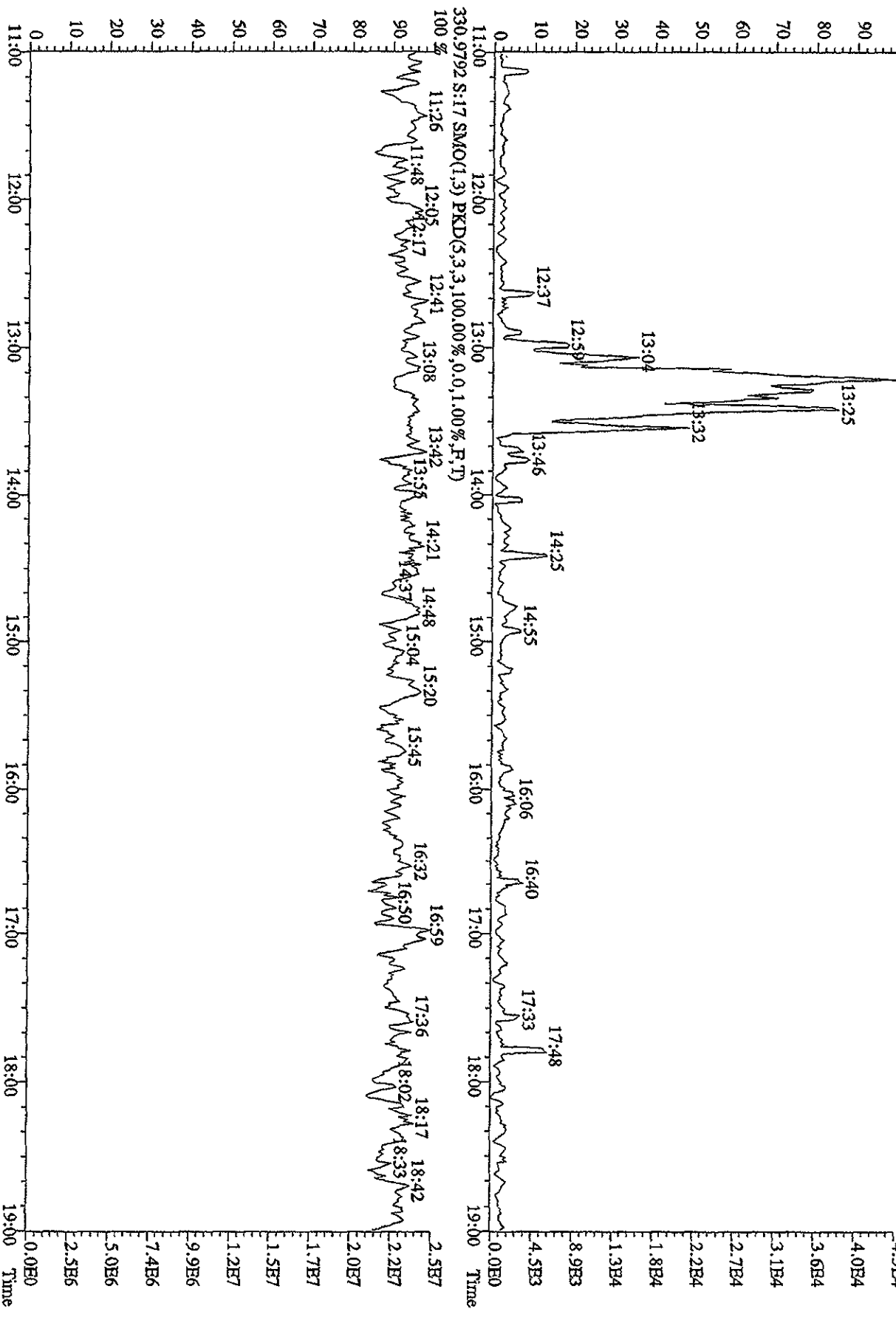
File: 21AP105D2 #1-1241 Acq: 21-APR-2010 20:08:50 GC EI+ Voltage SIR 70SE
 Sample#17 Text: S10421L 2nd Source 09DXN449 Exp: DIOXIN
 319.8965 S:17 SMO(1,3) BSUB(1000,15,-3.0) PKD(5,3,3,0.10%,3000,0.1,0.0%,F,T)
 100% A5.99E6



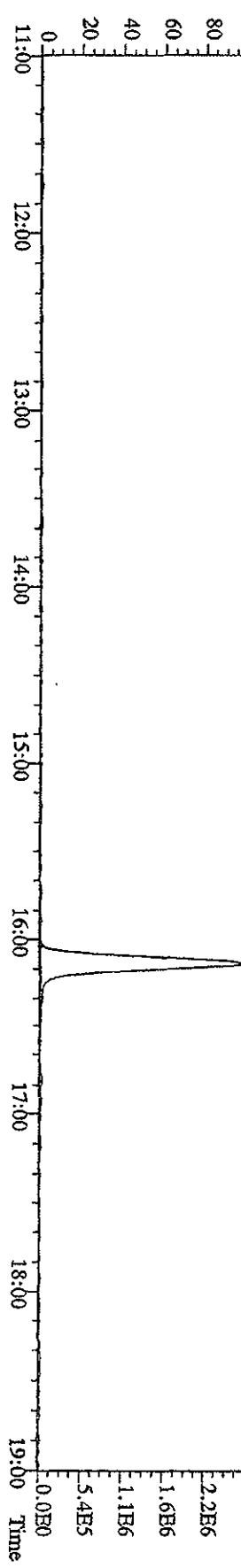
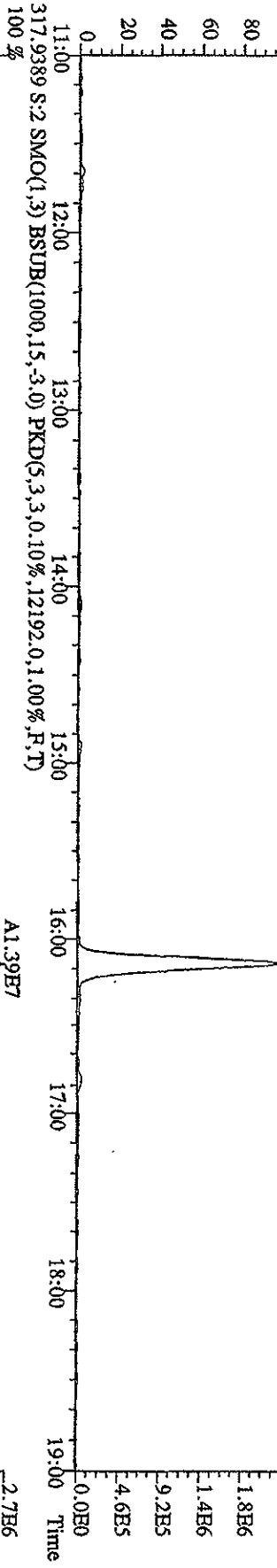
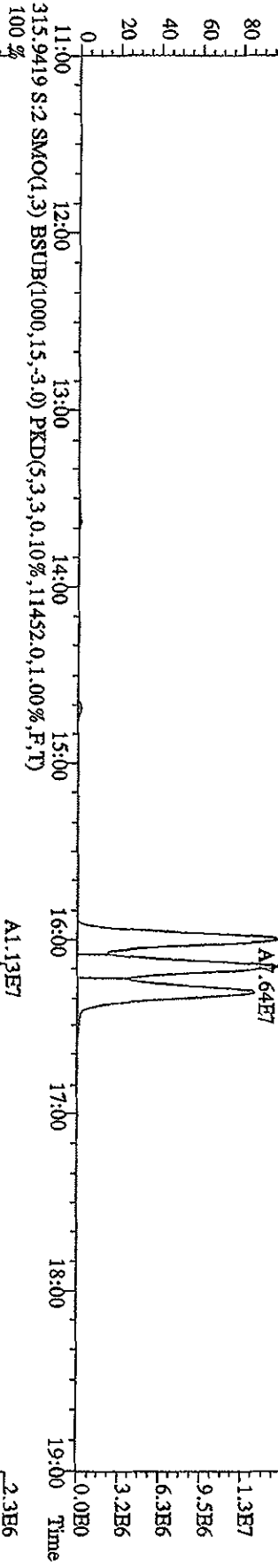
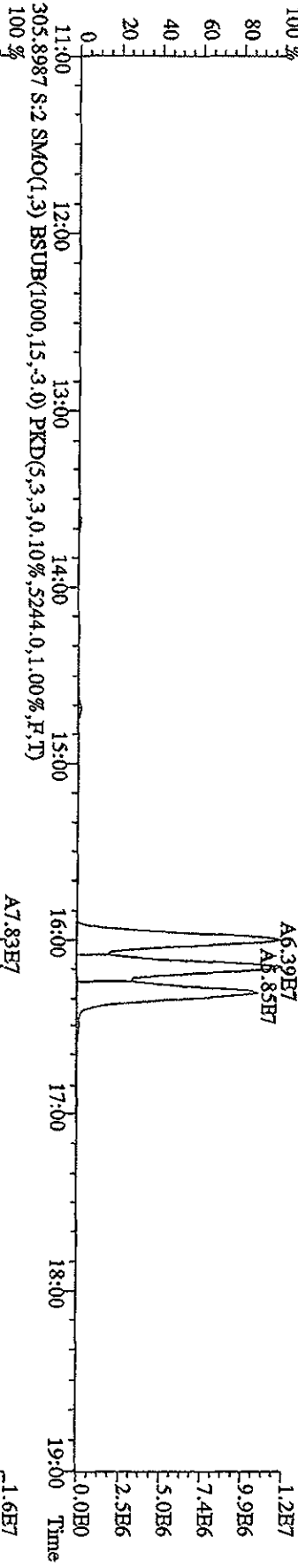
File:21ADP105D2 #1-1241 Acq:21-APR-2010 20:08:50 GC FI+ Voltage SIR 70SE
 Sample#17 Text:ST0421L :2nd Source 09DXN449 Exp:DIOXIN
 327.8840 S:17 SMO(1,3) BSUB(1000,15,-3,0) PKD(5,3,3,0,10%,1276,0,1,00%,F,T)
 100% A1.17E7



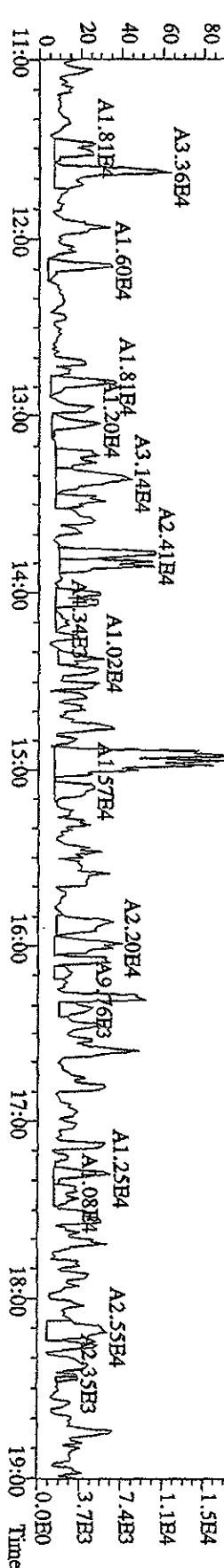
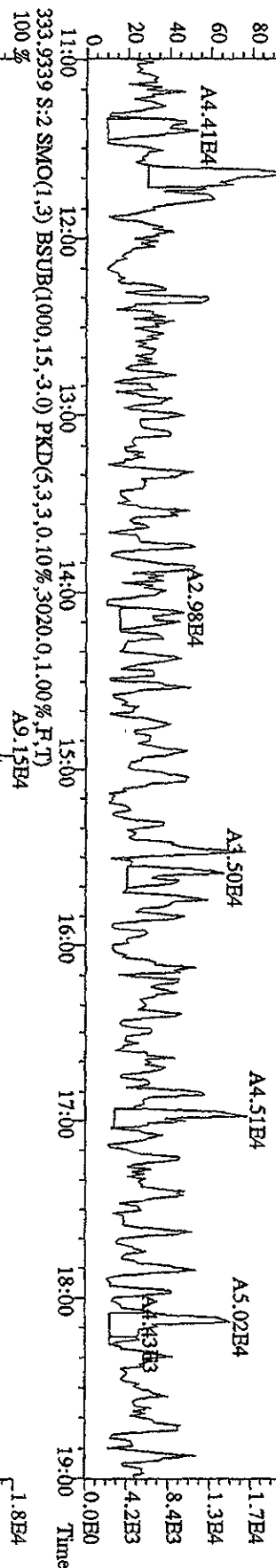
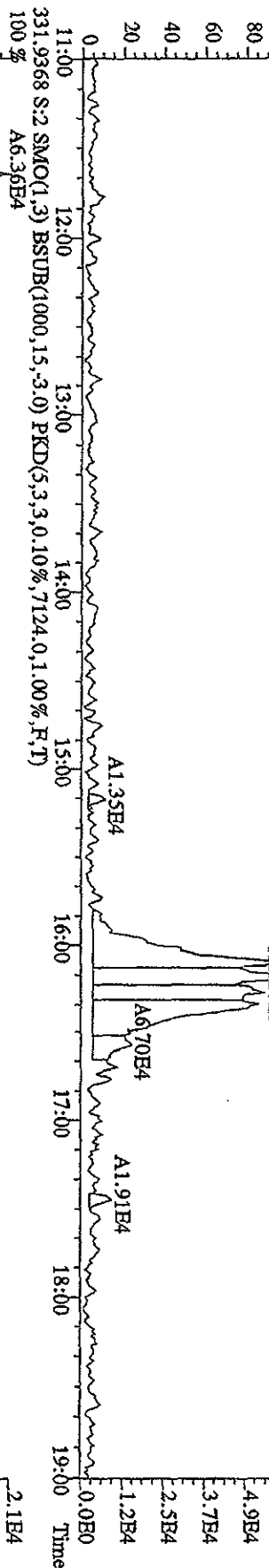
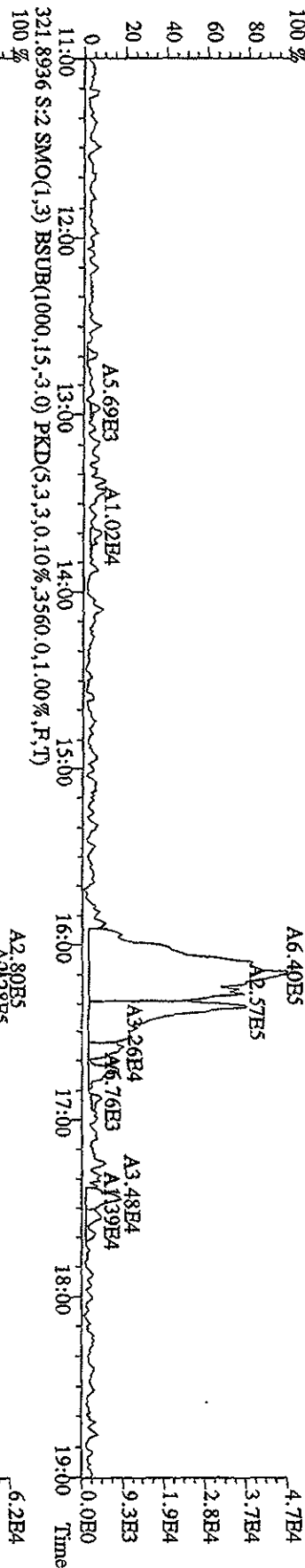
File: 21AP105D2 #1-1241 Acq: 21-APR-2010 20:08:50 GC EI+ Voltage SIR 70SE
 Sample#17 Text: S10421L 2nd Source 09DXN449 Exp: DIOXIN
 375.8364 S:17 SMO(1,3) BSUB(1000,15,-3.0) PKD(5,3,3,100.00%,1360.0,1.00%,F,T)
 100% 13:13



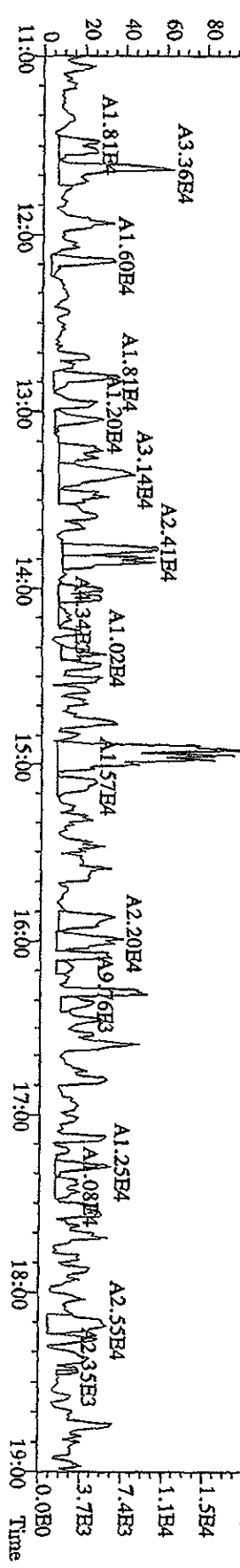
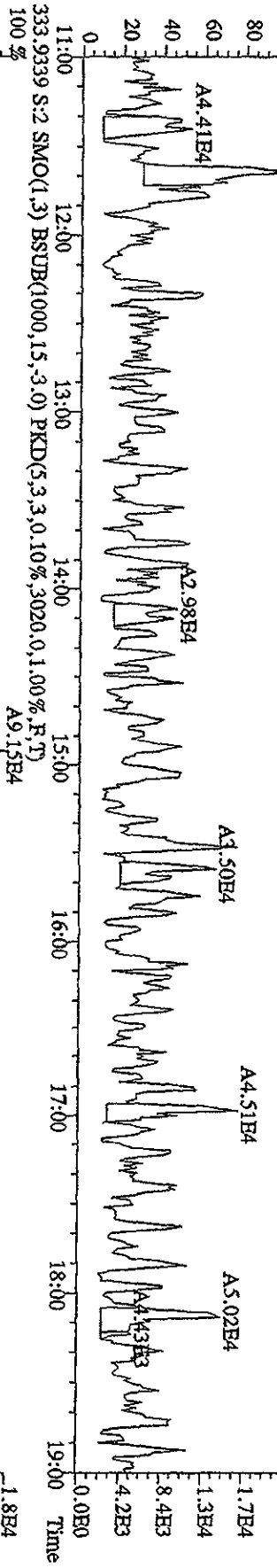
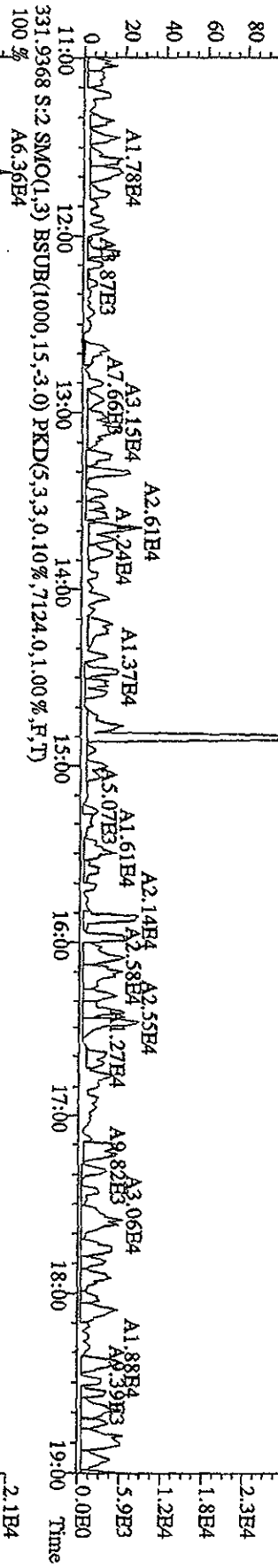
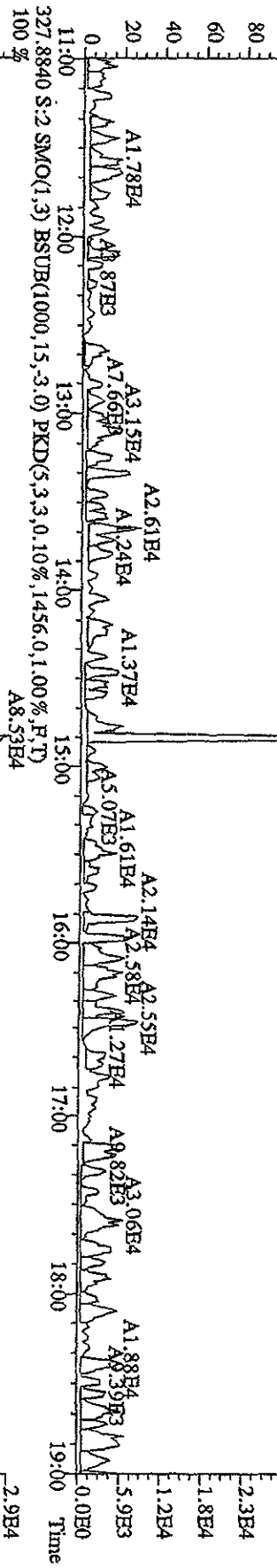
File: 21ADP105D2 #1-1242 Acq: 21-APR-2010 10:53:08 GC: EI+ Voltage: SIR 70SE
 Sample#2 Text: CP0421 :DB-225 CP5M 3732-06 Exp: DIOXIN
 303.9016 S:2 SMO(1,3) BSUB(1000,15,-3.0) PKD(5,3,3,0.10%,3996.0,1.00%,F,T)



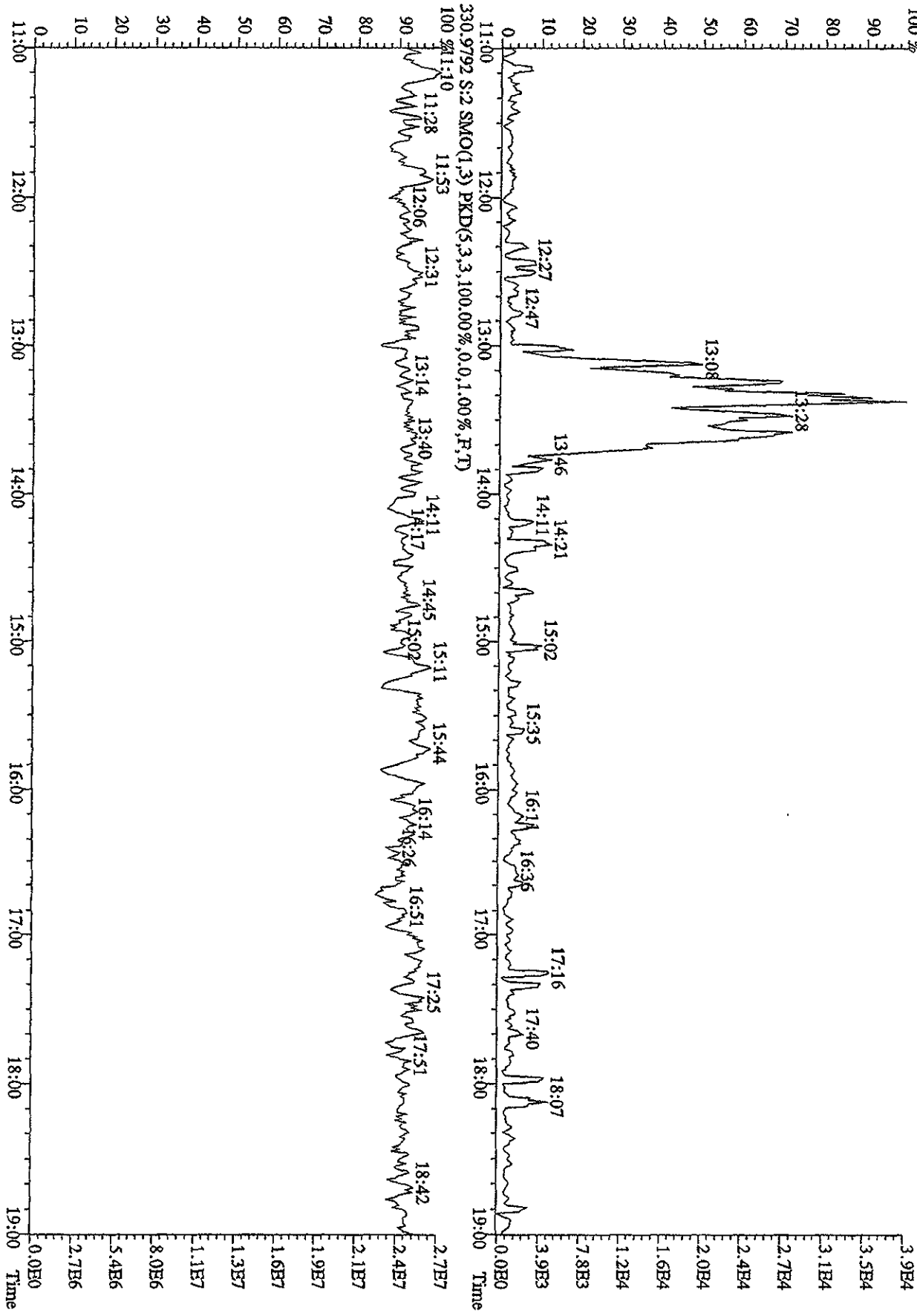
File: 21AP105D2 #1-1242 Acq: 21-APR-2010 10:53:08 GC EI+ Voltage SIR 70SE
 Sample#2 Text: CP0421 :DB-225 CP5M 3732-06 Exp: DIOXIN
 319.8965 S:2 SMO(1,3) BSUB(1000,15,-3.0) PKD(5,3,3,0.10%,2384,0.1,0.0%,F,T)



File: 21AP105D2 #1-1242 Acq: 21-APR-2010 10:53:08 GC EI+ Voltage SIR 70SE
 Sample#2 Text: CP0421 :DB-225 CP3M 3732-06 Exp: DIOXIN
 327.8840 S:2 SMO(1,3) BSUB(1000,15,-3,0) PKD(5,3,3,0.10%,1.456,0.1,0.0% F,T)



File: 21AP105D2 #1-1242 Acq: 21-APR-2010 10:53:08 GC EI+ Voltage SIR 70SE
 Sample#2 Text: CP0421 :DB-225 CP5M 3732-06 Exp: DIOXIN
 375.8364 S:2 SMO(1,3) BSUB(1000,15,-3,0) PKD(5,3,3,100.00%,1364,0,1.00%,F,T) 100%



Initial Calibration Checklist
Dioxin Methods

ICAL ID (DB225, DB225AIR) 0309105D2

Method ID 8290, 1613B, Tetras, TO9, M23, M023A Date Scanned _____

Column ID DB225 Instrument ID 5D2

STD ID's STD309, STD309A → D STD Solution (09DXN)-422, 423, 426, 458
(10DXN)-083

GC Program DB225 Multiplier Setting 750 kV

Analyzed By AM Date Analyzed 3/9/10

Prepared By KSS Date Prepared 3/10/10

Reviewed By M.G. Date Reviewed 3/10/10

ANALYSIS/CAL	INITIALS	REVIEWER
Curve summary present?	✓	✓
Hardcopies of chromatograms for CS1-CS5 present?	✓	✓
Copy of log-file present?	✓	✓
Static resolution check present?	✓	✓
Target file RT's correct?	✓	✓
%RSD within method-specified limits?*	✓	✓
Signal-to-noise criteria met?	✓	✓
Isotopic ratios within limits?	✓	✓
High point free of saturation?	✓	✓
Are chromatographic windows correct?	✓	✓
Manual reintegration's checked and hardcopies included?	NA	NA

COMMENTS:

CS3 1,2,3,4-TCDD RS RT = 15:04

*Method 8290/TO9/M0023A: %RSD ≤20% for natives, ≤30% for labeled compounds; S/N ≥10
 Method 1613B: %RSD ≤ 20% natives, ≤30% labeled compounds; S/N ≥10
 Method 23: %RSD ≤ values specified in Table 5, Method 23; S/N ≥ 2.5

Run: 09MR105D2 Analyte: DB225AIR Cal: DB225AIR0309105D2

ST0309 : CS-1 09DXN422 ST0309A : CS-2 09DXN423 ST0309B : CS-3 10DXN083
 ST0309C : CS-4 09DXN426 ST0309D : CS-5 09DXN456

Name	Mean	S. D.	%RSD	09MR105D2										
				S3	S4	S5	S6	S7	RRF1	RRF2	RRF3	RRF4	RRF5	
13C-1,2,3,4-TCDD	-	-	-	-	-	-	-	-	-	-	-	-	-	-
13C-2,3,7,8-TCDF	1.896	0.105	5.52 %	1.86	1.81	2.00	1.79	2.01	0.98	1.02	1.00	1.01	0.99	1.01
2,3,7,8-TCDF	1.000	0.014	1.36 %	0.98	1.02	1.00	1.01	0.99	1.51	1.42	1.39	1.40	1.39	1.39
13C-2,3,7,8-TCDD	0.962	0.049	5.07 %	0.94	0.91	1.01	0.93	1.02	1.51	1.42	1.39	1.40	1.39	1.39
2,3,7,8-TCDD	1.422	0.049	3.44 %	1.51	1.42	1.39	1.40	1.39	1.51	1.42	1.39	1.40	1.39	1.39
37Cl-2,3,7,8-TCDD	2.833	0.169	5.96 %	2.74	3.10	2.90	2.75	2.68	2.74	3.10	2.90	2.75	2.68	2.68

Run #1 Filename 09MR105D2 S: 3 I: 1
Acquired: 9-MAR-10 21:57:40 Processed: 10-MAR-10 09:06:00
Run: 09MR105D2 Analyte: DB225AIR Cal: DB225AIR0309105D2
Comments:
Sample text: ST0309 :CS-1 09DXN422

Name	Resp	RA	RT	RRF		Mod?
13C-1,2,3,4-TCDD	63470800	0.79 y	15:04	-	100.00	n
13C-2,3,7,8-TCDF	118099500	0.78 y	16:15	1.861	100.00	n
2,3,7,8-TCDF	579973	0.76 y	16:17	0.982	0.50	n
13C-2,3,7,8-TCDD	59490000	0.76 y	14:50	0.937	100.00	n
2,3,7,8-TCDD	448230	0.88 y	14:51	1.507	0.50	n
37Cl-2,3,7,8-TCDD	814300	1.00 y	14:51	2.738	0.50	n

Run #2 Filename 09MR105D2 S: 4 I: 1
Acquired: 9-MAR-10 22:34:42 Processed: 10-MAR-10 09:06:00
Run: 09MR105D2 Analyte: DB225AIR Cal: DB225AIR0309105D2

Comments:

Sample text: ST0309A :CS-2 09DXN423

Name	Resp	RA	RT	RRF		Mod?
13C-1,2,3,4-TCDD	64074400	0.77 y	15:04	-	100.00	n
13C-2,3,7,8-TCDF	115955500	0.77 y	16:16	1.810	100.00	n
2,3,7,8-TCDF	2357860	0.83 y	16:16	1.017	2.00	n
13C-2,3,7,8-TCDD	58550600	0.79 y	14:50	0.914	100.00	n
2,3,7,8-TCDD	1662241	0.79 y	14:50	1.419	2.00	n
37Cl-2,3,7,8-TCDD	3627160	1.00 y	14:50	3.097	2.00	n

Run #3 Filename 09MR105D2 S: 5 I: 1
Acquired: 9-MAR-10 23:11:45 Processed: 10-MAR-10 09:06:00
Run: 09MR105D2 Analyte: DB225AIR Cal: DB225AIR0309105D2
Comments:
Sample text: ST0309B :CS-3 10DXN083

Name	Resp	RA	RT	RRF		Mod?
13C-1,2,3,4-TCDD	59043500	0.78 y	15:04	-	100.00	n
13C-2,3,7,8-TCDF	118222400	0.80 y	16:14	2.002	100.00	n
2,3,7,8-TCDF	11825300	0.78 y	16:16	1.000	10.00	n
13C-2,3,7,8-TCDD	59714700	0.78 y	14:49	1.011	100.00	n
2,3,7,8-TCDD	8287380	0.75 y	14:50	1.388	10.00	n
37Cl-2,3,7,8-TCDD	17312760	1.00 y	14:50	2.899	10.00	n

Run #4 Filename 09MR105D2 S: 6 I: 1
Acquired: 9-MAR-10 23:48:47 Processed: 10-MAR-10 09:06:00
Run: 09MR105D2 Analyte: DB225AIR Cal: DB225AIR0309105D2
Comments:
Sample text: ST0309C :CS-4 09DXN426

Name	Resp	RA	RT	RRF		Mod?
13C-1,2,3,4-TCDD	66130100	0.77 y	15:05	-	100.00	n
13C-2,3,7,8-TCDF	118677900	0.77 y	16:16	1.795	100.00	n
2,3,7,8-TCDF	47888700	0.78 y	16:16	1.009	40.00	n
13C-2,3,7,8-TCDD	61563200	0.78 y	14:50	0.931	100.00	n
2,3,7,8-TCDD	34559400	0.79 y	14:51	1.403	40.00	n
37Cl-2,3,7,8-TCDD	67791200	1.00 y	14:51	2.753	40.00	n

Run #5 Filename 09MR105D2 S: 7 I: 1
 Acquired: 10-MAR-10 00:25:50 Processed: 10-MAR-10 09:06:01
 Run: 09MR105D2 Analyte: DB225AIR Cal: DB225AIR0309105D2
 Comments:
 Sample text: ST0309D :CS-5 09DXN456

Name	Resp	RA	RT	RRF		Mod?
13C-1,2,3,4-TCDD	61871900	0.79 y	15:04	-	100.00	n
13C-2,3,7,8-TCDF	124496500	0.78 y	16:14	2.012	100.00	n
2,3,7,8-TCDF	246908000	0.79 y	16:16	0.992	200.00	n
13C-2,3,7,8-TCDD	63011100	0.79 y	14:49	1.018	100.00	n
2,3,7,8-TCDD	175534400	0.81 y	14:50	1.393	200.00	n
37Cl-2,3,7,8-TCDD	337486000	1.00 y	14:50	2.678	200.00	n

Run: 09MR105D2ICQ Analyte: DB225 Cal: DB2250309105D2

ST0309 : CS-1 09DXN422 ST0309A : CS-2 09DXN423 ST0309B : CS-3 10DXN083
 ST0309C : CS-4 09DXN426 ST0309D : CS-5 09DXN456

Name	Mean	S. D.	%RSD	S3	S4	S5	S6	S7
			%	RRF1	RRF2	RRF3	RRF4	RRF5
13C-1,2,3,4-TCDD	-	-	-	-	-	-	-	-
13C-2,3,7,8-TCDF	1.896	0.105	5.52 %	1.86	1.81	2.00	1.79	2.01
2,3,7,8-TCDF	1.000	0.014	1.36 %	0.98	1.02	1.00	1.01	0.99
13C-2,3,7,8-TCDD	0.962	0.049	5.07 %	0.94	0.91	1.01	0.93	1.02
2,3,7,8-TCDD	1.422	0.049	3.44 %	1.51	1.42	1.39	1.40	1.39
37Cl-2,3,7,8-TCDD	2.724	0.163	5.97 %	2.57	2.83	2.93	2.56	2.73

Run #1 Filename 09MR105D2 S: 3 I: 1
Acquired: 9-MAR-10 21:57:40 Processed: 9-MAR-10 22:21:44
Run: 09MR105D2IC7 Analyte: DB225 Cal: DB2250309105D2
Comments:
Sample text: ST0309 :CS-1 09DXN422

Name	Resp	RA	RT	RRF		Mod?
13C-1,2,3,4-TCDD	63470800	0.79 y	15:04	-	100.00	n
13C-2,3,7,8-TCDF	118099500	0.78 y	16:15	1.861	100.00	n
2,3,7,8-TCDF	579973	0.76 y	16:17	0.982	0.50	n
13C-2,3,7,8-TCDD	59490000	0.76 y	14:50	0.937	100.00	n
2,3,7,8-TCDD	448230	0.88 y	14:51	1.507	0.50	n
37Cl-2,3,7,8-TCDD	814300	1.00 y	14:51	2.566	0.50	n

Run #2 Filename 09MR105D2 S: 4 I: 1
Acquired: 9-MAR-10 22:34:42 Processed: 9-MAR-10 22:57:15
Run: 09MR105D2IC7 Analyte: DB225 Cal: DB2250309105D2
Comments:

Sample text: ST0309A :CS-2 09DXN423

Name	Resp	RA	RT	RRF		Mod?
13C-1,2,3,4-TCDD	64074400	0.77 y	15:04	-	100.00	n
13C-2,3,7,8-TCDF	115955500	0.77 y	16:16	1.810	100.00	n
2,3,7,8-TCDF	2357860	0.83 y	16:16	1.017	2.00	n
13C-2,3,7,8-TCDD	58550600	0.79 y	14:50	0.914	100.00	n
2,3,7,8-TCDD	1662241	0.79 y	14:50	1.419	2.00	n
37Cl-2,3,7,8-TCDD	3627160	1.00 y	14:50	2.830	2.00	n

Run #3 Filename 09MR105D2 S: 5 I: 1
Acquired: 9-MAR-10 23:11:45 Processed: 9-MAR-10 23:32:13
Run: 09MR105D2IC η Analyte: DB225 Cal: DB2250309105D2
Comments:

Sample text: ST0309B :CS-3 10DXN083

Name	Resp	RA	RT	RRF	Mod?
13C-1,2,3,4-TCDD	59043500	0.78 y	15:04	-	100.00 n
13C-2,3,7,8-TCDF	118222400	0.80 y	16:14	2.002	100.00 n
2,3,7,8-TCDF	11825300	0.78 y	16:16	1.000	10.00 n
13C-2,3,7,8-TCDD	59714700	0.78 y	14:49	1.011	100.00 n
2,3,7,8-TCDD	8287380	0.75 y	14:50	1.388	10.00 n
37Cl-2,3,7,8-TCDD	17312760	1.00 y	14:50	2.932	10.00 n

Run #4 Filename 09MR105D2 S: 6 I: 1
Acquired: 9-MAR-10 23:48:47 Processed: 10-MAR-10 08:50:04
Run: 09MR105D2ICη Analyte: DB225 Cal: DB2250309105D2
Comments:
Sample text: ST0309C :CS-4 09DXN426

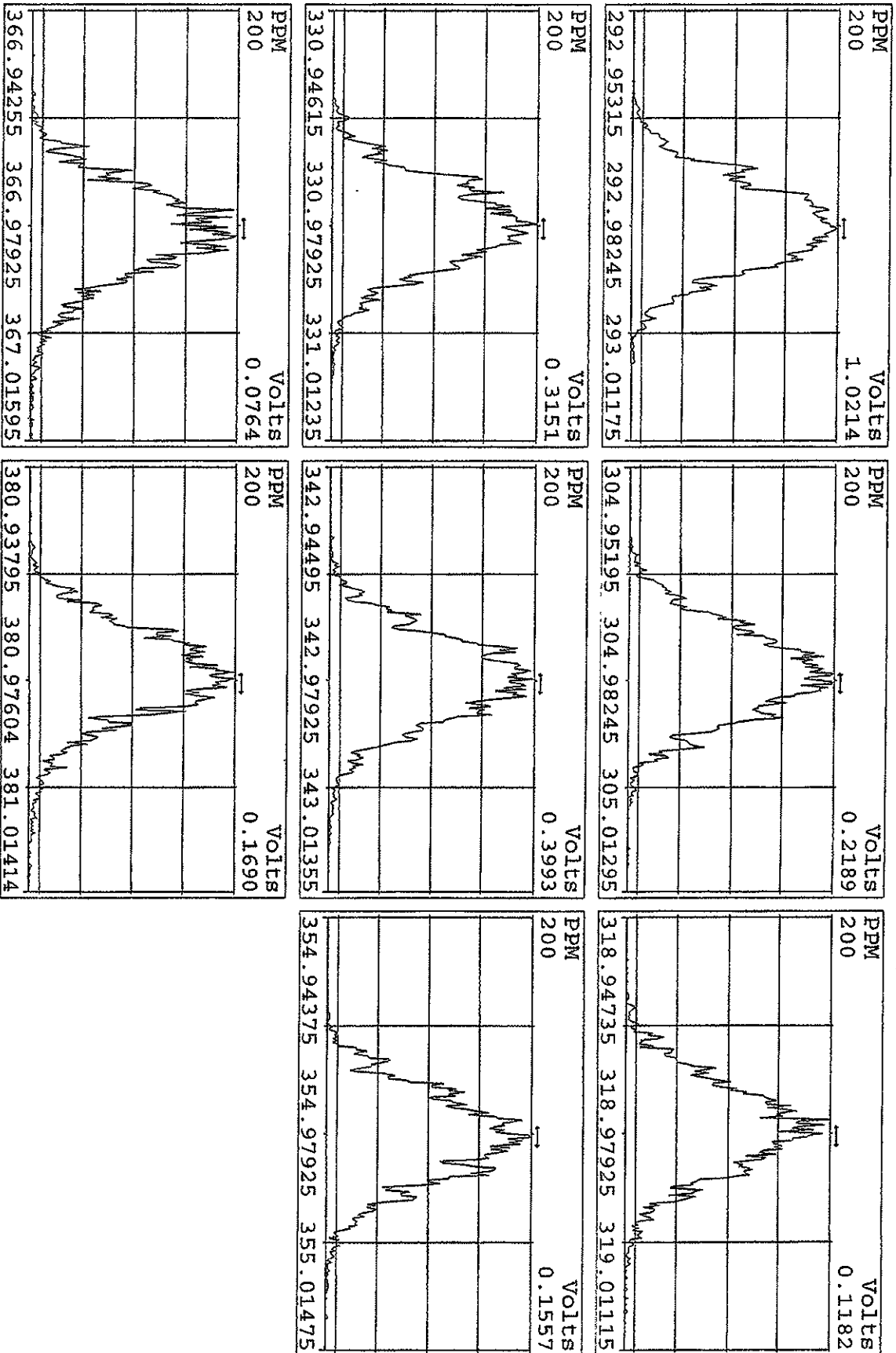
Name	Resp	RA	RT	RRF		Mod?
13C-1,2,3,4-TCDD	66130100	0.77 y	15:05	-	100.00	n
13C-2,3,7,8-TCDF	118677900	0.77 y	16:16	1.795	100.00	n
2,3,7,8-TCDF	47888700	0.78 y	16:16	1.009	40.00	n
13C-2,3,7,8-TCDD	61563200	0.78 y	14:50	0.931	100.00	n
2,3,7,8-TCDD	34559400	0.79 y	14:51	1.403	40.00	n
37Cl-2,3,7,8-TCDD	67791200	1.00 y	14:51	2.563	40.00	n

Run #5 Filename 09MR105D2 S: 7 I: 1
Acquired: 10-MAR-10 00:25:50 Processed: 10-MAR-10 08:50:05
Run: 09MR105D2IC7 Analyte: DB225 Cal: DB2250309105D2
Comments:
Sample text: ST0309D :CS-5 09DXN456

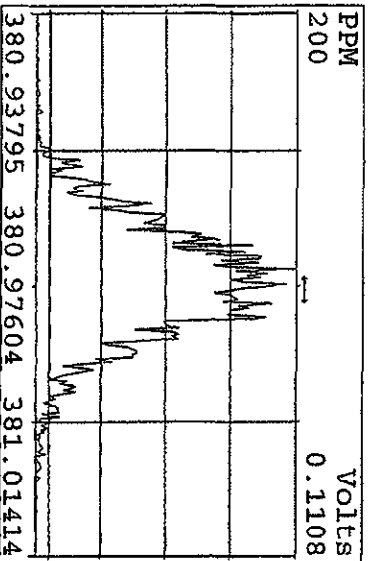
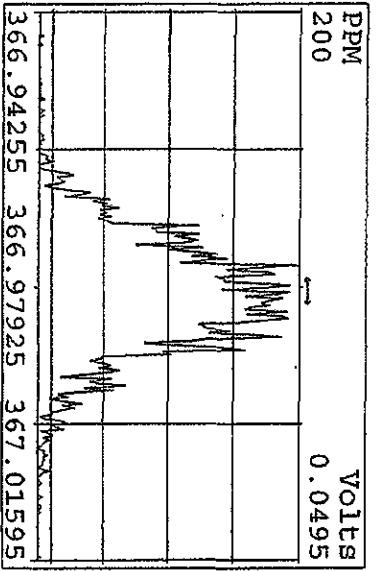
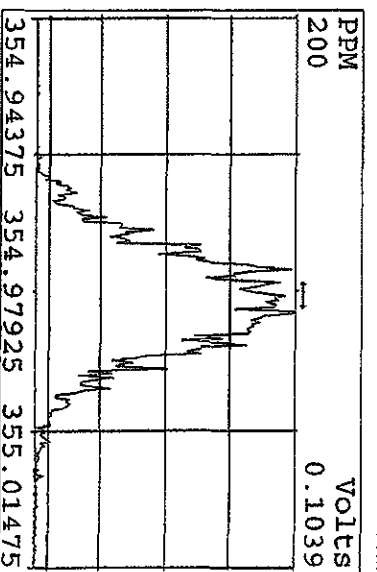
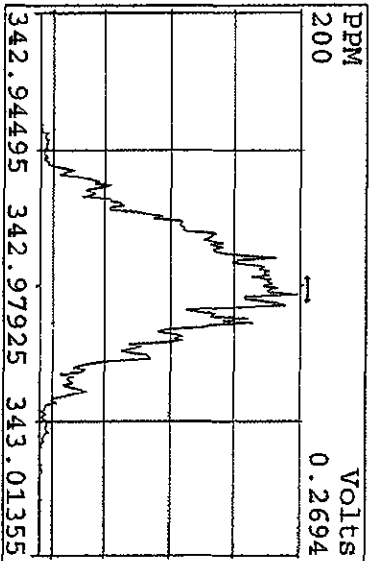
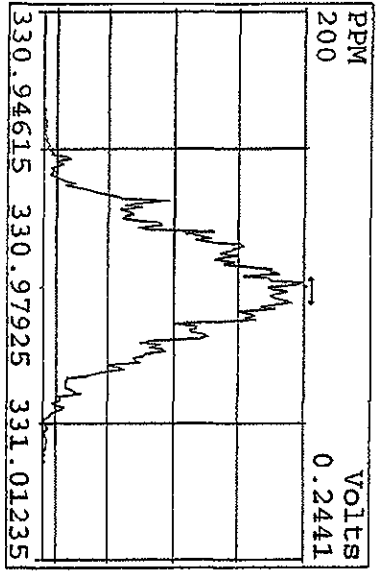
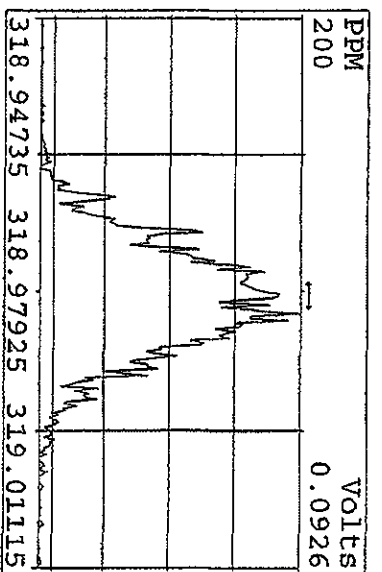
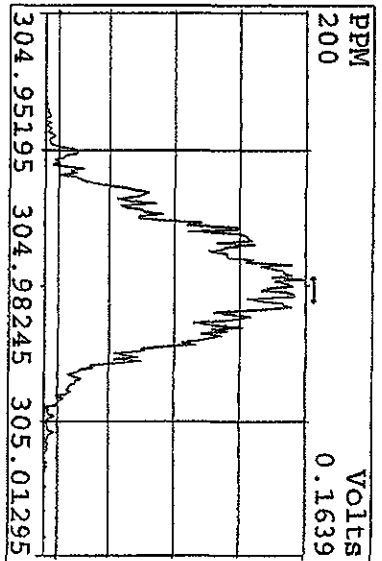
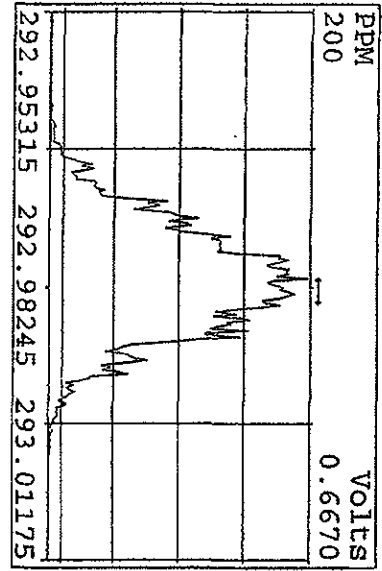
Name	Resp	RA	RT	RRF		Mod?
13C-1,2,3,4-TCDD	61871900	0.79 y	15:04	-	100.00	n
13C-2,3,7,8-TCDF	124496500	0.78 y	16:14	2.012	100.00	n
2,3,7,8-TCDF	246908000	0.79 y	16:16	0.992	200.00	n
13C-2,3,7,8-TCDD	63011100	0.79 y	14:49	1.018	100.00	n
2,3,7,8-TCDD	175534400	0.81 y	14:50	1.393	200.00	n
37Cl-2,3,7,8-TCDD	337486000	1.00 y	14:50	2.727	200.00	n

Data file	Smp	Work Order	Sample ID	FV-uL	Method/Matrix	Box	Size	U
09MR105D2	1	CP0309	DB-225 CPSM 3732-06				1.000	
09MR105D2	2	SB0309	Solvent Blank C-14				1.000	
09MR105D2	3	ST0309	CS-1 09DXN422				1.000	
09MR105D2	4	ST0309A	CS-2 09DXN423				1.000	
09MR105D2	5	ST0309B	CS-3 10DXN083				1.000	
09MR105D2	6	ST0309C	CS-4 09DXN426				1.000	
09MR105D2	7	ST0309D	CS-5 09DXN456				1.000	
09MR105D2	8	SB0309A	Solvent Blank C-14				1.000	
09MR105D2	9	ST0309E	2nd Source 09DXN449				1.000	
09MR105D2	10						1.000	
09MR105D2	11						1.000	
09MR105D2	12						1.000	
09MR105D2	13						1.000	
09MR105D2	14						1.000	
09MR105D2	15						1.000	
09MR105D2	16		AM 03-09-10				1.000	
09MR105D2	17						1.000	
09MR105D2	18						1.000	

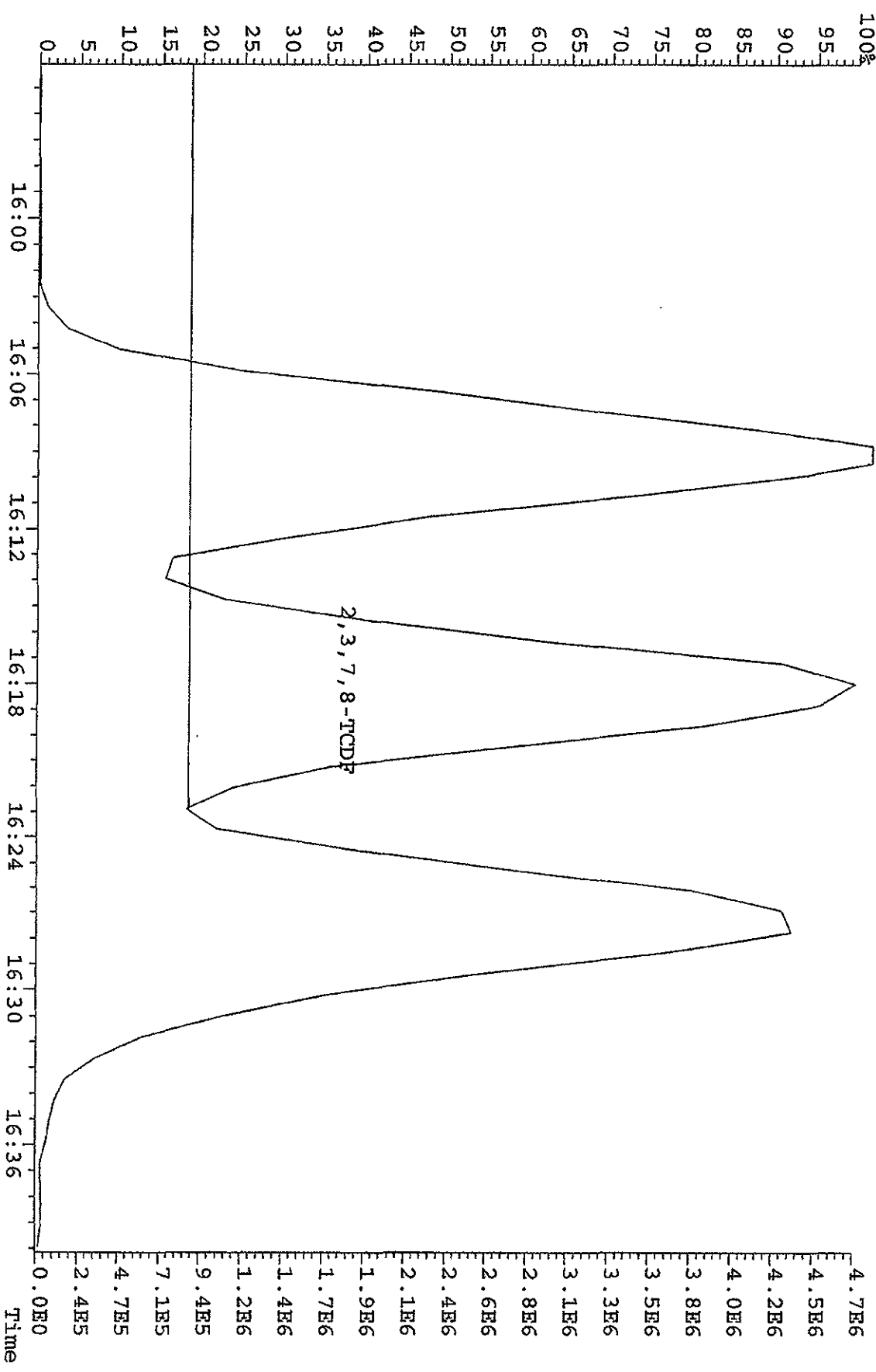
Peak Locate Examination: 9-MAR-2010:20:42 File:09MR105D2
 Experiment:DB225 Function:1 Reference:PFK



Peak Locate Examination: 10-MAR-2010: 08:49 File: 09MR105D2ENDPRES
 Experiment: DB225 Function: 1 Reference: PKX



File: 09MRI05D2 #1-591 Acq: 9-MAR-2010 20:43:36 GC FI+ Voltage SIR 70SF
 303.9016 ESUB(128,15,-3.0) Exp: DB225 Noise: 433
 Sample Text: CP0309 : DB-225 CPSM 3732-06

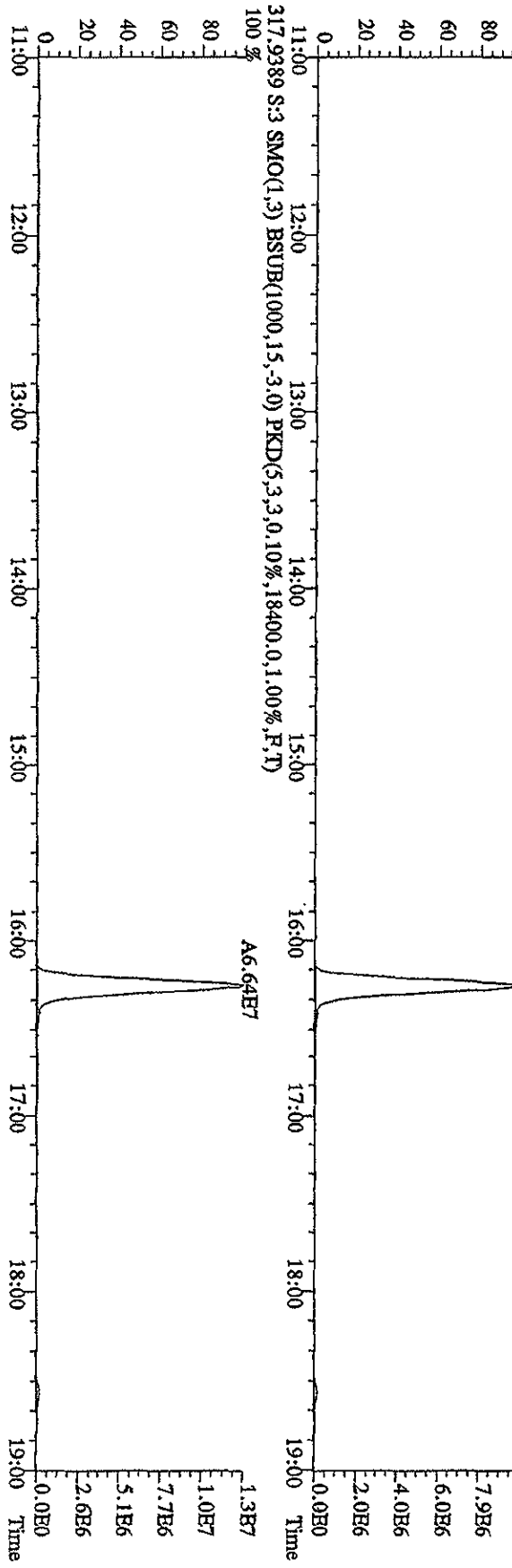
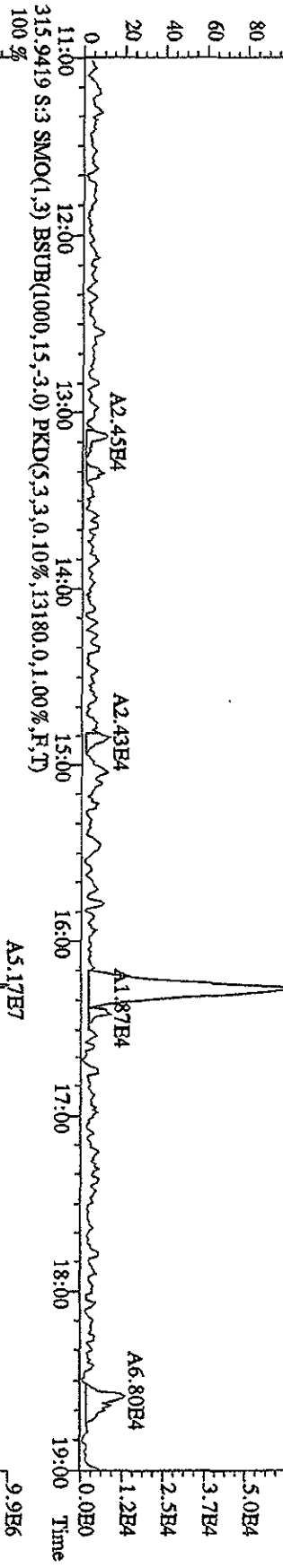
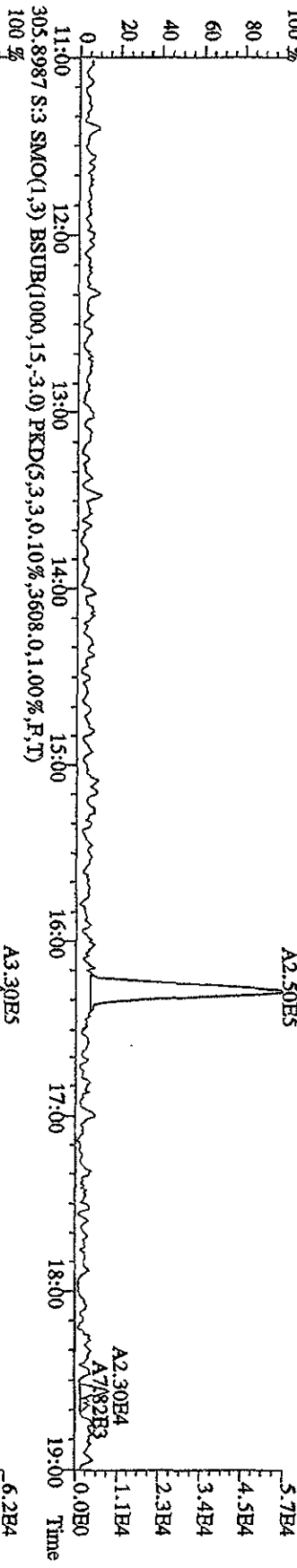


Run text: ST0309E Sample text: ST0309E :2nd Source 09DXN449
 Run #6 Filename: 09MR105D2 S: 9 I: 1 Results: 09MR105D2DB225SS
 Acquired: 10-MAR-10 01:39:54 Processed: 10-MAR-10 08:56:56
 Run: 09MR105D2 Analyte: DE225 Cal: DE2250309105D2
 Factor 1: 400.000 Factor 2: 20.000 Sample size: 1.000000

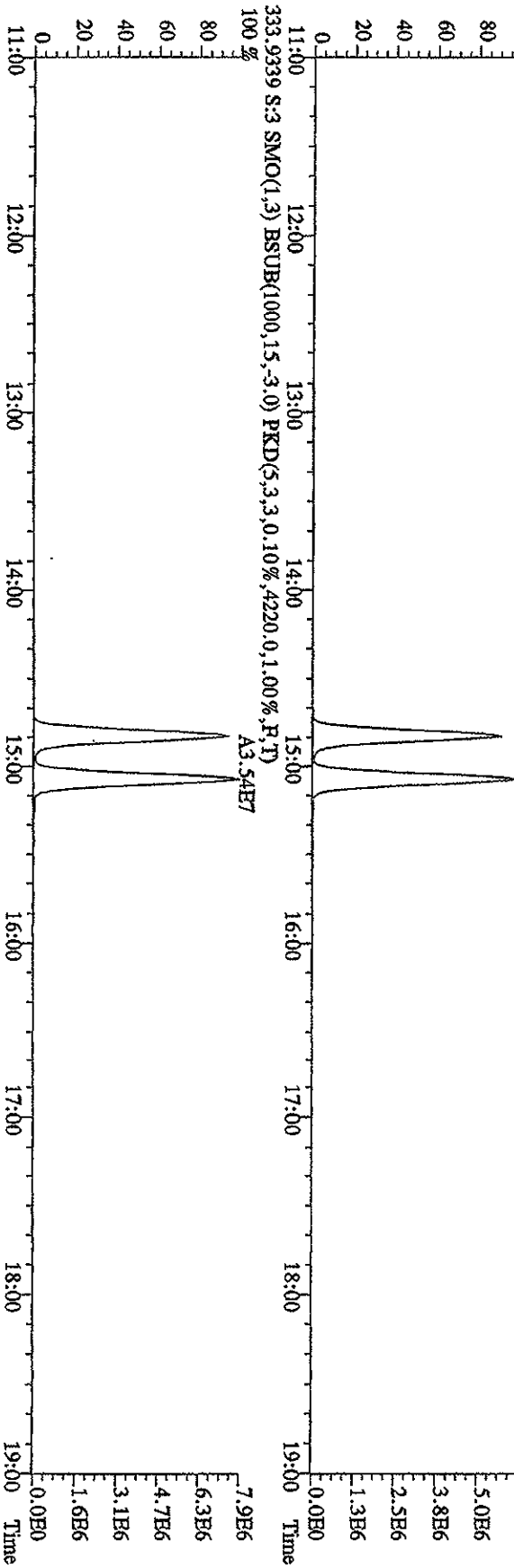
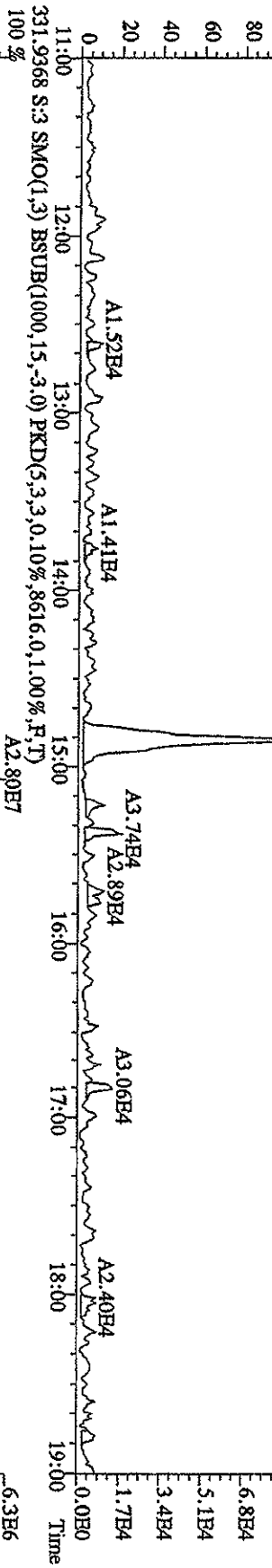
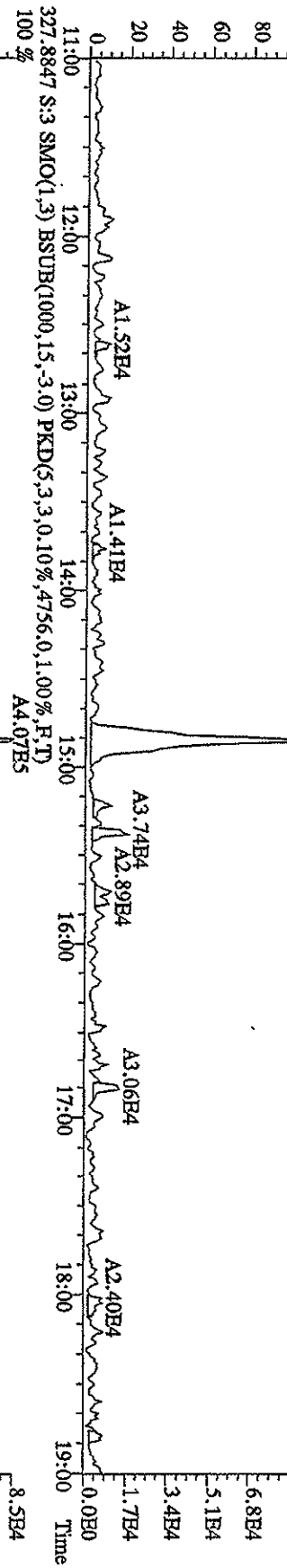
*spiked @ 200 ug/sample
 3/10/10
 MS*

Name	Resp	RA	RT	RRF	Conc	EDL	Rec	M
13C-1,2,3,4-TCDD	61188900	0.79 y	15:04	-	97.25	-	-	n
13C-2,3,7,8-TCDF	121649700	0.80 y	16:15	1.90	2097.27	6.06	104.9	n
2,3,7,8-TCDF	11825850	0.79 y	16:16	1.00	194.44 <i>97%</i>	1.57	-	n
13C-2,3,7,8-TCDD	61488400	0.78 y	14:49	0.96	2088.40	5.62	104.4	n
2,3,7,8-TCDD	8402720	0.77 y	14:51	1.42	192.19 <i>96%</i>	2.42	-	n
37Cl-2,3,7,8-TCDD	17252720	1.00 y	14:50	2.72	207.04	0.95	103.5	n

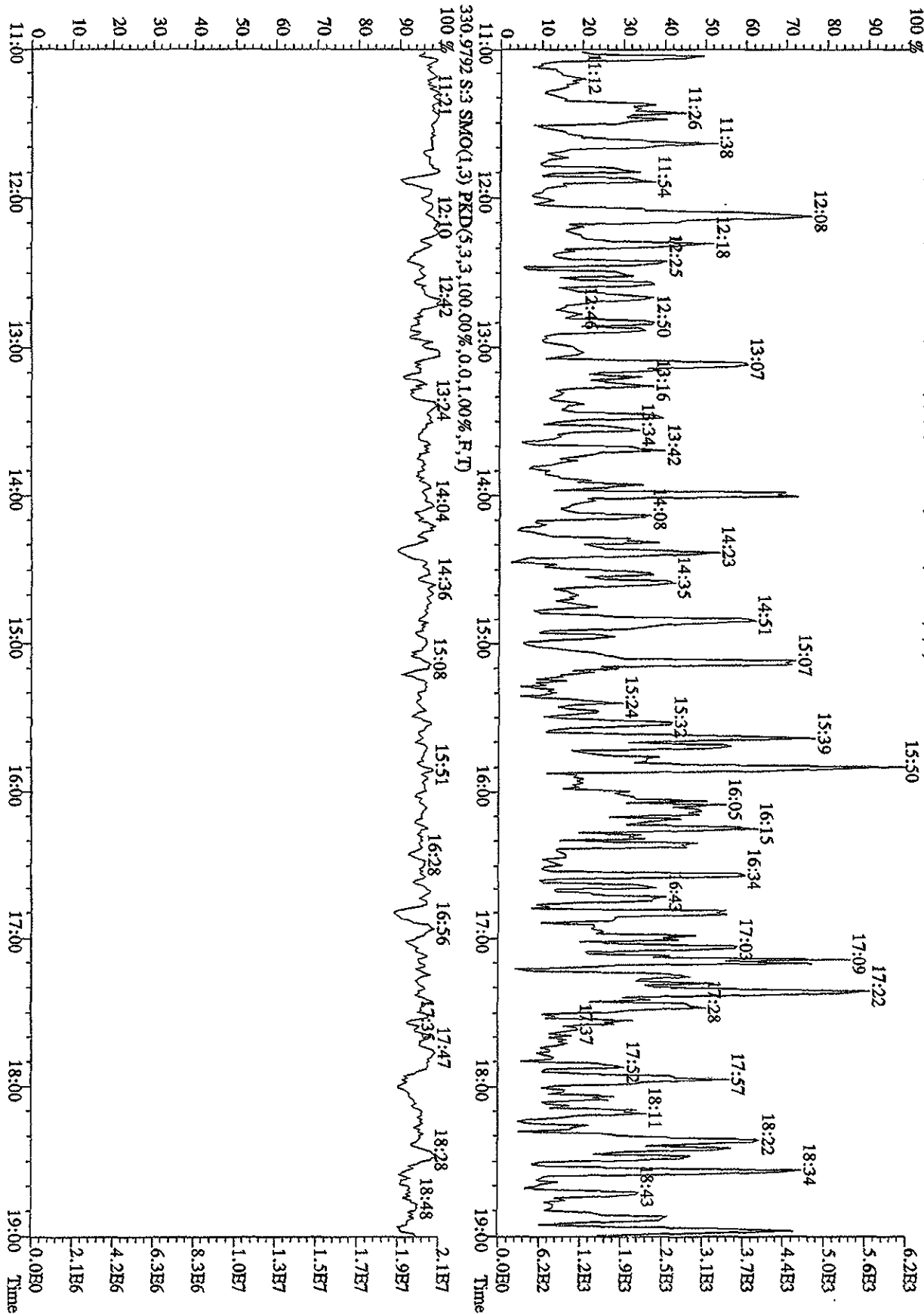
File:09MR105D2 #1-592 Acq: 9-MAR-2010 21:57:40 GC.HI+ Voltage STR 70SB
 Sample#3 Text:ST0309 :CS-1 09DXN422 Exp:DB225
 303.9016 S:3 SMO(1,3) BSUB(1000,15,-3,0) PKD(5,3,3,0,10%,3496,0,1,00%,F,T)



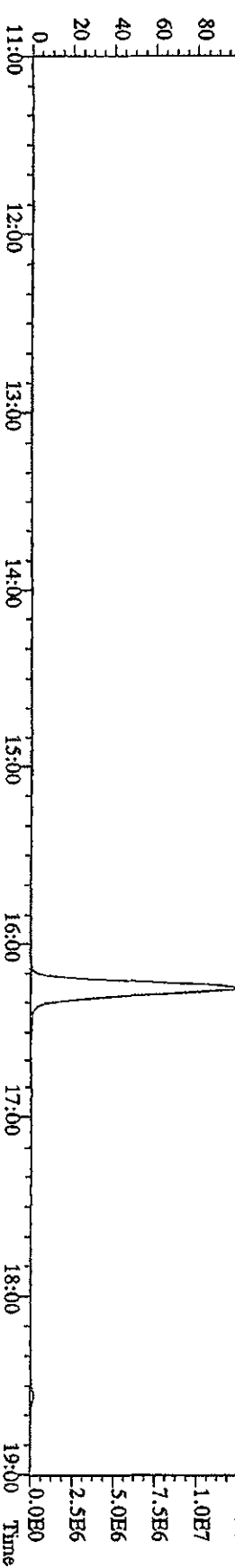

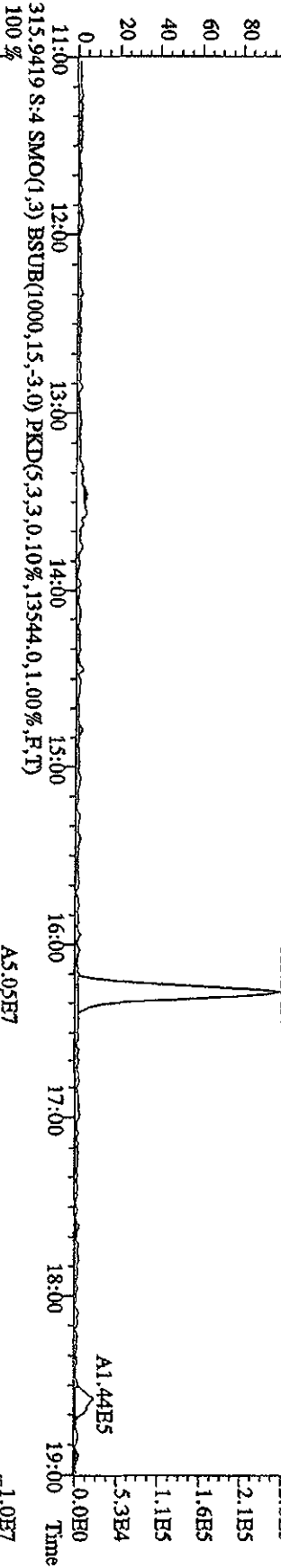
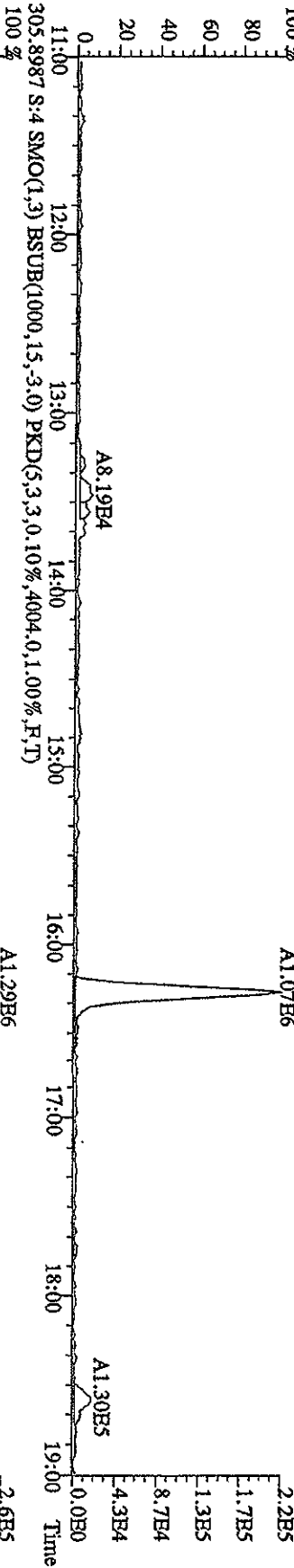
File:09MR105D2 #1-592 Acq: 9-MAR-2010 21:57:40 GC EI+ Voltage SIR 70SE
 Sample#3 Text:ST0309 :CS-1 09DXN422 Exp:DB225
 327.8847 S:3 SMO(1,3) BSUB(1000,15,-3.0) PKD(5,3,3,0.10%,4756.0,1.00%,F,T) A4.07E5



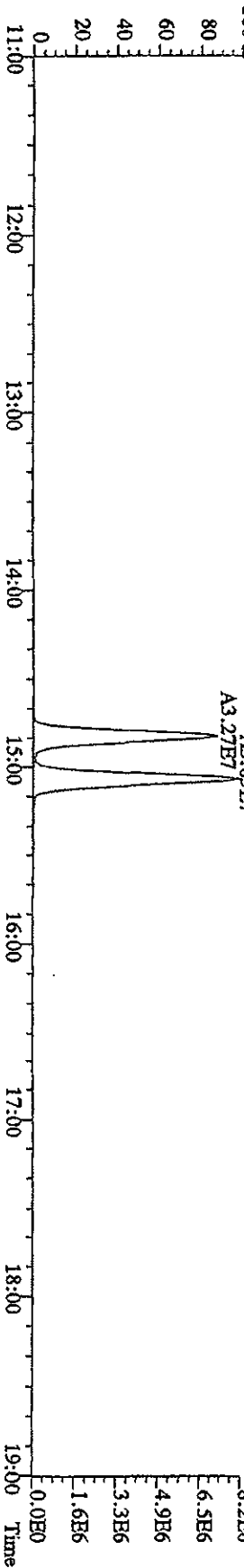
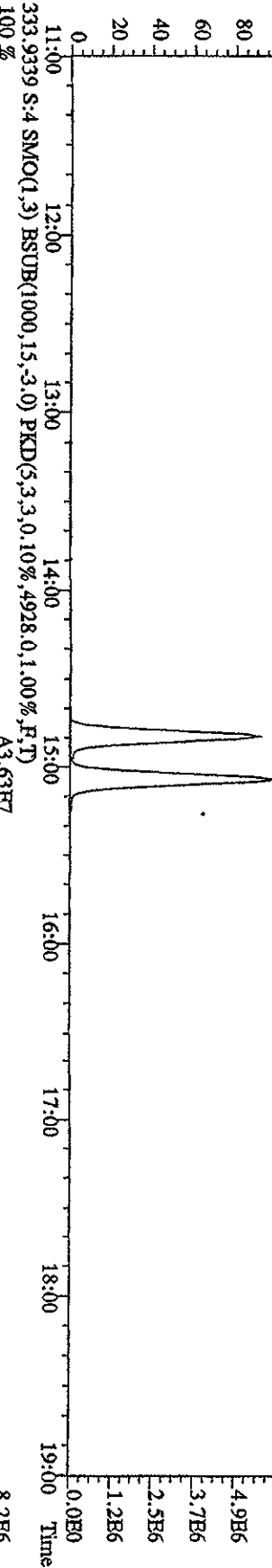
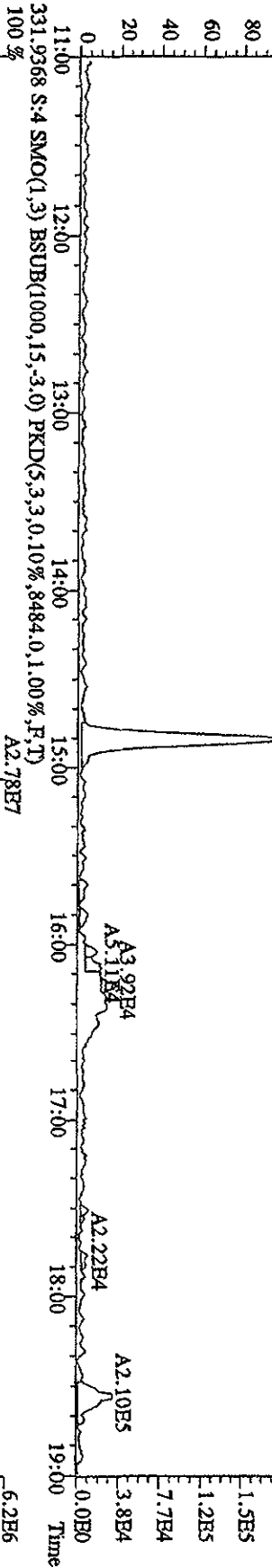
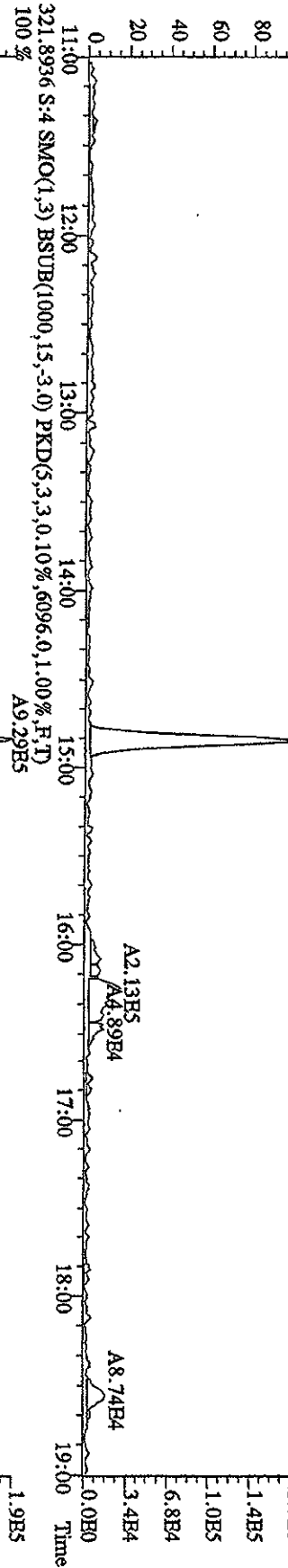
File:09NMR105D2 #1-592 Acq: 9-MAR-2010 21:57:40 GC EI+ Voltage SIR 70SE
 Sample#3 Tex:ST0309 :CS-1 09DXN422 Exp:DB225
 375.8364 S:3 SMO(1,3) BSUB(1000,15,-3.0) PKD(5,3,3,100,00%,1,264,0,1,00%,F,T)



File:09MARI05D2 #1-591 Acq: 9-MAR-2010 22:34:42 GC EI+ Voltage SIR 70SE
 Sample#4 Text:ST0309A :CS-2 09DXM423 Exp:DB225
 303,9016 S:4 SMO(1,3) BSUB(1000,15,-3,0) PKD(5,3,3,0,10%,3228,0,1,00%,F,T)

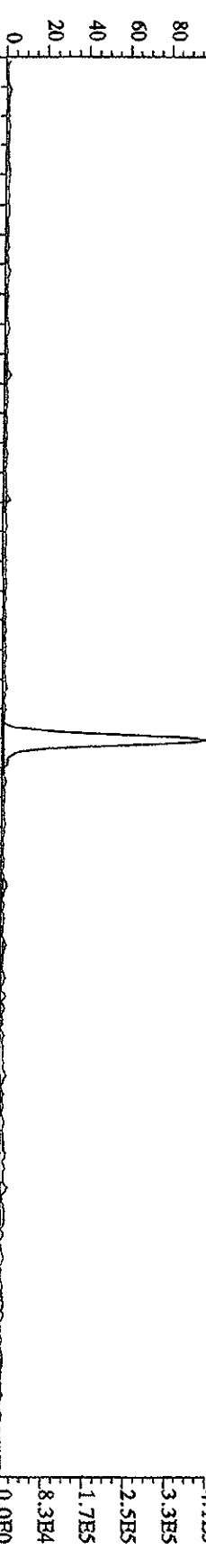


File:09MKT105D2 #1-591 Acq: 9-MAR-2010 22:34:42 GC EI+ Voltage SIR 70SB
 Sample#4 Text:ST0309A :CS-2 09DXN423 Exp:DB225
 319.8965 S:4 SMO(1.3) BSUB(1000,15,-3.0) PKD(5,3,3,0,10%,3468,0,1.00%,F,T)
 100 % A7.33E5

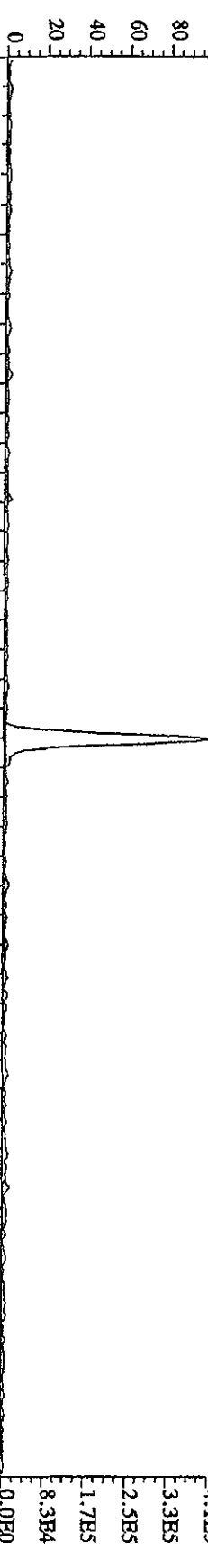


File:09NMR105D2 #1-591 Acq: 9-MAR-2010 22:34:42 GC EI+ Voltage SIR 70SE
Sample#4 Text:ST0309A :CS-2 09DXN423 Exp:DB225

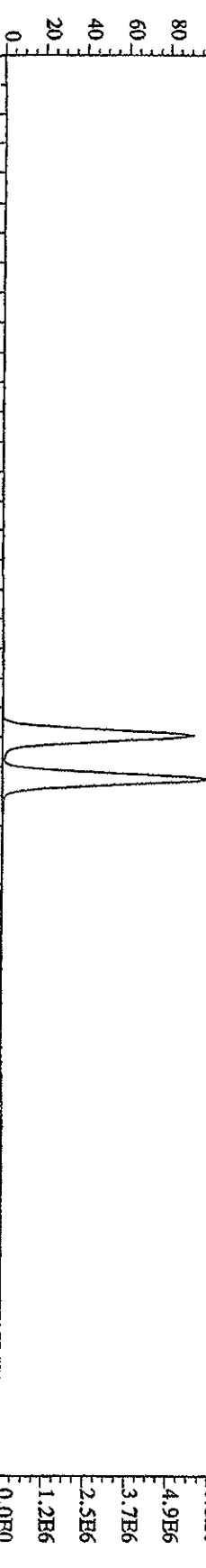
327.8847 S:4 SMO(1,3) BSUB(1000,15,-3.0) PKD(5,3,3,0,10%,5108,0,1.00%,F,T)
100% A1.81E6



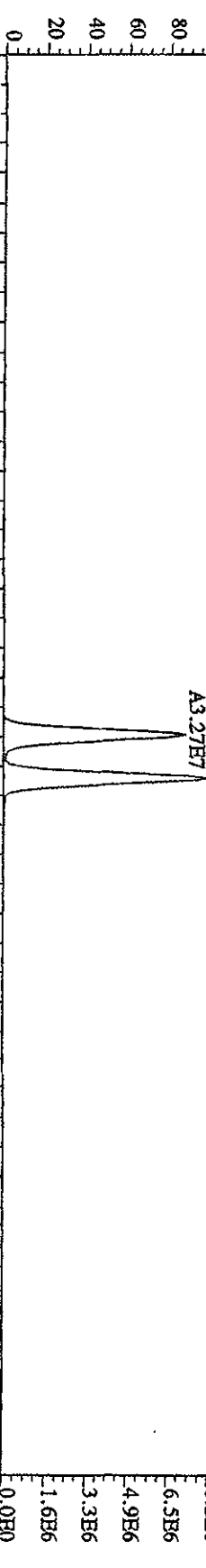
327.8847 S:4 SMO(1,3) BSUB(1000,15,-3.0) PKD(5,3,3,0,10%,5108,0,1.00%,F,T)
100% A1.81E6



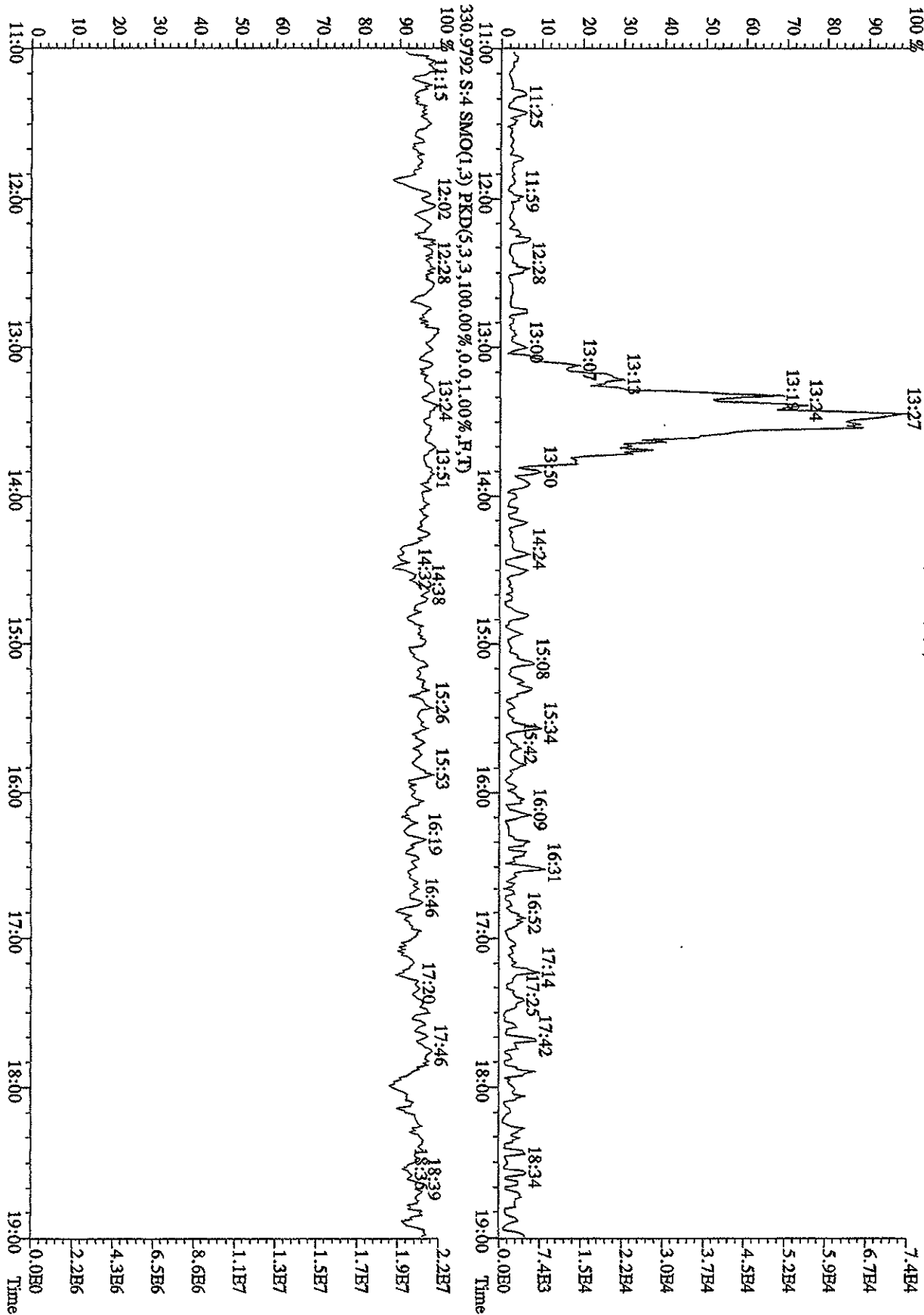
331.9368 S:4 SMO(1,3) BSUB(1000,15,-3.0) PKD(5,3,3,0,10%,8484,0,1.00%,F,T)
100% A2.78E7



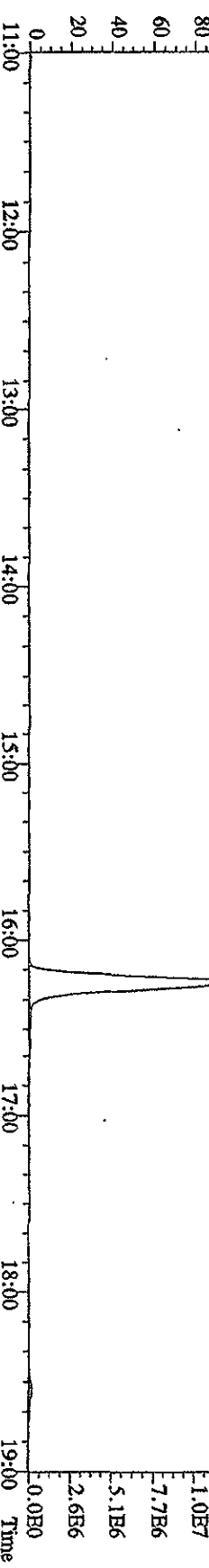
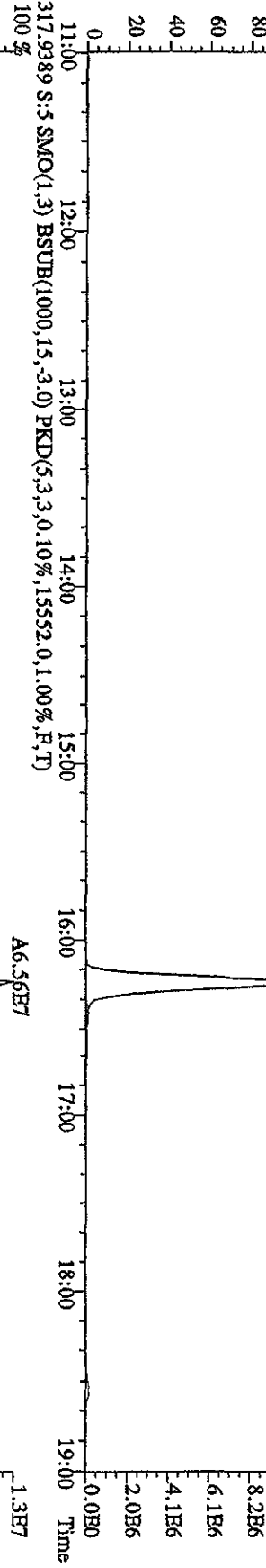


333.9339 S:4 SMO(1,3) BSUB(1000,15,-3.0) PKD(5,3,3,0,10%,4928,0,1.00%,F,T)
100% A3.63E7



File:09MR105D2 #1-591 Acq: 9-MAR-2010 22:34:42 GC EI+ Voltage SIR 70SE
 Sample#4 Text:ST0309A :CS-2 09DXN423 Exp:DB225
 375.8364 S:4 SMO(1,3) BSUB(1000,15,-3.0) PKD(5,3,3,100.00%,2732.0,1.00%,F,T)

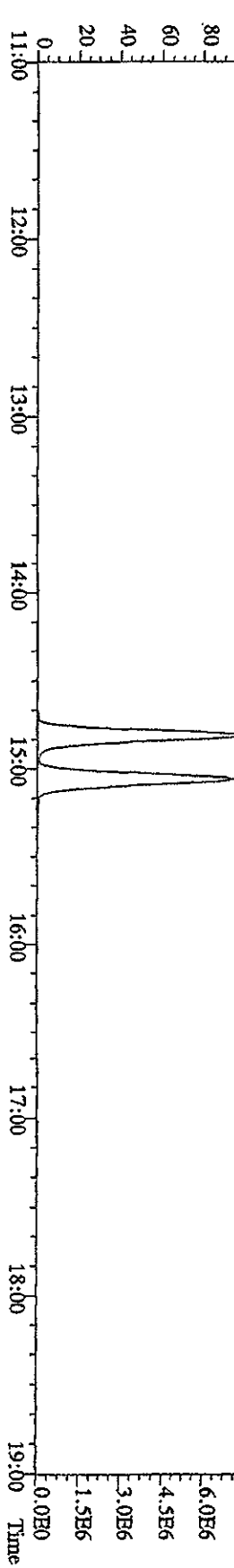
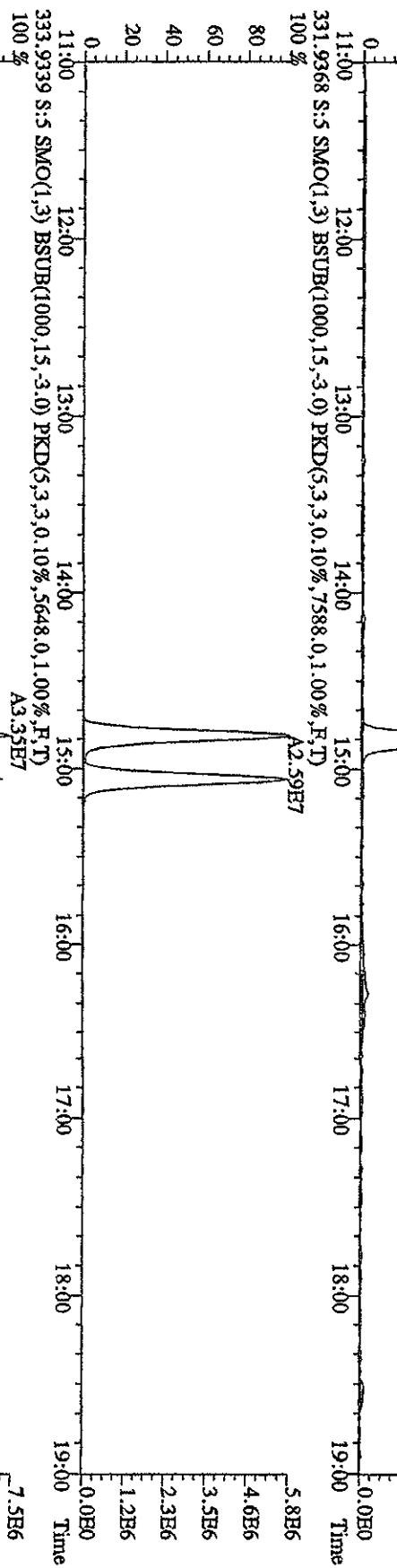
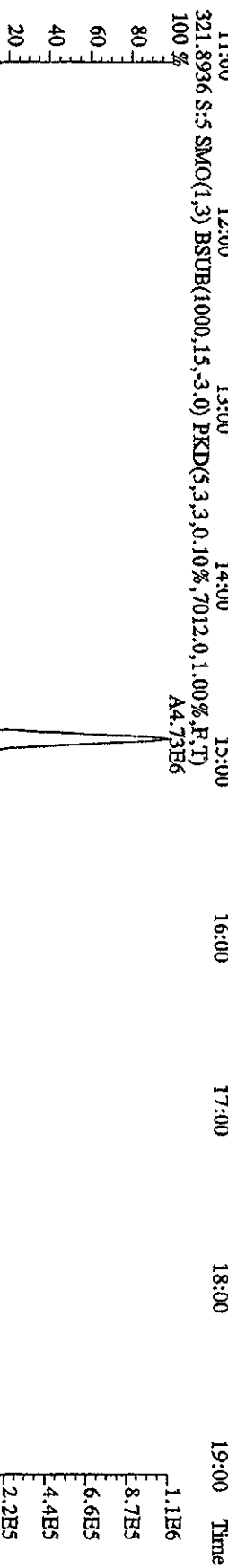
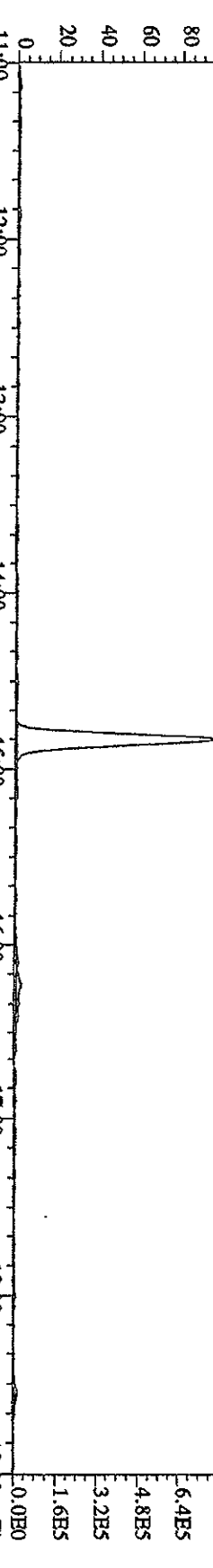


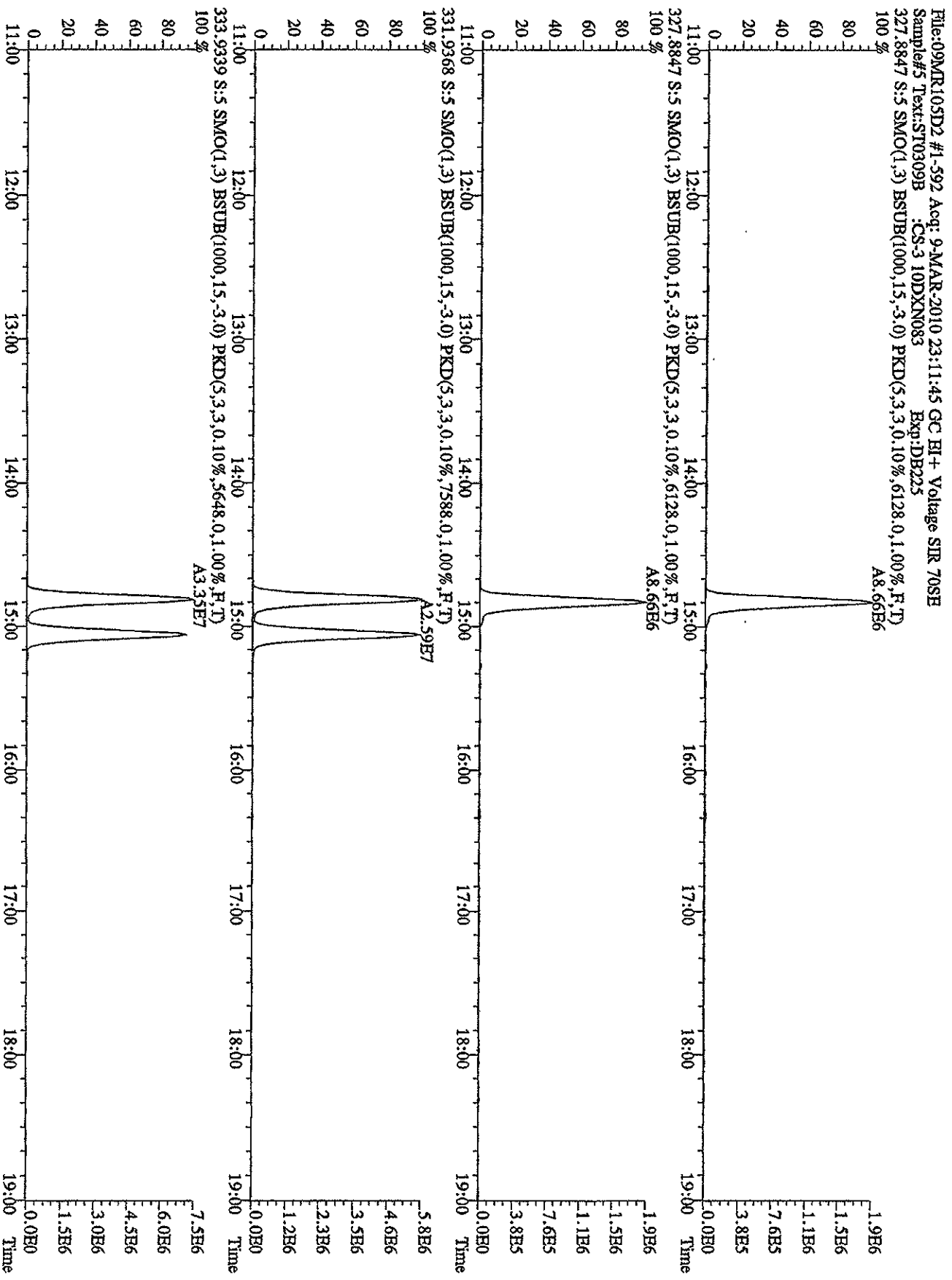
File:09MR105D2 #1-592 Acq: 9-MAR-2010 23:11:45 GC FI + Voltage SFR 70SE
 Sample#5 Text:ST0309B :CS-3 10DXN083 Exp:DB225
 303.9016 S:5 SMO(1,3) BSUB(1000,15,-3,0) PKD(5,3,3,0,10%,3176,0,1,00%,F,T)
 100%



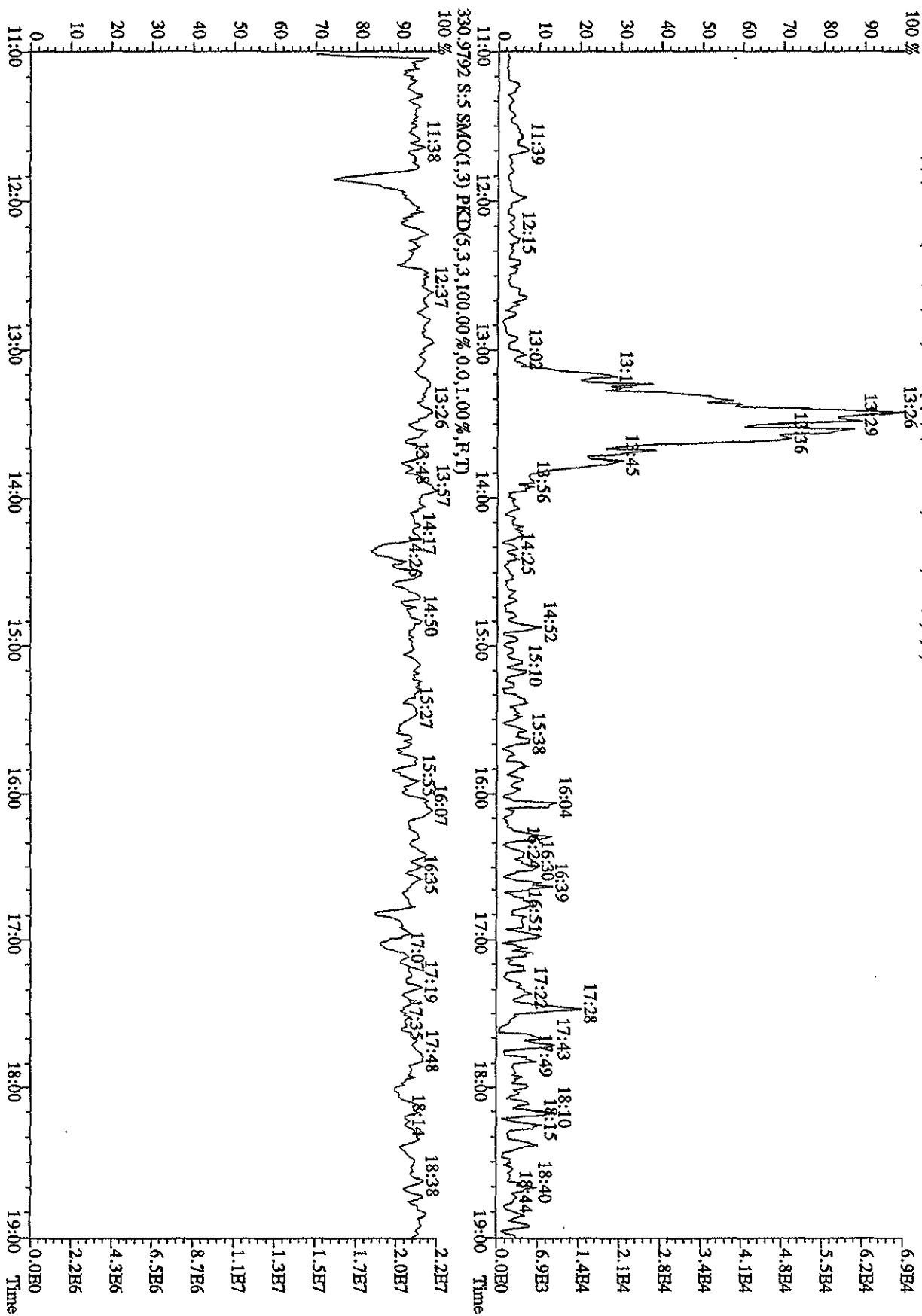
File:09MR105D2 #1-592 Acq: 9-MAR-2010 23:11:45 GC EI+ Voltage SIR 70SE

Sample#5 Text:ST0309B :CS-3 10DXN083 Exp:DB225

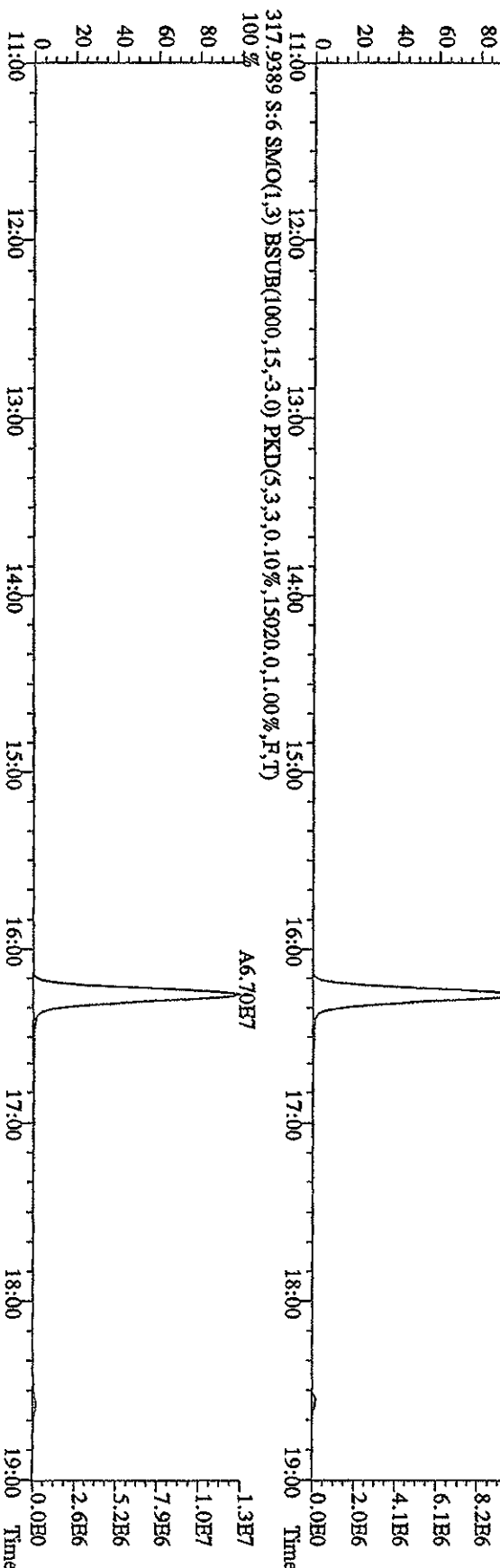

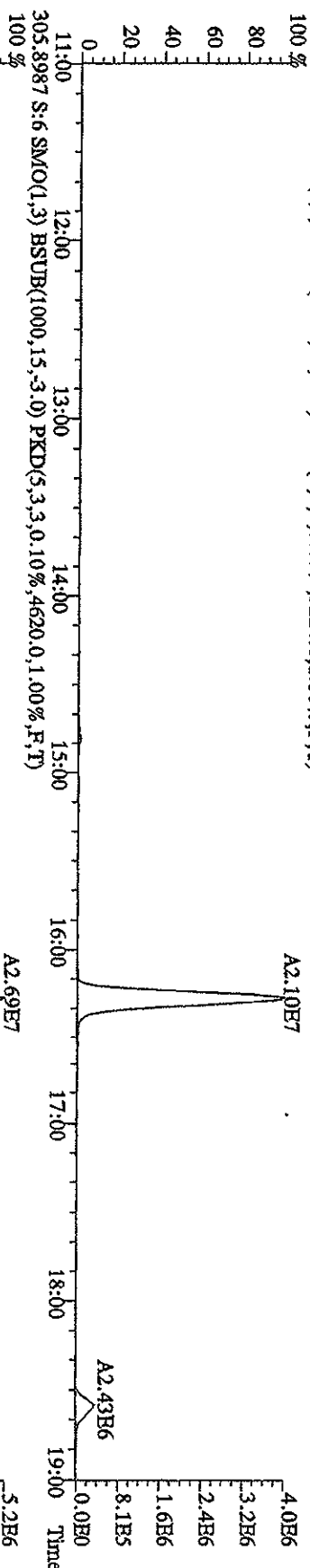




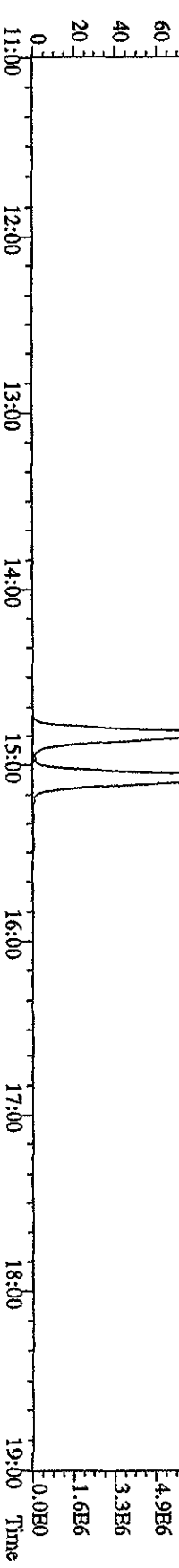
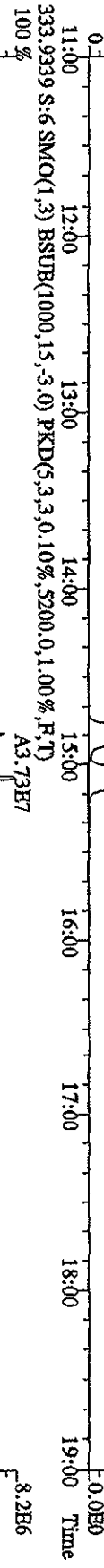
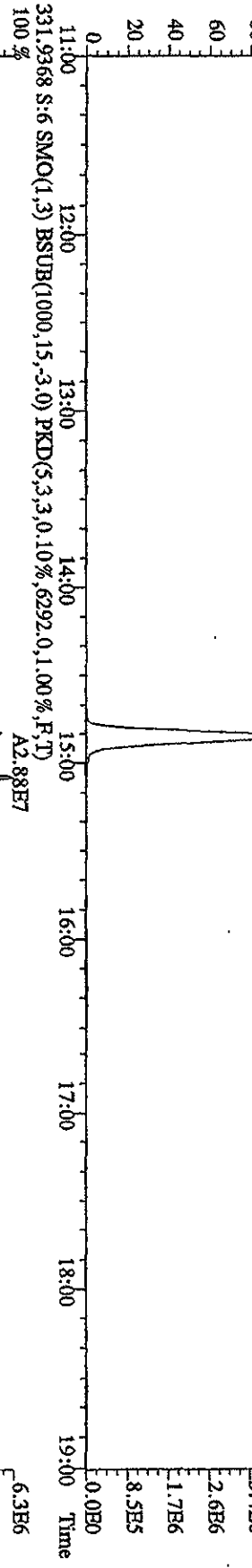
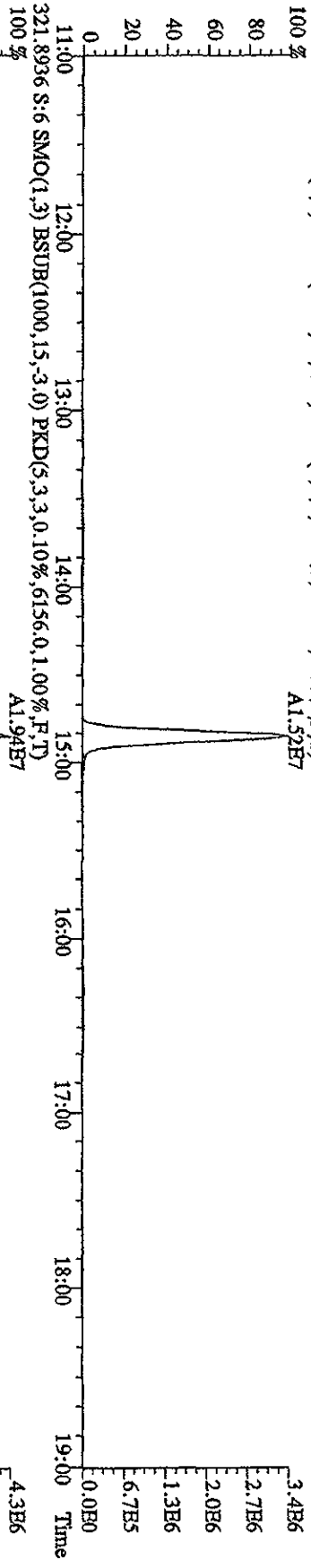
File:09MR105D2 #1-592 Acq: 9-MAR-2010 23:11:45 GC FI+ Voltage SIR 70SB
 Sample#5 Text:ST0309B :CS-3 10DXN083 Exp:DB225
 375.8364 S:5 SMO(1,3) BSUB(1000,15,-3,0) PKD(5,3,100,00%,0,0,1,00%,F,T)
 330.9792 S:5 SMO(1,3) PKD(5,3,3,100,00%,0,0,1,00%,F,T)



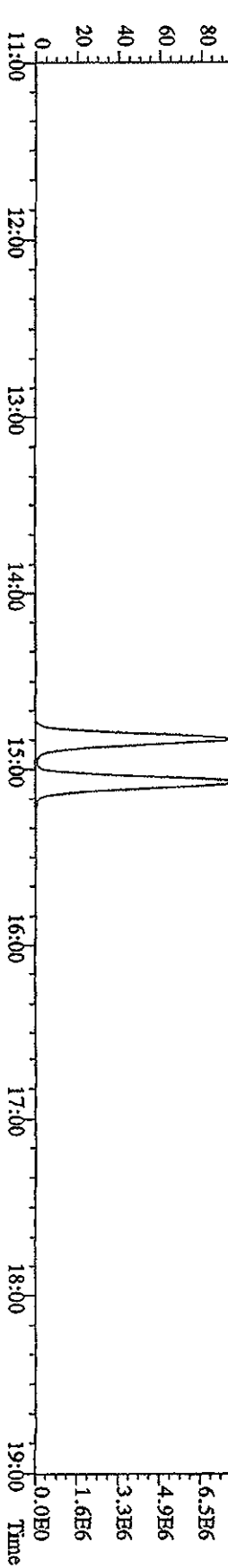
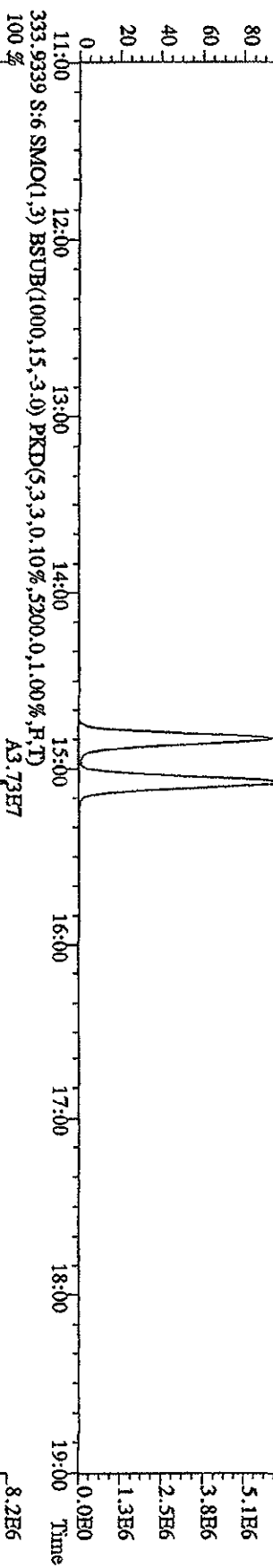
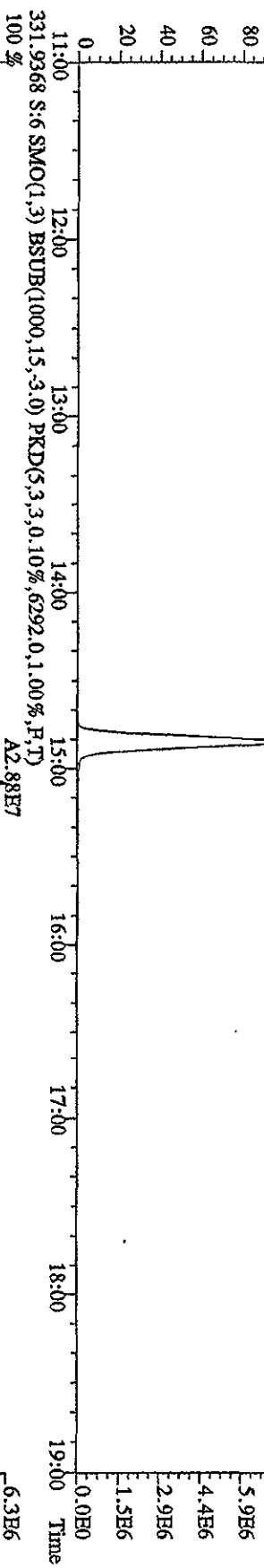
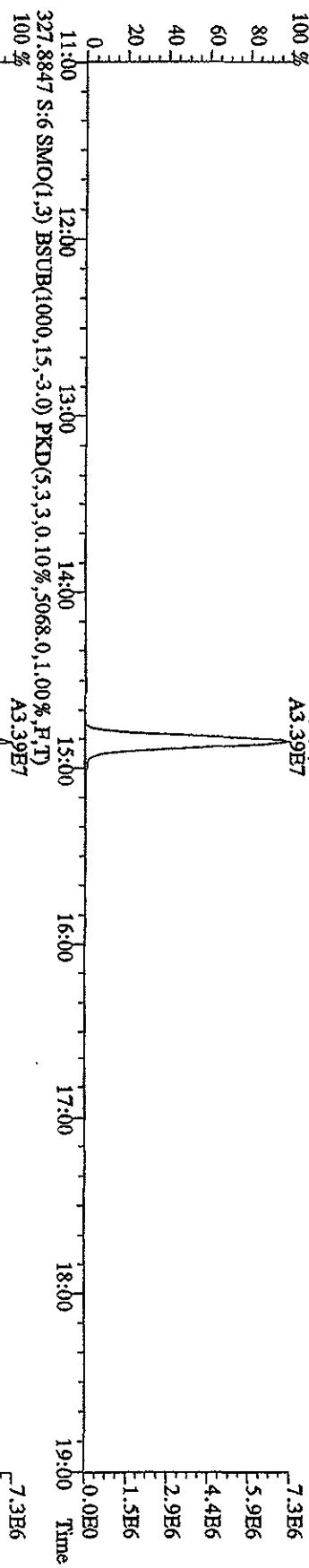
File:09MR10SID2 #1-591 Acq: 9-MAR-2010 23:48:47 GC RI+ Voltage SR 70SE
 Sample#6 Text:ST0309C :CS-4 09DXN426 Exp:DB225
 303.9016 S:6 SMO(1,3) BSUB(1000,15,-3,0) PKD(5,3,3,0,10%,3224,0,1,00%,F,T)
 100 %



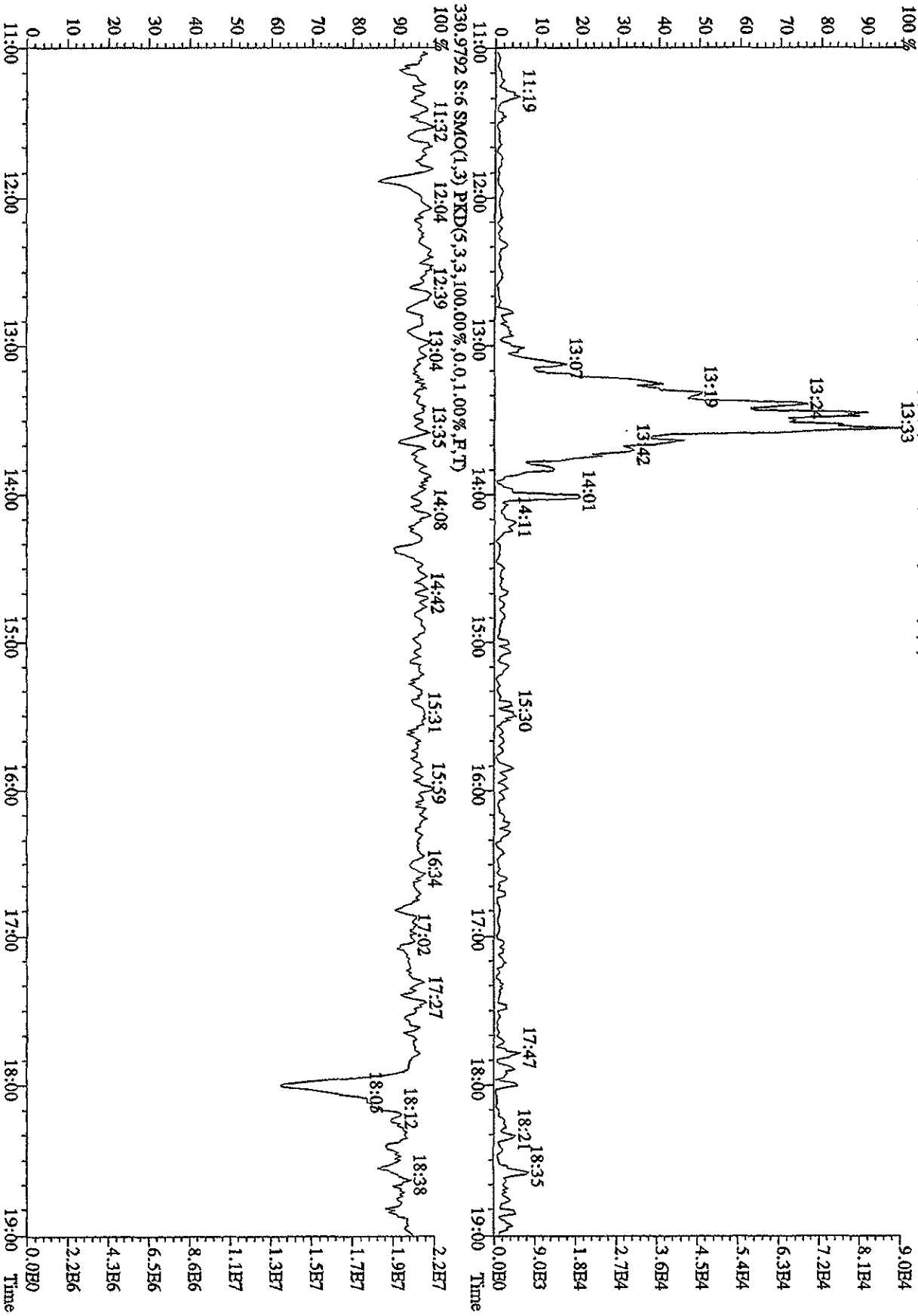
File:09MR105D2 #1-591 Acq: 9-MAR-2010 23:48:47 GC HI+ Voltage SIR 70SE
Sample#6 Text:ST0309C :CS-4 09DXN426 Exp:DB225
319.8965 S:6 SMO(1,3) BSUB(1000,15,-3.0) PKD(5,3,3,0,10%,3696,0,1.00%,F,T)
100% A1.52E7



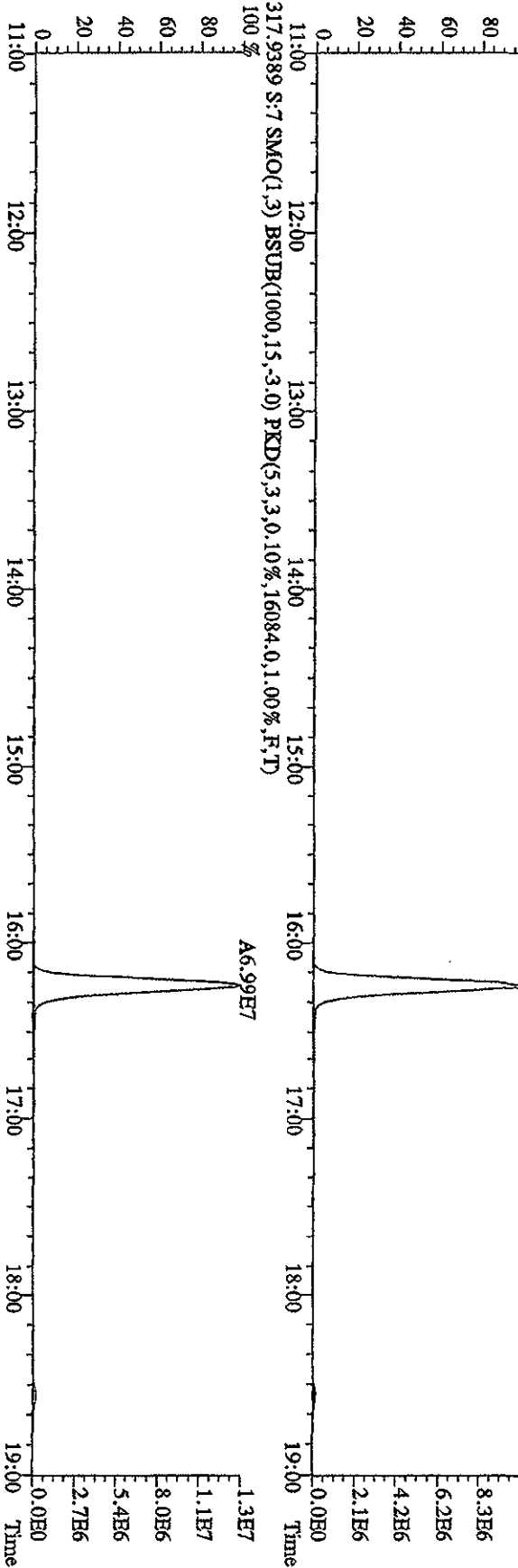
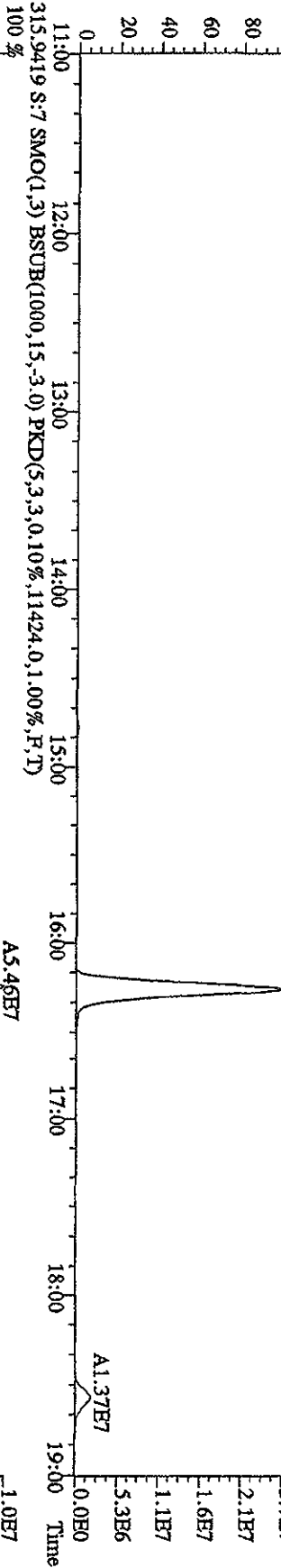
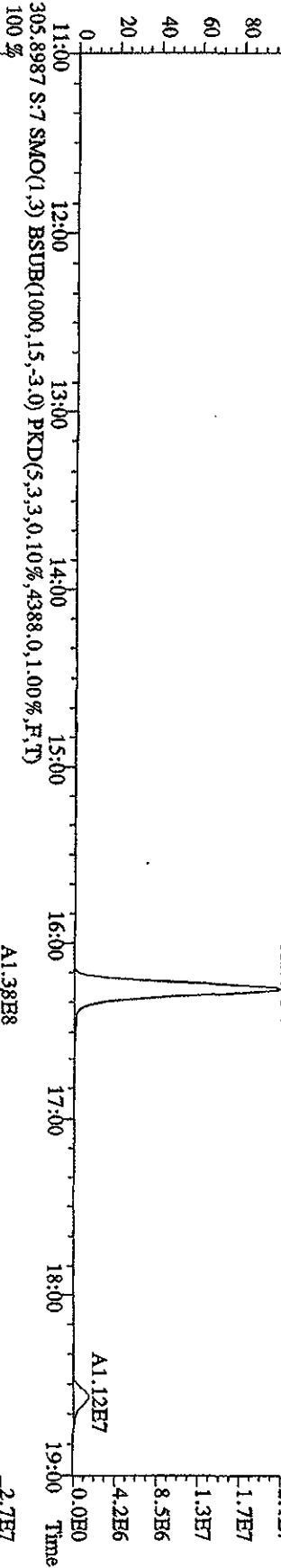
File:09MR105D2 #1-591 Acq: 9-MAR-2010 23:48:47 GC EI+ Voltage S1R 70SE
 Sample#6 Text:ST0309C :CS-4 09DXN426 Exp:DB225
 327.8847 S:6 SMO(1,3) BSUB(1000,15,-3.0) PKD(5,3,3,0,10%,5068,0,1,00%,F,T)
 100% A3.39E7



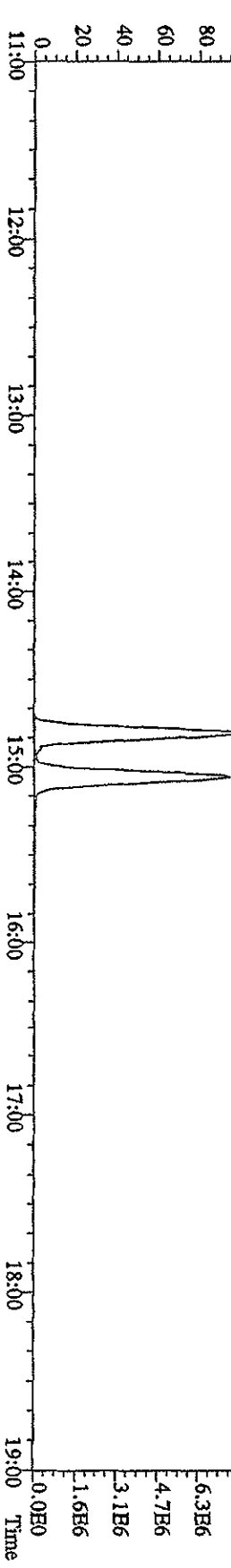
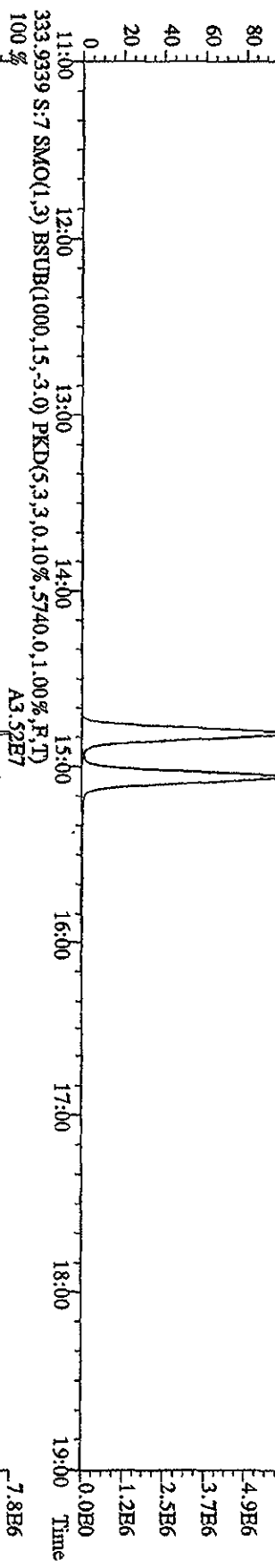
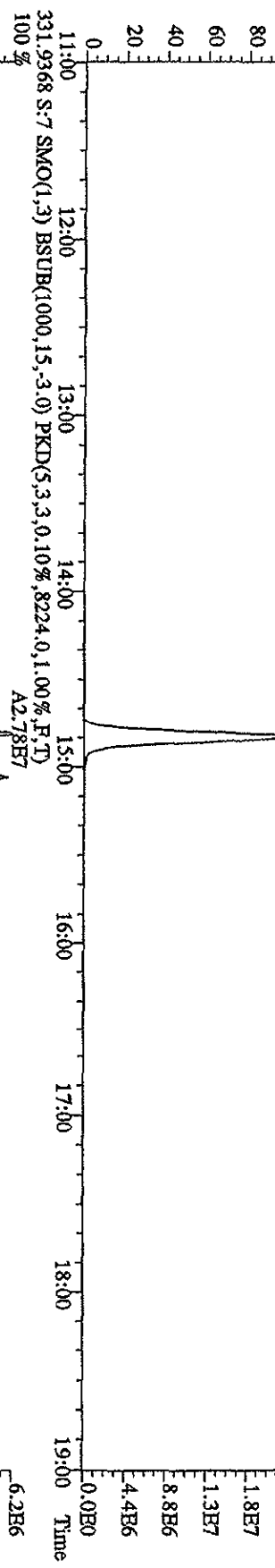
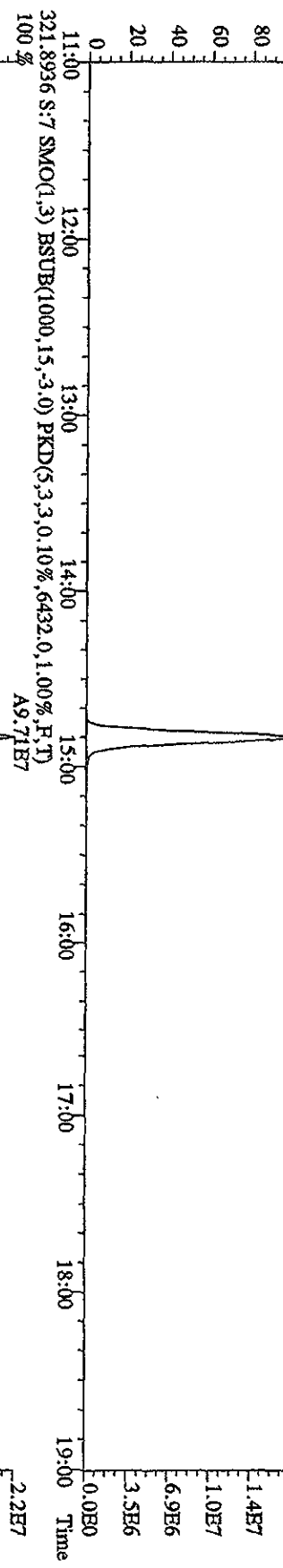
File:09MRK105D2 #1-591 Acq: 9-MAR-2010 23:48:47 GC EI+ Voltage SIR 70SE
 Sample#6 Text:ST0309C :CS-4 09DXN426 Exp:DB225
 375.8364 S:6 SMO(1,3) BSUB(1000,15,-3.0) PKD(5,3,3,100.00%,1344.0,1.00%,F,T)
 100%



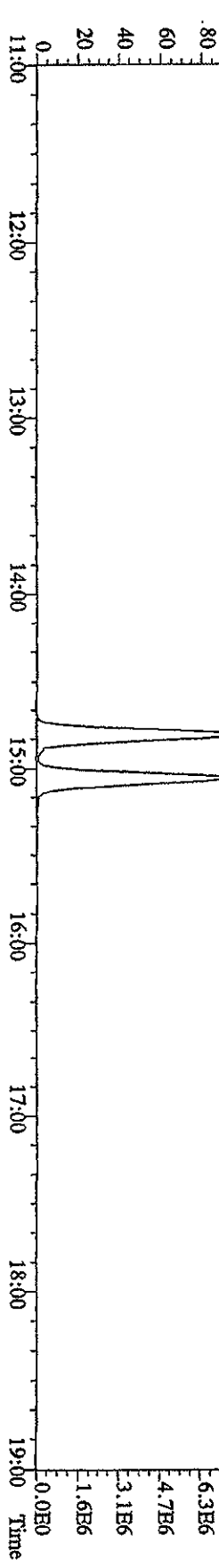
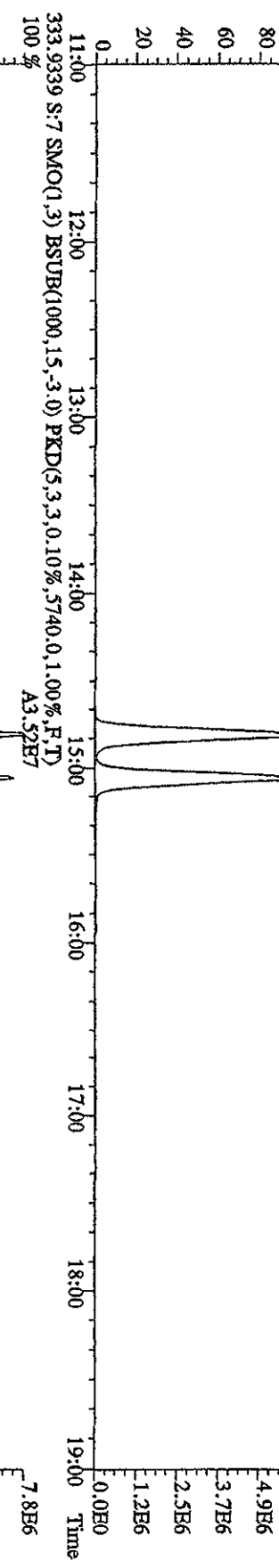
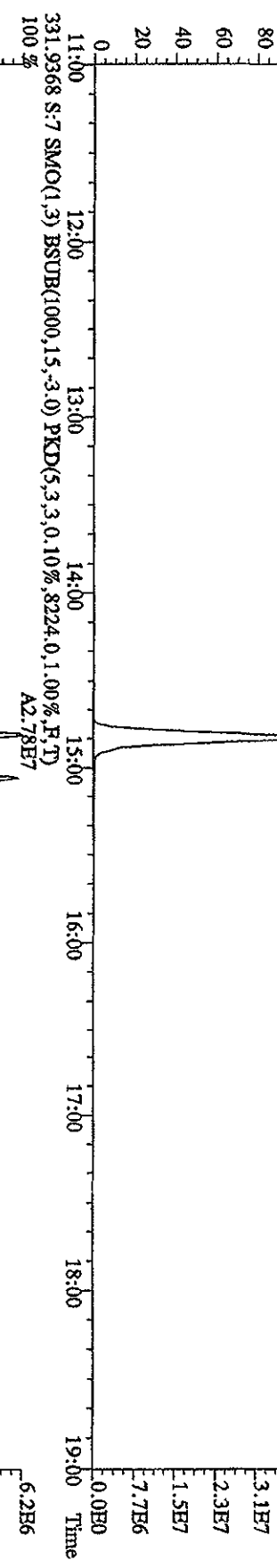
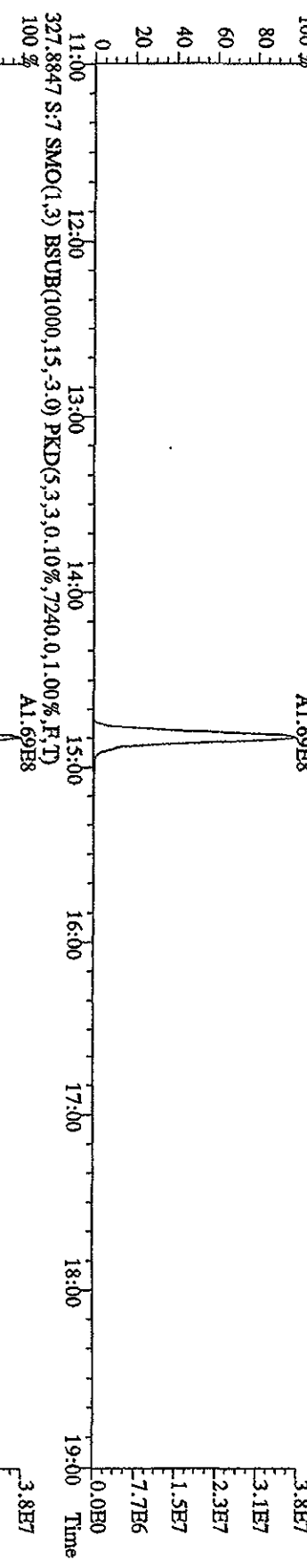
File:09MRK105D2 #1-592 Acq:10-MAR-2010 00:25:50 GC EI+ Voltage SIR 70SB
 Sample#7 Text:ST0309D :CS-5 09DXN456 Exp:DB225
 303.9016 S:7 SMO(1,3) BSUB(1000,15,-3,0) PKD(5,3,3,0,10%,3588,0,1,00%,F,T)
 100 %



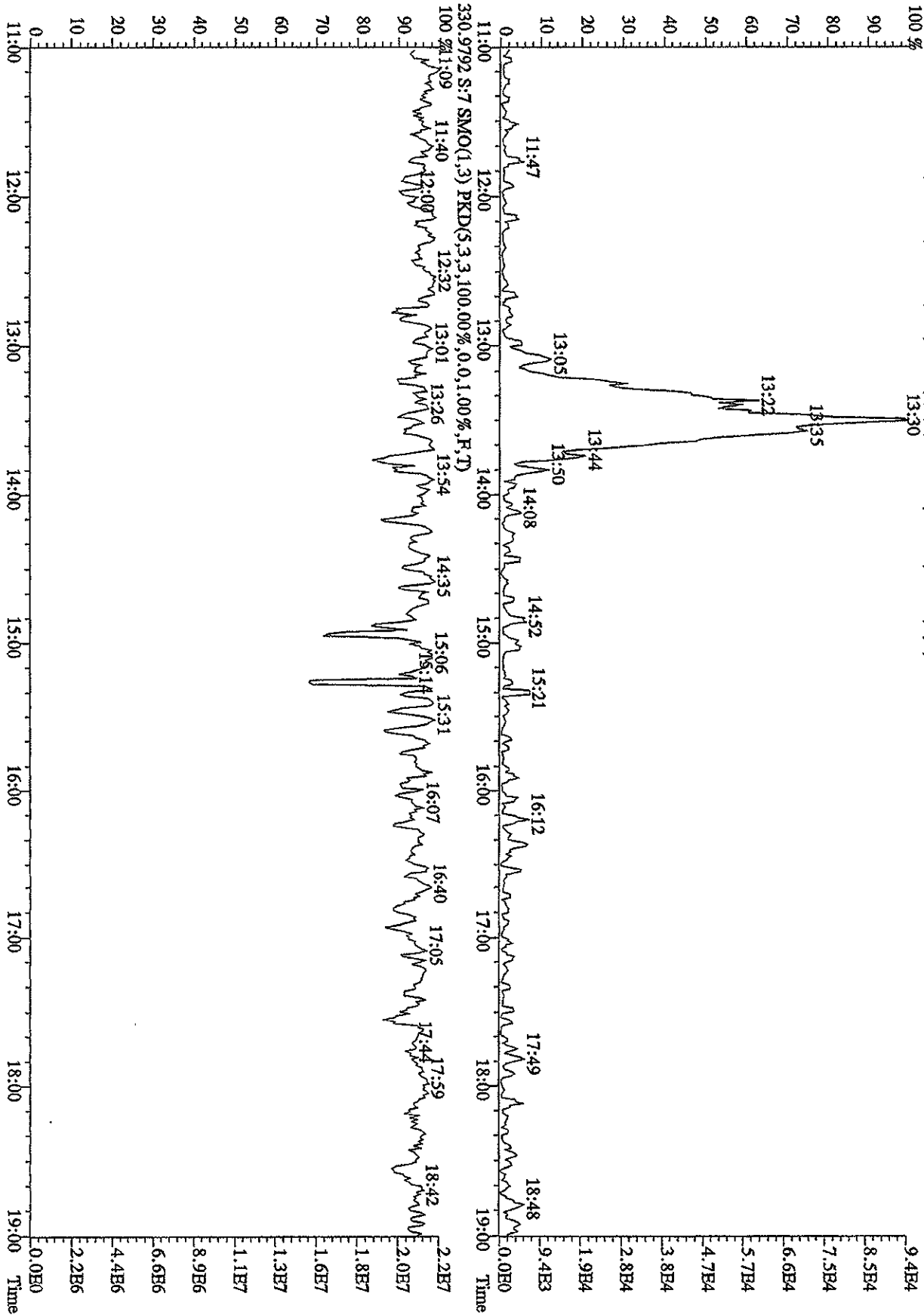
File:09NMR105D2 #1-592 Acq:10-MAR-2010 00:25:50 GC EI+ Voltage SIR 70SE
 Sample#7 Text:ST0309D :CS-5 09DXN456 Exp:DB225
 319.8965 S:7 SMO(1,3) BSUB(1000,15,-3.0) PKD(5,3,3,0.10%,3056.0,1.00% F,T)
 100 % A7.84E7



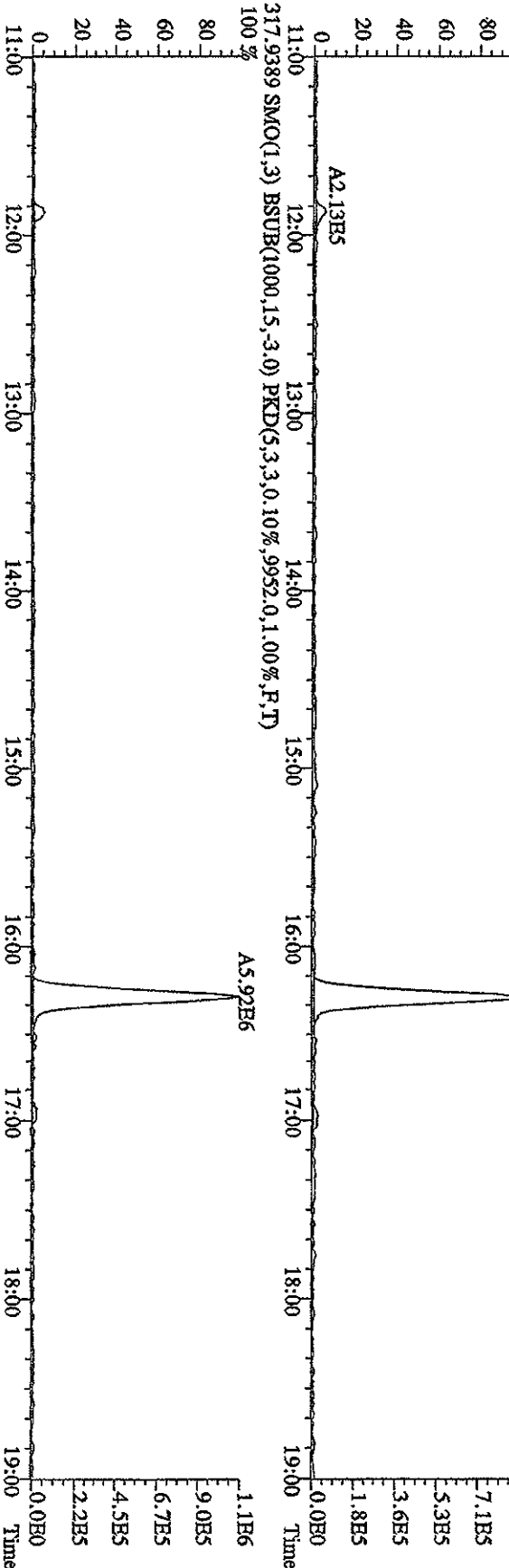
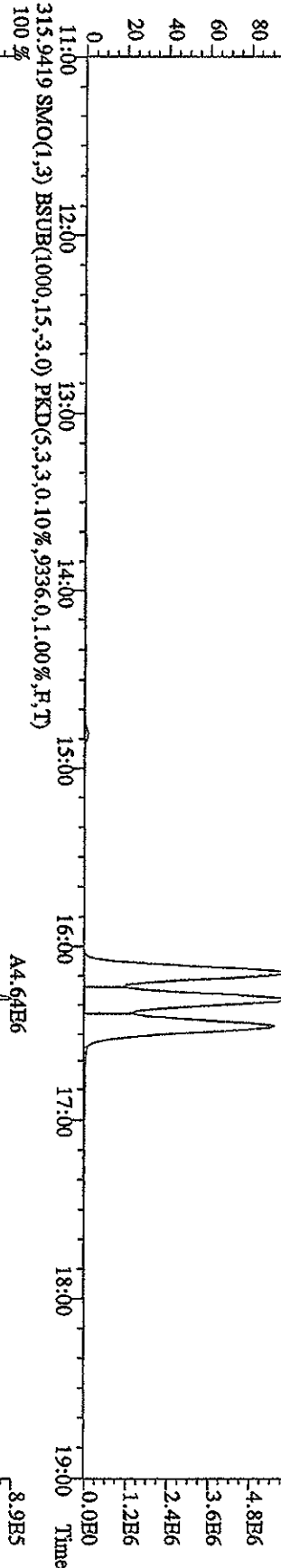
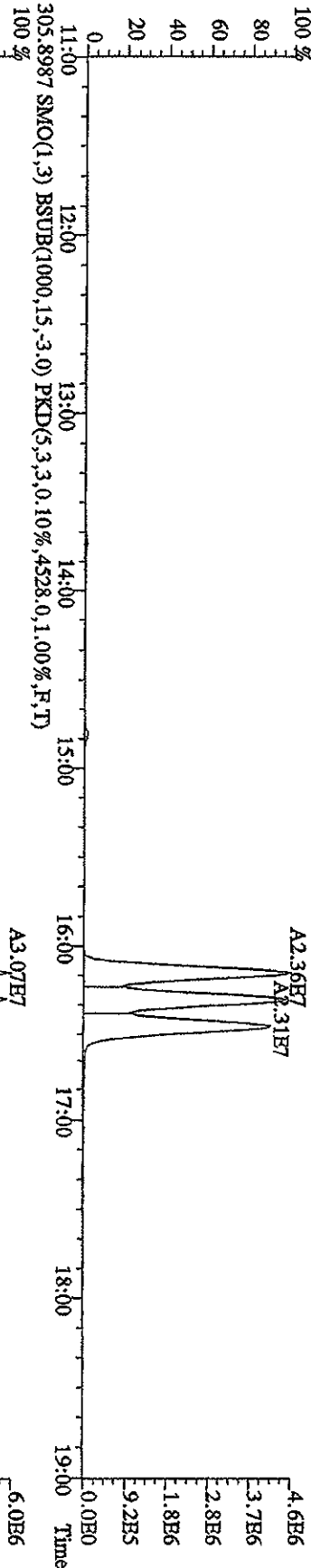
File:09MR105ID2 #1-592 Acq:10-MAR-2010 00:25:50 GC EI+ Voltage SIR 70SE
 Sample#7 Text:ST0309D :CS-5 09DXN456 Exp:DB225
 327.8847 S:7 SMO(1,3) BSUB(1000,15,-3.0) PKD(5,3,3,0.10%,7240.0,1.00%,F,T)
 100% A1.69E8



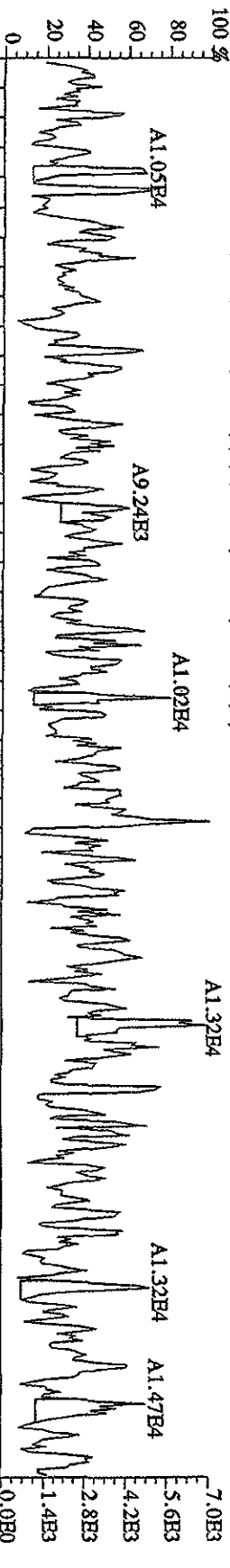
File: 09MR105D2 #1-592 Acq: 10-MAR-2010 00:25:50 GC FI+ Voltage SIR 70SE
 Sample#7 Text: ST0309D :CS-5 09DXN456 Exp: DB225
 375.8364 S:7 SMO(1,3) BSUB(1000,15,-3,0) PKD(5,3,3,100,00%,1176.0,1.00%,F,T)



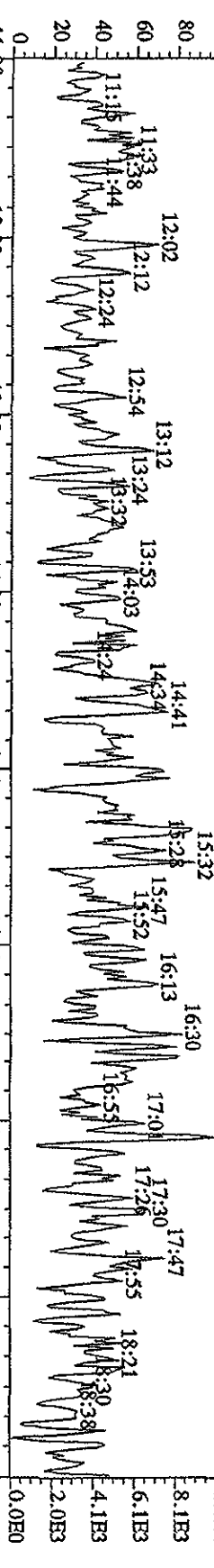
File:09MR105D2 #1-591 Acq: 9-MAR-2010 20:43:36 GC EI + Voltage SIR 70SE
 Sample#1 Text:CP0309 :DB-225 CP5M 3732-06 Exp:DB225
 303.9016 SMO(1,3) BSUB(1000,15,-3,0) PKD(5,3,3,0,10%,3292,0,1,00%,F,T)



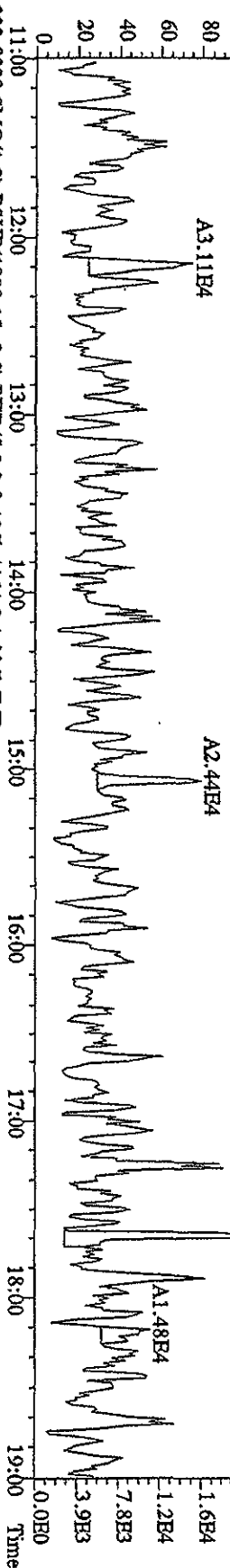
File:09MR105D2 #1-591 Acq: 9-MAR-2010 20:43:36 GC FI + Voltage SIR 70SE
 Sample#1 Text:CP0309 :DB-225 CPISM 3732-06 Exp:DB225
 319.8965 SMO(1,3) BSUB(1000,15,-3,0) PKD(5,3,3,0,10%,2980,0,1,00%,F,T)



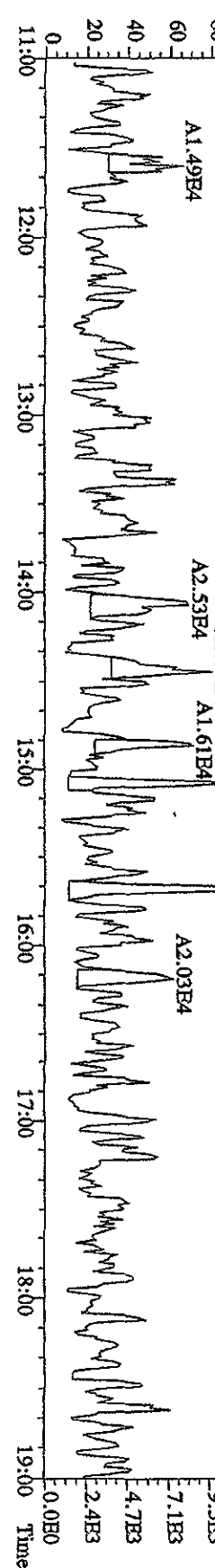
321.8936 SMO(1,3) BSUB(1000,15,-3,0) PKD(5,3,3,0,10%,5312,0,1,00%,F,T)



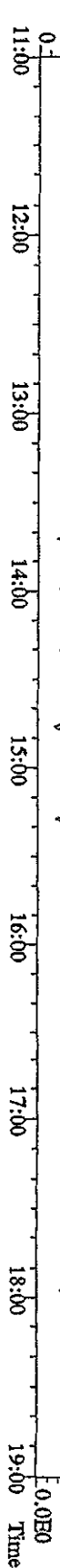
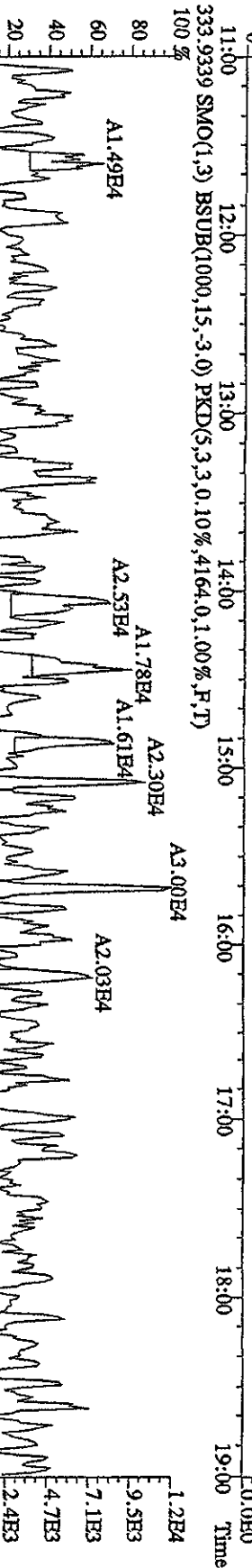

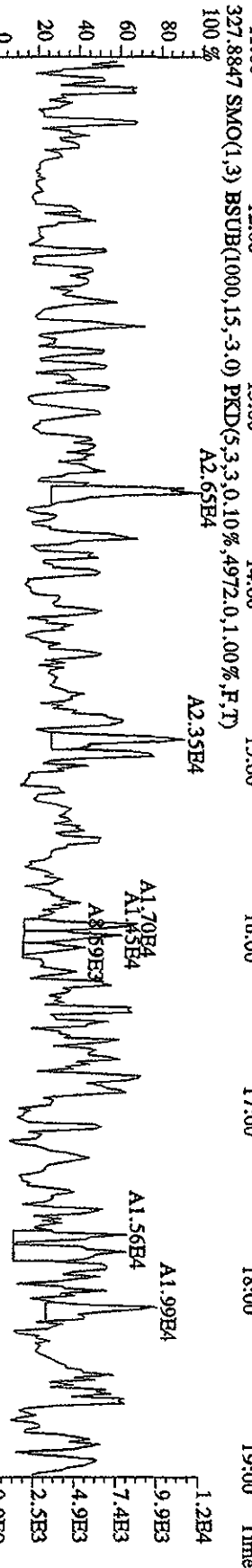
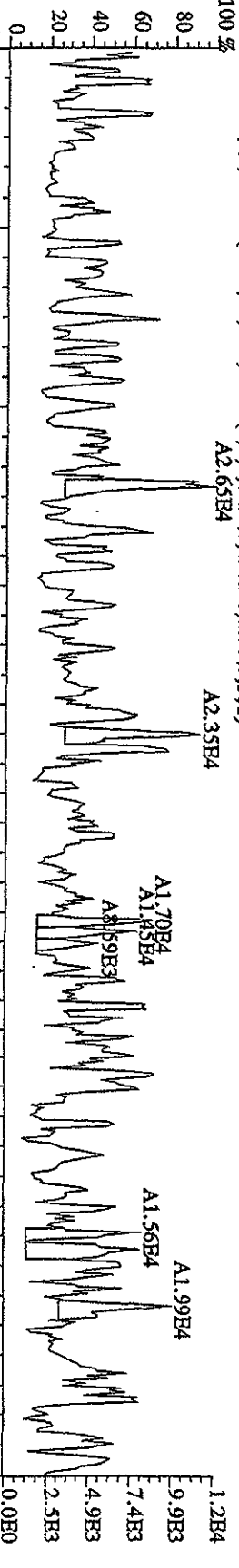
331.9368 SMO(1,3) BSUB(1000,15,-3,0) PKD(5,3,3,0,10%,7944,0,1,00%,F,T)



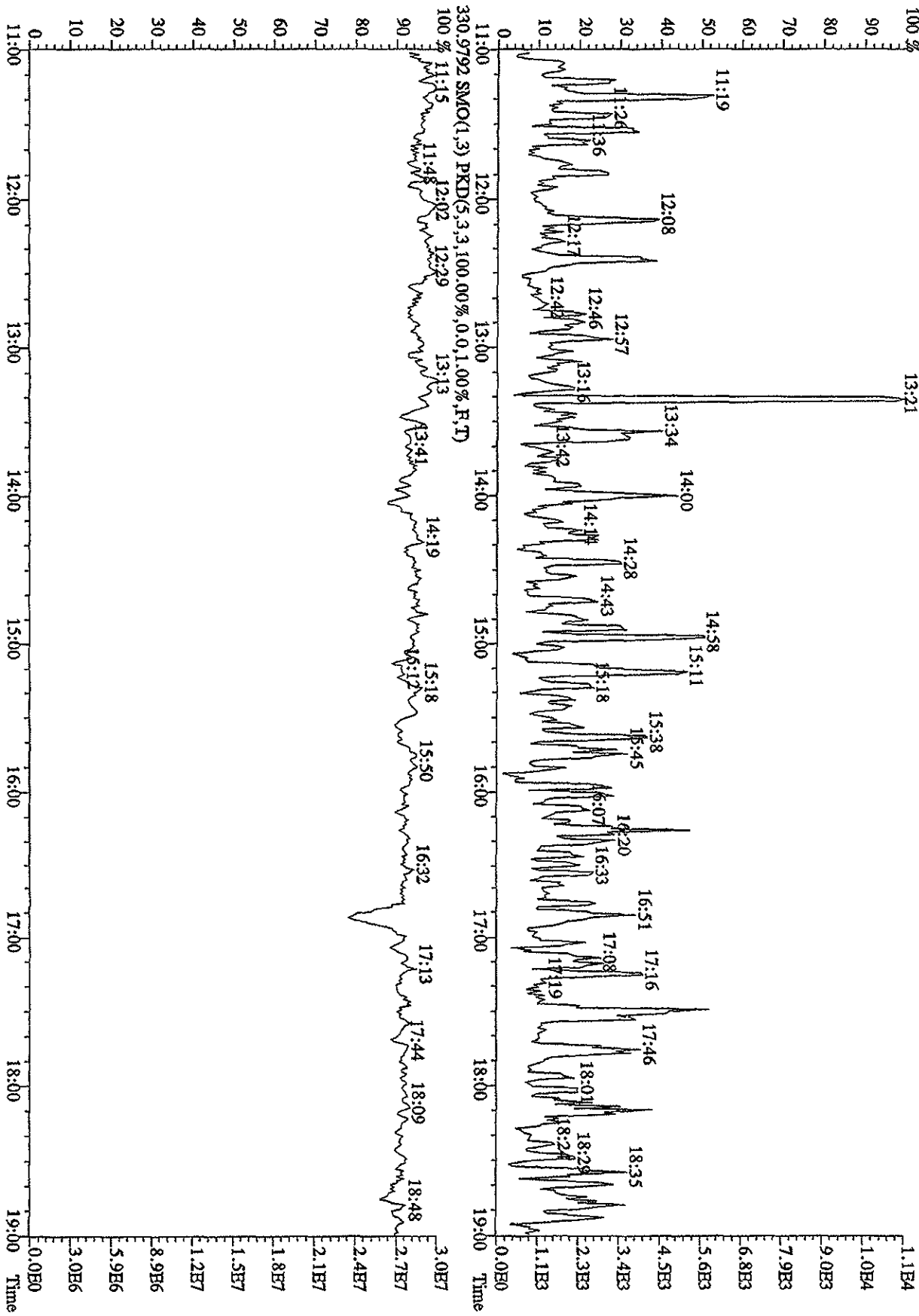
333.9339 SMO(1,3) BSUB(1000,15,-3,0) PKD(5,3,3,0,10%,4164,0,1,00%,F,T)



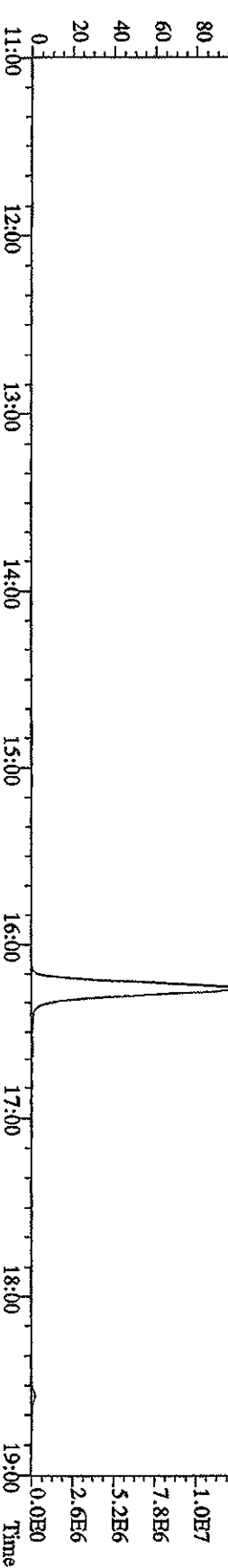
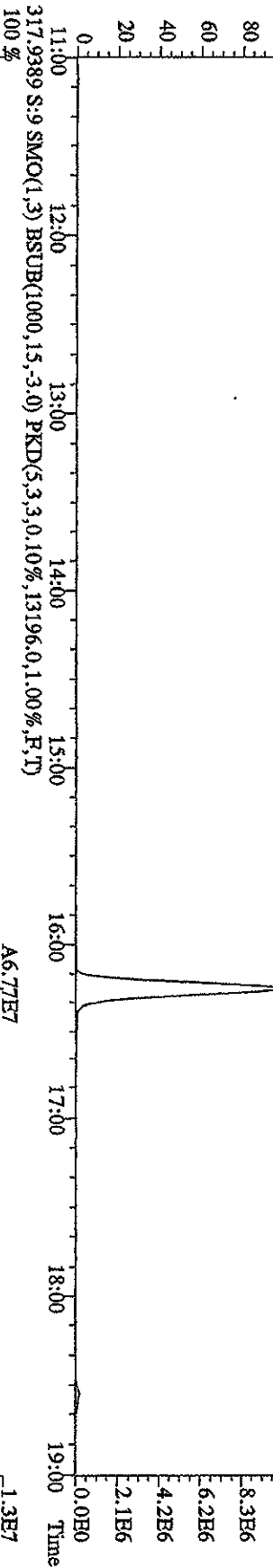
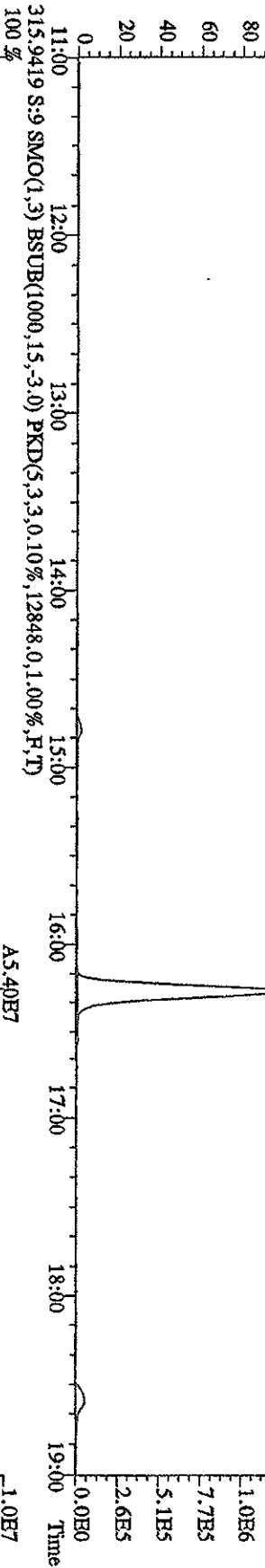
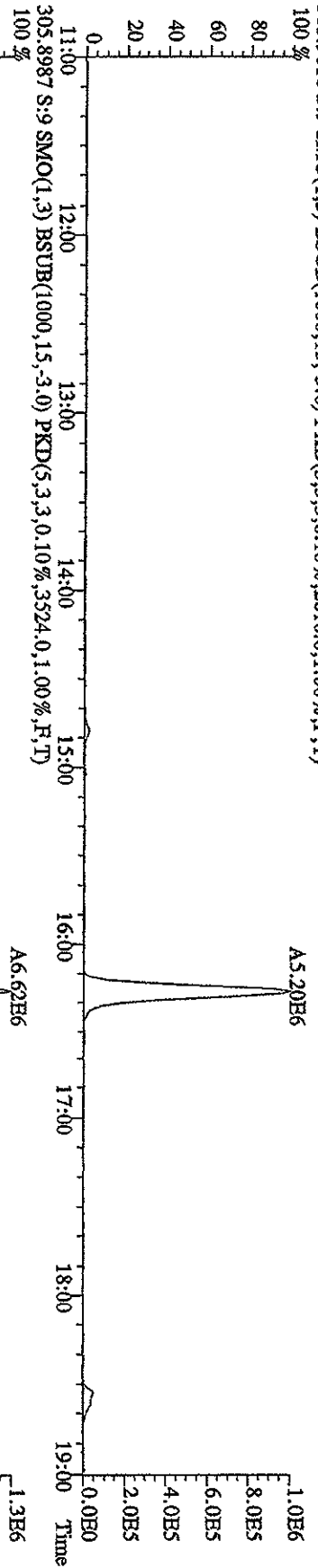
File:09MK105D2 #1-591 Acq: 9-MAR-2010 20:43:36 GC EI+ Voltage SIR 70SE
 Sample#1 Text:CP0309 :DB-225 CPISM 3732-06 Exp:DB225
 327.8847 SMO(1,3) BSUB(1000,15,-3,0) PKD(5,3,3,0,10%,4972,0,1,00%,F,T)
 100 % A2.65E4 A2.35E4



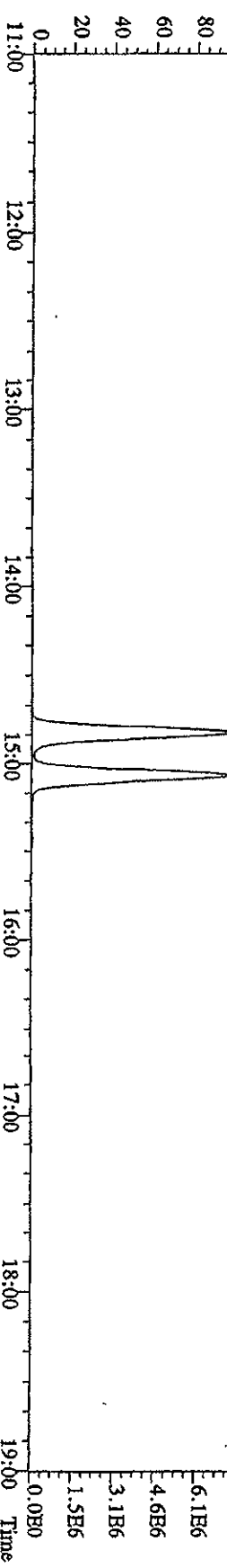
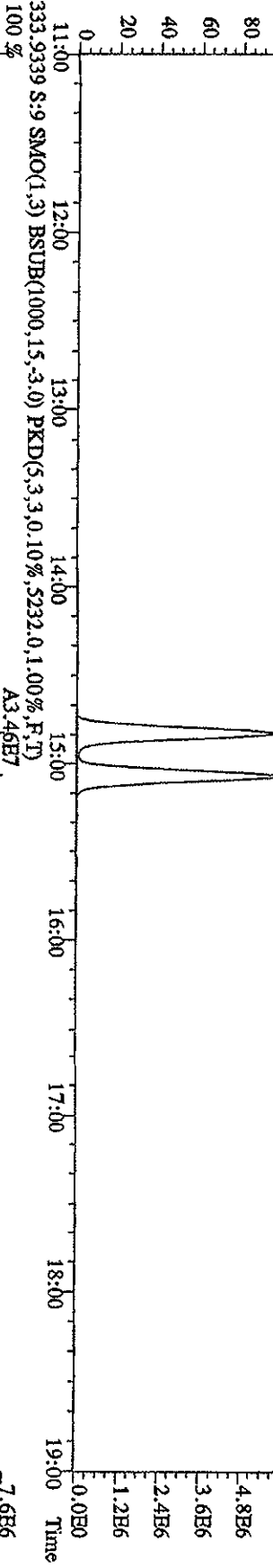
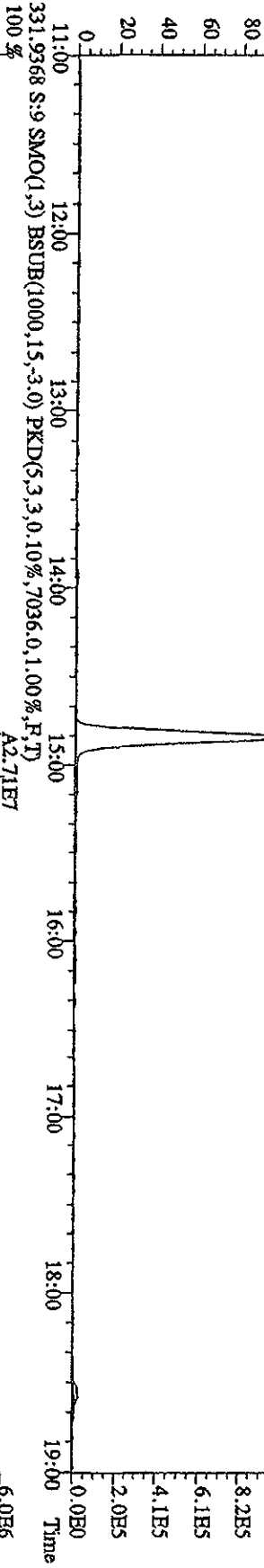
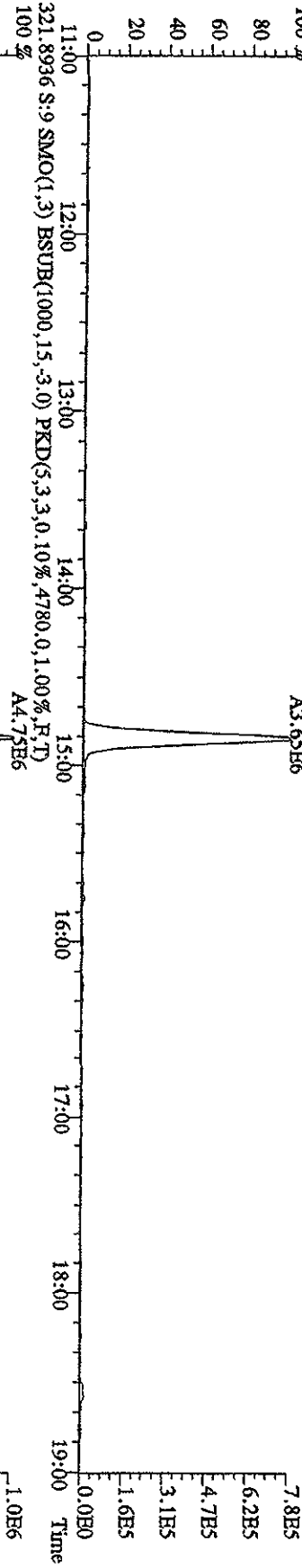
File: 09MR105D2 #1-591 Acq: 9-MAR-2010 20:43:36 GC EI+ Voltage STR 70SB
 Sample#1 Text: CP0309 : DB-225 CPM 3732-06 Exp: DB225
 375,8364 SMO(1.3) BSUB(1000,15,-3.0) PKD(5,3,3,100.00%,1.868,0.1,0.00%,F,T)



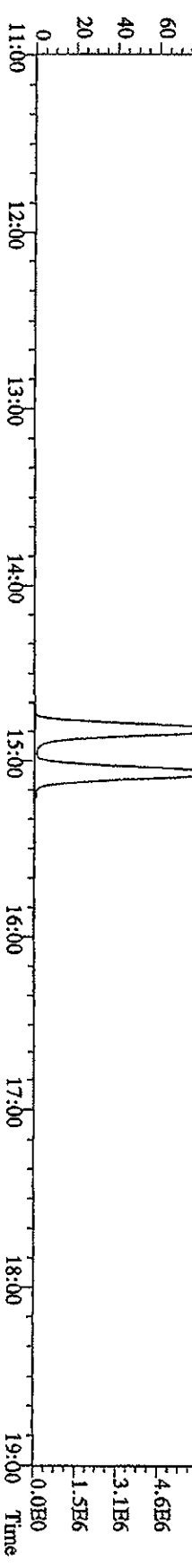
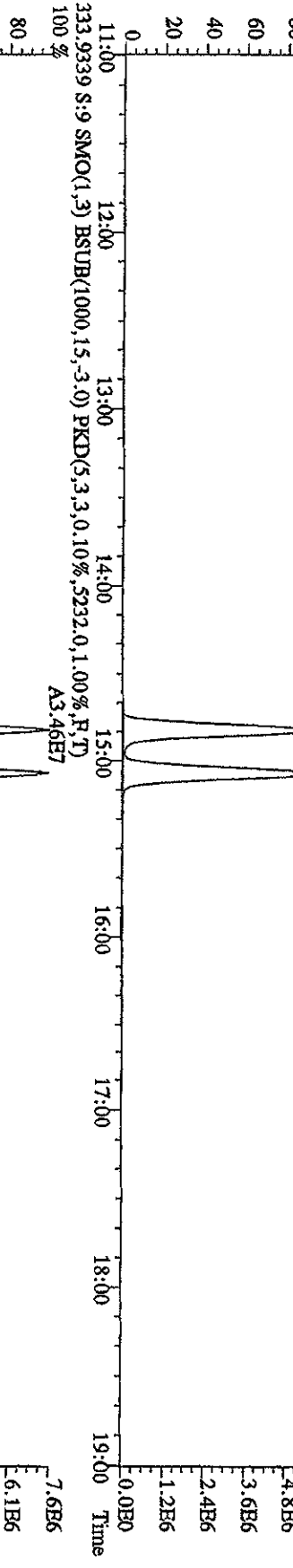
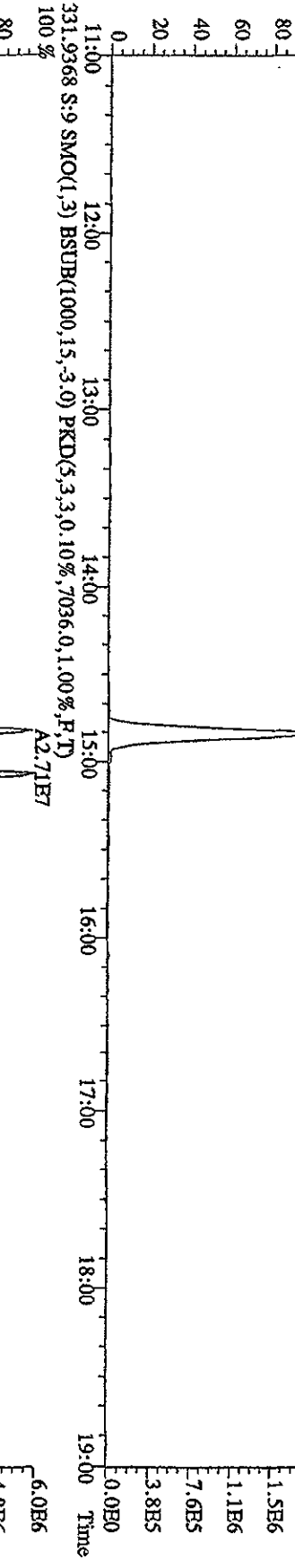
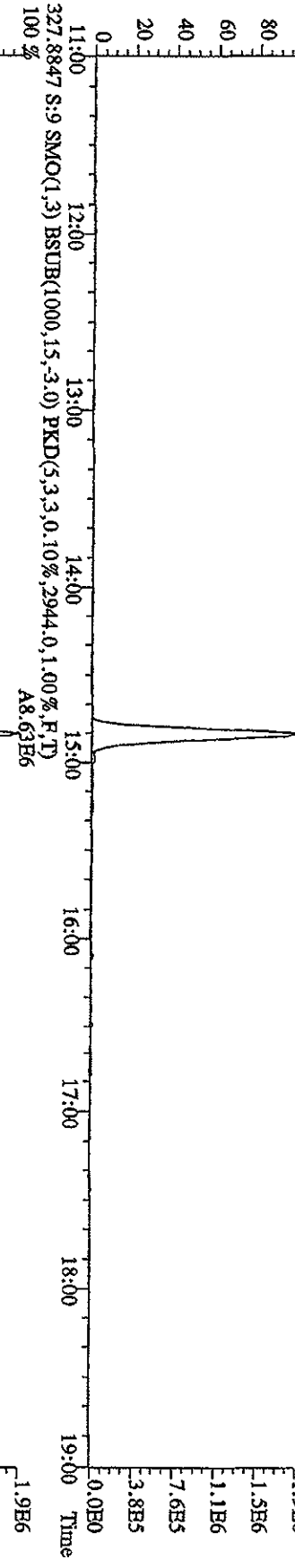
FILE:09MR105D2 #1-591 Acq:10-MAR-2010 01:39:54 GC EI+ Voltage SIR 70SE
 Sample#9 Text:ST0309E 2nd Source 09DXN449 Exp:DB225
 305.8987 S:9 SMO(1,3) BSUB(1000,15,-3.0) PKD(5,3,3,0.10%,2616,0.1,0.0%,F,T) 100%



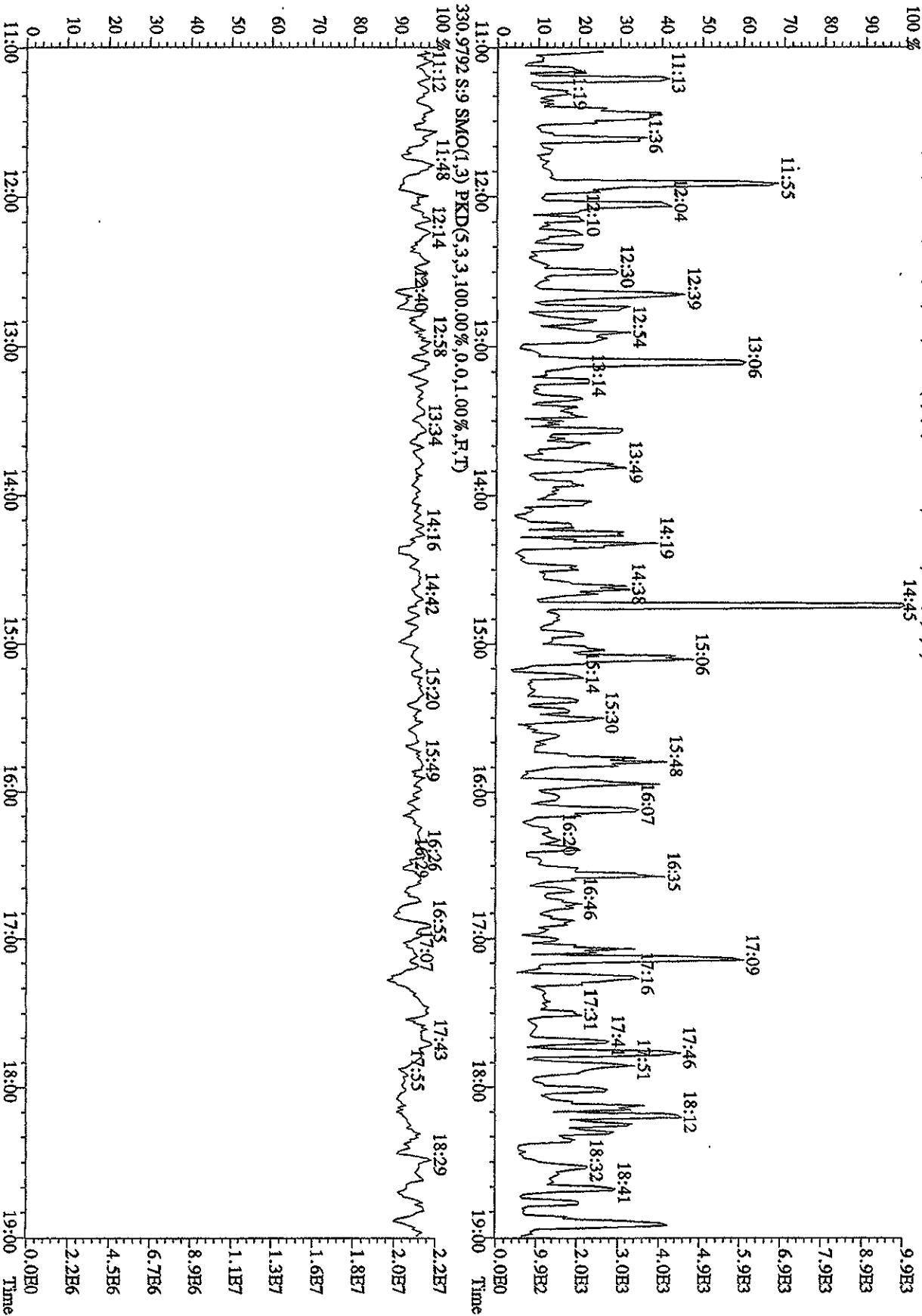
File:09MAR10SD2 #1-591 Acq:10-MAR-2010 01:39:54 GC EI+ Voltage SIR 70SE
 Sample#9 Text:ST0309B 2nd Source 09DXN449 Exp:DB225
 319.8965 S:9 SMO(1,3) BSUB(1000,15,-3,0) PKD(5,3,3,0,10%,2972,0,1,00%,F,T)
 100% A3.65B6



File:09MR105D2 #1-591 Acq:10-MAR-2010 01:39:54 GC EI+ Voltage SIR 70SB
 Sample#9 Text:ST0309B :2nd Source 09DXN449 Exp:DB225
 327.8847 S:9 SMO(1,3) BSUB(1000,15,-3.0) PKD(5,3,3,0,10%,2944,0,1.00%,F,T)
 100 % A8.63E6



File:09\MR10SD2 #1-591 Acq:10-MAR-2010 01:39:54 GC EI+ Voltage SIR 70SE
 Sample#9 Text:ST0309H 2nd Source 09DXN449 Exp:DB225
 375.8364 S:9 SMO(1,3) BSUB(1000,15,3.0) PKD(5,3,3,100.00%,1.640,0.1,0.0%,F,T)



Initial Calibration Checklist
Dioxin Methods

ICAL ID 8290A041210405
 Method ID 8290A Date Scanned _____
 Column ID DB5 Instrument ID 405
 STD ID's ST0412(B,A, -, D,C) STD Solution 09DXN422, 09DXN423, 10DXN111, 09DXN426, 09DXN456
 GC Program OCDD Multiplier Setting 410
 Analyzed By M.G. Date Analyzed 4/12/10
 Prepared By M.G. Date Prepared 4/17/10
 Reviewed By MAT Date Reviewed 4/14/10

DESCRIPTION	INITIALS	REVIEWED
Curve summary present?	✓	✓
Hardcopies of chromatograms for CS1-CS5 present?	✓	✓
Copy of log-file present?	✓	✓
Static resolution check present?	✓	✓
Target file RT's correct?	✓	✓
%RSD within method-specified limits?*	✓	✓
Signal-to-noise criteria met?	✓	✓
Isotopic ratios within limits?	✓	✓
High point free of saturation?	✓	✓
Are chromatographic windows correct?	✓	✓
Manual reintegration's checked and hardcopies included?	NA	NA

COMMENTS:

*Method 8290/TO9/M0023A: %RSD ≤20% for natives, ≤30% for labeled compounds; S/N ≥10
 Method 1613B: %RSD ≤ 20% natives, ≤30% labeled compounds; S/N ≥10
 Method 23: %RSD ≤ values specified in Table 5, Method 23; S/N ≥ 2.5

Run: 12AP104D5 Analyte: 8290A Cal: 8290A0412104D5

ST0412B : CS-1 09DXM422 ST0412A : CS-2 09DXM423 ST0412 : CS-3 10DXN111
 ST0412D : CS-4 09DXM426 ST0412C : CS-5 09DXM456

12AP104D5 12AP104D5 12AP104D5 12AP104D5 12AP104D5

Name	Mean	S. D.	%RSD	RRF1	RRF2	RRF3	RRF4	RRF5
13C-1,2,3,4-TCDD	-	-	- %	-	-	-	-	-
13C-2,3,7,8-TCDF	1.521	0.098	6.47 %	1.54	1.47	1.60	1.38	1.62
2,3,7,8-TCDF	0.945	0.042	4.44 %	0.88	0.94	0.98	0.95	0.98
Total TCDF	0.945	0.042	4.44 %	0.88	0.94	0.98	0.95	0.98
13C-2,3,7,8-TCDD	0.950	0.080	8.47 %	0.94	0.87	0.95	0.91	1.08
2,3,7,8-TCDD	1.021	0.031	3.03 %	1.00	0.98	1.04	1.04	1.05
Total TCDD	1.021	0.031	3.03 %	1.00	0.98	1.04	1.04	1.05
37Cl-2,3,7,8-TCDD	2.261	0.218	9.64 %	2.41	2.04	2.16	2.14	2.56
13C-1,2,3,7,8-PeCDF	1.050	0.149	14.1 %	0.97	0.97	1.01	0.98	1.31
1,2,3,7,8-PeCDF	1.045	0.049	4.68 %	0.97	1.02	1.09	1.09	1.06
2,3,4,7,8-PeCDF	0.982	0.045	4.55 %	0.93	0.97	1.03	1.02	0.96
Total P2 PeCDF	1.013	0.046	4.50 %	0.95	0.99	1.06	1.05	1.01
Total F1 PeCDF	1.013	0.046	4.50 %	0.95	0.99	1.06	1.05	1.01
13C-1,2,3,7,8-PeCDD	0.670	0.094	14.0 %	0.61	0.65	0.62	0.64	0.84
1,2,3,7,8-PeCDD	0.982	0.047	4.75 %	0.94	0.93	1.04	1.01	0.99
Total PeCDD	0.982	0.047	4.75 %	0.94	0.93	1.04	1.01	0.99
13C-1,2,3,7,8,9-HxCDD	-	-	- %	-	-	-	-	-
13C-1,2,3,4,7,8-HxCDF	1.025	0.075	7.29 %	1.08	0.98	1.08	0.92	1.06
1,2,3,4,7,8-HxCDF	1.213	0.061	5.00 %	1.12	1.18	1.25	1.28	1.23
1,2,3,6,7,8-HxCDF	1.343	0.096	7.13 %	1.20	1.34	1.46	1.38	1.33
2,3,4,6,7,8-HxCDF	1.222	0.064	5.27 %	1.13	1.19	1.29	1.26	1.23
1,2,3,7,8,9-HxCDF	1.092	0.072	6.60 %	1.02	1.02	1.15	1.17	1.10
Total HxCDF	1.218	0.070	5.72 %	1.12	1.18	1.29	1.27	1.22
13C-1,2,3,6,7,8-HxCDD	0.807	0.060	7.46 %	0.81	0.77	0.86	0.72	0.87
1,2,3,4,7,8-HxCDD	1.007	0.056	5.54 %	0.93	1.02	1.04	1.07	0.98

1,2,3,6,7,8-HxCDD	1.114	0.059	5.33	%	1.06	1.06	1.19	1.16	1.11
1,2,3,7,8,9-HxCDD	1.209	0.083	6.88	%	1.12	1.17	1.22	1.34	1.19
Total HxCDD	1.110	0.061	5.46	%	1.04	1.08	1.15	1.19	1.09
13C-1,2,3,4,6,7,8-HpCDF	0.863	0.061	7.10	%	0.87	0.82	0.95	0.79	0.88
1,2,3,4,6,7,8-HpCDF	1.310	0.072	5.52	%	1.20	1.28	1.39	1.36	1.32
1,2,3,4,7,8,9-HpCDF	1.026	0.053	5.19	%	0.95	1.00	1.09	1.06	1.03
Total HpCDF	1.168	0.063	5.36	%	1.08	1.14	1.24	1.21	1.18
13C-1,2,3,4,6,7,8-HpCDD	0.697	0.052	7.39	%	0.71	0.67	0.77	0.64	0.71
1,2,3,4,6,7,8-HpCDD	1.072	0.039	3.60	%	1.03	1.03	1.11	1.11	1.08
Total HpCDD	1.072	0.039	3.60	%	1.03	1.03	1.11	1.11	1.08
13C-OCDD	0.531	0.041	7.69	%	0.53	0.49	0.58	0.49	0.57
OCDF	1.445	0.085	5.85	%	1.32	1.39	1.51	1.50	1.50
OCDD	1.166	0.060	5.16	%	1.08	1.14	1.23	1.21	1.17

Run #1 Filename 12AP104D5 S: 4 I: 1
 Acquired: 12-APR-10 10:48:47 Processed: 12-APR-10 13:15:04
 Run: 12AP104D5 Analyte: 8290A Cal: 8290A0412104D5

Comments:

Sample text: ST0412B :CS-1 09DXN422

Name	Resp	RA	RT	RRF		Mod?
13C-1,2,3,4-TCDD	150889300	0.82 y	19:40	-	100.00	n
13C-2,3,7,8-TCDF	232739000	0.78 y	19:04	1.5424	100.00	n
2,3,7,8-TCDF	1023349	0.88 y	19:05	0.8794	0.50	n
Total TCDF	-	- n	-	0.8794	0.50	n
13C-2,3,7,8-TCDD	141161700	0.80 y	19:53	0.9355	100.00	n
2,3,7,8-TCDD	703881	0.67 y	19:54	0.9973	0.50	n
Total TCDD	-	- n	-	0.9973	0.50	n
37C1-2,3,7,8-TCDD	1819544	1.00 y	19:54	2.4118	0.50	n
13C-1,2,3,7,8-PeCDF	146106800	1.52 y	24:49	0.9683	100.00	n
1,2,3,7,8-PeCDF	3546420	1.50 y	24:50	0.9709	2.50	n
2,3,4,7,8-PeCDF	3384670	1.43 y	26:21	0.9266	2.50	n
Total F2 PeCDF	-	- n	-	0.9488	5.00	n
Total F1 PeCDF	-	- n	-	0.9488	5.00	n
13C-1,2,3,7,8-PeCDD	92385600	1.55 y	27:09	0.6123	100.00	n
1,2,3,7,8-PeCDD	2166233	1.61 y	27:12	0.9379	2.50	n
Total PeCDD	-	- n	-	0.9379	2.50	n
13C-1,2,3,7,8,9-HxCDD	103077500	1.29 y	33:11	-	100.00	n
13C-1,2,3,4,7,8-HxCDF	111667600	0.52 y	32:02	1.0833	100.00	n
1,2,3,4,7,8-HxCDF	3133010	1.21 y	32:04	1.1223	2.50	n
1,2,3,6,7,8-HxCDF	3346790	1.13 y	32:10	1.1988	2.50	n
2,3,4,6,7,8-HxCDF	3162220	1.22 y	32:43	1.1327	2.50	n
1,2,3,7,8,9-HxCDF	2848310	1.21 y	33:21	1.0203	2.50	n
Total HxCDF	-	- n	-	1.1185	10.00	n
13C-1,2,3,6,7,8-HxCDD	83861100	1.28 y	32:55	0.8136	100.00	n
1,2,3,4,7,8-HxCDD	1947993	1.33 y	32:51	0.9292	2.50	n
1,2,3,6,7,8-HxCDD	2219360	1.18 y	32:56	1.0586	2.50	n
1,2,3,7,8,9-HxCDD	2352910	1.23 y	33:12	1.1223	2.50	n
Total HxCDD	-	- n	-	1.0367	7.50	n
13C-1,2,3,4,6,7,8-HpCDF	89290500	0.42 y	34:41	0.8662	100.00	n
1,2,3,4,6,7,8-HpCDF	2683070	0.92 y	34:42	1.2020	2.50	n
1,2,3,4,7,8,9-HpCDF	2130830	0.96 y	35:50	0.9546	2.50	n
Total HpCDF	-	- n	-	1.0783	5.00	n
13C-1,2,3,4,6,7,8-HpCDD	72671900	1.06 y	35:30	0.7050	100.00	n
1,2,3,4,6,7,8-HpCDD	1867690	1.03 y	35:31	1.0280	2.50	n
Total HpCDD	-	- n	-	1.0280	2.50	n
13C-OCDD	109193900	0.90 y	38:02	0.5297	200.00	n
OCDF	3611560	0.91 y	38:09	1.3230	5.00	n

OCDD 2945690 0.92 y 38:02 1.0791 5.00 n

Run #2 Filename 12AP104D5 S: 3 I: 1
 Acquired: 12-APR-10 10:04:44 Processed: 12-APR-10 13:15:05
 Run: 12AP104D5 Analyte: 8290A Cal: 8290A0412104D5

Comments:

Sample text: ST0412A :CS-2 09DXN423

Name	Resp	RA	RT	RRF		Mod?
13C-1,2,3,4-TCDD	161658700	0.83 y	19:41	-	100.00	n
13C-2,3,7,8-TCDF	237756000	0.78 y	19:06	1.4707	100.00	n
2,3,7,8-TCDF	4448700	0.78 y	19:07	0.9356	2.00	n
Total TCDF	-	- n	-	0.9356	2.00	n
13C-2,3,7,8-TCDD	141013400	0.83 y	19:54	0.8723	100.00	n
2,3,7,8-TCDD	2761520	0.74 y	19:55	0.9792	2.00	n
Total TCDD	-	- n	-	0.9792	2.00	n
37Cl-2,3,7,8-TCDD	6579920	1.00 y	19:55	2.0351	2.00	n
13C-1,2,3,7,8-PeCDF	157487700	1.55 y	24:50	0.9742	100.00	n
1,2,3,7,8-PeCDF	16085800	1.52 y	24:52	1.0214	10.00	n
2,3,4,7,8-PeCDF	15225000	1.52 y	26:23	0.9667	10.00	n
Total F2 PeCDF	-	- n	-	0.9941	20.00	n
Total F1 PeCDF	-	- n	-	0.9941	20.00	n
13C-1,2,3,7,8-PeCDD	104378100	1.53 y	27:11	0.6457	100.00	n
1,2,3,7,8-PeCDD	9696460	1.56 y	27:13	0.9290	10.00	n
Total PeCDD	-	- n	-	0.9290	10.00	n
13C-1,2,3,7,8,9-HxCDD	119338900	1.29 y	33:12	-	100.00	n
13C-1,2,3,4,7,8-HxCDF	116840100	0.51 y	32:03	0.9791	100.00	n
1,2,3,4,7,8-HxCDF	13837370	1.16 y	32:04	1.1843	10.00	n
1,2,3,6,7,8-HxCDF	15711510	1.20 y	32:11	1.3447	10.00	n
2,3,4,6,7,8-HxCDF	13850440	1.17 y	32:44	1.1854	10.00	n
1,2,3,7,8,9-HxCDF	11885350	1.19 y	33:23	1.0172	10.00	n
Total HxCDF	-	- n	-	1.1829	40.00	n
13C-1,2,3,6,7,8-HxCDD	92237400	1.32 y	32:57	0.7729	100.00	n
1,2,3,4,7,8-HxCDD	9381490	1.25 y	32:53	1.0171	10.00	n
1,2,3,6,7,8-HxCDD	9738380	1.25 y	32:57	1.0558	10.00	n
1,2,3,7,8,9-HxCDD	10785510	1.28 y	33:12	1.1693	10.00	n
Total HxCDD	-	- n	-	1.0807	30.00	n
13C-1,2,3,4,6,7,8-HpCDF	97759400	0.43 y	34:42	0.8192	100.00	n
1,2,3,4,6,7,8-HpCDF	12506030	0.97 y	34:43	1.2793	10.00	n
1,2,3,4,7,8,9-HpCDF	9737130	0.96 y	35:52	0.9960	10.00	n
Total HpCDF	-	- n	-	1.1376	20.00	n
13C-1,2,3,4,6,7,8-HpCDD	79460100	1.04 y	35:31	0.6658	100.00	n
1,2,3,4,6,7,8-HpCDD	8216600	1.02 y	35:32	1.0341	10.00	n
Total HpCDD	-	- n	-	1.0341	10.00	n
13C-OCDD	117016000	0.90 y	38:02	0.4903	200.00	n
OCDF	16264550	0.91 y	38:09	1.3899	20.00	n
OCDD	13337580	0.89 y	38:03	1.1398	20.00	n

Run #3 Filename 12AP104D5 S: 2 I: 1
 Acquired: 12-APR-10 09:14:17 Processed: 12-APR-10 13:15:06
 Run: 12AP104D5 Analyte: 8290A Cal: 8290A0412104D5

Comments:

Sample text: ST0412 :CS-3 10DXN111

Name	Resp	RA	RT	RRF	Mod?
13C-1,2,3,4-TCDD	64371200	0.84 y	19:40	-	100.00 n
13C-2,3,7,8-TCDF	102873500	0.76 y	19:05	1.5981	100.00 n
2,3,7,8-TCDF	10115650	0.82 y	19:06	0.9833	10.00 n
Total TCDF	-	- n	-	0.9833	10.00 n
13C-2,3,7,8-TCDD	61271500	0.83 y	19:53	0.9518	100.00 n
2,3,7,8-TCDD	6357860	0.79 y	19:54	1.0377	10.00 n
Total TCDD	-	- n	-	1.0377	10.00 n
37Cl-2,3,7,8-TCDD	13876260	1.00 y	19:54	2.1557	10.00 n
13C-1,2,3,7,8-PeCDF	65259400	1.55 y	24:49	1.0138	100.00 n
1,2,3,7,8-PeCDF	35414800	1.47 y	24:50	1.0854	50.00 n
2,3,4,7,8-PeCDF	33672100	1.50 y	26:22	1.0319	50.00 n
Total F2 PeCDF	-	- n	-	1.0587	100.00 n
Total F1 PeCDF	-	- n	-	1.0587	100.00 n
13C-1,2,3,7,8-PeCDD	39998300	1.51 y	27:10	0.6214	100.00 n
1,2,3,7,8-PeCDD	20706690	1.56 y	27:12	1.0354	50.00 n
Total PeCDD	-	- n	-	1.0354	50.00 n
13C-1,2,3,7,8,9-HxCDD	43950100	1.30 y	33:11	-	100.00 n
13C-1,2,3,4,7,8-HxCDF	47581500	0.51 y	32:03	1.0826	100.00 n
1,2,3,4,7,8-HxCDF	29775400	1.17 y	32:04	1.2516	50.00 n
1,2,3,6,7,8-HxCDF	34813100	1.18 y	32:11	1.4633	50.00 n
2,3,4,6,7,8-HxCDF	30804200	1.18 y	32:43	1.2948	50.00 n
1,2,3,7,8,9-HxCDF	27436400	1.20 y	33:22	1.1532	50.00 n
Total HxCDF	-	- n	-	1.2907	200.00 n
13C-1,2,3,6,7,8-HxCDD	37776400	1.31 y	32:56	0.8595	100.00 n
1,2,3,4,7,8-HxCDD	19591860	1.40 y	32:52	1.0373	50.00 n
1,2,3,6,7,8-HxCDD	22495200	1.13 y	32:57	1.1910	50.00 n
1,2,3,7,8,9-HxCDD	23103700	1.25 y	33:12	1.2232	50.00 n
Total HxCDD	-	- n	-	1.1505	150.00 n
13C-1,2,3,4,6,7,8-HpCDF	41837400	0.43 y	34:42	0.9519	100.00 n
1,2,3,4,6,7,8-HpCDF	29031500	0.97 y	34:42	1.3878	50.00 n
1,2,3,4,7,8,9-HpCDF	22825800	0.97 y	35:50	1.0912	50.00 n
Total HpCDF	-	- n	-	1.2395	100.00 n
13C-1,2,3,4,6,7,8-HpCDD	33979600	1.08 y	35:31	0.7731	100.00 n
1,2,3,4,6,7,8-HpCDD	18775170	1.01 y	35:31	1.1051	50.00 n
Total HpCDD	-	- n	-	1.1051	50.00 n
13C-OCDD	50907600	0.91 y	38:02	0.5792	200.00 n
OCDF	38455800	0.91 y	38:09	1.5108	100.00 n
OCDD	31406500	0.90 y	38:02	1.2339	100.00 n

Run #4 Filename 12AP104D5 S: 6 I: 1
 Acquired: 12-APR-10 12:16:51 Processed: 12-APR-10 13:15:06
 Run: 12AP104D5 Analyte: 8290A Cal: 8290A0412104D5

Comments:

Sample text: ST0412D :CS-4 09DXN426

Name	Resp	RA	RT	RRF	Mod?
13C-1,2,3,4-TCDD	155249200	0.82 y	19:40	-	100.00 n
13C-2,3,7,8-TCDF	213728200	0.78 y	19:04	1.3767	100.00 n
2,3,7,8-TCDF	81152300	0.80 y	19:05	0.9492	40.00 n
Total TCDF	-	- n	-	0.9492	40.00 n
13C-2,3,7,8-TCDD	140634600	0.81 y	19:53	0.9059	100.00 n
2,3,7,8-TCDD	58567300	0.76 y	19:54	1.0411	40.00 n
Total TCDD	-	- n	-	1.0411	40.00 n
37Cl-2,3,7,8-TCDD	132968000	1.00 y	19:54	2.1412	40.00 n
13C-1,2,3,7,8-PeCDF	152320900	1.55 y	24:49	0.9811	100.00 n
1,2,3,7,8-PeCDF	330717000	1.52 y	24:50	1.0856	200.00 n
2,3,4,7,8-PeCDF	311957000	1.53 y	26:21	1.0240	200.00 n
Total F2 PeCDF	-	- n	-	1.0548	400.00 n
Total F1 PeCDF	-	- n	-	1.0548	400.00 n
13C-1,2,3,7,8-PeCDD	98815100	1.51 y	27:10	0.6365	100.00 n
1,2,3,7,8-PeCDD	200073100	1.56 y	27:12	1.0124	200.00 n
Total PeCDD	-	- n	-	1.0124	200.00 n
13C-1,2,3,7,8,9-HxCDD	122882600	1.29 y	33:11	-	100.00 n
13C-1,2,3,4,7,8-HxCDF	112493800	0.51 y	32:02	0.9155	100.00 n
1,2,3,4,7,8-HxCDF	286893000	1.17 y	32:03	1.2752	200.00 n
1,2,3,6,7,8-HxCDF	309941000	1.20 y	32:10	1.3776	200.00 n
2,3,4,6,7,8-HxCDF	284576000	1.18 y	32:44	1.2649	200.00 n
1,2,3,7,8,9-HxCDF	263425000	1.19 y	33:22	1.1708	200.00 n
Total HxCDF	-	- n	-	1.2721	800.00 n
13C-1,2,3,6,7,8-HxCDD	88870500	1.27 y	32:55	0.7232	100.00 n
1,2,3,4,7,8-HxCDD	190818600	1.23 y	32:51	1.0736	200.00 n
1,2,3,6,7,8-HxCDD	205324800	1.26 y	32:56	1.1552	200.00 n
1,2,3,7,8,9-HxCDD	238684000	1.24 y	33:12	1.3429	200.00 n
Total HxCDD	-	- n	-	1.1905	600.00 n
13C-1,2,3,4,6,7,8-HpCDF	97521600	0.43 y	34:41	0.7936	100.00 n
1,2,3,4,6,7,8-HpCDF	264362000	0.96 y	34:42	1.3554	200.00 n
1,2,3,4,7,8,9-HpCDF	206496000	0.97 y	35:50	1.0587	200.00 n
Total HpCDF	-	- n	-	1.2071	400.00 n
13C-1,2,3,4,6,7,8-HpCDD	78184500	1.04 y	35:30	0.6363	100.00 n
1,2,3,4,6,7,8-HpCDD	173361700	1.02 y	35:31	1.1087	200.00 n
Total HpCDD	-	- n	-	1.1087	200.00 n
13C-OCDD	120964400	0.91 y	38:01	0.4922	200.00 n
OCDF	363722000	0.91 y	38:08	1.5034	400.00 n
OCDD	291736000	0.90 y	38:02	1.2059	400.00 n

Run #5 Filename 12AP104D5 S: 5 I: 1
 Acquired: 12-APR-10 11:32:49 Processed: 12-APR-10 13:15:07
 Run: 12AP104D5 Analyte: 8290A Cal: 8290A0412104D5

Comments:

Sample text: ST0412C :CS-5 09DXN456

Name	Resp	RA	RT	RRF		Mod?
13C-1,2,3,4-TCDD	133027400	0.81 y	19:40	-	100.00	n
13C-2,3,7,8-TCDF	214932900	0.77 y	19:04	1.6157	100.00	n
2,3,7,8-TCDF	420869000	0.81 y	19:05	0.9791	200.00	n
Total TCDF	-	- n	-	0.9791	200.00	n
13C-2,3,7,8-TCDD	144056100	0.81 y	19:52	1.0829	100.00	n
2,3,7,8-TCDD	302482000	0.77 y	19:54	1.0499	200.00	n
Total TCDD	-	- n	-	1.0499	200.00	n
37Cl-2,3,7,8-TCDD	681830000	1.00 y	19:54	2.5627	200.00	n
13C-1,2,3,7,8-PeCDF	174822600	1.57 y	24:49	1.3142	100.00	n
1,2,3,7,8-PeCDF	1854040000	1.52 y	24:50	1.0605	1000.00	n
2,3,4,7,8-PeCDF	1680778000	1.50 y	26:21	0.9614	1000.00	n
Total F2 PeCDF	-	- n	-	1.0110	2000.00	n
Total F1 PeCDF	-	- n	-	1.0110	2000.00	n
13C-1,2,3,7,8-PeCDD	111282000	1.52 y	27:09	0.8365	100.00	n
1,2,3,7,8-PeCDD	1107251000	1.56 y	27:12	0.9950	1000.00	n
Total PeCDD	-	- n	-	0.9950	1000.00	n
13C-1,2,3,7,8,9-HxCDD	124536600	1.30 y	33:11	-	100.00	n
13C-1,2,3,4,7,8-HxCDF	132485800	0.52 y	32:03	1.0638	100.00	n
1,2,3,4,7,8-HxCDF	1629345000	1.17 y	32:04	1.2298	1000.00	n
1,2,3,6,7,8-HxCDF	1761404000	1.19 y	32:10	1.3295	1000.00	n
2,3,4,6,7,8-HxCDF	1634313000	1.18 y	32:43	1.2336	1000.00	n
1,2,3,7,8,9-HxCDF	1458311000	1.19 y	33:21	1.1007	1000.00	n
Total HxCDF	-	- n	-	1.2234	4000.00	n
13C-1,2,3,6,7,8-HxCDD	107863400	1.32 y	32:55	0.8661	100.00	n
1,2,3,4,7,8-HxCDD	1053487000	1.22 y	32:51	0.9767	1000.00	n
1,2,3,6,7,8-HxCDD	1196229000	1.25 y	32:56	1.1090	1000.00	n
1,2,3,7,8,9-HxCDD	1280853000	1.24 y	33:12	1.1875	1000.00	n
Total HxCDD	-	- n	-	1.0911	3000.00	n
13C-1,2,3,4,6,7,8-HpCDF	109839300	0.44 y	34:41	0.8820	100.00	n
1,2,3,4,6,7,8-HpCDF	1454217000	0.96 y	34:42	1.3239	1000.00	n
1,2,3,4,7,8,9-HpCDF	1128812000	0.96 y	35:50	1.0277	1000.00	n
Total HpCDF	-	- n	-	1.1758	2000.00	n
13C-1,2,3,4,6,7,8-HpCDD	88075100	1.03 y	35:30	0.7072	100.00	n
1,2,3,4,6,7,8-HpCDD	954247000	1.02 y	35:31	1.0834	1000.00	n
Total HpCDD	-	- n	-	1.0834	1000.00	n
13C-OCDD	140888400	0.91 y	38:02	0.5657	200.00	n
OCDF	2112770000	0.91 y	38:09	1.4996	2000.00	n
OCDD	1652111000	0.90 y	38:03	1.1726	2000.00	n

Data file	Smp	Work Order	Sample ID	FV-uL	Method/Matrix	Box	Size	U
12AP104D5	1	CP0412	DB-5 CPSM 3732-04				1.00000	
12AP104D5	2	ST0412	CS-3 10DXN111				1.00000	
12AP104D5	3	ST0412A	CS-2 09DXN423				1.00000	
12AP104D5	4	ST0412B	CS-1 09DXN422				1.00000	
12AP104D5	5	ST0412C	CS-5 09DXN456				1.00000	
12AP104D5	6	ST0412D	CS-4 09DXN426				1.00000	
12AP104D5	7	ST0412E	2nd Source 09DXN449				1.00000	
12AP104D5	8	ST0412F	CS-3 10DXN111				1.00000	
12AP104D5	9	CP0412A	DB-5 CPSM 3732-04				1.00000	
12AP104D5	10	SB0412	Solvent Blank C-14				1.00000	
12AP104D5	11	LXH9E-1-AA	G0D050000-198B	20	8290A/WATER	V-1	1.00000	L
12AP104D5	12	LXH9E-1-AC	G0D050000-198C	20	8290A/WATER		1.00000	L
12AP104D5	13	LXFLQ-1-AA	C0D010564-13	20	8290A/WATER		1.04090	L
12AP104D5	14	LXMQP-1-AC	G0D070000-424C	20	8290A/SOLID		10.00000	g
12AP104D5	15	LXMQP-1-AA	G0D070000-424B	20	8290A/SOLID		10.00000	g
12AP104D5	16	LXFKR-1-AA	C0D010564-1	20	8290A/SOLID		10.96000	g
12AP104D5	17	LXFKX-1-AA	C0D010564-2	20	8290A/SOLID		10.00000	g
12AP104D5	18	LXFK2-1-AA	C0D010564-3	20	8290A/SOLID		10.45000	g
12AP104D5	19	LXFK7-1-AA	C0D010564-4	20	8290A/SOLID		10.83000	g
12AP104D5	20	LXFLA-1-AA	C0D010564-5	20	8290A/SOLID		10.37000	g
12AP104D5	21	LXFLC-1-AA	C0D010564-6	20	8290A/SOLID		10.75000	g
12AP104D5	22	LXFLD-1-AA	C0D010564-7	20	8290A/SOLID		10.36000	g
12AP104D5	23	LXFLD-1-AD	C0D010564-7S	20	8290A/SOLID		10.12000	g
12AP104D5	24	LXFLD-1-AE	C0D010564-7D	20	8290A/SOLID		10.69000	g
12AP104D5	25	SB0412A	Solvent Blank C-14				1.00000	
12AP104D5	26	ST0412G	CS-3 10DXN111				1.00000	
12AP104D5	27	CP0412B	DB-5 CPSM 3732-04				1.00000	
12AP104D5	28	SB0412B	Solvent Blank C-14				1.00000	
12AP104D5	29	LXFLE-1-AA	C0D010564-8	20	8290A/SOLID	V-1	10.54000	g
12AP104D5	30	LXFLF-1-AA	C0D010564-9	20	8290A/SOLID		10.12000	g
12AP104D5	31	LXFLG-1-AA	C0D010564-10	20	8290A/SOLID		10.98000	g
12AP104D5	32	LXFLK-1-AA	C0D010564-11	20	8290A/SOLID		10.17000	g
12AP104D5	33	LXFLM-1-AA	C0D010564-12	20	8290A/SOLID		10.94000	g
12AP104D5	34	LXFK2-1-AA	C0D010564-3 (20x)	20	8290A/SOLID		10.45000	g
12AP104D5	35	LXFLF-1-AA	C0D010564-9 RI	20	8290A/SOLID		10.12000	g
12AP104D5	36	LXFLG-1-AA	C0D010564-10 (20x)	20	8290A/SOLID		10.98000	g
12AP104D5	37	LXFLC-1-AA	C0D010564-6 (50x)	20	8290A/SOLID		10.75000	g
12AP104D5	38	LXFLK-1-AA	C0D010564-11 (50x)	20	8290A/SOLID		10.17000	g
12AP104D5	39	LXFLE-1-AA	C0D010564-8 (100x)	20	8290A/SOLID		10.54000	g
12AP104D5	40	LXFLD-1-AA	C0D010564-7 (100x)	20	8290A/SOLID		10.36000	g
12AP104D5	41	LXFLM-1-AA	C0D010564-12 (100x)	20	8290A/SOLID		10.94000	g
12AP104D5	42	LXFLE-1-AA	C0D010564-8 (100x) RI	20	8290A/SOLID		10.54000	g
12AP104D5	43	SB0412C	Solvent Blank C-14				1.00000	
12AP104D5	44	SB0412D	Solvent Blank C-14				1.00000	
12AP104D5	45	ST0412H	CS-3 10DXN111				1.00000	
12AP104D5	46	CP0412C	DB-5 CPSM 3732-04				1.00000	
12AP104D5	47	SB0412E	Solvent Blank C-14				1.00000	
12AP104D5	48	LXFK2-1-AA	C0D010564-3 (20x) RI	20	8290A/SOLID	V-1	10.45000	g
12AP104D5	49	LXFLG-1-AA	C0D010564-10 (20x) RI	20	8290A/SOLID		10.98000	g
12AP104D5	50	LXFLC-1-AA	C0D010564-6 (50x) RI	20	8290A/SOLID		10.75000	g
12AP104D5	51	LXFLK-1-AA	C0D010564-11 (50x) RI	20	8290A/SOLID		10.17000	g
12AP104D5	52	SB0412F	Solvent Blank C-14				1.00000	
12AP104D5	53	ST0412I	CS-3 10DXN111				1.00000	

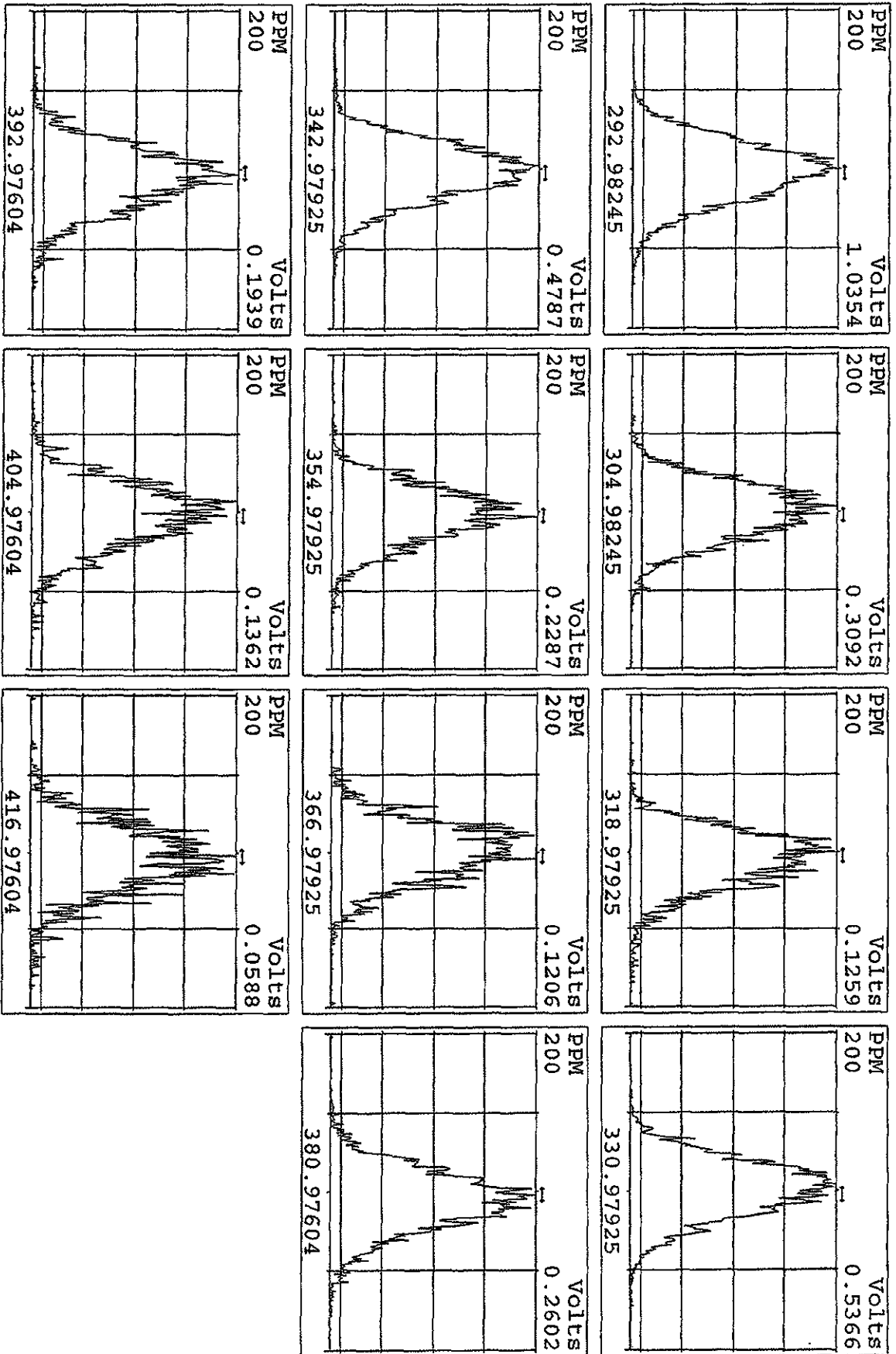
12AP104D5 54
12AP104D5 55
12AP104D5 56
12AP104D5 57

1.00000
1.00000
1.00000
1.00000

MG 04/12/10

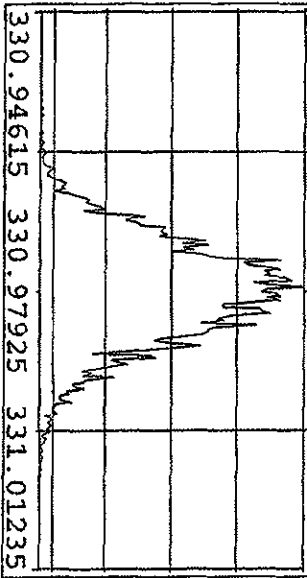
✓ Ak 4/14/10

Peak Locate Examination:12-APR-2010:08:26 File:12AP104D5
Experiment:DIOXINRES8290A Function:1 Reference:PKK

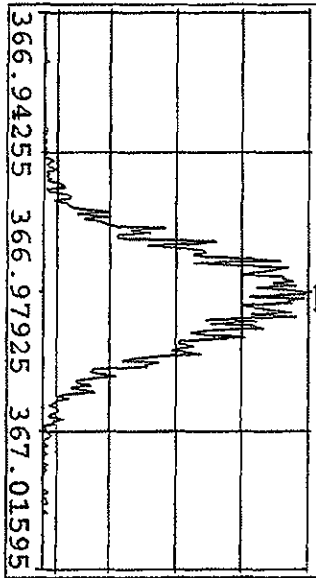


Peak Locate Examination: 12-APR-2010:08:26 File: 12AP104DS
 Experiment: DIOXINRES8290A Function: 2 Reference: PFK

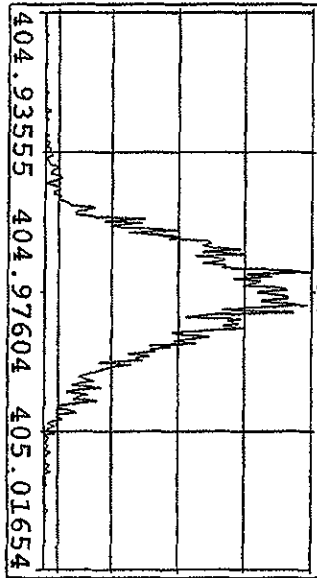
PPM 200 VOLTS 0.5346



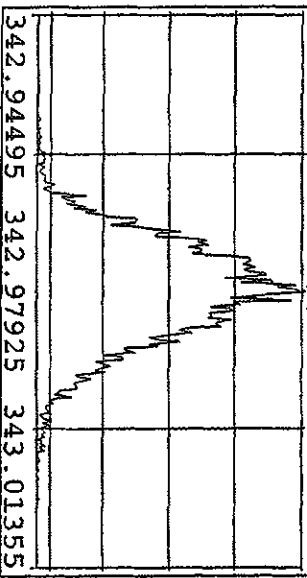
PPM 200 VOLTS 0.1362



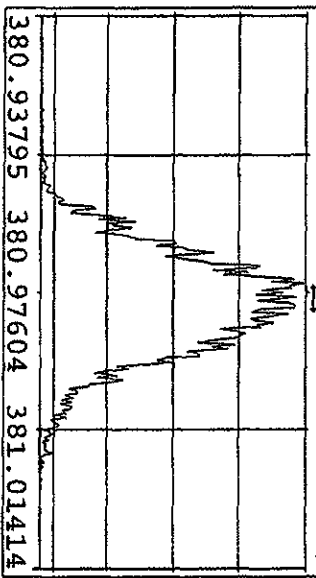
PPM 200 VOLTS 0.1960



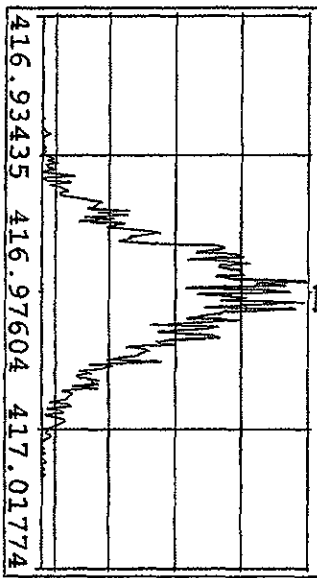
PPM 200 VOLTS 0.5424



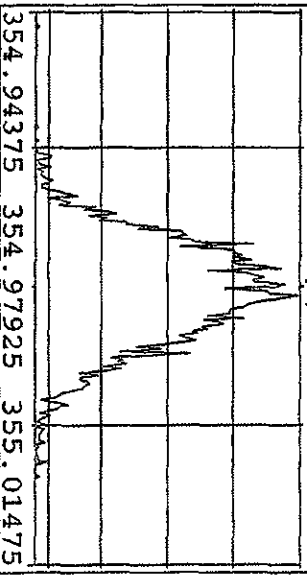
PPM 200 VOLTS 0.3279



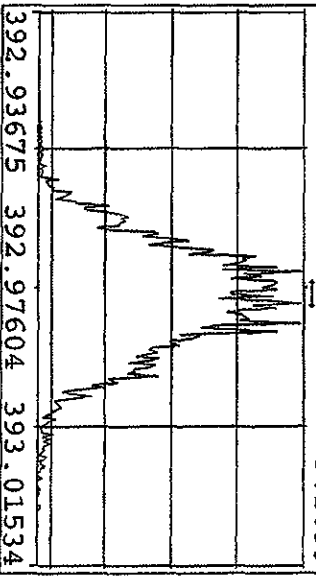
PPM 200 VOLTS 0.0965



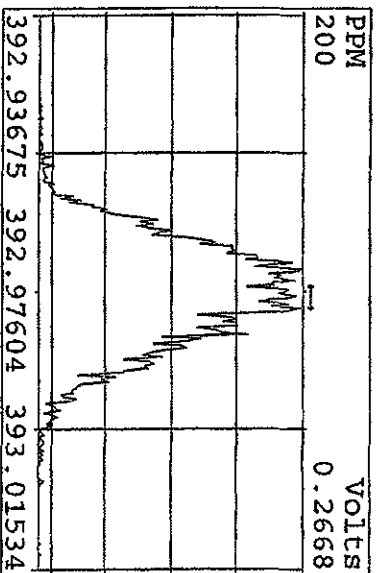
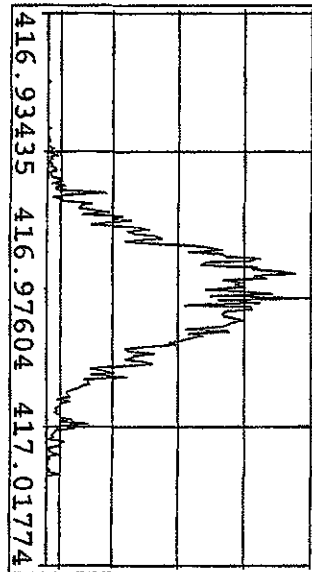
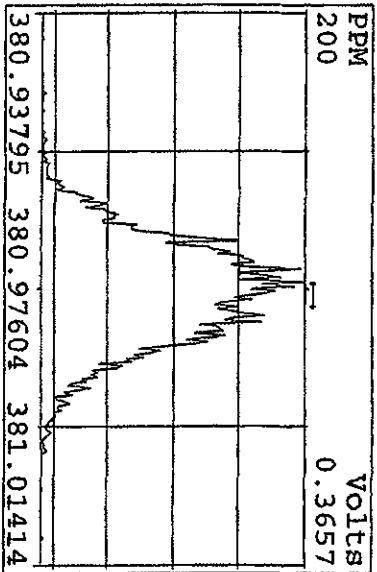
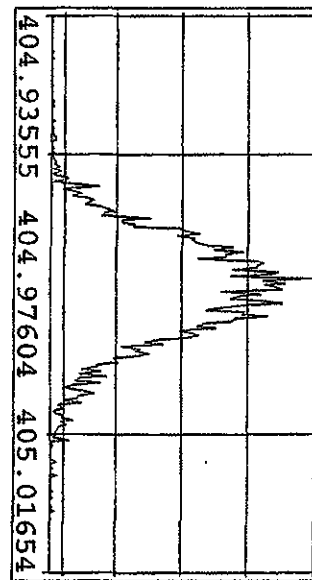
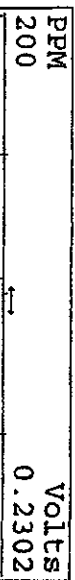
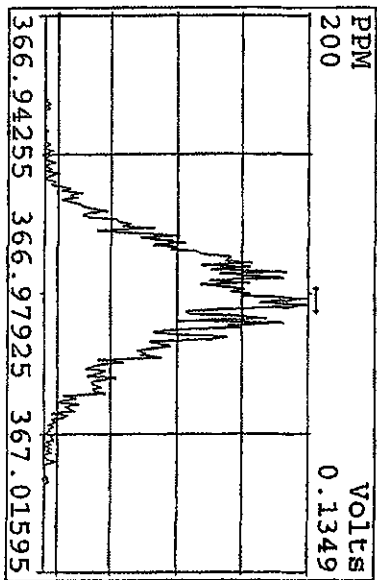
PPM 200 VOLTS 0.2300



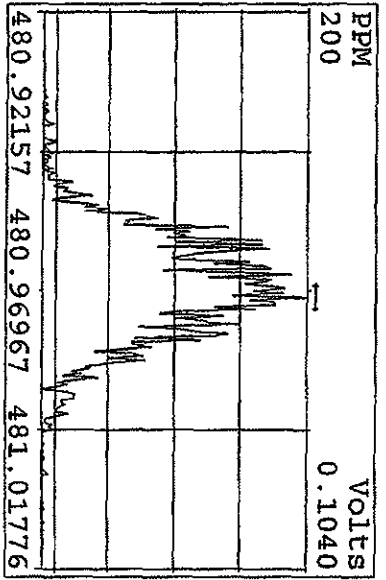
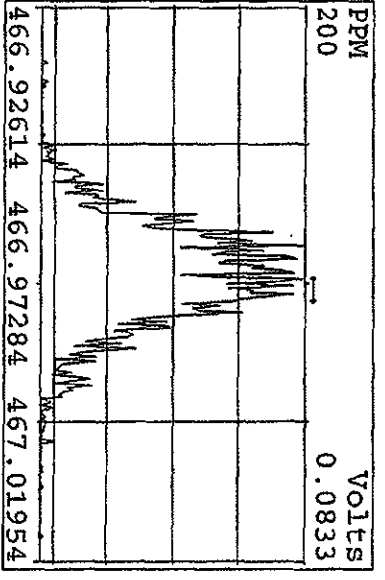
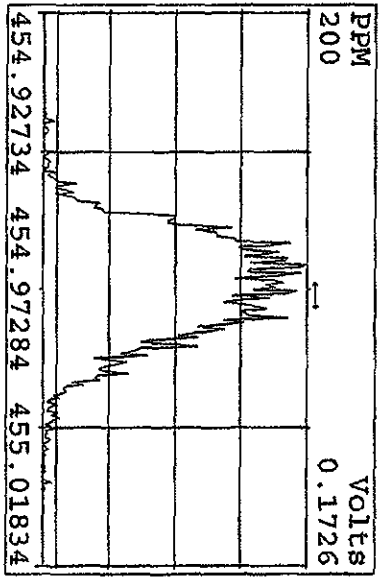
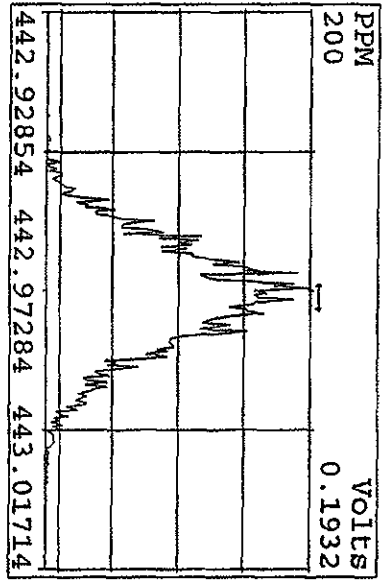
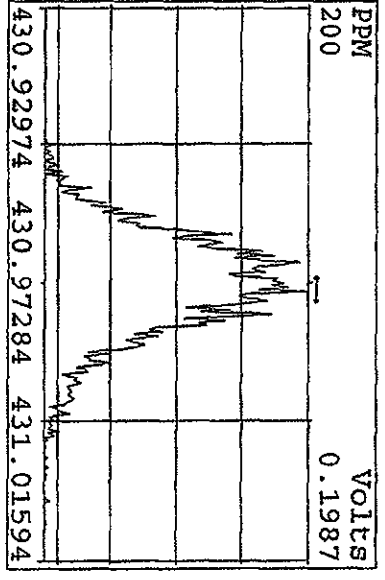
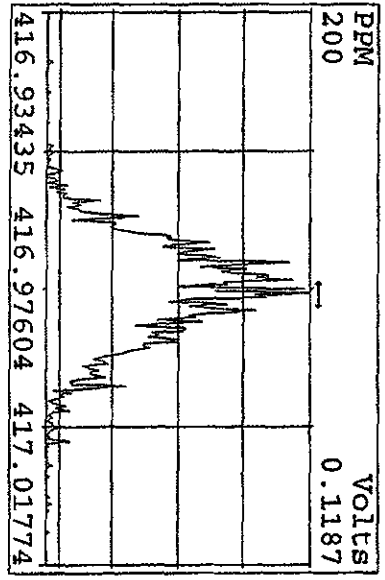
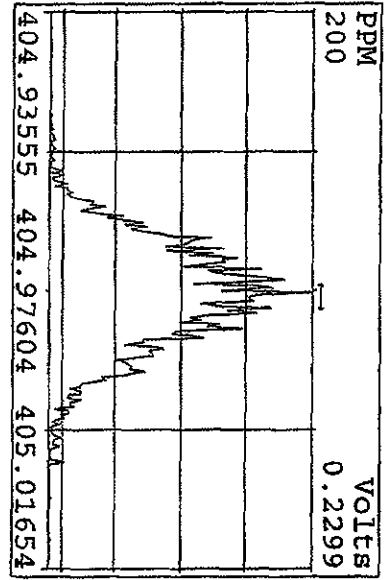
PPM 200 VOLTS 0.2699



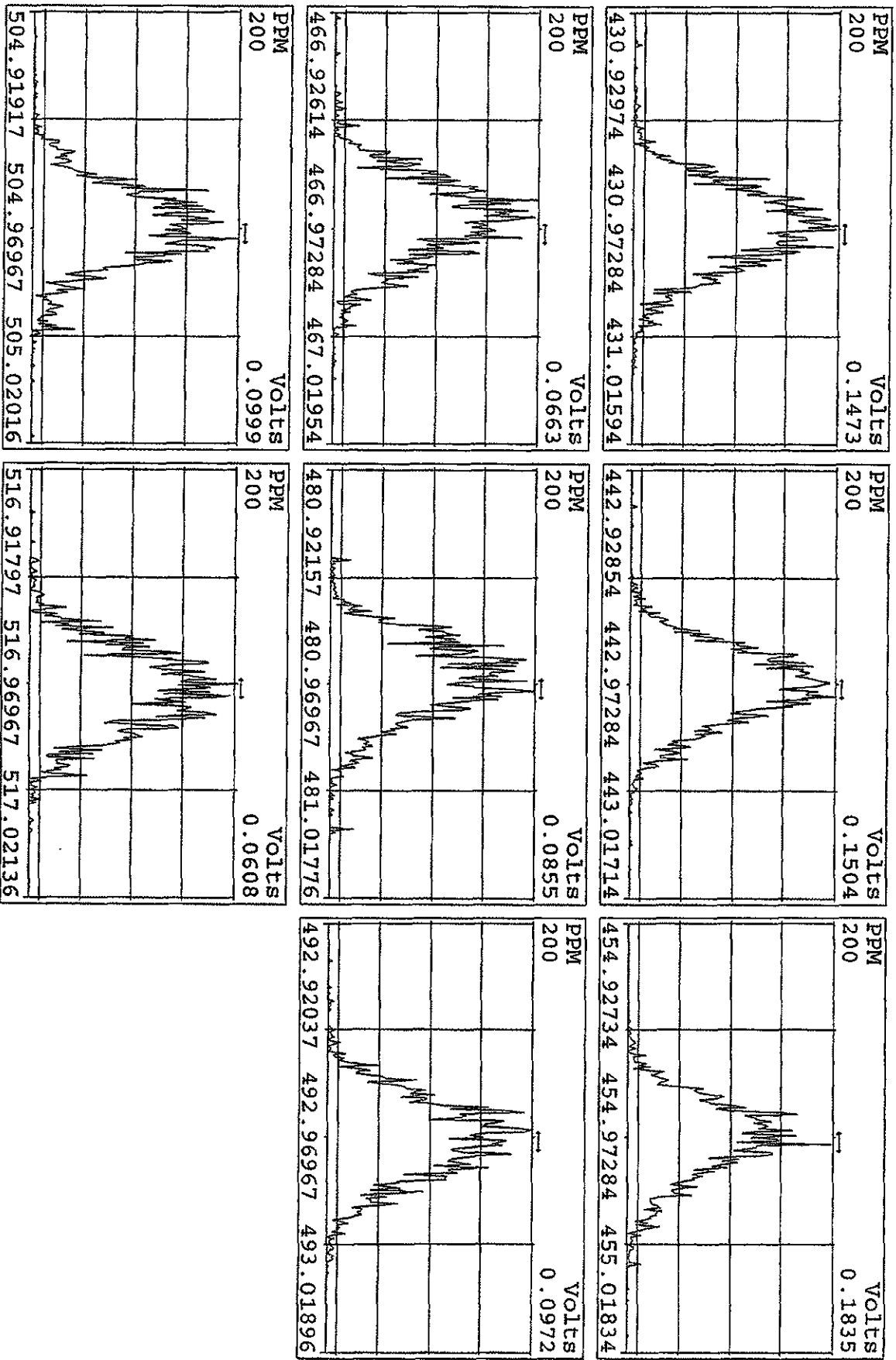
Peak Locate Examination: 12-APR-2010:08:27 File: 12AP104DS
 Experiment: DIOXINRES8290A Function: 3 Reference: PFK



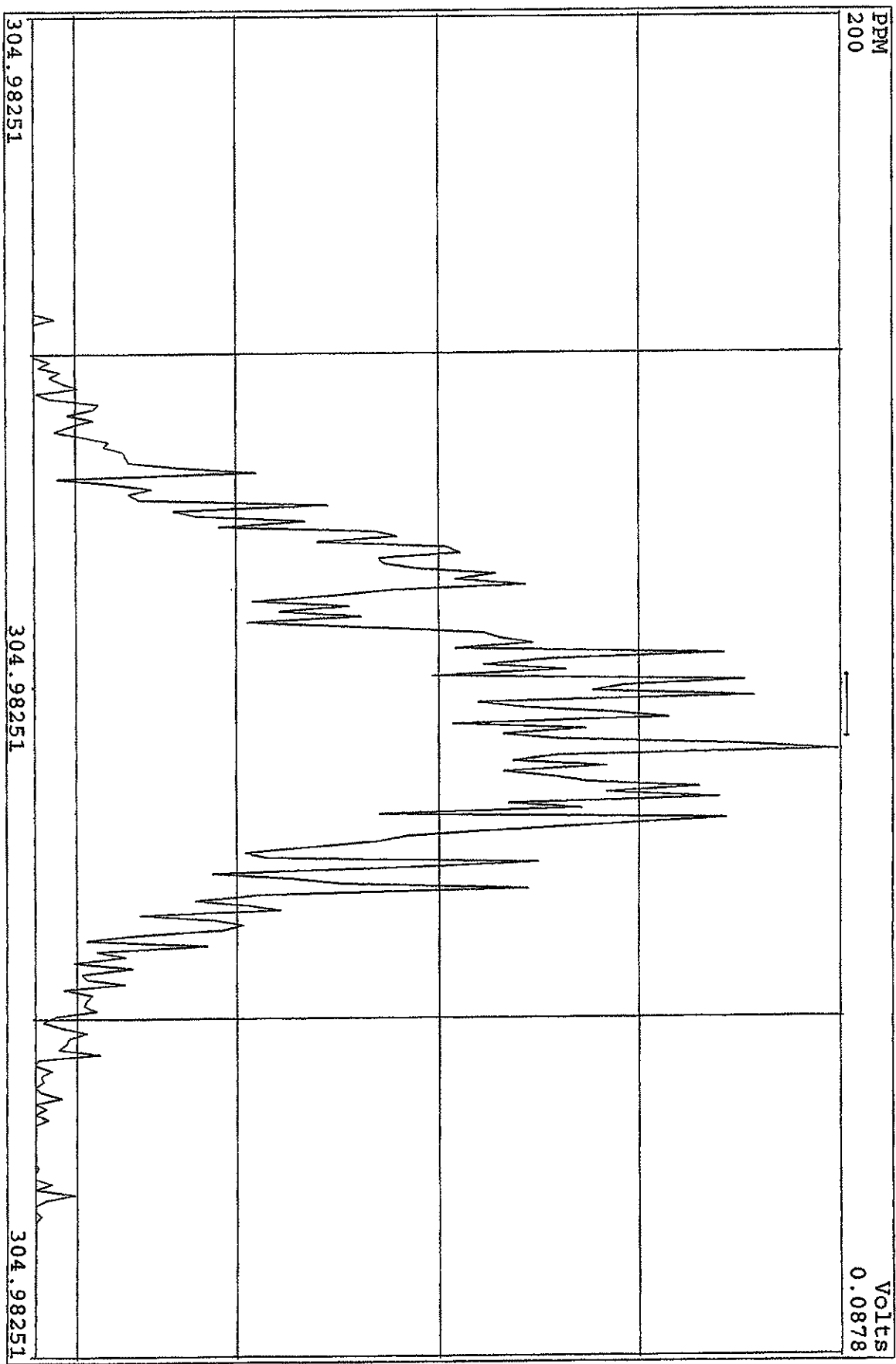
Peak Locate Examination: 12-APR-2010: 08:27 File: 12AP104D5
Experiment: DIOXINRES8290A Function: 4 Reference: PFK



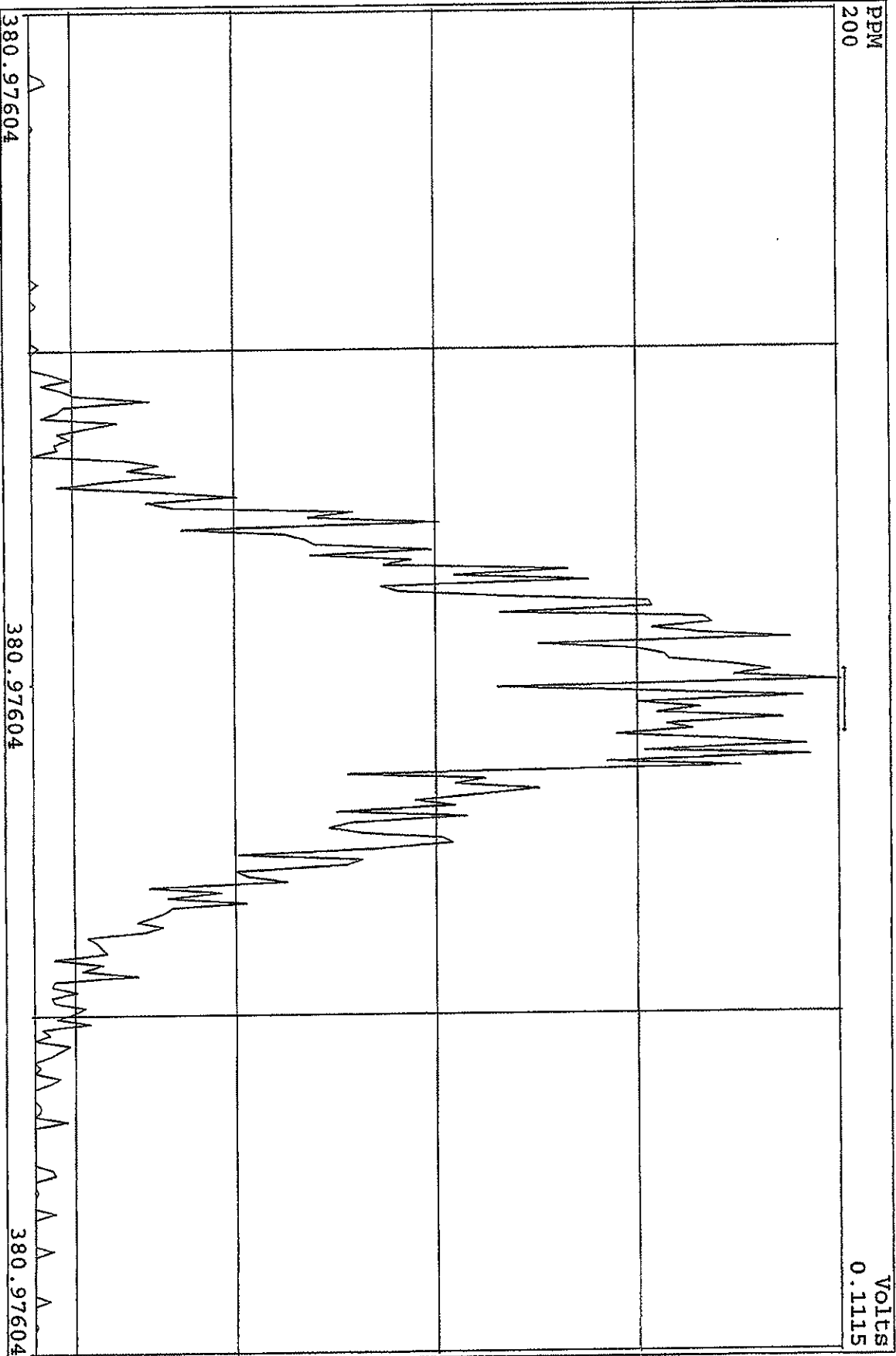
Peak Locate Examination: 12-APR-2010:08:28 File: 12AP104D5
Experiment: DIOXINRES8290A Function: 5 Reference: PFK



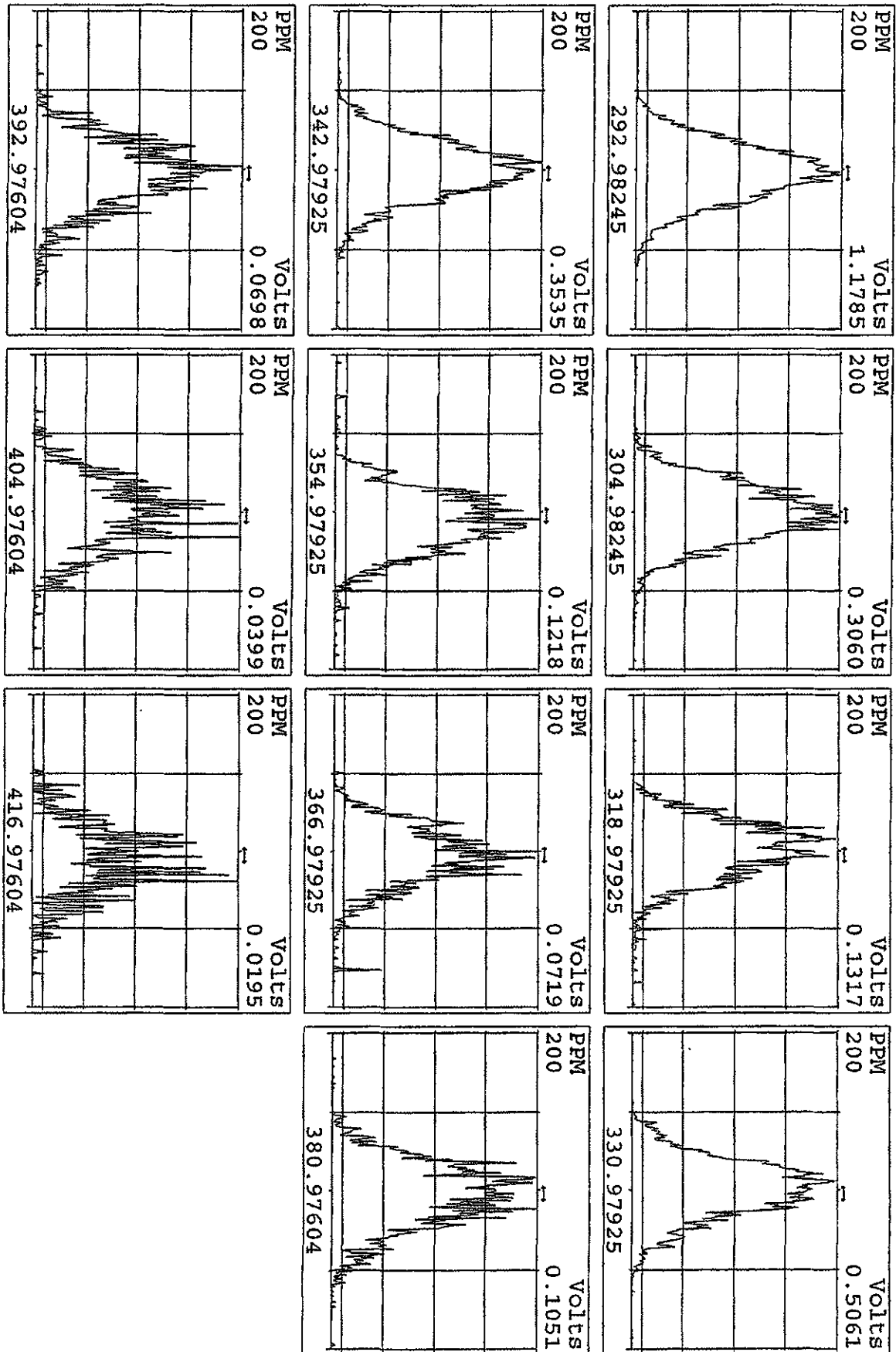
SIRIM Examination: 12-APR-2010:14:26 File: 12AP104D5
Experiment: DIOXINRES8290A Function: 7



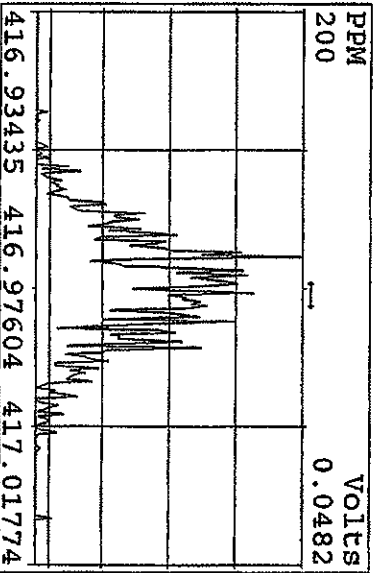
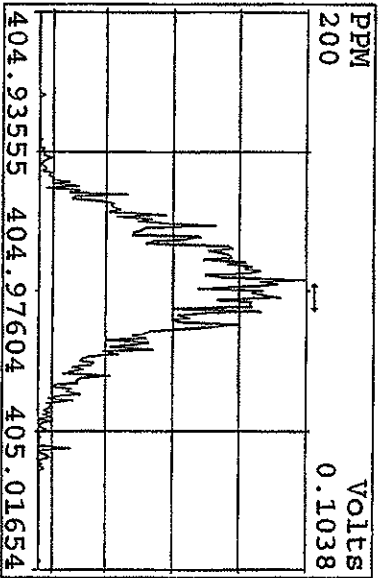
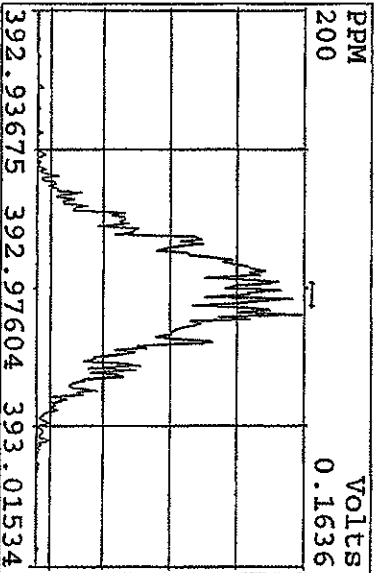
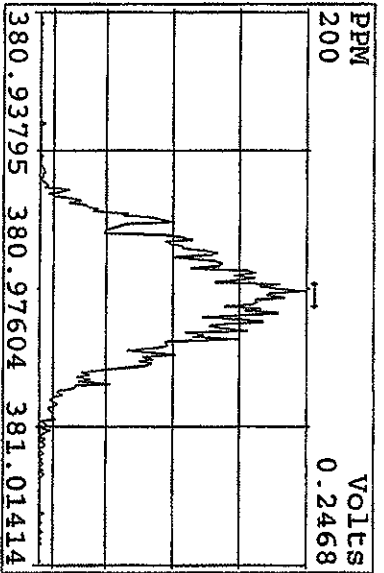
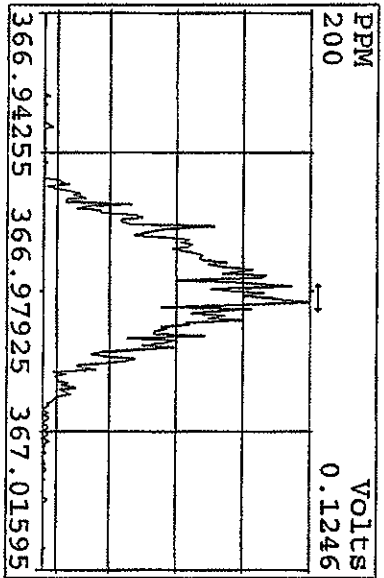
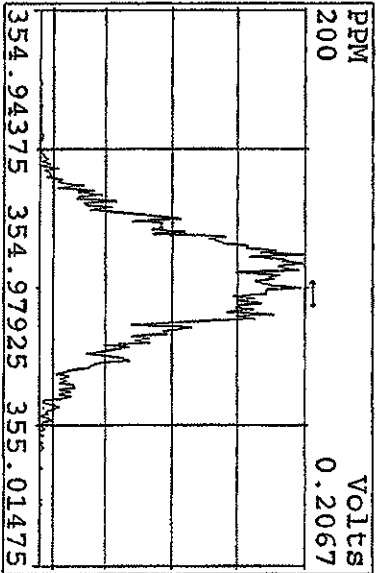
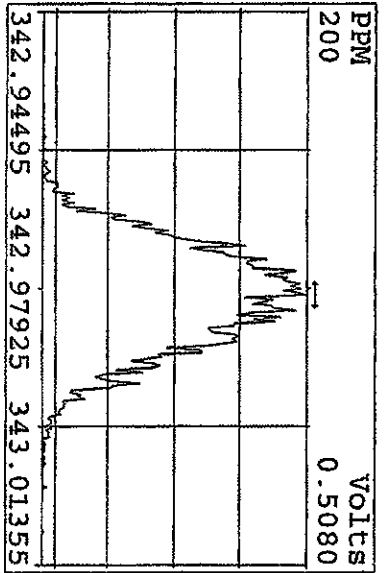
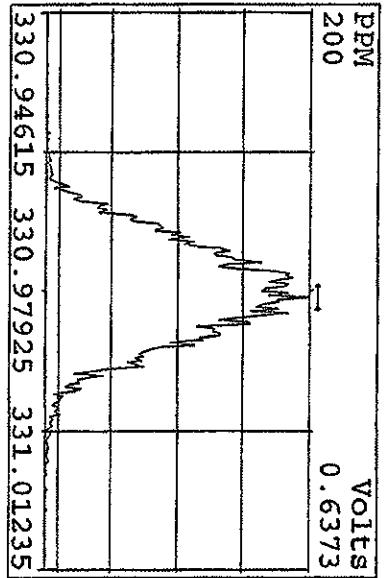
SIRLM Examination: 12-APR-2010: 14:25 File: 12API04D5
Experiment: DIOXINRES8290A Function: 6



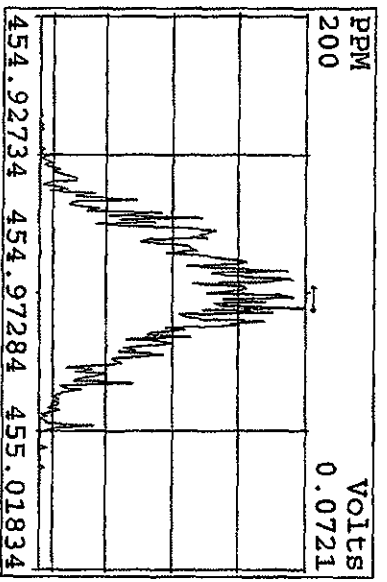
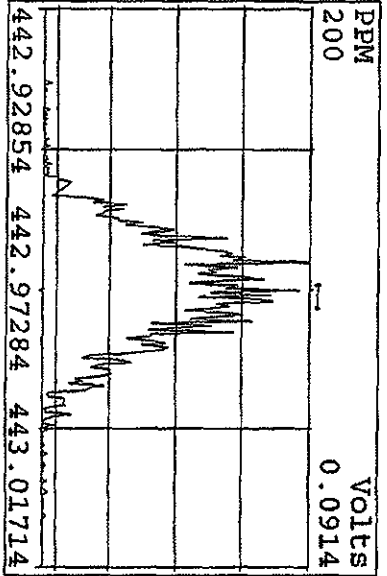
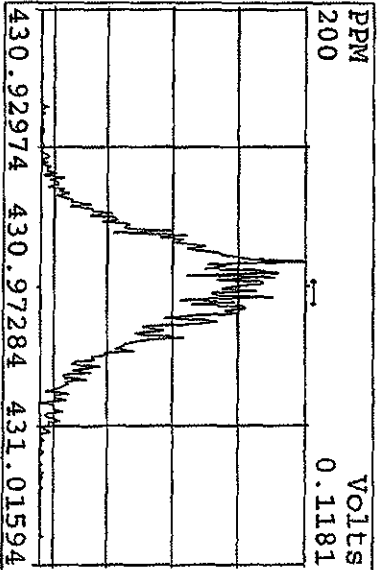
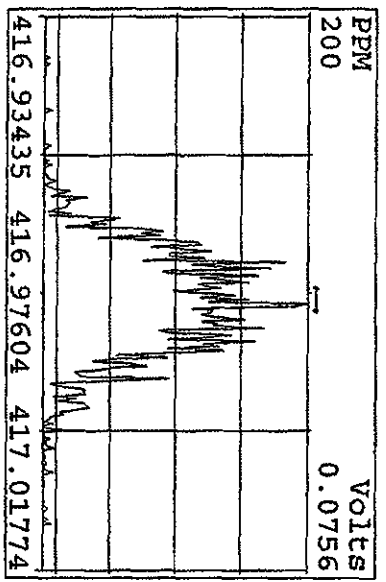
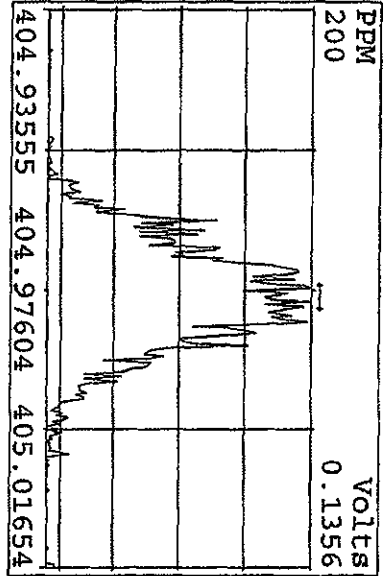
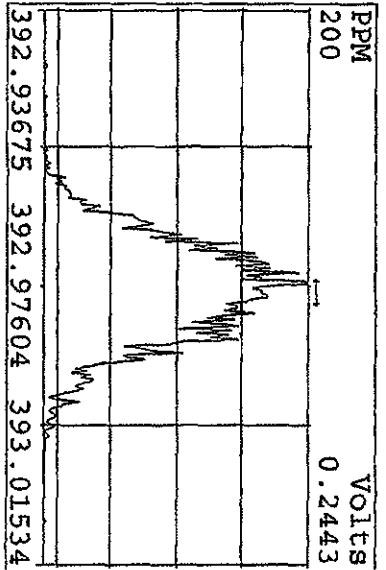
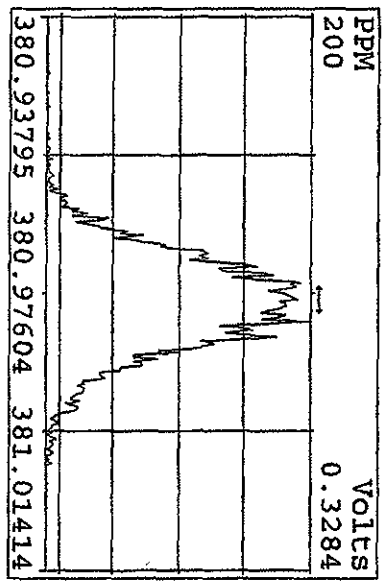
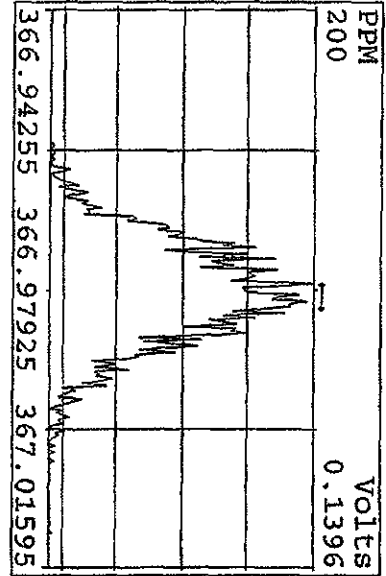
Peak Locate Examination: 14-APR-2010:00:00 File: RESCHK12AP104D5
Experiment: DIOXINRES8290A Function: 1 Reference: PFK



Peak Locate Examination: 14-APR-2010:00:01 File: RESCHK12AP104D5
 Experiment: DIOXINRES8290A Function: 2 Reference: PFK

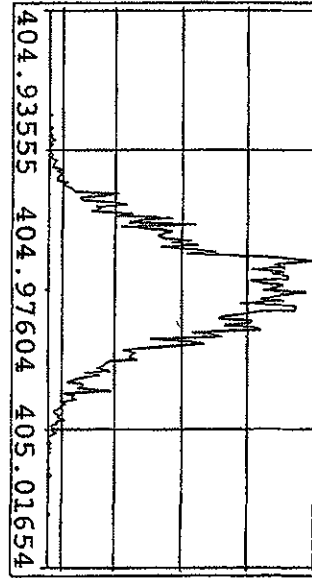


Peak Locate Examination: 14-APR-2010:00:01 File: RESCHK12AP104D5
 Experiment: DIOXINRES8290A Function: 3 Reference: PPK

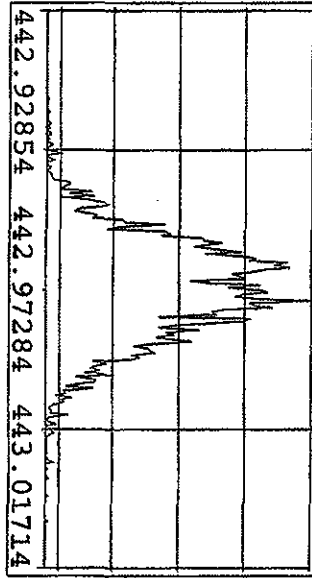


Peak Locate Examination: 14-APR-2010:00:02 File: RESCHK12AP104DS
 Experiment: DIOXINRES8290A Function: 4 Reference: PFK

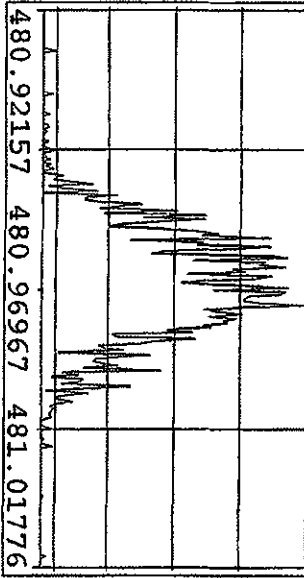
PPM 200 Volts 0.1901



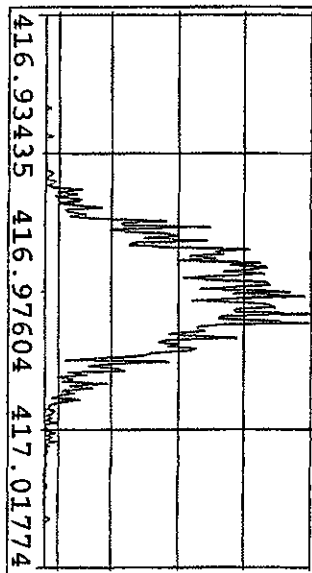
PPM 200 Volts 0.1384



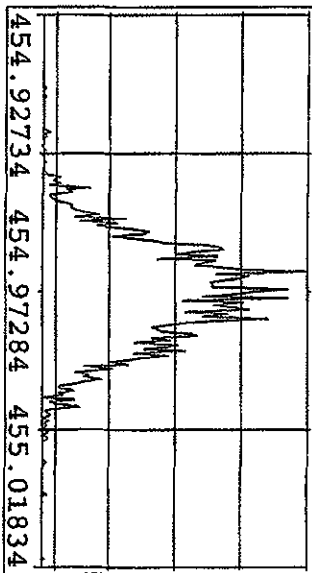
PPM 200 Volts 0.0482



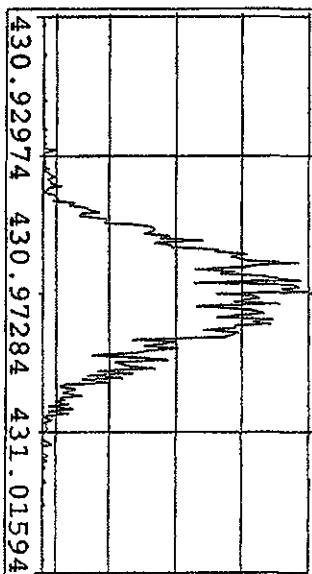
PPM 200 Volts 0.0945



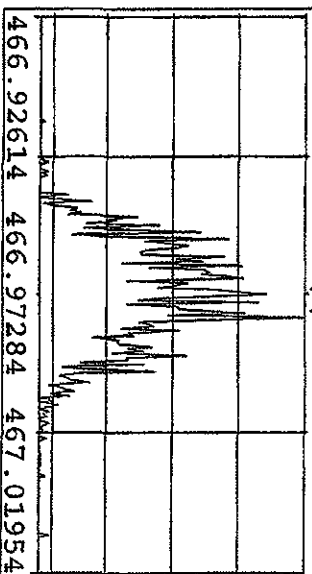
PPM 200 Volts 0.1246



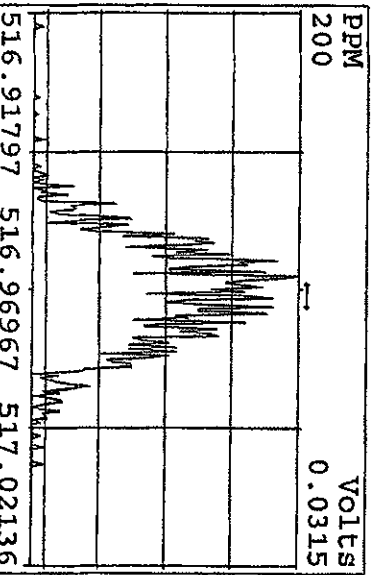
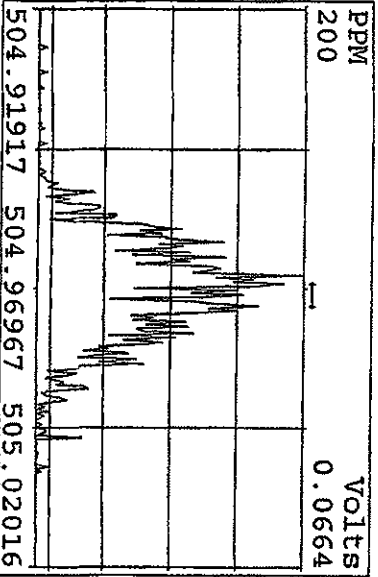
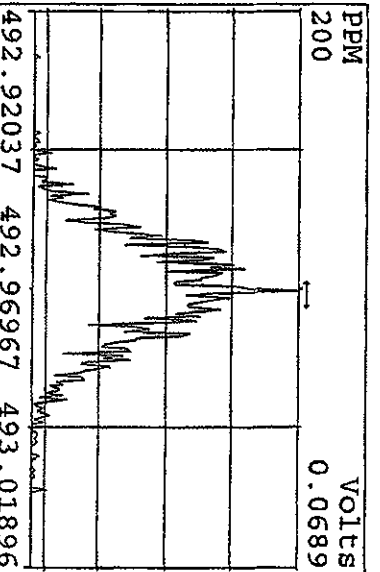
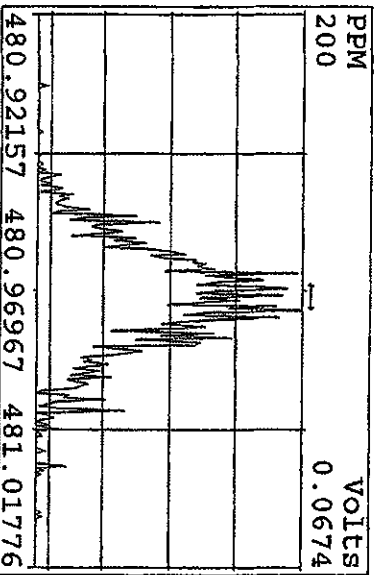
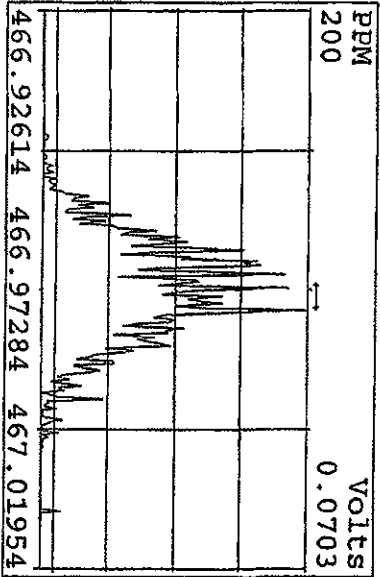
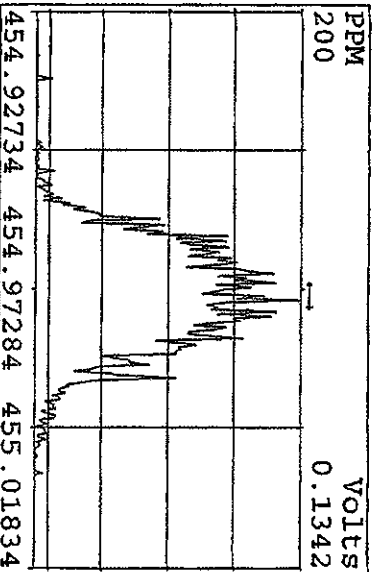
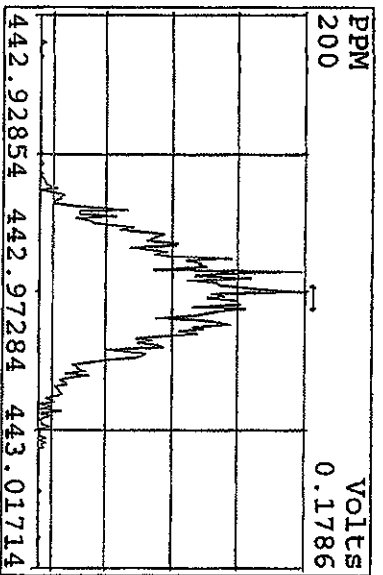
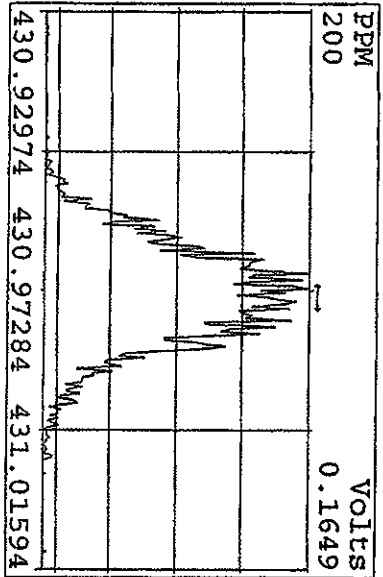
PPM 200 Volts 0.1592



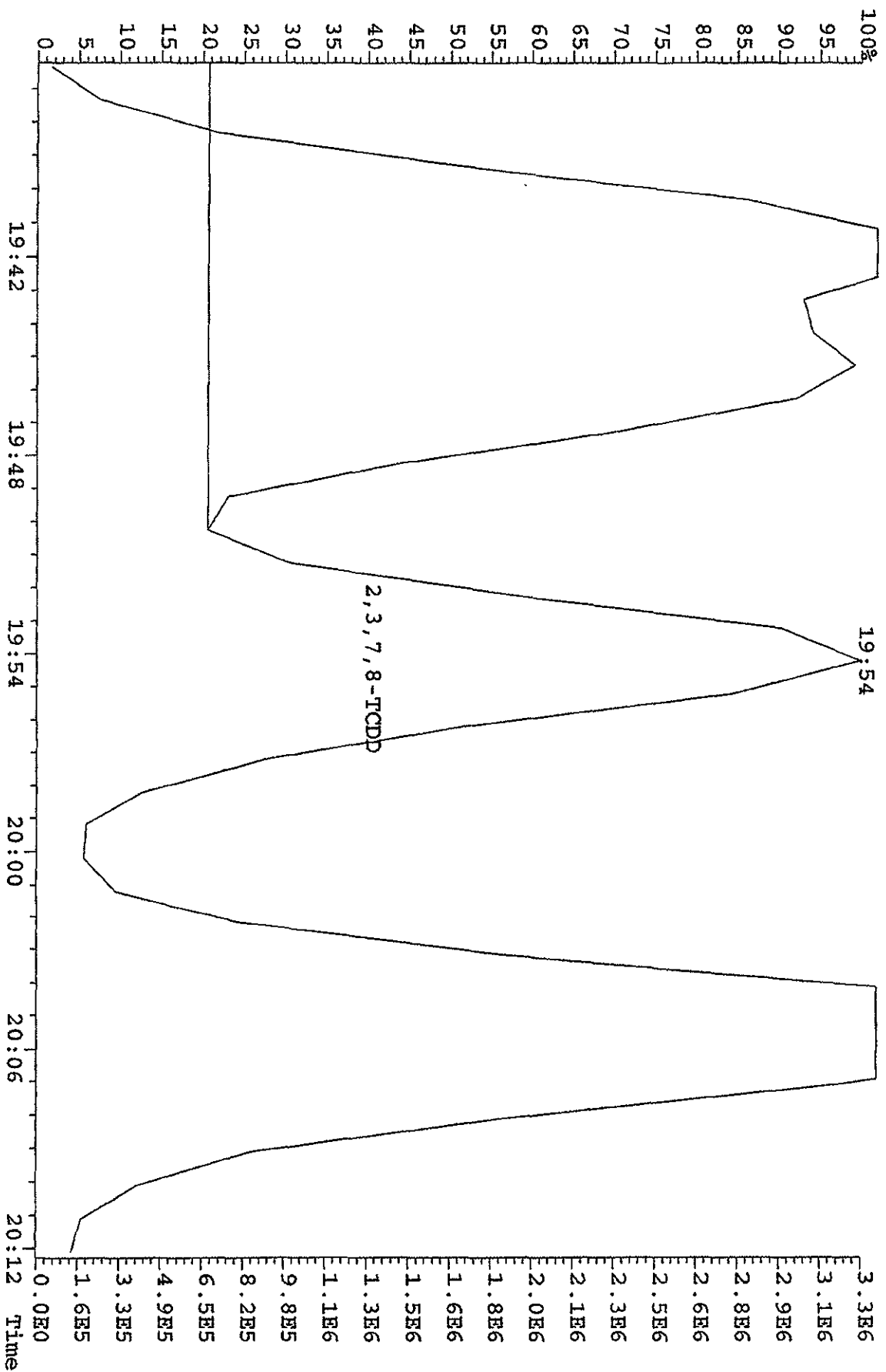
PPM 200 Volts 0.0574



Peak Locate Examination: 14-APR-2010:00:03 File: RESCHK12AP104DS
 Experiment: DIOXINRES8290A Function: 5 Reference: PFK



File:12API04D5 #1-435 Acq:12-APR-2010 08:30:15 GC EI+ Voltage SIR Autospec-UltimaE
 321.8936 BSUB(128,15,-3.0) Exp:DIOXINRES8290A Noise:14

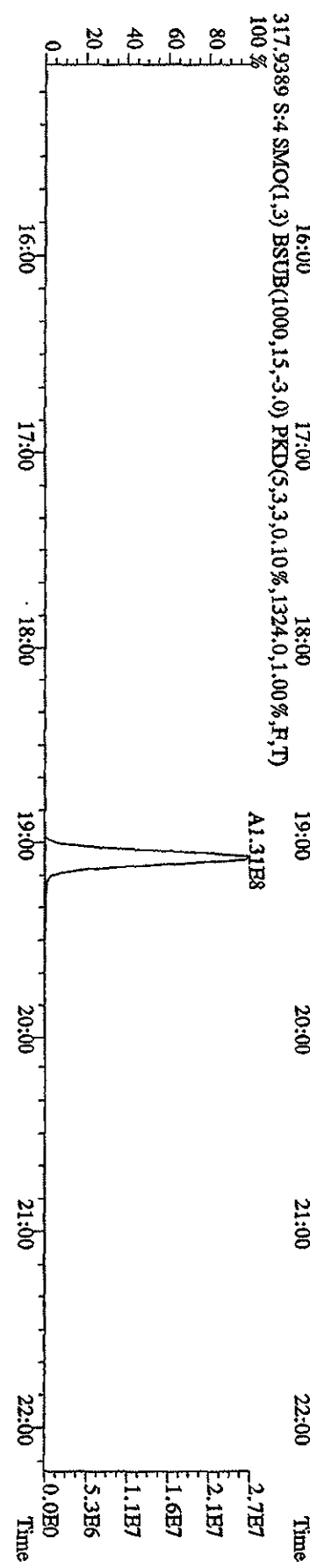
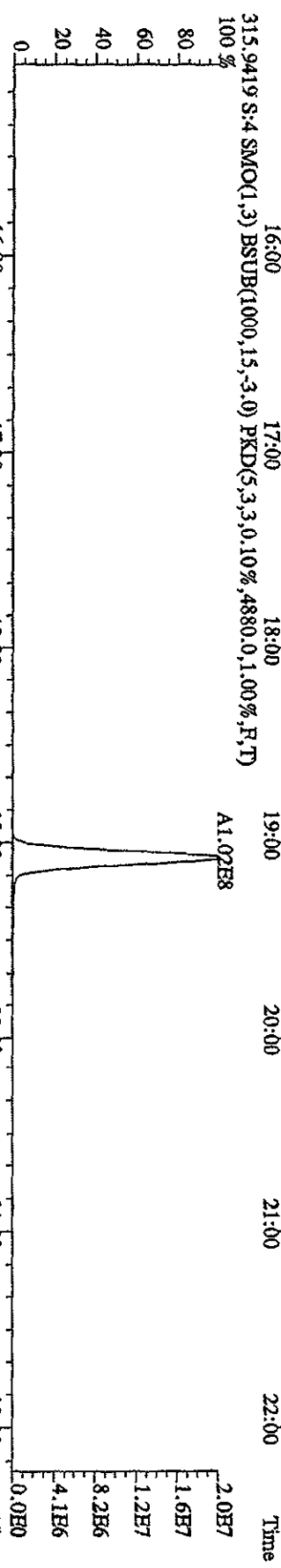
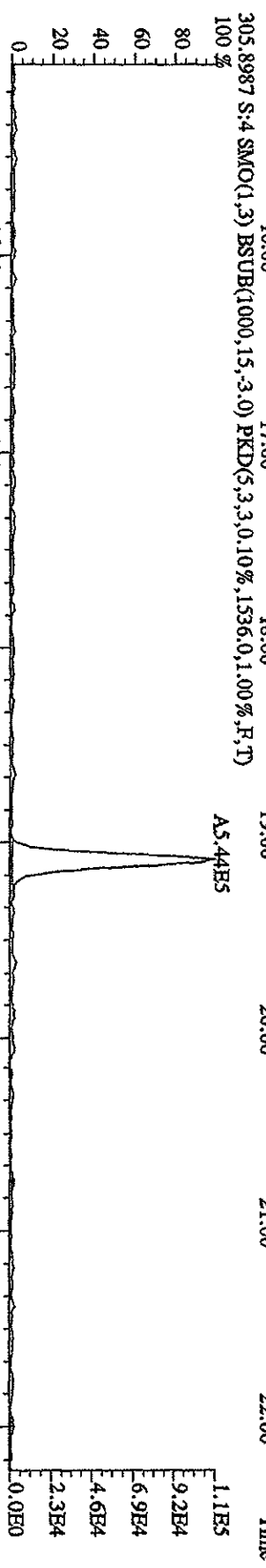
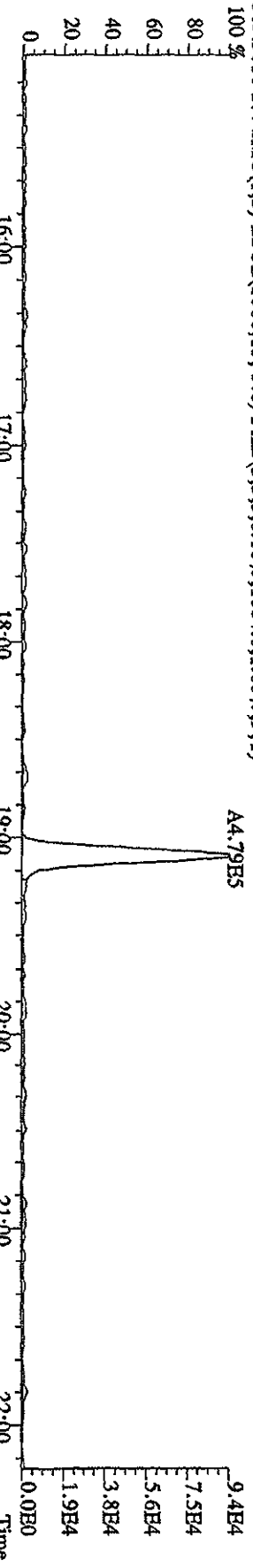


Run text: ST0412E Sample text: ST0412E :2nd Source 09DXN449
 Run #6 Filename: 12AP104D5 S: 7 I: 1 Results: 12AP104D58290A
 Acquired: 12-APR-10 13:00:53 Processed: 12-APR-10 13:48:00
 Run: 12AP104D5 Analyte: 8290A Cal: 8290A0412104D5
 Factor 1: 400.000 Factor 2: 20.000 Sample size: 1.000000

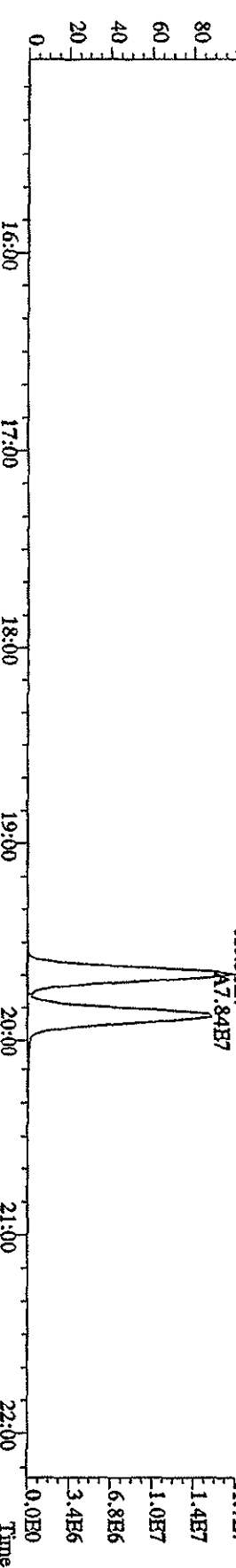
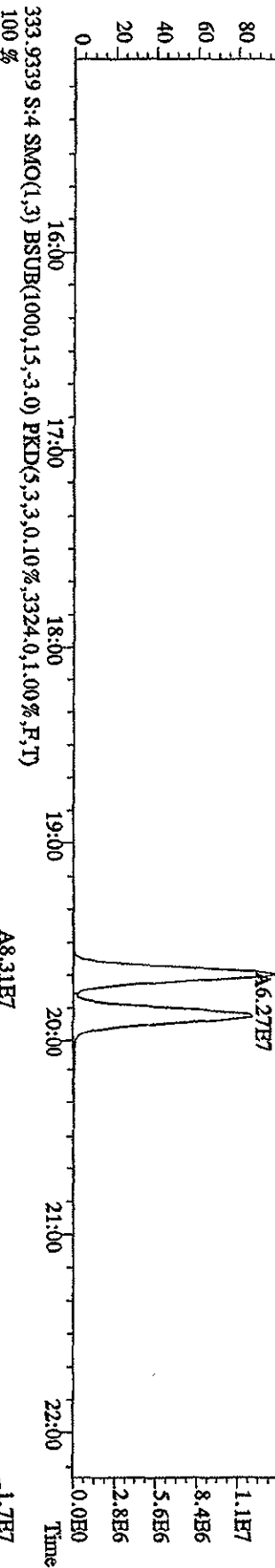
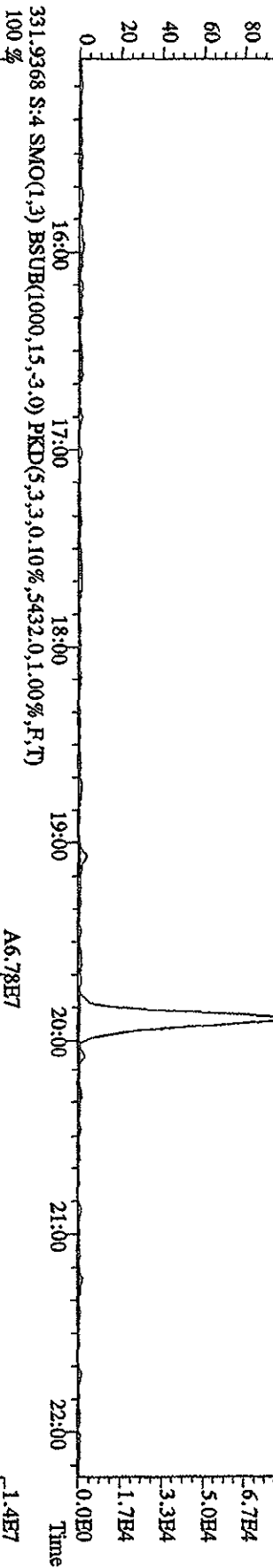
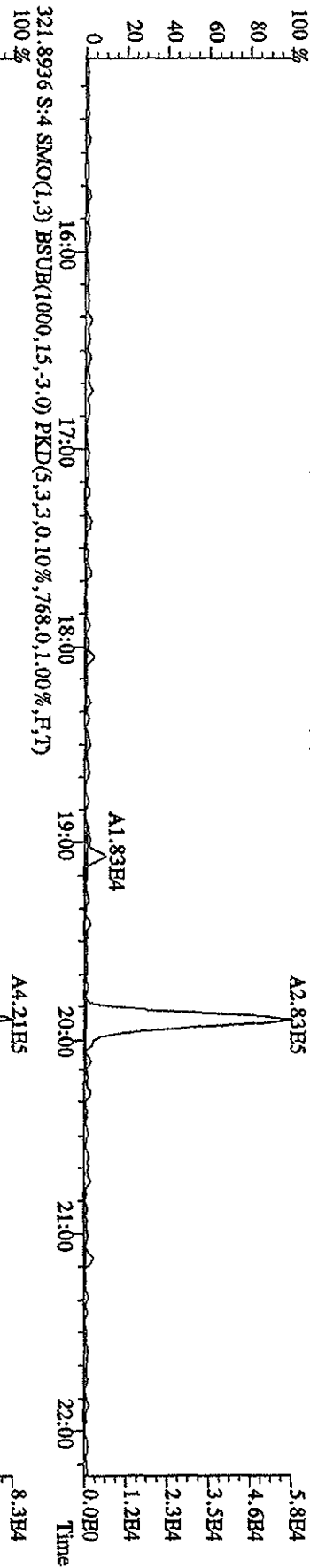
Name	Resp	RA	RT	RRF	Conc	EDL	Rec	M
13C-1,2,3,4-TCDD	151409600	0.82 y	19:40	-	113.81	-	-	n
13C-2,3,7,8-TCDF	230171000	0.79 y	19:04	1.52	1999.28	0.93	100.0	n
2,3,7,8-TCDF	21242270	0.79 y	19:05	0.95	195.26	0.34	-	n
Total TCDF	21588235	1.02 n	18:04	0.95	198.44	0.34	-	n
13C-2,3,7,8-TCDD	152072000	0.79 y	19:52	0.95	2115.17	1.71	105.8	n
2,3,7,8-TCDD	15275820	0.77 y	19:53	1.02	196.77	0.50	-	n
Total TCDD	15275820	0.77 y	19:53	1.02	196.77	0.50	-	n
37Cl-2,3,7,8-TCDD	37521800	1.00 y	19:53	2.26	219.18	0.48	109.6	n
13C-1,2,3,7,8-PeCDF	168794500	1.54 y	24:49	1.05	2122.81	0.96	106.1	n
1,2,3,7,8-PeCDF	42754900	1.53 y	24:50	1.04	484.89	0.77	-	n
2,3,4,7,8-PeCDF	39304600	1.50 y	26:21	0.98	474.17	0.82	-	n
Total F2 PeCDF	83226107	0.21 n	23:12	1.01	972.70	0.79	-	n
Total F1 PeCDF	10469	0.45 n	16:46	1.01	0.12	0.61	-	n
13C-1,2,3,7,8-PeCDD	109679100	1.54 y	27:09	0.67	2160.84	0.25	108.0	n
1,2,3,7,8-PeCDD	25416700	1.60 y	27:11	0.98	472.01	0.97	-	n
Total PeCDD	25446396	1.18 n	24:49	0.98	472.56	0.97	-	n
13C-1,2,3,7,8,9-HxCDD	113147700	1.27 y	33:11	-	110.11	-	-	n
13C-1,2,3,4,7,8-HxCDF	123877600	0.52 y	32:02	1.02	2136.54	0.23	106.8	n
1,2,3,4,7,8-HxCDF	37911400	1.23 y	32:03	1.21	504.76	0.33	-	n
1,2,3,6,7,8-HxCDF	40651300	1.15 y	32:10	1.34	488.77	0.30	-	n
2,3,4,6,7,8-HxCDF	35521200	1.16 y	32:43	1.22	469.20	0.32	-	n
1,2,3,7,8,9-HxCDF	31499000	1.17 y	33:21	1.09	465.51	0.36	-	n
Total HxCDF	145654993	1.64 n	30:59	1.22	1929.19	0.33	-	n
13C-1,2,3,6,7,8-HxCDD	96396500	1.28 y	32:55	0.81	2111.23	0.43	105.6	n
1,2,3,4,7,8-HxCDD	26232400	1.22 y	32:51	1.01	540.61	0.40	-	n
1,2,3,6,7,8-HxCDD	26144300	1.25 y	32:56	1.11	486.96	0.36	-	n
1,2,3,7,8,9-HxCDD	28011100	1.25 y	33:11	1.21	480.69	0.33	-	n
Total HxCDD	80387800	1.22 y	32:51	1.11	1508.26	0.36	-	n
13C-1,2,3,4,6,7,8-HpCDF	106632500	0.43 y	34:41	0.86	2185.09	4.33	109.3	n
1,2,3,4,6,7,8-HpCDF	33859900	0.94 y	34:42	1.31	484.91	1.62	-	n
1,2,3,4,7,8,9-HpCDF	26897700	0.96 y	35:50	1.03	491.88	2.07	-	n
Total HpCDF	61065054	0.94 y	34:42	1.17	981.73	1.82	-	n
13C-1,2,3,4,6,7,8-HpCDD	86175900	1.05 y	35:30	0.70	2183.88	1.23	109.2	n
1,2,3,4,6,7,8-HpCDD	22374800	1.02 y	35:31	1.07	484.47	1.05	-	n
Total HpCDD	22766213	0.81 n	34:57	1.07	492.95	1.05	-	n
13C-OCDD	132677900	0.90 y	38:01	0.53	4413.39	0.40	110.3	n

OCDF	45645500	0.90	y	38:08	1.45	952.11	0.72	-	n
OCDD	37812000	0.89	y	38:02	1.17	977.46	1.35	-	n

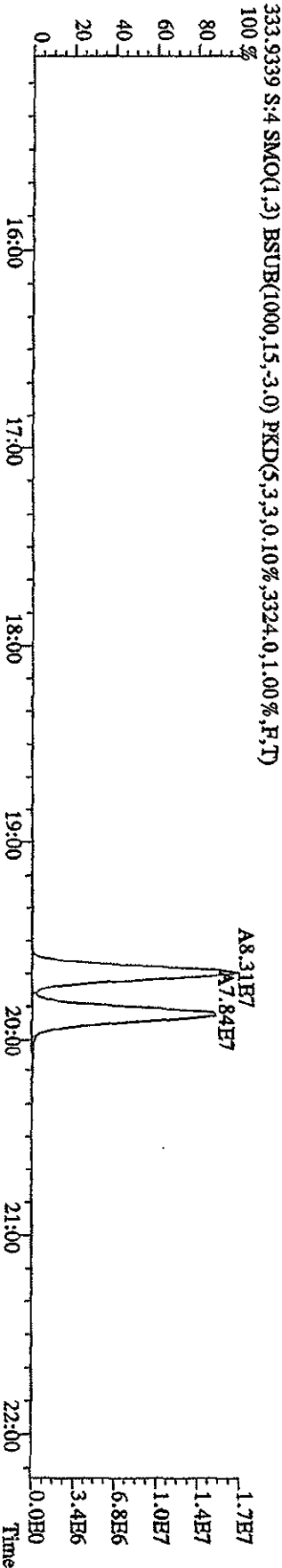
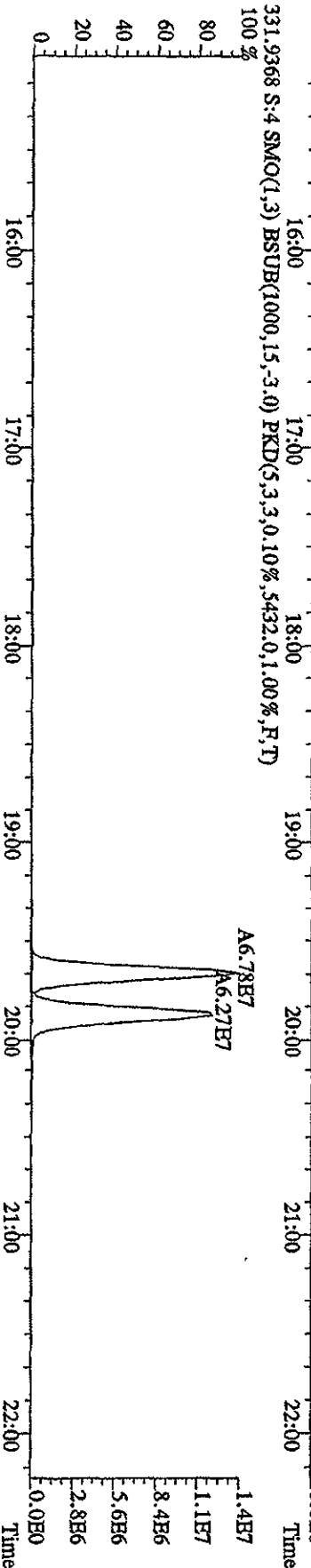
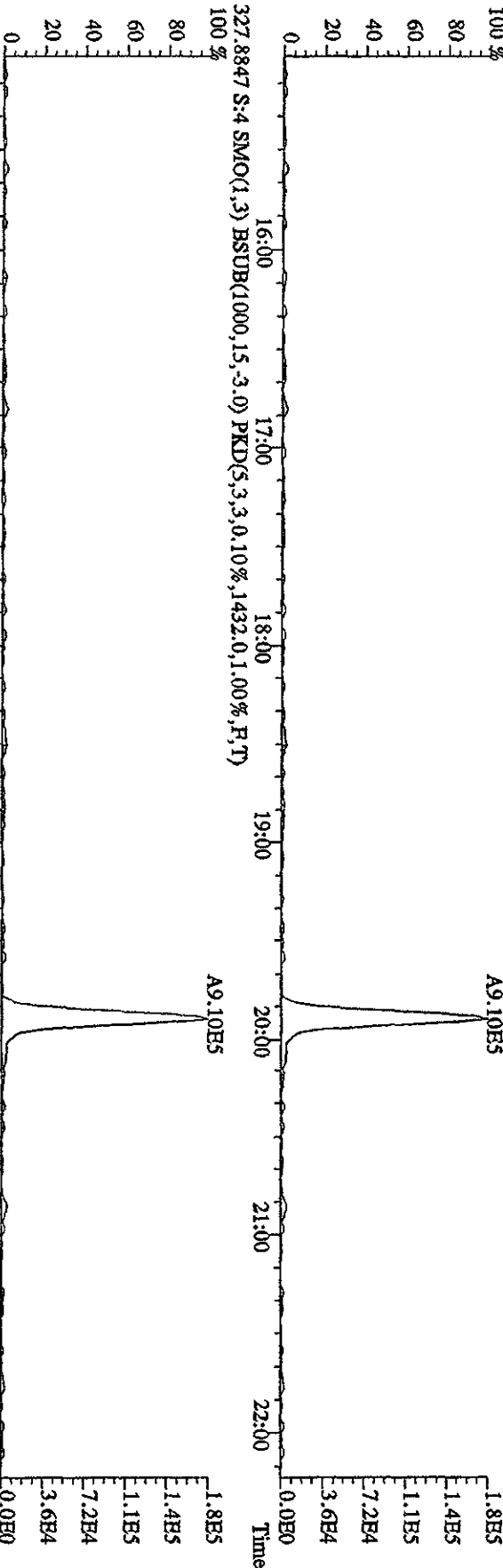
File:12AP104D5 #1-435 Acq:12-APR-2010 10:48:47 GC HI+ Voltage SIR Autospec-Ultima8
 Sample#4 Text:ST0412B :CS-1 09DXN422 Exp:DIOXINRES8290A
 303.9016 S:4 SMO(1,3) BSUB(1000,15,-3,0) PKD(5,3,3,0.10%,1084.0,1.00%,F,T) 100%



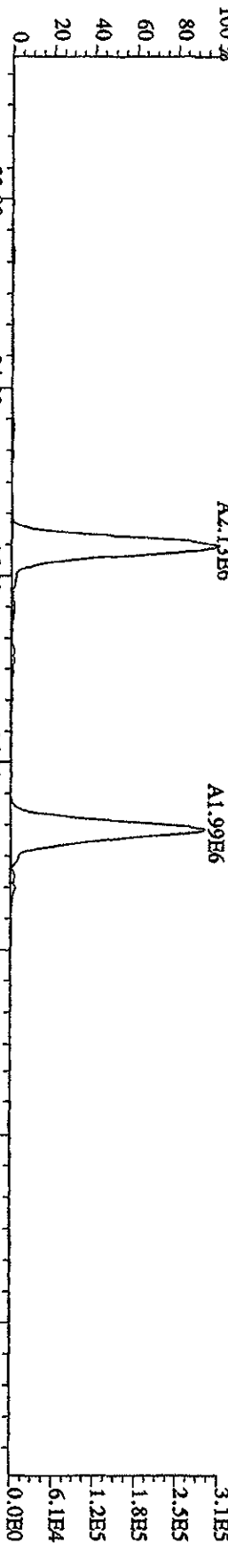
File: 12AB104D5 #1-435 Acq: 12-APR-2010 10:48:47 GC EI+ Voltage STR Autospec-UltimaB
 Sample#4 Text: ST0412B :CS-1 09DXN422 Exp: DIOXINRBS8290A
 319.8965 S:4 SMO(1,3) BSUB(1000,15,-3,0) PKD(5,3,3,0,10%,840,0,1,00%,F,T)



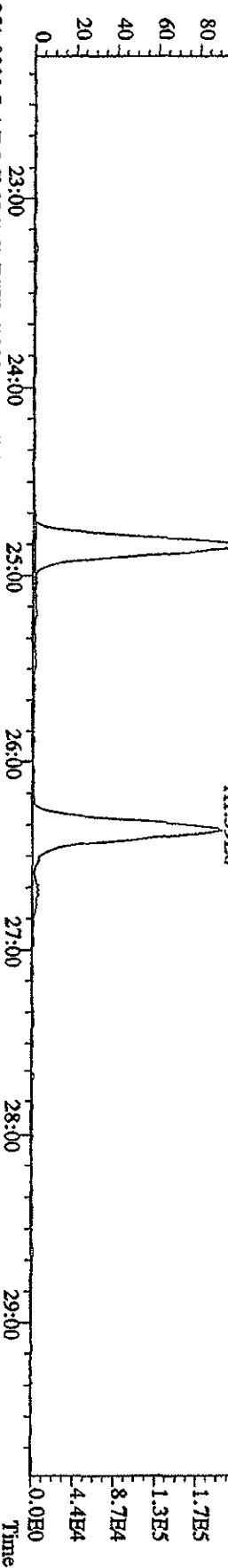
File:12AP104D5 #1-435 Acq:12-APR-2010 10:48:47 GC EI+ Voltage SIR Autospec-Ultimate
 Sample#4 Text:ST0412B :CS-1 09DXN422 Exp:DIOXINRES8290A
 327.8847 S:4 SMO(1.3) BSUB(1000,15,-3.0) PKD(5,3,3,0,10%,1432.0,1.00%,F,T)
 100 %



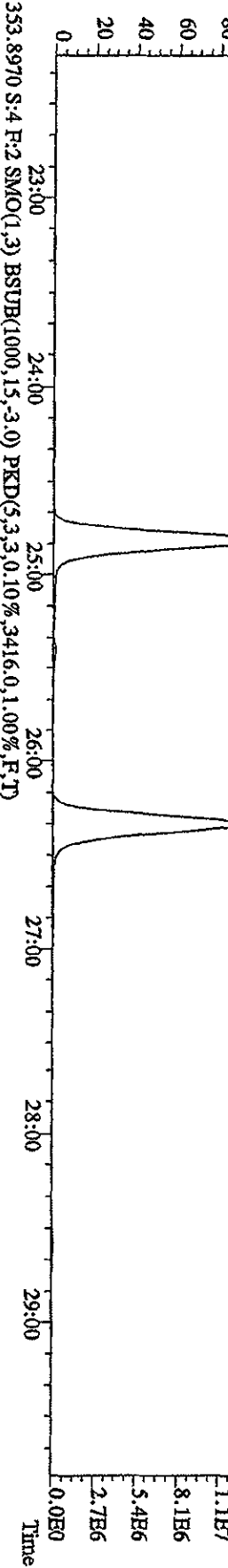
File:12ADP104D5 #1-604 Acq:12-APR-2010 10:48:47 GC EI+ Voltage SIR Autospec-UltimaB
 Sample#4 Text:ST0412B :CS-1 09DXN422 Exp:DIOXINRES8290A
 339.8397 S:4 F:2 SMO(1,3) BSUB(1000,15,-3.0) PKD(5,3,3,0,10%,400.0,1.00%,F,T)
 100%



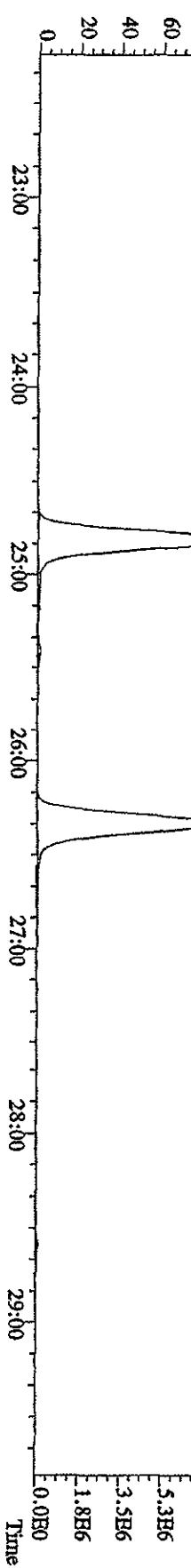
341.8367 S:4 F:2 SMO(1,3) BSUB(1000,15,-3.0) PKD(5,3,3,0,10%,1016.0,1.00%,F,T)
 100%






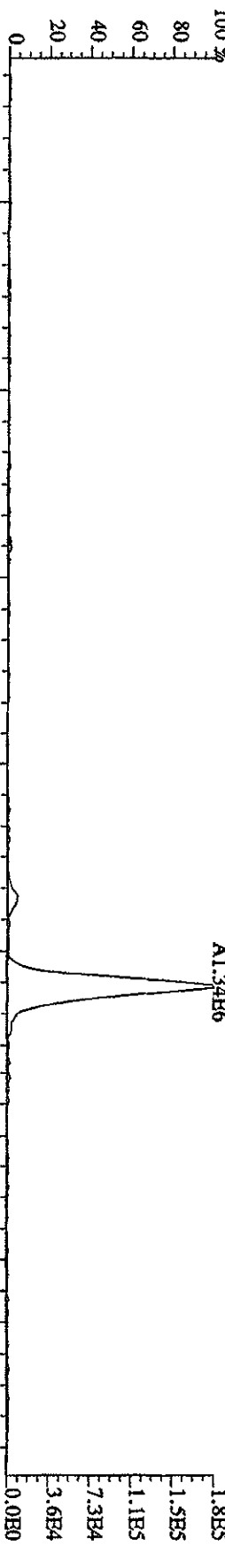
351.9000 S:4 F:2 SMO(1,3) BSUB(1000,15,-3.0) PKD(5,3,3,0,10%,2588.0,1.00%,F,T)
 100%



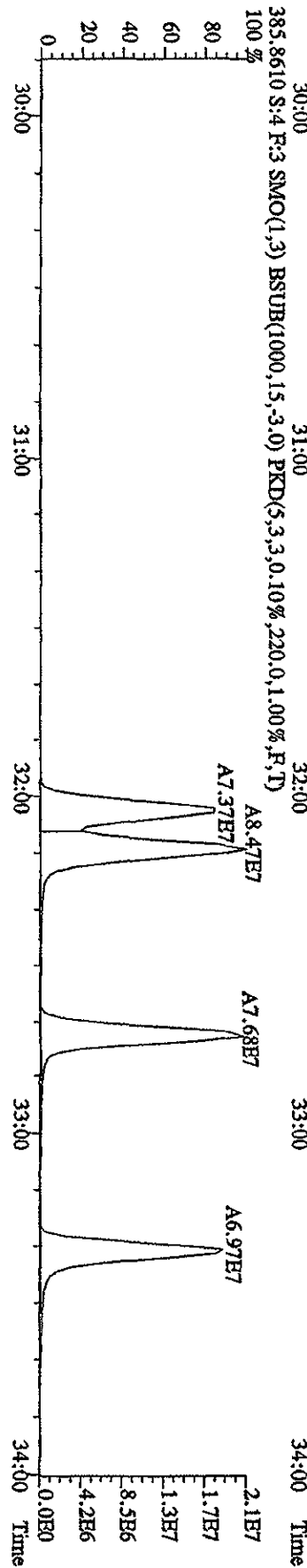
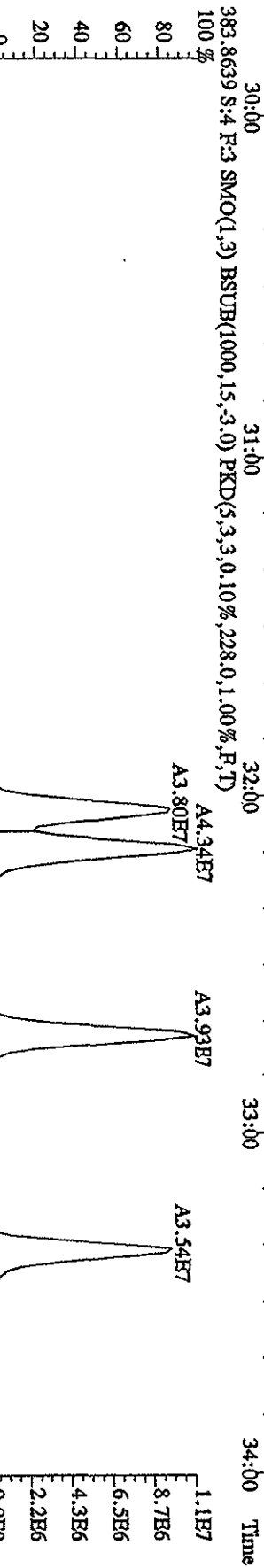
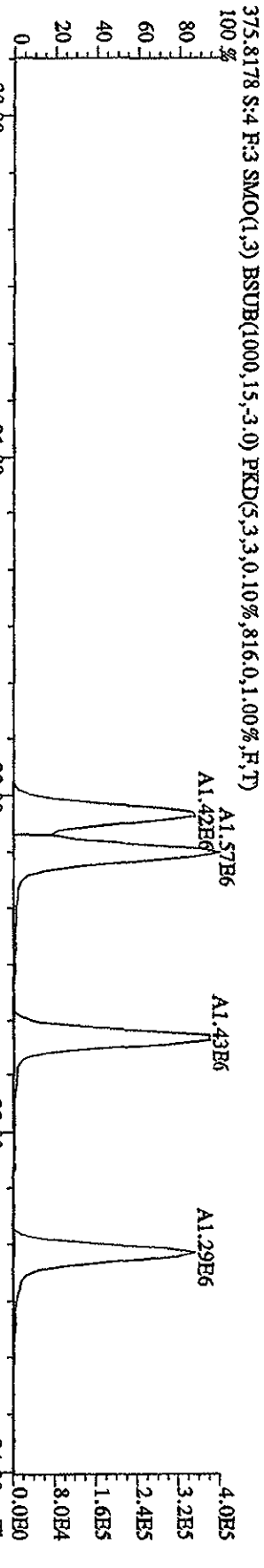
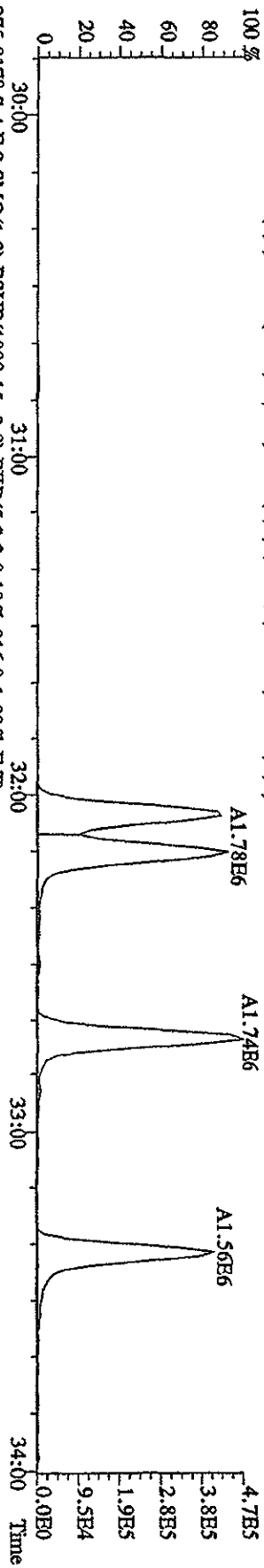
353.8970 S:4 F:2 SMO(1,3) BSUB(1000,15,-3.0) PKD(5,3,3,0,10%,3416.0,1.00%,F,T)
 100%



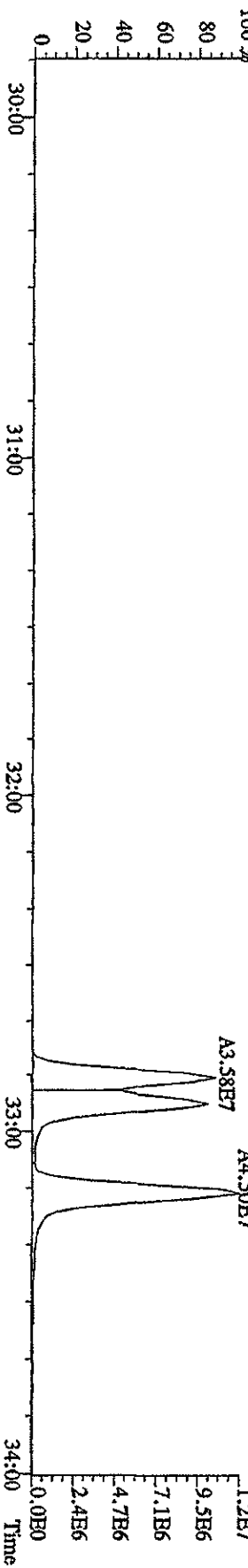
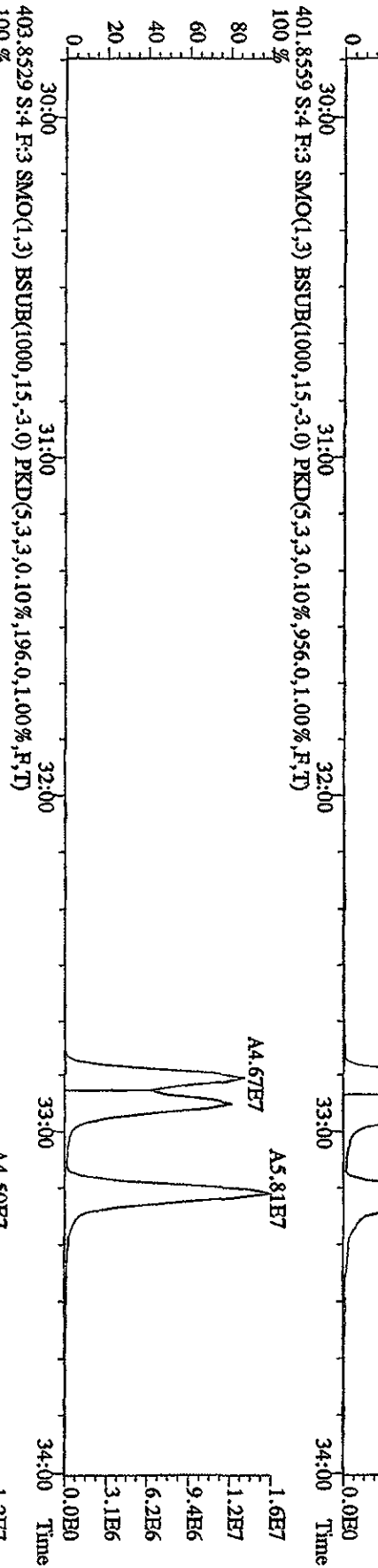

File:12AP104D5 #1-604 Acq:12-APR-2010 10:48:47 GC HI+ Voltage SIR Autospec-DHMAH
 Sample#4 Text:ST0412B :CS-1 09DXN422 Exp:DIOXINRES6290A
 355.8546 S:4 F:2 SMO(1,3) BSUB(1000,15,-3.0) PKD(5,3,3,0.10%,732.0,1.00%,F,T)
 100 %



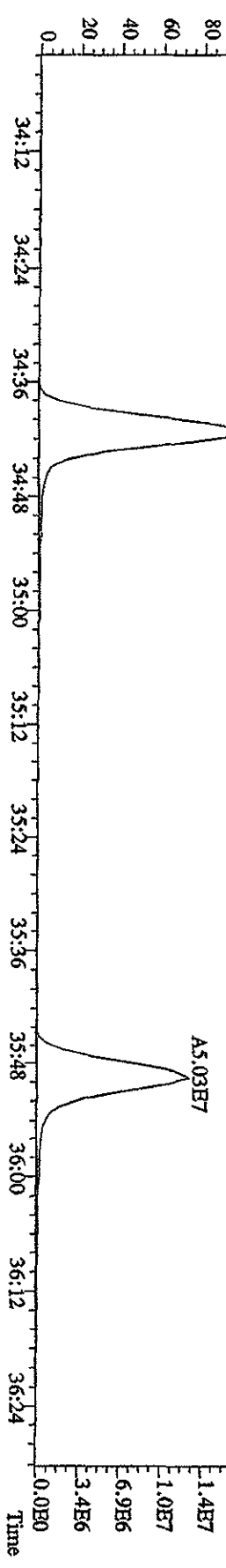


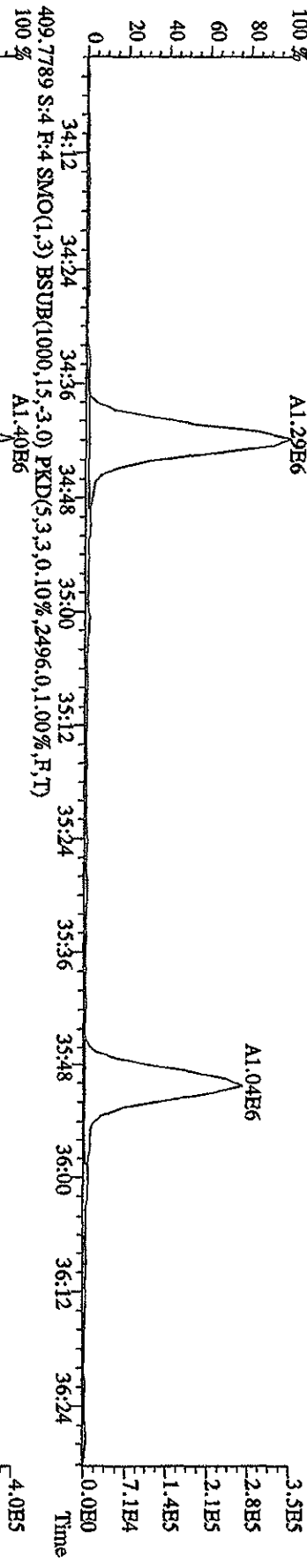
File:12AP104D5 #1-317 Acq:12-APR-2010 10:48:47 GC EI+ Voltage SIR Autospec-UltimaB
 Sample#4 Text:ST0412B :CS-1 09DXN422 Exp:DIOXINRES8290A
 373.8208 S:4 F:3 SMO(1,3) BSUB(1000,15,-3.0) PKD(5,3,3,0.10%,1420.0,1.00%,F,T)



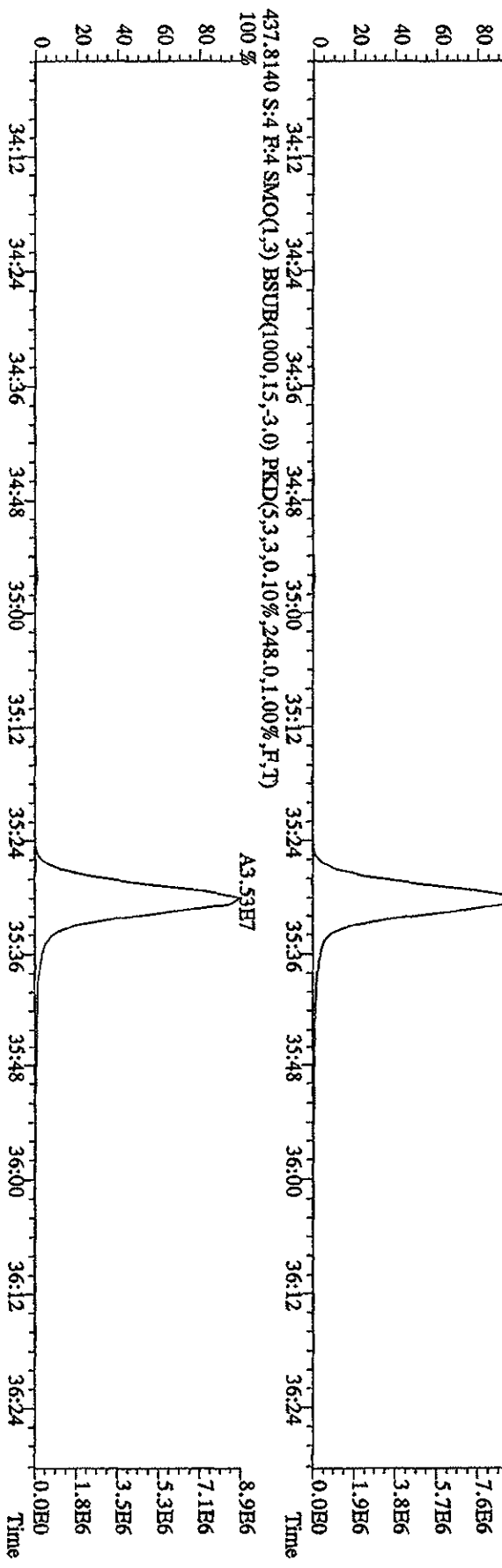
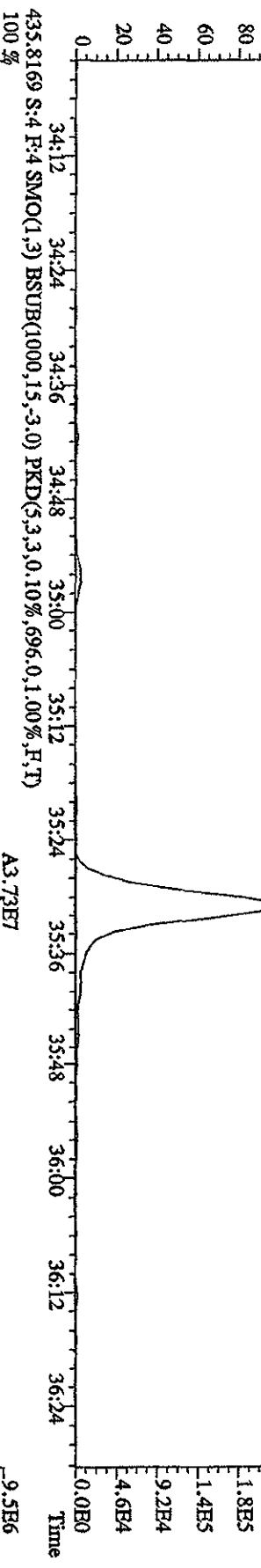
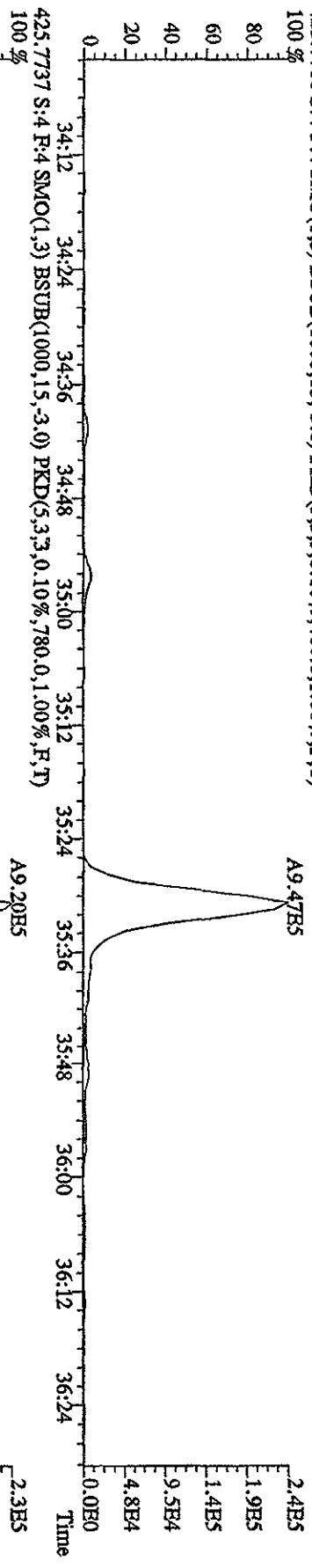
File:12AP104D5 #1-317 Acq:12-APR-2010 10:48:47 GC EI+ Voltage SIR Autospec-UltimaB
 Sample#4 Text:ST0412B :CS-1-09DXN422 Exp.:DIOXINRES8290A
 389.8157 S:4 F:3 SMO(1,3) BSUB(1000,15,-3.0) PKD(5,3,3,0,10%,828,0,1,00%,F,T)



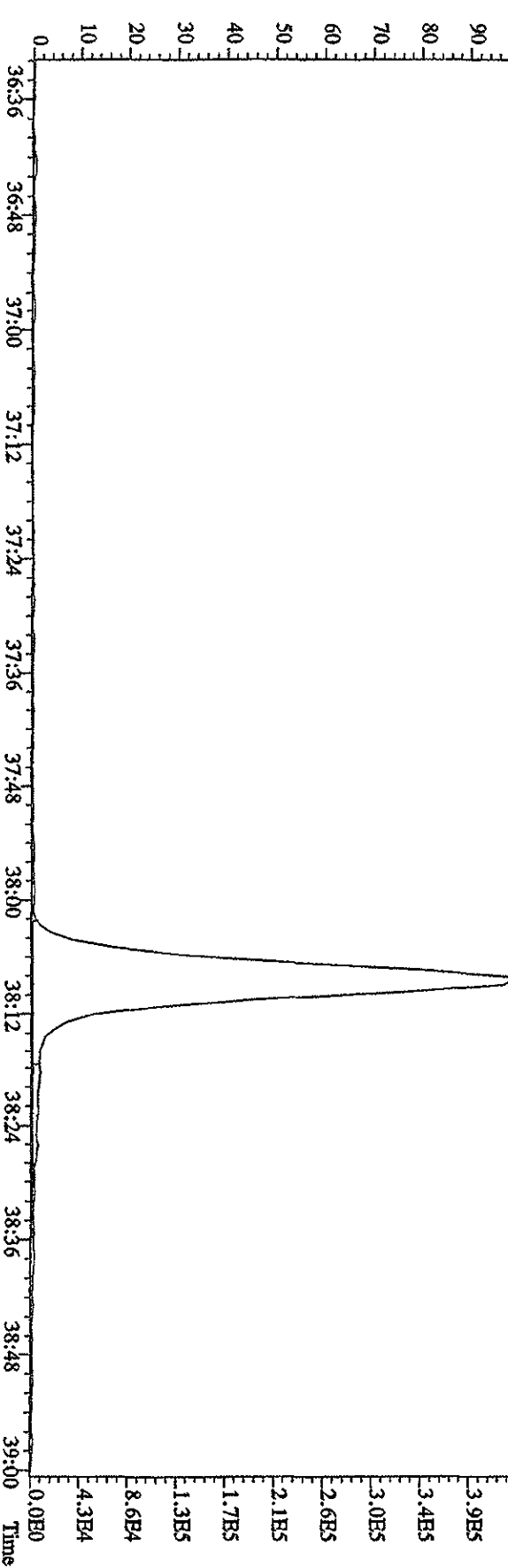
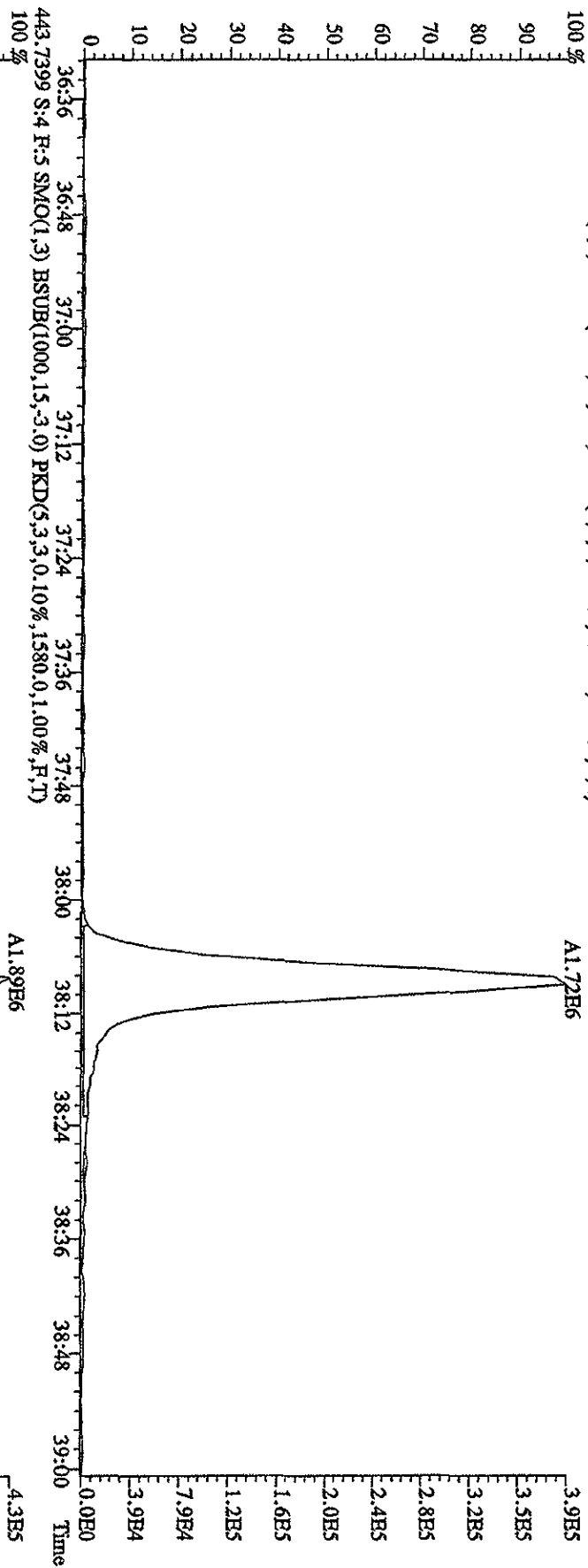
File:12AP104D5 #1-198 Acq:12-APR-2010 10:48:47 GC EI+ Voltage STR Autospec-UltimaE
 Sample#4 Text:ST0412B :CS-1 09DXN422 Exp:DIOXINRES8290A
 407.7818 S:4 F:4 SMO(1,3) BSUB(1000,15,3,0) PKD(5,3,3,0,10%,4044,0,1,00%,F,T)
 100% A1.29E6



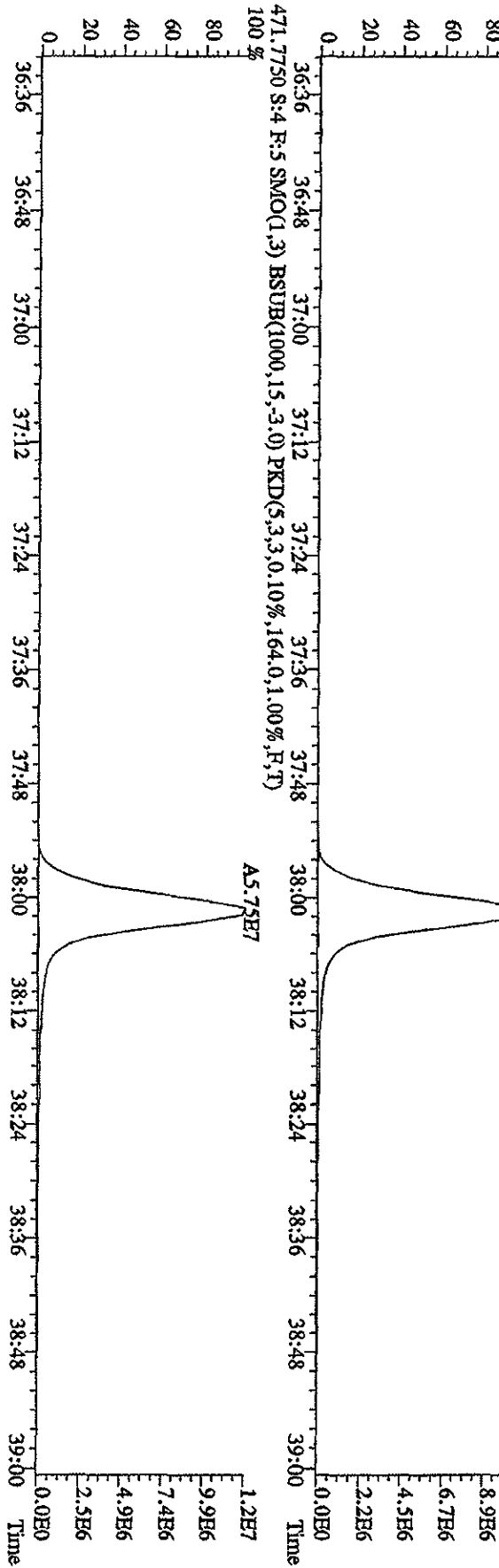
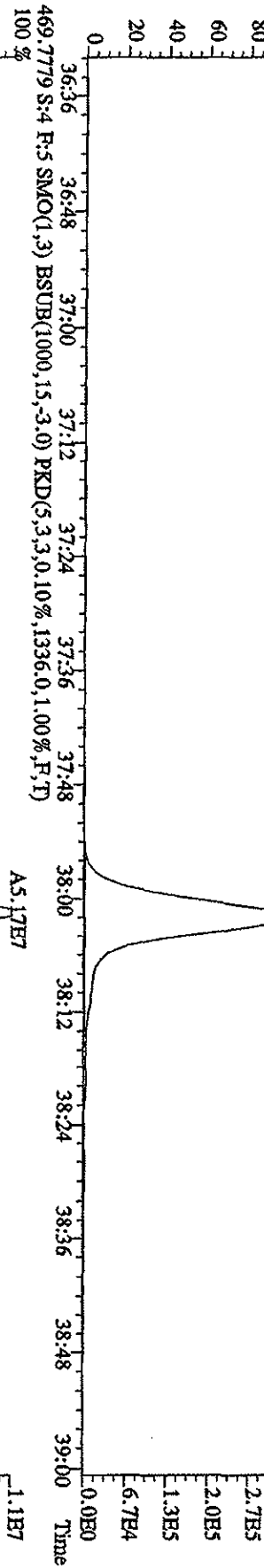
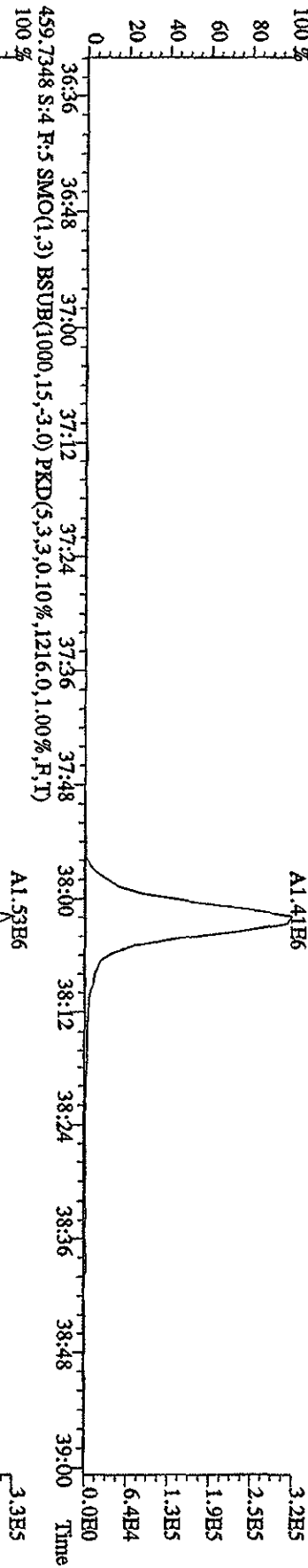
File:12AP104D5 #1-198 Acq:12-APR-2010 10:48:47 GC EI+ Voltage SIR Autospec-UltimaB
 Sample#4 Text:ST0412B :CS-1 09DXN422 Exp:DIOXINRES8290A
 423.7766 S:4 F:4 SMO(1,3) BSUB(1000,15,-3,0) PKD(5,3,3,0,10%,460,0,1,00%,F,T)



File:12AP104D5 #1-191 Acq:12-APR-2010 10:48:47 GC EI+ Voltage 51R Autospec-UltimaB
Sample#4 Text:ST0412B :CS-1 09DXN422 Exp.:DIOXINRES8290A
441.7428 S:4 R:5 SMO(1,3) BSUB(1000,15,-3,0) PKD(5,3,3,0,10%,1720.0,1.00%,F,T)



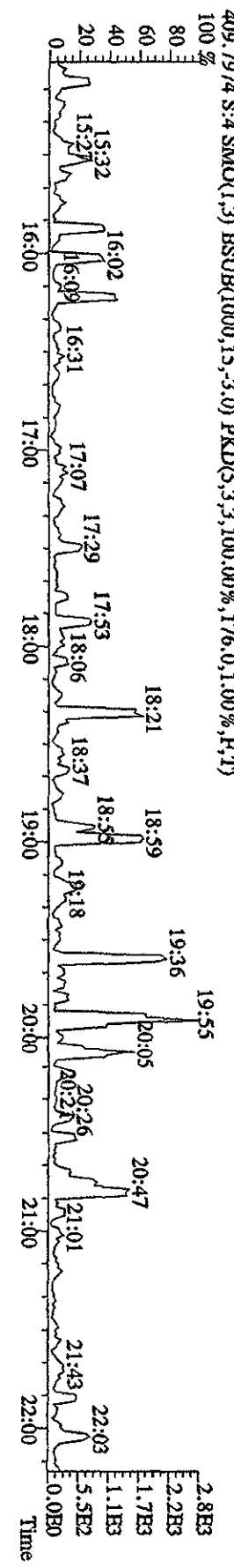
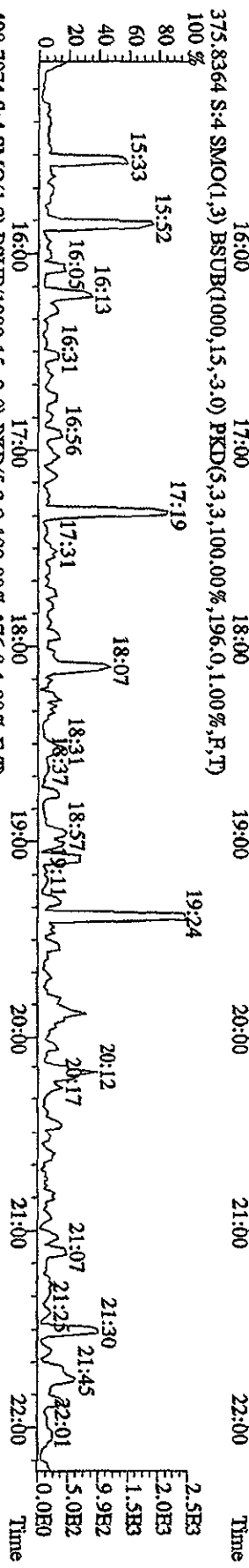
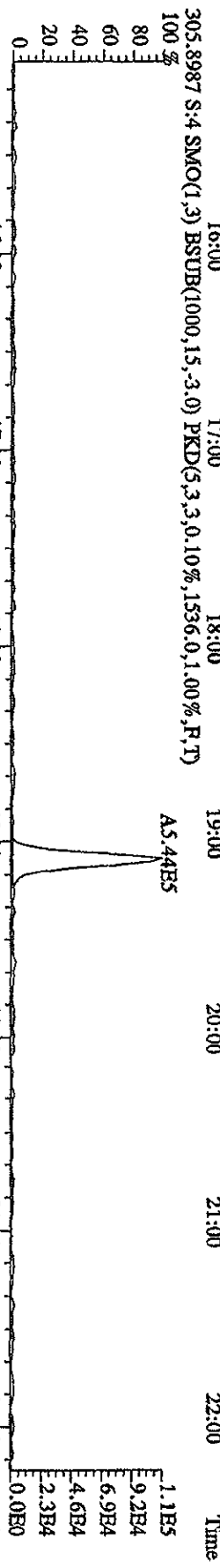
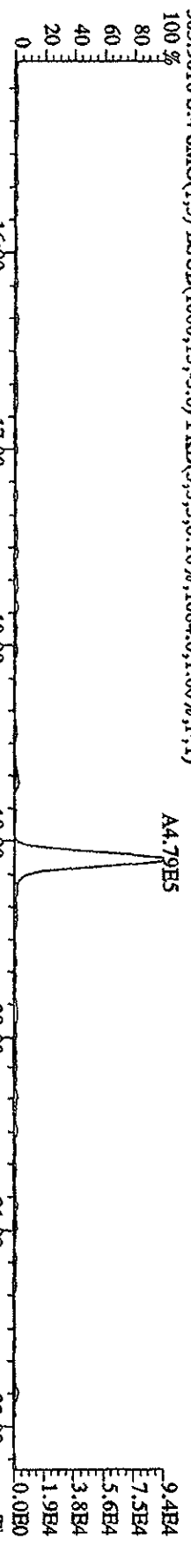

File:12AP104D5 #1-191 Acq:12-APR-2010 10:48:47 GC HI+ Voltage SIR Autospec-UltimaB
 Sample#4 Text:ST0412B :CS-1 09DXN422 Exp:DIOXINRES8290A
 457.7377 S:4 F:5 SMO(1,3) BSUB(1000,15,-3.0) PKD(5,3,3,0,10%,1816,0,1,00%,F,T)



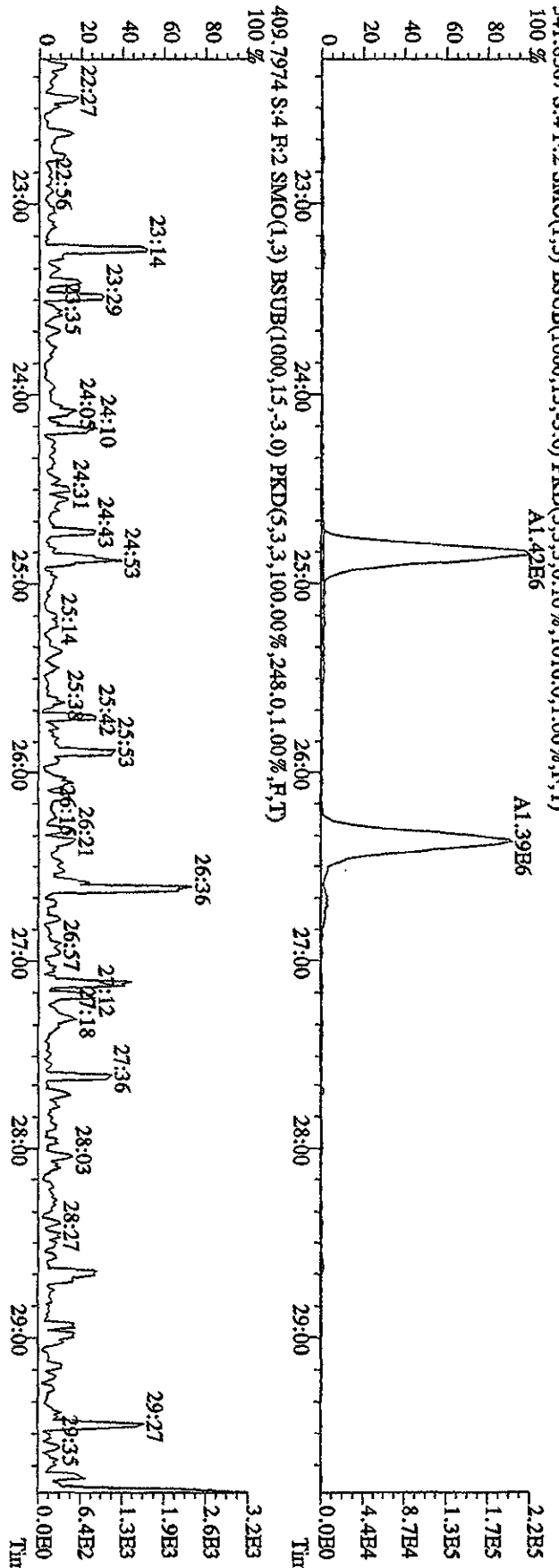
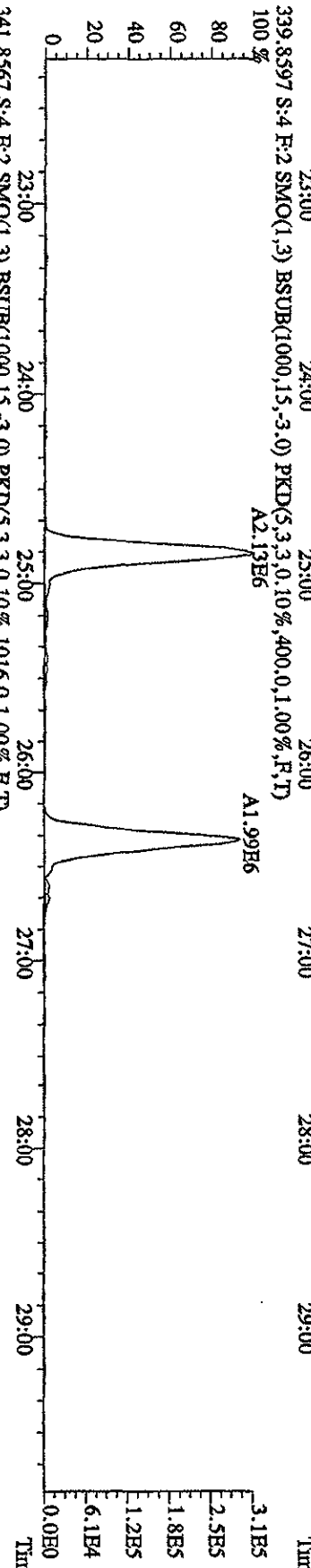
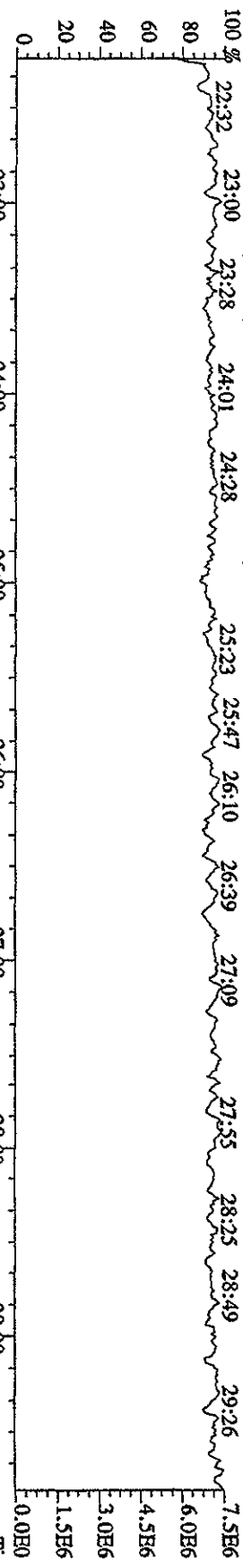
File:12AP104D5 #1-435 Acq:12-APR-2010 10:48:47 GC EI + Voltage SIR Autospec-Ultimate

Sample#4 Text:ST0412B :CS-1 09DXN422 Exp:DIOXINRES8290A

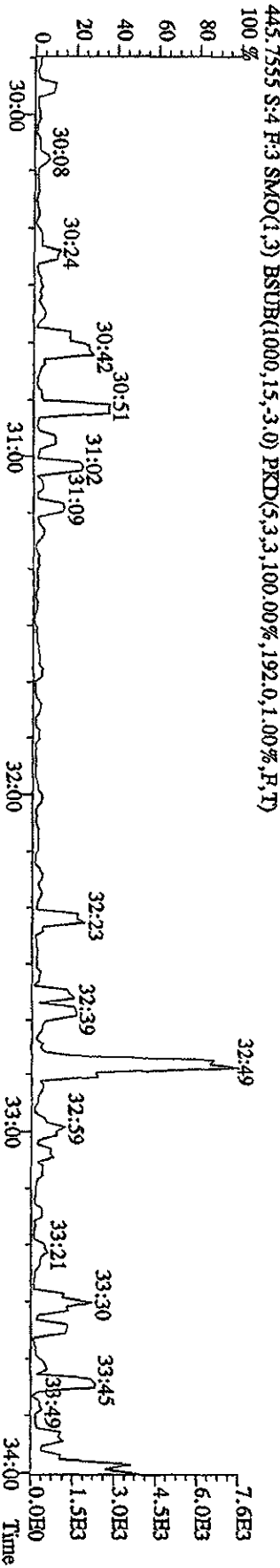
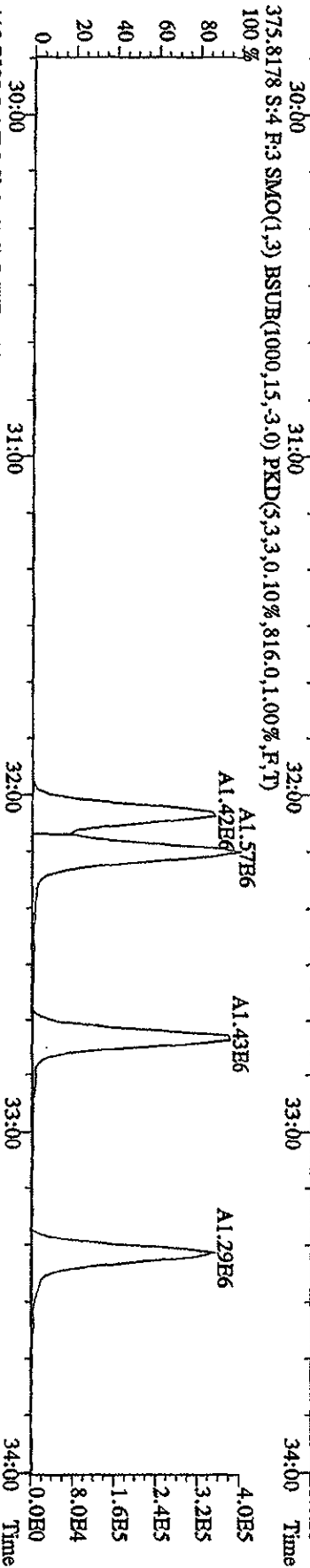
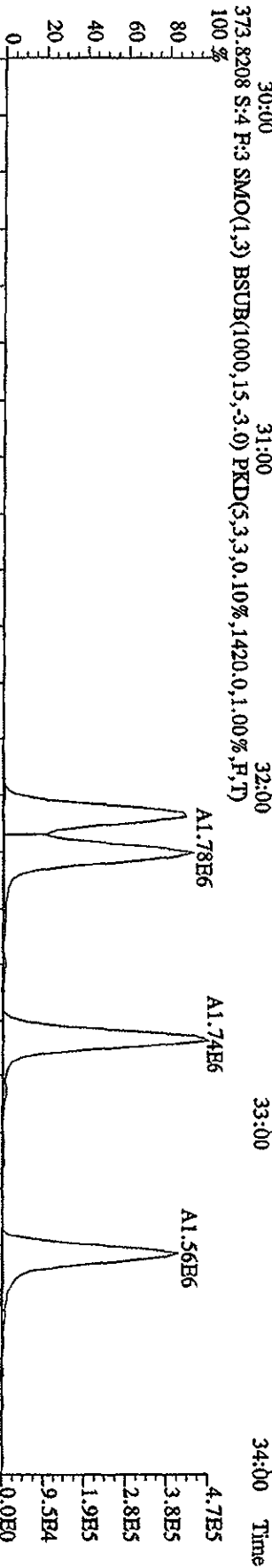
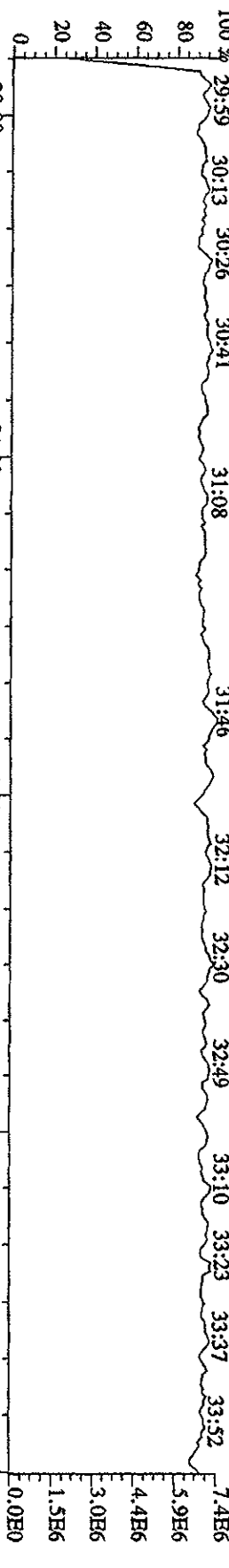
354.9792 S:4 SMO(1.3) PKD(5.3,3.100.00%,0.0,1.00%,F,T) 15:16 15:56 16:19 16:52 17:15 17:38 18:00 18:27 18:56 19:39 20:27 20:58 21:20 21:44



File:12AP104D5 #1-604 Acq:12-APR-2010 10:48:47 GC BI+ Voltage SIR Autospec-UltimaB
 Sample#4 Text:ST0412B :CS-1 09DXN422 Exp:DI0XINRHS8290A

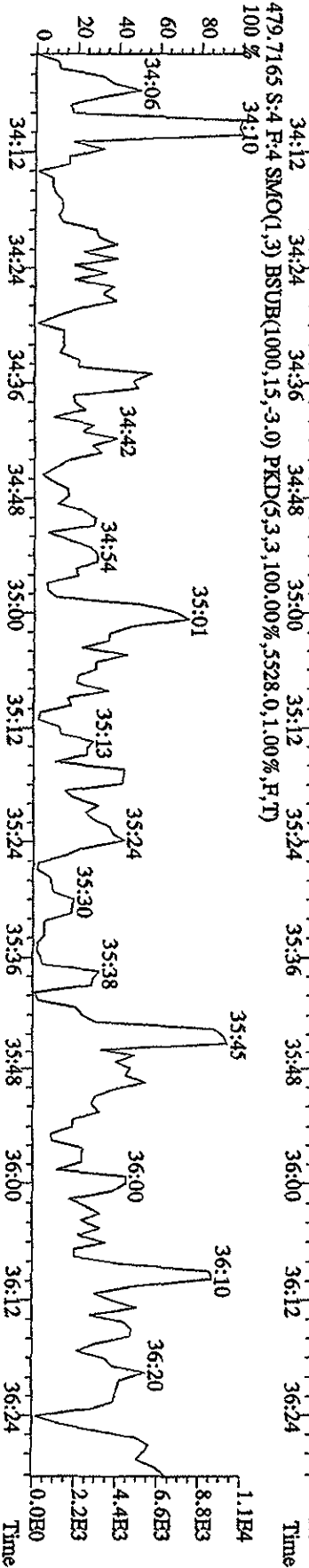

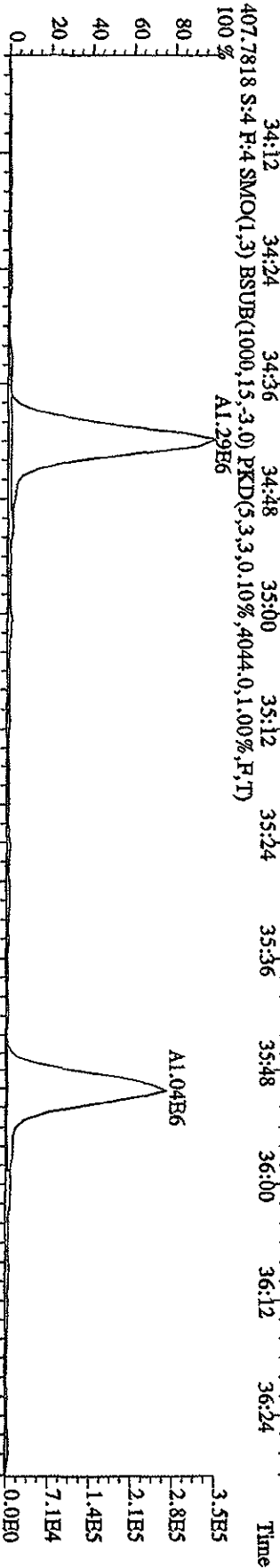
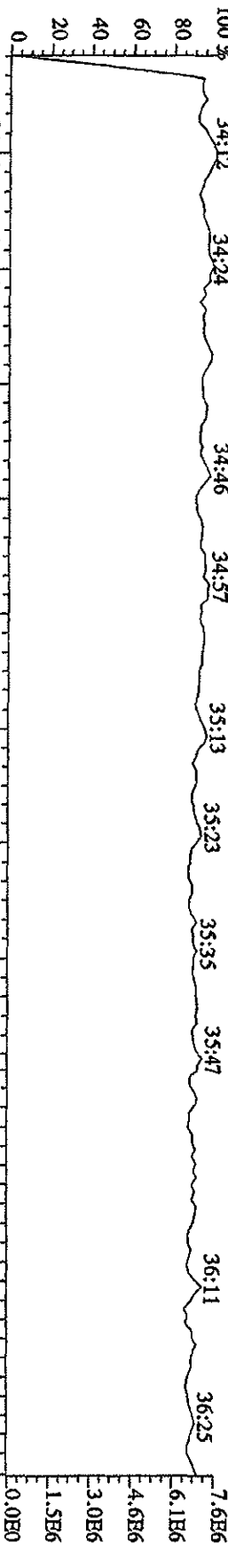


File:12AP104D5 #1-317 Acq:12-APR-2010 10:48:47 GC HI+ Voltage SIR Autospec-Ultimate
 Sample#4 Text:ST0412B :CS-1 09DXN422 Exp:DIOXINRES8290A
 430.9728 S:4 F:3 SMO(1,3) PKD(5,3,3,100.00%,0.0,1.00%,F,T)
 100% 29:59 30:13 30:26 30:41 31:08 31:46 32:12 32:30 32:49 33:10 33:23 33:37 33:52

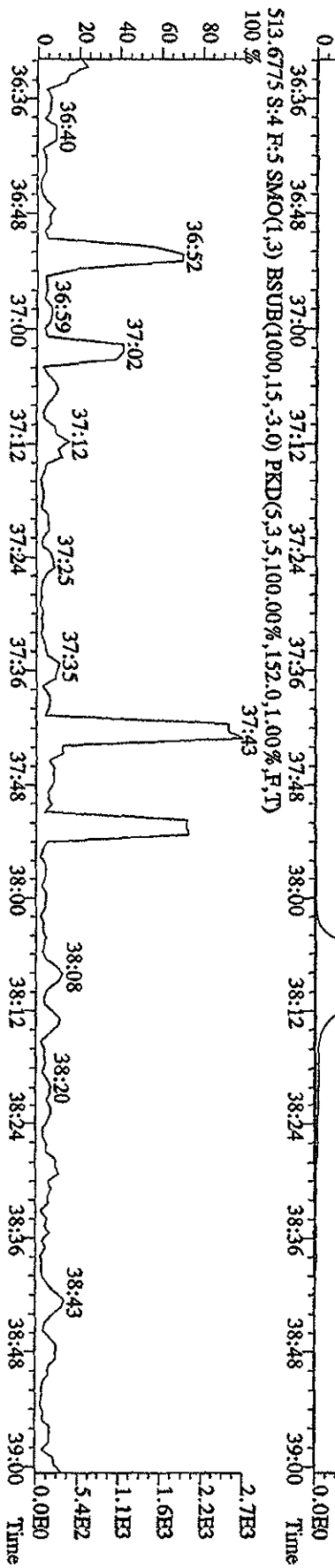

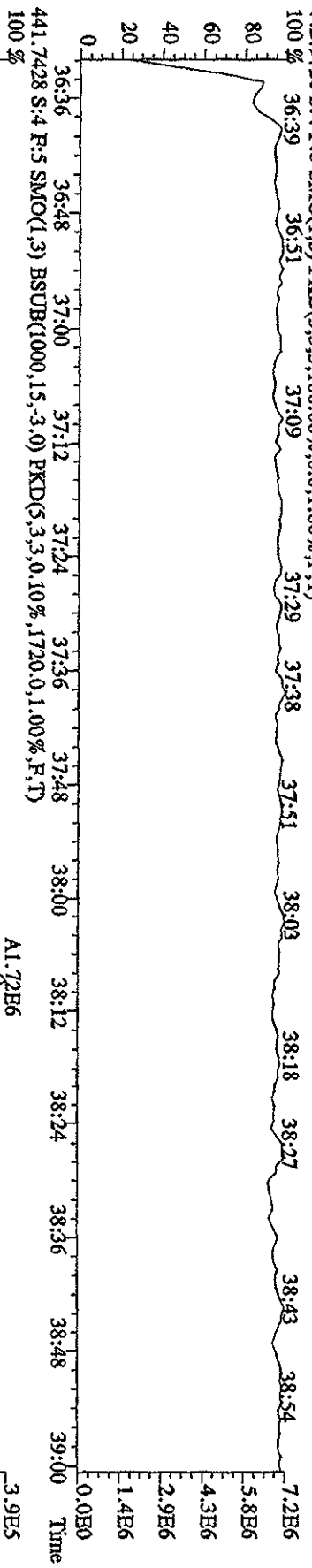


File:12ADP104D5 #1-198 Acq:12-APR-2010 10:48:47 GC HI+ Voltage SIR Autospec-UltimaB

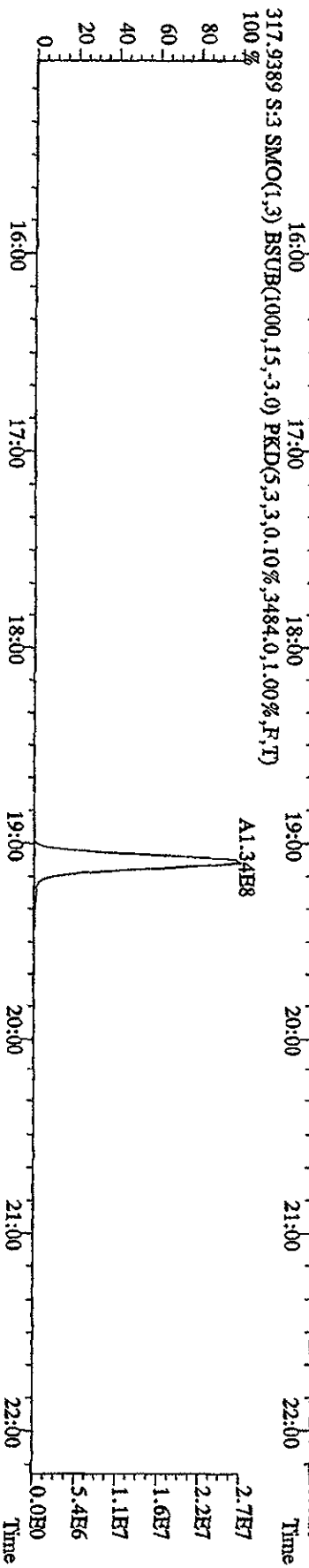
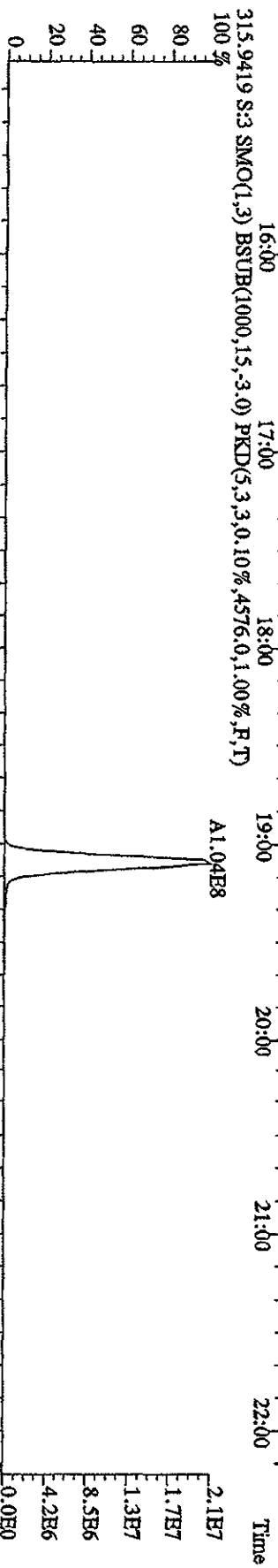
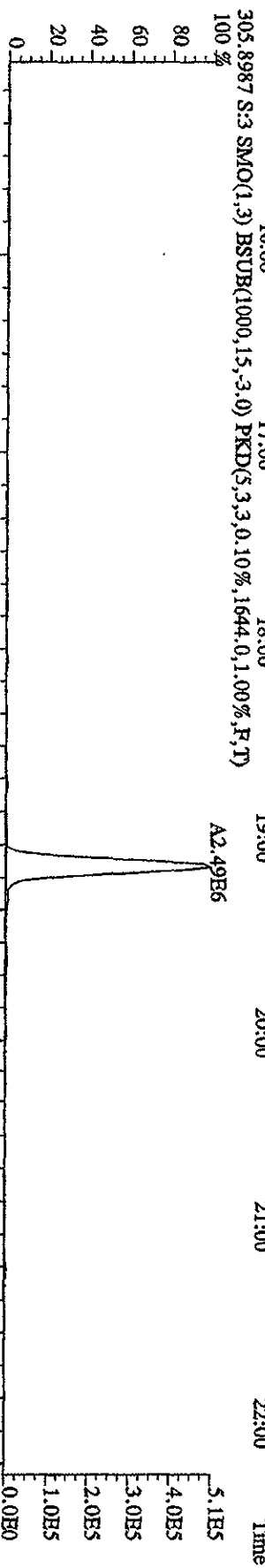
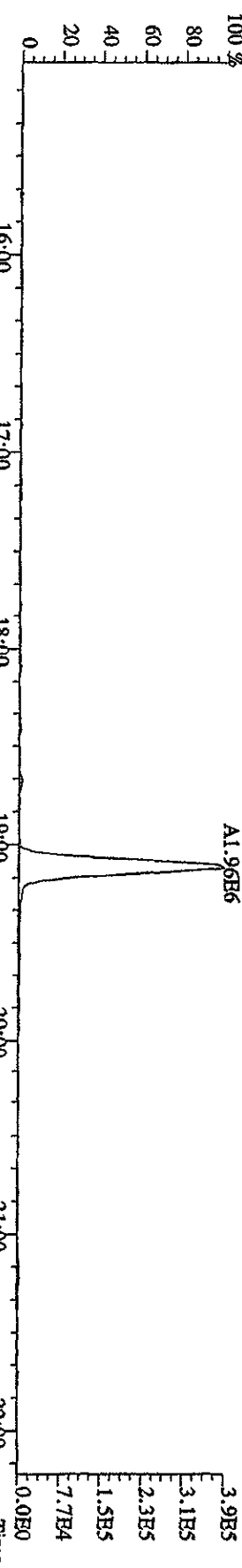
Sample#4 Text:ST0412B :CS-1 09DXN422 Bsp:DIOXINRES8290A



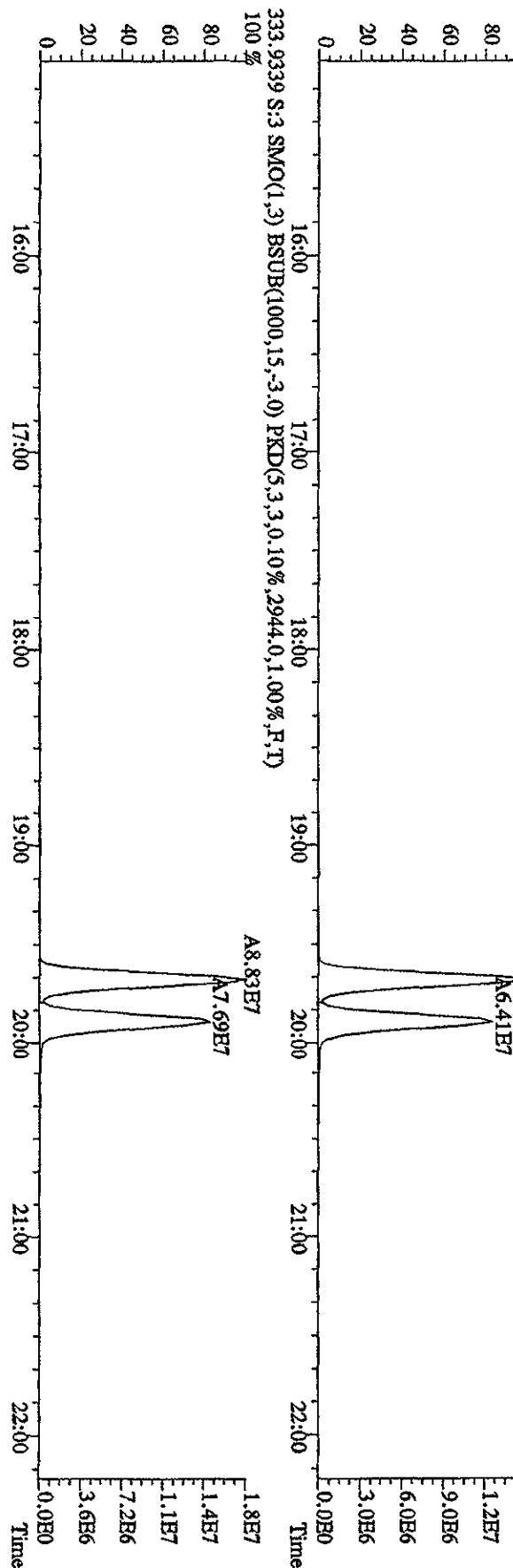
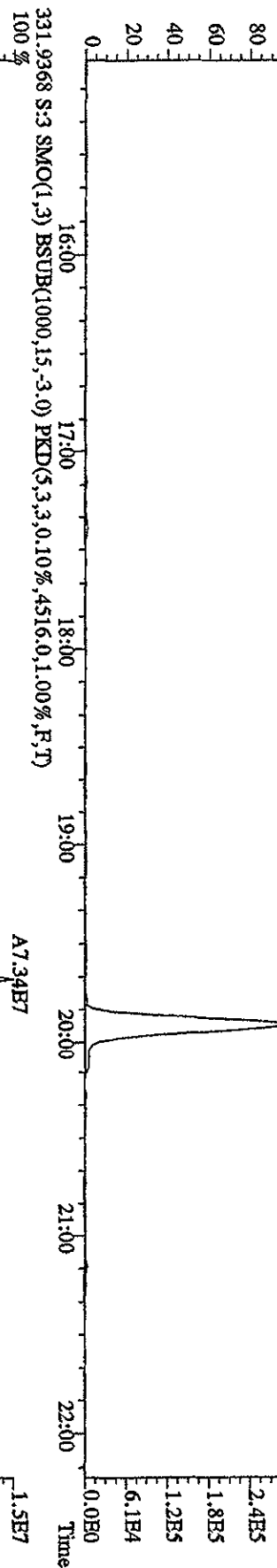

File:12AAP104D5 #1-191 Acq:12-APR-2010 10:48:47 GC HI+ Voltage SIR Autospec-Ultimat
 Sample#4 Text:ST0412B :CS-1 09DXN422 Exp:DIOXINRES8290A



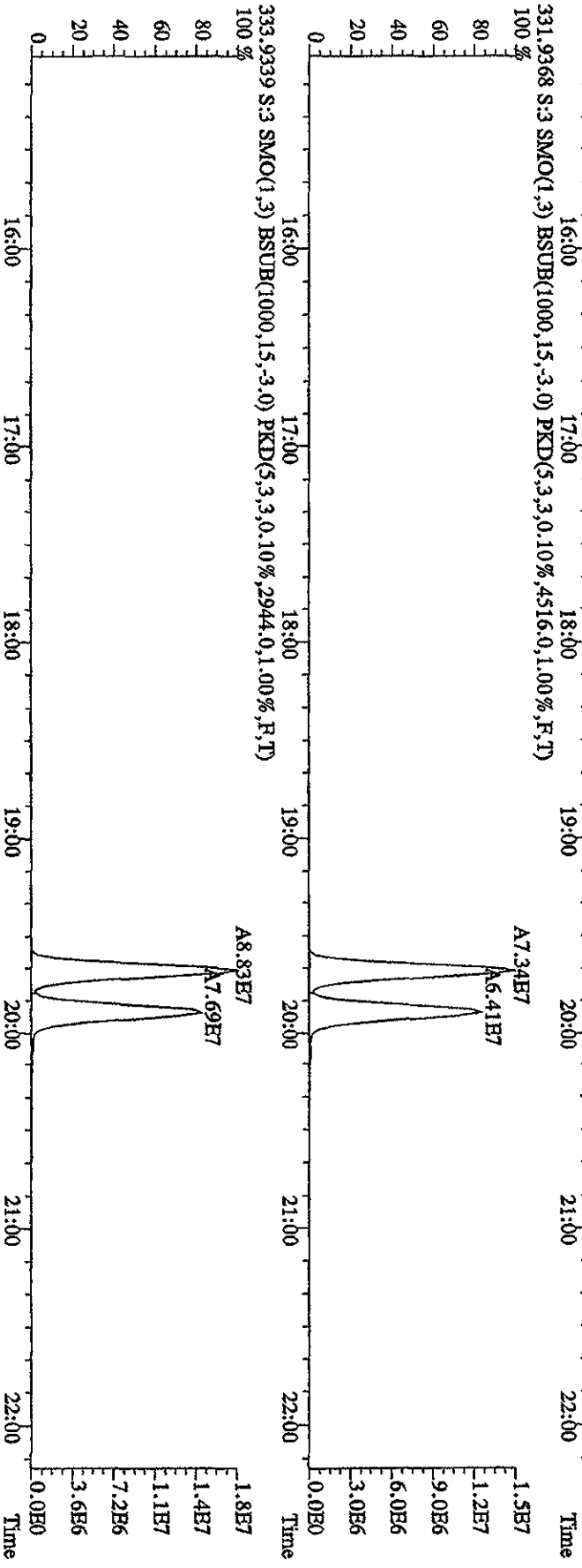

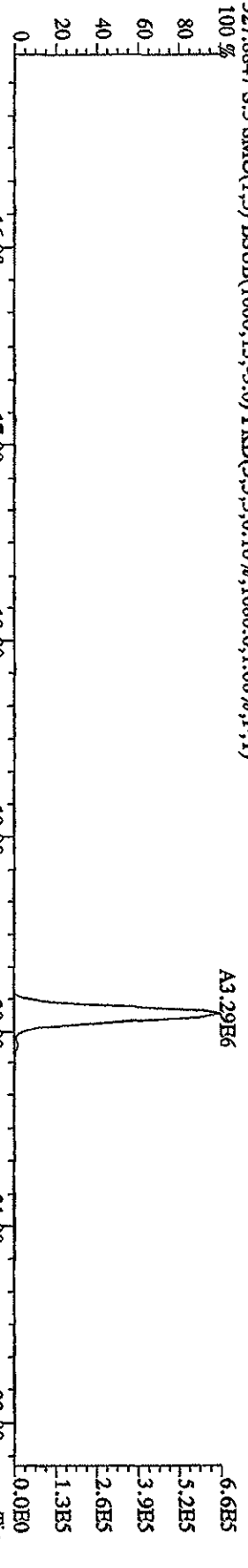
File: 12AP104D5 #1-435 Acq: 12-APR-2010 10:04:44 GC HI + Voltage SIR Autospec-Ultimate
 Sample#3 Text: ST0412A :CS-2 09DXN423 Hex: DIOXINRES8290A
 303.9016 S:3 SMO(1,3) BSUB(1000,15,-3,0) PKD(5,3,3,0.10%,616.0,1.00%,F,T)



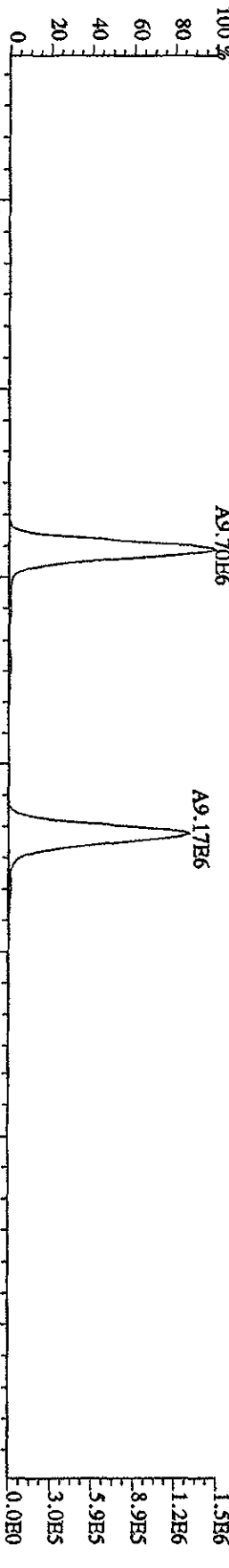
File:12AP104D5 #1-435 Acq:12-APR-2010 10:04:44 GC EI+ Voltage SIR Autospec-UltimaB
 Sample#3 Text:ST0412A :CS-2 09DXN423 Bsp:DIOXINRES8290A
 319.8965 S:3 SMO(1,3) BSUB(1000,15,-3,0) PKD(5,3,3,0,10%,756.0,1.00%,F,T)



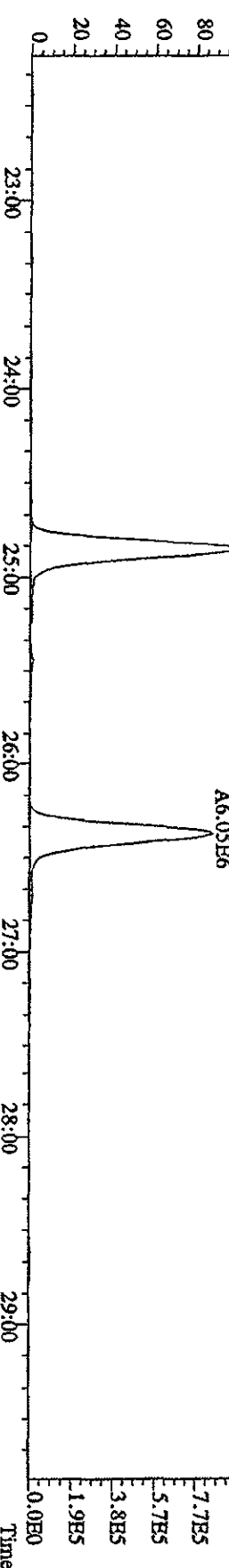
File:12AP104D5 #1-435 Acq:12-APR-2010 10:04:44 GC EI+ Voltage SIR Autospec-UltimaB
 Sample#3 Text:ST0412A :CS-2 09DXN423 Exp:DIOXINRES8290A
 327.8847 S:3 SMO(1,3) BSUB(1000,15,-3,0) PKD(5,3,3,0,10%,1680,0,1,00%,F,T)



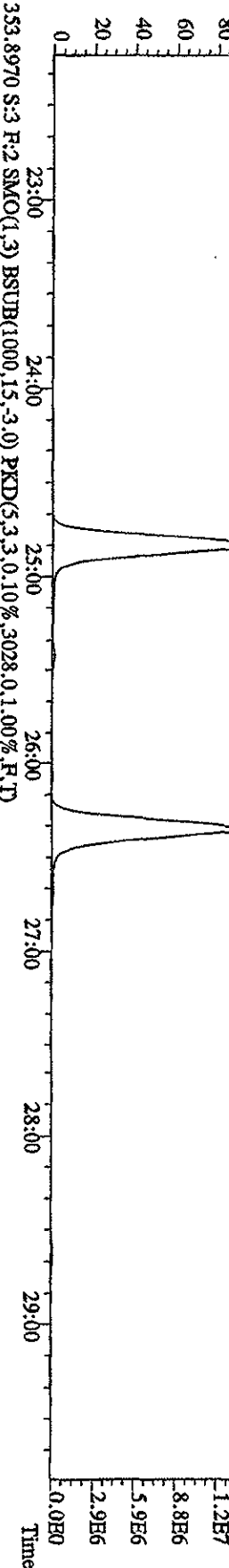
File:12AP104D5 #1-605 Acq:12-APR-2010 10:04:44 GC EI+ Voltage SIR Autospec-UltimaB
 Sample#3 Text:ST0412A :CS-2 09DXN423 Bsp:DIOXINRES8290A
 339.8597 S:3 F:2 SMO(1,3) BSUB(1000,15,-3.0) PKD(5,3,3,0.10%,676.0,1.00%,F,T)
 A9.70E6



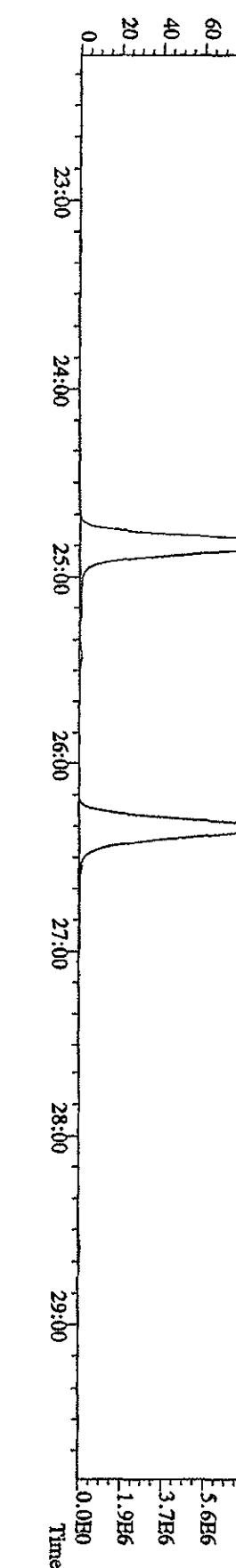
341.8567 S:3 F:2 SMO(1,3) BSUB(1000,15,-3.0) PKD(5,3,3,0.10%,1276.0,1.00%,F,T)
 A6.39E6



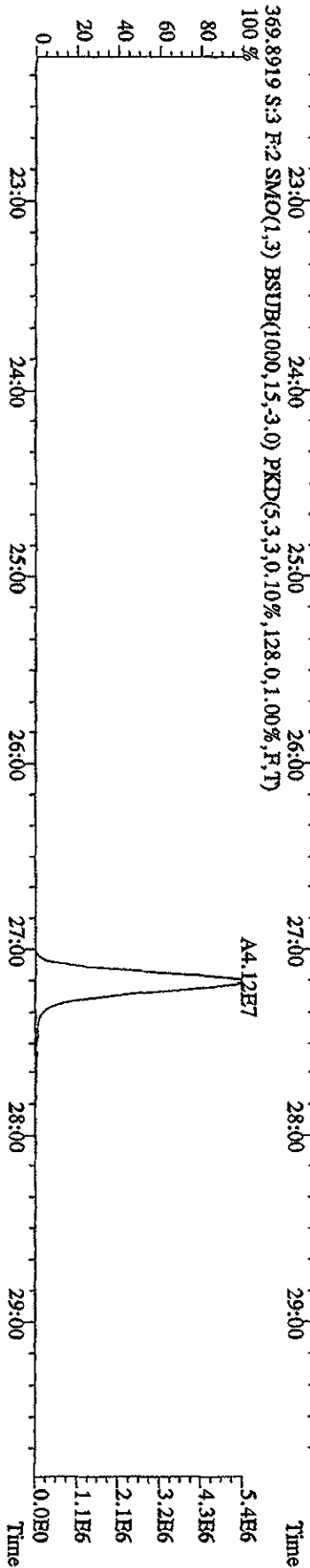



351.9000 S:3 F:2 SMO(1,3) BSUB(1000,15,-3.0) PKD(5,3,3,0.10%,3636.0,1.00%,F,T)
 A9.57E7



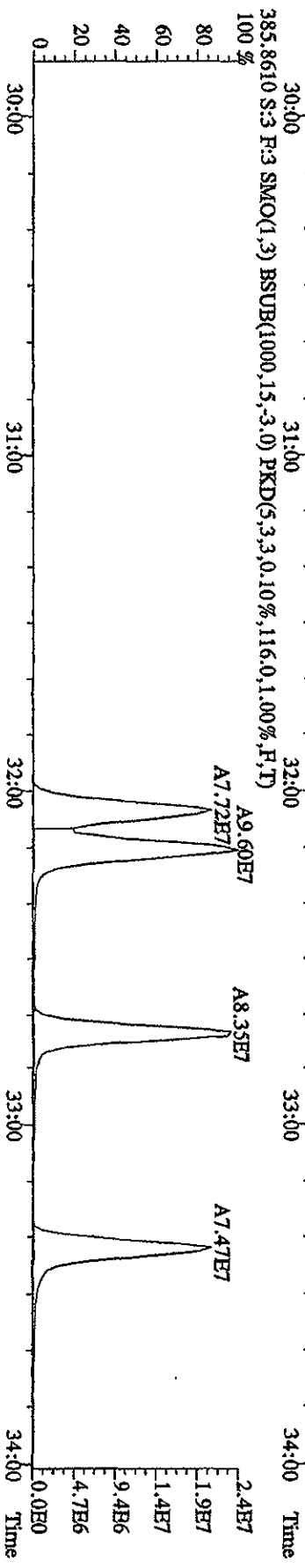
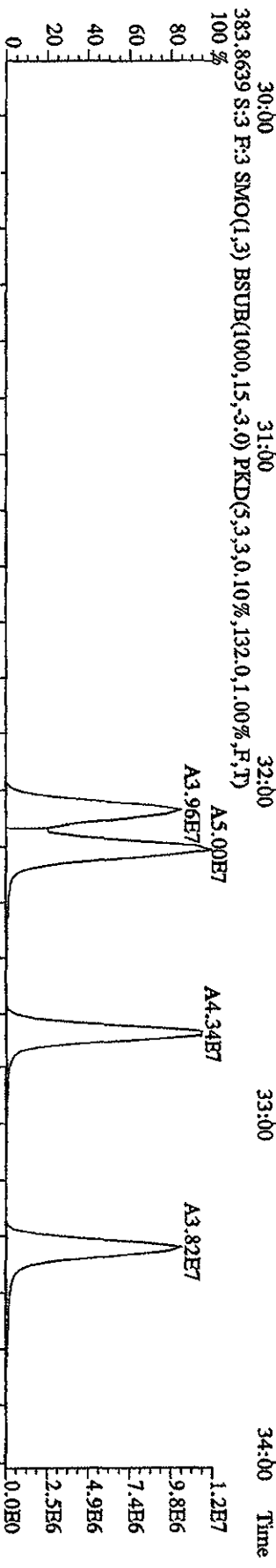
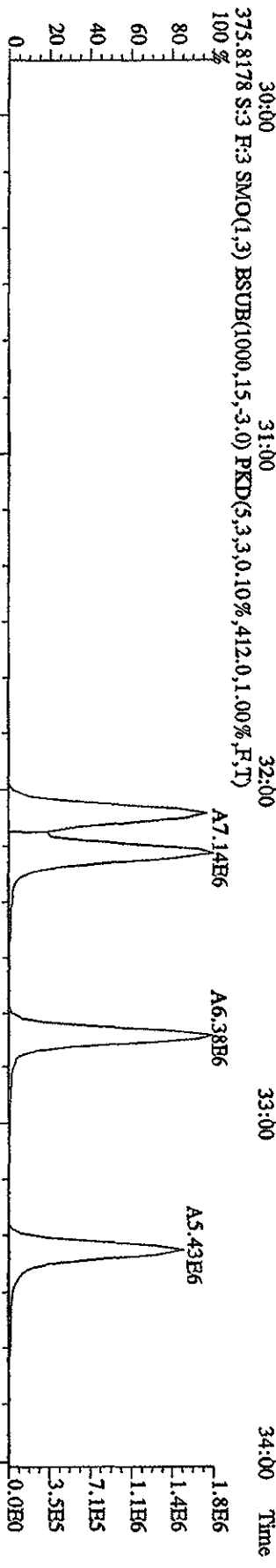
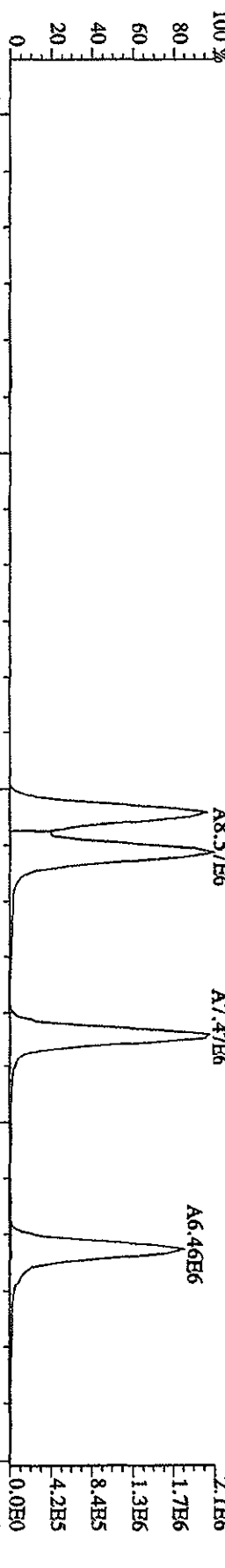
353.8970 S:3 F:2 SMO(1,3) BSUB(1000,15,-3.0) PKD(5,3,3,0.10%,3028.0,1.00%,F,T)
 A6.18E7



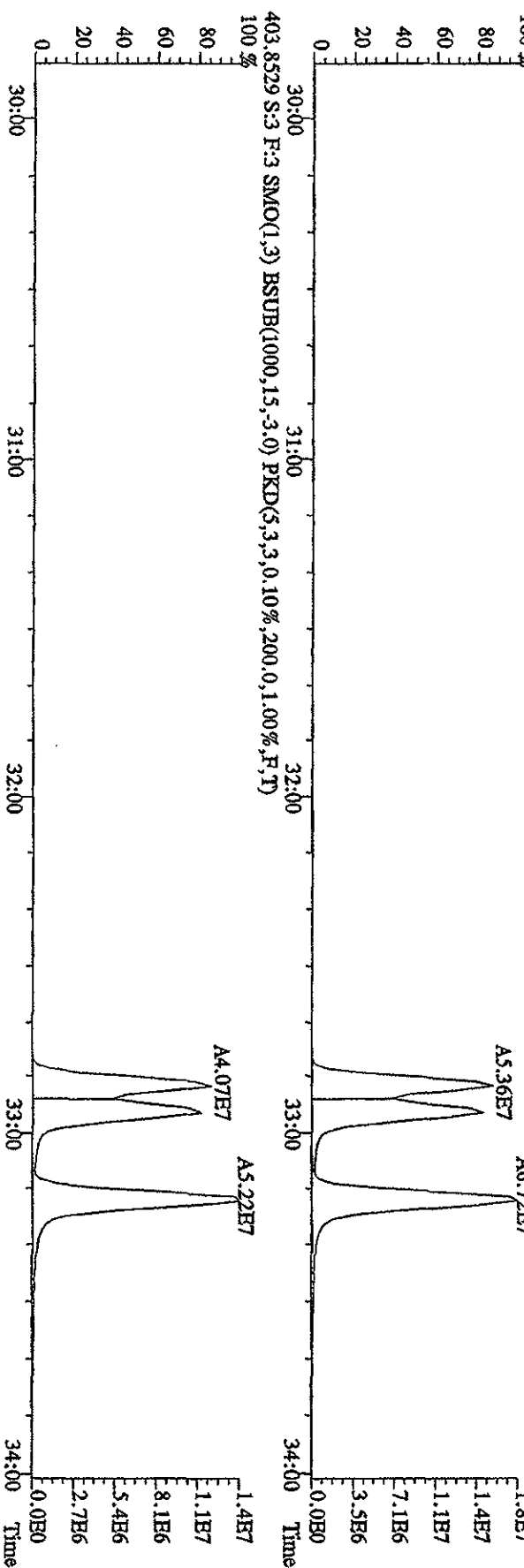
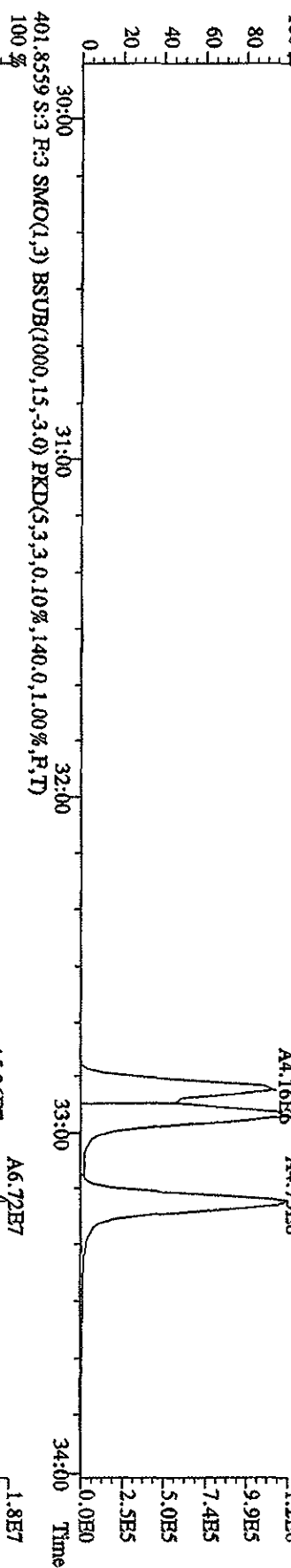

File:12AP104D5 #1-605 Acq:12-APR-2010 10:04:44 GC EI+ Voltage SFR Autospec-DitmaB
 Sample#3 Text:ST0412A :CS-2 09DXN423 Exp:DIOXINRES8290A
 355.8546 S:3 F:2 SMO(1,3) BSUB(1000,15,-3.0) PKD(5,3,3,0.10%,832.0,1.00%,F,T)



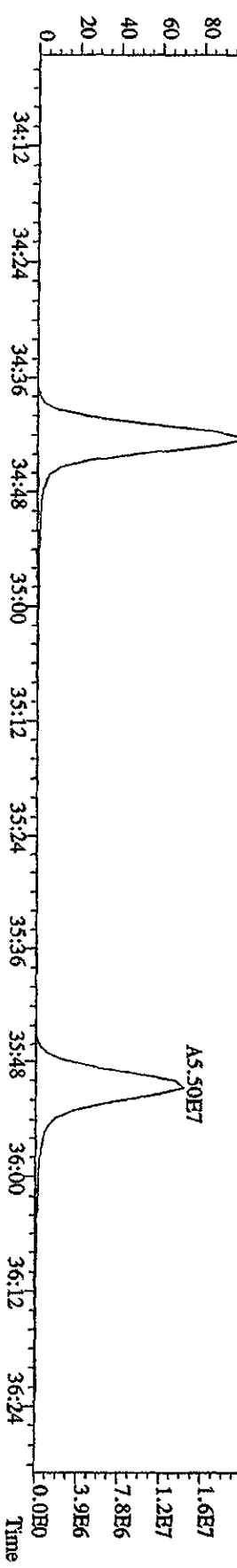



File:12AP104D5 #1-317 Acq:12-APR-2010 10:04:44 GC HI+ Voltage SIR Autospec-UltimaB
 Sample#3 Text:ST0412A :CS-2 09DXN423 Exp:DIOXINRES6290A
 373.8208 S:3 F:3 SMO(1,3) BSUB(1000,15,-3,0) PKD(5,3,3,0,10%,808,0,1,00%,F,T)



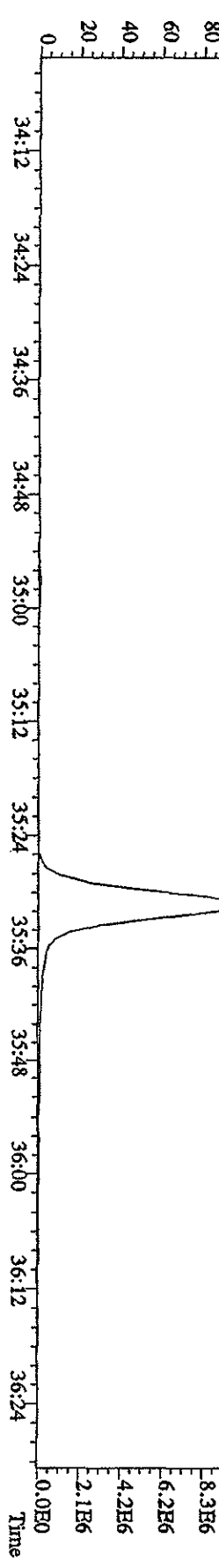
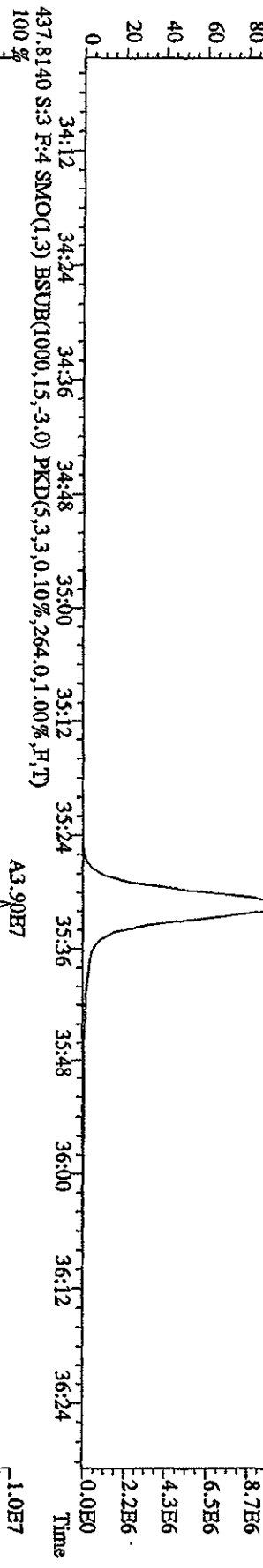
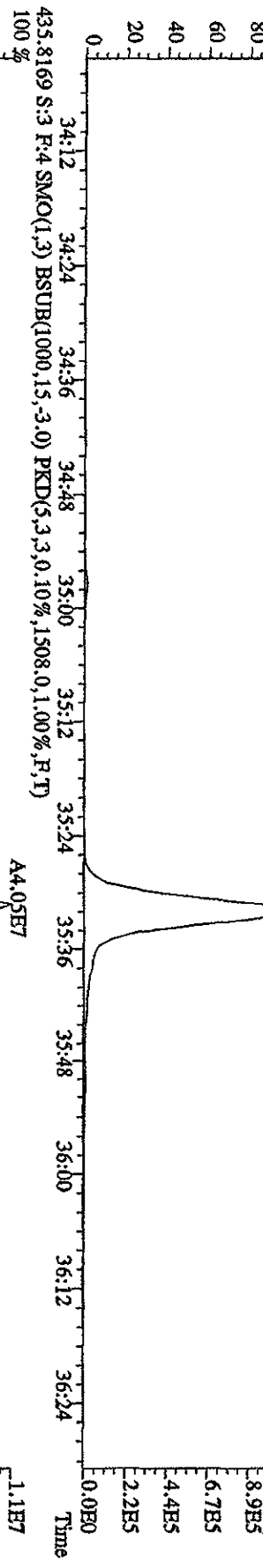
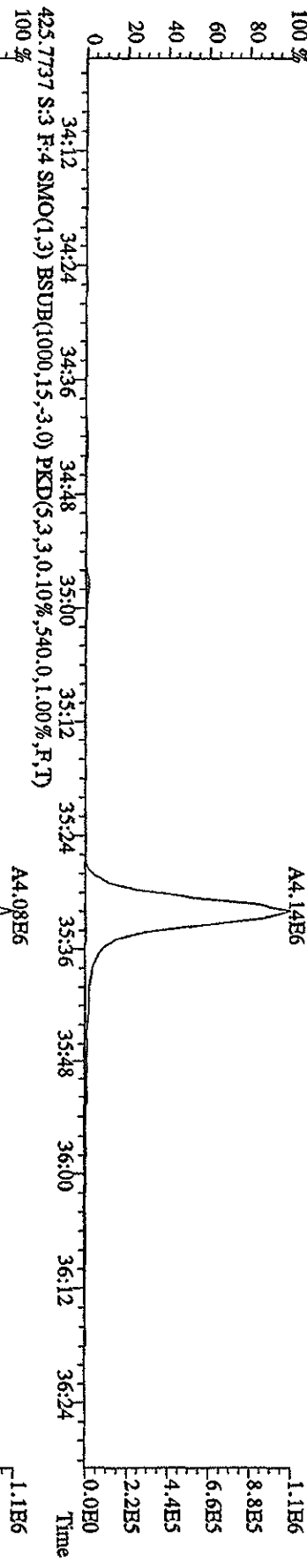
File:12AP104D5 #1-317 Acq:12-APR-2010 10:04:44 GC EI+ Voltage 81V Autospec-UltimaB
 Sample#3 Text:ST0412A :CS-2 09DXN423 Exp:DIOXINRES8290A
 389.8157 S:3 F:3 SMO(1,3) BSUB(1000,15,-3.0) PKD(5,3,3,0.10%,532.0,1.00%,F,T,D)



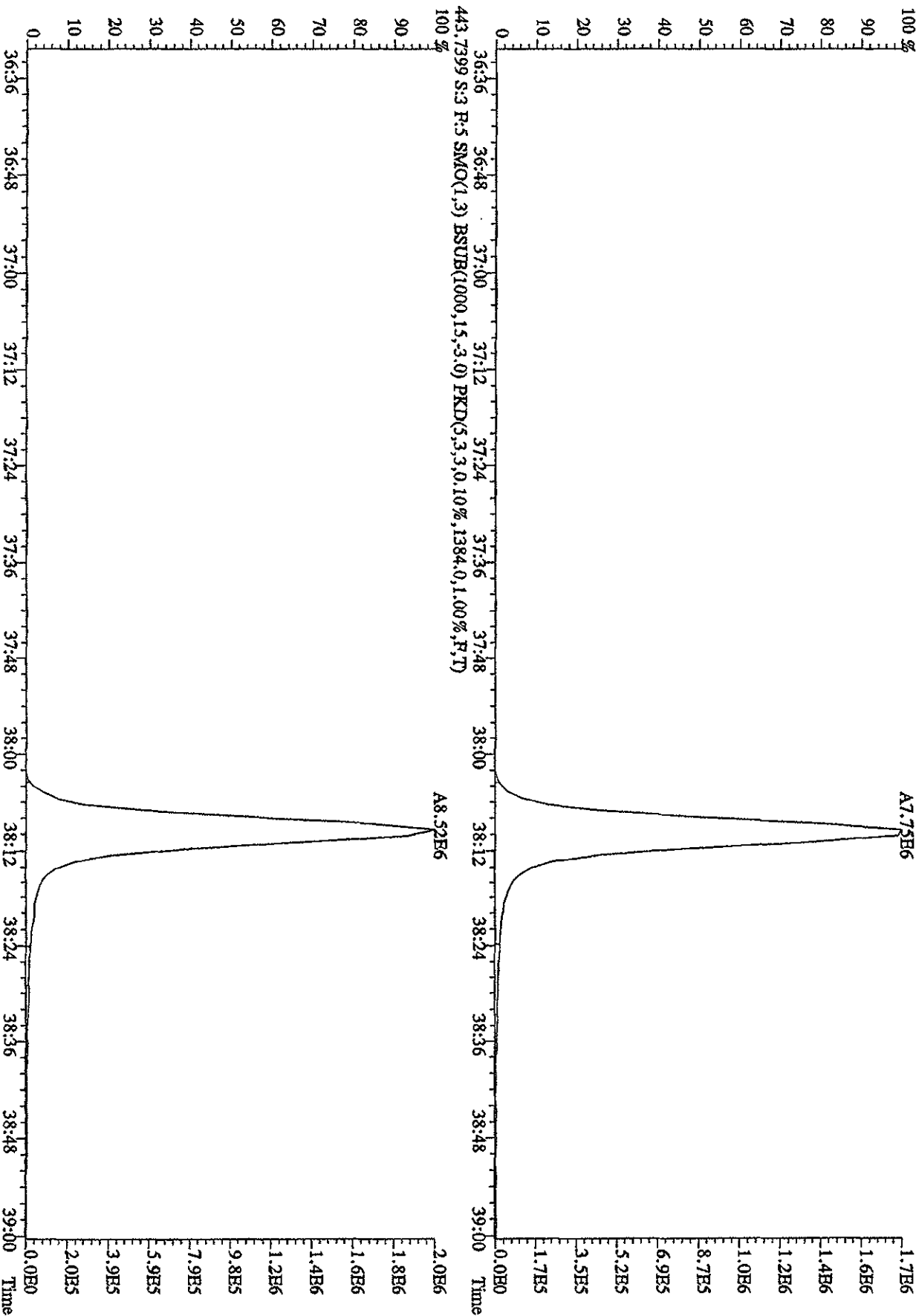
File:12ADP104D5 #1-198 Acq:12-APR-2010 10:04:44 GC EI+ Voltage SIR Autospec-UltimaE
 Sample#3 Text:ST0412A :CS-2 09DXN423 Exp:DIOXINRES8290A
 407.7818 S.3 F:4 SMO(1,3) BSUB(1000,15,-3.0) PKD(5,3,3,0.10%,5260.0,1.00%,F,T)
 100%



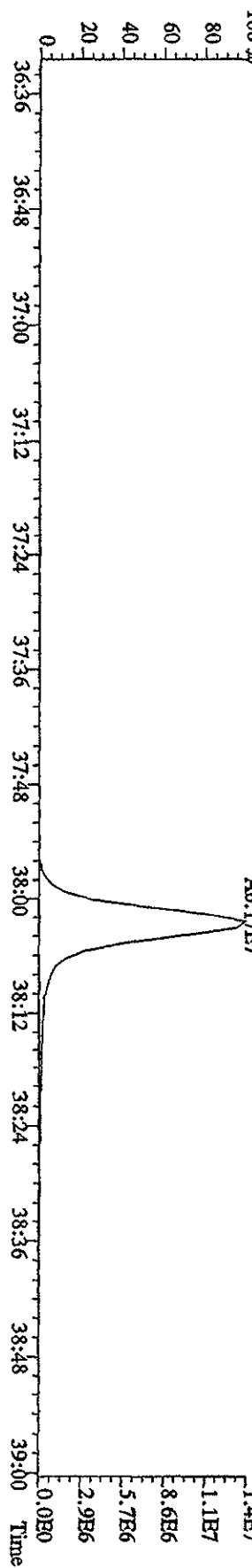
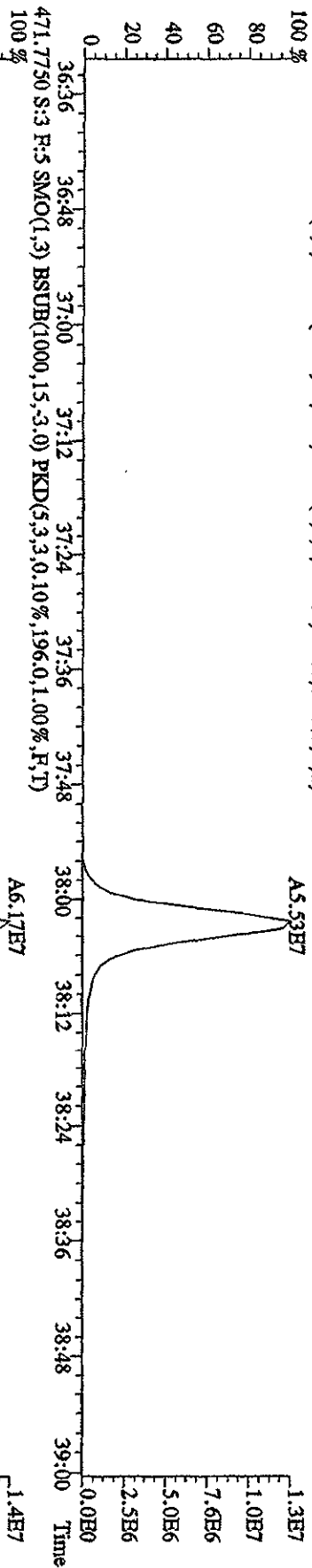
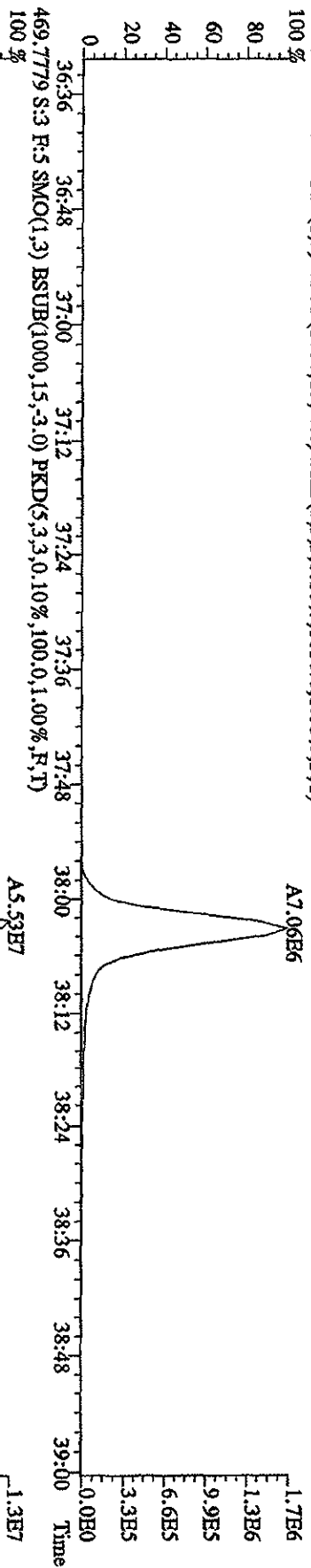
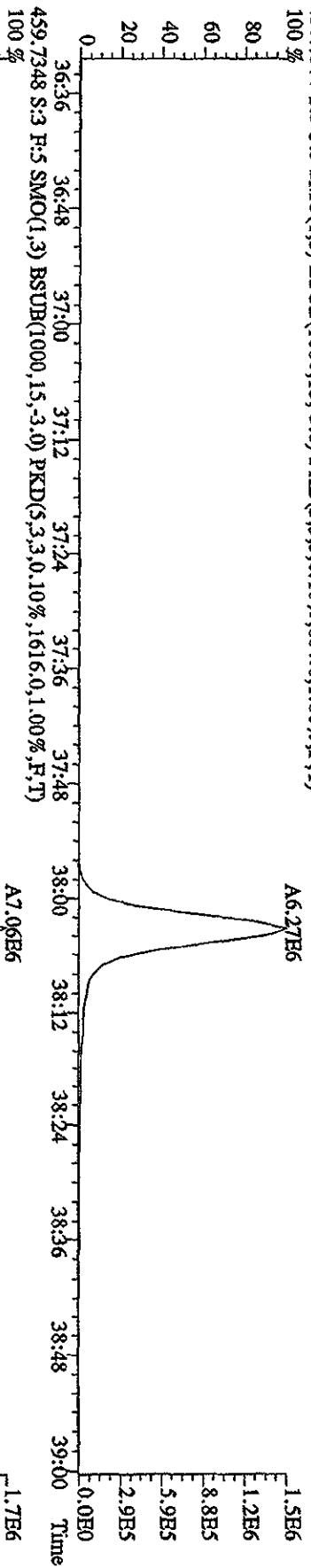
File: 12AP104D5 #1-198 Acq: 12-APR-2010 10:04:44 GC EI+ Voltage STR Autospec-Ultimate
 Sample#3 Text: STD412A :CS-2 09DXN423 Exp: DIOXINRES8290A
 423.7737 S:3 F:4 SMO(1,3) BSUB(1000,15,-3.0) PKD(5,3,3,0,10%,956.0,1.00%,F,T)



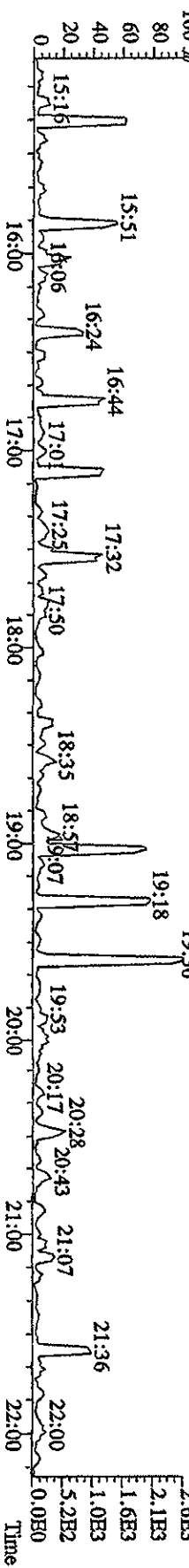
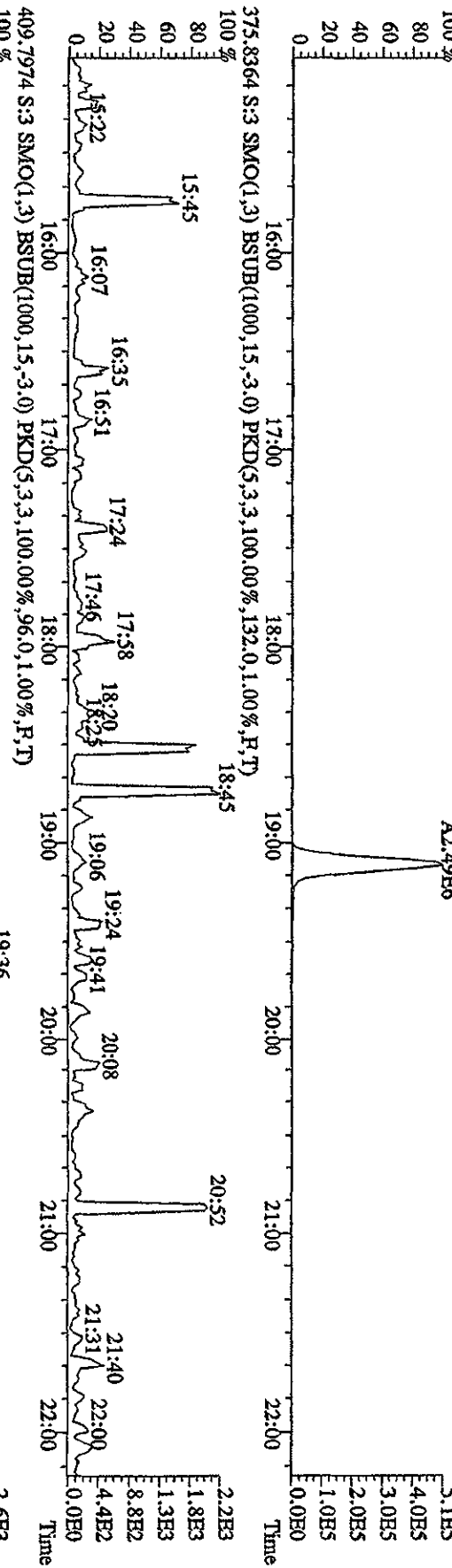
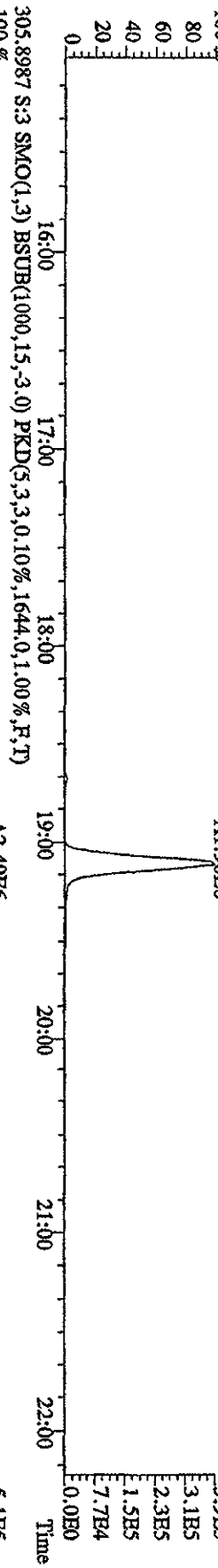
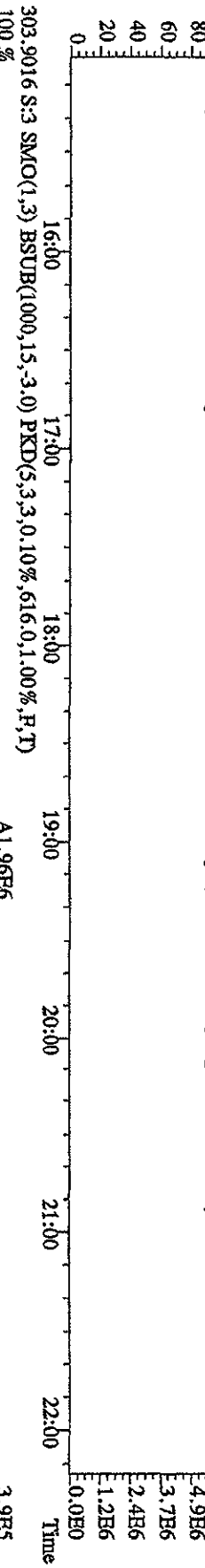
File:12AP104D5 #1-190 Acq:12-APR-2010 10:04:44 GC FI + Voltage SIR Autospec-UltimaB
 Sample#3 Text:ST0412A :CS-2 09DDXN423 Exp:DIOXINRES8290A
 441.7428 S:3 F:5 SMO(1,3) BSUB(1000,15,-3.0) PKD(5,3,3,0.10%,840.0,1.00%,F,T)
 100 %



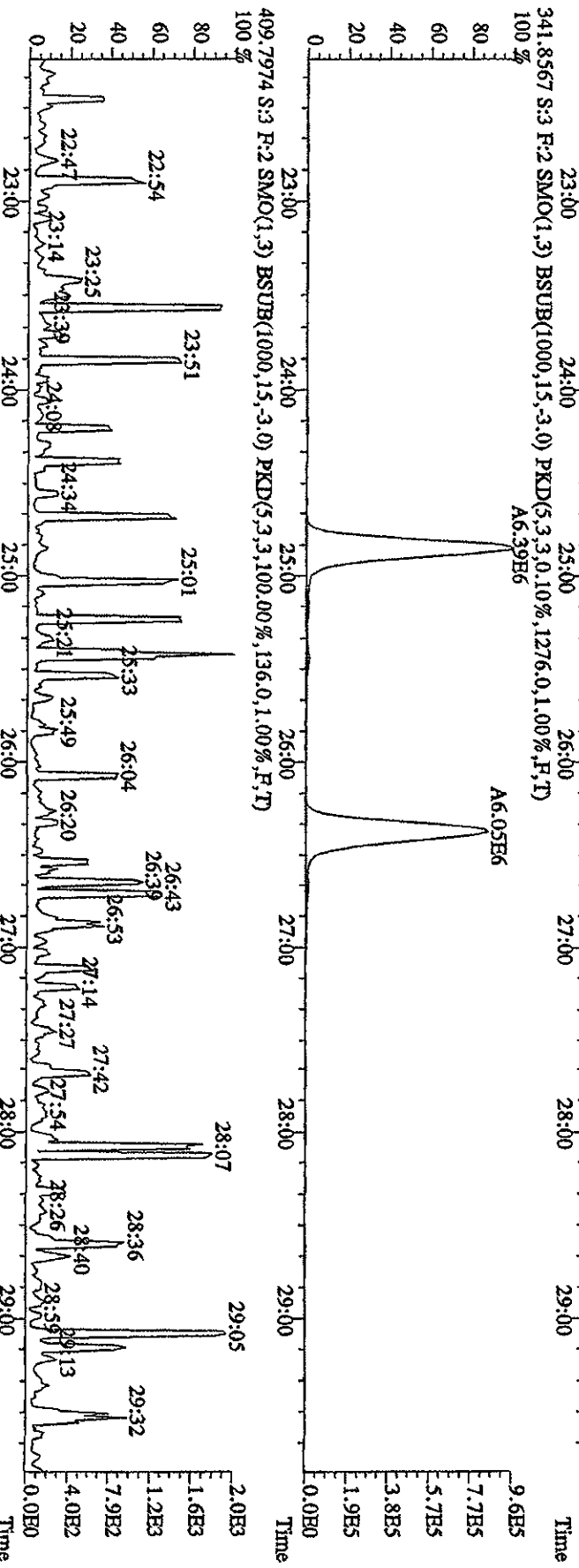
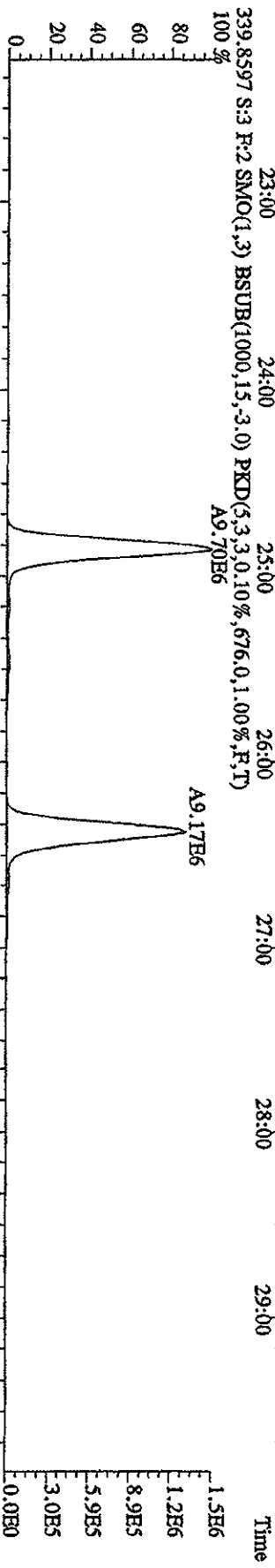
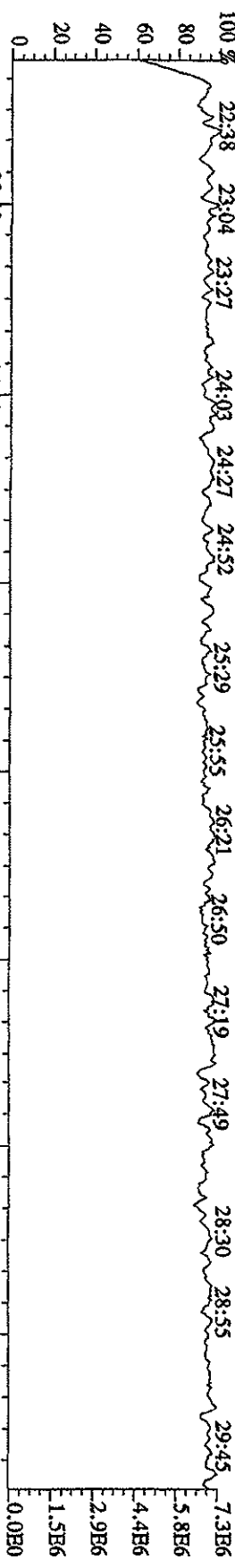
File:12AP104D5 #1-190 Acq:12-APR-2010 10:04:44 GC EI+ Voltage:51R Autospec-UltimaB
 Sample#3 Text:ST0412A :CS-2 09DXN423 Exp:DI0XINRES8290A
 457.7377 S:3 F:5 SMO(1,3) BSUB(1000,15,-3.0) PKD(5,3,3,0,10%,604,0,1,00%,F,T)
 100%



File:12AP104D5 #1-435 Acq:12-APR-2010 10:04:44 GC EI+ Voltage SIR Autospec-UHmaHE
 Sample#3 Text:ST0412A :CS-2.09DXN423 Exp:DIOXINRES8290A
 354.9792 S:3 SMO(1,3) PKD(5,3,3,100.00%,0.0,1.00%,F,T)
 100 % 5:12 16:00 16:42 17:09 17:51 18:29 19:00 19:26 19:52 20:21 20:43 21:07 21:36 22:01

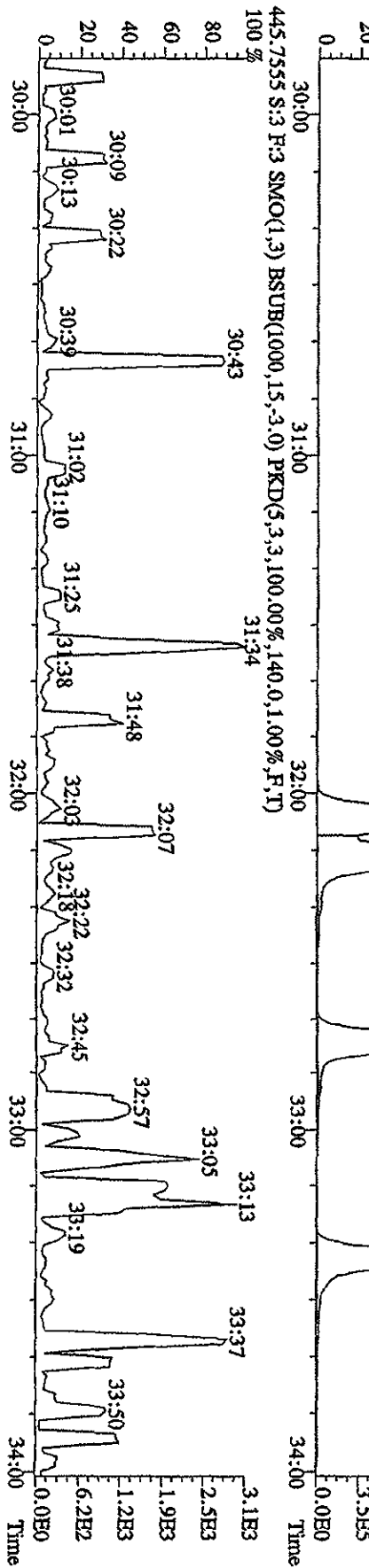
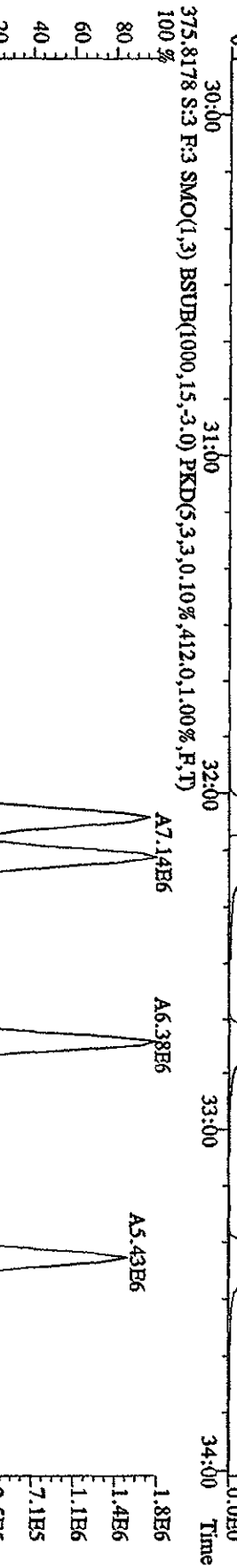
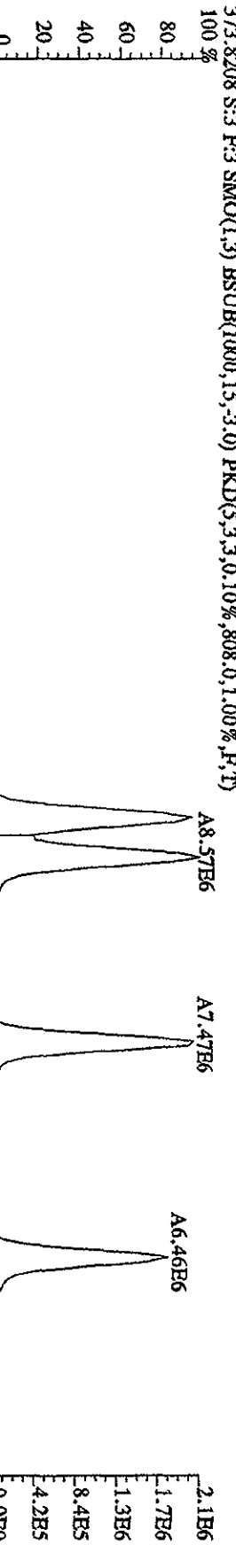



File:12AP104D5 #1-605 Acq:12-APR-2010 10:04:44 GC EI+ Voltage SFR Autospec-UltimaB
 Sample#3 Text:ST0412A :CS-2 09DXN423 Exp:DIOXINRES8290A



File: 12APl04D5 #1-317 Acq: 12-APR-2010 10:04:44 GC EI+ Voltage SIR Autospec-Ultimate
 Sample#3 Text: ST0412A :CS-2 09DXN423 Exp: DIOXINRES8290A

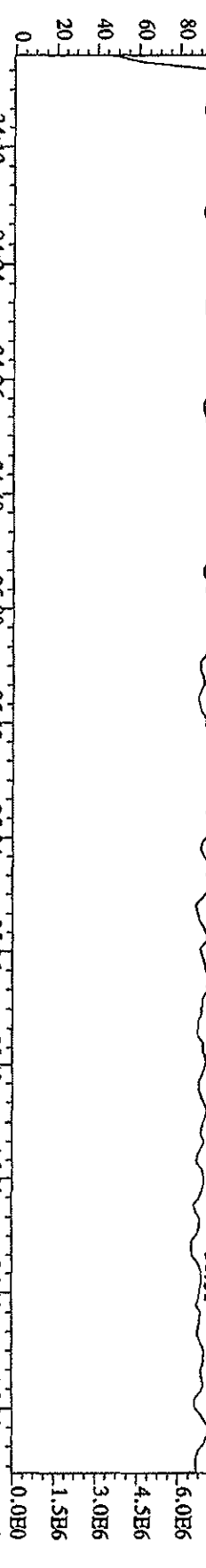
430.9728 S:3 F:3 SMO(1,3) PKD(5,3,3,100,00%,0,0,1,00%,F,T)
 30:07 30:31 30:47 31:10 31:25




File:12AP104D5 #1-198 Acq:12-APR-2010 10:04:44 GC EI+ Voltage S1R Autospec-Ultimate

Sample#3 Text:ST0412A :CS-2 09DXN423 Exp.:DIOXINRES8290A


430.9728 S:3 F:4 SMO(1,3) PKD(5,3,3,100.00%,0.0,1.00%,F,T) 34:12 34:21 34:32 34:47 35:03 35:19 35:29 35:39 35:53 36:01 36:11 36:19 36:26



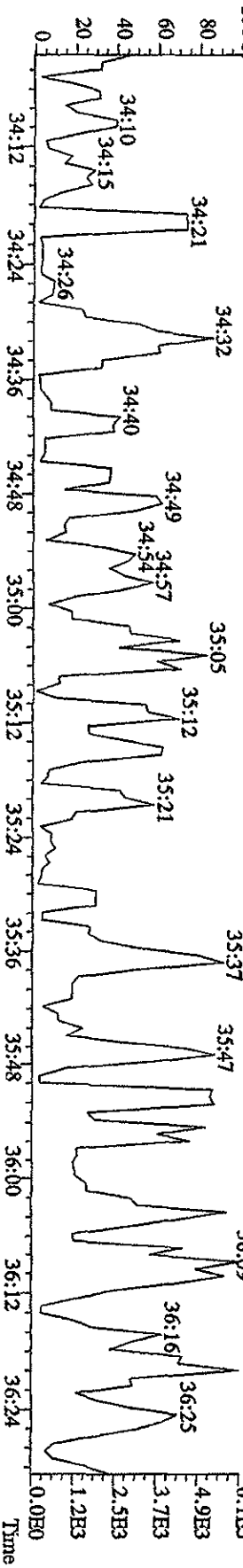
407.7818 S:3 F:4 SMO(1,3) BSUB(1000,15,-3,0) PKD(5,3,3,0.10%,5260.0,1.00%,F,T) A6.17E6



409.7789 S:3 F:4 SMO(1,3) BSUB(1000,15,-3,0) PKD(5,3,3,0.10%,1816.0,1.00%,F,T) A6.34E6



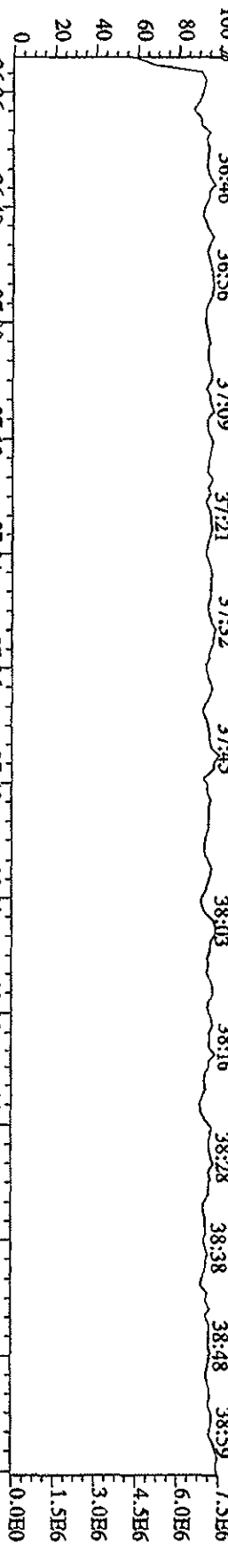
479.7165 S:3 F:4 SMO(1,3) BSUB(1000,15,-3,0) PKD(5,3,3,100.00%,1852.0,1.00%,F,T)




6.1E3
4.9E3
3.7E3
2.5E3
1.2E3
0.0E0

File:12AD104D5 #1-190 Acq:12-APR-2010 10:04:44 GC EI + Voltage SIR Autospec-UltimaB


Sample#3 Text:ST0412A .CS-2 09DYN423 Exp:DIOXINRES8290A



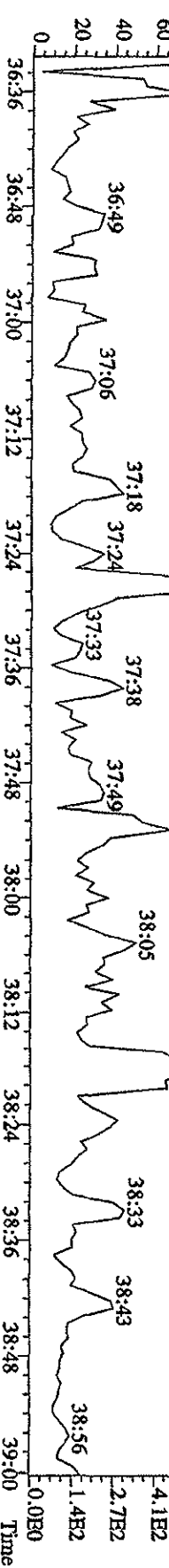
441.7428 S:3 F:5 SMO(1.3) BSUB(1000,15,-3.0) PKD(5,3,3,0,10%,840.0,1.00%,F,T)



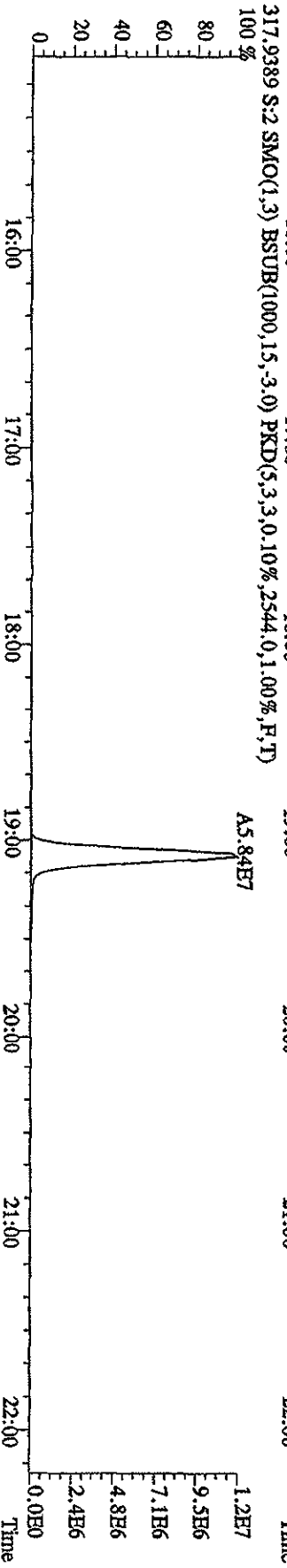
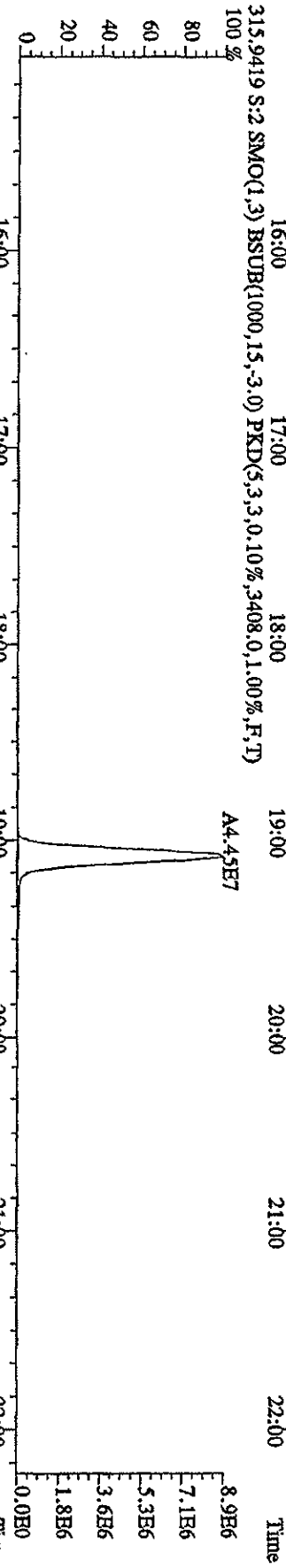
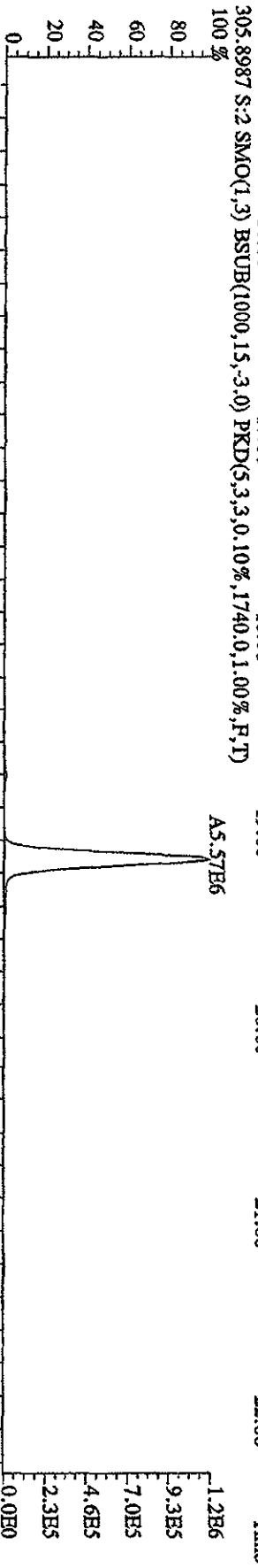
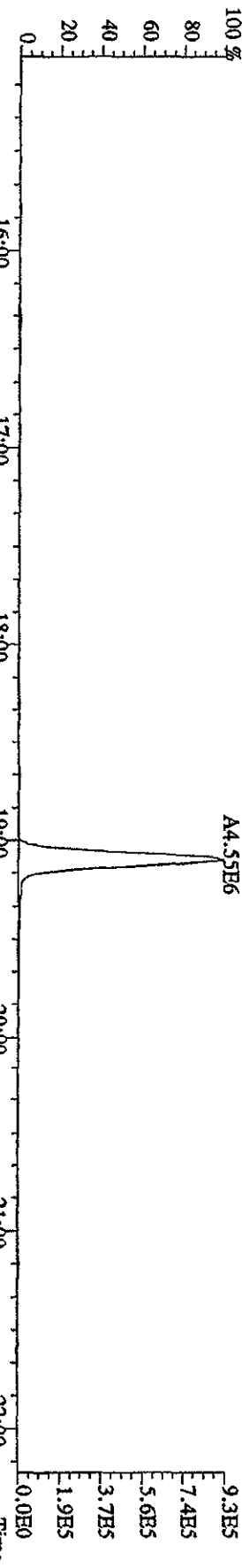
443.7399 S:3 F:5 SMO(1.3) BSUB(1000,15,-3.0) PKD(5,3,3,0,10%,1384.0,1.00%,F,T)



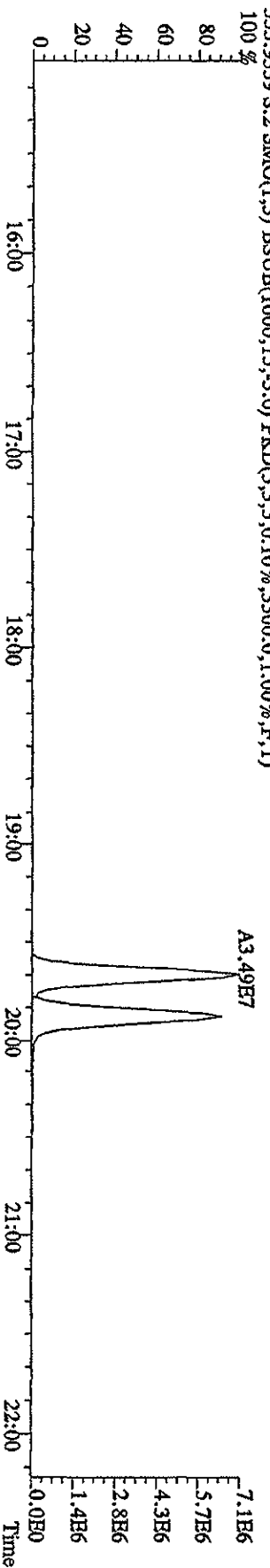
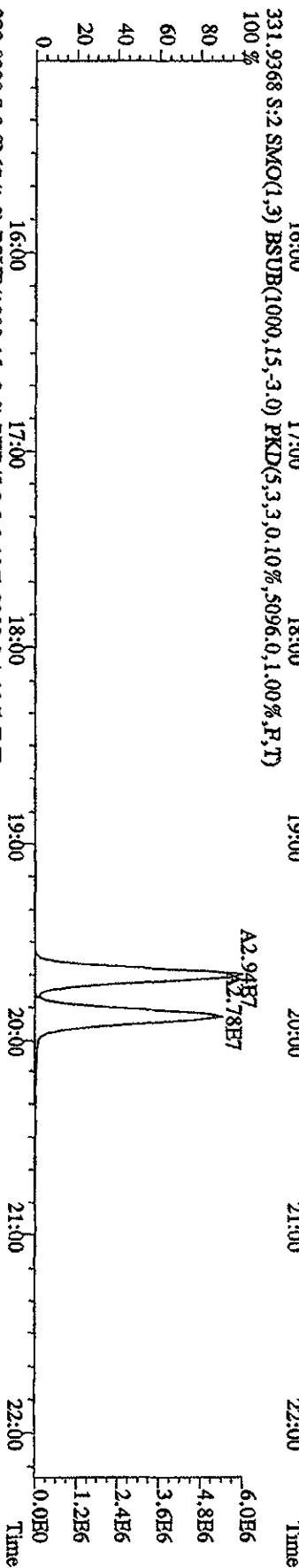
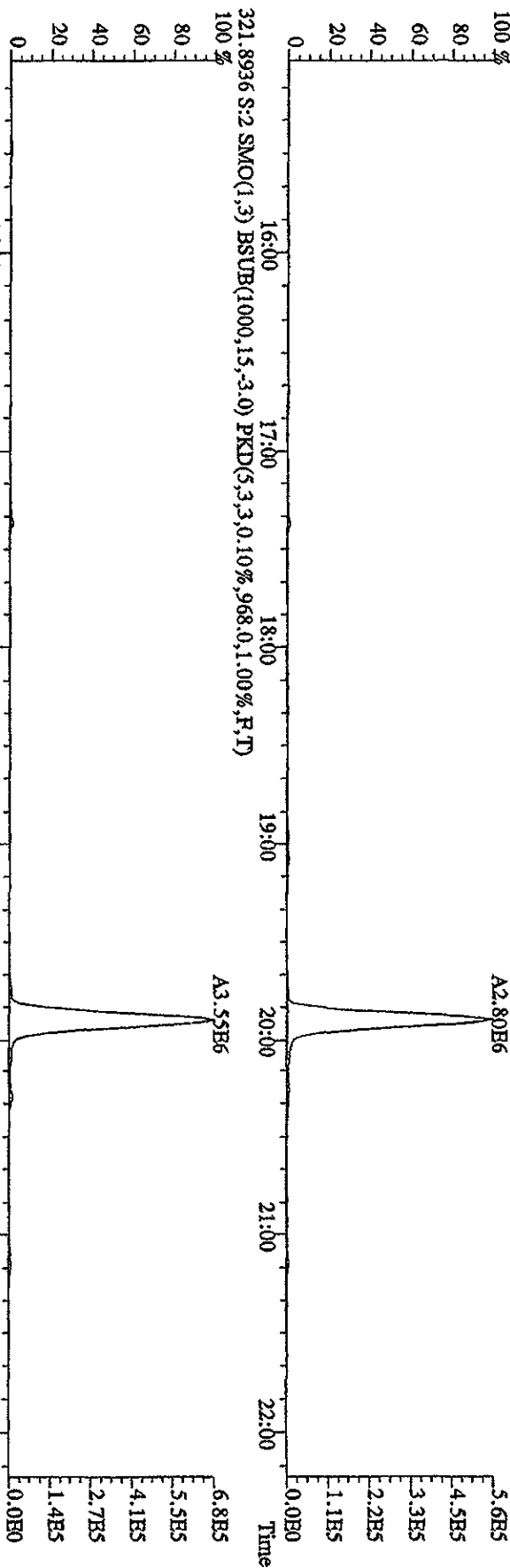
513.6775 S:3 F:5 SMO(1.3) BSUB(1000,15,-3.0) PKD(5,3,3,0,100.00%,200.0,1.00%,F,T)



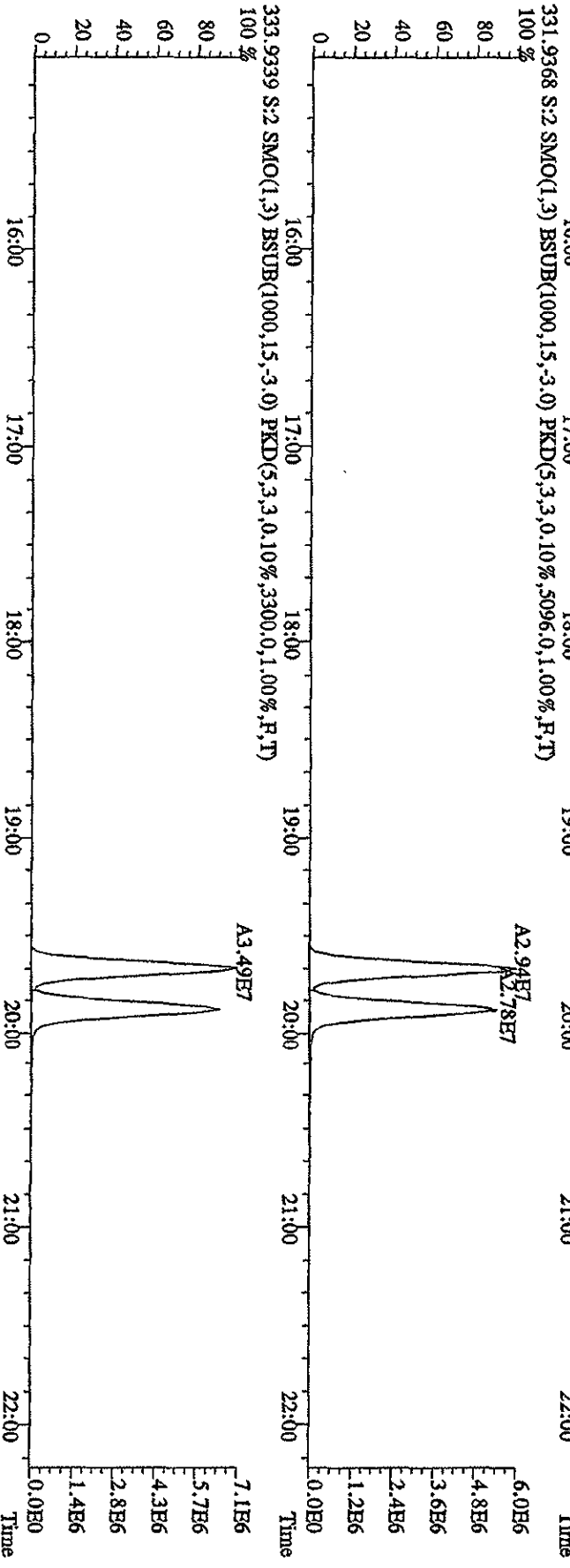

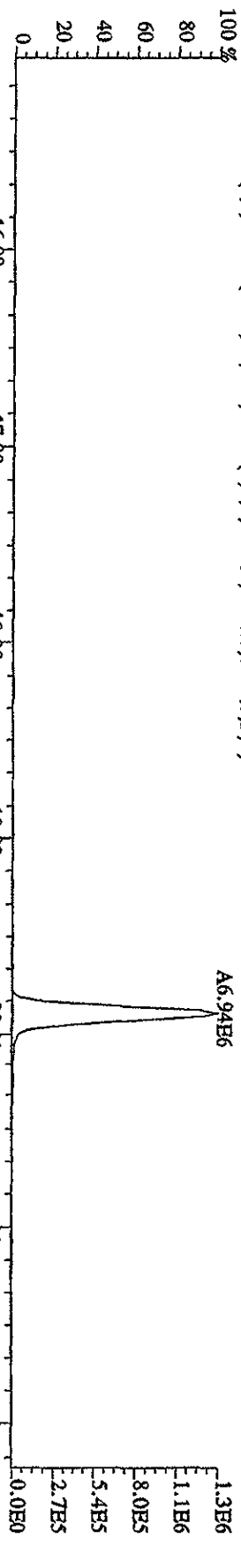
File:12AP104D5 #1-435 Acq:12-APR-2010 09:14:17 GC HI+ Voltage SIR Autospec-Ultimate
 Sample#2 Text:ST0412 :CS-3 10DXN111 Exp:DIOXINRES8290A
 303.9016 S:2 SMO(1,3) BSUB(1000,15,-3,0) PKD(5,3,3,0,10%,1208,0,1,00%,F,T)



File:12AP104D5 #1-435 Acq:12-APR-2010 09:14:17 GC HI+ Voltage SIR Autospec-UtkhnaE
 Sample#2 Text:ST0412 :CS-3 10DXN111 Exp:DIOXINRES8290A
 319.8965 S:2 SMO(1,3) BSUB(1000,15,-3,0) PKD(5,3,3,0,10%,748,0,1,100%,F,T)

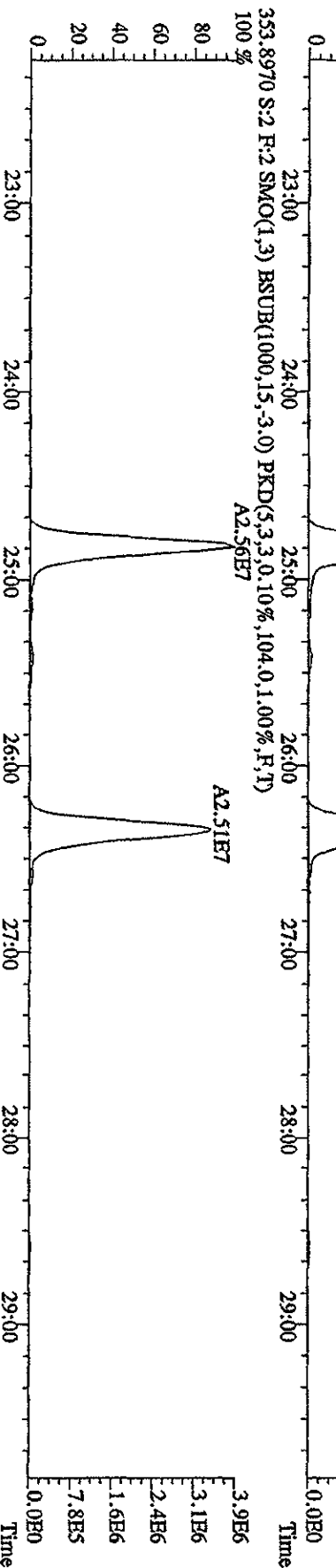
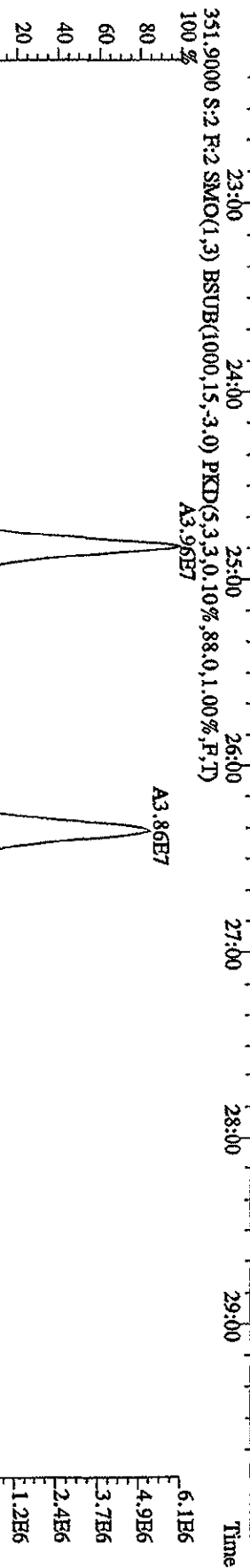
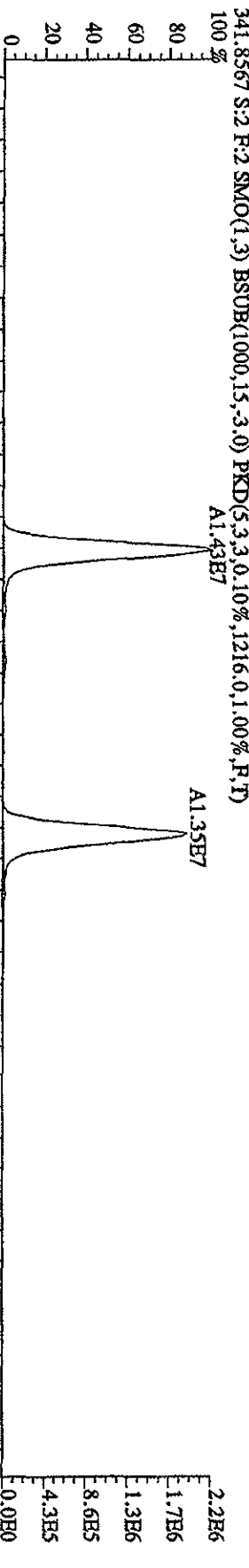
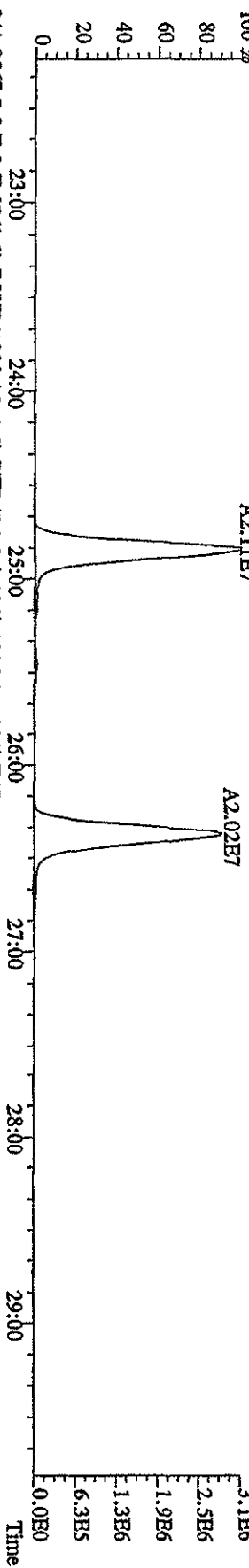


File: 12ADP104D5 #1-435 Acq: 12-APR-2010 09:14:17 GC EI+ Voltage SIR Autospec-Ultimate
 Sample#2 Text: ST0412 :CS-3 10DXN111 Exp: DIOXINRES8290A
 327.8847 S:2 SMO(1,3) BSUB(1000,15,-3,0) PKD(5,3,3,0,10%,1636,0,1,00%,F,T)
 100%

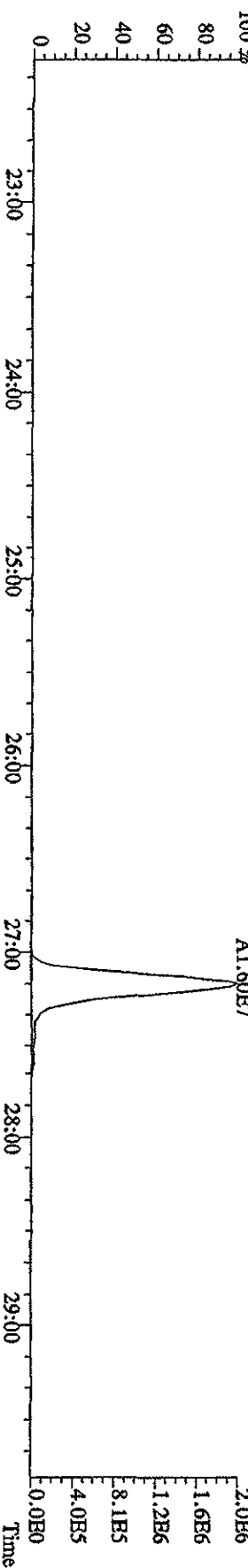
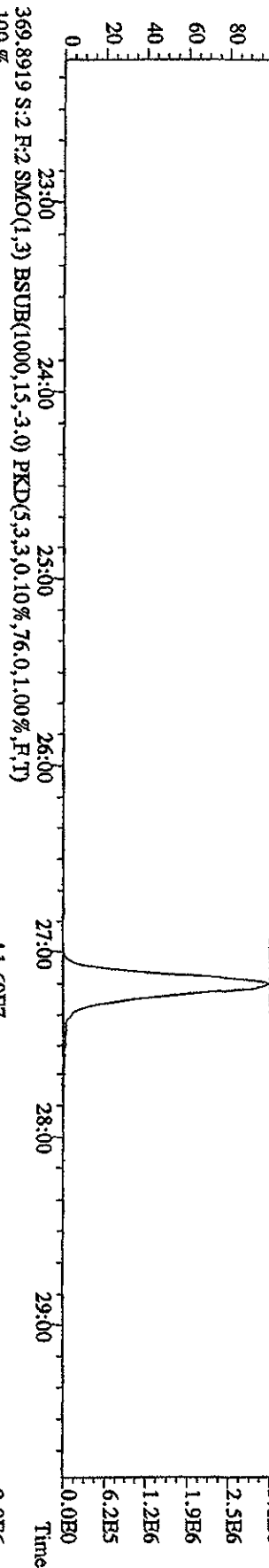
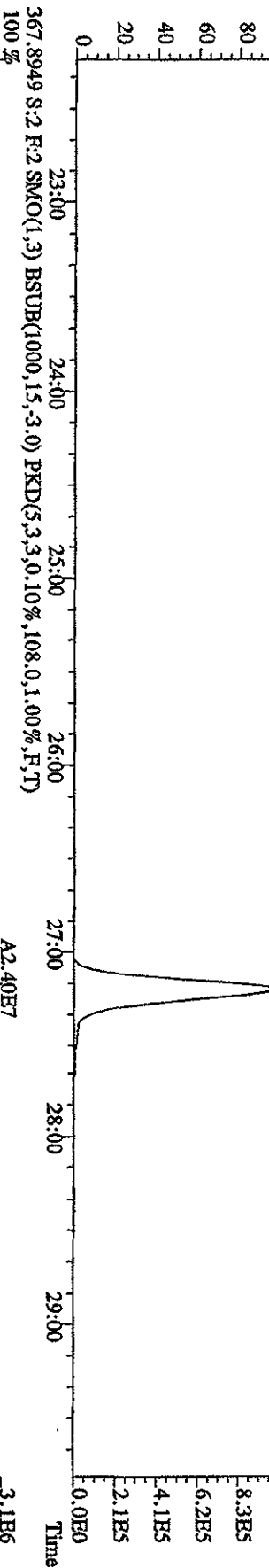
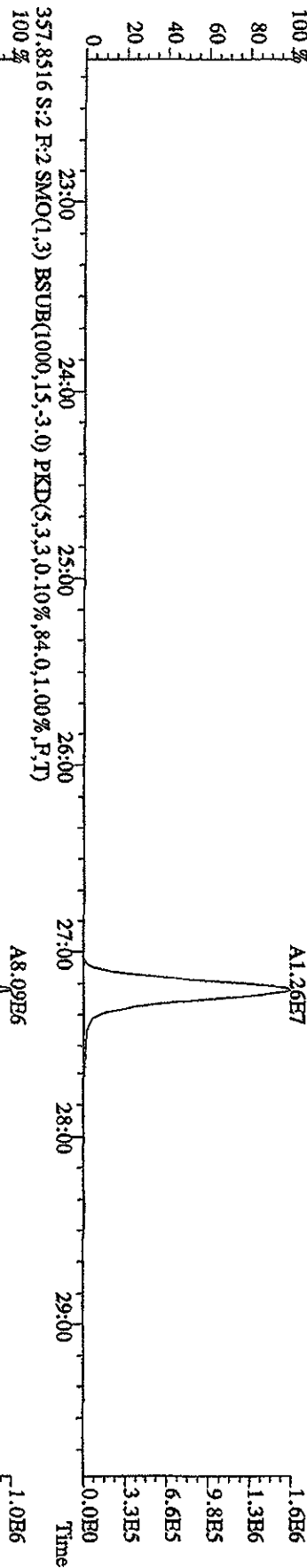


File:12AP104D5 #1-604 Acq:12-APR-2010 09:14:17 GC EI+ Voltage SIR Autospec-UltimaB

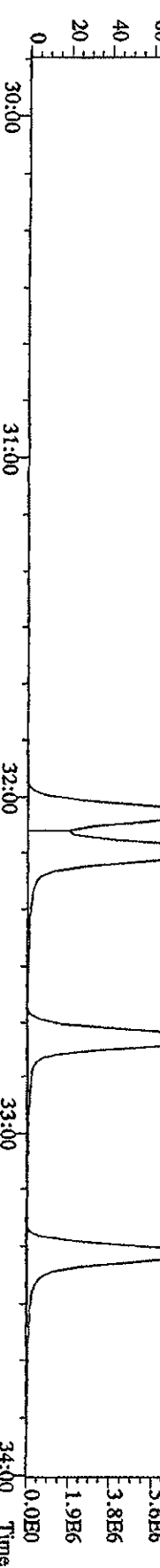
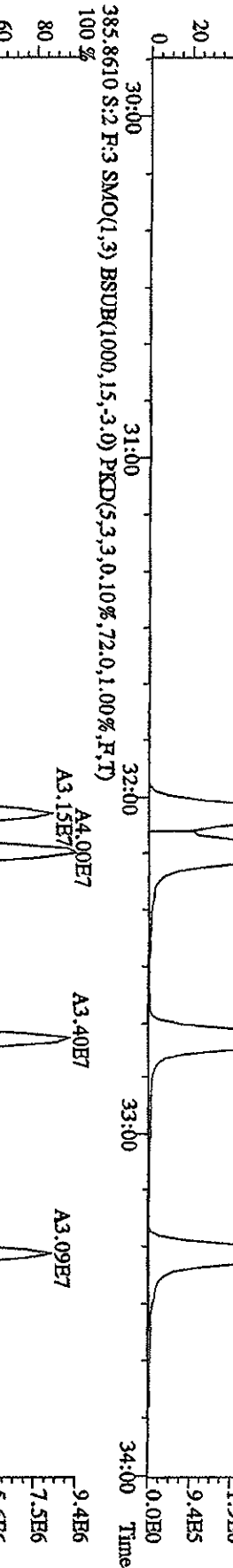
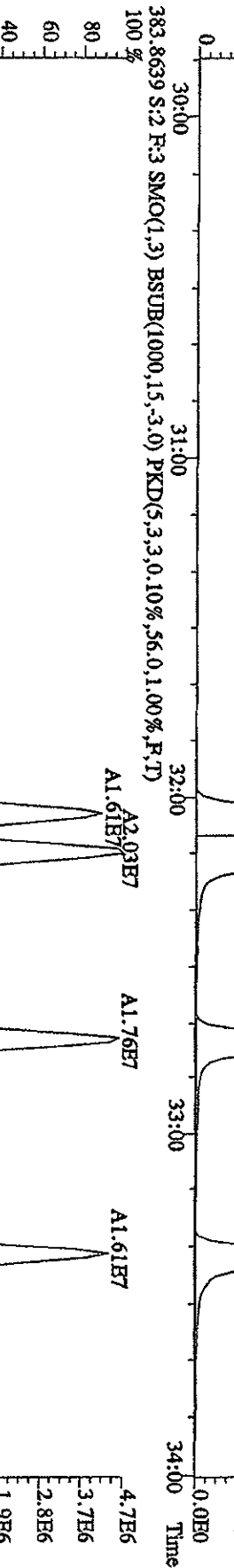
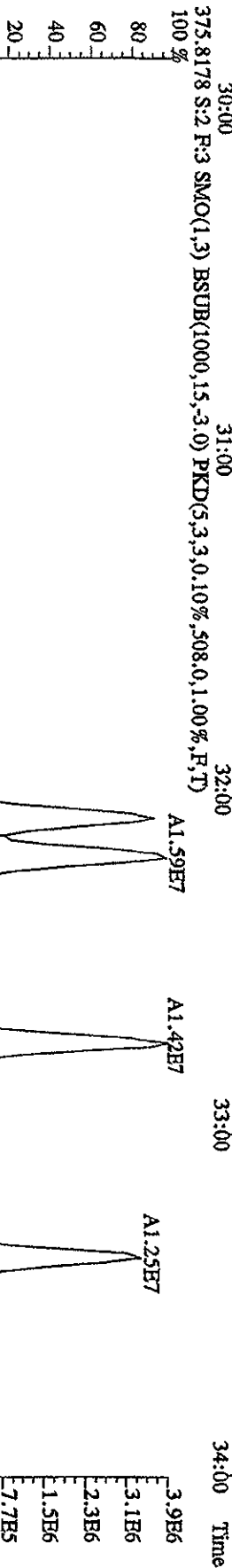
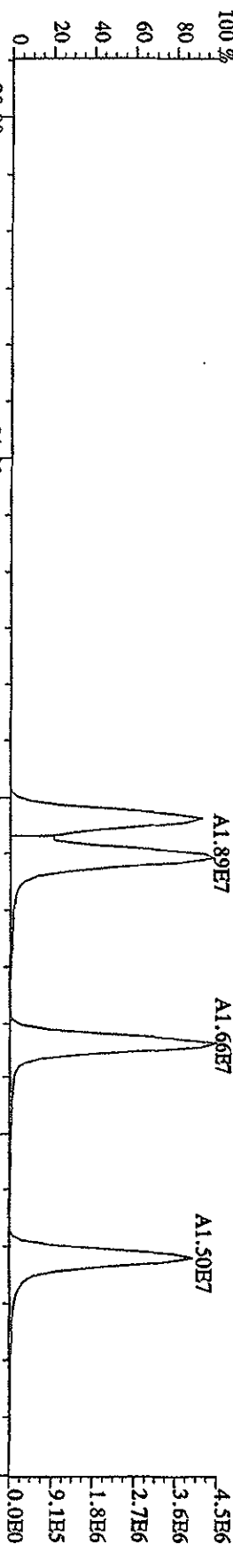
Sample#2 Text:ST0412 :CS-3 10DXN111 Exp:DIOXINRES8290A



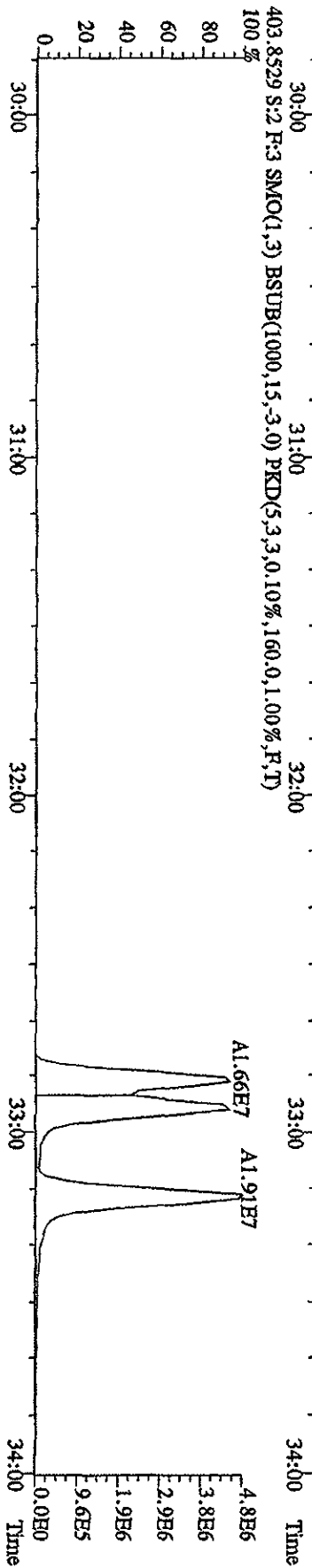



File:12AP104D5 #1-604 Acq:12-APR-2010 09:14:17 GC EI+ Voltage SIR Autospec-UHimaB
 Sample#2 Text:ST0412 :CS-3 10DXN111 Exp:DIOXINRES8290A
 355.8546 S:2 F:2 SMO(1,3) BSUB(1000,15,-3.0) PKD(5,3,3,0.10%,1036.0,1.00%,F,T)
 100 %






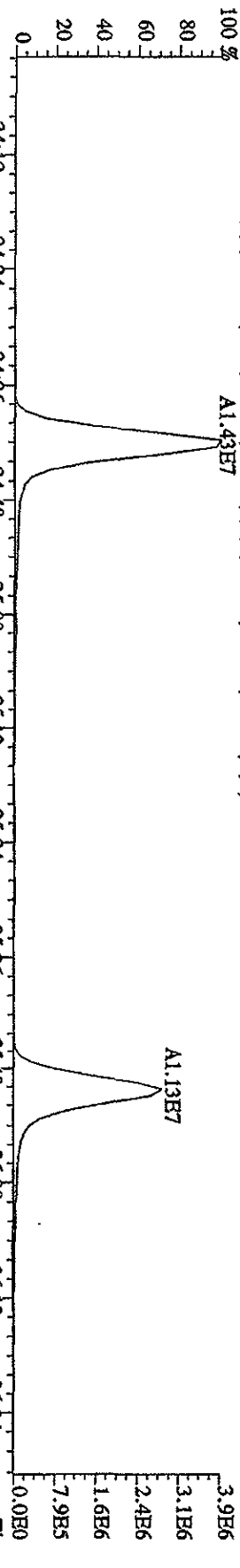
File: 12AP104D5 #1-317 Acq: 12-APR-2010 09:14:17 GC EI+ Voltage: 519V Autospec-UltraB
 Sample#2 Text: ST0412 :CS-3 10DXN111 Exp: DIOXINRES8290A
 373.8208 S:2 F:3 SMO(1,3) BSUB(1000,15,-3.0) PKD(5,3,3,0,10%,720,0,1,00%,F,T)



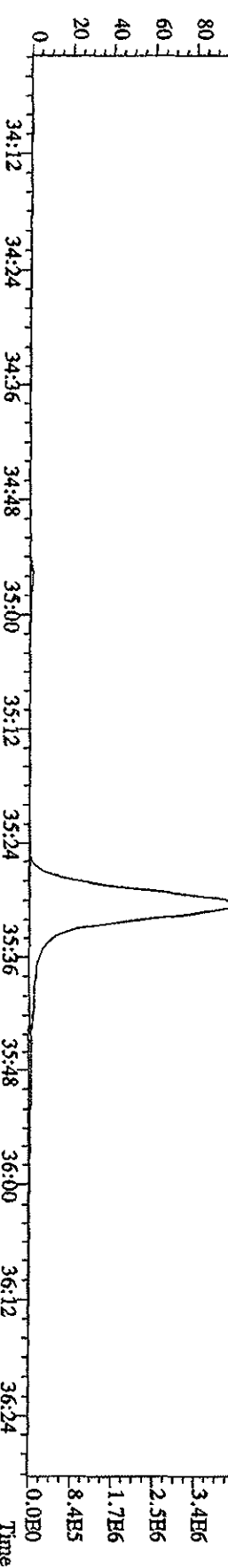
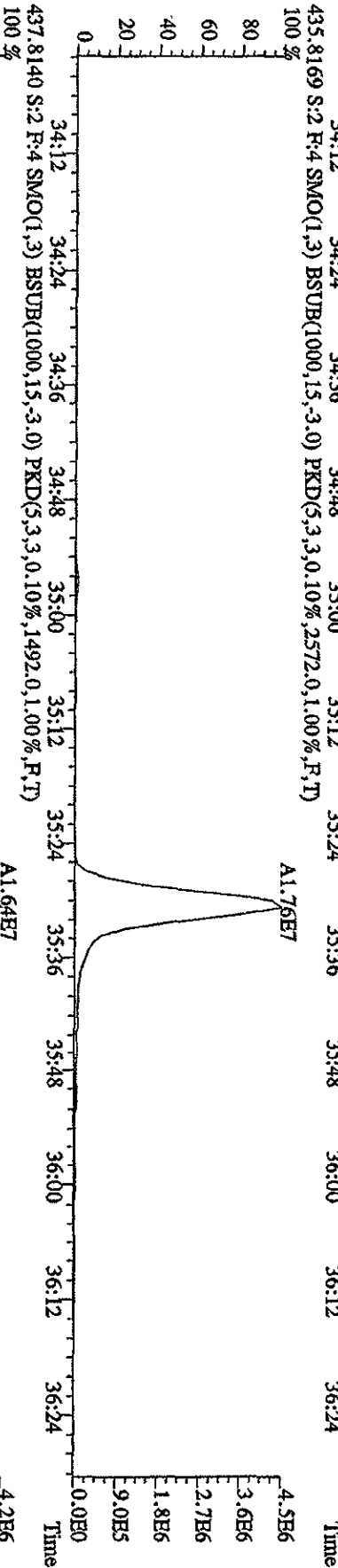
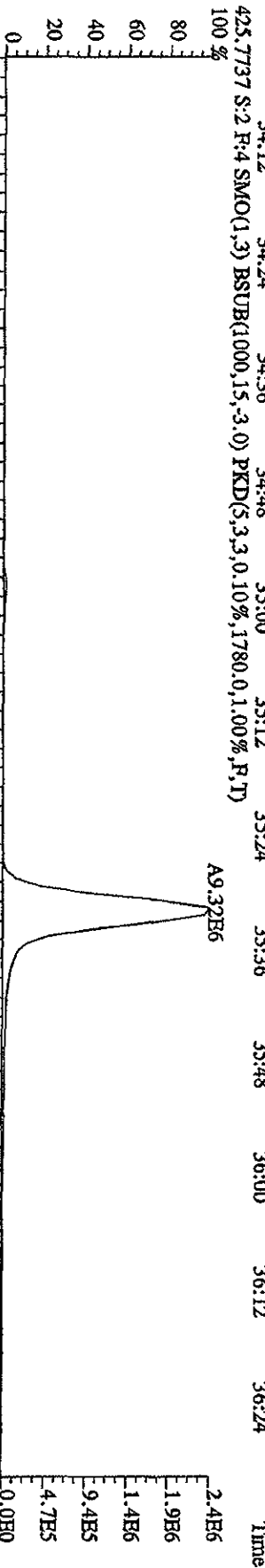
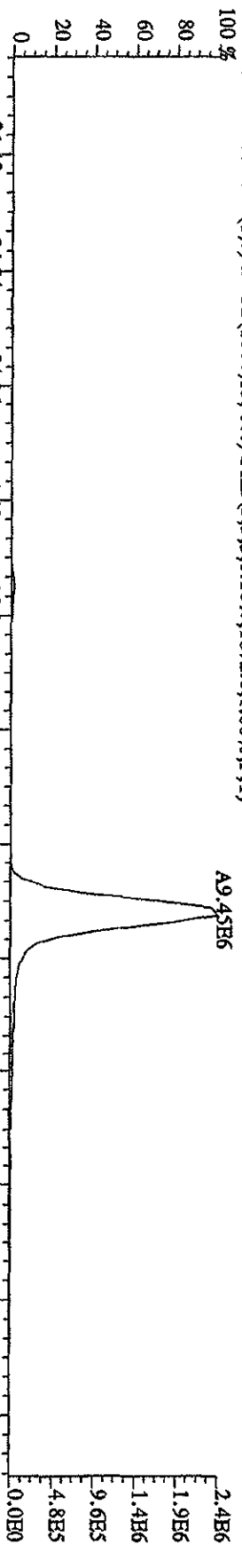
File:12AP104D5 #1-317 Acq:12-APR-2010 09:14:17 GC EI+ Voltage SIR Autospec-Ultimate
 Sample#2 Text:ST0412 :CS-3 10DXN111 Exp:DIOXINRES3290A
 389.8157 S:2 F:3 SMO(1,3) BSUB(1000,15,-3.0) PKD(5,3,3,0.10%,.588,0,1.00%,F,T)



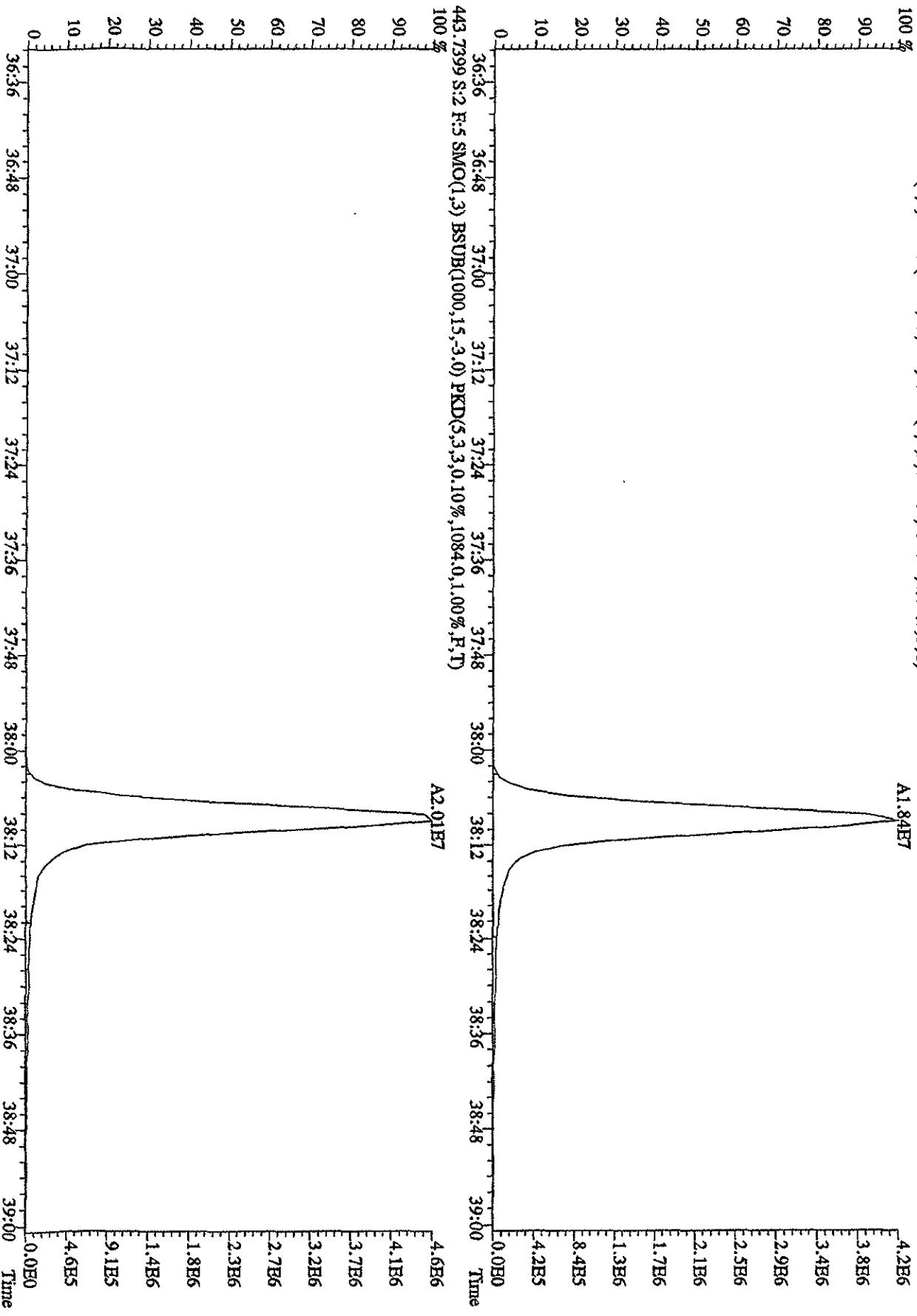
File:12ADP104D5 #1-198 Acq:12-APR-2010 09:14:17 GC HI+ Voltage SIR Autospec-Ultimate
 Sample#2 Text:ST0412 :CS-3 10DXN111 Exp:DIOXINRES8290A
 407.7818 S:2 F:4 SMO(1.3) BSUB(1000,15,-3.0) PKD(5,3,3,0,10%,6488,0,1.00%,F,T)
 100%



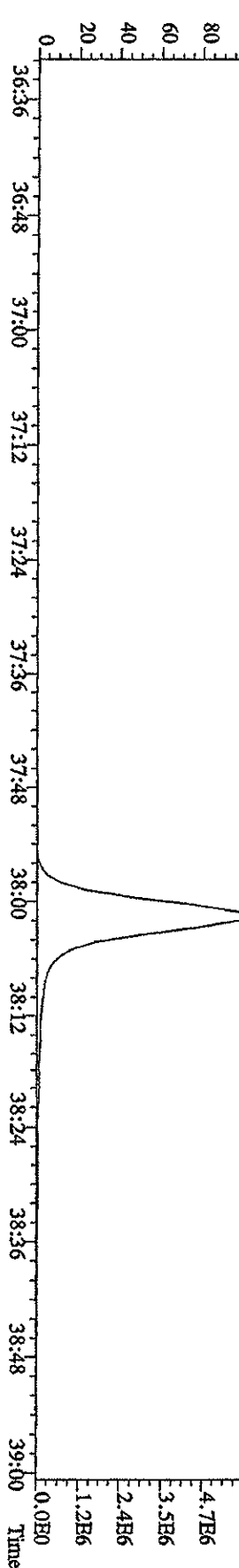
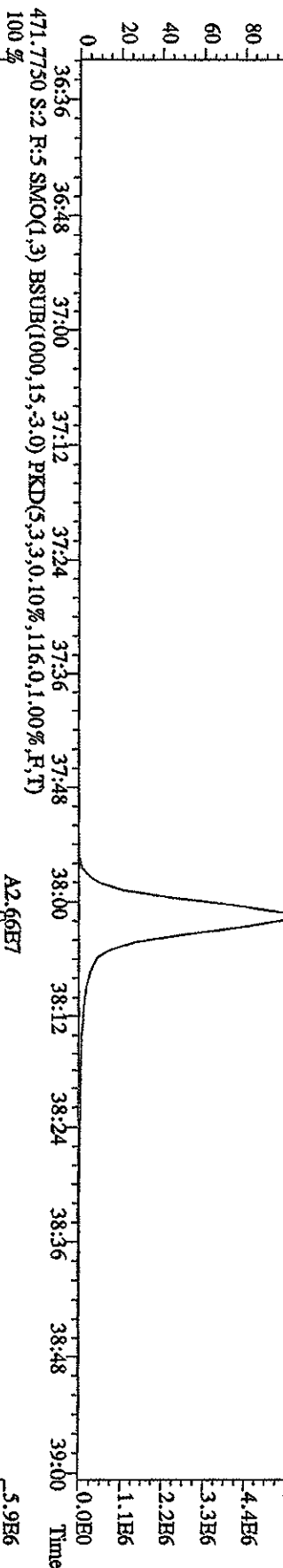
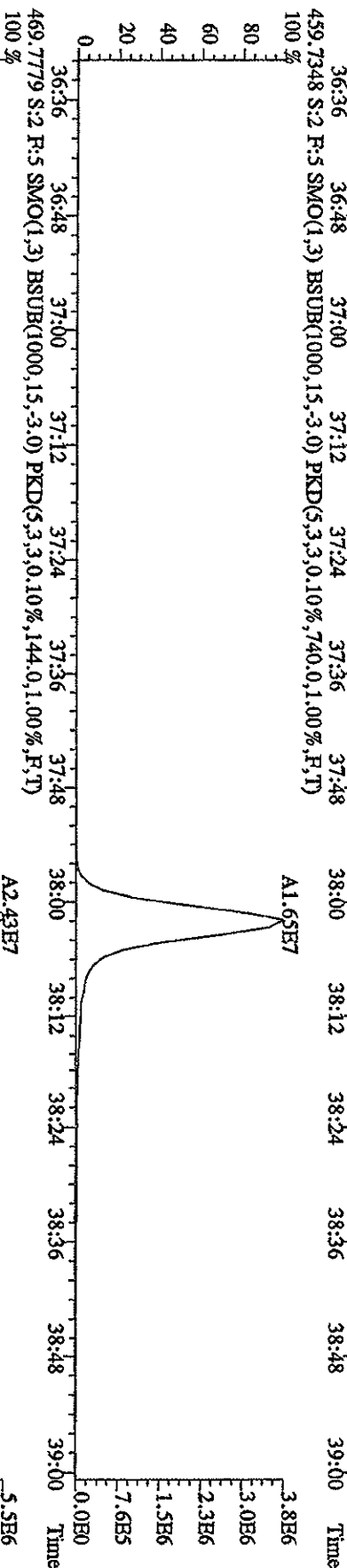
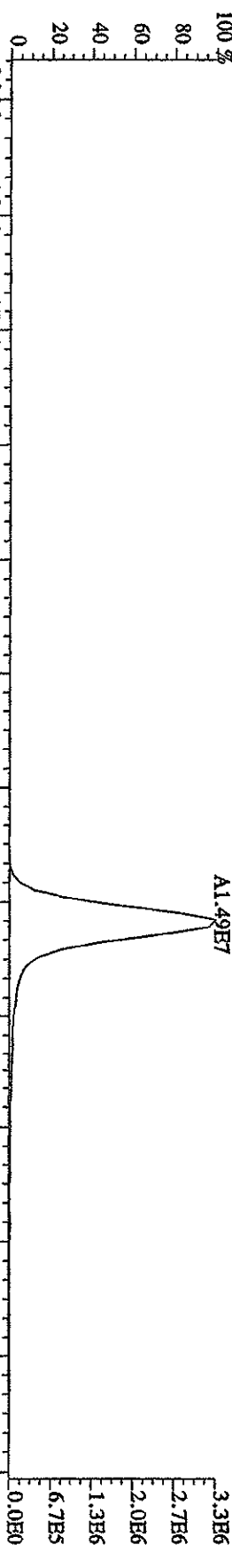
File:12AP104D5 #1-198 Acq:12-APR-2010 09:14:17 GC EI+ Voltage SIR Autospec-UltimaB
 Sample#2 Text:ST0412 :CS-3 10DXN11 Exp:DIOXINRES8290A
 423.7766 S:2 F:4 SMO(1,3) BSUB(1000,15,3.0) PKD(5,3,3,0,10%,1872.0,1.00%,F,T)



File: 12AP104D5 #1-191 Acq: 12-APR-2010 09:14:17 GC EI+ Voltage SIR Autospec-UltimaE
 Sample#2 Text: ST0412 :CS-3 10DXN111 Exp: DIOXINRES8290A
 441.7428 S:2 F:5 SMO(1,3) BSUB(1000,15,-3.0) PKD(5,3,3,0,10%,1340,0,1,00%,F,T)



File:12AP104D5 #1-191 Acq:12-APR-2010 09:14:17 GC BI+ Voltage SIR Autospec-Ultimate
 Sample#2 Text:ST0412 :CS-3 10DXN111 Exp:DIOXINRES8290A
 457.7377 S:2 F:5 SMO(1,3) BSUB(1000,15,-3.0) PKD(5,3,3,0.10%,568.0,1.00%,F,T)
 100 %

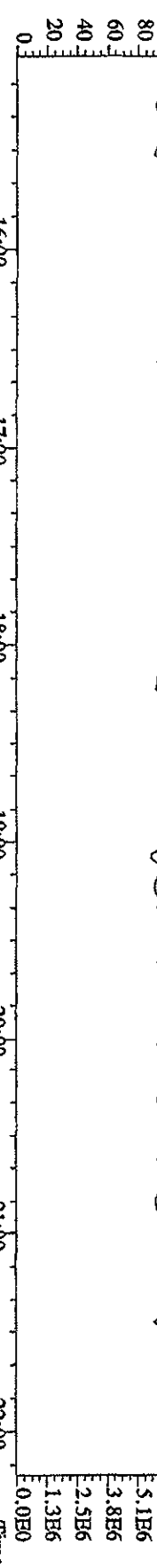


File:12AP104D5 #1-435 Acq:12-APR-2010 09:14:17 GC EI+ Voltage SR Autospec-Ultimat

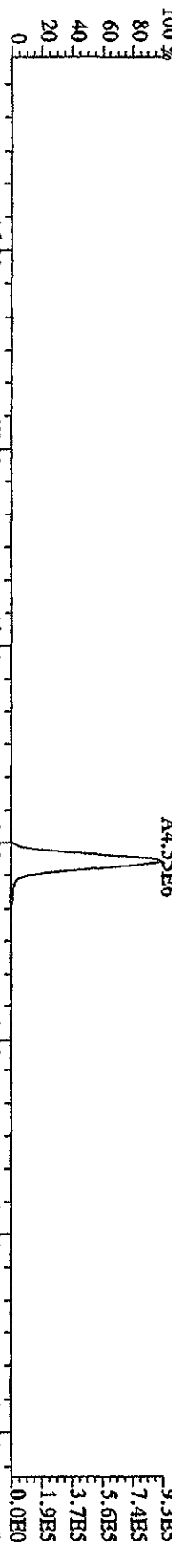
Sample#2 Text:ST0412 :CS-3 10DXN111 Exp:DIOXINRES8290A

354.9792 S:2 SMO(1.3) PKD(5.3,3,100.00%,0.0,1.00%,F,T)

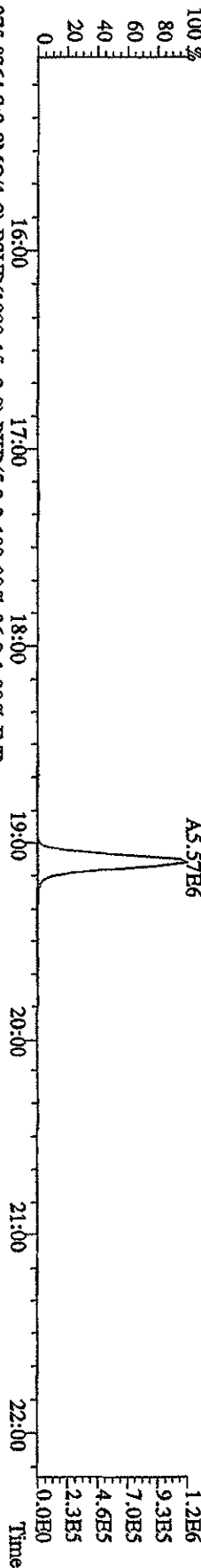
100 % 15:14 15:41 16:29 17:15 17:50 18:21 18:56 19:23 19:48 20:41 21:08 21:43



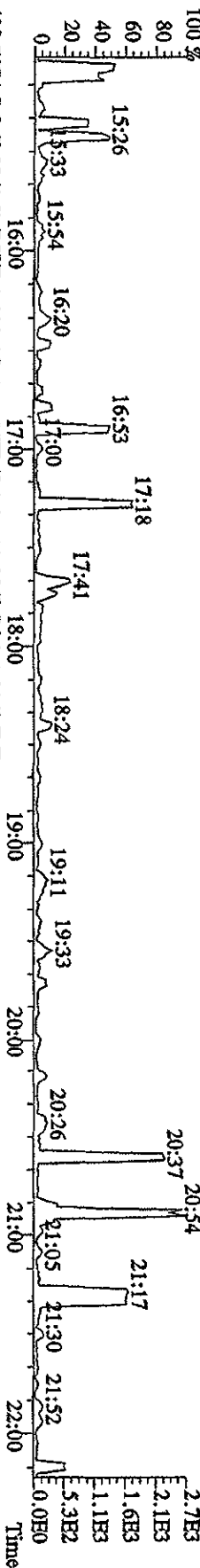
303.9016 S:2 SMO(1.3) BSUB(1000,15,-3.0) PKD(5.3,3,0.10%,1208.0,1.00%,F,T)



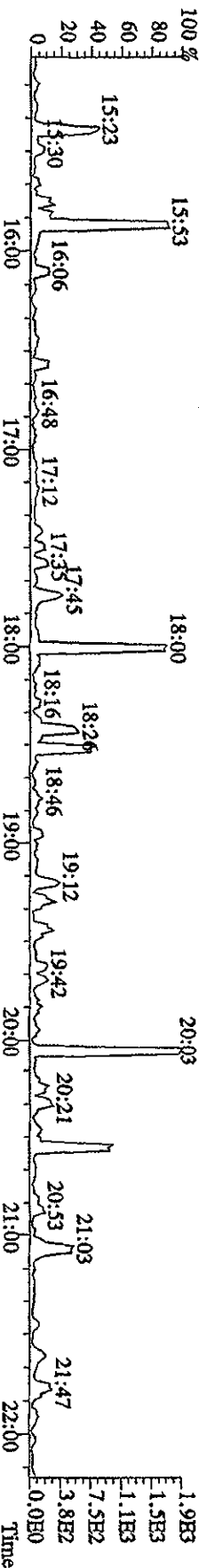
305.8987 S:2 SMO(1.3) BSUB(1000,15,-3.0) PKD(5.3,3,0.10%,1740.0,1.00%,F,T)



375.8364 S:2 SMO(1.3) BSUB(1000,15,-3.0) PKD(5.3,3,100.00%,96.0,1.00%,F,T)




409.7974 S:2 SMO(1.3) BSUB(1000,15,-3.0) PKD(5.3,3,100.00%,76.0,1.00%,F,T)



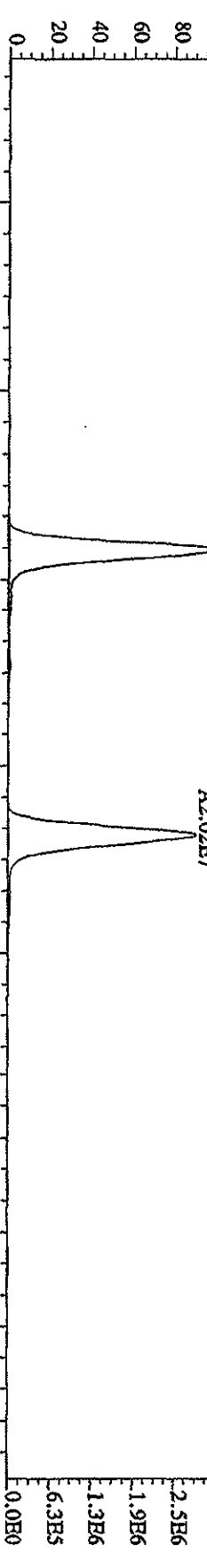
File:12AP104D5 #1-604 Acq:12-APR-2010 09:14:17 GC EI+ Voltage SIR Autospec-Ultimate

Sample#2 Text:ST0412 :CS-3 10DXN111 Expt:DIOXINRES8290A

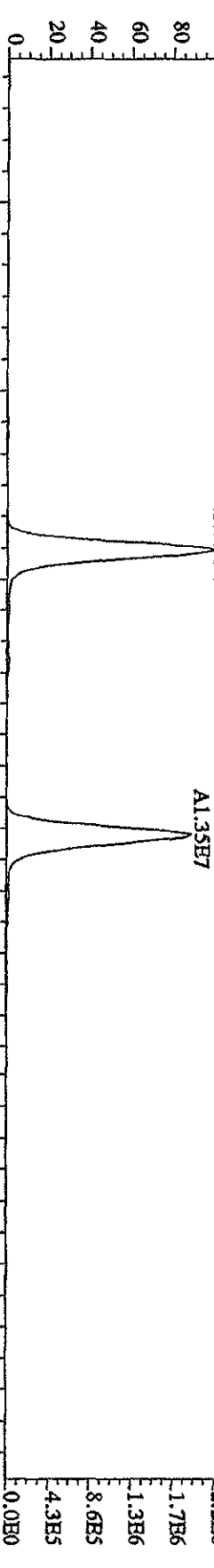
354.9792 S:2 F:2 SMO(1,3) PKD(5,3,3,100.00%,0.0,1.00%,F,T)



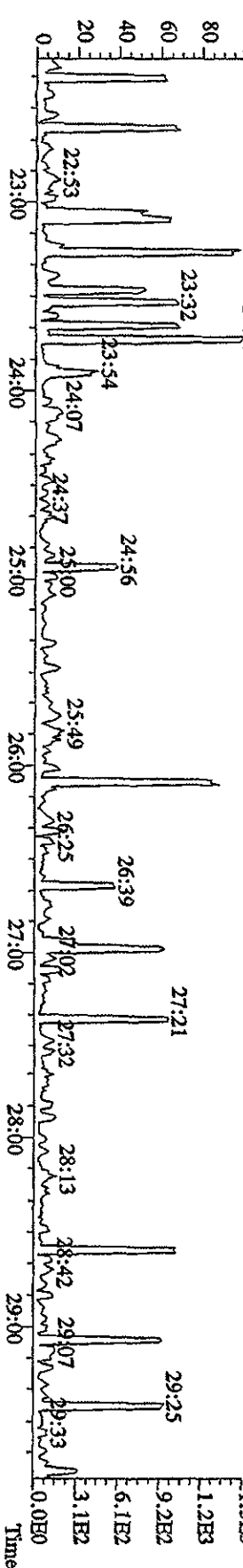
339.8597 S:2 F:2 SMO(1,3) BSUB(1000,15,-3,0) PKD(5,3,3,0.10%,1572,0,1.00%,F,T)


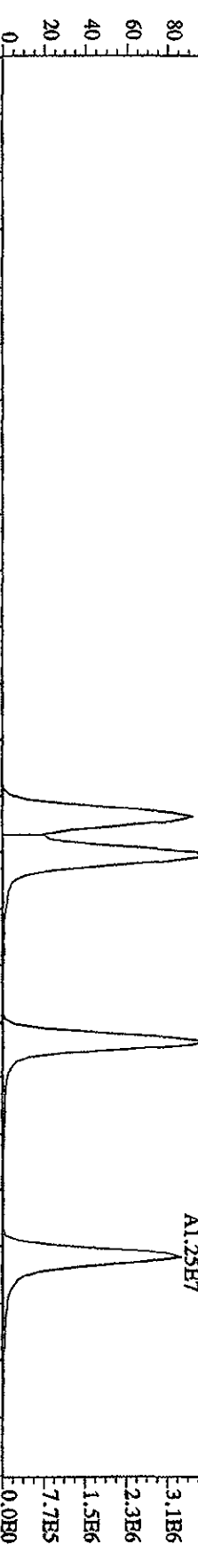
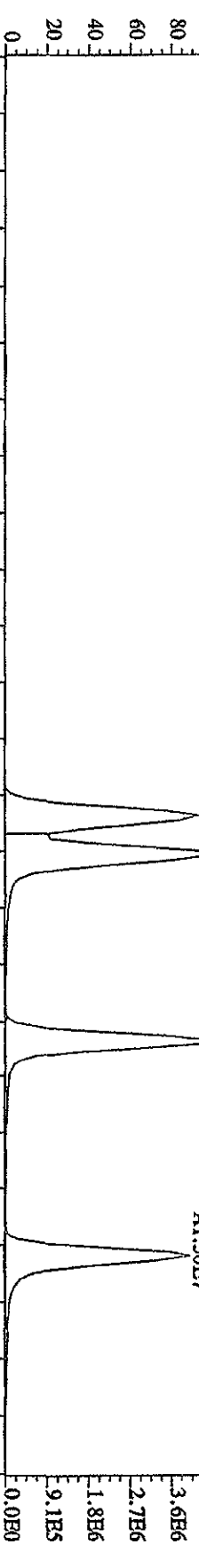
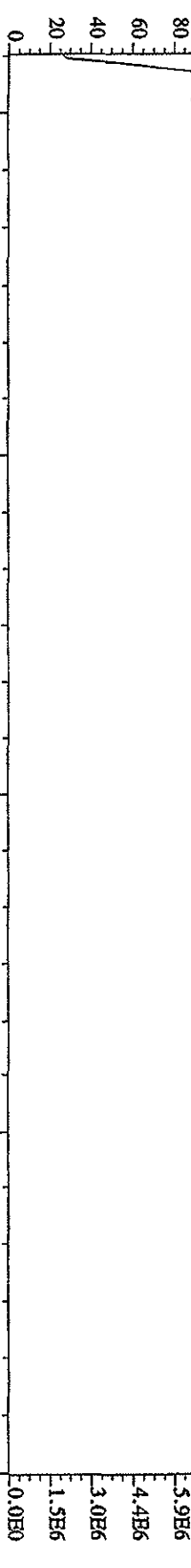


341.8567 S:2 F:2 SMO(1,3) BSUB(1000,15,-3,0) PKD(5,3,3,0.10%,1216,0,1.00%,F,T)



409.7974 S:2 F:2 SMO(1,3) BSUB(1000,15,-3,0) PKD(5,3,3,100.00%,88,0,1.00%,F,T)

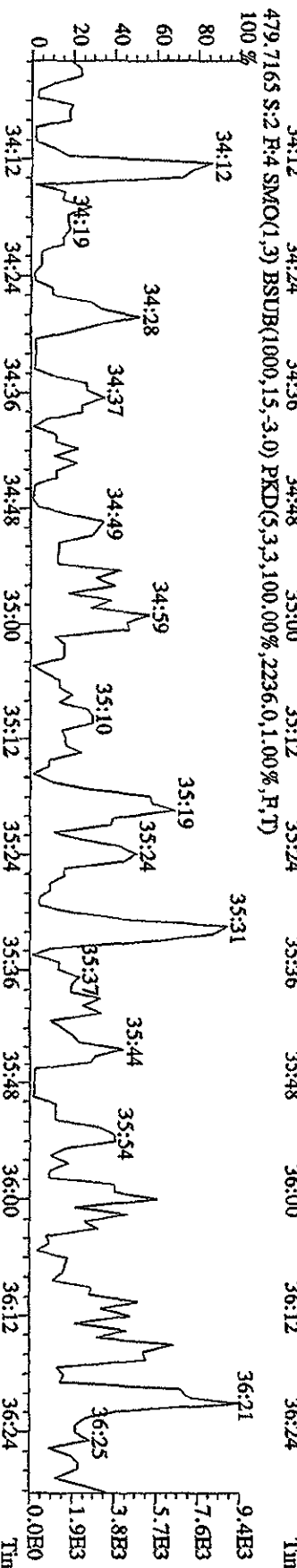
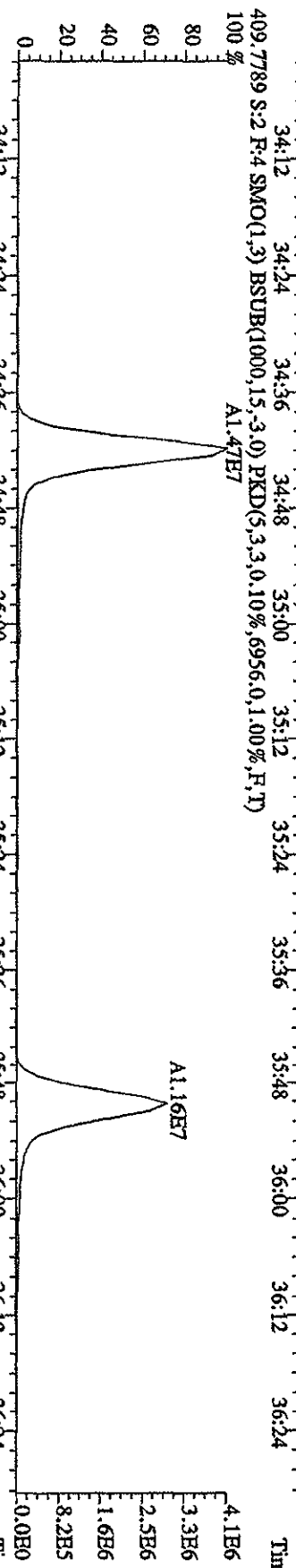

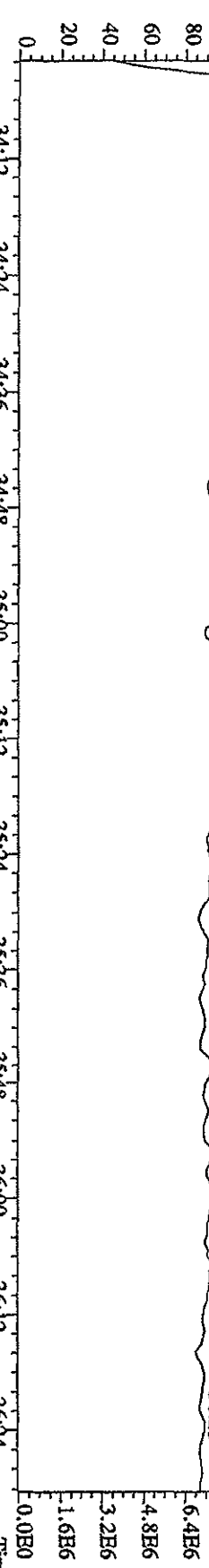




File:12ADP104D5 #1-198 Acq:12-APR-2010 09:14:17 GC EI+ Voltage SIR Autospec-UltimaE

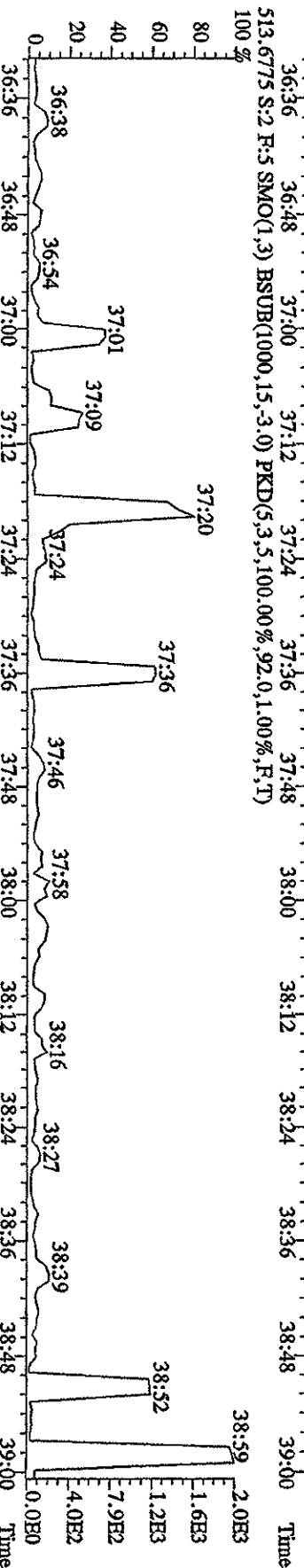



Sample#2 Text:ST0412 :CS-3 10DXN111 Exp:DIOXINRES8290A

430.9728 S:2 F:4 SMO(1.3) PKD(5.3,3.100,0.0%,0.0,1.00%,F,T)

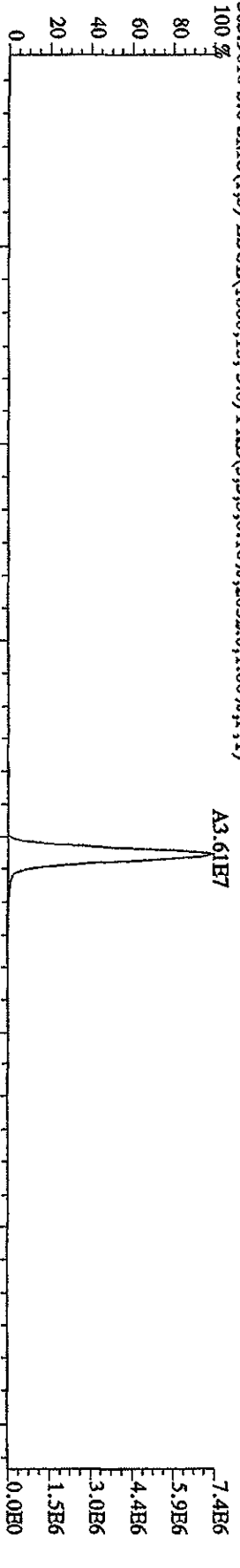


File:12AP104D5 #1-191 Acq:12-APR-2010 09:14:17 GC EI+ Voltage SIR Autospec-UltraE

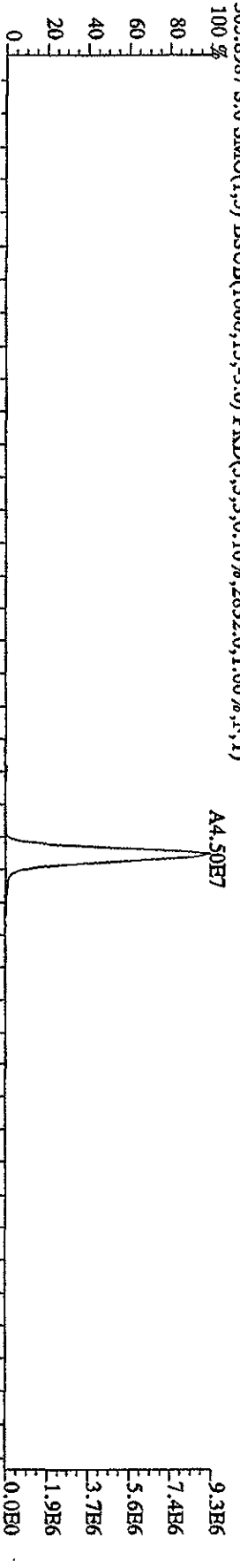
Sample#2 Text:ST0412 :CS-3 10DXN111 Exp:DJOXINRES8290A



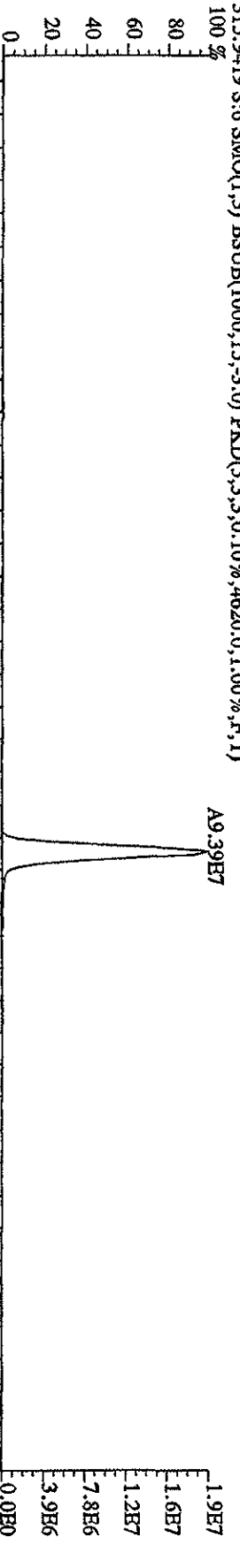
File:12AP104D5 #1-435 Acq:12-APR-2010 12:16:51 GC EI+ Voltage:519 Autospec-UltimaB
 Sample#6 Text:ST0412D :CS-4 09DXN426 Exp:DIOXINRES8290A
 303.9016 S:6 SMO(1,3) BSUB(1000,15,-3,0) PKD(5,3,3,0,10%,2052,0,1,00%,F,T)



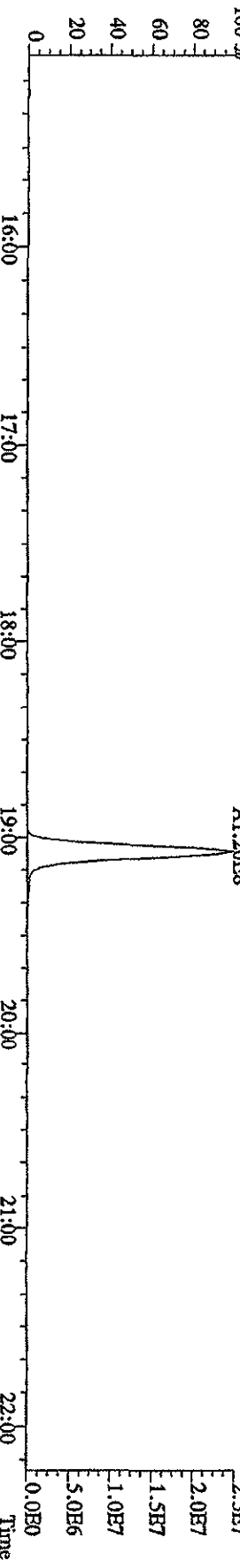
305.8987 S:6 SMO(1,3) BSUB(1000,15,-3,0) PKD(5,3,3,0,10%,2832,0,1,00%,F,T)



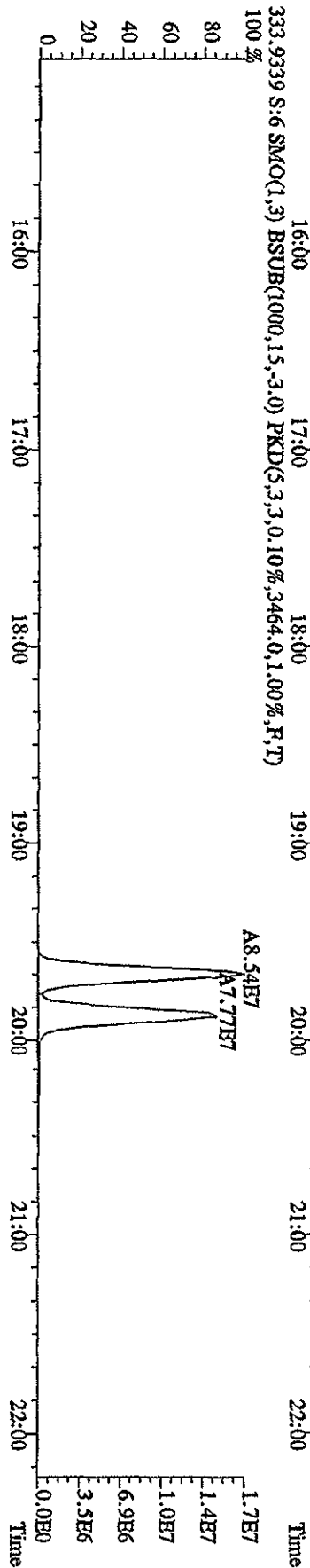
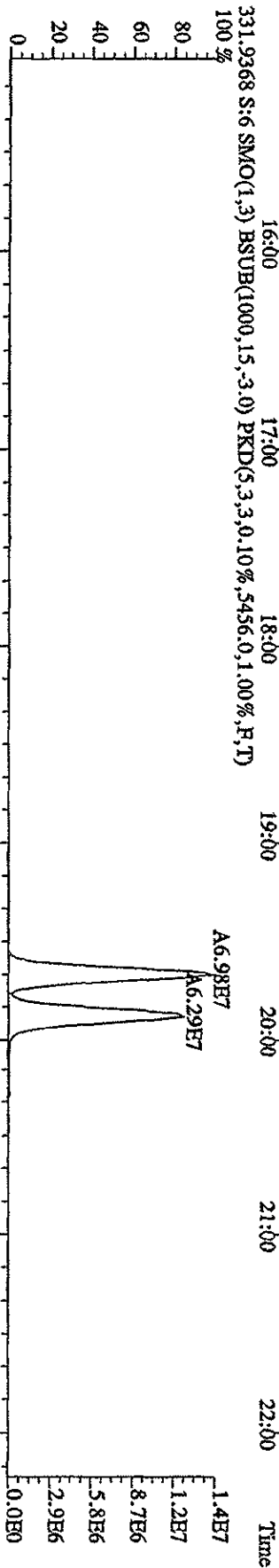
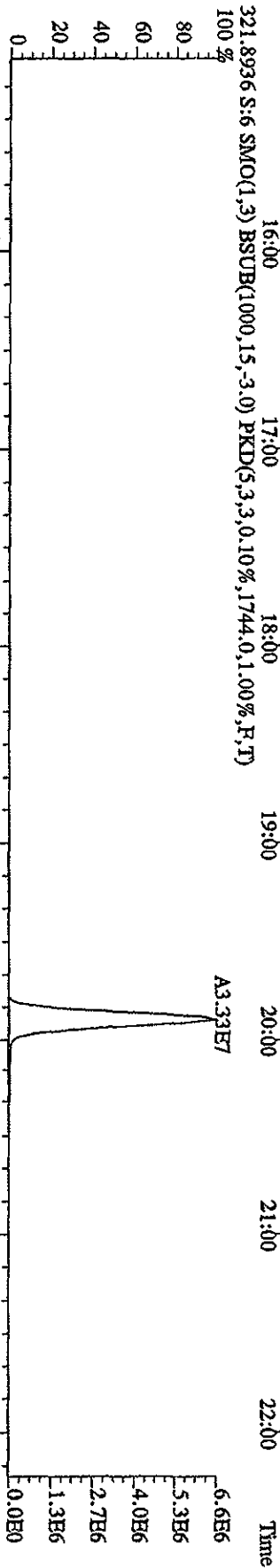

315.9419 S:6 SMO(1,3) BSUB(1000,15,-3,0) PKD(5,3,3,0,10%,4620,0,1,00%,F,T)



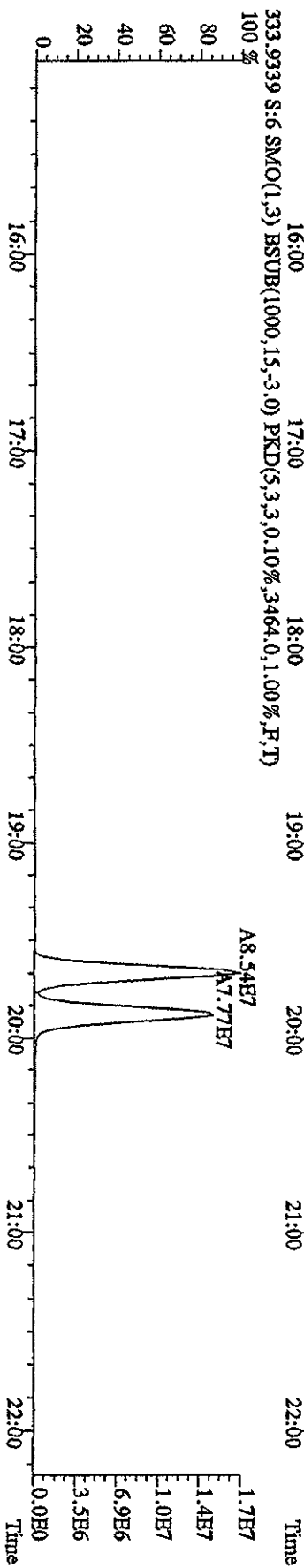
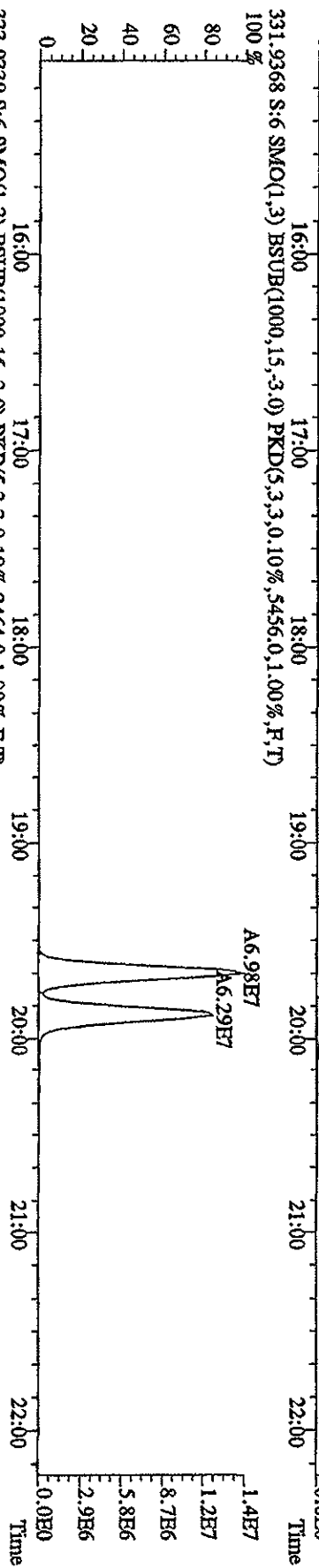
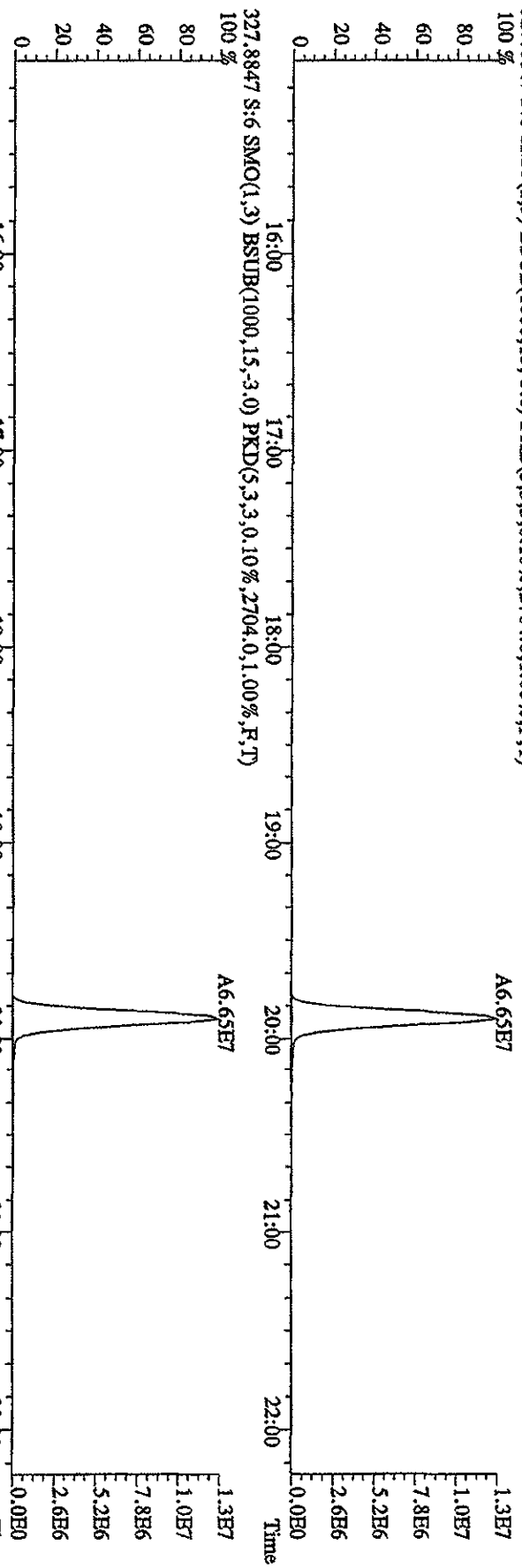
317.9389 S:6 SMO(1,3) BSUB(1000,15,-3,0) PKD(5,3,3,0,10%,4424,0,1,00%,F,T)



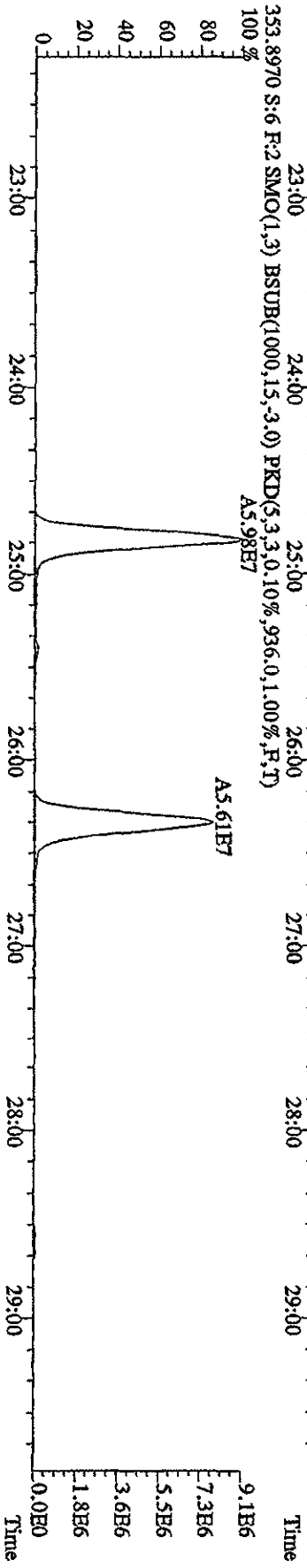
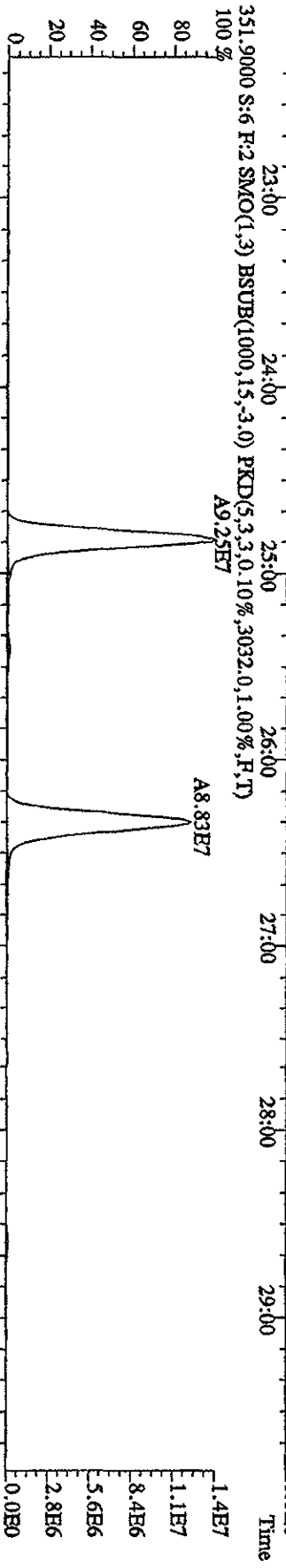
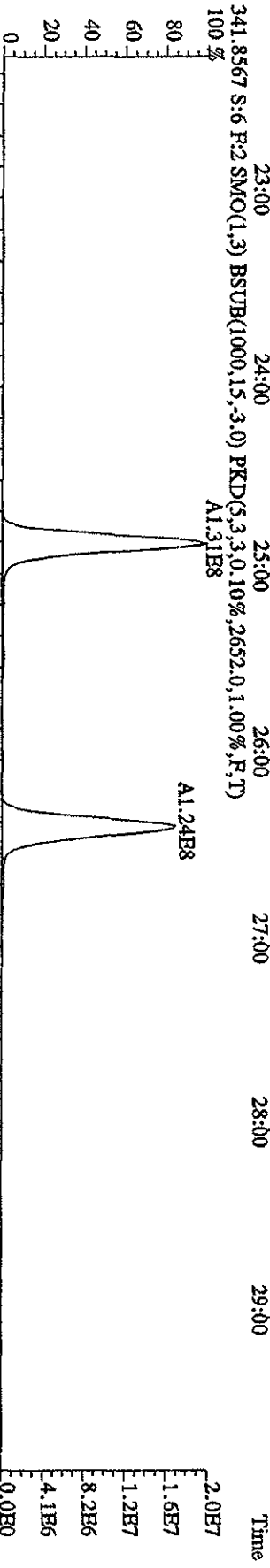
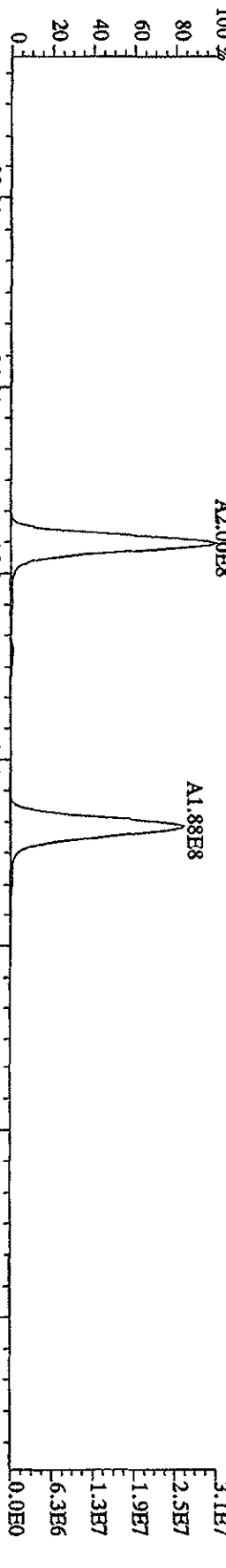
File:12AP104D5 #1-435 Acq:12-APR-2010 12:16:51 GC HI+ Voltage SIR Autospec-UltimaB
 Sample#6 Text:ST0412D :CS-4 09DXN426 Exp:DIOXINRES8290A
 319.8965 S:6 SMO(1,3) BSUB(1000,15,-3.0) PKD(5,3,3,0.10%,1540.0,1.00%,F,T)



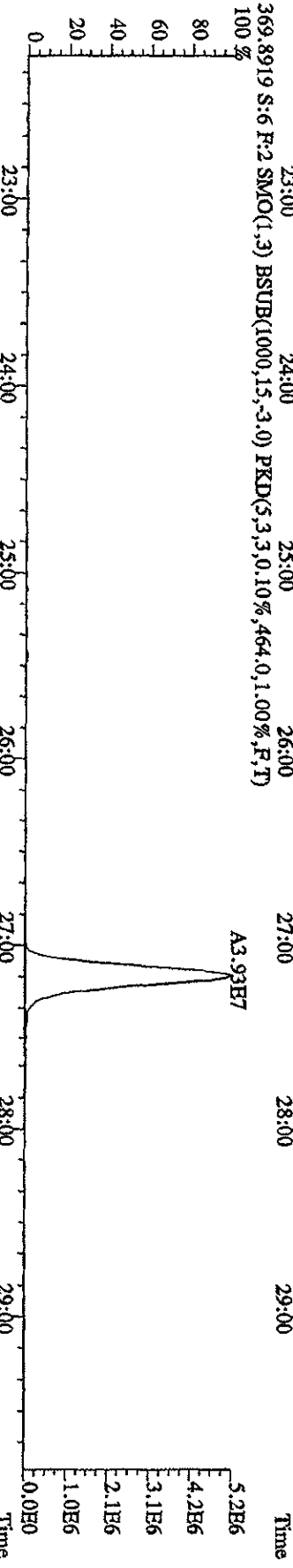
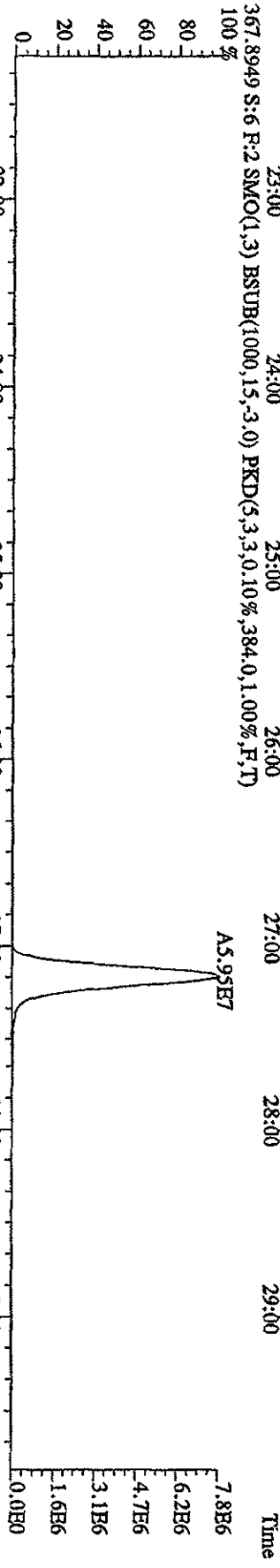
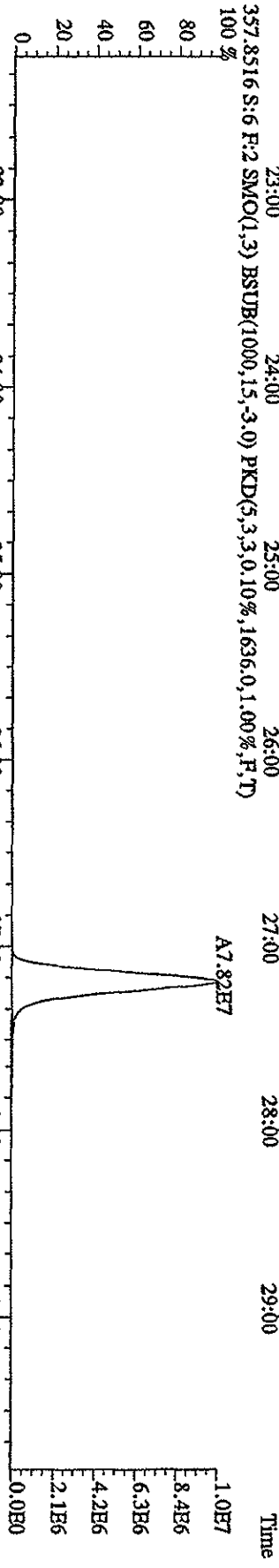
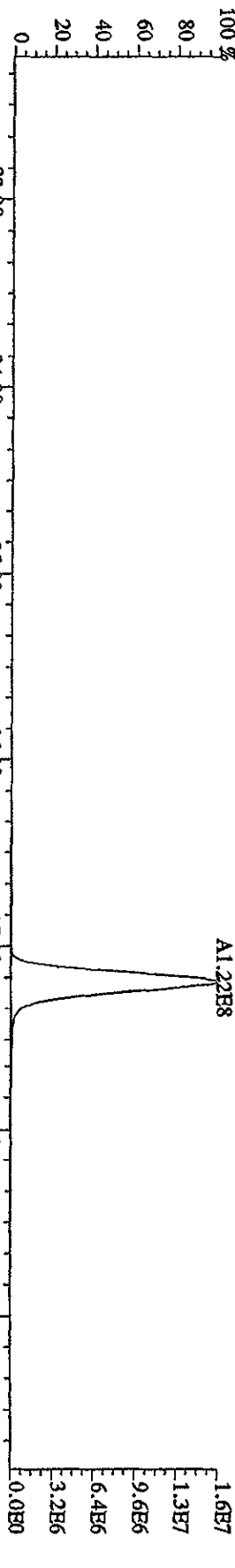
File:12AP104D5 #1-435 Acq:12-APR-2010 12:16:51 GC EI+ Voltage SIR Autospec-UltimaE
 Sample#6 Text:ST0412D :CS-4 09DXN426 Exp:DIOXINRES8290A
 327.8847 S:6 SMO(1,3) BSUB(1000,15,-3.0) PKD(5,3,3,0.10%,2704.0,1.00%,F,T) 100 %



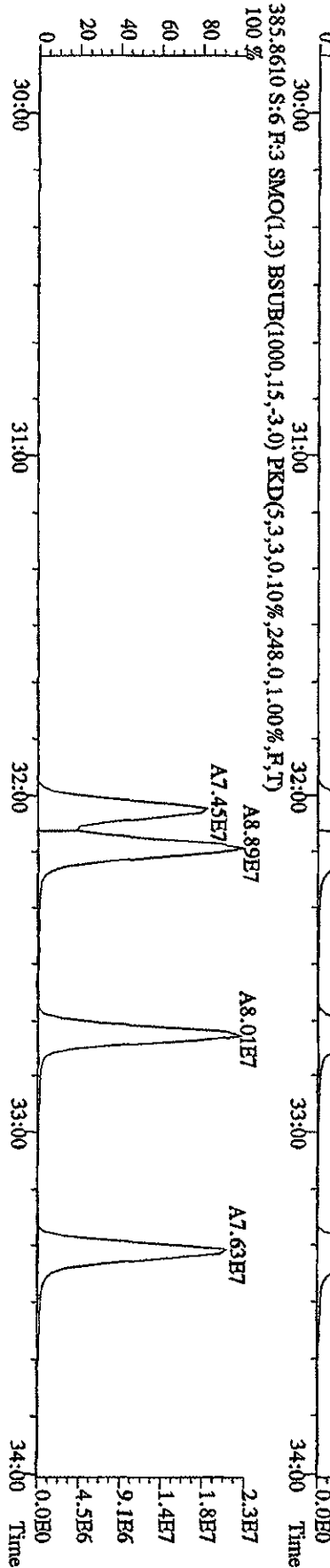
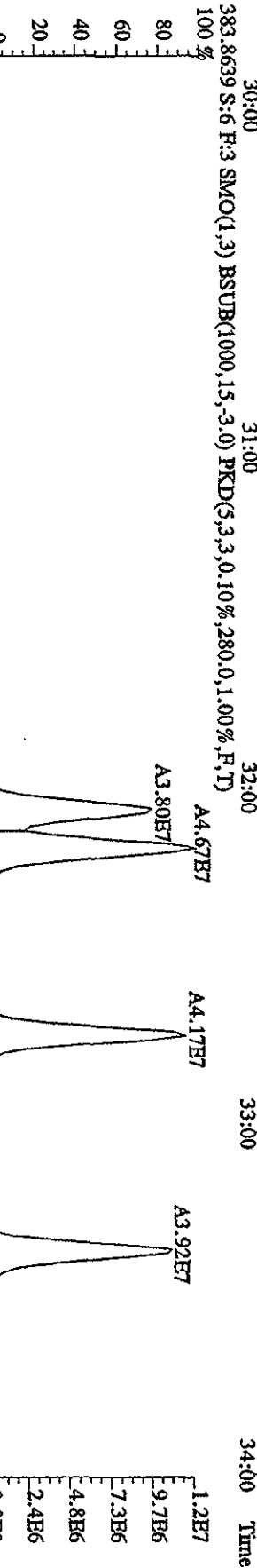
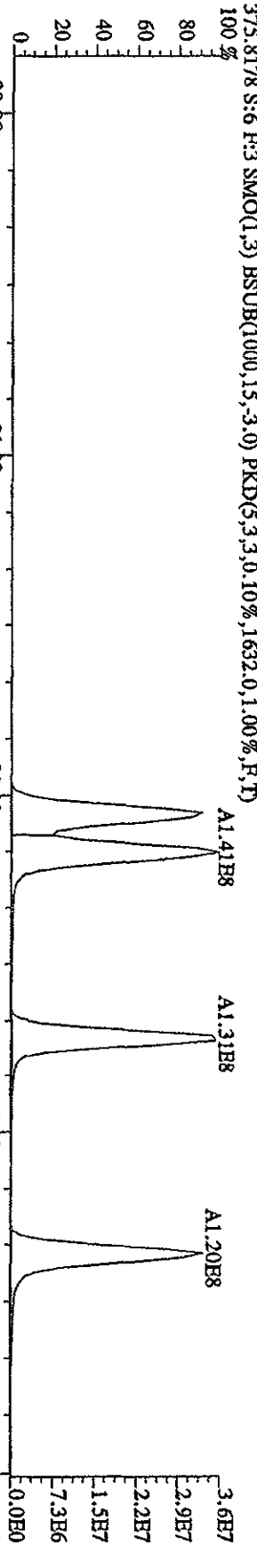
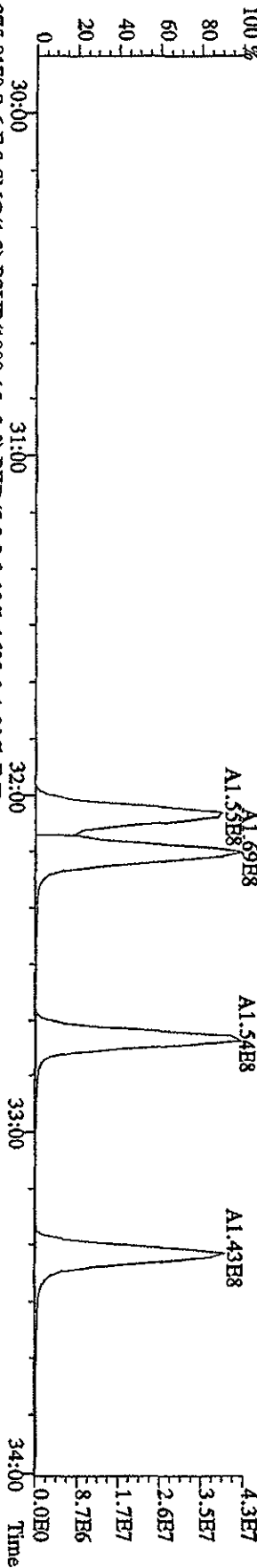
File:12AP104D5 #1-604 Acq:12-APR-2010 12:16:51 GC EI+ Voltage SIR Autospec-UltraH
 Sample#6 Text:ST0412D :CS-4 09DXN425 Exp:DIOXINRES8290A
 339.8597 S:6 F:2 SMO(1,3) BSUB(1000,15,-3,0) PKD(5,3,3,0,10%,2416,0,1,00%,F,T) A2.00E8



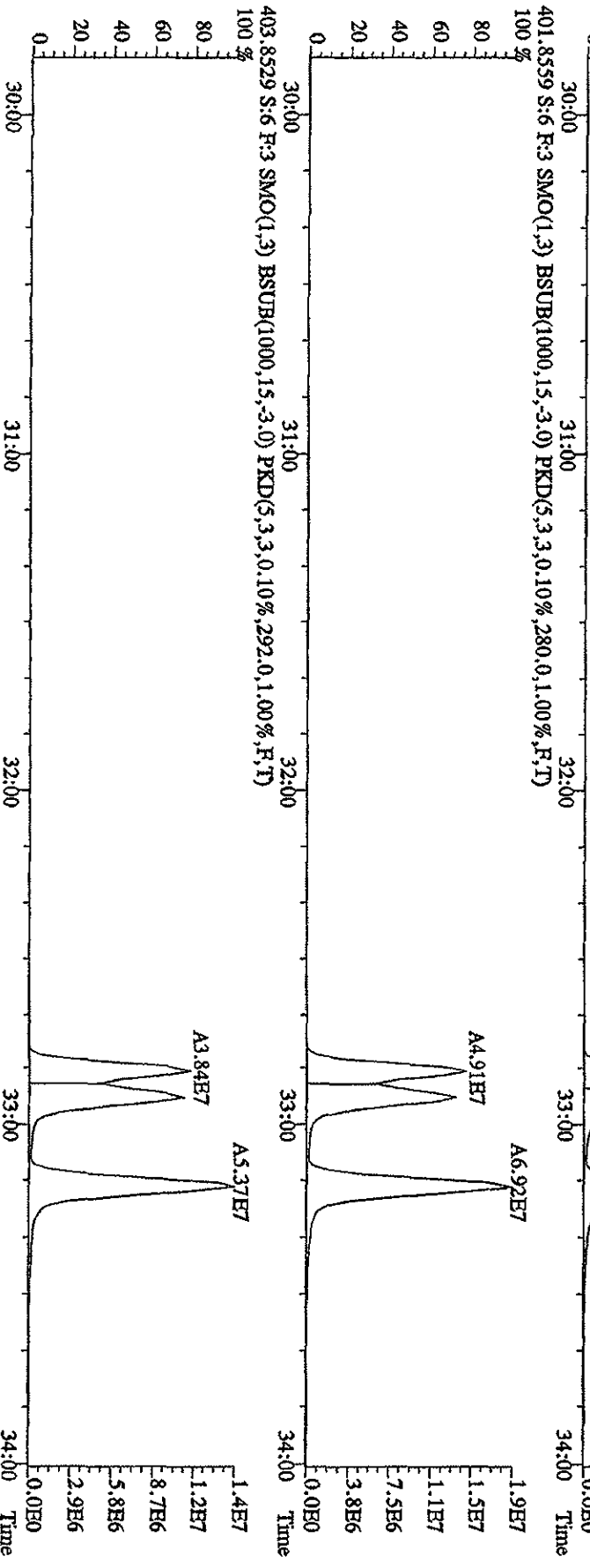
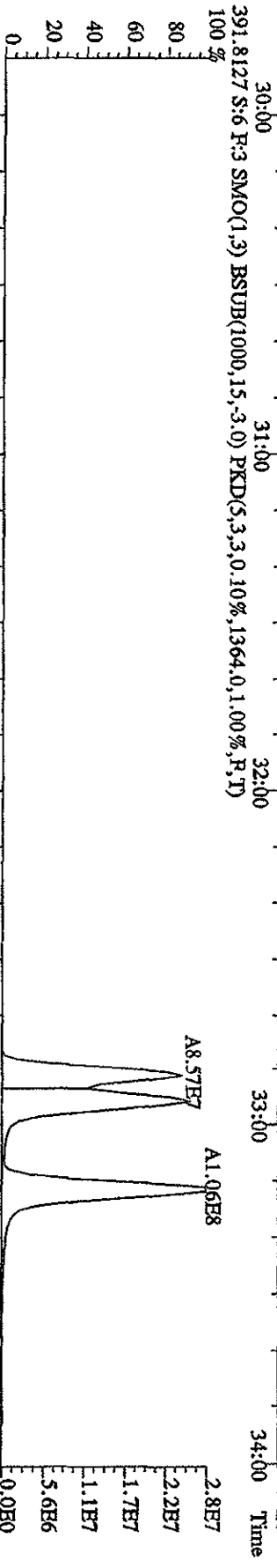
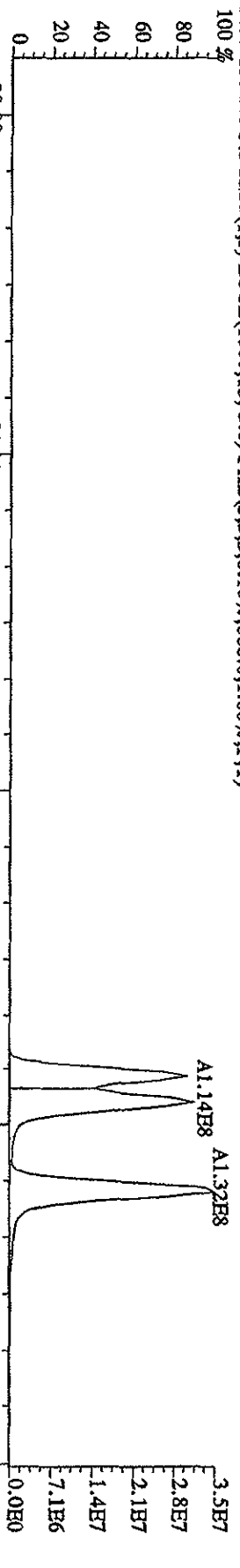
File:12AP104D5 #1-604 Acq:12-APR-2010 12:16:51 GC HI + Voltage SIR Autospec-UHimate
 Sample#6 Text:ST0412D :CS-4 09DXN426 Exp:DIOXINRES8290A
 355.8546 S:6 F:2 SMO(1,3) BSUB(1000,15,-3,0) PKD(5,3,3,0.10%,2816,0,1.00%,F,T)







File:12AP104D5 #1-317 Acq:12-APR-2010 12:16:51 GC EI+ Voltage SIR Autospec-UltraHE
 Sample#6 Text:ST0412D :CS-4 09DXN426 Exp:DIOXINRES8290A
 373.8208 S:6 F:3 SMO(1,3) BSUB(1000,15,-3,0) PKD(5,3,3,0,10%,2520,0,1,00%,F,T)



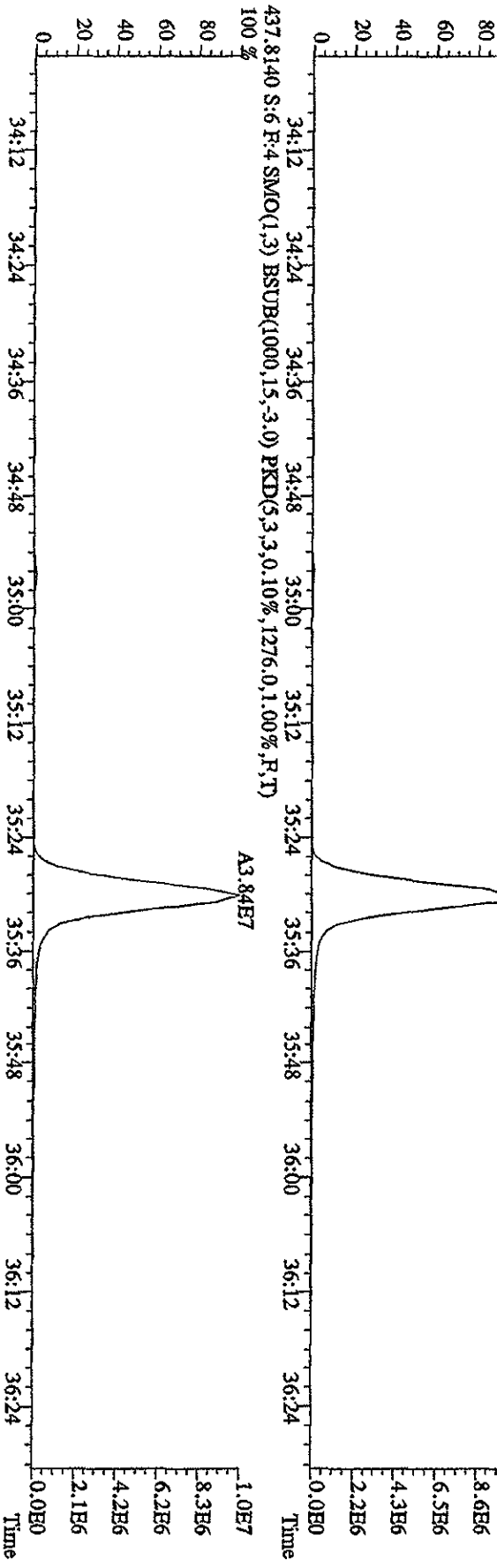
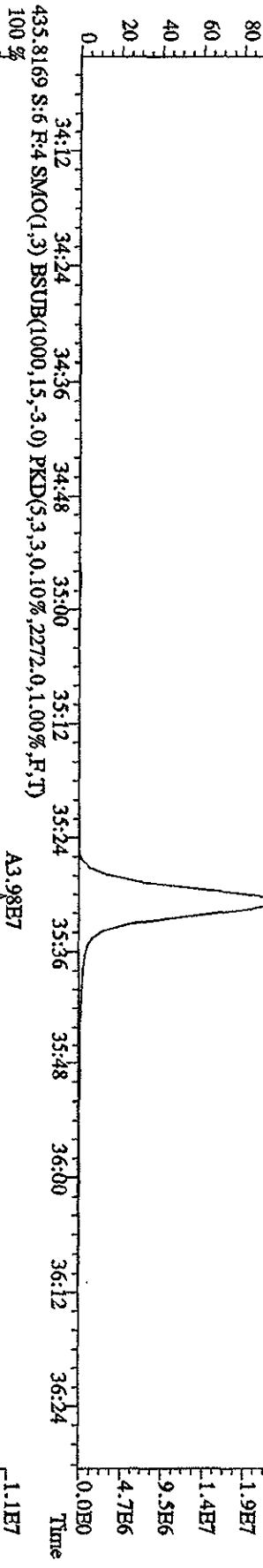
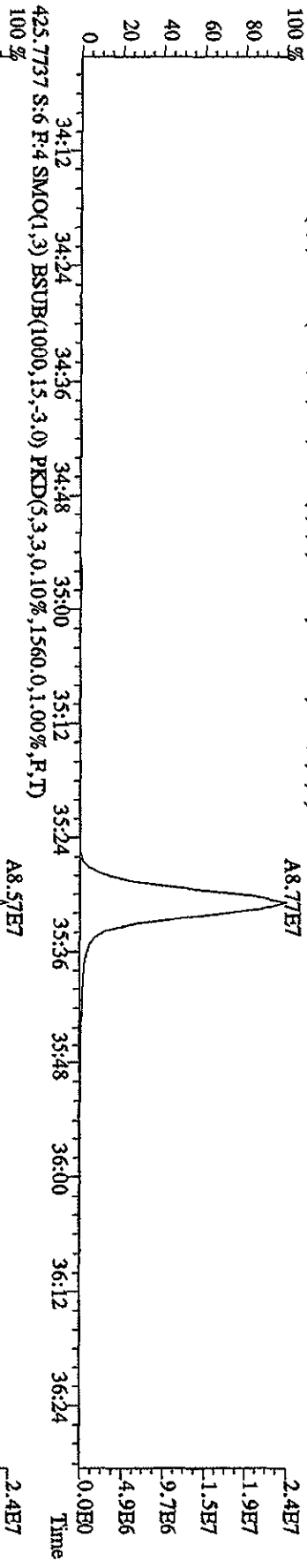
File: 12ADP104D5 #1-317 Acq: 12-APR-2010 12:16:51 GC EI+ Voltage SIR Autospec-UltimaB
 Sample#6 Text: ST0412D :CS-4 09DXN426 Exp: DIOXINRES8290A
 389.8157 S:6 F:3 SMO(1,3) BSUB(1000,15,-3.0) PKD(5,3,3,0,10%,.868,0,1.00%,F,T)



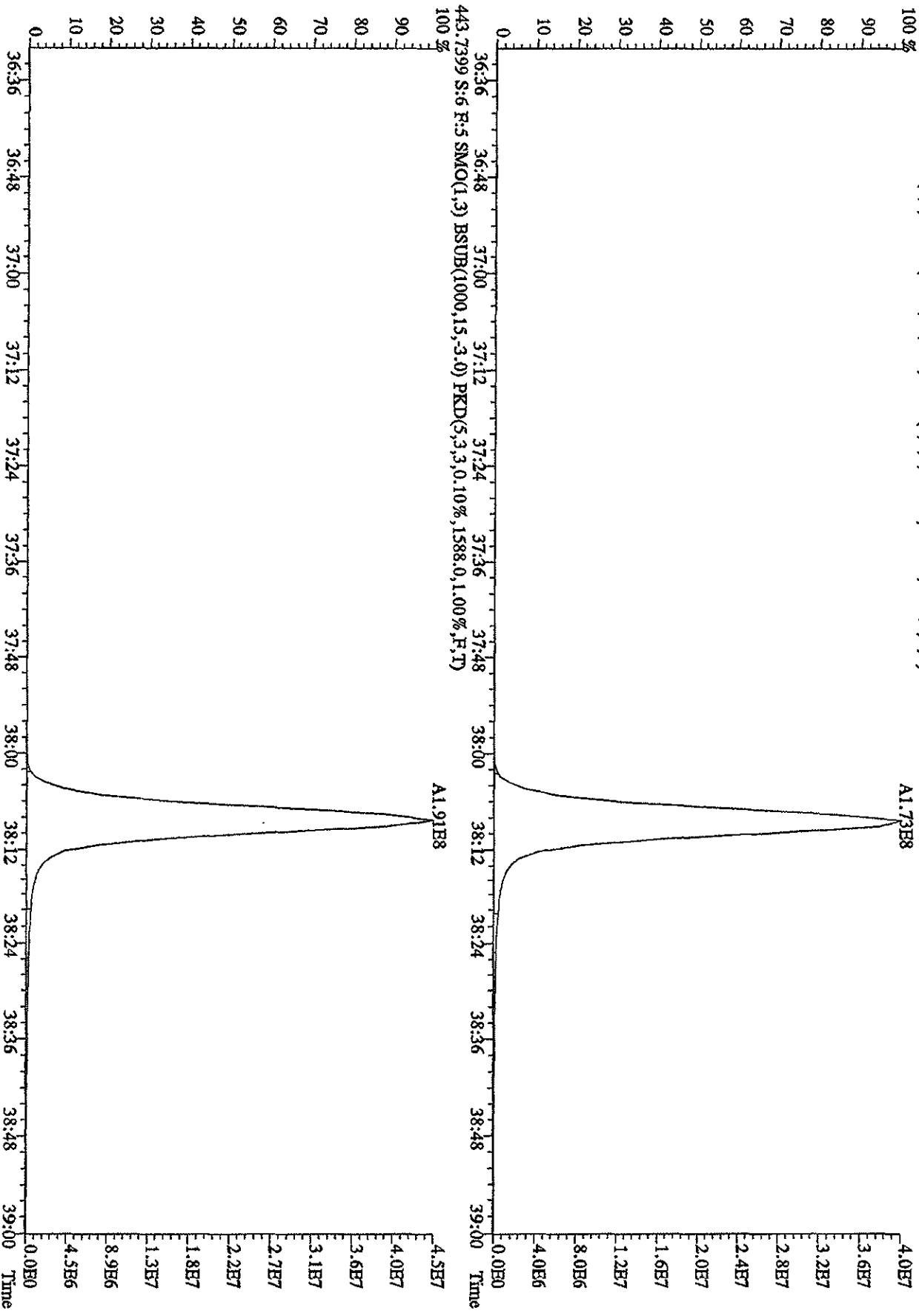
File: 12AP104D5 #1-198 Acq: 12-APR-2010 12:16:51 GC BF+ Voltage SIR Autospec-Ultimate
 Sample#6 Tent: ST0412D :CS-4 09DXN426 Exp: DIOXINRES8290A
 407.7818 S:6 F:4 SMO(1,3) BSUB(1000,15,-3,0) PKD(5,3,3,0,1.00%,27648,0,1.00%,F,T)
 100%



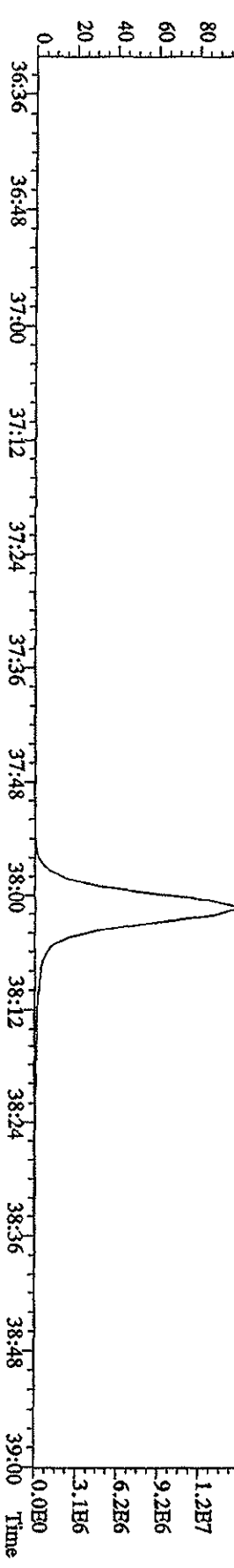
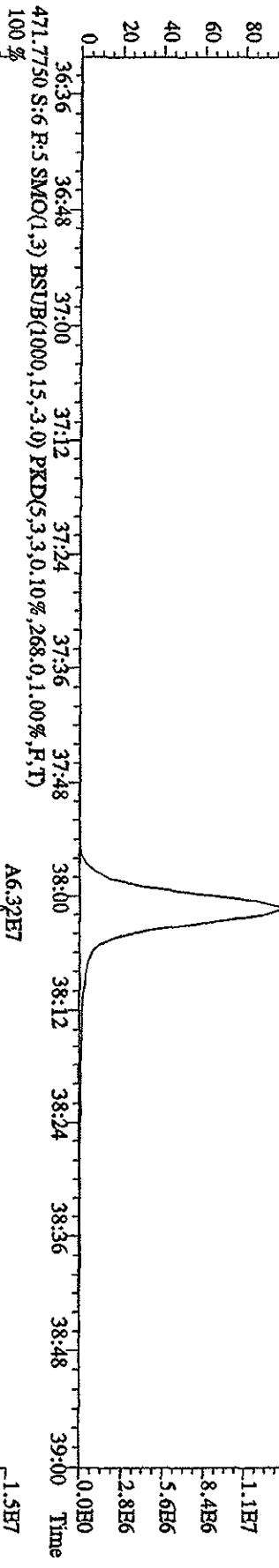
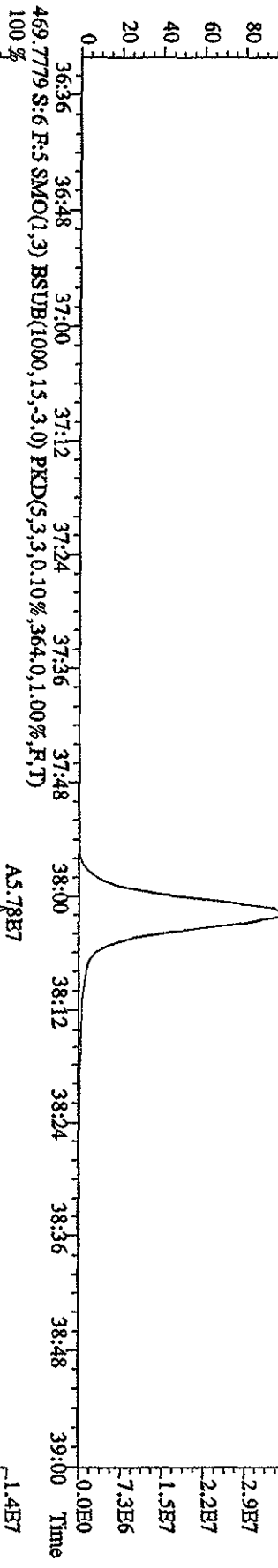
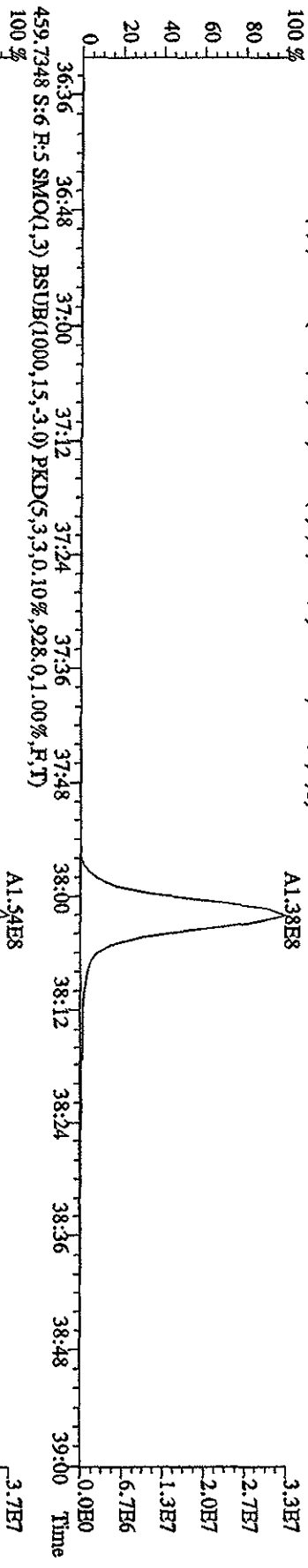
File: 12ADP104D5 #1-198 Acq: 12-APR-2010 12:16:51 GC EI+ Voltage SIR Autospec-Ultimate
 Sample#6 Text: ST0412D :CS-4 09DXN426 Exp: DIOXINRBS8290A
 423.7766 S:6 F:4 SMO(1.3) BSUB(1000,15,-3.0) PKD(5.3,3.0,10%,10928.0,1.00%,F,T)



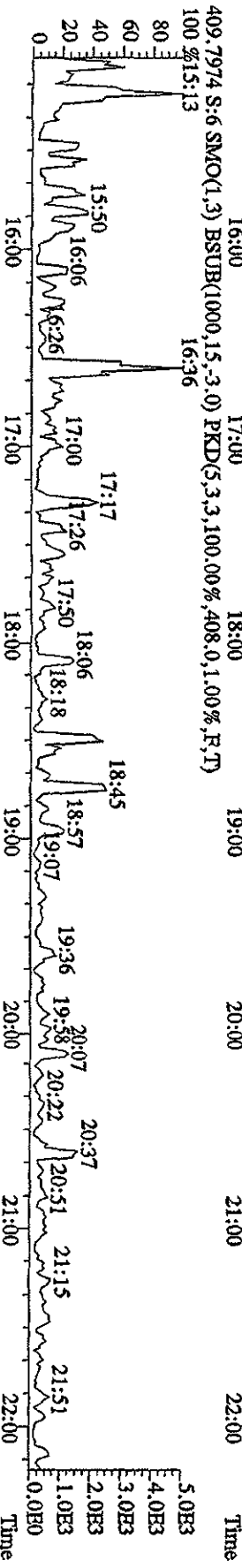
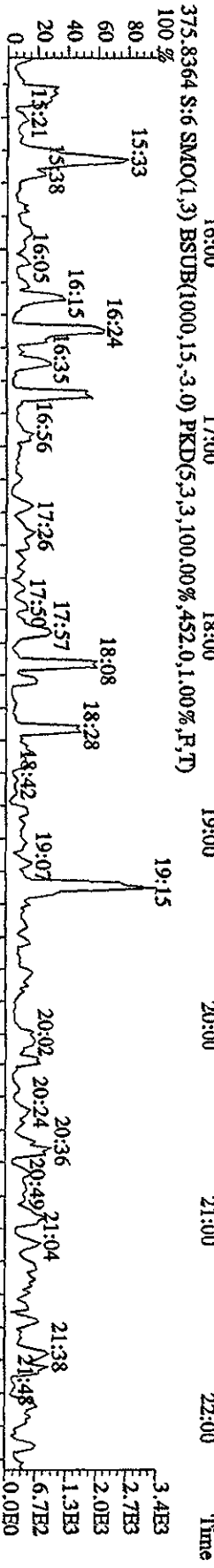
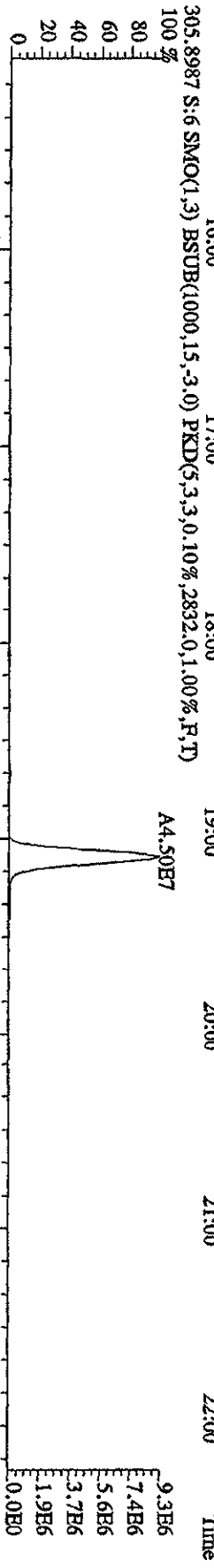
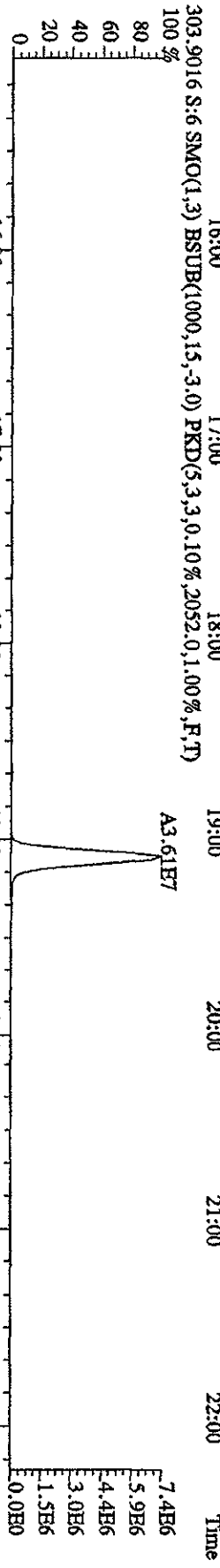
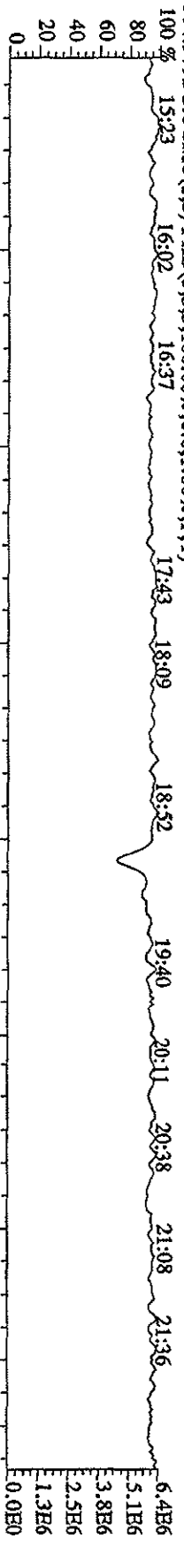
File: 12AP104D5 #1-190 Acq: 12-APR-2010 12:16:51 GC HF+ Voltage SIR Autospec-UltimaB
 Sample#6 Text: ST0412D :CS-4 09DXN426 Exp: DIOXINRES8290A
 441.7428 S:6 F:5 SMO(1,3) BSUB(1000,15,-3,0) PKD(5,3,3,0,10%,1272,0,1,00%,F,T) 100%



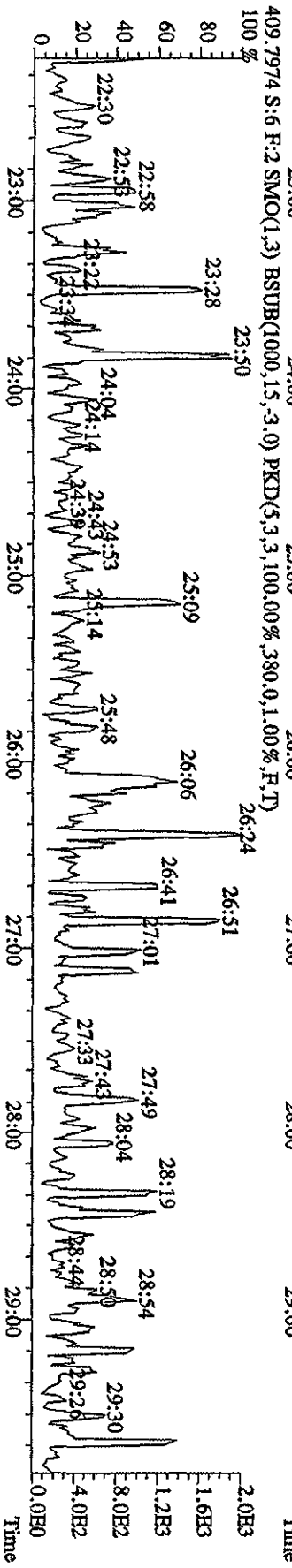
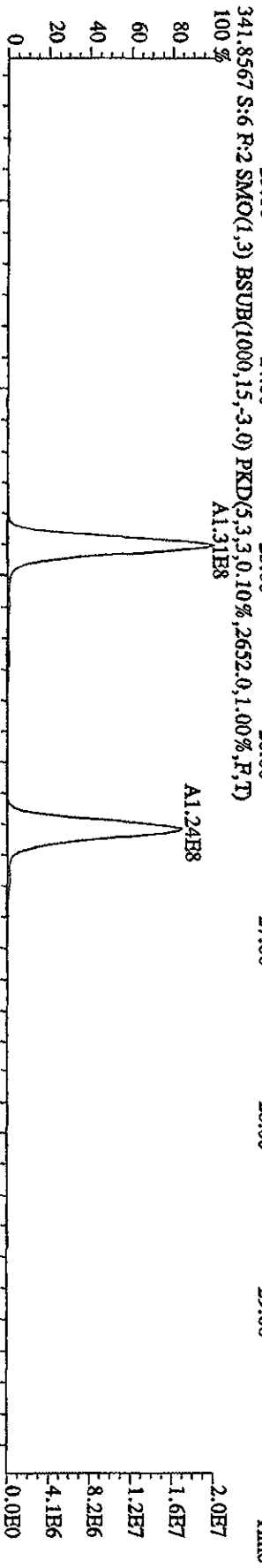
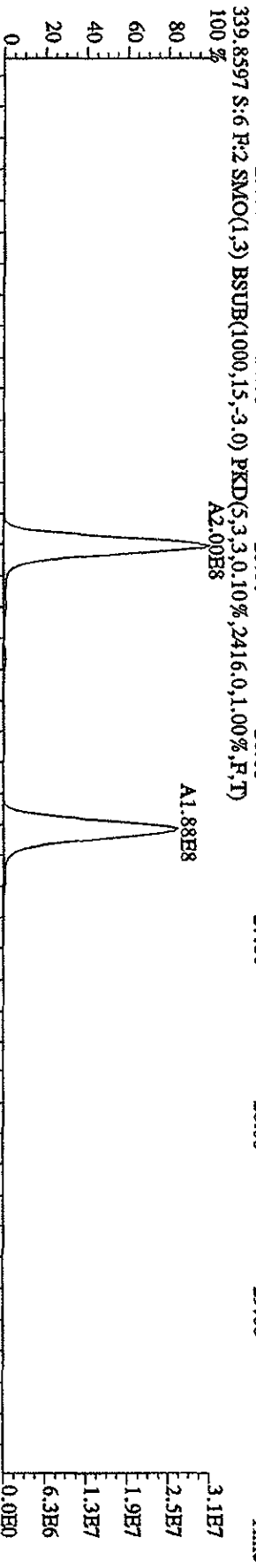
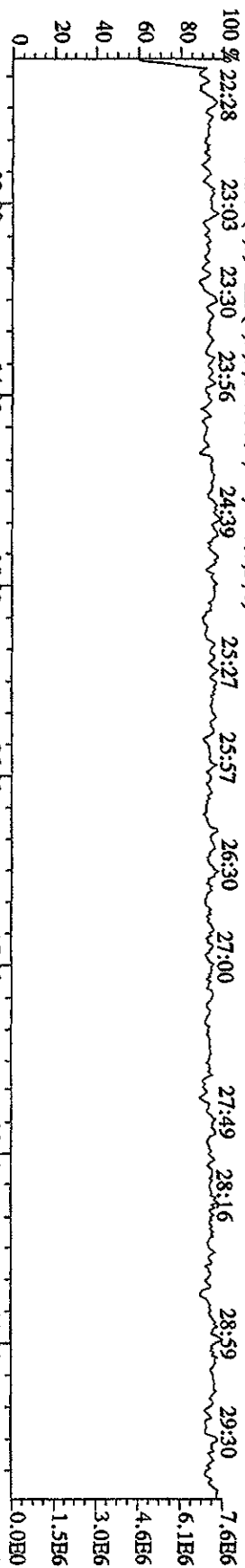
File:12ADP104D5 #1-190 Acq:12-APR-2010 12:16:51 GC EI+ Voltage SIR Autospec-UltimaB
Sample#6 Text:ST0412D :CS-4 09DXN426 Exp:DIOXINRES8290A
457.7377 S:6 F:5 SMO(1,3) BSUB(1000,15,-3,0) PKD(5,3,3,0,10%,22244,0,1,100%,F,T)



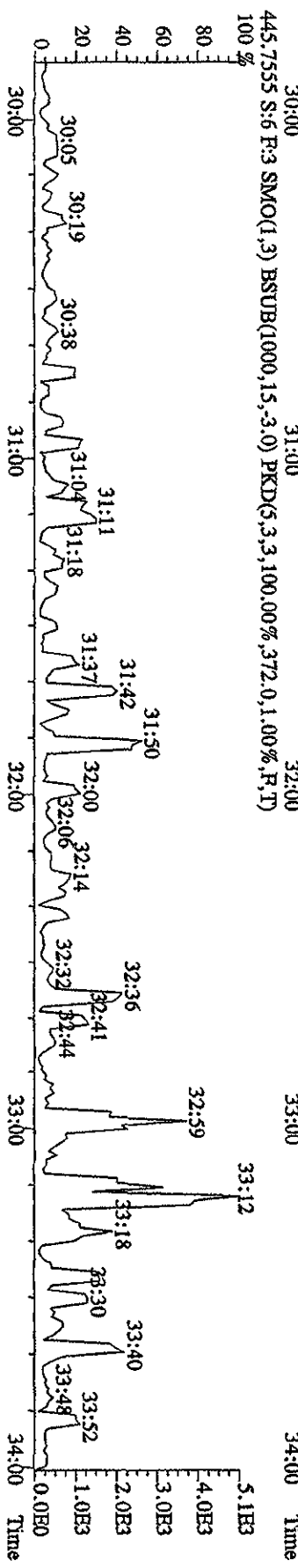
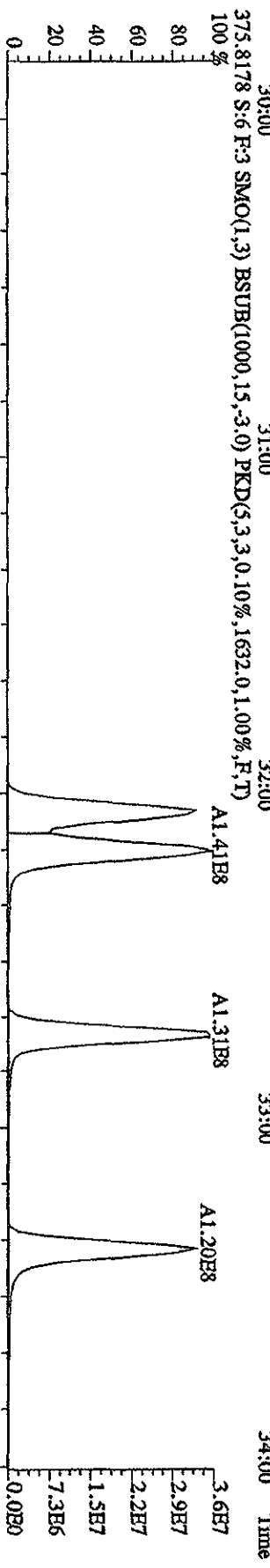
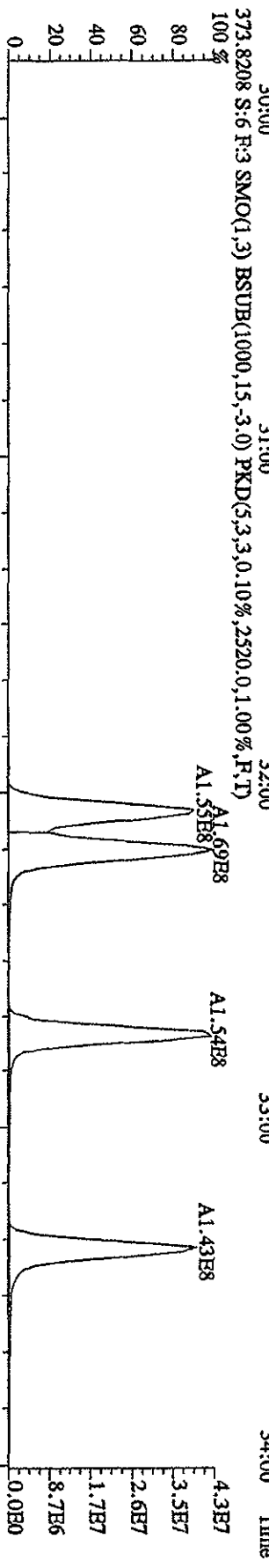

File: 12AP104D5 #1-435 Acq: 12-APR-2010 12:16:51 GC EI+ Voltage SIR Autospec-Ultimate
 Sample#6 Text: ST0412D :CS-4-09DXN426 Exp: DIOXINRES8290A



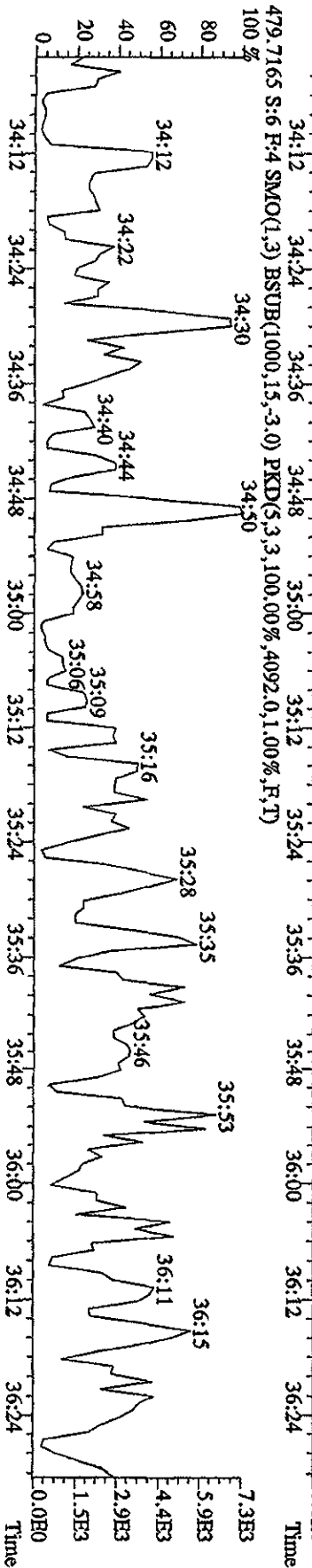



File: 12ADP104D5 #1-604 Acq: 12-APR-2010 12:16:51 GC HF+ Voltage SIR Autospec-UltraB
 Sample#6 Text: ST0412D :CS-4 09DXN426 Exp: DIOXINRES8290A



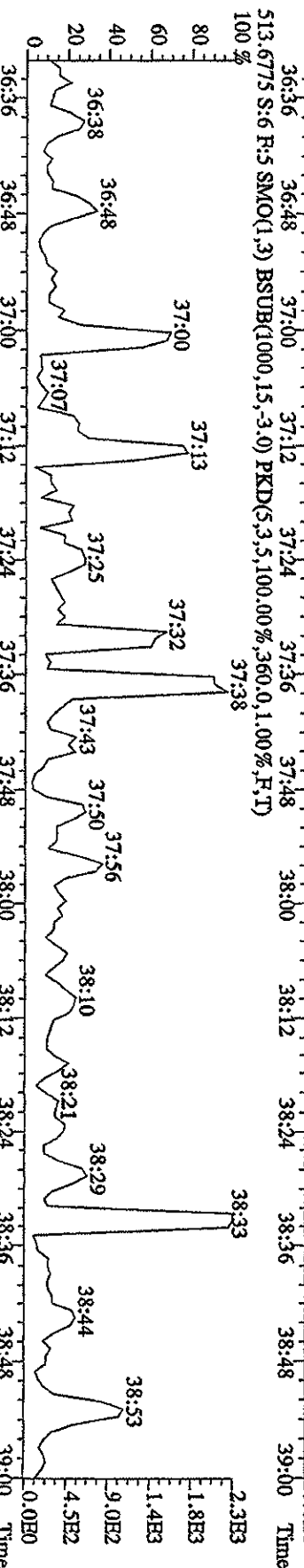


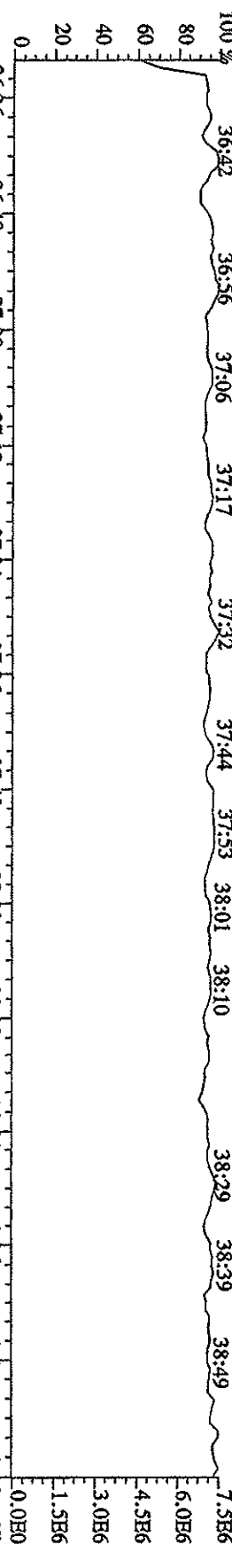
File: 12AP104D5 #1-317 Acq: 12-APR-2010 12:16:51 GC HI+ Voltage SIR Autospec-Ultimate
 Sample#6 Text: ST0412D :CS-4 09DXN476 Exp: DIOXINRES8290A



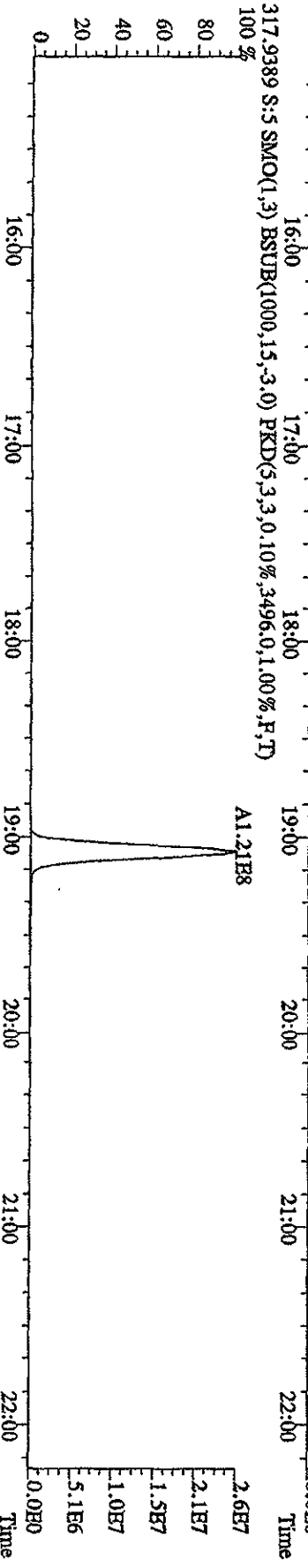
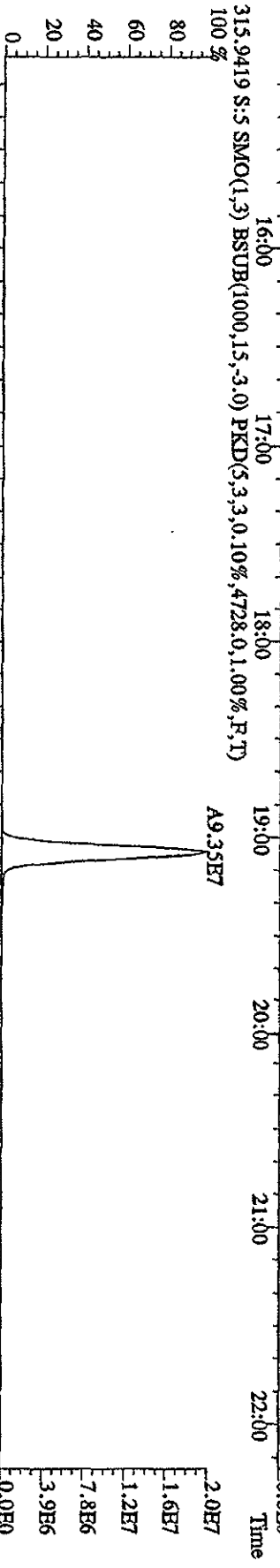
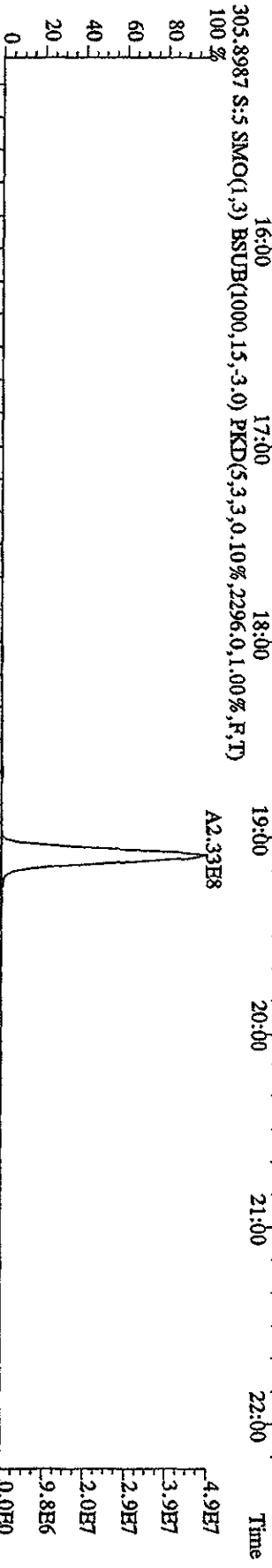
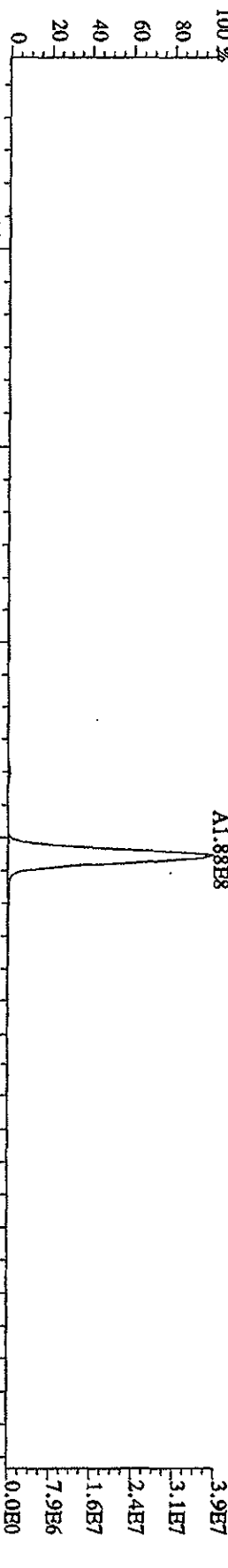
File:12AP104D5 #1-198 Acq:12-APR-2010 12:16:51 GC BI+ Voltage SIR Autospec-UltimaE
 Sample#6 Text:ST0412D :CS-4 09DXN426 Exp:DI0XINRES8290A



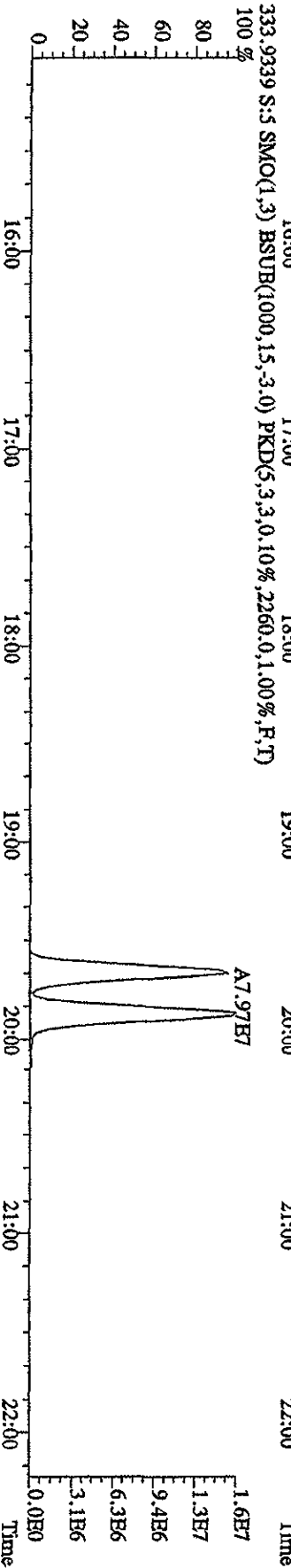
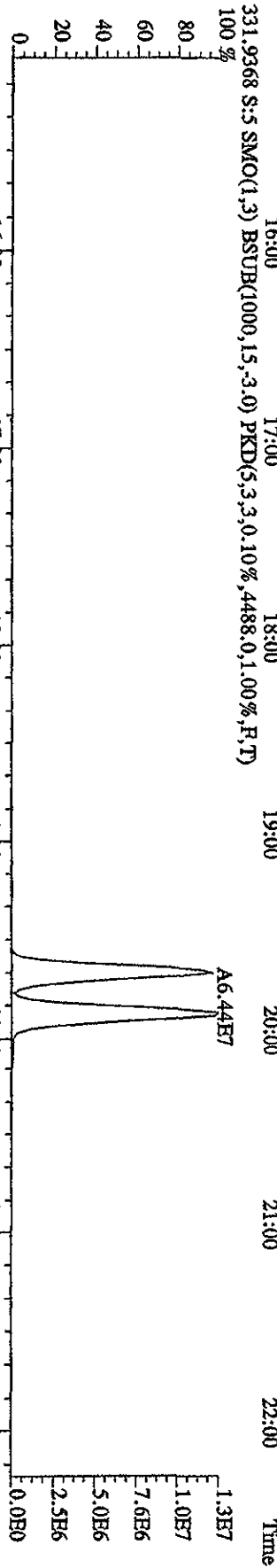

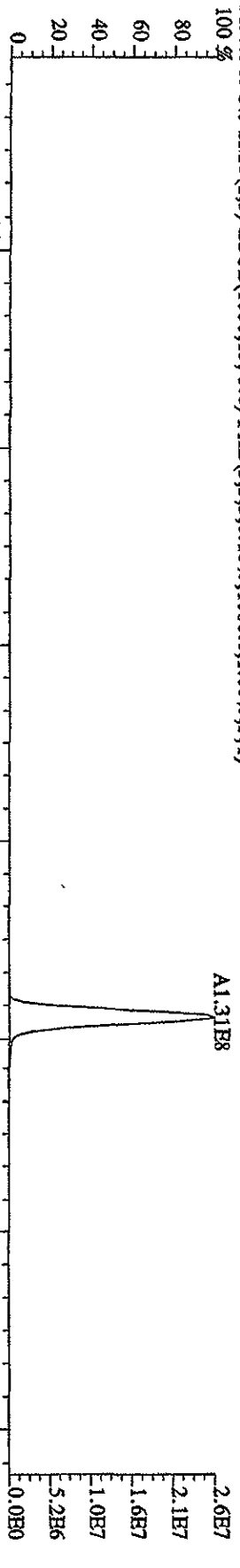
File:12AP104D5 #1-190 Acq:12-APR-2010 12:16:51 GC EI+ Voltage SIR Autospec-UHmah
 Sample#6 Text:ST0412D .CS-4 09DXXN426 Exp:DIOXINRHS8290A



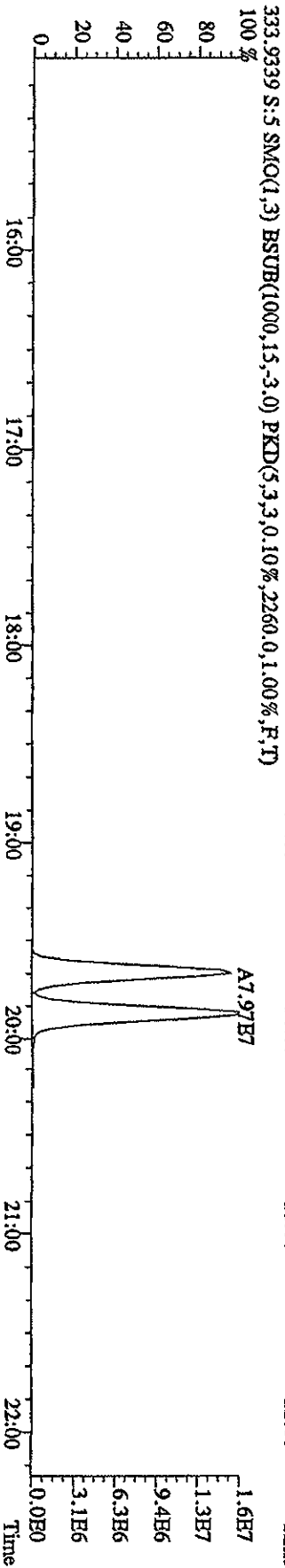
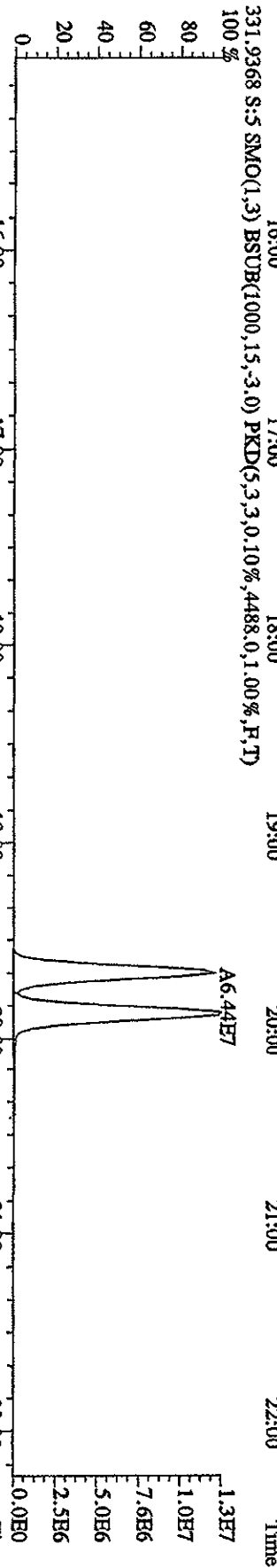
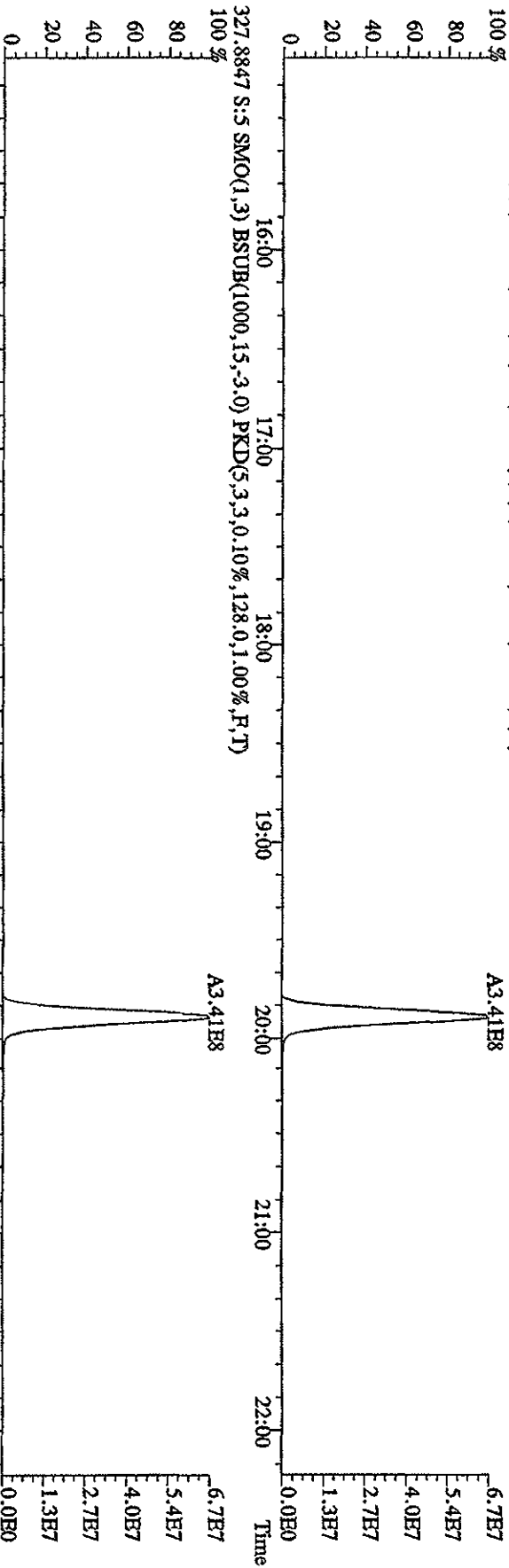
File:12AP104D5 #1-435 Acq:12-APR-2010 11:32:49 GC HI + Voltage SIR Autospec-UltimaE
 Sample#5 Text:ST0412C :CS-5 09DXN456 Exp:DIOXINRES8290A
 303.9016 S:5 SMO(1,3) BSUB(1000,15,-3,0) PKD(5,3,3,0,10%,2960,0,1,00%,F,T)



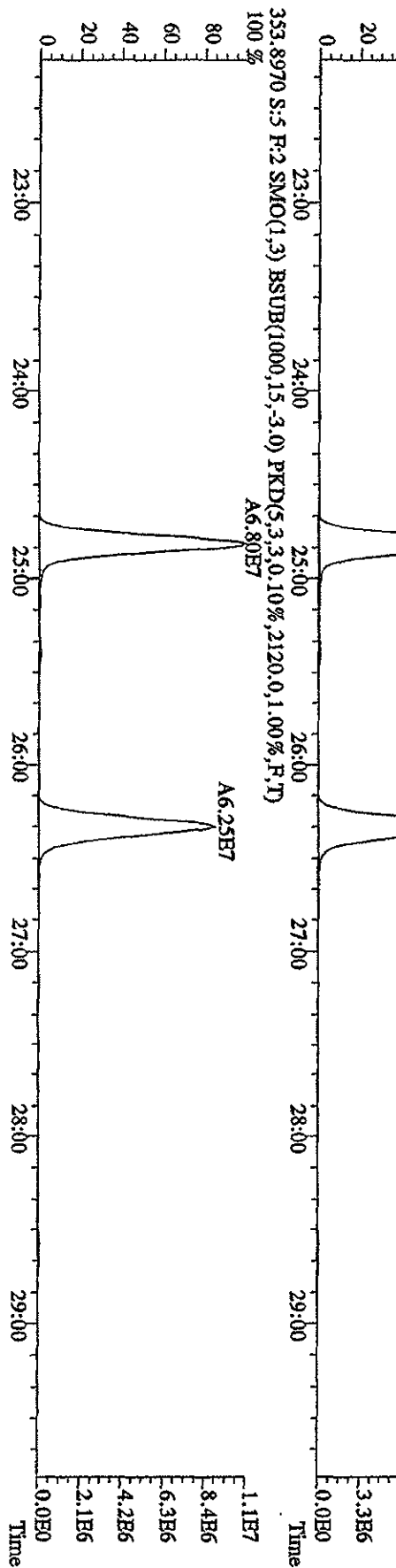
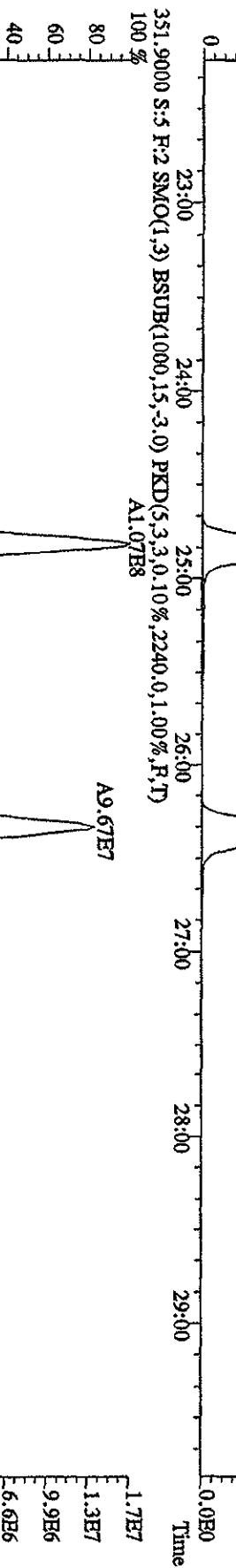
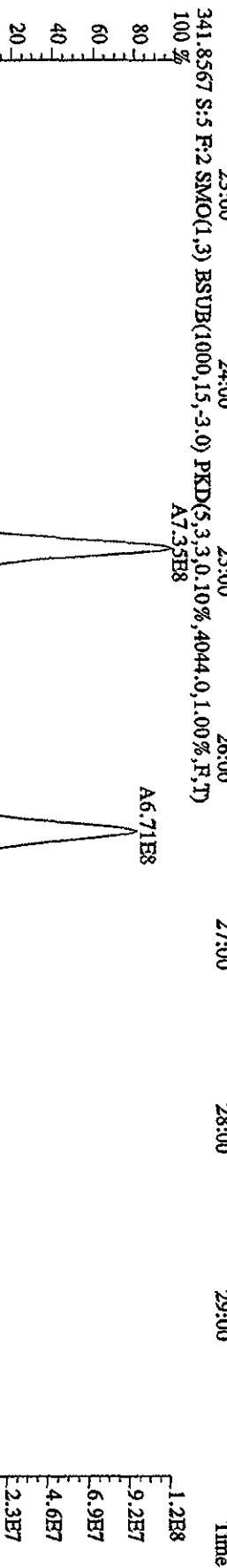
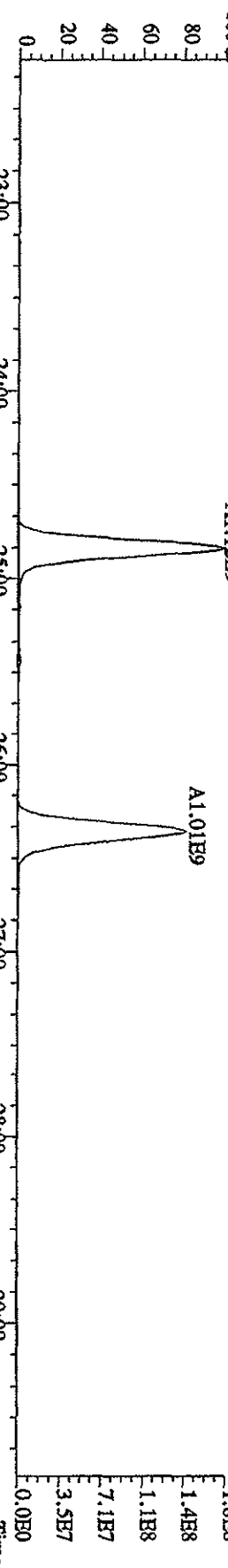
File:12AD104D5 #1-435 Acq:12-APR-2010 11:32:49 GC EI+ Voltage SIR Autospec-Ultimate
 Sample#5 Text:ST0412C :CS-5 09DXN456 Exp:DIOXINRES8290A
 319.8965 S:5 SMO(1,3) BSUB(1000,15,-3.0) PKD(5,3,3,0.10%,1000.0,1.00%,F,T)



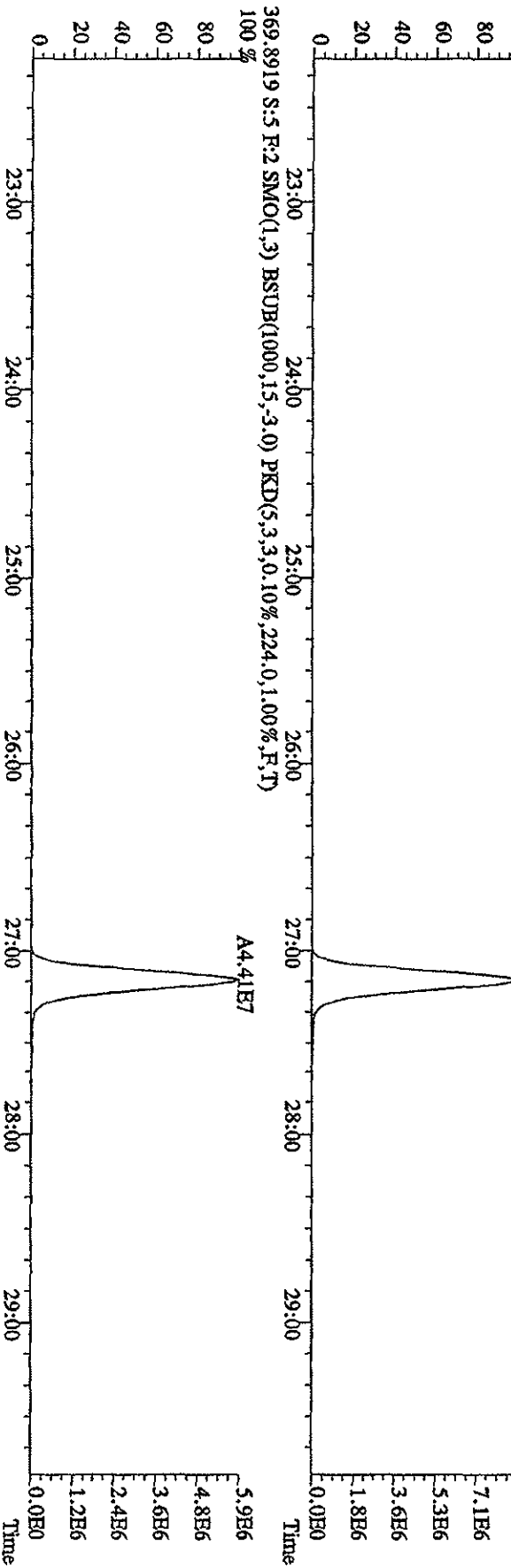
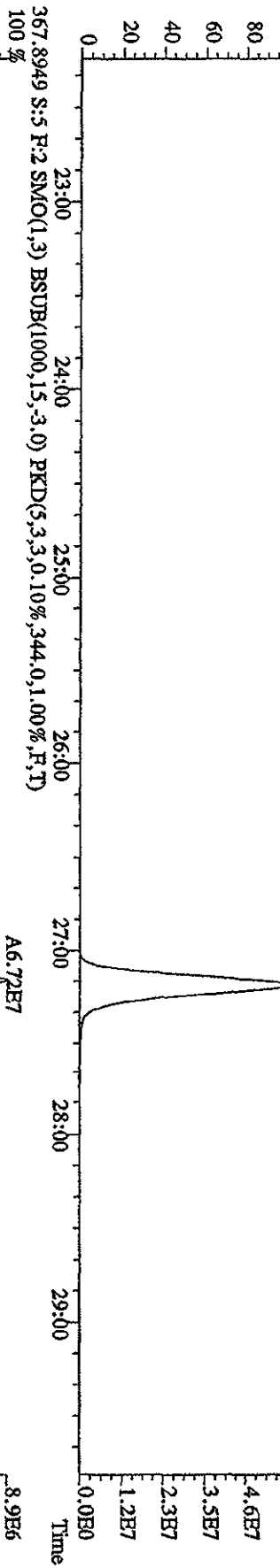
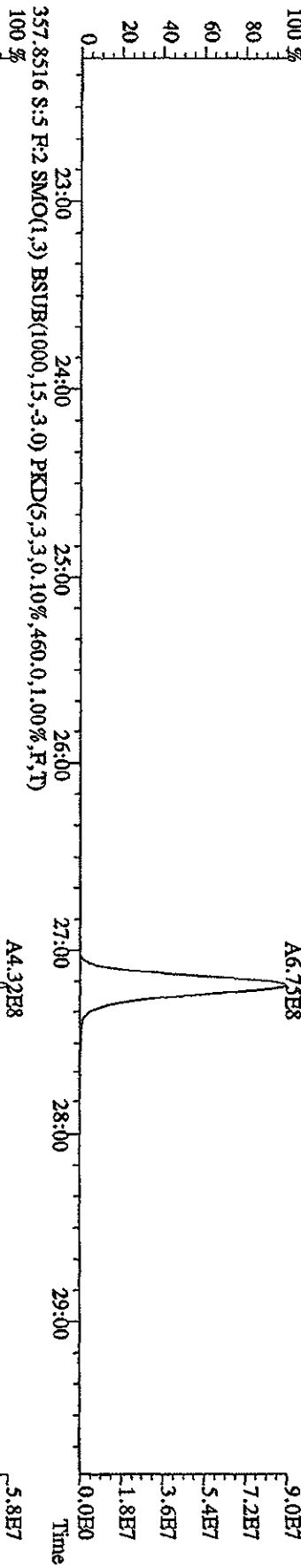
File: 12ADP104D5 #1-435 Acq: 12-APR-2010 11:32:49 GC HI+ Voltage SFR Autospec-UHimaE
 Sample#5 Text: ST0412C :CS-5 09DXN456 Exp: DIOXINRES8290A
 327.8847 S:5 SMO(1,3) BSUB(1000,15,-3.0) PKD(5,3,3,0.10%,128.0,1.00%,F,T)



File: 12AD104D5 #1-604 Acq: 12-APR-2010 11:32:49 GC EI+ Voltage SIR Autospec-Ultimate
 Sample#5 Text: ST0412C :CS-5 09DXN456 Exp: DIOXINRHS8290A
 339.8597 S:5 F:2 SMO(1,3) BSUB(1000,15,-3.0) PKD(5,3,3,0,10%,8368,0,1,00%,F,T) A1.12B9
 100%

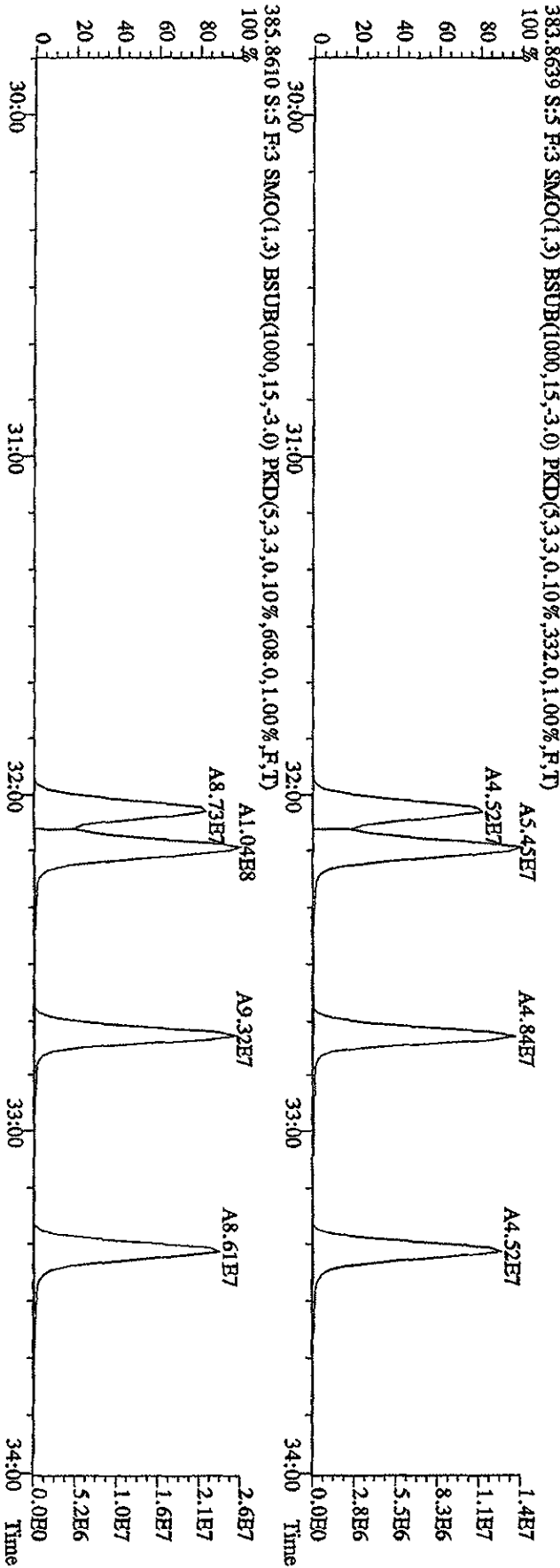
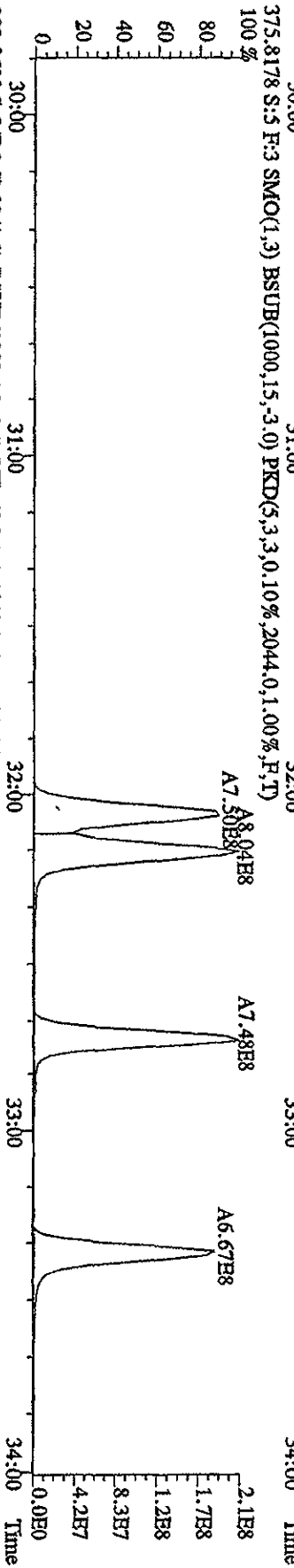
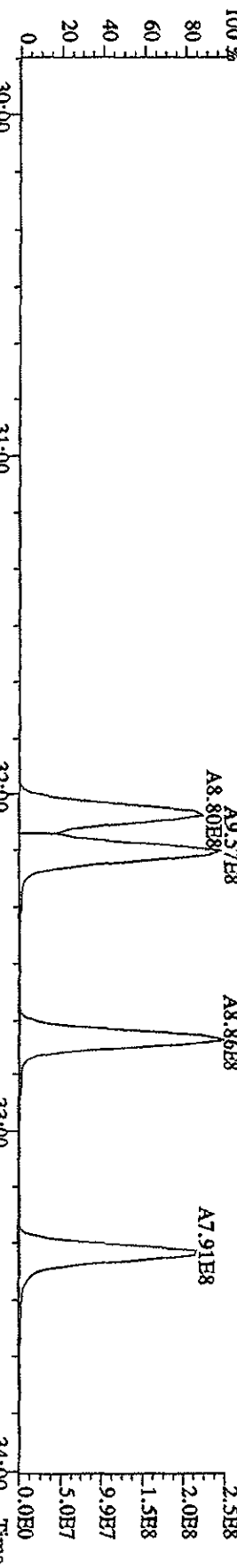


File: 12AP104D5 #1-604 Acq: 12-APR-2010 11:32:49 GC-EL+ Voltage SIR Autospec-UltimaB
 Sample#5 Text: ST0412C :CS-5 09DXN456 Exp: DIOXINRES8290A
 355.8546 S:5 F:2 SMO(1,3) BSUB(1000,15,-3,0) PKD(5,3,3,0,10%,1104,0,1,00%,F,T)







File:12AD104D5 #1-317 Acq:12-APR-2010 11:32:49 GC BI+ Voltage SIR Autospec-Ultimate





Sample#5 Text:ST0412C :CS-5 09DXN456 Exp:DIOXINRES8290A



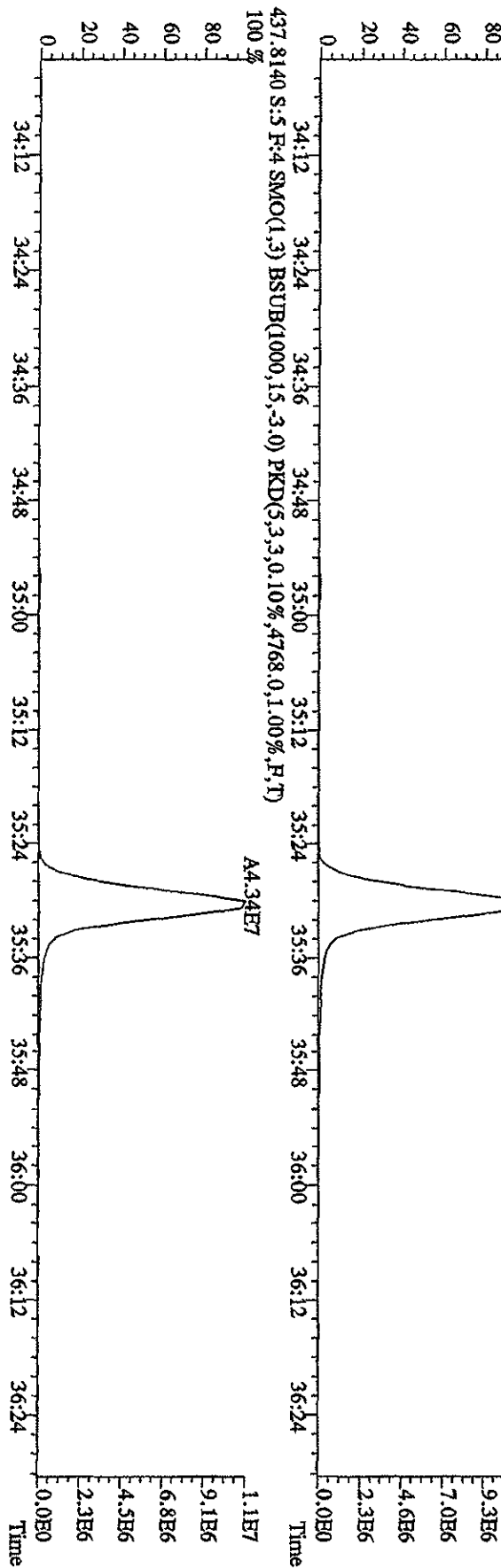
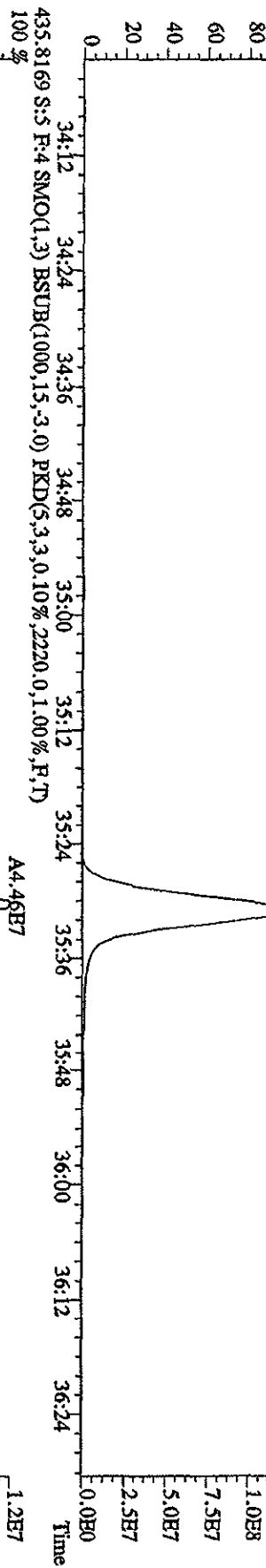
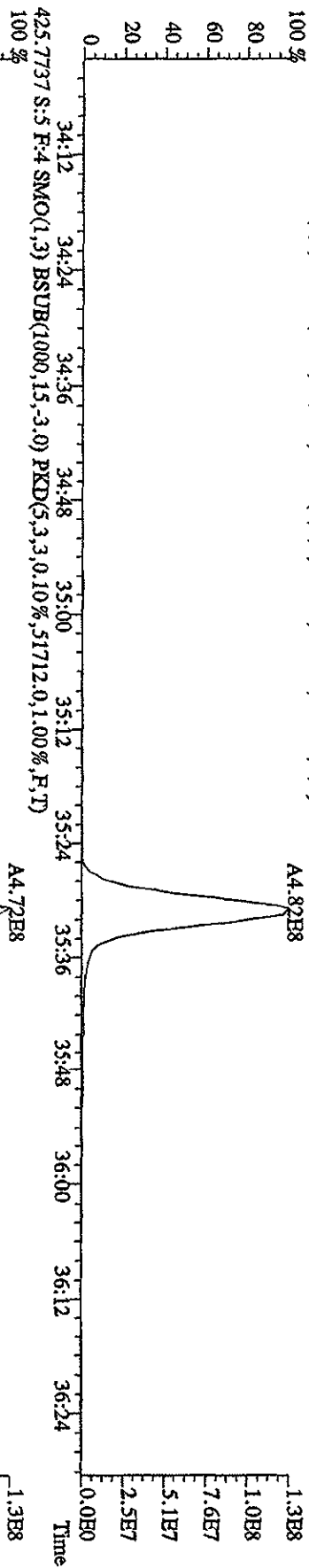
File:12AP104D5 #1-317 Acq:12-APR-2010 11:32:49 GC HI+ Voltage SIR Autospec-UltimaB
 Sample#5 Text:ST10412C :CS-5 09DXN456 Exp:DIOXINRES8290A
 389.8157 S:5 F:3 SMO(1,3) BSUB(1000,15,-3,0) PKD(5,3,3,0,10%,208.0,1.00%,F,T,D)



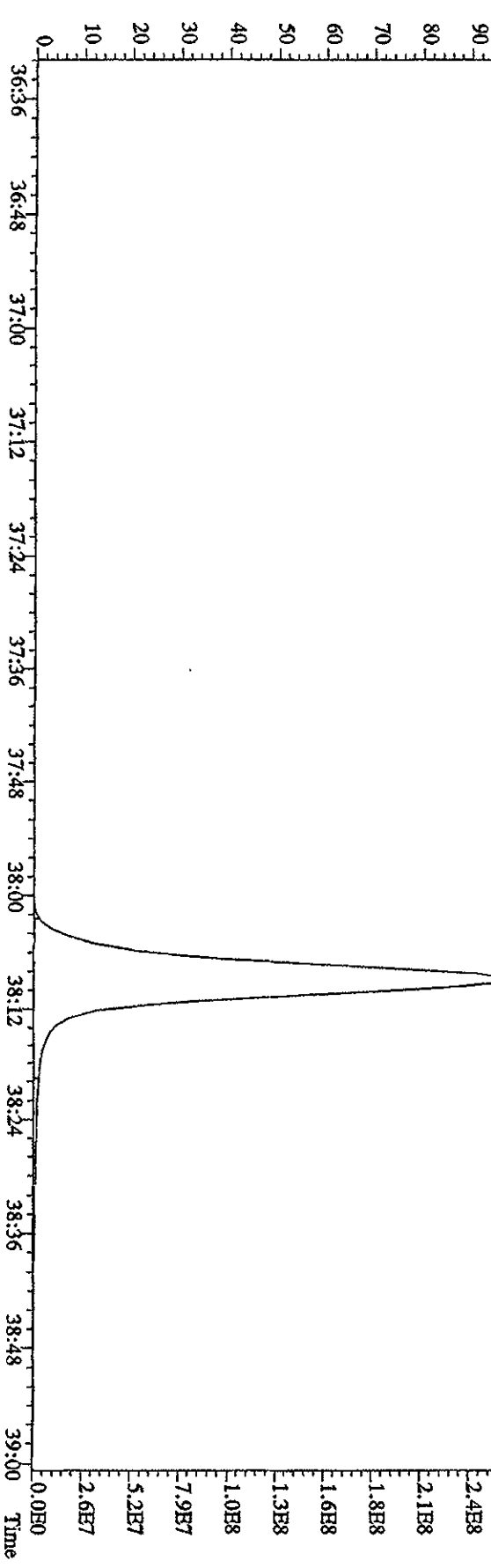
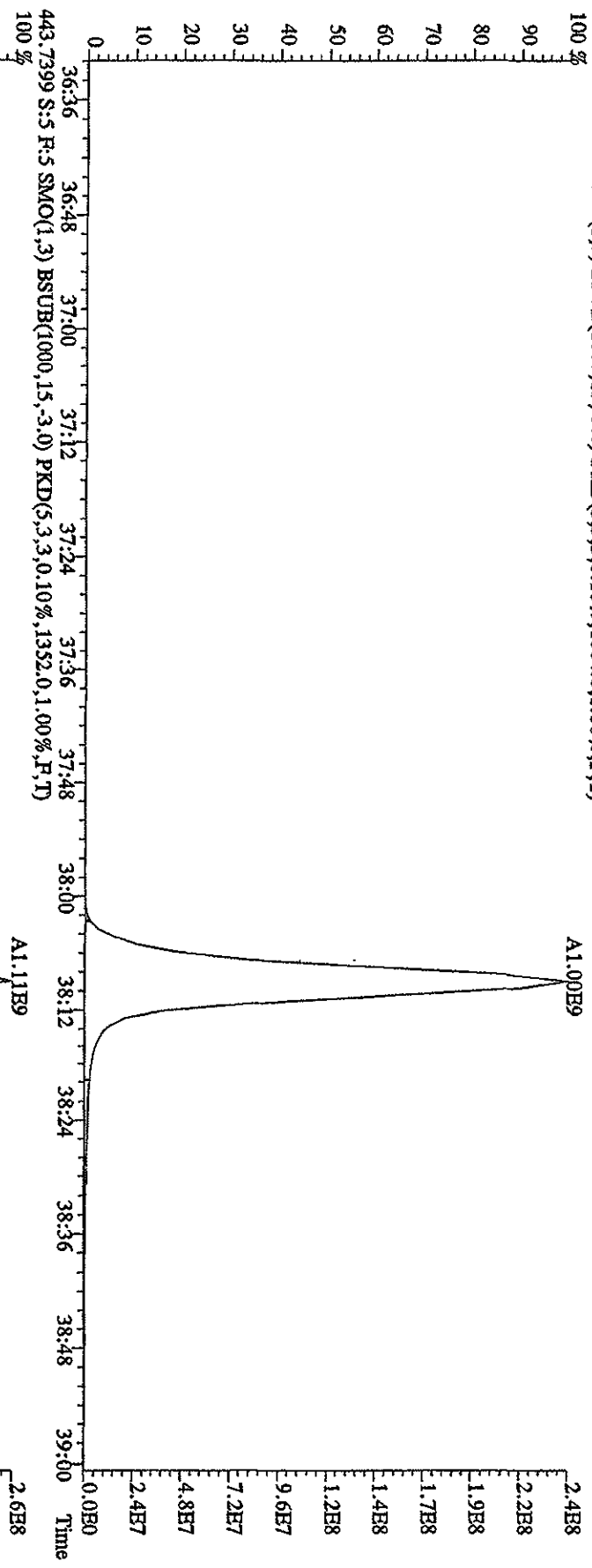
File: 12AP104D5 #1-198 Acq: 12-APR-2010 11:32:49 GC EI+ Voltage: 50V SRR Autospec-Ultimate
 Sample#5 Text: ST0412C :CS-5 09DXN456 Exp: DIOXINRES8290A
 407.7818 S:5 F:4 SMO(1,3) BSUB(1000,15,-3,0) PKD(5,3,3,0,10%,81496,0,1.00%,F,T)
 100% A7.12E8



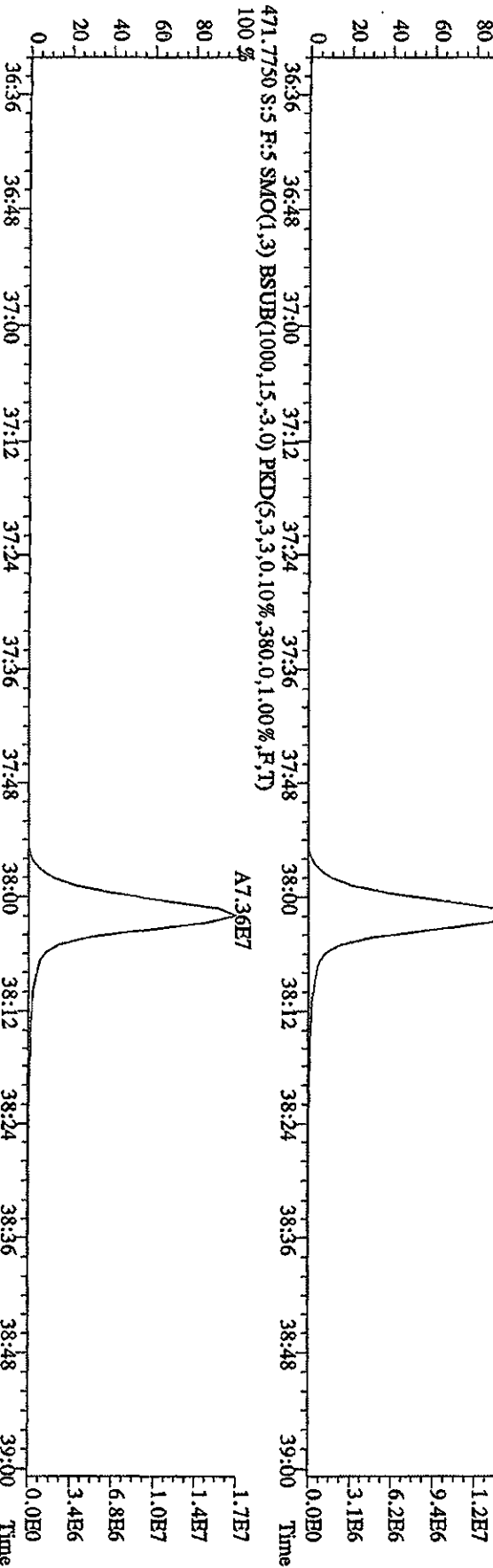
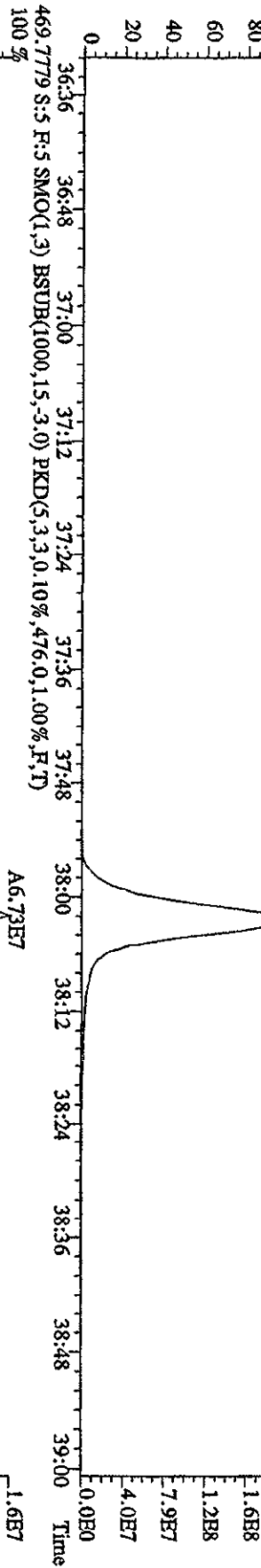
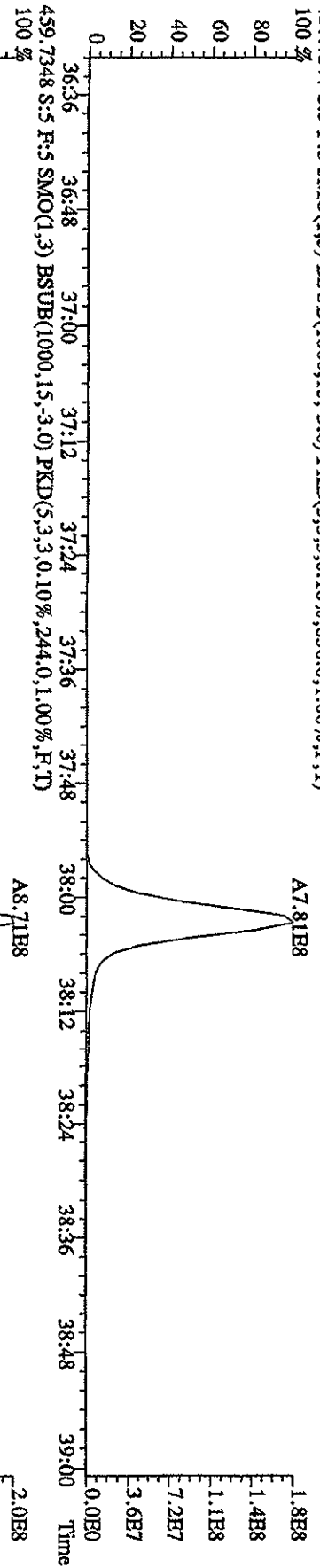
File:12AIP104D5 #1-198 Acq:12-APR-2010 11:32:49 GC EI+ Voltage SIR Autospec-UltimaB
 Sample#5 Text:ST0412C :CS-5 09DXN456 Exp:DIOXINRES8290A
 423.7766 S:5 F:4 SMO(1,3) BSUB(1000,15,-3,0) PKD(5,3,3,0,10%,4800,0,1,00%,F,T)




File: 12AP104D5 #1-191 Acq: 12-APR-2010 11:32:49 GC-EL+ Voltage SIR Autospec-Ultimate
 Sample#5 Text: ST0412C :CS-5 09DXN456 Exp: DIOXINRES8290A
 441.7428 S:5 F:5 SMO(1,3) BSUB(1000,15,-3,0) PKD(5,3,3,0,10%,1064.0,1.00%,F,T)



File:12AP104D5 #1-191 Acq:12-APR-2010 11:32:49 GC EI+ Voltage 51R Autospec-UltimaE
 Sample#5 Text:ST0412C :CS-5 09DXN456 Exp:DIOXINRES8290A
 457.7377 S:5 F:5 SMO(1,3) BSUB(1000,15,-3.0) PKD(5,3,3,0,10%,836.0,1.00%,F,T)



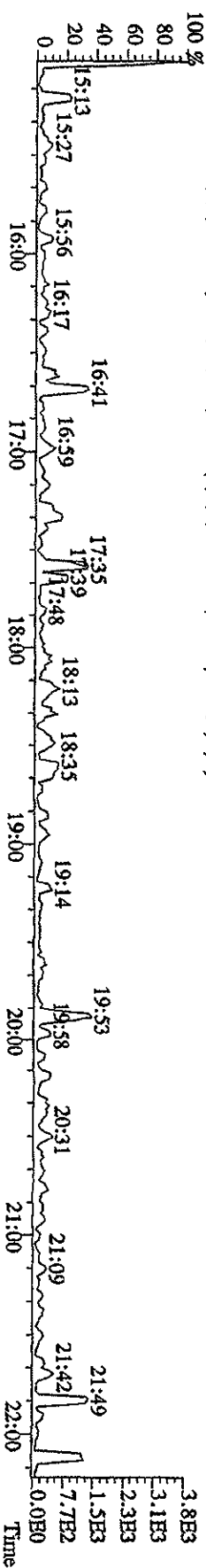
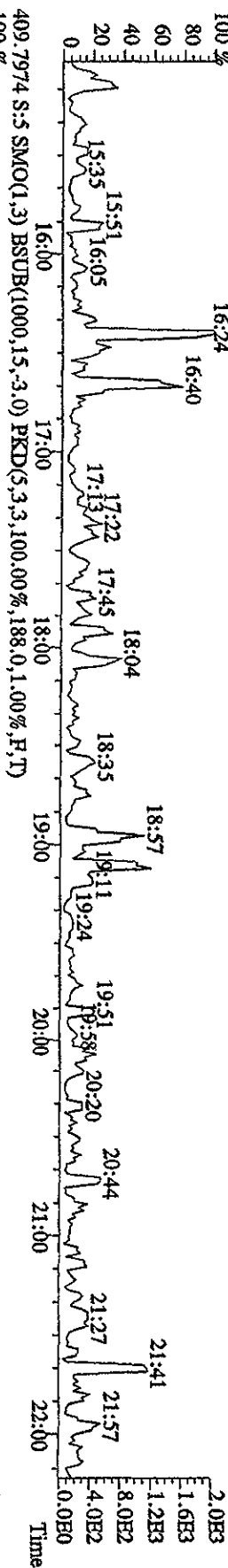
File:12AP104D5 #1-435 Acq:12-APR-2010 11:32:49 GC EI+ Voltage:50V SIR Autospec-UtimaE
 Sample#5 Text:ST0412C :CS-5 09DXN456 Exp:DIOXINRES8290A
 354.9792 S:5 SMO(1,3) PKD(5,3,3,100,0.0%,0.0,1.00%,F,T)



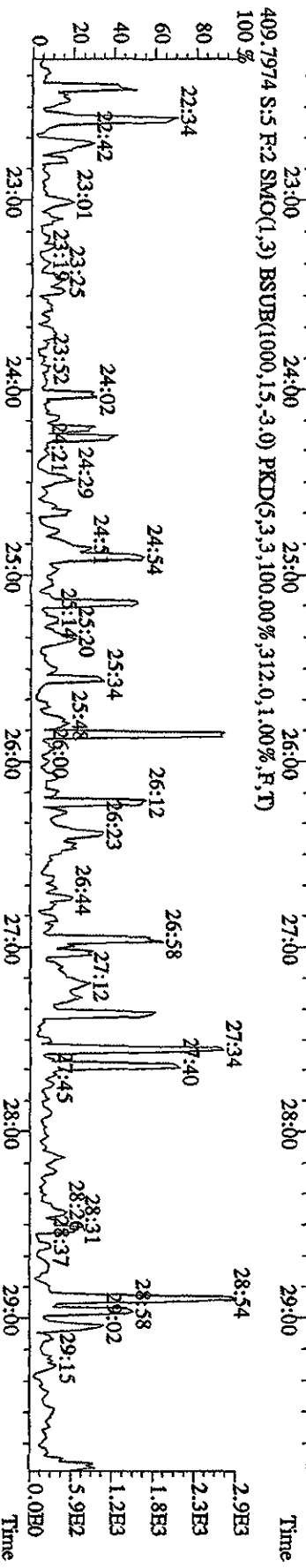
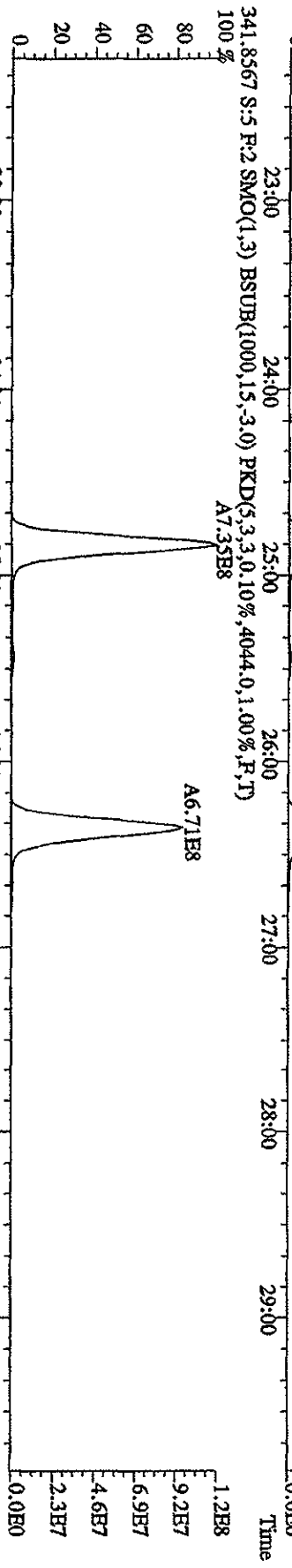
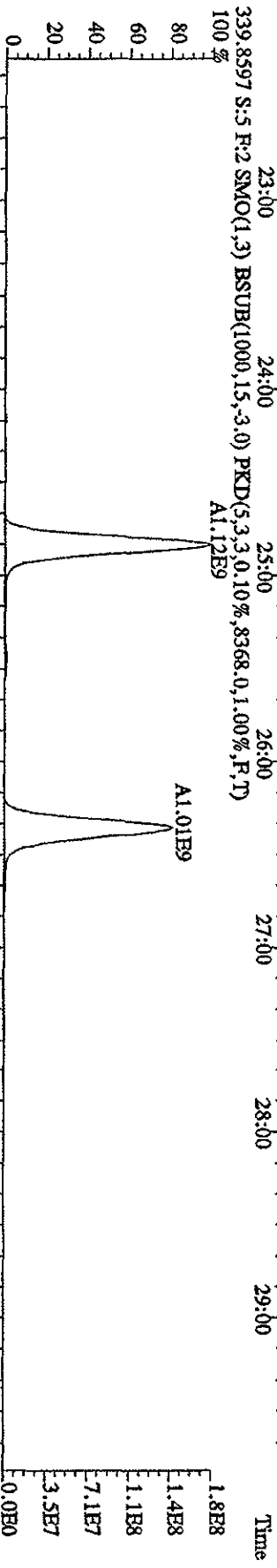
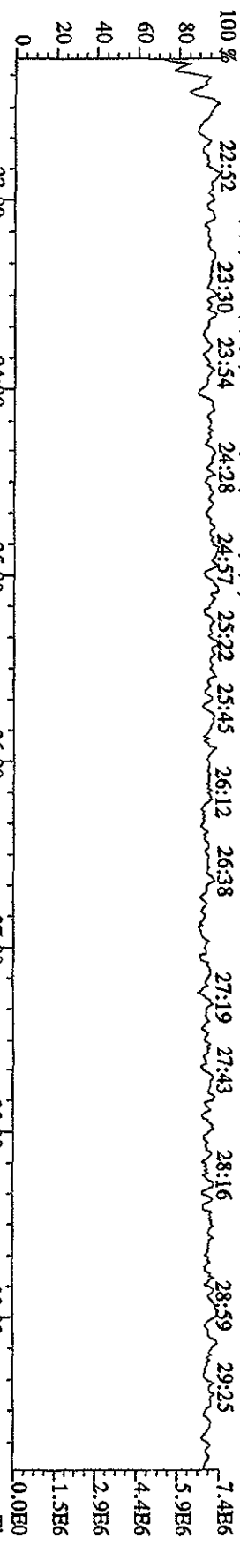
303.9016 S:5 SMO(1,3) BSUB(1000,15,-3,0) PKD(5,3,3,100,0.10%,.2960,0,1.00%,F,T)
 100% 16:00 17:00 18:00 19:00 20:00 21:00 22:00
 A1.88E8
 3.9E7
 3.1E7
 2.4E7
 1.6E7
 7.9E6
 0.0E0

305.8987 S:5 SMO(1,3) BSUB(1000,15,-3,0) PKD(5,3,3,100,0.10%,.2296,0,1.00%,F,T)
 100% 16:00 17:00 18:00 19:00 20:00 21:00 22:00
 A2.33E8
 4.9E7
 3.9E7
 2.9E7
 2.0E7
 9.8E6
 0.0E0

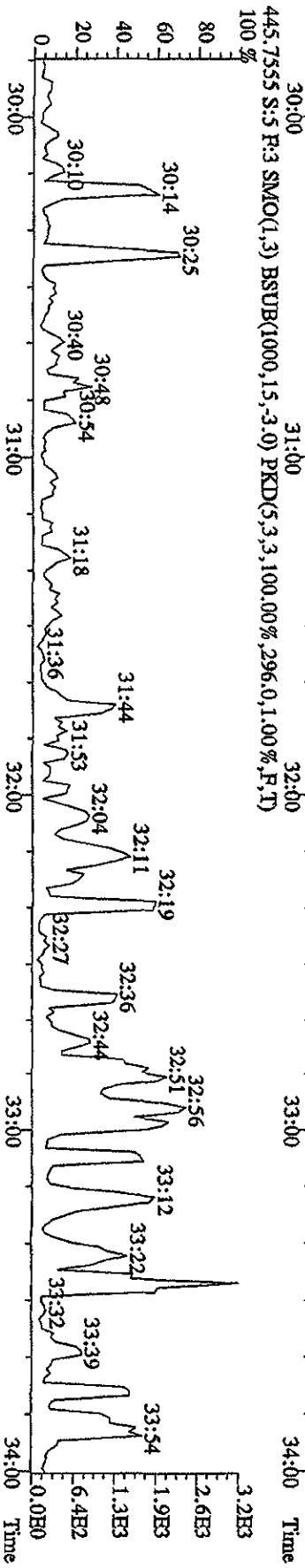
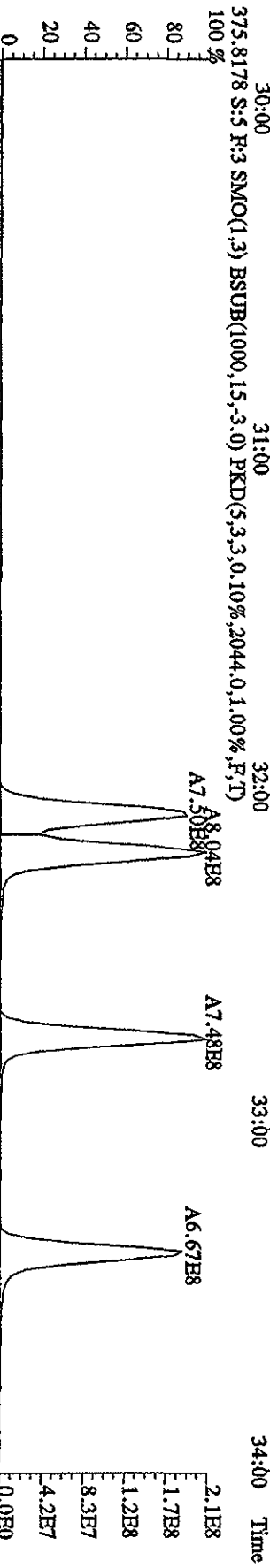
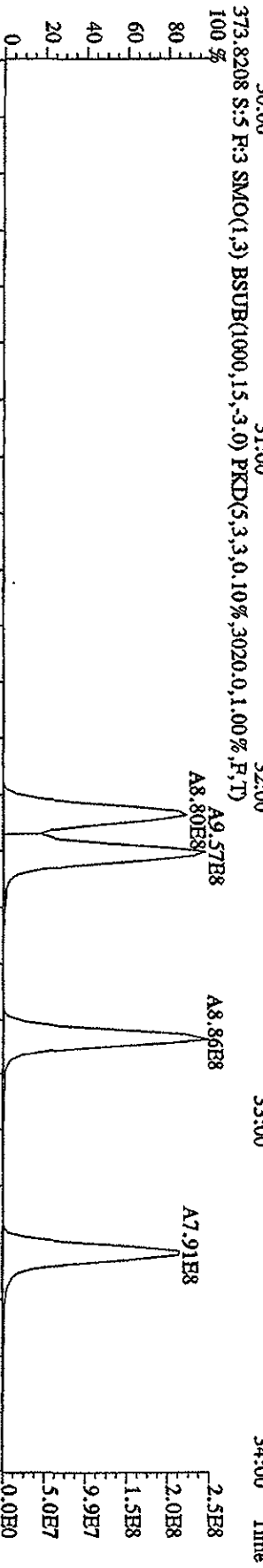
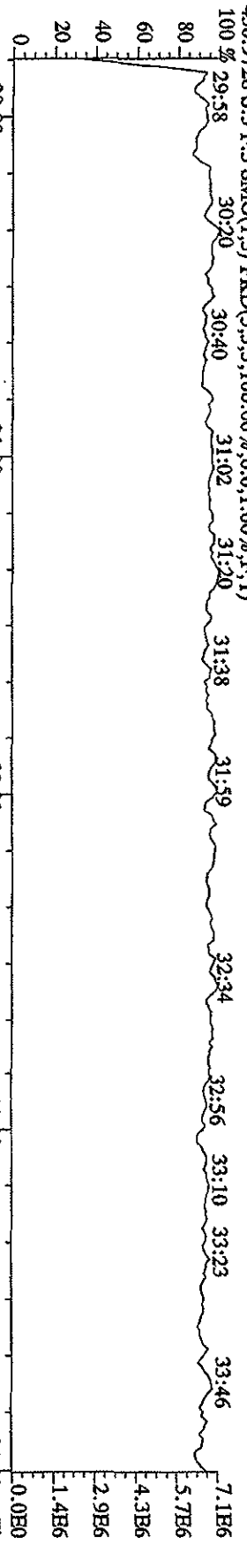
375.8364 S:5 SMO(1,3) BSUB(1000,15,-3,0) PKD(5,3,3,100,0.0%,.188,0,1.00%,F,T)
 100% 16:00 17:00 18:00 19:00 20:00 21:00 22:00
 2.0E3
 1.6E3
 1.2E3
 8.0E2
 4.0E2
 0.0E0



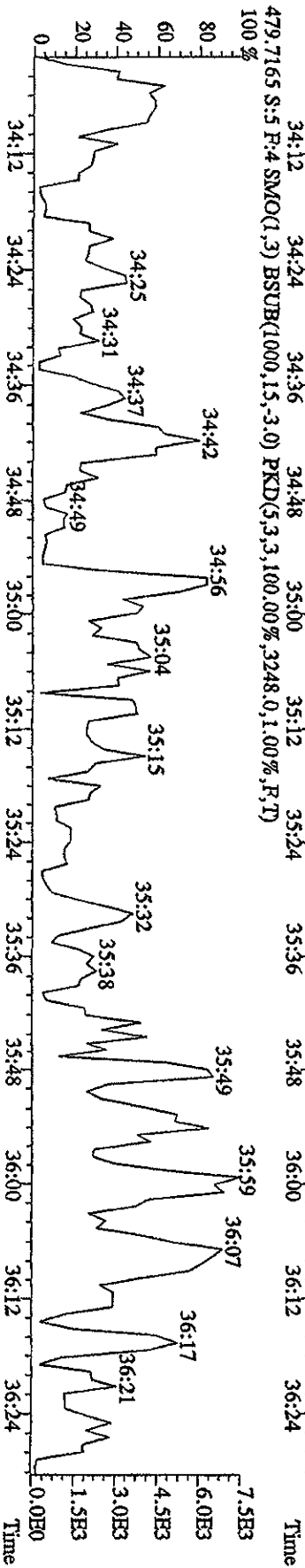


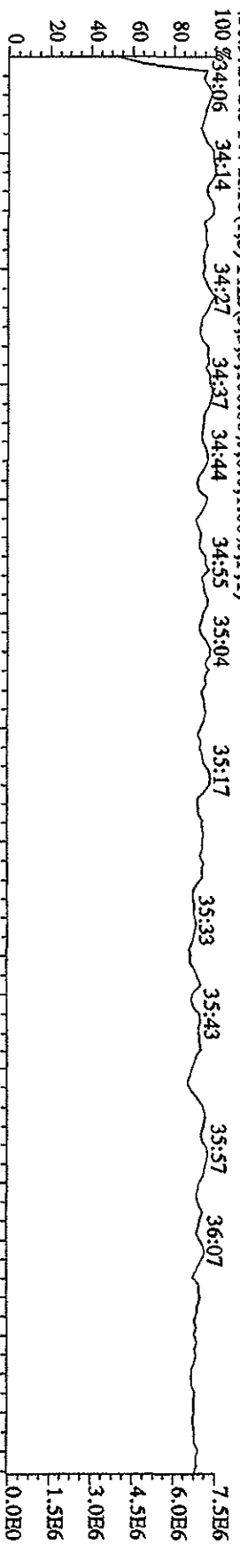
File:12AP104D5 #1-604 Acq:12-APR-2010 11:32:49 GC EI+ Voltage SIR Autospec-UltimaB
 Sample#5 Text:ST0412C :CS-5 09DXN456 Exp:DI0XINRBS8290A



File:12AP104D5 #1-317 Acq:12-APR-2010 11:32:49 GC EI+ Voltage SIR Autospec-UltimaB
 Sample#5 Text:ST0412C :CS-5 09DXN456 Exp:DIOXINRBS8290A

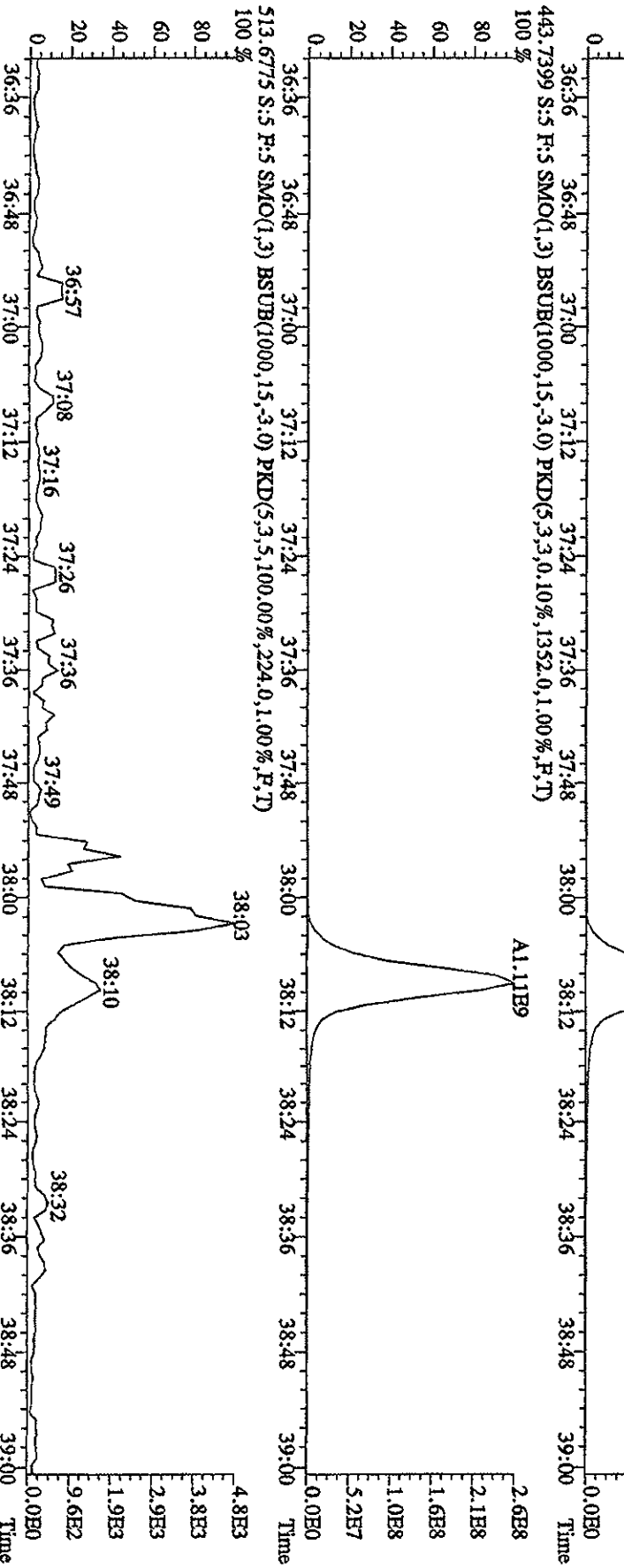




File:12AP104D5 #1-198 Acq:12-APR-2010 11:32:49 GC HI+ Voltage SFR Autospec-UltraB
 Sample#5 Tex:ST0412C :CS-5 09DXN456 Exp:DIOXINRES8290A

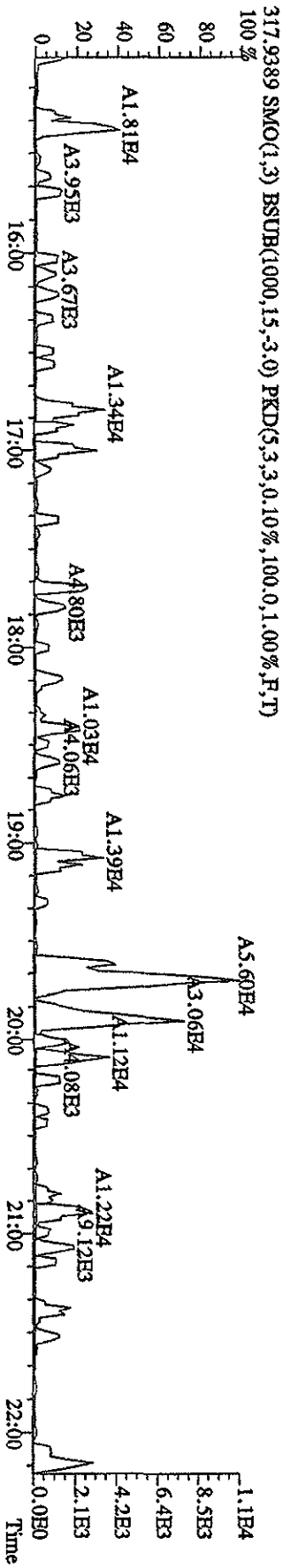
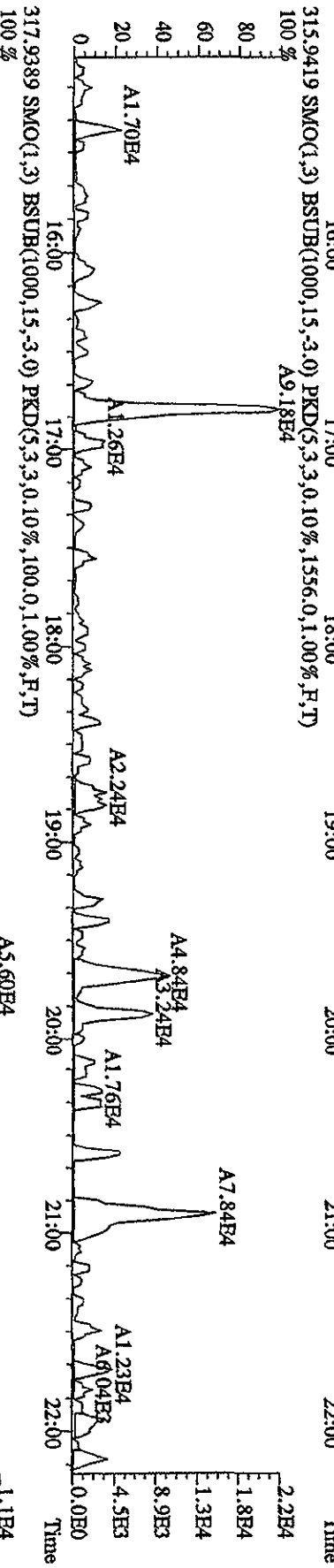
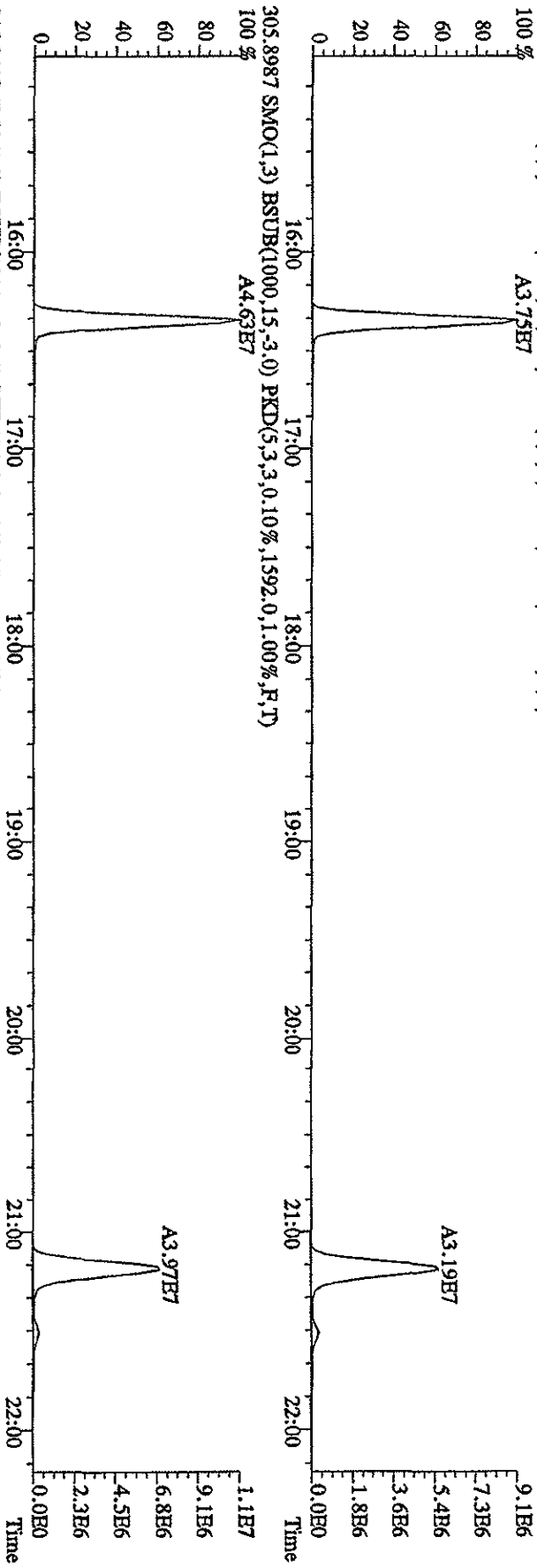


File:12AP104D5 #1-191 Acq:12-APR-2010 11:32:49 GC HI+ Voltage SIR Autospec-UltraMB

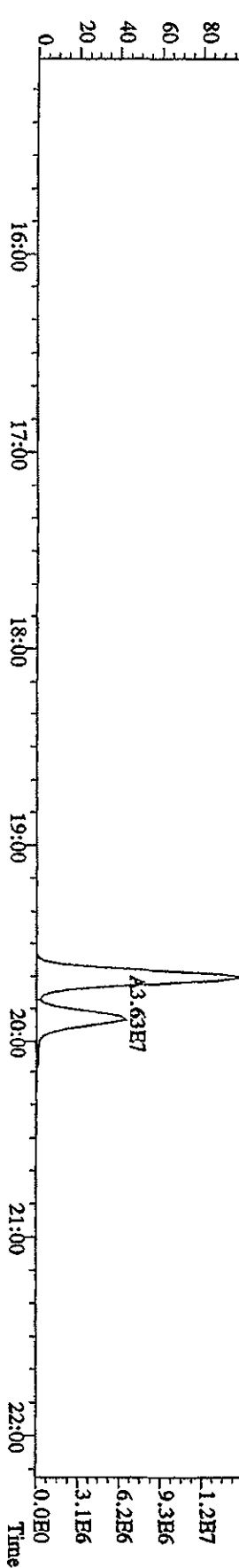
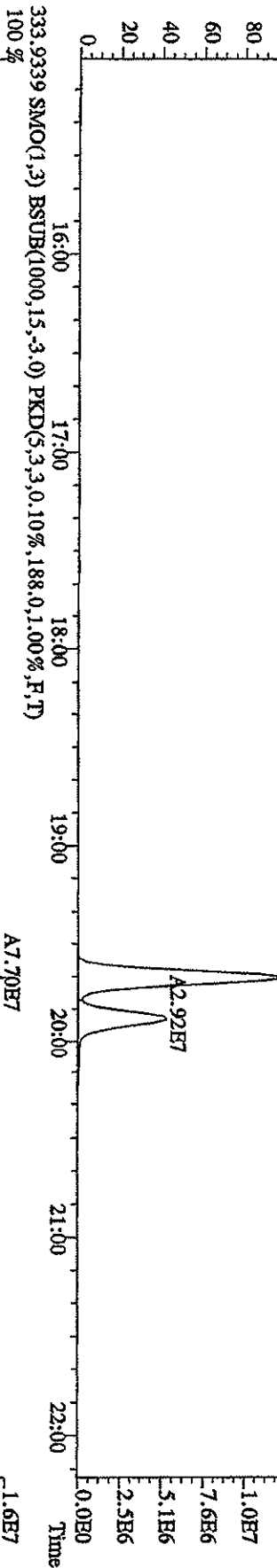
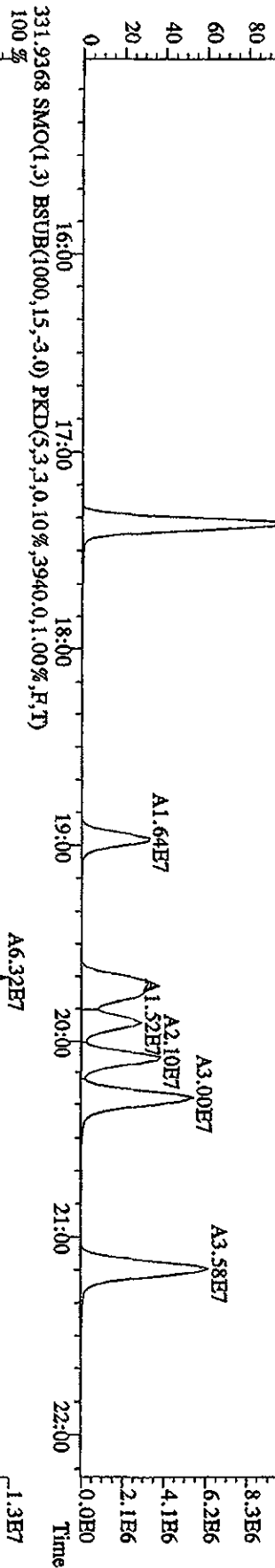
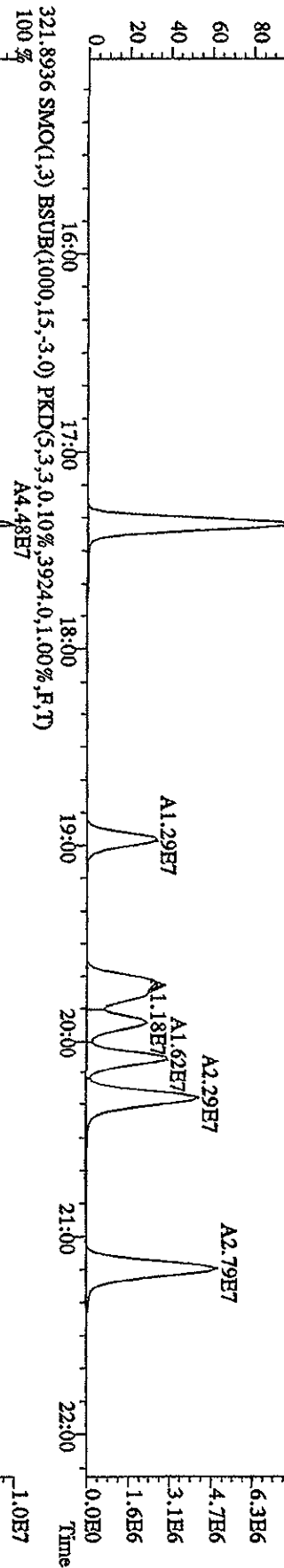
Sample#5 Text:ST0412C :CS-5 09DXN456 Exp:DIOXINRES8290A



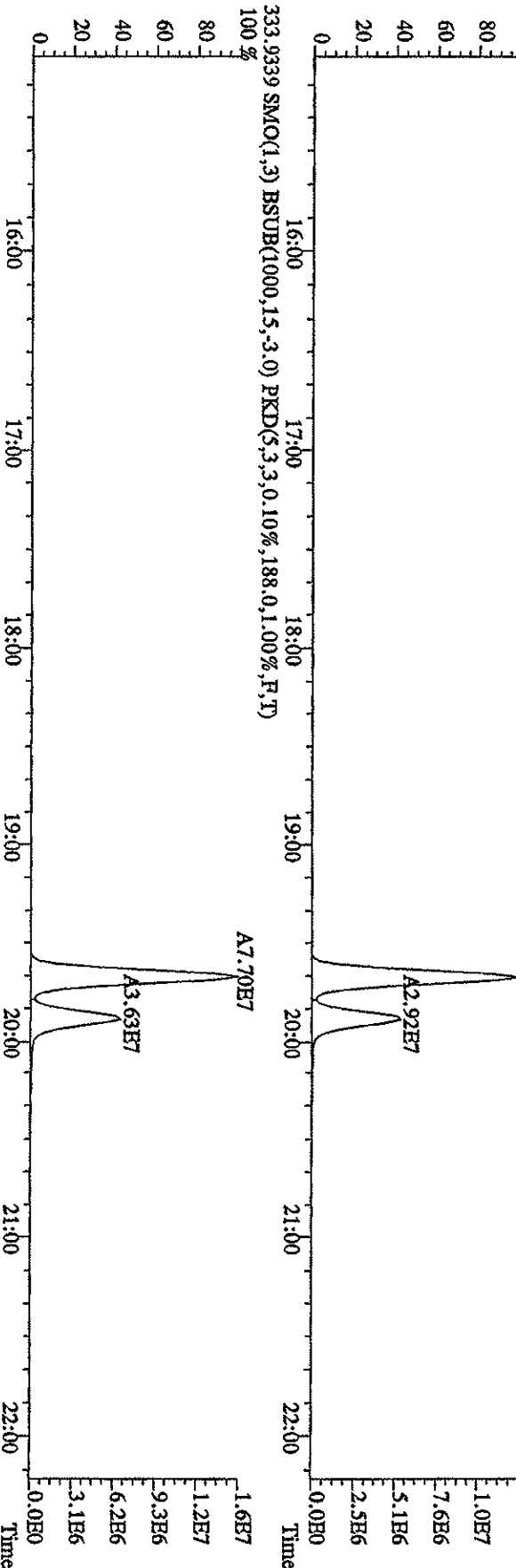
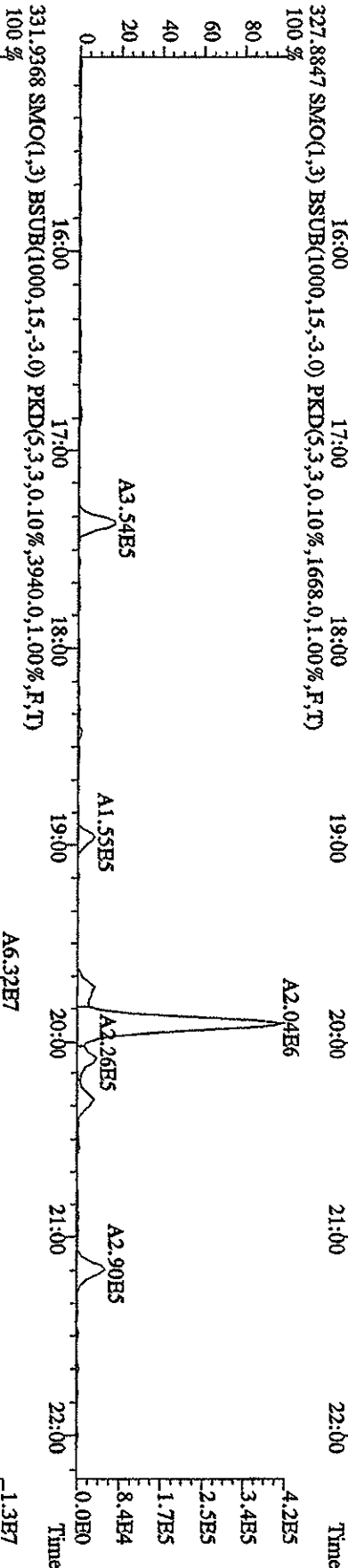
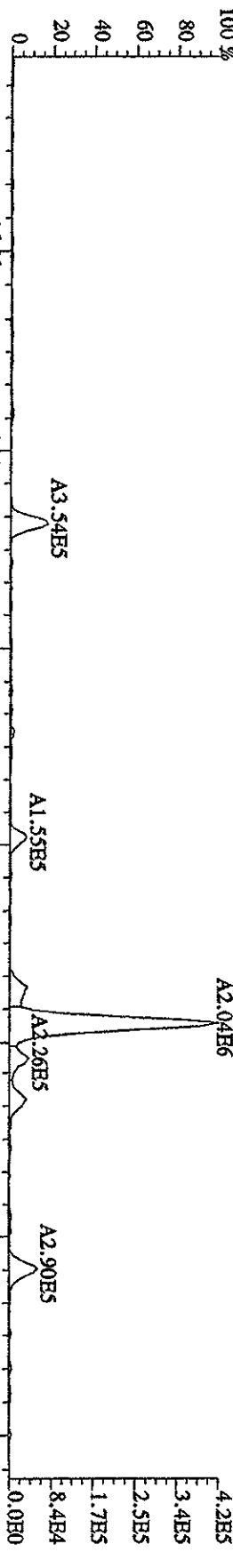
File:12AP104D5 #1-435 Acq:12-APR-2010 08:30:15 GC EI+ Voltage SIR Autospec-UltimaB
 Sample#1 Text:CP0412 :DB-5 CPSM 3732-04 Exp:DIOXINRES8290A
 303.9016 SMO(1,3) BSUB(1000,15,-3,0) PKD(5,3,3,0,10%,944.0,1.00%,F,T)
 100 % A3.75E7



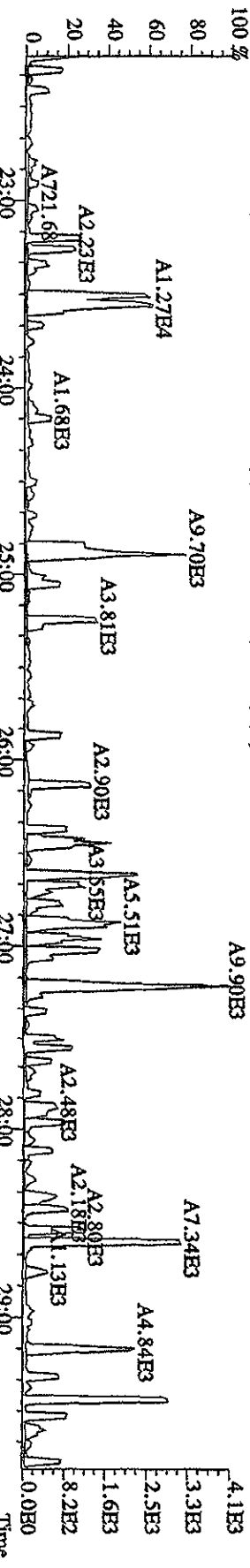
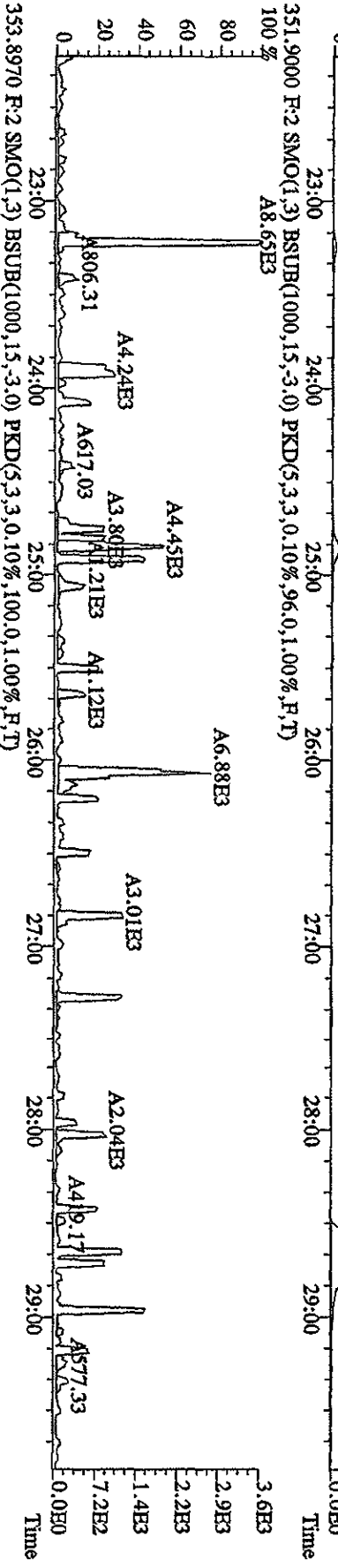

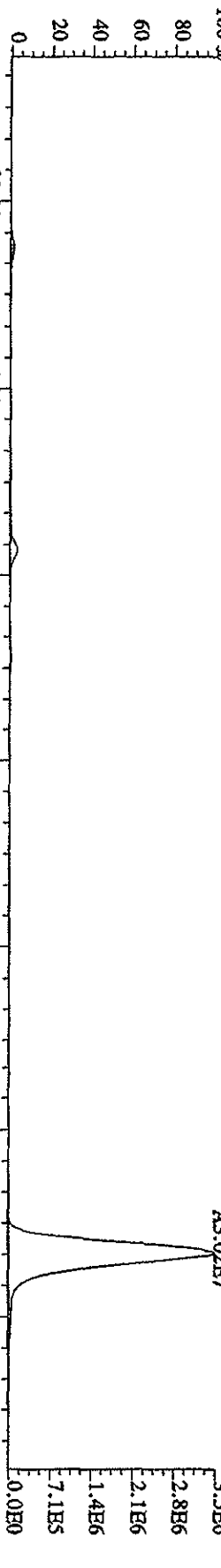
File: 12ADP104D5 #1-435 Acq: 12-APR-2010 08:30:15 GC BI+ Voltage SIR Autospec-Ultimate
 Sample#1 Text: CP0412 ; DB-5 CP/SM 3732-04 Exp: DIOXINRES8290A
 319.8965 SMO(1,3) BSUB(1000,15,-3.0) PKD(5,3,3,0,10%,1208,0,1,00%,F,T)
 100% A3.43E7



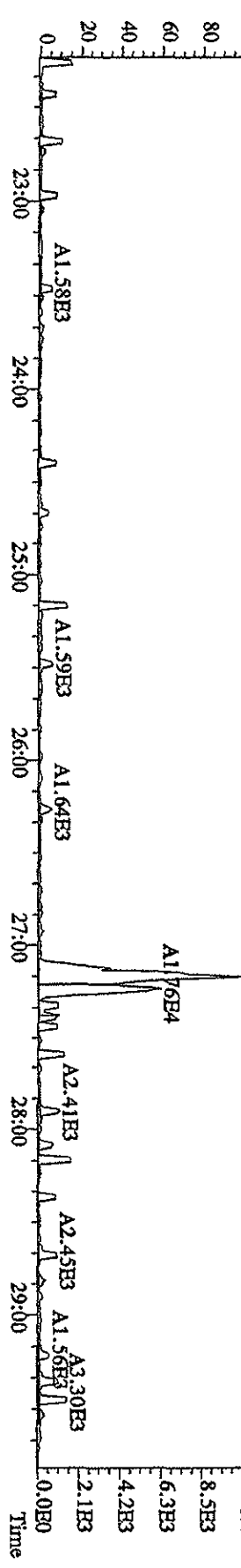
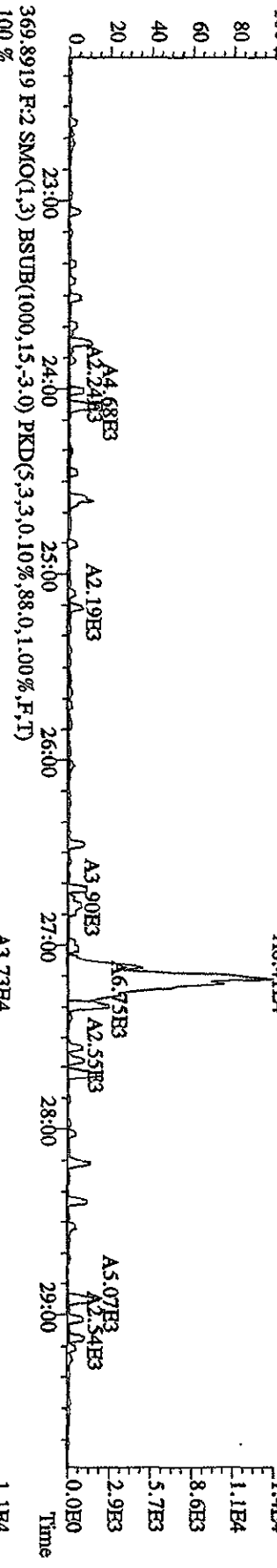

File:12AP104D5 #1-435 Acq:12-APR-2010 08:30:15 GC HI+ Voltage SIR Autospec-UltraB
 Sample#1 Text:CP0412 :DB-5 CPISM 3732-04 Exp:DIOXINRES8290A
 327.8847 SMO(1,3) BSUB(1000,15,-3.0) PKD(5,3,3,0,10%,1668,0,1.00%,F,T)



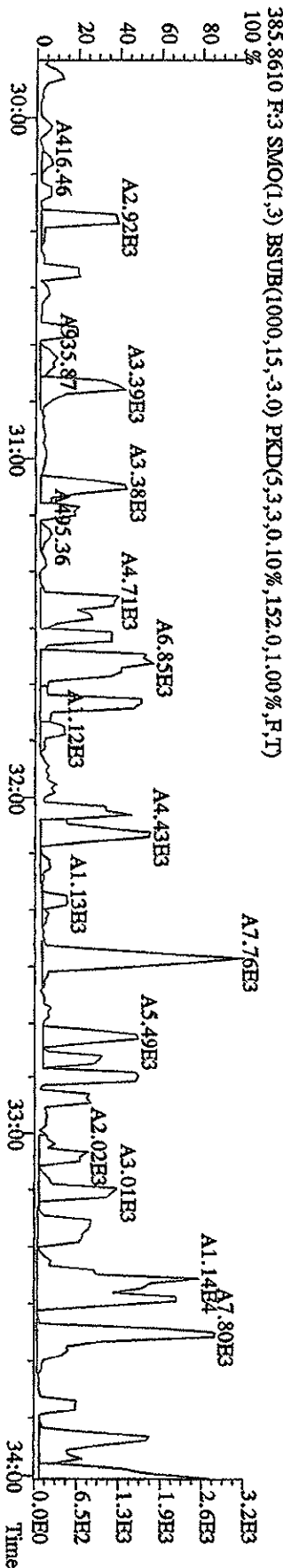
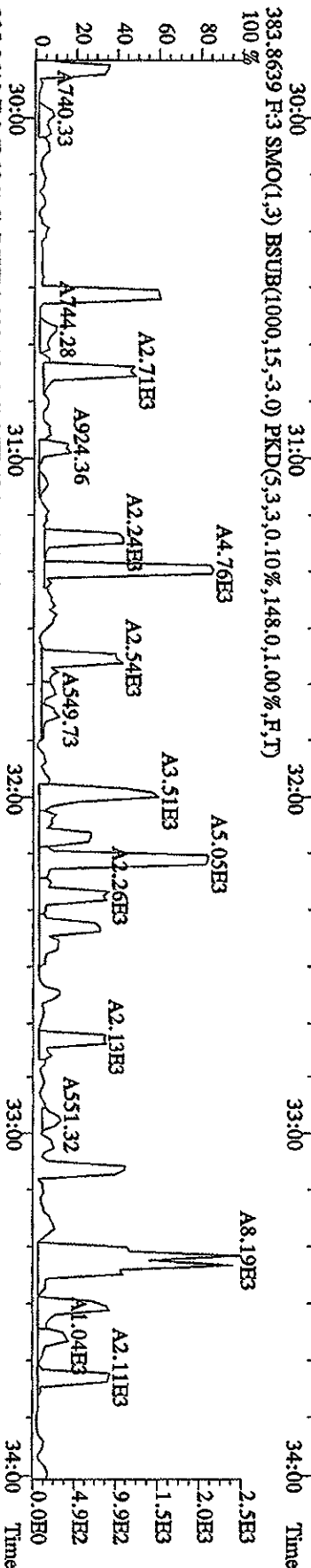
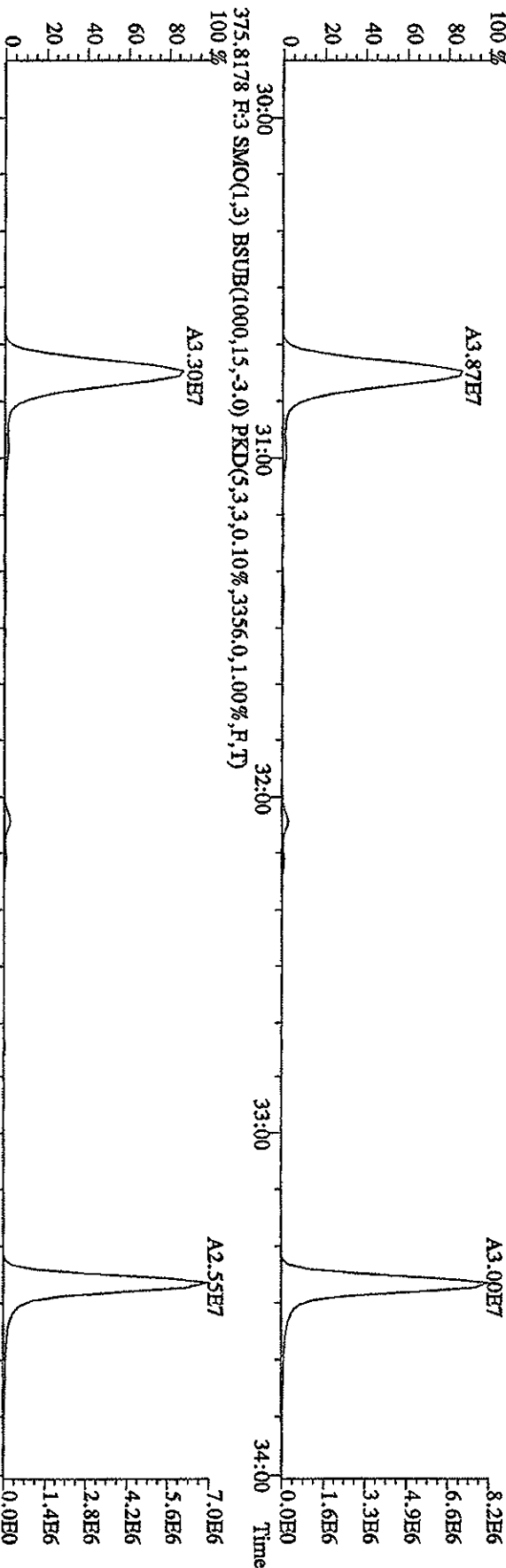
File:12AP104D5 #1-605 Acq:12-APR-2010 08:30:15 GC EI+ Voltage:50V SIRM Autospec-UltimaB
 Sample#1 Text:CP0412 :DB-5 CP5M 3732-04 Exp:DIKXINRES8290A
 339.8597 F:2 SMO(1,3) BSUB(1000,15,-3,0) PKD(5,3,3,0,10%,1652,0,1,00%,F,T)



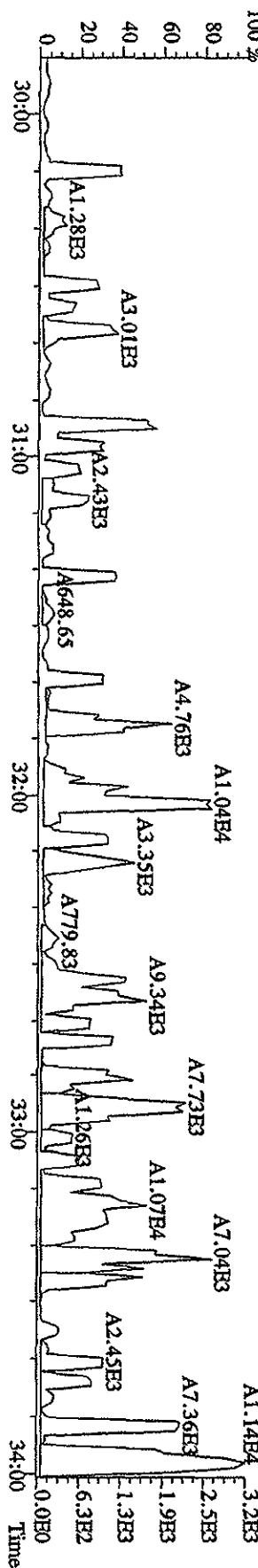
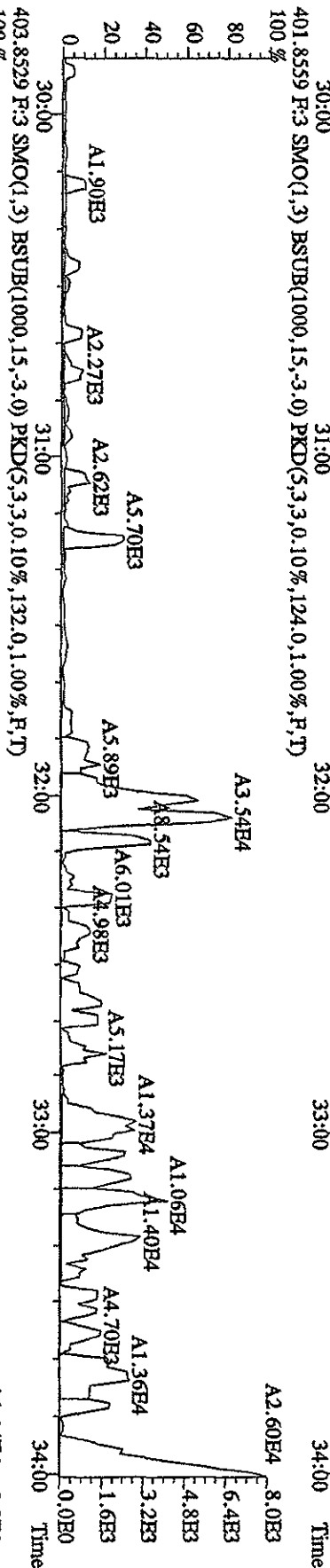
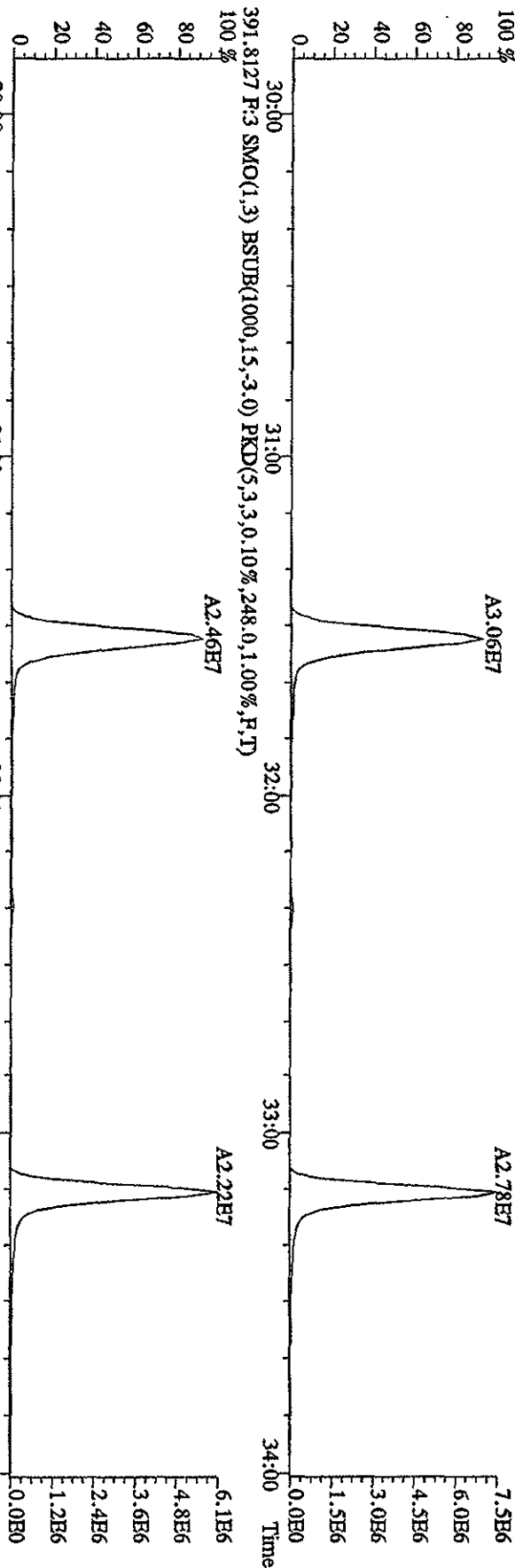
File:12AP104D5 #1-605 Acq:12-APR-2010 08:30:15 GC EI+ Voltage SIR Autospec-Ultimah
 Sample#1 Text:CP0412 :DB-5 CP/SM 3732-04 Exp:DIOXINRES8290A
 357.8516 F:2 SMO(1,3) BSUB(1000,15,-3,0) PKD(5,3,3,0.10%,72.0,1.00%,F,T)
 355.8546 F:2 SMO(1,3) BSUB(1000,15,-3,0) PKD(5,3,3,0.10%,1256.0,1.00%,F,T)
 100% A3.29E7



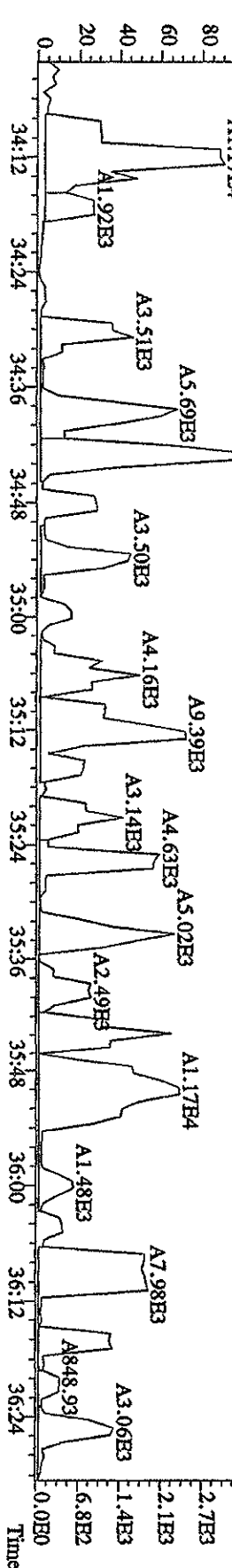
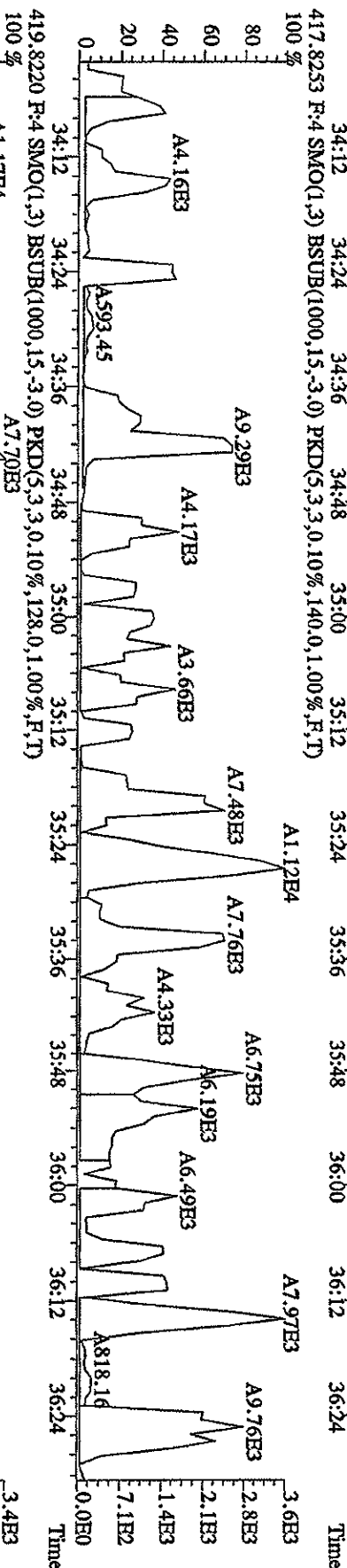

File:12AP104D5 #1-317 Acq:12-APR-2010 08:30:15 GC HE+ Voltage STR Autospec-Ultimate
 Sample#1 Text:CP0412 :DB-5 C/PSM 3732-04 Exp:DIOXINRES8290A
 373.8208 F:3 SMO(1,3) BSUB(1000,15,-3.0) PKD(5,3,3,0.10%,2080.0,1.00%,F,T)



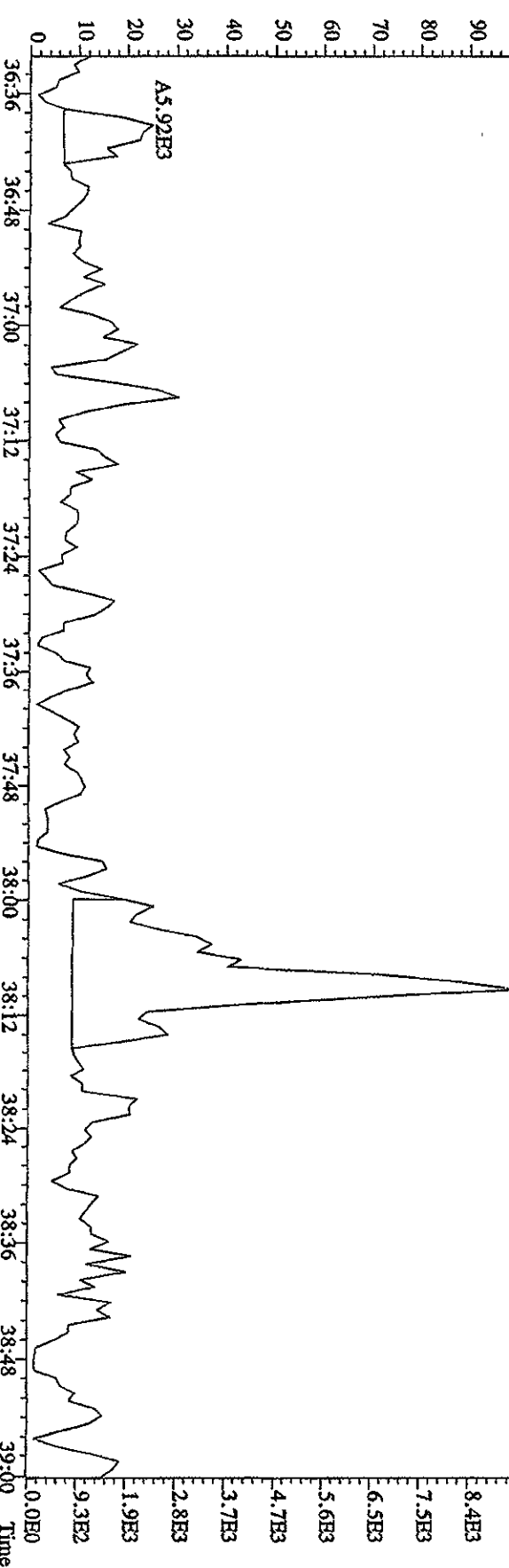
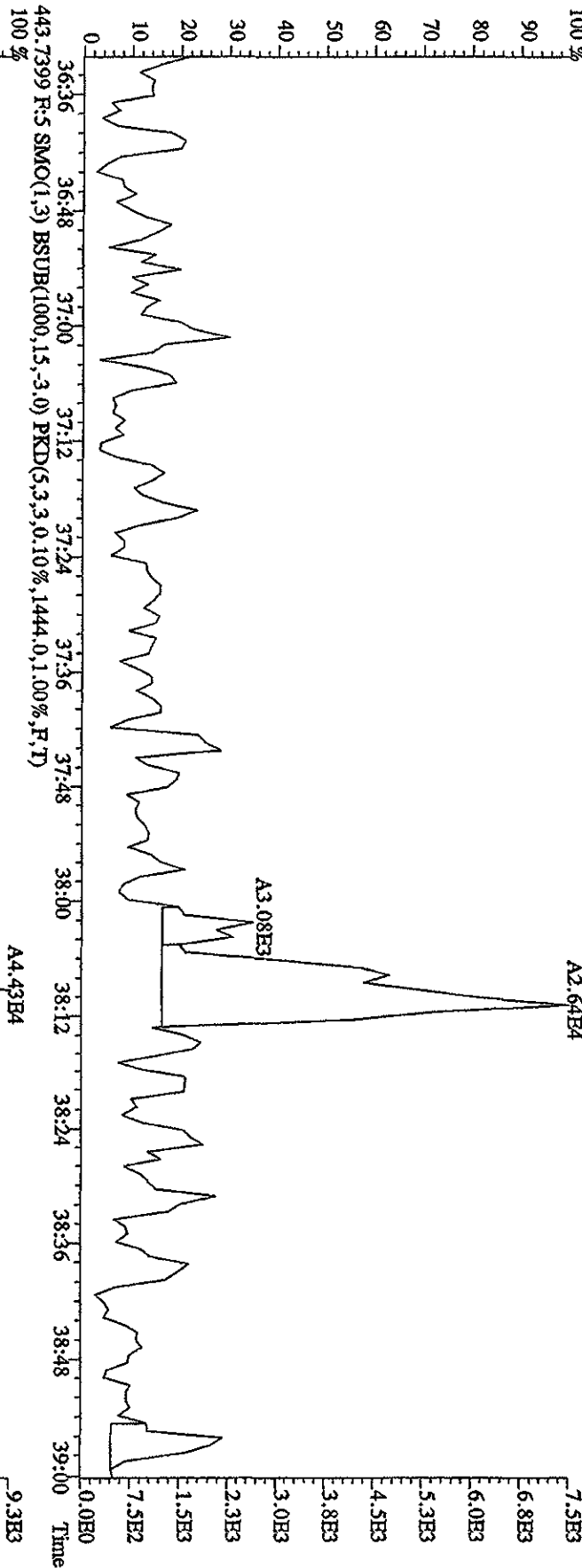
File:12AP104D5 #1-317 Acq:12-APR-2010 08:30:15 GC EI+ Voltage 51R Autospec-UltimaB
 Sample#1 Text:CP0412 :DB-5 CPSM 3732-04 Exp:DIOXINRES8290A
 389.8157 F:3 SMO(1,3) BSUB(1000,15,-3.0) PKD(5,3,3,0.10%,448.0,1.00%,F,T)




File:12AP104D5 #1-198 Acq:12-APR-2010 08:30:15 GC HI+ Voltage SIR Autospec-UltraE
 Sample#1 Text:CP0412 :DB-5 CPSM 3732.04 Exp:DIOXINRES8290A
 407.7818 F:4 SMO(1,3) BSUB(1000,15,-3.0) PKD(5,3,3,0.10%,14896.0,1.00%,F,T)
 100%



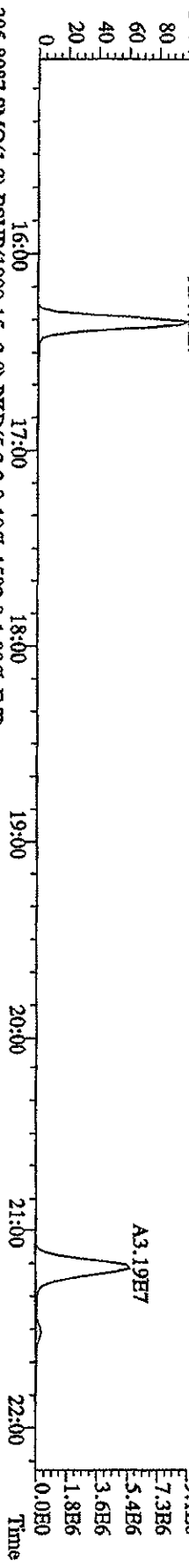
File:12AP104D5 #1-190 Acq:12-APR-2010 08:30:15 GC HI + Voltage SIR Autospec-Ultimate
 Sample#1 Text:CP0412 :DB-5 CPSM 3732-04 Exp:DIOXINRES8290A
 441.7428 F:5 SMO(1,3) BSUB(1000,15,-3,0) PKD(5,3,3,0,10%,1148,0,1,00%,F,T)



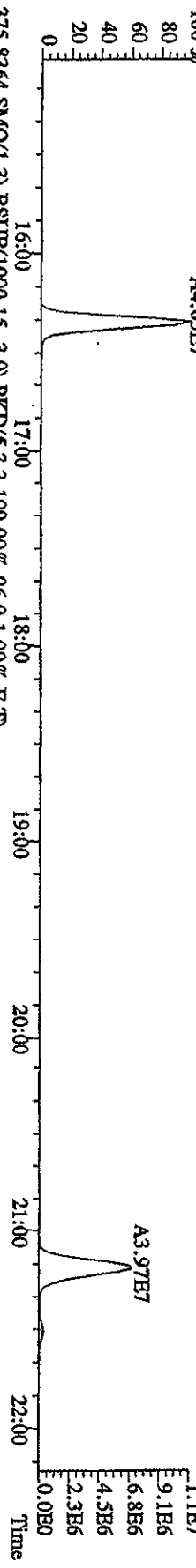
File: 12AP104D5 #1-435 Acq: 12-APR-2010 08:30:15 GC EI + Voltage SIR Autospec-UltimaE
 Sample#1 Text: CP0412 :DB-5 CPISM 3732-04 Exp: DIOXINRES8290A
 354.9792 SMO(1,3) PKD(5,3,3,100.00%,0.0,1.00%,F,T)



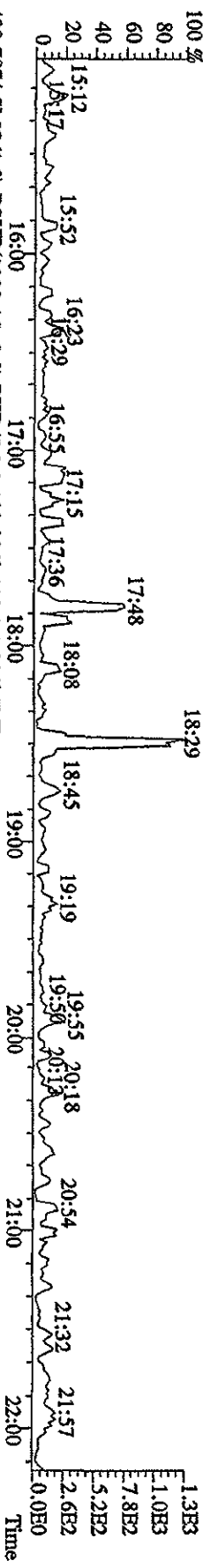
303.9016 SMO(1,3) BSUB(1000,15,-3,0) PKD(5,3,3,0.10%,944.0,1.00%,F,T)
 A3.75E7



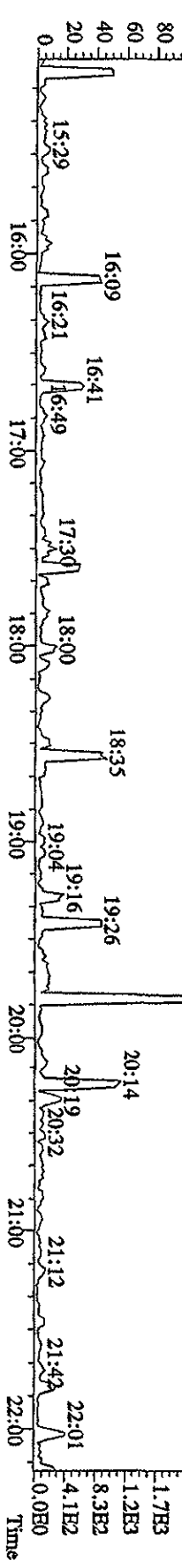
305.8987 SMO(1,3) BSUB(1000,15,-3,0) PKD(5,3,3,0.10%,1592.0,1.00%,F,T)
 A4.63E7



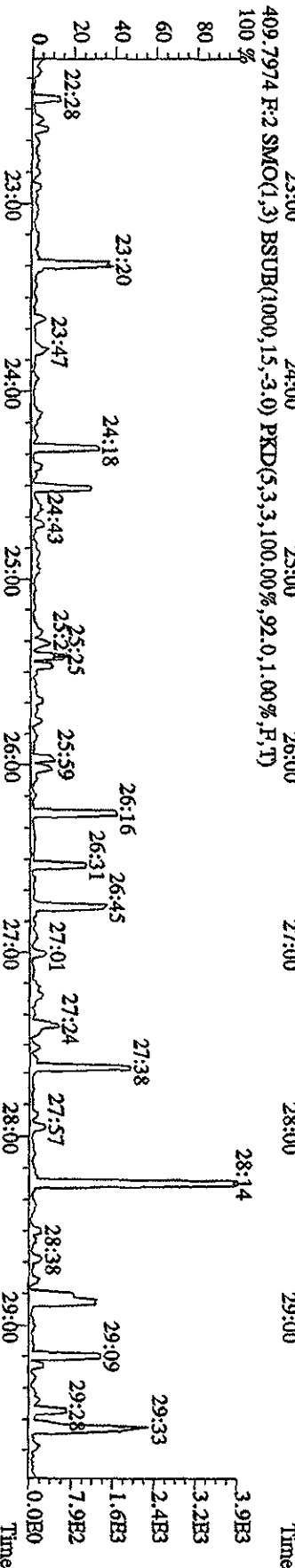
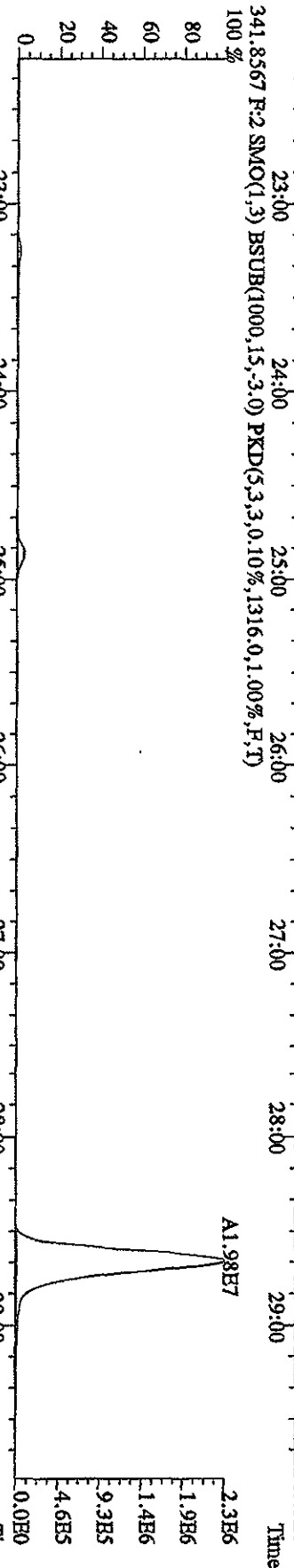

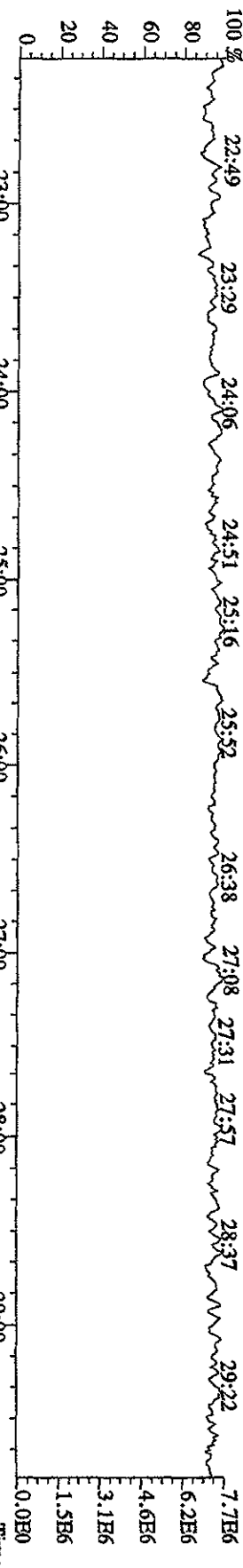
375.8364 SMO(1,3) BSUB(1000,15,-3,0) PKD(5,3,3,100.00%,96.0,1.00%,F,T)
 1.3E3



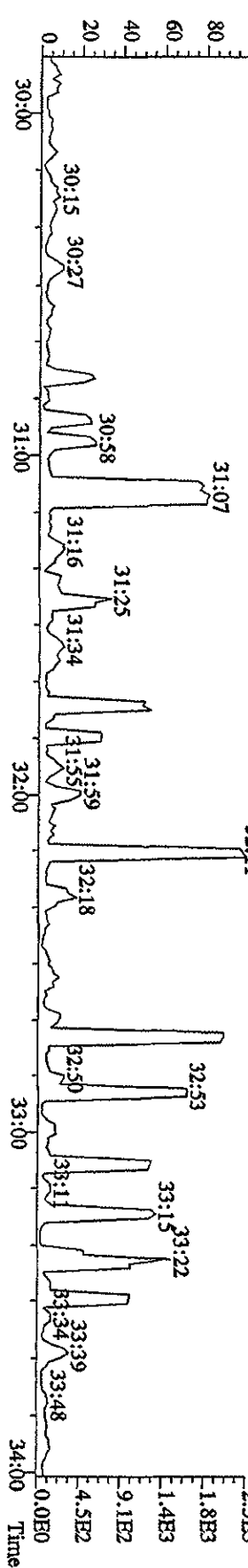

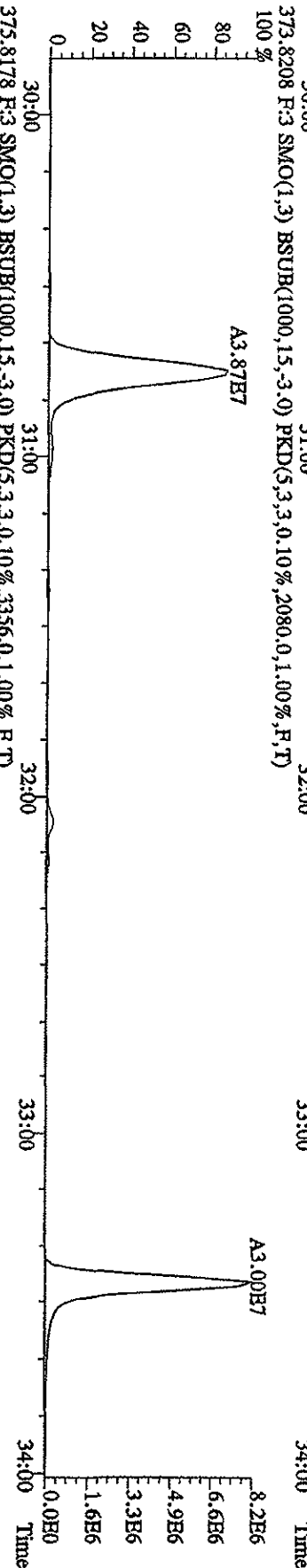
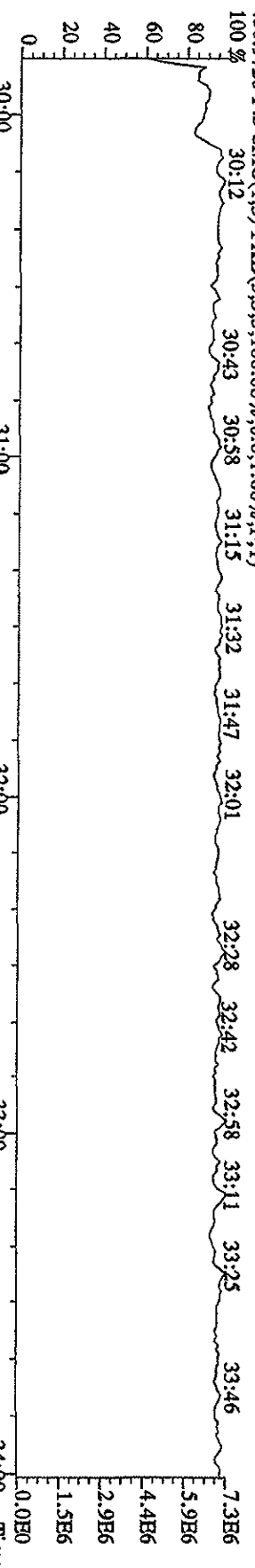
409.7974 SMO(1,3) BSUB(1000,15,-3,0) PKD(5,3,3,100.00%,100.0,1.00%,F,T)
 2.1E3



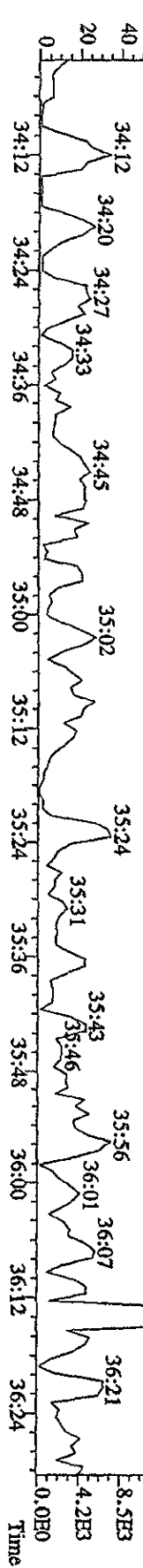

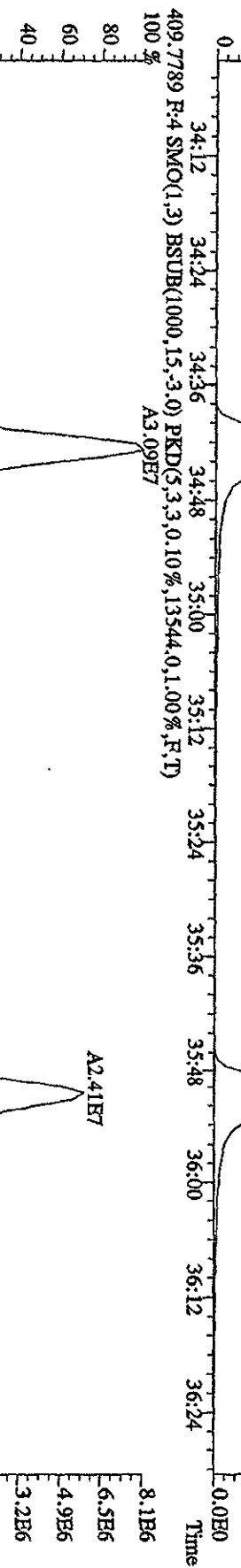

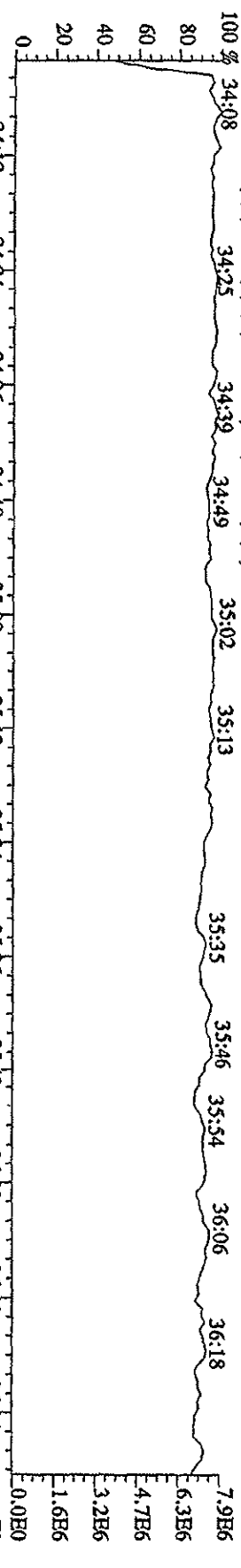
File: 12AP104D5 #1-605 Acq: 12-APR-2010 08:30:15 GC HF+ Voltage SIR Autospec-UltimaE
 Sample#1 Text: CP0412 -DB-5 CP5M 3732-04 Exp: DIOXINRES8290A



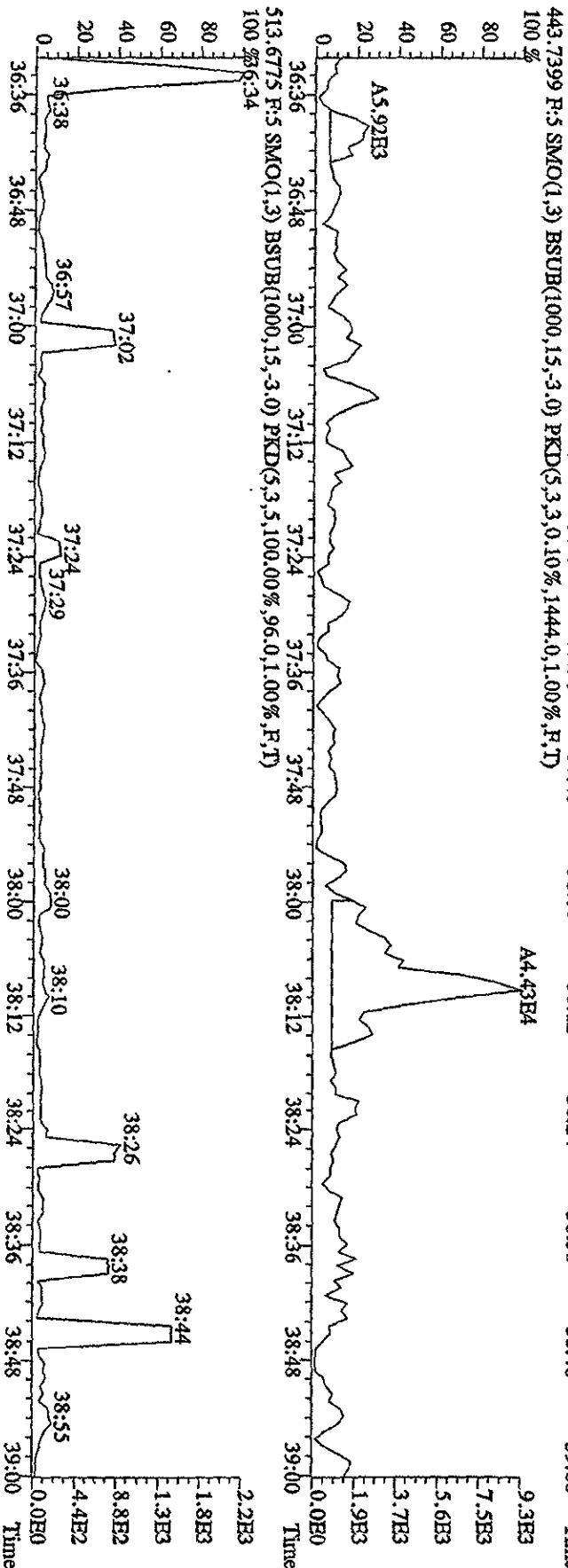
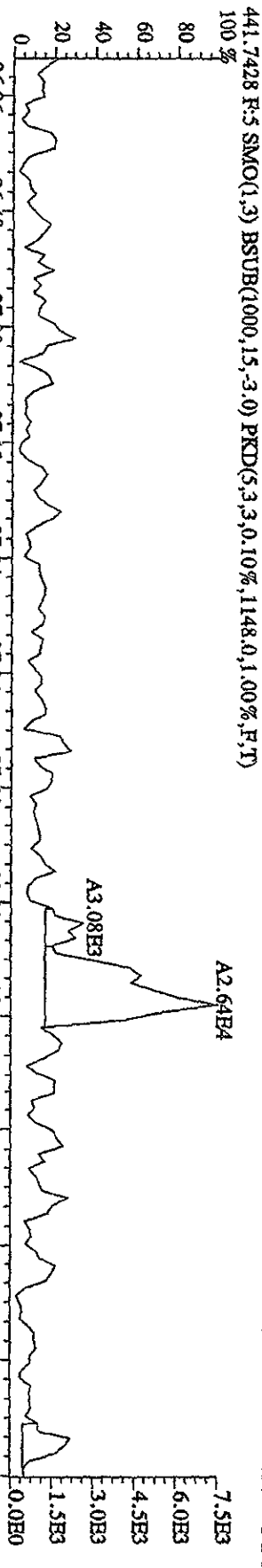

File:12ADP104D5 #1-317 Acq:12-APR-2010 08:30:15 GC HI + Voltage SIR Autospec-Ultimate
 Sample#1 Text:CP0412 :DB-5 CPSM 3732-04 Exp:DIOXINRES8290A



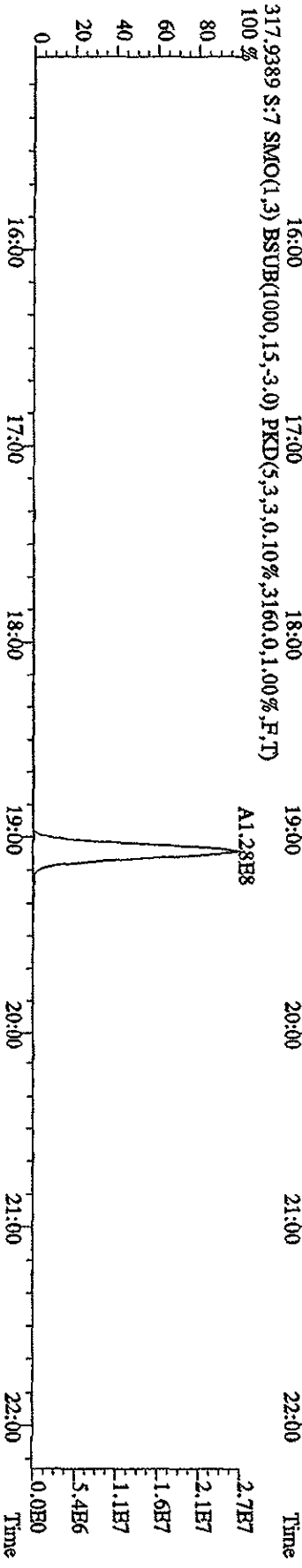
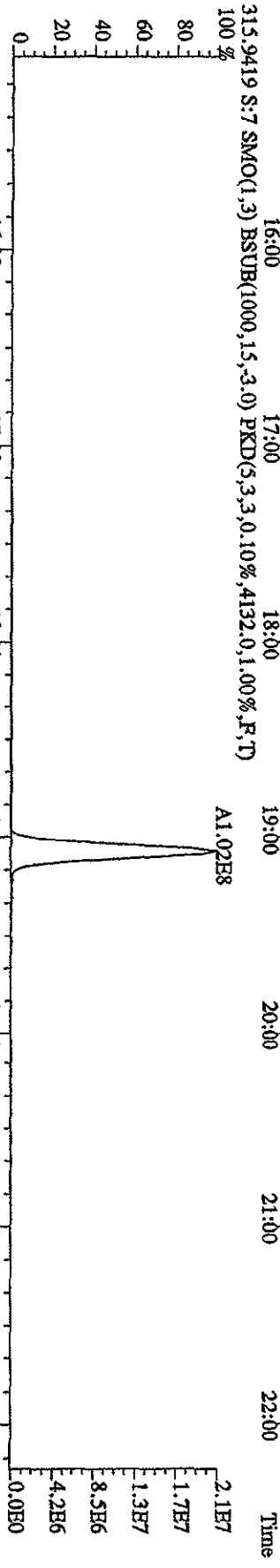
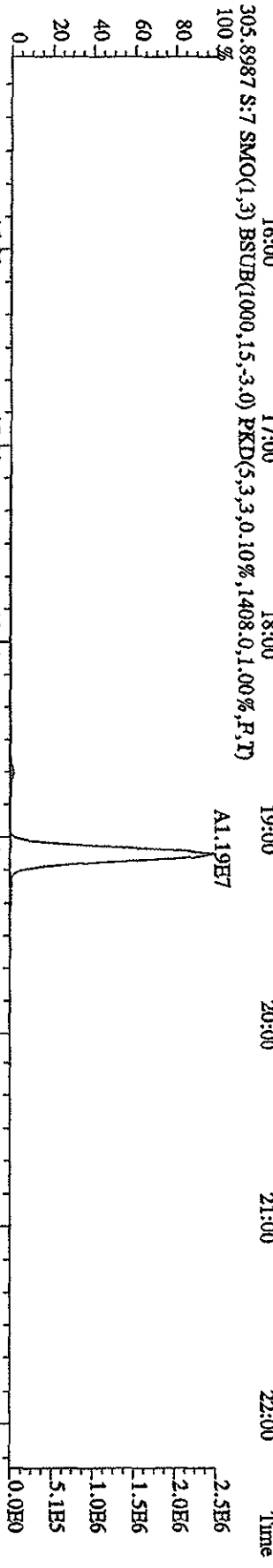
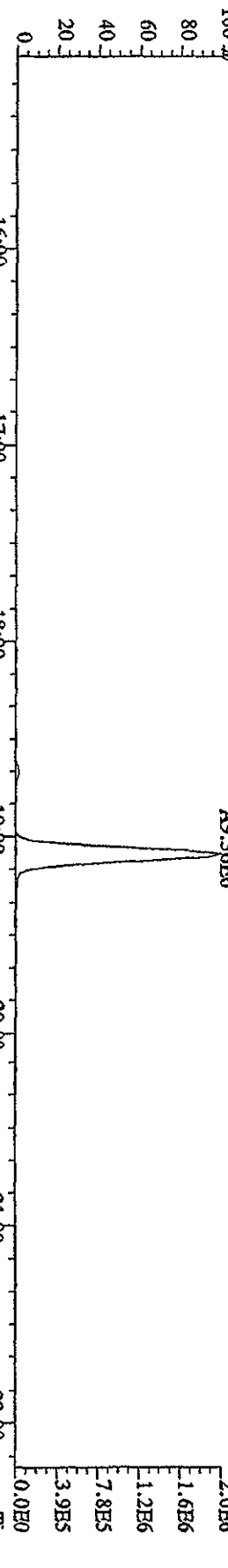
File: 12AP104D5 #1-198 Acq: 12-APR-2010 08:30:15 GC EI+ Voltage: SIR Autospec-Ultimate
 Sample #1 Text: CP0412 ;DB-5 CP5M 3732-04 Exp: DIOXINRESS8290A
 430.9728 F:4 SMO(1,3) PKD(5,3,3,100.00%,0.0,1.00%,F,T)



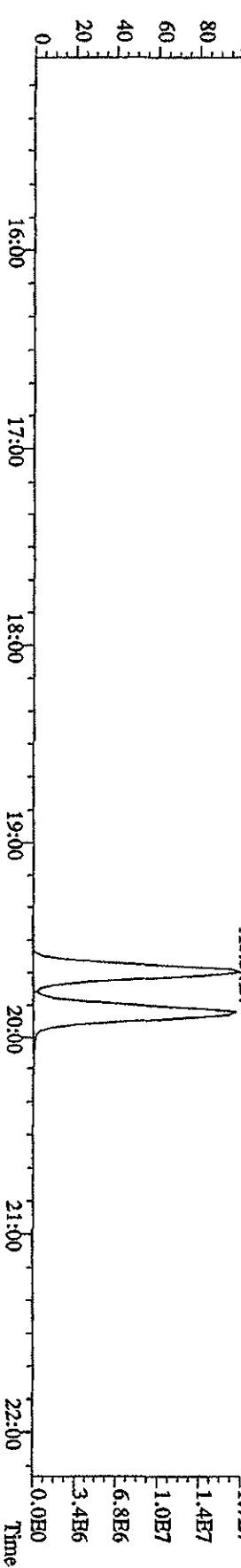
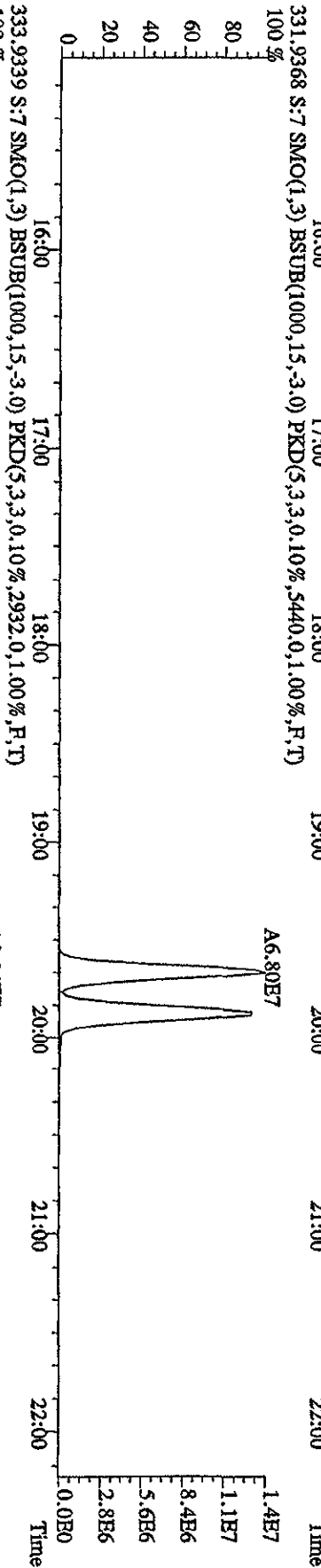
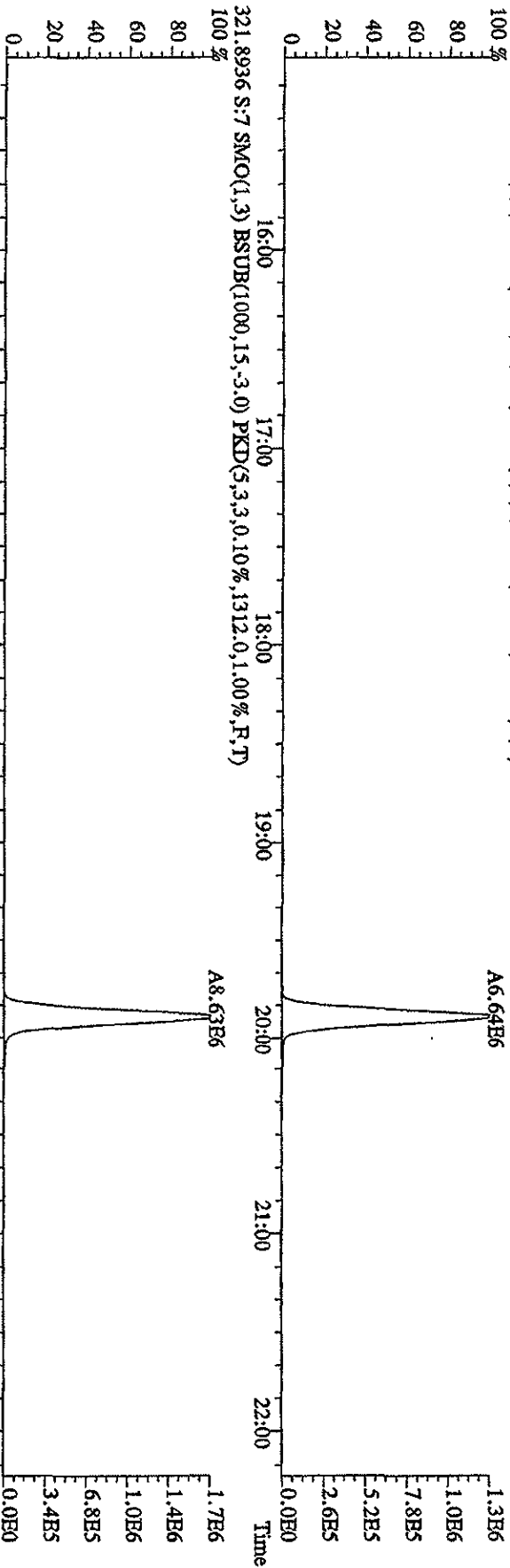
File:12AP104D5 #1-190 Acq:12-APR-2010 08:30:15 GC EI+ Voltage SIR Autospec-Ultimah
 Sample#1 Text:CP0412 :DB-5 CP5M 3732-04 Exp:DIOXINRES8290A



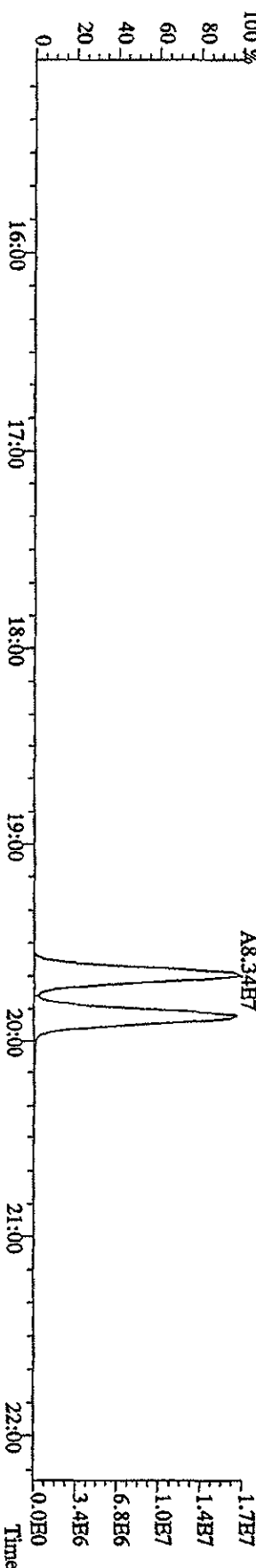
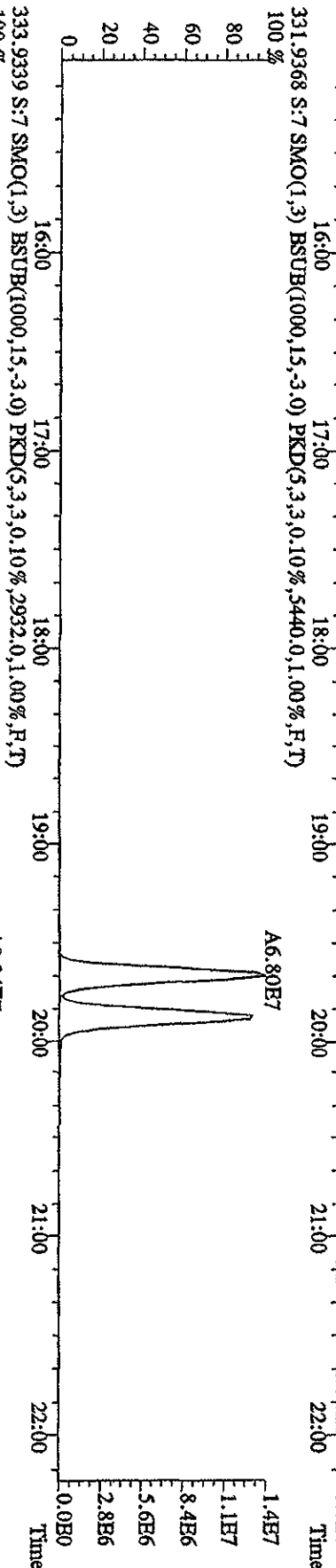
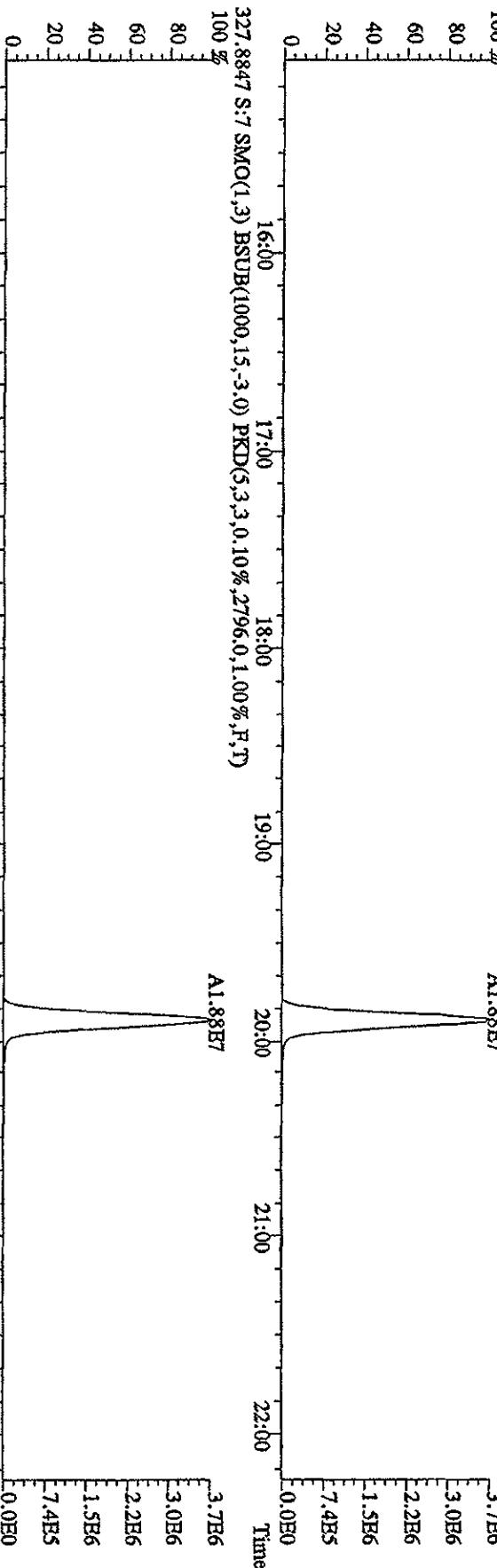
File:12AP104D5 #1-435 Acq:12-APR-2010 13:00:53 GC EI+ Voltage SIR Autospec-UltraB
 Sample#7 Text:ST0412B :2nd Source 09DXN449 Exp:DIOXINRES8290A
 303.9016 S:7 SMO(1,3) BSUB(1000,15,3,0) PKD(5,3,3,0,10%,1128,0,1,00%,F,T)



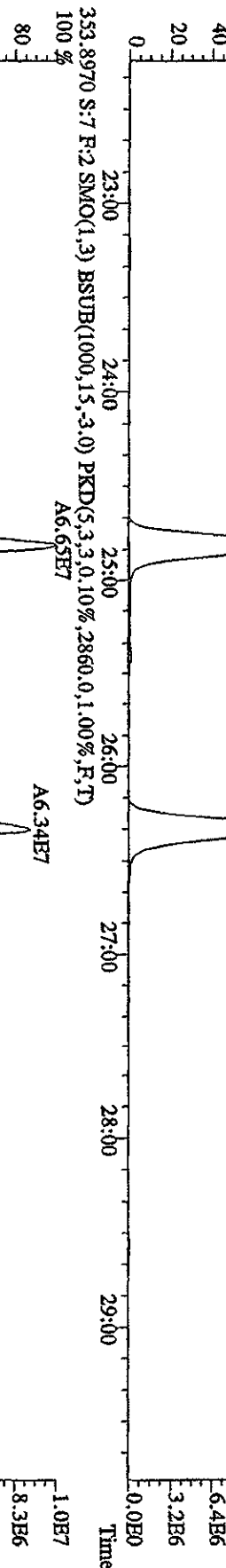
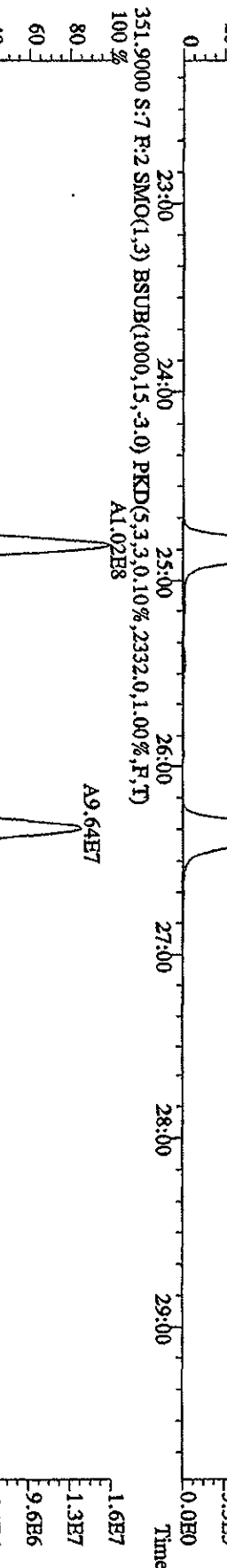
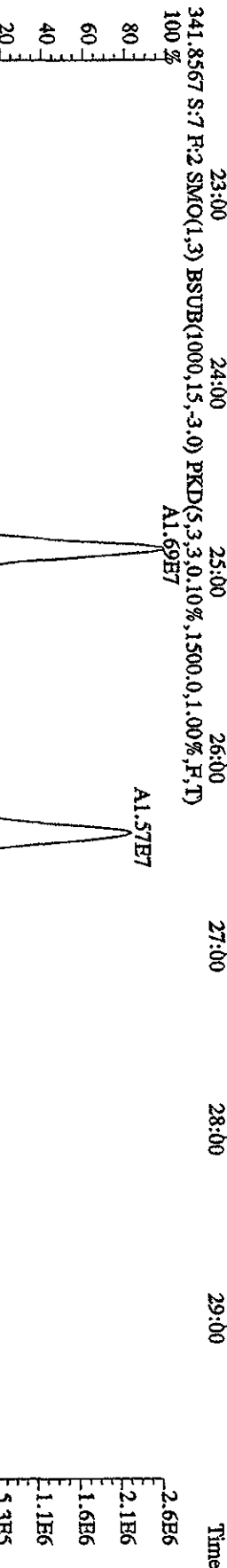
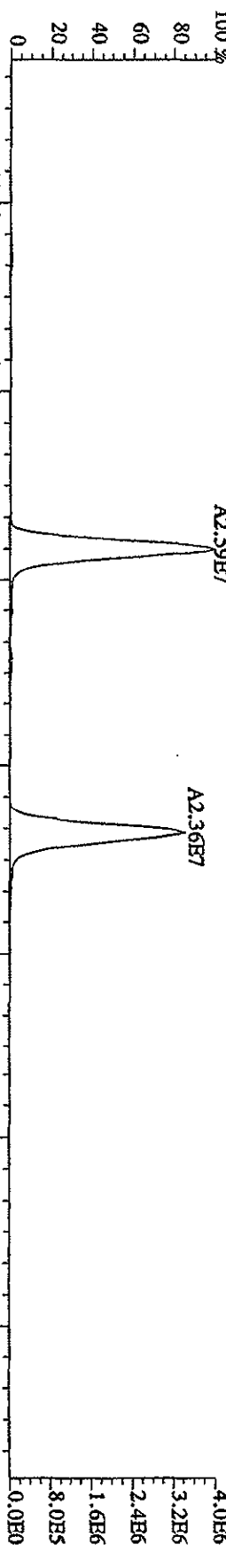
File:12AP104D5 #1-435 Acq:12-APR-2010 13:00:53 GC EI+ Voltage 519 AutoSpec-Ultimate
Sample#7 Text:ST0412B ;2nd Source 09DXN449 Exp:DIOXINRES8290A
319.8965 S:7 SMO(1,3) BSUB(1000,15,-3,0) PKD(5,3,3,0,10%,1228,0,1,00%,F,T)
100%



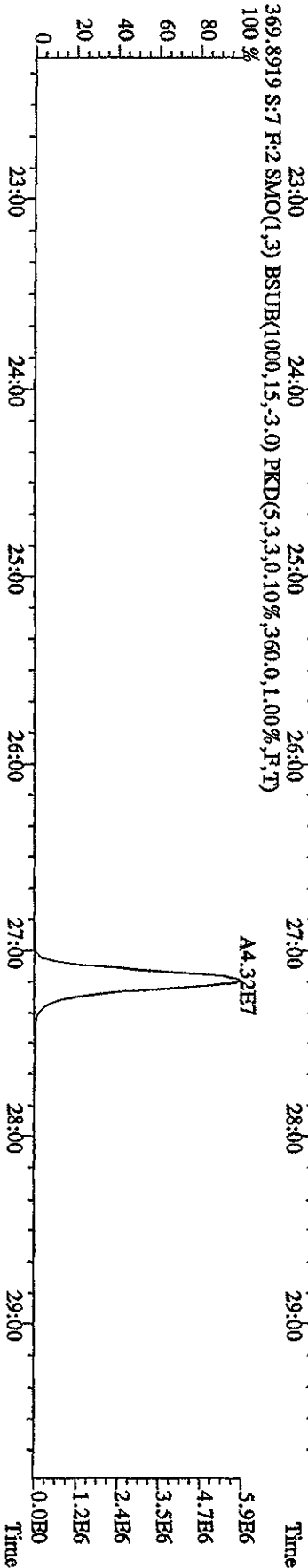

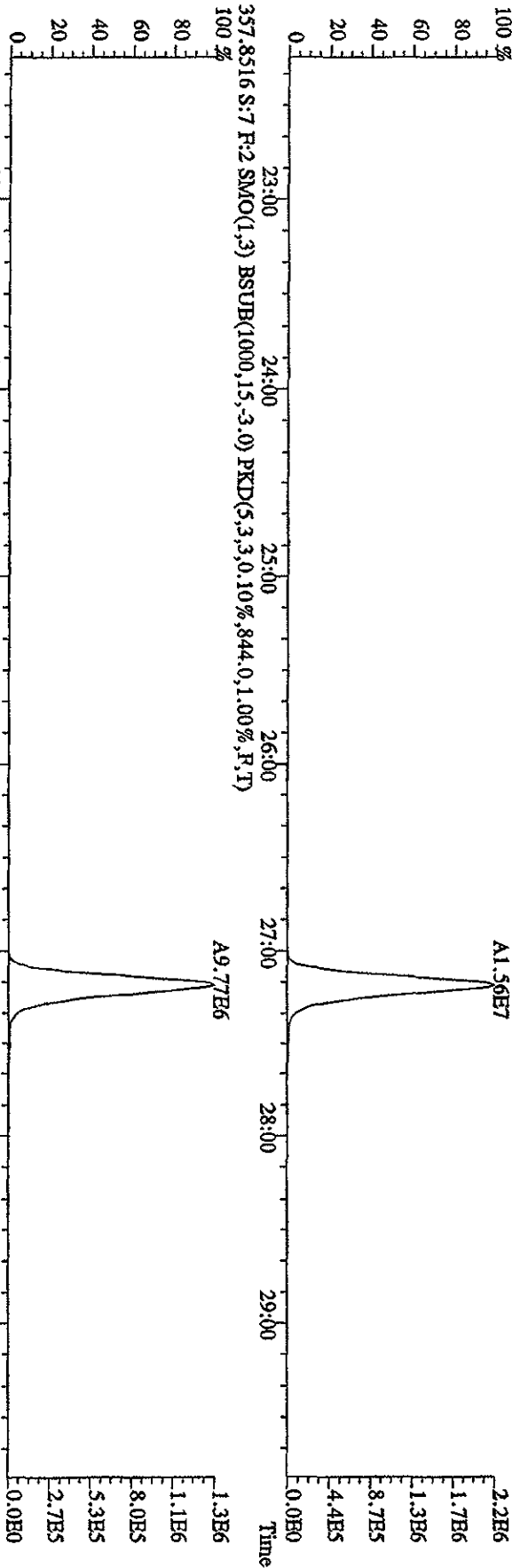
File:12AP104D5 #1-435 Acq:12-APR-2010 13:00:53 GC EI + Voltage SIR Autospec-UltimaB
 Sample#7 Text:ST0412E :2nd Source 09DXN449 Exp.:DIOXINRES8290A
 327.8847 S:7 SMO(1,3) BSUB(1000,15,-3.0) PKD(5,3,3,0,10%,2796,0,1.00%,F,T)
 100 %



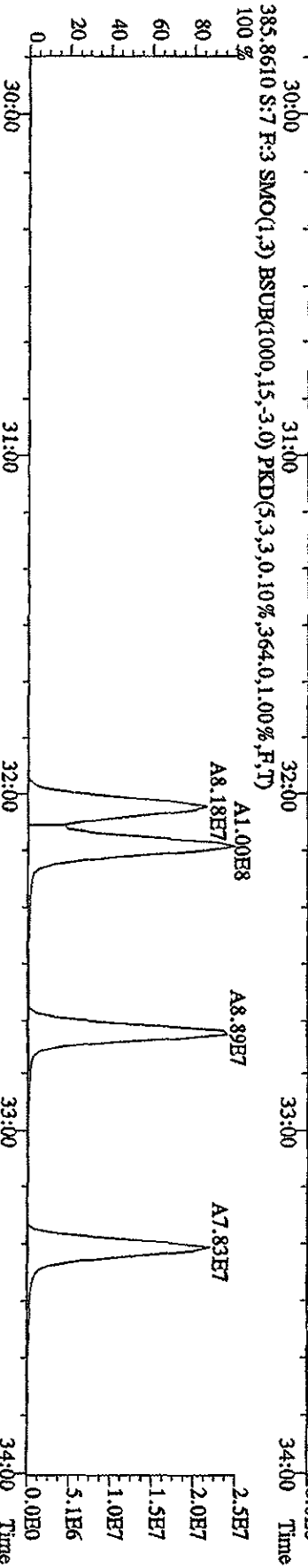
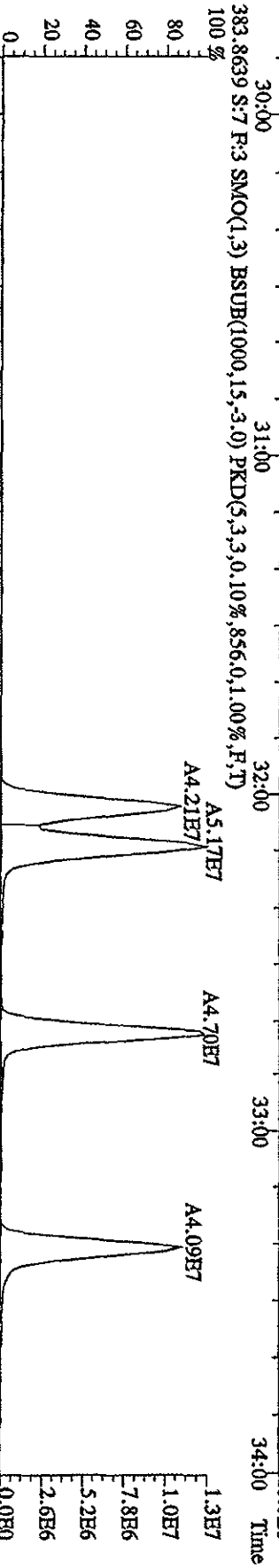
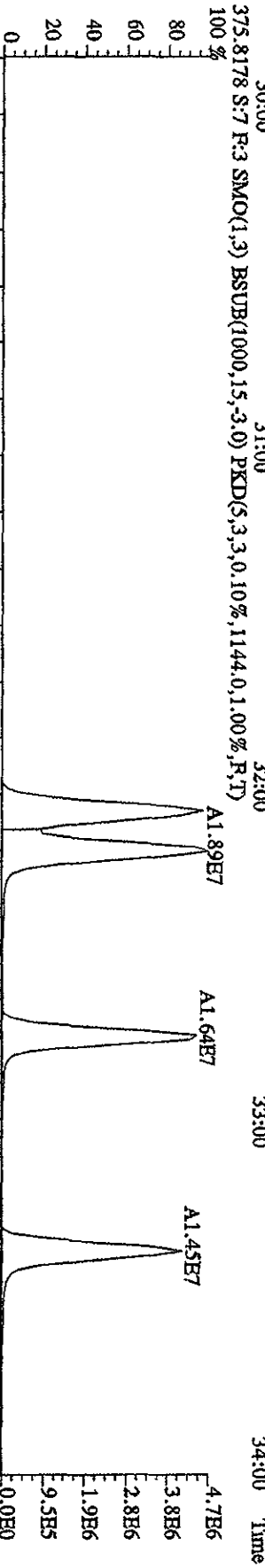
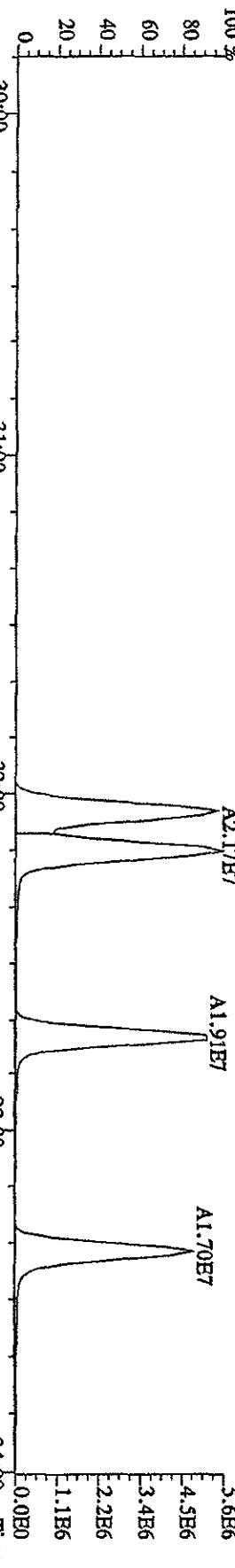
File:12AP104D5 #1-604 Acq:12-APR-2010 13:00:53 GC EI+ Voltage SIR Autospec-UltimaB
 Sample#7 Text:ST0412E 2nd Source 09DXN449 Exp:DIOXINRES8290A
 339.8597 S:7 F:2 SMO(1,3) BSUB(1000,15,-3,0) PKD(5,3,3,0,10%,2008,0,1,00%,F,T)
 100% A2.59E7



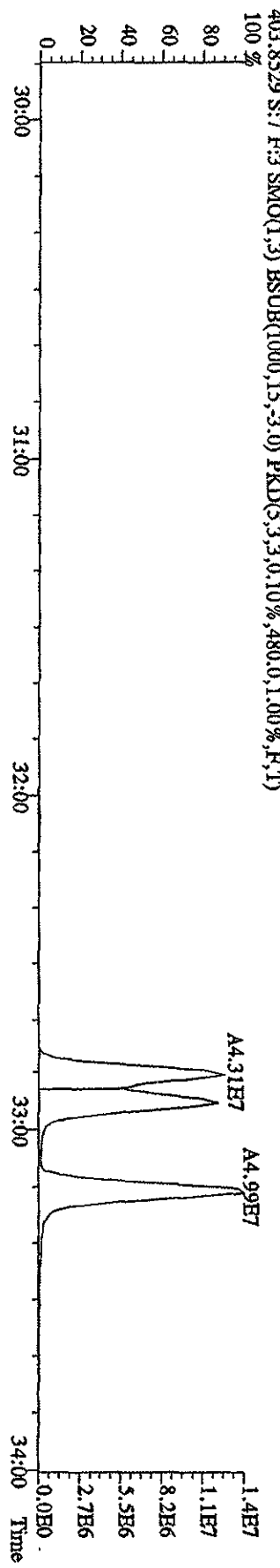
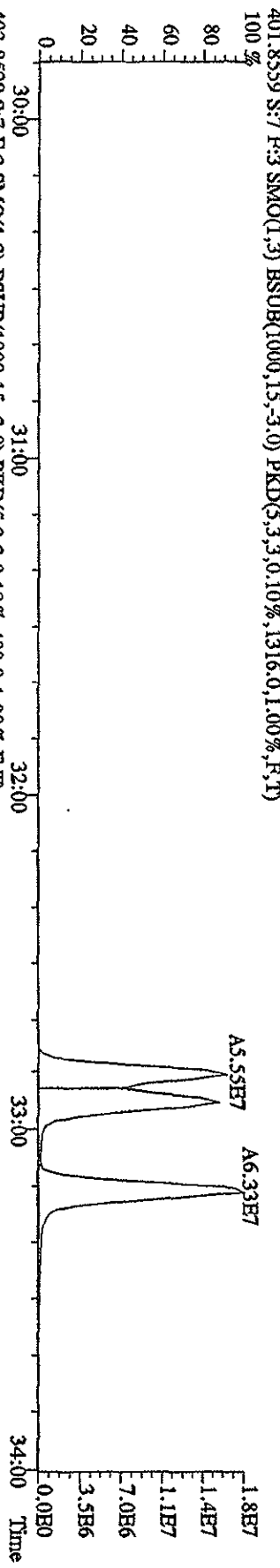


File:12AP104D5 #1-604 Acq:12-APR-2010 13:00:53 GC EI+ Voltage STR Autospec-UltimaB
 Sample#7 Text:ST0412H :2nd Source 09DXN449 Exp:DIOXINRBS8290A
 355.8546 S:7 F:2 SMO(1,3) BSUB(1000,15,-3.0) PKD(5,3,3,0.10%,1548.0,1.00%,F,T)
 100 %






File: 12AP104D5 #1-317 Acq: 12-APR-2010 13:00:53 GC EI+ Voltage: SFR Autospec-Ultimat
 Sample#7 Text: ST0412H : 2nd Source 09DXN449 Exp: DIOXINRES8290A
 373.8208 S: 7 F: 3 SMO(1,3) BSUB(1000,15,-3,0) PKD(5,3,3,0,10%,1044.0,1.00%,F,T)



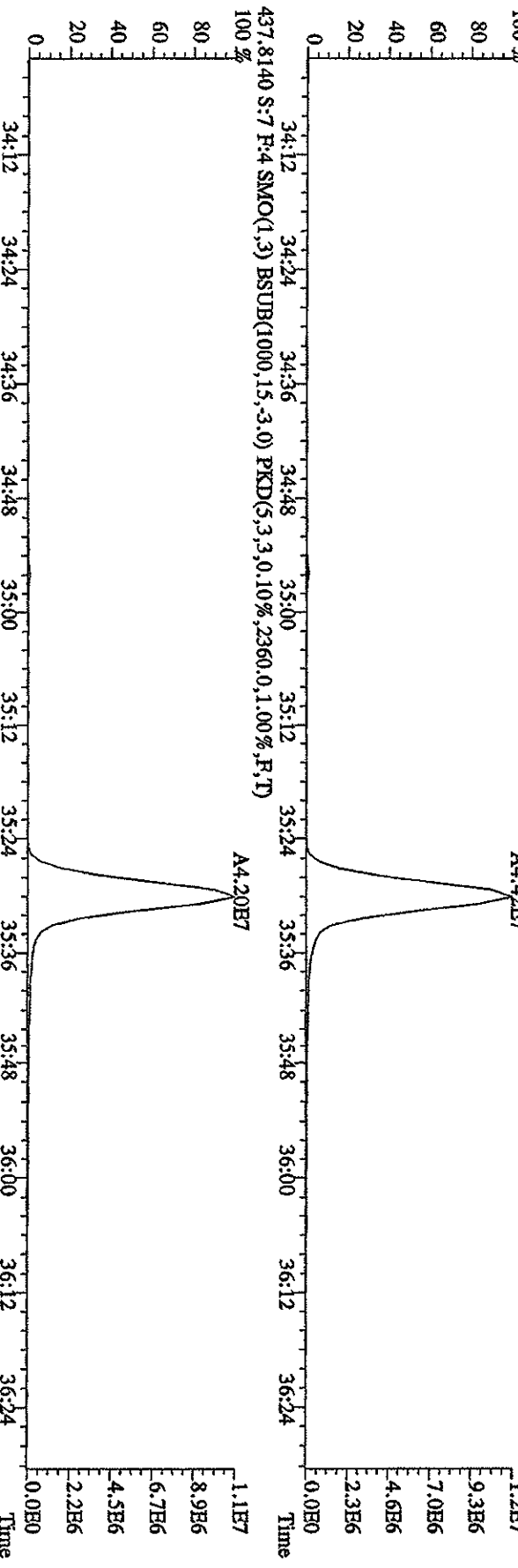
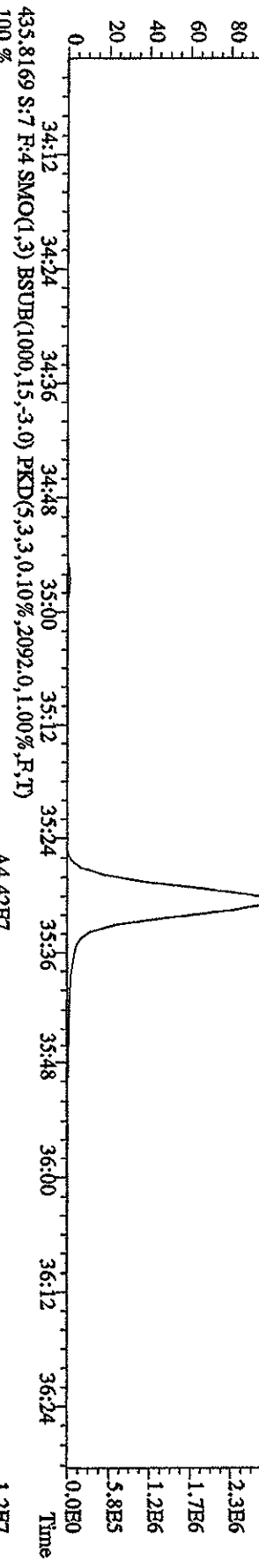
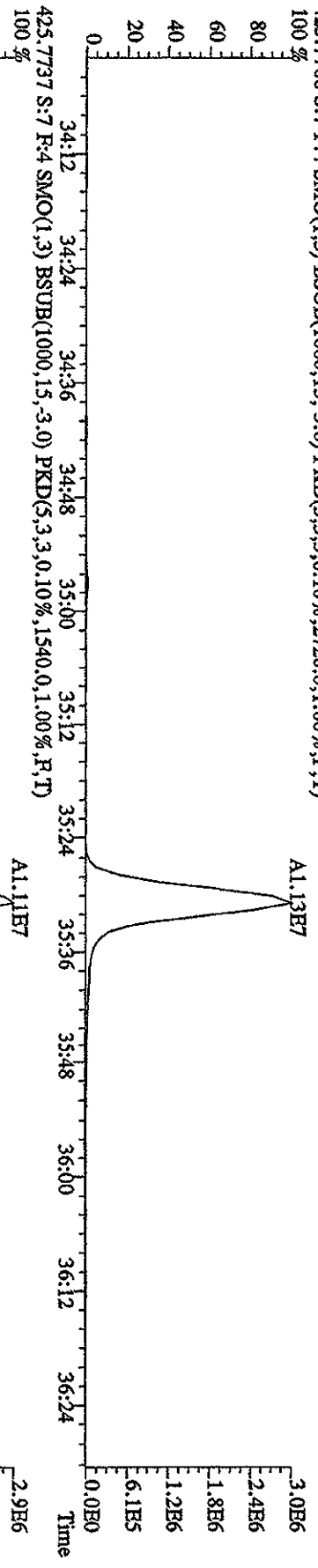
File: I2AP104D5 #1-317 Acq: 12-APR-2010 13:00:53 GC: EI+ Voltage: SIR Atmospec-Ultimate
 Sample#7 Text: ST0412E : 2nd Source 09DXN449 Exp: DIOXINRES8290A
 389.8157 S:7 F:3 SMO(1,3) BSUB(1000,15,-3.0) PKD(5,3,3,0.10%,956.0,1.00%,F,T)



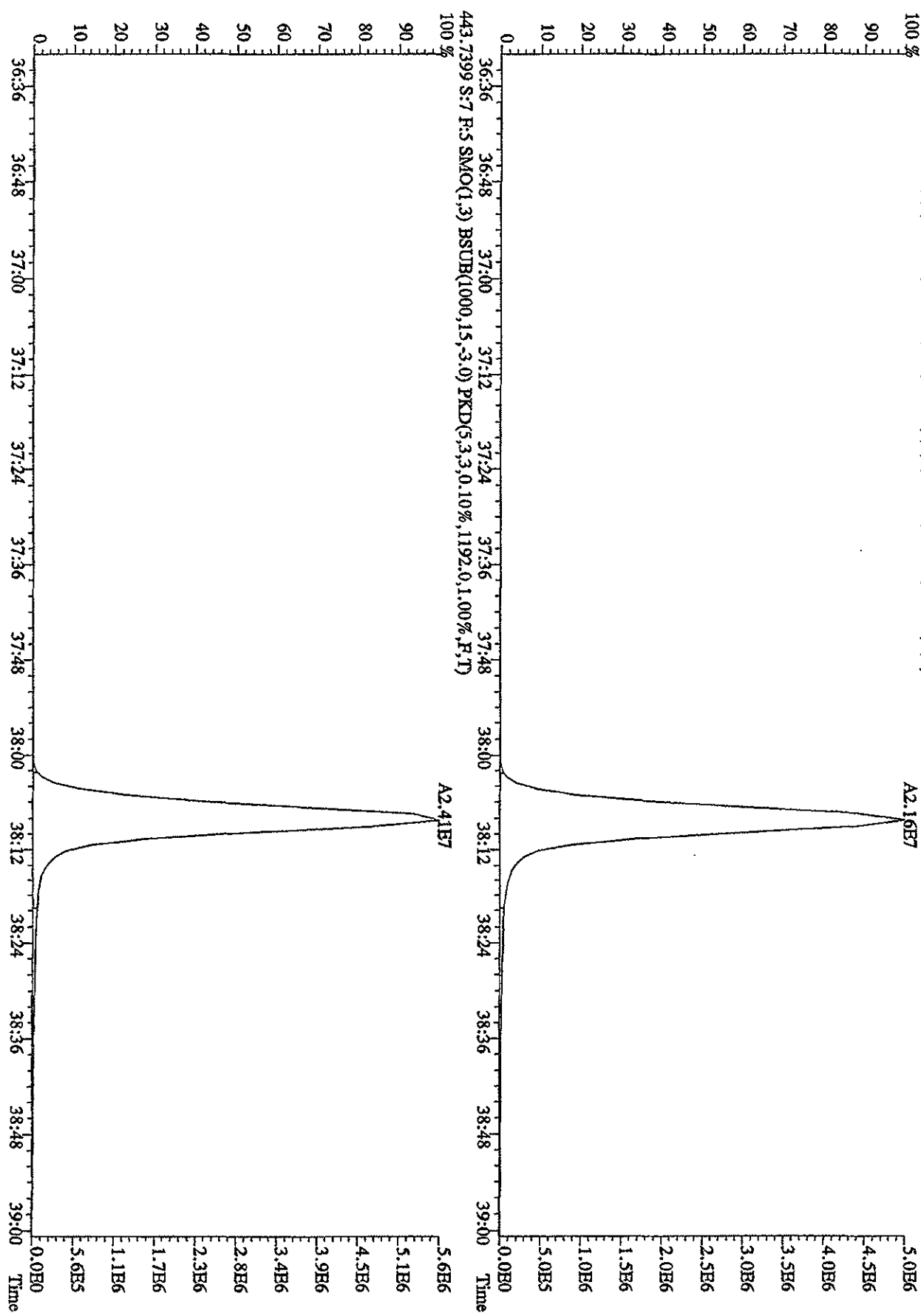
File:12AP104D5 #1-198 Acq:12-APR-2010 13:00:53 GC FI+ Voltage SIR Autospec-UltimaB
 Sample#7 Text:ST0412B :2nd Source 09DXN449 Exp:DIOXINRES8290A
 407.7818 S:7 F:4 SMO(1,3) BSUB(1000,15,-3.0) PKD(5,3,3,0.10%,6164.0,1.00%,F,T)
 100 % A1.65E7



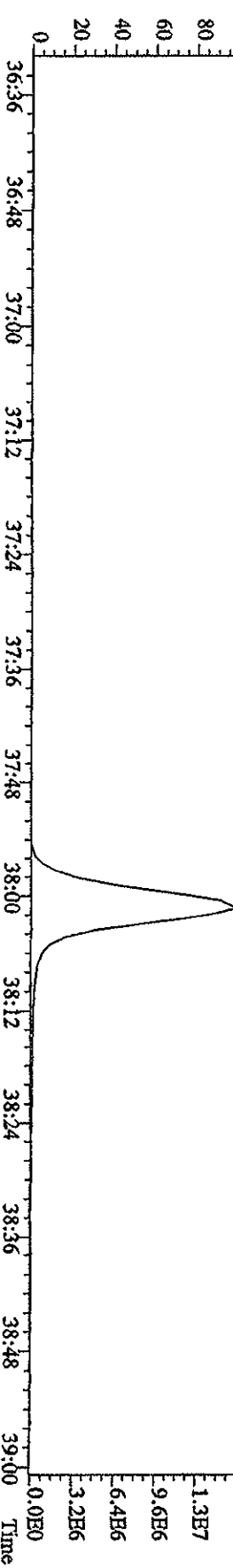
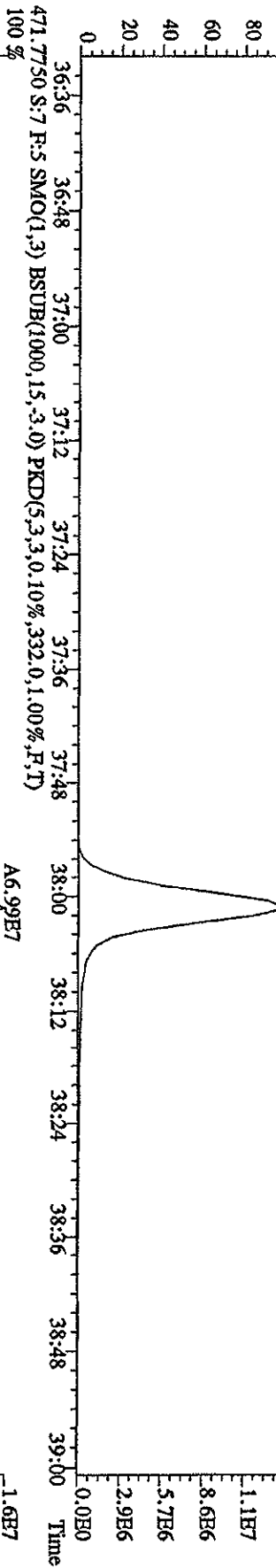
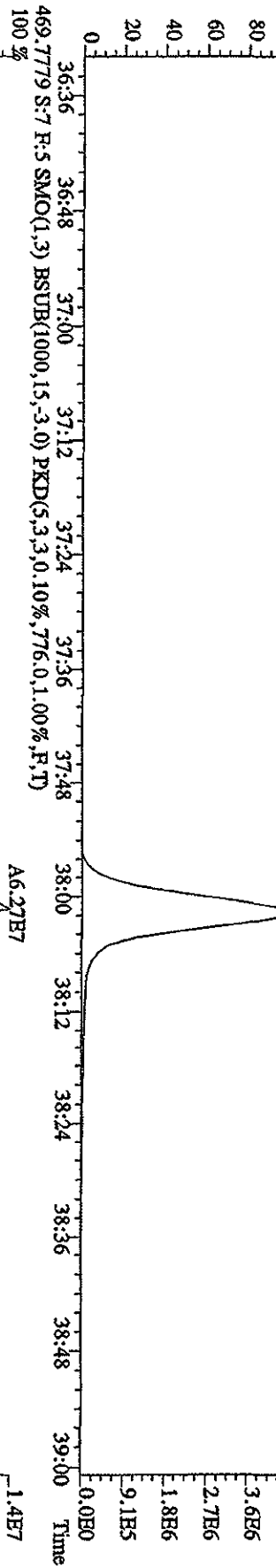
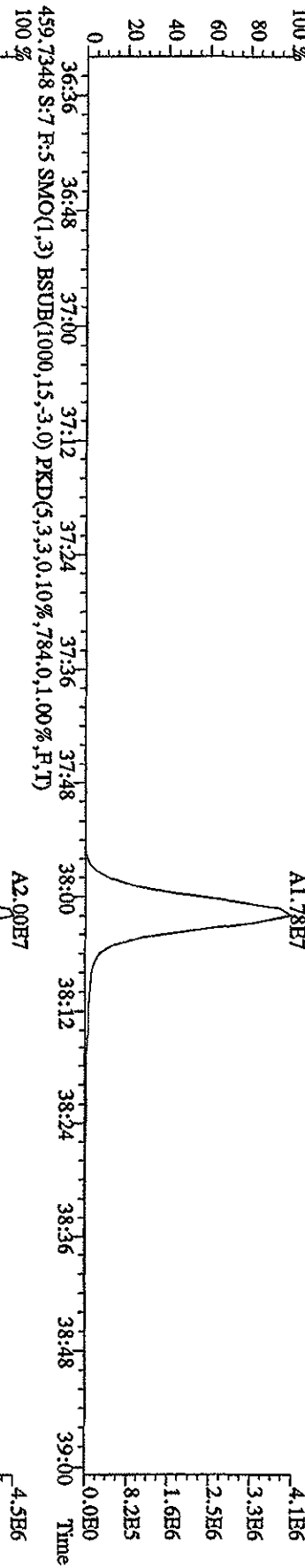
File:12AP104D5 #1-198 Acq:12-APR-2010 13:00:53 GC EI + Voltage SIR Autospec-UltimaB
Sample#7 Text:ST0412B :2nd Source 09DXN449 Exp:DIOXINRES8290A
423.7766 S:7 F:4 SMO(1,3) BSUB(1000,15,-3.0) PKD(5,3,3,0.10%,2720.0,1.00%,F,T)



File:12AP104D5 #1-191 Acq:12-APR-2010 13:00:53 GC EI+ Voltage SIR Autospec-Ultimate
 Sample#7 Text:ST0412E :2nd Source 09DXN449 Exp:DIOXINRES8290A
 441.7428 S:7 F:5 SMO(1,3) BSUB(1000,15,-3.0) PKD(5,3,3,0.10%,1448.0,1.00%,F,T)
 100 %




File:12AP104D5 #1-191 Acq:12-APR-2010 13:00:53 GC EI+ Voltage:51R Autospec-UltimaB
 Sample#7 Text:ST0412E :2nd Source 09DXN449 Exp.:DIOXINRES8290A
 457.7377 S:7 F:5 SMO(1,3) BSUB(1000,15,-3.0) PKD(5,3,3,0.10%,3196.0,1.00%,F,T)

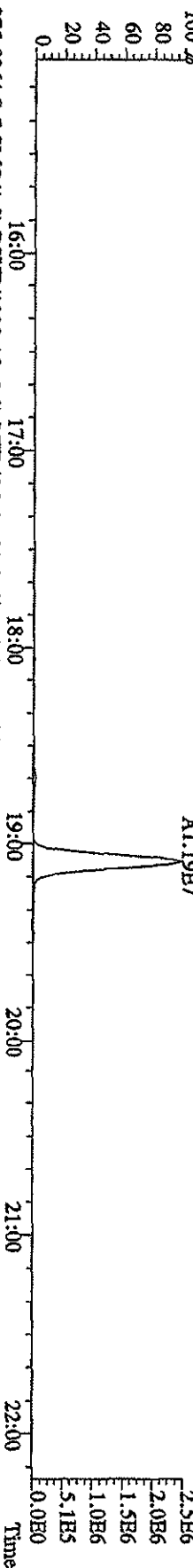


File:12AP104D5 #1-435 Acq:12-APR-2010 13:00:53 GC EI+ Voltage:50V S/R Autospec-Ultimate
 Sample#7 Text:ST0412E :2nd Source 09DXN449 Exp:DIOXINRES8290A

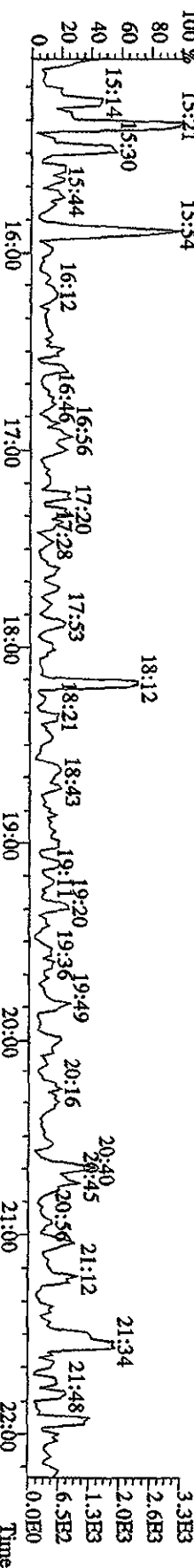
354.9792 S:7 SMO(1,3) PKD(5,3,3,100.00%,0.0,1.00%,F,T)
 100% 15:13 15:36 15:59 16:26 16:26 17:06 17:33 18:07 18:56 19:29 20:09 20:39 21:25 21:47



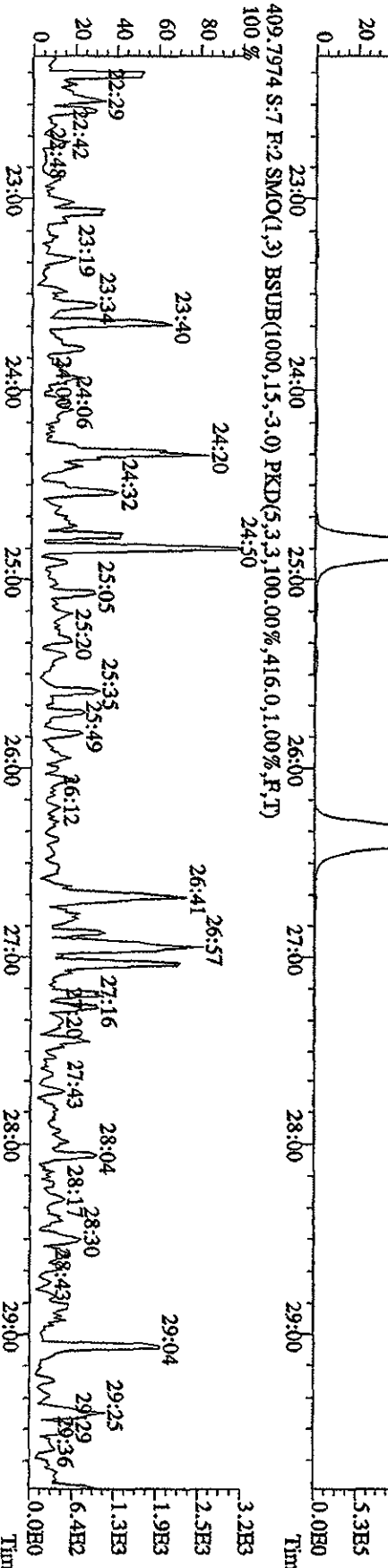
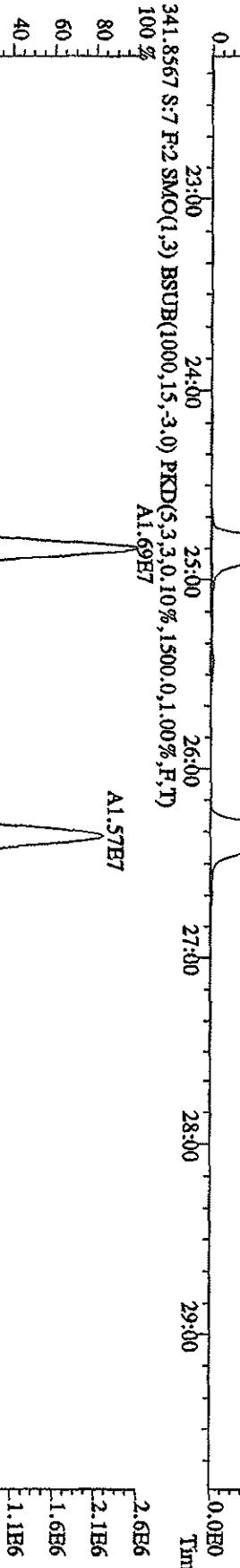
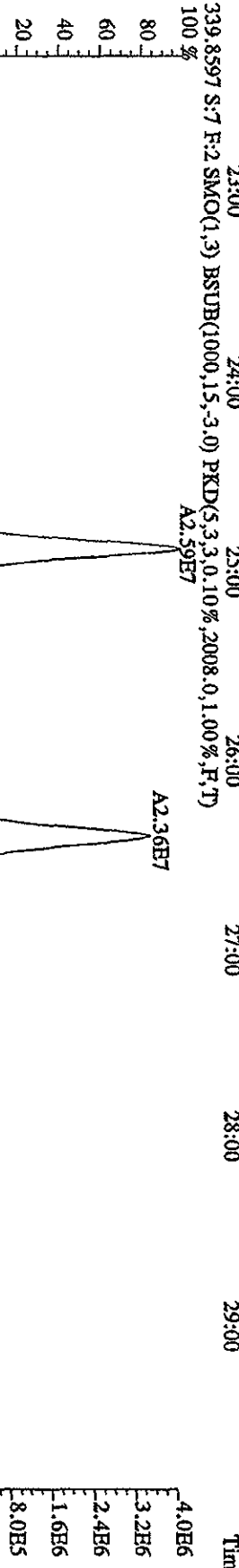

303.9016 S:7 SMO(1,3) BSUB(1000,15,3,0) PKD(5,3,3,0,10%,1128,0,1,00%,F,T)
 100% 15:13 15:36 15:59 16:26 16:26 17:06 17:33 18:07 18:56 19:29 20:09 20:39 21:25 21:47



375.8364 S:7 SMO(1,3) BSUB(1000,15,3,0) PKD(5,3,3,100.00%,432,0,1,00%,F,T)
 100% 15:13 15:36 15:59 16:26 16:26 17:06 17:33 18:07 18:56 19:29 20:09 20:39 21:25 21:47

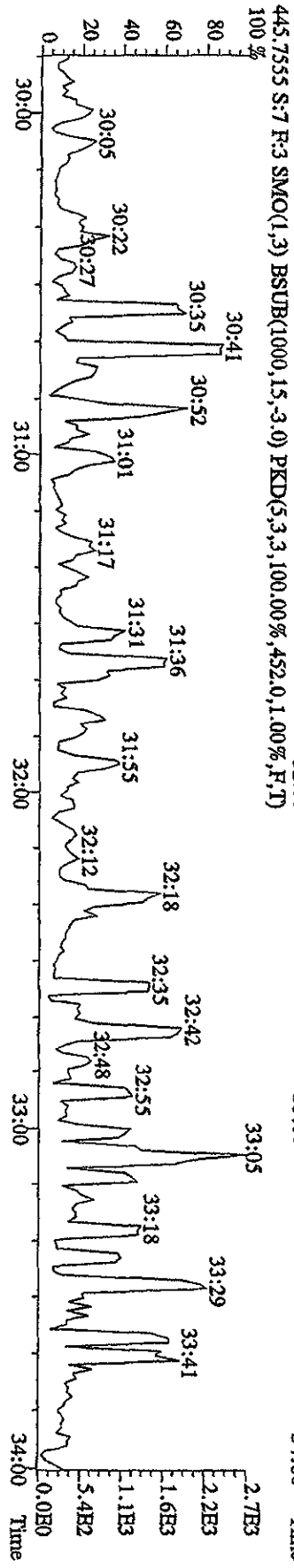
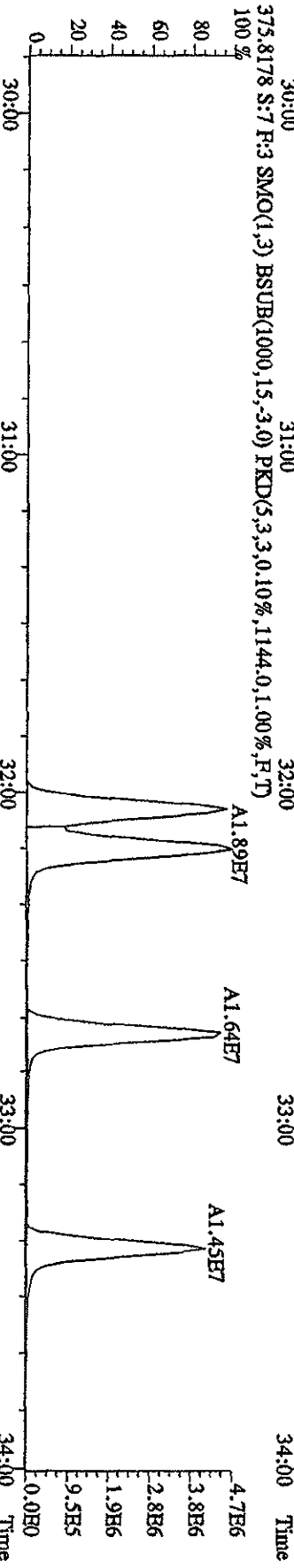
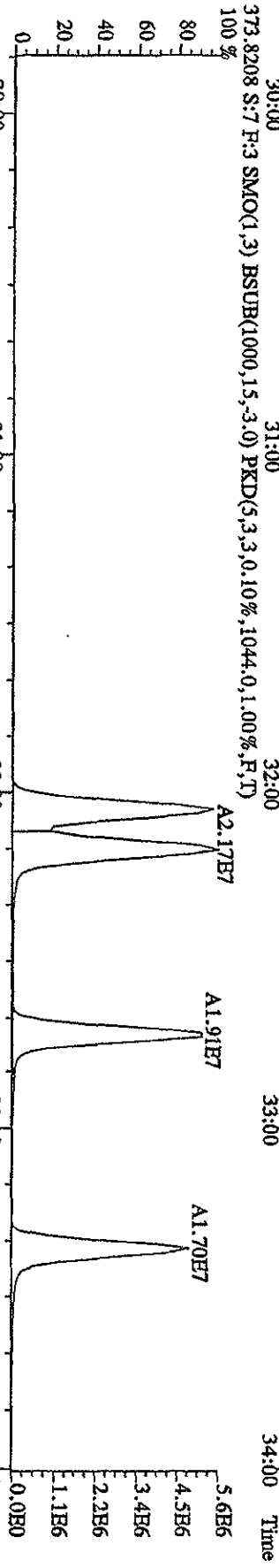
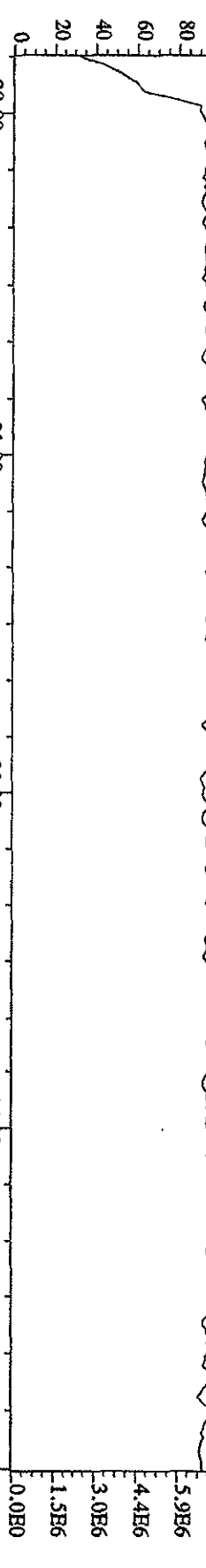


File:12AP104D5 #1-604 Acq:12-APR-2010 13:00:53 GC HI+ Voltage SIR Autospec-UHimaE
 Sample#7 Text:ST0412E :2nd Source 09DXN449 Exp:DIOXINRES8290A
 354.9792 S:7 F:2 SMO(1,3) PKD(5,3,3,100.00%,0.0,1.00%,F,T)



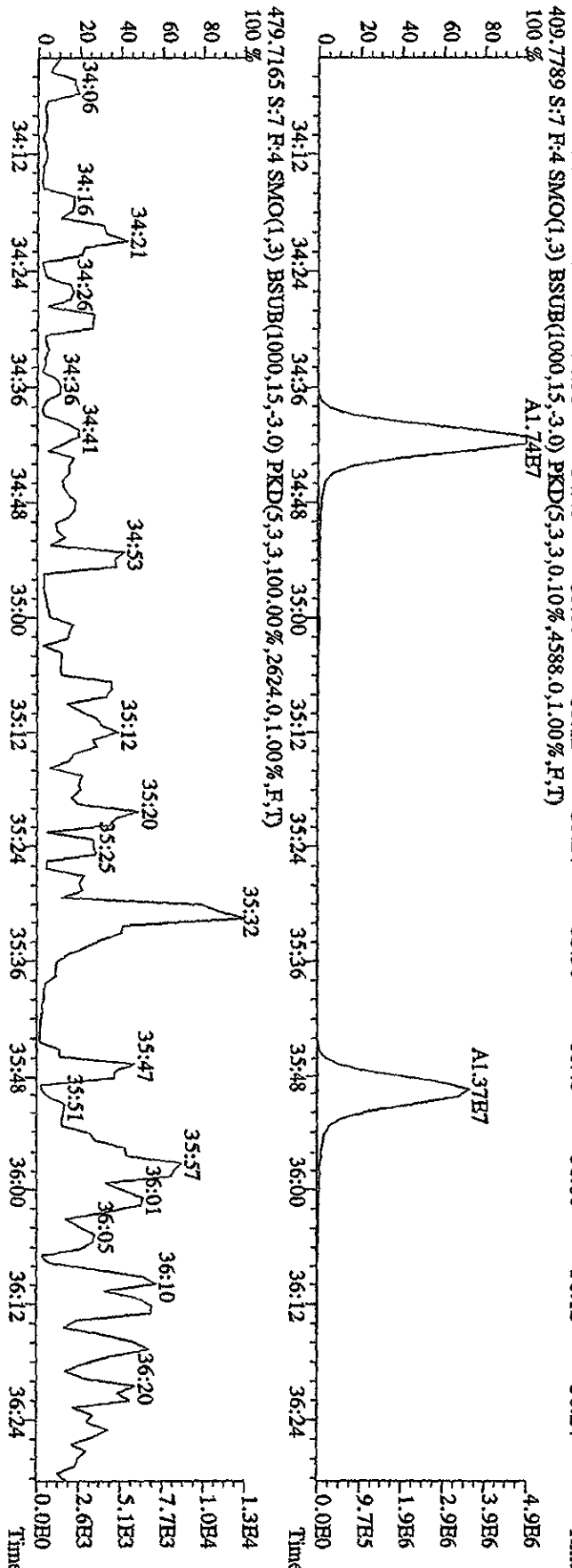
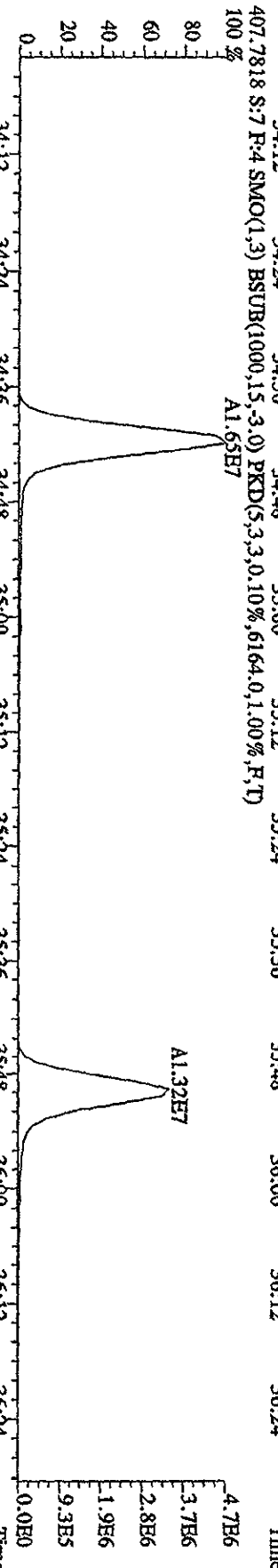
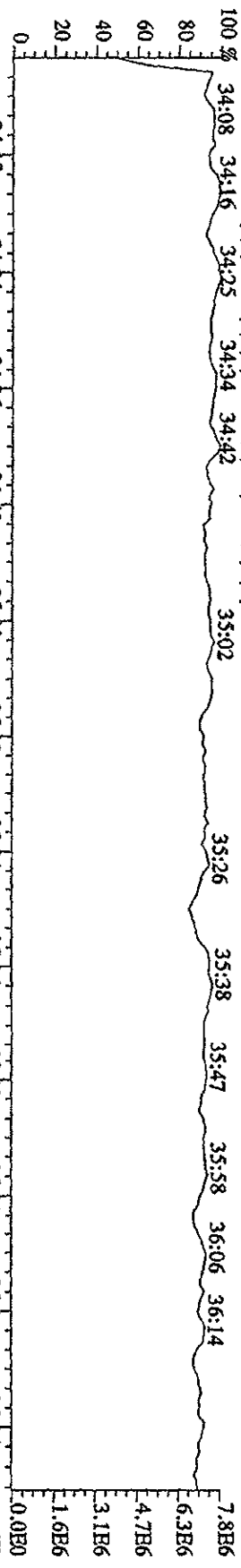
File:12AP104D5 #1-317 Acq:12-APR-2010 13:00:53 GC HI + Voltage SIR Autospec-Ultimate
 Sample#7 Text:ST0412E :2nd Source 09DXN449 Exp:DIOXINRHS8290A

430.9728 S:7 F:3 SMO(1,3) PKD(5,3,3,100.00%,0.0,1.00%,F,T) 30:03 30:18 30:31 30:58 31:23 31:38 31:50 32:11 32:24 32:39 32:57 33:11 33:24 33:37 33:51

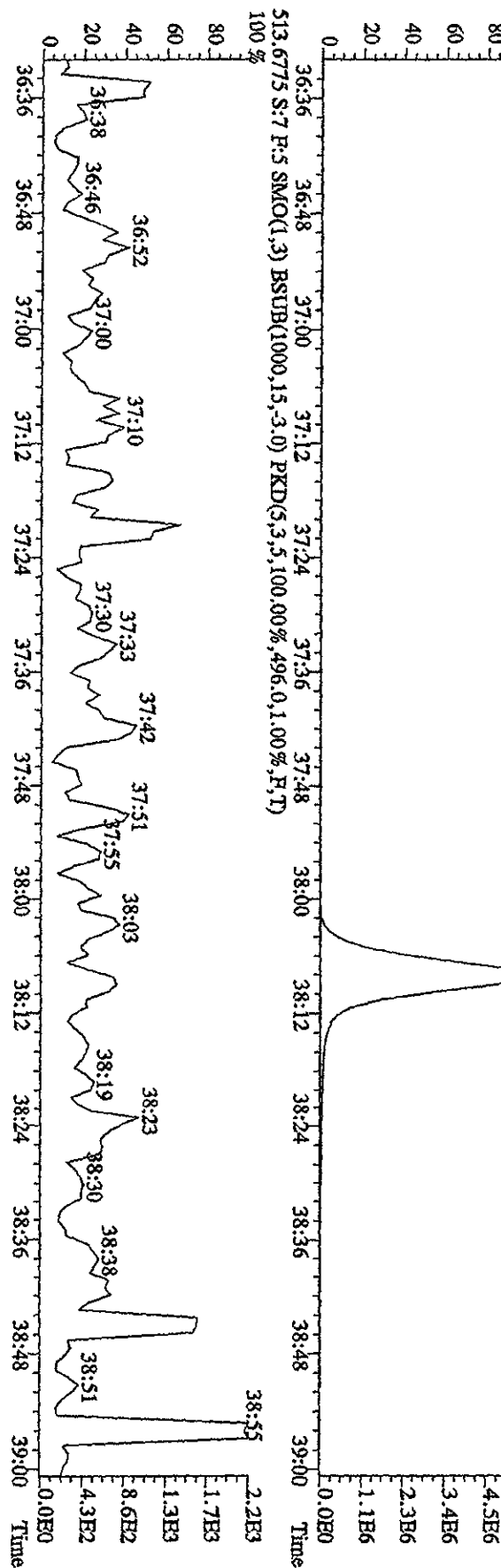




File:12AP104D5 #1-198 Acq:12-APR-2010 13:00:53 GC EI+ Voltage SIR Autospec-Ultimate

Sample#7 Text:ST0412H :2nd Source 09DXN449 Exp:DIOXINRES8290A



File:12APl04D5 #1-191 Acq:12-APR-2010 13:00:53 GC HF+ Voltage SIR Autospec-DIffmalE
 Sample#7 Text:ST0412E :2nd Source 09DXN449 Exp:DIOXINRES8290A
 442.9728 S:7 F:5 SMO(1,3) PKD(5,3,3,100.00%,0.0,1.00%,F,T)



Sample Extraction/Preparation Log
Copies and Checklists

**TestAmerica West Sacramento
High Resolution Prep Log
Dioxin/Furan Solid Extraction**

Batch: 0105361
MS Run #:
Prep Date: 4/15/2010

Internal COC:	
Delivered to Inst.:	4411
Inst Receipt:	

Method: IN 8290
Matrix: A SOLID
Extraction: 4W SOXHLET (NOMINAL)
QC: 01 STANDARD TEST SET

SAC: IN - A - 4W - 01
Soxhlet time on: 2030
Soxhlet time off: 1230

Box # 13

Shared QC Batch: SAME
Shares QC With: NA

Prep Reagents		Supplier	Lot #
Reagent	Toluene	Baker	NA
	Hexane	Baker	137E41
	H2SO4	Baker	NA
	20% DCM:Hexane	NA	3630-530
	65% DCM:Hexane	NA	3630-535
	1:1 DCM:Cyclohexane	NA	NA
	75:20:5	NA	NA
	DCM:Hexane:Benzen	NA	NA
	Silica Gel	Waters	22-24
	Acid Alumina	MP	19
	5% Carbon:Silica Gel	NA	NA

Sample ID	Suff	Work Order	Extraction Table		Sample size	Final Volume		Analysis Hold Time Expires	Extraction ID	Round Bottom ID	Rotovap ID
			Time Expires	10mL		20mL	Other				
G0D100461 - 26		LXR841AE	5/8/2010	10.05	✓			5/30/2010	AB-03-41	R-530	4
G0D100464 - 1		LXTAR1AC	5/8/2010	10.10	✓			5/30/2010	AA-04-02	R-540	9
G0D100464 - 1	S	LXTAR1AD	5/8/2010	10.10	✓			5/30/2010	AB-05-03	R-500	4
G0D100464 - 1	D	LXTAR1AE	5/8/2010	10.05	✓			5/30/2010	AG-02-04	R-600	9
G0D130435 - 21		LXV551AE	5/8/2010	10.12	✓			5/30/2010	BI-01-08	R-650	4
G0D130435 - 22		LXV571AD	5/8/2010	10.08	✓			5/30/2010	BI-02-08	R-640	9
G0D130435 - 23		LXV591AD	5/8/2010	10.05	✓			5/30/2010	BI-03-06	R-650	4
G0D130435 - 24		LXV6A1AE	5/8/2010	10.19	✓			5/30/2010	BA-04-09	R-650	9
G0D130523 - 1		LXWWQ1AE	5/9/2010	10.10	✓			5/30/2010	BS-05-17	R-680	4
G0D130523 - 13		LXWXF1AE	5/9/2010	10.13	✓			5/30/2010	BW-06-07	R-690	9
G0D140422 - 1		LXXKG1AD	5/12/2010	10.07	✓			5/30/2010	CI-01-17	R-710	4
G0D140422 - 3		LXXKQ1AD	5/12/2010	10.22	✓			5/30/2010	CL-02-04	R-730	9
G0D140422 - 5		LXXKW1AD	5/12/2010	10.21	✓			5/30/2010	CP-03-10	R-740	4
G0D140422 - 7		LXXK41AD	5/12/2010	10.10	✓			5/30/2010	CA-04-01	R-750	9
G0D140422 - 9		LXLD1AD	5/12/2010	10.14	✓			5/30/2010	CS-05-01	R-850	4
G0D140422 - 11		LXLV1AD	5/12/2010	10.04	✓			5/30/2010	CP-06-04	R-800	9
G0D150000 - 361	B	LX2NN1AA	5/8/2010	10.00	✓			5/30/2010	AI-01-06	R-510	4
G0D150000 - 361	C	LX2NN1AC	5/8/2010	10.00	✓			5/30/2010	AL-02-04	R-520	9

41540

* See attached sheet for sample volumes recorded from scale

Comments/NCMs:

ID	Spike Exp Date:	Spiked By:	Witnessed By:	Date:
Internal Standard All Samples 1.0ml 100X-110	10.2.1.10	oc	AM	4.15.10
Spike Mix LCS/LCSD/MS/MS 5.0ml 100X-103	13.9.11	oc	AM	4.15.10
Cleanup Standard All Samples 1.0ml 100X-119	04/12/2011	TLH/L	SVS	04/19/10
Recovery Standard All Samples Soxhlet Extraction 1.0ml 100X-1388	11/19/12	L	[Signature]	4/19/10
Analyst/Date oc 4.15.10				

Split/Archive Analyst/Date	Option C Analyst/Date	IFB Analyst/Date	D2 Analyst/Date
—	—	SVS 4/19/2010	—

RQC058

TestAmerica Laboratories, Inc.
EXTRACTION BENCH WORKSHEET

Run Date: 4/19/10
Time: 17:05:54

LEV	LEV	LEV	LEV
1	2	1	2
Y	-	Y	-
Y	-	Y	-
Y	-	Y	-

Blank
Check
MS/MSD

Weights/Volumes
Spike & Surrogate Worksheet
Vial contains correct volume
Labels, greenbars, worksheets
computer batch: correct & all match
Anomalies to Extraction Method

Expanded Deliverable
COC Completed
Bench Sheet Copied
Package Submitted to Analytical Group
Bench Sheet Copied per COC

Extractionist: 002084 Ceasar Cortez

Concentrationist: 006625 Elizabeth Nguyen

* QC BATCH: 0105361 *
* *****

PREP DATE: 4/15/10 20:30
COMP DATE: 4/19/10 12:30

Reviewer/Date: NGUYENE / 4/19/10

Dioxins/Furans, HRGC/HRMS (8290)
SOXHLET (NOMINAL)

EXTR EXPR	ANL DUE	LOT#,MSRUN#/ WORK ORDER	TEST FLGS	EXT	MTH	MATRIX	INIT/VOL WT/VOL	PH"S INIT	ADJ1	ADJ2	EXTRACTION VOL	SOLVENTS VOL	EXCHANGE VOL	SPIKE STANDARD/ SURROGATE ID	
5/08/10	4/28/10	G0D100461-025 LXR84-1-AE		4W	IN	SOLID	10.03g 10.00uL	NA	NA	NA	TOL	300.0	C14	20.0	1.0ML IS 10DXN110
COMMENTS:															
5/08/10	4/28/10	G0D100464-001 LXP4R-1-AC		4W	IN	SOLID	10.18g 10.00uL	NA	NA	NA	TOL	300.0	C14	20.0	1.0ML IS 10DXN110
COMMENTS:															
5/08/10	4/28/10	G0D100464-001 LXP4R-1-ADS		4W	IN	SOLID	10.10g 10.00uL	NA	NA	NA	TOL	300.0	C14	20.0	50.0UL NS 10DXN103 1.0ML IS 10DXN110
COMMENTS:															
5/08/10	4/28/10	G0D100464-001 LXP4R-1-AED		4W	IN	SOLID	10.05g 10.00uL	NA	NA	NA	TOL	300.0	C14	20.0	50.0UL NS 10DXN103 1.0ML IS 10DXN110
COMMENTS:															
5/08/10	4/28/10	G0D130435-021 LXV55-1-AE		4W	IN	SOLID	10.12g 10.00uL	NA	NA	NA	TOL	300.0	C14	20.0	1.0ML IS 10DXN110
COMMENTS:															
5/08/10	4/28/10	G0D130435-022 LXV57-1-AD		4W	IN	SOLID	10.68g 10.00uL	NA	NA	NA	TOL	300.0	C14	20.0	1.0ML IS 10DXN110
COMMENTS:															
5/08/10	4/28/10	G0D130435-023 LXV59-1-AD		4W	IN	SOLID	10.65g 10.00uL	NA	NA	NA	TOL	300.0	C14	20.0	1.0ML IS 10DXN110
COMMENTS:															

RQC058

TestAmerica Laboratories, Inc.
EXTRACTION BENCH WORKSHEET

Run Date: 4/19/10
Time: 17:05:54

* QC BATCH: 0105361 *
* PREP DATE: 4/15/10 20:30
* COMP DATE: 4/19/10 12:30

EXTR EXPR	ANL DUE	LOT#,MSRUN#/ WORK ORDER	TEST FLGS	EXT MTH	MATRIX	INIT/FIN WT/VOL	PH"S ADJ1	ADU2	EXTRACTION VOL	SOLVENTS VOL	EXCHANGE VOL	SPIKE STANDARD/ SURROGATE ID	
5/08/10	4/28/10	G0D130435-024 LXV6A-1-AE		4W	IN SOLID	10.19g 10.00uL	NA	NA	TOL	300.0	C14	20.0	1.0ML IS 10DXN110
5/09/10	4/29/10	G0D130523-001 LXXWQ-1-AE		4W	IN SOLID	10.20g 10.00uL	NA	NA	TOL	300.0	C14	20.0	1.0ML IS 10DXN110
5/09/10	4/29/10	G0D130523-013 LXXWF-1-AE		4W	IN SOLID	10.13g 10.00uL	NA	NA	TOL	300.0	C14	20.0	1.0ML IS 10DXN110
5/12/10	4/27/10	G0D140422-001 LXXKG-1-AD	R	4W	IN SOLID	10.32g 10.00uL	NA	NA	TOL	300.0	C14	20.0	1.0ML IS 10DXN110
5/12/10	4/27/10	G0D140422-003 LXXKQ-1-AD	R	4W	IN SOLID	10.22g 10.00uL	NA	NA	TOL	300.0	C14	20.0	1.0ML IS 10DXN110
5/12/10	4/27/10	G0D140422-005 LXXKW-1-AD	R	4W	IN SOLID	10.21g 10.00uL	NA	NA	TOL	300.0	C14	20.0	1.0ML IS 10DXN110
5/12/10	4/27/10	G0D140422-007 LXXK4-1-AD	R	4W	IN SOLID	10.10g 10.00uL	NA	NA	TOL	300.0	C14	20.0	1.0ML IS 10DXN110
5/12/10	4/27/10	G0D140422-009 LXXLD-1-AD	R	4W	IN SOLID	10.24g 10.00uL	NA	NA	TOL	300.0	C14	20.0	1.0ML IS 10DXN110
5/12/10	4/27/10	G0D140422-011 LXXIV-1-AD	R	4W	IN SOLID	10.04g 10.00uL	NA	NA	TOL	300.0	C14	20.0	1.0ML IS 10DXN110
5/08/10	0/00/00	G0D150000-361 LXZNN-1-AAAB		4W	IN SOLID	10.00g 10.00uL	NA	NA	TOL	300.0	C14	20.0	1.0ML IS 10DXN110

RQC058

TestAmerica Laboratories, Inc.
EXTRACTION BENCH WORKSHEET

Run Date: 4/19/10
Time: 17:05:54

* QC BATCH: 0105361 *

PREP DATE: 4/15/10 20:30
COMP DATE: 4/19/10 12:30

EXTR	ANL	LOT#	MSRUN#/ WORK ORDER	TEST FLGS	EXT	MTH	MATRIX	INIT/ FIN	WT/ VOL	INIT	ADJ1	ADJ2	EXTRACTION	SOLVENTS VOL	EXCHANGE	VOL	SPIKE STANDARD/ SURROGATE ID
5/08/10	0/00/00	000000-361	LX2NN-1-ACC		4W	IN	SOLID	10.00g	10.00uL	NA	NA	NA	TOL	300.0	C14	20.0	50.0UL NS 10DXNI03 1.0ML IS 10DXNLI0

COMMENTS:

R = RUSH C = CLP
E = EPA 600 D = EXP.DEL)
M = CLIENT REQ MS/MSD

NUMBER OF WORK ORDERS IN BATCH: 18

Preparation Data Review Checklist

Prep Batch(es) D105301

Test: ML10s

Prep Date: 4.15.10

Holding Times: 5.8.10 5.12.10 NCM: Y (N)

A. Spike Witness/Batch setup	Spike Witness	Reviewer
1. Holding times checked? NCMs filed as appropriate	✓	✓
2. QAS checked for QC instructions (LCS, LCSD, MS,MSD, etc)	✓	✓
3. Amount of samples in hood match amount of samples on bench sheet. Sample IDS match.	✓	NA
4. Worksheets have been checked for required spiking compounds	✓	✓
5. Spiking volumes are correctly documented	✓	✓
6. Std ID numbers on spike labels match numbers on bench sheet	✓	NA
7. Expiration dates have been checked	✓	✓
8. Calibration expiration dates on pipettors have been checked	✓	NA
9. Spiker and spike witness have signed and dated bench sheet	✓	✓
B. Weights and Volumes		
1. Recorded weights are in anticipated range	NA	✓
2. Balance upload or raw data for weights is included	NA	✓
3. Weights and volumes have been transcribed correctly to LIMS.	NA	✓
4. Weights are not targeted to meet exact weights.	NA	✓
5. Each weight or volume measurement is a unique record (no dittos or line downs)	NA	✓
C. Standards and Reagents		
1. Lot numbers for all reagents, including clean up stages, are recorded.	NA	✓
2. Are dates and analysts for cleanups recorded?	NA	✓
3. Are correct IDs used for standards? Are expiration dates to day/month/year, when listed?	NA	✓
D. Documentation		
1. Are all nonconformances documented appropriately?	NA	✓
2. QuantIMs entry correct, including dates and times.	NA	✓
3. Are all fields completed?	NA	✓

Spike witness: AM

Date: 4-15-10

2nd Level Reviewer: EB

Date: 4/19/10

Comments:

Data Checklist
HRGCMS/LRGCMS Analyses

Batch #: 0105361 Method ID: 8290

	<u>DB-5</u>	<u>DB-225</u>
Data Analyst:	<u>OS</u>	<u>OS</u>
Date initiated:	<u>04-29-10</u>	<u>04-29-10</u>
Reviewer:	<u>Melissa</u>	<u>Melissa</u>
Date reviewed:	<u>new 4/5/3/2010</u>	<u>5/3/2010</u>

QA/QC verification:	Initiated DB-5	Reviewed DB-5	Initiated DB-225 (High Res Only)	Reviewed DB-225 (High Res Only)
-Daily standard package(s) present?	<input checked="" type="checkbox"/>	<input checked="" type="checkbox"/>	<input checked="" type="checkbox"/>	<input checked="" type="checkbox"/>
-Method Blank present?	<input checked="" type="checkbox"/>	<input checked="" type="checkbox"/>	<u>NA</u>	<u>NA</u>
-LCS/DCS copy present and meets native recovery criteria?	<input checked="" type="checkbox"/>	<input checked="" type="checkbox"/>	<u>NA</u>	<u>NA</u>
-Internal standard recoveries within limits?*	<input checked="" type="checkbox"/>	<input checked="" type="checkbox"/>	<input checked="" type="checkbox"/>	<input checked="" type="checkbox"/>
-Ion ratios within + 15% of theoretical values?	<input checked="" type="checkbox"/>	<input checked="" type="checkbox"/>	<input checked="" type="checkbox"/>	<input checked="" type="checkbox"/>
-Other QC (Dup,MS,SD) within specs?*	<u>NA</u>	<u>NA</u>	<u>NA</u>	<u>NA</u>

Sample Analysis:	Initiated DB-5	Reviewed DB-5	Initiated DB-225 (High Res Only)	Reviewed DB-225 (High Res Only)
-Correct sample aliquot used?	<input checked="" type="checkbox"/>	<input checked="" type="checkbox"/>	<input checked="" type="checkbox"/>	<input checked="" type="checkbox"/>
-All raw data present?	<input checked="" type="checkbox"/>	<input checked="" type="checkbox"/>	<input checked="" type="checkbox"/>	<input checked="" type="checkbox"/>
-Standard target DL's used? If RL's are used specify: _____	<input checked="" type="checkbox"/>	<input checked="" type="checkbox"/>	<input checked="" type="checkbox"/>	<input checked="" type="checkbox"/>
-DL's below TDL / (LCL) (please circle)?	<input checked="" type="checkbox"/>	<input checked="" type="checkbox"/>	<input checked="" type="checkbox"/>	<input checked="" type="checkbox"/>
-All positives reported at levels greater than method blank DL's?	<input checked="" type="checkbox"/>	<input checked="" type="checkbox"/>	<input checked="" type="checkbox"/>	<input checked="" type="checkbox"/>
-Correct RRF's used for method?	<input checked="" type="checkbox"/>	<input checked="" type="checkbox"/>	<input checked="" type="checkbox"/>	<input checked="" type="checkbox"/>
-Internal standard amounts correct for method?	<input checked="" type="checkbox"/>	<input checked="" type="checkbox"/>	<input checked="" type="checkbox"/>	<input checked="" type="checkbox"/>
-Target analytes are not saturated?	<input checked="" type="checkbox"/>	<input checked="" type="checkbox"/>	<input checked="" type="checkbox"/>	<input checked="" type="checkbox"/>
-Dilution/splitting of extract taken into account?	<u>NA</u>	<u>NA</u>	<u>NA</u>	<u>NA</u>
-Have dilution calculations been verified?	<u>NA</u>	<u>NA</u>	<u>NA</u>	<u>NA</u>
-Has a manual calculation for the sequence(s) been verified?	<input checked="" type="checkbox"/>	<input checked="" type="checkbox"/>	<input checked="" type="checkbox"/>	<input checked="" type="checkbox"/>
-Are retention times (RT) correct?	<input checked="" type="checkbox"/>	<input checked="" type="checkbox"/>	<input checked="" type="checkbox"/>	<input checked="" type="checkbox"/>
-Manual integrations checked?	<input checked="" type="checkbox"/>	<input checked="" type="checkbox"/>	<u>NA</u>	<u>NA</u>

Comments: (Use other side if necessary)
① Low IS recovery for 12C-OCOD in the sample.

* Recovery limits:	**RPD limits:
NCASI 551: 40-120%***	50%
Method 8290: 40-135%***	20%
Method 1613: 25-150%***	50%
Method 23: 40-130%***(Cl4-Cl6), 25-130%(Cl7-8), 70-130%(surr.)	50%
PCBs: 25-150%***	50%
Method 8280: 40-120%***	
DFLM01.0: 25-150%***	
Method 1614: 25-150%***	

*** Lower recoveries are acceptable if I.S. S/N ≥10:1 and DL's are <LCL for target analytes.

**TestAmerica West Sacramento
High Resolution Prep-Log
Dioxin/Furan Solid Extraction**

Batch: 0103408
MS Run #:
Prep Date: 4/13/2010

Shared QC Batch: SMA
Shares QC With: RM

Internal COC:	
Delivered to Inst.:	41516
Inst Receipt:	

Box # 08

Method: IN 8290
Matrix: A SOLID
Extraction: 4W SOXHLET (NOMINAL)
QC: 01 STANDARD TEST SET

SAC: IN - A - 4W - 01
Soxhlet time on: 2030
Soxhlet time off: 1230

Reagent	Supplier	Lot #
Toluene	Baker	G41PS1
Hexane	Baker	H37E41
H2SO4	Baker	G-35029
20% DCM:Hexane	NA	3030-53B
65% DCM:Hexane	NA	3030-53D
1:1 DCM:Cyclohexane	NA	NA
75:20:5 DCM:Hexane:Benzene	NA	NA
Silica Gel	Wako Pure Ind	22-2A
Acid Alumina	Wako Pure Ind	19
5% Carbon:Silica Gel	NA	NA

Sample ID	Work Order	Suff	Extraction Hold Time Expires	Sample size	Final Volume		Analysis Hold Time Expires	Extraction ID	Round Bottom ID	Rotovap ID
					10.0mL	Other				
G0D090441 - 10	LXQAE1AD		5/7/2010	10.05	10	141516	5/28/2010	A3-18	R11C	9
G0D090441 - 11	LXQAK1AD		5/7/2010	16.00	10		5/28/2010	A4-47	R14C	4
G0D100461 - 1	LXR781AD		5/8/2010	16.01	10		5/28/2010	A5-11	R29C	4
G0D100461 - 3	LXR8A1AD		5/8/2010	16.53	10		5/28/2010	A6-19	R26C	4
G0D100461 - 8	LXR8G1AD		5/8/2010	16.41	10		5/28/2010	B1-17	R27C	4
G0D100461 - 17	LXR8R1AD		5/8/2010	16.20	10		5/28/2010	B2-21	R28C	4
G0D100462 - 1	LXR9D1AD		5/8/2010	16.18	10		5/28/2010	B3-21	R29C	4
G0D100462 - 3	LXR9F1AD		5/8/2010	16.13	10		5/28/2010	B4-04	R30C	4
G0D100462 - 5	LXR9H1AD		5/8/2010	16.01	10		5/28/2010	B5-49	R32C	4
G0D100462 - 5	LXR9H1AE	S	5/8/2010	16.05	10	41516	5/28/2010	B6-43	R42C	4
G0D100462 - 5	LXR9H1AF	D	5/8/2010	16.00	10		5/28/2010	C1-49	R43C	4
G0D100462 - 7	LXR9K1AD		5/8/2010	16.02	10		5/28/2010	C2-40	R47C	4
G0D100462 - 10	LXR9N1AD		5/8/2010	16.01	10		5/28/2010	C9-14	R57C	4
G0D100462 - 37	LXTAL1AD		5/8/2010	16.43	10		5/28/2010	CA-4	R62C	4
G0D130000 - 408	LXW2F1AA	B	5/8/2010	16.00	10		5/28/2010	A1-42	R03C	4/4
G0D130000 - 408	LXW2F1AC	C	5/8/2010	16.00	10		5/28/2010	A2-21	R05C	4/4

* See attached sheet for sample volumes recorded from scale

Comments/NCMs:

ID	Spike Exp Date:	Spiked By:	Witnessed By:	Date:
Internal Standard All Samples 10ml 10XN110	10/31/10	OC	GRJ	4.13.10
Spike Mix LCS/LCSD/MS/MS 50 ml 10XN103	10.9.11	OC	GRJ	4.13.10
Cleanup Standard All Samples 1.0 ml 10DXN108	03/23/2011	J	T.L.	04/14/10
Recovery Standard All Samples 1.0 ml 10DXN388	11/19/10	J	GRJ	04/15/10
Solvent Extraction Analysis/Date OC/4.13.10				

Split/Archive Analyst/Date	Option C Analyst/Date	IFB Analyst/Date	D2 Analyst/Date
—	T.L. 04/14/10	S.M.C. 4/14/2010	—

RQC058

TestAmerica Laboratories, Inc.
EXTRACTION BENCH WORKSHEET

Run Date: 4/15/10
Time: 10:04:31

LEV	LEV	LEV	LEV
1	2	1	2
Y	Y	Y	Y
Y	Y	Y	Y
Y	Y	Y	Y

Blank Check MS/MSD
Weights/Volumes
Spike & Surrogate Worksheet
Vial contains correct volume
Labels, greenbars, worksheets
computer batch: correct & all match
Anomalies to Extraction Method

Expanded Deliverable
COC Completed
Bench Sheet Copied
Package Submitted to Analytical Group
Bench Sheet Copied per COC

Extractionist: 002084 Ceasar Cortez

Concentrationist: 006625 Elizabeth Nguyen

* QC BATCH: 0103408 *
* PREP DATE: 4/13/10 20:30 *
* COMP DATE: 4/15/10 12:30 *

Reviewer/Date: NGUYENE / 4/15/10

Dioxins/Furans, HRGC/HRMS (8290)
SOXLET (NOMINAL)

EXTR EXPR	ANL DUE	LOT#,MSRUN#/ WORK ORDER	TEST FLGS	EXT MTH	MATRIX	INIT/FIN WT/VOL	INIT ADJ1	ADJ2	EXTRACTION VOL	EXCHANGE VOL	SOLVENTS	PH"S	SPIKE STANDARD/ SURROGATE ID
5/07/10	4/27/10	G0D090441-010 LXQAE-1-AD		4W	IN SOLID	10.73g 10.00uL	NA	NA	TOL	300.0	C14	20.0	1.0ML IS 10DXN110
COMMENTS:													
5/07/10	4/27/10	G0D090441-011 LXQAK-1-AD		4W	IN SOLID	10.00g 10.00uL	NA	NA	TOL	300.0	C14	20.0	1.0ML IS 10DXN110
COMMENTS:													
5/08/10	4/27/10	G0D100461-001 LXR78-1-AD		4W	IN SOLID	10.01g 10.00uL	NA	NA	TOL	300.0	C14	20.0	1.0ML IS 10DXN110
COMMENTS:													
5/08/10	4/27/10	G0D100461-003 LXR8A-1-AD		4W	IN SOLID	10.53g 10.00uL	NA	NA	TOL	300.0	C14	20.0	1.0ML IS 10DXN110
COMMENTS:													
5/08/10	4/27/10	G0D100461-008 LXR8G-1-AD		4W	IN SOLID	10.71g 10.00uL	NA	NA	TOL	300.0	C14	20.0	1.0ML IS 10DXN110
COMMENTS:													
5/08/10	4/27/10	G0D100461-017 LXR8R-1-AD		4W	IN SOLID	10.20g 10.00uL	NA	NA	TOL	300.0	C14	20.0	1.0ML IS 10DXN110
COMMENTS:													
5/08/10	4/27/10	G0D100462-001 LXR9D-1-AD		4W	IN SOLID	10.00g 10.00uL	NA	NA	TOL	300.0	C14	20.0	1.0ML IS 10DXN110
COMMENTS:													

RQC058

TestAmerica Laboratories, Inc.
EXTRACTION BENCH WORKSHEET

Run Date: 4/15/10
Time: 10:04:31

* QC BATCH: 0103408 *
* PREP DATE: 4/13/10 20:30
* COMP DATE: 4/15/10 12:30

EXTR EXPR	ANL DUE	LOT#,MSRUN#/ WORK ORDER	TEST FLGS	EXT MTH MATRIX	INIT/FIN WT/VOL	PH'S ADJ1	ADJ2	EXTRACTION VOL	EXCHANGE	VOL	SOLVENTS SURROGATE ID	SPIKE STANDARD/ SURROGATE ID
5/08/10	4/27/10	G0D100462-003 LXR9F-1-AD		4W IN SOLID	10.83g 10.00uL	NA	NA	TOL	300.0	C14	20.0	1.0ML IS 10DXN110
5/08/10	4/27/10	G0D100462-005 LXR9H-1-AD		4W IN SOLID	10.01g 10.00uL	NA	NA	TOL	300.0	C14	20.0	1.0ML IS 10DXN110
5/08/10	4/27/10	G0D100462-005 LXR9H-1-ARS		4W IN SOLID	10.05g 10.00uL	NA	NA	TOL	300.0	C14	20.0	50.0UL NS 10DXN103 1.0ML IS 10DXN110
5/08/10	4/27/10	G0D100462-005 LXR9H-1-AFD		4W IN SOLID	10.30g 10.00uL	NA	NA	TOL	300.0	C14	20.0	50.0UL NS 10DXN103 1.0ML IS 10DXN110
5/08/10	4/27/10	G0D100462-007 LXR9K-1-AD		4W IN SOLID	10.02g 10.00uL	NA	NA	TOL	300.0	C14	20.0	1.0ML IS 10DXN110
5/08/10	4/27/10	G0D100462-010 LXR9N-1-AD		4W IN SOLID	10.01g 10.00uL	NA	NA	TOL	300.0	C14	20.0	1.0ML IS 10DXN110
5/08/10	4/27/10	G0D100462-037 LXR9L-1-AD		4W IN SOLID	10.43g 10.00uL	NA	NA	TOL	300.0	C14	20.0	1.0ML IS 10DXN110
5/08/10	0/00/00	G0D130000-408 LXR2F-1-AAB		4W IN SOLID	10.00g 10.00uL	NA	NA	TOL	300.0	C14	20.0	1.0ML IS 10DXN110
5/08/10	0/00/00	G0D130000-408 LXR2F-1-ACC		4W IN SOLID	10.00g 10.00uL	NA	NA	TOL	300.0	C14	20.0	50.0UL NS 10DXN103 1.0ML IS 10DXN110

R = RUSH C = CLP
E = EPA 600 D = EXP.DEL)
M = CLIENT REQ MS/MSD

NUMBER OF WORK ORDERS IN BATCH: 16

Data Checklist
HRGCMS/LRGCMS Analyses

THE LEADER IN ENVIRONMENTAL TESTING

Batch #: 0103408 Method ID: 8290

Data Analyst: 80 DB-5 80 DB-225
 Date initiated: 04/22/10 04/22/10
 Reviewer: M. Wall M. Wall
 Date reviewed: 4/26/2010 4/26/2010

QA/QC verification:	Initiated DB-5	Reviewed DB-5	Initiated DB-225 (High Res Only)	Reviewed DB-225 (High Res Only)
-Daily standard package(s) present?	/	✓	/	✓
-Method Blank present?	/	✓	NA	NA
-LCS/DCS copy present and meets native recovery criteria?	/	✓	NA	NA
-Internal standard recoveries within limits?*	⓪	⓪	/	✓
-Ion ratios within + 15% of theoretical values?	/	✓	/	✓
-Other QC (Dup,MS,SD) within specs?*	NA	NA	NA	NA

Sample Analysis:	Initiated DB-5	Reviewed DB-5	Initiated DB-225 (High Res Only)	Reviewed DB-225 (High Res Only)
-Correct sample aliquot used?	/	✓	/	✓
-All raw data present?	/	✓	/	✓
-Standard target DL's used? If RL's are used specify: <u>EDL</u>	/	✓	/	✓
-DL's below TDL / LCL (please circle)?	⓪	⓪	/	✓
-All positives reported at levels greater than method blank DL's?	/	✓	/	✓
-Correct RRF's used for method?	/	✓	/	✓
-Internal standard amounts correct for method?	/	✓	/	✓
-Target analytes are not saturated?	/	✓	/	✓
-Dilution/splitting of extract taken into account?	/	✓	/	✓
-Have dilution calculations been verified?	/	✓	/	✓
-Has a manual calculation for the sequence(s) been verified?	/	✓	/	✓
-Are retention times (RT) correct?	/	✓	/	NA ✓
-Manual integrations checked?	/	✓	NA	NA

Comments: (Use other side if necessary)
⓪ ⓪ See NCM.

* Recovery limits:	**RPD limits:
NCASI 551: 40-120%***	50%
Method 8290: 40-135%***	20%
Method 1613: 25-150%***	50%
Method 23: 40-130%***(C14-C16), 25-130%(C17-8), 70-130%(surr.)	50%
PCBs: 25-150%***	50%
Method 8280: 40-120%***	
DFLM01.0: 25-150%***	
Method 1614: 25-150%***	

*** Lower recoveries are acceptable if I.S. S/N ≥10:1 and DL's are <LCL for target analytes.

Prep Batch(es) 0103408

Test: BLAUS

Prep Date: 4.13.10

Holding Times: 5.7.10 NCM: Y

A. Spike Witness/Batch setup	Spike Witness	Reviewer
1. Holding times checked? NCMs filed as appropriate	<input checked="" type="checkbox"/>	<input checked="" type="checkbox"/>
2. QAS checked for QC instructions (LCS, LCSD, MS,MSD, etc)	<input checked="" type="checkbox"/>	<input checked="" type="checkbox"/>
3. Amount of samples in hood match amount of samples on bench sheet. Sample IDS match.	<input checked="" type="checkbox"/>	NA
4. Worksheets have been checked for required spiking compounds	<input checked="" type="checkbox"/>	<input checked="" type="checkbox"/>
5. Spiking volumes are correctly documented	<input checked="" type="checkbox"/>	<input checked="" type="checkbox"/>
6. Std ID numbers on spike labels match numbers on bench sheet	<input checked="" type="checkbox"/>	NA
7. Expiration dates have been checked	<input checked="" type="checkbox"/>	<input checked="" type="checkbox"/>
8. Calibration expiration dates on pipettors have been checked	<input checked="" type="checkbox"/>	NA
9. Spiker and spike witness have signed and dated bench sheet	<input checked="" type="checkbox"/>	<input checked="" type="checkbox"/>
B. Weights and Volumes		
1. Recorded weights are in anticipated range	NA	<input checked="" type="checkbox"/>
2. Balance upload or raw data for weights is included	NA	<input checked="" type="checkbox"/>
3. Weights and volumes have been transcribed correctly to LIMS.	NA	<input checked="" type="checkbox"/>
4. Weights are not targeted to meet exact weights.	NA	<input checked="" type="checkbox"/>
5. Each weight or volume measurement is a unique record (no dittos or line downs)	NA	<input checked="" type="checkbox"/>
C. Standards and Reagents		
1. Lot numbers for all reagents, including clean up stages, are recorded.	NA	<input checked="" type="checkbox"/>
2. Are dates and analysts for cleanups recorded?	NA	<input checked="" type="checkbox"/>
3. Are correct IDs used for standards? Are expiration dates to day/month/year, when listed?	NA	<input checked="" type="checkbox"/>
D. Documentation		
1. Are all nonconformances documented appropriately?	NA	<input checked="" type="checkbox"/>
2. QuantIMs entry correct, including dates and times.	NA	<input checked="" type="checkbox"/>
3. Are all fields completed?	NA	<input checked="" type="checkbox"/>

Spike witness: [Signature]

Date: 4/13/10

2nd Level Reviewer: [Signature]

Date: 4/15/10

Comments:

SOLID, D 2216-90, Percent Moisture

% Moisture/Solid Worksheet

QCBATCH: 0105351

Analyzed by: FRANCISF

Report created: 4/16/10 9:42:06 AM

Lot ID	WorkOrder	Pan Tare	Sample Wet Wt	Sample Dry Wt	Wt Diff (Water)	Percent Water	Percent Solid	Reporting Limit	Foot Note	Date Time
G0D080425-18	LXM7K1AC	1.31	8.59	7.99	0.60	8.24	91.76	0.1		4/16/10 6:59:38 AM
G0D080425-18	LXM7K1AE	1.31	8.70	8.09	0.61	8.25	91.75	0.1		4/16/10 6:59:45 AM
G0D080425-22	LXM7T1AA	1.31	8.08	7.49	0.59	8.71	91.29	0.1		4/16/10 7:00:07 AM
G0D080425-28	LXM731AC	1.31	8.08	7.59	0.49	7.24	92.76	0.1		4/16/10 7:00:13 AM
G0D080425-35	LXM8R1AC	1.31	8.11	7.63	0.48	7.06	92.94	0.1		4/16/10 7:00:20 AM
G0D100461-26	LXR841AD	1.31	7.78	7.28	0.50	7.73	92.27	0.1		4/16/10 7:00:26 AM
G0D130435-21	LXV551AD	1.31	7.92	7.51	0.41	6.20	93.80	0.1		4/16/10 7:00:32 AM
G0D130435-22	LXV571AC	1.31	8.25	7.81	0.44	6.34	93.66	0.1		4/16/10 7:00:38 AM
G0D130435-23	LXV591AC	1.31	7.74	7.35	0.39	6.07	93.93	0.1		4/16/10 7:00:45 AM
G0D130435-24	LXV6A1AD	1.31	9.09	8.62	0.47	6.04	93.96	0.1		4/16/10 7:00:50 AM
G0D130523-1	LXWWQ1AD	1.31	6.14	5.79	0.35	7.25	92.75	0.1		4/16/10 7:00:57 AM
G0D130523-13	LXWXF1AD	1.31	7.04	6.66	0.38	6.63	93.37	0.1		4/16/10 7:01:04 AM
G0D140422-1	LXXKG1AC	1.31	7.94	7.62	0.32	4.83	95.17	0.1		4/16/10 7:01:11 AM
G0D140422-3	LXXKQ1AC	1.31	7.14	6.80	0.34	5.83	94.17	0.1		4/16/10 7:01:17 AM
G0D140422-5	LXXKW1AC	1.31	7.02	6.64	0.38	6.65	93.35	0.1		4/16/10 7:01:23 AM
G0D140422-7	LXXK41AC	1.31	6.87	6.64	0.23	4.14	95.86	0.1		4/16/10 7:01:29 AM
G0D140422-9	LXXLD1AC	1.31	7.18	6.78	0.40	6.81	93.19	0.1		4/16/10 7:01:35 AM
G0D140422-11	LXXLV1AC	1.31	7.48	7.10	0.38	6.16	93.84	0.1		4/16/10 7:01:40 AM
G0D140530-1	LX0MA1AA	1.31	8.57	2.64	5.93	81.68	18.32			4/16/10 7:01:46 AM
G0D080425-47	LX1XL1AA	1.31	6.42	6.12	0.30	5.87	94.13	0.1		4/16/10 7:01:52 AM
G0D080425-48	LX1X41AA	1.31	7.55	7.09	0.46	7.37	92.63	0.1		4/16/10 7:01:58 AM

All weights are in grams.

Sample weights (wet & dry) include the weight (tare) of the sample pan.

Wt. Diff. = sample wet weight (+ tare) - sample dry weight (+ tare).

% Water = (Wt. Diff/(sample wet weight - pan tare))*100

% Solid = 100 - percent Water

% Moisture/Solid Worksheet

QCBATCH: 0109283

Analyzed by: FRANCISF

Report created: 4/20/10 7:48:39 AM

Lot ID	WorkOrder	Pan Tare	Sample Wet Wt	Sample Dry Wt	Wt Diff (Water)	Percent Water	Percent Solid	Reporting Limit	Foot Note	Date Time
A0D080499-1	LXNMA1AC	1.31	10.11	7.94	2.17	24.66	75.34			4/20/10 7:46:51 AM
30D090441-10	LXQAE1AC	1.31	6.09	5.84	0.25	5.23	94.77	0.1		4/20/10 7:46:59 AM
30D090441-10	LXQAE1AE	1.31	7.05	6.75	0.30	5.23	94.77	0.1		4/20/10 7:47:06 AM
30D090441-11	LXQAK1AC	1.31	7.91	7.43	0.48	7.27	92.73	0.1		4/20/10 7:47:28 AM
30D100461-1	LXR781AC	1.31	8.07	7.70	0.37	5.47	94.53	0.1		4/20/10 7:47:35 AM
30D100461-3	LXR8A1AC	1.31	7.58	7.08	0.50	7.97	92.03	0.1		4/20/10 7:47:41 AM
30D100461-8	LXR8G1AC	1.31	8.74	8.31	0.43	5.79	94.21	0.1		4/20/10 7:47:47 AM
30D100461-17	LXR8R1AC	1.31	7.72	7.29	0.43	6.71	93.29	0.1		4/20/10 7:47:53 AM
30D140543-10	LX0PR1AD	1.31	7.53	7.17	0.36	5.79	94.21	0.1		4/20/10 7:47:58 AM
30D160435-1	LX2951AC	1.31	7.12	6.75	0.37	6.37	93.63	0.1		4/20/10 7:48:04 AM
30D160435-3	LX2991AC	1.31	6.72	6.36	0.36	6.65	93.35	0.1		4/20/10 7:48:10 AM
30D160435-5	LX3AC1AC	1.31	7.00	6.58	0.42	7.38	92.62	0.1		4/20/10 7:48:16 AM
30D160435-9	LX3AG1AC	1.31	7.10	6.90	0.20	3.45	96.55	0.1		4/20/10 7:48:22 AM
30D160435-13	LX3AL1AC	1.31	7.38	7.11	0.27	4.45	95.55	0.1		4/20/10 7:48:28 AM
30D080425-50	LX6LV1AA	1.31	6.83	6.54	0.29	5.25	94.75	0.1		4/20/10 7:48:34 AM

All weights are in grams.

Sample weights (wet & dry) include the weight (tare) of the sample pan.

Wt. Diff. = sample wet weight (+ tare) - sample dry weight (+ tare).

% Water = (Wt. Diff. / (sample wet weight - pan tare)) * 100

% Solid = 100 - percent Water