

January 18, 2010

TestAmerica Project Number: G9L180646

PO/Contract:

Cindy Arnold
Tronox LLC / AIU Henderson, NV
PO Box 268859
Oklahoma City, OK 73126-8859

Dear Ms. Arnold,

This report contains the analytical results for the samples received under chain of custody by TestAmerica on December 18, 2009. These samples are associated with your Henderson NV project.

The test results in this report meet all NELAC requirements for parameters that accreditation is required or available. Any exceptions to NELAC requirements are noted in the case narrative. The case narrative is an integral part of this report.

If you have any questions, please feel free to call me at (916) 374-4383.

Sincerely,



DAVID R. ALLTUCKER
Project Manager

Table of Contents

TestAmerica West Sacramento Project Number G9L180646

Case Narrative

Quality Assurance Program

Sample Description Information

Chain of Custody Documentation

SOLID, 8290, Dioxins/Furans

Samples: 1, 2, 3, 4, 5, 6, 7, 8, 9, 10

Sample Data Sheets

Method Blank Report

Laboratory QC Reports

WATER, 8290, Dioxins/Furans

Sample: 11

Sample Data Sheet

Method Blank Report

Laboratory QC Reports

SOLID, D 2216-90, Percent Moisture

Samples: 1, 2, 3, 4, 5, 6, 7, 8, 9, 10

Sample Data Sheets

Laboratory QC Reports

Raw Data Package

Case Narrative

TestAmerica West Sacramento Project Number G9L180646

SOLID, 8290, Dioxins/Furans

Sample(s): 1, 2, 3, 4, 5, 6, 7, 8, 9, 10

The matrix spike duplicate (MSD) associated with this extraction batch 0008221 has recoveries outside the established control limits for several analytes. Acceptable laboratory control sample (LCS) data demonstrate that the analytical system is in control. This anomaly is most likely matrix related. No further action was taken.

Sample(s): 1, 2, 3, 4, 6, 7, 8, 10MS, 10MSD

The result for 2, 3, 7, 8-TCDF is reported from the confirmation analysis that occurred on January 13, 2010.

Sample(s): 1, 2, 4, 6, 7, 8, 10

The samples exhibited elevated estimated detection level for several analytes those are higher than the reported level of analytes in the samples. This is due to the matrix of the samples. These analytes were flagged with the "G" qualifier. There is no impact to the quality of the data as a result of this anomaly.

Sample(s): 1, 2, 4, 6, 7, 8

The concentrations of several analytes in each sample exceeded the upper quantitation level of the initial calibration curve, but the peaks did not saturate the instrument detector. Historical data indicates that for the isotope dilution method, dilution and re-analysis will not produce significantly different results from those reported with the "E" qualifier.

Sample(s): 3

Several analytes in the sample have been qualified with a "Q" flag due to the ion abundance ratios being outside of criteria. These analytes have been reported as an "estimated maximum possible concentration" (EMPC) because the quantitation is based on the theoretical ion abundance ratios for these analytes.

Sample(s): 4, 5, 6, 7, 9, 10, 10, 10

The bracketing continuing calibration standard, analyzed January 12, 2010 at 18:21, has 1,2,3,4,7,8,9-HpCDF and 13C-1,2,3,6,7,8-HxCDD with percent difference values that are between the method recommended criteria of 20% to 25% deviation from the initial calibration curve. Per method guidelines, an average relative response factor is calculated from bracketing continuing calibration standards and is used to quantitate any positive results in the associated samples for the affected analytes. There is no impact on the data as a result of this anomaly.

Case Narrative

TestAmerica West Sacramento Project Number G9L180646

Sample(s): 4, 9

The internal standard recoveries for 13C-OCDD in the samples are lower than the method recommended goal of 40%. Generally data quality is not considered affected if the internal standard signal to noise ratio is greater than 10:1 which is achieved for all internal standards in the sample. All detection limits are below the lower calibration limit and there is no adverse impact on data quality.

Sample(s): 5, 9, 10

The result for 2, 3, 7, 8-TCDF is reported from the confirmation analysis that occurred on January 12, 2010.

WATER, 8290, Dioxins/Furans

Sample(s): 11

Several analytes in sample have been qualified with a "Q" flag due to the ion abundance ratios being outside of criteria. The analytes have been reported as an "estimated maximum possible concentration" (EMPC) because the quantitation is based on the theoretical ion abundance ratio for these analytes.

There were no other anomalies associated with this project.

TestAmerica Laboratories West Sacramento Certifications/Accreditations

Certifying State	Certificate #	Certifying State	Certificate #
Alaska	UST-055	New York*	11666
Arizona	AZ0708	Oregon*	CA 200005
Arkansas	88-0691	Pennsylvania	68-1272
California*	01119CA	South Carolina	87014
Colorado	NA	Texas	T104704399-08-TX
Connecticut	PH-0691	Utah*	QUAN1
Florida*	E87570	Virginia	00178
Georgia	960	Washington	C1281
Hawaii	NA	West Virginia	9930C, 334
Illinois	200060	Wisconsin	998204680
Kansas*	E-10375	NFESC	NA
Louisiana*	30612	USACE	NA
Michigan	9947	USDA Foreign Plant	37-82605
Nevada	CA44	USDA Foreign Soil	P330-09-00055
New Jersey*	CA005	US Fish & Wildlife	LE148388-0
New Mexico	NA	Guam	09-014r

*NELAP accredited. A more detailed parameter list is available upon request. Updated 3/25/2009

QC Parameter Definitions

QC Batch: The QC batch consists of a set of up to 20 field samples that behave similarly (i.e., same matrix) and are processed using the same procedures, reagents, and standards at the same time.

Method Blank: An analytical control consisting of all reagents, which may include internal standards and surrogates, and is carried through the entire analytical procedure. The method blank is used to define the level of laboratory background contamination.

Laboratory Control Sample and Laboratory Control Sample Duplicate (LCS/LCSD): An aliquot of blank matrix spiked with known amounts of representative target analytes. The LCS (and LCSD as required) is carried through the entire analytical process and is used to monitor the accuracy of the analytical process independent of potential matrix effects. If an LCSD is performed, it may also be used to evaluate the precision of the process.

Duplicate Sample (DU): Different aliquots of the same sample are analyzed to evaluate the precision of an analysis.

Surrogates: Organic compounds not expected to be detected in field samples, which behave similarly to target analytes. These are added to every sample within a batch at a known concentration to determine the efficiency of the sample preparation and analytical process.

Matrix Spike and Matrix Spike Duplicate (MS/MSD): An MS is an aliquot of a matrix fortified with known quantities of specific compounds and subjected to an entire analytical procedure in order to indicate the appropriateness of the method for a particular matrix. The percent recovery for the respective compound(s) is then calculated. The MSD is a second aliquot of the same matrix as the matrix spike, also spiked, in order to determine the precision of the method.

Isotope Dilution: For isotope dilution methods, isotopically labeled analogs (internal standards) of the native target analytes are spiked into the sample at time of extraction. These internal standards are used for quantitation, and monitor and correct for matrix effects. Since matrix effects on method performance can be judged by the recovery of these analogs, there is little added benefit of performing MS/MSD for these methods. MS/MSD are only performed for client or QAPP requirements.

Control Limits: The reported control limits are either based on laboratory historical data, method requirements, or project data quality objectives. The control limits represent the estimated uncertainty of the test results.

Sample Summary

TestAmerica West Sacramento Project Number G9L180646

<u>WO#</u>	<u>Sample #</u>	<u>Client Sample ID</u>	<u>Sampling Date</u>	<u>Received Date</u>
LRDQQ	1	SA106-1.5BR	12/17/2009 08:25 AM	12/18/2009 09:10 AM
LRDQR	2	SA106-1BR	12/17/2009 08:20 AM	12/18/2009 09:10 AM
LRDQT	3	SA167-1.5BR	12/17/2009 12:15 PM	12/18/2009 09:10 AM
LRDQV	4	SA167-1BR	12/17/2009 12:10 PM	12/18/2009 09:10 AM
LRDQW	5	SA200-1.5BR	12/17/2009 08:55 AM	12/18/2009 09:10 AM
LRDQX	6	SA200-1BR	12/17/2009 08:45 AM	12/18/2009 09:10 AM
LRDQ0	7	SA41-1.5BR	12/17/2009 11:15 AM	12/18/2009 09:10 AM
LRDQ1	8	SA41-1BR	12/17/2009 11:10 AM	12/18/2009 09:10 AM
LRDQ2	9	SA51-1.5BR	12/17/2009 09:20 AM	12/18/2009 09:10 AM
LRDQ3	10	SA51-1BR	12/17/2009 09:15 AM	12/18/2009 09:10 AM
LRDQ4	11	EB121709-SO1-A1	12/17/2009 01:15 PM	12/18/2009 09:10 AM

Notes(s):

- The analytical results of the samples listed above are presented on the following pages.
- All calculations are performed before rounding to avoid round-off errors in calculated results.
- Results noted as "ND" were not detected at or above the stated limit.
- This report must not be reproduced, except in full, without the written approval of the laboratory.
- Results for the following parameters are never reported on a dry weight basis: color, corrosivity, density, flashpoint, ignitability, layers, odor, paint filter test, pH, porosity, pressure, reactivity, redox potential, specific gravity, spot tests, solids, solubility, temperature, viscosity, and weight.

Required Ship to Lab:
 Lab Name: TestAmerica
 Address: 880 Riverside Parkway
 West Sacramento, CA 95605
 Lab Pk: Jill Killmann
 Phone/Fax: (916) 373-5800
 Lab Pk email: jill.killmann@TestAmericainc.com
 Applicable Lab Quote #: _____

Required Project Information:
 Site ID #: Tronox LLC, Henderson
 Project #: 2027.001
 Site Address: 560 W. Lake Mead Drive
 City: Henderson State, Zip: NV
 Site PM Name: Derrick Willis
 Phone/Fax: (949) 375-7004
 Site PM Email: derrick.willis@ngem.com

Required Invoice Information:
 Send Invoice to: Susan Crowley - Tronox LLC
 Address: PO Box 55
 City/Prov: Henderson, NV 89009 Phone #: (949) 260-9283 (NGEM)
 PO #: _____
 Send EDD to: frank.hagar@ngem.com
 CC Hardcopy report to: PDF Electronic Version Only
 CC Hardcopy report to: _____

COC # 02027.001.01337

Total # of Samples: 11

Event Complete?

ITEM #	SAMPLE ID Samples IDs MUST BE UNIQUE	SAMPLE LOCATION	MATRIX CODE	G-GRAB C-COMP	SAMPLE TYPE	SAMPLE DATE	SAMPLE TIME	# OF CONTAINERS	Comments/Lab Sample I.D.	Regular	X	Rush	Mark One
										No			
	SA106-1.5BR	SA106	SO	G	N	12/17/2009	08:25	1	4-oz glass	X			
	SA106-1BR	SA106	SO	G	N	12/17/2009	08:20	1	4-oz glass	X			
	SA167-1.5BR	SA167	SO	G	N	12/17/2009	12:15	1	4-oz glass	X			
	SA167-1BR	SA167	SO	G	N	12/17/2009	12:10	1	4-oz glass	X			
	SA200-1.5BR	SA200	SO	G	N	12/17/2009	08:55	1	4-oz glass	X			
	SA200-1BR	SA200	SO	G	N	12/17/2009	08:45	1	4-oz glass	X			
	SA41-1.5BR	SA41	SO	G	N	12/17/2009	11:15	1	4-oz glass	X			
	SA41-1BR	SA41	SO	G	N	12/17/2009	11:10	1	4-oz glass	X			
	SA51-1.5BR	SA51	SO	G	N	12/17/2009	09:20	1	4-oz glass	X			
	SA51-1BR	SA51	SO	G	N	12/17/2009	09:15	1	4-oz glass	X			
	EB121709-SO1-A1		W	G	EB	12/17/2009	13:15	2	1 L AMBER GLASS	x			
	<div style="border: 1px solid black; padding: 5px; display: inline-block;"> OCB 12-17-09 </div>												

Additional Comments/Special Instructions:
 * (a) labeled as 850
 12-18-09
 12/17/09 1632
 12/18/09 1130
 2

Sample Receipt Conditions:

Temp in OC	Temp in	Y/N	Y/N	Y/N	Y/N
Sample Intact?	Sample Intact?	Y/N	Y/N	Y/N	Y/N
Samples on Ice?	Samples on Ice?	Y/N	Y/N	Y/N	Y/N
Blank?	Blank?	Y/N	Y/N	Y/N	Y/N

Signature: *[Signature]* DATE Signed: 12-17-09 Time: 15:05
 Name: Dana R. Brown
 Signature: *[Signature]*

Signature: *[Signature]* Name: _____

CLIENT Tronox PM DA LOG # 62534

LOT# (QUANTIMS ID) G9L180646 QUOTE# 84087 LOCATION W4A

DATE RECEIVED 12-18-09 TIME RECEIVED 910 Checked (✓)

DELIVERED BY FEDEX ON TRAC CLIENT

GOLDENSTATE UPS GO-GETTERS OTHER

TAL COURIER TAL SF VALLEY LOGISTICS

CUSTODY SEAL STATUS INTACT BROKEN N/A

CUSTODY SEAL #(S) _____

SHIPPING CONTAINER(S) TAL CLIENT N/A

COC #(S) 62027.001.01337

TEMPERATURE BLANK Observed: 1 Corrected: 2

SAMPLE TEMPERATURE - (TEMPERATURES ARE IN °C)

Observed: 1, 2, 3 Average 2 Corrected Average 2

LABORATORY THERMOMETER ID:

IR UNIT: #4 #5 OTHER _____

DA 12-18-09
Initials Date

pH MEASURED YES ANOMALY N/A

LABELLED BY.....

LABELS CHECKED BY.....

PEER REVIEW _____ N/A

SHORT HOLD TEST NOTIFICATION _____

SAMPLE RECEIVING WETCHEM N/A

VOA-ENCORES N/A

METALS NOTIFIED OF FILTER/PRESERVE VIA VERBAL & EMAIL N/A

COMPLETE SHIPMENT RECEIVED IN GOOD CONDITION WITH APPROPRIATE TEMPERATURES, CONTAINERS, PRESERVATIVES N/A

CLOUSEAU TEMPERATURE EXCEEDED (2 °C - 6 °C)¹ N/A

WET ICE BLUE ICE GEL PACK NO COOLING AGENTS USED PM NOTIFIED

DA 12-18-09
Initials Date

Notes SA 200-1.5 BR @ 855 labeled @ 850

*1 Acceptable temperature range for State of Wisconsin samples is ≤4°C.

Bottle Lot Inventory

Lot ID: G9L180646

	1	2	3	4	5	6	7	8	9	10	11	12	13	14	15	16	17	18	19	20
VOA*	/	/	/	/	/	/	/	/	/	/	/	/	/	/	/	/	/	/	/	/
VOAh*	/	/	/	/	/	/	/	/	/	/	/	/	/	/	/	/	/	/	/	/
AGB											2									
AGBs																				
250AGB																				
250AGBs																				
250AGBn																				
500AGB																				
___AGJ																				
500AGJ																				
250AGJ																				
125AGJ	/	(/	(((/	/	((
___CGJ																				
500CGJ																				
250CGJ																				
125CGJ																				
PJ																				
PJn																				
500PJ																				
500PJn																				
500PJna																				
500PJzn/na																				
250PJ																				
250PJn																				
250PJna																				
250PJzn/na																				
Acetate Tube																				
___"CT																				
Encore																				
Folder/filter																				
PUF																				
Petri/Filter																				
XAD Trap																				
Ziploc																				

h = hydrochloric acid **s** = sulfuric acid **na** = sodium hydroxide **n** = nitric acid **zn** = zinc acetate

Number of VOAs with air bubbles present / total number of VOA's

QA-185 4/09 RKE

LEAVE NO SPACES BLANK. USE "NA" IF NOT APPLICABLE.

SOLID, 8290, Dioxins/Furans

Northgate Environmental Management, Inc.

Sample ID: SA106-1.5BR

Trace Level Organic Compounds

SW846 8290

Lot - Sample #....: G9L180646 - 001
 Date Sampled....: 12/17/09
 Prep Date....: 01/08/10
 Prep Batch #: 0008221
 Initial Wgt/Vol : 10.05 g

Work Order #....: LRDQQ2AA
 Date Received....: 12/18/09
 Analysis Date....: 01/12/10
 Dilution Factor....: 9.95
 Analyst ID....: Susan X. Yan

Matrix....: SO
 Instrument ID....: 3D5
 % Moisture....: 13
 Units.....: pg/g

PARAMETER	RESULT	REPORTING LIMIT	TEF FACTOR	TEQ CONCENTRATION
2,3,7,8-TCDF	2100	CON G	5.8	210
1,2,3,7,8-PeCDF	5300		29	160
2,3,4,7,8-PeCDF	3100		29	930
1,2,3,4,7,8-HxCDF	13000	E	29	1300
2,3,4,6,7,8-HxCDF	1700		29	170
1,2,3,7,8,9-HxCDF	740		29	74
1,2,3,4,6,7,8-HpCDF	27000	E	29	270
OCDF	80000	E	57	24
2,3,7,8-TCDD	130		5.7	130
1,2,3,7,8-PeCDD	440		29	440
1,2,3,7,8,9-HxCDD	680		29	68
1,2,3,4,6,7,8-HpCDD	2800		29	28
OCDD	2700	B	57	0.81
1,2,3,6,7,8-HxCDF	6800		29	680
1,2,3,4,7,8,9-HpCDF	10000		29	100
1,2,3,4,7,8-HxCDD	330		29	33
1,2,3,6,7,8-HxCDD	760		29	76
Total TEQ Concentration				4700

INTERNAL STANDARDS	PERCENT RECOVERY	RECOVERY LIMITS
13C-2,3,7,8-TCDD	79	40 - 135
13C-1,2,3,7,8-PeCDD	76	40 - 135
13C-1,2,3,6,7,8-HxCDD	80	40 - 135
13C-1,2,3,4,6,7,8-HpCDD	82	40 - 135
13C-OCDD	92	40 - 135
13C-2,3,7,8-TCDF	79	40 - 135
13C-1,2,3,7,8-PeCDF	80	40 - 135
13C-1,2,3,4,7,8-HxCDF	85	40 - 135
13C-1,2,3,4,6,7,8-HpCDF	93	40 - 135

QUALIFIERS

Results and reporting limits have been adjusted for dry weight.

Northgate Environmental Management, Inc.

Sample ID: SA106-1.5BR

Trace Level Organic Compounds

SW846 8290

Lot - Sample #....:	G9L180646 - 001	Work Order #....:	LRDQQ2AA	Matrix....:	SO
Date Sampled....:	12/17/09	Date Received....:	12/18/09	Instrument ID....:	3D5
Prep Date....:	01/08/10	Analysis Date....:	01/12/10	% Moisture....:	13
Prep Batch #:	0008221	Dilution Factor....:	9.95	Units.....:	pg/g
Initial Wgt/Vol :	10.05 g	Analyst ID....:	Susan X. Yan		

Notes:

WHO TEFs for human risk assessment based on the conclusions of the World Health Organization meeting in Geneva, Switzerland, June 2005.

B Method blank contamination. The associated method blank contains the target analyte at a reportable level.
CON Confirmation analysis.
E Estimated result. Result concentration exceeds the calibration range.
G Elevated reporting limit. The reporting limit is elevated due to matrix interference.

Northgate Environmental Management, Inc.

Sample ID: SA106-1.5BR

Trace Level Organic Compounds

SW846 8290

Lot - Sample #....:	G9L180646 - 001	Work Order #....:	LRDQQ2AA	Matrix....:	SO
Date Sampled....:	12/17/09	Date Received....:	12/18/09	Dilution Factor:	9.95
Prep Date....:	01/08/10	Analysis Date....:	01/12/10	Percent Moisture:	13
Prep Batch #:	0008221	Instrument ID....:	3D5		
Initial Wgt/Vol :	10.05 g	Analyst ID....:	Susan X. Yan		

<u>PARAMETER</u>	<u>RESULT</u>	<u>REPORTING LIMIT</u>	<u>ESTIMATED DETECTION LIMIT</u>	<u>UNITS</u>
2,3,7,8-TCDF	2100 CON G	5.8	5.8	pg/g
1,2,3,7,8-PeCDF	5300	29	7.1	pg/g
2,3,4,7,8-PeCDF	3100	29	7.5	pg/g
1,2,3,4,7,8-HxCDF	13000 E	29	8.2	pg/g
2,3,4,6,7,8-HxCDF	1700	29	7.7	pg/g
1,2,3,7,8,9-HxCDF	740	29	7.9	pg/g
1,2,3,4,6,7,8-HpCDF	27000 E	29	5.1	pg/g
OCDF	80000 E	57	14	pg/g
2,3,7,8-TCDD	130	5.7	2.5	pg/g
1,2,3,7,8-PeCDD	440	29	6.7	pg/g
1,2,3,7,8,9-HxCDD	680	29	2.2	pg/g
1,2,3,4,6,7,8-HpCDD	2800	29	5.8	pg/g
OCDD	2700 B	57	5.4	pg/g
1,2,3,6,7,8-HxCDF	6800	29	6.8	pg/g
1,2,3,4,7,8,9-HpCDF	10000	29	6.3	pg/g
1,2,3,4,7,8-HxCDD	330	29	3.0	pg/g
1,2,3,6,7,8-HxCDD	760	29	2.4	pg/g

<u>INTERNAL STANDARDS</u>	<u>PERCENT RECOVERY</u>	<u>RECOVERY LIMITS</u>
13C-2,3,7,8-TCDD	79	40 - 135
13C-1,2,3,7,8-PeCDD	76	40 - 135
13C-1,2,3,6,7,8-HxCDD	80	40 - 135
13C-1,2,3,4,6,7,8-HpCDD	82	40 - 135
13C-OCDD	92	40 - 135
13C-2,3,7,8-TCDF	79	40 - 135
13C-1,2,3,7,8-PeCDF	80	40 - 135
13C-1,2,3,4,7,8-HxCDF	85	40 - 135
13C-1,2,3,4,6,7,8-HpCDF	93	40 - 135

QUALIFIERS

Results and reporting limits have been adjusted for dry weight.

- B Method blank contamination. The associated method blank contains the target analyte at a reportable level.
- CON Confirmation analysis.
- E Estimated result. Result concentration exceeds the calibration range.
- G Elevated reporting limit. The reporting limit is elevated due to matrix interference.

Northgate Environmental Management, Inc.

Sample ID: SA106-1BR

Trace Level Organic Compounds

SW846 8290

Lot - Sample #....:	G9L180646 - 002	Work Order #....:	LRDQR2AA	Matrix....:	SO
Date Sampled....:	12/17/09	Date Received....:	12/18/09	Instrument ID....:	3D5
Prep Date....:	01/08/10	Analysis Date....:	01/12/10	% Moisture....:	13
Prep Batch #:	0008221	Dilution Factor....:	9.98	Units....:	pg/g
Initial Wgt/Vol :	10.02 g	Analyst ID....:	Susan X. Yan		

<u>PARAMETER</u>	<u>RESULT</u>	<u>REPORTING LIMIT</u>	<u>TEF FACTOR</u>	<u>TEQ CONCENTRATION</u>
2,3,7,8-TCDF	2100 CON G	6.4	0.1	210
1,2,3,7,8-PeCDF	4900	29	0.03	150
2,3,4,7,8-PeCDF	2900	29	0.3	870
1,2,3,4,7,8-HxCDF	12000 E	29	0.1	1200
2,3,4,6,7,8-HxCDF	1500	29	0.1	150
1,2,3,7,8,9-HxCDF	730	29	0.1	73
1,2,3,4,6,7,8-HpCDF	25000 E	29	0.01	250
OCDF	77000 E	57	0.0003	23
2,3,7,8-TCDD	120	5.7	1.0	120
1,2,3,7,8-PeCDD	440	29	1.0	440
1,2,3,7,8,9-HxCDD	640	29	0.1	64
1,2,3,4,6,7,8-HpCDD	2600	29	0.01	26
OCDD	2700 B	57	0.0003	0.81
1,2,3,6,7,8-HxCDF	6800	29	0.1	680
1,2,3,4,7,8,9-HpCDF	10000	29	0.01	100
1,2,3,4,7,8-HxCDD	330	29	0.1	33
1,2,3,6,7,8-HxCDD	730	29	0.1	73
Total TEQ Concentration				4500

<u>INTERNAL STANDARDS</u>	<u>PERCENT RECOVERY</u>	<u>RECOVERY LIMITS</u>
13C-2,3,7,8-TCDD	76	40 - 135
13C-1,2,3,7,8-PeCDD	82	40 - 135
13C-1,2,3,6,7,8-HxCDD	89	40 - 135
13C-1,2,3,4,6,7,8-HpCDD	112	40 - 135
13C-OCDD	131	40 - 135
13C-2,3,7,8-TCDF	90	40 - 135
13C-1,2,3,7,8-PeCDF	87	40 - 135
13C-1,2,3,4,7,8-HxCDF	102	40 - 135
13C-1,2,3,4,6,7,8-HpCDF	121	40 - 135

QUALIFIERS

Results and reporting limits have been adjusted for dry weight.

Northgate Environmental Management, Inc.

Sample ID: SA106-1BR

Trace Level Organic Compounds

SW846 8290

Lot - Sample #....:	G9L180646 - 002	Work Order #....:	LRDQR2AA	Matrix....:	SO
Date Sampled....:	12/17/09	Date Received....:	12/18/09	Instrument ID....:	3D5
Prep Date....:	01/08/10	Analysis Date....:	01/12/10	% Moisture....:	13
Prep Batch #:	0008221	Dilution Factor....:	9.98	Units....:	pg/g
Initial Wgt/Vol :	10.02 g	Analyst ID....:	Susan X. Yan		

Notes:

WHO TEFs for human risk assessment based on the conclusions of the World Health Organization meeting in Geneva, Switzerland, June 2005.

- B Method blank contamination. The associated method blank contains the target analyte at a reportable level.
- CON Confirmation analysis.
- E Estimated result. Result concentration exceeds the calibration range.
- G Elevated reporting limit. The reporting limit is elevated due to matrix interference.

Northgate Environmental Management, Inc.

Sample ID: SA106-1BR

Trace Level Organic Compounds

SW846 8290

Lot - Sample #....: G9L180646 - 002	Work Order #....: LRDQR2AA	Matrix....: SO
Date Sampled....: 12/17/09	Date Received....: 12/18/09	Dilution Factor: 9.98
Prep Date....: 01/08/10	Analysis Date....: 01/12/10	Percent Moisture: 13
Prep Batch #: 0008221	Instrument ID....: 3D5	
Initial Wgt/Vol : 10.02 g	Analyst ID....: Susan X. Yan	

<u>PARAMETER</u>	<u>RESULT</u>	<u>REPORTING LIMIT</u>	<u>ESTIMATED DETECTION LIMIT</u>	<u>UNITS</u>
2,3,7,8-TCDF	2100 CON G	6.4	6.4	pg/g
1,2,3,7,8-PeCDF	4900	29	9.4	pg/g
2,3,4,7,8-PeCDF	2900	29	10	pg/g
1,2,3,4,7,8-HxCDF	12000 E	29	23	pg/g
2,3,4,6,7,8-HxCDF	1500	29	21	pg/g
1,2,3,7,8,9-HxCDF	730	29	22	pg/g
1,2,3,4,6,7,8-HpCDF	25000 E	29	5.8	pg/g
OCDF	77000 E	57	14	pg/g
2,3,7,8-TCDD	120	5.7	3.2	pg/g
1,2,3,7,8-PeCDD	440	29	6.7	pg/g
1,2,3,7,8,9-HxCDD	640	29	4.3	pg/g
1,2,3,4,6,7,8-HpCDD	2600	29	4.7	pg/g
OCDD	2700 B	57	5.9	pg/g
1,2,3,6,7,8-HxCDF	6800	29	19	pg/g
1,2,3,4,7,8,9-HpCDF	10000	29	7.0	pg/g
1,2,3,4,7,8-HxCDD	330	29	5.9	pg/g
1,2,3,6,7,8-HxCDD	730	29	4.6	pg/g

<u>INTERNAL STANDARDS</u>	<u>PERCENT RECOVERY</u>	<u>RECOVERY LIMITS</u>
13C-2,3,7,8-TCDD	76	40 - 135
13C-1,2,3,7,8-PeCDD	82	40 - 135
13C-1,2,3,6,7,8-HxCDD	89	40 - 135
13C-1,2,3,4,6,7,8-HpCDD	112	40 - 135
13C-OCDD	131	40 - 135
13C-2,3,7,8-TCDF	90	40 - 135
13C-1,2,3,7,8-PeCDF	87	40 - 135
13C-1,2,3,4,7,8-HxCDF	102	40 - 135
13C-1,2,3,4,6,7,8-HpCDF	121	40 - 135

QUALIFIERS

Results and reporting limits have been adjusted for dry weight.

- B Method blank contamination. The associated method blank contains the target analyte at a reportable level.
- CON Confirmation analysis.
- E Estimated result. Result concentration exceeds the calibration range.
- G Elevated reporting limit. The reporting limit is elevated due to matrix interference.

Northgate Environmental Management, Inc.

Sample ID: SA167-1.5BR

Trace Level Organic Compounds

SW846 8290

Lot - Sample #....: G9L180646 - 003
 Date Sampled....: 12/17/09
 Prep Date....: 01/08/10
 Prep Batch #: 0008221
 Initial Wgt/Vol : 10.2 g

Work Order #....: LRDQT2AA
 Date Received....: 12/18/09
 Analysis Date....: 01/12/10
 Dilution Factor....: 0.98
 Analyst ID....: Susan X. Yan

Matrix....: SO
 Instrument ID....: 3D5
 % Moisture....: 6.2
 Units....: pg/g

<u>PARAMETER</u>	<u>RESULT</u>	<u>REPORTING LIMIT</u>	<u>TEF FACTOR</u>	<u>TEQ CONCENTRATION</u>
2,3,7,8-TCDF	3.1 CON	0.52	0.1	0.31
1,2,3,7,8-PeCDF	6.5	2.6	0.03	0.20
2,3,4,7,8-PeCDF	3.6	2.6	0.3	1.1
1,2,3,4,7,8-HxCDF	15	2.6	0.1	1.5
2,3,4,6,7,8-HxCDF	2.5 J Q	2.6	0.1	0.25
1,2,3,7,8,9-HxCDF	1.5 J Q	2.6	0.1	0.15
1,2,3,4,6,7,8-HpCDF	30	2.6	0.01	0.30
OCDF	90	5.2	0.0003	0.027
2,3,7,8-TCDD	0.20 J	0.52	1.0	0.20
1,2,3,7,8-PeCDD	0.38 J Q	2.6	1.0	0.38
1,2,3,7,8,9-HxCDD	0.81 J Q	2.6	0.1	0.081
1,2,3,4,6,7,8-HpCDD	2.5 J Q	2.6	0.01	0.025
OCDD	3.4 J B	5.2	0.0003	0.0010
1,2,3,6,7,8-HxCDF	7.8	2.6	0.1	0.78
1,2,3,4,7,8,9-HpCDF	15 Q	2.6	0.01	0.15
1,2,3,4,7,8-HxCDD	0.38 J Q	2.6	0.1	0.038
1,2,3,6,7,8-HxCDD	0.88 J	2.6	0.1	0.088
Total TEQ Concentration				5.6

<u>INTERNAL STANDARDS</u>	<u>PERCENT RECOVERY</u>	<u>RECOVERY LIMITS</u>
13C-2,3,7,8-TCDD	83	40 - 135
13C-1,2,3,7,8-PeCDD	86	40 - 135
13C-1,2,3,6,7,8-HxCDD	71	40 - 135
13C-1,2,3,4,6,7,8-HpCDD	67	40 - 135
13C-OCDD	47	40 - 135
13C-2,3,7,8-TCDF	85	40 - 135
13C-1,2,3,7,8-PeCDF	79	40 - 135
13C-1,2,3,4,7,8-HxCDF	76	40 - 135
13C-1,2,3,4,6,7,8-HpCDF	61	40 - 135

QUALIFIERS

Results and reporting limits have been adjusted for dry weight.

Northgate Environmental Management, Inc.

Sample ID: SA167-1.5BR

Trace Level Organic Compounds

SW846 8290

Lot - Sample #....:	G9L180646 - 003	Work Order #....:	LRDQT2AA	Matrix....:	SO
Date Sampled....:	12/17/09	Date Received....:	12/18/09	Instrument ID....:	3D5
Prep Date....:	01/08/10	Analysis Date....:	01/12/10	% Moisture....:	6.2
Prep Batch #:	0008221	Dilution Factor....:	0.98	Units.....:	pg/g
Initial Wgt/Vol :	10.2 g	Analyst ID....:	Susan X. Yan		

Notes:

WHO TEFs for human risk assessment based on the conclusions of the World Health Organization meeting in Geneva, Switzerland, June 2005.

B Method blank contamination. The associated method blank contains the target analyte at a reportable level.
CON Confirmation analysis.
J Estimated Result.
Q Estimated maximum possible concentration (EMPC).

Northgate Environmental Management, Inc.

Sample ID: SA167-1.5BR

Trace Level Organic Compounds

SW846 8290

Lot - Sample #....: G9L180646 - 003
 Date Sampled....: 12/17/09
 Prep Date....: 01/08/10
 Prep Batch #: 0008221
 Initial Wgt/Vol : 10.2 g

Work Order #....: LRDQT2AA
 Date Received....: 12/18/09
 Analysis Date....: 01/12/10
 Instrument ID....: 3D5
 Analyst ID....: Susan X. Yan

Matrix....: SO
 Dilution Factor: 0.98
 Percent Moisture: 6.2

PARAMETER	RESULT		REPORTING LIMIT	ESTIMATED DETECTION LIMIT	UNITS
2,3,7,8-TCDF	3.1	CON	0.52	0.47	pg/g
1,2,3,7,8-PeCDF	6.5		2.6	0.62	pg/g
2,3,4,7,8-PeCDF	3.6		2.6	0.67	pg/g
1,2,3,4,7,8-HxCDF	15		2.6	0.42	pg/g
2,3,4,6,7,8-HxCDF	2.5	J Q	2.6	0.40	pg/g
1,2,3,7,8,9-HxCDF	1.5	J Q	2.6	0.41	pg/g
1,2,3,4,6,7,8-HpCDF	30		2.6	0.70	pg/g
OCDF	90		5.2	1.0	pg/g
2,3,7,8-TCDD	0.20	J	0.52	0.16	pg/g
1,2,3,7,8-PeCDD	0.38	J Q	2.6	0.31	pg/g
1,2,3,7,8,9-HxCDD	0.81	J Q	2.6	0.16	pg/g
1,2,3,4,6,7,8-HpCDD	2.5	J Q	2.6	0.39	pg/g
OCDD	3.4	J B	5.2	0.68	pg/g
1,2,3,6,7,8-HxCDF	7.8		2.6	0.35	pg/g
1,2,3,4,7,8,9-HpCDF	15	Q	2.6	0.86	pg/g
1,2,3,4,7,8-HxCDD	0.38	J Q	2.6	0.22	pg/g
1,2,3,6,7,8-HxCDD	0.88	J	2.6	0.17	pg/g

INTERNAL STANDARDS	PERCENT RECOVERY	RECOVERY LIMITS
13C-2,3,7,8-TCDD	83	40 - 135
13C-1,2,3,7,8-PeCDD	86	40 - 135
13C-1,2,3,6,7,8-HxCDD	71	40 - 135
13C-1,2,3,4,6,7,8-HpCDD	67	40 - 135
13C-OCDD	47	40 - 135
13C-2,3,7,8-TCDF	85	40 - 135
13C-1,2,3,7,8-PeCDF	79	40 - 135
13C-1,2,3,4,7,8-HxCDF	76	40 - 135
13C-1,2,3,4,6,7,8-HpCDF	61	40 - 135

QUALIFIERS

Results and reporting limits have been adjusted for dry weight.

- B Method blank contamination. The associated method blank contains the target analyte at a reportable level.
- CON Confirmation analysis.
- J Estimated Result.
- Q Estimated maximum possible concentration (EMPC).

Northgate Environmental Management, Inc.

Sample ID: SA167-1BR

Trace Level Organic Compounds

SW846 8290

Lot - Sample #....: G9L180646 - 004
 Date Sampled....: 12/17/09
 Prep Date....: 01/08/10
 Prep Batch #: 0008221
 Initial Wgt/Vol : 10.04 g

Work Order #....: LRDQV2AA
 Date Received....: 12/18/09
 Analysis Date....: 01/12/10
 Dilution Factor....: 0.99
 Analyst ID....: Susan X. Yan

Matrix....: SO
 Instrument ID....: 1D5
 % Moisture....: 5.2
 Units.....: pg/g

<u>PARAMETER</u>	<u>RESULT</u>	<u>REPORTING LIMIT</u>	<u>TEF FACTOR</u>	<u>TEQ CONCENTRATION</u>
2,3,7,8-TCDF	100 CON G	0.59	0.1	10.0
1,2,3,7,8-PeCDF	310	2.6	0.03	9.3
2,3,4,7,8-PeCDF	150	2.6	0.3	45
1,2,3,4,7,8-HxCDF	770 G	3.3	0.1	77
2,3,4,6,7,8-HxCDF	110 G	3.2	0.1	11
1,2,3,7,8,9-HxCDF	53 G	3.0	0.1	5.3
1,2,3,4,6,7,8-HpCDF	1300 E	2.6	0.01	13
OCDF	3400 E	5.3	0.0003	1.0
2,3,7,8-TCDD	5.1	0.53	1.0	5.1
1,2,3,7,8-PeCDD	25	2.6	1.0	25
1,2,3,7,8,9-HxCDD	29	2.6	0.1	2.9
1,2,3,4,6,7,8-HpCDD	110	2.6	0.01	1.1
OCDD	93 B	5.3	0.0003	0.028
1,2,3,6,7,8-HxCDF	450 G	2.9	0.1	45
1,2,3,4,7,8,9-HpCDF	680	2.6	0.01	6.8
1,2,3,4,7,8-HxCDD	15	2.6	0.1	1.5
1,2,3,6,7,8-HxCDD	35	2.6	0.1	3.5
Total TEQ Concentration				260

<u>INTERNAL STANDARDS</u>	<u>PERCENT RECOVERY</u>	<u>RECOVERY LIMITS</u>
13C-2,3,7,8-TCDD	76	40 - 135
13C-1,2,3,7,8-PeCDD	76	40 - 135
13C-1,2,3,6,7,8-HxCDD	69	40 - 135
13C-1,2,3,4,6,7,8-HpCDD	66	40 - 135
13C-OCDD	34 *	40 - 135
13C-2,3,7,8-TCDF	82	40 - 135
13C-1,2,3,7,8-PeCDF	83	40 - 135
13C-1,2,3,4,7,8-HxCDF	84	40 - 135
13C-1,2,3,4,6,7,8-HpCDF	70	40 - 135

QUALIFIERS

Results and reporting limits have been adjusted for dry weight.

Northgate Environmental Management, Inc.

Sample ID: SA167-1BR

Trace Level Organic Compounds

SW846 8290

Lot - Sample #....:	G9L180646 - 004	Work Order #....:	LRDQV2AA	Matrix....:	SO
Date Sampled....:	12/17/09	Date Received....:	12/18/09	Instrument ID....:	1D5
Prep Date....:	01/08/10	Analysis Date....:	01/12/10	% Moisture....:	5.2
Prep Batch #:	0008221	Dilution Factor....:	0.99	Units....:	pg/g
Initial Wgt/Vol :	10.04 g	Analyst ID....:	Susan X. Yan		

Notes:

WHO TEFs for human risk assessment based on the conclusions of the World Health Organization meeting in Geneva, Switzerland, June 2005.

- * Surrogate recovery is outside stated control limits.
- B Method blank contamination. The associated method blank contains the target analyte at a reportable level.
- CON Confirmation analysis.
- E Estimated result. Result concentration exceeds the calibration range.
- G Elevated reporting limit. The reporting limit is elevated due to matrix interference.

Northgate Environmental Management, Inc.

Sample ID: SA167-1BR

Trace Level Organic Compounds

SW846 8290

Lot - Sample #....:	G9L180646 - 004	Work Order #....:	LRDQV2AA	Matrix....:	SO
Date Sampled....:	12/17/09	Date Received....:	12/18/09	Dilution Factor:	0.99
Prep Date....:	01/08/10	Analysis Date....:	01/12/10	Percent Moisture:	5.2
Prep Batch #:	0008221	Instrument ID....:	1D5		
Initial Wgt/Vol :	10.04 g	Analyst ID....:	Susan X. Yan		

<u>PARAMETER</u>	<u>RESULT</u>	<u>REPORTING LIMIT</u>	<u>ESTIMATED DETECTION LIMIT</u>	<u>UNITS</u>
2,3,7,8-TCDF	100 CON G	0.59	0.59	pg/g
1,2,3,7,8-PeCDF	310	2.6	1.2	pg/g
2,3,4,7,8-PeCDF	150	2.6	1.3	pg/g
1,2,3,4,7,8-HxCDF	770 G	3.3	3.3	pg/g
2,3,4,6,7,8-HxCDF	110 G	3.2	3.2	pg/g
1,2,3,7,8,9-HxCDF	53 G	3.0	3.0	pg/g
1,2,3,4,6,7,8-HpCDF	1300 E	2.6	1.1	pg/g
OCDF	3400 E	5.3	2.9	pg/g
2,3,7,8-TCDD	5.1	0.53	0.50	pg/g
1,2,3,7,8-PeCDD	25	2.6	1.4	pg/g
1,2,3,7,8,9-HxCDD	29	2.6	0.47	pg/g
1,2,3,4,6,7,8-HpCDD	110	2.6	0.84	pg/g
OCDD	93 B	5.3	1.6	pg/g
1,2,3,6,7,8-HxCDF	450 G	2.9	2.9	pg/g
1,2,3,4,7,8,9-HpCDF	680	2.6	1.2	pg/g
1,2,3,4,7,8-HxCDD	15	2.6	0.62	pg/g
1,2,3,6,7,8-HxCDD	35	2.6	0.57	pg/g

<u>INTERNAL STANDARDS</u>	<u>PERCENT RECOVERY</u>	<u>RECOVERY LIMITS</u>
13C-2,3,7,8-TCDD	76	40 - 135
13C-1,2,3,7,8-PeCDD	76	40 - 135
13C-1,2,3,6,7,8-HxCDD	69	40 - 135
13C-1,2,3,4,6,7,8-HpCDD	66	40 - 135
13C-OCDD	34 *	40 - 135
13C-2,3,7,8-TCDF	82	40 - 135
13C-1,2,3,7,8-PeCDF	83	40 - 135
13C-1,2,3,4,7,8-HxCDF	84	40 - 135
13C-1,2,3,4,6,7,8-HpCDF	70	40 - 135

QUALIFIERS

Results and reporting limits have been adjusted for dry weight.

Northgate Environmental Management, Inc.

Sample ID: SA167-1BR

Trace Level Organic Compounds

SW846 8290

Lot - Sample #....:	G9L180646 - 004	Work Order #....:	LRDQV2AA	Matrix....:	SO
Date Sampled....:	12/17/09	Date Received....:	12/18/09	Dilution Factor:	0.99
Prep Date....:	01/08/10	Analysis Date....:	01/12/10	Percent Moisture:	5.2
Prep Batch #:	0008221	Instrument ID....:	1D5		
Initial Wgt/Vol :	10.04 g	Analyst ID....:	Susan X. Yan		

- * Surrogate recovery is outside stated control limits.
- B Method blank contamination. The associated method blank contains the target analyte at a reportable level.
- CON Confirmation analysis.
- E Estimated result. Result concentration exceeds the calibration range.
- G Elevated reporting limit. The reporting limit is elevated due to matrix interference.

Northgate Environmental Management, Inc.

Sample ID: SA200-1.5BR

Trace Level Organic Compounds

SW846 8290

Lot - Sample #....: G9L180646 - 005
Date Sampled....: 12/17/09
Prep Date....: 01/08/10
Prep Batch #: 0008221
Initial Wgt/Vol : 10.12 g

Work Order #....: LRDQW2AA
Date Received....: 12/18/09
Analysis Date....: 01/12/10
Dilution Factor....: 0.98
Analyst ID....: Susan X. Yan

Matrix....: SO
Instrument ID....: 1D5
% Moisture....: 5.4
Units....: pg/g

<u>PARAMETER</u>	<u>RESULT</u>		<u>REPORTING LIMIT</u>	<u>TEF FACTOR</u>	<u>TEQ CONCENTRATION</u>
2,3,7,8-TCDF	16	CON	0.52	0.1	1.6
1,2,3,7,8-PeCDF	14		2.6	0.03	0.42
2,3,4,7,8-PeCDF	10		2.6	0.3	3.0
1,2,3,4,7,8-HxCDF	22		2.6	0.1	2.2
2,3,4,6,7,8-HxCDF	4.5		2.6	0.1	0.45
1,2,3,7,8,9-HxCDF	1.3	J	2.6	0.1	0.13
1,2,3,4,6,7,8-HpCDF	44		2.6	0.01	0.44
OCDF	120		5.2	0.0003	0.036
2,3,7,8-TCDD	ND		0.52	1.0	0
1,2,3,7,8-PeCDD	ND		2.6	1.0	0
1,2,3,7,8,9-HxCDD	0.63	J	2.6	0.1	0.063
1,2,3,4,6,7,8-HpCDD	2.8		2.6	0.01	0.028
OCDD	3.0	J B	5.2	0.0003	0.00090
1,2,3,6,7,8-HxCDF	13		2.6	0.1	1.3
1,2,3,4,7,8,9-HpCDF	23		2.6	0.01	0.23
1,2,3,4,7,8-HxCDD	ND		2.6	0.1	0
1,2,3,6,7,8-HxCDD	1.0	J	2.6	0.1	0.10
Total TEQ Concentration					10.0

<u>INTERNAL STANDARDS</u>	<u>PERCENT RECOVERY</u>	<u>RECOVERY LIMITS</u>
13C-2,3,7,8-TCDD	79	40 - 135
13C-1,2,3,7,8-PeCDD	77	40 - 135
13C-1,2,3,6,7,8-HxCDD	74	40 - 135
13C-1,2,3,4,6,7,8-HpCDD	74	40 - 135
13C-OCDD	54	40 - 135
13C-2,3,7,8-TCDF	80	40 - 135
13C-1,2,3,7,8-PeCDF	83	40 - 135
13C-1,2,3,4,7,8-HxCDF	80	40 - 135
13C-1,2,3,4,6,7,8-HpCDF	78	40 - 135

QUALIFIERS

Results and reporting limits have been adjusted for dry weight.

Northgate Environmental Management, Inc.

Sample ID: SA200-1.5BR

Trace Level Organic Compounds

SW846 8290

Lot - Sample #....:	G9L180646 - 005	Work Order #....:	LRDQW2AA	Matrix....:	SO
Date Sampled....:	12/17/09	Date Received....:	12/18/09	Instrument ID....:	1D5
Prep Date....:	01/08/10	Analysis Date....:	01/12/10	% Moisture....:	5.4
Prep Batch #:	0008221	Dilution Factor....:	0.98	Units....:	pg/g
Initial Wgt/Vol :	10.12 g	Analyst ID....:	Susan X. Yan		

Notes:

WHO TEFs for human risk assessment based on the conclusions of the World Health Organization meeting in Geneva, Switzerland, June 2005.

B Method blank contamination. The associated method blank contains the target analyte at a reportable level.
CON Confirmation analysis.
J Estimated Result.

Northgate Environmental Management, Inc.

Sample ID: SA200-1.5BR

Trace Level Organic Compounds

SW846 8290

Lot - Sample #....:	G9L180646 - 005	Work Order #....:	LRDQW2AA	Matrix....:	SO
Date Sampled....:	12/17/09	Date Received....:	12/18/09	Dilution Factor:	0.98
Prep Date....:	01/08/10	Analysis Date....:	01/12/10	Percent Moisture:	5.4
Prep Batch #:	0008221	Instrument ID....:	1D5		
Initial Wgt/Vol :	10.12 g	Analyst ID....:	Susan X. Yan		

<u>PARAMETER</u>	<u>RESULT</u>	<u>REPORTING LIMIT</u>	<u>ESTIMATED DETECTION LIMIT</u>	<u>UNITS</u>
2,3,7,8-TCDF	16 CON	0.52	0.41	pg/g
1,2,3,7,8-PeCDF	14	2.6	0.66	pg/g
2,3,4,7,8-PeCDF	10	2.6	0.70	pg/g
1,2,3,4,7,8-HxCDF	22	2.6	0.44	pg/g
2,3,4,6,7,8-HxCDF	4.5	2.6	0.43	pg/g
1,2,3,7,8,9-HxCDF	1.3 J	2.6	0.40	pg/g
1,2,3,4,6,7,8-HpCDF	44	2.6	0.52	pg/g
OCDF	120	5.2	1.3	pg/g
2,3,7,8-TCDD	ND	0.52	0.34	pg/g
1,2,3,7,8-PeCDD	ND	2.6	1.1	pg/g
1,2,3,7,8,9-HxCDD	0.63 J	2.6	0.35	pg/g
1,2,3,4,6,7,8-HpCDD	2.8	2.6	0.68	pg/g
OCDD	3.0 J B	5.2	1.1	pg/g
1,2,3,6,7,8-HxCDF	13	2.6	0.39	pg/g
1,2,3,4,7,8,9-HpCDF	23	2.6	0.59	pg/g
1,2,3,4,7,8-HxCDD	ND	2.6	0.46	pg/g
1,2,3,6,7,8-HxCDD	1.0 J	2.6	0.42	pg/g

<u>INTERNAL STANDARDS</u>	<u>PERCENT RECOVERY</u>	<u>RECOVERY LIMITS</u>
13C-2,3,7,8-TCDD	79	40 - 135
13C-1,2,3,7,8-PeCDD	77	40 - 135
13C-1,2,3,6,7,8-HxCDD	74	40 - 135
13C-1,2,3,4,6,7,8-HpCDD	74	40 - 135
13C-OCDD	54	40 - 135
13C-2,3,7,8-TCDF	80	40 - 135
13C-1,2,3,7,8-PeCDF	83	40 - 135
13C-1,2,3,4,7,8-HxCDF	80	40 - 135
13C-1,2,3,4,6,7,8-HpCDF	78	40 - 135

QUALIFIERS

Results and reporting limits have been adjusted for dry weight.

- B Method blank contamination. The associated method blank contains the target analyte at a reportable level.
- CON Confirmation analysis.
- J Estimated Result.

Northgate Environmental Management, Inc.

Sample ID: SA200-1BR

Trace Level Organic Compounds

SW846 8290

Lot - Sample #....: G9L180646 - 006
 Date Sampled....: 12/17/09
 Prep Date....: 01/08/10
 Prep Batch #: 0008221
 Initial Wgt/Vol : 10.62 g

Work Order #....: LRDQX2AA
 Date Received....: 12/18/09
 Analysis Date....: 01/12/10
 Dilution Factor....: 0.94
 Analyst ID....: Susan X. Yan

Matrix....: SO
 Instrument ID....: 1D5
 % Moisture....: 4.9
 Units....: pg/g

<u>PARAMETER</u>	<u>RESULT</u>	<u>REPORTING LIMIT</u>	<u>TEF FACTOR</u>	<u>TEQ CONCENTRATION</u>
2,3,7,8-TCDF	290	CON E G	0.79	29
1,2,3,7,8-PeCDF	700		2.5	21
2,3,4,7,8-PeCDF	370		2.5	110
1,2,3,4,7,8-HxCDF	1600	E G	9.5	160
2,3,4,6,7,8-HxCDF	240	G	9.2	24
1,2,3,7,8,9-HxCDF	140	G	8.6	14
1,2,3,4,6,7,8-HpCDF	3200	E	2.5	32
OCDF	10000	E G	8.1	3.0
2,3,7,8-TCDD	9.3		0.50	9.3
1,2,3,7,8-PeCDD	40		2.5	40
1,2,3,7,8,9-HxCDD	46		2.5	4.6
1,2,3,4,6,7,8-HpCDD	210		2.5	2.1
OCDD	220	B	5.0	0.066
1,2,3,6,7,8-HxCDF	920	G	8.3	92
1,2,3,4,7,8,9-HpCDF	1600	E	2.5	16
1,2,3,4,7,8-HxCDD	25		2.5	2.5
1,2,3,6,7,8-HxCDD	54		2.5	5.4
Total TEQ Concentration				560

<u>INTERNAL STANDARDS</u>	<u>PERCENT RECOVERY</u>	<u>RECOVERY LIMITS</u>
13C-2,3,7,8-TCDD	76	40 - 135
13C-1,2,3,7,8-PeCDD	72	40 - 135
13C-1,2,3,6,7,8-HxCDD	72	40 - 135
13C-1,2,3,4,6,7,8-HpCDD	82	40 - 135
13C-OCDD	57	40 - 135
13C-2,3,7,8-TCDF	79	40 - 135
13C-1,2,3,7,8-PeCDF	87	40 - 135
13C-1,2,3,4,7,8-HxCDF	87	40 - 135
13C-1,2,3,4,6,7,8-HpCDF	84	40 - 135

QUALIFIERS

Results and reporting limits have been adjusted for dry weight.

Northgate Environmental Management, Inc.

Sample ID: SA200-1BR

Trace Level Organic Compounds

SW846 8290

Lot - Sample #....:	G9L180646 - 006	Work Order #....:	LRDQX2AA	Matrix....:	SO
Date Sampled....:	12/17/09	Date Received....:	12/18/09	Instrument ID....:	1D5
Prep Date....:	01/08/10	Analysis Date....:	01/12/10	% Moisture....:	4.9
Prep Batch #:	0008221	Dilution Factor....:	0.94	Units....:	pg/g
Initial Wgt/Vol :	10.62 g	Analyst ID....:	Susan X. Yan		

Notes:

WHO TEFs for human risk assessment based on the conclusions of the World Health Organization meeting in Geneva, Switzerland, June 2005.

- B Method blank contamination. The associated method blank contains the target analyte at a reportable level.
- CON Confirmation analysis.
- E Estimated result. Result concentration exceeds the calibration range.
- G Elevated reporting limit. The reporting limit is elevated due to matrix interference.

Northgate Environmental Management, Inc.

Sample ID: SA200-1BR

Trace Level Organic Compounds

SW846 8290

Lot - Sample #....:	G9L180646 - 006	Work Order #....:	LRDQX2AA	Matrix....:	SO
Date Sampled....:	12/17/09	Date Received....:	12/18/09	Dilution Factor:	0.94
Prep Date....:	01/08/10	Analysis Date....:	01/12/10	Percent Moisture:	4.9
Prep Batch #:	0008221	Instrument ID....:	1D5		
Initial Wgt/Vol :	10.62 g	Analyst ID....:	Susan X. Yan		

PARAMETER	RESULT	REPORTING LIMIT	ESTIMATED DETECTION LIMIT	UNITS
2,3,7,8-TCDF	290 CON E G	0.79	0.79	pg/g
1,2,3,7,8-PeCDF	700	2.5	2.3	pg/g
2,3,4,7,8-PeCDF	370	2.5	2.4	pg/g
1,2,3,4,7,8-HxCDF	1600 E G	9.5	9.5	pg/g
2,3,4,6,7,8-HxCDF	240 G	9.2	9.2	pg/g
1,2,3,7,8,9-HxCDF	140 G	8.6	8.6	pg/g
1,2,3,4,6,7,8-HpCDF	3200 E	2.5	0.92	pg/g
OCDF	10000 E G	8.1	8.1	pg/g
2,3,7,8-TCDD	9.3	0.50	0.47	pg/g
1,2,3,7,8-PeCDD	40	2.5	1.7	pg/g
1,2,3,7,8,9-HxCDD	46	2.5	0.55	pg/g
1,2,3,4,6,7,8-HpCDD	210	2.5	0.93	pg/g
OCDD	220 B	5.0	2.1	pg/g
1,2,3,6,7,8-HxCDF	920 G	8.3	8.3	pg/g
1,2,3,4,7,8,9-HpCDF	1600 E	2.5	1.0	pg/g
1,2,3,4,7,8-HxCDD	25	2.5	0.72	pg/g
1,2,3,6,7,8-HxCDD	54	2.5	0.66	pg/g

INTERNAL STANDARDS	PERCENT RECOVERY	RECOVERY LIMITS
13C-2,3,7,8-TCDD	76	40 - 135
13C-1,2,3,7,8-PeCDD	72	40 - 135
13C-1,2,3,6,7,8-HxCDD	72	40 - 135
13C-1,2,3,4,6,7,8-HpCDD	82	40 - 135
13C-OCDD	57	40 - 135
13C-2,3,7,8-TCDF	79	40 - 135
13C-1,2,3,7,8-PeCDF	87	40 - 135
13C-1,2,3,4,7,8-HxCDF	87	40 - 135
13C-1,2,3,4,6,7,8-HpCDF	84	40 - 135

QUALIFIERS

Results and reporting limits have been adjusted for dry weight.

- B Method blank contamination. The associated method blank contains the target analyte at a reportable level.
- CON Confirmation analysis.
- E Estimated result. Result concentration exceeds the calibration range.
- G Elevated reporting limit. The reporting limit is elevated due to matrix interference.

Northgate Environmental Management, Inc.

Sample ID: SA41-1.5BR

Trace Level Organic Compounds

SW846 8290

Lot - Sample #....: G9L180646 - 007	Work Order #....: LRDQ02AA	Matrix....: SO
Date Sampled....: 12/17/09	Date Received....: 12/18/09	Instrument ID....: 1D5
Prep Date....: 01/08/10	Analysis Date....: 01/12/10	% Moisture....: 4.3
Prep Batch #: 0008221	Dilution Factor....: 0.98	Units.....: pg/g
Initial Wgt/Vol : 10.18 g	Analyst ID....: Susan X. Yan	

<u>PARAMETER</u>	<u>RESULT</u>	<u>REPORTING LIMIT</u>	<u>TEF FACTOR</u>	<u>TEQ CONCENTRATION</u>
2,3,7,8-TCDF	130 CON G	1.8	0.1	13
1,2,3,7,8-PeCDF	270	2.6	0.03	8.1
2,3,4,7,8-PeCDF	120	2.6	0.3	36
1,2,3,4,7,8-HxCDF	560 G	3.3	0.1	56
2,3,4,6,7,8-HxCDF	59 G	3.2	0.1	5.9
1,2,3,7,8,9-HxCDF	37 G	3.0	0.1	3.7
1,2,3,4,6,7,8-HpCDF	1400 E	2.6	0.01	14
OCDF	3600 E	5.1	0.0003	1.1
2,3,7,8-TCDD	4.6 G	0.56	1.0	4.6
1,2,3,7,8-PeCDD	15	2.6	1.0	15
1,2,3,7,8,9-HxCDD	15	2.6	0.1	1.5
1,2,3,4,6,7,8-HpCDD	72	2.6	0.01	0.72
OCDD	86 B	5.1	0.0003	0.026
1,2,3,6,7,8-HxCDF	330 G	2.9	0.1	33
1,2,3,4,7,8,9-HpCDF	530	2.6	0.01	5.3
1,2,3,4,7,8-HxCDD	9.5	2.6	0.1	0.95
1,2,3,6,7,8-HxCDD	19	2.6	0.1	1.9
Total TEQ Concentration				200

<u>INTERNAL STANDARDS</u>	<u>PERCENT RECOVERY</u>	<u>RECOVERY LIMITS</u>
13C-2,3,7,8-TCDD	55	40 - 135
13C-1,2,3,7,8-PeCDD	55	40 - 135
13C-1,2,3,6,7,8-HxCDD	53	40 - 135
13C-1,2,3,4,6,7,8-HpCDD	52	40 - 135
13C-OCDD	53	40 - 135
13C-2,3,7,8-TCDF	58	40 - 135
13C-1,2,3,7,8-PeCDF	65	40 - 135
13C-1,2,3,4,7,8-HxCDF	74	40 - 135
13C-1,2,3,4,6,7,8-HpCDF	51	40 - 135

QUALIFIERS

Results and reporting limits have been adjusted for dry weight.

Northgate Environmental Management, Inc.

Sample ID: SA41-1.5BR

Trace Level Organic Compounds

SW846 8290

Lot - Sample #....:	G9L180646 - 007	Work Order #....:	LRDQ02AA	Matrix....:	SO
Date Sampled....:	12/17/09	Date Received....:	12/18/09	Instrument ID....:	ID5
Prep Date....:	01/08/10	Analysis Date....:	01/12/10	% Moisture....:	4.3
Prep Batch #:	0008221	Dilution Factor....:	0.98	Units....:	pg/g
Initial Wgt/Vol :	10.18 g	Analyst ID....:	Susan X. Yan		

Notes:

WHO TEFs for human risk assessment based on the conclusions of the World Health Organization meeting in Geneva, Switzerland, June 2005.

B Method blank contamination. The associated method blank contains the target analyte at a reportable level.
CON Confirmation analysis.
E Estimated result. Result concentration exceeds the calibration range.
G Elevated reporting limit. The reporting limit is elevated due to matrix interference.

Northgate Environmental Management, Inc.

Sample ID: SA41-1.5BR

Trace Level Organic Compounds

SW846 8290

Lot - Sample #....:	G9L180646 - 007	Work Order #....:	LRDQ02AA	Matrix....:	SO
Date Sampled....:	12/17/09	Date Received....:	12/18/09	Dilution Factor:	0.98
Prep Date....:	01/08/10	Analysis Date....:	01/12/10	Percent Moisture:	4.3
Prep Batch #:	0008221	Instrument ID....:	1D5		
Initial Wgt/Vol :	10.18 g	Analyst ID....:	Susan X. Yan		

PARAMETER	RESULT		REPORTING LIMIT	ESTIMATED DETECTION LIMIT	UNITS
2,3,7,8-TCDF	130	CON G	1.8	1.8	pg/g
1,2,3,7,8-PeCDF	270		2.6	1.2	pg/g
2,3,4,7,8-PeCDF	120		2.6	1.2	pg/g
1,2,3,4,7,8-HxCDF	560	G	3.3	3.3	pg/g
2,3,4,6,7,8-HxCDF	59	G	3.2	3.2	pg/g
1,2,3,7,8,9-HxCDF	37	G	3.0	3.0	pg/g
1,2,3,4,6,7,8-HpCDF	1400	E	2.6	2.1	pg/g
OCDF	3600	E	5.1	3.2	pg/g
2,3,7,8-TCDD	4.6	G	0.56	0.56	pg/g
1,2,3,7,8-PeCDD	15		2.6	1.7	pg/g
1,2,3,7,8,9-HxCDD	15		2.6	0.74	pg/g
1,2,3,4,6,7,8-HpCDD	72		2.6	1.4	pg/g
OCDD	86	B	5.1	0.91	pg/g
1,2,3,6,7,8-HxCDF	330	G	2.9	2.9	pg/g
1,2,3,4,7,8,9-HpCDF	530		2.6	2.4	pg/g
1,2,3,4,7,8-HxCDD	9.5		2.6	0.98	pg/g
1,2,3,6,7,8-HxCDD	19		2.6	0.89	pg/g

INTERNAL STANDARDS	PERCENT RECOVERY	RECOVERY LIMITS
13C-2,3,7,8-TCDD	55	40 - 135
13C-1,2,3,7,8-PeCDD	55	40 - 135
13C-1,2,3,6,7,8-HxCDD	53	40 - 135
13C-1,2,3,4,6,7,8-HpCDD	52	40 - 135
13C-OCDD	53	40 - 135
13C-2,3,7,8-TCDF	58	40 - 135
13C-1,2,3,7,8-PeCDF	65	40 - 135
13C-1,2,3,4,7,8-HxCDF	74	40 - 135
13C-1,2,3,4,6,7,8-HpCDF	51	40 - 135

QUALIFIERS

Results and reporting limits have been adjusted for dry weight.

- B Method blank contamination. The associated method blank contains the target analyte at a reportable level.
- CON Confirmation analysis.
- E Estimated result. Result concentration exceeds the calibration range.
- G Elevated reporting limit. The reporting limit is elevated due to matrix interference.

Northgate Environmental Management, Inc.

Sample ID: SA41-1BR

Trace Level Organic Compounds

SW846 8290

Lot - Sample #....: G9L180646 - 008	Work Order #....: LRDQ12AA	Matrix....: SO
Date Sampled....: 12/17/09	Date Received....: 12/18/09	Instrument ID....: 3D5
Prep Date....: 01/08/10	Analysis Date....: 01/12/10	% Moisture....: 2.6
Prep Batch #: 0008221	Dilution Factor....: 0.91	Units.....: pg/g
Initial Wgt/Vol : 10.96 g	Analyst ID....: Susan X. Yan	

<u>PARAMETER</u>	<u>RESULT</u>	<u>REPORTING LIMIT</u>	<u>TEF FACTOR</u>	<u>TEQ CONCENTRATION</u>
2,3,7,8-TCDF	670 CON	0.85	0.1	67
1,2,3,7,8-PeCDF	1400 E	2.3	0.03	42
2,3,4,7,8-PeCDF	750	2.3	0.3	220
1,2,3,4,7,8-HxCDF	3100 E	2.3	0.1	310
2,3,4,6,7,8-HxCDF	340	2.3	0.1	34
1,2,3,7,8,9-HxCDF	260	2.3	0.1	26
1,2,3,4,6,7,8-HpCDF	7200 E	2.3	0.01	72
OCDF	19000 E	4.7	0.0003	5.7
2,3,7,8-TCDD	29	0.47	1.0	29
1,2,3,7,8-PeCDD	86	2.3	1.0	86
1,2,3,7,8,9-HxCDD	120	2.3	0.1	12
1,2,3,4,6,7,8-HpCDD	410	2.3	0.01	4.1
OCDD	430 B	4.7	0.0003	0.13
1,2,3,6,7,8-HxCDF	1700 E	2.3	0.1	170
1,2,3,4,7,8,9-HpCDF	2900 E	2.3	0.01	29
1,2,3,4,7,8-HxCDD	61	2.3	0.1	6.1
1,2,3,6,7,8-HxCDD	120	2.3	0.1	12
Total TEQ Concentration				1100

<u>INTERNAL STANDARDS</u>	<u>PERCENT RECOVERY</u>	<u>RECOVERY LIMITS</u>
13C-2,3,7,8-TCDD	77	40 - 135
13C-1,2,3,7,8-PeCDD	81	40 - 135
13C-1,2,3,6,7,8-HxCDD	74	40 - 135
13C-1,2,3,4,6,7,8-HpCDD	97	40 - 135
13C-OCDD	112	40 - 135
13C-2,3,7,8-TCDF	74	40 - 135
13C-1,2,3,7,8-PeCDF	83	40 - 135
13C-1,2,3,4,7,8-HxCDF	86	40 - 135
13C-1,2,3,4,6,7,8-HpCDF	100	40 - 135

QUALIFIERS

Results and reporting limits have been adjusted for dry weight.

Northgate Environmental Management, Inc.

Sample ID: SA41-1BR

Trace Level Organic Compounds

SW846 8290

Lot - Sample #....:	G9L180646 - 008	Work Order #....:	LRDQ12AA	Matrix....:	SO
Date Sampled....:	12/17/09	Date Received....:	12/18/09	Instrument ID....:	3D5
Prep Date....:	01/08/10	Analysis Date....:	01/12/10	% Moisture....:	2.6
Prep Batch #:	0008221	Dilution Factor....:	0.91	Units....:	pg/g
Initial Wgt/Vol :	10.96 g	Analyst ID....:	Susan X. Yan		

Notes:

WHO TEFs for human risk assessment based on the conclusions of the World Health Organization meeting in Geneva, Switzerland, June 2005.

B Method blank contamination. The associated method blank contains the target analyte at a reportable level.
CON Confirmation analysis.
E Estimated result. Result concentration exceeds the calibration range.

Northgate Environmental Management, Inc.

Sample ID: SA41-1BR

Trace Level Organic Compounds

SW846 8290

Lot - Sample #....:	G9L180646 - 008	Work Order #....:	LRDQ12AA	Matrix....:	SO
Date Sampled....:	12/17/09	Date Received....:	12/18/09	Dilution Factor:	0.91
Prep Date....:	01/08/10	Analysis Date....:	01/12/10	Percent Moisture:	2.6
Prep Batch #:	0008221	Instrument ID....:	3D5		
Initial Wgt/Vol :	10.96 g	Analyst ID....:	Susan X. Yan		

<u>PARAMETER</u>	<u>RESULT</u>	<u>REPORTING LIMIT</u>	<u>ESTIMATED DETECTION LIMIT</u>	<u>UNITS</u>
2,3,7,8-TCDF	670 CON	0.85	0.85	pg/g
1,2,3,7,8-PeCDF	1400 E	2.3	0.78	pg/g
2,3,4,7,8-PeCDF	750	2.3	0.83	pg/g
1,2,3,4,7,8-HxCDF	3100 E	2.3	1.7	pg/g
2,3,4,6,7,8-HxCDF	340	2.3	1.7	pg/g
1,2,3,7,8,9-HxCDF	260	2.3	1.7	pg/g
1,2,3,4,6,7,8-HpCDF	7200 E	2.3	0.88	pg/g
OCDF	19000 E	4.7	1.5	pg/g
2,3,7,8-TCDD	29	0.47	0.29	pg/g
1,2,3,7,8-PeCDD	86	2.3	0.71	pg/g
1,2,3,7,8,9-HxCDD	120	2.3	0.27	pg/g
1,2,3,4,6,7,8-HpCDD	410	2.3	0.58	pg/g
OCDD	430 B	4.7	0.55	pg/g
1,2,3,6,7,8-HxCDF	1700 E	2.3	1.5	pg/g
1,2,3,4,7,8,9-HpCDF	2900 E	2.3	1.1	pg/g
1,2,3,4,7,8-HxCDD	61	2.3	0.36	pg/g
1,2,3,6,7,8-HxCDD	120	2.3	0.29	pg/g

<u>INTERNAL STANDARDS</u>	<u>PERCENT RECOVERY</u>	<u>RECOVERY LIMITS</u>
13C-2,3,7,8-TCDD	77	40 - 135
13C-1,2,3,7,8-PeCDD	81	40 - 135
13C-1,2,3,6,7,8-HxCDD	74	40 - 135
13C-1,2,3,4,6,7,8-HpCDD	97	40 - 135
13C-OCDD	112	40 - 135
13C-2,3,7,8-TCDF	74	40 - 135
13C-1,2,3,7,8-PeCDF	83	40 - 135
13C-1,2,3,4,7,8-HxCDF	86	40 - 135
13C-1,2,3,4,6,7,8-HpCDF	100	40 - 135

QUALIFIERS

Results and reporting limits have been adjusted for dry weight.

- B Method blank contamination. The associated method blank contains the target analyte at a reportable level.
- CON Confirmation analysis.
- E Estimated result. Result concentration exceeds the calibration range.

Northgate Environmental Management, Inc.

Sample ID: SA51-1.5BR

Trace Level Organic Compounds

SW846 8290

Lot - Sample #....: G9L180646 - 009	Work Order #....: LRDQ22AA	Matrix....: SO
Date Sampled....: 12/17/09	Date Received....: 12/18/09	Instrument ID....: 1D5
Prep Date....: 01/08/10	Analysis Date....: 01/12/10	% Moisture....: 4.2
Prep Batch #: 0008221	Dilution Factor....: 0.96	Units.....: pg/g
Initial Wgt/Vol : 10.31 g	Analyst ID....: Susan X. Yan	

<u>PARAMETER</u>	<u>RESULT</u>	<u>REPORTING LIMIT</u>	<u>TEF FACTOR</u>	<u>TEQ CONCENTRATION</u>
2,3,7,8-TCDF	2.1 CON G	0.57	0.1	0.21
1,2,3,7,8-PeCDF	2.5 J	2.5	0.03	0.075
2,3,4,7,8-PeCDF	ND	2.5	0.3	0
1,2,3,4,7,8-HxCDF	6.3	2.5	0.1	0.63
2,3,4,6,7,8-HxCDF	1.5 J	2.5	0.1	0.15
1,2,3,7,8,9-HxCDF	ND	2.5	0.1	0
1,2,3,4,6,7,8-HpCDF	12	2.5	0.01	0.12
OCDF	32	5.1	0.0003	0.0096
2,3,7,8-TCDD	ND	0.51	1.0	0
1,2,3,7,8-PeCDD	ND	2.5	1.0	0
1,2,3,7,8,9-HxCDD	ND	2.5	0.1	0
1,2,3,4,6,7,8-HpCDD	ND	2.5	0.01	0
OCDD	ND	5.1	0.0003	0
1,2,3,6,7,8-HxCDF	3.6	2.5	0.1	0.36
1,2,3,4,7,8,9-HpCDF	4.7	2.5	0.01	0.047
1,2,3,4,7,8-HxCDD	ND	2.5	0.1	0
1,2,3,6,7,8-HxCDD	ND	2.5	0.1	0

Total TEQ Concentration

1.6

<u>INTERNAL STANDARDS</u>	<u>PERCENT RECOVERY</u>	<u>RECOVERY LIMITS</u>
13C-2,3,7,8-TCDD	66	40 - 135
13C-1,2,3,7,8-PeCDD	60	40 - 135
13C-1,2,3,6,7,8-HxCDD	57	40 - 135
13C-1,2,3,4,6,7,8-HpCDD	45	40 - 135
13C-OCDD	30 *	40 - 135
13C-2,3,7,8-TCDF	68	40 - 135
13C-1,2,3,7,8-PeCDF	65	40 - 135
13C-1,2,3,4,7,8-HxCDF	58	40 - 135
13C-1,2,3,4,6,7,8-HpCDF	48	40 - 135

QUALIFIERS

Results and reporting limits have been adjusted for dry weight.

Northgate Environmental Management, Inc.

Sample ID: SA51-1.5BR

Trace Level Organic Compounds

SW846 8290

Lot - Sample #....:	G9L180646 - 009	Work Order #....:	LRDQ22AA	Matrix....:	SO
Date Sampled....:	12/17/09	Date Received....:	12/18/09	Instrument ID....:	1D5
Prep Date....:	01/08/10	Analysis Date....:	01/12/10	% Moisture....:	4.2
Prep Batch #:	0008221	Dilution Factor....:	0.96	Units.....:	pg/g
Initial Wgt/Vol :	10.31 g	Analyst ID....:	Susan X. Yan		

Notes:

WHO TEFs for human risk assessment based on the conclusions of the World Health Organization meeting in Geneva, Switzerland, June 2005.

- * Surrogate recovery is outside stated control limits.
- CON Confirmation analysis.
- G Elevated reporting limit. The reporting limit is elevated due to matrix interference.
- J Estimated Result.

Northgate Environmental Management, Inc.

Sample ID: SA51-1.5BR

Trace Level Organic Compounds

SW846 8290

Lot - Sample #....:	G9L180646 - 009	Work Order #....:	LRDQ22AA	Matrix....:	SO
Date Sampled....:	12/17/09	Date Received....:	12/18/09	Dilution Factor:	0.96
Prep Date....:	01/08/10	Analysis Date....:	01/12/10	Percent Moisture:	4.2
Prep Batch #:	0008221	Instrument ID....:	1D5		
Initial Wgt/Vol :	10.31 g	Analyst ID....:	Susan X. Yan		

<u>PARAMETER</u>	<u>RESULT</u>	<u>REPORTING LIMIT</u>	<u>ESTIMATED DETECTION LIMIT</u>	<u>UNITS</u>
2,3,7,8-TCDF	2.1 CON G	0.57	0.57	pg/g
1,2,3,7,8-PeCDF	2.5 J	2.5	0.91	pg/g
2,3,4,7,8-PeCDF	ND	2.5	0.97	pg/g
1,2,3,4,7,8-HxCDF	6.3	2.5	0.64	pg/g
2,3,4,6,7,8-HxCDF	1.5 J	2.5	0.62	pg/g
1,2,3,7,8,9-HxCDF	ND	2.5	0.58	pg/g
1,2,3,4,6,7,8-HpCDF	12	2.5	0.95	pg/g
OCDF	32	5.1	3.1	pg/g
2,3,7,8-TCDD	ND	0.51	0.33	pg/g
1,2,3,7,8-PeCDD	ND	2.5	1.4	pg/g
1,2,3,7,8,9-HxCDD	ND	2.5	0.56	pg/g
1,2,3,4,6,7,8-HpCDD	ND	2.5	1.3	pg/g
OCDD	ND	5.1	2.9	pg/g
1,2,3,6,7,8-HxCDF	3.6	2.5	0.56	pg/g
1,2,3,4,7,8,9-HpCDF	4.7	2.5	1.1	pg/g
1,2,3,4,7,8-HxCDD	ND	2.5	0.74	pg/g
1,2,3,6,7,8-HxCDD	ND	2.5	0.68	pg/g

<u>INTERNAL STANDARDS</u>	<u>PERCENT RECOVERY</u>	<u>RECOVERY LIMITS</u>
13C-2,3,7,8-TCDD	66	40 - 135
13C-1,2,3,7,8-PeCDD	60	40 - 135
13C-1,2,3,6,7,8-HxCDD	57	40 - 135
13C-1,2,3,4,6,7,8-HpCDD	45	40 - 135
13C-OCDD	30 *	40 - 135
13C-2,3,7,8-TCDF	68	40 - 135
13C-1,2,3,7,8-PeCDF	65	40 - 135
13C-1,2,3,4,7,8-HxCDF	58	40 - 135
13C-1,2,3,4,6,7,8-HpCDF	48	40 - 135

QUALIFIERS

Results and reporting limits have been adjusted for dry weight.

- * Surrogate recovery is outside stated control limits.
- CON Confirmation analysis.
- G Elevated reporting limit. The reporting limit is elevated due to matrix interference.
- J Estimated Result.

Northgate Environmental Management, Inc.

Sample ID: SA51-1BR

Trace Level Organic Compounds

SW846 8290

Lot - Sample #....:	G9L180646 - 010	Work Order #....:	LRDQ32AA	Matrix....:	SO
Date Sampled....:	12/17/09	Date Received....:	12/18/09	Instrument ID....:	1D5
Prep Date....:	01/08/10	Analysis Date....:	01/12/10	% Moisture....:	3.4
Prep Batch #:	0008221	Dilution Factor....:	0.99	Units....:	pg/g
Initial Wgt/Vol :	10.03 g	Analyst ID....:	Susan X. Yan		

PARAMETER	RESULT	REPORTING LIMIT	TEF FACTOR	TEQ CONCENTRATION
2,3,7,8-TCDF	77 CON G	0.71	0.1	7.7
1,2,3,7,8-PeCDF	140	2.6	0.03	4.2
2,3,4,7,8-PeCDF	74	2.6	0.3	22
1,2,3,4,7,8-HxCDF	270	2.6	0.1	27
2,3,4,6,7,8-HxCDF	35	2.6	0.1	3.5
1,2,3,7,8,9-HxCDF	16	2.6	0.1	1.6
1,2,3,4,6,7,8-HpCDF	460	2.6	0.01	4.6
OCDF	980	5.2	0.0003	0.29
2,3,7,8-TCDD	3.7	0.52	1.0	3.7
1,2,3,7,8-PeCDD	12	2.6	1.0	12
1,2,3,7,8,9-HxCDD	9.6	2.6	0.1	0.96
1,2,3,4,6,7,8-HpCDD	35	2.6	0.01	0.35
OCDD	29 B	5.2	0.0003	0.0087
1,2,3,6,7,8-HxCDF	150	2.6	0.1	15
1,2,3,4,7,8,9-HpCDF	180	2.6	0.01	1.8
1,2,3,4,7,8-HxCDD	5.7	2.6	0.1	0.57
1,2,3,6,7,8-HxCDD	12	2.6	0.1	1.2

Total TEQ Concentration

110

INTERNAL STANDARDS	PERCENT RECOVERY	RECOVERY LIMITS
13C-2,3,7,8-TCDD	83	40 - 135
13C-1,2,3,7,8-PeCDD	81	40 - 135
13C-1,2,3,6,7,8-HxCDD	77	40 - 135
13C-1,2,3,4,6,7,8-HpCDD	92	40 - 135
13C-OCDD	86	40 - 135
13C-2,3,7,8-TCDF	78	40 - 135
13C-1,2,3,7,8-PeCDF	90	40 - 135
13C-1,2,3,4,7,8-HxCDF	90	40 - 135
13C-1,2,3,4,6,7,8-HpCDF	100	40 - 135

QUALIFIERS

Results and reporting limits have been adjusted for dry weight.

Northgate Environmental Management, Inc.

Sample ID: SA51-1BR

Trace Level Organic Compounds

SW846 8290

Lot - Sample #....:	G9L180646 - 010	Work Order #....:	LRDQ32AA	Matrix....:	SO
Date Sampled....:	12/17/09	Date Received....:	12/18/09	Instrument ID....:	1D5
Prep Date....:	01/08/10	Analysis Date....:	01/12/10	% Moisture....:	3.4
Prep Batch #:	0008221	Dilution Factor....:	0.99	Units....:	pg/g
Initial Wgt/Vol :	10.03 g	Analyst ID....:	Susan X. Yan		

Notes:

WHO TEFs for human risk assessment based on the conclusions of the World Health Organization meeting in Geneva, Switzerland, June 2005.

B Method blank contamination. The associated method blank contains the target analyte at a reportable level.
CON Confirmation analysis.
G Elevated reporting limit. The reporting limit is elevated due to matrix interference.

Northgate Environmental Management, Inc.

Sample ID: SA51-1BR

Trace Level Organic Compounds

SW846 8290

Lot - Sample #....:	G9L180646 - 010	Work Order #....:	LRDQ32AA	Matrix....:	SO
Date Sampled....:	12/17/09	Date Received....:	12/18/09	Dilution Factor:	0.99
Prep Date....:	01/08/10	Analysis Date....:	01/12/10	Percent Moisture:	3.4
Prep Batch #:	0008221	Instrument ID....:	1D5		
Initial Wgt/Vol :	10.03 g	Analyst ID....:	Susan X. Yan		

<u>PARAMETER</u>	<u>RESULT</u>	<u>REPORTING LIMIT</u>	<u>ESTIMATED DETECTION LIMIT</u>	<u>UNITS</u>
2,3,7,8-TCDF	77 CON G	0.71	0.71	pg/g
1,2,3,7,8-PeCDF	140	2.6	0.99	pg/g
2,3,4,7,8-PeCDF	74	2.6	1.1	pg/g
1,2,3,4,7,8-HxCDF	270	2.6	1.8	pg/g
2,3,4,6,7,8-HxCDF	35	2.6	1.7	pg/g
1,2,3,7,8,9-HxCDF	16	2.6	1.6	pg/g
1,2,3,4,6,7,8-HpCDF	460	2.6	0.65	pg/g
OCDF	980	5.2	2.1	pg/g
2,3,7,8-TCDD	3.7	0.52	0.37	pg/g
1,2,3,7,8-PeCDD	12	2.6	1.2	pg/g
1,2,3,7,8,9-HxCDD	9.6	2.6	0.41	pg/g
1,2,3,4,6,7,8-HpCDD	35	2.6	0.68	pg/g
OCDD	29 B	5.2	0.70	pg/g
1,2,3,6,7,8-HxCDF	150	2.6	1.6	pg/g
1,2,3,4,7,8,9-HpCDF	180	2.6	0.73	pg/g
1,2,3,4,7,8-HxCDD	5.7	2.6	0.54	pg/g
1,2,3,6,7,8-HxCDD	12	2.6	0.49	pg/g

<u>INTERNAL STANDARDS</u>	<u>PERCENT RECOVERY</u>	<u>RECOVERY LIMITS</u>
13C-2,3,7,8-TCDD	83	40 - 135
13C-1,2,3,7,8-PeCDD	81	40 - 135
13C-1,2,3,6,7,8-HxCDD	77	40 - 135
13C-1,2,3,4,6,7,8-HpCDD	92	40 - 135
13C-OCDD	86	40 - 135
13C-2,3,7,8-TCDF	78	40 - 135
13C-1,2,3,7,8-PeCDF	90	40 - 135
13C-1,2,3,4,7,8-HxCDF	90	40 - 135
13C-1,2,3,4,6,7,8-HpCDF	100	40 - 135

QUALIFIERS

Results and reporting limits have been adjusted for dry weight.

- B Method blank contamination. The associated method blank contains the target analyte at a reportable level.
- CON Confirmation analysis.
- G Elevated reporting limit. The reporting limit is elevated due to matrix interference.

QC DATA ASSOCIATION SUMMARY

G9L180646

Sample Preparation and Analysis Control Numbers

<u>SAMPLE#</u>	<u>MATRIX</u>	<u>ANALYTICAL METHOD</u>	<u>LEACH BATCH #</u>	<u>PREP BATCH #</u>	<u>MS RUN#</u>
001	SOLID	SW846 8290		0008221	0013231
	SOLID	ASTM D 2216-90		9363211	
002	SOLID	SW846 8290		0008221	0013231
	SOLID	ASTM D 2216-90		9363211	
003	SOLID	SW846 8290		0008221	0013231
	SOLID	ASTM D 2216-90		9363211	
004	SOLID	SW846 8290		0008221	0013231
	SOLID	ASTM D 2216-90		9363211	
005	SOLID	SW846 8290		0008221	0013231
	SOLID	ASTM D 2216-90		9363211	
006	SOLID	SW846 8290		0008221	0013231
	SOLID	ASTM D 2216-90		9363211	
007	SOLID	SW846 8290		0008221	0013231
	SOLID	ASTM D 2216-90		9363211	
008	SOLID	SW846 8290		0008221	0013231
	SOLID	ASTM D 2216-90		9363211	
009	SOLID	SW846 8290		0008221	0013231
	SOLID	ASTM D 2216-90		9363211	
010	SOLID	SW846 8290		0008221	0013231
	SOLID	ASTM D 2216-90		9363211	
011	WATER	SW846 8290		9364154	

Method Blank Report
Trace Level Organic Compounds
SW846 8290

Lot - Sample #....:	G0A080000 - 221B	Work Order #....:	LR1TX1AA	Matrix....:	SOLID
Date Sampled....:	12/17/09	Date Received....:	12/18/09	Dilution Factor:	1
Prep Date....:	01/08/10	Analysis Date....:	01/11/10	Percent Moisture:	0.0
Prep Batch #:	0008221	Instrument ID....:	3D5		
Initial Wgt/Vol :	10 g	Analyst ID....:	Susan X. Yan		

<u>PARAMETER</u>	<u>RESULT</u>	<u>REPORTING LIMIT</u>	<u>ESTIMATED DETECTION LIMIT</u>	<u>UNITS</u>
2,3,7,8-TCDF	ND	0.50	0.13	pg/g
1,2,3,7,8-PeCDF	ND	2.5	0.24	pg/g
2,3,4,7,8-PeCDF	ND	2.5	0.26	pg/g
1,2,3,4,7,8-HxCDF	ND	2.5	0.14	pg/g
2,3,4,6,7,8-HxCDF	ND	2.5	0.14	pg/g
1,2,3,7,8,9-HxCDF	ND	2.5	0.14	pg/g
1,2,3,4,6,7,8-HpCDF	ND	2.5	0.17	pg/g
OCDF	ND	5.0	0.22	pg/g
2,3,7,8-TCDD	ND	0.50	0.082	pg/g
1,2,3,7,8-PeCDD	ND	2.5	0.16	pg/g
1,2,3,7,8,9-HxCDD	ND	2.5	0.061	pg/g
1,2,3,4,6,7,8-HpCDD	ND	2.5	0.14	pg/g
OCDD	0.17	J	0.062	pg/g
1,2,3,6,7,8-HxCDF	ND	2.5	0.12	pg/g
1,2,3,4,7,8,9-HpCDF	ND	2.5	0.20	pg/g
1,2,3,4,7,8-HxCDD	ND	2.5	0.084	pg/g
1,2,3,6,7,8-HxCDD	ND	2.5	0.066	pg/g

<u>INTERNAL STANDARDS</u>	<u>PERCENT RECOVERY</u>	<u>RECOVERY LIMITS</u>
13C-2,3,7,8-TCDD	83	40 - 135
13C-1,2,3,7,8-PeCDD	77	40 - 135
13C-1,2,3,6,7,8-HxCDD	91	40 - 135
13C-1,2,3,4,6,7,8-HpCDD	100	40 - 135
13C-OCDD	103	40 - 135
13C-2,3,7,8-TCDF	77	40 - 135
13C-1,2,3,7,8-PeCDF	73	40 - 135
13C-1,2,3,4,7,8-HxCDF	86	40 - 135
13C-1,2,3,4,6,7,8-HpCDF	101	40 - 135

QUALIFIERS
Results and reporting limits have been adjusted for dry weight.
J Estimated Result.

LABORATORY CONTROL SAMPLE DATA REPORT

Trace Level Organic Compounds

Client Lot # ...: G9L180646	Work Order # ...: LR1TX1AC-LCS	Matrix : SOLID
LCS Lot-Sample# : G0A080000 - 221		
Prep Date : 01/08/10	Analysis Date ...: 01/11/10	
Prep Batch # ...: 0008221		
Dilution Factor : 1		
Analyst ID.....: Susan X. Yan	Instrument ID.: 3D5	Method.....: SW846 8290
Initial Wgt/Vol: 10 g		

PARAMETER	SPIKE AMOUNT	MEASURED AMOUNT	UNITS	PERCENT RECOVERY	RECOVERY LIMITS
2,3,4,7,8-PeCDF	100	119	pg/g	119	(76 - 132)
1,2,3,4,7,8-HxCDF	100	118	pg/g	118	(72 - 140)
2,3,4,6,7,8-HxCDF	100	129	pg/g	129	(72 - 151)
1,2,3,7,8,9-HxCDF	100	117	pg/g	117	(72 - 152)
1,2,3,4,6,7,8-HpCDF	100	110	pg/g	110	(81 - 137)
OCDF	200	246	pg/g	123	(75 - 141)
2,3,7,8-TCDD	20.0	21.1	pg/g	105	(77 - 130)
1,2,3,7,8-PeCDD	100	103	pg/g	103	(79 - 134)
1,2,3,7,8,9-HxCDD	100	96.6	pg/g	97	(80 - 143)
1,2,3,4,6,7,8-HpCDD	100	112	pg/g	112	(86 - 134)
OCDD	200	221	pg/g	110	(80 - 137)
1,2,3,6,7,8-HxCDF	100	129	pg/g	129	(63 - 152)
1,2,3,4,7,8,9-HpCDF	100	127	pg/g	127	(79 - 139)
1,2,3,4,7,8-HxCDD	100	102	pg/g	102	(65 - 144)
1,2,3,6,7,8-HxCDD	100	109	pg/g	109	(73 - 147)
2,3,7,8-TCDF	20.0	21.1	pg/g	106	(79 - 137)
1,2,3,7,8-PeCDF	100	112	pg/g	112	(81 - 134)

INTERNAL STANDARD	PERCENT RECOVERY	RECOVERY LIMITS
13C-2,3,7,8-TCDD	80	(40 - 135)
13C-1,2,3,7,8-PeCDD	79	(40 - 135)
13C-1,2,3,6,7,8-HxCDD	90	(40 - 135)
13C-1,2,3,4,6,7,8-HpCDD	95	(40 - 135)
13C-OCDD	107	(40 - 135)
13C-2,3,7,8-TCDF	78	(40 - 135)
13C-1,2,3,7,8-PeCDF	76	(40 - 135)
13C-1,2,3,4,7,8-HxCDF	80	(40 - 135)
13C-1,2,3,4,6,7,8-HpCDF	92	(40 - 135)

Notes:

Calculations are performed before rounding to avoid round-off errors in calculated results.

Bold print denotes control parameters

MATRIX/MATRIX SPIKE DATA REPORT

Trace Level Organic Compounds

Client Lot # ...: G9L180646	Work Order # ...: LRDQ31AF-MS	Matrix : SOLID
OS Lot-Sample# : G9L180646 - 010	LRDQ31AG-MSD	
Prep Date : 01/08/10	Analysis Date ...: 01/12/10	
Prep Batch # ...: 0008221		
Dilution Factor : 0.95		
Analyst ID.....: Susan X. Yan	Instrument ID..: 1D5	Method.....: SW846 8290
Initial Wgt/Vol: 10.03 g		

PARAMETER	SAMPLE AMOUNT	SPIKE AMOUNT	MEASURED AMOUNT	UNITS	PERCENT RECOVERY	RECOVERY LIMITS	RPD	RPD LIMITS
2,3,7,8-TCDF	77	191	94.6	pg/g	11 a G CON	(79 - 137)		
	77	195	112	pg/g	19 a G CON	(79 - 137)	17	(0 - 30)
1,2,3,7,8-PeCDF	140	95.3	263	pg/g	130	(81 - 134)		
	140	97.7	304	pg/g	169 a G	(81 - 134)	14	(0 - 27)
2,3,4,7,8-PeCDF	74	95.3	186	pg/g	121	(76 - 132)		
	74	97.7	217	pg/g	150 a G	(76 - 132)	16	(0 - 31)
1,2,3,4,7,8-HxCDF	270	95.3	388	pg/g	130 G	(72 - 140)		
	270	97.7	454	pg/g	194 a	(72 - 140)	16	(0 - 32)
2,3,4,6,7,8-HxCDF	35	95.3	159	pg/g	131	(72 - 151)		
	35	97.7	173	pg/g	143	(72 - 151)	8.4	(0 - 35)
1,2,3,7,8,9-HxCDF	16	95.3	108	pg/g	96	(72 - 152)		
	16	97.7	113	pg/g	99	(72 - 152)	4.7	(0 - 36)
1,2,3,4,6,7,8-HpCDF	460	95.3	557	pg/g	119	(81 - 137)		
	460	97.7	622	pg/g	182 a	(81 - 137)	11	(0 - 33)
OCDF	980	191	1220	pg/g	139	(75 - 141)		
	980	195	1420	pg/g	242 a	(75 - 141)	16	(0 - 45)
2,3,7,8-TCDD	3.7	19.1	24.3	pg/g	109	(77 - 130)		
	3.7	19.5	27.0	pg/g	120 G	(77 - 130)	11	(0 - 30)
1,2,3,7,8-PeCDD	12	95.3	128	pg/g	122	(79 - 134)		
	12	97.7	135	pg/g	126	(79 - 134)	5.6	(0 - 29)
1,2,3,7,8,9-HxCDD	9.6	95.3	102	pg/g	97	(80 - 143)		
	9.6	97.7	107	pg/g	100	(80 - 143)	4.9	(0 - 31)
1,2,3,4,6,7,8-HpCDD	35	95.3	149	pg/g	121	(86 - 134)		
	35	97.7	159	pg/g	128	(86 - 134)	6.4	(0 - 28)
OCDD	29	191	266	pg/g	125 B	(80 - 137)		
	29	195	276	pg/g	127 B	(80 - 137)	3.7	(0 - 32)
1,2,3,6,7,8-HxCDF	150	95.3	253	pg/g	113	(63 - 152)		
	150	97.7	295	pg/g	153 a	(63 - 152)	15	(0 - 38)
1,2,3,4,7,8,9-HpCDF	180	95.9	307	pg/g	138	(79 - 139)		
	180	97.7	331	pg/g	160 a	(79 - 139)	7.5	(0 - 35)
1,2,3,4,7,8-HxCDD	5.7	95.3	110	pg/g	109	(65 - 144)		
	5.7	97.7	115	pg/g	112	(65 - 144)	4.4	(0 - 36)
1,2,3,6,7,8-HxCDD	12	95.3	124	pg/g	118	(73 - 147)		
	12	97.7	133	pg/g	125	(73 - 147)	7.0	(0 - 36)

MATRIX/MATRIX SPIKE DATA REPORT

Trace Level Organic Compounds

Client Lot # ...: G9L180646	Work Order # ...: LRDQ31AF-MS	Matrix : SOLID
OS Lot-Sample#: G9L180646 - 010	LRDQ31AG-MSD	
Prep Date : 01/08/10	Analysis Date ...: 01/12/10	
Prep Batch # ...: 0008221		
Dilution Factor : 0.95		
Analyst ID.....: Susan X. Yan	Instrument ID.: 1D5	Method.....: SW846 8290
Initial Wgt/Vol: 10.03 g		

<u>INTERNAL STANDARD</u>	<u>PERCENT RECOVERY</u>	<u>RECOVERY LIMITS</u>
13C-2,3,7,8-TCDD	76	(40 - 135)
	49	(40 - 135)
13C-1,2,3,7,8-PeCDD	74	(40 - 135)
	49	(40 - 135)
13C-1,2,3,6,7,8-HxCDD	75	(40 - 135)
	47	(40 - 135)
13C-1,2,3,4,6,7,8-HpCDD	89	(40 - 135)
	55	(40 - 135)
13C-OCDD	80	(40 - 135)
	47	(40 - 135)
13C-2,3,7,8-TCDF	79	(40 - 135)
	56	(40 - 135)
13C-1,2,3,7,8-PeCDF	85	(40 - 135)
	54	(40 - 135)
13C-1,2,3,4,7,8-HxCDF	87	(40 - 135)
	54	(40 - 135)
13C-1,2,3,4,6,7,8-HpCDF	96	(40 - 135)
	57	(40 - 135)

Notes:

Calculations are performed before rounding to avoid round-off errors in calculated results.

Bold print denotes control parameters

- a Spiked analyte recovery is outside stated control limits.
- B Method blank contamination. The associated method blank contains the target analyte at a reportable level.
- CON Confirmation analysis.
- G Elevated reporting limit. The reporting limit is elevated due to matrix interference.

ICV/CCV
Run Logs

Initial Calibration Checklist
Dioxin Methods

ICAL ID (8290, 1613, T09, 23, 0023A, TETRAC) 123109/105

Method ID 8290, 1613B, T09, 23, 0023A Date Scanned 01/11/10

Column ID DB5 Instrument ID 105

STD ID's ST1231(B, C, D, E, F) STD Solution 09DXN(422, 423, 425, 426, 456)

GC Program OCDD Multiplier Setting 270

Analyzed By A.M. Date Analyzed 12/31/09, 1/1/10 7:25 1/4/10

Prepared By M.G. Date Prepared 1/4/10

Reviewed By JRB Date Reviewed 1/4/10

Curve summary present?	✓	✓
Hardcopies of chromatograms for CS1-CS5 present?	✓	✓
Copy of log-file present?	✓	✓
Static resolution check present?	✓	✓
Target file RT's correct?	✓	✓
%RSD within method-specified limits?*	✓	✓
Signal-to-noise criteria met?	✓	✓
Isotopic ratios within limits?	✓	✓
High point free of saturation?	✓	✓
Are chromatographic windows correct?	✓	✓
Manual reintegration's checked and hardcopies included?	✓	✓

COMMENTS:

CS2 Retention Times: 13C-1,2,3,4-TCDD 18:40
13C-1,2,3,7,8,9-HxCDD 32:49

*Method 8290/T09/M0023A: %RSD ≤20% for natives, ≤30% for labeled compounds; S/N ≥10
Method 1613B: %RSD ≤ 20% natives, ≤30% labeled compounds; S/N ≥10
Method 23: %RSD ≤ values specified in Table 5, Method 23; S/N ≥ 2.5

Run: 155R098D2 Analyte: 8290 Cal: 82901231091D5

ST1231B : CS-1 09DXN422 ST1231C : CS-2 09DXN423 ST1231D : CS-3 09DXN425
 ST1231E : CS-4 09DXN426 ST1231F : CS-5 09DXN456

31DR09A1D531DE09A1D531DE09A1D531DE09A1D531DE09A1D5

Name	Mean	S. D.	%RSD	RRP1	RRP2	RRP3	RRP4	RRP5
13C-1,2,3,4-TCDD	-	-	- %	-	-	-	-	-

13C-2,3,7,8-TCDF	1.566	0.079	5.03 %	1.52	1.48	1.64	1.53	1.66
2,3,7,8-TCDF	0.860	0.090	10.4 %	0.77	0.77	0.87	0.91	0.98
Total TCDF	0.860	0.090	10.4 %	0.77	0.77	0.87	0.91	0.98

13C-2,3,7,8-TCDD	0.993	0.079	7.91 %	0.93	0.93	1.01	0.97	1.12
2,3,7,8-TCDD	0.934	0.120	12.9 %	0.86	0.77	0.95	1.01	1.07
Total TCDD	0.934	0.120	12.9 %	0.86	0.77	0.95	1.01	1.07

37Cl-2,3,7,8-TCDD	2.218	0.347	15.7 %	2.02	1.82	2.18	2.33	2.74
-------------------	-------	-------	--------	------	------	------	------	------

13C-1,2,3,7,8-PeCDF	1.073	0.114	10.6 %	1.00	0.98	1.09	1.03	1.26
1,2,3,7,8-PeCDF	1.000	0.119	11.9 %	0.85	0.90	1.04	1.10	1.11
2,3,4,7,8-PeCDF	0.939	0.122	13.0 %	0.79	0.84	0.97	1.05	1.05
Total P2 PeCDF	0.969	0.120	12.4 %	0.82	0.87	1.01	1.08	1.08
Total P1 PeCDF	0.969	0.120	12.4 %	0.82	0.87	1.01	1.08	1.08

13C-1,2,3,7,8-PeCDD	0.666	0.081	12.1 %	0.61	0.59	0.67	0.67	0.80
1,2,3,7,8-PeCDD	0.929	0.127	13.7 %	0.79	0.81	0.94	1.04	2.06
Total PeCDD	0.929	0.127	13.7 %	0.79	0.81	0.94	1.04	1.06

13C-1,2,3,7,8,9-HxCDD	-	-	- %	-	-	-	-	-
-----------------------	---	---	-----	---	---	---	---	---

13C-1,2,3,4,7,8-HxCDF	0.893	0.084	9.37 %	0.98	0.88	0.90	0.76	0.94
1,2,3,4,7,8-HxCDF	1.199	0.171	14.2 %	0.96	1.08	1.31	1.33	1.32
1,2,3,6,7,8-HxCDF	1.371	0.160	11.7 %	1.12	1.30	1.48	1.51	1.45
2,3,4,6,7,8-HxCDF	1.242	0.152	12.3 %	1.02	1.15	1.32	1.36	1.36
1,2,3,7,8,9-HxCDF	1.326	0.218	16.4 %	1.02	1.19	1.44	1.57	1.42
Total HxCDF	1.285	0.174	13.5 %	1.03	1.18	1.39	1.44	1.38

13C-1,2,3,6,7,8-HxCDD	0.732	0.084	11.4 %	0.83	0.69	0.75	0.61	0.78
1,2,3,4,7,8-HxCDD	0.970	0.170	17.5 %	0.74	0.88	0.98	1.15	1.11

1,2,3,6,7,8-HxCDD	1.058	0.118	11.2 %	0.88	1.01	1.09	1.16	1.15
1,2,3,7,8,9-HxCDD	1.275	0.243	19.0 %	0.92	1.19	1.33	1.57	1.37
Total HxCDD	1.101	0.175	15.9 %	0.84	1.02	1.14	1.30	1.21
13C-1,2,3,4,6,7,8-HpCDF	0.860	0.055	6.38 %	0.92	0.85	0.88	0.78	0.88
1,2,3,4,6,7,8-HpCDF	1.287	0.138	10.8 %	1.10	1.18	1.34	1.41	1.40
1,2,3,4,7,8,9-HpCDF	1.135	0.151	13.3 %	0.95	1.00	1.19	1.27	1.27
Total HpCDF	1.211	0.145	11.9 %	1.02	1.09	1.27	1.34	1.33
13C-1,2,3,4,6,7,8-HpCDD	0.752	0.046	6.08 %	0.80	0.74	0.75	0.68	0.79
1,2,3,4,6,7,8-HpCDD	0.998	0.122	12.2 %	0.85	0.88	1.05	1.10	1.10
Total HpCDD	0.998	0.122	12.2 %	0.85	0.88	1.05	1.10	1.10
13C-OCDD	0.564	0.039	6.86 %	0.58	0.54	0.57	0.51	0.61
OCDF	1.437	0.202	14.1 %	1.16	1.30	1.52	1.63	1.59
OCDD	1.110	0.128	11.5 %	0.96	0.98	1.16	1.23	1.22

Run #1 Filename 31DE09A1D5 S: 2 I: 1
 Acquired: 1-JAN-10 00:09:07 Processed: 4-JAN-10 07:30:47
 Run: 15SE098D2 Analyte: 8290 Cal: 82901231091D5

Comments:

Sample text: ST1231B :CS-1 09DXN422

Name	Resp	RA	RT	RRF	Mod?
13C-1,2,3,4-TCDD	326815000	0.81 y	18:42	-	100.00 n
13C-2,3,7,8-TCDF	495192000	0.78 y	18:09	1.52	100.00 n
2,3,7,8-TCDF	1909491	0.78 y	18:09	0.77	0.50 n
Total TCDF	-	- n	-	0.77	0.50 n
13C-2,3,7,8-TCDD	305230000	0.80 y	18:53	0.93	100.00 n
2,3,7,8-TCDD	1317770	0.78 y	18:56	0.86	0.50 n
Total TCDD	-	- n	-	0.86	0.50 n
37Cl-2,3,7,8-TCDD	3295720	1.00 y	18:56	2.02	0.50 n
13C-1,2,3,7,8-PeCDF	327775000	1.60 y	23:32	1.00	100.00 n
1,2,3,7,8-PeCDF	6958190	1.59 y	23:34	0.85	2.50 n
2,3,4,7,8-PeCDF	6434690	1.62 y	24:58	0.79	2.50 n
Total F2 PeCDF	-	- n	-	0.82	5.00 n
Total F1 PeCDF	-	- n	-	0.82	5.00 n
13C-1,2,3,7,8-PeCDD	198162800	1.64 y	25:44	0.61	100.00 n
1,2,3,7,8-PeCDD	3904960	1.46 y	25:45	0.79	2.50 n
Total PeCDD	-	- n	-	0.79	2.50 n
13C-1,2,3,7,8,9-HxCDD	246455000	1.30 y	32:51	-	100.00 n
13C-1,2,3,4,7,8-HxCDF	242322300	0.50 y	31:26	0.98	100.00 n
1,2,3,4,7,8-HxCDF	5809990	1.20 y	31:27	0.96	2.50 n
1,2,3,6,7,8-HxCDF	6810920	1.31 y	31:36	1.12	2.50 n
2,3,4,6,7,8-HxCDF	6178250	1.26 y	32:17	1.02	2.50 n
1,2,3,7,8,9-HxCDF	6177790	1.28 y	33:03	1.02	2.50 n
Total HxCDF	-	- n	-	1.03	10.00 n
13C-1,2,3,6,7,8-HxCDD	204409500	1.28 y	32:32	0.83	100.00 n
1,2,3,4,7,8-HxCDD	3765050	1.19 y	32:27	0.74	2.50 n
1,2,3,6,7,8-HxCDD	4473360	1.33 y	32:33	0.88	2.50 n
1,2,3,7,8,9-HxCDD	4685460	1.26 y	32:52	0.92	2.50 n
Total HxCDD	-	- n	-	0.84	7.50 n
13C-1,2,3,4,6,7,8-HpCDF	227457800	0.43 y	34:35	0.92	100.00 n
1,2,3,4,6,7,8-HpCDF	6254400	1.07 y	34:35	1.10	2.50 n
1,2,3,4,7,8,9-HpCDF	5396380	1.04 y	35:53	0.95	2.50 n
Total HpCDF	-	- n	-	1.02	5.00 n
13C-1,2,3,4,6,7,8-HpCDD	196980400	1.10 y	35:31	0.80	100.00 n
1,2,3,4,6,7,8-HpCDD	4184800	0.97 y	35:31	0.85	2.50 n
Total HpCDD	-	- n	-	0.85	2.50 n
13C-OCDD	287999000	0.90 y	38:18	0.58	200.00 n
OCDF	8341240	0.89 y	38:25	1.16	5.00 n

OCDD 6946490 0.88 y 38:19 0.96 5.00 n

0.00
0.00
0.00

Run #2 Filename 31DE09A1D5 S: 3 I: 1
 Acquired: 1-JAN-10 00:50:55 Processed: 4-JAN-10 07:30:48
 Run: 15SE098D2 Analyte: 8290 Cal: 82901231091D5

Comments:

Sample text: ST1231C :CS-2 09DXN423

Name	Resp	RA	RT	RRF	Resp	Mod?
13C-1,2,3,4-TCDD	338633000	0.80 y	18:40	-	100.00	n
13C-2,3,7,8-TCDF	501872000	0.80 y	18:07	1.48	100.00	n
2,3,7,8-TCDF	7721520	0.76 y	18:08	0.77	2.00	n
Total TCDF	-	- n	-	0.77	2.00	n
13C-2,3,7,8-TCDD	314535000	0.79 y	18:52	0.93	100.00	n
2,3,7,8-TCDD	4841990	0.72 y	18:53	0.77	2.00	n
Total TCDD	-	- n	-	0.77	2.00	n
37Cl-2,3,7,8-TCDD	12349320	1.00 y	18:53	1.82	2.00	n
13C-1,2,3,7,8-PeCDF	332660000	1.64 y	23:31	0.98	100.00	n
1,2,3,7,8-PeCDF	29926900	1.66 y	23:32	0.90	10.00	n
2,3,4,7,8-PeCDF	27858600	1.64 y	24:57	0.84	10.00	n
Total F2 PeCDF	-	- n	-	0.87	20.00	n
Total F1 PeCDF	-	- n	-	0.87	20.00	n
13C-1,2,3,7,8-PeCDD	200944100	1.64 y	25:42	0.59	100.00	n
1,2,3,7,8-PeCDD	16258920	1.63 y	25:44	0.81	10.00	n
Total PeCDD	-	- n	-	0.81	10.00	n
13C-1,2,3,7,8,9-HxCDD	271672000	1.29 y	32:50	-	100.00	n
13C-1,2,3,4,7,8-HxCDF	238064400	0.51 y	31:25	0.88	100.00	n
1,2,3,4,7,8-HxCDF	25643500	1.28 y	31:26	1.08	10.00	n
1,2,3,6,7,8-HxCDF	30902300	1.30 y	31:35	1.30	10.00	n
2,3,4,6,7,8-HxCDF	27314900	1.31 y	32:16	1.15	10.00	n
1,2,3,7,8,9-HxCDF	28395900	1.26 y	33:02	1.19	10.00	n
Total HxCDF	-	- n	-	1.18	40.00	n
13C-1,2,3,6,7,8-HxCDD	187073300	1.31 y	32:31	0.69	100.00	n
1,2,3,4,7,8-HxCDD	16376990	1.27 y	32:26	0.88	10.00	y
1,2,3,6,7,8-HxCDD	18917800	1.35 y	32:32	1.01	10.00	y
1,2,3,7,8,9-HxCDD	22185210	1.30 y	32:51	1.19	10.00	n
Total HxCDD	-	- n	-	1.02	30.00	n
13C-1,2,3,4,6,7,8-HpCDF	229668600	0.43 y	34:34	0.85	100.00	n
1,2,3,4,6,7,8-HpCDF	27134500	1.01 y	34:35	1.18	10.00	n
1,2,3,4,7,8,9-HpCDF	22973600	1.06 y	35:53	1.00	10.00	n
Total HpCDF	-	- n	-	1.09	20.00	n
13C-1,2,3,4,6,7,8-HpCDD	200876100	1.09 y	35:30	0.74	100.00	n
1,2,3,4,6,7,8-HpCDD	17730590	1.07 y	35:31	0.88	10.00	n
Total HpCDD	-	- n	-	0.88	10.00	n
13C-OCDD	295682000	0.89 y	38:18	0.54	200.00	n
OCDF	38310100	0.87 y	38:25	1.30	20.00	n

OCDD 28999100 0.89 y 38:19 0.98 20.00 n

Run #2 Filename 31DE09A1D5 S: 3 I: 1
 Acquired: 1-JAN-10 00:50:55 Processed: 4-JAN-10 07:30:48
 Run: 15SE098D2 Analyte: 8290 Cal: 82901231091D5

Comments:

Sample text: ST1231C :CS-2 09DXN423

Name	Resp	RA	RT	RRF	Resp	Mod?
13C-1,2,3,4-TCDD	338633000	0.80 y	18:40	-	100.00	n
13C-2,3,7,8-TCDF	501872000	0.80 y	18:07	1.48	100.00	n
2,3,7,8-TCDF	7721520	0.76 y	18:08	0.77	2.00	n
Total TCDF	-	- n	-	0.77	2.00	n
13C-2,3,7,8-TCDD	314535000	0.79 y	18:52	0.93	100.00	n
2,3,7,8-TCDD	4841990	0.72 y	18:53	0.77	2.00	n
Total TCDD	-	- n	-	0.77	2.00	n
37Cl-2,3,7,8-TCDD	12349320	1.00 y	18:53	1.82	2.00	n
13C-1,2,3,7,8-PeCDF	332660000	1.64 y	23:31	0.98	100.00	n
1,2,3,7,8-PeCDF	29926900	1.66 y	23:32	0.90	10.00	n
2,3,4,7,8-PeCDF	27858600	1.64 y	24:57	0.84	10.00	n
Total F2 PeCDF	-	- n	-	0.87	20.00	n
Total F1 PeCDF	-	- n	-	0.87	20.00	n
13C-1,2,3,7,8-PeCDD	200944100	1.64 y	25:42	0.59	100.00	n
1,2,3,7,8-PeCDD	16258920	1.63 y	25:44	0.81	10.00	n
Total PeCDD	-	- n	-	0.81	10.00	n
13C-1,2,3,7,8,9-HxCDD	271672000	1.29 y	32:50	-	100.00	n
13C-1,2,3,4,7,8-HxCDF	238064400	0.51 y	31:25	0.88	100.00	n
1,2,3,4,7,8-HxCDF	25643500	1.28 y	31:26	1.08	10.00	n
1,2,3,6,7,8-HxCDF	30902300	1.30 y	31:35	1.30	10.00	n
2,3,4,6,7,8-HxCDF	27314900	1.31 y	32:16	1.15	10.00	n
1,2,3,7,8,9-HxCDF	28395900	1.26 y	33:02	1.19	10.00	n
Total HxCDF	-	- n	-	1.18	40.00	n
13C-1,2,3,6,7,8-HxCDD	187073300	1.31 y	32:31	0.69	100.00	n
1,2,3,4,7,8-HxCDD	14931616	1.45 n	32:26	0.80	10.00	n
1,2,3,6,7,8-HxCDD	18826110	1.21 y	32:32	1.01	10.00	n
1,2,3,7,8,9-HxCDD	22185220	1.30 y	32:51	1.19	10.00	n
Total HxCDD	-	- n	-	1.00	30.00	n
13C-1,2,3,4,6,7,8-HpCDF	229668600	0.43 y	34:34	0.85	100.00	n
1,2,3,4,6,7,8-HpCDF	27134500	1.01 y	34:35	1.18	10.00	n
1,2,3,4,7,8,9-HpCDF	22973600	1.06 y	35:53	1.00	10.00	n
Total HpCDF	-	- n	-	1.09	20.00	n
13C-1,2,3,4,6,7,8-HpCDD	200876100	1.09 y	35:30	0.74	100.00	n
1,2,3,4,6,7,8-HpCDD	17730590	1.07 y	35:31	0.88	10.00	n
Total HpCDD	-	- n	-	0.88	10.00	n
13C-OCDD	295682000	0.89 y	38:18	0.54	200.00	n
OCDF	38310100	0.87 y	38:25	1.30	20.00	n
OCDD	28999100	0.89 y	38:19	0.98	20.00	n

Run #3 Filename 31DE09A1D5 S: 4 I: 1
 Acquired: 1-JAN-10 01:32:44 Processed: 4-JAN-10 07:30:49
 Run: 15SE098D2 Analyte: 8290 Cal: 82901231091D5

Comments:

Sample text: ST1231D :CS-3 09DXN425

Name	Resp	RA	RT	RRF	Resp	Mod?
13C-1,2,3,4-TCDD	307910000	0.80 y	18:40	-	100.00	n
13C-2,3,7,8-TCDF	506106000	0.79 y	18:06	1.64	100.00	n
2,3,7,8-TCDF	44200100	0.76 y	18:07	0.87	10.00	n
Total TCDF	-	- n	-	0.87	10.00	n
13C-2,3,7,8-TCDD	310374000	0.80 y	18:52	1.01	100.00	n
2,3,7,8-TCDD	29546200	0.79 y	18:53	0.95	10.00	n
Total TCDD	-	- n	-	0.95	10.00	n
37Cl-2,3,7,8-TCDD	67170000	1.00 y	18:53	2.18	10.00	n
13C-1,2,3,7,8-PeCDF	335656000	1.65 y	23:30	1.09	100.00	n
1,2,3,7,8-PeCDF	174948900	1.63 y	23:32	1.04	50.00	n
2,3,4,7,8-PeCDF	162654400	1.64 y	24:57	0.97	50.00	n
Total F2 PeCDF	-	- n	-	1.01	100.00	n
Total F1 PeCDF	-	- n	-	1.01	100.00	n
13C-1,2,3,7,8-PeCDD	205985000	1.67 y	25:42	0.67	100.00	n
1,2,3,7,8-PeCDD	97299200	1.65 y	25:43	0.94	50.00	n
Total PeCDD	-	- n	-	0.94	50.00	n
13C-1,2,3,7,8,9-HxCDD	264028000	1.28 y	32:49	-	100.00	n
13C-1,2,3,4,7,8-HxCDF	237779900	0.51 y	31:25	0.90	100.00	n
1,2,3,4,7,8-HxCDF	155946700	1.25 y	31:26	1.31	50.00	n
1,2,3,6,7,8-HxCDF	175881700	1.25 y	31:35	1.48	50.00	n
2,3,4,6,7,8-HxCDF	157470900	1.29 y	32:16	1.32	50.00	n
1,2,3,7,8,9-HxCDF	170784100	1.26 y	33:02	1.44	50.00	n
Total HxCDF	-	- n	-	1.39	200.00	n
13C-1,2,3,6,7,8-HxCDD	199181900	1.29 y	32:31	0.75	100.00	n
1,2,3,4,7,8-HxCDD	97513000	1.26 y	32:26	0.98	50.00	n
1,2,3,6,7,8-HxCDD	109018400	1.29 y	32:32	1.09	50.00	n
1,2,3,7,8,9-HxCDD	132727200	1.29 y	32:50	1.33	50.00	n
Total HxCDD	-	- n	-	1.14	150.00	n
13C-1,2,3,4,6,7,8-HpCDF	232544000	0.43 y	34:34	0.88	100.00	n
1,2,3,4,6,7,8-HpCDF	156361300	1.03 y	34:35	1.34	50.00	n
1,2,3,4,7,8,9-HpCDF	138612200	1.05 y	35:52	1.19	50.00	n
Total HpCDF	-	- n	-	1.27	100.00	n
13C-1,2,3,4,6,7,8-HpCDD	199167200	1.09 y	35:30	0.75	100.00	n
1,2,3,4,6,7,8-HpCDD	105004000	1.05 y	35:31	1.05	50.00	n
Total HpCDD	-	- n	-	1.05	50.00	n
13C-OCDD	301292000	0.91 y	38:17	0.57	200.00	n
OCDF	228515000	0.90 y	38:25	1.52	100.00	n
OCDD	174447000	0.89 y	38:18	1.16	100.00	n

Run #4 Filename 31DE09ALD5 S: 5 I: 1
 Acquired: 1-JAN-10 02:14:32 Processed: 4-JAN-10 07:30:49
 Run: 15SE098D2 Analyte: 8290 Cal: 82901231091D5

Comments:

Sample text: ST1231E :CS-4 09DXN426

Name	Resp	RA	RT	RRF		Mod?
13C-1,2,3,4-TCDD	360177000	0.81 y	18:40	-	100.00	n
13C-2,3,7,8-TCDF	552269000	0.80 y	18:06	1.53	100.00	n
2,3,7,8-TCDF	200867500	0.77 y	18:07	0.91	40.00	n
Total TCDF	-	- n	-	0.91	40.00	n
13C-2,3,7,8-TCDD	350941000	0.80 y	18:52	0.97	100.00	n
2,3,7,8-TCDD	141705800	0.77 y	18:53	1.01	40.00	n
Total TCDD	-	- n	-	1.01	40.00	n
37Cl-2,3,7,8-TCDD	335352000	1.00 y	18:53	2.33	40.00	n
13C-1,2,3,7,8-PeCDF	369215000	1.63 y	23:31	1.03	100.00	n
1,2,3,7,8-PeCDF	814732000	1.58 y	23:32	1.10	200.00	n
2,3,4,7,8-PeCDF	775079000	1.57 y	24:57	1.05	200.00	n
Total F2 PeCDF	-	- n	-	1.08	400.00	n
Total F1 PeCDF	-	- n	-	1.08	400.00	n
13C-1,2,3,7,8-PeCDD	239834200	1.64 y	25:42	0.67	100.00	n
1,2,3,7,8-PeCDD	500625000	1.60 y	25:44	1.04	200.00	n
Total PeCDD	-	- n	-	1.04	200.00	n
13C-1,2,3,7,8,9-HxCDD	359009000	1.24 y	32:50	-	100.00	n
13C-1,2,3,4,7,8-HxCDF	273599700	0.51 y	31:25	0.76	100.00	n
1,2,3,4,7,8-HxCDF	727822000	1.26 y	31:26	1.33	200.00	n
1,2,3,6,7,8-HxCDF	824043000	1.27 y	31:35	1.51	200.00	n
2,3,4,6,7,8-HxCDF	744600000	1.26 y	32:16	1.36	200.00	n
1,2,3,7,8,9-HxCDF	857140000	1.26 y	33:02	1.57	200.00	n
Total HxCDF	-	- n	-	1.44	800.00	n
13C-1,2,3,6,7,8-HxCDD	219899700	1.29 y	32:31	0.61	100.00	n
1,2,3,4,7,8-HxCDD	507310000	1.25 y	32:27	1.15	200.00	n
1,2,3,6,7,8-HxCDD	512249000	1.28 y	32:32	1.16	200.00	n
1,2,3,7,8,9-HxCDD	690425000	1.27 y	32:51	1.57	200.00	n
Total HxCDD	-	- n	-	1.30	600.00	n
13C-1,2,3,4,6,7,8-HpCDF	278355600	0.44 y	34:34	0.78	100.00	n
1,2,3,4,6,7,8-HpCDF	784068000	1.04 y	34:35	1.41	200.00	n
1,2,3,4,7,8,9-HpCDF	705553000	1.04 y	35:53	1.27	200.00	n
Total HpCDF	-	- n	-	1.34	400.00	n
13C-1,2,3,4,6,7,8-HpCDD	244993000	1.09 y	35:31	0.68	100.00	n
1,2,3,4,6,7,8-HpCDD	539498000	1.05 y	35:31	1.10	200.00	n
Total HpCDD	-	- n	-	1.10	200.00	n
13C-OCDD	366780000	0.90 y	38:18	0.51	200.00	n
OCDF	1195334000	0.91 y	38:25	1.63	400.00	n
OCDD	901352000	0.90 y	38:18	1.23	400.00	n

Run #5 Filename 31DE09A1D5 S: 6 I: 1
 Acquired: 1-JAN-10 02:56:20 Processed: 4-JAN-10 07:30:50
 Run: 15SE098D2 Analyte: 8290 Cal: 82901231091D5

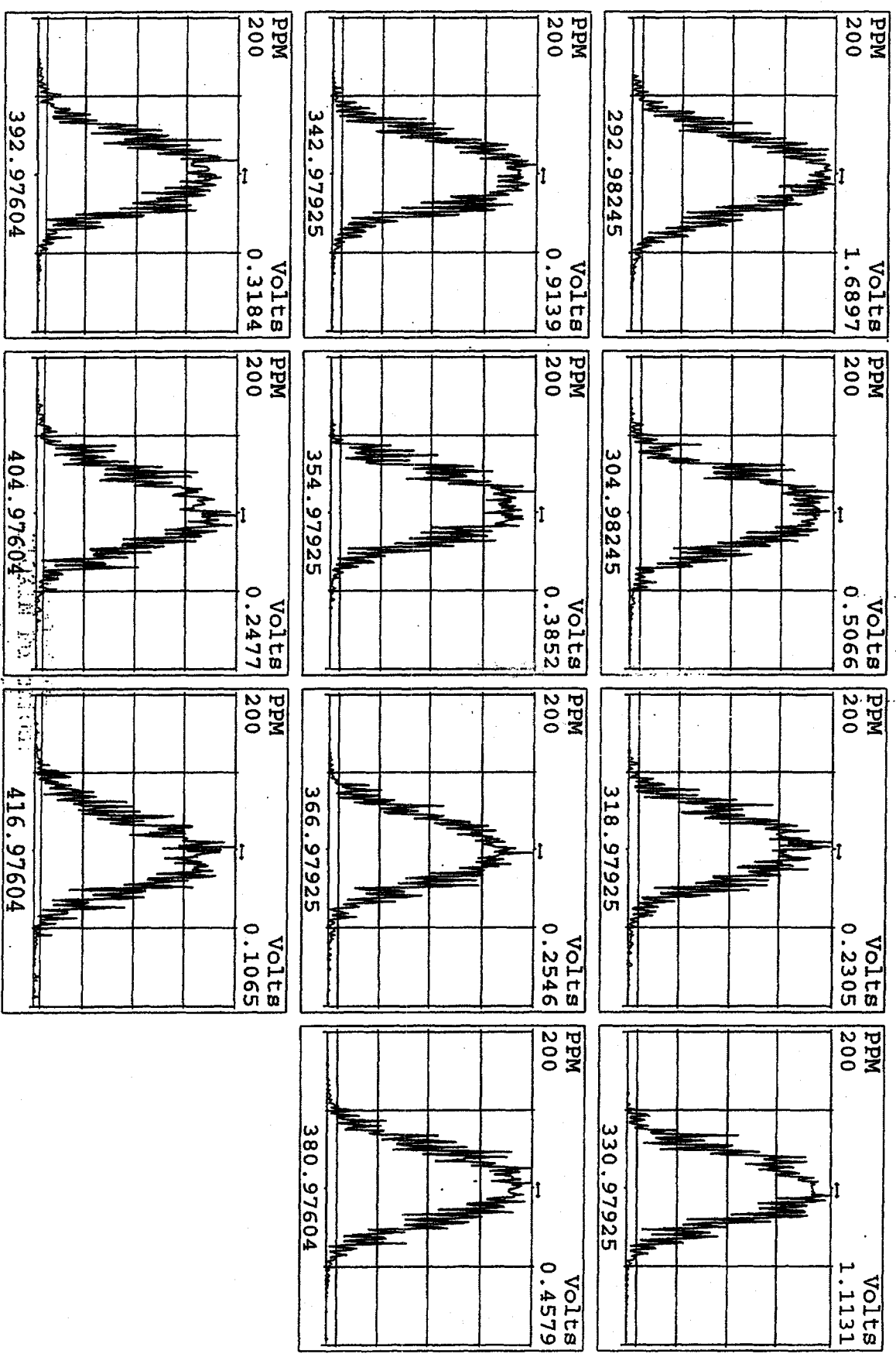
Comments:

Sample text: ST1231F :CS-5 09DXN456

Name	Resp	RA	RT	RRF	Mod?
13C-1,2,3,4-TCDD	223948500	0.79 y	18:39	-	100.00 n
13C-2,3,7,8-TCDF	370833000	0.77 y	18:05	1.66	100.00 n
2,3,7,8-TCDF	724048000	0.76 y	18:06	0.98	200.00 n
Total TCDF	-	- n	-	0.98	200.00 n
13C-2,3,7,8-TCDD	251145000	0.80 y	18:51	1.12	100.00 n
2,3,7,8-TCDD	539625000	0.78 y	18:52	1.07	200.00 n
Total TCDD	-	- n	-	1.07	200.00 n
37Cl-2,3,7,8-TCDD	1227666000	1.00 y	18:52	2.74	200.00 n
13C-1,2,3,7,8-PeCDF	283018000	1.63 y	23:30	1.26	100.00 n
1,2,3,7,8-PeCDF	3129820000	1.57 y	23:32	1.11	1000.00 n
2,3,4,7,8-PeCDF	2975790000	1.57 y	24:57	1.05	1000.00 n
Total F2 PeCDF	-	- n	-	1.08	2000.00 n
Total F1 PeCDF	-	- n	-	1.08	2000.00 n
13C-1,2,3,7,8-PeCDD	178526400	1.62 y	25:42	0.80	100.00 n
1,2,3,7,8-PeCDD	1892442000	1.58 y	25:44	1.06	1000.00 n
Total PeCDD	-	- n	-	1.06	1000.00 n
13C-1,2,3,7,8,9-HxCDD	230276000	1.29 y	32:50	-	100.00 n
13C-1,2,3,4,7,8-HxCDF	216892500	0.51 y	31:25	0.94	100.00 n
1,2,3,4,7,8-HxCDF	2857220000	1.24 y	31:27	1.32	1000.00 n
1,2,3,6,7,8-HxCDF	3141570000	1.26 y	31:35	1.45	1000.00 n
2,3,4,6,7,8-HxCDF	2944900000	1.25 y	32:16	1.36	1000.00 n
1,2,3,7,8,9-HxCDF	3069220000	1.26 y	33:03	1.42	1000.00 n
Total HxCDF	-	- n	-	1.38	4000.00 n
13C-1,2,3,6,7,8-HxCDD	178583200	1.27 y	32:31	0.78	100.00 n
1,2,3,4,7,8-HxCDD	1973363000	1.25 y	32:27	1.11	1000.00 n
1,2,3,6,7,8-HxCDD	2046135000	1.28 y	32:32	1.15	1000.00 n
1,2,3,7,8,9-HxCDD	2448250000	1.27 y	32:51	1.37	1000.00 n
Total HxCDD	-	- n	-	1.21	3000.00 n
13C-1,2,3,4,6,7,8-HpCDF	201777500	0.44 y	34:34	0.88	100.00 n
1,2,3,4,6,7,8-HpCDF	2821880000	1.05 y	34:35	1.40	1000.00 n
1,2,3,4,7,8,9-HpCDF	2558690000	1.04 y	35:53	1.27	1000.00 n
Total HpCDF	-	- n	-	1.33	2000.00 n
13C-1,2,3,4,6,7,8-HpCDD	180867800	1.08 y	35:31	0.79	100.00 n
1,2,3,4,6,7,8-HpCDD	1991700000	1.05 y	35:32	1.10	1000.00 n
Total HpCDD	-	- n	-	1.10	1000.00 n
13C-OCDD	281979000	0.89 y	38:19	0.61	200.00 n
OCDF	4472470000	0.91 y	38:26	1.59	2000.00 n
OCDD	3427190000	0.90 y	38:20	1.22	2000.00 n

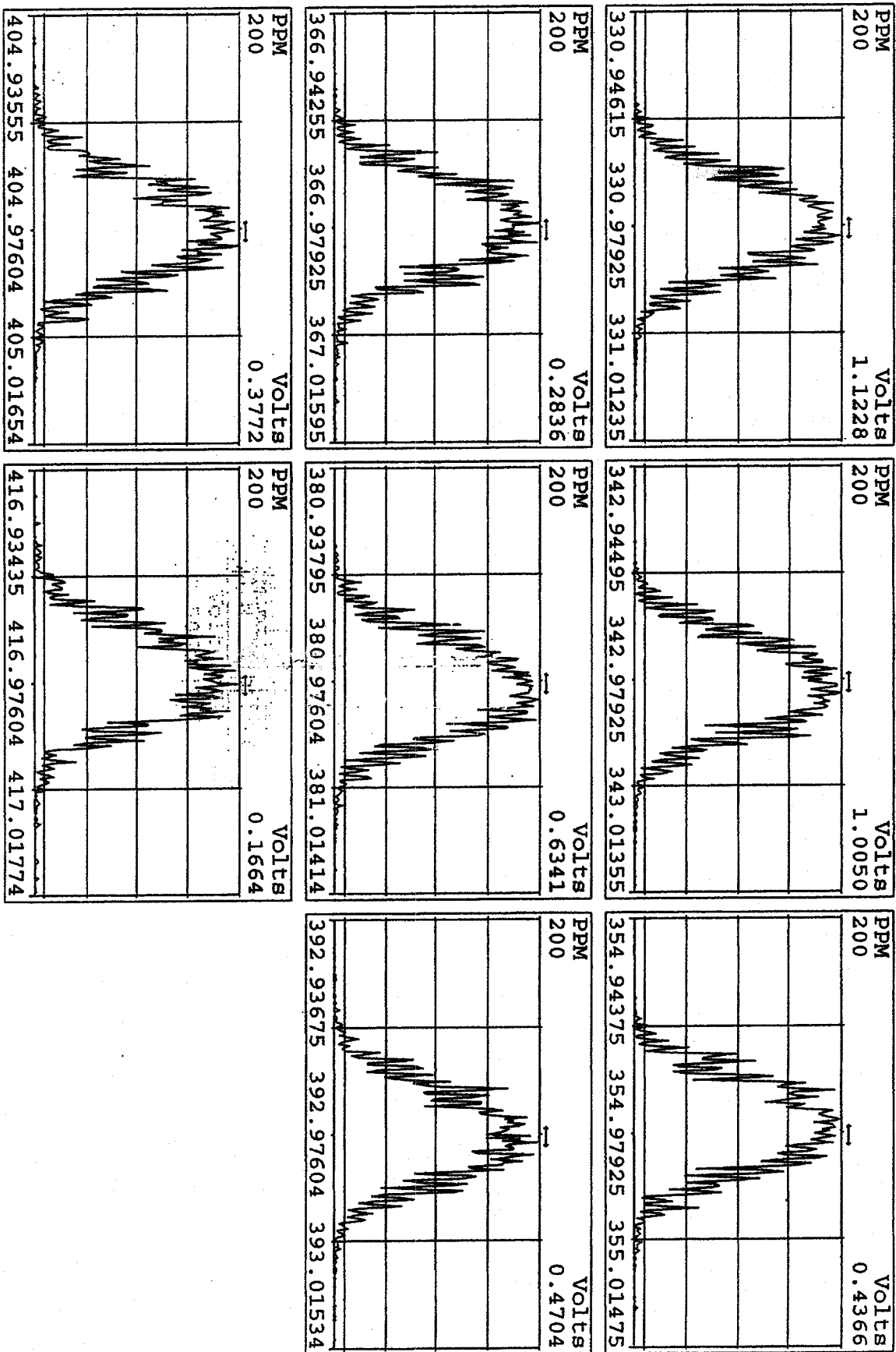
Data file	Smp	Work Order	Sample ID	FV-uL	Method/Matrix	Box	Size	U
31DE09A1D5	1	CP1231A	DB-5 CPSM 3732-04				1.000	
31DE09A1D5	2	ST1231B	CS-1 09DXN422				1.000	
31DE09A1D5	3	ST1231C	CS-2 09DXN423				1.000	
31DE09A1D5	4	ST1231D	CS-3 09DXN425				1.000	
31DE09A1D5	5	ST1231E	CS-4 09DXN426				1.000	
31DE09A1D5	6	ST1231F	CS-5 09DXN456				1.000	
31DE09A1D5	7	SB1231C	Solvent Blank C-14				1.000	
31DE09A1D5	8	ST1231G	2nd Source 09DXN449	500	1613B/8290		1.000	
31DE09A1D5	9						1.000	
31DE09A1D5	10						1.000	
31DE09A1D5	11						1.000	
31DE09A1D5	12						1.000	
31DE09A1D5	13						1.000	
31DE09A1D5	14						1.000	
31DE09A1D5	15		AM 12-31-09				1.000	
31DE09A1D5	16						1.000	

Peak Locate Examination:31-DEC-2009:23:19 File:31DE09A1D5
 Experiment:DIOXIN Function:1 Reference:PK

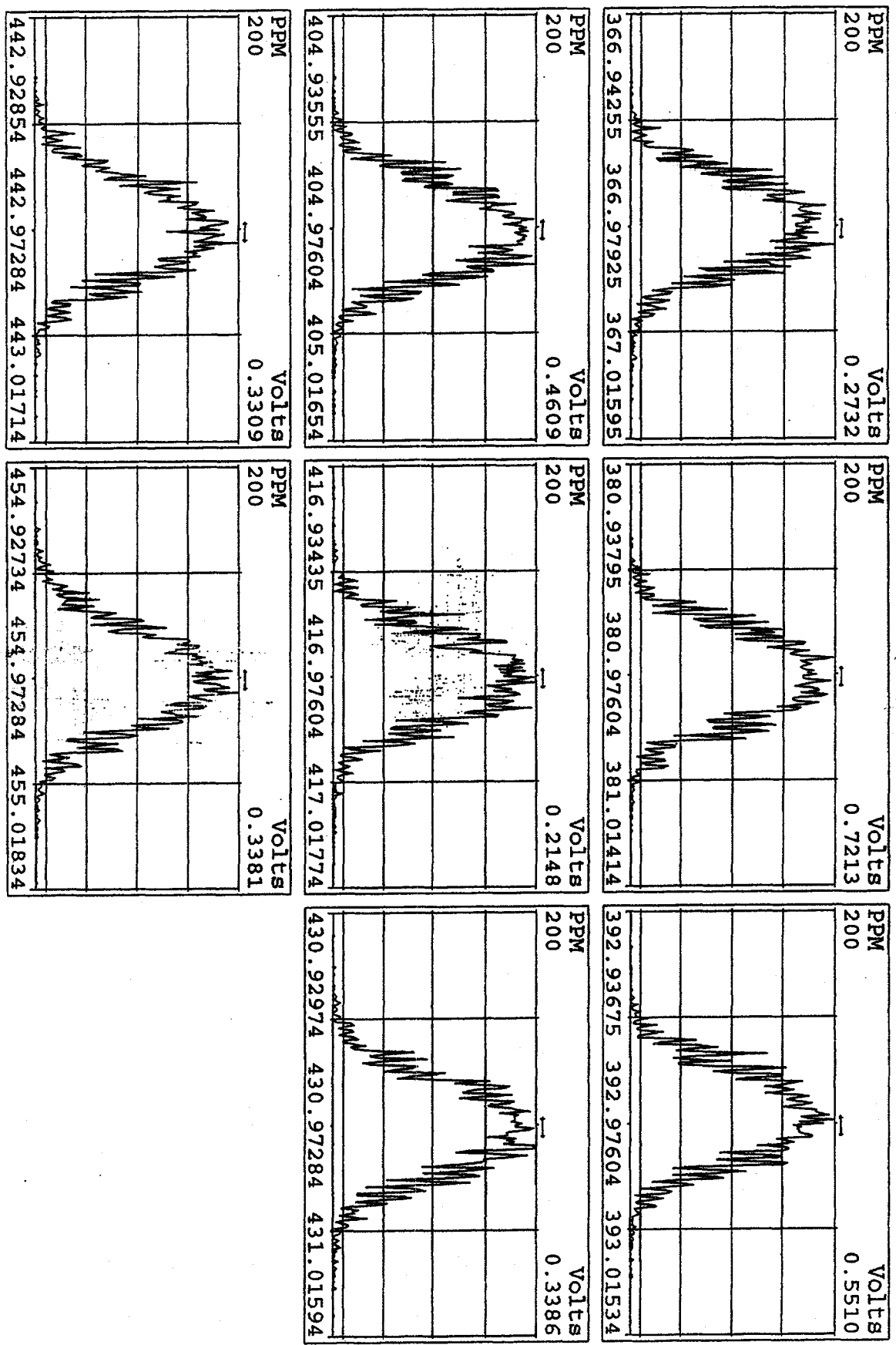


VOLTS
 0.5066
 200

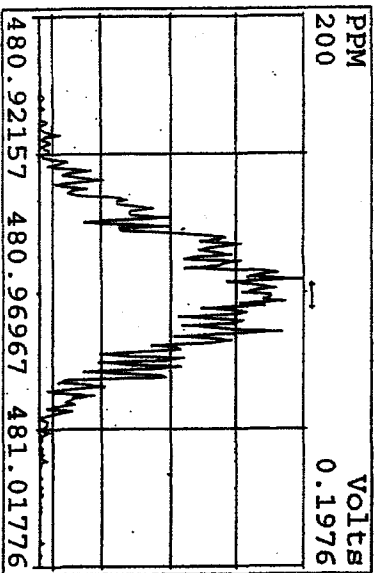
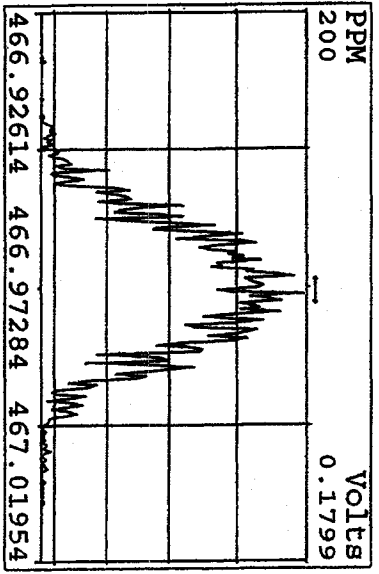
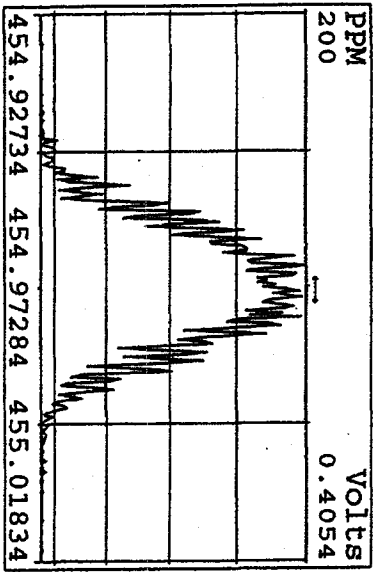
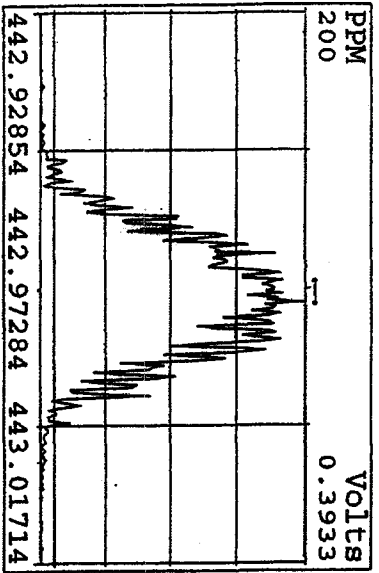
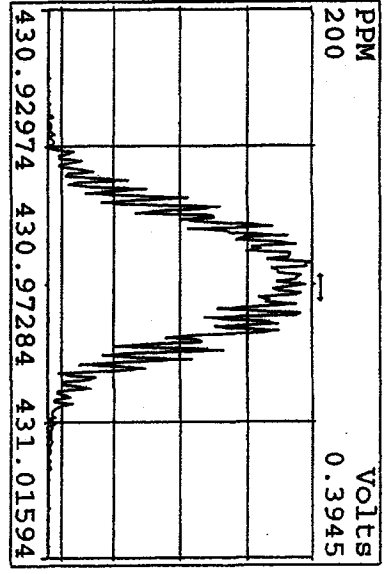
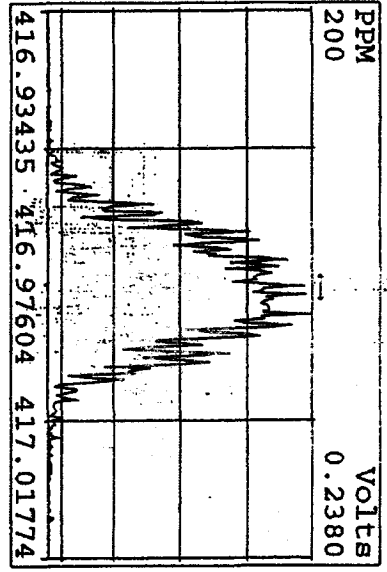
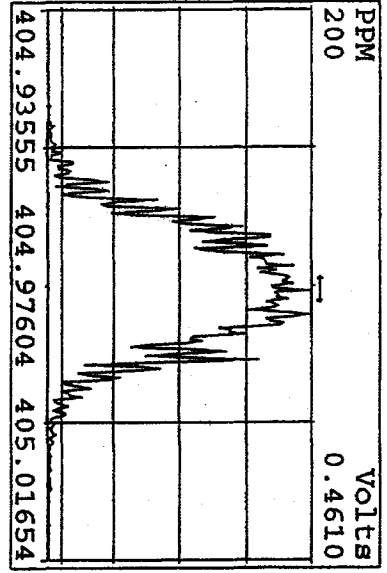
Peak Locate Examination:31-DEC-2009:23:20 File:31DE09A1D5
 Experiment:DIOXIN Function:2 Reference:PK



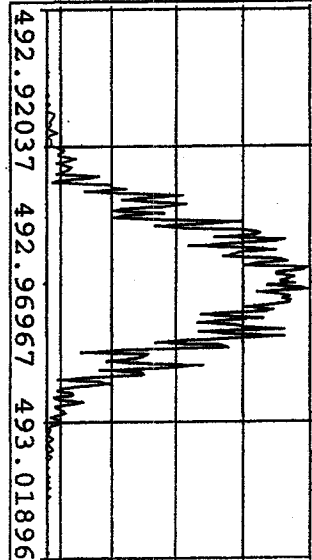
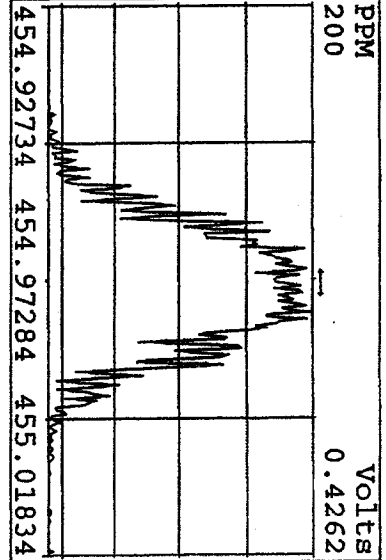
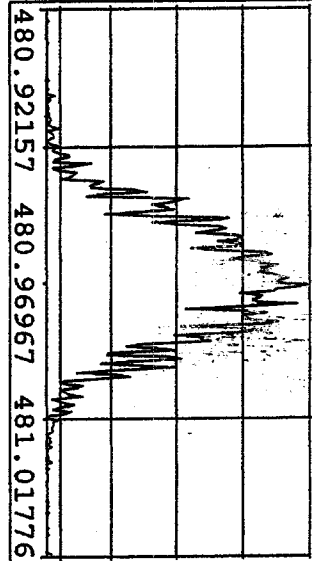
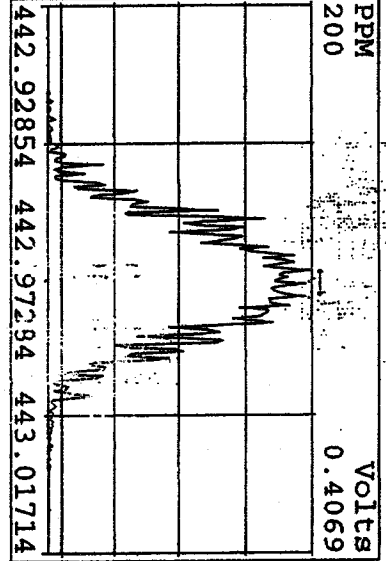
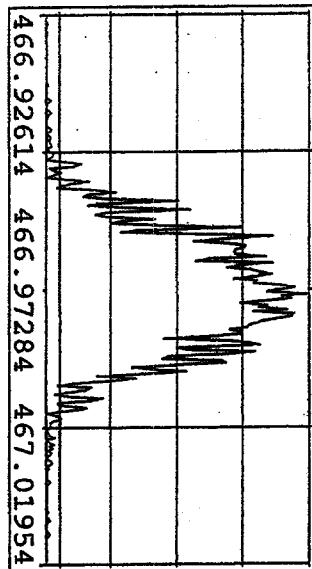
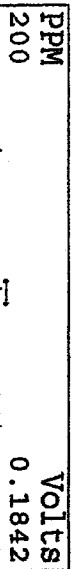
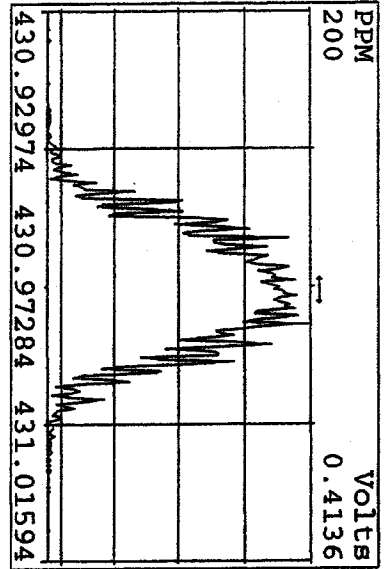
Peak Locate Examination:31-DEC-2009:23:21 File:31DE09A1D5
 Experiment:DIOXIN Function:3 Reference:PK



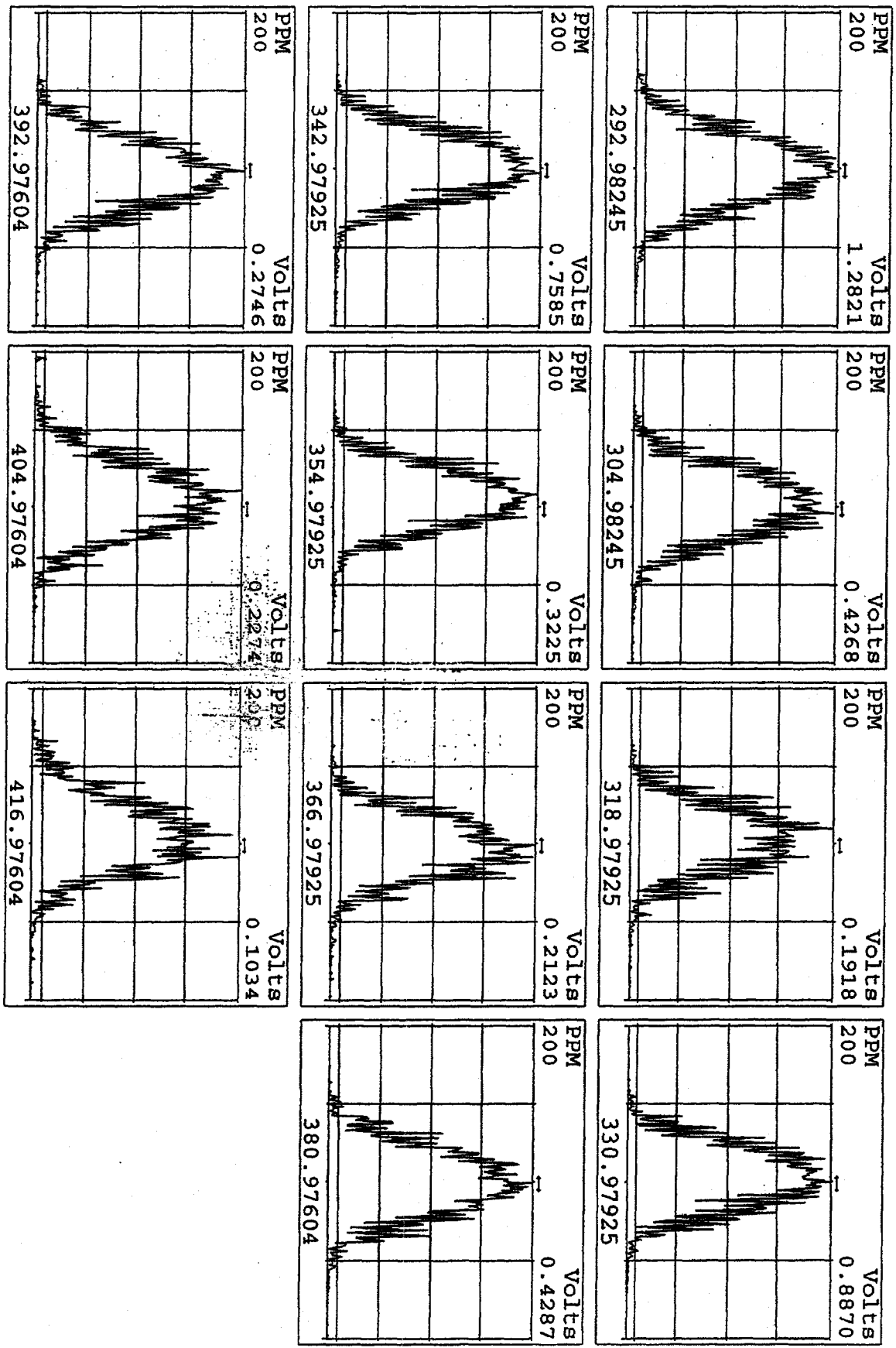
Peak Locate Examination:31-DEC-2009:23:22 File:31DE09A1D5
 Experiment:DIOXIN Function:4 Reference:PFK



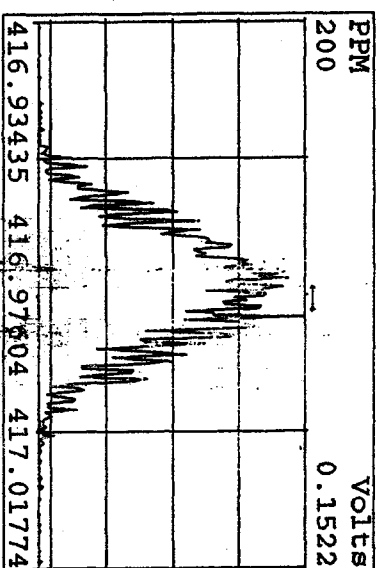
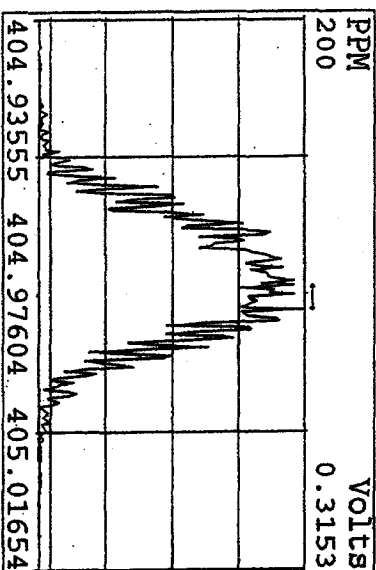
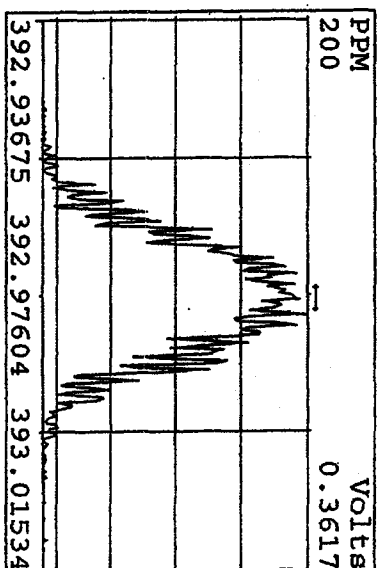
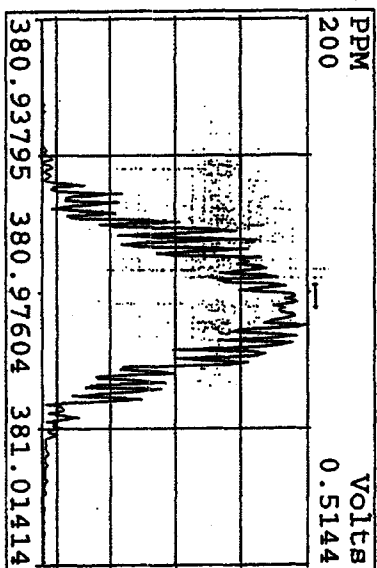
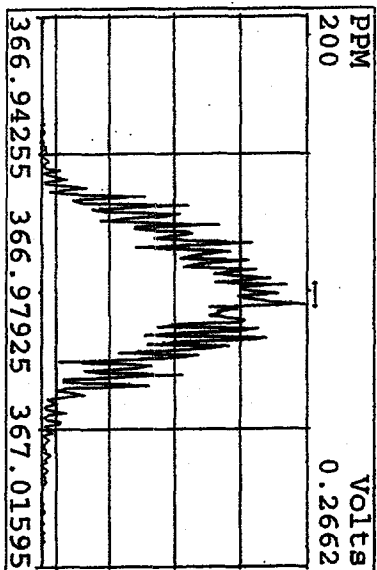
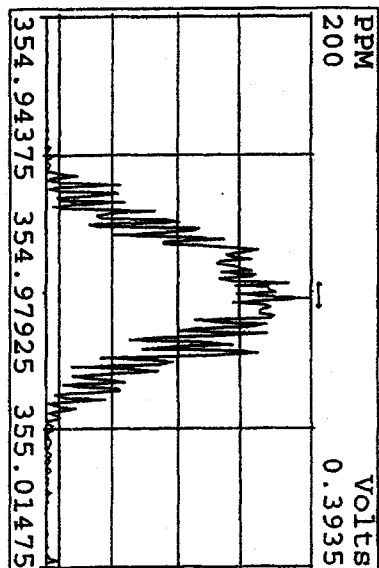
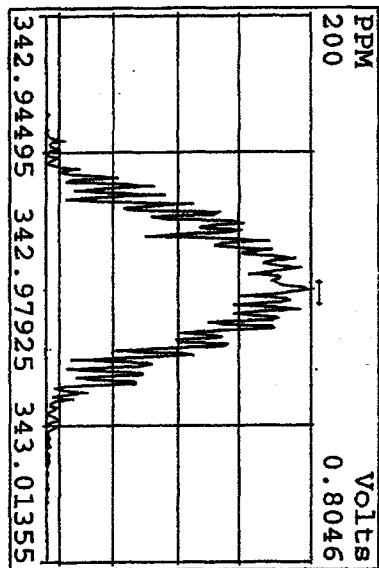
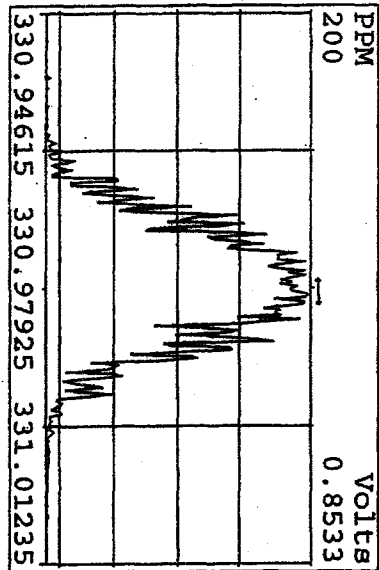
Peak Locate Examination: 31-DEC-2009:23:24 File:31DEC09A1D5
 Experiment: DIOXIN Function: 5 Reference: PFK



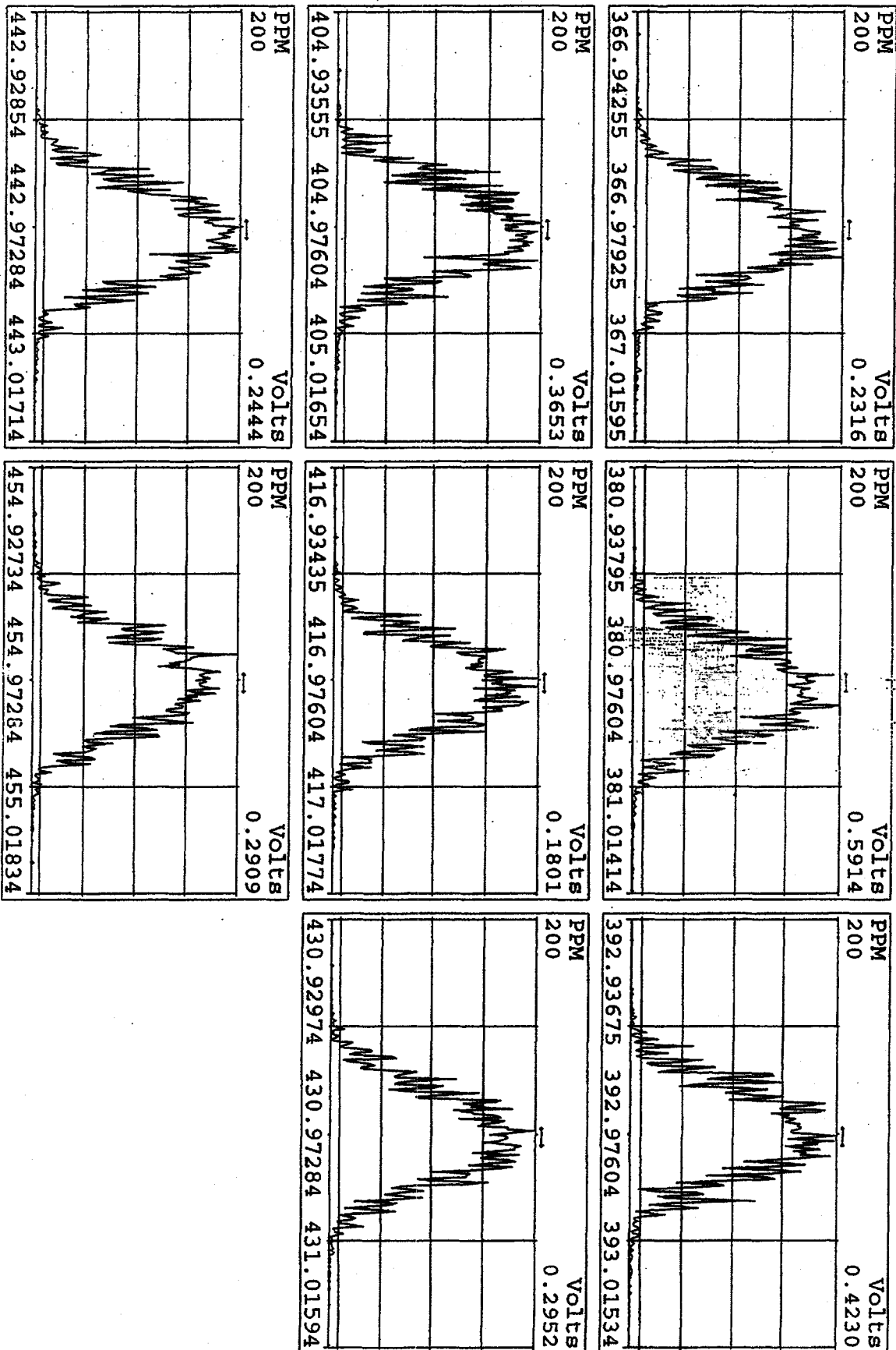
Peak Locate Examination: 1-JAN-2010:07:36 File:RESCHECK1D5
Experiment:DIOXIN Function:1 Reference:PFK



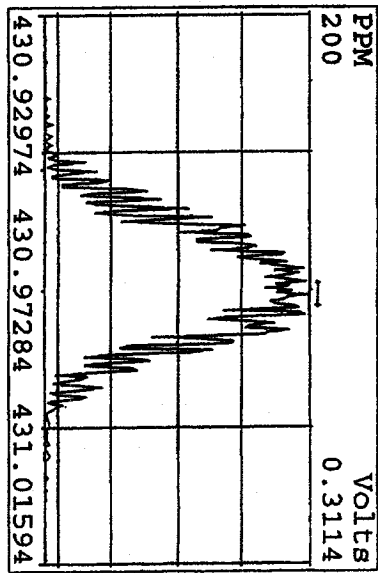
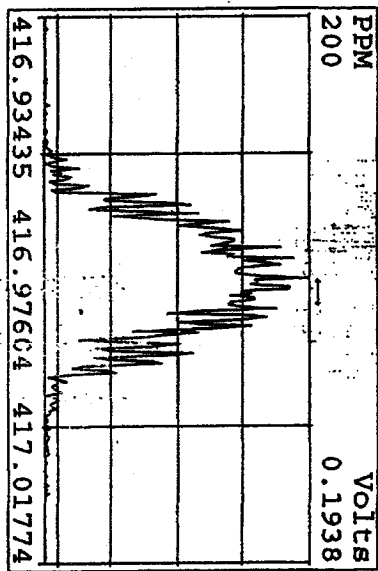
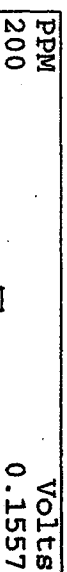
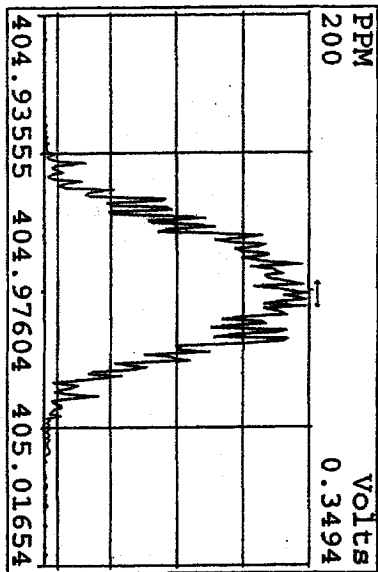
Peak Locate Examination: 1-JAN-2010:07:37 File:RESCHECK1.DS
 Experiment:DIOXIN Function:2 Reference:PKK



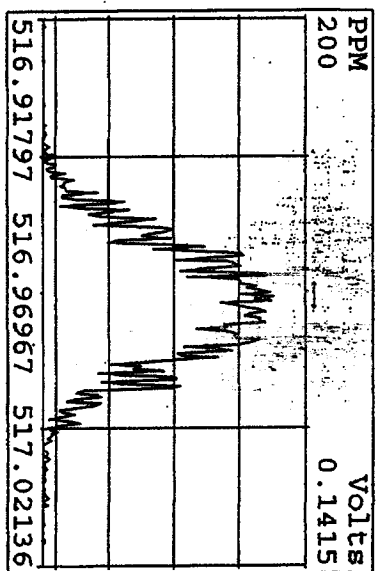
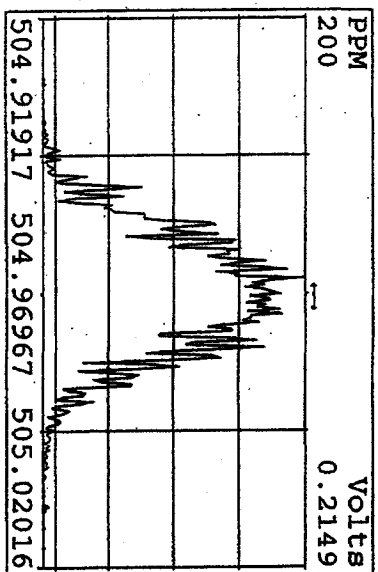
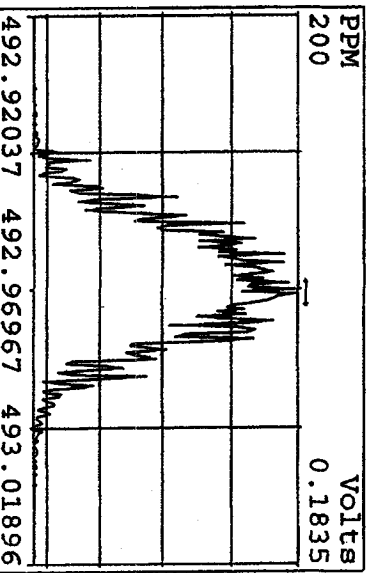
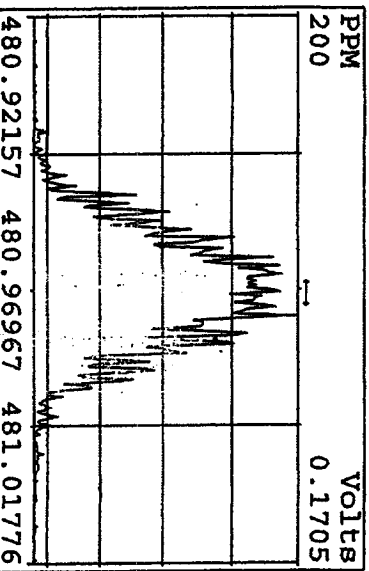
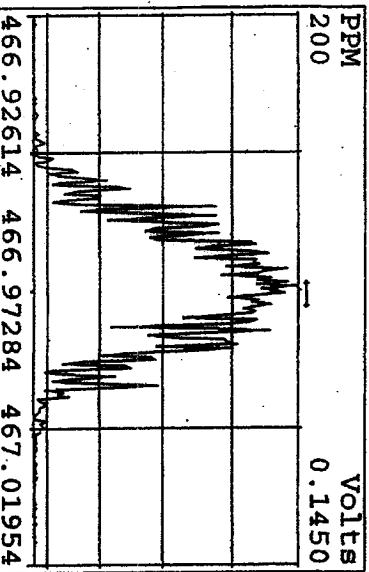
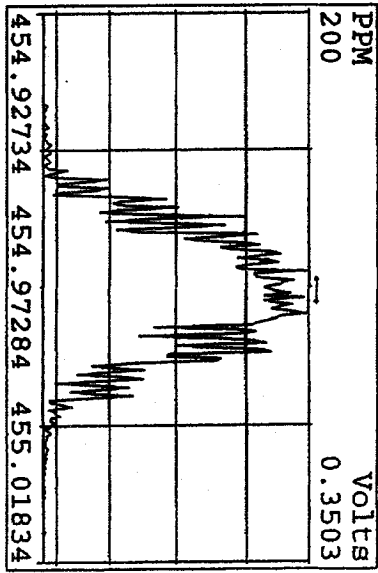
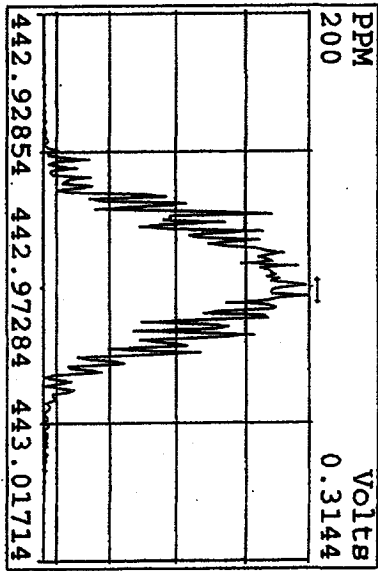
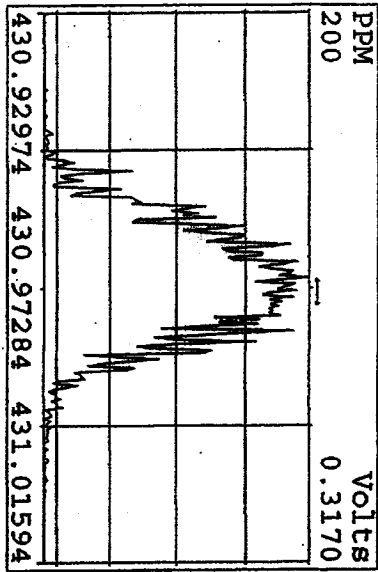
Peak Locate Examination: 1-JAN-2010:07:38 File:RESCHECK1D5
 Experiment:DIOXIN Function:3 Reference:PFK



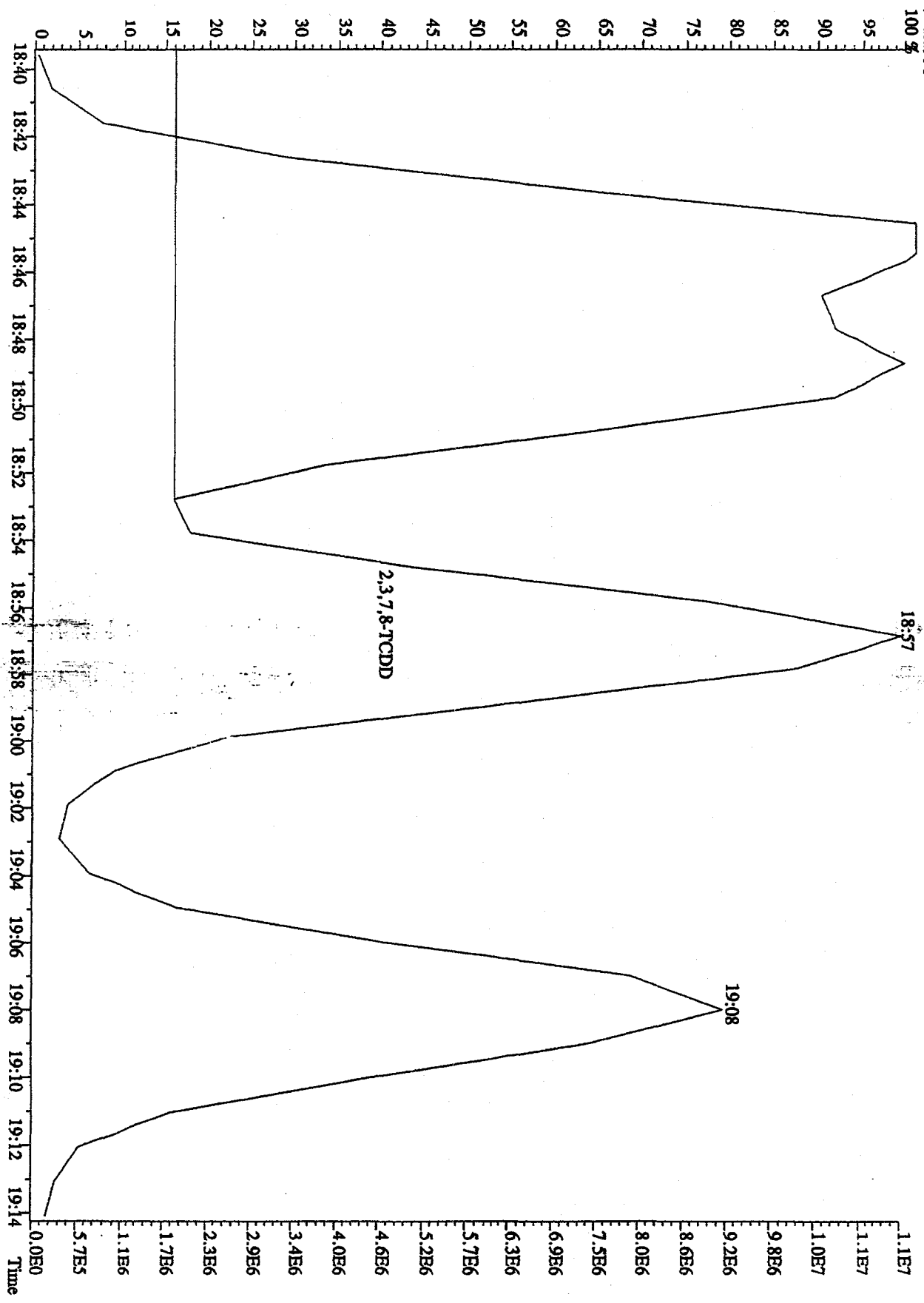
Peak Locate Examination: 17 JAN-2010: 07:39 File: RESCHECK1D5
 Experiment: DIOXIN Function: 4 Reference: PKK



Peak Locate Examination: 1-JAN-2010:07:40 File:RSCHECK1.DS
 Experiment:DIOXIN Function:5 Reference:PFK



File: 31DE09A1D5 #1-410 Acq: 31-DEC-2009 23:25:43 GC EI + Voltage SIR 70SE
 Sample #1 Text: CP1231A : DB-5 CPM 3732-04 Exp: DIOXIN



Run text: ST1231G Sample text: ST1231G :2nd Source 09DXN449
 Run #6 Filename: 31DE09A1D5 S: 8 I: 1 Results: 31DE09A1D51613
 Acquired: 1-JAN-10 04:19:56 Processed: 4-JAN-10 08:47:22
 Run: 31DE09A1D5 Analyte: 1613 Cal: 16131231091D5
 Factor 1: 400.000 Factor 2: 20.000 Sample size: 1.000000

Name	Resp	RA	RT	RRF	Conc	EDL	Rec	M
13C-1,2,3,4-TCDD	233268000	0.81 y	18:42	-	74.89	-	3.7	n
13C-2,3,7,8-TCDF	353417000	0.79 y	18:09	1.57	1934.92	1.89	96.7	n
2,3,7,8-TCDF	29473900	0.75 y	18:10	0.86	193.98	1.19	-	n
Total TCDF	29878342	0.71 y	17:44	0.86	196.64	1.19	-	n
13C-2,3,7,8-TCDD	237599000	0.79 y	18:54	0.99	2050.84	3.63	102.5	n
2,3,7,8-TCDD	20517060	0.77 y	18:55	0.93	184.95	1.19	-	n
Total TCDD	20584547	4.35 n	18:08	0.93	185.56	1.19	-	n
37Cl-2,3,7,8-TCDD	54584600	1.00 y	18:55	2.22	210.99	0.58	105.5	n
13C-1,2,3,7,8-PeCDF	258286200	1.61 y	23:34	1.07	2064.12	1.55	103.2	n
1,2,3,7,8-PeCDF	61444300	1.63 y	23:35	1.00	475.75	1.74	-	n
13C-2,3,4,7,8-PeCDF	243753700	1.62 y	24:59	1.03	2025.63	1.61	101.3	n
2,3,4,7,8-PeCDF	55918300	1.65 y	25:01	0.98	469.60	2.00	-	n
Total F2 PeCDF	119226673	0.82 n	22:06	0.99	960.37	1.86	-	n
Total F1 PeCDF	218994	0.56 n	16:04	0.99	1.76	1.60	-	n
13C-1,2,3,7,8-PeCDD	156506400	1.64 y	25:46	0.67	2013.73	1.54	100.7	n
1,2,3,7,8-PeCDD	33662100	1.63 y	25:48	0.93	462.96	2.68	-	n
Total PeCDD	33824671	3.66 n	25:27	0.93	465.20	2.68	-	n
13C-1,2,3,7,8,9-HxCDD	177940200	1.25 y	32:51	-	64.87	-	-	n
13C-1,2,3,4,7,8-HxCDF	184934800	0.51 y	31:27	0.89	2328.15	4.47	116.4	n
1,2,3,4,7,8-HxCDF	53136200	1.31 y	31:28	1.20	479.25	2.45	-	n
13C-1,2,3,6,7,8-HxCDF	244860900	0.52 y	31:36	1.14	2407.44	3.49	120.4	n
1,2,3,6,7,8-HxCDF	62674400	1.23 y	31:37	1.07	477.98	2.04	-	n
13C-2,3,4,6,7,8-HxCDF	206484200	0.51 y	32:17	0.99	2340.79	4.03	117.0	n
2,3,4,6,7,8-HxCDF	51999200	1.28 y	32:18	1.12	450.75	2.09	-	n
13C-1,2,3,7,8,9-HxCDF	200333300	0.51 y	33:03	1.07	2099.56	3.72	105.0	n
1,2,3,7,8,9-HxCDF	52210900	1.25 y	33:04	1.09	476.28	2.26	-	n
Total HxCDF	220020700	1.31 y	31:28	1.12	1884.27	2.20	-	n
13C-1,2,3,4,7,8-HxCDD	148948400	1.25 y	32:27	0.73	2291.14	1.29	114.6	n
1,2,3,4,7,8-HxCDD	35533800	1.25 y	32:28	0.97	493.76	1.44	-	n
13C-1,2,3,6,7,8-HxCDD	152466700	1.30 y	32:33	0.73	2340.82	1.29	117.0	n
1,2,3,6,7,8-HxCDD	38830200	1.26 y	32:34	1.06	481.27	1.47	-	n
1,2,3,7,8,9-HxCDD	40200100	1.26 y	32:52	1.27	419.65	1.16	-	n
Total HxCDD	114605618	3.00 n	32:17	1.10	1395.19	1.34	-	n
13C-1,2,3,4,6,7,8-HpCDF	173164700	0.43 y	34:36	0.86	2262.83	6.25	113.1	n
1,2,3,4,6,7,8-HpCDF	54083400	1.05 y	34:37	1.29	485.50	1.92	-	n
13C-1,2,3,4,7,8,9-HpCDF	152527600	0.42 y	35:53	0.77	2233.57	7.00	111.7	n
1,2,3,4,7,8,9-HpCDF	44615700	1.05 y	35:54	1.27	459.77	2.42	-	n
Total HpCDF	98699100	1.05 y	34:37	1.28	945.27	2.15	-	n

13C-1,2,3,4,6,7,8-HpCDD	150261100	1.06	y	35:32	0.75	2245.36	4.02	112.3	n
1,2,3,4,6,7,8-HpCDD	35301400	1.05	y	35:33	1.00	470.89	2.29	-	n
Total HpCDD	35553500	0.78	n	34:54	1.00	474.25	2.29	-	n
13C-OCDD	214408000	0.91	y	38:20	0.56	4269.63	4.55	106.7	n
OCDF	71179900	0.89	y	38:28	1.44	923.89	2.51	-	n
OCDD	55918600	0.88	y	38:20	1.11	940.23	2.77	-	n

Initial Calibration Checklist Dioxin Methods

ICAL ID ICA123120093D5(8290, 1613, TETRAS)

Method ID 8290, 1613B, Tetras Date Scanned 1/11/10

Column ID DB5 Instrument ID 3D5

STD ID's ST1231(B,C,D,E,F) STD Solution 09DXN422(23,25,26,56)

GC Program DIOXIN Multiplier Setting 350

Analyzed By JRB Date Analyzed 12/31/09

Prepared By JRB Date Prepared 01/04/10

Reviewed By M.G. Date Reviewed 1/6/10

Curve summary present?	✓	✓
Hardcopies of chromatograms for CS1-CS5 present?	✓	✓
Copy of log-file present?	✓	✓
Static resolution check present?	✓	✓
Target file RT's correct?	✓	✓
%RSD within method-specified limits?*	✓	✓
Signal-to-noise criteria met?	✓	✓
Isotopic ratios within limits?	✓	✓
High point free of saturation?	✓	✓
Are chromatographic windows correct?	✓	✓
Manual reintegration's checked and hardcopies included?	NA	NA

COMMENTS: CS3 13C-1,2,3,4-TCDD RT = 18.54 min 13C-1,2,3,7,8,9-HxCDD RT = 32.62 min

*Method 8290/TO9/M0023A: %RSD ≤20% for natives, ≤30% for labeled compounds; S/N ≥10
 Method 1613B: %RSD ≤ 20% natives, ≤30% labeled compounds; S/N ≥10
 Method 23: %RSD ≤ values specified in Table 5, Method 23; S/N ≥ 2.5

Dataset: C:\MassLynx\Default.pro\CA123120093D58290.qld

Last Altered: Thursday, December 31, 2009 13:37:23 Pacific Standard Time

Printed: Thursday, December 31, 2009 13:38:33 Pacific Standard Time

Method: C:\MassLynx\Default.PRO\MethDB\82903D5.mdb 31 Dec 2009 10:05:23

Calibration: 31 Dec 2009 13:37:23

#	Name	RRF Mean	RRF SD	RRF %Rel SD
1	13C-1,2,3,4-TCDD	1.00000	0.00000	0.00000
2				
3	13C-2,3,7,8-TCDF	1.55387	0.10195	6.56127
4	2,3,7,8-TCDF	1.00894	0.03940	3.90512
5	Total TCDFs	1.00894	0.03940	3.90512
6				
7	13C-2,3,7,8-TCDD	0.93654	0.08265	8.82467
8	2,3,7,8-TCDD	1.13162	0.06094	5.38546
9	Total TCDDs	1.13162	0.06094	5.38546
10				
11	37CL-2,3,7,8-TCDD	1.13700	0.09172	8.06695
12				
13	13C-1,2,3,7,8-PeCDF	1.21534	0.12934	10.64235
14	1,2,3,7,8-PeCDF	1.03079	0.04663	4.52356
15	2,3,4,7,8-PeCDF	0.96399	0.04086	4.23834
16	Total F2 PeCDFs	0.99739	0.04369	4.38021
17	Total F1 PeCDFs	0.99739	0.04369	4.38021
18				
19	13C-1,2,3,7,8-PeCDD	0.74736	0.08018	10.72899
20	1,2,3,7,8-PeCDD	1.05672	0.03490	3.30300
21	Total PeCDDs	1.05672	0.03490	3.30300
22				
23	13C-1,2,3,7,8,9-HxCDD	1.00000	0.00000	0.00000
24				
25	13C-1,2,3,4,7,8-HxCDF	0.91641	0.07223	7.88160
26	1,2,3,4,7,8-HxCDF	1.24280	0.05687	4.57635
27	1,2,3,6,7,8-HxCDF	1.49624	0.06359	4.24985
28	2,3,4,6,7,8-HxCDF	1.31114	0.08139	6.20792
29	1,2,3,7,8,9-HxCDF	1.29097	0.15794	12.23447
30	Total HxCDFs	1.33529	0.08589	6.43214
31				
32	13C-1,2,3,6,7,8-HxCDD	0.80919	0.05547	6.85475
33	1,2,3,4,7,8-HxCDD	0.93261	0.05959	6.38974
34	1,2,3,6,7,8-HxCDD	1.18024	0.05154	4.36672
35	1,2,3,7,8,9-HxCDD	1.28282	0.21352	16.64444
36	Total HxCDDs	1.13189	0.10452	9.23374
37				
38	13C-1,2,3,4,6,7,8-HpCDF	0.81080	0.04083	5.03538
39	1,2,3,4,6,7,8-HpCDF	1.36387	0.07395	5.42218
40	1,2,3,4,7,8,9-HpCDF	1.11483	0.06881	6.17218
41	Total HpCDFs	1.23935	0.07020	5.66394
42				
43	13C-1,2,3,4,6,7,8-HpCDD	0.70743	0.03465	4.89747
44	1,2,3,4,6,7,8-HpCDD	1.04312	0.04748	4.55165
45	Total HpCDDs	1.04312	0.04748	4.55165
46				
47	13C-OCDD	0.51880	0.04360	8.40429

Dataset: C:\MassLynx\Default.pro\ICA123120093D58290.qld

Last Altered: Thursday, December 31, 2009 13:37:23 Pacific Standard Time

Printed: Thursday, December 31, 2009 13:38:33 Pacific Standard Time

#	Name	RRF Mean	RRF SD	RRF %Rel SD
48	OCDF	1.40213	0.13119	9.35683
49	OCDD	1.19691	0.05139	4.29389
50				
51				
52	Function 1 PFK			
53	Function 2 PFK	16743.46550	16630.81420	99.32719
54	Function 3 PFK	7909.22500	521.22114	6.59004
55	Function 4 PFK	14980.66300	0.00000	0.00000
56	Function 5 PFK	3947.90350	3001.02553	76.01568
57	TCDF PCDPE	30.01200	0.00000	0.00000
58	F1 PeCDF PCDPE	45.97250	34.38590	74.79666
59	F2 PeCDF PCDPE	17.77400	16.24159	91.37835
60	HXCDF PCDPE	18.61100	20.51602	110.23600
61	HPCDF PCDPE	75.50100	34.84622	46.15333
62	OCDF PCDPE	85.06150	155.80506	183.16755

Dataset: C:\MassLynx\Default.pro\ICA123120093D58290.qld

Last Altered: Thursday, December 31, 2009 13:37:23 Pacific Standard Time

Printed: Thursday, December 31, 2009 13:40:37 Pacific Standard Time

Method: C:\MassLynx\Default.PRO\MethDB\82903D5.mdb 31 Dec 2009 10:05:23

Calibration: 31 Dec 2009 13:37:23

Name: 31DE093D5_4, Date: 31-Dec-2009, Time: 10:01:21, ID: ST1231B, Description: CS-4 09DXN426

#	Name	Trace	RT	Response	RRF	Mod.Date	Ratio	Ratio Flag
1	13C-1,2,3,4-TCDD	331.9368	18.56	1420005	1.00000		0.816	NO
2								
3	13C-2,3,7,8-TCDF	315.9419	18.01	2089299	1.47133		0.822	NO
4	2,3,7,8-TCDF	303.9016	18.03	879286	1.05213		0.802	NO
5	Total TCDFs	303.9016						
6								
7	13C-2,3,7,8-TCDD	331.9368	18.75	1221308	0.86007		0.837	NO
8	2,3,7,8-TCDD	319.8965	18.78	578690	1.18457		0.750	NO
9	Total TCDDs	319.8965						
10								
11	37CL-2,3,7,8-TCDD	327.8847	18.78	626572	1.10312			
12								
13	13C-1,2,3,7,8-PeCDF	351.9000	23.36	1622108	1.14233		1.650	NO
14	1,2,3,7,8-PeCDF	339.8597	23.39	3446922	1.06248		1.579	NO
15	2,3,4,7,8-PeCDF	339.8597	24.80	3199584	0.98624		1.569	NO
16	Total F2 PeCDFs	339.8597						
17	Total F1 PeCDFs	339.8597						
18								
19	13C-1,2,3,7,8-PeCDD	367.8949	25.54	1017507	0.71655		1.586	NO
20	1,2,3,7,8-PeCDD	355.8546	25.58	2197910	1.08005		1.577	NO
21	Total PeCDDs	355.8546						
22								
23	13C-1,2,3,7,8,9-HxCDD	401.8559	32.63	1329255	1.00000		1.169	NO
24								
25	13C-1,2,3,4,7,8-HxCDF	383.8639	31.28	1117948	0.84103		0.516	NO
26	1,2,3,4,7,8-HxCDF	373.8208	31.30	2917985	1.30506		1.222	NO
27	1,2,3,6,7,8-HxCDF	373.8208	31.44	3473916	1.55370		1.219	NO
28	2,3,4,6,7,8-HxCDF	373.8208	32.10	3085947	1.38018		1.222	NO
29	1,2,3,7,8,9-HxCDF	373.8208	32.82	3188715	1.42615		1.131	NO
30	Total HxCDFs	373.8208						
31								
32	13C-1,2,3,6,7,8-HxCDD	401.8559	32.34	997196	0.75019		1.323	NO
33	1,2,3,4,7,8-HxCDD	389.8157	32.26	1907055	0.95621		1.269	NO
34	1,2,3,6,7,8-HxCDD	389.8157	32.35	2500551	1.25379		1.294	NO
35	1,2,3,7,8,9-HxCDD	389.8157	32.65	3069165	1.53890		1.285	NO
36	Total HxCDDs	389.8157						
37								
38	13C-1,2,3,4,6,7,8-HpCDF	417.8253	34.18	1017841	0.76572		0.460	NO
39	1,2,3,4,6,7,8-HpCDF	407.7818	34.19	2934211	1.44139		1.081	NO
40	1,2,3,4,7,8,9-HpCDF	407.7818	35.30	2337867	1.14844		1.036	NO
41	Total HpCDFs	407.7818						
42								
43	13C-1,2,3,4,6,7,8-HpCDD	435.8169	34.98	904632	0.68056		1.075	NO
44	1,2,3,4,6,7,8-HpCDD	423.7766	34.99	1932789	1.06827		1.055	NO
45	Total HpCDDs	423.7766						
46								

Dataset: C:\MassLynx\Default.pro\ICA123120093D58290.qld

Last Altered: Thursday, December 31, 2009 13:37:23 Pacific Standard Time
 Printed: Thursday, December 31, 2009 13:40:37 Pacific Standard Time

Name: 31DE093D5_4, Date: 31-Dec-2009, Time: 10:01:21, ID: ST1231B, Description: CS-4 09DXN426

#	Name	Trace	RT	Response	RRF	Mod.Date	Ratio	Ratio Flag
47	13C-OCDD	469.7779	37.44	1273461	0.47901		0.925	NO
48	OCDF	441.7428	37.54	3877326	1.52236		0.916	NO
49	OCDD	457.7377	37.45	3194833	1.25439		0.872	NO
50								
51								
52	Function 1 PFK	330.97...						
53	Function 2 PFK	342.97...	22.50	4984	4983.7...			
54	Function 3 PFK	380.97...	29.27	7541	7540.6...			
55	Function 4 PFK	430.97...						
56	Function 5 PFK	442.97...	39.30	6070	6069.9...			
57	TCDF PCDPE	375.8364						
58	F1 PeCDF PCDPE	409.79...						
59	F2 PeCDF PCDPE	409.7974						
60	HXCDF PCDPE	445.7555	33.02	24	23.836...			
61	HPCDF PCDPE	479.7165						
62	OCDF PCDPE	513.67...						

Dataset: C:\MassLynx\Default.pro\ICA123120093D58290.qld

Last Altered: Thursday, December 31, 2009 13:37:23 Pacific Standard Time

Printed: Thursday, December 31, 2009 13:40:37 Pacific Standard Time

Name: 31DE093D5_5, Date: 31-Dec-2009, Time: 10:45:57, ID: ST1231C, Description: CS-3 09DXN425

#	Name	Trace	RT	Response	RRF	Mod.Date	Ratio	Ratio Flag
1	13C-1,2,3,4-TCDD	331.9368	18.54	1312762	1.00000		0.804	NO
2								
3	13C-2,3,7,8-TCDF	315.9419	17.98	2114301	1.61057		0.813	NO
4	2,3,7,8-TCDF	303.9016	18.01	218298	1.03248		0.798	NO
5	Total TCDFs	303.9016						
6								
7	13C-2,3,7,8-TCDD	331.9368	18.74	1272310	0.96919		0.796	NO
8	2,3,7,8-TCDD	319.8965	18.75	137033	1.07704		0.806	NO
9	Total TCDDs	319.8965						
10								
11	37CL-2,3,7,8-TCDD	327.8847	18.75	145624	1.10929			
12								
13	13C-1,2,3,7,8-PeCDF	351.9000	23.34	1576437	1.20085		1.626	NO
14	1,2,3,7,8-PeCDF	339.8597	23.36	835224	1.05964		1.593	NO
15	2,3,4,7,8-PeCDF	339.8597	24.77	781078	0.99094		1.568	NO
16	Total F2 PeCDFs	339.8597						
17	Total F1 PeCDFs	339.8597						
18								
19	13C-1,2,3,7,8-PeCDD	367.8949	25.52	982379	0.74833		1.649	NO
20	1,2,3,7,8-PeCDD	355.8546	25.56	516887	1.05232		1.599	NO
21	Total PeCDDs	355.8546						
22								
23	13C-1,2,3,7,8,9-HxCDD	401.8559	32.62	1198576	1.00000		1.335	NO
24								
25	13C-1,2,3,4,7,8-HxCDF	383.8639	31.27	1082151	0.90286		0.527	NO
26	1,2,3,4,7,8-HxCDF	373.8208	31.29	681870	1.26021		1.236	NO
27	1,2,3,6,7,8-HxCDF	373.8208	31.43	850724	1.57228		1.275	NO
28	2,3,4,6,7,8-HxCDF	373.8208	32.09	736683	1.36152		1.248	NO
29	1,2,3,7,8,9-HxCDF	373.8208	32.82	735482	1.35930		1.219	NO
30	Total HxCDFs	373.8208						
31								
32	13C-1,2,3,6,7,8-HxCDD	401.8559	32.33	949380	0.79209		1.303	NO
33	1,2,3,4,7,8-HxCDD	389.8157	32.25	470443	0.99105		1.224	NO
34	1,2,3,6,7,8-HxCDD	389.8157	32.34	555757	1.17078		1.284	NO
35	1,2,3,7,8,9-HxCDD	389.8157	32.63	653835	1.37739		1.207	NO
36	Total HxCDDs	389.8157						
37								
38	13C-1,2,3,4,6,7,8-HpCDF	417.8253	34.18	956415	0.79796		0.442	NO
39	1,2,3,4,6,7,8-HpCDF	407.7818	34.19	670059	1.40119		1.046	NO
40	1,2,3,4,7,8,9-HpCDF	407.7818	35.30	555302	1.16122		1.050	NO
41	Total HpCDFs	407.7818						
42								
43	13C-1,2,3,4,6,7,8-HpCDD	435.8169	34.98	844966	0.70497		1.069	NO
44	1,2,3,4,6,7,8-HpCDD	423.7766	34.99	439061	1.03924		1.080	NO
45	Total HpCDDs	423.7766						
46								
47	13C-OCDD	469.7779	37.44	1212003	0.50560		0.878	NO
48	OCDF	441.7428	37.54	885223	1.46076		0.931	NO
49								
50								
51								
52								
53								
54								
55								
56								
57								
58								
59								
60								
61								
62								
63								
64								
65								
66								
67								
68								
69								
70								
71								
72								
73								
74								
75								
76								
77								
78								
79								
80								
81								
82								
83								
84								
85								
86								
87								
88								
89								
90								
91								
92								
93								
94								
95								
96								
97								
98								
99								
100								

Dataset: C:\MassLynx\Default.pro\ICA123120093D58290.qld

Last Altered: Thursday, December 31, 2009 13:37:23 Pacific Standard Time

Printed: Thursday, December 31, 2009 13:40:37 Pacific Standard Time

Name: 31DE093D5_5, Date: 31-Dec-2009, Time: 10:45:57, ID: ST1231C, Description: CS-3 09DXN425

#	Name	Trace	RT	Response	RRF	Mod.Date	Ratio	Ratio Flag
50								
51								
52	Function 1 PFK	330.97...						
53	Function 2 PFK	342.97...						
54	Function 3 PFK	380.97...						
55	Function 4 PFK	430.97...						
56	Function 5 PFK	442.97...						
57	TCDF PCDPE	375.8364						
58	F1 PeCDF PCDPE	409.79...	18.72		22 21.658...			
59	F2 PeCDF PCDPE	409.7974	22.10		19 19.066...			
60	HXCDF PCDPE	445.7555	33.08		17 16.703...			
61	HPCDF PCDPE	479.7165						
62	OCDF PCDPE	513.67...	37.57		7 6.61200			

Dataset: C:\MassLynx\Default.pro\ICA123120093D58290.qld

Last Altered: Thursday, December 31, 2009 13:37:23 Pacific Standard Time

Printed: Thursday, December 31, 2009 13:40:37 Pacific Standard Time

Name: 31DE093D5_6, Date: 31-Dec-2009, Time: 11:27:05, ID: ST1231D, Description: CS-2 09DXN423

#	Name	Trace	RT	Response	RRF	Mod.Date	Ratio	Ratio Flag
1	13C-1,2,3,4-TCDD	331.9368	18.54	1339894	1.00000		0.803	NO
2								
3	13C-2,3,7,8-TCDF	315.9419	18.00	1933751	1.44321		0.805	NO
4	2,3,7,8-TCDF	303.9016	18.01	37379	0.96648		0.790	NO
5	Total TCDFs	303.9016						
6								
7	13C-2,3,7,8-TCDD	331.9368	18.74	1192946	0.89033		0.794	NO
8	2,3,7,8-TCDD	319.8965	18.75	25320	1.06122		0.769	NO
9	Total TCDDs	319.8965						
10								
11	37CL-2,3,7,8-TCDD	327.8847	18.75	27694	1.03345			
12								
13	13C-1,2,3,7,8-PeCDF	351.9000	23.34	1495722	1.11630		1.583	NO
14	1,2,3,7,8-PeCDF	339.8597	23.36	145439	0.97236		1.500	NO
15	2,3,4,7,8-PeCDF	339.8597	24.76	137024	0.91610		1.557	NO
16	Total F2 PeCDFs	339.8597						
17	Total F1 PeCDFs	339.8597						
18								
19	13C-1,2,3,7,8-PeCDD	367.8949	25.52	908118	0.67775		1.648	NO
20	1,2,3,7,8-PeCDD	355.8546	25.54	92439	1.01792		1.647	NO
21	Total PeCDDs	355.8546						
22								
23	13C-1,2,3,7,8,9-HxCDD	401.8559	32.61	1135542	1.00000		1.258	NO
24								
25	13C-1,2,3,4,7,8-HxCDF	383.8639	31.27	997611	0.87853		0.525	NO
26	1,2,3,4,7,8-HxCDF	373.8208	31.28	122414	1.22707		1.318	NO
27	1,2,3,6,7,8-HxCDF	373.8208	31.41	145606	1.45954		1.271	NO
28	2,3,4,6,7,8-HxCDF	373.8208	32.08	123386	1.23682		1.254	NO
29	1,2,3,7,8,9-HxCDF	373.8208	32.81	116973	1.17253		1.197	NO
30	Total HxCDFs	373.8208						
31								
32	13C-1,2,3,6,7,8-HxCDD	401.8559	32.31	891525	0.78511		1.247	NO
33	1,2,3,4,7,8-HxCDD	389.8157	32.24	77130	0.86515		1.403	NO
34	1,2,3,6,7,8-HxCDD	389.8157	32.33	101689	1.14062		1.197	NO
35	1,2,3,7,8,9-HxCDD	389.8157	32.62	98034	1.09962		1.285	NO
36	Total HxCDDs	389.8157						
37								
38	13C-1,2,3,4,6,7,8-HpCDF	417.8253	34.16	898132	0.79093		0.446	NO
39	1,2,3,4,6,7,8-HpCDF	407.7818	34.16	118917	1.32405		1.035	NO
40	1,2,3,4,7,8,9-HpCDF	407.7818	35.28	96704	1.07673		1.027	NO
41	Total HpCDFs	407.7818						
42								
43	13C-1,2,3,4,6,7,8-HpCDD	435.8169	34.97	768463	0.67674		1.074	NO
44	1,2,3,4,6,7,8-HpCDD	423.7766	34.98	81291	1.05784		1.112	NO
45	Total HpCDDs	423.7766						
46								
47	13C-OCDD	469.7779	37.43	1098842	0.48384		0.910	NO
48	OCDF	441.7428	37.53	148220	1.34888		0.859	NO
49	OCDD	457.7377	37.44				0.916	NO

Dataset: C:\MassLynx\Default.pro\ICA123120093D58290.qld

Last Altered: Thursday, December 31, 2009 13:37:23 Pacific Standard Time

Printed: Thursday, December 31, 2009 13:40:37 Pacific Standard Time

Name: 31DE093D5_6, Date: 31-Dec-2009, Time: 11:27:05, ID: ST1231D, Description: CS-2 09DXN423

#	Name	Trace	RT	Response	RRF	Mod.Date	Ratio	Ratio Flag
50								
51								
52	Function 1 PFK	330.97...						
53	Function 2 PFK	342.97...	22.42	28503	28503....			
54	Function 3 PFK	380.97...	29.26	8278	8277.7...			
55	Function 4 PFK	430.97...						
56	Function 5 PFK	442.97...						
57	TCDF PCDPE	375.8364						
58	F1 PeCDF PCDPE	409.79...						
59	F2 PeCDF PCDPE	409.7974	22.16	1	0.92500			
60	HXCDF PCDPE	445.7555	33.04	51	50.659...			
61	HPCDF PCDPE	479.7165	35.32	51	50.861...			
62	OCDF PCDPE	513.67...	37.52	1	1.15200			

Dataset: C:\MassLynx\Default.pro\ICA123120093D58290.qld

Last Altered: Thursday, December 31, 2009 13:37:23 Pacific Standard Time

Printed: Thursday, December 31, 2009 13:40:37 Pacific Standard Time

Name: 31DE093D5_7, Date: 31-Dec-2009, Time: 12:09:24, ID: ST1231E, Description: CS-1 09DXN422

#	Name	Trace	RT	Response	RRF	Mod.Date	Ratio	Ratio Flag
1	13C-1,2,3,4-TCDD	331.9368	18.54	1272298	1.00000		0.794	NO
2								
3	13C-2,3,7,8-TCDF	315.9419	18.00	1973915	1.55146		0.810	NO
4	2,3,7,8-TCDF	303.9016	18.01	9551	0.96771		0.862	NO
5	Total TCDFs	303.9016						
6								
7	13C-2,3,7,8-TCDD	331.9368	18.74	1141541	0.89723		0.800	NO
8	2,3,7,8-TCDD	319.8965	18.75	6822	1.19524		0.720	NO
9	Total TCDDs	319.8965						
10								
11	37CL-2,3,7,8-TCDD	327.8847	18.75	7372	1.15886			
12								
13	13C-1,2,3,7,8-PeCDF	351.9000	23.34	1498651	1.17791		1.635	NO
14	1,2,3,7,8-PeCDF	339.8597	23.38	37025	0.98823		1.488	NO
15	2,3,4,7,8-PeCDF	339.8597	24.77	34603	0.92357		1.578	NO
16	Total F2 PeCDFs	339.8597						
17	Total F1 PeCDFs	339.8597						
18								
19	13C-1,2,3,7,8-PeCDD	367.8949	25.53	904029	0.71055		1.635	NO
20	1,2,3,7,8-PeCDD	355.8546	25.56	23291	1.03055		1.717	NO
21	Total PeCDDs	355.8546						
22								
23	13C-1,2,3,7,8,9-HxCDD	401.8559	32.62	1010615	1.00000		1.170	NO
24								
25	13C-1,2,3,4,7,8-HxCDF	383.8639	31.27	1043345	1.03239		0.516	NO
26	1,2,3,4,7,8-HxCDF	373.8208	31.29	30099	1.15396		1.236	NO
27	1,2,3,6,7,8-HxCDF	373.8208	31.43	37165	1.42484		1.276	NO
28	2,3,4,6,7,8-HxCDF	373.8208	32.09	31536	1.20905		1.331	NO
29	1,2,3,7,8,9-HxCDF	373.8208	32.81	28076	1.07639		1.296	NO
30	Total HxCDFs	373.8208						
31								
32	13C-1,2,3,6,7,8-HxCDD	401.8559	32.33	907121	0.89759		1.256	NO
33	1,2,3,4,7,8-HxCDD	389.8157	32.25	19787	0.87251		1.351	NO
34	1,2,3,6,7,8-HxCDD	389.8157	32.34	25573	1.12765		1.294	NO
35	1,2,3,7,8,9-HxCDD	389.8157	32.63	23257	1.02552		1.194	NO
36	Total HxCDDs	389.8157						
37								
38	13C-1,2,3,4,6,7,8-HpCDF	417.8253	34.16	881865	0.87260		0.433	NO
39	1,2,3,4,6,7,8-HpCDF	407.7818	34.18	27677	1.25539		1.017	NO
40	1,2,3,4,7,8,9-HpCDF	407.7818	35.30	22317	1.01226		1.025	NO
41	Total HpCDFs	407.7818						
42								
43	13C-1,2,3,4,6,7,8-HpCDD	435.8169	34.98	771327	0.76323		1.038	NO
44	1,2,3,4,6,7,8-HpCDD	423.7766	34.98	18586	0.96386		1.078	NO
45	Total HpCDDs	423.7766						
46								
47	13C-OCDD	469.7779	37.43	1098084	0.54328		0.889	NO
48	OCDF	441.7428	37.54	32874	1.19749		0.957	NO
49	OCDD	457.7377	37.45	21350	1.11108		0.882	NO

Dataset: C:\MassLynx\Default.pro\ICA123120093D58290.qld

Last Altered: Thursday, December 31, 2009 13:37:23 Pacific Standard Time

Printed: Thursday, December 31, 2009 13:40:37 Pacific Standard Time

Name: 31DE093D5_7, Date: 31-Dec-2009, Time: 12:09:24, ID: ST1231E, Description: CS-1 09DXN422

#	Name	Trace	RT	Response	RRF	Mod.Date	Ratio	Ratio Flag
50								
51								
52	Function 1 PFK	330.97...						
53	Function 2 PFK	342.97...						
54	Function 3 PFK	380.97...						
55	Function 4 PFK	430.97...						
56	Function 5 PFK	442.97...						
57	TCDF PCDPE	375.8364						
58	F1 PeCDF PCDPE	409.79...						
59	F2 PeCDF PCDPE	409.7974						
60	HXCDF PCDPE	445.7555	33.03		1	1.29700		
61	HPCDF PCDPE	479.7165						
62	OCDF PCDPE	513.67...	37.58		14	13.843...		

Dataset: C:\MassLynx\Default.pro\ICA123120093D58290.qld

Last Altered: Thursday, December 31, 2009 13:37:23 Pacific Standard Time

Printed: Thursday, December 31, 2009 13:40:37 Pacific Standard Time

Name: 31DE093D5_8, Date: 31-Dec-2009, Time: 12:51:47, ID: ST1231F, Description: CS-5 09DXN456

#	Name	Trace	RT	Response	RRF	Mod.Date	Ratio	Ratio Flag
1	13C-1,2,3,4-TCDD	331.9368	18.53	793468	1.00000		0.793	NO
2								
3	13C-2,3,7,8-TCDF	315.9419	17.98	1343177	1.69279		0.811	NO
4	2,3,7,8-TCDF	303.9016	18.00	2755940	1.02590		0.782	NO
5	Total TCDFs	303.9016						
6								
7	13C-2,3,7,8-TCDD	331.9368	18.74	845739	1.06588		0.763	NO
8	2,3,7,8-TCDD	319.8965	18.75	1928287	1.14000		0.783	NO
9	Total TCDDs	319.8965						
10								
11	37CL-2,3,7,8-TCDD	327.8847	18.75	2031754	1.28030			
12								
13	13C-1,2,3,7,8-PeCDF	351.9000	23.35	1142051	1.43932		1.597	NO
14	1,2,3,7,8-PeCDF	339.8597	23.38	12234024	1.07123		1.572	NO
15	2,3,4,7,8-PeCDF	339.8597	24.80	11455794	1.00309		1.556	NO
16	Total F2 PeCDFs	339.8597						
17	Total F1 PeCDFs	339.8597						
18								
19	13C-1,2,3,7,8-PeCDD	367.8949	25.56	701127	0.88362		1.658	NO
20	1,2,3,7,8-PeCDD	355.8546	25.58	7731709	1.10275		1.594	NO
21	Total PeCDDs	355.8546						
22								
23	13C-1,2,3,7,8,9-HxCDD	401.8559	32.63	890496	1.00000		1.300	NO
24								
25	13C-1,2,3,4,7,8-HxCDF	383.8639	31.28	825687	0.92722		0.513	NO
26	1,2,3,4,7,8-HxCDF	373.8208	31.30	10467074	1.26768		1.246	NO
27	1,2,3,6,7,8-HxCDF	373.8208	31.44	12144612	1.47085		1.241	NO
28	2,3,4,6,7,8-HxCDF	373.8208	32.09	11296523	1.36814		1.190	NO
29	1,2,3,7,8,9-HxCDF	373.8208	32.82	11728682	1.42048		1.192	NO
30	Total HxCDFs	373.8208						
31								
32	13C-1,2,3,6,7,8-HxCDD	401.8559	32.34	731065	0.82096		1.292	NO
33	1,2,3,4,7,8-HxCDD	389.8157	32.25	7150555	0.97810		1.267	NO
34	1,2,3,6,7,8-HxCDD	389.8157	32.35	8833819	1.20835		1.291	NO
35	1,2,3,7,8,9-HxCDD	389.8157	32.65	10035157	1.37268		1.295	NO
36	Total HxCDDs	389.8157						
37								
38	13C-1,2,3,4,6,7,8-HpCDF	417.8253	34.18	736263	0.82680		0.459	NO
39	1,2,3,4,6,7,8-HpCDF	407.7818	34.18	10288154	1.39735		1.038	NO
40	1,2,3,4,7,8,9-HpCDF	407.7818	35.30	8654961	1.17553		1.044	NO
41	Total HpCDFs	407.7818						
42								
43	13C-1,2,3,4,6,7,8-HpCDD	435.8169	34.98	633728	0.71166		1.081	NO
44	1,2,3,4,6,7,8-HpCDD	423.7766	34.99	6884594	1.08636		1.038	NO
45	Total HpCDDs	423.7766						
46								
47	13C-OCDD	469.7779	37.43	1036980	0.58225		0.897	NO
48	OCDF	441.7428	37.53	15359181	1.48114		0.922	NO
49	OCDD	457.7377	37.44	10024212	1.17880		0.874	NO

Dataset: C:\MassLynx\Default.pro\ICA123120093D58290.qld

Last Altered: Thursday, December 31, 2009 13:37:23 Pacific Standard Time

Printed: Thursday, December 31, 2009 13:40:37 Pacific Standard Time

Name: 31DE093D5_8, Date: 31-Dec-2009, Time: 12:51:47, ID: ST1231F, Description: CS-5 09DXN456

#	Name	Trace	RT	Response	RRF	Mod.Date	Ratio	Ratio Flag
50								
51								
52	Function 1 PFK	330.97...						
53	Function 2 PFK	342.97...						
54	Function 3 PFK	380.97...						
55	Function 4 PFK	430.97...	34.75	14981	14980....			
56	Function 5 PFK	442.97...	39.26	1826	1825.8...			
57	TCDF PCDPE	375.8364	14.93	30	30.012...			
58	F1 PeCDF PCDPE	409.79...	18.68	70	70.287...			
59	F2 PeCDF PCDPE	409.7974	22.01	33	33.331...			
60	HXCDF PCDPE	445.7555	32.99	1	0.56000			
61	HPCDF PCDPE	479.7165	35.31	100	100.14...			
62	OCDF PCDPE	513.67...	37.54	319	318.63...			

Sample List Report

MassLynx 4.1

Sample List: C:\MassLynx\Default.pro\Sampledb\31DE093D5.SPL
Last Modified: Thursday, December 31, 2009 11:35:40 Pacific Standard Time
Printed: Thursday, December 31, 2009 14:26:38 Pacific Standard Time

Page 1 of 2

Page Position (1, 1)

	File Name	File Text	Sample ID	Meth/Matrix	BOX #	Sample Size	Units	Bottle	FV_uL
1	31DE093D5_1	CS-3 09DXN384	ST1231	--	--	1.000000	--	Tray01:1	--
2	31DE093D5_2	DB5 CPSM 3732-04	CP1231	--	--	1.000000	--	Tray01:2	--
3	31DE093D5_3	CS-5 09DXN455	ST1231A	--	--	1.000000	--	Tray01:3	--
4	31DE093D5_4	CS-4 09DXN426	ST1231B	--	--	1.000000	--	Tray01:4	--
5	31DE093D5_5	CS-3 09DXN425	ST1231C	--	--	1.000000	--	Tray01:5	--
6	31DE093D5_6	CS-2 09DXN423	ST1231D	--	--	1.000000	--	Tray01:6	--
7	31DE093D5_7	CS-1 09DXN422	ST1231E	--	--	1.000000	--	Tray01:7	--
8	31DE093D5_8	CS-5 09DXN456	ST1231F	--	--	1.000000	--	Tray01:8	--
9	31DE093D5_9	Solvent Blank C-14	SB1231	--	--	1.000000	--	Tray01:9	--
10	31DE093D5_10	2nd Source 09DXN300	ST1231G	1613B/8290	--	1.000000	--	Tray01:10	20
11	31DE093D5_11	DB5 CPSM 3732-04	CP1231A	--	--	1.000000	--	Tray01:11	--

Sample List Report

MassLynx 4.1

Sample List: C:\MassLynx\Default.pro\Sampledb\31DE093D5.SPL
 Last Modified: Thursday, December 31, 2009 11:35:40 Pacific Standard Time
 Printed: Thursday, December 31, 2009 14:26:38 Pacific Standard Time

Page 2 of 2

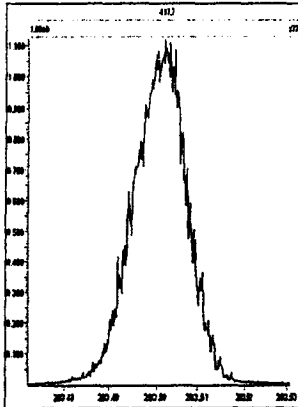
Page Position (2, 1)

Inj Vol	Sam Typ	Analyst	MS File	Inl File	ConA	ConB	ConC	ConD	ConE	ConF	ConG
2.000000	Analyte	JRB	Dioxin3D5	dioxin	10	50	100	100	200	10	100
2.000000	Analyte	JRB	Dioxin3D5	dioxin	---	---	---	---	---	---	---
2.000000	Standard	JRB	Dioxin3D5	dioxin	200	1000	2000	100	200	200	100
2.000000	Standard	JRB	Dioxin3D5	dioxin	40	200	400	100	200	40	100
2.000000	Standard	JRB	Dioxin3D5	dioxin	10	50	100	100	200	10	100
2.000000	Standard	JRB	Dioxin3D5	dioxin	2	10	20	100	200	2	100
2.000000	Standard	JRB	Dioxin3D5	dioxin	0.5	2.5	5	100	200	0.5	100
2.000000	Standard	JRB	Dioxin3D5	dioxin	200	1000	2000	100	200	200	100
2.000000	Analyte	JRB	Dioxin3D5	dioxin	---	---	---	---	---	---	---
2.000000	Analyte	JRB	Dioxin3D5	dioxin	---	---	---	2000	4000	200	2000
2.000000	Analyte	JRB	Dioxin3D5	dioxin	---	---	---	---	---	---	---

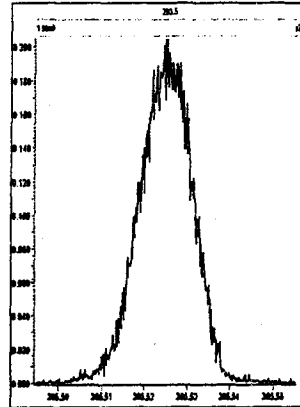
File: Experiment: Dioxin3D5.exp Reference: Pfk.ref Function: 1 @ 200 (ppm)

Printed: Thursday, December 31, 2009 08:18:58 Pacific Standard Time

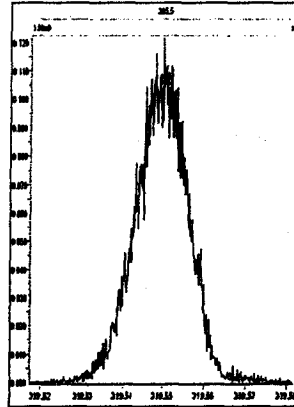
M 292.9824 R 11163



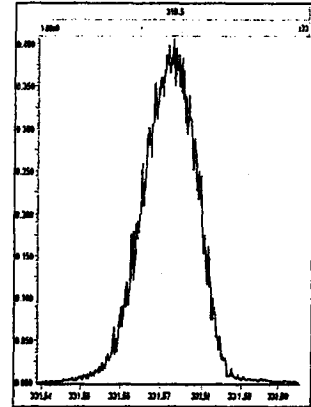
M 304.9824 R 11162



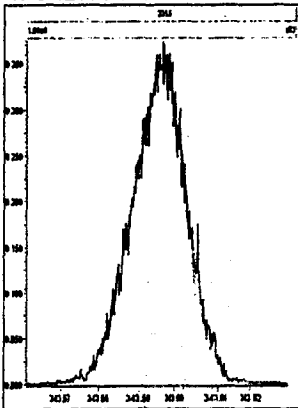
M 318.9792 R 10823



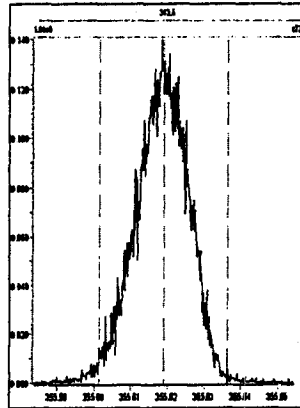
M 330.9792 R 10822



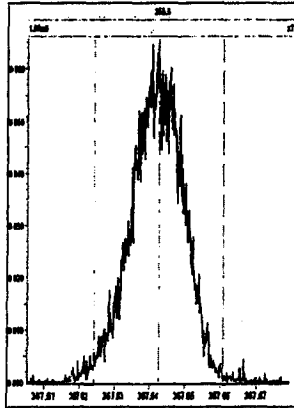
M 342.9792 R 10779



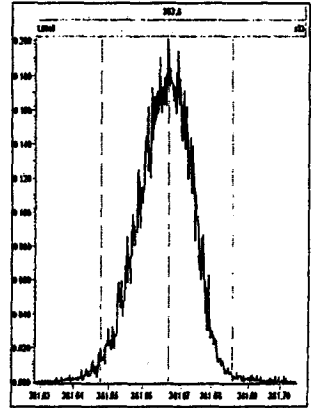
M 354.9792 R 11059



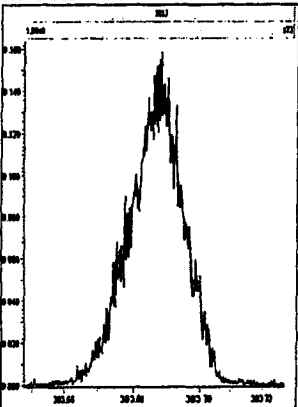
M 366.9792 R 11412



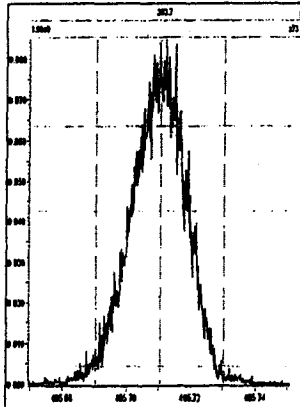
M 380.9760 R 10505



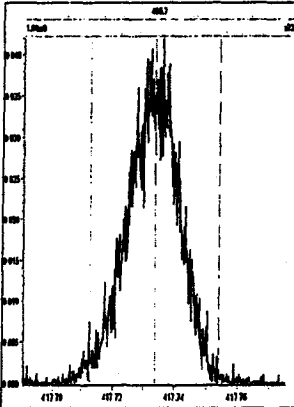
M 392.9760 R 10416



M 404.9760 R 10503



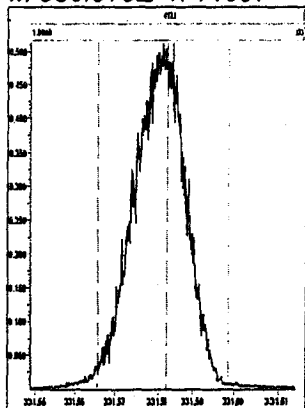
M 416.9760 R 11470



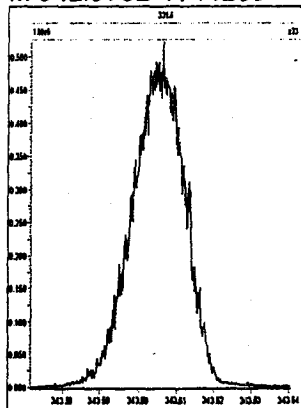
File: Experiment: Dioxin3D5.exp Reference: Pfk.ref Function: 2 @ 200 (ppm)

Printed: Thursday, December 31, 2009 08:19:21 Pacific Standard Time

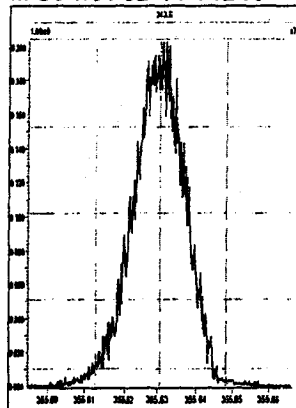
M 330.9792 R 11057



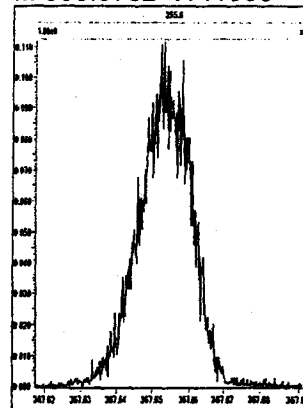
M 342.9792 R 11209



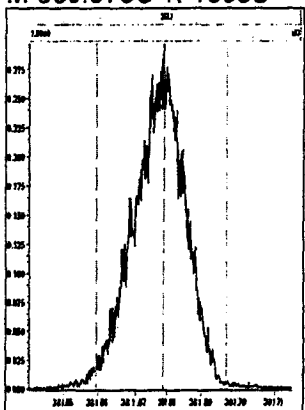
M 354.9792 R 11213



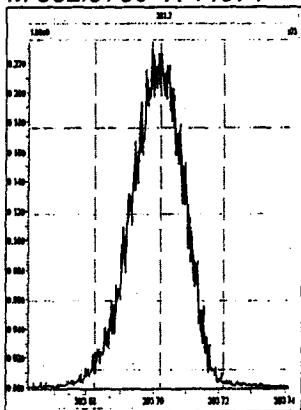
M 366.9792 R 11963



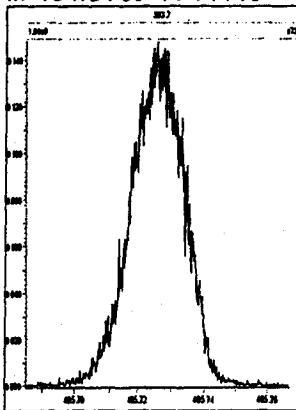
M 380.9760 R 10685



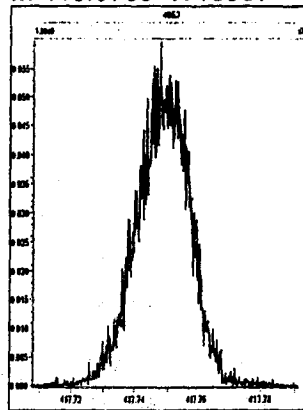
M 392.9760 R 11574



M 404.9760 R 11110



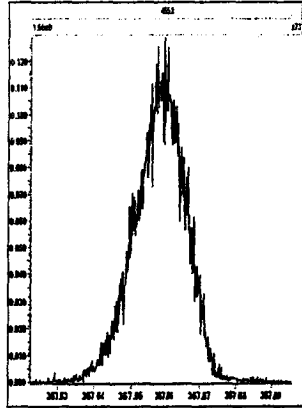
M 416.9760 R 10967



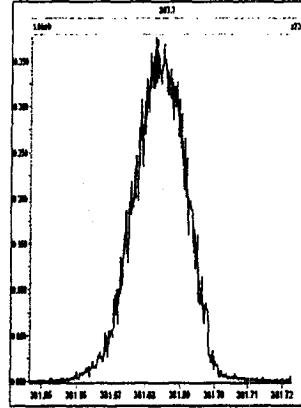
File: Experiment: Dioxin3D5.exp Reference: Pfk.ref Function: 3 @ 200 (ppm)

Printed: Thursday, December 31, 2009 08:19:50 Pacific Standard Time

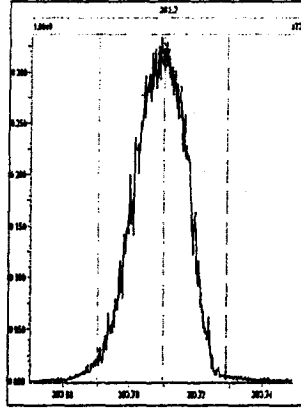
M 366.9792 R 11518



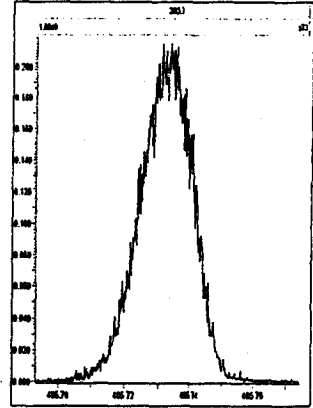
M 380.9760 R 11162



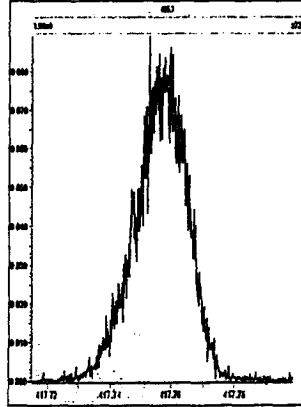
M 392.9760 R 11062



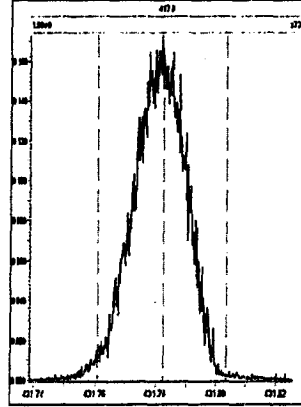
M 404.9760 R 11363



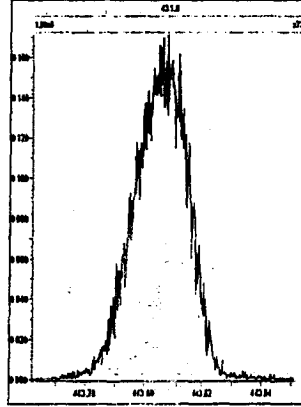
M 416.9760 R 10868



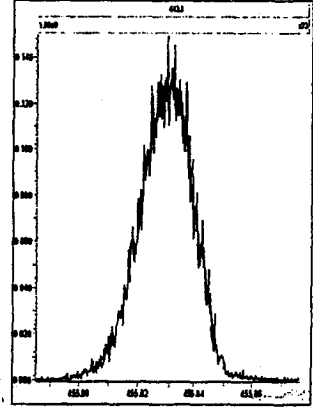
M 430.9728 R 10915



M 442.9728 R 10774



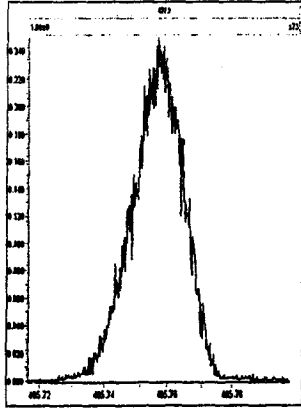
M 454.9728 R 11309



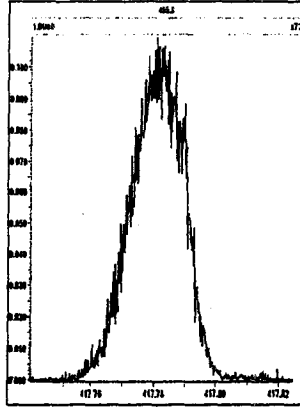
File: Experiment: Dioxin3D5.exp Reference: Pfk.ref Function: 4 @ 200 (ppm)

Printed: Thursday, December 31, 2009 08:20:17 Pacific Standard Time

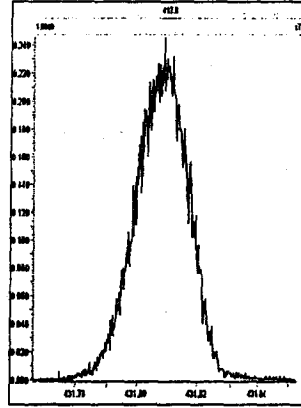
M 404.9760 R 11211



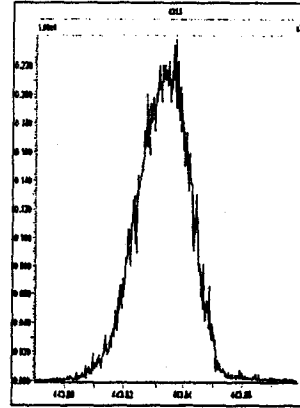
M 416.9760 R 11261



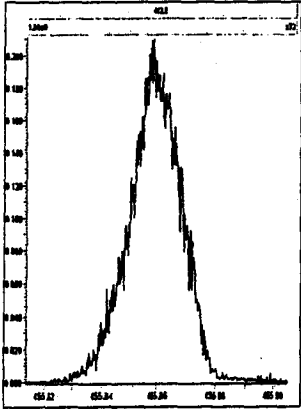
M 430.9728 R 10916



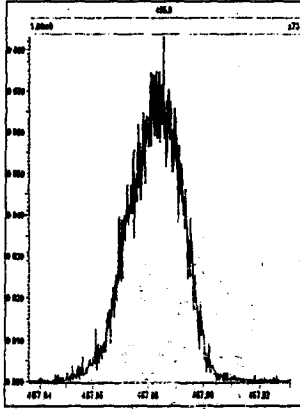
M 442.9728 R 11519



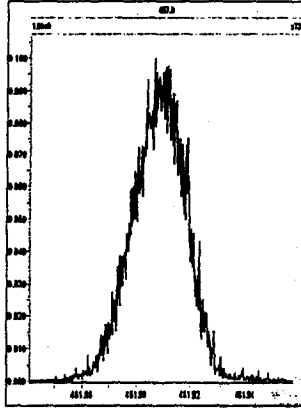
M 454.9728 R 11466



M 466.9728 R 11793



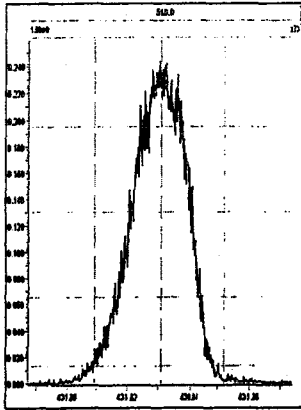
M 480.9696 R 11309



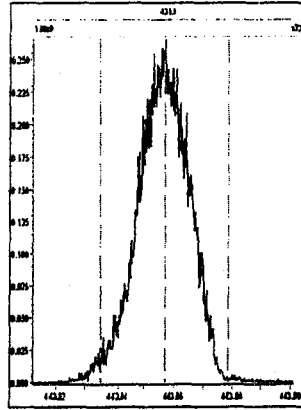
File: Experiment: Dioxin3D5.exp Reference: Pfk.ref Function: 5 @ 200 (ppm)

Printed: Thursday, December 31, 2009 08:20:54 Pacific Standard Time

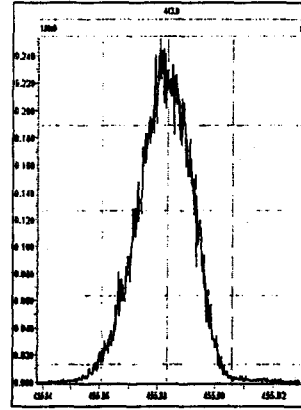
M 430.9728 R 10965



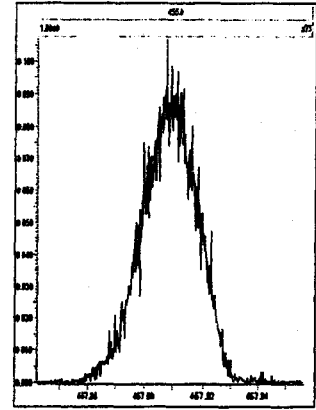
M 442.9728 R 10916



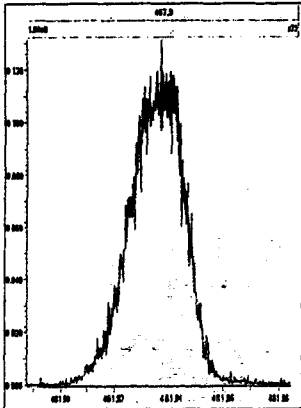
M 454.9728 R 10915



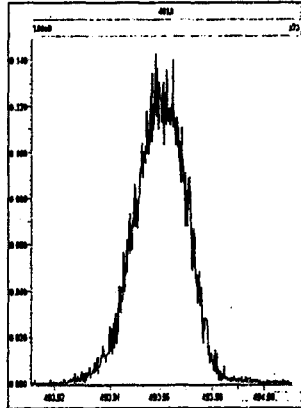
M 466.9728 R 10681



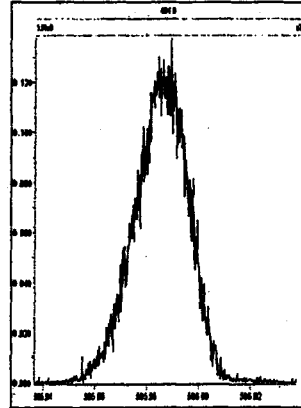
M 480.9696 R 11162



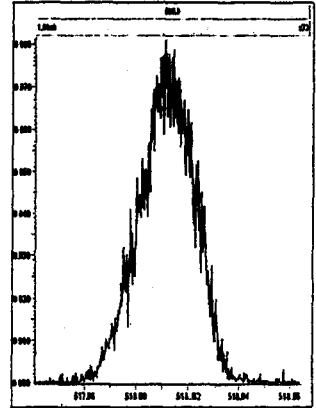
M 492.9696 R 10965



M 504.9696 R 10504



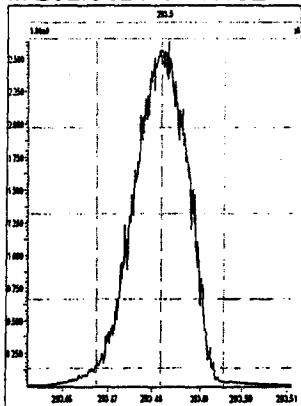
M 516.9697 R 11463



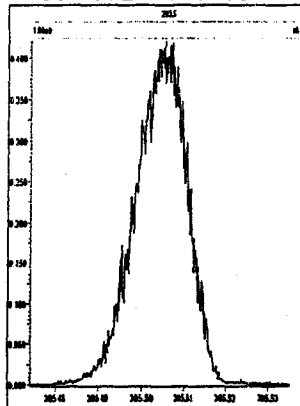
File: Experiment: Dioxin3D5.exp Reference: Pfk.ref Function: 1 @ 200 (ppm)

Printed: Thursday, December 31, 2009 16:33:01 Pacific Standard Time

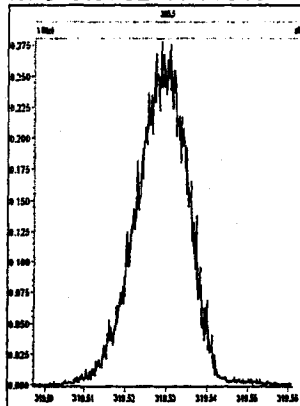
M 292.9824 R 11162



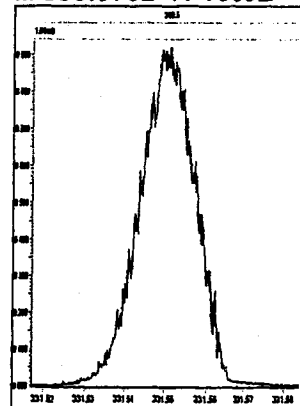
M 304.9824 R 11062




M 318.9792 R 11013



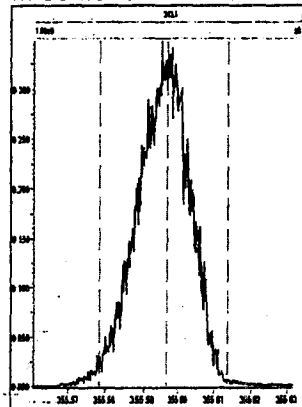
M 330.9792 R 10592



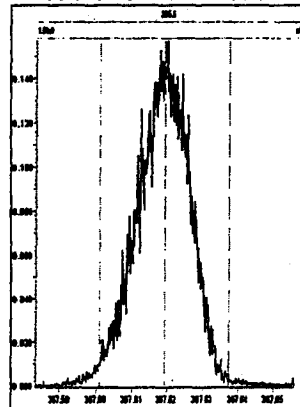
M 342.9792 R 10920



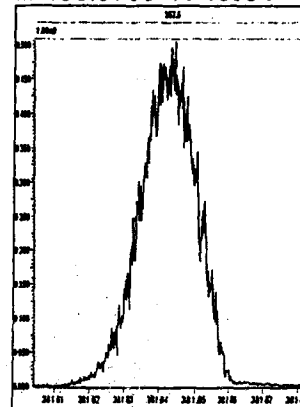
M 354.9792 R 11113



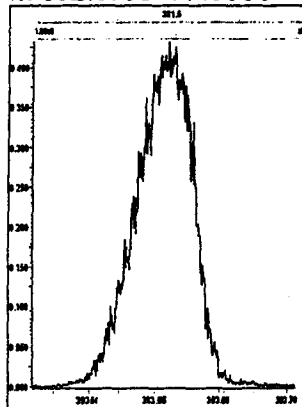
M 366.9792 R 10870



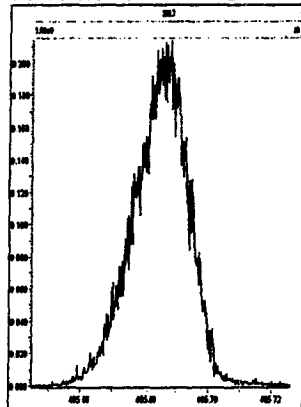
M 380.9760 R 10961



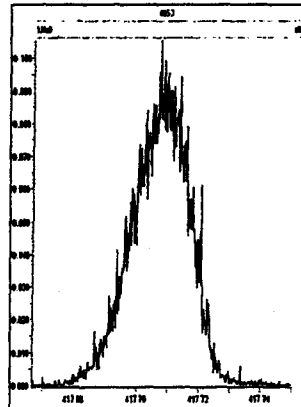
M 392.9760 R 10683



M 404.9760 R 10248



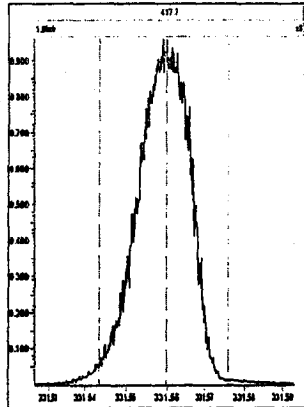
M 416.9760 R 10289



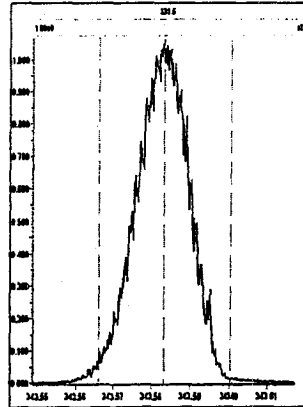
File: Experiment: Dioxin3D5.exp Reference: Pfk.ref Function: 2 @ 200 (ppm)

Printed: Thursday, December 31, 2009 16:34:31 Pacific Standard Time

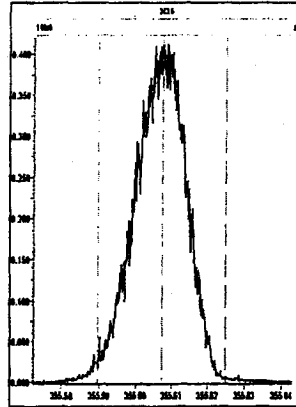
M 330.9792 R 11110



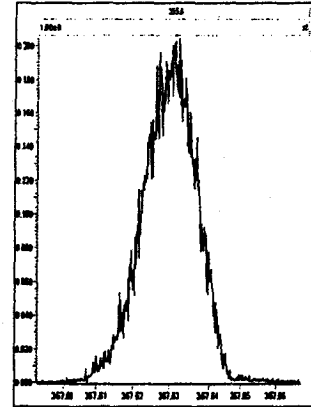
M 342.9792 R 10920



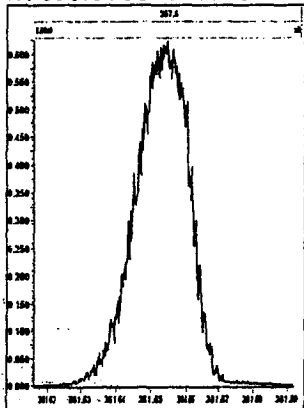
M 354.9792 R 11208



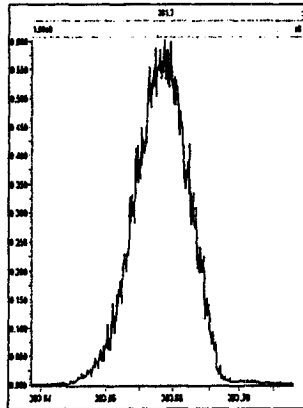
M 366.9792 R 11416



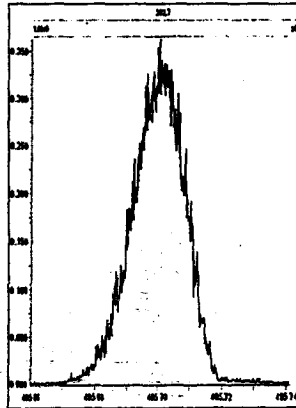
M 380.9760 R 11161



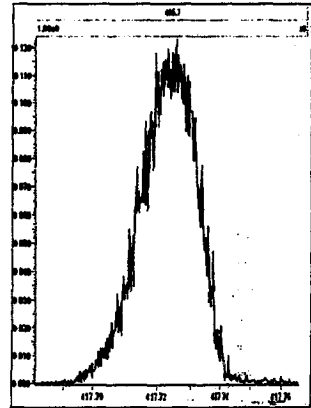
M 392.9760 R 11261



M 404.9760 R 10916



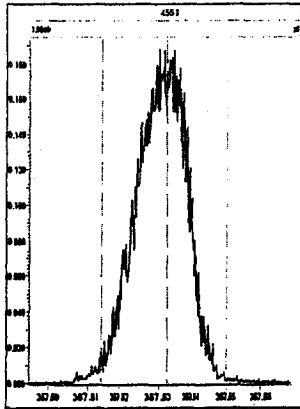
M 416.9760 R 10546



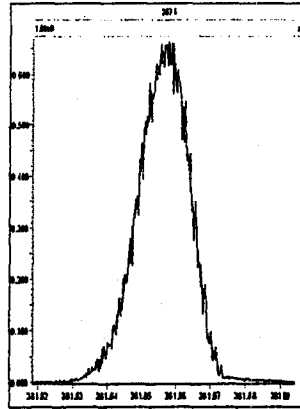
File: Experiment: Dioxin3D5.exp Reference: Pfk.ref Function: 3 @ 200 (ppm)

Printed: Thursday, December 31, 2009 16:36:49 Pacific Standard Time

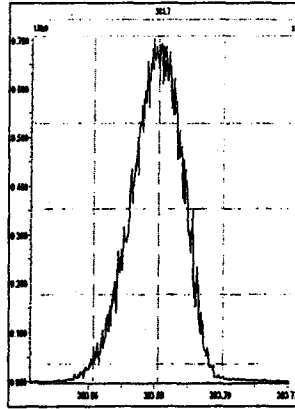
M 366.9792 R 11464



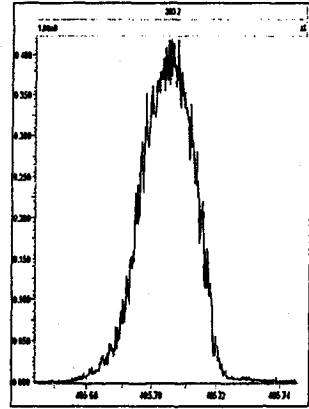
M 380.9760 R 11262



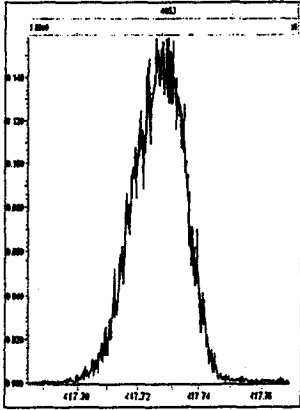
M 392.9760 R 10917



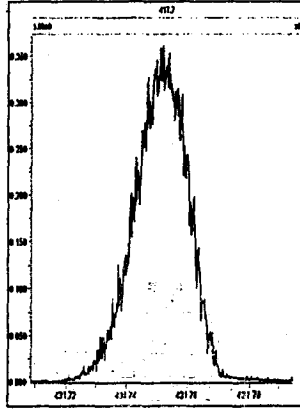
M 404.9760 R 10683



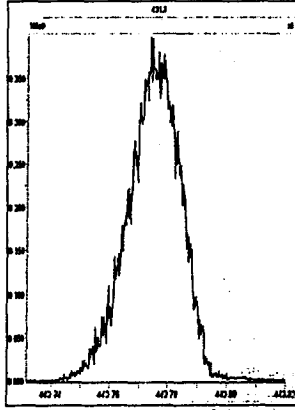
M 416.9760 R 11213



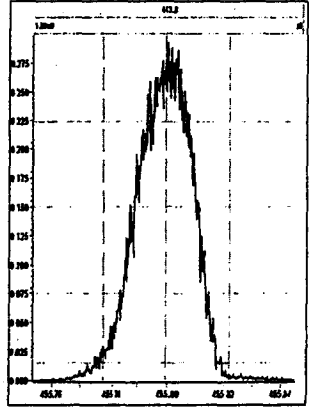
M 430.9728 R 10774



M 442.9728 R 10866



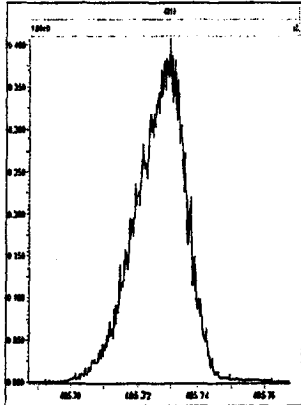
M 454.9728 R 10917



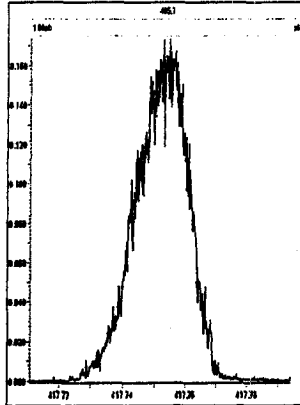
File: Experiment: Dioxin3D5.exp Reference: Pfk.ref Function: 4 @ 200 (ppm)

Printed: Thursday, December 31, 2009 16:38:32 Pacific Standard Time

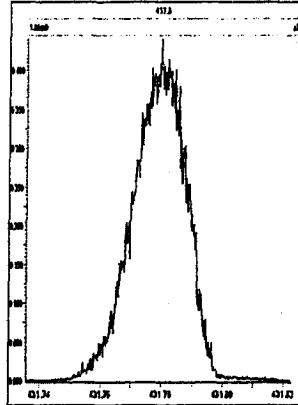
M 404.9760 R 10916



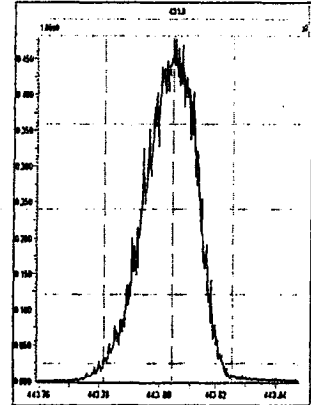
M 416.9760 R 11681



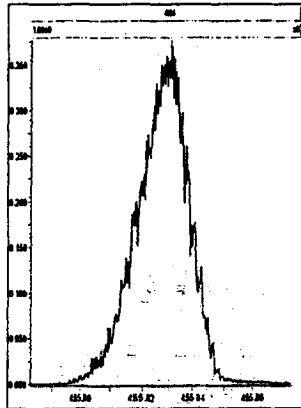
M 430.9728 R 11012



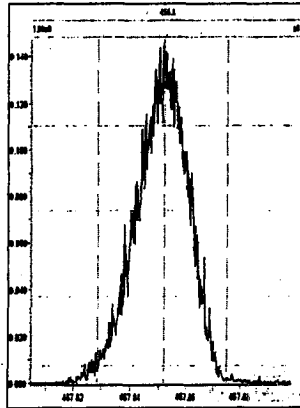
M 442.9728 R 10731



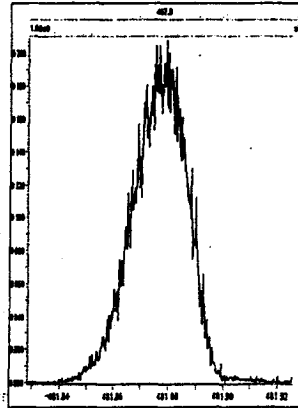
M 454.9728 R 10870



M 466.9728 R 11468



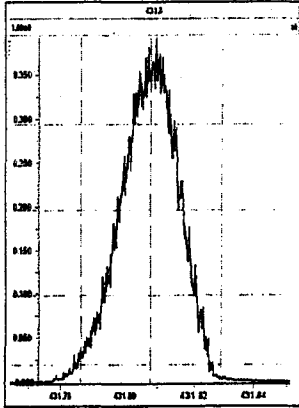
M 480.9696 R 10729



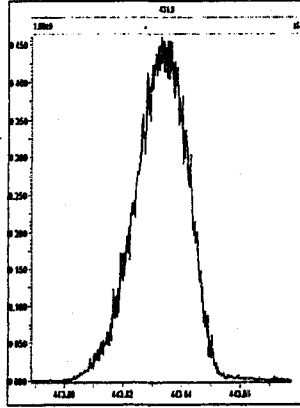
File: Experiment: Dioxin3D5.exp Reference: Pfk.ref Function: 5 @ 200 (ppm)

Printed: Thursday, December 31, 2009 16:39:20 Pacific Standard Time

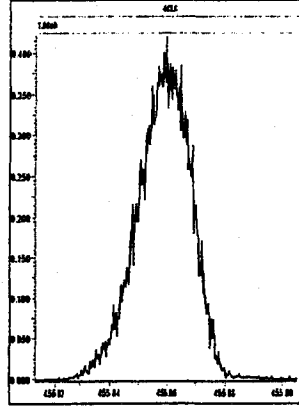
M 430.9728 R 11061



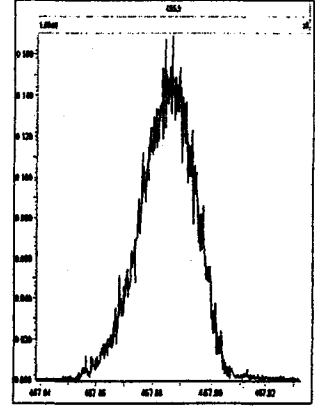
M 442.9728 R 10774



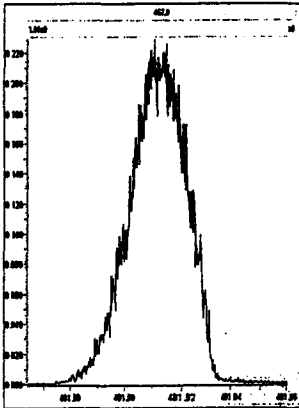
M 454.9728 R 10595



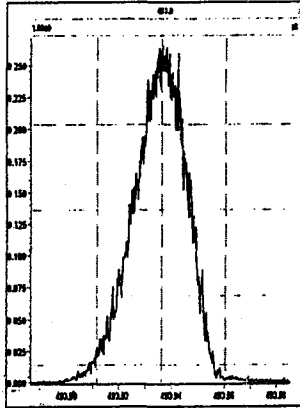
M 466.9728 R 11014



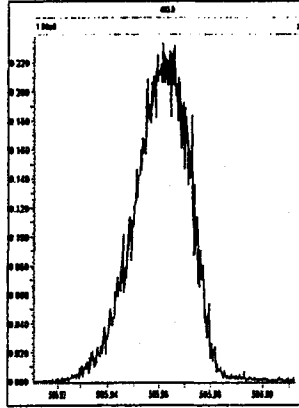
M 480.9696 R 10505



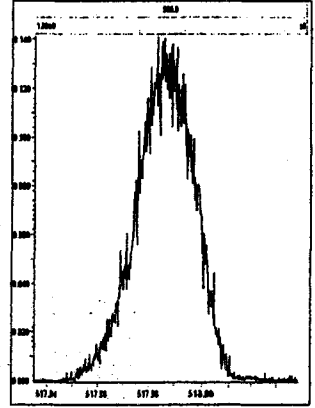
M 492.9696 R 10504

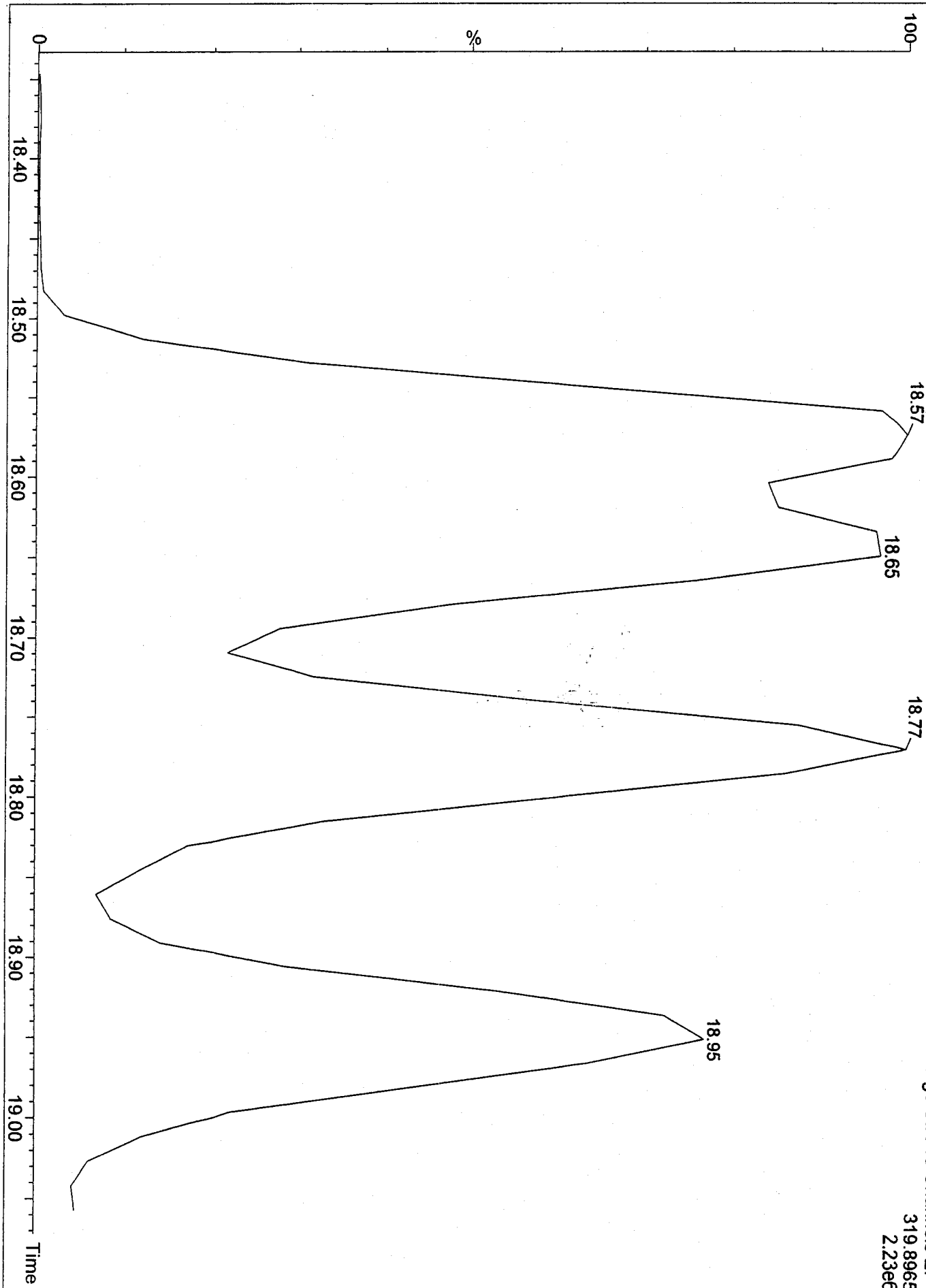


M 504.9696 R 10869



M 516.9697 R 10871





Dataset: C:\MassLynx\Default\pro\31DE093D51613.qld

Last Altered: Monday, January 04, 2010 10:57:03 Pacific Standard Time
 Printed: Monday, January 04, 2010 10:57:45 Pacific Standard Time

Method: C:\MassLynx\Default\PRO\MethDB\16133D5.mdb 04 Jan 2010 10:11:47
 Calibration: C:\MassLynx\Default\PRO\CurvDB\ICA123120093D51613.cdb 04 Jan 2010 10:06:26

Name: 31DE093D5_10, Date: 31-Dec-2009, Time: 14:27:48, ID: ST1231G, Description: 2nd Source 09DXN300, Task:

Name	Trace	Sample Size	RT	Ptd RT	RRF M.	Abs Resp	Cncc	EMFC	%Rec	EDL	Ratio	Ptd Ratio	Ratio	Mod Date
13C-1,2,3,4-TCDD	331.9368	1.000	18.54	18.53	1.000	1066948.84	2000.0000	2000.0000	100.0	2.1118	0.820	0.770	NO	
13C-2,3,7,8-TCDF	315.9419	1.000	17.98	18.01	1.554	1712789.94	2066.2115	2066.2115	103.3	1.5189	0.809	0.770	NO	
2,3,7,8-TCDF	303.9016	1.000	18.00	18.00	1.009	161177.95	186.5371	186.5371		0.5204	0.818	0.770	NO	
Total TCDFs	303.9016	1.000		21.44	1.009		186.5371	186.5371			0.5204			
13C-2,3,7,8-TCDD	331.9368	1.000	18.74	18.74	0.937	1059406.47	2120.4276	2120.4276	106.0	2.2549	0.796	0.770	NO	
2,3,7,8-TCDD	319.8965	1.000	18.75	18.77	1.132	113366.15	189.1262	189.1262		0.6492	0.785	0.770	NO	
Total TCDDs	319.8965	1.000		22.69	1.132		189.1262	189.1262			0.6492			
37CL-2,3,7,8-TCDD	327.8847	1.000	18.75	18.77	1.137	130237.05	214.7136	0.0000	107.4	0.4963				
13C-1,2,3,7,8-PeCDF	351.9000	1.000	23.35	23.35	1.215	1365433.44	2106.0024	2106.0024	105.3	4.4858	1.587	1.550	NO	
1,2,3,7,8-PeCDF	339.8597	1.000	23.37	23.38	1.031	342023.53	486.0103	486.0103		1.3910	1.597	1.550	NO	
13C-2,3,4,7,8-PeCDF	351.9000	1.000	24.75	24.76	1.162	1308233.25	2110.6471	2110.6471	105.5	4.6924	1.588	1.550	NO	
2,3,4,7,8-PeCDF	339.8597	1.000	24.79	24.78	1.009	315626.23	478.1879	478.1879		1.5357	1.567	1.550	NO	
Total F2 PeCDFs	339.8597	1.000		34.47	1.020		964.1982	964.1982		1.4614				
Total F1 PeCDFs	339.8597	1.000		36.56	1.020		0.1380	0.0586		0.4218				
13C-1,2,3,7,8-PeCDD	367.8949	1.000	25.53	25.53	0.747	837136.19	2099.6740	2099.6740	105.0	3.1501	1.627	1.550	NO	
1,2,3,7,8-PeCDD	355.8546	1.000	25.56	25.57	1.057	208896.13	472.2864	472.2864		1.7729	1.565	1.550	NO	
Total PeCDDs	355.8546	1.000		31.10	1.057		472.2864	472.2864		1.7729				
13C-1,2,3,7,8,9-HxCDD	401.8559	1.000	32.62	32.63	1.000	840037.28	2000.0000	2000.0000	100.0	2.6101	1.400	1.240	NO	
13C-1,2,3,4,7,8-HxCDF	383.8639	1.000	31.27	31.27	0.918	923643.31	2395.8349	2395.8349	119.8	5.3192	0.506	0.510	NO	
1,2,3,4,7,8-HxCDF	373.8208	1.000	31.29	31.29	1.243	268153.58	467.2708	467.2708		1.4546	1.213	1.240	NO	
13C-1,2,3,6,7,8-HxCDF	383.8639	1.000	31.41	31.41	1.187	1218976.28	2445.4451	2445.4451	122.3	4.1139	0.528	0.510	NO	
1,2,3,6,7,8-HxCDF	373.8208	1.000	31.43	31.43	1.142	325230.11	467.1510	467.1510		1.3328	1.231	1.240	NO	
13C-2,3,4,6,7,8-HxCDF	383.8639	1.000	32.08	32.08	1.016	992183.03	2324.5818	2324.5818	116.2	4.8045	0.535	0.510	NO	
2,3,4,6,7,8-HxCDF	373.8208	1.000	32.09	32.09	1.190	278103.55	471.2123	471.2123		1.3581	1.289	1.240	NO	

Quantity Sample Summary Report MassLynx 4.1

Dataset: C:\MassLynx\Default.pro\31DE093D51613.qld

Last Altered: Monday, January 04, 2010 10:57:03 Pacific Standard Time
 Printed: Monday, January 04, 2010 10:57:45 Pacific Standard Time

Name: 31DE093D5_10, Date: 31-Dec-2009, Time: 14:27:48, ID: ST1231G, Description: 2nd Source 09DXN300, Task:

Name	Trace	Sample Size	RT	Pid	RT	RRF	M	Abs Resp	Conc	EMPC	%Rec	EDL	Ratio	Pid	Ratio	Mod Date
37 13C-1,2,3,7,8,9-HxCDF	383.8639	1.000	32.79	32.79	1.018		888742.63	2078.4664	2078.4664	103.9	4.7958	0.522	0.510	NO		
38 1,2,3,7,8,9-HxCDF	373.8208	1.000	32.81	32.81	1.126		248286.28	496.2449	496.2449	1.7126	1.7126	1.365	1.240	NO		
39 Total HxCDFs	373.8208	1.000			0.00	1.175		1901.8790	1901.8790			1.4471				
40 13C-1,2,3,4,7,8-HxCDD	401.8559	1.000	32.24	32.24	0.718		673843.38	2234.9032	2234.9032	111.7	3.6360	1.300	1.240	NO		
41 1,2,3,4,7,8-HxCDD	389.8157	1.000	32.25	32.25	1.057		179712.40	504.5166	504.5166	1.5332	1.5332	1.272	1.240	NO		
42 13C-1,2,3,6,7,8-HxCDD	401.8559	1.000	32.33	32.33	0.810		847160.59	2489.9660	2489.9660	124.5	3.2222	1.308	1.240	NO		
43 1,2,3,6,7,8-HxCDD	389.8157	1.000	32.34	32.34	1.182		232090.67	463.6093	463.6093	1.3176	1.3176	1.264	1.240	NO		
44 1,2,3,7,8,9-HxCDD	389.8157	1.000	32.63	32.62	1.364		210826.04	406.5224	406.5224	1.1625	1.1625	1.241	1.240	NO		
45 Total HxCDDs	389.8157	1.000			0.00	1.201		1374.6482	1374.6482			1.3201				
46 13C-1,2,3,4,6,7,8-HpCDF	417.8253	1.000	34.16	34.16	0.815		754409.53	2204.4010	2204.4010	110.2	12.0478	0.436	0.440	NO		
47 1,2,3,4,6,7,8-HpCDF	407.7818	1.000	34.18	34.18	1.364		246718.95	479.3936	479.3936	2.4607	2.4607	1.014	1.040	NO		
48 13C-1,2,3,4,7,8,9-HpCDF	417.8253	1.000	35.28	35.28	0.667		566461.66	2094.7122	2094.7122	104.7	14.7268	0.469	0.440	NO		
49 1,2,3,4,7,8,9-HpCDF	407.7818	1.000	35.30	35.28	1.362		180674.20	477.5916	477.5916	4.0540	4.0540	1.055	1.040	NO		
50 Total HpCDFs	407.7818	1.000			0.00	1.363		956.9852	956.9852			3.1572				
51 13C-1,2,3,4,6,7,8-HpCDD	435.8169	1.000	34.98	34.97	0.711		634049.66	2123.3684	2123.3684	106.2	12.0746	1.080	1.040	NO		
52 1,2,3,4,6,7,8-HpCDD	423.7766	1.000	34.99	34.99	1.043		158412.43	479.0310	479.0310	2.5464	2.5464	1.073	1.040	NO		
53 Total HpCDDs	423.7766	1.000			0.00	1.043		479.0310	479.0310			2.5464				
54 13C-OCDD	469.7779	1.000	37.44	37.43	0.517		887719.00	4084.7112	4084.7112	102.1	12.5247	0.943	0.890	NO		
55 OCDF	441.7428	1.000	37.54	37.54	1.413		295313.45	941.8005	941.8005	4.5476	4.5476	0.978	0.890	NO		
56 OCDD	457.7377	1.000	37.45	37.45	1.206		249846.99	933.8515	933.8515	3.8918	3.8918	0.871	0.890	NO		
57 Function 1 PFK	330.97920	1.000	17.38	17.33	14433...		10597.79	0.7412	0.7412	74.1	1.3264					
58 Function 3 PFK	380.97600	1.000		31.80	2690.7...					0.0000						
59 Function 2 PFK	342.97920	1.000	26.29	26.26	6523.0...		5050.04	0.7742	0.7742	77.4	2.1924					
60 Function 4 PFK	430.97290	1.000	34.55	34.60	4976.1...		3729.16	0.7494	0.7494	74.9	2.3327					
61 Function 5 PFK	442.97280	1.000	39.86	39.82	5611.1...		13594.92	2.4228	2.4228	242.3	3.4365					
62 TCDF PCDDPE	375.8364	1.000	20.06	20.06	40.321		51.51	1.2775	1.2775	127.8	0.2318					
63 F1 PCDF PCDDPE	409.79740	1.000	18.24	18.24	63.097					0.0000						
64 F2 PCDF PCDDPE	409.7974	1.000	21.71	21.71	48.006					0.0000						
65 HxCDF PCDDPE	445.7555	1.000	33.25	33.31	2.541		8.51	3.3499	3.3499	335.0	4.9540					

Dataset: C:\MassLynx\Default.pro\31DE0933D51613.qld

Last Altered: Monday, January 04, 2010 10:57:03 Pacific Standard Time
 Printed: Monday, January 04, 2010 10:57:45 Pacific Standard Time

Name: 31DE0933D5_10, Date: 31-Dec-2009, Time: 14:27:48, ID: ST1231G, Description: 2nd Source 09DXN300, Task:

Name	Trace	Sample Size	RT	Ptd RT	RRF-M	Abs Resp	Conc	EMPC	%Rec	EDL	Ratio	Ptd Ratio	Ratio	Mod Date
67 HPCDF PCDFPE	479.7165	1.000	35.91	35.84	34.039	22.01	0.6466		64.7	0.2362				
68 OCDF PCDFPE	513.67750	1.000	38.96	38.98	1.599	58.85	36.7960		367..	6.2463				

Initial Calibration Checklist
Dioxin Methods

ICAL ID (DB225, DB225AIR) 0104105D2

Method ID 8290, 1613B, 23, 0023A, TO9 Date Scanned _____

Column ID DB225 Instrument ID 502

STD ID's ST0104(D,E,F,H,G) STD Solution 09DXN(422, 423, 425, 426, 456)

GC Program DB225 Multiplier Setting 820

Analyzed By A.M. Date Analyzed 1/4/10

Prepared By M.G. Date Prepared 1/5/10

Reviewed By M.G. Date Reviewed 1/5/10

Curve summary present?	✓	✓
Hardcopies of chromatograms for CS1-CS5 present?	✓	✓
Copy of log-file present?	✓	✓
Static resolution check present?	✓	✓
Target file RT's correct?	✓	✓
%RSD within method-specified limits?*	✓ (1)	(1)
Signal-to-noise criteria met?	✓	✓
Isotopic ratios within limits?	✓	✓
High point free of saturation?	✓	✓
Are chromatographic windows correct?	✓	✓
Manual reintegration's checked and hardcopies included?	✓	✓

COMMENTS: (1) CRS failed (26.2%) + (26.9%) ∴ use for TCDF confirmation only. Do not report CRS using this ICV.
ICAL 653 1/23/10 TCDF RT = 14:21

*Method 8290/TO9/M0023A: %RSD ≤ 20% for natives, ≤ 30% for labeled compounds; S/N ≥ 10
Method 1613B: %RSD ≤ 20% natives, ≤ 30% labeled compounds; S/N ≥ 10
Method 23: %RSD ≤ values specified in Table 5, Method 23; S/N ≥ 2.5

Run: 04JA10A5D2 Analyte: DB225 Cal: DB2250104105D2

ST0104D : CS-1 09DXN422 ST0104E : CS-2 09DXN423 ST0104F : CS-3 09DXN425
 ST0104G : CS-5 09DXN456 ST0104H : CS-4 09DXN426

04JA10B5D204JA10B5D204JA10B5D204JA10B5D204JA10B5D204JA10B5D2

Name	Mean	S. D.	%RSD	RRF1	RRF2	RRF3	RRF4	RRF5
13C-1,2,3,4-TCDD	-	-	- %	-	-	-	-	-
13C-2,3,7,8-TCDF	1.664	0.062	3.75 %	1.65	1.58	1.73	1.72	1.64
2,3,7,8-TCDF	1.014	0.078	7.69 %	1.14	0.94	0.97	1.01	1.00
13C-2,3,7,8-TCDD	0.951	0.045	4.78 %	0.98	0.90	0.99	0.98	0.91
2,3,7,8-TCDD	1.183	0.038	3.23 %	1.19	1.21	1.12	1.18	1.22
37Cl-2,3,7,8-TCDD	2.068	0.541	26.2 %	2.60	2.20	1.15	2.23	2.16

Run #1 Filename 04JA10B5D2 S: 3 I: 1
Acquired: 4-JAN-10 22:54:06 Processed: 5-JAN-10 07:29:29
Run: 04JA10A5D2 Analyte: DB225 Cal: DB2250104105D2
Comments:

Sample text: ST0104D :CS-1 09DXN422

Name	Resp	RA	RT	RRF		Mod?
13C-1,2,3,4-TCDD	251267000	0.74 y	14:22	-	100.00	n
13C-2,3,7,8-TCDF	413691000	0.80 y	15:29	1.646	100.00	n
2,3,7,8-TCDF	2044403	0.94 n	15:30	0.988	0.50	n
13C-2,3,7,8-TCDD	246414000	0.74 y	14:09	0.981	100.00	n
2,3,7,8-TCDD	1464885	0.85 y	14:11	1.189	0.50	n
37Cl-2,3,7,8-TCDD	3270460	1.00 y	14:10	2.603	0.50	n

Run #1 Filename 04JA10B5D2 S: 3 I: 1
Acquired: 4-JAN-10 22:54:06 Processed: 5-JAN-10 07:29:29
Run: 04JA10A5D2 Analyte: DB225 Cal: DB2250104105D2

Comments:

Sample text: ST0104D :CS-1 09DXN422

Name	Resp	RA	RT	RRF		Mod?
13C-1,2,3,4-TCDD	251267000	0.74 y	14:22	-	100.00	n
13C-2,3,7,8-TCDF	413691000	0.80 y	15:29	1.646	100.00	n
2,3,7,8-TCDF	2366310	0.82 y	15:30	1.144	0.50	Y
13C-2,3,7,8-TCDD	246414000	0.74 y	14:09	0.981	100.00	n
2,3,7,8-TCDD	1464885	0.85 y	14:11	1.189	0.50	n
37Cl-2,3,7,8-TCDD	3270460	1.00 y	14:10	2.603	0.50	n

Run #2 Filename 04JA10B5D2 S: 4 I: 1
 Acquired: 4-JAN-10 23:31:09 Processed: 5-JAN-10 07:29:30
 Run: 04JA10A5D2 Analyte: DB225 Cal: DB2250104105D2

Comments:

Sample text: ST0104E :CS-2 09DXN423

Name	Resp	RA	RT	RRF		Mod?
13C-1,2,3,4-TCDD	266401000	0.74 y	14:21	-	100.00	n
13C-2,3,7,8-TCDF	420343000	0.82 y	15:28	1.578	100.00	n
2,3,7,8-TCDF	7934710	0.83 y	15:29	0.944	2.00	n
13C-2,3,7,8-TCDD	239289000	0.76 y	14:08	0.898	100.00	n
2,3,7,8-TCDD	5783460	0.83 y	14:09	1.208	2.00	n
37Cl-2,3,7,8-TCDD	11695680	1.00 y	14:09	2.195	2.00	n

Run #3 Filename 04JA10B5D2 S: 5 I: 1
Acquired: 5-JAN-10 00:08:17 Processed: 5-JAN-10 07:29:30
Run: 04JA10A5D2 Analyte: DB225 Cal: DB2250104105D2
Comments:

Sample text: ST0104F :CS-3 09DXN425

Name	Resp	RA	RT	RRF		Mod?
13C-1,2,3,4-TCDD	122886700	0.75 y	14:21	-	100.00	n
13C-2,3,7,8-TCDF	212032300	0.81 y	15:28	1.725	100.00	n
2,3,7,8-TCDF	20479400	0.82 y	15:29	0.966	10.00	n
13C-2,3,7,8-TCDD	121954600	0.77 y	14:08	0.992	100.00	n
2,3,7,8-TCDD	13669350	0.79 y	14:09	1.121	10.00	n
37Cl-2,3,7,8-TCDD	14173780	1.00 y	14:09	1.153	10.00	n

Run #4 Filename 04JA10B5D2 S: 6 I: 1
Acquired: 5-JAN-10 00:45:19 Processed: 5-JAN-10 07:29:30
Run: 04JA10A5D2 Analyte: DB225 Cal: DB2250104105D2
Comments:

Sample text: ST0104G :CS-5 09DXN456

Name	Resp	RA	RT	RRF		Mod?
13C-1,2,3,4-TCDD	175057200	0.77 y	14:22	-	100.00	n
13C-2,3,7,8-TCDF	301911000	0.81 y	15:29	1.725	100.00	n
2,3,7,8-TCDF	611201000	0.80 y	15:30	1.012	200.00	n
13C-2,3,7,8-TCDD	171409900	0.74 y	14:09	0.979	100.00	n
2,3,7,8-TCDD	403135000	0.80 y	14:11	1.176	200.00	n
37Cl-2,3,7,8-TCDD	779324000	1.00 y	14:10	2.226	200.00	n

Run #5 Filename 04JA10B5D2 S: 7 I: 1
Acquired: 5-JAN-10 01:22:21 Processed: 5-JAN-10 07:29:31
Run: 04JA10A5D2 Analyte: DB225 Cal: DB2250104105D2

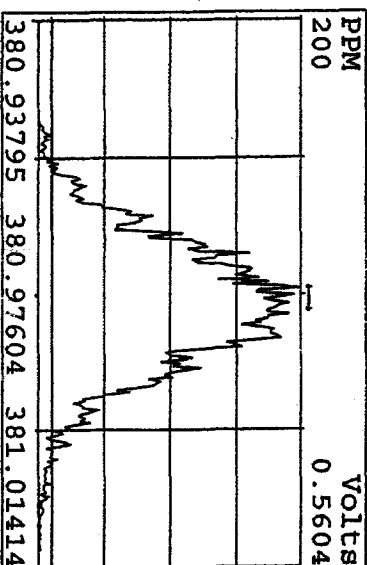
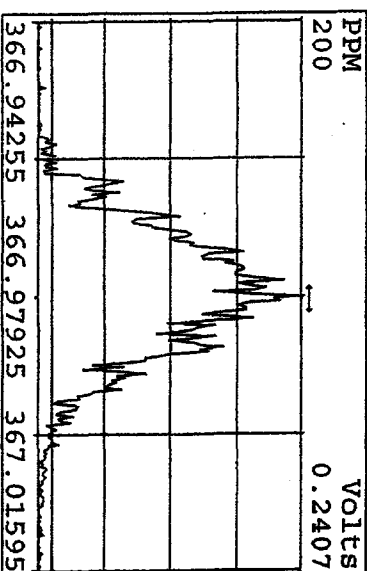
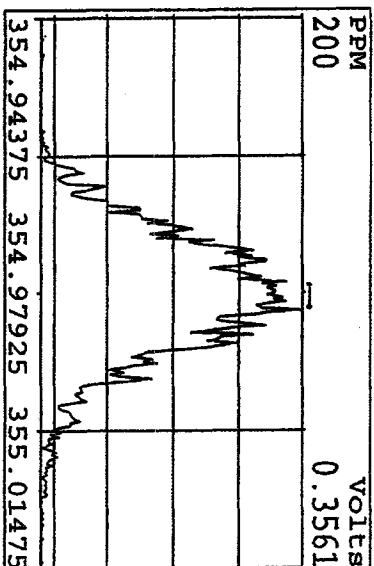
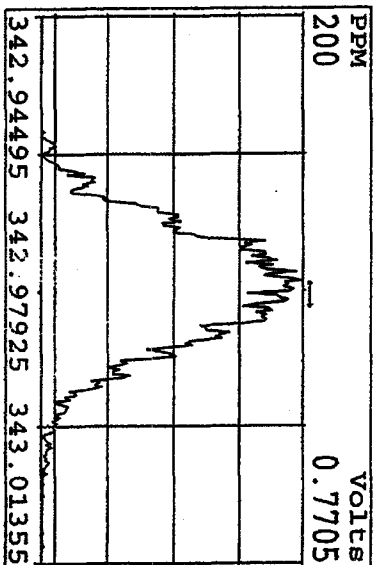
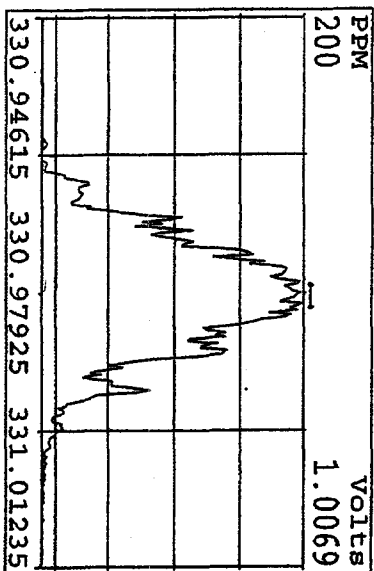
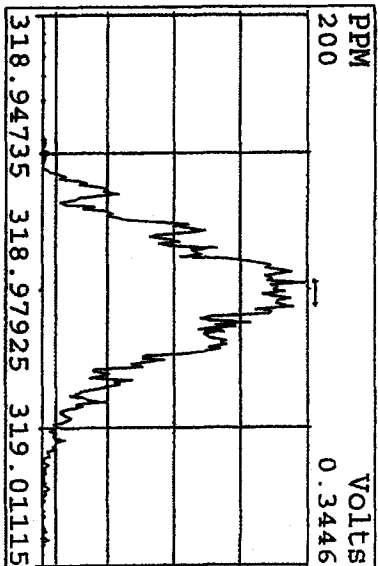
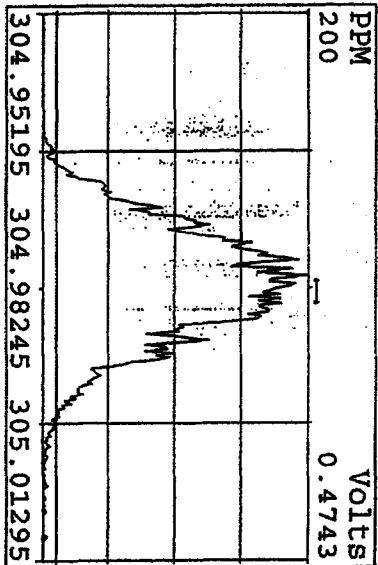
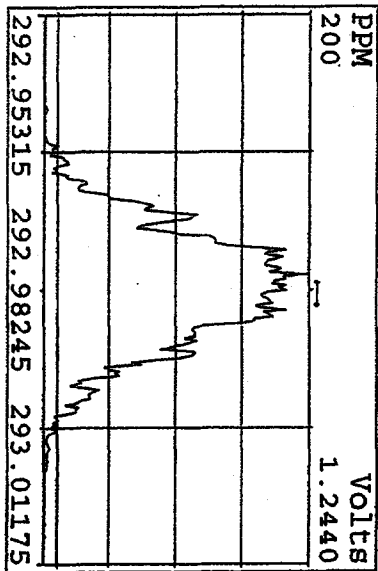
Comments:

Sample text: ST0104H :CS-4 09DXN426

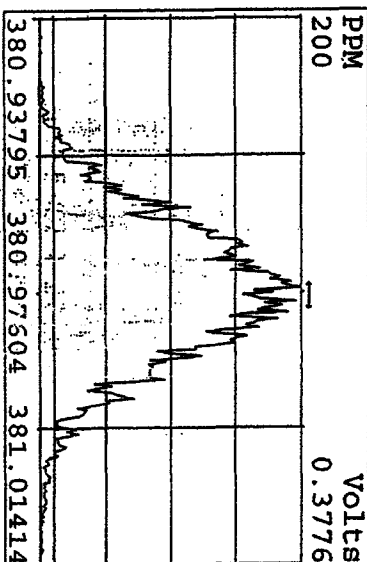
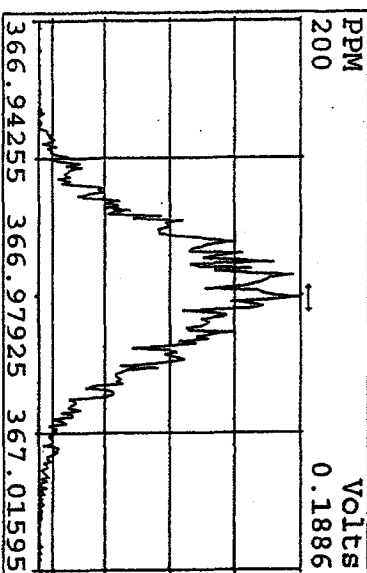
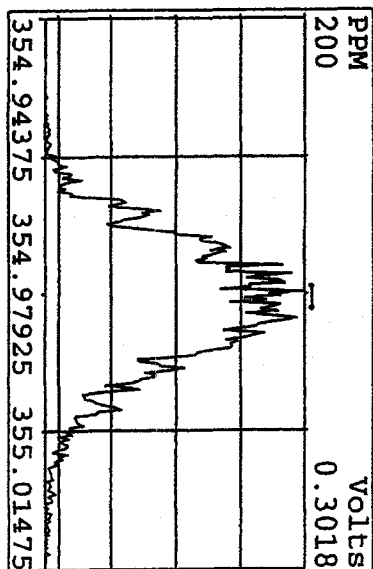
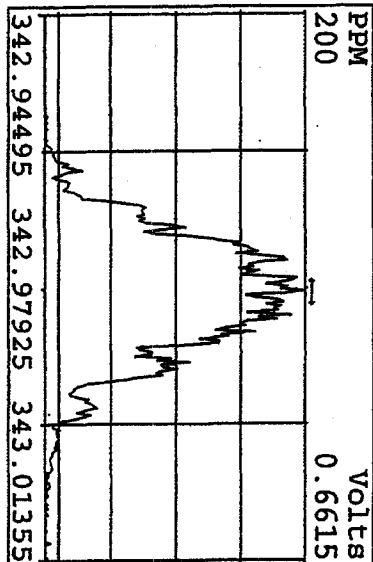
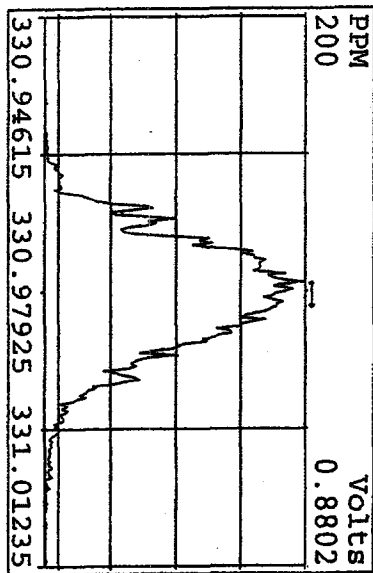
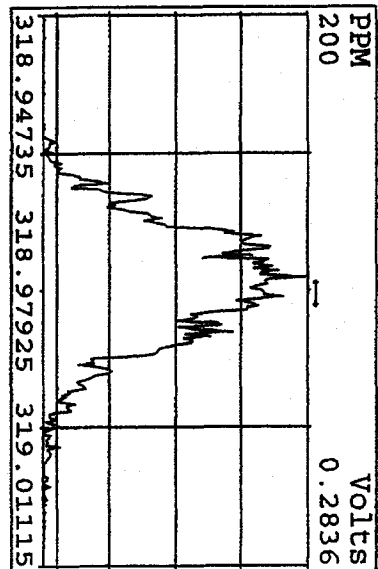
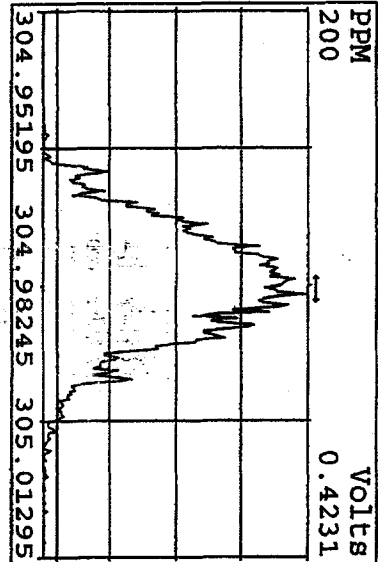
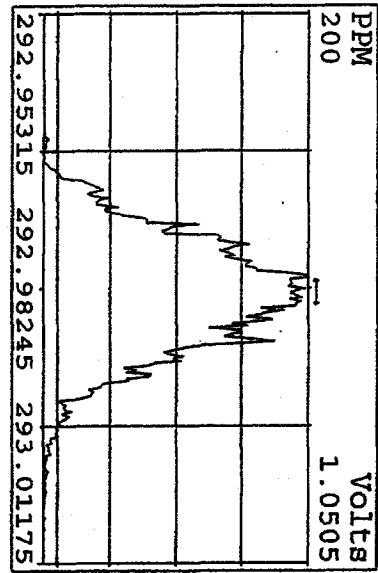
Name	Resp	RA	RT	RRF		Mod?
13C-1,2,3,4-TCDD	266035000	0.75 y	14:22	-	100.00	n
13C-2,3,7,8-TCDF	437272000	0.82 y	15:29	1.644	100.00	n
2,3,7,8-TCDF	175195400	0.81 y	15:30	1.002	40.00	n
13C-2,3,7,8-TCDD	240856000	0.75 y	14:09	0.905	100.00	n
2,3,7,8-TCDD	117378400	0.80 y	14:10	1.218	40.00	n
37Cl-2,3,7,8-TCDD	230058000	1.00 y	14:10	2.162	40.00	n

Data file	Smp	Work Order	Sample ID	FV-uL	Method/Matrix	Box	Size	U
04JA10B5D2	1	CP0104B	DB225 CPSM 3732-01				1.000	
04JA10B5D2	2	CP0104C	DB225 CPSM 3732-01				1.000	
04JA10B5D2	3	ST0104D	CS-1 09DXN422				1.000	
04JA10B5D2	4	ST0104E	CS-2 09DXN423				1.000	
04JA10B5D2	5	ST0104F	CS-3 09DXN425				1.000	
04JA10B5D2	6	ST0104G	CS-5 09DXN456				1.000	
04JA10B5D2	7	ST0104H	CS-4 09DXN426				1.000	
04JA10B5D2	8	ST0104I	2nd Source 09DXN449				1.000	
04JA10B5D2	9						1.000	
04JA10B5D2	10						1.000	
04JA10B5D2	11						1.000	
04JA10B5D2	12						1.000	
04JA10B5D2	13						1.000	
04JA10B5D2	14		AM 01-04-10				1.000	
04JA10B5D2	15						1.000	

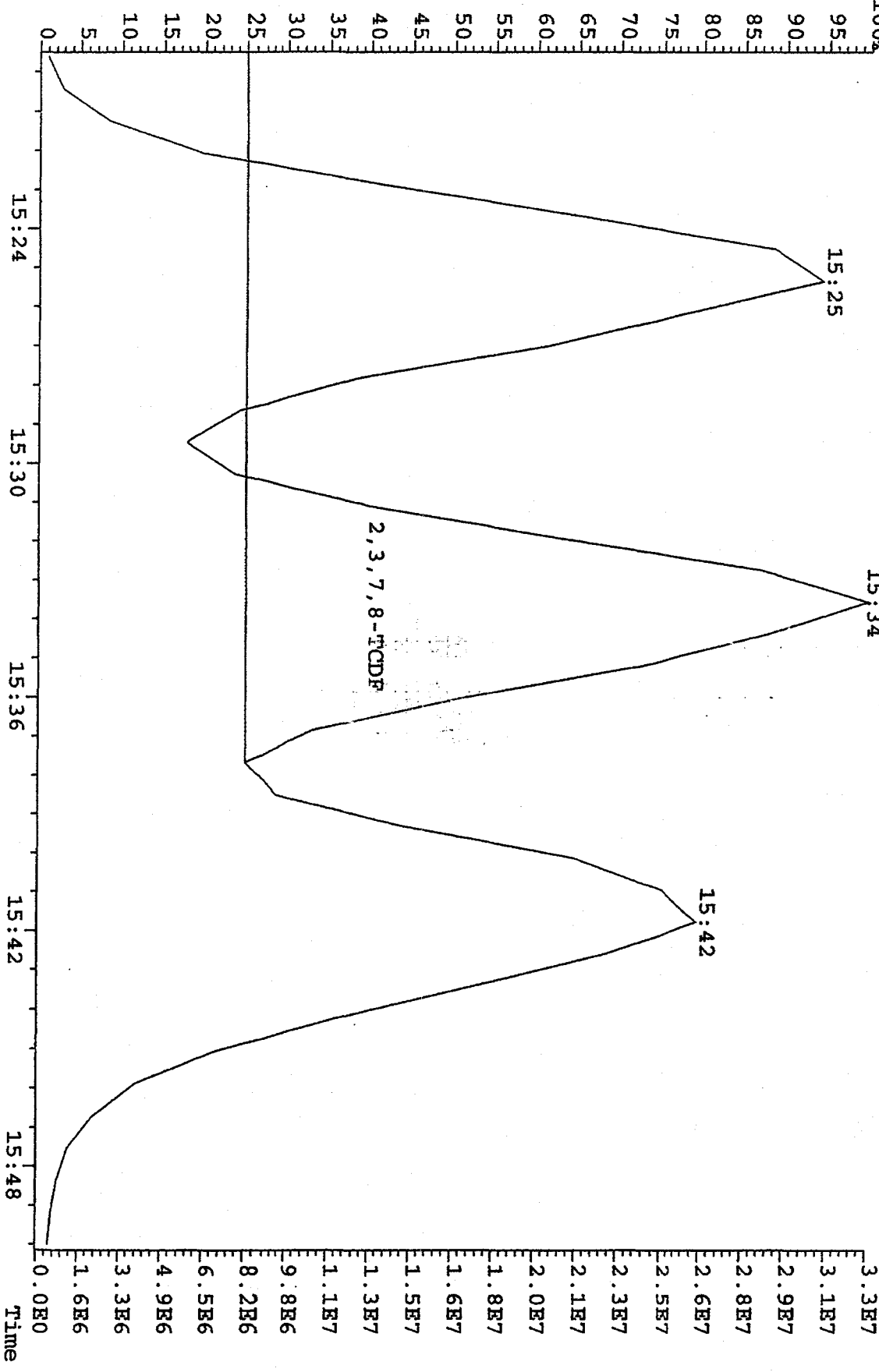
Peak Locate Examination: 4-JAN-2010:21:33 File:04JA10B5D2
 Experiment:DB225 Function:1 Reference:PKK



Peak Locate Examination: 5-JAN-2010:07:37 File:ENDRES04JA10B5D2
 Experiment: DB225 Function: 1 Reference: PRK



File: 04JA10B5D2 #1-1242 Acq: 4-JAN-2010 22:17:05 GC EI+ Voltage SIR 70SE
 303.9016 S:2 BSUB(128,15,-3.0) Exp:DB225 Noise:3300
 Sample Text:CP0104C :DB225 CPSM 3732-01
 100%



Run text: ST0104I Sample text: ST0104I :2nd Source 09DXN449
 Run #6 Filename: 04JA10B5D2 S: 8 I: 1 Results: 04JA10B5D2DB225
 Acquired: 5-JAN-10 01:59:23 Processed: 5-JAN-10 07:32:10
 Run: 04JA10B5D2 Analyte: DB225 Cal: DB2250104105D2
 Factor 1: 400.000 Factor 2: 20.000 Sample size: 1.000000

Name	Resp	RA	RT	RRF	Conc	EDL	Rec	M
13C-1,2,3,4-TCDD	231493400	0.75 y	14:21	-	107.01	-	-	n
13C-2,3,7,8-TCDF	411344000	0.79 y	15:29	1.66	2136.22	5.10	106.8	n
2,3,7,8-TCDF	39223200	0.79 y	15:30	1.01	188.17	2.13	-	n
13C-2,3,7,8-TCDD	223989400	0.75 y	14:08	0.95	2034.51	6.92	101.7	n
2,3,7,8-TCDD	26173300	0.82 y	14:09	1.18	197.63	2.54	-	n
37C1-2,3,7,8-TCDD	54459400	1.00 y	14:09	2.07	227.53	1.20	113.8	n

Method ID 8290

Associated ICAL 82901231091D5

Column ID DB5

Instrument ID 1D5

STD ID ST0112, ST0112A

STD Solution 09DXN425

Analyzed by A.M. M.G. ma 1/12/10

Date Analyzed 1/12/10

Std. Pkg. By M.G.

Date Std. Pkg. Assembled 1/13/10

Std. Pkg. Reviewed By JRB

Date Std. Pkg. Reviewed 1/13/10

DAILY STANDARD PACKAGE	INITIATED	REVIEWED
Standard, CPSM, and Solvent Blank present?	✓	✓
Copy of log-file and Beginning Static Resolution present?	✓	✓
CPSM blow up present?	✓	✓
Curve Summary present?	✓	✓
Summary of Method criteria present or documented below?	✓	✓
Daily standard within method specified limits?*	✓ (D2)	✓ (D2)
Analyte retention times correct?	✓	✓
Isotopic ratios within limits?	✓	✓
CPSM valley ≤ method specified limits? **	✓	✓
Are chromatographic windows correct?	✓	✓
Samples analyzed within 12 hrs of daily standard?	✓	✓
Manual reintegration's checked and hardcopies included?	✓	✓
Ending Standard present?	✓	✓
Ending Static Resolutions present	✓	✓
Absolute retention times for 13C12-1,2,3,4-TCDD and 13C12-1,2,3,7,8,9-HxCDD are within +/- 15 seconds of the retention times in the Initial Calibration? (for 1613B only)	NA	NA

COMMENTS: ① -22.5% dev. for 1,2,3,4,7,8,9-HpCDF in ending standard. ∴ use ave. RRF = 0.92.

NCM # 07-0101654

② 31.8% dev. for 13C-1,2,3,6,7,8-HxCDD in ending standard. ∴ use ave. RRF = 0.93.

* Method 8290/TO9/M0023A: (beginning) ≤ 20% from curve RRFs for native analytes, ≤ 30% from curve RRFs for labeled compounds. NCM # 07-0101655

Method 8290/TO9/M0023A: (ending) ≤ 25% from curve RRFs for native analytes, ≤ 35% from curve RRFs for labeled compounds.

Method 23: See Method 23 Daily Standard Criteria, Table 5.

Method 1613B: See, Method 1613B or Method 1613B Tetras Daily Standard Criteria,

** Method 23/0023A CPSM Criteria: 25% valley between 2378 TCDF (DB-225)/TCDD (DB-5) and its closest eluters normalized to the smallest peak of the triplet

Method 1613B/8290/TO9 CPSM Criteria: 25% valley between 2378 TCDF (DB-225)/TCDD (DB-5) and its closest eluters normalized to the 2378 peak.

Run text: ST0112 File text: ST0112 :CS3 09DXN425
 Run #6 Filename 12JA101D5 S: 1 I: 1
 Acquired: 12-JAN-10 08:33:54 Processed: 12-JAN-10 15:51:35
 Run: 12JA101D5 Analyte: 8290 Cal: 82901231091D5 Results: 12JA101D58290

Name	Resp	RA	RT	RRF	Amount	Dev'n	Mod?
13C-1,2,3,4-TCDD	184389300	0.79 y	18:40	-	100.00	-	n
13C-2,3,7,8-TCDF	275548000	0.76 y	18:07	1.49	100.00	-4.6	n
2,3,7,8-TCDF	23057890	0.75 y	18:08	0.84	10.00	-2.7	n
Total TCDF	23687905	0.65 n	17:45	0.84	10.00	-2.7	n
13C-2,3,7,8-TCDD	179328600	0.79 y	18:53	0.97	100.00	-2.1	n
2,3,7,8-TCDD	16025820	0.76 y	18:54	0.89	10.00	-4.3	n
Total TCDD	16025820	0.76 y	18:54	0.89	10.00	-4.3	n
37Cl-2,3,7,8-TCDD	36641800	1.00 y	18:54	1.99	10.00	-10.4	n
13C-1,2,3,7,8-PeCDF	200742900	1.67 y	23:34	1.09	100.00	1.5	n
1,2,3,7,8-PeCDF	102312000	1.65 y	23:35	1.02	50.00	1.9	n
2,3,4,7,8-PeCDF	96186800	1.66 y	25:01	0.96	50.00	2.1	n
Total F2 PeCDF	199258774	1.65 y	23:35	0.99	100.00	2.0	n
Total F1 PeCDF	163556	0.83 n	15:00	0.99	100.00	2.0	n
13C-1,2,3,7,8-PeCDD	130699800	1.65 y	25:47	0.71	100.00	6.4	n
1,2,3,7,8-PeCDD	58077100	1.66 y	25:48	0.89	50.00	-4.4	n
Total PeCDD	58219770	1.66 y	25:48	0.89	50.00	-4.4	n
13C-1,2,3,7,8,9-HxCDD	180353600	1.31 y	32:51	-	100.00	-	n
13C-1,2,3,4,7,8-HxCDF	156858500	0.51 y	31:27	0.87	100.00	-2.6	n
1,2,3,4,7,8-HxCDF	95889200	1.25 y	31:28	1.22	50.00	2.0	n
1,2,3,6,7,8-HxCDF	113162500	1.24 y	31:37	1.44	50.00	5.2	n
2,3,4,6,7,8-HxCDF	110590200	1.23 y	32:18	1.41	50.00	13.5	n
1,2,3,7,8,9-HxCDF	97219500	1.29 y	33:04	1.24	50.00	-6.5	n
Total HxCDF	417537456	1.25 y	31:28	1.33	200.00	3.4	n
13C-1,2,3,6,7,8-HxCDD	162414300	1.26 y	32:31	0.90	100.00	23.0	y
1,2,3,4,7,8-HxCDD	64641800	1.25 y	32:27	0.80	50.00	-17.9	n
1,2,3,6,7,8-HxCDD	90349500	1.27 y	32:32	1.11	50.00	5.1	n
1,2,3,7,8,9-HxCDD	86026000	1.29 y	32:52	1.06	50.00	-16.9	n
Total HxCDD	241017300	1.25 y	32:27	0.99	150.00	-10.2	n
13C-1,2,3,4,6,7,8-HpCDF	171696100	0.42 y	34:36	0.95	100.00	10.7	n
1,2,3,4,6,7,8-HpCDF	111143000	1.07 y	34:36	1.29	50.00	0.6	n
1,2,3,4,7,8,9-HpCDF	83186200	1.08 y	35:54	0.97	50.00	-14.7	n
Total HpCDF	194329200	1.07 y	34:36	1.13	100.00	-6.5	n
13C-1,2,3,4,6,7,8-HpCDD	139765500	1.12 y	35:32	0.77	100.00	3.0	n
1,2,3,4,6,7,8-HpCDD	72140200	1.08 y	35:32	1.03	50.00	3.5	n
Total HpCDD	73032276	1.00 y	34:53	1.03	50.00	3.5	n
13C-OCDD	207343300	0.89 y	38:18	0.57	200.00	1.8	n
OCDF	135310500	0.90 y	38:26	1.31	100.00	-9.2	n
OCDD	114396200	0.89 y	38:18	1.10	100.00	-0.5	n

Run text: ST0112 File text: ST0112 :CS3 09DXN425
 Run #6 Filename 12JA101D5 S: 1 I: 1
 Acquired: 12-JAN-10 08:33:54 Processed: 12-JAN-10 15:51:35
 Run: 12JA101D5 Analyte: 8290 Cal: 82901231091D5 Results: 12JA101D58290

Name	Resp	RA	RT	RRF	Amount	Dev'n	Mod?
13C-1,2,3,4-TCDD	184389300	0.79 y	18:40	-	100.00	-	n
13C-2,3,7,8-TCDF	275548000	0.76 y	18:07	1.49	100.00	-4.6	n
2,3,7,8-TCDF	23057890	0.75 y	18:08	0.84	10.00	-2.7	n
Total TCDF	23687905	0.65 n	17:45	0.84	10.00	-2.7	n
13C-2,3,7,8-TCDD	179328600	0.79 y	18:53	0.97	100.00	-2.1	n
2,3,7,8-TCDD	16025820	0.76 y	18:54	0.89	10.00	-4.3	n
Total TCDD	16025820	0.76 y	18:54	0.89	10.00	-4.3	n
37Cl-2,3,7,8-TCDD	36641800	1.00 y	18:54	1.99	10.00	-10.4	n
13C-1,2,3,7,8-PeCDF	200742900	1.67 y	23:34	1.09	100.00	1.5	n
1,2,3,7,8-PeCDF	102312000	1.65 y	23:35	1.02	50.00	1.9	n
2,3,4,7,8-PeCDF	96186800	1.66 y	25:01	0.96	50.00	2.1	n
Total F2 PeCDF	199258774	1.65 y	23:35	0.99	100.00	2.0	n
Total F1 PeCDF	163556	0.83 n	15:00	0.99	100.00	2.0	n
13C-1,2,3,7,8-PeCDD	130699800	1.65 y	25:47	0.71	100.00	6.4	n
1,2,3,7,8-PeCDD	58077100	1.66 y	25:48	0.89	50.00	-4.4	n
Total PeCDD	58219770	1.66 y	25:48	0.89	50.00	-4.4	n
13C-1,2,3,7,8,9-HxCDD	180353500	1.31 y	32:51	-	100.00	-	n
13C-1,2,3,4,7,8-HxCDF	156858500	0.51 y	31:27	0.87	100.00	-2.6	n
1,2,3,4,7,8-HxCDF	95889200	1.25 y	31:28	1.22	50.00	2.0	n
1,2,3,6,7,8-HxCDF	113162500	1.24 y	31:37	1.44	50.00	5.2	n
2,3,4,6,7,8-HxCDF	110590200	1.23 y	32:18	1.41	50.00	13.5	n
1,2,3,7,8,9-HxCDF	97219500	1.29 y	33:04	1.24	50.00	-6.5	n
Total HxCDF	417537456	1.25 y	31:28	1.33	200.00	3.4	n
13C-1,2,3,6,7,8-HxCDD	168068400	1.26 y	32:31	0.93	100.00	27.3	n
1,2,3,4,7,8-HxCDD	64641800	1.25 y	32:27	0.77	50.00	-20.7	n
1,2,3,6,7,8-HxCDD	90349500	1.27 y	32:32	1.08	50.00	1.6	n
1,2,3,7,8,9-HxCDD	86026000	1.29 y	32:52	1.02	50.00	-19.7	n
Total HxCDD	241017300	1.25 y	32:27	0.96	150.00	-13.2	n
13C-1,2,3,4,6,7,8-HpCDF	171696100	0.42 y	34:36	0.95	100.00	10.7	n
1,2,3,4,6,7,8-HpCDF	111143000	1.07 y	34:36	1.29	50.00	0.6	n
1,2,3,4,7,8,9-HpCDF	83186200	1.08 y	35:54	0.97	50.00	-14.7	n
Total HpCDF	194329200	1.07 y	34:36	1.13	100.00	-6.5	n
13C-1,2,3,4,6,7,8-HpCDD	139765500	1.12 y	35:32	0.77	100.00	3.0	n
1,2,3,4,6,7,8-HpCDD	72140200	1.08 y	35:32	1.03	50.00	3.5	n
Total HpCDD	73032276	1.00 y	34:53	1.03	50.00	3.5	n
13C-OCDD	207343300	0.89 y	38:18	0.57	200.00	1.8	n
OCDF	135310500	0.90 y	38:26	1.31	100.00	-9.2	n
OCDD	114396200	0.89 y	38:18	1.10	100.00	-0.5	n

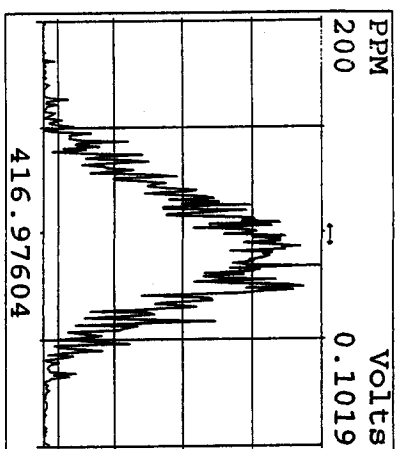
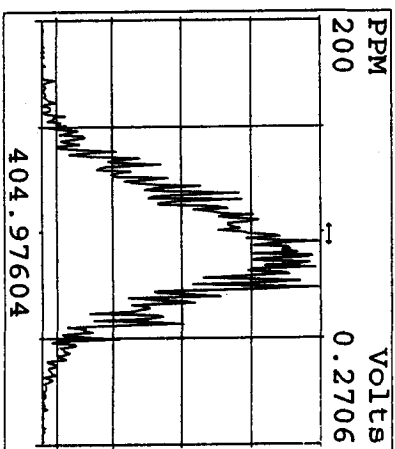
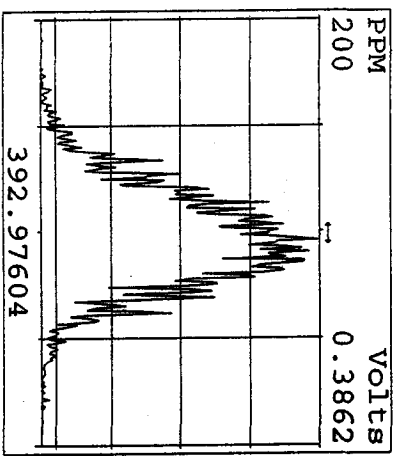
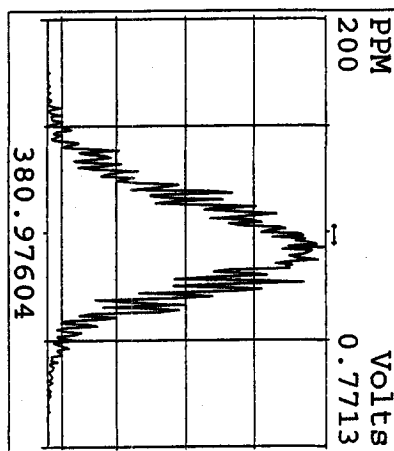
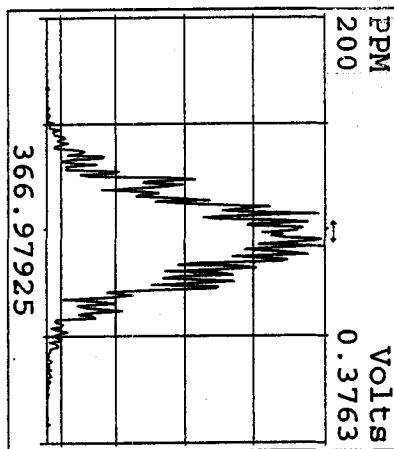
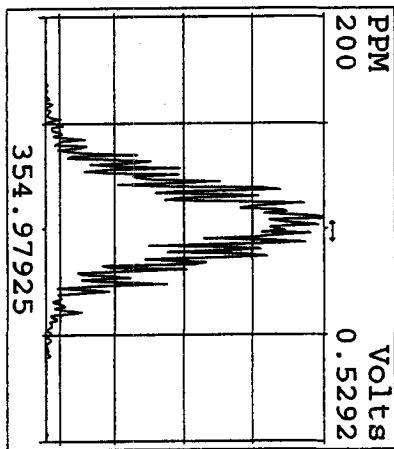
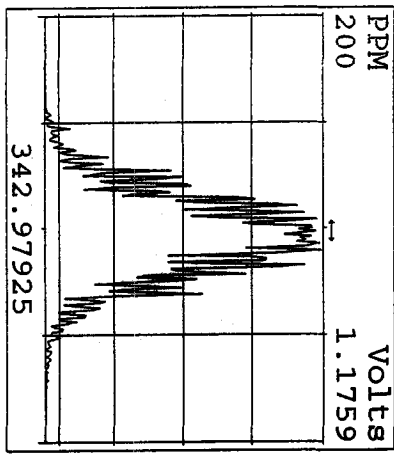
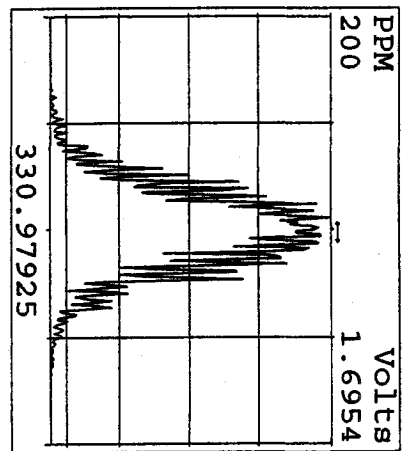
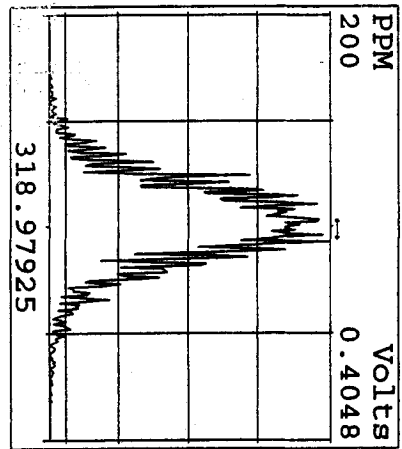
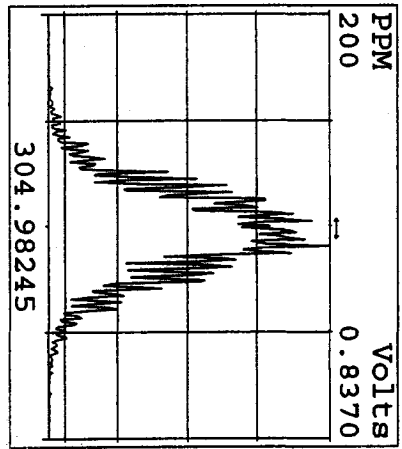
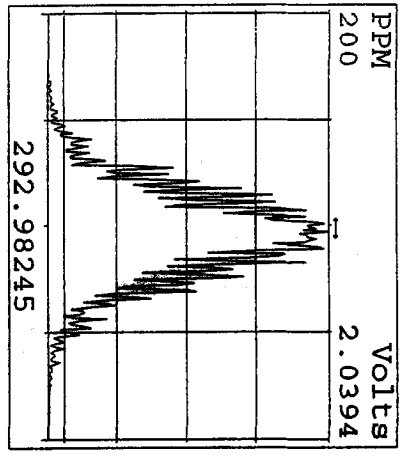
Run text: ST0112A File text: ST0112A :CS3 09DXN425
 Run #17 Filename 12JA101D5 S: 15 I: 1
 Acquired: 12-JAN-10 18:21:47 Processed: 12-JAN-10 19:07:38
 Run: 12JA101D5 Analyte: 8290 Cal: 82901231091D5 Results: 12JA101D58290

Name	Resp	RA	RT	RRF	Amount	Dev'n	Mod?
13C-1,2,3,4-TCDD	207899100	0.81 y	18:39	-	100.00	-	n
13C-2,3,7,8-TCDF	302642000	0.75 y	18:05	1.46	100.00	-7.0	n
2,3,7,8-TCDF	21995140	0.75 y	18:06	0.73	10.00	-15.5	n
Total TCDF	22121592	0.42 n	17:43	0.73	10.00	-15.5	n
13C-2,3,7,8-TCDD	204671800	0.78 y	18:51	0.98	100.00	-0.9	n
2,3,7,8-TCDD	16975700	0.74 y	18:52	0.83	10.00	-11.2	n
Total TCDD	16975700	0.74 y	18:52	0.83	10.00	-11.2	n
37Cl-2,3,7,8-TCDD	42611600	1.00 y	18:52	2.05	10.00	-7.6	n
13C-1,2,3,7,8-PeCDF	232692500	1.68 y	23:31	1.12	100.00	4.3	n
1,2,3,7,8-PeCDF	119814200	1.63 y	23:33	1.03	50.00	3.0	n
2,3,4,7,8-PeCDF	112325200	1.62 y	25:00	0.97	50.00	2.9	n
Total F2 PeCDF	232979093	0.17 n	22:52	1.00	100.00	2.9	n
Total F1 PeCDF	382887	0.72 n	16:00	1.00	100.00	2.9	n
13C-1,2,3,7,8-PeCDD	133390800	1.68 y	25:44	0.64	100.00	-3.7	n
1,2,3,7,8-PeCDD	65431800	1.66 y	25:47	0.98	50.00	5.6	n
Total PeCDD	65715677	3.07 n	25:18	0.98	50.00	5.6	n
13C-1,2,3,7,8,9-HxCDD	199710700	1.31 y	32:50	-	100.00	-	n
13C-1,2,3,4,7,8-HxCDF	197225800	0.51 y	31:26	0.99	100.00	10.6	n
1,2,3,4,7,8-HxCDF	119176700	1.24 y	31:27	1.21	50.00	0.8	n
1,2,3,6,7,8-HxCDF	131253800	1.27 y	31:36	1.33	50.00	-2.9	n
2,3,4,6,7,8-HxCDF	126208200	1.24 y	32:17	1.28	50.00	3.0	n
1,2,3,7,8,9-HxCDF	114696500	1.24 y	33:04	1.16	50.00	-12.3	n
Total HxCDF	491508249	1.24 y	31:27	1.25	200.00	-3.0	n
13C-1,2,3,6,7,8-HxCDD	192717300	1.27 y	32:31	0.96	100.00	31.8	n
1,2,3,4,7,8-HxCDD	76161500	1.27 y	32:26	0.79	50.00	-18.5	n
1,2,3,6,7,8-HxCDD	108547200	1.29 y	32:32	1.13	50.00	6.4	n
1,2,3,7,8,9-HxCDD	100775900	1.29 y	32:51	1.05	50.00	-18.0	n
Total HxCDD	285484600	1.27 y	32:26	0.99	150.00	-10.3	n
13C-1,2,3,4,6,7,8-HpCDF	197590700	0.42 y	34:36	0.99	100.00	15.0	n
1,2,3,4,6,7,8-HpCDF	118308100	1.07 y	34:37	1.20	50.00	-6.9	n
1,2,3,4,7,8,9-HpCDF	86883900	1.04 y	35:55	0.88	50.00	-22.5	n
Total HpCDF	205192000	1.07 y	34:37	1.04	100.00	-14.2	n
13C-1,2,3,4,6,7,8-HpCDD	173819100	1.07 y	35:32	0.87	100.00	15.7	n
1,2,3,4,6,7,8-HpCDD	86725400	1.11 y	35:33	1.00	50.00	0.0	n
Total HpCDD	87000051	1.55 n	34:54	1.00	50.00	0.0	n
13C-OCDD	232075000	0.91 y	38:19	0.58	200.00	2.9	n
OCDF	167262500	0.91 y	38:27	1.44	100.00	0.3	n
OCDD	137473000	0.89 y	38:19	1.18	100.00	6.8	n

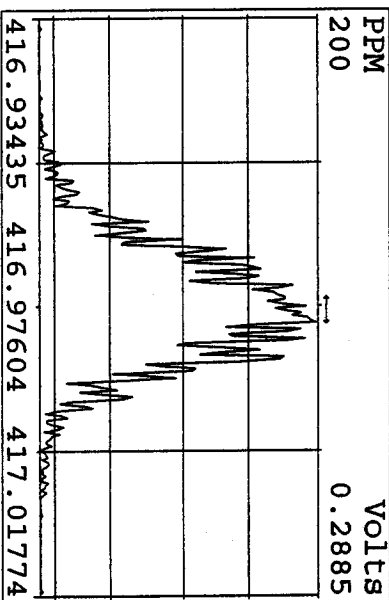
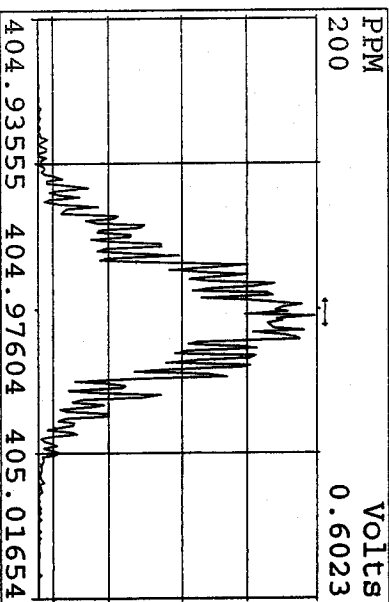
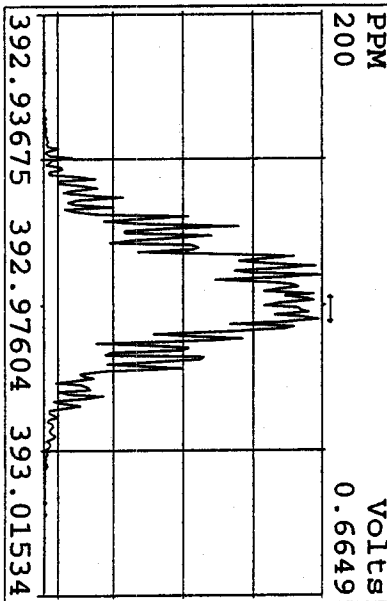
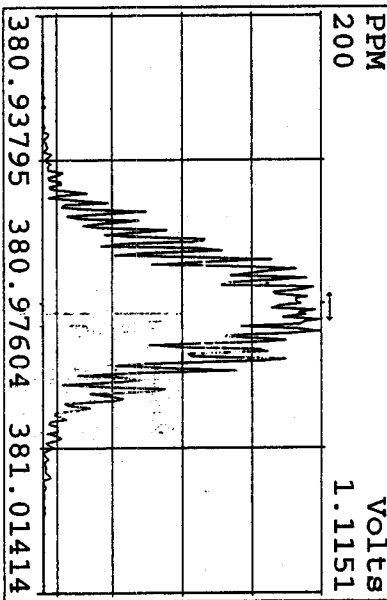
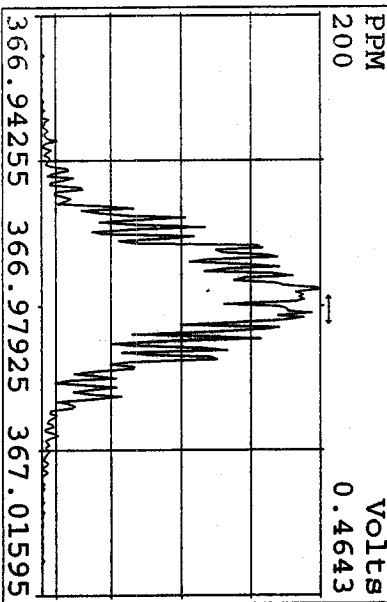
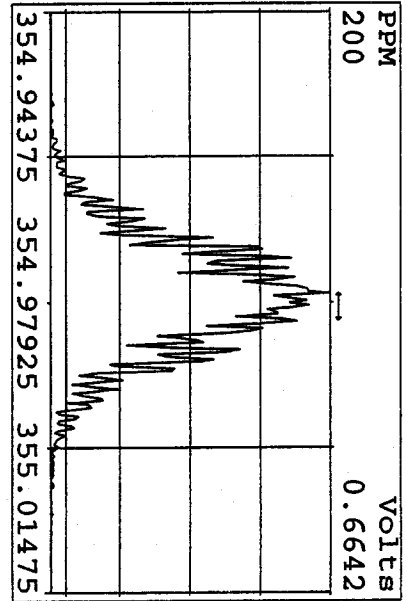
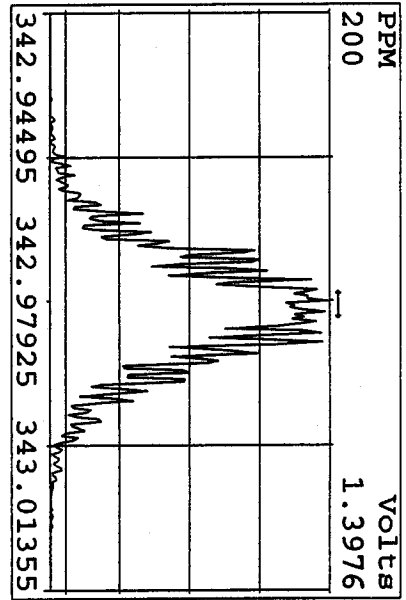
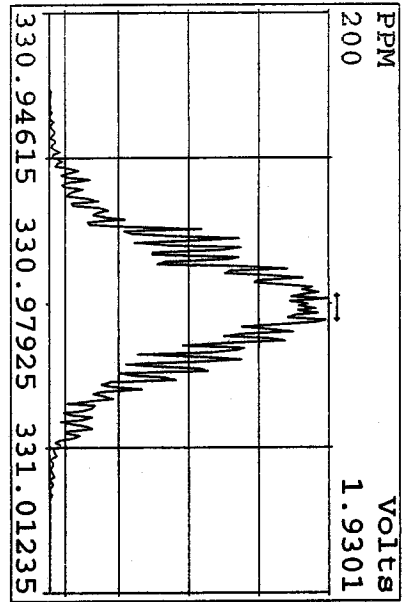
Data file	Smp	Work Order	Sample ID	FV-uL	Method/Matrix	Box	Size	U
12JA101D5	1	ST0112	CS3 09DXN425				1.000	
12JA101D5	2	CP0112	DB-5 CPSM 3732-04				1.000	
12JA101D5	3	CP0112A	DB-5 CPSM 3732-04				1.000	
12JA101D5	4	SB0112	Solvent Blank C-14				1.000	
12JA101D5	5	LRQ9P-1-AC	G9L310000-111C	20	8290/WATER	79	1.000	L
12JA101D5	6	LRDQV-2-AA	G9L180646-4RX	10	8290/SOLID	85	10.040	g
12JA101D5	7	LRDQW-2-AA	G9L180646-5RX	10	8290/SOLID		10.120	g
12JA101D5	8	LRDQ2-2-AA	G9L180646-9RX	10	8290/SOLID		10.310	g
12JA101D5	9	LRDQ3-2-AA	G9L180646-10RX	10	8290/SOLID		10.030	g
12JA101D5	10	LRDQ3-1-AF	G9L180646-10S	10	8290/SOLID		10.490	g
12JA101D5	11	LRDQ3-1-AG	G9L180646-10D	10	8290/SOLID		10.240	g
12JA101D5	12	LRDQX-2-AA	G9L180646-6RX	10	8290/SOLID		10.620	g
12JA101D5	13	LRDQ0-2-AA	G9L180646-7RX	10	8290/SOLID		10.180	g
12JA101D5	14	SB0112A	Solvent Blank C-14				1.000	
12JA101D5	15	ST0112A	CS3 09DXN425				1.000	
12JA101D5	16						1.000	
12JA101D5	17						1.000	
12JA101D5	18						1.000	
12JA101D5	19		MG 01/12/10				1.000	

log file reviewed
1-12-10 am

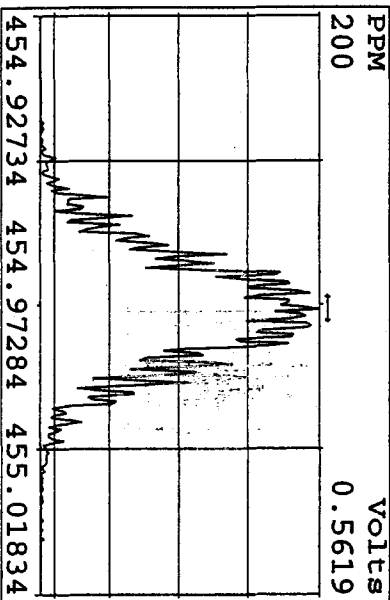
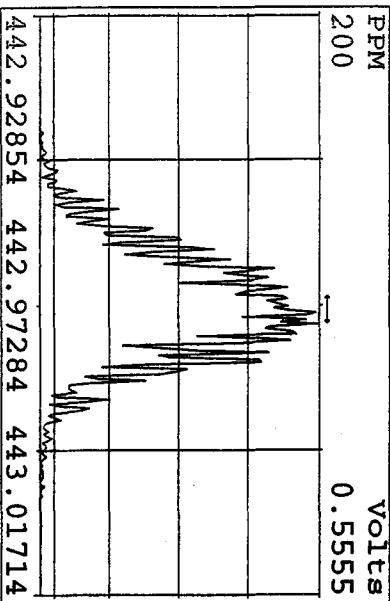
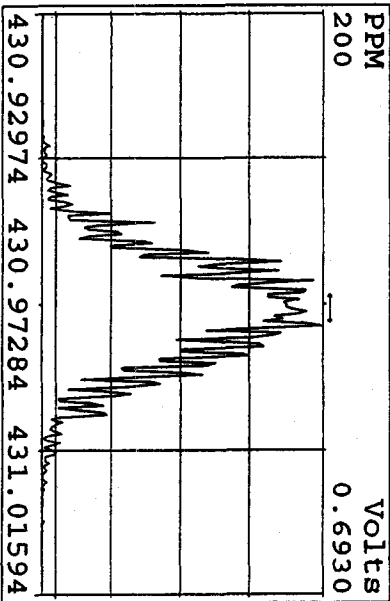
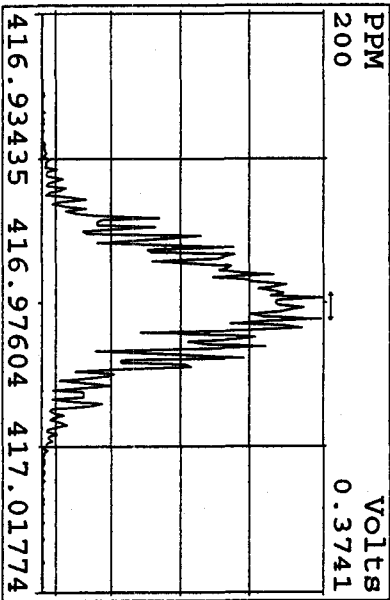
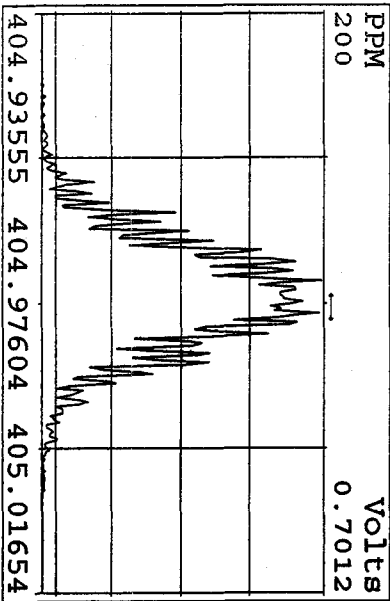
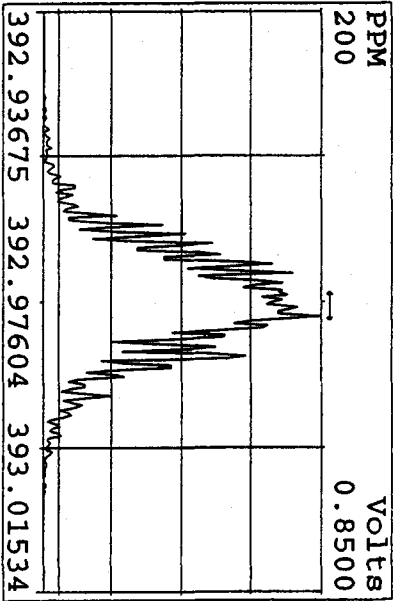
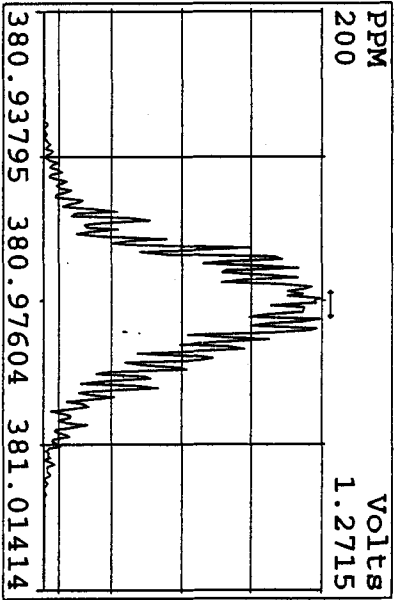
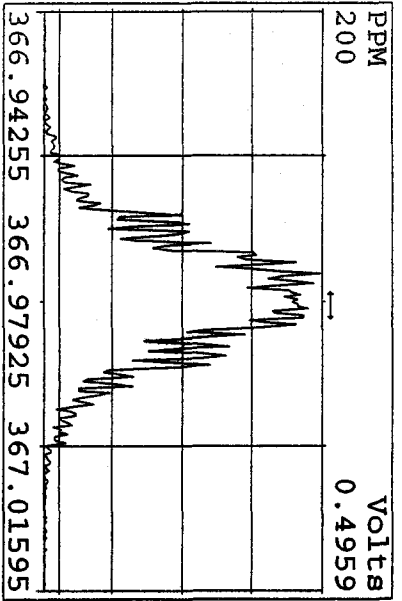
Peak Locate Examination: 12-JAN-2010: 08:28 File: 12JA101D5
Experiment: DIOXIN Function: 1 Reference: PFK



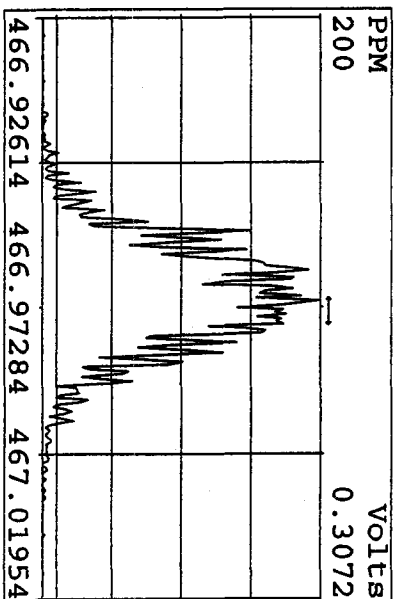
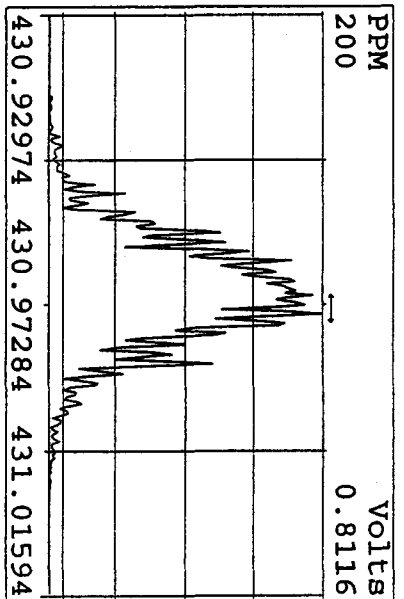
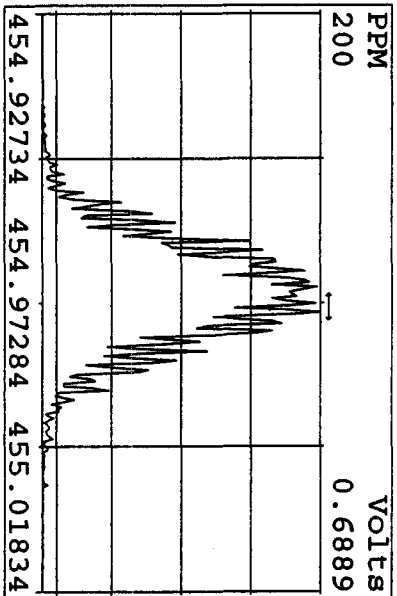
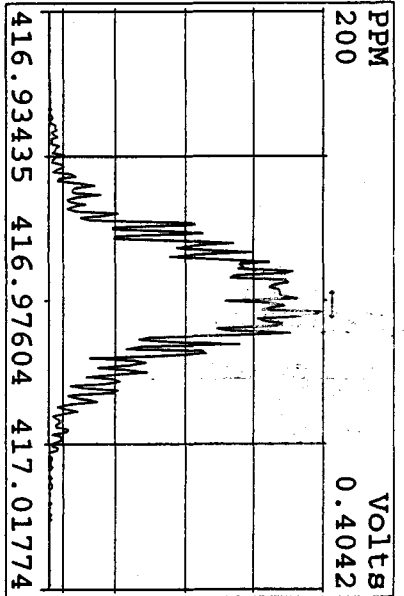
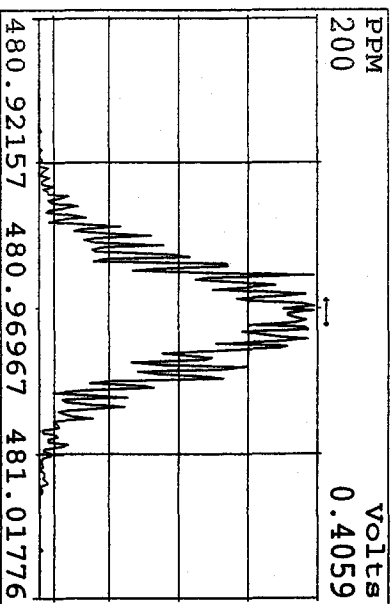
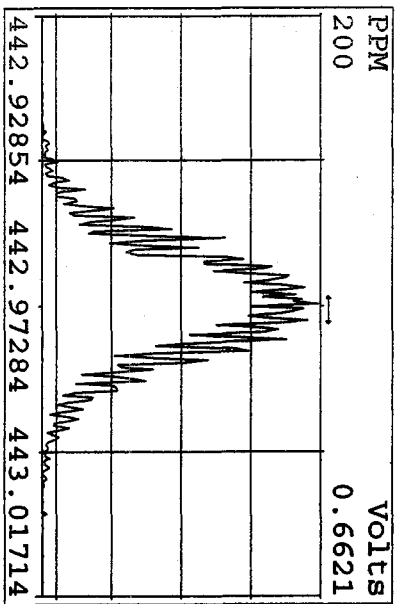
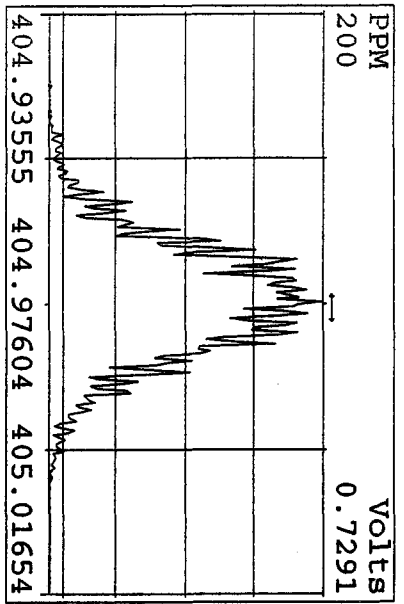
Peak Locate Examination: 12-JAN-2010:08:31 File: 12JA101D5
 Experiment: DIOXIN Function: 2 Reference: PFK



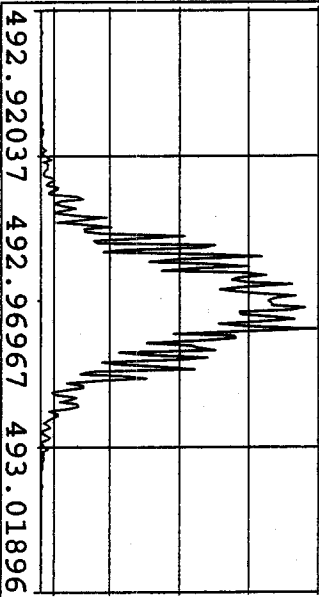

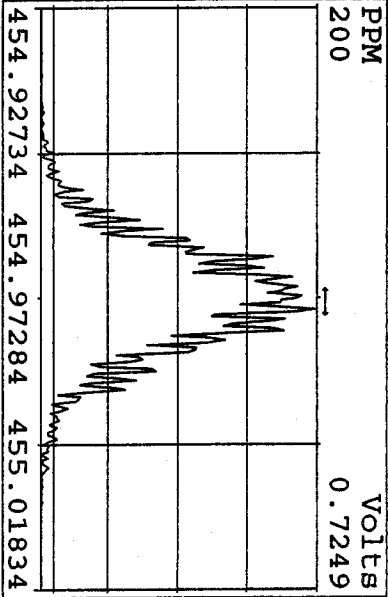

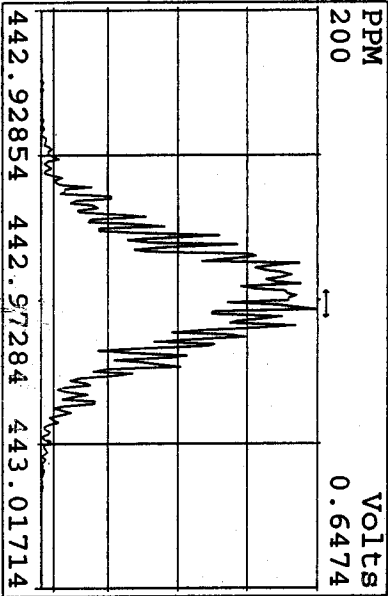

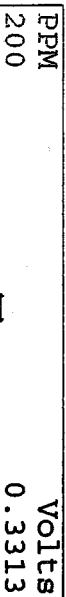
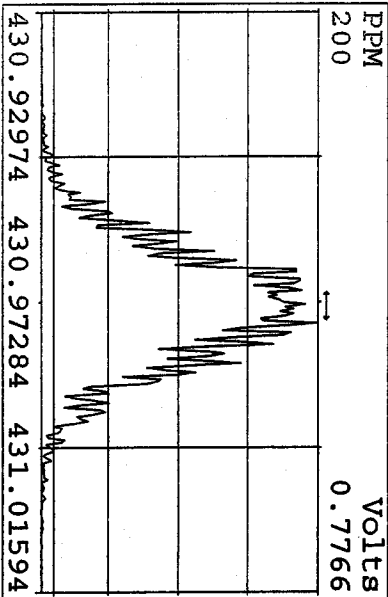
Peak Locate Examination: 12-JAN-2010:08:32 File: 12JA101D5
 Experiment: DIOXIN Function: 3 Reference: PFK



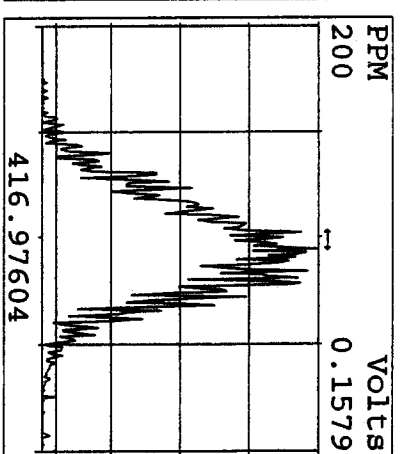
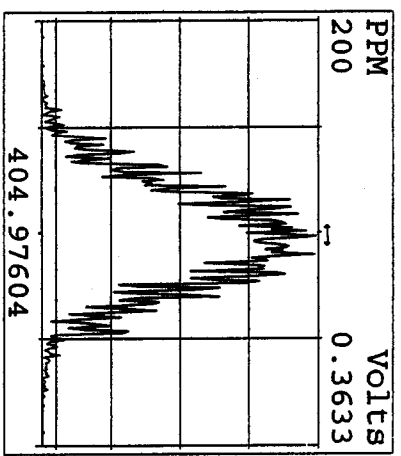
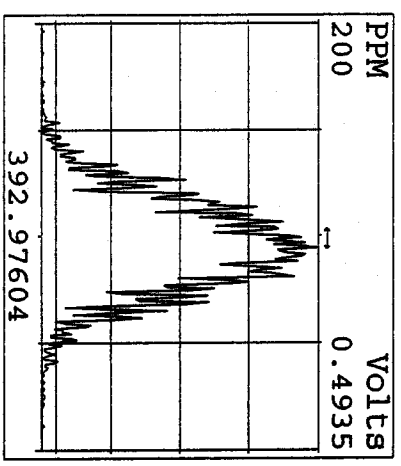
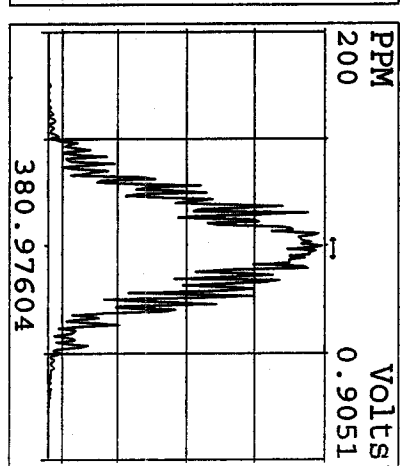
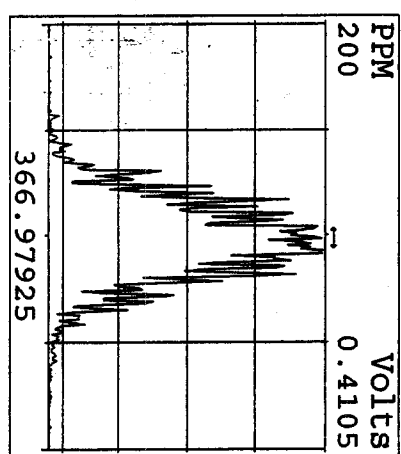
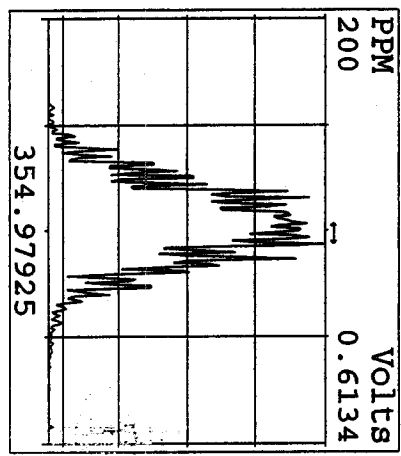
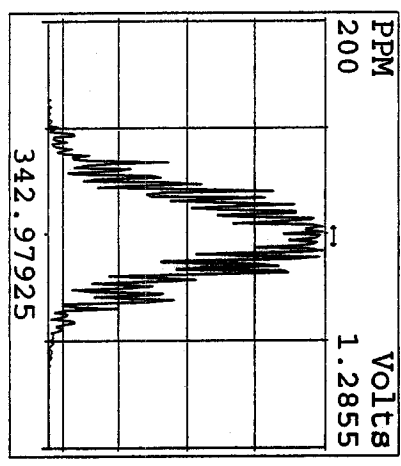
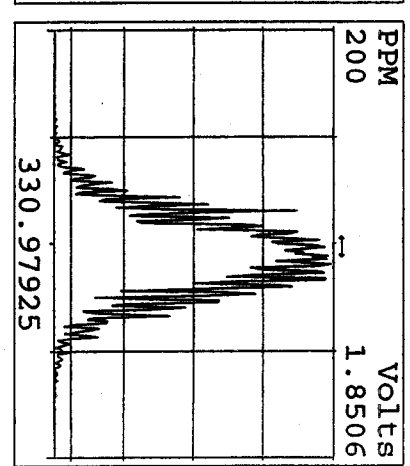
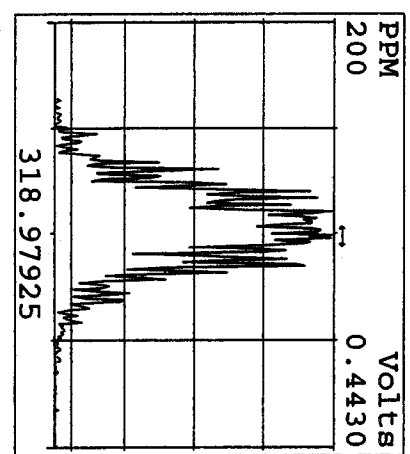
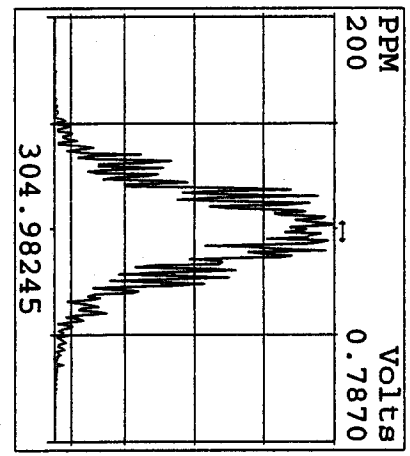
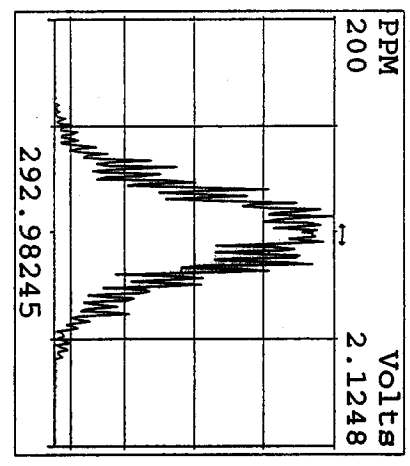
Peak Locate Examination: 12-JAN-2010:08:32 File: 12JA101D5
 Experiment: DIOXIN Function: 4 Reference: PFK



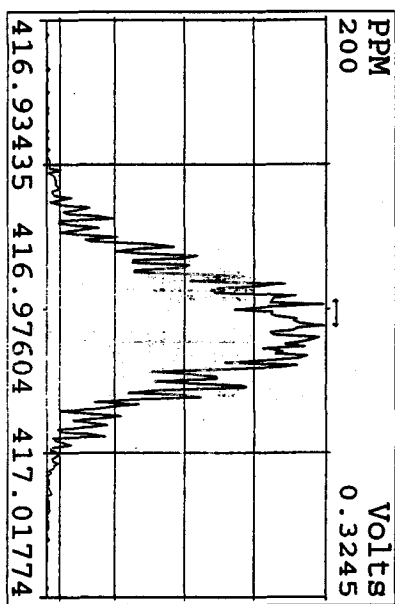
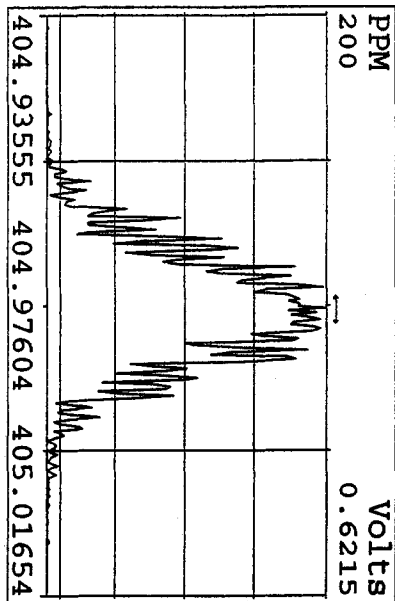
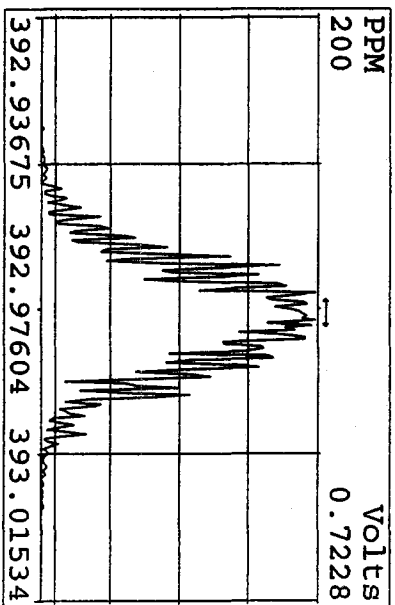
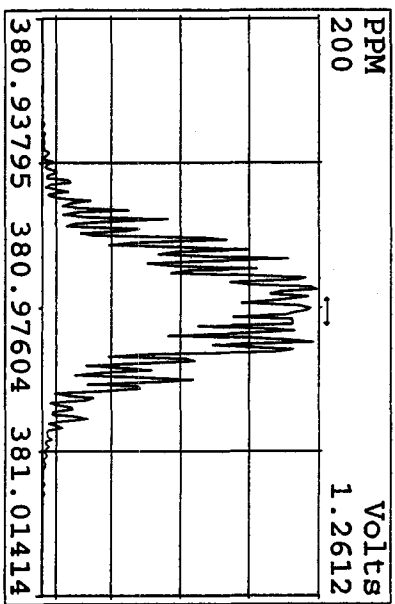
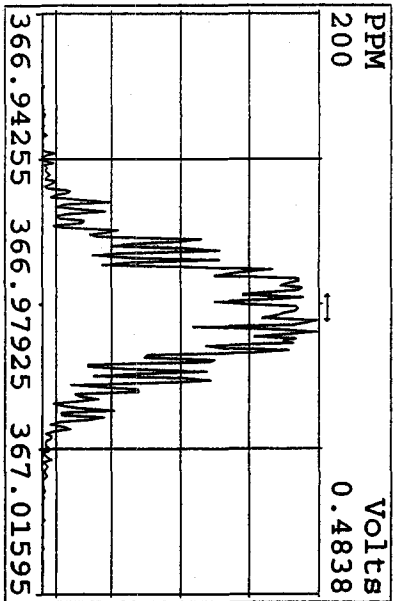
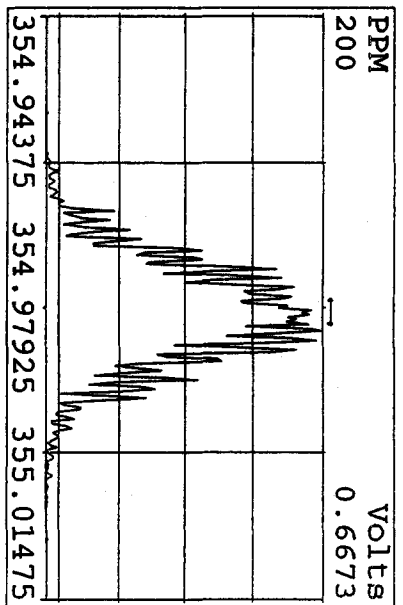
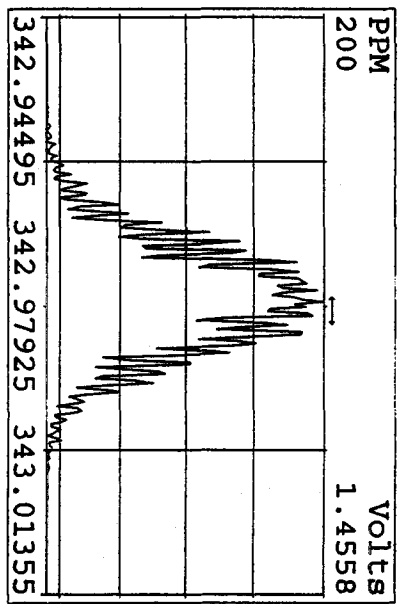
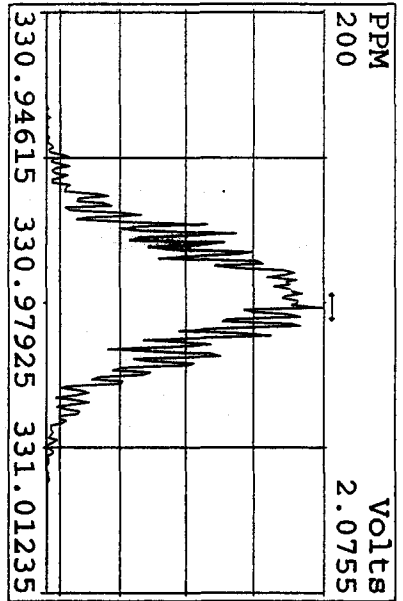
Peak Locate Examination: 12-JAN-2010: 08:32 File: 12JJA101D5
 Experiment: DIOXIN Function: 5 Reference: PFK



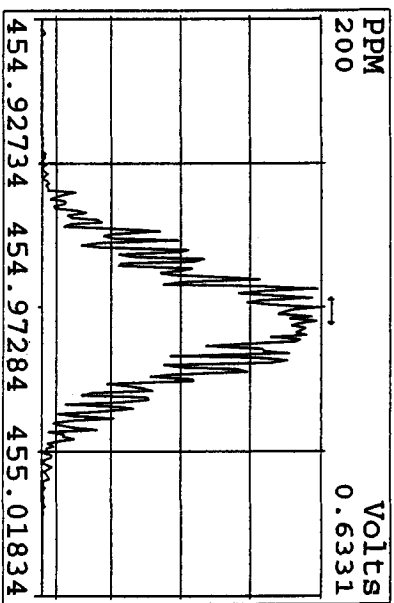
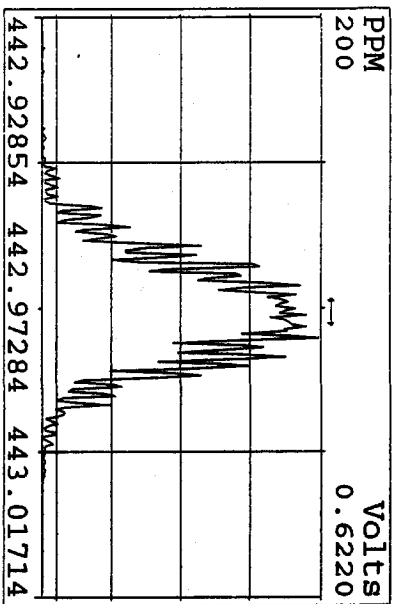
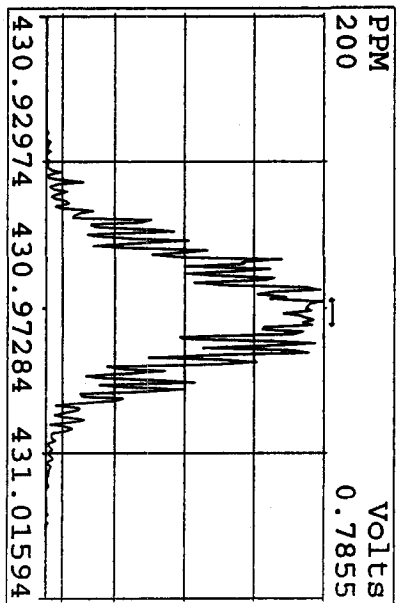
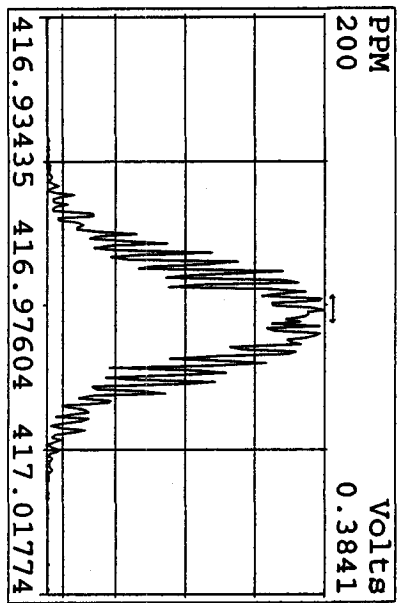
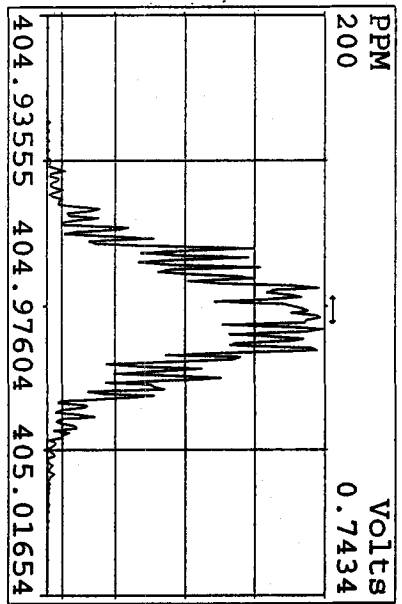
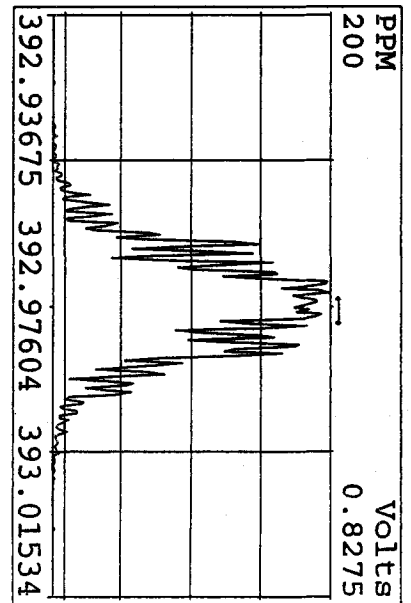
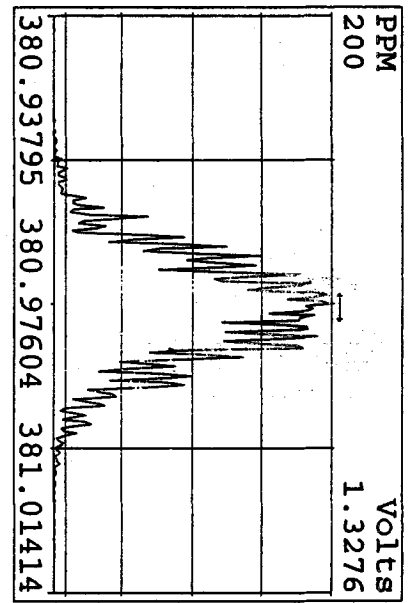
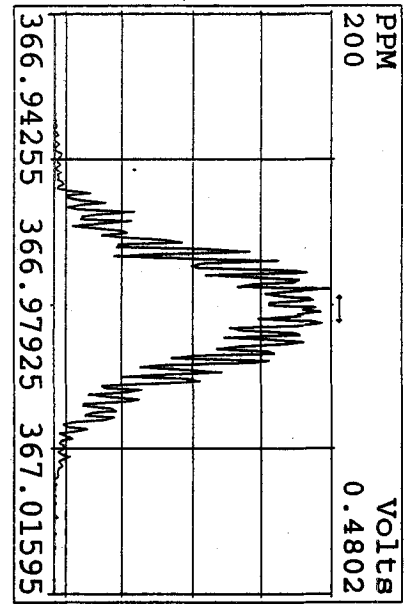
Peak Locate Examination:12-JAN-2010:19:18 File:RESCHK12JA101D5
 Experiment:DIOXIN Function:1 Reference:PFK



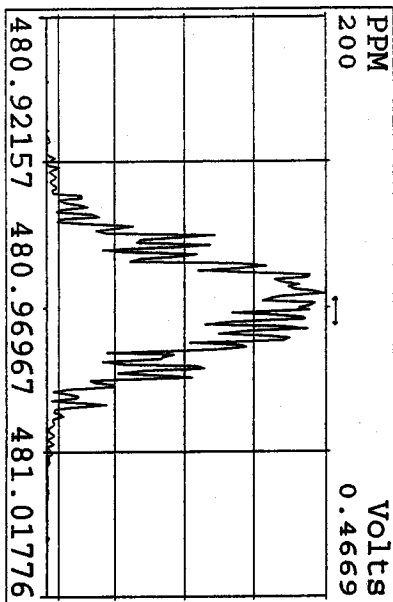
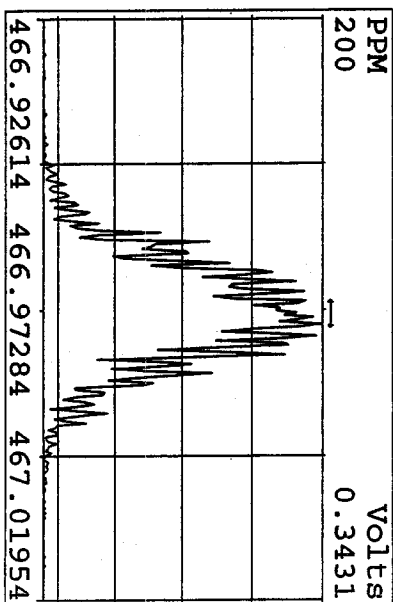
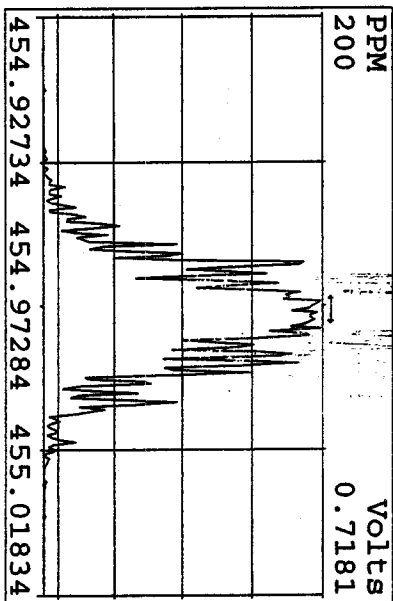
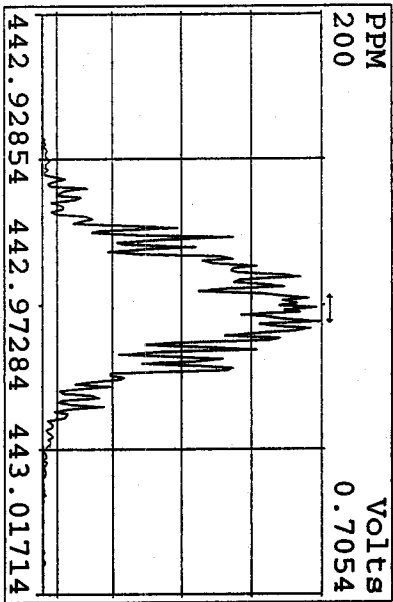
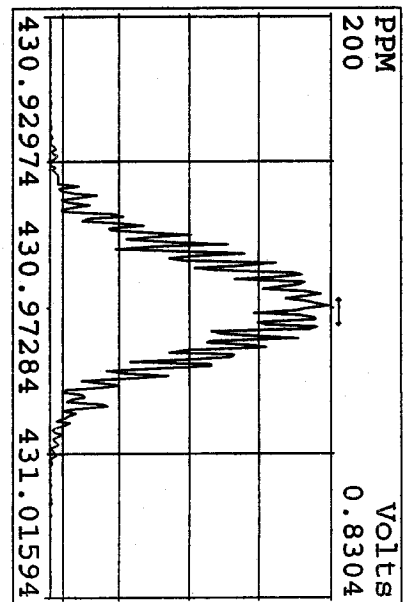
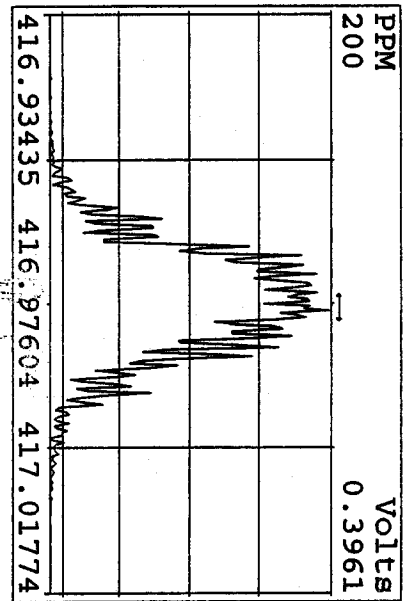
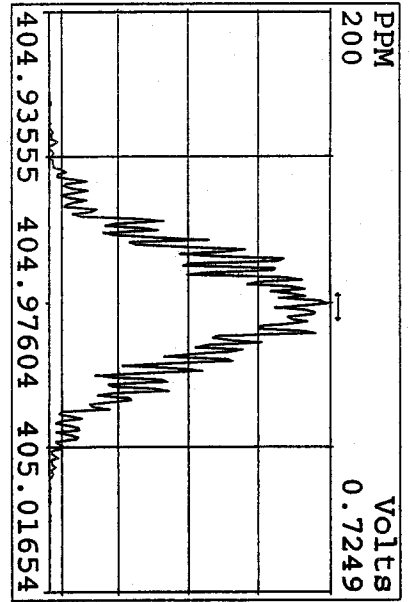
Peak Locate Examination:12-JAN-2010:19:20 File:RESCHK12JA101D5
Experiment:DIOXIN Function:2 Reference:PFK



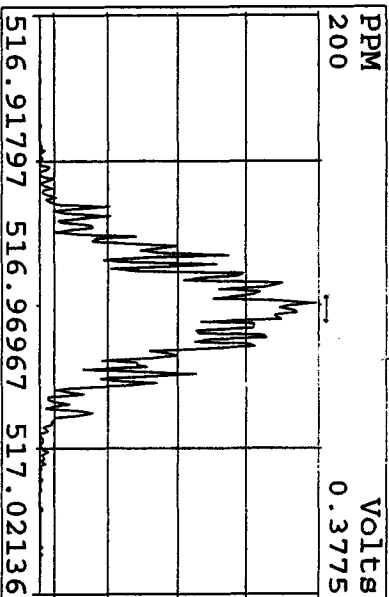
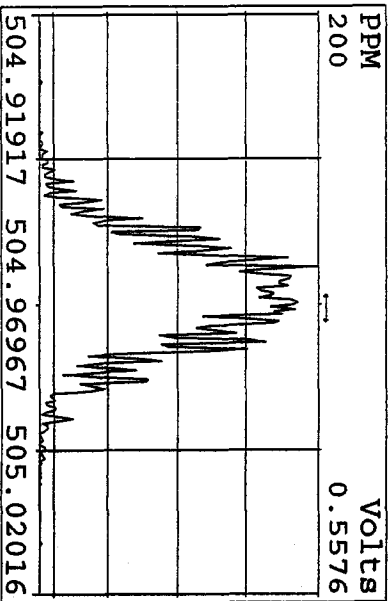
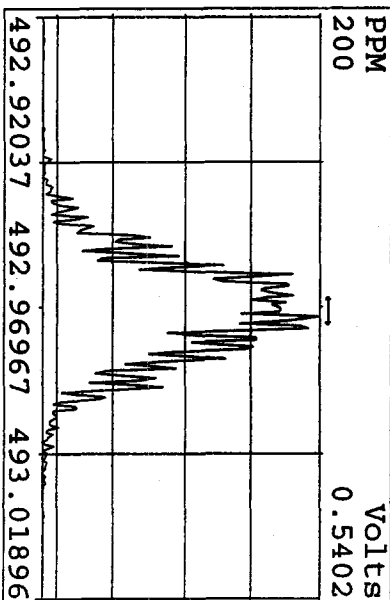
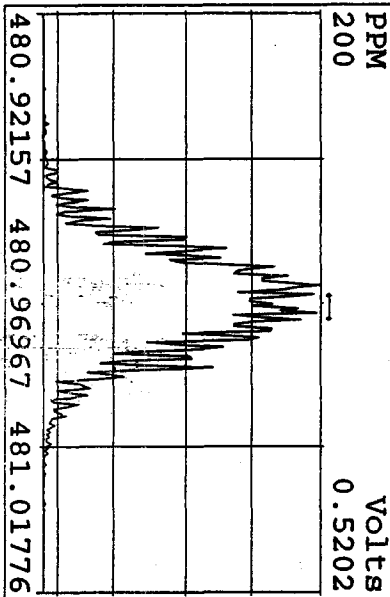
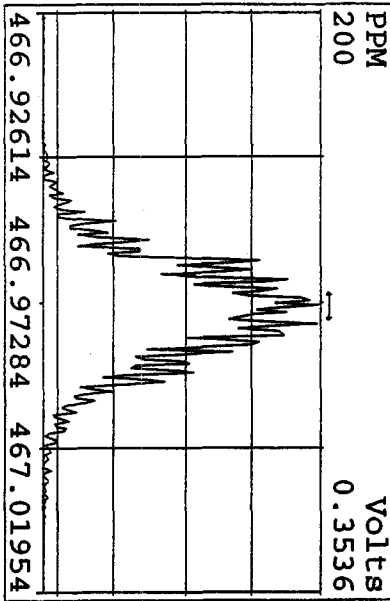
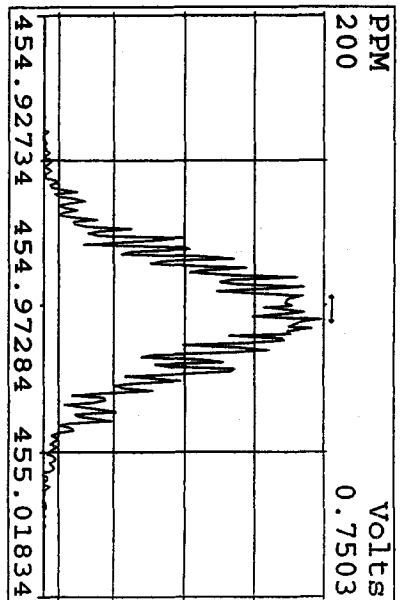
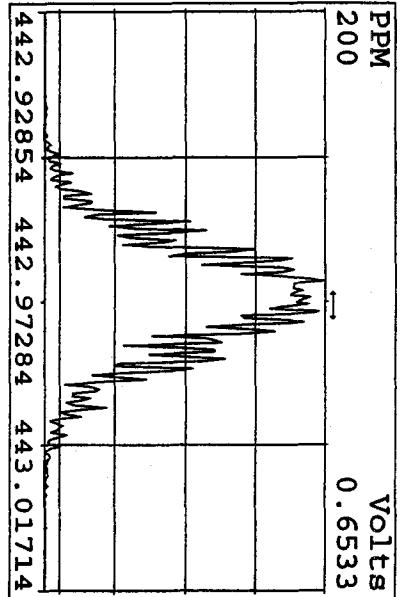
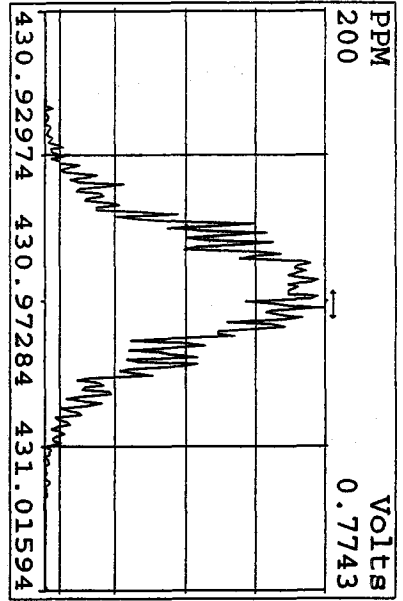
Peak Locate Examination:12-JAN-2010:19:21 File:RESCHK12JJA101D5
 Experiment:DIOXIN Function:3 Reference:PFK

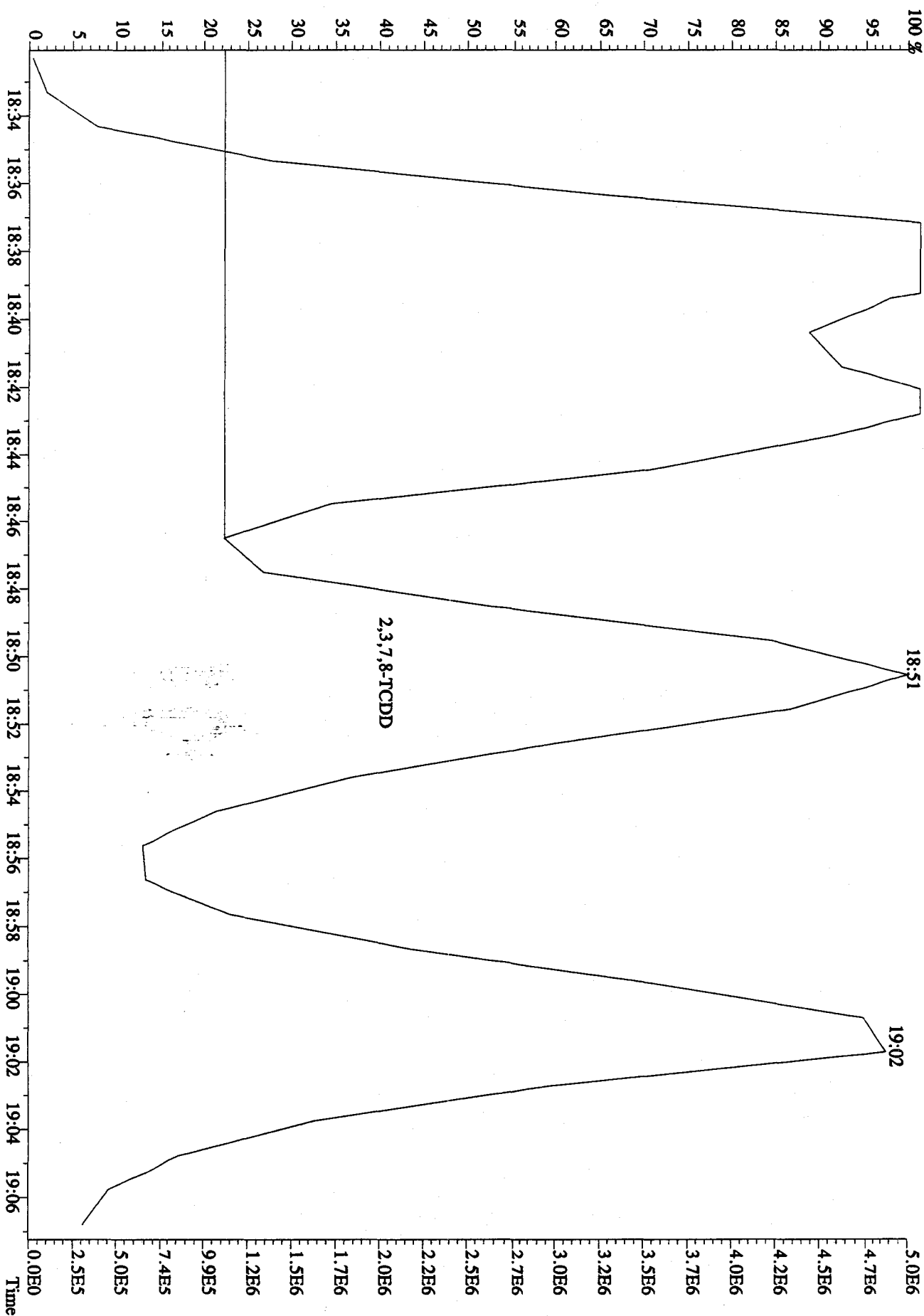


Peak Locate Examination:12-JAN-2010:19:22 File:RESCHK12JA101DS
 Experiment:DIOXIN Function:4 Reference:PFK



Peak Locate Examination: 12-JAN-2010:19:24 File: RESCHK12JA101DS
 Experiment: DIOXIN Function: 5 Reference: PFK





ST1231B :CS-1 09DXN422 ST1231C :CS-2 09DXN423 ST1231D :CS-3 09DXN425
 ST1231E :CS-4 09DXN426 ST1231F :CS-5 09DXN456

31DE09A1D531DE09A1D531DE09A1D531DE09A1D531DE09A1D531DE09A1D5

Name	Mean	S. D.	%RSD	RRF1	RRF2	RRF3	RRF4	RRF5
13C-1,2,3,4-TCDD	-	-	- %	-	-	-	-	-

13C-2,3,7,8-TCDF	1.566	0.079	5.03 %	1.52	1.48	1.64	1.53	1.66
2,3,7,8-TCDF	0.860	0.090	10.4 %	0.77	0.77	0.87	0.91	0.98
Total TCDF	0.860	0.090	10.4 %	0.77	0.77	0.87	0.91	0.98

13C-2,3,7,8-TCDD	0.993	0.079	7.91 %	0.93	0.93	1.01	0.97	1.12
2,3,7,8-TCDD	0.934	0.120	12.9 %	0.86	0.77	0.95	1.01	1.07
Total TCDD	0.934	0.120	12.9 %	0.86	0.77	0.95	1.01	1.07

37Cl-2,3,7,8-TCDD	2.218	0.347	15.7 %	2.02	1.82	2.18	2.33	2.74
-------------------	-------	-------	--------	------	------	------	------	------

13C-1,2,3,7,8-PeCDF	1.073	0.114	10.6 %	1.00	0.98	1.09	1.03	1.26
1,2,3,7,8-PeCDF	1.000	0.119	11.9 %	0.85	0.90	1.04	1.10	1.11
2,3,4,7,8-PeCDF	0.939	0.122	13.0 %	0.79	0.84	0.97	1.05	1.05
Total F2 PeCDF	0.969	0.120	12.4 %	0.82	0.87	1.01	1.08	1.08
Total F1 PeCDF	0.969	0.120	12.4 %	0.82	0.87	1.01	1.08	1.08

13C-1,2,3,7,8-PeCDD	0.666	0.081	12.1 %	0.61	0.59	0.67	0.67	0.80
1,2,3,7,8-PeCDD	0.929	0.127	13.7 %	0.79	0.81	0.94	1.04	1.06
Total PeCDD	0.929	0.127	13.7 %	0.79	0.81	0.94	1.04	1.06

13C-1,2,3,7,8-HxCDD	-	-	- %	-	-	-	-	-
---------------------	---	---	-----	---	---	---	---	---

13C-1,2,3,4,7,8-HxCDF	0.893	0.084	9.37 %	0.98	0.88	0.90	0.76	0.94
1,2,3,4,7,8-HxCDF	1.199	0.171	14.2 %	0.96	1.08	1.31	1.33	1.32
1,2,3,6,7,8-HxCDF	1.371	0.160	11.7 %	1.12	1.30	1.48	1.51	1.45
2,3,4,6,7,8-HxCDF	1.242	0.152	12.3 %	1.02	1.15	1.32	1.36	1.36
1,2,3,7,8,9-HxCDF	1.326	0.218	16.4 %	1.02	1.19	1.44	1.57	1.42
Total HxCDF	1.285	0.174	13.5 %	1.03	1.18	1.39	1.44	1.38

13C-1,2,3,6,7,8-HxCDD	0.732	0.084	11.4 %	0.83	0.69	0.75	0.61	0.78
1,2,3,4,7,8-HxCDD	0.970	0.170	17.5 %	0.74	0.88	0.98	1.15	1.11

1,2,3,6,7,8-HxCDD	1.058	0.118	11.2 %	0.88	1.01	1.09	1.15
1,2,3,7,8,9-HxCDD	1.275	0.243	19.0 %	0.92	1.19	1.33	1.37
Total HxCDD	1.101	0.175	15.9 %	0.84	1.02	1.14	1.21
13C-1,2,3,4,6,7,8-HpCDF	0.860	0.055	6.38 %	0.92	0.85	0.88	0.88
1,2,3,4,6,7,8-HpCDF	1.287	0.138	10.8 %	1.10	1.18	1.34	1.40
1,2,3,4,7,8,9-HpCDF	1.135	0.151	13.3 %	0.95	1.00	1.19	1.27
Total HpCDF	1.211	0.145	11.9 %	1.02	1.09	1.27	1.33
13C-1,2,3,4,6,7,8-HpCDD	0.752	0.046	6.08 %	0.80	0.74	0.75	0.68
1,2,3,4,6,7,8-HpCDD	0.998	0.122	12.2 %	0.85	0.88	1.05	1.10
Total HpCDD	0.998	0.122	12.2 %	0.85	0.88	1.05	1.10
13C-OCDD	0.564	0.039	6.86 %	0.58	0.54	0.57	0.51
OCDF	1.437	0.202	14.1 %	1.16	1.30	1.52	1.63
OCDD	1.110	0.128	11.5 %	0.96	0.98	1.16	1.23

Method ID 8290

Associated ICAL ICA123120093D58290

Column ID DB5

Instrument ID 3D5

STD ID ST0111A, ST0111B

STD Solution 09DXN425

Analyzed by JRB, AM

Date Analyzed 01/11/10, 01/11/10

Std. Pkg. By JRB

Date Std. Pkg. Assembled 01/12/10

Std. Pkg. Reviewed By KSS

Date Std. Pkg. Reviewed 01-12-10

DAILY STANDARD PACKAGE	INITIATED	REVIEWED
Standard, CPSM, and Solvent Blank present?	✓	✓
Copy of log-file and Beginning Static Resolution present?	✓	✓
CPSM blow up present?	✓	✓
Curve Summary present?	✓	✓
Summary of Method criteria present or documented below?	✓	✓
Daily standard within method specified limits?*	✓	✓
Analyte retention times correct?	✓	✓
Isotopic ratios within limits?	✓	✓
CPSM valley ≤ method specified limits?***	✓	✓
Are chromatographic windows correct?	✓	✓
Samples analyzed within 12 hrs of daily standard?	✓	✓
Manual reintegration's checked and hardcopies included?	NA	NA
Ending Standard present?	✓	✓
Ending Static Resolutions present	✓	✓
Absolute retention times for 13C12-1,2,3,4-TCDD and 13C12-1,2,3,7,8,9-HxCDD are within +/- 15 seconds of the retention times in the Initial Calibration? (required for all 1613B samples)	NA	NA

COMMENTS: _____

* Method 8290/TO9/M0023A: (beginning) ≤ 20% from curve RRFs for native analytes, ≤ 30% from curve RRFs for labeled compounds.

Method 8290/TO9/M0023A: (ending) ≤ 25% from curve RRFs for native analytes, ≤ 35% from curve RRFs for labeled compounds.

Method 23: See Method 23 Daily Standard Criteria, Table 5.

Method 1613B: See, Method 1613B or Method 1613B Tetras Daily Standard Criteria,

** Method 23/0023A CPSM Criteria: 25% valley between 2378 TCDF (DB-225)/TCDD (DB-5) and its closest eluters normalized to the smallest peak of the triplet

Method 1613B/8290/TO9 CPSM Criteria: 25% valley between 2378 TCDF (DB-225)/TCDD (DB-5) and its closest eluters normalized to the 2378 peak.

Dataset: C:\MassLynx\Default.pro\11JA10A3D58290A.qld

Last Altered: Tuesday, January 12, 2010 09:53:31 Pacific Standard Time

Printed: Tuesday, January 12, 2010 09:54:12 Pacific Standard Time

Method: C:\MassLynx\Default.PRO\MethDB\82903D5.mdb 12 Jan 2010 09:52:33

Calibration: C:\MassLynx\Default.PRO\CurveDB\ICA123120093D58290.cdb 31 Dec 2009 13:37:23

Name: 11JA10A3D5_1, Date: 11-Jan-2010, Time: 18:15:20, ID: ST0111A, Description: CS-3 09DXN425

#	Name	Response	RT	Pred RT	RRF M	RRF	Conc	%Dev	%Rec	Mod ID	Ratio	Ratio Flag
1	13C-1,2,3,4-TCDD	1065267	19.46	19.47	1.00000	1.00000	100.00	0.0	100.0		0.805	NO
2												
3	13C-2,3,7,8-TCDF	1661133	18.87	18.84	1.55387	1.55936	100.35	0.4	100.4		0.789	NO
4	2,3,7,8-TCDF	169316	18.89	18.88	1.00894	1.01928	10.10	1.0	101.0		0.812	NO
5	Total TCDFs			21.44	1.00894		10.10					
6												
7	13C-2,3,7,8-TCDD	1050272	19.67	19.68	0.93654	0.98592	105.27	5.3	105.3		0.812	NO
8	2,3,7,8-TCDD	108424	19.69	19.69	1.13162	1.03234	9.12	-8.8	91.2		0.788	NO
9	Total TCDDs			19.55	1.13162		9.12					
10												
11	37CL-2,3,7,8-TCDD	120066	19.69	19.69	1.13700	1.12709	9.91	-0.9	99.1			
12												
13	13C-1,2,3,7,8-PeCDF	1226533	24.60	24.59	1.21534	1.15139	94.74	-5.3	94.7		1.622	NO
14	1,2,3,7,8-PeCDF	647543	24.64	24.62	1.03079	1.05589	51.22	2.4	102.4		1.587	NO
15	2,3,4,7,8-PeCDF	614996	26.14	26.14	0.96399	1.00282	52.01	4.0	104.0		1.557	NO
16	Total F2 PeCDFs			34.47	0.99739		103.23					
17	Total F1 PeCDFs			36.56	0.99739		0.01					
18												
19	13C-1,2,3,7,8-PeCDD	802347	26.94	26.94	0.74736	0.75319	100.78	0.8	100.8		1.609	NO
20	1,2,3,7,8-PeCDD	404524	26.97	26.98	1.05672	1.00835	47.71	-4.6	95.4		1.634	NO
21	Total PeCDDs			31.10	1.05672		47.71					
22												
23	13C-1,2,3,7,8,9-HxCDD	1045380	33.15	33.13	1.00000	1.00000	100.00	0.0	100.0		1.255	NO
24												
25	13C-1,2,3,4,7,8-HxCDF	912853	31.98	31.99	0.91641	0.87323	95.29	-4.7	95.3		0.516	NO
26	1,2,3,4,7,8-HxCDF	608299	31.99	31.99	1.24280	1.33274	53.62	7.2	107.2		1.241	NO
27	1,2,3,6,7,8-HxCDF	754085	32.11	32.10	1.49624	1.65215	55.21	10.4	110.4		1.304	NO
28	2,3,4,6,7,8-HxCDF	658653	32.67	32.66	1.31114	1.44307	55.03	10.1	110.1		1.150	NO
29	1,2,3,7,8,9-HxCDF	654214	33.32	33.32	1.29097	1.43334	55.51	11.0	111.0		1.205	NO
30	Total HxCDFs			0.00	1.33529		219.37					
31												
32	13C-1,2,3,6,7,8-HxCDD	849351	32.88	32.88	0.80919	0.81248	100.41	0.4	100.4		1.311	NO
33	1,2,3,4,7,8-HxCDD	403882	32.81	32.81	0.93261	0.95104	50.99	2.0	102.0		1.267	NO
34	1,2,3,6,7,8-HxCDD	513478	32.89	32.89	1.18024	1.20911	51.22	2.4	102.4		1.283	NO
35	1,2,3,7,8,9-HxCDD	577703	33.16	33.15	1.28282	1.36034	53.02	6.0	106.0		1.251	NO
36	Total HxCDDs			0.00	1.13189		155.23					
37												
38	13C-1,2,3,4,6,7,8-HpCDF	932125	34.66	34.68	0.81080	0.89166	109.97	10.0	110.0		0.425	NO
39	1,2,3,4,6,7,8-HpCDF	660771	34.67	34.67	1.36387	1.41777	51.98	4.0	104.0		1.028	NO
40	1,2,3,4,7,8,9-HpCDF	596111	35.82	35.82	1.11483	1.27904	57.36	14.7	114.7		1.012	NO
41	Total HpCDFs			0.00	1.23935		109.34					
42												
43	13C-1,2,3,4,6,7,8-HpCDD	872785	35.49	35.49	0.70743	0.83490	118.02	18.0	118.0		1.120	NO
44	1,2,3,4,6,7,8-HpCDD	473800	35.50	35.50	1.04312	1.08572	52.04	4.1	104.1		1.068	NO
45	Total HpCDDs			0.01	1.04312		52.04					

Dataset: C:\MassLynx\Default.pro\11JA10A3D58290A.qld

Last Altered: Tuesday, January 12, 2010 09:53:31 Pacific Standard Time

Printed: Tuesday, January 12, 2010 09:54:12 Pacific Standard Time

Name: 11JA10A3D5_1, Date: 11-Jan-2010, Time: 18:15:20, ID: ST0111A, Description: CS-3 09DXN425

#	Name	Response	RT	Pred.RT	RRF M	RRF	Conc.	%Dev	%Rec	Mod.D..	Ratio	Ratio Flag
47	13C-OCDD	1385065	38.03	38.03	0.51880	0.66247	255.39	27.7	127.7		0.906	NO
48	OCDF	1045888	38.15	38.14	1.40213	1.51024	107.71	7.7	107.7		0.945	NO
49	OCDD	838252	38.04	38.04	1.19691	1.21042	101.13	1.1	101.1		0.936	NO
50												
51												
52	Function 1 PFK	34481	19.22	19.26		34481....						
53	Function 2 PFK	4402	22.31	22.41	16743....	4402.2...	0.26	-73.7	26.3			
54	Function 3 PFK			32.86	7909.2...							
55	Function 4 PFK			34.15	14980....							
56	Function 5 PFK			39.66	3947.9...							
57	TCDF PCDPE			16.06	30.012...							
58	F1 PeCDF PCDPE			15.41	45.972...							
59	F2 PeCDF PCDPE	31	22.34	22.27	17.774...	30.936...	1.74	74.1	174.1			
60	HXCDF PCDPE	13	31.72	31.69	18.611...	13.434...	0.72	-27.8	72.2			
61	HPCDF PCDPE	57	35.07	35.12	75.501...	56.559...	0.75	-25.1	74.9			
62	OCDF PCDPE			37.79	85.061...							

Dataset: C:\MassLynx\Default.pro\11JA10A3D58290A.qld

Last Altered: Tuesday, January 12, 2010 09:53:31 Pacific Standard Time

Printed: Tuesday, January 12, 2010 09:54:12 Pacific Standard Time

Name: 11JA10A3D5_8, Date: 11-Jan-2010, Time: 23:10:09, ID: ST0111B, Description: CS-3 09DXN425

#	Name	Response	RT	Pred.RT	RRF M	RRF	Conc.	%Dev	%Rec	Mod.D...	Ratio	Ratio Flag
1	13C-1,2,3,4-TCDD	1037402	19.46	19.47	1.00000	1.00000	100.00	0.0	100.0		0.820	NO
2												
3	13C-2,3,7,8-TCDF	1652066	18.87	18.84	1.55387	1.59250	102.49	2.5	102.5		0.815	NO
4	2,3,7,8-TCDF	165782	18.88	18.88	1.00894	1.00348	9.95	-0.5	99.5		0.780	NO
5	Total TCDFs			21.44	1.00894		9.95					
6												
7	13C-2,3,7,8-TCDD	1002461	19.67	19.68	0.93654	0.96632	103.18	3.2	103.2		0.812	NO
8	2,3,7,8-TCDD	104752	19.70	19.69	1.13162	1.04494	9.23	-7.7	92.3		0.793	NO
9	Total TCDDs			19.55	1.13162		9.23					
10												
11	37CL-2,3,7,8-TCDD	117353	19.70	19.69	1.13700	1.13122	9.95	-0.5	99.5			
12												
13	13C-1,2,3,7,8-PeCDF	1136872	24.61	24.59	1.21534	1.09588	90.17	-9.8	90.2		1.628	NO
14	1,2,3,7,8-PeCDF	609402	24.64	24.63	1.03079	1.07207	52.00	4.0	104.0		1.614	NO
15	2,3,4,7,8-PeCDF	577181	26.15	26.15	0.96399	1.01538	52.67	5.3	105.3		1.561	NO
16	Total F2 PeCDFs			34.47	0.99739		104.67					
17	Total F1 PeCDFs			36.56	0.99739							
18												
19	13C-1,2,3,7,8-PeCDD	748272	26.96	26.94	0.74736	0.72129	96.51	-3.5	96.5		1.584	NO
20	1,2,3,7,8-PeCDD	383189	26.99	26.99	1.05672	1.02420	48.46	-3.1	96.9		1.608	NO
21	Total PeCDDs			31.10	1.05672		48.46					
22												
23	13C-1,2,3,7,8,9-HxCDD	989653	33.16	33.13	1.00000	1.00000	100.00	0.0	100.0		1.197	NO
24												
25	13C-1,2,3,4,7,8-HxCDF	832111	31.99	32.00	0.91641	0.84081	91.75	-8.2	91.8		0.527	NO
26	1,2,3,4,7,8-HxCDF	535079	32.00	32.00	1.24280	1.28608	51.74	3.5	103.5		1.240	NO
27	1,2,3,6,7,8-HxCDF	705936	32.12	32.11	1.49624	1.69674	56.70	13.4	113.4		1.192	NO
28	2,3,4,6,7,8-HxCDF	616583	32.68	32.68	1.31114	1.48197	56.51	13.0	113.0		1.293	NO
29	1,2,3,7,8,9-HxCDF	625246	33.33	33.33	1.29097	1.50280	58.20	16.4	116.4		1.334	NO
30	Total HxCDFs			0.00	1.33529		223.16					
31												
32	13C-1,2,3,6,7,8-HxCDD	748266	32.89	32.89	0.80919	0.75609	93.44	-6.6	93.4		1.294	NO
33	1,2,3,4,7,8-HxCDD	347075	32.83	32.82	0.93261	0.92768	49.74	-0.5	99.5		1.263	NO
34	1,2,3,6,7,8-HxCDD	457616	32.90	32.91	1.18024	1.22314	51.82	3.6	103.6		1.313	NO
35	1,2,3,7,8,9-HxCDD	513350	33.17	33.17	1.28282	1.37210	53.48	7.0	107.0		1.360	NO
36	Total HxCDDs			0.00	1.13189		155.03					
37												
38	13C-1,2,3,4,6,7,8-HpCDF	810641	34.67	34.69	0.81080	0.81912	101.03	1.0	101.0		0.440	NO
39	1,2,3,4,6,7,8-HpCDF	552833	34.69	34.69	1.36387	1.36394	50.00	0.0	100.0		1.046	NO
40	1,2,3,4,7,8,9-HpCDF	489703	35.83	35.83	1.11483	1.20819	54.19	8.4	108.4		1.047	NO
41	Total HpCDFs			0.00	1.23935		104.19					
42												
43	13C-1,2,3,4,6,7,8-HpCDD	713143	35.50	35.50	0.70743	0.72060	101.86	1.9	101.9		1.046	NO
44	1,2,3,4,6,7,8-HpCDD	373894	35.51	35.51	1.04312	1.04858	50.26	0.5	100.5		1.030	NO
45	Total HpCDDs			0.02	1.04312		50.26					
46												
47	13C-OCDD	1110217	38.04	38.04	0.51880	0.56091	216.24	8.1	108.1		0.905	NO
48	OCDF	888005	38.15	38.15	1.40213	1.59970	114.09	14.1	114.1		0.906	NO
49	OCDD	678151	38.05	38.05	1.19691	1.22166	102.07	2.1	102.1		0.851	NO

Dataset: C:\MassLynx\Default.pro\11JA10A3D58290A.qld

Last Altered: Tuesday, January 12, 2010 09:53:31 Pacific Standard Time

Printed: Tuesday, January 12, 2010 09:54:12 Pacific Standard Time

Name: 11JA10A3D5_8, Date: 11-Jan-2010, Time: 23:10:09, ID: ST0111B, Description: CS-3 09DXN425

#	Name	Response	RT	Pred.RT	RRF M	RRF	Conc.	%Dev	%Rec	Mod.D...	Ratio	Ratio Flag
50												
51												
52	Function 1 PFK			19.26								
53	Function 2 PFK	12999	22.40	22.41	16743....	12998....	0.78	-22.4	77.6			
54	Function 3 PFK			32.86	7909.2...							
55	Function 4 PFK			34.15	14980....							
56	Function 5 PFK			39.66	3947.9...							
57	TCDF PCDPE			16.06	30.012...							
58	F1 PeCDF PCDPE			15.41	45.972...							
59	F2 PeCDF PCDPE	89	22.31	22.27	17.774...	89.335...	5.03	402.6	502.6			
60	HXCDF PCDPE			31.69	18.611...							
61	HPCDF PCDPE	15	35.15	35.12	75.501...	15.094...	0.20	-80.0	20.0			
62	OCDF PCDPE			37.79	85.061...							

Sample List Report

MassLynx 4.1

Sample List: C:\MassLynx\Default.pro\Sampledb\11JA10A3D5.SPL
Last Modified: Tuesday, January 12, 2010 12:45:00 Pacific Standard Time
Printed: Tuesday, January 12, 2010 12:45:09 Pacific Standard Time

Page 1 of 2

Page Position (1, 1)

	File Name	File Text	Sample ID	Meth/Matrix	BOX #	Sample Size	Units	Bottle
1	11JA10A3D5_1	CS-3 09DXN425	ST0111A	---	---	1.000000	---	Tray01:1
2	11JA10A3D5_2	DB5 CPSM 3732-04	CP0111	---	---	1.000000	---	Tray01:2
3	11JA10A3D5_3	Solvent Blank C-14	SB0111A	---	---	1.000000	---	Tray01:3
4	11JA10A3D5_4	G9L160493-1RXMB	LR1TW-1-AA	8290/Solid	85	10.000000	g	Tray01:4
5	11JA10A3D5_5	G9L160493-1RXLCS	LR1TW-1-AC	8290/Solid	85	10.000000	g	Tray01:5
6	11JA10A3D5_6	G9L160493-1 RX	LQ659-1-AC	8290/Solid	85	10.200000	g	Tray01:6
7	11JA10A3D5_7	Solvent Blank C-14	SB0111B	---	---	1.000000	---	Tray01:3
8	11JA10A3D5_8	CS-3 09DXN425	ST0111B	---	---	1.000000	---	Tray01:1
9	11JA10A3D5_9	CS-3 09DXN425	ST0111C	---	---	1.000000	---	Tray01:1
10	11JA10A3D5_10	DB5 CPSM 3732-04	CP0111A	---	---	1.000000	---	Tray01:2
11	11JA10A3D5_11	Solvent Blank C-14	SB0111C	---	---	1.000000	---	Tray01:3
12	11JA10A3D5_12	G9L160493-8RX	LQ66Q-2-AC	8290/Solid	85	10.070000	g	Tray01:7
13	11JA10A3D5_13	G9L160493-9RX	LQ66T-2-AC	8290/Solid	85	10.160000	g	Tray01:8
14	11JA10A3D5_14	G9L160493-9MSRX	LQ66T-2-AD	8290/Solid	85	10.050000	g	Tray01:9
15	11JA10A3D5_15	G9L160493-9RXSD	LQ66T-2-AE	8290/Solid	85	10.120000	g	Tray01:10
16	11JA10A3D5_16	G9L160493-10RX	LQ66W-2-AC	8290/Solid	85	10.260000	g	Tray01:11
17	11JA10A3D5_17	G9L160493-13RX	LQ664-2-AC	8290/Solid	85	10.130000	g	Tray01:12
18	11JA10A3D5_18	G9L180646-1RX	LRDQQ-2-AA	8290/Solid	85	10.050000	g	Tray01:13
19	11JA10A3D5_19	G9L180646-2RX	LRDQR-2-AA	8290/Solid	85	10.020000	g	Tray01:14
20	11JA10A3D5_20	G9L180646-3RX	LRDQT-2-AA	8290/Solid	85	10.200000	g	Tray01:15
21	11JA10A3D5_21	Solvent Blank C-14	SB0111D	---	---	1.000000	---	Tray01:3
22	11JA10A3D5_22	Solvent Blank C-14	SB0111E	---	---	1.000000	---	Tray01:3
23	11JA10A3D5_23	CS-3 09DXN425	ST0111D	---	---	1.000000	---	Tray01:1
24	11JA10A3D5_24	CS-3 09DXN425	ST0111E	---	---	1.000000	---	Tray01:1
25	11JA10A3D5_25	DB5 CPSM 3732-04	CP0111B	---	---	1.000000	---	Tray01:2
26	11JA10A3D5_26	Solvent Blank C-14	SB0111F	---	---	1.000000	---	Tray01:3
27	11JA10A3D5_27	G9L170538-17LCS RI	LRQ9P-1-AC	8290/Water	78	1.000000	L	Tray01:16
28	11JA10A3D5_28	G9L180646-1RX 10X	LRDQQ-2-AA	8290/Solid	85	10.050000	g	Tray01:17
29	11JA10A3D5_29	G9L180646-2RX 10X	LRDQR-2-AA	8290/Solid	85	10.020000	g	Tray01:18
30	11JA10A3D5_30	G9L160493-13RX 10X	LQ664-2-AC	8290/Solid	85	10.130000	g	Tray01:19
31	11JA10A3D5_31	G9L160493-9RX 20X	LQ66T-2-AC	8290/Solid	85	10.160000	g	Tray01:20
32	11JA10A3D5_32	G9L160493-9MSRX 20X	LQ66T-2-AD	8290/Solid	85	10.050000	g	Tray01:21
33	11JA10A3D5_33	G9L160493-9RXSD 20X	LQ66T-2-AE	8290/Solid	85	10.120000	g	Tray01:22
34	11JA10A3D5_34	G9L160493-10RX 20X	LQ66W-2-AC	8290/Solid	85	10.260000	g	Tray01:23
35	11JA10A3D5_35	Solvent Blank C-14	SB0111F	---	---	1.000000	---	Tray01:3
36	11JA10A3D5_36	CS-3 09DXN425	ST0111G	---	---	1.000000	---	Tray01:1

Sample List Report

MassLynx 4.1

Sample List: C:\MassLynx\Default.pro\Sampledb\11JA10A3D5.SPL
 Last Modified: Tuesday, January 12, 2010 12:45:00 Pacific Standard Time
 Printed: Tuesday, January 12, 2010 12:45:09 Pacific Standard Time

Page 2 of 2

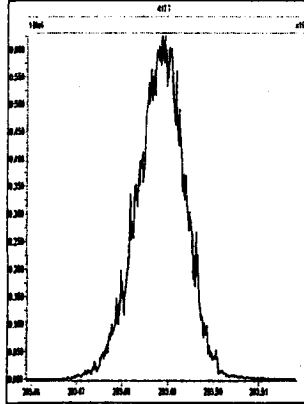
Page Position (2, 1)

FV_uL	Inj Vol	Sam Typ	Analyst	MS File	Inl File	ConA	ConB	ConC	ConD	ConE	ConF	ConG
---	2.000000	Analyte	JRB	Dioxin3D5	dioxin	10	50	100	100	200	10	100
---	2.000000	Analyte	JRB	Dioxin3D5	dioxin	---	---	---	---	---	---	---
---	2.000000	Analyte	JRB	Dioxin3D5	dioxin	---	---	---	---	---	---	---
10	2.000000	Analyte	JRB	Dioxin3D5	dioxin	---	---	---	2000	4000	800	1000
10	2.000000	Analyte	JRB	Dioxin3D5	dioxin	---	---	---	2000	4000	800	1000
10	2.000000	Analyte	JRB	Dioxin3D5	dioxin	---	---	---	2000	4000	800	1000
---	2.000000	Analyte	JRB	Dioxin3D5	dioxin	---	---	---	---	---	---	---
---	2.000000	Analyte	JRB	Dioxin3D5	dioxin	10	50	100	100	200	10	100
---	2.000000	Analyte	JRB	Dioxin3D5	dioxin	10	50	100	100	200	10	100
---	2.000000	Analyte	JRB	Dioxin3D5	dioxin	---	---	---	---	---	---	---
---	2.000000	Analyte	JRB	Dioxin3D5	dioxin	---	---	---	---	---	---	---
10	2.000000	Analyte	JRB	Dioxin3D5	dioxin	---	---	---	2000	4000	800	1000
10	2.000000	Analyte	JRB	Dioxin3D5	dioxin	---	---	---	2000	4000	800	1000
10	2.000000	Analyte	JRB	Dioxin3D5	dioxin	---	---	---	2000	4000	800	1000
10	2.000000	Analyte	JRB	Dioxin3D5	dioxin	---	---	---	2000	4000	800	1000
10	2.000000	Analyte	JRB	Dioxin3D5	dioxin	---	---	---	2000	4000	800	1000
10	2.000000	Analyte	JRB	Dioxin3D5	dioxin	---	---	---	2000	4000	800	1000
10	2.000000	Analyte	JRB	Dioxin3D5	dioxin	---	---	---	2000	4000	800	1000
10	2.000000	Analyte	JRB	Dioxin3D5	dioxin	---	---	---	2000	4000	800	1000
---	2.000000	Analyte	JRB	Dioxin3D5	dioxin	---	---	---	---	---	---	---
---	2.000000	Analyte	JRB	Dioxin3D5	dioxin	---	---	---	---	---	---	---
---	2.000000	Analyte	JRB	Dioxin3D5	dioxin	10	50	100	100	200	10	100
---	2.000000	Analyte	JRB	Dioxin3D5	dioxin	10	50	100	100	200	10	100
---	2.000000	Analyte	JRB	Dioxin3D5	dioxin	---	---	---	---	---	---	---
---	2.000000	Analyte	JRB	Dioxin3D5	dioxin	---	---	---	---	---	---	---
10	2.000000	Analyte	JRB	Dioxin3D5	dioxin	---	---	---	2000	4000	800	1000
10	2.000000	Analyte	JRB	Dioxin3D5	dioxin	---	---	---	2000	4000	800	1000
10	2.000000	Analyte	JRB	Dioxin3D5	dioxin	---	---	---	2000	4000	800	1000
10	2.000000	Analyte	JRB	Dioxin3D5	dioxin	---	---	---	2000	4000	800	1000
10	2.000000	Analyte	JRB	Dioxin3D5	dioxin	---	---	---	2000	4000	800	1000
10	2.000000	Analyte	JRB	Dioxin3D5	dioxin	---	---	---	2000	4000	800	1000
10	2.000000	Analyte	JRB	Dioxin3D5	dioxin	---	---	---	2000	4000	800	1000
10	2.000000	Analyte	JRB	Dioxin3D5	dioxin	---	---	---	2000	4000	800	1000
---	2.000000	Analyte	JRB	Dioxin3D5	dioxin	---	---	---	---	---	---	---
---	2.000000	Analyte	JRB	Dioxin3D5	dioxin	10	50	100	100	200	10	100

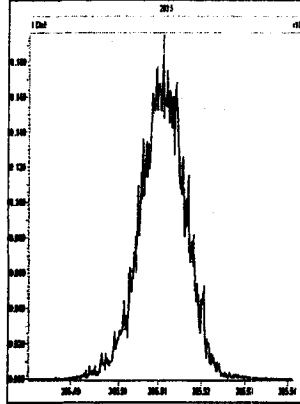
File: Experiment: Dioxin3D5.exp Reference: Pfk.ref Function: 1 @ 200 (ppm)

Printed: Monday, January 11, 2010 18:12:43 Pacific Standard Time

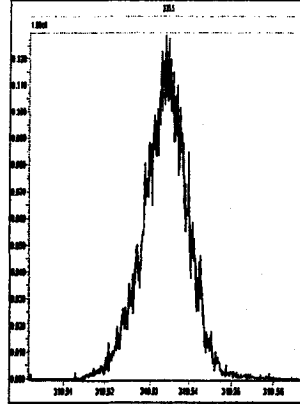
M 292.9825 R 11360



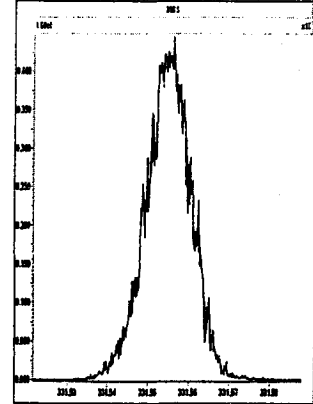
M 303.9016 R 12887



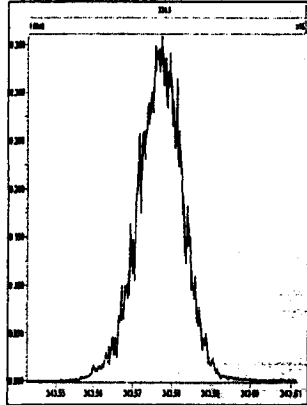
M 305.8987 R 12953



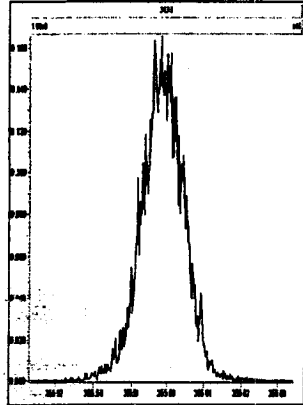
M 315.9419 R 12375



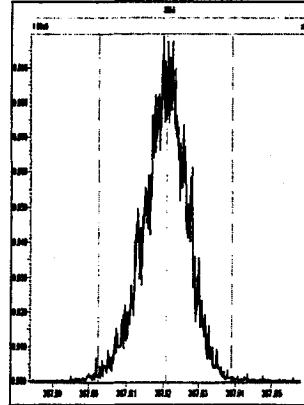
M 317.9389 R 12629



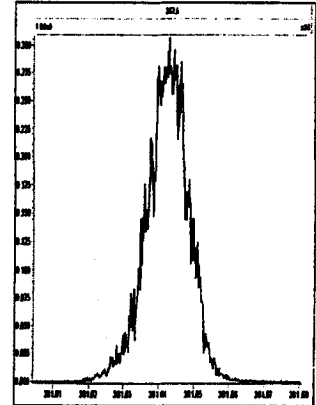
M 319.8965 R 13160



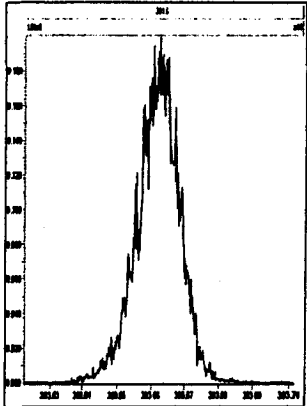
M 321.8936 R 13159



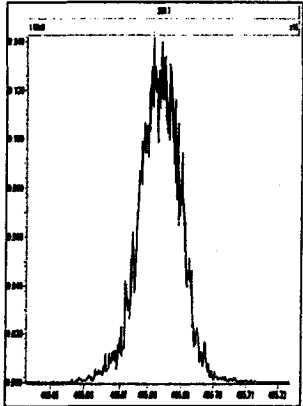
M 327.8847 R 13158



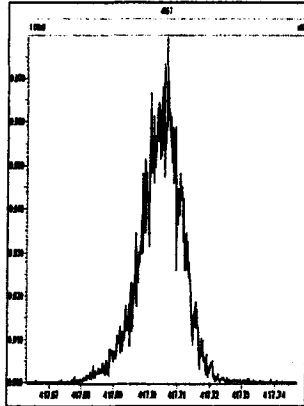
M 330.9792 R 13440



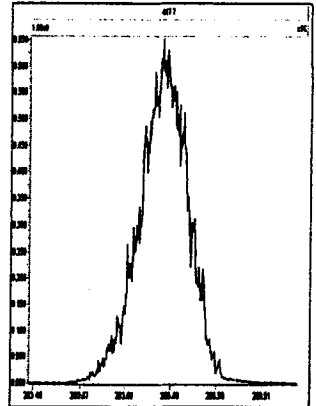
M 331.9368 R 13815



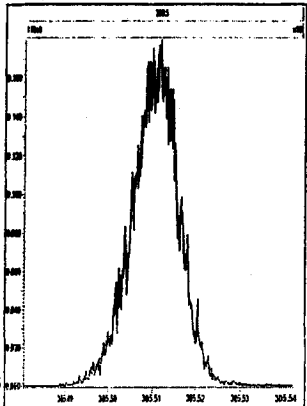
M 333.9339 R 13963



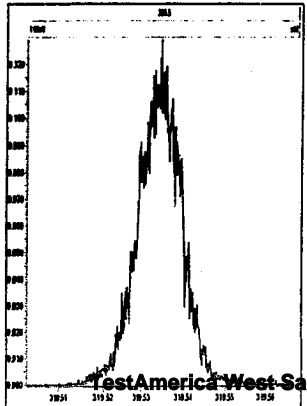
M 292.9825 R 11624



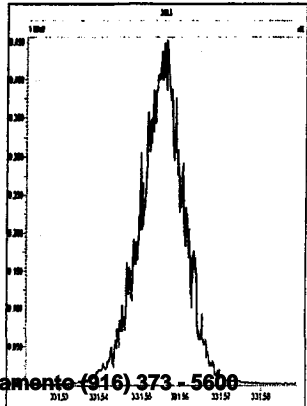
M 303.9016 R 12310



M 305.8987 R 12755



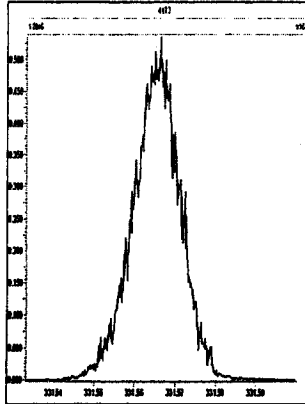
M 315.9419 R 12437



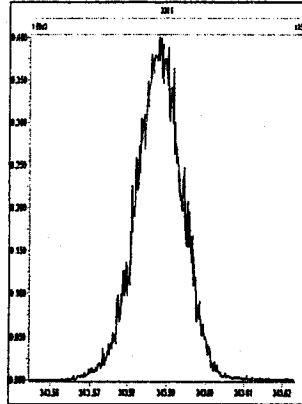
File: Experiment: Dioxin3D5.exp Reference: Pfk.ref Function: 2 @ 200 (ppm)

Printed: Monday, January 11, 2010 18:13:04 Pacific Standard Time

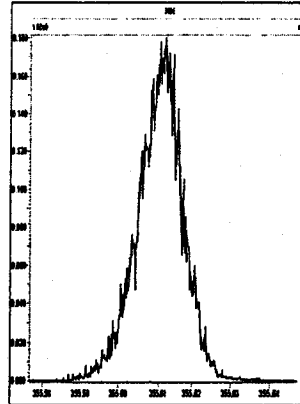
M 339.8597 R 12194



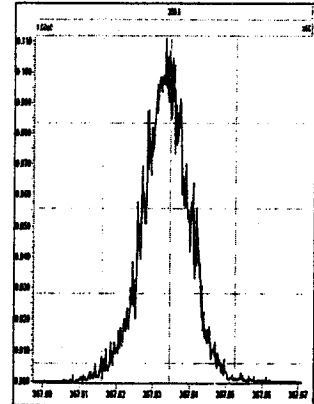
M 341.8567 R 12253



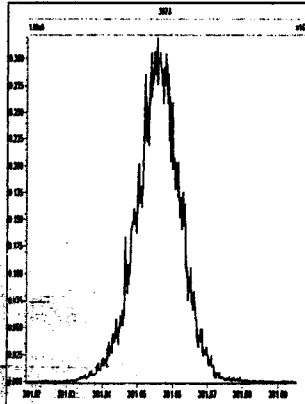
M 342.9792 R 12192



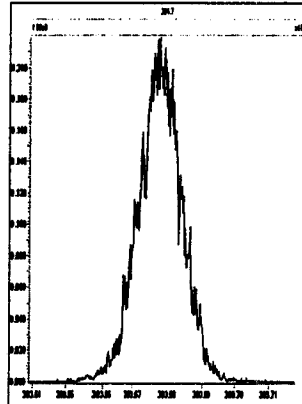
M 351.9000 R 12439



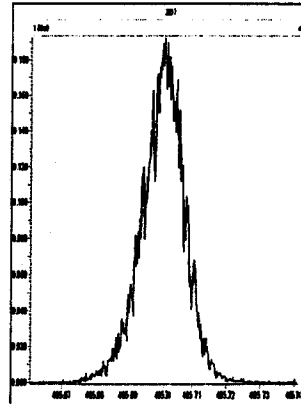
M 353.8970 R 13090



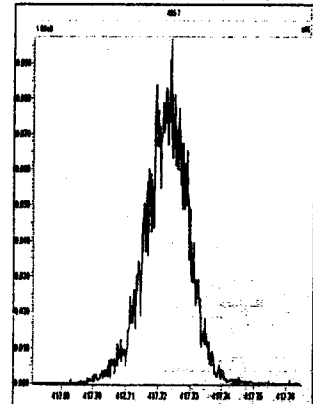
M 355.8546 R 13227



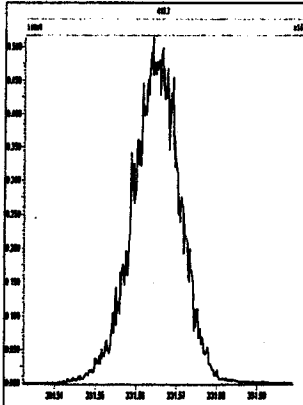
M 357.8516 R 13087



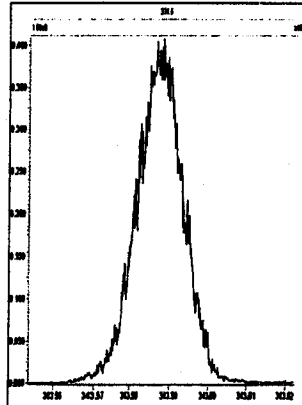
M 367.8949 R 13589



M 339.8597 R 11472



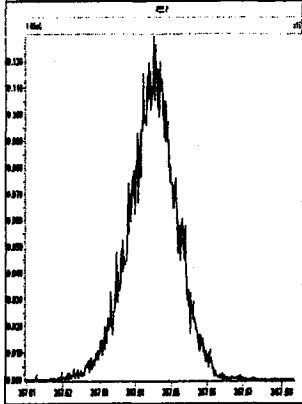
M 341.8567 R 11903



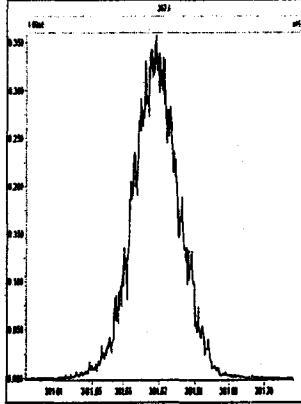
File: Experiment: Dioxin3D5.exp Reference: Pfk.ref Function: 3 @ 200 (ppm)

Printed: Monday, January 11, 2010 18:13:22 Pacific Standard Time

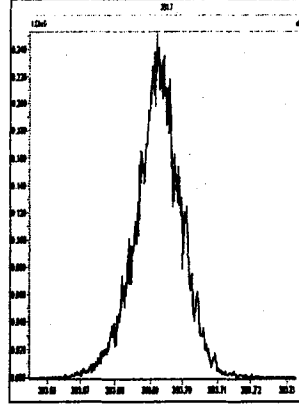
M 373.8208 R 11629



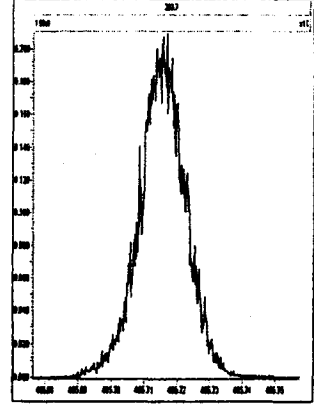
M 375.8178 R 11517



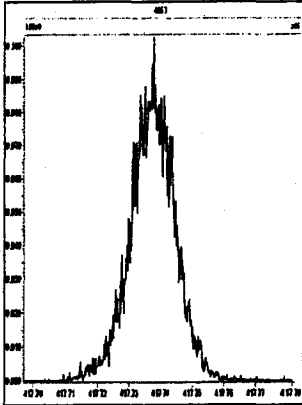
M 380.9760 R 12376



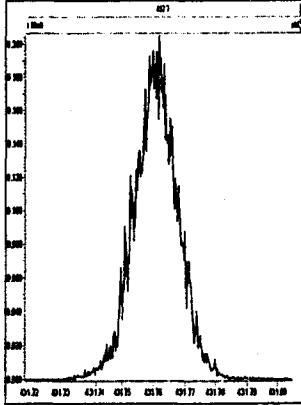
M 383.8639 R 12689



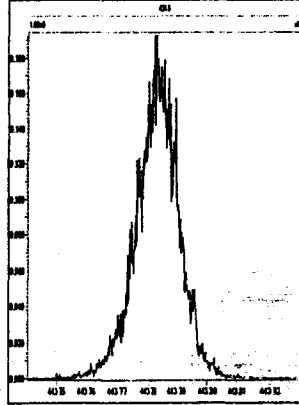
M 385.8610 R 12565



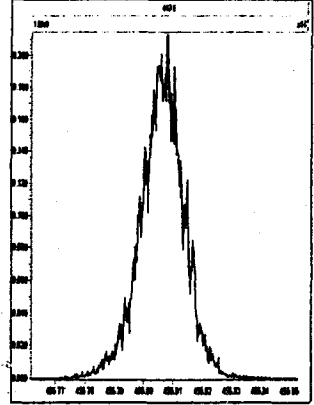
M 389.8157 R 12138



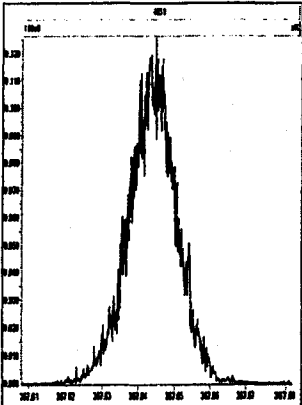
M 391.8127 R 12950



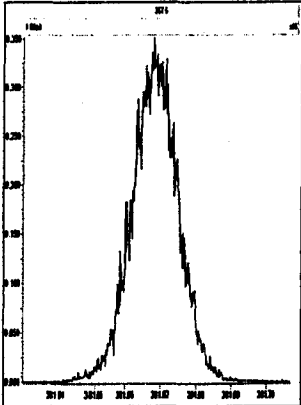
M 392.9760 R 12622



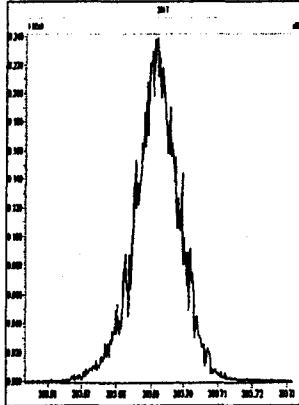
M 373.8208 R 11738



M 375.8178 R 12137



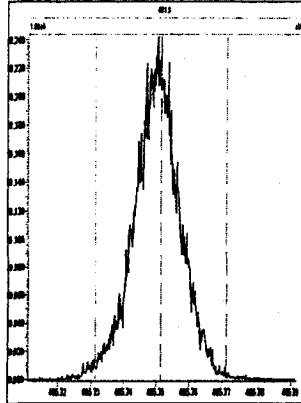
M 380.9760 R 12820



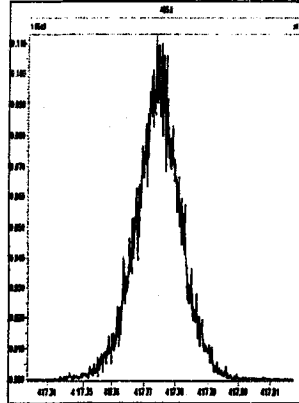
File: Experiment: Dioxin3D5.exp Reference: Pfk.ref Function: 4 @ 200 (ppm)

Printed: Monday, January 11, 2010 18:13:37 Pacific Standard Time

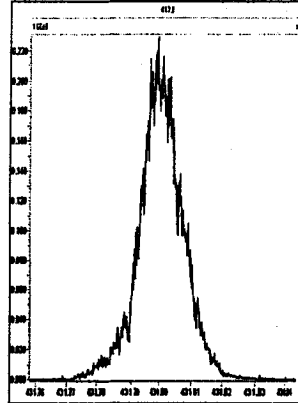
M 407.7818 R 11574



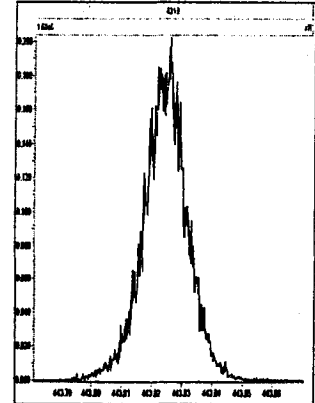
M 409.7789 R 11852



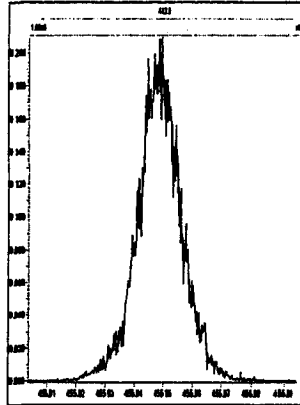
M 417.8253 R 12314



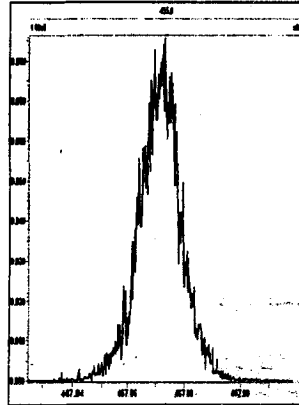
M 419.8220 R 12757



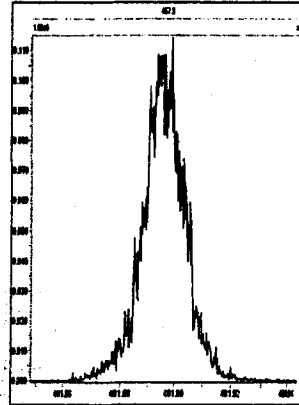
M 423.7766 R 13229



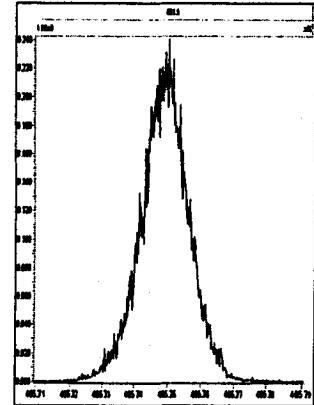
M 425.7737 R 13813



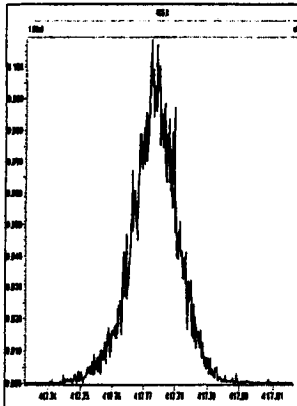
M 430.9729 R 13889



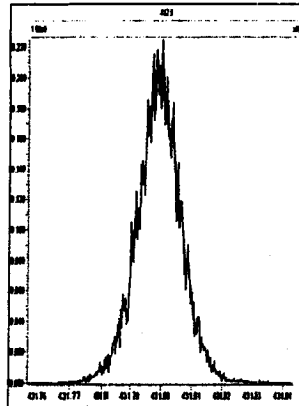
M 407.7818 R 11905



M 409.7789 R 12375



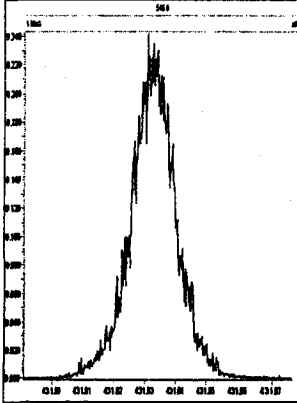
M 417.8253 R 12957



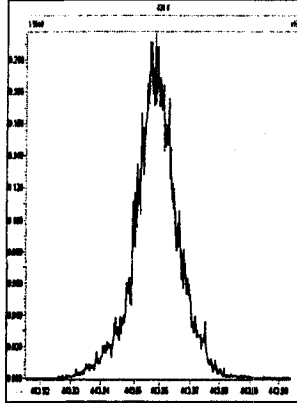
File: Experiment: Dioxin3D5.exp Reference: Pfk.ref Function: 5 @ 200 (ppm)

Printed: Monday, January 11, 2010 18:14:11 Pacific Standard Time

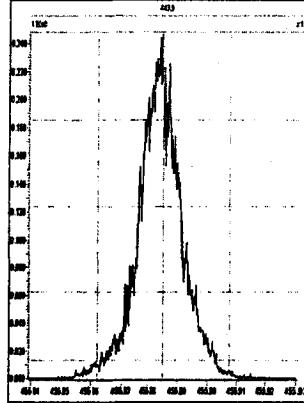
M 441.7428 R 11628



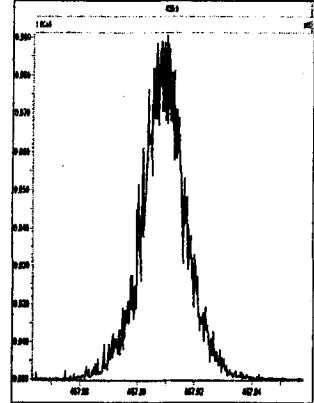
M 442.9728 R 12018



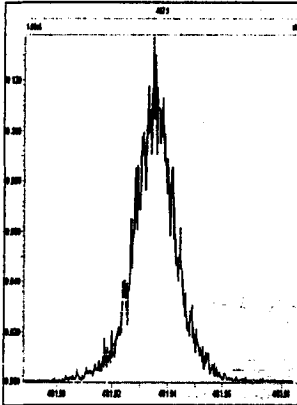
M 443.7399 R 12021



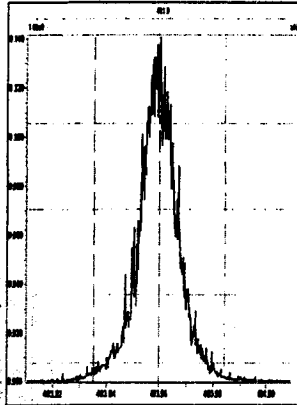
M 454.9728 R 12075



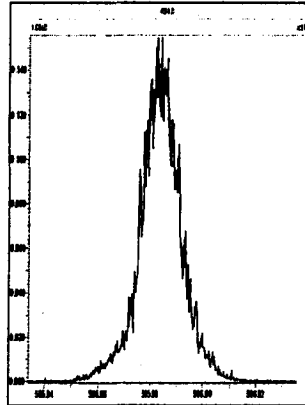
M 457.7377 R 13813



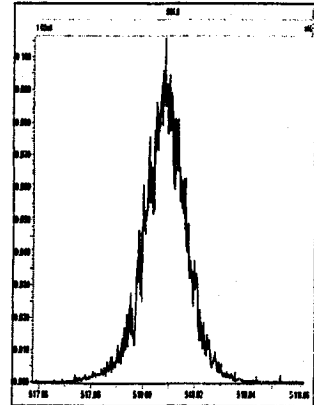
M 459.7348 R 13228



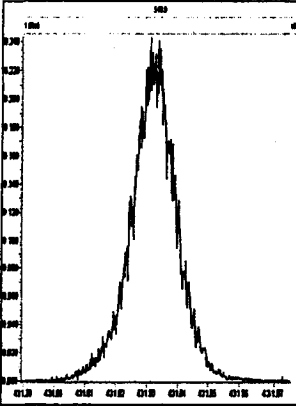
M 469.7779 R 12135



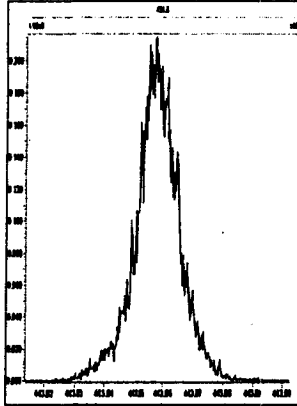
M 471.7750 R 14048



M 441.7428 R 12077



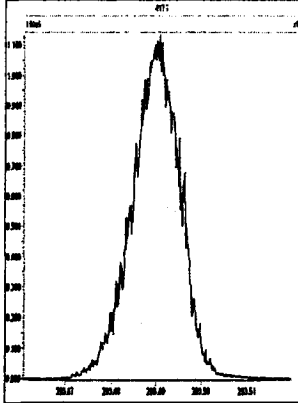
M 442.9728 R 11961



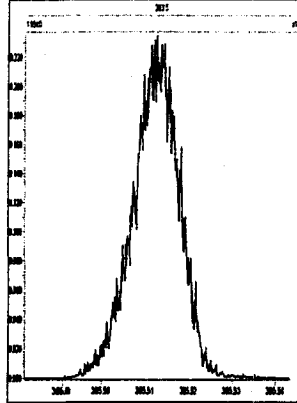
File: Experiment: Dioxin3D5.exp Reference: Pfk.ref Function: 1 @ 200 (ppm)

Printed: Monday, January 11, 2010 23:59:27 Pacific Standard Time

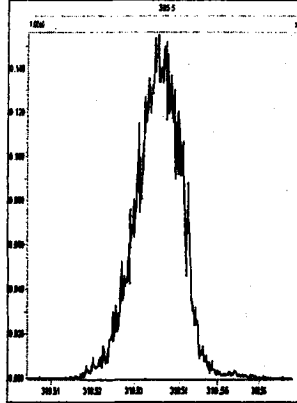
M 292.9824 R 12132



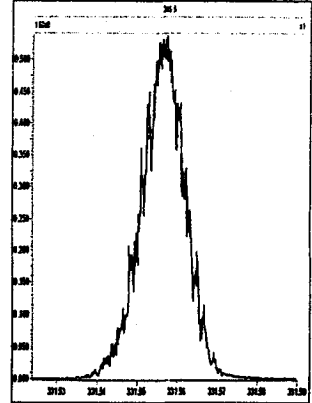
M 304.9824 R 12954



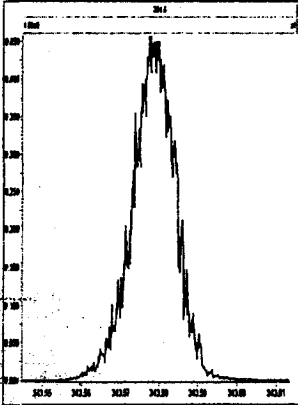
M 318.9792 R 12887



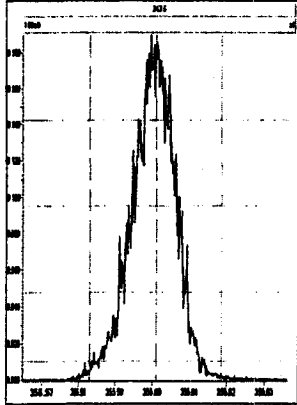
M 330.9792 R 13297



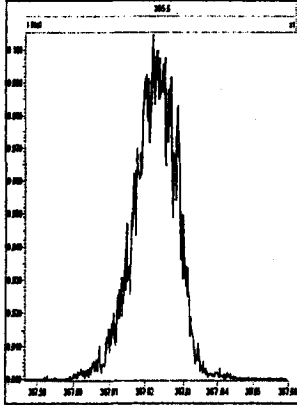
M 342.9792 R 12624



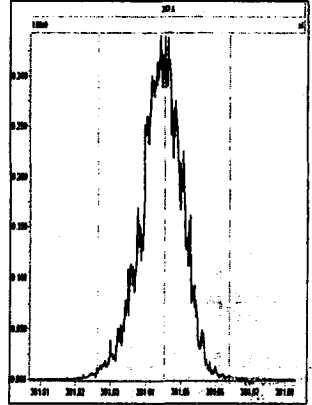
M 354.9792 R 13294



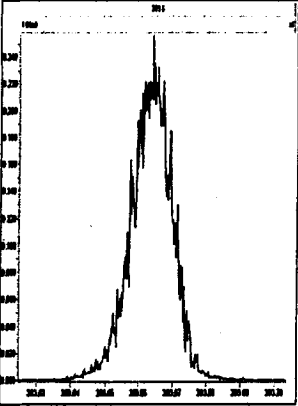
M 366.9792 R 13731



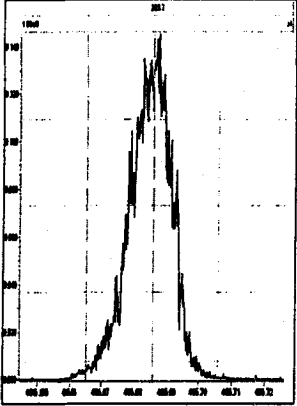
M 380.9760 R 13967



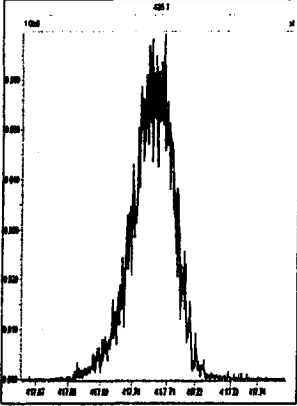
M 392.9760 R 14450



M 404.9760 R 13964



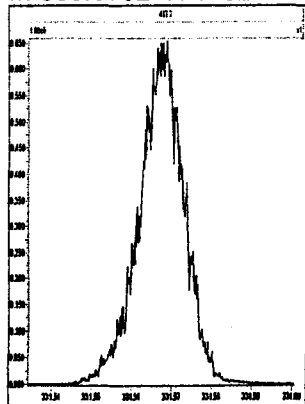
M 416.9760 R 14448



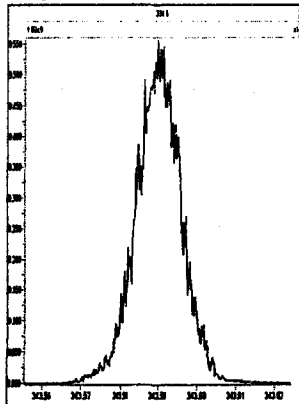
File: Experiment: Dioxin3D5.exp Reference: Pfk.ref Function: 2 @ 200 (ppm)

Printed: Tuesday, January 12, 2010 00:00:33 Pacific Standard Time

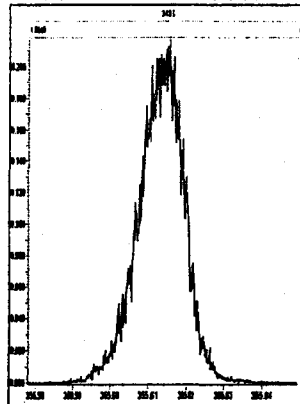
M 330.9792 R 11627



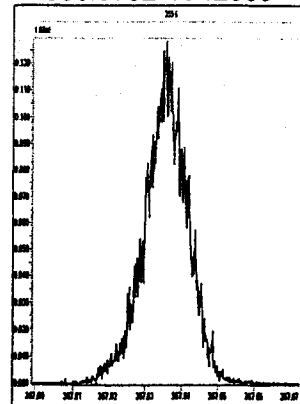
M 342.9792 R 12436



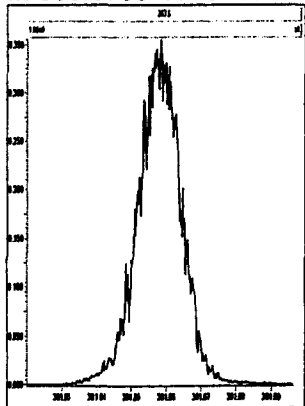
M 354.9792 R 12502



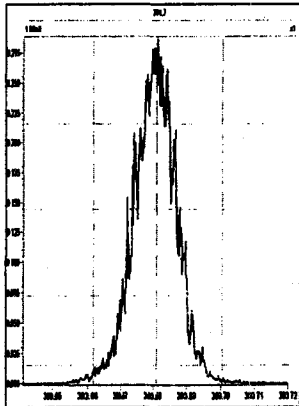
M 366.9792 R 12883



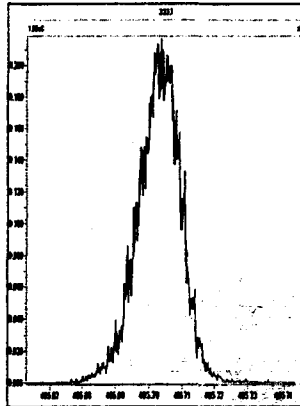
M 380.9760 R 13159



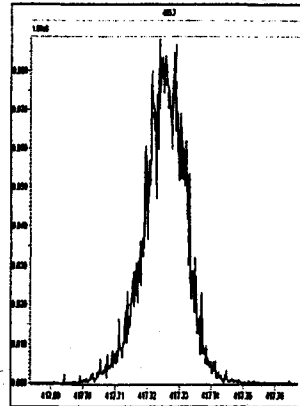
M 392.9760 R 13089



M 404.9760 R 13660



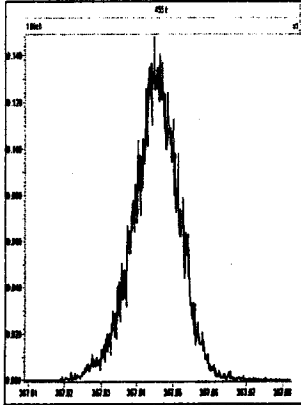
M 416.9760 R 13886



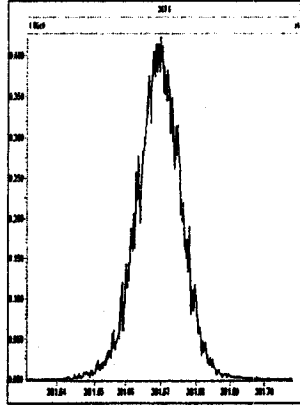
File: Experiment: Dioxin3D5.exp Reference: Pfk.ref Function: 3 @ 200 (ppm)

Printed: Tuesday, January 12, 2010 00:01:40 Pacific Standard Time

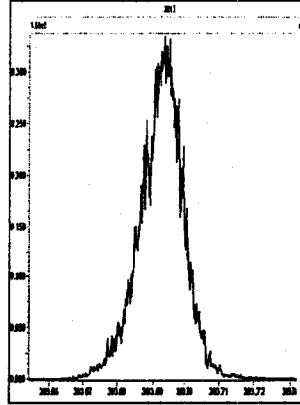
M 366.9792 R 12197



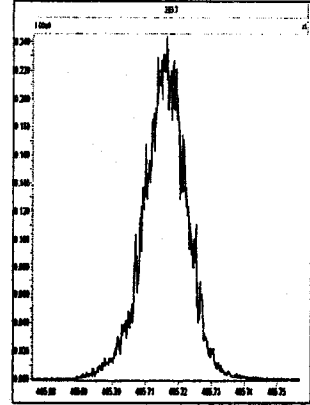
M 380.9760 R 12439



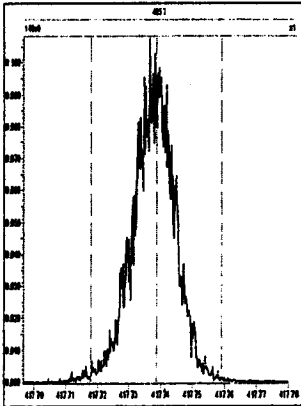
M 392.9760 R 13298



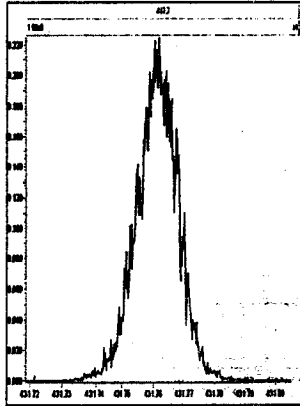
M 404.9760 R 13162



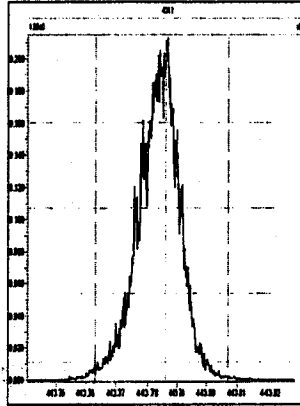
M 416.9760 R 13161



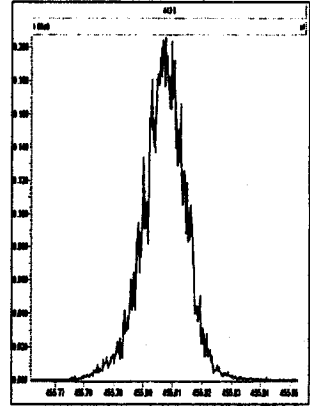
M 430.9728 R 14207



M 442.9728 R 13159



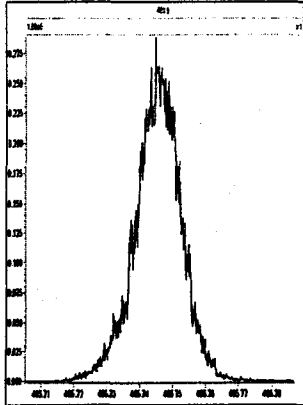
M 454.9728 R 12887



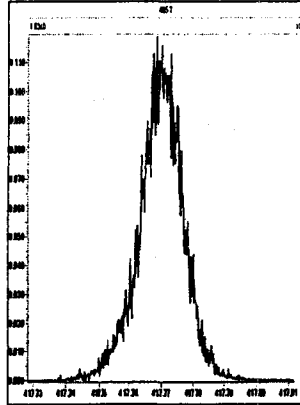
File: Experiment: Dioxin3D5.exp Reference: Pfk.ref Function: 4 @ 200 (ppm)

Printed: Tuesday, January 12, 2010 00:03:22 Pacific Standard Time

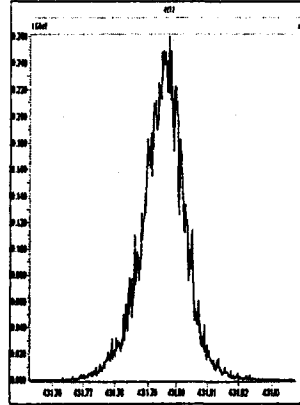
M 404.9760 R 11682



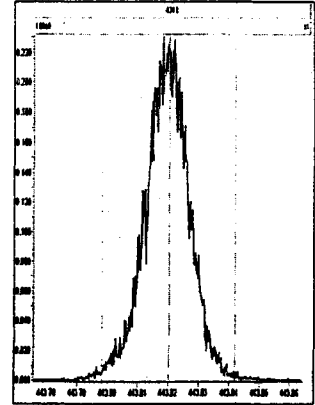
M 416.9760 R 12437



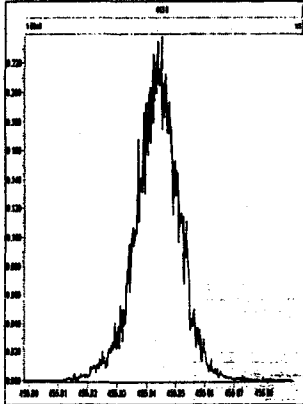
M 430.9728 R 12375



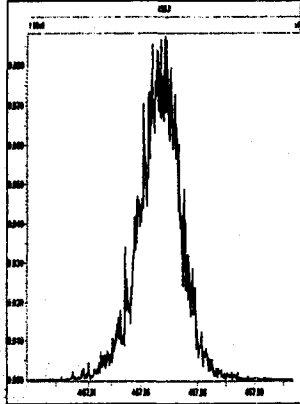
M 442.9728 R 12561



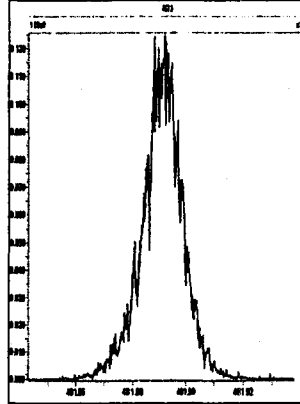
M 454.9728 R 13299



M 466.9728 R 13813



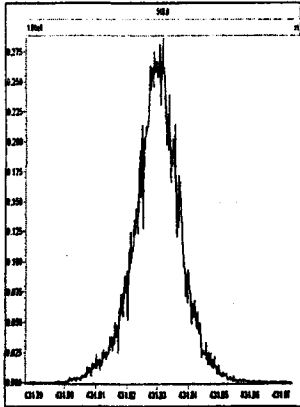
M 480.9696 R 14286



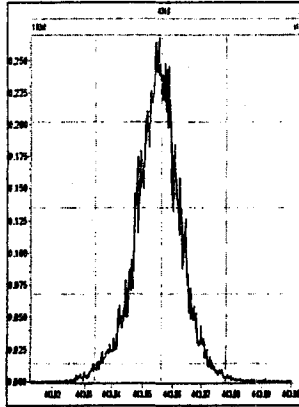
File: Experiment: Dioxin3D5.exp Reference: Pfk.ref Function: 5 @ 200 (ppm)

Printed: Tuesday, January 12, 2010 00:04:09 Pacific Standard Time

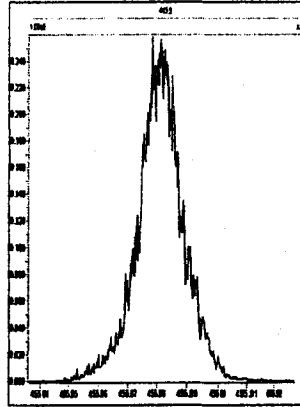
M 430.9728 R 11900



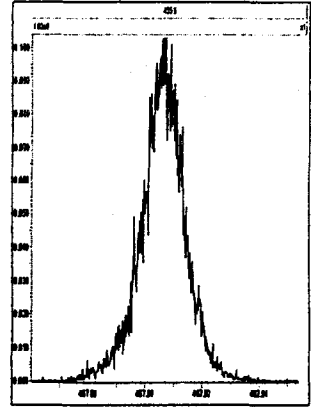
M 442.9728 R 12254



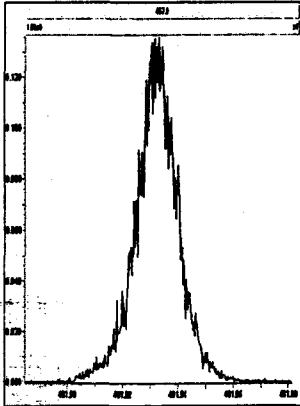
M 454.9728 R 11960



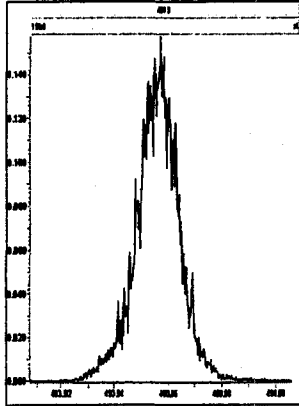
M 466.9728 R 13584



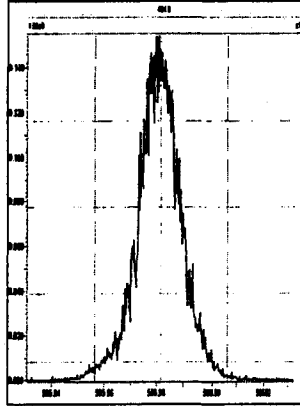
M 480.9696 R 13510



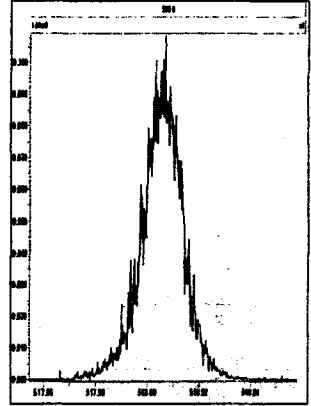
M 492.9696 R 12376

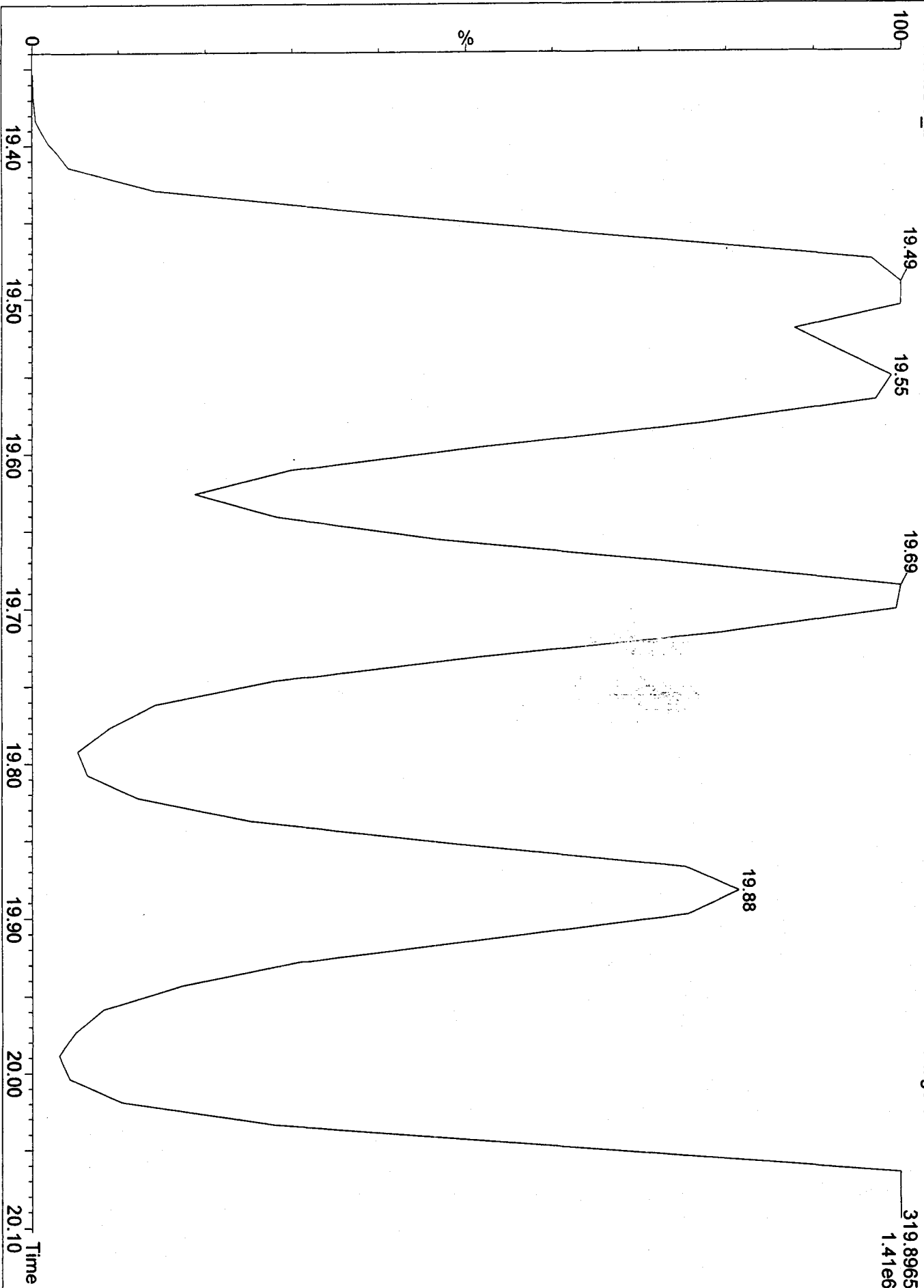


M 504.9696 R 12499



M 516.9697 R 14884





Dataset: C:\MassLynx\Default.pro\11JA10A3D58290A.qld

Last Altered: Tuesday, January 12, 2010 09:53:31 Pacific Standard Time

Printed: Tuesday, January 12, 2010 09:54:31 Pacific Standard Time

Method: C:\MassLynx\Default.PRO\MethDB\82903D5.mdb 12 Jan 2010 09:52:33

Calibration: C:\MassLynx\Default.PRO\CurveDB\ICA123120093D58290.cdb 31 Dec 2009 13:37:23

#	Name	RRF Mean	RRF SD	RRF %Rel SD
1	13C-1,2,3,4-TCDD	1.00000	0.00000	0.00000
2				
3	13C-2,3,7,8-TCDF	1.55387	0.10195	6.56127
4	2,3,7,8-TCDF	1.00894	0.03940	3.90512
5	Total TCDFs	1.00894	0.03940	3.90512
6				
7	13C-2,3,7,8-TCDD	0.93654	0.08265	8.82467
8	2,3,7,8-TCDD	1.13162	0.06094	5.38546
9	Total TCDDs	1.13162	0.06094	5.38546
10				
11	37CL-2,3,7,8-TCDD	1.13700	0.09172	8.06695
12				
13	13C-1,2,3,7,8-PeCDF	1.21534	0.12934	10.64235
14	1,2,3,7,8-PeCDF	1.03079	0.04663	4.52356
15	2,3,4,7,8-PeCDF	0.96399	0.04086	4.23834
16	Total F2 PeCDFs	0.99739	0.04369	4.38021
17	Total F1 PeCDFs	0.99739	0.04369	4.38021
18				
19	13C-1,2,3,7,8-PeCDD	0.74736	0.08018	10.72899
20	1,2,3,7,8-PeCDD	1.05672	0.03490	3.30300
21	Total PeCDDs	1.05672	0.03490	3.30300
22				
23	13C-1,2,3,7,8,9-HxCDD	1.00000	0.00000	0.00000
24				
25	13C-1,2,3,4,7,8-HxCDF	0.91641	0.07223	7.88160
26	1,2,3,4,7,8-HxCDF	1.24280	0.05687	4.57635
27	1,2,3,6,7,8-HxCDF	1.49624	0.06359	4.24985
28	2,3,4,6,7,8-HxCDF	1.31114	0.08139	6.20792
29	1,2,3,7,8,9-HxCDF	1.29097	0.15794	12.23447
30	Total HxCDFs	1.33529	0.08589	6.43214
31				
32	13C-1,2,3,6,7,8-HxCDD	0.80919	0.05547	6.85475
33	1,2,3,4,7,8-HxCDD	0.93261	0.05959	6.38974
34	1,2,3,6,7,8-HxCDD	1.18024	0.05154	4.36672
35	1,2,3,7,8,9-HxCDD	1.28282	0.21352	16.64444
36	Total HxCDDs	1.13189	0.10452	9.23374
37				
38	13C-1,2,3,4,6,7,8-HpCDF	0.81080	0.04083	5.03538
39	1,2,3,4,6,7,8-HpCDF	1.36387	0.07395	5.42218
40	1,2,3,4,7,8,9-HpCDF	1.11483	0.06881	6.17218
41	Total HpCDFs	1.23935	0.07020	5.66394
42				
43	13C-1,2,3,4,6,7,8-HpCDD	0.70743	0.03465	4.89747
44	1,2,3,4,6,7,8-HpCDD	1.04312	0.04748	4.55165
45	Total HpCDDs	1.04312	0.04748	4.55165
46				
47	13C-OCDD	0.51880	0.04380	8.40429

Dataset: C:\MassLynx\Default.pro\11JA10A3D58290A.qld

Last Altered: Tuesday, January 12, 2010 09:53:31 Pacific Standard Time

Printed: Tuesday, January 12, 2010 09:54:31 Pacific Standard Time

#	Name	RRF Mean	RRF SD	RRF %Rel SD
48	OCDF	1.40213	0.13119	9.35683
49	OCDD	1.19691	0.05139	4.29389
50				
51				
52	Function 1 PFK			
53	Function 2 PFK	16743.46550	16630.81420	99.32719
54	Function 3 PFK	7909.22500	521.22114	6.59004
55	Function 4 PFK	14980.66300	0.00000	0.00000
56	Function 5 PFK	3947.90350	3001.02553	76.01568
57	TCDF PCDPE	30.01200	0.00000	0.00000
58	F1 PeCDF PCDPE	45.97250	34.38590	74.79666
59	F2 PeCDF PCDPE	17.77400	16.24159	91.37835
60	HXCDF PCDPE	18.61100	20.51602	110.23600
61	HPCDF PCDPE	75.50100	34.84622	46.15333
62	OCDF PCDPE	85.06150	155.80506	183.16755

Daily Calibration Checklist Dioxin Methods

Method ID 8290

Associated ICAL ICA123120093D58290

Column ID DB5

Instrument ID 3D5

STD ID ST0111C, ST0111E

STD Solution 09DXN425

Analyzed by JRB, AM

Date Analyzed 01/11/10, 01/12/10

Std. Pkg. By JRB

Date Std. Pkg. Assembled 01/12/10

Std. Pkg. Reviewed By SMA

Date Std. Pkg. Reviewed 01/12/10

DAILY STANDARD PACKAGE	INITIATED	REVIEWED
Standard, CPSM, and Solvent Blank present?	✓	✓
Copy of log-file and Beginning Static Resolution present?	✓	✓
CPSM blow up present?	✓	✓
Curve Summary present?	✓	✓
Summary of Method criteria present or documented below?	✓	✓
Daily standard within method specified limits?*	✓	✓
Analyte retention times correct?	✓	✓
Isotopic ratios within limits?	✓	✓
CPSM valley ≤ method specified limits?*	✓	✓
Are chromatographic windows correct?	✓	✓
Samples analyzed within 12 hrs of daily standard?	✓	✓
Manual reintegration's checked and hardcopies included?	✓	✓
Ending Standard present?	✓	✓
Ending Static Resolutions present	✓	✓
Absolute retention times for 13C12-1,2,3,4-TCDD and 13C12-1,2,3,7,8,9-HxCDD are within +/- 15 seconds of the retention times in the Initial Calibration? (required for all 1613B samples)	NA	NA

COMMENTS:

* Method 8290/TO9/M0023A: (beginning) ≤ 20% from curve RRFs for native analytes, ≤ 30% from curve RRFs for labeled compounds.

Method 8290/TO9/M0023A: (ending) ≤ 25% from curve RRFs for native analytes, ≤ 35% from curve RRFs for labeled compounds.

Method 23: See Method 23 Daily Standard Criteria, Table 5.

Method 1613B: See, Method 1613B or Method 1613B Tetras Daily Standard Criteria.

** Method 23/0023A CPSM Criteria: 25% valley between 2378 TCDF (DB-225)/TCDD (DB-5) and its closest eluters normalized to the smallest peak of the triplet

Method 1613B/8290/TO9 CPSM Criteria: 25% valley between 2378 TCDF (DB-225)/TCDD (DB-5) and its closest eluters normalized to the 2378 peak.

Dataset: C:\MassLynx\Default.pro\11JA10A3D58290C.qld

Last Altered: Tuesday, January 12, 2010 11:55:50 Pacific Standard Time

Printed: Tuesday, January 12, 2010 11:56:55 Pacific Standard Time

Method: C:\MassLynx\Default.PRO\MethDB\82903D5.mdb 12 Jan 2010 09:52:33

Calibration: C:\MassLynx\Default.PRO\CurveDB\ICA123120093D58290.cdb 31 Dec 2009 13:37:23

Name: 11JA10A3D5_9, Date: 12-Jan-2010, Time: 00:06:06, ID: ST0111C, Description: CS-3 09DXN425

#	Name	Response	RT	Pred RT	RRF M	RRF	Conc	%Dev	%Rec	Mod.D	Ratio	Ratio Flag
1	13C-1,2,3,4-TCDD	1033133	19.46	19.47	1.00000	1.00000	100.00	0.0	100.0		0.834	NO
2												
3	13C-2,3,7,8-TCDF	1695360	18.87	18.84	1.55387	1.64099	105.61	5.6	105.6		0.795	NO
4	2,3,7,8-TCDF	162478	18.90	18.88	1.00894	0.95837	9.50	-5.0	95.0		0.778	NO
5	Total TCDFs			21.44	1.00894		9.50					
6												
7	13C-2,3,7,8-TCDD	1003413	19.67	19.68	0.93654	0.97123	103.70	3.7	103.7		0.825	NO
8	2,3,7,8-TCDD	100050	19.70	19.69	1.13162	0.99709	8.81	-11.9	88.1		0.772	NO
9	Total TCDDs			19.55	1.13162		8.81					
10												
11	37CL-2,3,7,8-TCDD	118012	19.70	19.69	1.13700	1.14227	10.05	0.5	100.5			
12												
13	13C-1,2,3,7,8-PeCDF	1160334	24.61	24.59	1.21534	1.12312	92.41	-7.6	92.4		1.577	NO
14	1,2,3,7,8-PeCDF	623808	24.64	24.63	1.03079	1.07522	52.16	4.3	104.3		1.570	NO
15	2,3,4,7,8-PeCDF	586058	26.15	26.15	0.96399	1.01015	52.39	4.8	104.8		1.605	NO
16	Total F2 PeCDFs			34.47	0.99739		104.55					
17	Total F1 PeCDFs			36.56	0.99739		0.02					
18												
19	13C-1,2,3,7,8-PeCDD	749964	26.96	26.94	0.74736	0.72591	97.13	-2.9	97.1		1.624	NO
20	1,2,3,7,8-PeCDD	379806	26.99	26.99	1.05672	1.01286	47.92	-4.2	95.8		1.605	NO
21	Total PeCDDs			31.10	1.05672		47.92					
22												
23	13C-1,2,3,7,8,9-HxCDD	1013717	33.15	33.13	1.00000	1.00000	100.00	0.0	100.0		1.243	NO
24												
25	13C-1,2,3,4,7,8-HxCDF	783032	31.99	31.99	0.91641	0.77244	84.29	-15.7	84.3		0.524	NO
26	1,2,3,4,7,8-HxCDF	499945	32.00	32.00	1.24280	1.27695	51.37	2.7	102.7		1.226	NO
27	1,2,3,6,7,8-HxCDF	694224	32.11	32.11	1.49624	1.77317	59.25	18.5	118.5		1.201	NO
28	2,3,4,6,7,8-HxCDF	567680	32.68	32.68	1.31114	1.44995	55.29	10.6	110.6		1.298	NO
29	1,2,3,7,8,9-HxCDF	608781	33.33	33.33	1.29097	1.55493	60.22	20.4	120.4	12-Jan...	1.333	NO
30	Total HxCDFs			0.00	1.33529		226.14					
31												
32	13C-1,2,3,6,7,8-HxCDD	848108	32.89	32.88	0.80919	0.83663	103.39	3.4	103.4		1.240	NO
33	1,2,3,4,7,8-HxCDD	314878	32.81	32.82	0.93261	0.74254	39.81	-20.4	79.6		1.232	NO
34	1,2,3,6,7,8-HxCDD	484200	32.90	32.91	1.18024	1.14184	48.37	-3.3	96.7		1.253	NO
35	1,2,3,7,8,9-HxCDD	521121	33.16	33.17	1.28282	1.22890	47.90	-4.2	95.8		1.310	NO
36	Total HxCDDs			0.00	1.13189		136.08					
37												
38	13C-1,2,3,4,6,7,8-HpCDF	780882	34.67	34.67	0.81080	0.77032	95.01	-5.0	95.0		0.444	NO
39	1,2,3,4,6,7,8-HpCDF	559535	34.69	34.69	1.36387	1.43308	52.54	5.1	105.1		1.006	NO
40	1,2,3,4,7,8,9-HpCDF	491318	35.83	35.83	1.11483	1.25837	56.44	12.9	112.9		1.025	NO
41	Total HpCDFs			0.00	1.23935		108.97					
42												
43	13C-1,2,3,4,6,7,8-HpCDD	674185	35.50	35.49	0.70743	0.66506	94.01	-6.0	94.0		1.088	NO
44	1,2,3,4,6,7,8-HpCDD	356937	35.51	35.51	1.04312	1.05887	50.76	1.5	101.5		1.089	NO
45	Total HpCDDs			0.02	1.04312		50.76					
46												

Dataset: C:\MassLynx\Default.pro\11JA10A3D58290C.qld

Last Altered: Tuesday, January 12, 2010 11:55:50 Pacific Standard Time

Printed: Tuesday, January 12, 2010 11:56:55 Pacific Standard Time

Name: 11JA10A3D5_9, Date: 12-Jan-2010, Time: 00:06:06, ID: ST0111C, Description: CS-3 09DXN425

#	Name	Response	RT	Pred RT	RRF M	RRF	Conc	%Dev	%Rec	Mod D	Ratio	Ratio Flag
47	13C-OCDD	1100256	38.04	38.03	0.51880	0.54268	209.21	4.6	104.6		0.888	NO
48	OCDF	845559	38.15	38.15	1.40213	1.53702	109.62	9.6	109.6		0.921	NO
49	OCDD	658970	38.05	38.05	1.19691	1.19785	100.08	0.1	100.1		0.917	NO
50												
51												
52	Function 1 PFK			19.26								
53	Function 2 PFK			22.41	16743....							
54	Function 3 PFK			32.86	7909.2...							
55	Function 4 PFK			34.15	14980....							
56	Function 5 PFK	5921	39.65	39.66	3947.9...	5920.6...	1.50	50.0	150.0			
57	TCDF PCDPE	5	16.09	16.06	30.012...	4.76500	0.16	-84.1	15.9			
58	F1 PeCDF PCDPE	2	15.44	15.41	45.972...	1.94300	0.04	-95.8	4.2			
59	F2 PeCDF PCDPE			22.27	17.774...							
60	HXCDF PCDPE	13	31.67	31.69	18.611...	12.992...	0.70	-30.2	69.8			
61	HPCDF PCDPE			35.12	75.501...							
62	OCDF PCDPE	7	37.71	37.79	85.061...	6.69900	0.08	-92.1	7.9			

Dataset: C:\MassLynx\Default.pro\11JA10A3D58290C.qld

Last Altered: Tuesday, January 12, 2010 09:56:55 Pacific Standard Time
 Printed: Tuesday, January 12, 2010 10:09:58 Pacific Standard Time

Method: C:\MassLynx\Default.PRO\MethDB\82903D5.mdb 12 Jan 2010 09:52:33

Calibration: C:\MassLynx\Default.PRO\CurveDB\ICA123120093D58290.cdb 31 Dec 2009 13:37:23

Name: 11JA10A3D5_9, Date: 12-Jan-2010, Time: 00:06:06, ID: ST0111C, Description: CS-3 09DXN425

#	Name	Response	RT	Pred RT	RRF M	RRF	Conc	%Dev	%Rec	Mod.D	Ratio	Ratio Flag
1	13C-1,2,3,4-TCDD	1033133	19.46	19.47	1.00000	1.00000	100.00	0.0	100.0		0.834	NO
2												
3	13C-2,3,7,8-TCDF	1695360	18.87	18.84	1.55387	1.64099	105.61	5.6	105.6		0.795	NO
4	2,3,7,8-TCDF	162478	18.90	18.89	1.00894	0.95837	9.50	-5.0	95.0		0.778	NO
5	Total TCDFs			21.44	1.00894		9.50					
6												
7	13C-2,3,7,8-TCDD	1003413	19.67	19.67	0.93654	0.97123	103.70	3.7	103.7		0.825	NO
8	2,3,7,8-TCDD	100050	19.70	19.69	1.13162	0.99709	8.81	-11.9	88.1		0.772	NO
9	Total TCDDs			19.55	1.13162		8.81					
10												
11	37CL-2,3,7,8-TCDD	118012	19.70	19.69	1.13700	1.14227	10.05	0.5	100.5			
12												
13	13C-1,2,3,7,8-PeCDF	1160334	24.61	24.59	1.21534	1.12312	92.41	-7.6	92.4		1.577	NO
14	1,2,3,7,8-PeCDF	623808	24.64	24.64	1.03079	1.07522	52.16	4.3	104.3		1.570	NO
15	2,3,4,7,8-PeCDF	586058	26.15	26.15	0.96399	1.01015	52.39	4.8	104.8		1.605	NO
16	Total F2 PeCDFs			34.47	0.99739		104.55					
17	Total F1 PeCDFs			36.56	0.99739		0.02					
18												
19	13C-1,2,3,7,8-PeCDD	749964	26.96	26.94	0.74736	0.72591	97.13	-2.9	97.1		1.624	NO
20	1,2,3,7,8-PeCDD	379806	26.99	26.99	1.05672	1.01286	47.92	-4.2	95.8		1.605	NO
21	Total PeCDDs			31.10	1.05672		47.92					
22												
23	13C-1,2,3,7,8,9-HxCDD	1013717	33.15	33.13	1.00000	1.00000	100.00	0.0	100.0		1.243	NO
24												
25	13C-1,2,3,4,7,8-HxCDF	783032	31.99	31.99	0.91641	0.77244	84.29	-15.7	84.3		0.524	NO
26	1,2,3,4,7,8-HxCDF	499945	32.00	32.00	1.24280	1.27695	51.37	2.7	102.7		1.226	NO
27	1,2,3,6,7,8-HxCDF	694224	32.11	32.11	1.49624	1.77317	59.25	18.5	118.5		1.201	NO
28	2,3,4,6,7,8-HxCDF	567680	32.68	32.68	1.31114	1.44995	55.29	10.6	110.6		1.298	NO
29	1,2,3,7,8,9-HxCDF	613603	33.33	33.33	1.29097	1.56725	60.70	21.4	121.4		1.260	NO
30	Total HxCDFs			0.00	1.33529		226.62					
31												
32	13C-1,2,3,6,7,8-HxCDD	848108	32.89	32.88	0.80919	0.83663	103.39	3.4	103.4		1.240	NO
33	1,2,3,4,7,8-HxCDD	314878	32.81	32.82	0.93261	0.74254	39.81	-20.4	79.6		1.232	NO
34	1,2,3,6,7,8-HxCDD	484200	32.90	32.91	1.18024	1.14184	48.37	-3.3	96.7		1.253	NO
35	1,2,3,7,8,9-HxCDD	521121	33.16	33.17	1.28282	1.22890	47.90	-4.2	95.8		1.310	NO
36	Total HxCDDs			0.00	1.13189		136.08					
37												
38	13C-1,2,3,4,6,7,8-HpCDF	780882	34.67	34.67	0.81080	0.77032	95.01	-5.0	95.0		0.444	NO
39	1,2,3,4,6,7,8-HpCDF	559535	34.69	34.69	1.36387	1.43308	52.54	5.1	105.1		1.006	NO
40	1,2,3,4,7,8,9-HpCDF	491318	35.83	35.83	1.11483	1.25837	56.44	12.9	112.9		1.025	NO
41	Total HpCDFs			0.00	1.23935		108.97					
42												
43	13C-1,2,3,4,6,7,8-HpCDD	674185	35.50	35.49	0.70743	0.66506	94.01	-6.0	94.0		1.088	NO
44	1,2,3,4,6,7,8-HpCDD	356937	35.51	35.51	1.04312	1.05887	50.76	1.5	101.5		1.089	NO
45	Total HpCDDs			0.02	1.04312		50.76					
46												

Dataset: C:\MassLynx\Default.pro\11JA10A3D58290C.qld

Last Altered: Tuesday, January 12, 2010 09:56:55 Pacific Standard Time

Printed: Tuesday, January 12, 2010 10:09:58 Pacific Standard Time

Name: 11JA10A3D5_9, Date: 12-Jan-2010, Time: 00:06:06, ID: ST0111C, Description: CS-3 09DXN425

#	Name	Response	RT	Pred RT	RRF M	RRF	Conc	%Dev	%Rec	Mod.D	Ratio	Ratio Flag
47	13C-OCDD	1100256	38.04	38.03	0.51880	0.54268	209.21	4.6	104.6		0.888	NO
48	OCDF	845559	38.15	38.15	1.40213	1.53702	109.62	9.6	109.6		0.921	NO
49	OCDD	658970	38.05	38.05	1.19691	1.19785	100.08	0.1	100.1		0.917	NO
50												
51												
52	Function 1 PFK			19.26								
53	Function 2 PFK			22.41	16743....							
54	Function 3 PFK			32.86	7909.2...							
55	Function 4 PFK			34.15	14980....							
56	Function 5 PFK	5921	39.65	39.66	3947.9...	5920.6...	1.50	50.0	150.0			
57	TCDF PCDPE	5	16.09	16.06	30.012...	4.76500	0.16	-84.1	15.9			
58	F1 PeCDF PCDPE	2	15.44	15.41	45.972...	1.94300	0.04	-95.8	4.2			
59	F2 PeCDF PCDPE			22.27	17.774...							
60	HXCDF PCDPE	13	31.67	31.69	18.611...	12.992...	0.70	-30.2	69.8			
61	HPCDF PCDPE			35.12	75.501...							
62	OCDF PCDPE	7	37.71	37.79	85.061...	6.69900	0.08	-92.1	7.9			

Dataset: C:\MassLynx\Default.pro\11JA10A3D58290C.qld

Last Altered: Tuesday, January 12, 2010 11:50:50 Pacific Standard Time
 Printed: Tuesday, January 12, 2010 11:51:24 Pacific Standard Time

Method: C:\MassLynx\Default.PRO\MethDB\82903D5.mdb 12 Jan 2010 09:52:33

Calibration: C:\MassLynx\Default.PRO\CurveDB\ICA123120093D58290.cdb 31 Dec 2009 13:37:23

Name: 11JA10A3D5_24, Date: 12-Jan-2010, Time: 10:43:03, ID: ST0111E, Description: CS-3 09DXN425

#	Name	Response	RT	Pred.RT	RRF M	RRF	Conc.	%Dev	%Rec	Mod.D.	Ratio	Ratio Flag
1	13C-1,2,3,4-TCDD	973483	19.46	19.46	1.00000	1.00000	100.00	0.0	100.0		0.809	NO
2												
3	13C-2,3,7,8-TCDF	1579046	18.85	18.84	1.55387	1.62206	104.39	4.4	104.4		0.768	NO
4	2,3,7,8-TCDF	158991	18.88	18.87	1.00894	1.00688	9.98	-0.2	99.8		0.784	NO
5	Total TCDFs			21.44	1.00894		9.98					
6												
7	13C-2,3,7,8-TCDD	941780	19.67	19.68	0.93654	0.96743	103.30	3.3	103.3		0.807	NO
8	2,3,7,8-TCDD	101763	19.69	19.69	1.13162	1.08054	9.55	-4.5	95.5		0.770	NO
9	Total TCDDs			19.55	1.13162		9.55					
10												
11	37CL-2,3,7,8-TCDD	108403	19.69	19.69	1.13700	1.11356	9.79	-2.1	97.9			
12												
13	13C-1,2,3,7,8-PeCDF	1145829	24.60	24.59	1.21534	1.17704	96.85	-3.2	96.8		1.565	NO
14	1,2,3,7,8-PeCDF	600460	24.62	24.62	1.03079	1.04808	50.84	1.7	101.7		1.569	NO
15	2,3,4,7,8-PeCDF	576351	26.14	26.14	0.96399	1.00600	52.18	4.4	104.4		1.625	NO
16	Total F2 PeCDFs			34.47	0.99739		103.02					
17	Total F1 PeCDFs			36.56	0.99739		0.02					
18												
19	13C-1,2,3,7,8-PeCDD	735672	26.96	26.94	0.74736	0.75571	101.12	1.1	101.1		1.580	NO
20	1,2,3,7,8-PeCDD	366457	26.98	26.99	1.05672	0.99625	47.14	-5.7	94.3		1.572	NO
21	Total PeCDDs			31.10	1.05672		47.14					
22												
23	13C-1,2,3,7,8,9-HxCDD	1011802	33.16	33.13	1.00000	1.00000	100.00	0.0	100.0		1.327	NO
24												
25	13C-1,2,3,4,7,8-HxCDF	851951	31.99	32.00	0.91641	0.84201	91.88	-8.1	91.9		0.517	NO
26	1,2,3,4,7,8-HxCDF	549551	32.00	32.00	1.24280	1.29010	51.90	3.8	103.8		1.291	NO
27	1,2,3,6,7,8-HxCDF	714547	32.12	32.11	1.49624	1.67744	56.05	12.1	112.1		1.387	NO
28	2,3,4,6,7,8-HxCDF	599621	32.68	32.68	1.31114	1.40764	53.68	7.4	107.4		1.147	NO
29	1,2,3,7,8,9-HxCDF	655423	33.34	33.33	1.29097	1.53864	59.59	19.2	119.2		1.274	NO
30	Total HxCDFs			0.00	1.33529		221.23					
31												
32	13C-1,2,3,6,7,8-HxCDD	775636	32.89	32.89	0.80919	0.76659	94.74	-5.3	94.7		1.245	NO
33	1,2,3,4,7,8-HxCDD	359744	32.83	32.82	0.93261	0.92761	49.73	-0.5	99.5		1.252	NO
34	1,2,3,6,7,8-HxCDD	452579	32.90	32.91	1.18024	1.16699	49.44	-1.1	98.9		1.201	NO
35	1,2,3,7,8,9-HxCDD	493343	33.17	33.17	1.28282	1.27210	49.58	-0.8	99.2		1.106	NO
36	Total HxCDDs			0.00	1.13189		148.75					
37												
38	13C-1,2,3,4,6,7,8-HpCDF	922056	34.67	34.69	0.81080	0.91130	112.39	12.4	112.4		0.451	NO
39	1,2,3,4,6,7,8-HpCDF	638978	34.69	34.69	1.36387	1.38599	50.81	1.6	101.6		1.035	NO
40	1,2,3,4,7,8,9-HpCDF	558186	35.84	35.83	1.11483	1.21074	54.30	8.6	108.6		1.076	NO
41	Total HpCDFs			0.00	1.23935		105.11					
42												
43	13C-1,2,3,4,6,7,8-HpCDD	816022	35.50	35.50	0.70743	0.80650	114.00	14.0	114.0		1.048	NO
44	1,2,3,4,6,7,8-HpCDD	431212	35.51	35.51	1.04312	1.05686	50.66	1.3	101.3		1.064	NO
45	Total HpCDDs			0.02	1.04312		50.66					

99L180646

Dataset: C:\MassLynx\Default.pro\11JA10A3D58290C.qld

Last Altered: Tuesday, January 12, 2010 11:50:50 Pacific Standard Time

Printed: Tuesday, January 12, 2010 11:51:24 Pacific Standard Time

Name: 11JA10A3D5_24, Date: 12-Jan-2010, Time: 10:43:03, ID: ST0111E, Description: CS-3 09DXN425

#	Name	Response	RT	Pred.RT	RRF	M	RRF	Conc.	%Dev	%Rec	Mod.D.	Ratio	Ratio Flag
47	13C-OCDD	1316073	38.04	38.04	0.51880		0.65036	250.72	25.4	125.4		0.854	NO
48	OCDF	1005667	38.17	38.15	1.40213		1.52828	109.00	9.0	109.0		0.940	NO
49	OCDD	788435	38.05	38.05	1.19691		1.19816	100.11	0.1	100.1		0.913	NO
50													
51													
52	Function 1 PFK			19.26									
53	Function 2 PFK			22.41	16743....								
54	Function 3 PFK			32.86	7909.2...								
55	Function 4 PFK			34.15	14980....								
56	Function 5 PFK			39.66	3947.9...								
57	TCDF PCDPE	27	16.00	16.06	30.012...		26.728...	0.89	-10.9	89.1			
58	F1 PeCDF PCDPE			15.41	45.972...								
59	F2 PeCDF PCDPE			22.27	17.774...								
60	HXCDF PCDPE	23	31.74	31.69	18.611...		23.272...	1.25	25.0	125.0			
61	HPCDF PCDPE	249	35.05	35.12	75.501...		248.96...	3.30	229.7	329.7			
62	OCDF PCDPE	19	37.82	37.79	85.061...		18.503...	0.22	-78.2	21.8			

Sample List Report

MassLynx 4.1

Sample List: C:\MassLynx\Default.pro\Sampledb\11JA10A3D5.SPL
Last Modified: Tuesday, January 12, 2010 12:45:00 Pacific Standard Time
Printed: Tuesday, January 12, 2010 12:45:13 Pacific Standard Time

Page 1 of 2

Page Position (1, 1)

	File Name	File Text	Sample ID	Meth/Matrix	BOX #	Sample Size	Units	Bottle
1	11JA10A3D5_1	CS-3 09DXN425	ST0111A	---	---	1.000000	---	Tray01:1
2	11JA10A3D5_2	DB5 CPSM 3732-04	CP0111	---	---	1.000000	---	Tray01:2
3	11JA10A3D5_3	Solvent Blank C-14	SB0111A	---	---	1.000000	---	Tray01:3
4	11JA10A3D5_4	G9L160493-1RXMB	LR1TW-1-AA	8290/Solid	85	10.000000	g	Tray01:4
5	11JA10A3D5_5	G9L160493-1RXLCS	LR1TW-1-AC	8290/Solid	85	10.000000	g	Tray01:5
6	11JA10A3D5_6	G9L160493-1 RX	LQ659-1-AC	8290/Solid	85	10.200000	g	Tray01:6
7	11JA10A3D5_7	Solvent Blank C-14	SB0111B	---	---	1.000000	---	Tray01:3
8	11JA10A3D5_8	CS-3 09DXN425	ST0111B	---	---	1.000000	---	Tray01:1
9	11JA10A3D5_9	CS-3 09DXN425	ST0111C	---	---	1.000000	---	Tray01:1
10	11JA10A3D5_10	DB5 CPSM 3732-04	CP0111A	---	---	1.000000	---	Tray01:2
11	11JA10A3D5_11	Solvent Blank C-14	SB0111C	---	---	1.000000	---	Tray01:3
12	11JA10A3D5_12	G9L160493-8RX	LQ66Q-2-AC	8290/Solid	85	10.070000	g	Tray01:7
13	11JA10A3D5_13	G9L160493-9RX	LQ66T-2-AC	8290/Solid	85	10.160000	g	Tray01:8
14	11JA10A3D5_14	G9L160493-9MSRX	LQ66T-2-AD	8290/Solid	85	10.050000	g	Tray01:9
15	11JA10A3D5_15	G9L160493-9RXSD	LQ66T-2-AE	8290/Solid	85	10.120000	g	Tray01:10
16	11JA10A3D5_16	G9L160493-10RX	LQ66W-2-AC	8290/Solid	85	10.260000	g	Tray01:11
17	11JA10A3D5_17	G9L160493-13RX	LQ664-2-AC	8290/Solid	85	10.130000	g	Tray01:12
18	11JA10A3D5_18	G9L180646-1RX	LRDQQ-2-AA	8290/Solid	85	10.050000	g	Tray01:13
19	11JA10A3D5_19	G9L180646-2RX	LRDQR-2-AA	8290/Solid	85	10.020000	g	Tray01:14
20	11JA10A3D5_20	G9L180646-3RX	LRDQT-2-AA	8290/Solid	85	10.200000	g	Tray01:15
21	11JA10A3D5_21	Solvent Blank C-14	SB0111D	---	---	1.000000	---	Tray01:3
22	11JA10A3D5_22	Solvent Blank C-14	SB0111E	---	---	1.000000	---	Tray01:3
23	11JA10A3D5_23	CS-3 09DXN425	ST0111D	---	---	1.000000	---	Tray01:1
24	11JA10A3D5_24	CS-3 09DXN425	ST0111E	---	---	1.000000	---	Tray01:1
25	11JA10A3D5_25	DB5 CPSM 3732-04	CP0111B	---	---	1.000000	---	Tray01:2
26	11JA10A3D5_26	Solvent Blank C-14	SB0111F	---	---	1.000000	---	Tray01:3
27	11JA10A3D5_27	G9L170538-17LCS RI	LRQ9P-1-AC	8290/Water	78	1.000000	L	Tray01:16
28	11JA10A3D5_28	G9L180646-1RX 10X	LRDQQ-2-AA	8290/Solid	85	10.050000	g	Tray01:17
29	11JA10A3D5_29	G9L180646-2RX 10X	LRDQR-2-AA	8290/Solid	85	10.020000	g	Tray01:18
30	11JA10A3D5_30	G9L160493-13RX 10X	LQ664-2-AC	8290/Solid	85	10.130000	g	Tray01:19
31	11JA10A3D5_31	G9L160493-9RX 20X	LQ66T-2-AC	8290/Solid	85	10.160000	g	Tray01:20
32	11JA10A3D5_32	G9L160493-9MSRX 20X	LQ66T-2-AD	8290/Solid	85	10.050000	g	Tray01:21
33	11JA10A3D5_33	G9L160493-9RXSD 20X	LQ66T-2-AE	8290/Solid	85	10.120000	g	Tray01:22
34	11JA10A3D5_34	G9L160493-10RX 20X	LQ66W-2-AC	8290/Solid	85	10.260000	g	Tray01:23
35	11JA10A3D5_35	Solvent Blank C-14	SB0111F	---	---	1.000000	---	Tray01:3
36	11JA10A3D5_36	CS-3 09DXN425	ST0111G	---	---	1.000000	---	Tray01:1

Sample List Report

MassLynx 4.1

Sample List: C:\MassLynx\Default.pro\Sampledb\11JA10A3D5.SPL
 Last Modified: Tuesday, January 12, 2010 12:45:00 Pacific Standard Time
 Printed: Tuesday, January 12, 2010 12:45:13 Pacific Standard Time

Page 2 of 2

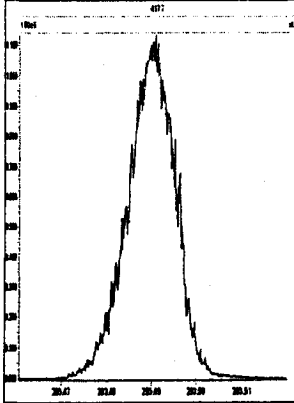
Page Position (2, 1)

FV_uL	Inj Vol	Sam Typ	Analyst	MS File	Inl File	ConA	ConB	ConC	ConD	ConE	ConF	ConG
---	2.000000	Analyte	JRB	Dioxin3D5	dioxin	10	50	100	100	200	10	100
---	2.000000	Analyte	JRB	Dioxin3D5	dioxin	---	---	---	---	---	---	---
---	2.000000	Analyte	JRB	Dioxin3D5	dioxin	---	---	---	---	---	---	---
10	2.000000	Analyte	JRB	Dioxin3D5	dioxin	---	---	---	2000	4000	800	1000
10	2.000000	Analyte	JRB	Dioxin3D5	dioxin	---	---	---	2000	4000	800	1000
10	2.000000	Analyte	JRB	Dioxin3D5	dioxin	---	---	---	2000	4000	800	1000
---	2.000000	Analyte	JRB	Dioxin3D5	dioxin	---	---	---	---	---	---	---
---	2.000000	Analyte	JRB	Dioxin3D5	dioxin	10	50	100	100	200	10	100
---	2.000000	Analyte	JRB	Dioxin3D5	dioxin	10	50	100	100	200	10	100
---	2.000000	Analyte	JRB	Dioxin3D5	dioxin	---	---	---	---	---	---	---
---	2.000000	Analyte	JRB	Dioxin3D5	dioxin	---	---	---	---	---	---	---
10	2.000000	Analyte	JRB	Dioxin3D5	dioxin	---	---	---	2000	4000	800	1000
10	2.000000	Analyte	JRB	Dioxin3D5	dioxin	---	---	---	2000	4000	800	1000
10	2.000000	Analyte	JRB	Dioxin3D5	dioxin	---	---	---	2000	4000	800	1000
10	2.000000	Analyte	JRB	Dioxin3D5	dioxin	---	---	---	2000	4000	800	1000
10	2.000000	Analyte	JRB	Dioxin3D5	dioxin	---	---	---	2000	4000	800	1000
10	2.000000	Analyte	JRB	Dioxin3D5	dioxin	---	---	---	2000	4000	800	1000
10	2.000000	Analyte	JRB	Dioxin3D5	dioxin	---	---	---	2000	4000	800	1000
10	2.000000	Analyte	JRB	Dioxin3D5	dioxin	---	---	---	2000	4000	800	1000
---	2.000000	Analyte	JRB	Dioxin3D5	dioxin	---	---	---	---	---	---	---
---	2.000000	Analyte	JRB	Dioxin3D5	dioxin	---	---	---	---	---	---	---
---	2.000000	Analyte	JRB	Dioxin3D5	dioxin	10	50	100	100	200	10	100
---	2.000000	Analyte	JRB	Dioxin3D5	dioxin	10	50	100	100	200	10	100
---	2.000000	Analyte	JRB	Dioxin3D5	dioxin	---	---	---	---	---	---	---
---	2.000000	Analyte	JRB	Dioxin3D5	dioxin	---	---	---	---	---	---	---
10	2.000000	Analyte	JRB	Dioxin3D5	dioxin	---	---	---	2000	4000	800	1000
10	2.000000	Analyte	JRB	Dioxin3D5	dioxin	---	---	---	2000	4000	800	1000
10	2.000000	Analyte	JRB	Dioxin3D5	dioxin	---	---	---	2000	4000	800	1000
10	2.000000	Analyte	JRB	Dioxin3D5	dioxin	---	---	---	2000	4000	800	1000
10	2.000000	Analyte	JRB	Dioxin3D5	dioxin	---	---	---	2000	4000	800	1000
10	2.000000	Analyte	JRB	Dioxin3D5	dioxin	---	---	---	2000	4000	800	1000
10	2.000000	Analyte	JRB	Dioxin3D5	dioxin	---	---	---	2000	4000	800	1000
10	2.000000	Analyte	JRB	Dioxin3D5	dioxin	---	---	---	2000	4000	800	1000
---	2.000000	Analyte	JRB	Dioxin3D5	dioxin	---	---	---	---	---	---	---
---	2.000000	Analyte	JRB	Dioxin3D5	dioxin	10	50	100	100	200	10	100

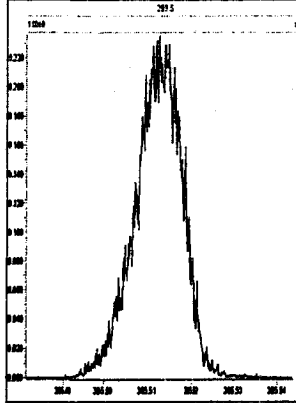
File: Experiment: Dioxin3D5.exp Reference: Pfk.ref Function: 1 @ 200 (ppm)

Printed: Monday, January 11, 2010 23:59:27 Pacific Standard Time

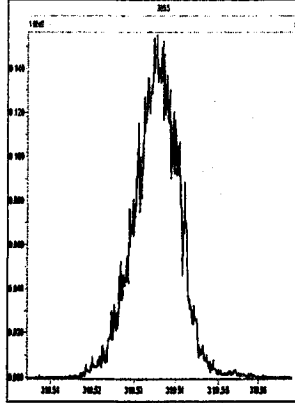
M 292.9824 R 12132



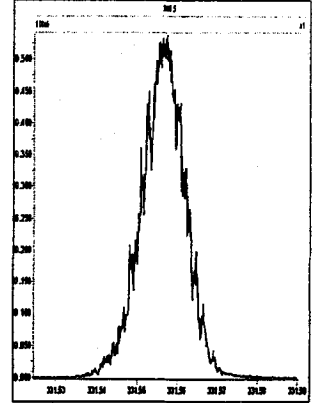
M 304.9824 R 12954



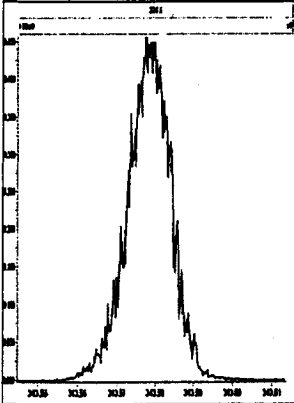
M 318.9792 R 12887



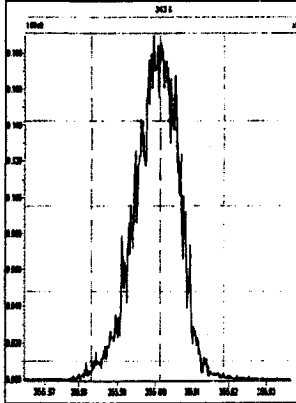
M 330.9792 R 13297



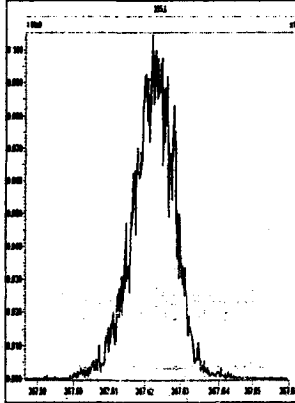
M 342.9792 R 12624



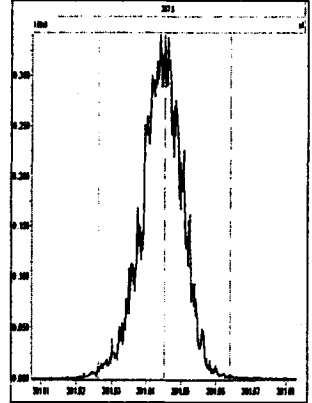
M 354.9792 R 13294



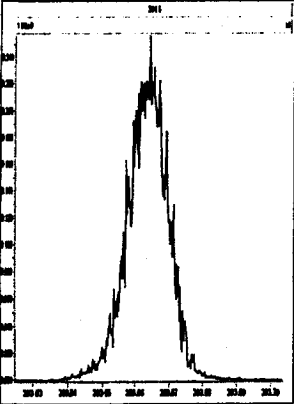
M 366.9792 R 13731



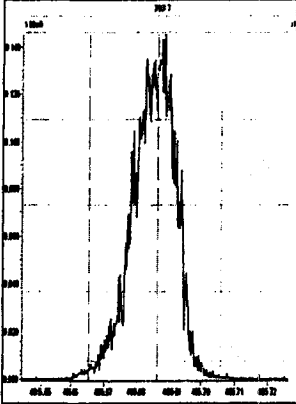
M 380.9760 R 13967



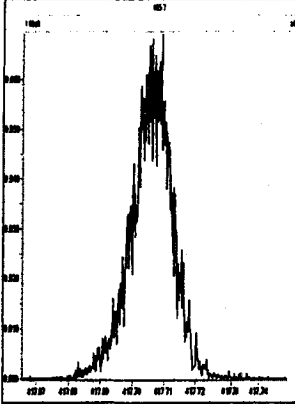
M 392.9760 R 14450



M 404.9760 R 13964



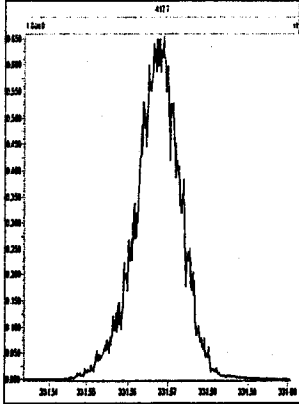
M 416.9760 R 14448



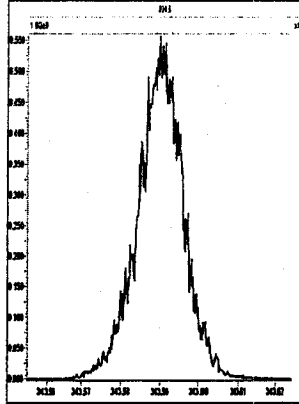
File: Experiment: Dioxin3D5.exp Reference: Pfk.ref Function: 2 @ 200 (ppm)

Printed: Tuesday, January 12, 2010 00:00:33 Pacific Standard Time

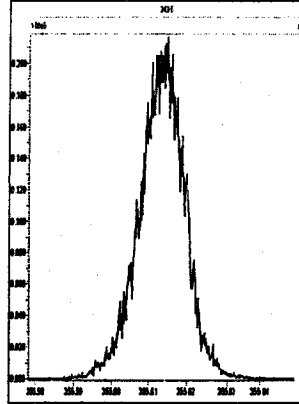
M 330.9792 R 11627



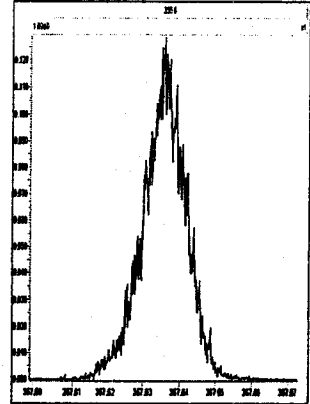
M 342.9792 R 12436



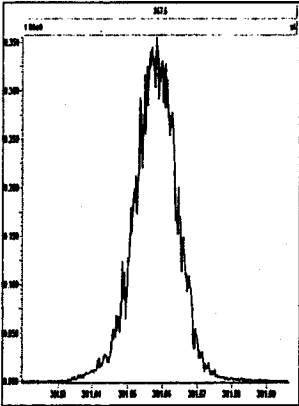
M 354.9792 R 12502



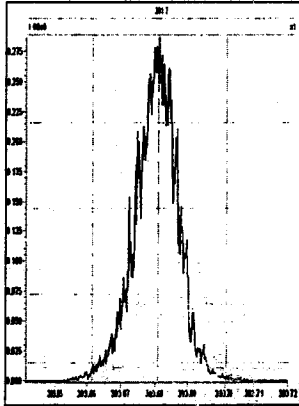
M 366.9792 R 12883



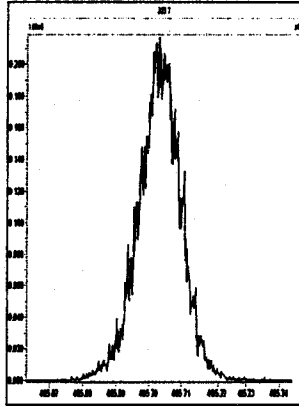
M 380.9760 R 13159



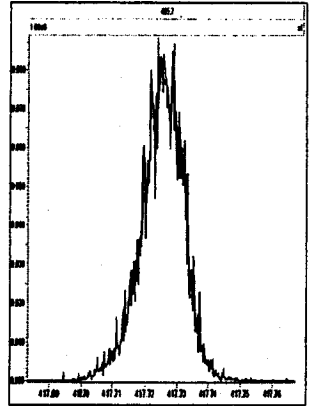
M 392.9760 R 13089



M 404.9760 R 13660



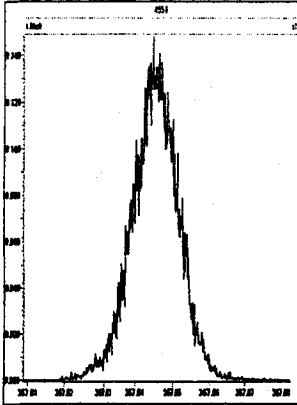
M 416.9760 R 13886



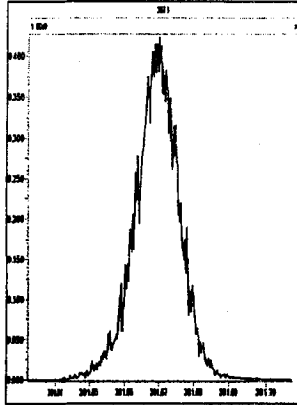
File: Experiment: Dioxin3D5.exp Reference: Pfk.ref Function: 3 @ 200 (ppm)

Printed: Tuesday, January 12, 2010 00:01:40 Pacific Standard Time

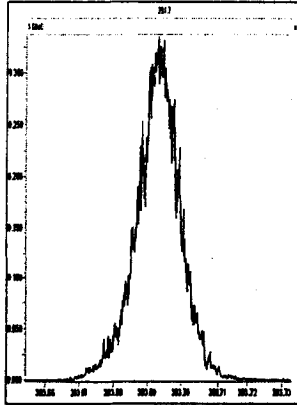
M 366.9792 R 12197



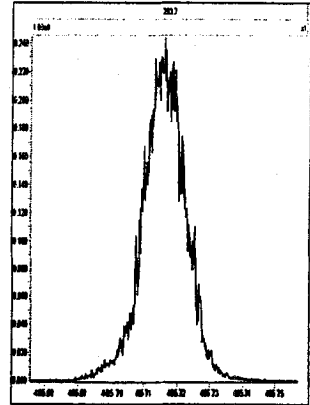
M 380.9760 R 12439



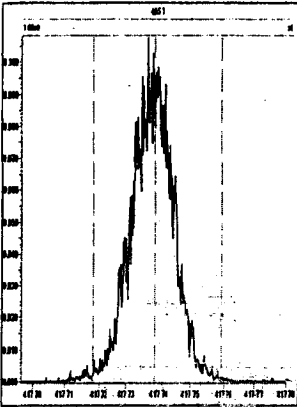
M 392.9760 R 13298



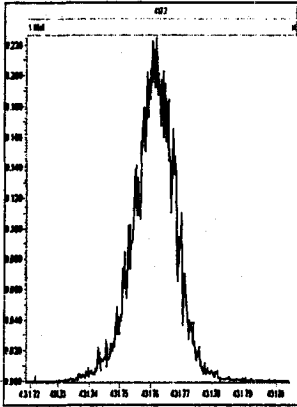
M 404.9760 R 13162



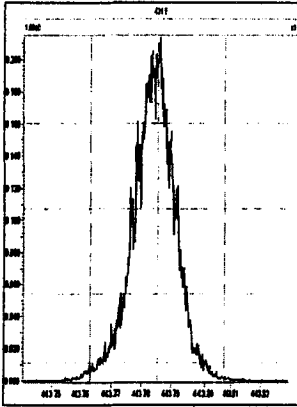
M 416.9760 R 13161



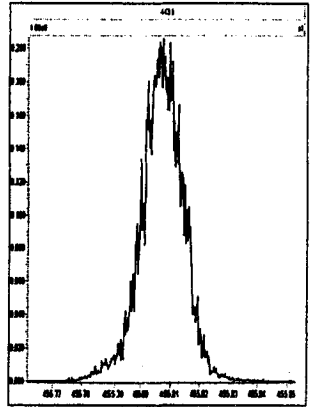
M 430.9728 R 14207



M 442.9728 R 13159



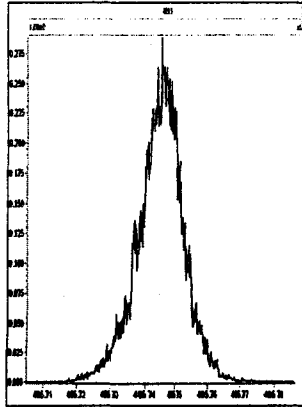
M 454.9728 R 12887



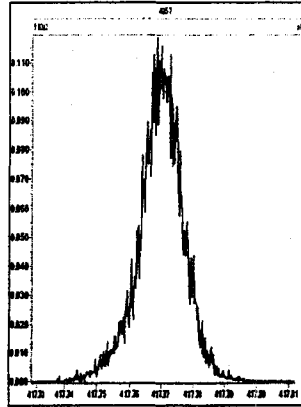
File: Experiment: Dioxin3D5.exp Reference: Pfk.ref Function: 4 @ 200 (ppm)

Printed: Tuesday, January 12, 2010 00:03:22 Pacific Standard Time

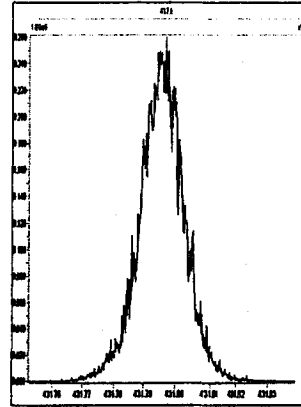
M 404.9760 R 11682



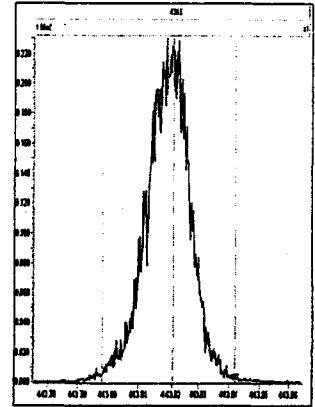
M 416.9760 R 12437



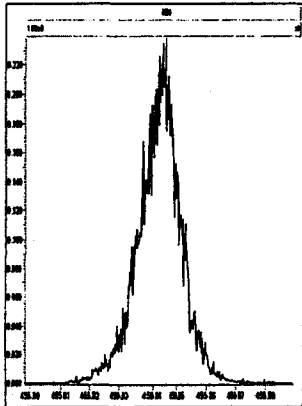
M 430.9728 R 12375



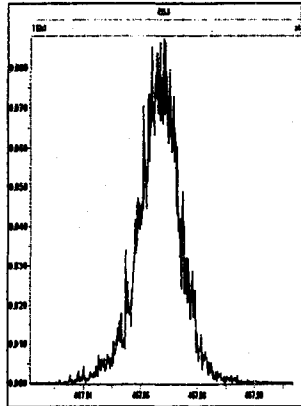
M 442.9728 R 12561




M 454.9728 R 13299



M 466.9728 R 13813



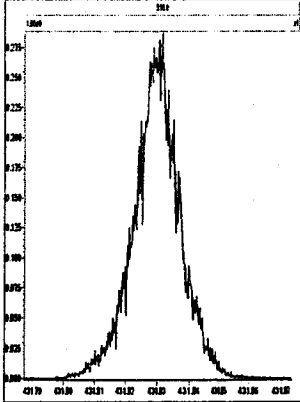
M 480.9696 R 14286



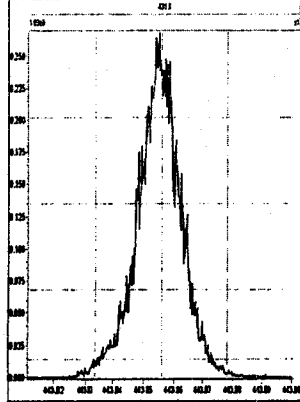
File: Experiment: Dioxin3D5.exp Reference: Pfk.ref Function: 5 @ 200 (ppm)

Printed: Tuesday, January 12, 2010 00:04:09 Pacific Standard Time

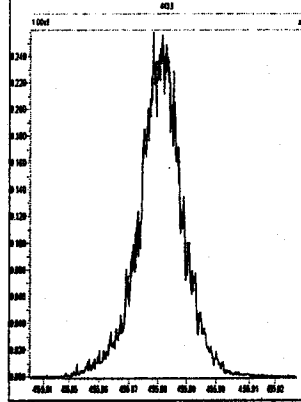
M 430.9728 R 11900



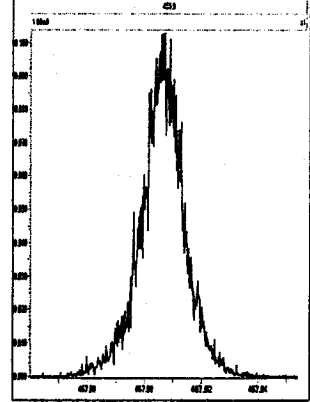
M 442.9728 R 12254



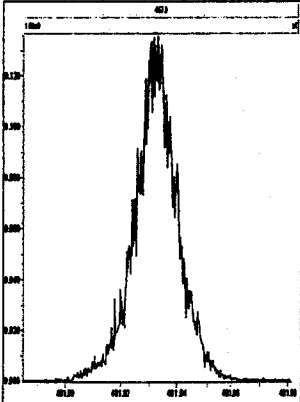
M 454.9728 R 11960



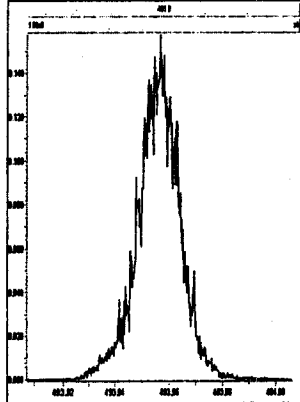
M 466.9728 R 13584



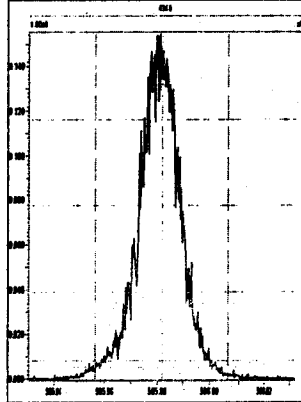
M 480.9696 R 13510



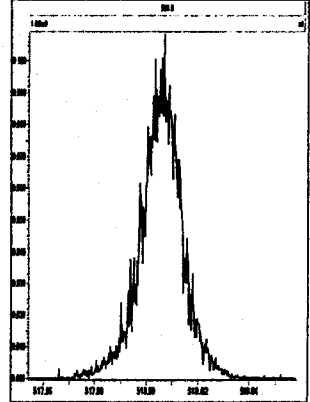
M 492.9696 R 12376



M 504.9696 R 12499



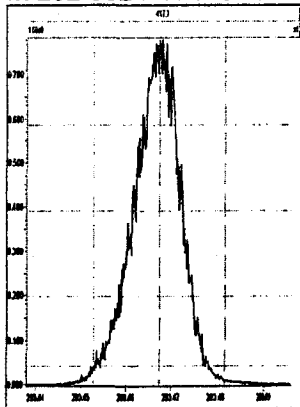
M 516.9697 R 14884



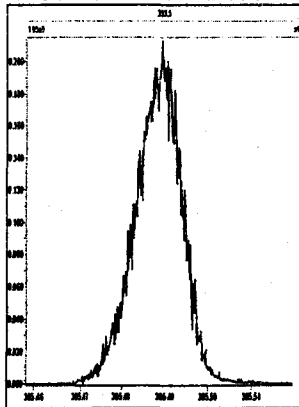
File: Experiment: Dioxin3D5.exp Reference: Pfk.ref Function: 1 @ 200 (ppm)

Printed: Tuesday, January 12, 2010 10:40:37 Pacific Standard Time

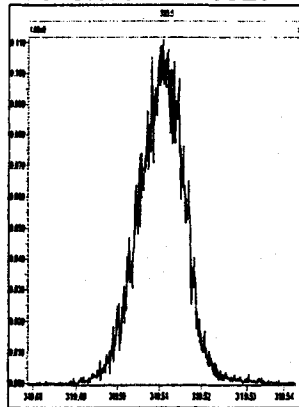
M 292.9824 R 11629



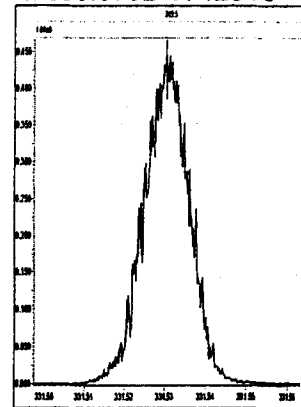
M 304.9824 R 12438



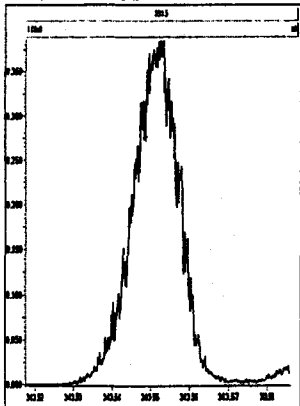
M 318.9792 R 13020



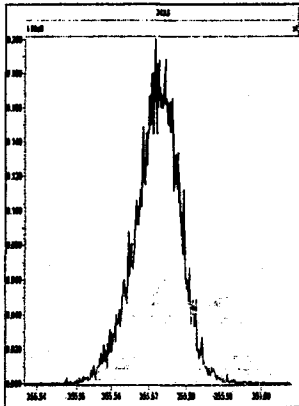
M 330.9792 R 12313




M 342.9792 R 12192



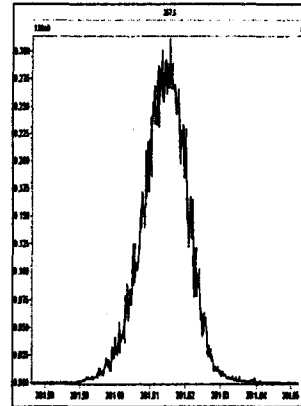
M 354.9792 R 13582



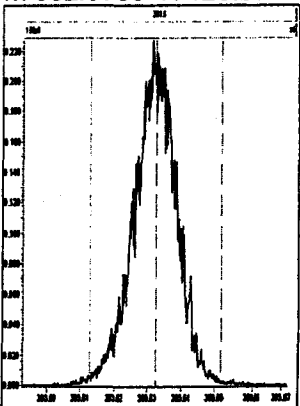
M 366.9792 R 13158



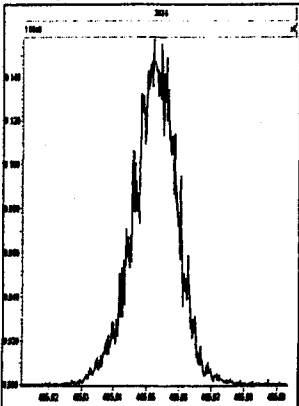
M 380.9760 R 13157



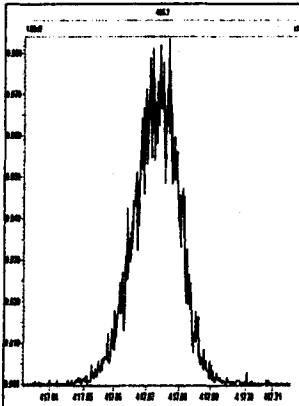
M 392.9760 R 12624



M 404.9760 R 12884



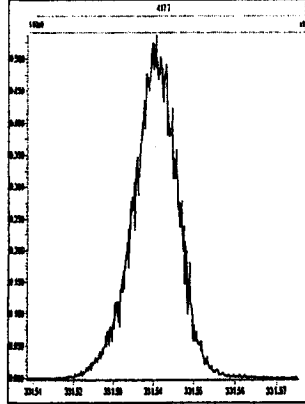
M 416.9760 R 12627



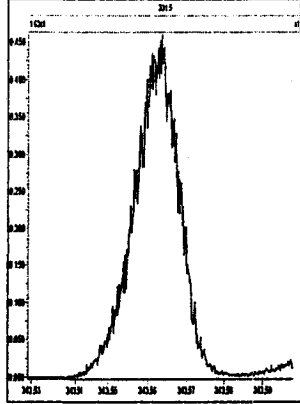
File: Experiment: Dioxin3D5.exp Reference: Pfk.ref Function: 2 @ 200 (ppm)

Printed: Tuesday, January 12, 2010 10:41:07 Pacific Standard Time

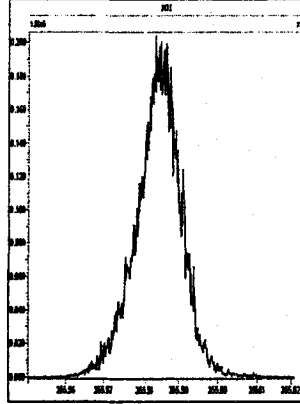
M 330.9792 R 12199



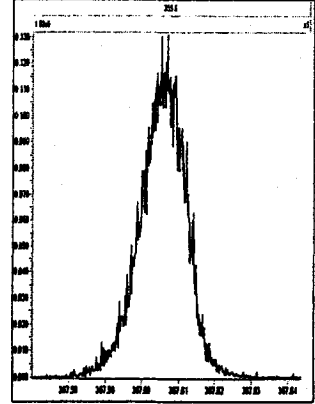
M 342.9792 R 12257



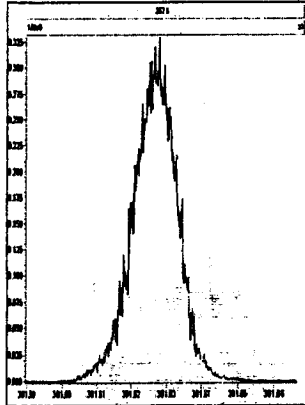
M 354.9792 R 12888



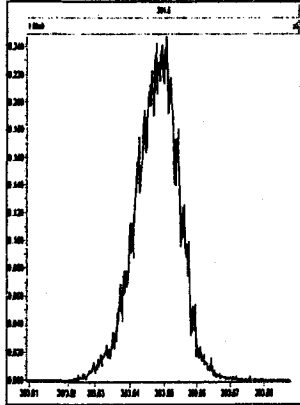
M 366.9792 R 12438



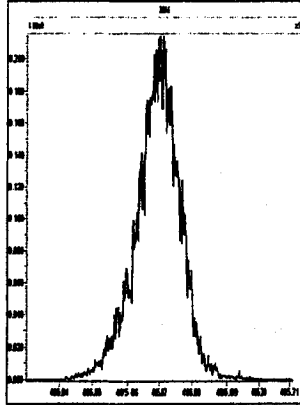
M 380.9760 R 12315



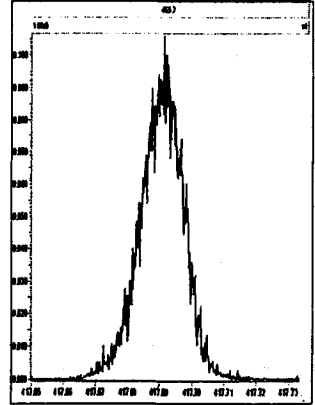
M 392.9760 R 12625



M 404.9760 R 13160



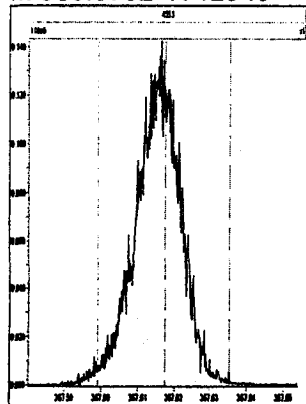
M 416.9760 R 13814



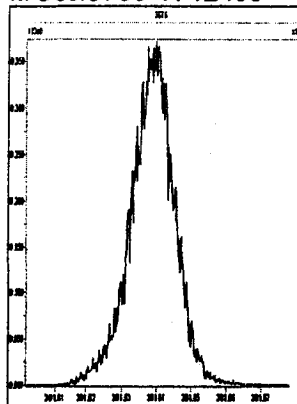
File: Experiment: Dioxin3D5.exp Reference: Pfk.ref Function: 3 @ 200 (ppm)

Printed: Tuesday, January 12, 2010 10:41:32 Pacific Standard Time

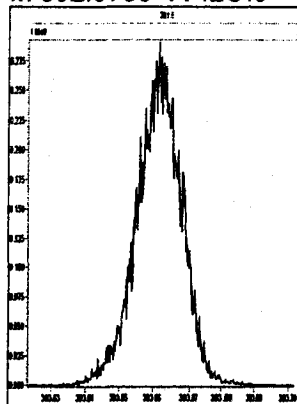
M 366.9792 R 12949



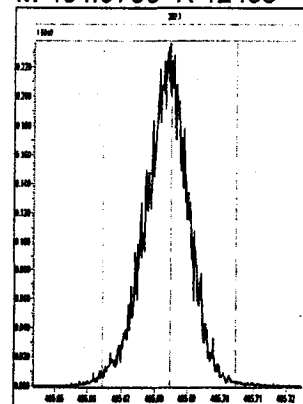
M 380.9760 R 12433



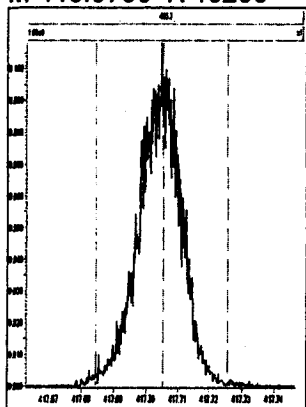
M 392.9760 R 12819



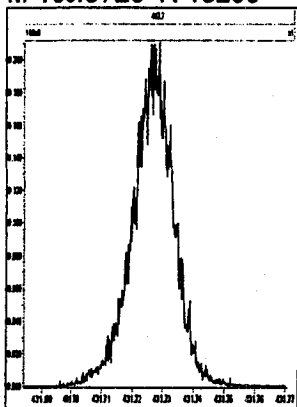
M 404.9760 R 12436



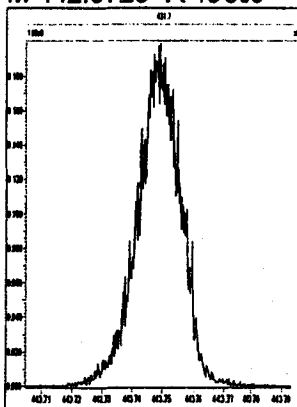
M 416.9760 R 13295



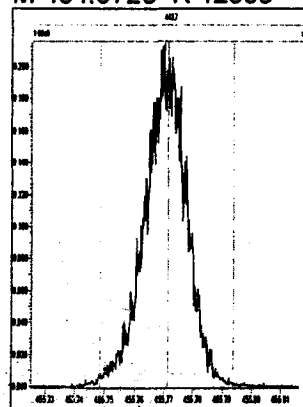
M 430.9728 R 13299



M 442.9728 R 13085



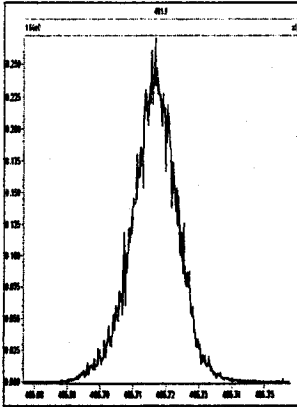
M 454.9728 R 12953



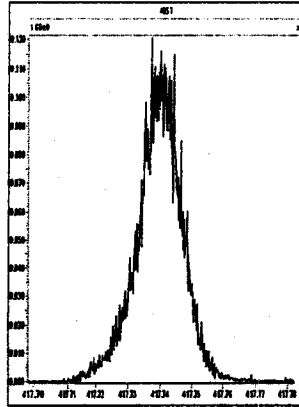
File: Experiment: Dioxin3D5.exp Reference: Pfk.ref Function: 4 @ 200 (ppm)

Printed: Tuesday, January 12, 2010 10:42:00 Pacific Standard Time

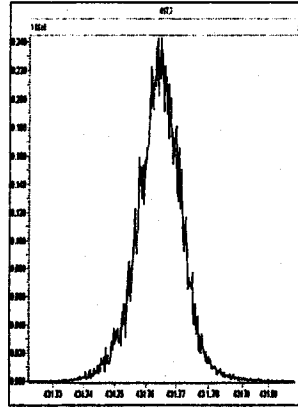
M 404.9760 R 12254



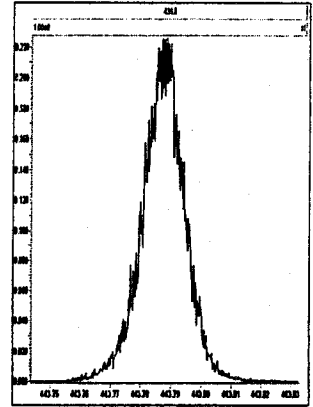
M 416.9760 R 12819



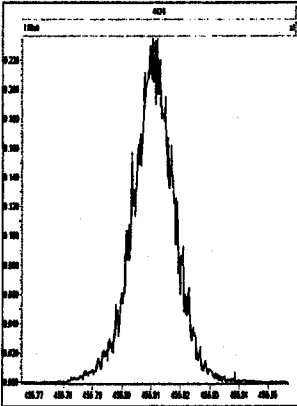
M 430.9728 R 12753



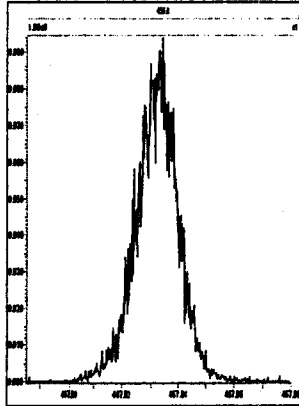
M 442.9728 R 13510



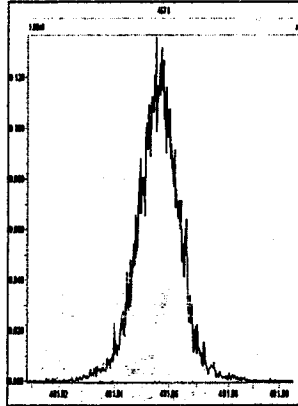
M 454.9728 R 13294



M 466.9728 R 13440



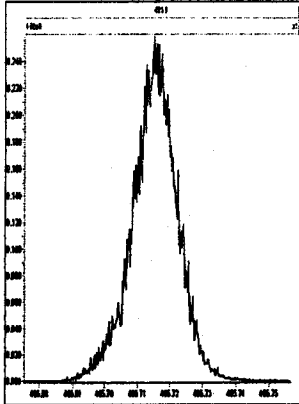
M 480.9696 R 13965



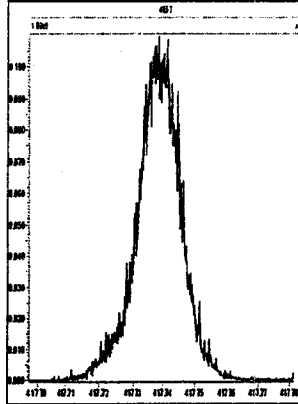
File: Experiment: Dioxin3D5.exp Reference: Pfk.ref Function: 4 @ 200 (ppm)

Printed: Tuesday, January 12, 2010 10:42:07 Pacific Standard Time

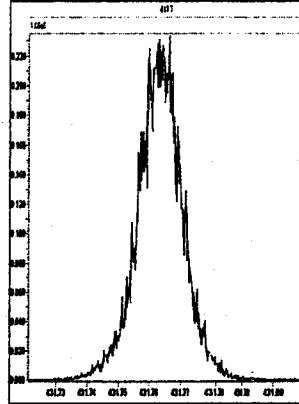
M 404.9760 R 11681



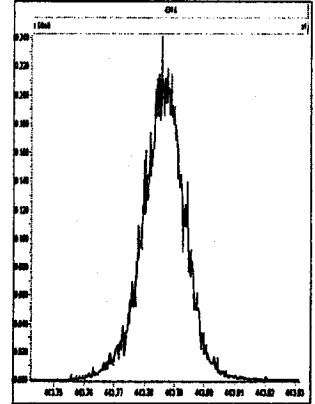
M 416.9760 R 12561



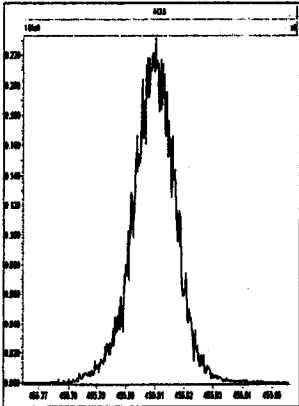
M 430.9728 R 12193



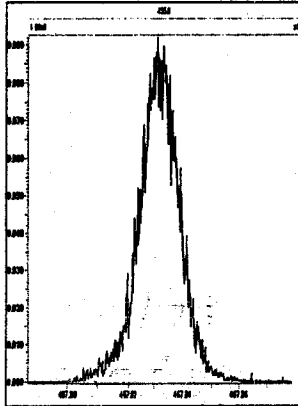
M 442.9728 R 12377



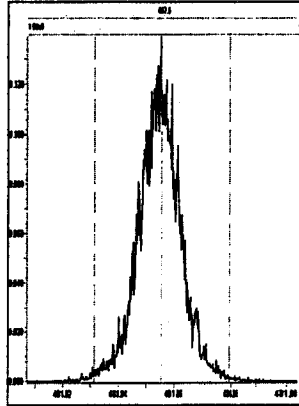
M 454.9728 R 12751



M 466.9728 R 13661

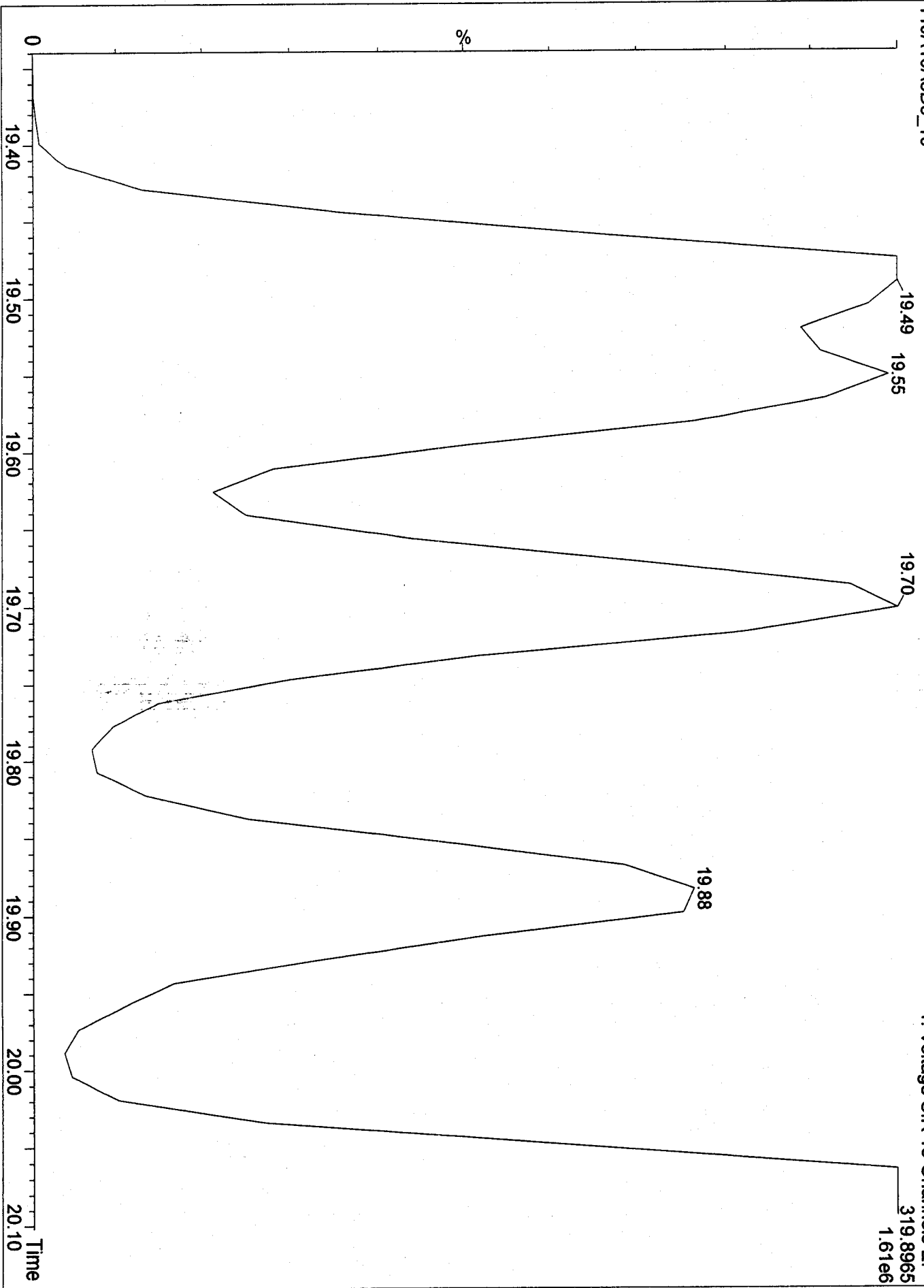


M 480.9696 R 13440



DB5 CPSM 3732-0400:47:1812-Jan-2010Tray01:2
11JA10A3D5_10

1: Voltage SIR 15 Channels EI+



Dataset: C:\MassLynx\Default.pro\11JA10A3D58290C.qld

Last Altered: Tuesday, January 12, 2010 09:56:55 Pacific Standard Time

Printed: Tuesday, January 12, 2010 10:10:18 Pacific Standard Time

Method: C:\MassLynx\Default.PRO\MethDB\82903D5.mdb 12 Jan 2010 09:52:33

Calibration: C:\MassLynx\Default.PRO\CurveDB\ICA123120093D58290.cdb 31 Dec 2009 13:37:23

#	Name	RRF Mean	RRF SD	RRF %Rel SD
1	13C-1,2,3,4-TCDD	1.00000	0.00000	0.00000
2				
3	13C-2,3,7,8-TCDF	1.55387	0.10195	6.56127
4	2,3,7,8-TCDF	1.00894	0.03940	3.90512
5	Total TCDFs	1.00894	0.03940	3.90512
6				
7	13C-2,3,7,8-TCDD	0.93654	0.08265	8.82467
8	2,3,7,8-TCDD	1.13162	0.06094	5.38546
9	Total TCDDs	1.13162	0.06094	5.38546
10				
11	37CL-2,3,7,8-TCDD	1.13700	0.09172	8.06695
12				
13	13C-1,2,3,7,8-PeCDF	1.21534	0.12934	10.64235
14	1,2,3,7,8-PeCDF	1.03079	0.04663	4.52356
15	2,3,4,7,8-PeCDF	0.96399	0.04086	4.23834
16	Total F2 PeCDFs	0.99739	0.04369	4.38021
17	Total F1 PeCDFs	0.99739	0.04369	4.38021
18				
19	13C-1,2,3,7,8-PeCDD	0.74736	0.08018	10.72899
20	1,2,3,7,8-PeCDD	1.05672	0.03490	3.30300
21	Total PeCDDs	1.05672	0.03490	3.30300
22				
23	13C-1,2,3,7,8,9-HxCDD	1.00000	0.00000	0.00000
24				
25	13C-1,2,3,4,7,8-HxCDF	0.91641	0.07223	7.88160
26	1,2,3,4,7,8-HxCDF	1.24280	0.05687	4.57635
27	1,2,3,6,7,8-HxCDF	1.49624	0.06359	4.24985
28	2,3,4,6,7,8-HxCDF	1.31114	0.08139	6.20792
29	1,2,3,7,8,9-HxCDF	1.29097	0.15794	12.23447
30	Total HxCDFs	1.33529	0.08589	6.43214
31				
32	13C-1,2,3,6,7,8-HxCDD	0.80919	0.05547	6.85475
33	1,2,3,4,7,8-HxCDD	0.93261	0.05959	6.38974
34	1,2,3,6,7,8-HxCDD	1.18024	0.05154	4.36672
35	1,2,3,7,8,9-HxCDD	1.28282	0.21352	16.64444
36	Total HxCDDs	1.13189	0.10452	9.23374
37				
38	13C-1,2,3,4,6,7,8-HpCDF	0.81080	0.04083	5.03538
39	1,2,3,4,6,7,8-HpCDF	1.36387	0.07395	5.42218
40	1,2,3,4,7,8,9-HpCDF	1.11483	0.06881	6.17218
41	Total HpCDFs	1.23935	0.07020	5.66394
42				
43	13C-1,2,3,4,6,7,8-HpCDD	0.70743	0.03465	4.89747
44	1,2,3,4,6,7,8-HpCDD	1.04312	0.04748	4.55165
45	Total HpCDDs	1.04312	0.04748	4.55165
46				
47	13C-OCDD	0.51880	0.04360	8.40429

Dataset: C:\MassLynx\Default.pro\11JA10A3D58290C.qld

Last Altered: Tuesday, January 12, 2010 09:56:55 Pacific Standard Time
Printed: Tuesday, January 12, 2010 10:10:18 Pacific Standard Time

#	Name	RRF Mean	RRF SD	RRF %Rel SD
48	OCDF	1.40213	0.13119	9.35683
49	OCDD	1.19691	0.05139	4.29389
50				
51				
52	Function 1 PFK			
53	Function 2 PFK	16743.46550	16630.81420	99.32719
54	Function 3 PFK	7909.22500	521.22114	6.59004
55	Function 4 PFK	14980.66300	0.00000	0.00000
56	Function 5 PFK	3947.90350	3001.02553	76.01568
57	TCDF PCDPE	30.01200	0.00000	0.00000
58	F1 PeCDF PCDPE	45.97250	34.38590	74.79666
59	F2 PeCDF PCDPE	17.77400	16.24159	91.37835
60	HXCDF PCDPE	18.61100	20.51602	110.23600
61	HPCDF PCDPE	75.50100	34.84622	46.15333
62	OCDF PCDPE	85.06150	155.80506	183.16755

Method ID 8290

Associated ICAL ICA123120093D58290

Column ID DB5

Instrument ID 3D5

STD ID ST0111E, ST0111G

STD Solution 09DXN425

Analyzed by JRB, AM

Date Analyzed 01/12/10, 01/12/10

Std. Pkg. By JRB

Date Std. Pkg. Assembled 01/13/10

Std. Pkg. Reviewed By M.G.

Date Std. Pkg. Reviewed 1/13/10

DAILY STANDARD PACKAGE	INITIATED	REVIEWED
Standard, CPSM, and Solvent Blank present?	✓	✓
Copy of log-file and Beginning Static Resolution present?	✓	✓
CPSM blow up present?	✓	✓
Curve Summary present?	✓	✓
Summary of Method criteria present or documented below?	✓	✓
Daily standard within method specified limits?	✓	✓
Analyte retention times correct?	✓	✓
Isotopic ratios within limits?	✓	✓
CPSM valley ≤ method specified limits?*	✓	✓
Are chromatographic windows correct?	✓	✓
Samples analyzed within 12 hrs of daily standard?	✓	✓
Manual reintegration's checked and hardcopies included?	NA	NA
Ending Standard present?	✓	✓
Ending Static Resolutions present	✓	✓
Absolute retention times for 13C12-1,2,3,4-TCDD and 13C12-1,2,3,7,8,9-HxCDD are within +/- 15 seconds of the retention times in the Initial Calibration? (required for all 1613B samples)	NA	NA

COMMENTS: _____

* Method 8290/T09/M0023A: (beginning) ≤ 20% from curve RRFs for native analytes, ≤ 30% from curve RRFs for labeled compounds.
 Method 8290/T09/M0023A: (ending) ≤ 25% from curve RRFs for native analytes, ≤ 35% from curve RRFs for labeled compounds.
 Method 23: See Method 23 Daily Standard Criteria, Table 5.
 Method 1613B: See, Method 1613B or Method 1613B Tetras Daily Standard Criteria,
 ** Method 23/0023A CPSM Criteria: 25% valley between 2378 TCDF (DB-225)/TCDD (DB-5) and its closest eluters normalized to the smallest peak of the triplet
 Method 1613B/8290/T09 CPSM Criteria: 25% valley between 2378 TCDF (DB-225)/TCDD (DB-5) and its closest eluters normalized to the 2378 peak.

Dataset: C:\MassLynx\Default.pro\11JA10A3D58290E.qld

Last Altered: Tuesday, January 12, 2010 14:33:14 Pacific Standard Time

Printed: Tuesday, January 12, 2010 14:35:16 Pacific Standard Time

Method: C:\MassLynx\Default.PRO\MethDB\82903D5.mdb 12 Jan 2010 09:52:33

Calibration: C:\MassLynx\Default.PRO\CurveDB\ICA123120093D58290.cdb 31 Dec 2009 13:37:23

Name: 11JA10A3D5_24, Date: 12-Jan-2010, Time: 10:43:03, ID: ST0111E, Description: CS-3 09DXN425

#	Name	Response	RT	Pred RT	RRF M	RRF	Conc	%Dev	%Rec	Mod D	Ratio	Ratio Flag
1	13C-1,2,3,4-TCDD	973483	19.46	19.46	1.00000	1.00000	100.00	0.0	100.0		0.809	NO
2												
3	13C-2,3,7,8-TCDF	1579046	18.85	18.84	1.55387	1.62206	104.39	4.4	104.4		0.768	NO
4	2,3,7,8-TCDF	158991	18.88	18.87	1.00894	1.00688	9.98	-0.2	99.8		0.784	NO
5	Total TCDFs			21.44	1.00894		9.98					
6												
7	13C-2,3,7,8-TCDD	941780	19.67	19.68	0.93654	0.96743	103.30	3.3	103.3		0.807	NO
8	2,3,7,8-TCDD	101763	19.69	19.69	1.13162	1.08054	9.55	-4.5	95.5		0.770	NO
9	Total TCDDs			19.55	1.13162		9.55					
10												
11	37CL-2,3,7,8-TCDD	108403	19.69	19.69	1.13700	1.11356	9.79	-2.1	97.9			
12												
13	13C-1,2,3,7,8-PeCDF	1145829	24.60	24.59	1.21534	1.17704	96.85	-3.2	96.8		1.565	NO
14	1,2,3,7,8-PeCDF	600460	24.62	24.62	1.03079	1.04808	50.84	1.7	101.7		1.569	NO
15	2,3,4,7,8-PeCDF	576351	26.14	26.14	0.96399	1.00600	52.18	4.4	104.4		1.625	NO
16	Total F2 PeCDFs			34.47	0.99739		103.02					
17	Total F1 PeCDFs			36.56	0.99739		0.02					
18												
19	13C-1,2,3,7,8-PeCDD	735672	26.96	26.94	0.74736	0.75571	101.12	1.1	101.1		1.580	NO
20	1,2,3,7,8-PeCDD	366457	26.98	26.99	1.05672	0.99625	47.14	-5.7	94.3		1.572	NO
21	Total PeCDDs			31.10	1.05672		47.14					
22												
23	13C-1,2,3,7,8,9-HxCDD	1011802	33.16	33.13	1.00000	1.00000	100.00	0.0	100.0		1.327	NO
24												
25	13C-1,2,3,4,7,8-HxCDF	851951	31.99	32.00	0.91641	0.84201	91.88	-8.1	91.9		0.517	NO
26	1,2,3,4,7,8-HxCDF	549551	32.00	32.00	1.24280	1.29010	51.90	3.8	103.8		1.291	NO
27	1,2,3,6,7,8-HxCDF	714547	32.12	32.11	1.49624	1.67744	56.05	12.1	112.1		1.387	NO
28	2,3,4,6,7,8-HxCDF	599621	32.68	32.68	1.31114	1.40764	53.68	7.4	107.4		1.147	NO
29	1,2,3,7,8,9-HxCDF	655423	33.34	33.33	1.29097	1.53864	59.59	19.2	119.2		1.274	NO
30	Total HxCDFs			0.00	1.33529		221.23					
31												
32	13C-1,2,3,6,7,8-HxCDD	775636	32.89	32.89	0.80919	0.76659	94.74	-5.3	94.7		1.245	NO
33	1,2,3,4,7,8-HxCDD	359744	32.83	32.82	0.93261	0.92761	49.73	-0.5	99.5		1.252	NO
34	1,2,3,6,7,8-HxCDD	452579	32.90	32.91	1.18024	1.16699	49.44	-1.1	98.9		1.201	NO
35	1,2,3,7,8,9-HxCDD	493343	33.17	33.17	1.28282	1.27210	49.58	-0.8	99.2		1.106	NO
36	Total HxCDDs			0.00	1.13189		148.75					
37												
38	13C-1,2,3,4,6,7,8-HpCDF	922056	34.67	34.69	0.81080	0.91130	112.39	12.4	112.4		0.451	NO
39	1,2,3,4,6,7,8-HpCDF	638978	34.69	34.69	1.36387	1.38599	50.81	1.6	101.6		1.035	NO
40	1,2,3,4,7,8,9-HpCDF	558186	35.84	35.83	1.11483	1.21074	54.30	8.6	108.6		1.076	NO
41	Total HpCDFs			0.00	1.23935		105.11					
42												
43	13C-1,2,3,4,6,7,8-HpCDD	816022	35.50	35.50	0.70743	0.80650	114.00	14.0	114.0		1.048	NO
44	1,2,3,4,6,7,8-HpCDD	431212	35.51	35.51	1.04312	1.05686	50.66	1.3	101.3		1.064	NO
45	Total HpCDDs			0.02	1.04312		50.66					

Dataset: C:\MassLynx\Default.pro\11JA10A3D58290E.qld

Last Altered: Tuesday, January 12, 2010 14:33:14 Pacific Standard Time

Printed: Tuesday, January 12, 2010 14:35:16 Pacific Standard Time

Name: 11JA10A3D5_24, Date: 12-Jan-2010, Time: 10:43:03, ID: ST0111E, Description: CS-3 09DXN425

#	Name	Response	RT	Pred RT	RRF M	RRF	Conc	%Dev	%Rec	Mod.D	Ratio	Ratio Flag
47	13C-OCDD	1316073	38.04	38.04	0.51880	0.65036	250.72	25.4	125.4		0.854	NO
48	OCDF	1005667	38.17	38.15	1.40213	1.52828	109.00	9.0	109.0		0.940	NO
49	OCDD	788435	38.05	38.05	1.19691	1.19816	100.11	0.1	100.1		0.913	NO
50												
51												
52	Function 1 PFK			19.26								
53	Function 2 PFK			22.41	16743....							
54	Function 3 PFK			32.86	7909.2...							
55	Function 4 PFK			34.15	14980....							
56	Function 5 PFK			39.66	3947.9...							
57	TCDF PCDPE	27	16.00	16.06	30.012...	26.728...	0.89	-10.9	89.1			
58	F1 PeCDF PCDPE			15.41	45.972...							
59	F2 PeCDF PCDPE			22.27	17.774...							
60	HXCDF PCDPE	23	31.74	31.69	18.611...	23.272...	1.25	25.0	125.0			
61	HPCDF PCDPE	249	35.05	35.12	75.501...	248.96...	3.30	229.7	329.7			
62	OCDF PCDPE	19	37.82	37.79	85.061...	18.503...	0.22	-78.2	21.8			

Dataset: C:\MassLynx\Default.pro\11JA10A3D58290E.qld

Last Altered: Wednesday, January 13, 2010 09:07:42 Pacific Standard Time

Printed: Wednesday, January 13, 2010 09:13:26 Pacific Standard Time

Method: C:\MassLynx\Default.PRO\MethDB\82903D5.mdb 13 Jan 2010 09:06:54

Calibration: C:\MassLynx\Default.PRO\CurveDB\ICA123120093D58290.cdb 31 Dec 2009 13:37:23

Name: 11JA10A3D5_37, Date: 12-Jan-2010, Time: 19:51:49, ID: ST0111G, Description: CS-3 09DXN425

#	Name	Response	RT	Pred.RT	RRF M	RRF	Conc.	%Dev	%Rec	Mod.D.	Ratio	Ratio Flag
1	13C-1,2,3,4-TCDD	773751	19.47	19.49	1.00000	1.00000	100.00	0.0	100.0		0.802	NO
2												
3	13C-2,3,7,8-TCDF	1219901	18.89	18.84	1.55387	1.57661	101.46	1.5	101.5		0.772	NO
4	2,3,7,8-TCDF	122921	18.90	18.90	1.00894	1.00763	9.99	-0.1	99.9		0.777	NO
5	Total TCDFs			21.44	1.00894		9.99					
6												
7	13C-2,3,7,8-TCDD	728120	19.69	19.69	0.93654	0.94103	100.48	0.5	100.5		0.798	NO
8	2,3,7,8-TCDD	75910	19.70	19.70	1.13162	1.04254	9.21	-7.9	92.1		0.749	NO
9	Total TCDDs			19.55	1.13162		9.21					
10												
11	37CL-2,3,7,8-TCDD	83282	19.70	19.70	1.13700	1.07634	9.47	-5.3	94.7			
12												
13	13C-1,2,3,7,8-PeCDF	875661	24.64	24.61	1.21534	1.13171	93.12	-6.9	93.1		1.610	NO
14	1,2,3,7,8-PeCDF	455971	24.66	24.66	1.03079	1.04143	50.52	1.0	101.0		1.570	NO
15	2,3,4,7,8-PeCDF	429139	26.17	26.17	0.96399	0.98015	50.84	1.7	101.7		1.540	NO
16	Total F2 PeCDFs			34.47	0.99739		101.35					
17	Total F1 PeCDFs			36.56	0.99739							
18												
19	13C-1,2,3,7,8-PeCDD	543573	26.98	26.95	0.74736	0.70252	94.00	-6.0	94.0		1.565	NO
20	1,2,3,7,8-PeCDD	276219	27.01	27.01	1.05672	1.01631	48.09	-3.8	96.2		1.593	NO
21	Total PeCDDs			31.10	1.05672		48.09					
22												
23	13C-1,2,3,7,8,9-HxCDD	702749	33.17	33.13	1.00000	1.00000	100.00	0.0	100.0		1.199	NO
24												
25	13C-1,2,3,4,7,8-HxCDF	640508	32.00	32.02	0.91641	0.91143	99.46	-0.5	99.5		0.534	NO
26	1,2,3,4,7,8-HxCDF	409962	32.03	32.01	1.24280	1.28012	51.50	3.0	103.0		1.233	NO
27	1,2,3,6,7,8-HxCDF	528569	32.14	32.12	1.49624	1.65047	55.15	10.3	110.3		1.187	NO
28	2,3,4,6,7,8-HxCDF	450846	32.69	32.69	1.31114	1.40778	53.69	7.4	107.4		1.274	NO
29	1,2,3,7,8,9-HxCDF	462102	33.34	33.34	1.29097	1.44292	55.89	11.8	111.8		1.277	NO
30	Total HxCDFs			0.00	1.33529		216.23					
31												
32	13C-1,2,3,6,7,8-HxCDD	571258	32.90	32.91	0.80919	0.81289	100.46	0.5	100.5		1.282	NO
33	1,2,3,4,7,8-HxCDD	277844	32.84	32.83	0.93261	0.97274	52.15	4.3	104.3		1.268	NO
34	1,2,3,6,7,8-HxCDD	346100	32.91	32.92	1.18024	1.21171	51.33	2.7	102.7		1.345	NO
35	1,2,3,7,8,9-HxCDD	375304	33.18	33.18	1.28282	1.31396	51.21	2.4	102.4		1.399	NO
36	Total HxCDDs			0.00	1.13189		154.70					
37												
38	13C-1,2,3,4,6,7,8-HpCDF	654797	34.70	34.70	0.81080	0.93177	114.92	14.9	114.9		0.421	NO
39	1,2,3,4,6,7,8-HpCDF	463020	34.70	34.71	1.36387	1.41424	51.85	3.7	103.7		1.050	NO
40	1,2,3,4,7,8,9-HpCDF	395511	35.85	35.85	1.11483	1.20804	54.18	8.4	108.4		0.972	NO
41	Total HpCDFs			0.00	1.23935		106.03					
42												
43	13C-1,2,3,4,6,7,8-HpCDD	588735	35.51	35.52	0.70743	0.83776	118.42	18.4	118.4		1.101	NO
44	1,2,3,4,6,7,8-HpCDD	306618	35.53	35.53	1.04312	1.04161	49.93	-0.1	99.9		1.066	NO
45	Total HpCDDs			0.04	1.04312		49.93					

Dataset: C:\MassLynx\Default.pro\11JA10A3D58290E.qld

Last Altered: Wednesday, January 13, 2010 09:07:42 Pacific Standard Time

Printed: Wednesday, January 13, 2010 09:13:26 Pacific Standard Time

Name: 11JA10A3D5_37, Date: 12-Jan-2010, Time: 19:51:49, ID: ST0111G, Description: CS-3 09DXN425

#	Name	Response	RT	Pred.RT	RRF M	RRF	Conc.	%Dev	%Rec	Mod.D	Ratio	Ratio Flag
47	13C-OCDD	925479	38.06	38.05	0.51880	0.65847	253.85	26.9	126.9		0.889	NO
48	OCDF	696075	38.18	38.18	1.40213	1.50425	107.28	7.3	107.3		0.938	NO
49	OCDD	553907	38.07	38.07	1.19691	1.19702	100.01	0.0	100.0		0.880	NO
50												
51												
52	Function 1 PFK			19.26								
53	Function 2 PFK			22.41	16743....							
54	Function 3 PFK	10923	32.84	32.86	7909.2...	10922....	1.38	38.1	138.1			
55	Function 4 PFK			34.15	14980....							
56	Function 5 PFK	21355	39.72	39.66	3947.9...	21355....	5.41	440.9	540.9			
57	TCDF PCDPE	5	16.07	16.06	30.012...	4.75400	0.16	-84.2	15.8			
58	F1 PeCDF PCDPE	36	15.38	15.41	45.972...	35.559...	0.77	-22.7	77.3			
59	F2 PeCDF PCDPE			22.27	17.774...							
60	HXCDF PCDPE	157	31.62	31.69	18.611...	157.44...	8.46	746.0	846.0			
61	HPCDF PCDPE			35.12	75.501...							
62	OCDF PCDPE			37.79	85.061...							

Sample List Report

MassLynx 4.1

Sample List: C:\MassLynx\Default.pro\Sampledb\11JA10A3D5.SPL
 Last Modified: Tuesday, January 12, 2010 12:52:10 Pacific Standard Time
 Printed: Tuesday, January 12, 2010 12:52:39 Pacific Standard Time

Page 1 of 2

Page Position (1, 1)

File Name	File Text	Sample ID	Meth/Matrix	BOX #	Sample Size	Units	Bottle
1 11JA10A3D5_1	CS-3 09DXN425	ST0111A	---	---	1.000000	---	Tray01:1
2 11JA10A3D5_2	DB5 CPSM 3732-04	CP0111	---	---	1.000000	---	Tray01:2
3 11JA10A3D5_3	Solvent Blank C-14	SB0111A	---	---	1.000000	---	Tray01:3
4 11JA10A3D5_4	G9L160493-1RXMB	LR1TW-1-AA	8290/Solid	85	10.000000	g	Tray01:4
5 11JA10A3D5_5	G9L160493-1RXLCS	LR1TW-1-AC	8290/Solid	85	10.000000	g	Tray01:5
6 11JA10A3D5_6	G9L160493-1 RX	LQ659-1-AC	8290/Solid	85	10.200000	g	Tray01:6
7 11JA10A3D5_7	Solvent Blank C-14	SB0111B	---	---	1.000000	---	Tray01:3
8 11JA10A3D5_8	CS-3 09DXN425	ST0111B	---	---	1.000000	---	Tray01:1
9 11JA10A3D5_9	CS-3 09DXN425	ST0111C	---	---	1.000000	---	Tray01:1
10 11JA10A3D5_10	DB5 CPSM 3732-04	CP0111A	---	---	1.000000	---	Tray01:2
11 11JA10A3D5_11	Solvent Blank C-14	SB0111C	---	---	1.000000	---	Tray01:3
12 11JA10A3D5_12	G9L160493-8RX	LQ66Q-2-AC	8290/Solid	85	10.070000	g	Tray01:7
13 11JA10A3D5_13	G9L160493-9RX	LQ66T-2-AC	8290/Solid	85	10.160000	g	Tray01:8
14 11JA10A3D5_14	G9L160493-9MSRX	LQ66T-2-AD	8290/Solid	85	10.050000	g	Tray01:9
15 11JA10A3D5_15	G9L160493-9RXSD	LQ66T-2-AE	8290/Solid	85	10.120000	g	Tray01:10
16 11JA10A3D5_16	G9L160493-10RX	LQ66W-2-AC	8290/Solid	85	10.260000	g	Tray01:11
17 11JA10A3D5_17	G9L160493-13RX	LQ664-2-AC	8290/Solid	85	10.130000	g	Tray01:12
18 11JA10A3D5_18	G9L180646-1RX	LRDQQ-2-AA	8290/Solid	85	10.050000	g	Tray01:13
19 11JA10A3D5_19	G9L180646-2RX	LRDQR-2-AA	8290/Solid	85	10.020000	g	Tray01:14
20 11JA10A3D5_20	G9L180646-3RX	LRDQT-2-AA	8290/Solid	85	10.200000	g	Tray01:15
21 11JA10A3D5_21	Solvent Blank C-14	SB0111D	---	---	1.000000	---	Tray01:3
22 11JA10A3D5_22	Solvent Blank C-14	SB0111E	---	---	1.000000	---	Tray01:3
23 11JA10A3D5_23	CS-3 09DXN425	ST0111D	---	---	1.000000	---	Tray01:1
24 11JA10A3D5_24	CS-3 09DXN425	ST0111E	---	---	1.000000	---	Tray01:1
25 11JA10A3D5_25	DB5 CPSM 3732-04	CP0111B	---	---	1.000000	---	Tray01:2
26 11JA10A3D5_26	Solvent Blank C-14	SB0111F	---	---	1.000000	---	Tray01:3
27 11JA10A3D5_27	G9L170538-17LCS RI	LRQ9P-1-AC	8290/Water	78	1.000000	L	Tray01:16
28 11JA10A3D5_28	G9L180646-1RX 10X	LRDQQ-2-AA	8290/Solid	85	10.050000	g	Tray01:17
29 11JA10A3D5_29	G9L180646-2RX 10X	LRDQR-2-AA	8290/Solid	85	10.020000	g	Tray01:18
30 11JA10A3D5_30	G9L160493-13RX 10X	LQ664-2-AC	8290/Solid	85	10.130000	g	Tray01:19
31 11JA10A3D5_31	G9L160493-9RX 20X	LQ66T-2-AC	8290/Solid	85	10.160000	g	Tray01:20
32 11JA10A3D5_32	G9L160493-9MSRX 20X	LQ66T-2-AD	8290/Solid	85	10.050000	g	Tray01:21
33 11JA10A3D5_33	G9L160493-9RXSD 20X	LQ66T-2-AE	8290/Solid	85	10.120000	g	Tray01:22
34 11JA10A3D5_34	G9L160493-10RX 20X	LQ66W-2-AC	8290/Solid	85	10.260000	g	Tray01:23
35 11JA10A3D5_35	G9L180646-8RX	LRDQ1-2-AA	8290/Solid	85	10.960000	g	Tray01:24
36 11JA10A3D5_36	Solvent Blank C-14	SB0111F	---	---	1.000000	---	Tray01:3
37 11JA10A3D5_37	CS-3 09DXN425	ST0111G	---	---	1.000000	---	Tray01:1

log file reviewed
 1-12-10 am

Sample List Report

MassLynx 4.1

Sample List: C:\MassLynx\Default.pro\Sampledb\11JA10A3D5.SPL
 Last Modified: Tuesday, January 12, 2010 12:52:10 Pacific Standard Time
 Printed: Tuesday, January 12, 2010 12:52:39 Pacific Standard Time

Page 2 of 2

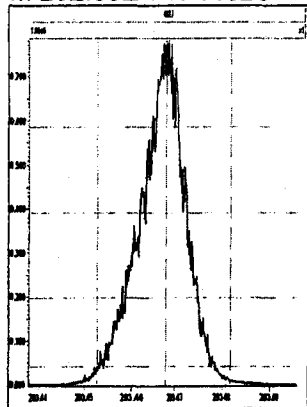
Page Position (2, 1)

FV_uL	Inj Vol	Sam Typ	Analyst	MS File	Inl File	ConA	ConB	ConC	ConD	ConE	ConF	ConG
---	2.000000	Analyte	JRB	Dioxin3D5	dioxin	10	50	100	100	200	10	100
---	2.000000	Analyte	JRB	Dioxin3D5	dioxin	---	---	---	---	---	---	---
---	2.000000	Analyte	JRB	Dioxin3D5	dioxin	---	---	---	---	---	---	---
10	2.000000	Analyte	JRB	Dioxin3D5	dioxin	---	---	---	2000	4000	800	1000
10	2.000000	Analyte	JRB	Dioxin3D5	dioxin	---	---	---	2000	4000	800	1000
10	2.000000	Analyte	JRB	Dioxin3D5	dioxin	---	---	---	2000	4000	800	1000
---	2.000000	Analyte	JRB	Dioxin3D5	dioxin	---	---	---	---	---	---	---
---	2.000000	Analyte	JRB	Dioxin3D5	dioxin	10	50	100	100	200	10	100
---	2.000000	Analyte	JRB	Dioxin3D5	dioxin	10	50	100	100	200	10	100
---	2.000000	Analyte	JRB	Dioxin3D5	dioxin	---	---	---	---	---	---	---
---	2.000000	Analyte	JRB	Dioxin3D5	dioxin	---	---	---	---	---	---	---
10	2.000000	Analyte	JRB	Dioxin3D5	dioxin	---	---	---	2000	4000	800	1000
10	2.000000	Analyte	JRB	Dioxin3D5	dioxin	---	---	---	2000	4000	800	1000
10	2.000000	Analyte	JRB	Dioxin3D5	dioxin	---	---	---	2000	4000	800	1000
10	2.000000	Analyte	JRB	Dioxin3D5	dioxin	---	---	---	2000	4000	800	1000
10	2.000000	Analyte	JRB	Dioxin3D5	dioxin	---	---	---	2000	4000	800	1000
10	2.000000	Analyte	JRB	Dioxin3D5	dioxin	---	---	---	2000	4000	800	1000
10	2.000000	Analyte	JRB	Dioxin3D5	dioxin	---	---	---	2000	4000	800	1000
10	2.000000	Analyte	JRB	Dioxin3D5	dioxin	---	---	---	2000	4000	800	1000
---	2.000000	Analyte	JRB	Dioxin3D5	dioxin	---	---	---	---	---	---	---
---	2.000000	Analyte	JRB	Dioxin3D5	dioxin	10	50	100	100	200	10	100
---	2.000000	Analyte	JRB	Dioxin3D5	dioxin	10	50	100	100	200	10	100
---	2.000000	Analyte	JRB	Dioxin3D5	dioxin	---	---	---	---	---	---	---
---	2.000000	Analyte	JRB	Dioxin3D5	dioxin	---	---	---	---	---	---	---
10	2.000000	Analyte	JRB	Dioxin3D5	dioxin	---	---	---	2000	4000	800	1000
10	2.000000	Analyte	JRB	Dioxin3D5	dioxin	---	---	---	2000	4000	800	1000
10	2.000000	Analyte	JRB	Dioxin3D5	dioxin	---	---	---	2000	4000	800	1000
10	2.000000	Analyte	JRB	Dioxin3D5	dioxin	---	---	---	2000	4000	800	1000
10	2.000000	Analyte	JRB	Dioxin3D5	dioxin	---	---	---	2000	4000	800	1000
10	2.000000	Analyte	JRB	Dioxin3D5	dioxin	---	---	---	2000	4000	800	1000
10	2.000000	Analyte	JRB	Dioxin3D5	dioxin	---	---	---	2000	4000	800	1000
10	2.000000	Analyte	JRB	Dioxin3D5	dioxin	---	---	---	2000	4000	800	1000
---	2.000000	Analyte	JRB	Dioxin3D5	dioxin	---	---	---	---	---	---	---
---	2.000000	Analyte	JRB	Dioxin3D5	dioxin	10	50	100	100	200	10	100

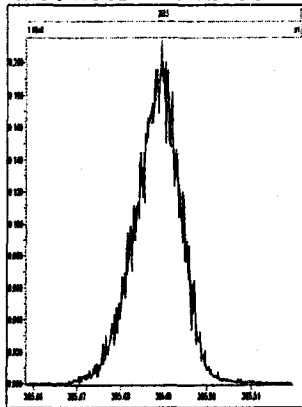
File: Experiment: Dioxin3D5.exp Reference: Pfk.ref Function: 1 @ 200 (ppm)

Printed: Tuesday, January 12, 2010 10:40:37 Pacific Standard Time

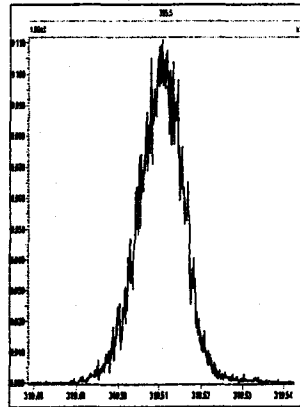
M 292.9824 R 11629



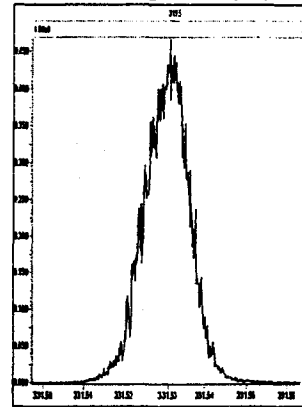
M 304.9824 R 12438



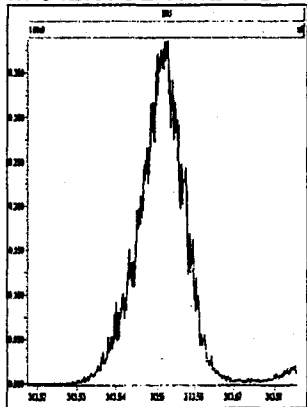
M 318.9792 R 13020



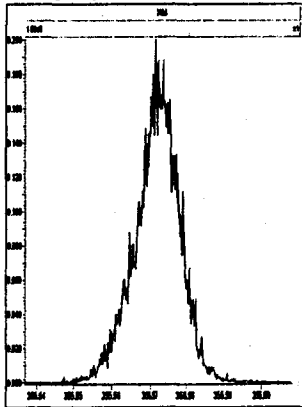
M 330.9792 R 12313



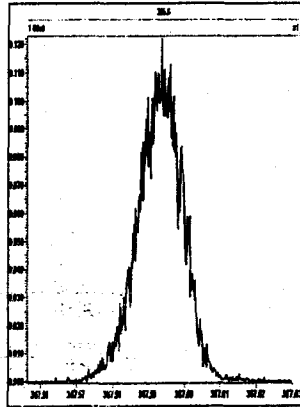
M 342.9792 R 12192



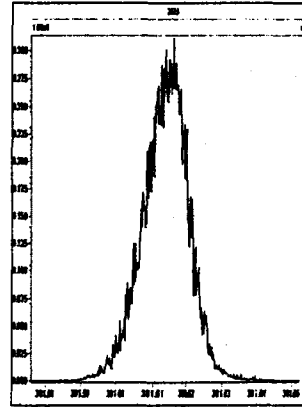
M 354.9792 R 13582



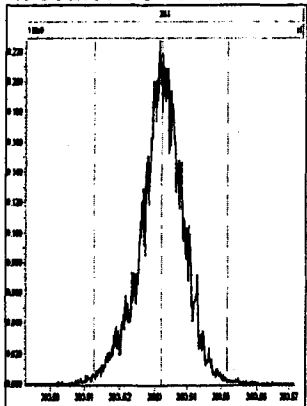
M 366.9792 R 13158



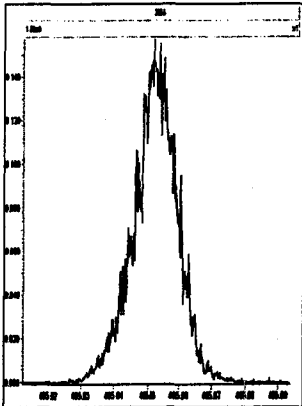
M 380.9760 R 13157



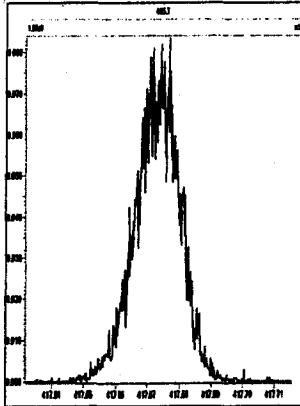
M 392.9760 R 12624



M 404.9760 R 12884



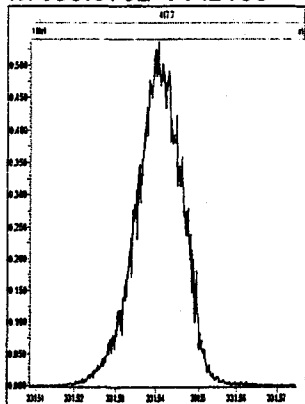
M 416.9760 R 12627



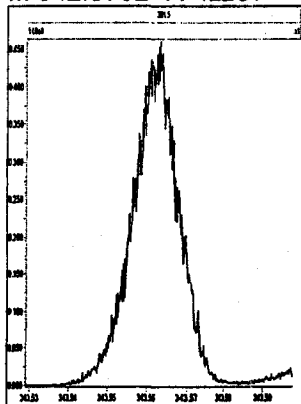
File: Experiment: Dioxin3D5.exp Reference: Pfk.ref Function: 2 @ 200 (ppm)

Printed: Tuesday, January 12, 2010 10:41:07 Pacific Standard Time

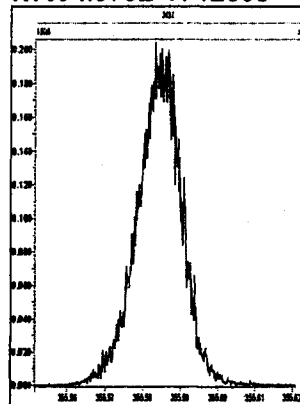
M 330.9792 R 12199



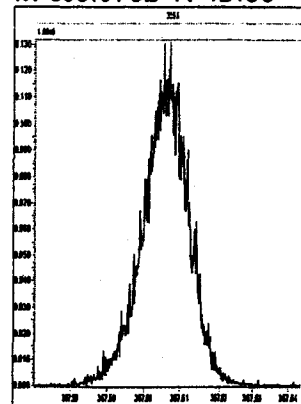
M 342.9792 R 12257



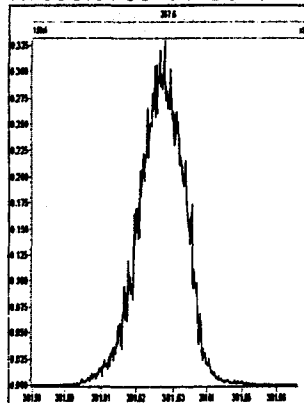
M 354.9792 R 12888



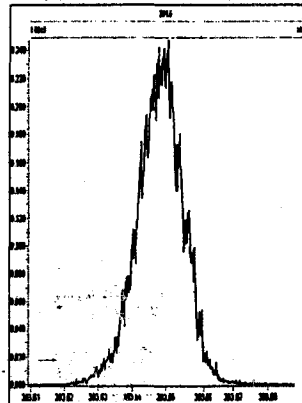
M 366.9792 R 12438



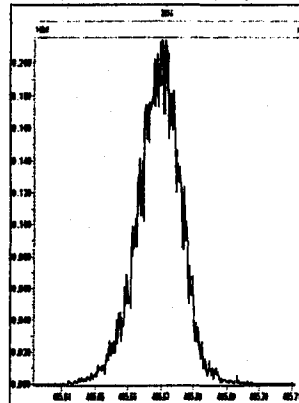
M 380.9760 R 12315



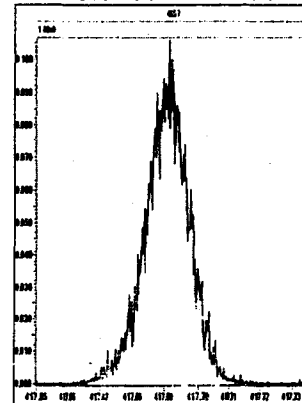
M 392.9760 R 12625



M 404.9760 R 13160



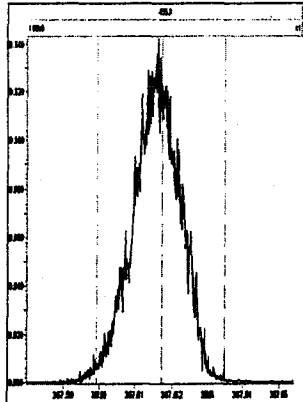
M 416.9760 R 13814



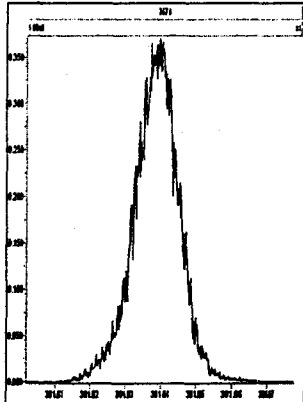
File: Experiment: Dioxin3D5.exp Reference: Pfk.ref Function: 3 @ 200 (ppm)

Printed: Tuesday, January 12, 2010 10:41:32 Pacific Standard Time

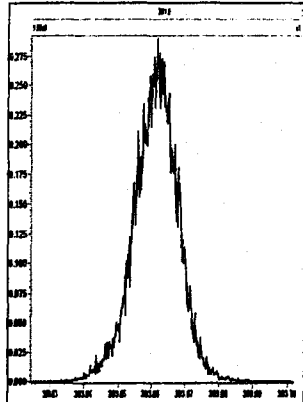
M 366.9792 R 12949



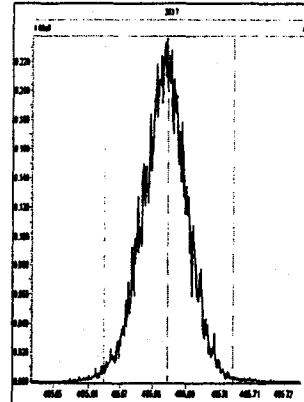
M 380.9760 R 12433



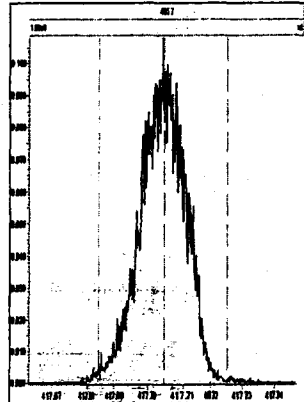
M 392.9760 R 12819



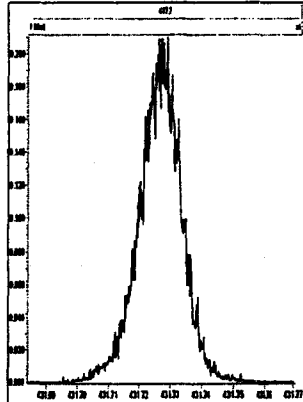
M 404.9760 R 12436




M 416.9760 R 13295



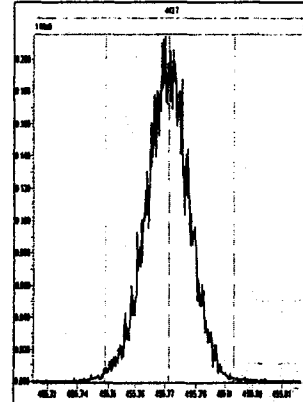
M 430.9728 R 13299



M 442.9728 R 13085



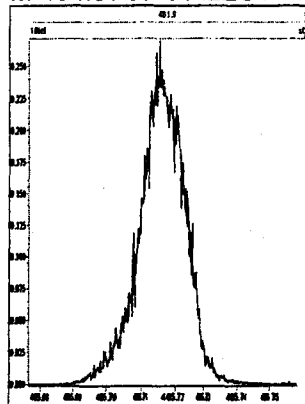
M 454.9728 R 12953



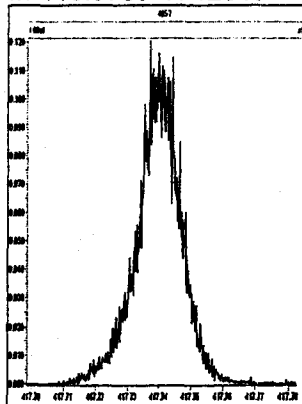
File: Experiment: Dioxin3D5.exp Reference: Pfk.ref Function: 4 @ 200 (ppm)

Printed: Tuesday, January 12, 2010 10:42:00 Pacific Standard Time

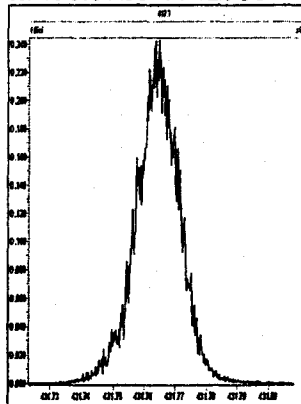
M 404.9760 R 12254



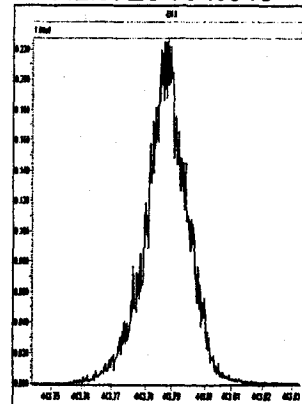
M 416.9760 R 12819



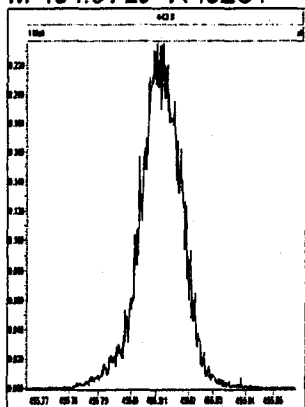
M 430.9728 R 12753



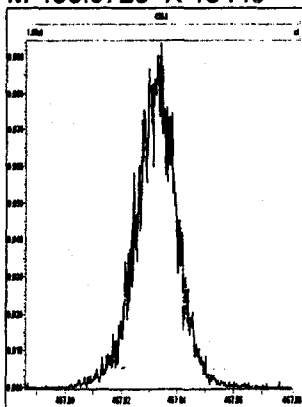
M 442.9728 R 13510



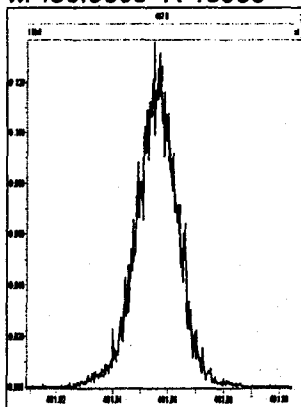
M 454.9728 R 13294



M 466.9728 R 13440



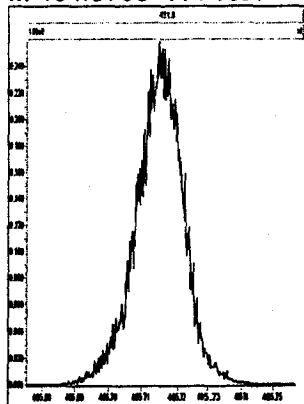
M 480.9696 R 13965



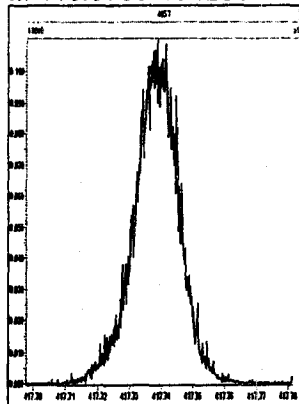
File: Experiment: Dioxin3D5.exp Reference: Pfk.ref Function: 4 @ 200 (ppm)

Printed: Tuesday, January 12, 2010 10:42:07 Pacific Standard Time

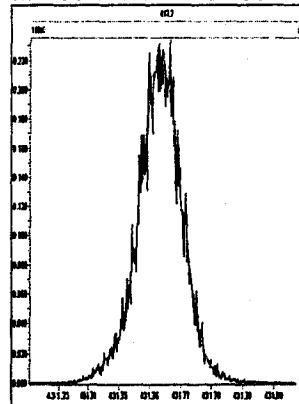
M 404.9760 R 11681



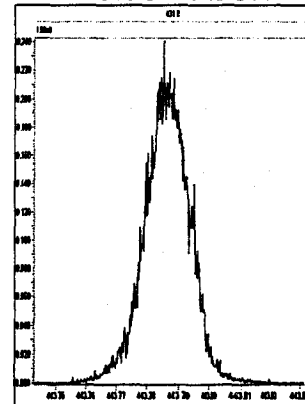
M 416.9760 R 12561



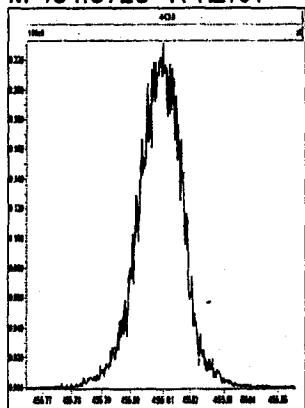
M 430.9728 R 12193



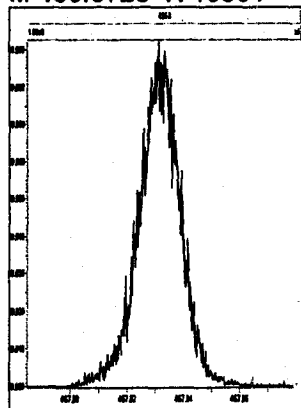
M 442.9728 R 12377



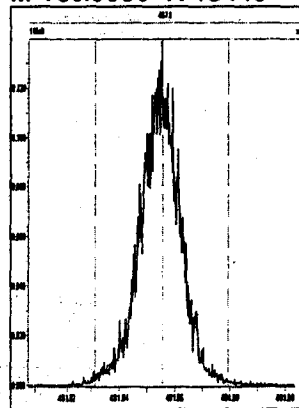
M 454.9728 R 12751



M 466.9728 R 13661



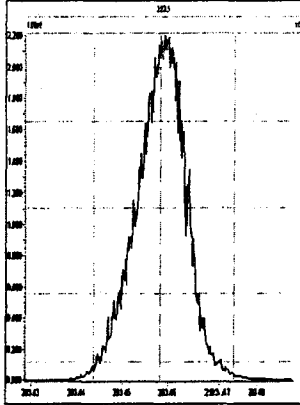
M 480.9696 R 13440



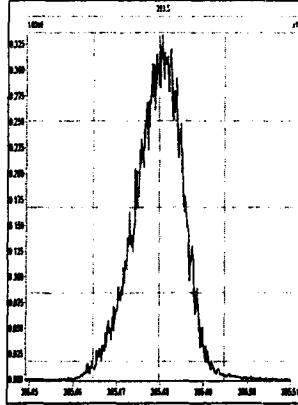
File: Experiment: Dioxin3D5.exp Reference: Pfk.ref Function: 1 @ 200 (ppm)

Printed: Tuesday, January 12, 2010 20:49:26 Pacific Standard Time

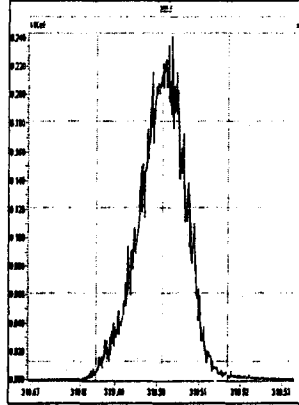
M 292.9824 R 12014



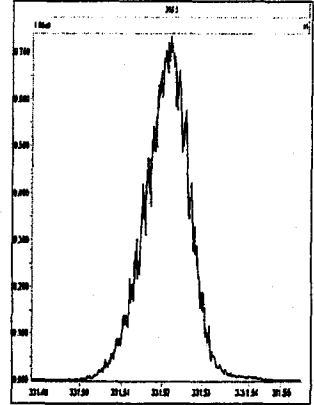
M 304.9824 R 11682



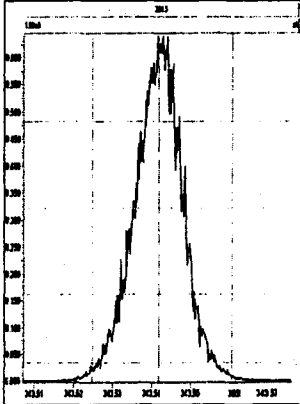
M 318.9792 R 12314



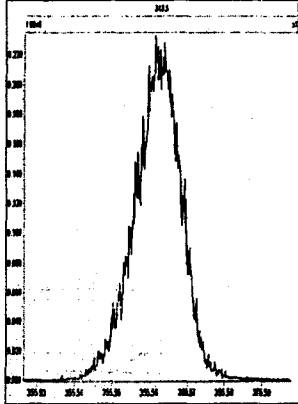
M 330.9792 R 12497



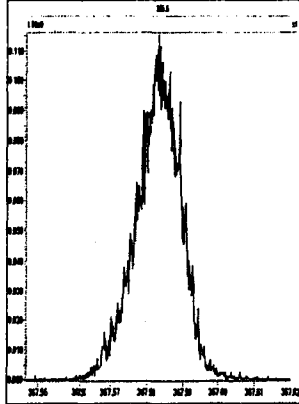
M 342.9792 R 12197



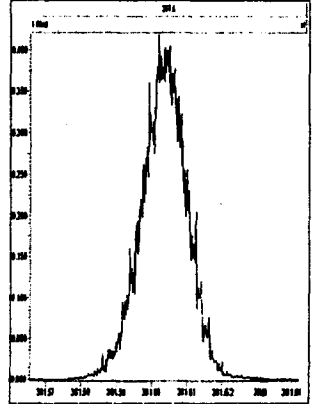
M 354.9792 R 12136



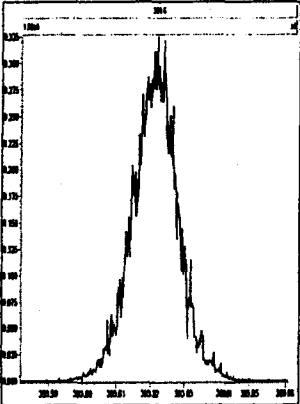
M 366.9792 R 12755



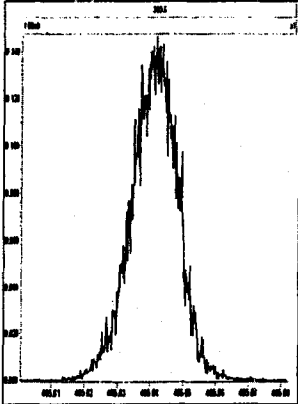
M 380.9760 R 12194



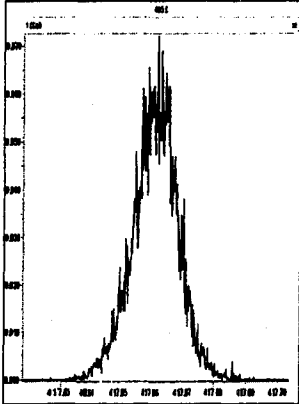
M 392.9760 R 13156



M 404.9760 R 12373



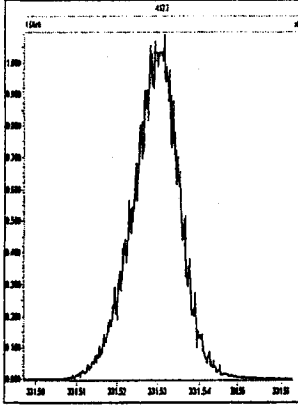
M 416.9760 R 12438



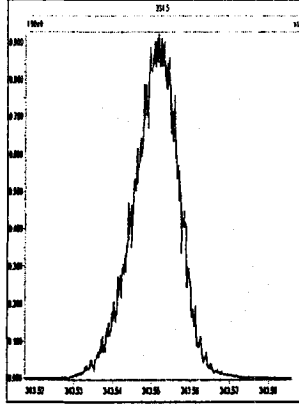
File: Experiment: Dioxin3D5.exp Reference: Pfk.ref Function: 2 @ 200 (ppm)

Printed: Tuesday, January 12, 2010 20:50:36 Pacific Standard Time

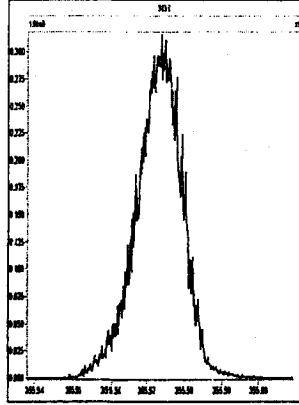
M 330.9792 R 12253



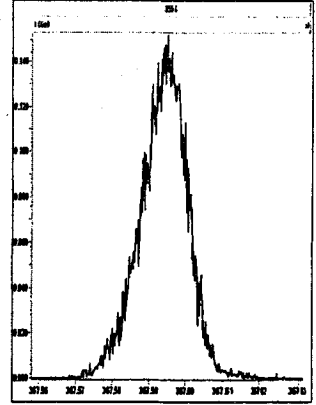
M 342.9792 R 11850



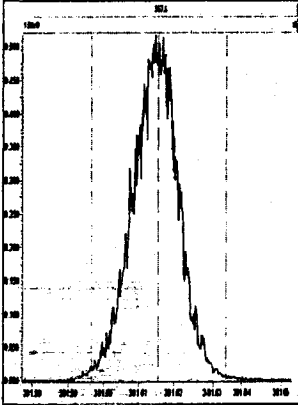
M 354.9792 R 12372



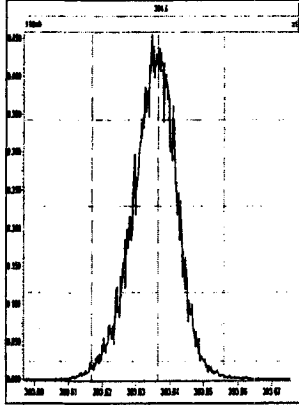
M 366.9792 R 12136



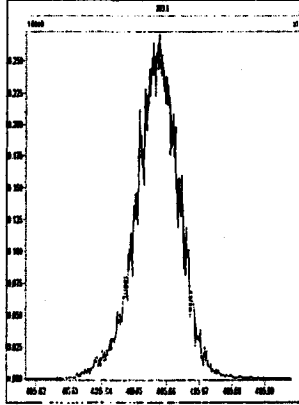
M 380.9760 R 12562



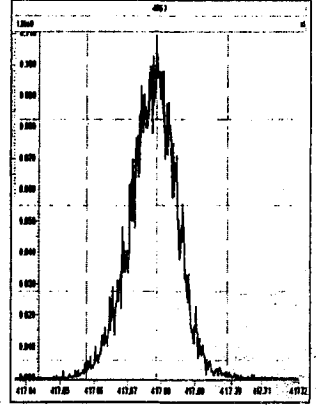
M 392.9760 R 12017



M 404.9760 R 12889



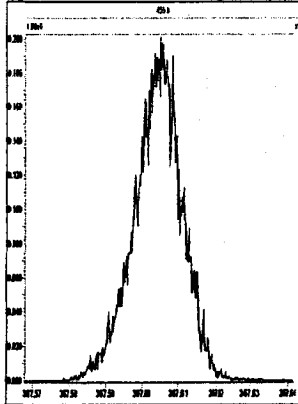
M 416.9760 R 12564



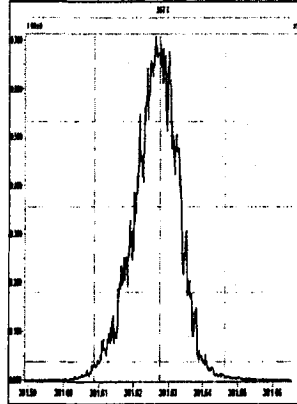
File: Experiment: Dioxin3D5.exp Reference: Pfk.ref Function: 3 @ 200 (ppm)

Printed: Tuesday, January 12, 2010 20:51:30 Pacific Standard Time

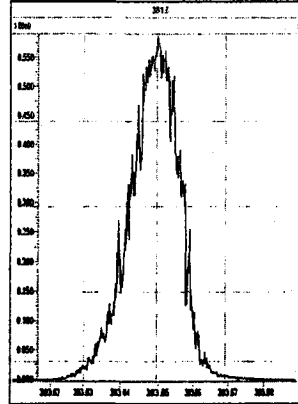
M 366.9792 R 12438



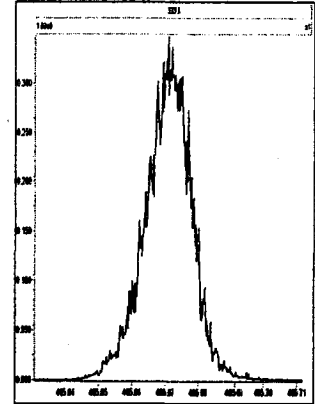
M 380.9760 R 12254



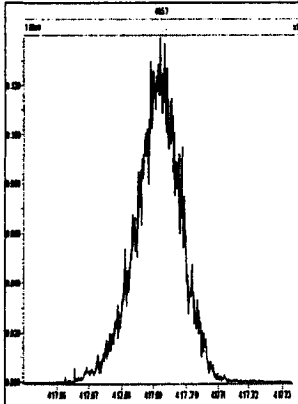
M 392.9760 R 13296



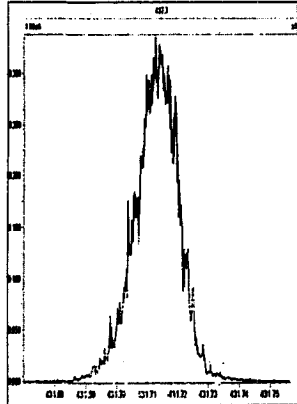
M 404.9760 R 11626



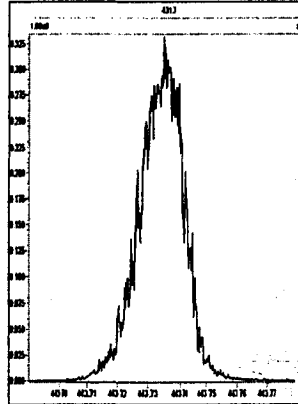
M 416.9760 R 13022



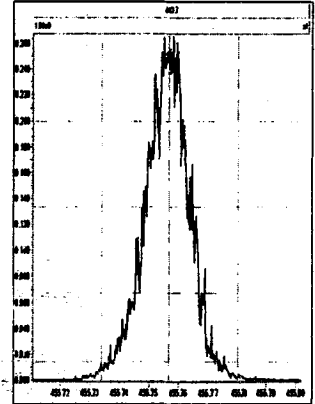
M 430.9728 R 12377



M 442.9728 R 13298



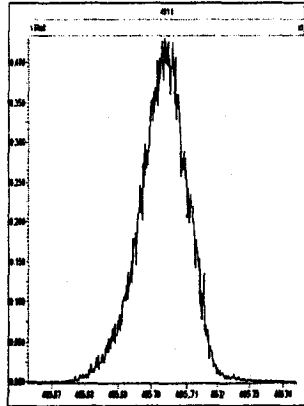
M 454.9728 R 12952



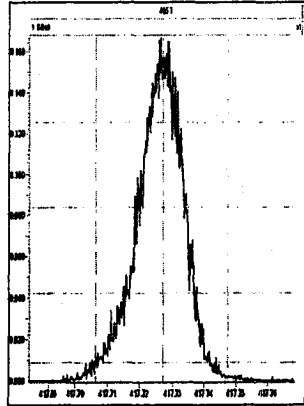
File: Experiment: Dioxin3D5.exp Reference: Pfk.ref Function: 4 @ 200 (ppm)

Printed: Tuesday, January 12, 2010 20:52:43 Pacific Standard Time

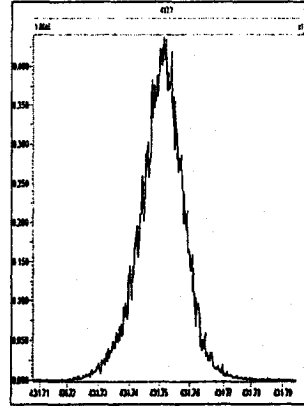
M 404.9760 R 11903



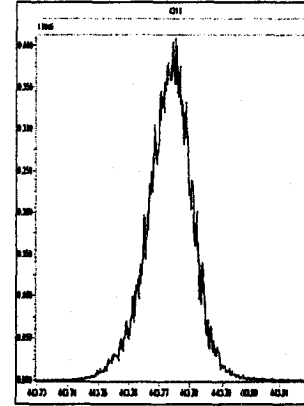
M 416.9760 R 11850



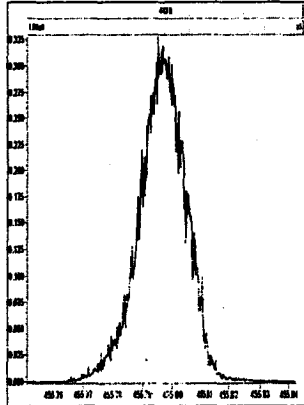
M 430.9728 R 12624



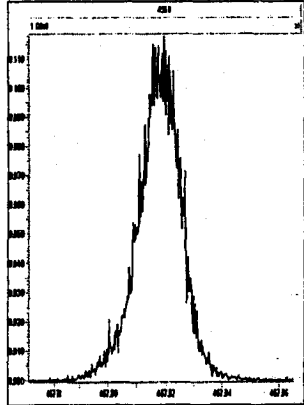
M 442.9728 R 12256



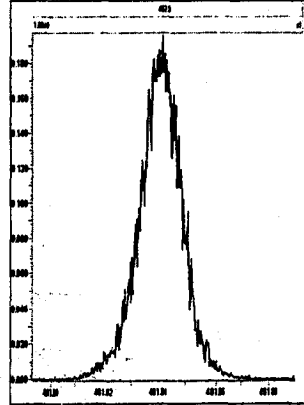
M 454.9728 R 13441



M 466.9728 R 12754



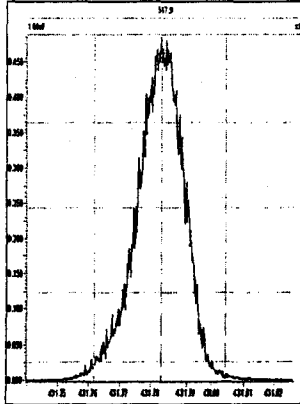
M 480.9696 R 13296



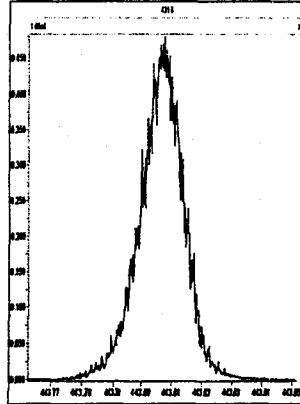
File: Experiment: Dioxin3D5.exp Reference: Pfk.ref Function: 5 @ 200 (ppm)

Printed: Tuesday, January 12, 2010 20:53:36 Pacific Standard Time

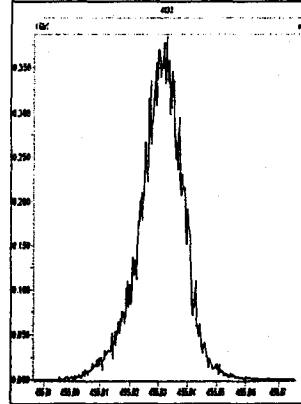
M 430.9728 R 11681



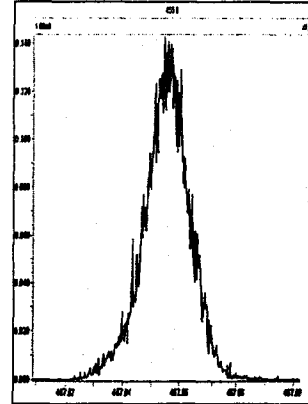
M 442.9728 R 12497



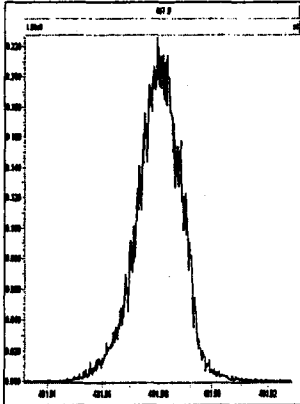
M 454.9728 R 12564



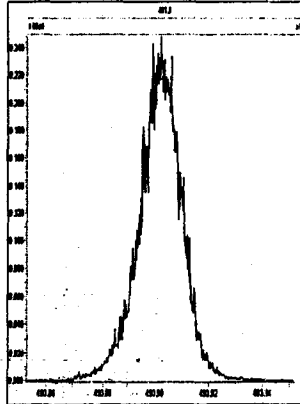
M 466.9728 R 12195



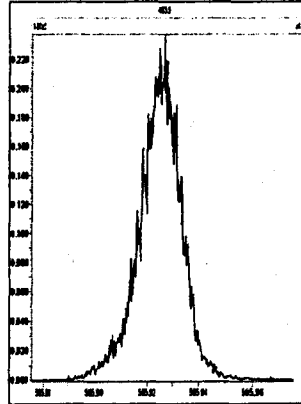
M 480.9696 R 12886



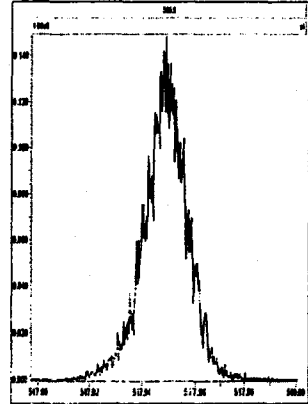
M 492.9696 R 12375



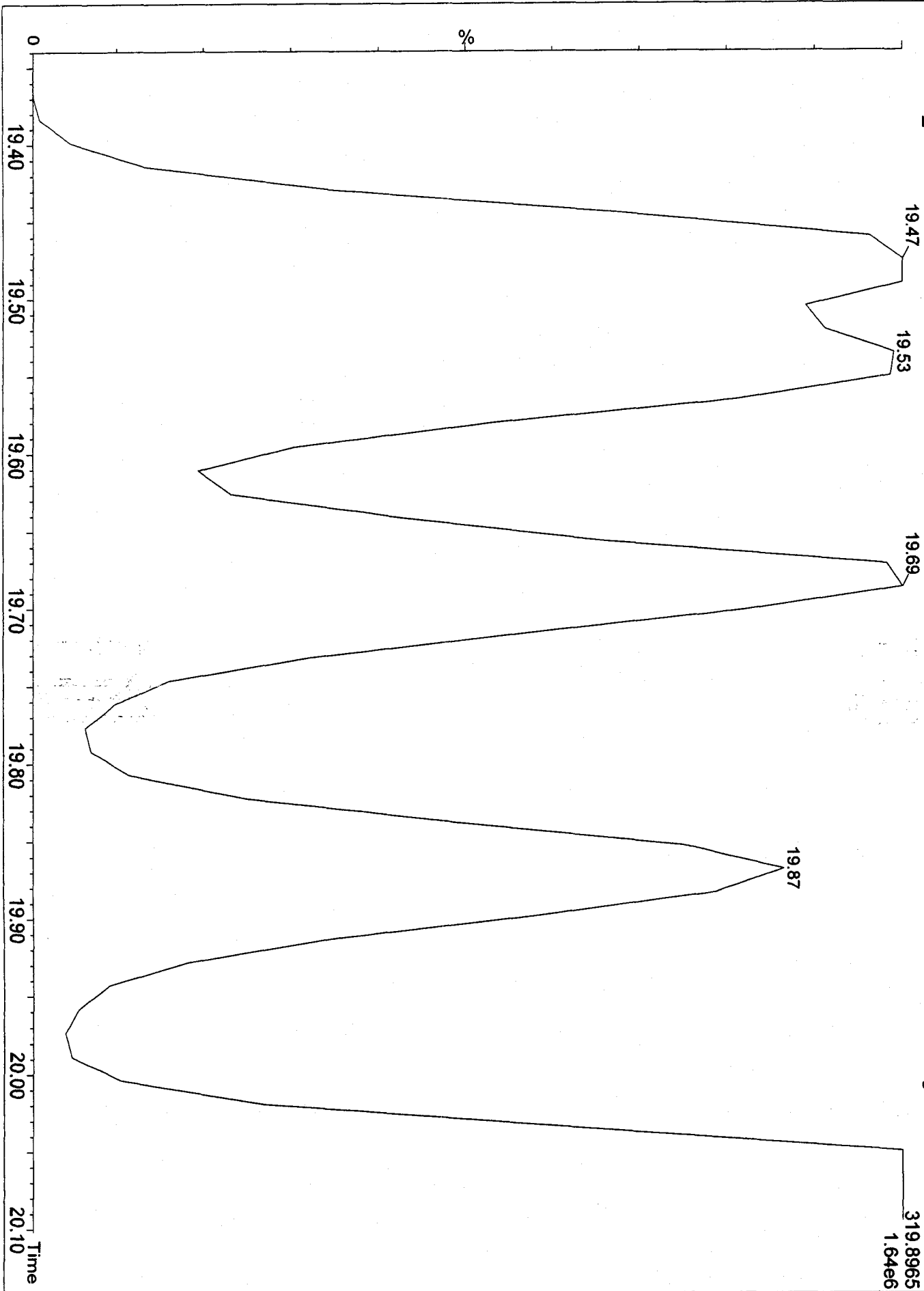
M 504.9696 R 12753



M 516.9697 R 12947



DB5 CPSM 3732-0411:24:1112-Jan-2010Tray01:2
11JA10A3D5_25



Dataset: C:\MassLynx\Default.pro\11JA10A3D58290E.qld

Last Altered: Tuesday, January 12, 2010 14:33:14 Pacific Standard Time

Printed: Tuesday, January 12, 2010 14:35:36 Pacific Standard Time

Method: C:\MassLynx\Default.PRO\MethDB\82903D5.mdb 12 Jan 2010 09:52:33

Calibration: C:\MassLynx\Default.PRO\CurveDB\CA123120093D58290.cdb 31 Dec 2009 13:37:23

#	Name	RRF Mean	RRF SD	RRF %Rel SD
1	13C-1,2,3,4-TCDD	1.00000	0.00000	0.00000
2				
3	13C-2,3,7,8-TCDF	1.55387	0.10195	6.56127
4	2,3,7,8-TCDF	1.00894	0.03940	3.90512
5	Total TCDFs	1.00894	0.03940	3.90512
6				
7	13C-2,3,7,8-TCDD	0.93654	0.08265	8.82467
8	2,3,7,8-TCDD	1.13162	0.06094	5.38546
9	Total TCDDs	1.13162	0.06094	5.38546
10				
11	37CL-2,3,7,8-TCDD	1.13700	0.09172	8.06695
12				
13	13C-1,2,3,7,8-PeCDF	1.21534	0.12934	10.64235
14	1,2,3,7,8-PeCDF	1.03079	0.04663	4.52356
15	2,3,4,7,8-PeCDF	0.96399	0.04086	4.23834
16	Total F2 PeCDFs	0.99739	0.04369	4.38021
17	Total F1 PeCDFs	0.99739	0.04369	4.38021
18				
19	13C-1,2,3,7,8-PeCDD	0.74736	0.08018	10.72899
20	1,2,3,7,8-PeCDD	1.05672	0.03490	3.30300
21	Total PeCDDs	1.05672	0.03490	3.30300
22				
23	13C-1,2,3,7,8,9-HxCDD	1.00000	0.00000	0.00000
24				
25	13C-1,2,3,4,7,8-HxCDF	0.91641	0.07223	7.88160
26	1,2,3,4,7,8-HxCDF	1.24280	0.05687	4.57635
27	1,2,3,6,7,8-HxCDF	1.49624	0.06359	4.24985
28	2,3,4,6,7,8-HxCDF	1.31114	0.08139	6.20792
29	1,2,3,7,8,9-HxCDF	1.29097	0.15794	12.23447
30	Total HxCDFs	1.33529	0.08589	6.43214
31				
32	13C-1,2,3,6,7,8-HxCDD	0.80919	0.05547	6.85475
33	1,2,3,4,7,8-HxCDD	0.93261	0.05959	6.38974
34	1,2,3,6,7,8-HxCDD	1.18024	0.05154	4.36672
35	1,2,3,7,8,9-HxCDD	1.28282	0.21352	16.64444
36	Total HxCDDs	1.13189	0.10452	9.23374
37				
38	13C-1,2,3,4,6,7,8-HpCDF	0.81080	0.04083	5.03538
39	1,2,3,4,6,7,8-HpCDF	1.36387	0.07395	5.42218
40	1,2,3,4,7,8,9-HpCDF	1.11483	0.06881	6.17218
41	Total HpCDFs	1.23935	0.07020	5.66394
42				
43	13C-1,2,3,4,6,7,8-HpCDD	0.70743	0.03465	4.89747
44	1,2,3,4,6,7,8-HpCDD	1.04312	0.04748	4.55165
45	Total HpCDDs	1.04312	0.04748	4.55165
46				
47	13C-OCDD	0.51880	0.04360	8.40429

Dataset: C:\MassLynx\Default.pro\11JA10A3D58290E.qld

Last Altered: Tuesday, January 12, 2010 14:33:14 Pacific Standard Time

Printed: Tuesday, January 12, 2010 14:35:36 Pacific Standard Time

#	Name	RRF Mean	RRF SD	RRF %Rel SD
48	OCDF	1.40213	0.13119	9.35683
49	OCDD	1.19691	0.05139	4.29389
50				
51				
52	Function 1 PFK			
53	Function 2 PFK	16743.46550	16630.81420	99.32719
54	Function 3 PFK	7909.22500	521.22114	6.59004
55	Function 4 PFK	14980.66300	0.00000	0.00000
56	Function 5 PFK	3947.90350	3001.02553	76.01568
57	TCDF PCDPE	30.01200	0.00000	0.00000
58	F1 PeCDF PCDPE	45.97250	34.38590	74.79666
59	F2 PeCDF PCDPE	17.77400	16.24159	91.37835
60	HXCDF PCDPE	18.61100	20.51602	110.23600
61	HPCDF PCDPE	75.50100	34.84622	46.15333
62	OCDF PCDPE	85.06150	155.80506	183.16755

Daily Calibration Checklist
Dioxin Methods

Method ID 8290

Associated ICAL DB2250104105D2

Column ID DB225

Instrument ID 502

STD ID ST0113 ST0113A

STD Solution C63 09 D.XN425

Analyzed by KSS

Date Analyzed ¹¹⁻¹⁰⁻⁰⁹ ~~09-09-0~~ 01-13-10

Std. Pkg. By KSS

Date Std. Pkg. Assembled 01-14-10

Std. Pkg. Reviewed By JRB

Date Std. Pkg. Reviewed 1/14/10

DAILY STANDARD PACKAGE	INITIATED	REVIEWED
Standard, CPSM, and Solvent Blank present?	/	/
Copy of log-file and Beginning Static Resolution present?	/	/
CPSM blow up present?	/	/
Curve Summary present?	/	/
Summary of Method criteria present or documented below?	/	/
Daily standard within method specified limits?*	/	/
Analyte retention times correct?	/	/
Isotopic ratios within limits?	/	/
CPSM valley \leq method specified limits? **	/	/
Are chromatographic windows correct?	/	/
Samples analyzed within 12 hrs of daily standard?	/	/
Manual reintegration's checked and hardcopies included?	NA	NA
Ending Standard present?	/	/
Ending Static Resolutions present	/	/
Absolute retention times for 13C12-1,2,3,4-TCDD and 13C12-1,2,3,7,8,9-HxCDD are within +/- 15 seconds of the retention times in the Initial Calibration? (required for all 1613B samples)	NA	NA

COMMENTS: _____

* Method 8290/T09/M0023A: (beginning) \leq 20% from curve RRFs for native analytes, \leq 30% from curve RRFs for labeled compounds.
 Method 8290/T09/M0023A: (ending) \leq 25% from curve RRFs for native analytes, \leq 35% from curve RRFs for labeled compounds.
 Method 23: See Method 23 Daily Standard Criteria, Table 5.
 Method 1613B: See, Method 1613B or Method 1613B Tetras Daily Standard Criteria,
 ** Method 23/0023A CPSM Criteria: 25% valley between 2378 TCDF (DB-225)/TCDD (DB-5) and its closest eluters normalized to the smallest peak of the triplet
 Method 1613B/8290/T09 CPSM Criteria: 25% valley between 2378 TCDF (DB-225)/TCDD (DB-5) and its closest eluters normalized to the 2378 peak.

Run text: ST0113
Run #6 Filename 13JA105D2 S: 1
Acquired: 13-JAN-10 08:58:30
Run: 04JA10A5D2 Analyte: DB225

File text: CS3 09DXN425
I: 1
Processed: 13-JAN-10 09:32:19
Cal: DB2250104105D2 Results: 13JA105D2DB225

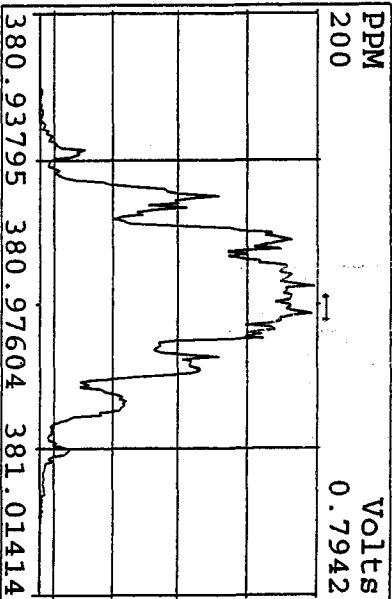
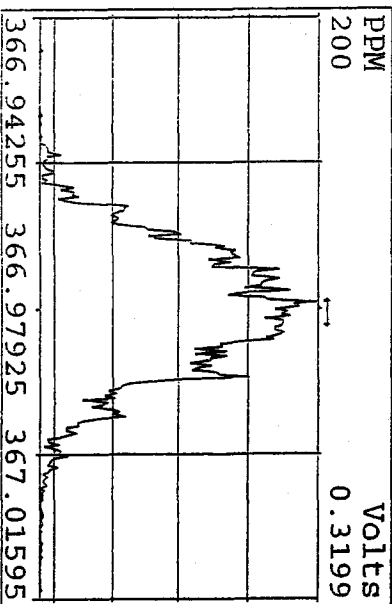
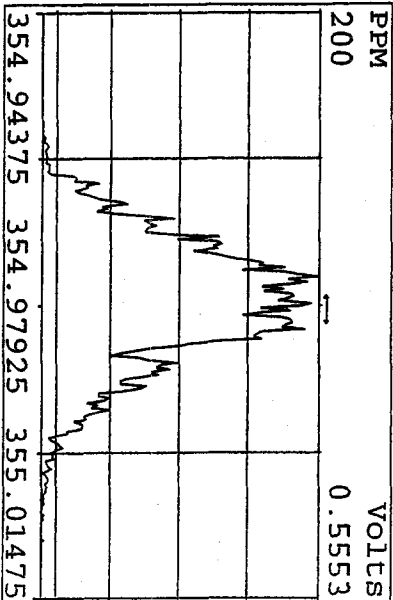
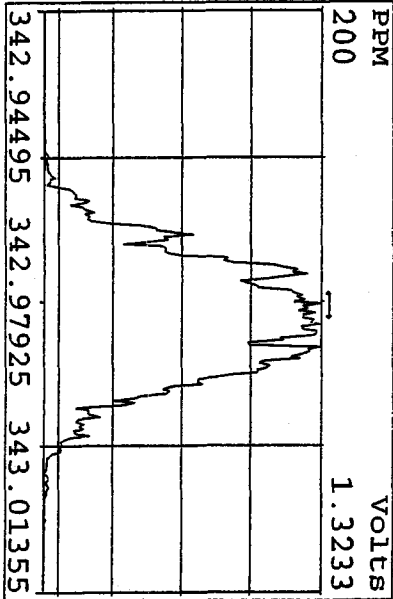
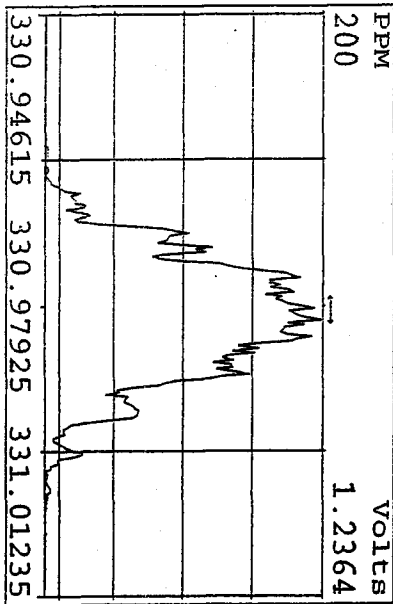
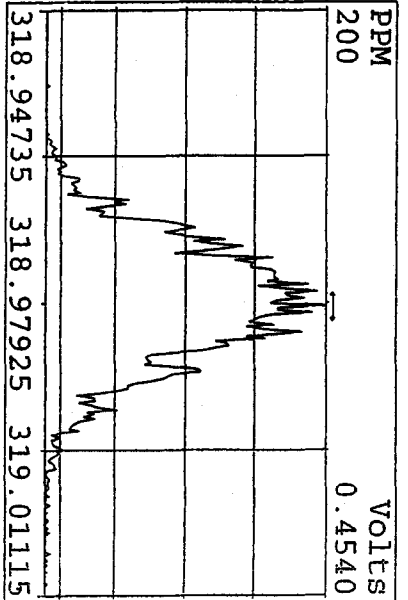
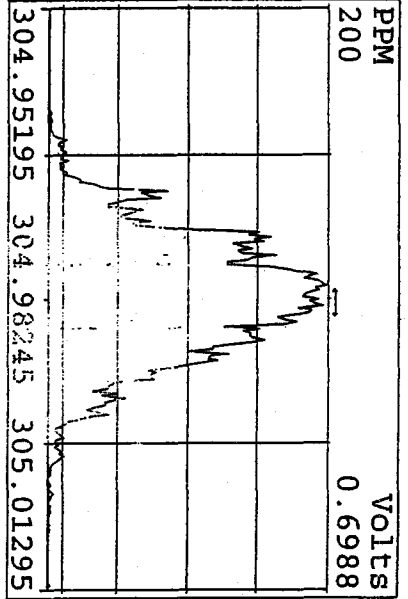
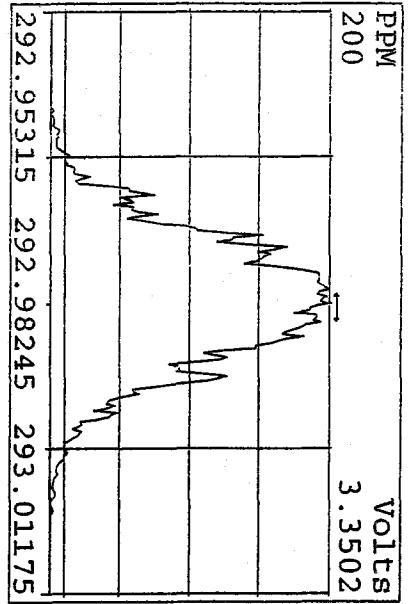
Name	Resp	RA	RT	RRF	Amount	Dev'n	Mod?
13C-1,2,3,4-TCDD	95174000	0.77 y	14:19	-	100.00	-	n
13C-2,3,7,8-TCDF	172627700	0.81 y	15:26	1.81	100.00	9.0	n
2,3,7,8-TCDF	15374110	0.81 y	15:27	0.89	10.00	-12.1	n
13C-2,3,7,8-TCDD	92261100	0.78 y	14:05	0.97	100.00	1.9	n
2,3,7,8-TCDD	11568560	0.83 y	14:06	1.25	10.00	6.0	n
37Cl-2,3,7,8-TCDD	23428000	1.00 y	14:05	2.46	10.00	19.0	n

Run text: ST0113A File text: ST0113A :CS3 09DXN425
 Run #19 Filename 13JA105D2 S: 17 I: 1
 Acquired: 13-JAN-10 18:51:18 Processed: 13-JAN-10 19:31:07
 Run: 13JA105D2 Analyte: DB225 Cal: DB2250104105D2 Results: 13JA105D2DB225

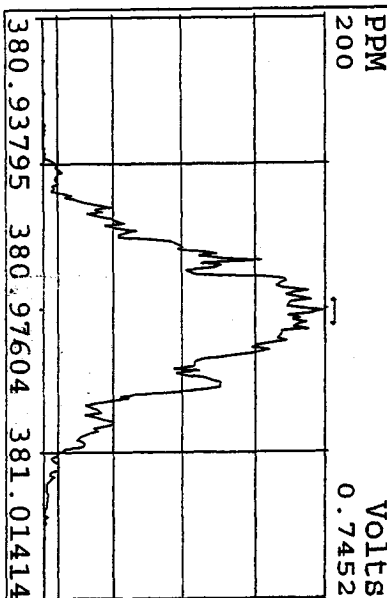
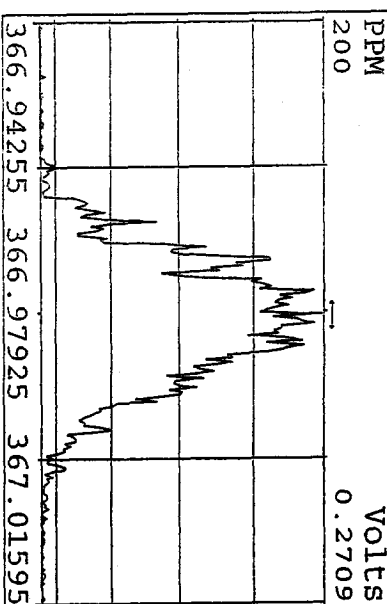
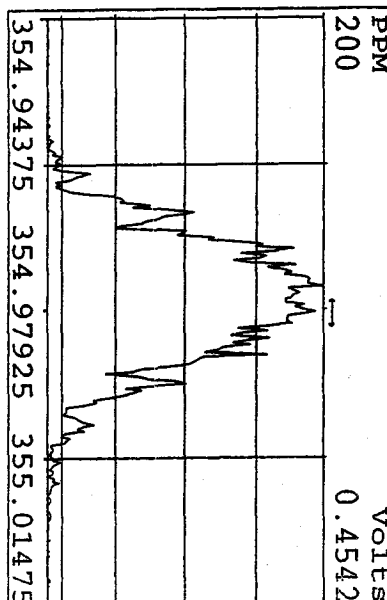
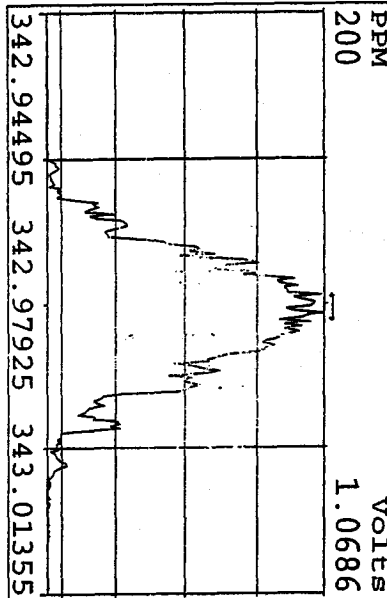
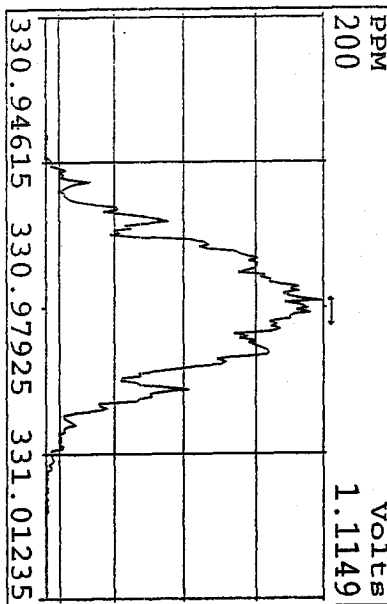
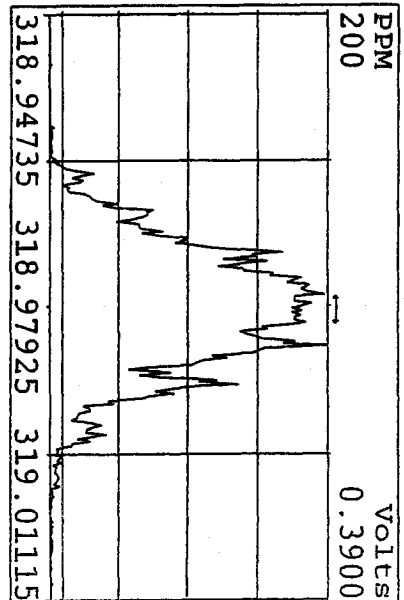
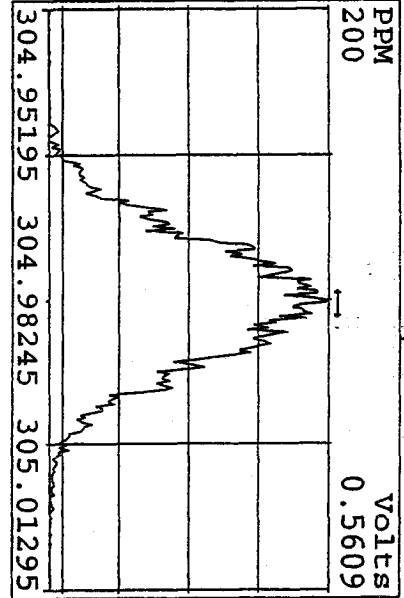
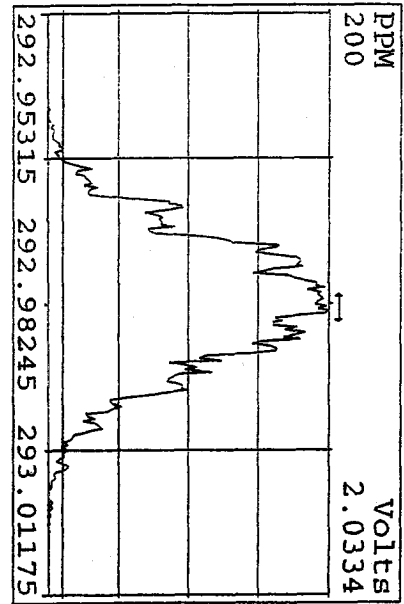
Name	Resp	RA	RT	RRF	Amount	Dev'n	Mod?
13C-1,2,3,4-TCDD	99516600	0.75 y	14:18	-	100.00	-	n
13C-2,3,7,8-TCDF	184706100	0.80 y	15:24	1.86	100.00	11.6	n
2,3,7,8-TCDF	15594020	0.83 y	15:25	0.84	10.00	-16.7	n
13C-2,3,7,8-TCDD	96211000	0.79 y	14:04	0.97	100.00	1.6	n
2,3,7,8-TCDD	12676380	0.81 y	14:05	1.32	10.00	11.4	n
37C1-2,3,7,8-TCDD	25491800	1.00 y	14:05	2.56	10.00	23.9	n

Data file	Smp	Work Order	Sample ID	FV-uL	Method/Matrix	Box	Size	U
13JA105D2	1	ST0113	CS3 09DXN425				1.000	
13JA105D2	2	CP0113	DB-225 CPSM 3732-01				1.000	
13JA105D2	3	CP0113A	DB-225 CPSM 3732-01				1.000	
13JA105D2	4	SB0113	Solvent Blank C-14				1.000	
13JA105D2	5	LQ659-2-AC	G9L160493-1RX	10	8290/SOLID	85	10.200	g
13JA105D2	6	LQ66Q-2-AC	G9L160493-8RX	10	8290/SOLID		10.070	g
13JA105D2	7	LRDQT-2-AA	G9L180646-3RX	10	8290/SOLID		10.200	g
13JA105D2	8	LRDQV-2-AA	G9L180646-4RX	10	8290/SOLID		10.040	g
13JA105D2	9	LRDQQ-2-AA	G9L180646-1RX(10X)	10	8290/SOLID		10.050	g
13JA105D2	10	LRDQR-2-AA	G9L180646-2RX(10X)	10	8290/SOLID		10.020	g
13JA105D2	11	LQ664-2-AC	G9L160493-13RX(10X)	10	8290/SOLID		10.130	g
13JA105D2	12	LQ66T-2-AC	G9L160493-9RX(20X)	10	8290/SOLID		10.160	g
13JA105D2	13	LQ66T-2-ADS	G9L160493-9SRX(20X)	10	8290/SOLID		10.050	g
13JA105D2	14	LQ66T-2-AED	G9L160493-9DRX(20X)	10	8290/SOLID		10.120	g
13JA105D2	15	LQ664-1-AC	G9L160493-13(20X)	10	8290/SOLID	70	10.800	g
13JA105D2	16	SB0113A	Solvent Blank C-14				1.000	
13JA105D2	17	ST0113A	CS3 09DXN425				1.000	
13JA105D2	18						1.000	
13JA105D2	19						1.000	
13JA105D2	20						1.000	
13JA105D2	21						1.000	
13JA105D2	22						1.000	
13JA105D2	23						1.000	
13JA105D2	24		KSS 01-13-10				1.000	
13JA105D2	25						1.000	

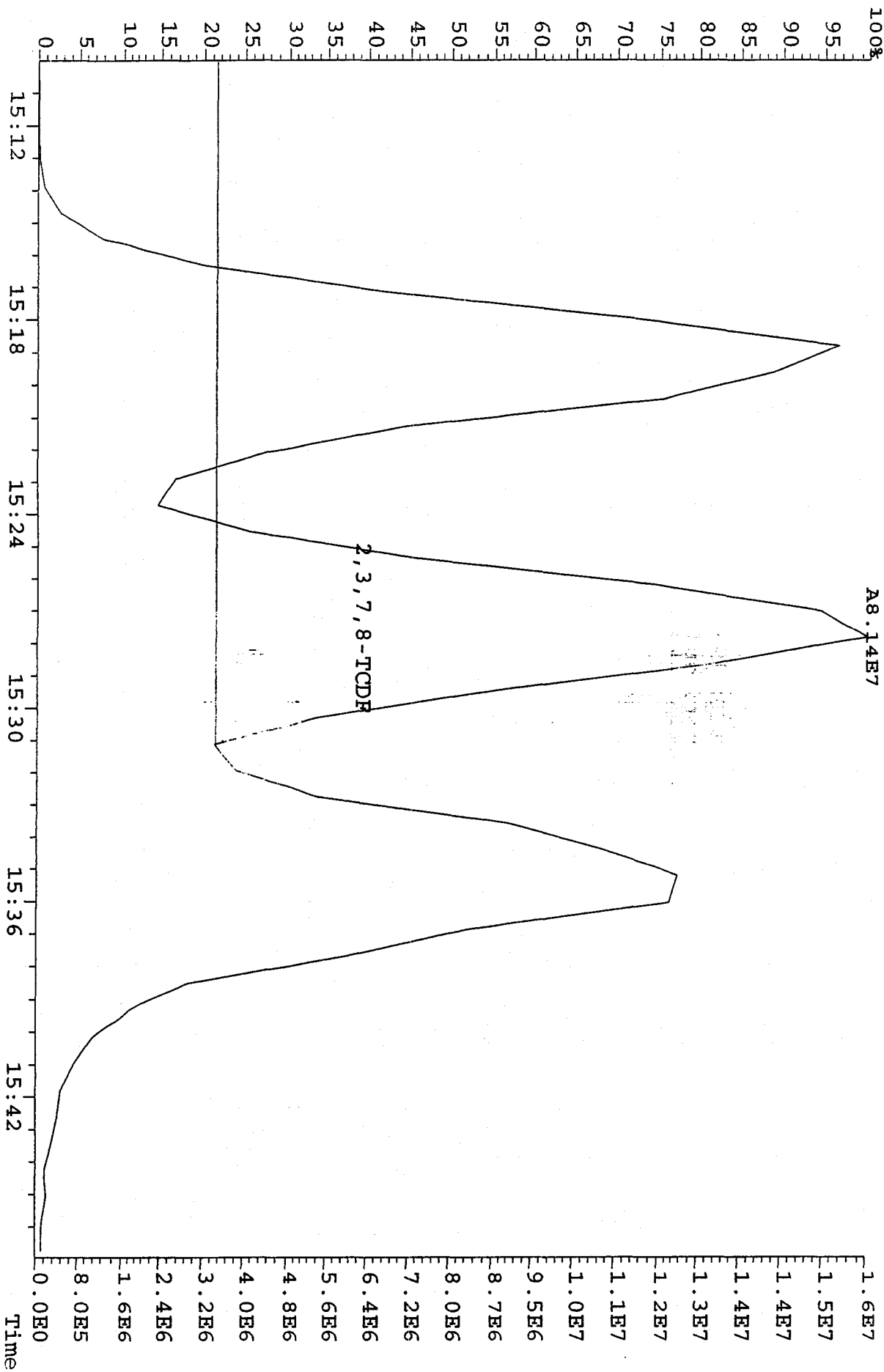
Peak Locate Examination: 13-JAN-2010:08:57 File: 13JJA105D2
 Experiment: DB25 Function: 1 Reference: PRK



Peak Locate Examination: 13-JAN-2010: 19:35 File: RESCHK13JJA105D2
 Experiment: DB225 Function: 1 Reference: PFK



File: 13JJA105D2 #1-1242 Acq: 13-JAN-2010 10:12:42 GC FI+ Voltage SIR 70SE
 303.9016 S:3 BSUB(128,15,-3.0) Exp: DB225 Noise: 2113
 Sample Text: CP0113A : DB-225 CPSM 3732-01



Run: 12JA10B5D2 Analyte: DB225 Cal: DB2250104105D2

ST0104D : CS-1 09DXN422 ST0104E : CS-2 09DXN423 ST0104F : CS-3 09DXN425
 ST0104G : CS-5 09DXN456 ST0104H : CS-4 09DXN426

04JA10B5D204JA10B5D204JA10B5D204JA10B5D204JA10B5D204JA10B5D2

Name	Mean	S. D.	%RSD	RRF1	RRF2	RRF3	RRF4	RRF5
13C-1,2,3,4-TCDD	-	-	-	-	-	-	-	-
13C-2,3,7,8-TCDF	1.664	0.062	3.75 %	1.65	1.58	1.73	1.72	1.64
2,3,7,8-TCDF	1.014	0.078	7.69 %	1.14	0.94	0.97	1.01	1.00
13C-2,3,7,8-TCDD	0.951	0.045	4.78 %	0.98	0.90	0.99	0.98	0.91
2,3,7,8-TCDD	1.183	0.038	3.23 %	1.19	1.21	1.12	1.18	1.22
37Cl-2,3,7,8-TCDD	2.068	0.541	26.2 %	2.60	2.20	1.15	2.23	2.16

Method ID 8290

Associated ICAL DB225010410502

Column ID DB225

Instrument ID 502

STD ID ST0112A, ST0112C

STD Solution CS3 090XN425

Analyzed by AM

Date Analyzed 01-12-10, 01-13-10

Std. Pkg. By KSS

Date Std. Pkg. Assembled 01-13-10

Std. Pkg. Reviewed By MCS

Date Std. Pkg. Reviewed 1/13/10

DAILY STANDARD PACKAGE	INITIATED	REVIEWED
Standard, CPSM, and Solvent Blank present?	✓	✓
Copy of log-file and Beginning Static Resolution present?	✓	✓
CPSM blow up present?	✓	✓
Curve Summary present?	✓	✓
Summary of Method criteria present or documented below?	✓	✓
Daily standard within method specified limits?*	✓	✓
Analyte retention times correct?	✓	✓
Isotopic ratios within limits?	✓	✓
CPSM valley ≤ method specified limits?*	✓	✓
Are chromatographic windows correct?	✓	✓
Samples analyzed within 12 hrs of daily standard?	✓	✓
Manual reintegration's checked and hardcopies included?	NA	NA
Ending Standard present?	✓	✓
Ending Static Resolutions present	✓	✓
Absolute retention times for 13C12-1,2,3,4-TCDD and 13C12-1,2,3,7,8,9-HxCDD are within +/- 15 seconds of the retention times in the Initial Calibration? (required for all 1613B samples)	NA	NA

COMMENTS:

* Method 8290/TO9/M0023A: (beginning) ≤ 20% from curve RRFs for native analytes, ≤ 30% from curve RRFs for labeled compounds.

Method 8290/TO9/M0023A: (ending) ≤ 25% from curve RRFs for native analytes, ≤ 35% from curve RRFs for labeled compounds.

Method 23: See Method 23 Daily Standard Criteria, Table 5.

Method 1613B: See, Method 1613B or Method 1613B Tetras Daily Standard Criteria,

** Method 23/0023A CPSM Criteria: 25% valley between 2378 TCDF (DB-225)/TCDD (DB-5) and its closest eluters normalized to the smallest peak of the triplet

Method 1613B/8290/TO9 CPSM Criteria: 25% valley between 2378 TCDF (DB-225)/TCDD (DB-5) and its closest eluters normalized to the 2378 peak.

Run text: ST0112B File text: ST0112B :CS3 09DXN425
Run #6 Filename 12JA10B5D2 S: 1 I: 1
Acquired: 12-JAN-10 20:35:00 Processed: 13-JAN-10 10:54:06
Run: 12JA10B5D2 Analyte: DB225 Cal: DB2250104105D2 Results: 12JA10B5D2DB225

Name	Resp	RA	RT	RRF	Amount	Dev'n	Mod?
13C-1,2,3,4-TCDD	129257000	0.75 y	14:20	-	100.00	-	n
13C-2,3,7,8-TCDF	230938000	0.78 y	15:26	1.79	100.00	7.4	n
2,3,7,8-TCDF	21032960	0.83 y	15:28	0.91	10.00	-10.1	n
13C-2,3,7,8-TCDD	128926900	0.73 y	14:06	1.00	100.00	4.9	n
2,3,7,8-TCDD	16083040	0.79 y	14:07	1.25	10.00	5.5	n
37Cl-2,3,7,8-TCDD	31806200	1.00 y	14:07	2.46	10.00	19.0	n

Run text: ST0112C File text: ST0112C :CS3 09DXN425
Run #17 Filename 12JA10B5D2 S: 14 I: 1
Acquired: 13-JAN-10 04:36:37 Processed: 13-JAN-10 10:54:09
Run: 12JA10B5D2 Analyte: DB225 Cal: DB2250104105D2 Results: 12JA10B5D2DB225

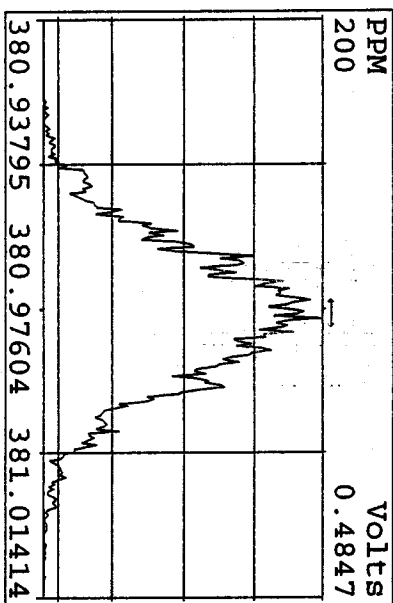
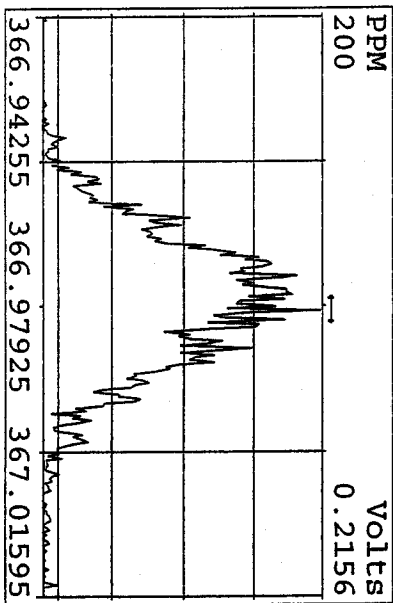
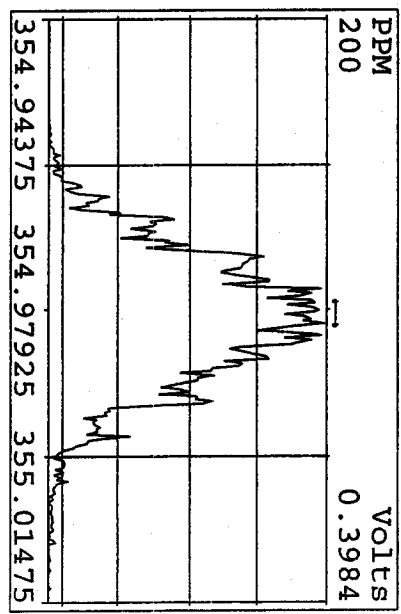
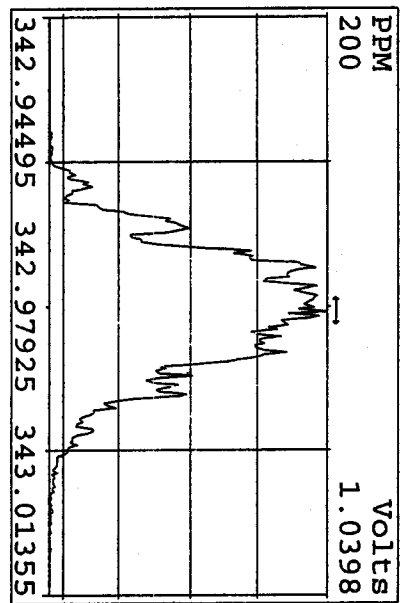
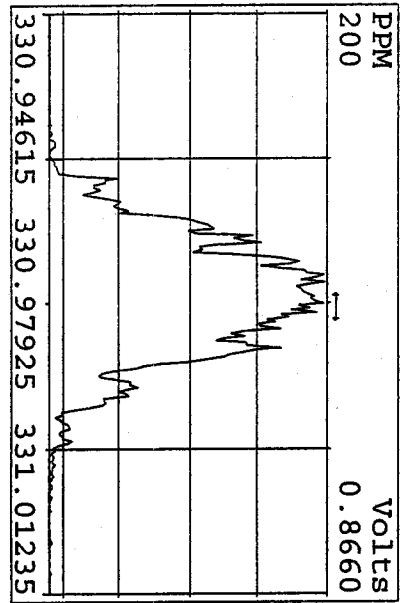
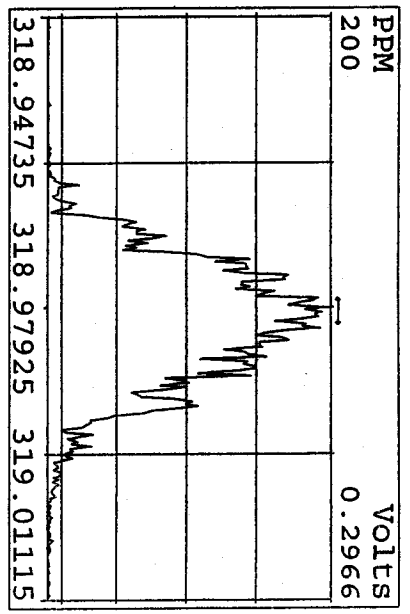
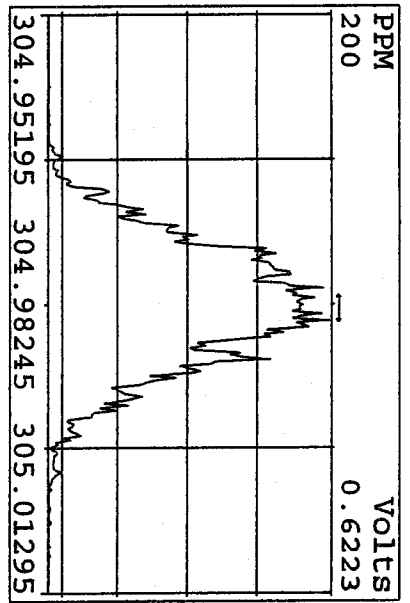
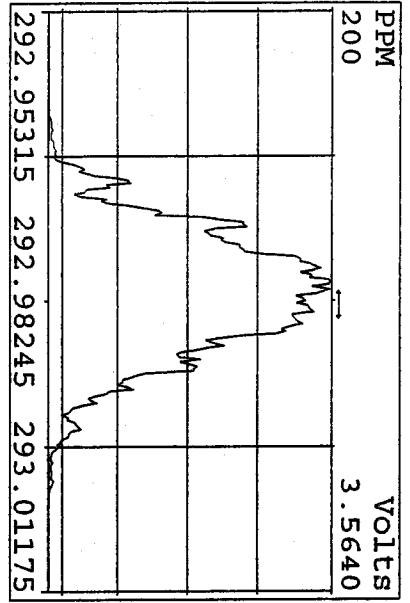
Name	Resp	RA	RT	RRF	Amount	Dev'n	Mod?
13C-1,2,3,4-TCDD	100454300	0.75 y	14:18	-	100.00	-	n
13C-2,3,7,8-TCDF	172793500	0.79 y	15:25	1.72	100.00	3.4	n
2,3,7,8-TCDF	15927330	0.81 y	15:25	0.92	10.00	-9.1	n
13C-2,3,7,8-TCDD	101233500	0.72 y	14:04	1.01	100.00	5.9	n
2,3,7,8-TCDD	12396300	0.80 y	14:05	1.22	10.00	3.6	n
37Cl-2,3,7,8-TCDD	24937400	1.00 y	14:05	2.48	10.00	20.0	n

Data file	Smp	Work Order	Sample ID	FV-uL	Method/Matrix	Box	Size	U
12JA10B5D2	1	ST0112B	CS3 09DXN425				1.000	
12JA10B5D2	2	CP0112A	DB-225 CPSM 3732-01				1.000	
12JA10B5D2	3	SB0112A	Solvent Blank C-14				1.000	
12JA10B5D2	4	LRDQ2-2-AA	G9L180646-9RX	20 10	8290/SOLID	85	10.310 g	
12JA10B5D2	5	LRDQW-2-AA	G9L180646-5RX	20 10	8290/SOLID		10.120 g	
12JA10B5D2	6	LRDQ3-2-AA	G9L180646-10RX	20 10	8290/SOLID		10.030 g	
12JA10B5D2	7	LRDQ3-2-AD	G9L180646-10SRX	20 10	8290/SOLID		10.490 g	
12JA10B5D2	8	LRDQ3-2-AE	G9L180646-10DRX	20 10	8290/SOLID		10.240 g	
12JA10B5D2	9	LRDQ0-2-AA	G9L180646-7RX	20 10	8290/SOLID		10.180 g	
12JA10B5D2	10	LRDQX-2-AA	G9L180646-6RX	20 10	8290/SOLID		10.620 g	
12JA10B5D2	11	LRDQ1-2-AA	G9L180646-8RX	20 10	8290/SOLID		10.960 g	
12JA10B5D2	12	LQ66W-2-AC	G9L160493-10RX (20X)	20 10	8290/SOLID		10.260 g	
12JA10B5D2	13	SB0112B	Solvent Blank C-14				1.000	
12JA10B5D2	14	ST0112C	CS3 09DXN425				1.000	
12JA10B5D2	15						1.000	
12JA10B5D2	16						1.000	
12JA10B5D2	17						1.000	
12JA10B5D2	18						1.000	
12JA10B5D2	19						1.000	
12JA10B5D2	20						1.000	
12JA10B5D2	21		AM 01-12-10		LOGFILE v id		1.000	
12JA10B5D2	22				01-12-10		1.000	

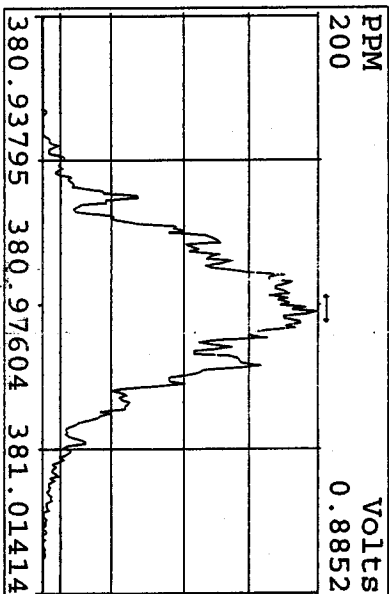
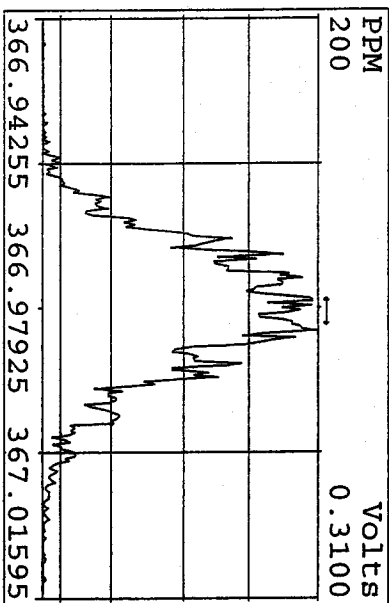
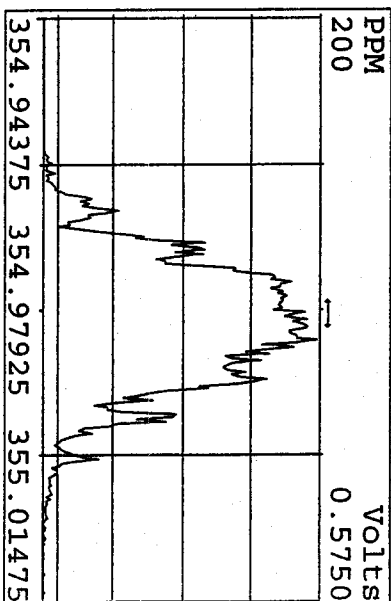
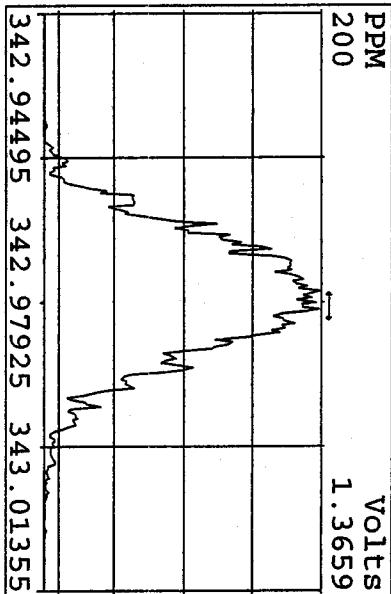
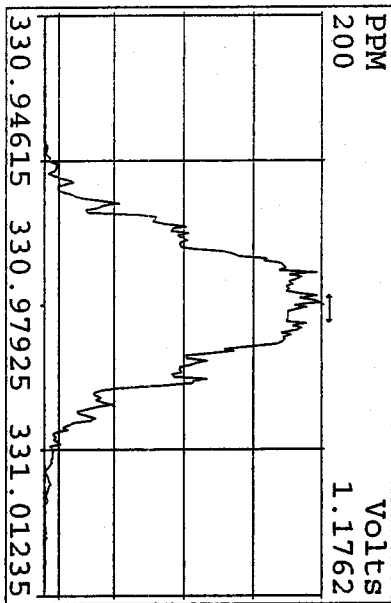
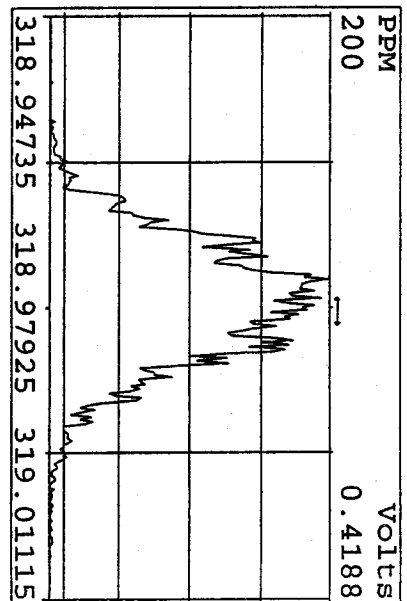
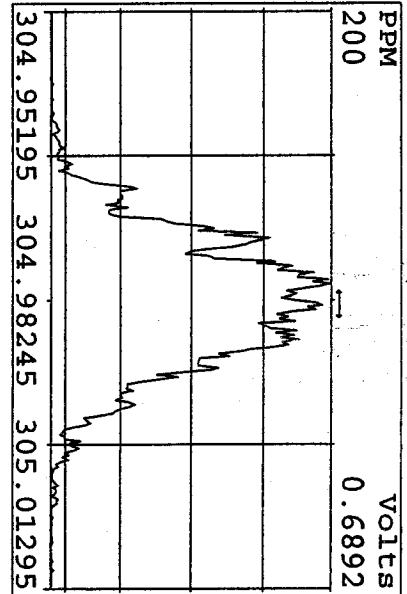
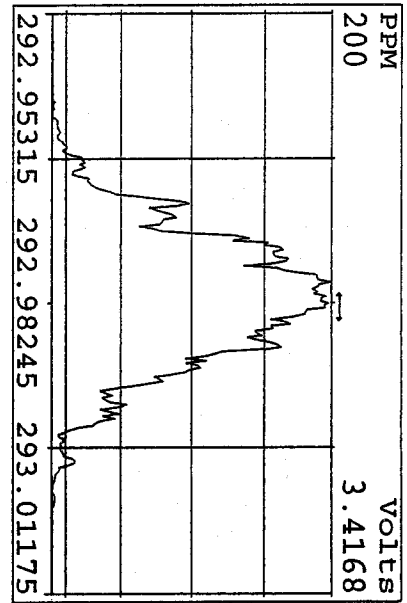
01-12-10
KSS

LOGFILE v id
01-12-10
KSS

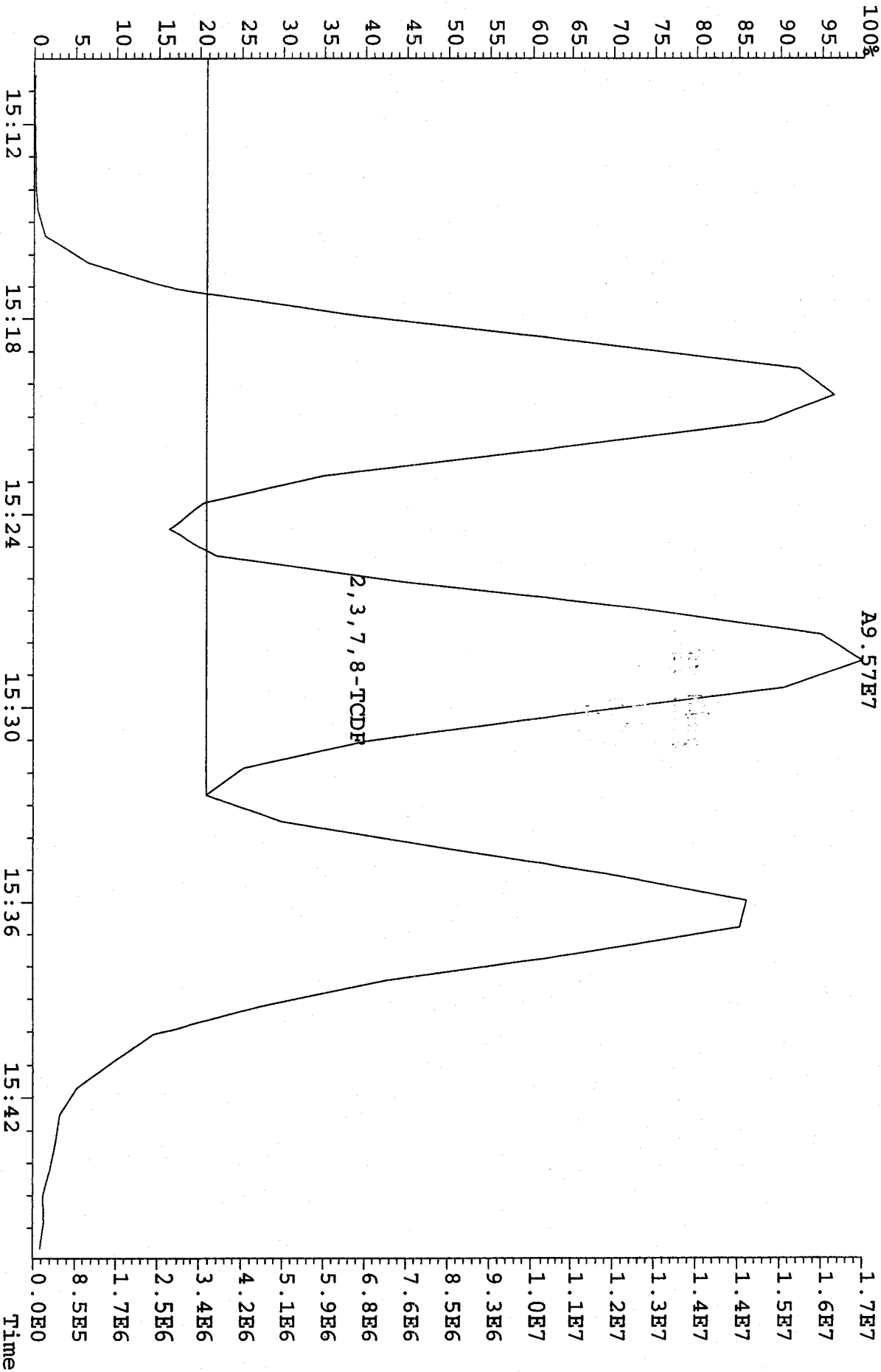
Peak Locate Examination: 12-JAN-2010:20:34 File: 12JTA10B5D2
 Experiment: DB225 Function: 1 Reference: PFK



Peak Locate Examination: 13-JAN-2010: 08:15 File: ENDRS12JA10B5D2
Experiment: DB225 Function: 1 Reference: PFK



File: 12JA10B5D2 #1-1242 Acq: 12-JAN-2010 21:12:02 GC EI+ Voltage SIR 70SE
 303.9016 S: 2 BSUB(128,15,-3.0) Exp: DB225 Noise: 3627
 Sample Text: CP0112A :DB-225 CPSM 3732-01
 A9.57E7



Run: 04JA10A5D2 Analyte: DB225 Cal: DB2250104105D2

ST0104D : CS-1 09DXM422 ST0104E : CS-2 09DXM423 ST0104F : CS-3 09DXM425
 ST0104G : CS-5 09DXM456 ST0104H : CS-4 09DXM426

04JA10B5D204JA10B5D204JA10B5D204JA10B5D204JA10B5D204JA10B5D2

Name	Mean	S. D.	%RSD	RRF1	RRF2	RRF3	RRF4	RRF5
13C-1,2,3,4-TCDD	-	-	- %	-	-	-	-	-
13C-2,3,7,8-TCDF	1.664	0.062	3.75 %	1.65	1.58	1.73	1.72	1.64
2,3,7,8-TCDF	1.014	0.078	7.69 %	1.14	0.94	0.97	1.01	1.00
13C-2,3,7,8-TCDD	0.951	0.045	4.78 %	0.98	0.90	0.99	0.98	0.91
2,3,7,8-TCDD	1.183	0.038	3.23 %	1.19	1.21	1.12	1.18	1.22
37Cl-2,3,7,8-TCDD	2.068	0.541	26.2 %	2.60	2.20	1.15	2.23	2.16

WATER, 8290, Dioxins/Furans

Northgate Environmental Management, Inc.

Sample ID: EB121709-SO1-A1

Trace Level Organic Compounds

SW846 8290

Lot - Sample #....: G9L180646 - 011
 Date Sampled....: 12/17/09
 Prep Date....: 12/30/09
 Prep Batch #: 9364154
 Initial Wgt/Vol : 1032 mL

Work Order #....: LRDQ41AA
 Date Received....: 12/18/09
 Analysis Date....: 01/07/10
 Dilution Factor....: 0.97
 Analyst ID....: Susan X. Yan

Matrix....: WQ
 Instrument ID....: 1D5
 Units.....: pg/L

PARAMETER	RESULT	REPORTING LIMIT	TEF FACTOR	TEQ CONCENTRATION
2,3,7,8-TCDD	ND	9.7	1.0	0
1,2,3,7,8-PeCDD	ND	49	1.0	0
1,2,3,4,7,8-HxCDD	ND	49	0.1	0
1,2,3,6,7,8-HxCDD	ND	49	0.1	0
1,2,3,7,8,9-HxCDD	2.6 J	49	0.1	0.26
1,2,3,4,6,7,8-HpCDD	ND	49	0.01	0
OCDD	7.4 J Q B	97	0.0003	0.0022
2,3,7,8-TCDF	ND	9.7	0.1	0
1,2,3,7,8-PeCDF	3.9 J	49	0.03	0.12
2,3,4,7,8-PeCDF	ND	49	0.3	0
1,2,3,4,7,8-HxCDF	3.4 J	49	0.1	0.34
1,2,3,6,7,8-HxCDF	3.1 J Q	49	0.1	0.31
2,3,4,6,7,8-HxCDF	2.5 J Q	49	0.1	0.25
1,2,3,7,8,9-HxCDF	3.6 J	49	0.1	0.36
1,2,3,4,6,7,8-HpCDF	4.0 J	49	0.01	0.040
1,2,3,4,7,8,9-HpCDF	2.7 J Q	49	0.01	0.027
OCDF	7.6 J	97	0.0003	0.0023
Total TEQ Concentration				1.7

INTERNAL STANDARDS	PERCENT RECOVERY	RECOVERY LIMITS
13C-2,3,7,8-TCDD	84	40 - 135
13C-1,2,3,7,8-PeCDD	81	40 - 135
13C-1,2,3,6,7,8-HxCDD	104	40 - 135
13C-1,2,3,4,6,7,8-HpCDD	104	40 - 135
13C-OCDD	91	40 - 135
13C-2,3,7,8-TCDF	87	40 - 135
13C-1,2,3,7,8-PeCDF	97	40 - 135
13C-1,2,3,4,7,8-HxCDF	112	40 - 135
13C-1,2,3,4,6,7,8-HpCDF	120	40 - 135

QUALIFIERS

Northgate Environmental Management, Inc.

Sample ID: EB121709-SO1-A1

Trace Level Organic Compounds

SW846 8290

Lot - Sample #....:	G9L180646 - 011	Work Order #....:	LRDQ41AA	Matrix....:	WQ
Date Sampled....:	12/17/09	Date Received....:	12/18/09	Instrument ID....:	1D5
Prep Date....:	12/30/09	Analysis Date....:	01/07/10		
Prep Batch #:	9364154	Dilution Factor....:	0.97	Units.....:	pg/L
Initial Wgt/Vol :	1032 mL	Analyst ID....:	Susan X. Yan		

Notes:

WHO TEFs for human risk assessment based on the conclusions of the World Health Organization meeting in Geneva, Switzerland, June 2005.

- B Method blank contamination. The associated method blank contains the target analyte at a reportable level.
- J Estimated Result.
- Q Estimated maximum possible concentration (EMPC).

Northgate Environmental Management, Inc.

Sample ID: EB121709-SO1-A1

Trace Level Organic Compounds

SW846 8290

Lot - Sample #....:	G9L180646 - 011	Work Order #....:	LRDQ41AA	Matrix....:	WQ
Date Sampled....:	12/17/09	Date Received....:	12/18/09	Dilution Factor:	0.97
Prep Date....:	12/30/09	Analysis Date....:	01/07/10		
Prep Batch #:	9364154	Instrument ID....:	1D5		
Initial Wgt/Vol :	1032 mL	Analyst ID....:	Susan X. Yan		

<u>PARAMETER</u>	<u>RESULT</u>	<u>REPORTING LIMIT</u>	<u>ESTIMATED DETECTION LIMIT</u>	<u>UNITS</u>
2,3,7,8-TCDD	ND	9.7	3.0	pg/L
1,2,3,7,8-PeCDD	ND	49	3.0	pg/L
1,2,3,4,7,8-HxCDD	ND	49	3.0	pg/L
1,2,3,6,7,8-HxCDD	ND	49	3.0	pg/L
1,2,3,7,8,9-HxCDD	2.6 J	49	3.0	pg/L
1,2,3,4,6,7,8-HpCDD	ND	49	3.0	pg/L
OCDD	7.4 J Q B	97	3.0	pg/L
2,3,7,8-TCDF	ND	9.7	3.0	pg/L
1,2,3,7,8-PeCDF	3.9 J	49	3.0	pg/L
2,3,4,7,8-PeCDF	ND	49	3.0	pg/L
1,2,3,4,7,8-HxCDF	3.4 J	49	3.0	pg/L
1,2,3,6,7,8-HxCDF	3.1 J Q	49	3.0	pg/L
2,3,4,6,7,8-HxCDF	2.5 J Q	49	3.0	pg/L
1,2,3,7,8,9-HxCDF	3.6 J	49	3.0	pg/L
1,2,3,4,6,7,8-HpCDF	4.0 J	49	3.0	pg/L
1,2,3,4,7,8,9-HpCDF	2.7 J Q	49	3.0	pg/L
OCDF	7.6 J	97	3.0	pg/L

<u>INTERNAL STANDARDS</u>	<u>PERCENT RECOVERY</u>	<u>RECOVERY LIMITS</u>
13C-2,3,7,8-TCDD	84	40 - 135
13C-1,2,3,7,8-PeCDD	81	40 - 135
13C-1,2,3,6,7,8-HxCDD	104	40 - 135
13C-1,2,3,4,6,7,8-HpCDD	104	40 - 135
13C-OCDD	91	40 - 135
13C-2,3,7,8-TCDF	87	40 - 135
13C-1,2,3,7,8-PeCDF	97	40 - 135
13C-1,2,3,4,7,8-HxCDF	112	40 - 135
13C-1,2,3,4,6,7,8-HpCDF	120	40 - 135

QUALIFIERS

- B Method blank contamination. The associated method blank contains the target analyte at a reportable level.
- J Estimated Result.
- Q Estimated maximum possible concentration (EMPC).

QC DATA ASSOCIATION SUMMARY

G9L180646

Sample Preparation and Analysis Control Numbers

<u>SAMPLE#</u>	<u>MATRIX</u>	<u>ANALYTICAL METHOD</u>	<u>LEACH BATCH #</u>	<u>PREP BATCH #</u>	<u>MS RUN#</u>
001	SOLID	SW846 8290		0008221	0011249
	SOLID	SW846 8290		9357219	9363135
	SOLID	ASTM D 2216-90		9363211	
002	SOLID	SW846 8290		0008221	0011249
	SOLID	ASTM D 2216-90		9363211	
003	SOLID	SW846 8290		0008221	0011249
	SOLID	SW846 8290		9357219	9363135
	SOLID	ASTM D 2216-90		9363211	
004	SOLID	SW846 8290		0008221	0011249
	SOLID	SW846 8290		9357219	9363135
	SOLID	ASTM D 2216-90		9363211	
005	SOLID	SW846 8290		0008221	0011249
	SOLID	SW846 8290		9357219	9363135
	SOLID	ASTM D 2216-90		9363211	
006	SOLID	SW846 8290		0008221	0011249
	SOLID	SW846 8290		9357219	9363135
	SOLID	ASTM D 2216-90		9363211	
007	SOLID	SW846 8290		0008221	0011249
	SOLID	SW846 8290		9357219	9363135
	SOLID	ASTM D 2216-90		9363211	
008	SOLID	SW846 8290		0008221	0011249
	SOLID	SW846 8290		9357219	9363135
	SOLID	ASTM D 2216-90		9363211	
009	SOLID	SW846 8290		0008221	0011249
	SOLID	SW846 8290		9357219	9363135
	SOLID	ASTM D 2216-90		9363211	
010	SOLID	SW846 8290		0008221	0011249
	SOLID	SW846 8290		9357219	9363135
	SOLID	ASTM D 2216-90		9363211	
011	WATER	SW846 8290		9364154	

Method Blank Report
Trace Level Organic Compounds
SW846 8290

Lot - Sample #....: G9L300000 - 154B	Work Order #....: LRP3D1AA	Matrix....: WATER
Date Sampled....: 12/17/09	Date Received....: 12/18/09	Dilution Factor: 1
Prep Date....: 12/30/09	Analysis Date....: 01/07/10	
Prep Batch #: 9364154	Instrument ID....: 1D5	
Initial Wgt/Vol : 1000 mL	Analyst ID....: Susan X. Yan	

<u>PARAMETER</u>	<u>RESULT</u>	<u>REPORTING LIMIT</u>	<u>ESTIMATED DETECTION LIMIT</u>	<u>UNITS</u>
2,3,7,8-TCDD	ND	10	3.3	pg/L
1,2,3,7,8-PeCDD	ND	50	7.0	pg/L
1,2,3,4,7,8-HxCDD	ND	50	4.6	pg/L
1,2,3,6,7,8-HxCDD	ND	50	4.2	pg/L
1,2,3,7,8,9-HxCDD	ND	50	3.5	pg/L
1,2,3,4,6,7,8-HpCDD	ND	50	4.7	pg/L
OCDD	7.0 J	100	5.0	pg/L
2,3,7,8-TCDF	ND	10	2.6	pg/L
1,2,3,7,8-PeCDF	ND	50	3.9	pg/L
2,3,4,7,8-PeCDF	ND	50	4.1	pg/L
1,2,3,4,7,8-HxCDF	ND	50	3.0	pg/L
1,2,3,6,7,8-HxCDF	ND	50	2.6	pg/L
2,3,4,6,7,8-HxCDF	ND	50	2.8	pg/L
1,2,3,7,8,9-HxCDF	ND	50	2.7	pg/L
1,2,3,4,6,7,8-HpCDF	ND	50	2.5	pg/L
1,2,3,4,7,8,9-HpCDF	ND	50	2.9	pg/L
OCDF	ND	100	7.7	pg/L

<u>INTERNAL STANDARDS</u>	<u>PERCENT RECOVERY</u>	<u>RECOVERY LIMITS</u>
13C-2,3,7,8-TCDD	69	40 - 135
13C-1,2,3,7,8-PeCDD	67	40 - 135
13C-1,2,3,6,7,8-HxCDD	84	40 - 135
13C-1,2,3,4,6,7,8-HpCDD	86	40 - 135
13C-OCDD	79	40 - 135
13C-2,3,7,8-TCDF	75	40 - 135
13C-1,2,3,7,8-PeCDF	80	40 - 135
13C-1,2,3,4,7,8-HxCDF	95	40 - 135
13C-1,2,3,4,6,7,8-HpCDF	101	40 - 135

QUALIFIERS

J Estimated Result.

LABORATORY CONTROL SAMPLE DATA REPORT

Trace Level Organic Compounds

Client Lot # ...: G9L180646	Work Order # ...: LRP3D1AC-LCS	Matrix : WATER
LCS Lot-Sample# : G9L300000 - 154	Analysis Date ..: 01/07/10	
Prep Date : 12/30/09		
Prep Batch # ...: 9364154		
Dilution Factor : 1		
Analyst ID.....: Susan X. Yan	Instrument ID..: 1D5	Method.....: SW846 8290
Initial Wgt/Vol: 1000 mL		

<u>PARAMETER</u>	<u>SPIKE AMOUNT</u>	<u>MEASURED AMOUNT</u>	<u>UNITS</u>	<u>PERCENT RECOVERY</u>	<u>RECOVERY LIMITS</u>
2,3,7,8-TCDD	200	193	pg/L	96	(64 - 142)
1,2,3,7,8-PeCDD	1000	1160	pg/L	116	(71 - 140)
1,2,3,4,7,8-HxCDD	1000	1120	pg/L	112	(56 - 146)
1,2,3,6,7,8-HxCDD	1000	1230	pg/L	123	(73 - 144)
1,2,3,7,8,9-HxCDD	1000	1050	pg/L	105	(71 - 151)
1,2,3,4,6,7,8-HpCDD	1000	1190	pg/L	119	(78 - 139)
OCDD	2000	2470	pg/L	123	(80 - 132)
2,3,7,8-TCDF	200	191	pg/L	95	(71 - 142)
1,2,3,7,8-PeCDF	1000	1120	pg/L	112	(76 - 135)
2,3,4,7,8-PeCDF	1000	1160	pg/L	116	(74 - 137)
1,2,3,4,7,8-HxCDF	1000	1170	pg/L	117	(75 - 131)
1,2,3,6,7,8-HxCDF	1000	1140	pg/L	114	(76 - 133)
2,3,4,6,7,8-HxCDF	1000	1200	pg/L	120	(80 - 137)
1,2,3,7,8,9-HxCDF	1000	1050	pg/L	105	(77 - 142)
1,2,3,4,6,7,8-HpCDF	1000	1170	pg/L	117	(79 - 133)
1,2,3,4,7,8,9-HpCDF	1000	1000	pg/L	100	(83 - 130)
OCDF	2000	2660	pg/L	133	(72 - 140)

<u>INTERNAL STANDARD</u>	<u>PERCENT RECOVERY</u>	<u>RECOVERY LIMITS</u>
13C-2,3,7,8-TCDD	49	(40 - 135)
13C-1,2,3,7,8-PeCDD	50	(40 - 135)
13C-1,2,3,6,7,8-HxCDD	64	(40 - 135)
13C-1,2,3,4,6,7,8-HpCDD	58	(40 - 135)
13C-OCDD	49	(40 - 135)
13C-2,3,7,8-TCDF	51	(40 - 135)
13C-1,2,3,7,8-PeCDF	58	(40 - 135)
13C-1,2,3,4,7,8-HxCDF	70	(40 - 135)
13C-1,2,3,4,6,7,8-HpCDF	68	(40 - 135)

Notes:

Calculations are performed before rounding to avoid round-off errors in calculated results.

Bold print denotes control parameters

ICV/CCV
Run Logs
Prep Log

Data Checklist
HRGCMS/LRGCMS Analyses

Batch #: 9364154 Method ID: 8290

<p>Data Analyst: <u>gpo</u> DB-5</p> <p>Date initiated: <u>01/11/10</u></p> <p>Reviewer: <u>mcw</u></p> <p>Date reviewed: <u>1/21/10</u></p>	<p>DB-225</p> <p><u>NA</u></p> <p><u>NA</u></p> <p><u>NA</u></p>
---	---

QA/QC verification:	Initiated DB-5	Reviewed DB-5	Initiated DB-225 (High Res Only)	Reviewed DB-225 (High Res Only)
-Daily standard package(s) present?	<input checked="" type="checkbox"/>	<input checked="" type="checkbox"/>	<input type="checkbox"/>	<input type="checkbox"/>
-Method Blank present?	<input checked="" type="checkbox"/>	<input checked="" type="checkbox"/>	<input type="checkbox"/>	<input type="checkbox"/>
-LCS/DCS copy present and meets native recovery criteria?	<input checked="" type="checkbox"/>	<input checked="" type="checkbox"/>	<input type="checkbox"/>	<input type="checkbox"/>
-Internal standard recoveries within limits?*	<input checked="" type="checkbox"/>	<input checked="" type="checkbox"/>	<input type="checkbox"/>	<input type="checkbox"/>
-Ion ratios within + 15% of theoretical values?	<u>See NCM</u>	<u>See NCM</u>	<input type="checkbox"/>	<input type="checkbox"/>
-Other QC (Dup,MS,SD) within specs?*	<u>NA</u>	<u>NA</u>	<input type="checkbox"/>	<input type="checkbox"/>

Sample Analysis:	Initiated DB-5	Reviewed DB-5	Initiated DB-225 (High Res Only)	Reviewed DB-225 (High Res Only)
-Correct sample aliquot used?	<input checked="" type="checkbox"/>	<input checked="" type="checkbox"/>	<input type="checkbox"/>	<input type="checkbox"/>
-All raw data present?	<input checked="" type="checkbox"/>	<input checked="" type="checkbox"/>	<input type="checkbox"/>	<input type="checkbox"/>
-Standard target DL's used? If RL's are used specify: _____	<input checked="" type="checkbox"/>	<input checked="" type="checkbox"/>	<input type="checkbox"/>	<input type="checkbox"/>
-DL's below TDL / LCL (please circle)?	<input checked="" type="checkbox"/>	<input checked="" type="checkbox"/>	<input type="checkbox"/>	<input type="checkbox"/>
-All positives reported at levels greater than method blank DL's?	<input checked="" type="checkbox"/>	<input checked="" type="checkbox"/>	<input type="checkbox"/>	<input type="checkbox"/>
-Correct RRF's used for method?	<input checked="" type="checkbox"/>	<input checked="" type="checkbox"/>	<input type="checkbox"/>	<input type="checkbox"/>
-Internal standard amounts correct for method?	<input checked="" type="checkbox"/>	<input checked="" type="checkbox"/>	<input type="checkbox"/>	<input type="checkbox"/>
-Target analytes are not saturated?	<input checked="" type="checkbox"/>	<input checked="" type="checkbox"/>	<input type="checkbox"/>	<input type="checkbox"/>
-Dilution/splitting of extract taken into account?	<u>NA</u>	<u>NA</u>	<input type="checkbox"/>	<input type="checkbox"/>
-Have dilution calculations been verified?	<u>NA</u>	<u>NA</u>	<input type="checkbox"/>	<input type="checkbox"/>
-Has a manual calculation for the sequence(s) been verified?	<input checked="" type="checkbox"/>	<input checked="" type="checkbox"/>	<input type="checkbox"/>	<input type="checkbox"/>
-Are retention times (RT) correct?	<input checked="" type="checkbox"/>	<input checked="" type="checkbox"/>	<input type="checkbox"/>	<input type="checkbox"/>
-Manual integrations checked?	<input checked="" type="checkbox"/>	<input checked="" type="checkbox"/>	<input type="checkbox"/>	<input type="checkbox"/>

Comments: (Use other side if necessary)

* Recovery limits:	
NCASI 551:	40-120%***
Method 8290:	40-135%***
Method 1613:	25-150%***
Method 23:	40-130%***(CI4-CI6), 25-130%(CI7-8), 70-130%(surr.)
PCBs:	25-150%***
Method 8280:	40-120%***
DFLM01.0:	25-150%***
Method 1614	25-150%***

**RPD limits:
50%
20%
50%
50%
50%

*** Lower recoveries are acceptable if I.S. S/N ≥ 10:1 and DL's are <LCL for target analytes.

TestAmerica West Sacramento
High Resolution Prep Log
Dioxin/Furan AQ Extraction

Box # 78 19
Shared QC Batch: 9363257

TestAmerica

THE LEADER IN ENVIRONMENTAL TESTING

Internal COC:	
Delivered to Inst.:	<u>2-1-10</u>
Inst Receipt:	

Shares QC With: NA

Prep Reagents		
Reagent	Supplier	Lot #
DCM	Baker	<u>H33503</u>
Hexane	Baker	<u>H33E04</u>
H2SO4	Baker	<u>NA</u>
20% DCM:Hexane	NA	<u>3630-44D</u>
65% DCM:Hexane	NA	<u>3630-45A</u>
1:1 DCM:Cyclohexane	NA	<u>NA</u>
75:20:5 DCM:Hexane:Benzene	NA	<u>NA</u>
Silica Gel	<u>Whatman</u>	<u>22-22</u>
Acid Alumina	<u>MPBio</u>	<u>18</u>
5% Carbon:Silica Gel	<u>NA</u>	<u>NA</u>

Batch: **9364154**
MS Run #:
Prep Date: 12/30/2009
Method: IN 8290
Matrix: I WATER
Extraction: 09 LIQ/LIQ, SEP FUNNEL (PAH,P/P,TPH,Dioxin) - Nominal
QC: 01 STANDARD TEST SET
SAC: IN - 1 - 09 - 01

Extraction Table							
Sample ID	Suff	Work Order	Extraction Hold Time Expires	Sample size * 1000mL nom.	Final Volume		Analysis Hold Time Expires
					200µL	Other	
G9L180646 - 11		LRDQ41AA	1/16/2010	<u>1032.0</u>			2/13/2010
G9L300000 - 154	B	LRP3D1AA	1/16/2010	<u>1000.0</u>			2/13/2010
G9L300000 - 154	C	LRP3D1AC	1/16/2010	<u>1000.0</u>		<u>1-410</u>	2/13/2010

* See attached sheet for sample volumes recorded from scale

Comments/NCMs: Spike of samples on Batch 9363257

	ID	Spike Exp Date:	Spiked By:	Witnessed By:	Date:
Internal Standard All Samples	<u>1610922450</u>	<u>10/31/10</u>	<u>BT</u>	<u>[Signature]</u>	<u>12/30/09</u>
Spike Mix LCS/LCSD/MS/MS	<u>---</u>	<u>---</u>	<u>---</u>	<u>---</u>	<u>---</u>
Cleanup Standard All Samples	<u>1610922450</u>	<u>12/16/2010</u>	<u>T.L</u>	<u>[Signature]</u>	<u>01/04/10</u>
Recovery Standard All Samples	<u>1610922450</u>	<u>11-19-10</u>	<u>L</u>	<u>[Signature]</u>	<u>1-4-10</u>
Liq Liq Extraction Analyst/Date	<u>BT 12/30/09</u>				
		Split/Archive Analyst/Date	Option C Analyst/Date	IFB Analyst/Date	D2 Analyst/Date
		<u>---</u>	<u>---</u>	<u>T.L 01/04/10</u>	<u>---</u>

Preparation Data Review Checklist

Prep Batch(es) 19364154

Test: 8290

Prep Date: 12/30/09

Holding Times: 1/16/10 NCM: Y N

A. Spike Witness/Batch setup	Spike Witness	Reviewer
1. Holding times checked? NCMs filed as appropriate	/	/
2. QAS checked for QC instructions (LCS, LCSD, MS,MSD, etc)	/	/
3. Amount of samples in hood match amount of samples on bench sheet. Sample IDS match.	/	NA
4. Worksheets have been checked for required spiking compounds	/	/
5. Spiking volumes are correctly documented	/	/
6. Std ID numbers on spike labels match numbers on bench sheet	/	NA
7. Expiration dates have been checked	/	/
8. Calibration expiration dates on pipettors have been checked	/	NA
9. Spiker and spike witness have signed and dated bench sheet	/	/
B. Weights and Volumes		
1. Recorded weights are in anticipated range	NA	/
2. Balance upload or raw data for weights is included	NA	/
3. Weights and volumes have been transcribed correctly to LIMS.	NA	/
4. Weights are not targeted to meet exact weights.	NA	/
5. Each weight or volume measurement is a unique record (no dittos or line downs)	NA	/
C. Standards and Reagents		
1. Lot numbers for all reagents, including clean up stages, are recorded.	NA	/
2. Are dates and analysts for cleanups recorded?	NA	/
3. Are correct IDs used for standards? Are expiration dates to day/month/year, when listed?	NA	/
D. Documentation		
1. Are all nonconformances documented appropriately?	NA	/
2. QuantIMs entry correct, including dates and times.	NA	/
3. Are all fields completed?	NA	/

Spike witness: MSM

Date: 12/30/09

2nd Level Reviewer: [Signature]

Date: 1/4/10

Comments:

RQC058

TestAmerica Laboratories, Inc.
EXTRACTION BENCH WORKSHEET

Run Date: 1/04/10
Time: 12:48:55

LEV	LEV	LEV	LEV
<u>1</u>	<u>1</u>	<u>2</u>	<u>2</u>
Y	Y	Y	Y
Y	Y	Y	Y
-	-	-	-

Blank Check MS/MSD
Weights/Volumes Spike & Surrogate Worksheet
Vial contains correct volume
Labels, greenbars, worksheets
computer batch: correct & all match
Anomalies to Extraction Method

Expanded Deliverable
COC Completed
Y Bench Sheet Copied
Package Submitted to Analytical Group
Bench Sheet Copied per COC

Extractionist: 403613 Brent Ginn

Concentrationist: 006625 Elizabeth Nguyen

* QC BATCH: 9364154 *
* PREP DATE: 12/30/09 9:00
* COMP DATE: 1/04/10 15:00

Reviewer/Date: NGUYENE / 1/04/10

Dioxins/Furans, HRGC/HRMS (8290)
LIQ/LIQ, SEP FUNNEL (PAH, P/P, TPH, Dioxin) - Nominal

EXTR	ANL	LOT#	MSRUN#	TEST	EXT	MTH	MATRIX	INIT/VOL	PH'S	INIT	ADJ1	ADJ2	EXTRACTION	VOL	EXCHANGE	VOL	SURROGATE	SPIKE	STANDARD	
EXPR	DUE	WORK	ORDER	FIGS				WT/VOL												ID
1/16/10	1/07/10	LRDQ4-1-AA			09	IN	WATER	1032.0mL 20.00mL	NA	NA	NA	DCM	300.0	C-14	20.0		1.0ML	IS09DXN430		
COMMENTS: G9L180646-011																				
1/16/10	0/00/00	LRP3D-1-AAB			09	IN	WATER	1000.0mL 20.00mL	NA	NA	NA	DCM	300.0	C-14	20.0		1.0ML	IS09DXN430		
COMMENTS: G9L300000-154																				
1/16/10	0/00/00	LRP3D-1-ACC			09	IN	WATER	1000.0mL 20.00mL	NA	NA	NA	DCM	300.0	C-14	20.0		50UL	NS09DXN409		
COMMENTS: G9L300000-154																				

R = RUSH C = CLP
E = EPA 600 D = EXP. DEL)
M = CLIENT REQ MS/MSD

NUMBER OF WORK ORDERS IN BATCH: 3

Daily Calibration Checklist Dioxin Methods

Method ID 8290

Associated ICAL 82901231091D5

Column ID DB5

Instrument ID 1D5

STD ID ST0106, ST0106A

STD Solution 09DXN425

Analyzed by AM, KSS

Date Analyzed 01/06/10, 01/07/10

Std. Pkg. By JRB

Date Std. Pkg. Assembled 01/07/10

Std. Pkg. Reviewed By SMA

Date Std. Pkg. Reviewed 01/07/10

DAILY STANDARD PACKAGE	INITIATED	REVIEWED
Standard, CPSM, and Solvent Blank present?	✓	✓
Copy of log-file and Beginning Static Resolution present?	✓	✓
CPSM blow up present?	✓	✓
Curve Summary present?	✓	✓
Summary of Method criteria present or documented below?	✓	✓
Daily standard within method specified limits?	✓	✓
Analyte retention times correct?	✓	✓
Isotopic ratios within limits?	✓	✓
CPSM valley ≤ method specified limits?*	✓	✓
Are chromatographic windows correct?	✓	✓
Samples analyzed within 12 hrs of daily standard?	✓	✓
Manual reintegration's checked and hardcopies included?	NA	NA
Ending Standard present?	✓	✓
Ending Static Resolutions present	✓	✓
Absolute retention times for 13C12-1,2,3,4-TCDD and 13C12-1,2,3,7,8,9-HxCDD are within +/- 15 seconds of the retention times in the Initial Calibration? (required for all 1613B samples)	NA	NA

COMMENTS: _____

* Method 8290/TO9/M0023A: (beginning) ≤ 20% from curve RRFs for native analytes, ≤ 30% from curve RRFs for labeled compounds.
 Method 8290/TO9/M0023A: (ending) ≤ 25% from curve RRFs for native analytes, ≤ 35% from curve RRFs for labeled compounds.
 Method 23: See Method 23 Daily Standard Criteria, Table 5.
 Method 1613B: See, Method 1613B or Method 1613B Tetras Daily Standard Criteria.
 ** Method 23/0023A CPSM Criteria: 25% valley between 2378 TCDF (DB-225)/TCDD (DB-5) and its closest eluters normalized to the smallest peak of the triplet
 Method 1613B/8290/TO9 CPSM Criteria: 25% valley between 2378 TCDF (DB-225)/TCDD (DB-5) and its closest eluters normalized to the 2378 peak.

Run text: ST0106 File text: CS-3 09DXN425
 Run #6 Filename 06JA10A1D5 S: 1 I: 1
 Acquired: 6-JAN-10 22:09:57 Processed: 6-JAN-10 22:50:07
 Run: 06JA10A1D5 Analyte: 8290 Cal: 82901231091D5 Results: 06JA10A1D58290

Name	Resp	RA	RT	RRF	Amount	Dev'n	Mod?
13C-1,2,3,4-TCDD	175179500	0.81 y	18:46	-	100.00	-	n
13C-2,3,7,8-TCDF	303387000	0.79 y	18:12	1.73	100.00	10.6	n
2,3,7,8-TCDF	25886600	0.76 y	18:13	0.85	10.00	-0.8	n
Total TCDF	26083434	1.20 n	17:14	0.85	10.00	-0.8	n
13C-2,3,7,8-TCDD	174858800	0.81 y	18:57	1.00	100.00	0.5	n
2,3,7,8-TCDD	16049430	0.79 y	18:59	0.92	10.00	-1.7	n
Total TCDD	16129202	0.79 y	18:59	0.92	10.00	-1.7	n
37Cl-2,3,7,8-TCDD	38272800	1.00 y	18:59	2.18	10.00	-1.5	n
13C-1,2,3,7,8-PeCDF	212165600	1.66 y	23:37	1.21	100.00	12.9	n
1,2,3,7,8-PeCDF	108606100	1.58 y	23:38	1.02	50.00	2.4	n
2,3,4,7,8-PeCDF	104368700	1.58 y	25:04	0.98	50.00	4.8	n
Total F2 PeCDF	214730039	1.58 y	23:38	1.00	100.00	3.6	n
Total F1 PeCDF	54868	0.84 n	20:41	1.00	100.00	3.6	n
13C-1,2,3,7,8-PeCDD	114986800	1.68 y	25:49	0.66	100.00	-1.5	n
1,2,3,7,8-PeCDD	58465300	1.65 y	25:51	1.02	50.00	9.4	n
Total PeCDD	58465300	1.65 y	25:51	1.02	50.00	9.4	n
13C-1,2,3,7,8,9-HxCDD	160863900	1.28 y	32:53	-	100.00	-	n
13C-1,2,3,4,7,8-HxCDF	150491400	0.51 y	31:29	0.94	100.00	4.8	n
1,2,3,4,7,8-HxCDF	97046700	1.27 y	31:30	1.29	50.00	7.6	n
1,2,3,6,7,8-HxCDF	107306200	1.27 y	31:39	1.43	50.00	4.0	n
2,3,4,6,7,8-HxCDF	96569500	1.24 y	32:19	1.28	50.00	3.3	n
1,2,3,7,8,9-HxCDF	97688700	1.27 y	33:05	1.30	50.00	-2.1	n
Total HxCDF	398611100	1.27 y	31:30	1.32	200.00	3.1	n
13C-1,2,3,6,7,8-HxCDD	122663700	1.29 y	32:33	0.76	100.00	4.2	n
1,2,3,4,7,8-HxCDD	59282400	1.29 y	32:29	0.97	50.00	-0.3	n
1,2,3,6,7,8-HxCDD	70411300	1.31 y	32:34	1.15	50.00	8.5	n
1,2,3,7,8,9-HxCDD	83064500	1.29 y	32:53	1.35	50.00	6.2	n
Total HxCDD	212758200	1.29 y	32:29	1.16	150.00	5.0	n
13C-1,2,3,4,6,7,8-HpCDF	146636200	0.43 y	34:36	0.91	100.00	6.0	n
1,2,3,4,6,7,8-HpCDF	100283500	1.08 y	34:37	1.37	50.00	6.3	n
1,2,3,4,7,8,9-HpCDF	81404600	1.07 y	35:55	1.11	50.00	-2.2	n
Total HpCDF	181688100	1.08 y	34:37	1.24	100.00	2.3	n
13C-1,2,3,4,6,7,8-HpCDD	121623100	1.08 y	35:32	0.76	100.00	0.5	n
1,2,3,4,6,7,8-HpCDD	62777600	1.06 y	35:33	1.03	50.00	3.5	n
Total HpCDD	63030391	1.28 n	34:55	1.03	50.00	3.5	n
13C-OCDD	166760600	0.90 y	38:21	0.52	200.00	-8.2	n
OCDF	127916300	0.89 y	38:28	1.53	100.00	6.7	n
OCDD	96598000	0.89 y	38:21	1.16	100.00	4.4	n

Run text: ST0106A File text: ST0106A :CS3 09DXN425
 Run #18 Filename 06JA10A1D5 S: 15 I: 1
 Acquired: 7-JAN-10 07:55:09 Processed: 7-JAN-10 09:20:46
 Run: 06JA10A1D5 Analyte: 8290 Cal: 82901231091D5 Results: 06JA10A1D58290

Name	Resp	RA	RT	RRF	Amount	Dev'n	Mod?
13C-1,2,3,4-TCDD	203753832	0.82 y	18:41	-	100.00	-	n
13C-2,3,7,8-TCDF	347086704	0.79 y	18:08	1.70	100.00	8.8	n
2,3,7,8-TCDF	32308443	0.73 y	18:09	0.93	10.00	8.3	n
Total TCDF	32521789	0.59 n	17:44	0.93	10.00	8.3	n
13C-2,3,7,8-TCDD	202036632	0.81 y	18:53	0.99	100.00	-0.2	n
2,3,7,8-TCDD	19074642	0.77 y	18:54	0.94	10.00	1.1	n
Total TCDD	19074642	0.77 y	18:54	0.94	10.00	1.1	n
37Cl-2,3,7,8-TCDD	45019048	1.00 y	18:54	2.21	10.00	-0.4	n
13C-1,2,3,7,8-PeCDF	241815968	1.63 y	23:32	1.19	100.00	10.6	n
1,2,3,7,8-PeCDF	134775432	1.63 y	23:34	1.11	50.00	11.5	n
2,3,4,7,8-PeCDF	125977516	1.63 y	24:59	1.04	50.00	11.0	n
Total F2 PeCDF	262349301	1.69 y	22:06	1.08	100.00	11.2	n
Total F1 PeCDF	122752	0.51 n	16:02	1.08	100.00	11.2	n
13C-1,2,3,7,8-PeCDD	131879700	1.68 y	25:44	0.65	100.00	-2.9	n
1,2,3,7,8-PeCDD	67513730	1.67 y	25:46	1.02	50.00	10.2	n
Total PeCDD	67513730	1.67 y	25:46	1.02	50.00	10.2	n
13C-1,2,3,7,8,9-HxCDD	182261704	1.31 y	32:51	-	100.00	-	n
13C-1,2,3,4,7,8-HxCDF	184733004	0.54 y	31:27	1.01	100.00	13.5	n
1,2,3,4,7,8-HxCDF	122874824	1.27 y	31:27	1.33	50.00	10.9	n
1,2,3,6,7,8-HxCDF	134713096	1.28 y	31:36	1.46	50.00	6.4	n
2,3,4,6,7,8-HxCDF	124008112	1.29 y	32:17	1.34	50.00	8.1	n
1,2,3,7,8,9-HxCDF	126966180	1.30 y	33:04	1.37	50.00	3.7	n
Total HxCDF	508562212	1.27 y	31:27	1.38	200.00	7.2	n
13C-1,2,3,6,7,8-HxCDD	137526176	1.31 y	32:32	0.75	100.00	3.1	n
1,2,3,4,7,8-HxCDD	76173372	1.27 y	32:27	1.11	50.00	14.2	n
1,2,3,6,7,8-HxCDD	80348800	1.33 y	32:33	1.17	50.00	10.4	n
1,2,3,7,8,9-HxCDD	96764132	1.30 y	32:51	1.41	50.00	10.3	n
Total HxCDD	253286304	1.27 y	32:27	1.23	150.00	11.5	n
13C-1,2,3,4,6,7,8-HpCDF	181423140	0.43 y	34:36	1.00	100.00	15.7	n
1,2,3,4,6,7,8-HpCDF	117353596	1.06 y	34:37	1.29	50.00	0.6	n
1,2,3,4,7,8,9-HpCDF	96108680	1.07 y	35:54	1.06	50.00	-6.7	n
Total HpCDF	213462276	1.06 y	34:37	1.18	100.00	-2.8	n
13C-1,2,3,4,6,7,8-HpCDD	142454888	1.07 y	35:32	0.78	100.00	3.9	n
1,2,3,4,6,7,8-HpCDD	75491168	1.09 y	35:33	1.06	50.00	6.2	n
Total HpCDD	75795893	1.08 y	34:54	1.06	50.00	6.2	n
13C-OCDD	194713240	0.91 y	38:19	0.53	200.00	-5.4	n
OCDF	161605984	0.90 y	38:27	1.66	100.00	15.5	n
OCDD	117657312	0.91 y	38:19	1.21	100.00	8.9	n

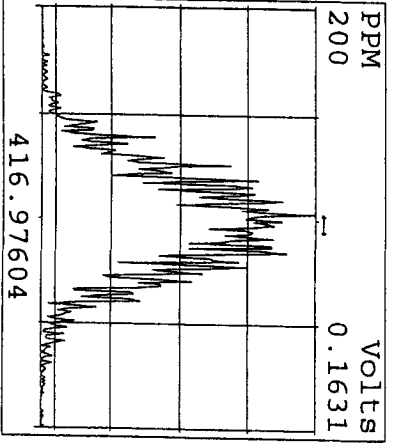
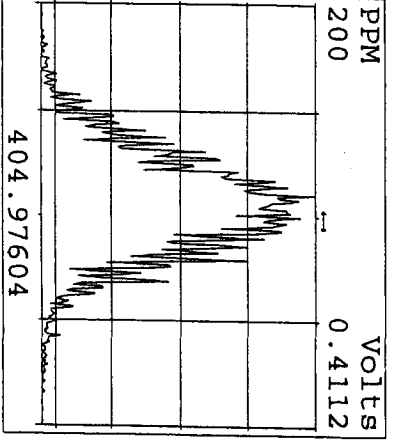
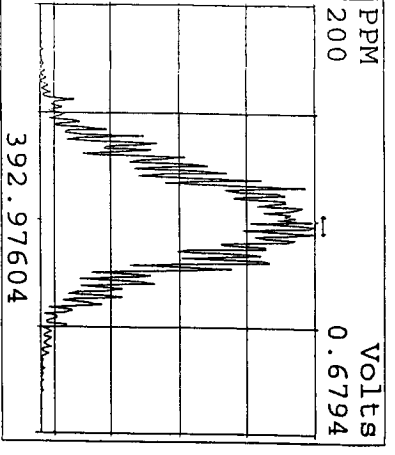
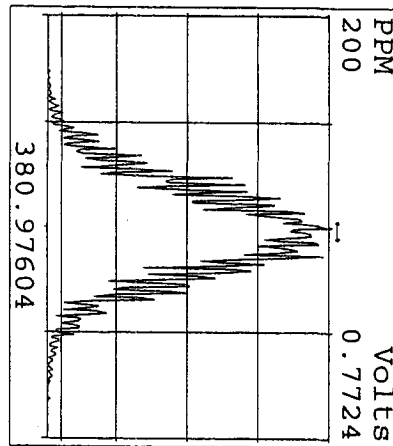
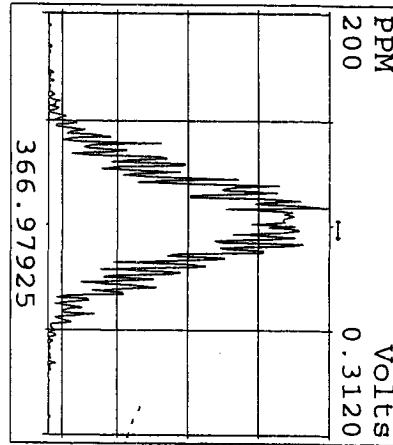
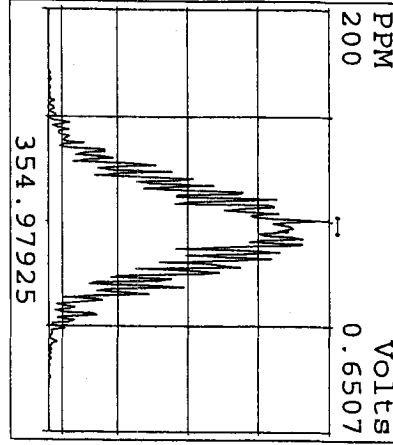
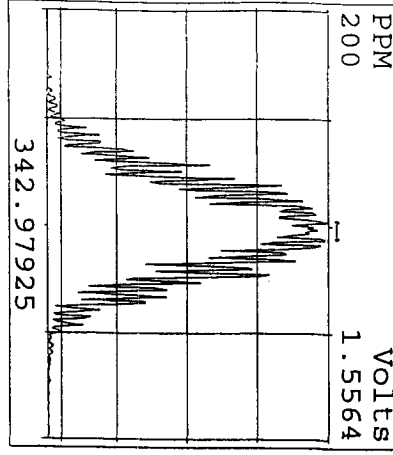
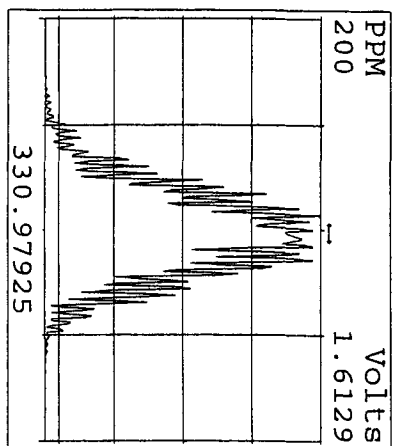
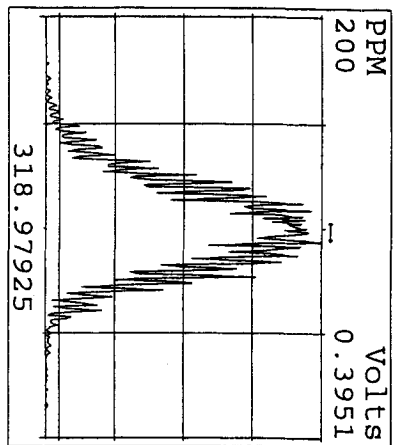
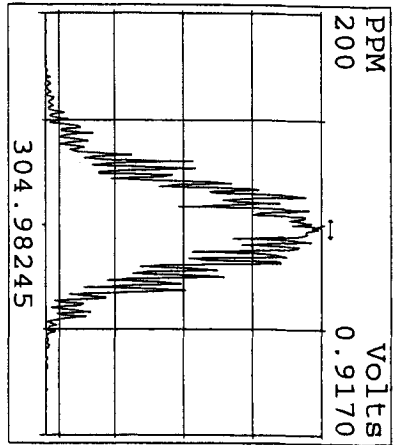
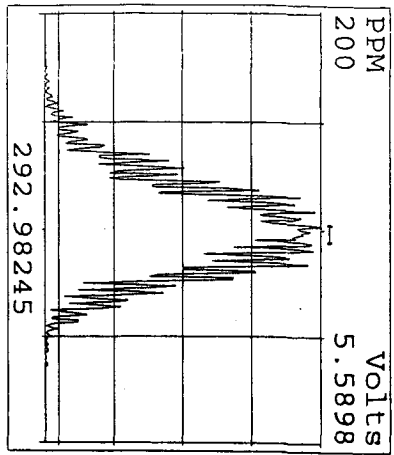
Data file	Smp	Work Order	Sample ID	FV-uL	Method/Matrix	Box	Size	U
06JA10A1D5	1	ST0106	CS3 09DXN425				1.000	
06JA10A1D5	2	CP0106	DB-5 CPSM 3732-04				1.000	
06JA10A1D5	3	SB0106	Solvent Blank C-14				1.000	
06JA10A1D5	4	LRQ9P-1-AAB	G9L310000-111 (520-3MB)	10	8290/WATER	78	1.000	L
06JA10A1D5	5	LRQ9P-1-ACC	G9L310000-111 (520-3LCS)	10	8290/WATER		1.000	L
06JA10A1D5	6	LQ9FQ-1-AA	G9L170538-17	10	8290/WATER		0.932	L
06JA10A1D5	7	LQ9FR-1-AA	G9L170538-18	10	8290/WATER		1.028	L
06JA10A1D5	8	LRTM9-1-ACC	G0A040000-196 (490-1LCS)	10	8290/WATER	81	1.000	L
06JA10A1D5	9	LRTM9-1-AAB	G0A040000-196 (490-1MB)	10	8290/WATER		1.000	L
06JA10A1D5	10	LQ9FQ-1-AA	G9L240493-3	10	8290/WATER		1.003	L
06JA10A1D5	11	LRP3D-1-ACC	G9L300000-154 (584-1LCS)	10 20	8290/WATER	79	1.000	L
06JA10A1D5	12	LRP3D-1-AAB	G9L300000-154 (584-1MB)	10 20	8290/WATER		1.000	L
06JA10A1D5	13	LRDQ4-1-AA	G9L180646-11	10 20	8290/WATER		1.032	L
06JA10A1D5	14	SB0106A	Solvent Blank C-14	1110x24			1.000	
06JA10A1D5	15	ST0106A	CS3 09DXN425				1.000	
06JA10A1D5	16						1.000	
06JA10A1D5	17						1.000	
06JA10A1D5	18						1.000	
06JA10A1D5	19		AM, KSS 01/06/10				1.000	

Logfile checked

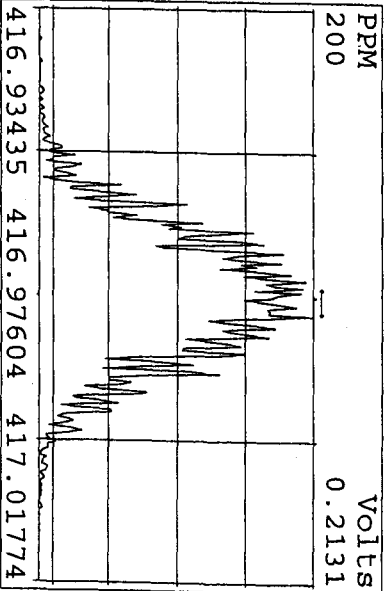
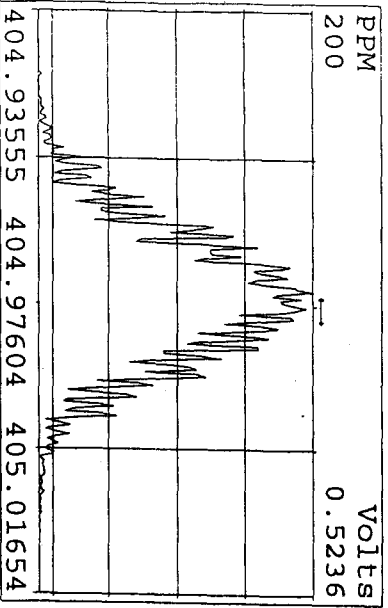
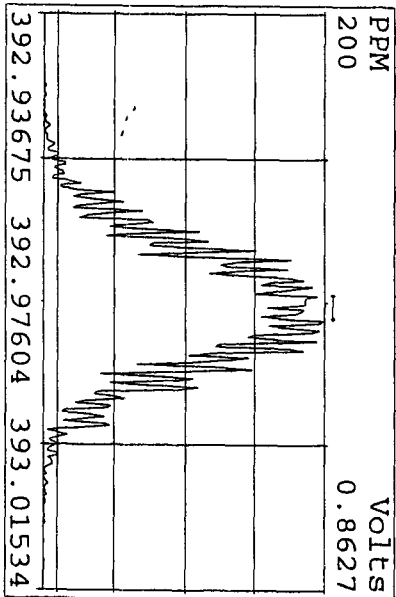
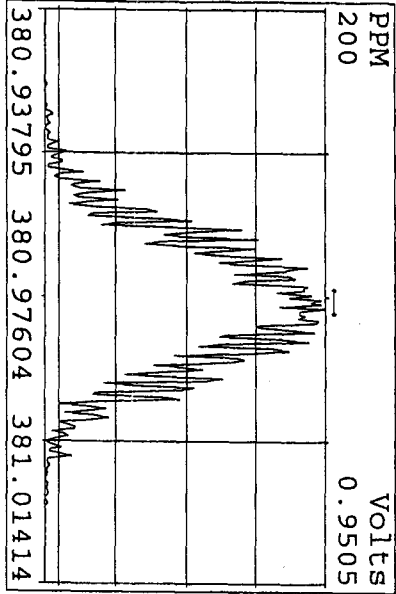
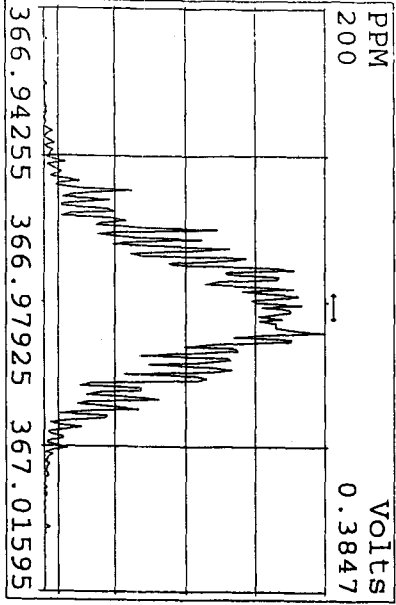
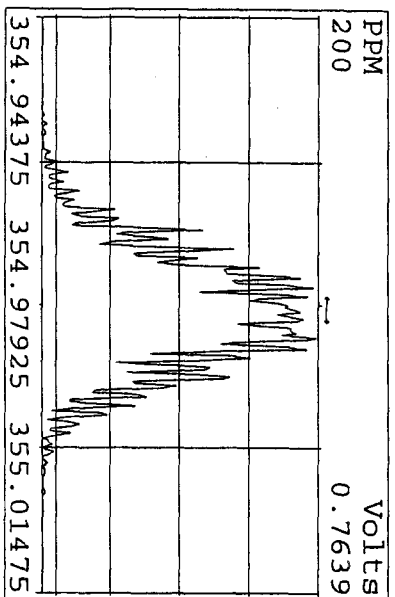
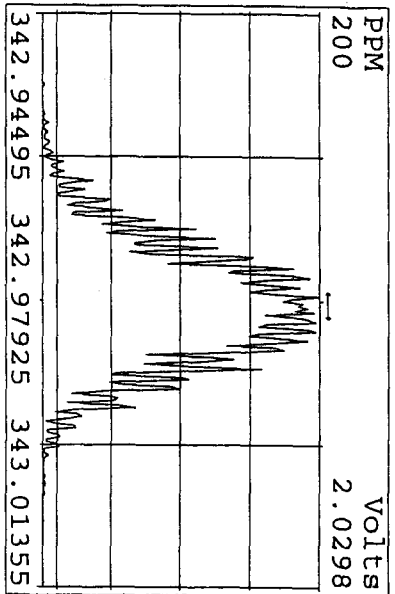
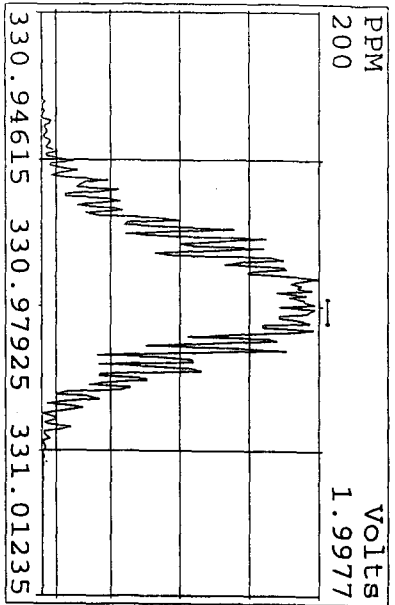
01-07-10

SMA

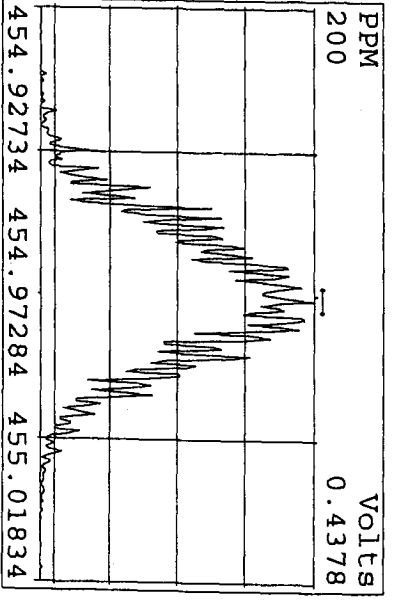
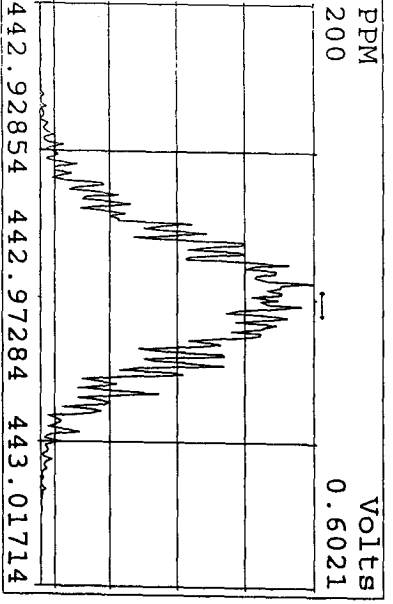
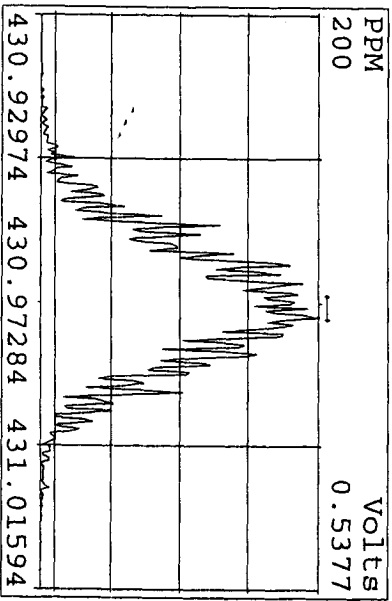
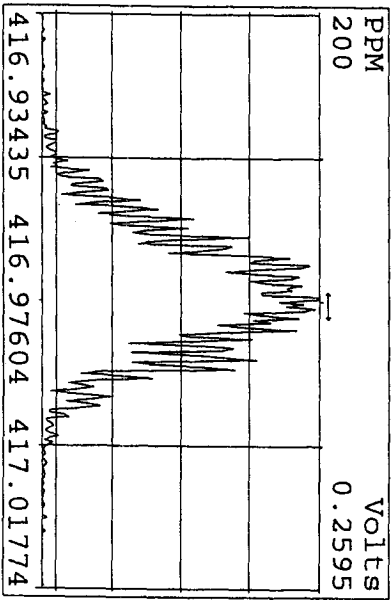
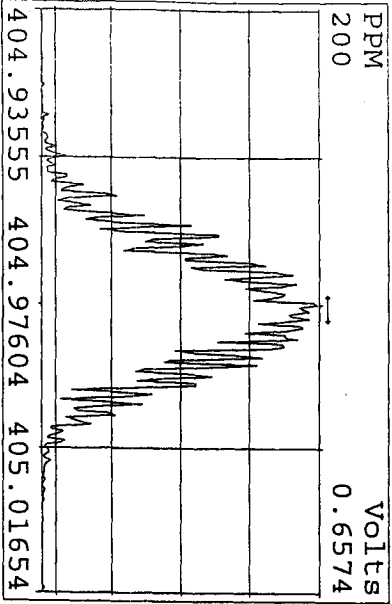
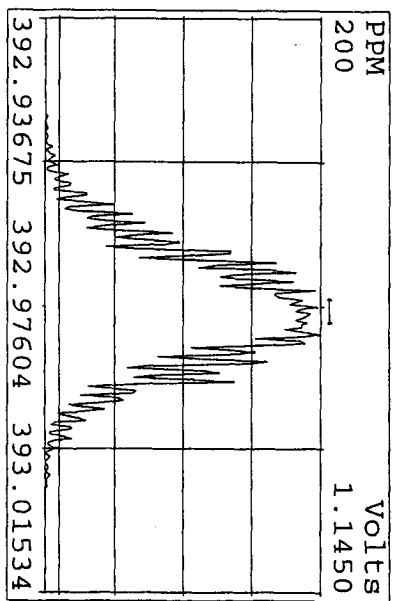
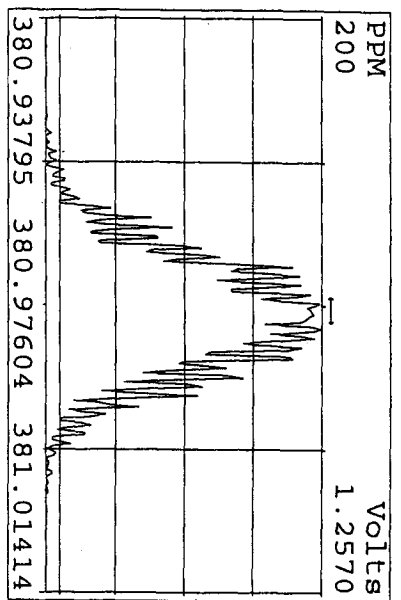
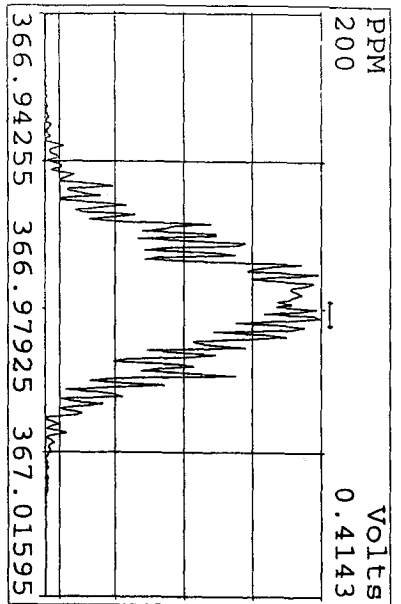
Peak Locate Examination: 6-JAN-2010:22:03 File:06JA10A1D5
Experiment:DIOXIN Function:1 Reference:PK



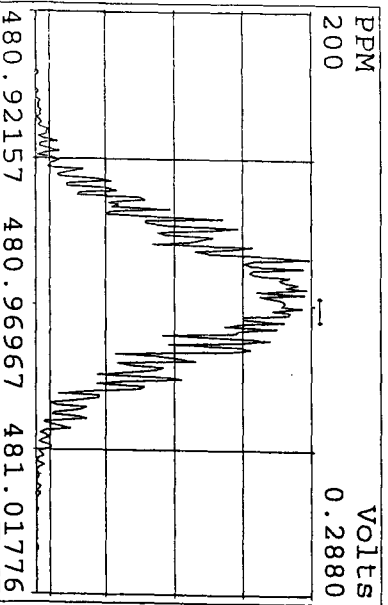
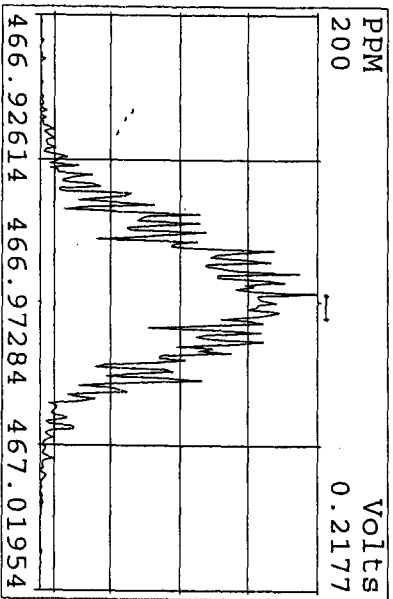
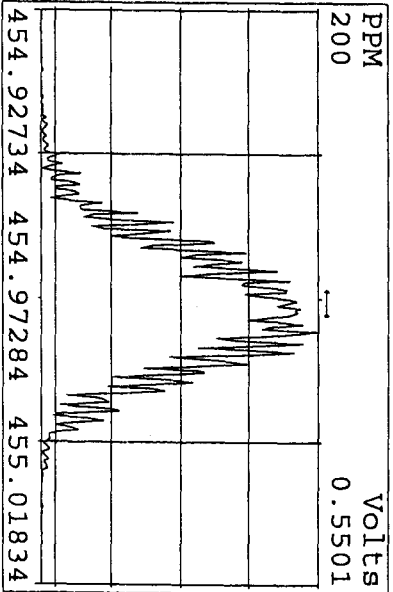
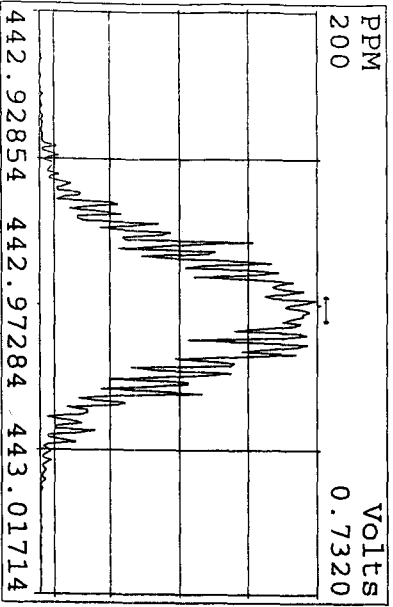
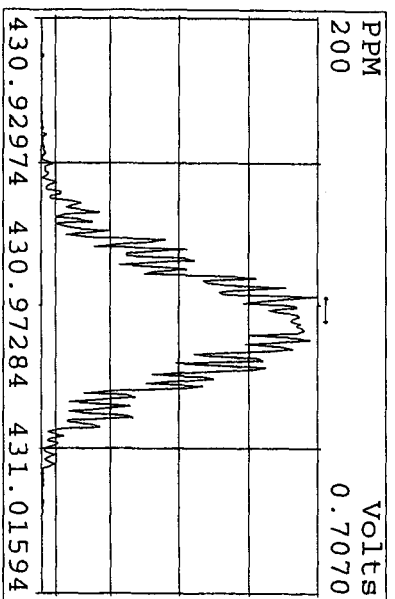
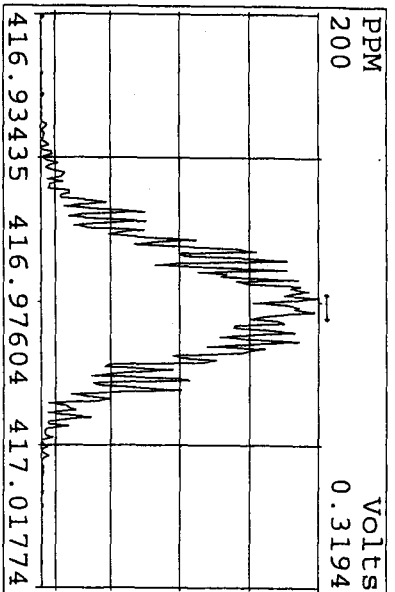
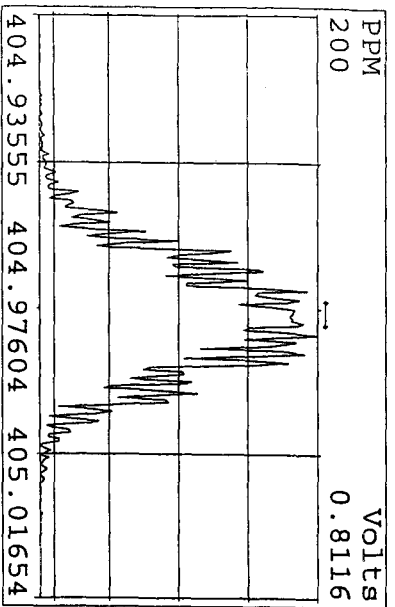
Peak Locate Examination: 6-JAN-2010:22:05 File:06JAI0A1D5
Experiment:DIOXIN Function:2 Reference:PKF



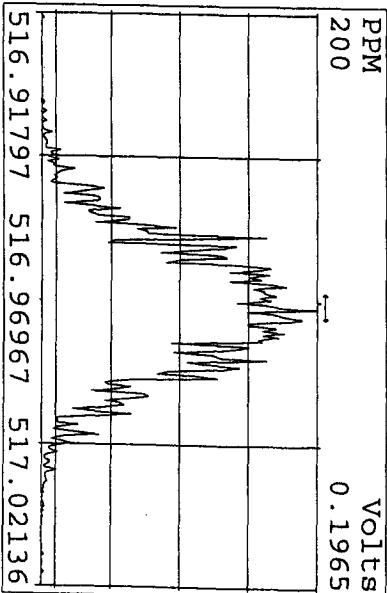
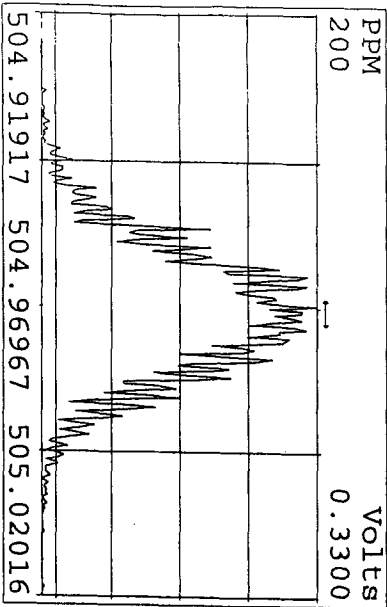
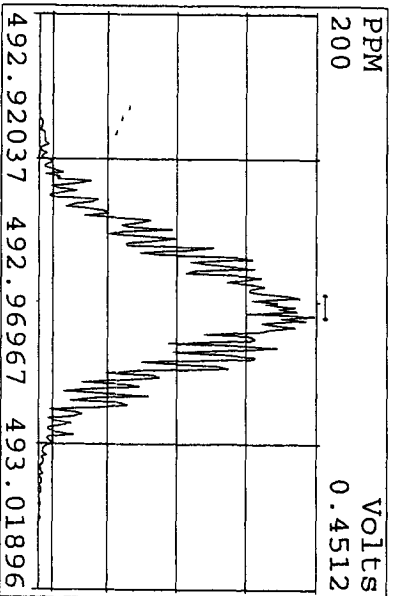
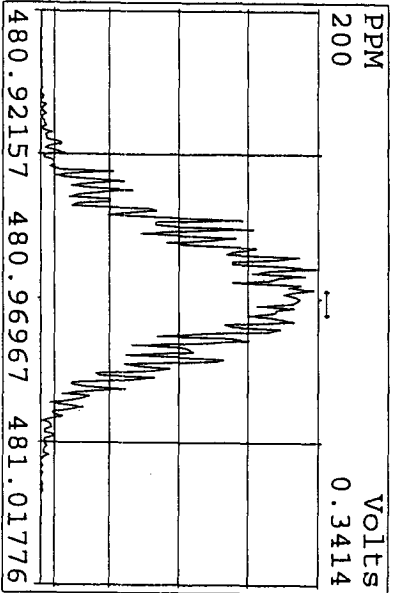
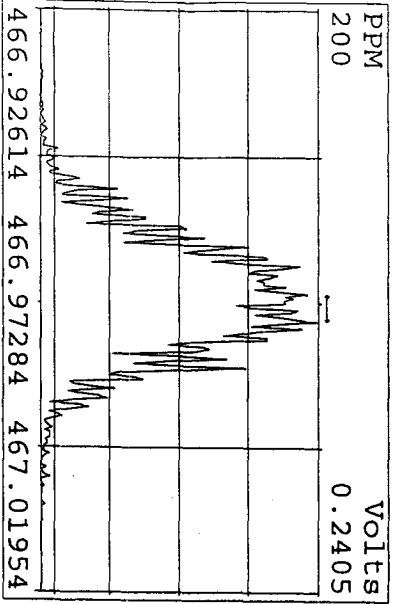
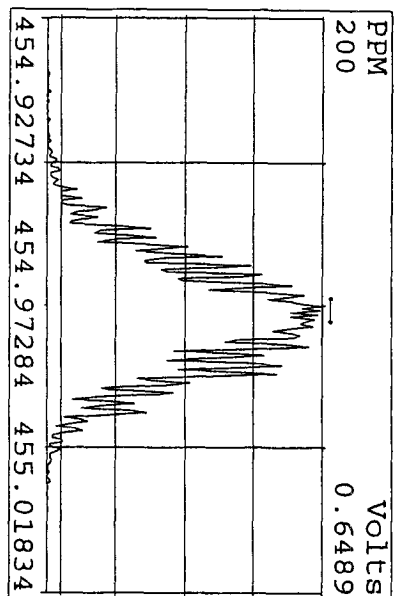
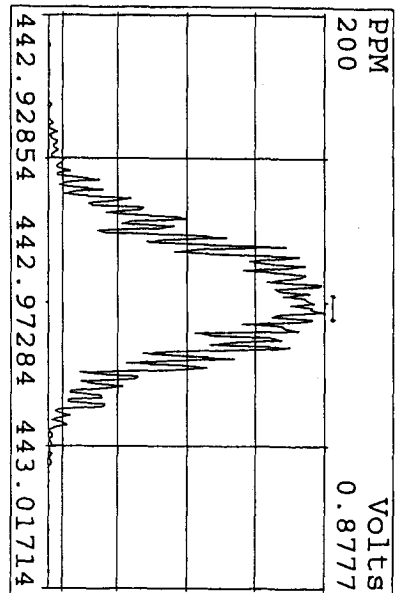
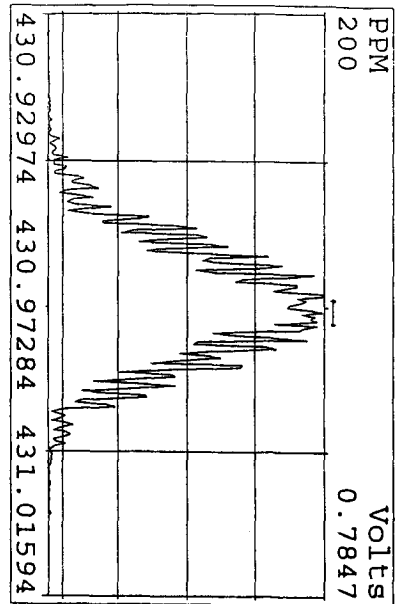
Peak Locate Examination: 6-JAN-2010:22:05 File:06JA10A1D5
 Experiment:DIOXIN Function:3 Reference:PFK



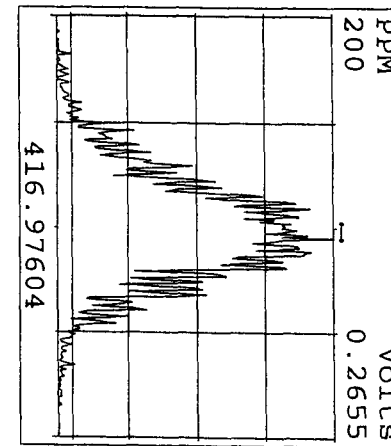
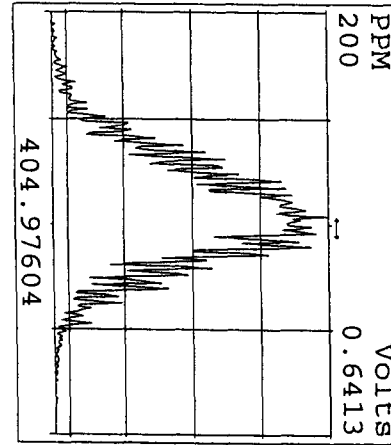
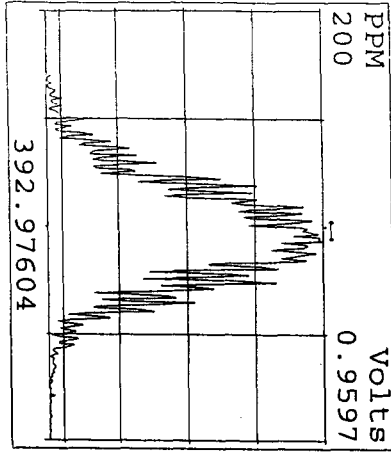
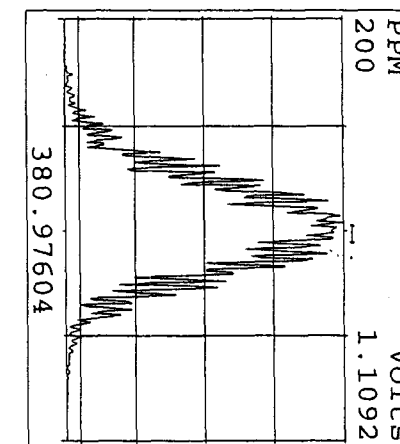
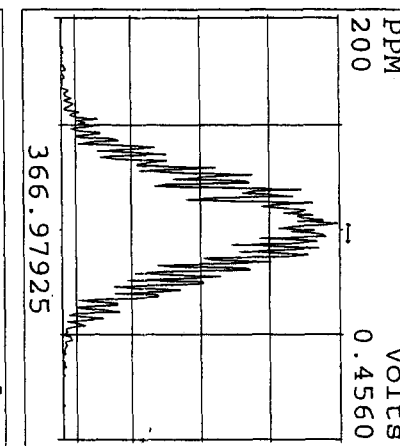
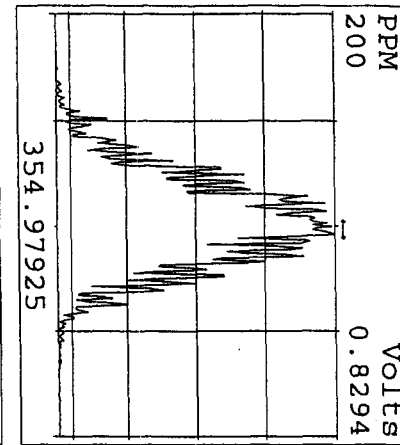
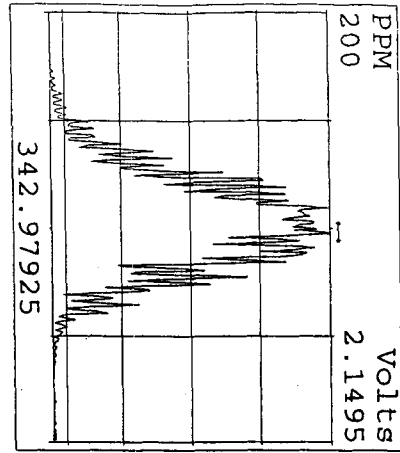
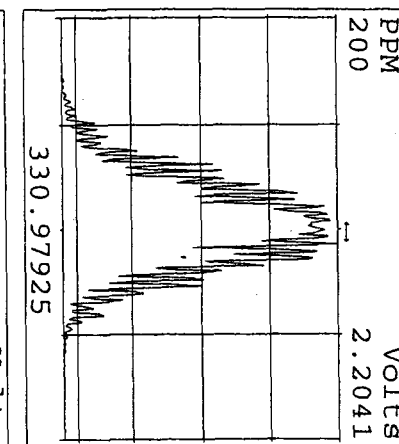
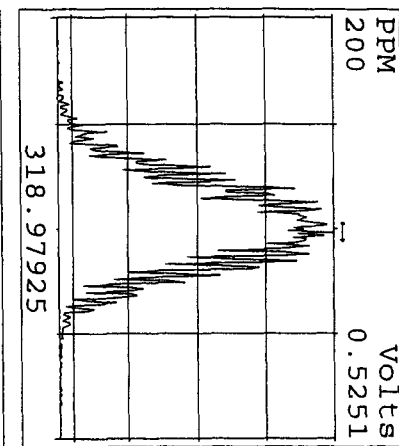
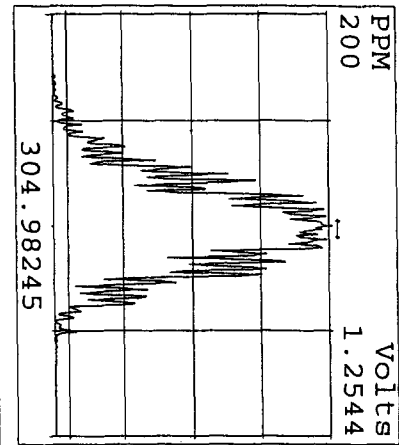
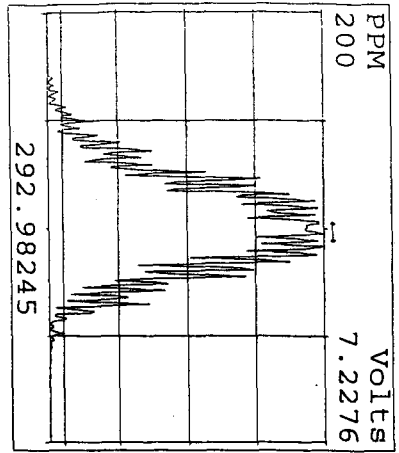
Peak Locate Examination: 6-JAN-2010:22:08 File:06JA10A1D5
 Experiment:DIOXIN Function:4 Reference:PFK



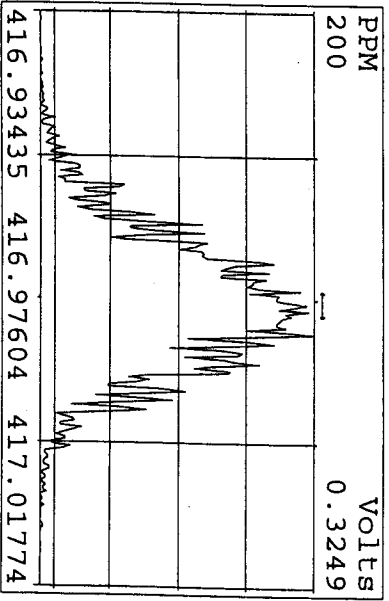
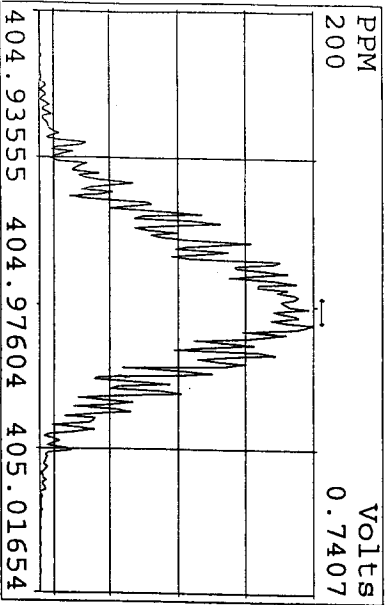
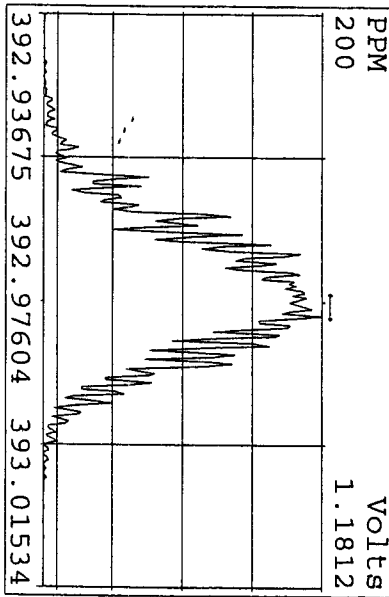
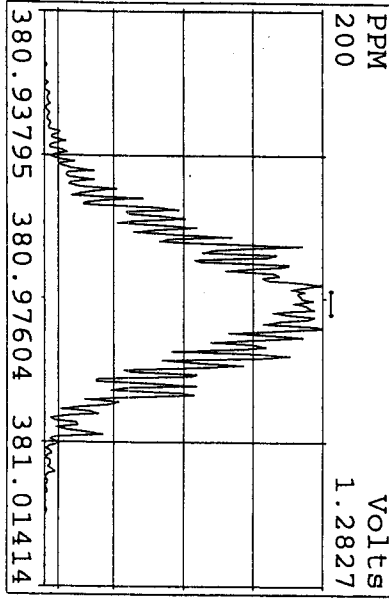
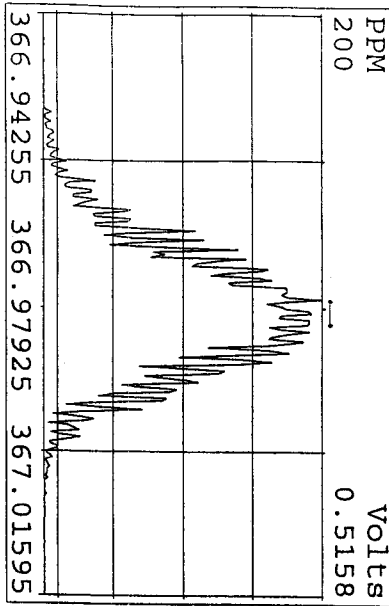
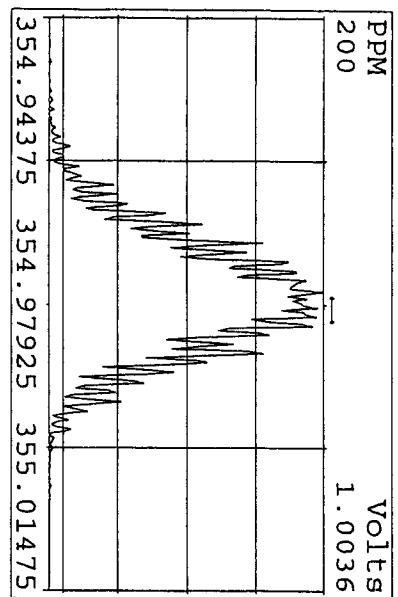
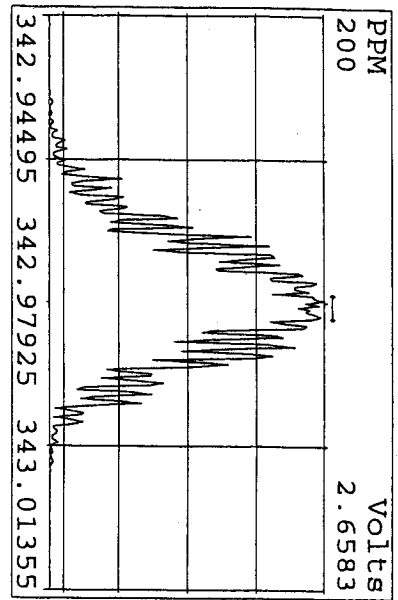
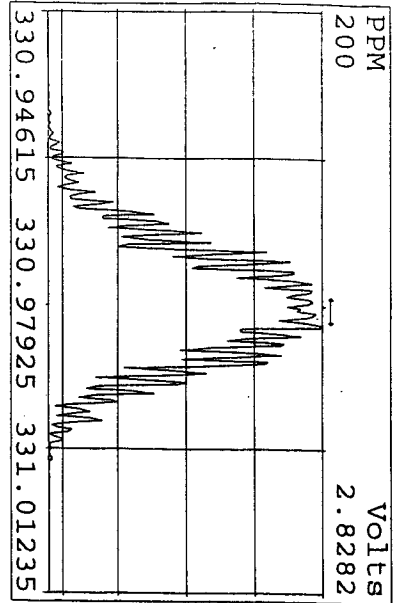
Peak Locate Examination: 6-JAN-2010:22:08 File:06JA10A1D5
Experiment:DIOXIN Function:5 Reference:PFK



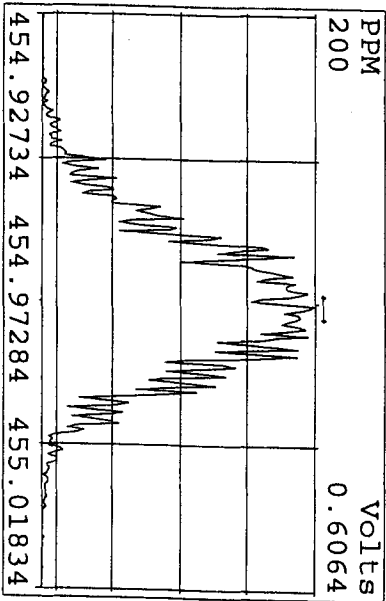
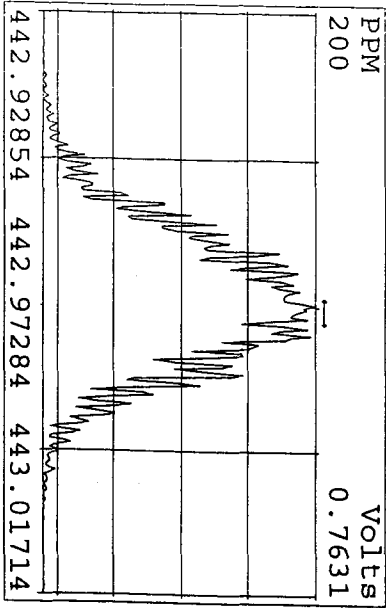
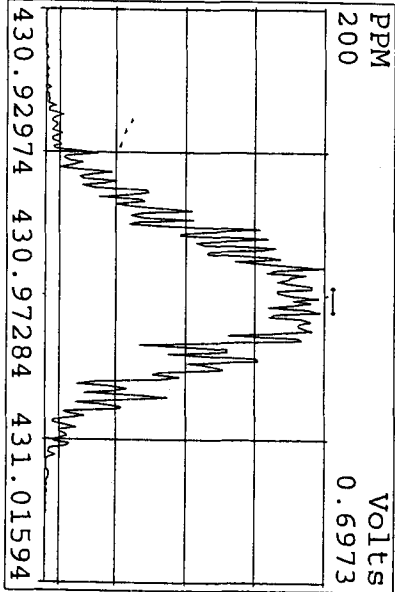
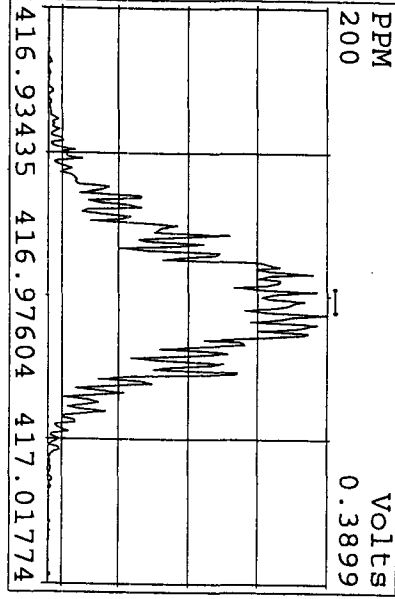
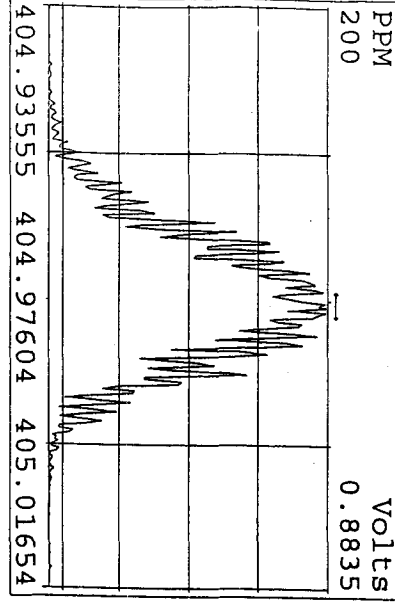
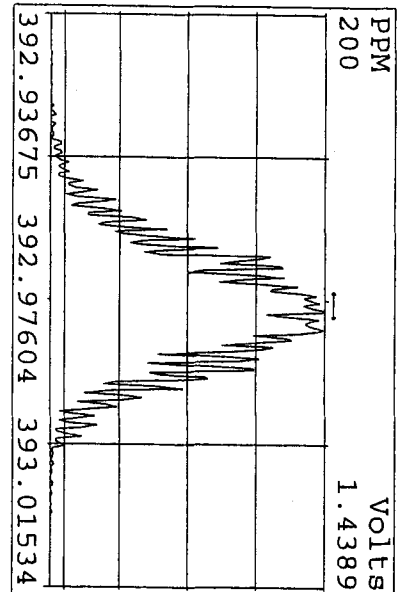
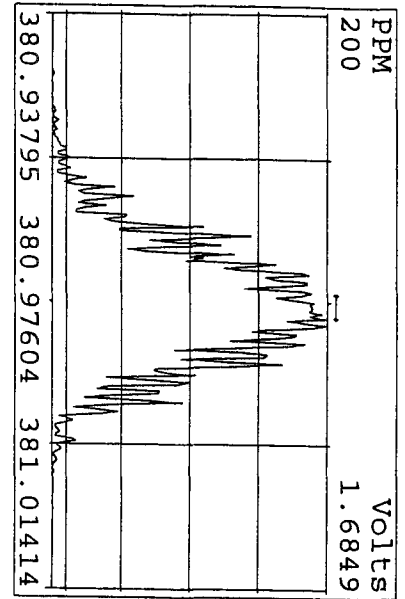
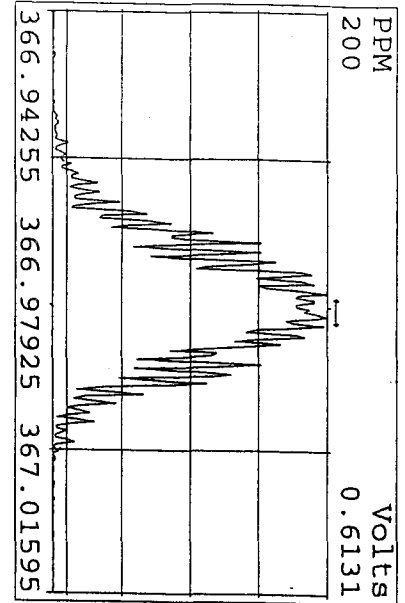
Peak Locate Examination: 7-JAN-2010:08:38 File:ENDRES06JA10A1D5
Experiment:DIOXIN Function:1 Reference:PKF



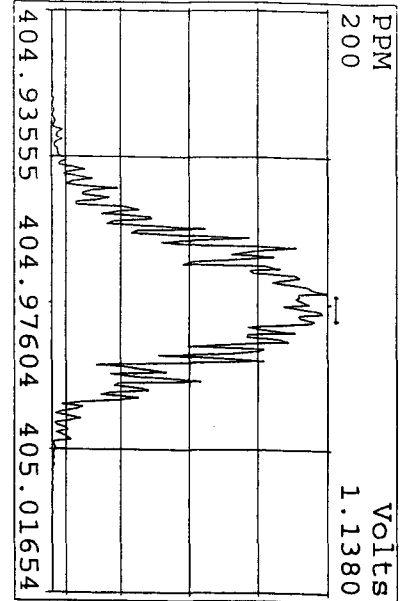
Peak Locate Examination: 7-JAN-2010:08:38 File:ENDRES06JAI0A1DS
Experiment:DIOXIN Function:2 Reference:PFK



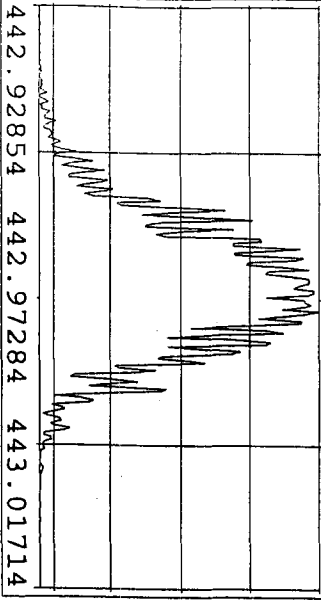
Peak Locate Examination: 7-JAN-2010:08:39 File:ENDRES06JA10A1D5
 Experiment:DIOXIN Function:3 Reference:PFK



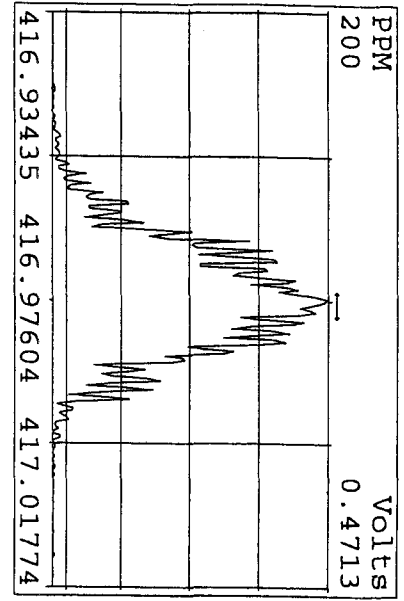
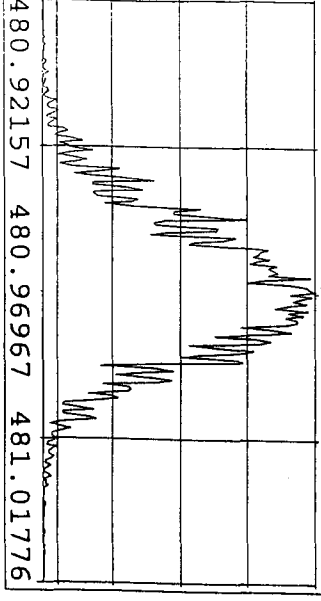
Peak Locate Examination: 7-JAN-2010:08:39 File:ENDRES06JA10A1D5
 Experiment:DIOXIN Function:4 Reference:PFK



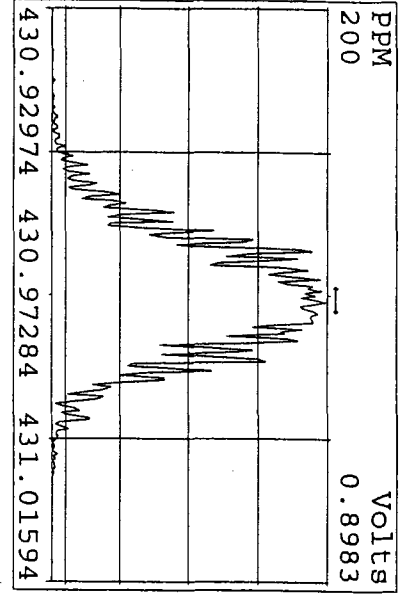
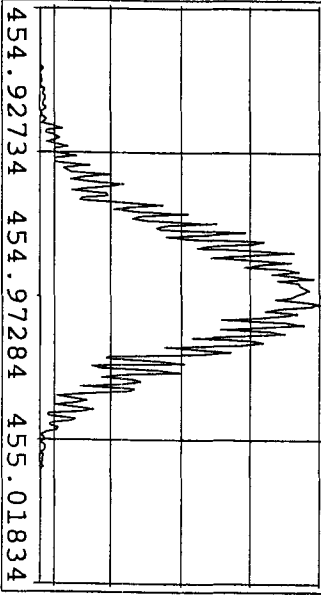
PPM 200 Volts 0.9552



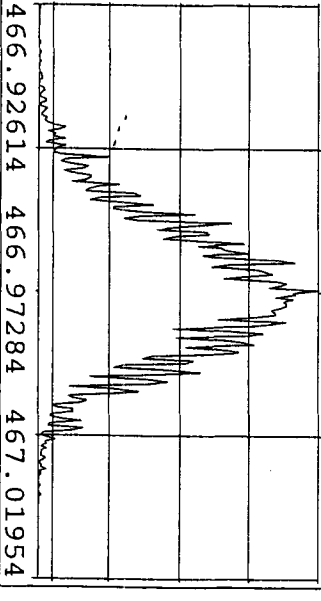
PPM 200 Volts 0.3758



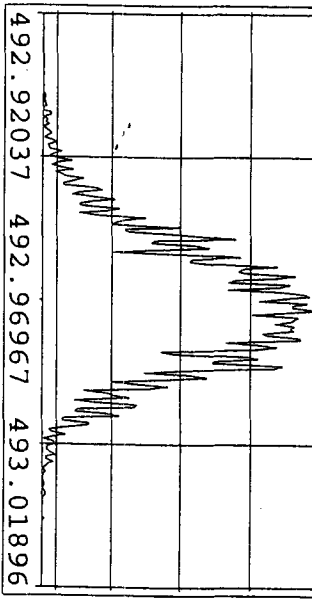
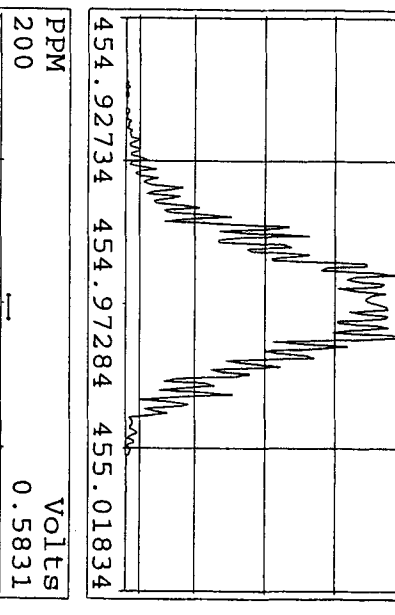
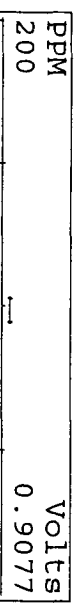
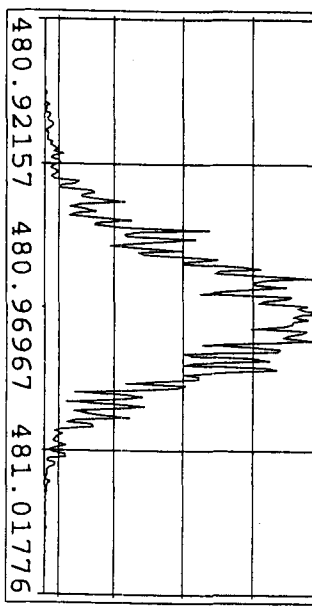
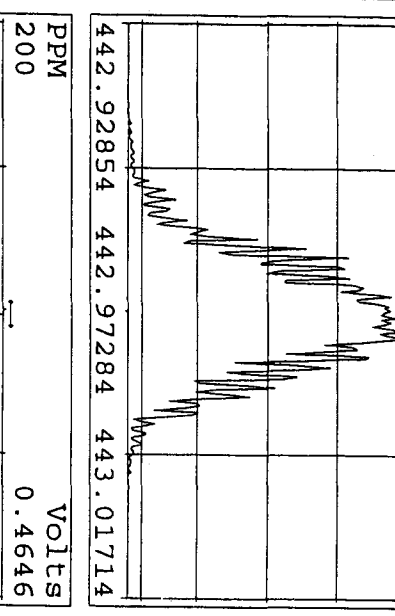
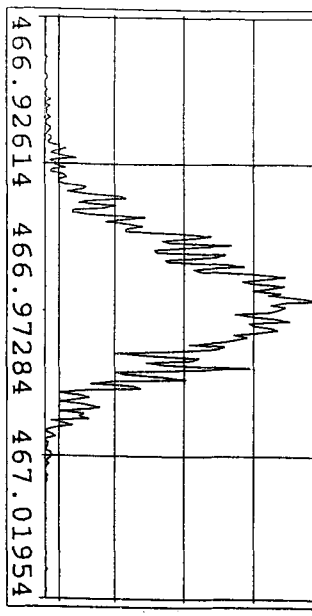
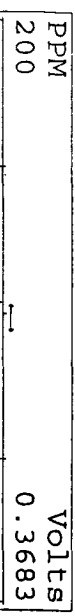
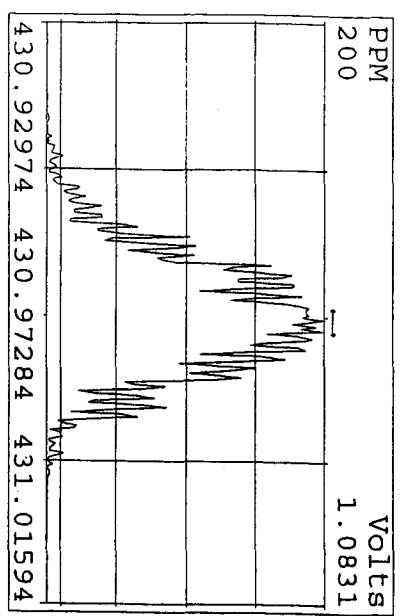
PPM 200 Volts 0.7486



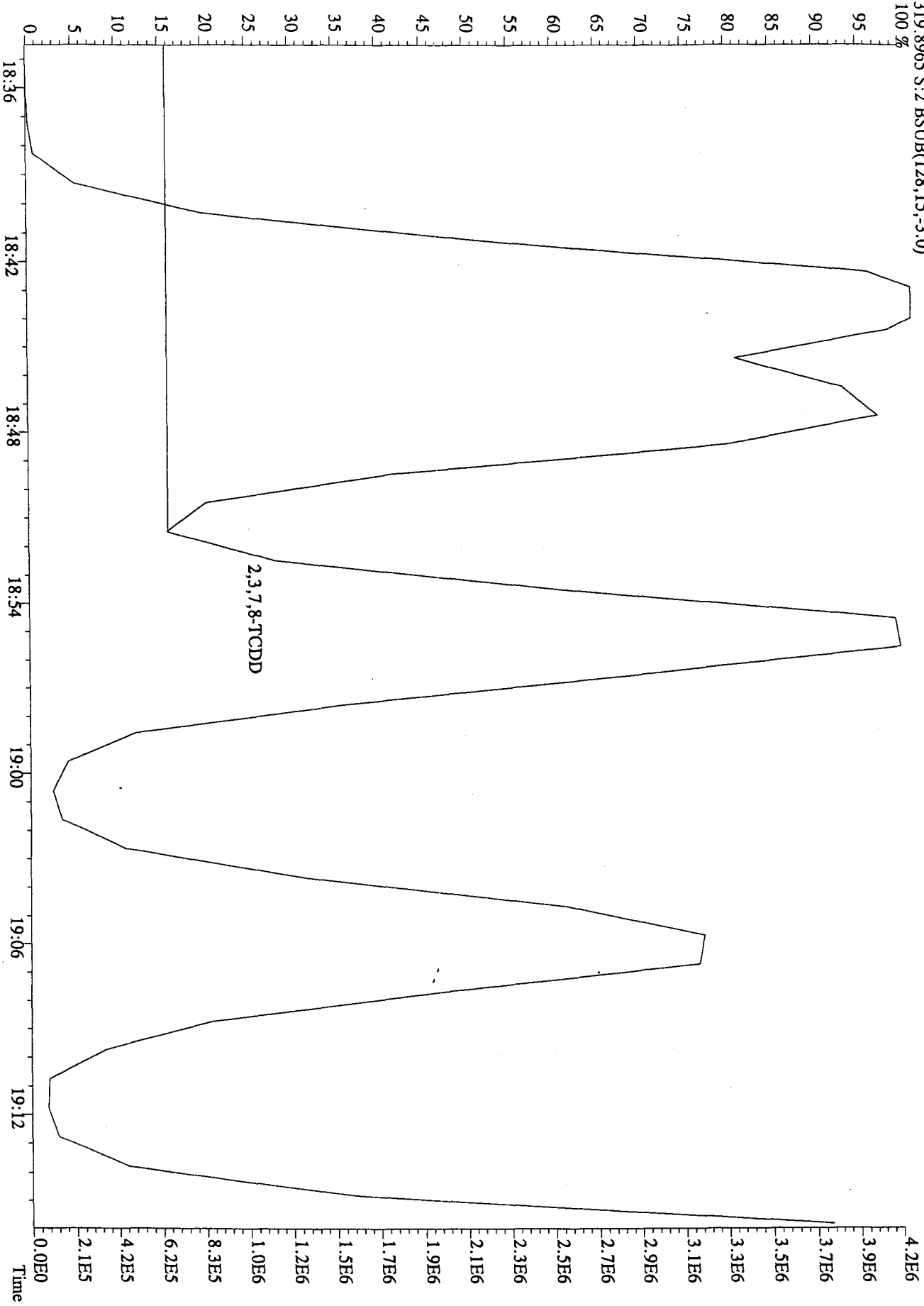
PPM 200 Volts 0.3035



Peak Locate Examination: 7-JAN-2010:08:40 File:ENDRES06JA10A1D5
 Experiment:DIOXIN Function:5 Reference:PFK



File:061A10A1D5 #1-411 Acq: 6-JAN-2010 22:51:45 GC EI + Voltage SIR 70SE
 Sample#2 Text:CP0106 :DB-5 CPSM 3732-04 Exp:DIOXIN
 319.8965 S:2 BSUB(128,15,-3.0)



Run: 06JA10A1D5 Analyte: 8290 Cal: 82901231091D5

ST1231B :CS-1 09DXN422 ST1231C :CS-2 09DXN423 ST1231D :CS-3 09DXN425
 ST1231E :CS-4 09DXN426 ST1231F :CS-5 09DXN456

31DE09A1D531DE09A1D531DE09A1D531DE09A1D531DE09A1D531DE09A1D5

Name	Mean	S. D.	%RSD	S2	S3	S4	S5	S6
				RRF1	RRF2	RRF3	RRF4	RRF5

13C-1,2,3,4-TCDD	-	-	- %	-	-	-	-	-
13C-2,3,7,8-TCDF	1.566	0.079	5.03 %	1.52	1.48	1.64	1.53	1.66
2,3,7,8-TCDF	0.860	0.090	10.4 %	0.77	0.77	0.87	0.91	0.98
Total TCDF	0.860	0.090	10.4 %	0.77	0.77	0.87	0.91	0.98

13C-2,3,7,8-TCDD	0.993	0.079	7.91 %	0.93	0.93	1.01	0.97	1.12
2,3,7,8-TCDD	0.934	0.120	12.9 %	0.86	0.77	0.95	1.01	1.07
Total TCDD	0.934	0.120	12.9 %	0.86	0.77	0.95	1.01	1.07

37Cl-2,3,7,8-TCDD	2.218	0.347	15.7 %	2.02	1.82	2.18	2.33	2.74
13C-1,2,3,7,8-PeCDF	1.073	0.114	10.6 %	1.00	0.98	1.09	1.03	1.26
1,2,3,7,8-PeCDF	1.000	0.119	11.9 %	0.85	0.90	1.04	1.10	1.11
2,3,4,7,8-PeCDF	0.939	0.122	13.0 %	0.79	0.84	0.97	1.05	1.05
Total F2 PeCDF	0.969	0.120	12.4 %	0.82	0.87	1.01	1.08	1.08
Total F1 PeCDF	0.969	0.120	12.4 %	0.82	0.87	1.01	1.08	1.08

13C-1,2,3,7,8-PeCDD	0.666	0.081	12.1 %	0.61	0.59	0.67	0.67	0.80
1,2,3,7,8-PeCDD	0.929	0.127	13.7 %	0.79	0.81	0.94	1.04	1.06
Total PeCDD	0.929	0.127	13.7 %	0.79	0.81	0.94	1.04	1.06

13C-1,2,3,7,8-HxCDF	0.893	0.084	9.37 %	0.98	0.88	0.90	0.76	0.94
1,2,3,4,7,8-HxCDF	1.199	0.171	14.2 %	0.96	1.08	1.31	1.33	1.32
1,2,3,6,7,8-HxCDF	1.371	0.160	11.7 %	1.12	1.30	1.48	1.51	1.45
2,3,4,6,7,8-HxCDF	1.242	0.152	12.3 %	1.02	1.15	1.32	1.36	1.36
1,2,3,7,8,9-HxCDF	1.326	0.218	16.4 %	1.02	1.19	1.44	1.57	1.42
Total HxCDF	1.285	0.174	13.5 %	1.03	1.18	1.39	1.44	1.38

13C-1,2,3,6,7,8-HxCDD	0.732	0.084	11.4 %	0.83	0.69	0.75	0.61	0.78
1,2,3,4,7,8-HxCDD	0.970	0.170	17.5 %	0.74	0.88	0.98	1.15	1.11

13C-1,2,3,6,7,8-HxCDD	0.732	0.084	11.4 %	0.83	0.69	0.75	0.61	0.78
1,2,3,4,7,8-HxCDD	0.970	0.170	17.5 %	0.74	0.88	0.98	1.15	1.11

1,2,3,6,7,8-HxCDD	1.058	0.118	11.2	%	0.88	1.01	1.09	1.16	1.15
1,2,3,7,8,9-HxCDD	1.275	0.243	19.0	%	0.92	1.19	1.33	1.57	1.37
Total HxCDD	1.101	0.175	15.9	%	0.84	1.02	1.14	1.30	1.21
-1,2,3,4,6,7,8-HpCDD	0.860	0.055	6.38	%	0.92	0.85	0.88	0.78	0.88
1,2,3,4,6,7,8-HpCDF	1.287	0.138	10.8	%	1.10	1.18	1.34	1.41	1.40
1,2,3,4,7,8,9-HpCDF	1.135	0.151	13.3	%	0.95	1.00	1.19	1.27	1.27
Total HpCDD	1.211	0.145	11.9	%	1.02	1.09	1.27	1.34	1.33
-1,2,3,4,6,7,8-HpCDD	0.752	0.046	6.08	%	0.80	0.74	0.75	0.68	0.79
1,2,3,4,6,7,8-HpCDD	0.998	0.122	12.2	%	0.85	0.88	1.05	1.10	1.10
Total HpCDD	0.998	0.122	12.2	%	0.85	0.88	1.05	1.10	1.10
13C-OCDD	0.564	0.039	6.86	%	0.58	0.54	0.57	0.51	0.61
OCDF	1.437	0.202	14.1	%	1.16	1.30	1.52	1.63	1.59
OCDD	1.110	0.128	11.5	%	0.96	0.98	1.16	1.23	1.22

Initial Calibration Checklist Dioxin Methods

ICAL ID (8290, 1613, T09, 23, 0023A, TETRAS) 1231091D5

Method ID 8290, 1613B, T09, 23, 0023A

Date Scanned 01/11/10

Column ID DB5

Instrument ID 1D5

STD ID's ST1231(B, C, D, E, F)

STD Solution 09DXN(422, 423, 425, 426, 456)

GC Program OCDD

Multiplier Setting 270

Analyzed By A.M.

Date Analyzed 12/31/09, ~~1/1/10~~ 1/4/10

Prepared By M.G.

Date Prepared 1/4/10

Reviewed By JRB

Date Reviewed 1/4/10

Curve summary present?	✓	✓
Hardcopies of chromatograms for CS1-CS5 present?	✓	✓
Copy of log-file present?	✓	✓
Static resolution check present?	✓	✓
Target file RT's correct?	✓	✓
%RSD within method-specified limits?*	✓	✓
Signal-to-noise criteria met?	✓	✓
Isotopic ratios within limits?	✓	✓
High point free of saturation?	✓	✓
Are chromatographic windows correct?	✓	✓
Manual reintegration's checked and hardcopies included?	✓	✓

COMMENTS:

CS2 Retention Times: 13C-1,2,3,4-TCDD 18:40
13C-1,2,3,7,8,9-HxCDD 32:49

*Method 8290/T09/M0023A: %RSD ≤20% for natives, ≤30% for labeled compounds; S/N ≥10
Method 1613B: %RSD ≤ 20% natives, ≤30% labeled compounds; S/N ≥10
Method 23: %RSD ≤ values specified in Table 5, Method 23; S/N ≥ 2.5

Run: 15SE098D2 Analyte: 8290 Cal: 82901231091D5

ST1231B :CS-1 09DXN422 ST1231C :CS-2 09DXN423 ST1231D :CS-3 09DXN425
 ST1231E :CS-4 09DXN426 ST1231F :CS-5 09DXN456

31DE09A1D531DE09A1D531DE09A1D531DE09A1D531DE09A1D5

Name	Mean	S. D.	%RSD	S2	S3	S4	S5	S6
13C-1,2,3,4-TCDD	-	-	- %	-	-	-	-	-

13C-2,3,7,8-TCDF	1.566	0.079	5.03 %	1.52	1.48	1.64	1.53	1.66
2,3,7,8-TCDF	0.860	0.090	10.4 %	0.77	0.77	0.87	0.91	0.98
Total TCDF	0.860	0.090	10.4 %	0.77	0.77	0.87	0.91	0.98

13C-2,3,7,8-TCDD	0.993	0.079	7.91 %	0.93	0.93	1.01	0.97	1.12
2,3,7,8-TCDD	0.934	0.120	12.9 %	0.86	0.77	0.95	1.01	1.07
Total TCDD	0.934	0.120	12.9 %	0.86	0.77	0.95	1.01	1.07

37Cl-2,3,7,8-TCDD	2.218	0.347	15.7 %	2.02	1.82	2.18	2.33	2.74
-------------------	-------	-------	--------	------	------	------	------	------

13C-1,2,3,7,8-PeCDF	1.073	0.114	10.6 %	1.00	0.98	1.09	1.03	1.26
1,2,3,7,8-PeCDF	1.000	0.119	11.9 %	0.85	0.90	1.04	1.10	1.11
2,3,4,7,8-PeCDF	0.939	0.122	13.0 %	0.79	0.84	0.97	1.05	1.05
Total F2 PeCDF	0.969	0.120	12.4 %	0.82	0.87	1.01	1.08	1.08
Total F1 PeCDF	0.969	0.120	12.4 %	0.82	0.87	1.01	1.08	1.08

13C-1,2,3,7,8-PeCDD	0.666	0.081	12.1 %	0.61	0.59	0.67	0.67	0.80
1,2,3,7,8-PeCDD	0.929	0.127	13.7 %	0.79	0.81	0.94	1.04	1.06
Total PeCDD	0.929	0.127	13.7 %	0.79	0.81	0.94	1.04	1.06

13C-1,2,3,7,8-HxCDD - %

13C-1,2,3,4,7,8-HxCDF	0.893	0.084	9.37 %	0.98	0.88	0.90	0.76	0.94
1,2,3,4,7,8-HxCDF	1.199	0.171	14.2 %	0.96	1.08	1.31	1.33	1.32
1,2,3,6,7,8-HxCDF	1.371	0.160	11.7 %	1.12	1.30	1.48	1.51	1.45
2,3,4,6,7,8-HxCDF	1.242	0.152	12.3 %	1.02	1.15	1.32	1.36	1.36
1,2,3,7,8,9-HxCDF	1.326	0.218	16.4 %	1.02	1.19	1.44	1.57	1.42
Total HxCDF	1.285	0.174	13.5 %	1.03	1.18	1.39	1.44	1.38

13C-1,2,3,6,7,8-HxCDD	0.732	0.084	11.4 %	0.83	0.69	0.75	0.61	0.78
1,2,3,4,7,8-HxCDD	0.970	0.170	17.5 %	0.74	0.88	0.98	1.15	1.11

1,2,3,6,7,8-HxCDD	1.058	0.118	11.2 %	0.88	1.01	1.09	1.16	1.15
1,2,3,7,8,9-HxCDD	1.275	0.243	19.0 %	0.92	1.19	1.33	1.57	1.37
Total HxCDD	1.101	0.175	15.9 %	0.84	1.02	1.14	1.30	1.21
13C-1,2,3,4,6,7,8-HpCDF	0.860	0.055	6.38 %	0.92	0.85	0.88	0.78	0.88
1,2,3,4,6,7,8-HpCDF	1.287	0.138	10.8 %	1.10	1.18	1.34	1.41	1.40
1,2,3,4,7,8,9-HpCDF	1.135	0.151	13.3 %	0.95	1.00	1.19	1.27	1.27
Total HpCDF	1.211	0.145	11.9 %	1.02	1.09	1.27	1.34	1.33
13C-1,2,3,4,6,7,8-HpCDD	0.752	0.046	6.08 %	0.80	0.74	0.75	0.68	0.79
1,2,3,4,6,7,8-HpCDD	0.998	0.122	12.2 %	0.85	0.88	1.05	1.10	1.10
Total HpCDD	0.998	0.122	12.2 %	0.85	0.88	1.05	1.10	1.10
13C-OCDD	0.564	0.039	6.86 %	0.58	0.54	0.57	0.51	0.61
OCDF	1.437	0.202	14.1 %	1.16	1.30	1.52	1.63	1.59
OCDD	1.110	0.128	11.5 %	0.96	0.98	1.16	1.23	1.22

Run #1 Filename 31DE09A1D5 S: 2 I: 1
 Acquired: 1-JAN-10 00:09:07 Processed: 4-JAN-10 07:30:47
 Run: 15SE098D2 Analyte: 8290 Cal: 82901231091D5
 Comments:

Sample text: ST1231B :CS-1 09DXN422

Name	Resp	RA	RT	RRF		Mod?
13C-1,2,3,4-TCDD	326815000	0.81 y	18:42	-	100.00	n
13C-2,3,7,8-TCDF	495192000	0.78 y	18:09	1.52	100.00	n
2,3,7,8-TCDF	1909491	0.78 y	18:09	0.77	0.50	n
Total TCDF	-	- n	-	0.77	0.50	n
13C-2,3,7,8-TCDD	305230000	0.80 y	18:53	0.93	100.00	n
2,3,7,8-TCDD	1317770	0.78 y	18:56	0.86	0.50	n
Total TCDD	-	- n	-	0.86	0.50	n
37Cl-2,3,7,8-TCDD	3295720	1.00 y	18:56	2.02	0.50	n
13C-1,2,3,7,8-PeCDF	327775000	1.60 y	23:32	1.00	100.00	n
1,2,3,7,8-PeCDF	6958190	1.59 y	23:34	0.85	2.50	n
2,3,4,7,8-PeCDF	6434690	1.62 y	24:58	0.79	2.50	n
Total F2 PeCDF	-	- n	-	0.82	5.00	n
Total F1 PeCDF	-	- n	-	0.82	5.00	n
13C-1,2,3,7,8-PeCDD	198162800	1.64 y	25:44	0.61	100.00	n
1,2,3,7,8-PeCDD	3904960	1.46 y	25:45	0.79	2.50	n
Total PeCDD	-	- n	-	0.79	2.50	n
13C-1,2,3,7,8,9-HxCDD	246455000	1.30 y	32:51	-	100.00	n
13C-1,2,3,4,7,8-HxCDF	242322300	0.50 y	31:26	0.98	100.00	n
1,2,3,4,7,8-HxCDF	5809990	1.20 y	31:27	0.96	2.50	n
1,2,3,6,7,8-HxCDF	6810920	1.31 y	31:36	1.12	2.50	n
2,3,4,6,7,8-HxCDF	6178250	1.26 y	32:17	1.02	2.50	n
1,2,3,7,8,9-HxCDF	6177790	1.28 y	33:03	1.02	2.50	n
Total HxCDF	-	- n	-	1.03	10.00	n
13C-1,2,3,6,7,8-HxCDD	204409500	1.28 y	32:32	0.83	100.00	n
1,2,3,4,7,8-HxCDD	3765050	1.19 y	32:27	0.74	2.50	n
1,2,3,6,7,8-HxCDD	4473360	1.33 y	32:33	0.88	2.50	n
1,2,3,7,8,9-HxCDD	4685460	1.26 y	32:52	0.92	2.50	n
Total HxCDD	-	- n	-	0.84	7.50	n
13C-1,2,3,4,6,7,8-HpCDF	227457800	0.43 y	34:35	0.92	100.00	n
1,2,3,4,6,7,8-HpCDF	6254400	1.07 y	34:35	1.10	2.50	n
1,2,3,4,7,8,9-HpCDF	5396380	1.04 y	35:53	0.95	2.50	n
Total HpCDF	-	- n	-	1.02	5.00	n
13C-1,2,3,4,6,7,8-HpCDD	196980400	1.10 y	35:31	0.80	100.00	n
1,2,3,4,6,7,8-HpCDD	4184800	0.97 y	35:31	0.85	2.50	n
Total HpCDD	-	- n	-	0.85	2.50	n
13C-OCDD	287999000	0.90 y	38:18	0.58	200.00	n
OCDF	8341240	0.89 y	38:25	1.16	5.00	n

OCDD 6946490 0.88 y 38:19 0.96 5.00 n

Run #2 Filename 31DE09A1D5 S: 3 I: 1
 Acquired: 1-JAN-10 00:50:55 Processed: 4-JAN-10 07:30:48
 Run: 15SE098D2 Analyte: 8290 Cal: 82901231091D5

Comments:

Sample text: ST1231C :CS-2 09DXN423

Name	Resp	RA	RT	RRF		Mod?
13C-1,2,3,4-TCDD	338633000	0.80 y	18:40	-	100.00	n
13C-2,3,7,8-TCDF	501872000	0.80 y	18:07	1.48	100.00	n
2,3,7,8-TCDF	7721520	0.76 y	18:08	0.77	2.00	n
Total TCDF	-	- n	-	0.77	2.00	n
13C-2,3,7,8-TCDD	314535000	0.79 y	18:52	0.93	100.00	n
2,3,7,8-TCDD	4841990	0.72 y	18:53	0.77	2.00	n
Total TCDD	-	- n	-	0.77	2.00	n
37Cl-2,3,7,8-TCDD	12349320	1.00 y	18:53	1.82	2.00	n
13C-1,2,3,7,8-PeCDF	332660000	1.64 y	23:31	0.98	100.00	n
1,2,3,7,8-PeCDF	29926900	1.66 y	23:32	0.90	10.00	n
2,3,4,7,8-PeCDF	27858600	1.64 y	24:57	0.84	10.00	n
Total F2 PeCDF	-	- n	-	0.87	20.00	n
Total F1 PeCDF	-	- n	-	0.87	20.00	n
13C-1,2,3,7,8-PeCDD	200944100	1.64 y	25:42	0.59	100.00	n
1,2,3,7,8-PeCDD	16258920	1.63 y	25:44	0.81	10.00	n
Total PeCDD	-	- n	-	0.81	10.00	n
13C-1,2,3,7,8,9-HxCDD	271672000	1.29 y	32:50	-	100.00	n
13C-1,2,3,4,7,8-HxCDF	238064400	0.51 y	31:25	0.88	100.00	n
1,2,3,4,7,8-HxCDF	25643500	1.28 y	31:26	1.08	10.00	n
1,2,3,6,7,8-HxCDF	30902300	1.30 y	31:35	1.30	10.00	n
2,3,4,6,7,8-HxCDF	27314900	1.31 y	32:16	1.15	10.00	n
1,2,3,7,8,9-HxCDF	28395900	1.26 y	33:02	1.19	10.00	n
Total HxCDF	-	- n	-	1.18	40.00	n
13C-1,2,3,6,7,8-HxCDD	187073300	1.31 y	32:31	0.69	100.00	n
1,2,3,4,7,8-HxCDD	16376990	1.27 y	32:26	0.88	10.00	y
1,2,3,6,7,8-HxCDD	18917800	1.35 y	32:32	1.01	10.00	y
1,2,3,7,8,9-HxCDD	22185210	1.30 y	32:51	1.19	10.00	n
Total HxCDD	-	- n	-	1.02	30.00	n
13C-1,2,3,4,6,7,8-HpCDF	229668600	0.43 y	34:34	0.85	100.00	n
1,2,3,4,6,7,8-HpCDF	27134500	1.01 y	34:35	1.18	10.00	n
1,2,3,4,7,8,9-HpCDF	22973600	1.06 y	35:53	1.00	10.00	n
Total HpCDF	-	- n	-	1.09	20.00	n
13C-1,2,3,4,6,7,8-HpCDD	200876100	1.09 y	35:30	0.74	100.00	n
1,2,3,4,6,7,8-HpCDD	17730590	1.07 y	35:31	0.88	10.00	n
Total HpCDD	-	- n	-	0.88	10.00	n
13C-OCDD	295682000	0.89 y	38:18	0.54	200.00	n
OCDF	38310100	0.87 y	38:25	1.30	20.00	n

OCDD 28999100 0.89 y 38:19 0.98 20.00 n

Run #2 Filename 31DE09A1D5 S: 3 I: 1
 Acquired: 1-JAN-10 00:50:55 Processed: 4-JAN-10 07:30:48
 Run: 15SE098D2 Analyte: 8290 Cal: 82901231091D5

Comments:

Sample text: ST1231C :CS-2 09DXN423

Name	Resp	RA	RT	RRF		Mod?
13C-1,2,3,4-TCDD	338633000	0.80 y	18:40	-	100.00	n
13C-2,3,7,8-TCDF	501872000	0.80 y	18:07	1.48	100.00	n
2,3,7,8-TCDF	7721520	0.76 y	18:08	0.77	2.00	n
Total TCDF	-	- n	-	0.77	2.00	n
13C-2,3,7,8-TCDD	314535000	0.79 y	18:52	0.93	100.00	n
2,3,7,8-TCDD	4841990	0.72 y	18:53	0.77	2.00	n
Total TCDD	-	- n	-	0.77	2.00	n
37Cl-2,3,7,8-TCDD	12349320	1.00 y	18:53	1.82	2.00	n
13C-1,2,3,7,8-PeCDF	332660000	1.64 y	23:31	0.98	100.00	n
1,2,3,7,8-PeCDF	29926900	1.66 y	23:32	0.90	10.00	n
2,3,4,7,8-PeCDF	27858600	1.64 y	24:57	0.84	10.00	n
Total F2 PeCDF	-	- n	-	0.87	20.00	n
Total F1 PeCDF	-	- n	-	0.87	20.00	n
13C-1,2,3,7,8-PeCDD	200944100	1.64 y	25:42	0.59	100.00	n
1,2,3,7,8-PeCDD	16258920	1.63 y	25:44	0.81	10.00	n
Total PeCDD	-	- n	-	0.81	10.00	n
13C-1,2,3,7,8,9-HxCDD	271672000	1.29 y	32:50	-	100.00	n
13C-1,2,3,4,7,8-HxCDF	238064400	0.51 y	31:25	0.88	100.00	n
1,2,3,4,7,8-HxCDF	25643500	1.28 y	31:26	1.08	10.00	n
1,2,3,6,7,8-HxCDF	30902300	1.30 y	31:35	1.30	10.00	n
2,3,4,6,7,8-HxCDF	27314900	1.31 y	32:16	1.15	10.00	n
1,2,3,7,8,9-HxCDF	28395900	1.26 y	33:02	1.19	10.00	n
Total HxCDF	-	- n	-	1.18	40.00	n
13C-1,2,3,6,7,8-HxCDD	187073300	1.31 y	32:31	0.69	100.00	n
1,2,3,4,7,8-HxCDD	14931616	1.45 n	32:26	0.80	10.00	n
1,2,3,6,7,8-HxCDD	18826110	1.21 y	32:32	1.01	10.00	n
1,2,3,7,8,9-HxCDD	22185220	1.30 y	32:51	1.19	10.00	n
Total HxCDD	-	- n	-	1.00	30.00	n
13C-1,2,3,4,6,7,8-HpCDF	229668600	0.43 y	34:34	0.85	100.00	n
1,2,3,4,6,7,8-HpCDF	27134500	1.01 y	34:35	1.18	10.00	n
1,2,3,4,7,8,9-HpCDF	22973600	1.06 y	35:53	1.00	10.00	n
Total HpCDF	-	- n	-	1.09	20.00	n
13C-1,2,3,4,6,7,8-HpCDD	200876100	1.09 y	35:30	0.74	100.00	n
1,2,3,4,6,7,8-HpCDD	17730590	1.07 y	35:31	0.88	10.00	n
Total HpCDD	-	- n	-	0.88	10.00	n
13C-OCDD	295682000	0.89 y	38:18	0.54	200.00	n
OCDF	38310100	0.87 y	38:25	1.30	20.00	n
OCDD	28999100	0.89 y	38:19	0.98	20.00	n

Run #3 Filename 31DE09A1D5 S: 4 I: 1
 Acquired: 1-JAN-10 01:32:44 Processed: 4-JAN-10 07:30:49
 Run: 15SE098D2 Analyte: 8290 Cal: 82901231091D5

Comments:

Sample text: ST1231D :CS-3 09DXN425

Name	Resp	RA	RT	RRF		Mod?
13C-1,2,3,4-TCDD	307910000	0.80 y	18:40	-	100.00	n
13C-2,3,7,8-TCDF	506106000	0.79 y	18:06	1.64	100.00	n
2,3,7,8-TCDF	44200100	0.76 y	18:07	0.87	10.00	n
Total TCDF	-	- n	-	0.87	10.00	n
13C-2,3,7,8-TCDD	310374000	0.80 y	18:52	1.01	100.00	n
2,3,7,8-TCDD	29546200	0.79 y	18:53	0.95	10.00	n
Total TCDD	-	- n	-	0.95	10.00	n
37Cl-2,3,7,8-TCDD	67170000	1.00 y	18:53	2.18	10.00	n
13C-1,2,3,7,8-PeCDF	335656000	1.65 y	23:30	1.09	100.00	n
1,2,3,7,8-PeCDF	174948900	1.63 y	23:32	1.04	50.00	n
2,3,4,7,8-PeCDF	162654400	1.64 y	24:57	0.97	50.00	n
Total F2 PeCDF	-	- n	-	1.01	100.00	n
Total F1 PeCDF	-	- n	-	1.01	100.00	n
13C-1,2,3,7,8-PeCDD	205985000	1.67 y	25:42	0.67	100.00	n
1,2,3,7,8-PeCDD	97299200	1.65 y	25:43	0.94	50.00	n
Total PeCDD	-	- n	-	0.94	50.00	n
13C-1,2,3,7,8,9-HxCDD	264028000	1.28 y	32:49	-	100.00	n
13C-1,2,3,4,7,8-HxCDF	237779900	0.51 y	31:25	0.90	100.00	n
1,2,3,4,7,8-HxCDF	155946700	1.25 y	31:26	1.31	50.00	n
1,2,3,6,7,8-HxCDF	175881700	1.25 y	31:35	1.48	50.00	n
2,3,4,6,7,8-HxCDF	157470900	1.29 y	32:16	1.32	50.00	n
1,2,3,7,8,9-HxCDF	170784100	1.26 y	33:02	1.44	50.00	n
Total HxCDF	-	- n	-	1.39	200.00	n
13C-1,2,3,6,7,8-HxCDD	199181900	1.29 y	32:31	0.75	100.00	n
1,2,3,4,7,8-HxCDD	97513000	1.26 y	32:26	0.98	50.00	n
1,2,3,6,7,8-HxCDD	109018400	1.29 y	32:32	1.09	50.00	n
1,2,3,7,8,9-HxCDD	132727200	1.29 y	32:50	1.33	50.00	n
Total HxCDD	-	- n	-	1.14	150.00	n
13C-1,2,3,4,6,7,8-HpCDF	232544000	0.43 y	34:34	0.88	100.00	n
1,2,3,4,6,7,8-HpCDF	156361300	1.03 y	34:35	1.34	50.00	n
1,2,3,4,7,8,9-HpCDF	138612200	1.05 y	35:52	1.19	50.00	n
Total HpCDF	-	- n	-	1.27	100.00	n
13C-1,2,3,4,6,7,8-HpCDD	199167200	1.09 y	35:30	0.75	100.00	n
1,2,3,4,6,7,8-HpCDD	105004000	1.05 y	35:31	1.05	50.00	n
Total HpCDD	-	- n	-	1.05	50.00	n
13C-OCDD	301292000	0.91 y	38:17	0.57	200.00	n
OCDF	228515000	0.90 y	38:25	1.52	100.00	n
OCDD	174447000	0.89 y	38:18	1.16	100.00	n

Run #4 Filename 31DE09A1D5 S: 5 I: 1
 Acquired: 1-JAN-10 02:14:32 Processed: 4-JAN-10 07:30:49
 Run: 15SE098D2 Analyte: 8290 Cal: 82901231091D5

Comments:

Sample text: ST1231E :CS-4 09DXN426

Name	Resp	RA	RT	RRF	Mod?
13C-1,2,3,4-TCDD	360177000	0.81 y	18:40	-	100.00 n
13C-2,3,7,8-TCDF	552269000	0.80 y	18:06	1.53	100.00 n
2,3,7,8-TCDF	200867500	0.77 y	18:07	0.91	40.00 n
Total TCDF	-	- n	-	0.91	40.00 n
13C-2,3,7,8-TCDD	350941000	0.80 y	18:52	0.97	100.00 n
2,3,7,8-TCDD	141705800	0.77 y	18:53	1.01	40.00 n
Total TCDD	-	- n	-	1.01	40.00 n
37Cl-2,3,7,8-TCDD	335352000	1.00 y	18:53	2.33	40.00 n
13C-1,2,3,7,8-PeCDF	369215000	1.63 y	23:31	1.03	100.00 n
1,2,3,7,8-PeCDF	814732000	1.58 y	23:32	1.10	200.00 n
2,3,4,7,8-PeCDF	775079000	1.57 y	24:57	1.05	200.00 n
Total F2 PeCDF	-	- n	-	1.08	400.00 n
Total F1 PeCDF	-	- n	-	1.08	400.00 n
13C-1,2,3,7,8-PeCDD	239834200	1.64 y	25:42	0.67	100.00 n
1,2,3,7,8-PeCDD	500625000	1.60 y	25:44	1.04	200.00 n
Total PeCDD	-	- n	-	1.04	200.00 n
13C-1,2,3,7,8,9-HxCDD	359009000	1.24 y	32:50	-	100.00 n
13C-1,2,3,4,7,8-HxCDF	273599700	0.51 y	31:25	0.76	100.00 n
1,2,3,4,7,8-HxCDF	727822000	1.26 y	31:26	1.33	200.00 n
1,2,3,6,7,8-HxCDF	824043000	1.27 y	31:35	1.51	200.00 n
2,3,4,6,7,8-HxCDF	744600000	1.26 y	32:16	1.36	200.00 n
1,2,3,7,8,9-HxCDF	857140000	1.26 y	33:02	1.57	200.00 n
Total HxCDF	-	- n	-	1.44	800.00 n
13C-1,2,3,6,7,8-HxCDD	219899700	1.29 y	32:31	0.61	100.00 n
1,2,3,4,7,8-HxCDD	507310000	1.25 y	32:27	1.15	200.00 n
1,2,3,6,7,8-HxCDD	512249000	1.28 y	32:32	1.16	200.00 n
1,2,3,7,8,9-HxCDD	690425000	1.27 y	32:51	1.57	200.00 n
Total HxCDD	-	- n	-	1.30	600.00 n
13C-1,2,3,4,6,7,8-HpCDF	278355600	0.44 y	34:34	0.78	100.00 n
1,2,3,4,6,7,8-HpCDF	784068000	1.04 y	34:35	1.41	200.00 n
1,2,3,4,7,8,9-HpCDF	705553000	1.04 y	35:53	1.27	200.00 n
Total HpCDF	-	- n	-	1.34	400.00 n
13C-1,2,3,4,6,7,8-HpCDD	244993000	1.09 y	35:31	0.68	100.00 n
1,2,3,4,6,7,8-HpCDD	539498000	1.05 y	35:31	1.10	200.00 n
Total HpCDD	-	- n	-	1.10	200.00 n
13C-OCDD	366780000	0.90 y	38:18	0.51	200.00 n
OCDF	1195334000	0.91 y	38:25	1.63	400.00 n
OCDD	901352000	0.90 y	38:18	1.23	400.00 n

Run #5 Filename 31DE09A1D5 S: 6 I: 1
 Acquired: 1-JAN-10 02:56:20 Processed: 4-JAN-10 07:30:50
 Run: 15SE098D2 Analyte: 8290 Cal: 82901231091D5

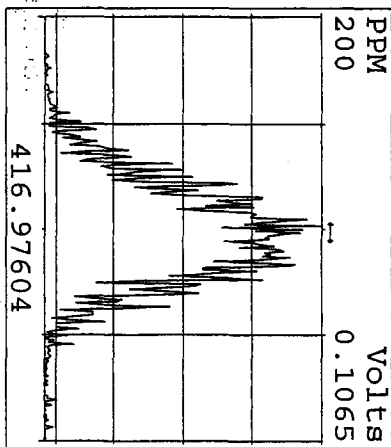
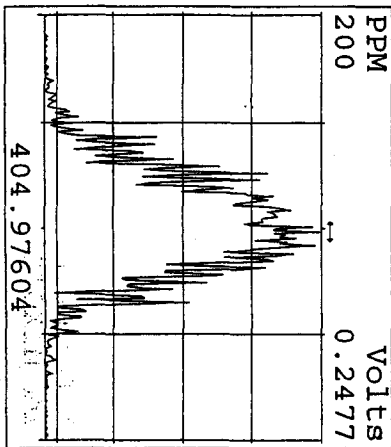
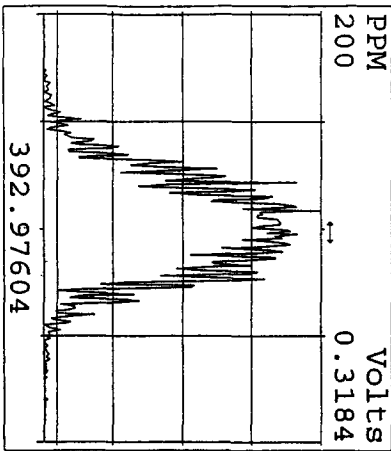
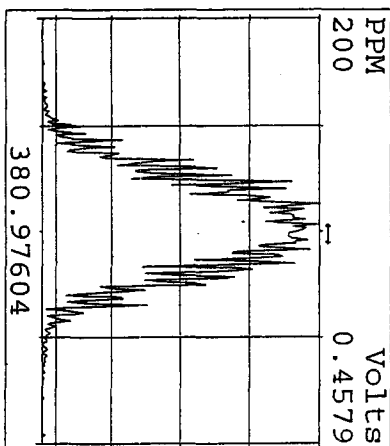
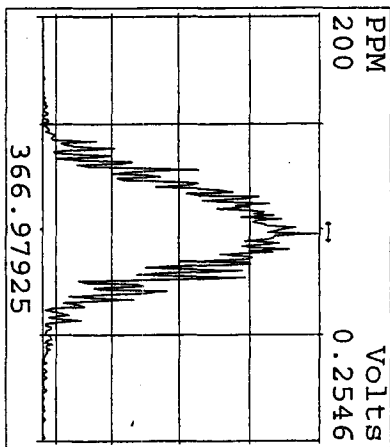
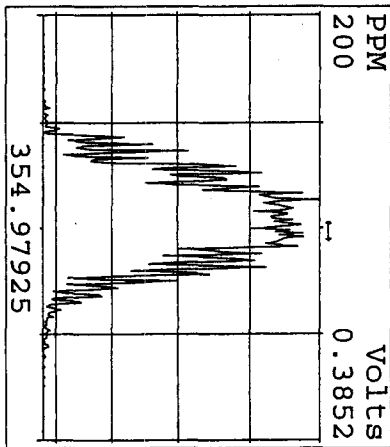
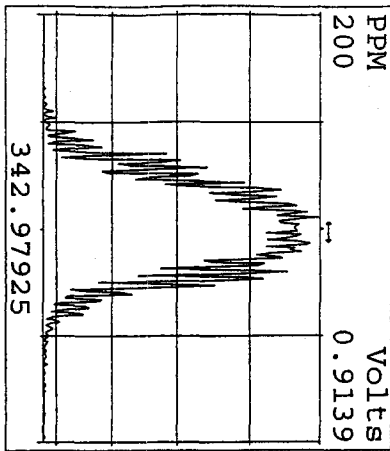
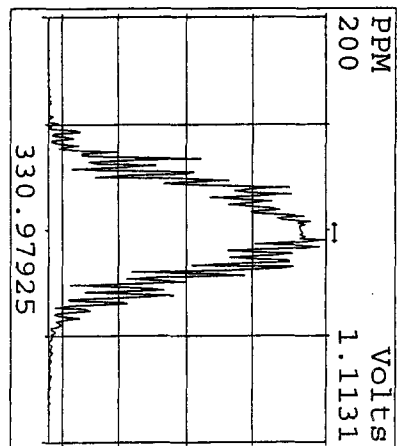
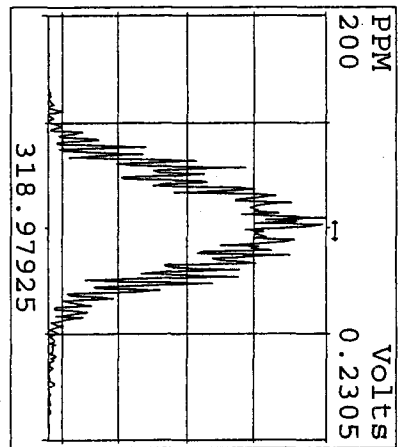
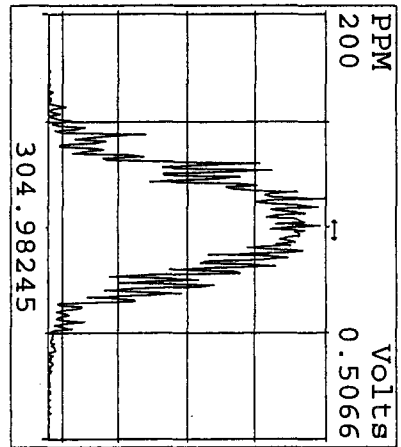
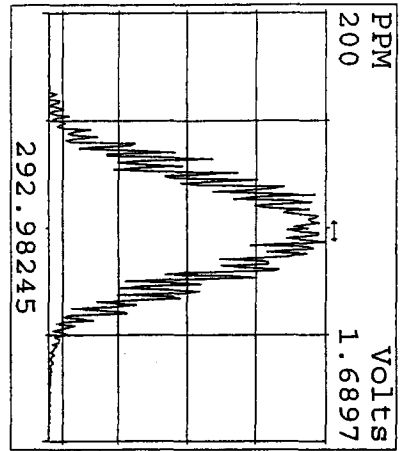
Comments:

Sample text: ST1231F :CS-5 09DXN456

Name	Resp	RA	RT	RRF		Mod?
13C-1,2,3,4-TCDD	223948500	0.79 y	18:39	-	100.00	n
13C-2,3,7,8-TCDF	370833000	0.77 y	18:05	1.66	100.00	n
2,3,7,8-TCDF	724048000	0.76 y	18:06	0.98	200.00	n
Total TCDF	-	- n	-	0.98	200.00	n
13C-2,3,7,8-TCDD	251145000	0.80 y	18:51	1.12	100.00	n
2,3,7,8-TCDD	539625000	0.78 y	18:52	1.07	200.00	n
Total TCDD	-	- n	-	1.07	200.00	n
37Cl-2,3,7,8-TCDD	1227666000	1.00 y	18:52	2.74	200.00	n
13C-1,2,3,7,8-PeCDF	283018000	1.63 y	23:30	1.26	100.00	n
1,2,3,7,8-PeCDF	3129820000	1.57 y	23:32	1.11	1000.00	n
2,3,4,7,8-PeCDF	2975790000	1.57 y	24:57	1.05	1000.00	n
Total F2 PeCDF	-	- n	-	1.08	2000.00	n
Total F1 PeCDF	-	- n	-	1.08	2000.00	n
13C-1,2,3,7,8-PeCDD	178526400	1.62 y	25:42	0.80	100.00	n
1,2,3,7,8-PeCDD	1892442000	1.58 y	25:44	1.06	1000.00	n
Total PeCDD	-	- n	-	1.06	1000.00	n
13C-1,2,3,7,8,9-HxCDD	230276000	1.29 y	32:50	-	100.00	n
13C-1,2,3,4,7,8-HxCDF	216892500	0.51 y	31:25	0.94	100.00	n
1,2,3,4,7,8-HxCDF	2857220000	1.24 y	31:27	1.32	1000.00	n
1,2,3,6,7,8-HxCDF	3141570000	1.26 y	31:35	1.45	1000.00	n
2,3,4,6,7,8-HxCDF	2944900000	1.25 y	32:16	1.36	1000.00	n
1,2,3,7,8,9-HxCDF	3069220000	1.26 y	33:03	1.42	1000.00	n
Total HxCDF	-	- n	-	1.38	4000.00	n
13C-1,2,3,6,7,8-HxCDD	178583200	1.27 y	32:31	0.78	100.00	n
1,2,3,4,7,8-HxCDD	1973363000	1.25 y	32:27	1.11	1000.00	n
1,2,3,6,7,8-HxCDD	2046135000	1.28 y	32:32	1.15	1000.00	n
1,2,3,7,8,9-HxCDD	2448250000	1.27 y	32:51	1.37	1000.00	n
Total HxCDD	-	- n	-	1.21	3000.00	n
13C-1,2,3,4,6,7,8-HpCDF	201777500	0.44 y	34:34	0.88	100.00	n
1,2,3,4,6,7,8-HpCDF	2821880000	1.05 y	34:35	1.40	1000.00	n
1,2,3,4,7,8,9-HpCDF	2558690000	1.04 y	35:53	1.27	1000.00	n
Total HpCDF	-	- n	-	1.33	2000.00	n
13C-1,2,3,4,6,7,8-HpCDD	180867800	1.08 y	35:31	0.79	100.00	n
1,2,3,4,6,7,8-HpCDD	1991700000	1.05 y	35:32	1.10	1000.00	n
Total HpCDD	-	- n	-	1.10	1000.00	n
13C-OCDD	281979000	0.89 y	38:19	0.61	200.00	n
OCDF	4472470000	0.91 y	38:26	1.59	2000.00	n
OCDD	3427190000	0.90 y	38:20	1.22	2000.00	n

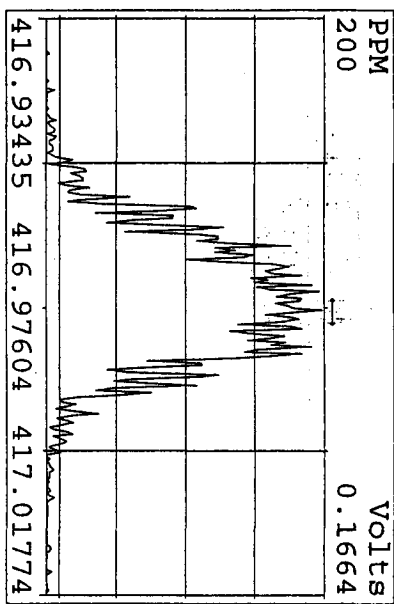
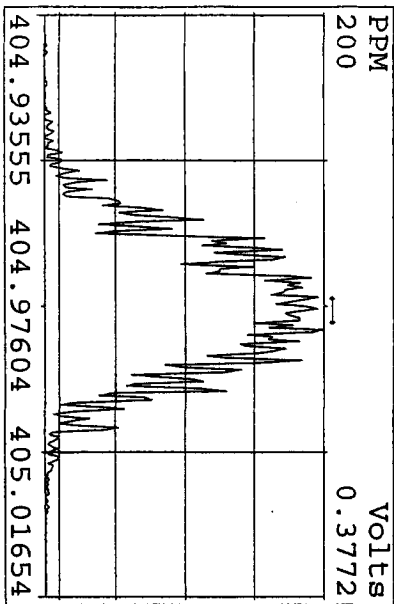
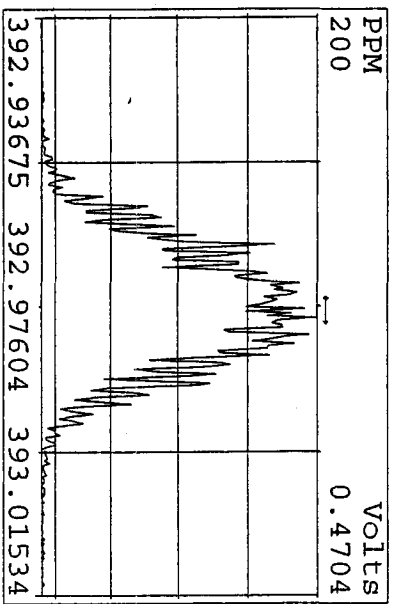
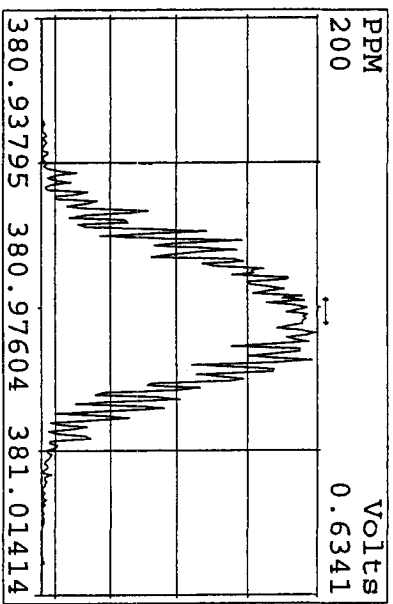
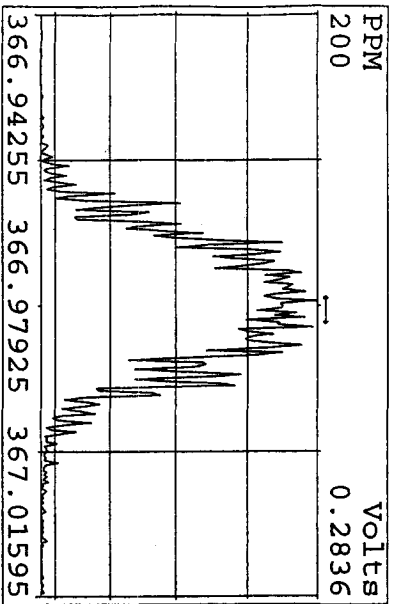
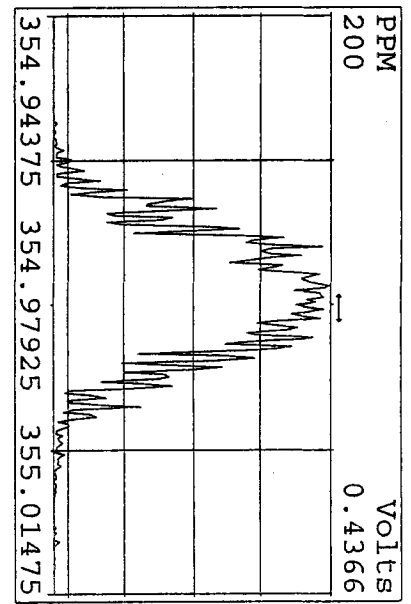
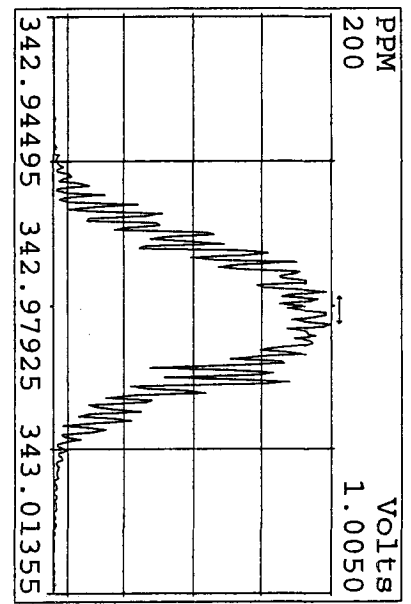
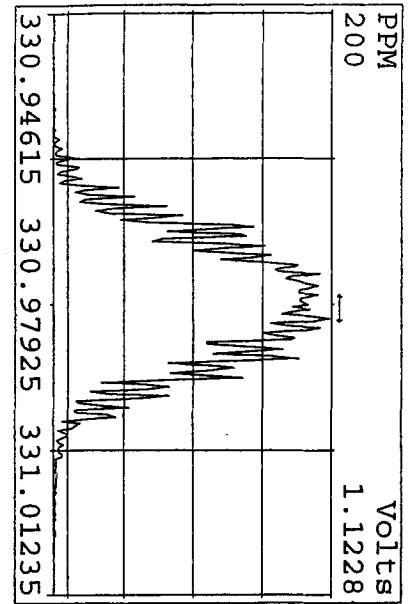
Data file	Smp	Work Order	Sample ID	FV-uL	Method/Matrix	Box	Size	U
31DE09A1D5	1	CP1231A	DB-5 CPSM 3732-04				1.000	
31DE09A1D5	2	ST1231B	CS-1 09DXN422				1.000	
31DE09A1D5	3	ST1231C	CS-2 09DXN423				1.000	
31DE09A1D5	4	ST1231D	CS-3 09DXN425				1.000	
31DE09A1D5	5	ST1231E	CS-4 09DXN426				1.000	
31DE09A1D5	6	ST1231F	CS-5 09DXN456				1.000	
31DE09A1D5	7	SB1231C	Solvent Blank C-14				1.000	
31DE09A1D5	8	ST1231G	2nd Source 09DXN449	500	1613B/8290		1.000	
31DE09A1D5	9						1.000	
31DE09A1D5	10						1.000	
31DE09A1D5	11						1.000	
31DE09A1D5	12						1.000	
31DE09A1D5	13						1.000	
31DE09A1D5	14						1.000	
31DE09A1D5	15		AM 12-31-09				1.000	
31DE09A1D5	16						1.000	

Peak Locate Examination:31-DEC-2009:23:19 File:31DE09A1D5
Experiment:DIOXIN Function:1 Reference:PFK

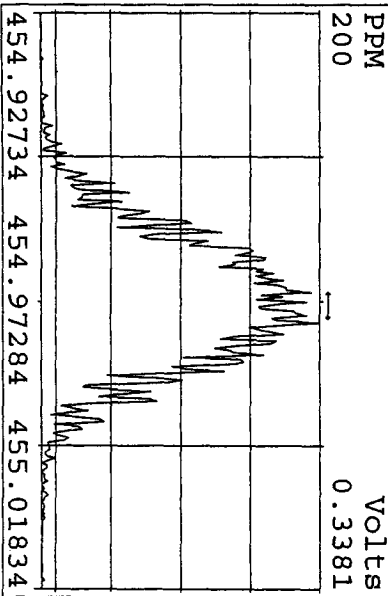
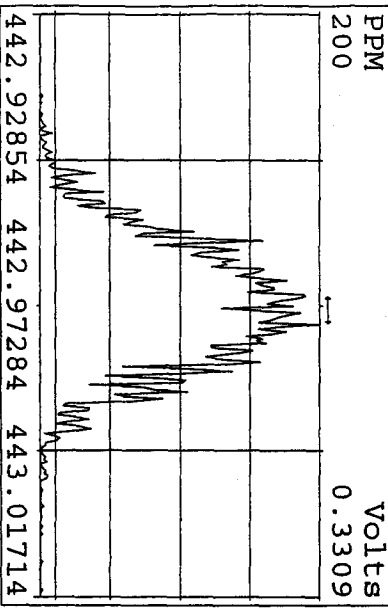
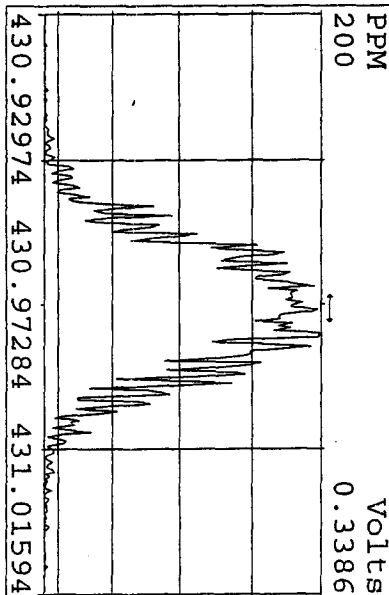
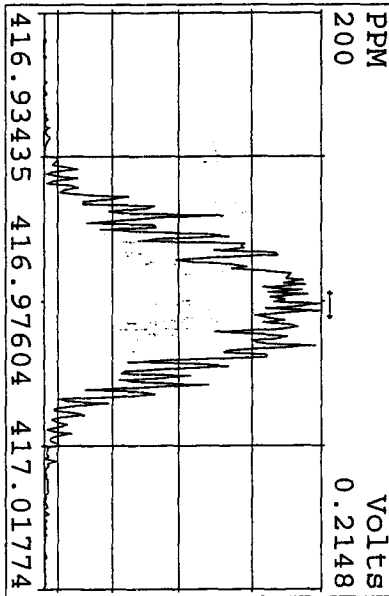
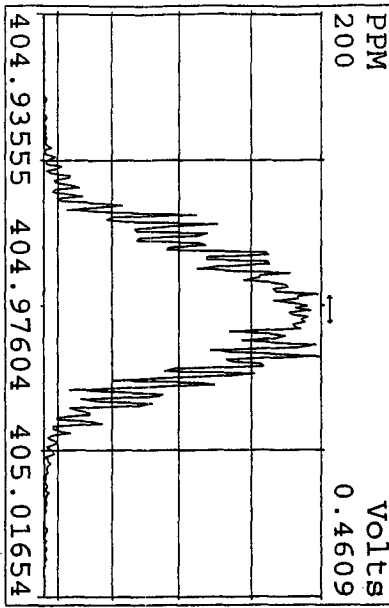
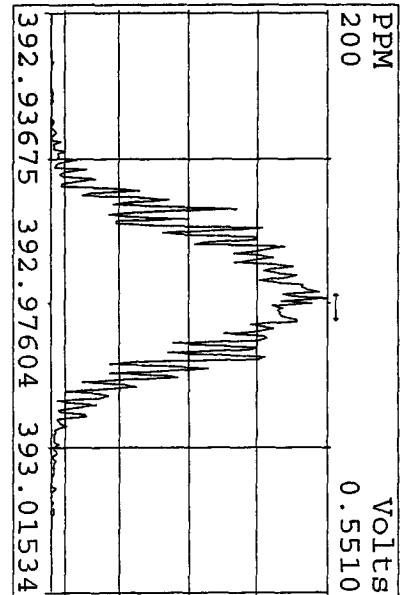
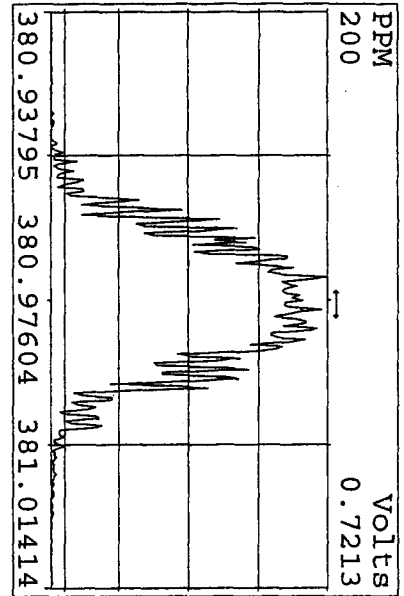
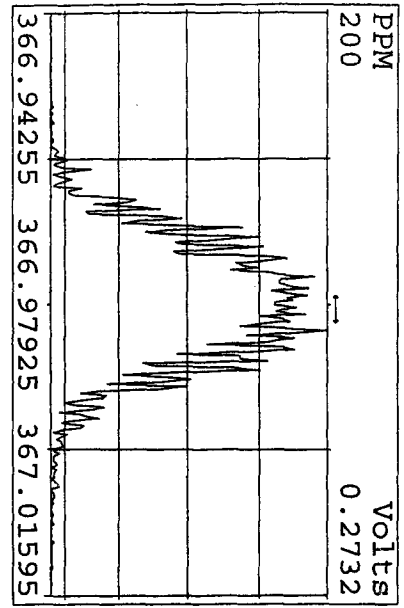


Volts
0.5066
0.1

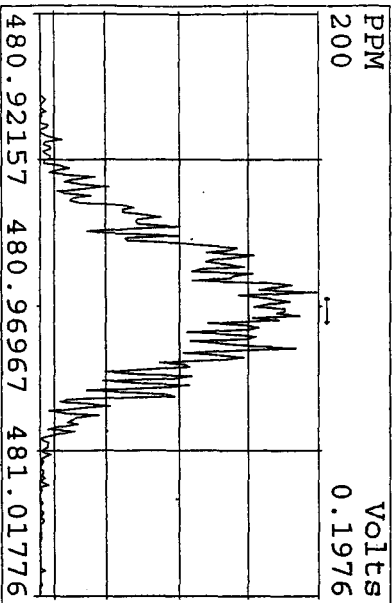
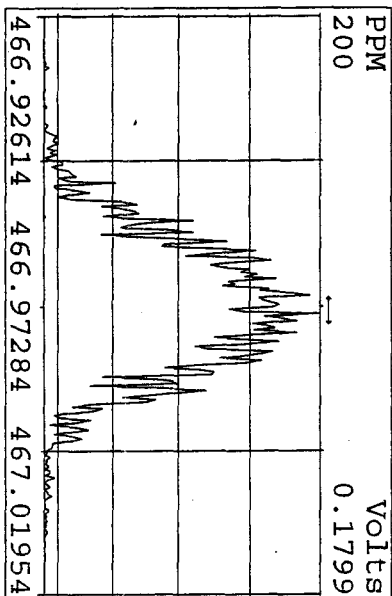
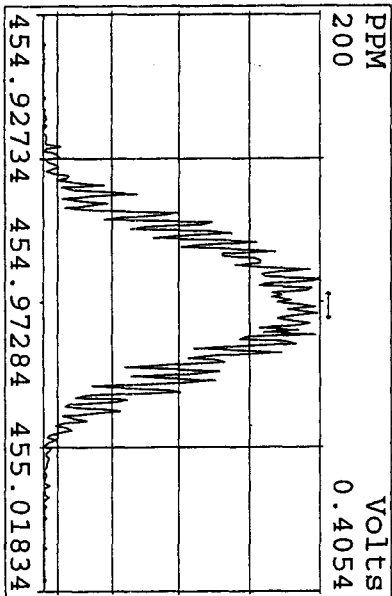
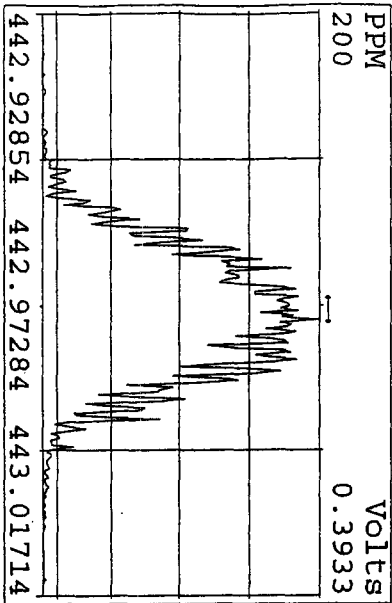
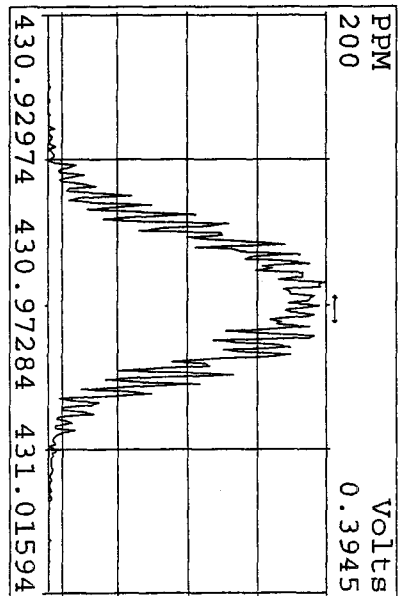
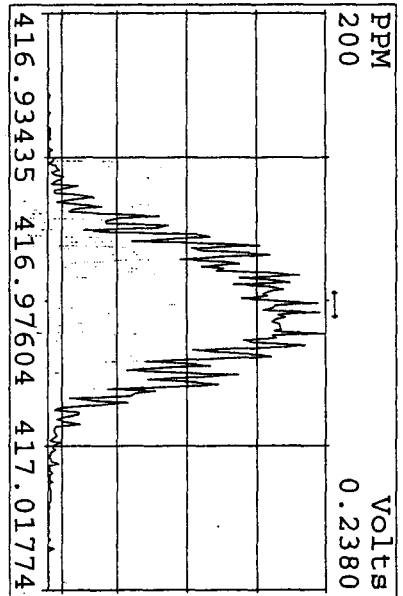
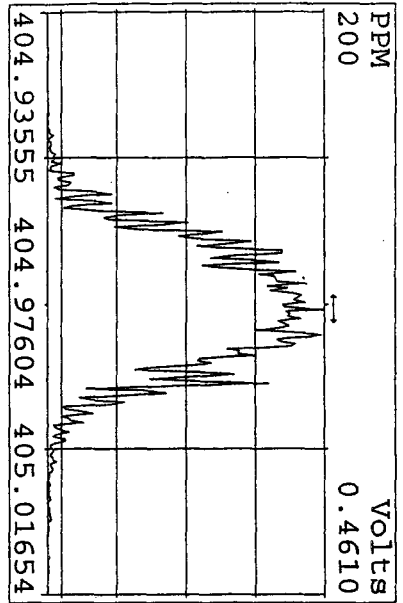
Peak Locate Examination:31-DEC-2009:23:20 File:31DE09A1D5
 Experiment:DIOXIN Function:2 Reference:PFK



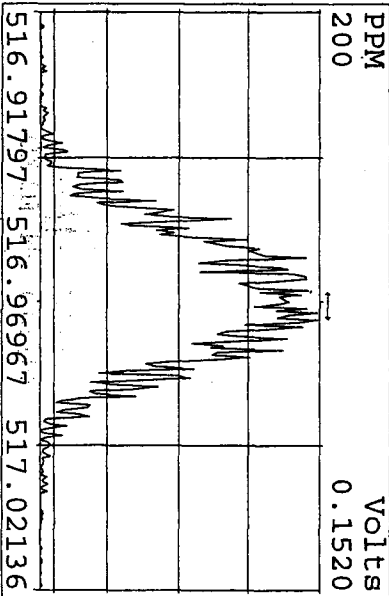
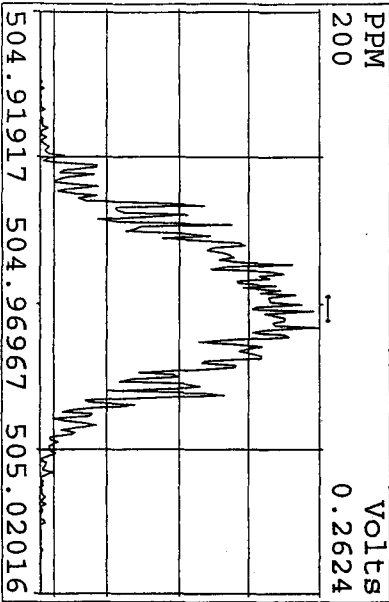
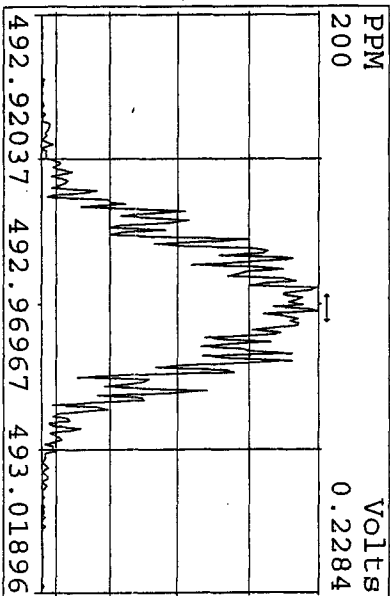
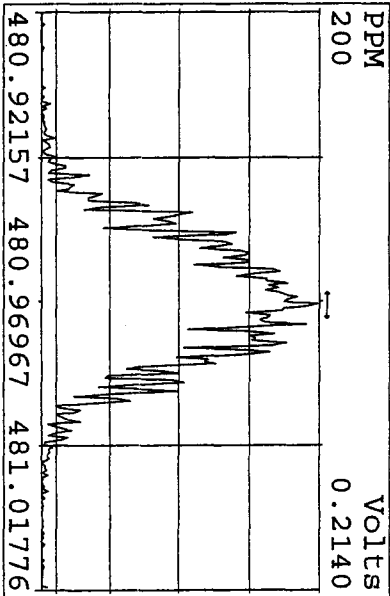
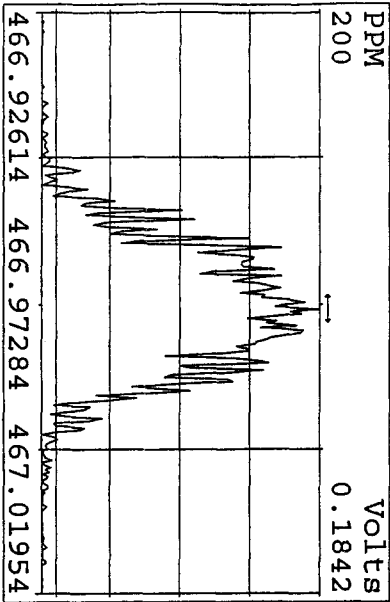
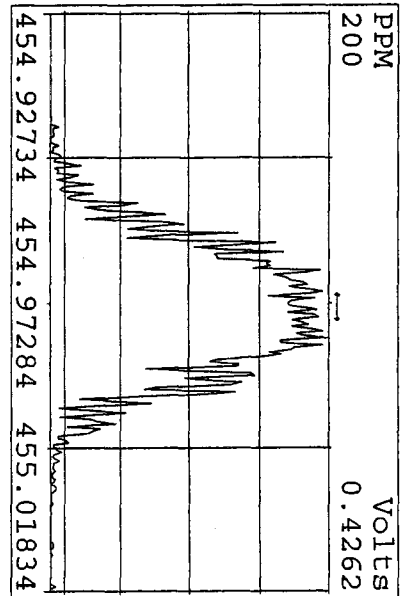
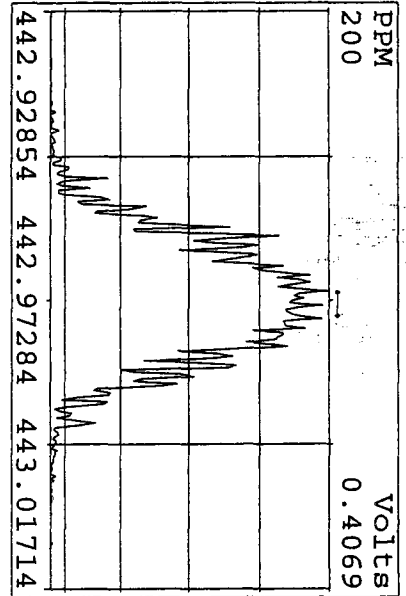
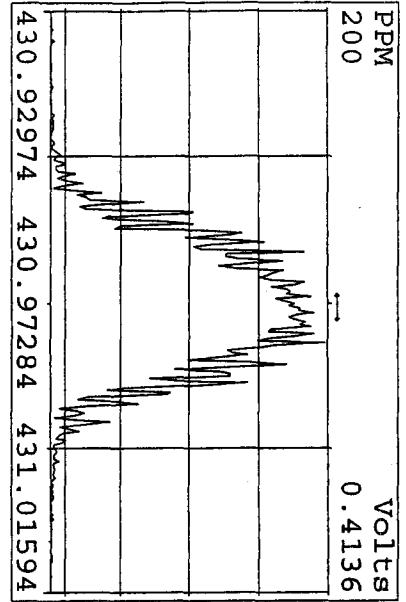
Peak Locate Examination:31-DEC-2009:23:21 File:31DE09A1D5
Experiment:DIOXIN Function:3 Reference:PRK



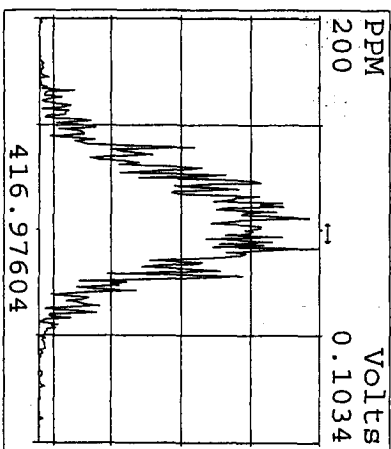
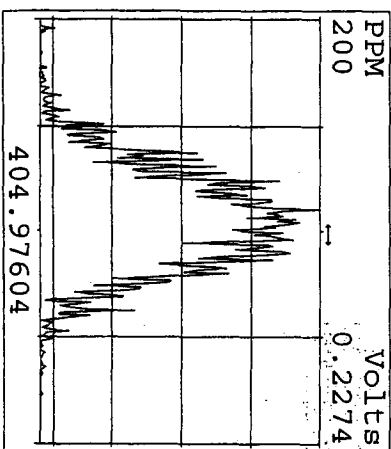
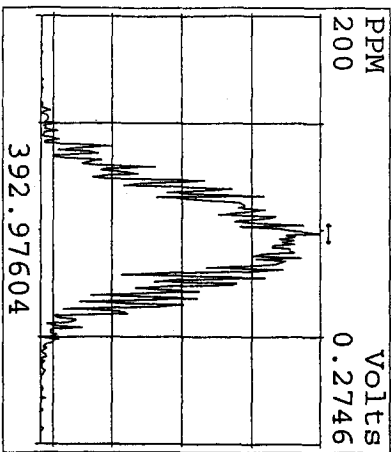
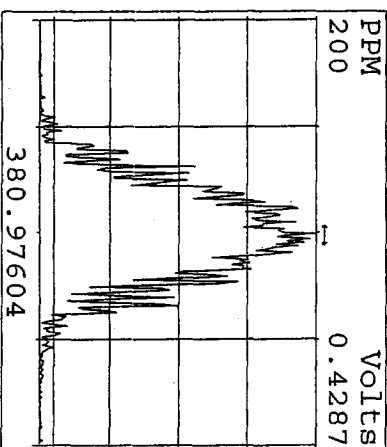
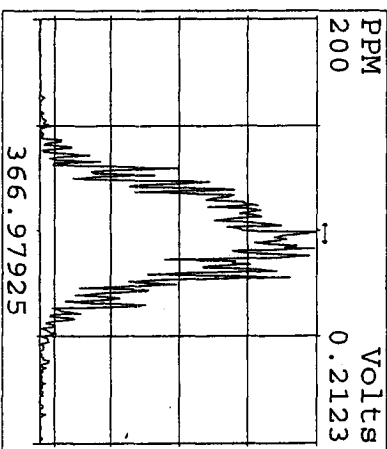
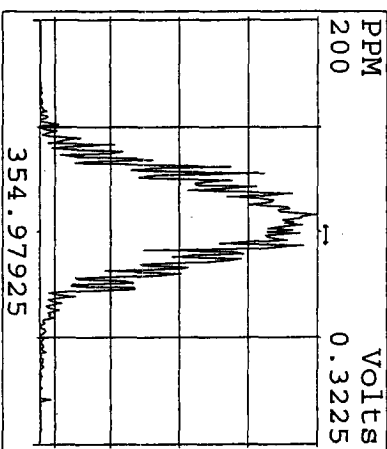
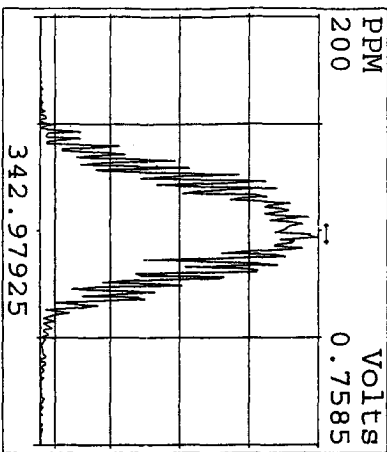
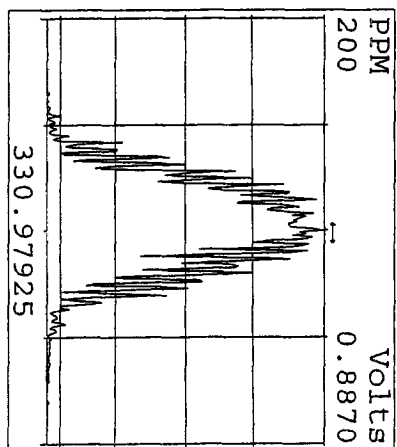
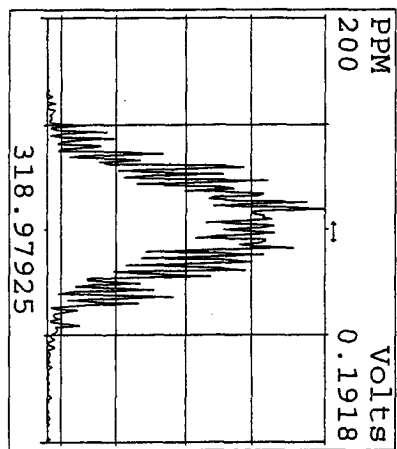
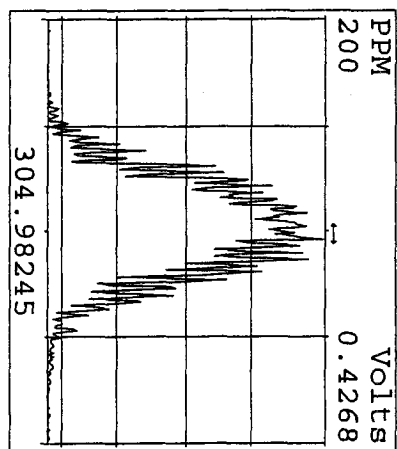
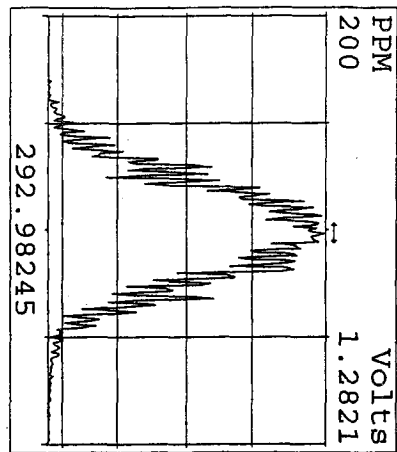
Peak Locate Examination:31-DEC-2009:23:22 File:31DE09A1D5
 Experiment:DIOXIN Function:4 Reference:PK



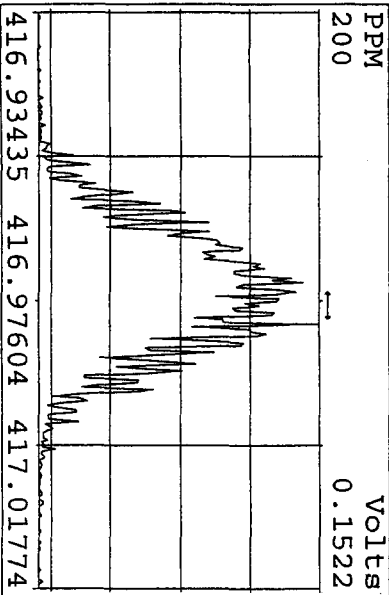
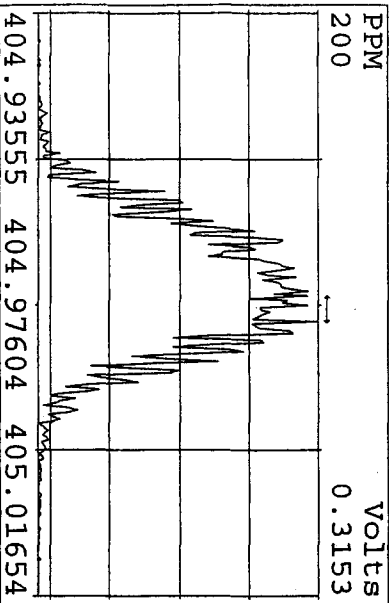
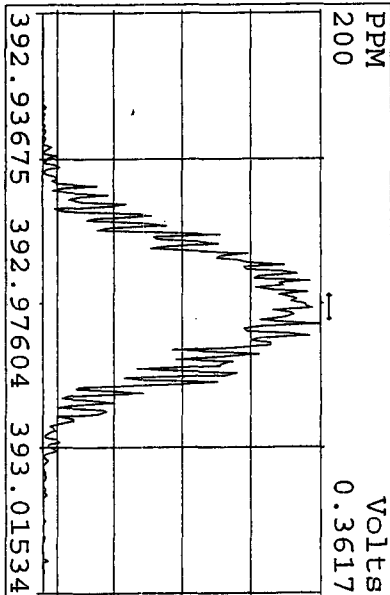
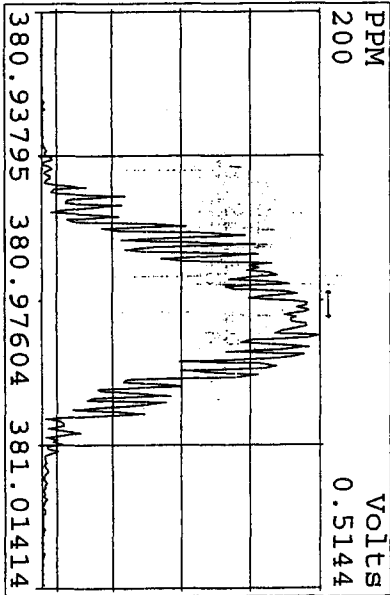
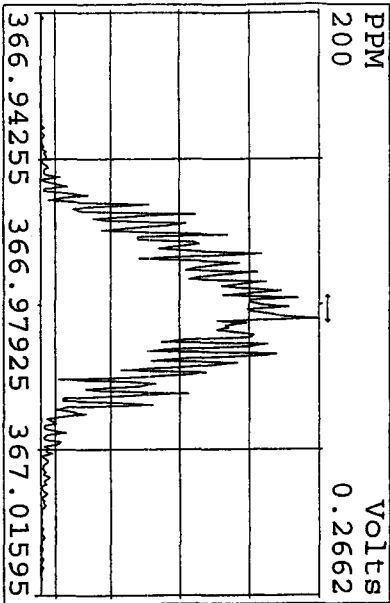
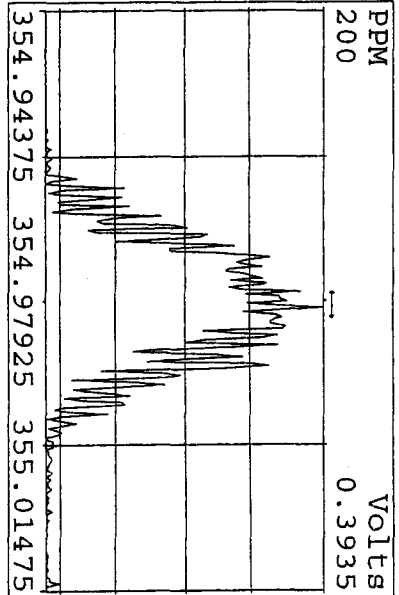
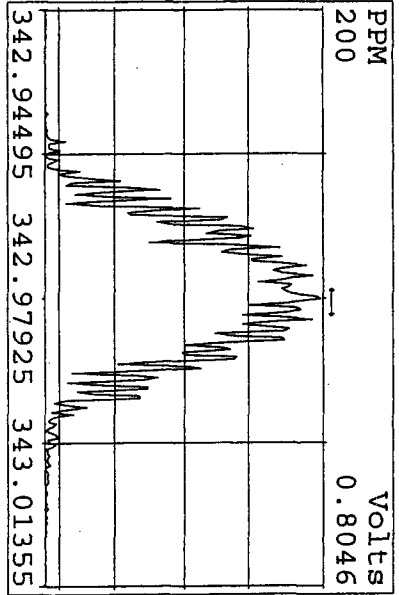
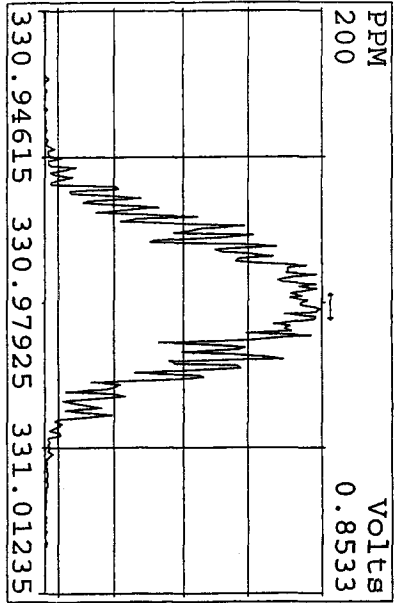
Peak Locate Examination: 31-DEC-2009:23:24 File: 31DE09A1D5
 Experiment: DIOXIN Function: 5 Reference: PFK



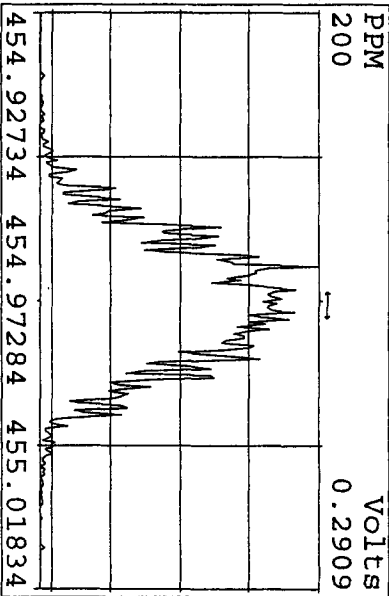
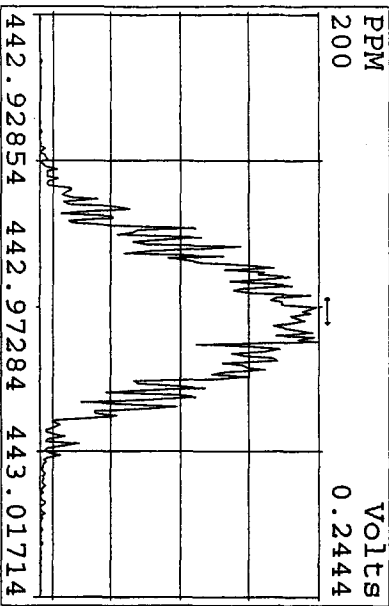
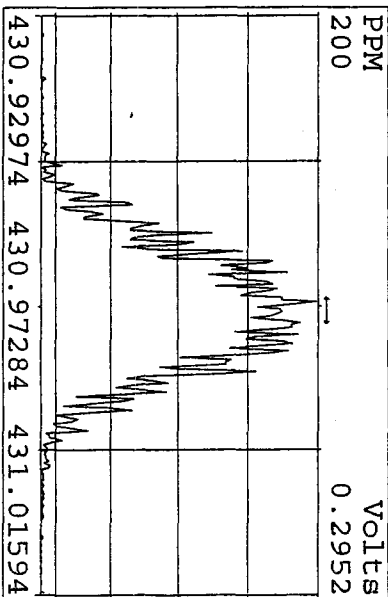
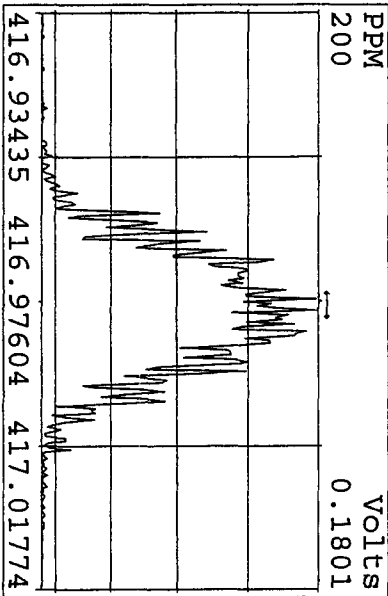
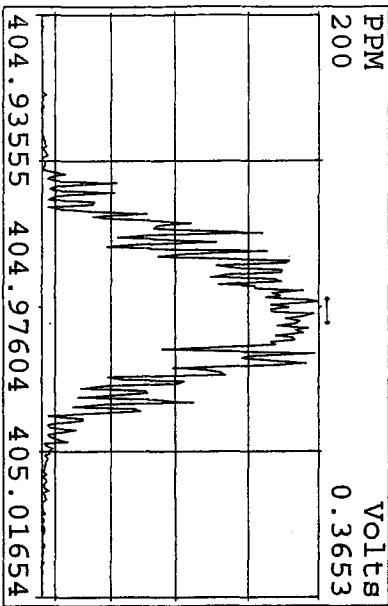
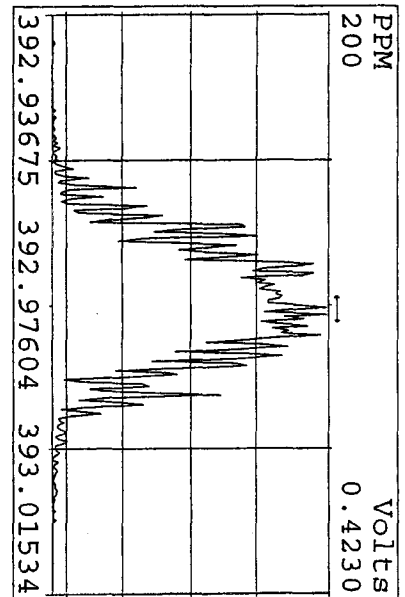
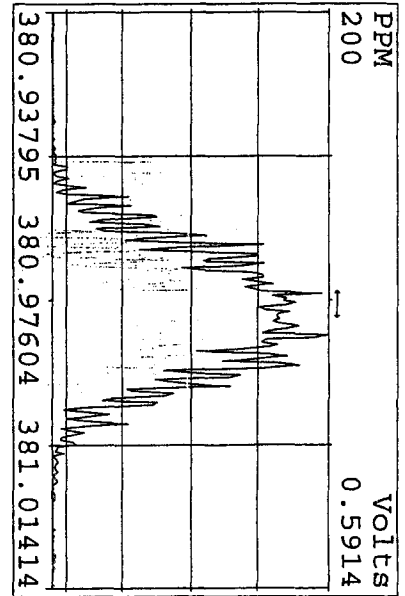
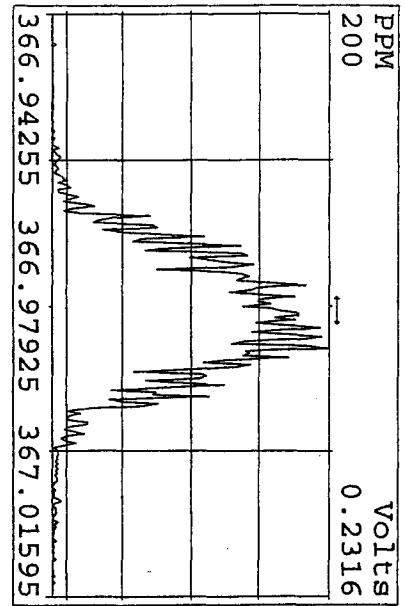
Peak Locate Examination: 1-JAN-2010:07:36 File:RESCHECK1D5
Experiment:DIOXIN Function:1 Reference:PFK



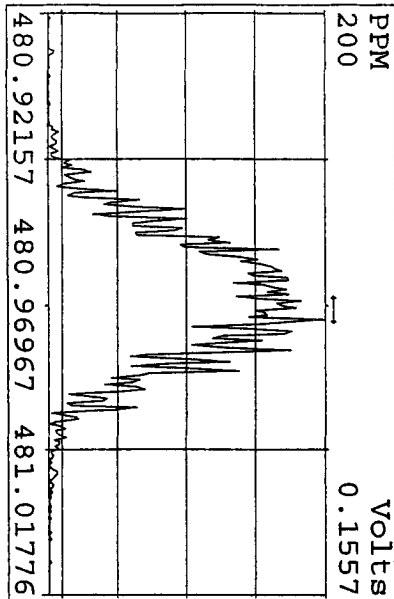
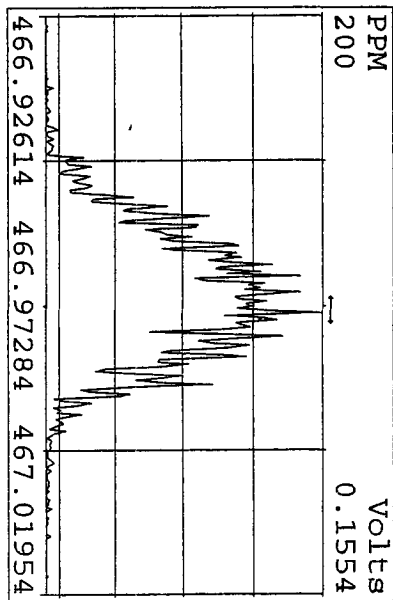
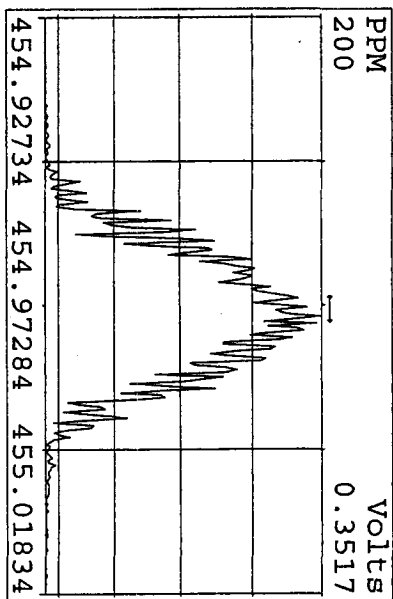
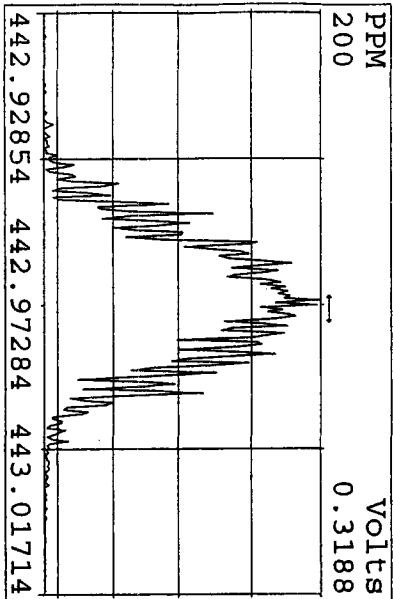
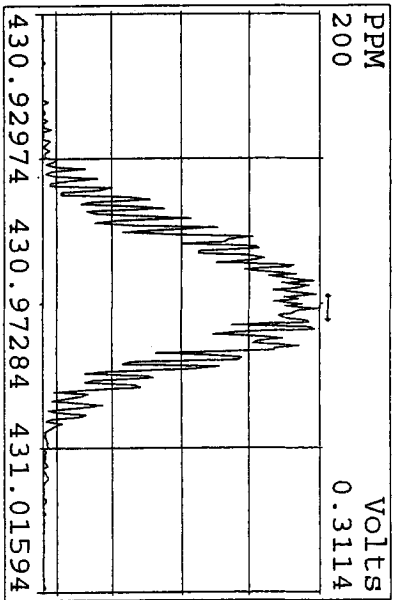
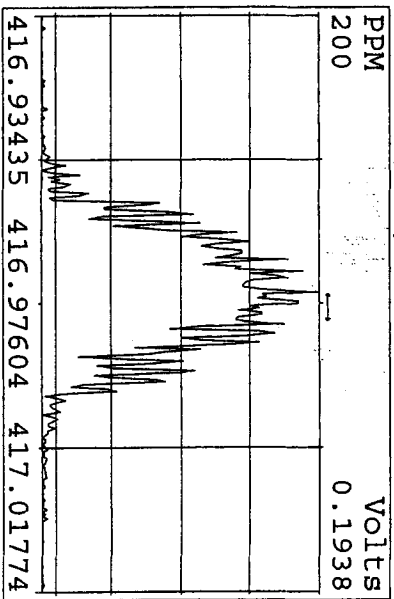
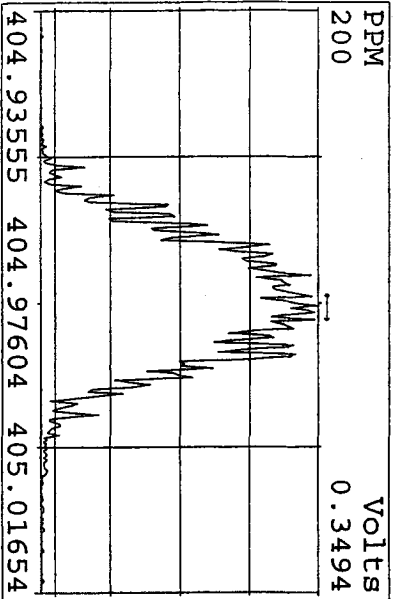
Peak Locate Examination: 1-JAN-2010:07:37 File:RESCHECK1D5
 Experiment:DIOXIN Function:2 Reference:PFK



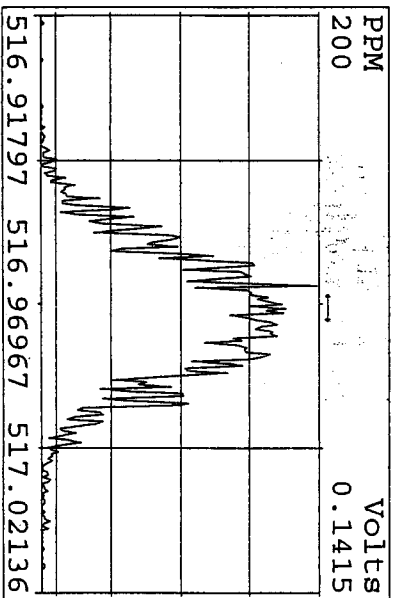
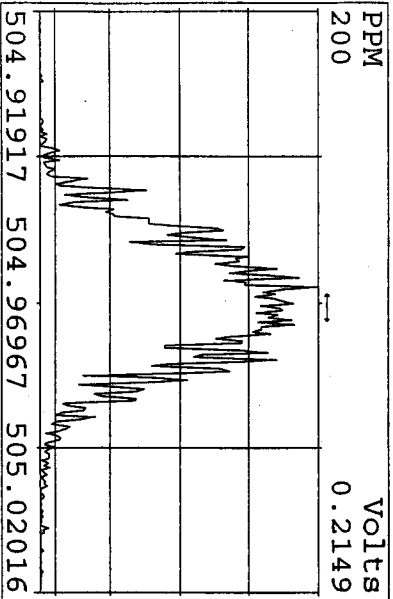
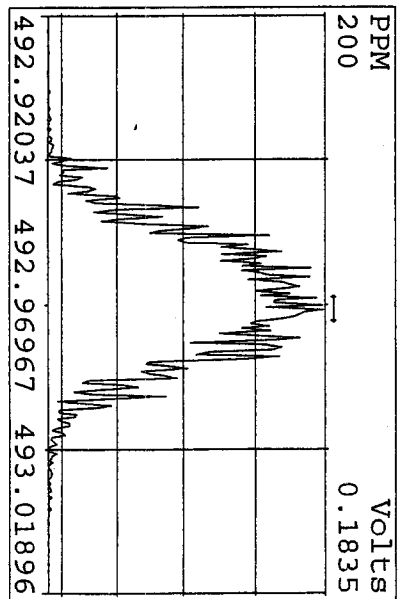
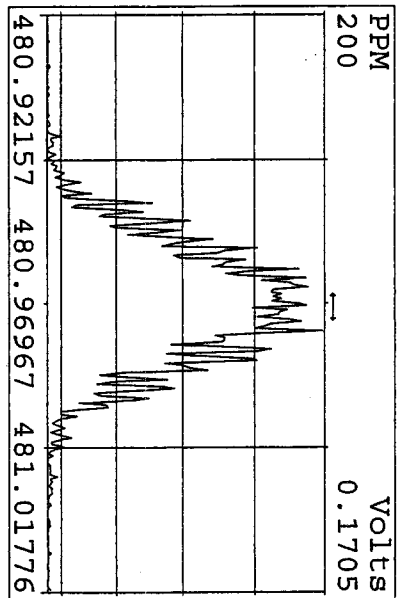
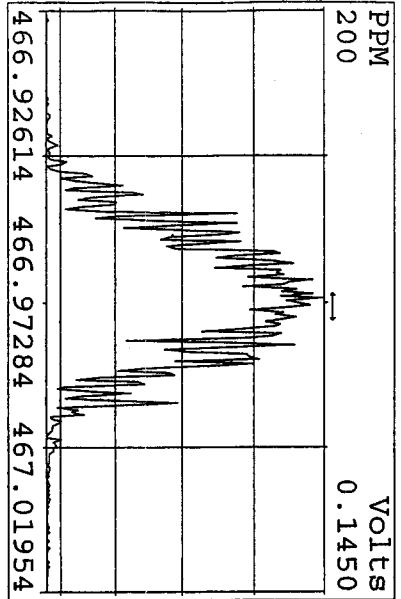
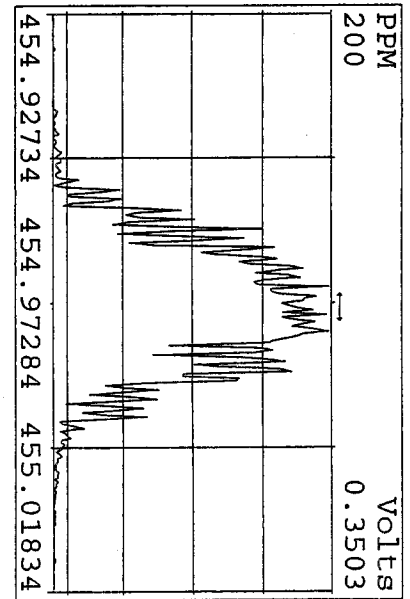
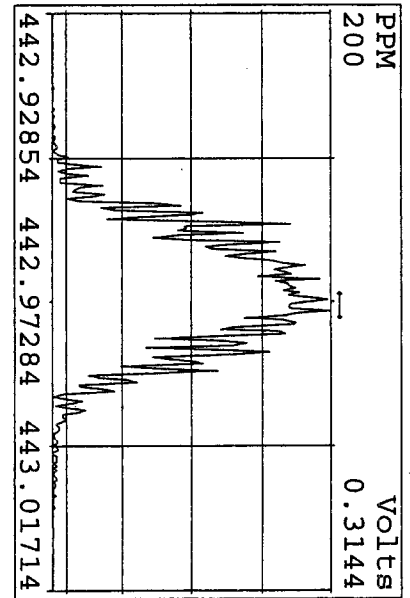
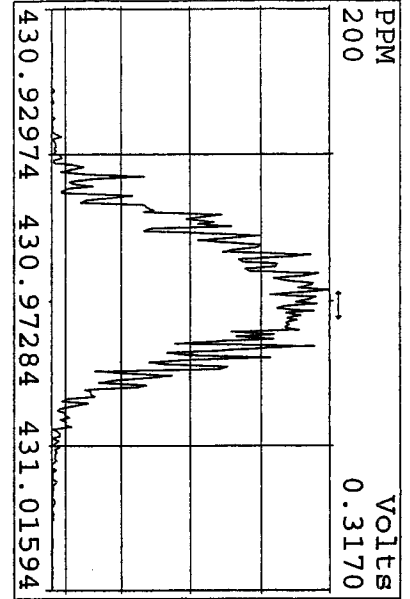
Peak Locate Examination: 1-JAN-2010:07:38 File:RESCHECK1.DS
 Experiment:DIOXIN Function:3 Reference:PFK



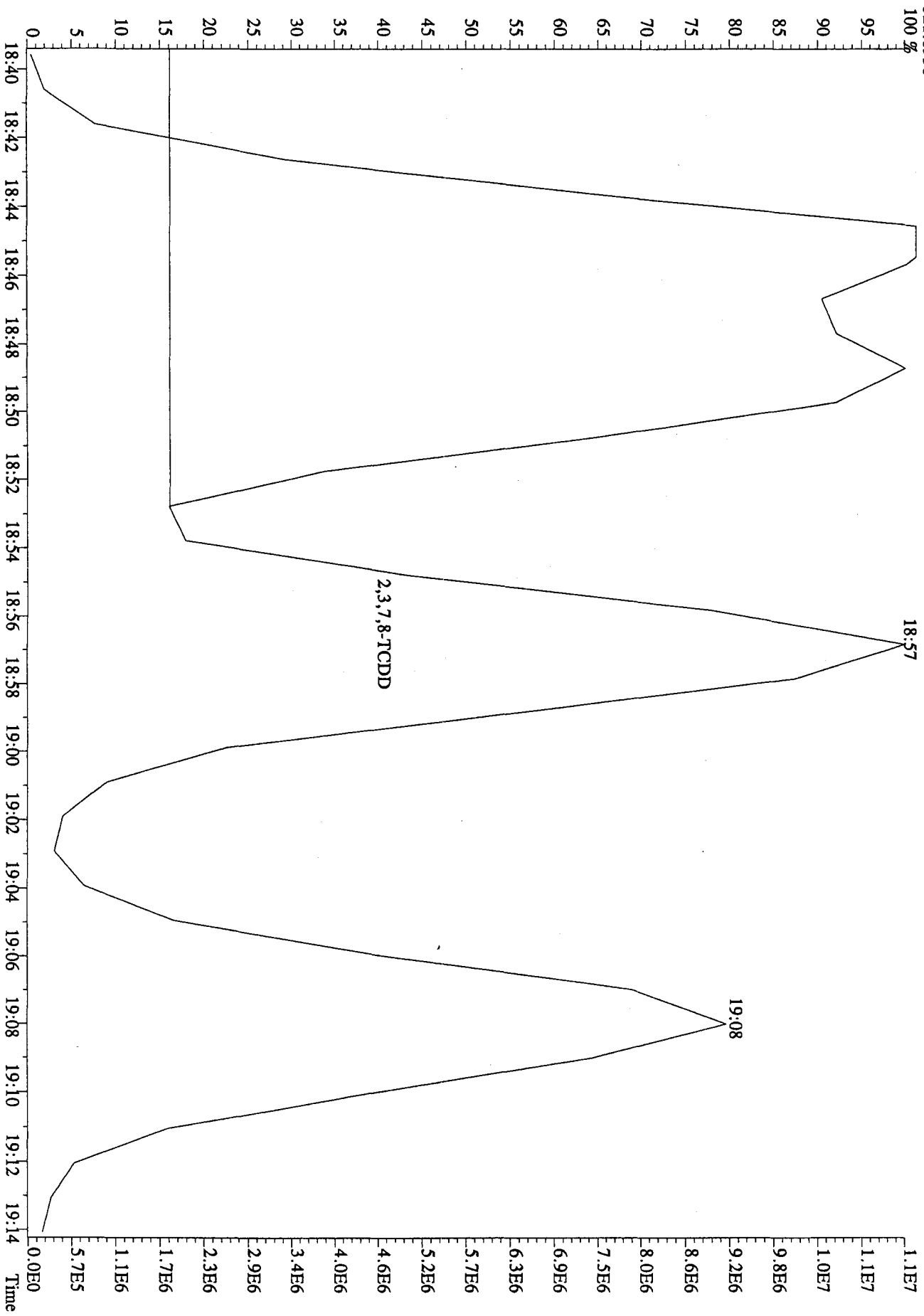
Peak Locate Examination: 14JAN-2010:07:39 File:RSCHECK1D5
 Experiment:DIOXIN Function:4 Reference:PKF



Peak Locate Examination: 1-JAN-2010:07:40 File:RESCHECK1D5
 Experiment:DIOXIN Function:5 Reference:PFK



File:31DE09A1D5 #1-410 Acq:31-DEC-2009 23:25:43 GC EI+ Voltage SIR 70SE
 Sample#1 Text:CP1231A :DB-5 CFSM 3732-04 Exp:DIOXIN
 321.8936



Run text: ST1231G Sample text: ST1231G :2nd Source 09DXN449
 Run #6 Filename: 31DE09A1D5 S: 8 I: 1 Results: 31DE09A1D51613
 Acquired: 1-JAN-10 04:19:56 Processed: 4-JAN-10 08:47:22
 Run: 31DE09A1D5 Analyte: 1613 Cal: 16131231091D5
 Factor 1: 400.000 Factor 2: 20.000 Sample size: 1.000000

Name	Resp	RA	RT	RRF	Conc	EDL	Rec	M
13C-1,2,3,4-TCDD	233268000	0.81 y	18:42	-	74.89	-	3.7	n
13C-2,3,7,8-TCDF	353417000	0.79 y	18:09	1.57	1934.92	1.89	96.7	n
2,3,7,8-TCDF	29473900	0.75 y	18:10	0.86	193.98	1.19	-	n
Total TCDF	29878342	0.71 y	17:44	0.86	196.64	1.19	-	n
13C-2,3,7,8-TCDD	237599000	0.79 y	18:54	0.99	2050.84	3.63	102.5	n
2,3,7,8-TCDD	20517060	0.77 y	18:55	0.93	184.95	1.19	-	n
Total TCDD	20584547	4.35 n	18:08	0.93	185.56	1.19	-	n
37Cl-2,3,7,8-TCDD	54584600	1.00 y	18:55	2.22	210.99	0.58	105.5	n
13C-1,2,3,7,8-PeCDF	258286200	1.61 y	23:34	1.07	2064.12	1.55	103.2	n
1,2,3,7,8-PeCDF	61444300	1.63 y	23:35	1.00	475.75	1.74	-	n
13C-2,3,4,7,8-PeCDF	243753700	1.62 y	24:59	1.03	2025.63	1.61	101.3	n
2,3,4,7,8-PeCDF	55918300	1.65 y	25:01	0.98	469.60	2.00	-	n
Total F2 PeCDF	119226673	0.82 n	22:06	0.99	960.37	1.86	-	n
Total F1 PeCDF	218994	0.56 n	16:04	0.99	1.76	1.60	-	n
13C-1,2,3,7,8-PeCDD	156506400	1.64 y	25:46	0.67	2013.73	1.54	100.7	n
1,2,3,7,8-PeCDD	33662100	1.63 y	25:48	0.93	462.96	2.68	-	n
Total PeCDD	33824671	3.66 n	25:27	0.93	465.20	2.68	-	n
13C-1,2,3,7,8,9-HxCDD	177940200	1.25 y	32:51	-	64.87	-	-	n
13C-1,2,3,4,7,8-HxCDF	184934800	0.51 y	31:27	0.89	2328.15	4.47	116.4	n
1,2,3,4,7,8-HxCDF	53136200	1.31 y	31:28	1.20	479.25	2.45	-	n
13C-1,2,3,6,7,8-HxCDF	244860900	0.52 y	31:36	1.14	2407.44	3.49	120.4	n
1,2,3,6,7,8-HxCDF	62674400	1.23 y	31:37	1.07	477.98	2.04	-	n
13C-2,3,4,6,7,8-HxCDF	206484200	0.51 y	32:17	0.99	2340.79	4.03	117.0	n
2,3,4,6,7,8-HxCDF	51999200	1.28 y	32:18	1.12	450.75	2.09	-	n
13C-1,2,3,7,8,9-HxCDF	200333300	0.51 y	33:03	1.07	2099.56	3.72	105.0	n
1,2,3,7,8,9-HxCDF	52210900	1.25 y	33:04	1.09	476.28	2.26	-	n
Total HxCDF	220020700	1.31 y	31:28	1.12	1884.27	2.20	-	n
13C-1,2,3,4,7,8-HxCDD	148948400	1.25 y	32:27	0.73	2291.14	1.29	114.6	n
1,2,3,4,7,8-HxCDD	35533800	1.25 y	32:28	0.97	493.76	1.44	-	n
13C-1,2,3,6,7,8-HxCDD	152466700	1.30 y	32:33	0.73	2340.82	1.29	117.0	n
1,2,3,6,7,8-HxCDD	38830200	1.26 y	32:34	1.06	481.27	1.47	-	n
1,2,3,7,8,9-HxCDD	40200100	1.26 y	32:52	1.27	419.65	1.16	-	n
Total HxCDD	114605618	3.00 n	32:17	1.10	1395.19	1.34	-	n
13C-1,2,3,4,6,7,8-HpCDF	173164700	0.43 y	34:36	0.86	2262.83	6.25	113.1	n
1,2,3,4,6,7,8-HpCDF	54083400	1.05 y	34:37	1.29	485.50	1.92	-	n
13C-1,2,3,4,7,8,9-HpCDF	152527600	0.42 y	35:53	0.77	2233.57	7.00	111.7	n
1,2,3,4,7,8,9-HpCDF	44615700	1.05 y	35:54	1.27	459.77	2.42	-	n
Total HpCDF	98699100	1.05 y	34:37	1.28	945.27	2.15	-	n

13C-1,2,3,4,6,7,8-HpCDD	150261100	1.06	y	35:32	0.75	2245.36	4.02	112.3	n
1,2,3,4,6,7,8-HpCDD	35301400	1.05	y	35:33	1.00	470.89	2.29	-	n
Total HpCDD	35553500	0.78	n	34:54	1.00	474.25	2.29	-	n
13C-OCDD	214408000	0.91	y	38:20	0.56	4269.63	4.55	106.7	n
OCDF	71179900	0.89	y	38:28	1.44	923.89	2.51	-	n
OCDD	55918600	0.88	y	38:20	1.11	940.23	2.77	-	n

SOLID, D 2216-90, Percent Moisture

Northgate Environmental Management, Inc.

Client Sample ID: SA106-1.5BR

General Chemistry

Lot-Sample #...: G9L180646-001 Work Order #...: LRDQQ Matrix.....: SO
Date Sampled...: 12/17/09 Date Received...: 12/18/09
% Moisture.....: 13

<u>PARAMETER</u>	<u>RESULT</u>	<u>RL</u>	<u>UNITS</u>	<u>METHOD</u>	<u>PREPARATION- ANALYSIS DATE</u>	<u>PREP BATCH #</u>
Percent Moisture	12.9	0.10	%	ASTM D 2216-90	12/29-12/30/09	9363211

Dilution Factor: 1

Northgate Environmental Management, Inc.

Client Sample ID: SA106-1BR

General Chemistry

Lot-Sample #...: G9L180646-002
Date Sampled...: 12/17/09
% Moisture.....: 13

Work Order #...: LRDQR
Date Received...: 12/18/09

Matrix.....: SO

<u>PARAMETER</u>	<u>RESULT</u>	<u>RL</u>	<u>UNITS</u>	<u>METHOD</u>	<u>PREPARATION- ANALYSIS DATE</u>	<u>PREP BATCH #</u>
Percent Moisture	12.9	0.10	%	ASTM D 2216-90	12/29-12/30/09	9363211

Dilution Factor: 1

Northgate Environmental Management, Inc.

Client Sample ID: SA167-1.5BR

General Chemistry

Lot-Sample #...: G9L180646-003 Work Order #...: LRDQT Matrix.....: SO
Date Sampled...: 12/17/09 Date Received...: 12/18/09
% Moisture.....: 6.2

<u>PARAMETER</u>	<u>RESULT</u>	<u>RL</u>	<u>UNITS</u>	<u>METHOD</u>	<u>PREPARATION- ANALYSIS DATE</u>	<u>PREP BATCH #</u>
Percent Moisture	6.2	0.10	%	ASTM D 2216-90	12/29-12/30/09	9363211

Dilution Factor: 1

Northgate Environmental Management, Inc.

Client Sample ID: SA167-1BR

General Chemistry

Lot-Sample #...: G9L180646-004 Work Order #...: LRDQV Matrix.....: SO
Date Sampled...: 12/17/09 Date Received...: 12/18/09
% Moisture.....: 5.2

<u>PARAMETER</u>	<u>RESULT</u>	<u>RL</u>	<u>UNITS</u>	<u>METHOD</u>	<u>PREPARATION- ANALYSIS DATE</u>	<u>PREP BATCH #</u>
Percent Moisture	5.2	0.10	%	ASTM D 2216-90	12/29-12/30/09	9363211

Dilution Factor: 1

Northgate Environmental Management, Inc.

Client Sample ID: SA200-1.5BR

General Chemistry

Lot-Sample #....: G9L180646-005 Work Order #....: LRDQW Matrix.....: SO
Date Sampled....: 12/17/09 Date Received...: 12/18/09
% Moisture.....: 5.4

<u>PARAMETER</u>	<u>RESULT</u>	<u>RL</u>	<u>UNITS</u>	<u>METHOD</u>	<u>PREPARATION- ANALYSIS DATE</u>	<u>PREP BATCH #</u>
Percent Moisture	5.4	0.10	%	ASTM D 2216-90	12/29-12/30/09	9363211

Dilution Factor: 1

Northgate Environmental Management, Inc.

Client Sample ID: SA200-1BR

General Chemistry

Lot-Sample #...: G9L180646-006 Work Order #...: LRDQX Matrix.....: SO
Date Sampled...: 12/17/09 Date Received...: 12/18/09
% Moisture.....: 4.9

<u>PARAMETER</u>	<u>RESULT</u>	<u>RL</u>	<u>UNITS</u>	<u>METHOD</u>	<u>PREPARATION- ANALYSIS DATE</u>	<u>PREP BATCH #</u>
Percent Moisture	4.9	0.10	%	ASTM D 2216-90	12/29-12/30/09	9363211

Dilution Factor: 1

Northgate Environmental Management, Inc.

Client Sample ID: SA41-1.5BR

General Chemistry

Lot-Sample #....: G9L180646-007
Date Sampled....: 12/17/09
% Moisture.....: 4.3

Work Order #....: LRDQ0
Date Received...: 12/18/09

Matrix.....: SO

<u>PARAMETER</u>	<u>RESULT</u>	<u>RL</u>	<u>UNITS</u>	<u>METHOD</u>	<u>PREPARATION- ANALYSIS DATE</u>	<u>PREP BATCH #</u>
Percent Moisture	4.3	0.10	%	ASTM D 2216-90	12/29-12/30/09	9363211

Dilution Factor: 1

Northgate Environmental Management, Inc.

Client Sample ID: SA41-1BR

General Chemistry

Lot-Sample #...: G9L180646-008

Work Order #...: LRDQ1

Matrix.....: SO

Date Sampled...: 12/17/09

Date Received...: 12/18/09

% Moisture.....: 2.6

<u>PARAMETER</u>	<u>RESULT</u>	<u>RL</u>	<u>UNITS</u>	<u>METHOD</u>	<u>PREPARATION- ANALYSIS DATE</u>	<u>PREP BATCH #</u>
Percent Moisture	2.6	0.10	%	ASTM D 2216-90	12/29-12/30/09	9363211

Dilution Factor: 1

Northgate Environmental Management, Inc.

Client Sample ID: SA51-1.5BR

General Chemistry

Lot-Sample #...: G9L180646-009

Work Order #...: LRDQ2

Matrix.....: SO

Date Sampled...: 12/17/09

Date Received..: 12/18/09

% Moisture.....: 4.2

<u>PARAMETER</u>	<u>RESULT</u>	<u>RL</u>	<u>UNITS</u>	<u>METHOD</u>	<u>PREPARATION- ANALYSIS DATE</u>	<u>PREP BATCH #</u>
Percent Moisture	4.2	0.10	%	ASTM D 2216-90	12/29-12/30/09	9363211

Dilution Factor: 1

Northgate Environmental Management, Inc.

Client Sample ID: SA51-1BR

General Chemistry

Lot-Sample #...: G9L180646-010

Work Order #...: LRDQ3

Matrix.....: SO

Date Sampled...: 12/17/09

Date Received...: 12/18/09

% Moisture.....: 3.4

<u>PARAMETER</u>	<u>RESULT</u>	<u>RL</u>	<u>UNITS</u>	<u>METHOD</u>	<u>PREPARATION- ANALYSIS DATE</u>	<u>PREP BATCH #</u>
Percent Moisture	3.4	0.10	%	ASTM D 2216-90	12/29-12/30/09	9363211

Dilution Factor: 1

QC DATA ASSOCIATION SUMMARY

G9L180646

Sample Preparation and Analysis Control Numbers

<u>SAMPLE#</u>	<u>MATRIX</u>	<u>ANALYTICAL METHOD</u>	<u>LEACH BATCH #</u>	<u>PREP BATCH #</u>	<u>MS RUN#</u>
001	SO	SW846 8290		0008221	0013231
	SO	ASTM D 2216-90		9363211	0018107
002	SO	SW846 8290		0008221	0013231
	SO	ASTM D 2216-90		9363211	0018107
003	SO	SW846 8290		0008221	0013231
	SO	ASTM D 2216-90		9363211	0018107
004	SO	SW846 8290		0008221	0013231
	SO	ASTM D 2216-90		9363211	0018107
005	SO	SW846 8290		0008221	0013231
	SO	ASTM D 2216-90		9363211	0018107
006	SO	SW846 8290		0008221	0013231
	SO	ASTM D 2216-90		9363211	0018107
007	SO	SW846 8290		0008221	0013231
	SO	ASTM D 2216-90		9363211	0018107
008	SO	SW846 8290		0008221	0013231
	SO	ASTM D 2216-90		9363211	0018107
009	SO	SW846 8290		0008221	0013231
	SO	ASTM D 2216-90		9363211	0018107
010	SO	SW846 8290		0008221	0013231
	SO	ASTM D 2216-90		9363211	0018107
011	WQ	SW846 8290		9364154	

SAMPLE DUPLICATE EVALUATION REPORT

General Chemistry

Client Lot #....: G9L180646

Work Order #....: LQ533-SMP
LQ533-DUP

Matrix.....: SOLID

Date Sampled...: 12/07/09

Date Received...: 12/15/09

% Moisture.....: 81

<u>PARAM</u>	<u>RESULT</u>	<u>DUPLICATE</u>	<u>UNITS</u>	<u>RPD</u>	<u>RPD</u>	<u>LIMIT</u>	<u>METHOD</u>	<u>PREPARATION-</u>	<u>PREP</u>
		<u>RESULT</u>						<u>ANALYSIS DATE</u>	<u>BATCH #</u>
Percent Moisture	80.5	80.0	%	0.61	(0-20)	ASTM D 2216-90	SD Lot-Sample #: G9L150577-001	12/29-12/30/09	9363211
				Dilution Factor: 1					

SOLID, 8290, Dioxins/Furans

Raw Data Package

Run/Batch Data

Includes (as applicable):

runlogs

continuing calibration standards

interference/performance check standards

continuing calibration blanks

method blanks

lcs

ms/sd

sample raw data

ms tune data

Dataset: T:\HighRes_Archive\3D5\Default.pro\11JA10A3D58290ASY.qld

(4)

Last Altered: Wednesday, January 13, 2010 02:29:06 PM Pacific Standard Time
 Printed: Wednesday, January 13, 2010 02:31:55 PM Pacific Standard Time

Method: C:\MassLynx\Default.PRO\MethDB\82903D5.mdb 12 Jan 2010 09:52:33
 Calibration: C:\MassLynx\Default.PRO\CurvDB\CA123120093D58290.cdb 31 Dec 2009 13:37:23

Name: 11JA10A3D5_4, Date: 11-Jan-2010, Time: 20:21:06, ID: LRT1W-1-AA, Description: G9L160493-1RXMB, Task:

Handwritten: 200
 01/13/10

# Name	Trace	Sample Size	RT	Ptd RT	RRF M..	Abs Resp	Conc.	EMPC	%Rec	EDL	Mod Date	Ratio	Ratio Flag
1	13C-1,2,3,4-TCDD	331.9368	10.000	19.48	19.49	1.000	250410.51	100.0000	100.0000	100.0	0.3100	0.82	NO
2	3 13C-2,3,7,8-TCDF	315.9419	10.000	18.89	18.84	1.554	597803.14	153.6349	153.6349	76.8	0.2468	0.76	NO
	4 2,3,7,8-TCDF	303.9016	10.000	18.90	18.90	1.009				0.1344			NO
	5 Total TCDFs	303.9016	10.000	21.44	21.44	1.009				0.0573			
6	7 13C-2,3,7,8-TCDD	331.9368	10.000	19.69	19.69	0.937	387545.88	165.2513	165.2513	82.6	0.3310	0.82	NO
	8 2,3,7,8-TCDD	319.8965	10.000	20.11	19.70	1.132	112.61	0.0514	0.0995	0.0819		0.35	YES
	9 Total TCDDs	319.8965	10.000	19.55	19.55	1.132				0.1522		0.0819	
10	11 37CL-2,3,7,8-TCDD	327.8847	10.000	19.72	19.70	1.137	214248.53	75.2496	0.0000	94.1	0.1143		
12	13 13C-1,2,3,7,8-PeCDF	351.9000	10.000	24.62	24.61	1.215	444997.22	146.2200	146.2200	73.1	0.4577	1.57	NO
	14 1,2,3,7,8-PeCDF	339.8597	10.000	24.65	24.65	1.031				0.2404			NO
	15 2,3,4,7,8-PeCDF	339.8597	10.000	26.16	26.16	0.964				0.2571			NO
	16 Total F2 PeCDFs	339.8597	10.000	34.47	34.47	0.997				0.1296			
	17 Total F1 PeCDFs	339.8597	10.000	36.56	36.56	0.997				0.0960			
18	19 13C-1,2,3,7,8-PeCDD	367.8949	10.000	26.98	26.95	0.747	286852.48	153.2764	153.2764	76.6	0.3203	1.60	NO
	20 1,2,3,7,8-PeCDD	355.8546	10.000	27.01	27.01	1.057				0.1550			NO
	21 Total PeCDDs	355.8546	10.000	31.10	31.10	1.057				0.1550			
22	23 13C-1,2,3,7,8,9-HxCDD	401.8559	10.000	33.17	33.13	1.000	197657.91	100.0000	100.0000	100.0	0.4662	1.28	NO
24	25 13C-1,2,3,4,7,8-HxCDF	383.8639	10.000	32.00	32.02	0.916	310678.63	171.5175	171.5175	85.8	0.7910	0.55	NO
	26 1,2,3,4,7,8-HxCDF	373.8208	10.000	32.03	32.01	1.243	200.58	0.1039	0.0943	0.1434		1.47	YES
	27 1,2,3,6,7,8-HxCDF	373.8208	10.000	31.85	32.12	1.496	44.22	0.0190	0.0429	0.1191		2.30	YES
	28 2,3,4,6,7,8-HxCDF	373.8208	10.000	32.67	32.69	1.311	156.27	0.0767	0.0570	0.1359		2.01	YES
	29 1,2,3,7,8,9-HxCDF	373.8208	10.000	33.34	33.34	1.291				0.1380			NO
	30 Total HxCDFs	373.8208	10.000	0.00	0.00	1.335				0.6657			NO
31													

Dataset: T:\HighRes_Archive\3D5\Default.pro\11JA10A3D58290ASY.qld

Last Altered: Wednesday, January 13, 2010 02:29:06 PM Pacific Standard Time

Printed: Wednesday, January 13, 2010 02:31:55 PM Pacific Standard Time

Name: 11JA10A3D5_4, Date: 11-Jan-2010, Time: 20:21:06, ID: LR1TW-1-AA, Description: G9L160493-1RXMB, Task:

# Name	Trace	Sample Size	RT	Prd.RT	RHF M...	Abs.Resp	Conc.	EMPC	%Rec	EDL	Mod Date	Ratio	Ratio Flag
32 13C-1,2,3,6,7,8-HxCDD	401.8559	10,000	32.90	32.91	0.809	291161.77	182.0412	182.0412	91.0	0.8047		1.28	NO
33 1,2,3,4,7,8-HxCDD	389.8157	10,000	32.85	32.83	0.933	70.90	0.0522	0.0826		0.0840		0.66	YES
34 1,2,3,6,7,8-HxCDD	389.8157	10,000	32.95	32.92	1.180	47.21	0.0275	0.0142		0.0664		0.40	YES
35 1,2,3,7,8,9-HxCDD	389.8157	10,000	33.33	33.18	1.283	60.71	0.0325	0.0442		0.0611		0.32	YES
36 Total HxCDDs	389.8157	10,000		0.00	1.132		0.4115	0.2207		0.0692			
37													
38 13C-1,2,3,4,6,7,8-HpCDF	417.8253	10,000	34.69	34.70	0.811	325102.13	202.8571	202.8571	101.4	1.8607		0.46	NO
39 1,2,3,4,6,7,8-HpCDF	407.7818	10,000		34.70	1.364					0.1674			NO
40 1,2,3,4,7,8,9-HpCDF	407.7818	10,000		35.84	1.115					0.2048			NO
41 Total HpCDFs	407.7818	10,000		0.00	1.239					0.0830			
42													
43 13C-1,2,3,4,6,7,8-HpCDD	435.8169	10,000	35.51	35.52	0.707	279256.45	199.7126	199.7126	99.9	1.3770		1.05	NO
44 1,2,3,4,6,7,8-HpCDD	423.7766	10,000		35.53	1.043					0.1441			NO
45 Total HpCDDs	423.7766	10,000		0.03	1.043			0.9722		0.1441			
46													
47 13C-OCDD	469.7779	10,000	38.05	38.05	0.519	423982.77	413.4638	413.4638	103.4	1.7559		0.92	NO
48 OCDF	441.7428	10,000		38.17	1.402			ND		0.2155			NO
49 OCDD	457.7377	10,000	38.04	38.06	1.197	219.30	0.1729	0.1729		0.0616	13-Jan-10	0.79	NO
50													
51													
52 Function 1 PFK	330.97920	1,000		19.26									
53 Function 2 PFK	342.97920	1,000		22.41	16743....					0.0000			
54 Function 3 PFK	380.97600	1,000	32.89	32.86	7909.225	5125.38	0.6480			2.0194			
55 Function 4 PFK	430.97290	1,000	34.10	34.15	14980....	4578.87	0.3057			0.8700			
56 Function 5 PFK	442.97280	1,000		39.66	3947.903					0.0000			
57 TCDF PCDFE	375.8364	1,000		16.06	30.012					0.0000			
58 F1 PCDF PCDFE	409.79740	1,000	15.44	15.41	45.972	23.59	0.5132			0.5372			
59 F2 PCDF PCDFE	409.7974	1,000		22.27	17.774					0.0000			
60 HxCDF PCDFE	445.7555	1,000		31.69	18.611					0.0000			
61 HpCDF PCDFE	479.7165	1,000	35.14	35.12	75.501	41.14	0.5449			0.1675			
62 OCDF PCDFE	513.67750	1,000	37.75	37.79	85.061	13.30	0.1563			0.0630			

Dataset: T:\HighRes_Archive\3D5\Default.pro\11JA10A3D58290ASY.qld

283 of 170

Last Altered: Wednesday, January 13, 2010 02:29:06 PM Pacific Standard Time
Printed: Wednesday, January 13, 2010 02:35:05 PM Pacific Standard Time

Method: C:\MassLynx\Default.PRO\MethDB\82903D5.mdb 12 Jan 2010 09:52:33
Calibration: C:\MassLynx\Default.PRO\CurvedB\ICA123120093D58290.cdb 31 Dec 2009 13:37:23

Sample Name: 11JA10A3D5_4

11JA10A3D5_4 Smooth(SG,1x2)
G9L160493-1\FXMB LR1TW-1-AA

Manual Edit Codes

- 1 Peak not found
- 2 Poor chromatography
- 3 Baseline correction
- 4 Manual EDL calculation
- 5 Separate near eluters
- 6 Other

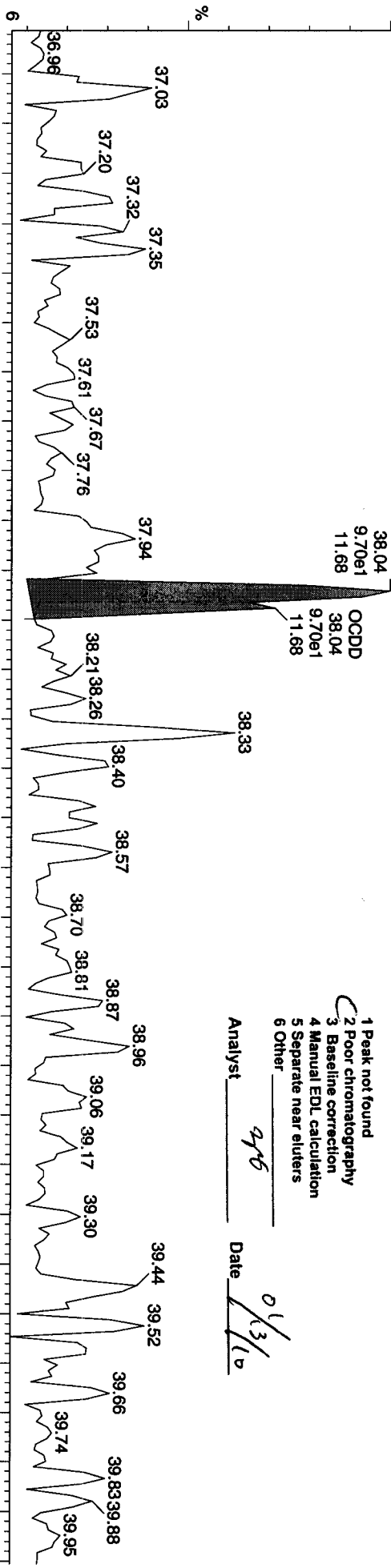
Analyst

ayb

Date

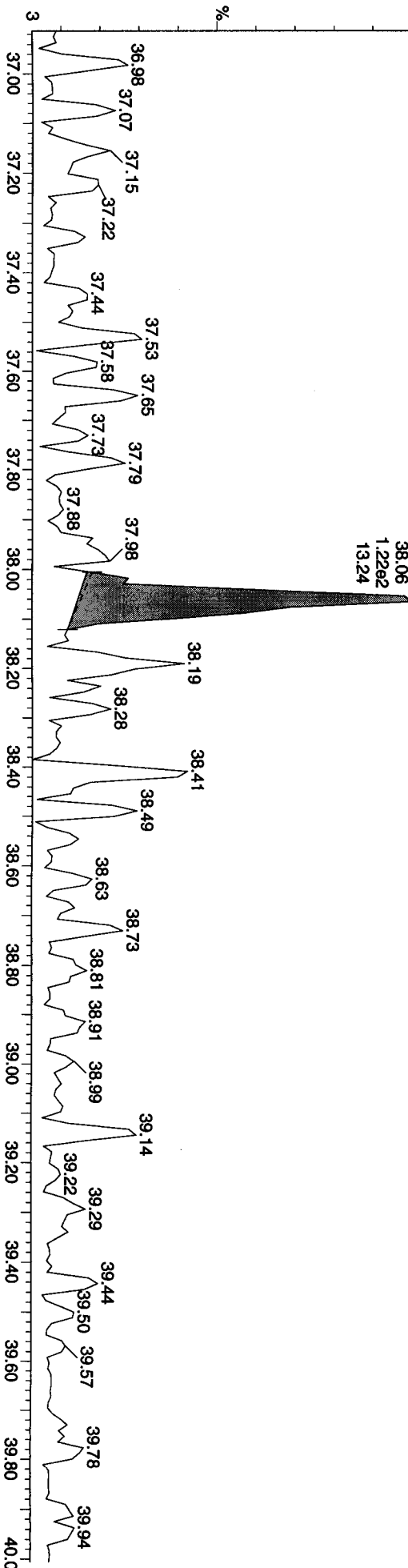
01/13/10

F5:Voltage SIR.EI+
457.7377
2.197e+003



11JA10A3D5_4 Smooth(SG,1x2)
G9L160493-1\FXMB LR1TW-1-AA

F5:Voltage SIR.EI+
459.7348
2.898e+003



Dataset: C:\MassLynx\Default.pro\11JA10A3D58290A.qld

Last Altered: Tuesday, January 12, 2010 09:53:31 Pacific Standard Time
 Printed: Tuesday, January 12, 2010 09:56:00 Pacific Standard Time

JRB 1/21/10

Method: C:\MassLynx\Default.PRO\MethDB\82903D5.mdb 12 Jan 2010 09:52:33
 Calibration: C:\MassLynx\Default.PRO\CurrMDB\ICA123120093D58290.cdb 31 Dec 2009 13:37:23
 LRTX-1AA MB
 Name: 11JA10A3D5_4, Date: 11-Jan-2010, Time: 20:21:06, ID: LR1TW-1-AA, Description: G9L160493-1RXMB, Task:

990 01/13/10

# Name	Trace	Sample Size	RT	Pid	RT	RRF	M	Abs	Resp	Conc	EMPC	%Rec	EDL	Ratio	Pid	Ratio	Ratio	Mod	Date
1 13C-1,2,3,4-TCDD	331.9368	10,000	19.47	19.49	1,000			250410.51	100.0000	100.0000	100.0000	100.0	0.3100	0.821	0.770			NO	
2																			
3 13C-2,3,7,8-TCDF	315.9419	10,000	18.88	18.84	1,554			597803.14	153.6349	153.6349	76.8	0.2468	0.761	0.770				NO	
4 2,3,7,8-TCDF	303.9016	10,000		18.90	1,009								0.1344		0.770			NO	
5 Total TCDFs	303.9016	10,000		21.44	1,009								0.0573						
6																			
7 13C-2,3,7,8-TCDD	331.9368	10,000	19.69	19.69	0.937			387545.88	165.2513	165.2513	82.6	0.3310	0.824	0.770				NO	
8 2,3,7,8-TCDD	319.8965	10,000	20.11	19.70	1,132			112.61	0.0644	0.0305	0.0305	0.0819	0.0819	0.348	0.770			YES	
9 Total TCDDs	319.8965	10,000		19.55	1,132				0.1522	0.0758	0.0758	0.0819	0.0819						
10																			
11 37CL-2,3,7,8-TCDD	327.8847	10,000	19.72	19.70	1,137			214248.53	75.2496	0.0000	0.0000	94.1	0.1143						
12																			
13 13C-1,2,3,7,8-PeCDF	351.9000	10,000	24.62	24.61	1,215			444997.22	146.2200	146.2200	73.1	0.4577	1.572	1.550				NO	
14 1,2,3,7,8-PeCDF	339.8597	10,000		24.65	1,031								0.2404		1.550			NO	
15 2,3,4,7,8-PeCDF	339.8597	10,000		26.16	0.964								0.2571		1.550			NO	
16 Total F2 PeCDFs	339.8597	10,000		34.47	0.997								0.1296						
17 Total F1 PeCDFs	339.8597	10,000		36.56	0.997								0.0960						
18																			
19 13C-1,2,3,7,8-PeCDD	367.8949	10,000	26.98	26.95	0.747			286852.48	153.2764	153.2764	76.6	0.3203	1.603	1.550				NO	
20 1,2,3,7,8-PeCDD	355.8546	10,000		27.01	1,057								0.1550		1.550			NO	
21 Total PeCDDs	355.8546	10,000		31.10	1,057				0.1568	0.0586	0.0586	0.1550							
22																			
23 13C-1,2,3,7,8,9-HxCDD	401.8559	10,000	33.17	33.13	1,000			197657.91	100.0000	100.0000	100.0	0.4662	1.280	1.240				NO	
24																			
25 13C-1,2,3,4,7,8-HxCDF	383.8639	10,000	32.00	32.02	0.916			310678.63	171.5175	171.5175	85.8	0.7910	0.546	0.510				NO	
26 1,2,3,4,7,8-HxCDF	373.8208	10,000	32.03	32.01	1,243			200.58	0.0943	0.0943	0.1434	0.1467	1.240					YES	
27 1,2,3,6,7,8-HxCDF	373.8208	10,000	31.85	32.12	1,496			44.22	0.0190	0.0129	0.1191	2.295	1.240					YES	
28 2,3,4,6,7,8-HxCDF	373.8208	10,000	32.67	32.69	1,311			156.27	0.0767	0.0570	0.1359	2.014	1.240					YES	
29 1,2,3,7,8,9-HxCDF	373.8208	10,000	33.34	33.34	1,291				0.6657	0.5053	0.1380		1.240					NO	
30 Total HxCDFs	373.8208	10,000		0.00	1,335								0.1335						
31																			

Dataset: C:\MassLynx\Default.pro\11JA10A3D58290A.qld

Last Altered: Tuesday, January 12, 2010 09:53:31 Pacific Standard Time
 Printed: Tuesday, January 12, 2010 09:56:00 Pacific Standard Time

Name: 11JA10A3D5_4, Date: 11-Jan-2010, Time: 20:21:06, ID: LR1TW-1-AA, Description: G9L160493-1RXMB, Task:

# Name	Trace	Sample Size	RT	Ptd RT	RRF	M	Abs Resp	Conc	EMPC	%Rec	EDL	Ratio	Ptd Ratio	Ratio	Mod Date
32 13C-1,2,3,6,7,8-HxCDD	401.8559	10,000	32.90	32.91	0.809		291161.77	182.0412	182.0412	91.0	0.8047	1.283	1.240	NO	
33 1,2,3,4,7,8-HxCDD	389.8157	10,000	32.85	32.83	0.933		70.90	0.0522	0.0376		0.0840	0.661	1.240	YES	
34 1,2,3,6,7,8-HxCDD	389.8157	10,000	32.95	32.92	1.180		47.21	0.0275	0.0142		0.0664	0.400	1.240	YES	
35 1,2,3,7,8,9-HxCDD	389.8157	10,000	33.33	33.18	1.283		60.71	0.0325	0.0142		0.0611	0.318	1.240	YES	
36 Total HxCDDs	389.8157	10,000		0.00	1.132			0.4115	0.2797		0.0692				
37															
38 13C-1,2,3,4,6,7,8-HpCDF	417.8253	10,000	34.69	34.70	0.811		325102.13	202.8571	202.8571	101.4	1.8607	0.460	0.440	NO	
39 1,2,3,4,6,7,8-HpCDF	407.7818	10,000	34.70	34.70	1.364						0.1674		1.040	NO	
40 1,2,3,4,7,8,9-HpCDF	407.7818	10,000	35.84	35.84	1.115						0.2048		1.040	NO	
41 Total HpCDFs	407.7818	10,000		0.00	1.239						0.0830				
42															
43 13C-1,2,3,4,6,7,8-HpCDD	435.8169	10,000	35.51	35.52	0.707		279256.45	199.7126	199.7126	99.9	1.3770	1.045	1.040	NO	
44 1,2,3,4,6,7,8-HpCDD	423.7766	10,000	35.53	35.53	1.043						0.1441		1.040	NO	
45 Total HpCDDs	423.7766	10,000		0.04	1.043			0.1355	0.0722		0.1441				
46															
47 13C-OCDD	469.7779	10,000	38.05	38.05	0.519		423982.77	413.4638	413.4638	103.4	1.7559	0.918	0.890	NO	
48 OCDF	441.7428	10,000	38.17	38.17	1.402						0.2155		0.890	NO	
49 OCDD	457.7377	10,000	38.07	38.06	1.197		149.07	0.1175	0.0476		0.0676	0.236	0.890	YES	
50															
51															
52 Function 1 PFK	330.97920	1,000	19.26	19.26											
53 Function 2 PFK	342.97920	1,000	22.41	16743...											
54 Function 3 PFK	380.97600	1,000	32.89	32.86	7909.2...		5125.38	0.6480			64.8	2.0194			
55 Function 4 PFK	430.97290	1,000	34.10	34.15	14980...		4578.87	0.3057			30.6	0.8700			
56 Function 5 PFK	442.97280	1,000	39.66	39.66	3947.9...						0.0000				
57 TCDF PCDFE	375.8364	1,000	16.06	16.06	30.012						0.0000				
58 F1 PeCDF PCDFE	409.79740	1,000	15.44	15.41	45.972		23.59	0.5132			51.3	0.5372			
59 F2 PeCDF PCDFE	409.7974	1,000	22.27	22.27	17.774						0.0000				
60 HxCDF PCDFE	445.7555	1,000	31.69	31.69	18.611						0.0000				
61 HPCDF PCDFE	479.7165	1,000	35.14	35.12	75.501		41.14	0.5449			54.5	0.1675			
62 OCDF PCDFE	513.67750	1,000	37.75	37.79	85.061		13.30	0.1563			15.6	0.0630			

Quantity Sample Report MassLynx 4.1

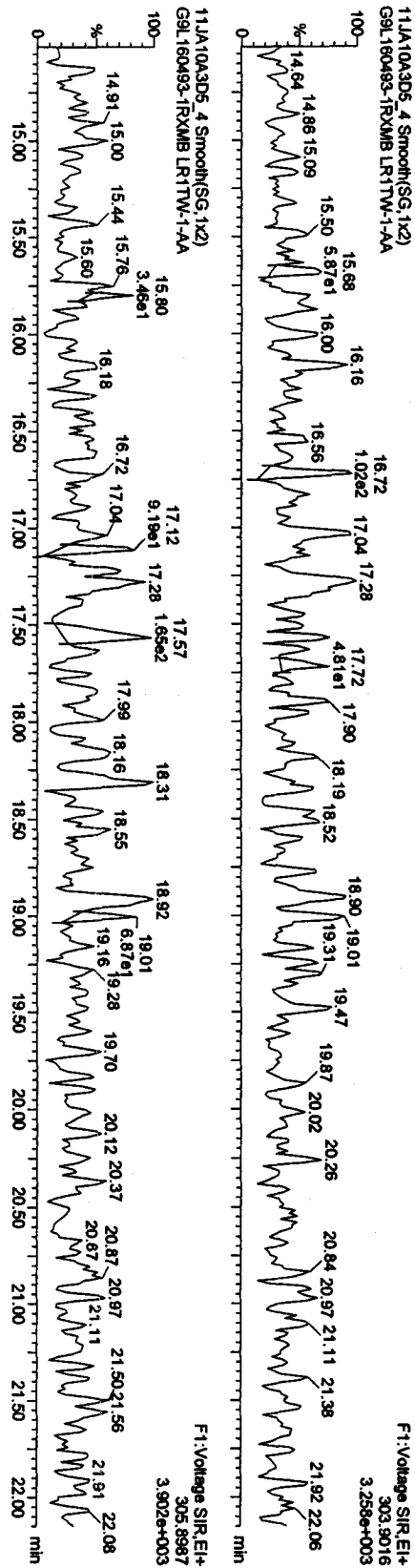
Dataset: C:\MassLynxDefault\pro11JA10A3D58290A.qid

Last Altered: Tuesday, January 12, 2010 09:53:31 Pacific Standard Time
Printed: Tuesday, January 12, 2010 09:56:28 Pacific Standard Time

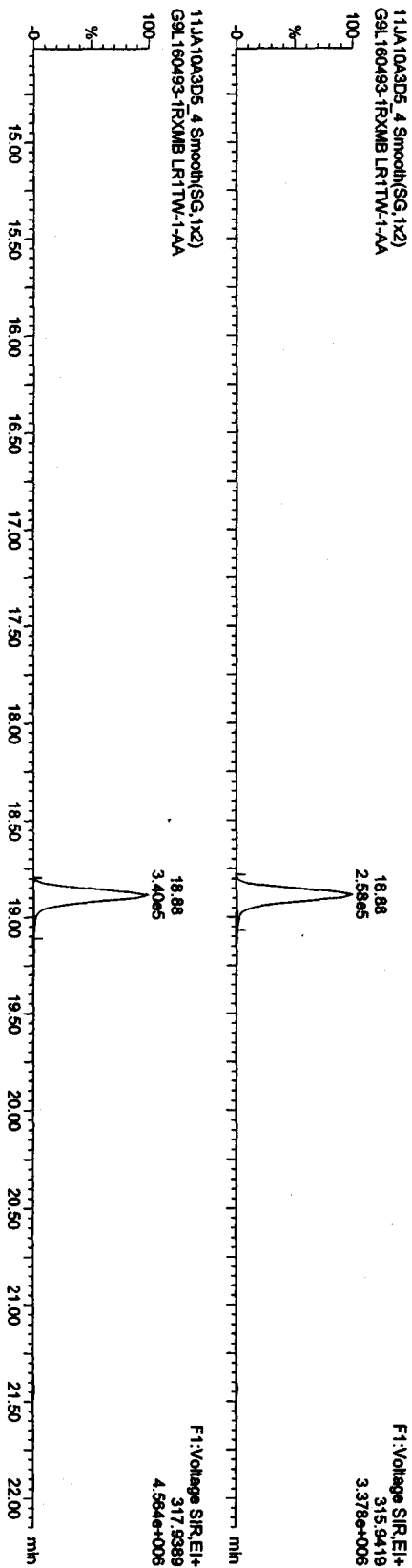
Method: C:\MassLynxDefault\PROIMethDB\2903D5.mdb 12 Jan 2010 09:52:33
Calibration: C:\MassLynxDefault\PROICurveDB\CA123120093D58290.cdb 31 Dec 2009 13:37:23

Name: 11JA10A3D5_4, Date: 11-Jan-2010, Time: 20:21:06, ID: LR1TW-1-AA, Description: G9L160493-1RXMB

TCDFs



13C-TCDF



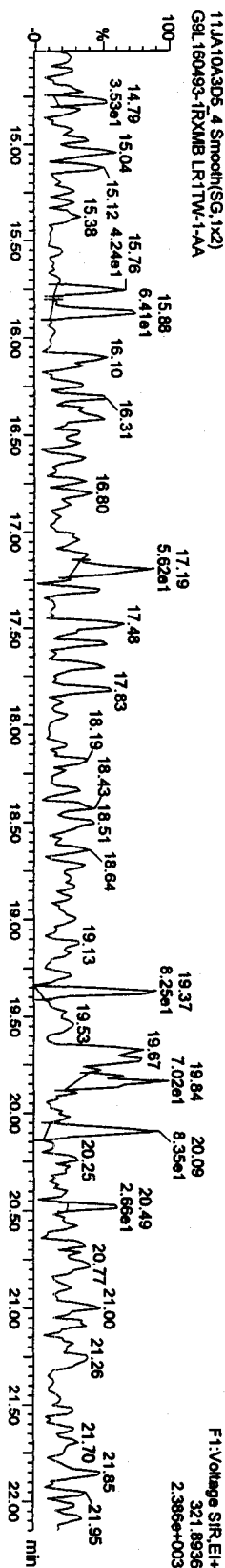

Quantity Sample Report Masslynx 4.1

Dataset: C:\Masslynx\Default\pro11JA10A3D58290A.qld



Last Altered: Tuesday, January 12, 2010 09:53:31 Pacific Standard Time
Printed: Tuesday, January 12, 2010 09:56:28 Pacific Standard Time

Name: 11JA10A3D5_4, Date: 11-Jan-2010, Time: 20:21:06, ID: LR1TW-1-AA, Description: G9L160493-1RXMB

TCDDs



13C-TCDDs




Quantity Sample Report MassLynx 4.1

Dataset: C:\MassLynx\Default\pro11JA10A3D58290A.qld

Last Altered: Tuesday, January 12, 2010 09:53:31 Pacific Standard Time

Printed: Tuesday, January 12, 2010 09:56:28 Pacific Standard Time

Name: 11JA10A3D5_4, Date: 11-Jan-2010, Time: 20:21:06, ID: LR1TW-1-AA, Description: G9L160493-1RXMB



Quantity Sample Report MassLynx 4.1

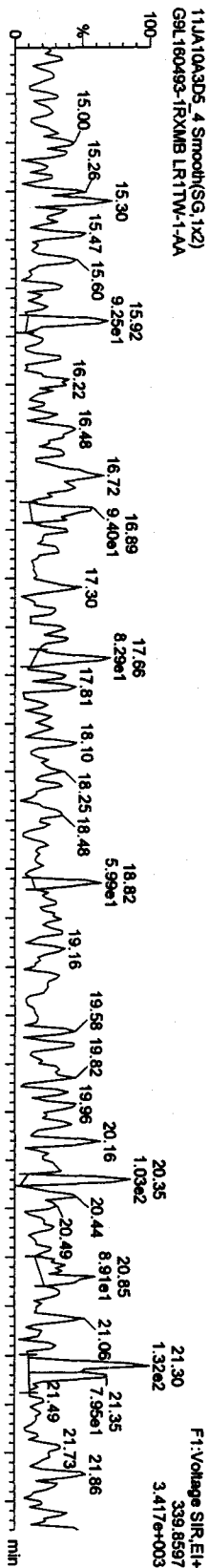
Dataset: C:\MassLynx\Default\pro1\11JA10A3D58290A.qld

Last Altered: Tuesday, January 12, 2010 09:53:31 Pacific Standard Time
Printed: Tuesday, January 12, 2010 09:56:28 Pacific Standard Time

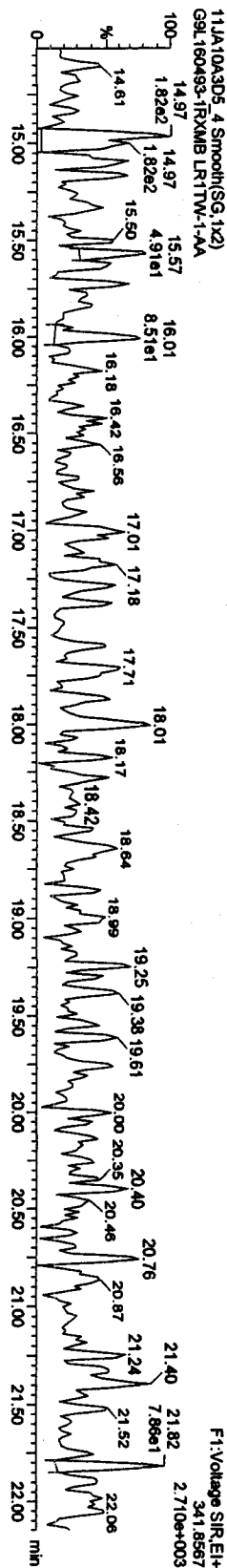
Name: 11JA10A3D5_4, Date: 11-Jan-2010, Time: 20:21:06, ID: LR1TW-1-AA, Description: G9L160493-1RXMB

F1 PeCDFs

11JA10A3D5_4 Smooth(SG,1x2)
G9L160493-1RXMB LR1TW-1-AA

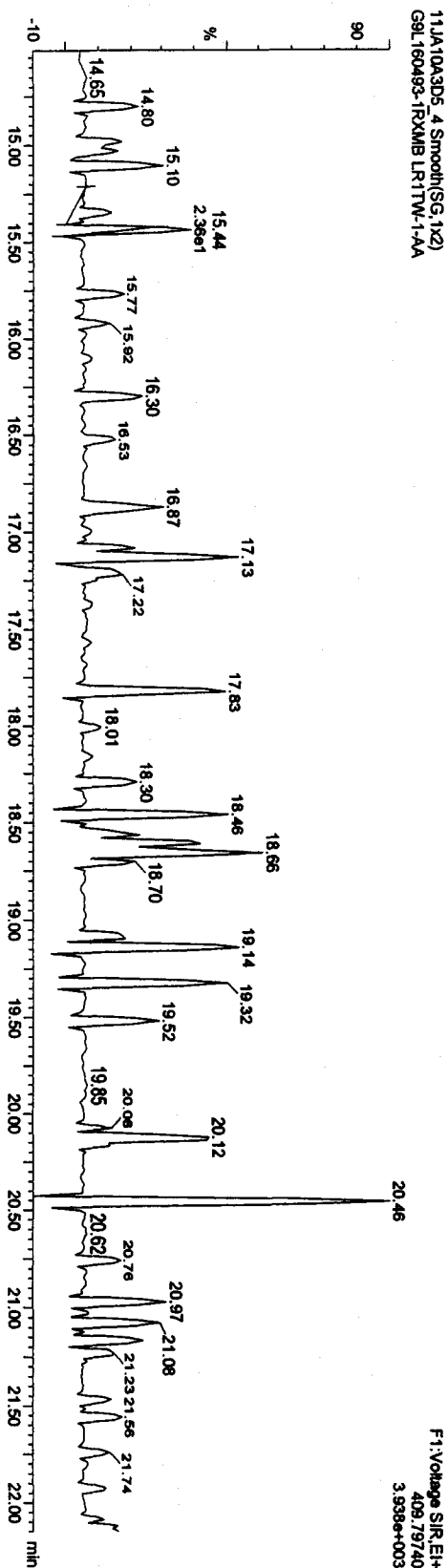


11JA10A3D5_4 Smooth(SG,1x2)
G9L160493-1RXMB LR1TW-1-AA



F1 PeCDF PeCDPE

11JA10A3D5_4 Smooth(SG,1x2)
G9L160493-1RXMB LR1TW-1-AA



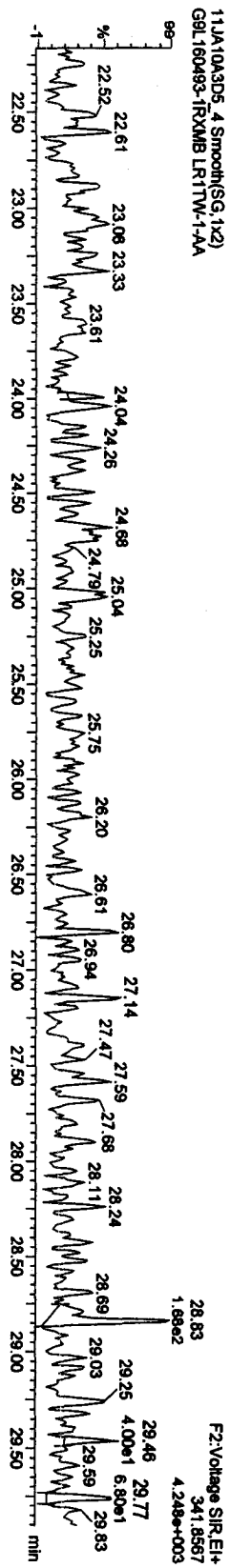
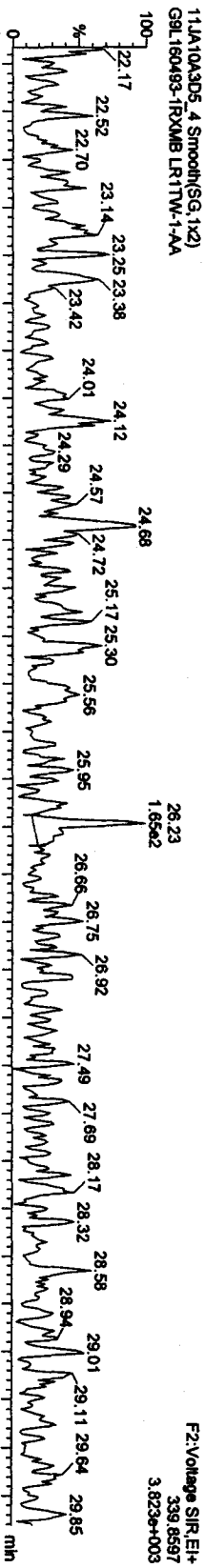
Quantity Sample Report MassLynx 4.1

Dataset: C:\MassLynx\Default.pro\11JA10A3D58290A.qld

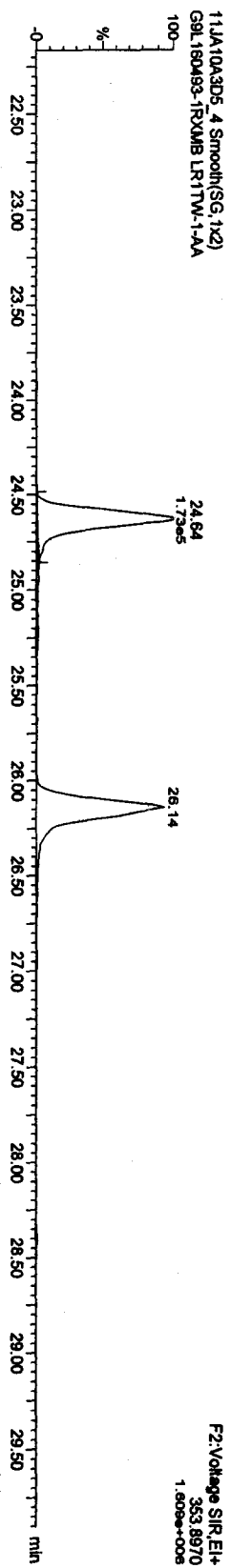
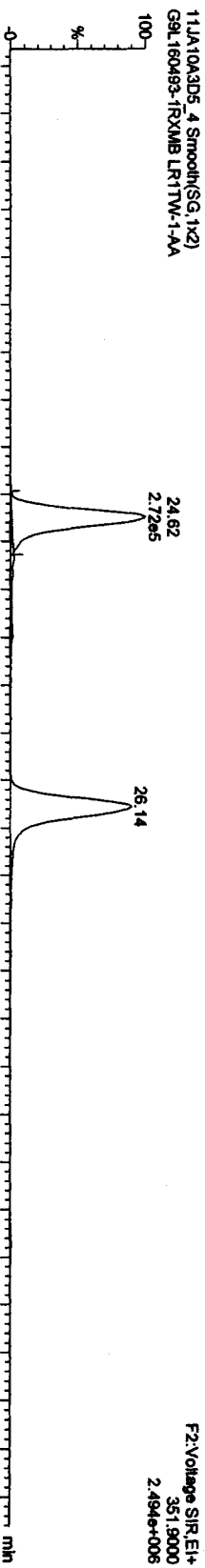
Last Altered: Tuesday, January 12, 2010 09:53:31 Pacific Standard Time
Printed: Tuesday, January 12, 2010 09:56:28 Pacific Standard Time

Name: 11JA10A3D5_4, Date: 11-Jan-2010, Time: 20:21:06, ID: LR1TW-1-AA, Description: G9L160493-1RXMB

PeCDFs



13C-PeCDFs

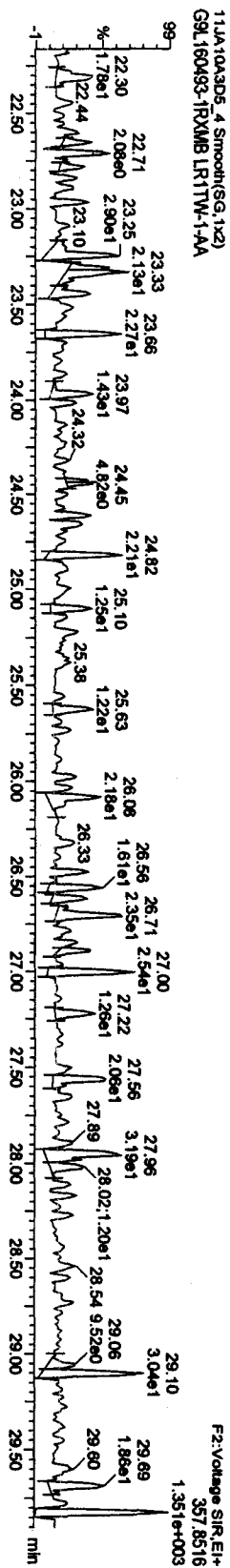
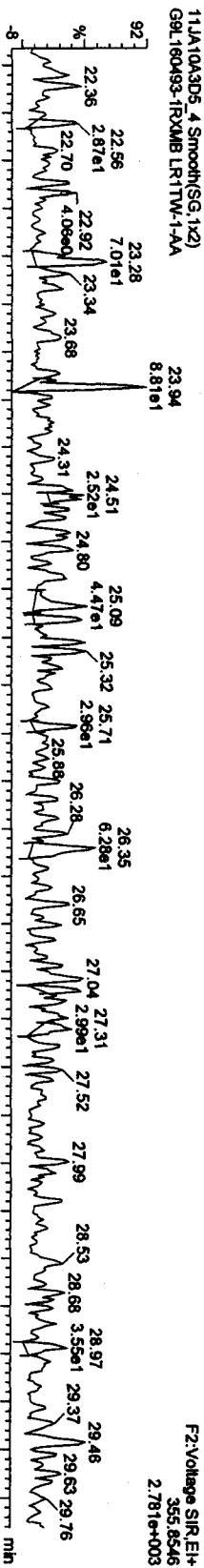


Dataset: C:\MassLynx\Default.pro\11JA10A3D58290A.qtd

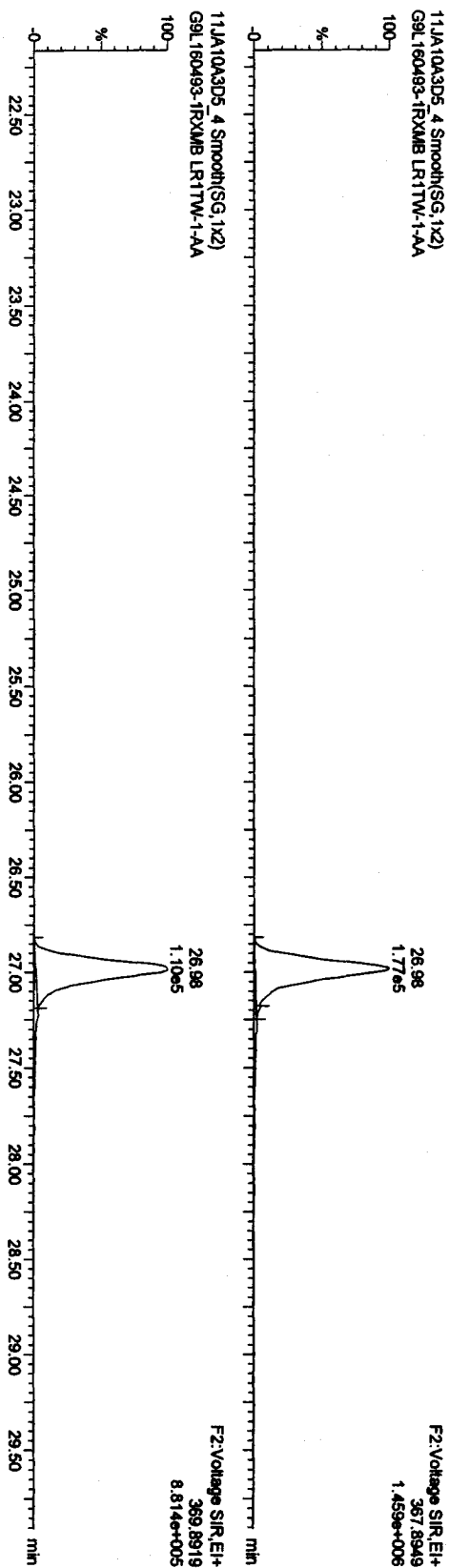
Last Altered: Tuesday, January 12, 2010 09:53:31 Pacific Standard Time
Printed: Tuesday, January 12, 2010 09:56:28 Pacific Standard Time

Name: 11JA10A3D5_4, Date: 11-Jan-2010, Time: 20:21:06, ID: LR1TW-1-AA, Description: G9L160493-1RXMB

PcDDs



13C-PcCDD



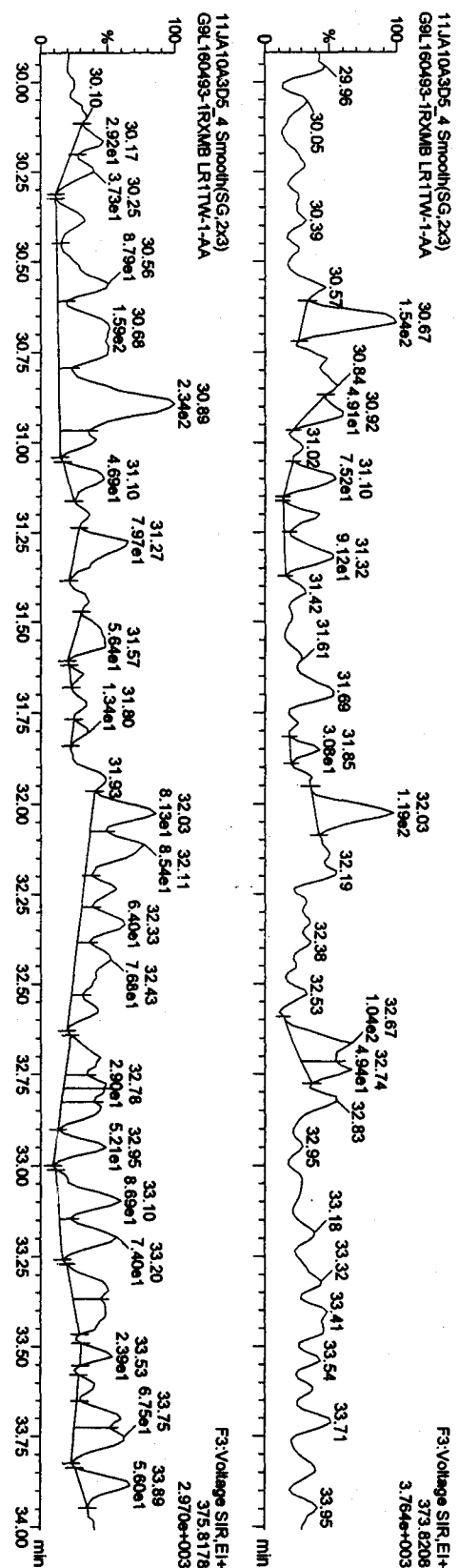
Quantity Sample Report MassLynx 4.1

Dataset: C:\MassLynx\Default\pro11JA10A3D58290A.qld

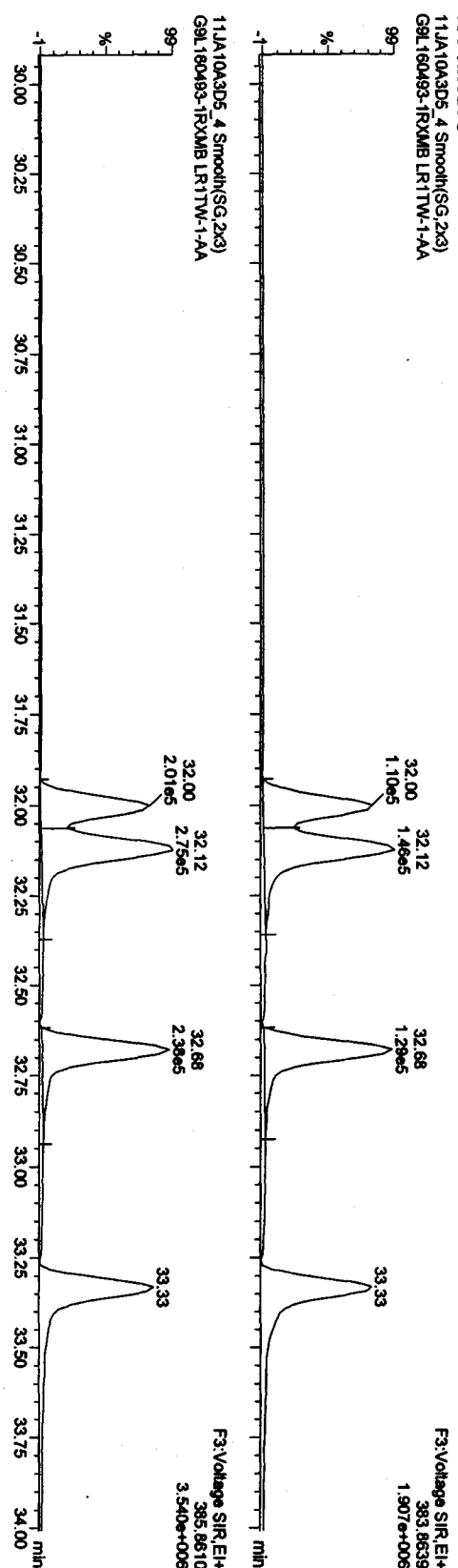
Last Altered: Tuesday, January 12, 2010 09:53:31 Pacific Standard Time
Printed: Tuesday, January 12, 2010 09:56:28 Pacific Standard Time

Name: 11JA10A3D5_4, Date: 11-Jan-2010, Time: 20:21:06, ID: LR1TW-1-AA, Description: G9L160493-1RXMB

HXCDFs



13C-HXCDFs



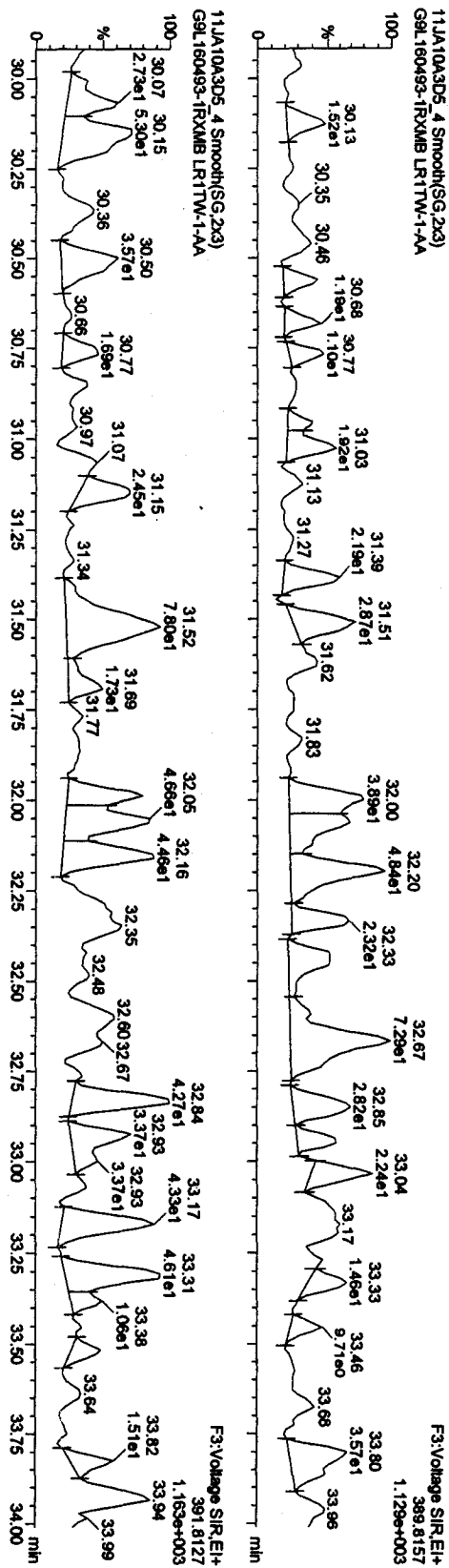
Quantity Sample Report MassLynx 4.1

Dataset: C:\MassLynx\Default\proj\11JA10A3D58290A.qtd

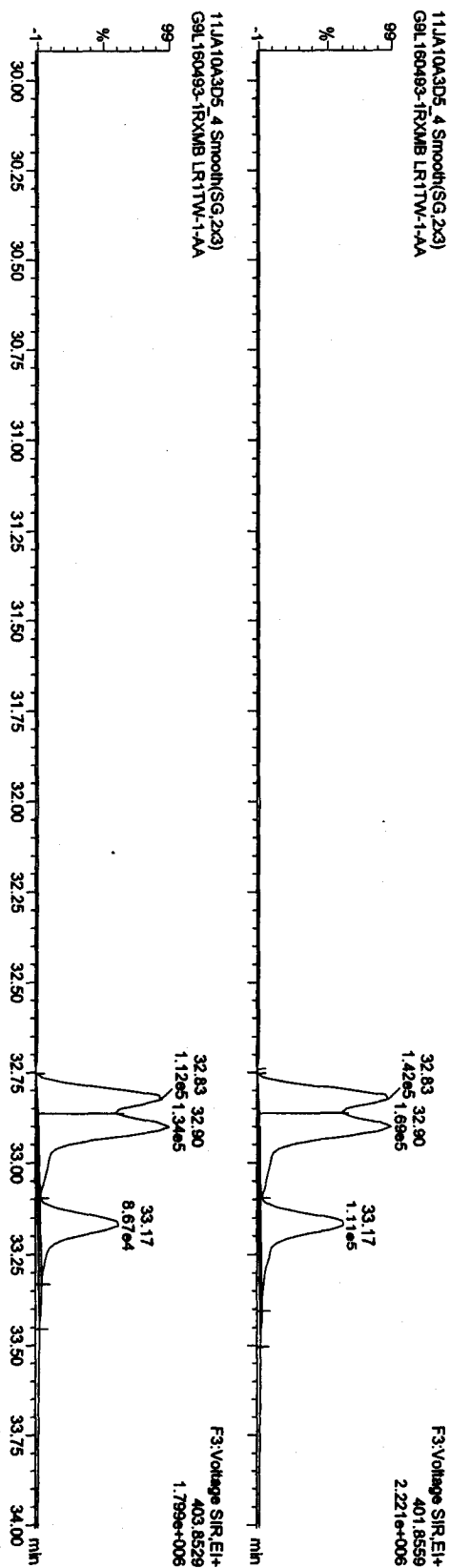
Last Altered: Tuesday, January 12, 2010 09:53:31 Pacific Standard Time
Printed: Tuesday, January 12, 2010 09:56:28 Pacific Standard Time

Name: 11JA10A3D5_4, Date: 11-Jan-2010, Time: 20:21:06, ID: LRTW-1-AA, Description: G9L160493-1RXMB

HxCDDs



13C-HxCDDs

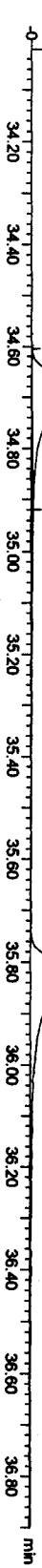



Quantity Sample Report MassLynx 4.1

Dataset: C:\MassLynx\Default\prof1\11JA10A3D58290A.qld

Last Altered: Tuesday, January 12, 2010 09:53:31 Pacific Standard Time
Printed: Tuesday, January 12, 2010 09:56:28 Pacific Standard Time

Name: 11JA10A3D5_4, Date: 11-Jan-2010, Time: 20:21:06, ID: LR1TW-1-AA, Description: G9L160493-1RXMB



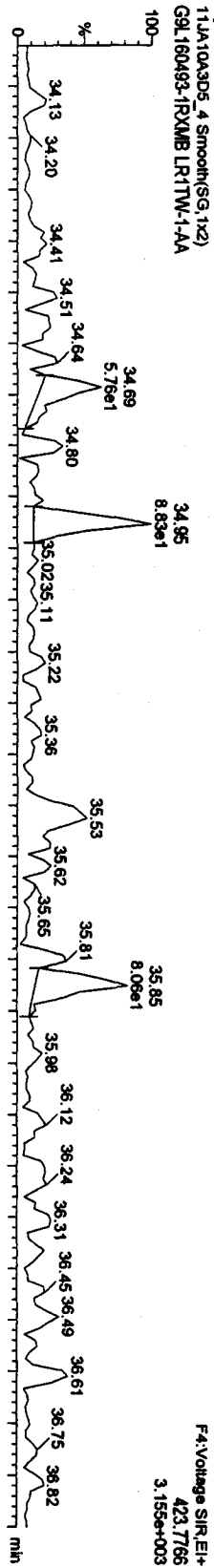
Quantity Sample Report MassLynx 4.1

Dataset: C:\MassLynxDefault\pro1\1JA10A3D58290A.qld

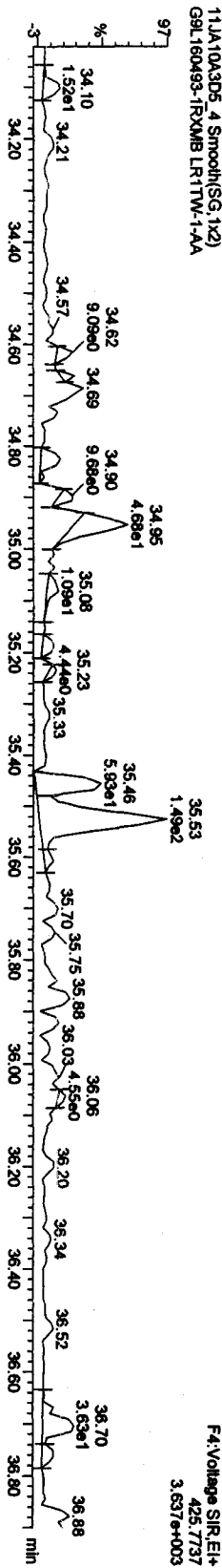
Last Altered: Tuesday, January 12, 2010 09:53:31 Pacific Standard Time
Printed: Tuesday, January 12, 2010 09:56:28 Pacific Standard Time

Name: 11JA10A3D5_4, Date: 11-Jan-2010, Time: 20:21:06, ID: LR1TW-1-AA, Description: G9L160493-1RXMB

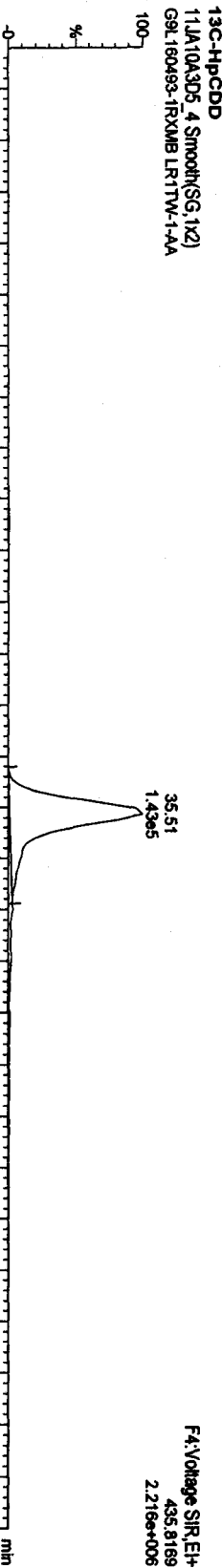
HpCDDs
11JA10A3D5_4 Smooth(SG,1x2)
G9L160493-1RXMB LR1TW-1-AA



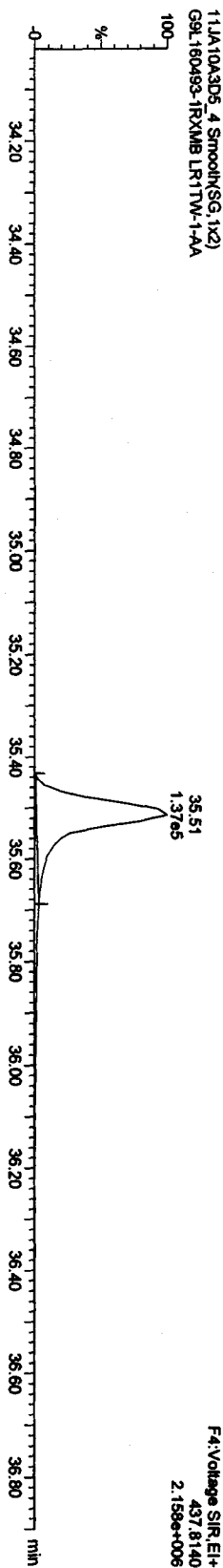
11JA10A3D5_4 Smooth(SG,1x2)
G9L160493-1RXMB LR1TW-1-AA



13C-HpCDD
11JA10A3D5_4 Smooth(SG,1x2)
G9L160493-1RXMB LR1TW-1-AA



11JA10A3D5_4 Smooth(SG,1x2)
G9L160493-1RXMB LR1TW-1-AA

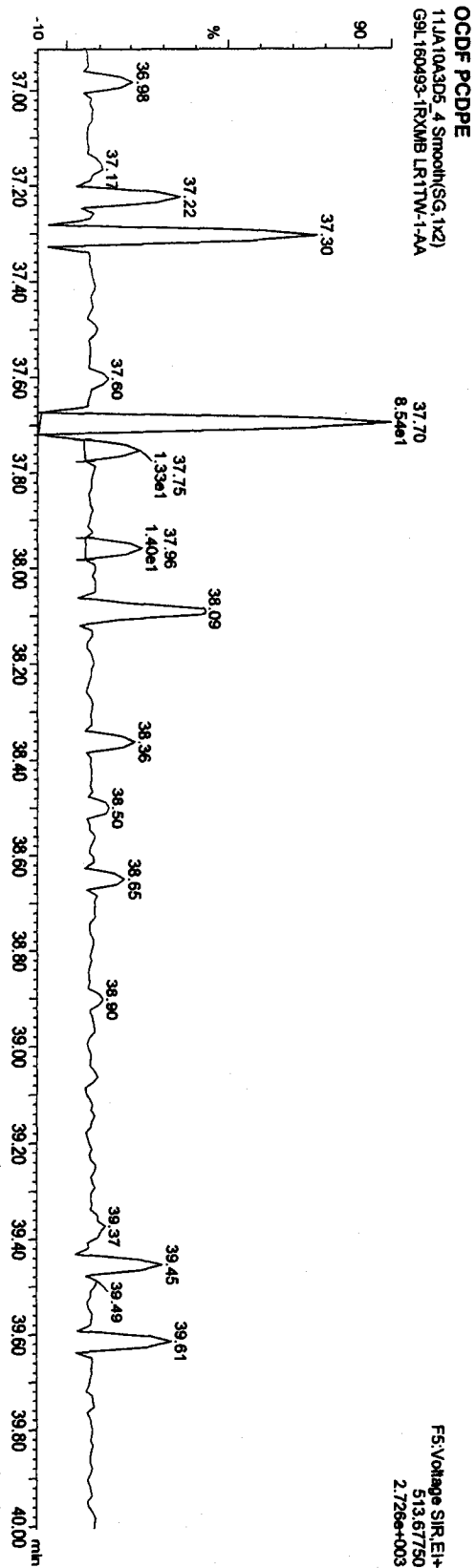
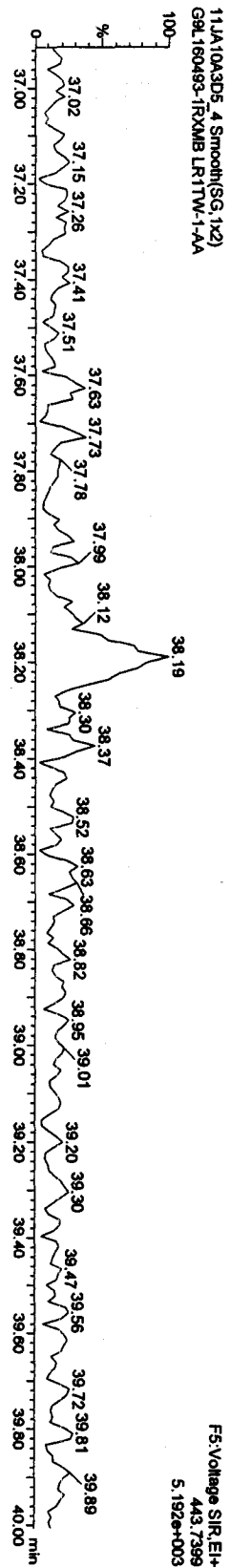
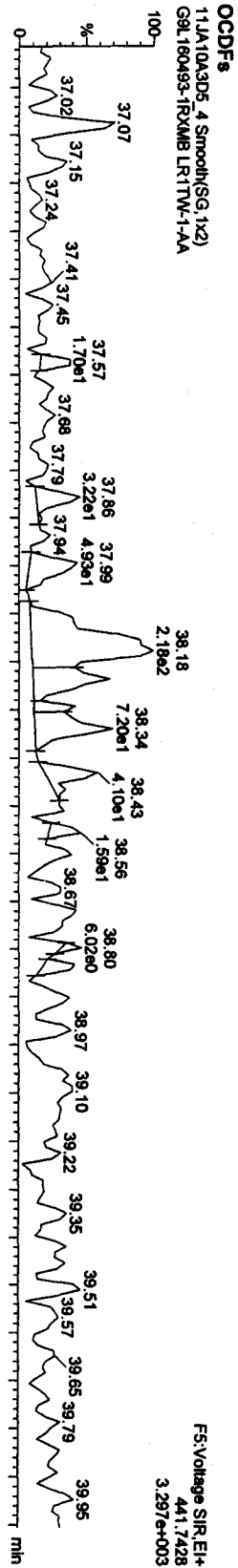


Quantity Sample Report MassLynx 4.1

Dataset: C:\MassLynx\Default\pro1\11JA10A3D58290A.qld

Last Altered: Tuesday, January 12, 2010 09:53:31 Pacific Standard Time
Printed: Tuesday, January 12, 2010 09:56:28 Pacific Standard Time

Name: 11JA10A3D5_4, Date: 11-Jan-2010, Time: 20:21:06, ID: LR1TW-1-AA, Description: G9L160493-1RXMB



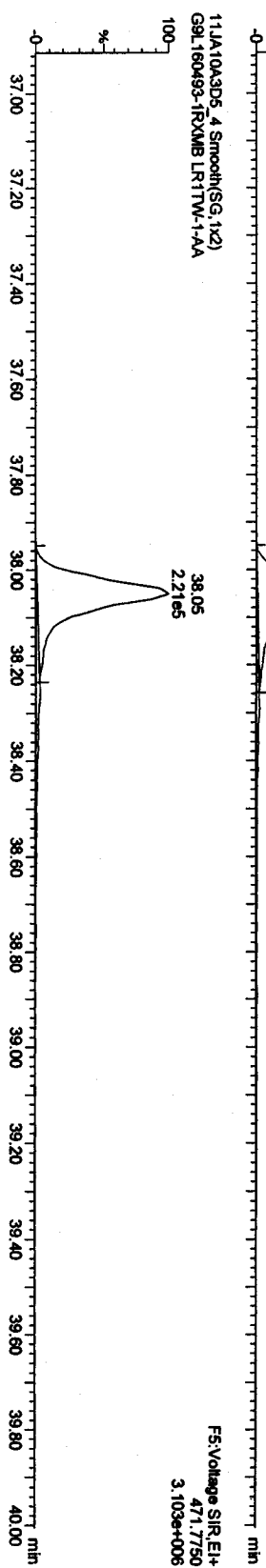
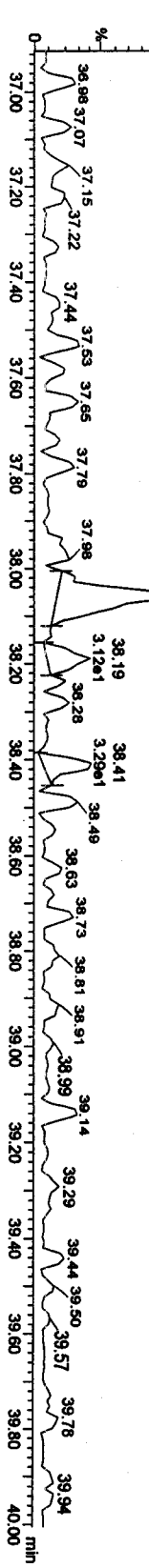
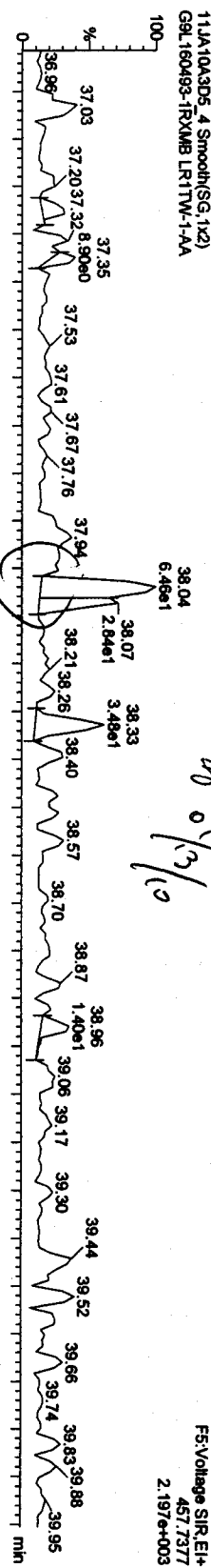
Quantity Sample Report MassLynx 4.1

Dataset: C:\MassLynx\Default\pro11JA10A3D58290A.qld

Last Altered: Tuesday, January 12, 2010 09:53:31 Pacific Standard Time
Printed: Tuesday, January 12, 2010 09:56:28 Pacific Standard Time

Name: 11JA10A3D5_4, Date: 11-Jan-2010, Time: 20:21:06, ID: LR1TW-1-AA, Description: G9L160493-1RXMB

OCD

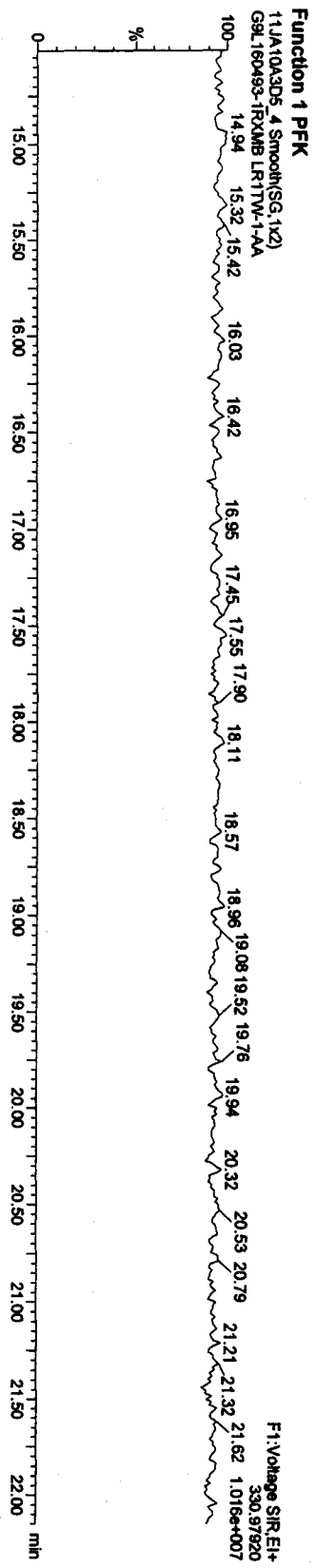
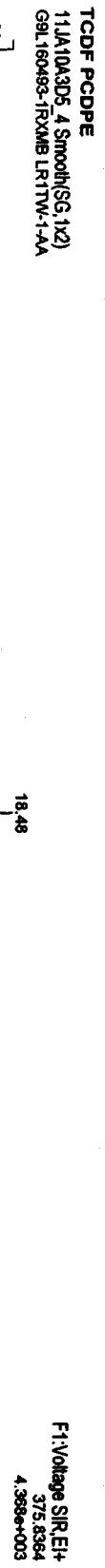
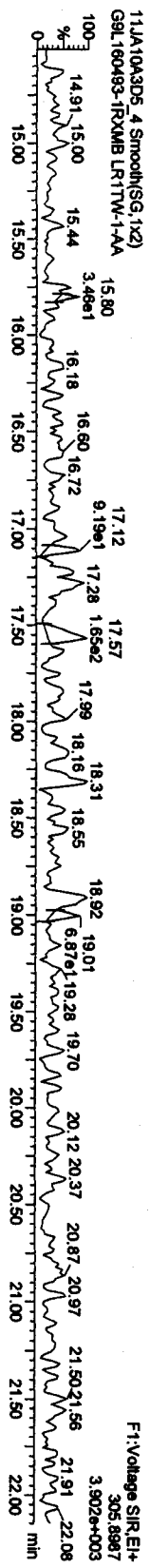



Quantity Sample Report MassLynx 4.1

Dataset: C:\MassLynx\Default\pro11JA10A3D58290A.qld

Last Altered: Tuesday, January 12, 2010 09:53:31 Pacific Standard Time
 Printed: Tuesday, January 12, 2010 09:56:28 Pacific Standard Time

Name: 11JA10A3D5_4, Date: 11-Jan-2010, Time: 20:21:06, ID: LR1TW-1-AA, Description: G9L160493-1RXMB

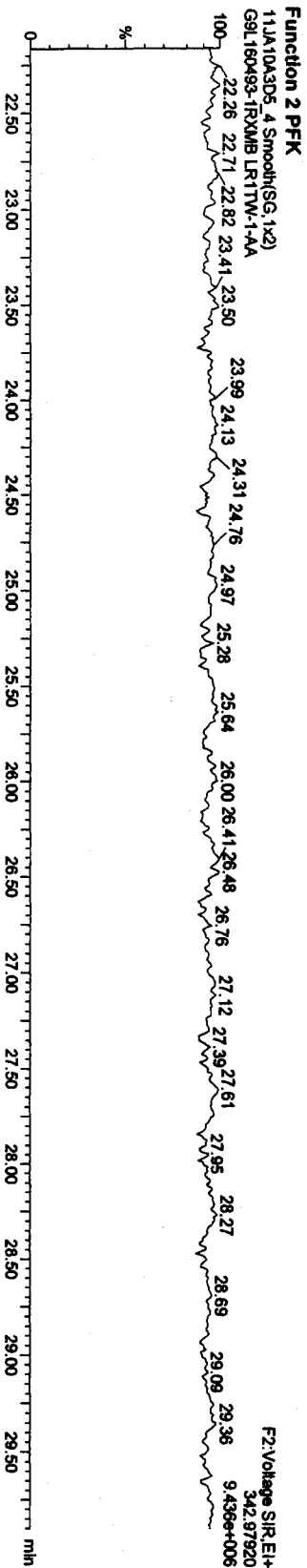
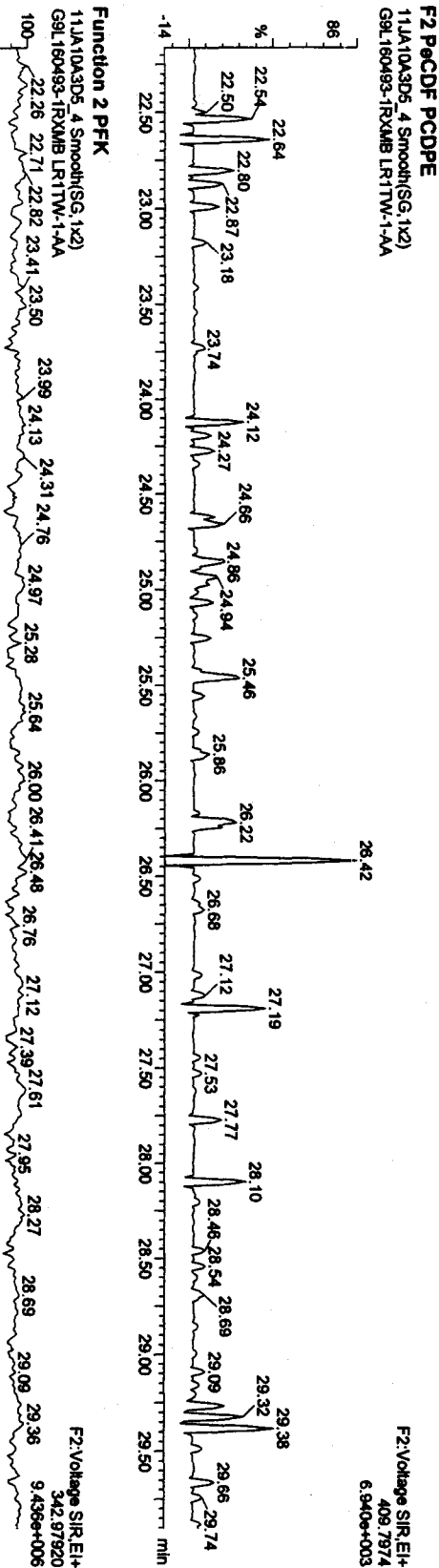
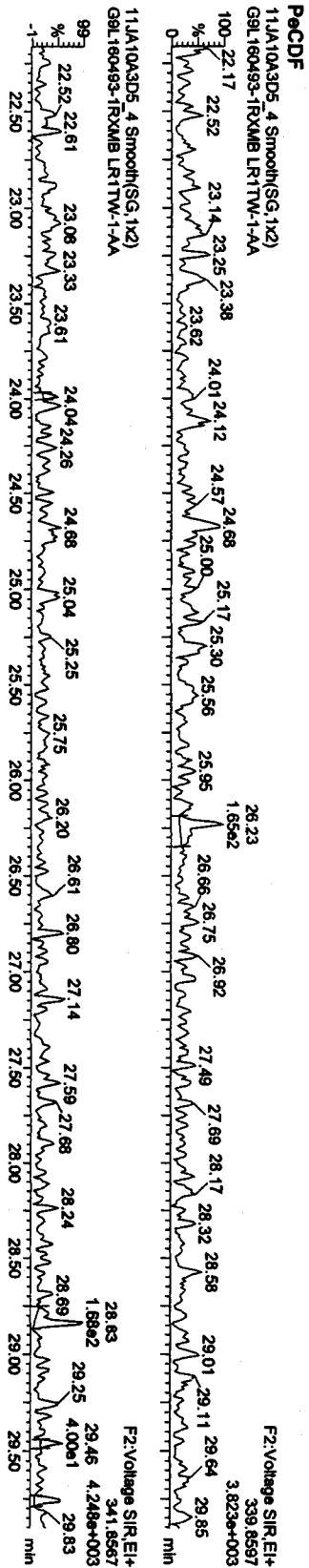


Quantity Sample Report MassLynx 4.1

Dataset: C:\MassLynx\Default\pro11JA10A3D58290A.qtd

Last Altered: Tuesday, January 12, 2010 09:53:31 Pacific Standard Time
Printed: Tuesday, January 12, 2010 09:56:28 Pacific Standard Time

Name: 11JA10A3D5_4, Date: 11-Jan-2010, Time: 20:21:06, ID: LR1TW-1-AA, Description: G9L160493-1RXMB

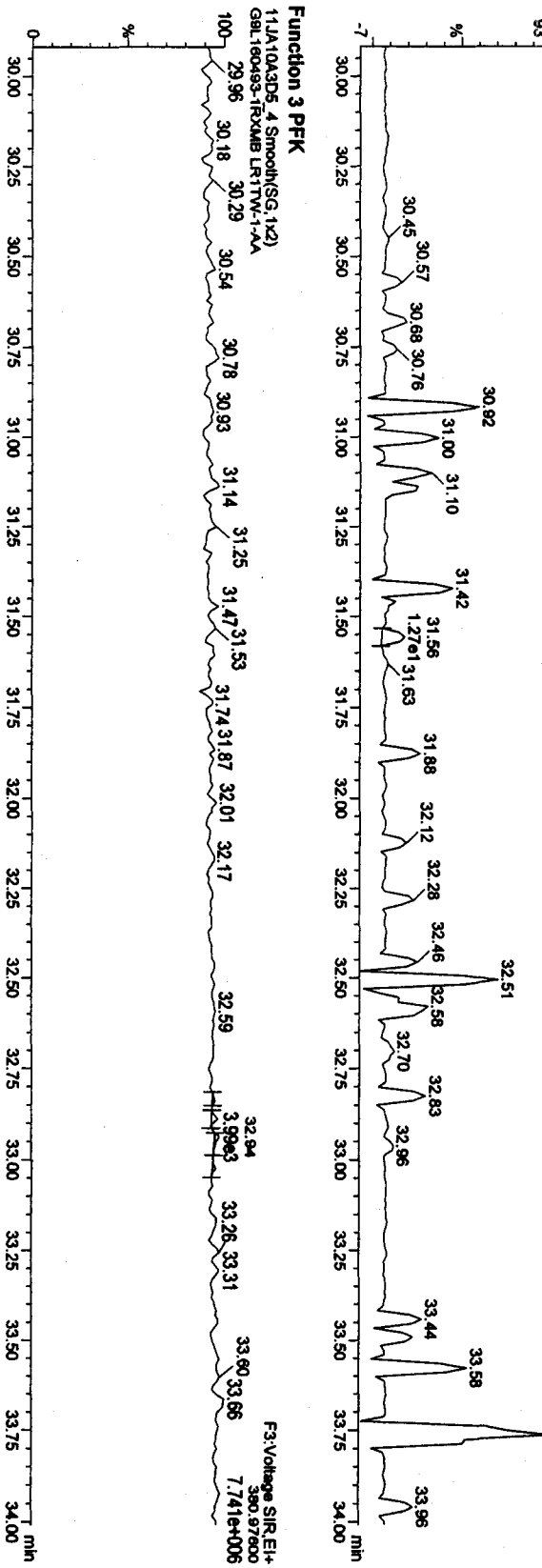
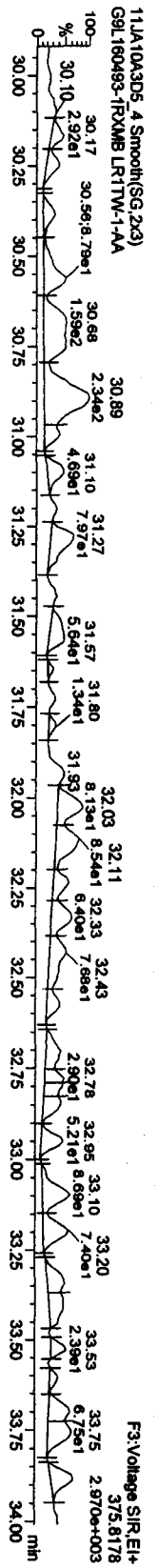
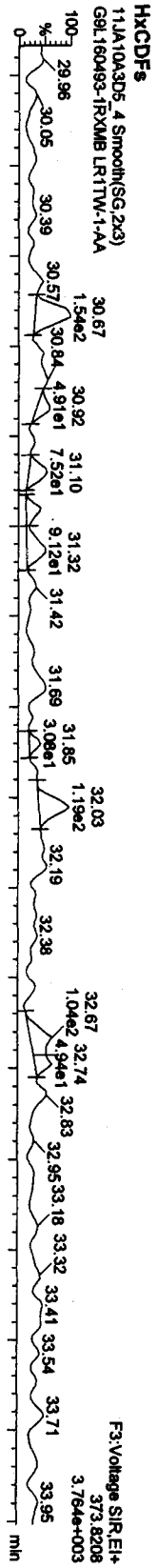


Quantity Sample Report Masslynx 4.1

Dataset: C:\Masslynx\Default\prof11JA10A3D58290A.qld

Last Altered: Tuesday, January 12, 2010 09:53:31 Pacific Standard Time
Printed: Tuesday, January 12, 2010 09:56:28 Pacific Standard Time

Name: 11JA10A3D5_4, Date: 11-Jan-2010, Time: 20:21:06, ID: LR1TW-1-AA, Description: G9L160493-1RXMB



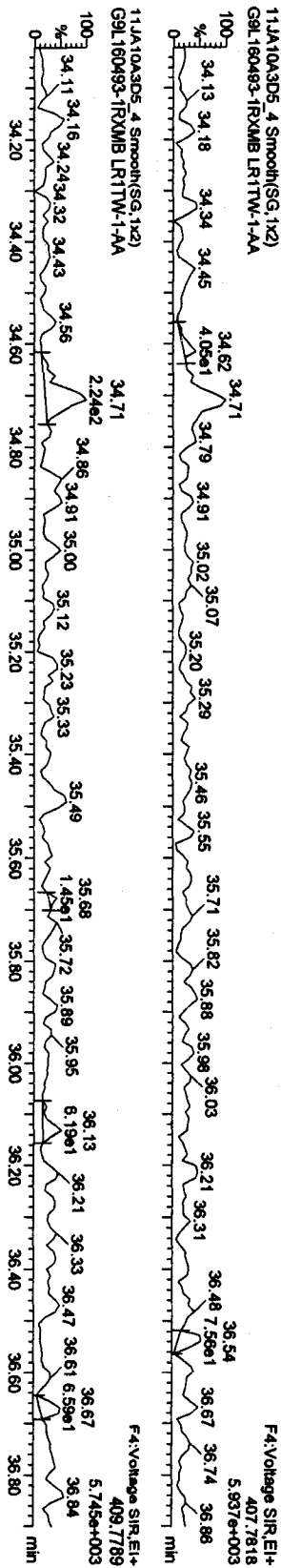
Quantity Sample Report MassLynx 4.1

Dataset: C:\MassLynx\Default\proj\11JA10A3D58290A.qld

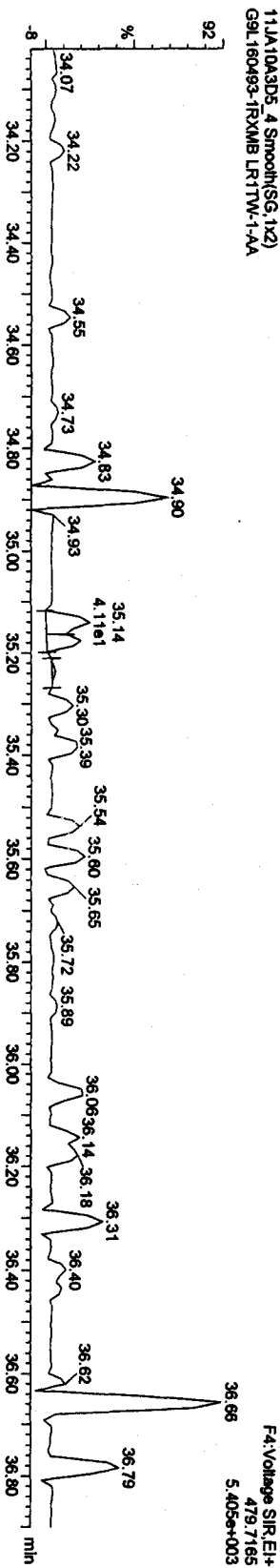
Last Altered: Tuesday, January 12, 2010 09:53:31 Pacific Standard Time
Printed: Tuesday, January 12, 2010 09:56:28 Pacific Standard Time

Name: 11JA10A3D5_4, Date: 11-Jan-2010, Time: 20:21:06, ID: LR1TW-1-AA, Description: G9L160493-1RXMB

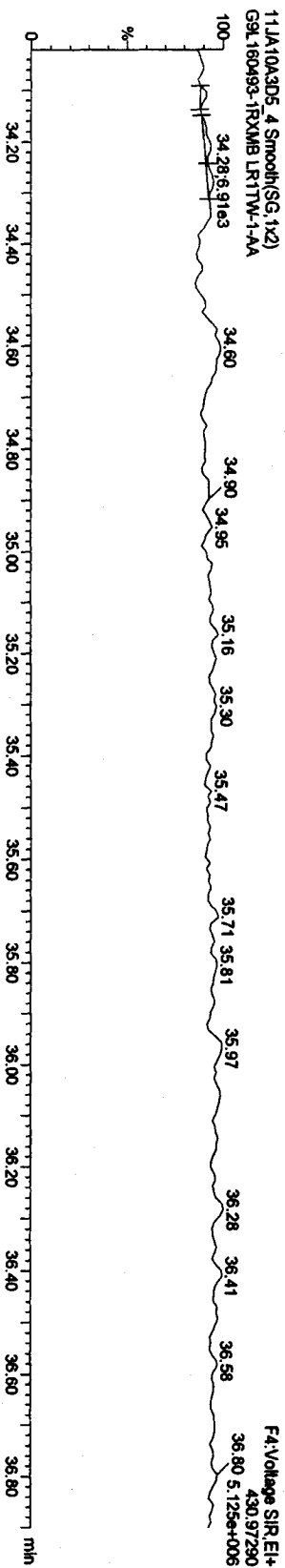
HPCDFs



HPCDF PCDDPE



Function 4 PFK



Quantity Sample Report MassLynx 4.1

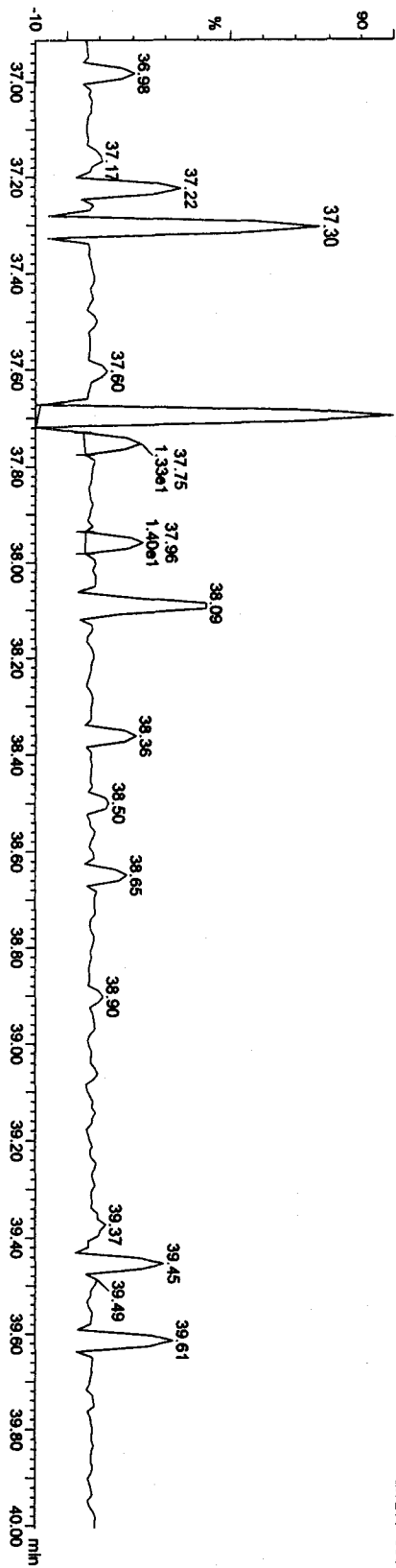
Dataset: C:\MassLynx\Default\pro11JA10A3D58290A.qld

Last Altered: Tuesday, January 12, 2010 09:53:31 Pacific Standard Time
Printed: Tuesday, January 12, 2010 09:56:28 Pacific Standard Time

Name: 11JA10A3D5_4, Date: 11-Jan-2010, Time: 20:21:06, ID: LR1TW-1-AA, Description: G9L160493-1RXMB

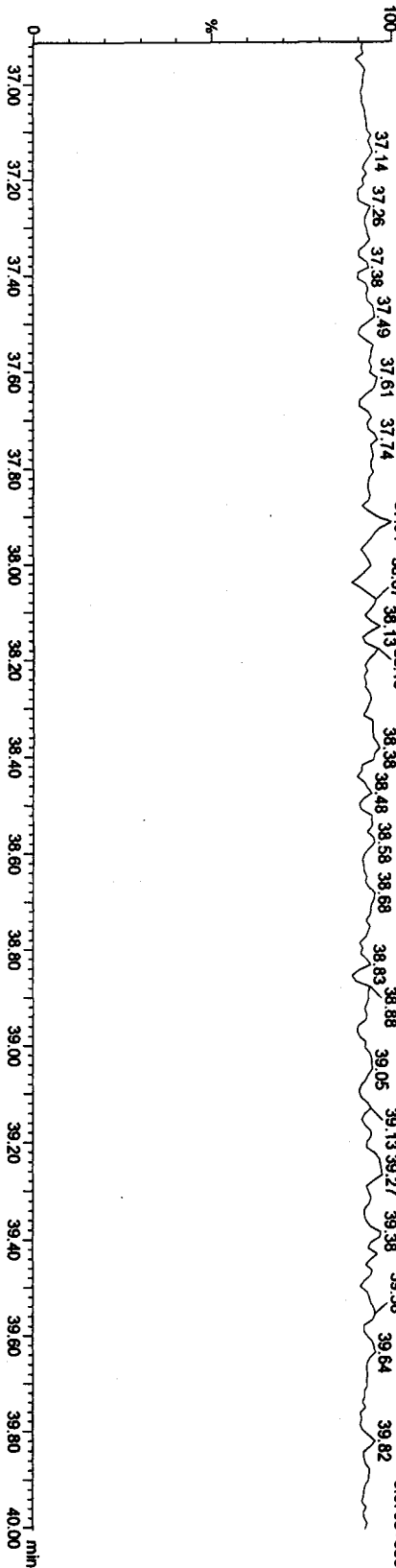
OCDF PCDFE
11JA10A3D5_4 Smooth(SG,1x2)
G9L160493-1RXMB LR1TW-1-AA

FS:Voltage SIR.EI+
513.67750
2.728e+003



Function 5 PFK
11JA10A3D5_4 Smooth(SG,1x2)
G9L160493-1RXMB LR1TW-1-AA

FS:Voltage SIR.EI+
442.97280
5.070e+006



Dataset: C:\MassLynx\Default\pro11JA10A3D58290A.qld

Last Altered: Tuesday, January 12, 2010 09:53:31 Pacific Standard Time
 Printed: Tuesday, January 12, 2010 09:56:00 Pacific Standard Time

Name: 11JA10A3D5_5, Date: 11-Jan-2010, Time: 21:03:20, ID: LR1TW-1-AC, Description: G9L160493-1RXLCS, Task:

LR1TX-1AC LCS

JRS 1/12/10

# Name	Trace	Sample Size	RT	Ptd RT	RRF M	Ads Resp	Conc	EMPC	%Rec	EDL	Ratio	Ptd Ratio	Ratio	Mod Date
1	13C-1,2,3,4-TCDD	331.9368	10.000	19.46	19.46	1.000	357732.81	100.0000	100.0000	100.0	0.2352	0.814	0.770	NO
2	13C-2,3,7,8-TCDF	315.9419	10.000	18.85	18.84	1.554	865232.00	155.6532	77.8	0.2045	0.790	0.770	NO	
3	2,3,7,8-TCDF	303.9016	10.000	18.88	18.87	1.009	92114.37	21.1037	21.1037	0.1303	0.826	0.770	NO	
4	Total TCDFs	303.9016	10.000		21.44	1.009		21.5738	21.5738	0.1303				
5	13C-2,3,7,8-TCDD	331.9368	10.000	19.67	19.68	0.937	536253.25	160.0610	80.0	0.2512	0.822	0.770	NO	
6	2,3,7,8-TCDD	319.8965	10.000	19.69	19.69	1.132	63922.46	21.0676	21.0676	0.0893	0.799	0.770	NO	
7	Total TCDDs	319.8965	10.000		19.55	1.132		21.0676	21.0676	0.0893				
8	13C-1,2,3,7,8-PeCDF	351.9000	10.000	24.60	24.59	1.215	662694.64	152.4251	76.2	0.3143	1.621	1.550	NO	
9	1,2,3,7,8-PeCDF	339.8597	10.000	24.62	24.62	1.031	384228.20	112.4957	0.2221	1.584	1.550	1.550	NO	
10	2,3,4,7,8-PeCDF	339.8597	10.000	26.14	26.14	0.964	379149.14	118.7010	0.2375	1.579	1.550	1.550	NO	
11	Total F2 PeCDFs	339.8597	10.000		34.47	0.997		231.1967	231.1967	0.2296				
12	Total F1 PeCDFs	339.8597	10.000		36.56	0.997		0.0430	0.0359	0.1186				
13	13C-1,2,3,7,8-PeCDD	367.8949	10.000	26.94	26.94	0.747	420617.55	157.3251	78.7	0.2595	1.561	1.550	NO	
14	1,2,3,7,8-PeCDD	355.8546	10.000	26.97	26.98	1.057	229715.56	103.3652	0.2726	1.544	1.550	1.550	NO	
15	Total PeCDDs	355.8546	10.000		31.10	1.057		103.3652	103.3652	0.2726				
16	13C-1,2,3,7,8,9-HxCDD	401.8559	10.000	33.15	33.13	1.000	322830.42	100.0000	100.0	0.2764	1.377	1.240	NO	
17	1,2,3,4,7,8-HxCDF	383.8639	10.000	31.98	31.99	0.916	473950.72	160.2028	80.1	0.5196	0.524	0.510	NO	
18	2,3,4,7,8-HxCDF	373.8208	10.000	32.00	31.99	1.243	346439.61	117.6317	0.2269	1.294	1.240	1.240	NO	
19	1,2,3,6,7,8-HxCDF	373.8208	10.000	32.11	32.10	1.496	456096.72	128.6327	0.1885	1.344	1.240	1.240	NO	
20	2,3,4,6,7,8-HxCDF	373.8208	10.000	32.68	32.66	1.311	399515.09	128.5822	0.2151	1.303	1.240	1.240	NO	
21	1,2,3,7,8,9-HxCDF	373.8208	10.000	33.33	33.32	1.291	358726.03	117.2584	0.2185	1.347	1.240	1.240	NO	
22	Total HxCDFs	373.8208	10.000		0.00	1.335		492.1050	492.1050	0.2112				
23	13C-1,2,3,4,7,8-HxCDD	401.8559	10.000	32.88	32.88	0.809	468421.83	179.3132	89.7	0.6320	1.270	1.240	NO	
24	1,2,3,4,7,8-HxCDD	389.8157	10.000	32.81	32.81	0.933	221785.03	101.5377	0.1586	1.240	1.240	1.240	NO	
25	2,3,6,7,8-HxCDD	389.8157	10.000	32.89	32.89	1.180	301585.55	109.1023	0.1253	1.302	1.240	1.240	NO	
26	1,2,3,6,7,8,9-HxCDD	389.8157	10.000	33.16	33.15	1.283	290246.79	96.6038	0.1153	1.373	1.240	1.240	NO	

Dataset: C:\MassLynx\Default.pro\11JA10A3D58290A.qld

Last Altered: Tuesday, January 12, 2010 09:53:31 Pacific Standard Time
 Printed: Tuesday, January 12, 2010 09:56:00 Pacific Standard Time

Name: 11JA10A3D5_5, Date: 11-Jan-2010, Time: 21:03:20, ID: LR1TW-1-AC, Description: G9L160493-1RXLCS, Task:

# Name	Trace	Sample Size	RT	Ptd:RT	RRF:M	Abs:Resp	Conc	EMPC	%Rec	EDL	Ratio	Ptd:Ratio	Ratio	Mod Date
36 Total HxCDDs	389.8157	10.000		0.00	1.132		307.2437	307.2437		0.1306				
37														
38 13C-1,2,3,4,6,7,8-HpCDF	417.8253	10.000	34.67	34.68	0.811	481054.47	183.7826	183.7826	91.9	1.3040	0.421	0.440	NO	
39 1,2,3,4,6,7,8-HpCDF	407.7818	10.000	34.69	34.69	1.364	361405.52	110.1682	110.1682		0.4720	1.031	1.040	NO	
40 1,2,3,4,7,8,9-HpCDF	407.7818	10.000	35.83	35.83	1.115	339284.02	126.5287	126.5287		0.5774	0.949	1.040	NO	
41 Total HpCDFs	407.7818	10.000			0.00		236.6968	236.6968		0.5194				
42														
43 13C-1,2,3,4,6,7,8-HpCDD	435.8169	10.000	35.49	35.49	0.707	435252.66	190.5827	190.5827	95.3	1.4585	1.131	1.040	NO	
44 1,2,3,4,6,7,8-HpCDD	423.7766	10.000	35.50	35.50	1.043	253455.23	111.6497	111.6497		0.3579	1.070	1.040	NO	
45 Total HpCDDs	423.7766	10.000			0.01		111.6497	111.6497		0.3579				
46														
47 13C-OCDD	469.7779	10.000	38.03	38.03	0.519	717893.88	428.6367	428.6367	107.2	1.7869	0.903	0.890	NO	
48 OCDF	441.7428	10.000	38.15	38.14	1.402	619980.81	246.3717	246.3717		0.3436	0.950	0.890	NO	
49 OCDD	457.7377	10.000	38.04	38.04	1.197	473841.92	220.5837	220.5837		0.4389	0.940	0.890	NO	
50														
51														
52 Function 1 PFK	330.97920	1.000		19.26										
53 Function 2 PFK	342.97920	1.000		22.41	16743....					0.0000				
54 Function 3 PFK	380.97600	1.000		32.86	7909.2....					0.0000				
55 Function 4 PFK	430.97290	1.000		34.15	14980....					0.0000				
56 Function 5 PFK	442.97280	1.000		39.67		3834.75	0.9713		97.1	3.8323				
57 TCDF PCDDPE	375.8364	1.000		16.06	30.012					0.0000				
58 F1 PeCDF PCDDPE	409.79740	1.000	15.45	15.41	45.972	1.85	0.0401		4.0	0.7878				
59 F2 PeCDF PCDDPE	409.7974	1.000	22.35	22.27	17.774	84.45	4.7512		475.1	1.6980				
60 HxCDF PCDDPE	445.7555	1.000		31.69	18.611					0.0000				
61 HPCDF PCDDPE	479.7165	1.000		35.12	75.501					0.0000				
62 OCDF PCDDPE	513.67750	1.000		37.79	85.061					0.0000				

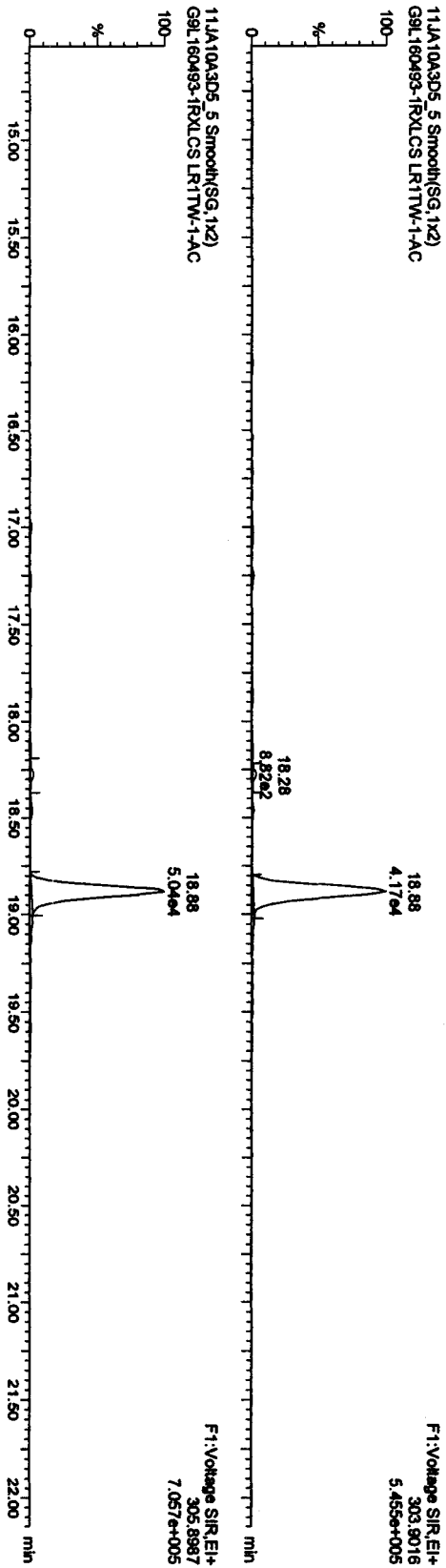
Quantity Sample Report MassLynx 4.1

Dataset: C:\MassLynx\Default\prot\11JA10A3D58290A.qld

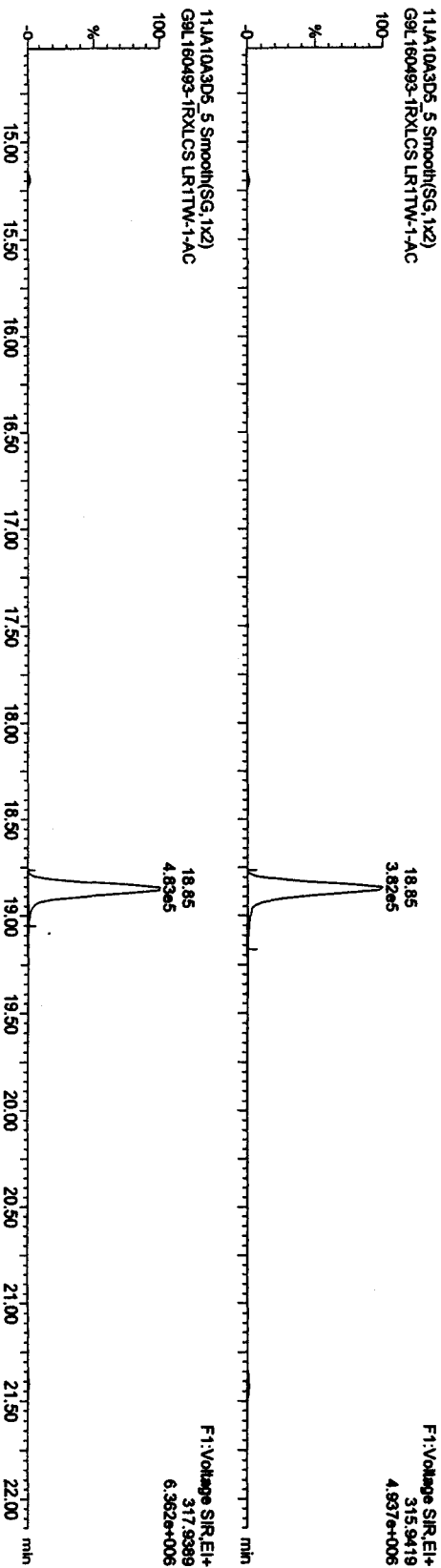
Last Altered: Tuesday, January 12, 2010 09:53:31 Pacific Standard Time
Printed: Tuesday, January 12, 2010 09:56:28 Pacific Standard Time

Name: 11JA10A3D5_5, Date: 11-Jan-2010, Time: 21:03:20, ID: LR1TW-1-AC, Description: G9L180493-1RXLCS

TCDFs



13C-TCDF



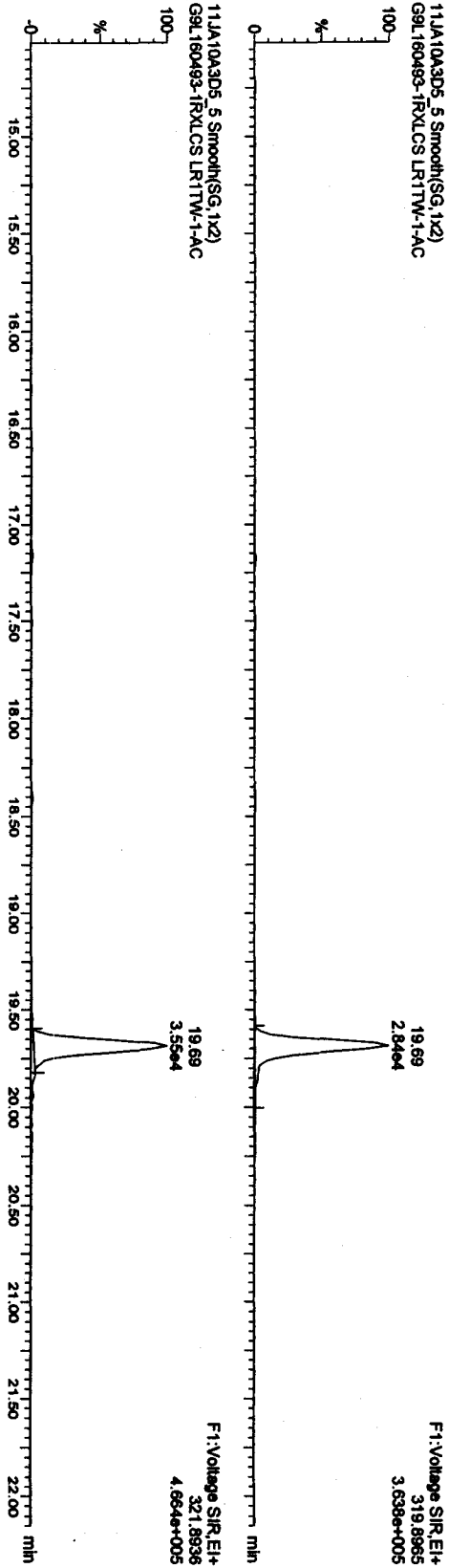
Quantity Sample Report MassLynx 4.1

Dataset: C:\MassLynx\Default.pro\11JA10A3D58290A.qld

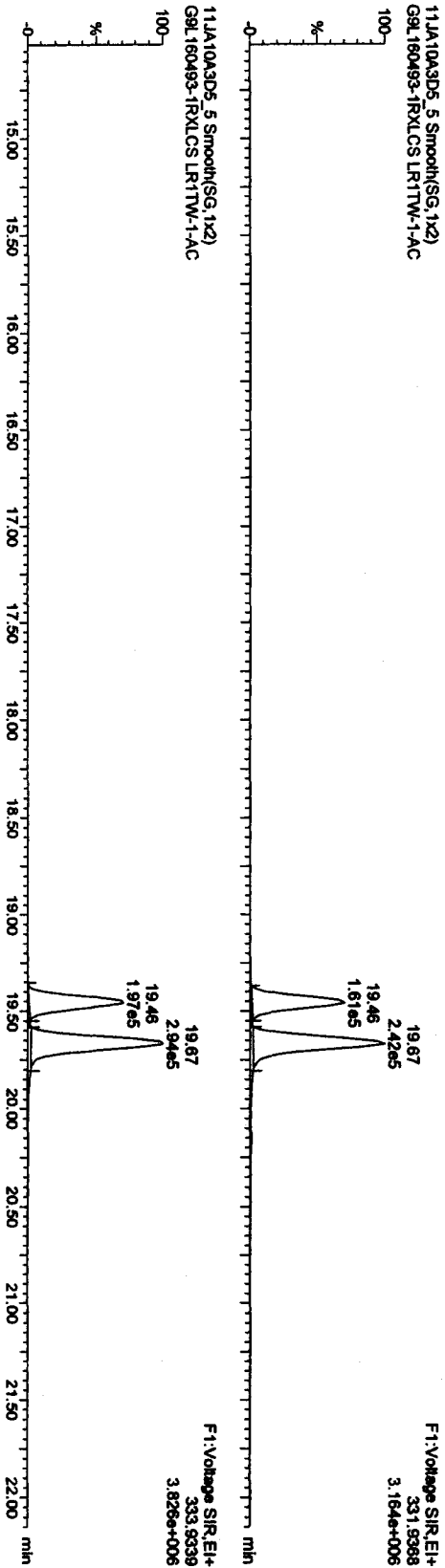
Last Altered: Tuesday, January 12, 2010 09:53:31 Pacific Standard Time
Printed: Tuesday, January 12, 2010 09:56:28 Pacific Standard Time

Name: 11JA10A3D5_5, Date: 11-Jan-2010, Time: 21:03:20, ID: LR1TW-1-AC, Description: G9L160493-1RXLCS

TCDDs



13C-TCDDs

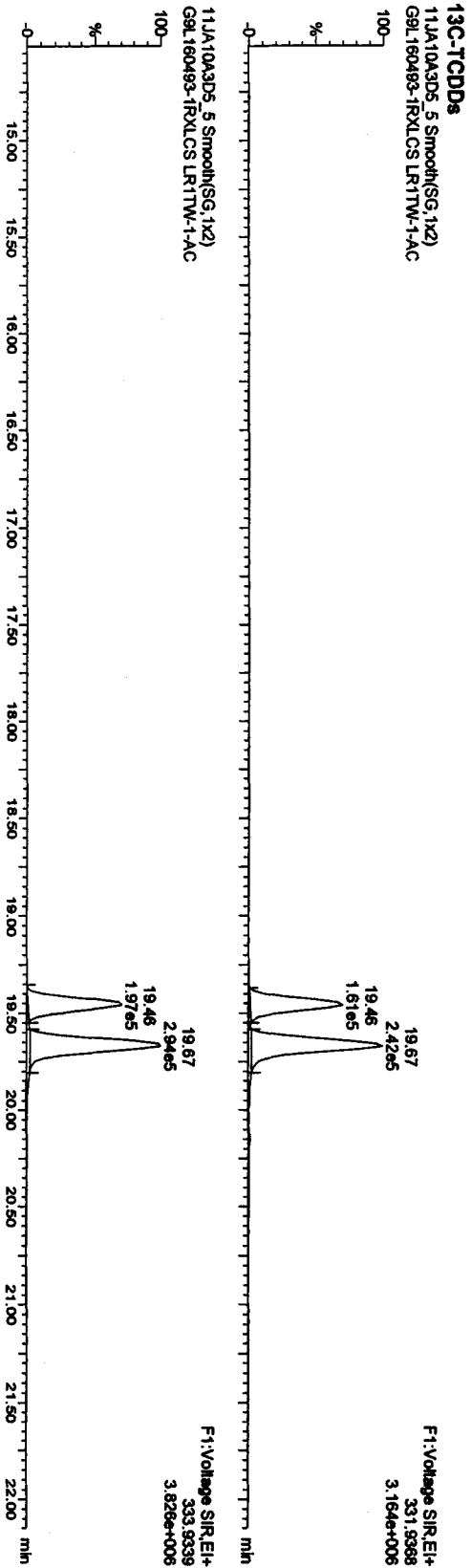
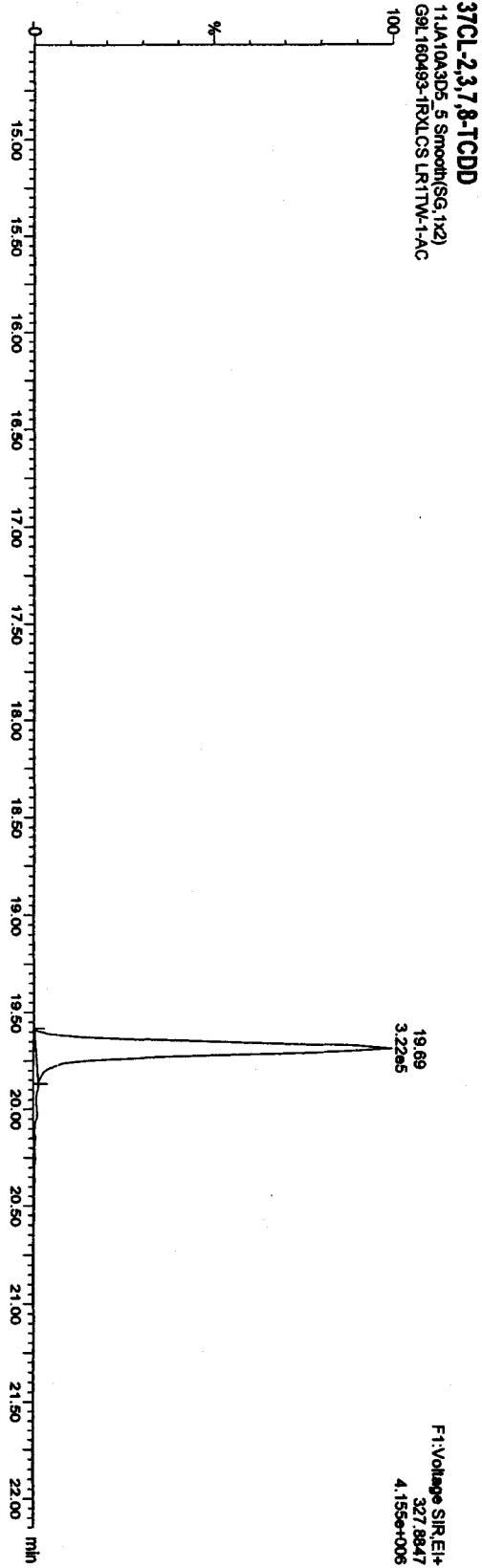


Quantity Sample Report MassLynx 4.1

Dataset: C:\MassLynx\Default.pro\11JA10A3D58290A.qld

Last Altered: Tuesday, January 12, 2010 09:53:31 Pacific Standard Time
Printed: Tuesday, January 12, 2010 09:56:28 Pacific Standard Time

Name: 11JA10A3D5_5, Date: 11-Jan-2010, Time: 21:03:20, ID: LR1TW-1-AC, Description: G9L160493-1RXLCS

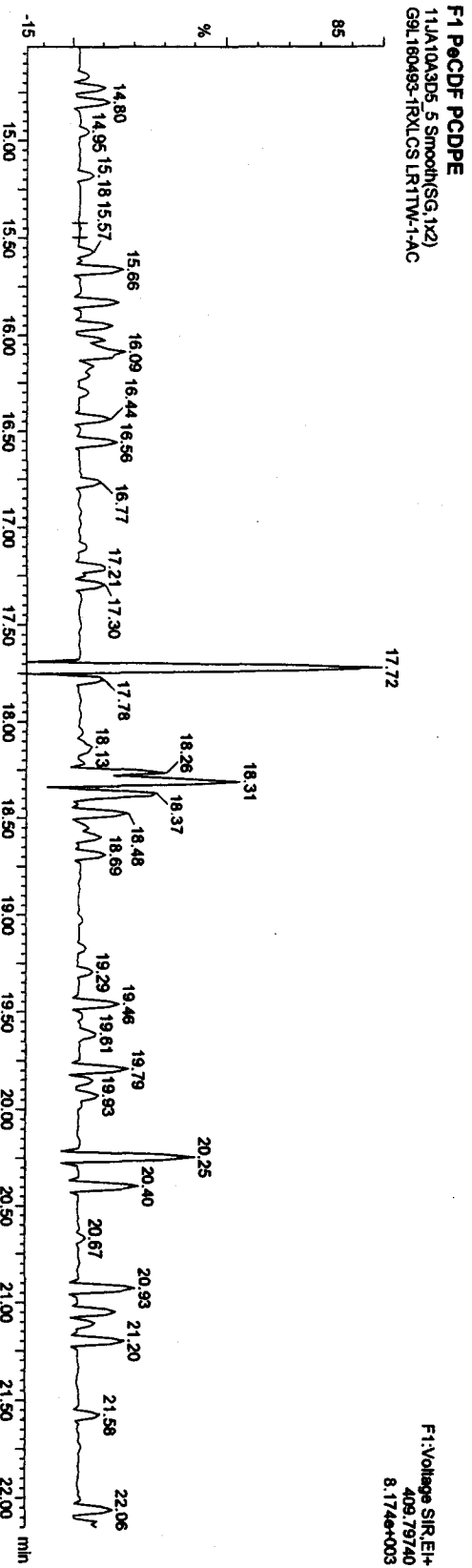
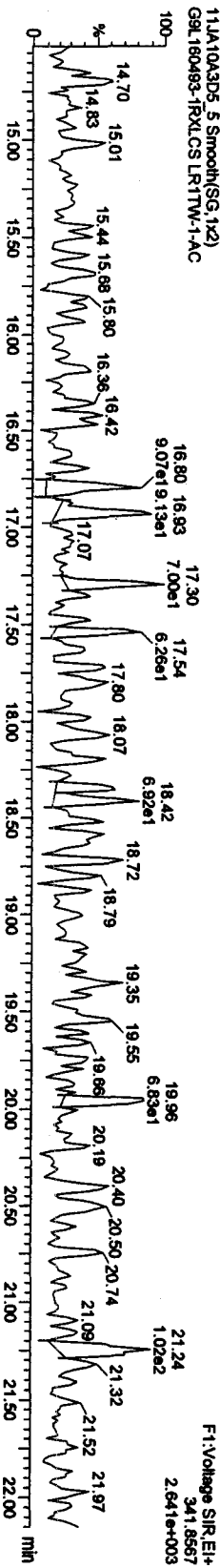
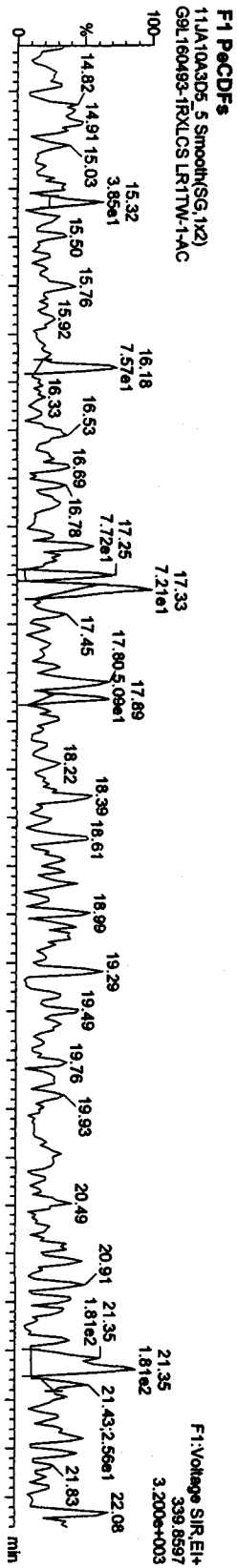


Quantity Sample Report MassLynx 4.1

Dataset: C:\MassLynx\Default\proj\11JA10A3D58290A.qld

Last Altered: Tuesday, January 12, 2010 09:53:31 Pacific Standard Time
Printed: Tuesday, January 12, 2010 09:56:28 Pacific Standard Time

Name: 11JA10A3D5_5, Date: 11-Jan-2010, Time: 21:03:20, ID: LR1TW-1-AC, Description: G9L160493-1RXLCS

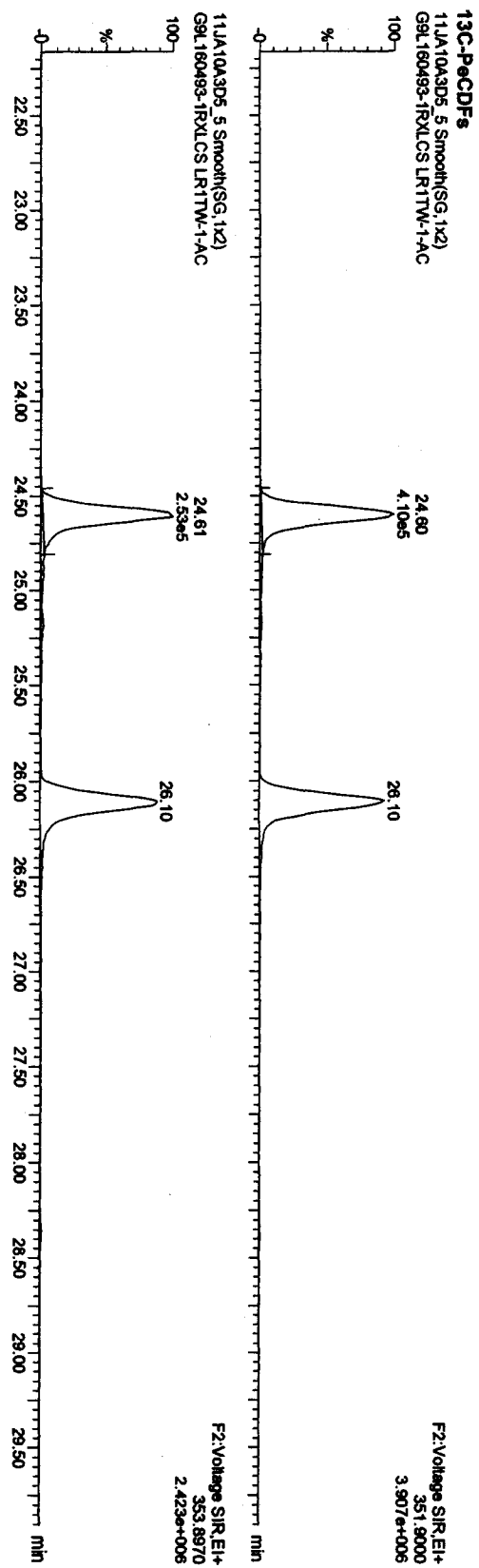
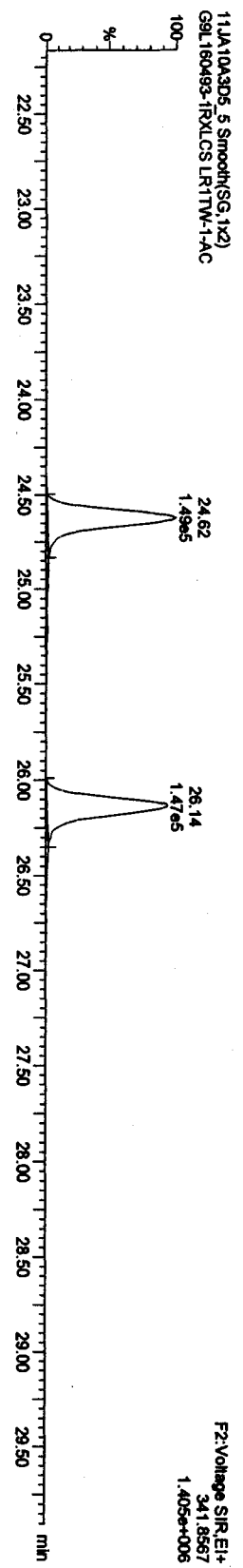
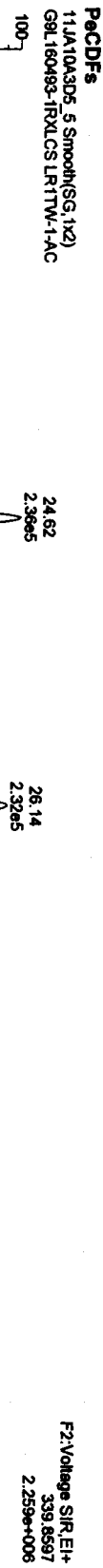


Quantity Sample Report MassLynx 4.1

Dataset: C:\MassLynx\Default\prot\11JA10A3D58290A.qld

Last Altered: Tuesday, January 12, 2010 09:53:31 Pacific Standard Time
 Printed: Tuesday, January 12, 2010 09:56:28 Pacific Standard Time

Name: 11JA10A3D5_5, Date: 11-Jan-2010, Time: 21:03:20, ID: LR1TW-1-AC, Description: G9L160493-1RXLC5



Quantity Sample Report MassLynx 4.1


Dataset: C:\MassLynx\Default\pro1\11JA10A3D58290A.qld

Last Altered: Tuesday, January 12, 2010 09:53:31 Pacific Standard Time
Printed: Tuesday, January 12, 2010 09:56:28 Pacific Standard Time


Name: 11JA10A3D5_5, Date: 11-Jan-2010, Time: 21:03:20, ID: LR1TW-1-AC, Description: G9L160493-1RXLCS

PcCDDs

11JA10A3D5_5 Smooth(SG,1x2)
G9L160493-1RXLCS LR1TW-1-AC




11JA10A3D5_5 Smooth(SG,1x2)
G9L160493-1RXLCS LR1TW-1-AC




13C-PcCDD

11JA10A3D5_5 Smooth(SG,1x2)
G9L160493-1RXLCS LR1TW-1-AC



11JA10A3D5_5 Smooth(SG,1x2)
G9L160493-1RXLCS LR1TW-1-AC



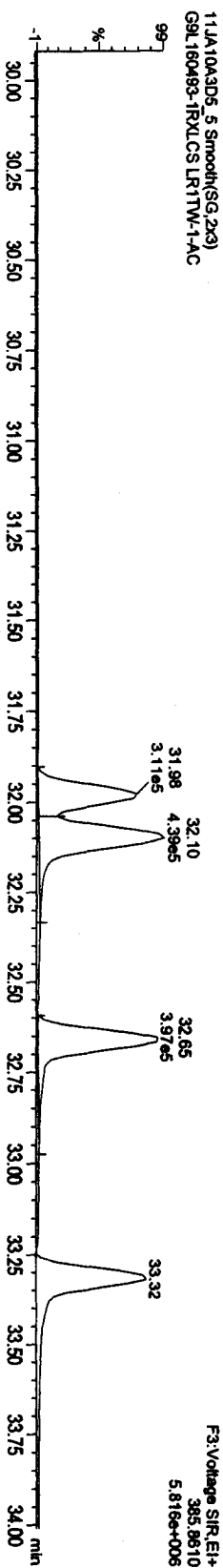
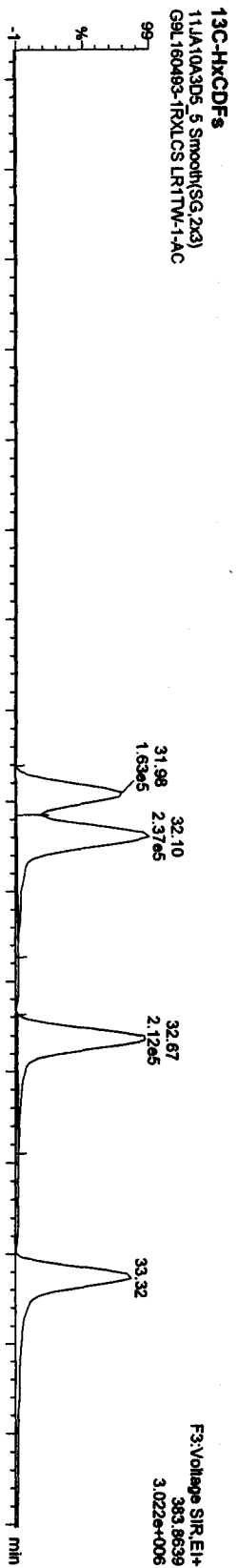
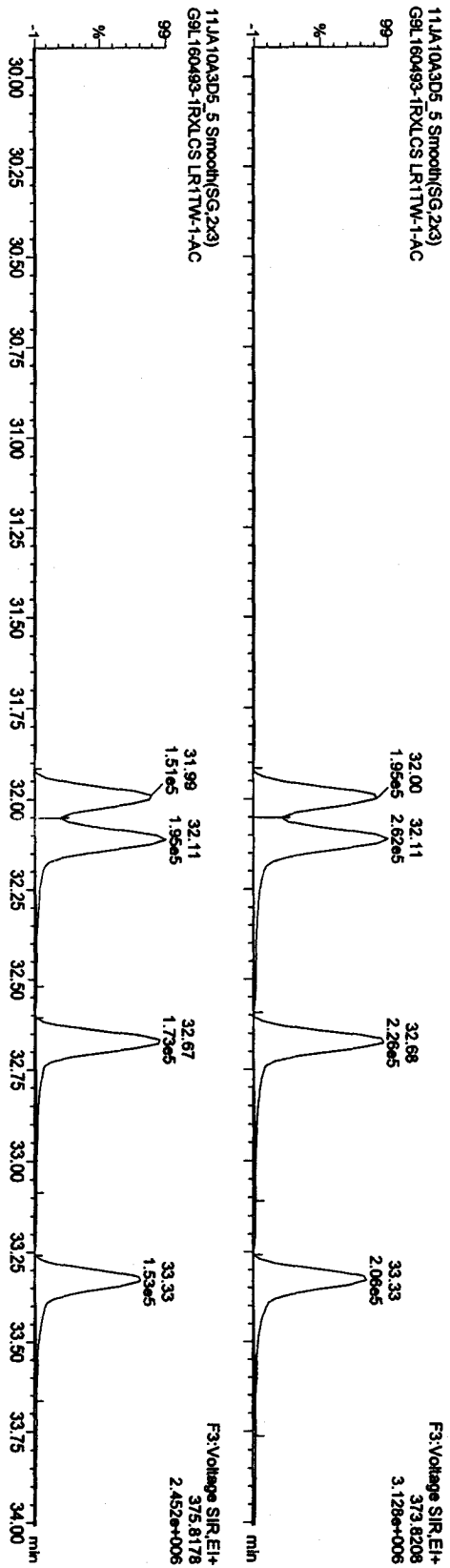
Quantify Sample Report MassLynx 4.1

Dataset: C:\MassLynxDefault\proj\11JA10A3D58290A.qld

Last Altered: Tuesday, January 12, 2010 09:53:31 Pacific Standard Time
Printed: Tuesday, January 12, 2010 09:56:28 Pacific Standard Time

Name: 11JA10A3D5_5, Date: 11-Jan-2010, Time: 21:03:20, ID: LR1TW-1-AC, Description: G9L160493-1RXLC5

HxCDFs
11JA10A3D5_5 Smooth(SG,2x3)
G9L160493-1RXLC5 LR1TW-1-AC



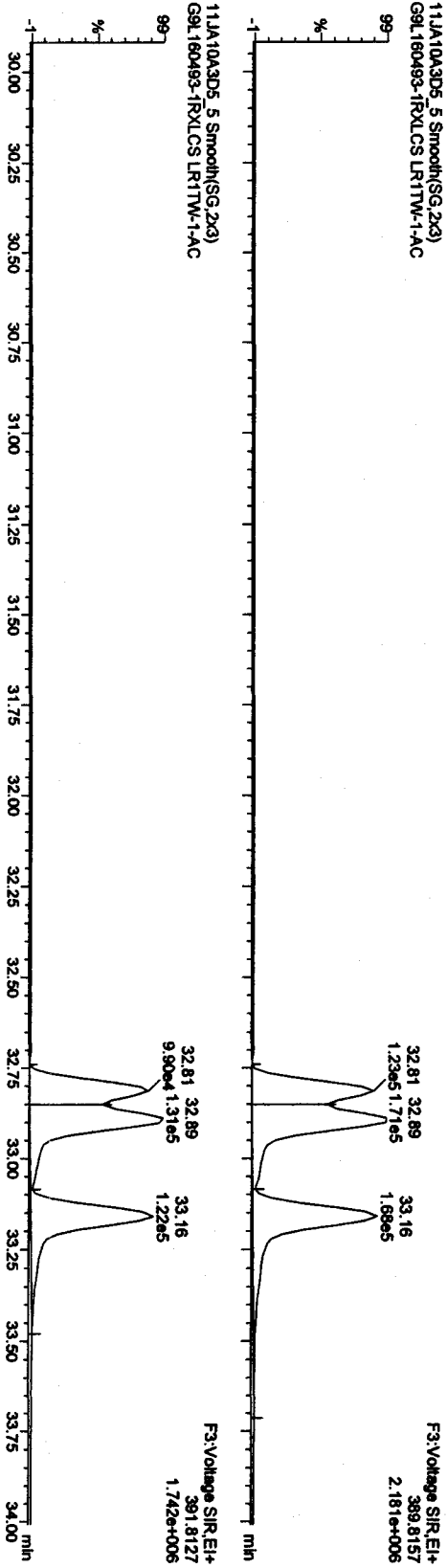
Quantity Sample Report MassLynx 4.1

Dataset: C:\MassLynx\Default\proj\11JA10A3D58290A.qld

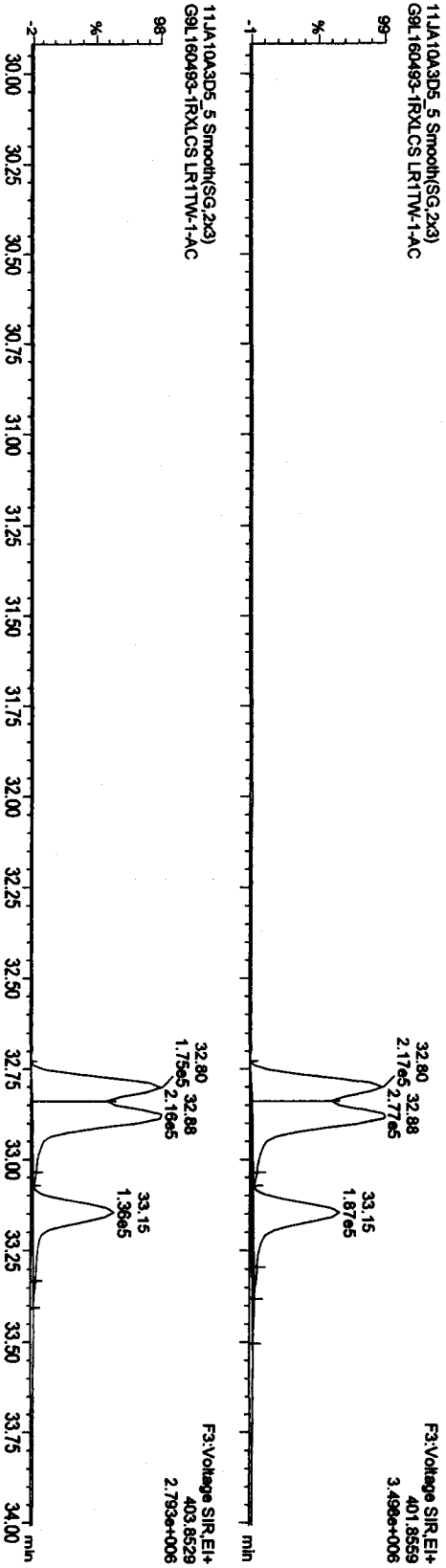
Last Altered: Tuesday, January 12, 2010 09:53:31 Pacific Standard Time
Printed: Tuesday, January 12, 2010 09:56:28 Pacific Standard Time

Name: 11JA10A3D5_5, Date: 11-Jan-2010, Time: 21:03:20, ID: LR1TW-1-AC, Description: G9L180493-1RXLCS

HxCDDs



13C-HxCDDs



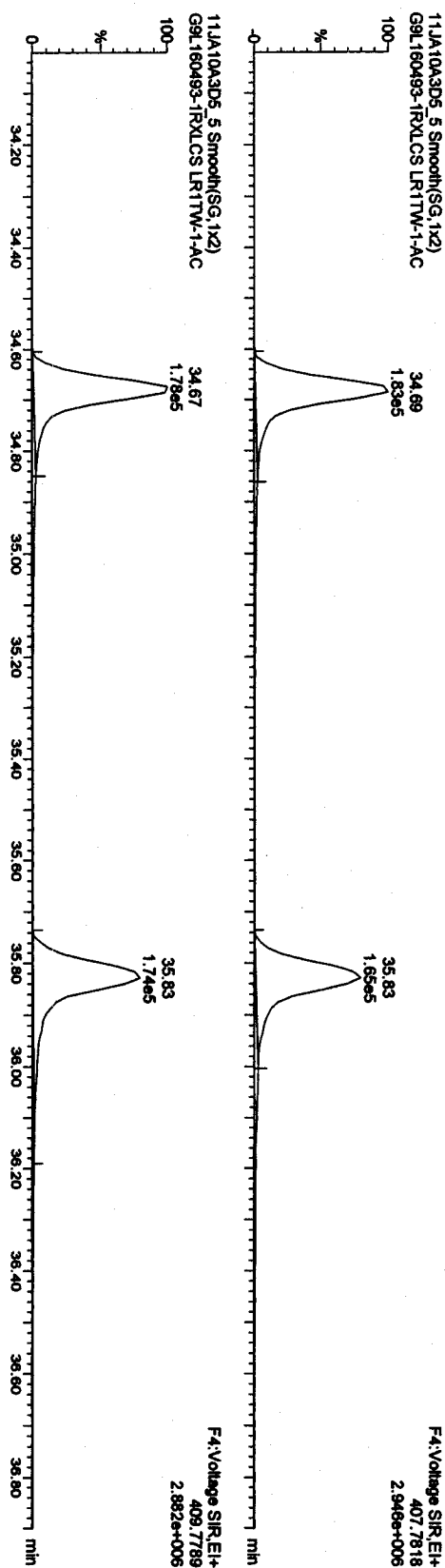
Quantity Sample Report MassLynx 4.1

Dataset: C:\MassLynx\Default\pro1\11JA10A3D58290A.qld

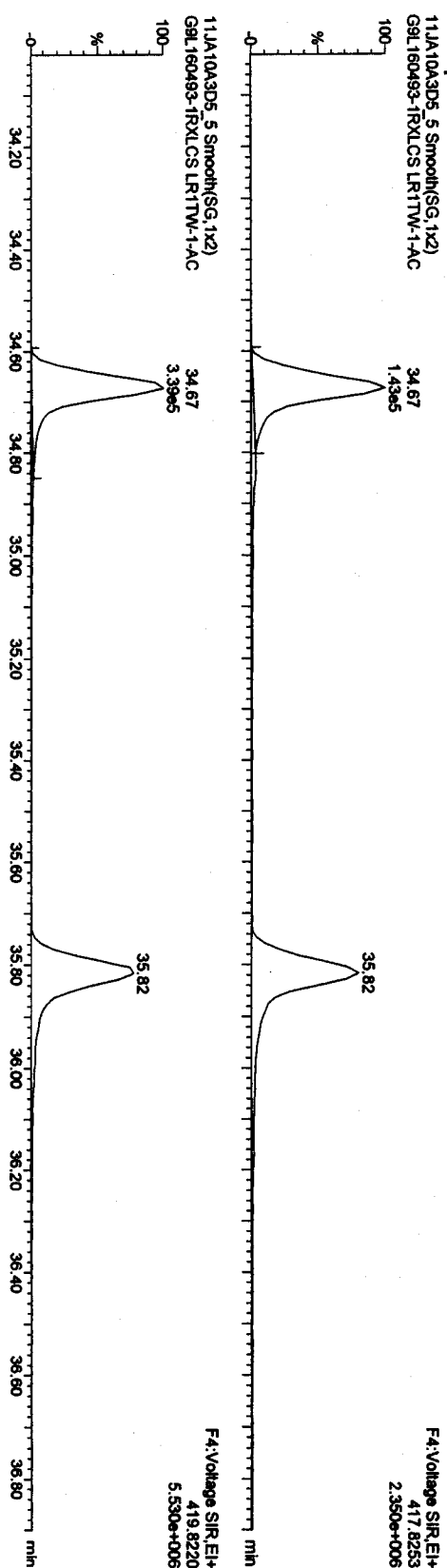
Last Altered: Tuesday, January 12, 2010 09:53:31 Pacific Standard Time
Printed: Tuesday, January 12, 2010 09:56:28 Pacific Standard Time

Name: 11JA10A3D5_5, Date: 11-Jan-2010, Time: 21:03:20, ID: LR1TW-1-AC, Description: G9L160493-1RXLCS

HpCDFs



13C-HpCDFs



Quantity Sample Report MassLynx 4.1

Dataset: C:\MassLynx\Default\proj\11JA10A3D58290A.qid

Last Altered: Tuesday, January 12, 2010 09:53:31 Pacific Standard Time
Printed: Tuesday, January 12, 2010 09:56:28 Pacific Standard Time

Name: 11JA10A3D5_5, Date: 11-Jan-2010, Time: 21:03:20, ID: LR1TW-1-AC, Description: G9L160493-1RXLCS

HpCDDs

11JA10A3D5_5 Smooth(SG, 1x2)
G9L160493-1RXLCS LR1TW-1-AC

35.50
1.31e5

F4:Voltage SIR.EI+
423.7765
1.989e+006

11JA10A3D5_5 Smooth(SG, 1x2)
G9L160493-1RXLCS LR1TW-1-AC

35.50
1.22e5

F4:Voltage SIR.EI+
423.7737
1.841e+006

13C-HpCDD

11JA10A3D5_5 Smooth(SG, 1x2)
G9L160493-1RXLCS LR1TW-1-AC

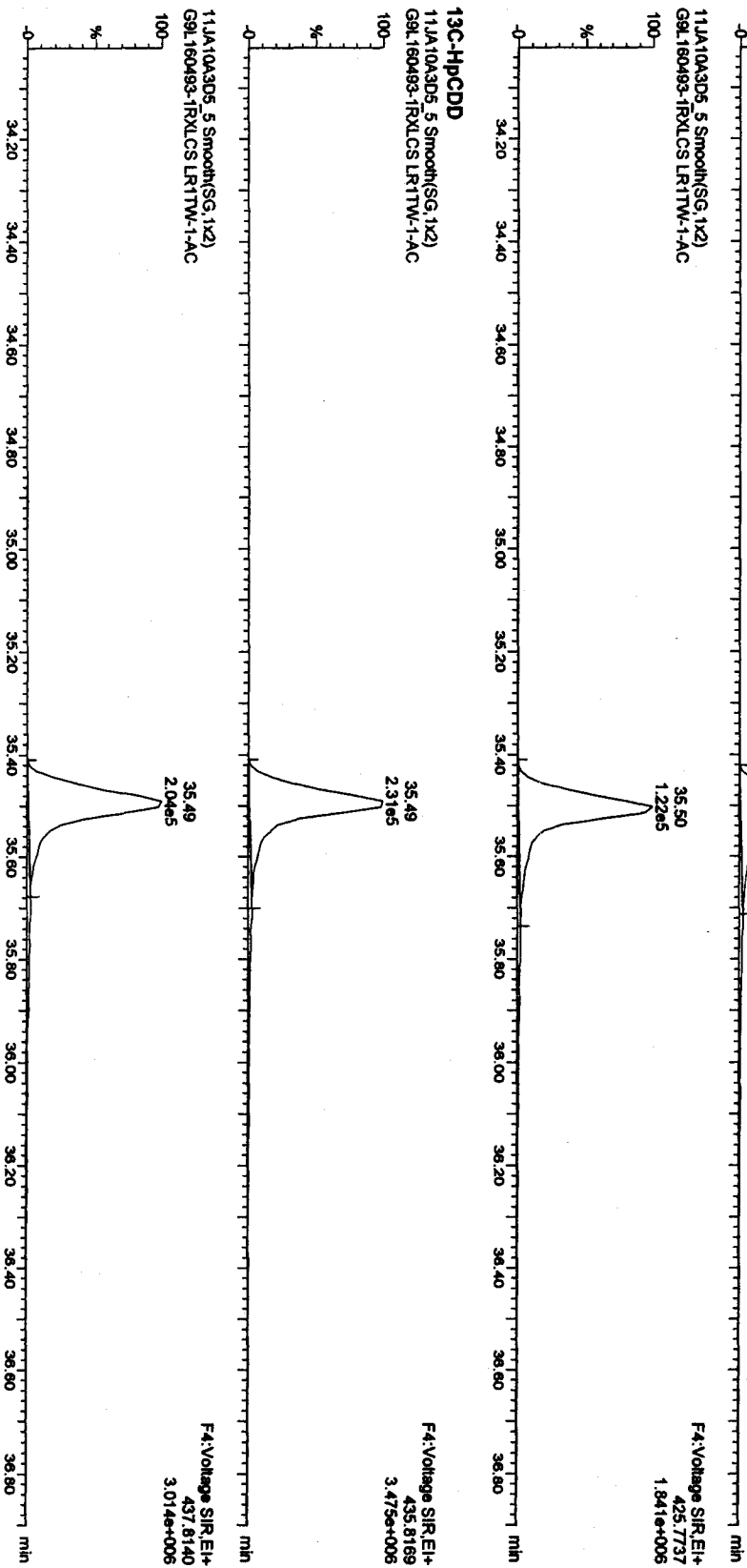
35.49
2.31e5

F4:Voltage SIR.EI+
435.8169
3.475e+006

11JA10A3D5_5 Smooth(SG, 1x2)
G9L160493-1RXLCS LR1TW-1-AC

35.49
2.04e5

F4:Voltage SIR.EI+
437.8140
3.014e+006



Quantity Sample Report MassLynx 4.1


Dataset: C:\MassLynx\Default\proj\11JA10A3D58290A.qld

Last Altered: Tuesday, January 12, 2010 09:53:31 Pacific Standard Time
Printed: Tuesday, January 12, 2010 09:56:28 Pacific Standard Time

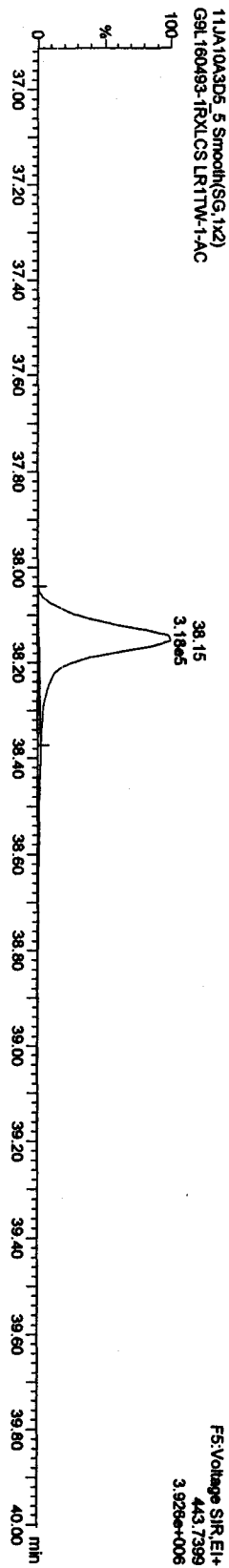
Name: 11JA10A3D5_5, Date: 11-Jan-2010, Time: 21:03:20, ID: LR1TW-1-AC, Description: G9L160493-1RXLCS

OCDFs

11JA10A3D5_5 Smooth(SG, 1x2)
G9L160493-1RXLCS LR1TW-1-AC

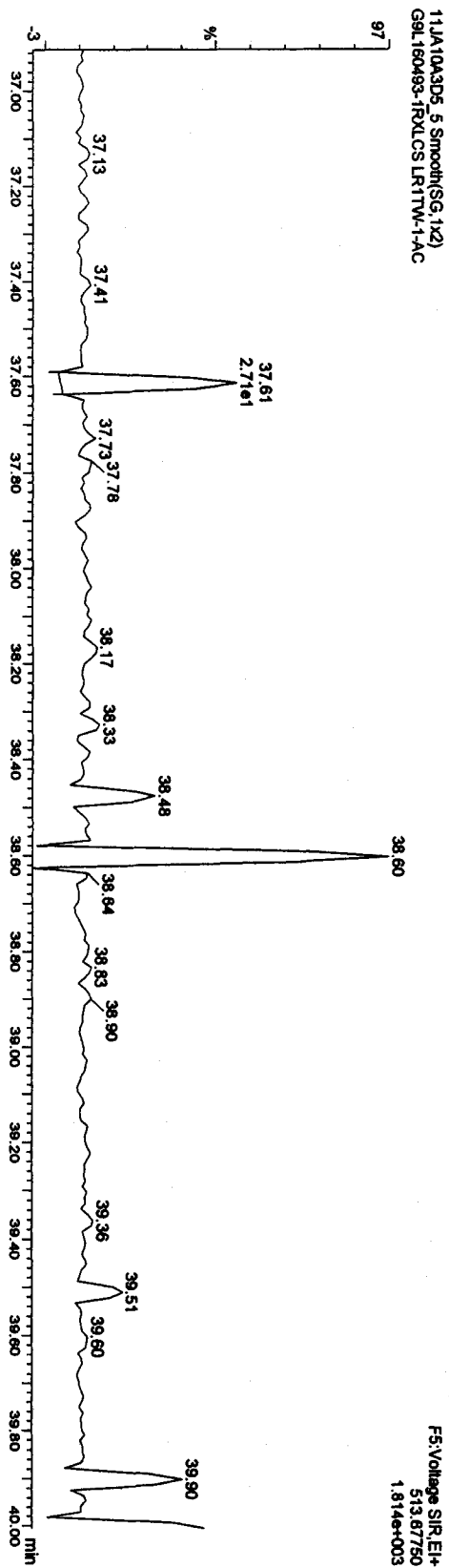


11JA10A3D5_5 Smooth(SG, 1x2)
G9L160493-1RXLCS LR1TW-1-AC



OCDF PCDFE

11JA10A3D5_5 Smooth(SG, 1x2)
G9L160493-1RXLCS LR1TW-1-AC



FS: Voltage SIR.EI+
513.67750
1.814e+003

FS: Voltage SIR.EI+
443.7399
3.928e+006

FS: Voltage SIR.EI+
441.7428
3.735e+006





Quantity Sample Report MassLynx 4.1

Dataset: C:\MassLynx\Default\proj\11JA10A3D58290A.qld

Last Altered: Tuesday, January 12, 2010 09:53:31 Pacific Standard Time
Printed: Tuesday, January 12, 2010 09:56:28 Pacific Standard Time

Name: 11JA10A3D5_5, Date: 11-Jan-2010, Time: 21:03:20, ID: LR1TW-1-AC, Description: G9L160493-1RXLCS

OCDD

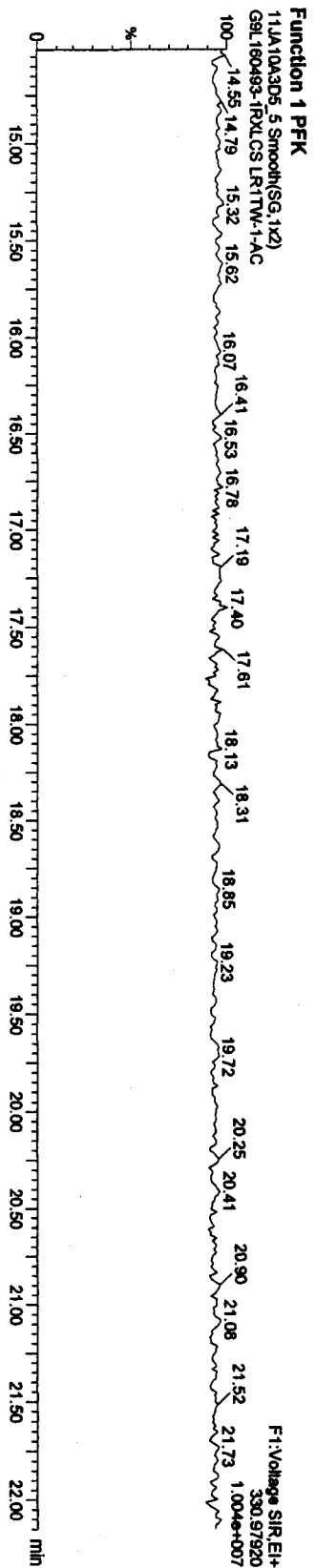
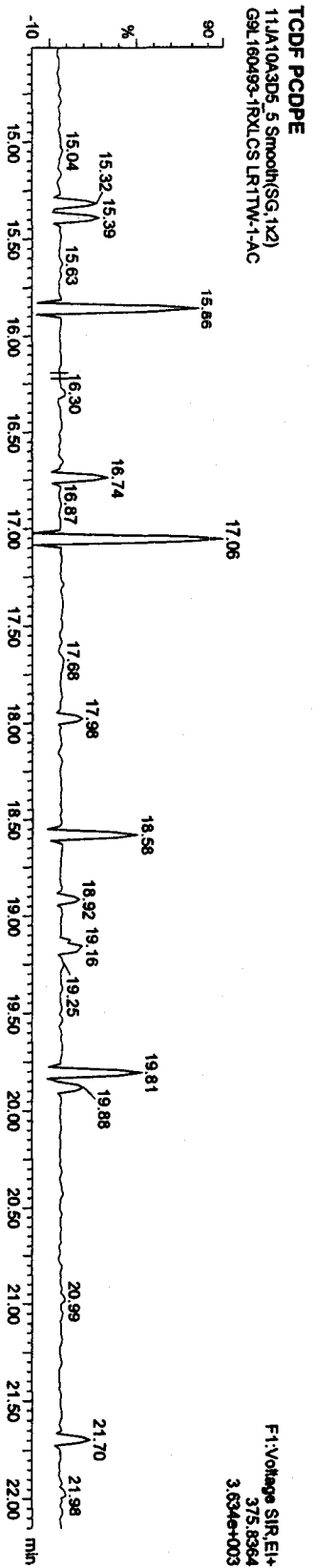

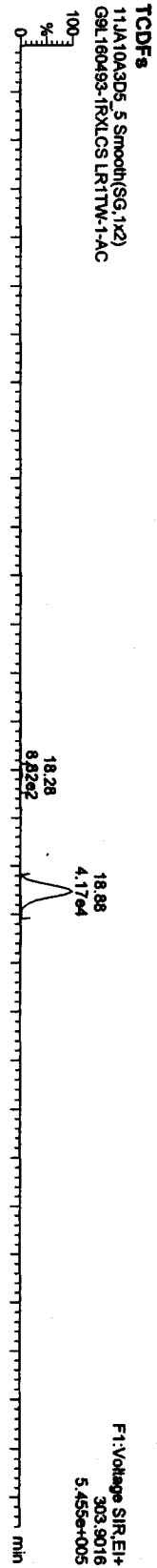


Quantity Sample Report MassLynx 4.1

Dataset: C:\MassLynx\Default\pro1\11JA10A3D58290A.qld

Last Altered: Tuesday, January 12, 2010 09:53:31 Pacific Standard Time
 Printed: Tuesday, January 12, 2010 09:56:28 Pacific Standard Time

Name: 11JA10A3D5_5, Date: 11-Jan-2010, Time: 21:03:20, ID: LR1TW-1-AC, Description: G9L160493-1RXLCS

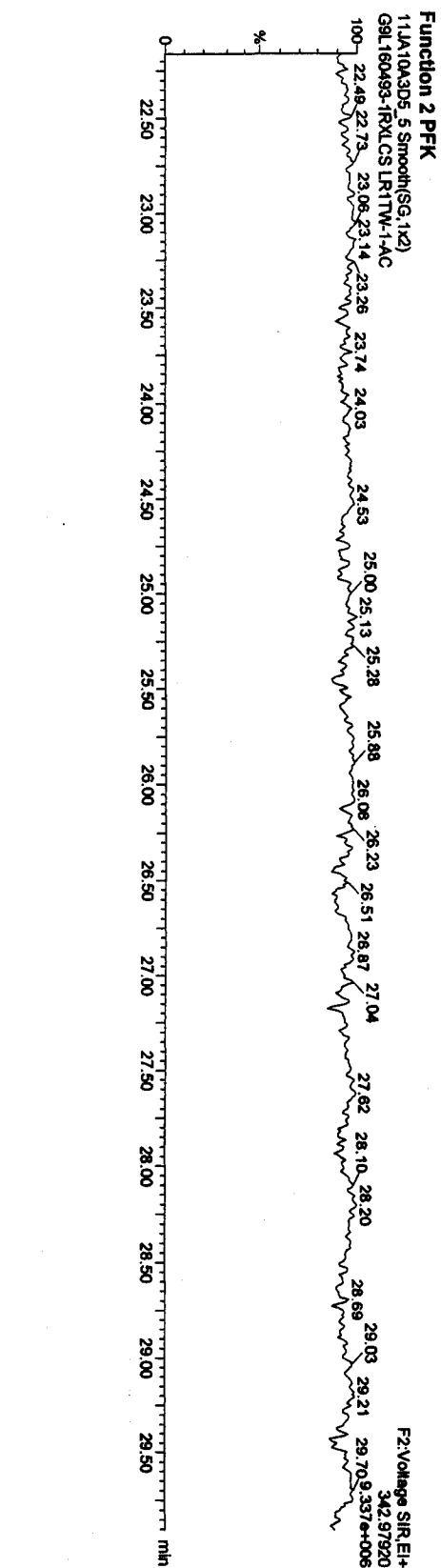
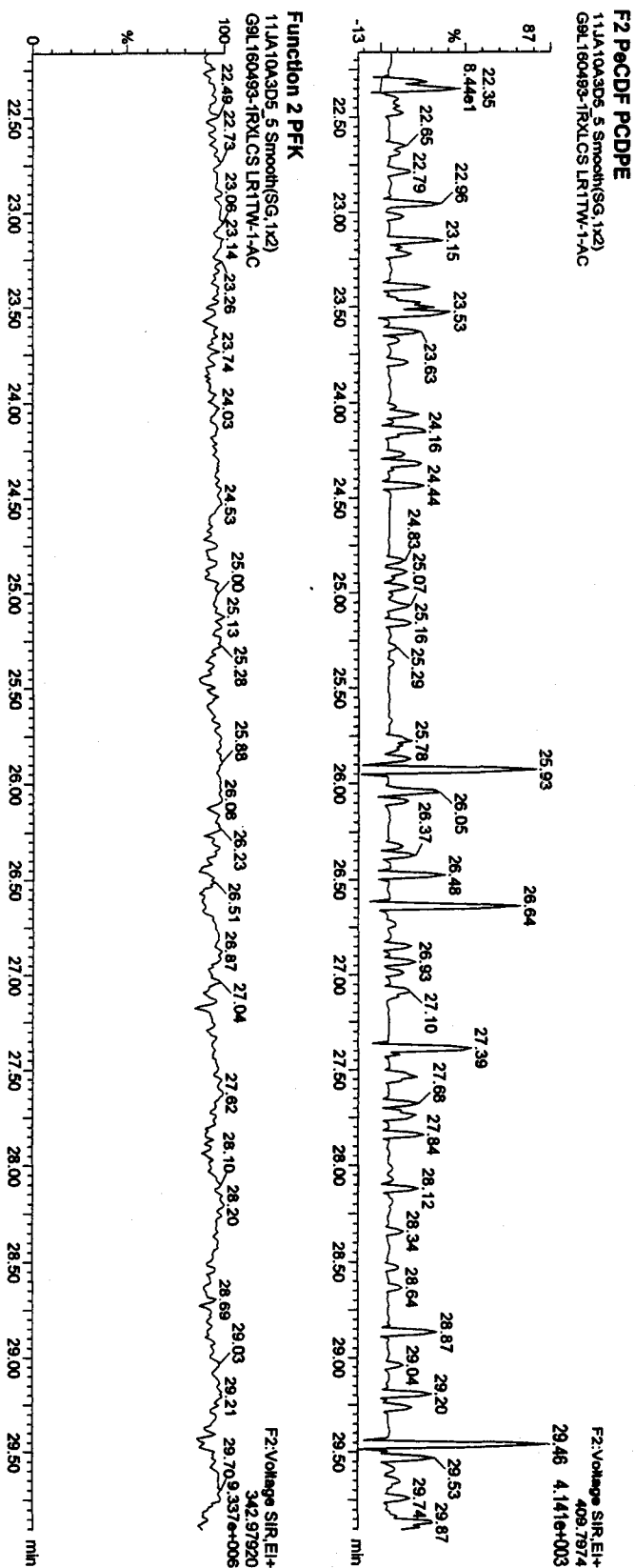
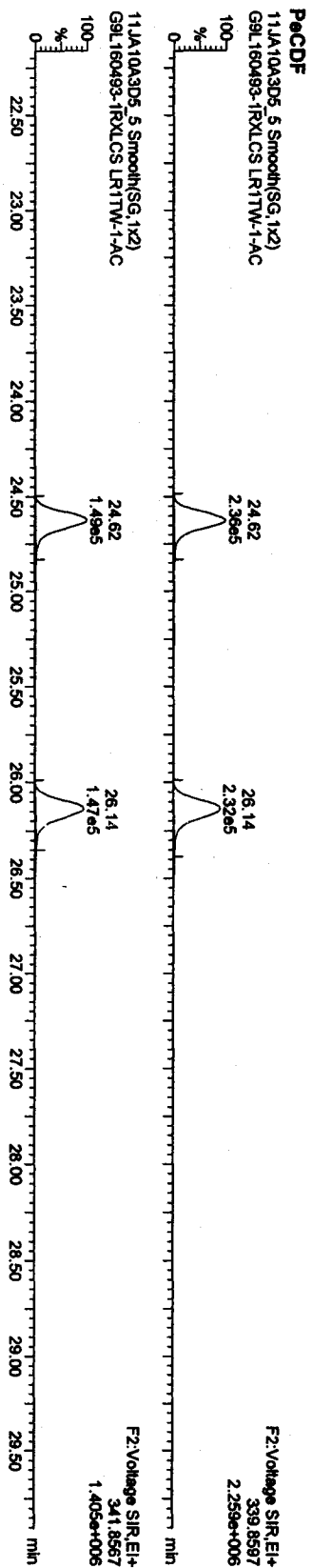


Quantity Sample Report MassLynx 4.1

Dataset: C:\MassLynx\Default.pro\11JA10A3D58290A.qld

Last Altered: Tuesday, January 12, 2010 09:53:31 Pacific Standard Time
Printed: Tuesday, January 12, 2010 09:56:28 Pacific Standard Time

Name: 11JA10A3D5_5, Date: 11-Jan-2010, Time: 21:03:20, ID: LR1TW-1-AC, Description: G9L160493-1RXLCS



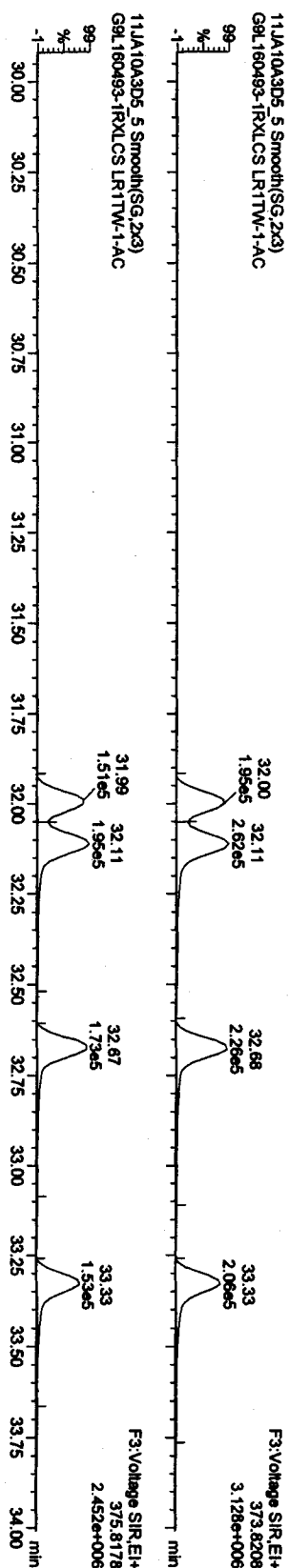
Dataset: C:\MassLynx\Default\pro11JA10A3D58290A.qld

Last Altered: Tuesday, January 12, 2010 09:53:31 Pacific Standard Time

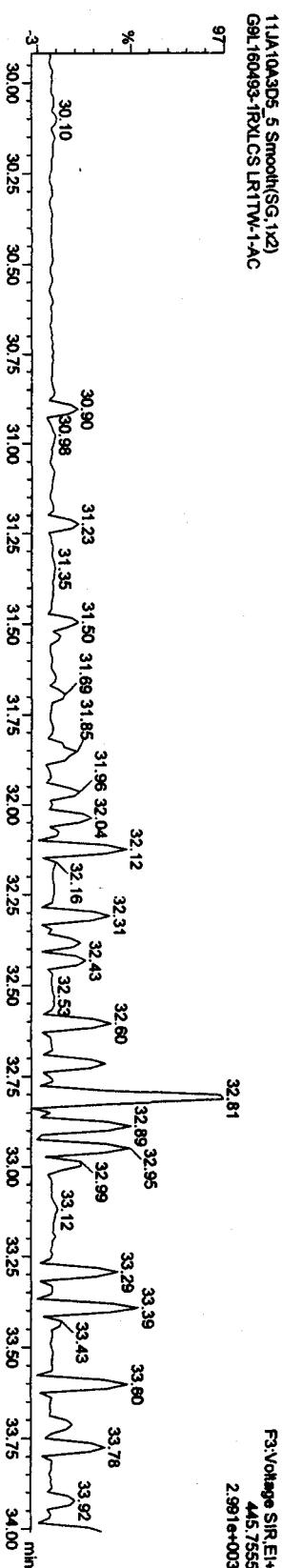
Printed: Tuesday, January 12, 2010 09:56:28 Pacific Standard Time

Name: 11JA10A3D5_5, Date: 11-Jan-2010, Time: 21:03:20, ID: LR1TW-1-AC, Description: G9L160493-1RXLCS

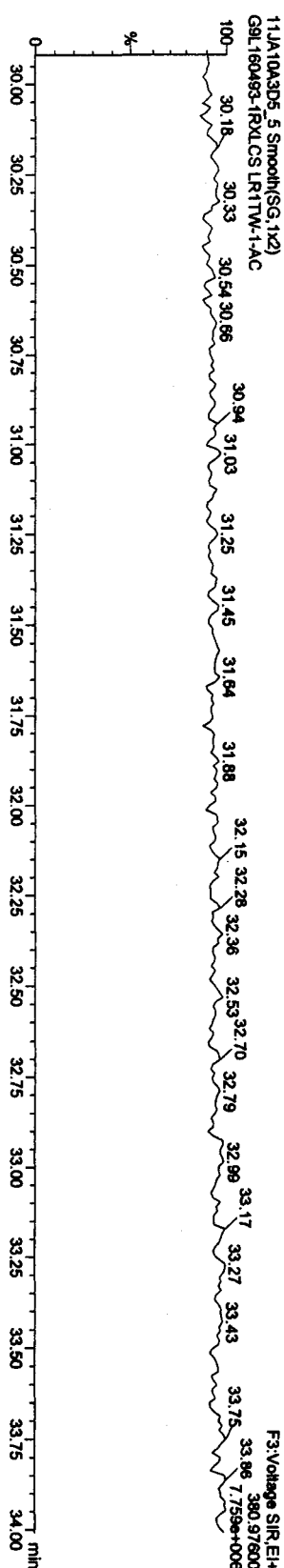
HXCDFs



HXCDF PCDFE



Function 3 PFK

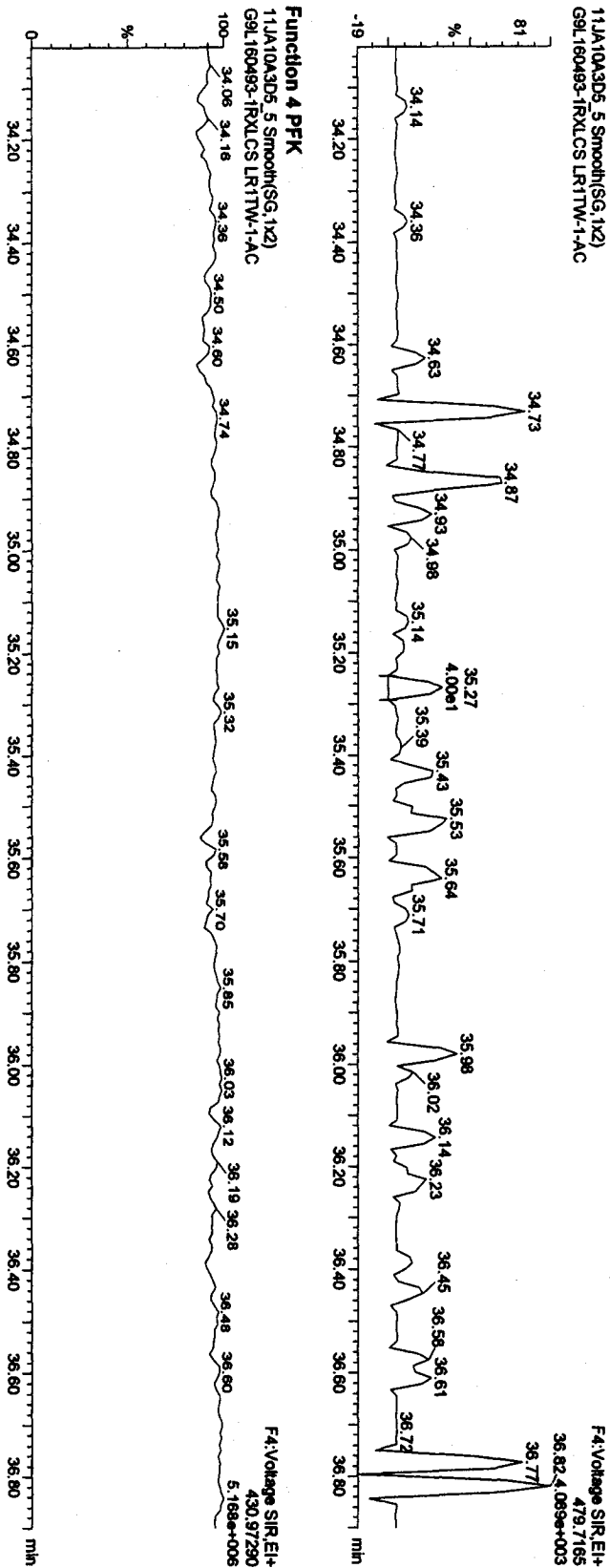




Quantity Sample Report MassLynx 4.1

Dataset: C:\MassLynx\Default\pro1\11JA10A3D58290A.qld

Last Altered: Tuesday, January 12, 2010 09:53:31 Pacific Standard Time
Printed: Tuesday, January 12, 2010 09:56:28 Pacific Standard Time

Name: 11JA10A3D5_5, Date: 11-Jan-2010, Time: 21:03:20, ID: LR1TW-1-AC, Description: G9L160493-1RXLCs



Quantity Sample Report MassLynx 4.1

Dataset: C:\MassLynx\Default\pro11JA10A3D56290A.qld

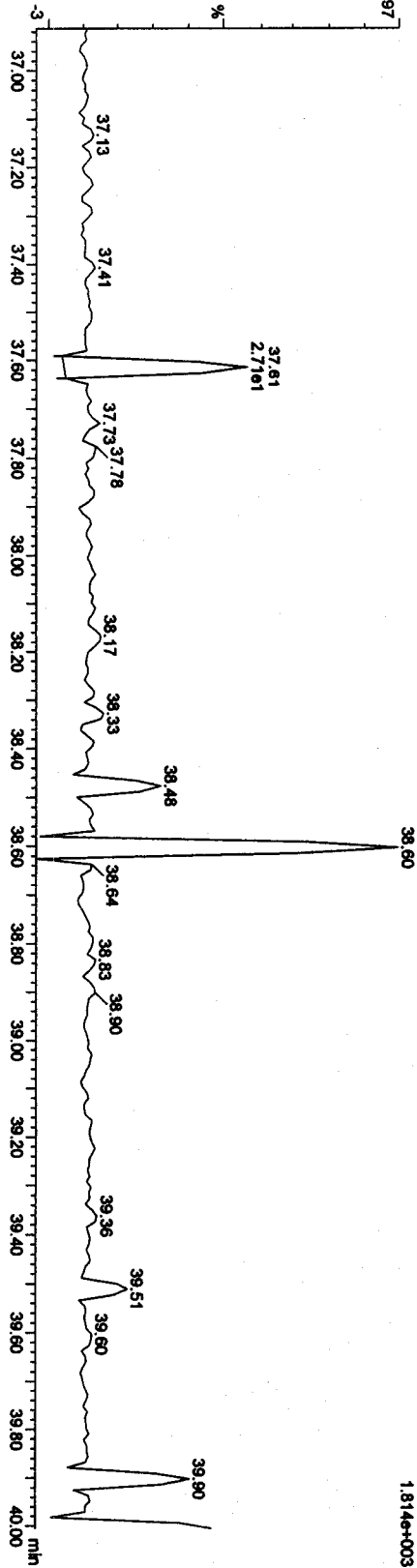
Last Altered: Tuesday, January 12, 2010 09:53:31 Pacific Standard Time

Printed: Tuesday, January 12, 2010 09:56:28 Pacific Standard Time

Name: 11JA10A3D5_5, Date: 11-Jan-2010, Time: 21:03:20, ID: LR1TW-1-AC, Description: G9L160493-1RXLCS

OCDF PCDDPE
11JA10A3D5_5 Smooth(SG, 1x2)
G9L160493-1RXLCS LR1TW-1-AC


F5: Voltage SIR.EI+
513.67750
1.814e+003



Function 5 PFK

11JA10A3D5_5 Smooth(SG, 1x2)
G9L160493-1RXLCS LR1TW-1-AC

F5: Voltage SIR.EI+
442.97280
4.929e+006



Quantity Sample Summary Report MassLynx 4.1

Dataset: T:\HighRes_Archive\3D5\Default.pro\11JA10A3D58290ESY.qld

Last Altered: Wednesday, January 13, 2010 03:41:29 PM Pacific Standard Time
 Printed: Wednesday, January 13, 2010 03:44:40 PM Pacific Standard Time

Method: C:\MassLynx\Default.PROMethDB\82903D5.mdb 13 Jan 2010 09:06:54
 Calibration: C:\MassLynx\Default.PRO\CurveDB\ICA123120093D58290.cdb 31 Dec 2009 13:37:23

860 1/13/10

Name: 11JA10A3D5_28, Date: 12-Jan-2010, Time: 13:31:05, ID: LRDQ02-AA, Description: G9L180646-1RX 10X, Task:

# Name	Trace	Sample Size	RT	Ptd. RT	RRF M...	Abs Resp	Conc	EMPC	%Rec	EDL	Mod Date	Ratio	Ratio Flag
1 13C-1,2,3,4-TCDD	331.9368	10.050	19.46	19.47	1.000	35058.00	99.5025	99.5025	100.0	2.0250		0.86	NO
2													
3 13C-2,3,7,8-TCDF	315.9419	10.050	18.87	18.84	1.554	84833.56	154.9526	154.9526	77.9	2.5524		0.76	NO
4 2,3,7,8-TCDF	303.9016	10.050	18.92	18.89	1.009	2468018.63	5738.2355	5738.2355	See p3225	3.9270		0.79	NO
5 Total TCDFs	303.9016	10.050			1.009		35698.4222	366214623		3.9270			
6													
7 13C-2,3,7,8-TCDD	331.9368	10.050	19.69	19.67	0.937	52074.93	157.8156	157.8156	79.3	2.1622		0.77	NO
8 2,3,7,8-TCDD	319.8965	10.050	19.70	19.69	1.132	32992.79	111.4180	111.4180		2.1987		0.78	NO
9 Total TCDDs	319.8965	10.050			1.132		4857.2644	4777.0880		2.1987			
10													
11 37CL-2,3,7,8-TCDD	327.8847	10.050	19.70	19.69	1.137	28784.96	71.8540	0.0000	90.3	1.7020			
12													
13 13C-1,2,3,7,8-PeCDF	351.9000	10.050	24.61	24.59	1.215	68146.30	159.1443	159.1443	80.0	2.0877		1.47	NO
14 1,2,3,7,8-PeCDF	339.8597	10.050	24.64	24.64	1.031	1628708.94	4614.1864	4614.1864		6.1483		1.57	NO
15 2,3,4,7,8-PeCDF	339.8597	10.050	26.16	26.15	0.964	898865.16	2722.9765	2722.9765		6.5744		1.65	NO
16 Total F2 PeCDFs	339.8597	10.050			0.997		39286.6544	99820.6007		6.3542			
17 Total F1 PeCDFs	339.8597	10.050			0.997		2897.7445	2897.7445		2.3917			
18													
19 13C-1,2,3,7,8-PeCDD	367.8949	10.050	26.98	26.94	0.747	39803.83	151.1614	151.1614	76.0	2.0360		1.65	NO
20 1,2,3,7,8-PeCDD	355.8546	10.050	27.00	27.01	1.057	81185.77	384.1141	384.1141		5.8354		1.76	NO
21 Total PeCDDs	355.8546	10.050			1.057		5357.7006	5095.0097		5.8354			
22													
23 13C-1,2,3,7,8-HxCDD	401.8559	10.050	33.16	33.13	1.000	33576.04	99.5025	99.5025	100.0	1.7865		1.20	NO
24													
25 13C-1,2,3,4,7,8-HxCDF	383.8639	10.050	32.00	32.00	0.916	52503.33	169.7863	169.7863	85.3	2.8710		0.51	NO
26 1,2,3,4,7,8-HxCDF	373.8208	10.050	32.00	32.01	1.243	3698318.50	11279.2765	11279.2765		7.1155		1.27	NO
27 1,2,3,6,7,8-HxCDF	373.8208	10.050	32.13	32.12	1.496	2326362.50	5893.2141	5893.2141		5.9102		1.31	NO
28 2,3,4,6,7,8-HxCDF	373.8208	10.050	32.68	32.69	1.311	506223.72	1463.4248	1463.4248		6.7446	13-Jan-10	1.29	NO
29 1,2,3,7,8-HxCDF	373.8208	10.050	33.34	33.34	1.291	218320.45	640.9967	640.9967		6.8500		1.22	NO
30 Total HxCDFs	373.8208	10.050			1.335		44355.1471	44322.9120		6.6226			
31													

Dataset: T:\HighRes_Archive\3D5\Default.pro\11JA10A3D58290ESY.qld
 Last Altered: Wednesday, January 13, 2010 03:41:29 PM Pacific Standard Time
 Printed: Wednesday, January 13, 2010 03:44:40 PM Pacific Standard Time

Name: 11JA10A3D5_28, Date: 12-Jan-2010, Time: 13:31:05, ID: LRDQC-2-AA, Description: G9L180646-1RX 10X, Task:

# Name	Trace	Sample Size	RT	Ptd.RT	RRF	M...	Abs Resp	Conc.	EMPC	%Rec	EDL	Mod Date	Ratio	Ratio Flag
32 13C-1,2,3,6,7,8-HxCDD	401.8559	10.050	32.89	32.89	0.809		43712.11	160.0869	160.0869	80.4	3.2553	13-Jan-10	1.37	NO
33 1,2,3,4,7,8-HxCDD	389.8157	10.050	32.83	32.82	0.933		57976.11	283.0175	283.0175	✓	2.6295		1.21	NO
34 1,2,3,6,7,8-HxCDD	389.8157	10.050	32.91	32.91	1.180		172143.13	664.0215	664.0215	✓	2.0731		1.25	NO
35 1,2,3,7,8,9-HxCDD	389.8157	10.050	33.17	33.17	1.283		166316.21	590.2427	590.2427	✓	1.9073		1.33	NO
36 Total HxCDDs	389.8157	10.050		0.00	1.132			4777.3401	4777.3401		2.1616			
37														
38 13C-1,2,3,4,6,7,8-HpCDF	417.8253	10.050	34.69	34.69	0.811		50434.36	184.3383	184.3383	92.6	8.3355		0.49	NO
39 1,2,3,4,6,7,8-HpCDF	407.7818	10.050	34.70	34.70	1.364		8083056.50	23385.0664	23385.0664	✓	4.4548		1.07	NO
40 1,2,3,4,7,8,9-HpCDF	407.7818	10.050	35.84	35.84	1.115		2537532.75	8981.2950	8981.2950	✓	5.4500		1.03	NO
41 Total HpCDFs	407.7818	10.050		0.00	1.239			46062.6201	46062.6201		4.9024			
42														
43 13C-1,2,3,4,6,7,8-HpCDD	435.8169	10.050	35.50	35.50	0.707		39024.98	163.4796	163.4796	82.1	3.4556		1.08	NO
44 1,2,3,4,6,7,8-HpCDD	423.7766	10.050	35.51	35.51	1.043		492769.92	2408.9792	2408.9792	✓	5.0730		1.06	NO
45 Total HpCDDs	423.7766	10.050		0.02	1.043			3701.6635	3701.6635		5.0730			
46														
47 13C-OCDD	469.7779	10.050	38.05	38.04	0.519		64353.01	367.6011	367.6011	92.4	6.1252		0.91	NO
48 OCDF	441.7428	10.050	38.17	38.17	1.402		15696210.50	69236.1189	69236.1189	✓	11.8846		0.87	NO
49 OCDD	457.7377	10.050	38.06	38.06	1.197		450132.55	2325.9780	2325.9780	✓	4.7405		0.88	NO
50														
51														
52 Function 1 PFK	330.97920	1.000		19.26										
53 Function 2 PFK	342.97920	1.000		22.41	16743....									
54 Function 3 PFK	380.97600	1.000		32.86	7909.225									
55 Function 4 PFK	430.97290	1.000	34.11	34.15	14980....		10483.21	0.6998		70.0				
56 Function 5 PFK	442.97280	1.000		39.66	3947.903									
57 TCDF PCDFE	375.8364	1.000	15.98	16.06	30.012		10.11	0.3369		33.7				
58 F1 PCDF PCDFE	409.79740	1.000		15.41	45.972									
59 F2 PCDF PCDFE	409.7974	1.000	22.23	22.27	17.774		388.95	21.8830		2188.3				
60 HxCDF PCDFE	445.7555	1.000		31.69	18.611									
61 HPCDF PCDFE	479.7165	1.000		35.12	75.501									
62 OCDF PCDFE	513.67750	1.000	37.78	37.79	85.061		1.36	0.0160		1.6				

Dataset: T:\HighRes_Archive\3D5\Default.pro\11JA10A3D58290ESY.qld

Last Altered: Wednesday, January 13, 2010 03:41:29 PM Pacific Standard Time

Printed: Wednesday, January 13, 2010 03:45:25 PM Pacific Standard Time

Method: C:\MassLynx\Default.PRO\MethDB\82903D5.mdb 13 Jan 2010 09:06:54
Calibration: C:\MassLynx\Default.PRO\CurveDB\CA123120093D58290.cdb 31 Dec 2009 13:37:23

Sample Name: 11JA10A3D5_28

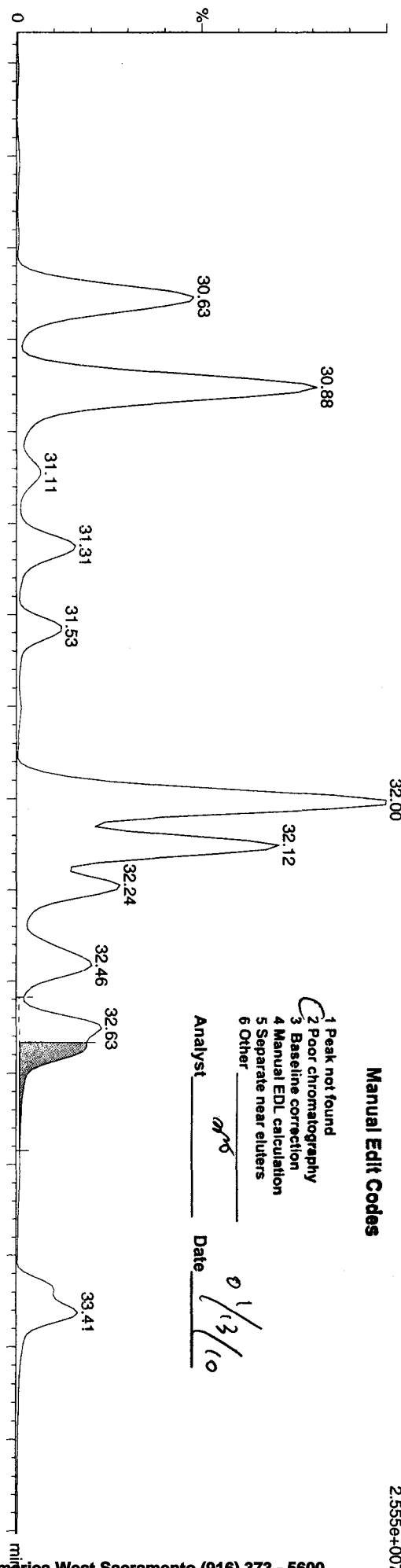
11JA10A3D5_28 Smooth(SG,2x3)
G9L180646-1RX 10X LRDQC-2-AA

F3:Voltage SIR, EI+
373.8208
2.555e+007

Manual Edit Codes

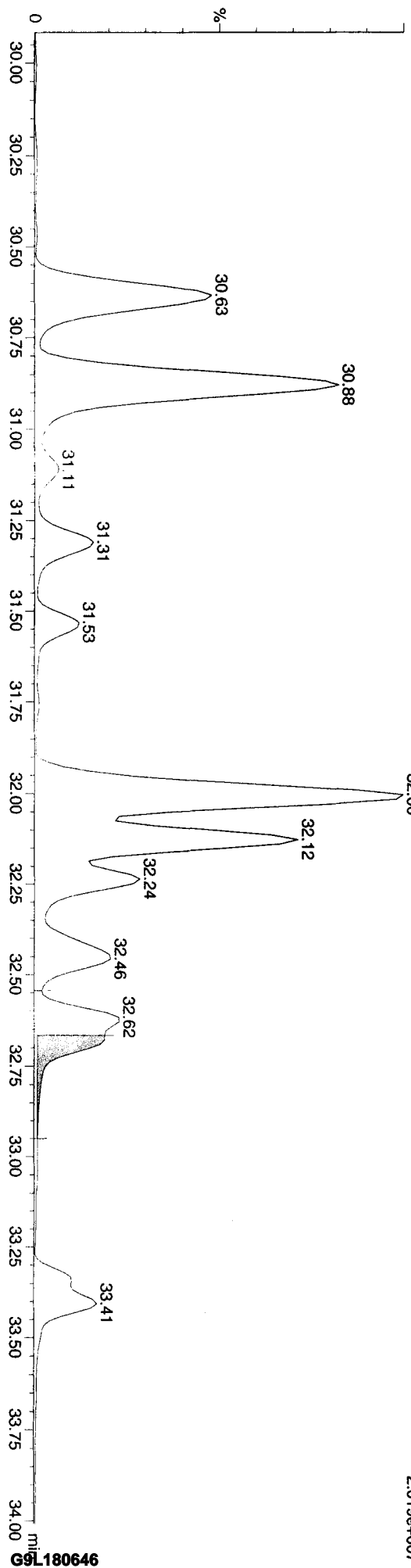
- 1 Peak not found
- 2 Poor chromatography
- 3 Baseline correction
- 4 Manual EDL calculation
- 5 Separate near eluters
- 6 Other

Analyst ms Date 01/13/10



11JA10A3D5_28 Smooth(SG,2x3)
G9L180646-1RX 10X LRDQC-2-AA

F3:Voltage SIR, EI+
375.8175
2.019e+007



Dataset: T:\HighRes_Archive\3D5\Default.pro\11JA10A3D58290ESY.qld

Last Altered: Wednesday, January 13, 2010 03:41:29 PM Pacific Standard Time

Printed: Wednesday, January 13, 2010 03:45:25 PM Pacific Standard Time

Sample Name: 11JA10A3D5_28

11JA10A3D5_28 Smooth(SG,1x2)
G9L180646-1RX 10X LRDQC-2-AA

F3:Voltage SIR,EL+
401.8559
4.088e+005

Manual Edit Codes

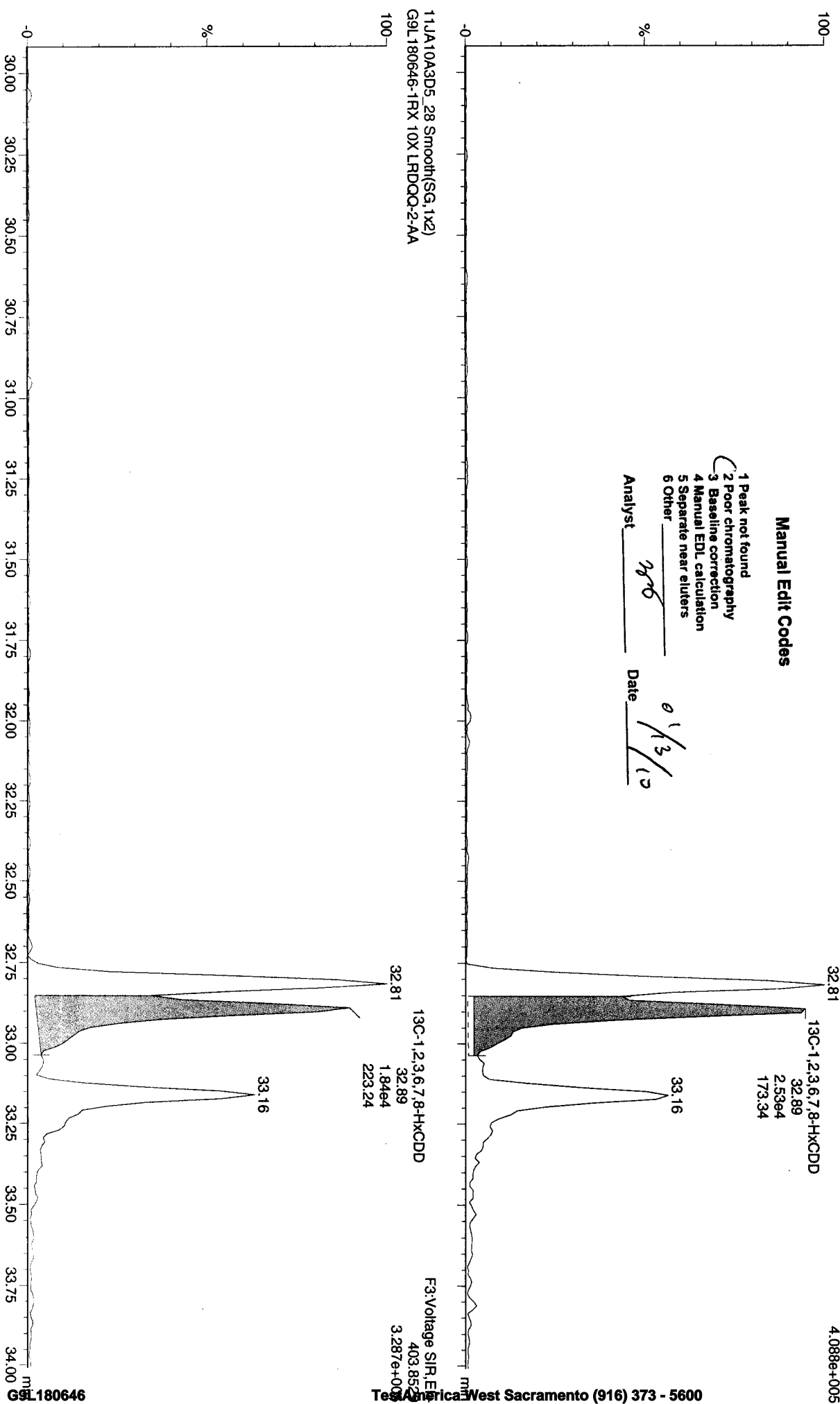
- 1 Peak not found
- 2 Poor chromatography
- 3 Baseline correction
- 4 Manual EDL calculation
- 5 Separate near eluters
- 6 Other

Analyst

Date 01/13/10

11JA10A3D5_28 Smooth(SG,1x2)
G9L180646-1RX 10X LRDQC-2-AA

F3:Voltage SIR,EL+
403.8570
3.287e+005



Dataset: C:\MassLynx\Default.pro\11JA10A3D58290E.qld

Last Altered: Tuesday, January 12, 2010 14:33:14 Pacific Standard Time
 Printed: Tuesday, January 12, 2010 14:33:54 Pacific Standard Time

Name: 11JA10A3D5_28, Date: 12-Jan-2010, Time: 13:31:05, ID: LRDQG-2-AA, Description: G9L180646-1RX 10X, Task:

# Name	Trace	Sample Size	RT	Ptd:RT	RRF:M	Abs:Resp	Conc	EMPC	%Rec	EDL	Ratio	Ptd:Ratio	Ratio	Mod:Date
1	13C-1,2,3,4-TCDD	331.9368	10.050	19.46	19.47	1.000	35058.00	99.5025	99.5025	100.0	2.0250	0.864	0.770	NO
2														
3	13C-2,3,7,8-TCDF	315.9419	10.050	18.87	18.84	1.554	84833.56	154.9526	154.9526	77.9	2.5524	0.762	0.770	NO
4	2,3,7,8-TCDF	303.9016	10.050	18.92	18.88	1.009	2468018.63	5738.2355	5738.2355	3.9270	0.794	0.770	NO	
5	Total TCDFs	303.9016	10.050			21.44	35698.4222	26624.4523	0.8225	3.9270				
6														
7	13C-2,3,7,8-TCDD	331.9368	10.050	19.69	19.68	0.937	52074.93	157.8156	157.8156	79.3	2.1622	0.772	0.770	NO
8	2,3,7,8-TCDD	319.8965	10.050	19.70	19.69	1.132	32992.79	111.4180	111.4180		2.1387	0.779	0.770	NO
9	Total TCDDs	319.8965	10.050			19.55	4857.2644	4777.0969	0.9969	2.1387				
10														
11	37CL-2,3,7,8-TCDD	327.8847	10.050	19.70	19.69	1.137	28784.96	71.8540	0.0000	90.3	1.7020			
12														
13	13C-1,2,3,7,8-PeCDF	351.9000	10.050	24.61	24.59	1.215	68146.30	159.1443	159.1443	80.0	2.0877	1.466	1.550	NO
14	1,2,3,7,8-PeCDF	339.8597	10.050	24.64	24.63	1.031	1628708.94	4614.1864	4614.1864		6.1483	1.566	1.550	NO
15	2,3,4,7,8-PeCDF	339.8597	10.050	26.16	26.15	0.964	898865.16	2722.9765	2722.9765		6.5744	1.648	1.550	NO
16	Total F2 PeCDFs	339.8597	10.050			34.47	39286.6544	30929.6997	0.9997	6.3542				
17	Total F1 PeCDFs	339.8597	10.050			36.56	2897.7445	2897.7445	0.997	2.3917				
18														
19	13C-1,2,3,7,8-PeCDD	367.8949	10.050	26.98	26.94	0.747	39803.83	151.1614	151.1614	76.0	2.0360	1.650	1.550	NO
20	1,2,3,7,8-PeCDD	355.8546	10.050	27.00	27.01	1.057	81185.77	384.1141	384.1141		5.8354	1.757	1.550	NO
21	Total PeCDDs	355.8546	10.050			31.10	5357.7006	4335.8007	0.9907	5.8354				
22														
23	13C-1,2,3,7,8,9-HxCDD	401.8559	10.050	33.16	33.13	1.000	33576.04	99.5025	99.5025	100.0	1.7865	1.197	1.240	NO
24														
25	13C-1,2,3,4,7,8-HxCDF	383.8639	10.050	32.00	32.00	0.916	52503.33	169.7863	169.7863	85.3	2.8710	0.509	0.510	NO
26	1,2,3,4,7,8-HxCDF	373.8208	10.050	32.00	32.01	1.243	3698318.50	11279.2765	11279.2765		7.1155	1.271	1.240	NO
27	1,2,3,6,7,8-HxCDF	373.8208	10.050	32.12	32.12	1.496	2326362.50	5893.2141	5893.2141		5.9102	1.308	1.240	NO
28	2,3,4,6,7,8-HxCDF	373.8208	10.050	32.63	32.69	1.311	1049756.56	3034.7053	2224.7177		6.7446	2.056	1.240	YES
29	1,2,3,7,8,9-HxCDF	373.8208	10.050	33.34	33.34	1.291	218320.45	640.9967	640.9967		6.8500	1.224	1.240	NO
30	Total HxCDFs	373.8208	10.050			0.00	45926.4276	45034.1048		6.6226				
31														
32	13C-1,2,3,6,7,8-HxCDD	401.8559	10.050	32.89	32.89	0.809	44949.44	164.6184	151.2553	82.7	3.2583	1.438	1.240	YES
33	1,2,3,4,7,8-HxCDD	389.8157	10.050	32.83	32.82	0.933	57976.11	275.2269	275.2269		2.6280	1.211	1.240	NO
34	1,2,3,6,7,8-HxCDD	389.8157	10.050	32.91	32.91	1.180	172143.13	645.7429	645.7429		2.0766	1.249	1.240	NO
35	1,2,3,7,8,9-HxCDD	389.8157	10.050	33.17	33.17	1.283	166316.21	573.9950	573.9950		1.9105	1.326	1.240	NO

5

Dataset: C:\MassLynx\Default\pro11JA10A3D58290E.qld

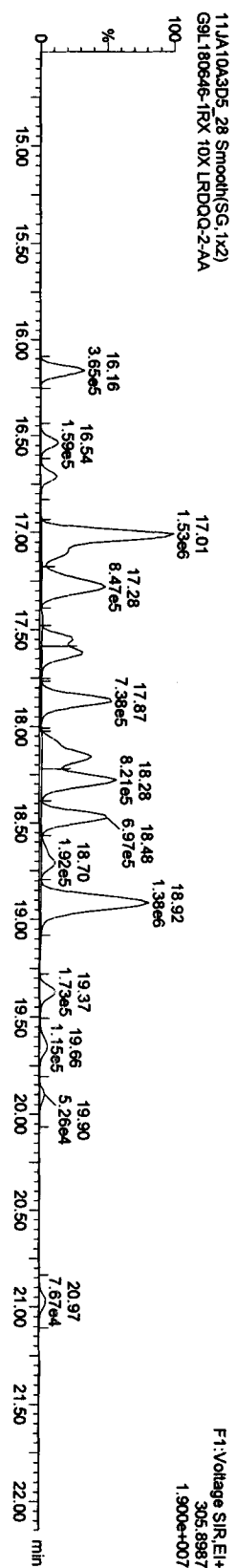
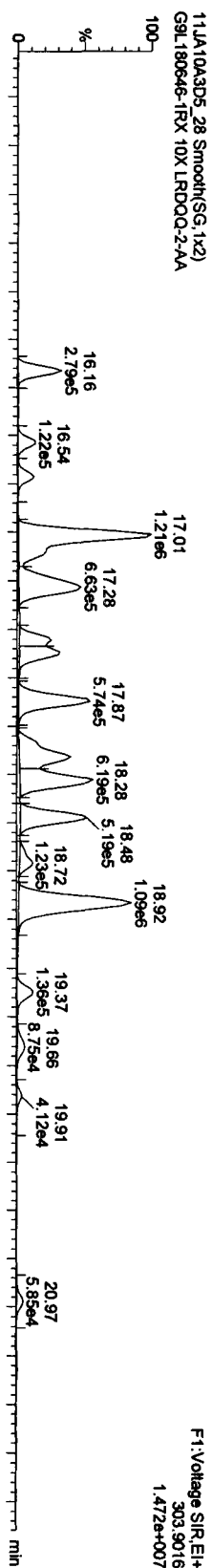
Last Altered: Tuesday, January 12, 2010 14:33:14 Pacific Standard Time
 Printed: Tuesday, January 12, 2010 14:33:54 Pacific Standard Time

Name: 11JA10A3D5_28, Date: 12-Jan-2010, Time: 13:31:05, ID: LRDOQ-2-AA, Description: G9L180646-1RX 10X, Task:

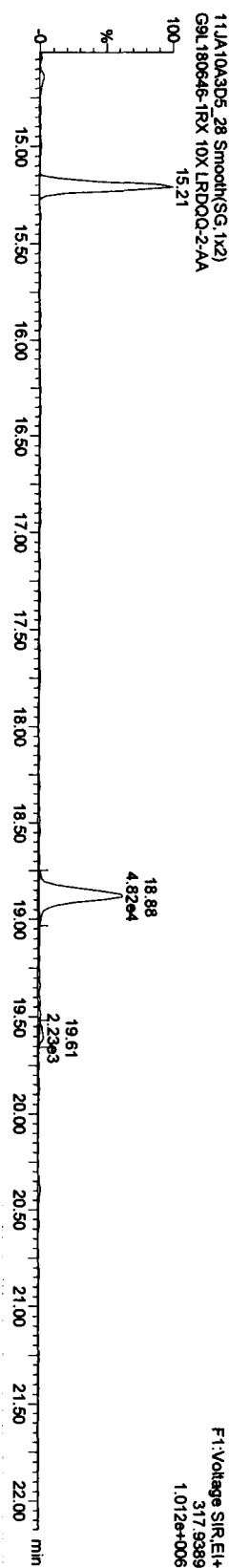
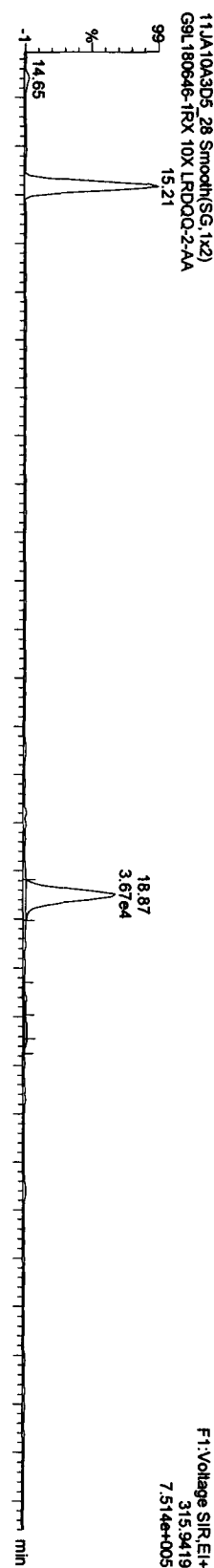
# Name	Trace	Sample Size	RT	Ptd:RT	RRF	M	Abs Resp	Conc	EMPC	%Rec	EDL	Ratio	Ptd:Ratio	Ratio	Mod Date
36 Total HxCDDs	389.8157	10.050		0.00	1.132				4645.8335	4645.8335	2.1653				
37															
38 13C-1,2,3,4,6,7,8-HpCDF	417.8253	10.050	34.69	34.69	0.811		50434.36	184.3383	184.3383	92.6	8.3355	0.492	0.440	NO	
39 1,2,3,4,6,7,8-HpCDF	407.7818	10.050	34.70	34.70	1.364		8083056.50	23385.0664	23385.0664		4.4548	1.070	1.040	NO	
40 1,2,3,4,7,8,9-HpCDF	407.7818	10.050	35.84	35.84	1.115		2537532.75	8981.2950	8981.2950		5.4500	1.034	1.040	NO	
41 Total HpCDFs	407.7818	10.050			0.00			46062.6201	46062.6201		4.9024				
42															
43 13C-1,2,3,4,6,7,8-HpCDD	435.8169	10.050	35.50	35.50	0.707		39024.98	163.4796	163.4796	82.1	3.4556	1.078	1.040	NO	
44 1,2,3,4,6,7,8-HpCDD	423.7766	10.050	35.51	35.51	1.043		492769.92	2408.9792	2408.9792		5.0730	1.063	1.040	NO	
45 Total HpCDDs	423.7766	10.050			0.02			3701.6635	3701.6635		5.0730				
46															
47 13C-OCDD	469.7779	10.050	38.05	38.04	0.519		64353.01	367.6011	367.6011	92.4	6.1252	0.905	0.890	NO	
48 OCDF	441.7428	10.050	38.17	38.17	1.402		15696210.50	69236.1189	69236.1189		11.8846	0.870	0.890	NO	
49 OCDD	457.7377	10.050	38.06	38.06	1.197		450132.55	2325.9780	2325.9780		4.7405	0.879	0.890	NO	
50															
51															
52 Function 1 PFK	330.97920	1.000		19.26											
53 Function 2 PFK	342.97920	1.000		22.41	16743...						0.0000				
54 Function 3 PFK	380.97600	1.000		32.86	7909.2...						0.0000				
55 Function 4 PFK	430.97290	1.000	34.11	34.15	14980...		10483.21	0.6998		70.0	2.3287				
56 Function 5 PFK	442.97280	1.000		39.66	3947.9...						0.0000				
57 TCDF PCDFE	375.8364	1.000	15.98	16.06	30.012		10.11	0.3369		33.7	3.7466				
58 F1 PeCDF PCDFE	409.79740	1.000		15.41	45.972						0.0000				
59 F2 PeCDF PCDFE	409.7974	1.000	22.23	22.27	17.774		388.95	21.8830		218...	3.0324				
60 HxCDF PCDFE	445.7555	1.000		31.69	18.611						0.0000				
61 HPCDF PCDFE	479.7165	1.000		35.12	75.501						0.0000				
62 OCDF PCDFE	513.67750	1.000	37.78	37.79	85.061		1.36	0.0160		1.6	0.2466				

Name: 11JA10A3D5_28, Date: 12-Jan-2010, Time: 13:31:05, ID: LRDQ2-AA, Description: G9L180646-1RX 10X

TCDFs



13C-TCDF



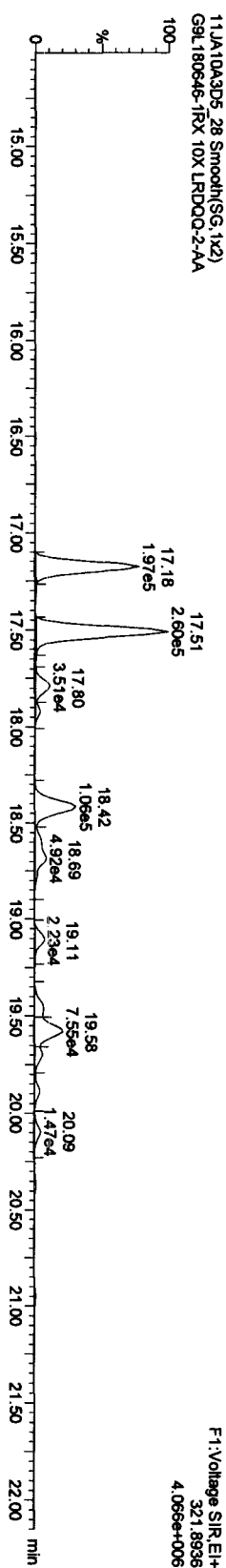
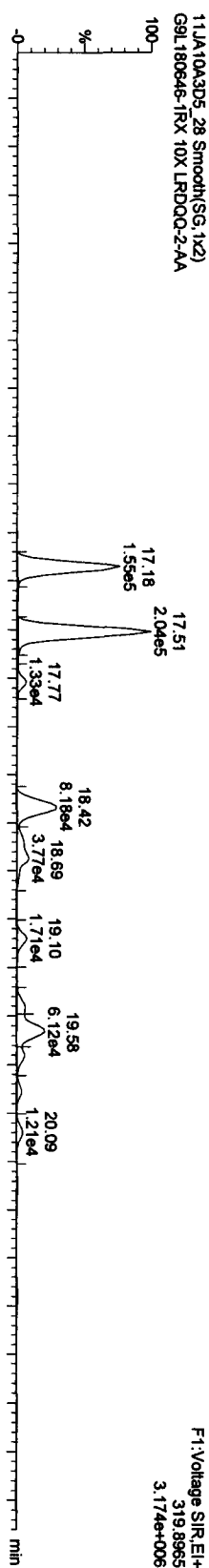
Quantity Sample Report Masslynx 4.1

Dataset: C:\Masslynx\Default\pro1\1JA10A3D58290E.qld



Last Altered: Tuesday, January 12, 2010 14:33:14 Pacific Standard Time
Printed: Tuesday, January 12, 2010 14:34:16 Pacific Standard Time

Name: 11JA10A3D5_28, Date: 12-Jan-2010, Time: 13:31:05, ID: LRDQO-2-AA, Description: G9L180646-1RX 10X

TCDDs



13C-TCDDs



Quantity Sample Report Masslynx 4.1

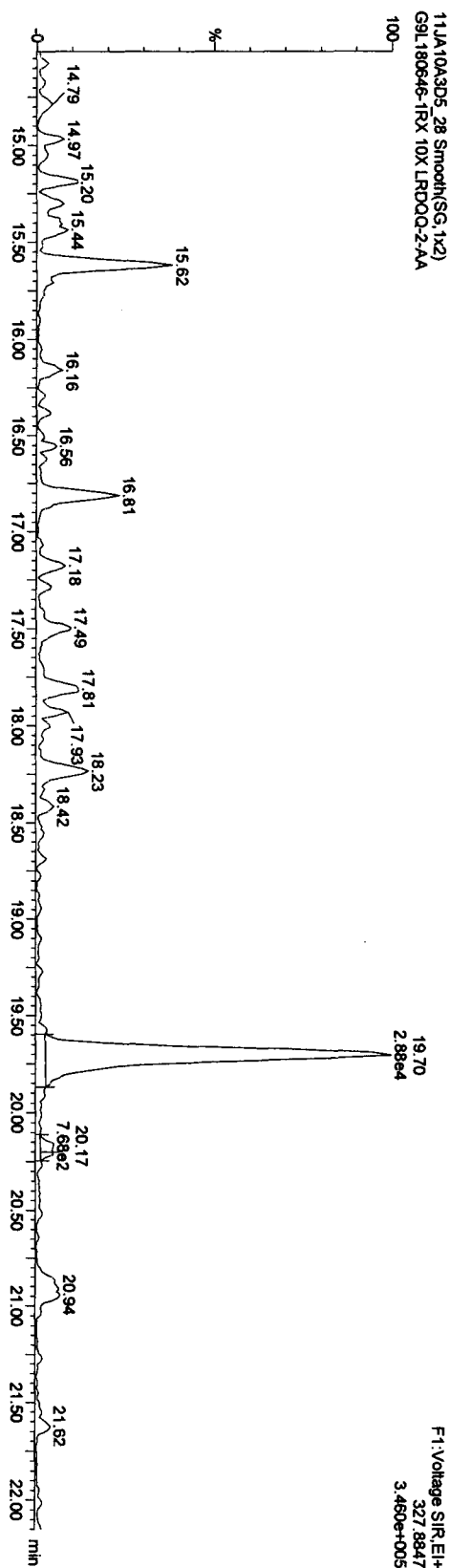
Dataset: C:\Masslynx\Default\prot\11JA10A3D56290E.qld

Last Altered: Tuesday, January 12, 2010 14:33:14 Pacific Standard Time
Printed: Tuesday, January 12, 2010 14:34:16 Pacific Standard Time

Name: 11JA10A3D5_28, Date: 12-Jan-2010, Time: 13:31:05, ID: LRDQQ-2-AA, Description: G9L180646-1RX 10X

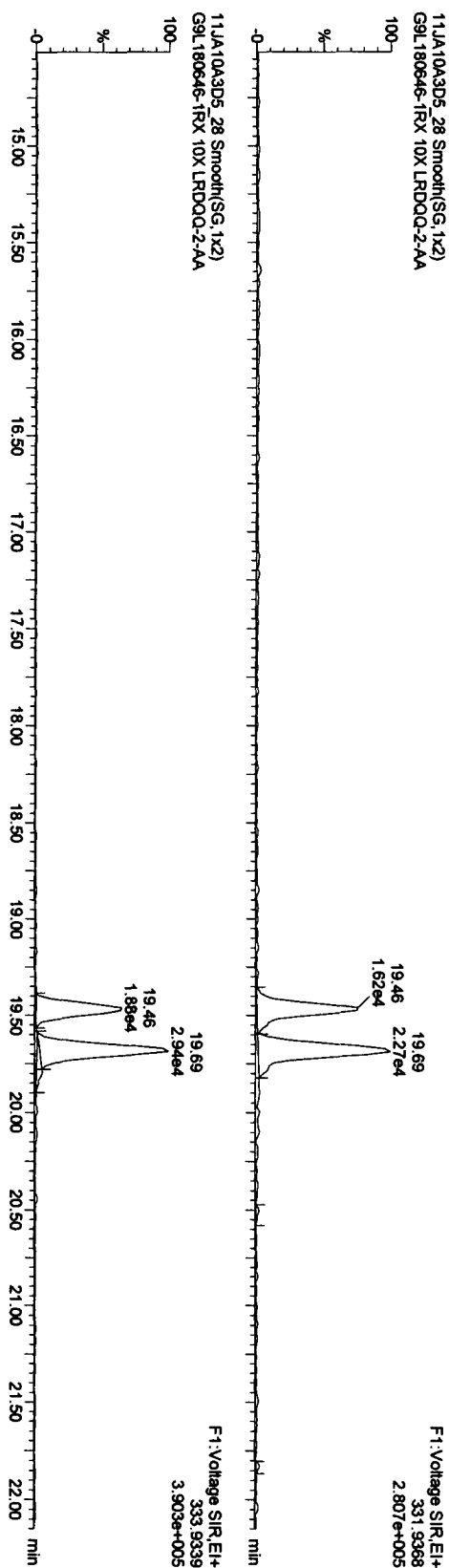
37CL-2,3,7,8-TCDD

11JA10A3D5_28 Smooth(SG,1x2)
G9L180646-1RX 10X LRDQQ-2-AA



13C-TCDDs

11JA10A3D5_28 Smooth(SG,1x2)
G9L180646-1RX 10X LRDQQ-2-AA



11JA10A3D5_28 Smooth(SG,1x2)
G9L180646-1RX 10X LRDQQ-2-AA

F1: Voltage SIR.EI+
333.9339
3.903e+005

Quantity Sample Report MassLynx 4.1

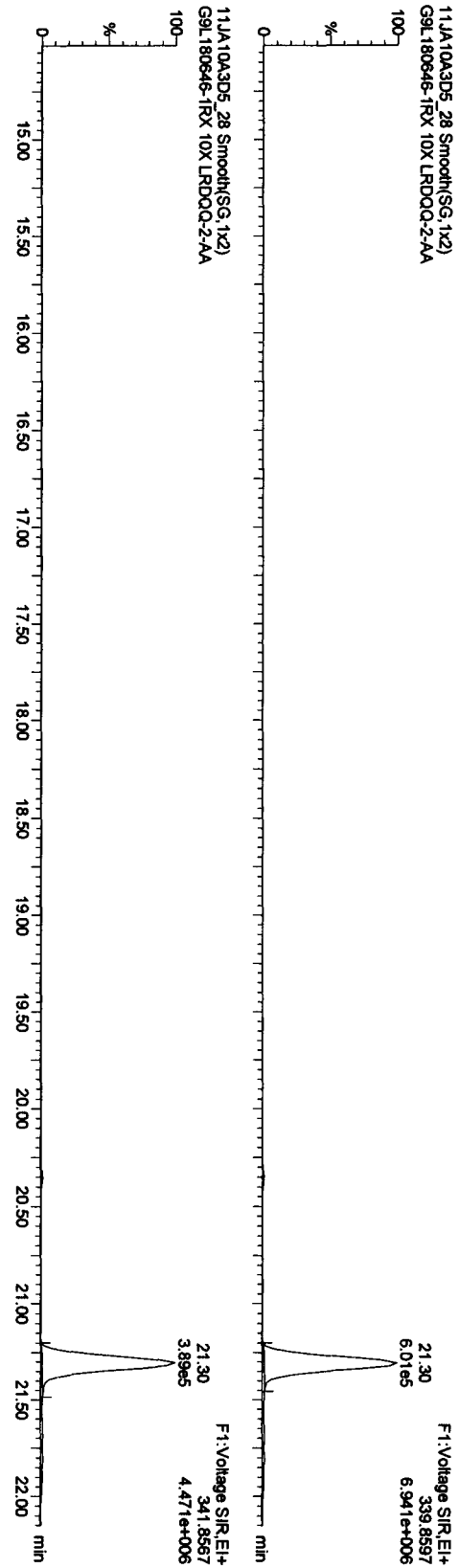
Dataset: C:\MassLynx\Default\pro1\1JA10A3D58290E.qld

Last Altered: Tuesday, January 12, 2010 14:33:14 Pacific Standard Time
Printed: Tuesday, January 12, 2010 14:34:16 Pacific Standard Time

Name: 11JA10A3D5_28, Date: 12-Jan-2010, Time: 13:31:05, ID: LRDQ2-2-AA, Description: G9L180646-1RX 10X

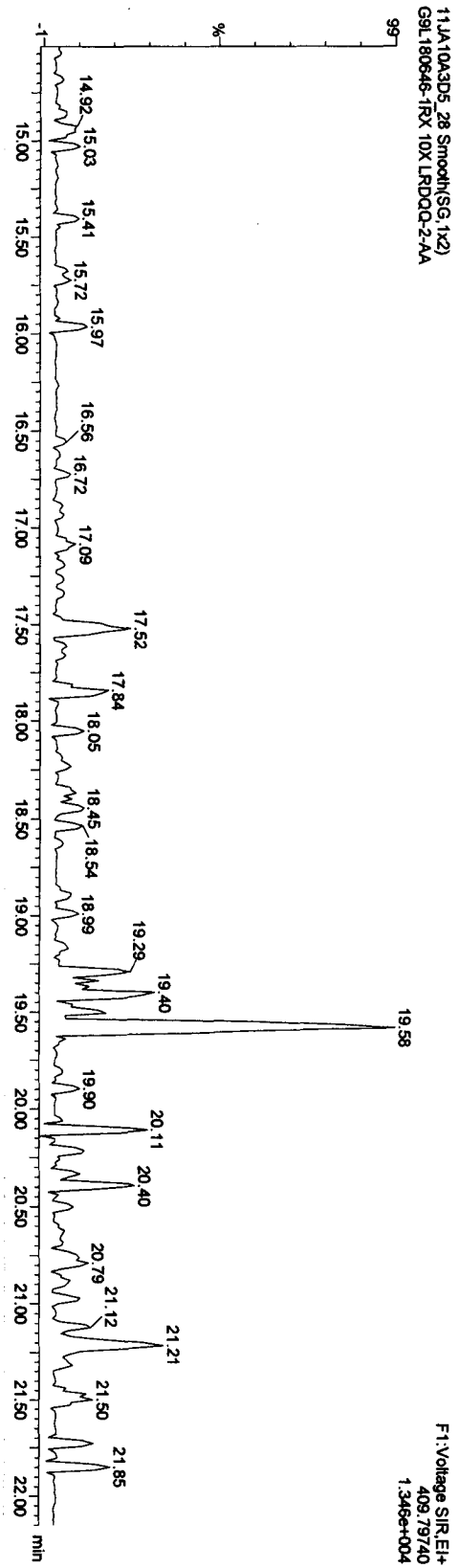
F1 PeCDFs

11JA10A3D5_28 Smooth(SG,1x2)
G9L180646-1RX 10X LRDQ2-2-AA



F1 PeCDF PCDPE

11JA10A3D5_28 Smooth(SG,1x2)
G9L180646-1RX 10X LRDQ2-2-AA



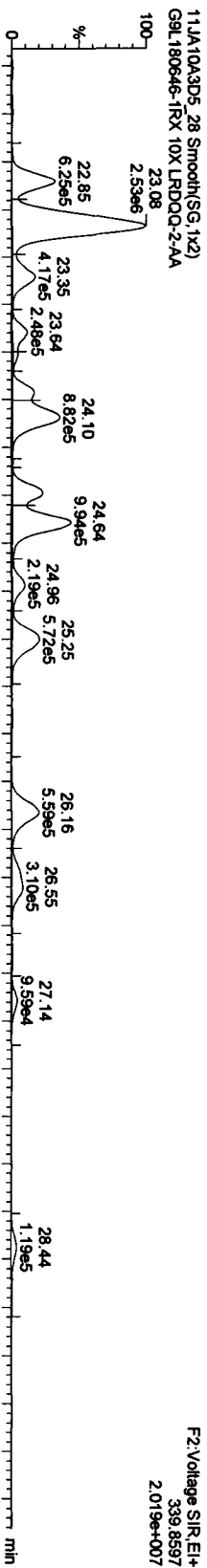
Quantity Sample Report MassLynx 4.1

Dataset: C:\MassLynx\Default\pro11JA10A3D58290E.qld

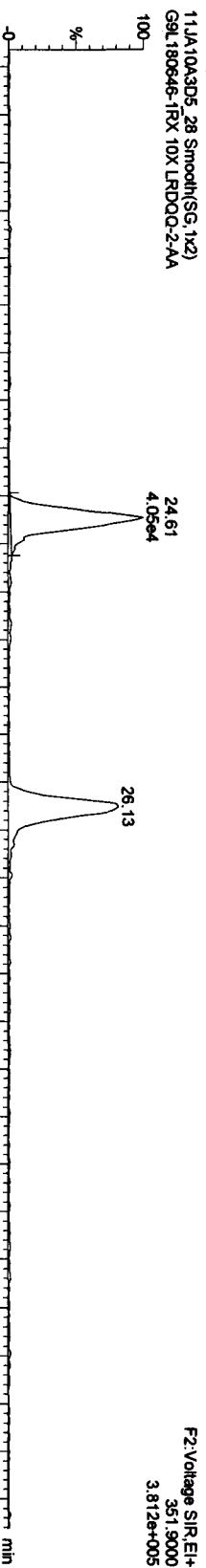
Last Altered: Tuesday, January 12, 2010 14:33:14 Pacific Standard Time
Printed: Tuesday, January 12, 2010 14:34:16 Pacific Standard Time

Name: 11JA10A3D5_28, Date: 12-Jan-2010, Time: 13:31:05, ID: LRDQQ-2-AA, Description: G9L180646-1RX 10X


PeCDFs



13C-PeCDFs



13C-PeCDFs



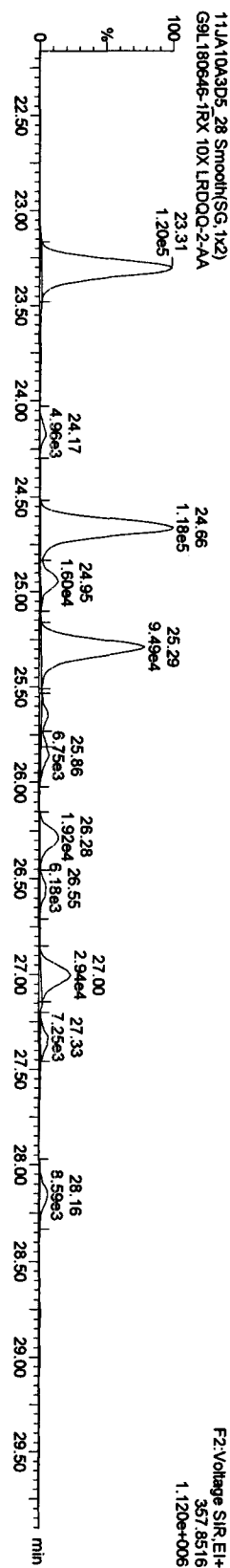

Quantity Sample Report MassLynx 4.1

Dataset: C:\MassLynx\Default.pro\11JA10A3D58290E.qld



Last Altered: Tuesday, January 12, 2010 14:33:14 Pacific Standard Time
 Printed: Tuesday, January 12, 2010 14:34:16 Pacific Standard Time

Name: 11JA10A3D5_28, Date: 12-Jan-2010, Time: 13:31:05, ID: LRDQQ-2-AA, Description: G9L180646-1RX 10X

PeCDDs



13C-PeCDD



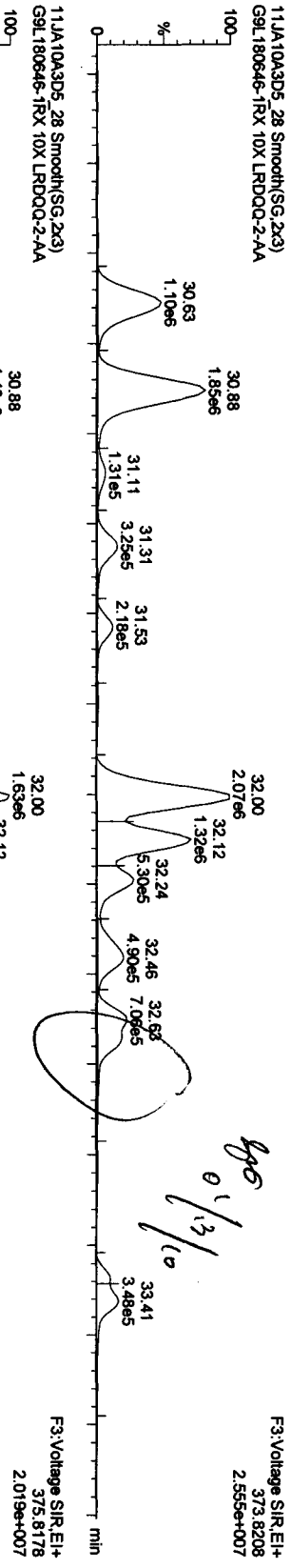
Quantity Sample Report MassLynx 4.1

Dataset: C:\MassLynx\Default\pro11JA10A3D58290E.qld

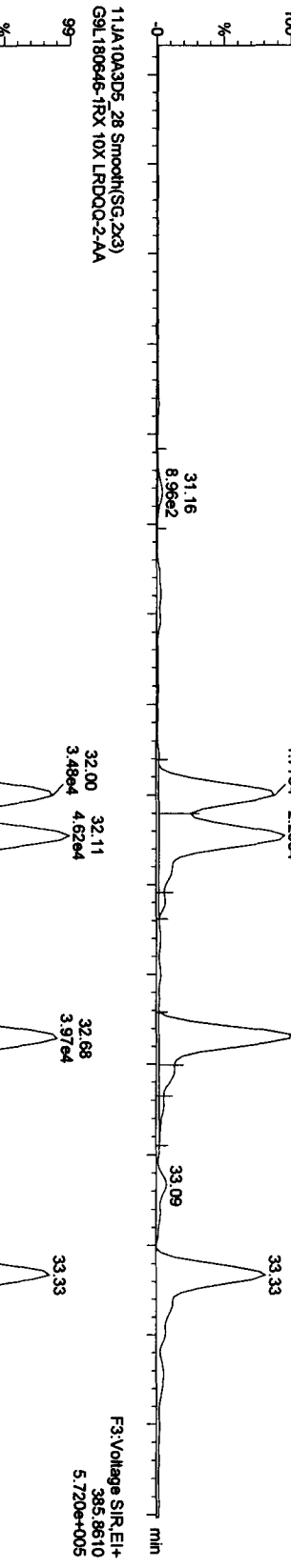
Last Altered: Tuesday, January 12, 2010 14:33:14 Pacific Standard Time
Printed: Tuesday, January 12, 2010 14:34:16 Pacific Standard Time

Name: 11JA10A3D5_28, Date: 12-Jan-2010, Time: 13:31:05, ID: LRDQQ-2-AA, Description: G9L180646-1RX 10X

HxCDFs



13C-HxCDFs



13C-HxCDFs




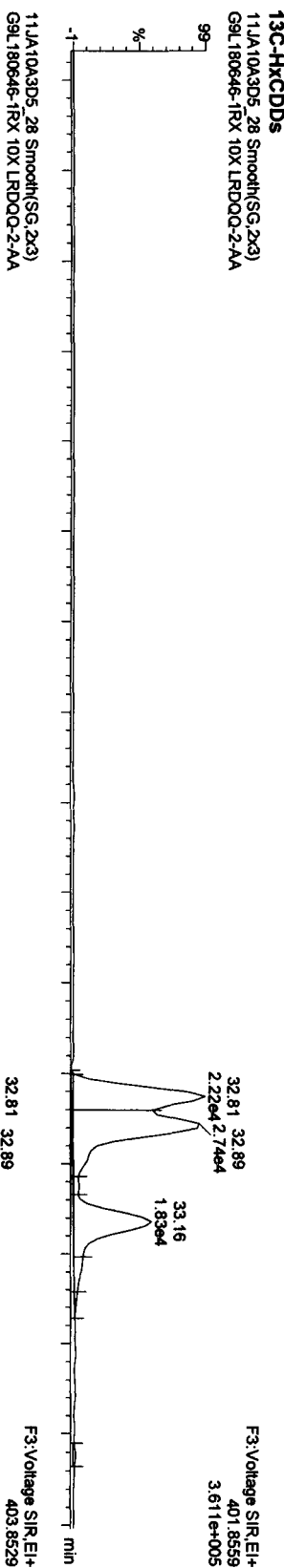
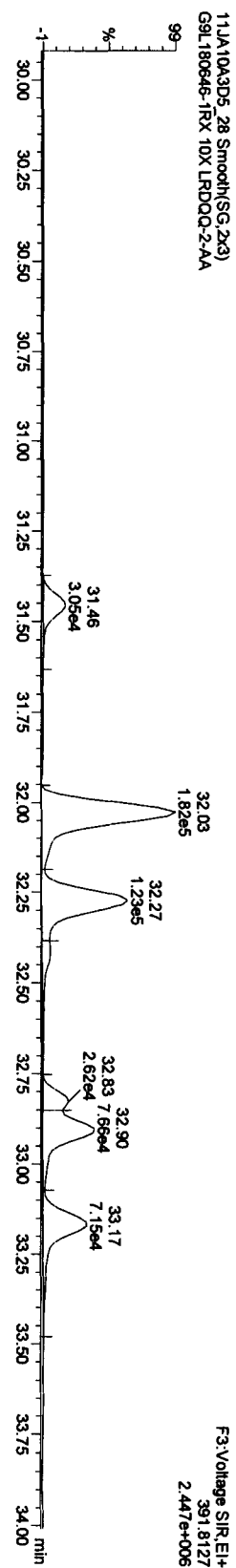
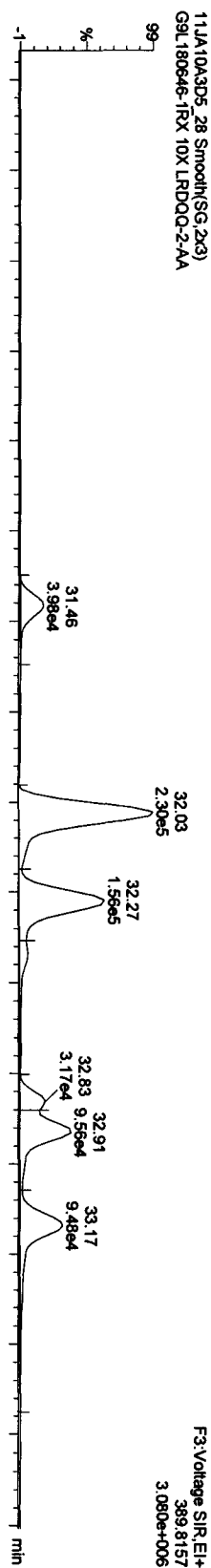
Quantity Sample Report Masslynx 4.1

Dataset: C:\Masslynx\Default\proj\11JA10A3D58290E.qid

Last Altered: Tuesday, January 12, 2010 14:33:14 Pacific Standard Time
 Printed: Tuesday, January 12, 2010 14:34:16 Pacific Standard Time

Name: 11JA10A3D5_28, Date: 12-Jan-2010, Time: 13:31:05, ID: LRDQQ-2-AA, Description: G9L180646-1RX 10X

HxCDDs

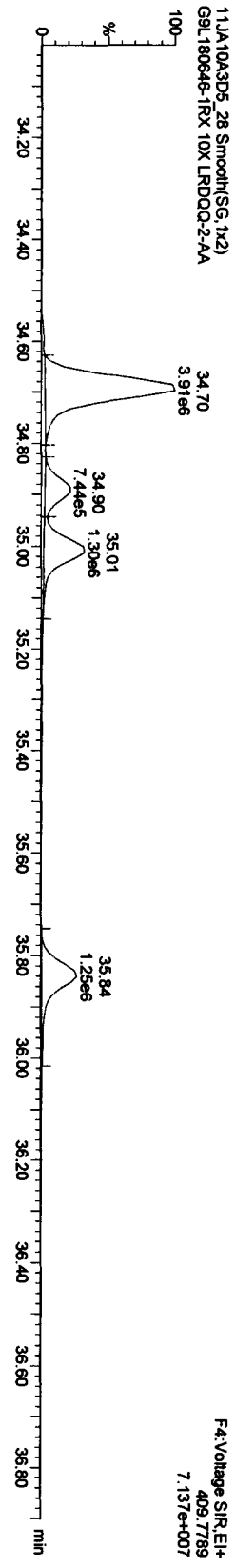



Dataset: C:\Masslynx\Default\pro1\1JA10A3D56290E.qld



Last Altered: Tuesday, January 12, 2010 14:33:14 Pacific Standard Time
Printed: Tuesday, January 12, 2010 14:34:16 Pacific Standard Time

Name: 11JA10A3D5_28, Date: 12-Jan-2010, Time: 13:31:05, ID: LRDQC-2-AA, Description: G9L180646-1RX 10X

HPCDFs



13C-HPCDFs



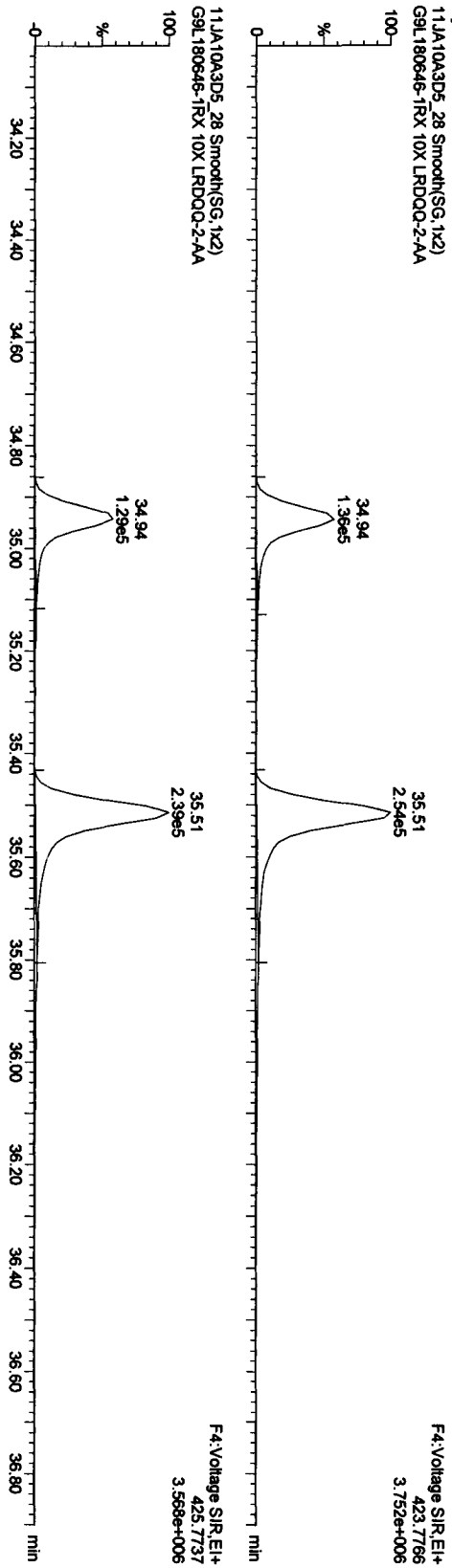
Quantity Sample Report MassLynx 4.1

Dataset: C:\MassLynx\Default\pro11JA10A3D58290E.qld

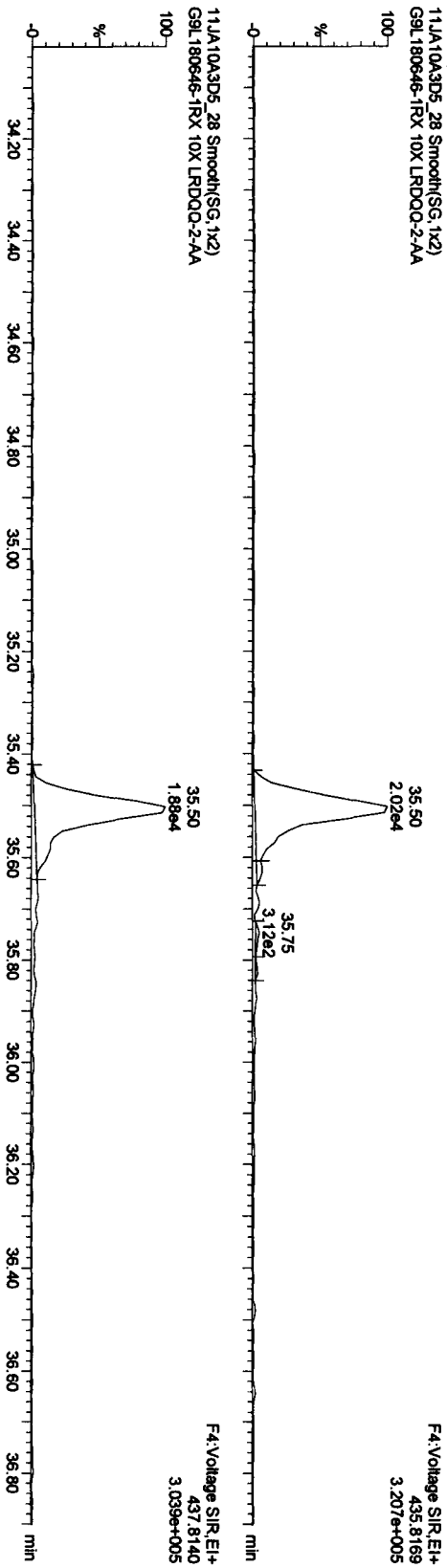
Last Altered: Tuesday, January 12, 2010 14:33:14 Pacific Standard Time
Printed: Tuesday, January 12, 2010 14:34:16 Pacific Standard Time

Name: 11JA10A3D5_28, Date: 12-Jan-2010, Time: 13:31:05, ID: LRDQQ-2-AA, Description: G9L180646-1RX 10X

HPCDDs



13C-HPCDD



Quantity Sample Report MassLynx 4.1

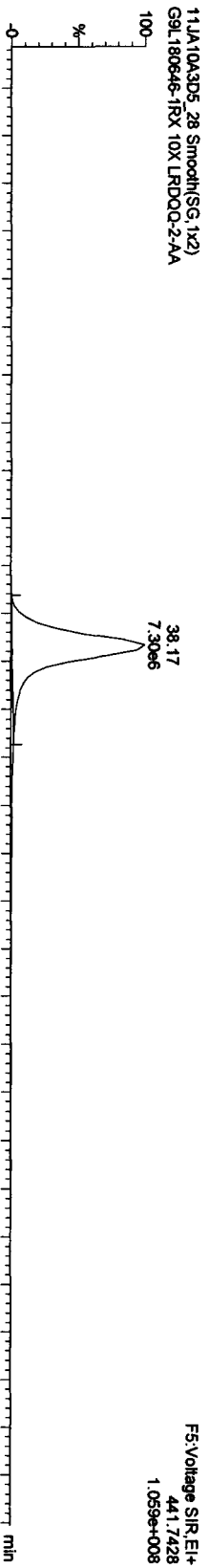
Dataset: C:\MassLynx\Default\pro1\1JA10A3D58290E.qid

Last Altered: Tuesday, January 12, 2010 14:33:14 Pacific Standard Time
Printed: Tuesday, January 12, 2010 14:34:16 Pacific Standard Time

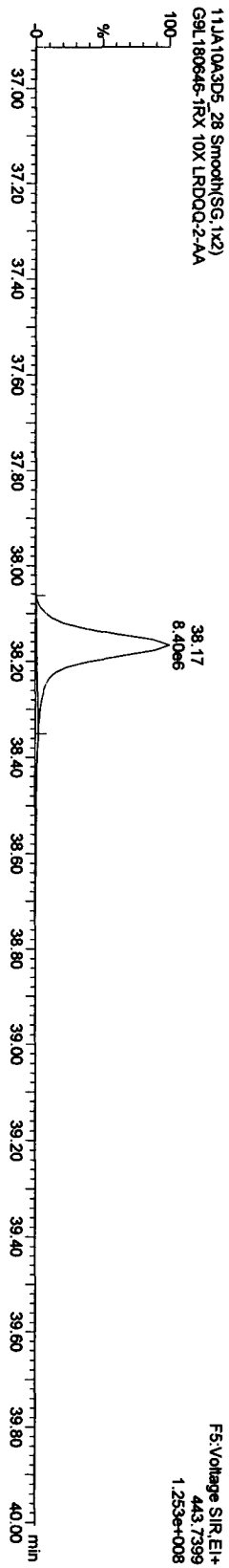
Name: 11JA10A3D5_28, Date: 12-Jan-2010, Time: 13:31:05, ID: LRDQC-2-AA, Description: G9L180646-1RX 10X

OCDFs

11JA10A3D5_28 Smooth(SG,1x2)
G9L180646-1RX 10X LRDQC-2-AA

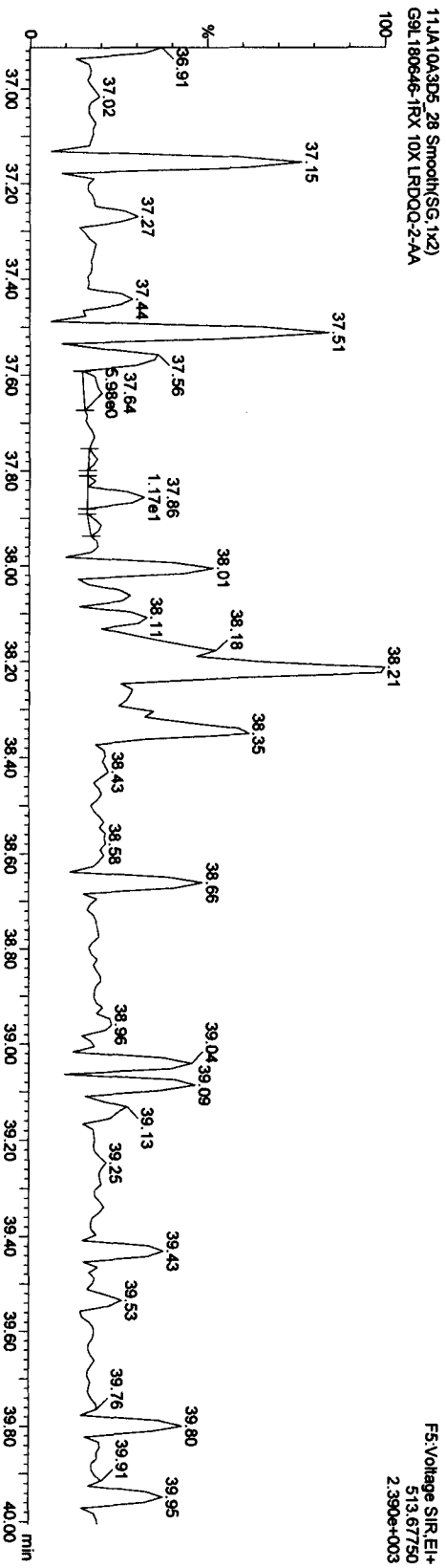


11JA10A3D5_28 Smooth(SG,1x2)
G9L180646-1RX 10X LRDQC-2-AA



OCDF PCDFE

11JA10A3D5_28 Smooth(SG,1x2)
G9L180646-1RX 10X LRDQC-2-AA




Quantity Sample Report MassLynx 4.1

Dataset: C:\MassLynx\Default\pro11JA10A3D58290E.qld

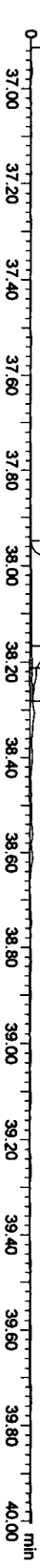

Last Altered: Tuesday, January 12, 2010 14:33:14 Pacific Standard Time
Printed: Tuesday, January 12, 2010 14:34:16 Pacific Standard Time

Name: 11JA10A3D5_28, Date: 12-Jan-2010, Time: 13:31:05, ID: LRDQC-2-AA, Description: G9L180646-1RX 10X

OCDD



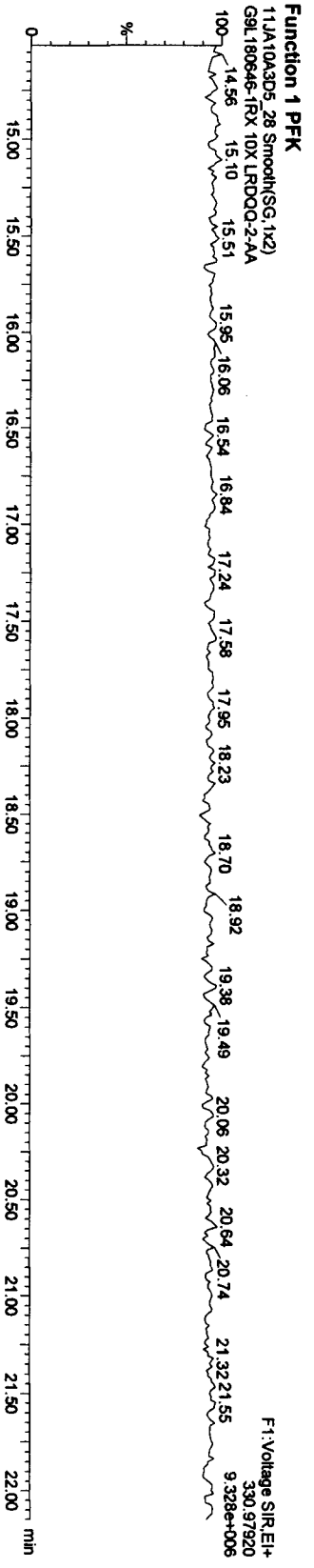
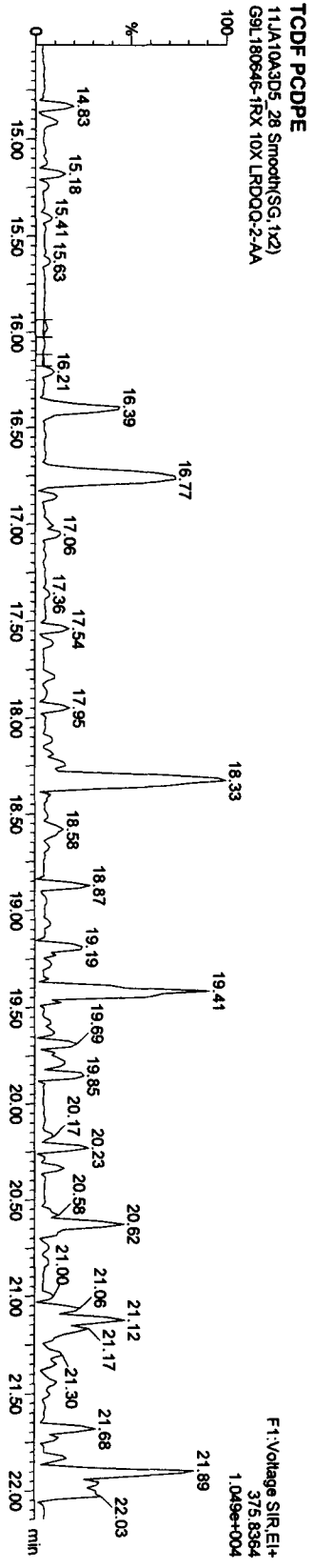
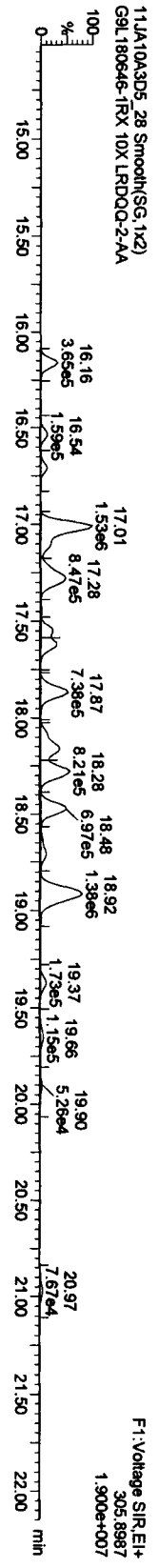
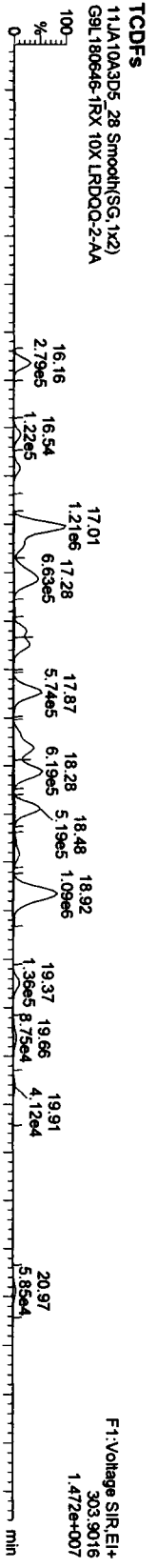
13C-OCDD



Dataset: C:\Masslynx\Default\pro1\1JA10A3D56290E.qld

Last Altered: Tuesday, January 12, 2010 14:33:14 Pacific Standard Time
 Printed: Tuesday, January 12, 2010 14:34:16 Pacific Standard Time

Name: 11JA10A3D5_28, Date: 12-Jan-2010, Time: 13:31:05, ID: LRDQQ-2-AA, Description: G9L180646-1RX 10X



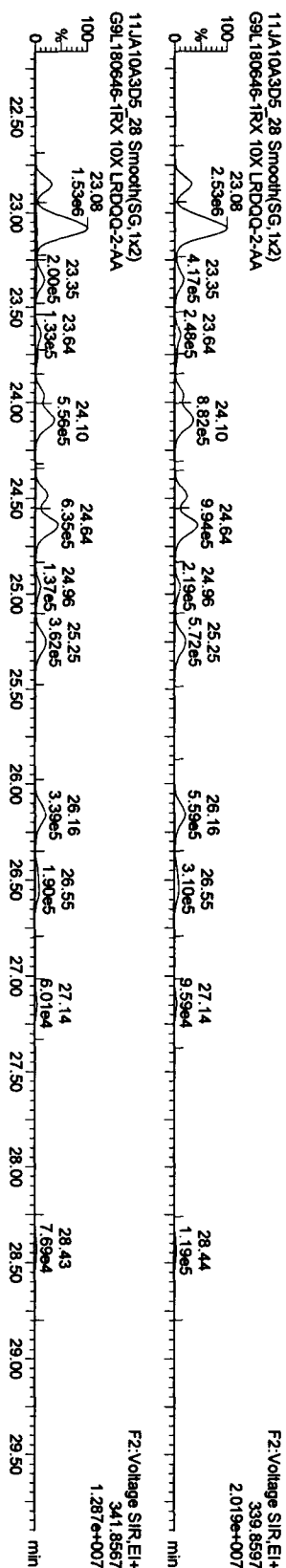
Quantity Sample Report MassLynx 4.1

Dataset: C:\MassLynx\Default\pro1\1JA10A3D58290E.qld

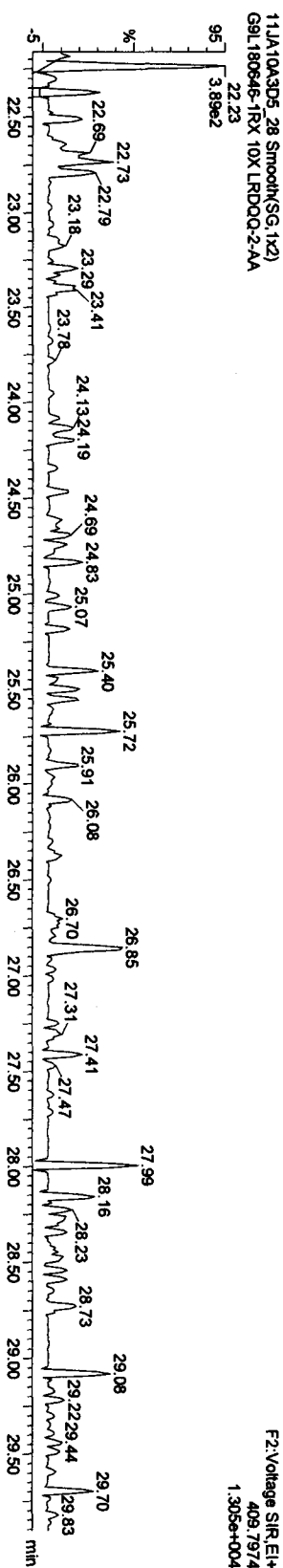
Last Altered: Tuesday, January 12, 2010 14:33:14 Pacific Standard Time
Printed: Tuesday, January 12, 2010 14:34:16 Pacific Standard Time

Name: 11JA10A3D5_28, Date: 12-Jan-2010, Time: 13:31:05, ID: LRD0Q-2-AA, Description: G9L180646-1RX 10X

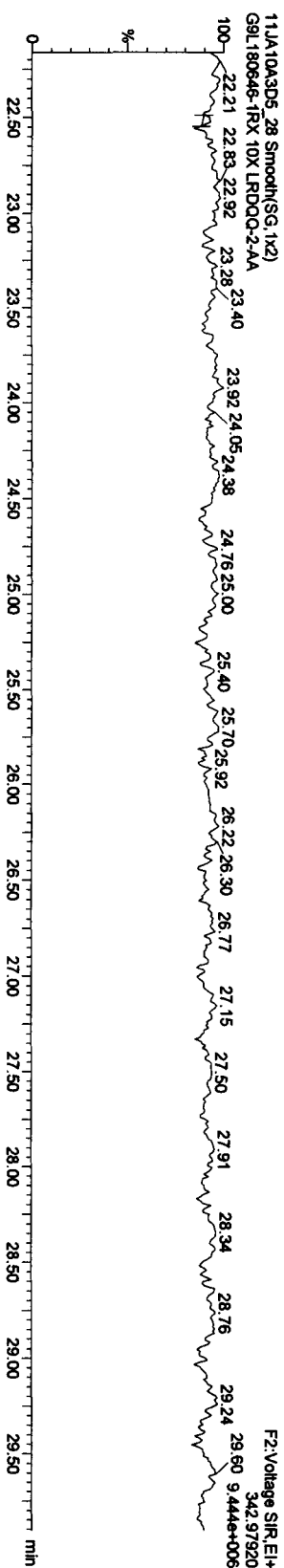
PeCDF



F2 PeCDF PCDPE



Function 2 PFK


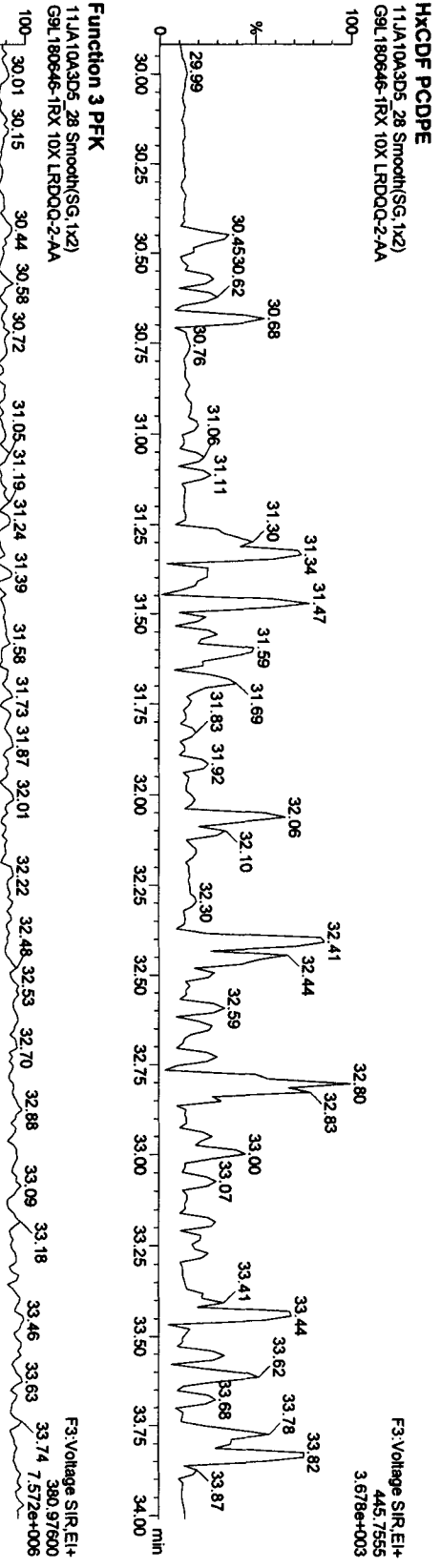
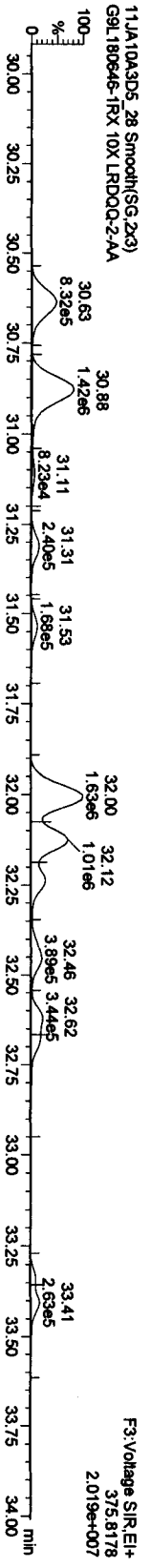
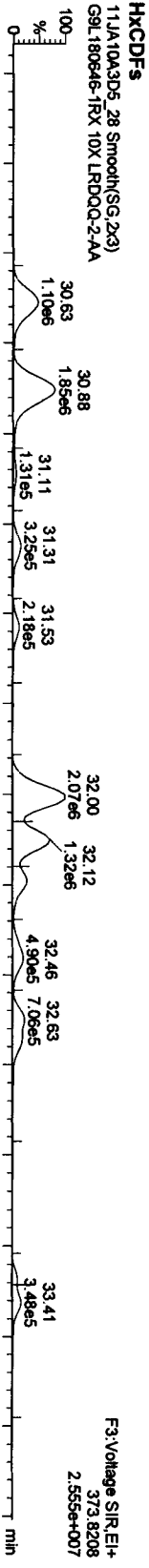


Quantity Sample Report Masslynx 4.1

Dataset: C:\Masslynx\Default\pro11JA10A3D56290E.qld

Last Altered: Tuesday, January 12, 2010 14:33:14 Pacific Standard Time
 Printed: Tuesday, January 12, 2010 14:34:16 Pacific Standard Time

Name: 11JA10A3D5_28, Date: 12-Jan-2010, Time: 13:31:05, ID: LRDQQ-2-AA, Description: G9L180646-1RX 10X



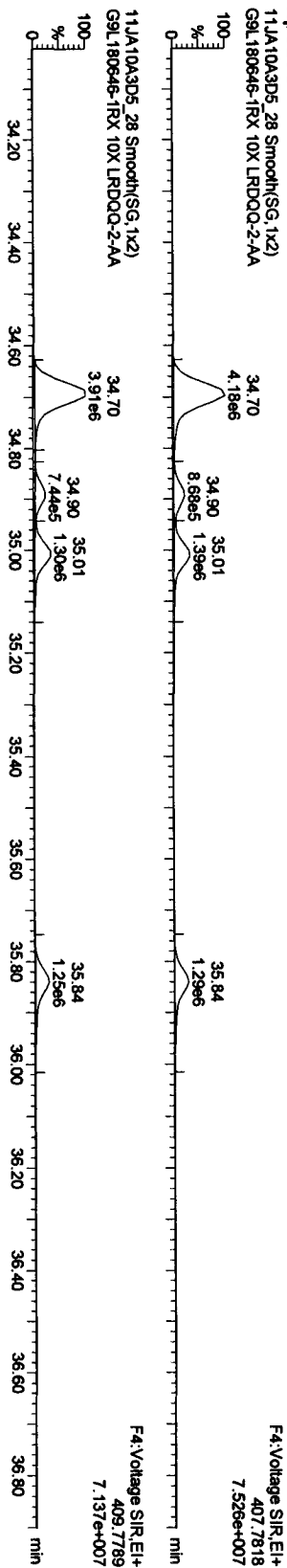
Quantity Sample Report MassLynx 4.1

Dataset: C:\MassLynx\Default\pro11JA10A3D58290E.qid

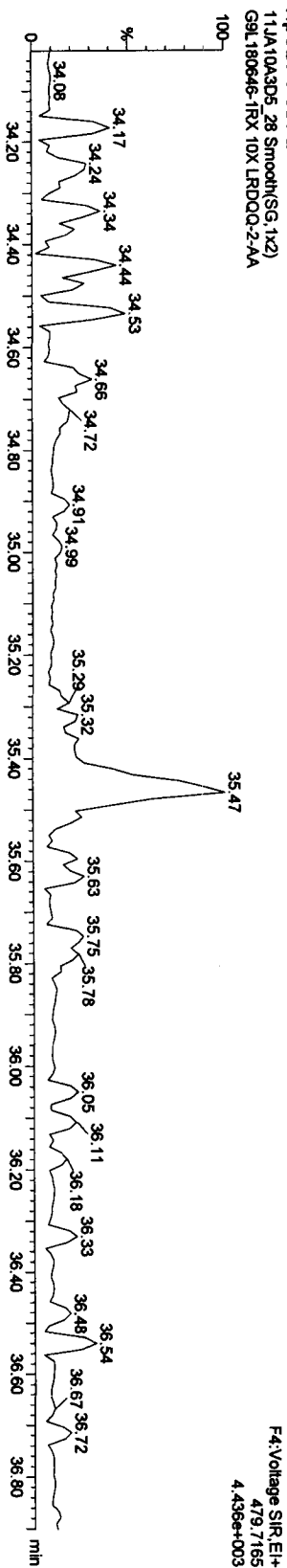
Last Altered: Tuesday, January 12, 2010 14:33:14 Pacific Standard Time
Printed: Tuesday, January 12, 2010 14:34:16 Pacific Standard Time

Name: 11JA10A3D5_28, Date: 12-Jan-2010, Time: 13:31:05, ID: LRDQC-2-AA, Description: G9L180646-1RX 10X

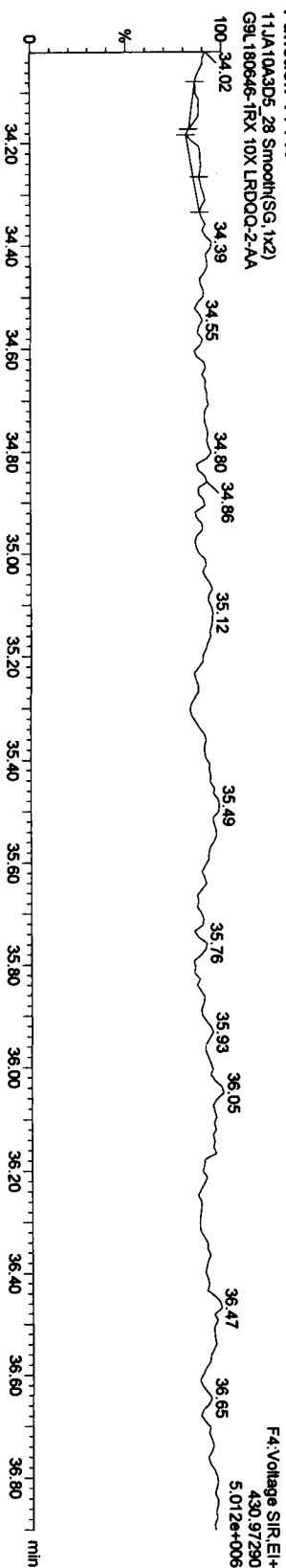
HPCDFs



HPCDF PCDFE

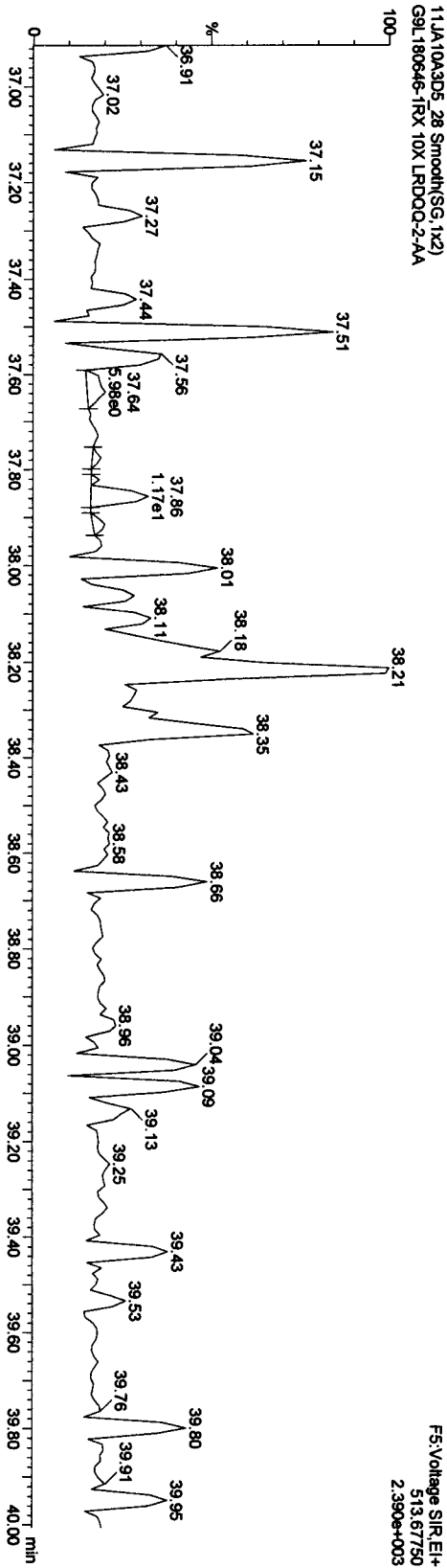


Function 4 PFK

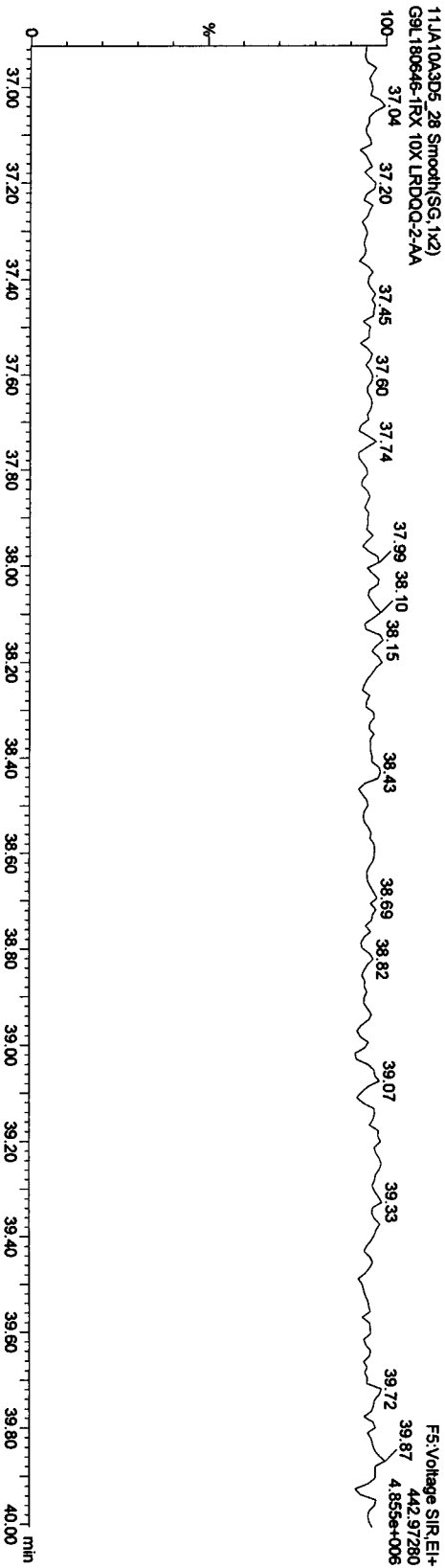


Name: 11JA10A3D5_28, Date: 12-Jan-2010, Time: 13:31:05, ID: LRDQQ-2-AA, Description: G9L180646-1RX 10X

OCDF PCDFE



Function 5 PFK



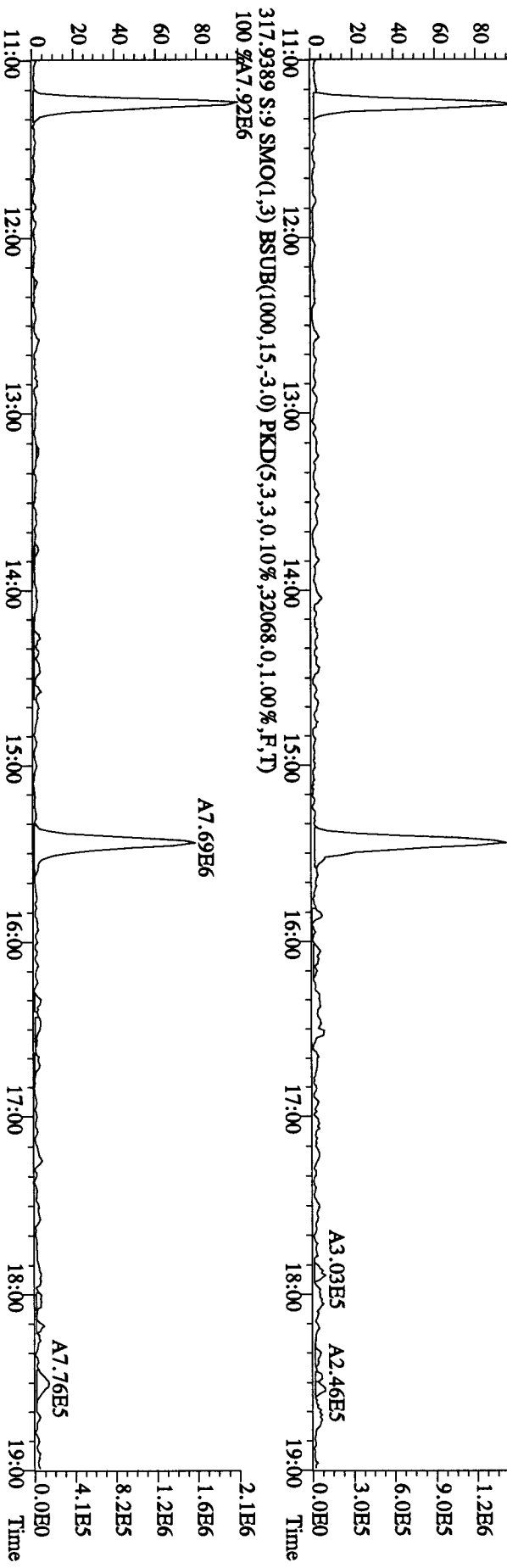
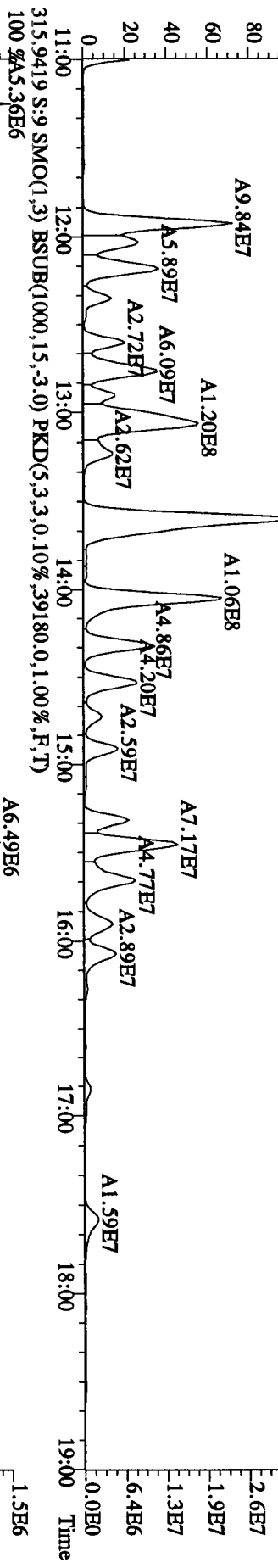
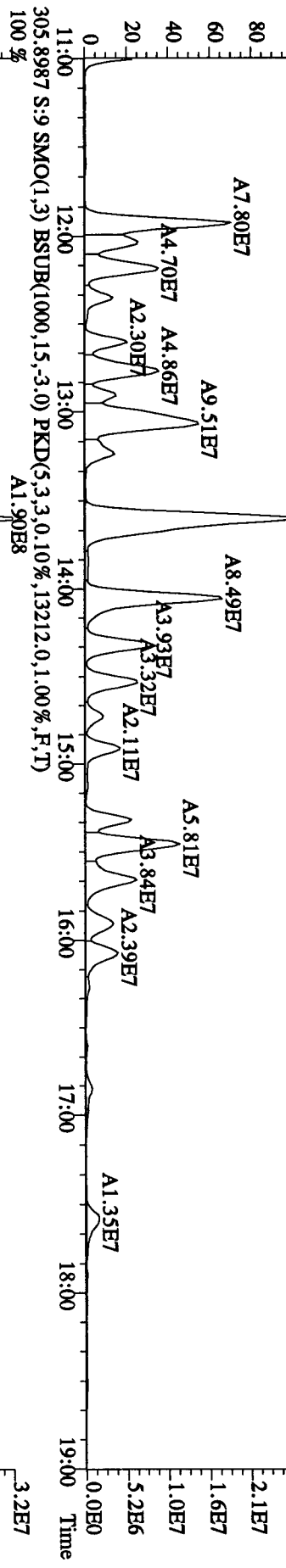
Run text: LRDQQ-2-AA Sample text: LRDQQ-2-AA :G9L180646-1RX(10X)
 Run #12 Filename: 13JA105D2 S: 9 I: 1 Results: 13JA105D2DB225
 Acquired: 13-JAN-10 13:54:52 Processed: 13-JAN-10 15:16:37
 Run: 13JA105D2 Analyte: DB225HRS Cal: DB2250104105D2
 Factor 1: 1600.000 Factor 2: 20.000 Sample size: 10.0500g

Name	Resp	RA	RT	RRF	Conc	EDL	Rec	M
13C-1,2,3,4-TCDD	5365547	0.79 y	14:20	-	0.25	-	-	n
13C-2,3,7,8-TCDF	14185337	0.84 y	15:26	1.66	158.13	11.53	79.5	n
2,3,7,8-TCDF	129819800	0.81 y	15:27	1.01	1796.95	5.01	-	n
13C-2,3,7,8-TCDD	7235145	0.70 y	14:06	0.95	141.06	12.99	70.9	n
2,3,7,8-TCDD	10146556	0.76 y	14:08	1.18	236.01	13.32	-	n
37C1-2,3,7,8-TCDD	9204483	1.00 y	14:07	2.07	82.54	5.47	103.7	n

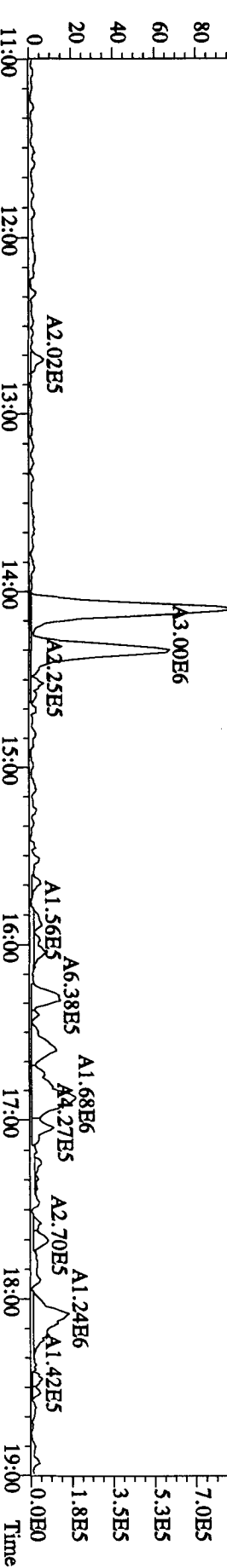
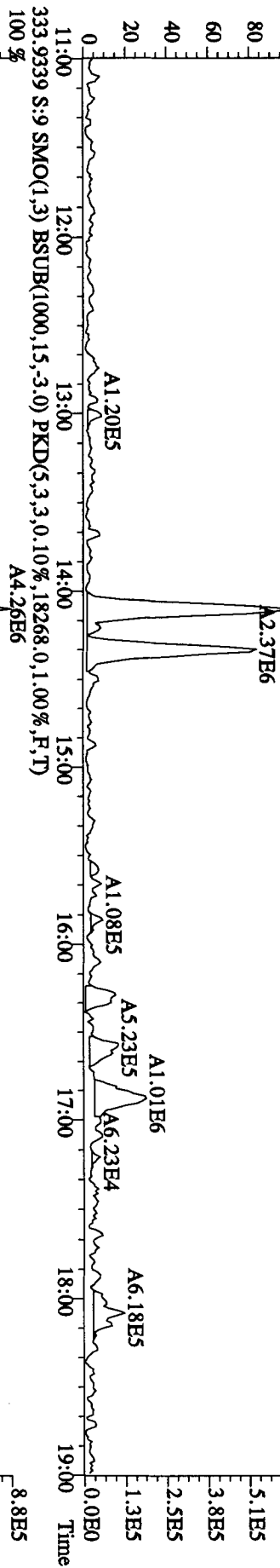
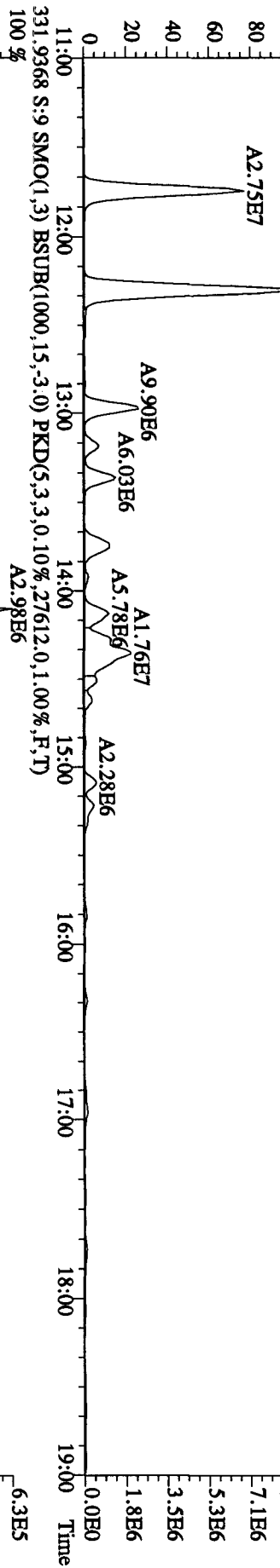
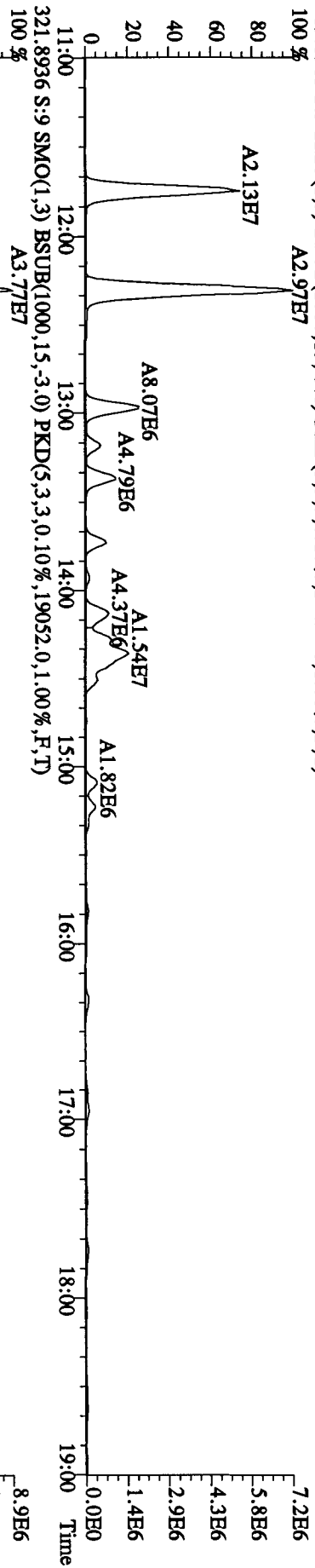
con. G

280 01/14/10

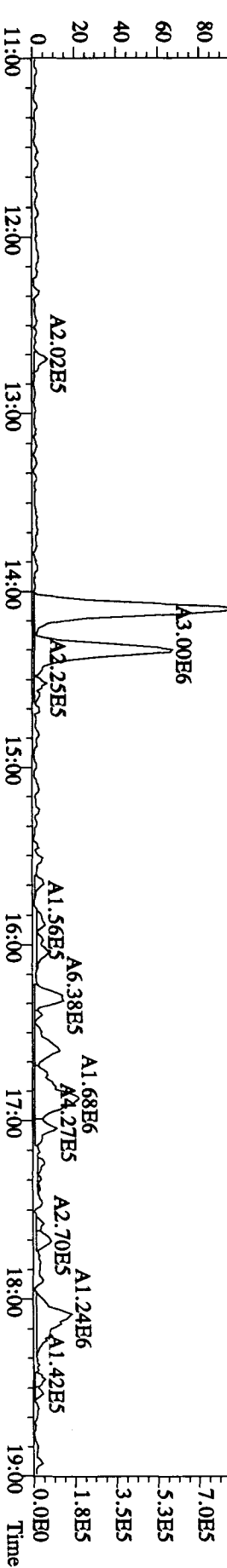
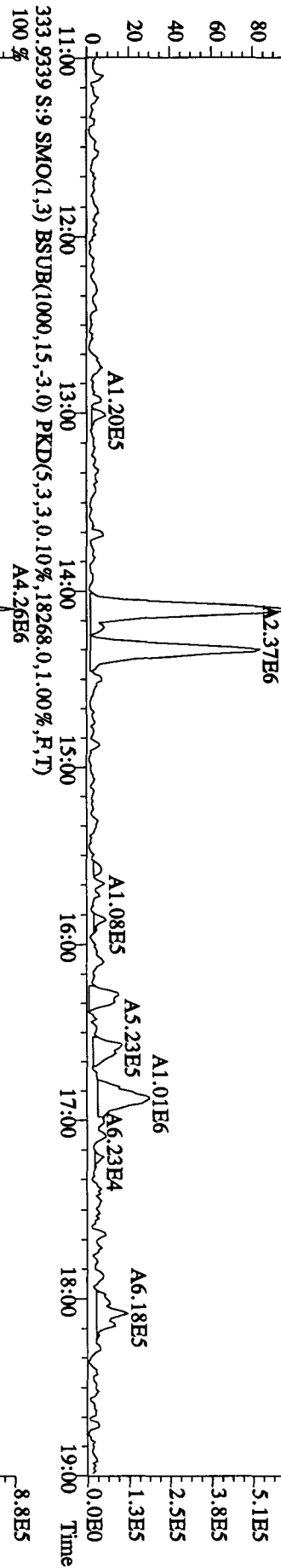
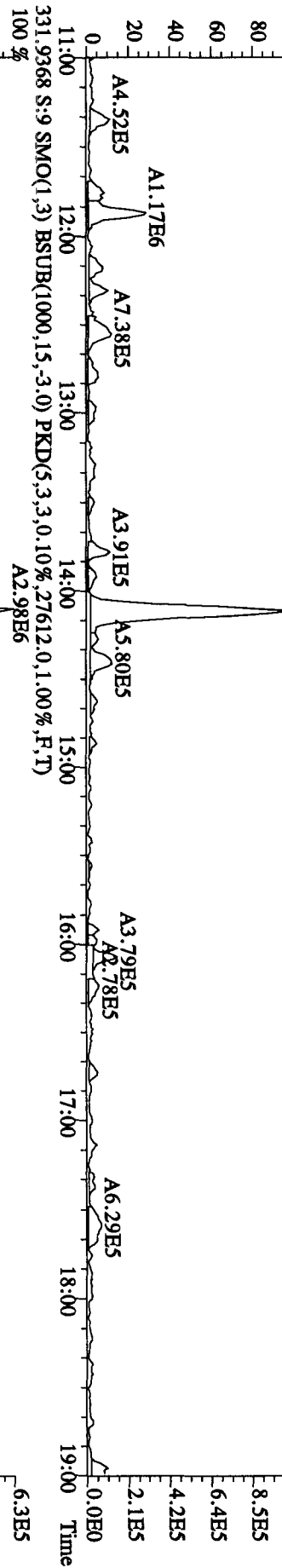
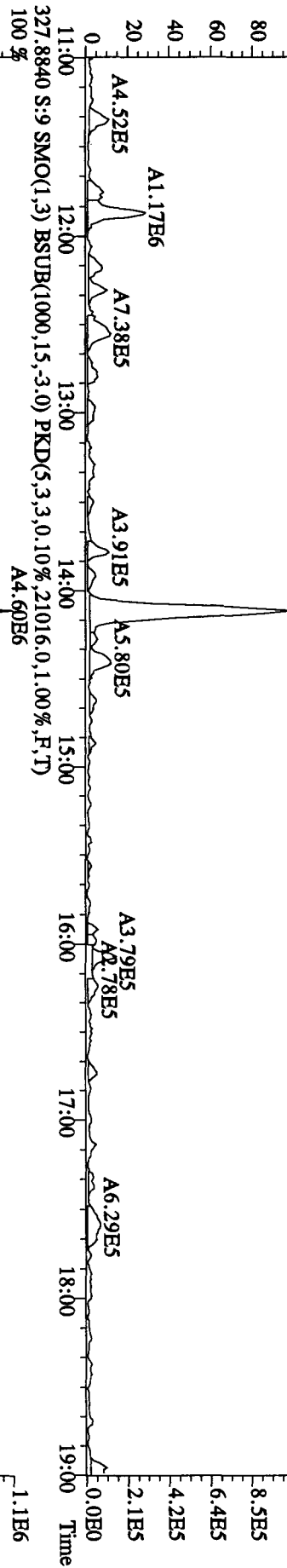
File:13JA105D2 #1-1242 Acq:13-JAN-2010 13:54:52 GC EI+ Voltage SIR 70SE
 Sample#9 Text:LRDQC-2-AA :G9L180646-1RX(10X) Exp:DB225
 303.9016 S:9 SMO(1,3) BSUB(1000,15,-3.0) PKD(5,3,3,0.10%,12384.0,1.00%,F,T)
 100 % A1.53E8



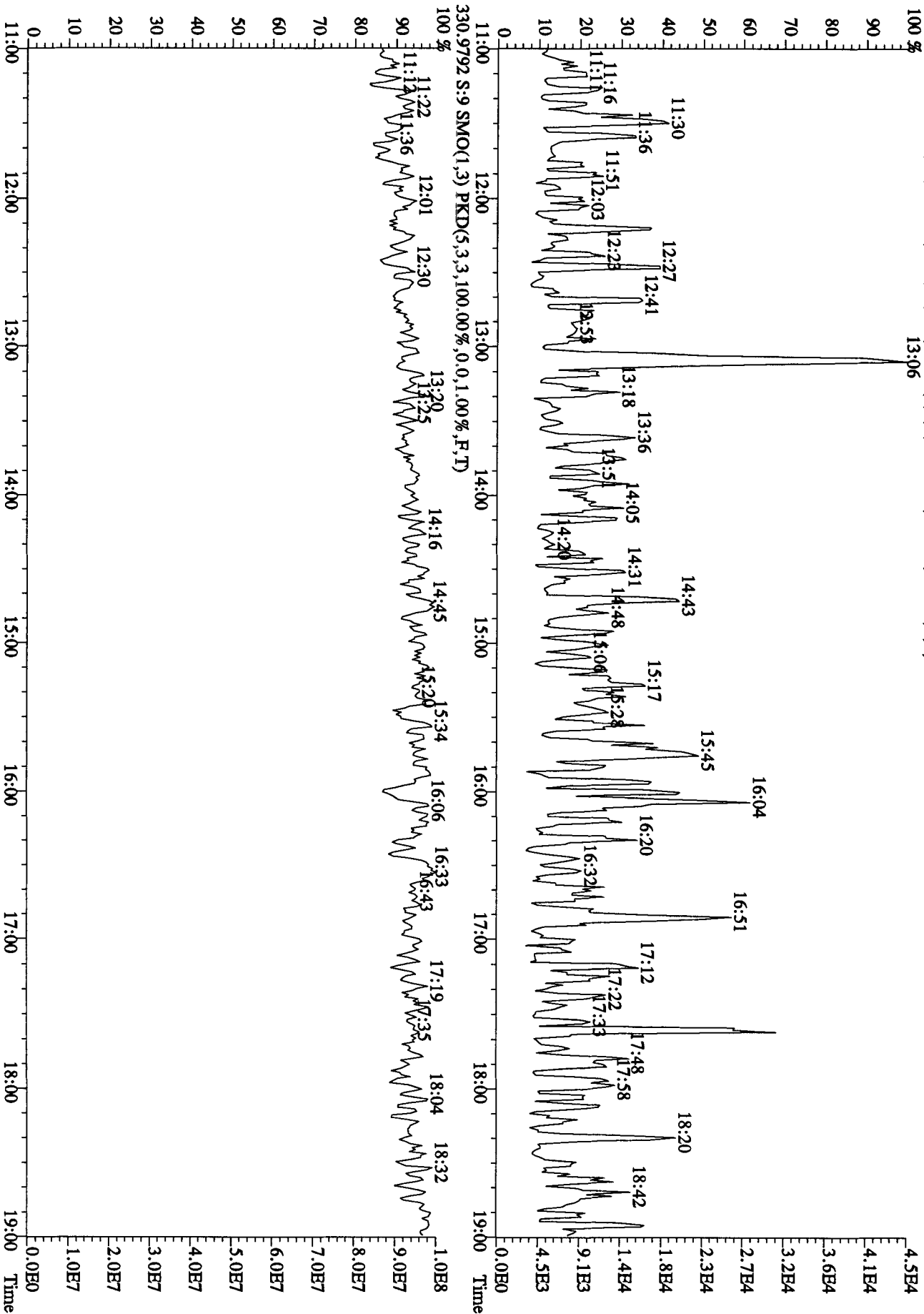
File:131A105D2 #1-1242 Acq:13-JAN-2010 13:54:52 GC EI+ Voltage SIR 70SE
 Sample#9 Text:LRDQO-2-AA :G9L180646-1RX(10X) Exp:DB225
 319.8965 S:9 SMO(1,3) BSUB(1000,15,-3.0) PKD(5,3,3,0.10%,20496,0,1.00%,F,T)



File:131A105D2 #1-1242 Acq:13-JAN-2010 13:54:52 GC EI + Voltage SIR 70SE
 Sample#9 Text:LRDQO-2-AA :G9L180646-1RX(10X) Exp:DB225
 327.8840 S:9 SMO(1,3) BSUB(1000,15,-3.0) PKD(5,3,3,0,10%,21016,0,1.00%,F,T) A4.60E6



File:13JA105D2 #1-1242 Acq:13-JAN-2010 13:54:52 GC EI+ Voltage SIR 70SE
 Sample#9 Text:LRDQQ-2-AA :G9L180646-1RX(10X) Exp:DB225
 375.8364 S:9 SMO(1,3) BSUB(1000,15,-3.0) PKD(5,3,3,100.00%,9920.0,1.00%,F,T)



Quantity Sample Summary Report MassLynx 4.1

Dataset: T:\HighRes_Archive\3D5\Default.pro\11JA10A3D58290ESY.qld

Last Altered: Wednesday, January 13, 2010 03:56:28 PM Pacific Standard Time

Printed: Wednesday, January 13, 2010 03:59:35 PM Pacific Standard Time

Method: C:\MassLynx\Default.PRO\MethDB\82903D5.mdb 13 Jan 2010 09:06:54

Calibration: C:\MassLynx\Default.PRO\CurveDB\CA123120093D58290.cdb 31 Dec 2009 13:37:23

90° 01/3/10

Name: 11JA10A3D5_29, Date: 12-Jan-2010, Time: 14:13:19, ID: LRDQR-2-AA, Description: G9L180646-2RX 10X, Task:

# Name	Trace	Sample Size	HT	Prd:RT	RRF:M...	Abs:Resp	Conc.	EMPC	%Rec	EDL	Mod Date	Ratio	Ratio Fl...
1	13C-1,2,3,4-TCDD	331,9368	10.020	19.46	19.47	1.000	35116.20	99.8004	99.8004	100.0	2.3591	0.809	NO
2	3 13C-2,3,7,8-TCDF	315,9419	10.020	18.87	18.84	1.554	86840.40	158.8294	79.6	2.6277		0.781	NO
	4 2,3,7,8-TCDF	303,9016	10.020	18.92	18.89	1.009	2347183.50	5347.1353	<i>See DB 25</i>	3.1345		0.775	NO
	5 Total TCDFs	303,9016	10.020		21.44	1.009	30752.5882	30752.5882		3.1345			NO
6	7 13C-2,3,7,8-TCDD	331,9368	10.020	19.67	19.67	0.937	50266.16	152.5369	76.4	2.5190		0.786	NO
	8 2,3,7,8-TCDD	319,8965	10.020	19.70	19.69	1.132	30686.61	107.6804		2.8233	13-Jan-10	0.813	NO
	9 Total TCDDs	319,8965	10.020		19.55	1.132	4253.9212	4402.1496		2.8233			NO
10	11 37CL-2,3,7,8-TCDD	327,8847	10.020	19.70	19.69	1.137	29323.18	73.2950	91.8	1.5810			NO
12	13 13C-1,2,3,7,8-PeCDF	351,9000	10.020	24.61	24.59	1.215	74155.72	173.4089	86.9	3.3075	13-Jan-10	1.559	NO
	14 1,2,3,7,8-PeCDF	339,8597	10.020	24.64	24.64	1.031	1639431.88	4280.9587		8.1661		1.598	NO
	15 2,3,4,7,8-PeCDF	339,8597	10.020	26.14	26.15	0.964	908309.63	2536.1753		8.7319		1.586	NO
	16 Total F2 PeCDFs	339,8597	10.020		34.47	0.997	35570.5598	35480.4714		8.4395			NO
	17 Total F1 PeCDFs	339,8597	10.020		36.56	0.997	2055.3163	2055.3163		3.2264			NO
18	19 13C-1,2,3,7,8-PeCDD	367,8949	10.020	26.96	26.94	0.747	42915.73	163.1964	81.8	2.0277		1.442	NO
	20 1,2,3,7,8-PeCDD	355,8546	10.020	26.98	26.99	1.057	87607.00	385.5901		5.8699		1.663	NO
	21 Total PeCDDs	355,8546	10.020		31.10	1.057	4754.8222	4754.8222		5.8699			NO
22	23 13C-1,2,3,7,8,9-HxCDD	401,8559	10.020	33.16	33.13	1.000	29378.40	99.8004	100.0	4.8185	13-Jan-10	1.226	NO
24	25 13C-1,2,3,4,7,8-HxCDF	383,8639	10.020	31.99	32.00	0.916	54840.49	203.2903	101.8	6.5051		0.543	NO
	26 1,2,3,4,7,8-HxCDF	373,8208	10.020	32.00	32.00	1.243	3707773.25	10858.6042		19.6442		1.259	NO
	27 1,2,3,6,7,8-HxCDF	373,8208	10.020	32.13	32.11	1.496	2437504.75	5929.3107		16.3167		1.274	NO
	28 2,3,4,6,7,8-HxCDF	373,8208	10.020	32.67	32.68	1.311	456321.11	1266.7252		18.6203	13-Jan-10	1.314	NO
	29 1,2,3,7,8,9-HxCDF	373,8208	10.020	33.34	33.33	1.291	226824.74	639.4928		18.9112		1.216	NO
	30 Total HxCDFs	373,8208	10.020		0.00	1.335	42950.6699	42950.6699		18.2836			NO
31													

Dataset: T:\HighRes_Archive\3D5\Default.pro\11JA10A3D58290ESY.qld

Last Altered: Wednesday, January 13, 2010 03:56:28 PM Pacific Standard Time

Printed: Wednesday, January 13, 2010 03:59:35 PM Pacific Standard Time

Name: 11JA10A3D5_29, Date: 12-Jan-2010, Time: 14:13:19, ID: LRDQR-2-AA, Description: G9L180646-2RX 10X, Task:

# Name	Trace	Sample Size	RT	PtdRT	RRF M...	Abs Resp	Conc.	EMPC	%Rec	EDL	Mod Date	Ratio	Ratio Fl...
32 19C-1,2,3,6,7,8-HxCDD	401.8559	10.020	32.89	32.89	0.809	42502.52	178.4302	178.4302	89.4	8.6973		1.361	NO
33 1,2,3,4,7,8-HxCDD	389.8157	10.020	32.83	32.82	0.933	57785.47	290.9835	290.9835		5.1182		1.307	NO
34 1,2,3,6,7,8-HxCDD	389.8157	10.020	32.90	32.91	1.180	160890.55	640.1893	640.1893		4.0443		1.296	NO
35 1,2,3,7,8,9-HxCDD	389.8157	10.020	33.17	33.17	1.283	151831.05	555.8302	555.8302		3.7209		1.333	NO
36 Total HxCDDs	389.8157	10.020		0.00	1.132		4635.8278	4600.9098		4.2171			
37													
38 19C-1,2,3,4,6,7,8-HpCDF	417.8253	10.020	34.69	34.69	0.811	57843.80	242.3515	242.3515	121.4	10.1749		0.482	NO
39 1,2,3,4,6,7,8-HpCDF	407.7818	10.020	34.70	34.70	1.364	8689298.50	21984.4536	21984.4536		5.0125		1.054	NO
40 1,2,3,4,7,8,9-HpCDF	407.7818	10.020	35.84	35.84	1.115	2936061.75	9087.8355	9087.8355		6.1322		1.067	NO
41 Total HpCDFs	407.7818	10.020		0.00	1.239		43879.2212	43879.2212		5.5161			
42													
43 19C-1,2,3,4,6,7,8-HpCDD	435.8169	10.020	35.50	35.50	0.707	46483.57	223.2133	223.2133	111.8	10.7431		0.935	NO
44 1,2,3,4,6,7,8-HpCDD	423.7766	10.020	35.51	35.51	1.043	558392.44	2298.6350	2298.6350		4.1216		1.055	NO
45 Total HpCDDs	423.7766	10.020		0.02	1.043		3477.1223	3477.1223		4.1216			
46													
47 19C-OCDD	469.7779	10.020	38.05	38.04	0.519	79742.55	522.1530	522.1530	130.8	8.2801		0.891	NO
48 OCDF	441.7428	10.020	38.17	38.17	1.402	18892533.00	67453.6082	67453.6082		11.8280		0.911	NO
49 OCDD	457.7377	10.020	38.06	38.06	1.197	554039.00	2317.3019	2317.3019		5.1011		0.923	NO
50													
51													
52 Function 1 PFK	330.97920	1.000		19.26									
53 Function 2 PFK	342.97920	1.000	22.33	22.41	16743....	24334.65	1.4534		145.3	2.5344			
54 Function 3 PFK	380.97600	1.000		32.86	7909.225					0.0000			
55 Function 4 PFK	430.97290	1.000		34.15	14980....					0.0000			
56 Function 5 PFK	442.97280	1.000		39.66	3947.903					0.0000			
57 TCDF PCDDPE	375.8364	1.000	16.00	16.06	30.012	54.32	1.8101		181.0	5.4647			
58 F1 PeCDF PCDDPE	409.79740	1.000		15.41	45.972					0.0000			
59 F2 PeCDF PCDDPE	409.7974	1.000		22.27	17.774					0.0000			
60 HxCDF PCDDPE	445.7555	1.000	31.72	31.69	18.611	252.07	13.5444		1354.4	31.4054			
61 HpCDF PCDDPE	479.7165	1.000	35.18	35.12	75.501	53.44	0.7078		70.8	0.9130			
62 OCDF PCDDPE	513.67750	1.000		37.79	85.061					0.0000			

Dataset: T:\HighRes_Archive\3DS\Default.pro\11JA10A3D58290ESY.qld

Last Altered: Wednesday, January 13, 2010 03:56:28 PM Pacific Standard Time

Printed: Wednesday, January 13, 2010 04:02:05 PM Pacific Standard Time

Method: C:\MassLynx\Default.PROMethDB\82903D5.mdb 13 Jan 2010 09:06:54
Calibration: C:\MassLynx\Default.PRO\CurveDB\CA123120093D58290.cdb 31 Dec 2009 13:37:23

Sample Name: 11JA10A3D5_29

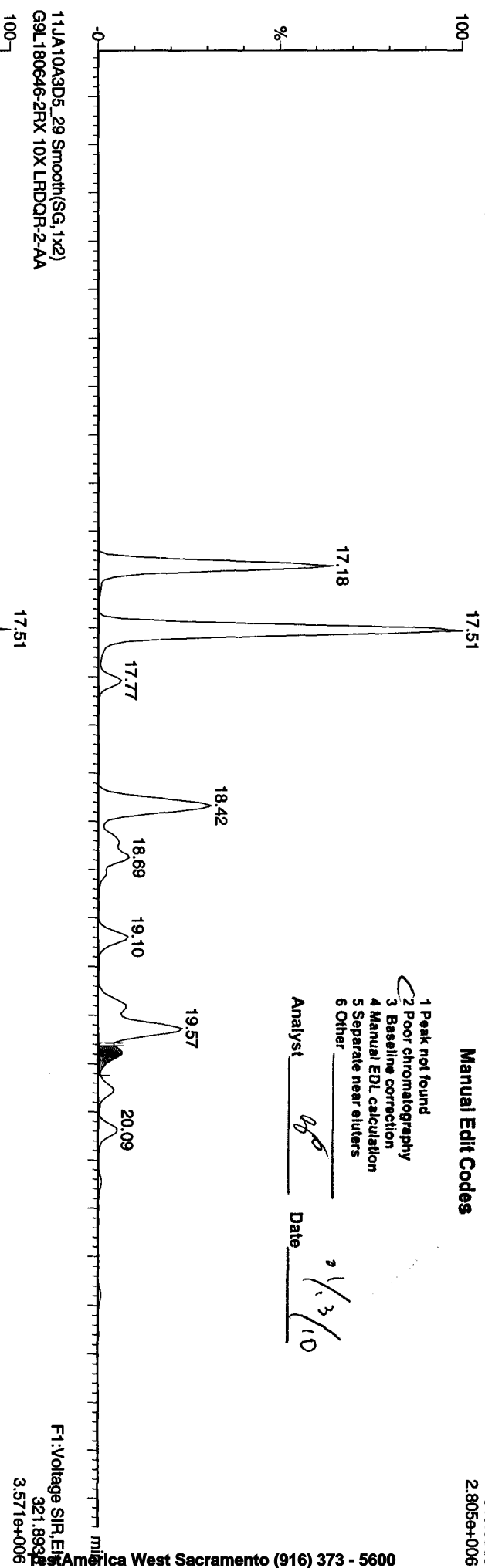
11JA10A3D5_29 Smooth(SG,1x2)
G9L180646-2RX 10X LRDQR-2-AA

Manual Edit Codes

- 1 Peak not found
- 2 Poor chromatography
- 3 Baseline correction
- 4 Manual EDL calculation
- 5 Separate near eluters
- 6 Other

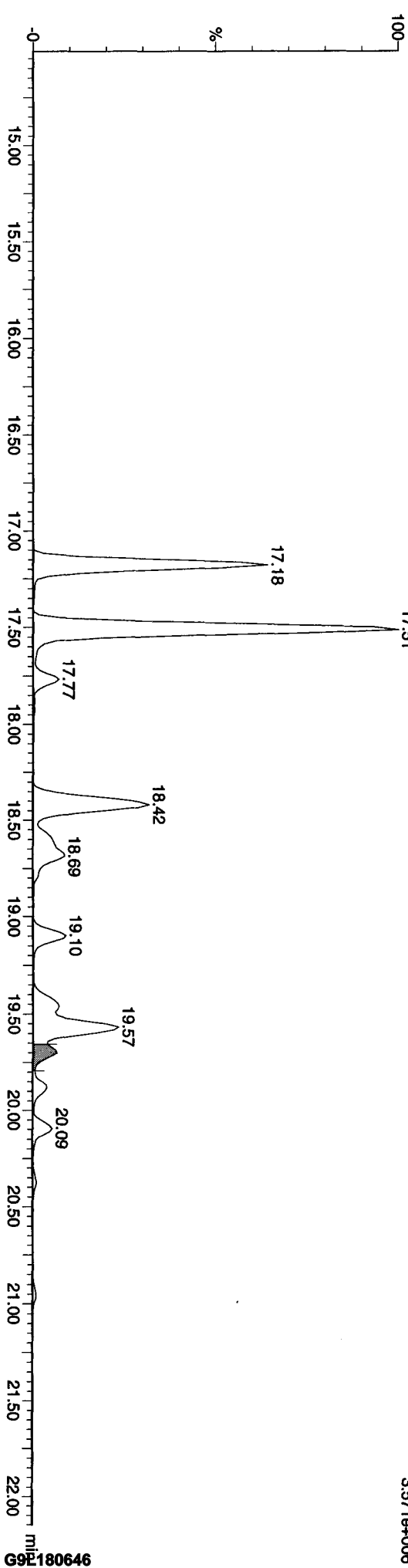
Analyst ag Date 1/13/10

F1:Voltage SIR,EL+
319.8965
2.805e+006



F1:Voltage SIR,EL+
321.8992
3.571e+006

11JA10A3D5_29 Smooth(SG,1x2)
G9L180646-2RX 10X LRDQR-2-AA



Dataset: T:\HighRes_Archive\3D5\Default.pro\11JA10A3D58290ESY.qld

Last Altered: Wednesday, January 13, 2010 03:56:28 PM Pacific Standard Time

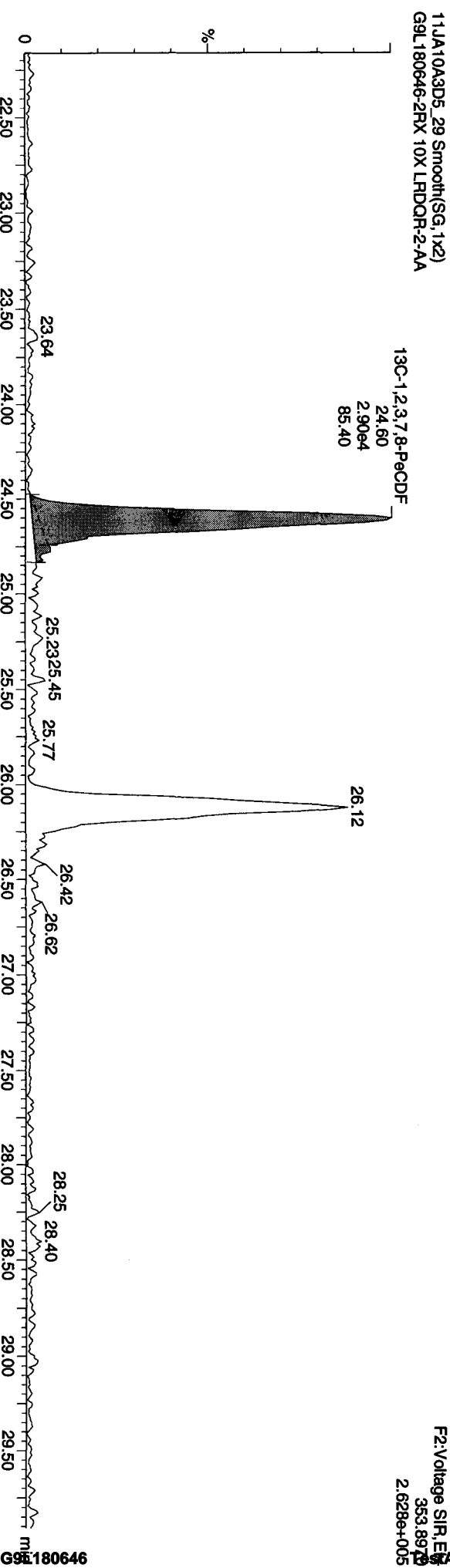
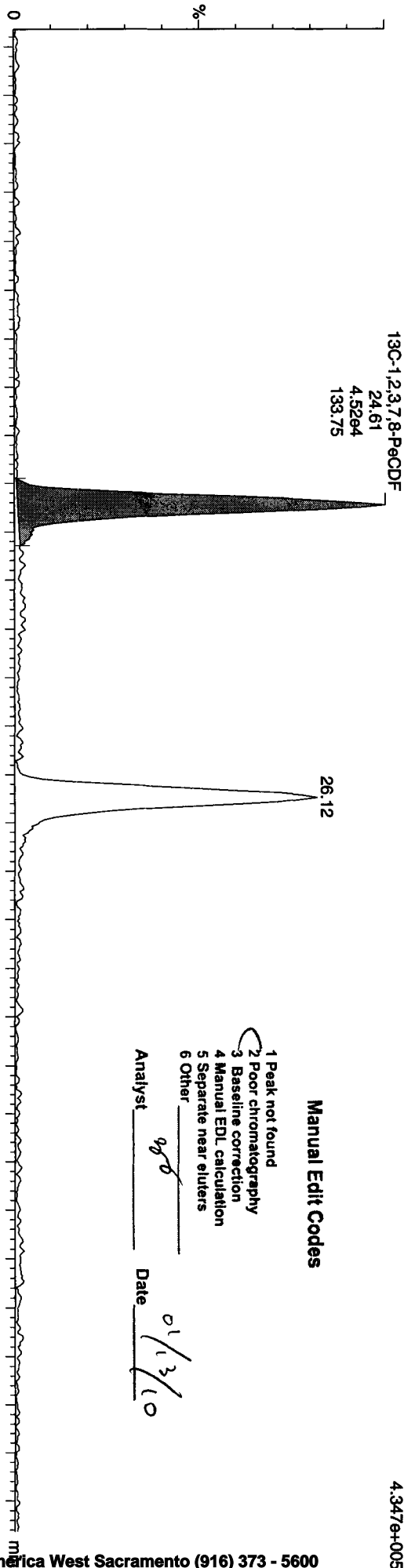
Printed: Wednesday, January 13, 2010 04:00:05 PM Pacific Standard Time

Method: C:\MassLynx\Default.PRO\MethDB\82903D5.mdb 13 Jan 2010 09:06:54
Calibration: C:\MassLynx\Default.PRO\CurveDB\ICA123120093D58290.cdb 31 Dec 2009 13:37:23

Sample Name: 11JA10A3D5_29

11JA10A3D5_29 Smooth(SG, 1x2)
G9L180646-2RX 10X LRDQR-2-AA

F2:Voltage SIR, EI+
351.9000
4.3476+005



Dataset: T:\HighRes_Archive\3D5\Default.pro\11JA10A3D58290ESY.qld


Last Altered: Wednesday, January 13, 2010 03:56:28 PM Pacific Standard Time

Printed: Wednesday, January 13, 2010 04:00:05 PM Pacific Standard Time

Sample Name: 11JA10A3D5_29

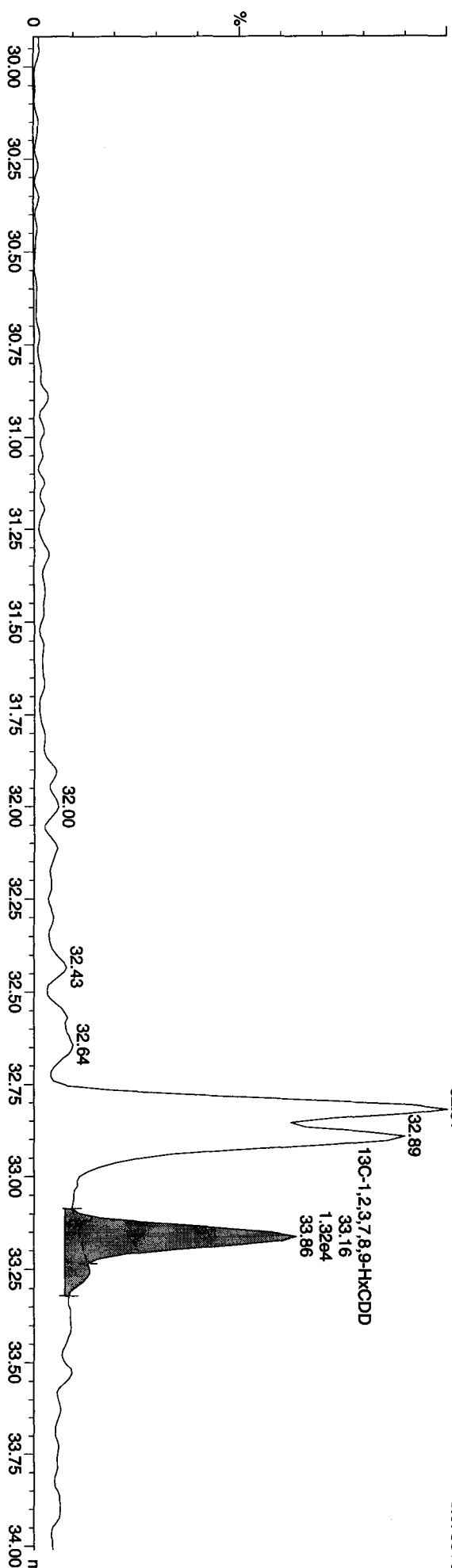
11JA10A3D5_29 Smooth(SG,2x3)
G9L180646-2RX 10X LRDQR-2-AA

F3: Voltage SIR, EI+
401.8559
3.594e+005



11JA10A3D5_29 Smooth(SG,2x3)
G9L180646-2RX 10X LRDQR-2-AA

F3: Voltage SIR, EI+
403.8529
3.078e+005



Dataset: T:\HighRes_Archive\3D5\Default.pro\11JA10A3D58290ESY.qld

Last Altered: Wednesday, January 13, 2010 03:56:28 PM Pacific Standard Time
Printed: Wednesday, January 13, 2010 04:00:05 PM Pacific Standard Time

Sample Name: 11JA10A3D5_29

11JA10A3D5_29 Smooth(SG,2x3)
G9L180646-2RX 10X LRDOR-2-AA

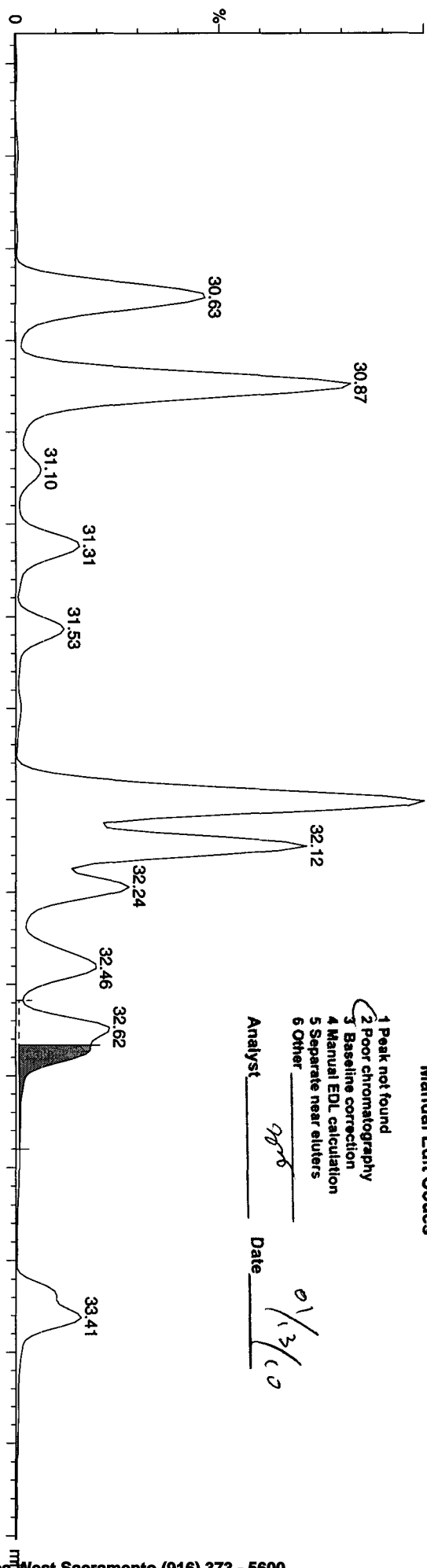
Manual Edit Codes

- 1 Peak not found
- 2 Poor chromatography
- 3 Baseline correction
- 4 Manual EDL calculation
- 5 Separate near eluters
- 6 Other

Analyst: grr

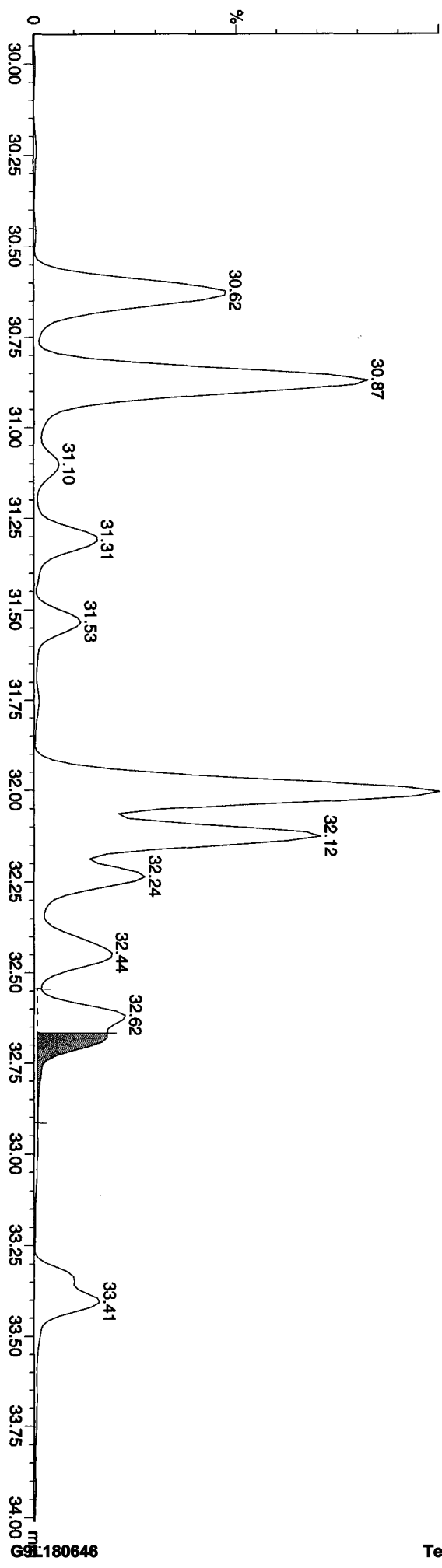
Date: 01/13/10

F3:Voltage SIR.EI+
373.8208
2.620e+007



11JA10A3D5_29 Smooth(SG,2x3)
G9L180646-2RX 10X LRDOR-2-AA

F3:Voltage SIR.EI+
375.8172
2.087e+007



Dataset: C:\MassLynx\Default.pro\11JA10A3D58290E.qld

Last Altered: Tuesday, January 12, 2010 14:58:27 Pacific Standard Time
 Printed: Tuesday, January 12, 2010 14:59:05 Pacific Standard Time

Method: C:\MassLynx\Default.PRO\MethDB182903D5.mdb 12 Jan 2010 09:52:33
 Calibration: C:\MassLynx\Default.PRO\CurveDB1CA123120093D58290.cdb 31 Dec 2009 13:37:23

Name: 11JA10A3D5_29, Date: 12-Jan-2010, Time: 14:13:19, ID: LRDQR-2-AA, Description: G9L180646-2RX 10X, Task:

# Name	Trace	Sample Size	RT	Prd.RT	RRF M.	Abs Resp	Conc	EMPC	%Rec	EDL	Ratio	Prd Ratio	Ratio	Mod Date
1	13C-1,2,3,4-TCDD	331.9368	10.020	19.46	19.47	1.000	35116.20	99.8004	99.8004	100.0	2.3591	0.809	0.770	NO
2														
3	13C-2,3,7,8-TCDF	315.9419	10.020	18.87	18.84	1.554	86840.40	158.8294	79.6	2.6277	0.781	0.770	NO	
4	2,3,7,8-TCDF	303.9016	10.020	18.92	18.88	1.009	2347183.50	5347.1353	See	3.1345	0.775	0.770	NO	
5	Total TCDFs	303.9016	10.020			1.009	30752.5882	30752.5882 D3225		3.1345				
6														
7	13C-2,3,7,8-TCDD	331.9368	10.020	19.67	19.68	0.937	50266.16	152.5369	76.4	2.5190	0.786	0.770	NO	
8	2,3,7,8-TCDD	319.8965	10.020	19.70	19.69	1.132	32423.81	113.7762	105.1508	(M1) 2.8233	0.915	0.770	YES	
9	Total TCDDs	319.8965	10.020			1.132	4260.0171	4489.6491		2.8233				
10														
11	37CL-2,3,7,8-TCDD	327.8847	10.020	19.70	19.69	1.137	29323.18	73.2950	0.0000	91.8	1.5810			
12														
13	13C-1,2,3,7,8-PeCDF	351.9000	10.020	24.61	24.59	1.215	72353.63	169.1948	84.8	3.3075	1.663	1.550	NO	
14	1,2,3,7,8-PeCDF	339.8597	10.020	24.64	24.63	1.031	1639431.88	4387.5829	See	8.3694	1.598	1.550	NO	
15	2,3,4,7,8-PeCDF	339.8597	10.020	26.14	26.15	0.964	908309.63	2599.3429	2599.3429	8.9494	1.586	1.550	NO	
16	Total F2 PeCDFs	339.8597	10.020			0.997	36456.5020	36374.4189		8.6497				
17	Total F1 PeCDFs	339.8597	10.020			0.997	2106.5072	2106.5072		3.3068				
18														
19	13C-1,2,3,7,8-PeCDD	367.8949	10.020	26.96	26.94	0.747	42915.73	163.1964	81.8	2.0277	1.442	1.550	NO	
20	1,2,3,7,8-PeCDD	355.8546	10.020	26.98	26.99	1.057	87607.00	385.5901	385.5901	5.8699	1.663	1.550	NO	
21	Total PeCDDs	355.8546	10.020			1.057	4754.8222	4754.7908		5.8699				
22														
23	13C-1,2,3,7,8,9-HxCDD	401.8559	10.020	33.16	33.13	1.000	28622.89	99.8004	81.4228	100.0	5.3798	1.746	1.240	(YES)
24														
25	13C-1,2,3,4,7,8-HxCDF	383.8639	10.020	31.99	32.00	0.916	54840.49	208.6562	104.5	7.2629	0.543	0.510	NO	
26	1,2,3,4,7,8-HxCDF	373.8208	10.020	32.00	32.00	1.243	3707773.25	10858.6042	10858.6042	19.6442	1.259	1.240	NO	
27	1,2,3,6,7,8-HxCDF	373.8208	10.020	32.12	32.11	1.496	2437504.75	5929.3107	5929.3107	16.3167	1.274	1.240	NO	
28	2,3,4,6,7,8-HxCDF	373.8208	10.020	32.62	32.68	1.311	1055015.06	2928.6704	2185.8521	18.6203	2.001	1.240	YES	
29	1,2,3,7,8,9-HxCDF	373.8208	10.020	33.34	33.33	1.291	226824.74	639.4928	639.4928	18.9112	1.216	1.240	NO	
30	Total HxCDFs	373.8208	10.020			1.335	44612.6151	43869.7969		18.2836				
31														

Dataset: C:\MassLynx\Default.pro\11JA10A3D58290E.qld

Last Altered: Tuesday, January 12, 2010 14:58:27 Pacific Standard Time
 Printed: Tuesday, January 12, 2010 14:59:05 Pacific Standard Time

Name: 11JA10A3D5_29, Date: 12-Jan-2010, Time: 14:13:19, ID: LRDQR-2-AA, Description: G9L180646-2RX 10X, Task:

# Name	Trace	Sample Size	RT	Ptd:RT	RRF	M...	Abs Resp	Conc	EMPC	%Rec	EDL	Ratio	Ptd:Ratio	Ratio	Mod Date
32 13C-1,2,3,6,7,8-HxCDD	401.8559	10.020	32.89	32.89	0.809		42502.52	183.1399	183.1399	91.8	9.7104	1.361	1.240		NO
33 1,2,3,4,7,8-HxCDD	389.8157	10.020	32.83	32.82	0.933		57785.47	290.9835	290.9835	✓	5.1182	1.307	1.240		NO
34 1,2,3,6,7,8-HxCDD	389.8157	10.020	32.90	32.91	1.180		160890.55	640.1893	640.1893	✓	4.0443	1.296	1.240		NO
35 1,2,3,7,8,9-HxCDD	389.8157	10.020	33.17	33.17	1.283		151831.05	555.8302	555.8302	✓	3.7209	1.333	1.240		NO
36 Total HxCDDs	389.8157	10.020		0.00	1.132			4635.8278	4635.8278		4.2171				
37															
38 13C-1,2,3,4,6,7,8-HpCDF	417.8253	10.020	34.69	34.69	0.811		57843.80	248.7484	248.7484	124.6	11.3602	0.482	0.440		NO
39 1,2,3,4,6,7,8-HpCDF	407.7818	10.020	34.70	34.70	1.364		8689298.50	21984.4536	21984.4536	✓	5.0125	1.054	1.040		NO
40 1,2,3,4,7,8,9-HpCDF	407.7818	10.020	35.84	35.84	1.115		2936061.75	9087.8355	9087.8355	✓	6.1322	1.067	1.040		NO
41 Total HpCDFs	407.7818	10.020		0.00	1.239			43879.2212	43879.2212		5.5161				
42															
43 13C-1,2,3,4,6,7,8-HpCDD	435.8169	10.020	35.50	35.50	0.707		46483.57	229.1051	229.1051	114.8	11.9946	0.935	1.040		NO
44 1,2,3,4,6,7,8-HpCDD	423.7766	10.020	35.51	35.51	1.043		558392.44	2298.6350	2298.6350	✓	4.1216	1.055	1.040		NO
45 Total HpCDDs	423.7766	10.020		0.02	1.043			3477.1223	3477.1223		4.1216				
46															
47 13C-OCDD	469.7779	10.020	38.05	38.04	0.519		79742.55	535.9354	535.9354	134.3	9.2447	0.891	0.890		NO
48 OCDF	441.7428	10.020	38.17	38.17	1.402		18892533.00	67453.6082	67453.6082	✓	11.8280	0.911	0.890		NO
49 OCDD	457.7377	10.020	38.06	38.06	1.197		554039.00	2317.3019	2317.3019	β	5.1011	0.923	0.890		NO
50															
51															
52 Function 1 PFK	330.97920	1.000		19.26											
53 Function 2 PFK	342.97920	1.000	22.33	22.41	16743...		24334.65	1.4534		145.3	2.5344				
54 Function 3 PFK	380.97600	1.000		32.86	7909.2...										
55 Function 4 PFK	430.97290	1.000		34.15	14980...										
56 Function 5 PFK	442.97280	1.000		39.66	3947.9...										
57 TCDF PCDFE	375.8364	1.000	16.00	16.06	30.012		54.32	1.8101		181.0	5.4647				
58 F1 PaCDF PCDFE	409.79740	1.000		15.41	45.972										
59 F2 PaCDF PCDFE	409.7974	1.000		22.27	17.774										
60 HxCDF PCDFE	445.7555	1.000	31.72	31.69	18.611		252.07	13.5444		135...	31.4054				
61 HPCDF PCDFE	479.7165	1.000	35.18	35.12	75.501		53.44	0.7078		70.8	0.9130				
62 OCDF PCDFE	513.67750	1.000		37.79	85.061										

Quantity Sample Report MassLynx 4.1

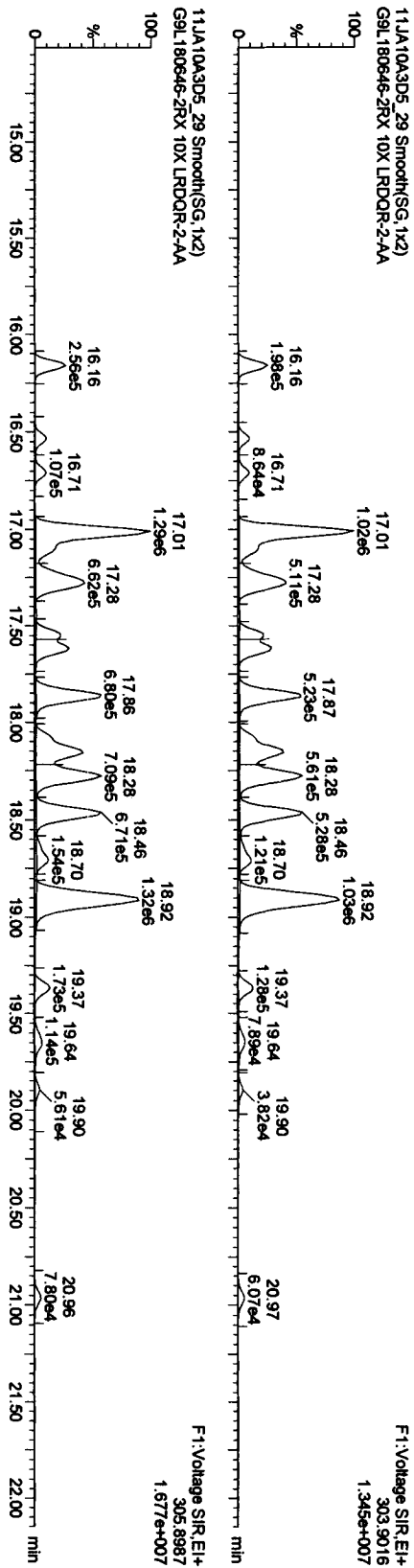
Dataset: C:\MassLynx\Default.pro\11JA10A3D58290E.qld

Last Altered: Tuesday, January 12, 2010 14:58:27 Pacific Standard Time
Printed: Tuesday, January 12, 2010 14:59:22 Pacific Standard Time

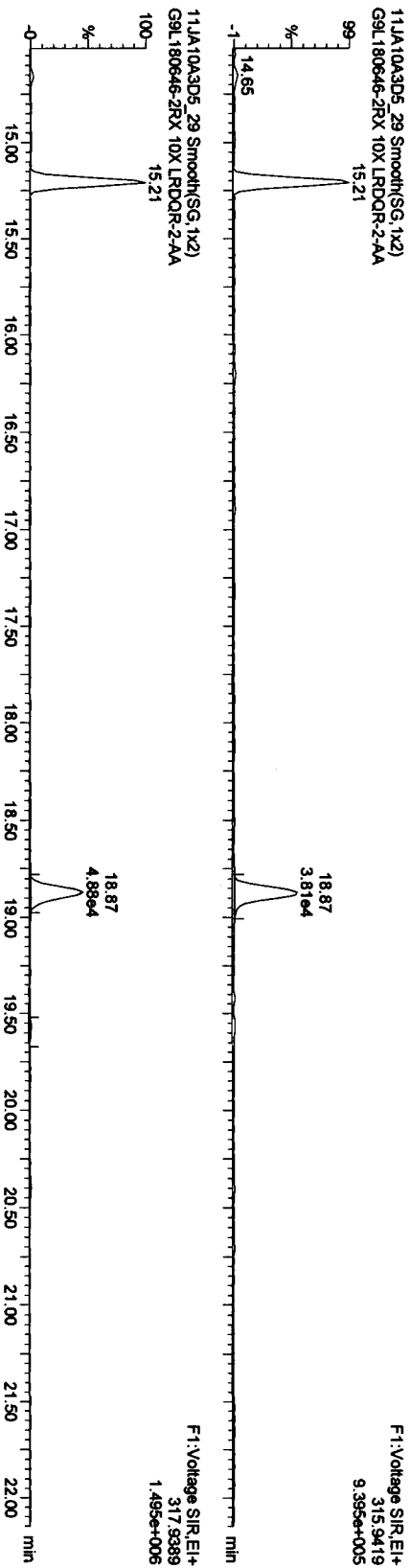
Method: C:\MassLynx\Default.PRO\MethDB\82903D5.mdb 12 Jan 2010 09:52:33
Calibration: C:\MassLynx\Default.PRO\CurveDB\ICA123120093D58290.cdb 31 Dec 2009 13:37:23

Name: 11JA10A3D5_29, Date: 12-Jan-2010, Time: 14:13:19, ID: LRDQR-2-AA, Description: G9L180646-2RX 10X

TCDFs



13C-TCDF



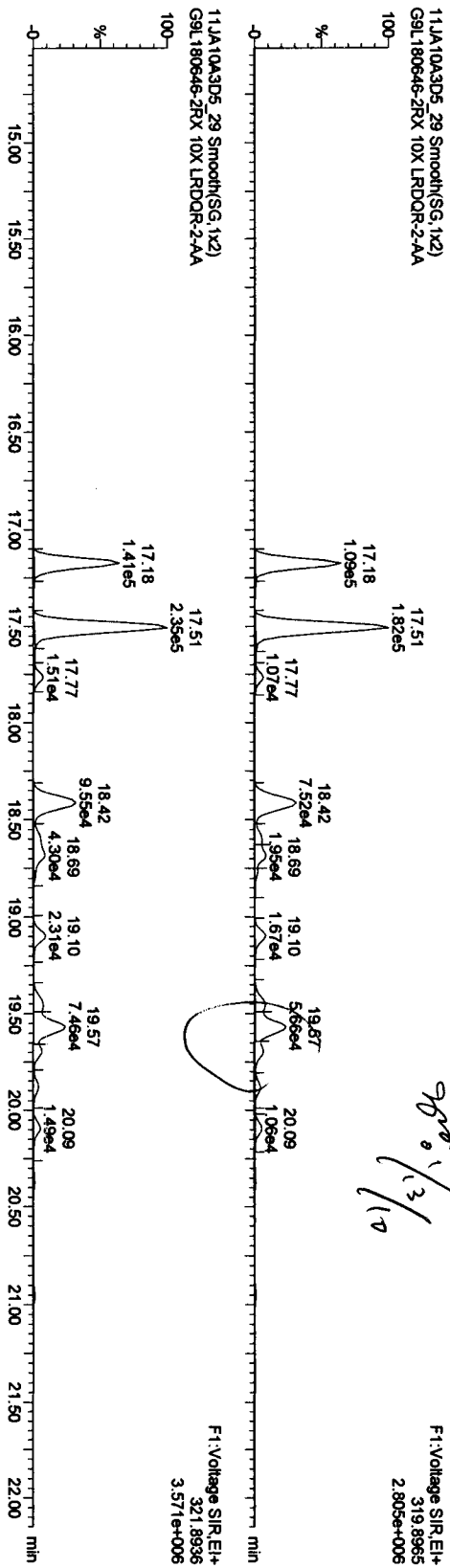
Quantity Sample Report MassLynx 4.1

Dataset: C:\MassLynx\Default\pro11JA10A3D58290E.qld

Last Altered: Tuesday, January 12, 2010 14:58:27 Pacific Standard Time
Printed: Tuesday, January 12, 2010 14:59:22 Pacific Standard Time

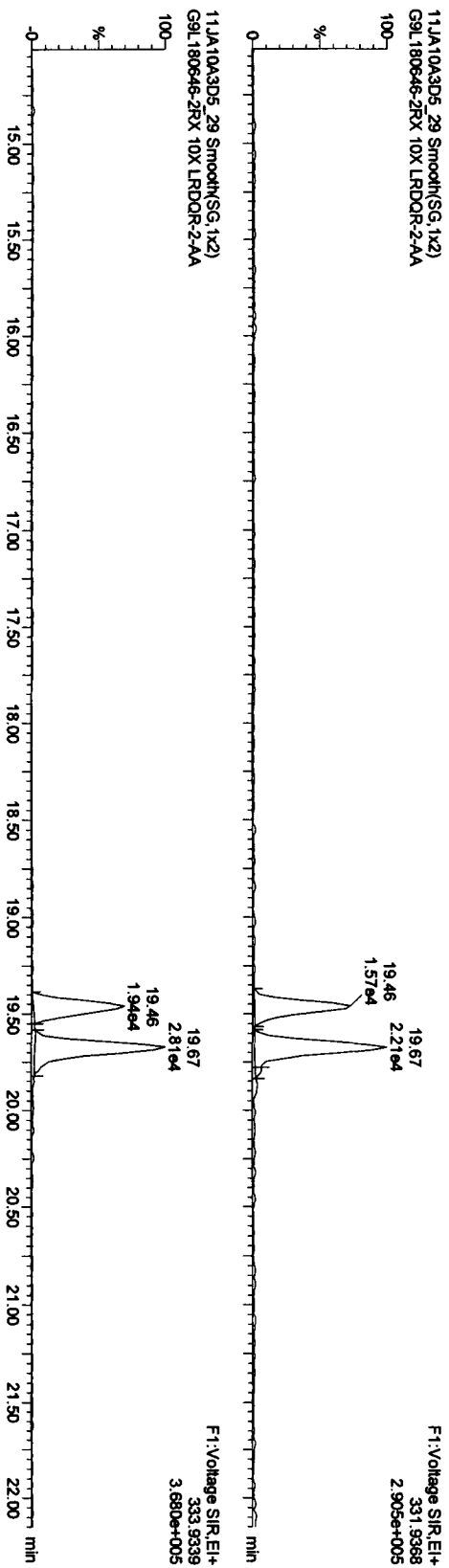
Name: 11JA10A3D5_29, Date: 12-Jan-2010, Time: 14:13:19, ID: LRDQR-2-AA, Description: G9L180646-2RX 10X

TCDDs
11JA10A3D5_29 Smooth(SG, 1x2)
G9L180646-2RX 10X LRDQR-2-AA

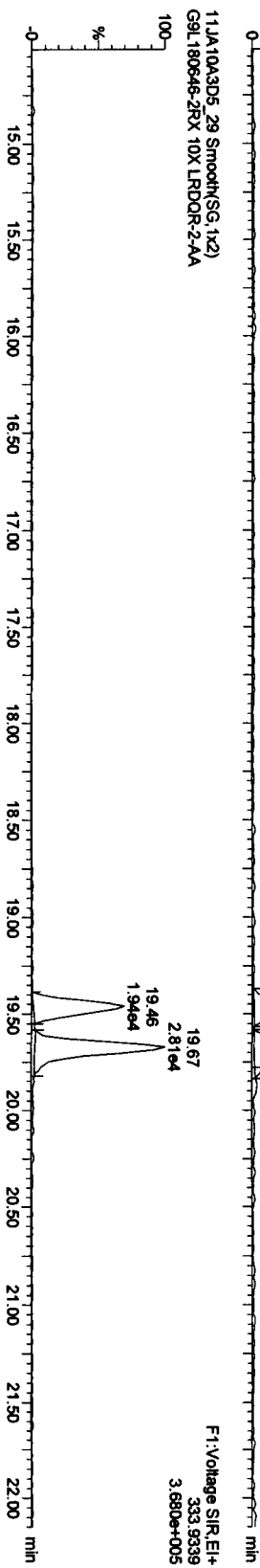


Handwritten note: 9/10/13/10

13C-TCDDs
11JA10A3D5_29 Smooth(SG, 1x2)
G9L180646-2RX 10X LRDQR-2-AA



11JA10A3D5_29 Smooth(SG, 1x2)
G9L180646-2RX 10X LRDQR-2-AA



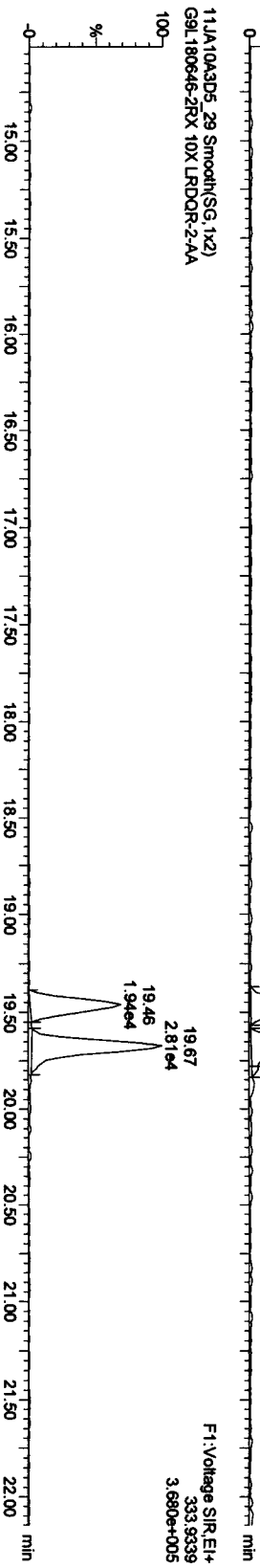
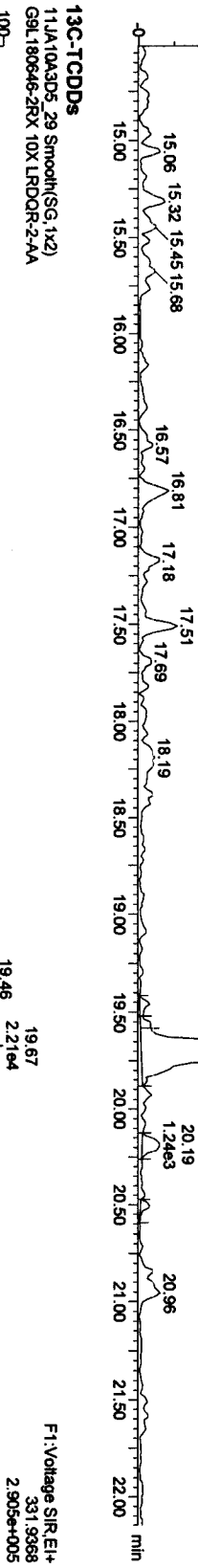
Quantity Sample Report MassLynx 4.1

Dataset: C:\MassLynx\Default\pro\11JA10A3D58290E.qid

Last Altered: Tuesday, January 12, 2010 14:58:27 Pacific Standard Time

Printed: Tuesday, January 12, 2010 14:59:22 Pacific Standard Time

Name: 11JA10A3D5_29, Date: 12-Jan-2010, Time: 14:13:19, ID: LRDQR-2-AA, Description: G9L180646-2RX 10X



Quantity Sample Report MassLynx 4.1

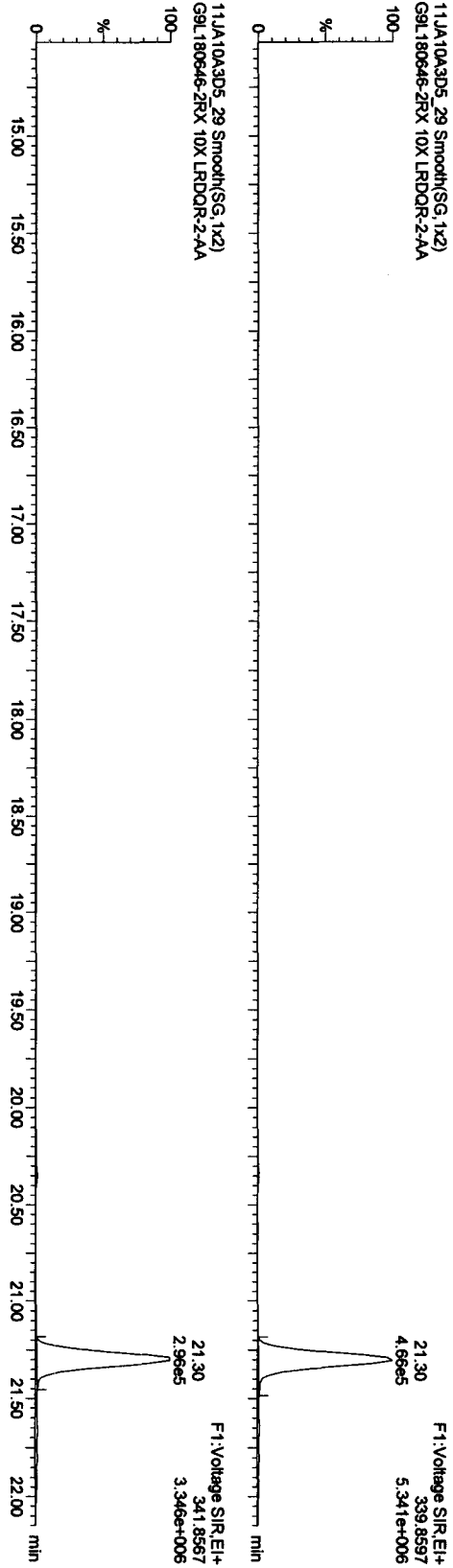
Dataset: C:\MassLynx\Default\prof11JA10A3D58290E.qld

Last Altered: Tuesday, January 12, 2010 14:58:27 Pacific Standard Time
Printed: Tuesday, January 12, 2010 14:59:22 Pacific Standard Time

Name: 11JA10A3D5_29, Date: 12-Jan-2010, Time: 14:13:19, ID: LRDQR-2-AA, Description: G9L180646-2RX 10X

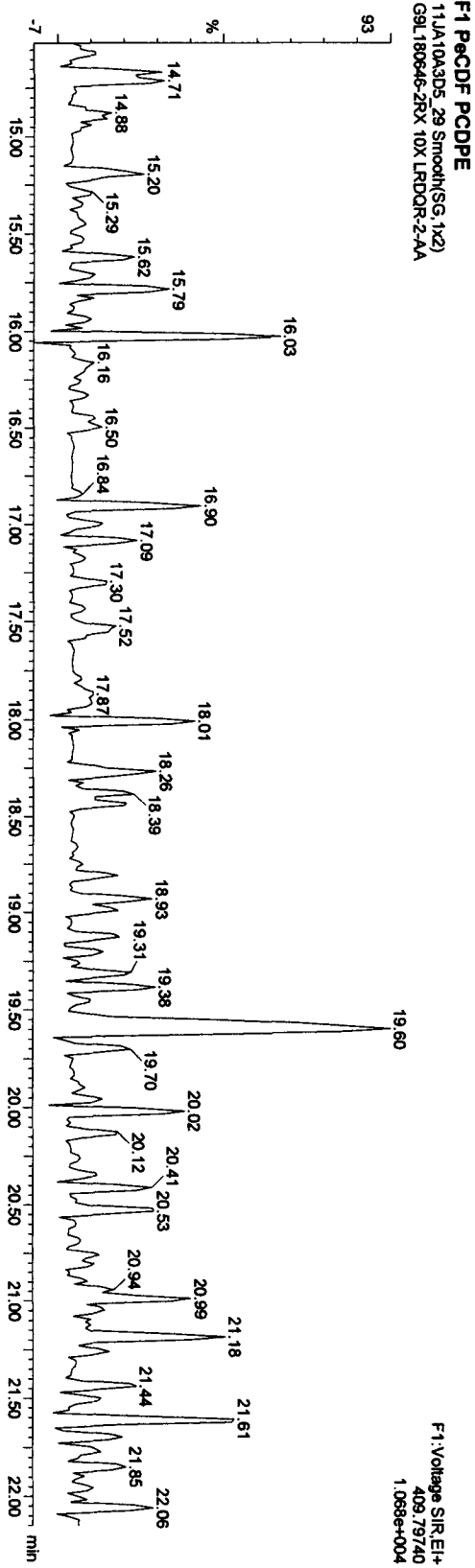
F1 PaCDFs

11JA10A3D5_29 Smooth(SG,1x2)
G9L180646-2RX 10X LRDQR-2-AA



F1 PaCDF PCDPE

11JA10A3D5_29 Smooth(SG,1x2)
G9L180646-2RX 10X LRDQR-2-AA



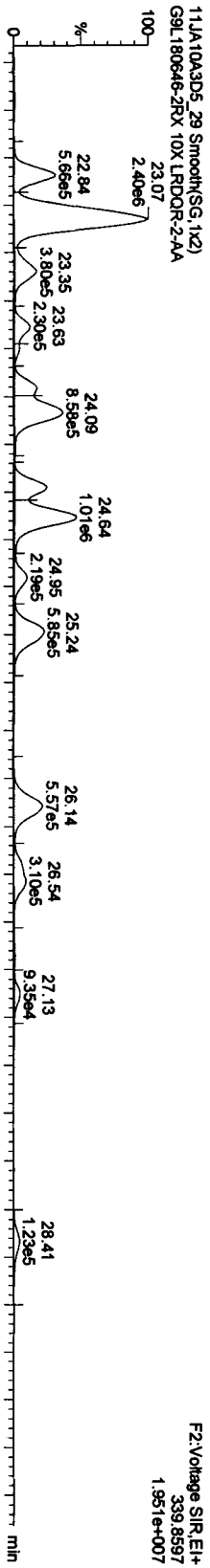
Quantity Sample Report MassLynx 4.1

Dataset: C:\MassLynx\Default\prof\11JA10A3D58290E.qld

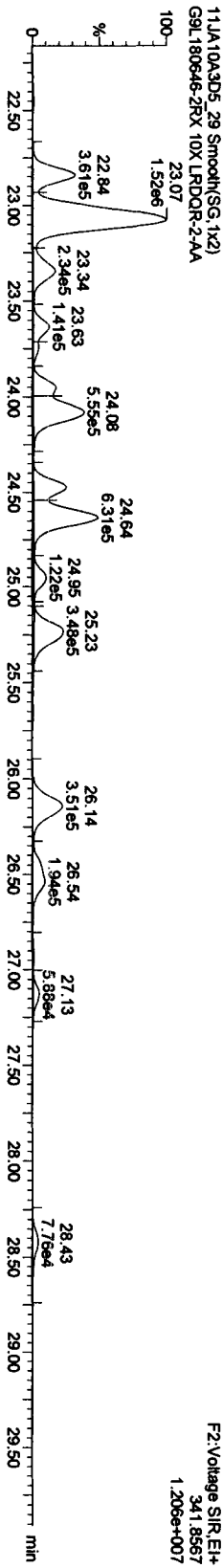
Last Altered: Tuesday, January 12, 2010 14:58:27 Pacific Standard Time
 Printed: Tuesday, January 12, 2010 14:59:22 Pacific Standard Time

Name: 11JA10A3D5_29, Date: 12-Jan-2010, Time: 14:13:19, ID: LRDQR-2-AA, Description: G9L180646-2RX 10X

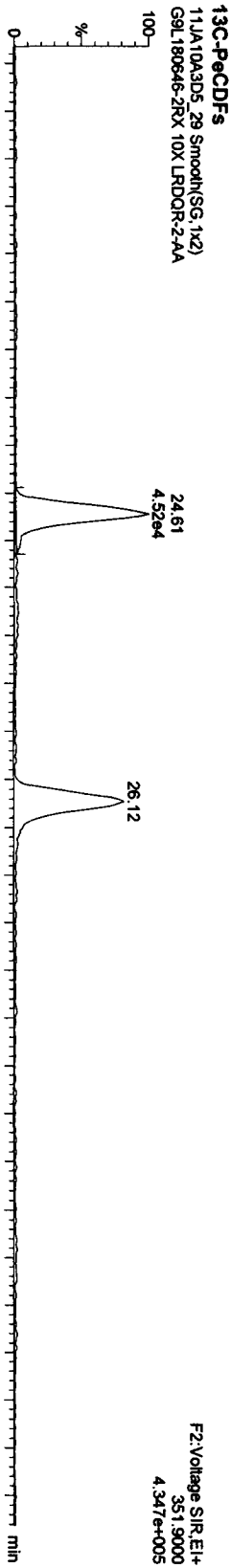
PeCDFs
 11JA10A3D5_29 Smooth(SG,1x2)
 G9L180646-2RX 10X LRDQR-2-AA



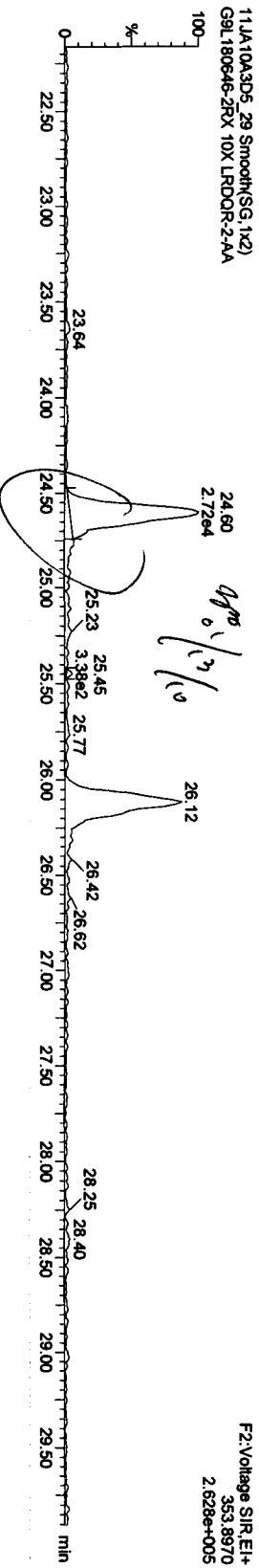
13C-PeCDFs
 11JA10A3D5_29 Smooth(SG,1x2)
 G9L180646-2RX 10X LRDQR-2-AA



13C-PeCDFs
 11JA10A3D5_29 Smooth(SG,1x2)
 G9L180646-2RX 10X LRDQR-2-AA



13C-PeCDFs
 11JA10A3D5_29 Smooth(SG,1x2)
 G9L180646-2RX 10X LRDQR-2-AA



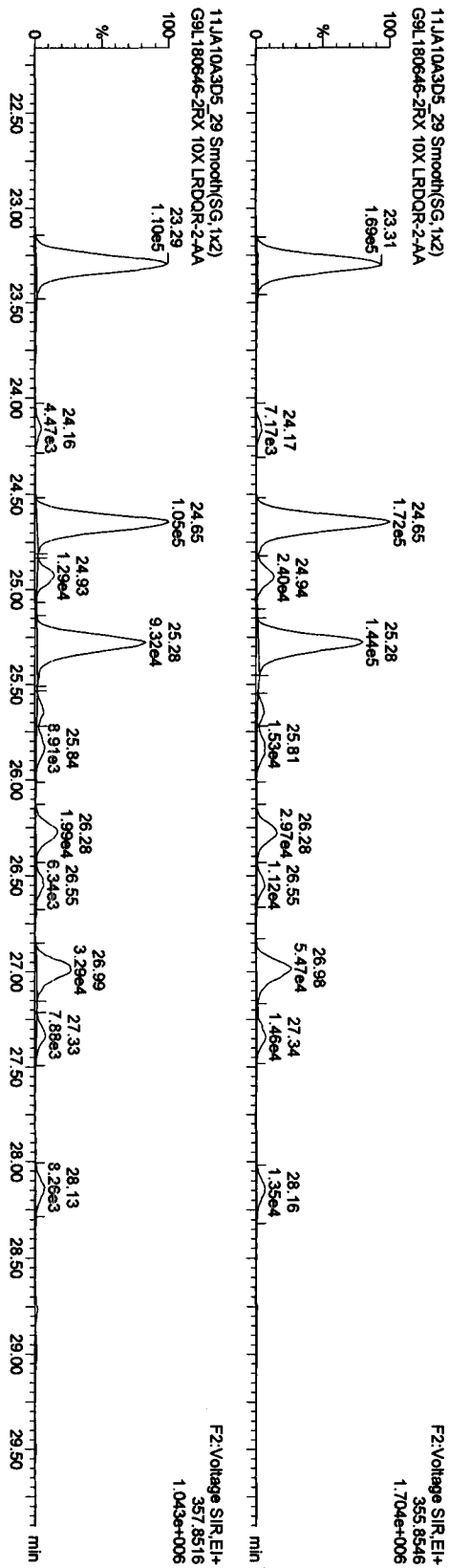
Quantity Sample Report MassLynx 4.1

Dataset: C:\MassLynx\Default\pro11JA10A3D58290E.qld

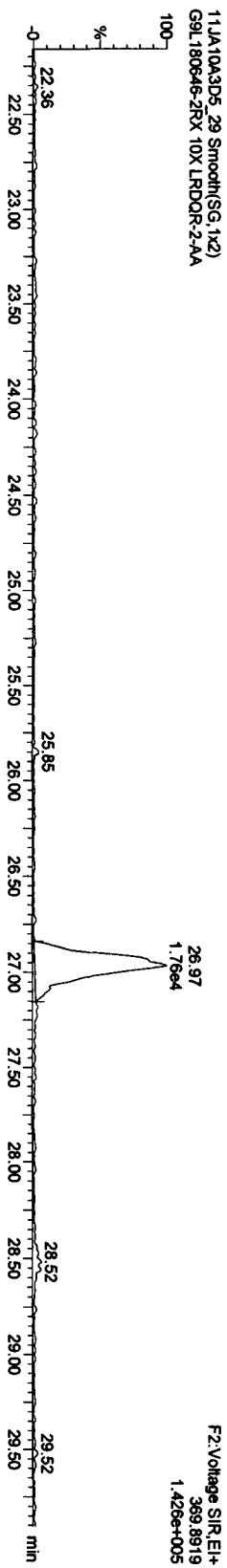

Last Altered: Tuesday, January 12, 2010 14:58:27 Pacific Standard Time
Printed: Tuesday, January 12, 2010 14:59:22 Pacific Standard Time

Name: 11JA10A3D5_29, Date: 12-Jan-2010, Time: 14:13:19, ID: LRDQR-2-AA, Description: G9L180646-2RX 10X

PecDDs



13C-PecDD



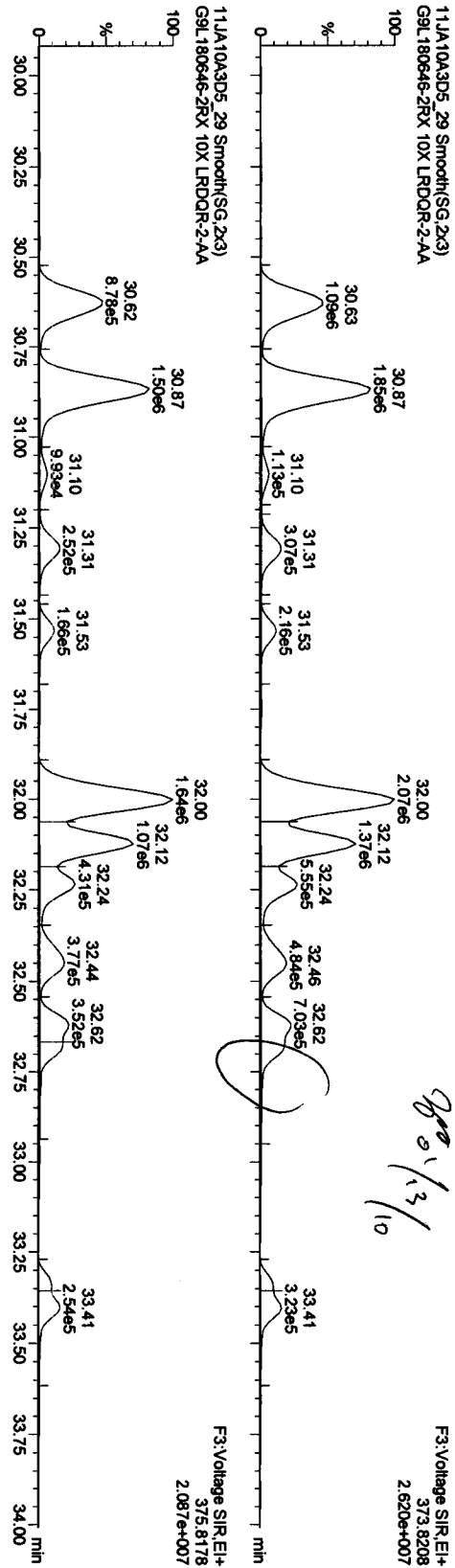
Quantity Sample Report MassLynx 4.1

Dataset: C:\MassLynx\Default\proj\11JA10A3D5\8290E.qld

Last Altered: Tuesday, January 12, 2010 14:58:27 Pacific Standard Time
Printed: Tuesday, January 12, 2010 14:59:22 Pacific Standard Time

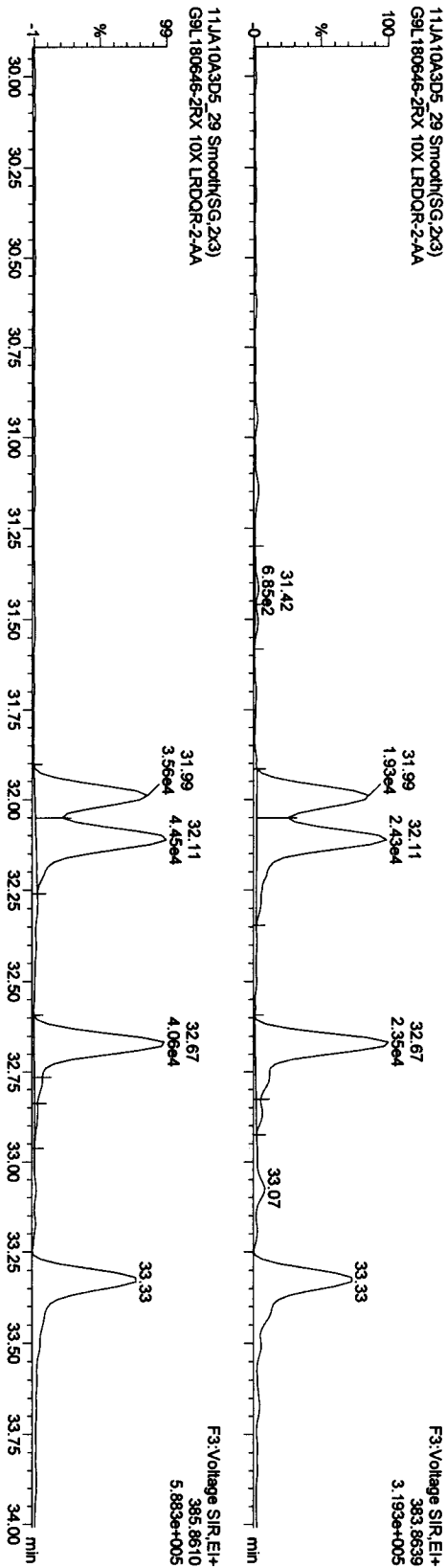
Name: 11JA10A3D5_29, Date: 12-Jan-2010, Time: 14:13:19, ID: LRDQR-2-AA, Description: G9L180646-2RX 10X

HxCDFs
11JA10A3D5_29 Smooth(SG,2x3)
G9L180646-2RX 10X LRDQR-2-AA



Handwritten signature
1/13/10

13C-HxCDFs
11JA10A3D5_29 Smooth(SG,2x3)
G9L180646-2RX 10X LRDQR-2-AA

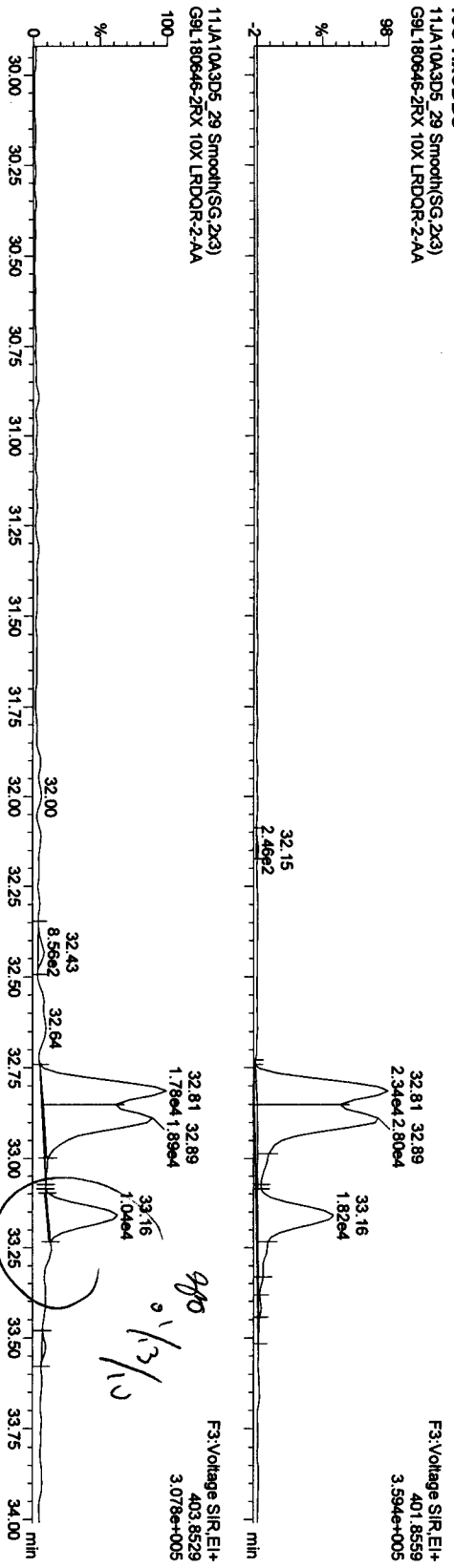
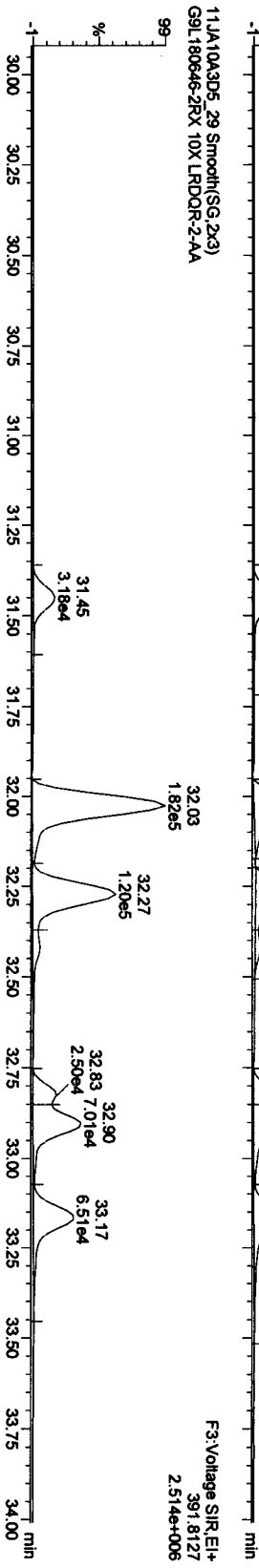
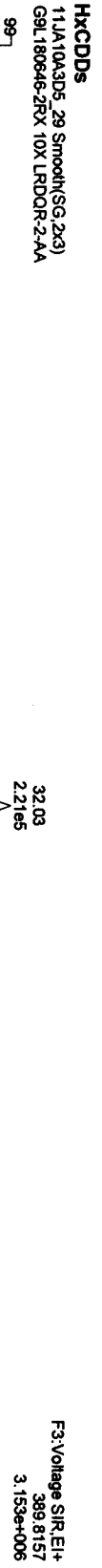


Quantity Sample Report Masslynx 4.1

Dataset: C:\MassLynx\Default\proj\11JA10A3D58290E.qld

Last Altered: Tuesday, January 12, 2010 14:56:27 Pacific Standard Time
Printed: Tuesday, January 12, 2010 14:59:22 Pacific Standard Time

Name: 11JA10A3D5_29, Date: 12-Jan-2010, Time: 14:13:19, ID: LRDQR-2-AA, Description: G9L180646-2RX 10X



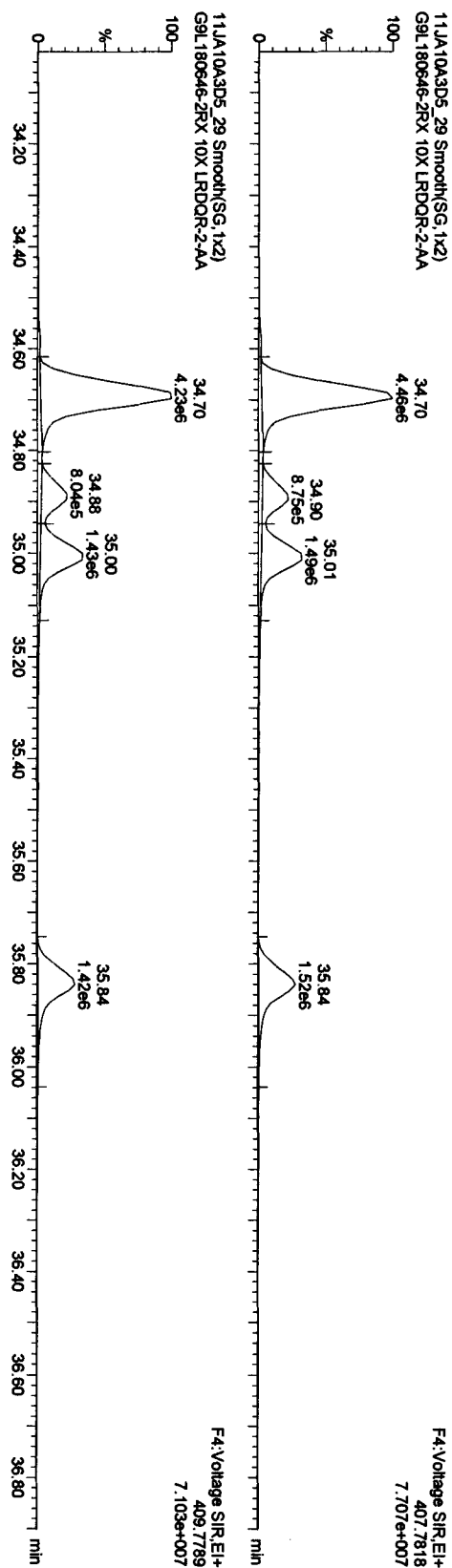
Quantity Sample Report MassLynx 4.1

Dataset: C:\MassLynx\Default\pro1\1JA10A3D58290E.qld

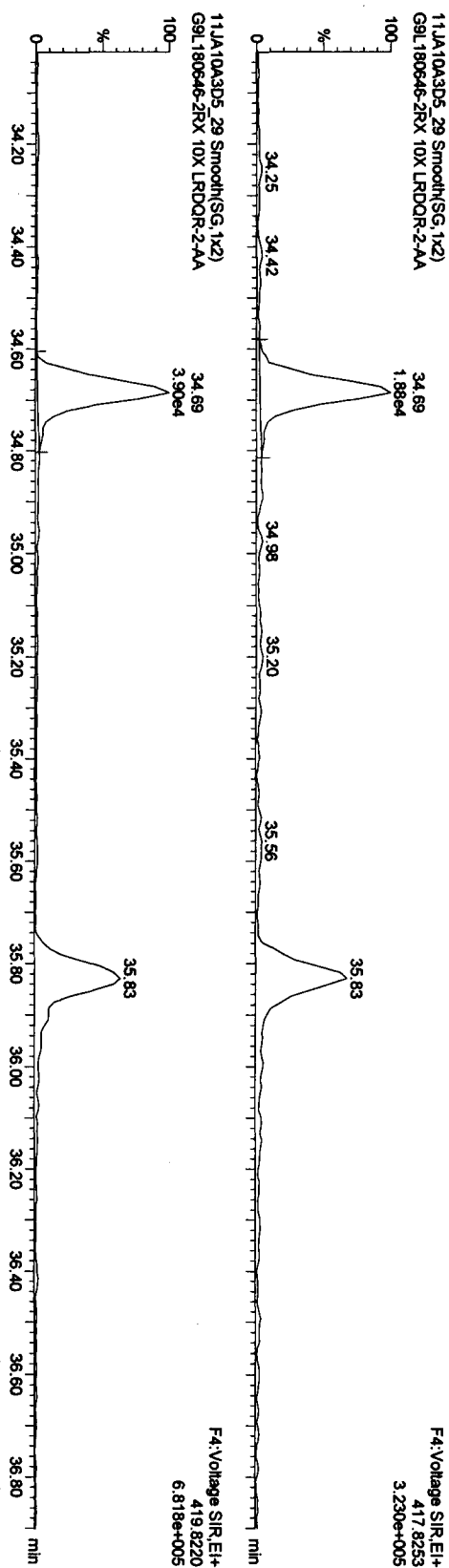
Last Altered: Tuesday, January 12, 2010 14:58:27 Pacific Standard Time
Printed: Tuesday, January 12, 2010 14:59:22 Pacific Standard Time

Name: 11JA10A3D5_29, Date: 12-Jan-2010, Time: 14:13:19, ID: LRDQR-2-AA, Description: G9L180646-2RX 10X

HPCDFs



13C-HPCDFs



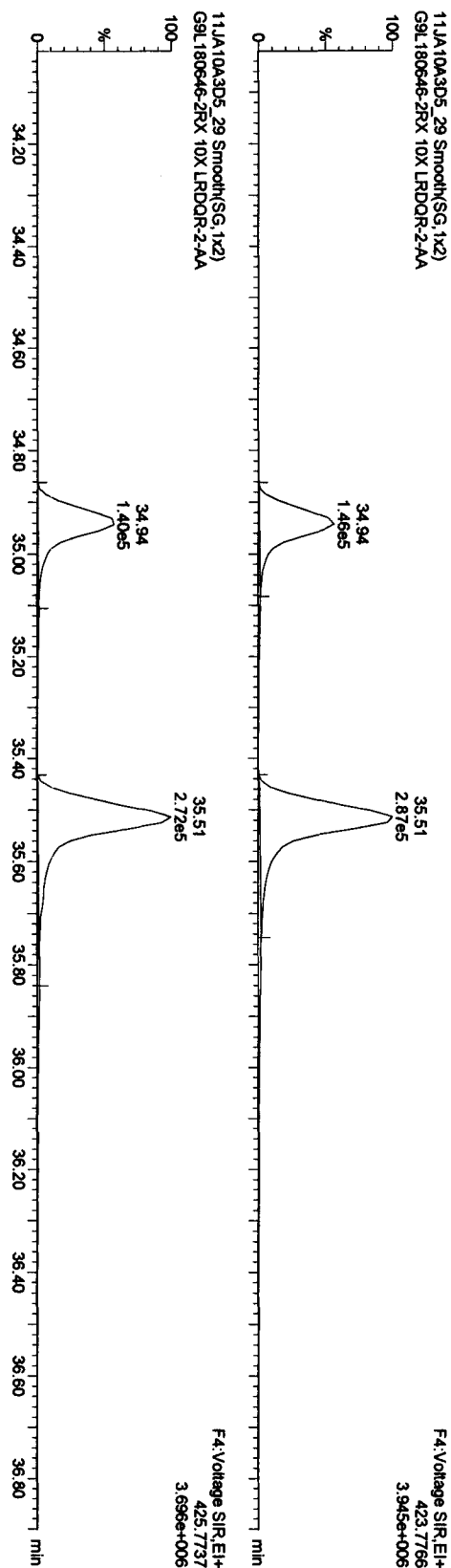
Quantity Sample Report Masslynx 4.1

Dataset: C:\Masslynx\Default\proj1\1JA10A3D5\8290E.qld

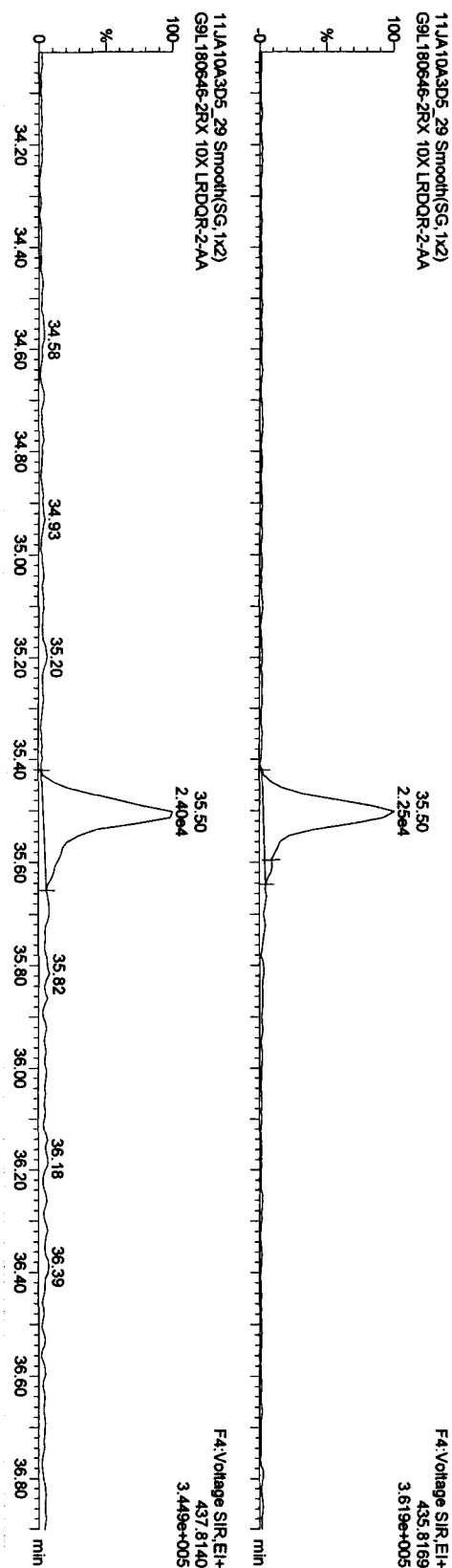
Last Altered: Tuesday, January 12, 2010 14:58:27 Pacific Standard Time
Printed: Tuesday, January 12, 2010 14:59:22 Pacific Standard Time

Name: 11JA10A3D5_29, Date: 12-Jan-2010, Time: 14:13:19, ID: LRDQR-2-AA, Description: G9L180646-2RX 10X

HPCDDs



13C-HPCDD



Quantity Sample Report Masslynx 4.1

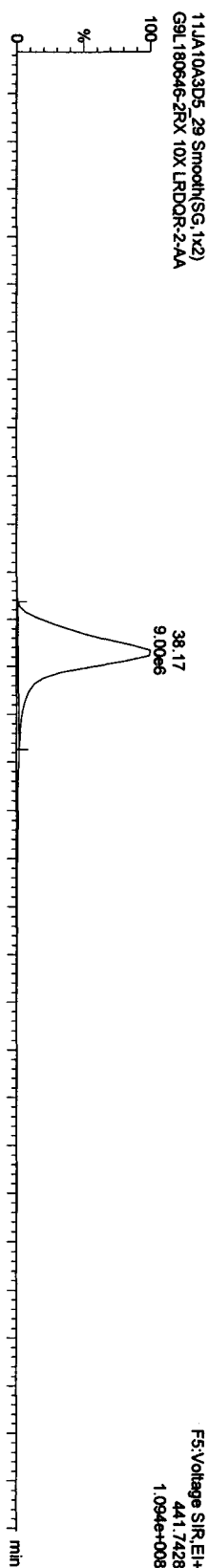
Dataset: C:\Masslynx\Default\proj1\1JA10A3D58290E.qld

Last Altered: Tuesday, January 12, 2010 14:58:27 Pacific Standard Time
Printed: Tuesday, January 12, 2010 14:59:22 Pacific Standard Time

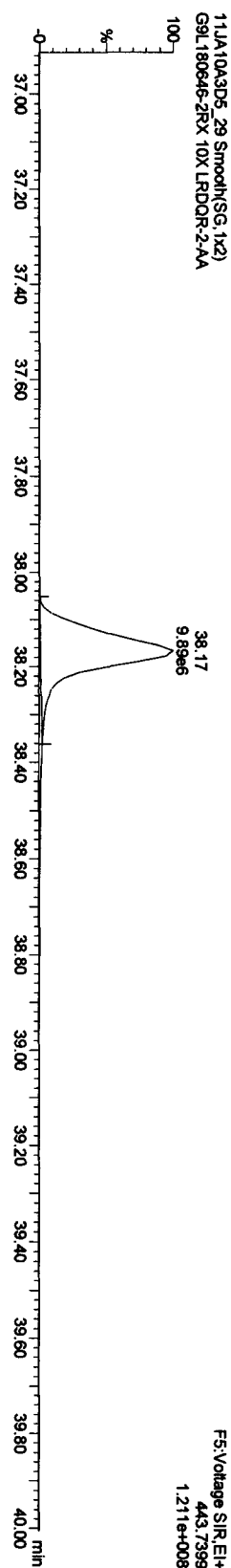
Name: 11JA10A3D5_29, Date: 12-Jan-2010, Time: 14:13:19, ID: LRDQR-2-AA, Description: G9L180646-2RX 10X

OCDFs

11JA10A3D5_29 Smooth(SG,1x2)
G9L180646-2RX 10X LRDQR-2-AA

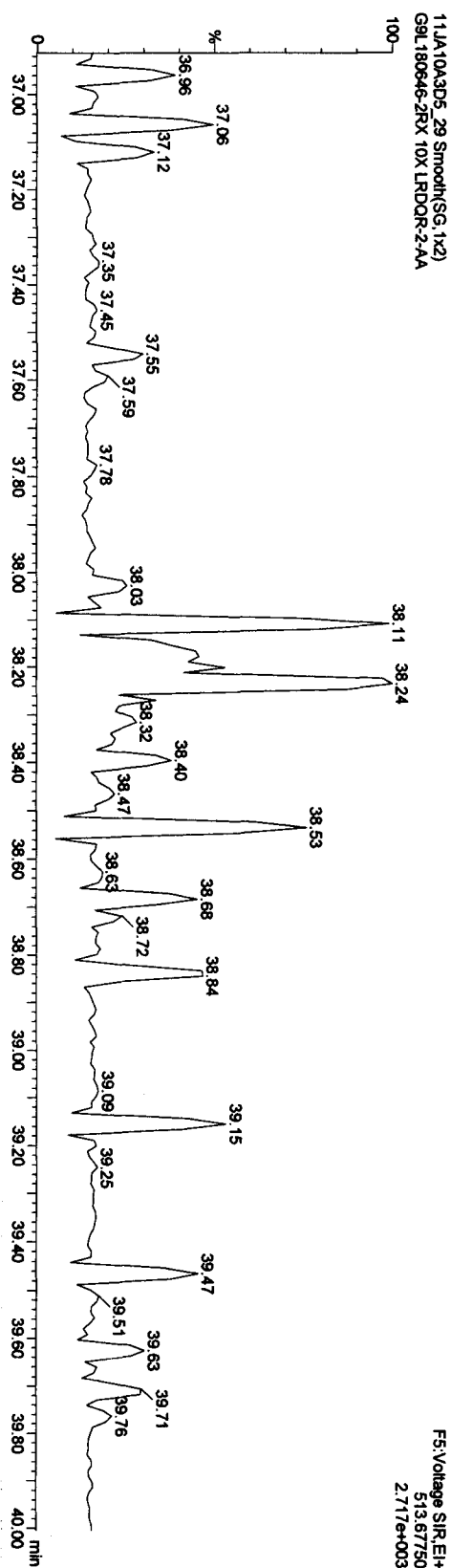


11JA10A3D5_29 Smooth(SG,1x2)
G9L180646-2RX 10X LRDQR-2-AA



OCDf PCDFE

11JA10A3D5_29 Smooth(SG,1x2)
G9L180646-2RX 10X LRDQR-2-AA




Quantity Sample Report MassLynx 4.1

Dataset: C:\MassLynx\Default\pro1\1JA10A3DS6290E.qld


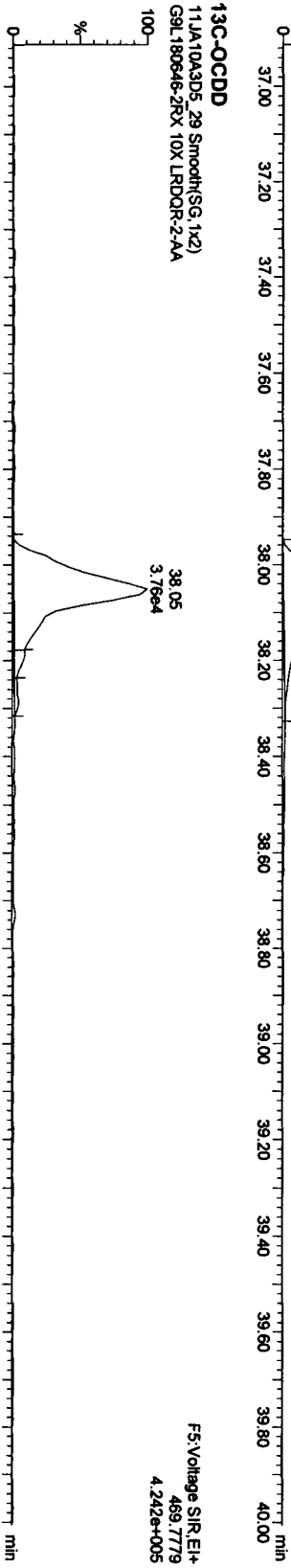
Last Altered: Tuesday, January 12, 2010 14:58:27 Pacific Standard Time
Printed: Tuesday, January 12, 2010 14:59:22 Pacific Standard Time

Name: 11JA10A3D5_29, Date: 12-Jan-2010, Time: 14:13:19, ID: LRDQR-2-AA, Description: G9L180646-2RX 10X

OCDD



13C-OCDD



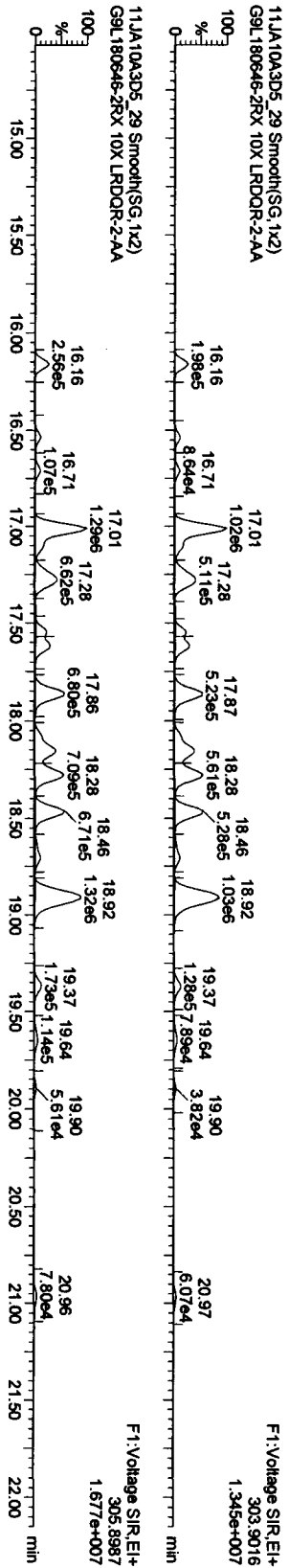
Quantity Sample Report Masslynx 4.1

Dataset: C:\Masslynx\Default\pro1\1JA10A3D58290E.qld

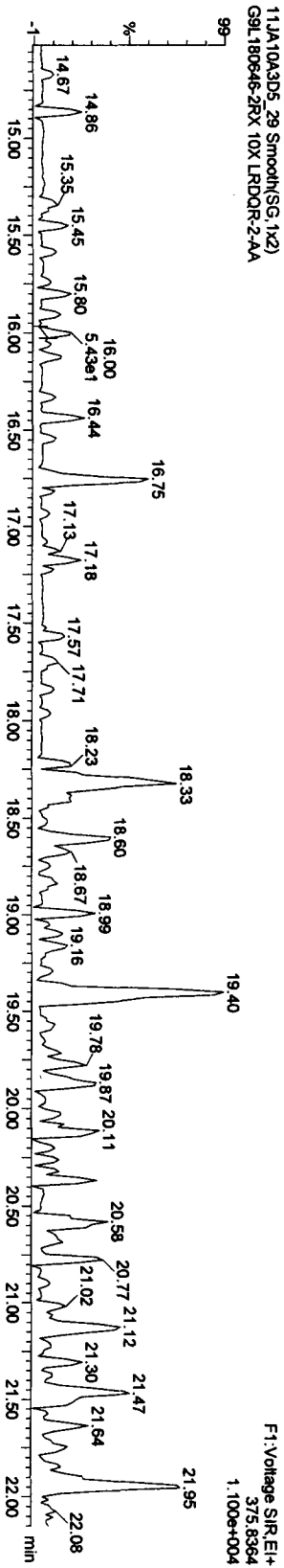
Last Altered: Tuesday, January 12, 2010 14:58:27 Pacific Standard Time
 Printed: Tuesday, January 12, 2010 14:59:22 Pacific Standard Time

Name: 11JA10A3D5_29, Date: 12-Jan-2010, Time: 14:13:19, ID: LRDQR-2-AA, Description: G9L180646-2RX 10X

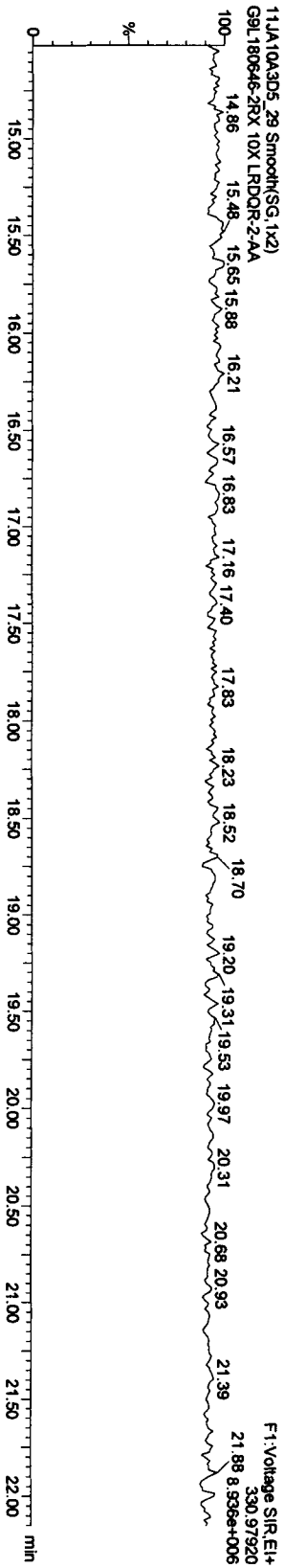
TCDFs



TCDF PCDPE



Function 1 PFK



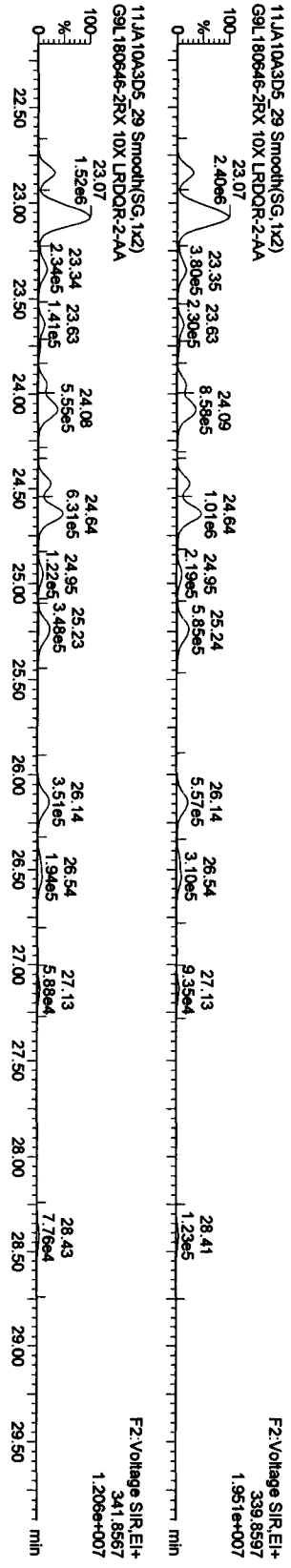
Quantity Sample Report Masslynx 4.1

Dataset: C:\Masslynx\Default\pro1\1JA10A3D58290E.qld

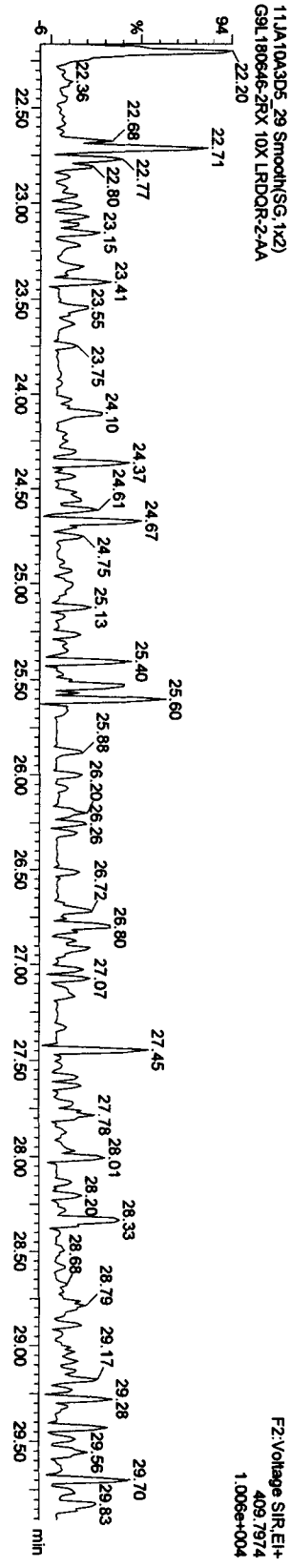
Last Altered: Tuesday, January 12, 2010 14:58:27 Pacific Standard Time
Printed: Tuesday, January 12, 2010 14:59:22 Pacific Standard Time

Name: 11JA10A3D5_29, Date: 12-Jan-2010, Time: 14:13:19, ID: LRDQR-2-AA, Description: G9L180646-2RX 10X

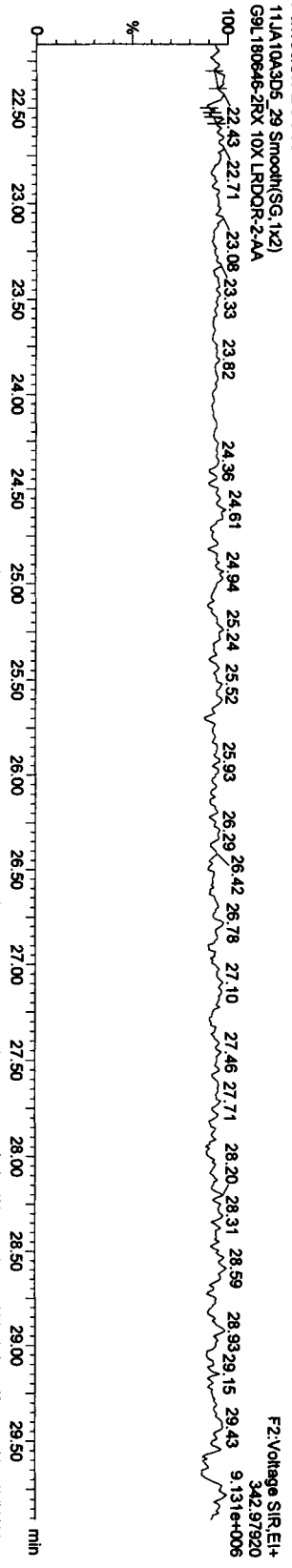
PeCDF



F2 PeCDF PCDPE



Function 2 PFK



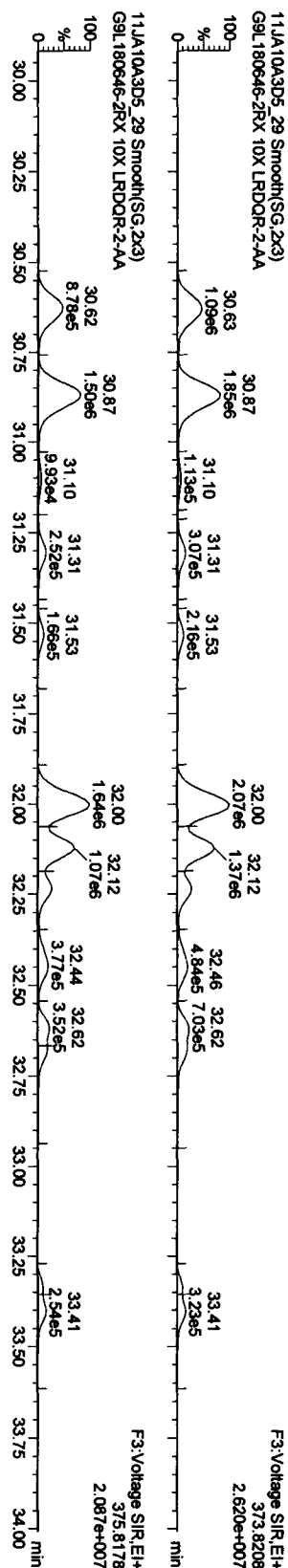
Quantity Sample Report Masslynx 4.1

Dataset: C:\Masslynx\Default\prot\11JA10A3D58290E.qld

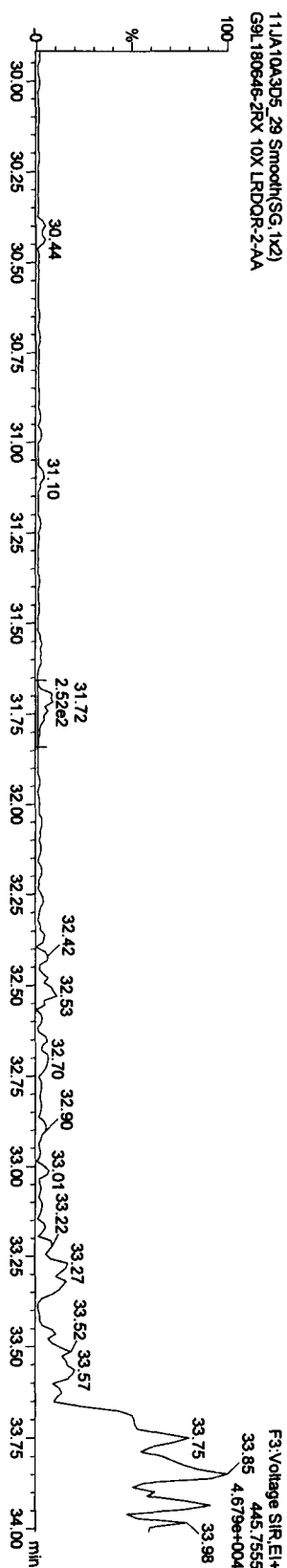
Last Altered: Tuesday, January 12, 2010 14:58:27 Pacific Standard Time
 Printed: Tuesday, January 12, 2010 14:59:22 Pacific Standard Time

Name: 11JA10A3D5_29, Date: 12-Jan-2010, Time: 14:13:19, ID: LRDQR-2-AA, Description: G9L180646-2RX 10X

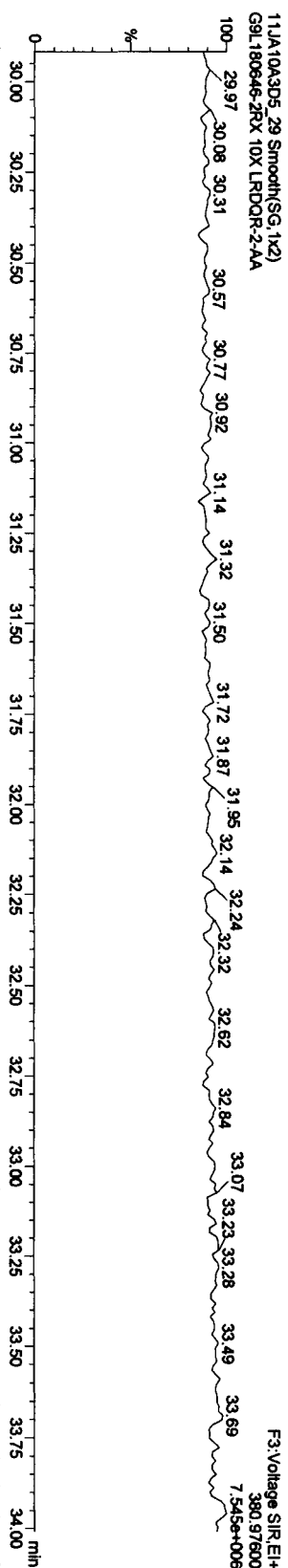
HXCDFS



HXCDF PCDFE



Function 3 PFK



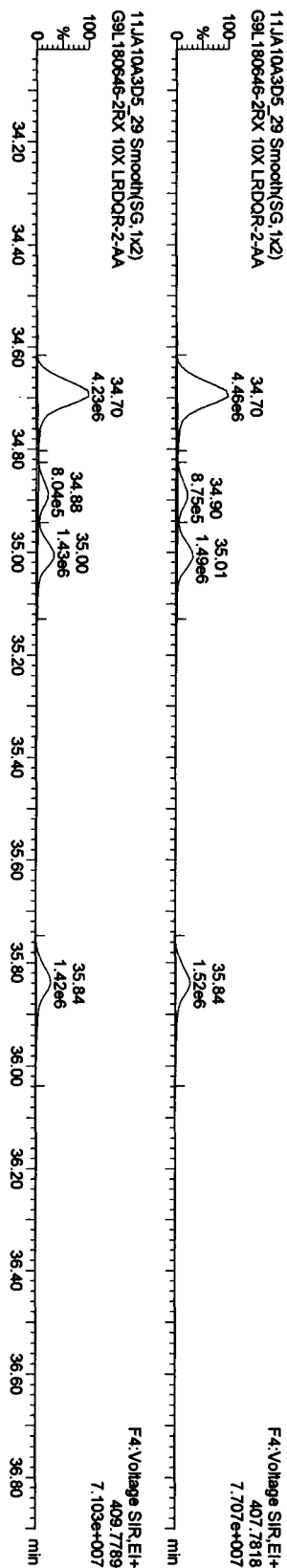
Quantity Sample Report MassLynx 4.1

Dataset: C:\MassLynx\Default\prot11JA10A3D58290E.qld

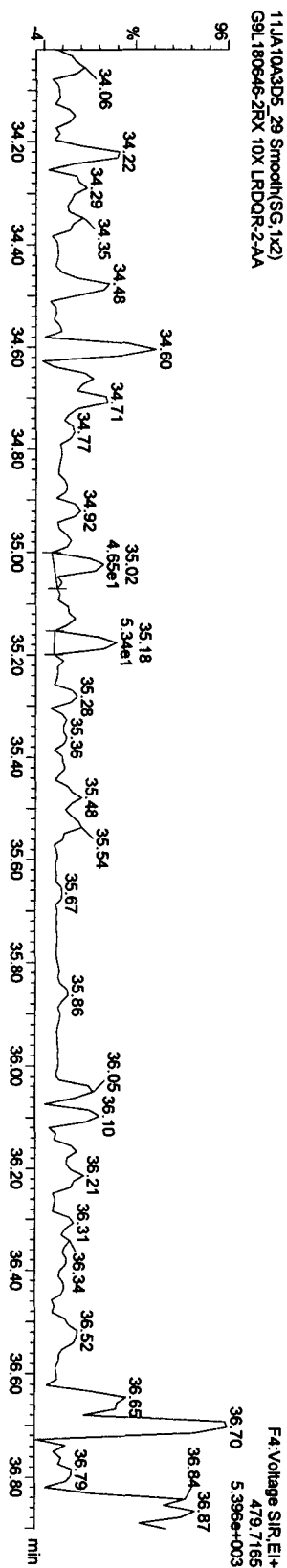
Last Altered: Tuesday, January 12, 2010 14:58:27 Pacific Standard Time
 Printed: Tuesday, January 12, 2010 14:59:22 Pacific Standard Time

Name: 11JA10A3D5_29, Date: 12-Jan-2010, Time: 14:13:19, ID: LRDQR-2-AA, Description: G9L180646-2RX 10X

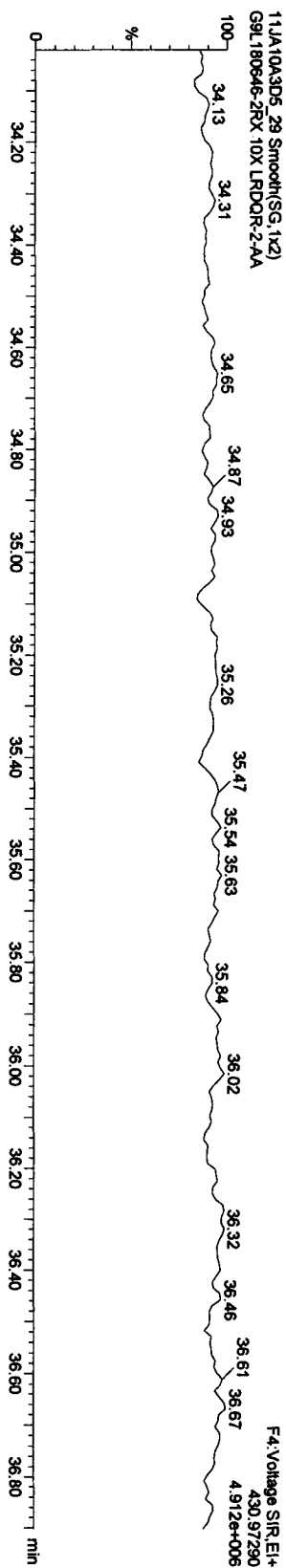
HPCDFs



HPCDF PCDPE



Function 4 PFK




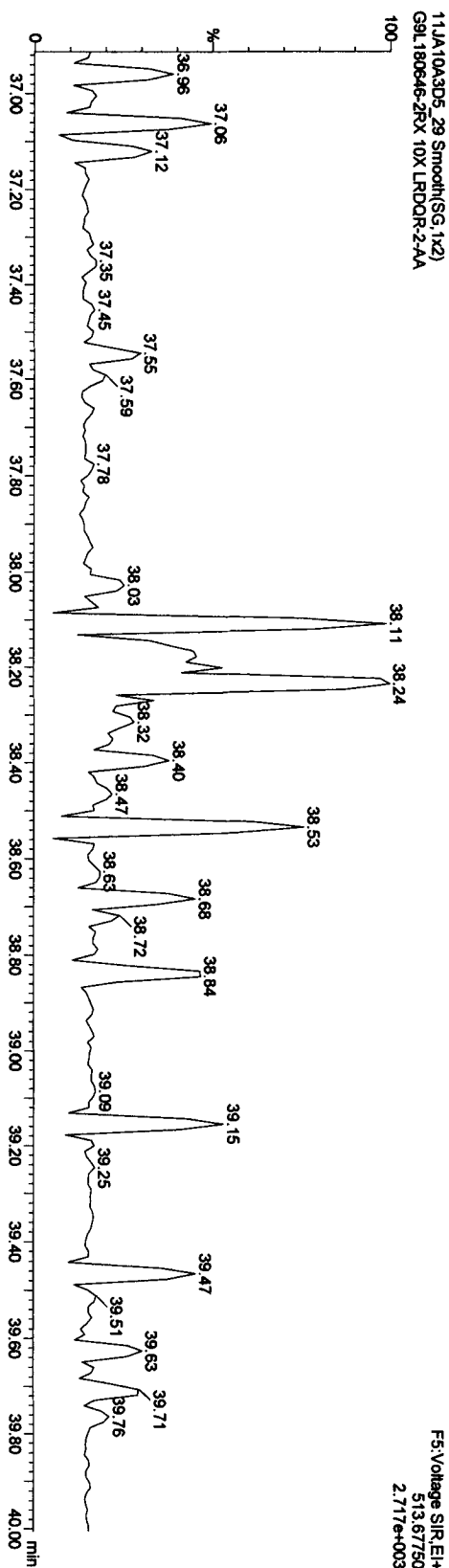
Quantity Sample Report MassLynx 4.1

Dataset: C:\MassLynx\Default\pro1\11JA10A3D58290E.qld

Last Altered: Tuesday, January 12, 2010 14:58:27 Pacific Standard Time
Printed: Tuesday, January 12, 2010 14:59:22 Pacific Standard Time

Name: 11JA10A3D5_29, Date: 12-Jan-2010, Time: 14:13:19, ID: LRDQR-2-AA, Description: G9L180646-2RX 10X

OCDF PCDPPE
11JA10A3D5_29 Smooth(SG, 1x2)
G9L180646-2RX 10X LRDQR-2-AA



11JA10A3D5_29 Smooth(SG, 1x2)
G9L180646-2RX 10X LRDQR-2-AA
100- 36.94 37.18 37.34 37.44 37.57 37.79 37.87 37.95 38.12 38.29 38.40 38.59 38.65 38.82 38.98 39.10 39.24 39.28 39.43 39.53 39.74 39.80

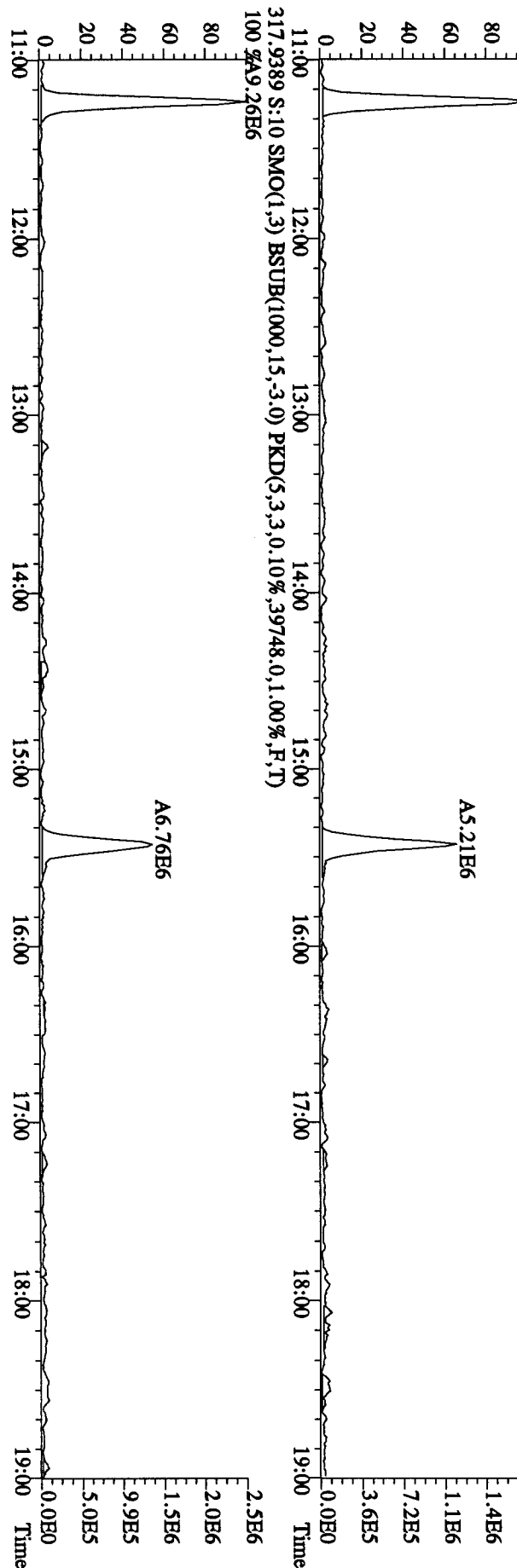
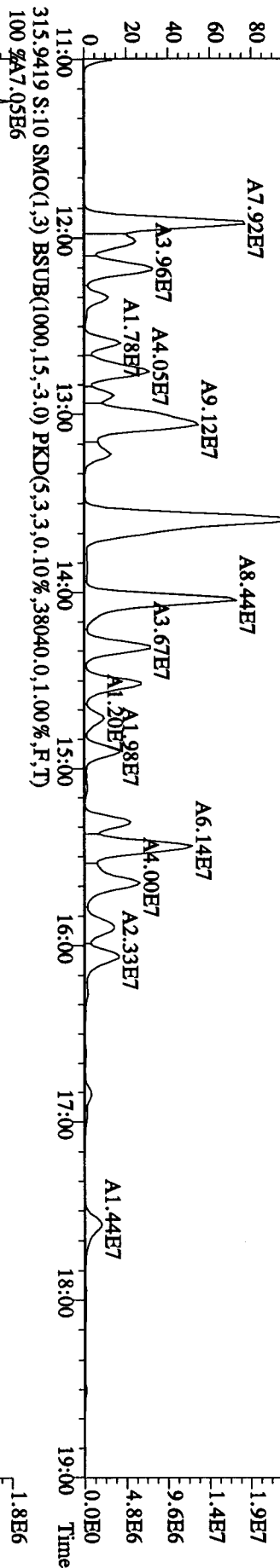
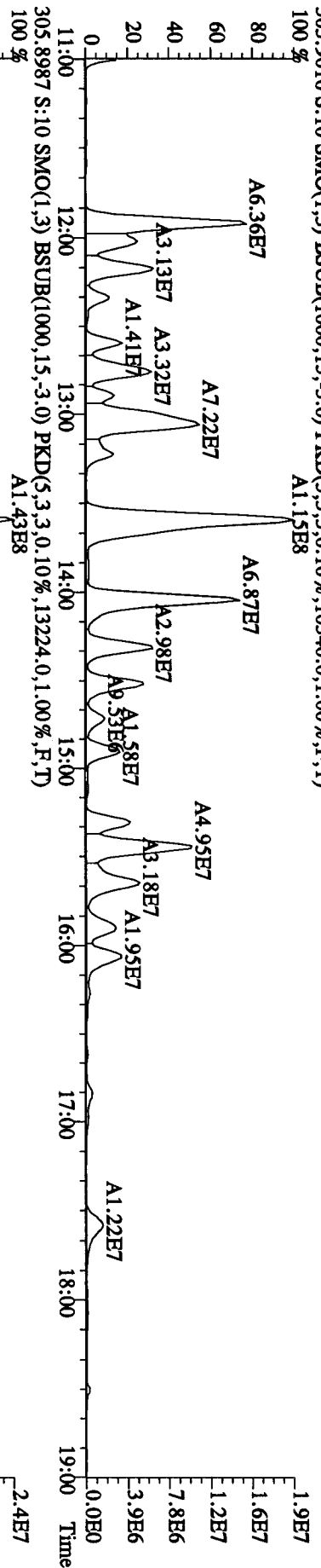
Run text: LRDQR-2-AA Sample text: LRDQR-2-AA :G9L180646-2RX(10X)
 Run #13 Filename: 13JA105D2 S: 10 I: 1 Results: 13JA105D2DB225
 Acquired: 13-JAN-10 14:31:52 Processed: 13-JAN-10 15:16:37
 Run: 13JA105D2 Analyte: DB225HRS Cal: DB2250104105D2
 Factor 1: 1600.000 Factor 2: 20.000 Sample size: 10.0200g

Name	Resp	RA	RT	RRF	Conc	EDL	Rec	M
13C-1,2,3,4-TCDD	4009617	0.77 y	14:20	-	0.18	-	-	n
13C-2,3,7,8-TCDF	11973487	0.77 y	15:26	1.66	179.14	14.88	89.8	n
2,3,7,8-TCDF	110894100	0.81 y	15:26	1.01	1823.99	5.57	-	n
13C-2,3,7,8-TCDD	6141763	0.85 y	14:05	0.95	160.72	16.81	80.5	n
2,3,7,8-TCDD	8414663	0.77 y	14:08	1.18	231.26	11.86	-	n
37C1-2,3,7,8-TCDD	6978426	1.00 y	14:06	2.07	84.00	6.80	105.2	n

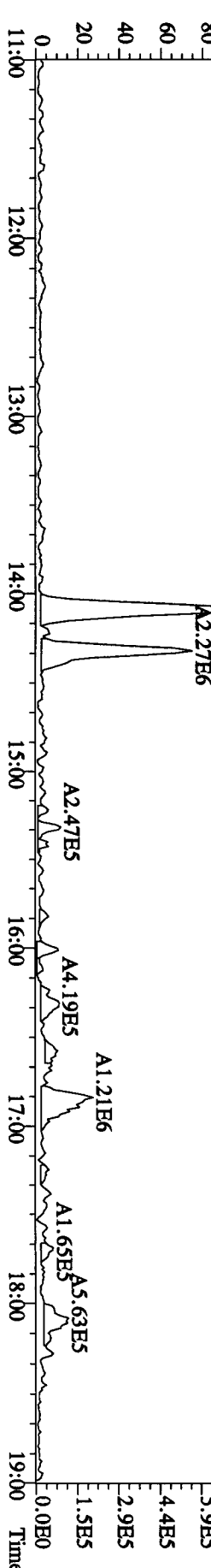
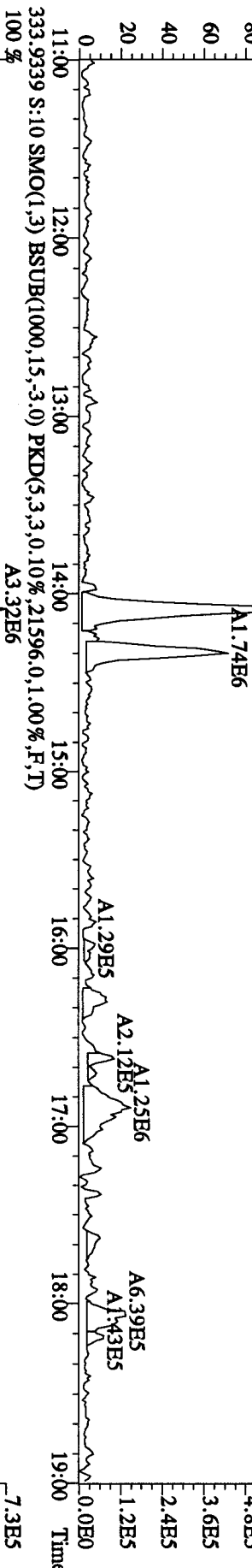
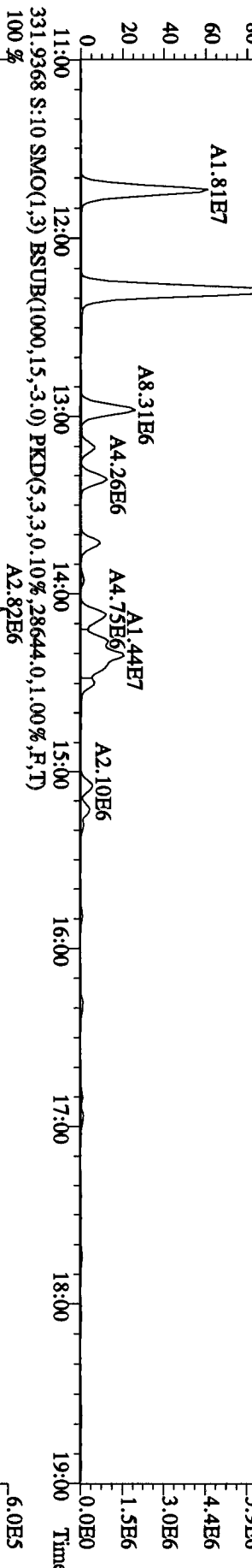
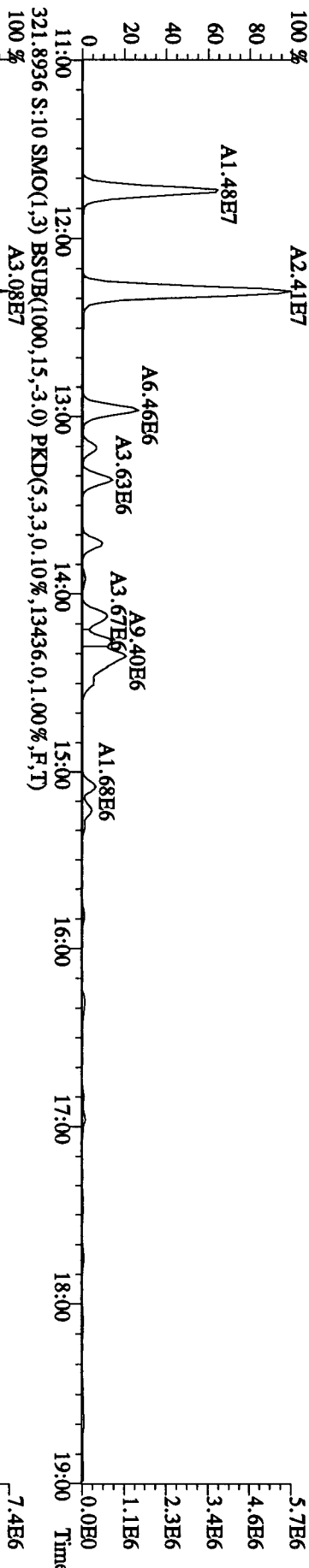
con G

Bro
01/14/10

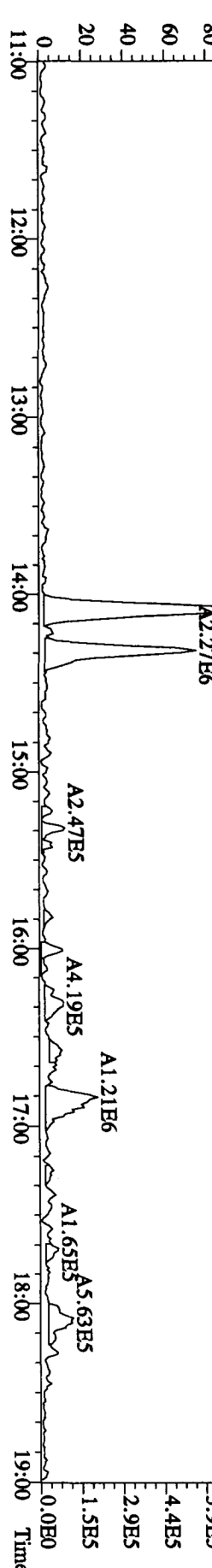
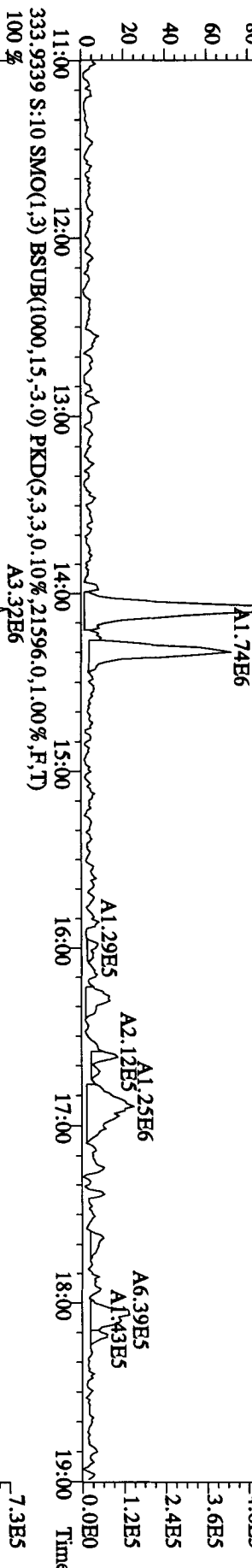
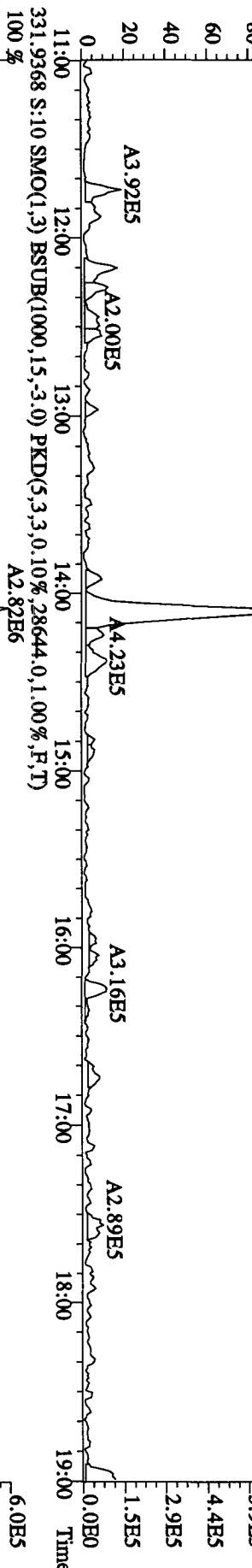
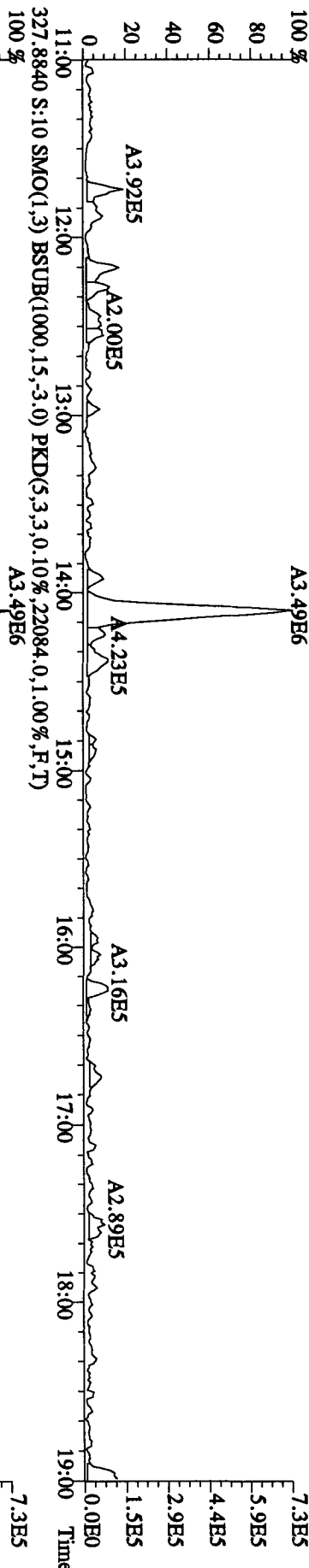
File:131A105D2 #1-1242 Acq:13-JAN-2010 14:31:52 GC EI+ Voltage SIR 70SE
 Sample#10 Text:LRDOR-2-AA :G9L180646-2RX(10X) Exp:DB225
 303.9016 S:10 SMO(1,3) BSUB(1000,15,-3.0) PKD(5,3,3,0,10%,10340,0,1,00%,F,T)
 100%



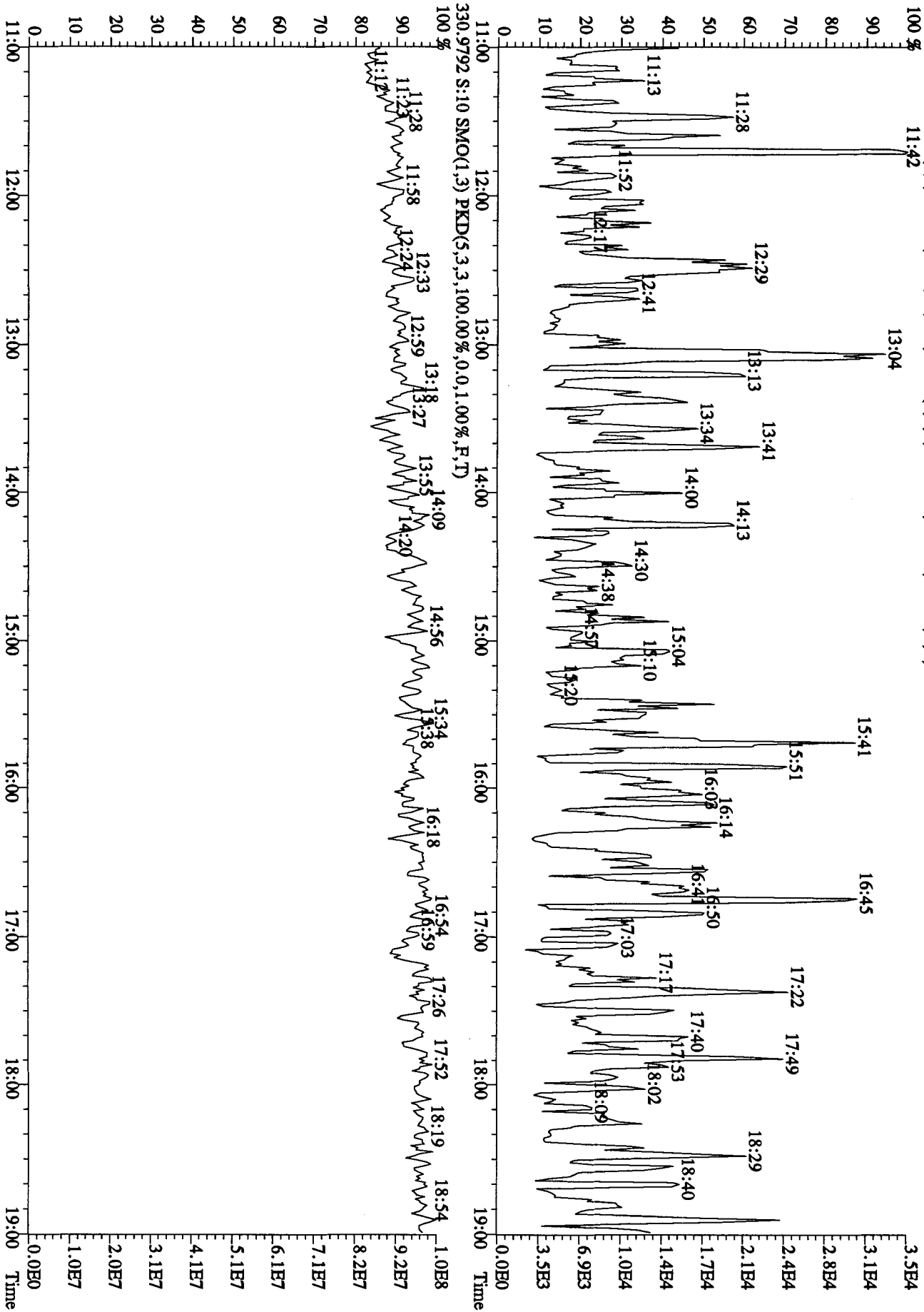
File:13JA105D2 #1-1242 Acq:13-JAN-2010 14:31:52 GC EI+ Voltage: SIR 70SE
 Sample#10 Text:LRDOR-2-AA :G9L180646-2RX(10X) Exp:DB225
 319.8965 S:10 SMO(1,3) BSUB(1000,15,-3,0) PKD(5,3,3,0.10%,17092.0,1.00%,F,T)



File:13JA105D2 #1-1242 Acq:13-JAN-2010 14:31:52 GC EI+ Voltage SIR 70SE
 Sample#10 Text:LRDOR-2-AA :G9L180646-2RX(10X) Exp:DB225
 327.8840 S:10 SMO(1,3) BSUB(1000,15,-3.0) PKD(5,3,3,0.10%,22084.0,1.00%,F,T) A3.49E6



File:131A105D2 #1-1242 Acq:13-JAN-2010 14:31:52 GC EI+ Voltage SIR 70SE
 Sample#10 Text:LRDOR-2-AA :G9L180646-2RX(10X) Exp:DB225
 375.8364 S:10 SMO(1,3) BSUB(1000,15,-3.0) PKD(5,3,3,100.00%,9088.0,1.00%,F,T)



Quantity Sample Summary Report MassLynx 4.1

Dataset: T:\HighRes_Archive\3D5\Default.pro\11JA10A3D58290CSY.qld

Last Altered: Wednesday, January 13, 2010 03:05:35 PM Pacific Standard Time
 Printed: Wednesday, January 13, 2010 03:06:58 PM Pacific Standard Time

(12)
380 of 1782

Method: C:\MassLynx\Default.PRO\MethDB\82903D5.mdb 12 Jan 2010 09:52:33
 Calibration: C:\MassLynx\Default.PRO\Curv\BNC123120093D58290.cdb 31 Dec 2009 13:37:23

2001/13/10

Name: 11JA10A3D5_20, Date: 12-Jan-2010, Time: 07:50:14, ID: LRDQT-2-AA, Description: G9L180646-3RX, Task:

# Name	Trace	Sample Size	RT	Ptd.RT	RRF M...	Abs.Resp	Conc.	EMPC	%Rec	EDL	Mod Date	Ratio	Ratio Flag
1 13C-1,2,3,4-TCDD	331.9368	10.200	19.46	19.47	1.000	429053.00	98.0392	98.0392	100.0	0.2976		0.84	NO
2													
3 13C-2,3,7,8-TCDF	315.9419	10.200	18.87	18.84	1.554	1069537.56	157.2784	157.2784	80.2	0.2153		0.76	NO
4 2,3,7,8-TCDF	303.9016	10.200	18.92	18.89	1.009	40627.89	7.3823	7.3823	<i>See 0515</i>	0.2370		0.79	NO
5 Total TCDFs	303.9016	10.200			1.009		45.3941	7.3823		0.2370			
6													
7 13C-2,3,7,8-TCDD	331.9368	10.200	19.67	19.67	0.937	668670.28	163.1456	163.1456	83.2	0.3177		0.81	NO
8 2,3,7,8-TCDD	319.8965	10.200	19.70	19.69	1.132	730.75	0.1894	0.1894		0.1501		0.74	NO
9 Total TCDDs	319.8965	10.200			1.132		4.9985	0.1894		0.1501			
10													
11 37CL-2,3,7,8-TCDD	327.8847	10.200	19.70	19.69	1.137	391523.63	78.6838	0.0000	100.3	0.1430			
12													
13 13C-1,2,3,7,8-PeCDF	351.9000	10.200	24.61	24.59	1.215	824100.84	154.9427	154.9427	79.0	0.9339		1.56	NO
14 1,2,3,7,8-PeCDF	339.8597	10.200	24.64	24.64	1.031	26371.83	6.0872	6.0872		0.5842		1.64	NO
15 2,3,4,7,8-PeCDF	339.8597	10.200	26.15	26.15	0.964	13831.10	3.4138	3.4138		0.6247	13-Jan-10	1.74	NO
16 Total F2 PeCDFs	339.8597	10.200			0.997		41.0851	6.0872		0.6037			
17 Total F1 PeCDFs	339.8597	10.200			0.997		4.4093	4.4093		0.6633			
18													
19 13C-1,2,3,7,8-PeCDD	367.8949	10.200	26.97	26.94	0.747	549661.98	168.0560	168.0560	85.7	0.5370		1.65	NO
20 1,2,3,7,8-PeCDD	355.8546	10.200	27.00	27.00	1.057	1594.67	0.5383	0.5391		0.2865		2.82	YES
21 Total PeCDDs	355.8546	10.200			1.057		4.3118	3.5397		0.2865			
22													
23 13C-1,2,3,7,8,9-HxCDD	401.8559	10.200	33.16	33.13	1.000	460262.48	98.0392	98.0392	100.0	0.8827		1.15	NO
24													
25 13C-1,2,3,4,7,8-HxCDF	383.8639	10.200	32.00	32.00	0.916	639688.47	148.6873	148.6873	75.8	0.4787		0.51	NO
26 1,2,3,4,7,8-HxCDF	373.8208	10.200	32.01	32.01	1.243	55898.76	13.7868	13.7868		0.3964		1.26	NO
27 1,2,3,6,7,8-HxCDF	373.8208	10.200	32.12	32.12	1.486	35939.81	7.3627	7.3627		0.3292		1.21	NO
28 2,3,4,6,7,8-HxCDF	373.8208	10.200	32.67	32.69	1.311	11652.52	2.7242	2.3358		0.3757	13-Jan-10	0.90	YES
29 1,2,3,7,8,9-HxCDF	373.8208	10.200	33.34	33.34	1.291	12458.22	2.9580	1.3626		0.3816	13-Jan-10	0.34	YES
30 Total HxCDFs	373.8208	10.200			1.335		55.8792	51.5020		0.3689			
31													

Dataset: T:\HighRes_Archive\3D5\Default.pro\11JA10A3D58290CSY.qld

Last Altered: Wednesday, January 13, 2010 03:05:35 PM Pacific Standard Time
 Printed: Wednesday, January 13, 2010 03:06:58 PM Pacific Standard Time

Name: 11JA10A3D5_20, Date: 12-Jan-2010, Time: 07:50:14, ID: LRDQT-2-AA, Description: G9L180646-3RX, Task:

# Name	Trace	Sample Size	RT	Prd.RT	RIE.F.M...	Abs.Resp	Conc.	EMFC	%Rec	EDL	Mod Date	Ratio	Ratio Flag
32 13C-1,2,3,4,6,7,8-HxCDD	401.8559	10.200	32.89	32.89	0.809	531021.86	139.7836	139.7836	71.3	1.3871		1.31	NO
33 1,2,3,4,7,8-HxCDD	389.8157	10.200	32.83	32.82	0.933	984.03	0.3896	0.3519		0.2047	13-Jan-10	1.00	YES
34 1,2,3,6,7,8-HxCDD	389.8157	10.200	32.91	32.91	1.180	2638.50	0.8255	0.8255		0.1617		1.35	NO
35 1,2,3,7,8,9-HxCDD	389.8157	10.200	33.16	33.17	1.283	3807.12	1.0958	0.7622		0.1488	13-Jan-10	0.63	YES
36 Total HxCDDs	389.8157	10.200		0.00	1.132		10.4404	6.5947		0.1686			
37													
38 13C-1,2,3,4,6,7,8-HpCDF	417.8253	10.200	34.69	34.69	0.811	454283.73	119.3455	119.3455	60.9	1.3678		0.41	NO
39 1,2,3,4,6,7,8-HpCDF	407.7818	10.200	34.70	34.70	1.364	89525.42	28.3318	28.3318		0.6595		1.03	NO
40 1,2,3,4,7,8,9-HpCDF	407.7818	10.200	35.84	35.84	1.115	61554.90	23.8317	14.0073		0.8068		0.43	YES
41 Total HpCDFs	407.7818	10.200		0.00	1.239		68.7079	69.9925		0.7258			
42													
43 13C-1,2,3,4,6,7,8-HpCDD	435.8169	10.200	35.50	35.50	0.707	435202.20	131.0394	131.0394	66.8	2.3893		0.98	NO
44 1,2,3,4,6,7,8-HpCDD	423.7766	10.200	35.53	35.51	1.043	6113.48	2.6406	2.3332		0.3688	13-Jan-10	0.82	YES
45 Total HpCDDs	423.7766	10.200		0.02	1.043		3.6776	2.2762		0.3688			
46													
47 13C-OCDD	469.7779	10.200	38.04	38.04	0.519	452704.55	185.8714	185.8714	47.4	2.9077		0.87	NO
48 OCDF	441.7428	10.200	38.17	38.16	1.402	136351.53	84.2399	84.2399		0.9767		0.88	NO
49 OCDD	457.7377	10.200	38.05	38.05	1.197	4436.49	3.2109	3.2109		0.6376		0.81	NO
50													
51													
52 Function 1 PFK	330.97920	1.000		19.26									
53 Function 2 PFK	342.97920	1.000		22.41	16743....					0.0000			
54 Function 3 PFK	380.97600	1.000		32.86	7909.225					0.0000			
55 Function 4 PFK	430.97290	1.000		34.15	14980....					0.0000			
56 Function 5 PFK	442.97280	1.000		39.67		2761.63	0.6995		70.0	3.1044			
57 TCDF PCDFE	375.8964	1.000		16.06	30.012					0.0000			
58 F1 PeCDF PCDFE	409.79740	1.000		15.41	45.972	75.99	1.6530		165.3	5.9320			
59 F2 PeCDF PCDFE	409.7974	1.000		22.27	17.774					0.0000			
60 HxCDF PCDFE	445.7555	1.000		31.69	18.611	417.90	22.4545		2245.5	35.5128			
61 HPCDF PCDFE	479.7165	1.000		35.12	75.501					0.0000			
62 OCDF PCDFE	513.67750	1.000		37.79	85.061					0.0000			

Dataset: T:\HighRes_Archive\3D5\Default.pro\11JA10A3D58290CSY.qld

Last Altered: Wednesday, January 13, 2010 03:05:35 PM Pacific Standard Time

Printed: Wednesday, January 13, 2010 03:07:34 PM Pacific Standard Time

Method: C:\MassLynx\Default.PRO\MethDB\82903D5.mdb 12 Jan 2010 09:52:33
Calibration: C:\MassLynx\Default.PRO\Curv\EDL\123120093D58290.cdb 31 Dec 2009 13:37:23

Sample Name: 11JA10A3D5_20

11JA10A3D5_20 Smooth(SG, 1x2)

G9L180646-3RX LRDQ1-2-AA

F2: Voltage SIR.EI+

339.8597

3.429e+005

Manual Edit Codes

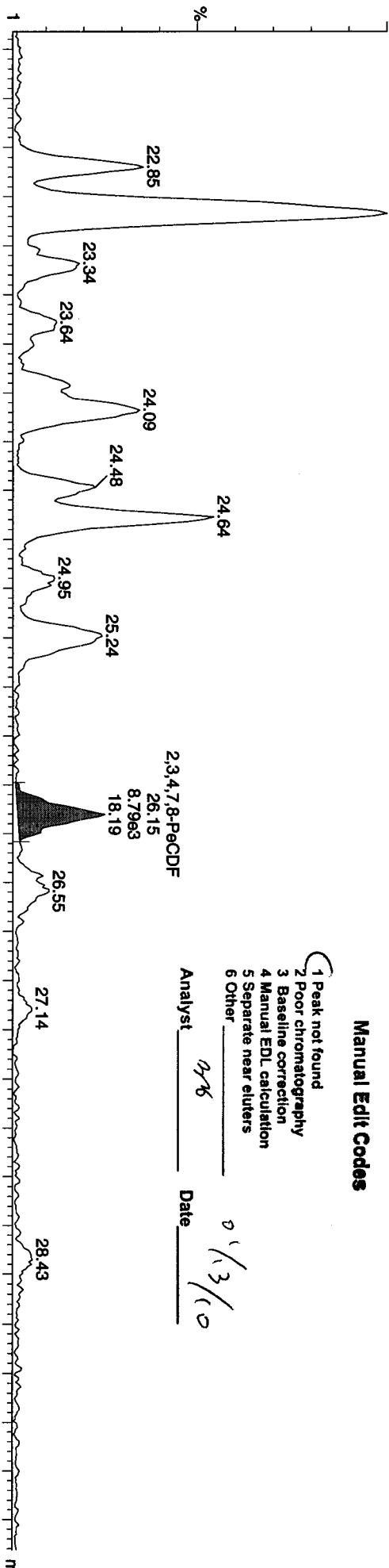
- 1 Peak not found
- 2 Poor chromatography
- 3 Baseline correction
- 4 Manual EDL calculation
- 5 Separate near eluters
- 6 Other

Analyst

g76

Date

01/13/10

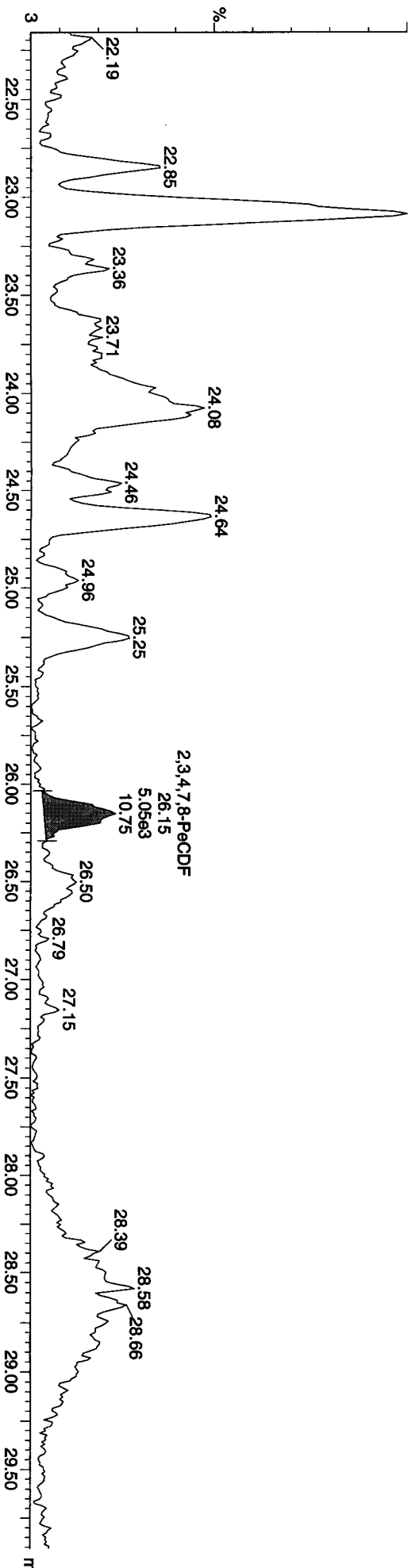


11JA10A3D5_20 Smooth(SG, 1x2)
G9L180646-3RX LRDQ1-2-AA

F2: Voltage SIR.EI+

341.8567

2.299e+005



11JA10A3D5_20 Smooth(SG, 1x2)
G9L180646-3RX LRDQ1-2-AA

F2: Voltage SIR.EI+

341.8567

2.299e+005

Dataset: T:\HighRes_Archive\3D5\Default.pro\11JA10A3D58290CSY.qld

Last Altered: Wednesday, January 13, 2010 03:05:35 PM Pacific Standard Time

Printed: Wednesday, January 13, 2010 03:07:34 PM Pacific Standard Time

Sample Name: 11JA10A3D5_20

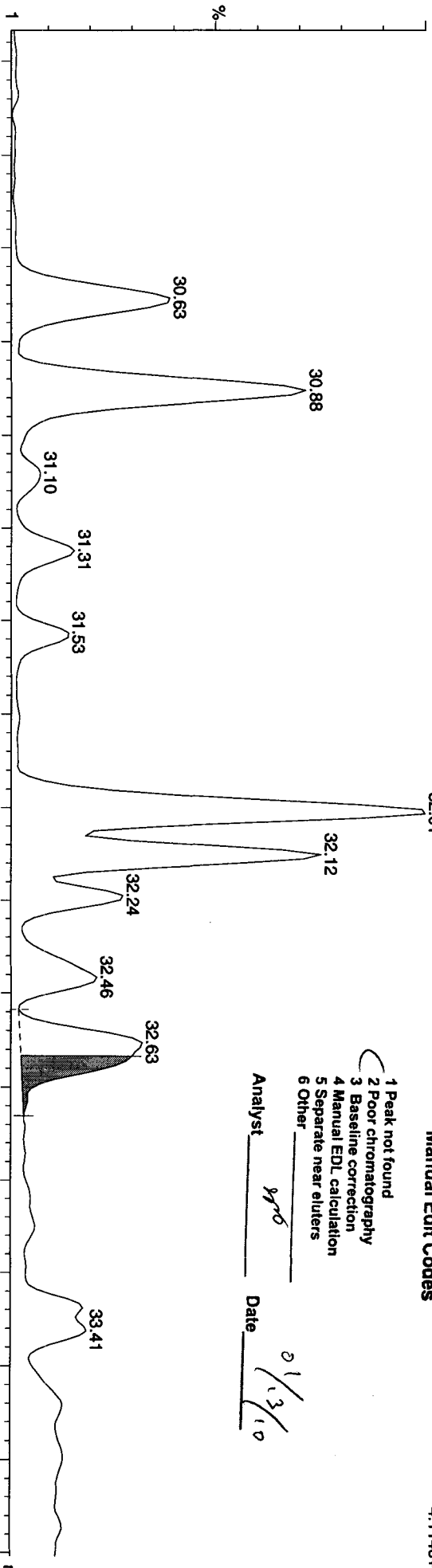
11JA10A3D5_20 Smooth(SG,2x3)
G9L180646-3RX LRDOT-2-AA

Manual Edit Codes

- 1 Peak not found
- 2 Poor chromatography
- 3 Baseline correction
- 4 Manual EDL calculation
- 5 Separate near eluters
- 6 Other

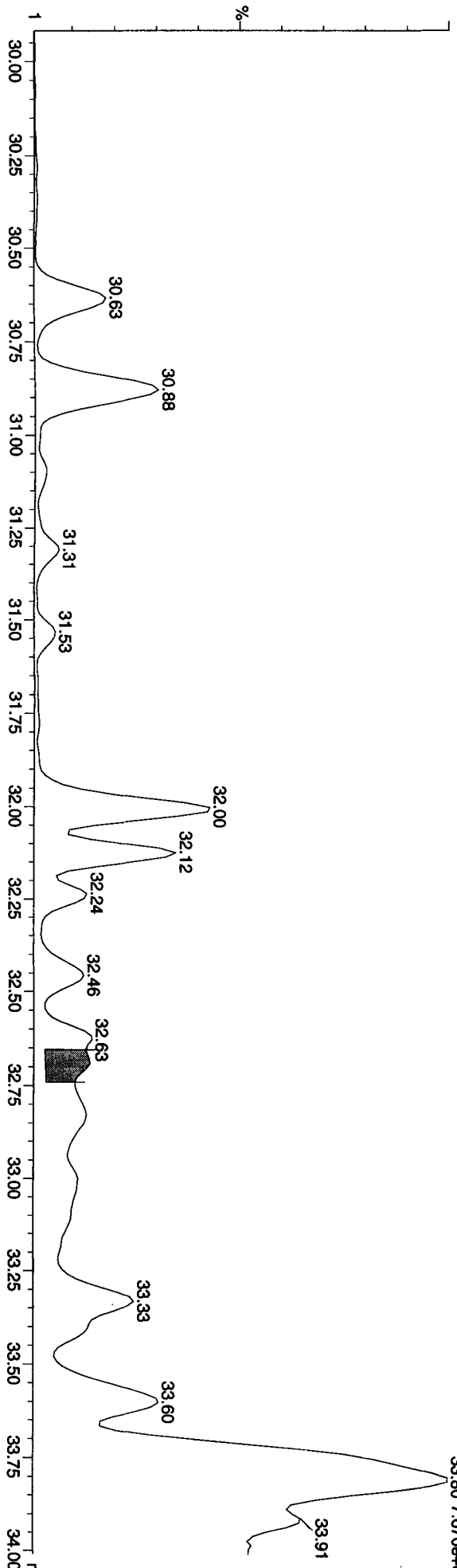
Analyst YFD Date 01/13/10

F3:Voltage SIR.EI+
373.8208
4.114e+005



11JA10A3D5_20 Smooth(SG,2x3)
G9L180646-3RX LRDOT-2-AA

F3:Voltage SIR.EI+
375.8178
33.80 7.670e+005



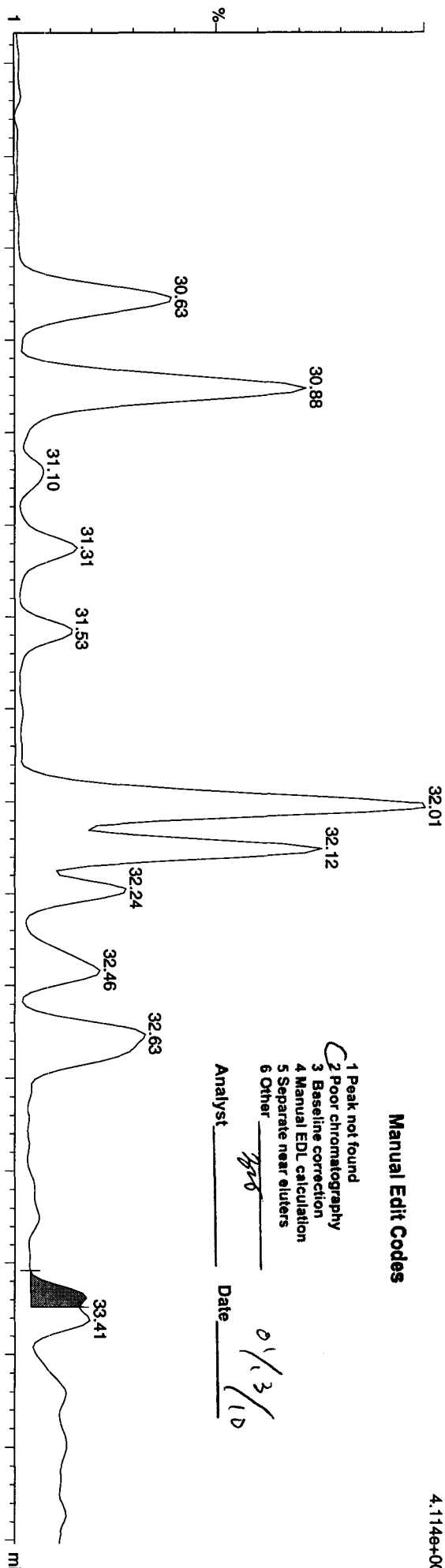
Dataset: T:\HighRes_Archive\3D5\Default.pro\11JA10A3D58290CSY.qld

Last Altered: Wednesday, January 13, 2010 03:05:35 PM Pacific Standard Time
Printed: Wednesday, January 13, 2010 03:07:34 PM Pacific Standard Time

Sample Name: 11JA10A3D5_20

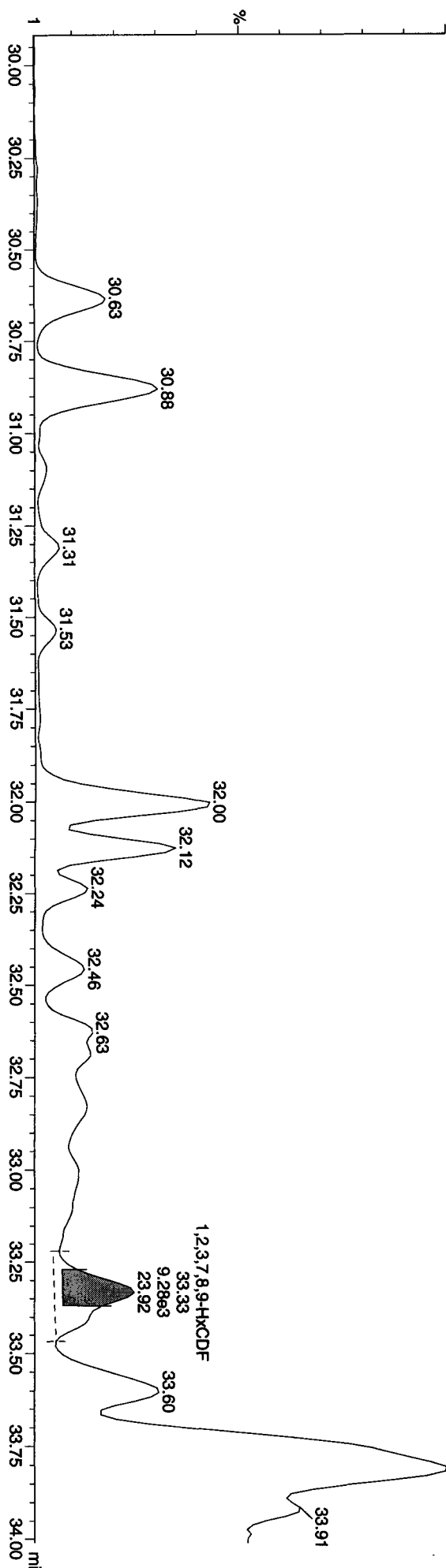
11JA10A3D5_20 Smooth(SG,2x3)
G9L180646-3RX LRDQT-2-AA

F3: Voltage SIR, EI+
373.8208
4.114e+005



11JA10A3D5_20 Smooth(SG,2x3)
G9L180646-3RX LRDQT-2-AA

F3: Voltage SIR, EI+
375.8174
7.670e+005



Dataset: T:\HighRes_Archive\3D5\Default.pro\11JA10A3D58290CCSY.qld

Last Altered: Wednesday, January 13, 2010 03:05:35 PM Pacific Standard Time
Printed: Wednesday, January 13, 2010 03:07:34 PM Pacific Standard Time

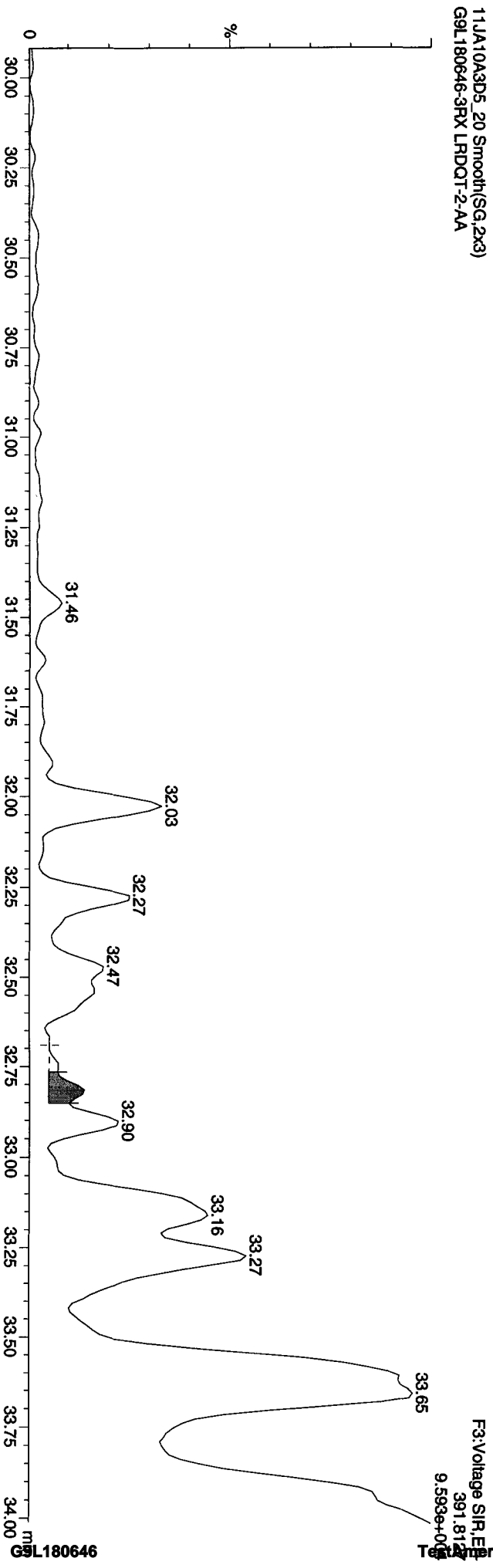
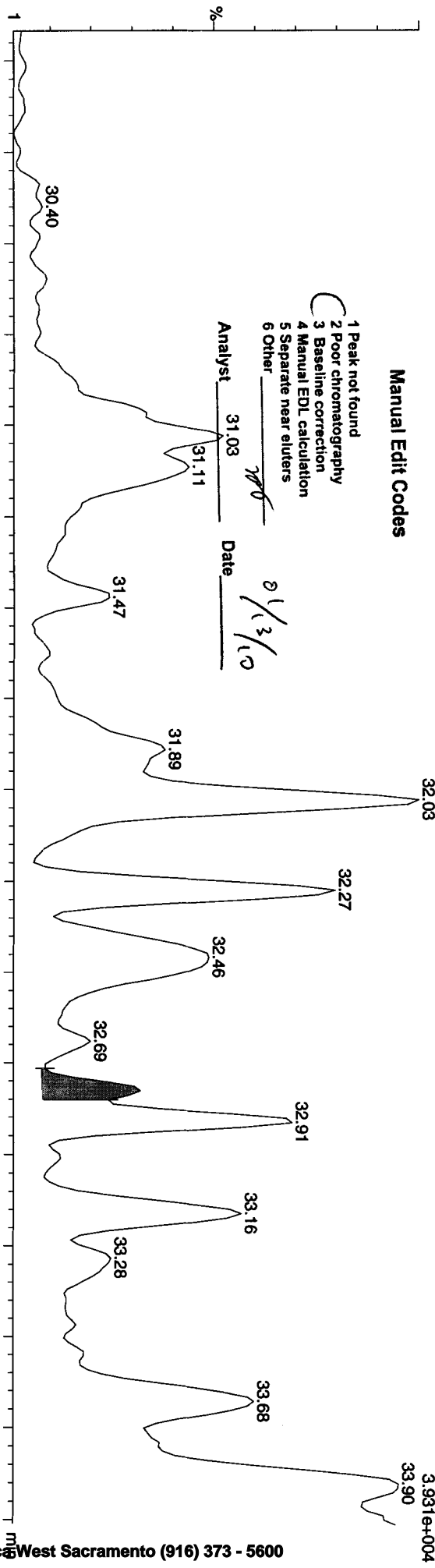
Sample Name: 11JA10A3D5_20

11JA10A3D5_20 Smooth(SG,2x3)
G9L180646-3RX LRDQT-2-AA

Manual Edit Codes

- 1 Peak not found
- 2 Poor chromatography
- 3 Baseline correction
- 4 Manual EDL calculation
- 5 Separate near eluters
- 6 Other

Analyst WJ Date 1/13/10



Dataset: T:\HighRes_Archive\3D5\Default.pro\11JA10A3D58290CCSY.qld

Last Altered: Wednesday, January 13, 2010 03:05:35 PM Pacific Standard Time

Printed: Wednesday, January 13, 2010 03:07:34 PM Pacific Standard Time

Sample Name: 11JA10A3D5_20

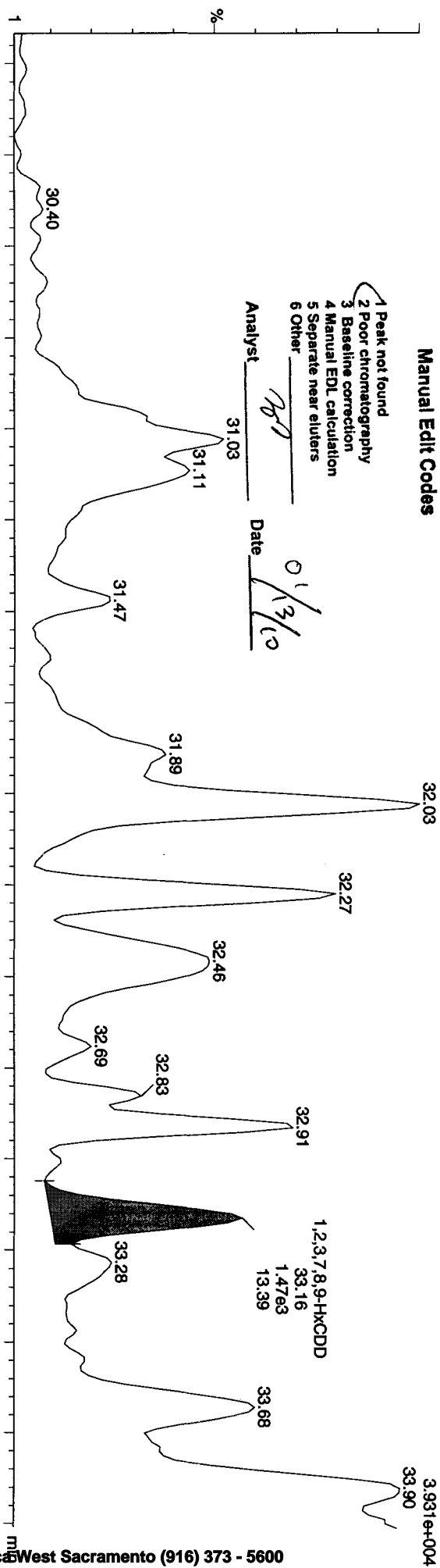
11JA10A3D5_20 Smooth(SG,2x3)
G9L180646-3RX LRPDT-2-AA

Manual Edit Codes

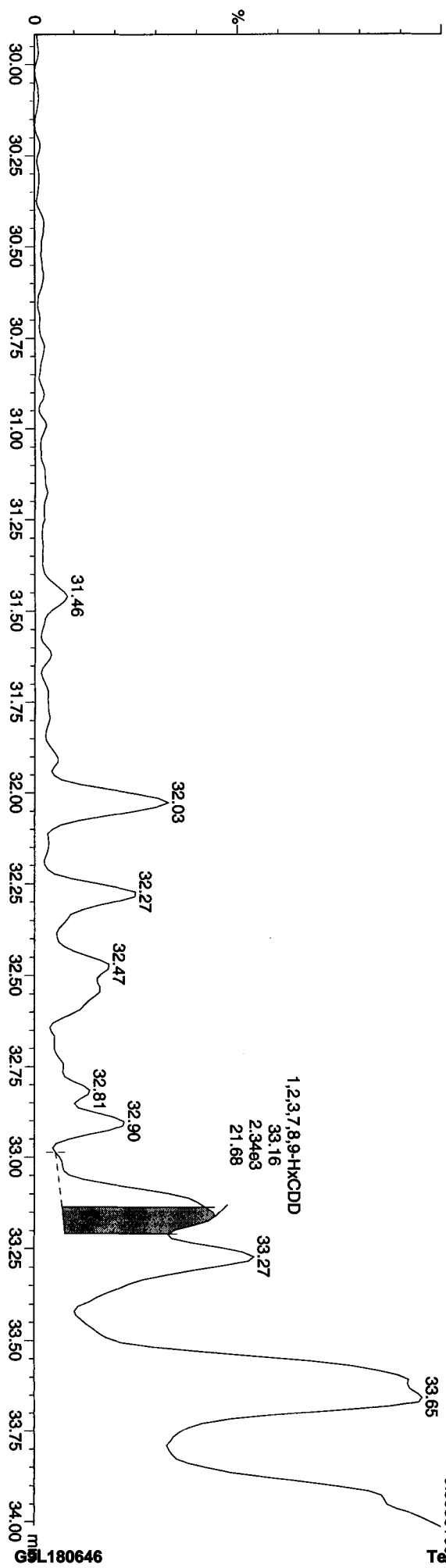
- 1 Peak not found
- 2 Poor chromatography
- 3 Baseline correction
- 4 Manual EDL calculation
- 5 Separate near eluters
- 6 Other

Analyst MS

Date 01/13/10



11JA10A3D5_20 Smooth(SG,2x3)
G9L180646-3RX LRPDT-2-AA



Dataset: T:\HighRes_Archive\3D5\Default.pro\11JA10A3D58290CSY.qld

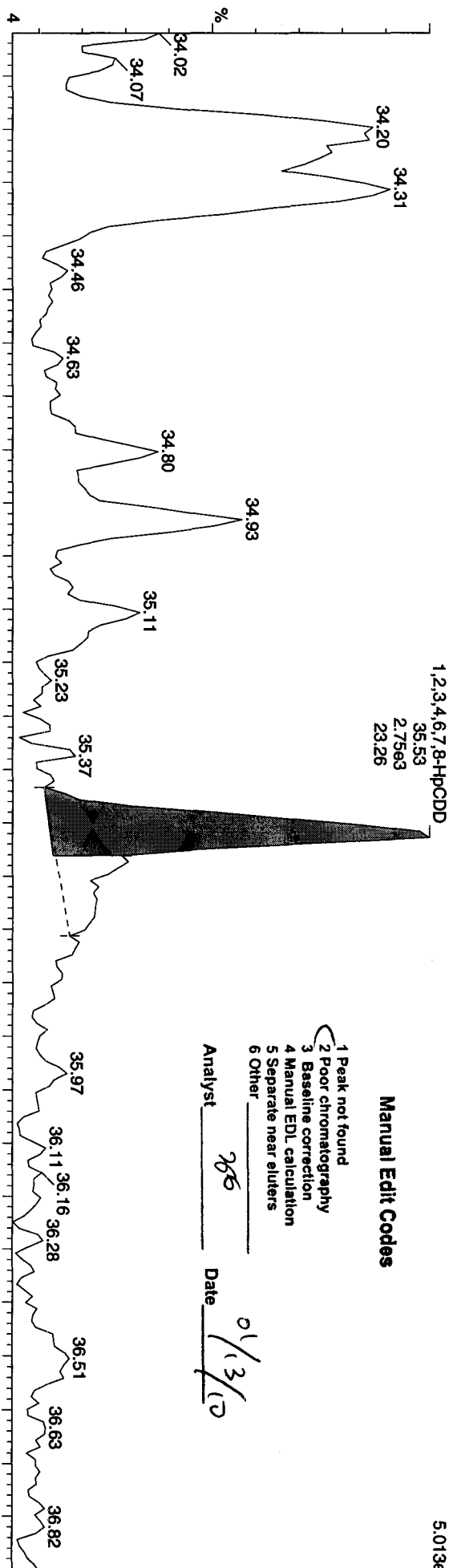
387 of 1765

Last Altered: Wednesday, January 13, 2010 03:05:35 PM Pacific Standard Time
Printed: Wednesday, January 13, 2010 03:07:34 PM Pacific Standard Time

Sample Name: 11JA10A3D5_20

11JA10A3D5_20 Smooth(SG,1x2)
G9L180646-3RX LRPDT-2-AA

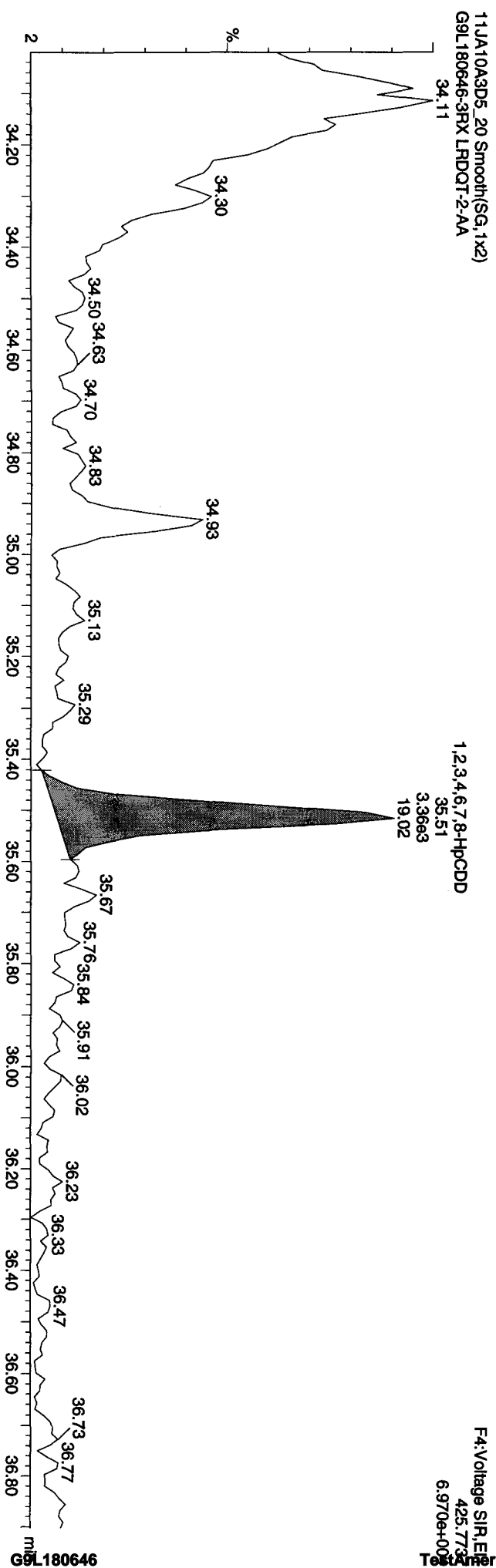
F4:Voltage SIR,El+
423.7766
5.013e+004



Manual Edit Codes

- 1 Peak not found
- 2 Poor chromatography
- 3 Baseline correction
- 4 Manual EDL calculation
- 5 Separate near eluters
- 6 Other

Analyst 266 Date 01/13/10



F4:Voltage SIR,El+
425.7732
6.970e+007

Quantify Totals Report MassLynx 4.1

Dataset: T:\HighRes_Archive\3D5\Default.pro\11JA10A3D58290CSY.qld

Last Altered: Wednesday, January 13, 2010 03:05:35 PM Pacific Standard Time

Printed: Wednesday, January 13, 2010 03:06:33 PM Pacific Standard Time

Method: C:\MassLynx\Default.PRO\MethDB\82903D5.mdb 12 Jan 2010 09:52:33

Calibration: C:\MassLynx\Default.PRO\CurveDB\CA123120093D58290.cdb 31 Dec 2009 13:37:23

Name: 11JA10A3D5_20, Date: 12-Jan-2010, Time: 07:50:14, ID: LRDQT-2-AA, Description: G9L180646-3RX, Task:

Total TCDFs

#	Name	Trace	RT	Abs Resp	Conc	EMPC	RRF Mean	EDL	Ratio	Ratio (... Ratio ...	S/N
1	5 Total TCDFs	303.9016	17.01	42940.469	7.8025	7.8025	1.00894	0.2370	0.811	0.770 NO	134.067
2	5 Total TCDFs	303.9016	16.71	4297.669	0.7809	0.6999	1.00894	0.2370	0.975	0.770 YES	14.323
3	5 Total TCDFs	303.9016	16.54	4308.841	0.7829	0.6965	1.00894	0.2370	0.990	0.770 YES	13.206
4	5 Total TCDFs	303.9016	16.16	10233.473	1.8595	1.8595	1.00894	0.2370	0.727	0.770 NO	39.737
5	5 Total TCDFs	303.9016	19.37	10856.081	1.9726	1.9726	1.00894	0.2370	0.836	0.770 NO	33.073
6	4 2,3,7,8-TCDF	303.9016	18.92	40627.889	7.3823	7.3823	1.00894	0.2370	0.794	0.770 NO	111.460
7	5 Total TCDFs	303.9016	18.70	8517.185	1.5476	1.3782	1.00894	0.2370	0.988	0.770 YES	23.470
8	5 Total TCDFs	303.9016	18.46	21275.546	3.8659	3.8659	1.00894	0.2370	0.763	0.770 NO	66.850
9	5 Total TCDFs	303.9016	18.28	18447.198	3.3520	3.3520	1.00894	0.2370	0.674	0.770 NO	57.193
10	5 Total TCDFs	303.9016	18.16	18902.405	3.4347	3.4347	1.00894	0.2370	0.817	0.770 NO	38.489
11	5 Total TCDFs	303.9016	17.86	21810.986	3.9632	3.9632	1.00894	0.2370	0.860	0.770 NO	64.271
12	5 Total TCDFs	303.9016	17.61	12678.424	2.3037	2.1061	1.00894	0.2370	0.936	0.770 YES	46.609
13	5 Total TCDFs	303.9016	17.55	9425.837	1.7127	1.5103	1.00894	0.2370	0.622	0.770 YES	37.439
14	5 Total TCDFs	303.9016	17.27	25500.736	4.6336	4.6336	1.00894	0.2370	0.787	0.770 NO	58.225

Total TCDDs

#	Name	Trace	RT	Abs Resp	Conc	EMPC	RRF Mean	EDL	Ratio	Ratio (... Ratio ...	S/N
1	8 2,3,7,8-TCDD	319.8965	19.70	730.753	0.1894	0.1894	1.13162	0.1501	0.735	0.770 NO	5.198 ✓
2	9 Total TCDDs	319.8965	19.57	2060.292	0.5339	0.4750	1.13162	0.1501	0.631	0.770 YES	9.994
3	9 Total TCDDs	319.8965	19.43	596.783	0.1546	0.1546	1.13162	0.1501	0.821	0.770 NO	4.459
4	9 Total TCDDs	319.8965	19.10	1200.284	0.3110	0.2204	1.13162	0.1501	1.498	0.770 YES	3.830
5	9 Total TCDDs	319.8965	18.67	1946.123	0.5043	0.4365	1.13162	0.1501	0.604	0.770 YES	7.598
6	9 Total TCDDs	319.8965	18.42	3103.368	0.8042	0.7112	1.13162	0.1501	0.625	0.770 YES	15.462
7	9 Total TCDDs	319.8965	17.51	5438.954	1.4094	1.4094	1.13162	0.1501	0.808	0.770 NO	29.492
8	9 Total TCDDs	319.8965	17.18	4212.893	1.0917	1.0917	1.13162	0.1501	0.873	0.770 NO	29.568

Total F2 PeCDFs

#	Name	Trace	RT	Abs Resp	Conc	EMPC	RRF Mean	EDL	Ratio	Ratio (... Ratio ...	S/N
1	l... Total F2 PeCDFs	339.8597	25.24	16671.002	3.9769	3.9769	0.99739	0.6037	1.583	1.550 NO	13.628
2	l... 1,2,3,7,8-PeCDF	339.8597	24.64	26371.828	6.0872	6.0872	1.03079	0.5842	1.643	1.550 NO	24.179 ✓
3	l... Total F2 PeCDFs	339.8597	24.48	10827.007	2.5828	2.5828	0.99739	0.6037	1.579	1.550 NO	10.490
4	l... Total F2 PeCDFs	339.8597	24.09	17949.585	4.2819	3.0280	0.99739	0.6037	2.606	1.550 YES	11.785
5	l... Total F2 PeCDFs	339.8597	23.34	5955.006	1.4206	0.3989	0.99739	0.6037	8.081	1.550 YES	4.482
6	l... Total F2 PeCDFs	339.8597	23.08	65464.264	15.6167	15.6167	0.99739	0.6037	1.613	1.550 NO	52.738
7	l... Total F2 PeCDFs	339.8597	22.85	15531.810	3.7052	3.7052	0.99739	0.6037	1.567	1.550 NO	17.050
8	l... 2,3,4,7,8-PeCDF	339.8597	26.15	13831.100	3.4138	3.4138	0.96399	0.6247	1.741	1.550 NO	10.754 ✓

Total F1 PeCDFs

#	Name	Trace	RT	Abs Resp	Conc	EMPC	RRF Mean	EDL	Ratio	Ratio (... Ratio ...	S/N
1	l... Total F1 PeCDFs	339.8597	21.30	18483.534	4.4093	4.4093	0.99739	0.6633	1.631	1.550 NO	13.510

Quantify Totals Report MassLynx 4.1

Dataset: T:\HighRes_Archive\3D5\Default.pro\11JA10A3D58290CSY.qld

Last Altered: Wednesday, January 13, 2010 03:05:35 PM Pacific Standard Time

Printed: Wednesday, January 13, 2010 03:06:33 PM Pacific Standard Time

Name: 11JA10A3D5_20, Date: 12-Jan-2010, Time: 07:50:14, ID: LRDQT-2-AA, Description: G9L180646-3RX, Task:

Total PeCDDs

#	Name	Trace	RT	Abs.Resp	Conc.	EMPC	RRF Mean	EDL	Ratio	Ratio (...)	Ratio ...	S/N
1	2... Total PeCDDs	355.8546	25.30	2561.479	0.8647	0.6984	1.05672	0.2865	2.157	1.550	YES	8.259
2	2... Total PeCDDs	355.8546	24.67	2605.548	0.8796	0.6901	1.05672	0.2865	0.912	1.550	YES	15.900
3	2... Total PeCDDs	355.8546	24.64	1459.443	0.4927	0.2650	1.05672	0.2865	3.741	1.550	YES	7.793
4	2... Total PeCDDs	355.8546	23.29	4440.157	1.4989	1.4989	1.05672	0.2865	1.433	1.550	NO	16.416
5	2... 1,2,3,7,8-PeCDD	355.8546	27.00	1594.667	0.5383	0.3591	1.05672	0.2865	2.823	1.550	YES	5.324
6	2... Total PeCDDs	355.8546	25.63	111.418	0.0376	0.0282	1.05672	0.2865	0.839	1.550	YES	2.038

Total HxCDFs

#	Name	Trace	RT	Abs.Resp	Conc.	EMPC	RRF Mean	EDL	Ratio	Ratio (...)	Ratio ...	S/N
1	3... Total HxCDFs	373.8208	30.88	44870.719	10.3003	10.3003	1.33529	0.3689	1.224	1.240	NO	40.441
2	3... Total HxCDFs	373.8208	30.63	25123.657	5.7673	5.7673	1.33529	0.3689	1.260	1.240	NO	23.078
3	3... Total HxCDFs	373.8208	33.60	12234.310	2.8084	0.6385	1.33529	0.3689	0.144	1.240	YES	23.723
4	2... 1,2,3,7,8,9-HxC...	373.8208	33.34	12458.215	2.9580	1.3626	1.29097	0.3816	0.342	1.240	YES	23.923
5	2... 2,3,4,6,7,8-HxC...	373.8208	32.67	11652.520	2.7242	2.3358	1.31114	0.3757	0.904	1.240	YES	14.715
6	3... Total HxCDFs	373.8208	32.46	13318.126	3.0572	3.0572	1.33529	0.3689	1.182	1.240	NO	13.602
7	3... Total HxCDFs	373.8208	32.24	13199.229	3.0299	3.0299	1.33529	0.3689	1.262	1.240	NO	15.344
8	2... 1,2,3,6,7,8-HxC...	373.8208	32.12	35939.813	7.3627	7.3627	1.49624	0.3292	1.211	1.240	NO	45.255
9	2... 1,2,3,4,7,8-HxC...	373.8208	32.01	55898.763	13.7868	13.7868	1.24280	0.3964	1.263	1.240	NO	56.828
10	3... Total HxCDFs	373.8208	31.53	6259.645	1.4369	1.2741	1.33529	0.3689	1.526	1.240	YES	6.048
11	3... Total HxCDFs	373.8208	31.31	8002.737	1.8371	1.8371	1.33529	0.3689	1.374	1.240	NO	7.408
12	3... Total HxCDFs	373.8208	31.10	3530.262	0.8104	0.8104	1.33529	0.3689	1.371	1.240	NO	3.098

#	Name	Trace	RT	Abs.Resp	Conc.	EMPC	RRF Mean	EDL	Ratio	Ratio (...)	Ratio ...	S/N
1												

Total HxCDDs

#	Name	Trace	RT	Abs.Resp	Conc.	EMPC	RRF Mean	EDL	Ratio	Ratio (...)	Ratio ...	S/N
1	3... Total HxCDDs	389.8157	33.68	6324.205	2.0631	0.6532	1.13189	0.1686	0.213	1.240	YES	41.462
2	3... Total HxCDDs	389.8157	33.28	5092.196	1.6612	0.2631	1.13189	0.1686	0.096	1.240	YES	26.563
3	3... 1,2,3,7,8,9-HxC...	389.8157	33.16	3807.119	1.0958	0.7622	1.28282	0.1488	0.626	1.240	YES	21.677
4	3... 1,2,3,6,7,8-HxC...	389.8157	32.91	2638.496	0.8255	0.8255	1.18024	0.1617	1.354	1.240	NO	10.168
5	3... 1,2,3,4,7,8-HxC...	389.8157	32.83	984.029	0.3896	0.3519	0.93261	0.2047	1.000	1.240	YES	5.127
6	3... Total HxCDDs	389.8157	32.46	3550.926	1.1584	0.7617	1.13189	0.1686	2.407	1.240	YES	8.765
7	3... Total HxCDDs	389.8157	32.27	3638.573	1.1870	1.1870	1.13189	0.1686	1.179	1.240	NO	12.822
8	3... Total HxCDDs	389.8157	32.03	5306.136	1.7310	1.4513	1.13189	0.1686	1.672	1.240	YES	16.729
9	3... Total HxCDDs	389.8157	31.47	1007.924	0.3288	0.3288	1.13189	0.1686	1.355	1.240	NO	3.640

#	Name	Trace	RT	Abs.Resp	Conc.	EMPC	RRF Mean	EDL	Ratio	Ratio (...)	Ratio ...	S/N
1												

Quantify Totals Report MassLynx 4.1

Dataset: T:\HighRes_Archive\3D5\Default.pro\11JA10A3D58290CSY.qld

Last Altered: Wednesday, January 13, 2010 03:05:35 PM Pacific Standard Time

Printed: Wednesday, January 13, 2010 03:06:33 PM Pacific Standard Time

Name: 11JA10A3D5_20, Date: 12-Jan-2010, Time: 07:50:14, ID: LRDQT-2-AA, Description: G9L180646-3RX, Task:

Total HpCDFs

#	Name	Trace	RT	Abs. Resp	Conc.	EMPC	RRF Mean	EDL	Ratio	Ratio (...)	Ratio ...	S/N
1	l... 1,2,3,4,7,8,9-Hp...	407.7818	35.84	61554.902	23.8317	14.0073	1.11483	0.8068	0.428	1.040	YES	71.074
2	l... Total HpCDFs	407.7818	35.00	26980.687	9.3964	9.3964	1.23935	0.7258	0.988	1.040	NO	28.008
3	l... Total HpCDFs	407.7818	34.88	20524.668	7.1480	7.1480	1.23935	0.7258	1.036	1.040	NO	22.379
4	l... 1,2,3,4,6,7,8-Hp...	407.7818	34.70	89525.415	28.3318	28.3318	1.36387	0.6595	1.031	1.040	NO	94.302

Total HpCDDs

#	Name	Trace	RT	Abs. Resp	Conc.	EMPC	RRF Mean	EDL	Ratio	Ratio (...)	Ratio ...	S/N
1	l... 1,2,3,4,6,7,8-Hp...	423.7766	35.53	6113.482	2.6406	2.3332	1.04312	0.3688	0.820	1.040	YES	19.018
2	l... Total HpCDDs	423.7766	34.93	2401.031	1.0371	1.0371	1.04312	0.3688	1.124	1.040	NO	7.711

Dataset: C:\MassLynx\Default.pro\11JA10A3D58290C.qld

Last Altered: Tuesday, January 12, 2010 09:56:55 Pacific Standard Time
 Printed: Tuesday, January 12, 2010 10:11:35 Pacific Standard Time

Name: 11JA10A3D5_20, Date: 12-Jan-2010, Time: 07:50:14, ID: LRDQT-2-AA, Description: G9L180646-3RX, Task:

PL 0.49 / 0.45 / 4.9

# Name	Trace	Sample Size	RT	Ptd RT	RRF M...	Abs Resp	Conc	EMPC	%Rec	EDL	Ratio	Ptd Ratio	Ratio ...	Mod Date
1	13C-1,2,3,4-TCDD	331.9368	10.200	19.46	19.47	1.000	429053.00	98.0392	98.0390	100.0	0.2976	0.841	0.770	NO
2	3 13C-2,3,7,8-TCDF	315.9419	10.200	18.87	18.84	1.554	1069537.56	157.2784	157.2780	80.2	0.2153	0.759	0.770	NO
4	2,3,7,8-TCDF	303.9016	10.200	18.92	18.89	1.009	40627.89	7.3823	7.3820	<i>Soe</i>	0.2370	0.794	0.770	NO
5	Total TCDFs	303.9016	10.200	21.44	21.44	1.009		45.3941	44.6570	<i>DB225</i>	0.2370			YES
6	7 13C-2,3,7,8-TCDD	331.9368	10.200	19.67	19.67	0.937	668670.28	163.1456	163.1460	83.2	0.3177	0.814	0.770	NO
8	2,3,7,8-TCDD	319.8965	10.200	19.70	19.69	1.132	730.75	0.1894	0.1890	<i>J</i>	0.1501	0.735	0.770	NO
9	Total TCDDs	319.8965	10.200	19.55	19.55	1.132		4.9985	4.6880		0.1501			NO
10	11 37CL-2,3,7,8-TCDD	327.8847	10.200	19.70	19.69	1.137	391523.63	78.6838	0.0000	100.3	0.1430			NO
12	13 13C-1,2,3,7,8-PeCDF	351.9000	10.200	24.61	24.59	1.215	824100.84	154.9427	154.9430	79.0	0.9939	1.560	1.550	NO
14	1,2,3,7,8-PeCDF	339.8597	10.200	24.64	24.64	1.031	26371.83	6.0872	6.0870	<i>/</i>	0.5842	1.643	1.550	NO
15	2,3,4,7,8-PeCDF	339.8597	10.200	26.15	26.15	0.964		<i>PNF</i>		0.6247		1.550		NO
16	Total F2 PeCDFs	339.8597	10.200	34.47	34.47	0.997		37.6713	36.9960		0.6037			NO
17	Total F1 PeCDFs	339.8597	10.200	36.56	36.56	0.997		4.4093	4.4090		0.6633			NO
18	19 13C-1,2,3,7,8-PeCDD	367.8949	10.200	26.97	26.94	0.747	549661.98	168.0560	168.0560	85.7	0.5370	1.648	1.550	NO
20	1,2,3,7,8-PeCDD	355.8546	10.200	27.00	27.00	1.057	1594.67	0.5383	0.3590	<i>/</i>	0.2865	2.823	1.550	YES
21	Total PeCDDs	355.8546	10.200	31.10	31.10	1.057		4.3118	3.5400		0.2865			YES
22	23 13C-1,2,3,7,8,9-HxCDD	401.8559	10.200	33.16	33.13	1.000	460262.48	98.0392	98.0390	100.0	0.8827	1.146	1.240	NO
24	25 13C-1,2,3,4,7,8-HxCDF	383.8639	10.200	32.00	32.00	0.916	639688.47	148.6873	148.6870	75.8	0.4787	0.512	0.510	NO
26	1,2,3,4,7,8-HxCDF	373.8208	10.200	32.01	32.01	1.243	55898.76	13.7868	13.7870		0.3964	1.263	1.240	NO
27	1,2,3,6,7,8-HxCDF	373.8208	10.200	32.12	32.12	1.496	35939.81	7.3627	7.3630		0.3292	1.211	1.240	NO
28	2,3,4,6,7,8-HxCDF	373.8208	10.200	32.63	32.69	1.311	20119.55	4.7036	3.0100		0.3757	2.501	1.240	YES
29	1,2,3,7,8,9-HxCDF	373.8208	10.200	33.34	33.34	1.291	19542.71	4.6401	1.3640		0.3816	0.194	1.240	YES
30	Total HxCDFs	373.8208	10.200	0.00	0.00	1.335		59.5408	52.2380		0.3689			YES
31	32 13C-1,2,3,6,7,8-HxCDD	401.8559	10.200	32.89	32.89	0.809	531021.86	139.7836	139.7840	71.3	1.3871	1.311	1.240	NO
33	1,2,3,4,7,8-HxCDD	389.8157	10.200	32.83	32.82	0.933	1073.73	0.4251	0.3520		0.2047	0.846	1.240	YES
34	1,2,3,6,7,8-HxCDD	389.8157	10.200	32.91	32.91	1.180	2638.50	0.8255	0.8250		0.1617	1.354	1.240	NO
35	1,2,3,7,8,9-HxCDD	389.8157	10.200	33.16	33.17	1.283	5625.63	1.6193	0.7620		0.1488	0.352	1.240	YES

Dataset: C:\MassLynx\Default.pro\11JA10A3D58290C.qld

Last Altered: Tuesday, January 12, 2010 09:56:55 Pacific Standard Time
 Printed: Tuesday, January 12, 2010 10:11:35 Pacific Standard Time

Name: 11JA10A3D5_20, Date: 12-Jan-2010, Time: 07:50:14, ID: LRDQT-2-AA, Description: G9L180646-3RX, Task:

# Name	Trace	Sample Size	RT	Prd.RT	RRF	M...	Abs.Resp	Conc.	EMPC	%Rec	EDL	Ratio	Prd.Ratio	Ratio...	Mod Date
36 Total HxCDDs	389.8157	10.200		0.00	1.132			10.9993	6.5850		0.1686				
37															
38 13C-1,2,3,4,6,7,8-HpCDF	417.8253	10.200	34.69	34.69	0.811		454283.73	119.3455	119.3460	60.9	1.3678	0.415	0.440	NO	
39 1,2,3,4,6,7,8-HpCDF	407.7818	10.200	34.70	34.70	1.364		89525.41	28.3318	28.3320		0.6595	1.031	1.040	NO	
40 1,2,3,4,7,8,9-HpCDF	407.7818	10.200	35.84	35.84	1.115		61554.90	23.8317	14.0070		0.8068	0.428	1.040	YES	
41 Total HpCDFs	407.7818	10.200		0.00	1.239			68.7079	58.8830		0.7258				
42															
43 13C-1,2,3,4,6,7,8-HpCDD	435.8169	10.200	35.50	35.50	0.707		435202.20	131.0394	131.0390	66.8	2.3893	0.984	1.040	NO	
44 1,2,3,4,6,7,8-HpCDD	423.7766	10.200	35.53	35.51	1.043		6730.08	2.9069	2.9070		0.3688	1.003	1.040	NO	
45 Total HpCDDs	423.7766	10.200		0.02	1.043			3.9439	3.9440		0.3688				
46															
47 13C-OCDD	469.7779	10.200	38.04	38.04	0.519		452704.55	185.8714	185.8710	47.4	2.9077	0.874	0.890	NO	
48 OCDF	441.7428	10.200	38.17	38.15	1.402		136351.53	84.2399	84.2400		0.9767	0.881	0.890	NO	
49 OCDD	457.7377	10.200	38.05	38.05	1.197		4436.49	3.2109	3.2110		0.6376	0.813	0.890	NO	
50															
51															
52 Function 1 PFK	330.97920	1.000			19.26										
53 Function 2 PFK	342.97920	1.000			22.41	16743...									
54 Function 3 PFK	380.97600	1.000			32.86	7909.2...									
55 Function 4 PFK	430.97290	1.000			34.15	14980....									
56 Function 5 PFK	442.97280	1.000			39.66	3947.9...	2761.63	0.6995		70.0	3.1044				
57 TCDF PCDDPE	375.8364	1.000			16.06	30.012									
58 F1 PeCDF PCDDPE	409.79740	1.000			15.41	45.972	75.99	1.6530		165.3	5.9320				
59 F2 PeCDF PCDDPE	409.7974	1.000			22.27	17.774				224...	35.5128				
60 HXCDF PCDDPE	445.7555	1.000			31.69	18.611	417.90	22.4545							
61 HPCDF PCDDPE	479.7165	1.000			35.12	75.501									
62 OCDF PCDDPE	513.67750	1.000			37.79	85.061									

Quantify Totals Report MassLynx 4.1

Dataset: T:\HighRes_Archive\3D5\Default.pro\11JA10A3D58290CSY.qld

Last Altered: Tuesday, January 12, 2010 11:55:50 AM Pacific Standard Time

Printed: Wednesday, January 13, 2010 02:52:10 PM Pacific Standard Time

Method: C:\MassLynx\Default.PRO\MethDB\82903D5.mdb 12 Jan 2010 09:52:33

Calibration: C:\MassLynx\Default.PRO\CurveDB\CA123120093D58290.cdb 31 Dec 2009 13:37:23

Name: 11JA10A3D5_20, Date: 12-Jan-2010, Time: 07:50:14, ID: LRDQT-2-AA, Description: G9L180646-3RX, Task:

Total TCDFs

#	Name	Trace	RT	Abs Resp	Conc	EMPC	RRF Mean	EDL	Ratio	Ratio (...)	Ratio ...	S/N
1	5 Total TCDFs	303.9016	17.01	42940.469	7.8025	7.8030	1.00894	0.2370	0.811	0.770	NO	134.067
2	5 Total TCDFs	303.9016	16.71	4297.669	0.7809	0.7000	1.00894	0.2370	0.975	0.770	YES	14.323
3	5 Total TCDFs	303.9016	16.54	4308.841	0.7829	0.6960	1.00894	0.2370	0.990	0.770	YES	13.206
4	5 Total TCDFs	303.9016	16.16	10233.473	1.8595	1.8590	1.00894	0.2370	0.727	0.770	NO	39.737
5	5 Total TCDFs	303.9016	19.37	10856.081	1.9726	1.9730	1.00894	0.2370	0.836	0.770	NO	33.073
6	4 2,3,7,8-TCDF	303.9016	18.92	40627.889	7.3823	7.3820	1.00894	0.2370	0.794	0.770	NO	111.460
7	5 Total TCDFs	303.9016	18.70	8517.185	1.5476	1.3780	1.00894	0.2370	0.988	0.770	YES	23.470
8	5 Total TCDFs	303.9016	18.46	21275.546	3.8659	3.8660	1.00894	0.2370	0.763	0.770	NO	66.850
9	5 Total TCDFs	303.9016	18.28	18447.198	3.3520	3.3520	1.00894	0.2370	0.674	0.770	NO	57.193
10	5 Total TCDFs	303.9016	18.16	18902.405	3.4347	3.4350	1.00894	0.2370	0.817	0.770	NO	38.489
11	5 Total TCDFs	303.9016	17.86	21810.986	3.9632	3.9630	1.00894	0.2370	0.860	0.770	NO	64.271
12	5 Total TCDFs	303.9016	17.61	12678.424	2.3037	2.1060	1.00894	0.2370	0.936	0.770	YES	46.609
13	5 Total TCDFs	303.9016	17.55	9425.837	1.7127	1.5100	1.00894	0.2370	0.622	0.770	YES	37.439
14	5 Total TCDFs	303.9016	17.27	25500.736	4.6336	4.6340	1.00894	0.2370	0.787	0.770	NO	58.225

Total TCDDs

#	Name	Trace	RT	Abs Resp	Conc	EMPC	RRF Mean	EDL	Ratio	Ratio (...)	Ratio ...	S/N
1	8 2,3,7,8-TCDD	319.8965	19.70	730.753	0.1894	0.1890	1.13162	0.1501	0.735	0.770	NO	5.198
2	9 Total TCDDs	319.8965	19.57	2060.292	0.5339	0.4750	1.13162	0.1501	0.631	0.770	YES	9.994
3	9 Total TCDDs	319.8965	19.43	596.783	0.1546	0.1550	1.13162	0.1501	0.821	0.770	NO	4.459
4	9 Total TCDDs	319.8965	19.10	1200.284	0.3110	0.2200	1.13162	0.1501	1.498	0.770	YES	3.830
5	9 Total TCDDs	319.8965	18.67	1946.123	0.5043	0.4360	1.13162	0.1501	0.604	0.770	YES	7.598
6	9 Total TCDDs	319.8965	18.42	3103.368	0.8042	0.7110	1.13162	0.1501	0.625	0.770	YES	15.462
7	9 Total TCDDs	319.8965	17.51	5438.954	1.4094	1.4090	1.13162	0.1501	0.808	0.770	NO	29.492
8	9 Total TCDDs	319.8965	17.18	4212.893	1.0917	1.0920	1.13162	0.1501	0.873	0.770	NO	29.568

Total F2 PeCDFs

#	Name	Trace	RT	Abs Resp	Conc	EMPC	RRF Mean	EDL	Ratio	Ratio (...)	Ratio ...	S/N
1	... Total F2 PeCDFs	339.8597	25.24	16671.002	3.9769	3.9770	0.99739	0.6037	1.583	1.550	NO	13.628
2	... 1,2,3,7,8-PeCDF	339.8597	24.64	26371.828	6.0872	6.0870	1.03079	0.5842	1.643	1.550	NO	24.179
3	... Total F2 PeCDFs	339.8597	24.48	10827.007	2.5828	2.5830	0.99739	0.6037	1.579	1.550	NO	10.490
4	... Total F2 PeCDFs	339.8597	24.09	17949.585	4.2819	3.0280	0.99739	0.6037	2.606	1.550	YES	11.785
5	... Total F2 PeCDFs	339.8597	23.34	5955.006	1.4206	0.3990	0.99739	0.6037	8.081	1.550	YES	4.482
6	... Total F2 PeCDFs	339.8597	23.08	65464.264	15.6167	15.6170	0.99739	0.6037	1.613	1.550	NO	52.738
7	... Total F2 PeCDFs	339.8597	22.85	15531.810	3.7052	3.7050	0.99739	0.6037	1.567	1.550	NO	17.050

Total F1 PeCDFs

#	Name	Trace	RT	Abs Resp	Conc	EMPC	RRF Mean	EDL	Ratio	Ratio (...)	Ratio ...	S/N
1	... Total F1 PeCDFs	339.8597	21.30	18483.534	4.4093	4.4090	0.99739	0.6633	1.631	1.550	NO	13.510

Quantify Totals Report MassLynx 4.1

Dataset: T:\HighRes_Archive\3D5\Default.pro\11JA10A3D58290CSY.qld

Last Altered: Tuesday, January 12, 2010 11:55:50 AM Pacific Standard Time

Printed: Wednesday, January 13, 2010 02:52:10 PM Pacific Standard Time

Name: 11JA10A3D5_20, Date: 12-Jan-2010, Time: 07:50:14, ID: LRDQT-2-AA, Description: G9L180646-3RX, Task:

Total PeCDDs

#	Name	Trace	RT	Abs.Resp	Conc.	EMPC	RRF Mean	EDL	Ratio	Ratio (...)	Ratio ...	S/N
1	2... Total PeCDDs	355.8546	25.30	2561.479	0.8647	0.6980	1.05672	0.2865	2.157	1.550	YES	8.259
2	2... Total PeCDDs	355.8546	24.67	2605.548	0.8796	0.6900	1.05672	0.2865	0.912	1.550	YES	15.900
3	2... Total PeCDDs	355.8546	24.64	1459.443	0.4927	0.2650	1.05672	0.2865	3.741	1.550	YES	7.793
4	2... Total PeCDDs	355.8546	23.29	4440.157	1.4989	1.4990	1.05672	0.2865	1.433	1.550	NO	16.416
5	2... 1,2,3,7,8-PeCDD	355.8546	27.00	1594.667	0.5383	0.3590	1.05672	0.2865	2.823	1.550	YES	5.324
6	2... Total PeCDDs	355.8546	25.63	111.418	0.0376	0.0280	1.05672	0.2865	0.839	1.550	YES	2.038

Total HxCDFs

#	Name	Trace	RT	Abs.Resp	Conc.	EMPC	RRF Mean	EDL	Ratio	Ratio (...)	Ratio ...	S/N
1	3... Total HxCDFs	373.8208	30.88	44870.719	10.3003	10.3000	1.33529	0.3689	1.224	1.240	NO	40.441
2	3... Total HxCDFs	373.8208	30.63	25123.657	5.7673	5.7670	1.33529	0.3689	1.260	1.240	NO	23.078
3	3... Total HxCDFs	373.8208	33.60	12234.310	2.8084	0.6380	1.33529	0.3689	0.144	1.240	YES	23.723
4	2... 1,2,3,7,8,9-HxC...	373.8208	33.34	19542.712	4.6401	1.3640	1.29097	0.3816	0.194	1.240	YES	26.734
5	2... 2,3,4,6,7,8-HxC...	373.8208	32.63	20119.550	4.7036	3.0100	1.31114	0.3757	2.501	1.240	YES	15.585
6	3... Total HxCDFs	373.8208	32.46	13318.126	3.0572	3.0570	1.33529	0.3689	1.182	1.240	NO	13.602
7	3... Total HxCDFs	373.8208	32.24	13199.229	3.0299	3.0300	1.33529	0.3689	1.262	1.240	NO	15.344
8	2... 1,2,3,6,7,8-HxC...	373.8208	32.12	35939.813	7.3627	7.3630	1.49624	0.3292	1.211	1.240	NO	45.255
9	2... 1,2,3,4,7,8-HxC...	373.8208	32.01	55898.763	13.7868	13.7870	1.24280	0.3964	1.263	1.240	NO	56.828
10	3... Total HxCDFs	373.8208	31.53	6259.645	1.4369	1.2740	1.33529	0.3689	1.526	1.240	YES	6.048
11	3... Total HxCDFs	373.8208	31.31	8002.737	1.8371	1.8370	1.33529	0.3689	1.374	1.240	NO	7.408
12	3... Total HxCDFs	373.8208	31.10	3530.262	0.8104	0.8100	1.33529	0.3689	1.371	1.240	NO	3.098

#	Name	Trace	RT	Abs.Resp	Conc.	EMPC	RRF Mean	EDL	Ratio	Ratio (...)	Ratio ...	S/N
1												

Total HxCDDs

#	Name	Trace	RT	Abs.Resp	Conc.	EMPC	RRF Mean	EDL	Ratio	Ratio (...)	Ratio ...	S/N
1	3... Total HxCDDs	389.8157	33.68	6324.205	2.0631	0.6530	1.13189	0.1686	0.213	1.240	YES	41.462
2	3... Total HxCDDs	389.8157	33.28	5092.196	1.6612	0.2630	1.13189	0.1686	0.096	1.240	YES	26.563
3	3... 1,2,3,7,8,9-HxC...	389.8157	33.16	5625.633	1.6193	0.7620	1.28282	0.1488	0.352	1.240	YES	21.670
4	3... 1,2,3,6,7,8-HxC...	389.8157	32.91	2638.496	0.8255	0.8250	1.18024	0.1617	1.354	1.240	NO	10.168
5	3... 1,2,3,4,7,8-HxC...	389.8157	32.83	1073.733	0.4251	0.3520	0.93261	0.2047	0.846	1.240	YES	5.148
6	3... Total HxCDDs	389.8157	32.46	3550.926	1.1584	0.7620	1.13189	0.1686	2.407	1.240	YES	8.765
7	3... Total HxCDDs	389.8157	32.27	3638.573	1.1870	1.1870	1.13189	0.1686	1.179	1.240	NO	12.822
8	3... Total HxCDDs	389.8157	32.03	5306.136	1.7310	1.4510	1.13189	0.1686	1.672	1.240	YES	16.729
9	3... Total HxCDDs	389.8157	31.47	1007.924	0.3288	0.3290	1.13189	0.1686	1.355	1.240	NO	3.640

#	Name	Trace	RT	Abs.Resp	Conc.	EMPC	RRF Mean	EDL	Ratio	Ratio (...)	Ratio ...	S/N
1												

Quantify Totals Report MassLynx 4.1

Dataset: T:\HighRes_Archive\3D5\Default.pro\11JA10A3D58290CSY.qld

Last Altered: Tuesday, January 12, 2010 11:55:50 AM Pacific Standard Time
Printed: Wednesday, January 13, 2010 02:52:10 PM Pacific Standard Time

Name: 11JA10A3D5_20, Date: 12-Jan-2010, Time: 07:50:14, ID: LRDQT-2-AA, Description: G9L180646-3RX, Task:

Total HpCDFs

#	Name	Trace	RT	Abs.Resp	Conc.	EMPC	RRF Mean	EDL	Ratio	Ratio (...	Ratio ...	S/N
1	l... 1,2,3,4,7,8,9-Hp...	407.7818	35.84	61554.902	23.8317	14.0070	1.11483	0.8068	0.428	1.040	YES	71.074
2	l... Total HpCDFs	407.7818	35.00	26980.687	9.3964	9.3960	1.23935	0.7258	0.988	1.040	NO	28.008
3	l... Total HpCDFs	407.7818	34.88	20524.668	7.1480	7.1480	1.23935	0.7258	1.036	1.040	NO	22.379
4	l... 1,2,3,4,6,7,8-Hp...	407.7818	34.70	89525.415	28.3318	28.3320	1.36387	0.6595	1.031	1.040	NO	94.302

Total HpCDDs

#	Name	Trace	RT	Abs.Resp	Conc.	EMPC	RRF Mean	EDL	Ratio	Ratio (...	Ratio ...	S/N
1	l... 1,2,3,4,6,7,8-Hp...	423.7766	35.53	6730.081	2.9069	2.9070	1.04312	0.3688	1.003	1.040	NO	19.018
2	l... Total HpCDDs	423.7766	34.93	2401.031	1.0371	1.0370	1.04312	0.3688	1.124	1.040	NO	7.711

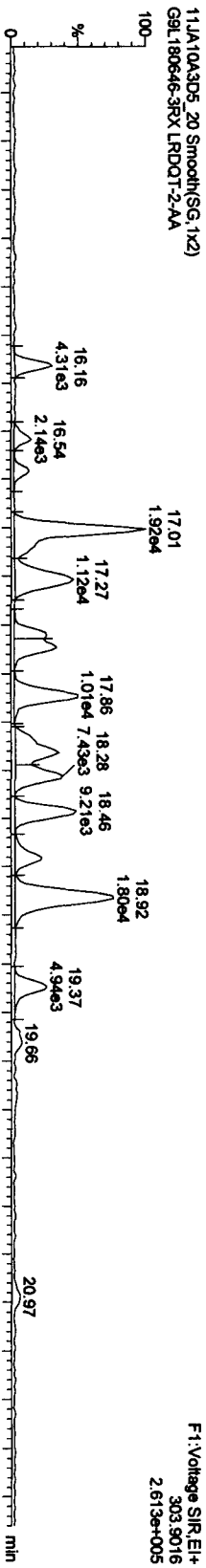
Quantity Sample Report MassLynx 4.1

Dataset: C:\MassLynx\Default\pro1\11JA10A3D58290C.qld

Last Altered: Tuesday, January 12, 2010 09:56:55 Pacific Standard Time
Printed: Tuesday, January 12, 2010 10:15:27 Pacific Standard Time

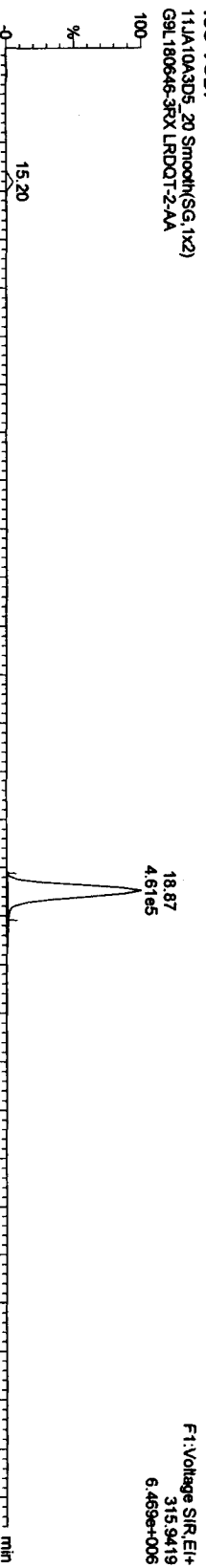
Name: 11JA10A3D5_20, Date: 12-Jan-2010, Time: 07:50:14, ID: LRDQT-2-AA, Description: G9L180646-3RX

TCDFs



11JA10A3D5_20 Smooth(SG,1x2)
G9L180646-3RX LRDQT-2-AA
F1: Voltage SIR.EI+
305.6987
3.320e+005

13C-TCDF



11JA10A3D5_20 Smooth(SG,1x2)
G9L180646-3RX LRDQT-2-AA
F1: Voltage SIR.EI+
315.9419
6.469e+006



11JA10A3D5_20 Smooth(SG,1x2)
G9L180646-3RX LRDQT-2-AA
F1: Voltage SIR.EI+
317.8389
8.527e+008

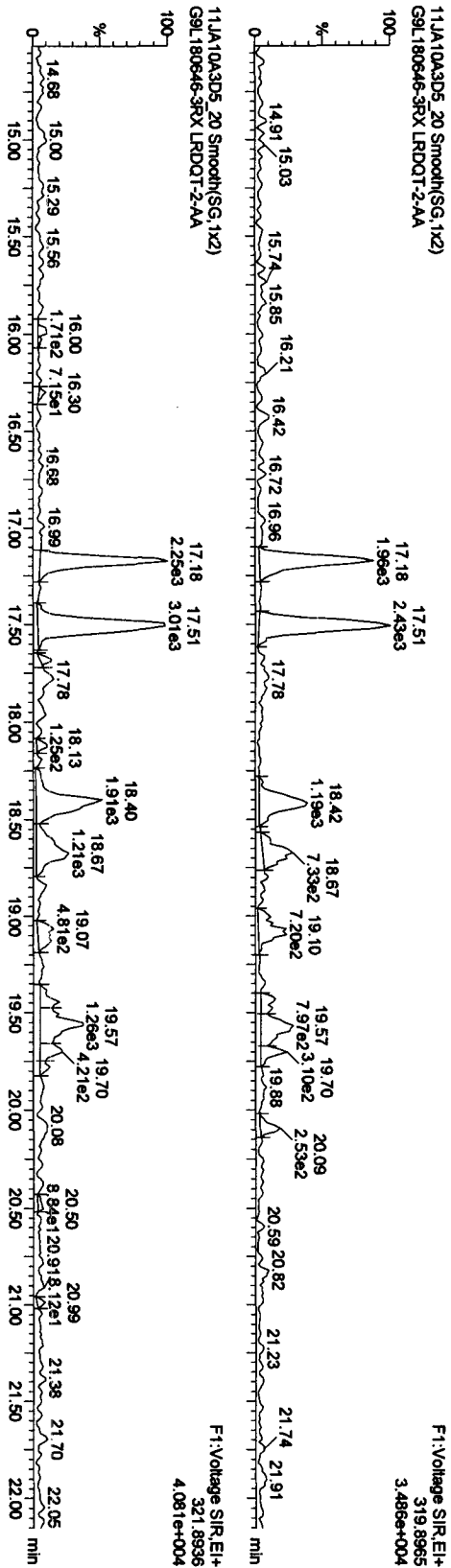
Quantity Sample Report MassLynx 4.1

Dataset: C:\MassLynx\Default\pro1\11JA10A3D58290C.qld

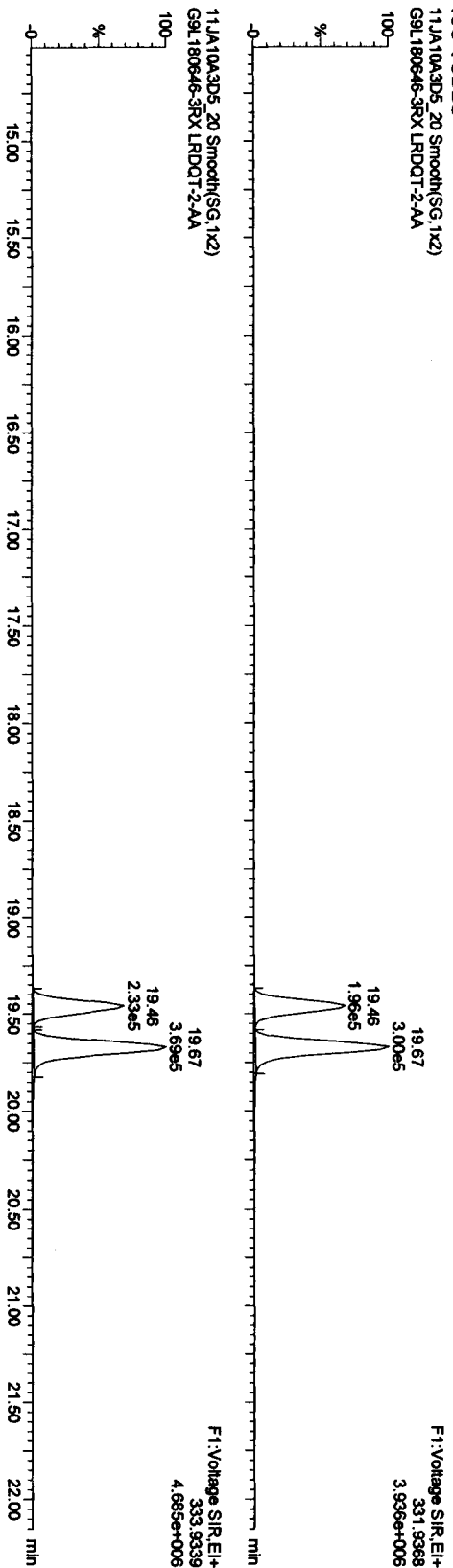
Last Altered: Tuesday, January 12, 2010 09:56:55 Pacific Standard Time
Printed: Tuesday, January 12, 2010 10:15:27 Pacific Standard Time

Name: 11JA10A3D5_20, Date: 12-Jan-2010, Time: 07:50:14, ID: LRDQT-2-AA, Description: G9L180646-3RX

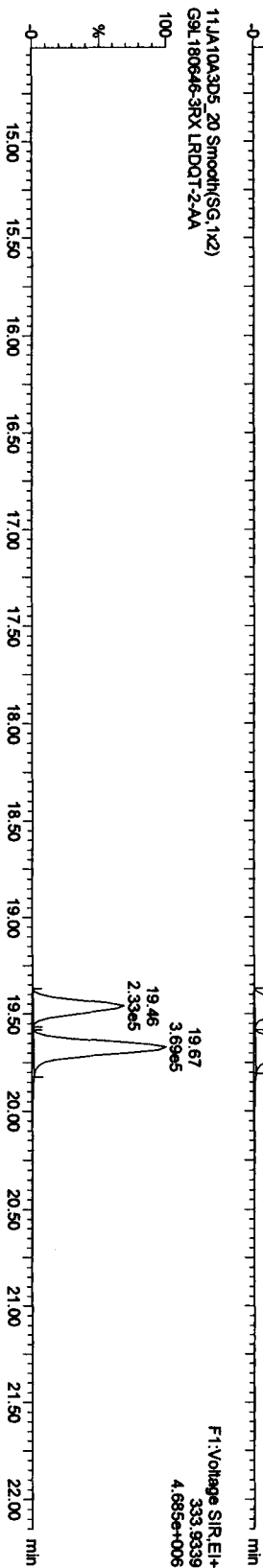
TCDDs
11JA10A3D5_20 Smooth(SG,1x2)
G9L180646-3RX LRDQT-2-AA



13C-TCDDs
11JA10A3D5_20 Smooth(SG,1x2)
G9L180646-3RX LRDQT-2-AA



11JA10A3D5_20 Smooth(SG,1x2)
G9L180646-3RX LRDQT-2-AA



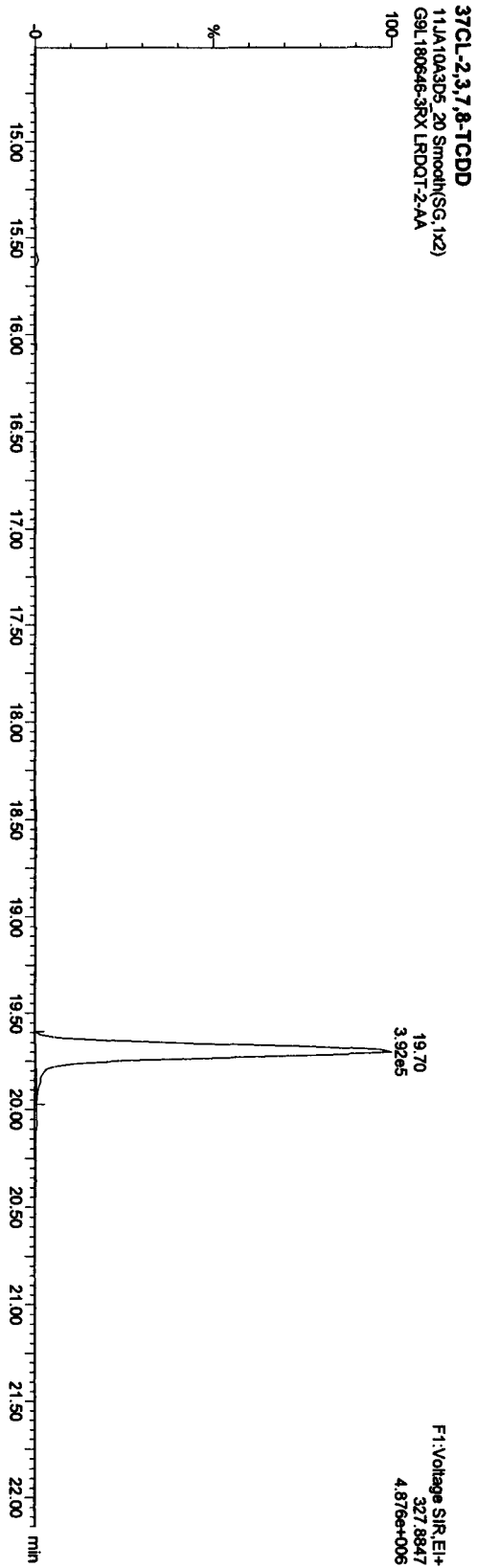


Quantity Sample Report MassLynx 4.1

Dataset: C:\MassLynx\Default\pro1\1JA10A3D58290C.qld

Last Altered: Tuesday, January 12, 2010 09:56:55 Pacific Standard Time
Printed: Tuesday, January 12, 2010 10:15:27 Pacific Standard Time

Name: 11JA10A3D5_20, Date: 12-Jan-2010, Time: 07:50:14, ID: LRDQT-2-AA, Description: G9L180646-3RX

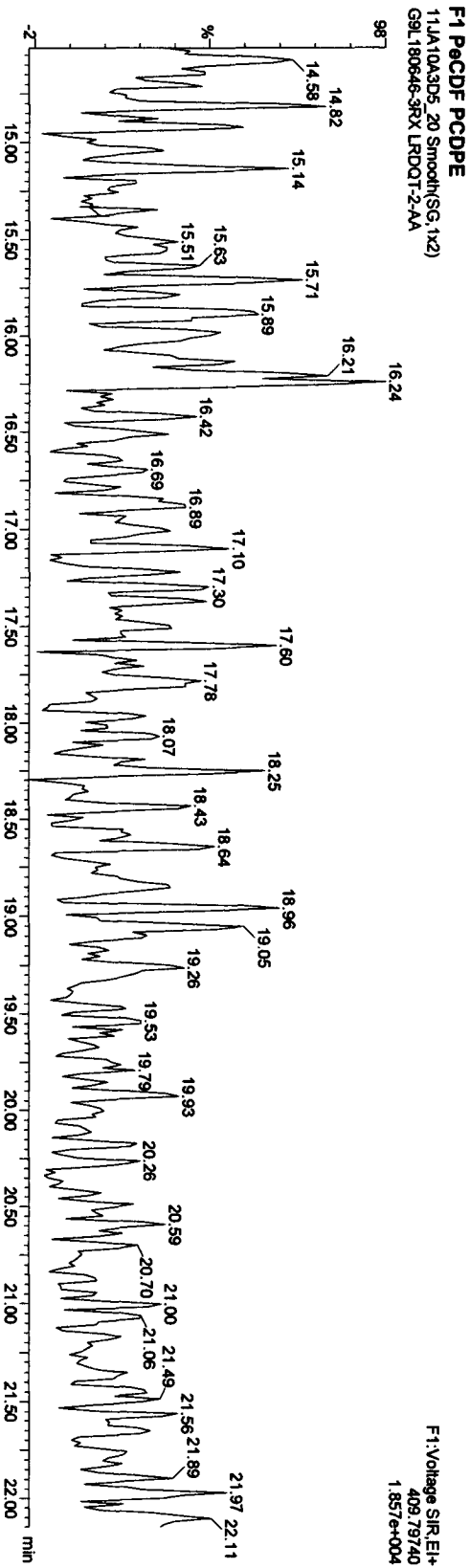
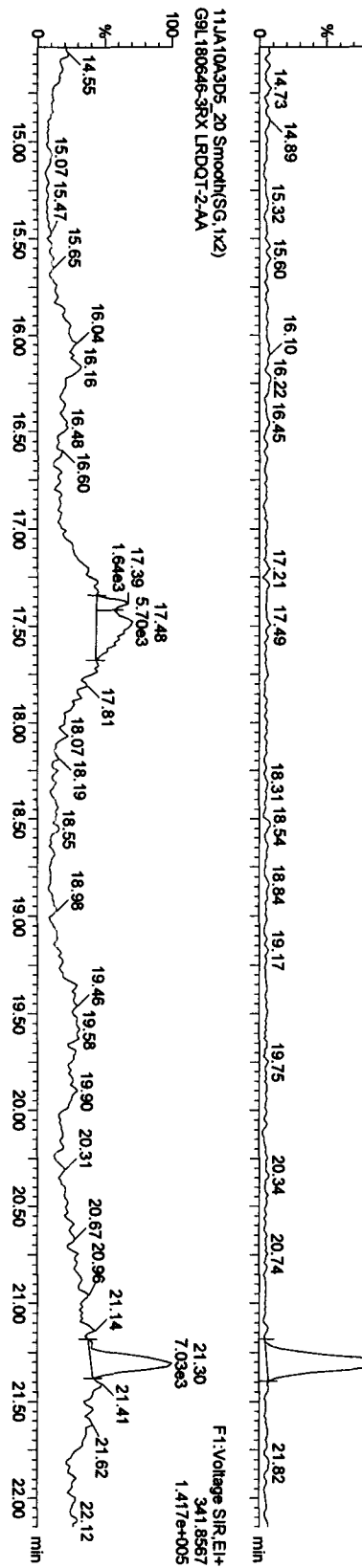


Quantity Sample Report Masslynx 4.1

Dataset: C:\MassLynx\Default\pro11JA10A3D58290C.qld

Last Altered: Tuesday, January 12, 2010 09:56:55 Pacific Standard Time
Printed: Tuesday, January 12, 2010 10:15:27 Pacific Standard Time

Name: 11JA10A3D5_20, Date: 12-Jan-2010, Time: 07:50:14, ID: LRDQT-2-AA, Description: G9L180646-3RX



Quantity Sample Report MassLynx 4.1

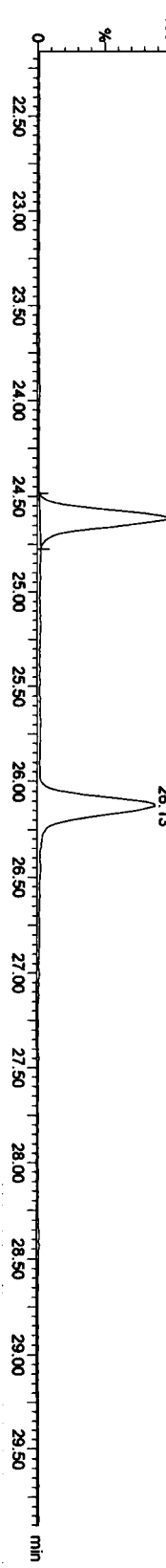
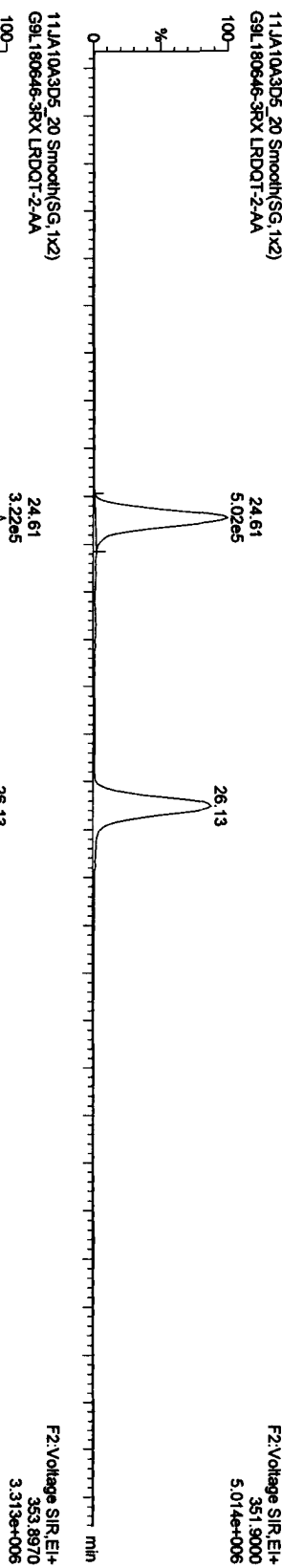
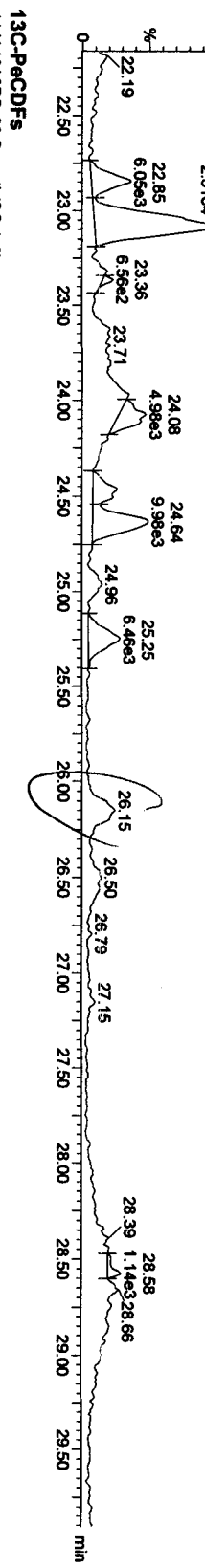
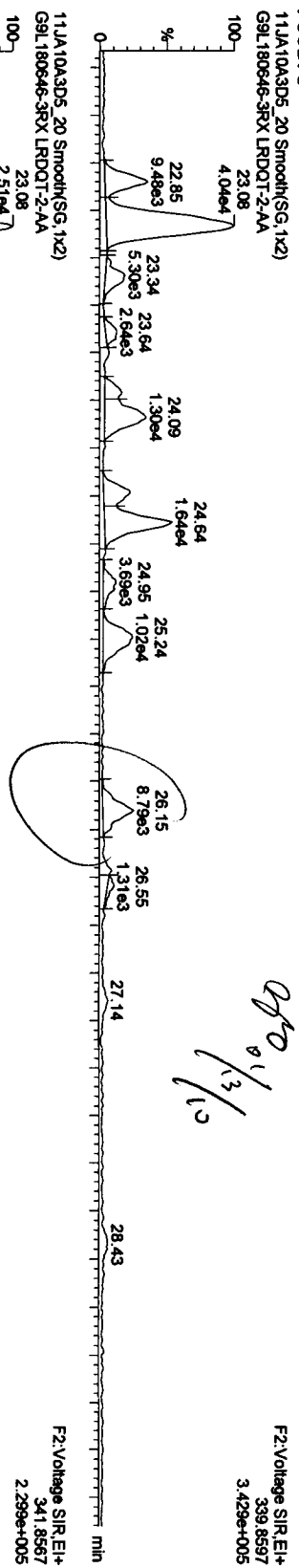
Dataset: C:\MassLynx\Default\pro1\11JA10A3D58290C.qld

Last Altered: Tuesday, January 12, 2010 09:56:55 Pacific Standard Time
 Printed: Tuesday, January 12, 2010 10:15:27 Pacific Standard Time

Name: 11JA10A3D5_20, Date: 12-Jan-2010, Time: 07:50:14, ID: LRDQT-2-AA, Description: G9L180646-3RX

Handwritten: 0.01 / 1.13 / 1.10

PeCDFs



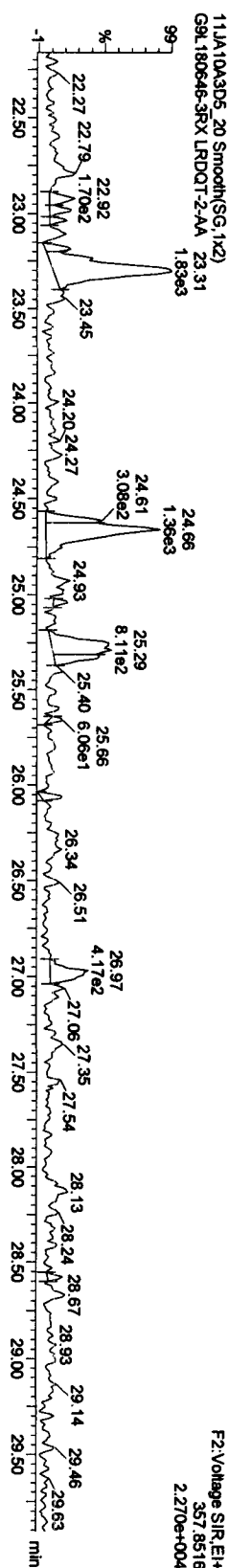
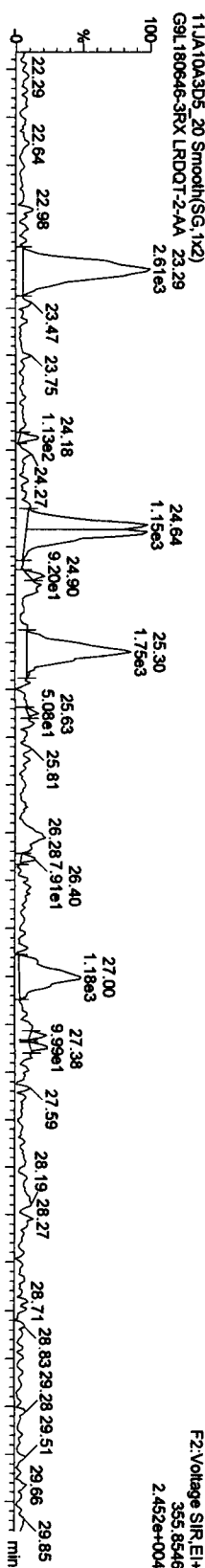
Quantity Sample Report MassLynx 4.1

Dataset: C:\MassLynx\Default\proj\11JA10A3D58290C.qld

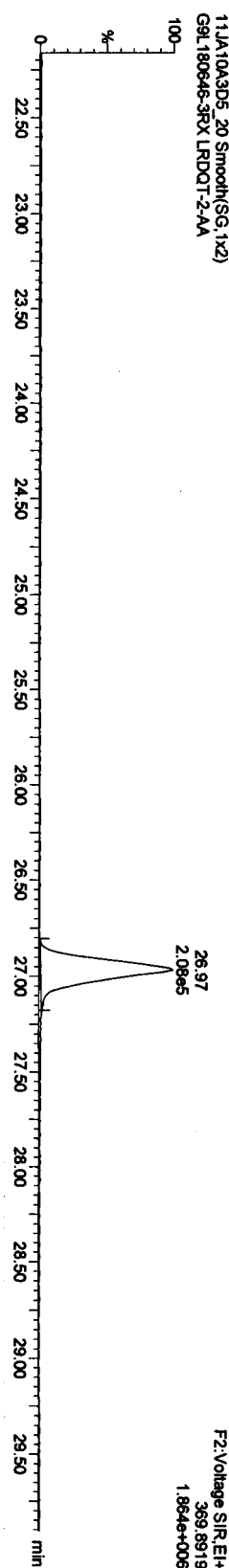

Last Altered: Tuesday, January 12, 2010 09:56:55 Pacific Standard Time
Printed: Tuesday, January 12, 2010 10:15:27 Pacific Standard Time

Name: 11JA10A3D5_20, Date: 12-Jan-2010, Time: 07:50:14, ID: LRDQT-2-AA, Description: G9L180646-3RX

PeCDDs



13C-PeCDD



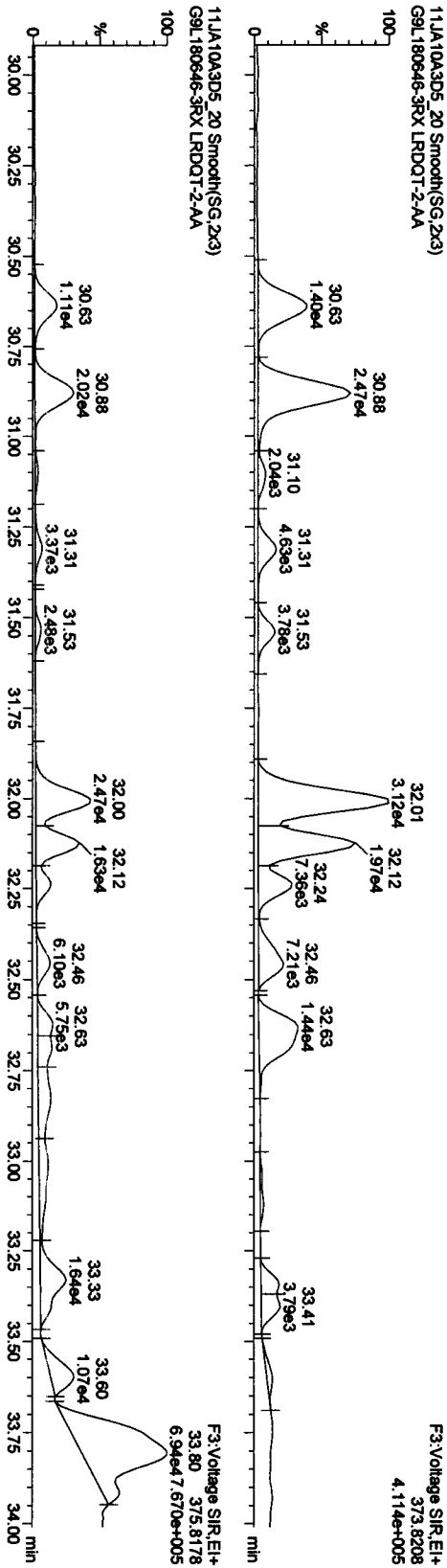
Quantity Sample Report MassLynx 4.1

Dataset: C:\MassLynx\Default\proj\11JA10A3D58290C.qld

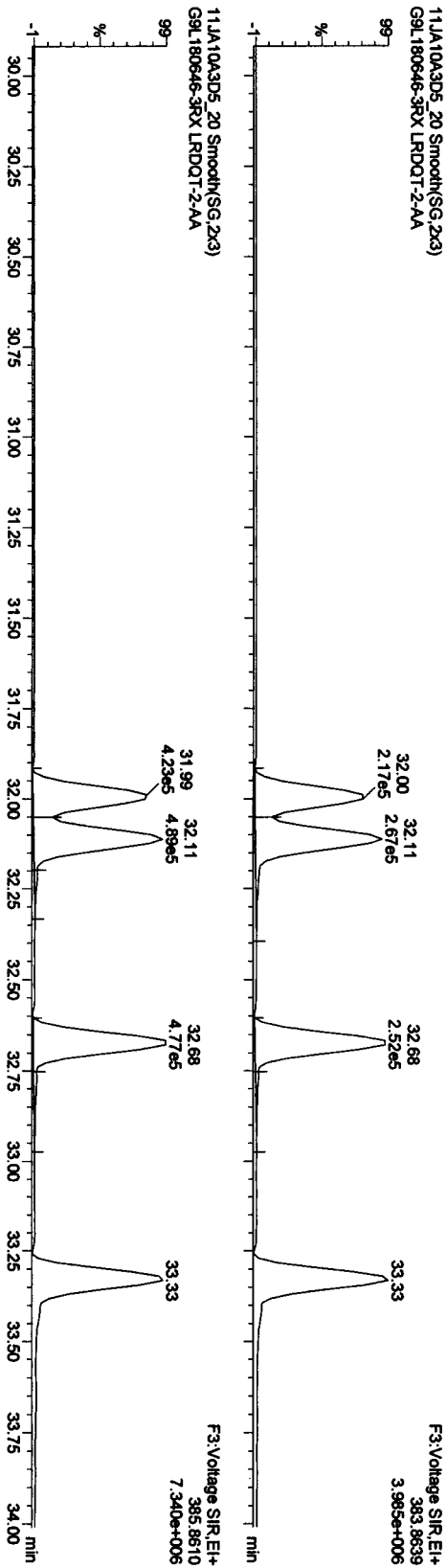
Last Altered: Tuesday, January 12, 2010 09:56:55 Pacific Standard Time
Printed: Tuesday, January 12, 2010 10:15:27 Pacific Standard Time

Name: 11JA10A3D5_20, Date: 12-Jan-2010, Time: 07:50:14, ID: LRDQT-2-AA, Description: G9L180646-3RX

HXCDFs
11JA10A3D5_20 Smooth(SG,2x3)
G9L180646-3RX LRDQT-2-AA



13C-HXCDFs
11JA10A3D5_20 Smooth(SG,2x3)
G9L180646-3RX LRDQT-2-AA

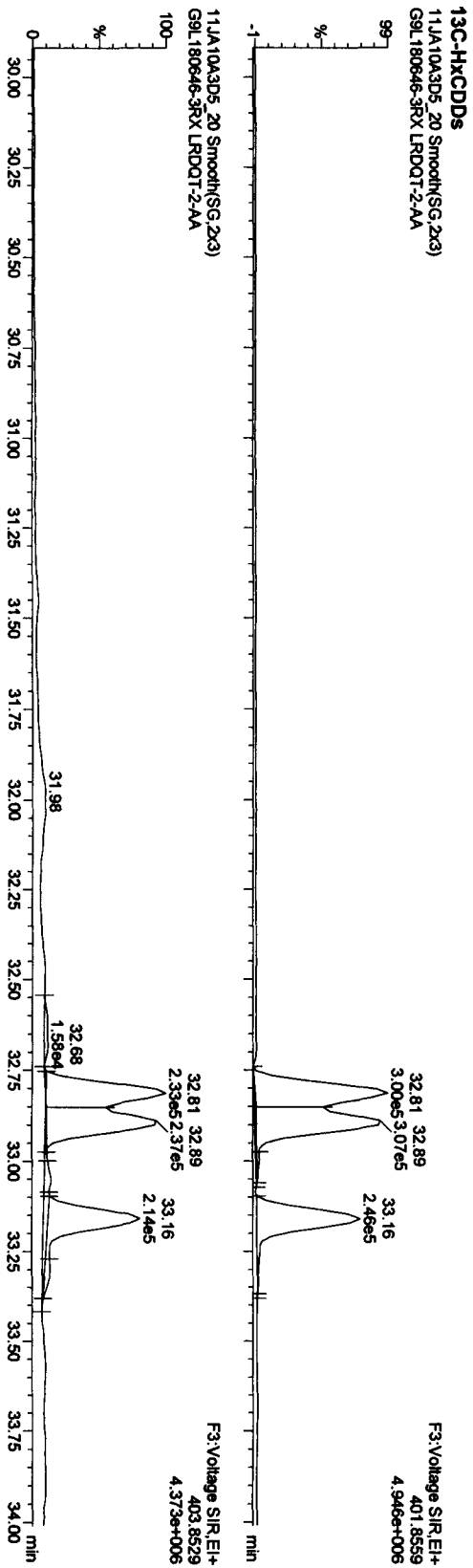
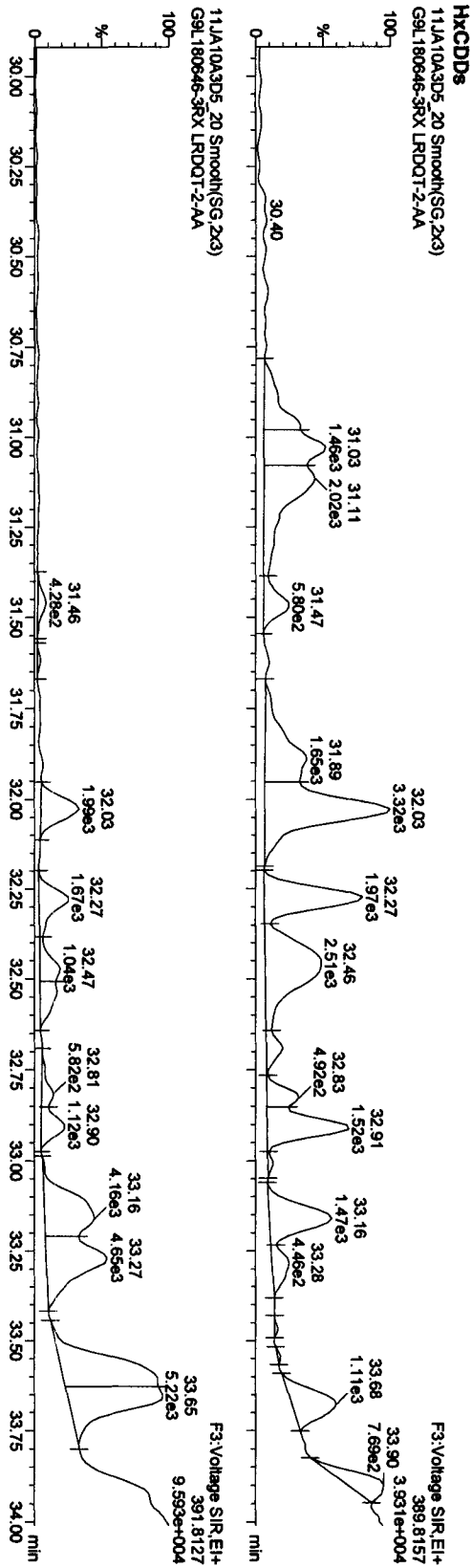


Quantity Sample Report MassLynx 4.1

Dataset: C:\MassLynx\Default\pro11JA10A3D58290C.qld

Last Altered: Tuesday, January 12, 2010 09:56:55 Pacific Standard Time
Printed: Tuesday, January 12, 2010 10:15:27 Pacific Standard Time

Name: 11JA10A3D5_20, Date: 12-Jan-2010, Time: 07:50:14, ID: LRDQT-2-AA, Description: G9L180646-3RX




Quantity Sample Report MassLynx 4.1

Dataset: C:\MassLynx\Default\proj\11JA10A3D58290C.qld


Last Altered: Tuesday, January 12, 2010 09:56:55 Pacific Standard Time
Printed: Tuesday, January 12, 2010 10:15:27 Pacific Standard Time

Name: 11JA10A3D5_20, Date: 12-Jan-2010, Time: 07:50:14, ID: LRDQT-2-AA, Description: G9L180646-3RX


HPCDFs
11JA10A3D5_20 Smooth(SG,1x2)
G9L180646-3RX LRDQT-2-AA




HPCDFs
11JA10A3D5_20 Smooth(SG,1x2)
G9L180646-3RX LRDQT-2-AA



HPCDFs
11JA10A3D5_20 Smooth(SG,1x2)
G9L180646-3RX LRDQT-2-AA



HPCDFs
11JA10A3D5_20 Smooth(SG,1x2)
G9L180646-3RX LRDQT-2-AA



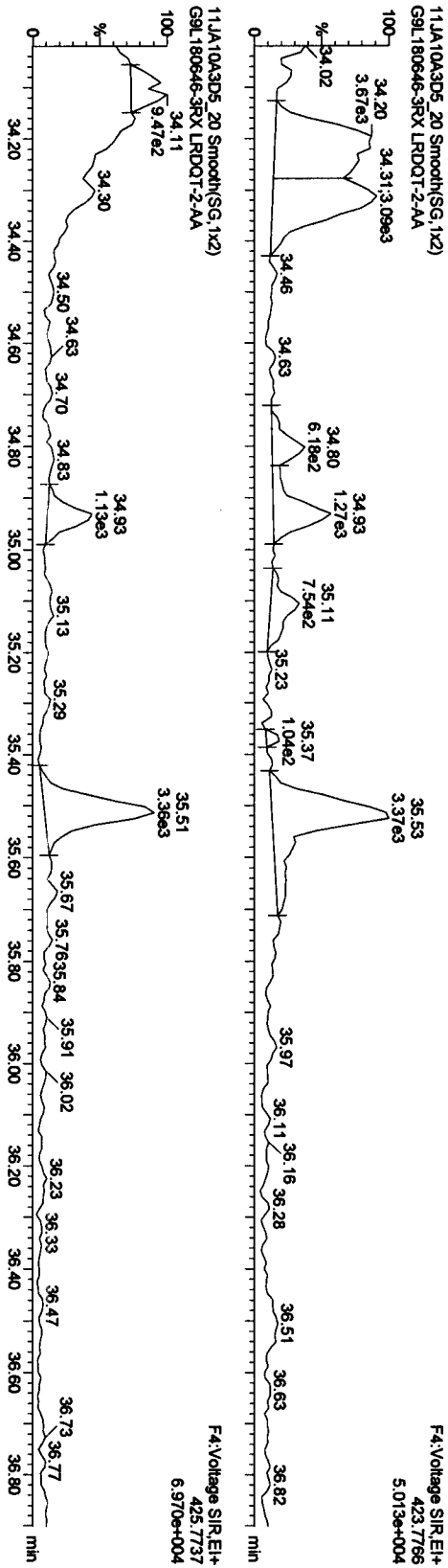
Quantify Sample Report MassLynx 4.1

Dataset: C:\MassLynx\Default\pro1\1JA10A3D58290C.qld

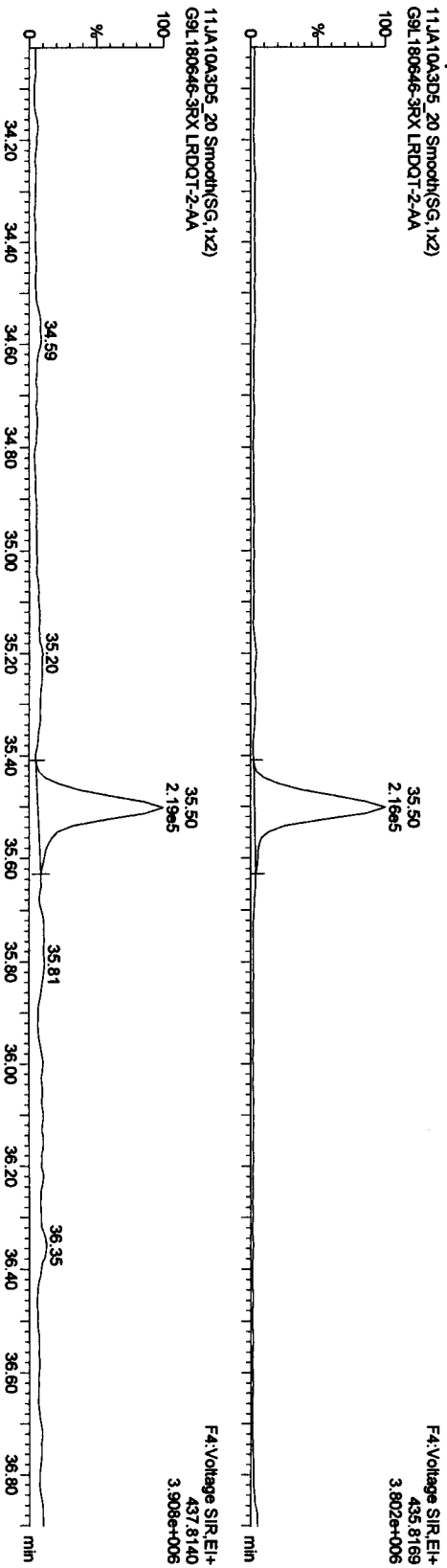
Last Altered: Tuesday, January 12, 2010 09:56:55 Pacific Standard Time
Printed: Tuesday, January 12, 2010 10:15:27 Pacific Standard Time

Name: 11JA10A3D5_20, Date: 12-Jan-2010, Time: 07:50:14, ID: LRDQT-2-AA, Description: G9L180646-3RX

HPCDDs



13C-HPCDD

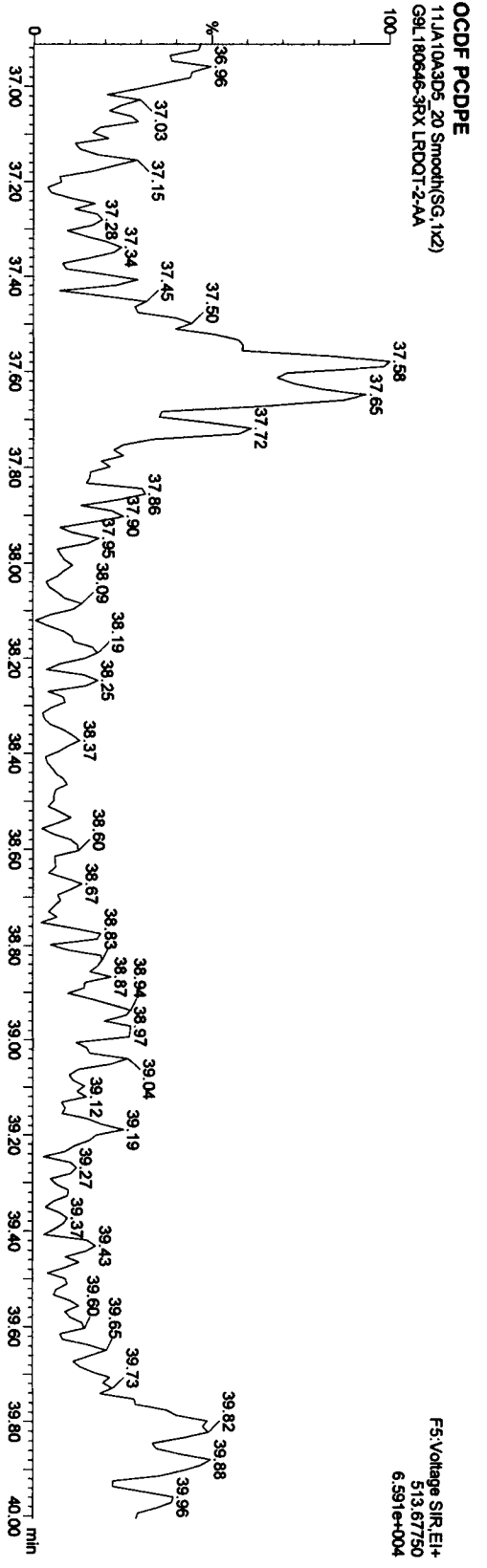


Quantity Sample Report Masslynx 4.1

Dataset: C:\Masslynx\Default\proj\11JA10A3D58290C.qld

Last Altered: Tuesday, January 12, 2010 09:56:55 Pacific Standard Time
Printed: Tuesday, January 12, 2010 10:15:27 Pacific Standard Time

Name: 11JA10A3D5_20, Date: 12-Jan-2010, Time: 07:50:14, ID: LRDQT-2-AA, Description: G9L180646-3RX



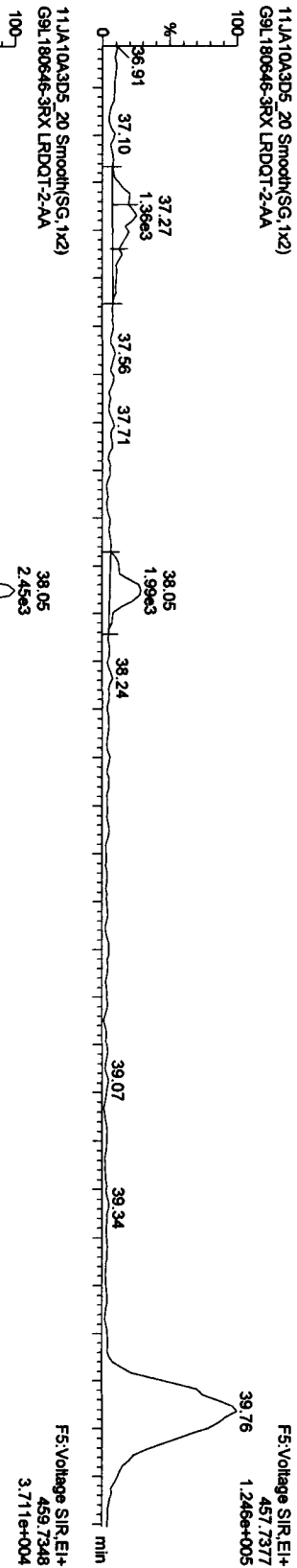
Quantity Sample Report MassLynx 4.1

Dataset: C:\MassLynx\Default\pro1\11JA10A3D56290C.qld

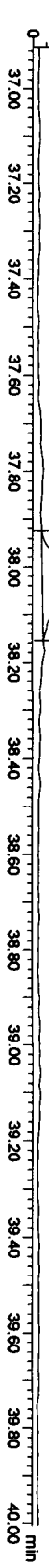
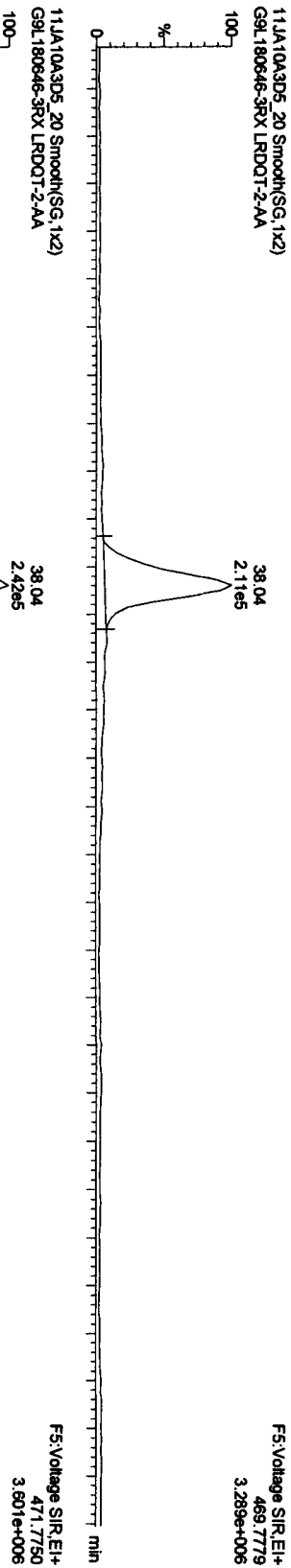
Last Altered: Tuesday, January 12, 2010 09:56:55 Pacific Standard Time
Printed: Tuesday, January 12, 2010 10:15:27 Pacific Standard Time

Name: 11JA10A3D5_20, Date: 12-Jan-2010, Time: 07:50:14, ID: LRDQT-2-AA, Description: G9L180646-3RX

OCDD



13C-OCDD

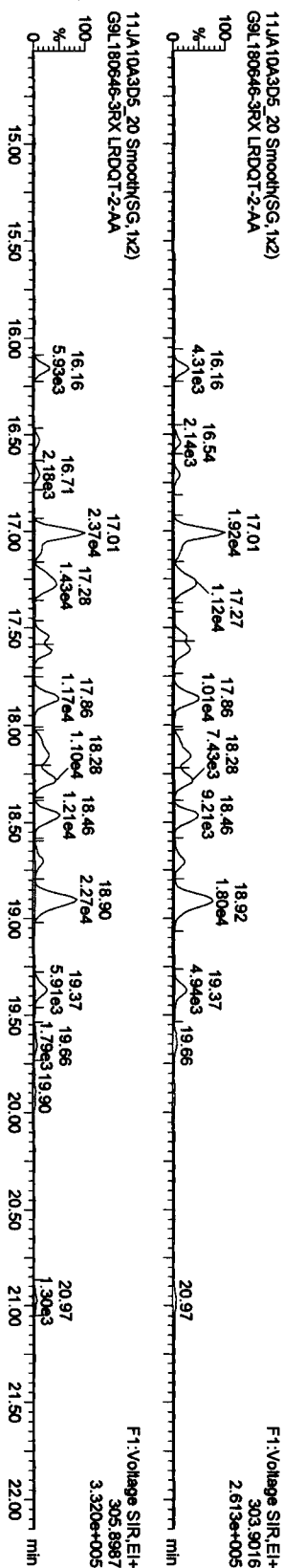


Dataset: C:\Masslynx\Default\prot1\1JA10A3D5S290C.qld

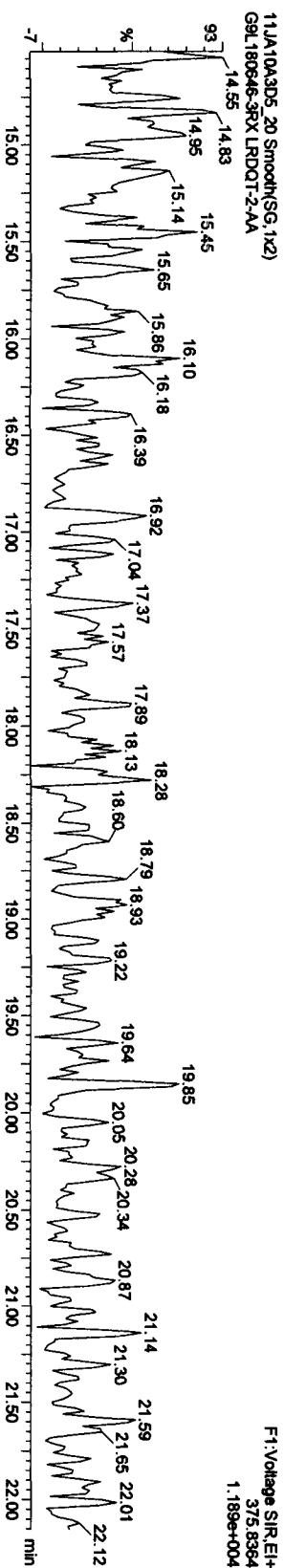
Last Altered: Tuesday, January 12, 2010 09:56:55 Pacific Standard Time
Printed: Tuesday, January 12, 2010 10:15:27 Pacific Standard Time

Name: 11JA10A3D5_20, Date: 12-Jan-2010, Time: 07:50:14, ID: LRDQT-2-AA, Description: G9L180646-3RX

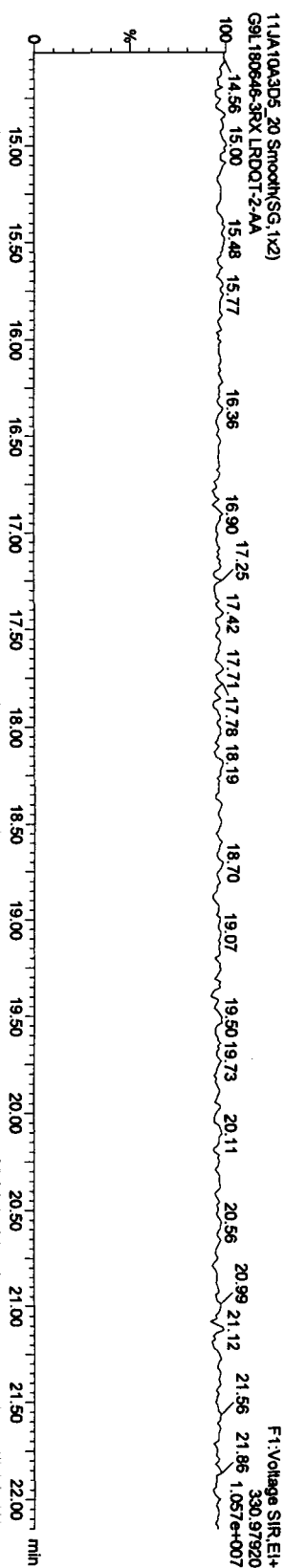
TCDFs
11JA10A3D5_20 Smooth(SG,1x2)
G9L180646-3RX LRDQT-2-AA



TCDF PCDPE
11JA10A3D5_20 Smooth(SG,1x2)
G9L180646-3RX LRDQT-2-AA



Function 1 PFK
11JA10A3D5_20 Smooth(SG,1x2)
G9L180646-3RX LRDQT-2-AA

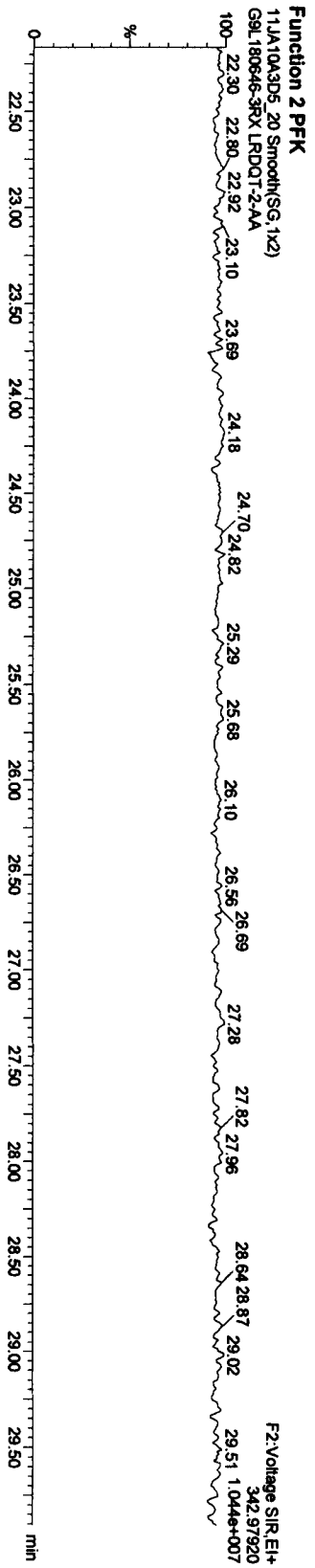
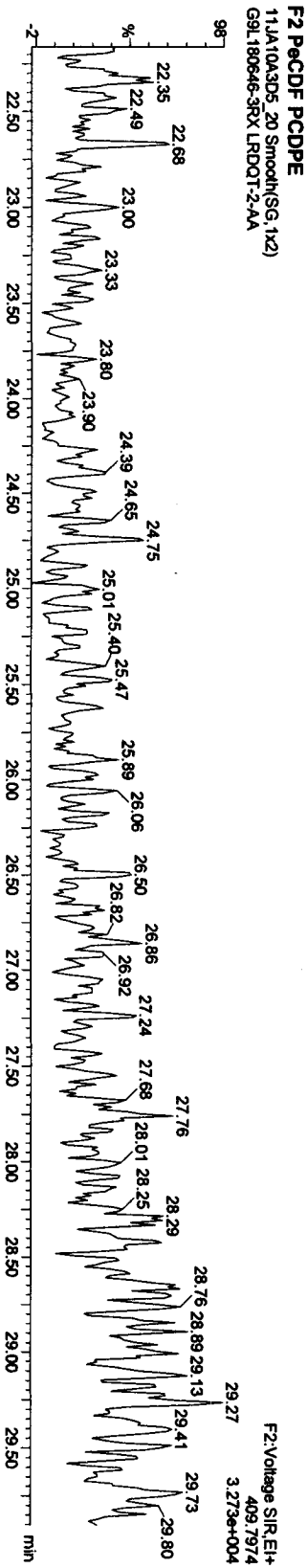
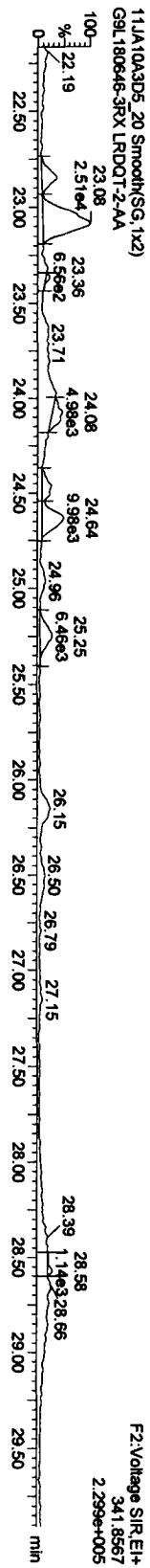



Quantity Sample Report Masslynx 4.1

Dataset: C:\MassLynx\Default\pro1\11JA10A3D58290C.qld

Last Altered: Tuesday, January 12, 2010 09:56:55 Pacific Standard Time
Printed: Tuesday, January 12, 2010 10:15:27 Pacific Standard Time

Name: 11JA10A3D5_20, Date: 12-Jan-2010, Time: 07:50:14, ID: LRDQT-2-AA, Description: G9L180646-3RX

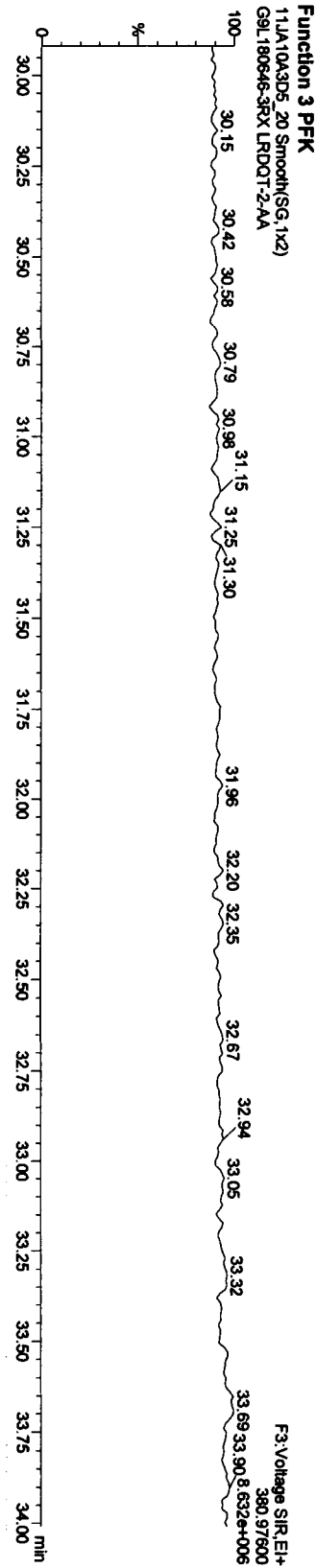
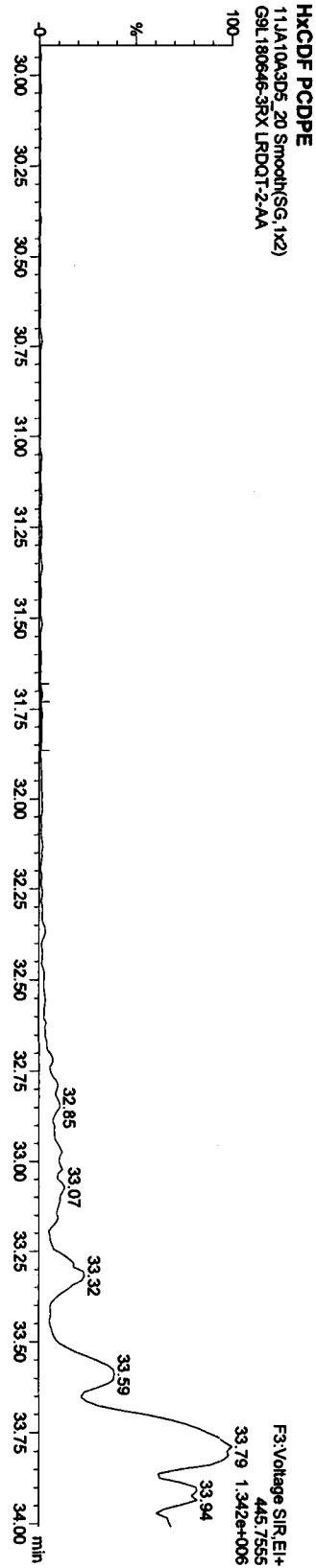
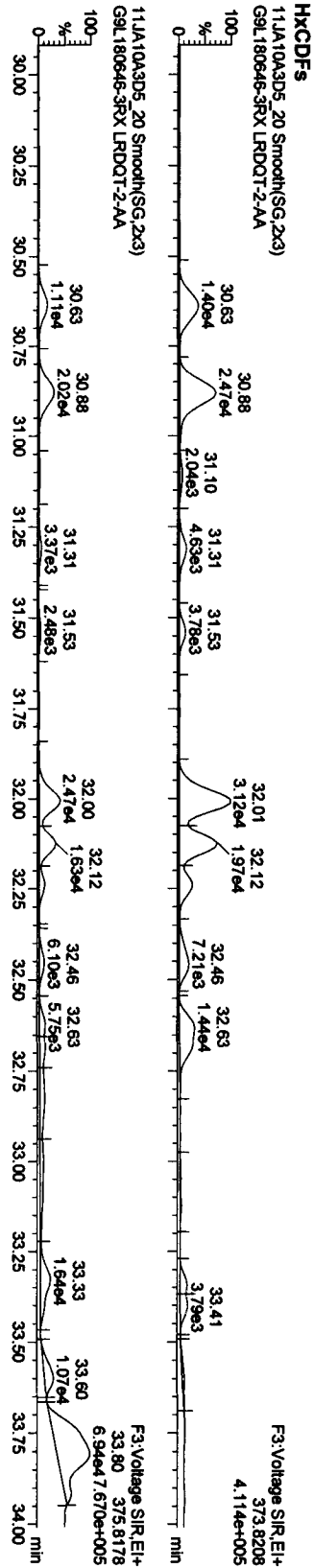


Quantity Sample Report Masslynx 4.1

Dataset: C:\MassLynx\Default\pro1\11JA10A3D5\8290C.qld

Last Altered: Tuesday, January 12, 2010 09:56:55 Pacific Standard Time
 Printed: Tuesday, January 12, 2010 10:15:27 Pacific Standard Time

Name: 11JA10A3D5_20, Date: 12-Jan-2010, Time: 07:50:14, ID: LRDQT-2-AA, Description: G9L180646-3RX



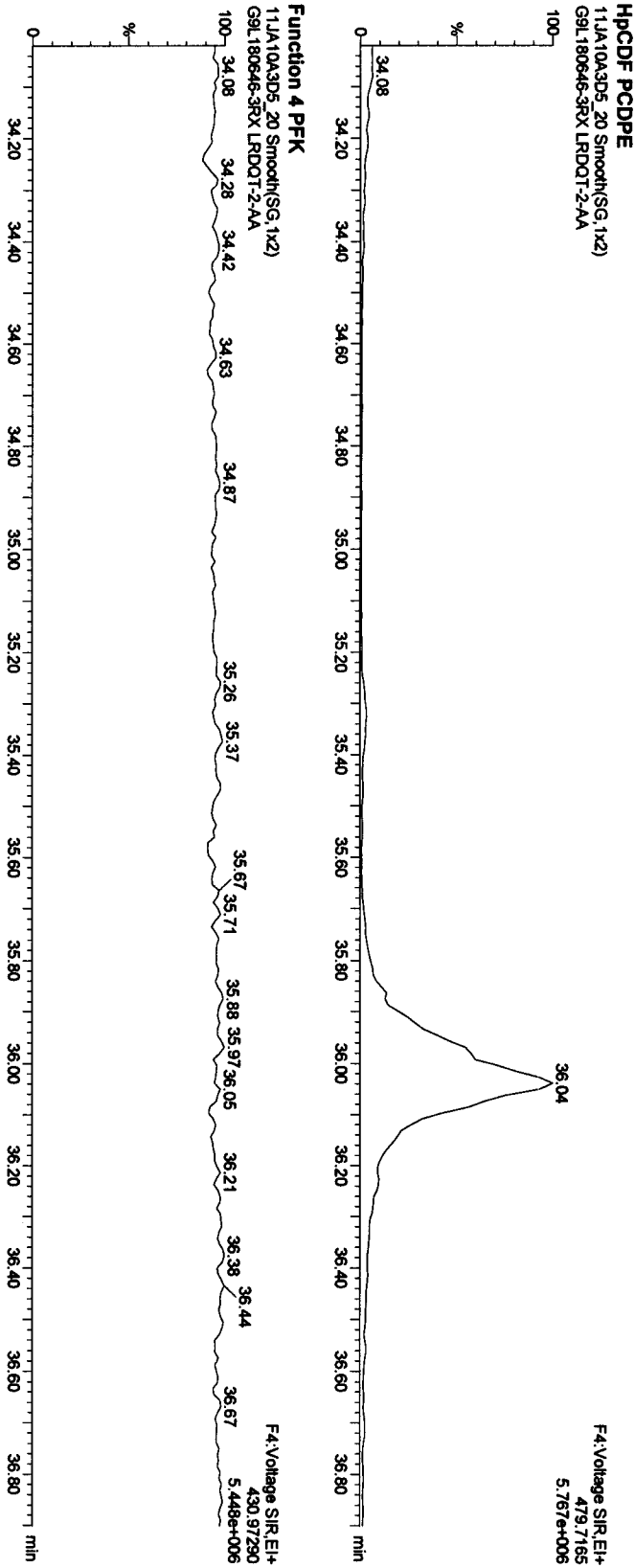
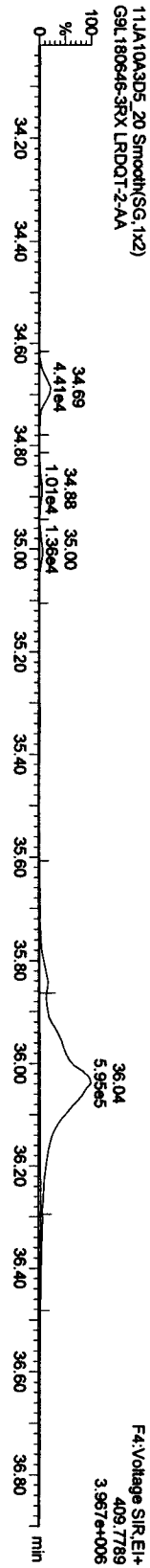

Quantity Sample Report MassLynx 4.1

Dataset: C:\MassLynx\Default\pro1\1JA10A3D58290C.qld

Last Altered: Tuesday, January 12, 2010 09:56:55 Pacific Standard Time

Printed: Tuesday, January 12, 2010 10:15:27 Pacific Standard Time

Name: 11JA10A3D5_20, Date: 12-Jan-2010, Time: 07:50:14, ID: LRDQT-2-AA, Description: G9L180646-3RX




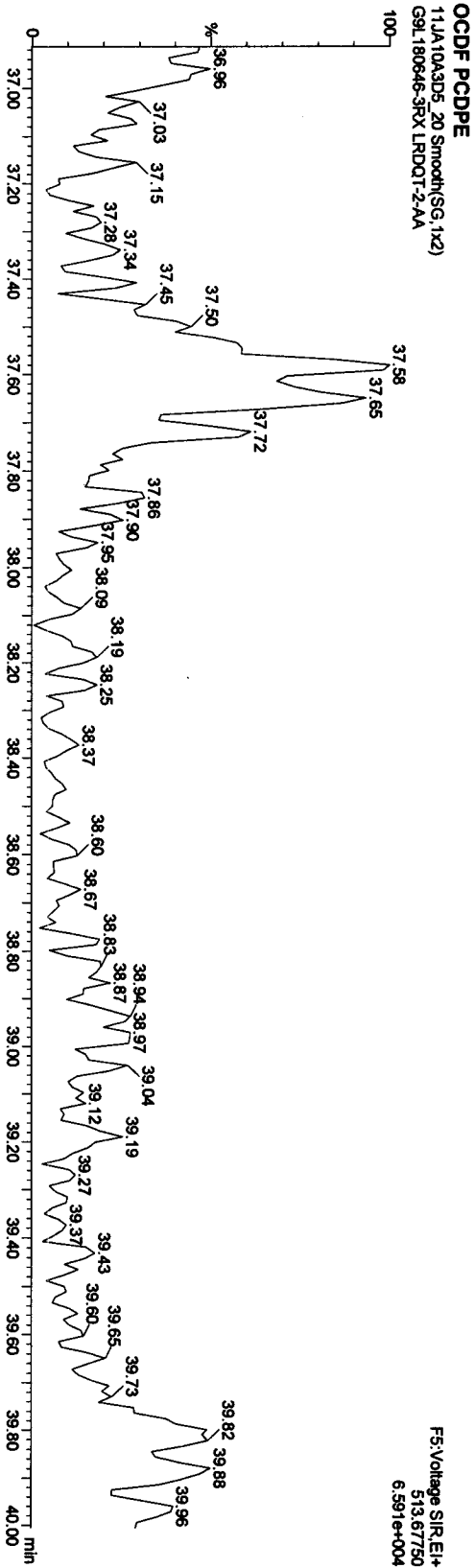
Quantity Sample Report MassLynx 4.1

Dataset: C:\MassLynx\Default\pro1\11JA10A3D58290C.qld

Last Altered: Tuesday, January 12, 2010 09:56:55 Pacific Standard Time

Printed: Tuesday, January 12, 2010 10:15:27 Pacific Standard Time

Name: 11JA10A3D5_20, Date: 12-Jan-2010, Time: 07:50:14, ID: LRDQT-2-AA, Description: G9L180646-3RX



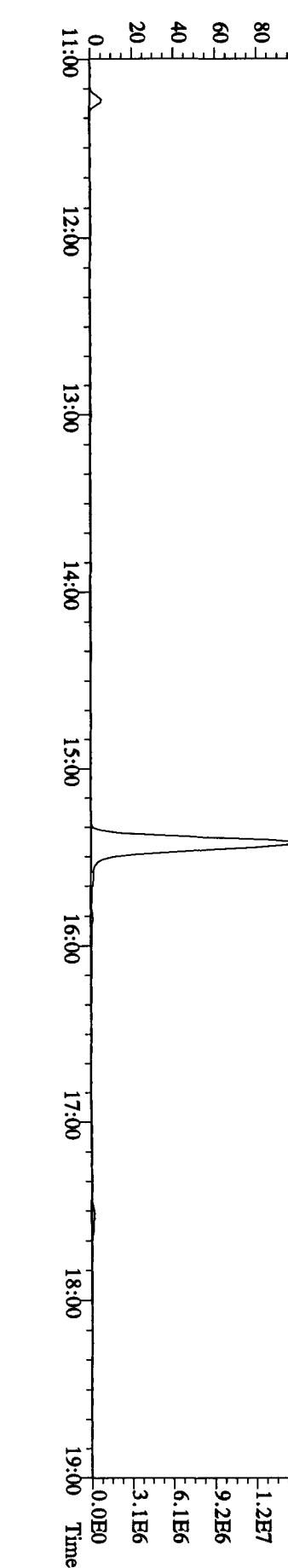
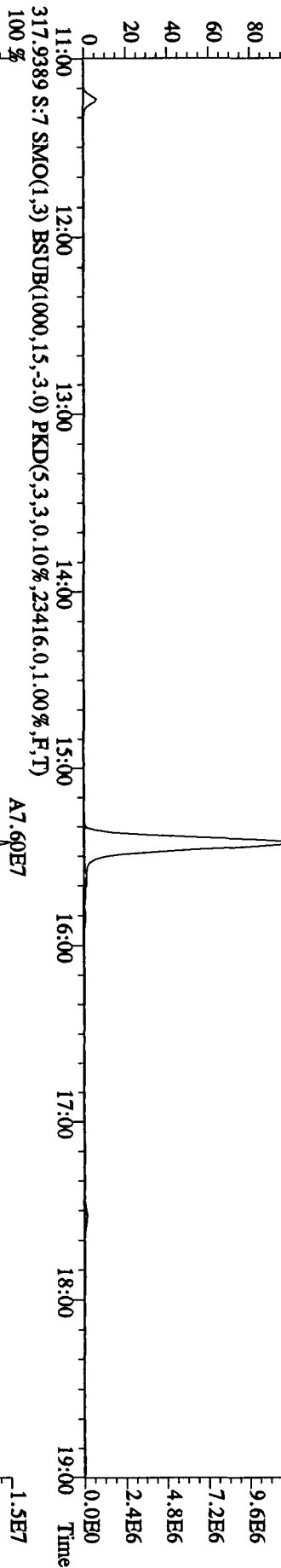
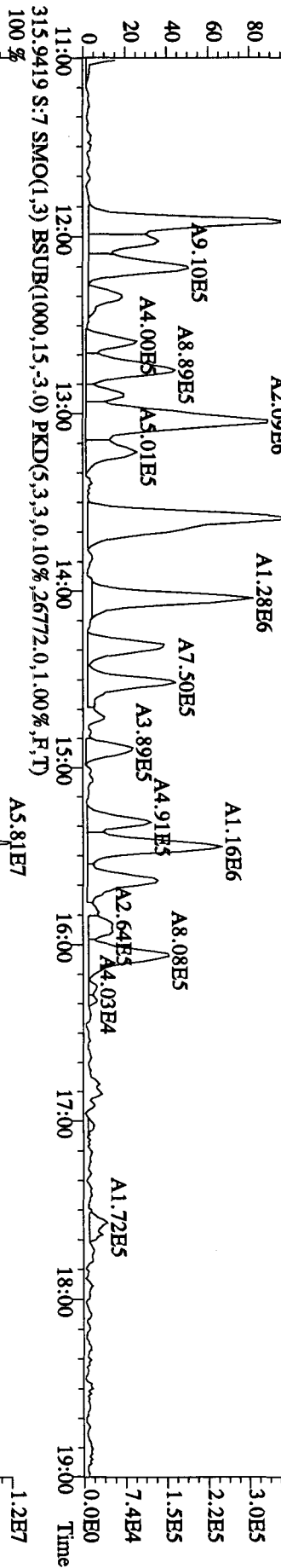
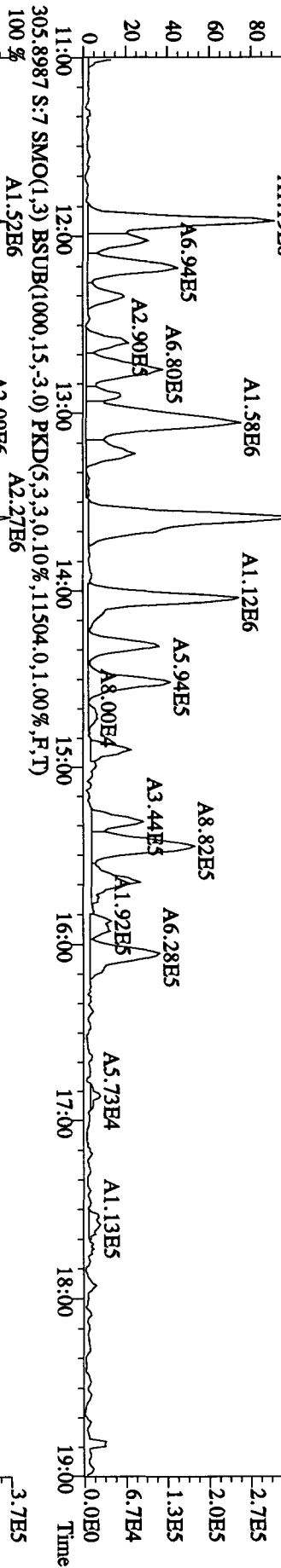
Run text: LRDQT-2-AA Sample text: LRDQT-2-AA :G9L180646-3RX
 Run #10 Filename: 13JA105D2 S: 7 I: 1 Results: 13JA105D2DB225
 Acquired: 13-JAN-10 12:40:49 Processed: 13-JAN-10 13:55:55
 Run: 13JA105D2 Analyte: DB225HRS Cal: DB2250104105D2
 Factor 1: 1600.000 Factor 2: 20.000 Sample size: 10.2000g

Name	Resp	RA	RT	RRF	Conc	EDL	Rec	M
13C-1,2,3,4-TCDD	47200700	0.84 y	14:20	-	2.14	-	-	n
13C-2,3,7,8-TCDF	134100500	0.76 y	15:25	1.66	167.43	0.85	85.4	n
2,3,7,8-TCDF	2043293	0.76 y	15:27	1.01	2.95	0.44	-	n
13C-2,3,7,8-TCDD	69644600	0.76 y	14:05	0.95	152.08	1.15	77.6	n
2,3,7,8-TCDD	*	* n	NotFnd	1.18	*	0.70	-	n
37C1-2,3,7,8-TCDD	84613200	1.00 y	14:06	2.07	84.99	0.07	108.4	n

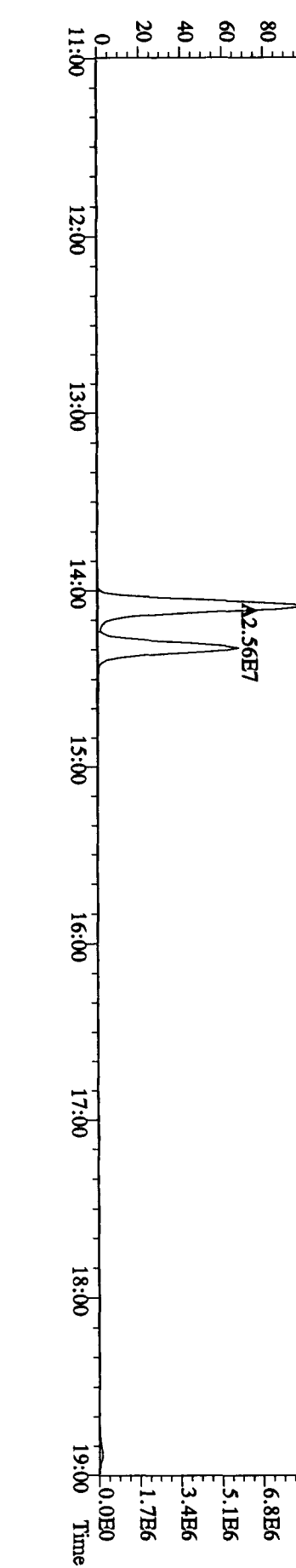
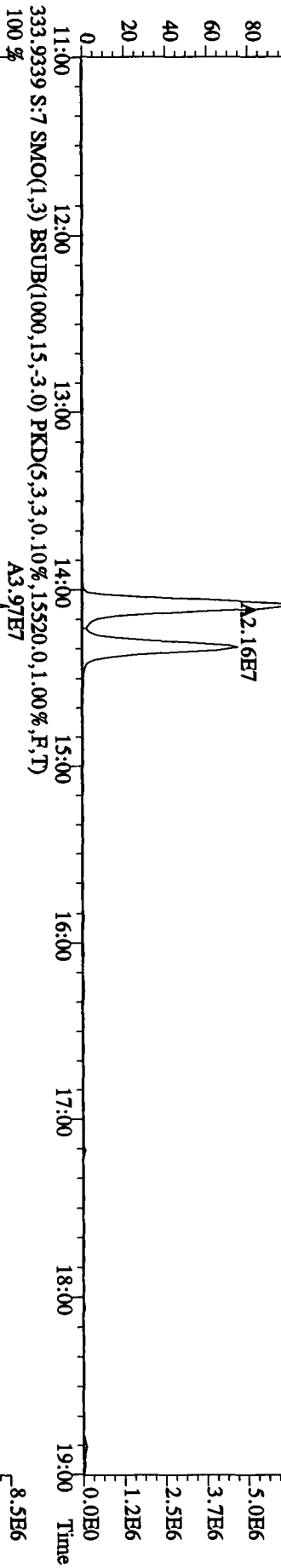
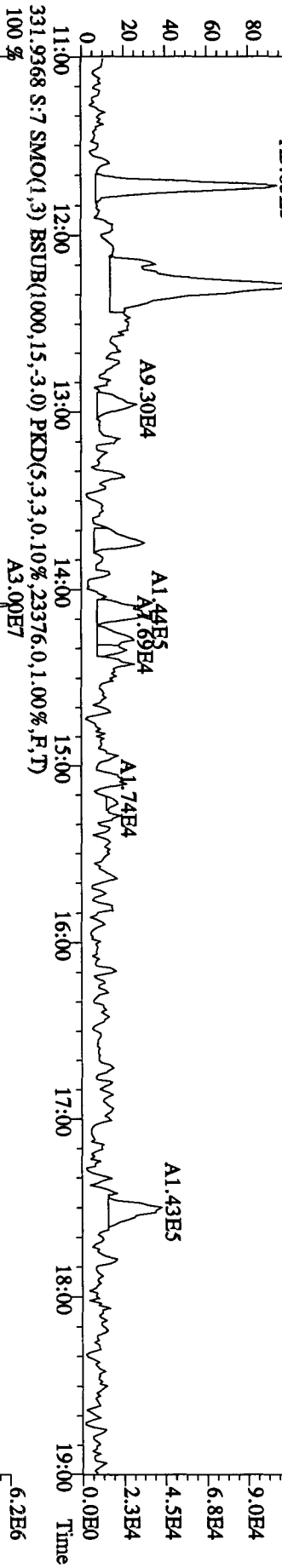
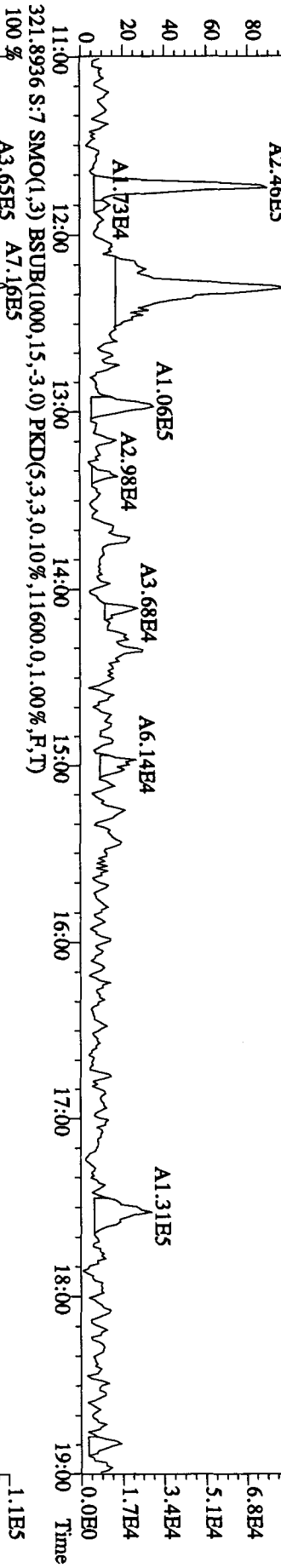
com.

80 01/14/10

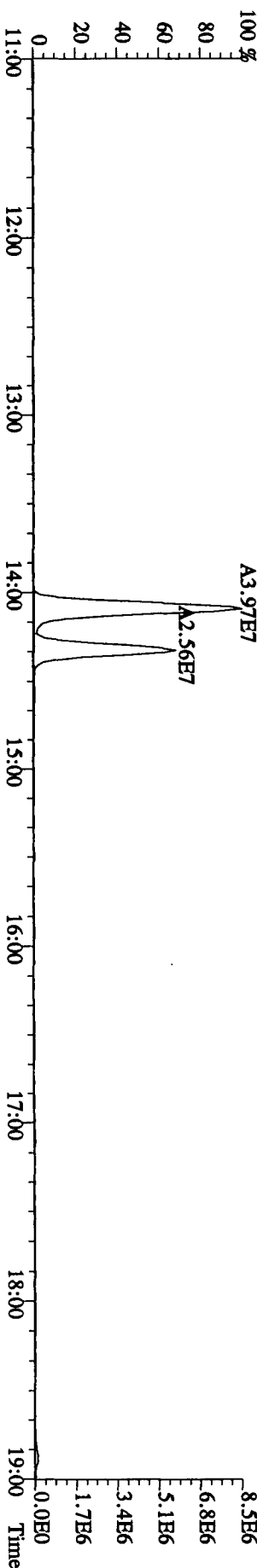
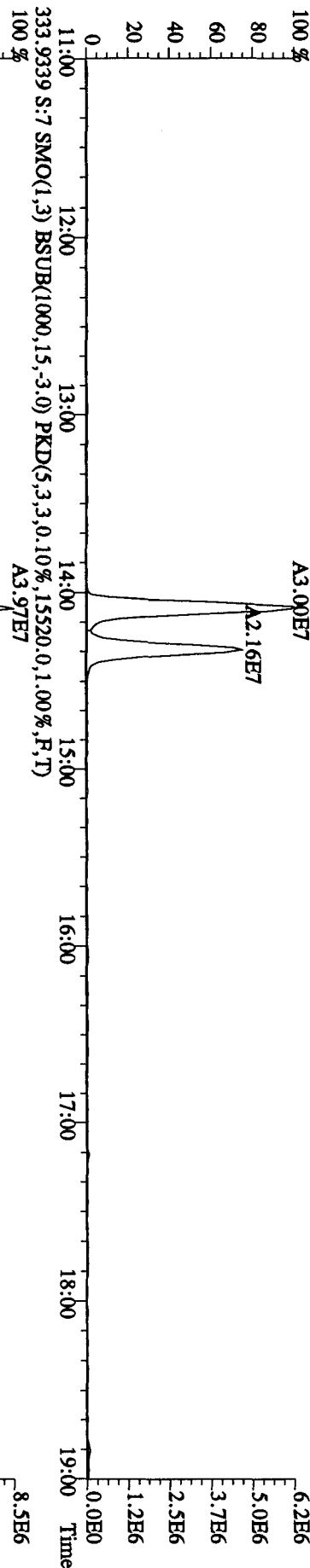
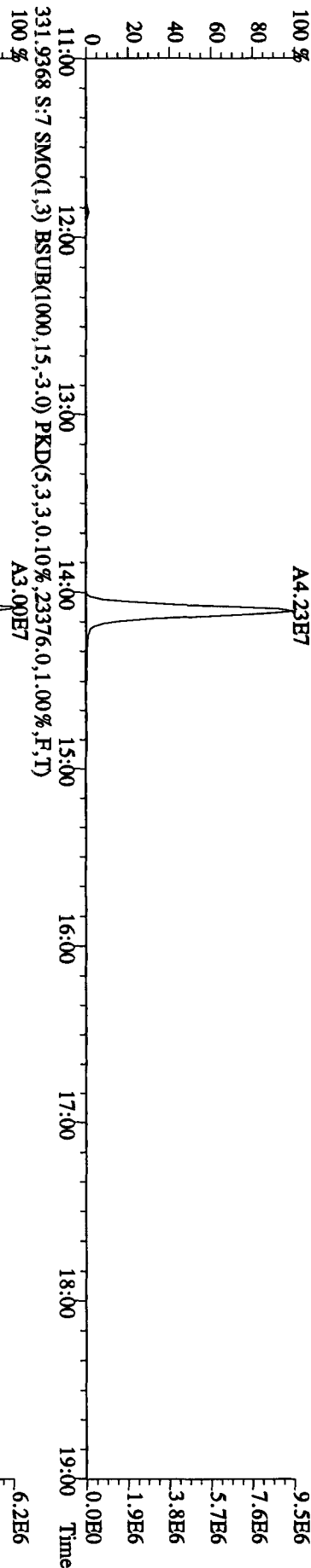
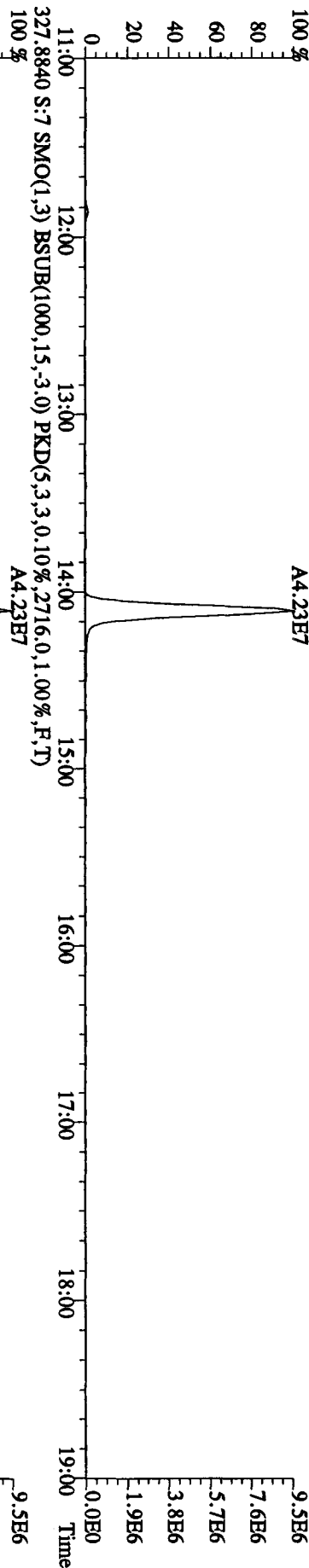
File:131A105D2 #1-1242 Acq:13-JAN-2010 12:40:49 GC EI+ Voltage SIR 70SE
 Sample#7 Text:LRDQT-2-AA :G9L180646-3RX Exp:DB225
 303.9016 S:7 SMO(1,3) BSUB(1000,15,-3.0) PKD(5,3,3,0,10%,9348,0,1,00%,F,T)
 100 % A1.19E6 A1.84E6



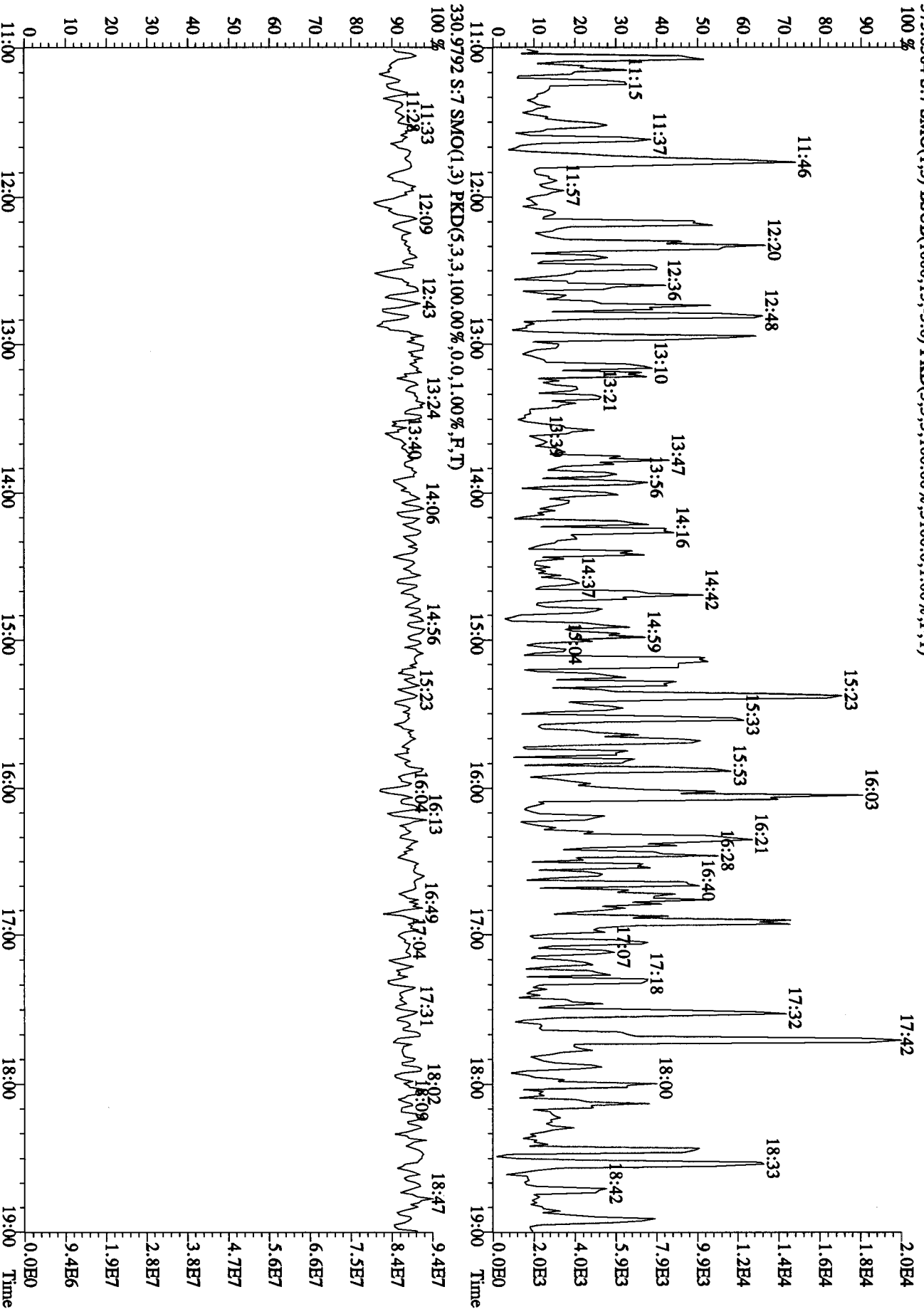
File:131A105D2 #1-1242 Acq:13-JAN-2010 12:40:49 GC EI+ Voltage SIR 70SE
 Sample#7 Text:LRDOT-2-AA :G9L180646-3RX Exp:DB225
 319.8965 S:7 SMO(1,3) BSUB(1000,15,-3.0) PKD(5,3,3,0,10%,8940,0,1,00%,F,T)
 100%



File:131A105D2 #1-1242 Acq:13-JAN-2010 12:40:49 GC EI+ Voltage SIR 70SE
Sample#7 Text:LKDQT-2-AA :G9L180646-3RX Exp:DB225
327.8840 S:7 SMO(1,3) BSUB(1000,15,-3.0) PKD(5,3,3,0.10%,2716.0,1.00%,F,T)
100% A4.23E7



File: 13JAI05D2 #1-1242 Acq: 13-JAN-2010 12:40:49 GC EI + Voltage SIR 70SE
 Sample#7 Text: LRDOT-2-AA :G9L180646-3RX Exp: DB225
 375.8364 S:7 SMO(1,3) BSUB(1000,15,-3,0) PKD(5,3,3,100.00%,3100.0,1.00%,F,T)



Run text: LRDQV-2-AA Sample text: LRDQV-2-AA :G9L180646-4RX
 Run #9 Filename: 12JA101D5 S: 6 I: 1 Results: 12JA101D58290SY
 Acquired: 12-JAN-10 12:05:19 Processed: 12-JAN-10 15:52:09
 Run: 12JA101D5 Analyte: 8290HRS Cal: 82901231091D5
 Sample size: 10.04 g

370 6/14/10

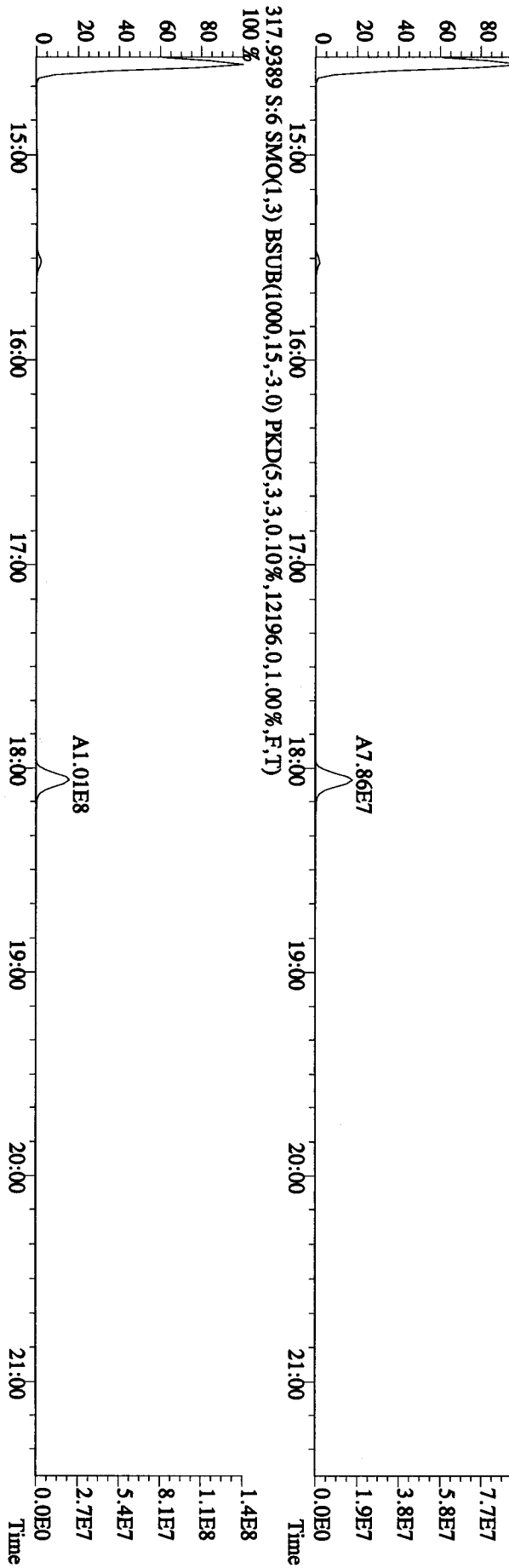
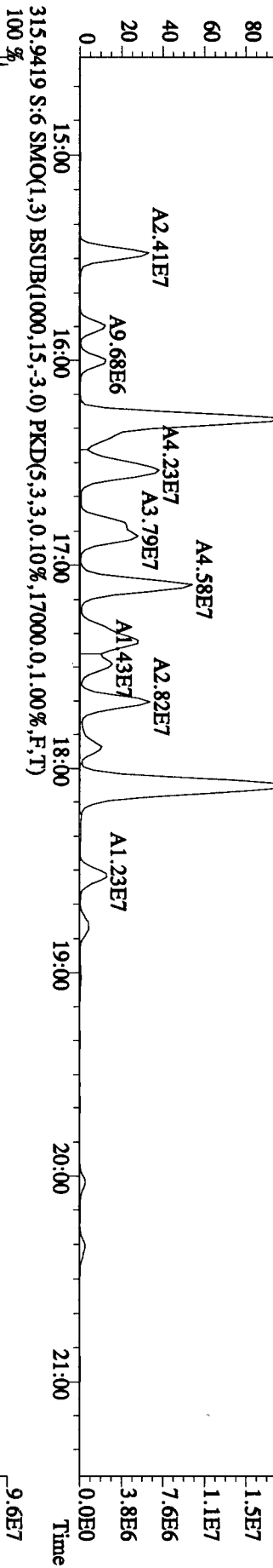
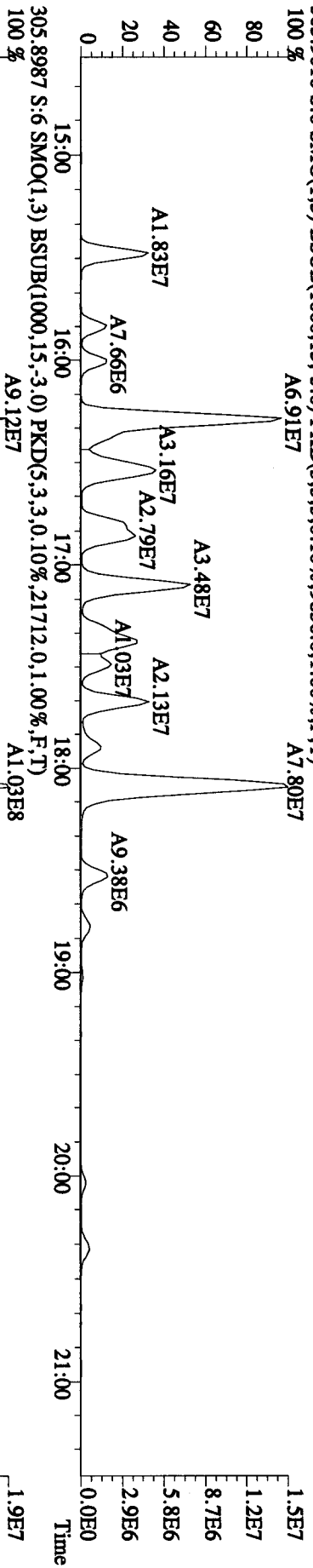
Name	Resp	RA	RT	RRF	Conc	EDL	Rec	M
13C-1,2,3,4-TCDD	72564200	0.80 y	18:36	-	2.3203	-	-	n
13C-2,3,7,8-TCDF	179079800	0.78 y	18:04	1.57	156.9605	0.3490	78.8	n
2,3,7,8-TCDF	180677400	0.76 y	18:06	0.86	233.7334	0.5700	-	n
Total TCDF	831221188	1.48 n	15:01	0.86	1075.2097	0.5700	-	n
13C-2,3,7,8-TCDD	110127300	0.77 y	18:48	0.99	152.1775	0.6842	76.4	n
2,3,7,8-TCDD	2481470	0.82 y	18:49	0.93	4.8069	0.4731	-	n
Total TCDD	67104273	0.79 y	16:26	0.93	129.9883	0.4731	-	n
37Cl-2,3,7,8-TCDD	120346200	1.00 y	18:50	2.22	74.4730	0.2570	93.5	n
13C-1,2,3,7,8-PeCDF	128634000	1.60 y	23:28	1.07	164.5733	0.4240	82.6	n
1,2,3,7,8-PeCDF	191658400	1.63 y	23:30	1.00	296.7793	1.1299	-	n
2,3,4,7,8-PeCDF	88281500	1.63 y	24:56	0.94	145.6577	1.2039	-	n
Total F2 PeCDF	1423509610	1.64 y	21:47	0.97	2269.3962	1.1657	-	n
Total F1 PeCDF	129602639	1.59 y	19:25	0.97	207.0523	0.4177	-	n
13C-1,2,3,7,8-PeCDD	73318800	1.63 y	25:41	0.67	151.0266	0.3400	75.8	n
1,2,3,7,8-PeCDD	8232690	1.63 y	25:43	0.93	24.0731	1.3332	-	n
Total PeCDD	86855499	1.00 n	22:13	0.93	253.9728	1.3332	-	n
13C-1,2,3,7,8,9-HxCDD	60128200	1.34 y	32:50	-	2.1834	-	-	n
13C-1,2,3,4,7,8-HxCDF	90028700	0.50 y	31:24	0.89	167.0345	0.8529	83.9	n
1,2,3,4,7,8-HxCDF	396337000	1.28 y	31:25	1.20	731.3686	G 3.1519	-	n
1,2,3,6,7,8-HxCDF	265727000	1.19 y	31:34	1.37	428.7905	G 2.7562	-	n
2,3,4,6,7,8-HxCDF	59069900	1.31 y	32:15	1.24	105.2309	G 3.0428	-	n
1,2,3,7,8,9-HxCDF	30357000	1.23 y	33:04	1.33	50.6519	G 2.8499	-	y
Total HxCDF	1600093360	1.26 y	29:30	1.28	2777.7000	2.9420	-	y
13C-1,2,3,6,7,8-HxCDD	77895300	1.30 y	32:30	0.73 0.93	176.2532 138.347	0.4218	69.4	n
1,2,3,4,7,8-HxCDD	5217840	1.30 y	32:26	0.97	13.7568	0.5873	-	y
1,2,3,6,7,8-HxCDD	13597260	1.22 y	32:31	1.06	32.8553	0.5383	-	y
1,2,3,7,8,9-HxCDD	13824870	1.33 y	32:50	1.28	27.7234	0.4467	-	y
Total HxCDD	84641525	1.18 y	30:42	1.10	195.0994	0.5173	-	y
13C-1,2,3,4,6,7,8-HpCDF	71990300	0.41 y	34:33	0.86	138.6430	1.0549	69.6	n
1,2,3,4,6,7,8-HpCDF	571279000	1.07 y	34:33	1.29	1228.6401	1.0282	-	n
1,2,3,4,7,8,9-HpCDF	213686000	1.05 y	35:52	1.14 0.92	520.7875 645.327	1.1651	-	n
Total HpCDF	1132927500	1.07 y	34:33	1.21	2544.5145	1.0924	-	n
13C-1,2,3,4,6,7,8-HpCDD	59536700	1.08 y	35:30	0.75	131.1161	0.5727	65.8	n
1,2,3,4,6,7,8-HpCDD	30507700	1.06 y	35:30	1.00	102.2979	0.7919	-	n
Total HpCDD	43494870	1.13 y	34:50	1.00	145.8463	0.7919	-	n
13C-OCDD	46565500	0.89 y	38:16	0.56	136.6614	0.8323	34.3	n

OCDF	541551000	0.88	y	38:23	1.44	E	3223.6233	/	2.7265	-	n
OCDD	11436150	0.92	y	38:16	1.11	3	88.1861	/	1.5411	-	n

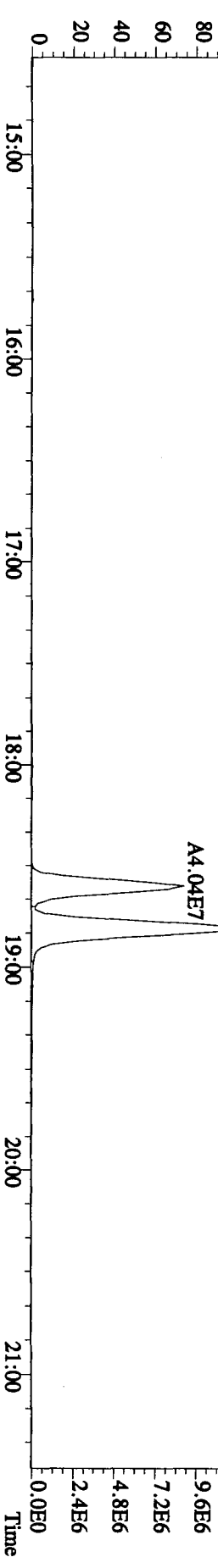
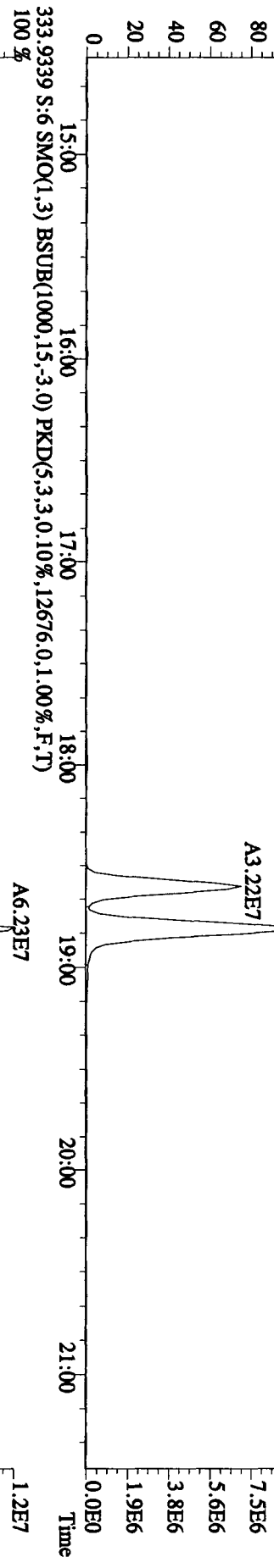
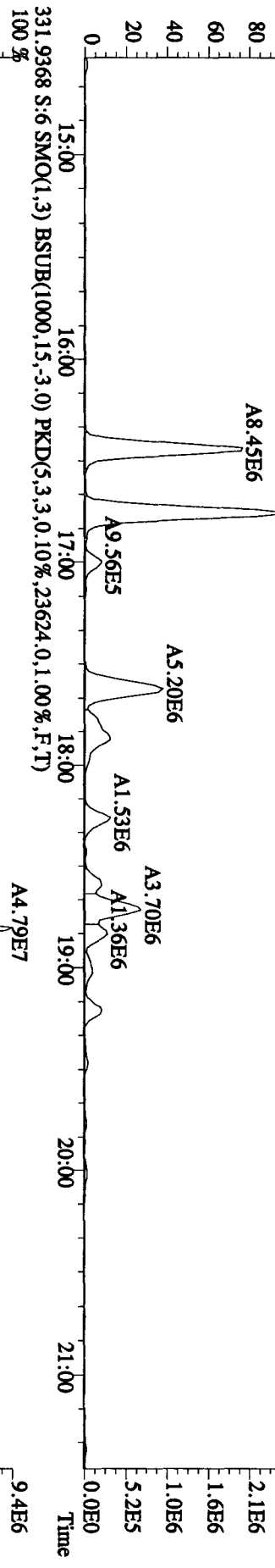
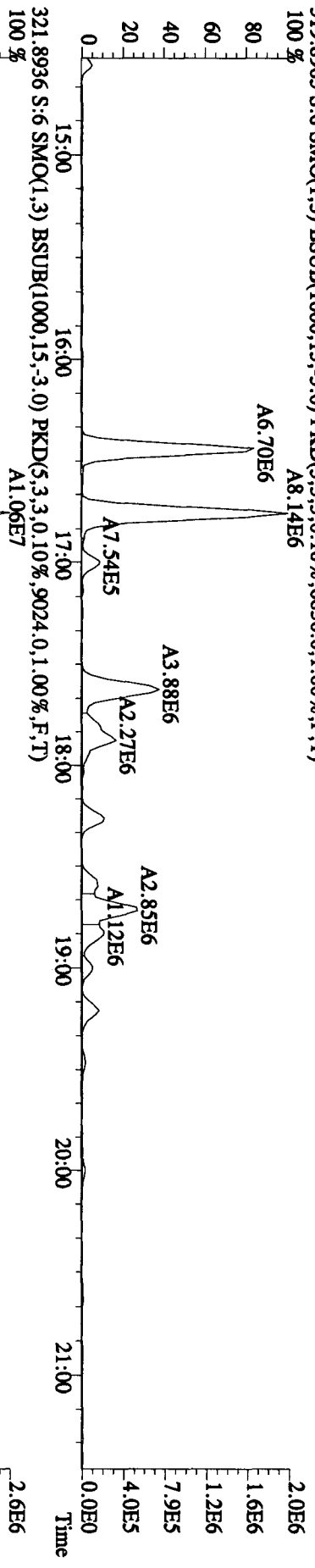
Run text: LRDQV-2-AA Sample text: LRDQV-2-AA :G9L180646-4RX
 Run #9 Filename: 12JA101D5 S: 6 I: 1 Results: 12JA101D58290
 Acquired: 12-JAN-10 12:05:19 Processed: 12-JAN-10 15:52:09
 Run: 12JA101D5 Analyte: 8290HRS Cal: 82901231091D5
 Factor 1: 1600.000 Factor 2: 20.000 Sample size: 10.0400µg

Name	Resp	RA	RT	RRF	Conc	EDL	Rec	M	
13C-1,2,3,4-TCDD	72564200	0.80	y	18:36	-	2.32	-	-	n
13C-2,3,7,8-TCDF	179079800	0.78	y	18:04	1.57	156.96	0.35	78.8	n
2,3,7,8-TCDF	180677400	0.76	y	18:06	0.86	233.73	0.57	-	n
Total TCDF	831221188	1.48	n	15:01	0.86	1075.31 ^{see DB225}	0.57	-	n
13C-2,3,7,8-TCDD	110127300	0.77	y	18:48	0.99	152.18	0.68	76.4	n
2,3,7,8-TCDD	2481470	0.82	y	18:49	0.93	4.81	0.47	-	n
Total TCDD	67104273	0.79	y	16:26	0.93	129.99	0.47	-	n
37Cl-2,3,7,8-TCDD	120346200	1.00	y	18:50	2.22	74.47	0.26	93.5	n
13C-1,2,3,7,8-PeCDF	128634000	1.60	y	23:28	1.07	164.57	0.42	82.6	n
1,2,3,7,8-PeCDF	191658400	1.63	y	23:30	1.00	296.78	1.13	-	n
2,3,4,7,8-PeCDF	88281500	1.63	y	24:56	0.94	145.66	1.20	-	n
Total F2 PeCDF	1423509610	1.64	y	21:47	0.97	2269.40	1.17	-	n
Total F1 PeCDF	129602639	1.59	y	19:25	0.97	207.05	0.42	-	n
13C-1,2,3,7,8-PeCDD	73318800	1.63	y	25:41	0.67	151.03	0.34	75.8	n
1,2,3,7,8-PeCDD	8232690	1.63	y	25:43	0.93	24.07	1.33	-	n
Total PeCDD	86855499	1.00	n	22:13	0.93	253.97	1.33	-	n
13C-1,2,3,7,8,9-HxCDD	60128200	1.34	y	32:50	-	2.18	-	-	n
13C-1,2,3,4,7,8-HxCDF	90028700	0.50	y	31:24	0.89	167.03	0.85	83.9	n
1,2,3,4,7,8-HxCDF	396337000	1.28	y	31:25	1.20	731.37	3.15	-	n
1,2,3,6,7,8-HxCDF	265727000	1.19	y	31:34	1.37	428.79	2.76	-	n
2,3,4,6,7,8-HxCDF	59069700	1.31	y	32:15	1.24	105.23	3.04	-	n
1,2,3,7,8,9-HxCDF	83889700	1.26	y	33:06	1.33	139.97	2.85	-	n
Total HxCDF	1653625880	1.26	y	29:30	1.28	2867.03 (M1)	2.94	-	n
13C-1,2,3,6,7,8-HxCDD	77895300	1.30	y	32:30	0.73	176.25	0.42	88.5	n
1,2,3,4,7,8-HxCDD	*	*	n	NotFnd	0.97	*	0.59	-	n
1,2,3,6,7,8-HxCDD	13505159	0.89	n	32:31	1.06	32.63	0.54	-	n
1,2,3,7,8,9-HxCDD	13896530	1.31	y	32:50	1.28	27.87	0.45	-	n
Total HxCDD	79403248	1.18	y	30:42	1.10	181.26	0.52	-	n
13C-1,2,3,4,6,7,8-HpCDF	71990300	0.41	y	34:33	0.86	138.64	1.05	69.6	n
1,2,3,4,6,7,8-HpCDF	571279000	1.07	y	34:33	1.29	1228.64	1.03	-	n
1,2,3,4,7,8,9-HpCDF	213686000	1.05	y	35:52	1.14	520.79 ^{0.92}	1.17	-	n
Total HpCDF	1132927500	1.07	y	34:33	1.21	2544.51	1.09	-	n
13C-1,2,3,4,6,7,8-HpCDD	59536700	1.08	y	35:30	0.75	131.12	0.57	65.8	n
1,2,3,4,6,7,8-HpCDD	30507700	1.06	y	35:30	1.00	102.30	0.79	-	n
Total HpCDD	43494870	1.13	y	34:50	1.00	145.85	0.79	-	n
13C-OCDD	46565500	0.89	y	38:16	0.56	136.66	0.83	34.3	n
OCDF	541551000	0.88	y	38:23	1.44	3223.62	2.73	-	n
OCDD	11436150	0.92	y	38:16	1.11	88.19	1.54	-	n

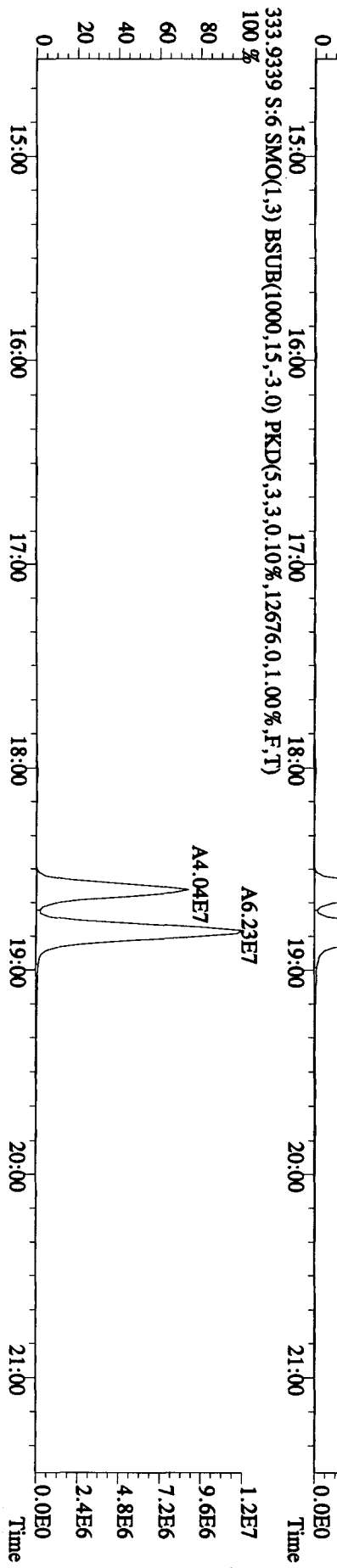
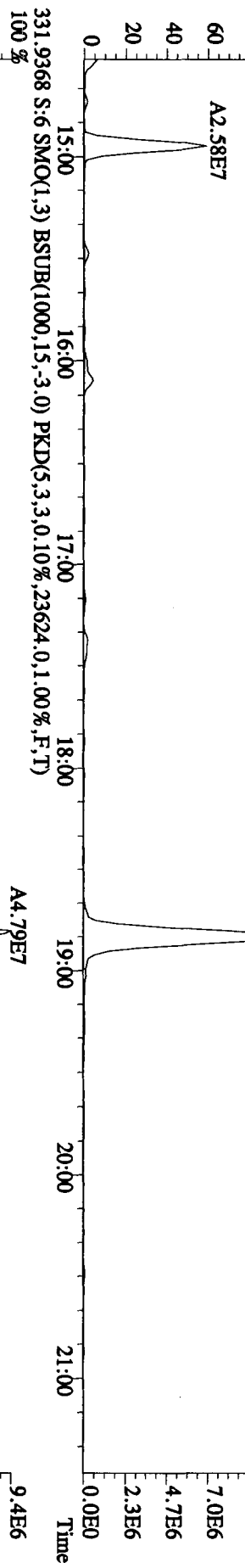
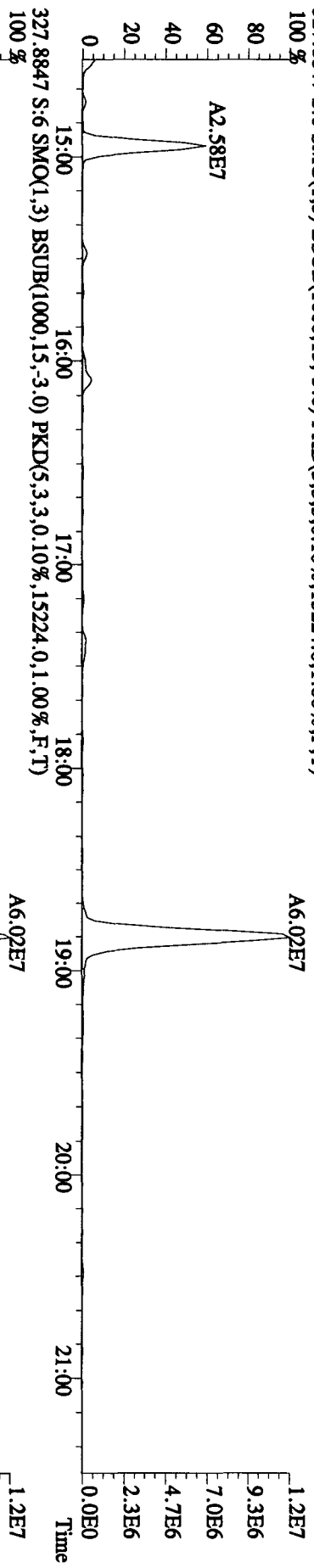
303.9016 S:6 SMO(1,3) BSUB(1000,15,-3,0) PKD(5,3,3,0,10%,9836,0,1,00%,F,T)



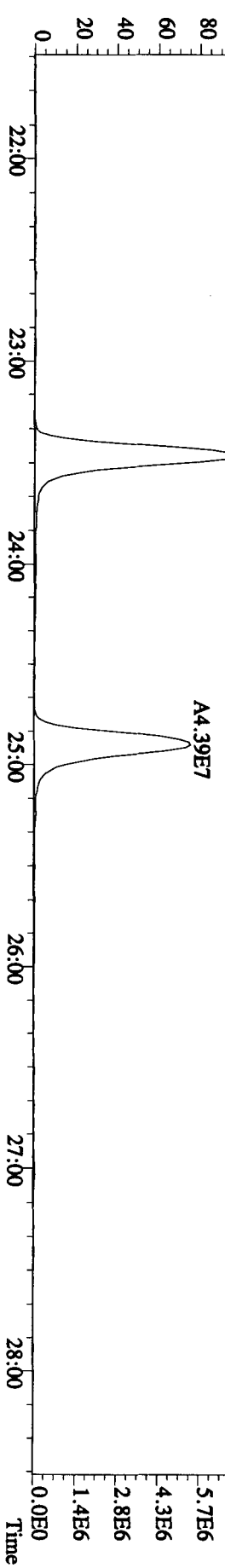
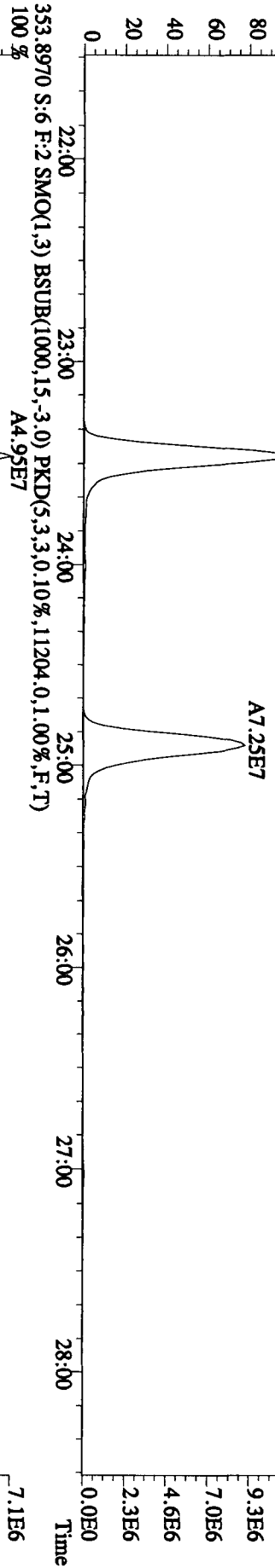
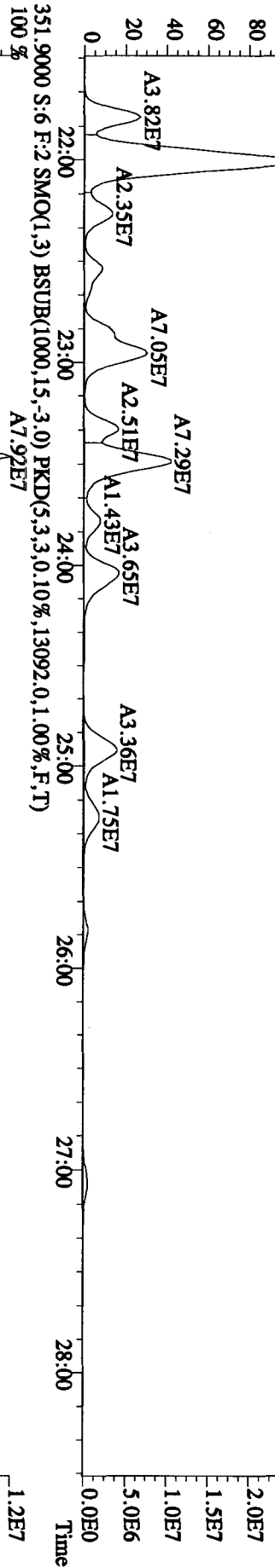
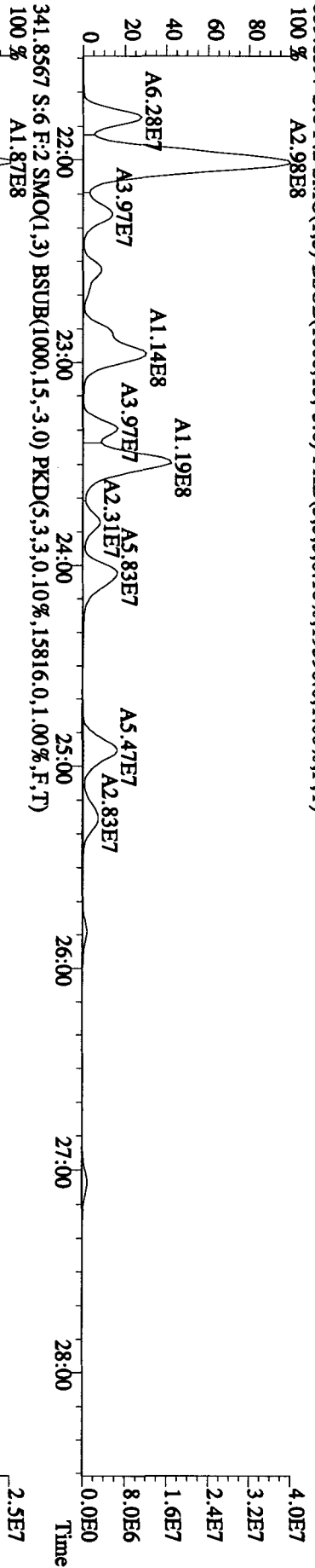
File: 121A101D5 #1-411 Acq: 12-JAN-2010 12:05:19 GC EI+ Voltage SIR 70SE
 Sample#6 Text:LRDOV-2-AA :G9L180646-4RX Exp:DIOXIN
 319.8965 S:6 SMO(1,3) BSUB(1000,15,-3,0) PKD(5,3,3,0,10%,6836,0,1,00%,F,T)
 100%



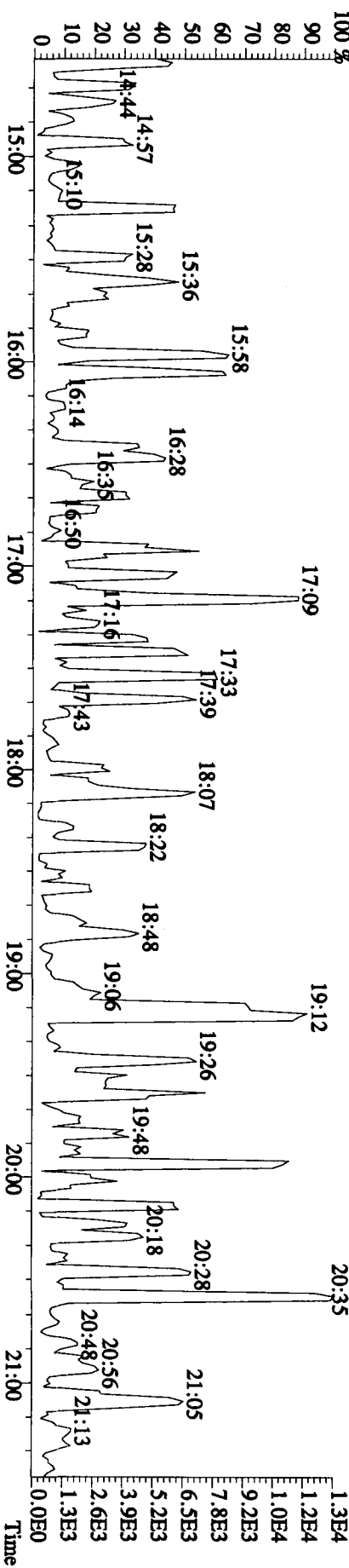
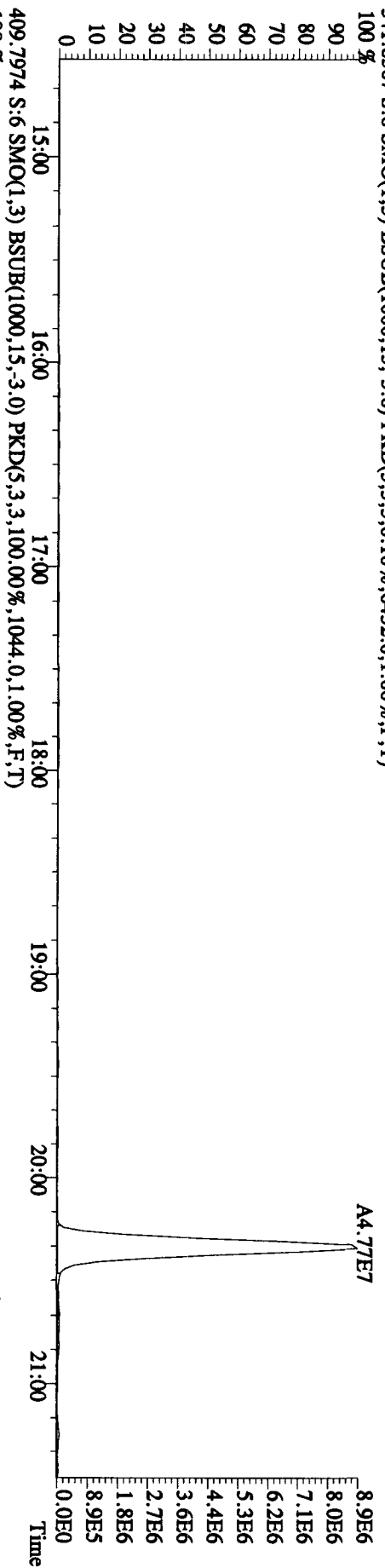
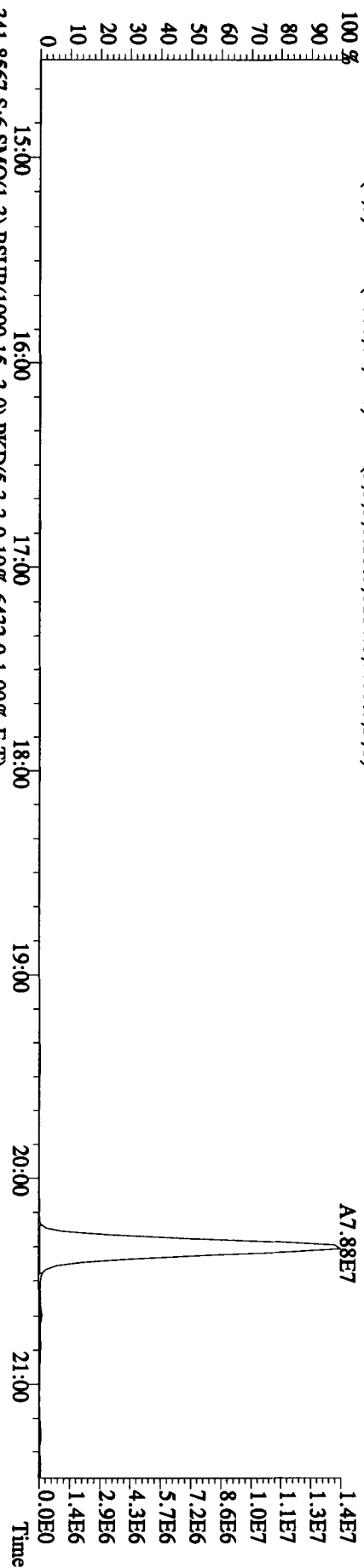
File: 121A101D5 #1-411 Acq: 12-JAN-2010 12:05:19 GC EI+ Voltage SIR 70SE
Sample#6 Text: LRDQV-2-AA : G9L180646-4RX Exp: DIOXIN
327.8847 S:6 SMO(1,3) BSUB(1000,15,-3.0) PKD(5,3,3,0,10%,15224,0,1,00%,F,T)
100%



File:121A101D5 #1-495 Acq:12-JAN-2010 12:05:19 GC EI+ Voltage SIR 70SE
 Sample#6 Text:LRDOV-2-AA :G9L180646-4RX Exp:DIOXIN
 339.8597 S:6 F:2 SMO(1,3) BSUB(1000,15,-3.0) PKD(5,3,3,0,10%,19396,0,1.00%,F,T)
 100 % A2.98E8



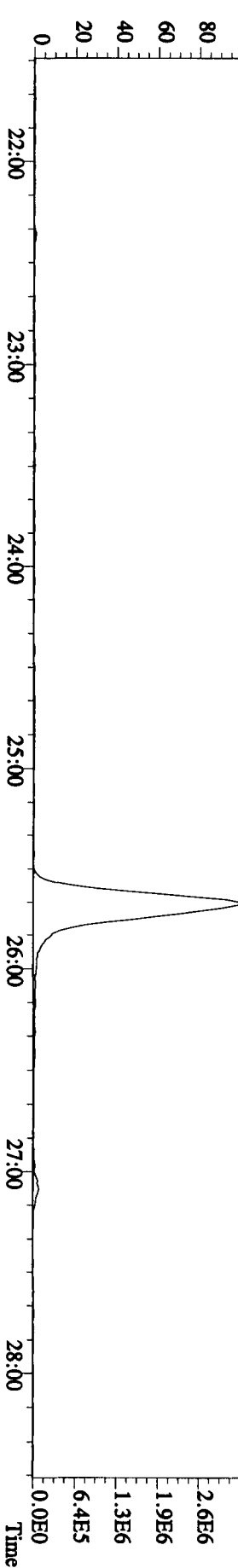
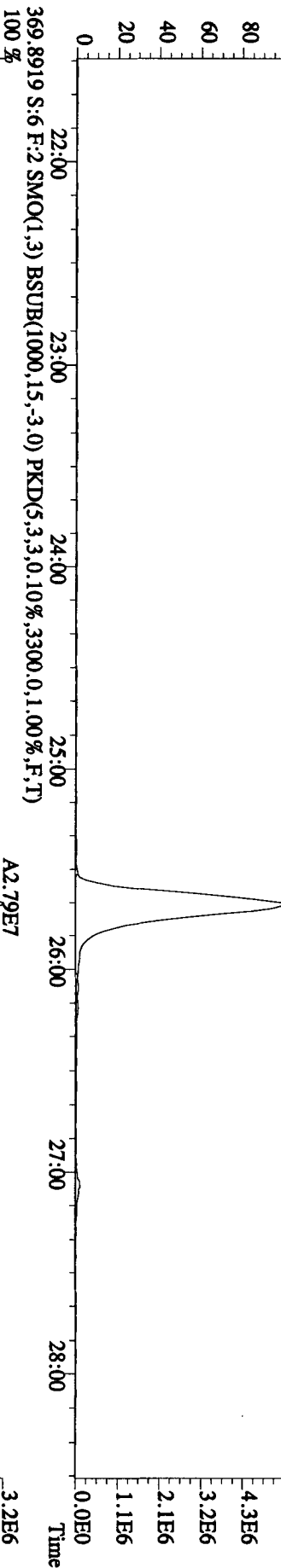
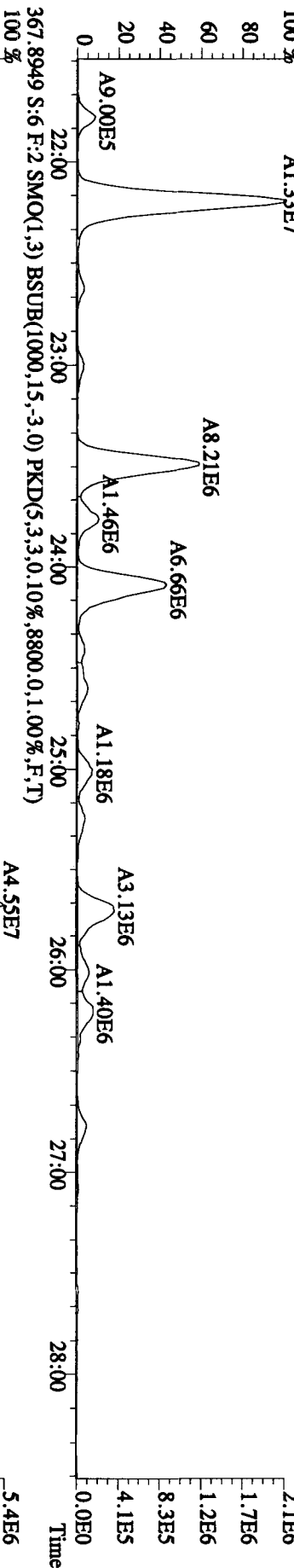
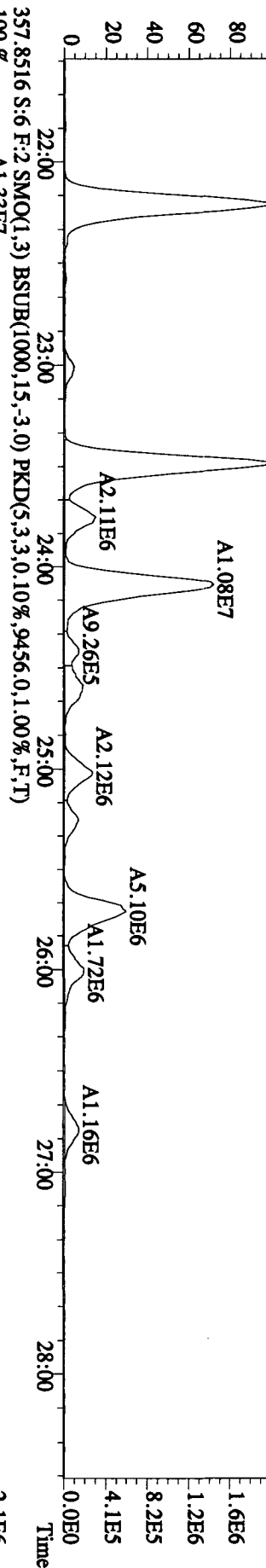
File: 121A101D5 #1-411 Acq: 12-JAN-2010 12:05:19 GC EI+ Voltage SIR 70SE
 Sample#6 Text: LRDOV-2-AA :G9L180646-4RX Exp: DIOXIN
 339.8597 S:6 SMO(1,3) BSUB(1000,15,-3,0) PKD(5,3,3,0,10%,6184.0,1.00%,F,T)



Sample#6 Text:LRDOV-2-AA :G9L180646-4RX

Exp:DIOXIN

355.8546 S:6 F:2 SMO(1,3) BSUB(1000,15,-3.0) PKD(5,3,3,0.10%,.8228,0.1,00%,F,T)

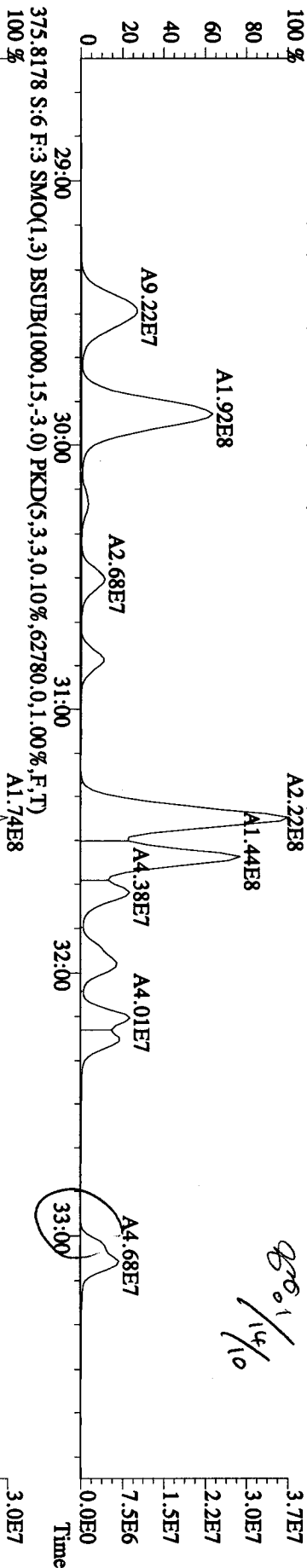


File:121A101D5 #1-362 Acq:12-JAN-2010 12:05:19 GC EI+ Voltage SIR 70SE

Sample#6 Text:LKDOV-2-AA :G9L180646-4RX

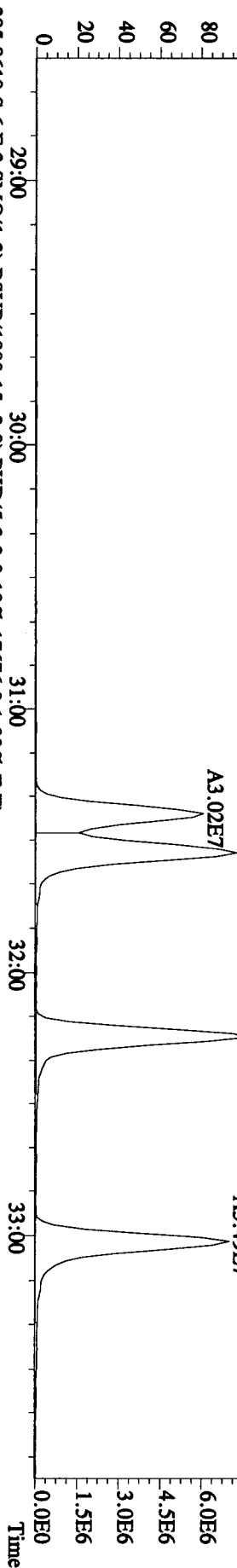
Exp:DIOXIN

373.8208 S:6 F:3 SMO(1,3) BSUB(1000,15,-3,0) PKD(5,3,3,0,10%,51792,0,1,00%,F,T)

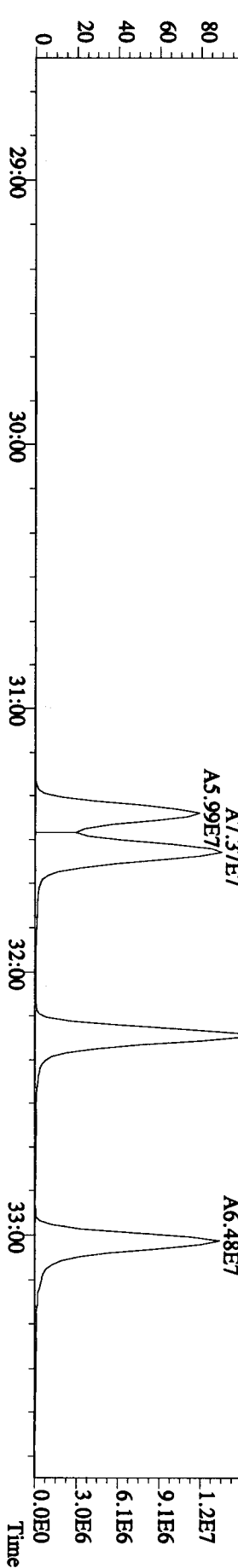


Handwritten signature
1/14/10

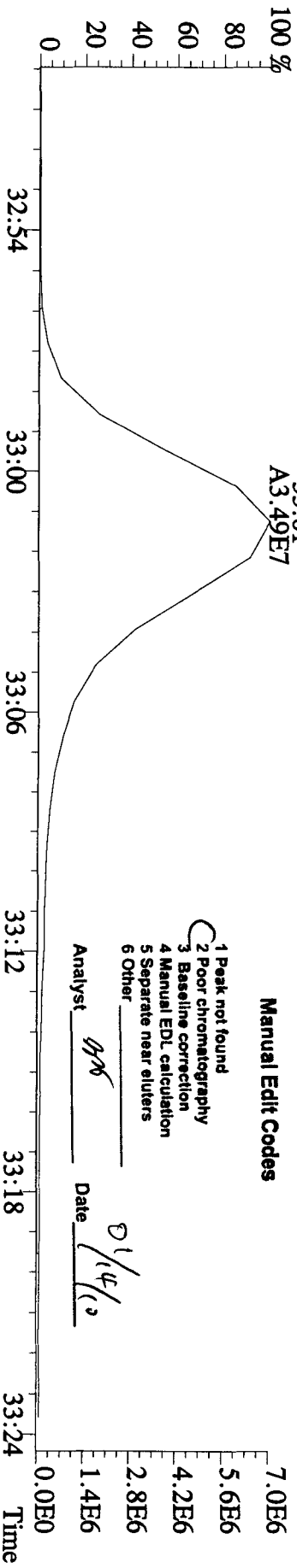
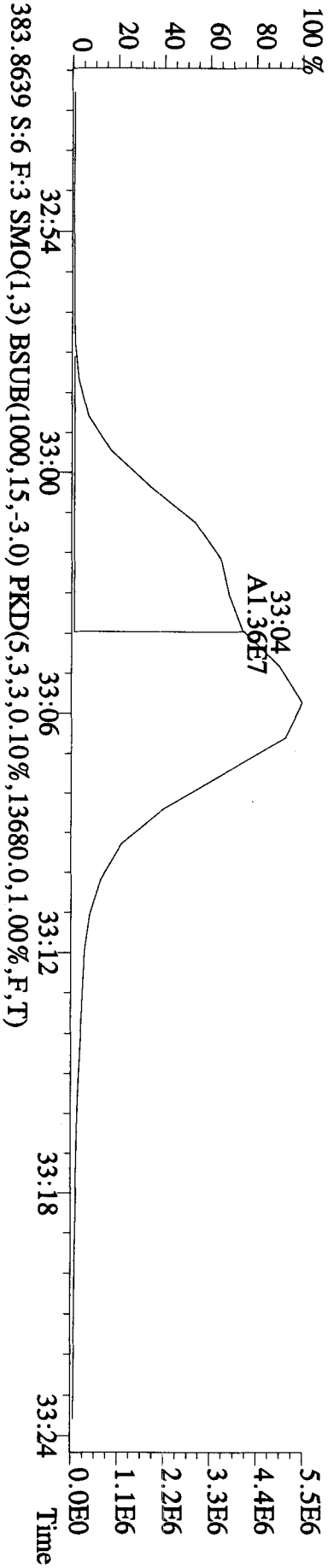
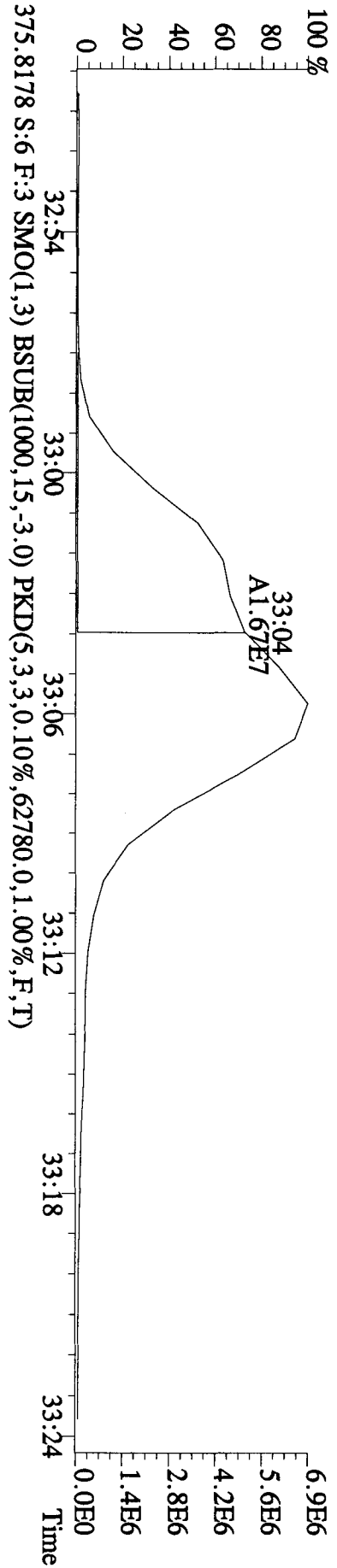
383.8639 S:6 F:3 SMO(1,3) BSUB(1000,15,-3,0) PKD(5,3,3,0,10%,13680,0,1,00%,F,T)



385.8610 S:6 F:3 SMO(1,3) BSUB(1000,15,-3,0) PKD(5,3,3,0,10%,17676,0,1,00%,F,T)



File: 12J1A101D5 #1-362 Acq: 12-JAN-2010 12:05:19 GC EI+ Voltage SIR 70SE
 Sample#6 Text: LRDQV-2-AA :G9L180646-4R Exp: DIOXIN
 373.8208 S:6 F:3 SMO(1,3) BSUB(1000,15,-3,0) PKD(5,3,3,0.10%,51792.0,1.00%,F,T)

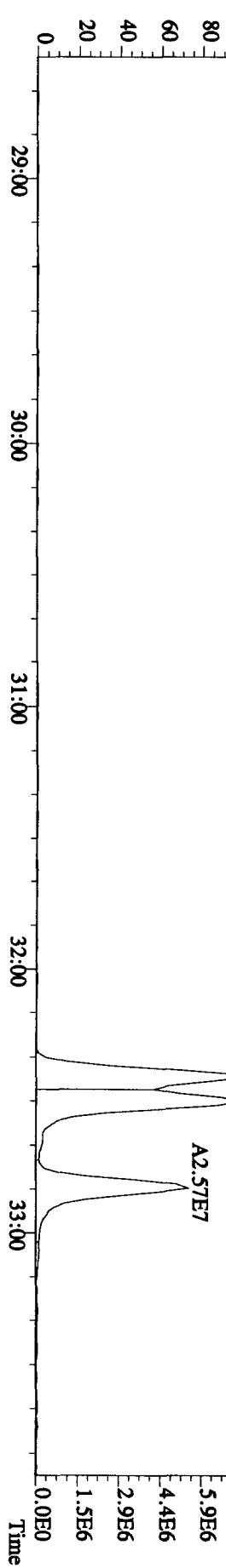

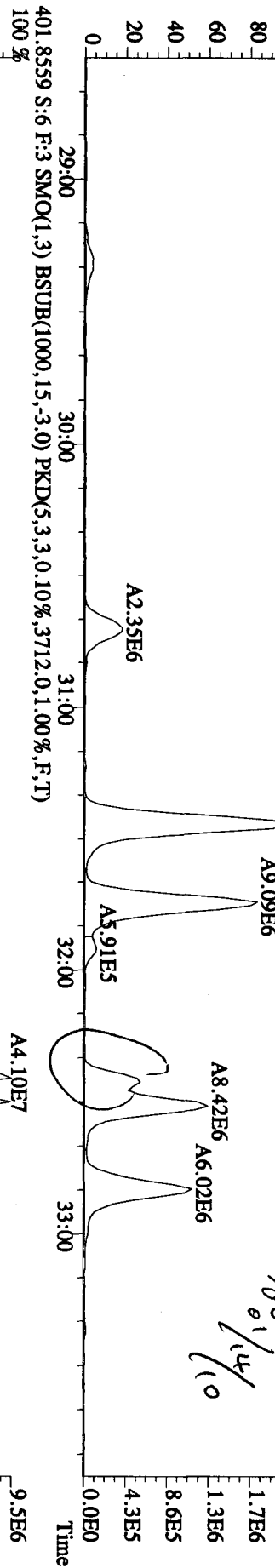
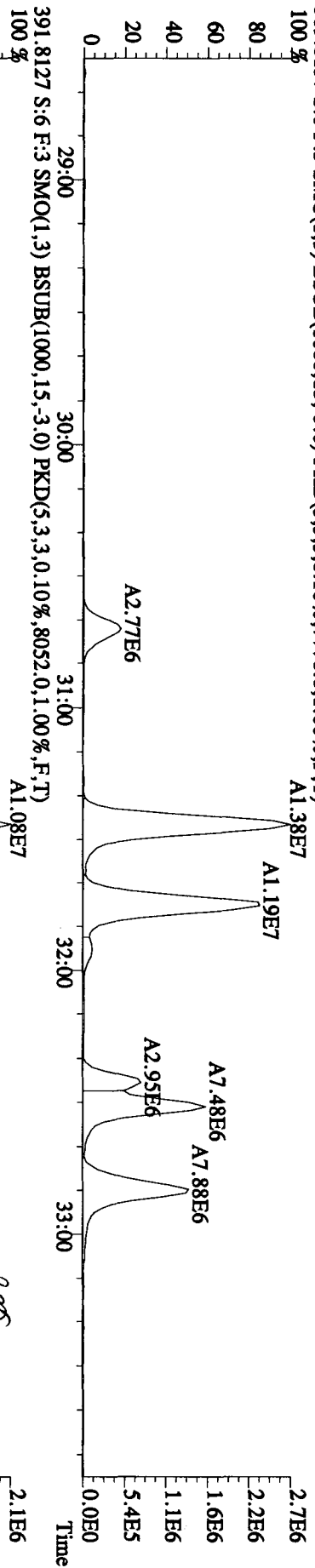


Manual Edit Codes

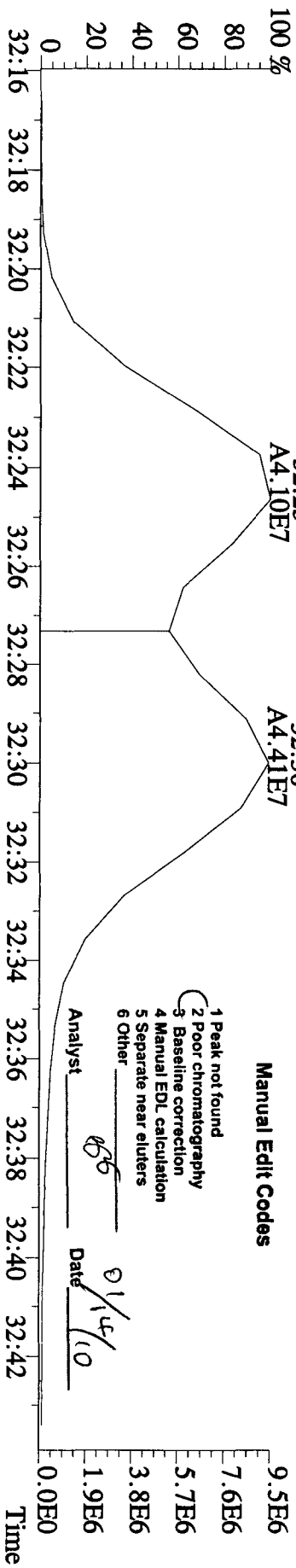
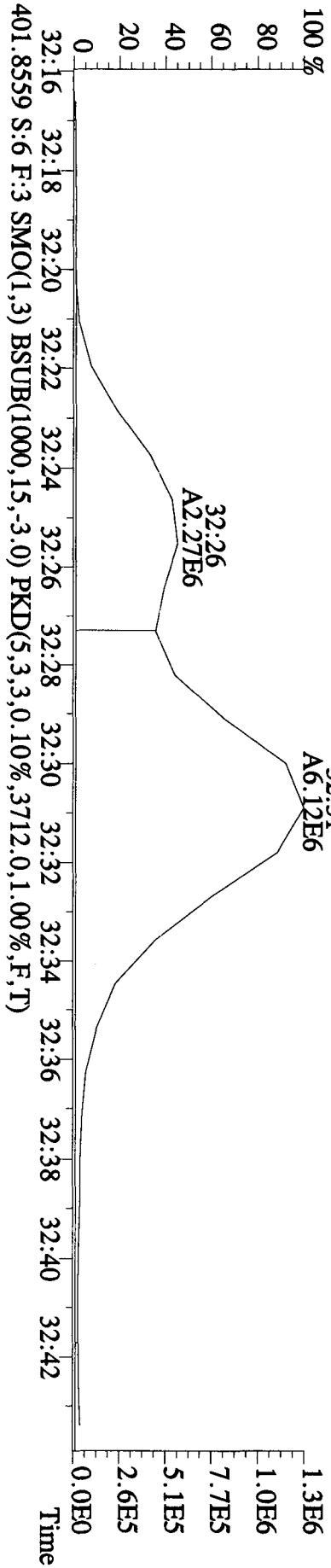
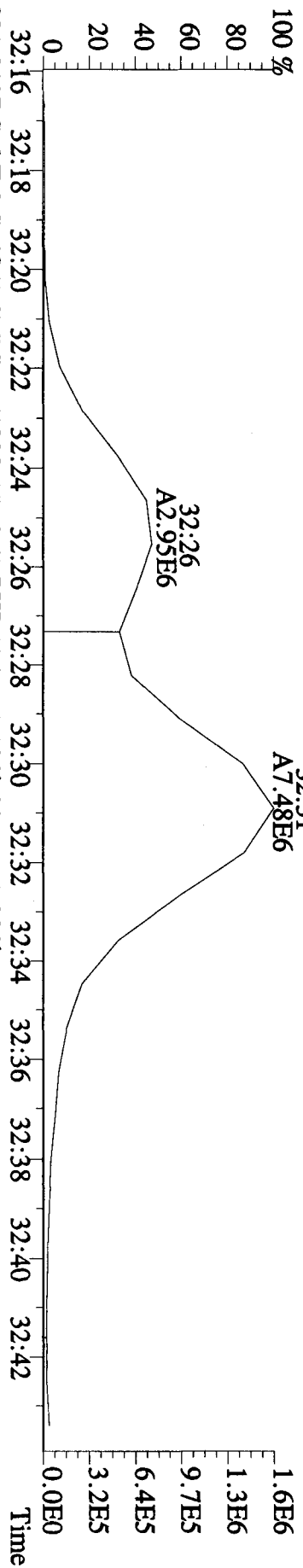
- 1 Peak not found
- 2 Poor chromatography
- 3 Baseline correction
- 4 Manual EDL calculation
- 5 Separate near eluters
- 6 Other

Analyst AW Date 01/14/10

File: 12J1A101D5 #1-362 Acq: 12-JAN-2010 12:05:19 GC EI+ Voltage SIR 70SE
 Sample#6 Text: LRD0V-2-AA :G9L180646-4RX Exp: DIOXIN
 389 8157 S:6 F:3 SMO(1,3) BSUB(1000,15,-3.0) PKD(5,3,3,0,10%,7776,0,1,00%,F,T)
 100 %



File: 12JIA101D5 #1-362 Acq: 12-JAN-2010 12:05:19 GC EI+ Voltage SIR 70SE
 Sample#6 Text: LRDQV-2-AA :G9L180646-4R Exp: DIOXIN
 389.8157 S:6 F:3 SMO(1,3) BSUB(1000,15,-3.0) PKD(5,3,3,0.10%,7776.0,1.00%,F,T)

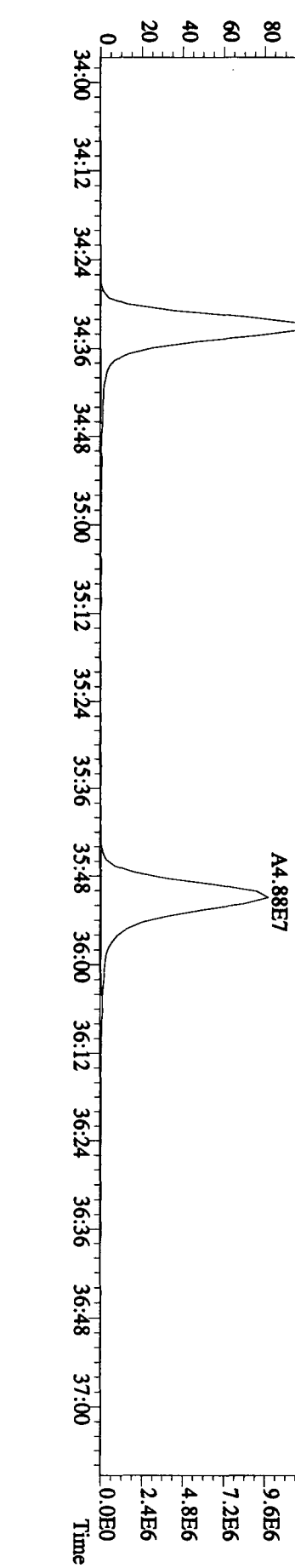
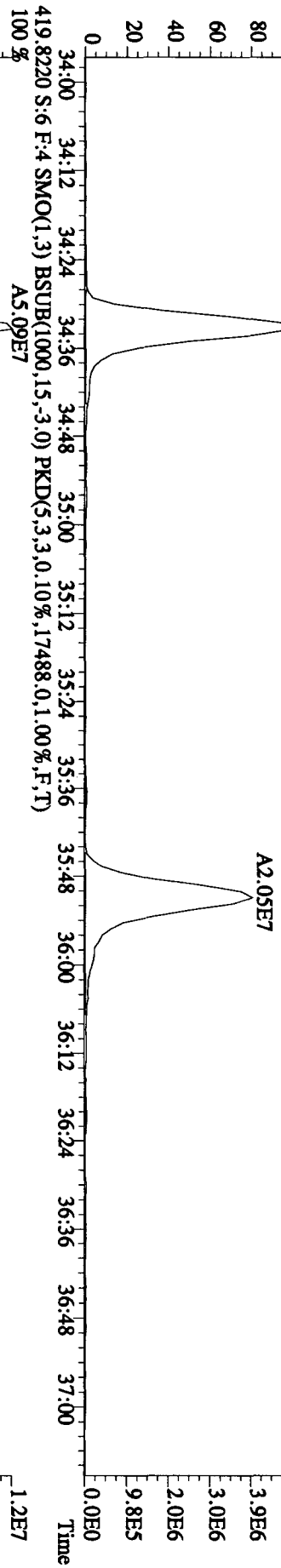
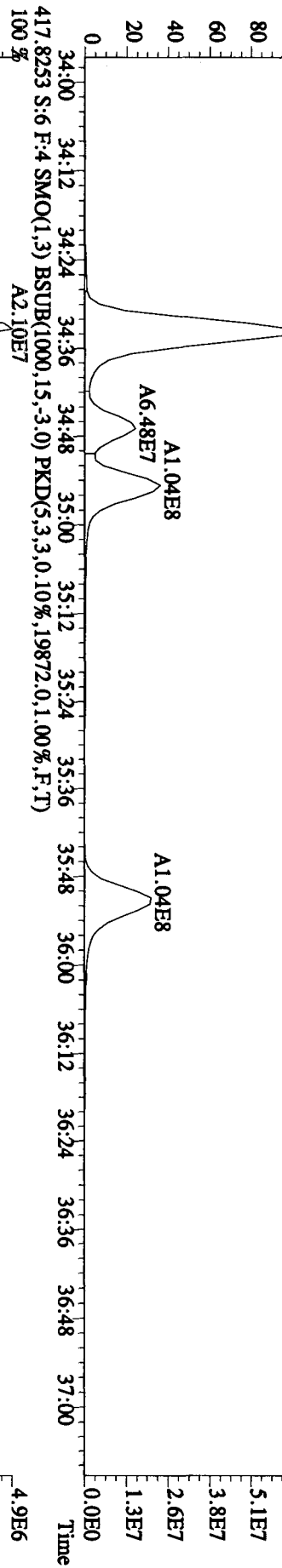
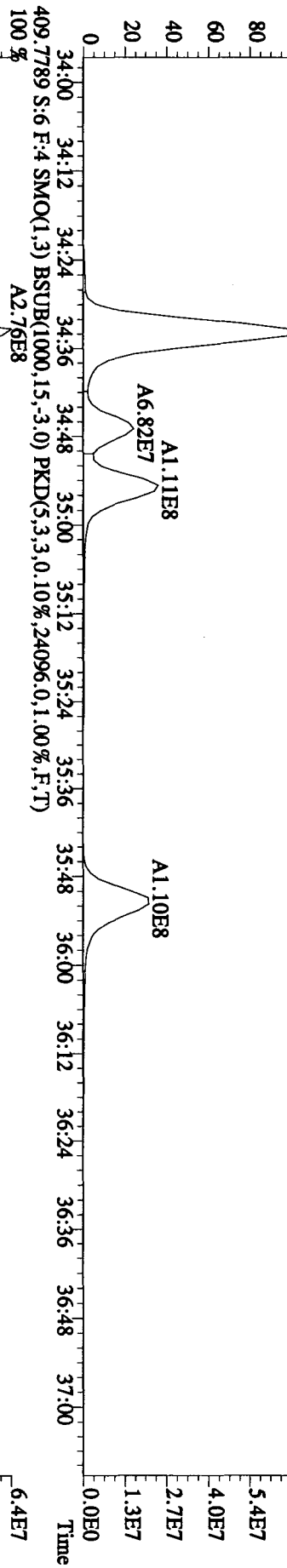


Manual Edit Codes

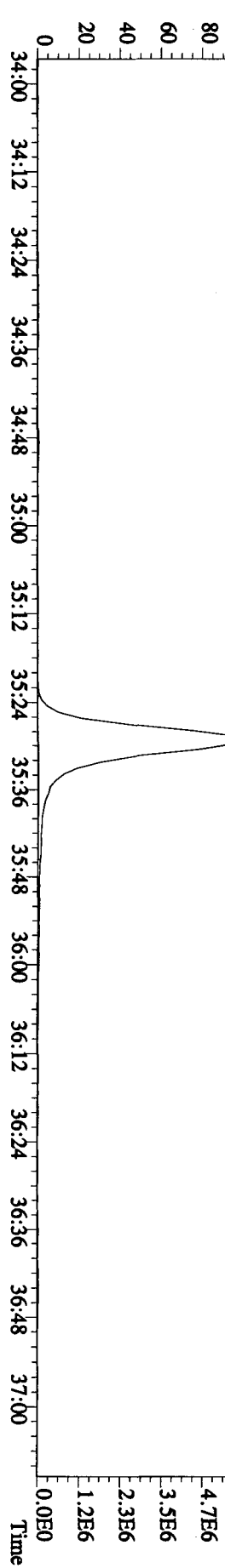
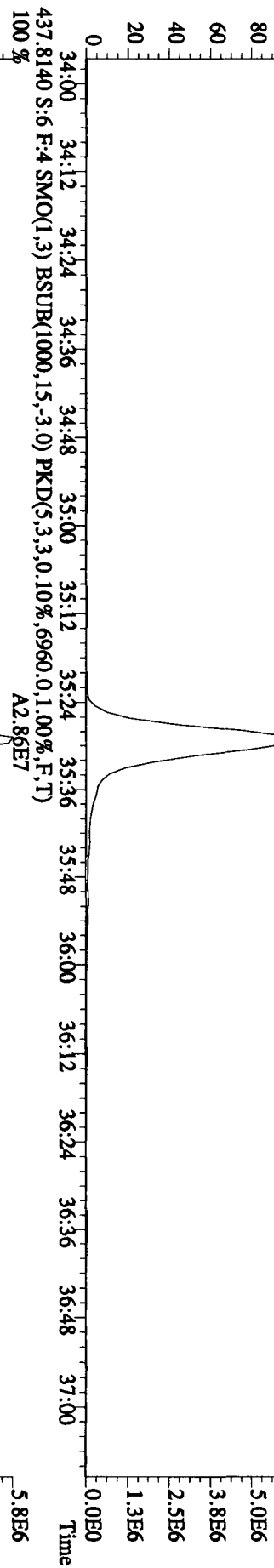
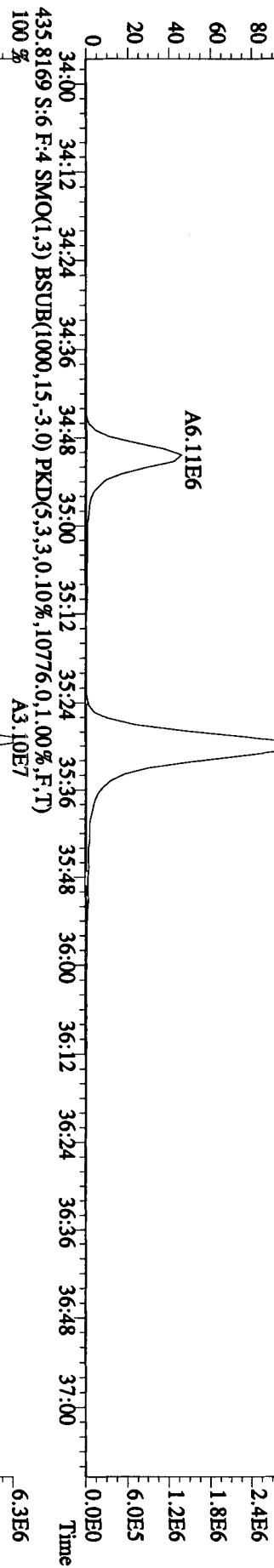
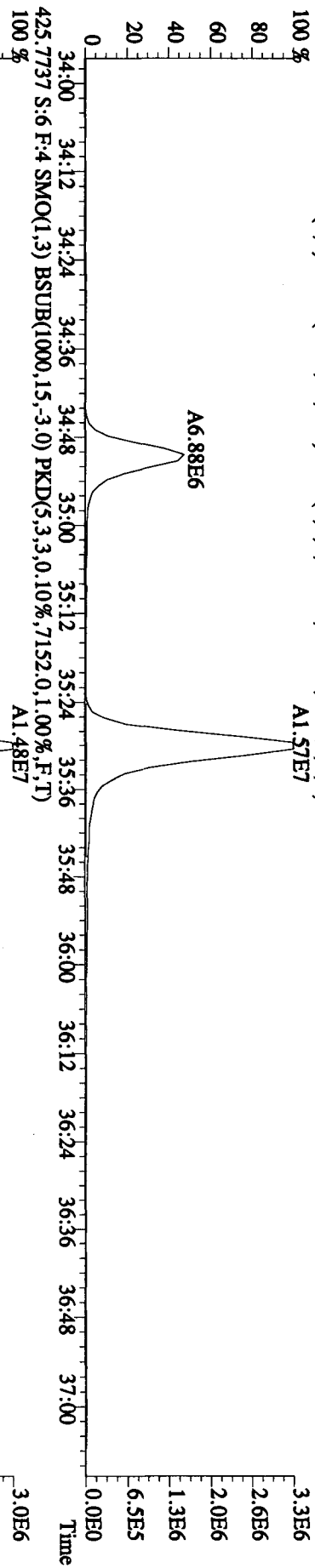
- 1 Peak not found
- 2 Poor chromatography
- 3 Baseline correction
- 4 Manual EDL calculation
- 5 Separate near eluters
- 6 Other

Analyst GB Date 01/14/10

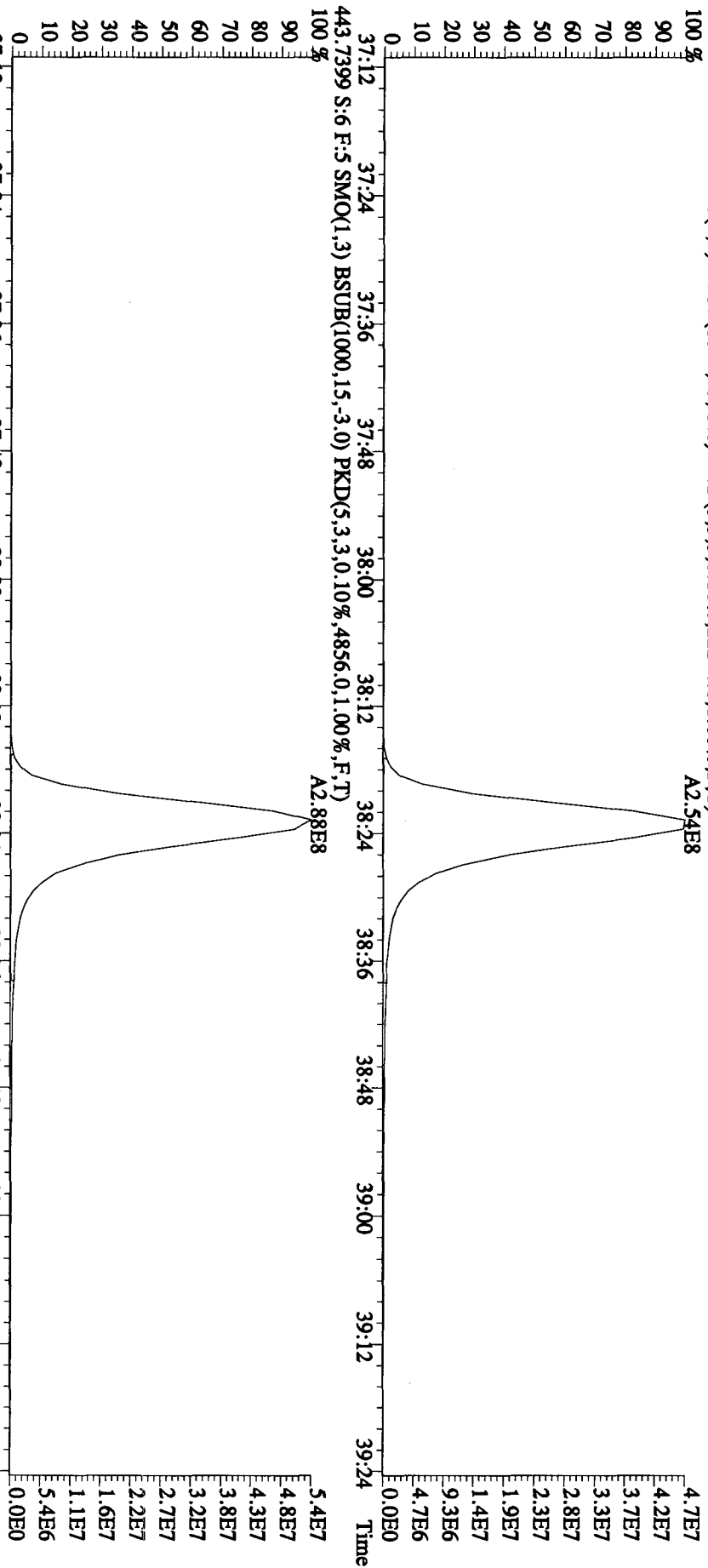
File: 121A101D5 #1-227 Acq: 12-JAN-2010 12:05:19 GC EI+ Voltage SIR 70SE
 Sample#6 Text: LRD0V-2-AA :G9L180646-4RX Exp: DIOXIN
 407.7818 S:6 F:4 SMO(1,3) BSUB(1000,15,-3.0) PKD(5,3,3,0,10%,13196,0,1,00%,F,T)
 100%



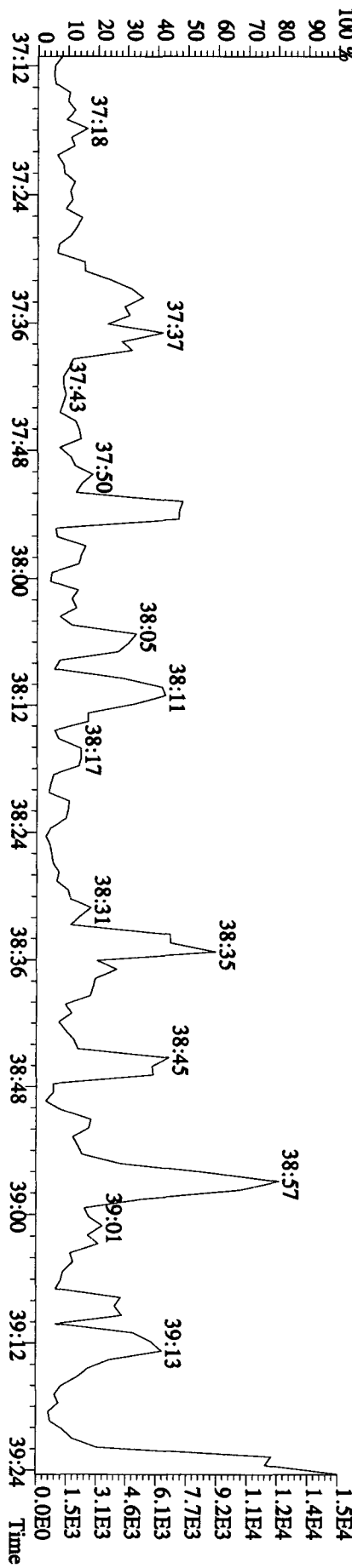
Sample#6 Text:LRDQV-2-AA :G9L180646-4RX Exp:DIOXIN
423.7766 S:6 F:4 SMO(1,3) BSUB(1000,15,-3.0) PKD(5,3,3,0,10%,8848,0,1.00%,F,T)
100%



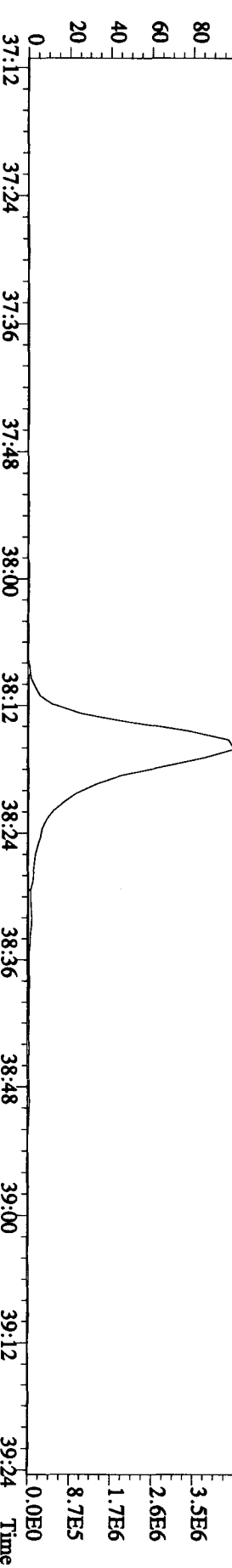
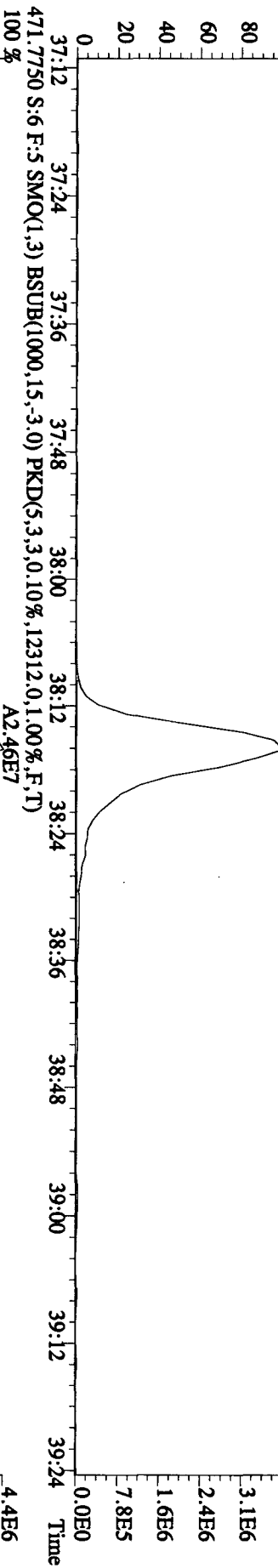
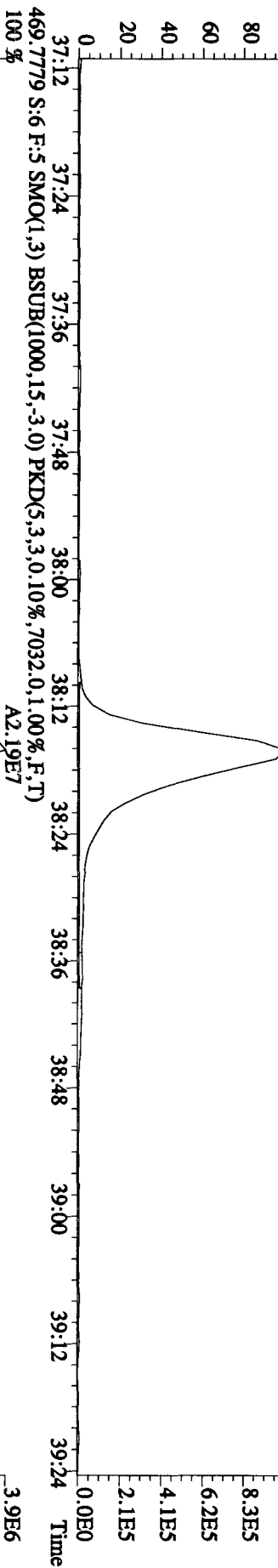
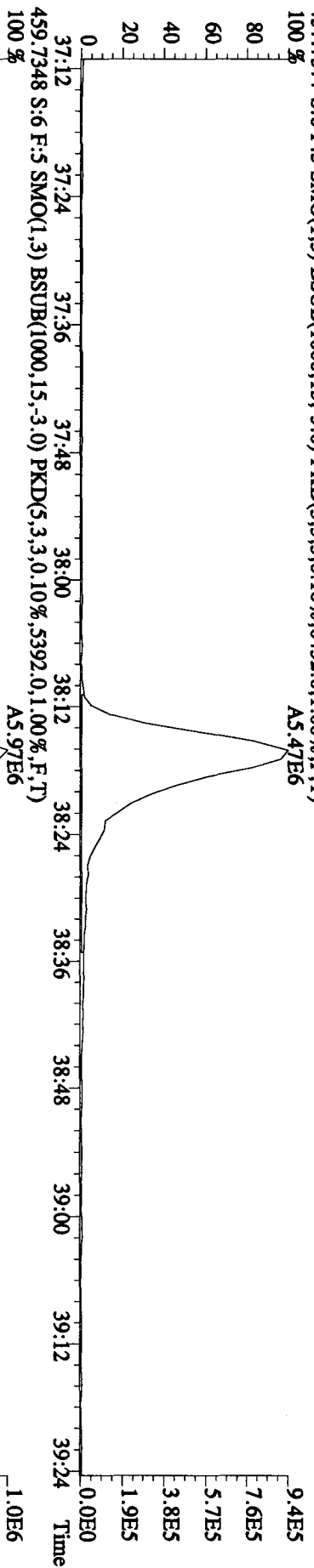
441.7428 S:6 F:5 SMO(1,3) BSUB(1000,15,-3.0) PKD(5,3,3,0,10%,22244,0,1.00%,F,T) A2.54E8



513.6775 S:6 F:5 SMO(1,3) BSUB(1000,15,-3.0) PKD(5,3,5,100.00%,2012,0,1.00%,F,T)

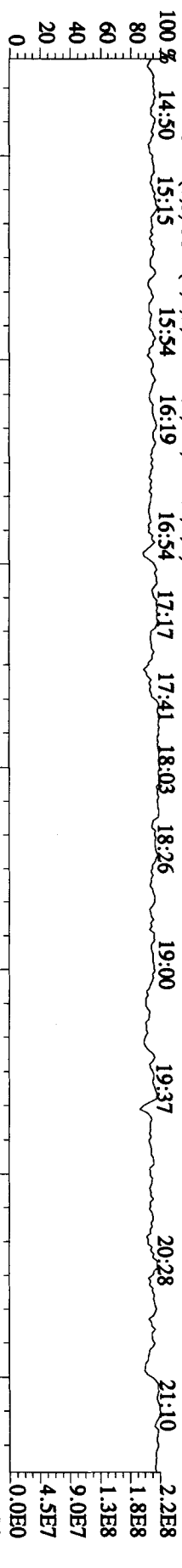


457.7377 S:6 F:5 SMO(1,3) BSUB(1000,15,-3,0) PKD(5,3,3,0,10%,6432.0,1.00%,F,T) 100% A5.47E6

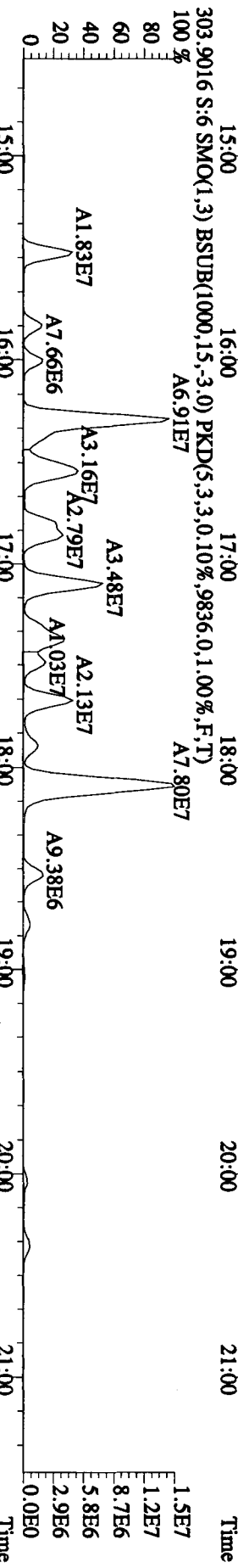


Sample#6 Text:LRDOV-2-AA :G9L180646-4RX Exp:DIOXIN

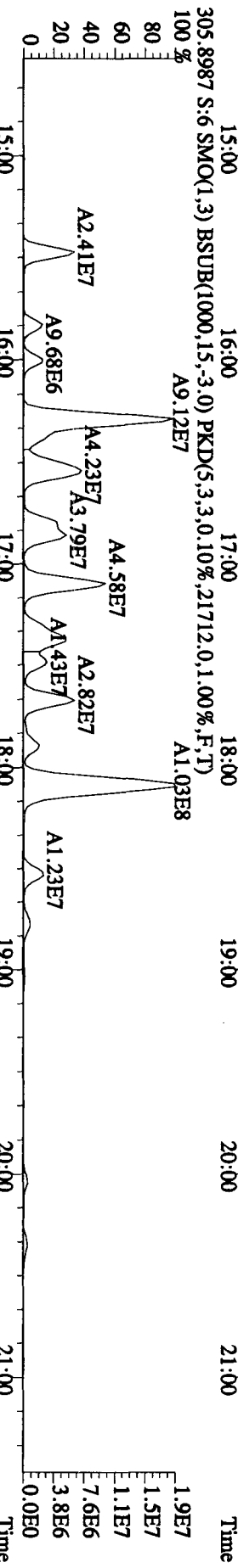
292.9825 S:6 SMO(1.3) PKD(5.3,5,100.00%,0.0,1.00%,F,T)



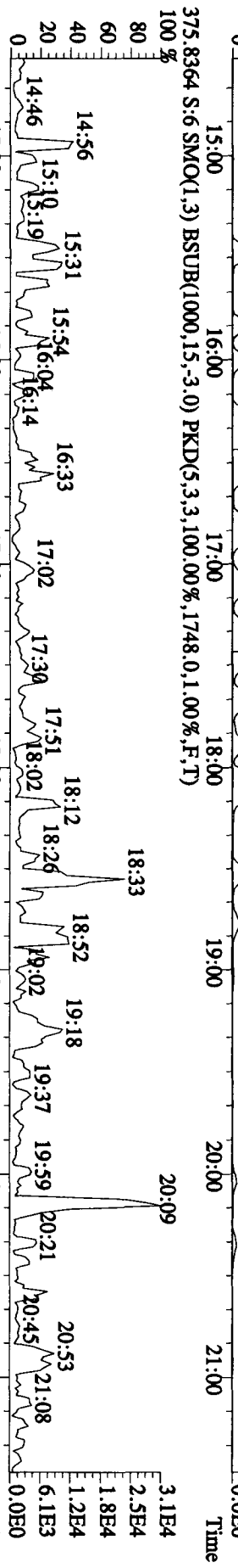
303.9016 S:6 SMO(1.3) BSUB(1000,15,-3.0) PKD(5.3,3,0.10%,9836.0,1.00%,F,T)



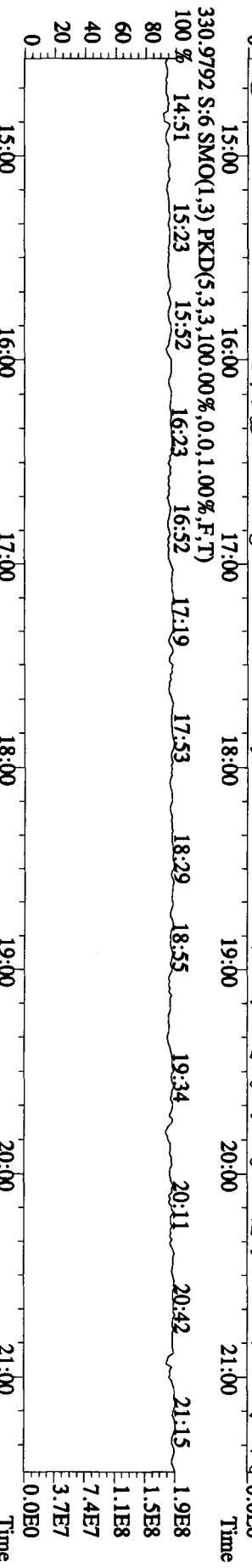
305.8987 S:6 SMO(1.3) BSUB(1000,15,-3.0) PKD(5.3,3,0.10%,21712.0,1.00%,F,T)




375.8364 S:6 SMO(1.3) BSUB(1000,15,-3.0) PKD(5.3,3,100.00%,1748.0,1.00%,F,T)



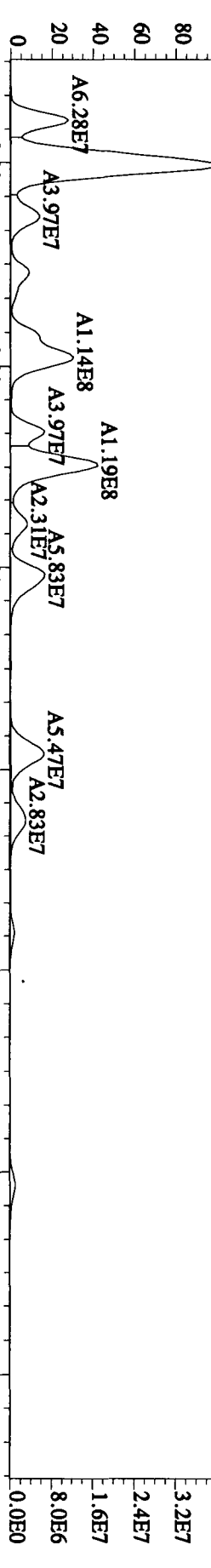
330.9792 S:6 SMO(1.3) PKD(5.3,3,100.00%,0.0,1.00%,F,T)



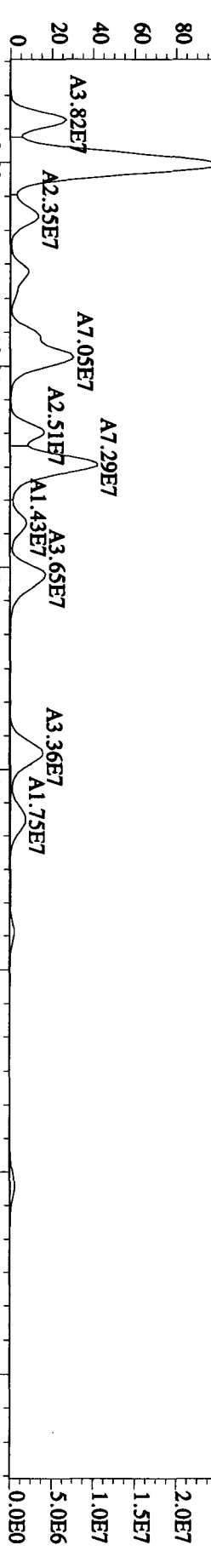
File:12J1A101D5 #1-495 Acq:12-JAN-2010 12:05:19 GC EI+ Voltage SIR 70SE
 Sample#6 Text:LRDQV-2-AA :G9L180646-4RX Exp:DIOXIN
 342.9792 S:6 F:2 SMO(1,3) PKD(5,3,3,100,00%,0.0,1.00%,F,T)
 100 % 21:47 22:12 22:34 22:57 23:35 24:04 24:34 25:08 25:33 26:01 26:47 27:40 28:21 1.5E8



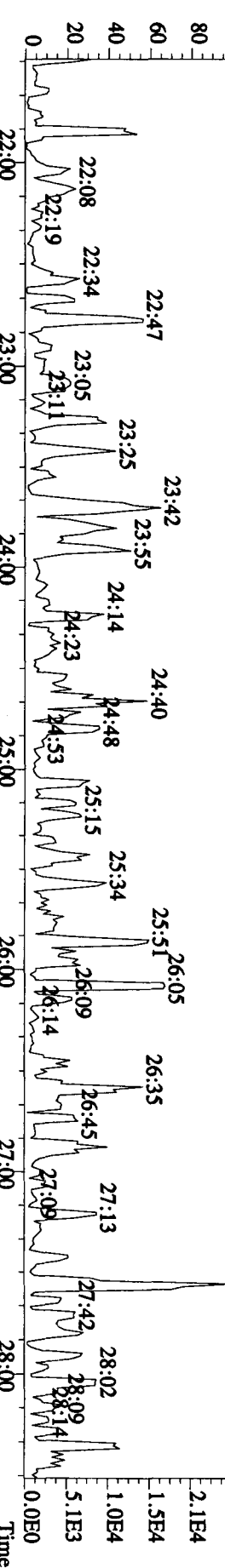
339.8597 S:6 F:2 SMO(1,3) BSUB(1000,15,-3.0) PKD(5,3,3,0.10%,19396,0.1,00%,F,T)
 100 % A2.98E8

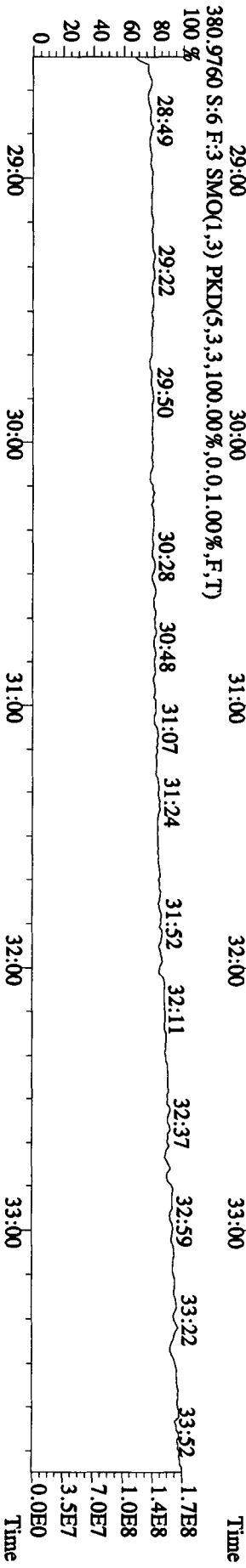

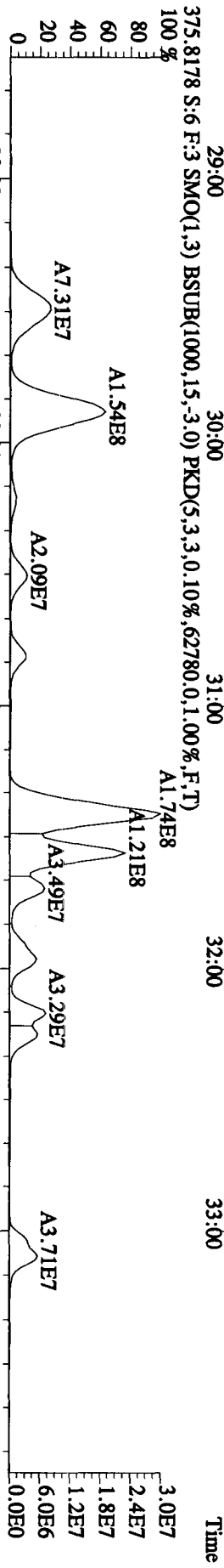
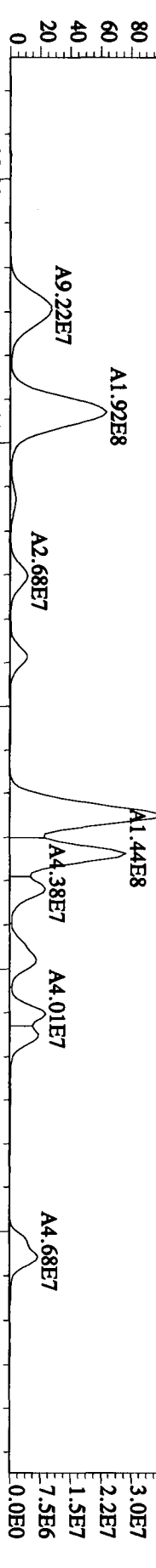
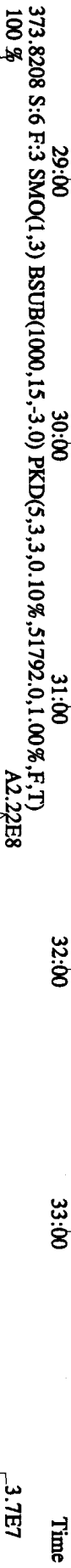



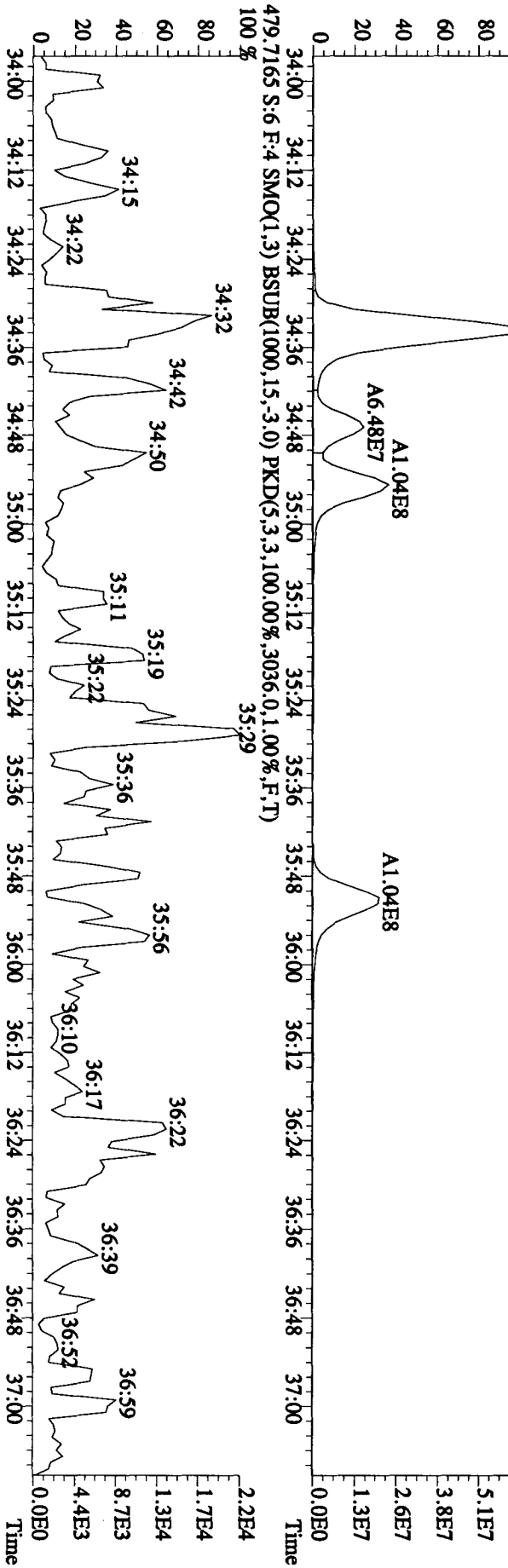
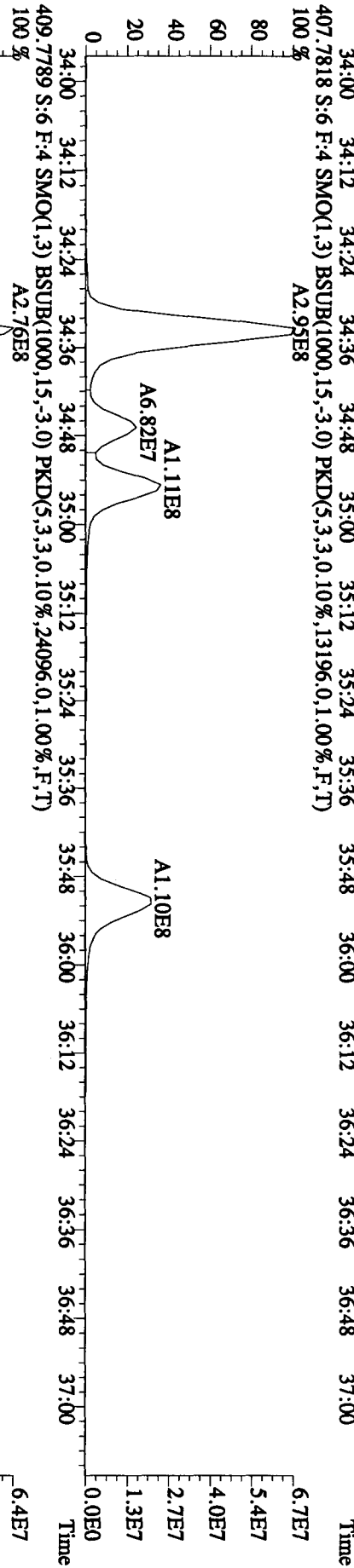

341.8567 S:6 F:2 SMO(1,3) BSUB(1000,15,-3.0) PKD(5,3,3,0.10%,15816,0.1,00%,F,T)
 100 % A1.87E8



409.7974 S:6 F:2 SMO(1,3) BSUB(1000,15,-3.0) PKD(5,3,3,100,00%,2032,0.1,00%,F,T)
 100 %







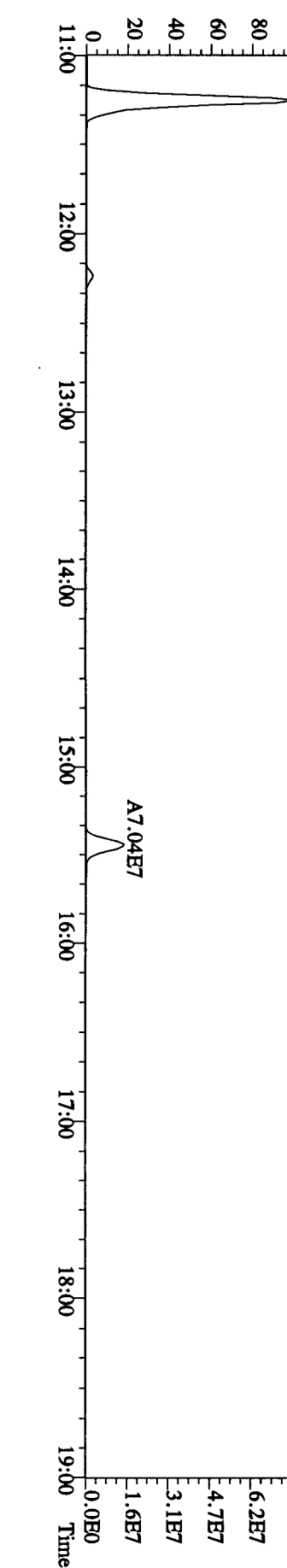
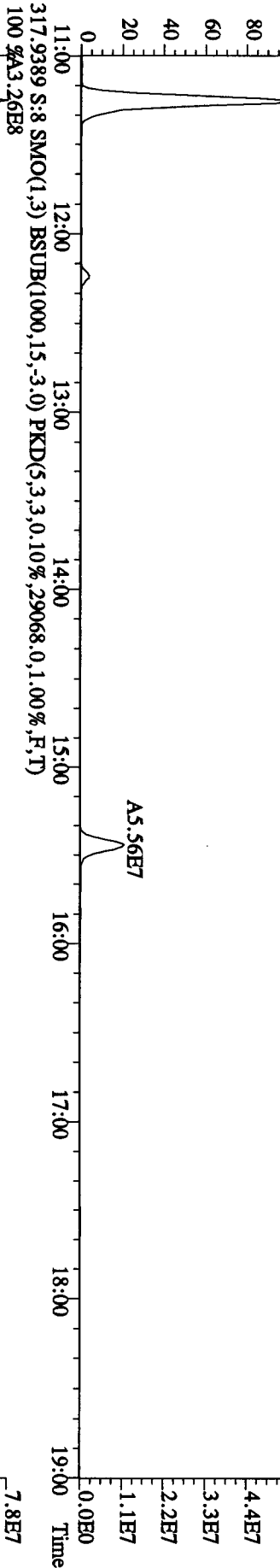
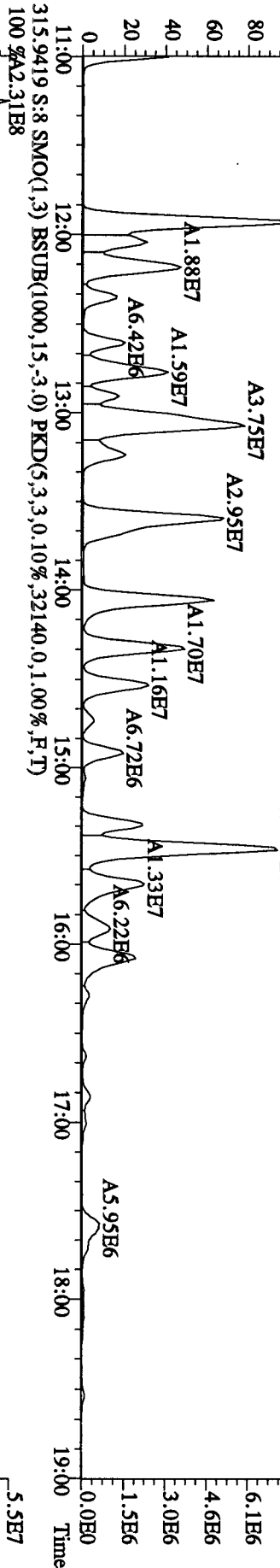
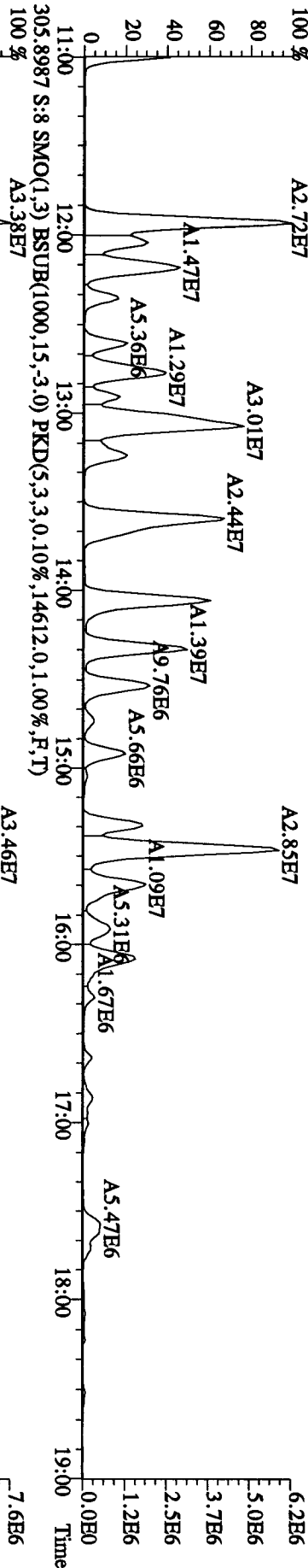
Run text: LRDQV-2-AA Sample text: LRDQV-2-AA :G9L180646-4RX
 Run #11 Filename: 13JA105D2 S: 8 I: 1 Results: 13JA105D2DB225
 Acquired: 13-JAN-10 13:17:50 Processed: 13-JAN-10 13:55:55
 Run: 13JA105D2 Analyte: DB225HRS Cal: DB2250104105D2
 Factor 1: 1600.000 Factor 2: 20.000 Sample size: 10.0400g

Name	Resp	RA	RT	RRF	Conc	EDL	Rec	M
13C-1,2,3,4-TCDD	46273500	0.79 y	14:21	-	2.13	-	-	n
13C-2,3,7,8-TCDF	125953900	0.79 y	15:26	1.66	162.97	1.09	81.8	n
2,3,7,8-TCDF	63095100	0.83 y	15:28	1.01	98.46	0.56	-	n
13C-2,3,7,8-TCDD	65644100	0.80 y	14:07	0.95	148.55	1.56	74.6	n
2,3,7,8-TCDD	3993240	0.82 y	14:08	1.18	10.25	0.90	-	n
37Cl-2,3,7,8-TCDD	83290600	1.00 y	14:08	2.07	86.70	0.54	108.8	n

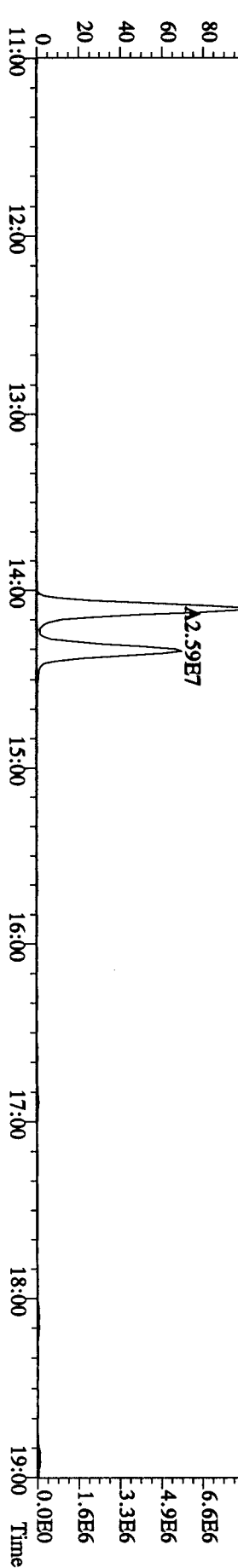
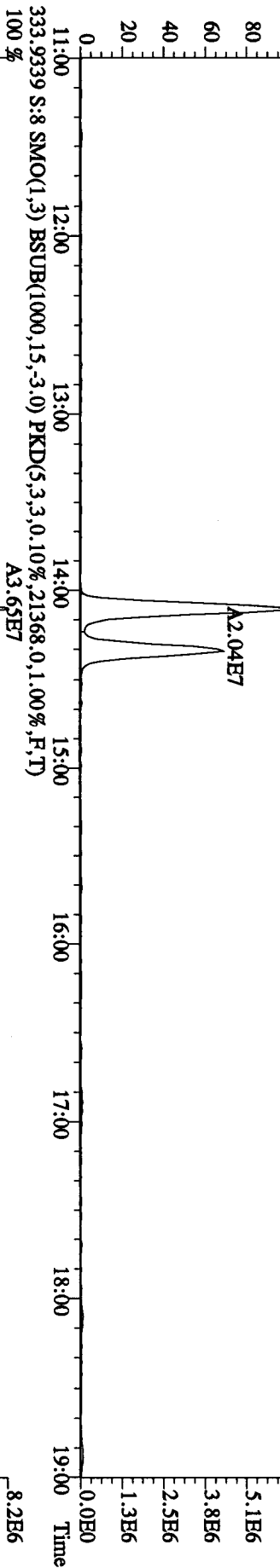
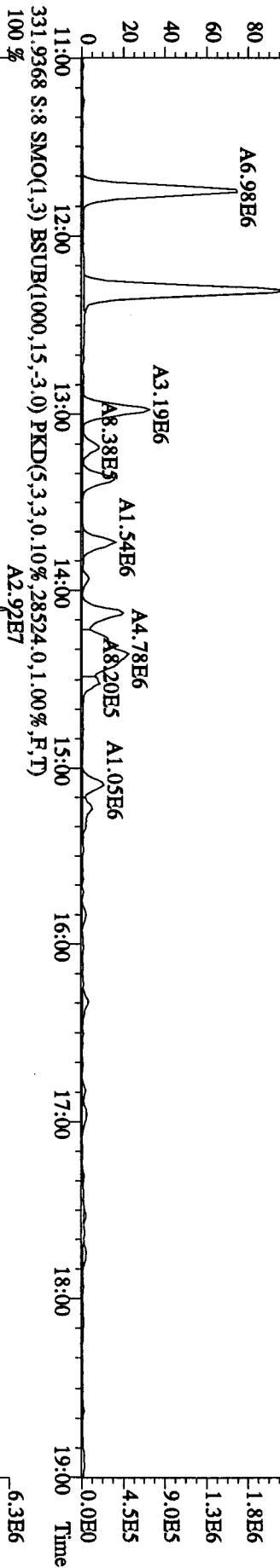
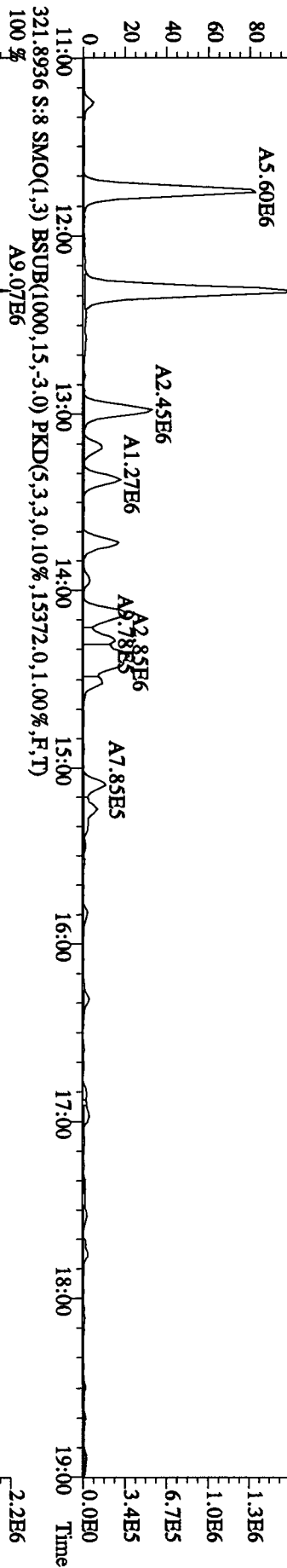
con. G

*2/16
01/14/13*

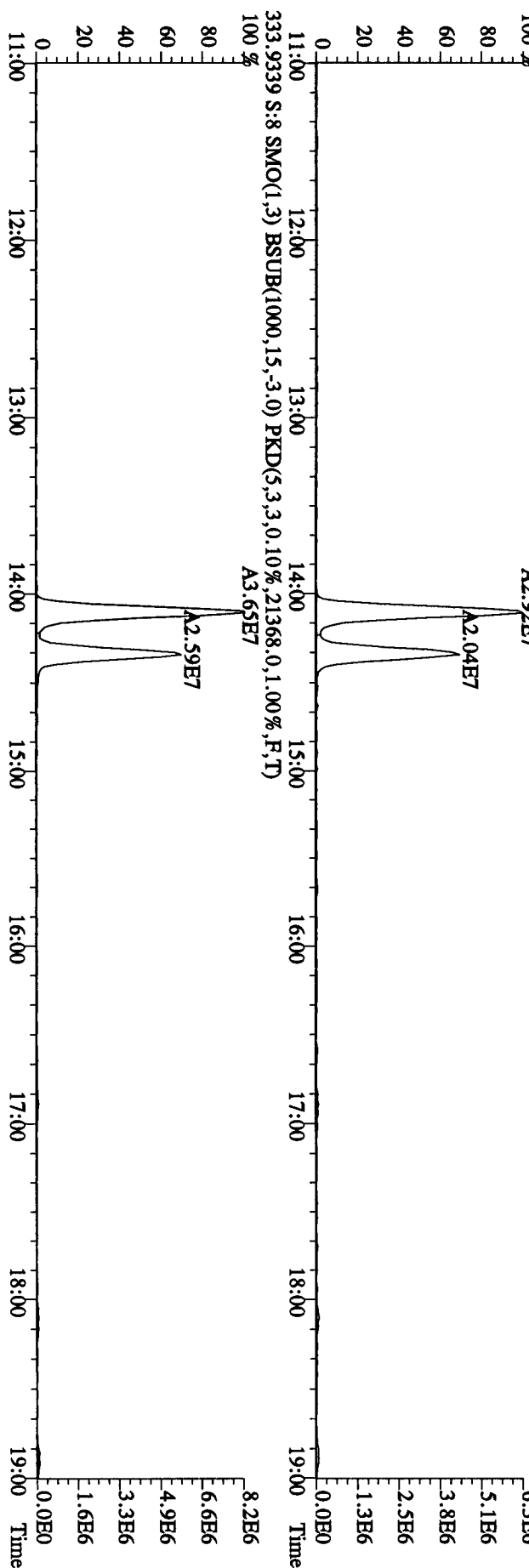
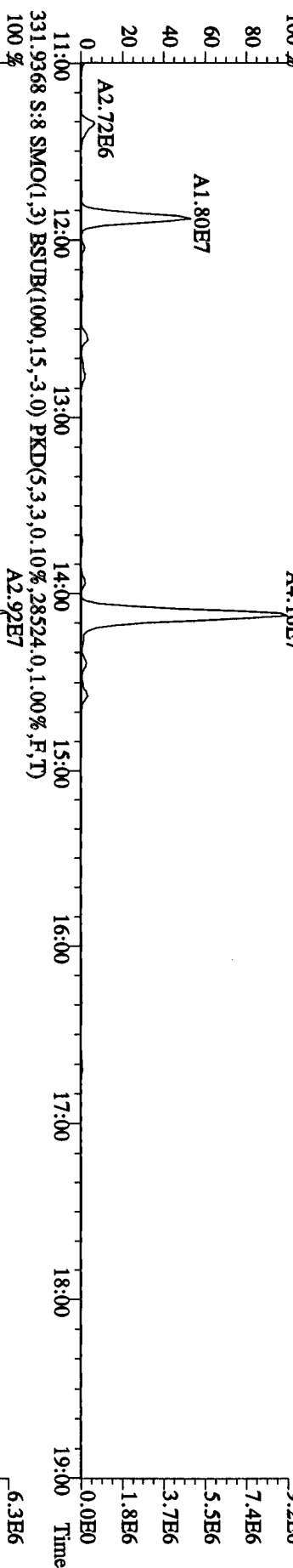
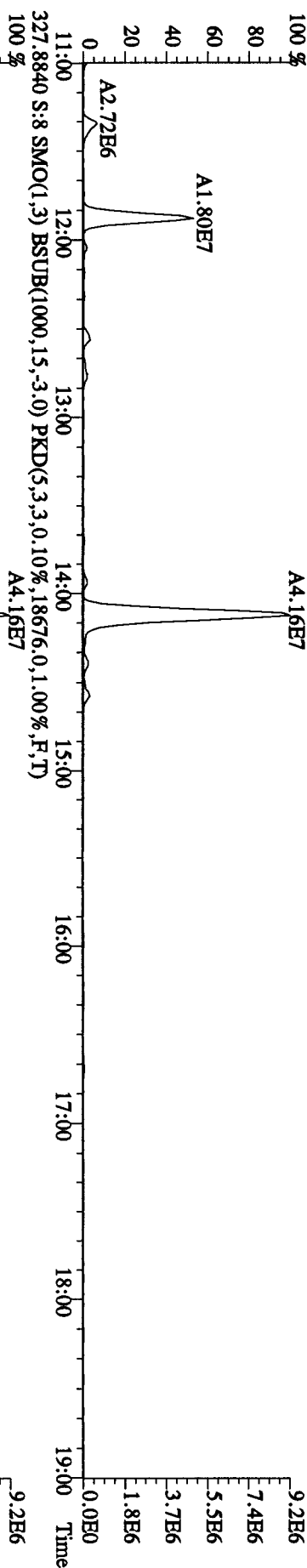
File:13J1A105D2 #1-1242 Acq:13-JAN-2010 13:17:50 GC EI+ Voltage SIR 70SE
 Sample#8 Text:LRDOY-2-AA :G9L180646-4RX Exp:DB225
 303.9016 S:8 SMO(1,3) BSUB(1000,15,-3.0) PKD(5,3,3,0.10%,9996,0,1.00%,F,T)
 100 % A2.72E7



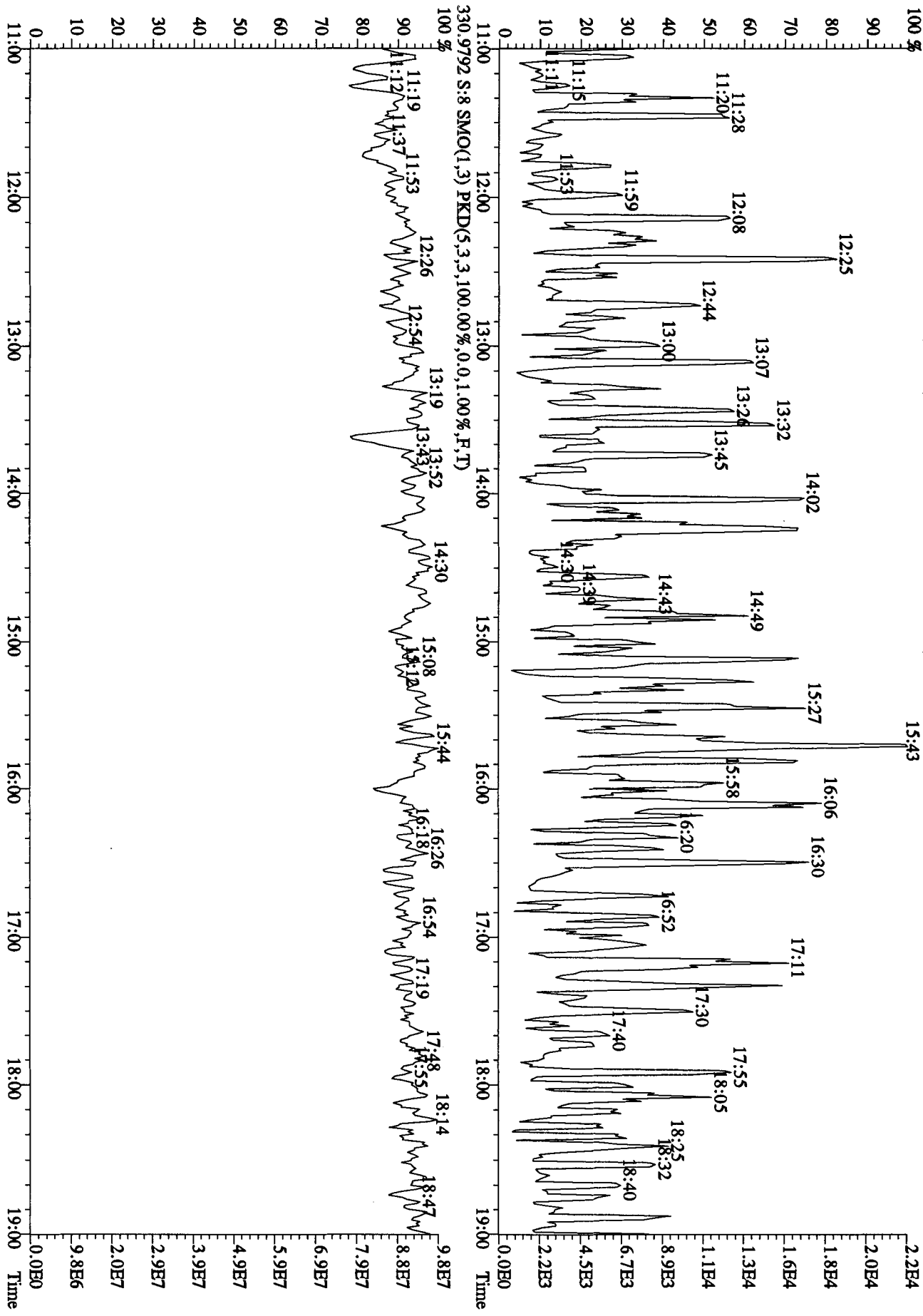
File:13JA105D2 #1-1242 Acq:13-JAN-2010 13:17:50 GC EI+ Voltage SIR 70SE
 Sample#8 Text:LRDQV-2-AA :G9L180646-4RX Exp:DB225
 319.8965 S:8 SMO(1,3) BSUB(1000,15,-3,0) PKD(5,3,3,0,10%,10340,0,1,00%,F,T)
 100 % A7.08E6



File:13JA105D2 #1-1242 Acq:13-JAN-2010 13:17:50 GC EI+ Voltage SIR 70SE
 Sample#8 Text:LRDQV-2-AA :G9L180646-4RX Exp:DB225
 327.8840 S:8 SMO(1,3) BSUB(1000,15,-3,0) PKD(5,3,3,0,10%,18676,0,1,00%,F,T)



File:131A105D2 #1-1242 Acq:13-JAN-2010 13:17:50 GC EI+ Voltage SIR 70SE
 Sample#8 Text:LRDOV-2-AA :G9L180646-4RX Exp:DB225
 375.8364 S:8 SMO(1,3) BSUB(1000,15,-3.0) PKD(5,3,3,100.00%,0.1,0.00%,F,T)



Run text: LRDQW-2-AA Sample text: LRDQW-2-AA :G9L180646-5RX
 Run #10 Filename: 12JA101D5 S: 7 I: 1 Results: 12JA101D58290SY
 Acquired: 12-JAN-10 12:47:09 Processed: 12-JAN-10 15:52:09
 Run: 12JA101D5 Analyte: 8290HRS Cal: 82901231091D5
 Sample size: 10.12 g

280
01/14/10

Name	Resp	RA	RT	RRF	Conc	EDL	Rec	M
13C-1,2,3,4-TCDD	78708800	0.82 y	18:36	-	2.4968	-	-	n
13C-2,3,7,8-TCDF	187184000	0.78 y	18:04	1.57	150.0599	0.3017	75.9	n
2,3,7,8-TCDF	25852900	0.73 y	18:06	0.86	31.7437	0.3120	-	n
Total TCDF	123833654	0.74 y	15:29	0.86	152.0501	0.3120	-	n
13C-2,3,7,8-TCDD	124112600	0.78 y	18:50	0.99	156.8641	0.5083	79.4	n
2,3,7,8-TCDD	141451	0.27 n	18:51	0.93	0.2412	0.3230	-	y
Total TCDD	5977972	0.82 y	16:26	0.93	10.1939	0.3230	-	y
37Cl-2,3,7,8-TCDD	130944000	1.00 y	18:51	2.22	74.1147	0.0908	93.8	n
13C-1,2,3,7,8-PeCDF	139254100	1.64 y	23:30	1.07	162.9536	0.3483	82.5	n
1,2,3,7,8-PeCDF	9528570	1.56 y	23:32	1.00	13.5218	0.6201	-	n
2,3,4,7,8-PeCDF	6402620	1.48 y	24:58	0.94	9.6810	0.6607	-	n
Total F2 PeCDF	81631393	1.57 y	21:49	0.97	119.3937	0.6397	-	n
Total F1 PeCDF	4920680	1.62 y	20:22	0.97	7.2043	0.4041	-	n
13C-1,2,3,7,8-PeCDD	80241200	1.64 y	25:43	0.67	151.1777	0.4521	76.5	n
1,2,3,7,8-PeCDD	204834	0.88 n	25:44	0.93	0.5430	1.0744	-	n
Total PeCDD	2545749	1.63 y	22:16	0.93	6.7480	1.0744	-	n
13C-1,2,3,7,8,9-HxCDD	66473900	1.30 y	32:51	-	2.3948	-	-	n
13C-1,2,3,4,7,8-HxCDF	94480000	0.51 y	31:26	0.89	157.3060	0.5231	79.6	n
1,2,3,4,7,8-HxCDF	12127290	1.26 y	31:27	1.20	21.1558	0.4204	-	n
1,2,3,6,7,8-HxCDF	8204010	1.30 y	31:36	1.37	12.5150	0.3676	-	n
2,3,4,6,7,8-HxCDF	2518850	1.28 y	32:16	1.24	4.2420	0.4058	-	y
1,2,3,7,8,9-HxCDF	797805	1.12 y	33:03	1.33	1.2584	0.3801	-	y
Total HxCDF	49277343	1.22 y	29:34	1.28	80.9040	0.3924	-	y
13C-1,2,3,6,7,8-HxCDD	91604000	1.29 y	32:31	0.73 0.93	186.0032 146	0.5442	73 94.1	n
1,2,3,4,7,8-HxCDD	155269	0.98 n	32:26	0.97	0.3454	0.4367	-	y
1,2,3,6,7,8-HxCDD	474104	1.26 y	32:32	1.06	0.9664	0.4003	-	y
1,2,3,7,8,9-HxCDD	351055	1.18 y	32:52	1.28	0.5939	0.3322	-	y
Total HxCDD	2245006	1.06 y	31:29	1.10	4.3832	0.3847	-	y
13C-1,2,3,4,6,7,8-HpCDF	89413500	0.42 y	34:35	0.86	154.5281	1.3088	78.2	n
1,2,3,4,6,7,8-HpCDF	24330400	1.06 y	34:36	1.29	41.7974	0.4906	-	n
1,2,3,4,7,8,9-HpCDF	8881460	1.04 y	35:54	1.14 0.92	17.2899 21.424	0.5560	-	n
Total HpCDF	47868000	1.06 y	34:36	1.21	85.8375	0.5213	-	n
13C-1,2,3,4,6,7,8-HpCDD	73991700	1.07 y	35:31	0.75	146.2293	0.7746	74.0	n
1,2,3,4,6,7,8-HpCDD	995114	1.11 y	35:32	1.00	2.6637	0.6416	-	n
Total HpCDD	1441437	0.72 n	34:52	1.00	3.8584	0.6416	-	n
13C-OCDD	81044400	0.90 y	38:19	0.56	213.4444	1.2176	54.0	n

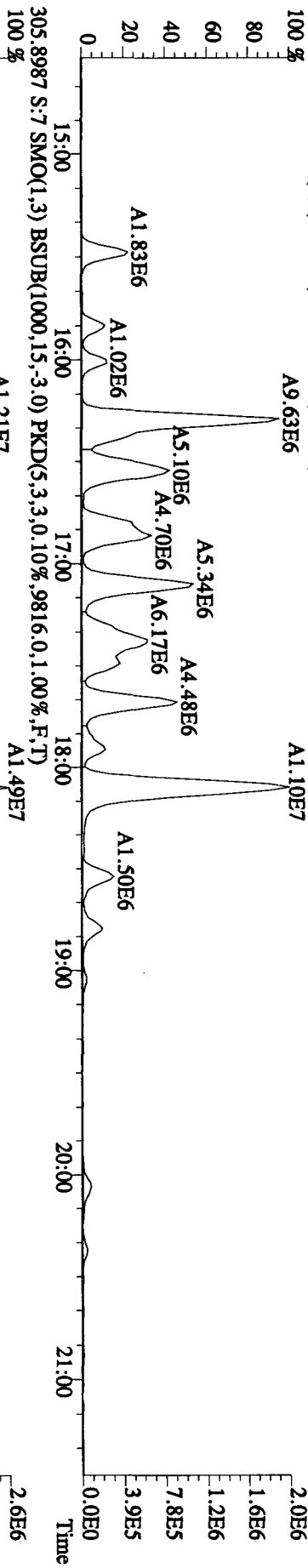
OCDF	33146400	0.88	y	38:26	1.44	112.4698	1.2598	-	n
OCDD	635221	0.95	y	38:20	1.11	2.7922	0.9969	-	n

SB

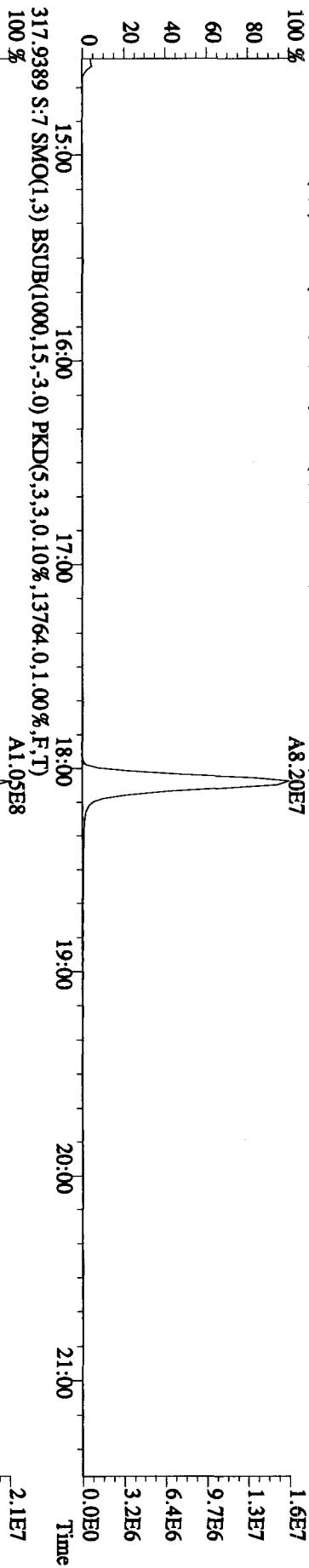
Run text: LRDQW-2-AA Sample text: LRDQW-2-AA :G9L180646-5RX
 Run #10 Filename: 12JA101D5 S: 7 I: 1 Results: 12JA101D58290
 Acquired: 12-JAN-10 12:47:09 Processed: 12-JAN-10 15:52:09
 Run: 12JA101D5 Analyte: 8290HRS Cal: 82901231091D5
 Factor 1: 1600.000 Factor 2: 20.000 Sample size: 10.1200g

Name	Resp	RA	RT	RRF	Conc	EDL	Rec	M
13C-1,2,3,4-TCDD	78708800	0.82 y	18:36	-	2.50	-	-	n
13C-2,3,7,8-TCDF	187184000	0.78 y	18:04	1.57	150.06	0.30	75.9	n
2,3,7,8-TCDF	25852900	0.73 y	18:06	0.86	31.74	0.31	-	n
Total TCDF	123833654	0.74 y	15:29	0.86	152.05	0.31	-	n
13C-2,3,7,8-TCDD	124112600	0.78 y	18:50	0.99	156.86	0.51	79.4	n
2,3,7,8-TCDD	*	* n	NotFnd	0.93	*	0.32	-	n
Total TCDD	6784544	0.82 y	16:26	0.93	11.57	0.32	-	n
37Cl-2,3,7,8-TCDD	130944000	1.00 y	18:51	2.22	74.11	0.09	93.8	n
13C-1,2,3,7,8-PeCDF	139254100	1.64 y	23:30	1.07	162.95	0.35	82.5	n
1,2,3,7,8-PeCDF	9528570	1.56 y	23:32	1.00	13.52	0.62	-	n
2,3,4,7,8-PeCDF	6402620	1.48 y	24:58	0.94	9.68	0.66	-	n
Total F2 PeCDF	81631393	1.57 y	21:49	0.97	119.39	0.64	-	n
Total F1 PeCDF	4920680	1.62 y	20:22	0.97	7.20	0.40	-	n
13C-1,2,3,7,8-PeCDD	80241200	1.64 y	25:43	0.67	151.18	0.45	76.5	n
1,2,3,7,8-PeCDD	204834	0.88 n	25:44	0.93	0.54	1.07	-	n
Total PeCDD	2545749	1.63 y	22:16	0.93	6.75	1.07	-	n
13C-1,2,3,7,8,9-HxCDD	66473900	1.30 y	32:51	-	2.39	-	-	n
13C-1,2,3,4,7,8-HxCDF	94480000	0.51 y	31:26	0.89	157.31	0.52	79.6	n
1,2,3,4,7,8-HxCDF	12127290	1.26 y	31:27	1.20	21.16	0.42	-	n
1,2,3,6,7,8-HxCDF	8204010	1.30 y	31:36	1.37	12.51	0.37	-	n
2,3,4,6,7,8-HxCDF	6045420	1.25 y	32:12	1.24	10.18	0.41	-	n
1,2,3,7,8,9-HxCDF	4418640	1.27 y	33:08	1.33	6.97	0.38	-	n
Total HxCDF	56424755	1.22 y	29:34	1.28	92.55	0.39	-	n
13C-1,2,3,6,7,8-HxCDD	91604000	1.29 y	32:31	0.73 0.93	186.00 (46)	0.54	94.1	n
1,2,3,4,7,8-HxCDD	647387	1.19 y	32:32	0.97	1.44	0.44	-	n
1,2,3,6,7,8-HxCDD	647387	1.19 y	32:32	1.06	1.32	0.40	-	n
1,2,3,7,8,9-HxCDD	343074	0.73 n	32:52	1.28	0.58	0.33	-	n
Total HxCDD	2284150	1.06 y	31:29	1.10	4.43	0.38	-	n
13C-1,2,3,4,6,7,8-HpCDF	89413500	0.42 y	34:35	0.86	154.53	1.31	78.2	n
1,2,3,4,6,7,8-HpCDF	24330400	1.06 y	34:36	1.29	41.80	0.49	-	n
1,2,3,4,7,8,9-HpCDF	8881460	1.04 y	35:54	1.14 0.92	17.29 21.424	0.56	-	n
Total HpCDF	47868000	1.06 y	34:36	1.21	85.84	0.52	-	n
13C-1,2,3,4,6,7,8-HpCDD	73991700	1.07 y	35:31	0.75	146.23	0.77	74.0	n
1,2,3,4,6,7,8-HpCDD	995114	1.11 y	35:32	1.00	2.66	0.64	-	n
Total HpCDD	1441437	0.72 n	34:52	1.00	3.86	0.64	-	n
13C-OCDD	81044400	0.90 y	38:19	0.56	213.44	1.22	54.0	n
OCDF	33146400	0.88 y	38:26	1.44	112.47	1.26	-	n
OCDD	635221	0.95 y	38:20	1.11	2.79	1.00	-	n

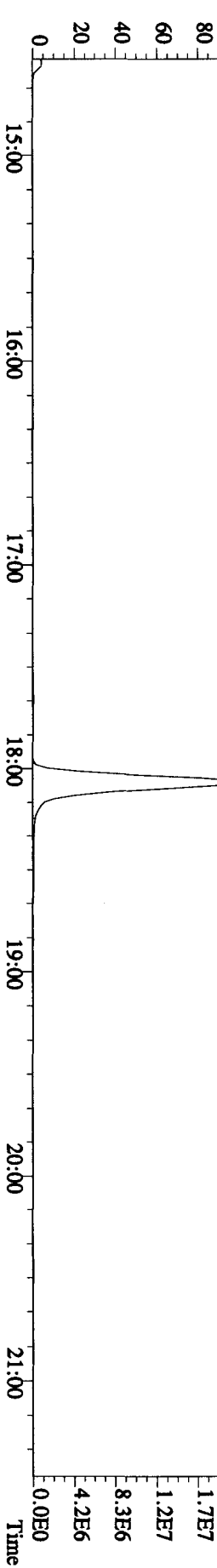
303.9016 S:7 SMO(1.3) BSUB(1000,15,-3.0) PKD(5,3,3,0.10%,6852.0,1.00%,F,T) 100%



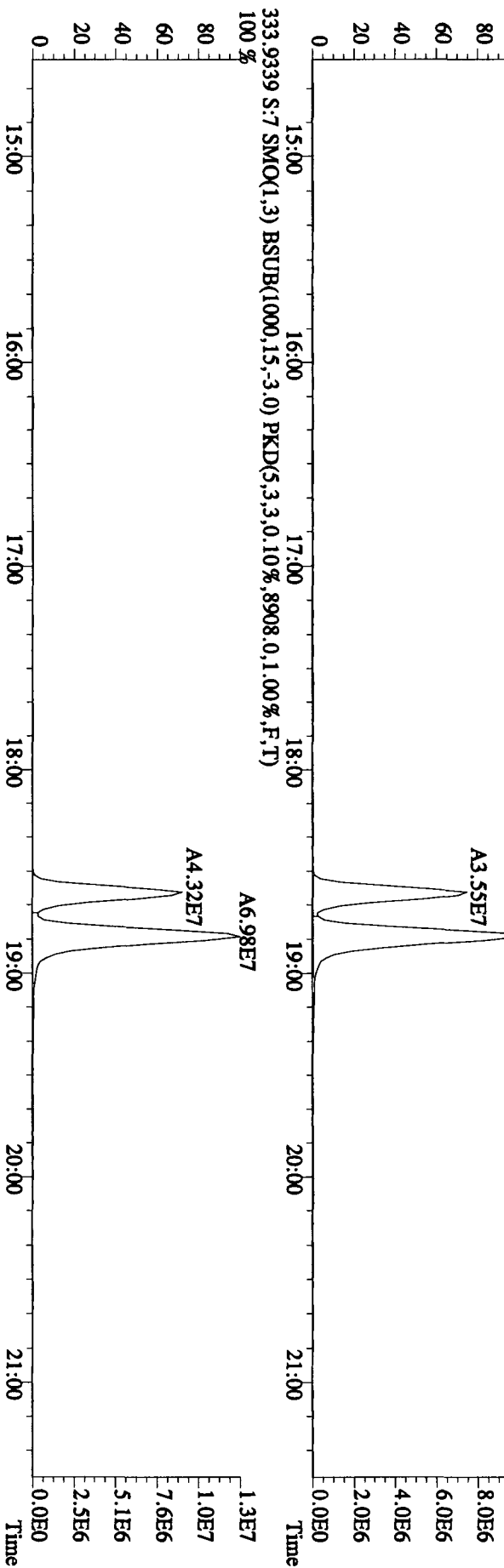
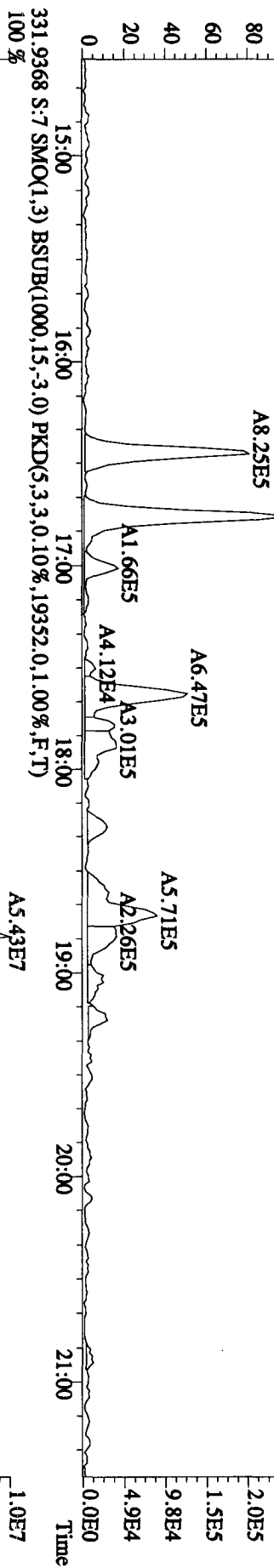
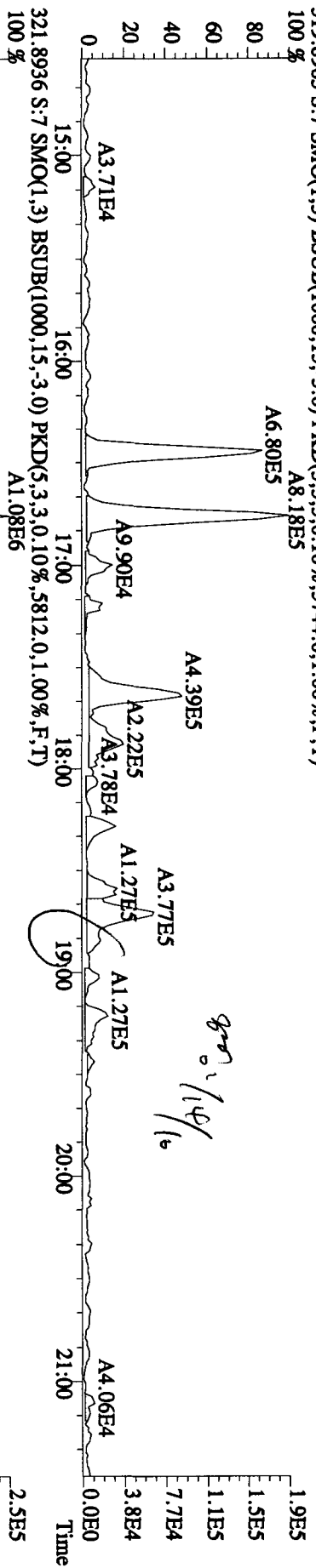
315.9419 S:7 SMO(1.3) BSUB(1000,15,-3.0) PKD(5,3,3,0.10%,12680.0,1.00%,F,T) 100%



317.9389 S:7 SMO(1.3) BSUB(1000,15,-3.0) PKD(5,3,3,0.10%,13764.0,1.00%,F,T) 100%



Handwritten note: 2.0E5 (1.4) / 1.6



File: 121A101D5 #1-411 Acq: 12-JAN-2010 12:47:09 GC EI+ Voltage SIR 70SE
 Sample#7 Text: LRDQW-2-AA : G9L180646-5R Exp: DIOXIN
 319.8965 S:7 SMO(1,3) BSUB(1000,15,-3.0) PKD(5,3,3,0.10%,5744.0,1.00%,F,T)

Manual Edit Codes

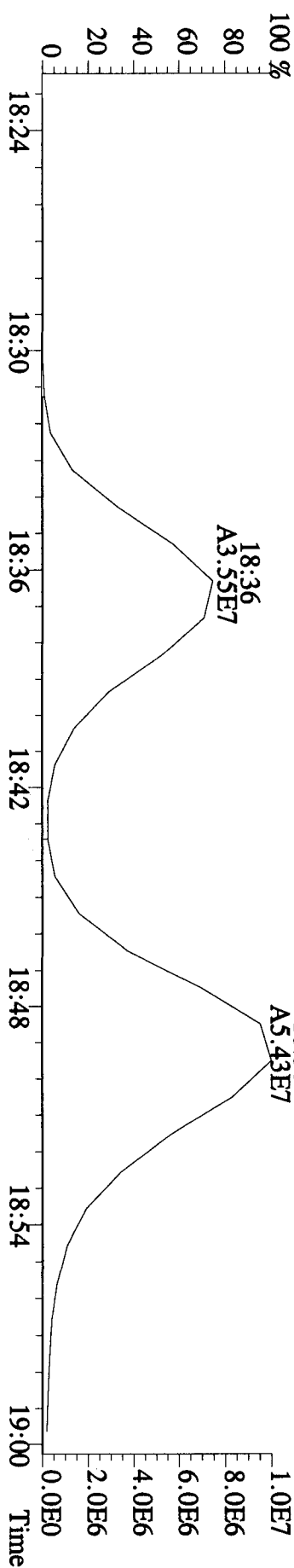
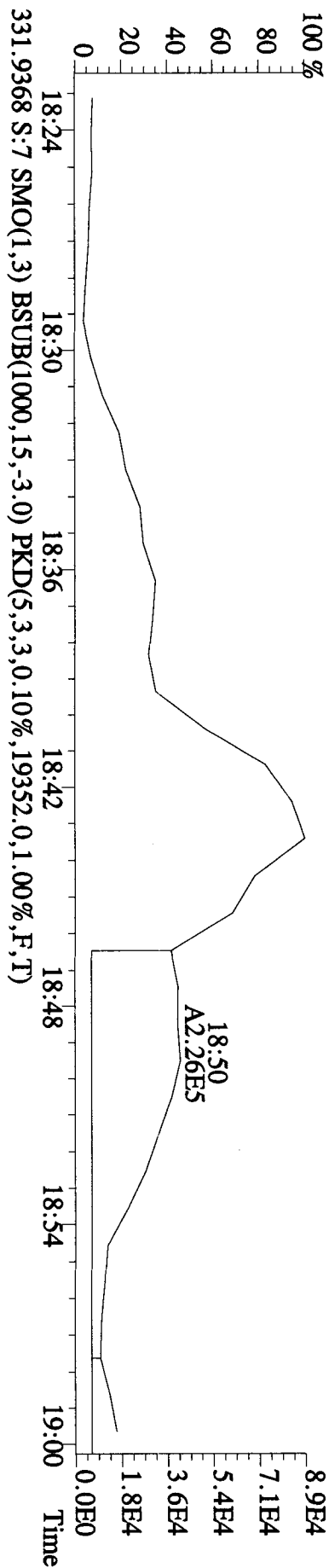
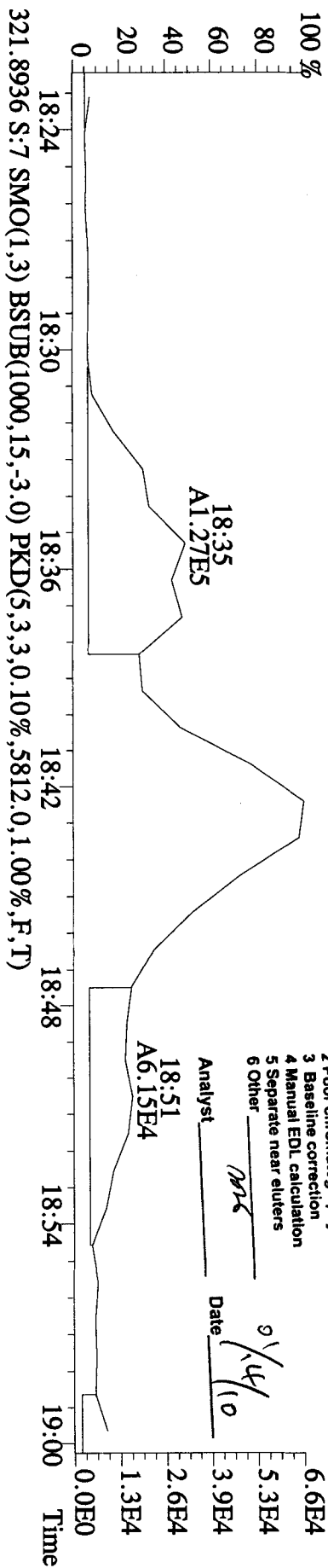
- 1 Peak not found
- 2 Poor chromatography
- 3 Baseline correction
- 4 Manual EDL calculation
- 5 Separate near eluters
- 6 Other

Analyst

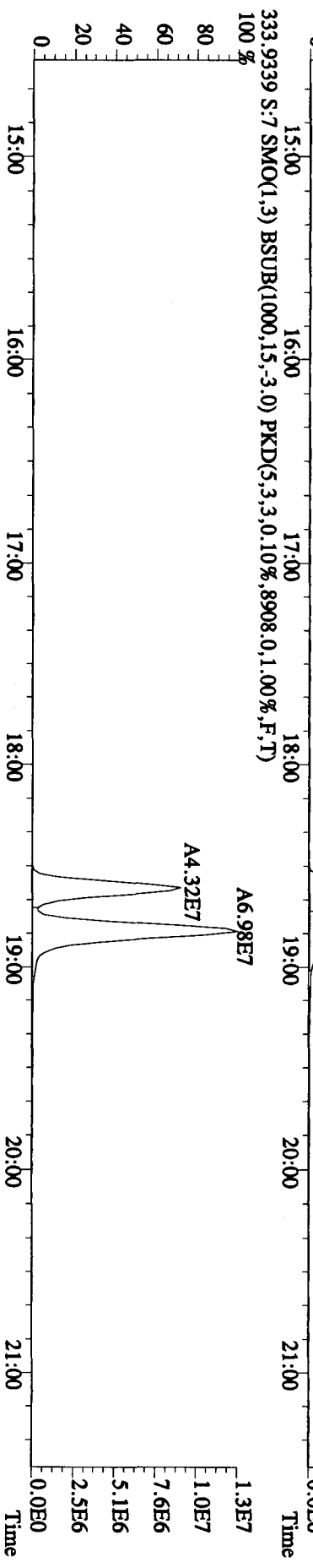
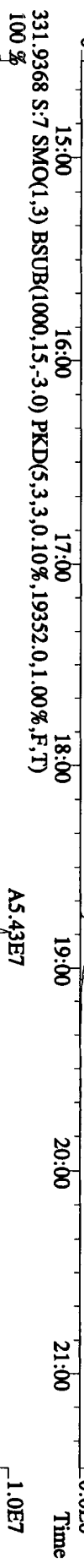
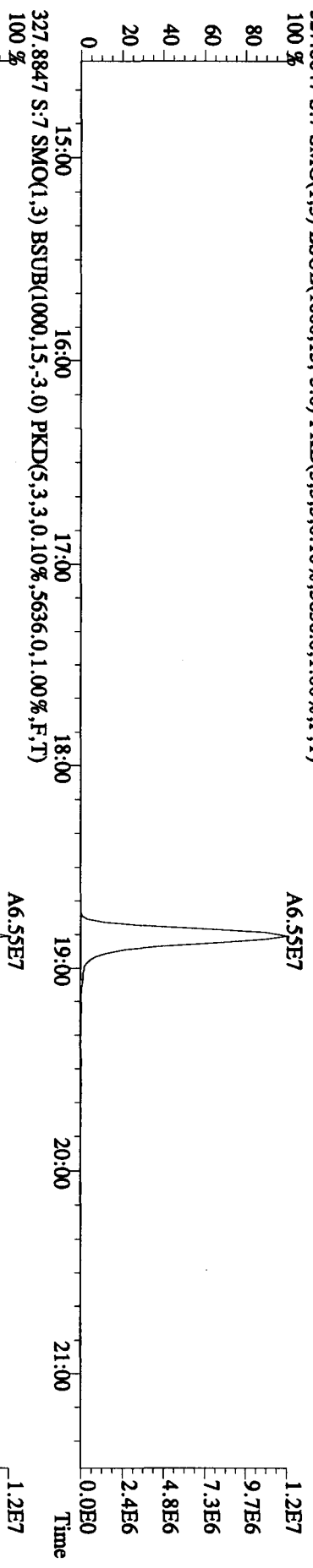
ms

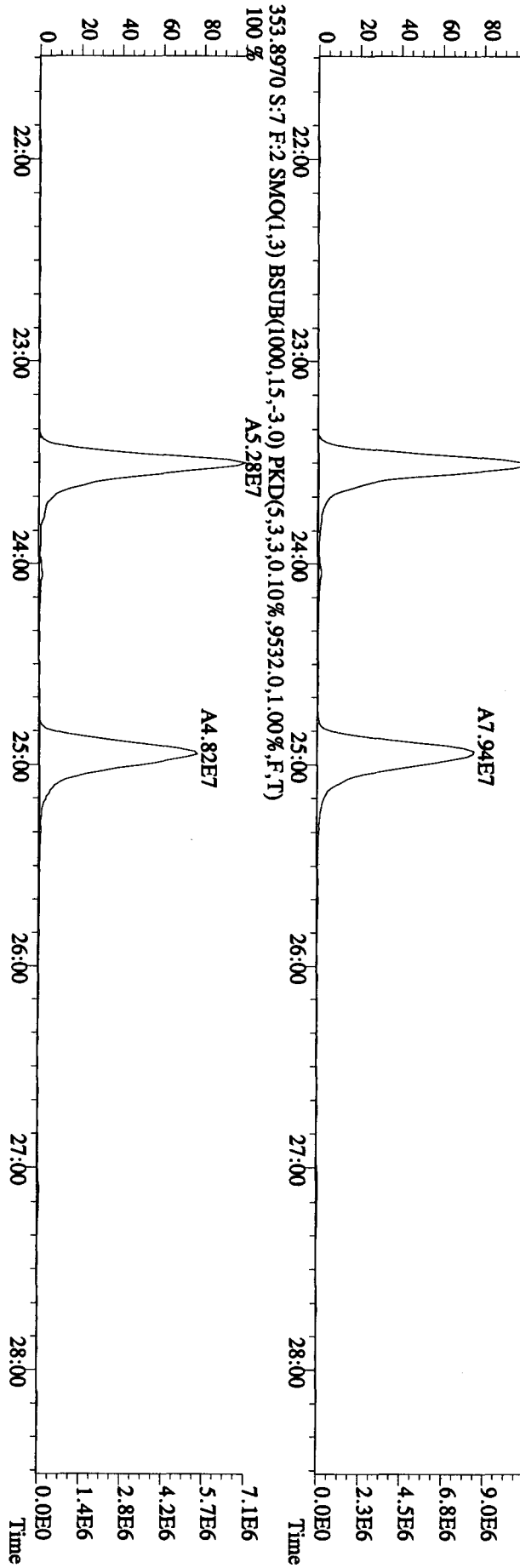
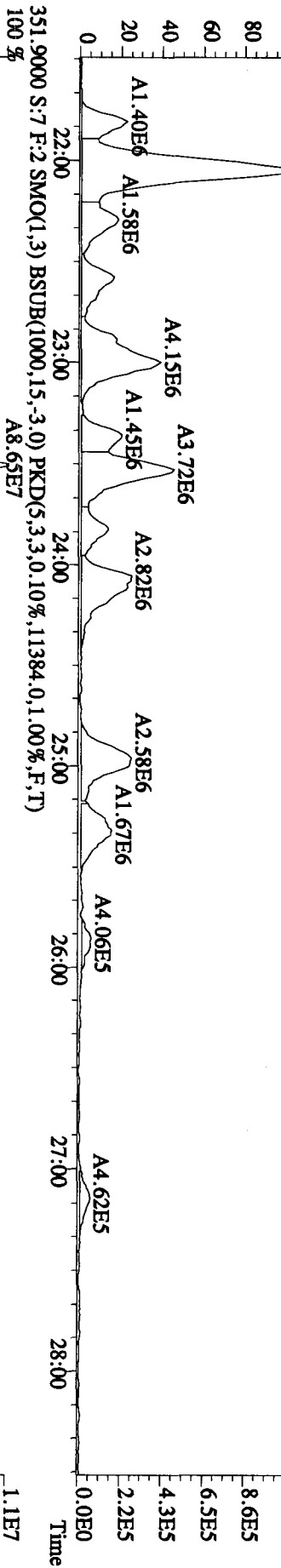
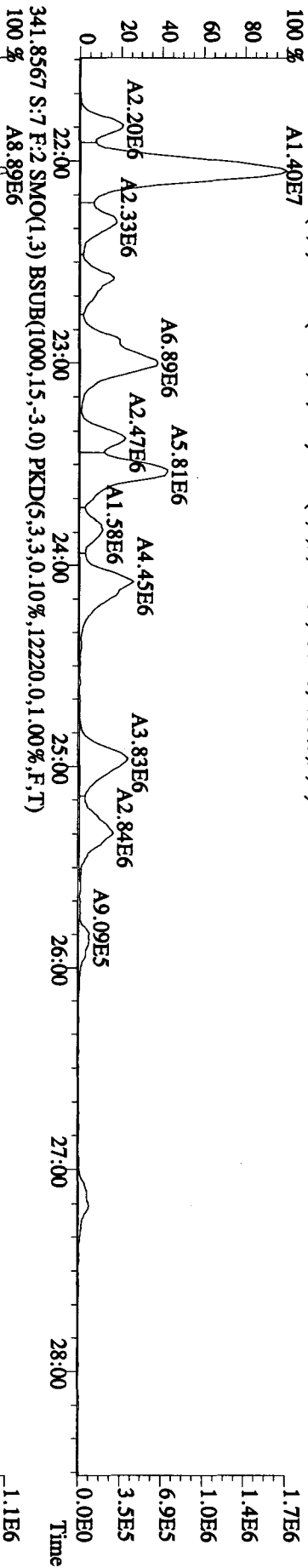
Date

9/14/10

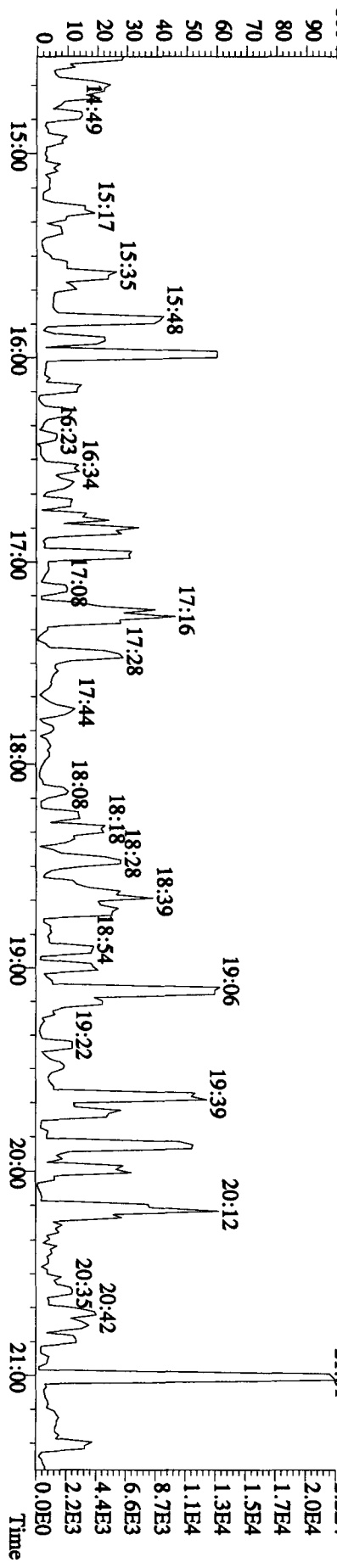
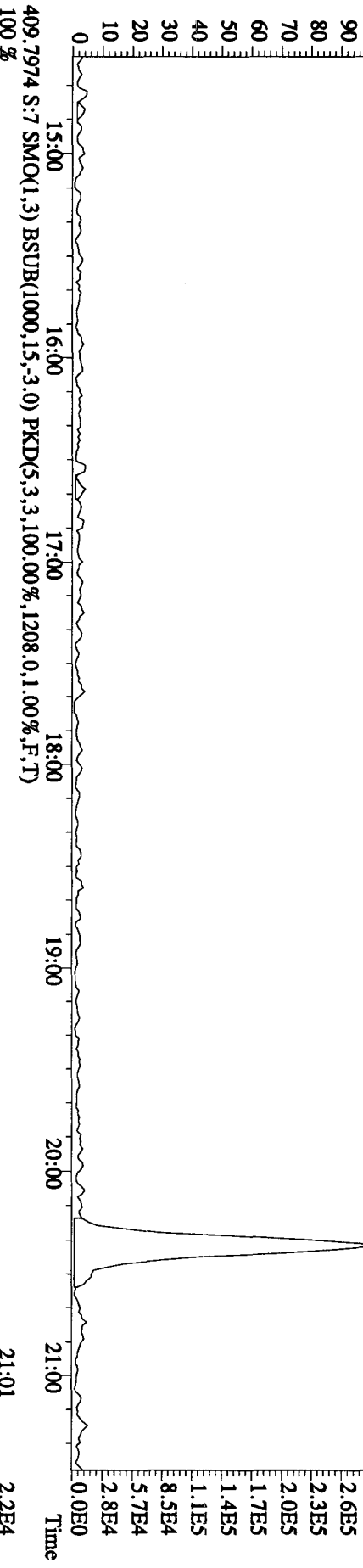



File: 121A101D5 #1-411 Acq: 12-JAN-2010 12:47:09 GC EI+ Voltage SIR 70SE
 Sample#7 Text: LRDOW-2-AA :G9L180646-5RX Exp: DIOXIN
 327.8847 S:7 SMO(1,3) BSUB(1000,15,-3,0) PKD(5,3,3,0,10%,5636,0,1,00%,F,T)

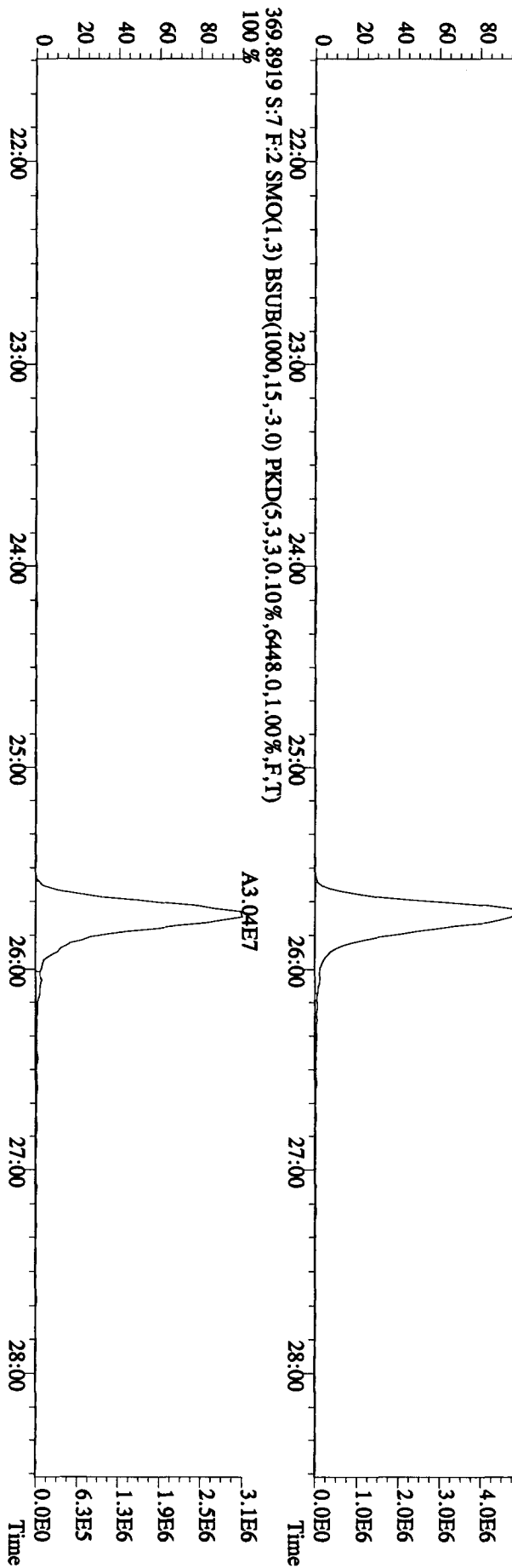
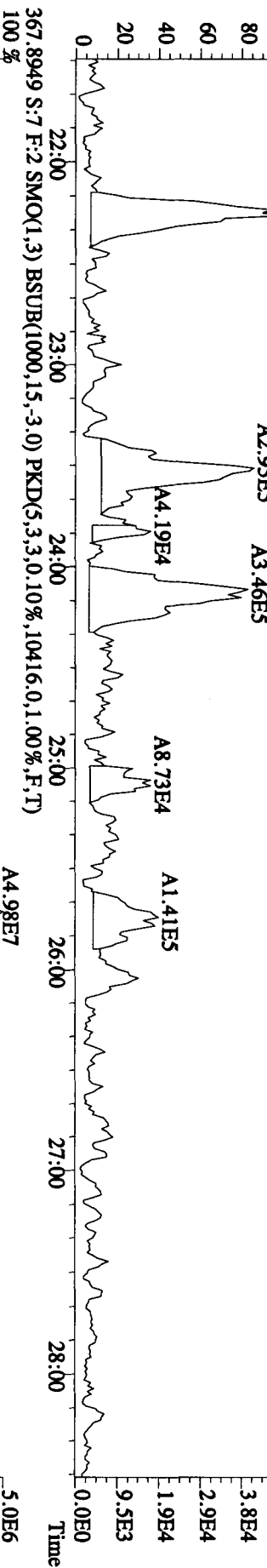
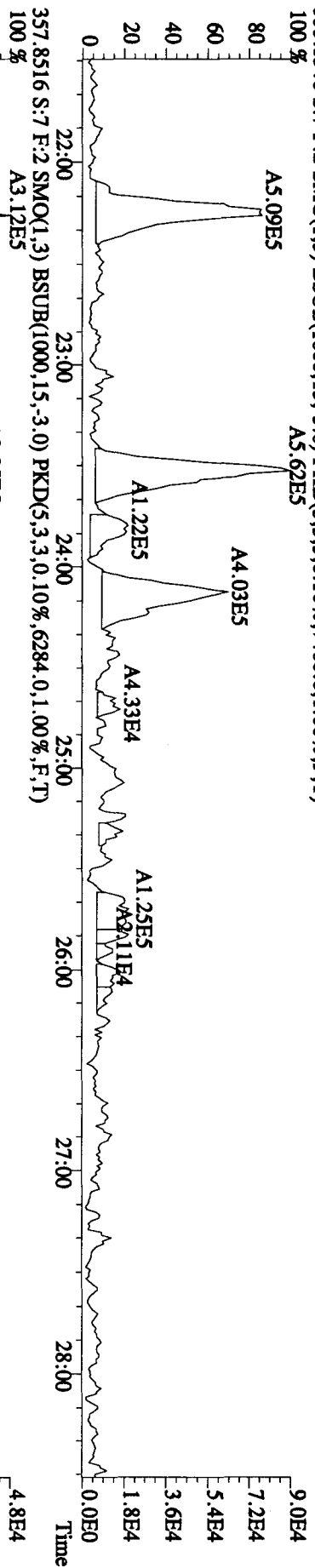




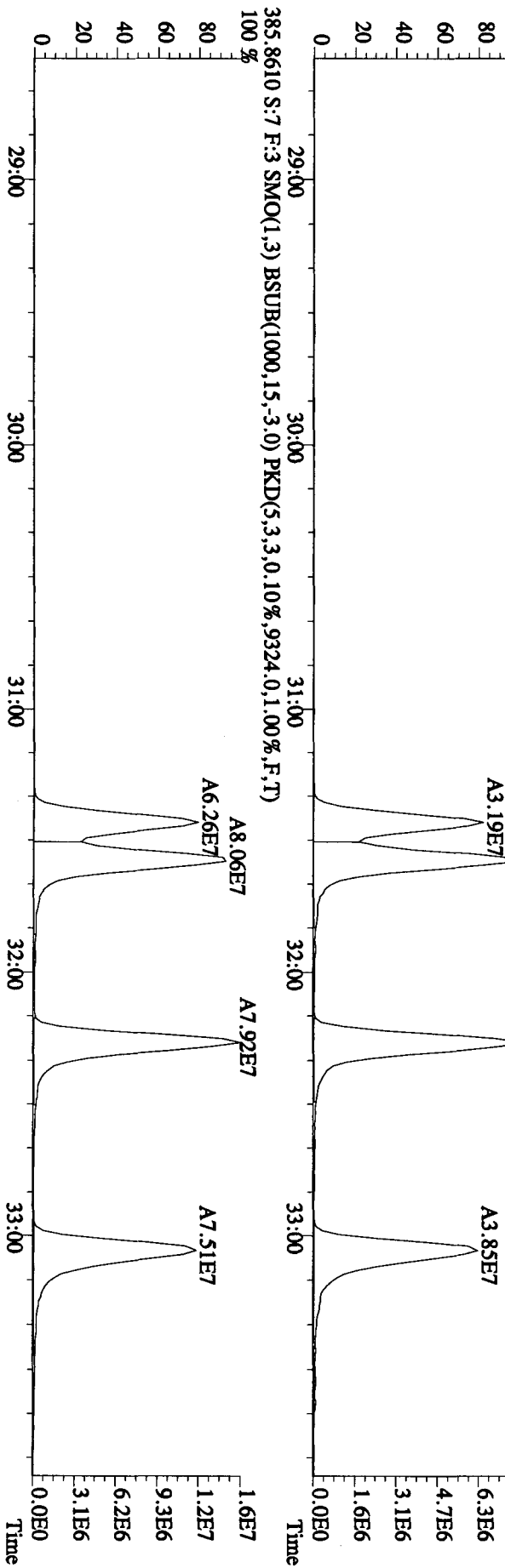
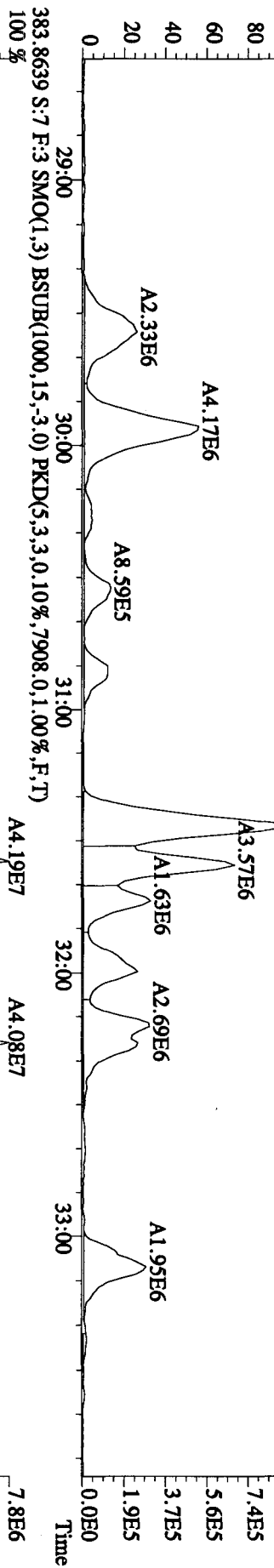
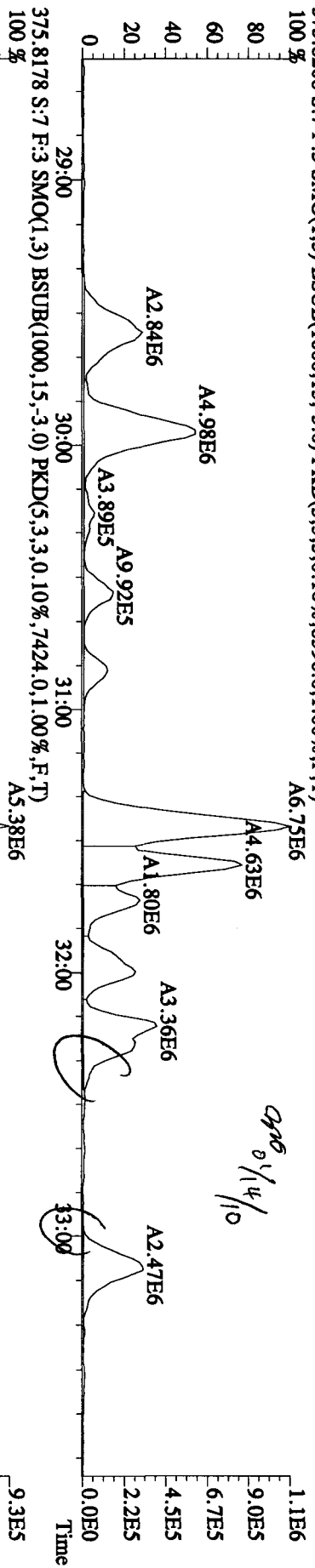
File:121A101D5 #1-411 Acq:12-JAN-2010 12:47:09 GC EI+ Voltage SIR 70SE
 Sample#7 Text:LRDOW-2-AA :G9L180646-5RX Exp:DIOXIN
 339.8597 S:7 SMO(1,3) BSUB(1000,15,-3,0) PKD(5,3,3,0,10%,4636,0,1,00%,F,T)



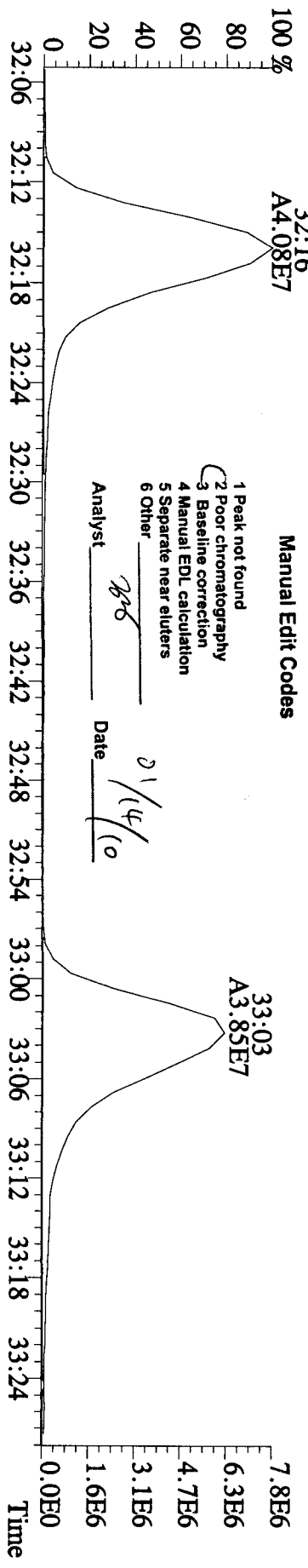


File: 121A101D5 #1-495 Acq: 12-JAN-2010 12:47:09 GC EI+ Voltage SIR 70SE
 Sample#7 Text: LRDOW-2-AA :G9L180646-5RX Exp: DIOXIN
 355.8546 S:7 F:2 SMO(1,3) BSUB(1000,15,-3,0) PKD(5,3,3,0,10%,7460,0,1,00%,F,T)
 100%



File: 121A101D5 #1-361 Acq: 12-JAN-2010 12:47:09 GC EI+ Voltage SIR 70SE
 Sample#7 Text: LRDOW-2-AA :G9L180646-5RX Exp: DIOXIN
 373.8208 S:7 F:3 SMO(1,3) BSUB(1000,15,-3.0) PKD(5,3,3,0,10%,8596,0,1,00%,F,T)



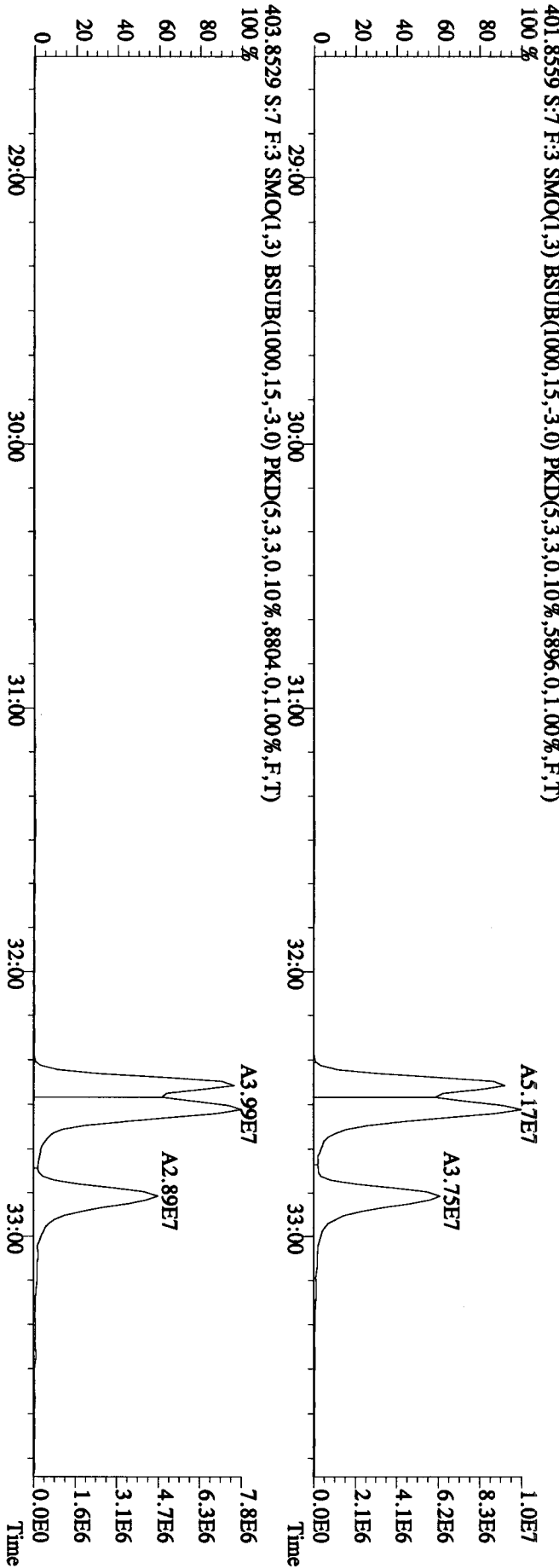
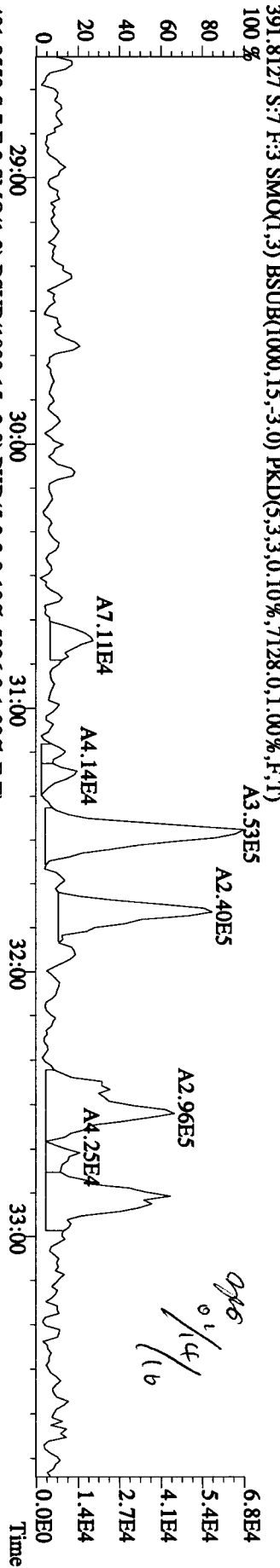
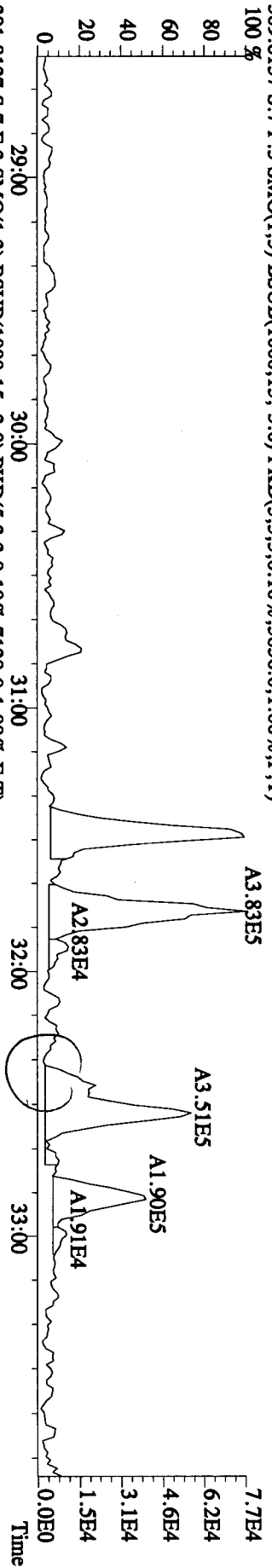
File:121A101D5 #1-361 Acq:12-JAN-2010 12:47:09 GC EI+ Voltage SIR 70SE
 Sample#7 Text:LRDQW-2-AA :G9L180646-5R Exp:DIOXIN
 373.8208 S:7 F:3 SMO(1,3) BSUB(1000,15,-3.0) PKD(5,3,3,0.10%,8596.0,1.00%,F,T)



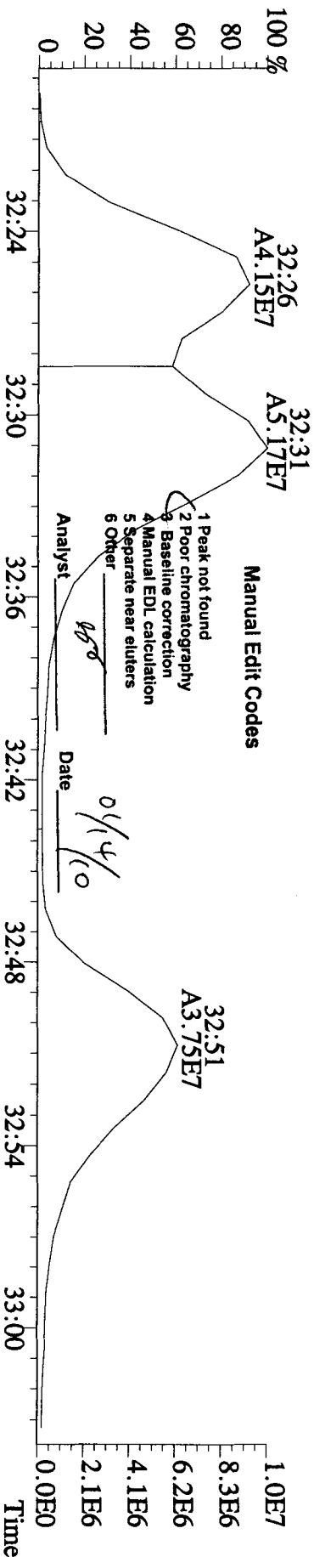
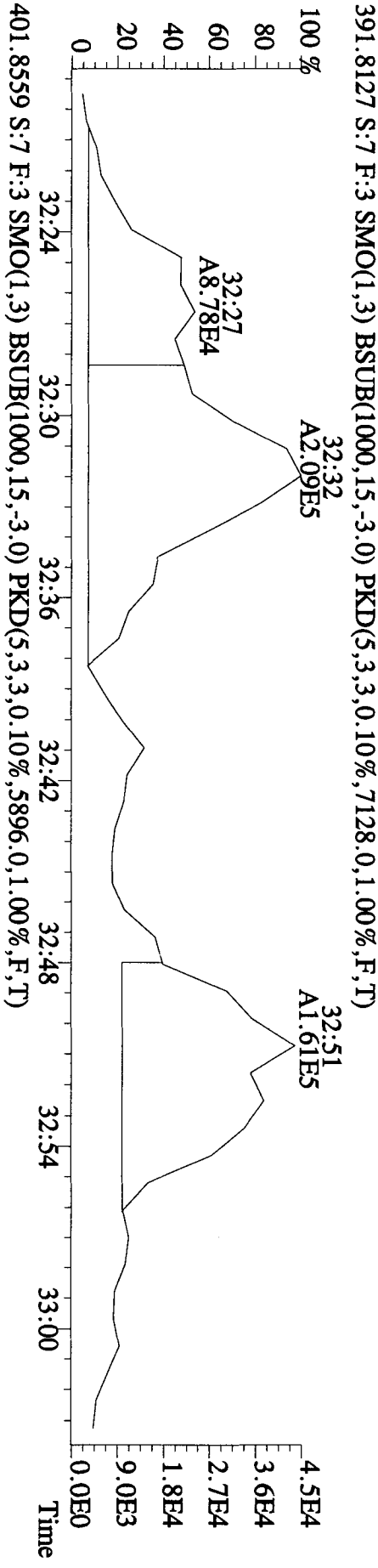
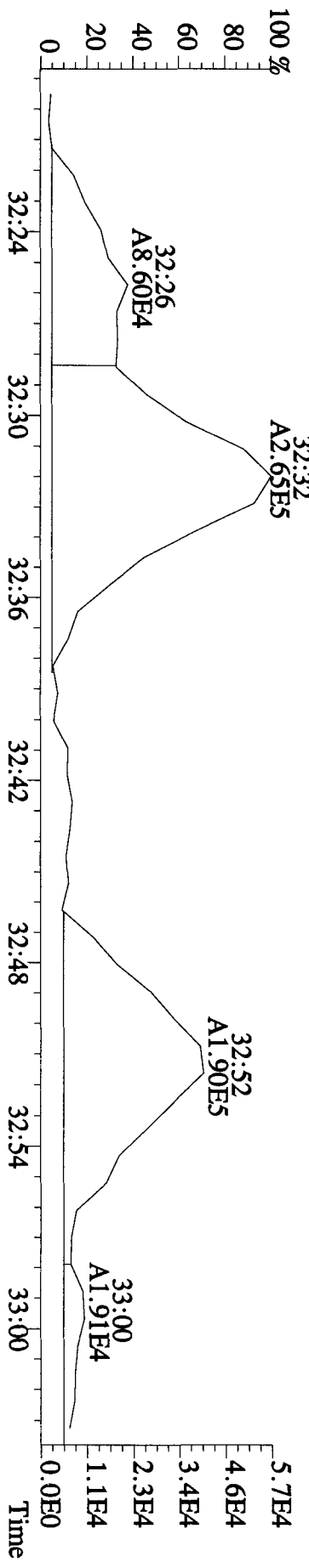
File:121A101D5 #1-361 Acq:12-JAN-2010 12:47:09 GC EI+ Voltage SIR 70SE

Sample#7 Text:LRDQW-2-AA :G9L180646-5RX Exp:DIOXIN

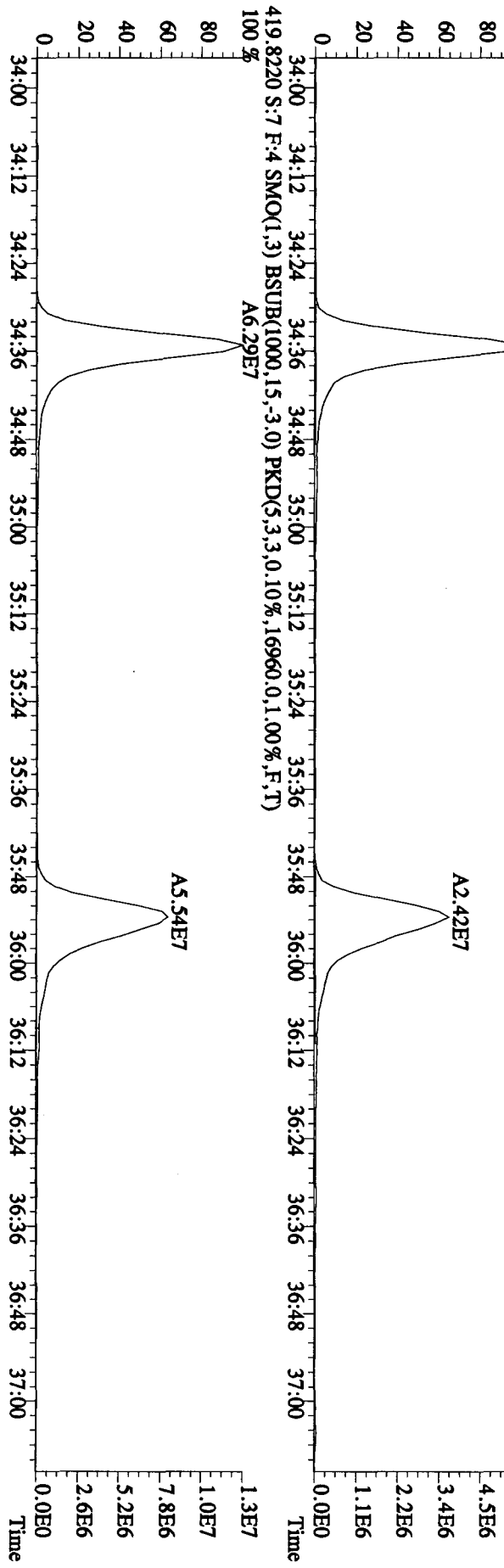
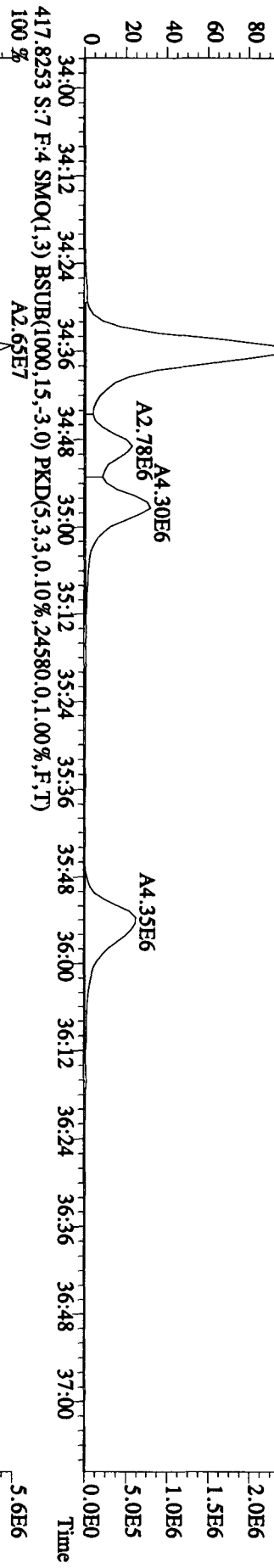
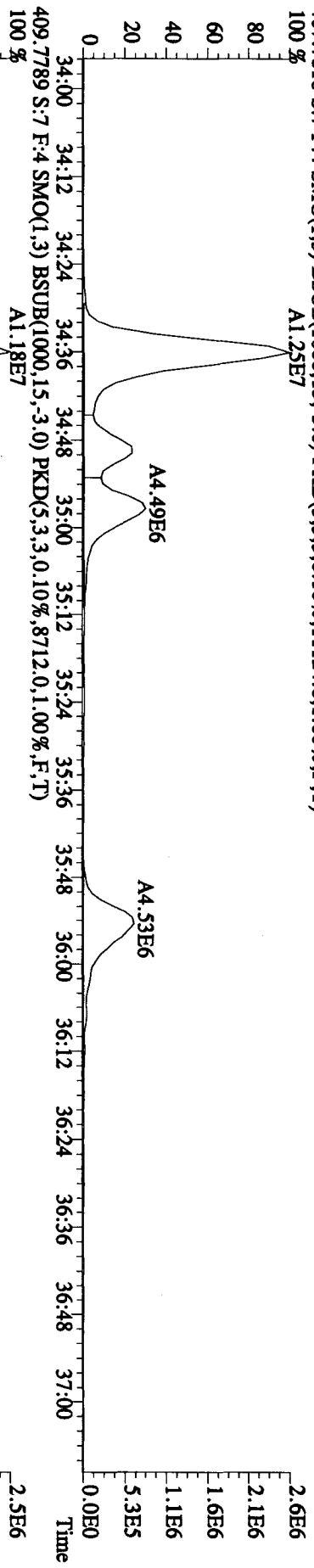
389.8157 S:7 F:3 SMO(1,3) BSUB(1000,15,-3.0) PKD(5,3,3.0,10%,5836,0,1.00%,F,T) 100%



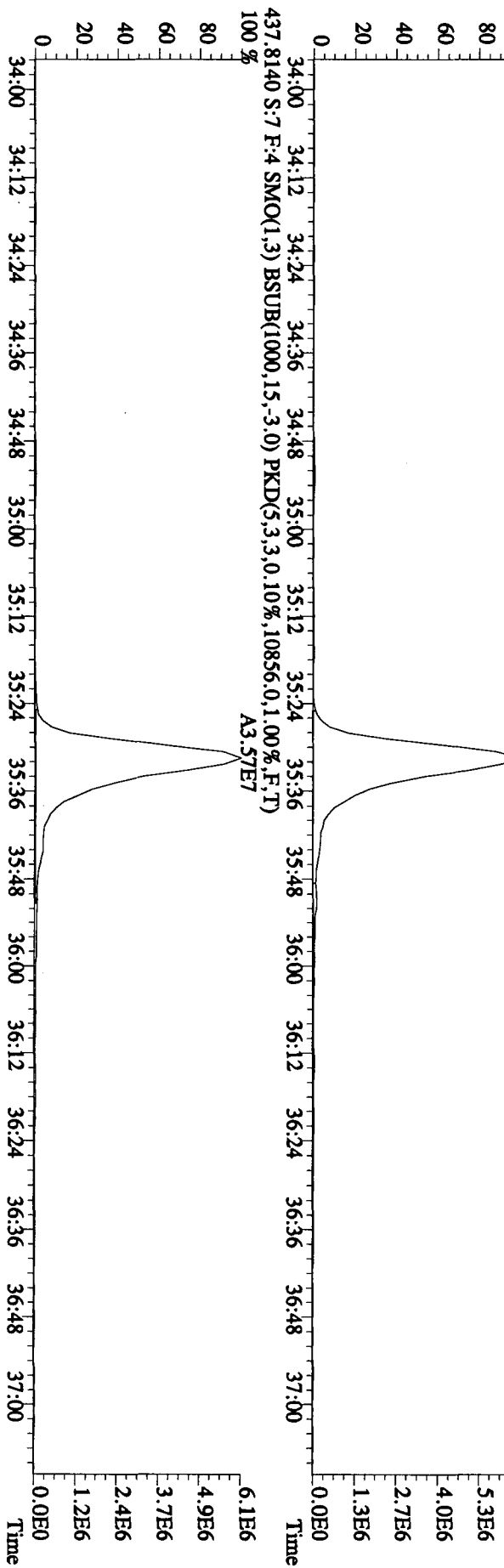
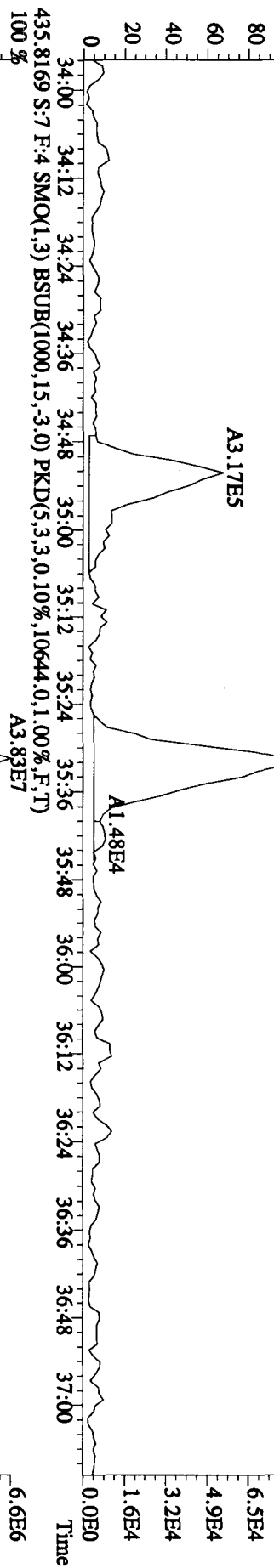
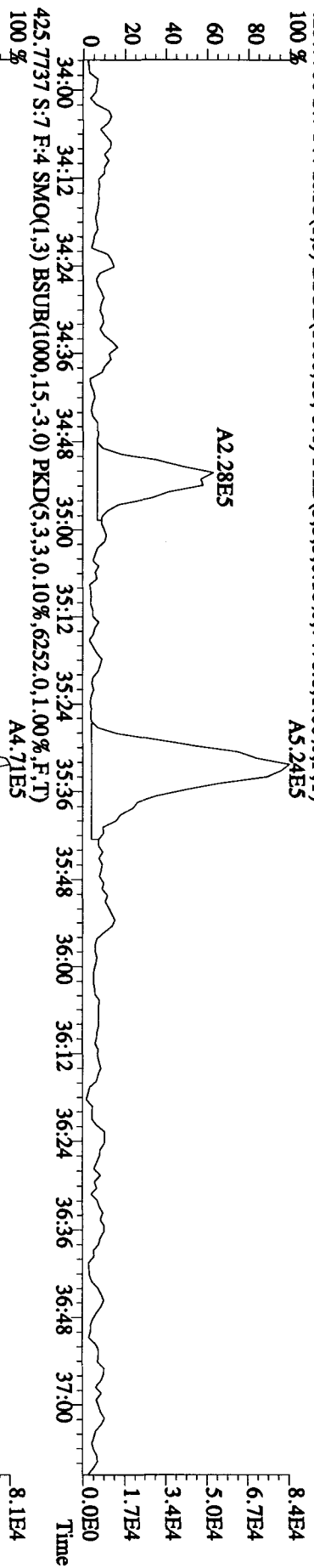
File: 121A101D5 #1-361 Acq: 12-JAN-2010 12:47:09 GC EI+ Voltage SIR 70SE
 Sample#7 Text:LRDQW-2-AA :G9L180646-5R Exp:DIOXIN
 389.8157 S:7 F:3 SMO(1,3) BSUB(1000,15,-3,0) PKD(5,3,3,0.10%,5836.0,1.00%,F,T)



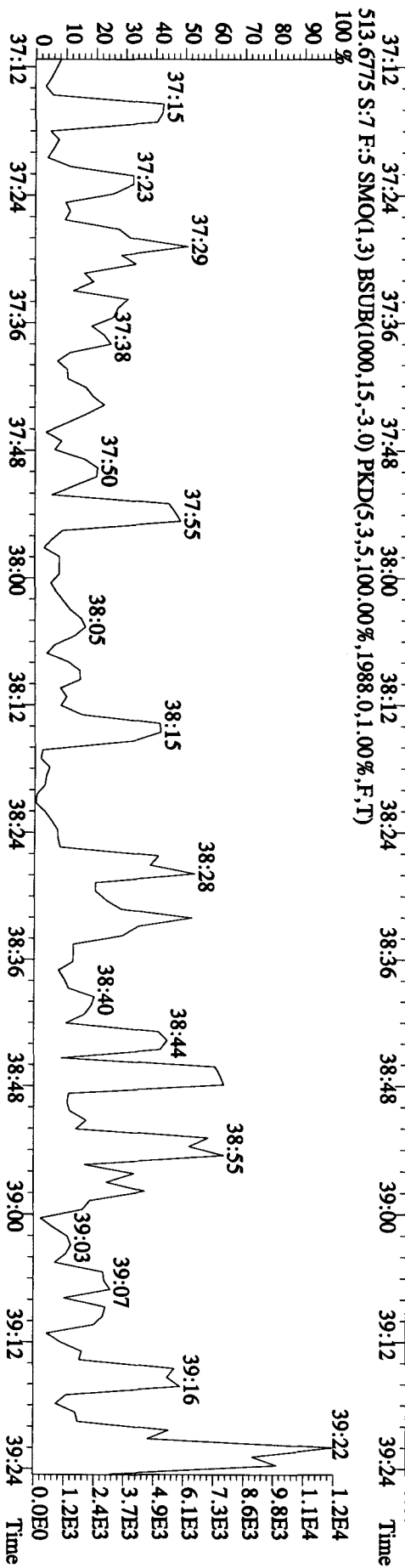
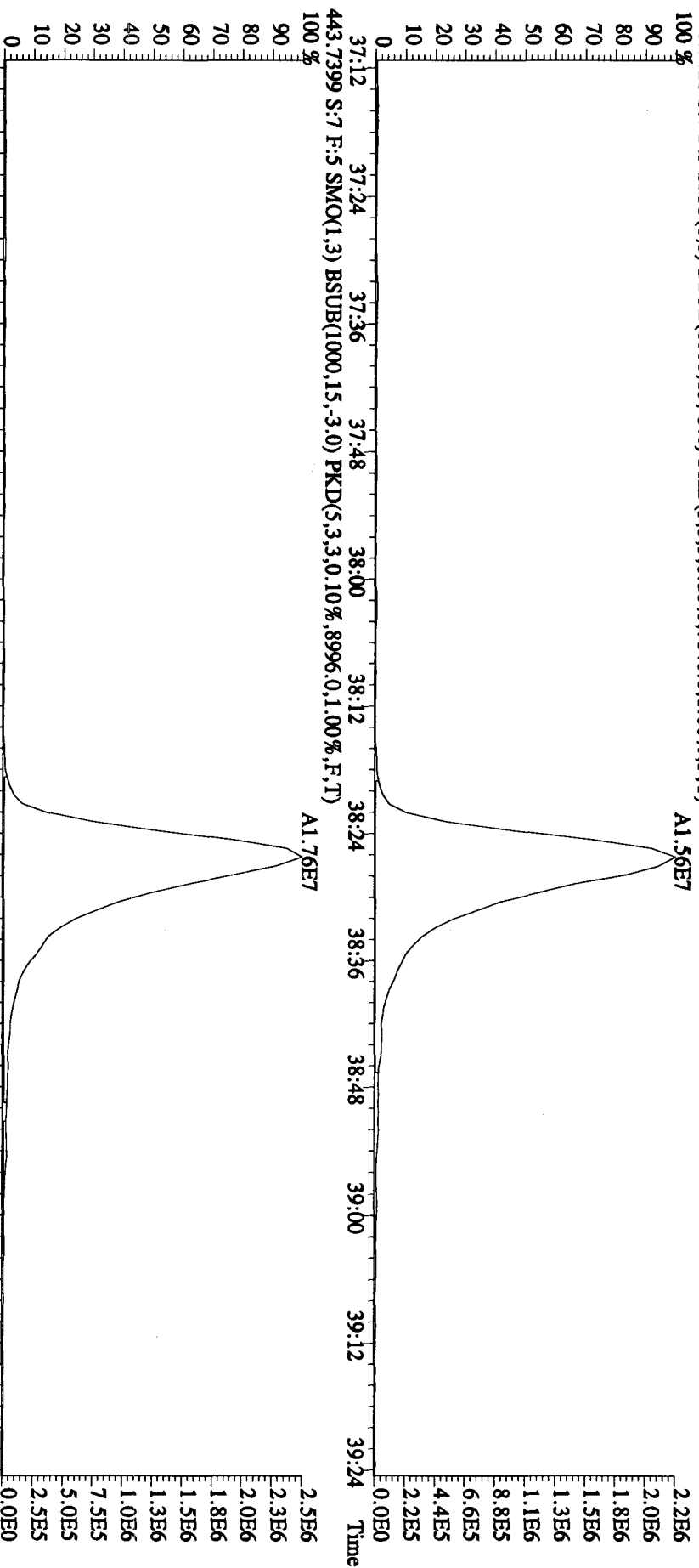
File: 121A101D5 #1-228 Acq: 12-JAN-2010 12:47:09 GC EI+ Voltage SIR 70SE
 Sample#7 Text: LRDOW-2-AA :G9L180646-5RX Exp: DIOXIN
 407.7818 S:7 F:4 SMO(1,3) BSUB(1000,15,-3.0) PKD(5,3,3,0.10%,11124.0,1.00%,F,T)
 100%



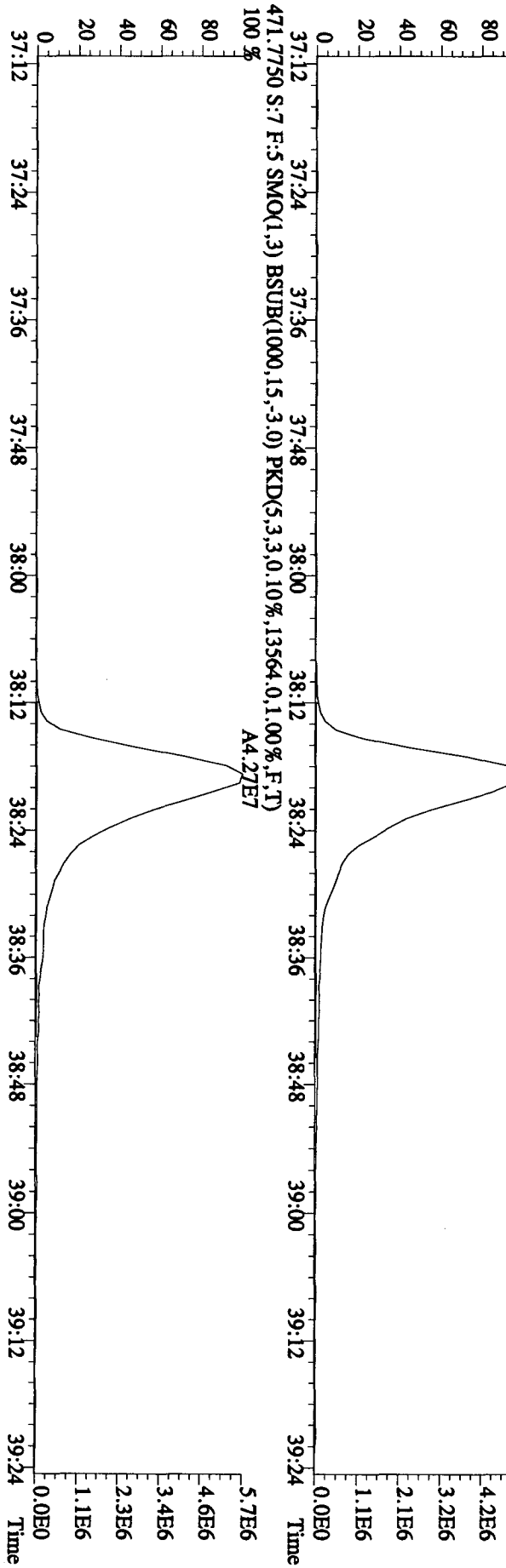
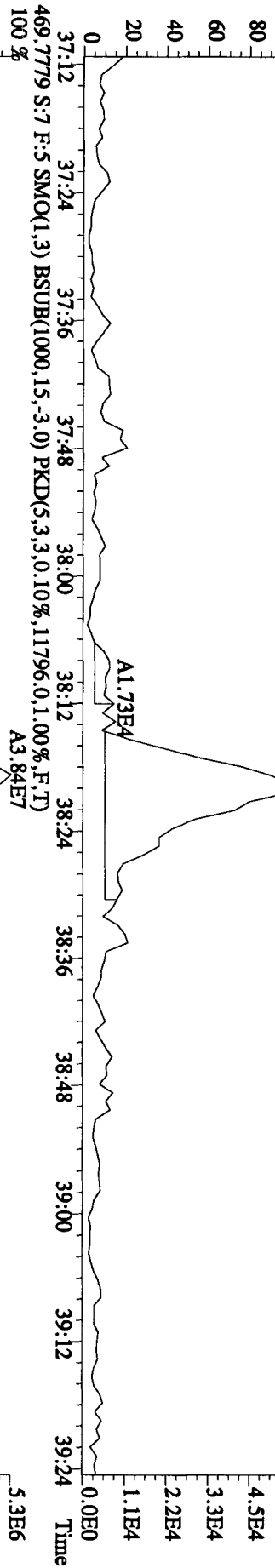
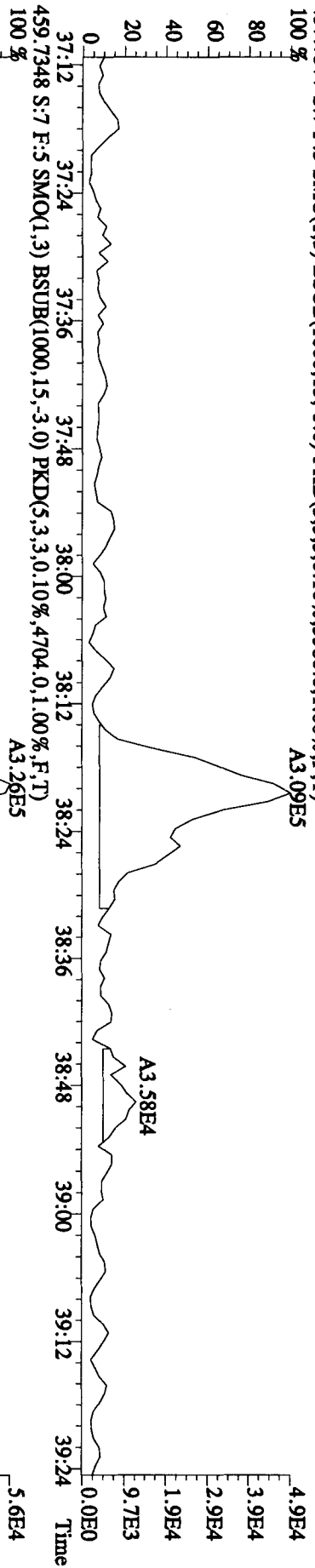
File: 12A101D5 #1-228 Acq: 12-JAN-2010 12:47:09 GC EI+ Voltage SIR 70SE
 Sample#7 Text: LRDOW-2-AA :G9L180646-5RX Exp: DIOXIN
 423.7766 S:7 F:4 SMO(1,3) BSUB(1000,15,-3.0) PKD(5,3,3,0.10%,7476,0,1.00%,F,T)
 100%

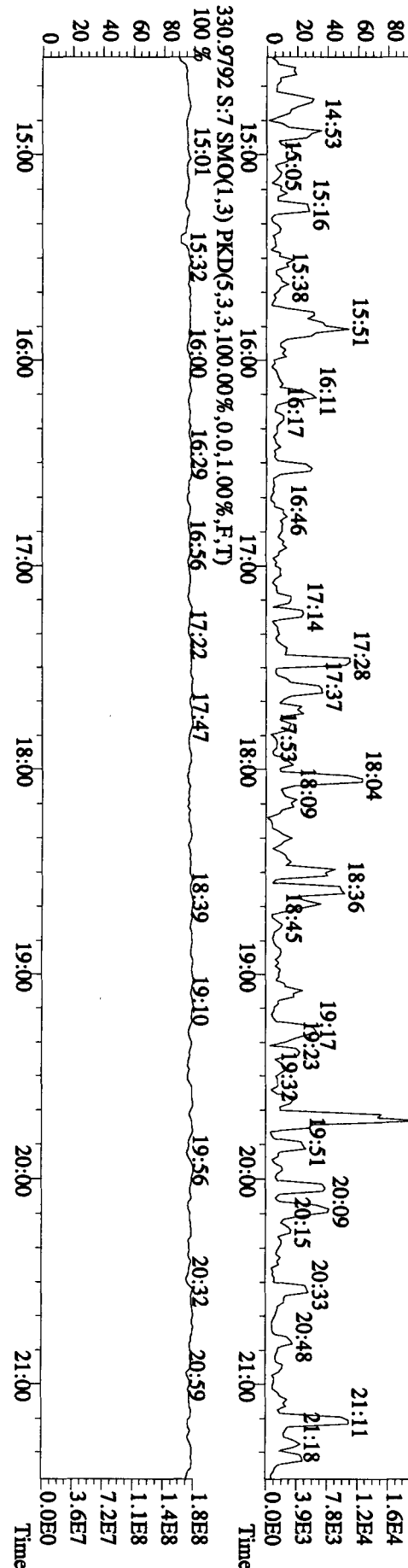
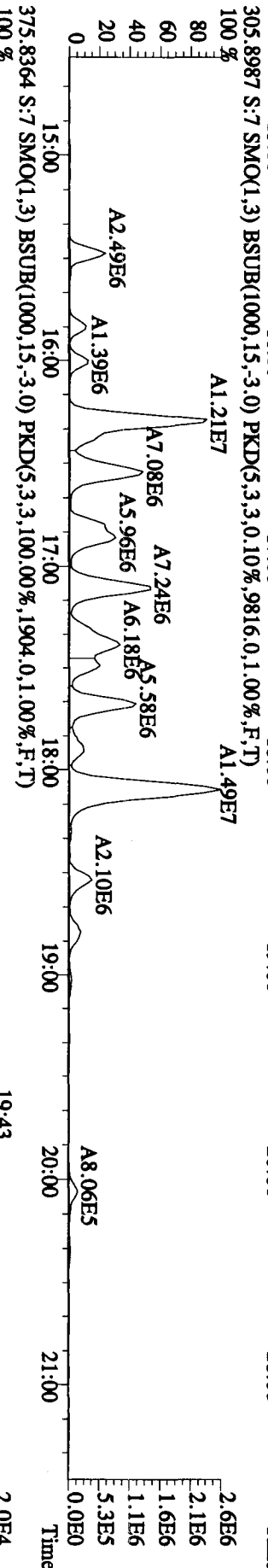
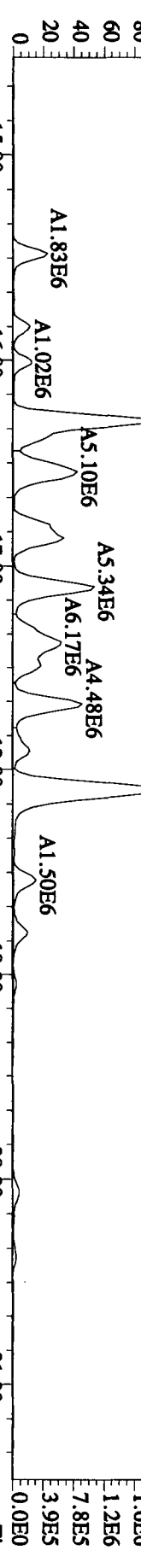
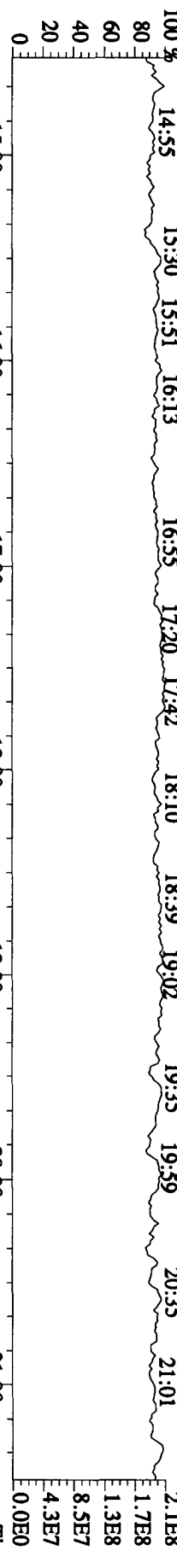


File: 12A101D5 #1-161 Acq: 12-JAN-2010 12:47:09 GC EI+ Voltage SIR 70SE
 Sample#7 Text: LRDQW-2-AA : G9L180646-5RX Exp: DIOXIN
 441.7428 S:7 F:5 SMO(1,3) BSUB(1000,15,-3.0) PKD(5,3,3,0,10%,7840,0,1,00%,F,T)

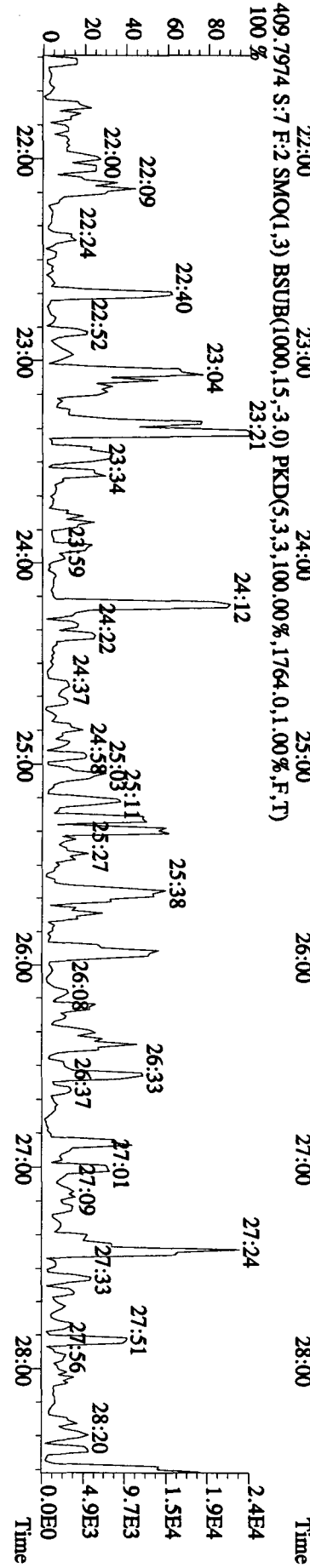
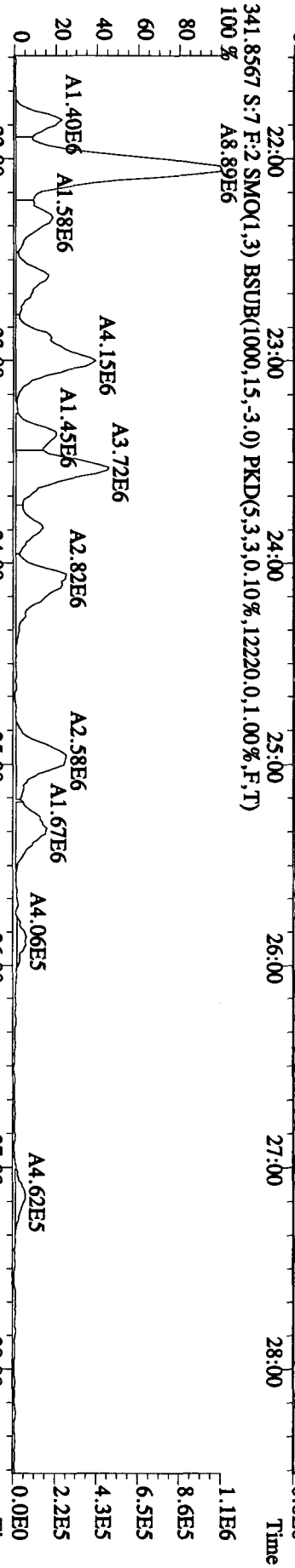
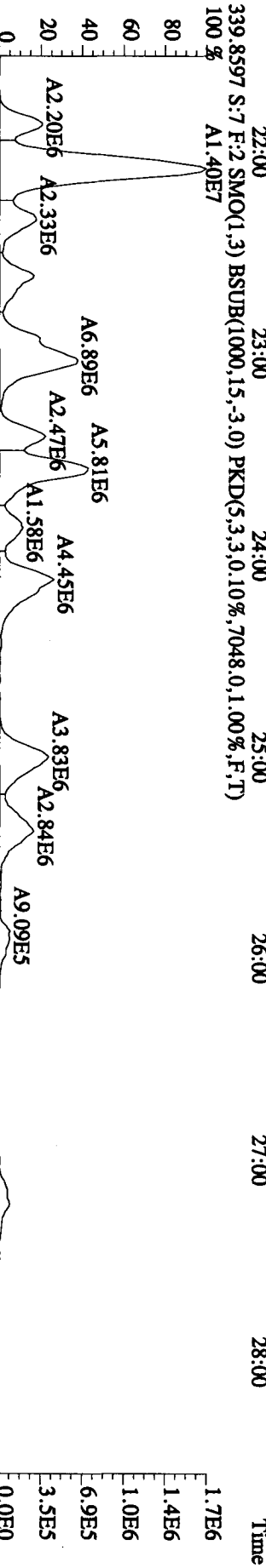
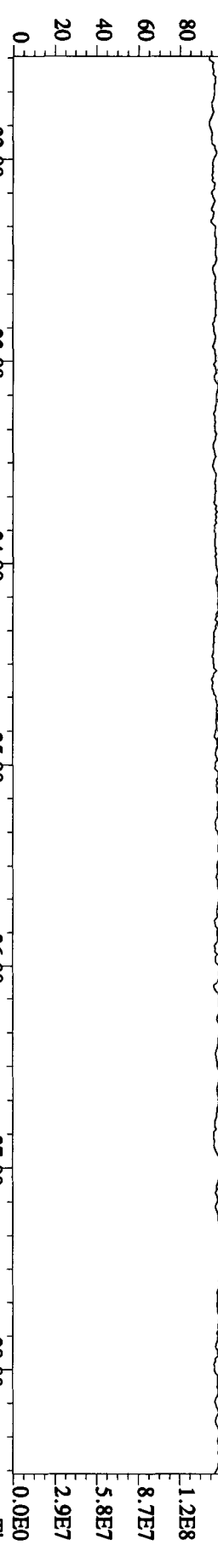


File: 121A101D5 #1-161 Acq: 12-JAN-2010 12:47:09 GC EI+ Voltage SIR 70SE
 Sample#7 Text: LRDOW-2-AA :G9L180646-5RX Exp: DIOXIN
 457.7377 S:7 F:5 SMO(1,3) BSUB(1000,15,-3.0) PKD(5,3,3,0,10%,5580,0,1,00%,F,T)
 100 %

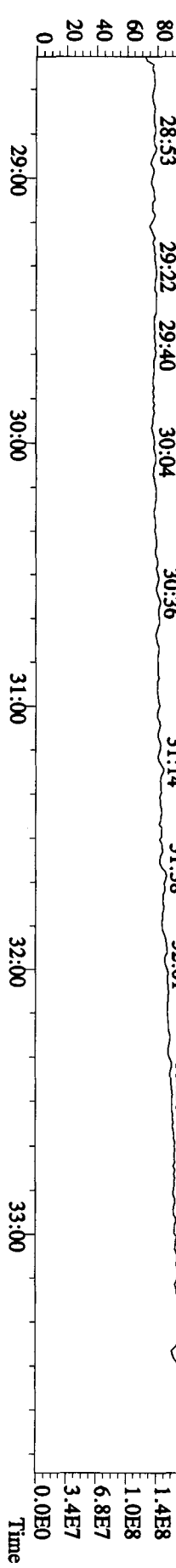
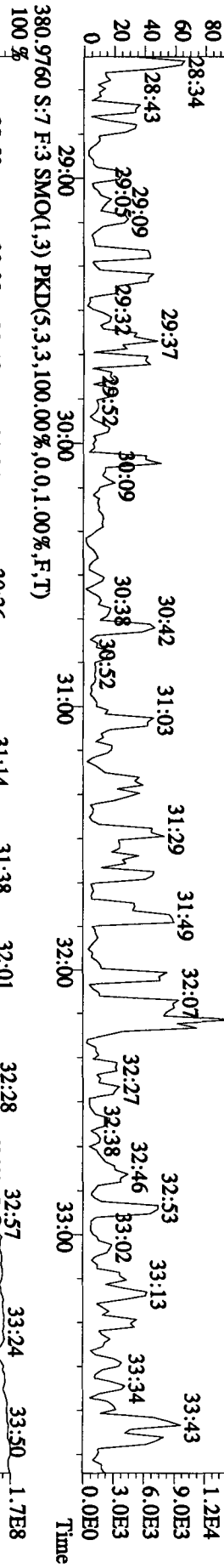
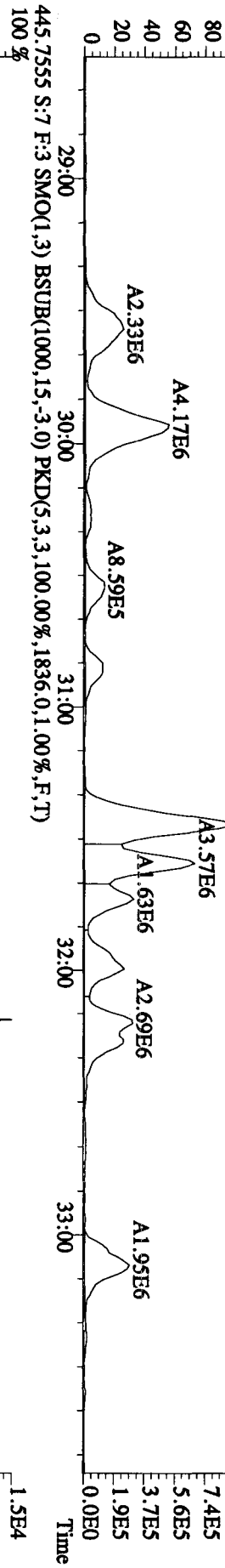
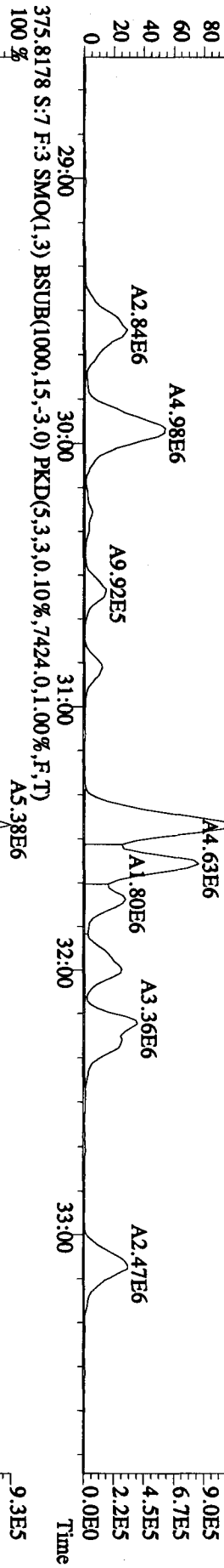
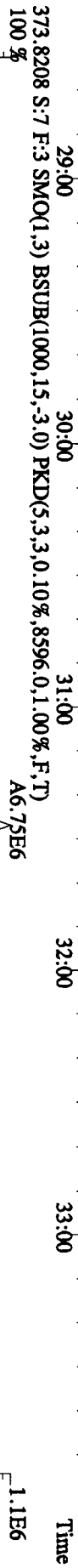
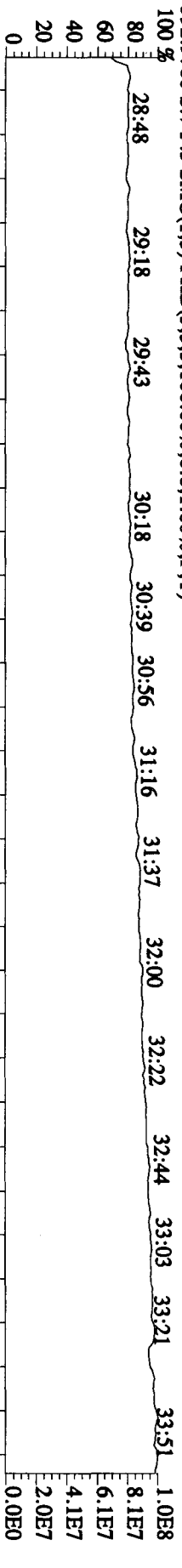


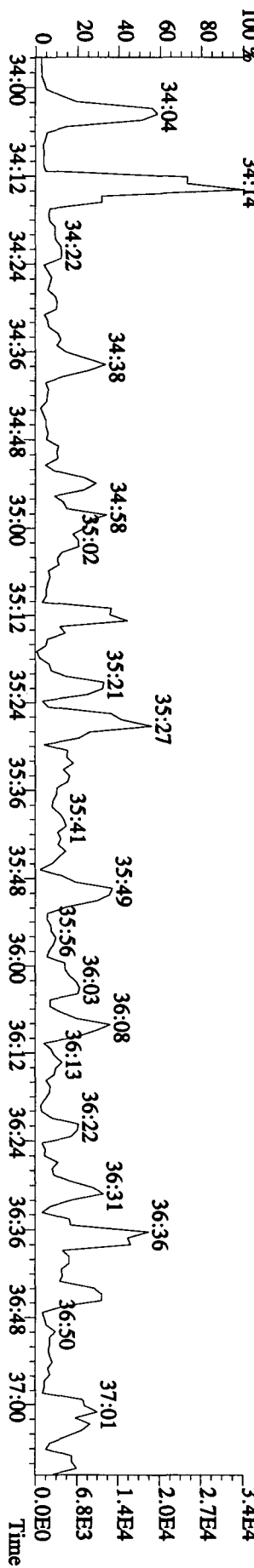
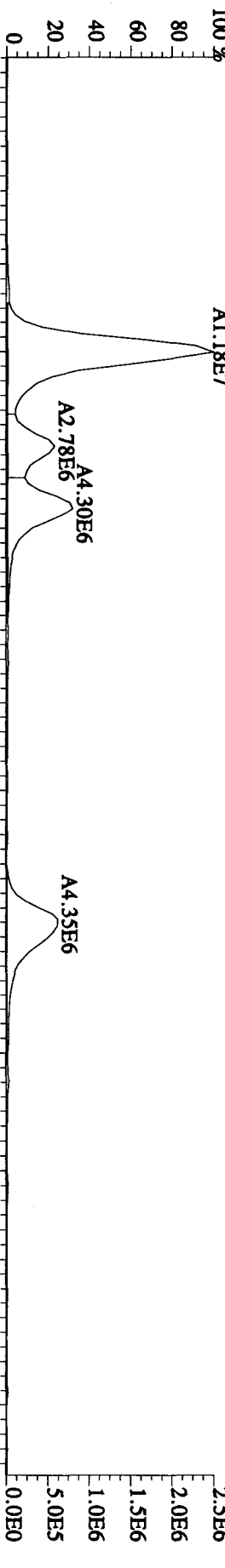
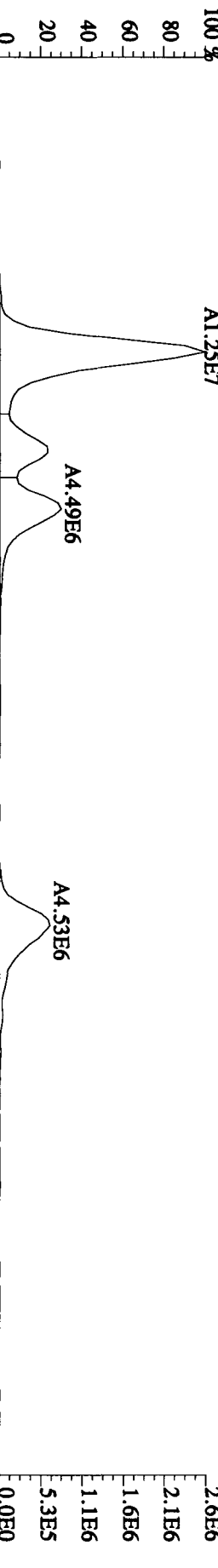



File: 121A101D5 #1-495 Acq: 12-JAN-2010 12:47:09 GC EI+ Voltage SIR 70SE
 Sample#7 Text:LRDOW-2-AA :G9L180646-5RX Exp:DIOXIN
 342.9792 S:7 F:2 SMO(1,3) PKD(5,3,3,100.00%,0,0,1.00%,F,T)
 100 % 21:58 22:29 23:08 23:38 24:14 24:54 25:39 26:19 26:59 27:26 28:19



File: 121A101D5 #1-361 Acq: 12-JAN-2010 12:47:09 GC EI+ Voltage SIR 70SE
 Sample#7 Text: LRDOW-2-AA :G9L180646-5RX Exp: DIOXIN
 392.9760 S:7 F:3 SMO(1,3) PKD(5,3,3,100.00%,0.0,1.00%,F,T)






File: 12A101D5 #1-161 Acq: 12-JAN-2010 12:47:09 GC EI+ Voltage SIR 70SE

Sample#7 Text: LRDOW-2-AA :G9L180646-5RX Exp: DIOXIN

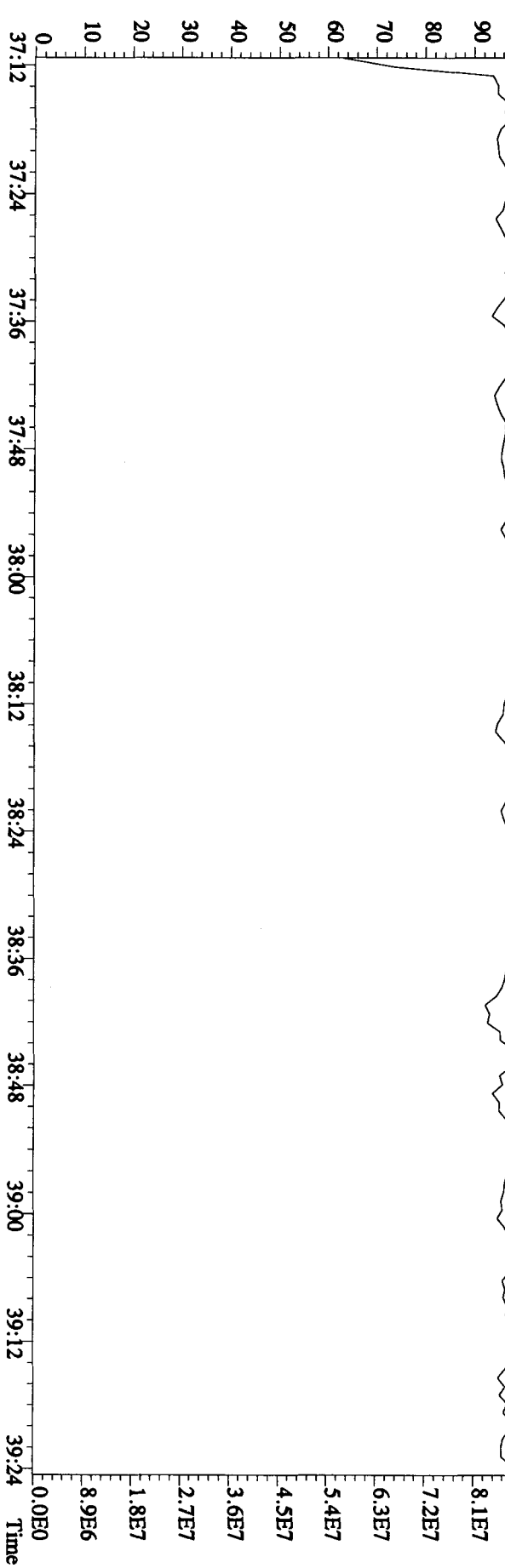
454.9728 S: 7 F: 5 SMO(1.3) PKD(5.3,3,100.00%,0.0,1.00%,F,T)

100 % 37:28 37:38 37:50 38:06 38:19 38:26 38:34 38:45 38:54 39:10



442.9728 S: 7 F: 5 SMO(1.3) PKD(5.3,3,100.00%,0.0,1.00%,F,T)

100 % 37:15 37:29 37:38 37:45 38:00 38:10 38:17 38:29 38:54 39:04 39:12



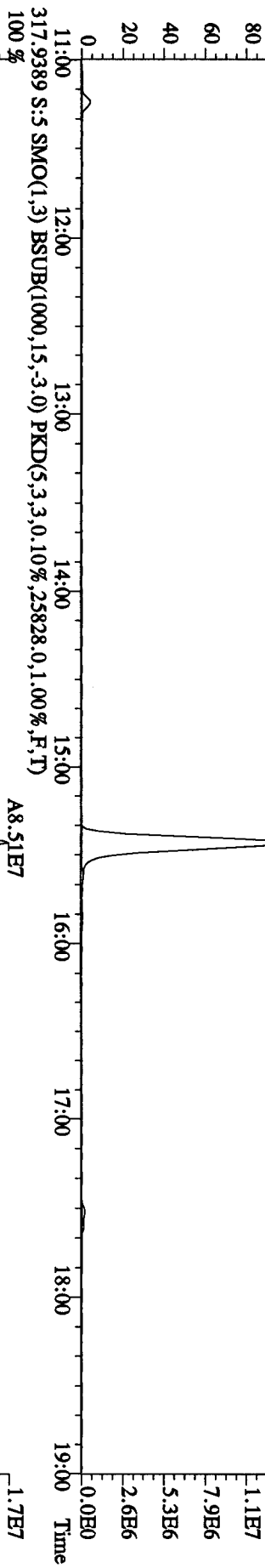
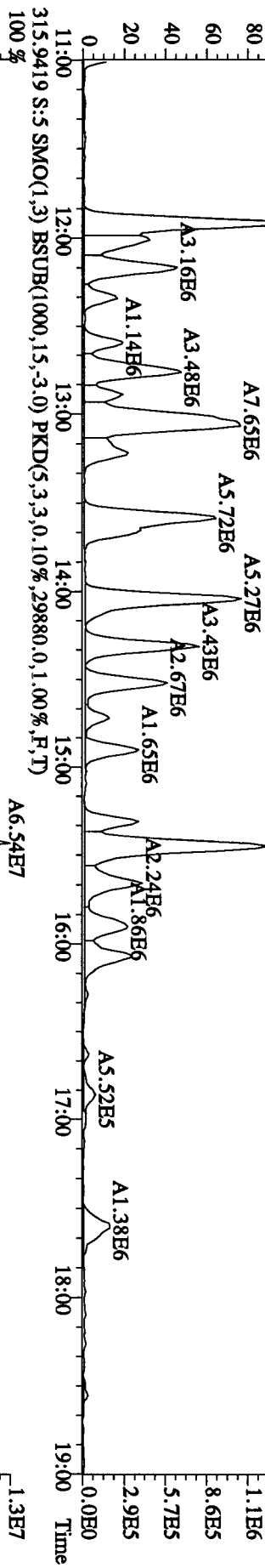
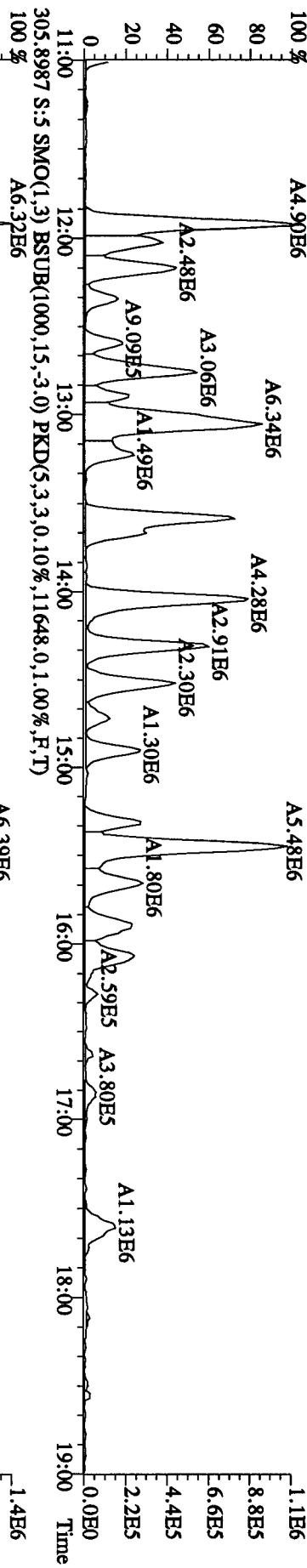
Run text: LRDQW-2-AA Sample text: LRDQW-2-AA :G9L180646-5RX
 Run #9 Filename: 12JA10B5D2 S: 5 I: 1 Results: 12JA10B5D2DB225
 Acquired: 12-JAN-10 23:03:06 Processed: 13-JAN-10 10:54:06
 Run: 12JA10B5D2 Analyte: DB225HRS Cal: DB2250104105D2
 Factor 1: 1600.000 Factor 2: 20.000 Sample size: 10.1200µg

Name	Resp	RA	RT	RRF	Conc	EDL	Rec	M
13C-1,2,3,4-TCDD	56310000	0.74 y	14:20	-	2.57	-	-	n
13C-2,3,7,8-TCDF	150539600	0.77 y	15:26	1.66	158.79	0.80	80.3	n
2,3,7,8-TCDF	11873090	0.86 y	15:27	1.01	15.38	0.39	-	n
13C-2,3,7,8-TCDD	87309100	0.76 y	14:06	0.95	161.08	1.19	81.5	n
2,3,7,8-TCDD	386527	0.54 n	14:07	1.18	0.74	0.56	-	n
37Cl-2,3,7,8-TCDD	91711400	1.00 y	14:06	2.07	77.83	0.15	98.5	n

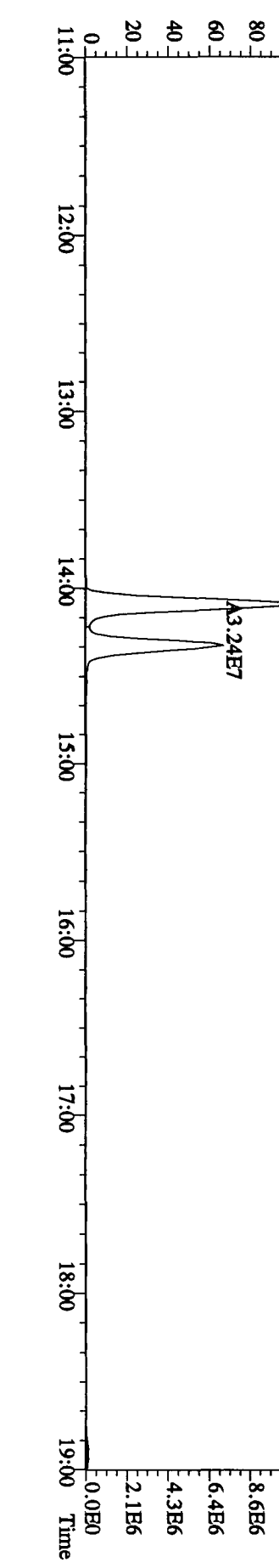
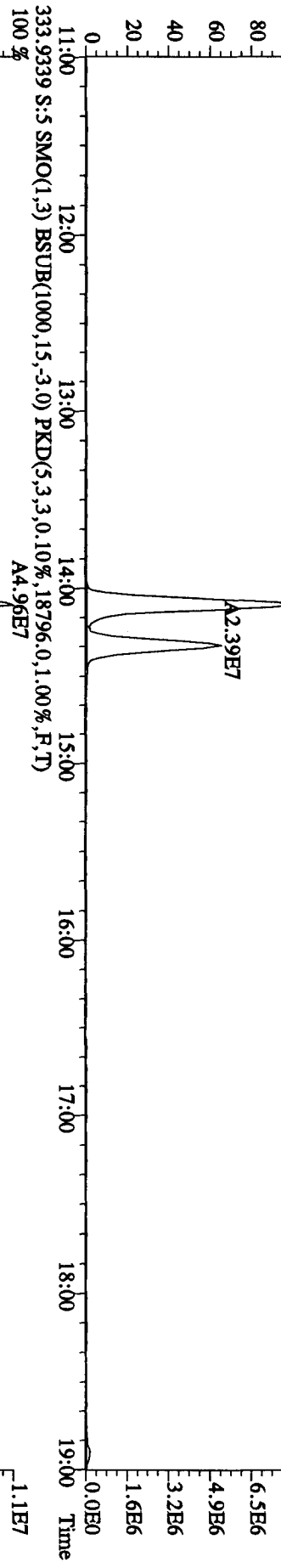
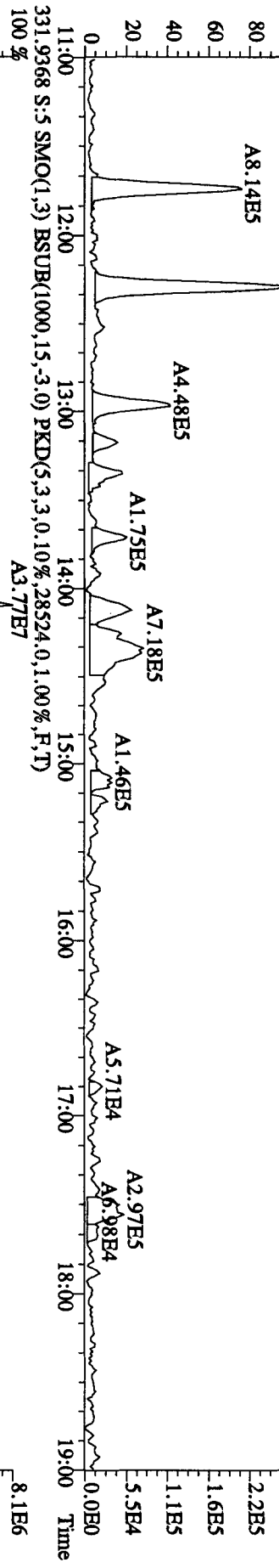
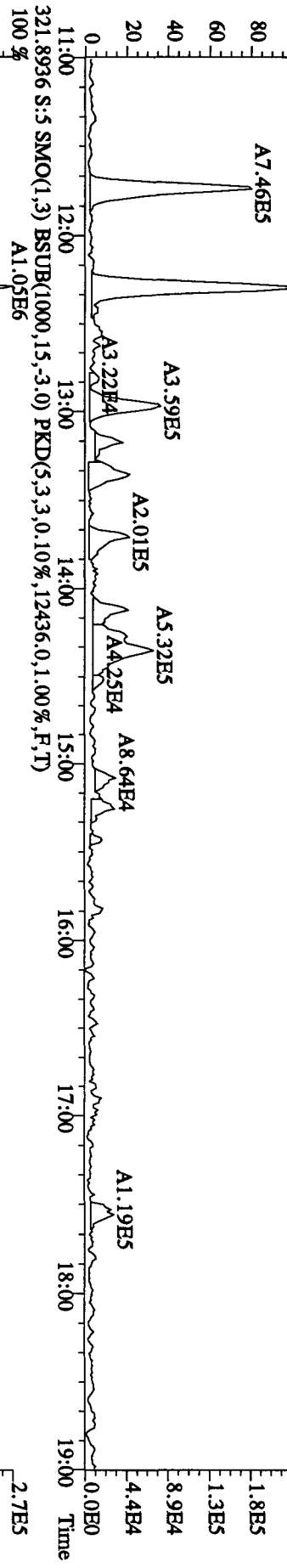
com.

9/26 04/14/10

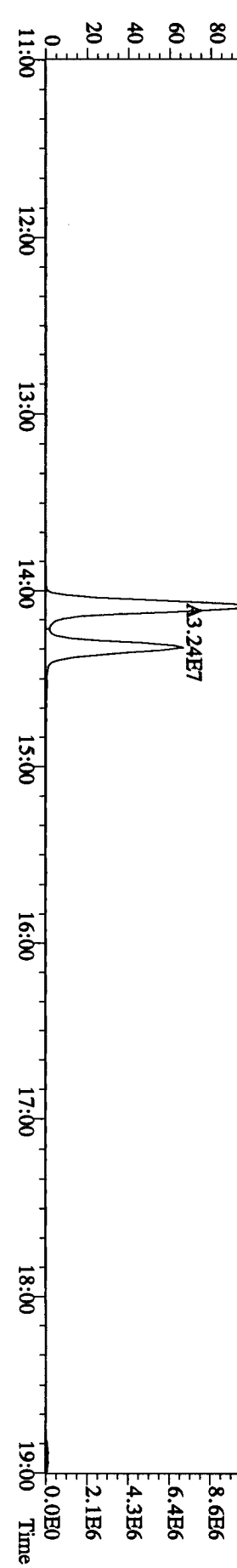
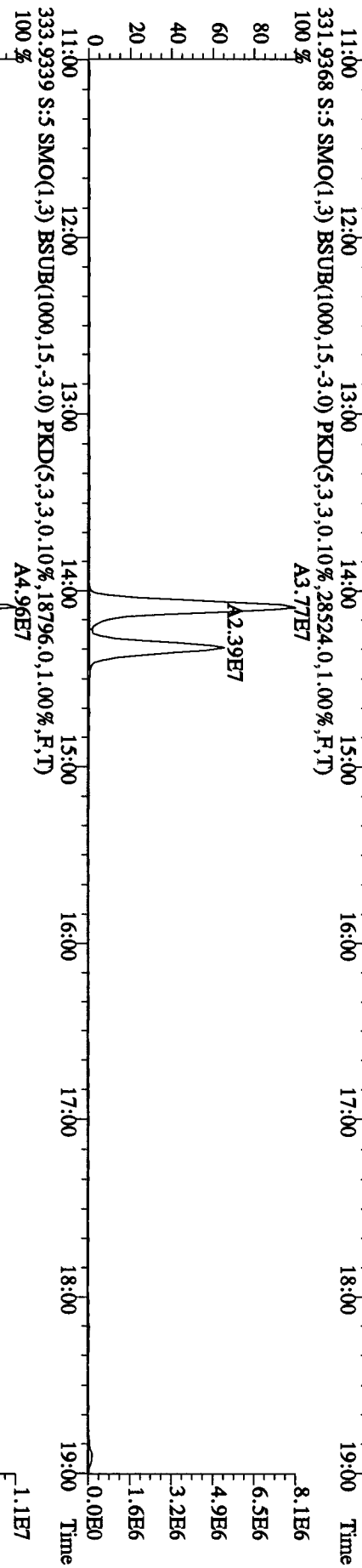
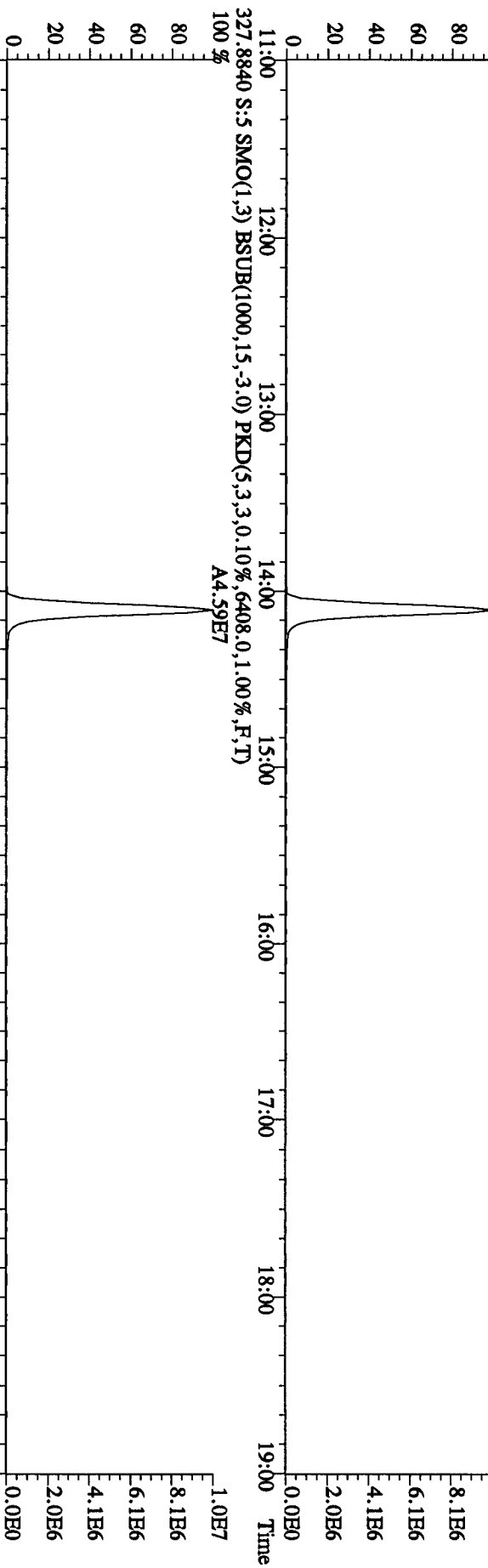
File:12\A10B5D2 #1-1242 Acq:12-JAN-2010 23:03:06 GC EI + Voltage SIR 70SE
 Sample#5 Text:LRDQW-2-AA :G9L180646-5RX Exp:DB225
 303.9016 S:5 SMO(1,3) BSUB(1000,15,-3.0) PKD(5,3,3,0.10%,8248,0.1,00%,F,T)



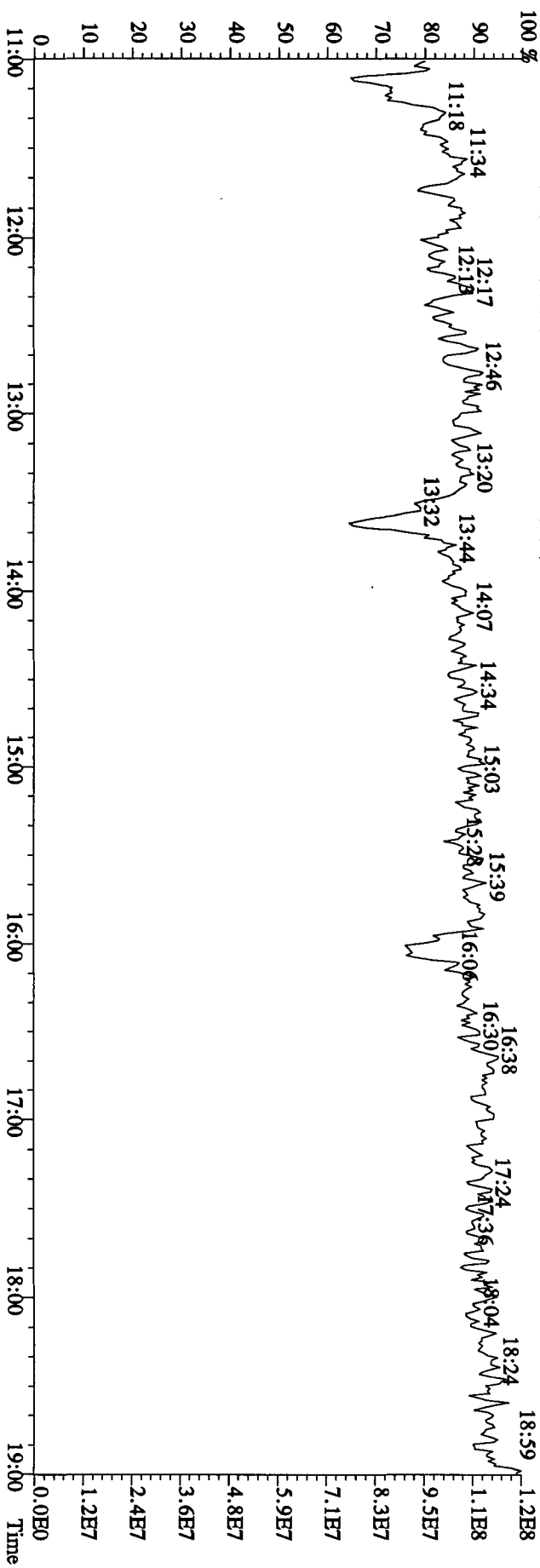
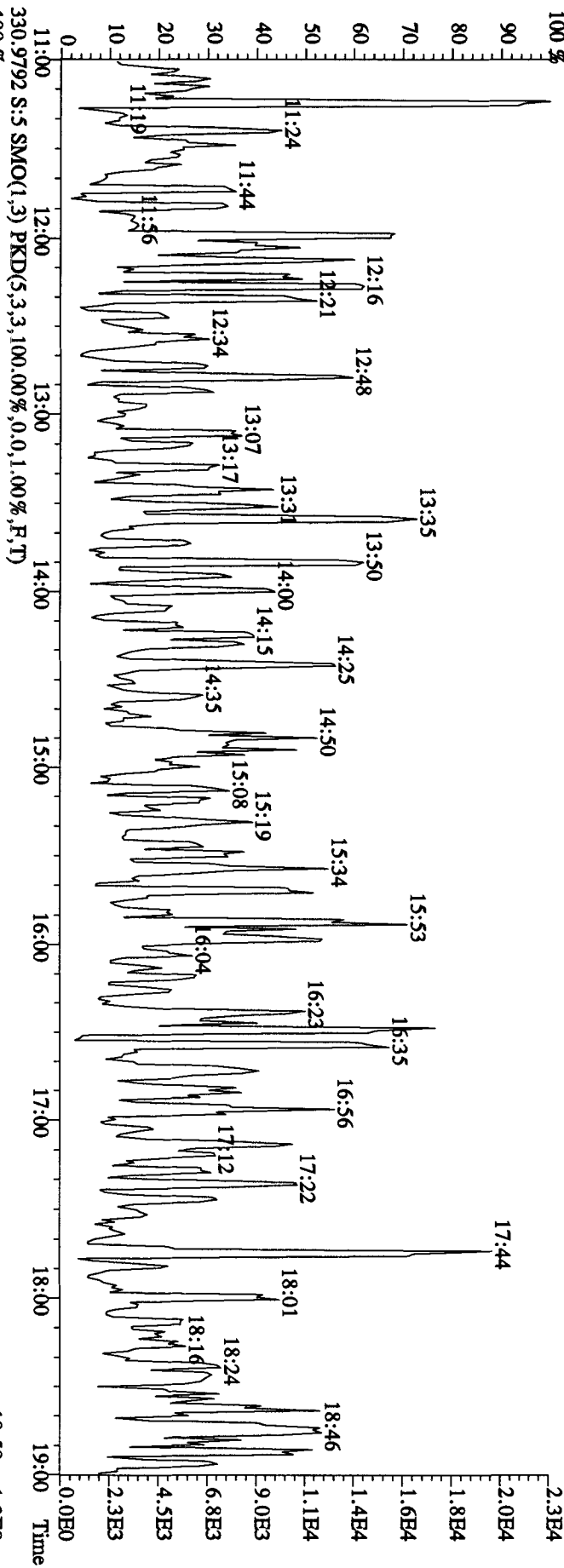
File:12\A10B5D2 #1-1242 Acq:12-JAN-2010 23:03:06 GC EI+ Voltage SIR 70SE
 Sample#5 Text:LRDQW-2-AA :G9L180646-5RX Exp:DB225
 319.8965 S:5 SMO(1,3) BSUB(1000,15,-3.0) PKD(5,3,3,0.10%,8664.0,1.00%,F,T)



File:12JAI0B5D2 #1-1242 Acq:12-JAN-2010 23:03:06 GC EI + Voltage SIR 70SE
Sample#5 Text:LRDQW-2-AA :G9L180646-5RX Exp:DB225
327.8840 S:5 SMO(1,3) BSUB(1000,15,-3.0) PKD(5,3,3,0.10%,6408,0.1,00%,F,T)
100% A4.59E7



File:12JA10B5D2 #1-1242 Acq:12-JAN-2010 23:03:06 GC EI+ Voltage SIR 70SB
 Sample#5 Text:LRDQW-2-AA :G9L180646-SRX Exp:DB225
 375.8364 S:5 SMO(1,3) BSUB(1000,15,-3.0) PKD(5,3,3,100.00%,3608.0,1.00%,F,T)



Run text: LRDQX-2-AA Sample text: LRDQX-2-AA :G9L180646-6RX
 Run #15 Filename: 12JA101D5 S: 12 I: 1 Results: 12JA101D58290SY
 Acquired: 12-JAN-10 16:16:18 Processed: 12-JAN-10 17:36:36
 Run: 12JA101D5 Analyte: 8290HRS Cal: 82901231091D5
 Sample size: 10.62 g

38001/14/10

Name	Resp	RA	RT	RRF	Conc	EDL	Rec	M
13C-1,2,3,4-TCDD	89837700	0.79 y	18:38	-	2.7157	-	-	n
13C-2,3,7,8-TCDF	215366900	0.75 y	18:04	1.57	144.1437	0.4695	76.5	n
2,3,7,8-TCDF	727474000	0.77 y	18:06	0.86	739.7948	1.4618	-	n
Total TCDF	4710100185	0.91 n	15:01	0.86	4789.8724	1.4618	-	n
13C-2,3,7,8-TCDD	136221300	0.81 y	18:50	0.99	143.7386	0.4654	76.3	n
2,3,7,8-TCDD	5980620	0.79 y	18:51	0.93	8.8544	0.4510	-	n
Total TCDD	258488572	0.24 n	15:49	0.93	582.6972	0.4510	-	n
37Cl-2,3,7,8-TCDD	142943000	1.00 y	18:51	2.22	67.5464	0.3675	89.7	n
13C-1,2,3,7,8-PeCDF	168514100	1.65 y	23:27	1.07	164.6314	0.4990	87.4	n
1,2,3,7,8-PeCDF	596469000	1.60 y	23:29	1.00	666.5342	2.1512	-	n
2,3,4,7,8-PeCDF	292848000	1.60 y	24:55	0.94	348.6861	2.2922	-	n
Total F2 PeCDF	4928614620	1.63 y	21:48	0.97	5672.1618	2.2195	-	n
Total F1 PeCDF	482373251	1.13 n	16:49	0.97	556.1323	0.3753	-	n
13C-1,2,3,7,8-PeCDD	86388900	1.71 y	25:40	0.67	135.8842	0.4286	72.2	n
1,2,3,7,8-PeCDD	16154120	1.64 y	25:42	0.93	37.9001	1.6177	-	n
Total PeCDD	224048049	1.52 y	22:13	0.93	525.6513	1.6177	-	n
13C-1,2,3,7,8,9-HxCDD	80780500	1.24 y	32:49	-	2.7732	-	-	n
13C-1,2,3,4,7,8-HxCDF	125802400	0.51 y	31:24	0.89	164.2461	1.4203	87.2	n
1,2,3,4,7,8-HxCDF	1212510000	1.24 y	31:25	1.20	1513.7644	9.0224	-	n
1,2,3,6,7,8-HxCDF	800904000	1.24 y	31:34	1.37	874.3619	7.8897	-	n
2,3,4,6,7,8-HxCDF	186428800	1.10 y	32:15	1.24	224.6938	8.7102	-	n
1,2,3,7,8,9-HxCDF	120017300	1.23 y	33:02	1.33	135.4821	8.1581	-	y
Total HxCDF	5118685100	1.25 y	29:29	1.28	6009.8202	8.4216	-	y
13C-1,2,3,6,7,8-HxCDD	108331500	1.30 y	32:30	0.73 0.93	172.4890 135.395	0.4534	91.6 67.7 71.9	n
1,2,3,4,7,8-HxCDD	13022110	1.23 y	32:25	0.97	23.3386	0.6829	-	n
1,2,3,6,7,8-HxCDD	31318400	1.27 y	32:31	1.06	51.4421	0.6259	-	n
1,2,3,7,8,9-HxCDD	32382100	1.30 y	32:50	1.28	44.1425	0.5194	-	n
Total HxCDD	219402778	1.19 y	30:42	1.10	344.1655	0.6015	-	n
13C-1,2,3,4,6,7,8-HpCDF	116734900	0.43 y	34:33	0.86	158.1997	1.1274	84.0	n
1,2,3,4,6,7,8-HpCDF	2418000000	1.06 y	34:34	1.29	3031.9022	0.8777	-	n
1,2,3,4,7,8,9-HpCDF	866120000	1.06 y	35:50	1.14 0.92	1230.6797 1524.973	0.9946	-	n
Total HpCDF	4666552780	1.06 y	34:34	1.21	6104.2383	0.9325	-	n
13C-1,2,3,4,6,7,8-HpCDD	100111000	1.04 y	35:29	0.75	155.1436	0.6002	82.4	n
1,2,3,4,6,7,8-HpCDD	104514200	1.07 y	35:30	1.00	197.0356	0.8808	-	n
Total HpCDD	153773800	1.11 y	34:51	1.00	289.9024	0.8808	-	n
13C-OCDD	104265600	0.90 y	38:15	0.56	215.3295	1.2308	57.2	n

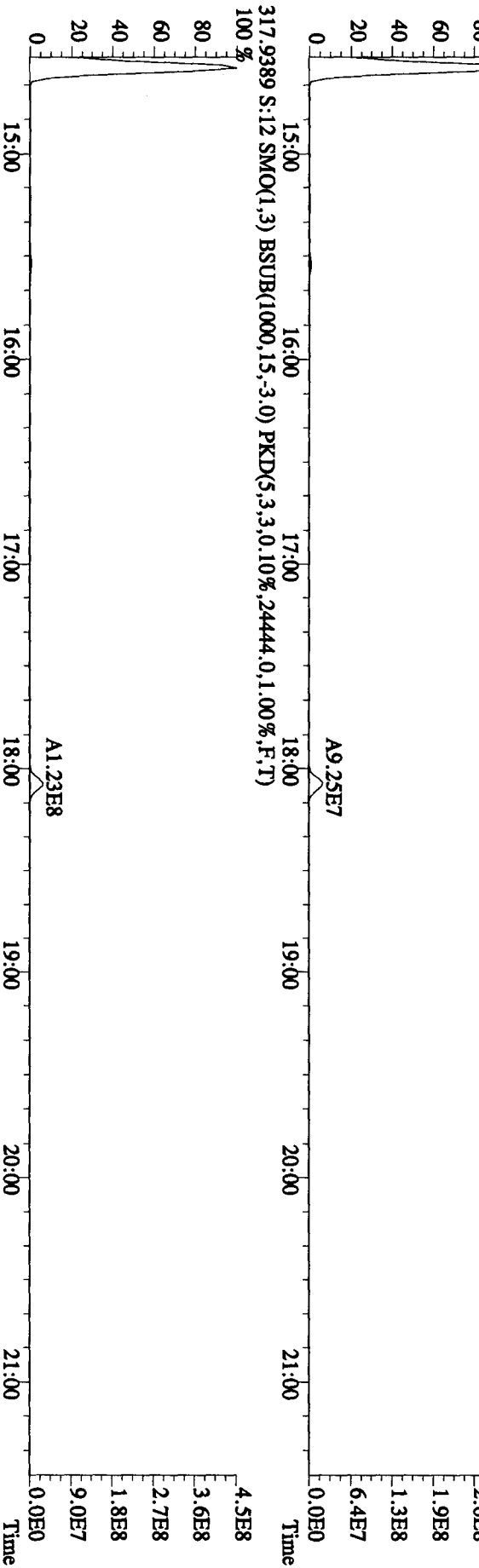
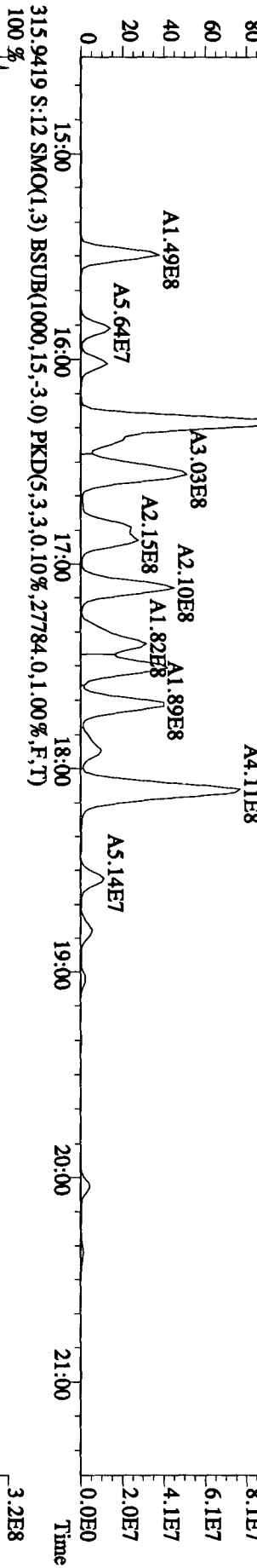
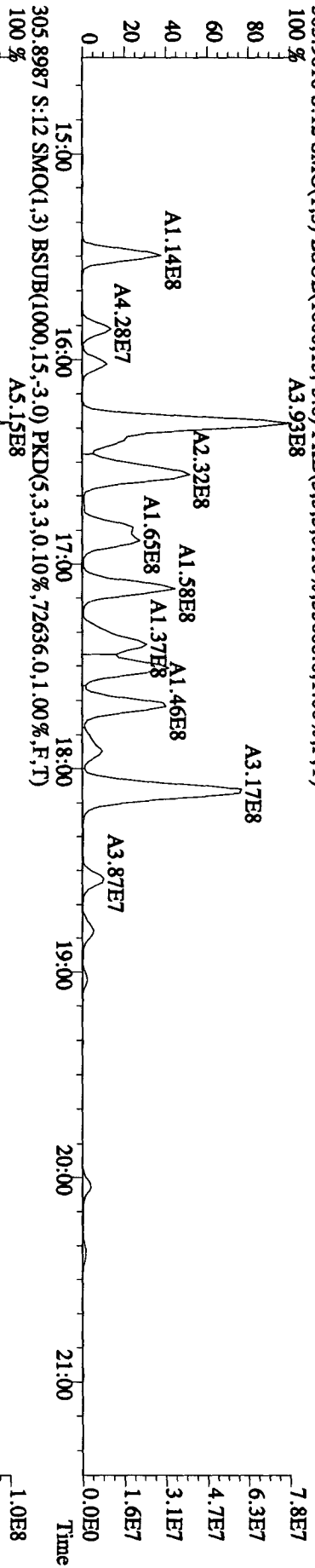
OCDF	3972000000	0.89	y	38:22	1.44	E	9982.6670	'	G	7.7270	-	n
OCDD	64990900	0.89	y	38:16	1.11		211.5950	B		1.9808	-	n

Run text: LRDQX-2-AA Sample text: LRDQX-2-AA :G9L180646-6RX
 Run #15 Filename: 12JA101D5 S: 12 I: 1 Results: 12JA101D58290
 Acquired: 12-JAN-10 16:16:18 Processed: 12-JAN-10 17:36:36
 Run: 12JA101D5 Analyte: 8290HRS Cal: 82901231091D5
 Factor 1: 1600.000 Factor 2: 20.000 Sample size: 10.62007g

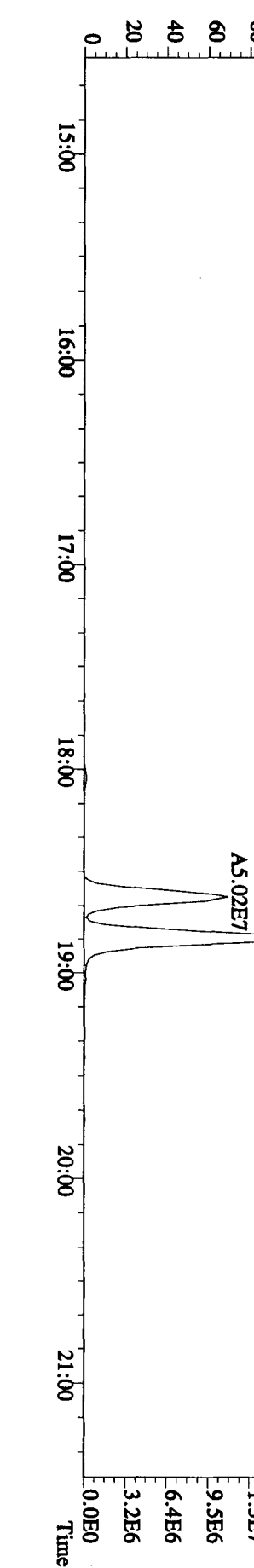
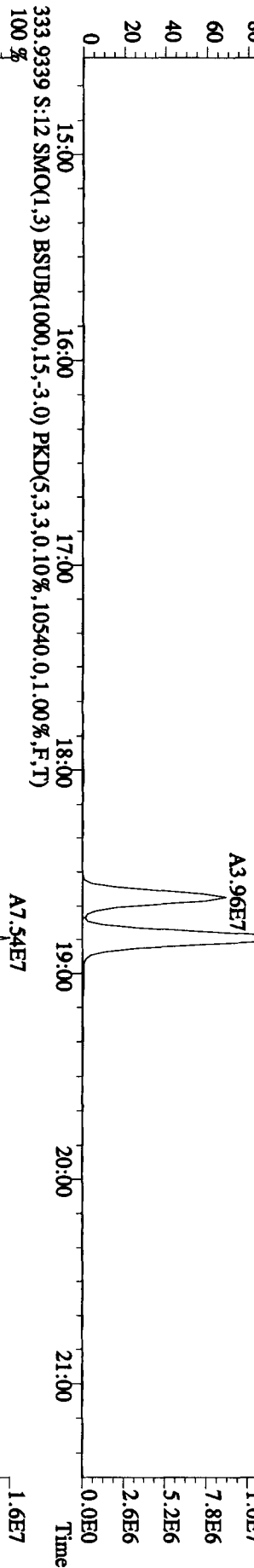
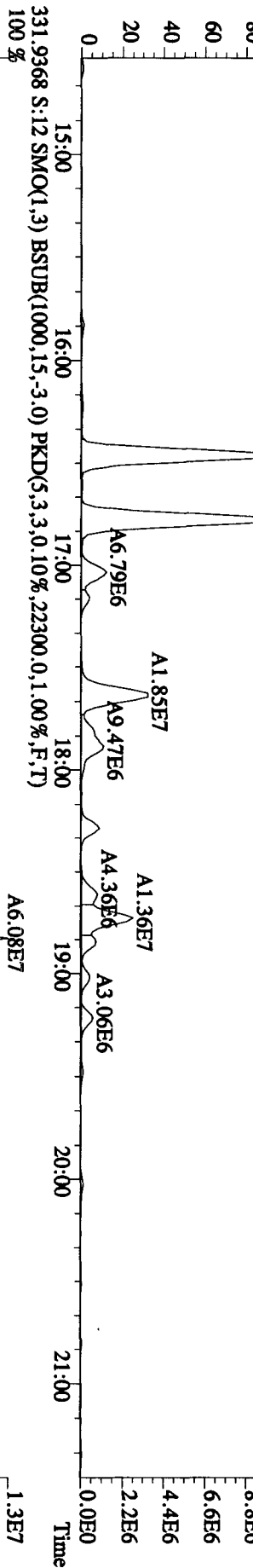
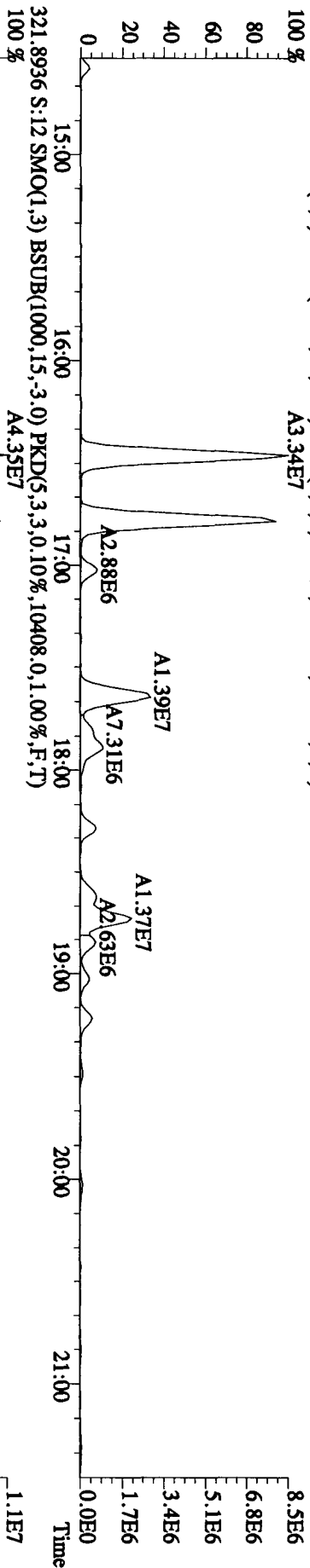
Name	Resp	RA	RT	RRF	Conc	EDL	Rec	M
13C-1,2,3,4-TCDD	89837700	0.79 y	18:38	-	2.72	-	-	n
13C-2,3,7,8-TCDF	215366900	0.75 y	18:04	1.57	144.14	0.47	76.5	n
2,3,7,8-TCDF	727474000	0.77 y	18:06	0.86	739.79	1.46	-	n
Total TCDF	4710100185	0.91 n	15:01	0.86	4709.87	1.46	-	n
13C-2,3,7,8-TCDD	136221300	0.81 y	18:50	0.99	143.74	0.47	76.3	n
2,3,7,8-TCDD	5980620	0.79 y	18:51	0.93	8.85	0.45	-	n
Total TCDD	258488572	0.24 n	15:49	0.93	382.70	0.45	-	n
37Cl-2,3,7,8-TCDD	142943000	1.00 y	18:51	2.22	67.55	0.37	89.7	n
13C-1,2,3,7,8-PeCDF	168514100	1.65 y	23:27	1.07	164.63	0.50	87.4	n
1,2,3,7,8-PeCDF	596469000	1.60 y	23:29	1.00	666.53	2.15	-	n
2,3,4,7,8-PeCDF	292848000	1.60 y	24:55	0.94	348.69	2.29	-	n
Total F2 PeCDF	4928614620	1.63 y	21:48	0.97	5672.16	2.22	-	n
Total F1 PeCDF	482373251	1.13 n	16:49	0.97	556.13	0.38	-	n
13C-1,2,3,7,8-PeCDD	86388900	1.71 y	25:40	0.67	135.88	0.43	72.2	n
1,2,3,7,8-PeCDD	16154120	1.64 y	25:42	0.93	37.90	1.62	-	n
Total PeCDD	224048049	1.52 y	22:13	0.93	525.65	1.62	-	n
13C-1,2,3,7,8,9-HxCDD	80780500	1.24 y	32:49	-	2.77	-	-	n
13C-1,2,3,4,7,8-HxCDF	125802400	0.51 y	31:24	0.89	164.25	1.42	87.2	n
1,2,3,4,7,8-HxCDF	1212510000	1.24 y	31:25	1.20	1513.76	9.02	-	n
1,2,3,6,7,8-HxCDF	800904000	1.24 y	31:34	1.37	874.36	7.89	-	n
2,3,4,6,7,8-HxCDF	186428500	1.10 y	32:15	1.24	224.69	8.71	-	n
1,2,3,7,8,9-HxCDF	313458000	1.26 y	33:06	1.33	353.85	8.16	-	n
Total HxCDF	5312123600	1.25 y	29:29	1.28	6228.19	8.42	-	n
13C-1,2,3,6,7,8-HxCDD	108331500	1.30 y	32:30	0.73 0.93	172.49 135.395	0.45	91.6	n
1,2,3,4,7,8-HxCDD	13022110	1.23 y	32:25	0.97	23.34	0.68	-	n
1,2,3,6,7,8-HxCDD	31318400	1.27 y	32:31	1.06	51.44	0.63	-	n
1,2,3,7,8,9-HxCDD	32382100	1.30 y	32:50	1.28	44.14	0.52	-	n
Total HxCDD	219402778	1.19 y	30:42	1.10	344.17	0.60	-	n
13C-1,2,3,4,6,7,8-HpCDF	116734900	0.43 y	34:33	0.86	158.20	1.13	84.0	n
1,2,3,4,6,7,8-HpCDF	2418000000	1.06 y	34:34	1.29	3031.90	0.88	-	n
1,2,3,4,7,8,9-HpCDF	866120000	1.06 y	35:50	1.14 0.92	1230.68 1524.973	0.99	-	n
Total HpCDF	4666552780	1.06 y	34:34	1.21	6104.24	0.93	-	n
13C-1,2,3,4,6,7,8-HpCDD	100111000	1.04 y	35:29	0.75	155.14	0.60	82.4	n
1,2,3,4,6,7,8-HpCDD	104514200	1.07 y	35:30	1.00	197.04	0.88	-	n
Total HpCDD	153773800	1.11 y	34:51	1.00	289.90	0.88	-	n
13C-OCDD	104265600	0.90 y	38:15	0.56	215.33	1.23	57.2	n

OCDF	3972000000	0.89	y	38:22	1.44	9982.67	7.73	-	n
OCDD	64990900	0.89	y	38:16	1.11	211.60	1.98	-	n

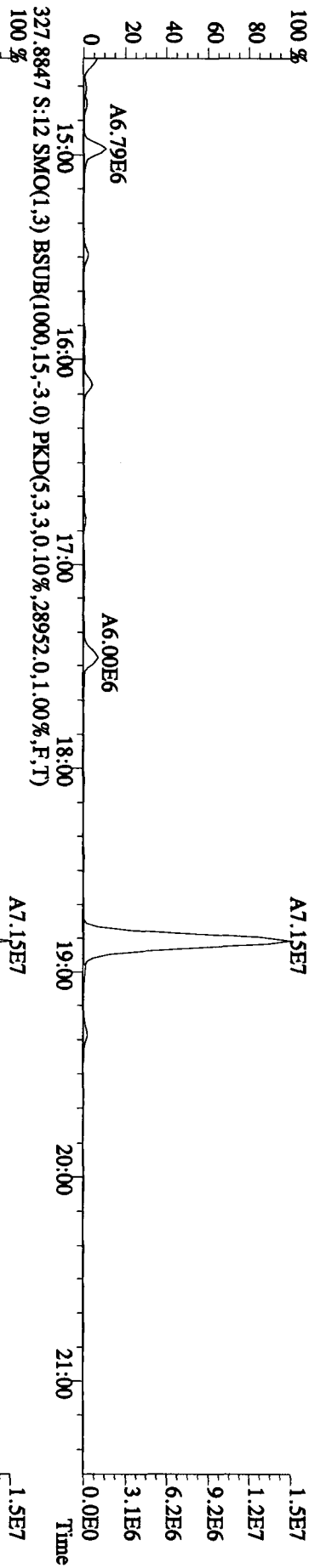
File:12JA101D5 #1-410 Acq:12-JAN-2010 16:16:18 GC EI+ Voltage SIR 70SE
 Sample#12 Text:LRDOX-2-AA :G9L180646-6RX Exp:DIOXIN
 303.9016 S:12 SMO(1,3) BSUB(1000,15,-3,0) PKD(5,3,3,0.10%,.33608,0.1,0.00%,F,T)
 100 % A3.93E8



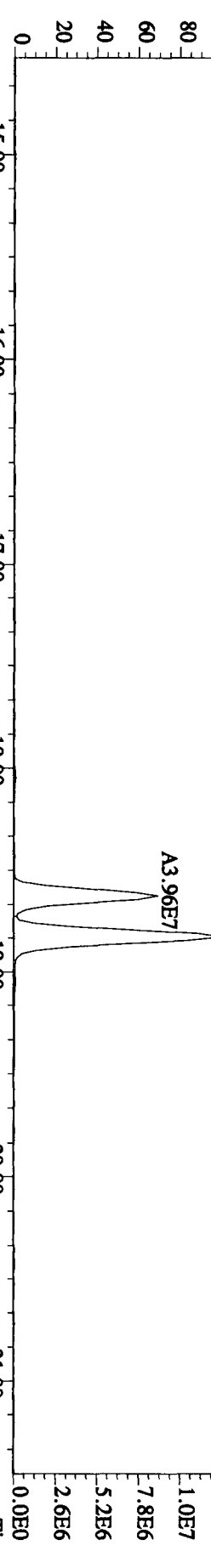
File:12J1A101D5 #1-410 Acq:12-JAN-2010 16:16:18 GC EI+ Voltage SIR 70SE
 Sample#12 Text:LRDOX-2-AA :G9L180646-6RX Exp.:DIOXIN
 319.8965 S:12 SMO(1,3) BSUB(1000,15,-3,0) PKD(5,3,3,0,10%,11176,0,1,00%,F,T)
 100 % A3.34E7



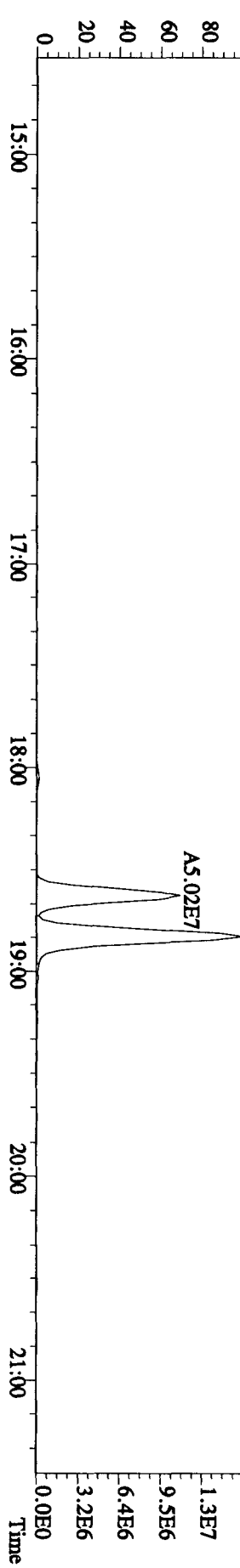
File:12JA101D5 #1-410 Acq:12-JAN-2010 16:16:18 GC EI+ Voltage SIR 70SE
Sample#12 Text:LRDQX-2-AA :G9L180646-6RX Exp.:DIOXIN
327.8847 S.:12 SMO(1,3) BSUB(1000,15,-3,0) PKD(5,3,3,0,10%,28952,0,1,00%,F,T)



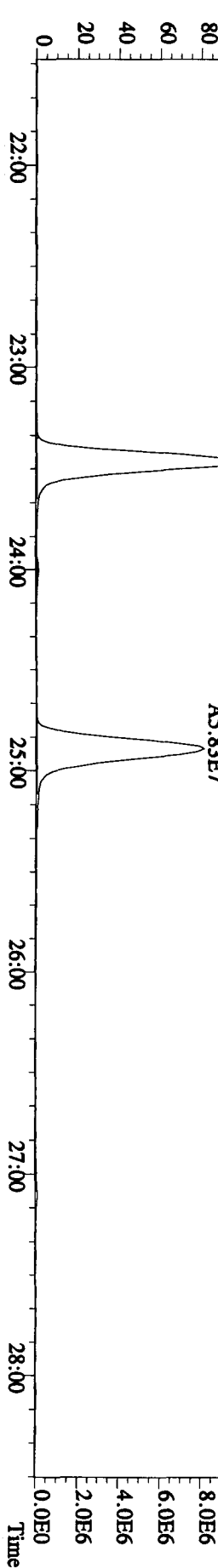
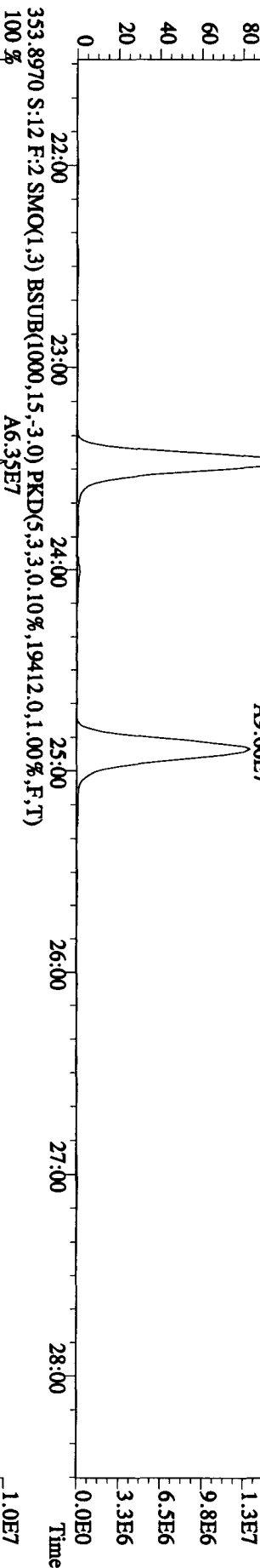
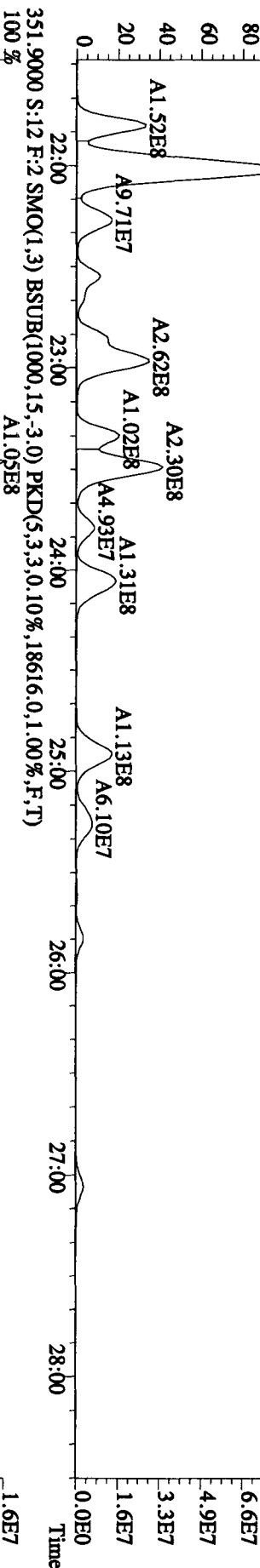
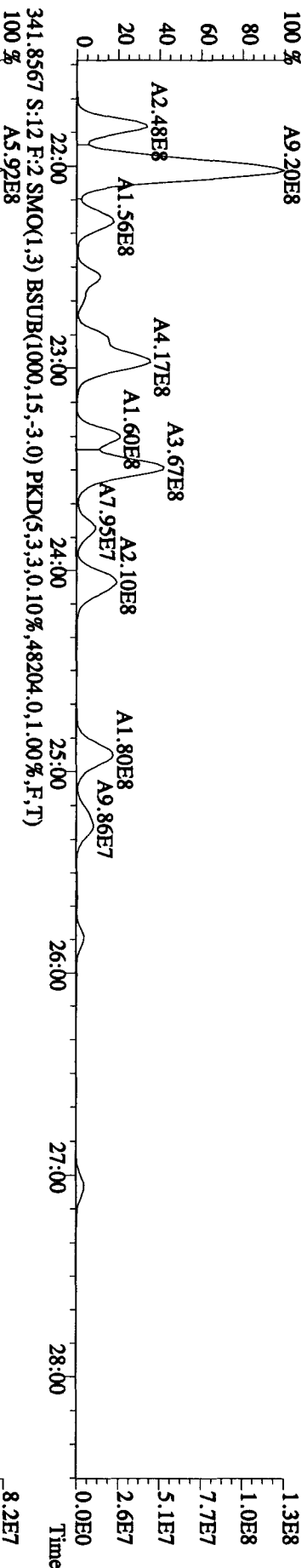
331.9368 S.:12 SMO(1,3) BSUB(1000,15,-3,0) PKD(5,3,3,0,10%,22300,0,1,00%,F,T)



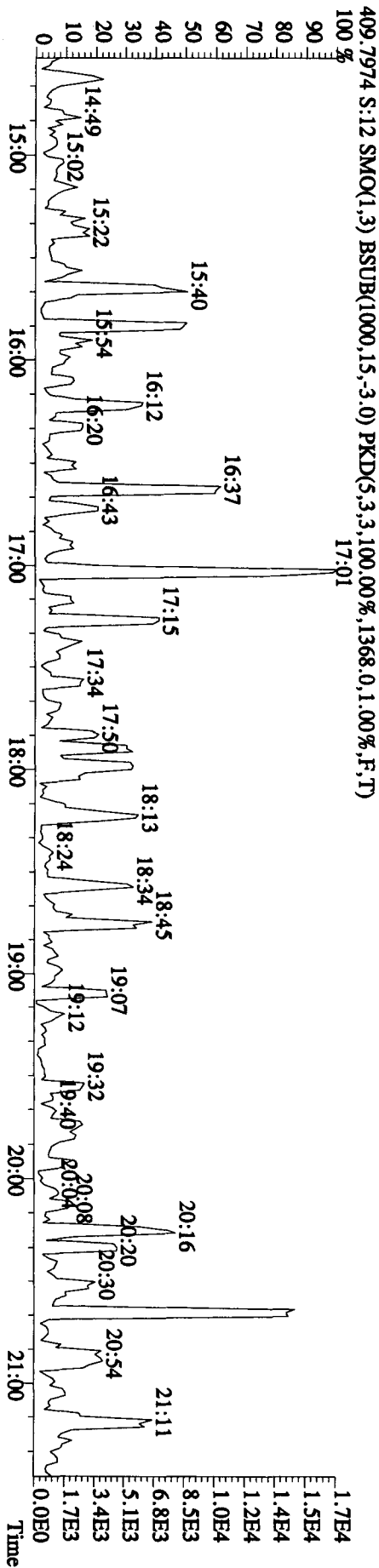
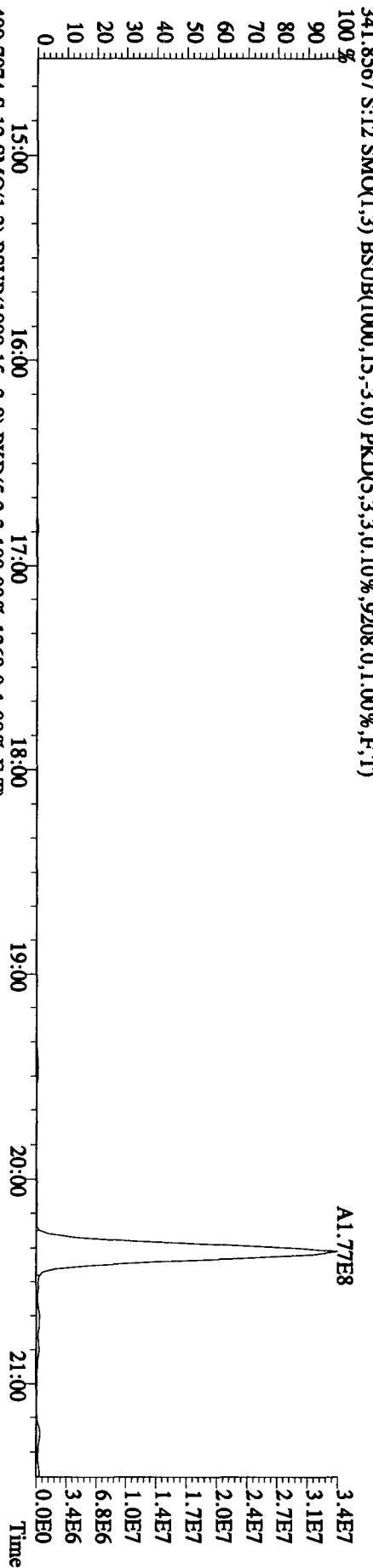
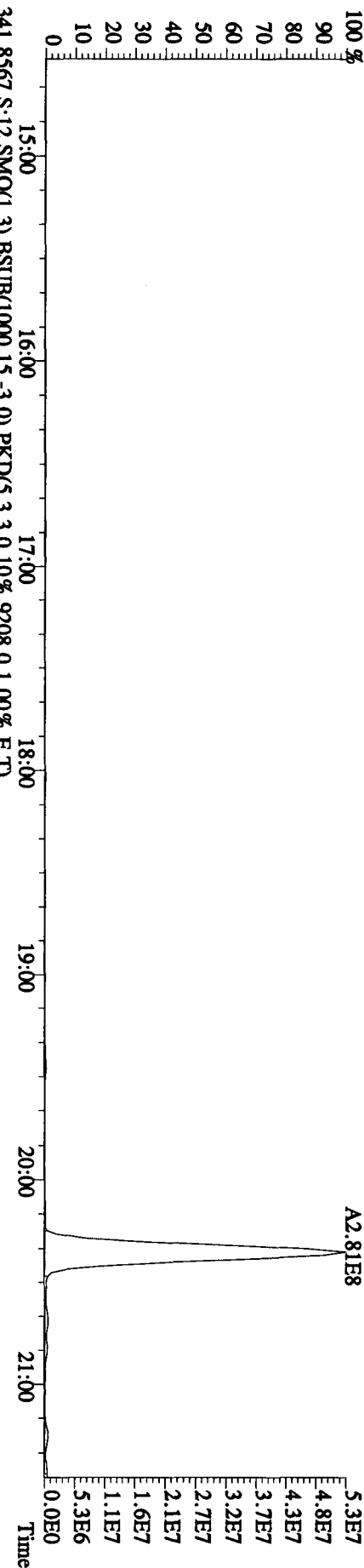
333.9339 S.:12 SMO(1,3) BSUB(1000,15,-3,0) PKD(5,3,3,0,10%,10540,0,1,00%,F,T)



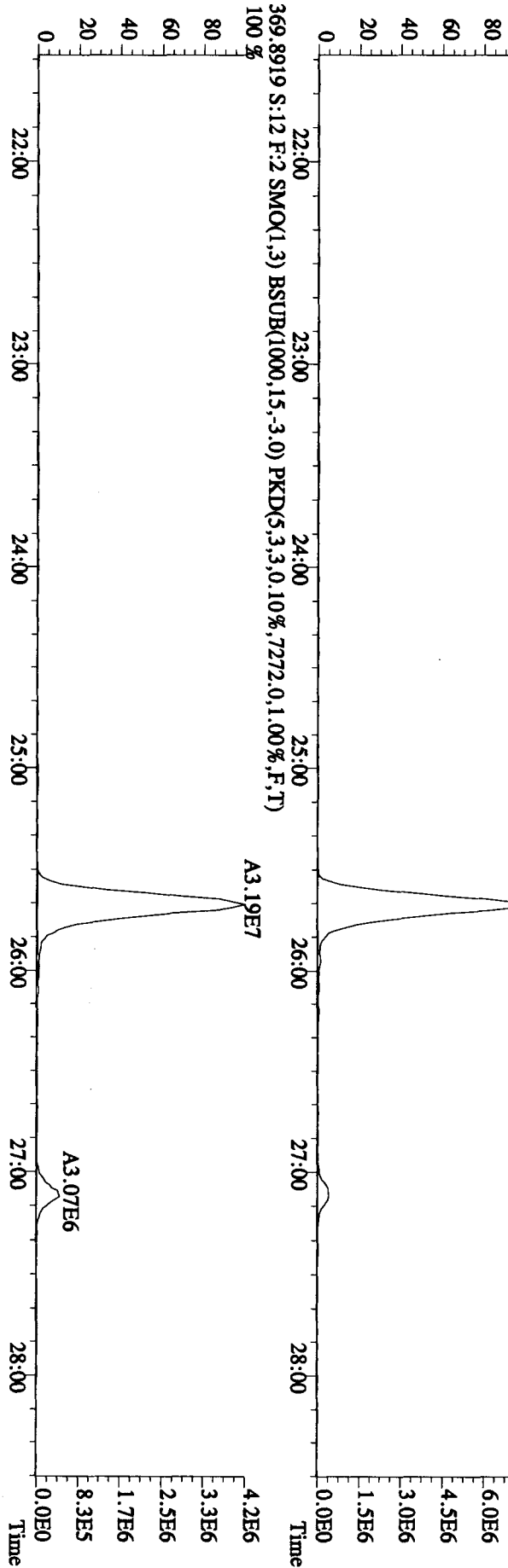
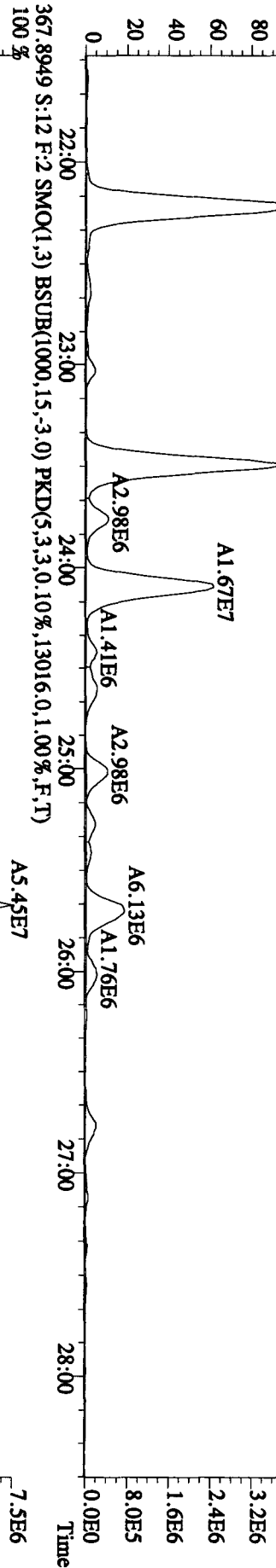
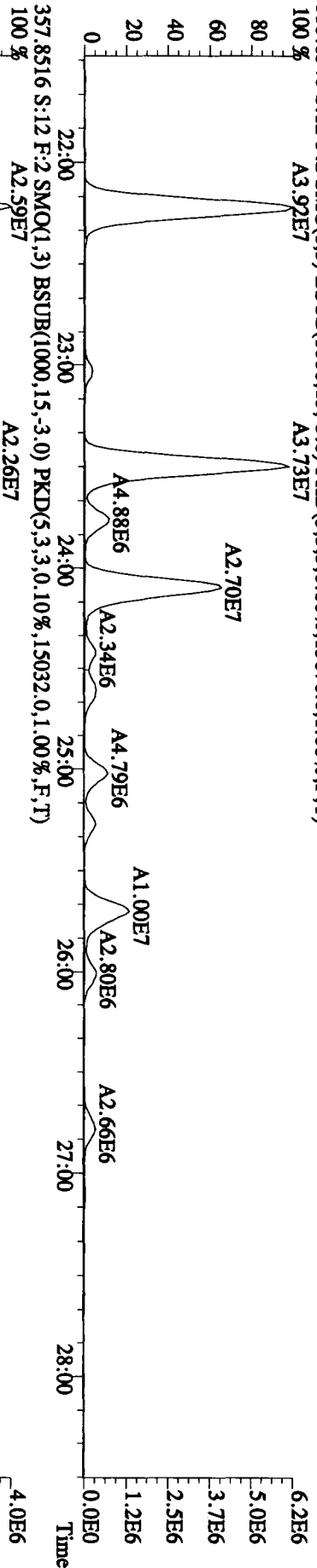
File:12JAI01D5 #1-495 Acq:12-JAN-2010 16:16:18 GC EI+ Voltage SIR 70SE
 Sample#12 Text:LRDOX-2-AA :G9L180646-6RX Exp:DIOXIN
 339.8597 S:12 F:2 SMO(1,3) BSUB(1000,15,-3.0) PKD(5,3,3,0,10%,52112,0,1,00%,F,T)
 100 % A9.20E8



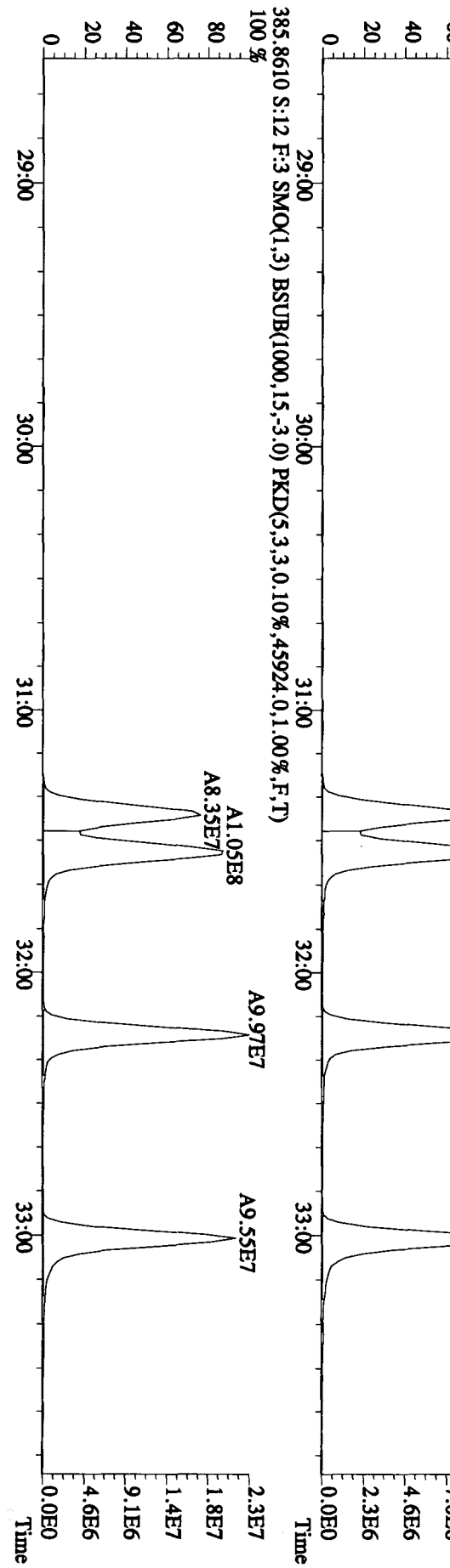
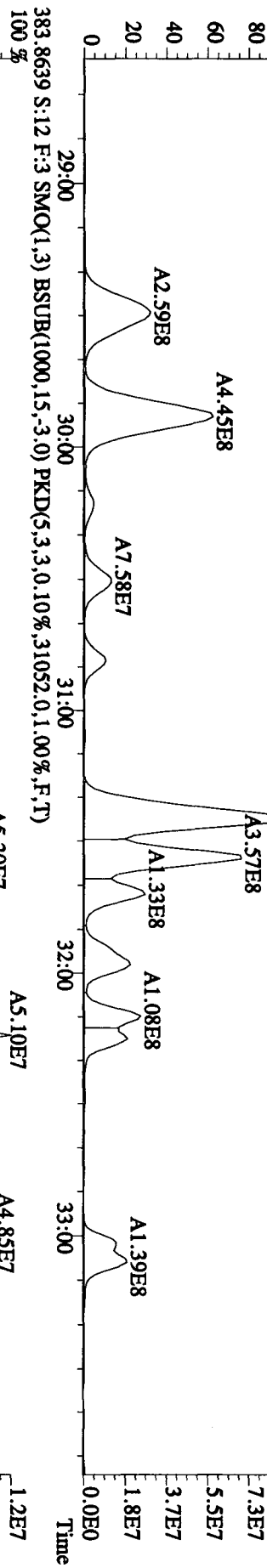
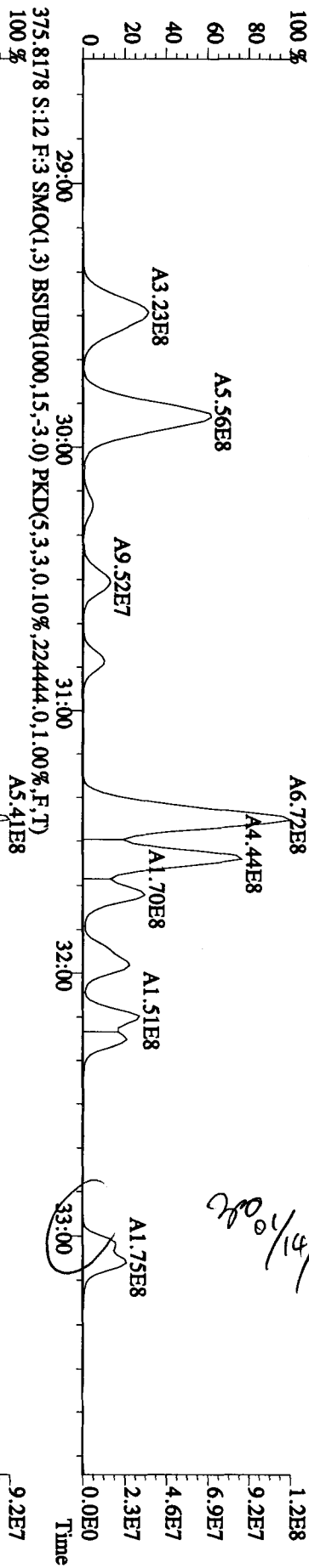
File:12JAI01D5 #1-410 Acq:12-JAN-2010 16:16:18 GC EI+ Voltage SIR 70SE
 Sample#12 Text:LRDOX-2-AA :G9L180646-6RX Exp:DIOXIN
 339.8597 S:12 SMO(1,3) BSUB(1000,15,-3,0) PKD(5,3,3,0,10%,7756,0,1,00%,F,T)



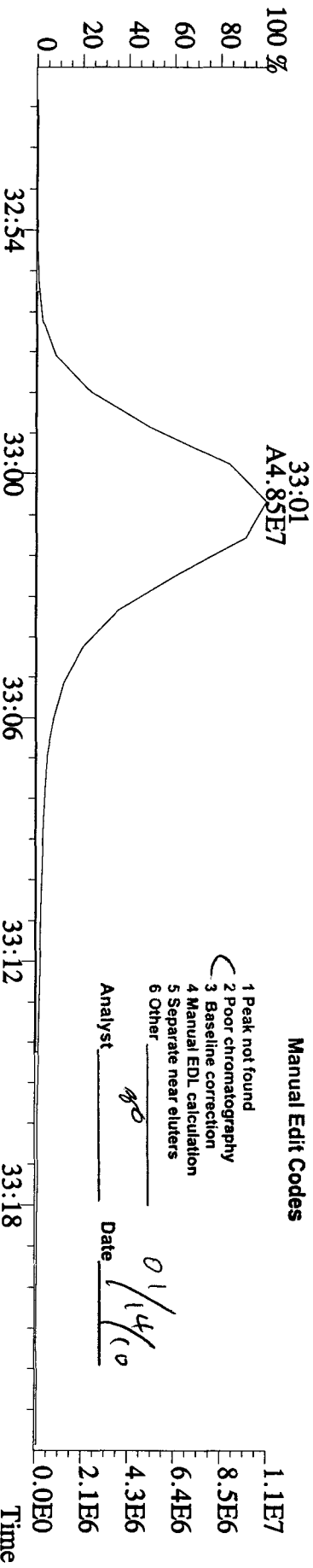
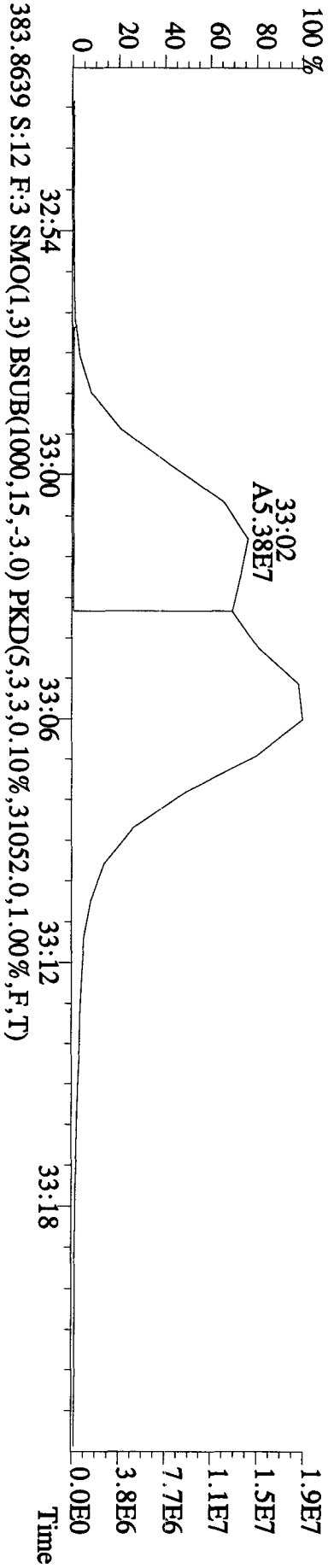
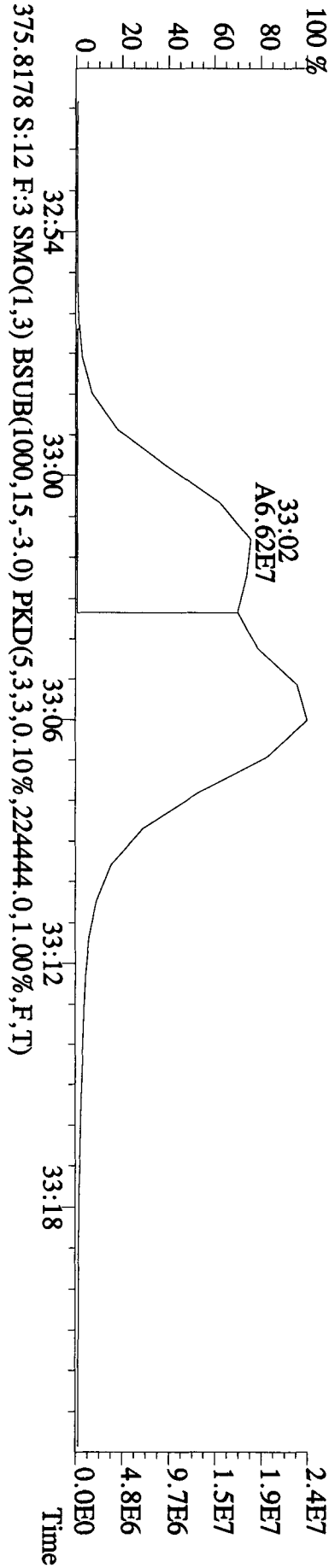
File:12JAI01D5 #1-495 Acq:12-JAN-2010 16:16:18 GC EI+ Voltage SIR 70SE
 Sample#12 Text:LRDOX-2-AA :G9L180646-6RX Exp:DIOXIN
 355.8546 S:12 F:2 SMO(1,3) BSUB(1000,15,-3,0) PKD(5,3,3,0,10%,15676,0,1,00%,F,T)
 100 % A3.92E7 A3.73E7



File:12J1A101D5 #1-362 Acq:12-JAN-2010 16:16:18 GC EI+ Voltage SIR 70SE
Sample#12 Text:LRDOX-2-AA :G9L180646-6RX Exp.:DIOXIN
373.8208 S.:12 F.:3 SMO(1,3) BSUB(1000,15,-3.0) PKD(5,3,3,0.10%,276428,0.1,0.0%,F,T)
100 %



File: 12JA101D5 #1-362 Acq: 12-JAN-2010 16:16:18 GC EI+ Voltage SIR 70SE
 Sample#12 Text: LRDQX-2-AA : G9L180646-6R Exp: DIOXIN
 373.8208 S:12 F:3 SMO(1,3) BSUB(1000,15,-3.0) PKD(5,3,3,0.10%,276428.0,1.00%,F,T)



Manual Edit Codes

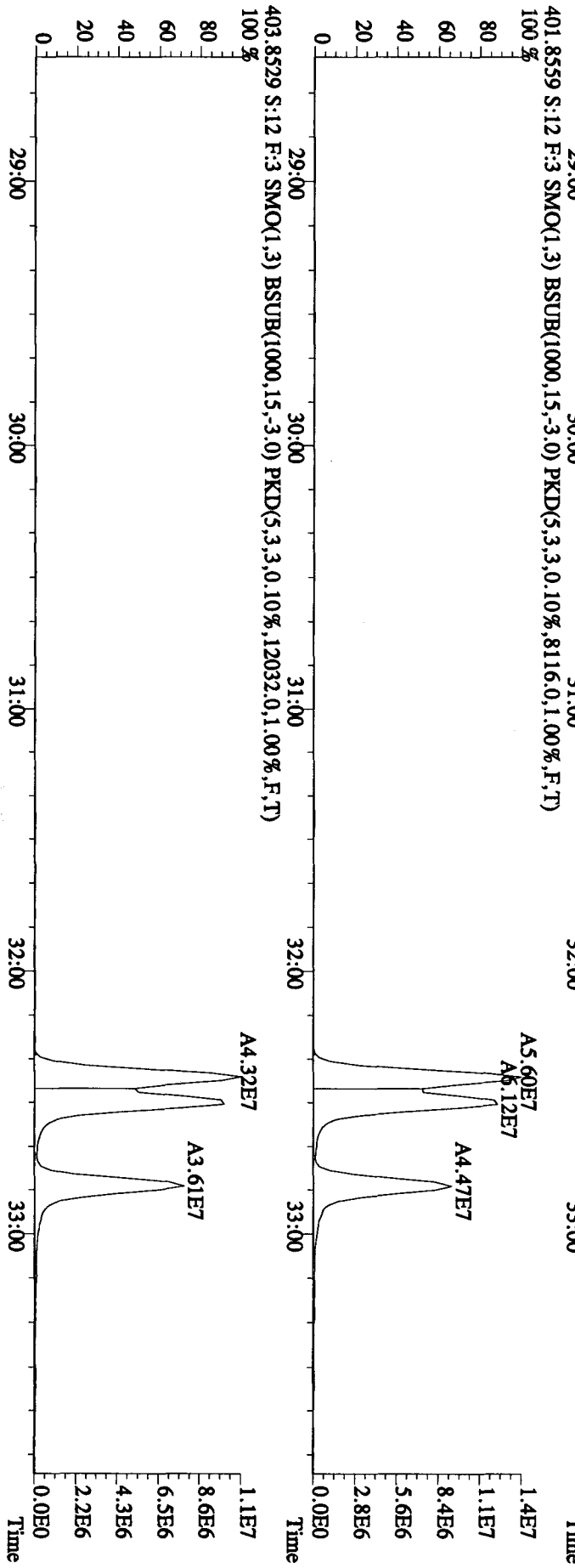
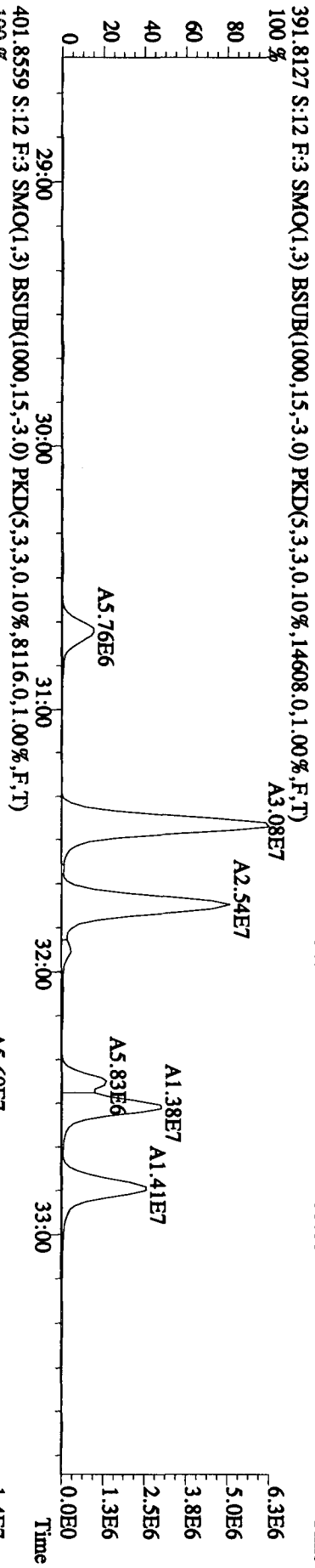
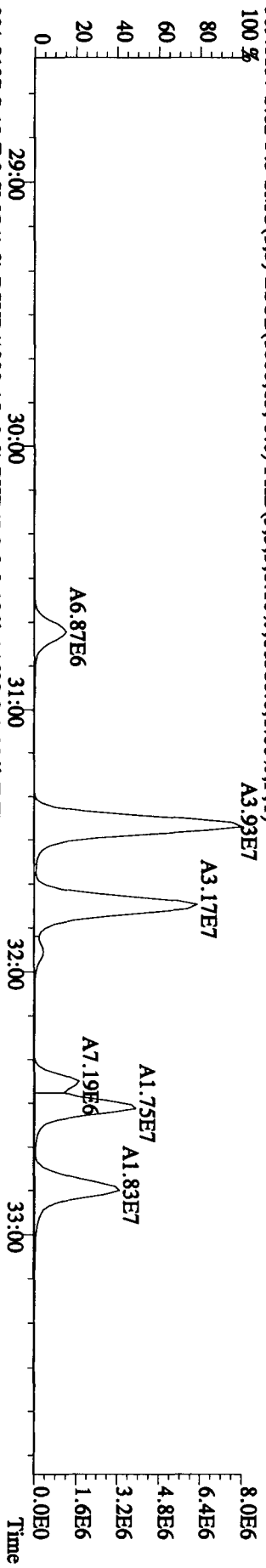
- 1 Peak not found
- 2 Poor chromatography
- 3 Baseline correction
- 4 Manual EDL calculation
- 5 Separate near eluters
- 6 Other

Analyst AS Date 01/14/10

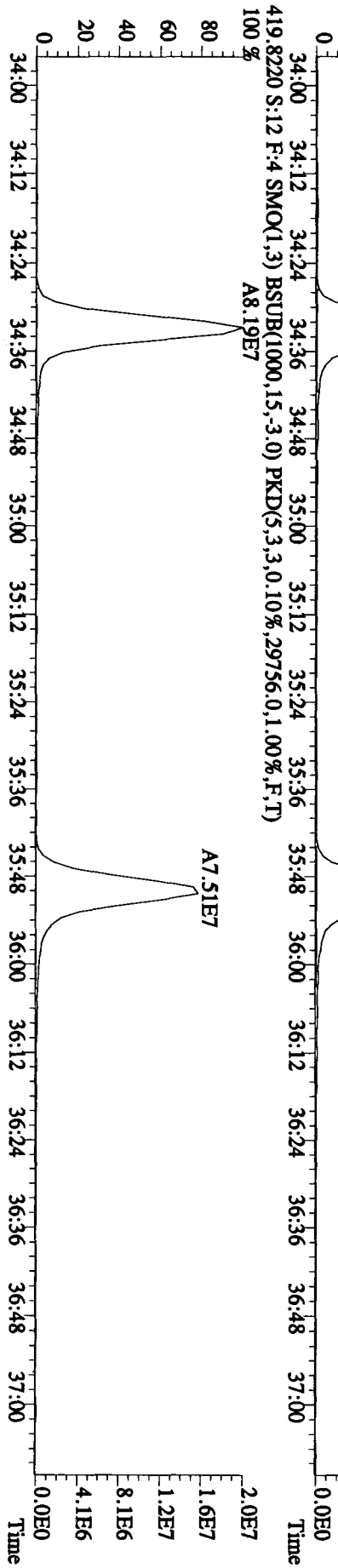
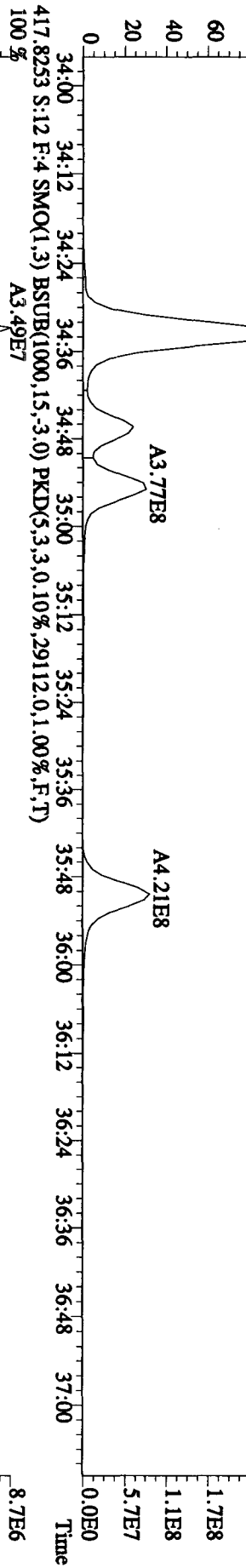
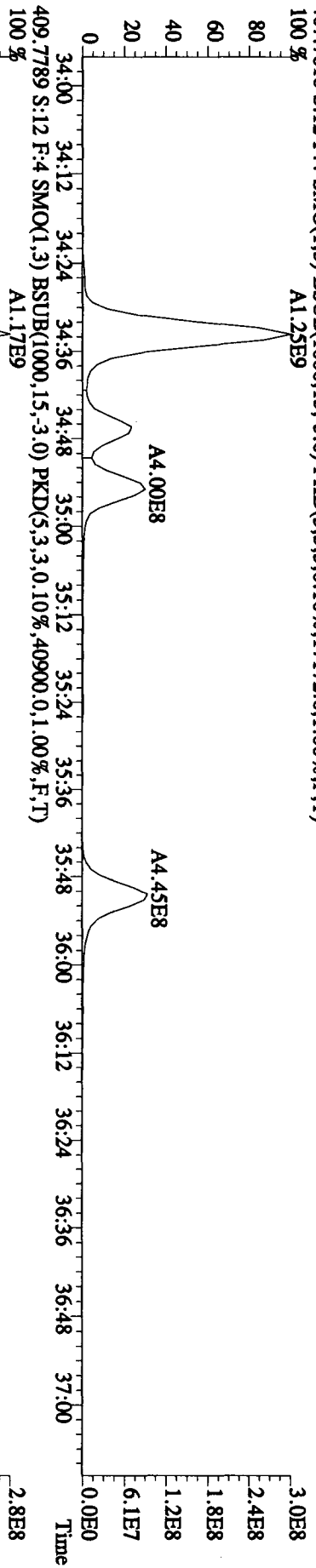
File:12\A101D5 #1-362 Acq:12-JAN-2010 16:16:18 GC EI+ Voltage SIR 70SE

Sample#12 Text:LRDOX-2-AA :G9L180646-6RX Exp:DIOXIN

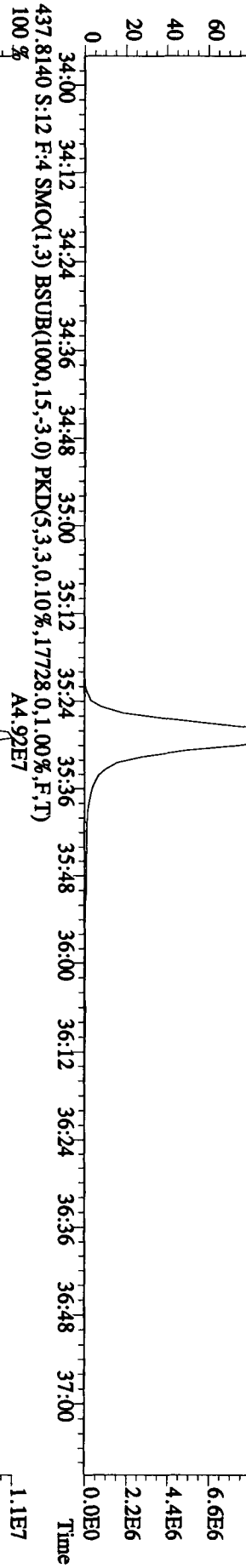
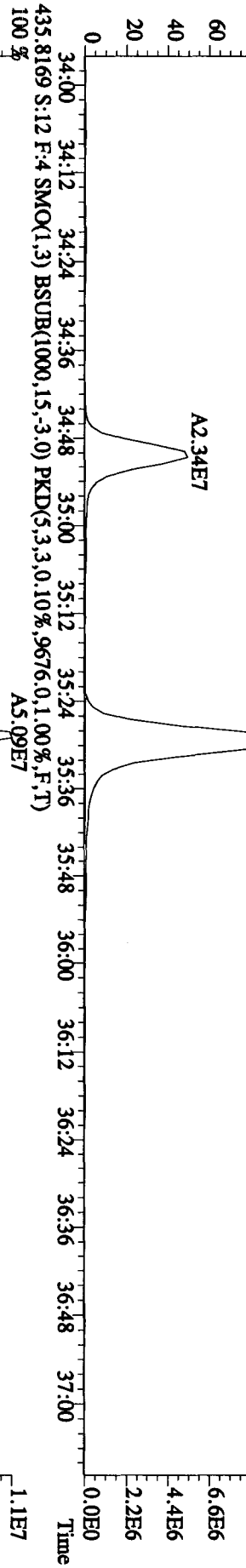
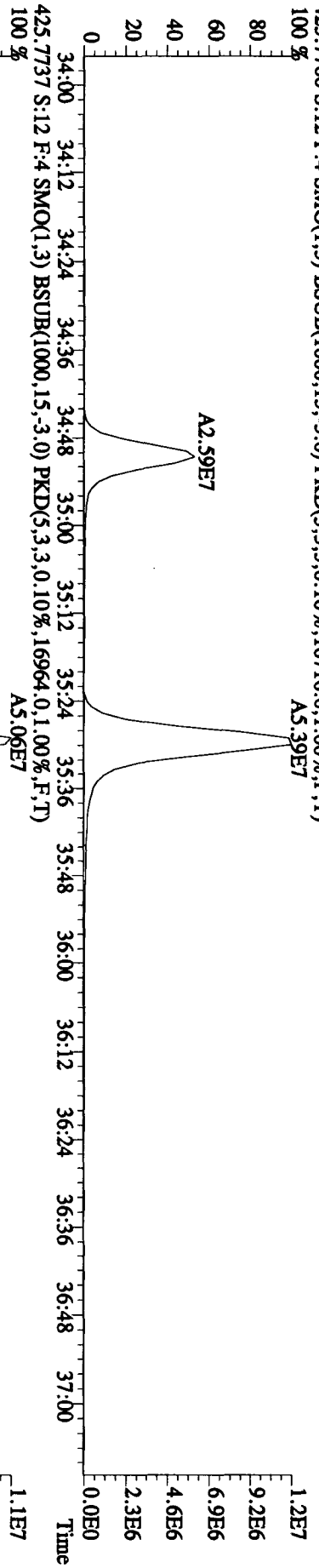
389.8157 S:12 F:3 SMO(1,3) BSUB(1000,15,-3.0) PKD(5,3,3,0,10%,11580,0,1,00%,F,T)



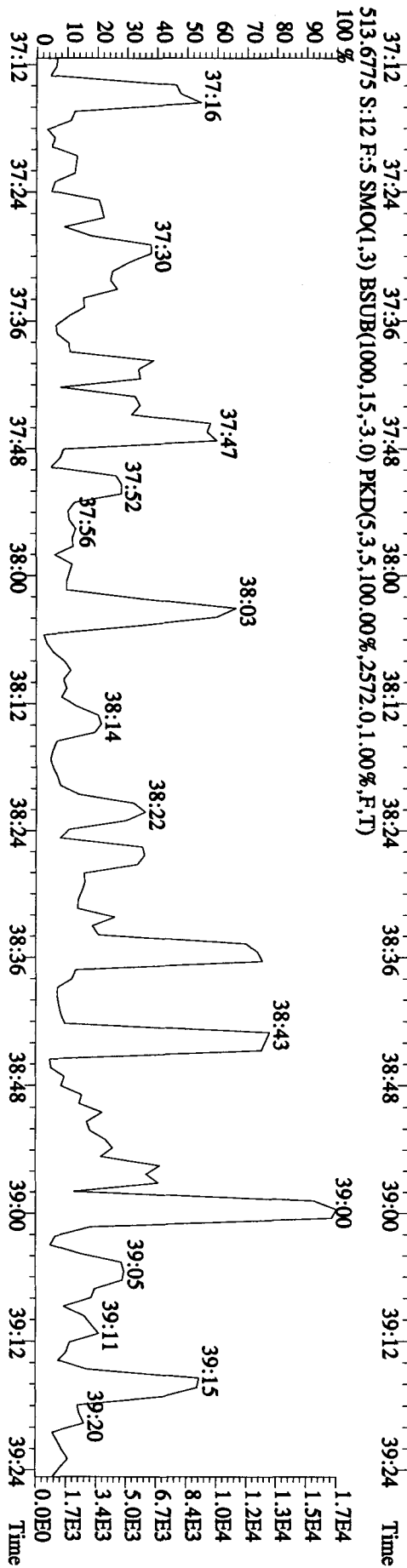
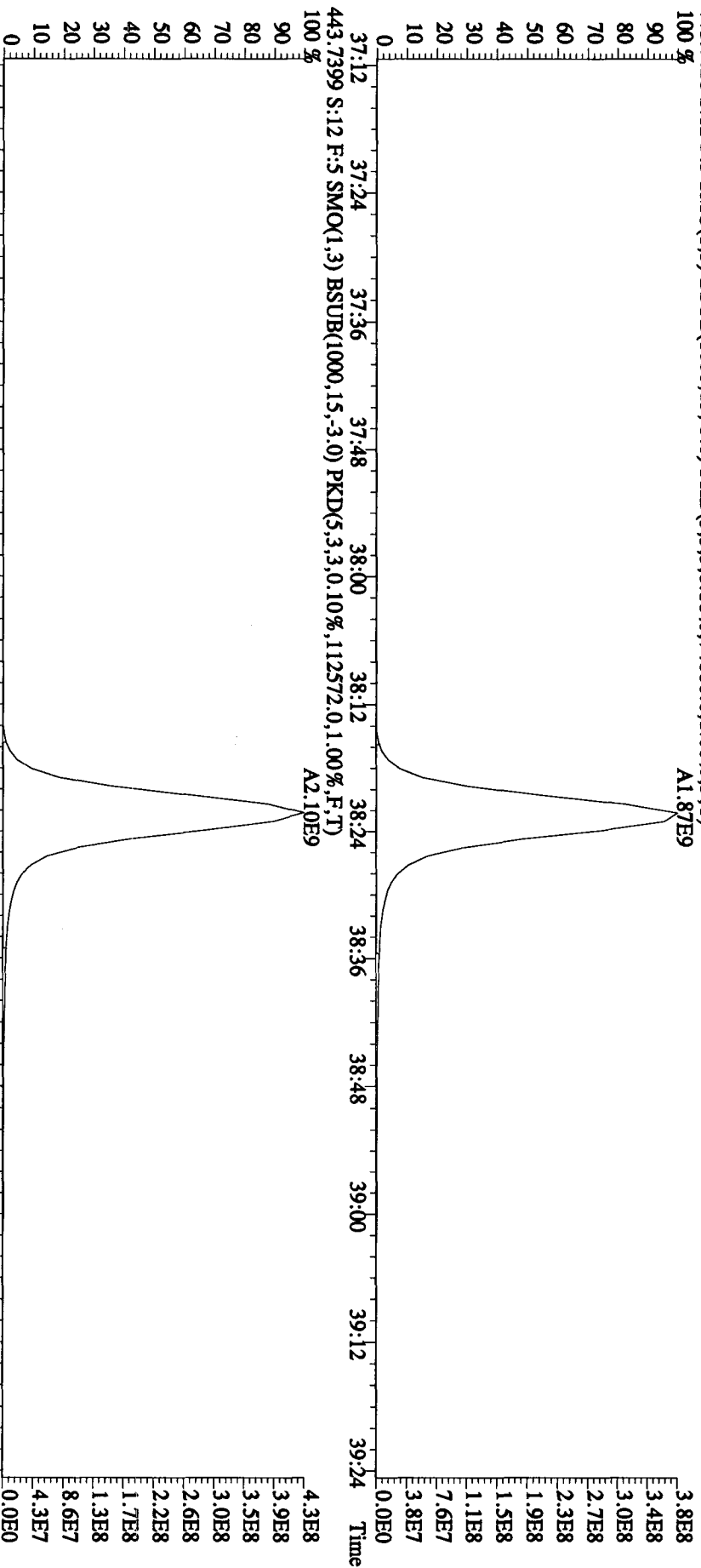
Sample#12 Text:L RDOX-2-AA :G9L180646-6RX
407.7818 S:12 F:4 SMO(1,3) BSUB(1000,15,-3.0) PKD(5,3,3,0.10%,17172.0,1.00%,F,T)



Sample#12 Text:LRDOX-2-AA :G9L180646-6RX
423.7766 S:12 F:4 SMO(1,3) BSUB(1000,15,-3.0) PKD(5,3,3,0,10%,16716,0,1,00%,F,T)
100 %



File:12JAI01D5 #1-161 Acq:12-JAN-2010 16:16:18 GC EI+ Voltage SIR 70SE
 Sample#12 Text:LRDQX-2-AA :G9L180646-6RX Exp:DIOXIN
 441.7428 S:12 F:5 SMO(1,3) BSUB(1000,15,-3.0) PKD(5,3,3,0.10%,74080,0.1,00%,F,T)
 100%

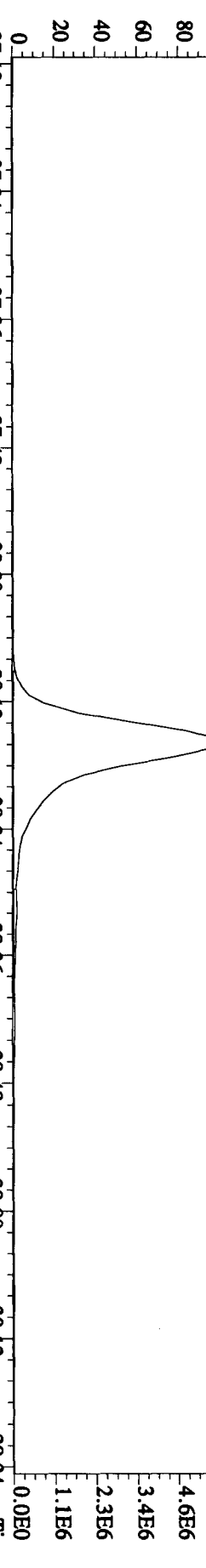


File:12JAI01D5 #1-161 Acq:12-JAN-2010 16:16:18 GC EI+ Voltage SIR 70SE

Sample#12 Text:LRDOX-2-AA :G9L180646-6RX Exp:DIOXIN

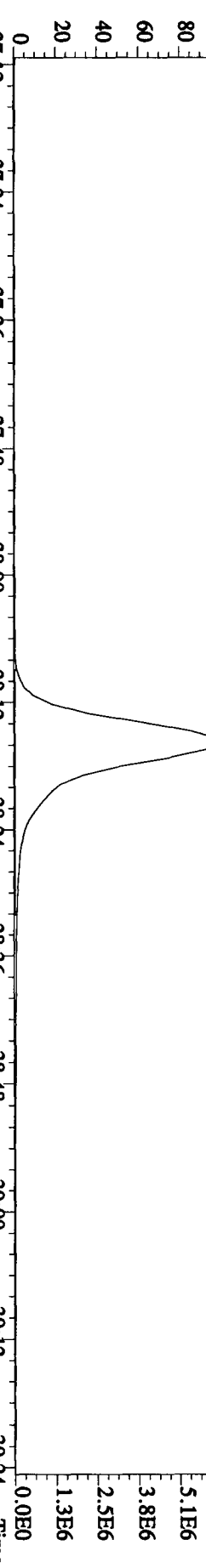
457.7377 S:12 F:5 SMO(1,3) BSUB(1000,15,-3.0) PKD(5,3,3,0,10%,17224,0,1,00%,F,T)

100 %



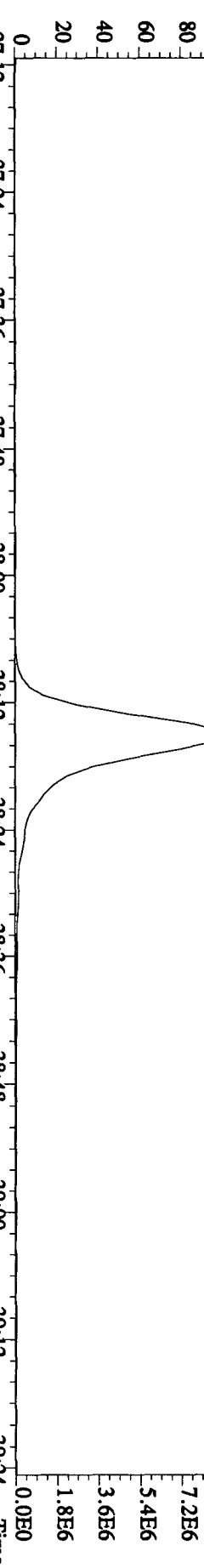
459.7348 S:12 F:5 SMO(1,3) BSUB(1000,15,-3.0) PKD(5,3,3,0,10%,19712,0,1,00%,F,T)

100 %



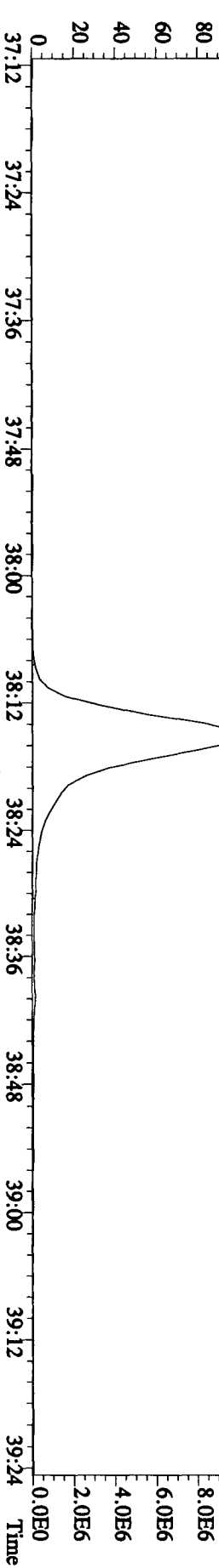
469.7779 S:12 F:5 SMO(1,3) BSUB(1000,15,-3.0) PKD(5,3,3,0,10%,20452,0,1,00%,F,T)

100 %

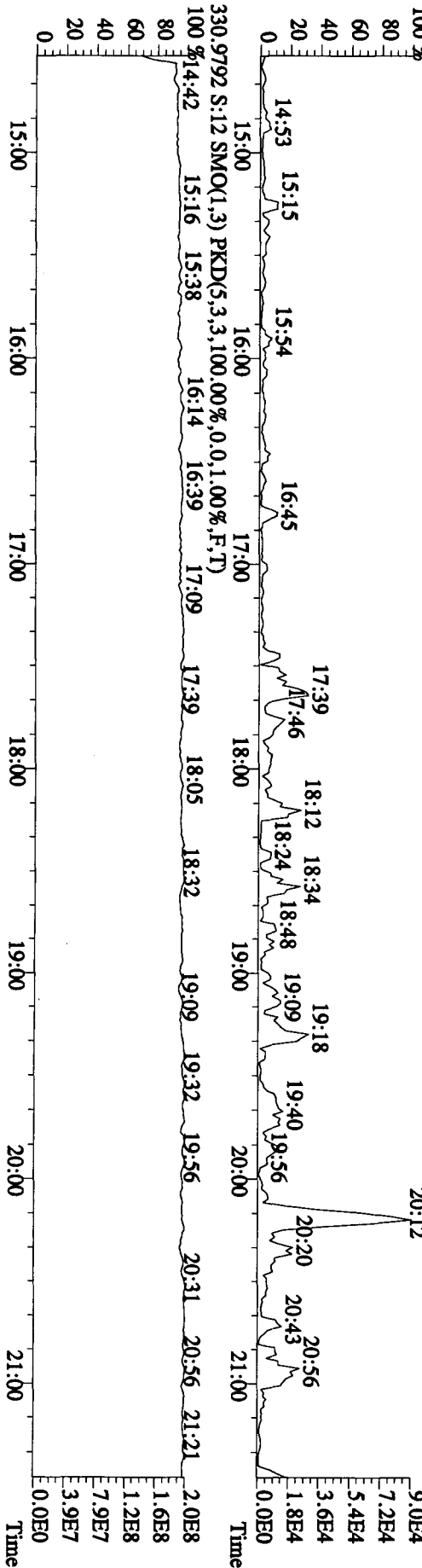
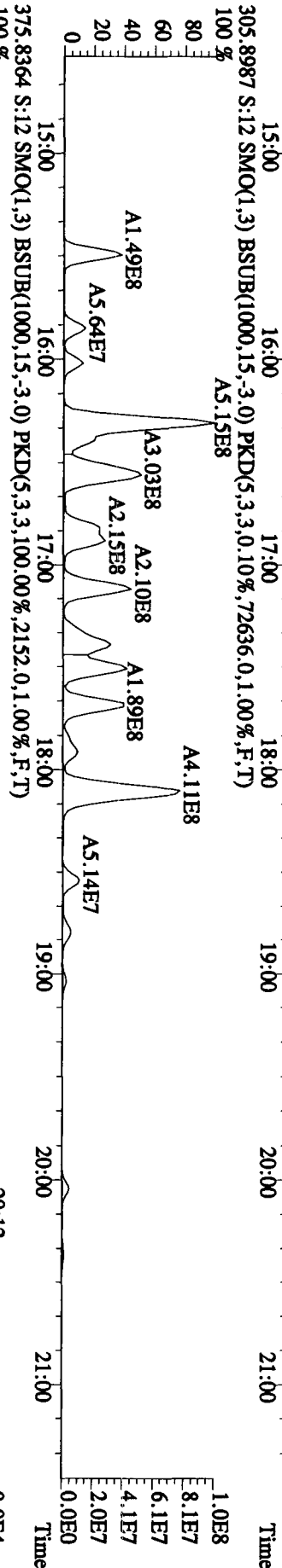
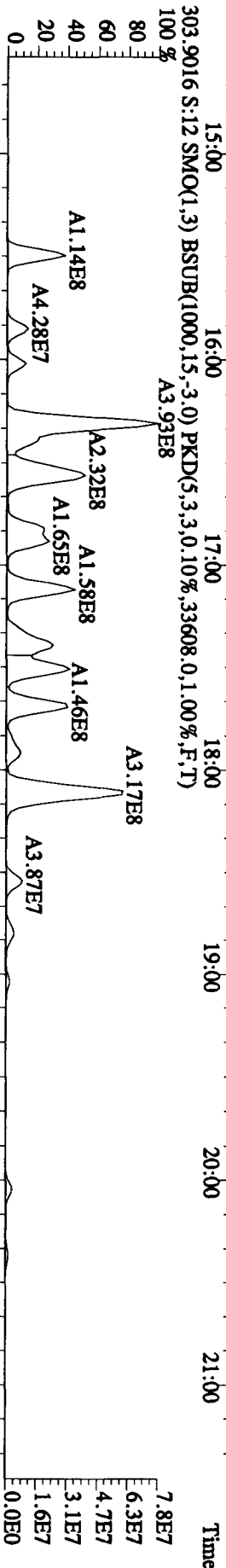
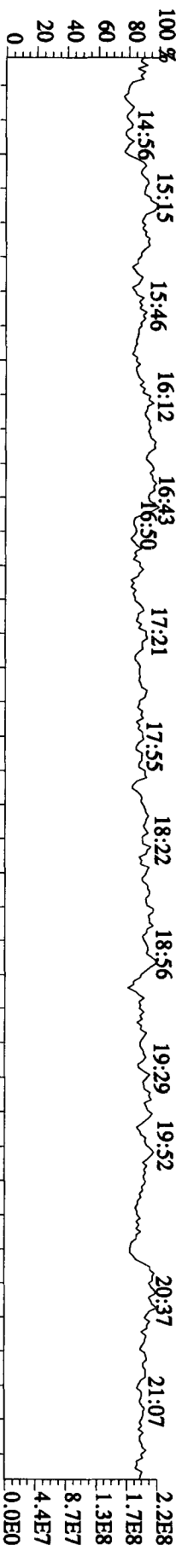


471.7750 S:12 F:5 SMO(1,3) BSUB(1000,15,-3.0) PKD(5,3,3,0,10%,21720,0,1,00%,F,T)

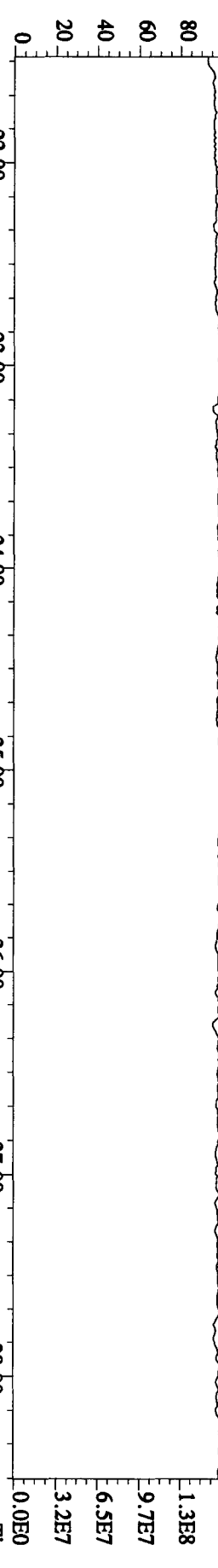
100 %



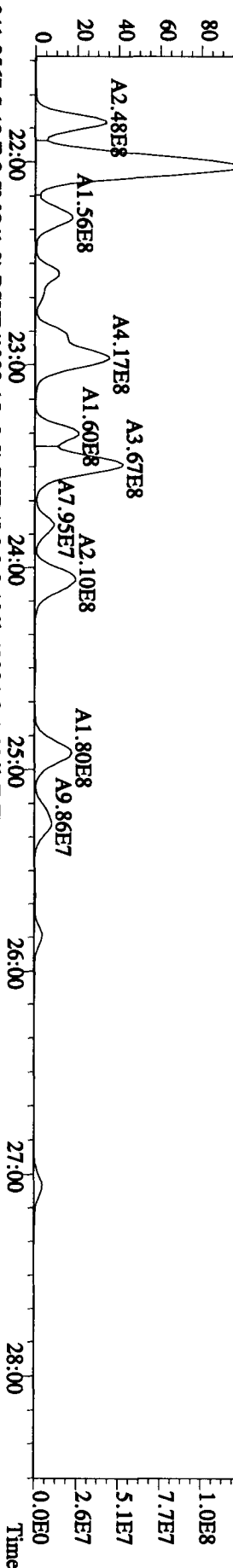
Sample#12 Text:LRDOX-2-AA :G9L180646-6RX Exp:DIOXIN



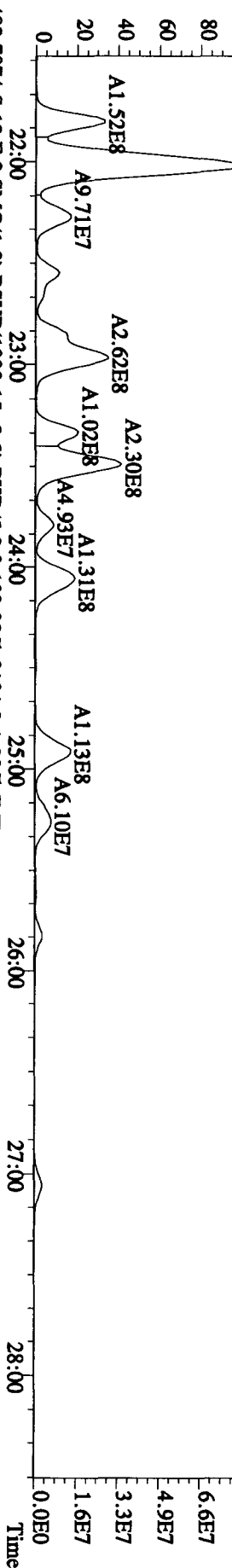
File:12JAI01D5 #1-495 Acq:12-JAN-2010 16:16:18 GC EI + Voltage SIR 70SE
 Sample#12 Text:LRDOX-2-AA :G9L180646-6RX Exp:DIOXIN
 342.9792 S:12 F:2 SMO(1,3) PKD(5,3,3,100.00%,0.0,1.00%,F,T)
 100 501:39 22:09 22:38 23:06 23:45 24:11 24:32 24:57 25:23 26:28 27:06 27:29 27:57 28:25



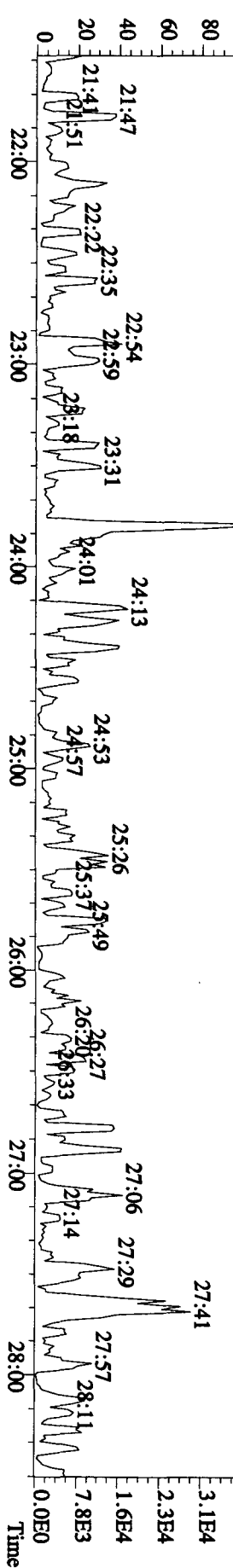
339.8597 S:12 F:2 SMO(1,3) BSUB(1000,15,-3.0) PKD(5,3,3,0.10%,52112.0,1.00%,F,T)
 100 % A9.20E8




341.8567 S:12 F:2 SMO(1,3) BSUB(1000,15,-3.0) PKD(5,3,3,0.10%,48204.0,1.00%,F,T)
 100 % A5.92E8



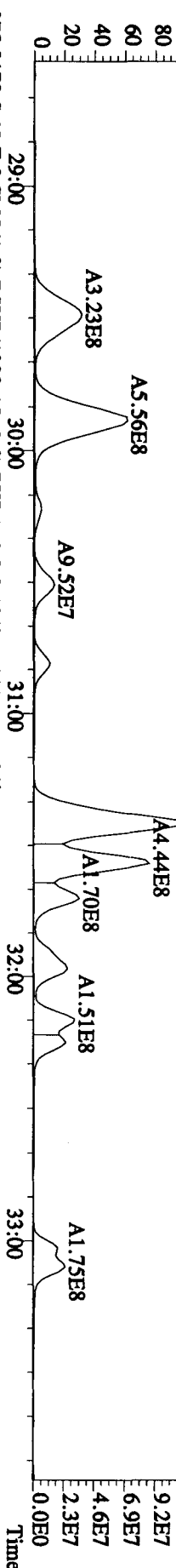
409.7974 S:12 F:2 SMO(1,3) BSUB(1000,15,-3.0) PKD(5,3,3,100.00%,3104.0,1.00%,F,T)
 100 % 23:48



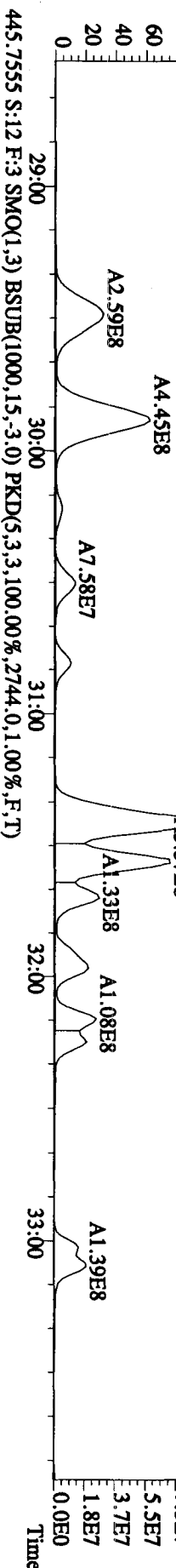
File: 12JAI01D5 #1-362 Acq: 12-JAN-2010 16:16:18 GC EI+ Voltage SIR 70SE
 Sample#12 Text: LRDQX-2-AA :G9L180646-6RX Exp: DIOXIN
 392.9760 S:12 F:3 SMO(1,3) PKD(5,3,3,100.00%,0.0,1.00%,F,T)



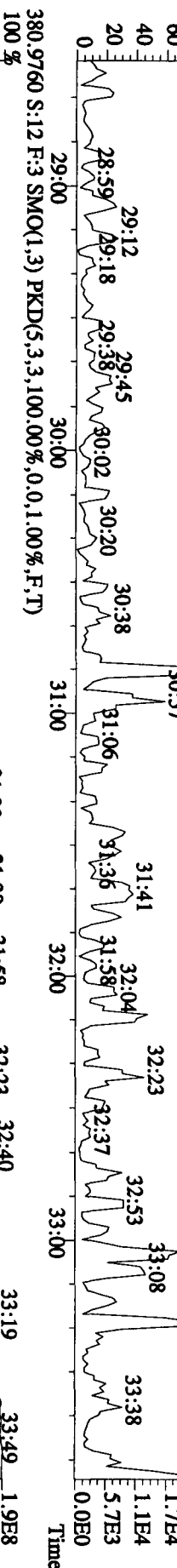
373.8208 S:12 F:3 SMO(1,3) BSUB(1000,15,-3,0) PKD(5,3,3,0.10%,276428,0.1,0.00%,F,T)
 100%
 29:00 29:06 29:42 30:02 30:19 30:44 31:20 31:39 31:58 32:23 32:40 33:19 33:49



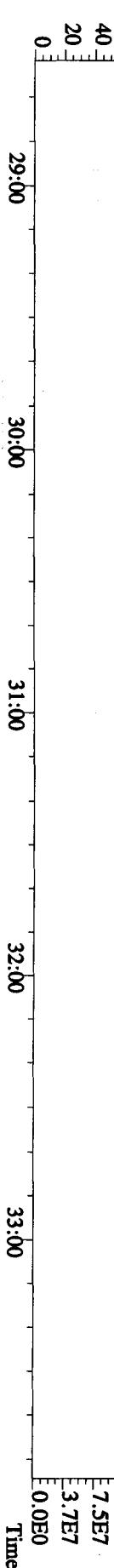
375.8178 S:12 F:3 SMO(1,3) BSUB(1000,15,-3,0) PKD(5,3,3,0.10%,224444,0.1,0.00%,F,T)
 100%
 29:00 29:06 29:42 30:02 30:19 30:44 31:20 31:39 31:58 32:23 32:40 33:19 33:49




445.7555 S:12 F:3 SMO(1,3) BSUB(1000,15,-3,0) PKD(5,3,3,100.00%,2744,0.1,0.00%,F,T)
 100%
 29:00 29:06 29:42 30:02 30:19 30:44 31:20 31:39 31:58 32:23 32:40 33:19 33:49

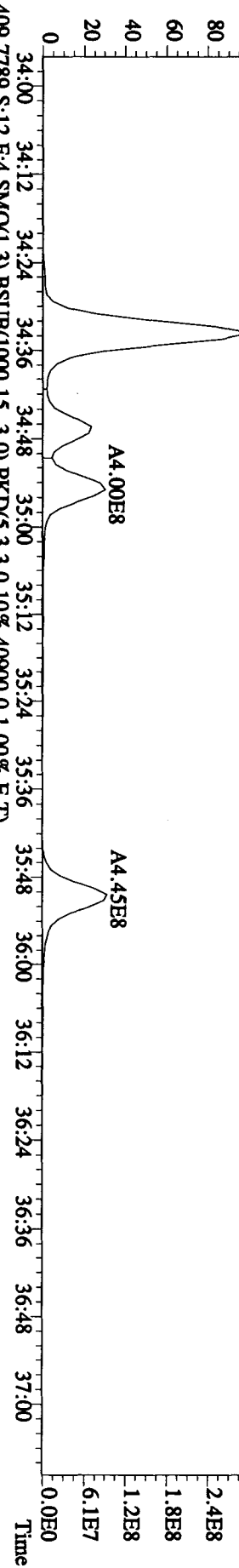


380.9760 S:12 F:3 SMO(1,3) PKD(5,3,3,100.00%,0.0,1.00%,F,T)
 100%
 29:00 29:06 29:42 30:02 30:19 30:44 31:20 31:39 31:58 32:23 32:40 33:19 33:49

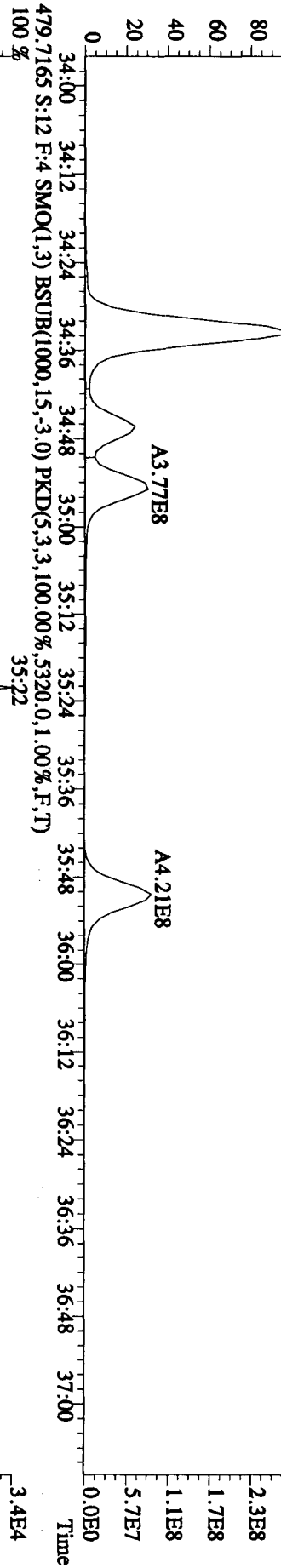




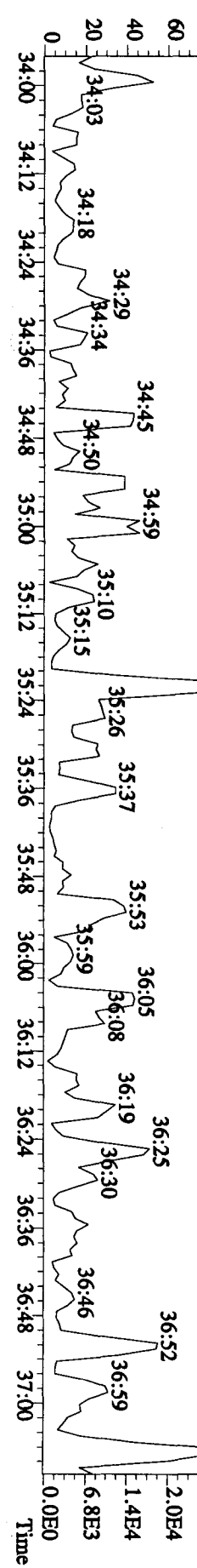
407.7818 S:12 F:4 SMO(1.3) BSUB(1000,15,-3.0) PKD(5.3,3,0.10%,17172.0,1.00%,F,T)




409.7789 S:12 F:4 SMO(1.3) BSUB(1000,15,-3.0) PKD(5.3,3,0.10%,40900.0,1.00%,F,T)



479.7165 S:12 F:4 SMO(1.3) BSUB(1000,15,-3.0) PKD(5.3,3,100.00%,5320.0,1.00%,F,T)



File: 12JAI01D5 #1-161 Acq: 12-JAN-2010 16:16:18 GC EI+ Voltage SIR 70SE
 Sample#12 Text: LRD0X-2-AA :G9L180646-6RX Exp: DIOXIN
 454.9728 S:12 F:5 SMO(1.3) PKD(5.3,3,100.00%,0.0,1.00%,F,T)
 100 % 37:20 37:30 37:39 37:56 38:07

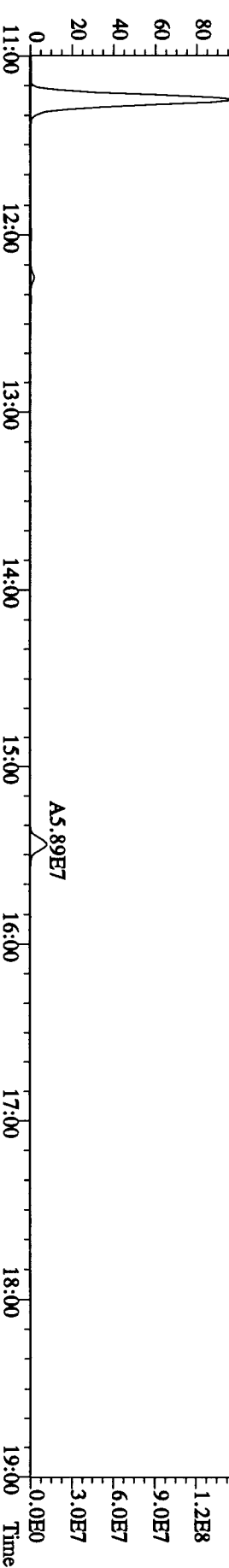
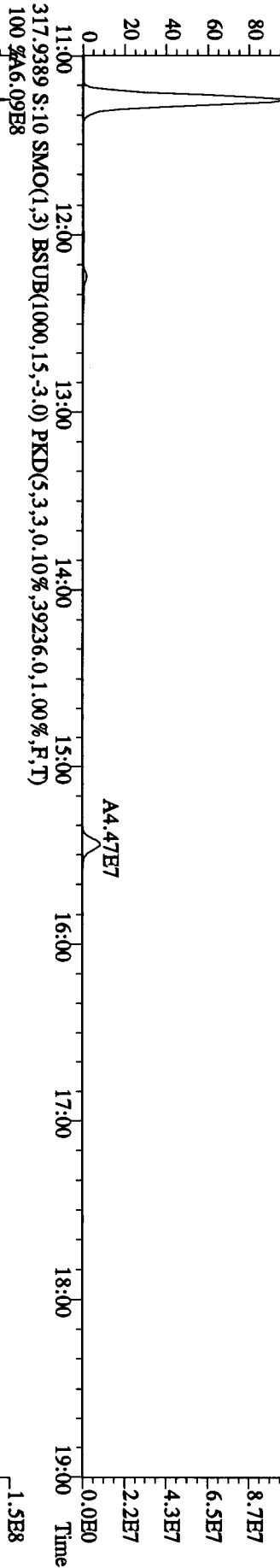
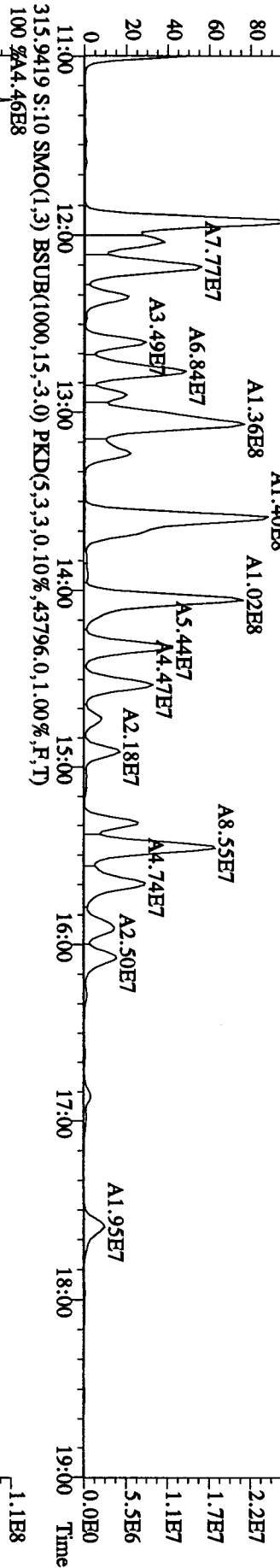
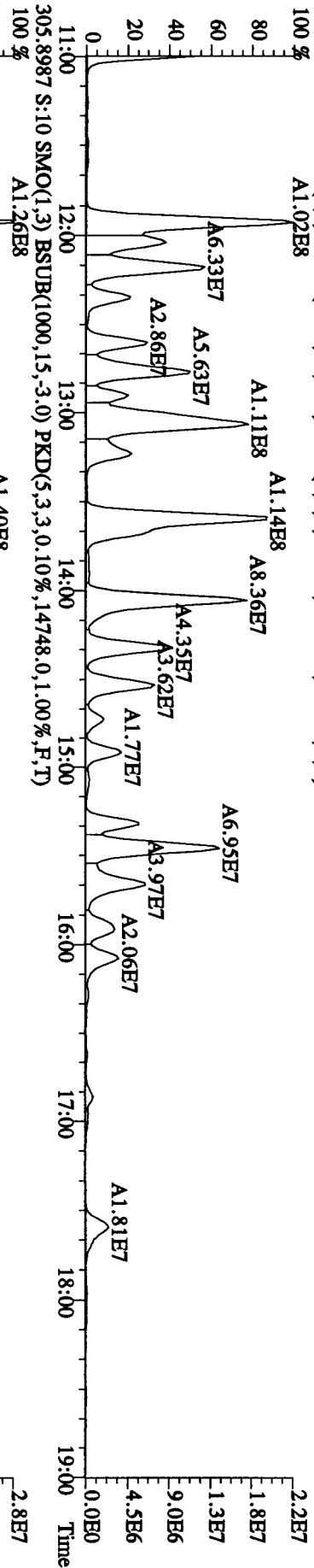


Run text: LRDQX-2-AA Sample text: LRDQX-2-AA :G9L180646-6RX
 Run #14 Filename: 12JA10B5D2 S: 10 I: 1 Results: 12JA10B5D2DB225
 Acquired: 13-JAN-10 02:08:21 Processed: 13-JAN-10 10:54:08
 Run: 12JA10B5D2 Analyte: DB225HRS Cal: DB2250104105D2
 Factor 1: 1600.000 Factor 2: 20.000 Sample size: 10.6200g

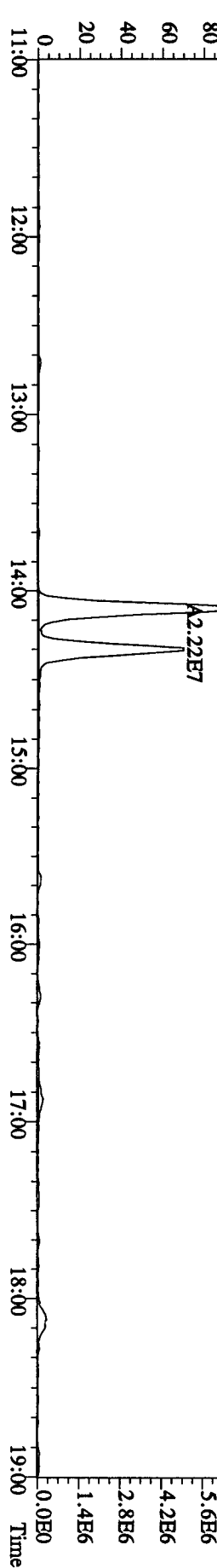
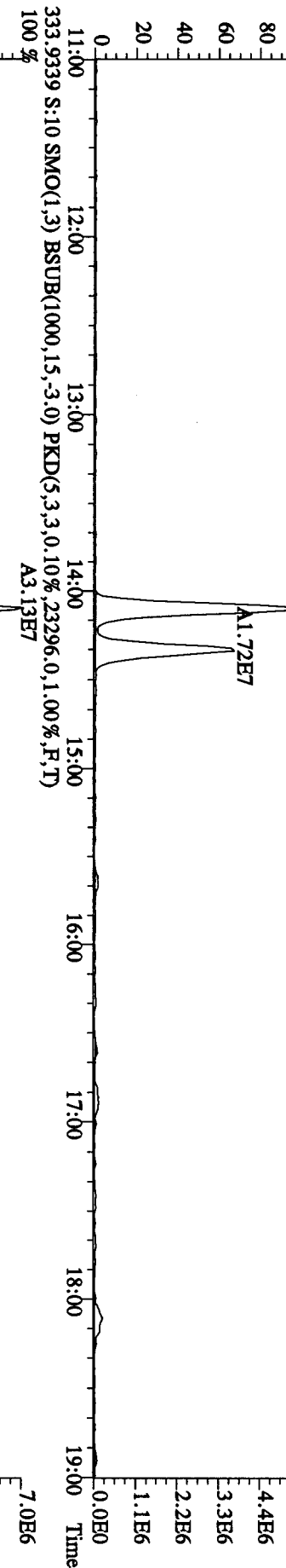
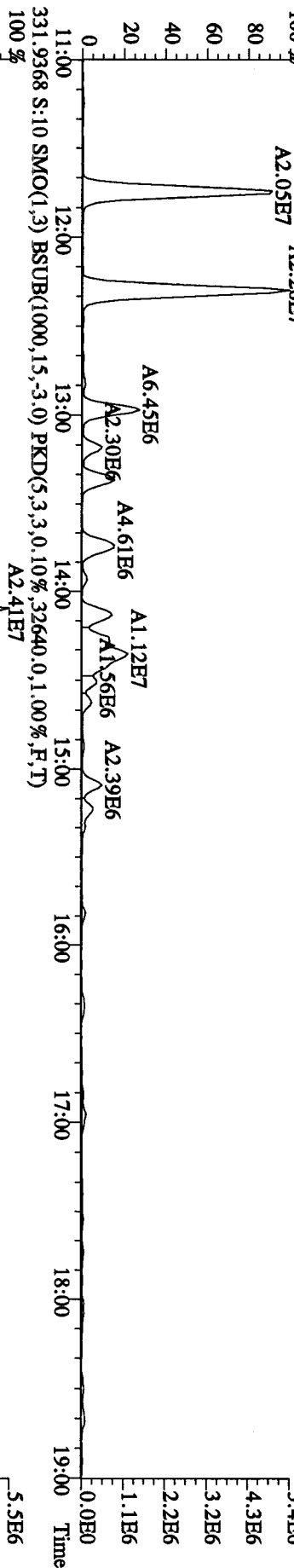
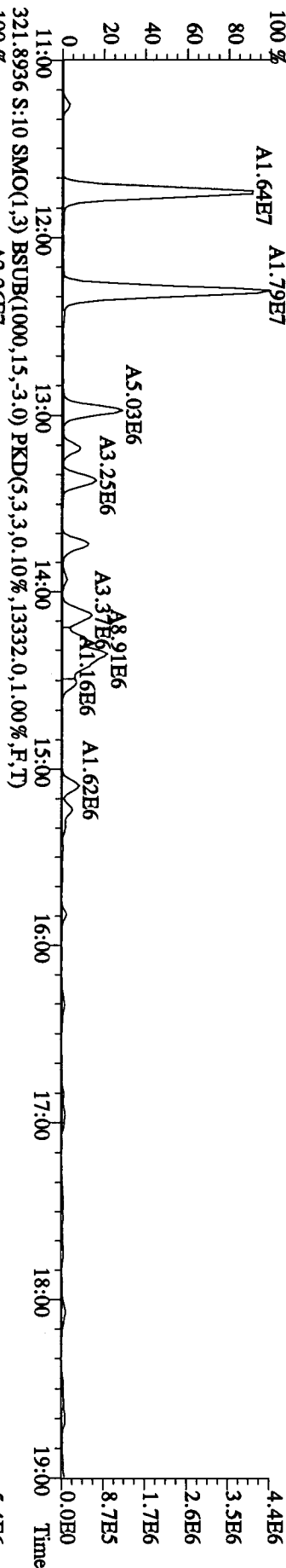
Name	Resp	RA	RT	RRF	Conc	EDL	Rec	M
13C-1,2,3,4-TCDD	39368100	0.77 y	14:20	-	1.71	-	-	n
13C-2,3,7,8-TCDF	103591800	0.76 y	15:26	1.66	148.94	1.65	79.1	n
2,3,7,8-TCDF	155041600	0.81 y	15:28	1.01	278.10	0.75	-	n
13C-2,3,7,8-TCDD	55419500	0.77 y	14:06	0.95	139.36	1.94	74.0	n
2,3,7,8-TCDD	7471240	0.82 y	14:08	1.18	21.47	1.27	-	n
37C1-2,3,7,8-TCDD	62013600	1.00 y	14:07	2.07	71.73	0.87	95.2	n

E. Con. G

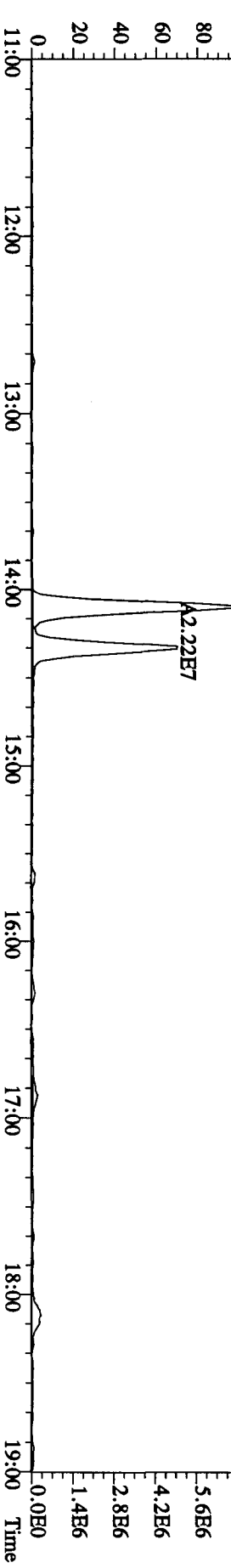
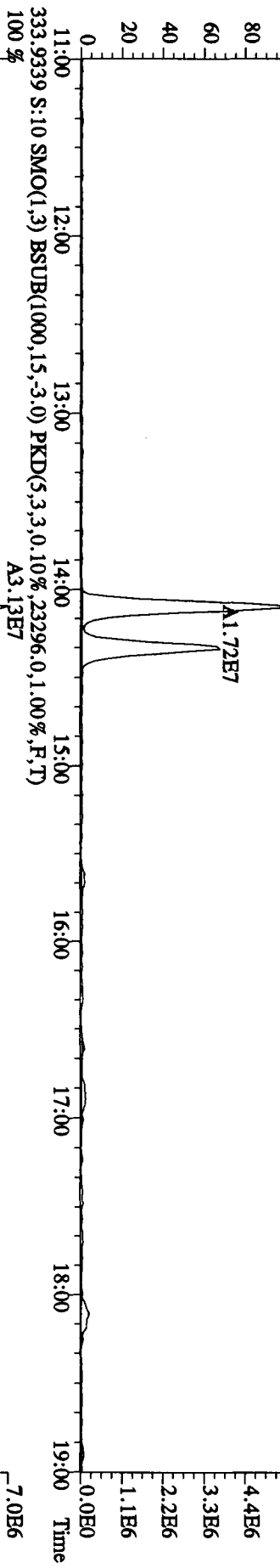
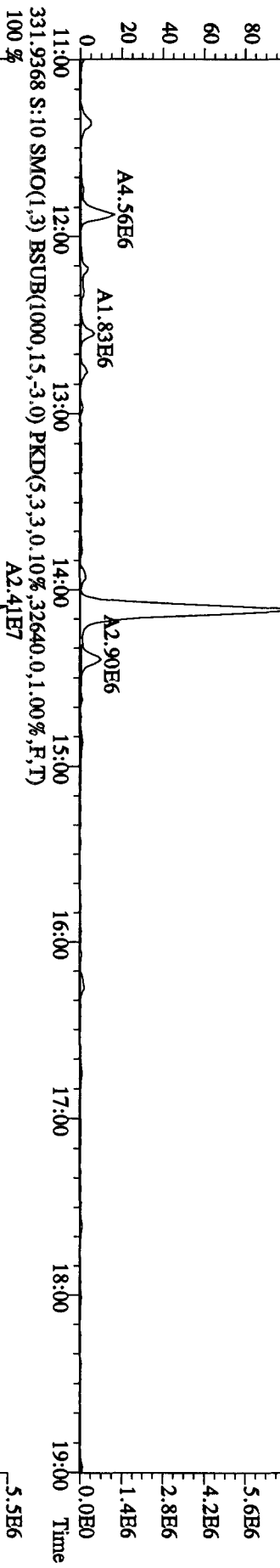
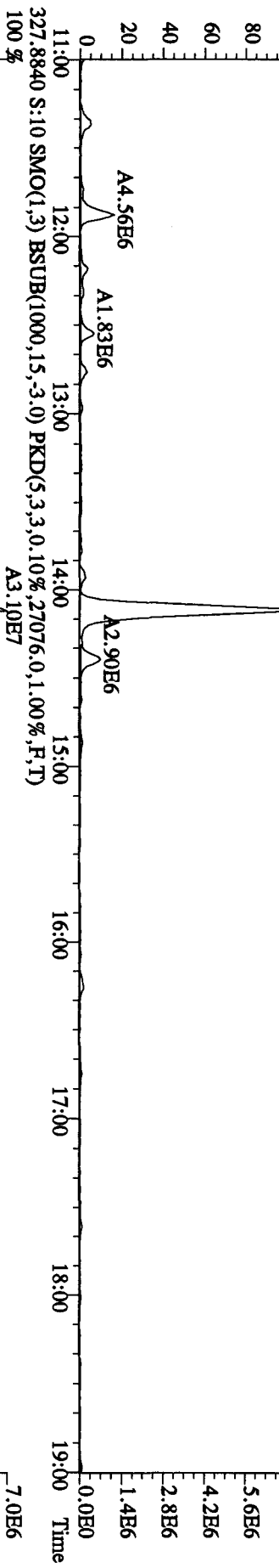
*900
01/14/10*



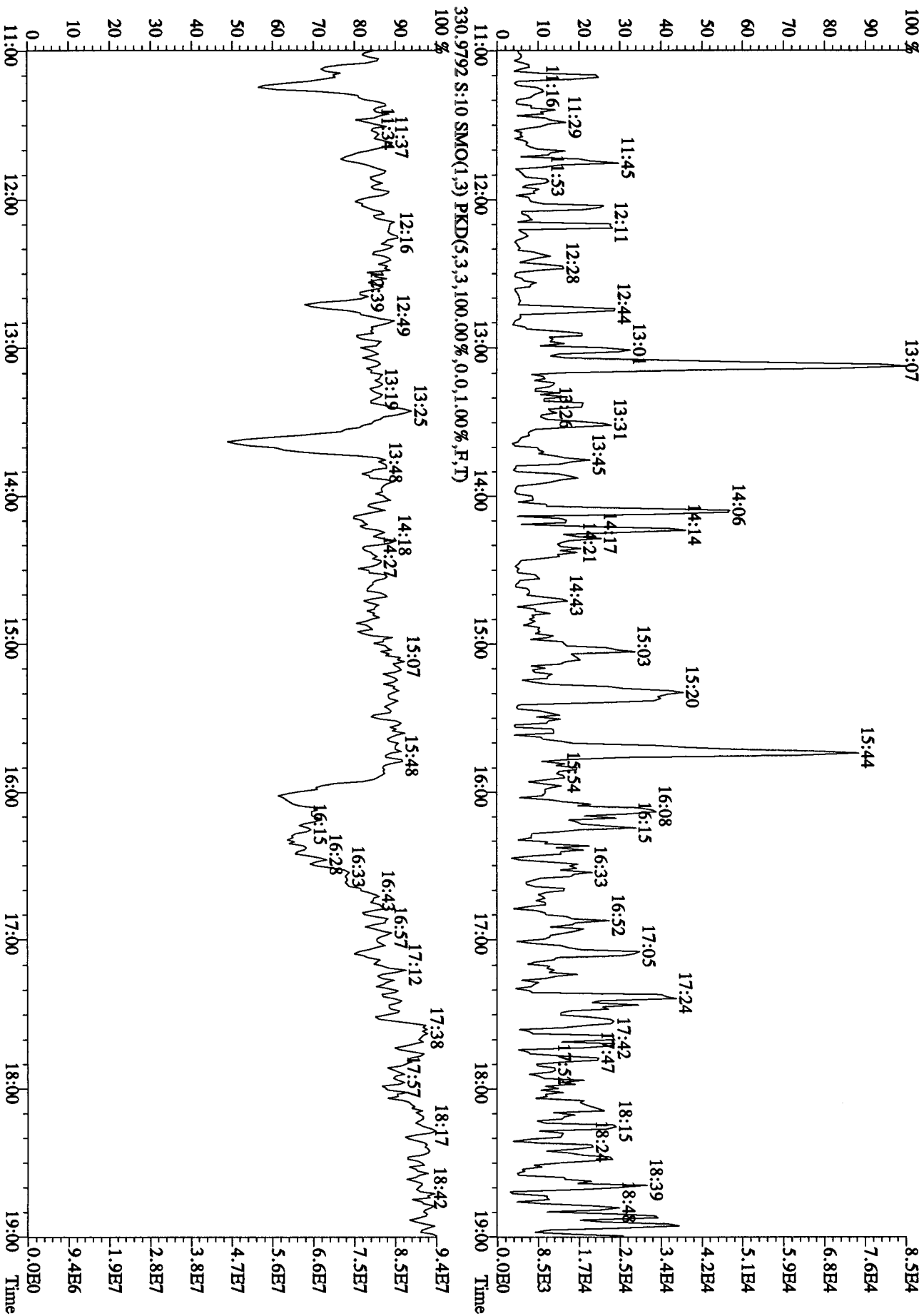
File:12JAI0B5D2 #1-1242 Acq:13-JAN-2010 02:08:21 GC EI+ Voltage SIR 70SE
 Sample#10 Text:LRDOX-2-AA :G9L180646-6RX Exp:DB225
 319.8965 S:10 SMO(1,3) BSUB(1000,15,-3.0) PKD(5,3,3,0.10%,19680.0,1.00%,F,T)



File:12J1A10BSD2 #1-1242 Acq:13-JAN-2010 02:08:21 GC EI+ Voltage SIR 70SE
 Sample#10 Text:LRDQX-2-AA :G9L180646-6RX Exp:DB225
 327.8840 S:10 SMO(1,3) BSUB(1000,15,-3.0) PKD(5,3,3,0.10%,27076.0,1.00%,F,T) A3.10E7
 100 %



File: 12\A10B5D2 #1-1242 Acq:13-JAN-2010 02:08:21 GC EI+ Voltage SIR 70SE
 Sample#10 Text:LRDOX-2-AA :G9L180646-6RX Exp:DB225
 375.8364 S:10 SMO(1,3) BSUB(1000,15,3.0) PKD(5,3,3,100.00%,1.00%,F,T)
 12552.0,1.00%,F,T)



Run text: LRDQ0-2-AA Sample text: LRDQ0-2-AA :G9L180646-7RX
 Run #16 Filename: 12JA101D5 S: 13 I: 1 Results: 12JA101D58290SY
 Acquired: 12-JAN-10 16:58:08 Processed: 12-JAN-10 18:29:28
 Run: 12JA101D5 Analyte: 8290HRS Cal: 82901231091D5
 Sample size: 10.18 g

82601/14/10

Name	Resp	RA	RT	RRF	Conc	EDL	Rec	M
13C-1,2,3,4-TCDD	110150600	0.80 y	18:37	-	3.4736	-	-	n
13C-2,3,7,8-TCDF	184721100	0.78 y	18:05	1.57	105.1917 <i>See</i>	0.3528	53.5	n
2,3,7,8-TCDF	194167100	0.75 y	18:06	0.86	240.1644 <i>DB225</i>	0.8204	-	n
Total TCDF	1152038417	0.78 y	15:30	0.86	1424.9511	0.8204	-	n
13C-2,3,7,8-TCDD	121029600	0.77 y	18:50	0.99	108.6597	0.4326	55.3	n
2,3,7,8-TCDD	2508060	0.79 y	18:52	0.93	4.3600	0.5379	-	n
Total TCDD	94825275	0.75 y	16:28	0.93	164.8421	0.5379	-	n
37Cl-2,3,7,8-TCDD	182032400	1.00 y	18:51	2.22	73.1874	0.2176	93.1	n
13C-1,2,3,7,8-PeCDF	152813600	1.66 y	23:28	1.07	127.0244	0.6026	64.7	n
1,2,3,7,8-PeCDF	198650700	1.61 y	23:29	1.00	255.3734	1.1173	-	n
2,3,4,7,8-PeCDF	86705800	1.60 y	24:55	0.94	118.7658	1.1905	-	n
Total F2 PeCDF	1609348819	1.59 y	21:48	0.97	2130.1669	1.1528	-	n
Total F1 PeCDF	180273761	1.25 n	16:49	0.97	239.0954	0.6492	-	n
13C-1,2,3,7,8-PeCDD	81284700	1.65 y	25:39	0.67	108.7848	0.5413	55.4	n
1,2,3,7,8-PeCDD	5659120	1.62 y	25:42	0.93	14.7208	1.6134	-	n
Total PeCDD	82450463	1.63 y	22:14	0.93	214.4744	1.6134	-	n
13C-1,2,3,7,8,9-HxCDD	91997800	1.26 y	32:50	-	3.2948	-	-	n
13C-1,2,3,4,7,8-HxCDF	120676200	0.51 y	31:25	0.89	144.3224	1.3806	73.5	n
1,2,3,4,7,8-HxCDF	396563000	1.22 y	31:26	1.20	538.4299	3.1696	-	n
1,2,3,6,7,8-HxCDF	265166000	1.26 y	31:35	1.37	314.8275	2.7717	-	n
2,3,4,6,7,8-HxCDF	42872400	1.29 y	32:16	1.24	56.1953	3.0599	-	y
1,2,3,7,8,9-HxCDF	28751400	1.22 y	33:02	1.33	35.2973	2.8660	-	y
Total HxCDF	1682687128	1.26 y	29:31	1.28	2147.0690	2.9586	-	y
13C-1,2,3,6,7,8-HxCDD	90207600	1.31 y	32:31	0.73 <i>0.93</i>	131.5696 <i>(0.2275)</i>	1.0773	57.0 <i>51.6</i>	n
1,2,3,4,7,8-HxCDD	4055650	1.28 y	32:27	0.97	9.1063	0.9338	-	n
1,2,3,6,7,8-HxCDD	8990300	1.32 y	32:32	1.06	18.5004	0.8559	-	n
1,2,3,7,8,9-HxCDD	8667620	1.23 y	32:51	1.28	14.8027	0.7103	-	n
Total HxCDD	70218180	1.32 y	30:43	1.10	138.3401	0.8226	-	n
13C-1,2,3,4,6,7,8-HpCDF	80185900	0.44 y	34:35	0.86	99.5426	1.1091	50.7	n
1,2,3,4,6,7,8-HpCDF	696723000	1.06 y	34:35	1.29	1326.7787	1.9887	-	n
1,2,3,4,7,8,9-HpCDF	188939700	1.06 y	35:54	1.14 <i>0.92</i>	407.7271 <i>505.231</i>	2.2537	-	n
Total HpCDF	1236421500	1.06 y	34:35	1.21	2444.1696	2.1129	-	n
13C-1,2,3,4,6,7,8-HpCDD	72133000	1.03 y	35:31	0.75	102.3981	1.7845	52.1	n
1,2,3,4,6,7,8-HpCDD	25261400	1.12 y	35:31	1.00	68.9527	1.3589	-	n
Total HpCDD	39913787	3.21 n	34:09	1.00	108.9474	1.3589	-	n
13C-OCDD	110626300	0.93 y	38:18	0.56	209.2795	1.3638	53.3	n

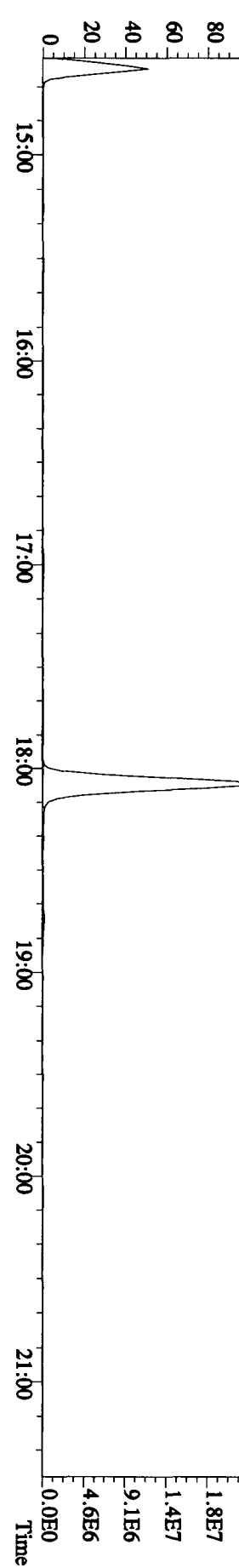
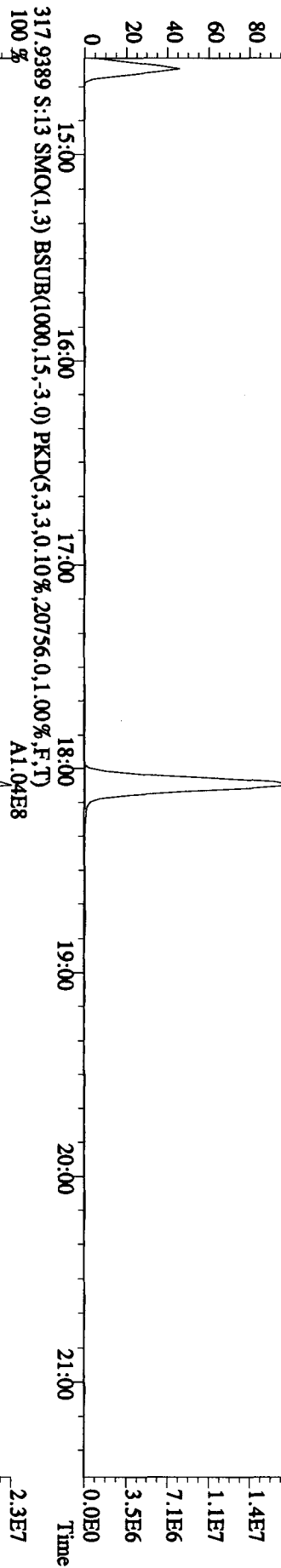
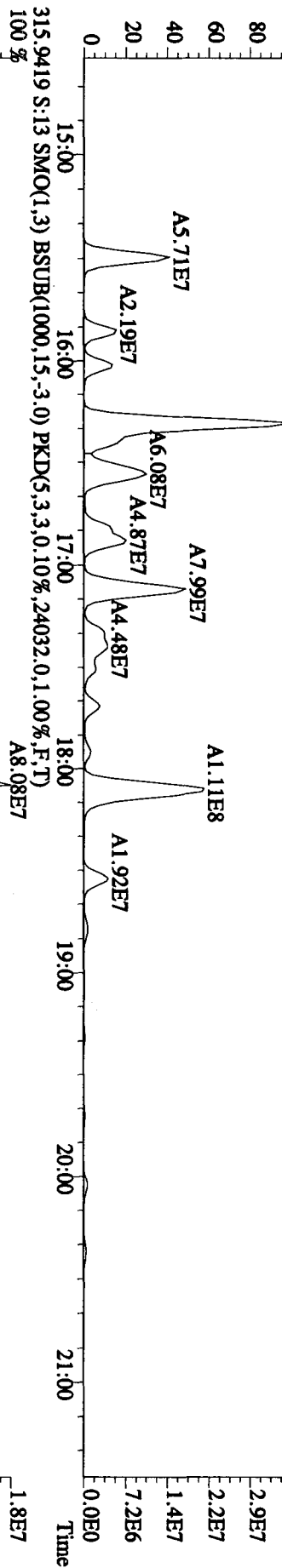
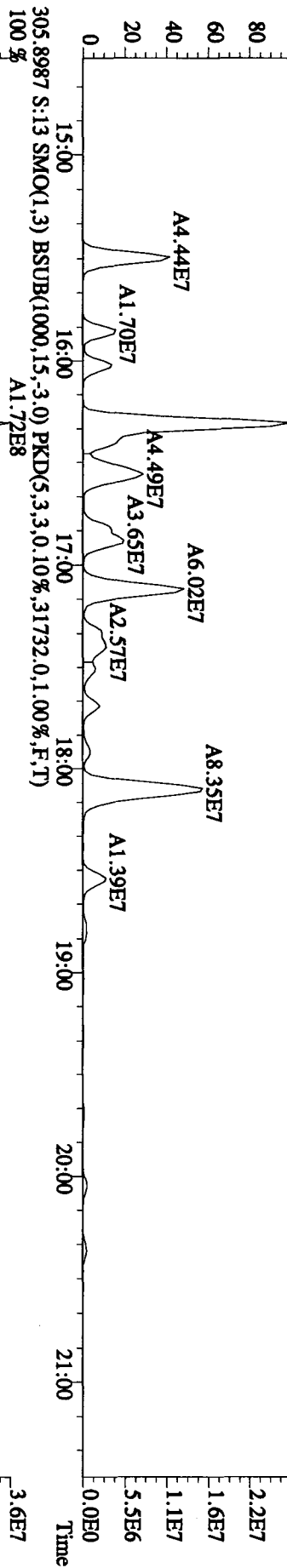
OCDF	1389005000	0.89	y	38:25	1.44	E	3432.4210	3.1044	-	n
OCDD	25819800	0.91	y	38:19	1.11	B	82.6542	0.8697	-	n

Run text: LRDQ0-2-AA Sample text: LRDQ0-2-AA :G9L180646-7RX
 Run #16 Filename: 12JA101D5 S: 13 I: 1 Results: 12JA101D58290
 Acquired: 12-JAN-10 16:58:08 Processed: 12-JAN-10 17:41:40
 Run: 12JA101D5 Analyte: 8290HRS Cal: 82901231091D5
 Factor 1: 1600.000 Factor 2: 20.000 Sample size: 10.1800µg

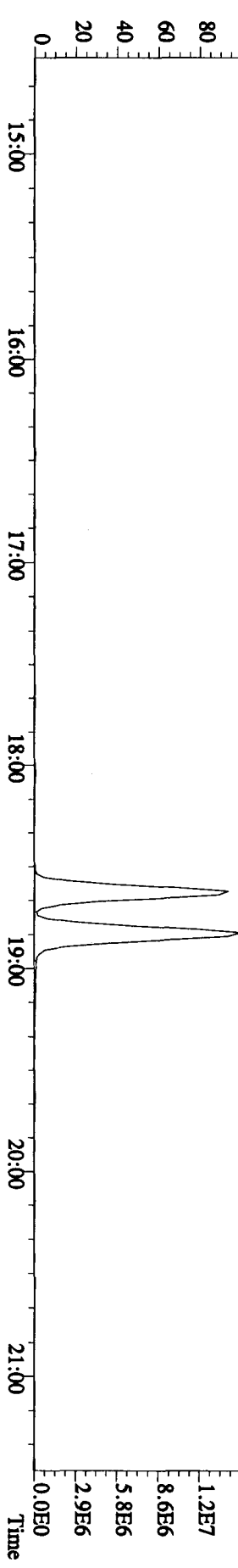
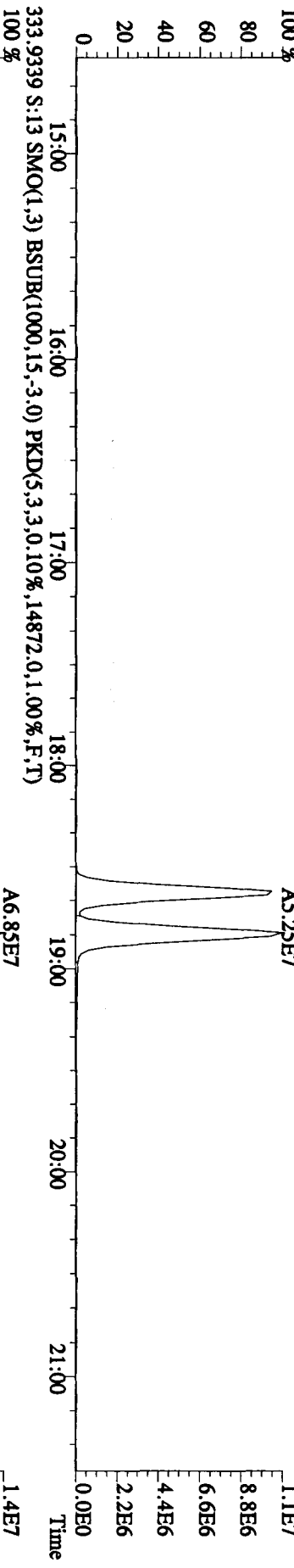
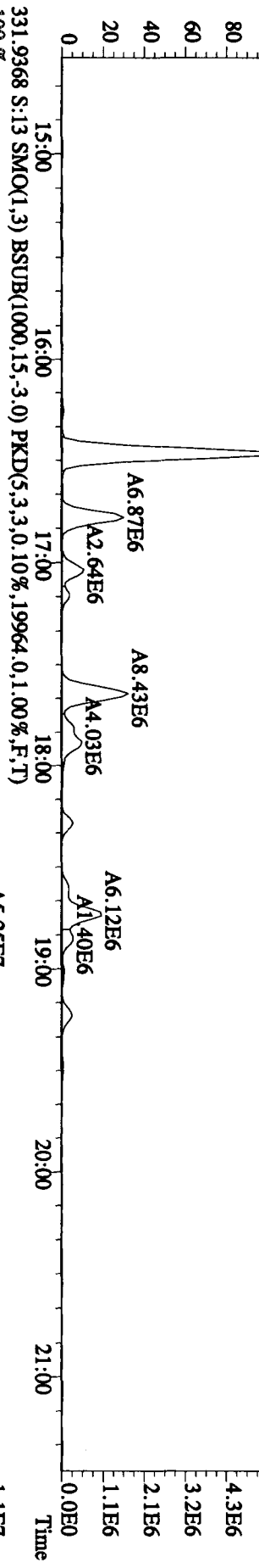
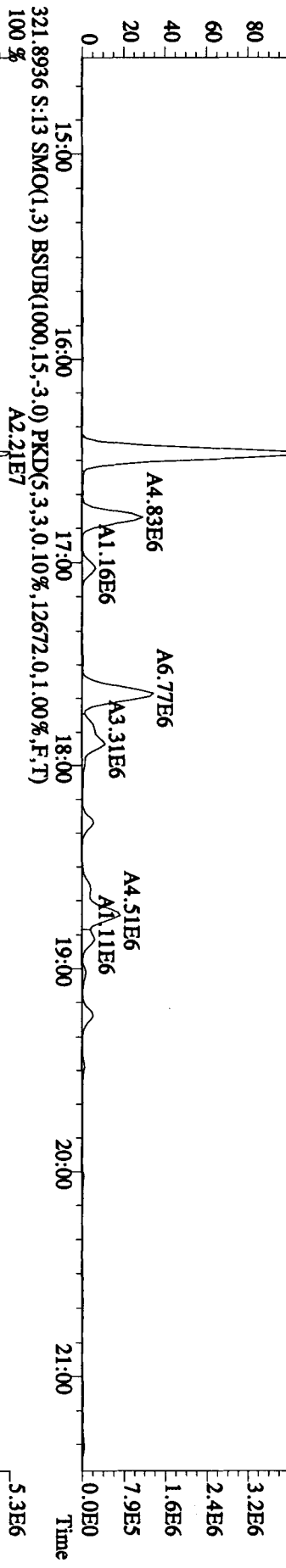
Name	Resp	RA	RT	RRF	Conc	EDL	Rec	M
13C-1,2,3,4-TCDD	110150564	0.80 y	18:37	-	3.47	-	-	n
13C-2,3,7,8-TCDF	184720848	0.78 y	18:05	1.57	105.19	0.35	53.5	n
2,3,7,8-TCDF	194166976	0.75 y	18:06	0.86	240.16	0.82	-	n
Total TCDF	1152037587	0.78 y	15:30	0.86	1424.95	0.82	-	n
13C-2,3,7,8-TCDD	121029588	0.77 y	18:50	0.99	108.66	0.43	55.3	n
2,3,7,8-TCDD	2508058	0.79 y	18:52	0.93	4.36	0.54	-	n
Total TCDD	94825314	0.75 y	16:28	0.93	164.84	0.54	-	n
37Cl-2,3,7,8-TCDD	182032320	1.00 y	18:51	2.22	73.19	0.22	93.1	n
13C-1,2,3,7,8-PeCDF	152813656	1.66 y	23:28	1.07	127.02	0.60	64.7	n
1,2,3,7,8-PeCDF	198650744	1.61 y	23:29	1.00	255.37	1.12	-	n
2,3,4,7,8-PeCDF	86705858	1.60 y	24:55	0.94	118.77	1.19	-	n
Total F2 PeCDF	1609349461	1.59 y	21:48	0.97	2130.17	1.15	-	n
Total F1 PeCDF	180273648	1.25 n	16:49	0.97	239.10	0.65	-	n
13C-1,2,3,7,8-PeCDD	81284716	1.65 y	25:39	0.67	108.78	0.54	55.4	n
1,2,3,7,8-PeCDD	5659125	1.62 y	25:42	0.93	14.72	1.61	-	n
Total PeCDD	82450484	1.63 y	22:14	0.93	214.47	1.61	-	n
13C-1,2,3,7,8,9-HxCDD	91997724	1.26 y	32:50	-	3.29	-	-	n
13C-1,2,3,4,7,8-HxCDF	120676232	0.51 y	31:25	0.89	144.32	1.38	73.5	n
1,2,3,4,7,8-HxCDF	396563632	1.22 y	31:26	1.20	538.43	3.17	-	n
1,2,3,6,7,8-HxCDF	265166088	1.26 y	31:35	1.37	314.83	2.77	-	n
2,3,4,6,7,8-HxCDF	*	* n	Not Fnd	1.24	*	3.06	-	n
1,2,3,7,8,9-HxCDF	75112918	1.25 y	33:07	1.33	92.21	2.87	-	n
Total HxCDF	1761371537	1.26 y	29:31	1.28	2243.89	2.96	-	n
13C-1,2,3,6,7,8-HxCDD	90207592	1.31 y	32:31	0.73 0.93	131.57 103.275	1.08	67.0	n
1,2,3,4,7,8-HxCDD	4055654	1.28 y	32:27	0.97	9.11	0.93	-	n
1,2,3,6,7,8-HxCDD	8990294	1.32 y	32:32	1.06	18.50	0.86	-	n
1,2,3,7,8,9-HxCDD	8667623	1.23 y	32:51	1.28	14.80	0.71	-	n
Total HxCDD	70218076	1.32 y	30:43	1.10	138.34	0.82	-	n
13C-1,2,3,4,6,7,8-HpCDF	80185902	0.44 y	34:35	0.86	99.54	1.11	50.7	n
1,2,3,4,6,7,8-HpCDF	696723232	1.06 y	34:35	1.29	1326.78	1.99	-	n
1,2,3,4,7,8,9-HpCDF	188939664	1.06 y	35:54	1.14 0.92	407.73 505.231	2.25	-	n
Total HpCDF	1236421712	1.06 y	34:35	1.21	2444.17	2.11	-	n
13C-1,2,3,4,6,7,8-HpCDD	72132976	1.03 y	35:31	0.75	102.40	1.78	52.1	n
1,2,3,4,6,7,8-HpCDD	25261462	1.12 y	35:31	1.00	68.95	1.36	-	n
Total HpCDD	39913857	3.21 n	34:09	1.00	108.95	1.36	-	n
13C-OCDD	110626328	0.93 y	38:18	0.56	209.28	1.36	53.3	n

OCDF	1389005184	0.89	y	38:25	1.44	3432.42	3.10	-	n
OCDD	25819751	0.91	y	38:19	1.11	82.65	0.87	-	n

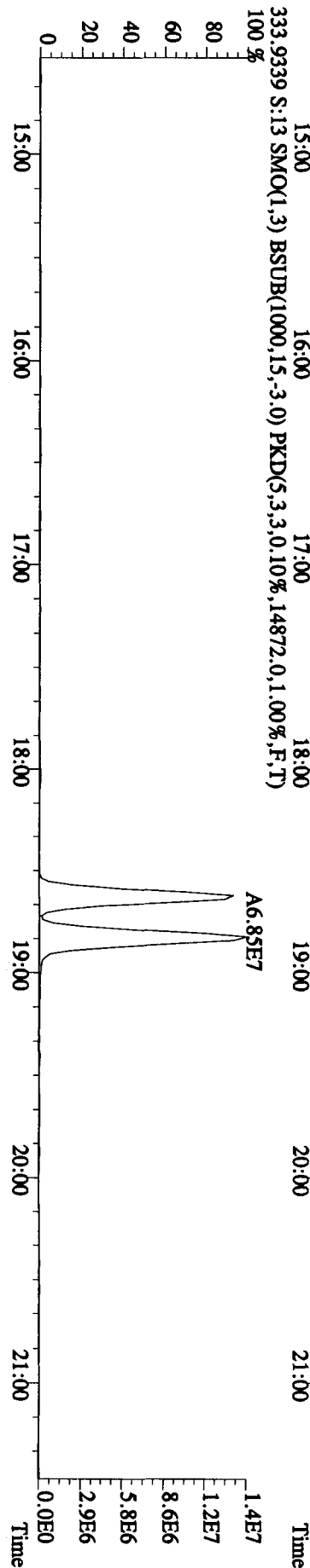
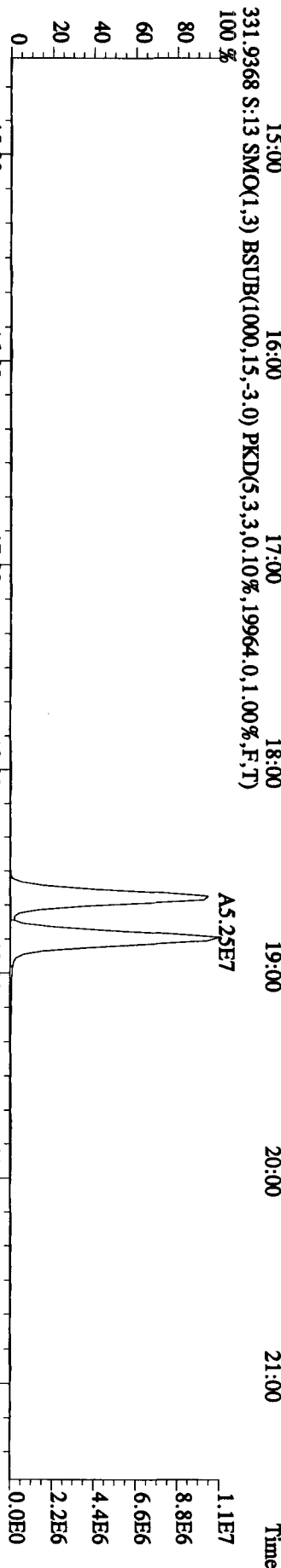
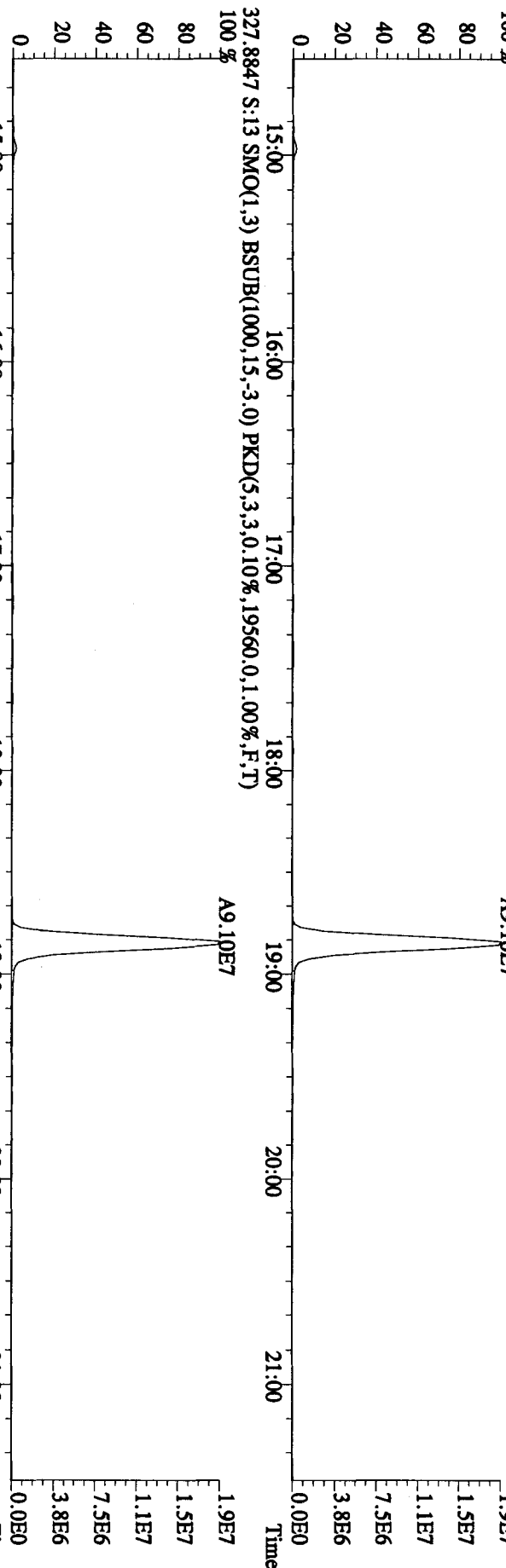
File:12JAI01D5 #1-411 Acq:12-JAN-2010 16:58:08 GC EI + Voltage SIR 70SE
 Sample#13 Text:LRDQ0-2-AA :G9L180646-TRX Exp.:DIOXIN
 303.9016 S:13 SMO(1,3) BSUB(1000,15,-3.0) PKD(5,3,3,0.10%,16724.0,1.00%,F,T)
 100 % A1.30E8



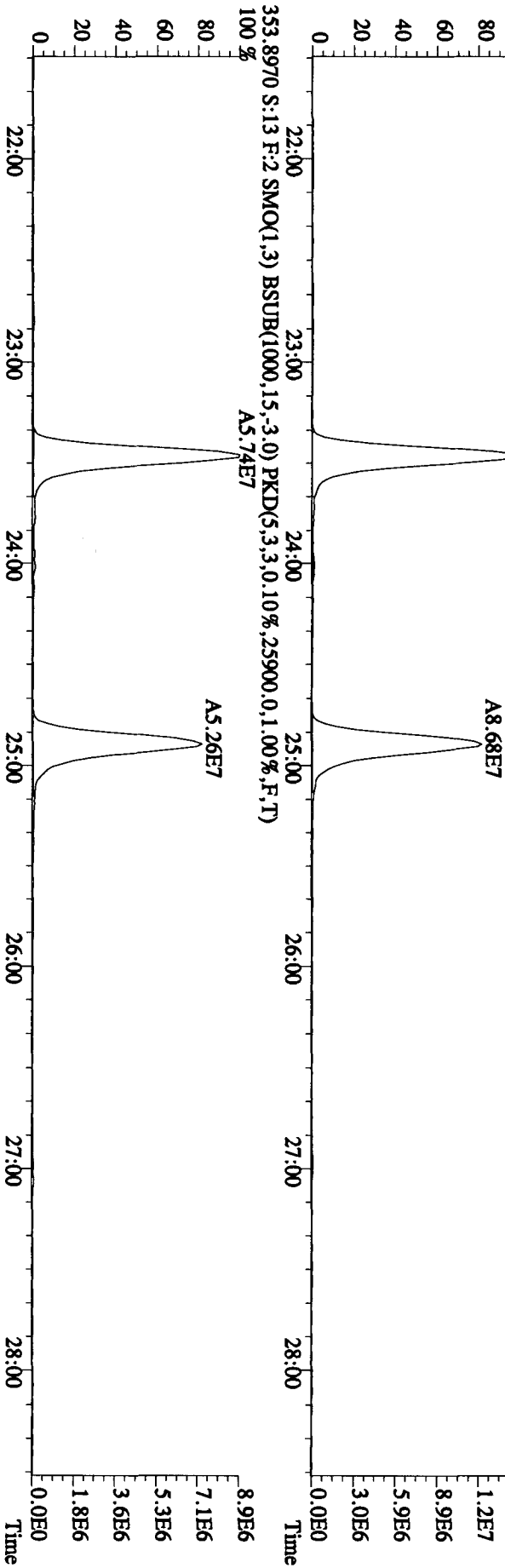
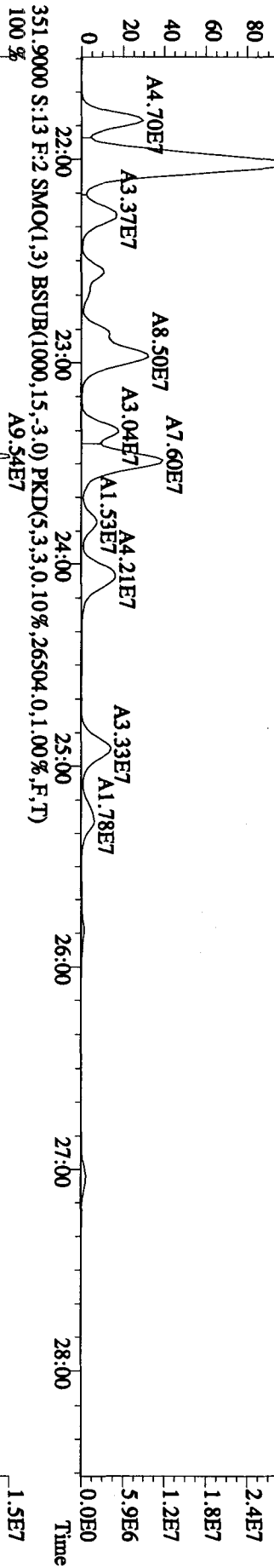
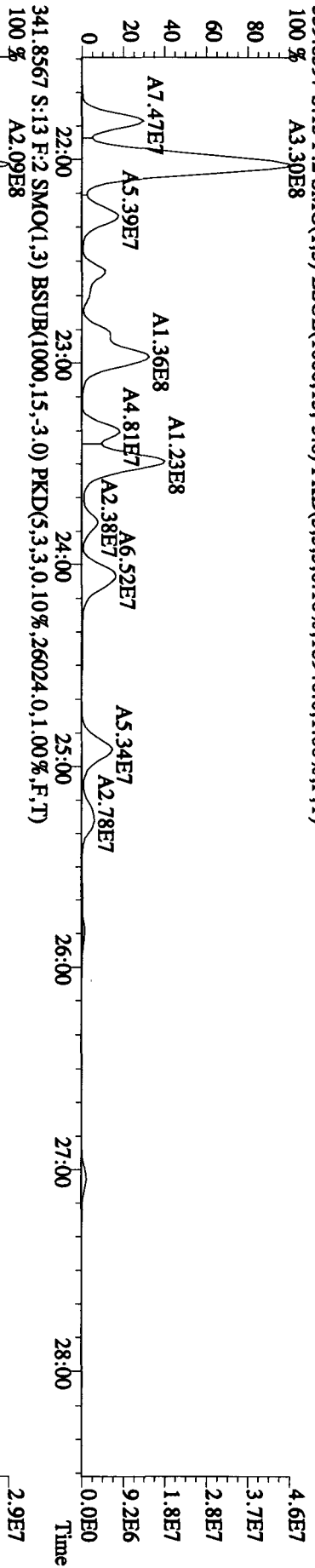
File:12JAI01D5 #1-411 Acq:12-JAN-2010 16:58:08 GC EI+ Voltage SIR 70SE
 Sample#13 Text:LRDQ0-2-AA :G9L180646-TRX Exp:DIOXIN
 319.8965 S:13 SMO(1,3) BSUB(1000,15,-3.0) PKD(5,3,3,0.10%,9000.0,1.00%,F,T)
 100 %



File:12JAI01D5 #1-411 Acq:12-JAN-2010 16:58:08 GC EI+ Voltage SIR 70SE
 Sample#13 Text:LRD00-2-AA :G9L180646-TRX Exp:DIOXIN
 327.8847 S:13 SMO(1,3) BSUB(1000,15,-3.0) PKD(5,3,3,0.10%,19560.0,1.00%,F,T)
 100%



File: 121A101D5 #1-495 Acq: 12-JAN-2010 16:58:08 GC EI+ Voltage SIR 70SE
 Sample#13 Text:LRD00-2-AA :G9L180646-7RX Exp:DIOXIN
 339.8597 S:13 F:2 SMO(1,3) BSUB(1000,15,-3,0) PKD(5,3,3,0,10%,18940,0,1,00%,F,T)
 100% A3.30E8



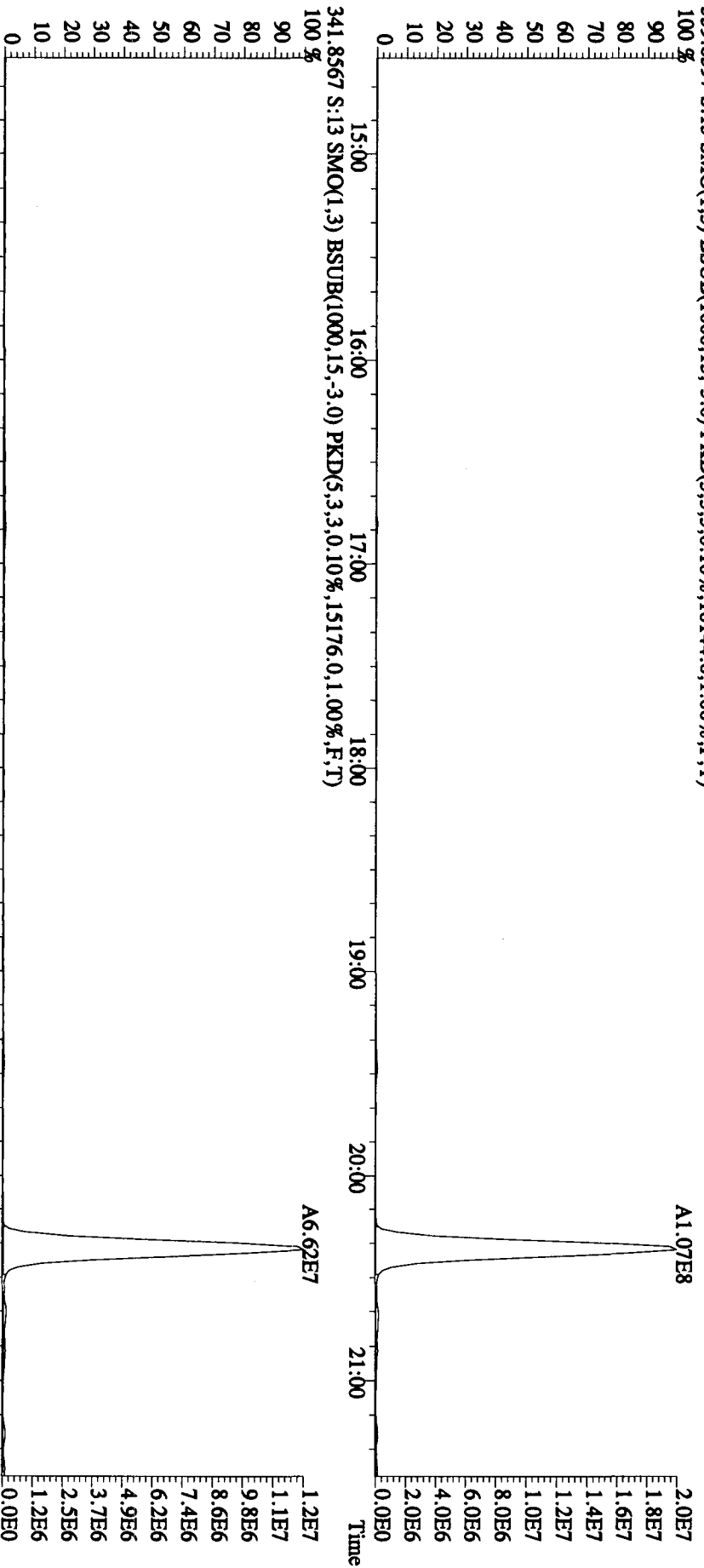
File:12JA101D5 #1-411 Acq:12-JAN-2010 16:58:08 GC EI+ Voltage SIR 70SE

Sample#13 Text:LRD00-2-AA :G9L180646-7RX

Exp:DIOXIN

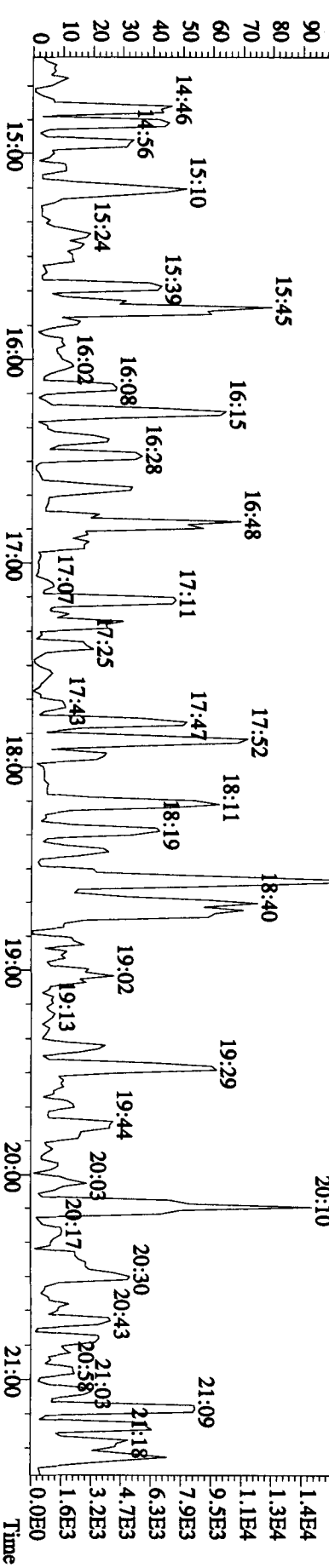
339.8597 S:13 SMO(1,3) BSUB(1000,15,3,0) PKD(5,3,3,0,10%,10144,0,1,00%,F,T)

100 %

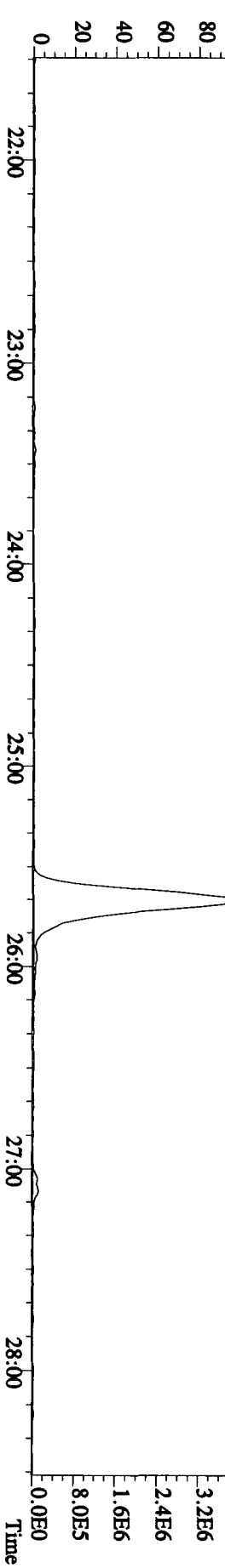
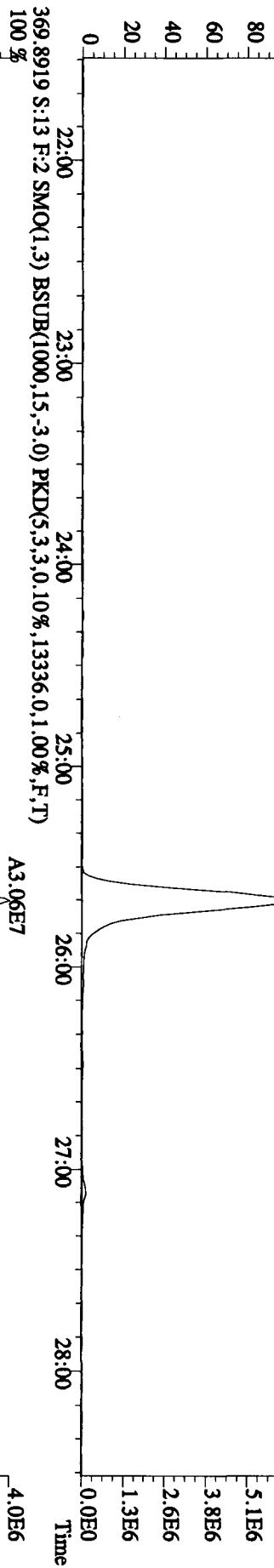
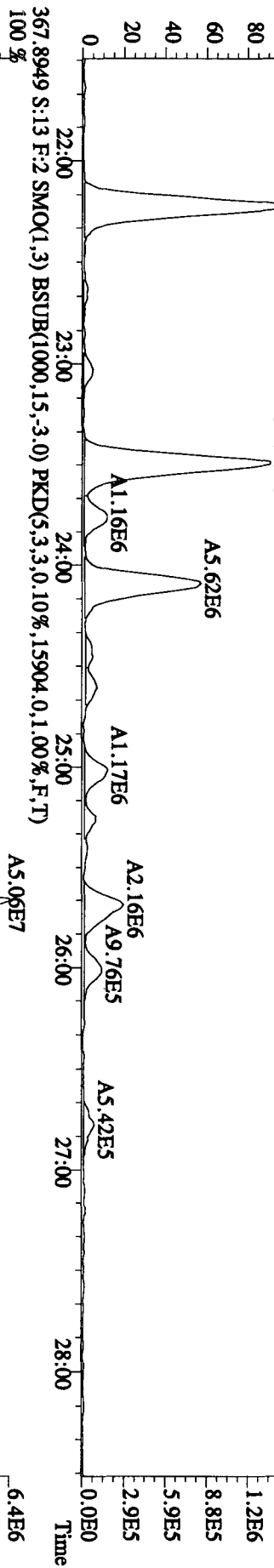
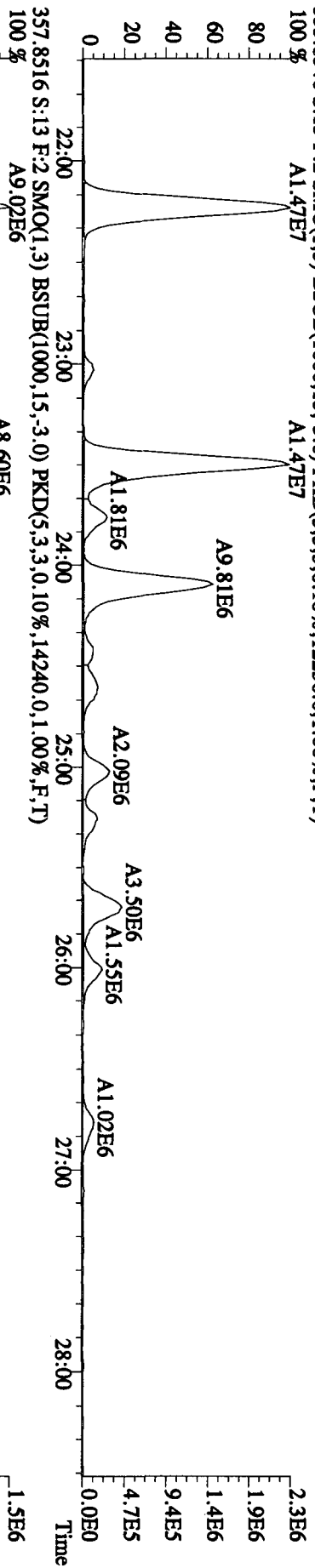


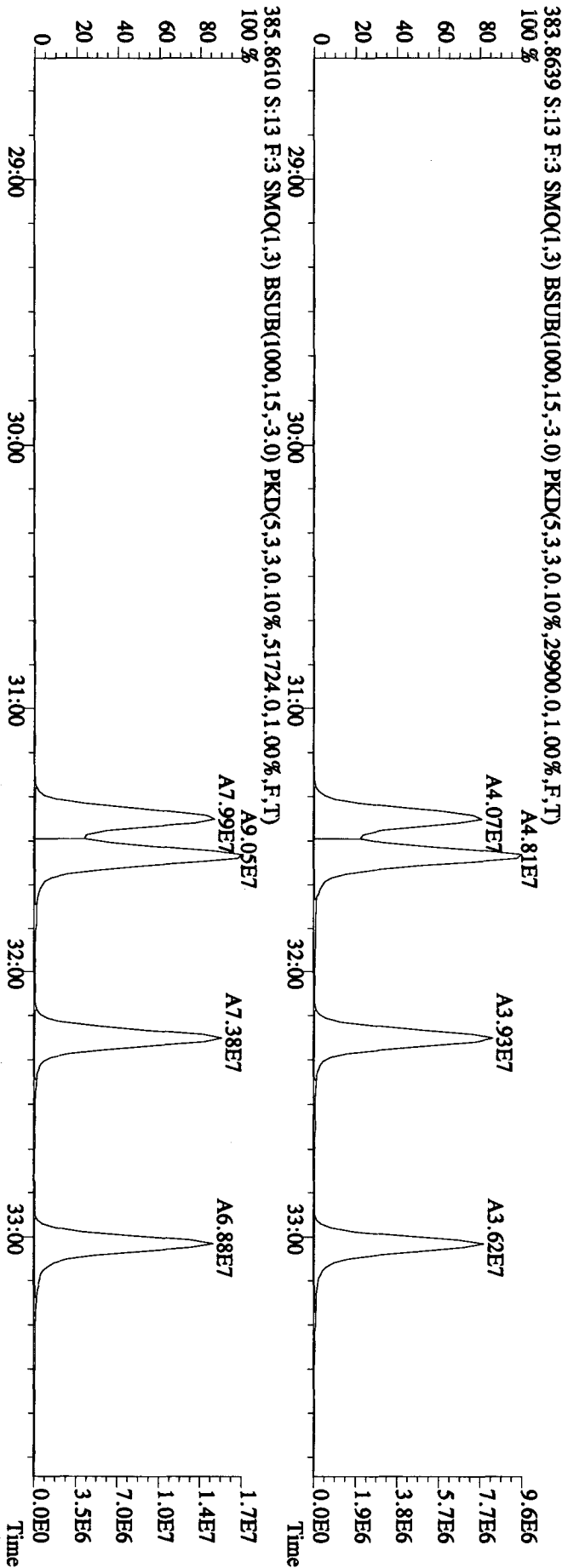
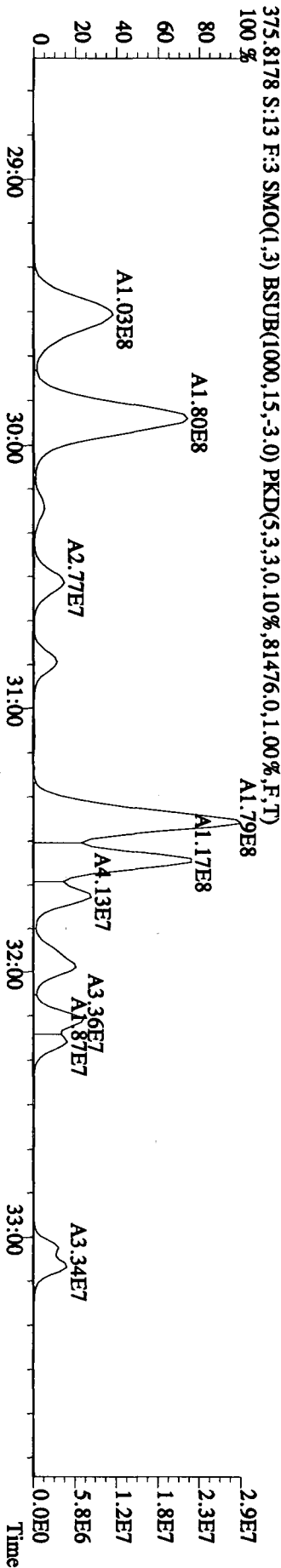
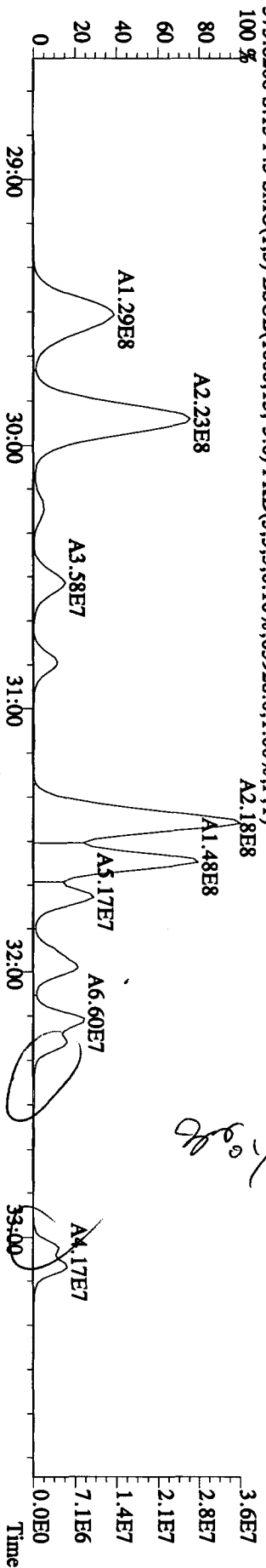
409.7974 S:13 SMO(1,3) BSUB(1000,15,3,0) PKD(5,3,3,100,00%,1276,0,1,00%,F,T)

100 %

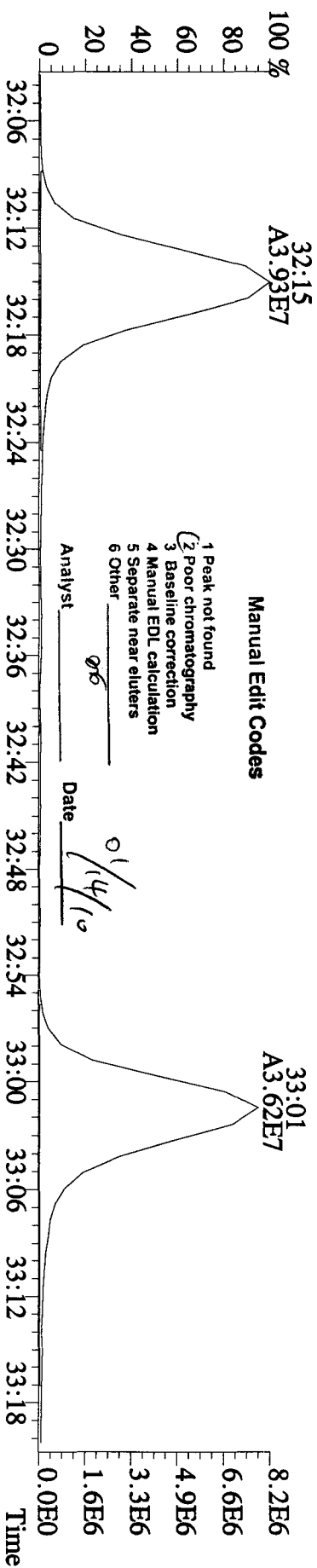




File:12JAI01D5 #1-495 Acq:12-JAN-2010 16:58:08 GC EI+ Voltage SIR 70SE
 Sample#13 Text:LRD00-2-AA :G9L180646-TRX Exp:DIOXIN
 355 8546 S:13 F:2 SMO(1,3) BSUB(1000,15,-3,0) PKD(5,3,3,0,10%,12256,0,1,00%,F,T)
 100 % A1.47E7 A1.47E7





Handwritten signature/initials


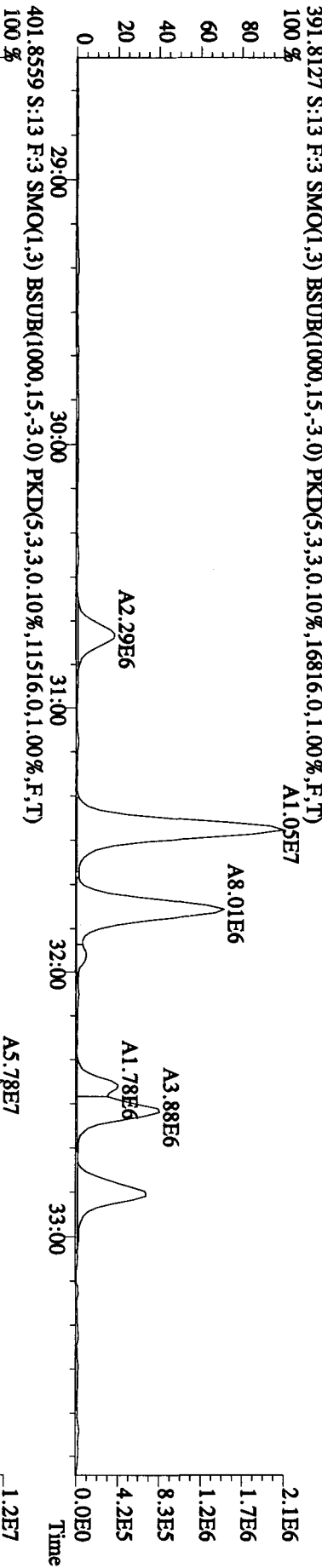
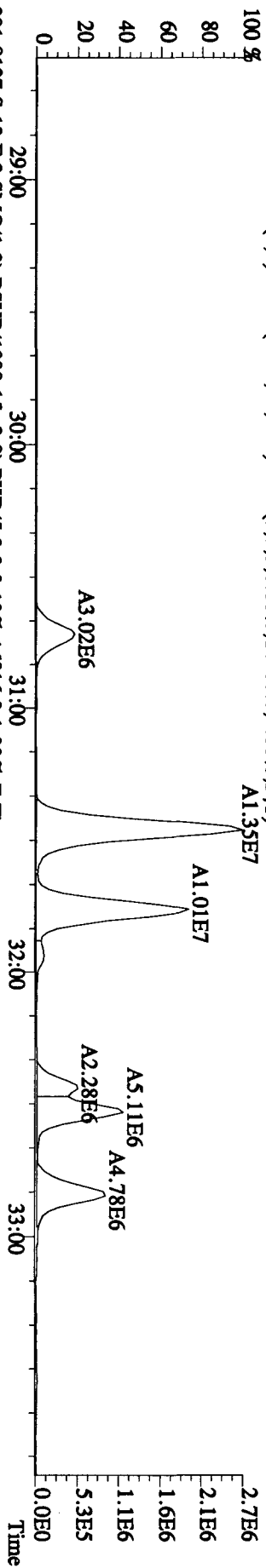


File:12J1A101D5 #1-361 Acq:12-JAN-2010 16:58:08 GC EI+ Voltage SIR 70SE

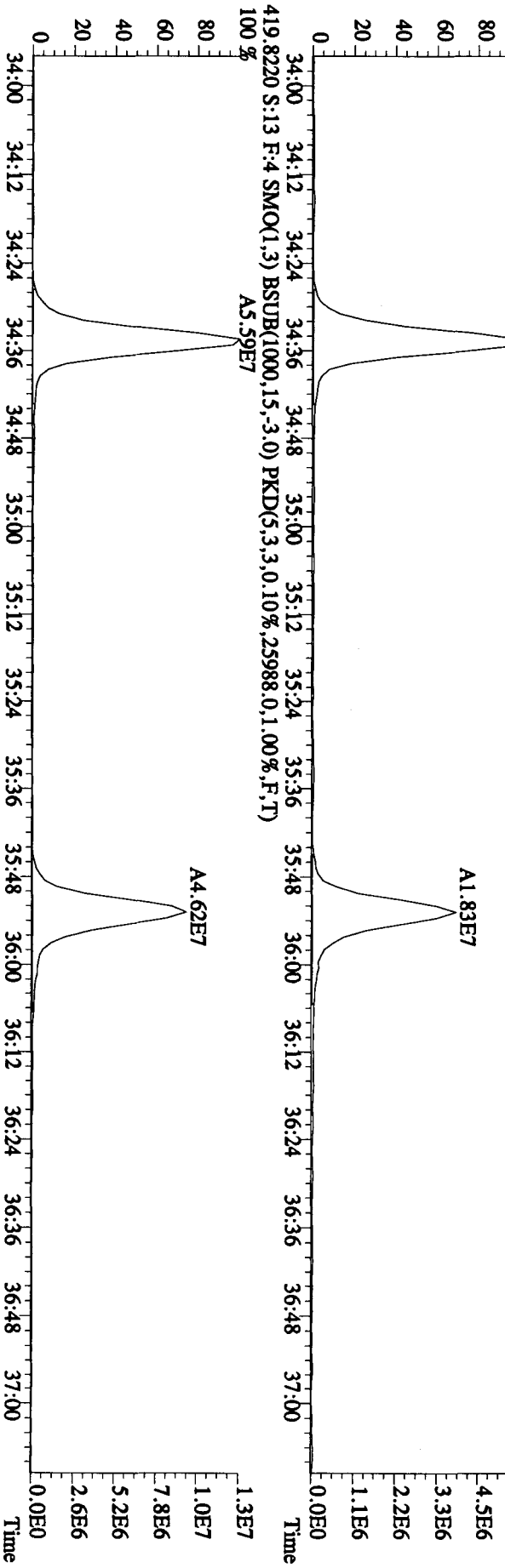
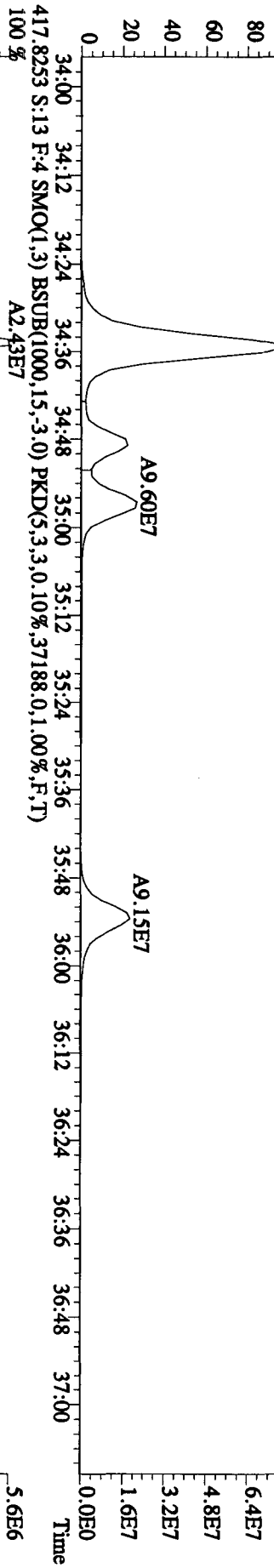
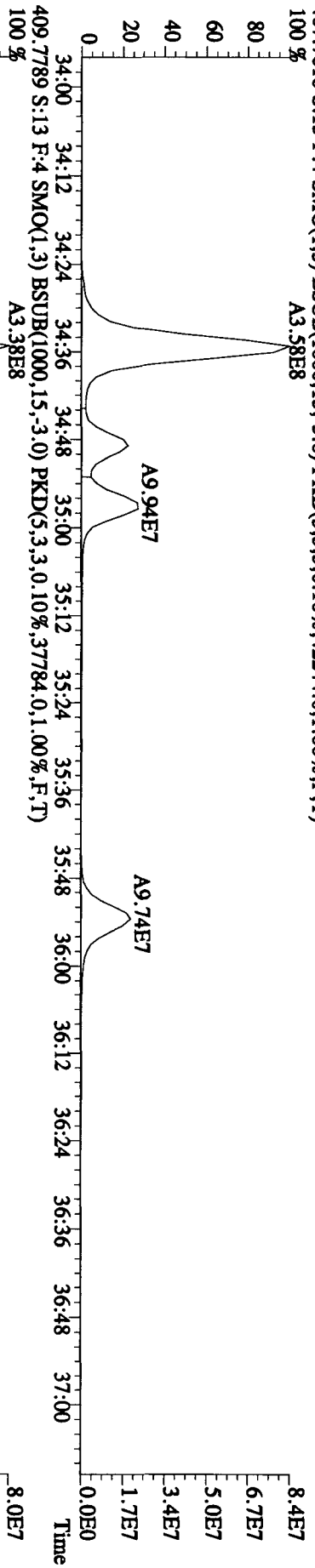
Sample#13 Text:LRD00-2-AA :G9L180646-7RX

Exp:DIOXIN

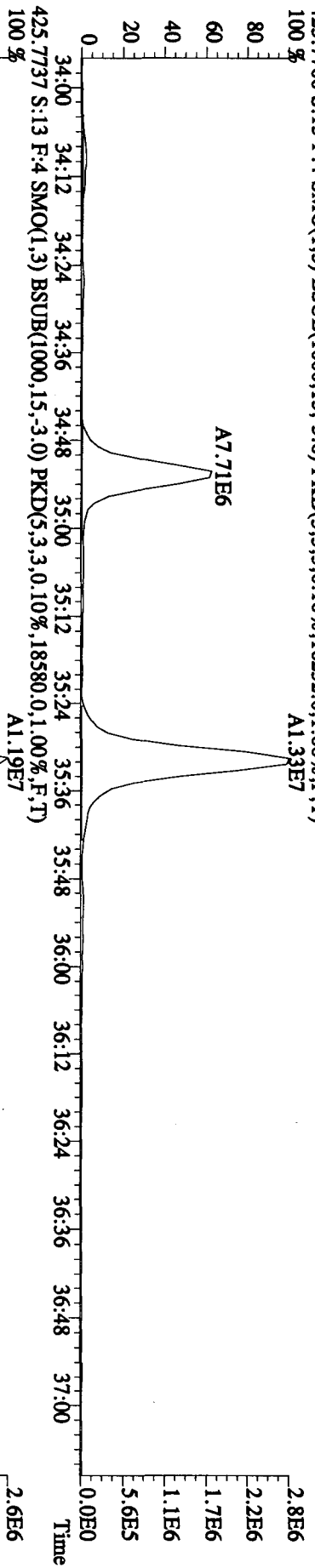
389.8157 S:13 F:3 SMO(1.3) BSUB(1000,15,-3.0) PKD(5,3,3,0,10%,14408,0,1,00%,F,T)



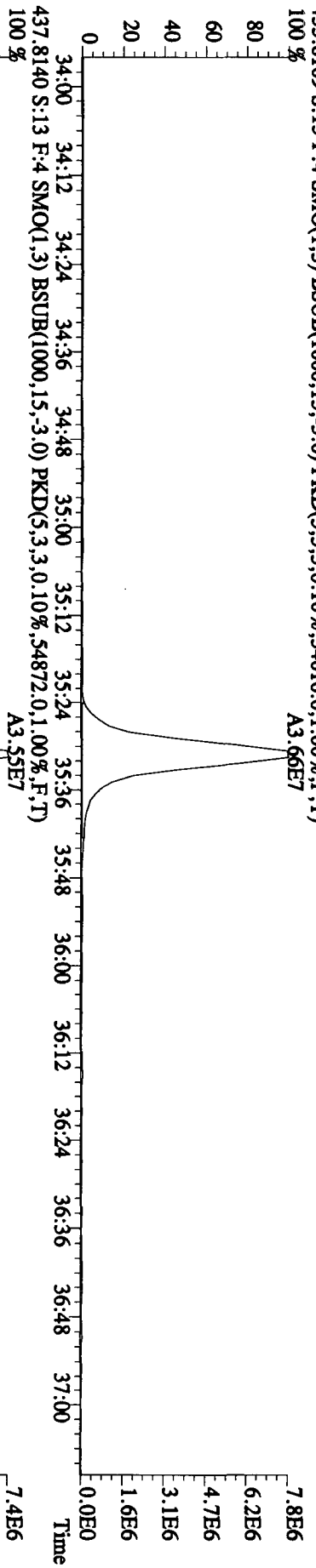
File: 12A101D5 #1-228 Acq: 12-JAN-2010 16:58:08 GC EI+ Voltage SIR 70SE
Sample#13 Text:LRD00-2-AA :G9L180646-7RX Exp:DIOXIN
407.7818 S:13 F:4 SMO(1,3) BSUB(1000,15,-3,0) PKD(5,3,3,0,10%,42244,0,1,00%,F,T)
100%



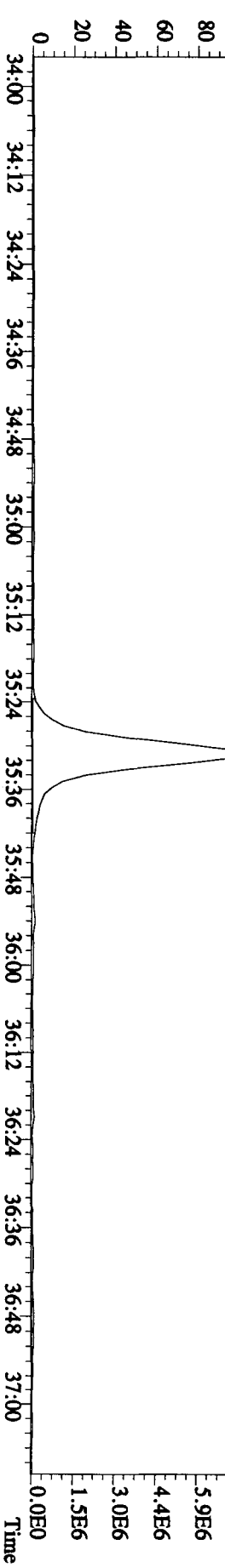
423.7766 S:13 F:4 SMO(1,3) BSUB(1000,15,-3.0) PKD(5,3,3,0.10%,16232.0,1.00%,F,T)



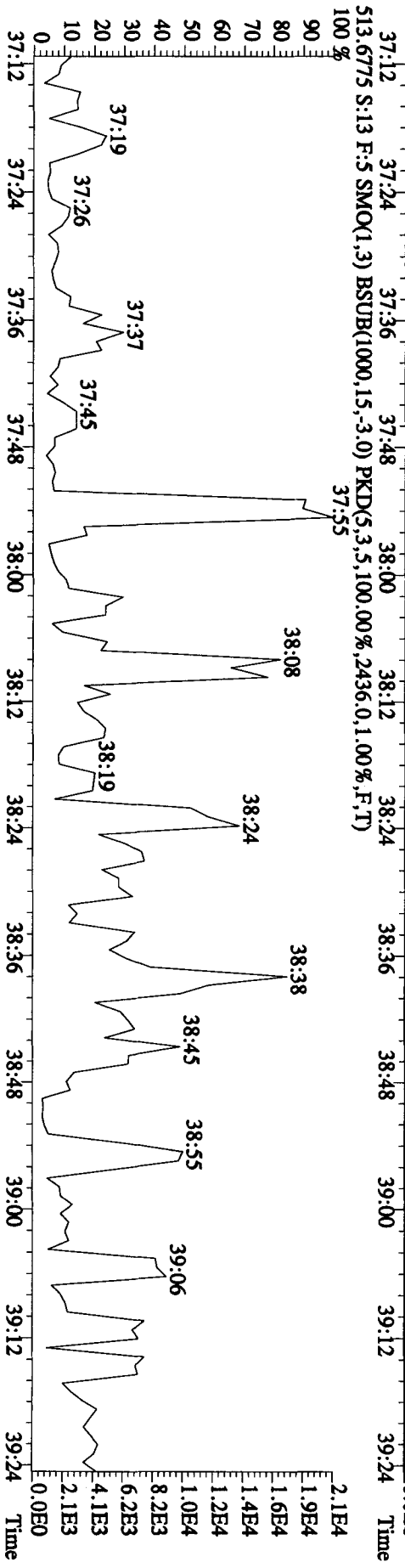
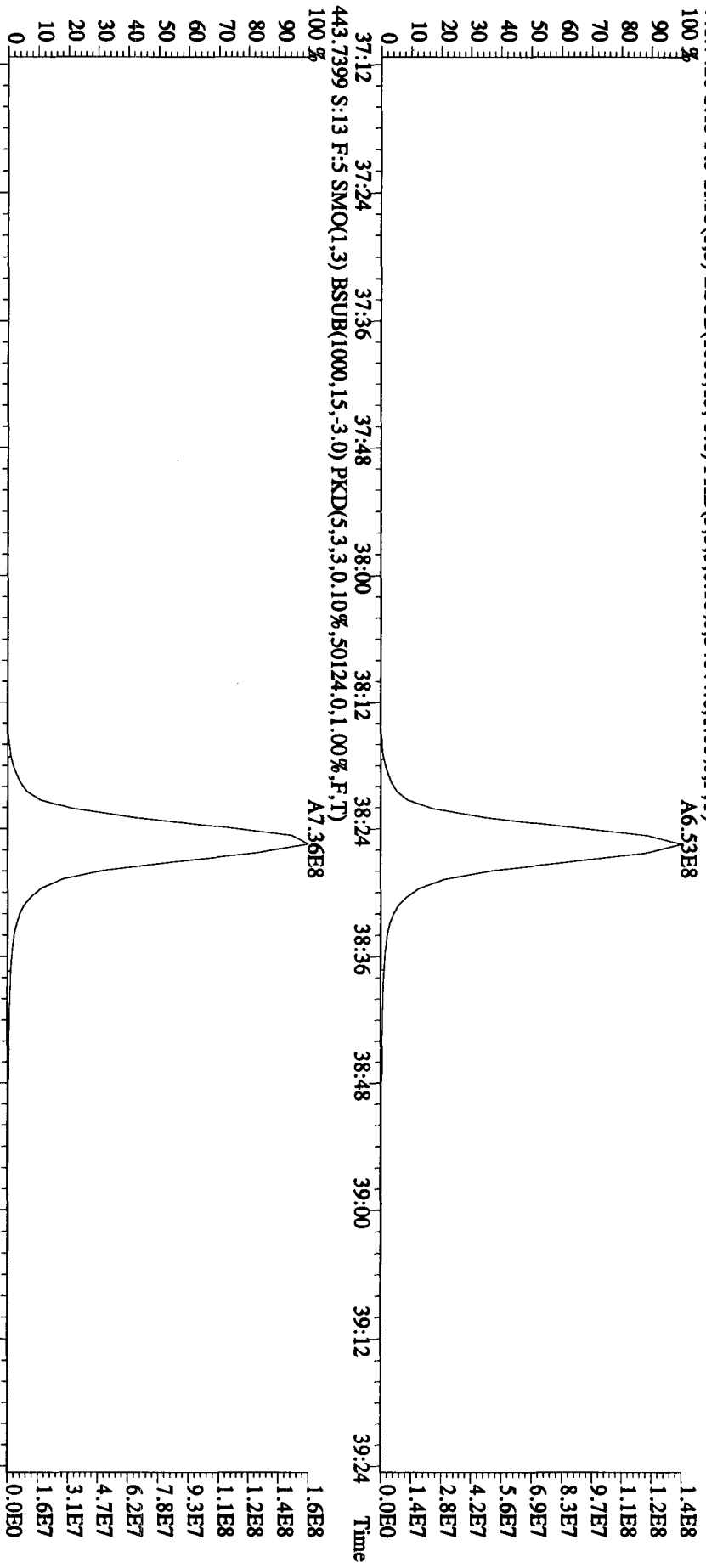
435.8169 S:13 F:4 SMO(1,3) BSUB(1000,15,-3.0) PKD(5,3,3,0.10%,34016.0,1.00%,F,T)



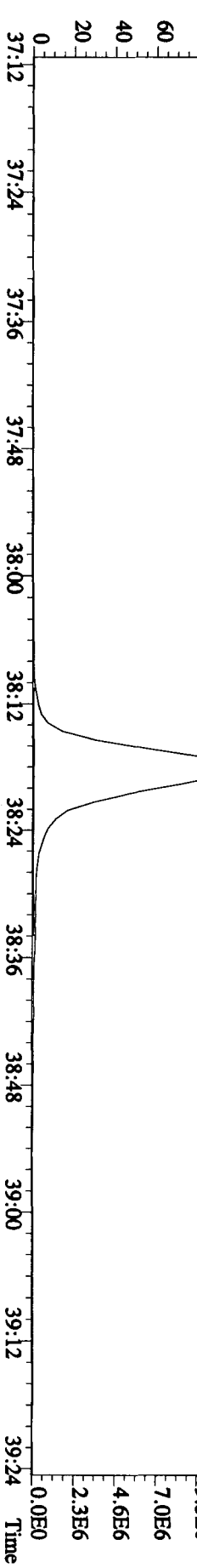
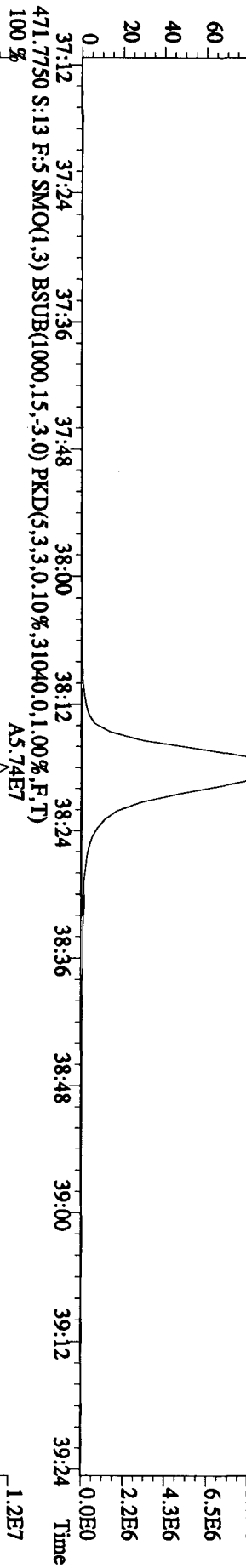
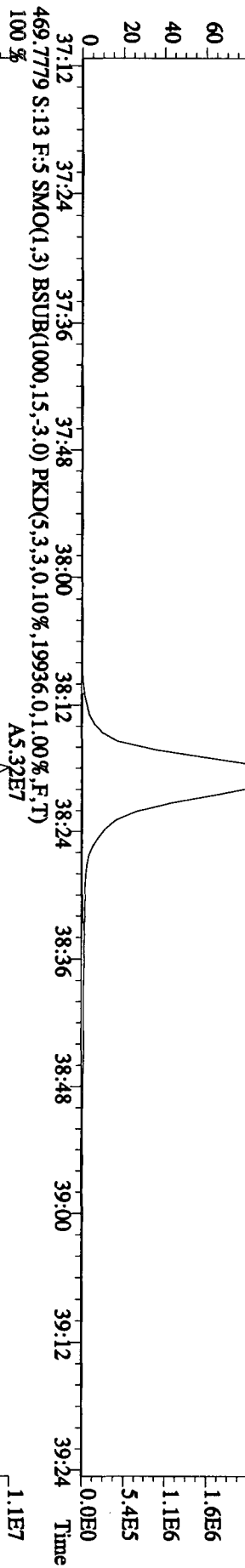
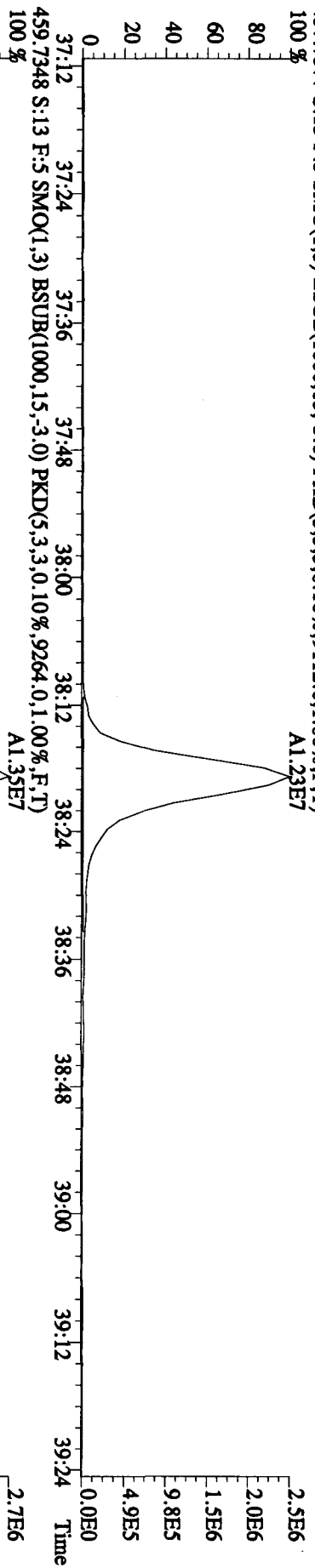
437.8140 S:13 F:4 SMO(1,3) BSUB(1000,15,-3.0) PKD(5,3,3,0.10%,54872.0,1.00%,F,T)

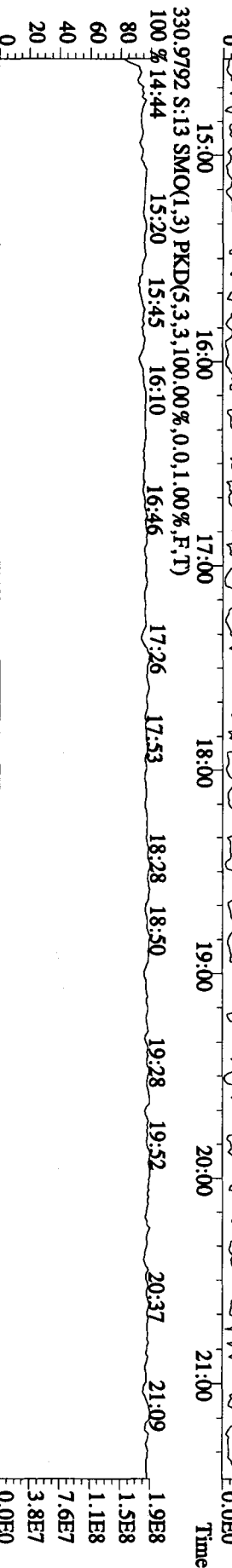

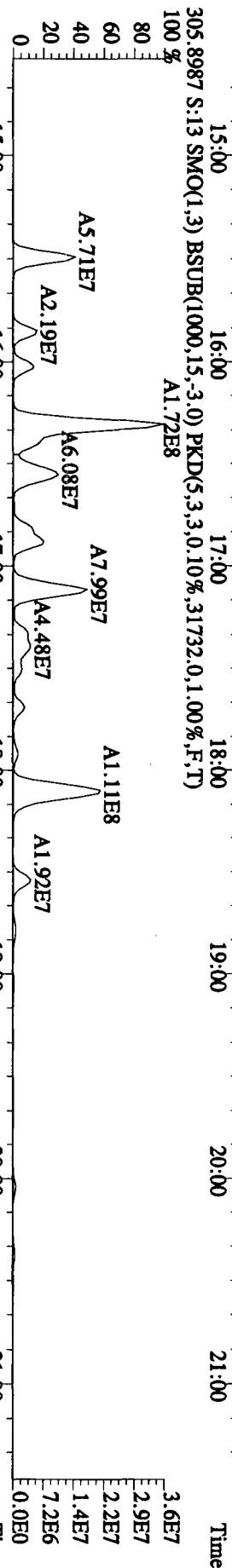
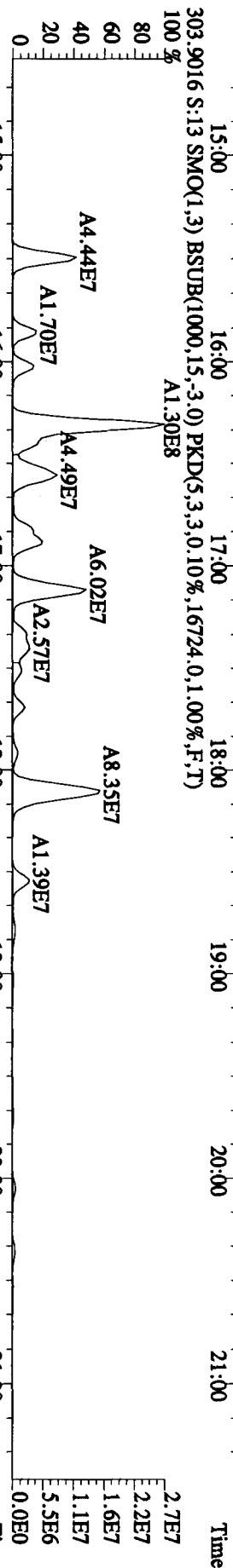
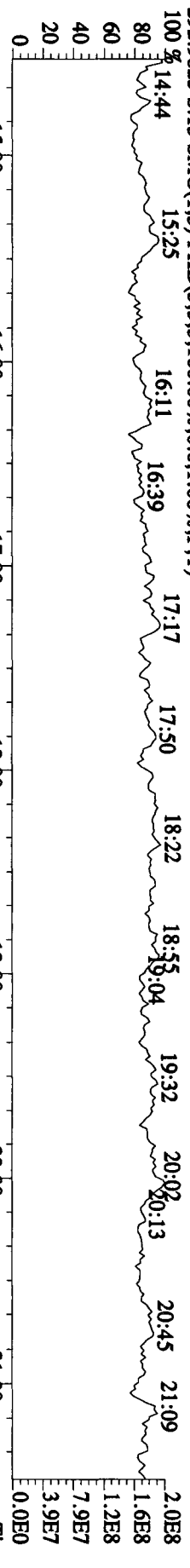


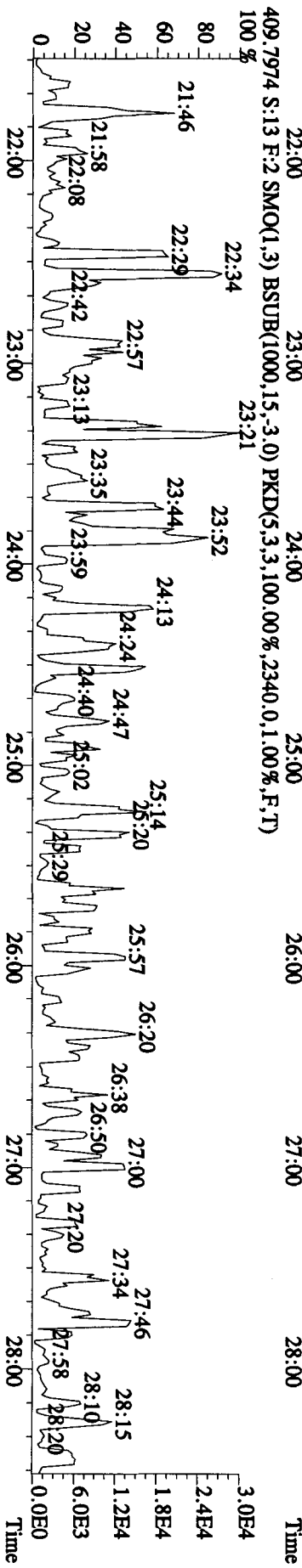
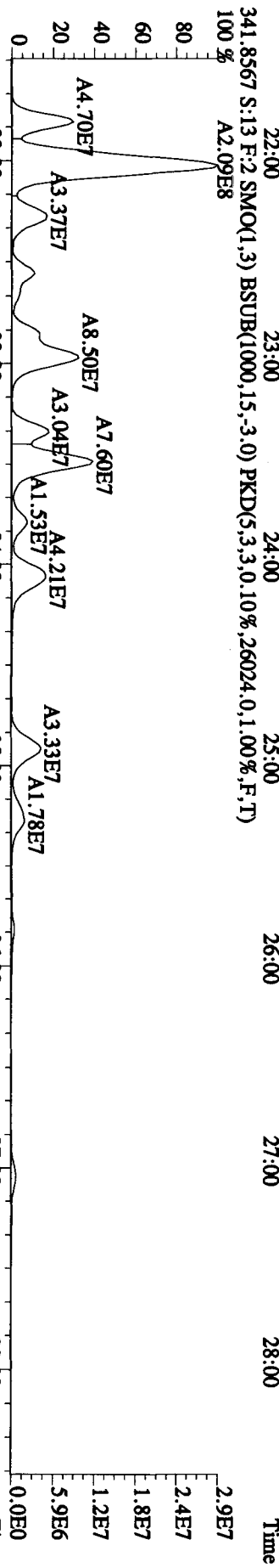
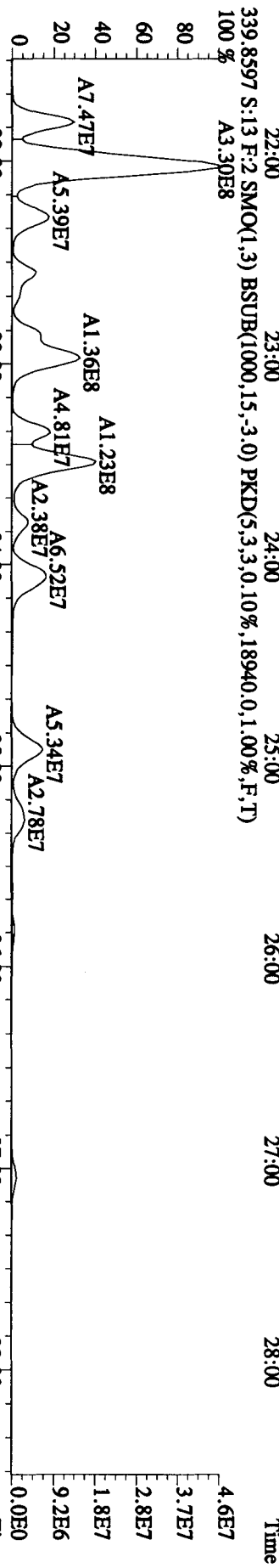

File:12\JA101D5 #1-161 Acq:12-JAN-2010 16:58:08 GC EI+ Voltage SIR 70SE
 Sample#13 Text:LRDQ0-2-AA :G9L180646-TRX Exp:DIOXIN
 441.7428 S:13 F:5 SMO(1,3) BSUB(1000,15,-3.0) PKD(5,3,3,0,10%,34844,0,1,00%,F,T)
 100%



File:12JAI01D5 #1-161 Acq:12-JAN-2010 16:58:08 GC EI+ Voltage SIR 70SE
 Sample#13 Text:LRD00-2-AA :G9L180646-7RX Exp:DIOXIN
 457.7377 S:13 F:5 SMO(1,3) BSUB(1000,15,-3.0) PKD(5,3,3,0.10%,9112.0,1.00%,F,T)
 100 % AI.23E7

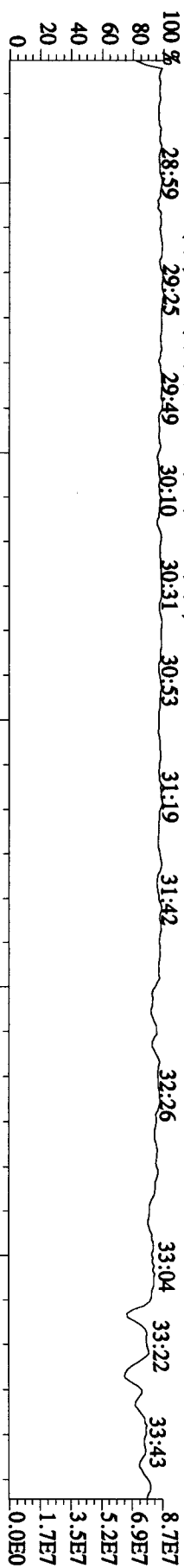




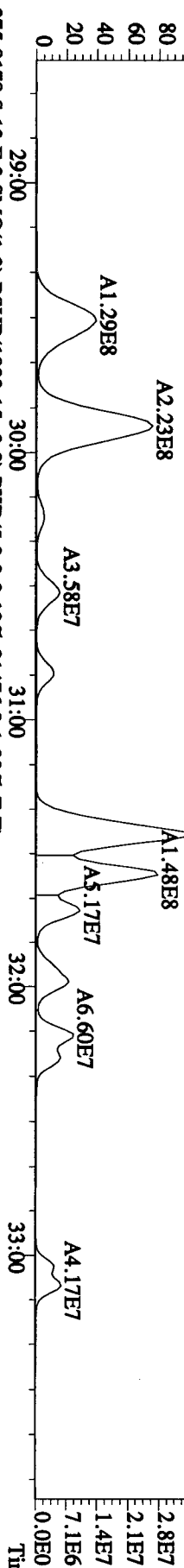


Sample#13 Text:LRD00-2-AA :G9L180646-7RX Exp:DIOXIN

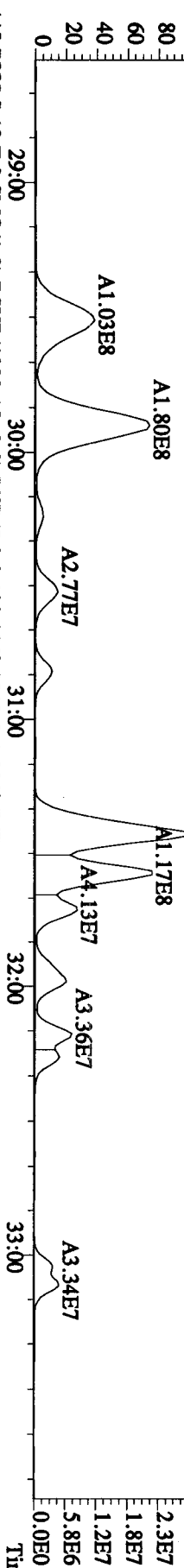
392.9760 S:13 F:3 SMO(1,3) PKD(5,3,3,100.00%,0.0,1.00%,F,T)




373.8208 S:13 F:3 SMO(1,3) BSUB(1000,15,-3,0) PKD(5,3,3,0.10%,65928,0.1,0.00%,F,T)




375.8178 S:13 F:3 SMO(1,3) BSUB(1000,15,-3,0) PKD(5,3,3,0.10%,81476,0.1,0.00%,F,T)

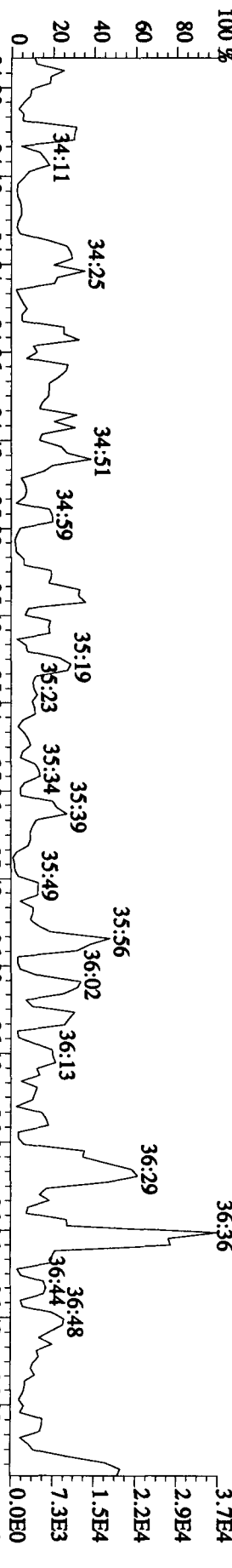
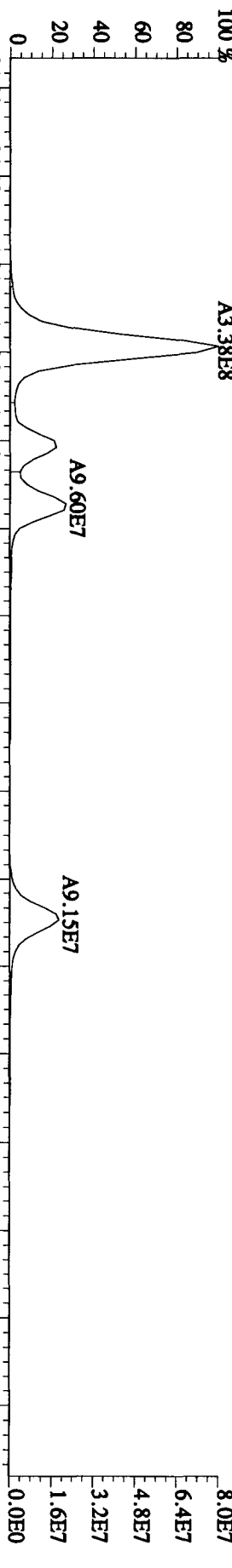

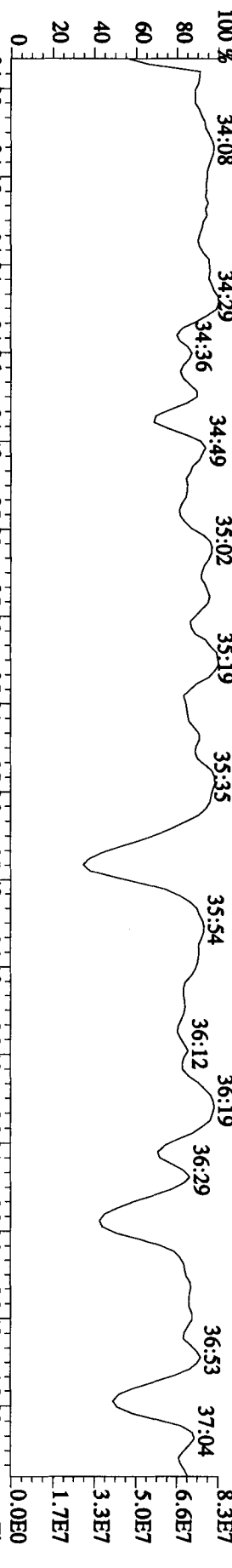


445.7555 S:13 F:3 SMO(1,3) BSUB(1000,15,-3,0) PKD(5,3,3,100.00%,2312,0.1,0.00%,F,T)

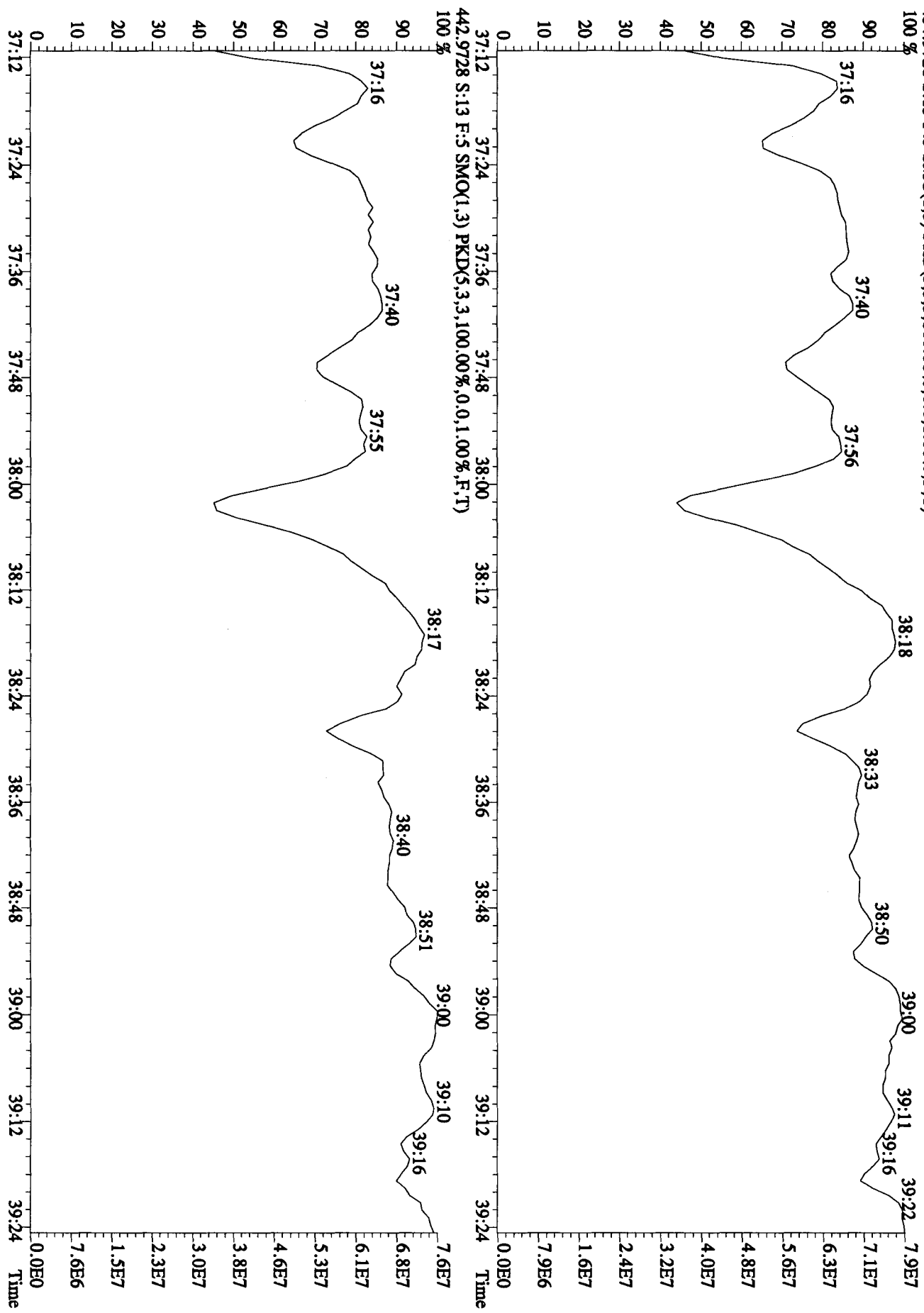


380.9760 S:13 F:3 SMO(1,3) PKD(5,3,3,100.00%,0.0,1.00%,F,T)





File: 12JA101D5 #1-161 Acq: 12-JAN-2010 16:58:08 GC EI+ Voltage SIR 70SE
 Sample#13 Text: LRD00-2-AA : G9L180646-7RX Exp: DIOXIN
 454.9728 S:13 F:5 SMO(1,3) PKD(5,3,3,100.00%,0.0,1.00%,F,T)



442.9728 S:13 F:5 SMO(1,3) PKD(5,3,3,100.00%,0.0,1.00%,F,T)

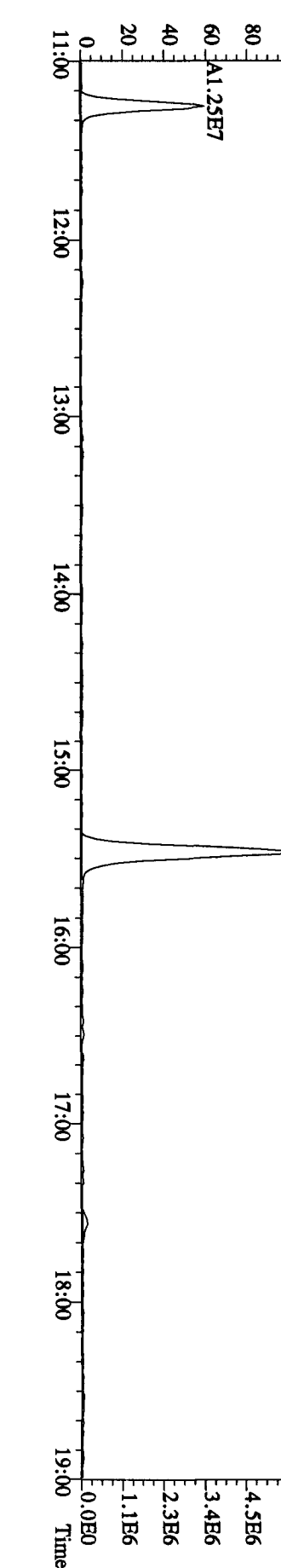
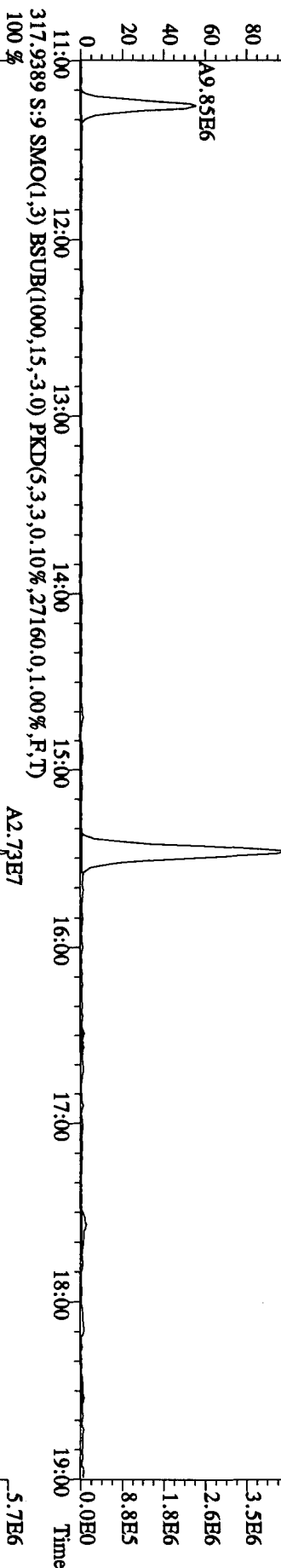
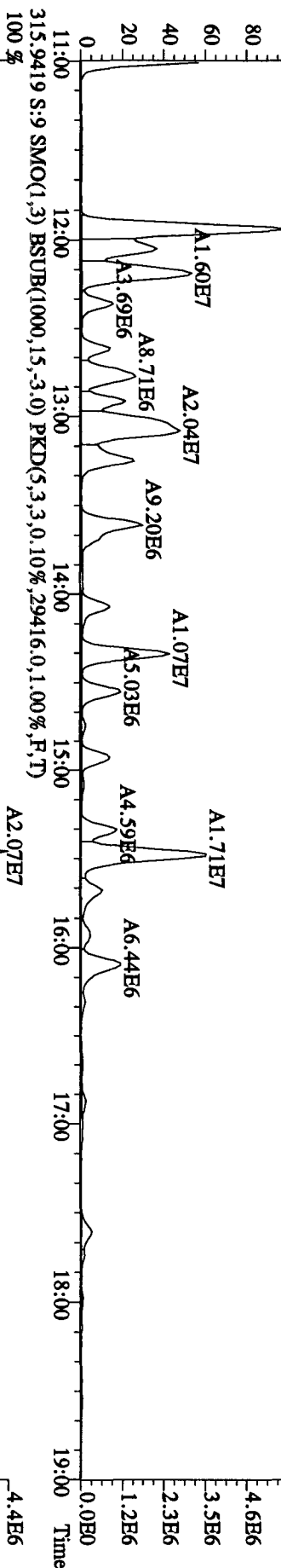
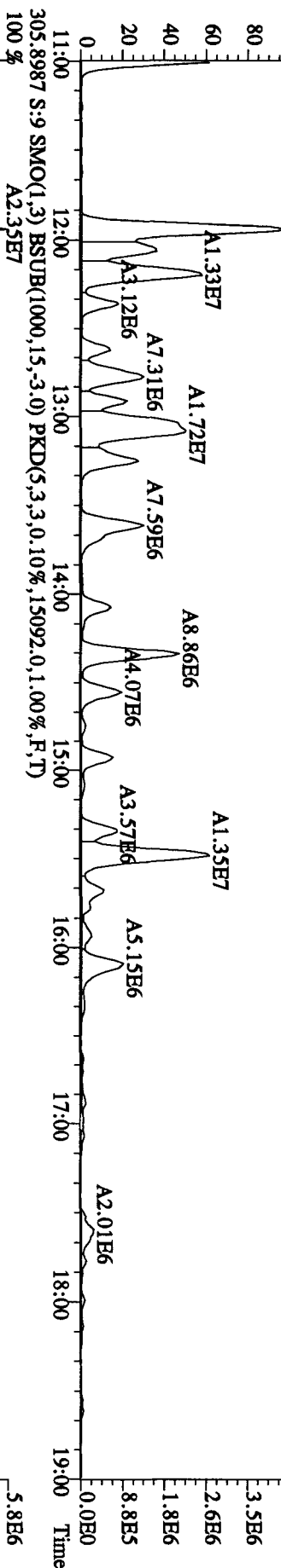
Run text: LRDQ0-2-AA Sample text: LRDQ0-2-AA :G9L180646-7RX
 Run #13 Filename: 12JA10B5D2 S: 9 I: 1 Results: 12JA10B5D2DB225
 Acquired: 13-JAN-10 01:31:19 Processed: 13-JAN-10 10:54:08
 Run: 12JA10B5D2 Analyte: DB225HRS Cal: DB2250104105D2
 Factor 1: 1600.000 Factor 2: 20.000 Sample size: 10.18007g

Name	Resp	RA	RT	RRF	Conc	EDL	Rec	M
13C-1,2,3,4-TCDD	24928300	0.68 y	14:21	-	1.13	-	-	n
13C-2,3,7,8-TCDF	47972700	0.76 y	15:28	1.66	113.63	1.81	57.8	n
2,3,7,8-TCDF	30548800	0.79 y	15:29	1.01	123.44	1.70	-	n
13C-2,3,7,8-TCDD	27525400	0.75 y	14:07	0.95	114.03	2.88	58.0	n
2,3,7,8-TCDD	1690795	0.78 y	14:10	1.18	10.21	2.35	-	n
37Cl-2,3,7,8-TCDD	41353000	1.00 y	14:08	2.07	78.80	0.73	100.3	n

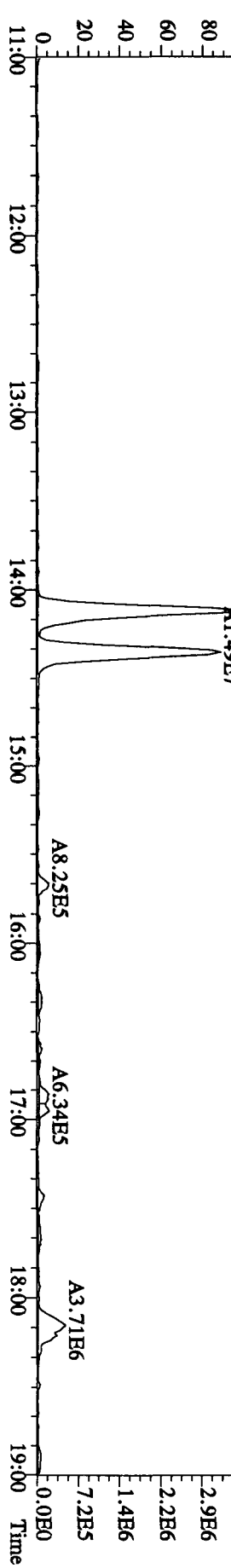
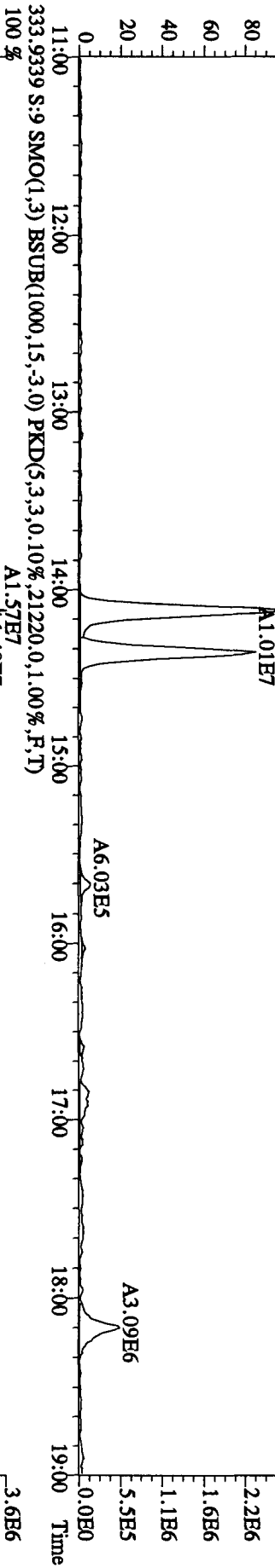
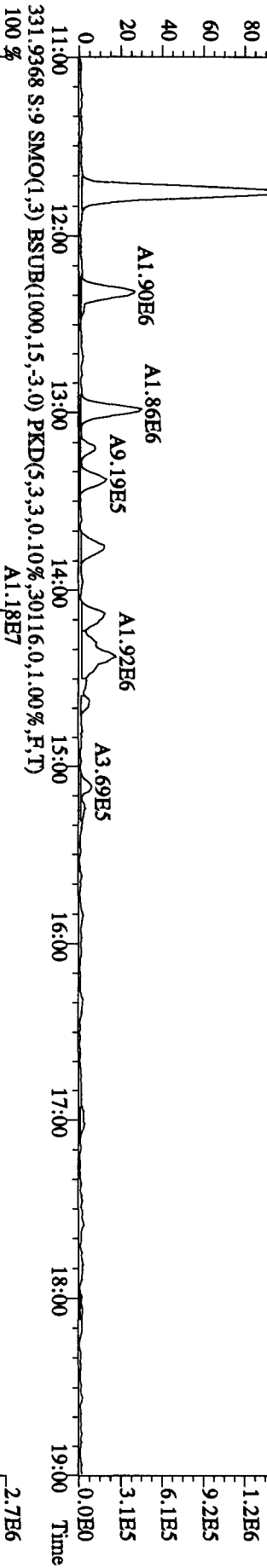
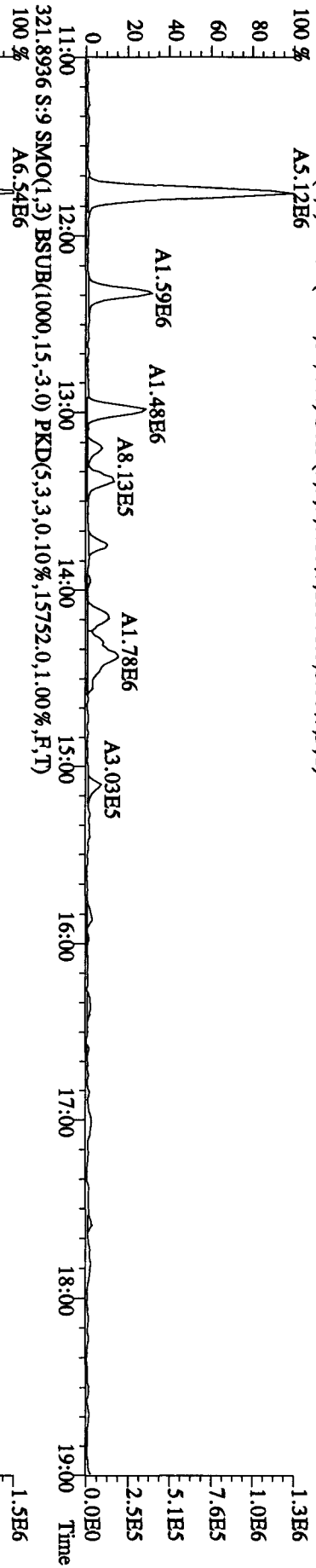
con. G

*9/10
01/14/10*

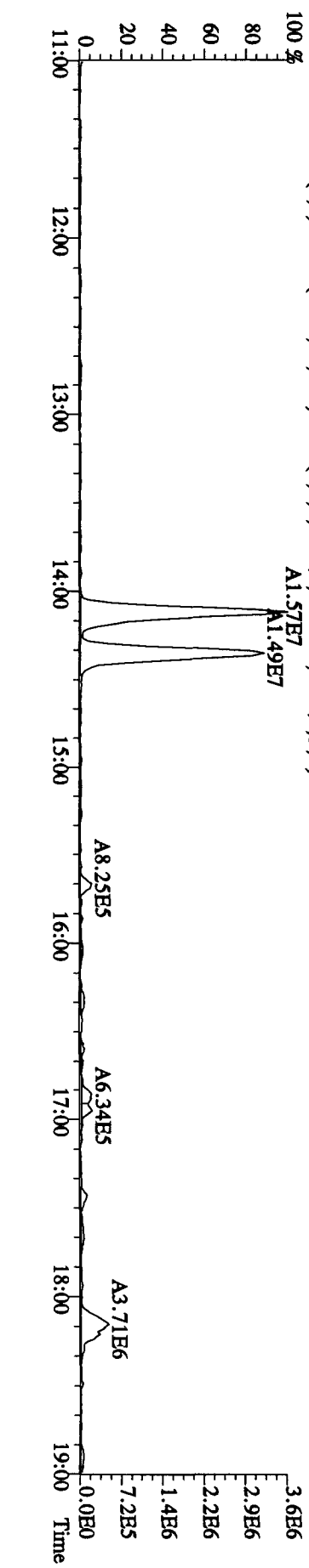
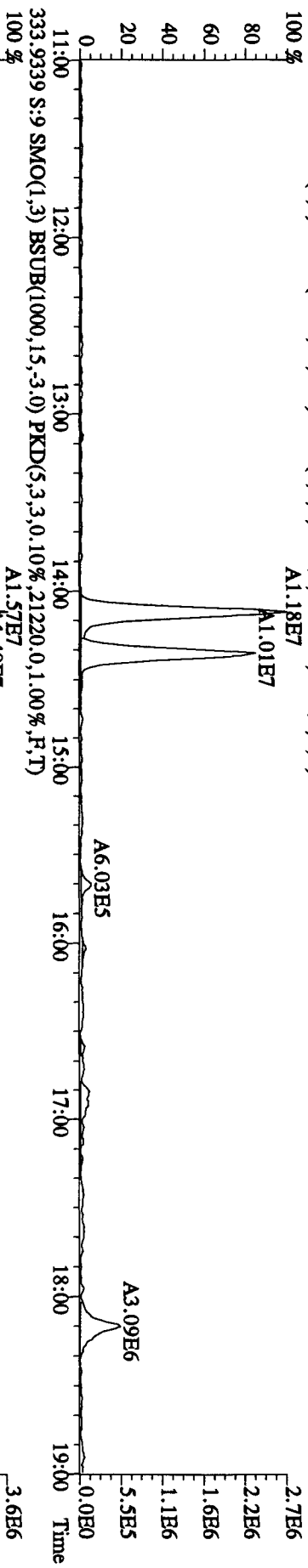
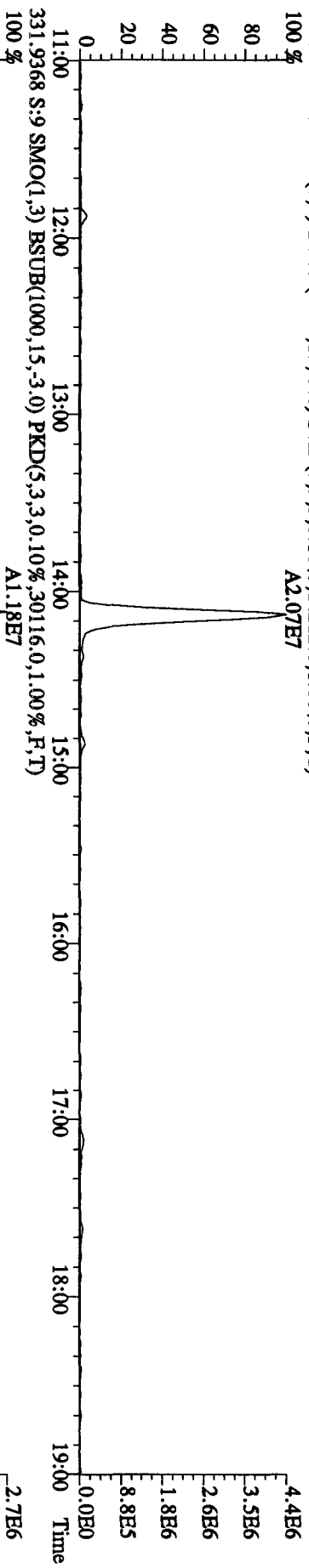
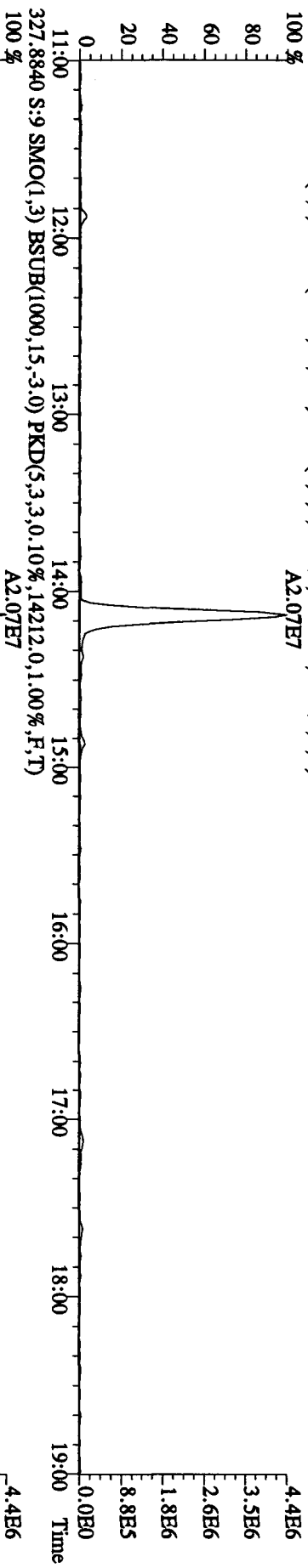
File:12JA10B5D2 #1-1241 Acq:13-JAN-2010 01:31:19 GC EI+ Voltage SIR 70SE
 Sample#9 Text:LRDQ0-2-AA :G9L180646-7RX Exp:DB225
 303.9016 S:9 SMO(1,3) BSUB(1000,15,-3.0) PKD(5,3,3,0.10%,1.14192,0.1,0.00%,F,T)
 100 % A1.92E7



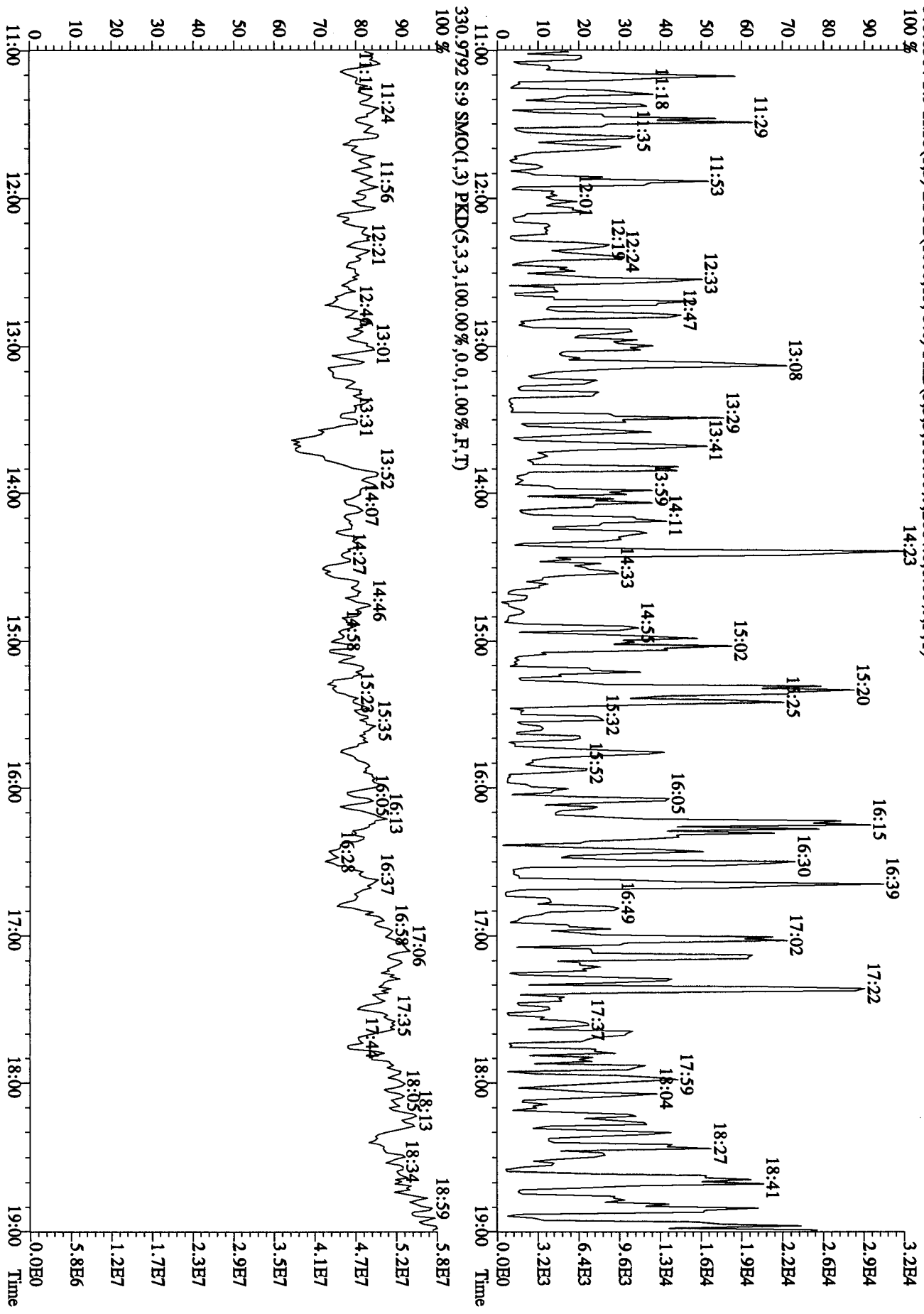
File: 121A10B5D2 #1-1241 Acq: 13-JAN-2010 01:31:19 GC EI+ Voltage SIR 70SE
 Sample#9 Text:LRDQ0-2-AA :G9L180646-7RX Exp:DB225
 319.8965 S:9 SMO(1,3) BSUB(1000,15,-3,0) PKD(5,3,3,0,10%,13976,0,1,00%,F,T)
 100%



File: 121A10B5D2 #1-1241 Acq: 13-JAN-2010 01:31:19 GC EI+ Voltage SIR 70SE
 Sample#9 Text: LRDQ0-2-AA : G9L180646-7RX Exp: DB225
 327.8840 S:9 SMO(1.3) BSUB(1000,15,-3.0) PKD(5,3,3,0,1.0%,14212,0,1.00%,F,T)
 100% A2.07E7



File:121A10B5D2 #1-1241 Acq:13-JAN-2010 01:31:19 GC EI+ Voltage SIR 70SE
 Sample#9 Text:LRD00-2-AA :G9L180646-7RX Exp:DB225
 375.8364 S:9 SMO(1,3) BSUB(1000,15,3.0) PKD(5,3,3,100.00%,2064,0,1.00%,F,T)



Dataset: T:\HighRes_Archive\3D5\Default.pro\11JA10A3D58290ESY.qld

(12)

Last Altered: Wednesday, January 13, 2010 04:05:54 PM Pacific Standard Time
 Printed: Wednesday, January 13, 2010 04:08:22 PM Pacific Standard Time

Method: C:\MassLynx\Default.PROMethDB\82903D5.mdb 13 Jan 2010 09:06:54
 Calibration: C:\MassLynx\Default.PRO\CurvedB\CA123120093D58290.cdb 31 Dec 2009 13:37:23

Name: 11JA10A3D5_35, Date: 12-Jan-2010, Time: 18:27:14, ID: LRDQ1-2-AA, Description: G9L180646-8RX, Task:

Agg
1/13/10

# Name	Trace	Sample Size	RT	Prd RT	RHF M...	Abs Resp	Conc	EMPC	%Rec	EDL	Mod Date	Ratio	Ratio Fl...
1	13C-1,2,3,4-TCDD	331,9368	10.960	19.46	19.47	1.000	363644.09	91.2409	91.2409	100.0		0.800	NO
2													
3	13C-2,3,7,8-TCDF	315,9419	10.960	18.87	18.84	1.554	919406.84	148.4584	148.4584	81.4		0.4058	NO
4	2,3,7,8-TCDF	303,9016	10.960	18.90	18.89	1.009	7001892.50	1377.4024	1377.4024	81.4		0.2867	NO
5	Total TCDFs	303,9016	10.960			1.009		8032.8407	8032.8407	81.4		0.2867	NO
6													
7	13C-2,3,7,8-TCDD	331,9368	10.960	19.67	19.67	0.937	527211.63	141.2447	141.2447	77.4		0.3191	NO
8	2,3,7,8-TCDD	319,8965	10.960	19.69	19.69	1.132	90787.55	27.7691	27.7691	77.4		0.2852	NO
9	Total TCDDs	319,8965	10.960			1.132		1107.6561	1107.6561	77.4		0.2852	NO
10													
11	37CL-2,3,7,8-TCDD	327,8847	10.960	19.69	19.69	1.137	308959.66	68.1794	0.0000	93.4		0.3115	NO
12													
13	13C-1,2,3,7,8-PeCDF	351,9000	10.960	24.61	24.59	1.215	731983.09	151.1179	151.1179	82.8		0.5061	NO
14	1,2,3,7,8-PeCDF	339,8597	10.960	24.64	24.64	1.031	5741190.75	1388.5144	1388.5144	82.8		0.7557	NO
15	2,3,4,7,8-PeCDF	339,8597	10.960	26.15	26.15	0.964	2836415.63	733.5268	733.5268	82.8		0.8081	NO
16	Total F2 PeCDFs	339,8597	10.960			0.997		10821.6357	10821.6357	82.8		0.7810	NO
17	Total F1 PeCDFs	339,8597	10.960			0.997		865.5298	865.5298	82.8		0.3293	NO
18													
19	13C-1,2,3,7,8-PeCDD	367,8949	10.960	26.97	26.94	0.747	441717.33	148.2951	148.2951	81.3		0.5212	NO
20	1,2,3,7,8-PeCDD	355,8546	10.960	26.99	27.00	1.057	213308.10	83.3918	83.3918	81.3		0.6915	NO
21	Total PeCDDs	355,8546	10.960			1.057		992.4146	992.4146	81.3		0.6915	NO
22													
23	13C-1,2,3,7,8,9-HxCDD	401,8559	10.960	33.16	33.13	1.000	397717.38	91.2409	91.2409	100.0		0.5705	NO
24													
25	13C-1,2,3,4,7,8-HxCDF	383,8639	10.960	31.99	32.01	0.916	627052.22	156.9748	156.9748	86.0		0.5008	NO
26	1,2,3,4,7,8-HxCDF	373,8208	10.960	32.00	32.00	1.243	12901831.50	3021.1131	3021.1131	86.0		1.7019	NO
27	1,2,3,6,7,8-HxCDF	373,8208	10.960	32.13	32.11	1.496	8590094.75	1670.7500	1670.7500	86.0		1.4136	NO
28	2,3,4,6,7,8-HxCDF	373,8208	10.960	32.67	32.68	1.311	1495254.19	331.8804	331.8804	86.0		1.6132	NO
29	1,2,3,7,8,9-HxCDF	373,8208	10.960	33.33	33.33	1.291	1141368.50	257.2918	257.2918	86.0		1.6384	NO
30	Total HxCDFs	373,8208	10.960			1.335		12225.6481	12225.6481	86.0		1.5840	NO
31													

Dataset: T:\HighRes_Archive\3D5\Default.pro\11JA10A3D58290ESY.qld

Last Altered: Wednesday, January 13, 2010 04:05:54 PM Pacific Standard Time
 Printed: Wednesday, January 13, 2010 04:08:22 PM Pacific Standard Time

Name: 11JA10A3D5_35, Date: 12-Jan-2010, Time: 18:27:14, ID: LRDQ1-2-AA, Description: G9L180646-8RX, Task:

# Name	Trace	Sample Size	RT	PrdRT	RHF.M...	Abs Resp	Conc	EMPC	%Rec	EDL	Mod Date	Ratio	Ratio F...
32 13C-1,2,3,6,7,8-HxCDD	401.8559	10.960	32.89	32.90	0.809	478957.36	135.7880	135.7880	74.4	0.9283		1.372	NO
33 1,2,3,4,7,8-HxCDD	389.8157	10.960	32.83	32.82	0.933	145780.59	59.5559	59.5559		0.3555		1.215	NO
34 1,2,3,6,7,8-HxCDD	389.8157	10.960	32.90	32.91	1.180	370874.88	119.7237	119.7237		0.2809		1.264	NO
35 1,2,3,7,8,9-HxCDD	389.8157	10.960	33.16	33.17	1.283	386110.08	114.6747	114.6747		0.2585		1.286	NO
36 Total HxCDDs	389.8157	10.960		0.00	1.132		865.8121	865.8121		0.2929			
37													
38 13C-1,2,3,4,6,7,8-HpCDF	417.8253	10.960	34.69	34.69	0.811	647107.55	183.0948	183.0948	100.3	0.9869		0.456	NO
39 1,2,3,4,6,7,8-HpCDF	407.7818	10.960	34.70	34.70	1.364	33783058.00	6985.0171	6985.0171		0.8548		1.050	NO
40 1,2,3,4,7,8,9-HpCDF	407.7818	10.960	35.84	35.84	1.115	11048796.00	2794.7810	2794.7810		1.0458		1.030	NO
41 Total HpCDFs	407.7818	10.960		0.00	1.239		13813.8813	13813.8813		0.9407			
42													
43 13C-1,2,3,4,6,7,8-HpCDD	435.8169	10.960	35.50	35.50	0.707	546533.84	177.2346	177.2346	97.1	1.5212		1.100	NO
44 1,2,3,4,6,7,8-HpCDD	423.7766	10.960	35.51	35.51	1.043	1249607.63	399.9850	399.9850		0.5630		1.030	NO
45 Total HpCDDs	423.7766	10.960		0.02	1.043		619.1384	619.1384		0.5630			
46													
47 13C-OCDD	469.7779	10.960	38.05	38.04	0.519	921376.59	407.4324	407.4324	111.6	1.4990		0.883	NO
48 OCDF	441.7428	10.960	38.18	38.17	1.402	66768290.00	18862.3303	18862.3303		1.4326		0.897	NO
49 OCDD	457.7377	10.960	38.06	38.06	1.197	1279202.63	423.3424	423.3424		0.5373		0.918	NO
50													
51													
52 Function 1 PFK	330.97920	1.000		19.26									
53 Function 2 PFK	342.97920	1.000		22.41	16743....								
54 Function 3 PFK	380.97600	1.000		32.86	7909.225								
55 Function 4 PFK	430.97290	1.000		34.15	14980....								
56 Function 5 PFK	442.97280	1.000	39.73	39.66	3947.903	2191.88	0.5552		55.5	2.6431			
57 TCDF PCDFE	375.8364	1.000	15.98	16.06	30.012	133.57	4.4504		445.0	14.9843			
58 F1 PCDF PCDFE	409.79740	1.000		15.41	45.972					0.0000			
59 F2 PCDF PCDFE	409.7974	1.000		22.27	17.774					0.0000			
60 HXCDF PCDFE	445.7555	1.000		31.69	18.611					0.0000			
61 HPCDF PCDFE	479.7165	1.000	35.16	35.12	75.501	193.64	2.5648		256.5	7.2274			
62 OCDF PCDFE	513.67750	1.000		37.79	85.061					0.0000			

Dataset: T:\HighRes_Archive\3D5\Default.pro\11JA10A3D58290ESY.qld

Last Altered: Wednesday, January 13, 2010 04:05:54 PM Pacific Standard Time

Printed: Wednesday, January 13, 2010 04:07:57 PM Pacific Standard Time

Method: C:\MassLynx\Default.PRO\MethDB\82903D5.mdb 13 Jan 2010 09:06:54
Calibration: C:\MassLynx\Default.PRO\CurveDB\CA123120093D58290.cdb 31 Dec 2009 13:37:23

Sample Name: 11JA10A3D5_35

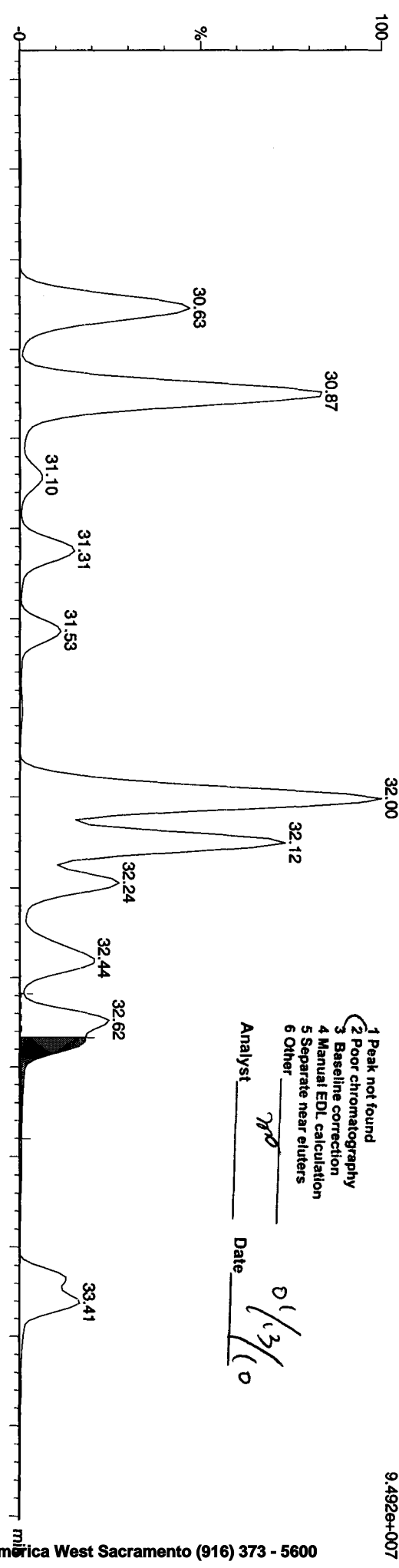
11JA10A3D5_35 Smooth(SG,2x3)
G9L180646-8RX LRDQ1-2-AA

Manual Edit Codes

- 1 Peak not found
- 2 Poor chromatography
- 3 Baseline correction
- 4 Manual EDL calculation
- 5 Separate near eluters
- 6 Other

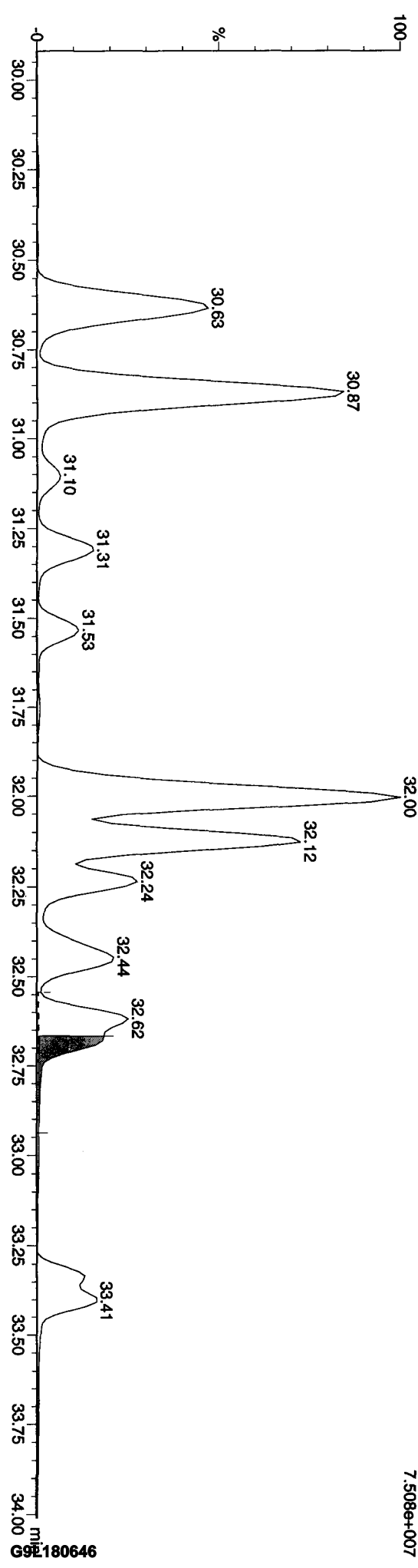
Analyst mp Date 01/13/10

F3: Voltage SIR, EI+
373.8208
9.492e+007



11JA10A3D5_35 Smooth(SG,2x3)
G9L180646-8RX LRDQ1-2-AA

F3: Voltage SIR, EI+
375.8172
7.508e+007



Dataset: C:\MassLynx\Default.pro\11JA10A3D58290E.qld

Last Altered: Wednesday, January 13, 2010 09:07:42 Pacific Standard Time
 Printed: Wednesday, January 13, 2010 09:43:51 Pacific Standard Time

12
530 of 170

Method: C:\MassLynx\Default.PRO\MethDB\82903D5.mdb 13 Jan 2010 09:06:54
 Calibration: C:\MassLynx\Default.PRO\CurveDB\ICA123120093D58290.cdb 31 Dec 2009 13:37:23

Name: 11JA10A3D5_35, Date: 12-Jan-2010, Time: 18:27:14, ID: LRDQ1-2-AA, Description: G9L180646-8RX, Task:

# Name	Trace	Sample Size	RT	Prd:RT	RRF M...	Abs Resp	Conc	EMPC	%Rec	EDL	Ratio	Prd:Ratio	Ratio	Mod Date
1	13C-1,2,3,4-TCDD	331.9368	10.960	19.46	19.47	1.000	363644.09	91.2409	91.2409	100.0	0.2969	0.800	0.770	NO
2														
3	13C-2,3,7,8-TCDF	315.9419	10.960	18.87	18.84	1.554	919406.84	148.4584	81.4	0.4058	0.782	0.770	NO	
4	2,3,7,8-TCDF	303.9016	10.960	18.90	18.88	1.009	7001892.50	1377.4024	1377.4024	0.2867	0.775	0.770	NO	
5	Total TCDFs	303.9016	10.960			1.009		8032.8407	8032.8407	0.2867	0.775	0.770	NO	
6														
7	13C-2,3,7,8-TCDD	331.9368	10.960	19.67	19.68	0.937	527211.63	141.2447	77.4	0.3191	0.810	0.770	NO	
8	2,3,7,8-TCDD	319.8965	10.960	19.69	19.69	1.132	90787.55	27.7691	27.7691	0.2852	0.782	0.770	NO	
9	Total TCDDs	319.8965	10.960			1.132		1107.6561	1107.6561	0.2852	0.782	0.770	NO	
10														
11	37CL-2,3,7,8-TCDD	327.8847	10.960	19.69	19.69	1.137	308959.66	68.1794	0.0000	93.4	0.3115			
12														
13	13C-1,2,3,7,8-PeCDF	351.9000	10.960	24.61	24.59	1.215	731983.09	151.1179	82.8	0.5061	1.606	1.550	NO	
14	1,2,3,7,8-PeCDF	339.8597	10.960	24.64	24.63	1.031	5741190.75	1388.5144	1388.5144	0.7557	1.515	1.550	NO	
15	2,3,4,7,8-PeCDF	339.8597	10.960	26.15	26.15	0.964	2836415.63	733.5268	733.5268	0.8081	1.577	1.550	NO	
16	Total F2 PeCDFs	339.8597	10.960			0.997		10821.6357	10779.4501	0.7610				
17	Total F1 PeCDFs	339.8597	10.960			0.997		865.5298	865.5298	0.3293				
18														
19	13C-1,2,3,7,8-PeCDD	367.8949	10.960	26.97	26.94	0.747	441717.33	148.2951	81.3	0.5212	1.618	1.550	NO	
20	1,2,3,7,8-PeCDD	355.8546	10.960	26.99	27.00	1.057	213308.10	83.3918	83.3918	0.6915	1.708	1.550	NO	
21	Total PeCDDs	355.8546	10.960			1.057		992.4146	985.6802	0.6915				
22														
23	13C-1,2,3,7,8,9-HxCDD	401.8559	10.960	33.16	33.13	1.000	397717.38	91.2409	91.2409	100.0	0.5705	1.216	1.240	NO
24														
25	13C-1,2,3,4,7,8-HxCDF	383.8639	10.960	31.99	32.00	0.916	627052.22	156.9748	86.0	0.5008	0.515	0.510	NO	
26	1,2,3,4,7,8-HxCDF	373.8208	10.960	32.00	32.00	1.243	12901831.50	3021.1131	3021.1131	1.7019	1.264	1.240	NO	
27	1,2,3,6,7,8-HxCDF	373.8208	10.960	32.12	32.11	1.496	8590094.75	1670.7500	1670.7500	1.4136	1.275	1.240	NO	
28	2,3,4,6,7,8-HxCDF	373.8208	10.960	32.62	32.68	1.311	4608142.75	1022.8043	1022.8043	1.6132	1.256	1.240	NO	
29	1,2,3,7,8,9-HxCDF	373.8208	10.960	33.33	33.33	1.291	1141368.50	257.2918	257.2918	1.6384	1.212	1.240	NO	
30	Total HxCDFs	373.8208	10.960			1.335		12916.5720	12916.5720	1.5840				
31														

Dataset: C:\MassLynx\Default.pro\11JA10A3D58290E.qld

Last Altered: Wednesday, January 13, 2010 09:07:42 Pacific Standard Time
 Printed: Wednesday, January 13, 2010 09:43:51 Pacific Standard Time

Name: 11JA10A3D5_35, Date: 12-Jan-2010, Time: 18:27:14, ID: LRDQ1-2-AA, Description: G9L180646-8RX, Task:

# Name	Trace	Sample Size	RT	Prod RT	RRF	M	Abs Resp	Conc	EMPC	%Rec	EDL	Ratio	Prod Ratio	Ratio	Mod Date
32 13C-1,2,3,6,7,8-HxCDD	401.8559	10.960	32.89	32.89	0.809		478957.36	135.7880	135.7880	74.4	0.9283	1.372	1.240		NO
33 1,2,3,4,7,8-HxCDD	389.8157	10.960	32.83	32.82	0.933		145780.59	59.5559	59.5559	✓	0.3555	1.215	1.240		NO
34 1,2,3,6,7,8-HxCDD	389.8157	10.960	32.90	32.91	1.180		370874.88	119.7237	119.7237	✓	0.2809	1.264	1.240		NO
35 1,2,3,7,8,9-HxCDD	389.8157	10.960	33.16	33.17	1.283		386110.08	114.6747	114.6747	✓	0.2585	1.286	1.240		NO
36 Total HxCDDs	389.8157	10.960		0.00	1.132			865.8121	709.5992		0.2929				
37															
38 13C-1,2,3,4,6,7,8-HpCDF	417.8253	10.960	34.69	34.69	0.811		647107.55	183.0948	183.0948	100.3	0.9869	0.456	0.440		NO
39 1,2,3,4,6,7,8-HpCDF	407.7818	10.960	34.70	34.70	1.364		33783058.00	6985.0171	6985.0171	✓	0.8548	1.050	1.040		NO
40 1,2,3,4,7,8,9-HpCDF	407.7818	10.960	35.84	35.84	1.115		11048796.00	2794.7810	2794.7810	✓	1.0458	1.030	1.040		NO
41 Total HpCDFs	407.7818	10.960		0.00	1.239			13813.8813	1994.9813		0.9407				
42															
43 13C-1,2,3,4,6,7,8-HpCDD	435.8169	10.960	35.50	35.50	0.707		546533.84	177.2346	177.2346	97.1	1.5212	1.100	1.040		NO
44 1,2,3,4,6,7,8-HpCDD	423.7766	10.960	35.51	35.51	1.043		1249607.63	399.9850	399.9850	✓	0.5630	1.030	1.040		NO
45 Total HpCDDs	423.7766	10.960		0.02	1.043			619.1384	619.4284		0.5630				
46															
47 13C-OCDD	469.7779	10.960	38.05	38.04	0.519		921376.59	407.4324	407.4324	111.6	1.4990	0.883	0.890		NO
48 OCDF	441.7428	10.960	38.18	38.17	1.402		66768290.00	18862.3303	18862.3303	✓	1.4326	0.897	0.890		NO
49 OCDD	457.7377	10.960	38.06	38.06	1.197		1279202.63	423.3424	423.3424	✓	0.5373	0.918	0.890		NO
50															
51															
52 Function 1 PFK	330.97920	1.000		19.26											
53 Function 2 PFK	342.97920	1.000		22.41	16743.000										
54 Function 3 PFK	380.97800	1.000		32.86	7909.200										
55 Function 4 PFK	430.97290	1.000		34.15	14980.000										
56 Function 5 PFK	442.97280	1.000	39.73	39.66	3947.900		2191.88	0.5552		55.5	2.6431				
57 TCDF PCDFPE	375.8364	1.000	15.98	16.06	30.012		133.57	4.4504		445.0	14.9843				
58 F1 PeCDF PCDFPE	409.79740	1.000		15.41	45.972										
59 F2 PeCDF PCDFPE	409.7974	1.000		22.27	17.774										
60 HXCDF PCDFPE	445.7555	1.000		31.69	18.611										
61 HPCDF PCDFPE	479.7165	1.000	35.16	35.12	75.501		193.64	2.5648		266.5	7.2274				
62 OCDF PCDFPE	513.67750	1.000		37.79	85.061										

Quantity Sample Report MassLynx 4.1

Dataset: C:\MassLynx\Default\pro1\11JA10A3D58290E.qld

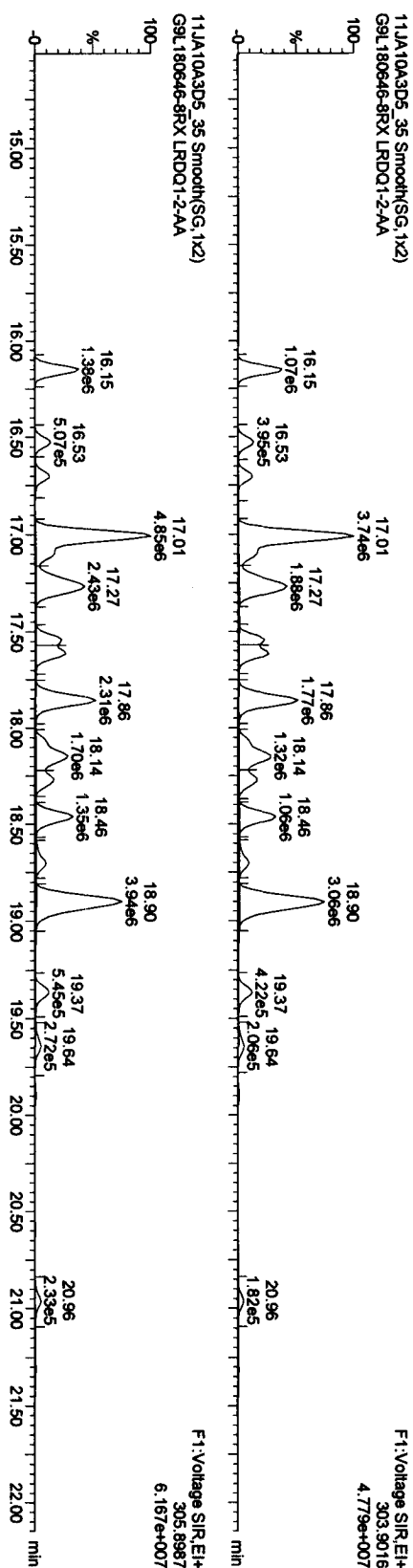
Last Altered: Wednesday, January 13, 2010 09:07:42 Pacific Standard Time

Printed: Wednesday, January 13, 2010 09:44:32 Pacific Standard Time

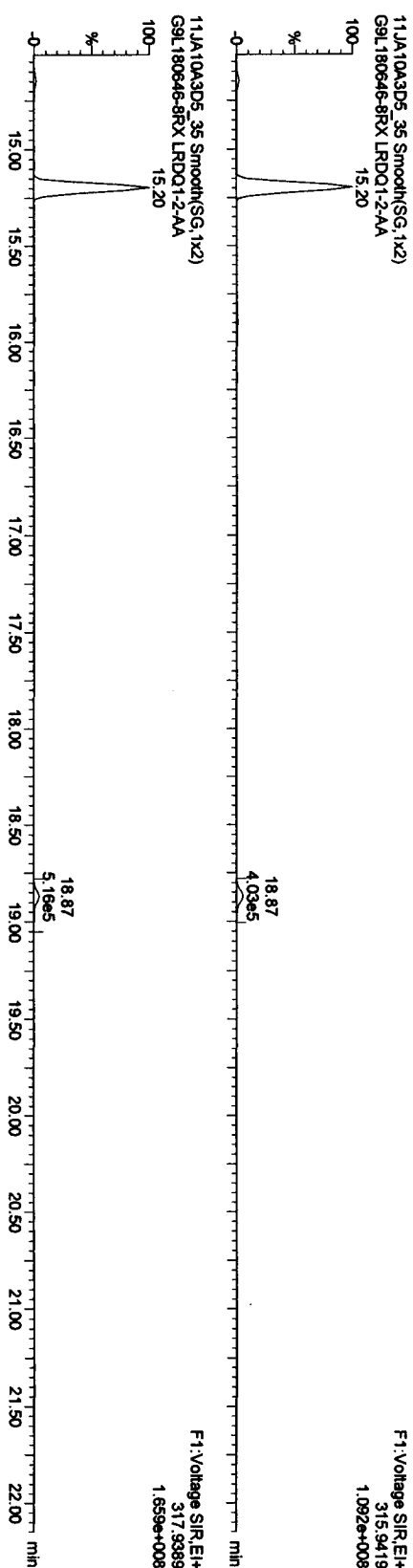
Method: C:\MassLynx\Default\PRO1MethDB\82903D5.mdb 13 Jan 2010 09:06:54
 Calibration: C:\MassLynx\Default\PRO1CurvDB\ICA123120093D58290.cdb 31 Dec 2009 13:37:23

Name: 11JA10A3D5_35, Date: 12-Jan-2010, Time: 18:27:14, ID: LRDQ1-2-AA, Description: G9L180646-8RX

TCDFs



13C-TCDF



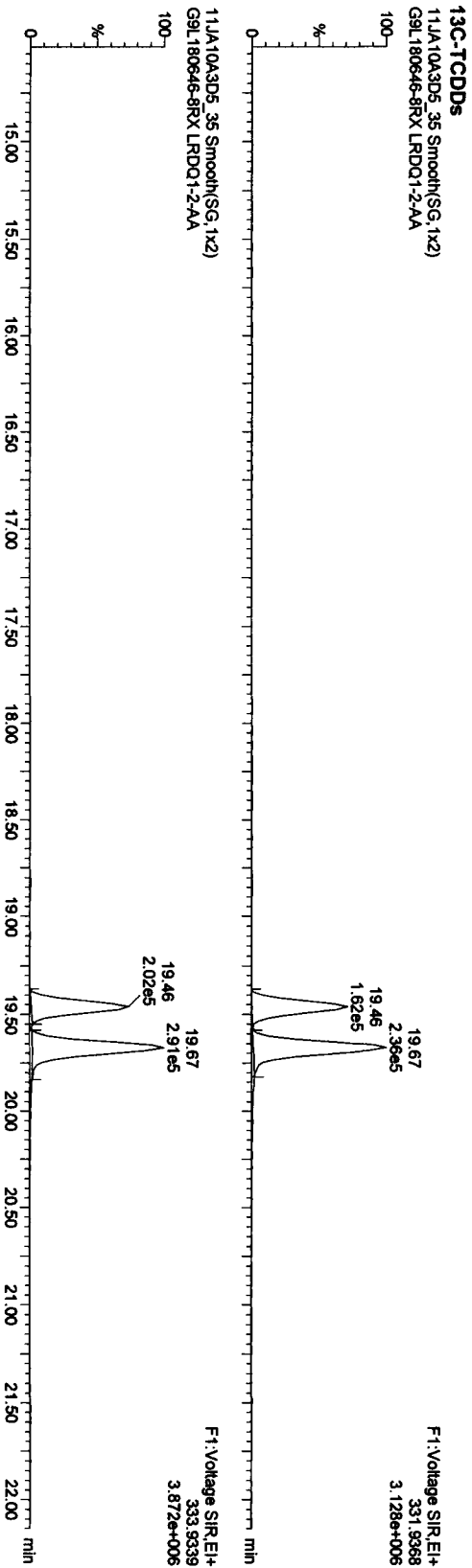
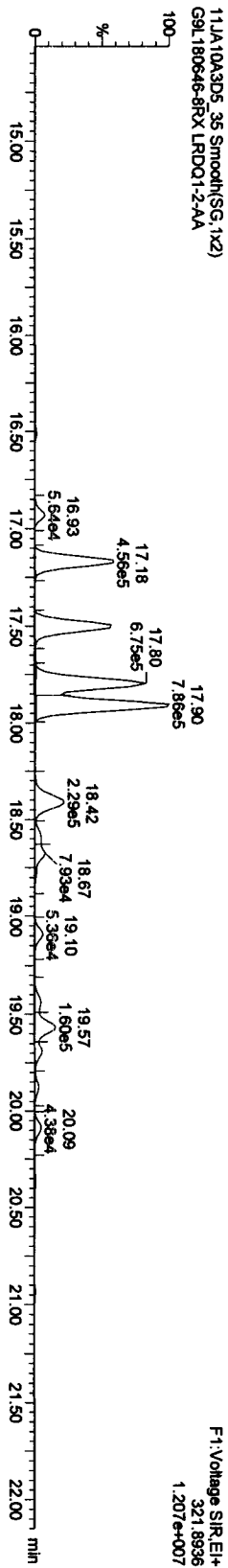
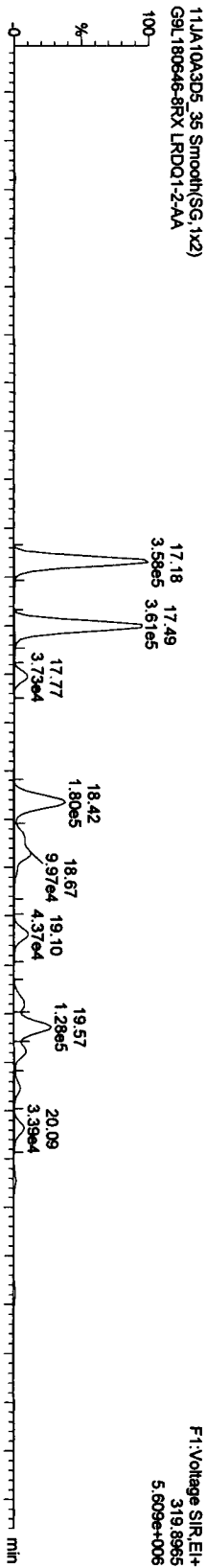
Quantify Sample Report MassLynx 4.1

Dataset: C:\MassLynx\Default\pro1\1JA10A3D58290E.qld

Last Altered: Wednesday, January 13, 2010 09:07:42 Pacific Standard Time
 Printed: Wednesday, January 13, 2010 09:44:32 Pacific Standard Time

Name: 11JA10A3D5_35, Date: 12-Jan-2010, Time: 18:27:14, ID: LRDQ1-2-AA, Description: G9L180646-8RX

TCDDs

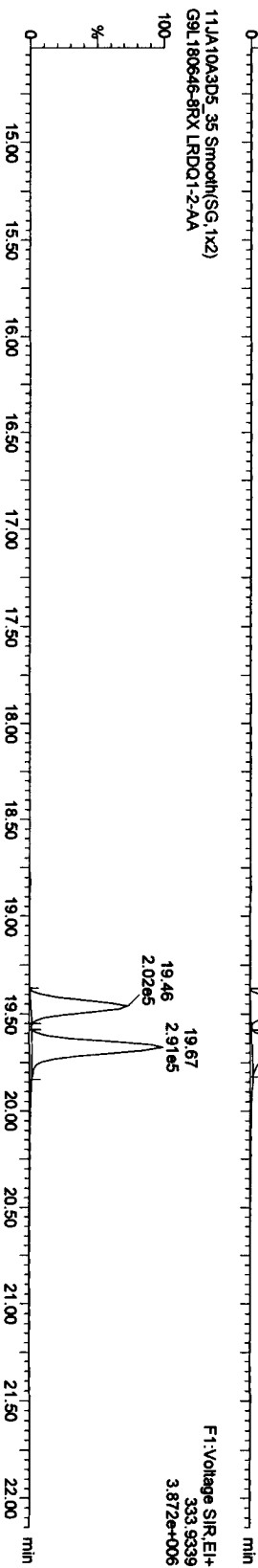



Quantity Sample Report Masslynx 4.1

Dataset: C:\Masslynx\Default\proj\11JA10A3D58290E.qld

Last Altered: Wednesday, January 13, 2010 09:07:42 Pacific Standard Time
Printed: Wednesday, January 13, 2010 09:44:32 Pacific Standard Time

Name: 11JA10A3D5_35, Date: 12-Jan-2010, Time: 18:27:14, ID: LRDQ1-2-AA, Description: G9L180646-8RX



Quantify Sample Report MassLynx 4.1

Dataset: C:\MassLynx\Default\pro\11JA10A3D58290E.qid

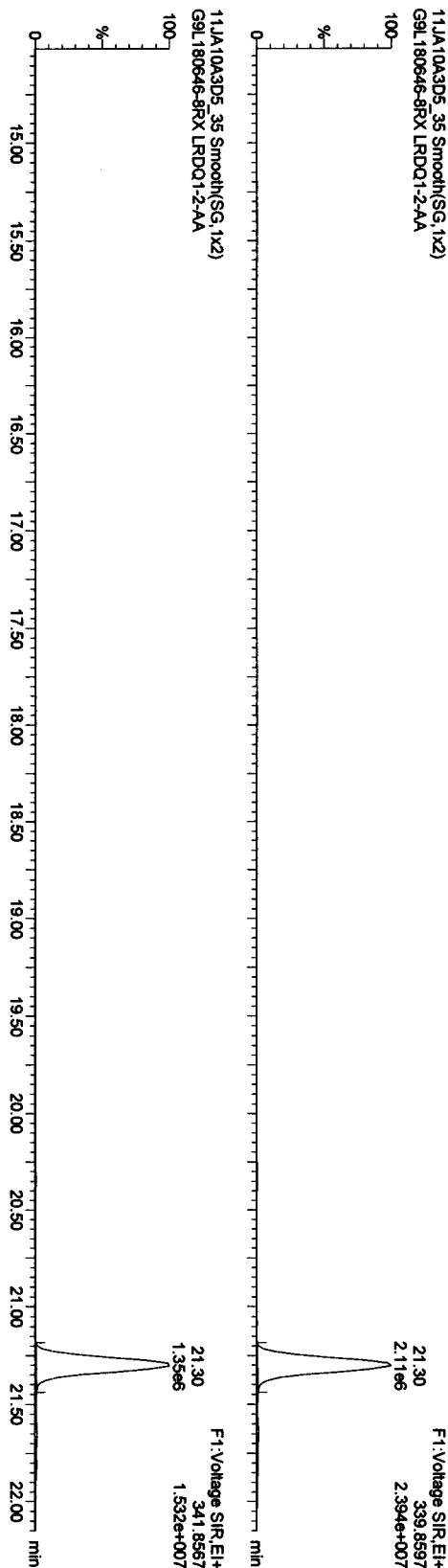
Last Altered: Wednesday, January 13, 2010 09:07:42 Pacific Standard Time

Printed: Wednesday, January 13, 2010 09:44:32 Pacific Standard Time

Name: 11JA10A3D5_35, Date: 12-Jan-2010, Time: 18:27:14, ID: LRDQ1-2-AA, Description: G9L180646-8RX

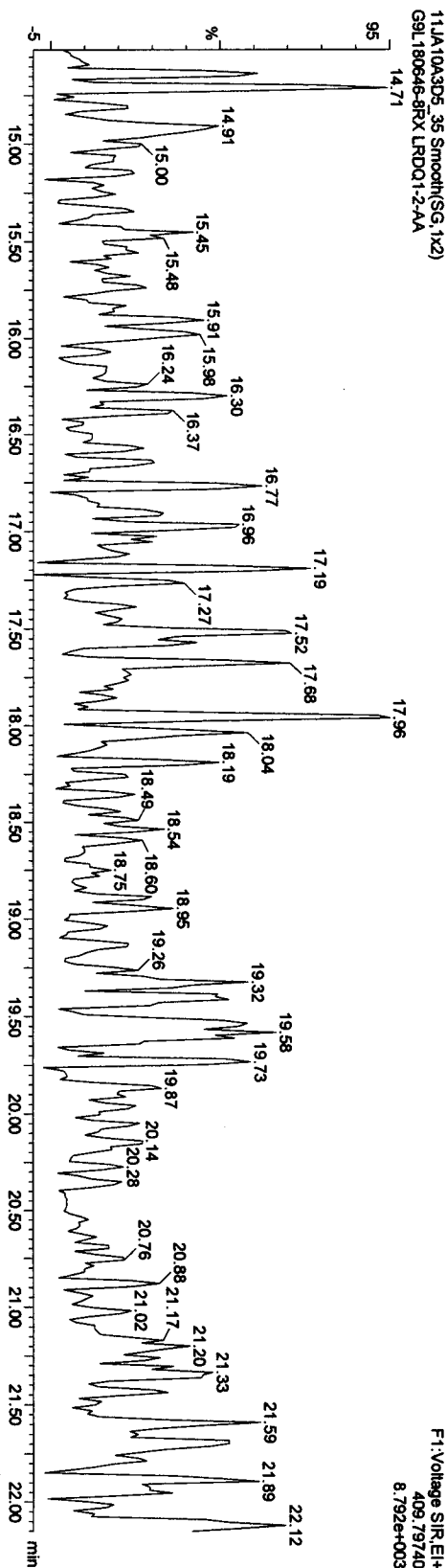
F1 PcdCFs

11JA10A3D5_35 Smooth(SG,1x2)
G9L180646-8RX LRDQ1-2-AA



F1 PcdCF PCDPE

11JA10A3D5_35 Smooth(SG,1x2)
G9L180646-8RX LRDQ1-2-AA



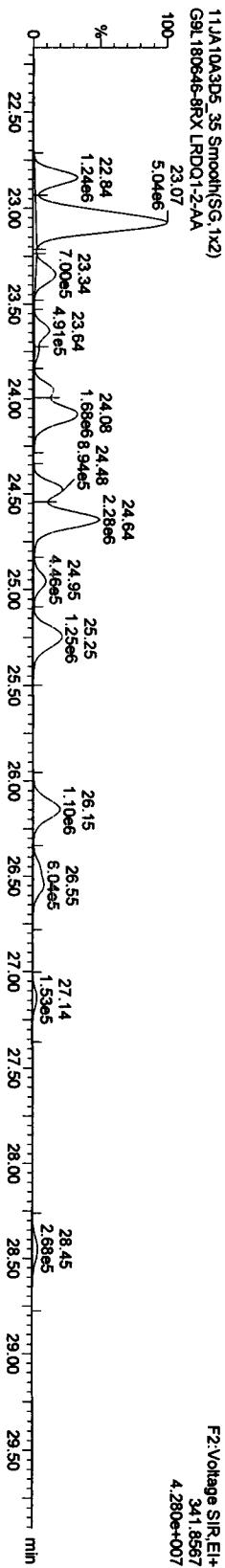
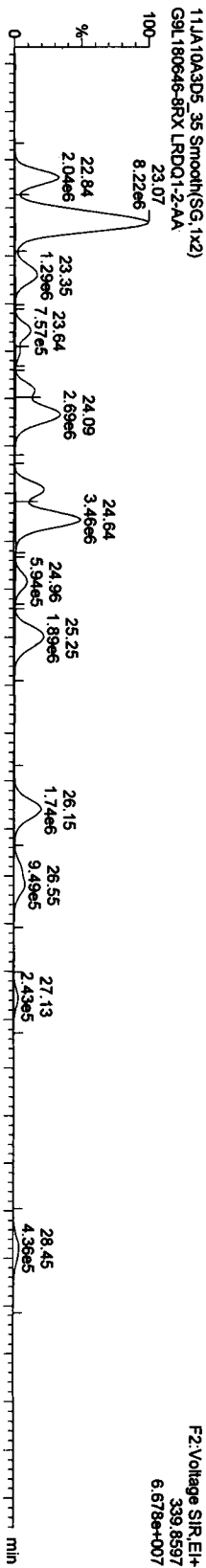
Quantify Sample Report Masslynx 4.1

Dataset: C:\MassLynx\Default\pro11JA10A3D58290E.qld

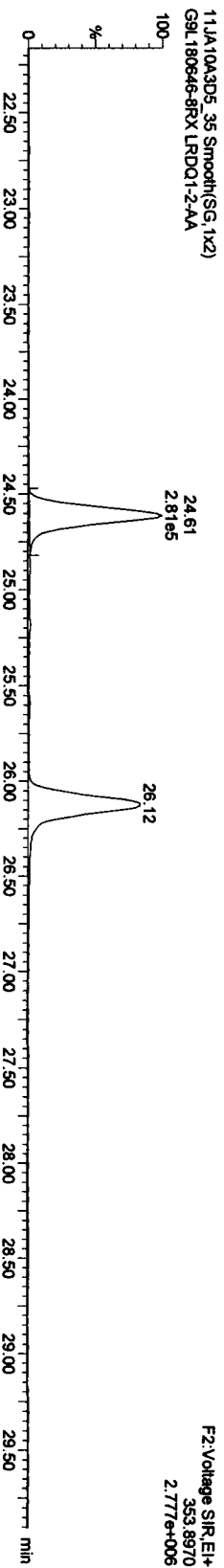
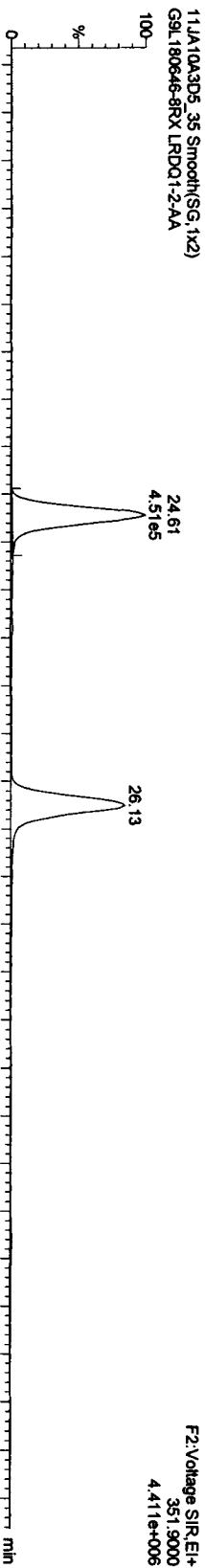
Last Altered: Wednesday, January 13, 2010 09:07:42 Pacific Standard Time
 Printed: Wednesday, January 13, 2010 09:44:32 Pacific Standard Time

Name: 11JA10A3D5_35, Date: 12-Jan-2010, Time: 18:27:14, ID: LRDQ1-2-AA, Description: G9L180646-8RX

PcCDFs



13C-PeCDFs



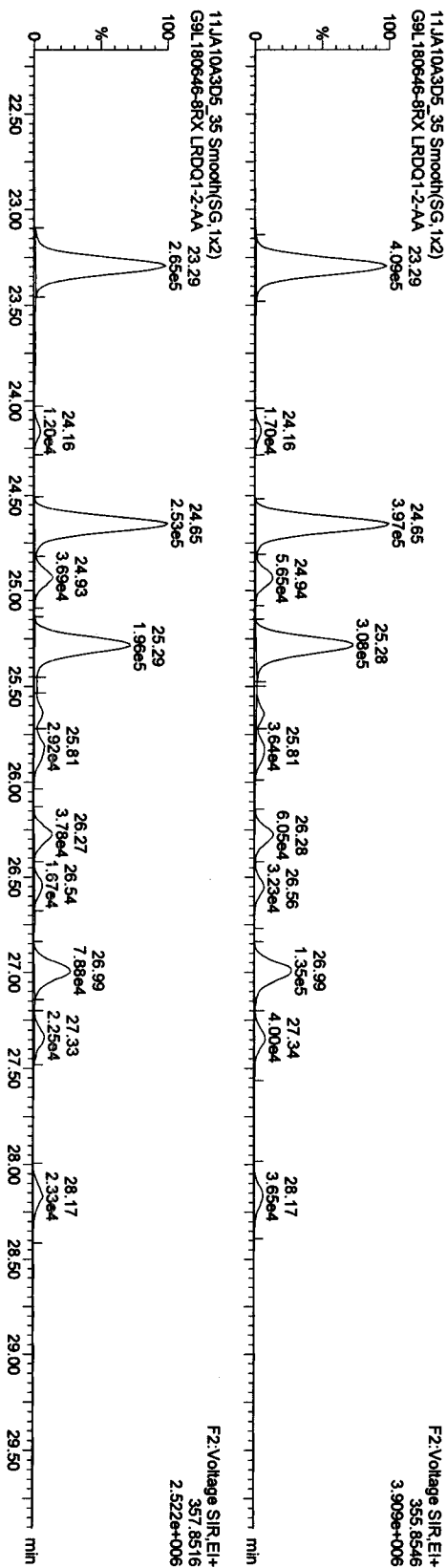
Quantity Sample Report MassLynx 4.1

Dataset: C:\MassLynx\Default\proj\11JA10A3D58290E.qid

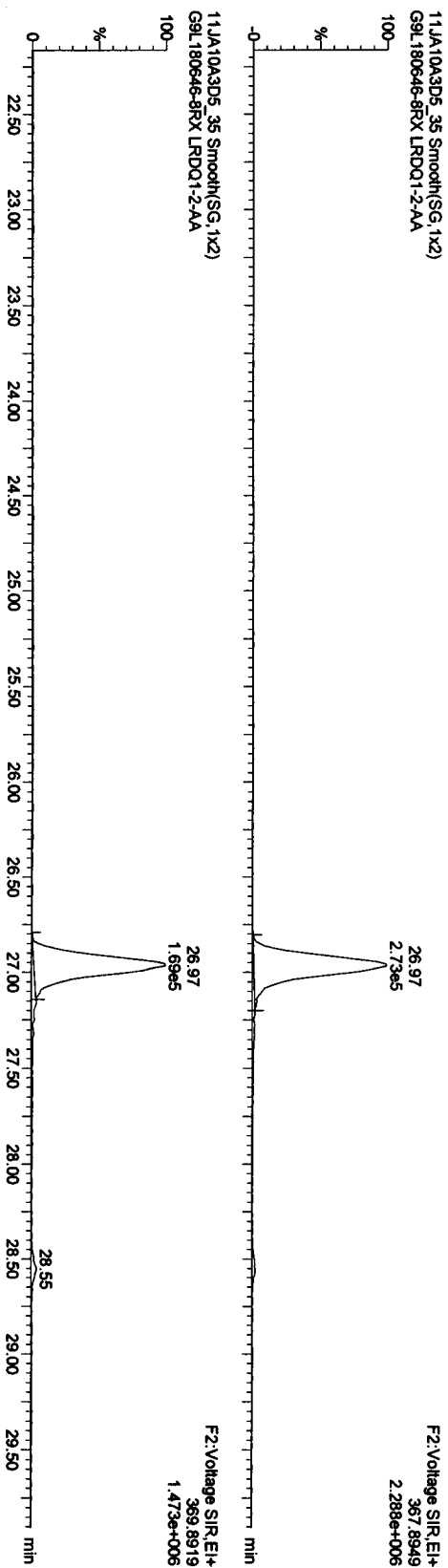
Last Altered: Wednesday, January 13, 2010 09:07:42 Pacific Standard Time
 Printed: Wednesday, January 13, 2010 09:44:32 Pacific Standard Time

Name: 11JA10A3D5_35, Date: 12-Jan-2010, Time: 18:27:14, ID: LRDQ1-2-AA, Description: G9L180646-8RX

PeCDDs



13C-PeCDD



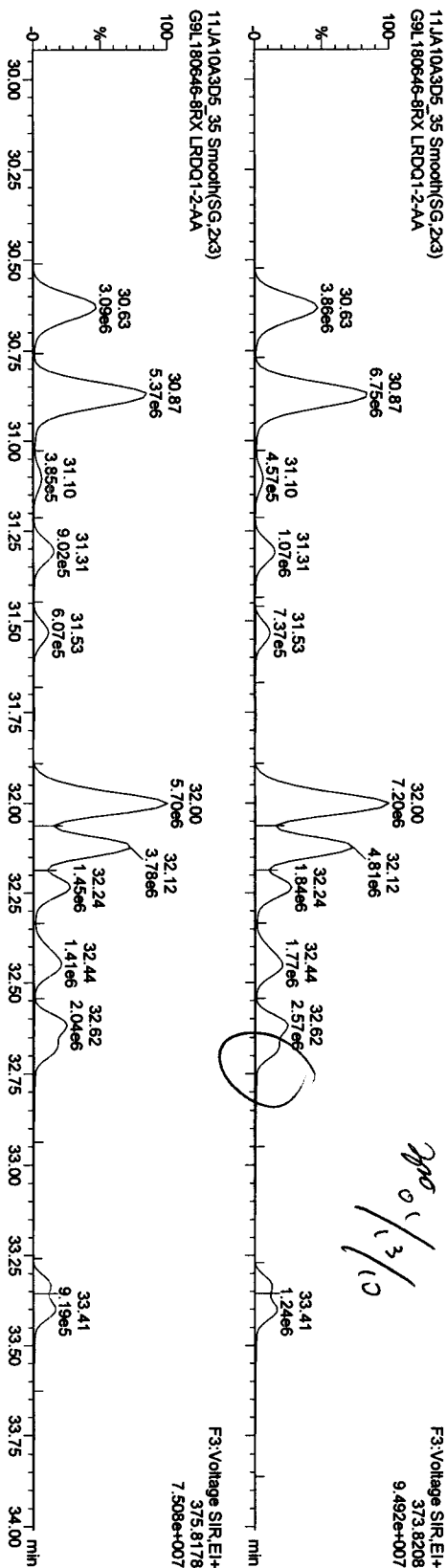
Quantify Sample Report MassLynx 4.1

Dataset: C:\MassLynx\Default\pro1\1JA10A3D58290E.qid

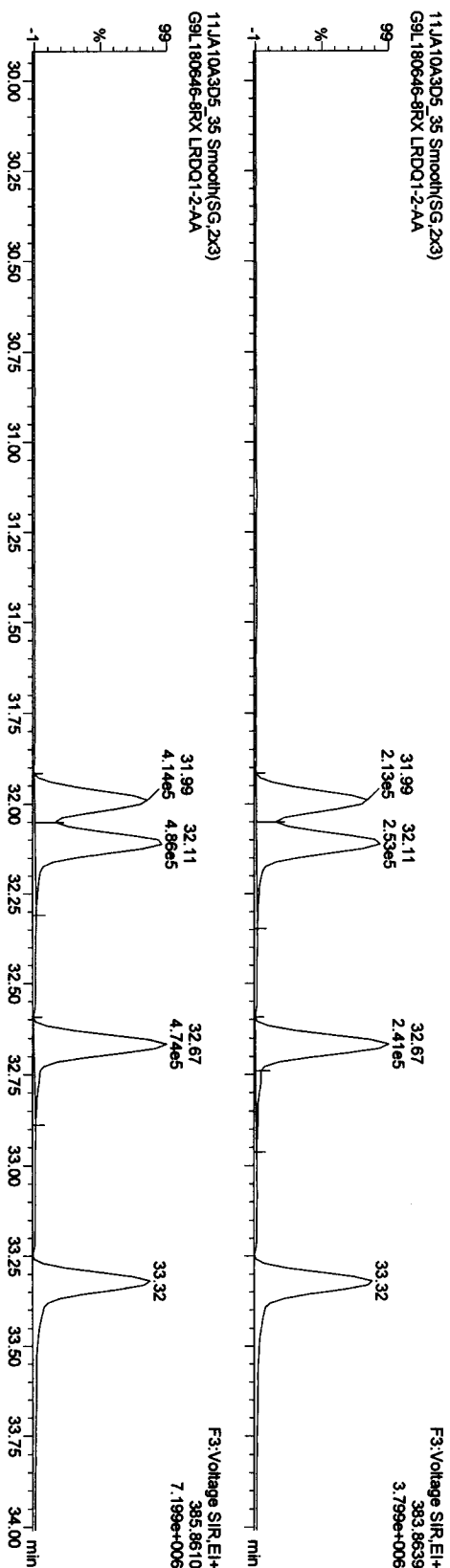
Last Altered: Wednesday, January 13, 2010 09:07:42 Pacific Standard Time
Printed: Wednesday, January 13, 2010 09:44:32 Pacific Standard Time

Name: 11JA10A3D5_35, Date: 12-Jan-2010, Time: 18:27:14, ID: LRDQ1-2-AA, Description: G9L180646-8RX

HXCDFs
11JA10A3D5_35 Smooth(SG,2x3)
G9L180646-8RX LRDQ1-2-AA



13C-HXCDFs
11JA10A3D5_35 Smooth(SG,2x3)
G9L180646-8RX LRDQ1-2-AA



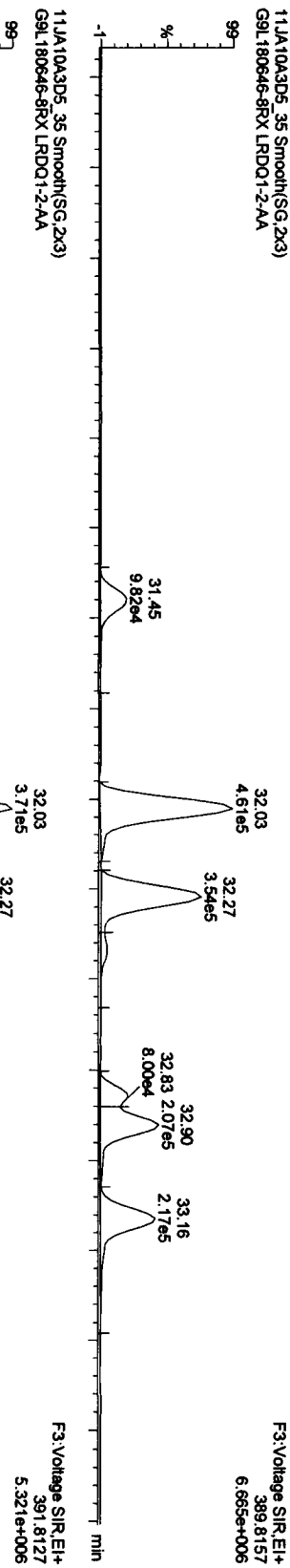
Quantity Sample Report MassLynx 4.1

Dataset: C:\MassLynx\Default\proj\11JA10A3D58290E.qld


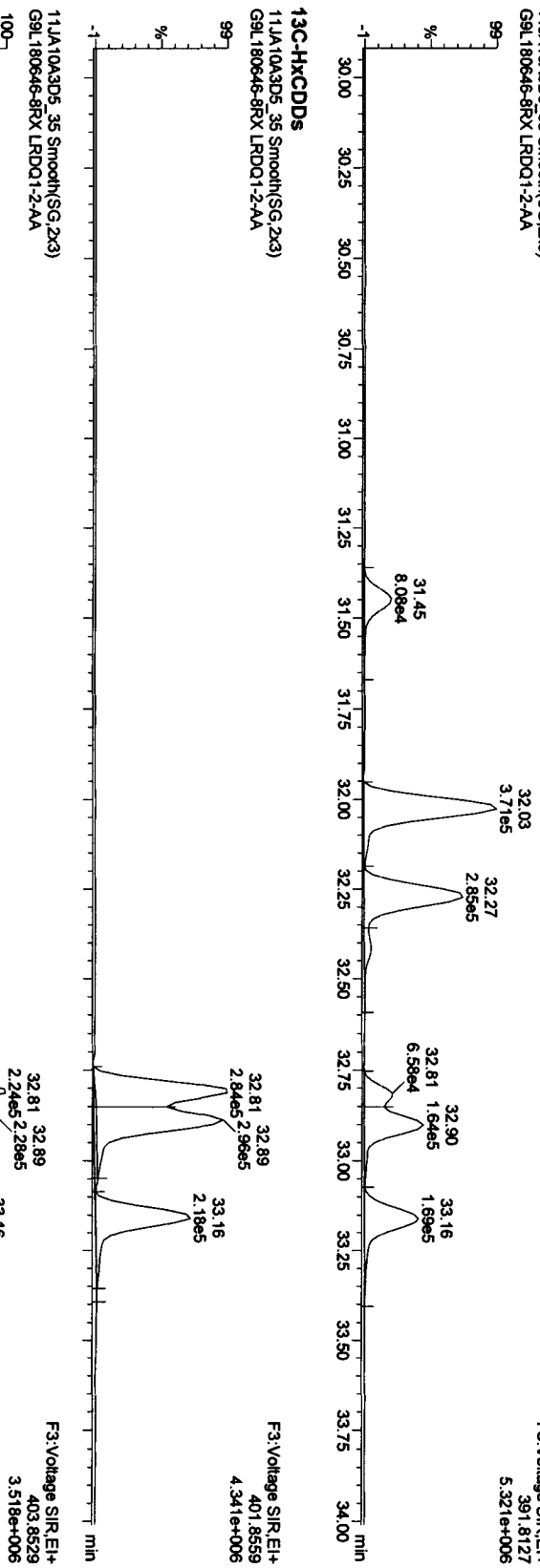
Last Altered: Wednesday, January 13, 2010 09:07:42 Pacific Standard Time
Printed: Wednesday, January 13, 2010 09:44:32 Pacific Standard Time

Name: 11JA10A3D5_35, Date: 12-Jan-2010, Time: 18:27:14, ID: LRDQ1-2-AA, Description: G9L180646-8RX

HXCDDs
11JA10A3D5_35 Smooth(SG,2x3)
G9L180646-8RX LRDQ1-2-AA



13C-HXCDDs
11JA10A3D5_35 Smooth(SG,2x3)
G9L180646-8RX LRDQ1-2-AA



Quantity Sample Report MassLynx 4.1


Dataset: C:\MassLynx\Default\pro11JA10A3D58290E.qid

Last Altered: Wednesday, January 13, 2010 09:07:42 Pacific Standard Time
Printed: Wednesday, January 13, 2010 09:44:32 Pacific Standard Time


Name: 11JA10A3D5_35, Date: 12-Jan-2010, Time: 18:27:14, ID: LRDQ1-2-AA, Description: G9L180646-8RX

HPCDFs

11JA10A3D5_35 Smooth(SG,1x2)
G9L180646-8RX LRDQ1-2-AA




11JA10A3D5_35 Smooth(SG,1x2)
G9L180646-8RX LRDQ1-2-AA




13C-HPCDFs

11JA10A3D5_35 Smooth(SG,1x2)
G9L180646-8RX LRDQ1-2-AA



11JA10A3D5_35 Smooth(SG,1x2)
G9L180646-8RX LRDQ1-2-AA



Quantity Sample Report MassLynx 4.1

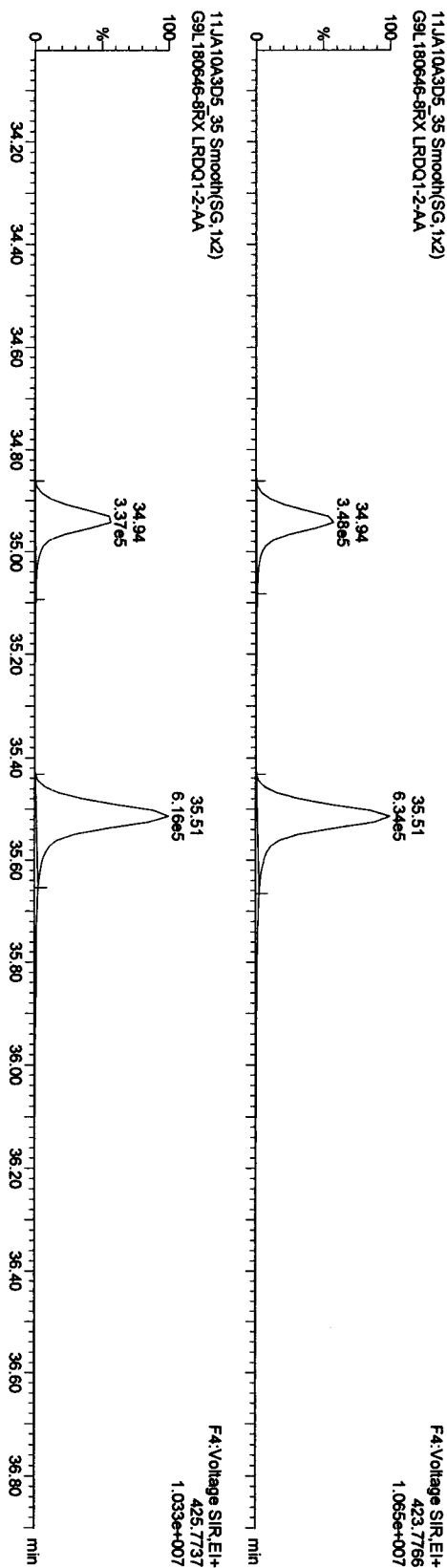
Dataset: C:\MassLynx\Default\proj\11JA10A3D58290E.qld

Last Altered: Wednesday, January 13, 2010 09:07:42 Pacific Standard Time

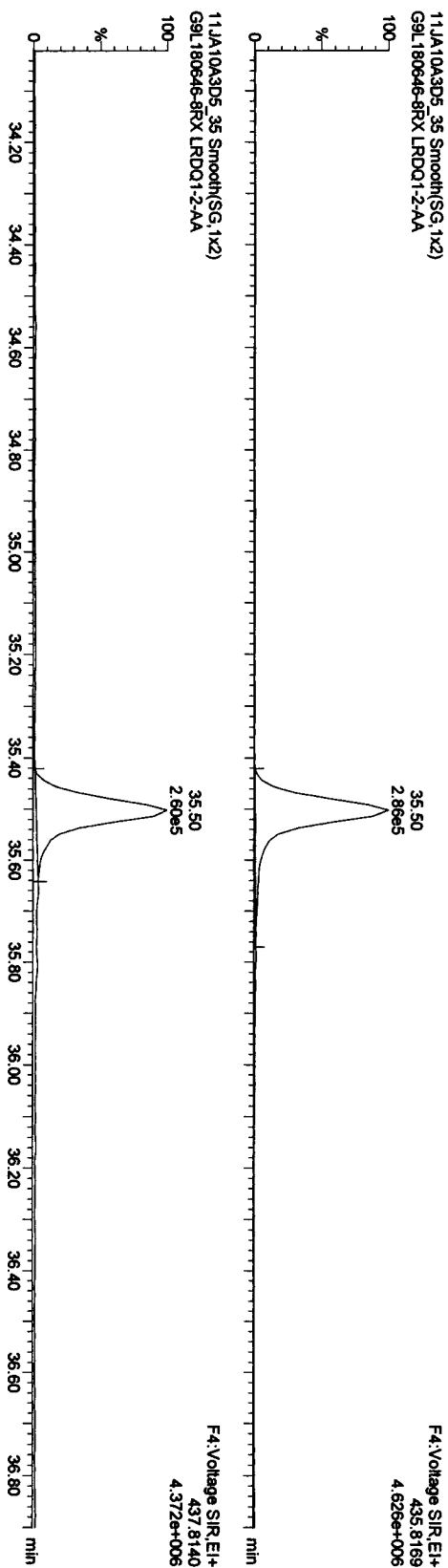
Printed: Wednesday, January 13, 2010 09:44:32 Pacific Standard Time

Name: 11JA10A3D5_35, Date: 12-Jan-2010, Time: 18:27:14, ID: LRDQ1-2-AA, Description: G9L180646-8RX

HPCDDs



13C-HPCDD

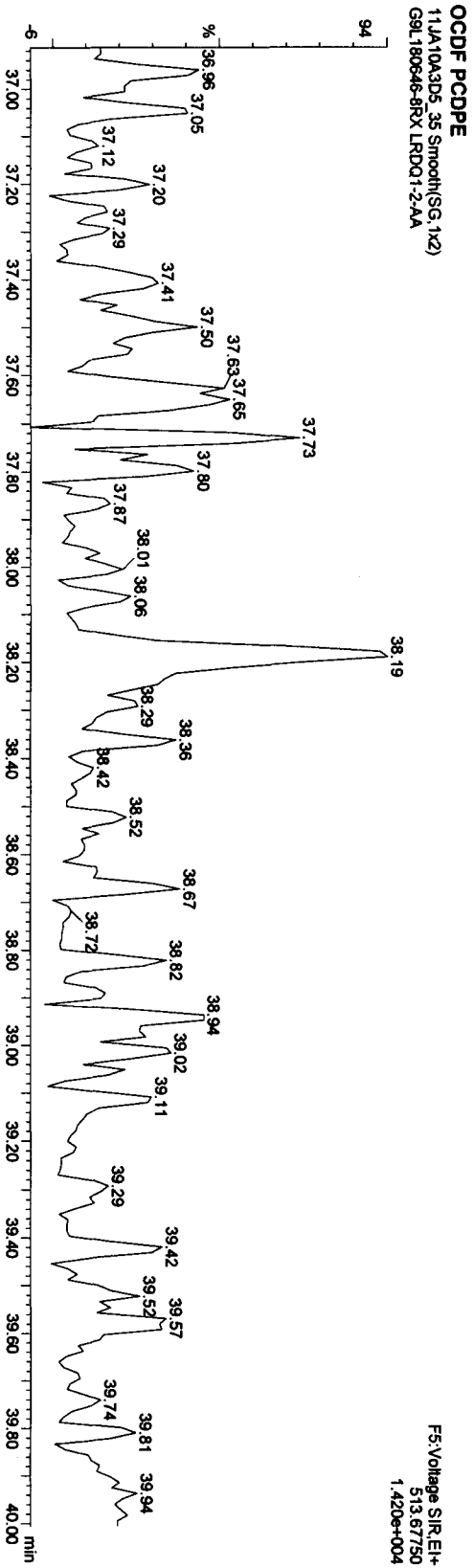
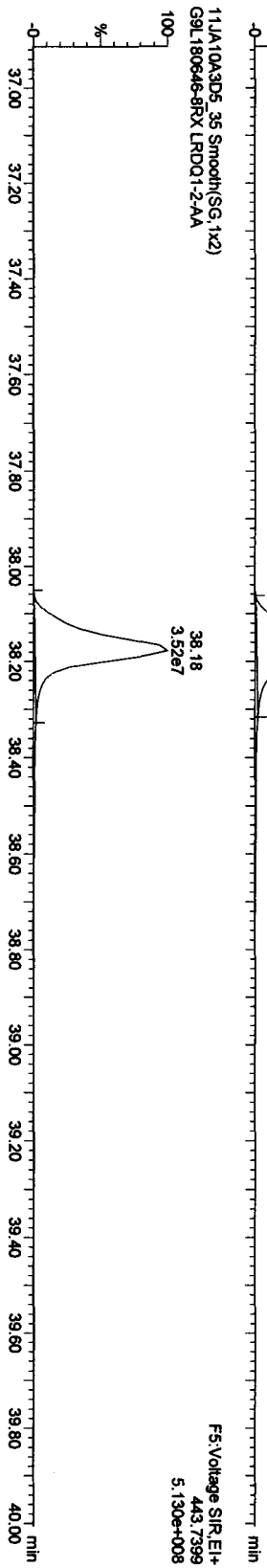


Quantity Sample Report MassLynx 4.1

Dataset: C:\MassLynx\Default\pro\11JA10A3D58290E.qid

Last Altered: Wednesday, January 13, 2010 09:07:42 Pacific Standard Time
Printed: Wednesday, January 13, 2010 09:44:32 Pacific Standard Time

Name: 11JA10A3D5_35, Date: 12-Jan-2010, Time: 18:27:14, ID: LRDQ1-2-AA, Description: G9L180646-8RX




Quantity Sample Report MassLynx 4.1

Dataset: C:\MassLynx\Default\pro11JA10A3D58290E.qid


Last Altered: Wednesday, January 13, 2010 09:07:42 Pacific Standard Time
Printed: Wednesday, January 13, 2010 09:44:32 Pacific Standard Time

Name: 11JA10A3D5_35, Date: 12-Jan-2010, Time: 18:27:14, ID: LRDQ1-2-AA, Description: G9L180646-8RX

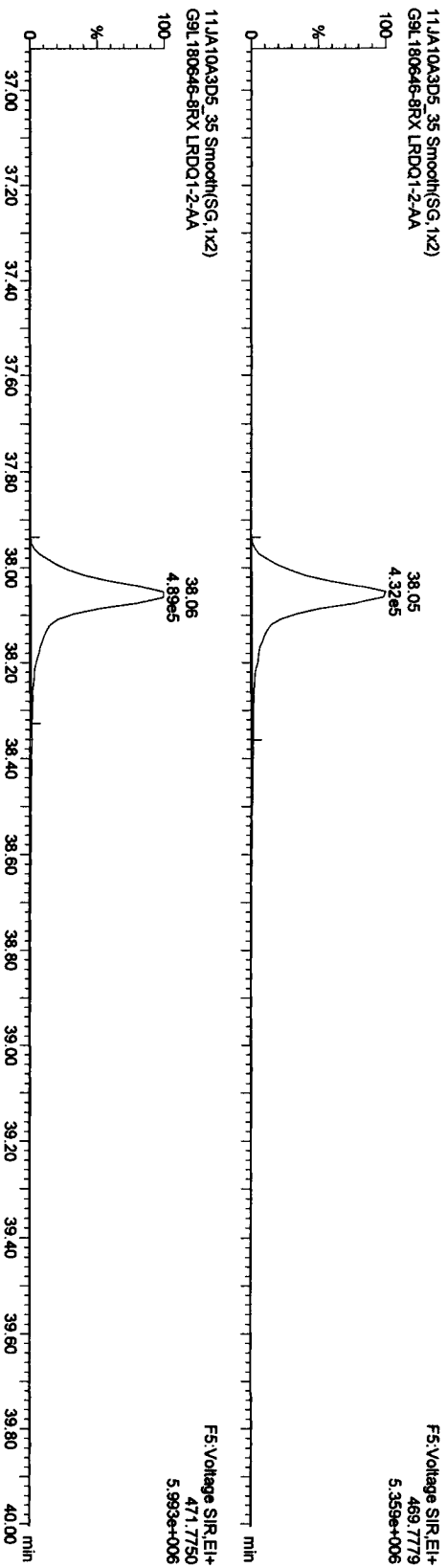
OCDD



13C-OCDD



13C-OCDD


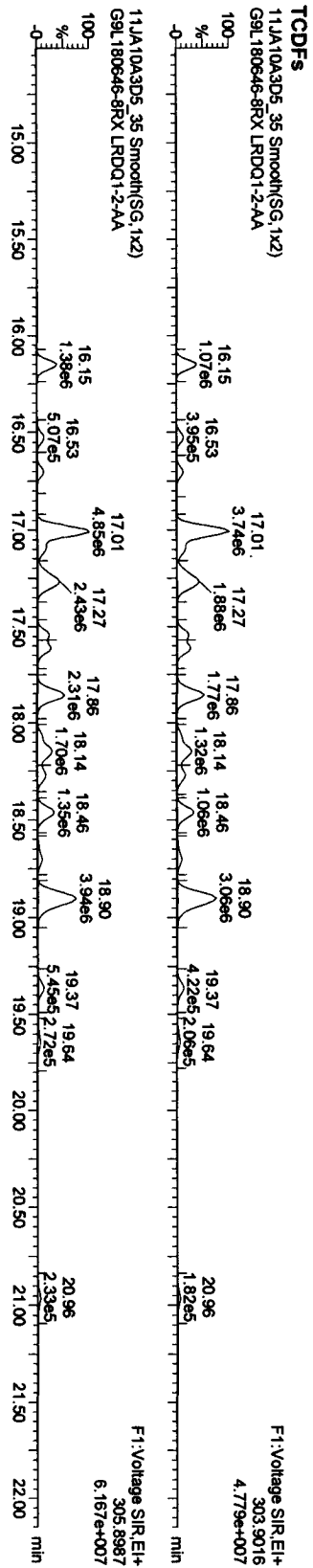


Quantity Sample Report MassLynx 4.1

Dataset: C:\MassLynx\Default\pro1\1JA10A3D58290E.qld

Last Altered: Wednesday, January 13, 2010 09:07:42 Pacific Standard Time
Printed: Wednesday, January 13, 2010 09:44:32 Pacific Standard Time

Name: 11JA10A3D5_35, Date: 12-Jan-2010, Time: 18:27:14, ID: LRDQ1-2-AA, Description: G9L180646-8RX

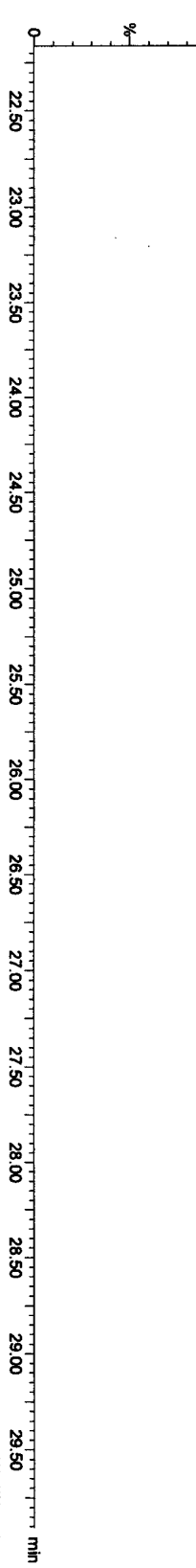
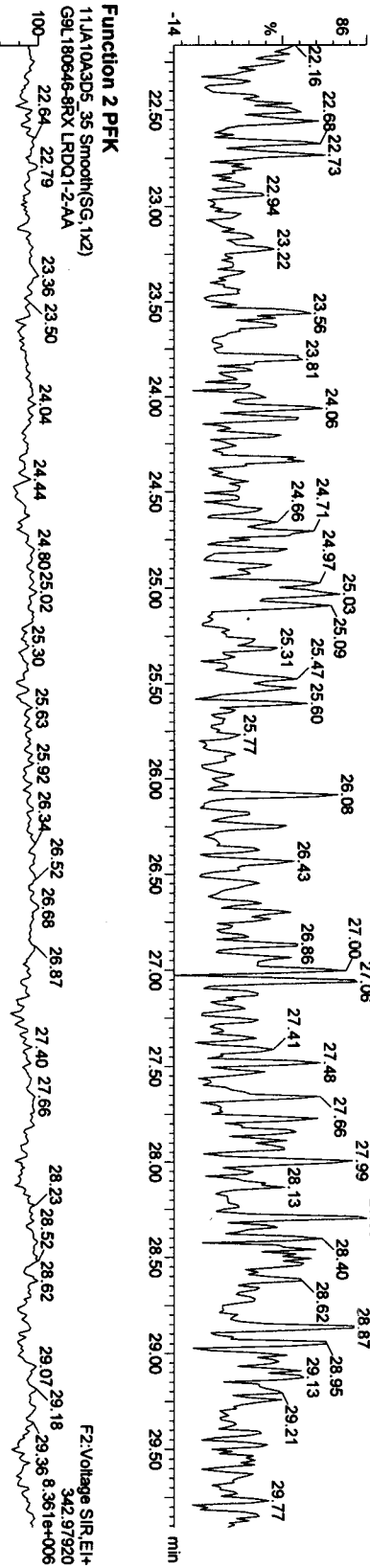
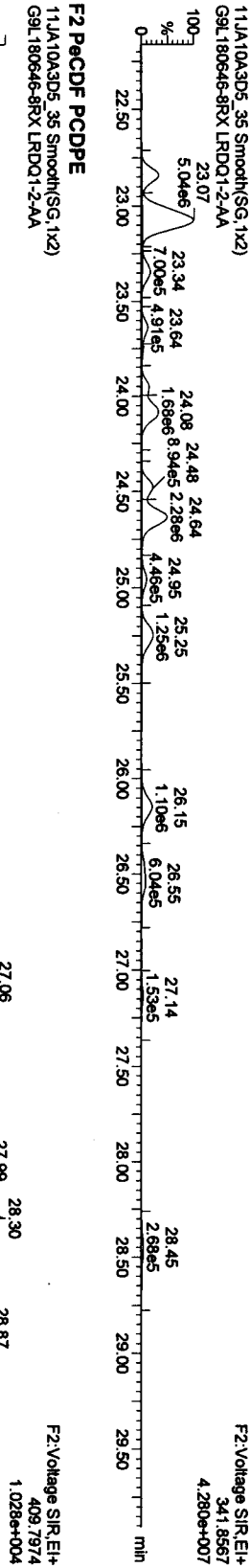



Quantity Sample Report MassLynx 4.1

Dataset: C:\MassLynx\Default\pro1\1JA10A3D58290E.qid

Last Altered: Wednesday, January 13, 2010 09:07:42 Pacific Standard Time
Printed: Wednesday, January 13, 2010 09:44:32 Pacific Standard Time

Name: 11JA10A3D5_35, Date: 12-Jan-2010, Time: 18:27:14, ID: LRDQ1-2-AA, Description: G9L180646-8RX



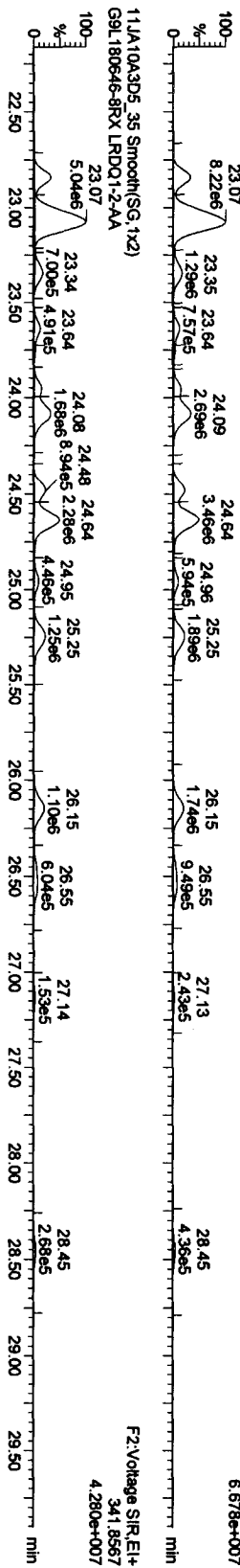
Quantity Sample Report MassLynx 4.1

Dataset: C:\MassLynx\Default\proj\11JA10A3D58290E.qtd

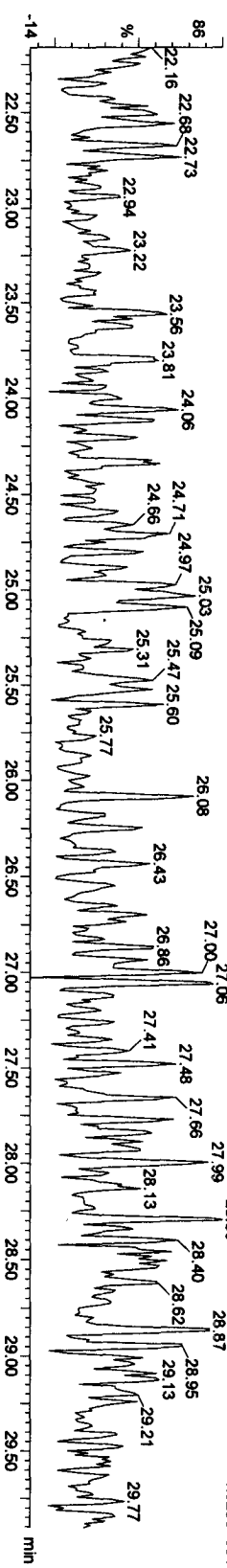
Last Altered: Wednesday, January 13, 2010 09:07:42 Pacific Standard Time
Printed: Wednesday, January 13, 2010 09:44:32 Pacific Standard Time

Name: 11JA10A3D5_35, Date: 12-Jan-2010, Time: 18:27:14, ID: LRD01-2-AA, Description: G9L180646-8RX

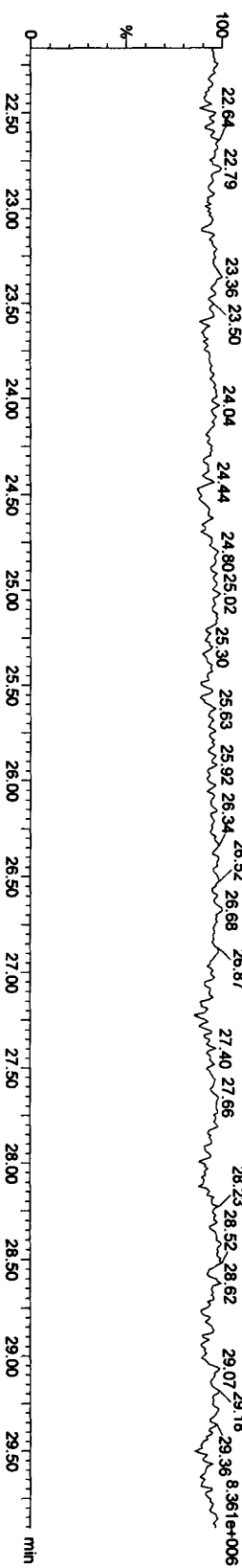
PCPDF
11JA10A3D5_35 Smooth(SG, 1x2)
G9L180646-8RX LRD01-2-AA



F2 PCPDF PCDFPE
11JA10A3D5_35 Smooth(SG, 1x2)
G9L180646-8RX LRD01-2-AA



Function 2 PFK
11JA10A3D5_35 Smooth(SG, 1x2)
G9L180646-8RX LRD01-2-AA



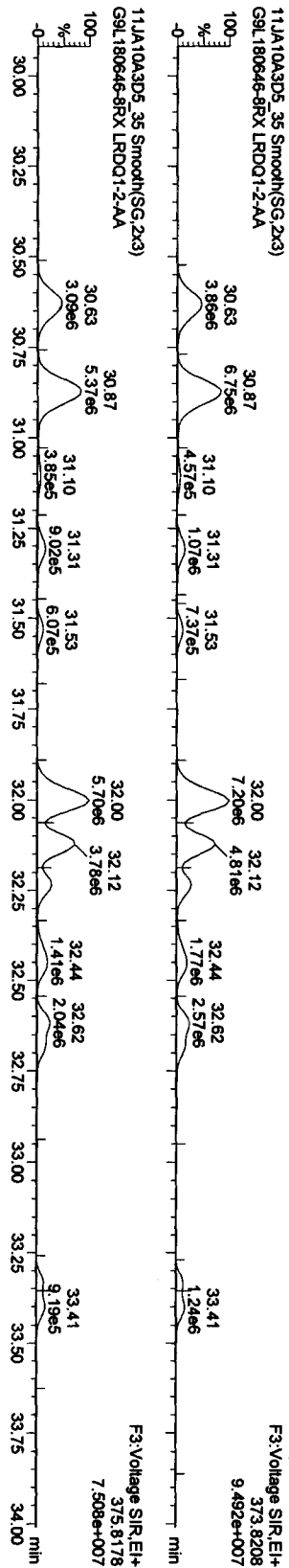
Quantity Sample Report MassLynx 4.1

Dataset: C:\MassLynx\Default.pro\11JA10A3D58290E.qld

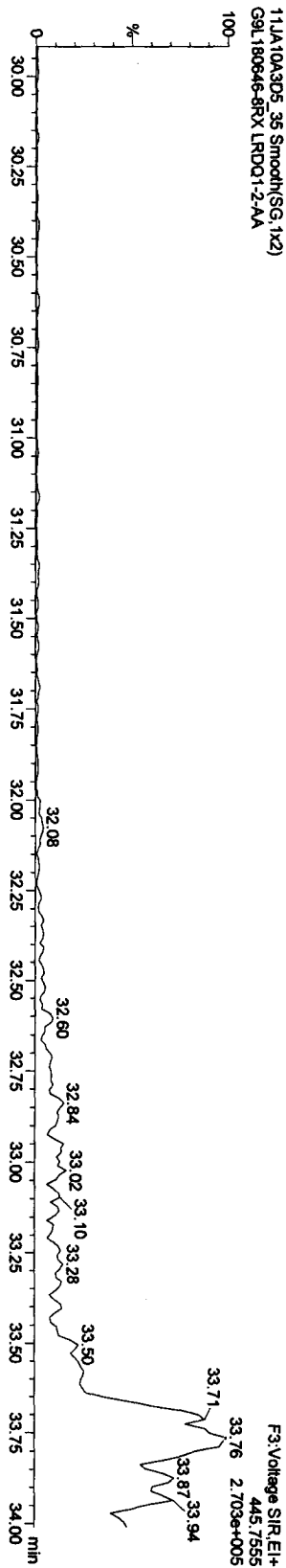
Last Altered: Wednesday, January 13, 2010 09:07:42 Pacific Standard Time
Printed: Wednesday, January 13, 2010 09:44:32 Pacific Standard Time

Name: 11JA10A3D5_35, Date: 12-Jan-2010, Time: 18:27:14, ID: LRDQ1-2-AA, Description: G9L180646-8RX

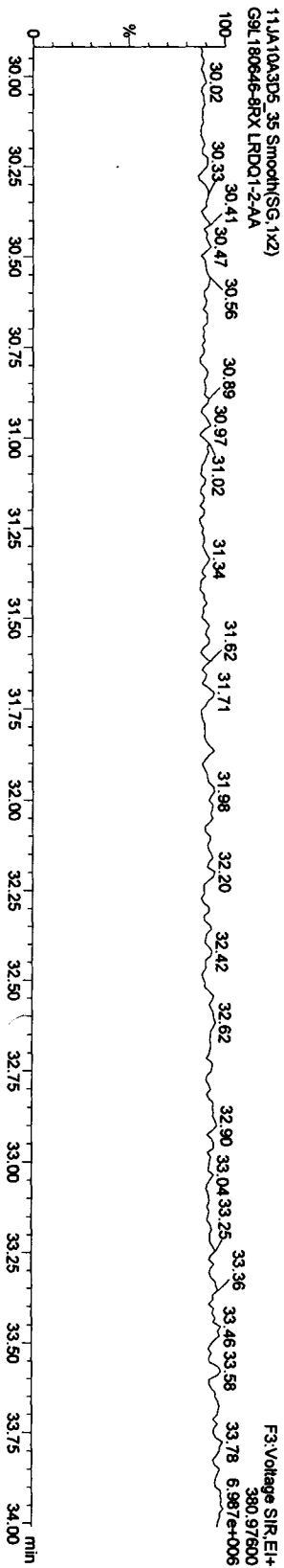
HxCDFs



HxCDF PCDDPE



Function 3 PFK




Quantity Sample Report MassLynx 4.1

Dataset: C:\MassLynx\Default.pro\11JA10A3D58290E.qld

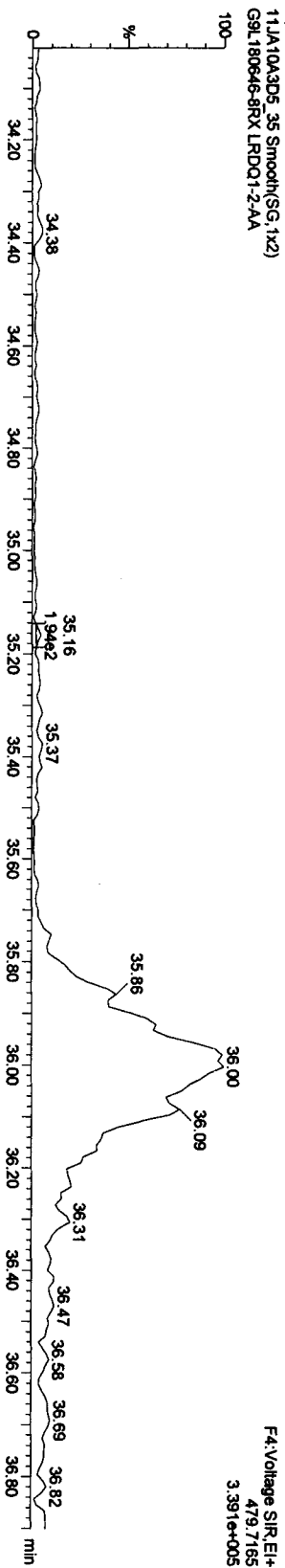
Last Altered: Wednesday, January 13, 2010 09:07:42 Pacific Standard Time
Printed: Wednesday, January 13, 2010 09:44:32 Pacific Standard Time

Name: 11JA10A3D5_35, Date: 12-Jan-2010, Time: 18:27:14, ID: LRDQ1-2-AA, Description: G9L180646-8RX

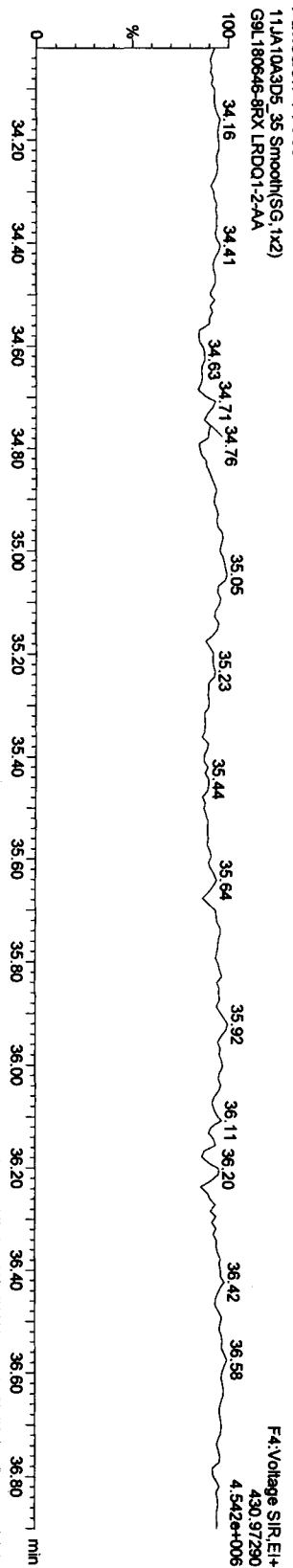
HPCDFs



HPCDF PCDDPE



Function 4 PFK



Quantity Sample Report MassLynx 4.1

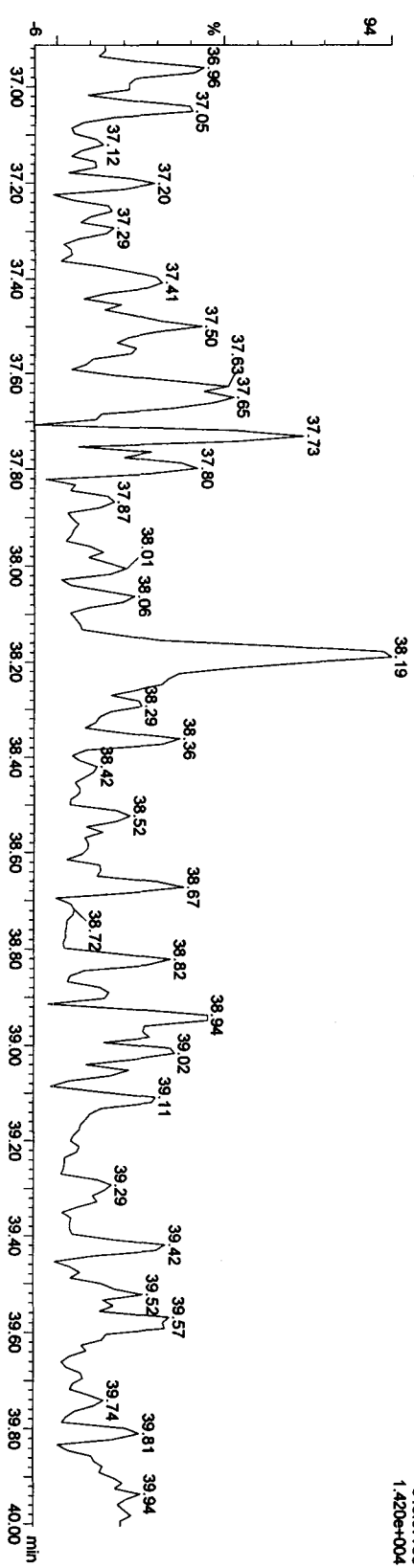
Dataset: C:\MassLynx\Default\pro1\1JA10A3D58290E.qld

Last Altered: Wednesday, January 13, 2010 09:07:42 Pacific Standard Time
Printed: Wednesday, January 13, 2010 09:44:32 Pacific Standard Time

Name: 11JA10A3D5_35, Date: 12-Jan-2010, Time: 18:27:14, ID: LRDQ1-2-AA, Description: G9L180646-8RX

OCDF PCDDPE

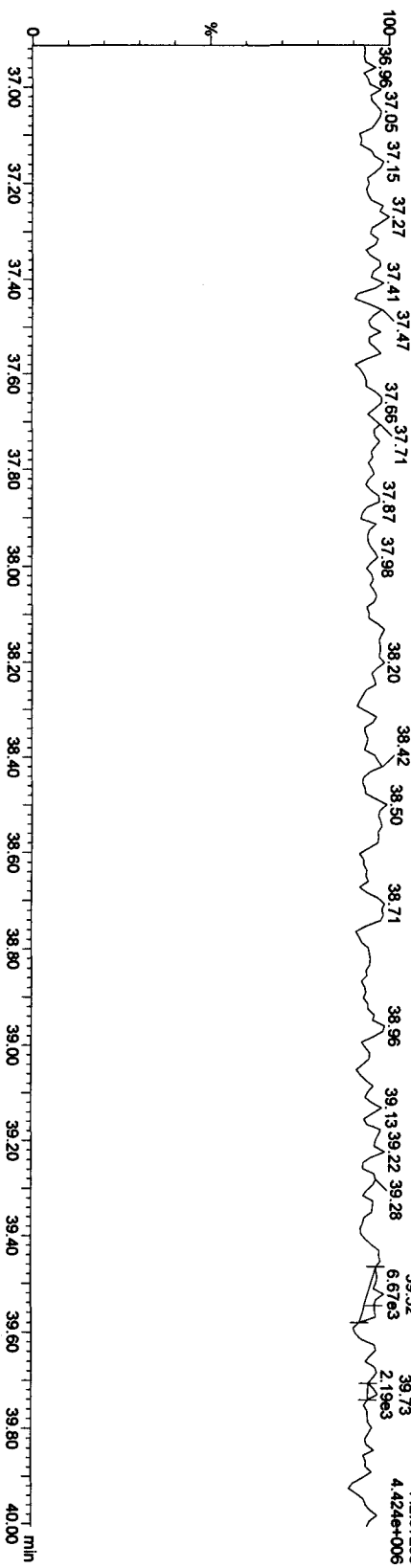
11JA10A3D5_35.Smooth(SG,1x2)
G9L180646-8RX.LRDQ1-2-AA



F5:Voltage SIR.EI+
513.67750
1.420e+004

Function 5 PFK

11JA10A3D5_35.Smooth(SG,1x2)
G9L180646-8RX.LRDQ1-2-AA



F5:Voltage SIR.EI+
442.97280
4.424e+006

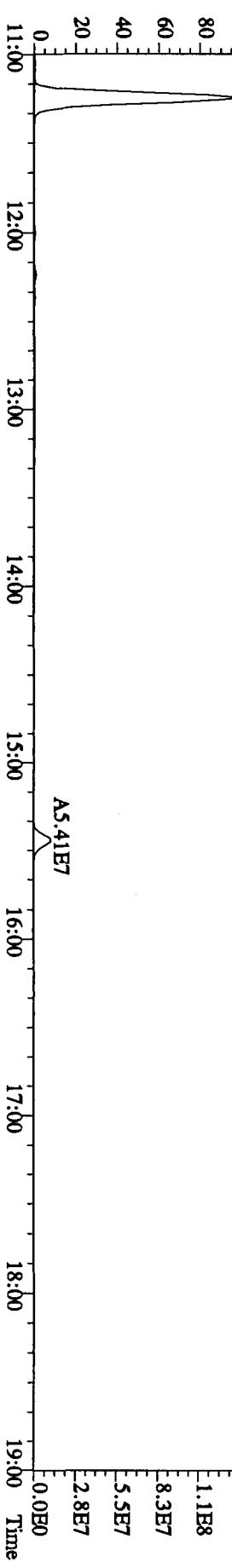
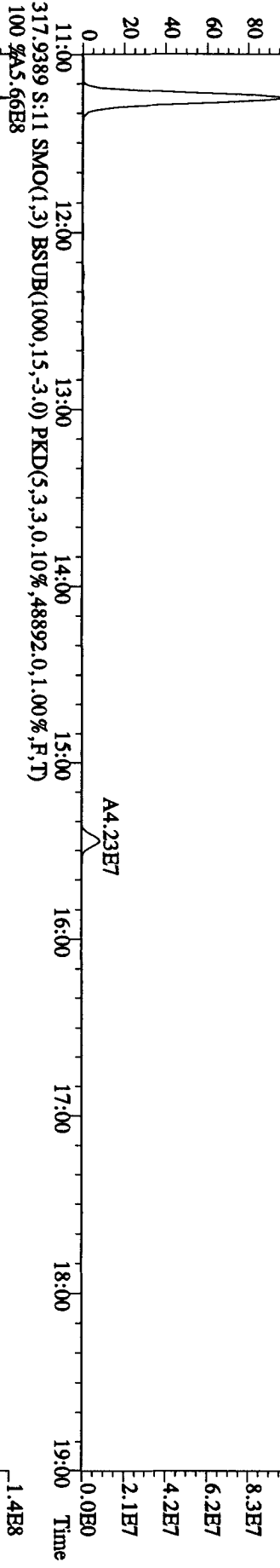
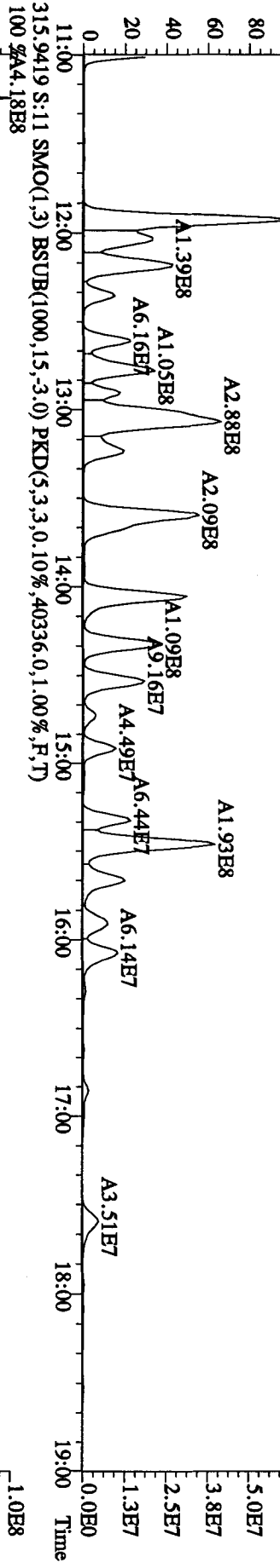
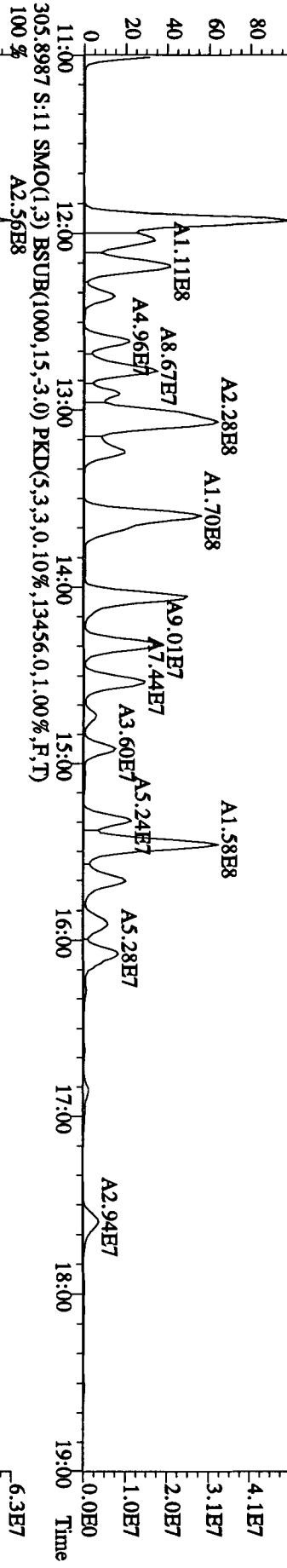
Run text: LRDQ1-2-AA Sample text: LRDQ1-2-AA :G9L180646-8RX
 Run #15 Filename: 12JA10B5D2 S: 11 I: 1 Results: 12JA10B5D2DB225
 Acquired: 13-JAN-10 02:45:23 Processed: 13-JAN-10 10:54:08
 Run: 12JA10B5D2 Analyte: DB225HRS Cal: DB2250104105D2
 Factor 1: 1600.000 Factor 2: 20.000 Sample size: 10.9600g

Name	Resp	RA	RT	RRF	Conc	EDL	Rec	M
13C-1,2,3,4-TCDD	39092300	0.74 y	14:20	-	1.65	-	-	n
13C-2,3,7,8-TCDF	96418500	0.78 y	15:27	1.66	135.27	1.64	74.1	n
2,3,7,8-TCDF	350346000	0.82 y	15:28	1.01	654.23	0.83	-	n
13C-2,3,7,8-TCDD	52672700	0.77 y	14:06	0.95	129.25	1.98	70.8	n
2,3,7,8-TCDD	20079640	0.78 y	14:08	1.18	58.83	1.90	-	n
37C1-2,3,7,8-TCDD	60696400	1.00 y	14:07	2.07	68.51	0.96	93.9	n

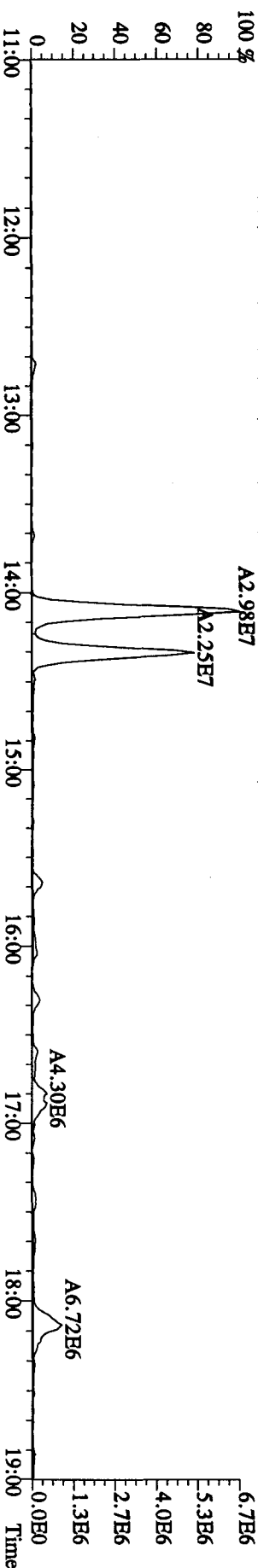
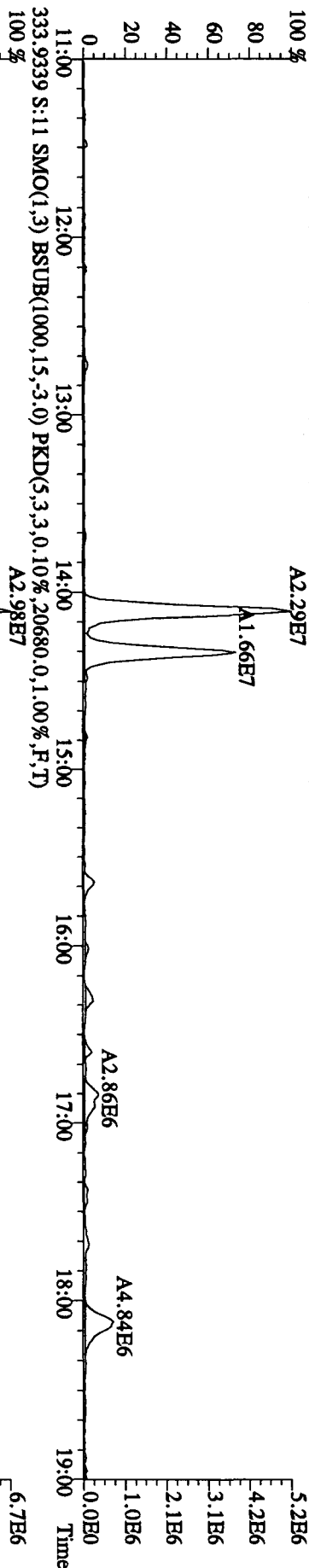
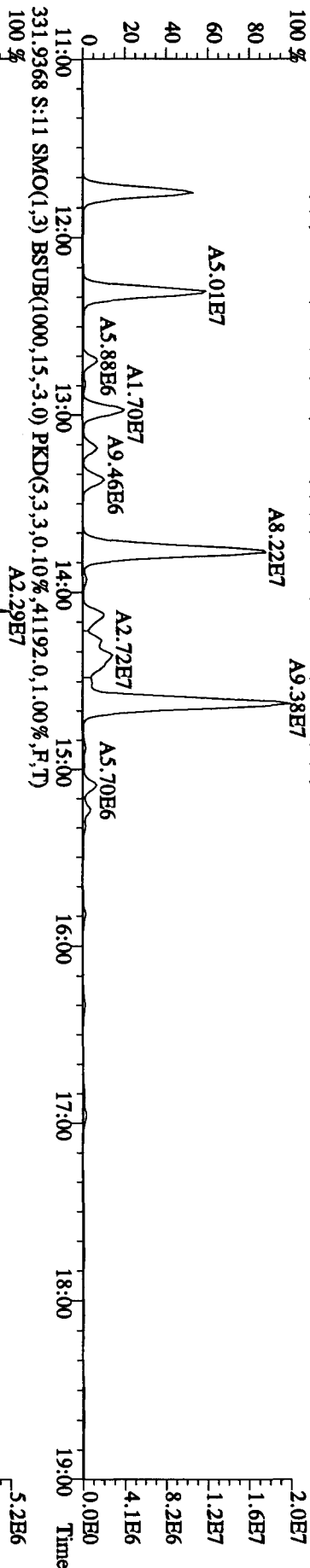
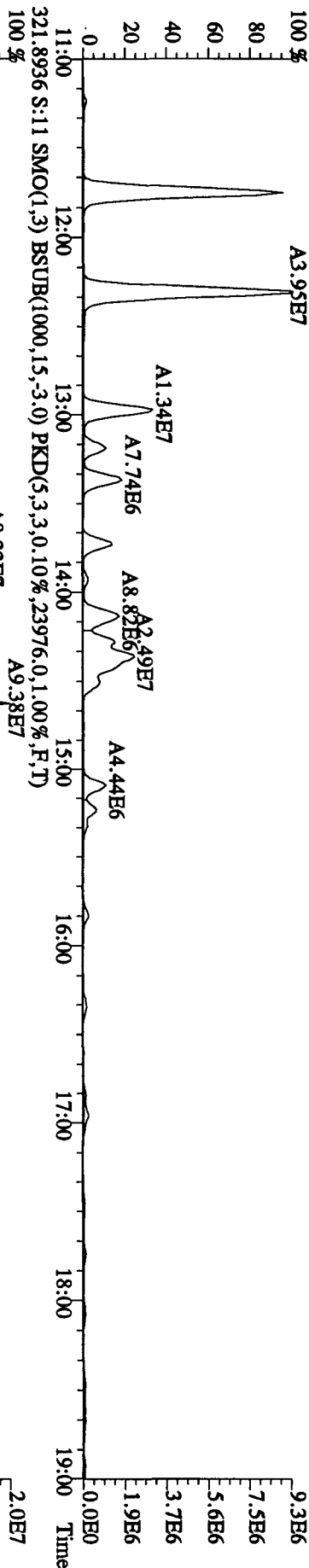
E. G. Con.

926 01/14/10

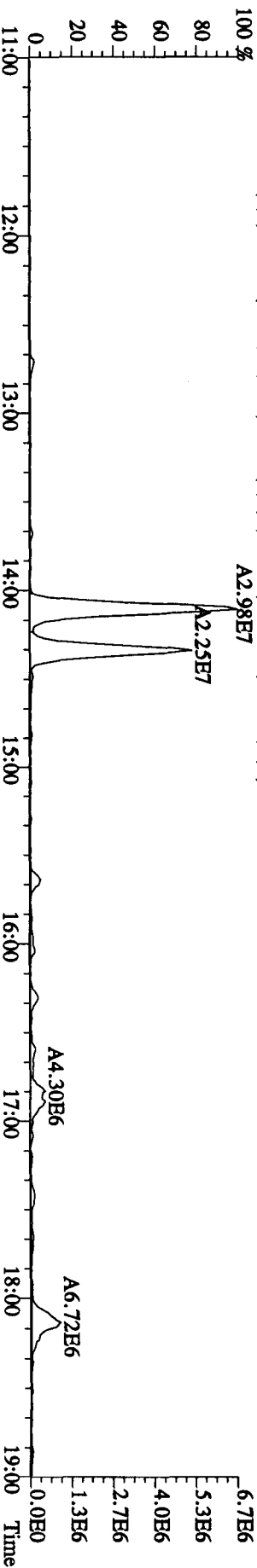
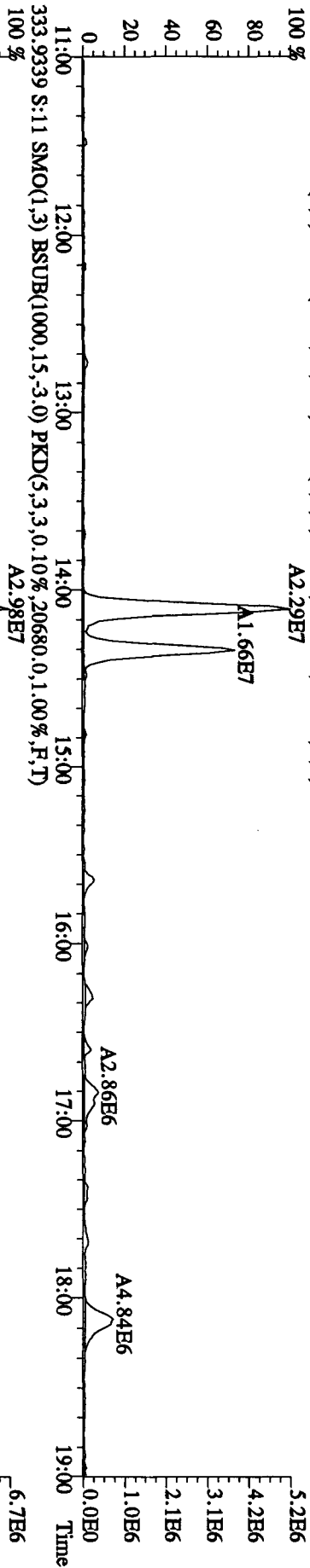
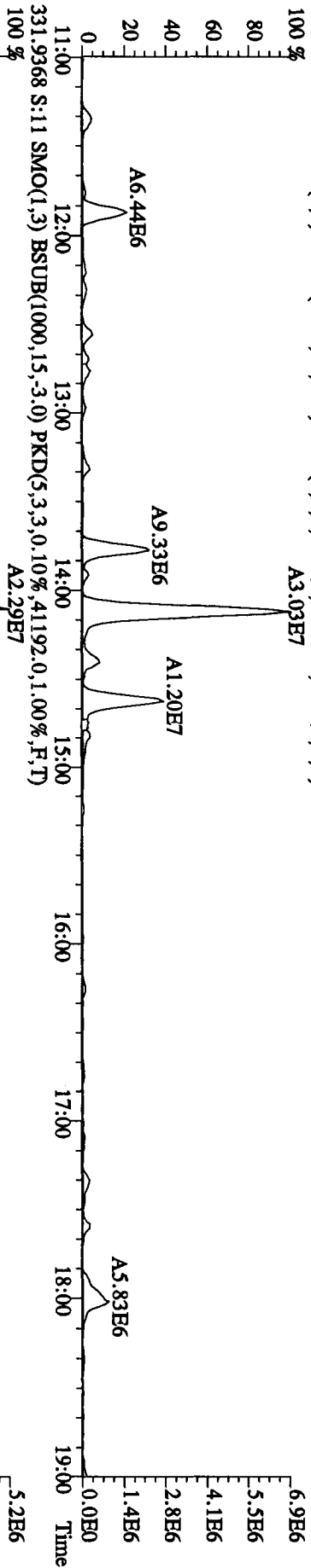
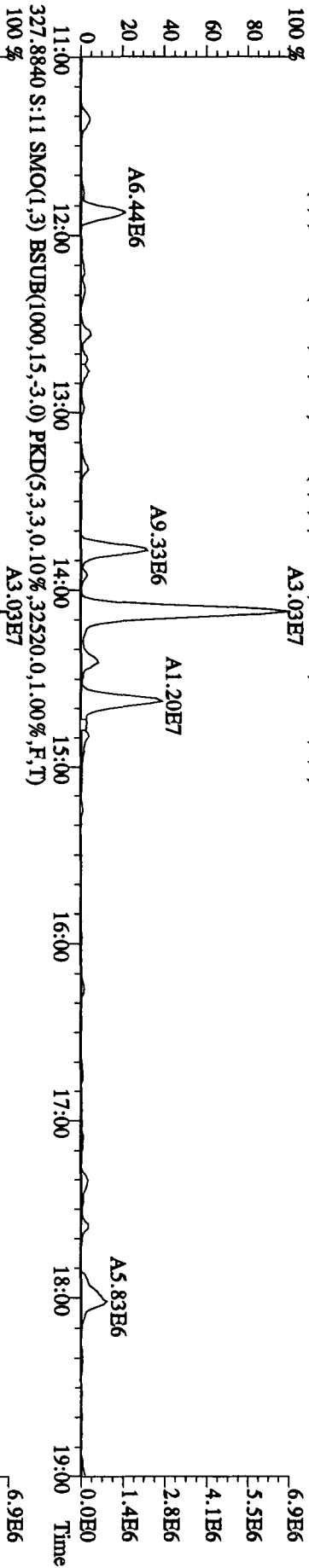
File:121A10B5D2 #1-1242 Acq:13-JAN-2010 02:45:23 GC EI + Voltage SIR 70SE
 Sample#11 Text:LRDQ1-2-AA :G9L180646-8RX Exp:DB225
 303.9016 S:11 SMO(1,3) BSUB(1000,15,-3.0) PKD(5,3,3,0.10%,17736,0,1.00%,F,T)
 100 % A2.17E8



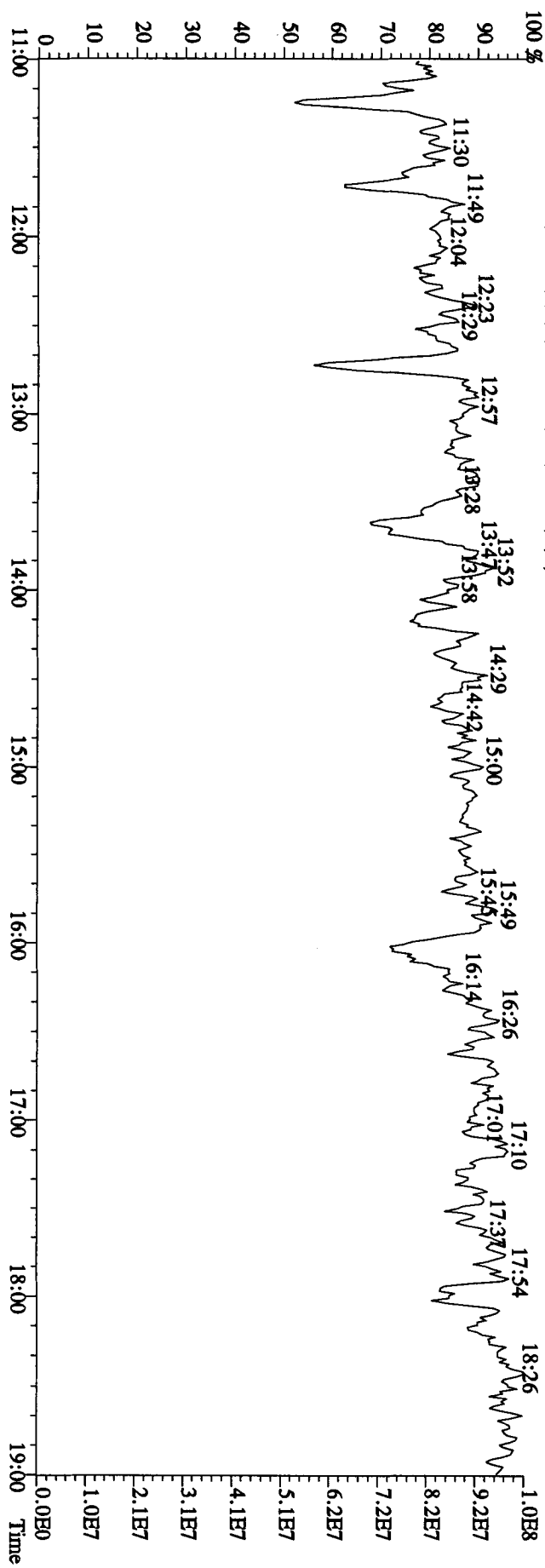
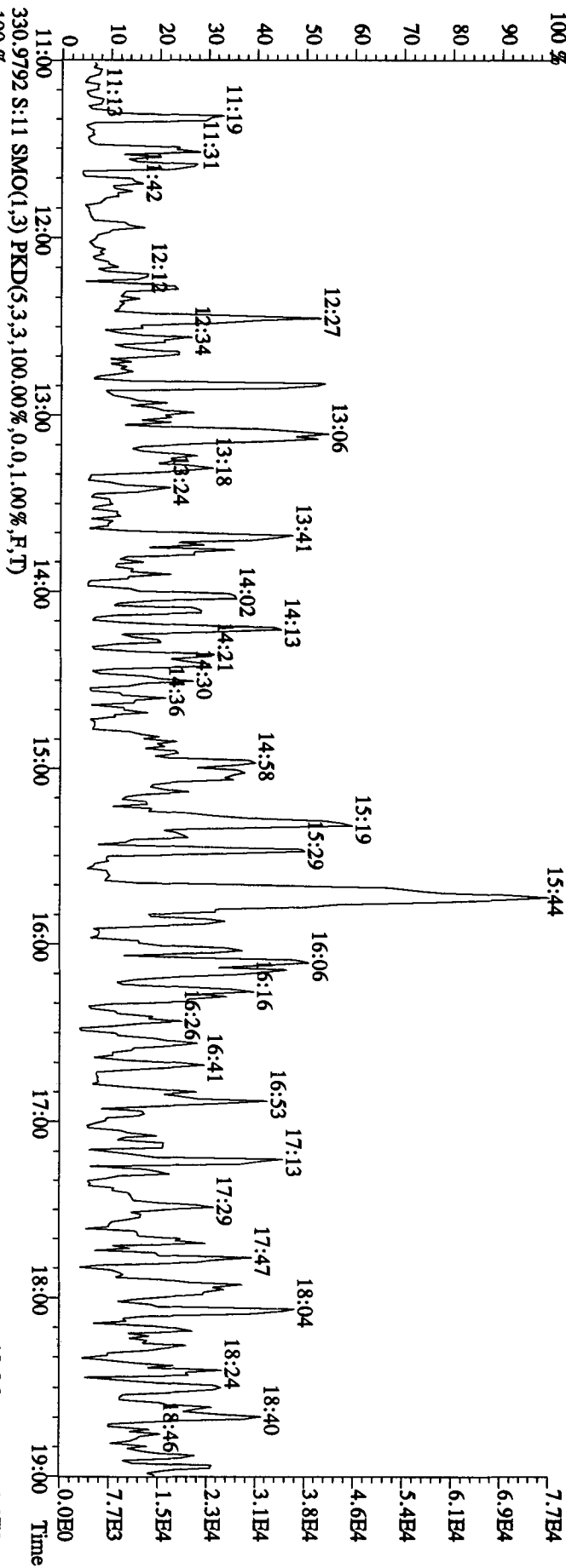
File:121A10B5D2 #1-1242 Acq:13-JAN-2010 02:45:23 GC EI+ Voltage SIR 70SE
 Sample#11 Text:LIRDQ1-2-AA :G9L180646-8RX Exp:DB225
 319.8965 S:11 SMO(1,3) BSUB(1000,15,-3,0) PKD(5,3,3,0.10%,24552,0.1,0.00%,F,T)
 100 % A3.95E7



File:12\A10B5D2 #1-1242 Acq:13-JAN-2010 02:45:23 GC EI+ Voltage SIR 70SE
 Sample#11 Text:LRDQ1-2-AA :G9L180646-8RX Exp:DB225
 327.8840 S:11 SMO(1,3) BSUB(1000,15,-3,0) PKD(5,3,3,0.10%,32520.0,1.00%,F,T)
 100 % A3.03E7



File:121A10B5D2 #1-1242 Acq:13-JAN-2010 02:45:23 GC EI+ Voltage SIR 70SE
 Sample#11 Text:LRDQ1-2-AA :G9L180646-8RX Exp:DB225
 375.8364 S:11 SMO(1,3) BSUB(1000,15,-3,0) PKD(5,3,3,100.00%,14276.0,1.00%,F,T)



Run text: LRDQ2-2-AA Sample text: LRDQ2-2-AA :G9L180646-9RX
 Run #11 Filename: 12JA101D5 S: 8 I: 1 Results: 12JA101D58290SY
 Acquired: 12-JAN-10 13:28:59 Processed: 12-JAN-10 15:52:10
 Run: 12JA101D5 Analyte: 8290HRS Cal: 82901231091D5
 Sample size: 10.31 g

32001/14/10

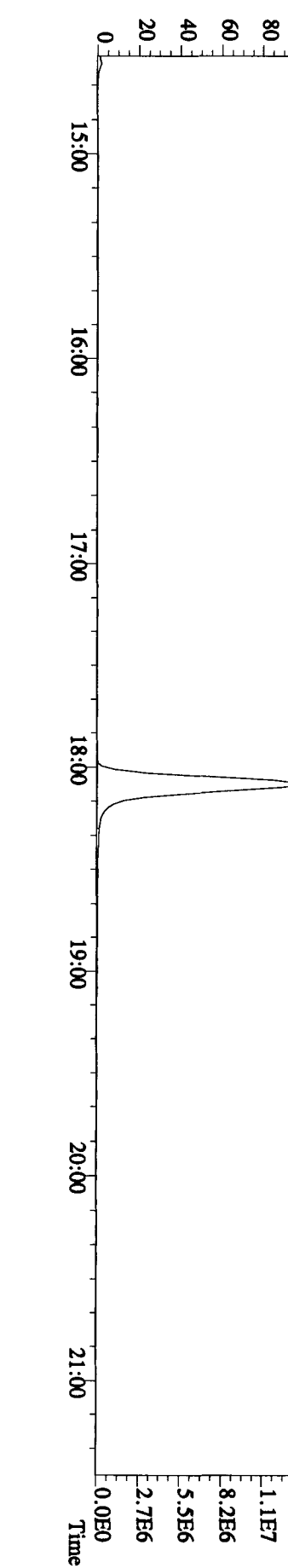
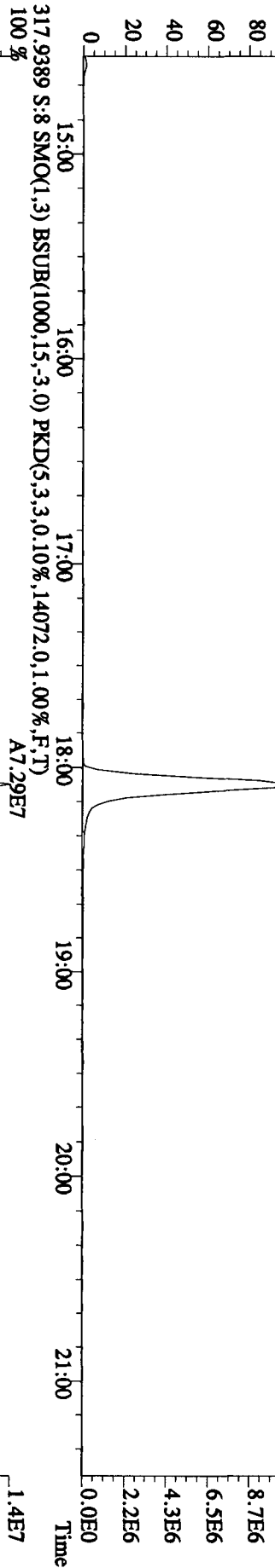
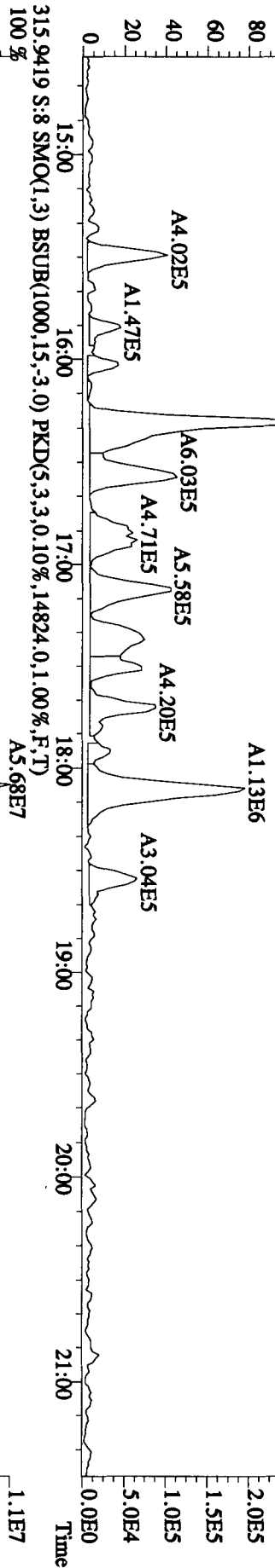
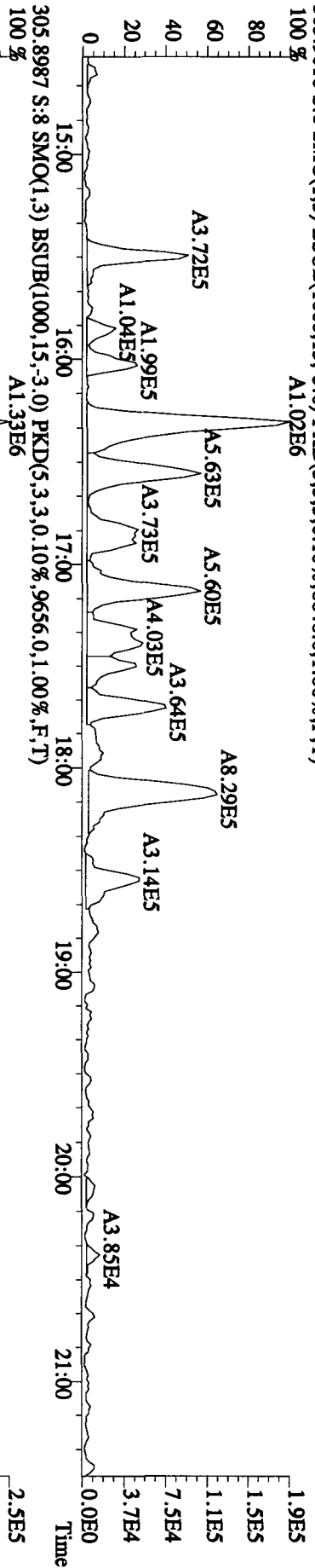
Name	Resp	RA	RT	RRF	Conc	EDL	Rec	M
13C-1,2,3,4-TCDD	65667800	0.79 y	18:37	-	2.0448	-	-	n
13C-2,3,7,8-TCDF	129685800	0.78 y	18:05	1.57	122.3154	0.4029	63.1	n
2,3,7,8-TCDF	1961644	0.73 y	18:08	0.86	3.4125	0.4486	-	n
Total TCDF	11144489	0.92 n	15:29	0.86	19.3068	0.4486	-	n
13C-2,3,7,8-TCDD	86415700	0.77 y	18:49	0.99	128.4970	0.7331	66.2	n
2,3,7,8-TCDD	*	* n	NotFnd	0.93	ND *	0.5050 0-316	-	n
Total TCDD	468615	0.48 n	16:27	0.93	1.1265	0.5050	-	n
37Cl-2,3,7,8-TCDD	107728400	1.00 y	18:51	2.22	71.7367	0.1480	92.5	n
13C-1,2,3,7,8-PeCDF	91083100	1.64 y	23:32	1.07	125.3968	0.4863	64.6	n
1,2,3,7,8-PeCDF	1118001	1.56 y	23:35	1.00	2.3809	0.8709	-	n
2,3,4,7,8-PeCDF	159018	5.69 n	25:03	0.94	0.3608	0.9280	-	n
Total F2 PeCDF	7856933	2.23 n	21:52	0.97	17.1988	0.8985	-	n
Total F1 PeCDF	1066053	0.37 n	16:02	0.97	2.5423	0.5728	-	n
13C-1,2,3,7,8-PeCDD	52847000	1.66 y	25:45	0.67	117.1395	0.4434	60.4	n
1,2,3,7,8-PeCDD	*	* n	NotFnd	0.93	ND *	1.3648	-	n
Total PeCDD	234960	0.57 n	22:17	0.93	0.9202	1.3648	-	n
13C-1,2,3,7,8,9-HxCDD	56536200	1.28 y	32:52	-	1.9992	-	-	n
13C-1,2,3,4,7,8-HxCDF	58626600	0.49 y	31:27	0.89	112.6540	1.8246	58.1	n
1,2,3,4,7,8-HxCDF	2186960	1.27 y	31:29	1.20	6.0350	0.6104	-	n
1,2,3,6,7,8-HxCDF	1441329	1.16 y	31:37	1.37	3.4780	0.5338	-	n
2,3,4,6,7,8-HxCDF	535161	1.32 y	32:17	1.24	1.4257	0.5893	-	y
1,2,3,7,8,9-HxCDF	160339	1.32 y	33:07	1.33	0.4001	0.5519	-	y
Total HxCDF	7848281	1.64 n	29:35	1.28	20.4170	0.5698	-	y
13C-1,2,3,6,7,8-HxCDD	60275800	1.14 y	32:32	0.73 093	441.2522 110.37	0.6758	55.457.2 22.8	n
1,2,3,4,7,8-HxCDD	*	* n	NotFnd	0.97	*	0.7116	-	n
1,2,3,6,7,8-HxCDD	*	* n	NotFnd	1.06	*	0.6521	-	n
1,2,3,7,8,9-HxCDD	*	* n	NotFnd	1.28	*	0.5412	-	n
Total HxCDD	196980	0.93 n	31:30	1.10	0.5757	0.6268	-	n
13C-1,2,3,4,6,7,8-HpCDF	46713900	0.40 y	34:37	0.86	93.1745	1.5323	48.0	n
1,2,3,4,6,7,8-HpCDF	3532410	1.04 y	34:37	1.29	11.4012	0.9119	-	n
1,2,3,4,7,8,9-HpCDF	990806	0.97 y	35:56	1.14 092	3.0239 4.486	1.0333	-	n
Total HpCDF	6531223	1.04 y	34:37	1.21	21.9108	0.9688	-	n
13C-1,2,3,4,6,7,8-HpCDD	38290300	1.07 y	35:33	0.75	87.3347	1.3881	45.0	n
1,2,3,4,6,7,8-HpCDD	130635	0.61 n	35:35	1.00	0.6633	1.2215	-	n
Total HpCDD	245336	0.70 n	34:55	1.00	1.2456	1.2215	-	n
13C-OCDD	38073700	0.94 y	38:21	0.56	115.7266	1.7379	29.8	n

OCDF	4322260	0.89	y	38:29	1.44	30.6429	2.9871	-	n
OCDD	215107	0.91	y	38:21	1.11	1.9756	2.7460	-	n

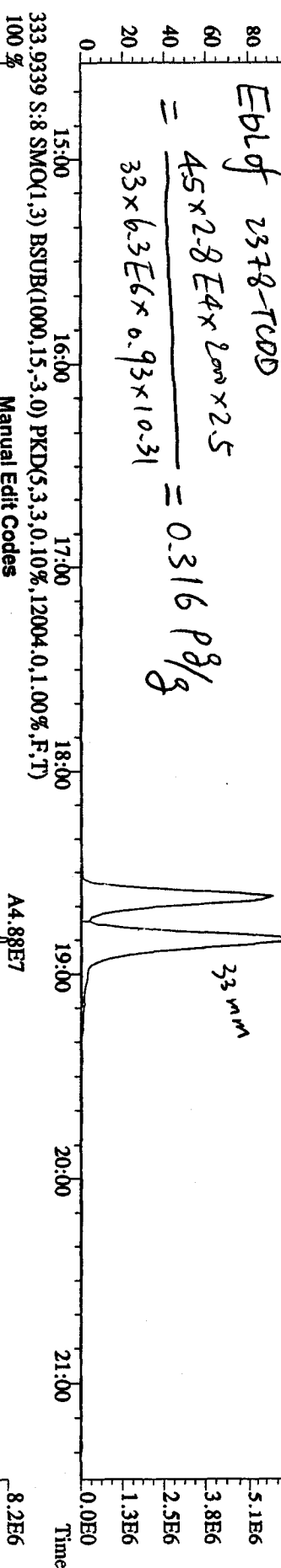
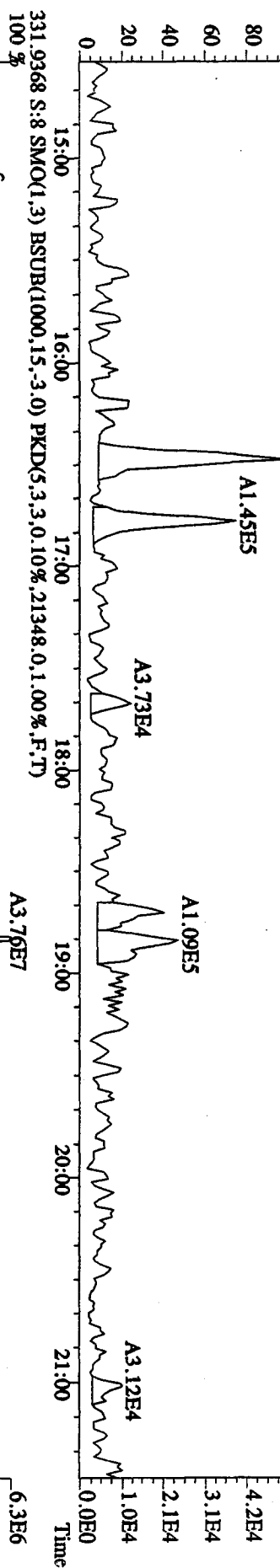
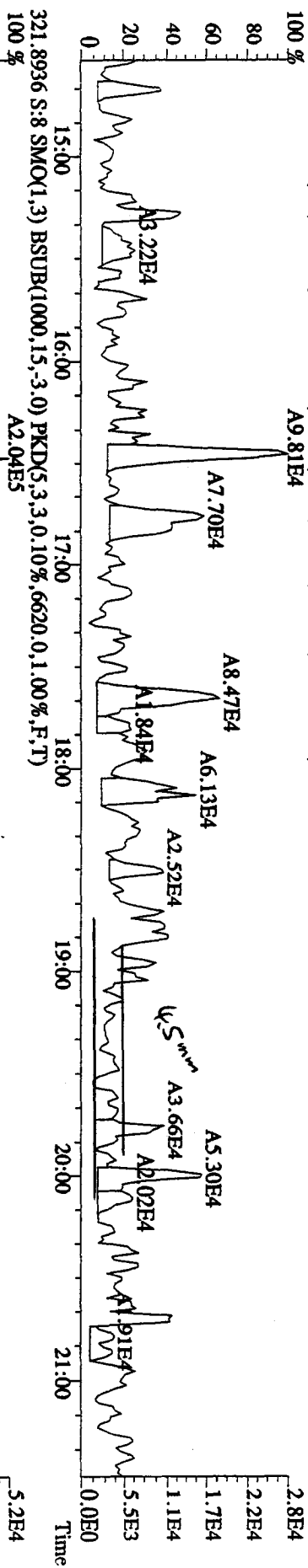
Run text: LRDQ2-2-AA Sample text: LRDQ2-2-AA :G9L180646-9RX
 Run #11 Filename: 12JA101D5 S: 8 I: 1 Results: 12JA101D58290
 Acquired: 12-JAN-10 13:28:59 Processed: 12-JAN-10 15:52:10
 Run: 12JA101D5 Analyte: 8290HRS Cal: 82901231091D5
 Factor 1: 1600.000 Factor 2: 20.000 Sample size: 10.31007g

Name	Resp	RA	RT	RRF	Conc	EDL	Rec	M
13C-1,2,3,4-TCDD	65667800	0.79 y	18:37	-	2.04	-	-	n
13C-2,3,7,8-TCDF	129685800	0.78 y	18:05	1.57	122.32	0.40	63.1	n
2,3,7,8-TCDF	1961644	0.73 y	18:08	0.86	3.41	0.45	-	n
Total TCDF	11144489	0.92 n	15:29	0.86	19.39	0.45	-	n
13C-2,3,7,8-TCDD	86415700	0.77 y	18:49	0.99	128.50	0.73	66.2	n
2,3,7,8-TCDD	*	* n	NotFnd	0.93	ND *	0.51	-	n
Total TCDD	468615	0.48 n	16:27	0.93	1.13	0.51	-	n
37Cl-2,3,7,8-TCDD	107728400	1.00 y	18:51	2.22	71.74	0.15	92.5	n
13C-1,2,3,7,8-PeCDF	91083100	1.64 y	23:32	1.07	125.40	0.49	64.6	n
1,2,3,7,8-PeCDF	1118001	1.56 y	23:35	1.00	2.38	0.87	-	n
2,3,4,7,8-PeCDF	159018	5.69 n	25:03	0.94	0.36	0.93	-	n
Total F2 PeCDF	7856933	2.23 n	21:52	0.97	17.20	0.90	-	n
Total F1 PeCDF	1066053	0.37 n	16:02	0.97	2.34	0.57	-	n
13C-1,2,3,7,8-PeCDD	52847000	1.66 y	25:45	0.67	117.14	0.44	60.4	n
1,2,3,7,8-PeCDD	*	* n	NotFnd	0.93	*	1.36	-	n
Total PeCDD	234960	0.57 n	22:17	0.93	0.93	1.36	-	n
13C-1,2,3,7,8,9-HxCDD	56536200	1.28 y	32:52	-	2.00	-	-	n
13C-1,2,3,4,7,8-HxCDF	58626600	0.49 y	31:27	0.89	112.65	1.82	58.1	n
1,2,3,4,7,8-HxCDF	2186960	1.27 y	31:29	1.20	6.03	0.61	-	n
1,2,3,6,7,8-HxCDF	1441329	1.16 y	31:37	1.37	3.48	0.53	-	n
2,3,4,6,7,8-HxCDF	917600	1.36 y	32:17	1.24	2.44	0.59	-	n
1,2,3,7,8,9-HxCDF	500632	1.37 y	33:09	1.33	1.25	0.55	-	n
Total HxCDF	8571014	1.64 n	29:35	1.28	22.28	0.57	-	n
13C-1,2,3,6,7,8-HxCDD	60275800	1.14 y	32:32	0.73 0.93	141.25 110.87	0.68	72.8	n
1,2,3,4,7,8-HxCDD	*	* n	NotFnd	0.97	*	0.71	-	n
1,2,3,6,7,8-HxCDD	*	* n	NotFnd	1.06	*	0.65	-	n
1,2,3,7,8,9-HxCDD	*	* n	NotFnd	1.28	*	0.54	-	n
Total HxCDD	196980	0.93 n	31:30	1.10	0.58	0.63	-	n
13C-1,2,3,4,6,7,8-HpCDF	46713900	0.40 y	34:37	0.86	93.17	1.53	48.0	n
1,2,3,4,6,7,8-HpCDF	3532410	1.04 y	34:37	1.29	11.40	0.91	-	n
1,2,3,4,7,8,9-HpCDF	990806	0.97 y	35:56	1.14 0.92	3.62 4.486	1.03	-	n
Total HpCDF	6531223	1.04 y	34:37	1.21	21.91	0.97	-	n
13C-1,2,3,4,6,7,8-HpCDD	38290300	1.07 y	35:33	0.75	87.33	1.39	45.0	n
1,2,3,4,6,7,8-HpCDD	130635	0.61 n	35:35	1.00	0.66	1.22	-	n
Total HpCDD	245336	0.70 n	34:55	1.00	1.25	1.22	-	n
13C-OCDD	38073700	0.94 y	38:21	0.56	115.73	1.74	29.8	n
OCDF	4322260	0.89 y	38:29	1.44	30.64	2.99	-	n
OCDD	215107	0.91 y	38:21	1.11	1.98	2.75	-	n

File:121A101D5 #1-411 Acq:12-JAN-2010 13:28:59 GC EI+ Voltage SIR 70SE
 Sample#8 Text:LRDQ2-2-AA :G9L180646-9RX Exp:DIOXIN
 303.9016 S:8 SMO(1,3) BSUB(1000,15,-3,0) PKD(5,3,3,0.10%,6640,0,1.00%,F,T)
 100 % A1.02E6



File:12IA101D5 #1-411 Acq:12-JAN-2010 13:28:59 GC EI+ Voltage SIR 70SE
 Sample#8 Text:LRDQ2-2-AA :G9L180646-9RX Exp:DIOXIN
 319.8965 S:8 SMO(1,3) BSUB(1000,15,-3.0) PKD(5,3,3,0,10%,.6620,0,1.00%,F,T)
 100 % A9.81E4



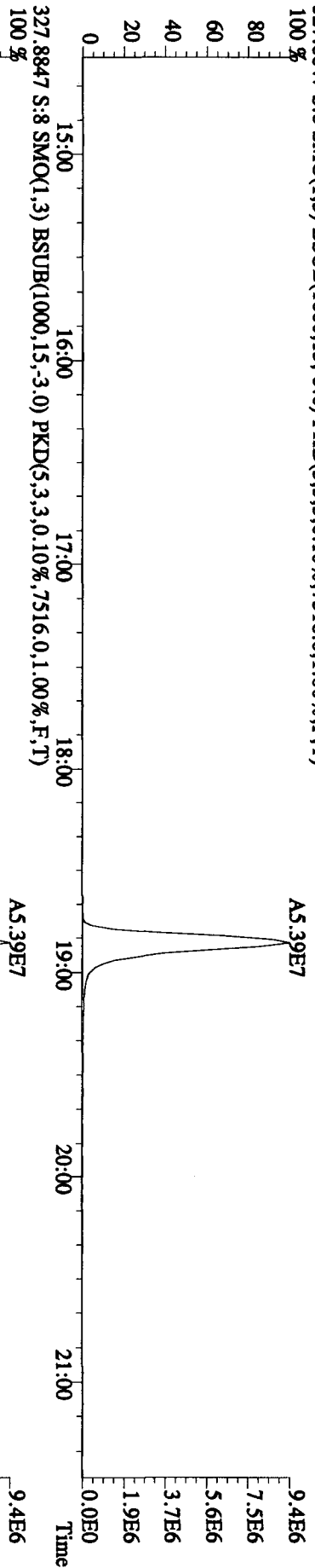
EBL of 2378-TCDD

$$= \frac{45 \times 2.8 \text{ E}4 \times 2.0 \times 2.5}{33 \times 6.3 \text{ E}6 \times 0.93 \times 10.31} = 0.316 \text{ P/g}$$

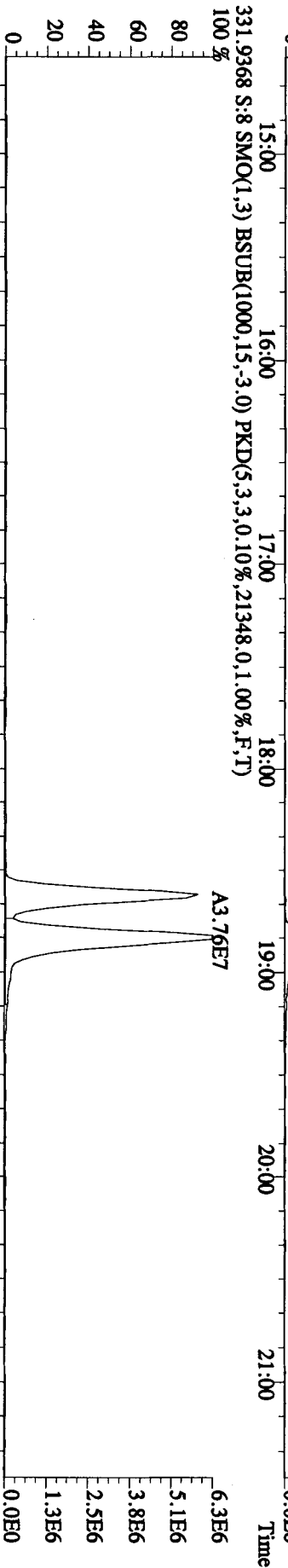
- Manual Edit Codes
- 1 Peak not found
 - 2 Poor chromatography
 - 3 Baseline correction
 - 4 Manual EDL calculation
 - 5 Separate near eluters
 - 6 Other

Analyst ngb Date 01/14/10

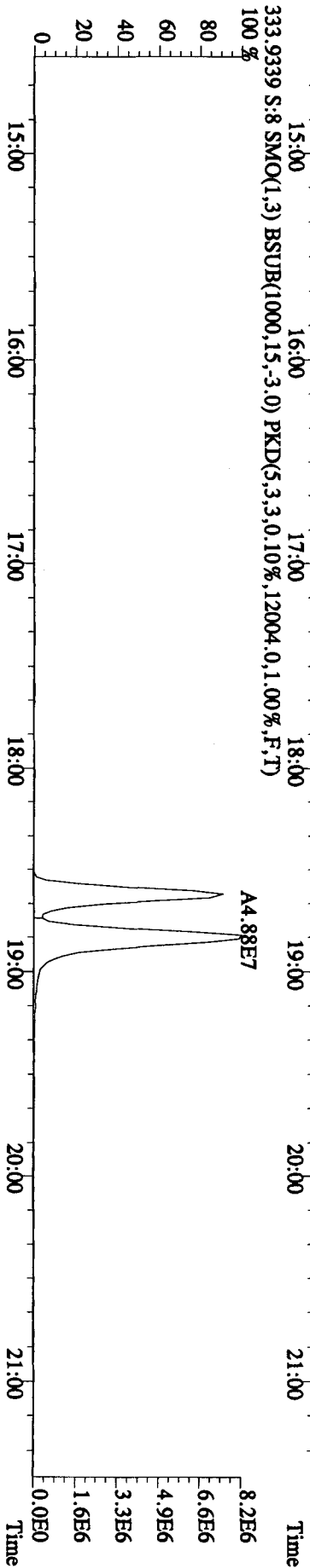
File:12JA101D5 #1-411 Acq:12-JAN-2010 13:28:59 GC EI+ Voltage SIR 70SE
Sample#8 Text:LRDQ2-2-AA :G9L180646-9RX Exp:DIOXIN
327.8847 S:8 SMO(1,3) BSUB(1000,15,-3,0) PKD(5,3,3,0.10%,7516.0,1.00%,F,T)
100 %



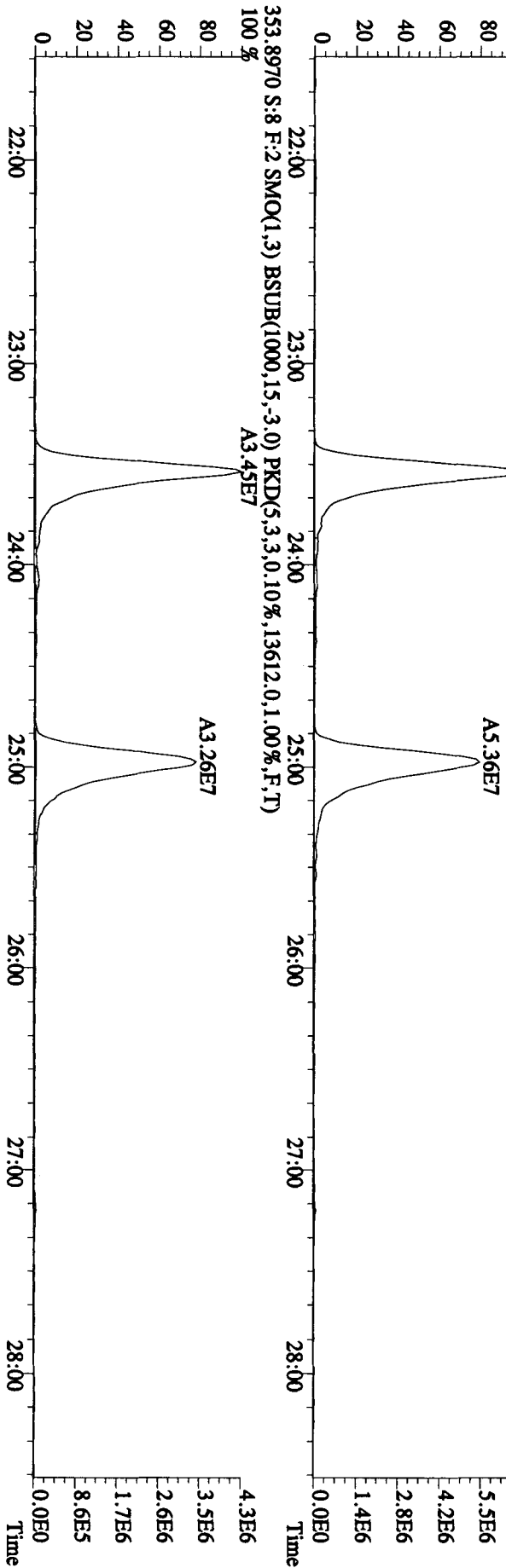
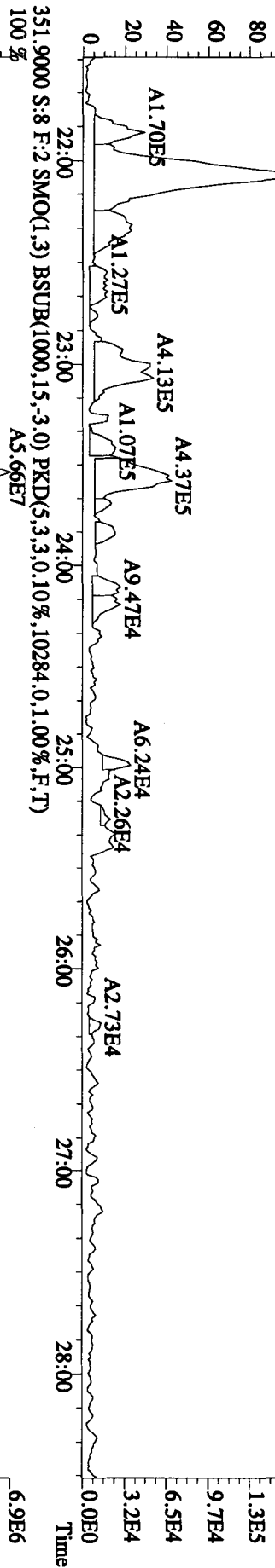
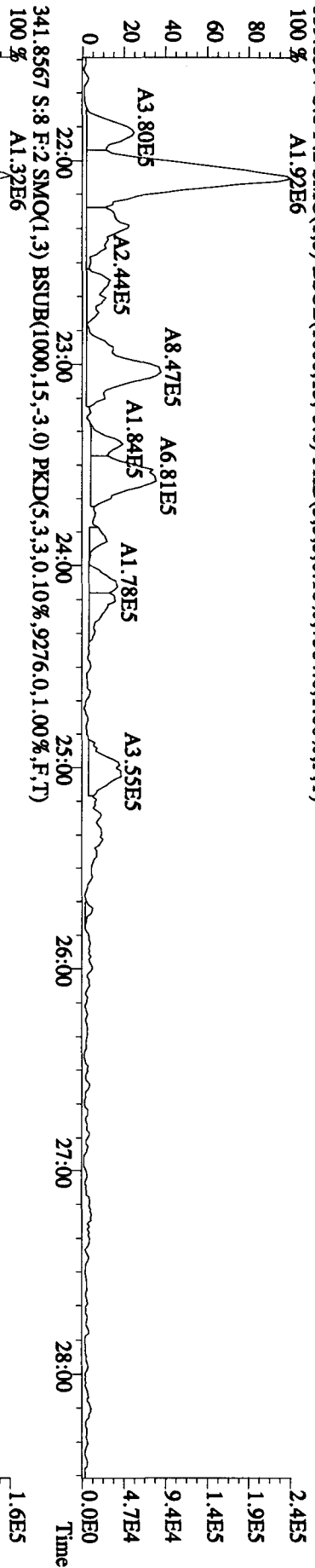
331.9368 S:8 SMO(1,3) BSUB(1000,15,-3,0) PKD(5,3,3,0.10%,21348.0,1.00%,F,T)
100 %

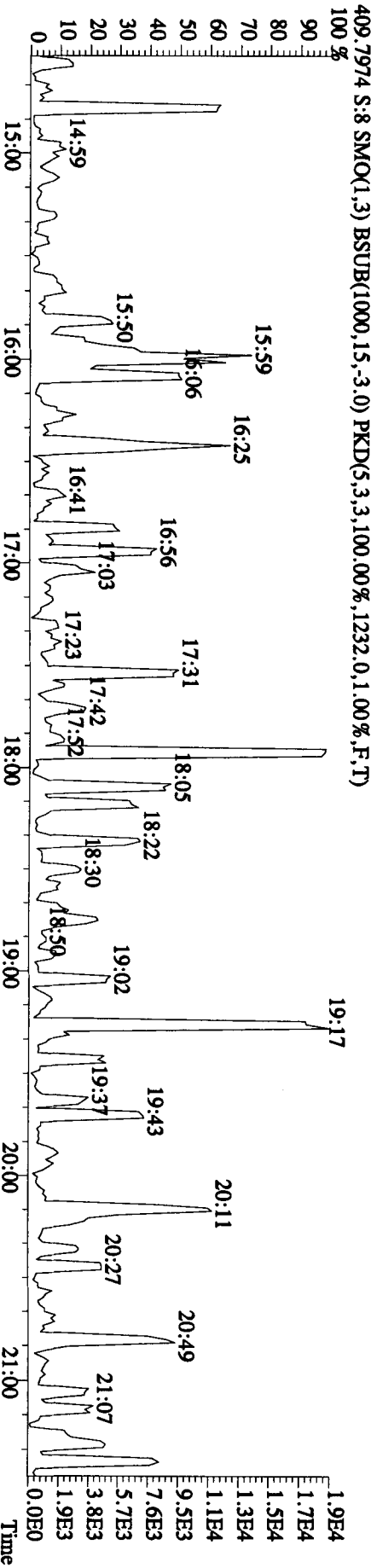
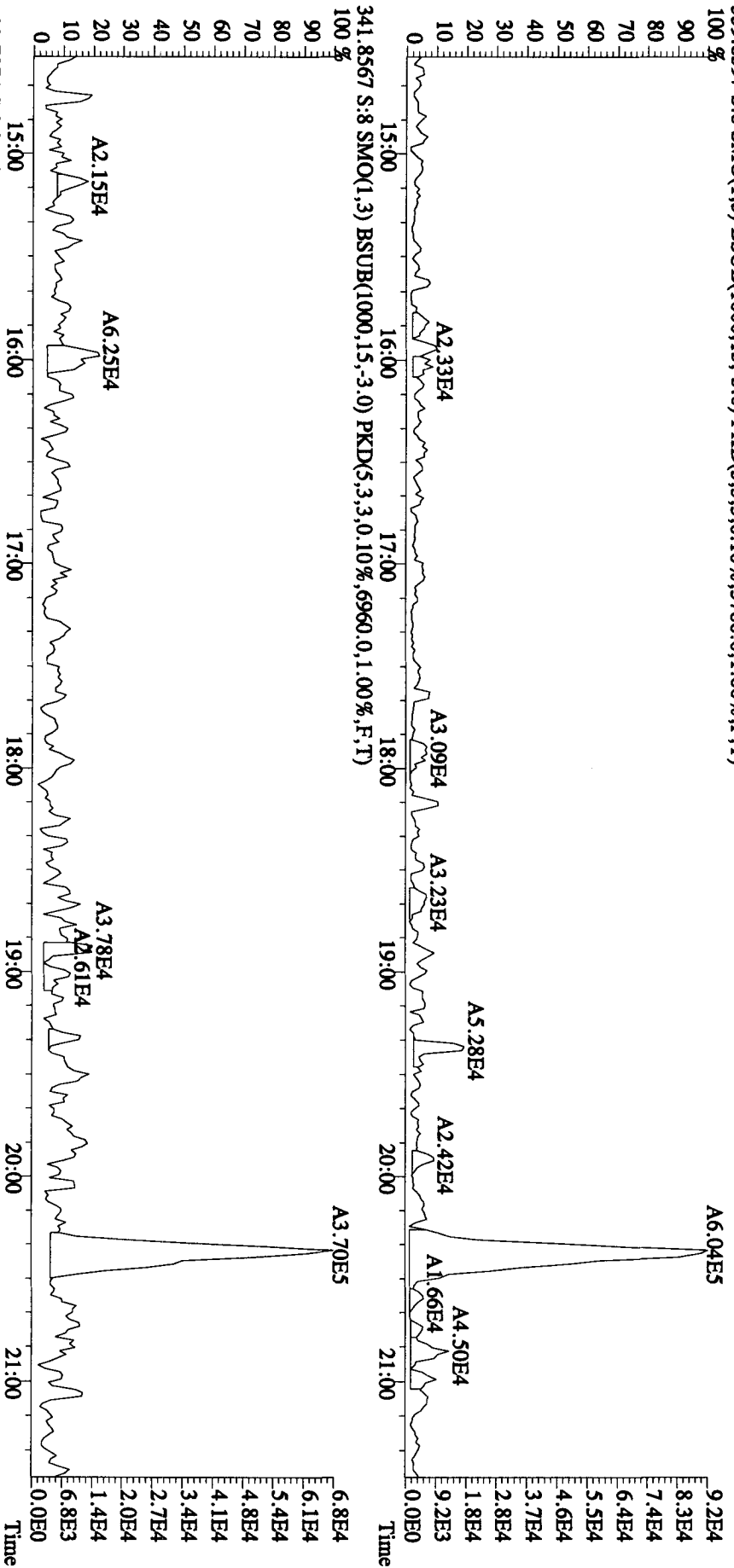


333.9339 S:8 SMO(1,3) BSUB(1000,15,-3,0) PKD(5,3,3,0.10%,12004.0,1.00%,F,T)
100 %



File:121A101D5 #1-495 Acq:12-JAN-2010 13:28:59 GC EI+ Voltage SIR 70SE
 Sample#8 Text:LRDQ2-2-AA :G9L180646-9RX Exp:DIOXIN
 339.8597 S:8 F:2 SMO(1,3) BSUB(1000,15,-3,0) PKD(5,3,3,0,10%,7584,0,1,00%,F,T)
 100 % A1.92E6



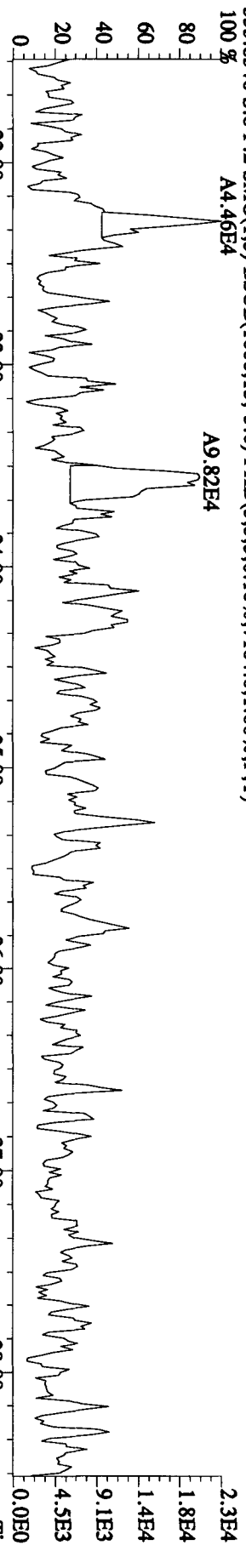


File: 12JA101D5 #1-495 Acq: 12-JAN-2010 13:28:59 GC EI+ Voltage SIR 70SE

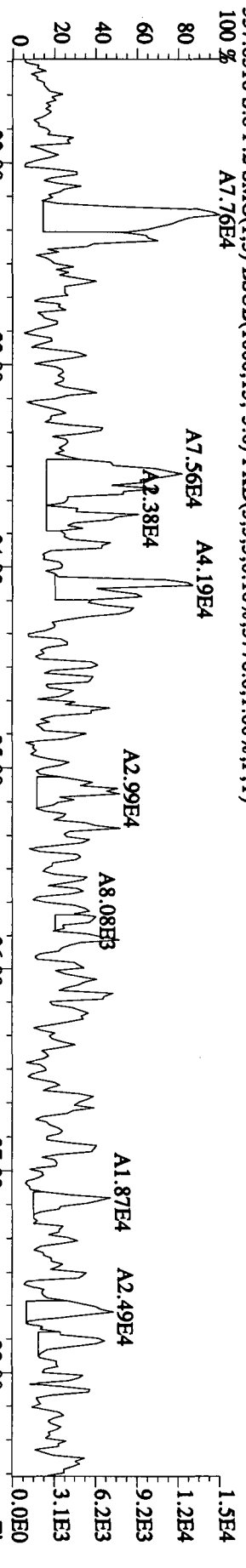
Sample#8 Text: LRD02-2-AA : G9L180646-9RX

Exp: DIOXIN

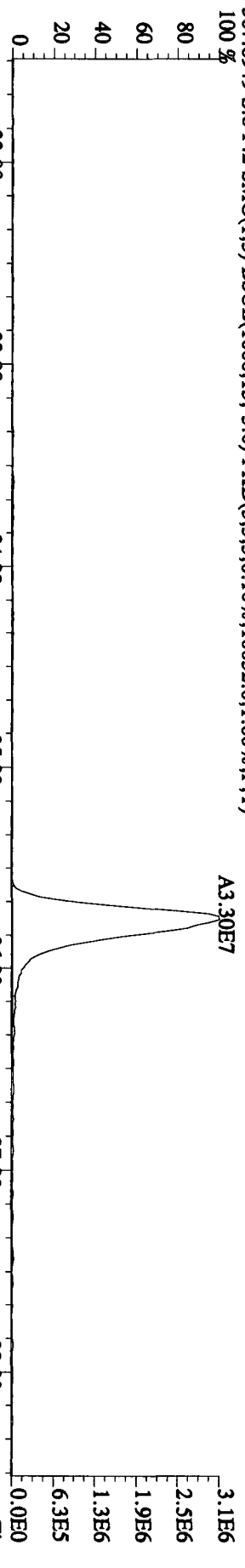
355.8546 S:8 F:2 SMO(1,3) BSUB(1000,15,-3,0) PKD(5,3,3,0,10%,7104,0,1,00%,F,T)



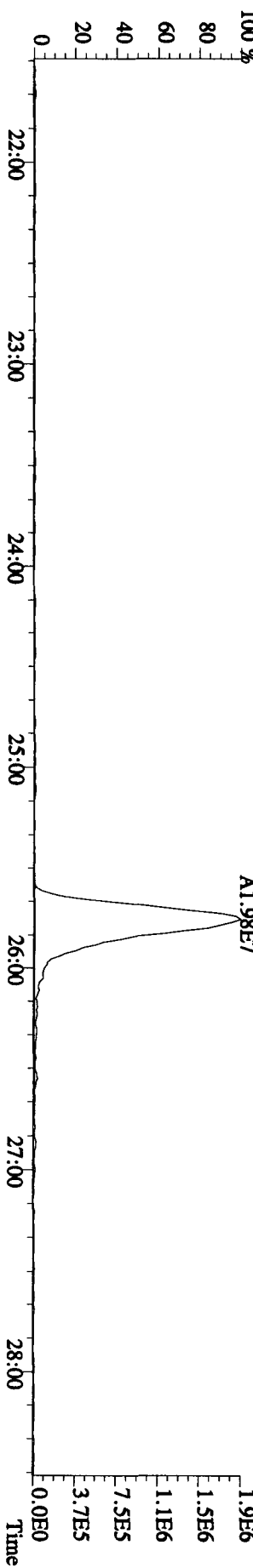
357.8516 S:8 F:2 SMO(1,3) BSUB(1000,15,-3,0) PKD(5,3,3,0,10%,3776,0,1,00%,F,T)



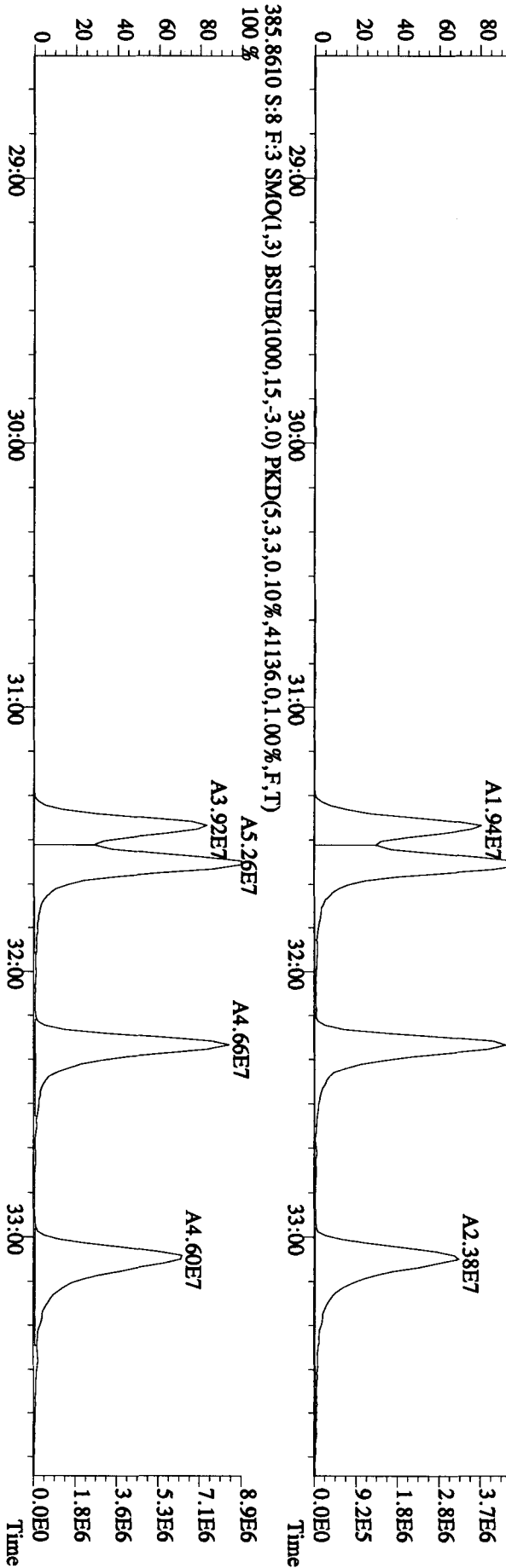
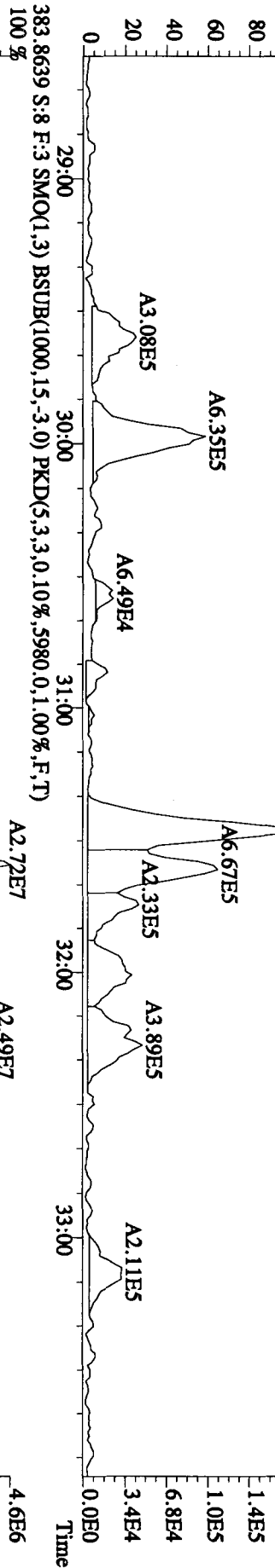
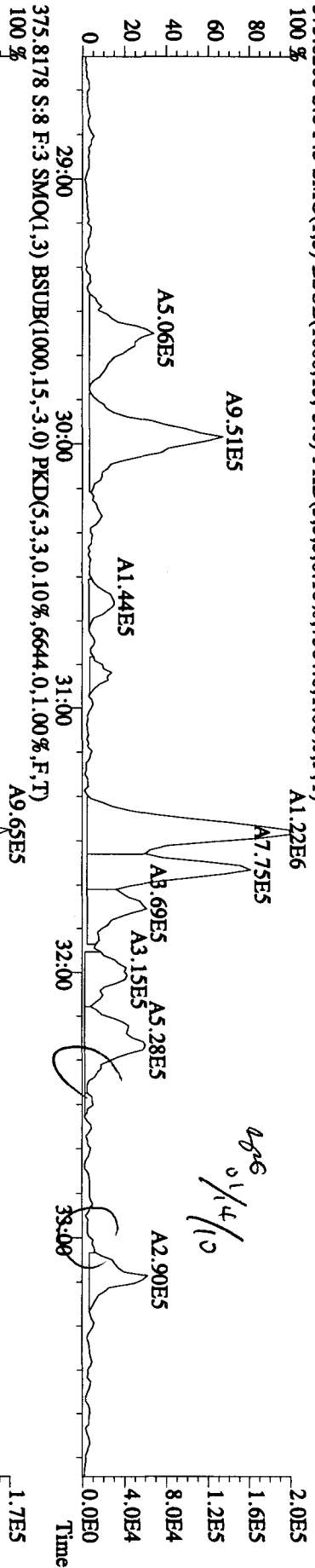
367.8949 S:8 F:2 SMO(1,3) BSUB(1000,15,-3,0) PKD(5,3,3,0,10%,10052,0,1,00%,F,T)






369.8919 S:8 F:2 SMO(1,3) BSUB(1000,15,-3,0) PKD(5,3,3,0,10%,3480,0,1,00%,F,T)



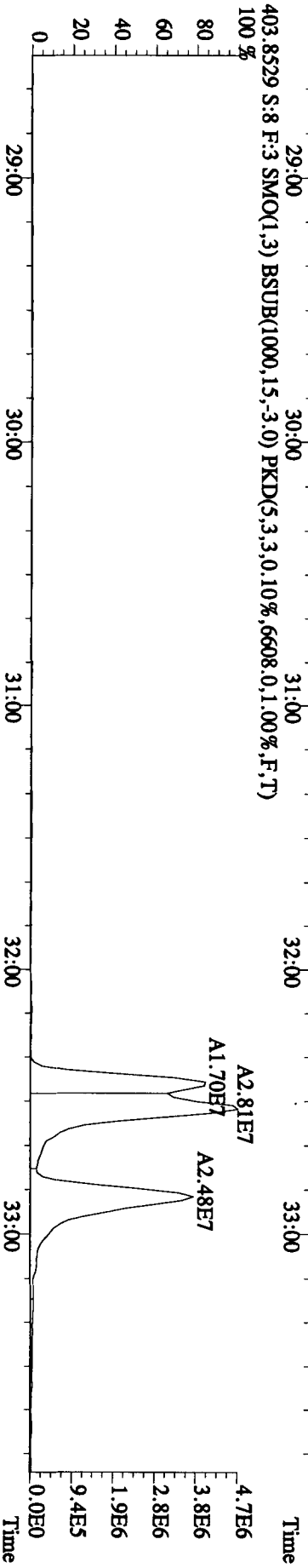
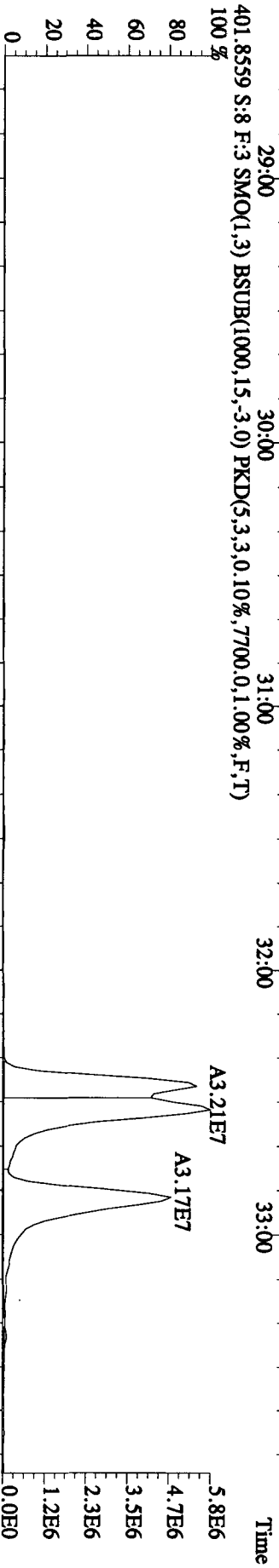
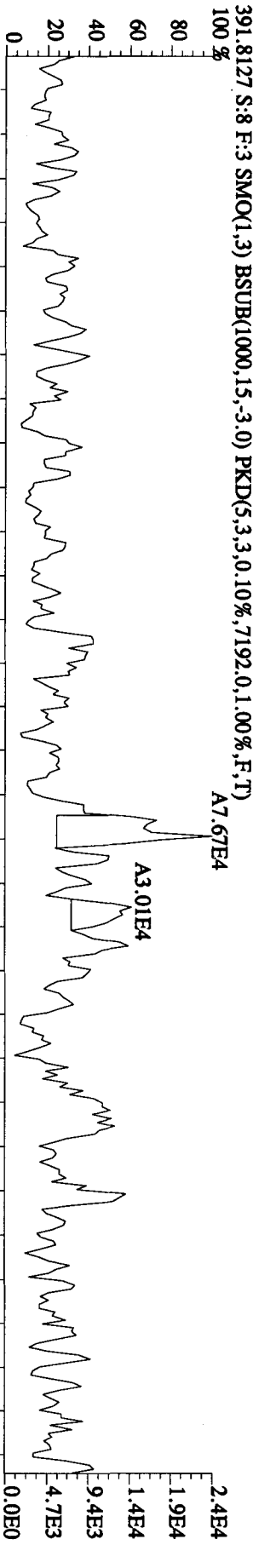
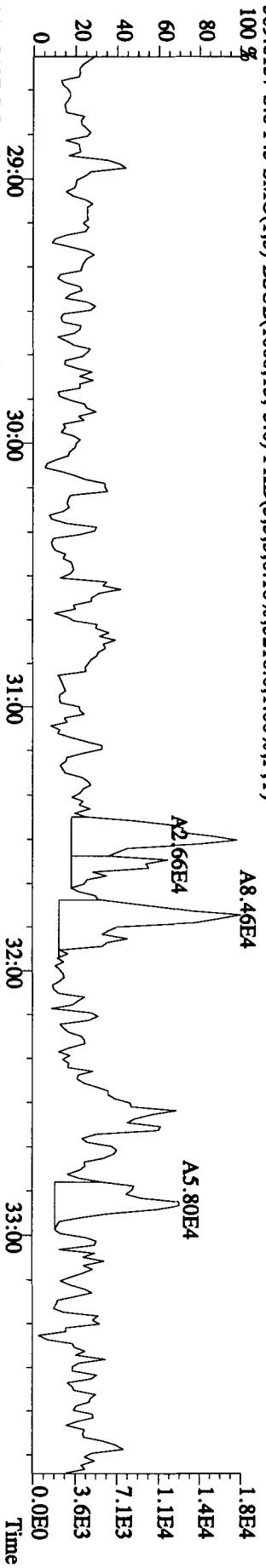
File: 121A101D5 #1-361 Acq: 12-JAN-2010 13:28:59 GC EI+ Voltage SIR 70SE
 Sample#8 Text: LRDO2-2-AA : G9L180646-9RX Exp: DIOXIN
 373.8208 S:8 F:3 SMO(1.3) BSUB(1000,15,-3.0) PKD(5,3,3,0,10%,7364,0,1,00%,F,T)
 100%



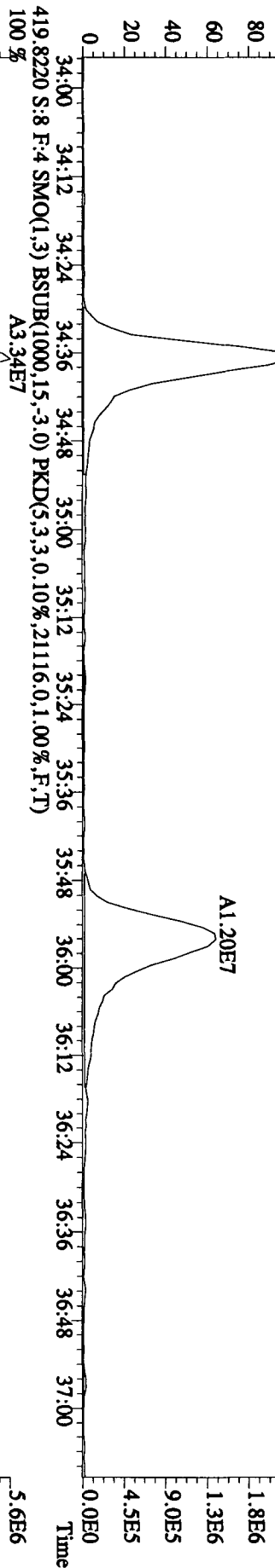
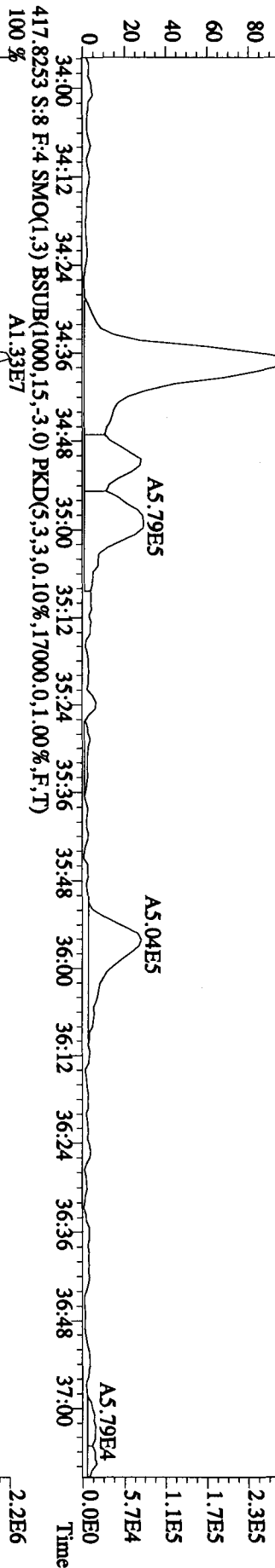
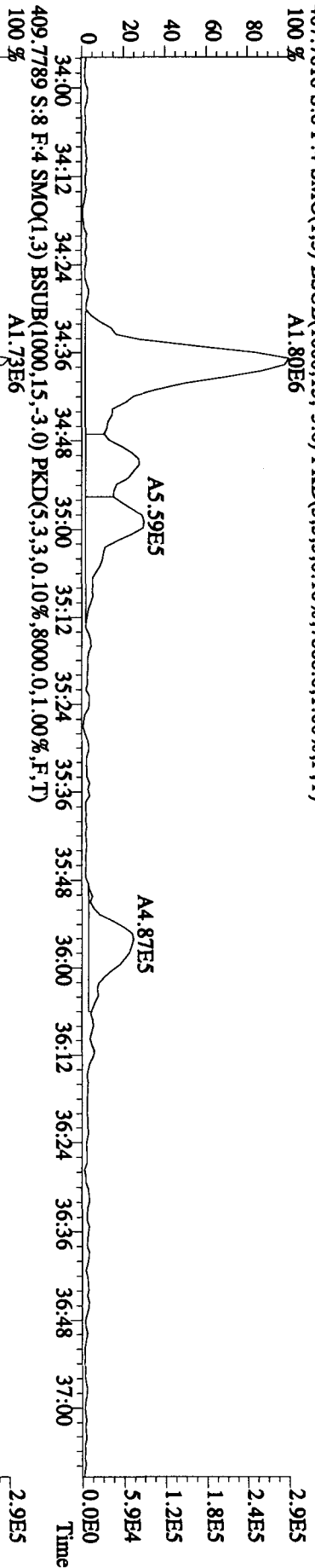
Handwritten note: 206 01/14/10

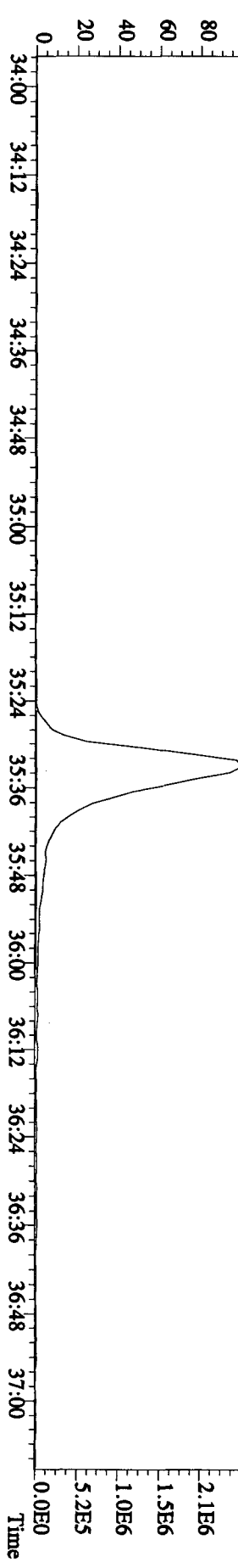
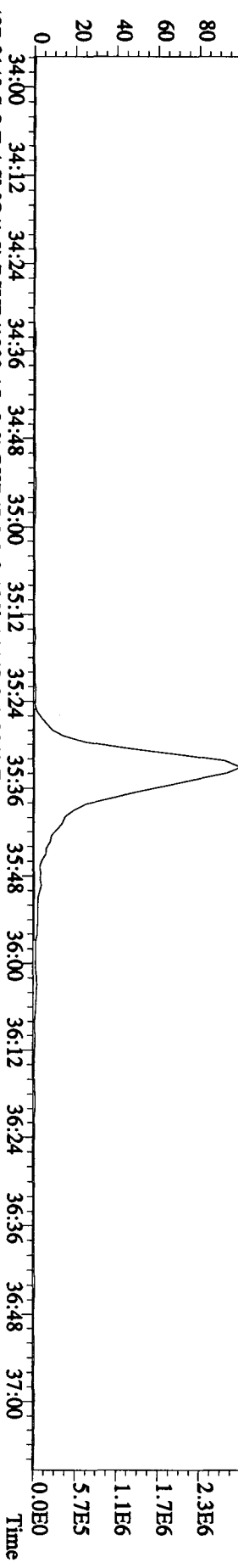
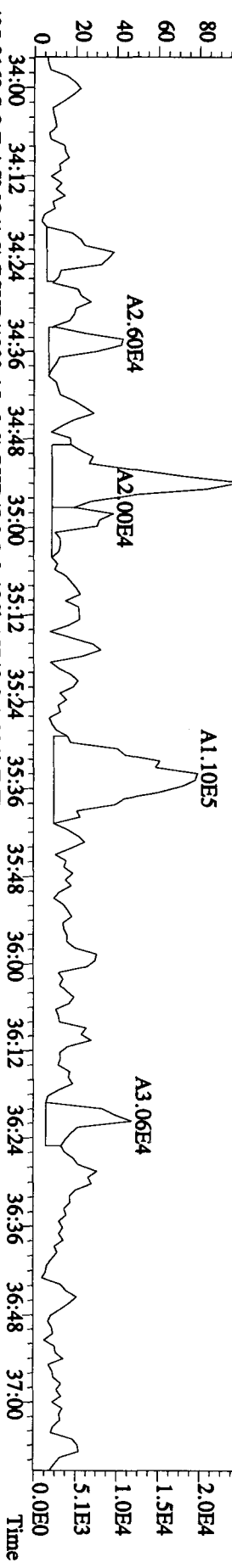
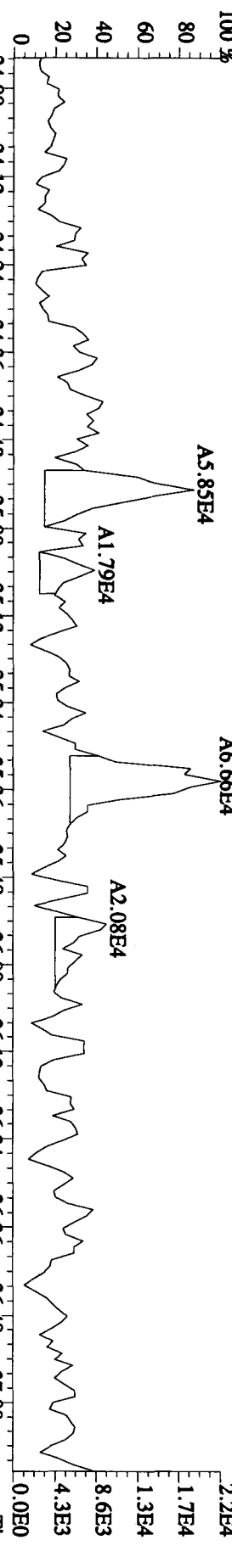


File: 121A101D5 #1-361 Acq:12-JAN-2010 13:28:59 GC EI+ Voltage SIR 70SE
 Sample#8 Text:LRDQ2-2-AA :G9L180646-9RX Exp:DIOXIN
 389.8157 S:8 F:3 SMO(1,3) BSUB(1000,15,-3.0) PKD(5,3,3,0,10%,5216,0,1,00%,F,T)
 100%



File: 121A101D5 #1-228 Acq: 12-JAN-2010 13:28:59 GC EI+ Voltage SIR 70SE
 Sample#8 Text: LRDQ2-2-AA : G9L180646-9RX Exp: DIOXIN
 407.7818 S:8 F:4 SMO(1.3) BSUB(1000,15,-3.0) PKD(5.3,3.0,10%,7868.0,1.00%,F,T)
 100 % A1.80E6

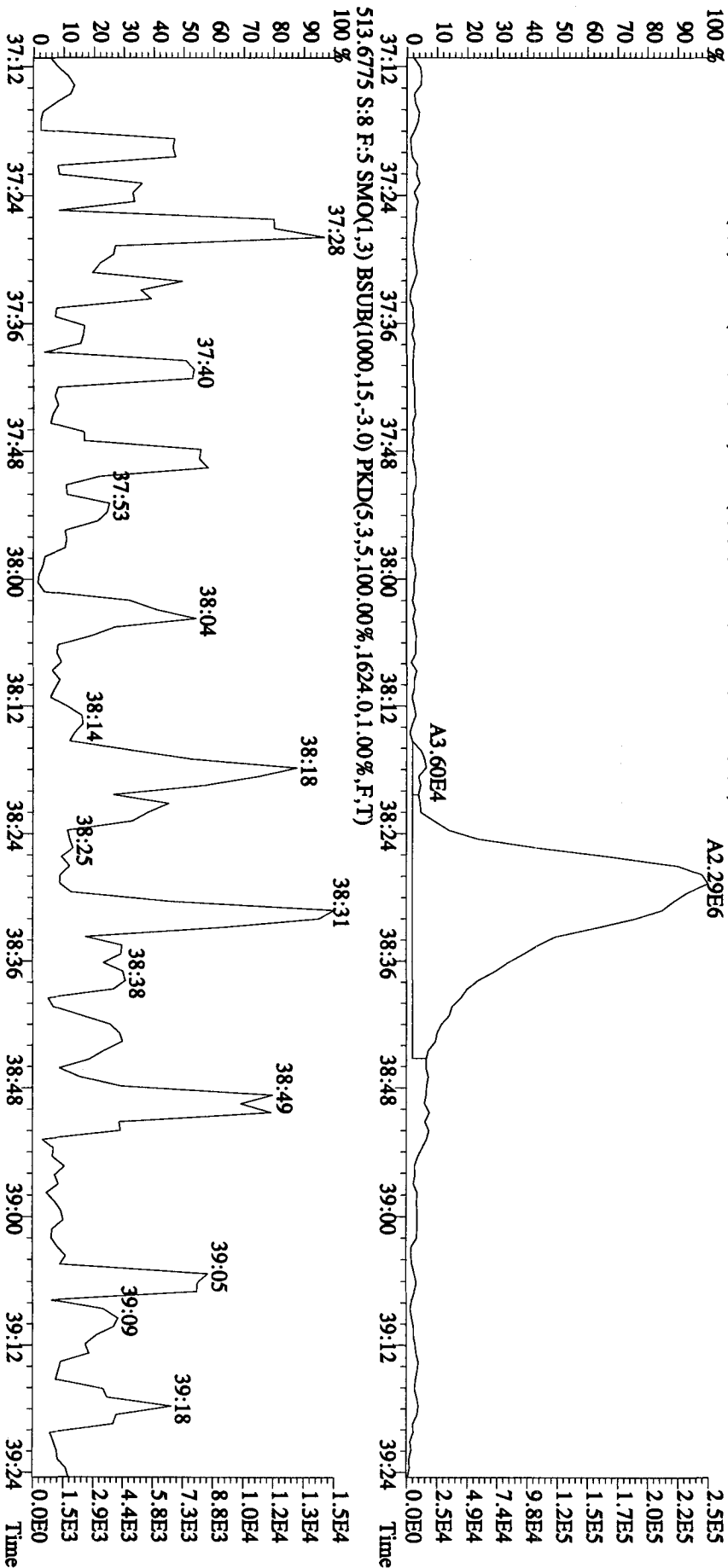
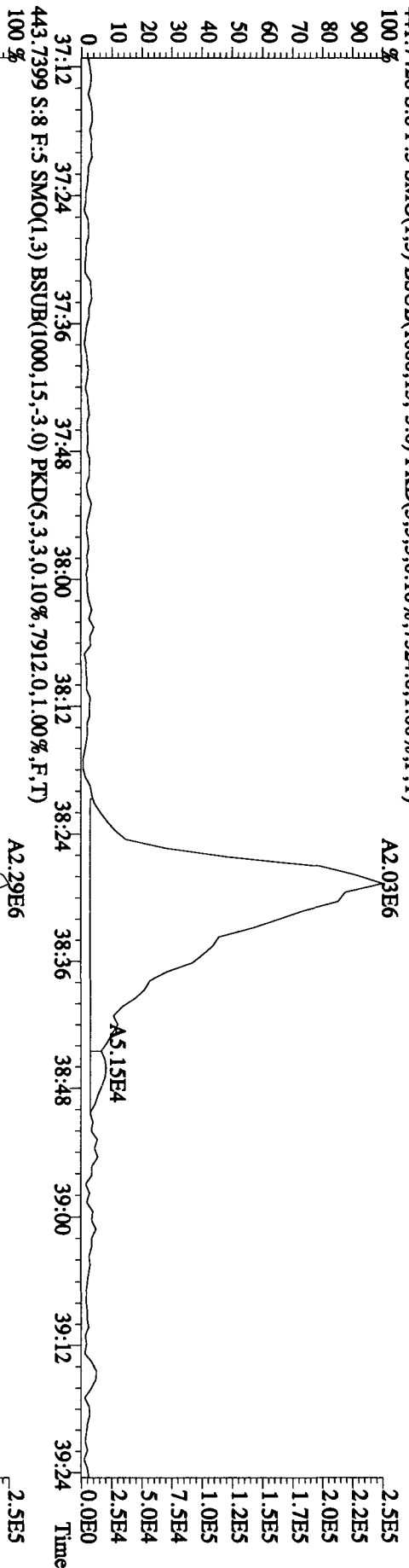




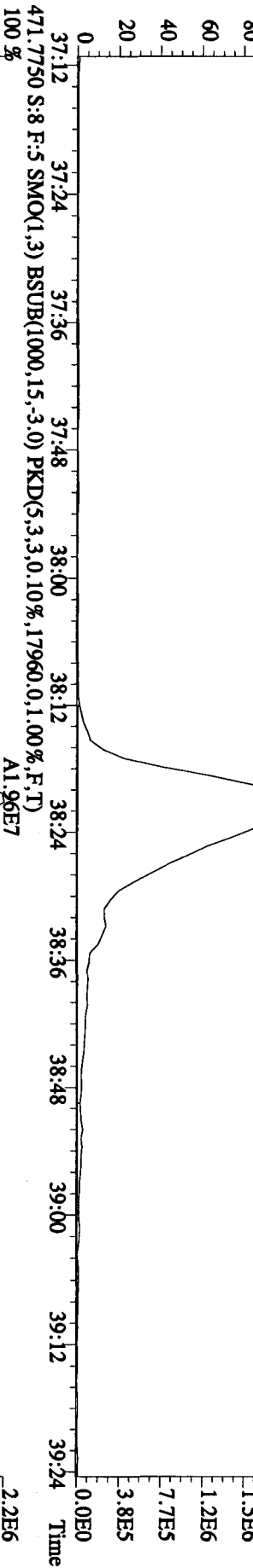
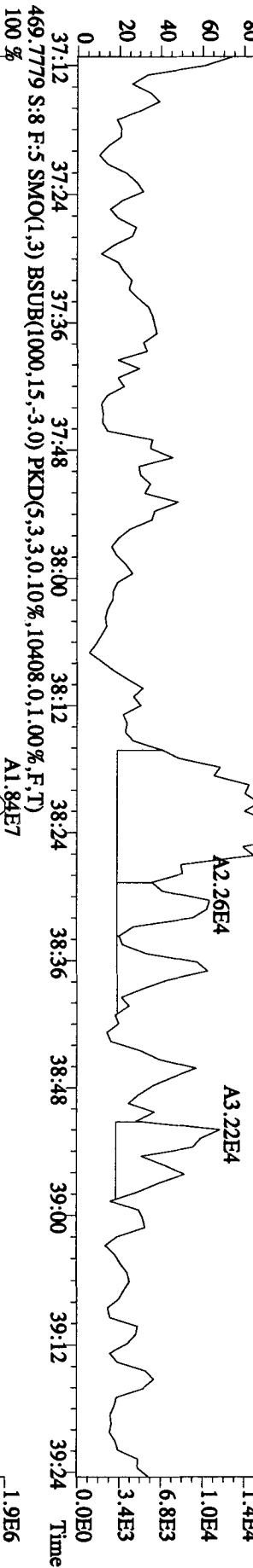
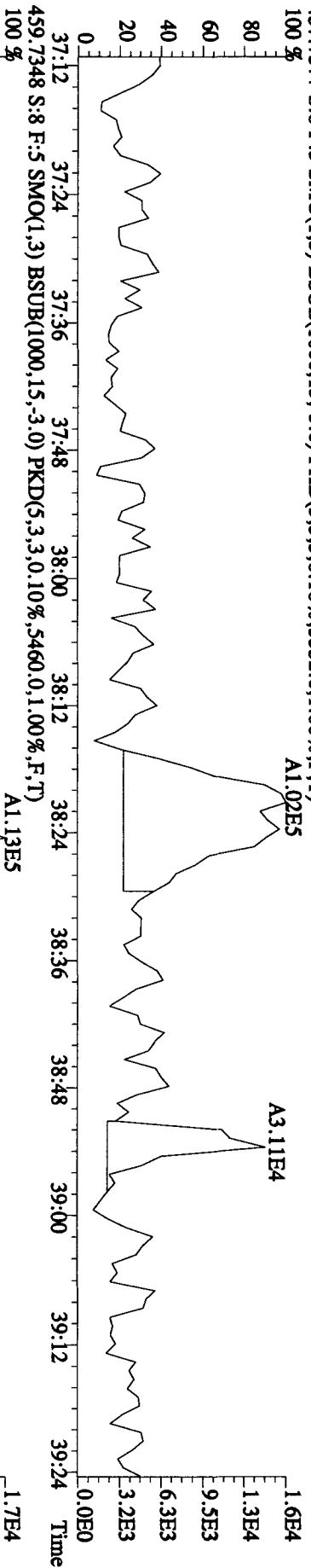
File:121A101D5 #1-161 Acq:12-JAN-2010 13:28:59 GC EI+ Voltage SIR 70SE

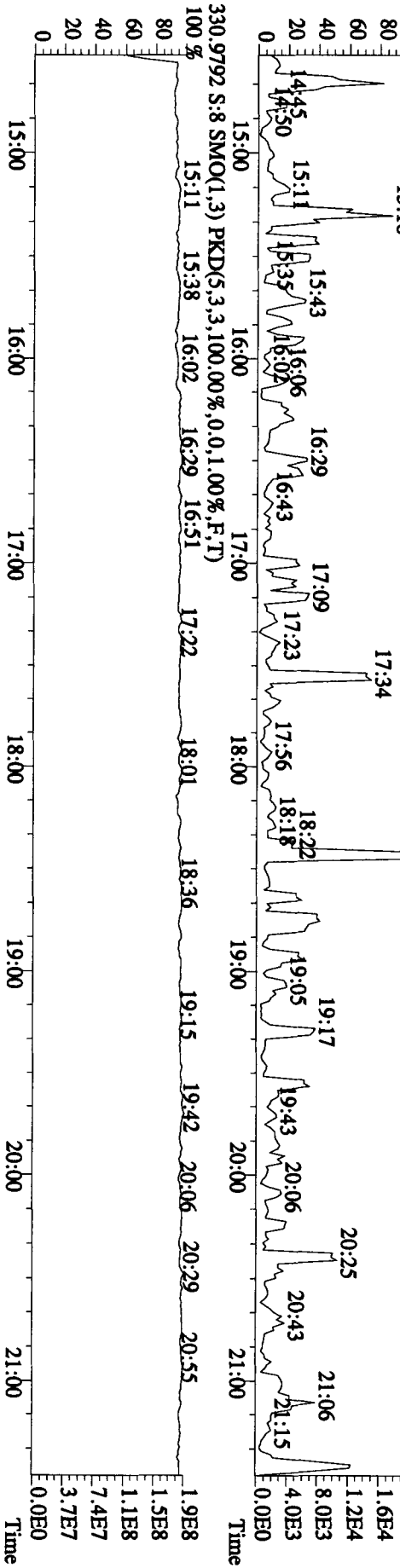
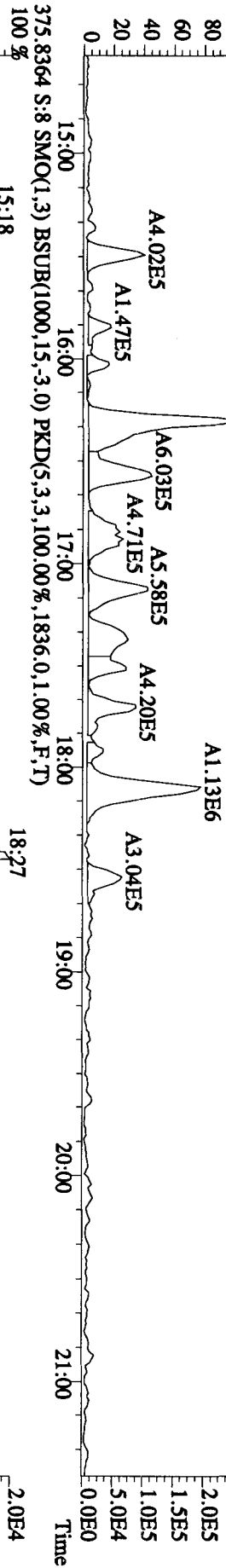
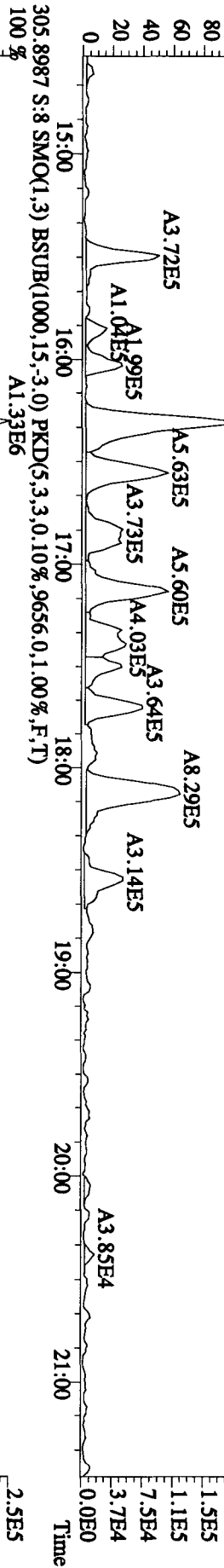

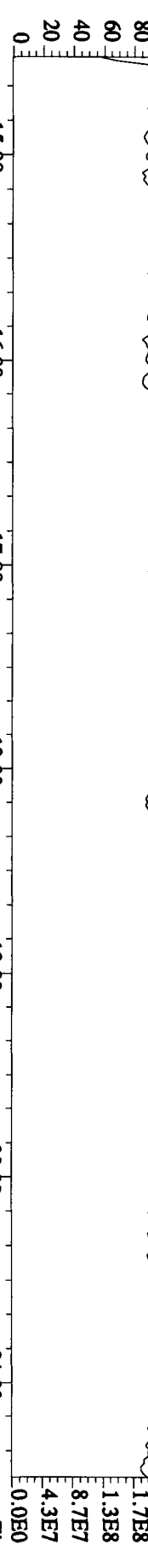
Sample#8 Text:LRDQ2-2-AA :G9L180646-9RX Exp:DIOXIN

441.7428 S:8 F:5 SMO(1,3) BSUB(1000,15,-3,0) PKD(5,3,3,0,10%,7912,0,1,00%,F,T)

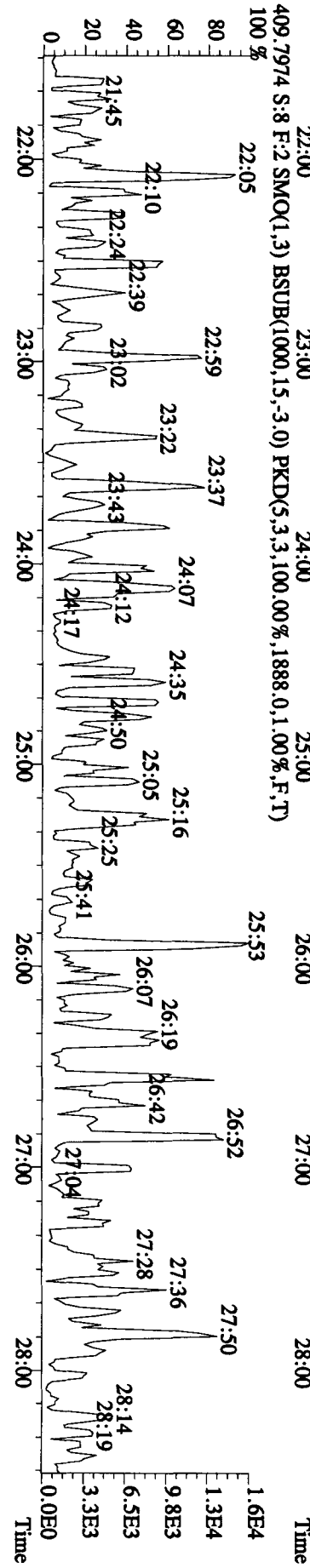
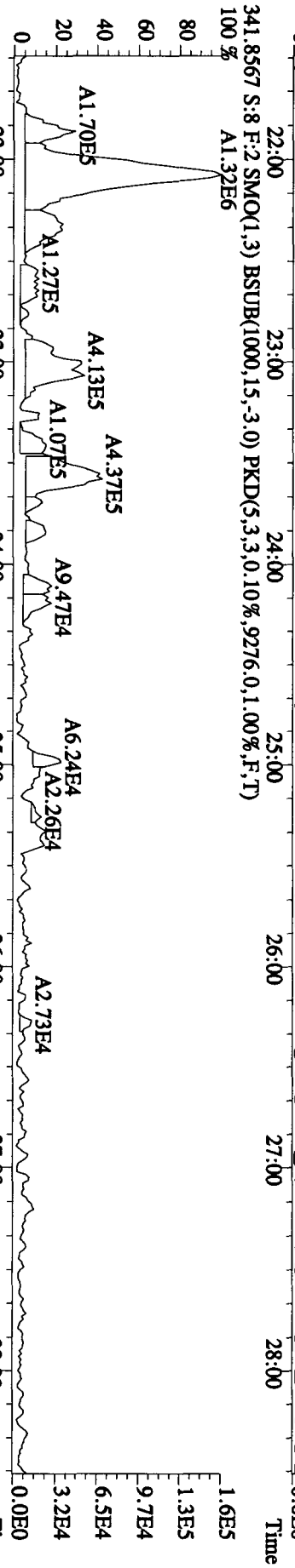
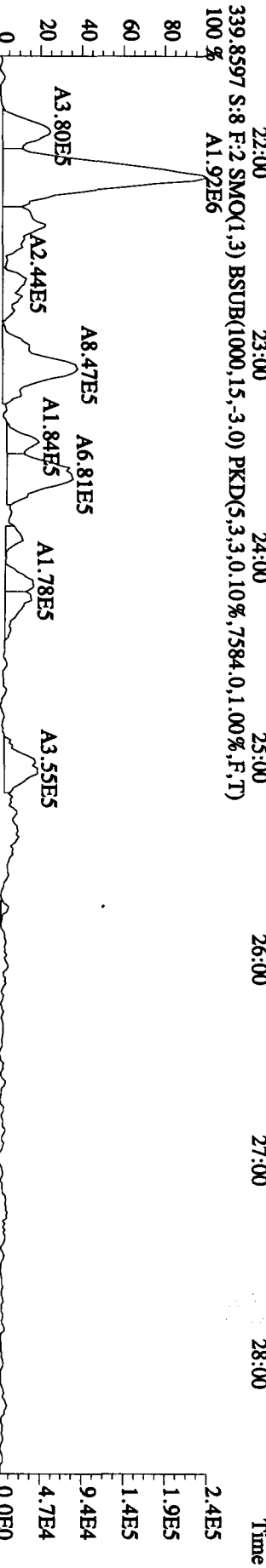
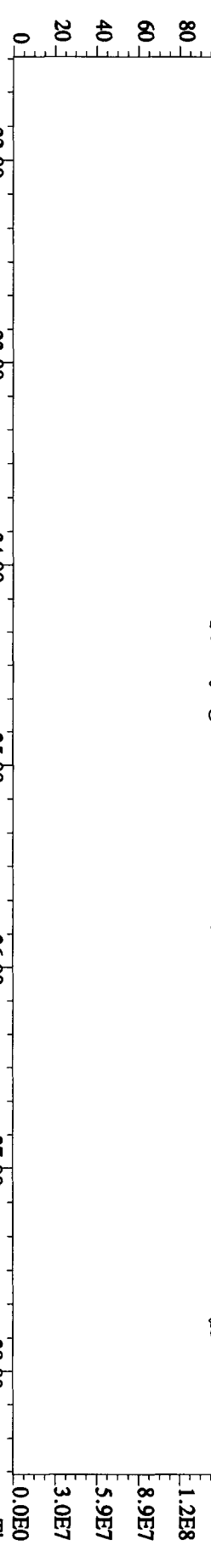


457.7377 S:8 F:5 SMO(1.3) BSUB(1000,15,-3.0) PKD(5,3,3,0.10%,.5352,0.1,0.00%,F,T)

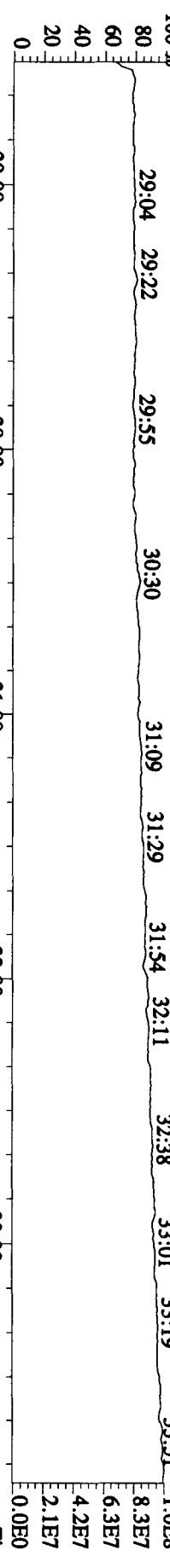




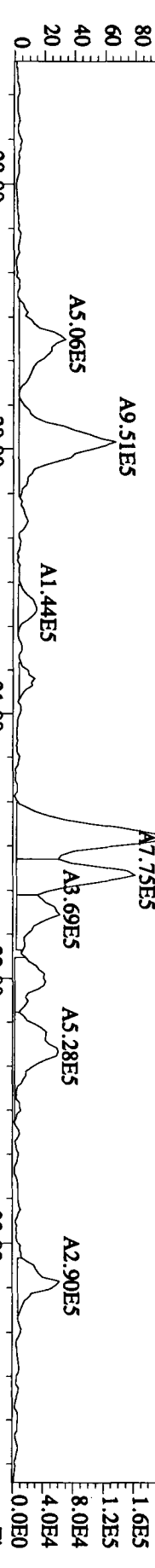
File: 121A101D5 #1-495 Acq: 12-JAN-2010 13:28:59 GC EI+ Voltage SIR 70SE
 Sample#8 Text: LRDQ2-2-AA : G9L180646-9RX Exp: DIOXIN
 342.9792 S:8 F:2 SMO(1,3) PKD(5,3,3,100.00%,0.0,1.00%,F,T)
 100 % 21:55 22:24 22:51 23:14 24:00 24:38 25:07 25:34 26:13 26:37 26:59 27:23 27:51 28:22 1.5E8



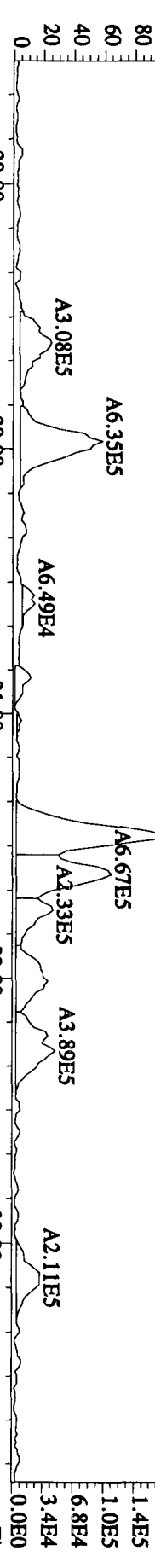
File: 121A101D5 #1-361 Acq: 12-JAN-2010 13:28:59 GC EI+ Voltage SIR 70SE
 Sample#8 Text: LRDO2-2-AA :G9L180646-9RX Exp: DIOXIN
 392.9760 S:8 F:3 SMO(1,3) PKD(5,3,3,100.00%,0.0,1.00%,F,T)



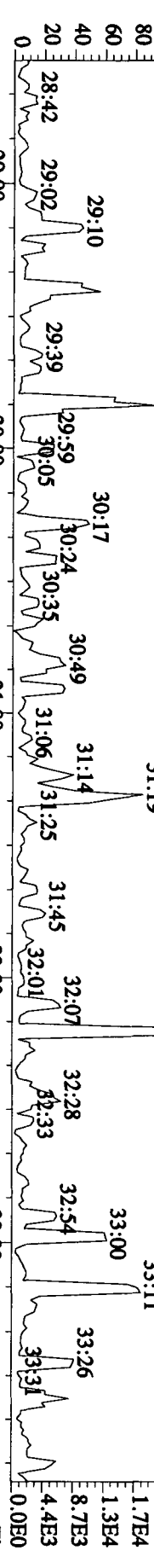
373.8208 S:8 F:3 SMO(1,3) BSUB(1000,15,-3.0) PKD(5,3,3,0.10%,7364.0,1.00%,F,T)
 100% 29:00 30:00 31:00 32:00 33:00
 Time



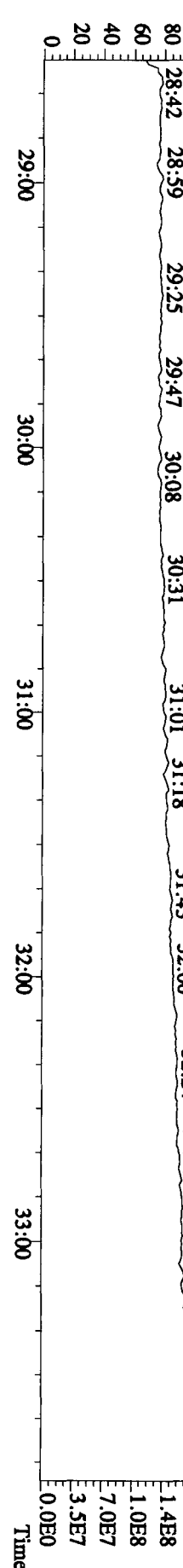
375.8178 S:8 F:3 SMO(1,3) BSUB(1000,15,-3.0) PKD(5,3,3,0.10%,6644.0,1.00%,F,T)
 100% 29:00 30:00 31:00 32:00 33:00
 Time

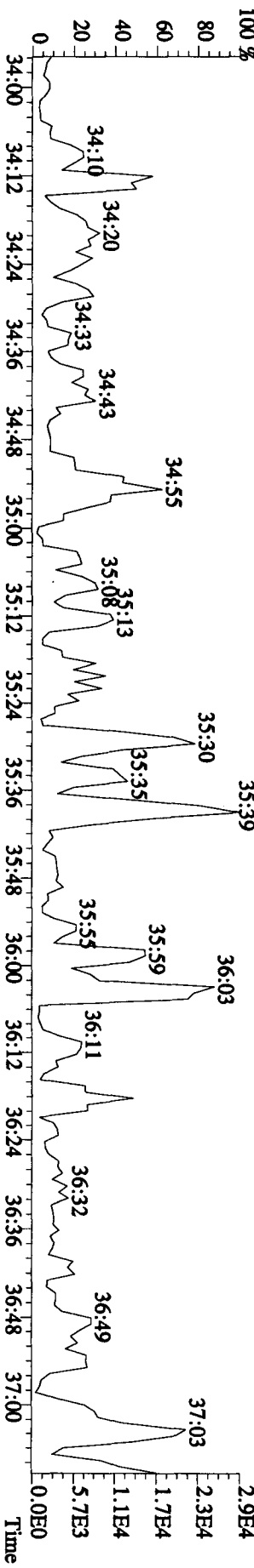





445.7555 S:8 F:3 SMO(1,3) BSUB(1000,15,-3.0) PKD(5,3,3,100.00%,2056.0,1.00%,F,T)
 100% 29:00 30:00 31:00 32:00 33:00
 Time




380.9760 S:8 F:3 SMO(1,3) PKD(5,3,3,100.00%,0.0,1.00%,F,T)
 100% 28:42 28:59 29:25 29:47 30:08 30:31 31:01 31:18 31:43 32:00 32:24 32:42 33:08 33:25 33:49
 Time





File: 12A101D5 #1-161 Acq: 12-JAN-2010 13:28:59 GC EI+ Voltage SIR 70SE
 Sample#8 Text: LRD02-2-AA : G9L180646-9RX Exp: DIOXIN
 454.9728 S: 8 F: 5 SMO(1.3) PKD(5.3, 3.100, 0.0%, 0.0, 1.00%, F, T)
 100 % 37:18 37:30 37:45 38:05 38:13 38:27 38:41 38:49 38:57 39:12

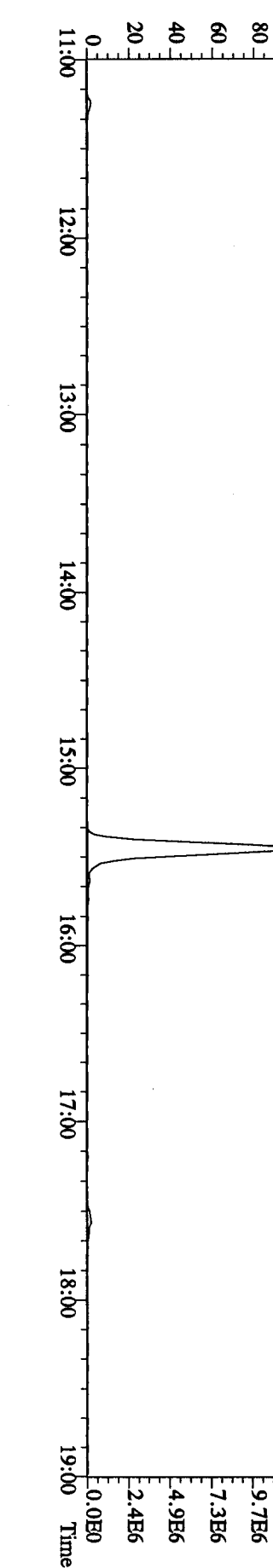
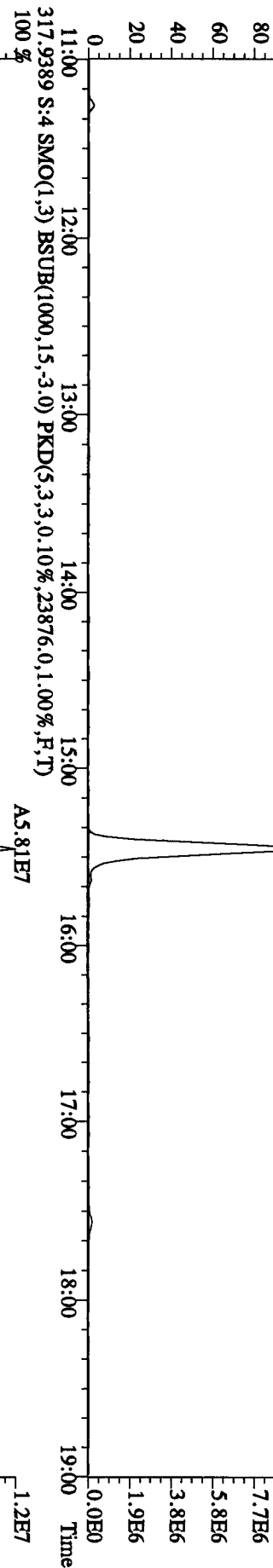
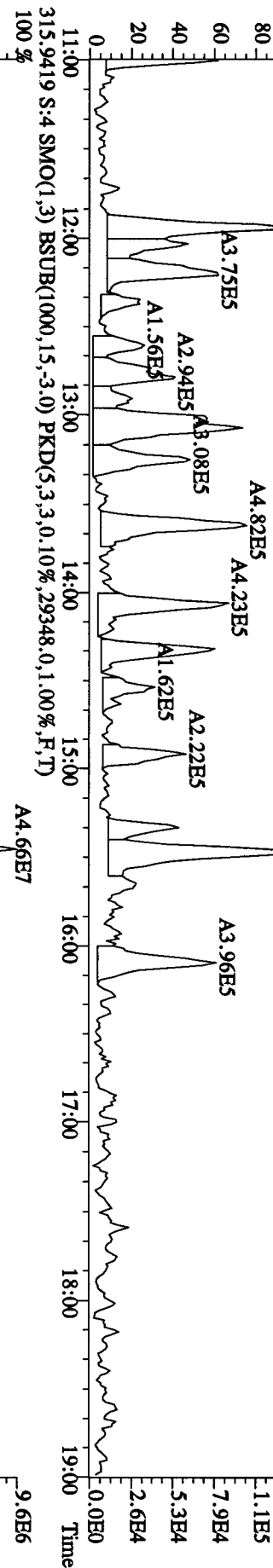
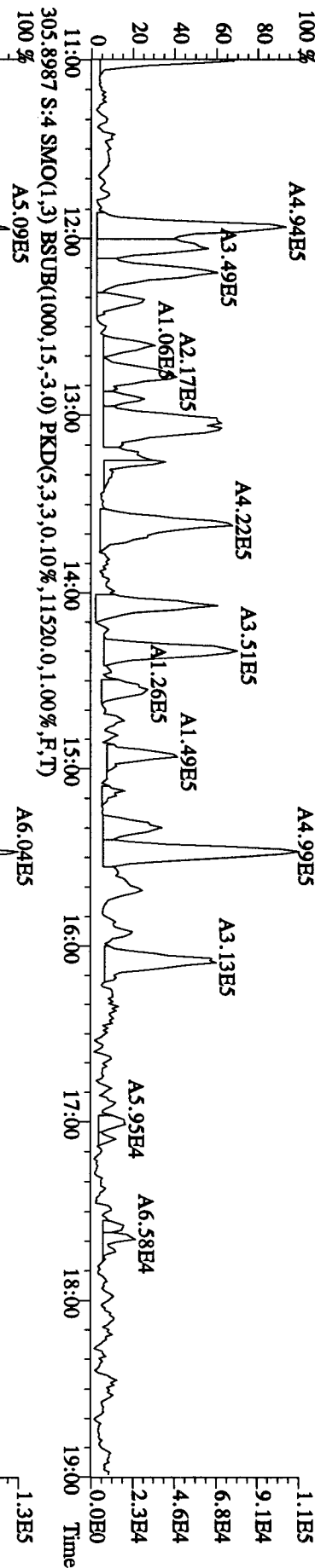


Run text: LRDQ2-2-AA Sample text: LRDQ2-2-AA :G9L180646-9RX
 Run #8 Filename: 12JA10B5D2 S: 4 I: 1 Results: 12JA10B5D2DB225
 Acquired: 12-JAN-10 22:26:04 Processed: 13-JAN-10 10:54:06
 Run: 12JA10B5D2 Analyte: DB225HRS Cal: DB2250104105D2
 Factor 1: 1600.000 Factor 2: 20.000 Sample size: 10.31007g

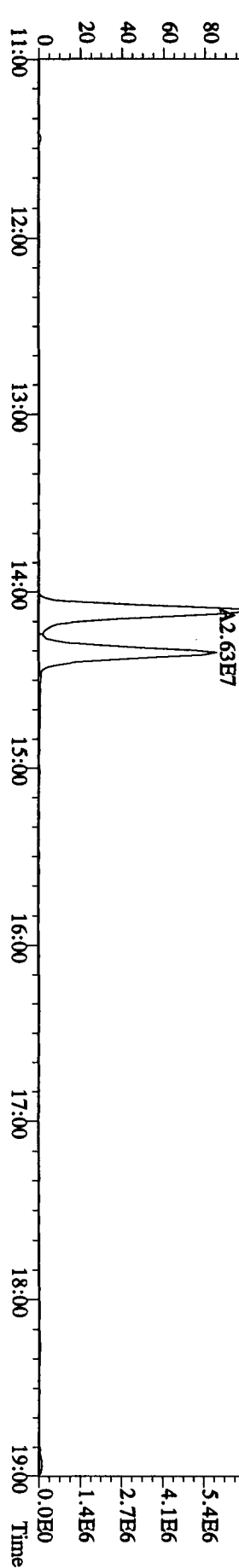
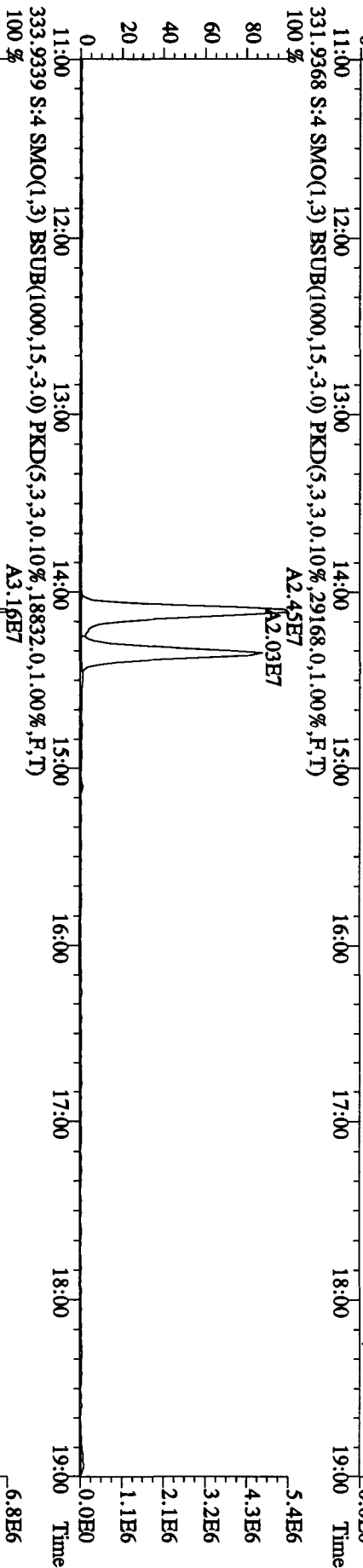
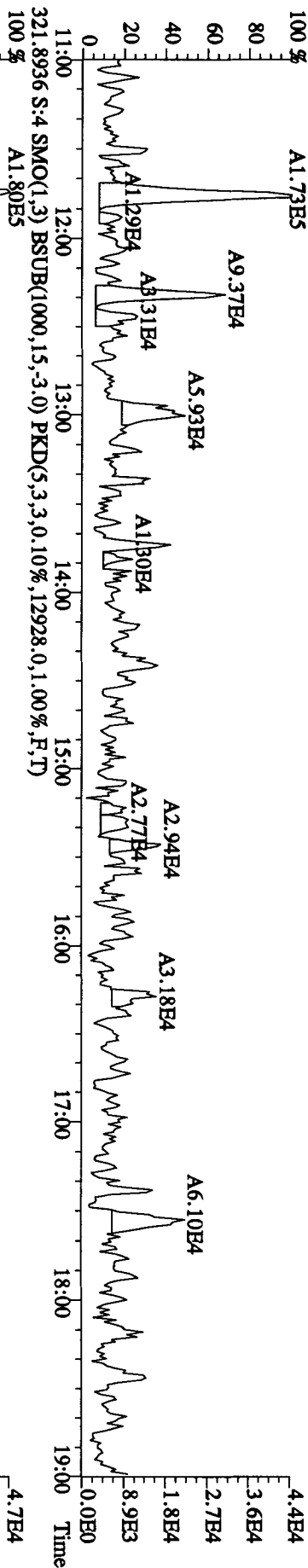
Name	Resp	RA	RT	RRF	Conc	EDL	Rec	M
13C-1,2,3,4-TCDD	46525800	0.77 y	14:21	-	2.09	-	-	n
13C-2,3,7,8-TCDF	104724000	0.80 y	15:27	1.66	131.23	0.89	67.7	n
2,3,7,8-TCDF	1103565	0.83 y	15:28	1.01	2.02 <i>Con. G</i>	0.55	-	n
13C-2,3,7,8-TCDD	56102200	0.78 y	14:07	0.95	122.96	1.40	63.4	n
2,3,7,8-TCDD	*	* n	NotFnd	1.18	*	0.85	-	n
37Cl-2,3,7,8-TCDD	74130600	1.00 y	14:08	2.07	74.73	0.39	96.3	n

*286
01/14/10*

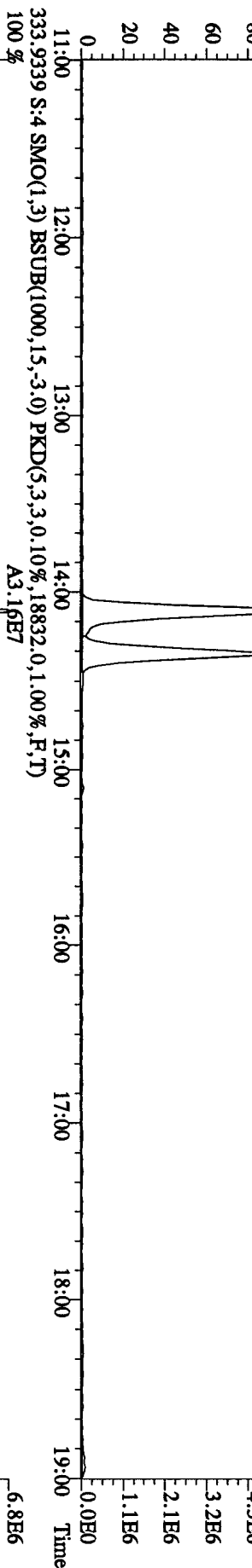

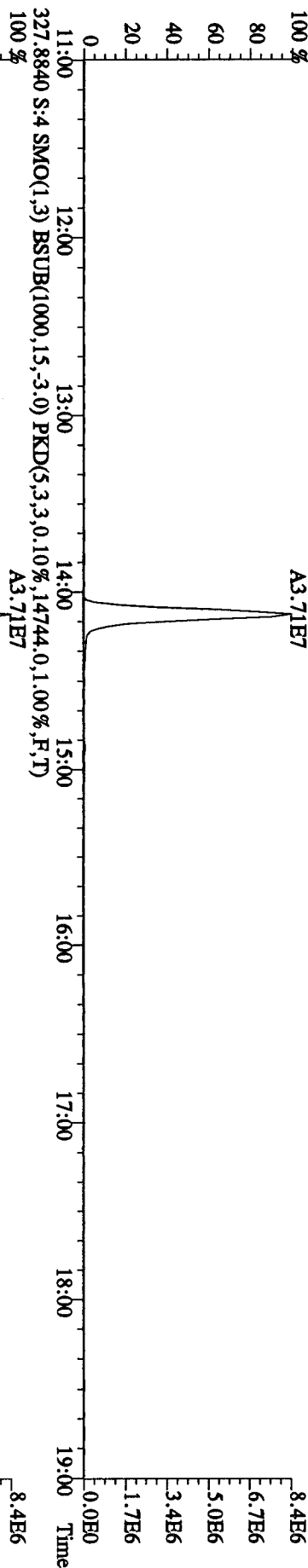
File:12JAI0B5D2 #1-1242 Acq:12-JAN-2010 22:26:04 GC EI+ Voltage SIR 70SE
 Sample#4 Text:LRDQ2-2-AA :G9L180646-9RX Exp:DB225
 303.9016 S:4 SMO(1,3) BSUB(1000,15,-3.0) PKD(5,3,3,0.10%,9096,0,1.00%,F,T)



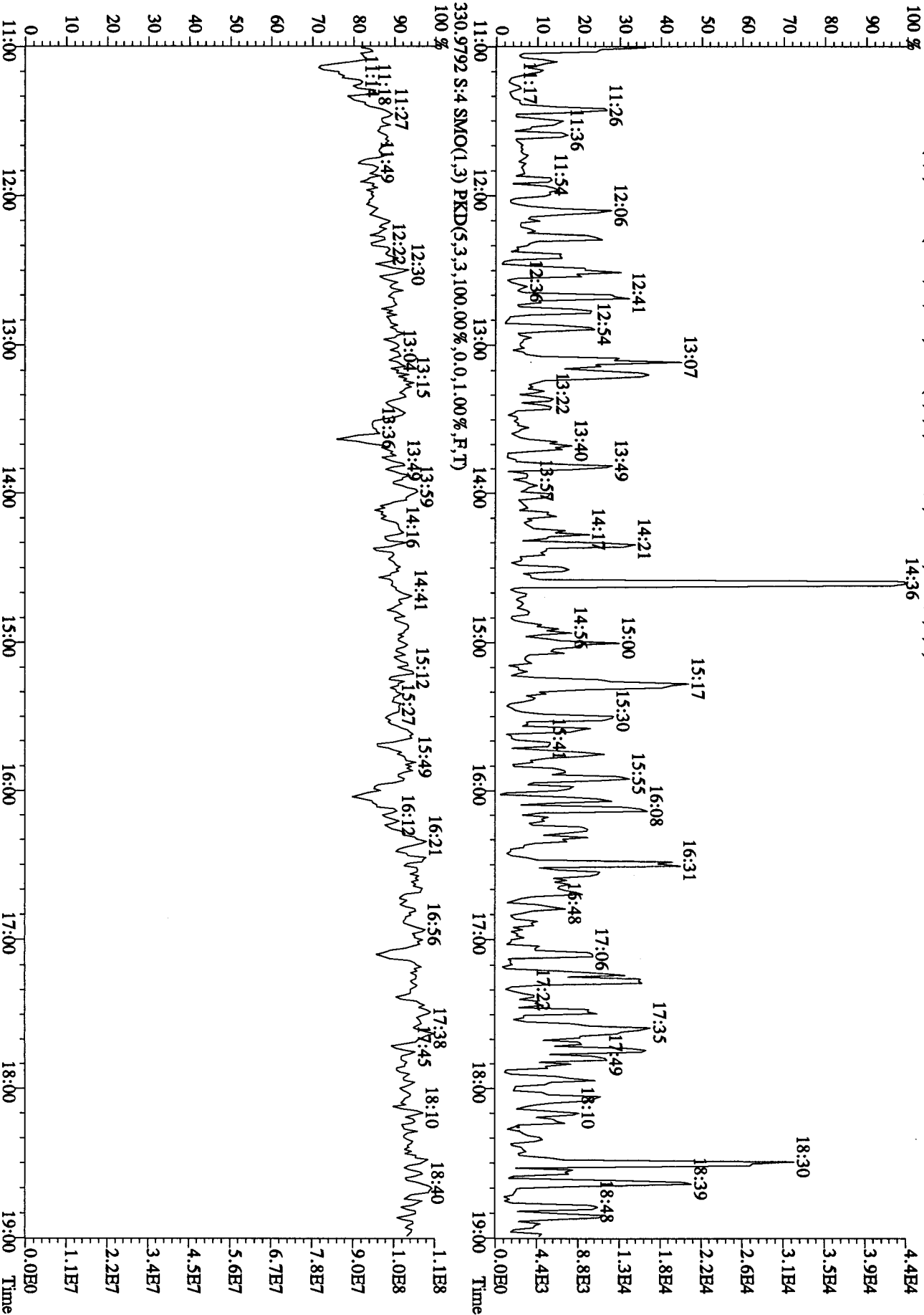
File:12JAI0B5D2 #1-1242 Acq:12-JAN-2010 22:26:04 GC EI+ Voltage SIR 70SE
 Sample#4 Text:LRDQ2-2-AA :G9L180646-9RX Exp:DB225
 319.8965 S:4 SMO(1,3) BSUB(1000,15,-3.0) PKD(5,3,3,0.10%,7968,0,1.00%,F,T)
 100% A1.73E5



File: 12JAI0B5D2 #1-1242 Acq: 12-JAN-2010 22:26:04 GC EI+ Voltage SIR 70SE
 Sample#4 Text: LRDQ2-2-AA :G9L180646-9RX Exp: DB225
 327.8840 S:4 SMO(1,3) BSUB(1000,15,-3.0) PKD(5,3,3,0.10%,14744.0,1.00%,F,T)
 100% A3.71E7



File:121A10BSD2 #1-1242 Acq:12-JAN-2010 22:26:04 GC EI+ Voltage SIR 70SE
 Sample#4 Text:LRDQ2-2-AA :G9L180646-9RX Exp:DB225
 375.8364 S:4 SMO(1,3) BSUB(1000,15,-3,0) PKD(5,3,3,100.00%,3612.0,1.00%,F,T)



Run text: LRDQ3-2-AA Sample text: LRDQ3-2-AA :G9L180646-10RX
 Run #12 Filename: 12JA101D5 S: 9 I: 1 Results: 12JA101D58290SY
 Acquired: 12-JAN-10 14:10:49 Processed: 12-JAN-10 15:52:11
 Run: 12JA101D5 Analyte: 8290HRS Cal: 82901231091D5
 Factor 1: 1600.000 Factor 2: 20.000 Sample size: 10.03 g

380
01/13/10

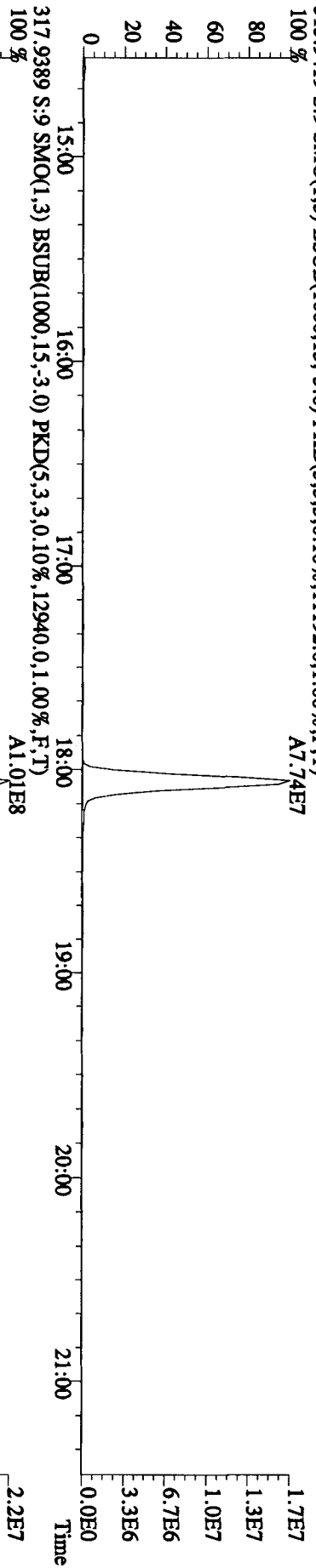
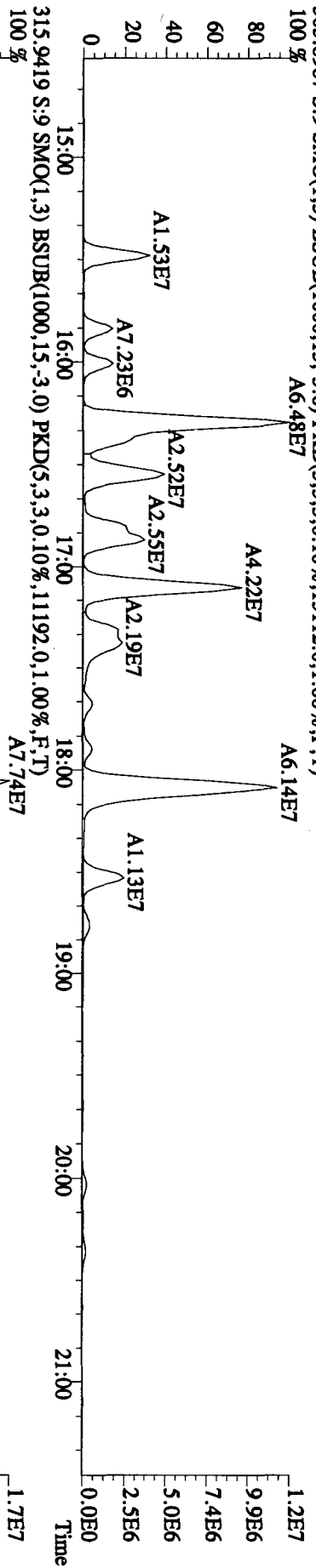
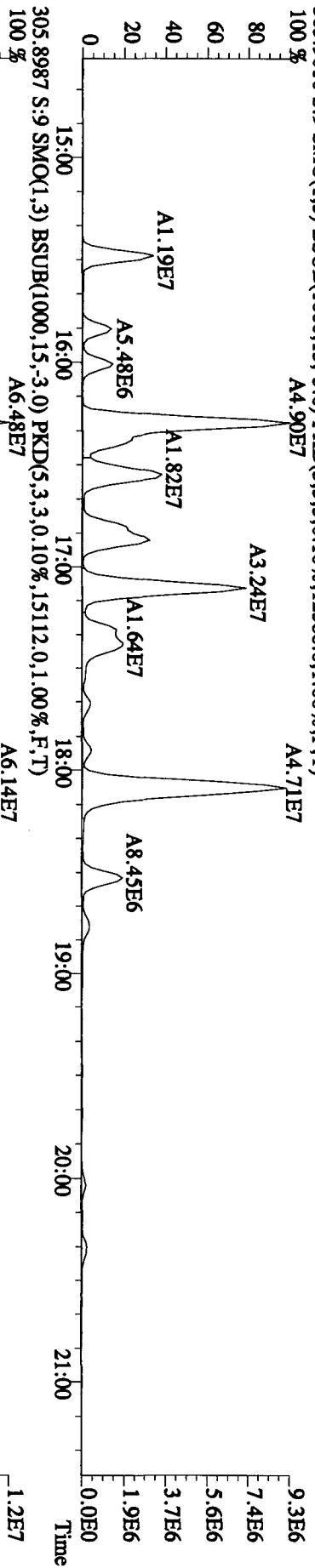
Name	Resp	RA	RT	RRF	Conc	EDL	Rec	M
13C-1,2,3,4-TCDD	68729500	0.79 y	18:37	-	2.20	-	-	n
13C-2,3,7,8-TCDF	178143000	0.77 y	18:03	1.57	165.02	0.30	82.8	n
2,3,7,8-TCDF	108523700	0.77 y	18:05	0.86	141.27	0.50	-	n
Total TCDF	514387019	0.78 y	15:29	0.86	669.60	0.50	-	n
13C-2,3,7,8-TCDD	113198200	0.76 y	18:49	0.99	165.31	0.76	82.9	n
2,3,7,8-TCDD	1897719	0.71 y	18:50	0.93	3.58	0.35	-	n
Total TCDD	27880572	0.79 y	16:27	0.93	52.60	0.35	-	n
37Cl-2,3,7,8-TCDD	121059000	1.00 y	18:50	2.22	79.17	0.17	99.3	n
13C-1,2,3,7,8-PeCDF	131944600	1.67 y	23:28	1.07	178.41	0.42	89.5	n
1,2,3,7,8-PeCDF	92360000	1.63 y	23:28	1.00	139.57	0.95	-	n
2,3,4,7,8-PeCDF	44213400	1.58 y	24:54	0.94	71.19	1.02	-	n
Total F2 PeCDF	729675861	1.67 y	21:47	0.97	1135.44	0.98	-	n
Total F1 PeCDF	52426745	0.65 n	15:57	0.97	81.74	0.43	-	n
13C-1,2,3,7,8-PeCDD	74388700	1.72 y	25:40	0.67	161.94	0.45	81.2	n
1,2,3,7,8-PeCDD	3941730	1.48 y	25:41	0.93	11.37	1.12	-	n
Total PeCDD	43223522	1.58 y	22:13	0.93	124.70	1.12	-	n
13C-1,2,3,7,8,9-HxCDD	67912700	1.29 y	32:50	-	2.47	-	-	n
13C-1,2,3,4,7,8-HxCDF	108721900	0.54 y	31:24	0.89	178.77	0.90	89.7	n
1,2,3,4,7,8-HxCDF	172757500	1.23 y	31:25	1.20	264.24	1.75	-	n
1,2,3,6,7,8-HxCDF	109001200	1.27 y	31:34	1.37	145.79	1.53	-	n
2,3,4,6,7,8-HxCDF	23010700	1.28 y	32:15	1.24	33.98	1.69	-	y
1,2,3,7,8,9-HxCDF	11352180	1.27 y	33:04	1.33	15.70	1.58	-	y
Total HxCDF	671094548	1.28 y	29:29	1.28	966.52	1.63	-	y
13C-1,2,3,6,7,8-HxCDD	97612200	1.14 y	32:30	0.73 ^{0.93}	195.74 ¹⁵³⁶⁴	0.55	98.2 ^{77.08}	n
1,2,3,4,7,8-HxCDD	2599610	1.26 y	32:26	0.97	5.47	0.52	-	y
1,2,3,6,7,8-HxCDD	5857340	1.27 y	32:31	1.06	11.31	0.48	-	y
1,2,3,7,8,9-HxCDD	5800770	1.21 y	32:50	1.28	9.29	0.40	-	y
Total HxCDD	42698311	1.20 y	30:42	1.10	78.83	0.46	-	y
13C-1,2,3,4,6,7,8-HpCDF	116712500	0.41 y	34:34	0.86	199.21	1.56	99.9	n
1,2,3,4,6,7,8-HpCDF	334380000	1.05 y	34:35	1.29	444.02	0.62	-	n
1,2,3,4,7,8,9-HpCDF	93592500	1.08 y	35:52	1.14 ^{0.92}	140.84 ^{174.52}	0.71	-	n
Total HpCDF	615066420	1.05 y	34:35	1.21	848.82	0.66	-	n
13C-1,2,3,4,6,7,8-HpCDD	94044400	1.06 y	35:29	0.75	183.55	0.69	92.1	n
1,2,3,4,6,7,8-HpCDD	16098640	1.10 y	35:30	1.00	34.21	0.65	-	n
Total HpCDD	24399130	1.11 y	34:51	1.00	51.85	0.65	-	n
13C-OCDD	131833200	0.87 y	38:17	0.56	342.90	1.99	86.0	n

OCDF	451610000	0.90	y	38:24	1.44	950.48	2.02	-	n
OCDD	10323220	0.87	y	38:17	1.11	13 28.15	0.67	-	n

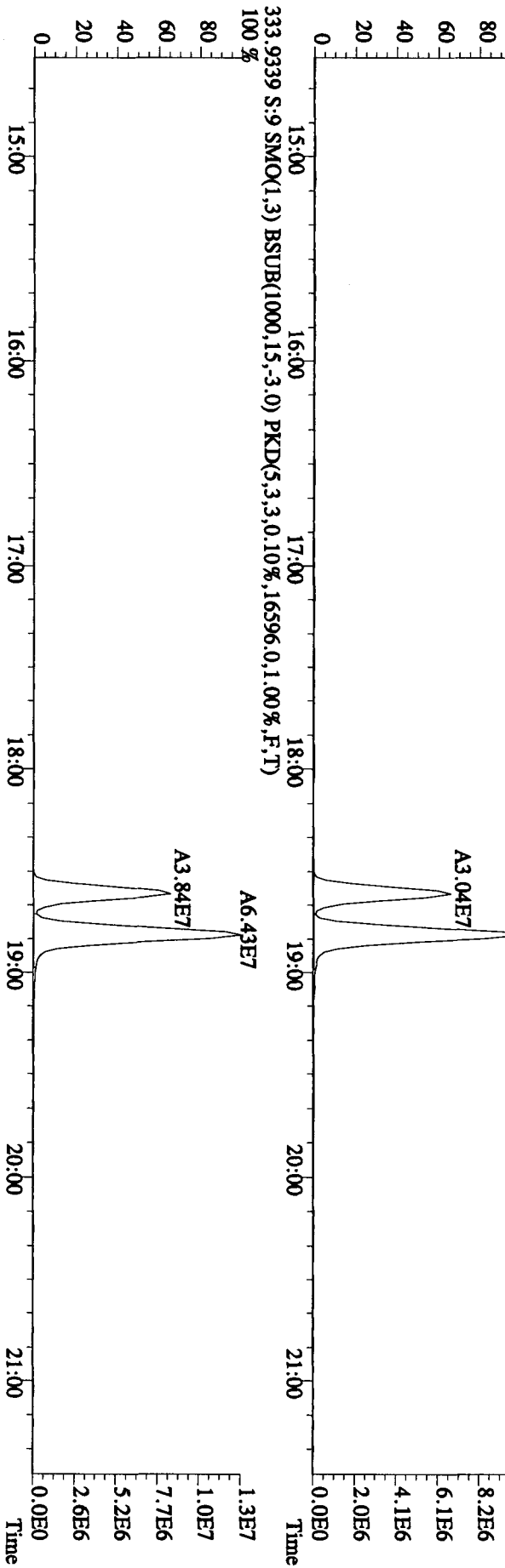
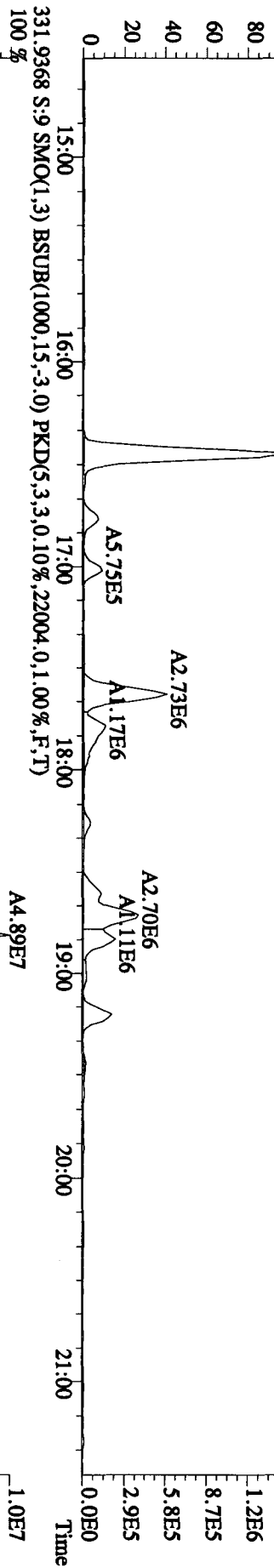
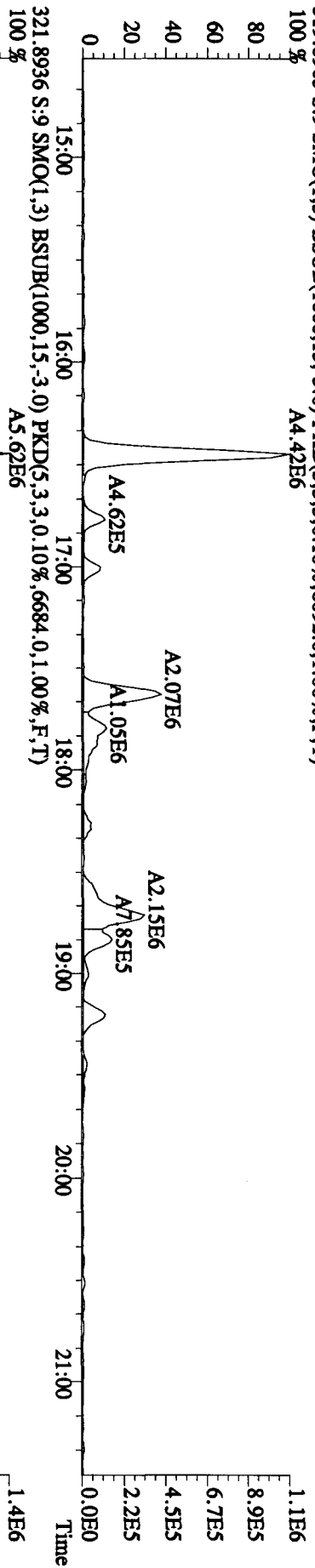
Run text: LRDQ3-2-AA Sample text: LRDQ3-2-AA :G9L180646-10RX
 Run #12 Filename: 12JA101D5 S: 9 I: 1 Results: 12JA101D58290
 Acquired: 12-JAN-10 14:10:49 Processed: 12-JAN-10 15:52:11
 Run: 12JA101D5 Analyte: 8290HRS Cal: 82901231091D5
 Factor 1: 1600.000 Factor 2: 20.000 Sample size: 10.0300µg

Name	Resp	RA	RT	RRF	Conc	EDL	Rec	M
13C-1,2,3,4-TCDD	68729500	0.79 y	18:37	-	2.20	-	-	n
13C-2,3,7,8-TCDF	178143000	0.77 y	18:03	1.57	165.02	0.30	82.8	n
2,3,7,8-TCDF	108523700	0.77 y	18:05	0.86	141.27	0.50	-	n
Total TCDF	514387019	0.78 y	15:29	0.86	869.60 <i>See 173225</i>	0.50	-	n
13C-2,3,7,8-TCDD	113198200	0.76 y	18:49	0.99	165.31	0.76	82.9	n
2,3,7,8-TCDD	1897719	0.71 y	18:50	0.93	3.58	0.35	-	n
Total TCDD	27880572	0.79 y	16:27	0.93	52.60	0.35	-	n
37Cl-2,3,7,8-TCDD	121059000	1.00 y	18:50	2.22	79.17	0.17	99.3	n
13C-1,2,3,7,8-PeCDF	131944600	1.67 y	23:28	1.07	178.41	0.42	89.5	n
1,2,3,7,8-PeCDF	92360000	1.63 y	23:28	1.00	139.57	0.95	-	n
2,3,4,7,8-PeCDF	44213400	1.58 y	24:54	0.94	71.19	1.02	-	n
Total F2 PeCDF	729675861	1.67 y	21:47	0.97	1135.44	0.98	-	n
Total F1 PeCDF	52426745	0.65 n	15:57	0.97	81.74	0.43	-	n
13C-1,2,3,7,8-PeCDD	74388700	1.72 y	25:40	0.67	161.94	0.45	81.2	n
1,2,3,7,8-PeCDD	3941730	1.48 y	25:41	0.93	11.37	1.12	-	n
Total PeCDD	43223522	1.58 y	22:13	0.93	124.70	1.12	-	n
13C-1,2,3,7,8,9-HxCDD	67912800	1.29 y	32:50	-	2.47	-	-	n
13C-1,2,3,4,7,8-HxCDF	108721900	0.54 y	31:24	0.89	178.77	0.90	89.7	n
1,2,3,4,7,8-HxCDF	172757400	1.23 y	31:25	1.20	264.24	1.75	-	n
1,2,3,6,7,8-HxCDF	109001200	1.27 y	31:34	1.37	145.79	1.53	-	n
2,3,4,6,7,8-HxCDF	58014400	1.26 y	32:11	1.24	85.67	1.69	-	n
1,2,3,7,8,9-HxCDF	37788500	1.29 y	33:06	1.33	52.26	1.58	-	n
Total HxCDF	732534239	1.28 y	29:29	1.28	1054.77	1.63	-	n
13C-1,2,3,6,7,8-HxCDD	97612200	1.14 y	32:30	0.73	195.74	0.55	98.2	n
1,2,3,4,7,8-HxCDD	8565350	1.26 y	32:31	0.97	18.04	0.52	-	n
1,2,3,6,7,8-HxCDD	8565350	1.26 y	32:31	1.06	16.53	0.48	-	n
1,2,3,7,8,9-HxCDD	6004810	1.23 y	32:50	1.28	9.62	0.40	-	n
Total HxCDD	43010740	1.20 y	30:42	1.10	78.91	0.46	-	n
13C-1,2,3,4,6,7,8-HpCDF	116712500	0.41 y	34:34	0.86	199.21	1.56	99.9	n
1,2,3,4,6,7,8-HpCDF	334380000	1.05 y	34:35	1.29	444.02	0.62	-	n
1,2,3,4,7,8,9-HpCDF	93592500	1.08 y	35:52	1.14	140.84	0.71	-	n
Total HpCDF	615066420	1.05 y	34:35	1.21	848.82	0.66	-	n
13C-1,2,3,4,6,7,8-HpCDD	94044400	1.06 y	35:29	0.75	183.55	0.69	92.1	n
1,2,3,4,6,7,8-HpCDD	16098640	1.10 y	35:30	1.00	34.21	0.65	-	n
Total HpCDD	24399130	1.11 y	34:51	1.00	51.85	0.65	-	n
13C-OCDD	131833200	0.87 y	38:17	0.56	342.90	1.99	86.0	n
OCDF	451610000	0.90 y	38:24	1.44	950.48	2.02	-	n
OCDD	10323220	0.87 y	38:17	1.11	28.15	0.67	-	n

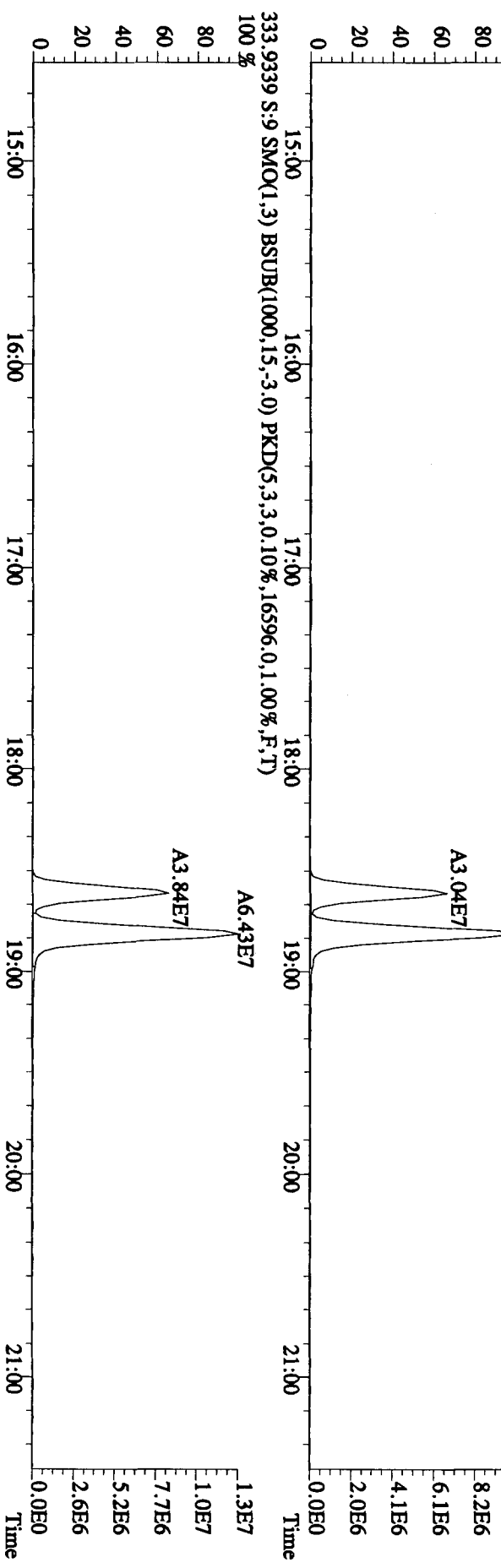

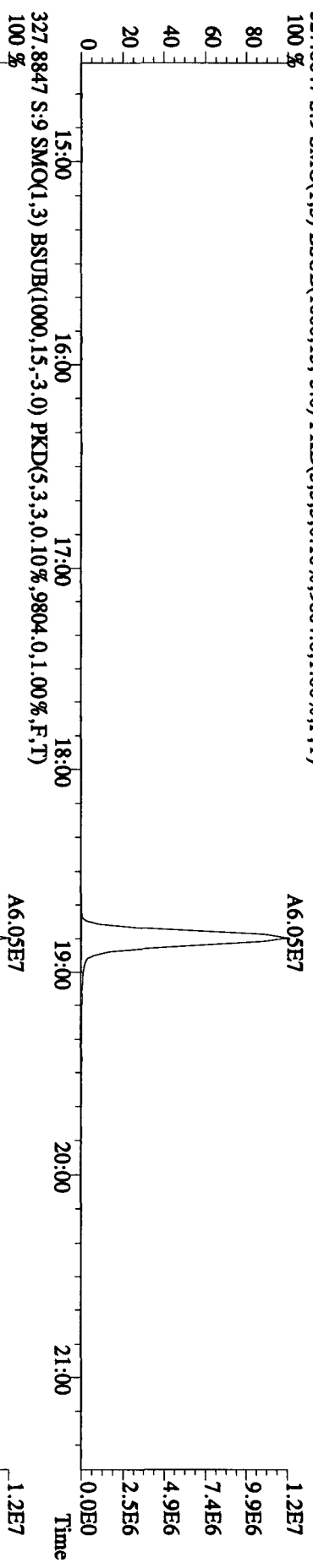
File: 121A101D5 #1-411 Acq: 12-JAN-2010 14:10:49 GC EI+ Voltage SIR 70SE
Sample#9 Text: LRD03-2-AA :G9L180646-10RX Exp: DIOXIN
303.9016 S:9 SMO(1,3) BSUB(1000,15,-3,0) PKD(5,3,3,0.10%,12388,0.1,00%,F,T)
100%



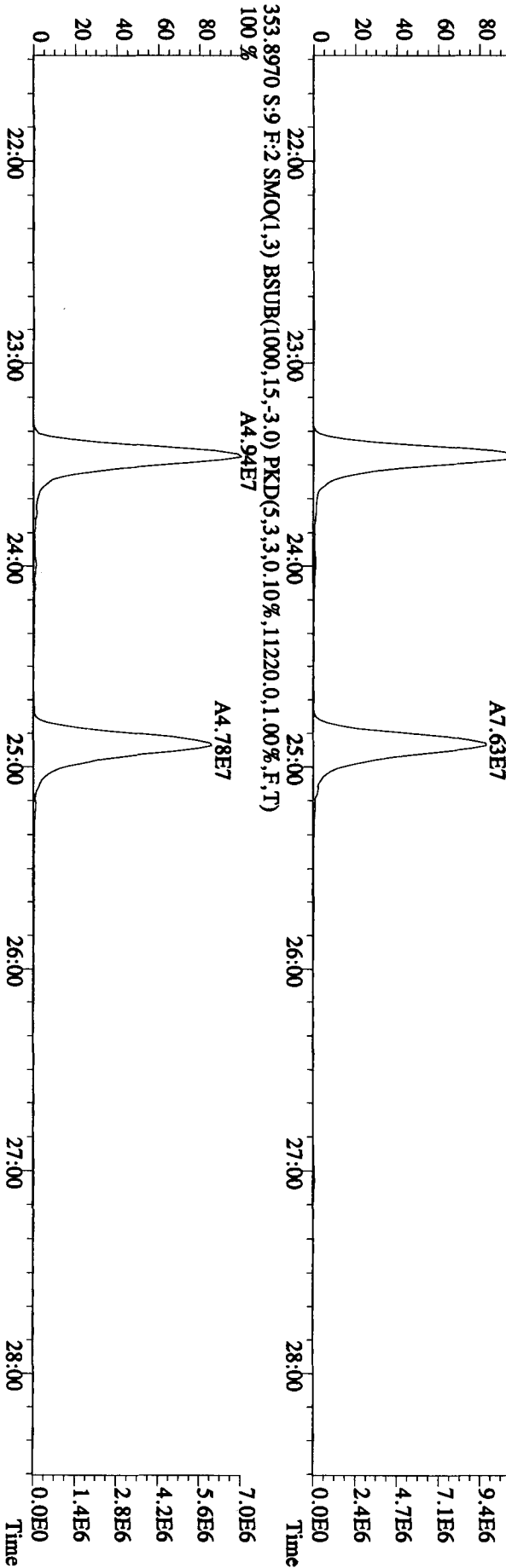
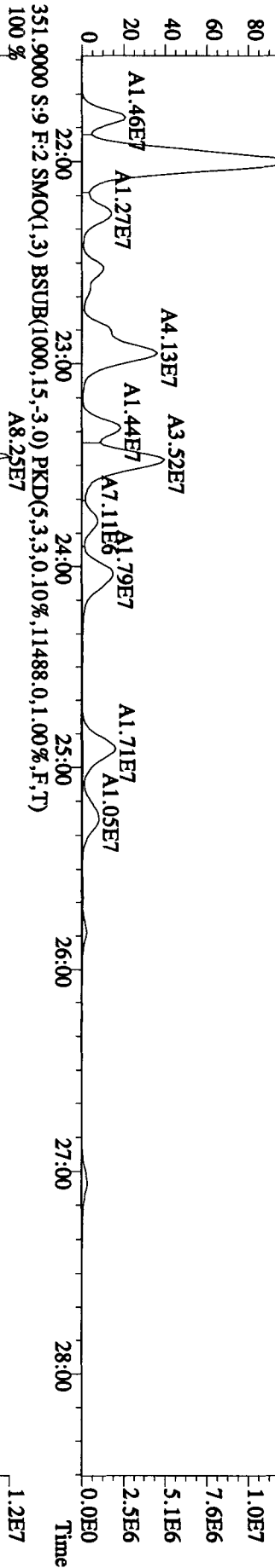
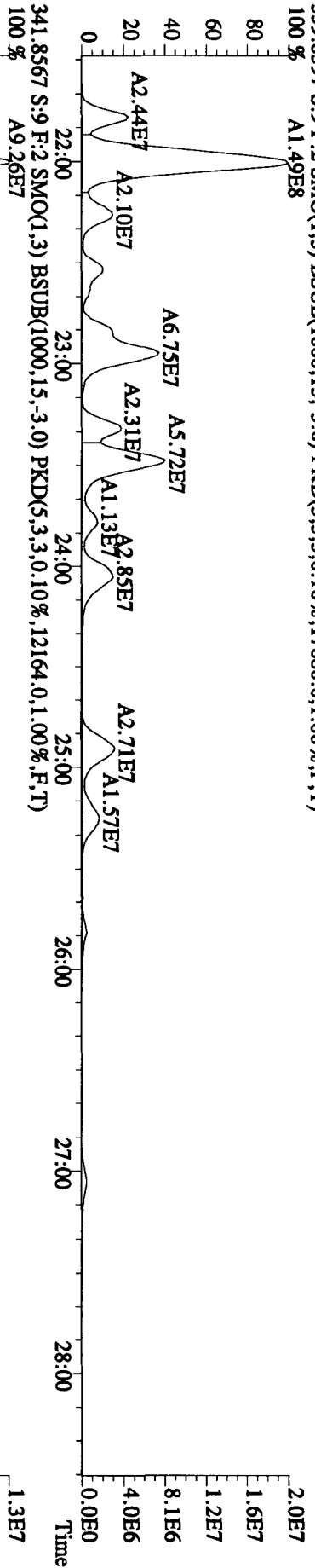
File: 121A101D5 #1-411 Acq: 12-JAN-2010 14:10:49 GC EI+ Voltage SIR 70SE
 Sample#9 Text: LRDQ3-2-AA : G9L180646-10RX Exp: DIOXIN
 319.8965 S:9 SMO(1,3) BSUB(1000,15,-3,0) PKD(5,3,3,0,10%,6092,0,1,00%,F,T)
 100% A4.42E6



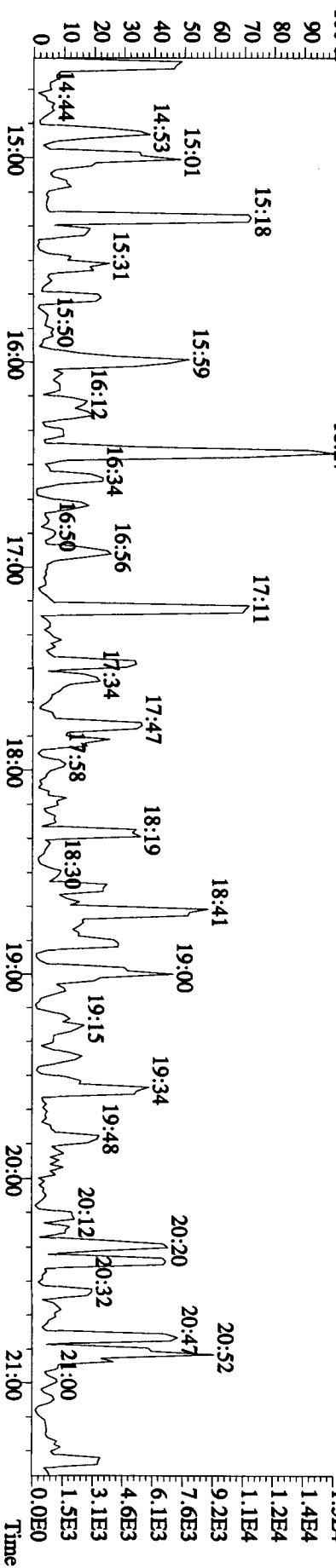
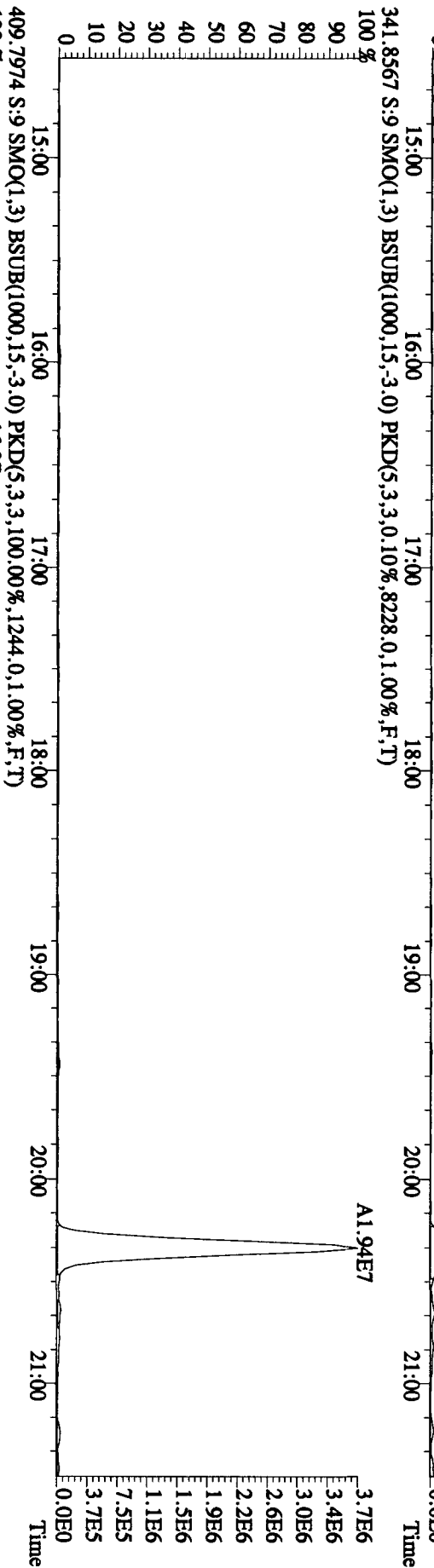
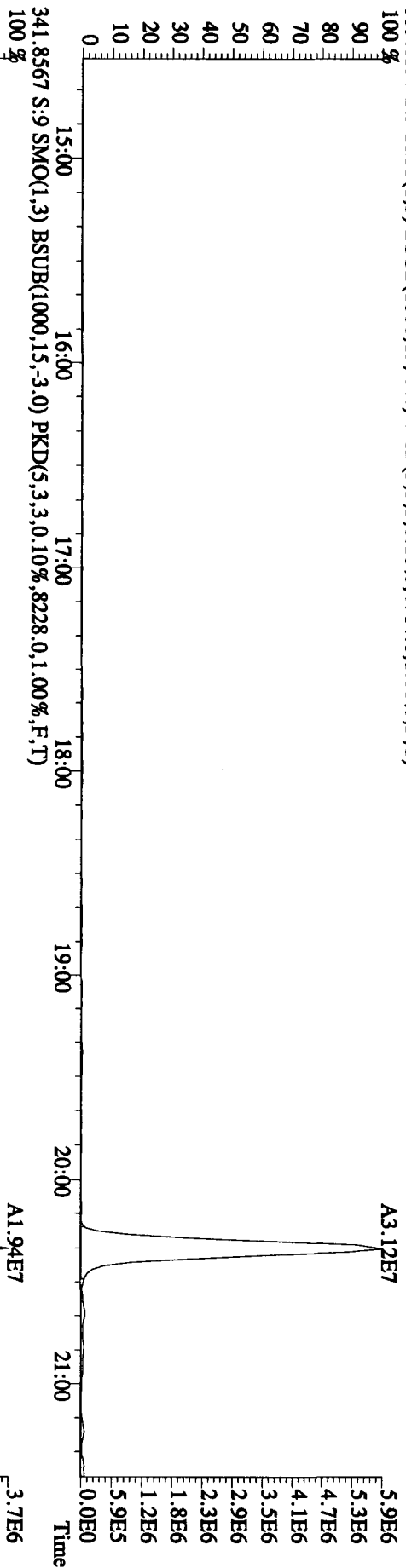
File:12JA101D5 #1-411 Acq:12-JAN-2010 14:10:49 GC EI+ Voltage SIR 70SE
 Sample#9 Text:LRDQ3-2-AA :G9L180646-10RX Exp:DIOXIN
 327.8847 S:9 SMO(1,3) BSUB(1000,15,-3.0) PKD(5,3,3,0.10%,9804.0,1.00%,F,T)

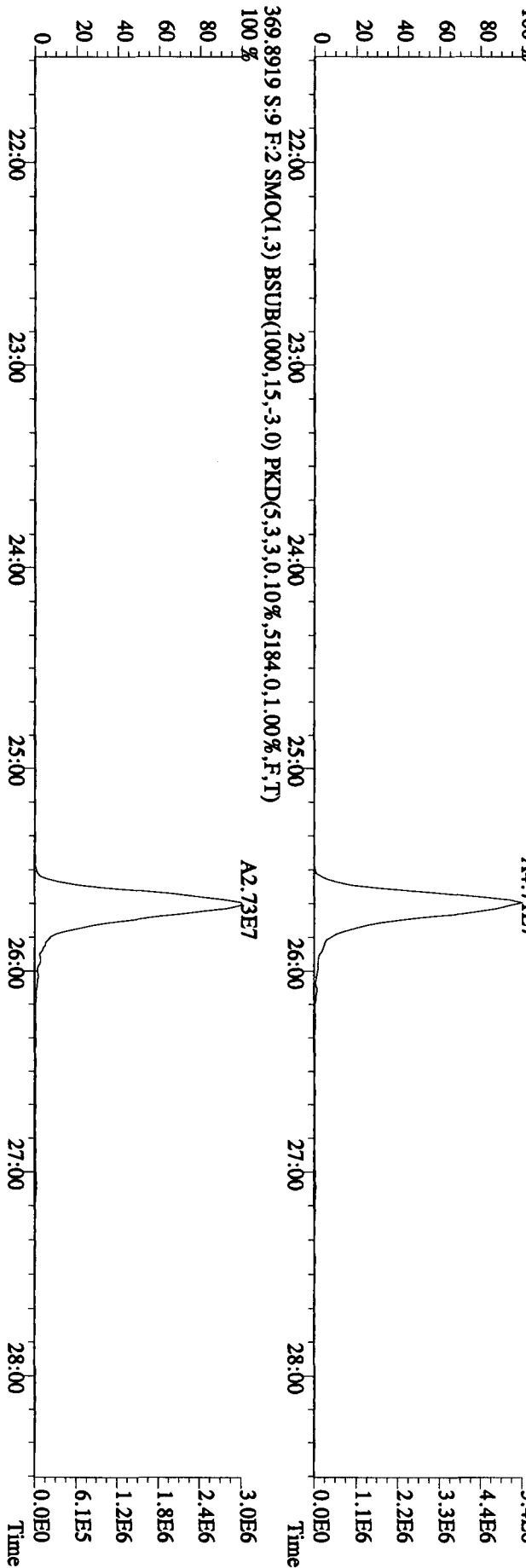
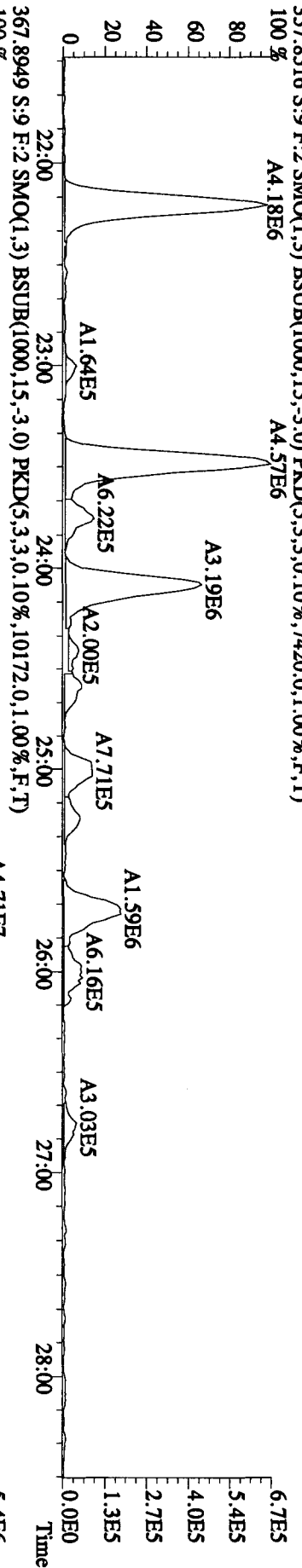
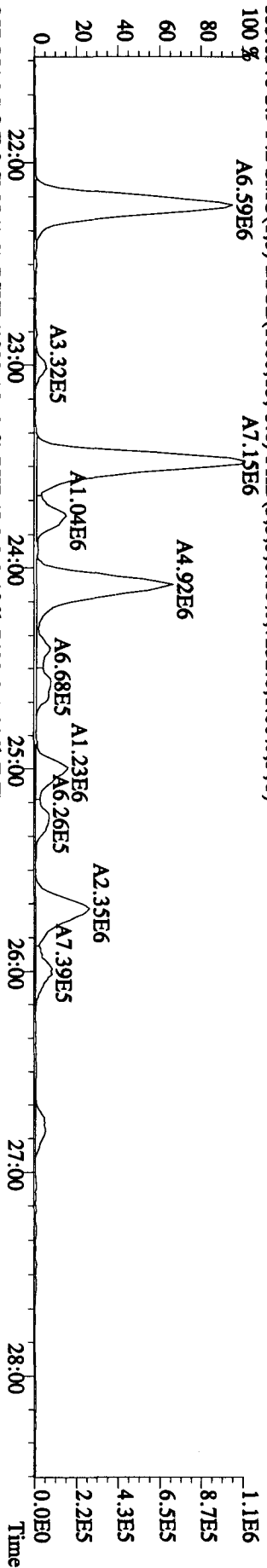


File: 121A101D5 #1-495 Acq: 12-JAN-2010 14:10:49 GC EI+ Voltage SIR 70SE
 Sample#9 Text: LRDO3-2-AA : G9L180646-10RX Exp: DIOXIN
 339.8597 S:9 F:2 SMO(1.3) BSUB(1000,15,-3.0) PKD(5,3,3,0,10%,17680,0,1,00%,F,T)
 100% A1.49E8

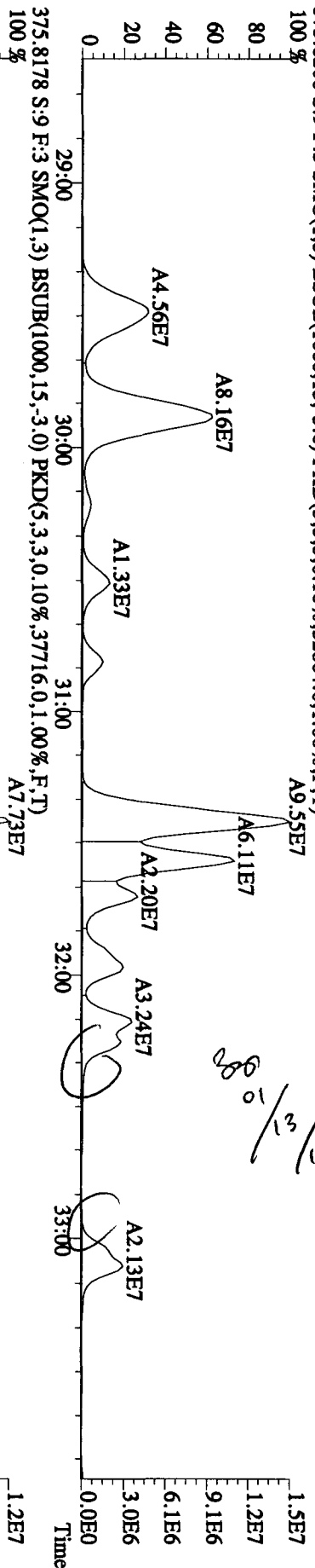


File:121A101D5 #1-411 Acq:12-JAN-2010 14:10:49 GC EI+ Voltage SIR 70SE
 Sample#9 Text:LRDQ3-2-AA :G9L180646-1ORX Exp:DIOXIN
 339.8597 S:9 SMO(1,3) BSUB(1000,15,-3.0) PKD(5,3,3,0.10%,4764.0,1.00%,F,T)
 100%

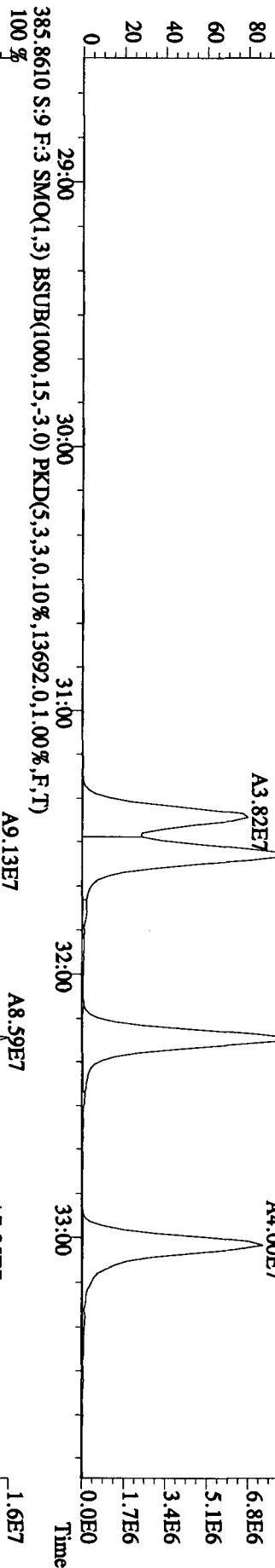
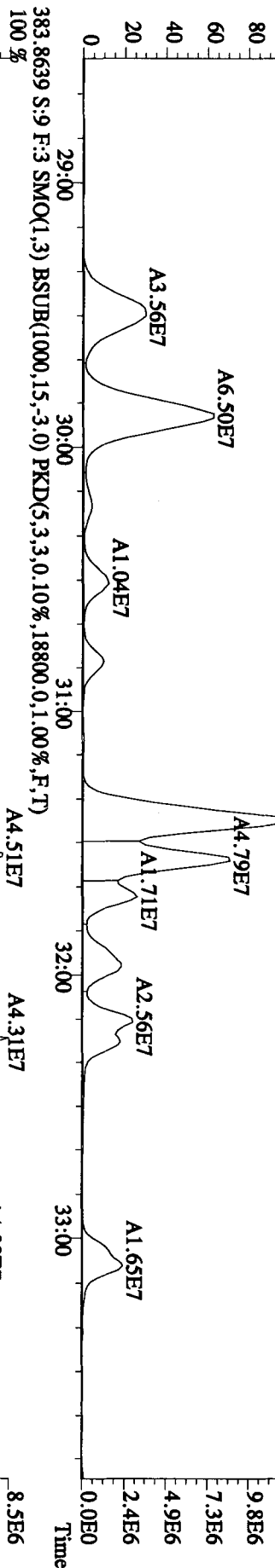







File:12J1A101D5 #1-362 Acq:12-JAN-2010 14:10:49 GC EI+ Voltage SIR 70SE
 Sample#9 Text:LRDQ3-2-AA :G9L180646-10RX Exp:DIOXIN
 373.8208 S:9 F:3 SMO(1,3) BSUB(1000,15,-3.0) PKD(5,3,3,0,10%,32864.0,1.00%,F,T)
 100%



Handwritten note: 80%
 3/31/02

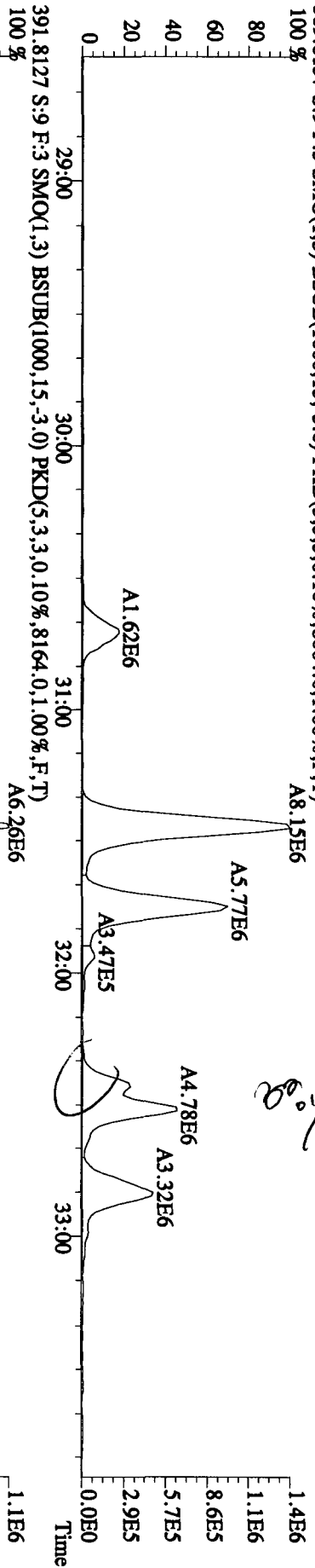


File: 121A101D5 #1-362 Acq: 12-JAN-2010 14:10:49 GC EI+ Voltage SIR 70SE
 Sample#9 Text: LRDO3-2-AA : G9L180646-10 Exp: DIOXIN
 373.8208 S:9 F:3 SMO(1,3) BSUB(1000,15,-3.0) PKD(5,3,3,0.10%,32864.0,1.00%,F,T)

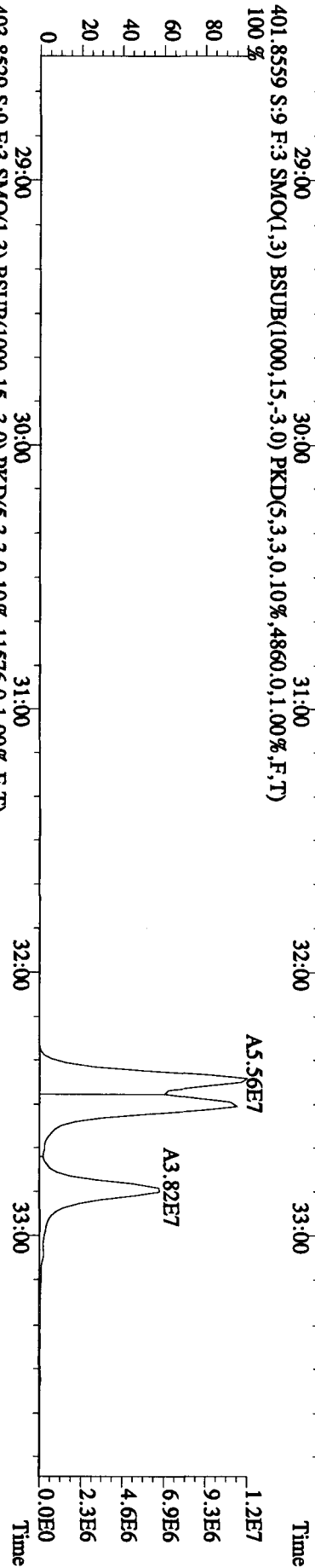


File:121A101D5 #1-362 Acq:12-JAN-2010 14:10:49 GC EI+ Voltage SIR 70SE
 Sample#9 Text:LRDQ3-2-AA :G9L180646-10RX Exp:DIOXIN
 389.8157 S:9 F:3 SMO(1,3) BSUB(1000,15,-3.0) PKD(5,3,3,0.10%,8004.0,1.00%,F,T)
 100%

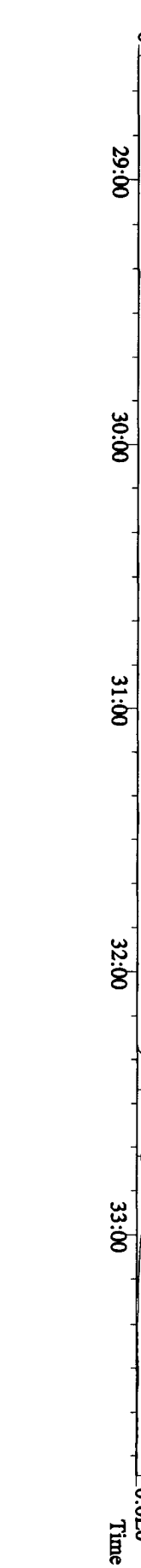
Handwritten: 80 / 3 / 0



401.8559 S:9 F:3 SMO(1,3) BSUB(1000,15,-3.0) PKD(5,3,3,0.10%,4860.0,1.00%,F,T)
 100%



403.8529 S:9 F:3 SMO(1,3) BSUB(1000,15,-3.0) PKD(5,3,3,0.10%,11576.0,1.00%,F,T)
 100%

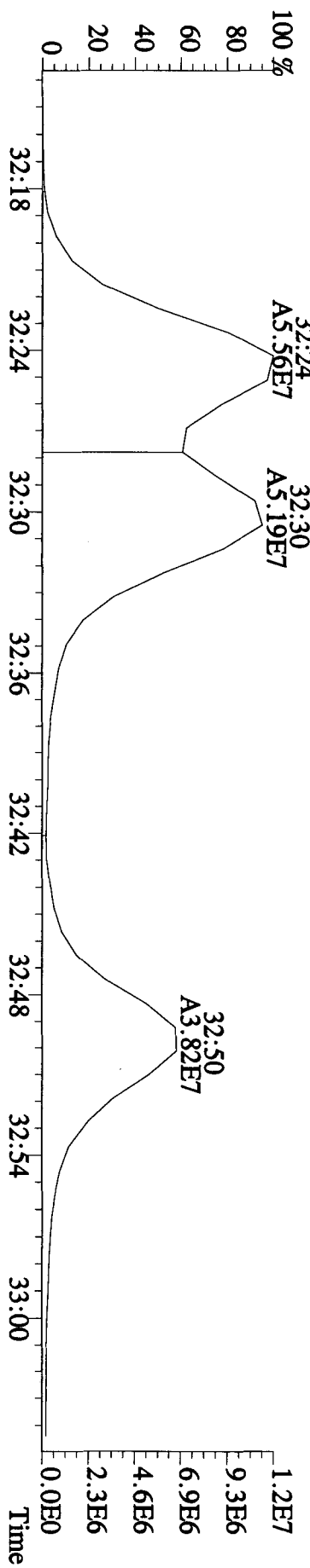
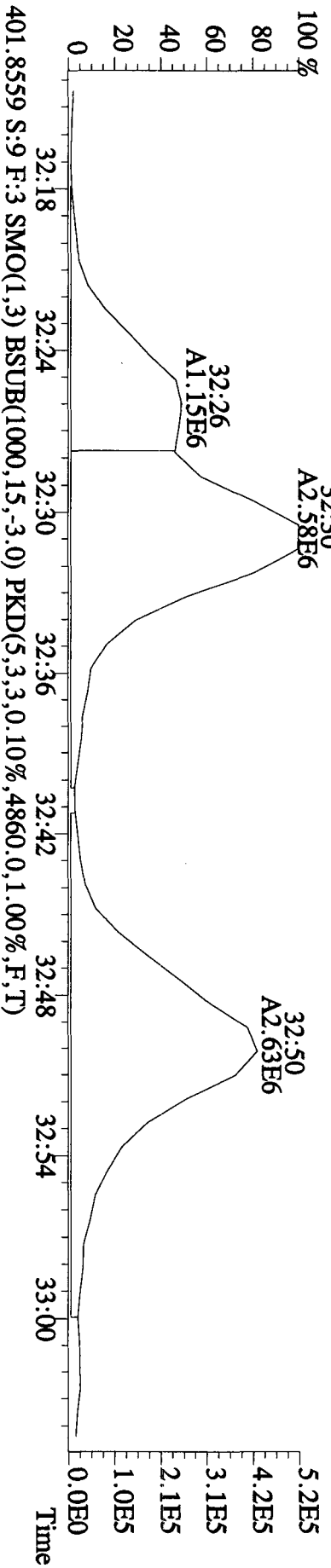
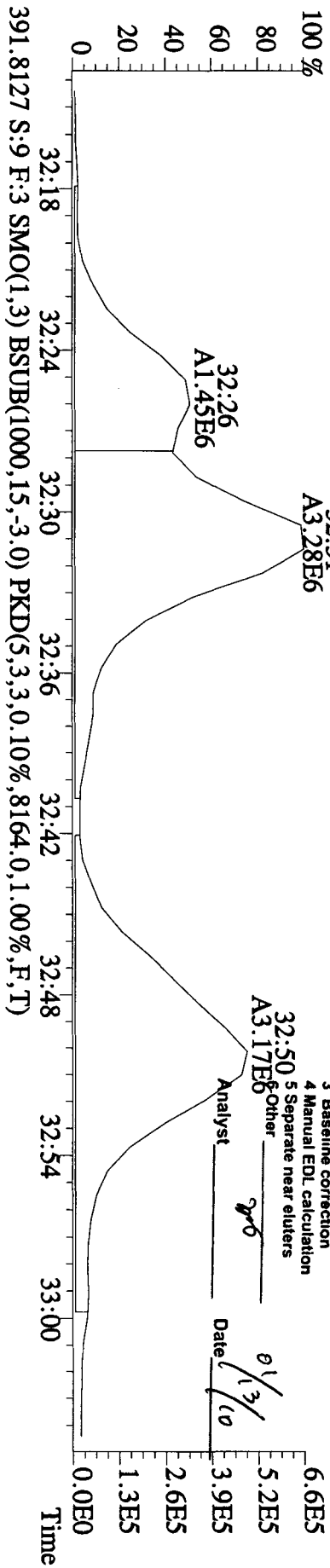


File: 12JA101D5 #1-362 Acq: 12-JAN-2010 14:10:49 GC EI + Voltage SIR 70SE

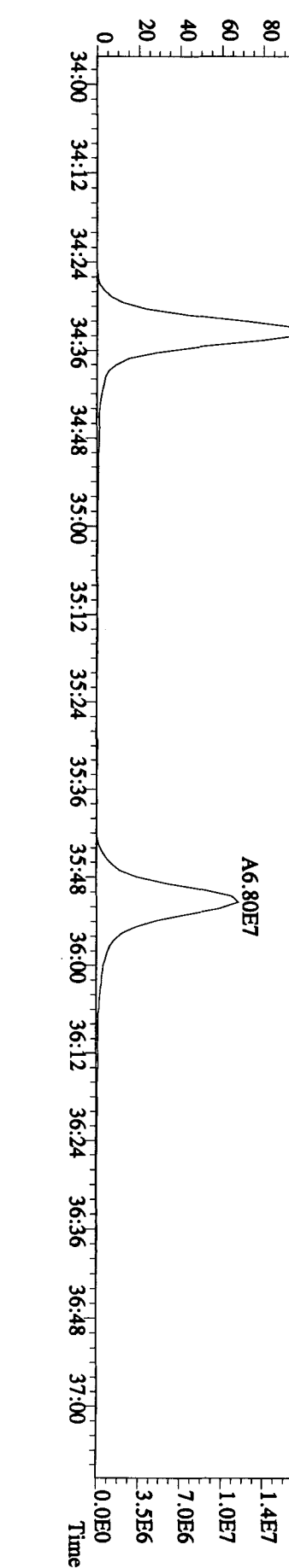
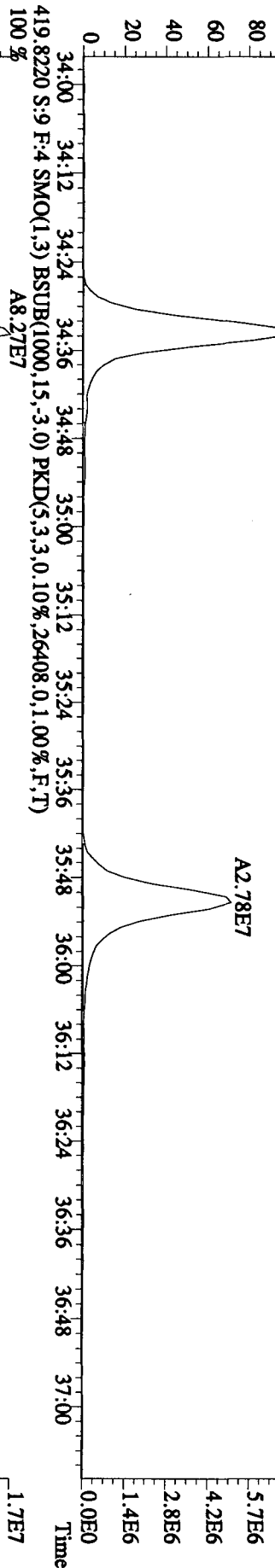
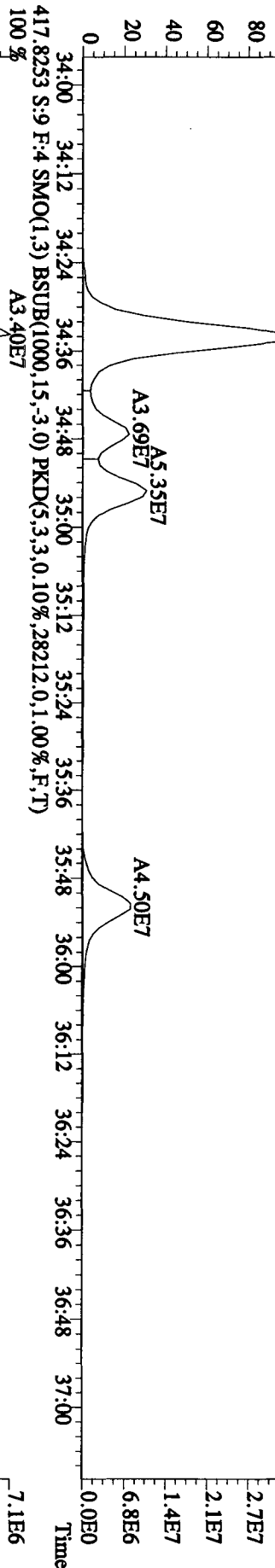
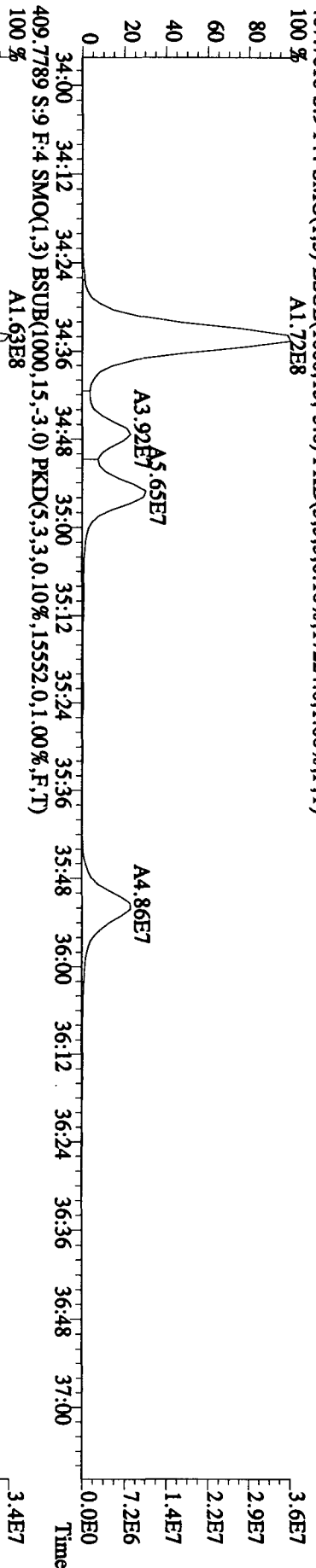
Sample#9 Text: LRDO3-2-AA : G9L180646-10 Exp: DIOXIN
389.8157 S:9 F:3 SMO(1,3) BSUB(1000,15,-3.0) PKD(5,3,3,0.10%,8004.0,1.00%,F,T)

Manual Edit Codes

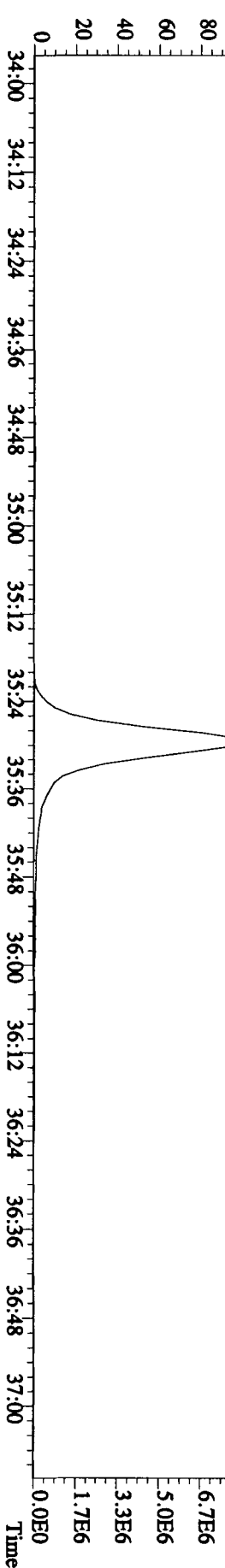
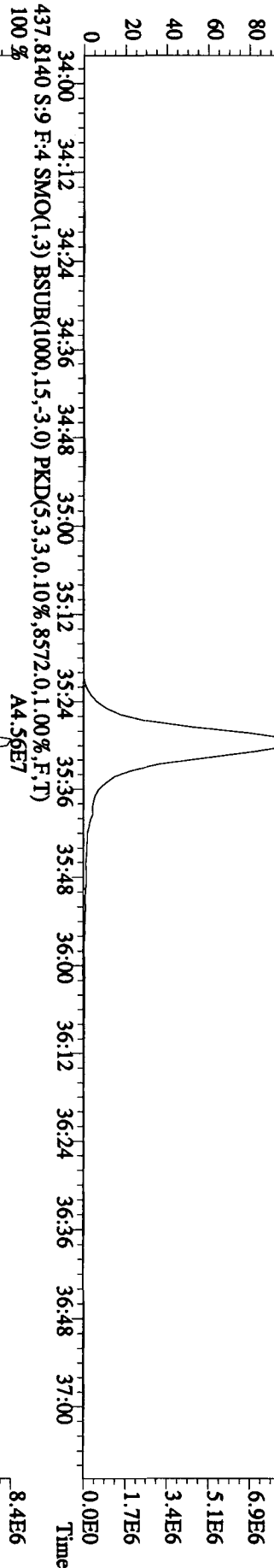
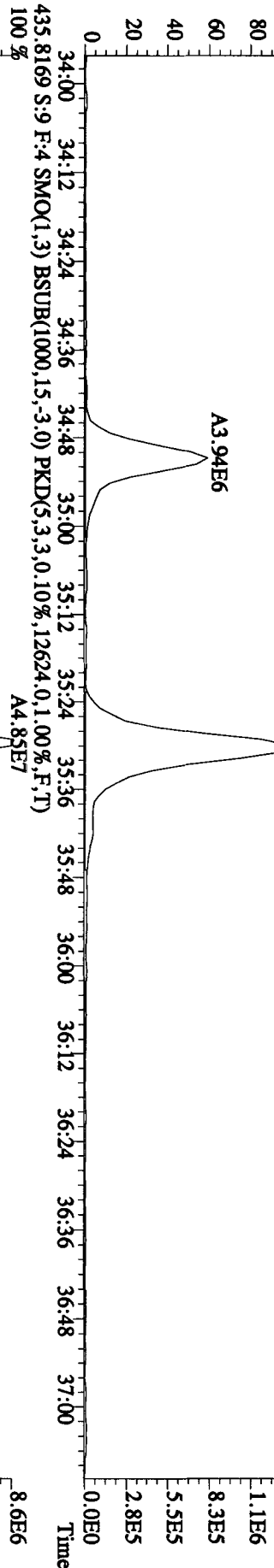
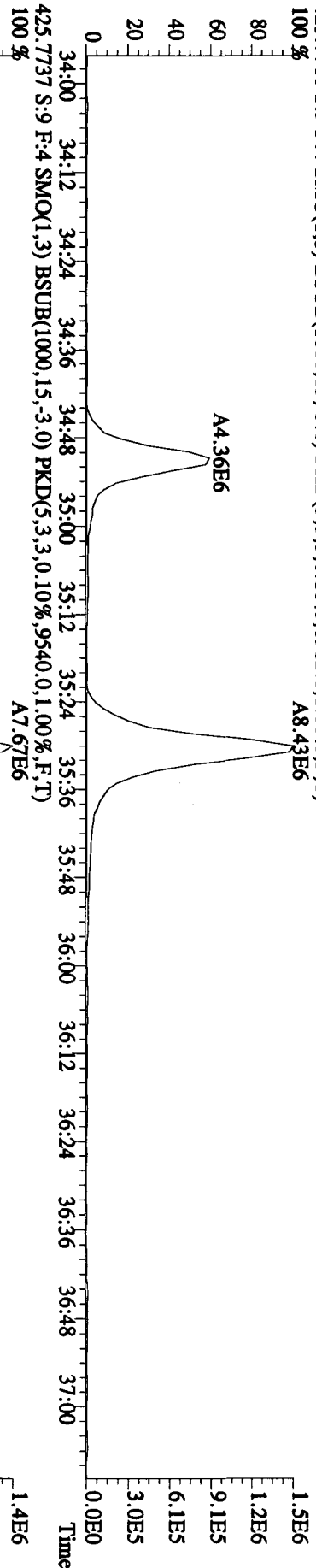
- 1 Peak not found
 - 2 Poor chromatography
 - 3 Baseline correction
 - 4 Manual EDL calculation
 - 5 Separate near eluters
- Analyst: gob Date: 01/13/10



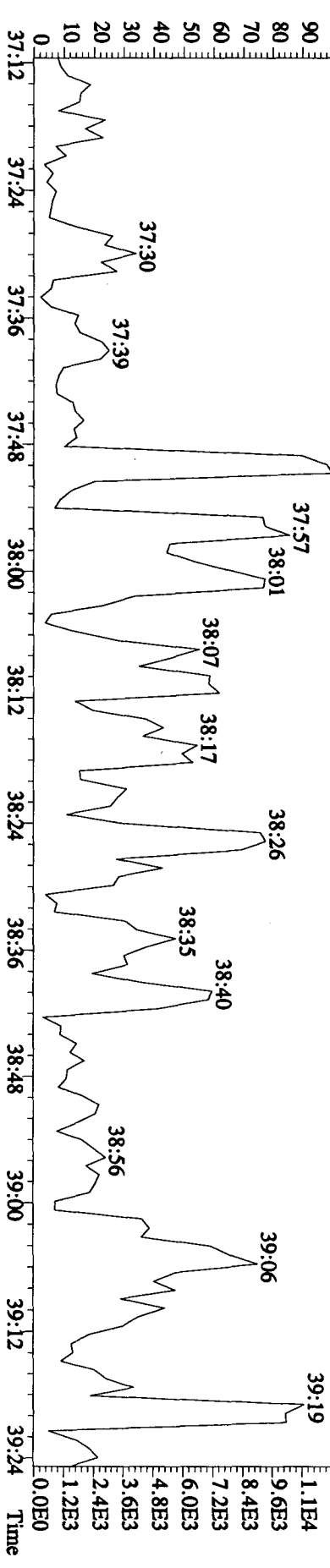
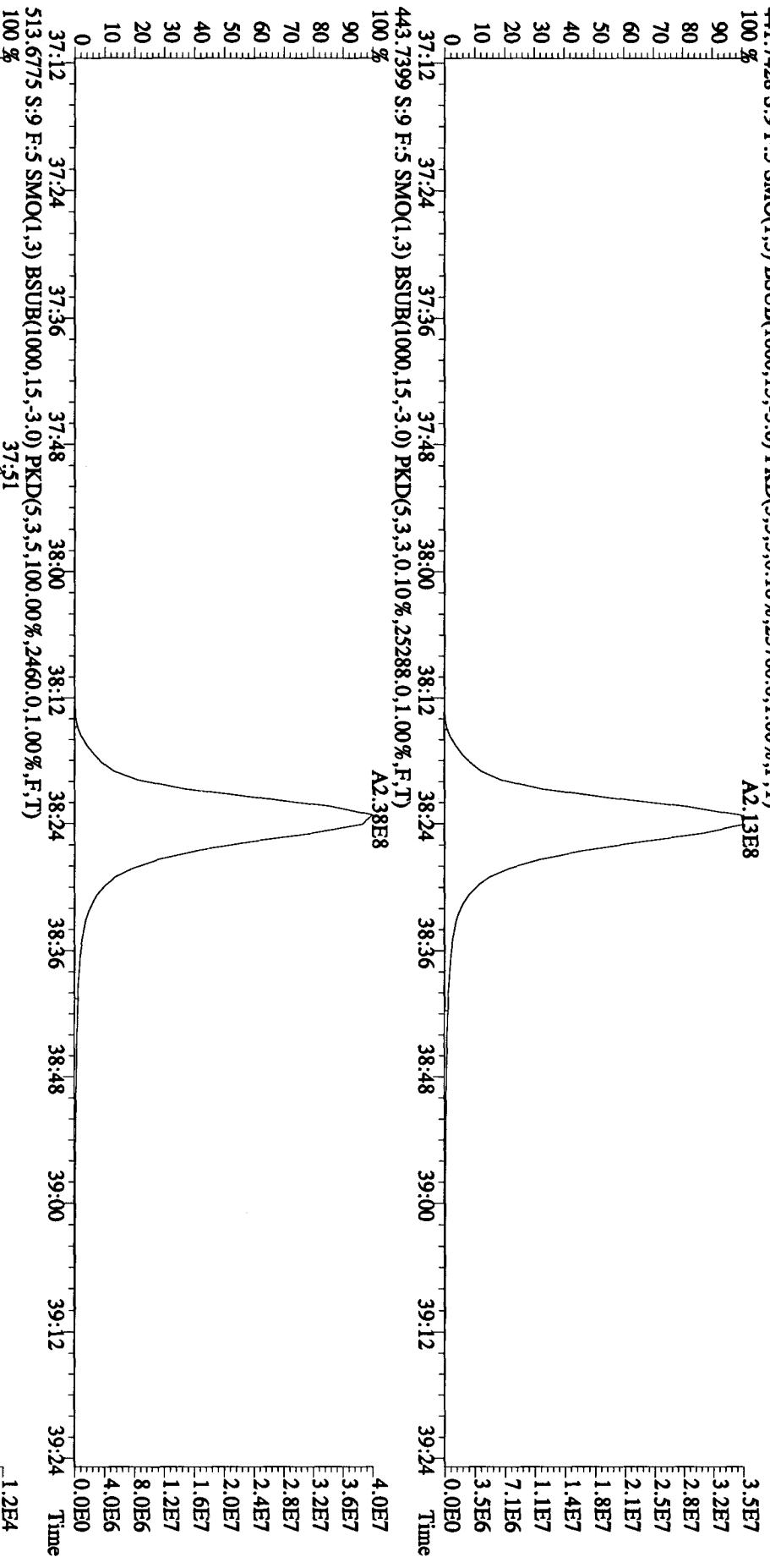
File:12JAI01D5 #1-228 Acq:12-JAN-2010 14:10:49 GC EI+ Voltage SIR 70SE
 Sample#9 Text:LRDQ3-2-AA :G9L180646-10RX Exp:DIOXIN
 407.7818 S:9 F:4 SMO(1,3) BSUB(1000,15,-3,0) PKD(5,3,3,0,10%,17224,0,1,00%,F,T)
 100 % A1.72E8



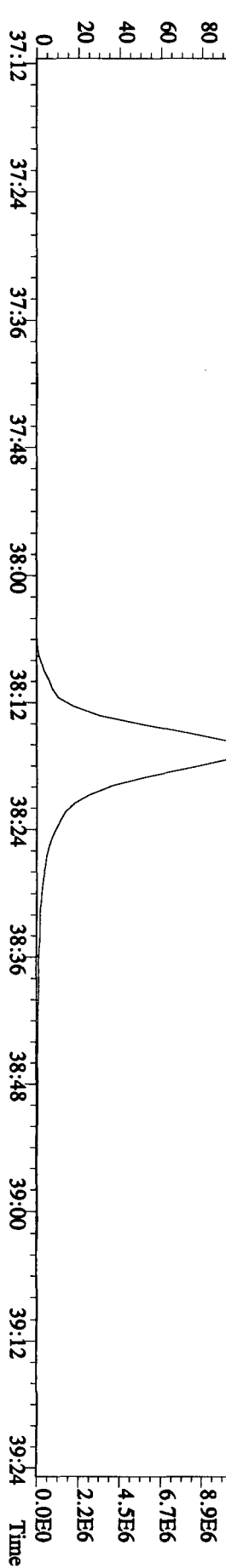
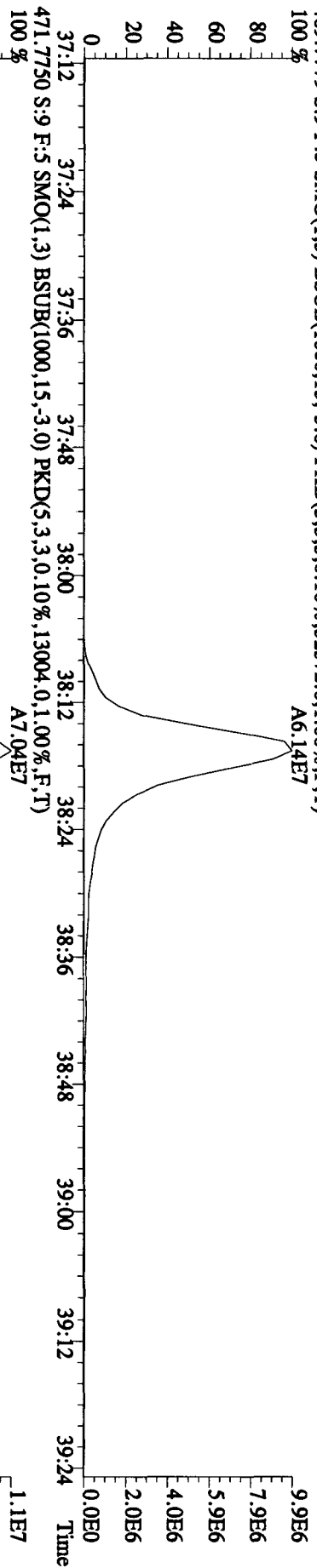
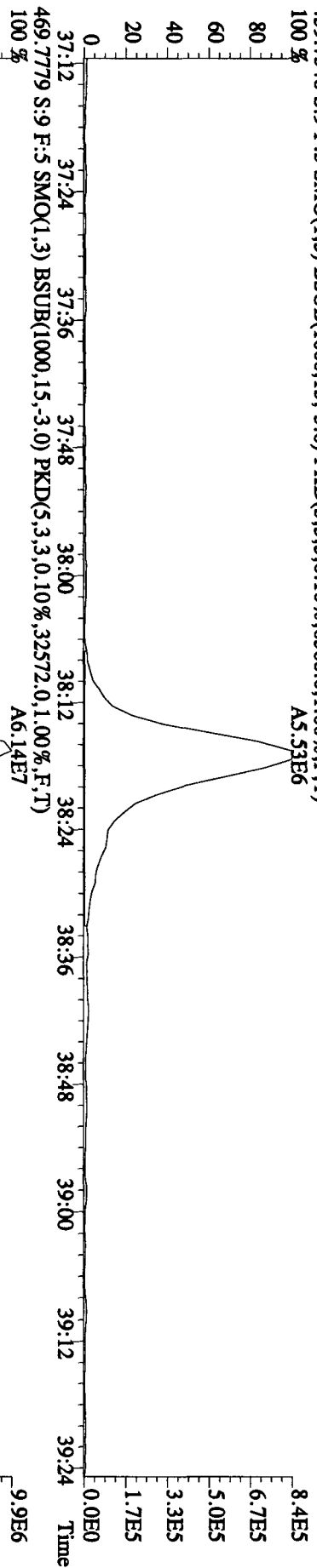
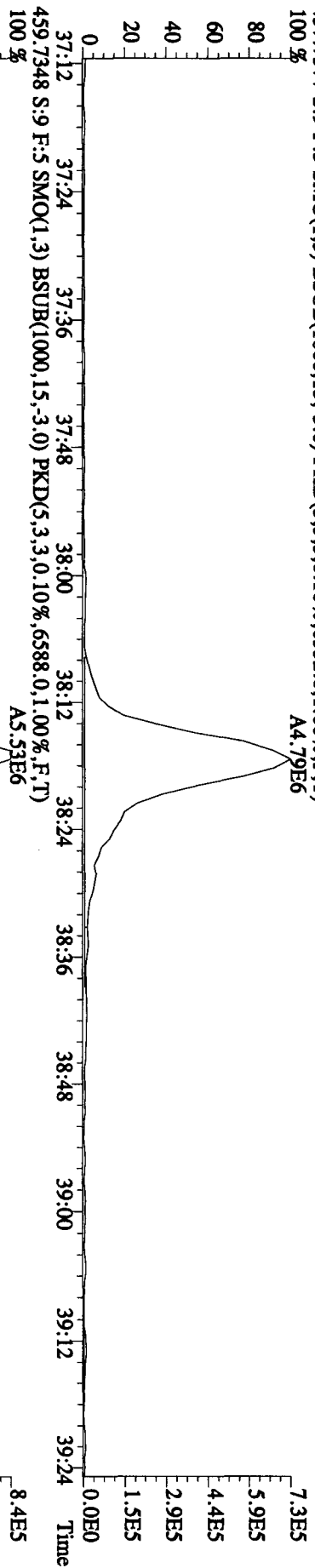
423.7766 S:9 F:4 SMO(1.3) BSUB(1000,15,-3.0) PKD(5,3,3,0,1.00%,F,T) A8.43E6

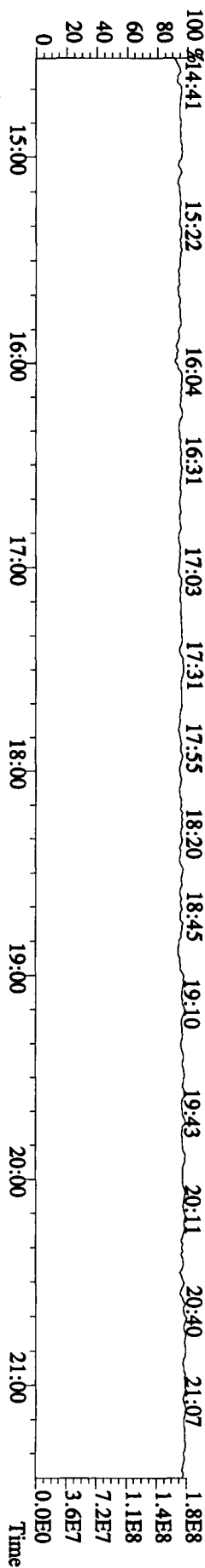
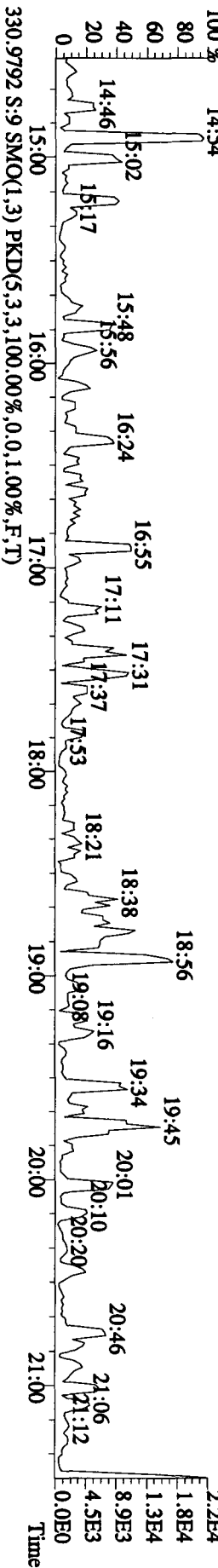
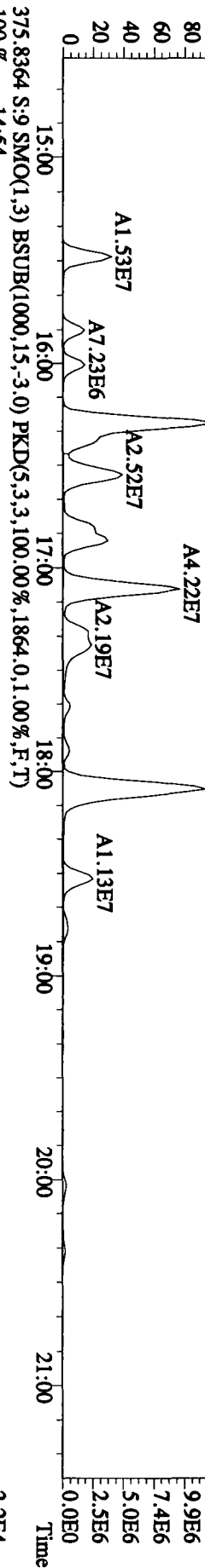
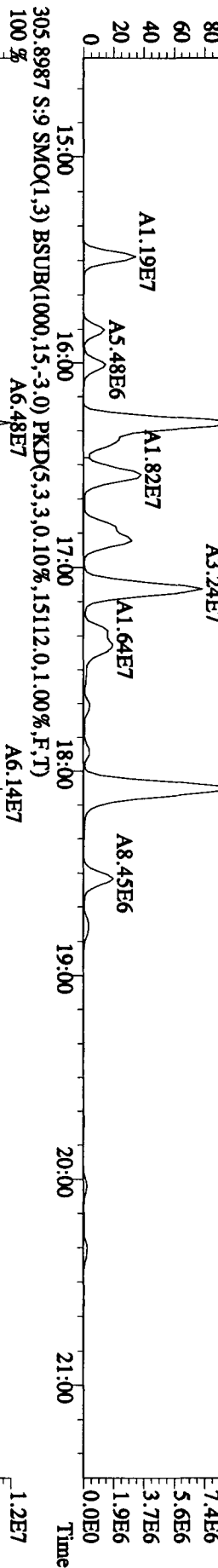
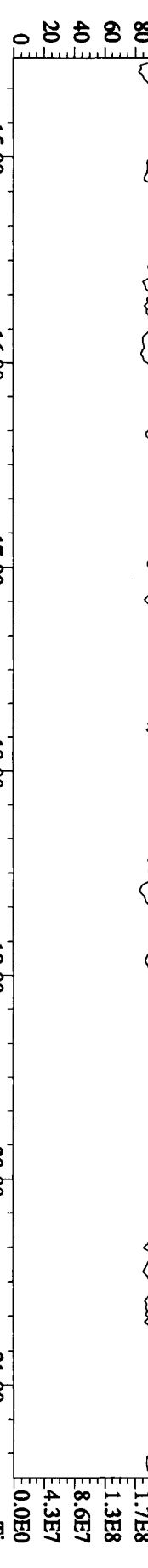


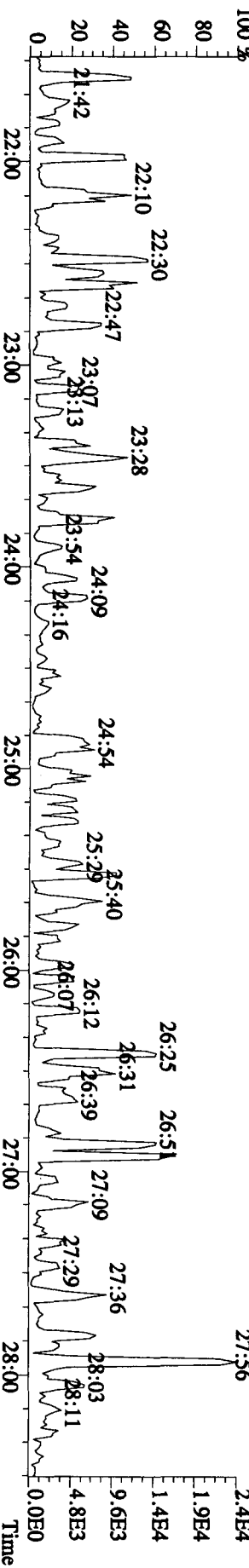
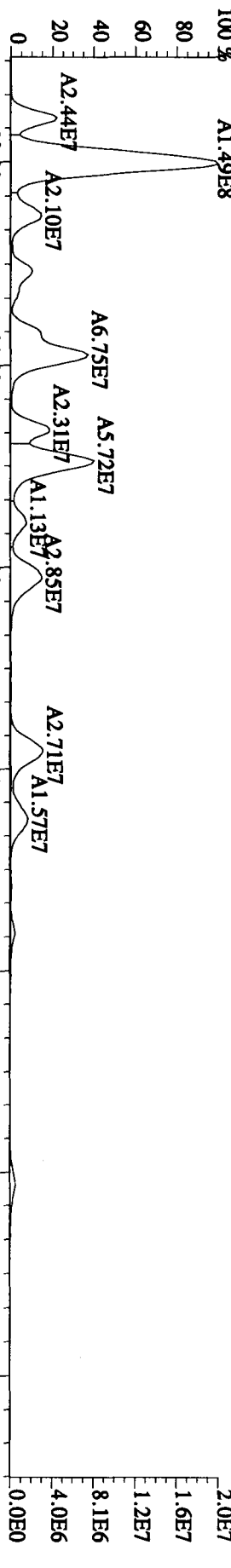
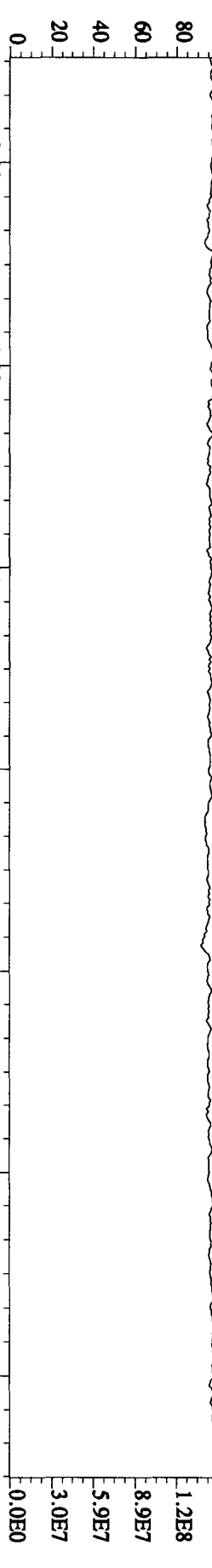
File:121A101D5 #1-161 Acq:12-JAN-2010 14:10:49 GC EI+ Voltage SIR 70SE
 Sample#9 Text:LRDQ3-2-AA :G9L180646-10RX Exp:DIOXIN
 441.7428 S:9 F:5 SMO(1,3) BSUB(1000,15,-3,0) PKD(5,3,3,0.10%,25288,0.1,00%,F,T)



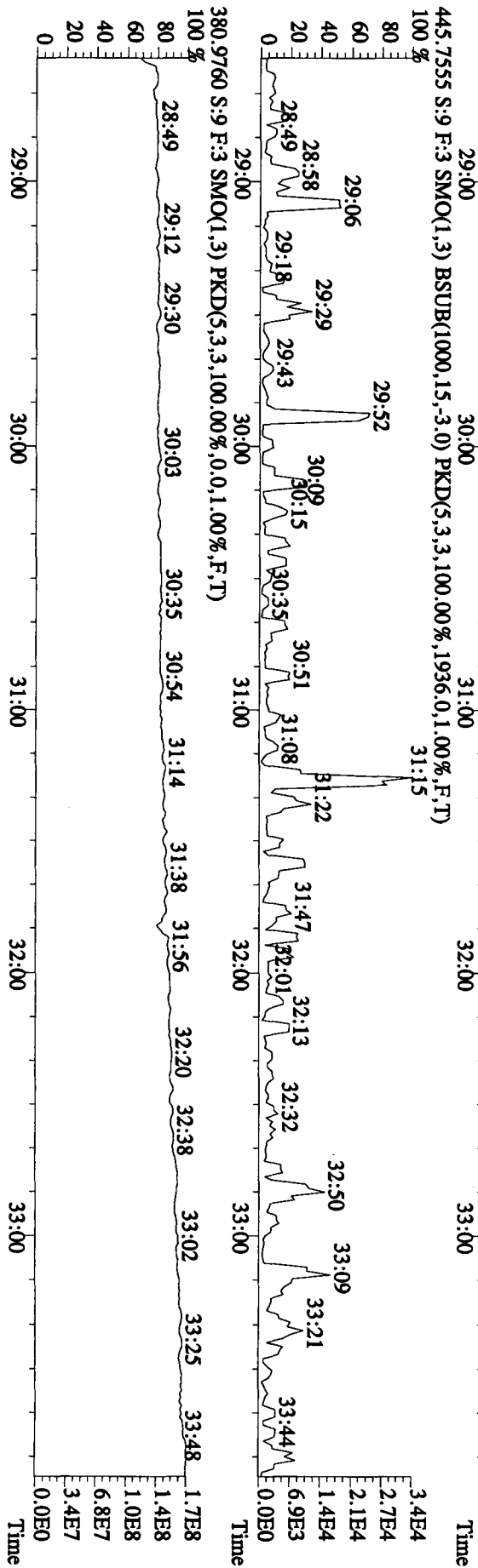
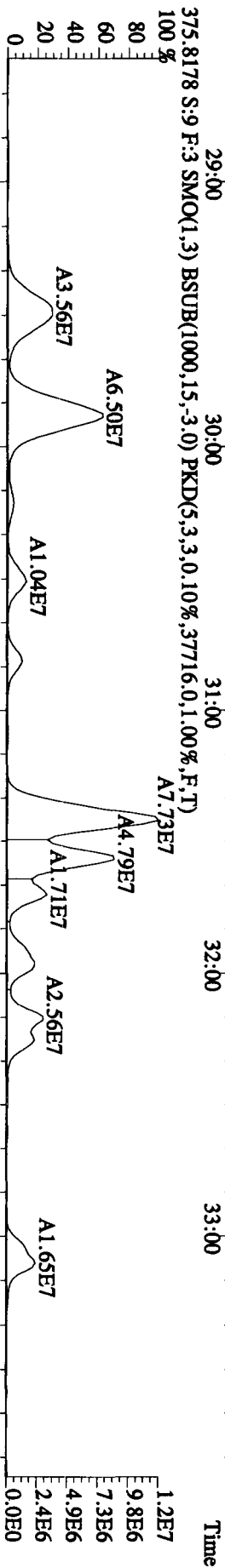
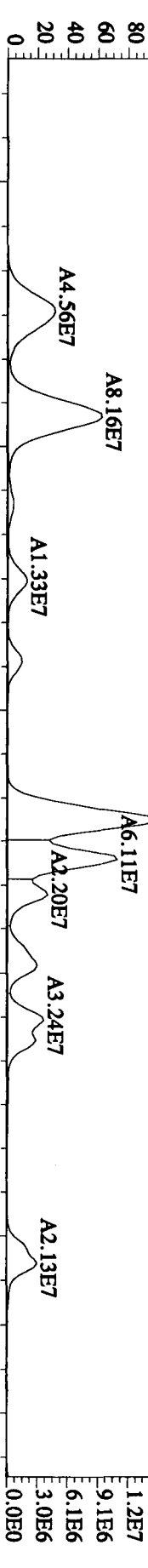
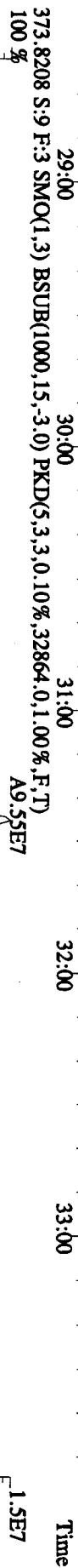
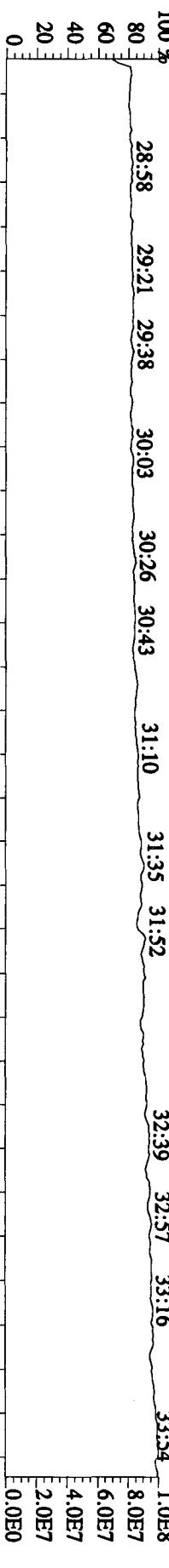
File: 121A101D5 #1-161 Acq: 12-JAN-2010 14:10:49 GC EI+ Voltage SIR 70SE
 Sample#9 Text: LRD03-2-AA : G9L180646-10RX Exp: DIOXIN
 457.7377 S:9 F:5 SMO(1,3) BSUB(1000,15,-3,0) PKD(5,3,3,0,10%,6552,0,1,00%,F,T)
 100% A4.79E6

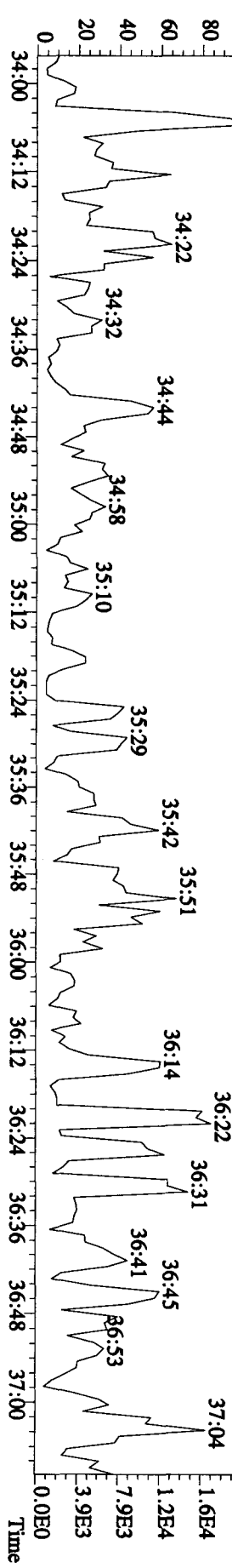

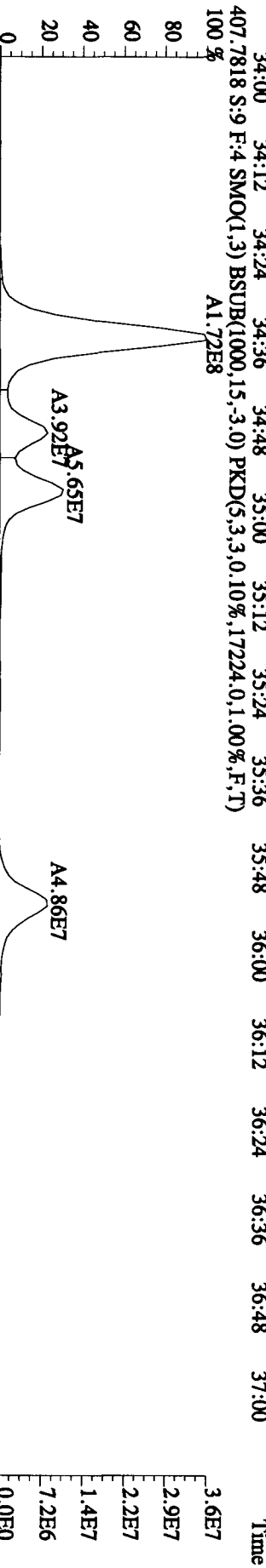
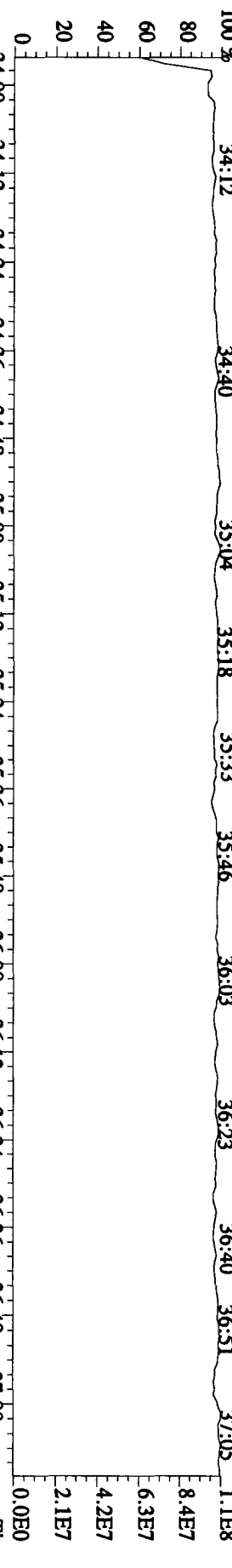






File:12JA101D5 #1-362 Acq:12-JAN-2010 14:10:49 GC EI+ Voltage SIR 70SE
 Sample#9 Text:LRDQ3-2-AA :G9L180646-10RX Exp:DIOXIN
 392.9760 S:9 F:3 SMO(1,3) PKD(5,3,3,100.00%,0.0,1.00%,F,T)






File: 121A101D5 #1-161 Acq: 12-JAN-2010 14:10:49 GC EI+ Voltage SIR 70SE

Sample#9 Text: LRD03-2-AA : G9L180646-10RX Exp: DIOXIN

454.9728 S:9 F:5 SMO(1,3) PKD(5,3,3,100.00%,0.0,1.00%,F,T)

100 %



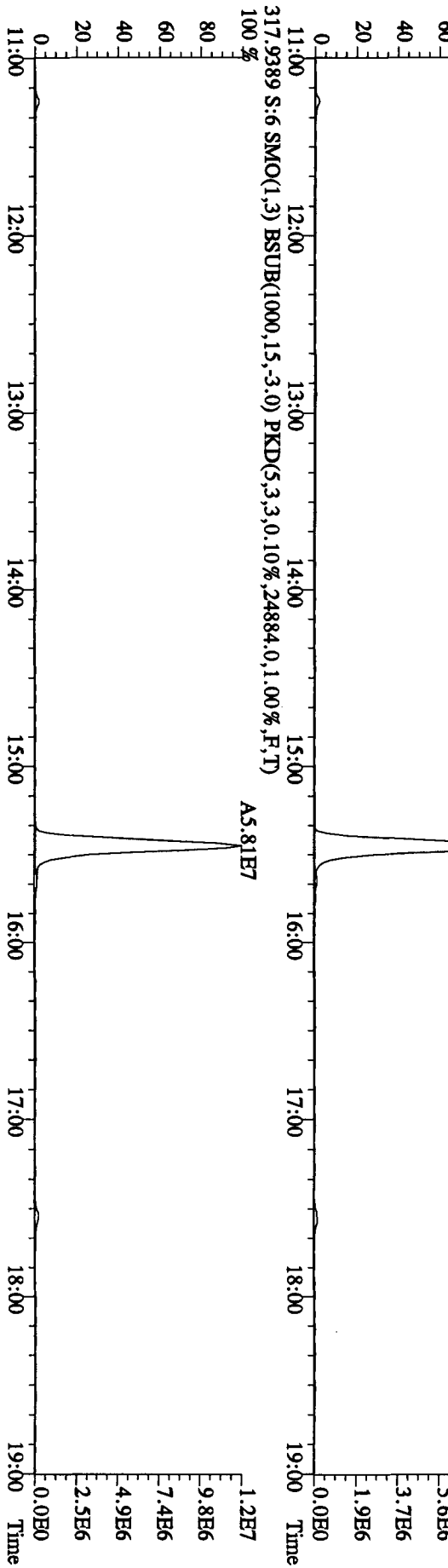
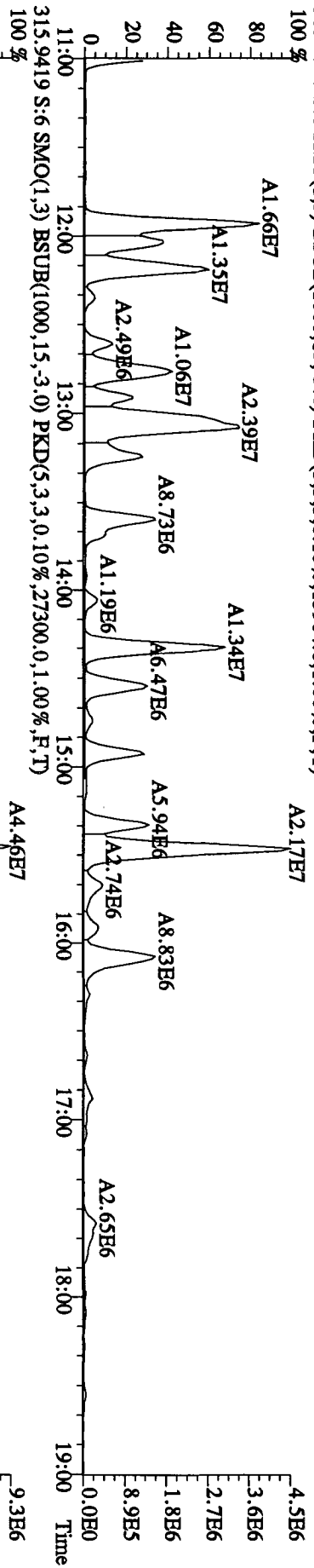
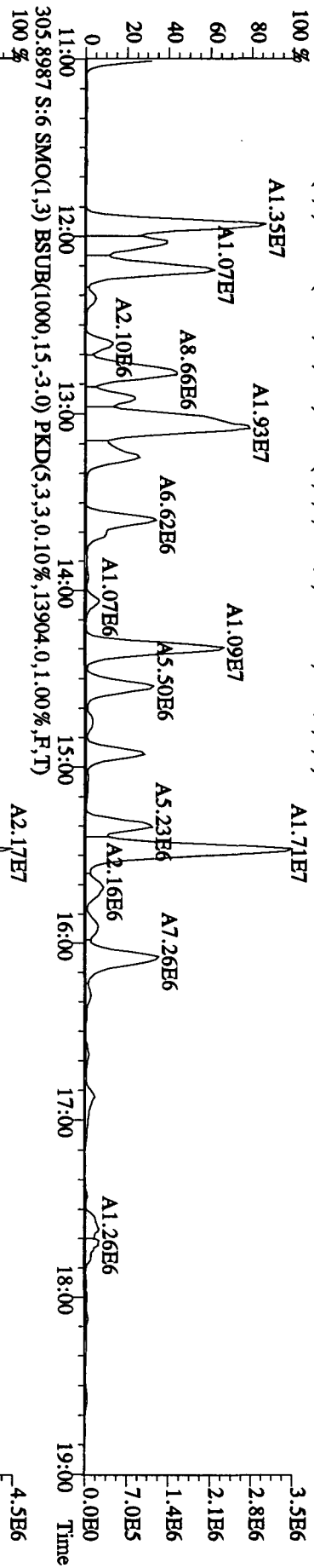
Run text: LRDQ3-2-AA Sample text: LRDQ3-2-AA :G9L180646-10RX
 Run #10 Filename: 12JA10B5D2 S: 6 I: 1 Results: 12JA10B5D2DB225
 Acquired: 12-JAN-10 23:40:08 Processed: 13-JAN-10 10:54:07
 Run: 12JA10B5D2 Analyte: DB225HRS Cal: DB2250104105D2
 Factor 1: 1600.000 Factor 2: 20.000 Sample size: 10.03007g

Name	Resp	RA	RT	RRF	Conc	EDL	Rec	M
13C-1,2,3,4-TCDD	39546900	0.76 y	14:20	-	1.82	-	-	n
13C-2,3,7,8-TCDF	102700800	0.77 y	15:27	1.66	155.64	1.12	78.1	n
2,3,7,8-TCDF	38846700	0.79 y	15:28	1.01	74.42	0.69	-	n
13C-2,3,7,8-TCDD	59084100	0.72 y	14:06	0.95	156.60	1.87	78.5	n
2,3,7,8-TCDD	2361420	0.78 y	14:08	1.18	6.74	0.93	-	n
37Cl-2,3,7,8-TCDD	65037600	1.00 y	14:07	2.07	79.29	0.30	99.4	n

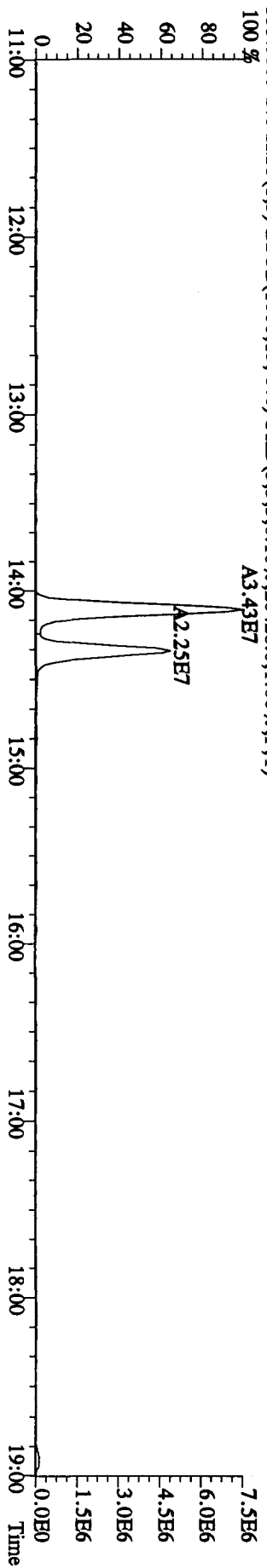
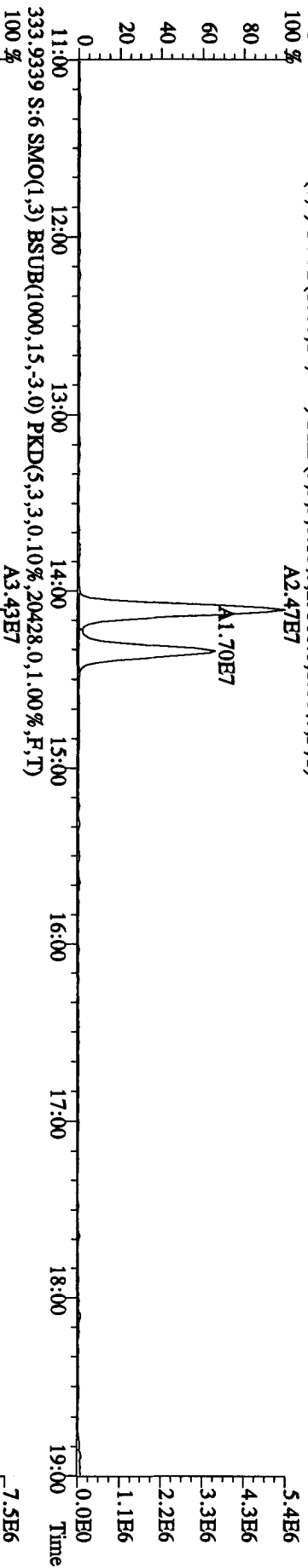
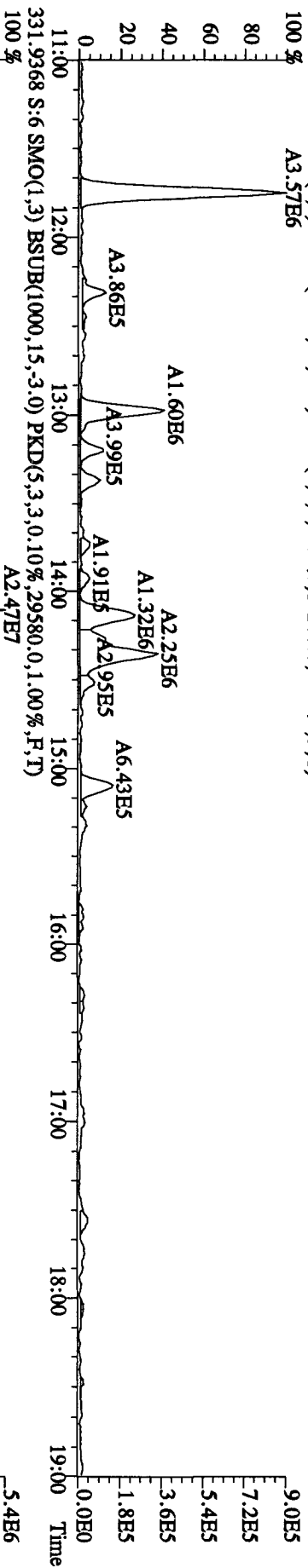
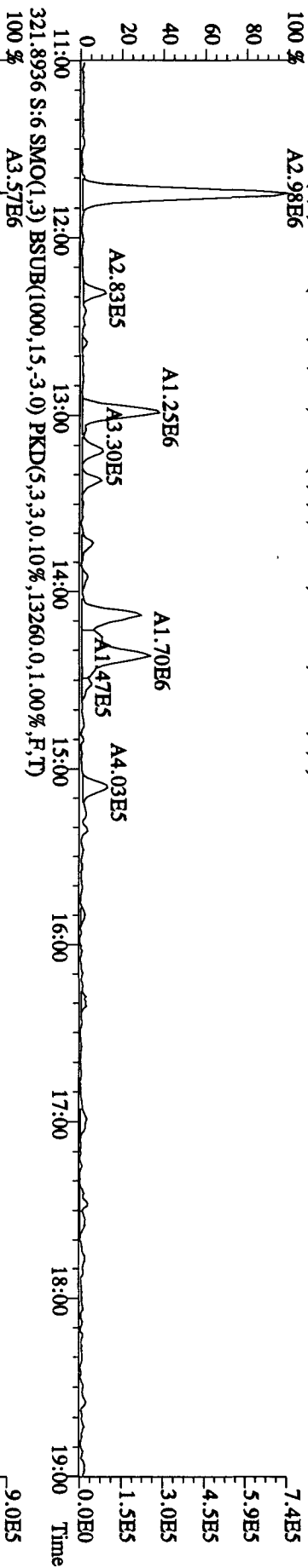
com. G

2/16 01/14/10

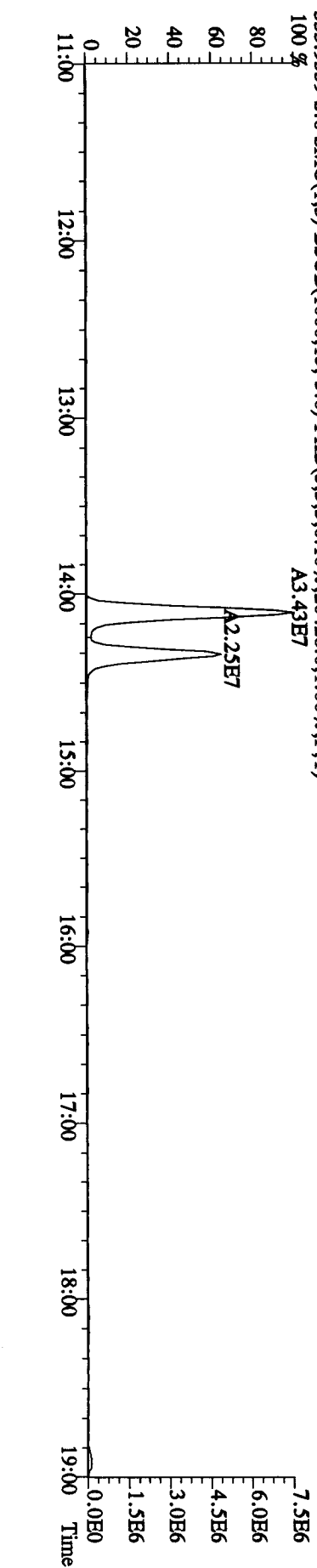
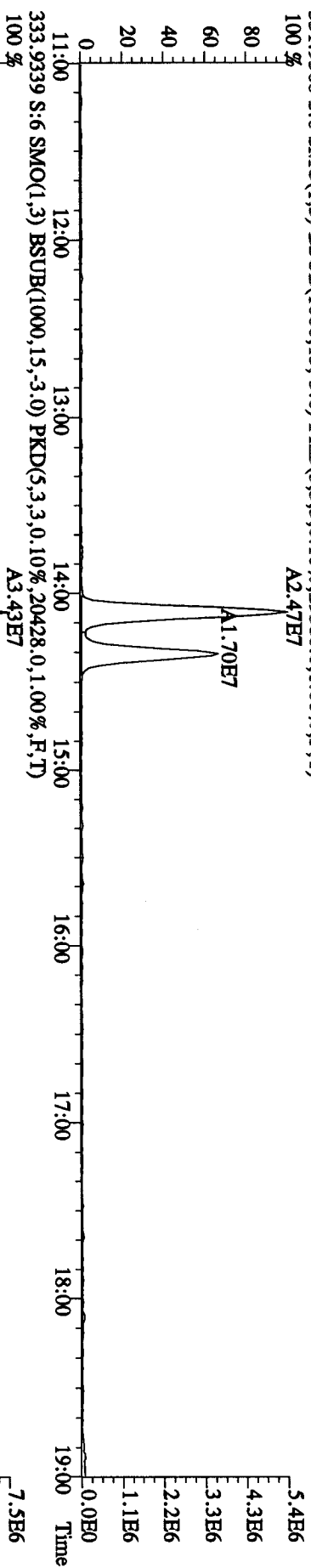
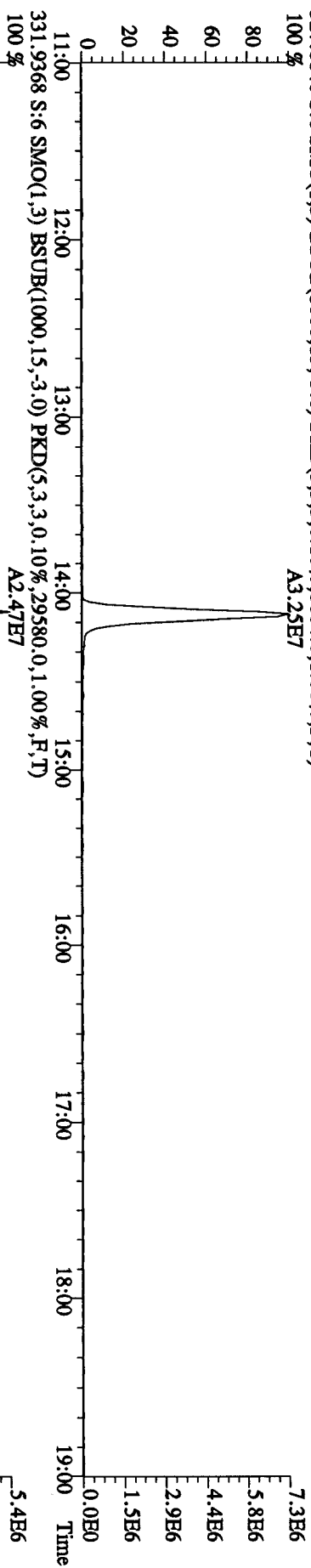
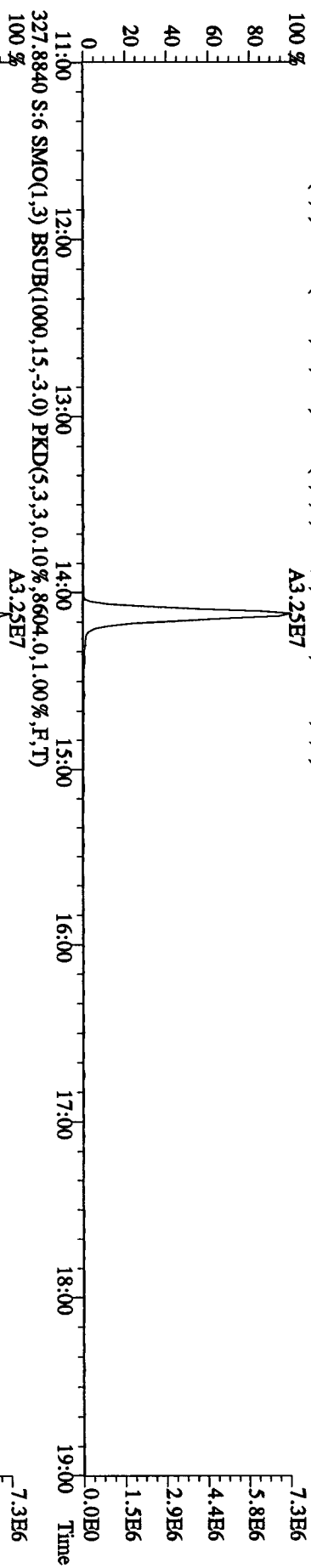
File: 121A10B5D2 #1-1242 Acq: 12-JAN-2010 23:40:08 GC EI+ Voltage SIR 70SE
 Sample#6 Text: LRD03-2-AA :G9L180646-10RX Exp: DB225
 305.8987 S:6 SMO(1,3) BSUB(1000,15,-3.0) PKD(5,3,3,0,10%,11052,0,1,00%,F,T)



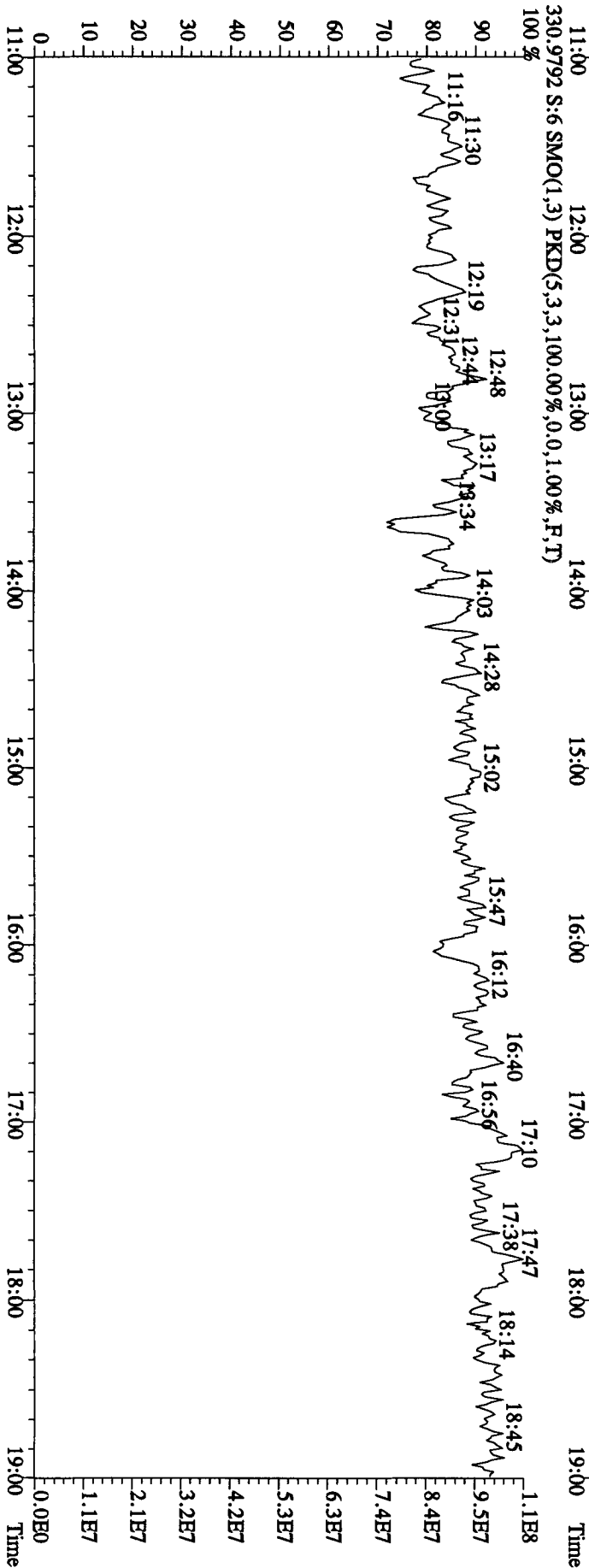
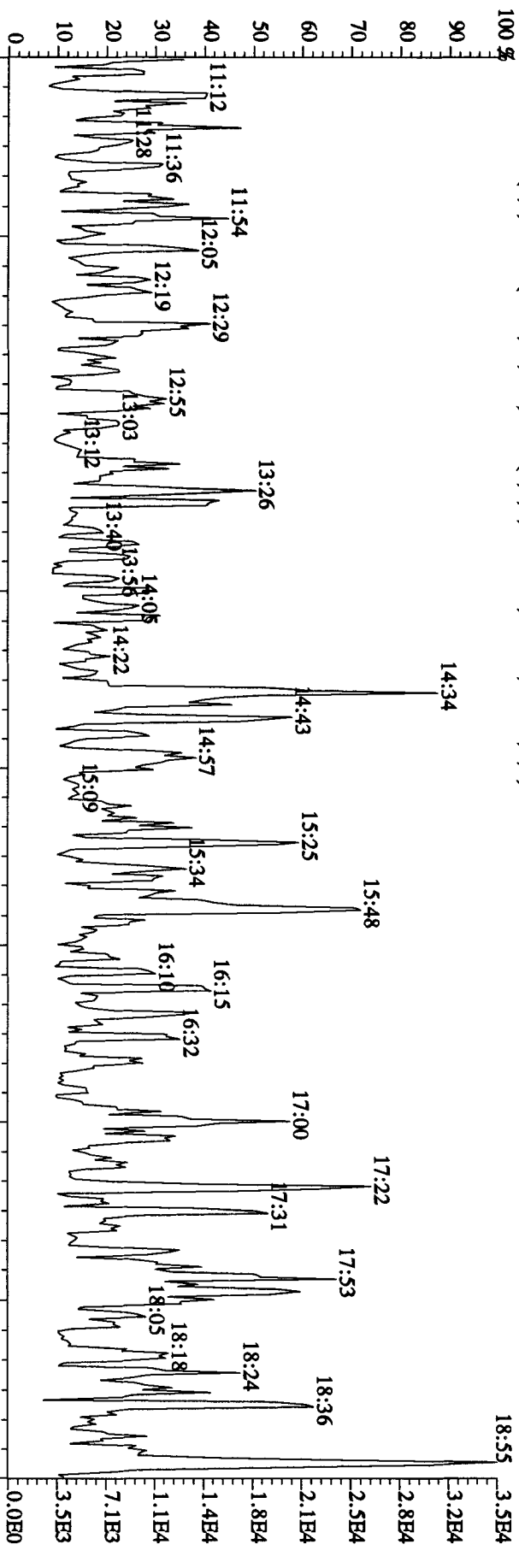
File:12JA10B5D2 #1-1242 Acq:12-JAN-2010 23:40:08 GC EI+ Voltage SIR 70SE
 Sample#6 Text:LRDO3-2-AA :G9L180646-10RX Exp:DB225
 319.8965 S:6 SMO(1.3) BSUB(1000,15,-3.0) PKD(5,3,3,0.10%,10316,0.1,0.0%,F,T)
 100% A2.98E6



File: 121A10B5D2 #1-1242 Acq: 12-JAN-2010 23:40:08 GC EI + Voltage SIR 70SE
Sample#6 Text: LRDQ3-2-AA : G9L180646-10RX Exp: DB225
327.8840 S:6 SMO(1,3) BSUB(1000,15,-3.0) PKD(5,3,3,0.10%,8604.0,1.00%,F,T)
100% A3.25E7



File: 121A10B5D2 #1-1242 Acq: 12-JAN-2010 23:40:08 GC EI+ Voltage SIR 70SE
 Sample#6 Text: LRDQ3-2-AA : G9L180646-10RX Exp: DB225
 375.8364 S:6 SMO(1,3) BSUB(1000,15,3.0) PKD(5,3,3,100,0.0%,.8692,0,1,1.00%,F,T)



2L 0.477/2.383/4.77

Run text: LRDQ3-1-AF Sample text: LRDQ3-1-AF :G9L180646-10S
Run #13 Filename: 12JA101D5 S: 10 I: 1 Results: 12JA101D58290SY
Acquired: 12-JAN-10 14:52:38 Processed: 12-JAN-10 15:52:12
Run: 12JA101D5 Analyte: 8290HRS Cal: 82901231091D5
Factor 1: 1600.000 Factor 2: 20.000 Sample size: 10.49 g

310 01/13/10

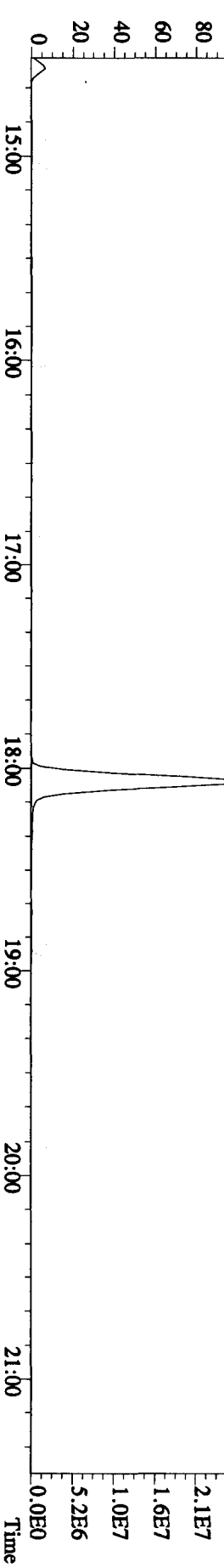
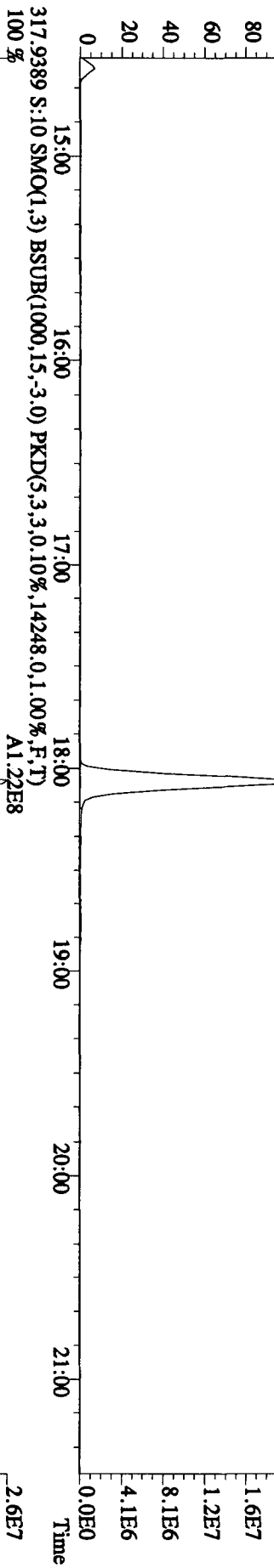
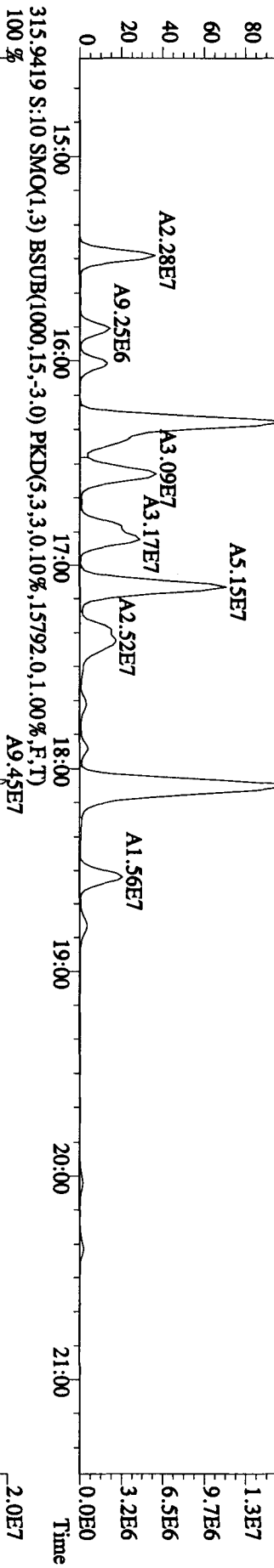
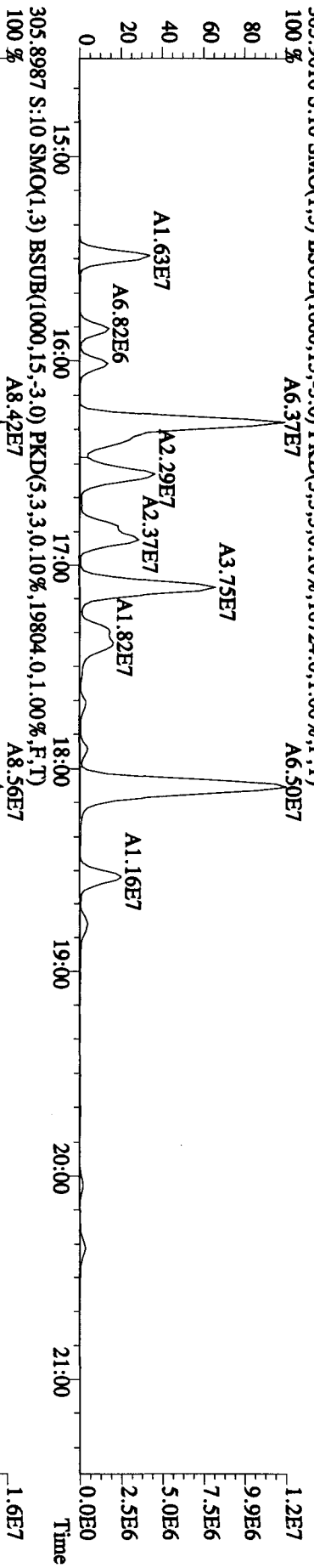
Table with columns: Name, Resp, RA, RT, RRF, Conc, EDL, Rec, M. Rows include various chemical compounds like TCDD, TCDF, PeCDF, HxCDF, HxCDD, HpCDF, HpCDD, and OCDD with their respective values and flags.

OCDF	724340000	0.89	y	38:23	1.44	1215.24	✓	0.34	-	n
OCDD	122284900	0.90	y	38:17	1.11	B 265.77	✓	0.60	-	n

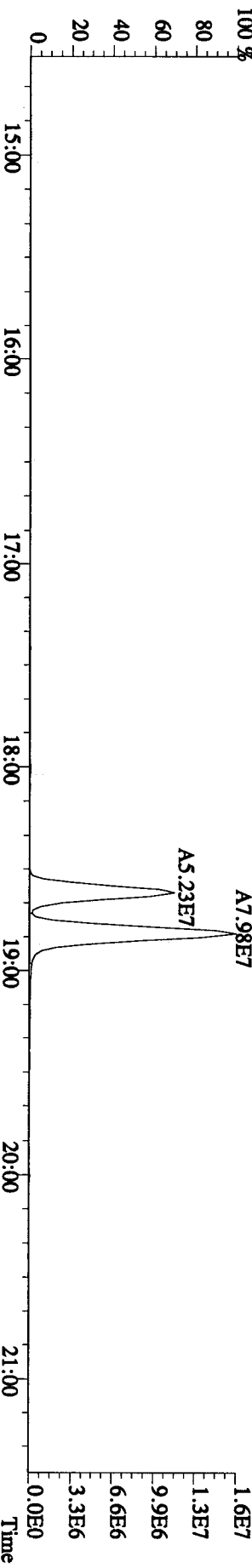
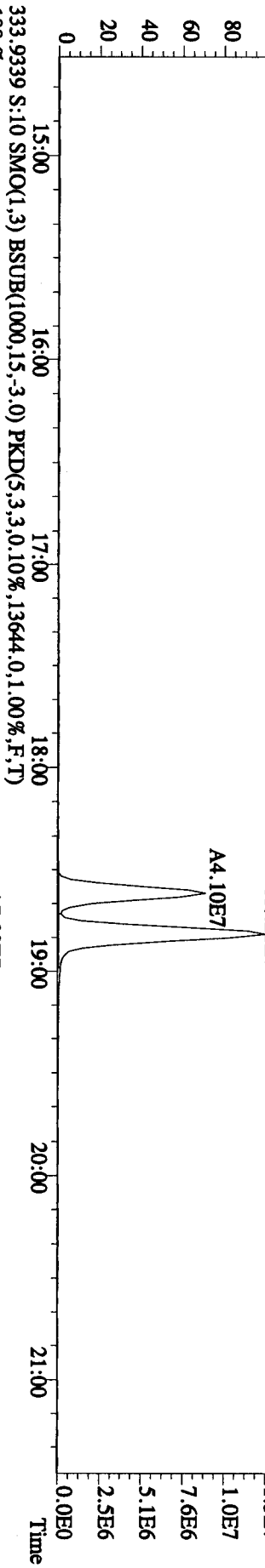
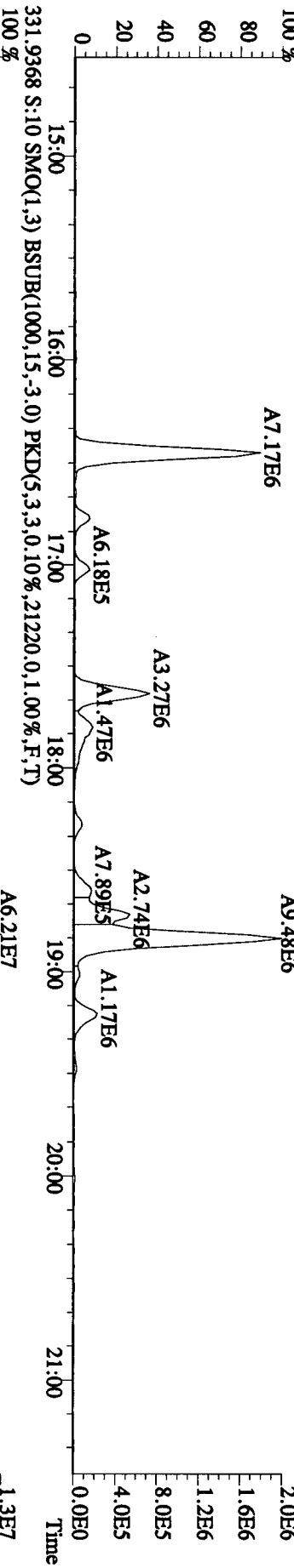
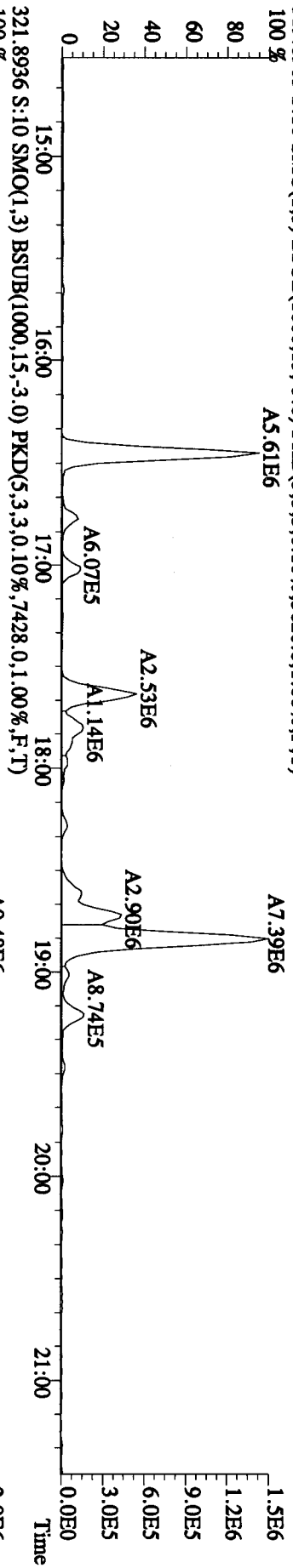
Run text: LRDQ3-1-AF Sample text: LRDQ3-1-AF :G9L180646-10S
 Run #13 Filename: 12JA101D5 S: 10 I: 1 Results: 12JA101D58290
 Acquired: 12-JAN-10 14:52:38 Processed: 12-JAN-10 15:52:12
 Run: 12JA101D5 Analyte: 8290HRS Cal: 82901231091D5
 Factor 1: 1600.000 Factor 2: 20.000 Sample size: 10.49007g

Name	Resp	RA	RT	RRF	Conc	EDL	Rec	M
13C-1,2,3,4-TCDD	93360200	0.78 y	18:37	-	2.86	-	-	n
13C-2,3,7,8-TCDF	216518600	0.77 y	18:03	1.57	141.17	0.27	74.0	n
2,3,7,8-TCDF	150636100	0.76 y	18:05	0.86	154.26	0.44	-	n
Total TCDF	660175818	0.72 y	15:29	0.86	676.06	0.44	-	n
13C-2,3,7,8-TCDD	141918600	0.78 y	18:49	0.99	145.89	0.49	76.5	n
2,3,7,8-TCDD	16875990	0.78 y	18:50	0.93	24.28	0.27	-	n
Total TCDD	48365075	0.78 y	16:27	0.93	69.58	0.27	-	n
37Cl-2,3,7,8-TCDD	165401600	1.00 y	18:50	2.22	76.14	0.12	99.8	n
13C-1,2,3,7,8-PeCDF	170444900	1.66 y	23:28	1.07	162.22	0.34	85.1	n
1,2,3,7,8-PeCDF	235269400	1.63 y	23:30	1.00	263.15	1.90	-	n
2,3,4,7,8-PeCDF	156150800	1.62 y	24:55	0.94	186.10	2.03	-	n
Total F2 PeCDF	1123969856	1.68 y	21:47	0.97	1294.59	1.96	-	n
Total F1 PeCDF	67759786	1.03 n	16:48	0.97	78.19	0.34	-	n
13C-1,2,3,7,8-PeCDD	91916600	1.60 y	25:40	0.67	140.85	0.29	73.9	n
1,2,3,7,8-PeCDD	57122500	1.70 y	25:42	0.93	127.52	0.93	-	n
Total PeCDD	107941898	1.61 y	22:13	0.93	240.97	0.93	-	n
13C-1,2,3,7,8,9-HxCDD	87374200	1.31 y	32:49	-	3.04	-	-	n
13C-1,2,3,4,7,8-HxCDF	136422400	0.52 y	31:25	0.89	166.71	1.56	87.4	n
1,2,3,4,7,8-HxCDF	332967000	1.26 y	31:26	1.20	388.08	2.43	-	n
1,2,3,6,7,8-HxCDF	248338000	1.26 y	31:34	1.37	253.11	2.12	-	n
2,3,4,6,7,8-HxCDF	181993700	1.24 y	32:16	1.24	204.78	2.35	-	n
1,2,3,7,8,9-HxCDF	153239000	1.28 y	33:02	1.33	161.50	2.20	-	n
Total HxCDF	1350969340	1.28 y	29:30	1.28	1480.10	2.27	-	n
13C-1,2,3,6,7,8-HxCDD	121827300	1.30 y	32:30	0.73	181.56	0.39	95.2	n
1,2,3,4,7,8-HxCDD	67947200	1.27 y	32:25	0.97	109.63	0.40	-	n
1,2,3,6,7,8-HxCDD	84000500	1.30 y	32:31	1.06	124.21	0.36	-	n
1,2,3,7,8,9-HxCDD	82967800	1.29 y	32:50	1.28	101.82	0.30	-	n
Total HxCDD	270170343	1.38 y	30:43	1.10	385.76	0.35	-	n
13C-1,2,3,4,6,7,8-HpCDF	144073700	0.44 y	34:33	0.86	182.75	0.66	95.9	n
1,2,3,4,6,7,8-HpCDF	541593000	1.06 y	34:34	1.29	557.05	0.51	-	n
1,2,3,4,7,8,9-HpCDF	212591000	1.05 y	35:52	1.14	247.79	0.58	-	n
Total HpCDF	979890300	1.06 y	34:34	1.21	1051.49	0.54	-	n
13C-1,2,3,4,6,7,8-HpCDD	116519700	1.07 y	35:29	0.75	169.01	0.76	88.6	n
1,2,3,4,6,7,8-HpCDD	91112900	1.09 y	35:30	1.00	149.41	0.51	-	n
Total HpCDD	102187110	1.17 y	34:51	1.00	167.57	0.51	-	n
13C-OCDD	158127800	0.90 y	38:16	0.56	305.66	0.69	80.2	n
OCDF	724340000	0.89 y	38:23	1.44	1215.24	0.34	-	n
OCDD	122284900	0.90 y	38:17	1.11	265.77	0.60	-	n

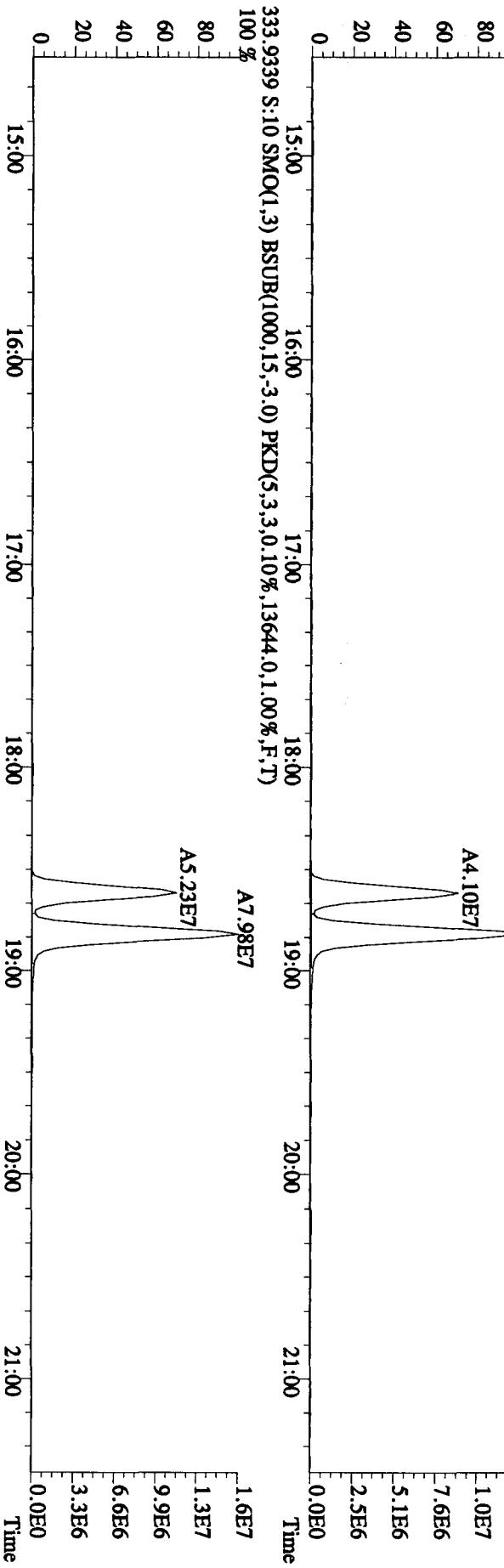
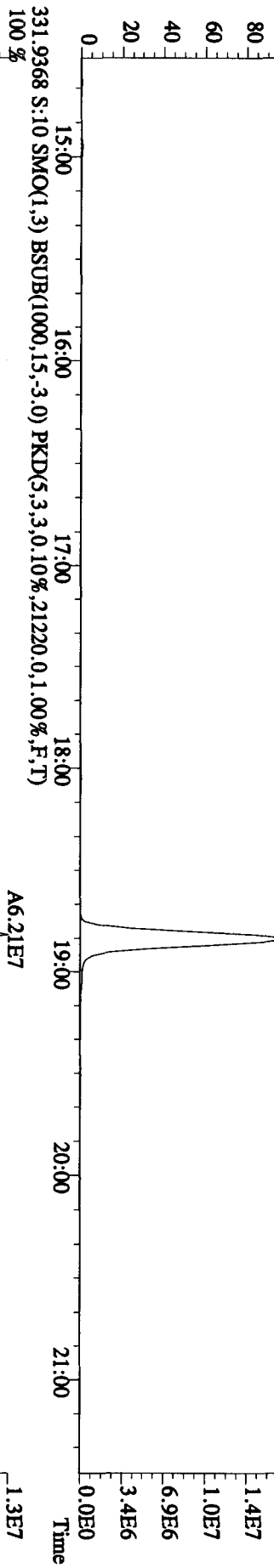
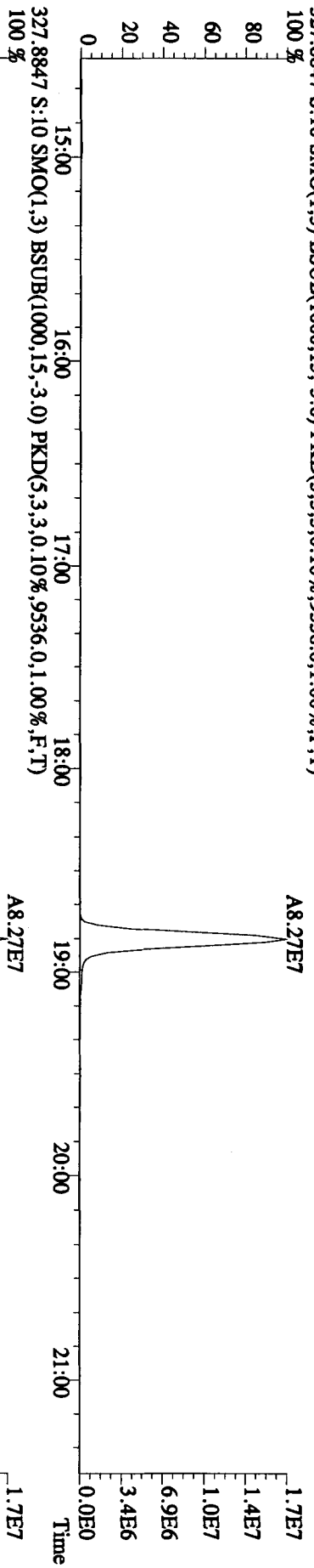
File:121A101D5 #1-411 Acq:12-JAN-2010 14:52:38 GC EI+ Voltage SIR 70SE
 Sample#10 Text:LRDQ3-1-AF :G9L180646-10S Exp:DIOXIN
 303.9016 S:10 SMO(1,3) BSUB(1000,15,-3,0) PKD(5,3,3,0,10%,10724,0,1,00%,F,T)
 100%



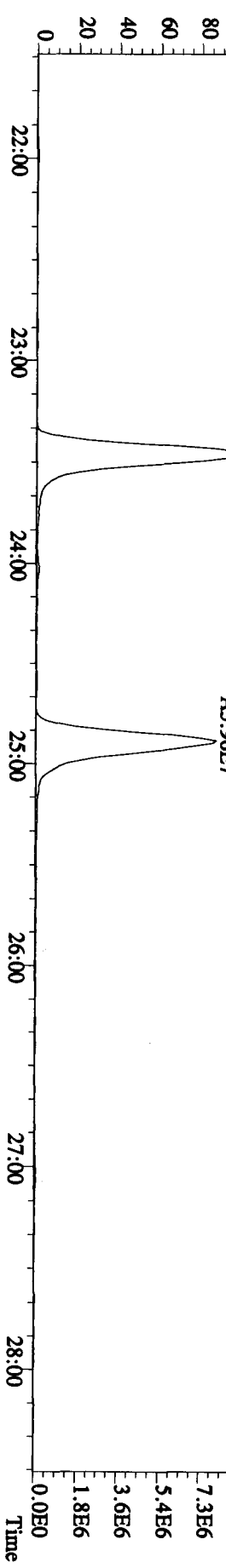
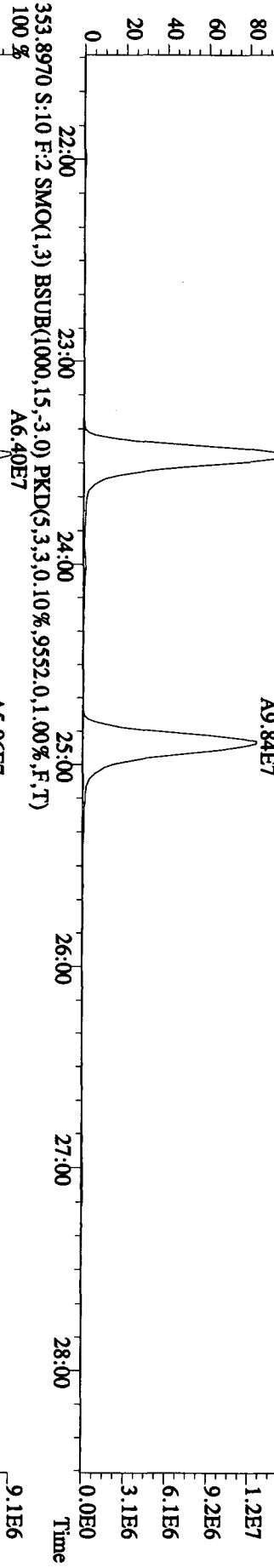
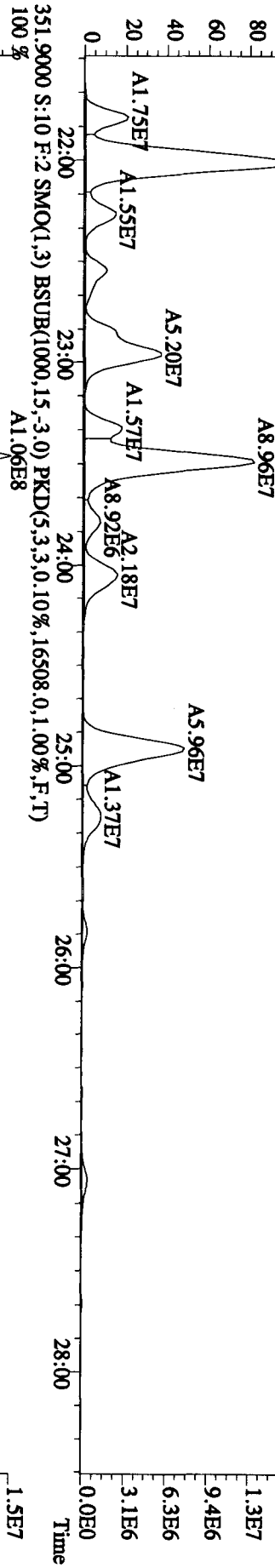
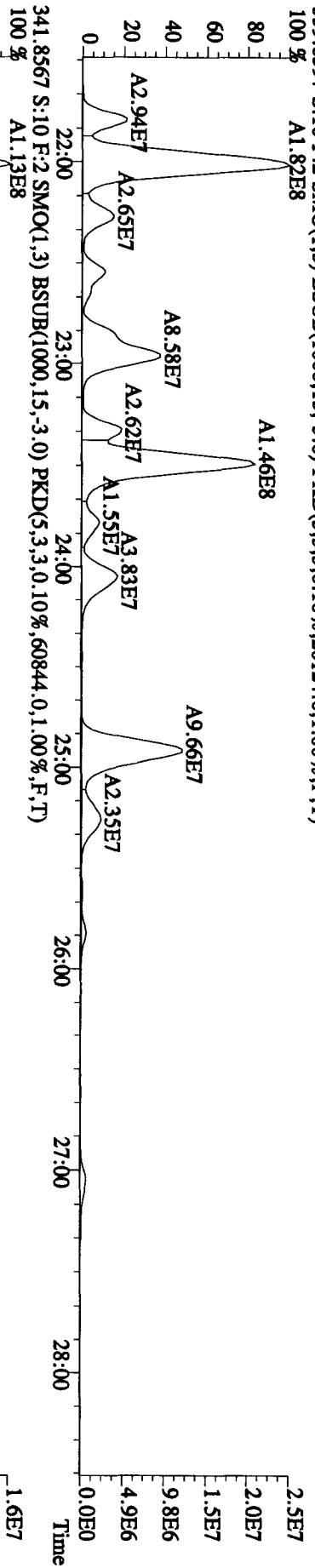
File:12JAI01D5 #1-411 Acq:12-JAN-2010 14:52:38 GC EI+ Voltage SIR 70SE
 Sample#10 Text:LRDQ3-1-AF :G9L180646-10S Exp:DIOXIN
 319.8965 S:10 SMO(1,3) BSUB(1000,15,-3.0) PKD(5,3,3,0.10%,.5620,0.1,00%,F,T)
 100 %



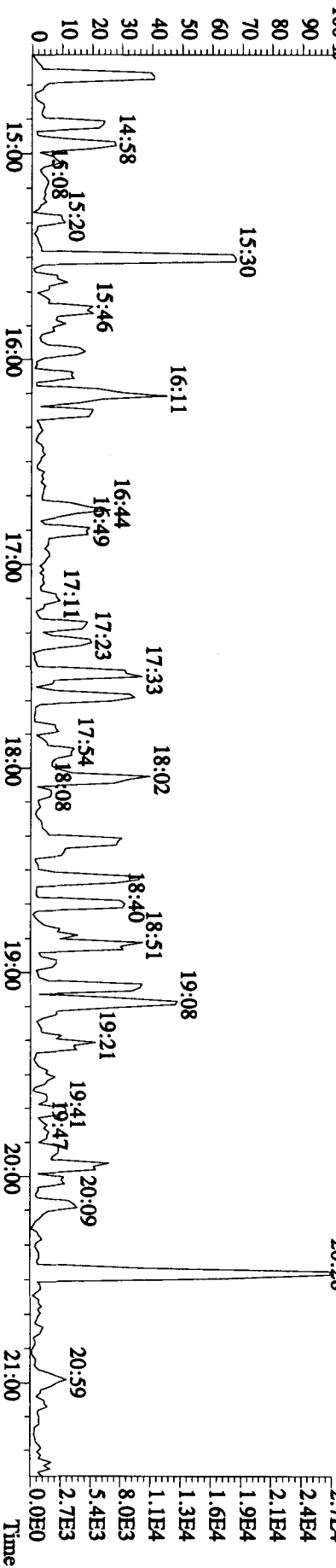
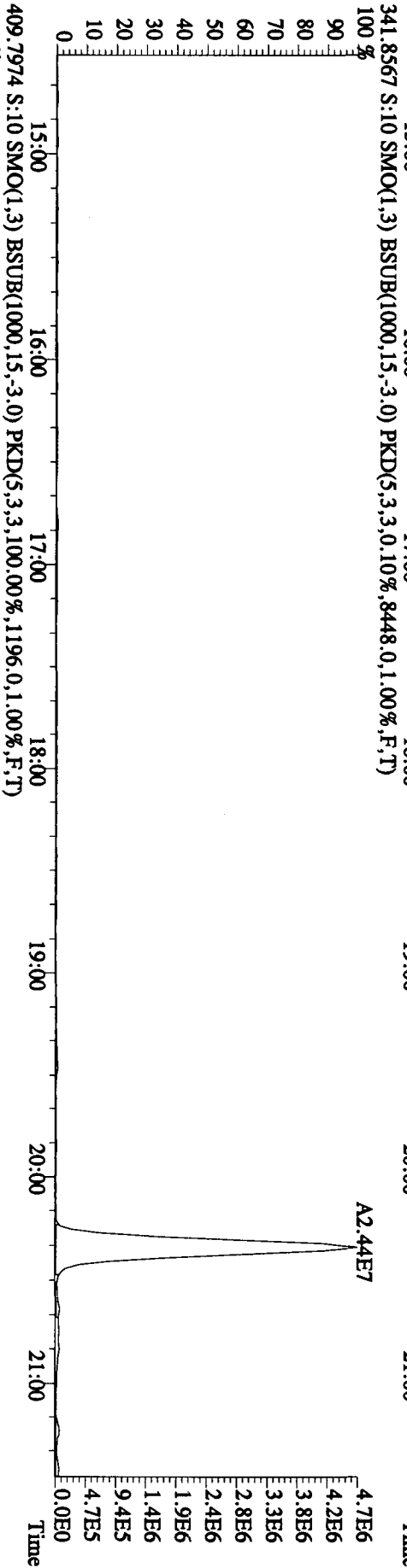

File: 121A101D5 #1-411 Acq: 12-JAN-2010 14:52:38 GC EI+ Voltage SIR 70SE
 Sample#10 Text: LRDO3-1-AF :G9L180646-10S Exp: DIOXIN
 327.8847 S:10 SMO(1,3) BSUB(1000,15,-3,0) PKD(5,3,3,0,10%,9536,0,1,00%,F,T)



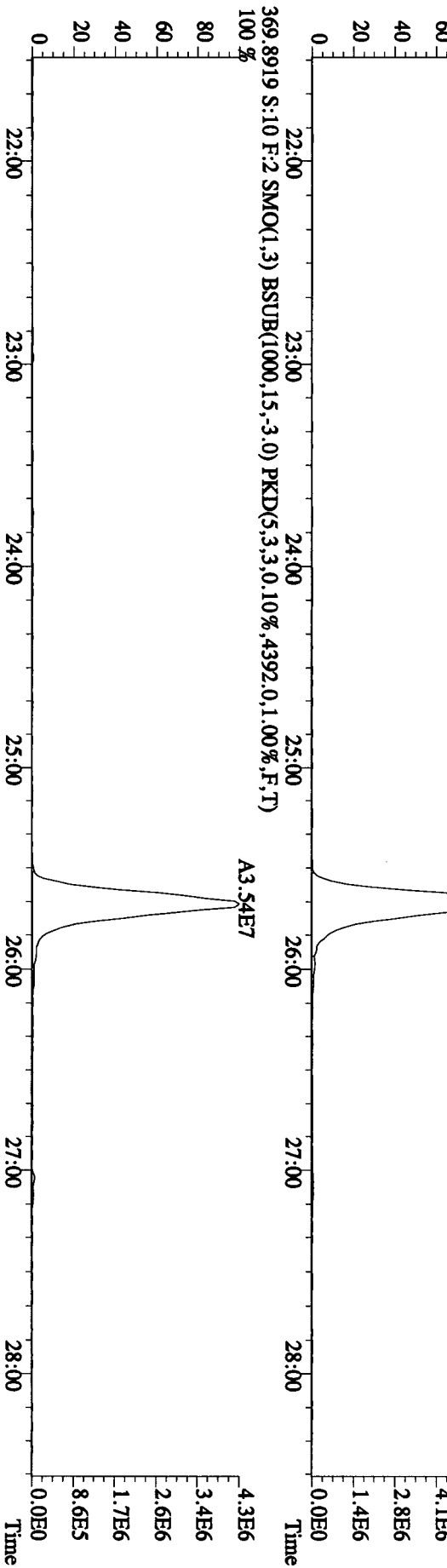
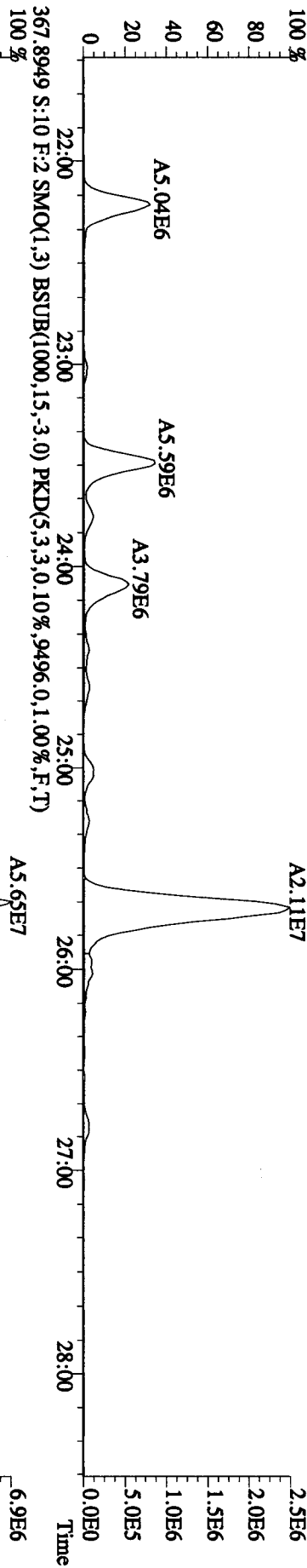
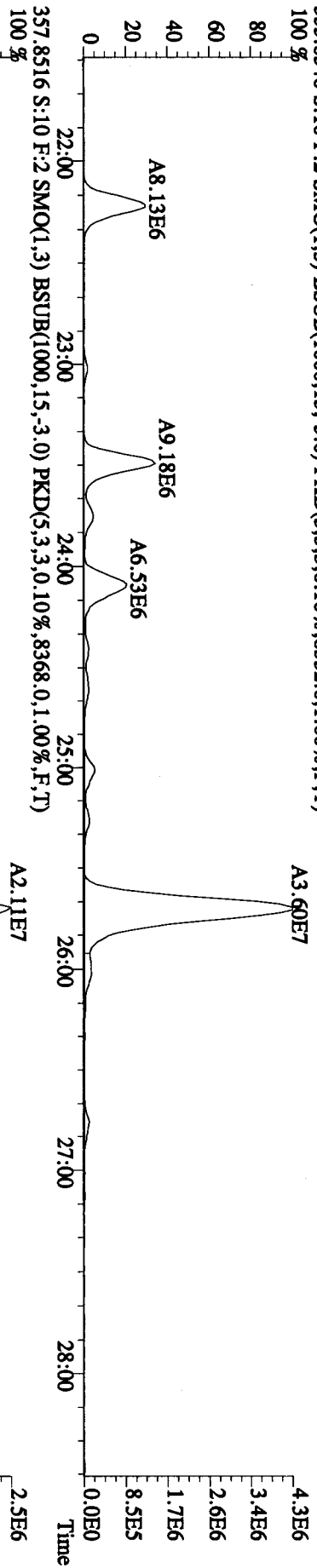
File:12\1A101D5 #1-495 Acq:12-JAN-2010 14:52:38 GC EI+ Voltage SIR 70SE
 Sample#10 Text:LRDQ3-1-AF :G9L180646-10S Exp:DIOXIN
 339.8597 S:10 F:2 SMO(1,3) BSUB(1000,15,-3.0) PKD(5,3,3,0.10%,20124.0,1.00%,F,T)
 100 % A1.82E8



File:12J1A101D5 #1-411 Acq:12-JAN-2010 14:52:38 GC EI+ Voltage SIR 70SE
 Sample#10 Text:LRDQ3-1-AF :G9L180646-10S Exp:DIOXIN
 339.8597 S:10 SMO(1,3) BSUB(1000,15,-3.0) PKD(5,3,3,0.10%,8448,0.1,00%,F,T)
 100 %

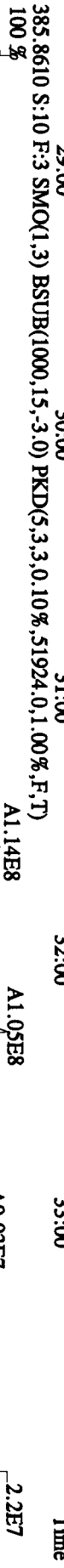
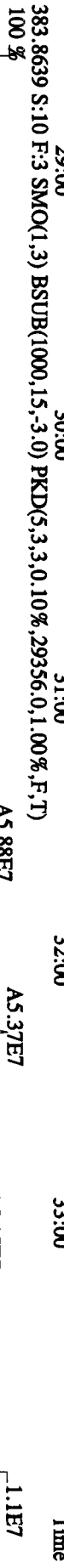
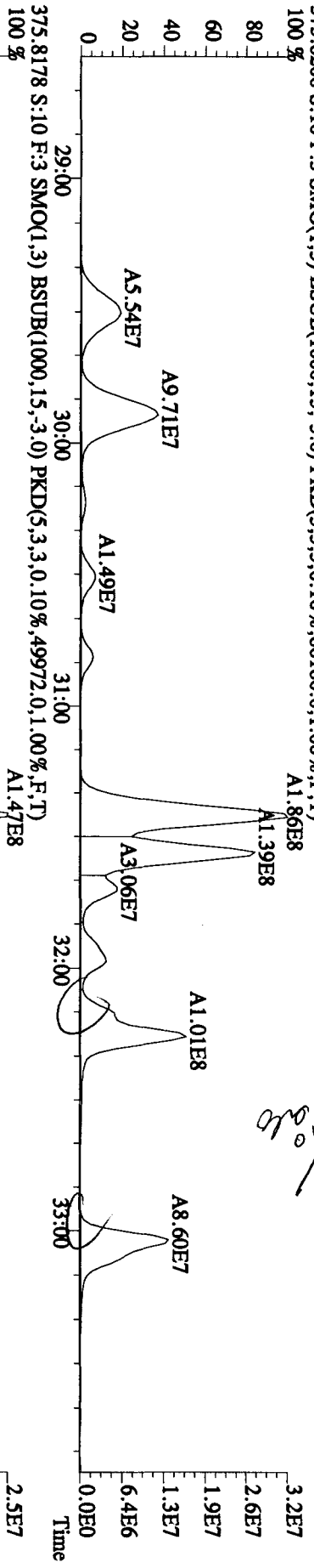





355.8546 S:10 F:2 SMO(1,3) BSUB(1000,15,-3.0) PKID(5,3,3,0.10%,8552.0,1.00%,F,T) 100 %



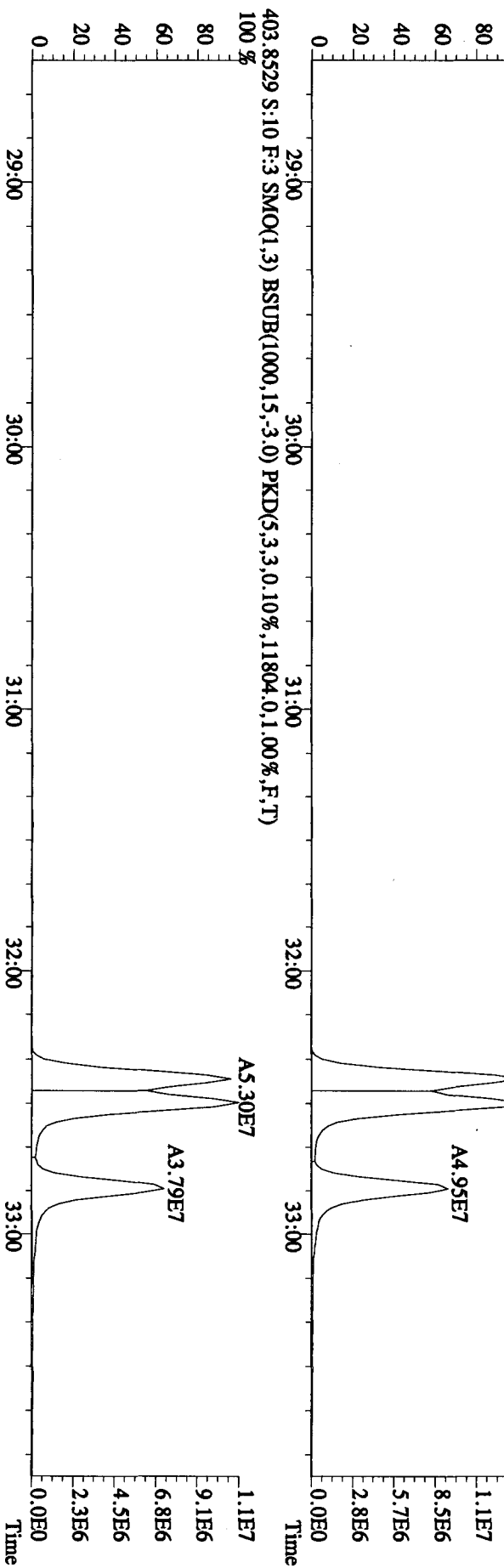
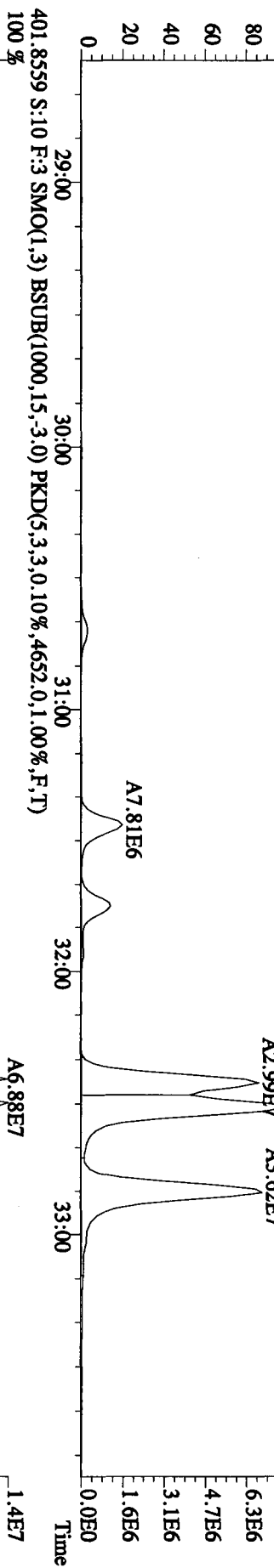
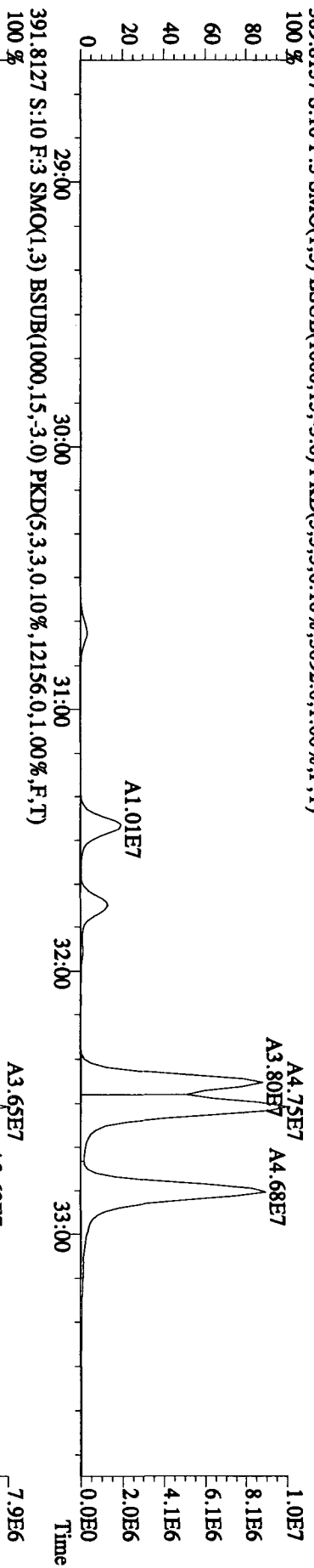
File:12JA101D5 #1-362 Acq:12-JAN-2010 14:52:38 GC EI + Voltage SIR 70SE
 Sample#10 Text:LRDQ3-1-AF :G9L180646-10S Exp:DIOXIN
 373.8208 S:10 F:3 SMO(1,3) BSUB(1000,15,-3.0) PKD(5,3,3,0,10%,86180.0,1.00%,F,T)
 100%

Handwritten: 9/13/05

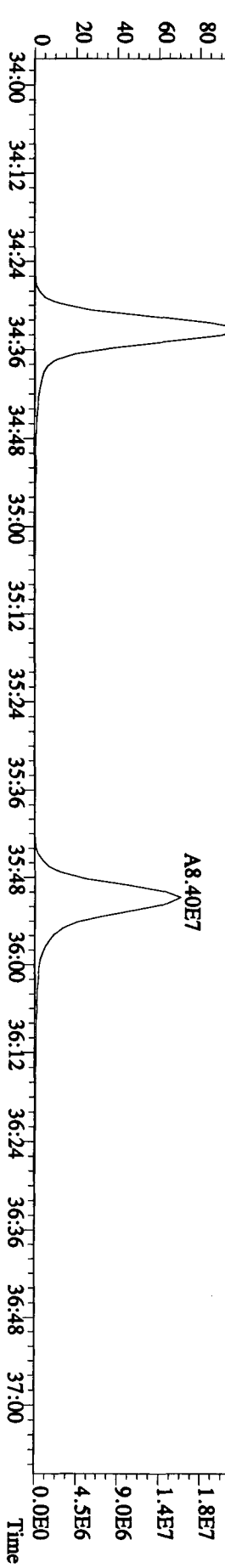
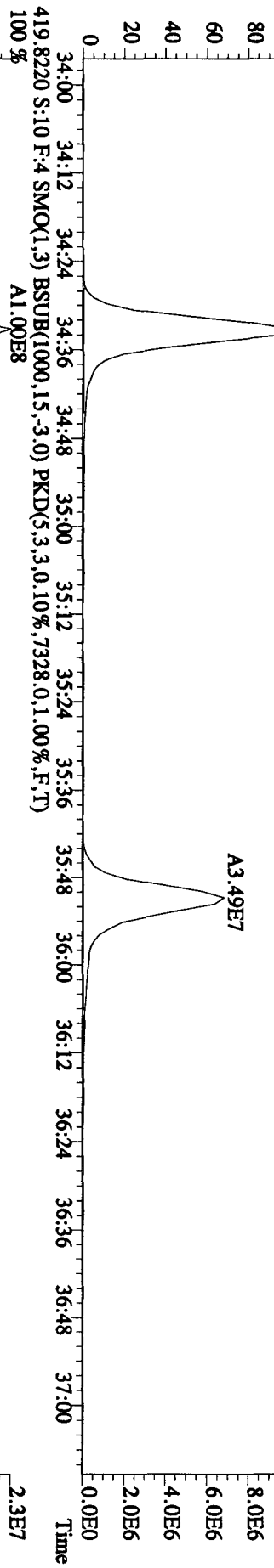
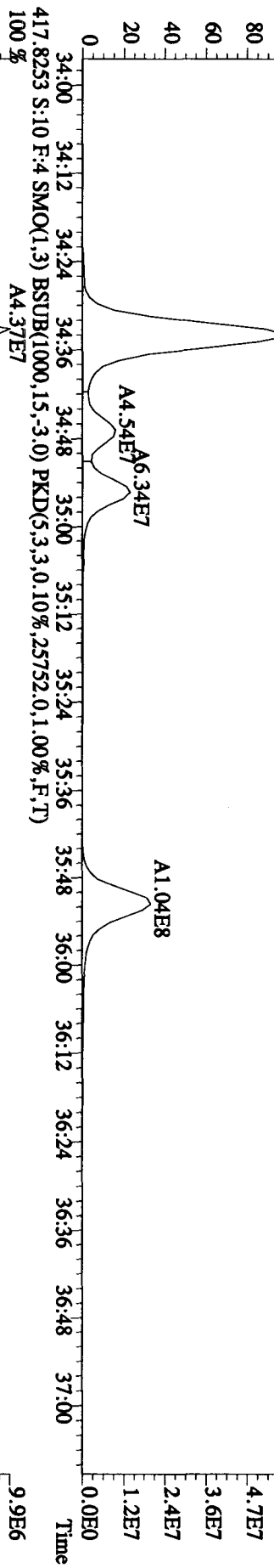
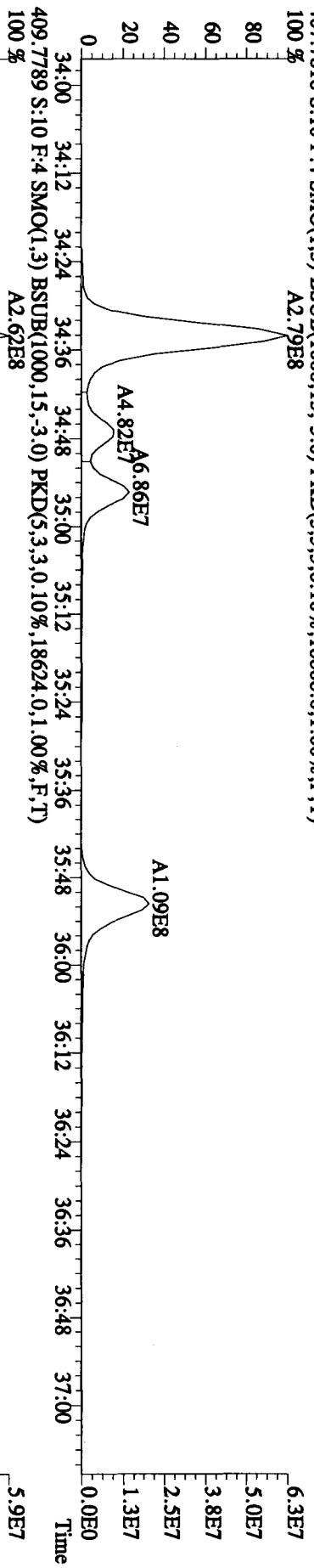




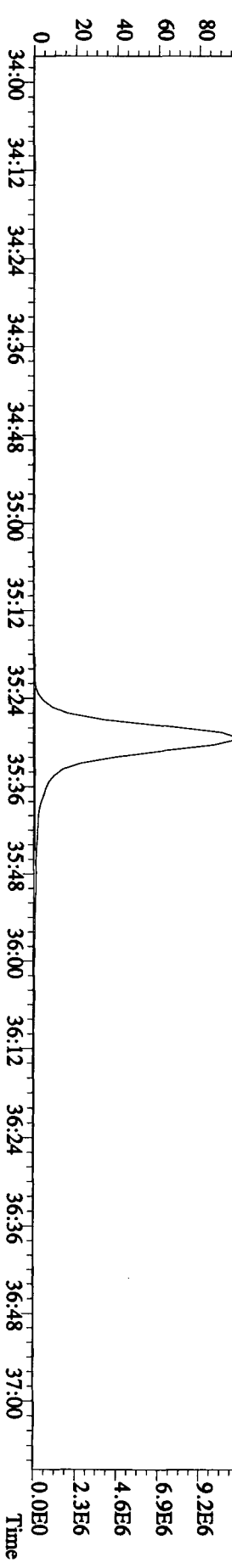
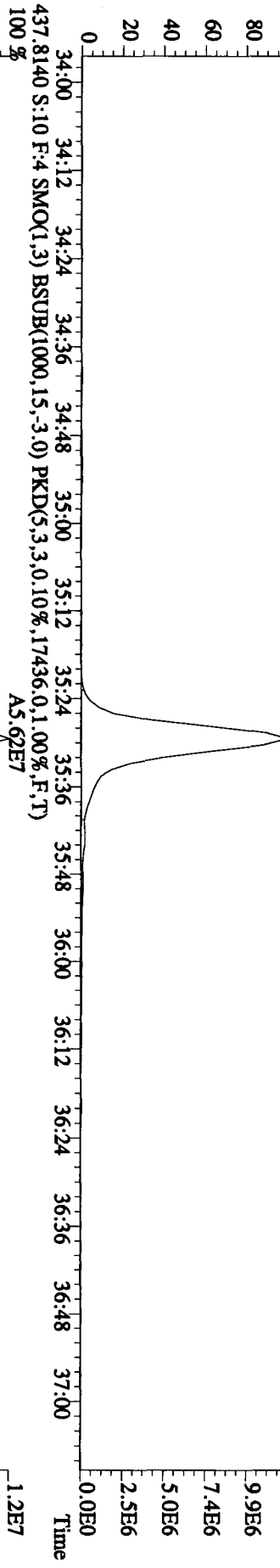
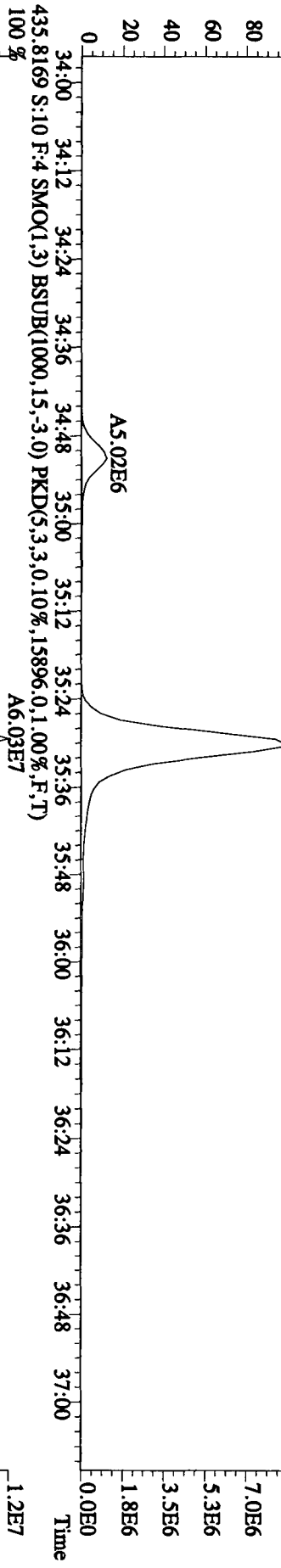
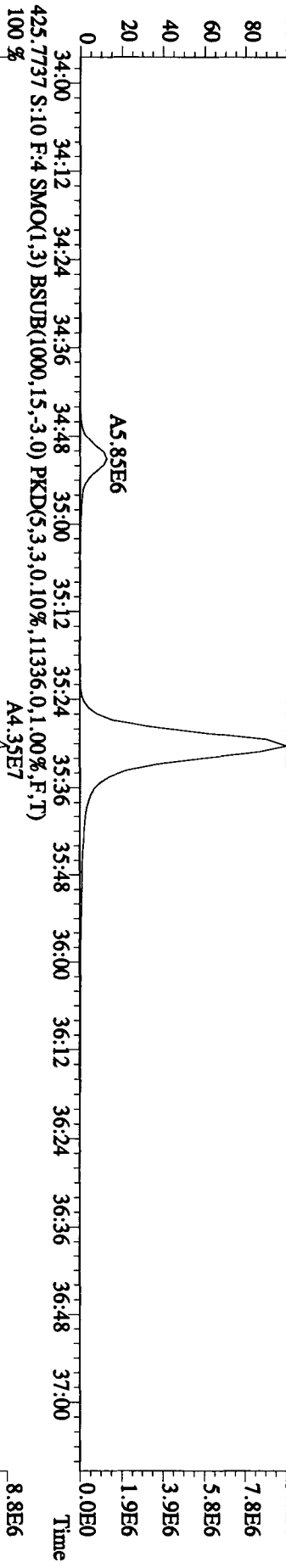
File: 121A101D5 #1-362 Acq: 12-JAN-2010 14:52:38 GC EI + Voltage SIR 70SE
 Sample#10 Text: LRDQ3-1-AF :G9L180646-10S Exp: DIOXIN
 389.8157 S:10 F:3 SMO(1,3) BSUB(1000,15,-3,0) PKD(5,3,3,0,10%,5092,0,1,00%,F,T)

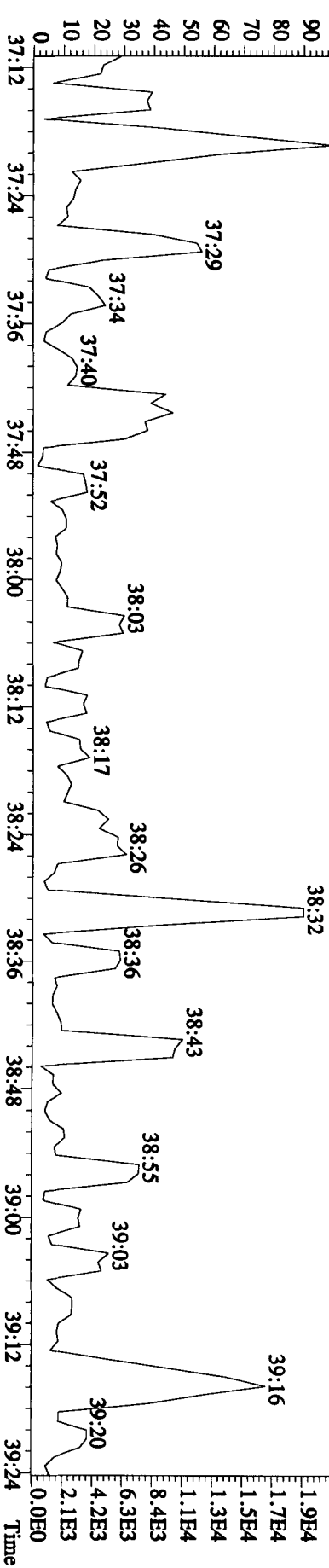
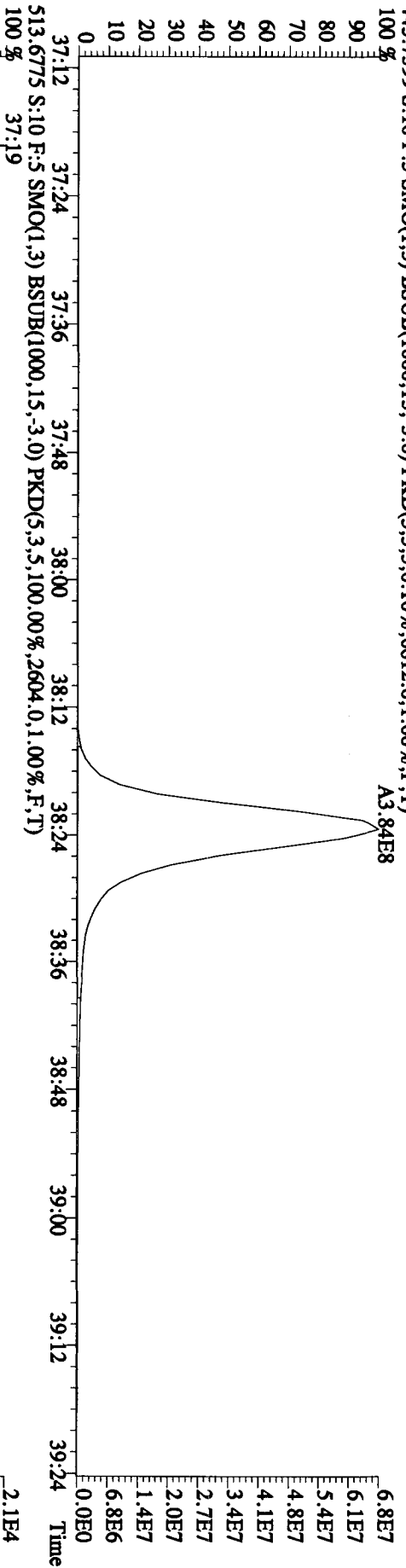
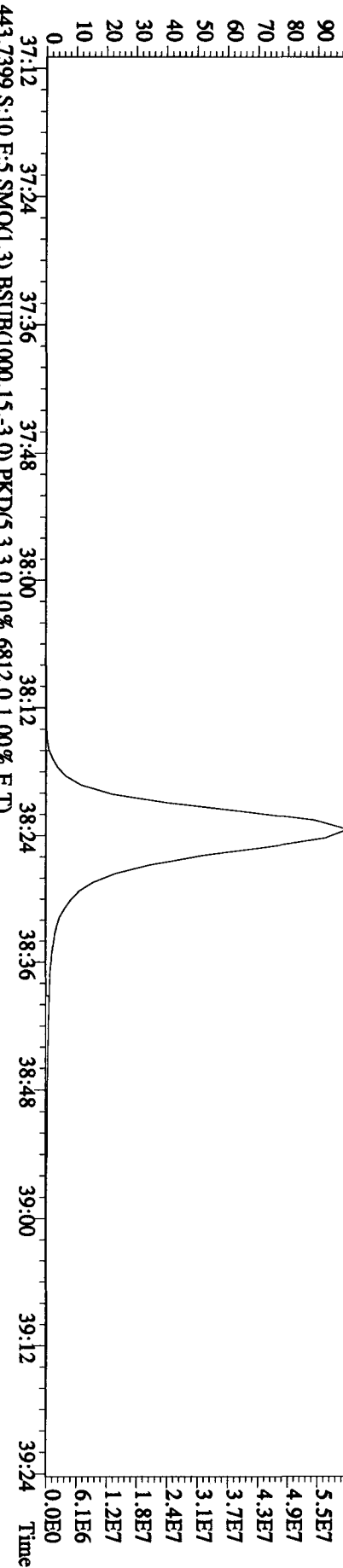


File: 121A101D5 #1-227 Acq: 12-JAN-2010 14:52:38 GC EI + Voltage SIR 70SE
 Sample#10 Text: LRDO3-1-AF :G9L180646-10S Exp: DIOXIN
 407.7818 S:10 F:4 SMO(1,3) BSUB(1000,15,-3.0) PKD(5,3,3,0.10%,18808,0.1,00%,F,T)
 100%

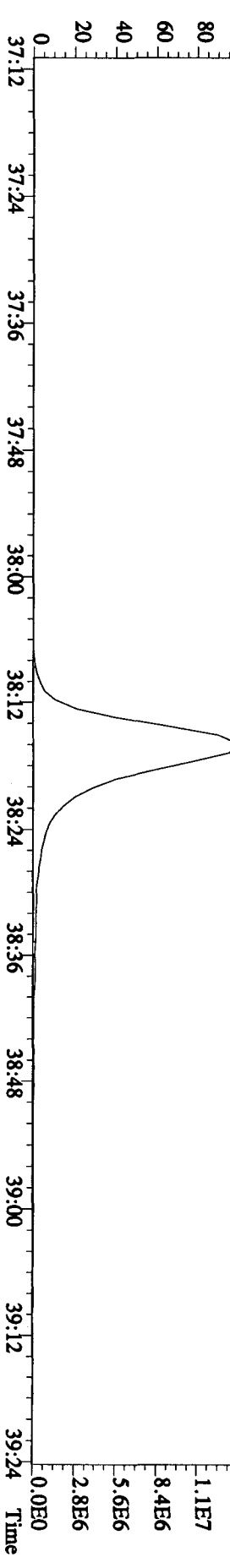
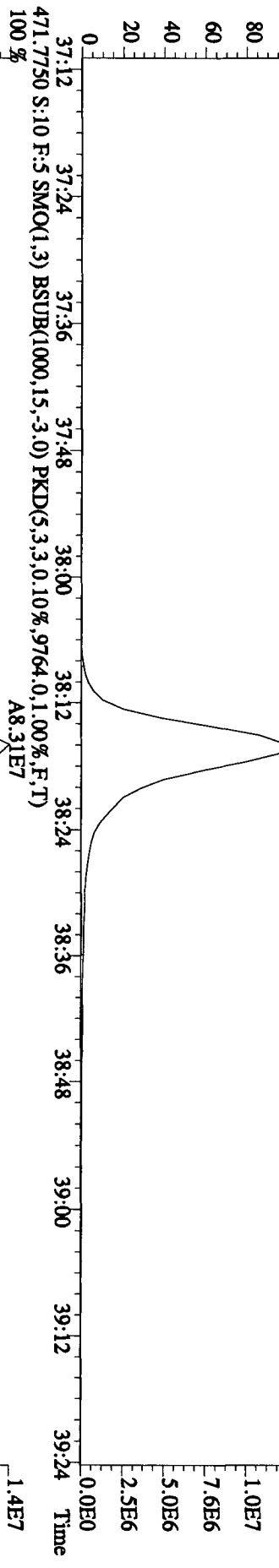
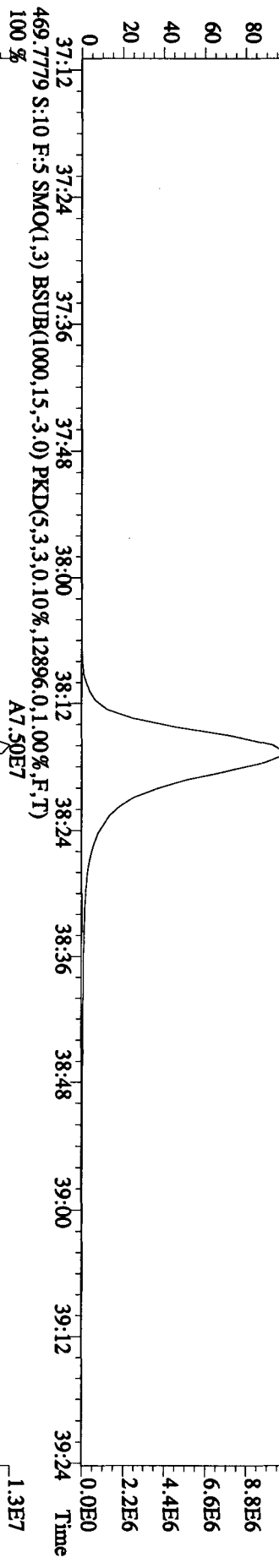
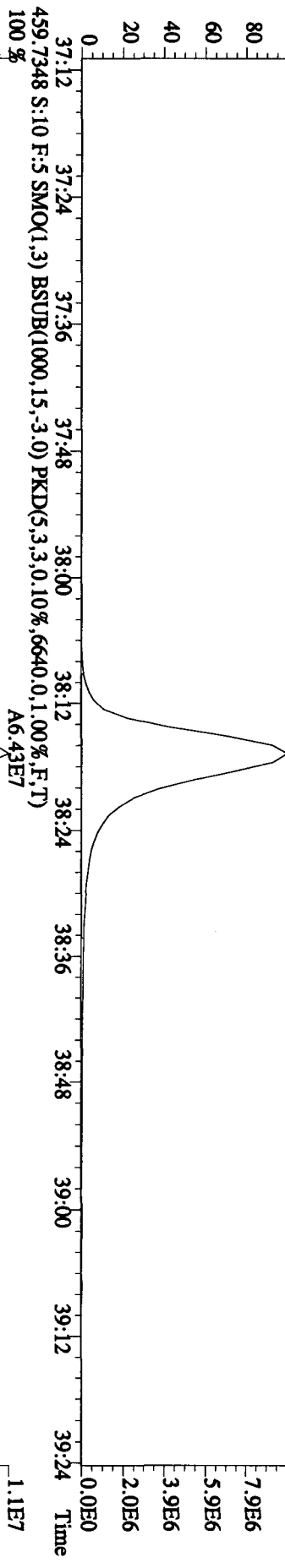


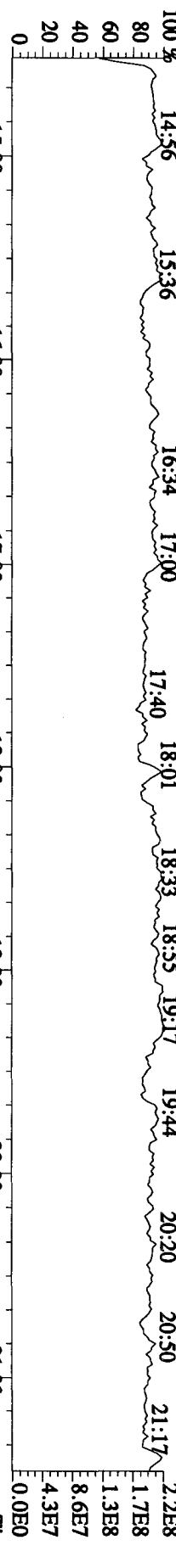
File:121A101D5 #1-227 Acq:12-JAN-2010 14:52:38 GC EI + Voltage SIR 70SE
 Sample#10 Text:LRDQ3-1-AF :G9L180646-10S Exp:DIOXIN
 423.7766 S:10 F:4 SMO(1,3) BSUB(1000,15,-3.0) PKD(5,3,3,0.10%,9760.0,1.00%,F,T)
 100%



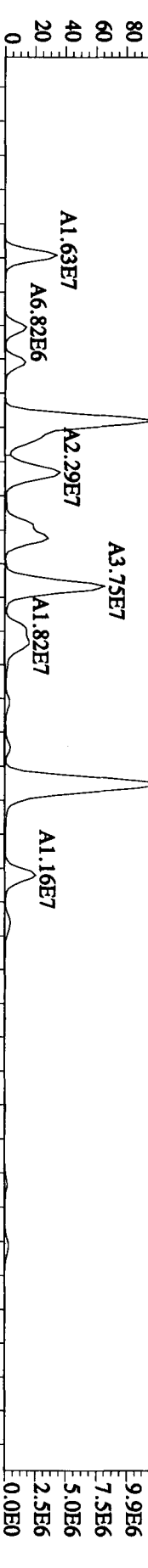


File: 121A101D5 #1-161 Acq: 12-JAN-2010 14:52:38 GC EI+ Voltage SIR 70SE
 Sample# 10 Text: LRDO3-1-AF : G9L180646-10S Exp: DIOXIN
 457.7377 S: 10 F: 5 SMO(1,3) BSUB(1000,15,-3.0) PKD(5,3,3,0.10%,8872.0,1.00%,F,T)
 100% A5.79E7

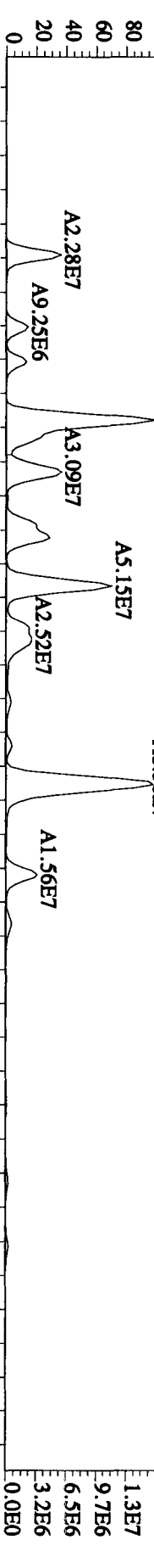




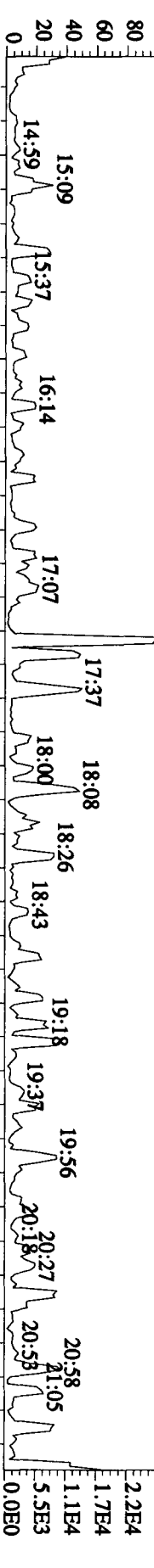
303.9016 S:10 SMO(1,3) BSUB(1000,15,-3,0) PKD(5,3,3,0.10%,10724,0.1,00%,F,T)



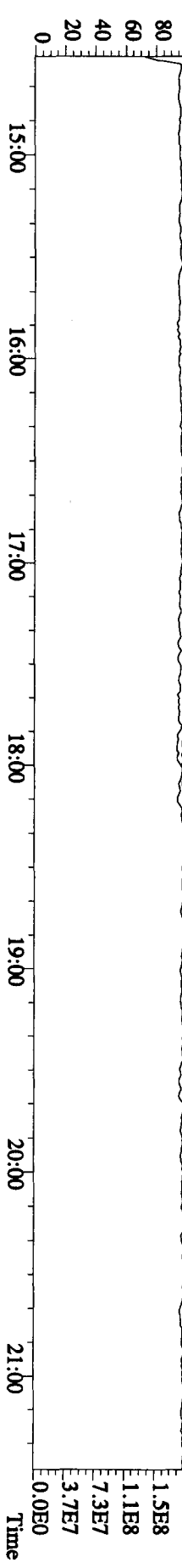
305.8987 S:10 SMO(1,3) BSUB(1000,15,-3,0) PKD(5,3,3,0.10%,19804,0.1,00%,F,T)



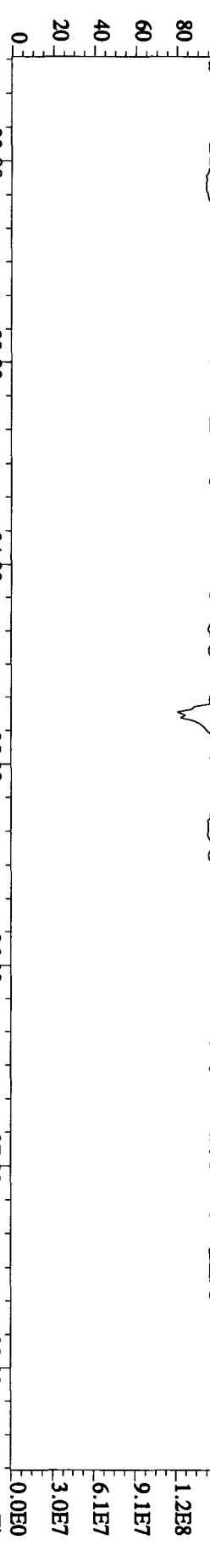
375.8364 S:10 SMO(1,3) BSUB(1000,15,-3,0) PKD(5,3,3,100.00%,1832,0.1,00%,F,T)



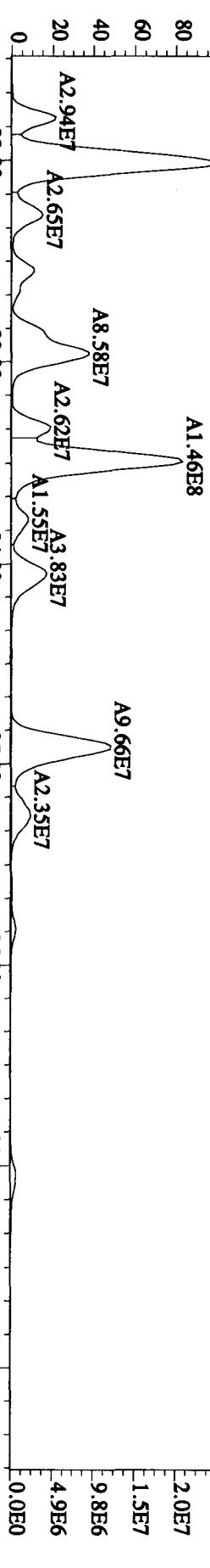
330.9792 S:10 SMO(1,3) PKD(5,3,3,100.00%,0.0,1.00%,F,T)



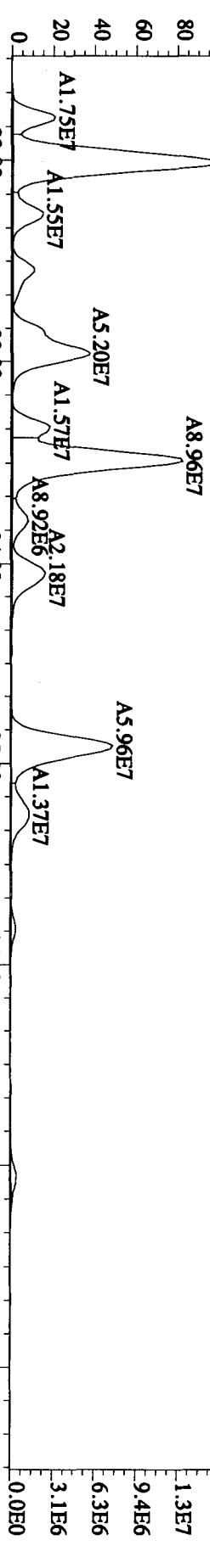
File:121A101D5 #1-495 Acq:12-JAN-2010 14:52:38 GC EI + Voltage SIR 70SE
 Sample#10 Tex:LRDQ3-1-AF :G9L180646-10S Exp:DIOXIN
 342.9792 S:10 F:2 SMO(1,3) PKD(5,3,3,100.00%,0.0,1.00%,F,T)
 100% 21:52 22:20 22:53 23:30 23:56 24:34 25:31 26:08 26:39 27:08 27:55 28:27 1.5E8



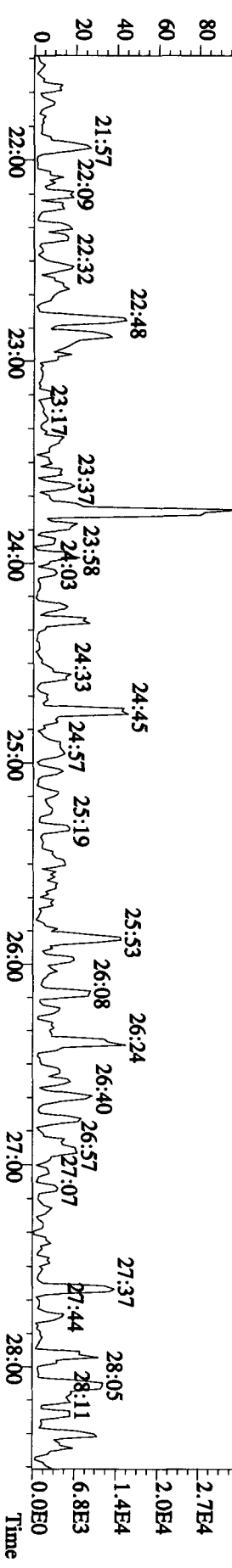
339.8597 S:10 F:2 SMO(1,3) BSUBR(1000,15,-3,0) PKD(5,3,3,0.10%,20124.0,1.00%,F,T)
 100% 22:00 23:00 24:00 25:00 26:00 27:00 28:00 2.5E7



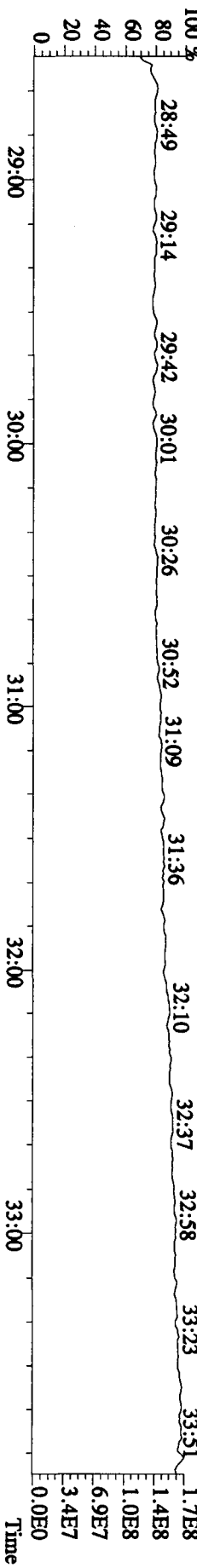
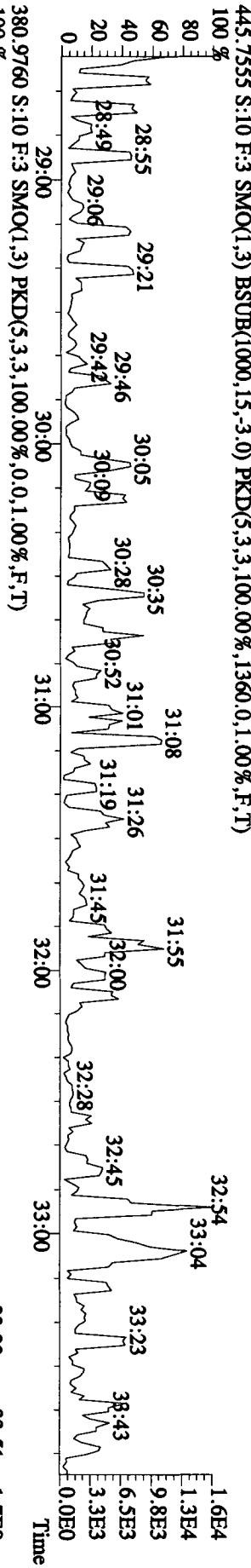
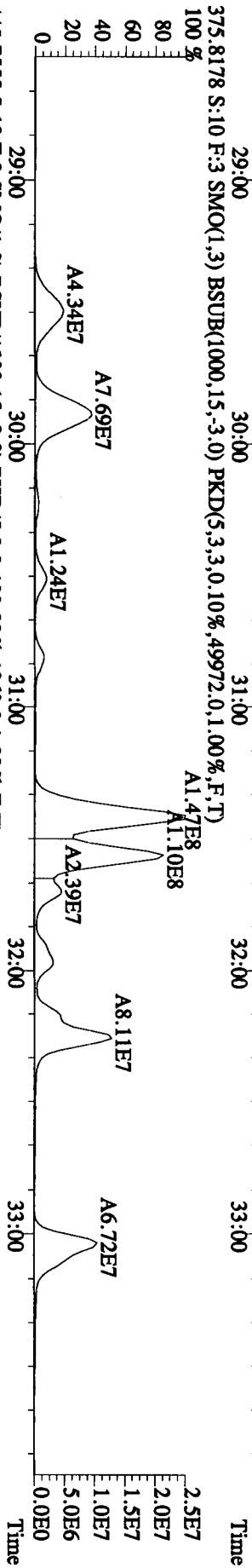
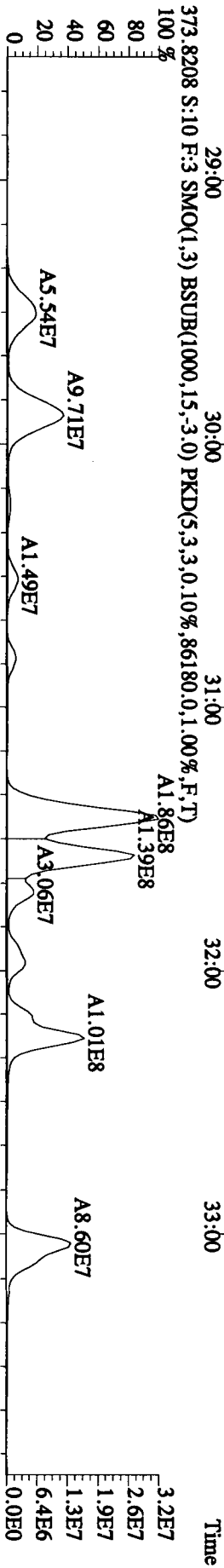
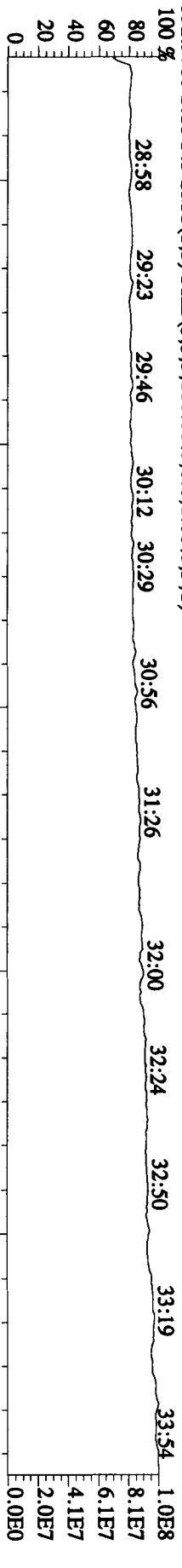
341.8567 S:10 F:2 SMO(1,3) BSUBR(1000,15,-3,0) PKD(5,3,3,0.10%,60844.0,1.00%,F,T)
 100% 22:00 23:00 24:00 25:00 26:00 27:00 28:00 1.6E7



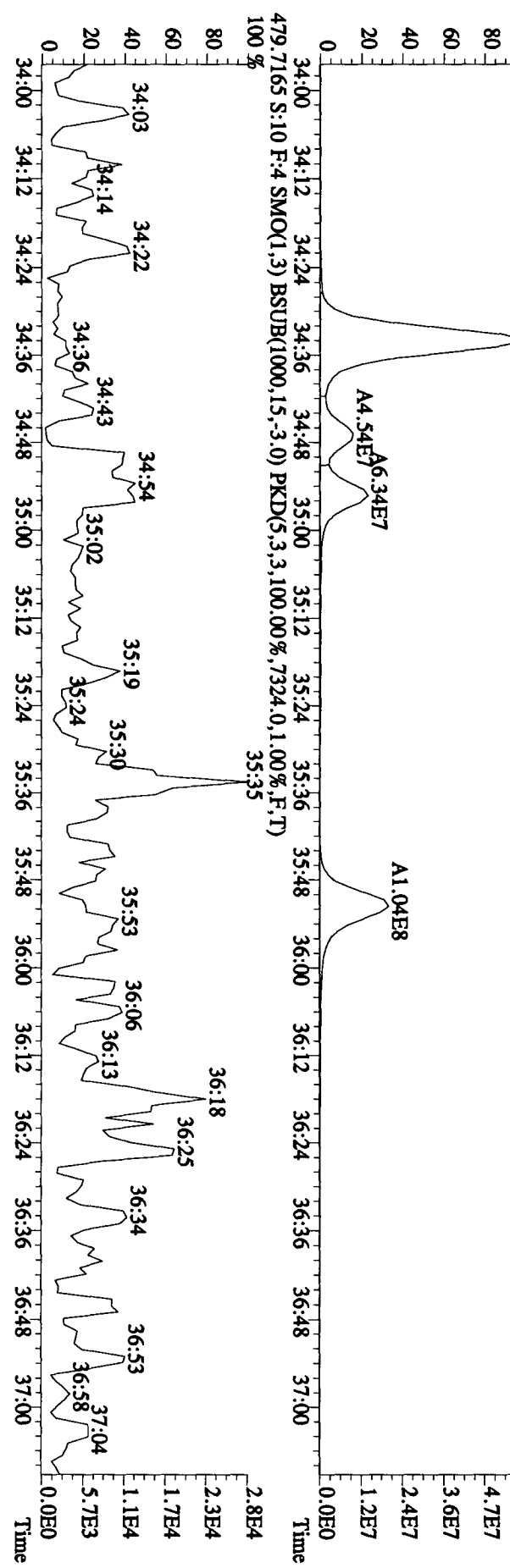
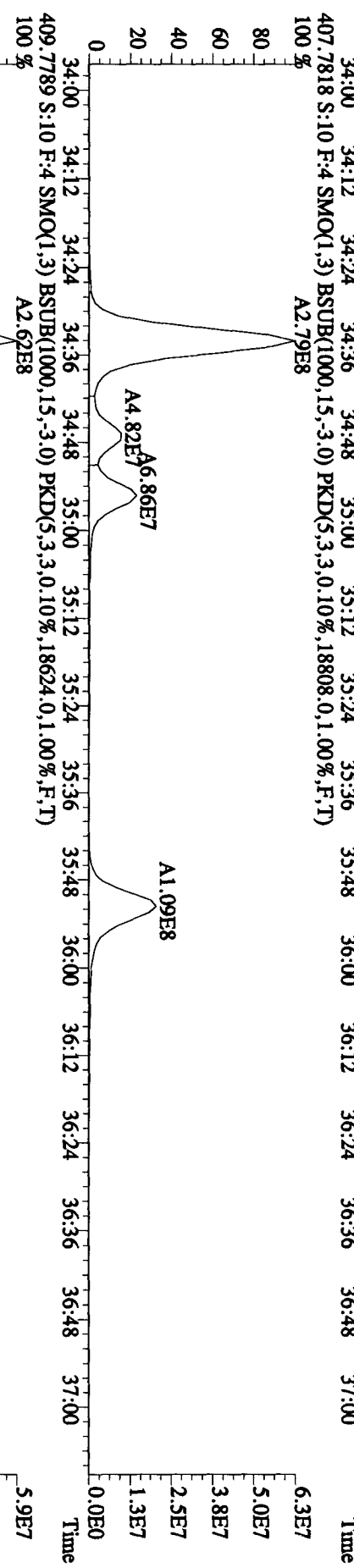

409.7974 S:10 F:2 SMO(1,3) BSUBR(1000,15,-3,0) PKD(5,3,3,100.00%,1668.0,1.00%,F,T)
 100% 22:00 23:00 24:00 25:00 26:00 27:00 28:00 3.4E4




Sample#10 Text:LRDQ3-1-AF :G9L180646-10S Exp:DIOXIN



File:121A101D5 #1-227 Acq:12-JAN-2010 14:52:38 GC EI + Voltage SIR 70SE
 Sample#10 Text:LRDQ3-1-AF :G9L180646-10S Exp:DIOXIN
 430.9728 S:10 F:4 SMO(1,3) PKD(5,3,3,100.00%,0.0,1.00%,F,T)
 34:16 34:32 35:00 35:18 35:30 35:52 36:03 36:17 36:33 36:44 36:58



File:12\A101D5 #1-161 Acq:12-JAN-2010 14:52:38 GC EI+ Voltage SIR 70SE
 Sample#10 Text:LRDQ3-1-AF :G9L180646-10S Exp:DIOXIN
 454.9728 S:10 F:5 SMO(1,3) PKD(5,3,3,100.00%,0.0,1.00%,F,T)
 100 % 37:16 37:33 37:48 37:57 38:04 38:22 38:31 38:43 38:55 39:10



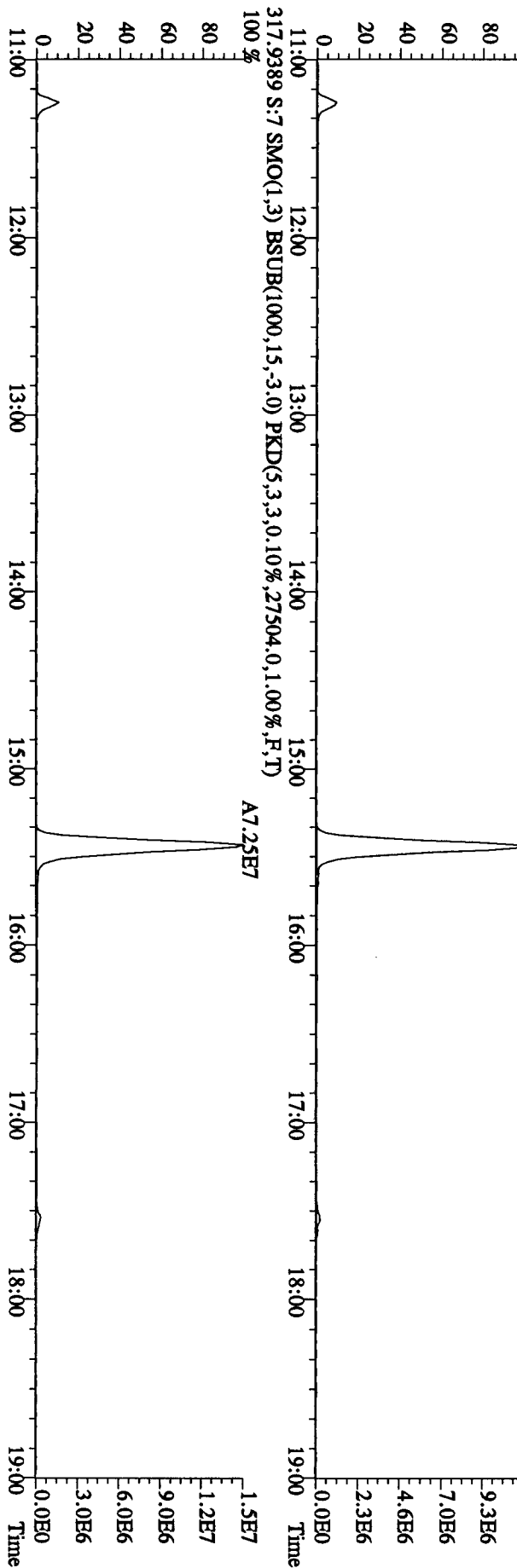
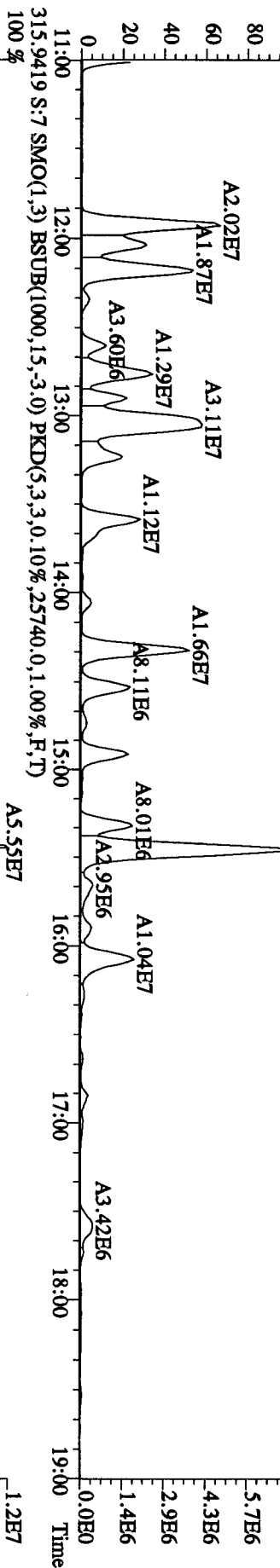
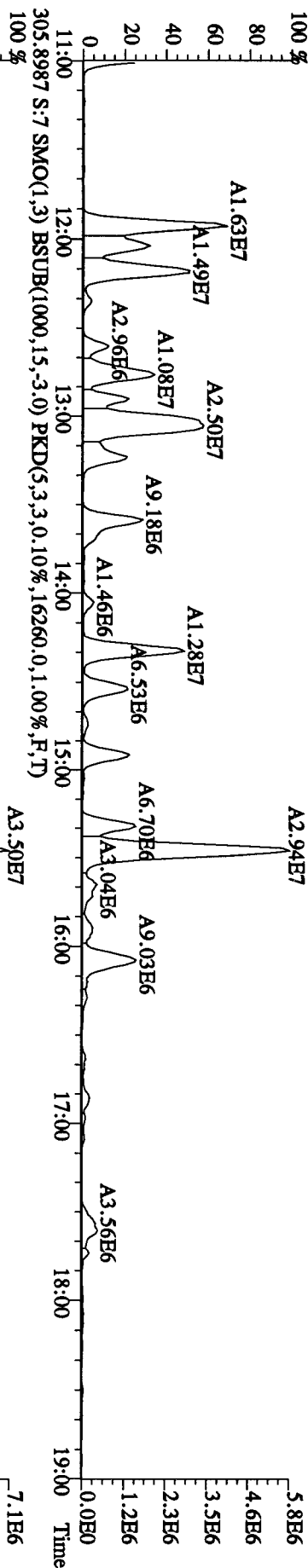
Run text: LRDQ3-2-AD Sample text: LRDQ3-2-AD :G9L180646-10SRX
 Run #11 Filename: 12JA10B5D2 S: 7 I: 1 Results: 12JA10B5D2DB225
 Acquired: 13-JAN-10 00:17:10 Processed: 13-JAN-10 10:54:07
 Run: 12JA10B5D2 Analyte: DB225HRS Cal: DB2250104105D2
 Factor 1: 1600.000 Factor 2: 20.000 Sample size: 10.49007g

Name	Resp	RA	RT	RRF	Conc	EDL	Rec	M
13C-1,2,3,4-TCDD	48360900	0.78 y	14:20	-	2.13	-	-	n
13C-2,3,7,8-TCDF	127944000	0.77 y	15:27	1.66	151.60	0.82	79.5	n
2,3,7,8-TCDF	64335100	0.84 y	15:28	1.01	94.59	0.60	-	n
13C-2,3,7,8-TCDD	71380300	0.78 y	14:06	0.95	147.93	1.37	77.6	n
2,3,7,8-TCDD	12629040	0.77 y	14:07	1.18	28.53	0.83	-	n
37C1-2,3,7,8-TCDD	86336600	1.00 y	14:07	2.07	82.30	0.33	107.9	n

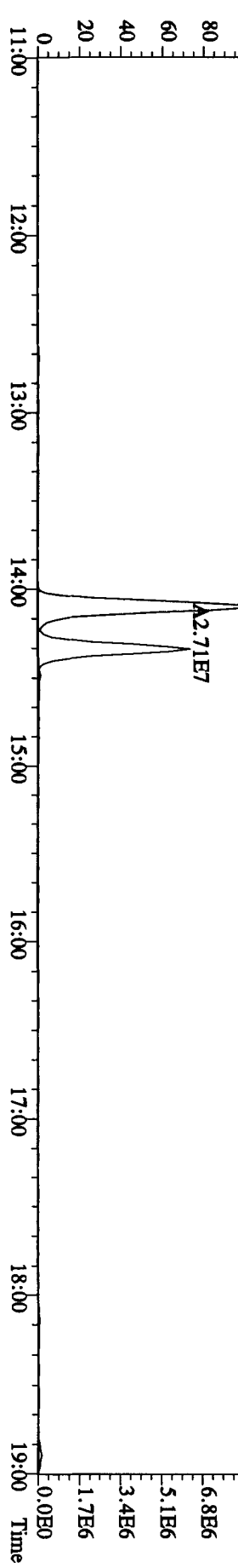
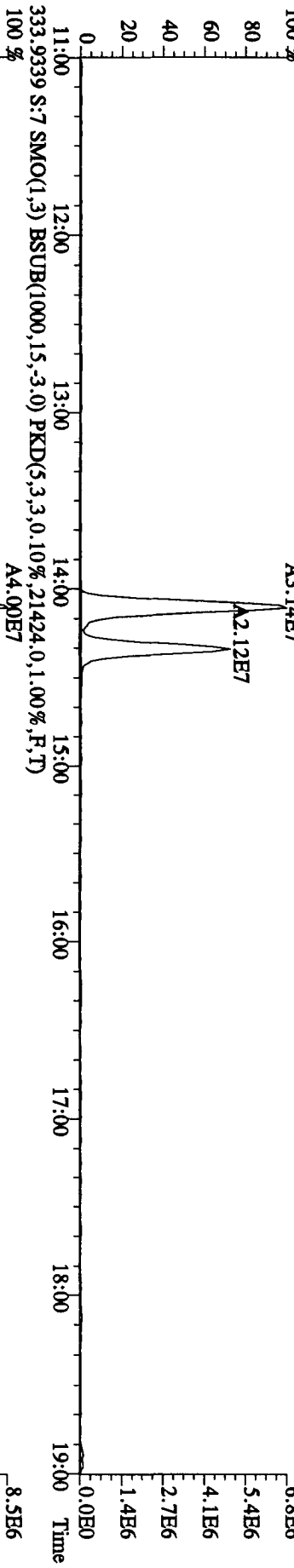
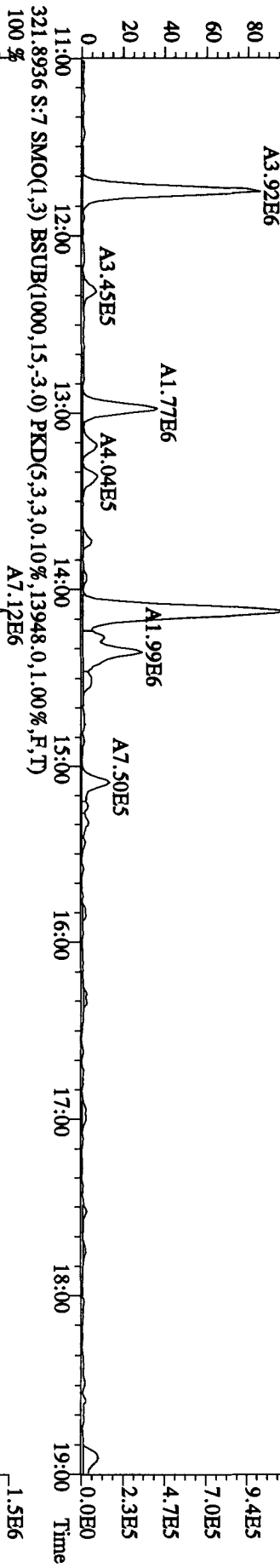
con. G

*2/10
01/14/10*

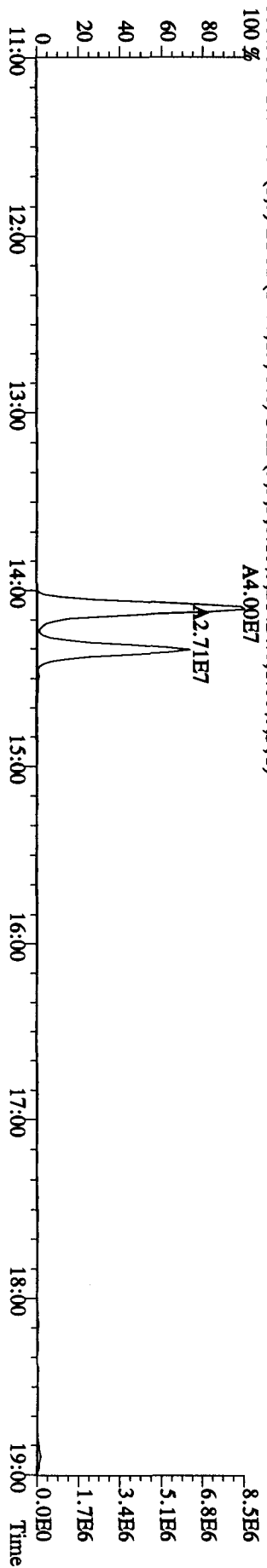
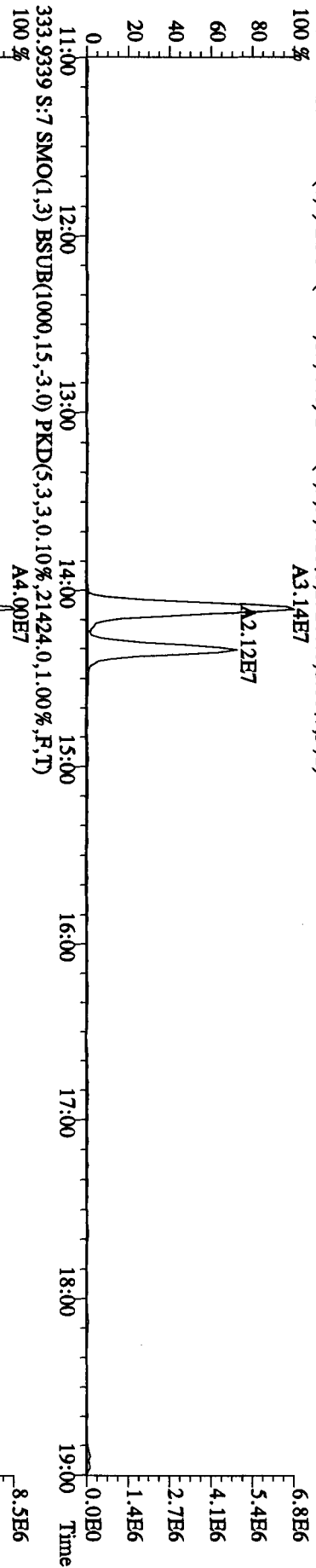
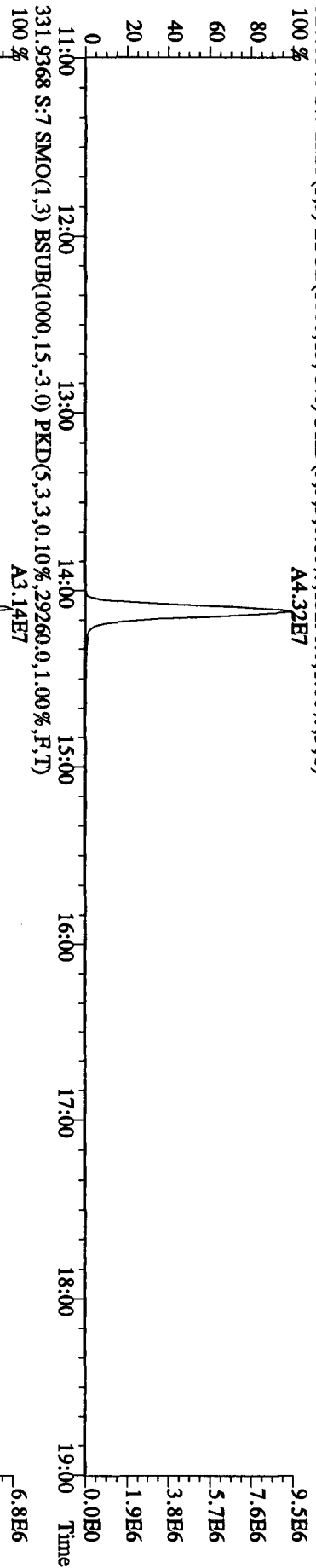
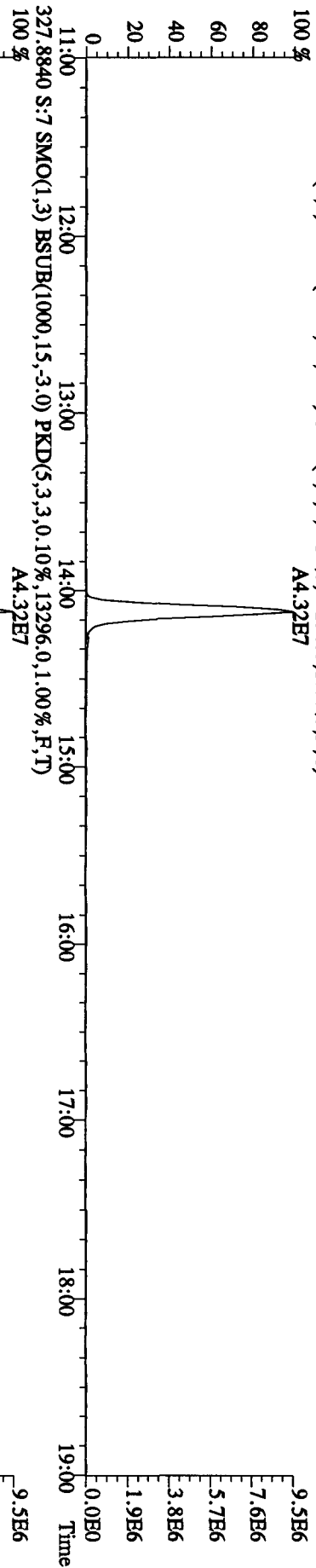
File:12JAI0B5D2 #1-1242 Acq:13-JAN-2010 00:17:10 GC EI+ Voltage SIR 70SE
 Sample#7 Text:LRDQ3-2-AD :G9L180646-10SRX Exp:DB225
 303.9016 S:7 SMO(1,3) BSUB(1000,15,-3,0) PKD(5,3,3,0.10%,12012,0,1.00%,F,T)



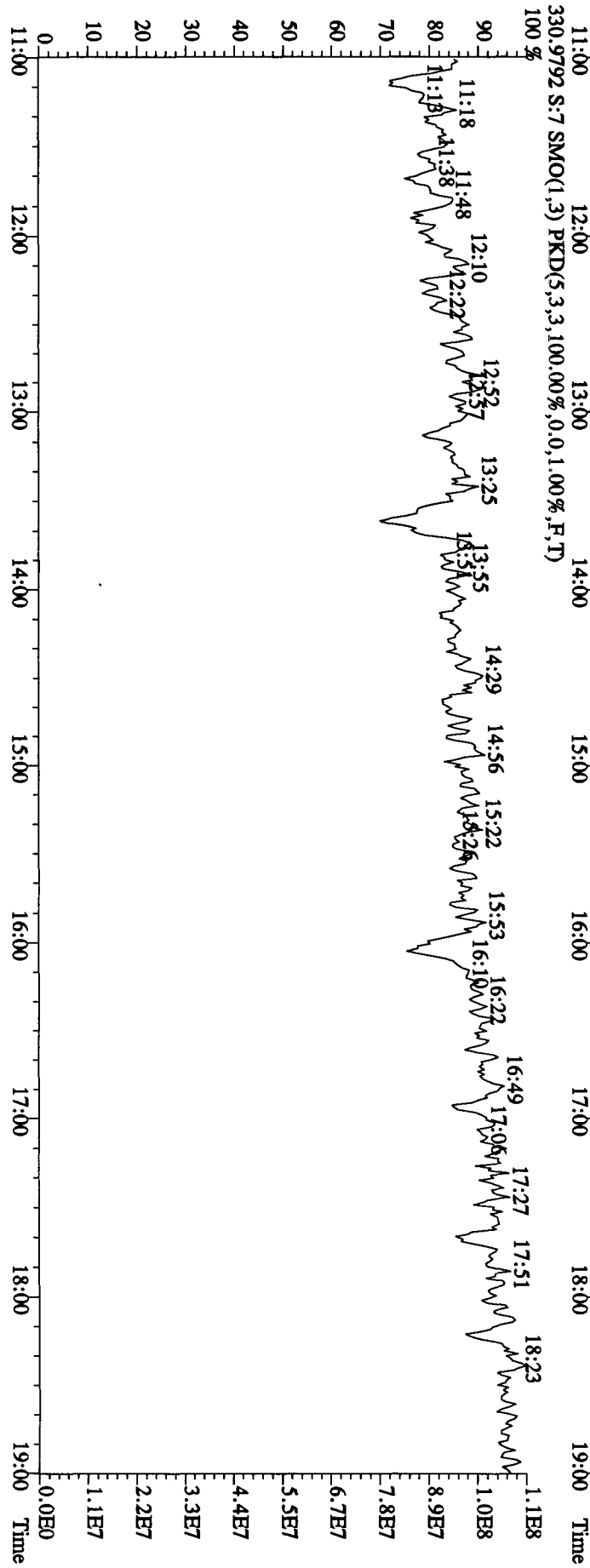
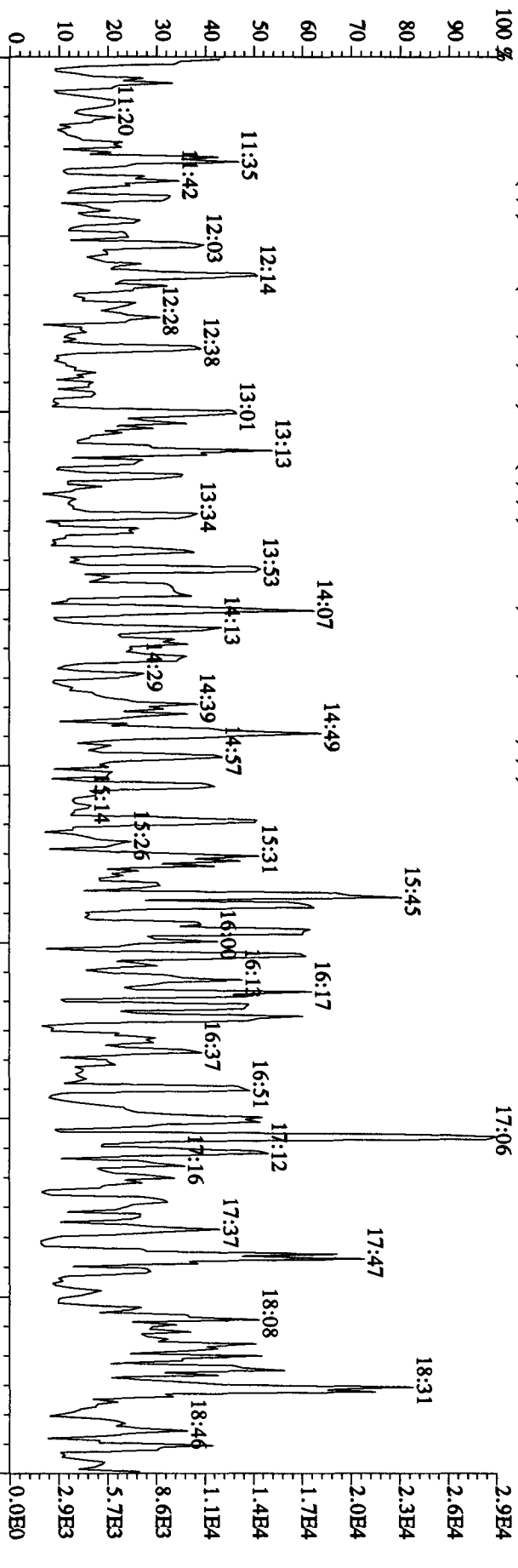
File:121A10B5D2 #1-1242 Acq:13-JAN-2010 00:17:10 GC EI + Voltage SIR 70SE
 Sample#7 Text:LRDQ3-2-AD :G9L180646-10SRX Exp:DB225
 319.8965 S:7 SMO(1,3) BSUB(1000,15,-3,0) PKD(5,3,3,0,10%,12028,0,1,00%,F,T)
 100 % A5.51E6



File: 121A10B5D2 #1-1242 Acq: 13-JAN-2010 00:17:10 GC EI+ Voltage SIR 70SE
Sample#7 Text: LRDQ3-2-AD :G9L180646-10SRX Exp: DB225
327.8840 S:7 SMO(1,3) BSUB(1000,15,-3.0) PKD(5,3,3,0.10%,13296,0.1,0.00%,F,T) A4.32E7



File: 121A10B5D2 #1-1242 Acq: 13-JAN-2010 00:17:10 GC EI+ Voltage SIR 70SE
 Sample#7 Text: LRDQ3-2-AD : G9L180646-10SRX Exp: DB225
 375.8364 S: 7 SMO(1,3) BSUB(1000,15,-3,0) PKD(5,3,3,100.00%,6528,0,1.00%,F,T)



Run text: LRDQ3-1-AG Sample text: LRDQ3-1-AG :G9L180646-10D
 Run #14 Filename: 12JA101D5 S: 11 I: 1 Results: 12JA101D58290SY
 Acquired: 12-JAN-10 15:34:29 Processed: 12-JAN-10 16:34:55
 Run: 12JA101D5 Analyte: 8290HRS Cal: 82901231091D5
 Factor 1: 1600.000 Factor 2: 20.000 Sample size: 10.24 g

2nd 1/13/10

Name	Resp	RA	RT	RRF	Conc	EDL	Rec	M
13C-1,2,3,4-TCDD	85864200	0.77 y	18:37	-	2.69	<i>RL 0.488 / 2.44/4.88</i>		n
13C-2,3,7,8-TCDF	135000000	0.73 y	18:04	1.57	98.04	0.28	50.2	n
2,3,7,8-TCDF	108269300	0.74 y	18:06	0.86	182.17	0.73	-	n
Total TCDF	550114508	0.76 y	15:30	0.86	925.59	0.73	-	n
13C-2,3,7,8-TCDD	83923500	0.82 y	18:50	0.99	96.09	0.53	49.2	n
2,3,7,8-TCDD	10824070	0.66 y	18:51	0.93	26.98	0.55	-	n
Total TCDD	37830380	0.74 y	16:28	0.93	94.28	0.55	-	n
37Cl-2,3,7,8-TCDD	149550000	1.00 y	18:51	2.22	76.68	0.12	98.2	n
13C-1,2,3,7,8-PeCDF	98724700	1.66 y	23:29	1.07	104.66	0.41	53.6	n
1,2,3,7,8-PeCDF	153737300	1.62 y	23:30	1.00	304.12	4.96	-	n
2,3,4,7,8-PeCDF	103151900	1.60 y	24:56	0.94	217.42	5.29	-	n
Total F2 PeCDF	840981948	1.55 y	21:48	0.97	1713.64	5.12	-	n
Total F1 PeCDF	66475995	1.24 n	19:29	0.97	135.67	0.56	-	n
13C-1,2,3,7,8-PeCDD	55615800	1.73 y	25:41	0.67	94.92	0.39	48.6	n
1,2,3,7,8-PeCDD	35669900	1.65 y	25:43	0.93	134.82	1.60	-	n
Total PeCDD	75945976	1.64 y	22:13	0.93	287.04	1.60	-	n
13C-1,2,3,7,8,9-HxCDD	82938100	1.31 y	32:50	-	2.95	-	-	n
13C-1,2,3,4,7,8-HxCDF	80090400	0.50 y	31:25	0.89	105.62	0.93	54.1	n
1,2,3,4,7,8-HxCDF	223049800	1.24 y	31:26	1.20	453.64	2.31	-	n
1,2,3,6,7,8-HxCDF	166124000	1.26 y	31:34	1.37	295.44	2.02	-	n
2,3,4,6,7,8-HxCDF	88231800	1.24 y	32:16	1.24	173.24	2.23	-	y
1,2,3,7,8,9-HxCDF	61271100	1.24 y	33:03	1.33	112.67	2.09	-	y
Total HxCDF	857315010	1.25 y	29:31	1.28	1639.88	2.16	-	y
13C-1,2,3,6,7,8-HxCDD	72400200	1.29 y	32:30	0.73 <i>0.93</i>	116.45 <i>91.41</i>	0.45	59.6 <i>4679</i>	n
1,2,3,4,7,8-HxCDD	41204400	1.22 y	32:26	0.97	114.60	0.75	-	n
1,2,3,6,7,8-HxCDD	52275200	1.33 y	32:31	1.06	133.25	0.69	-	n
1,2,3,7,8,9-HxCDD	50565700	1.26 y	32:51	1.28	106.97	0.57	-	n
Total HxCDD	168106977	1.55 n	30:43	1.10	413.76	0.66	-	n
13C-1,2,3,4,6,7,8-HpCDF	80943400	0.41 y	34:34	0.86	110.81	0.76	56.7	n
1,2,3,4,6,7,8-HpCDF	331576000	1.05 y	34:35	1.29	621.85	0.98	-	n
1,2,3,4,7,8,9-HpCDF	125681700	1.05 y	35:52	1.14 <i>0.92</i>	267.11 <i>330.98</i>	1.12	-	n
Total HpCDF	610976800	1.05 y	34:35	1.21	1195.25	1.05	-	n
13C-1,2,3,4,6,7,8-HpCDD	68392800	1.04 y	35:30	0.75	107.06	0.78	54.8	n
1,2,3,4,6,7,8-HpCDD	55646600	1.07 y	35:31	1.00	159.26	0.76	-	n
Total HpCDD	62703090	1.07 y	34:52	1.00	179.45	0.76	-	n
13C-OCDD	88703800	0.87 y	38:16	0.56	185.05	0.86	47.4	n

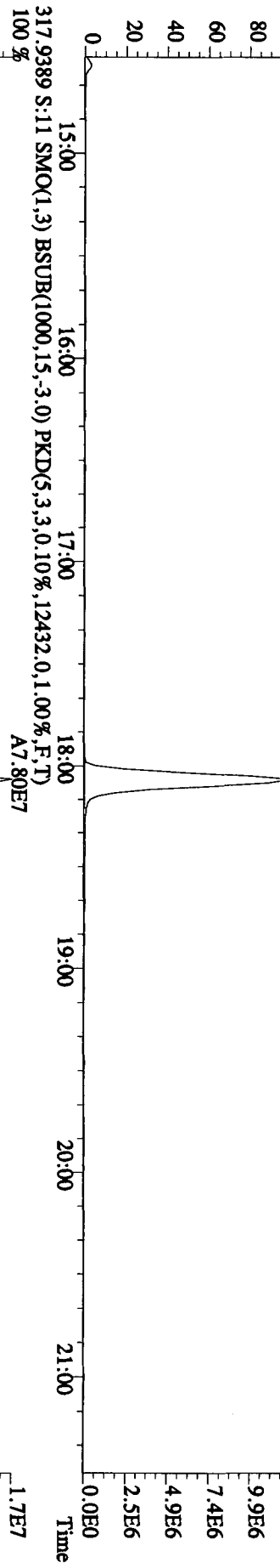
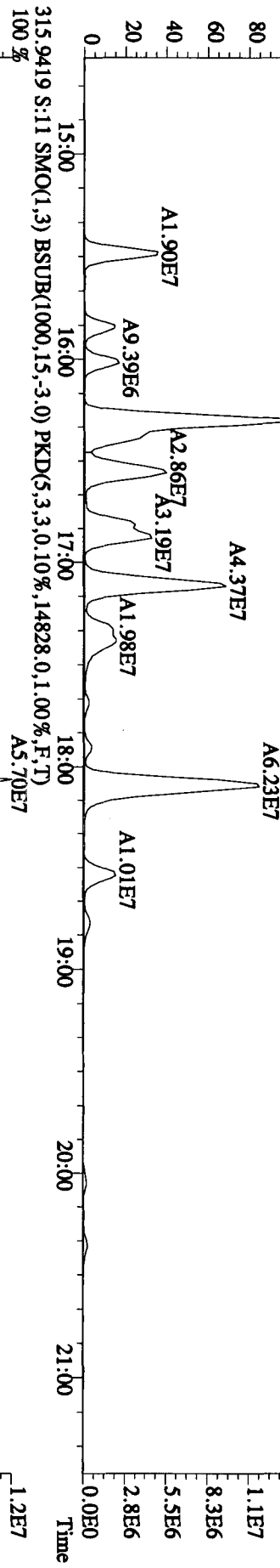
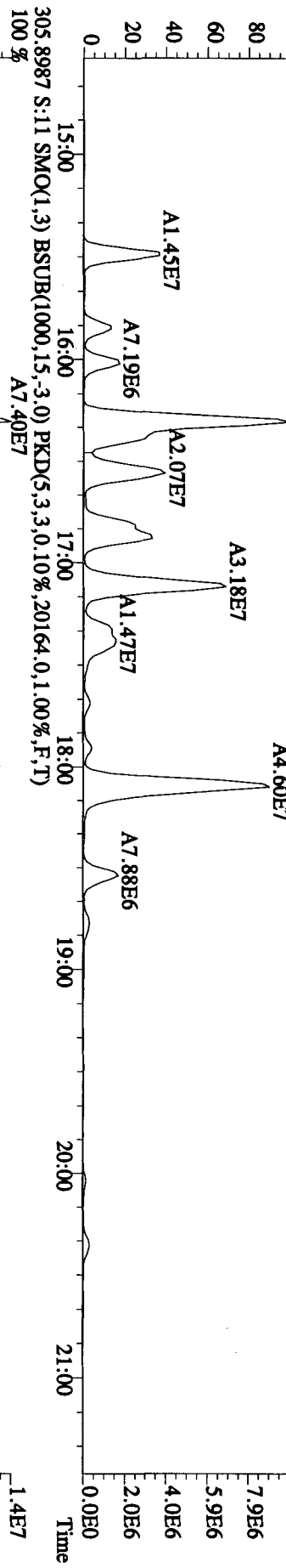
OCDF	464189000	0.89	y	38:24	1.44	1422.18	✓	1.65	-	n
OCDD	69521000	0.89	y	38:17	1.11	275.93	B	0.97	-	n

Run text: LRDQ3-1-AG Sample text: LRDQ3-1-AG :G9L180646-10D
 Run #14 Filename: 12JA101D5 S: 11 I: 1 Results: 12JA101D58290
 Acquired: 12-JAN-10 15:34:29 Processed: 12-JAN-10 16:34:55
 Run: 12JA101D5 Analyte: 8290HRS Cal: 82901231091D5
 Factor 1: 1600.000 Factor 2: 20.000 Sample size: 10.2400g

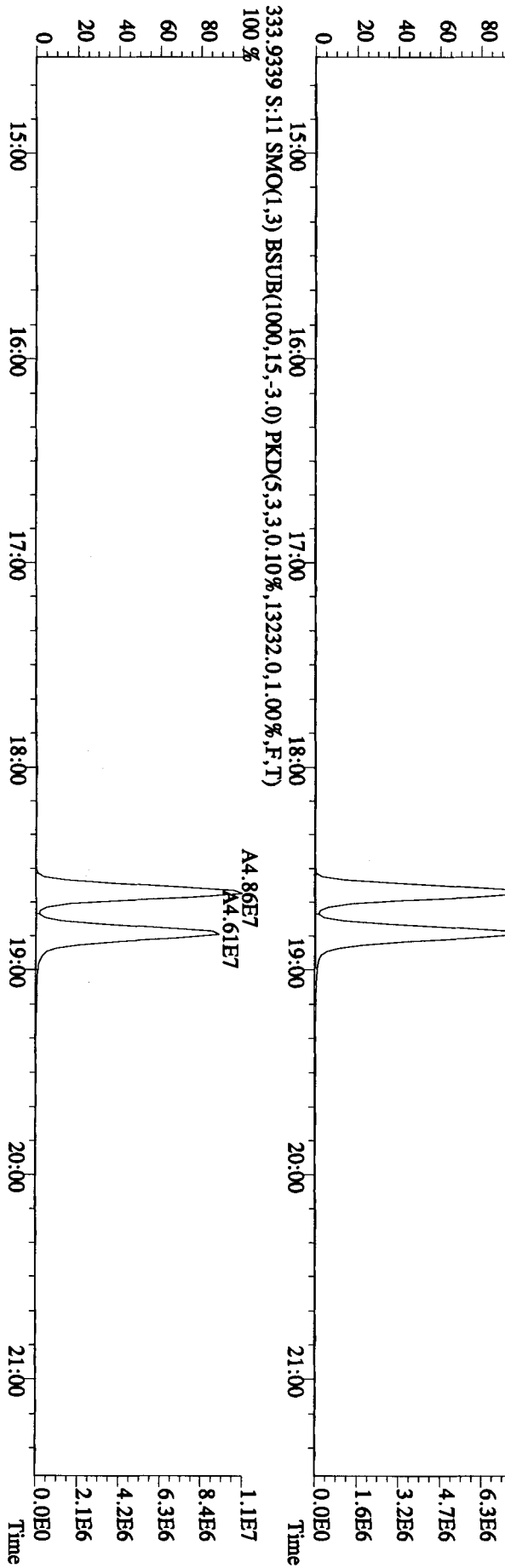
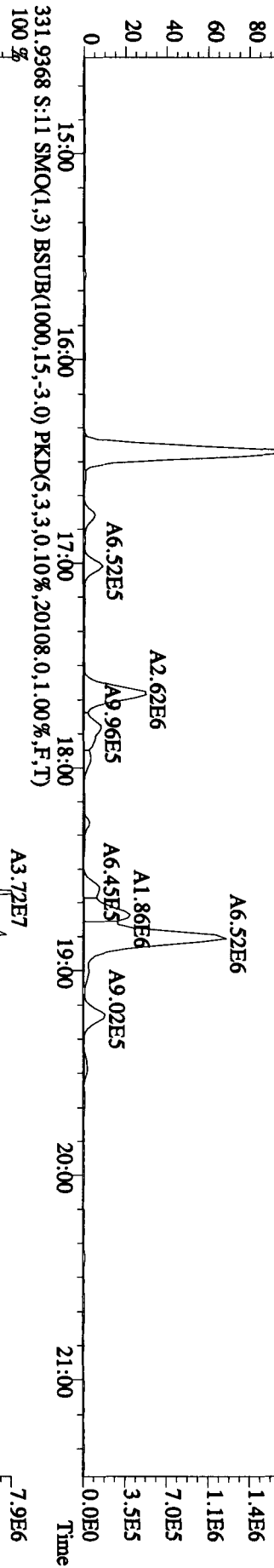
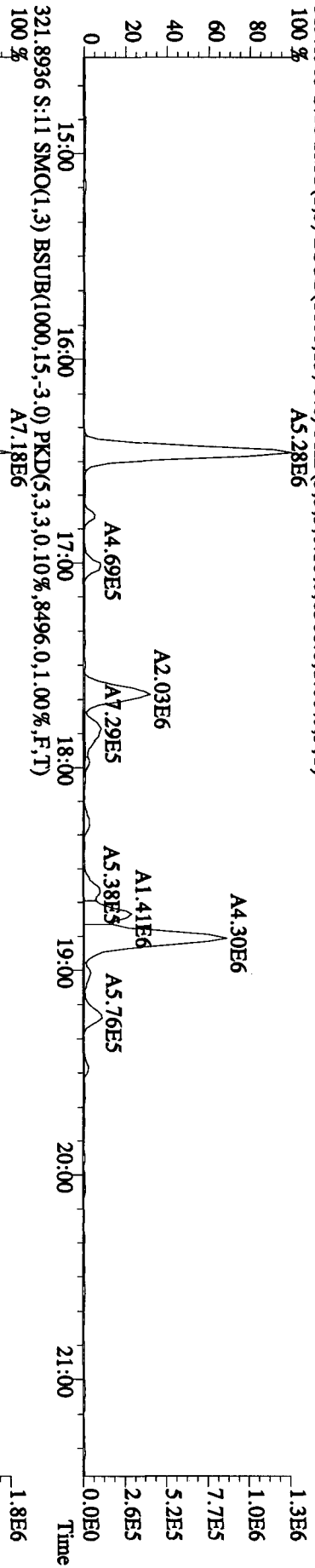
Name	Resp	RA	RT	RRF	Conc	EDL	Rec	M
13C-1,2,3,4-TCDD	85864200	0.77 y	18:37	-	2.69	-	-	n
13C-2,3,7,8-TCDF	135000000	0.73 y	18:04	1.57	98.04	0.28	50.2	n
2,3,7,8-TCDF	108269300	0.74 y	18:06	0.86	182.17	0.73	-	n
Total TCDF	550114508	0.76 y	15:30	0.86	925.59	0.73	-	n
13C-2,3,7,8-TCDD	83923500	0.82 y	18:50	0.99	96.09	0.53	49.2	n
2,3,7,8-TCDD	10824070	0.66 y	18:51	0.93	26.98	0.55	-	n
Total TCDD	37830380	0.74 y	16:28	0.93	94.28	0.55	-	n
37Cl-2,3,7,8-TCDD	149550000	1.00 y	18:51	2.22	76.68	0.12	98.2	n
13C-1,2,3,7,8-PeCDF	98724700	1.66 y	23:29	1.07	104.66	0.41	53.6	n
1,2,3,7,8-PeCDF	153737300	1.62 y	23:30	1.00	304.12	4.96	-	n
2,3,4,7,8-PeCDF	103151900	1.60 y	24:56	0.94	217.42	5.29	-	n
Total F2 PeCDF	840981948	1.55 y	21:48	0.97	1713.64	5.12	-	n
Total F1 PeCDF	66475995	1.24 n	19:29	0.97	135.67	0.56	-	n
13C-1,2,3,7,8-PeCDD	55615800	1.73 y	25:41	0.67	94.92	0.39	48.6	n
1,2,3,7,8-PeCDD	35669900	1.65 y	25:43	0.93	134.82	1.60	-	n
Total PeCDD	75945976	1.64 y	22:13	0.93	287.04	1.60	-	n
13C-1,2,3,7,8,9-HxCDD	82938100	1.31 y	32:50	-	2.95	-	-	n
13C-1,2,3,4,7,8-HxCDF	80090400	0.50 y	31:25	0.89	105.62	0.93	54.1	n
1,2,3,4,7,8-HxCDF	223049800	1.24 y	31:26	1.20	453.64	2.31	-	n
1,2,3,6,7,8-HxCDF	166124000	1.26 y	31:34	1.37	295.44	2.02	-	n
2,3,4,6,7,8-HxCDF	113566800	1.24 y	32:16	1.24	222.98	2.23	-	n
1,2,3,7,8,9-HxCDF	95074700	1.26 y	33:03	1.33	174.84	2.09	-	n
Total HxCDF	916453340	1.25 y	29:31	1.28	1751.79	2.16	-	n
13C-1,2,3,6,7,8-HxCDD	72400200	1.29 y	32:30	0.73	116.45	0.45	59.6	n
1,2,3,4,7,8-HxCDD	41204400	1.22 y	32:26	0.97	114.60	0.75	-	n
1,2,3,6,7,8-HxCDD	52275200	1.33 y	32:31	1.06	133.25	0.69	-	n
1,2,3,7,8,9-HxCDD	50565700	1.26 y	32:51	1.28	106.97	0.57	-	n
Total HxCDD	168106977	1.55 n	30:43	1.10	413.76	0.66	-	n
13C-1,2,3,4,6,7,8-HpCDF	80943400	0.41 y	34:34	0.86	110.81	0.76	56.7	n
1,2,3,4,6,7,8-HpCDF	331576000	1.05 y	34:35	1.29	621.85	0.98	-	n
1,2,3,4,7,8,9-HpCDF	125681700	1.05 y	35:52	1.14	267.11	1.12	-	n
Total HpCDF	610976800	1.05 y	34:35	1.21	1195.25	1.05	-	n
13C-1,2,3,4,6,7,8-HpCDD	68392800	1.04 y	35:30	0.75	107.06	0.78	54.8	n
1,2,3,4,6,7,8-HpCDD	55646600	1.07 y	35:31	1.00	159.26	0.76	-	n
Total HpCDD	62703090	1.07 y	34:52	1.00	179.45	0.76	-	n
13C-OCDD	88703800	0.87 y	38:16	0.56	185.05	0.86	47.4	n

OCDF	464189000	0.89	y	38:24	1.44	1422.18	1.65	-	n
OCDD	69521000	0.89	y	38:17	1.11	275.93	0.97	-	n

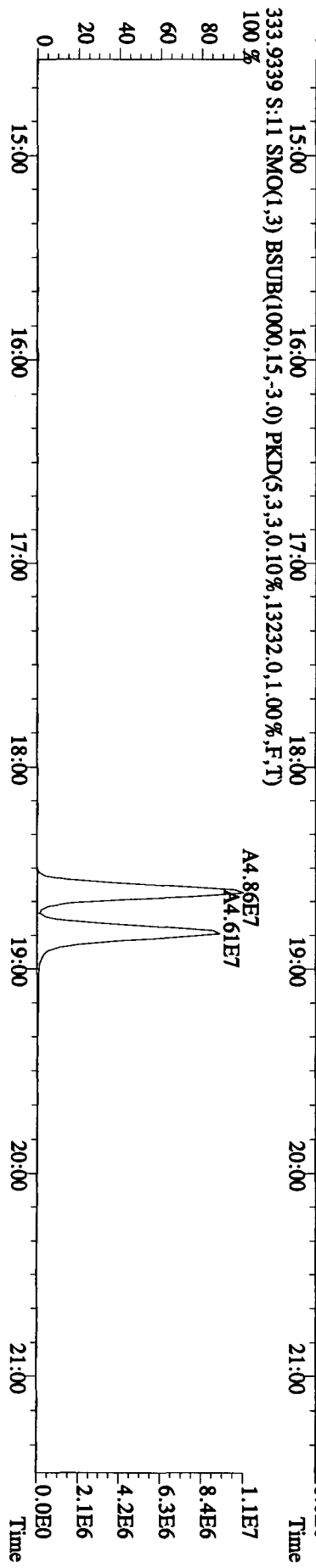
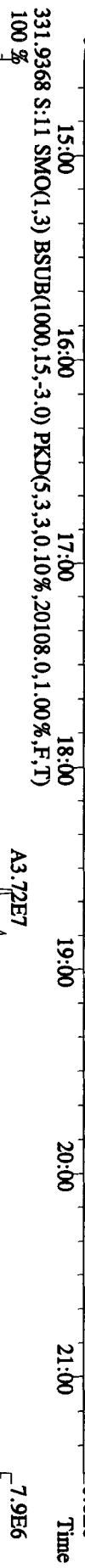
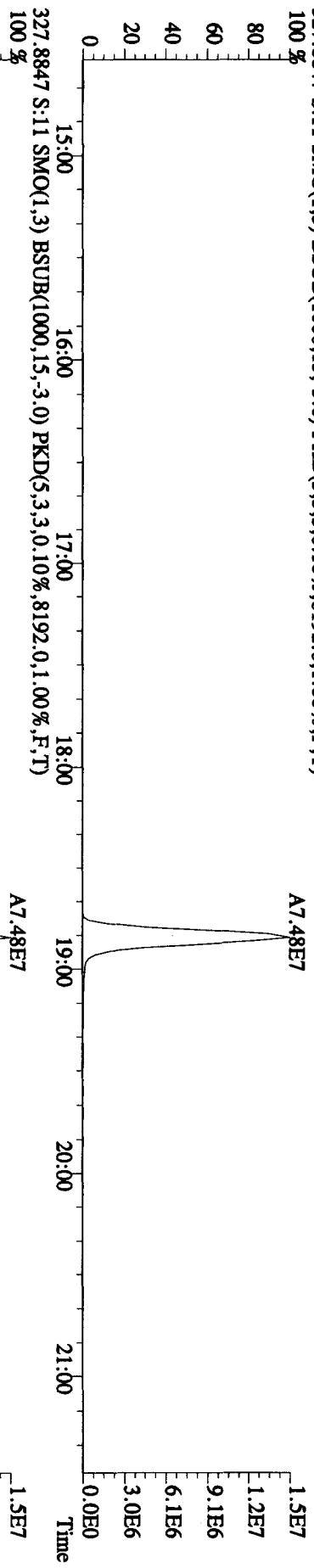
File:121A101D5 #1-411 Acq:12-JAN-2010 15:34:29 GC EI+ Voltage SIR 70SE
 Sample#11 Text:LRDQ3-1-AG :G9L180646-10D Exp:DIOXIN
 303.9016 S:11 SMO(1,3) BSUB(1000,15,-3,0) PKD(5,3,3,0.10%,11240,0,1.00%,F,T)



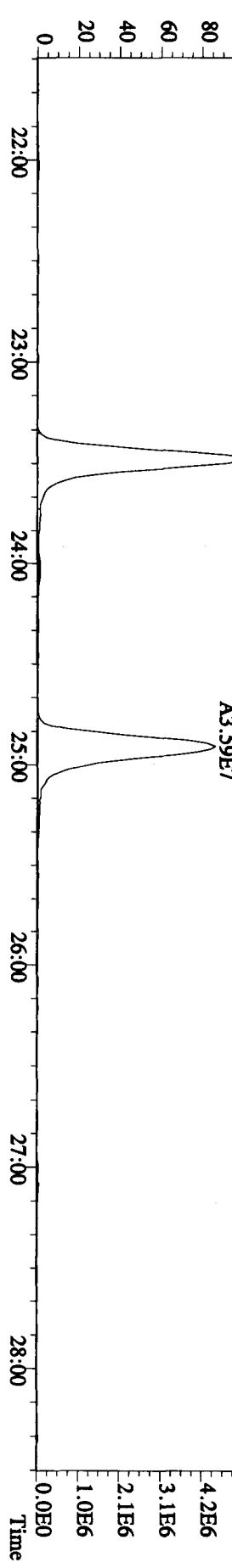
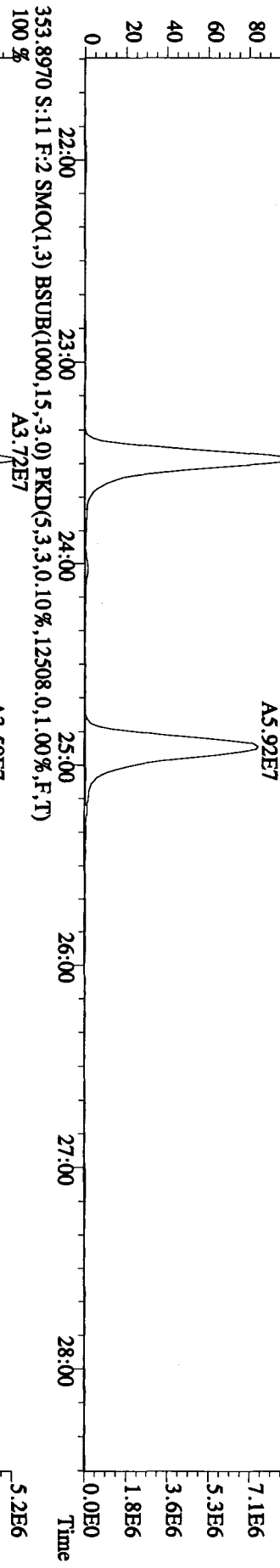
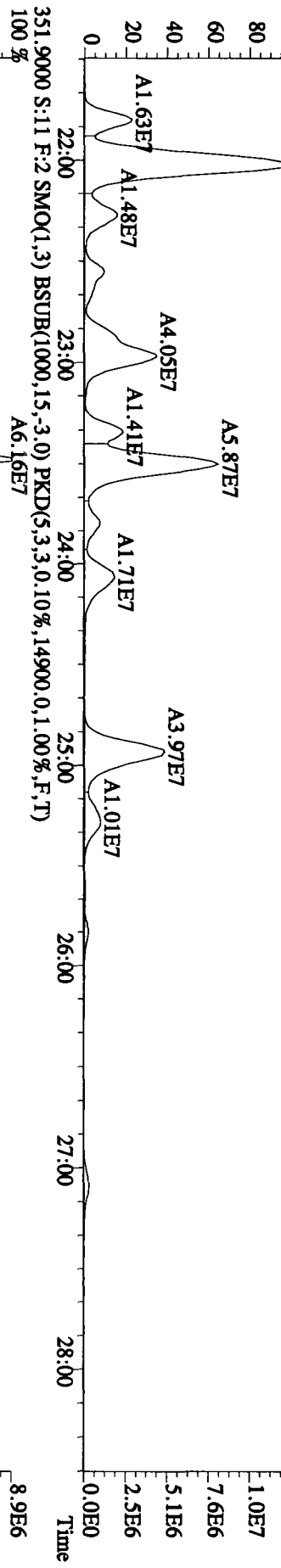
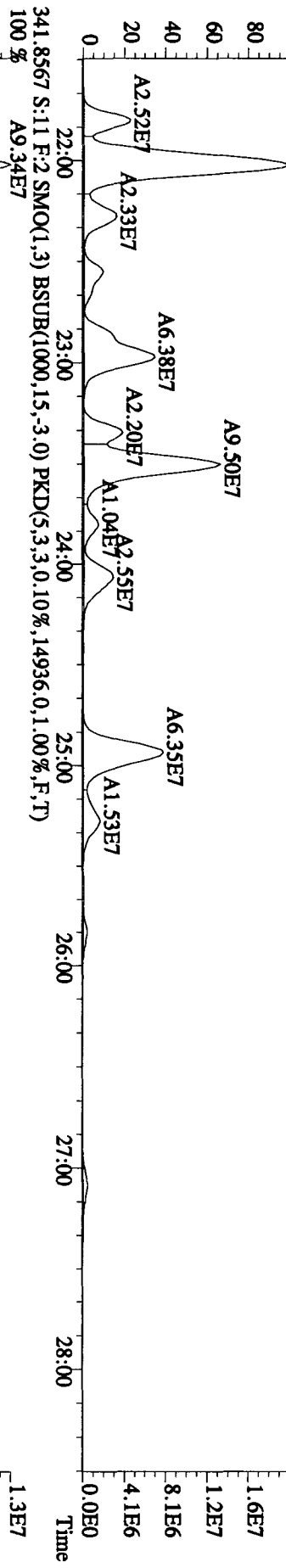
File: 12A101D5 #1-411 Acq: 12-JAN-2010 15:34:29 GC EI+ Voltage SIR 70SE
 Sample#11 Text:LRDQ3-1-AG :G9L180646-10D Exp:DIOXIN
 319.8965 S:11 SMO(1,3) BSUB(1000,15,-3,0) PKD(5,3,3,0,10%,6368,0,1,00%,F,T)
 100% A5.28E6



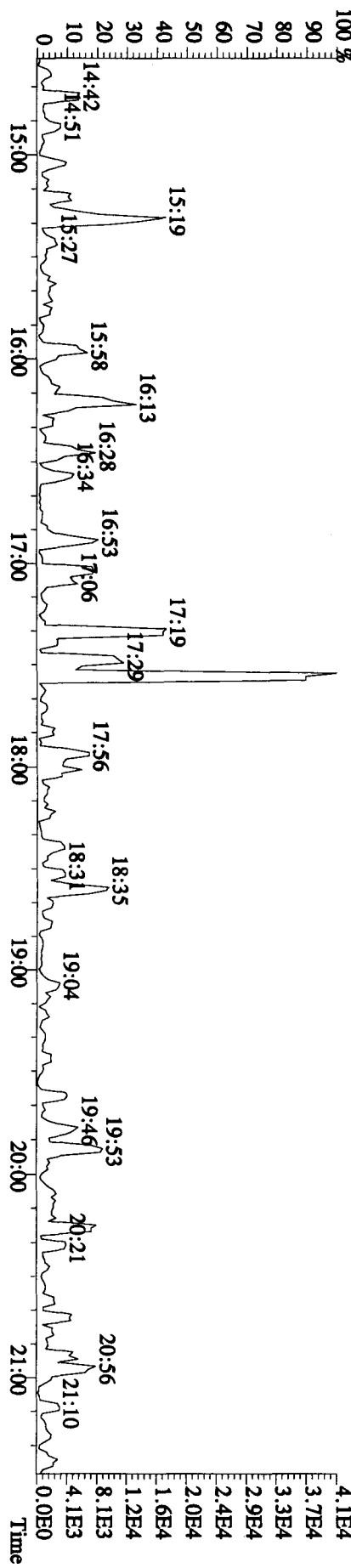

File: 121A101D5 #1-411 Acq: 12-JAN-2010 15:34:29 GC EI+ Voltage SIR 70SE
Sample#11 Text: LRDO3-1-AG : G9L180646-10D Exp: DIOXIN
327.8847 S:11 SMO(1,3) BSUB(1000,15,-3,0) PKD(5,3,3,0,10%,8192,0,1,00%,F,T)
100%



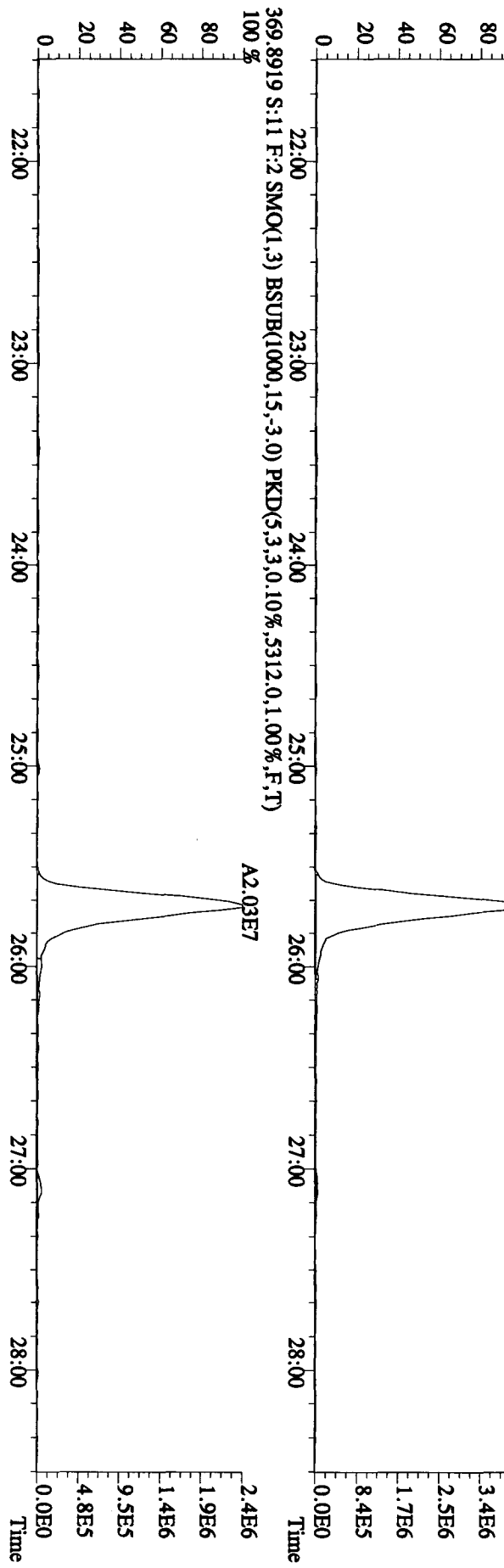
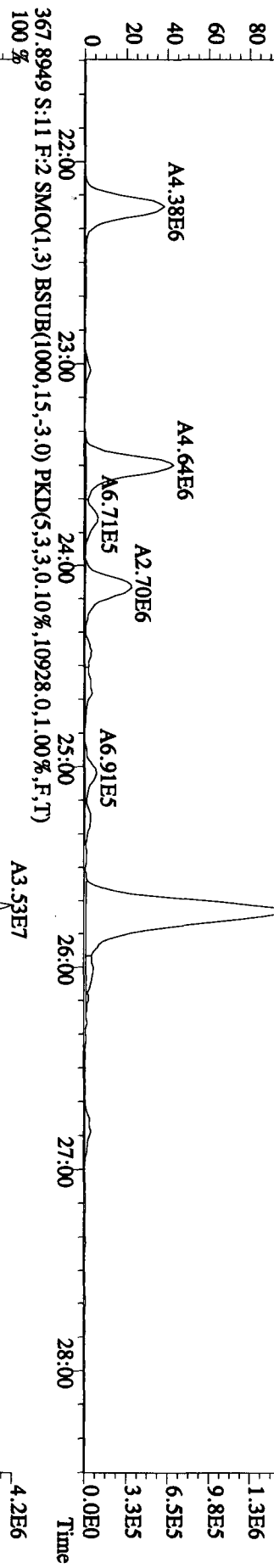
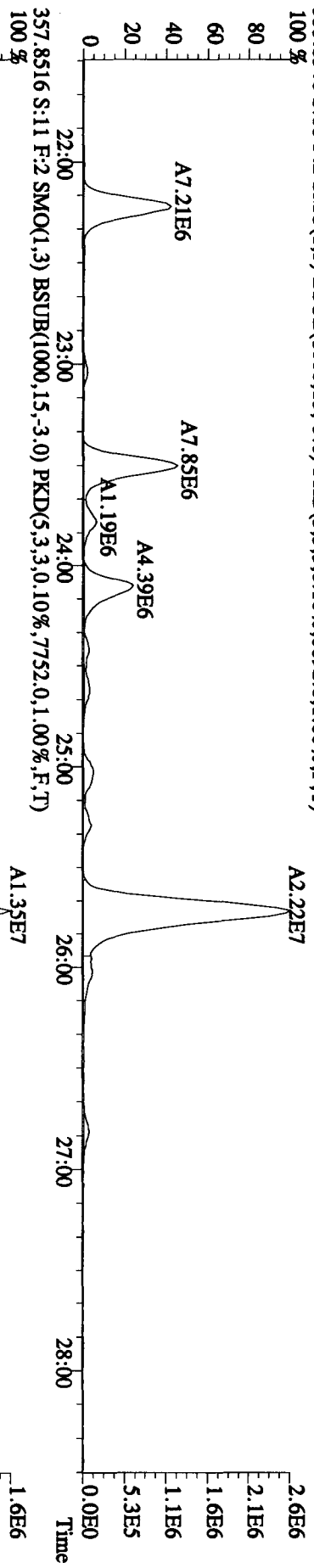
File:121A101D5 #1-494 Acq:12-JAN-2010 15:34:29 GC EI+ Voltage SIR 70SE
 Sample#11 Text:LRDQ3-1-AG :G9L180646-10D Exp:DIOXIN
 339.8597 S:11 F:2 SMO(1,3) BSUB(1000,15,-3.0) PKD(5,3,3,0.10%,104228,0.1,00%,F,T)
 100 % A1.49E8



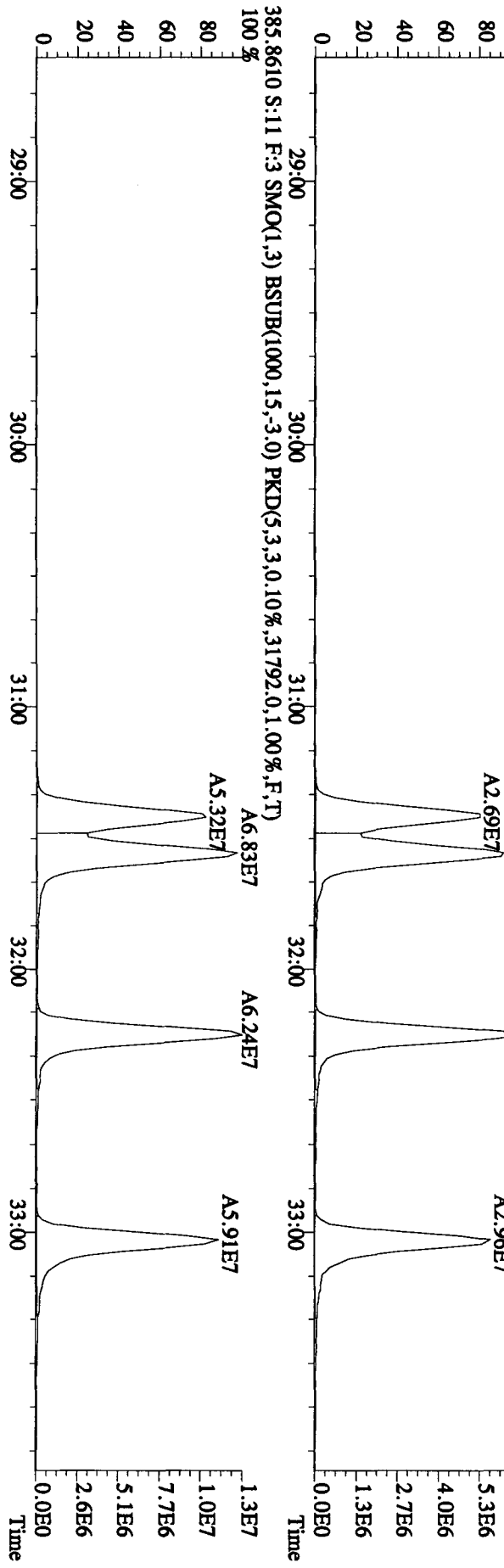
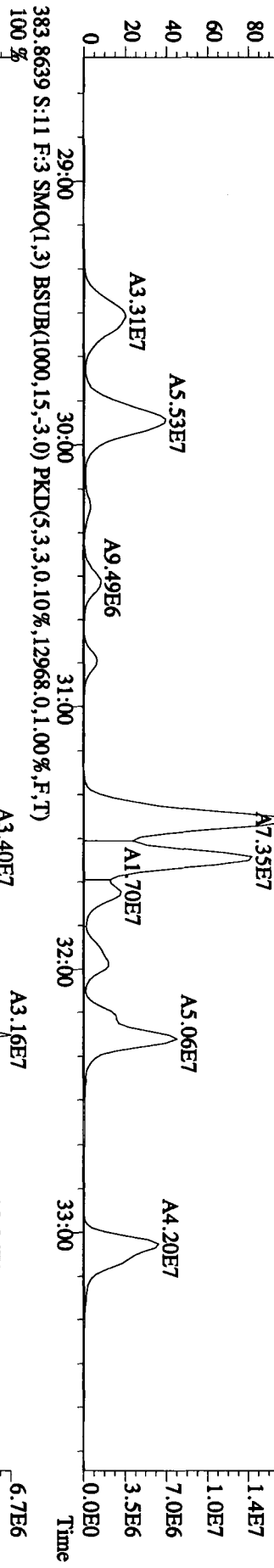
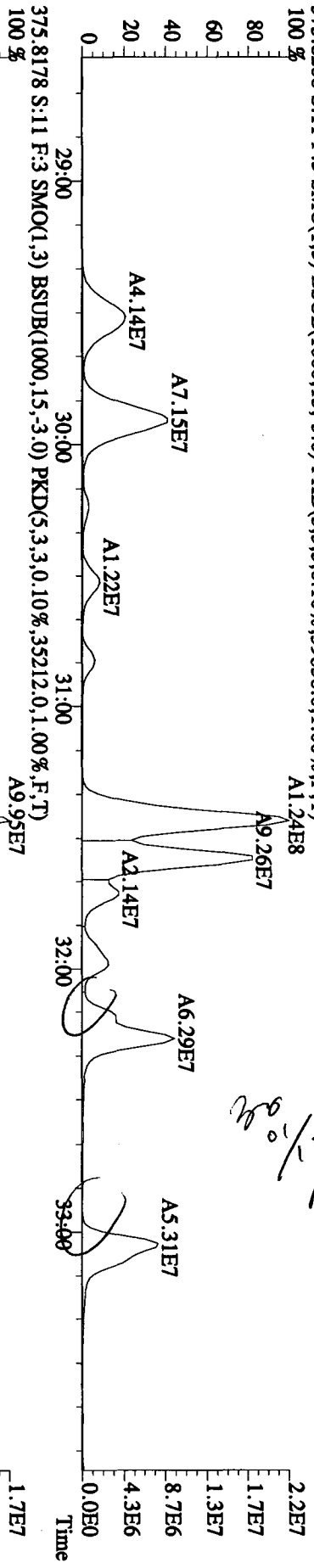
File:12JAI01D5 #1-411 Acq:12-JAN-2010 15:34:29 GC EI+ Voltage SIR 70SE
 Sample#11 Text:LKDQ3-1-AG :G9L180646-10D Exp:DIOXIN
 339.8597 S:11 SMO(1,3) BSUB(1000,15,-3.0) PKD(5,3,3,0.10%,5436.0,1.00%,F,T)



File:121A101D5 #1-494 Acq:12-JAN-2010 15:34:29 GC EI+ Voltage SIR 70SE
 Sample#11 Text:LRDQ3-1-AG :G9L180646-10D Exp:DIOXIN
 355,8546 S:11 F:2 SMO(1,3) BSUB(1000,15,-3,0) PKD(5,3,3,0.10%,8892.0,1.00%,F,T)
 100%



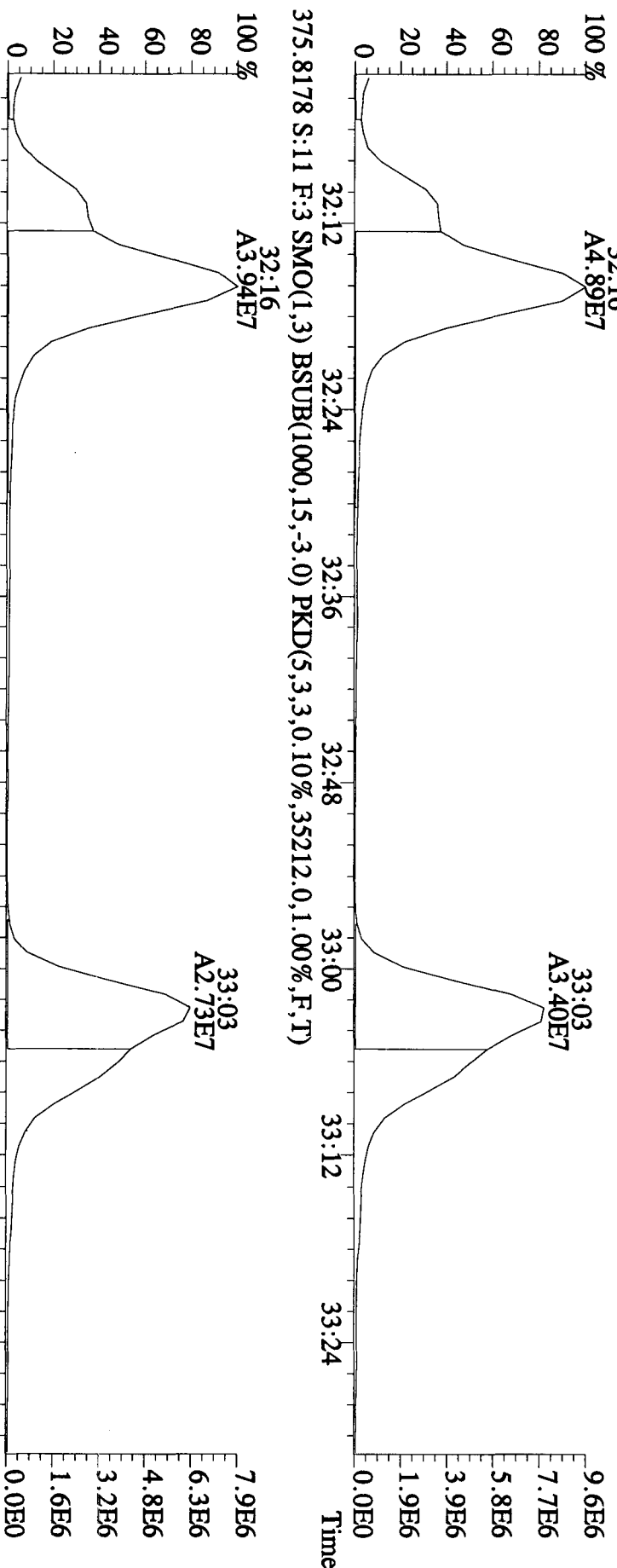
File:121A101D5 #1-362 Acq:12-JAN-2010 15:34:29 GC EI+ Voltage SIR 70SE
 Sample#11 Text:LRDQ3-1-AG :G9L180646-10D Exp.:DIOXIN
 373.8208 S:11 F:3 SMO(1,3) BSUB(1000,15,-3.0) PKD(5,3,3,0.10%,39856.0,1.00%,F,T)



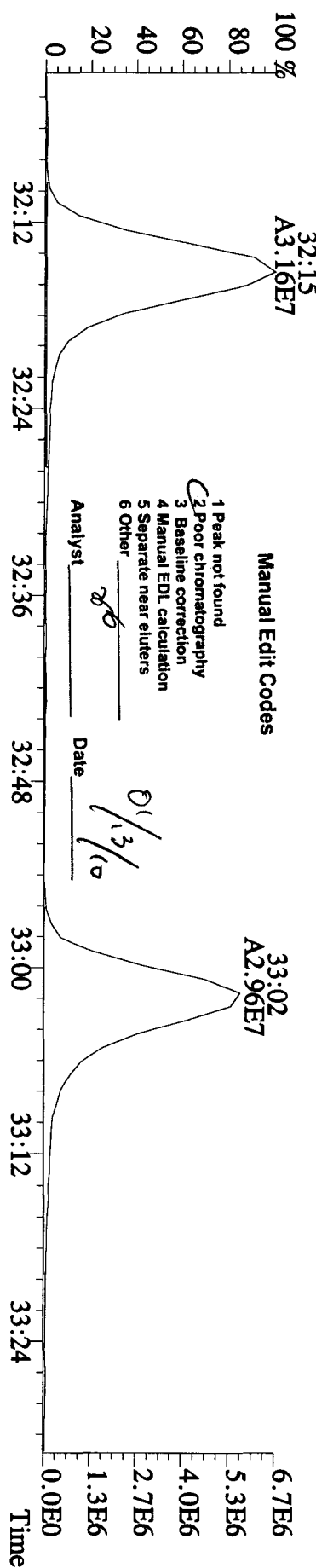
File:12JIA101D5 #1-362 Acq:12-JAN-2010 15:34:29 GC EI+ Voltage SIR 70SE

Sample#11 Text:LRDQ3-1-AG :G9L180646-10 Exp:DIOXIN

373.8208 S:11 F:3 SMO(1,3) BSUB(1000,15,-3.0) PKD(5,3,3,0.10%,12968.0,1.00%,F,T)





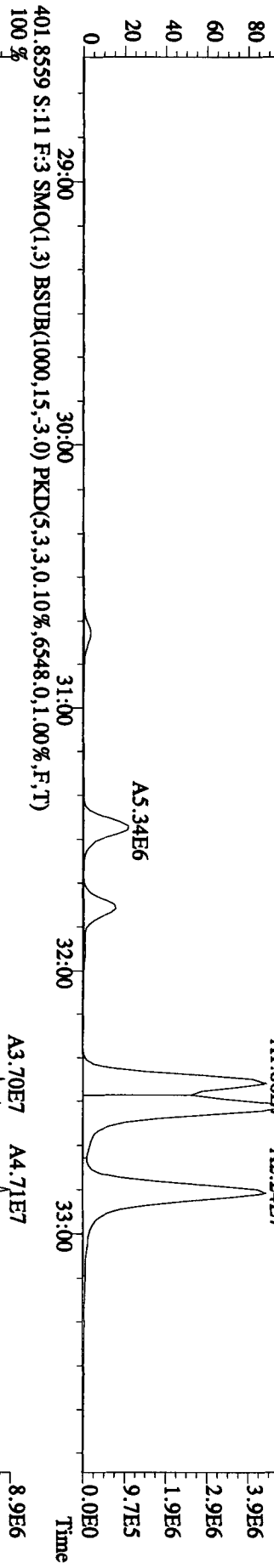
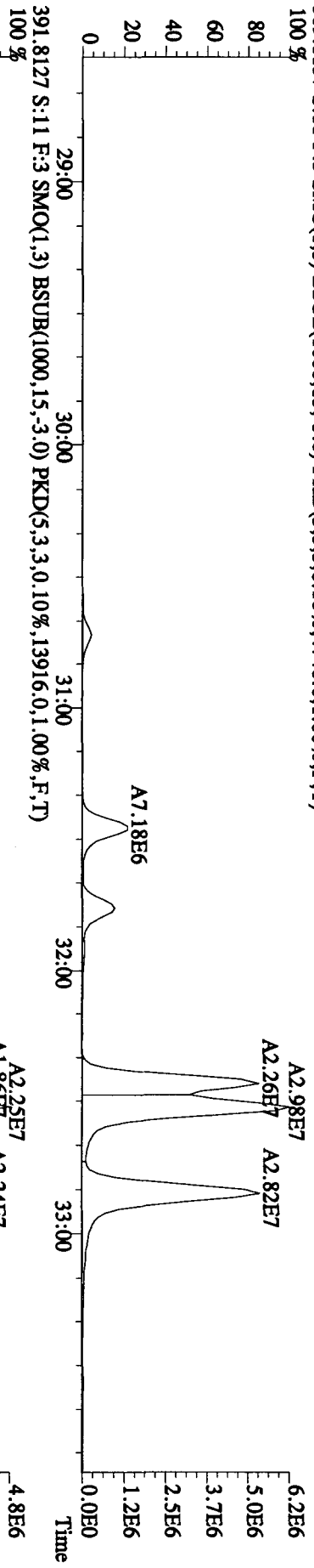
375.8178 S:11 F:3 SMO(1,3) BSUB(1000,15,-3.0) PKD(5,3,3,0.10%,35212.0,1.00%,F,T)



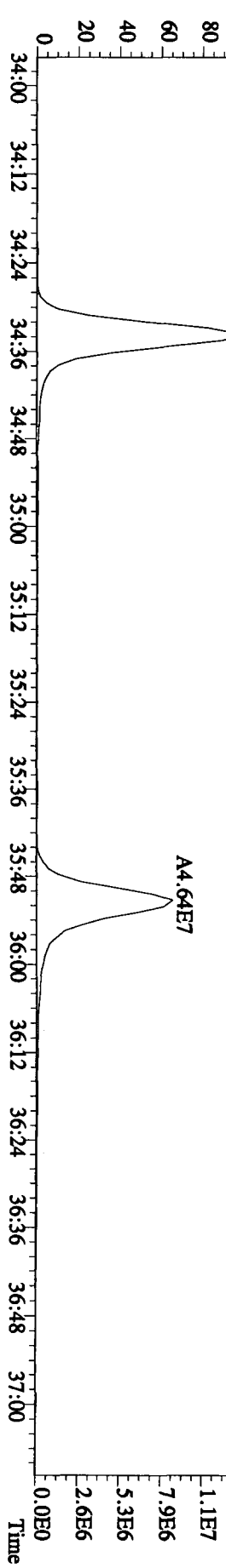
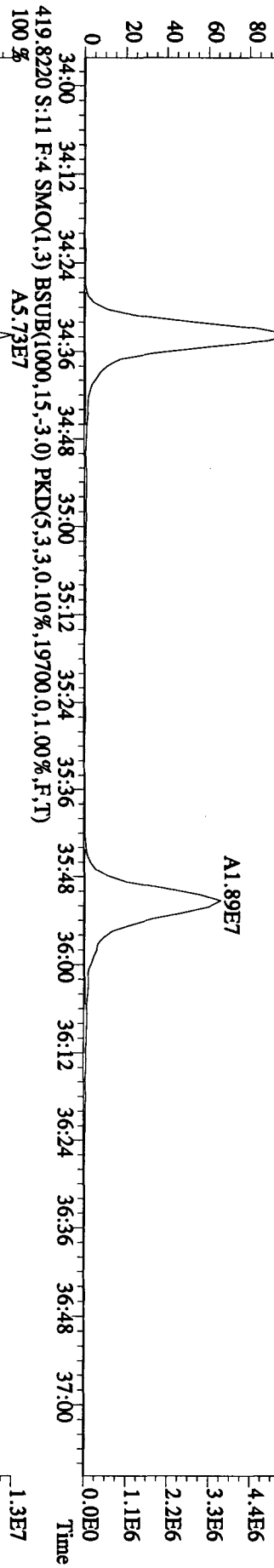
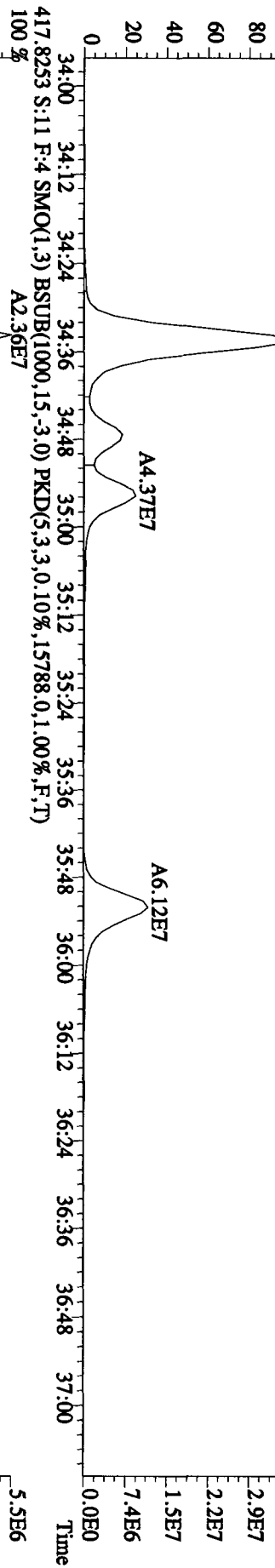
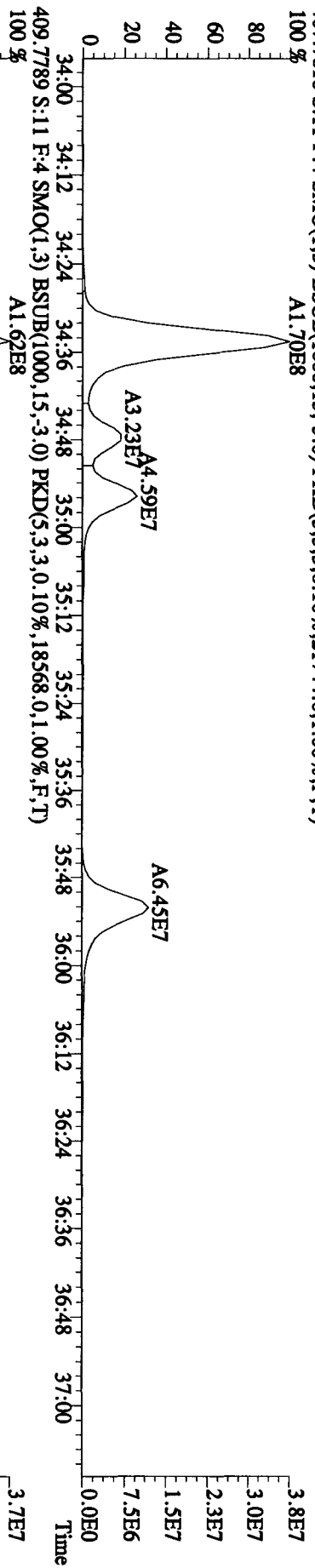
383.8639 S:11 F:3 SMO(1,3) BSUB(1000,15,-3.0) PKD(5,3,3,0.10%,12968.0,1.00%,F,T)



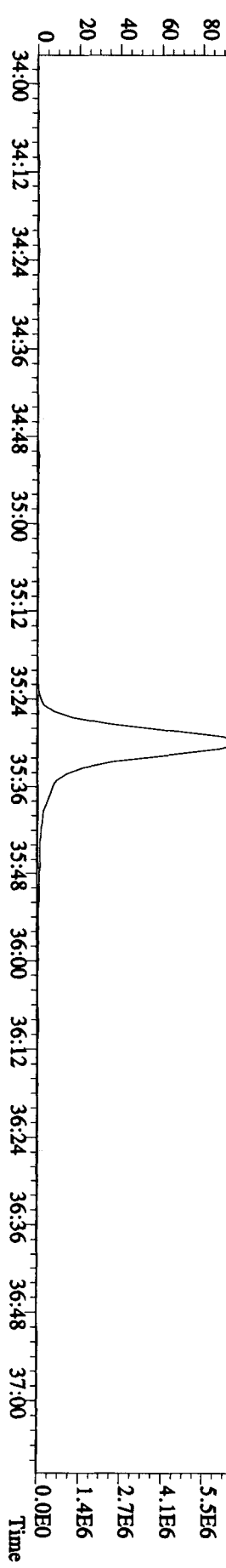
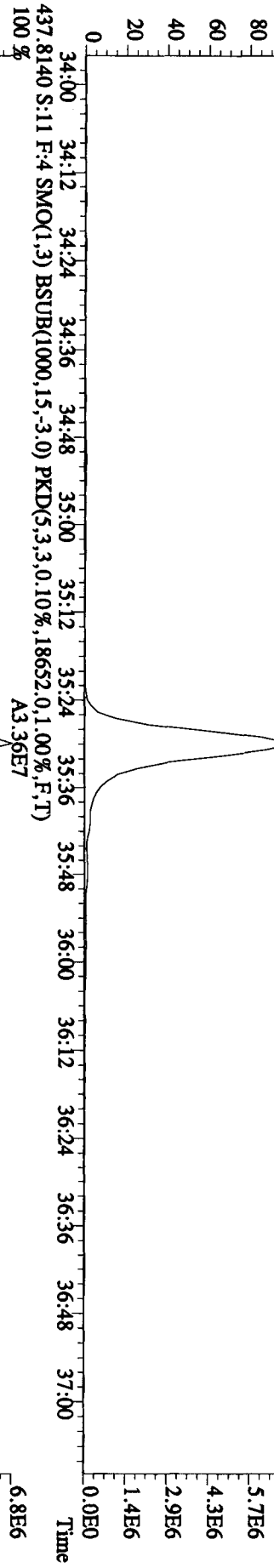
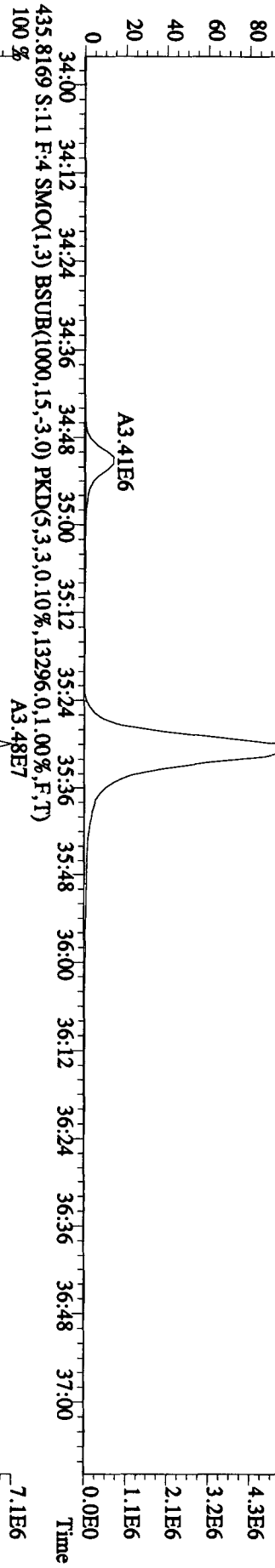
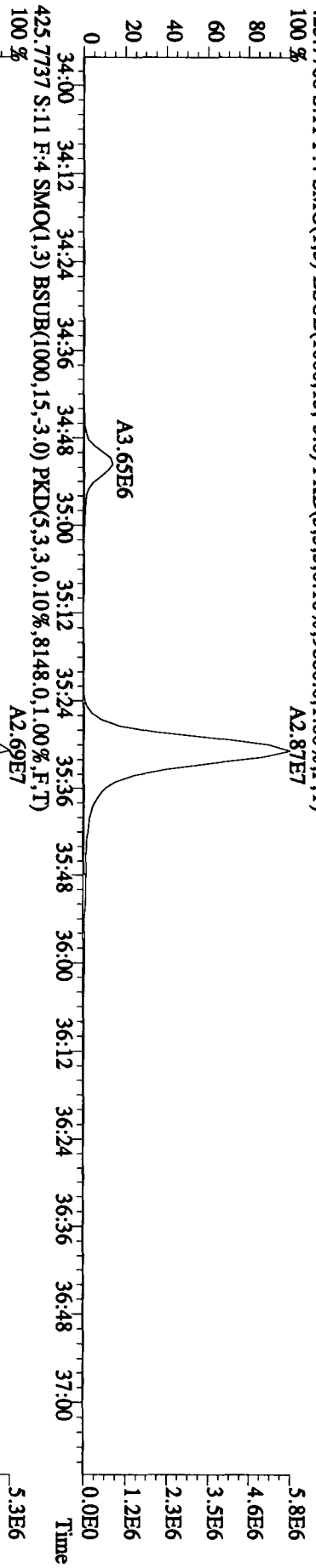
File:121A101D5 #1-362 Acq:12-JAN-2010 15:34:29 GC EI+ Voltage SIR 70SE
 Sample#11 Text:LRDQ3-1-AG :G9L180646-10D Exp:DIOXIN
 389.8157 S:11 F:3 SMO(1,3) BSUB(1000,15,-3.0) PKD(5,3,3,0.10%,4740.0,1.00%,F,T)



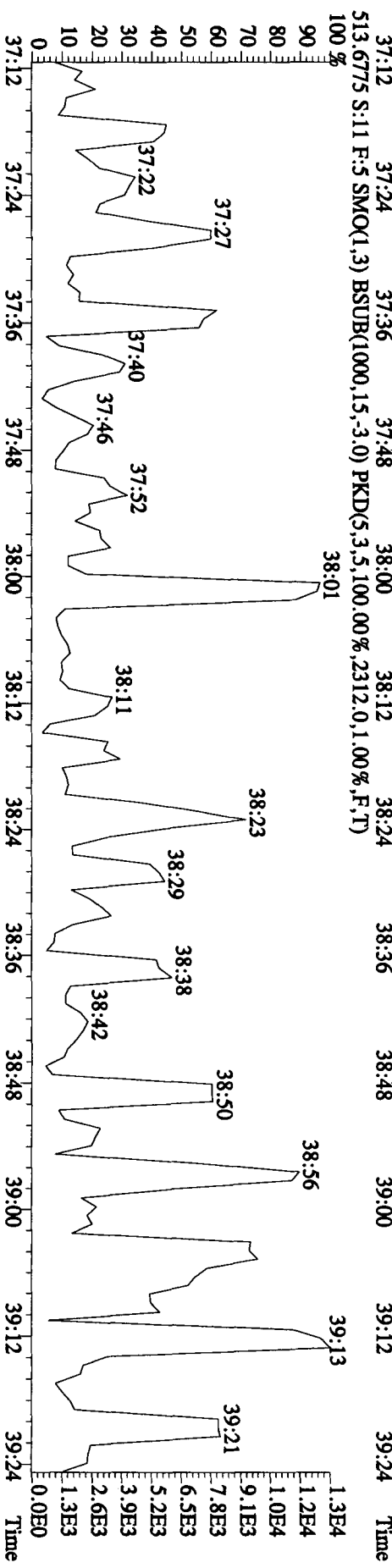
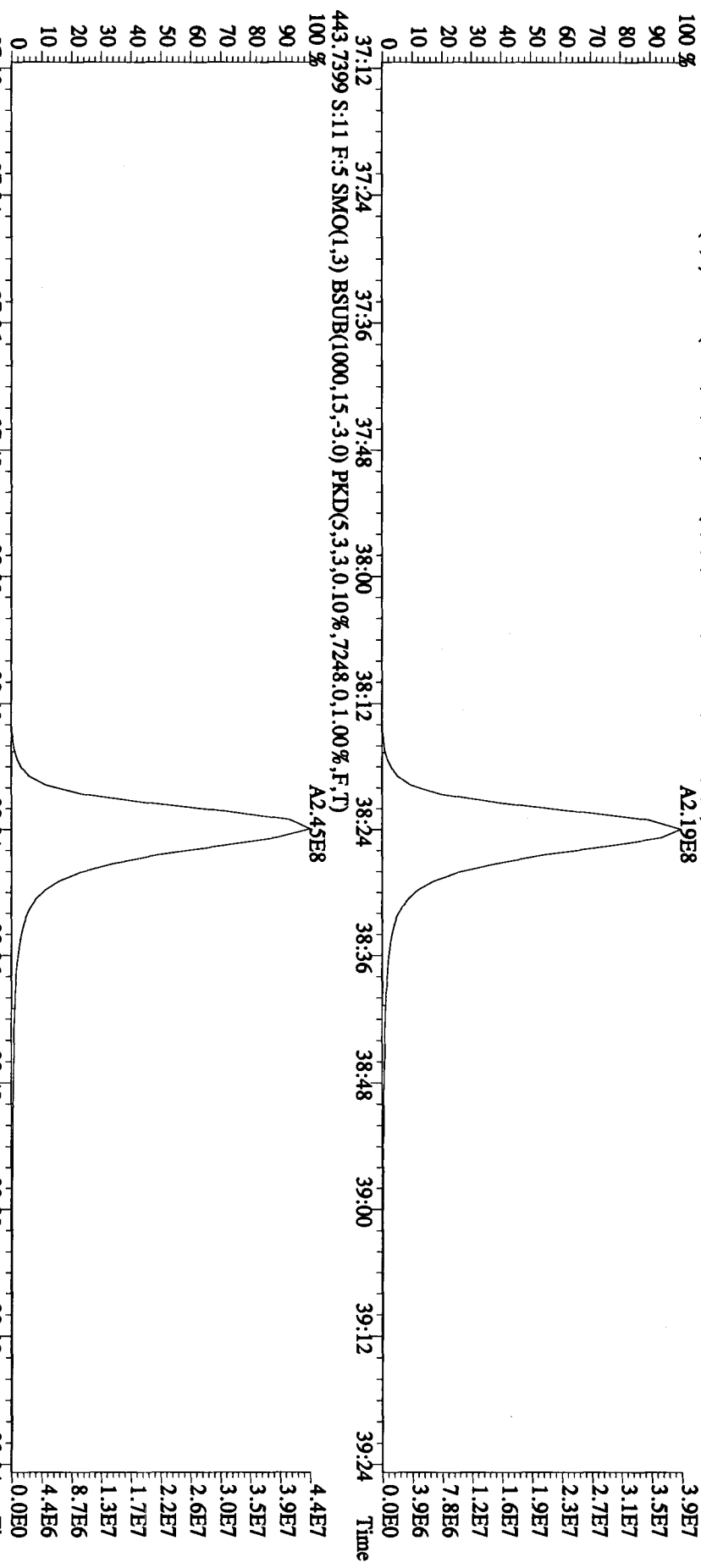
File: 121A101D5 #1-228 Acq: 12-JAN-2010 15:34:29 GC EI+ Voltage SIR 70SE
 Sample#11 Text: LRDO3-1-AG :G9L180646-10D Exp: DIOXIN
 407.7818 S:11 F:4 SMO(1,3) BSUB(1000,15,-3,0) PKD(5,3,3,0.10%,21744.0,1.00%,F,T)



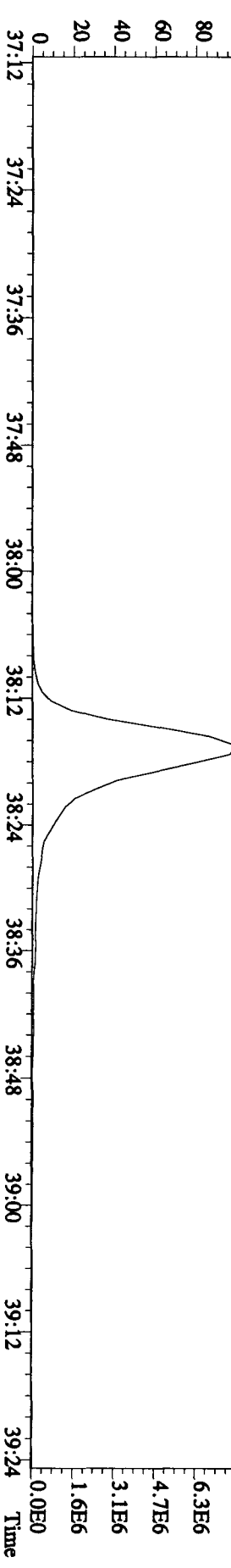
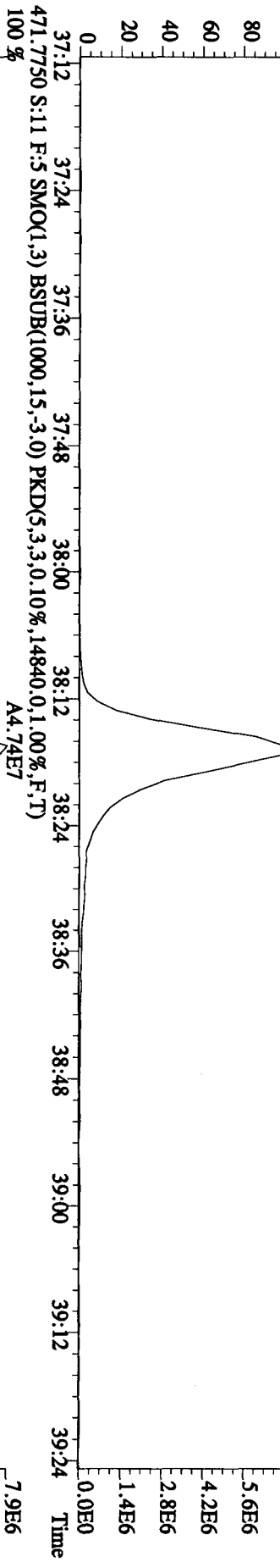
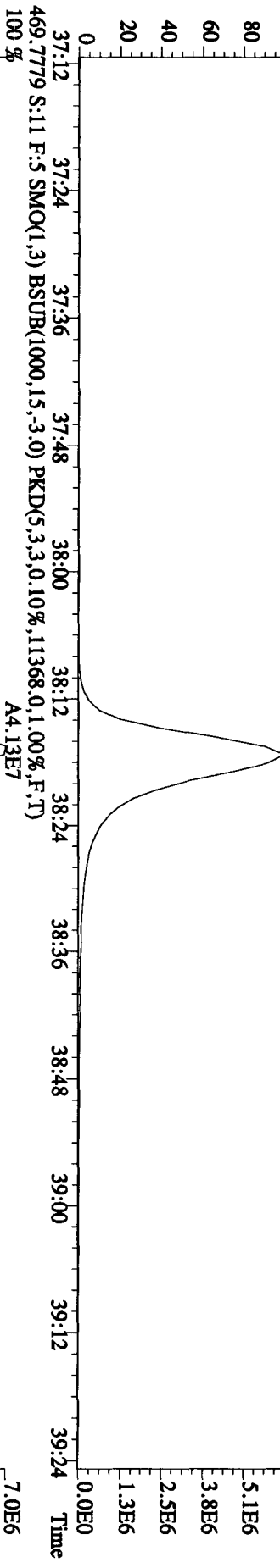
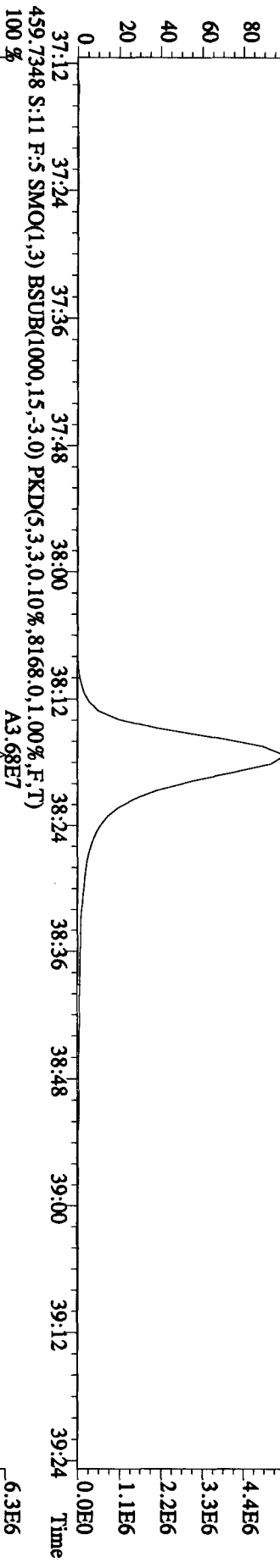
File:121A101D5 #1-228 Acq:12-JAN-2010 15:34:29 GC EI+ Voltage SIR 705E
 Sample#11 Text:LRDQ3-1-AG :G9L180646-10D Exp:DIOXIN
 423.7766 S:11 F:4 SMO(1,3) BSUB(1000,15,-3.0) PKD(5,3,3,0,10%,9880,0,1,00%,F,T)
 100 % A2.87E7



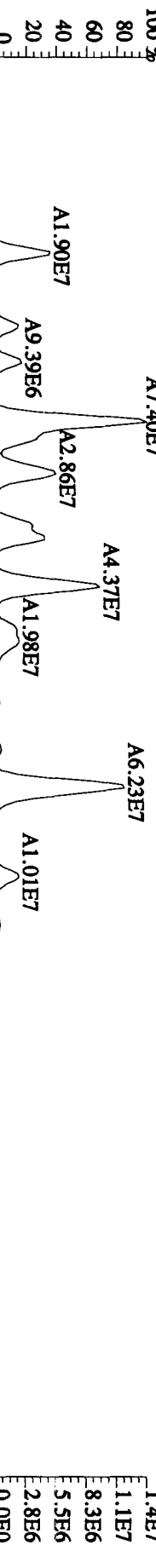
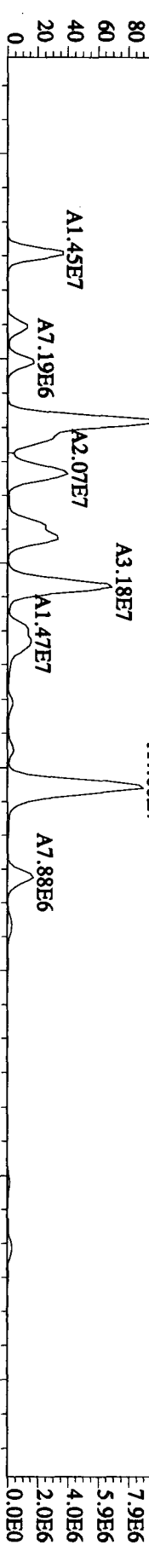
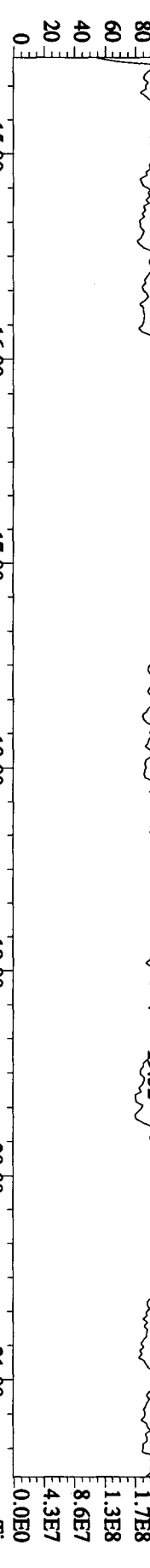


File:12JA101D5 #1-161 Acq:12-JAN-2010 15:34:29 GC EI+ Voltage SIR 70SE
 Sample#11 Text:LRDQ3-1-AG :G9L180646-10D Exp:DIOXIN
 441.7428 S:11 F:5 SMO(1,3) BSUB(1000,15,-3.0) PKD(5,3,3,0,10%,22880,0,1,00%,F,T)
 100%




File:121A101D5 #1-161 Acq:12-JAN-2010 15:34:29 GC EI+ Voltage SIR 70SE
 Sample#11 Text:LRDQ3-1-AG :G9L180646-10D Exp.:DIOXIN
 457.7377 S:11 F:5 SMO(1,3) BSUB(1000,15,-3.0) PKD(5,3,3,0.10%,5460.0,1.00%,F,T)
 100% A3.28E7

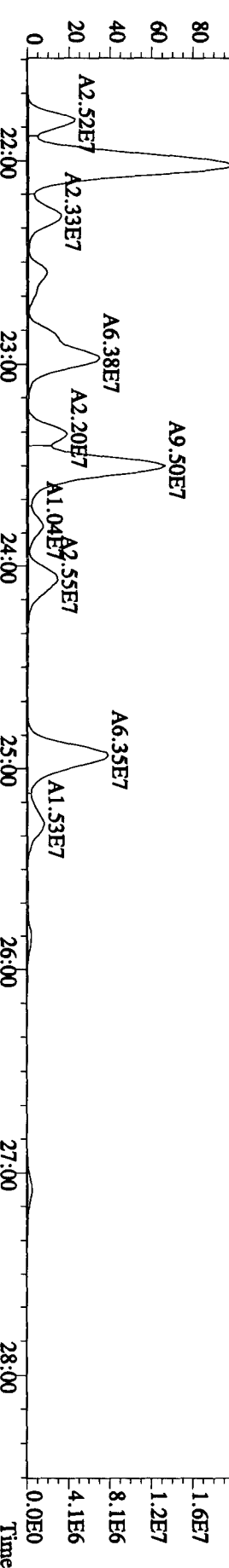




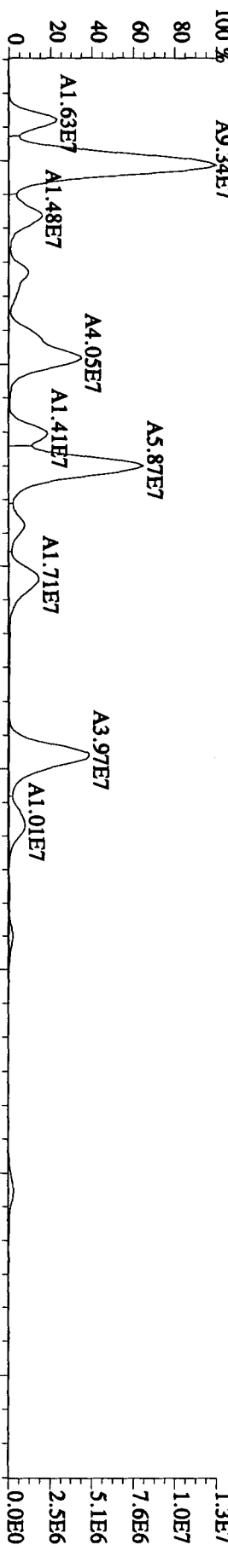
File: 12JA101D5 #1-494 Acq: 12-JAN-2010 15:34:29 GC EI+ Voltage SIR 70SE
 Sample#11 Text:LRD03-1-AG :G9L180646-10D Exp: DIOXIN
 342.9792 S:11 F:2 SMO(1,3) PKD(5,3,3,100.00%,0,0,1.00%,F,T)
 22:02 22:41 23:05 23:41 24:13 24:55 25:34 26:03 26:26 27:10 27:32 28:12



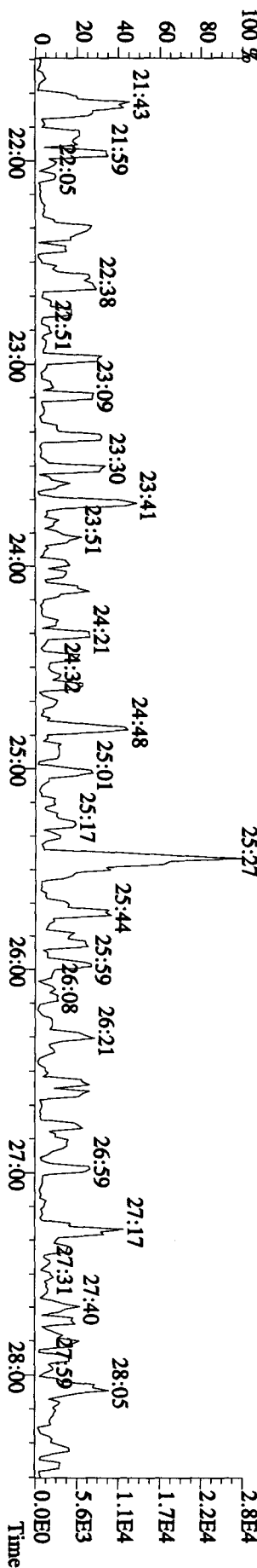
339.8597 S:11 F:2 SMO(1,3) BSUB(1000,15,-3.0) PKD(5,3,3,0.10%,104228.0,1.00%,F,T)
 100% A1.49E8



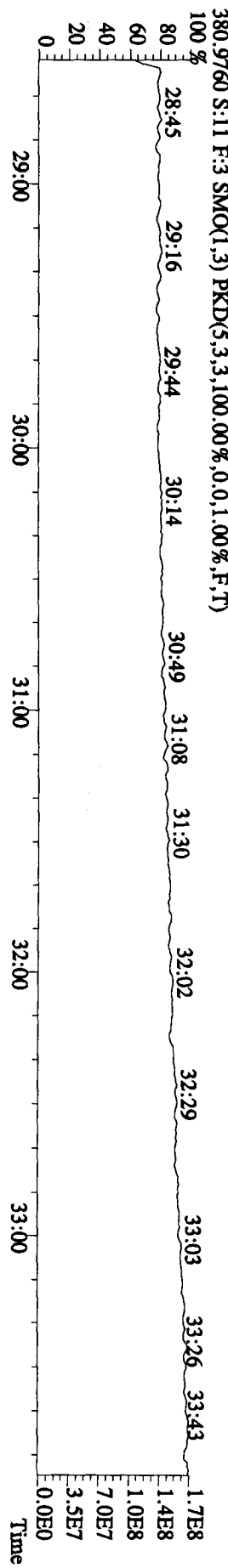
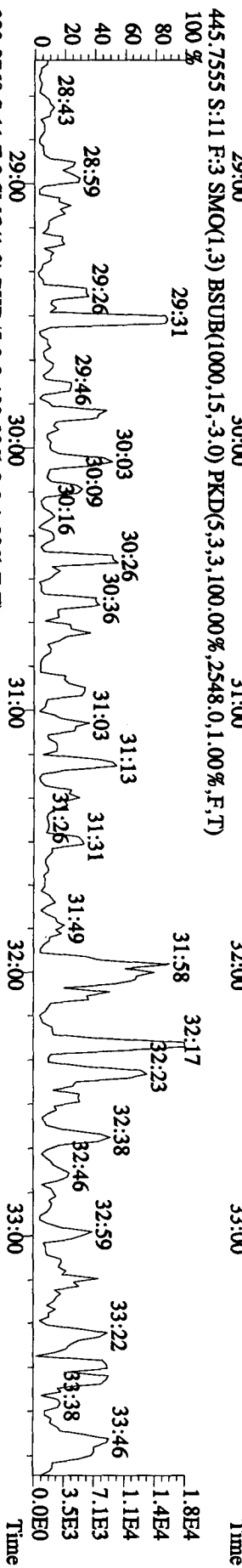
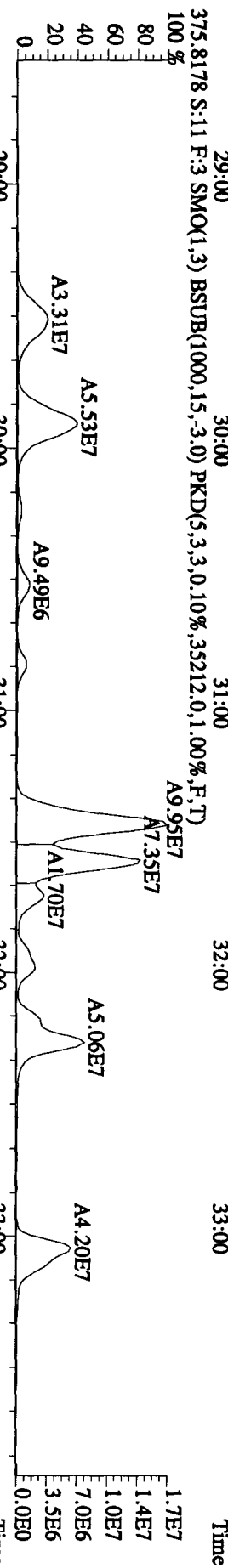
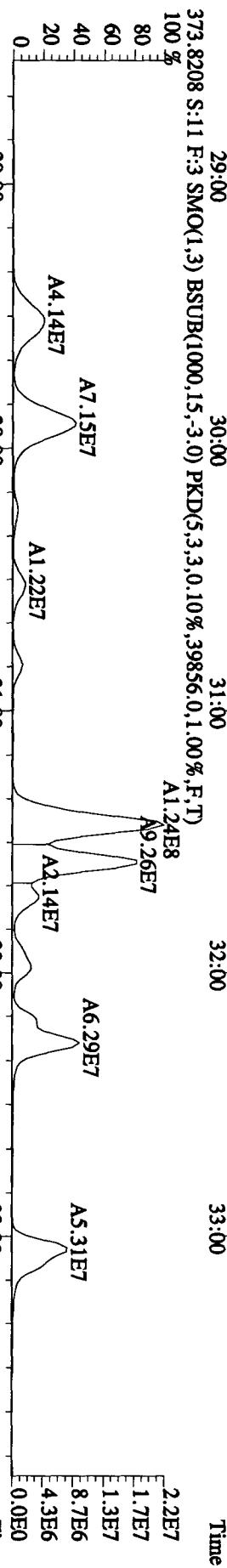

341.8567 S:11 F:2 SMO(1,3) BSUB(1000,15,-3.0) PKD(5,3,3,0.10%,14936.0,1.00%,F,T)
 100% A9.34E7

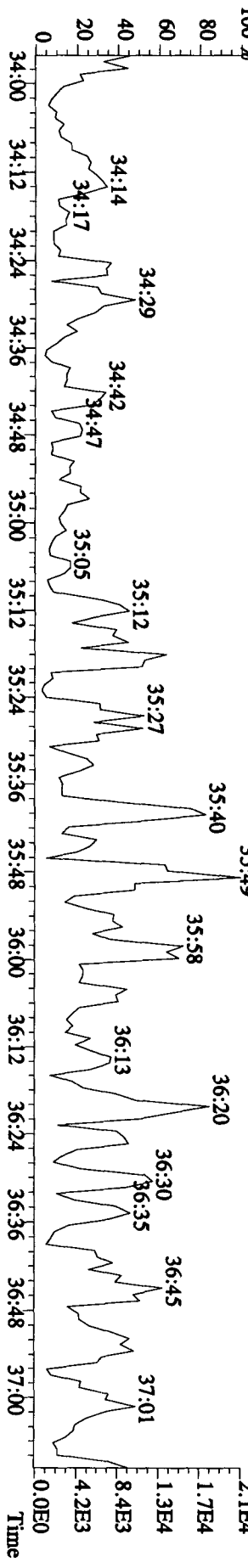
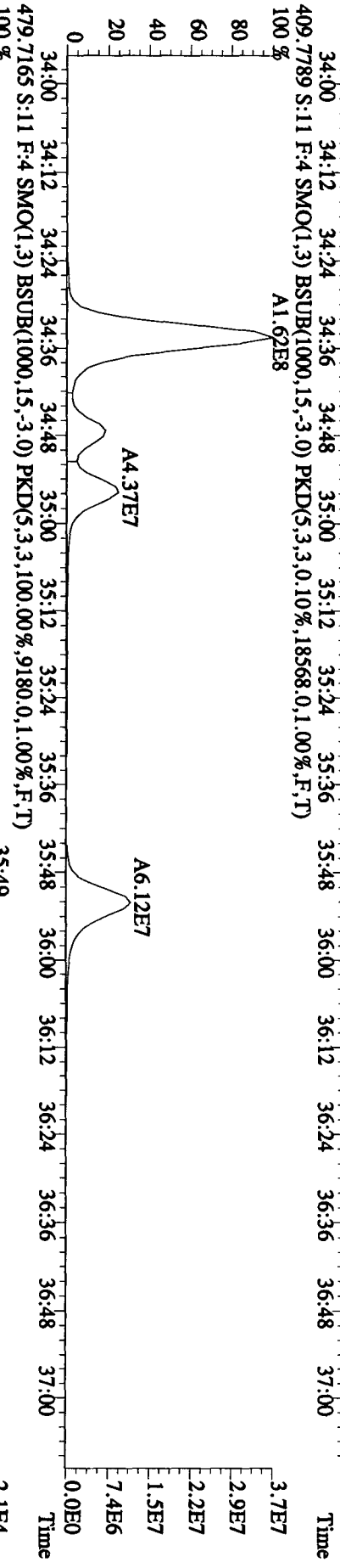
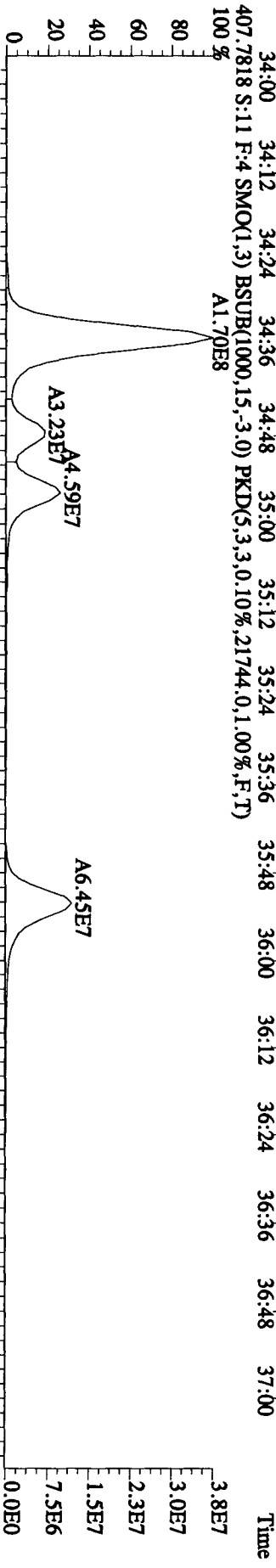



409.7974 S:11 F:2 SMO(1,3) BSUB(1000,15,-3.0) PKD(5,3,3,100.00%,1172.0,1.00%,F,T)
 100%




File: 121A101D5 #1-362 Acq: 12-JAN-2010 15:34:29 GC EI+ Voltage SIR 70SE
 Sample#11 Text: LRDQ3-1-AG :G9L180646-10D Exp: DIOXIN
 392.9760 S:11 F:3 SMO(1,3) PKD(5,3,3,100.00%,0.0,1.00%,F,T)





File: 12JAN10ID5 #1-161 Acq: 12-JAN-2010 15:34:29 GC EI + Voltage SFR 70SE
 Sample#11 Text:LRD03-1-AG :G9L180646-10D Exp:DIOXIN
 454.9728 S:11 F:5 SMO(1,3) PKD(5,3,3,100.00%,0.0,1.00%,F,T)



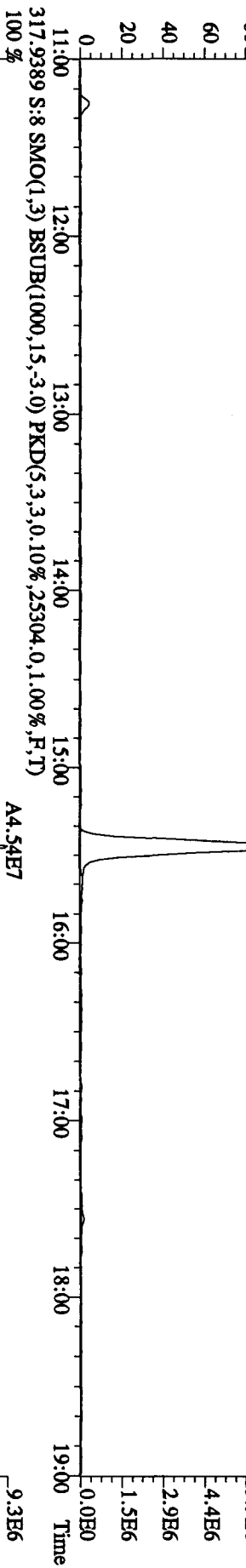
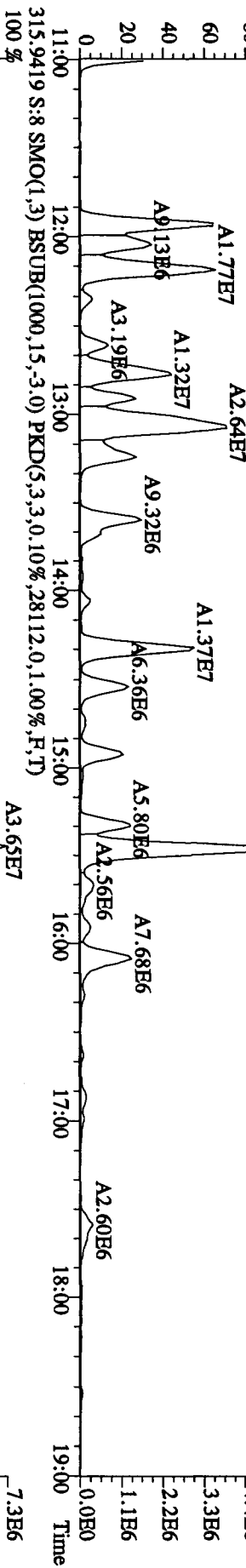
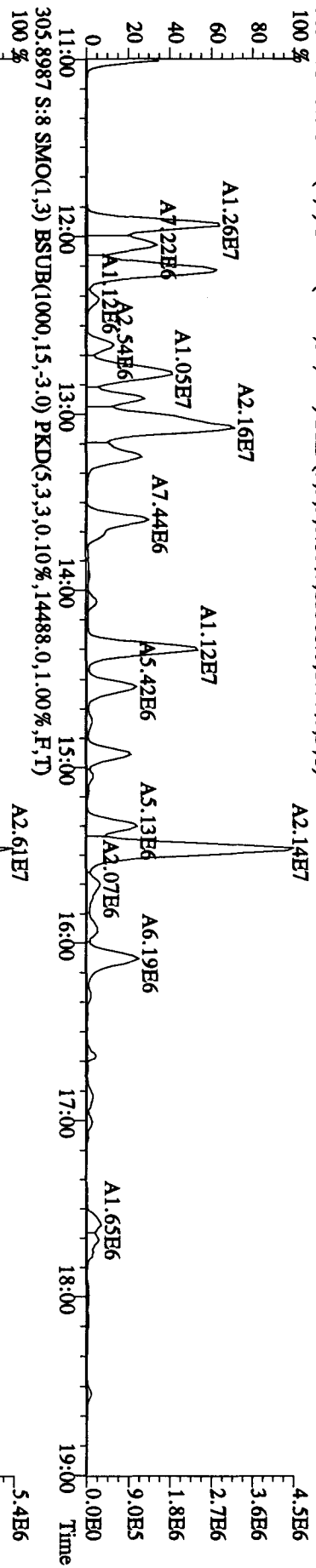
Run text: LRDQ3-2-AE Sample text: LRDQ3-2-AE :G9L180646-10DRX
 Run #12 Filename: 12JA10B5D2 S: 8 I: 1 Results: 12JA10B5D2DB225
 Acquired: 13-JAN-10 00:54:17 Processed: 13-JAN-10 10:54:07
 Run: 12JA10B5D2 Analyte: DB225HRS Cal: DB2250104105D2
 Factor 1: 1600.000 Factor 2: 20.000 Sample size: 10.2400g

Name	Resp	RA	RT	RRF	Conc	EDL	Rec	M
13C-1,2,3,4-TCDD	43844300	0.77 y	14:21	-	1.98	-	-	n
13C-2,3,7,8-TCDF	81922500	0.80 y	15:27	1.66	109.68	0.96	56.2	n
2,3,7,8-TCDF	47495300	0.82 y	15:28	1.01	111.72	1.04	-	n
13C-2,3,7,8-TCDD	44231500	0.78 y	14:06	0.95	103.58	1.49	53.0	n
2,3,7,8-TCDD	8412230	0.78 y	14:08	1.18	31.41	1.19	-	n
37C1-2,3,7,8-TCDD	76411600	1.00 y	14:07	2.07	82.30	0.44	105.3	n

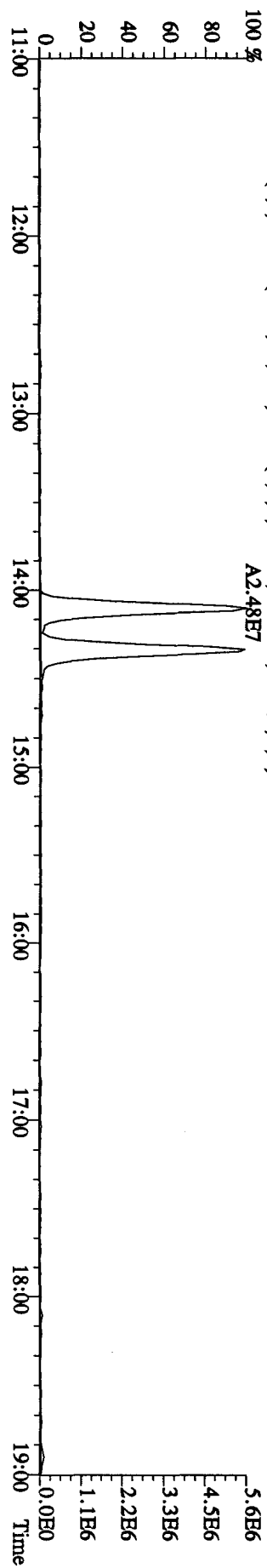
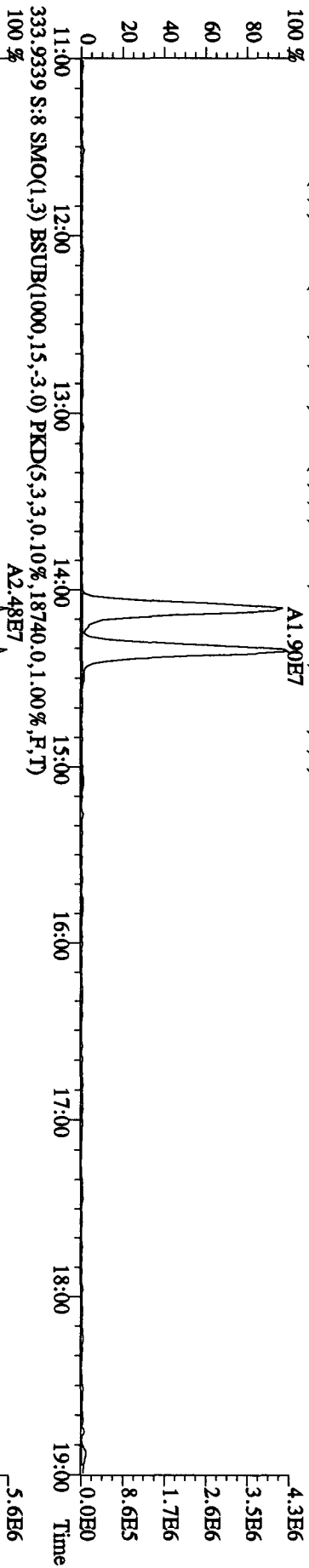
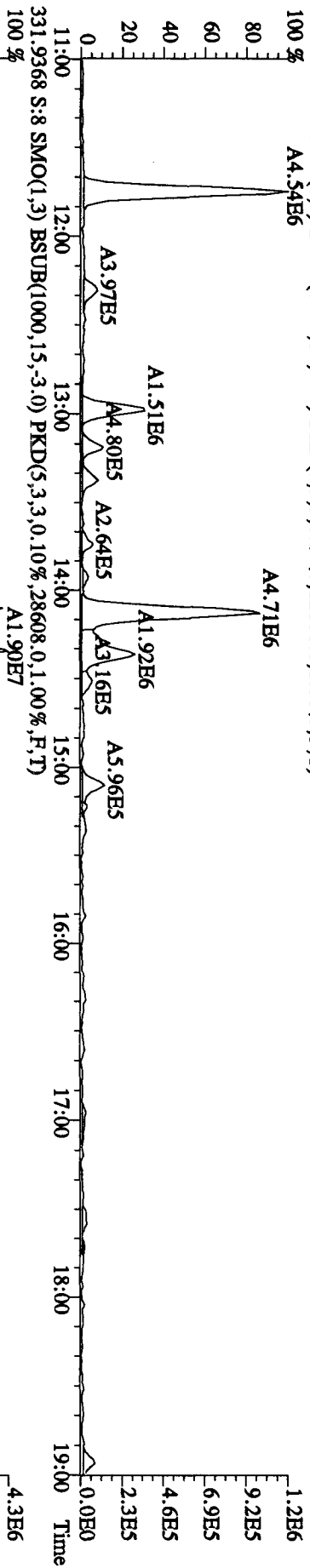
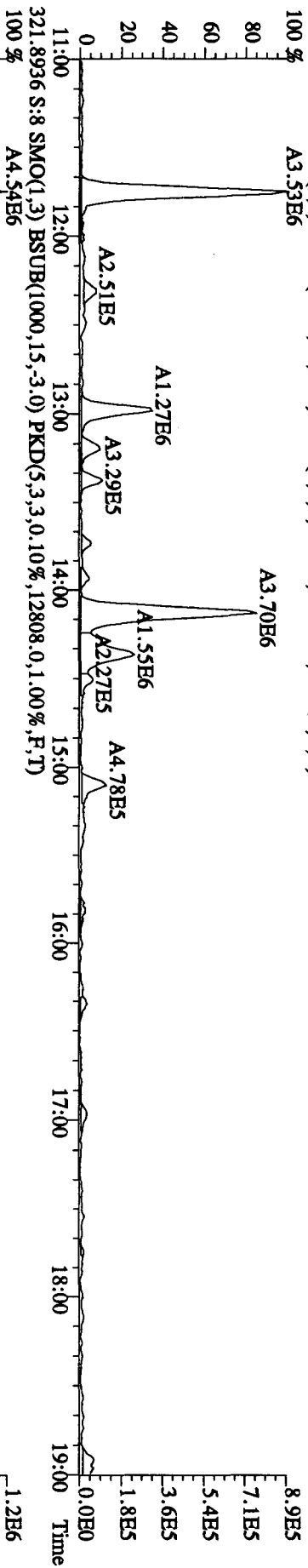
con. G

9826.4/11/10

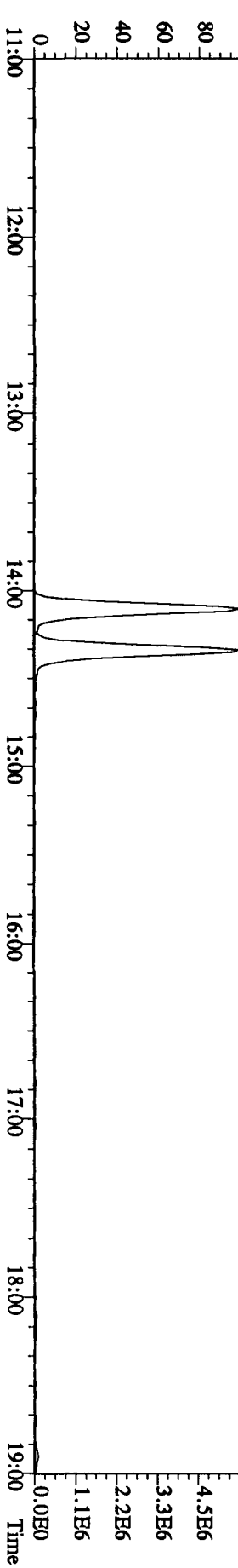
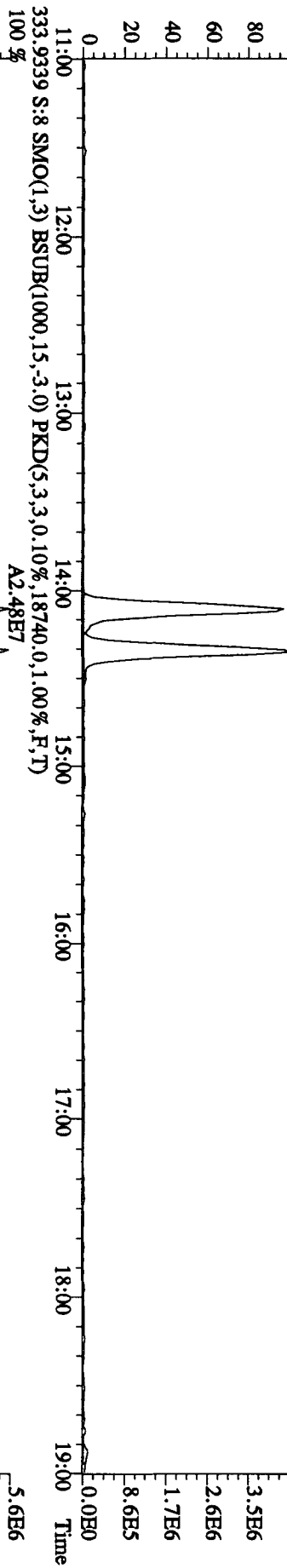

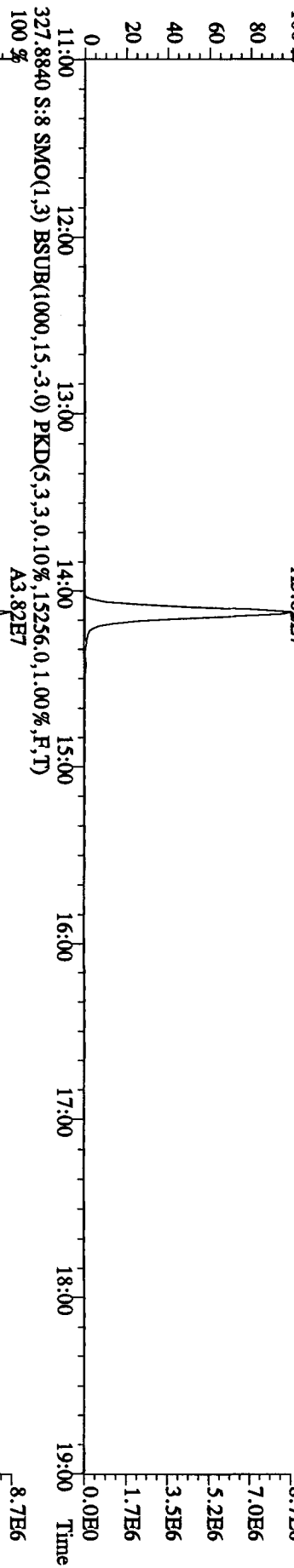
File:121A10B5D2 #1-1241 Acq:13-JAN-2010 00:54:17 GC EI+ Voltage SIR 70SE
 Sample#8 Text:L.RDQ3-2-AE :G9L180646-10DRX Exp:DB225
 303.9016 S:8 SMO(1,3) BSUB(1000,15,-3,0) PKD(5,3,3,0.10%,15388,0,1,00%,F,T)



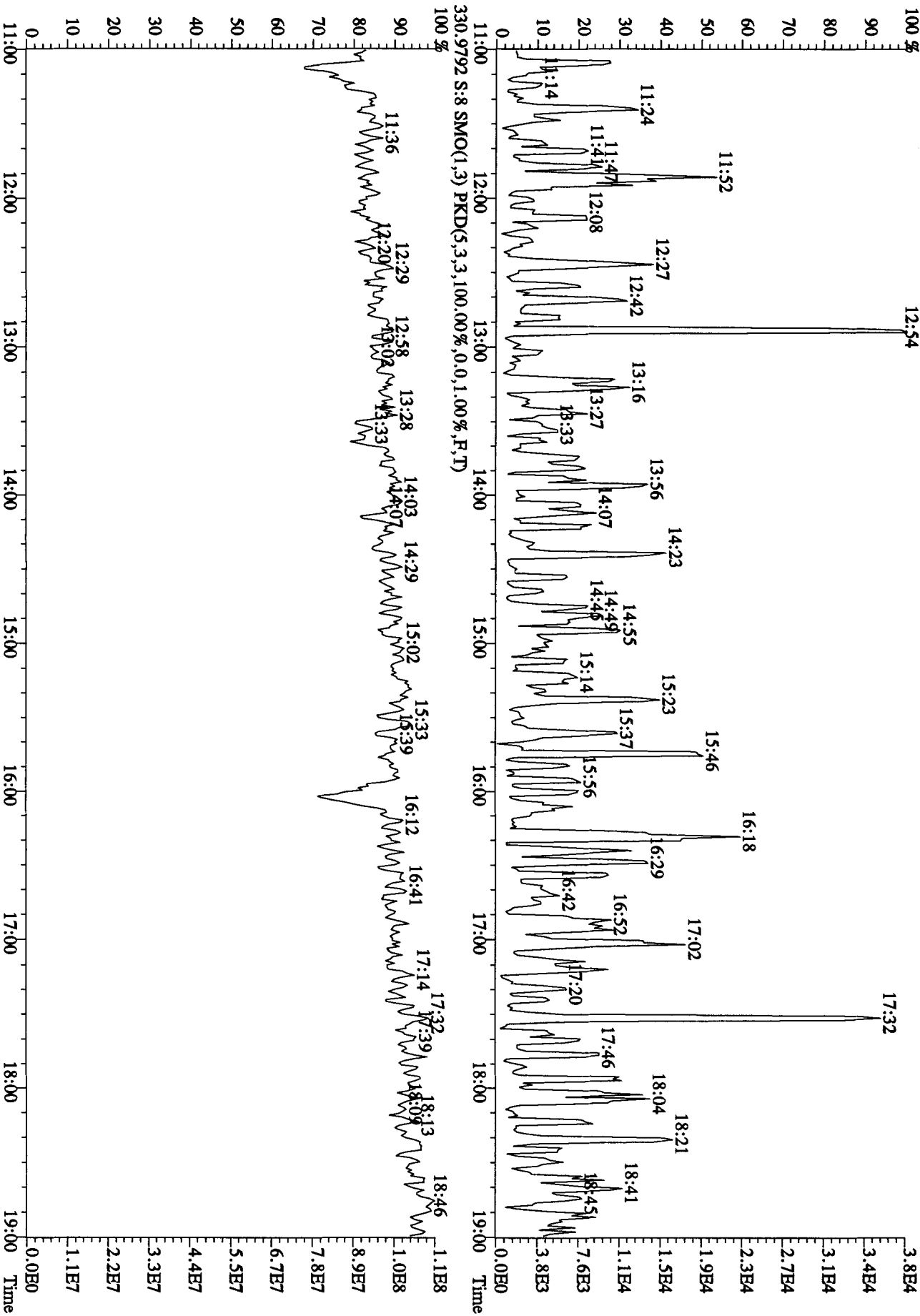
File:12\A10B5D2 #1-1241 Acq:13-JAN-2010 00:54:17 GC EI+ Voltage SIR 70SE
 Sample#8 Text:LRDQ3-2-AE :G9L180646-10DRX Exp:DB225
 319.8965 S:8 SMO(1,3) BSUB(1000,15,-3.0) PKD(5,3,3,0.10%,10424.0,1.00%,F,T)
 100% A3.53E6



File:121A10BSD2 #1-1241 Acq:13-JAN-2010 00:54:17 GC EI+ Voltage SIR 70SE
 Sample#8 Text:LRDQ3-2-AE :G9L180646-10DRX Exp:DB225
 327.8840 S:8 SMO(1,3) BSUB(1000,15,-3,0) PKD(5,3,3,0,10%,15256,0,1,00%,F,T)
 100 % A3.82E7



File:12J1A10B5D2 #1-1241 Acq:13-JAN-2010 00:54:17 GC EI+ Voltage SIR 70SE
 Sample#8 Text:LIRDQ3-2-AE :G9L180646-10DRX Exp:DB225
 375.8364 S:8 SMO(1,3) BSUB(1000,15,-3.0) PKD(5,3,3,100.00%,2228.0,1.00%,F,T)



Daily Calibration Checklist Dioxin Methods

Method ID 8290
 Column ID DB5
 STD ID ST0112, ST0112A
 Analyzed by A.M. M.G. na 1/12/10
 Std. Pkg. By M.G.
 Std. Pkg. Reviewed By JRB

Associated ICAL 82901231091D5
 Instrument ID 1D5
 STD Solution 090XN425
 Date Analyzed 1/12/10
 Date Std. Pkg. Assembled 1/13/10
 Date Std. Pkg. Reviewed 1/13/10

DAILY STANDARD PACKAGE	INITIATED	REVIEWED
Standard, CPSM, and Solvent Blank present?	✓	✓
Copy of log-file and Beginning Static Resolution present?	✓	✓
CPSM blow up present?	✓	✓
Curve Summary present?	✓	✓
Summary of Method criteria present or documented below?	✓	✓
Daily standard within method specified limits?*	✓ ①②	✓ ①②
Analyte retention times correct?	✓	✓
Isotopic ratios within limits?	✓	✓
CPSM valley ≤ method specified limits?*	✓	✓
Are chromatographic windows correct?	✓	✓
Samples analyzed within 12 hrs of daily standard?	✓	✓
Manual reintegration's checked and hardcopies included?	✓	✓
Ending Standard present?	✓	✓
Ending Static Resolutions present	✓	✓
Absolute retention times for 13C12-1,2,3,4-TCDD and 13C12-1,2,3,7,8,9-HxCDD are within +/- 15 seconds of the retention times in the Initial Calibration? (for 1613B only)	NA	NA

COMMENTS: ① -22.5% dev. for 1,2,3,4,7,8,9-HpCDF in ending standard... use ave. RRF = 0.92.

NCM # 07-0101654

② 31.8% dev. for 13C-1,2,3,6,7,8-HxCDD in ending standard... use ave. RRF = 0.93.

- * Method 8290/TO9/M0023A: (beginning) ≤ 20% from curve RRFs for native analytes, ≤ 30% from curve RRFs for labeled compounds. NCM # 07-0101655
- Method 8290/TO9/M0023A: (ending) ≤ 25% from curve RRFs for native analytes, ≤ 35% from curve RRFs for labeled compounds.
- Method 23: See Method 23 Daily Standard Criteria, Table 5.
- Method 1613B: See, Method 1613B or Method 1613B Tetras Daily Standard Criteria.
- ** Method 23/0023A CPSM Criteria: 25% valley between 2378 TCDF (DB-225)/TCDD (DB-5) and its closest eluters normalized to the smallest peak of the triplet
- Method 1613B/8290/TO9 CPSM Criteria: 25% valley between 2378 TCDF (DB-225)/TCDD (DB-5) and its closest eluters normalized to the 2378 peak.

Run text: ST0112 File text: ST0112 :CS3 09DXN425
 Run #6 Filename 12JA101D5 S: 1 I: 1
 Acquired: 12-JAN-10 08:33:54 Processed: 12-JAN-10 15:51:35
 Run: 12JA101D5 Analyte: 8290 Cal: 82901231091D5 Results: 12JA101D58290

Name	Resp	RA	RT	RRF	Amount	Dev'n	Mod?
13C-1,2,3,4-TCDD	184389300	0.79 y	18:40	-	100.00	-	n
13C-2,3,7,8-TCDF	275548000	0.76 y	18:07	1.49	100.00	-4.6	n
2,3,7,8-TCDF	23057890	0.75 y	18:08	0.84	10.00	-2.7	n
Total TCDF	23687905	0.65 n	17:45	0.84	10.00	-2.7	n
13C-2,3,7,8-TCDD	179328600	0.79 y	18:53	0.97	100.00	-2.1	n
2,3,7,8-TCDD	16025820	0.76 y	18:54	0.89	10.00	-4.3	n
Total TCDD	16025820	0.76 y	18:54	0.89	10.00	-4.3	n
37Cl-2,3,7,8-TCDD	36641800	1.00 y	18:54	1.99	10.00	-10.4	n
13C-1,2,3,7,8-PeCDF	200742900	1.67 y	23:34	1.09	100.00	1.5	n
1,2,3,7,8-PeCDF	102312000	1.65 y	23:35	1.02	50.00	1.9	n
2,3,4,7,8-PeCDF	96186800	1.66 y	25:01	0.96	50.00	2.1	n
Total F2 PeCDF	199258774	1.65 y	23:35	0.99	100.00	2.0	n
Total F1 PeCDF	163556	0.83 n	15:00	0.99	100.00	2.0	n
13C-1,2,3,7,8-PeCDD	130699800	1.65 y	25:47	0.71	100.00	6.4	n
1,2,3,7,8-PeCDD	58077100	1.66 y	25:48	0.89	50.00	-4.4	n
Total PeCDD	58219770	1.66 y	25:48	0.89	50.00	-4.4	n
13C-1,2,3,7,8,9-HxCDD	180353600	1.31 y	32:51	-	100.00	-	n
13C-1,2,3,4,7,8-HxCDF	156858500	0.51 y	31:27	0.87	100.00	-2.6	n
1,2,3,4,7,8-HxCDF	95889200	1.25 y	31:28	1.22	50.00	2.0	n
1,2,3,6,7,8-HxCDF	113162500	1.24 y	31:37	1.44	50.00	5.2	n
2,3,4,6,7,8-HxCDF	110590200	1.23 y	32:18	1.41	50.00	13.5	n
1,2,3,7,8,9-HxCDF	97219500	1.29 y	33:04	1.24	50.00	-6.5	n
Total HxCDF	417537456	1.25 y	31:28	1.33	200.00	3.4	n
13C-1,2,3,6,7,8-HxCDD	162414300	1.26 y	32:31	0.90	100.00	23.0	y
1,2,3,4,7,8-HxCDD	64641800	1.25 y	32:27	0.80	50.00	-17.9	n
1,2,3,6,7,8-HxCDD	90349500	1.27 y	32:32	1.11	50.00	5.1	n
1,2,3,7,8,9-HxCDD	86026000	1.29 y	32:52	1.06	50.00	-16.9	n
Total HxCDD	241017300	1.25 y	32:27	0.99	150.00	-10.2	n
13C-1,2,3,4,6,7,8-HpCDF	171696100	0.42 y	34:36	0.95	100.00	10.7	n
1,2,3,4,6,7,8-HpCDF	111143000	1.07 y	34:36	1.29	50.00	0.6	n
1,2,3,4,7,8,9-HpCDF	83186200	1.08 y	35:54	0.97	50.00	-14.7	n
Total HpCDF	194329200	1.07 y	34:36	1.13	100.00	-6.5	n
13C-1,2,3,4,6,7,8-HpCDD	139765500	1.12 y	35:32	0.77	100.00	3.0	n
1,2,3,4,6,7,8-HpCDD	72140200	1.08 y	35:32	1.03	50.00	3.5	n
Total HpCDD	73032276	1.00 y	34:53	1.03	50.00	3.5	n
13C-OCDD	207343300	0.89 y	38:18	0.57	200.00	1.8	n
OCDF	135310500	0.90 y	38:26	1.31	100.00	-9.2	n
OCDD	114396200	0.89 y	38:18	1.10	100.00	-0.5	n

Run text: ST0112 File text: ST0112 :CS3 09DXN425
 Run #6 Filename 12JA101D5 S: 1 I: 1
 Acquired: 12-JAN-10 08:33:54 Processed: 12-JAN-10 15:51:35
 Run: 12JA101D5 Analyte: 8290 Cal: 82901231091D5 Results: 12JA101D58290

Name	Resp	RA	RT	RRF	Amount	Dev'n	Mod?
13C-1,2,3,4-TCDD	184389300	0.79 y	18:40	-	100.00	-	n
13C-2,3,7,8-TCDF	275548000	0.76 y	18:07	1.49	100.00	-4.6	n
2,3,7,8-TCDF	23057890	0.75 y	18:08	0.84	10.00	-2.7	n
Total TCDF	23687905	0.65 n	17:45	0.84	10.00	-2.7	n
13C-2,3,7,8-TCDD	179328600	0.79 y	18:53	0.97	100.00	-2.1	n
2,3,7,8-TCDD	16025820	0.76 y	18:54	0.89	10.00	-4.3	n
Total TCDD	16025820	0.76 y	18:54	0.89	10.00	-4.3	n
37Cl-2,3,7,8-TCDD	36641800	1.00 y	18:54	1.99	10.00	-10.4	n
13C-1,2,3,7,8-PeCDF	200742900	1.67 y	23:34	1.09	100.00	1.5	n
1,2,3,7,8-PeCDF	102312000	1.65 y	23:35	1.02	50.00	1.9	n
2,3,4,7,8-PeCDF	96186800	1.66 y	25:01	0.96	50.00	2.1	n
Total F2 PeCDF	199258774	1.65 y	23:35	0.99	100.00	2.0	n
Total F1 PeCDF	163556	0.83 n	15:00	0.99	100.00	2.0	n
13C-1,2,3,7,8-PeCDD	130699800	1.65 y	25:47	0.71	100.00	6.4	n
1,2,3,7,8-PeCDD	58077100	1.66 y	25:48	0.89	50.00	-4.4	n
Total PeCDD	58219770	1.66 y	25:48	0.89	50.00	-4.4	n
13C-1,2,3,7,8,9-HxCDD	180353500	1.31 y	32:51	-	100.00	-	n
13C-1,2,3,4,7,8-HxCDF	156858500	0.51 y	31:27	0.87	100.00	-2.6	n
1,2,3,4,7,8-HxCDF	95889200	1.25 y	31:28	1.22	50.00	2.0	n
1,2,3,6,7,8-HxCDF	113162500	1.24 y	31:37	1.44	50.00	5.2	n
2,3,4,6,7,8-HxCDF	110590200	1.23 y	32:18	1.41	50.00	13.5	n
1,2,3,7,8,9-HxCDF	97219500	1.29 y	33:04	1.24	50.00	-6.5	n
Total HxCDF	417537456	1.25 y	31:28	1.33	200.00	3.4	n
13C-1,2,3,6,7,8-HxCDD	168068400	1.26 y	32:31	0.93	100.00	27.3	n
1,2,3,4,7,8-HxCDD	64641800	1.25 y	32:27	0.77	50.00	-20.7	n
1,2,3,6,7,8-HxCDD	90349500	1.27 y	32:32	1.08	50.00	1.6	n
1,2,3,7,8,9-HxCDD	86026000	1.29 y	32:52	1.02	50.00	-19.7	n
Total HxCDD	241017300	1.25 y	32:27	0.96	150.00	-13.2	n
13C-1,2,3,4,6,7,8-HpCDF	171696100	0.42 y	34:36	0.95	100.00	10.7	n
1,2,3,4,6,7,8-HpCDF	111143000	1.07 y	34:36	1.29	50.00	0.6	n
1,2,3,4,7,8,9-HpCDF	83186200	1.08 y	35:54	0.97	50.00	-14.7	n
Total HpCDF	194329200	1.07 y	34:36	1.13	100.00	-6.5	n
13C-1,2,3,4,6,7,8-HpCDD	139765500	1.12 y	35:32	0.77	100.00	3.0	n
1,2,3,4,6,7,8-HpCDD	72140200	1.08 y	35:32	1.03	50.00	3.5	n
Total HpCDD	73032276	1.00 y	34:53	1.03	50.00	3.5	n
13C-OCDD	207343300	0.89 y	38:18	0.57	200.00	1.8	n
OCDF	135310500	0.90 y	38:26	1.31	100.00	-9.2	n
OCDD	114396200	0.89 y	38:18	1.10	100.00	-0.5	n

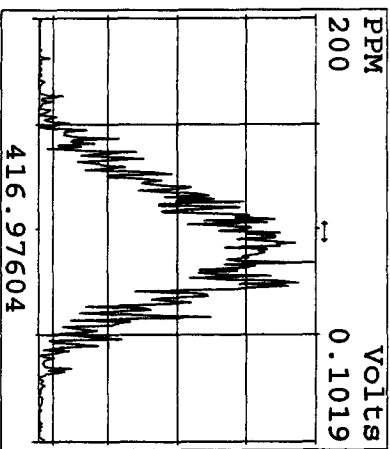
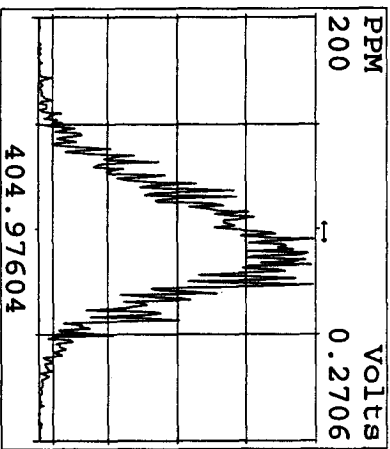
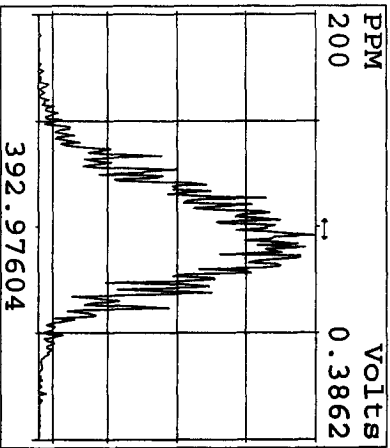
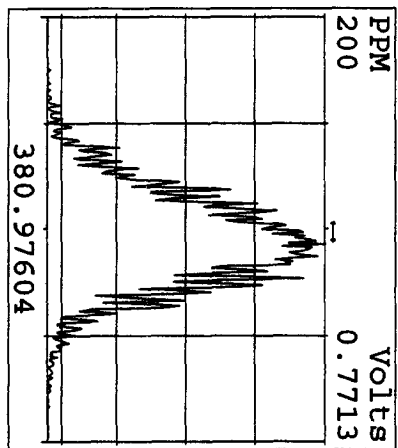
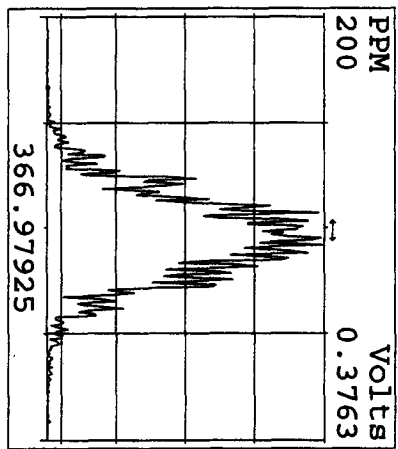
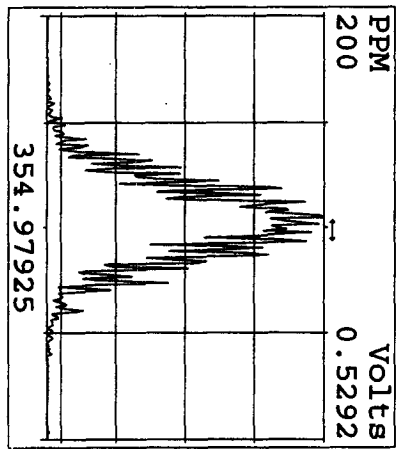
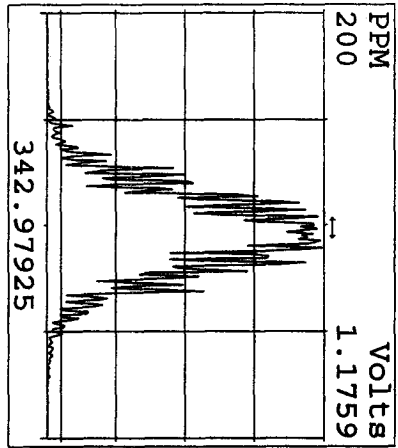
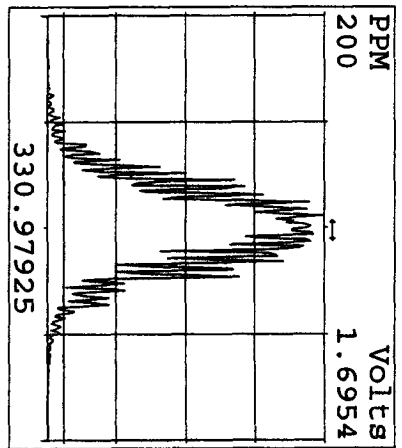
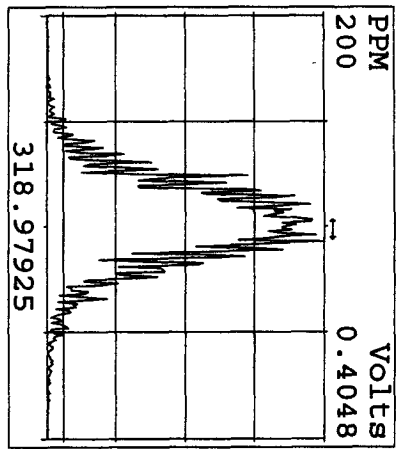
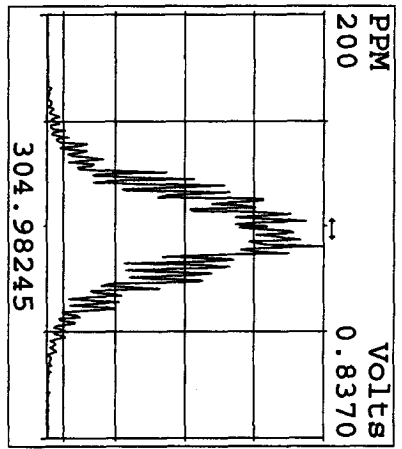
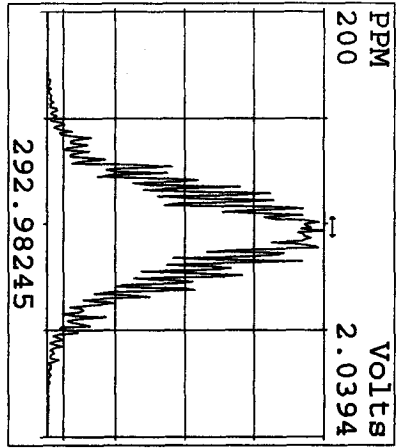
Run text: ST0112A File text: ST0112A :CS3 09DXN425
 Run #17 Filename 12JA101D5 S: 15 I: 1
 Acquired: 12-JAN-10 18:21:47 Processed: 12-JAN-10 19:07:38
 Run: 12JA101D5 Analyte: 8290 Cal: 82901231091D5 Results: 12JA101D58290

Name	Resp	RA	RT	RRF	Amount	Dev'n	Mod?
13C-1,2,3,4-TCDD	207899100	0.81 y	18:39	-	100.00	-	n
13C-2,3,7,8-TCDF	302642000	0.75 y	18:05	1.46	100.00	-7.0	n
2,3,7,8-TCDF	21995140	0.75 y	18:06	0.73	10.00	-15.5	n
Total TCDF	22121592	0.42 n	17:43	0.73	10.00	-15.5	n
13C-2,3,7,8-TCDD	204671800	0.78 y	18:51	0.98	100.00	-0.9	n
2,3,7,8-TCDD	16975700	0.74 y	18:52	0.83	10.00	-11.2	n
Total TCDD	16975700	0.74 y	18:52	0.83	10.00	-11.2	n
37Cl-2,3,7,8-TCDD	42611600	1.00 y	18:52	2.05	10.00	-7.6	n
13C-1,2,3,7,8-PeCDF	232692500	1.68 y	23:31	1.12	100.00	4.3	n
1,2,3,7,8-PeCDF	119814200	1.63 y	23:33	1.03	50.00	3.0	n
2,3,4,7,8-PeCDF	112325200	1.62 y	25:00	0.97	50.00	2.9	n
Total F2 PeCDF	232979093	0.17 n	22:52	1.00	100.00	2.9	n
Total F1 PeCDF	382887	0.72 n	16:00	1.00	100.00	2.9	n
13C-1,2,3,7,8-PeCDD	133390800	1.68 y	25:44	0.64	100.00	-3.7	n
1,2,3,7,8-PeCDD	65431800	1.66 y	25:47	0.98	50.00	5.6	n
Total PeCDD	65715677	3.07 n	25:18	0.98	50.00	5.6	n
13C-1,2,3,7,8,9-HxCDD	199710700	1.31 y	32:50	-	100.00	-	n
13C-1,2,3,4,7,8-HxCDF	197225800	0.51 y	31:26	0.99	100.00	10.6	n
1,2,3,4,7,8-HxCDF	119176700	1.24 y	31:27	1.21	50.00	0.8	n
1,2,3,6,7,8-HxCDF	131253800	1.27 y	31:36	1.33	50.00	-2.9	n
2,3,4,6,7,8-HxCDF	126208200	1.24 y	32:17	1.28	50.00	3.0	n
1,2,3,7,8,9-HxCDF	114696500	1.24 y	33:04	1.16	50.00	-12.3	n
Total HxCDF	491508249	1.24 y	31:27	1.25	200.00	-3.0	n
13C-1,2,3,6,7,8-HxCDD	192717300	1.27 y	32:31	0.96	100.00	31.8	n
1,2,3,4,7,8-HxCDD	76161500	1.27 y	32:26	0.79	50.00	-18.5	n
1,2,3,6,7,8-HxCDD	108547200	1.29 y	32:32	1.13	50.00	6.4	n
1,2,3,7,8,9-HxCDD	100775900	1.29 y	32:51	1.05	50.00	-18.0	n
Total HxCDD	285484600	1.27 y	32:26	0.99	150.00	-10.3	n
13C-1,2,3,4,6,7,8-HpCDF	197590700	0.42 y	34:36	0.99	100.00	15.0	n
1,2,3,4,6,7,8-HpCDF	118308100	1.07 y	34:37	1.20	50.00	-6.9	n
1,2,3,4,7,8,9-HpCDF	86883900	1.04 y	35:55	0.88	50.00	-22.5	n
Total HpCDF	205192000	1.07 y	34:37	1.04	100.00	-14.2	n
13C-1,2,3,4,6,7,8-HpCDD	173819100	1.07 y	35:32	0.87	100.00	15.7	n
1,2,3,4,6,7,8-HpCDD	86725400	1.11 y	35:33	1.00	50.00	0.0	n
Total HpCDD	87000051	1.55 n	34:54	1.00	50.00	0.0	n
13C-OCDD	232075000	0.91 y	38:19	0.58	200.00	2.9	n
OCDF	167262500	0.91 y	38:27	1.44	100.00	0.3	n
OCDD	137473000	0.89 y	38:19	1.18	100.00	6.8	n

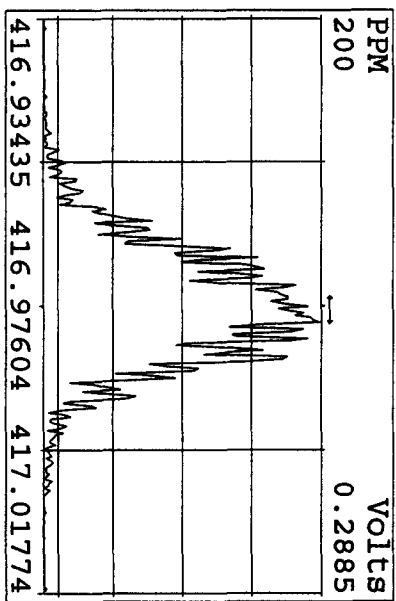
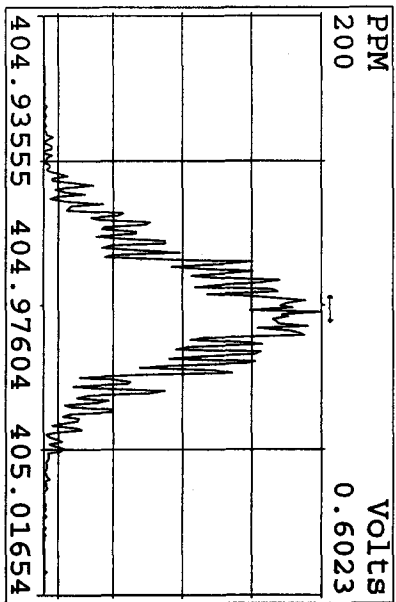
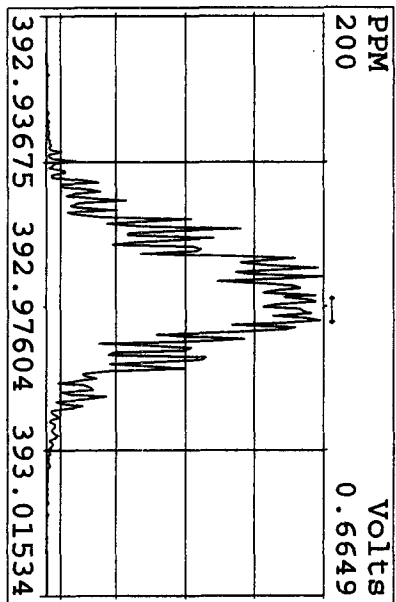
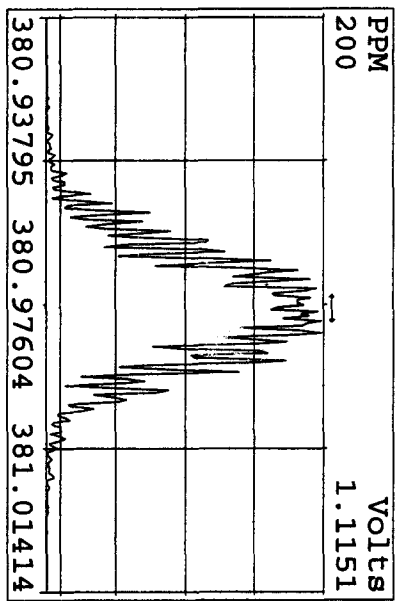
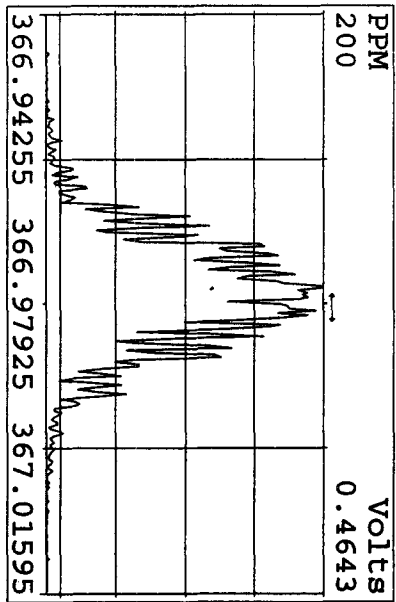
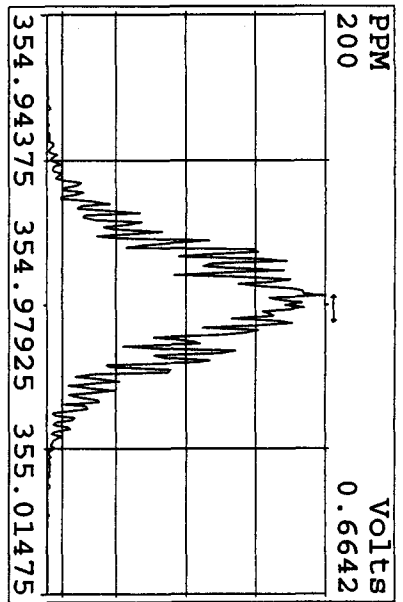
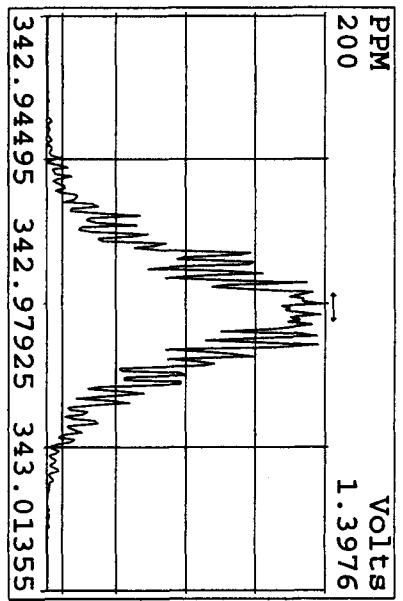
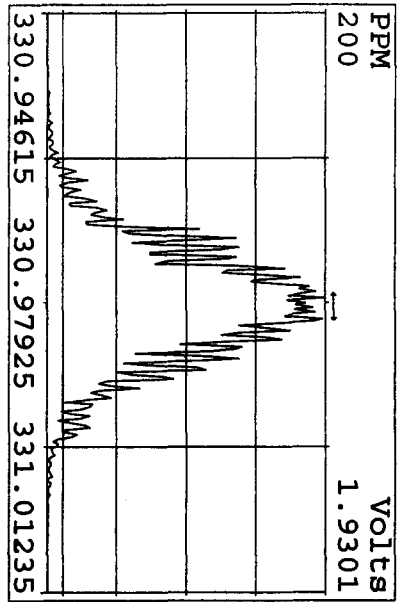
Data file	Smp	Work Order	Sample ID	FV-uL	Method/Matrix	Box	Size	U
12JA101D5	1	ST0112	CS3 09DXN425				1.000	
12JA101D5	2	CP0112	DB-5 CPSM 3732-04				1.000	
12JA101D5	3	CP0112A	DB-5 CPSM 3732-04				1.000	
12JA101D5	4	SB0112	Solvent Blank C-14				1.000	
12JA101D5	5	LRQ9P-1-AC	G9L310000-111C	20	8290/WATER	79	1.000	L
12JA101D5	6	LRDQV-2-AA	G9L180646-4RX	10	8290/SOLID	85	10.040	g
12JA101D5	7	LRDQW-2-AA	G9L180646-5RX	10	8290/SOLID		10.120	g
12JA101D5	8	LRDQ2-2-AA	G9L180646-9RX	10	8290/SOLID		10.310	g
12JA101D5	9	LRDQ3-2-AA	G9L180646-10RX	10	8290/SOLID		10.030	g
12JA101D5	10	LRDQ3-1-AF	G9L180646-10S	10	8290/SOLID		10.490	g
12JA101D5	11	LRDQ3-1-AG	G9L180646-10D	10	8290/SOLID		10.240	g
12JA101D5	12	LRDQX-2-AA	G9L180646-6RX	10	8290/SOLID		10.620	g
12JA101D5	13	LRDQ0-2-AA	G9L180646-7RX	10	8290/SOLID		10.180	g
12JA101D5	14	SB0112A	Solvent Blank C-14				1.000	
12JA101D5	15	ST0112A	CS3 09DXN425				1.000	
12JA101D5	16						1.000	
12JA101D5	17						1.000	
12JA101D5	18						1.000	
12JA101D5	19		MG 01/12/10				1.000	

log file reviewed
1-12-10 am

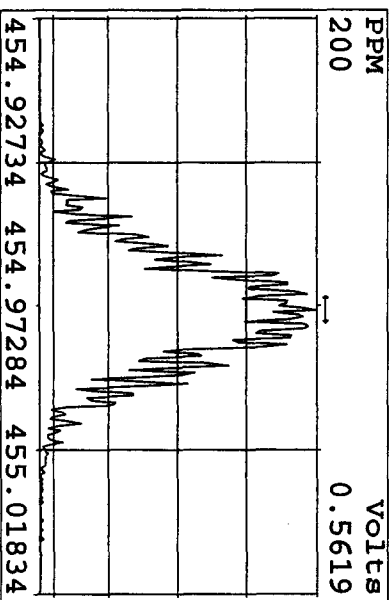
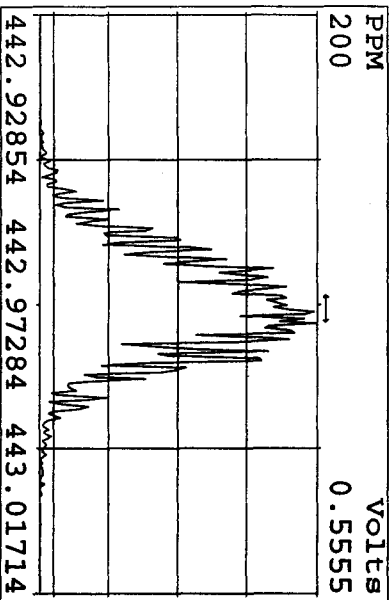
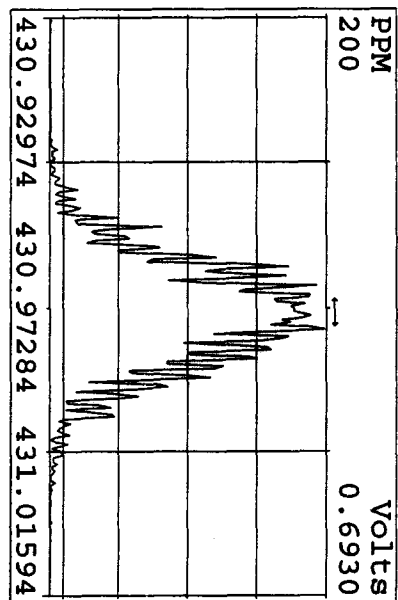
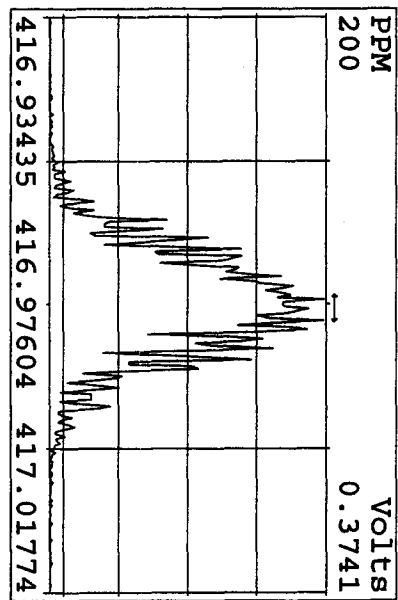
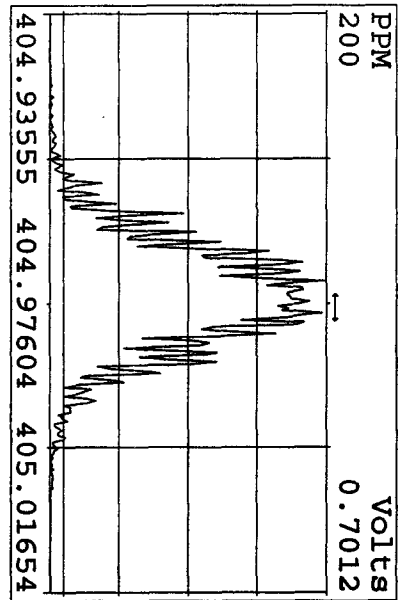
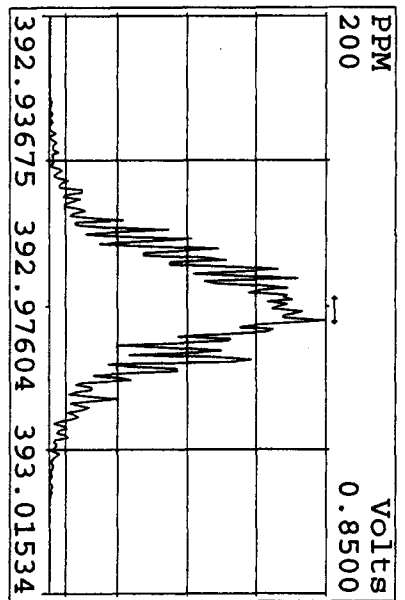
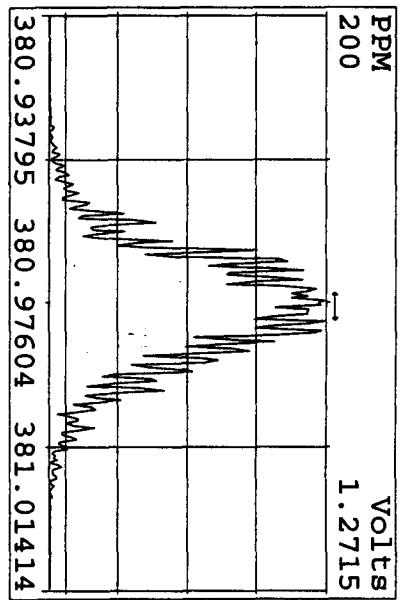
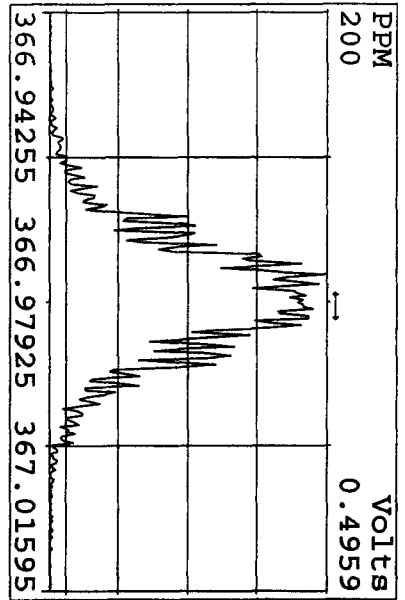
Peak Locate Examination:12-JAN-2010:08:28 File:12JA101D5
Experiment:DIOXIN Function:1 Reference:PKF



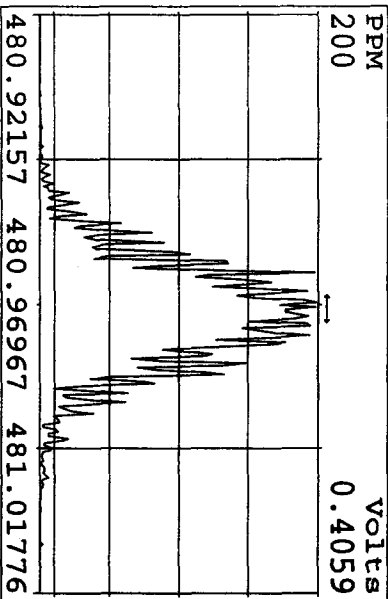
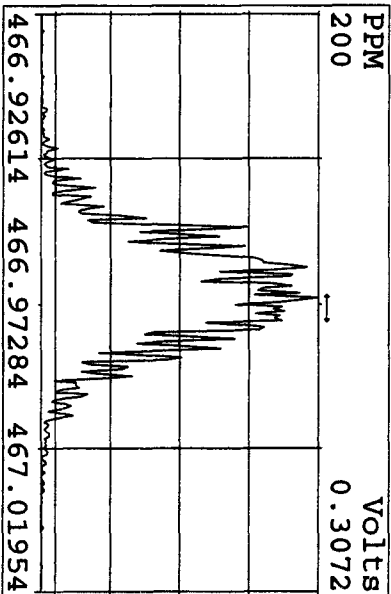
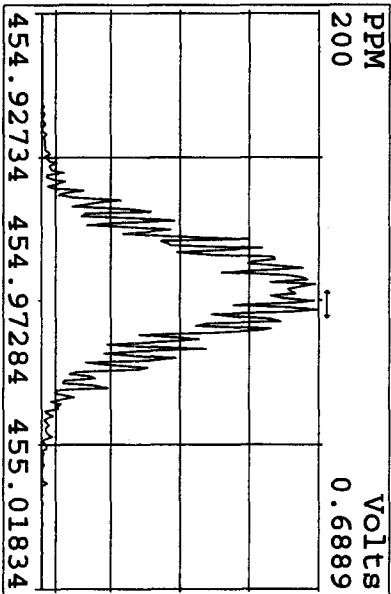
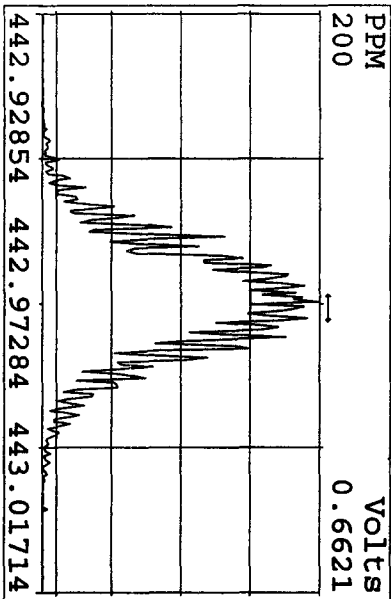
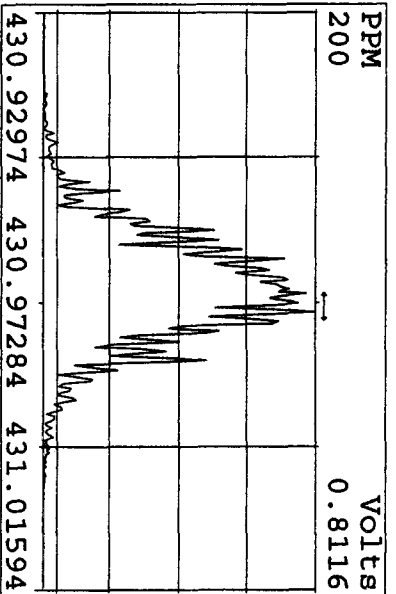
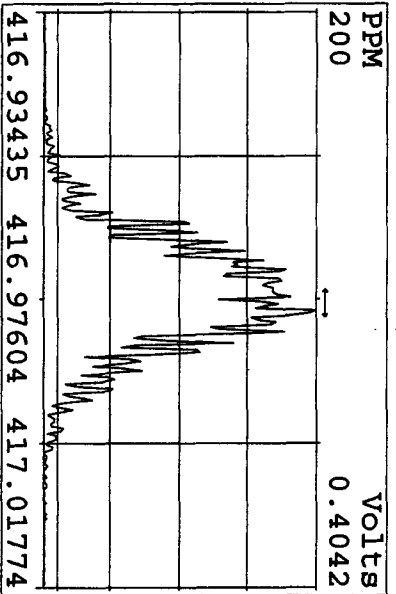
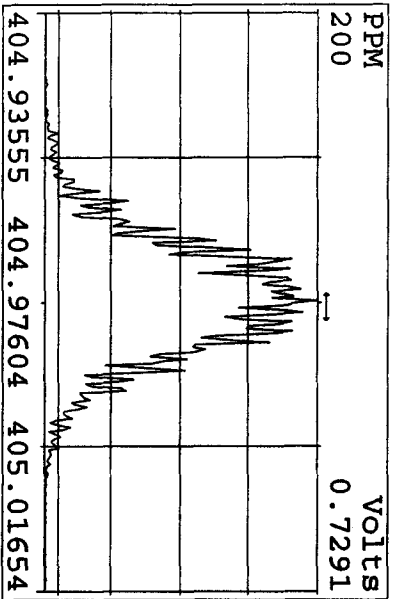
Peak Locate Examination: 12-JAN-2010:08:31 File: 12JJA101D5
 Experiment: DIOXIN Function: 2 Reference: PFK



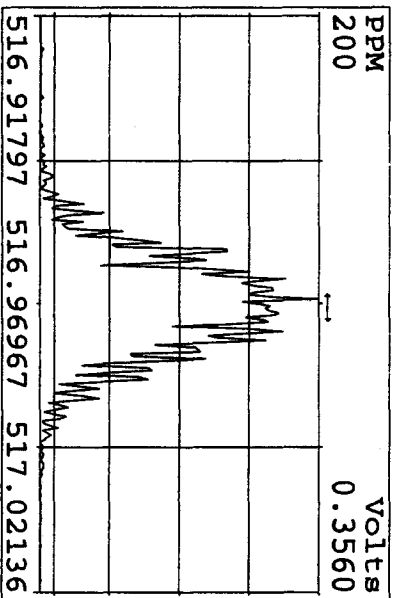
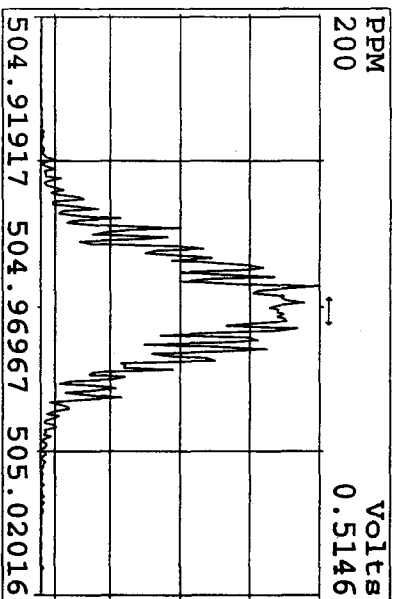
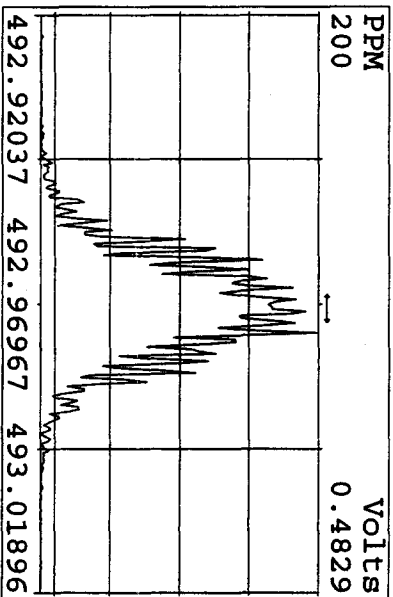
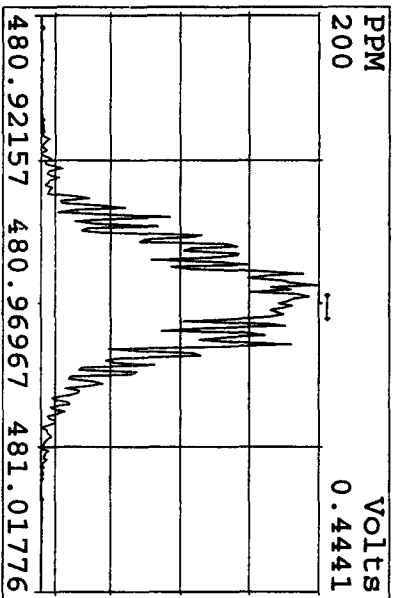
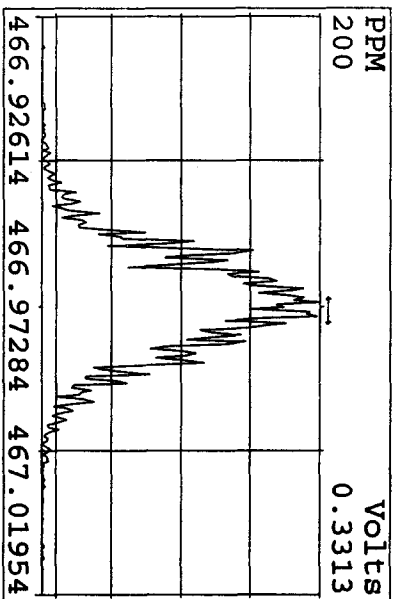
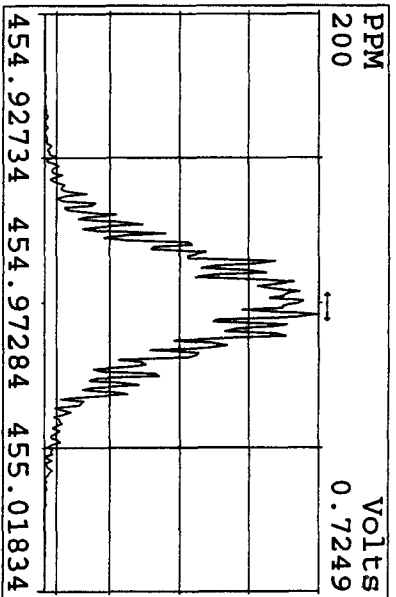
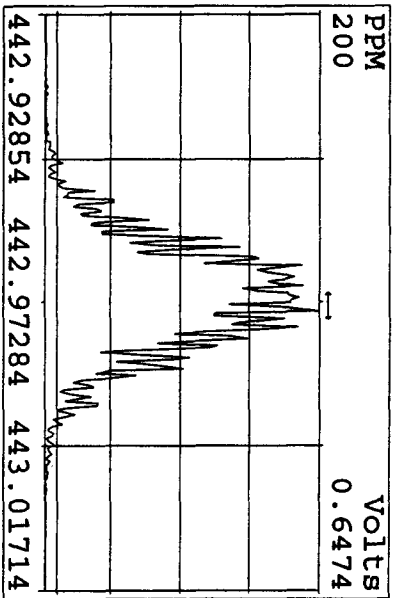
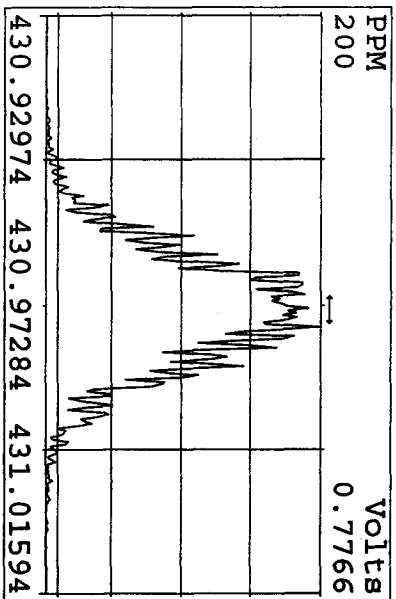
Peak Locate Examination: 12-JAN-2010: 08:32 File: 12JJA101D5
 Experiment: DIOXIN Function: 3 Reference: PFK



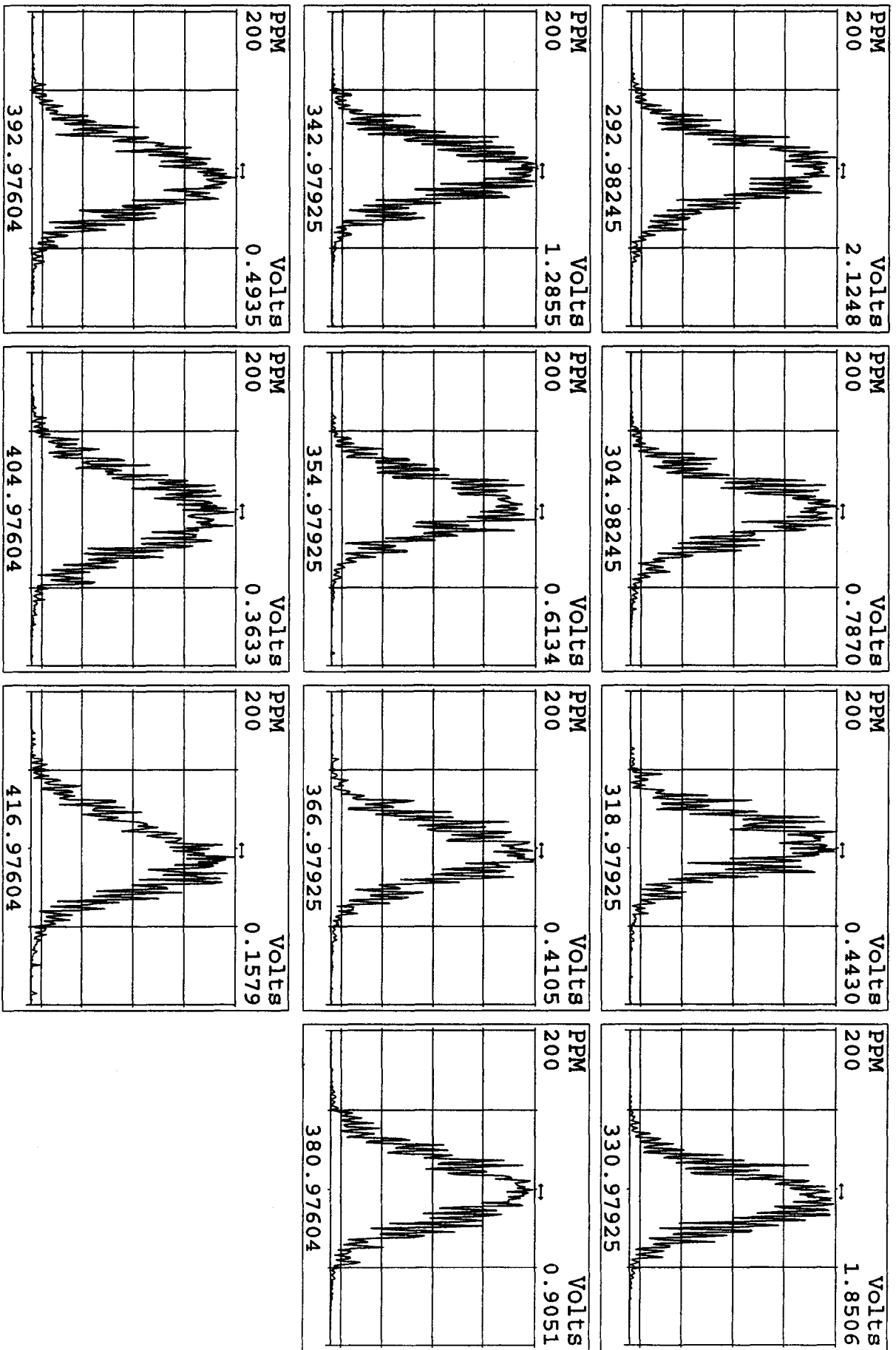
Peak Locate Examination: 12-JAN-2010:08:32 File: 12JA101D5
 Experiment: DIOXIN Function: 4 Reference: PKK



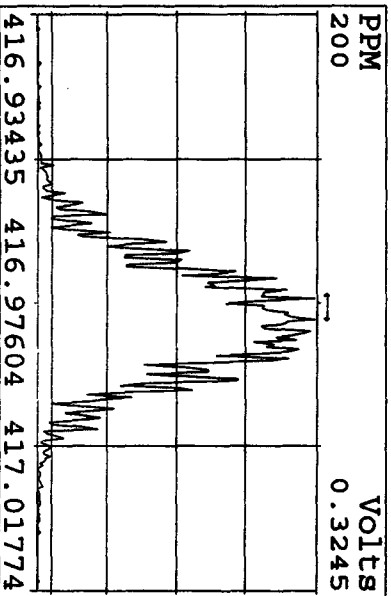
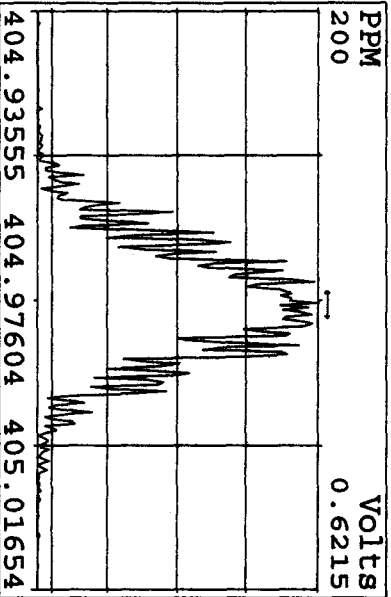
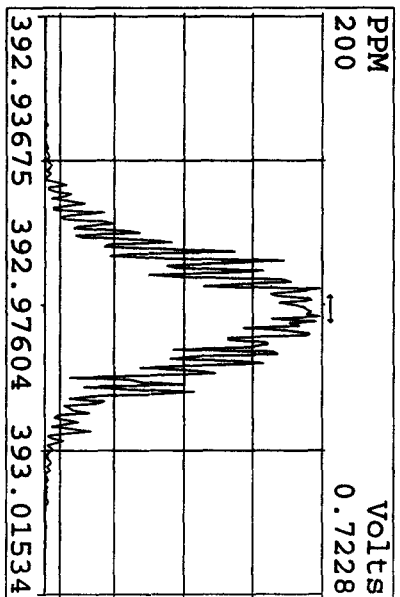
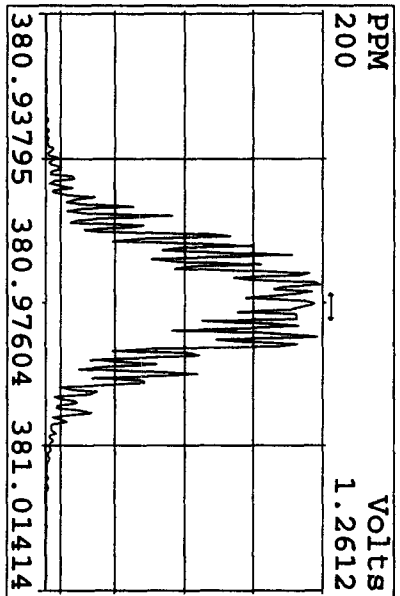
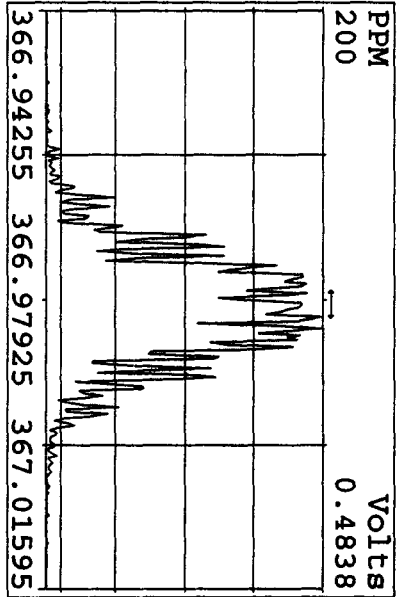
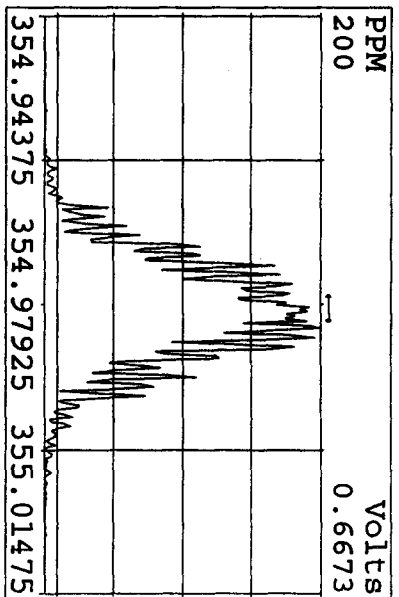
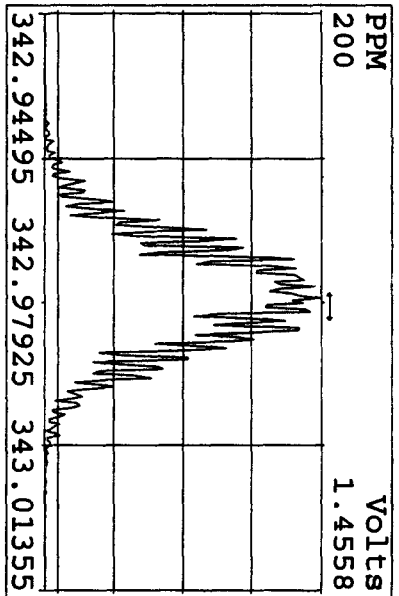
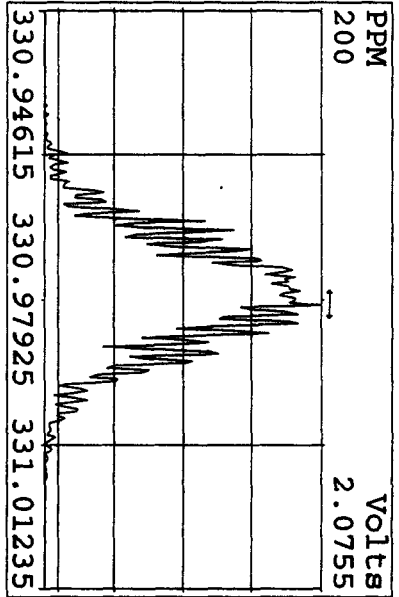
Peak Locate Examination: 12-JAN-2010:08:32 File: 12JJA101D5
 Experiment: DIOXIN Function: 5 Reference: PFK



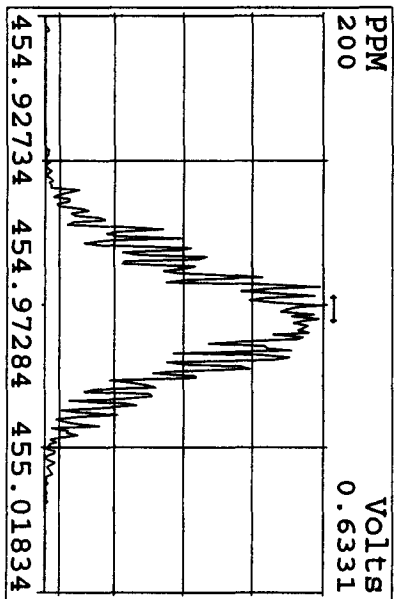
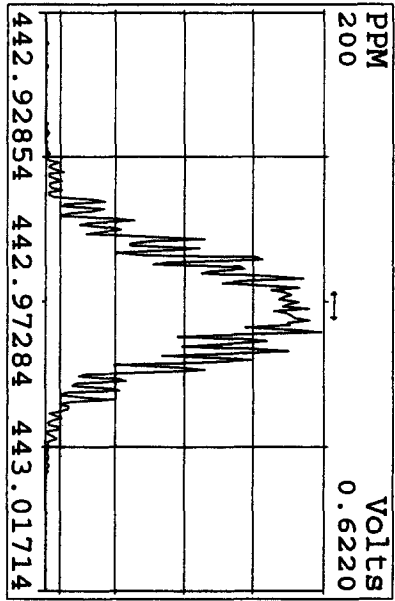
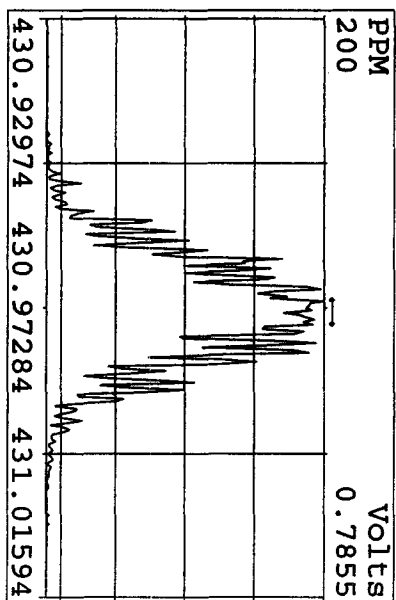
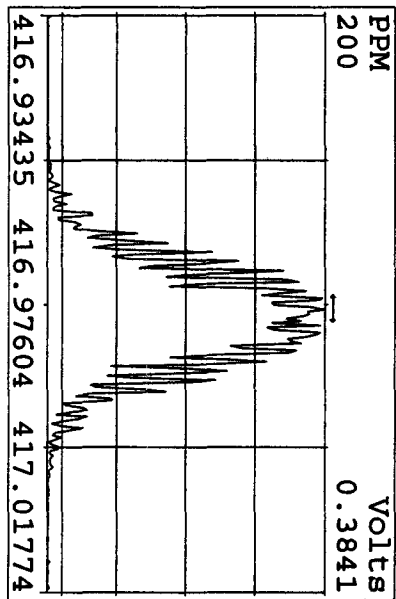
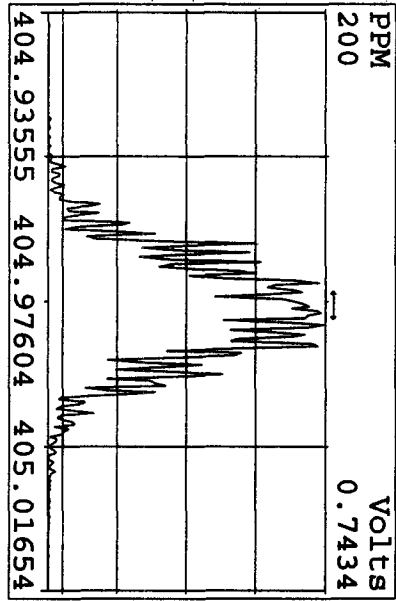
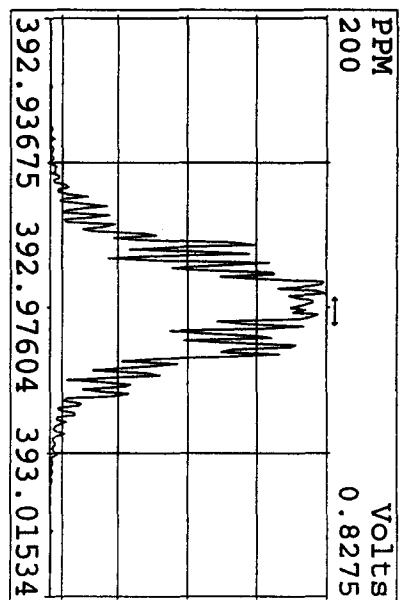
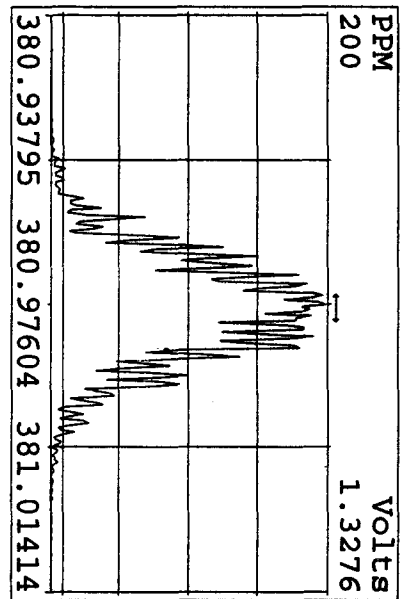
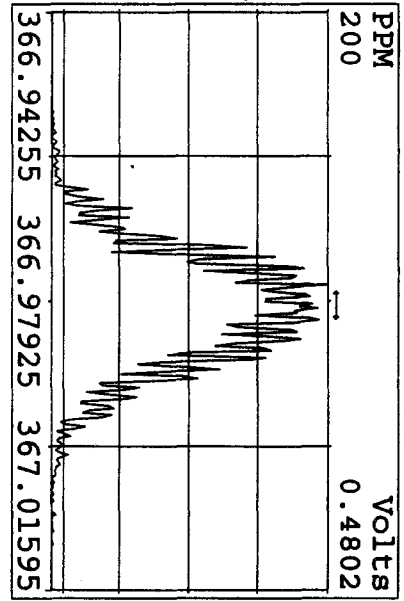
Peak Locate Examination: 12-JAN-2010:19:18 File: RESCHK12JA101DS
Experiment: DIOXIN Function: 1 Reference: PFK



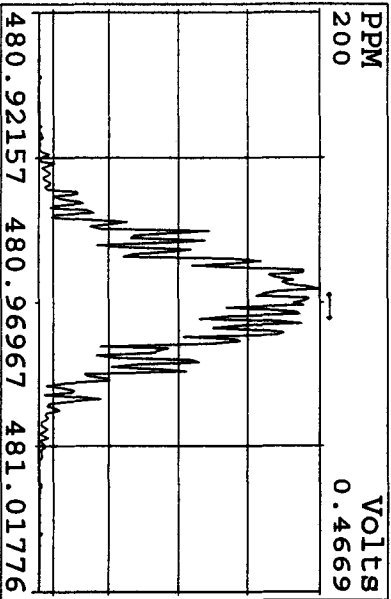
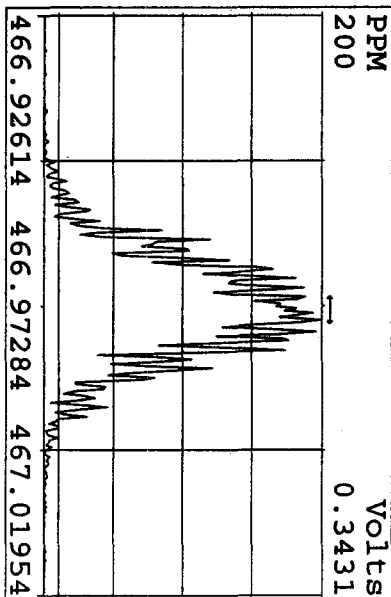
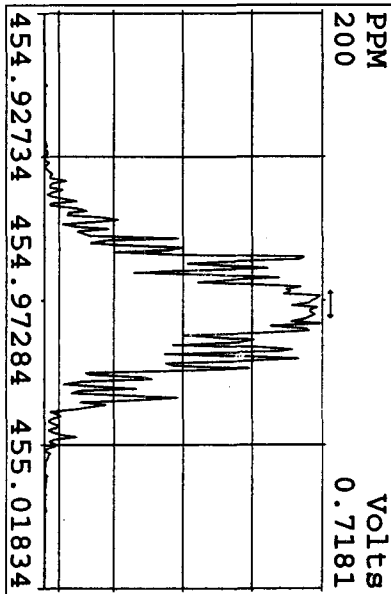
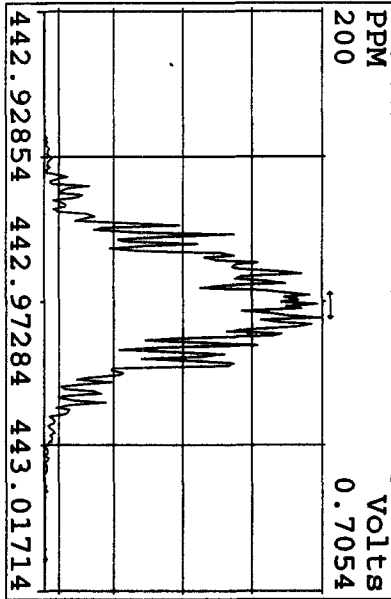
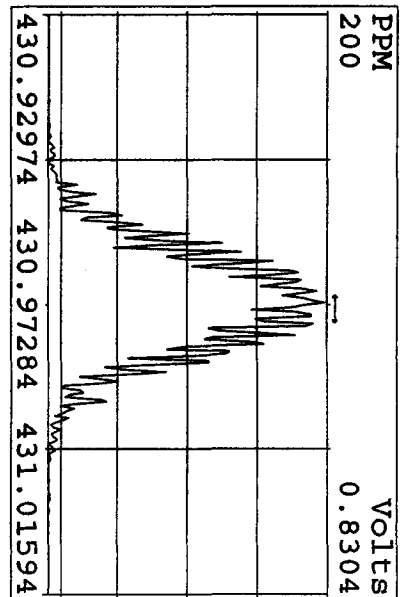
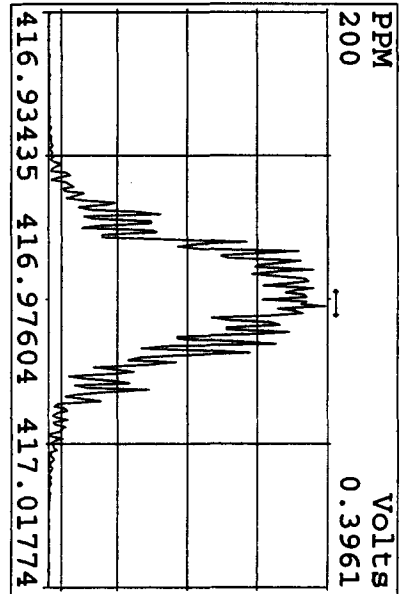
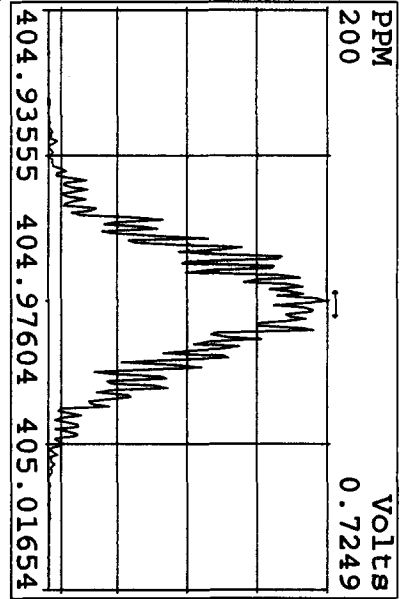
Peak Locate Examination: 12-JAN-2010: 19:20 File: RESCHK12JA101D5
 Experiment: DIOXIN Function: 2 Reference: PFK



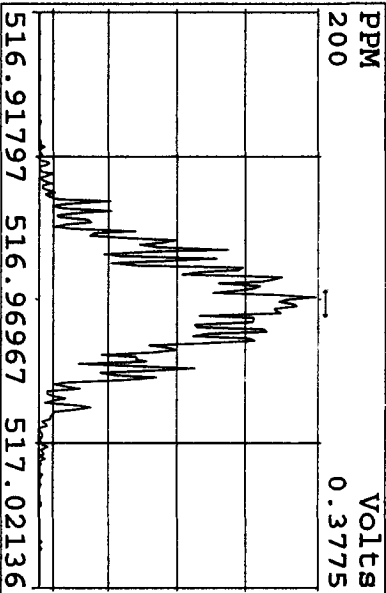
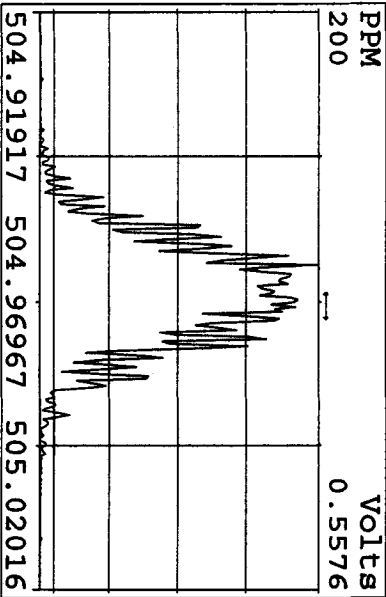
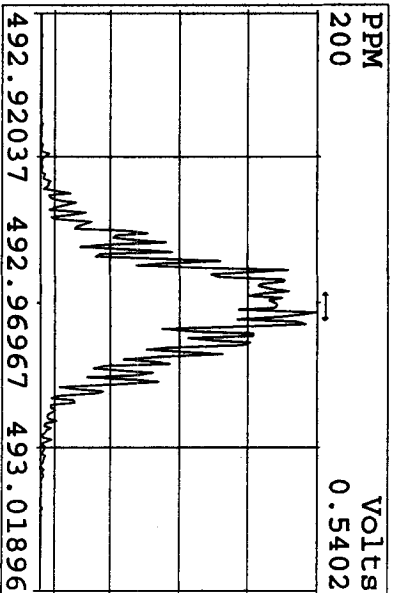
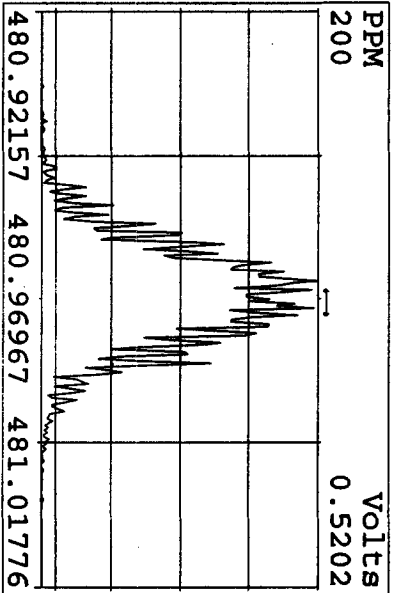
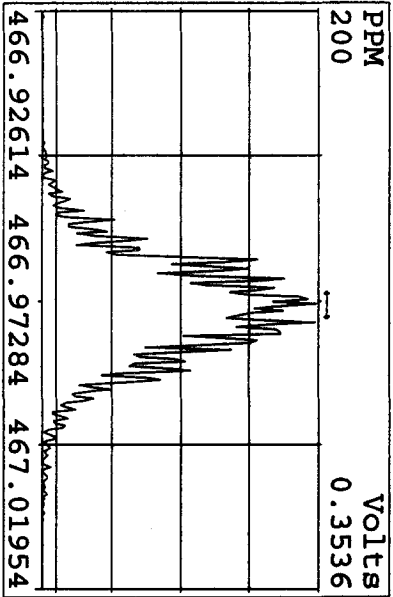
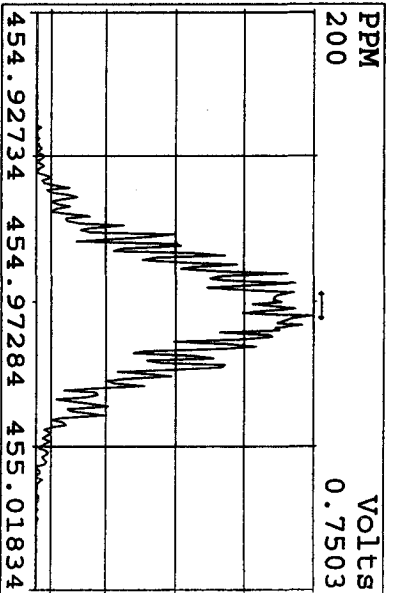
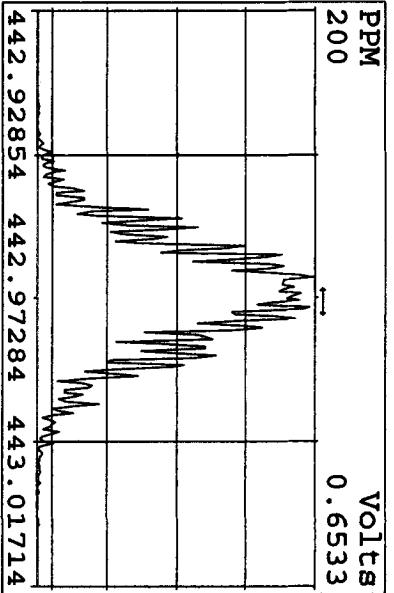
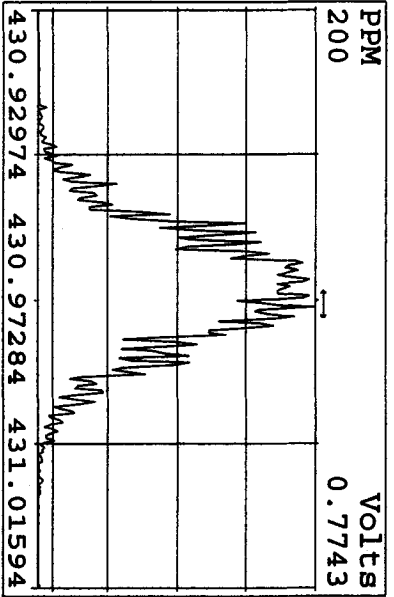
Peak Locate Examination: 12-JAN-2010:19:21 File: RESCHK12JA101DS
 Experiment: DIOXIN Function: 3 Reference: PFK

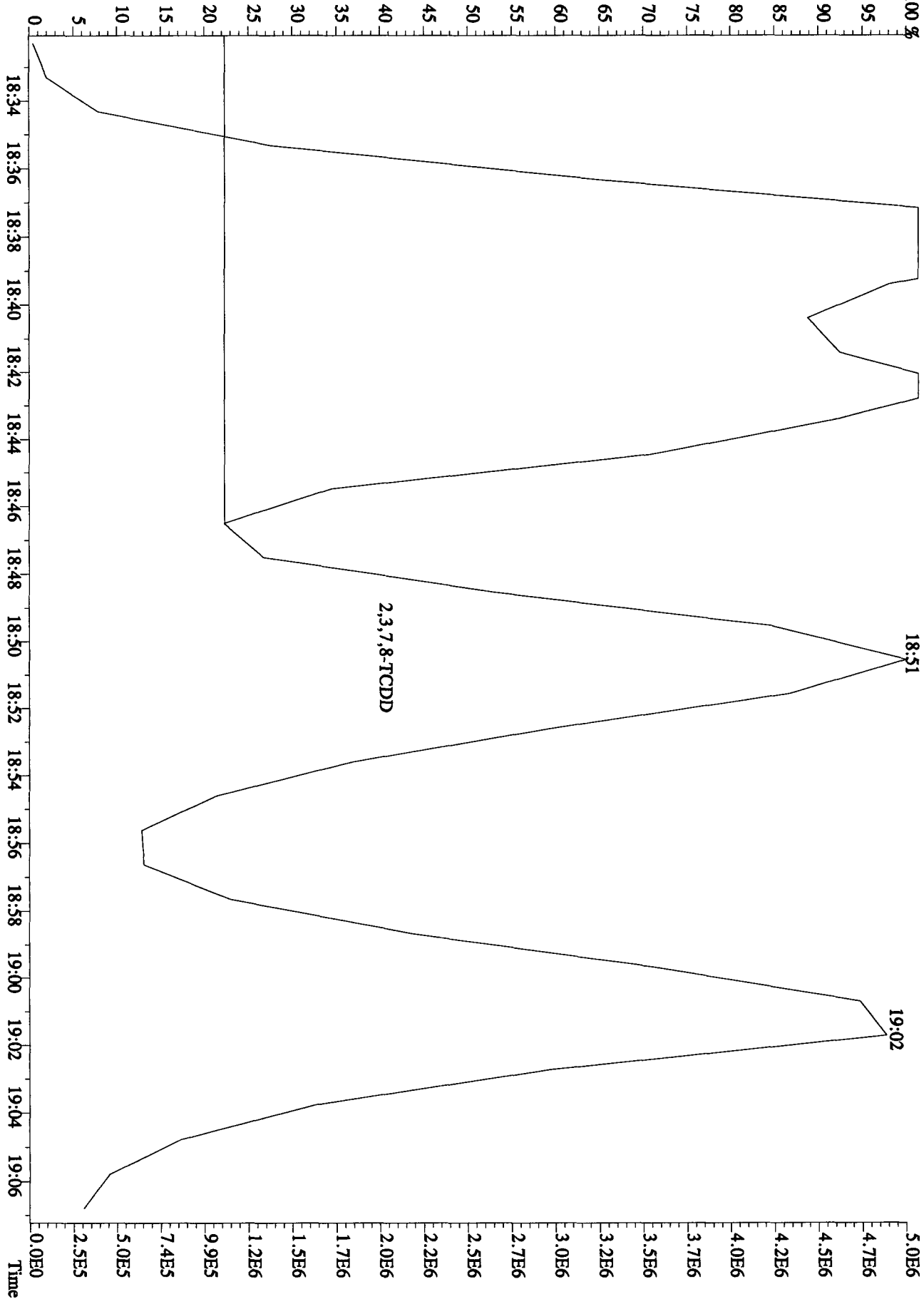


Peak Locate Examination: 12-JAN-2010: 19:22 File: RESCHK12JJA101D5
 Experiment: DIOXIN Function: 4 Reference: PFK



Peak Locate Examination: 12-JAN-2010: 19:24 File: RESCHK12JJA101D5
 Experiment: DIOXIN Function: 5 Reference: PFK





Run: 12JA101DS Analyte: 8290HRS Cal: 82901231091DS

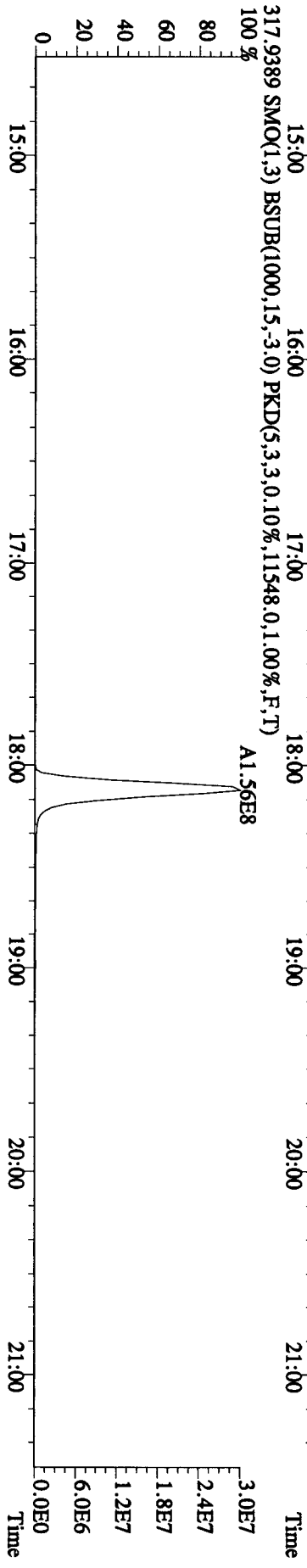
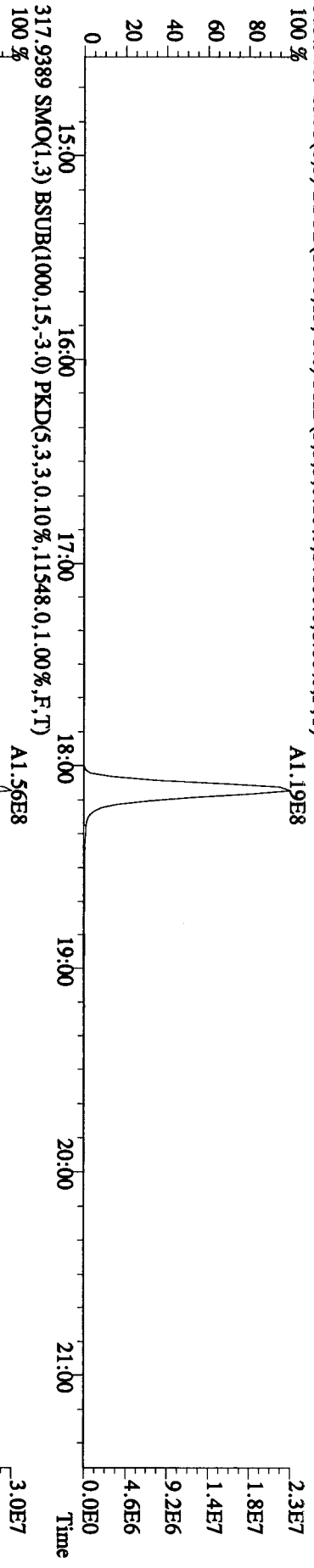
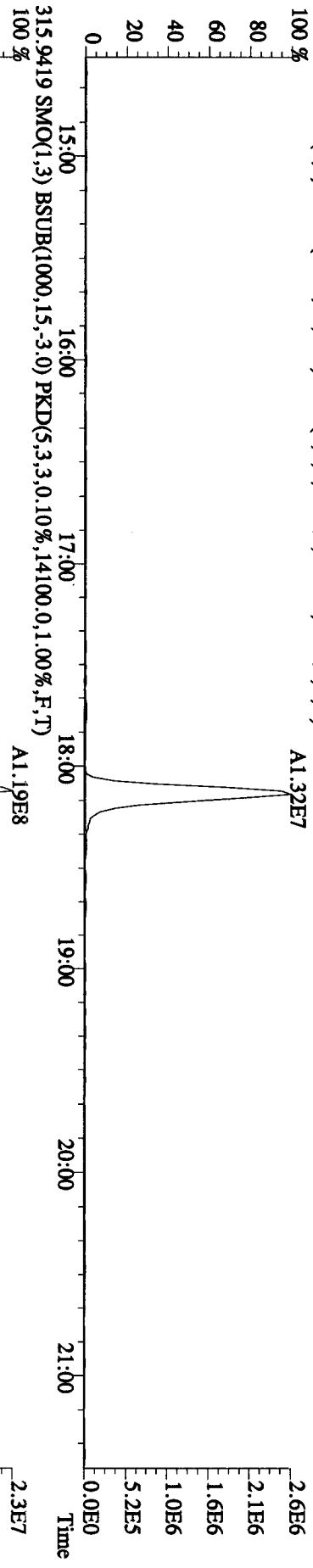
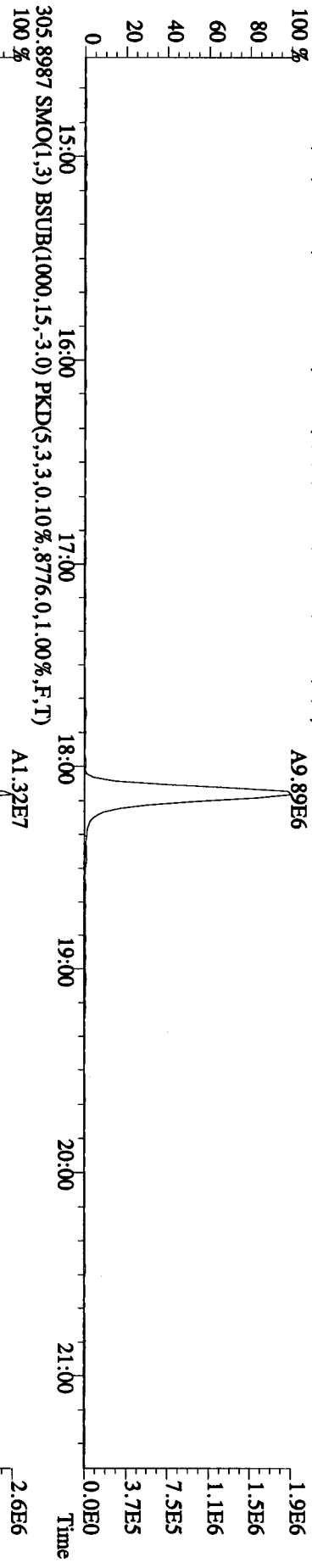
ST1231B :CS-1 09DXN422 ST1231C :CS-2 09DXN423 ST1231D :CS-3 09DXN425
 ST1231E :CS-4 09DXN426 ST1231F :CS-5 09DXN456

31DE09A1D531DE09A1D531DE09A1D531DE09A1D531DE09A1D531DE09A1D5

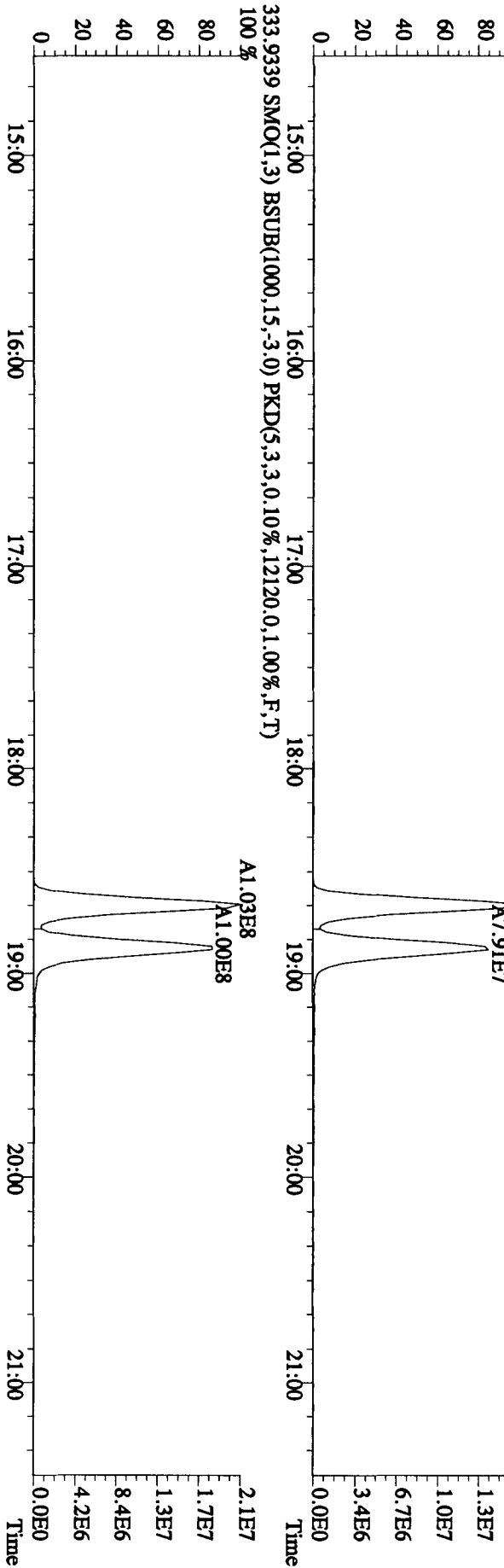

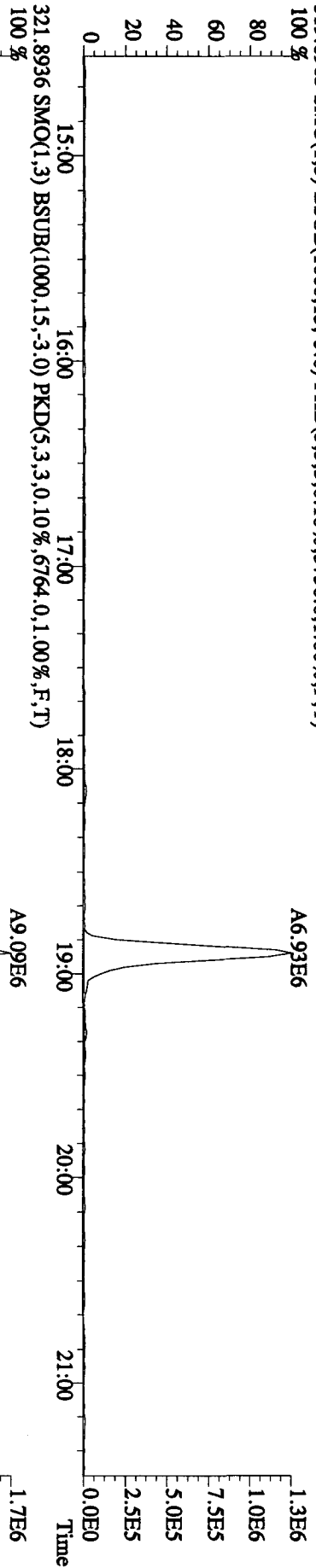
Name	Mean	S. D.	%RSD	S2	S3	S4	S5	S6
				RRF1	RRF2	RRF3	RRF4	RRF5
13C-1,2,3,4-TCDD	-	-	- %	-	-	-	-	-
13C-2,3,7,8-TCDF	1.566	0.079	5.03 %	1.52	1.48	1.64	1.53	1.66
2,3,7,8-TCDF	0.860	0.090	10.4 %	0.77	0.77	0.87	0.91	0.98
Total TCDF	0.860	0.090	10.4 %	0.77	0.77	0.87	0.91	0.98
13C-2,3,7,8-TCDD	0.993	0.079	7.91 %	0.93	0.93	1.01	0.97	1.12
2,3,7,8-TCDD	0.934	0.120	12.9 %	0.86	0.77	0.95	1.01	1.07
Total TCDD	0.934	0.120	12.9 %	0.86	0.77	0.95	1.01	1.07
37Cl-2,3,7,8-TCDD	2.218	0.347	15.7 %	2.02	1.82	2.18	2.33	2.74
13C-1,2,3,7,8-PeCDF	1.073	0.114	10.6 %	1.00	0.98	1.09	1.03	1.26
1,2,3,7,8-PeCDF	1.000	0.119	11.9 %	0.85	0.90	1.04	1.10	1.11
2,3,4,7,8-PeCDF	0.939	0.122	13.0 %	0.79	0.84	0.97	1.05	1.05
Total F2 PeCDF	0.969	0.120	12.4 %	0.82	0.87	1.01	1.08	1.08
Total F1 PeCDF	0.969	0.120	12.4 %	0.82	0.87	1.01	1.08	1.08
13C-1,2,3,7,8-PeCDD	0.666	0.081	12.1 %	0.61	0.59	0.67	0.67	0.80
1,2,3,7,8-PeCDD	0.929	0.127	13.7 %	0.79	0.81	0.94	1.04	1.06
Total PeCDD	0.929	0.127	13.7 %	0.79	0.81	0.94	1.04	1.06
13C-1,2,3,7,8,9-HxCDD	-	-	- %	-	-	-	-	-
13C-1,2,3,4,7,8-HxCDF	0.893	0.084	9.37 %	0.98	0.88	0.90	0.76	0.94
1,2,3,4,7,8-HxCDF	1.199	0.171	14.2 %	0.96	1.08	1.31	1.33	1.32
1,2,3,6,7,8-HxCDF	1.371	0.160	11.7 %	1.12	1.30	1.48	1.51	1.45
2,3,4,6,7,8-HxCDF	1.242	0.152	12.3 %	1.02	1.15	1.32	1.36	1.36
1,2,3,7,8,9-HxCDF	1.326	0.218	16.4 %	1.02	1.19	1.44	1.57	1.42
Total HxCDF	1.285	0.174	13.5 %	1.03	1.18	1.39	1.44	1.38
13C-1,2,3,6,7,8-HxCDD	0.732	0.084	11.4 %	0.83	0.69	0.75	0.61	0.78
1,2,3,4,7,8-HxCDD	0.970	0.170	17.5 %	0.74	0.88	0.98	1.15	1.11

1,2,3,6,7,8-HxCDD	1.058	0.118	11.2 %	0.88	1.01	1.09	1.16	1.15
1,2,3,7,8-HxCDD	1.275	0.243	19.0 %	0.92	1.19	1.33	1.57	1.37
Total HxCDD	1.101	0.175	15.9 %	0.84	1.02	1.14	1.30	1.21
13C-1,2,3,4,6,7,8-HpCDF	0.860	0.055	6.38 %	0.92	0.85	0.88	0.78	0.88
1,2,3,4,6,7,8-HpCDF	1.287	0.138	10.8 %	1.10	1.18	1.34	1.41	1.40
1,2,3,4,7,8,9-HpCDF	1.135	0.151	13.3 %	0.95	1.00	1.19	1.27	1.27
Total HpCDF	1.211	0.145	11.9 %	1.02	1.09	1.27	1.34	1.33
13C-1,2,3,4,6,7,8-HpCDD	0.752	0.046	6.08 %	0.80	0.74	0.75	0.68	0.79
1,2,3,4,6,7,8-HpCDD	0.998	0.122	12.2 %	0.85	0.88	1.05	1.10	1.10
Total HpCDD	0.998	0.122	12.2 %	0.85	0.88	1.05	1.10	1.10
13C-OCDD	0.564	0.039	6.86 %	0.58	0.54	0.57	0.51	0.61
OCDF	1.437	0.202	14.1 %	1.16	1.30	1.52	1.63	1.59
OCDD	1.110	0.128	11.5 %	0.96	0.98	1.16	1.23	1.22

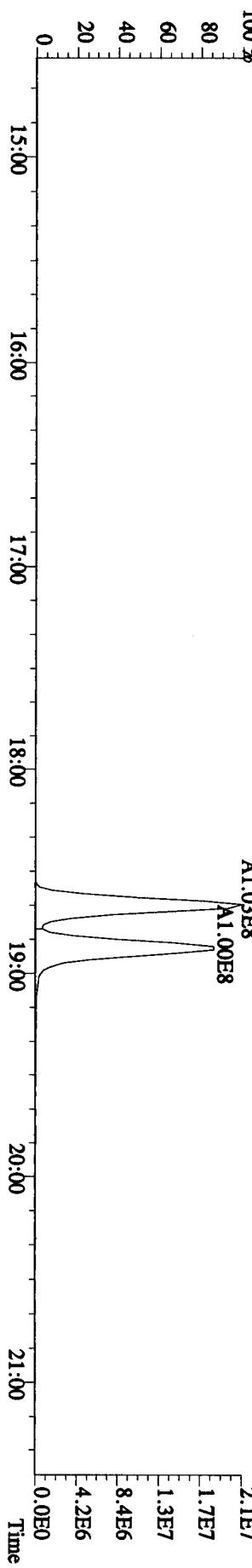
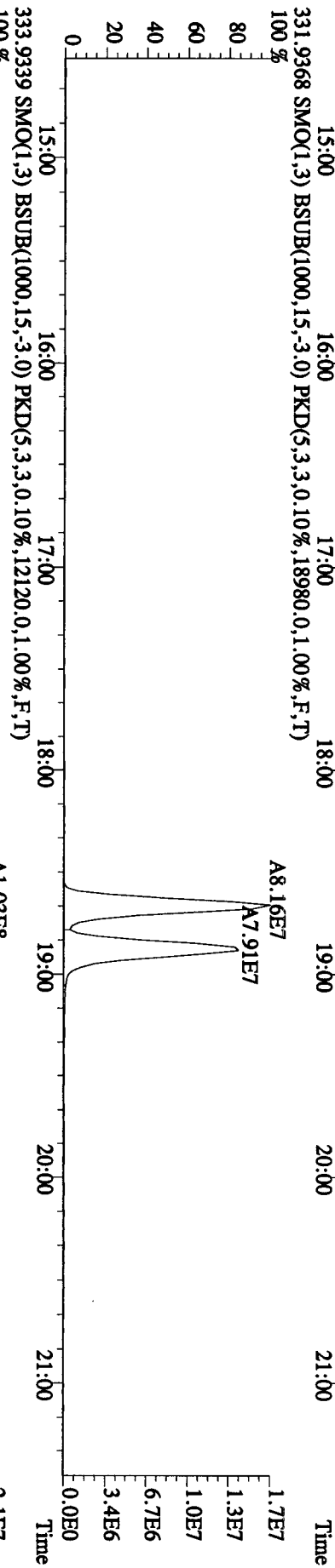
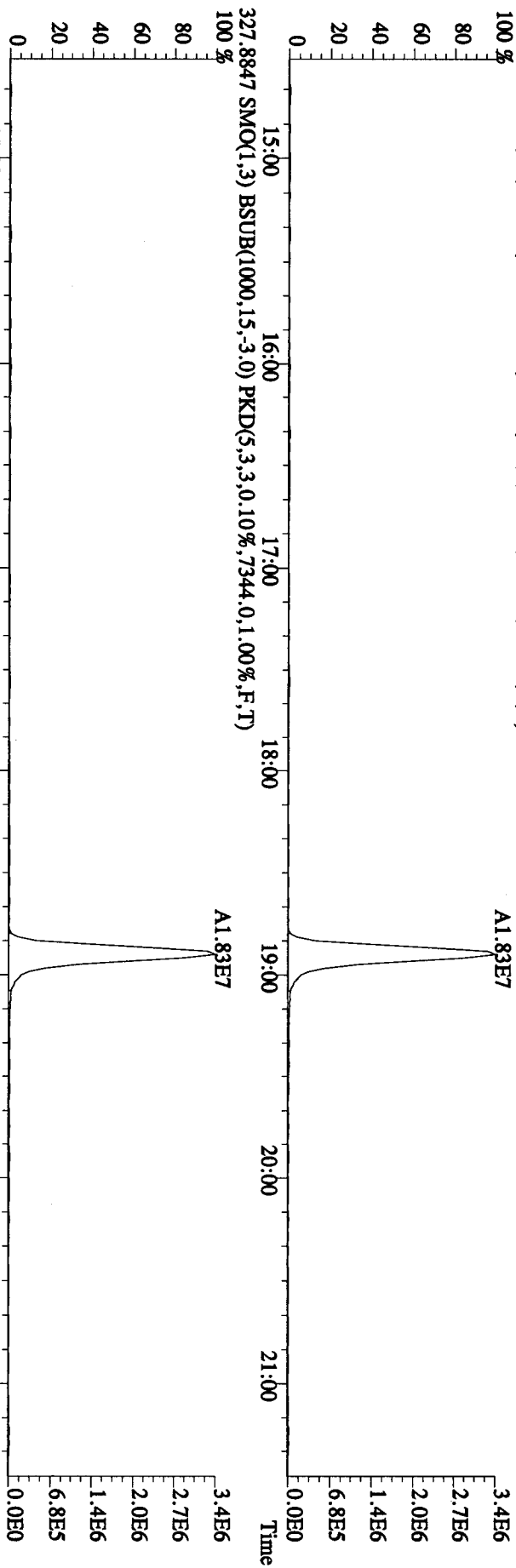
File:121A101D5 #1-411 Acq:12-JAN-2010 08:33:54 GC EI+ Voltage SIR 70SE
Sample#1 Text:ST0112 :CS3 09DXN425 Exp:DIOXIN
303.9016 SMO(1,3) BSUB(1000,15,-3.0) PKD(5,3,3,0.10%,4840,0,1.00%,F,T)
100%



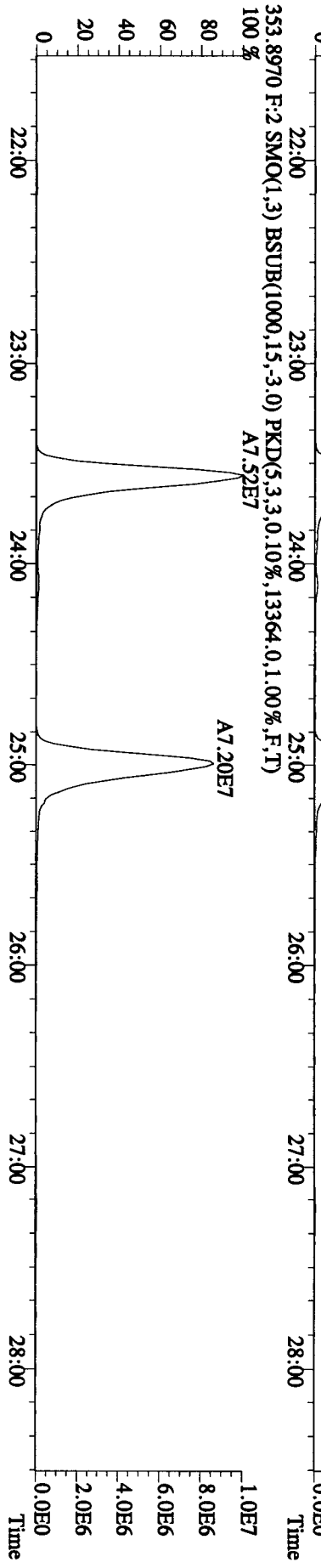
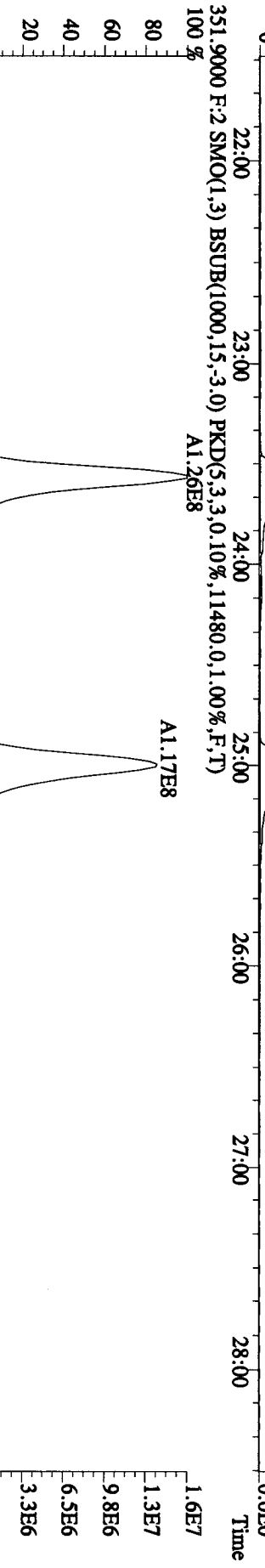
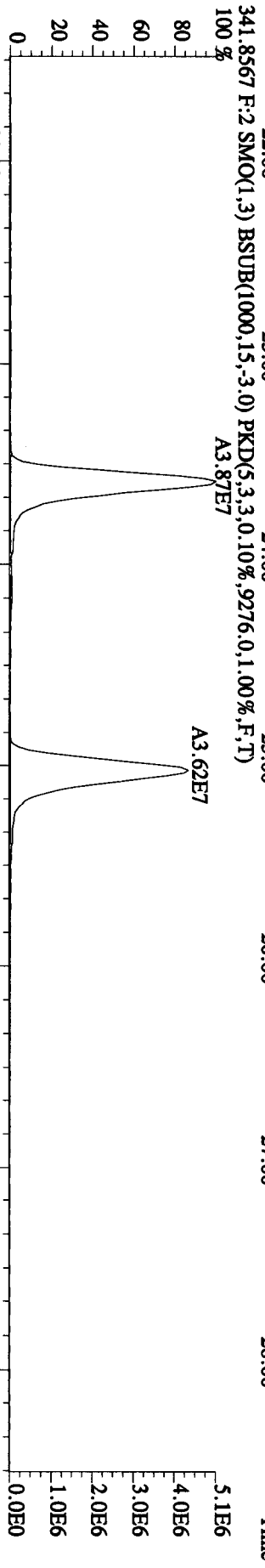
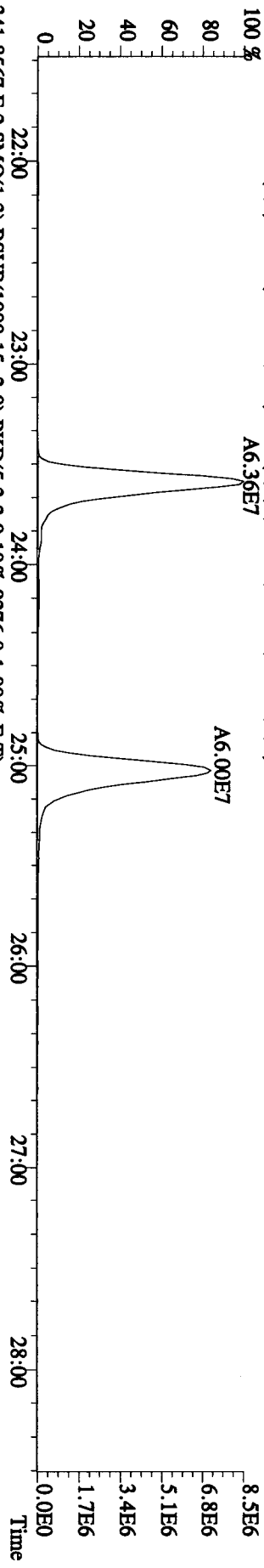
File:121A101D5 #1-411 Acq:12-JAN-2010 08:33:54 GC EI+ Voltage SIR 70SE
 Sample#1 Text:ST0112 :CS3 09DXN425 Exp:DIOXIN
 319.8965 SMO(1,3) BSUB(1000,15,-3.0) PKD(5,3,3,0.10%,5756,0,1.00%,F,T)
 100%



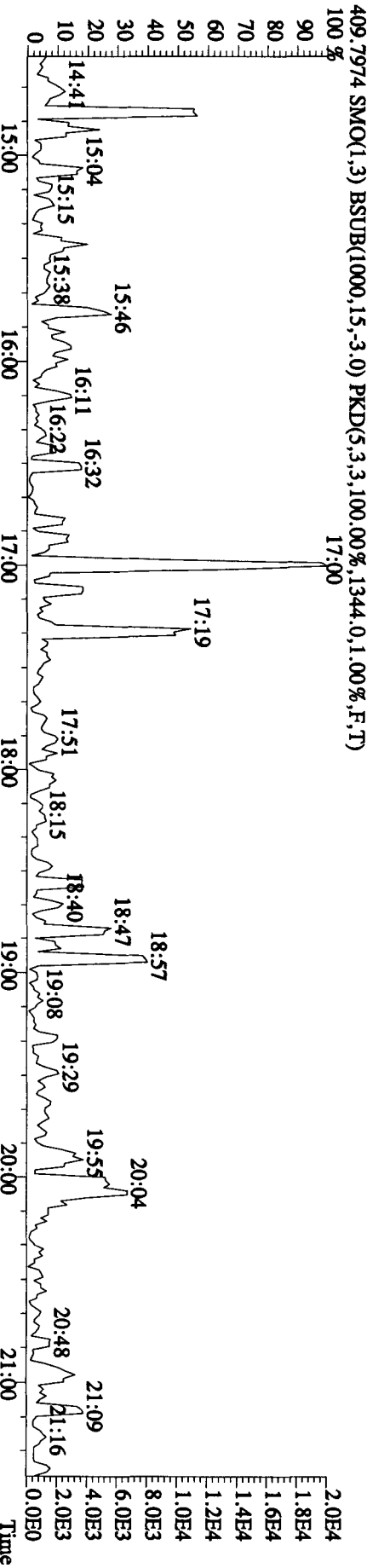
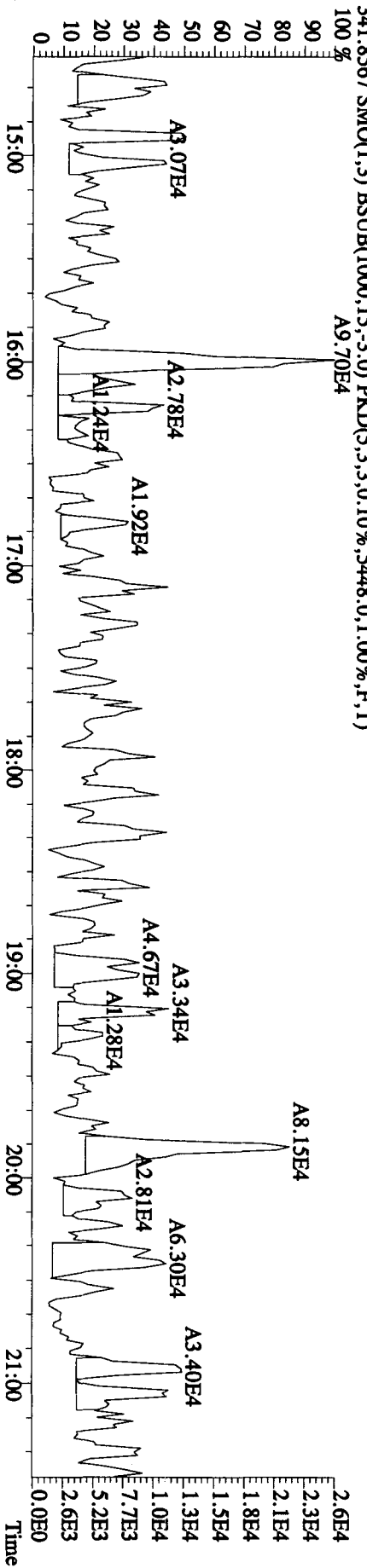
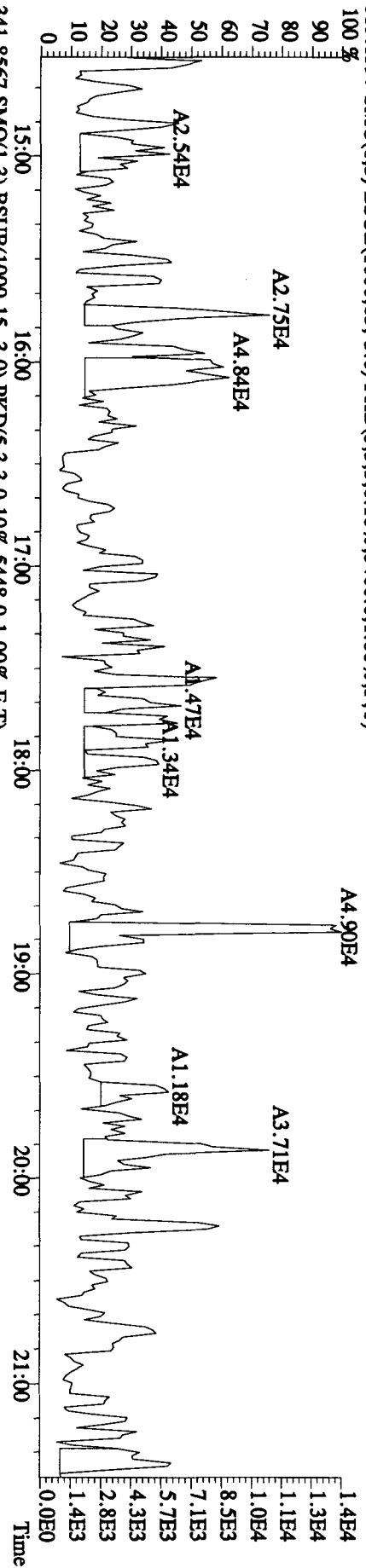
File:121A101D5 #1-411 Acq:12-JAN-2010 08:33:54 GC EI+ Voltage SIR 70SE
 Sample#1 Text:ST0112 :CS3 09DXN425 Exp:DIOXIN
 327.8847 SMO(1,3) BSUB(1000,15,-3.0) PKD(5,3,3,0.10%,7344,0,1.00%,F,T)
 100%



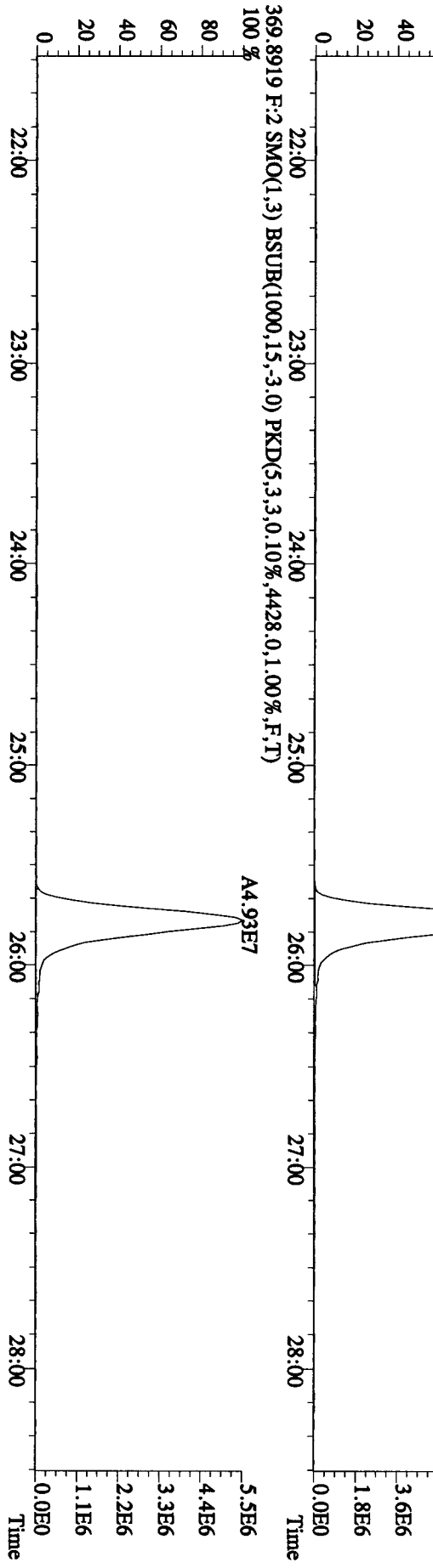
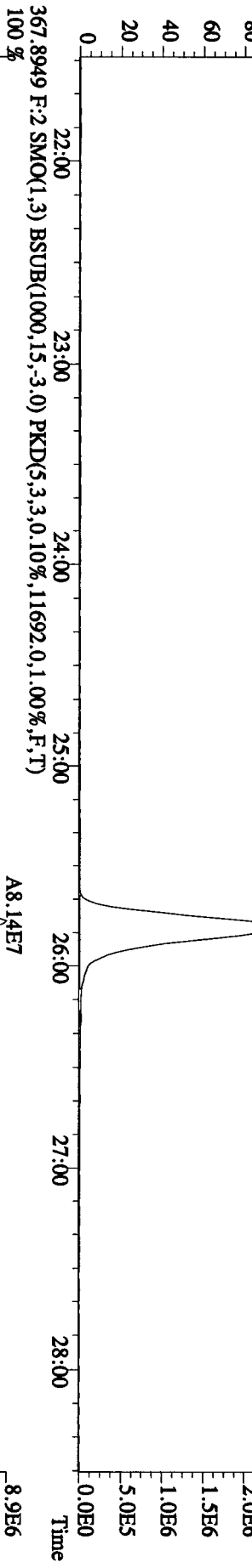
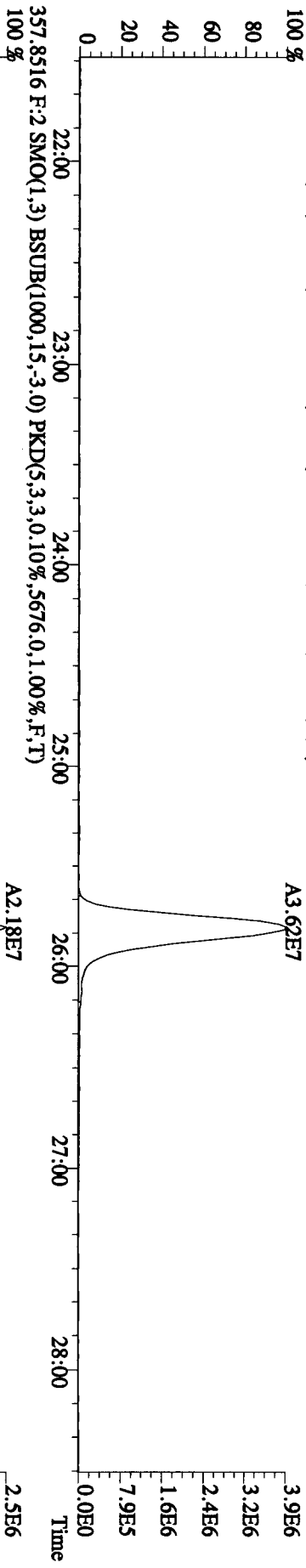
File: 121A101D5 #1-495 Acq: 12-JAN-2010 08:33:54 GC EI+ Voltage SIR 70SE
 Sample#1 Text: ST0112 :CS3 09DXN425 Exp: DIOXIN
 339.8597 F:2 SMO(1,3) BSUB(1000,15,-3.0) PKD(5,3,3,0.10%,7360.0,1.00%,F,T)
 100% A6.36E7

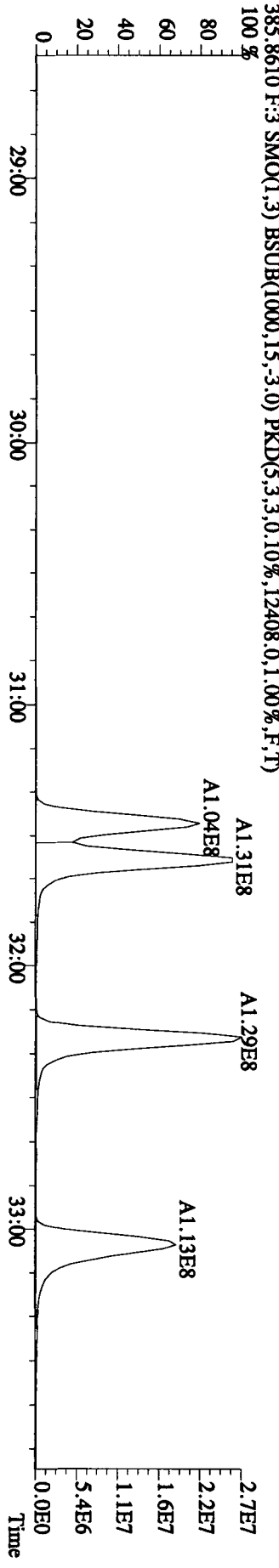
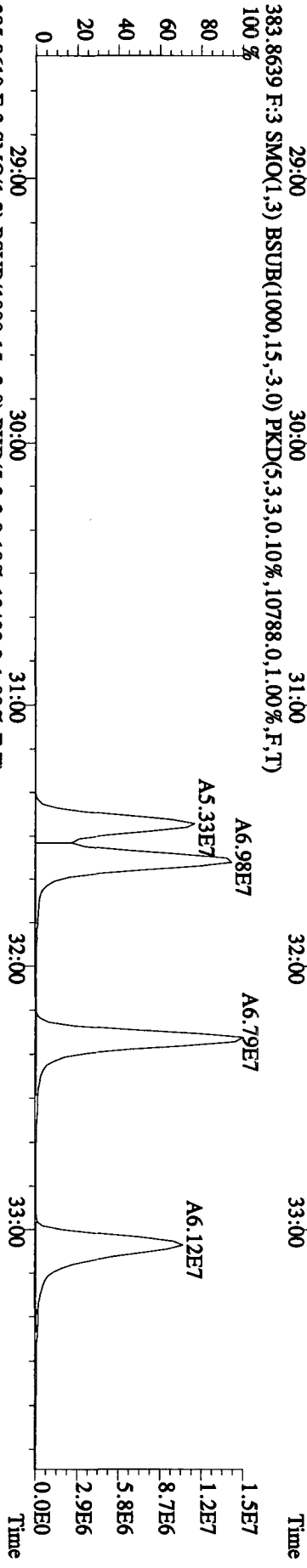
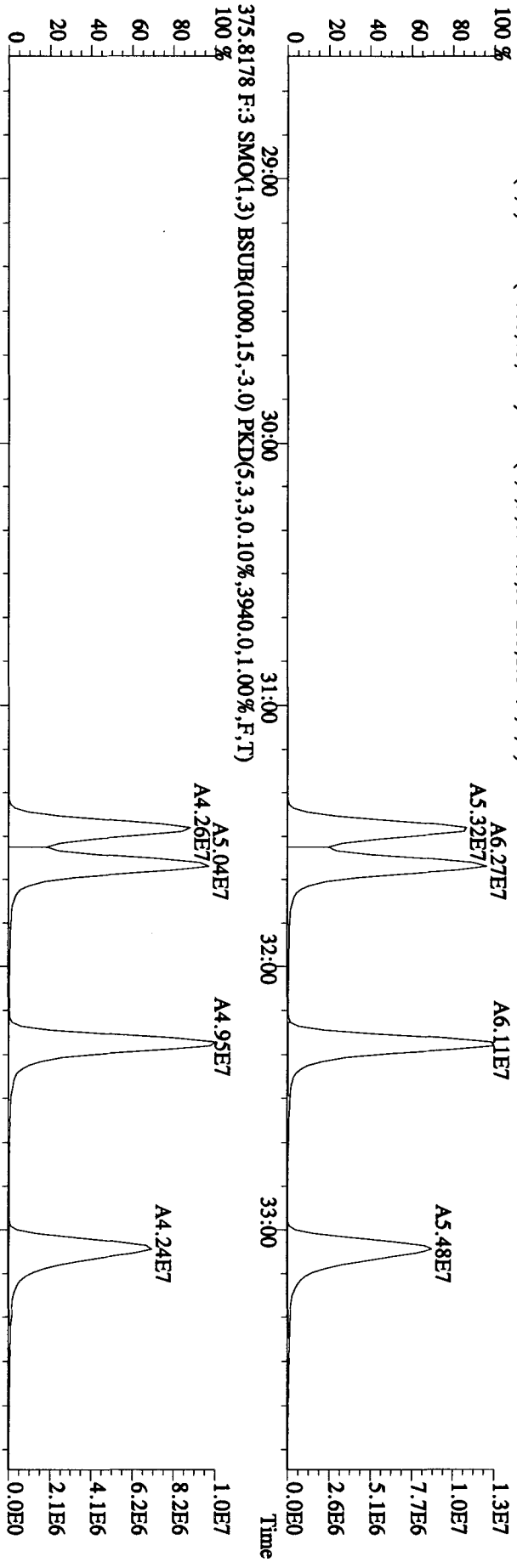


File: 121A101D5 #1-411 Acq:12-JAN-2010 08:33:54 GC EI+ Voltage SIR 70SE
 Sample#1 Text:ST0112 :CS3 09DXN425 Exp:DIOXIN
 339,8597 SMO(1,3) BSUB(1000,15,-3,0) PKD(5,3,3,0.10%,3400,0,1.00%,F,T)

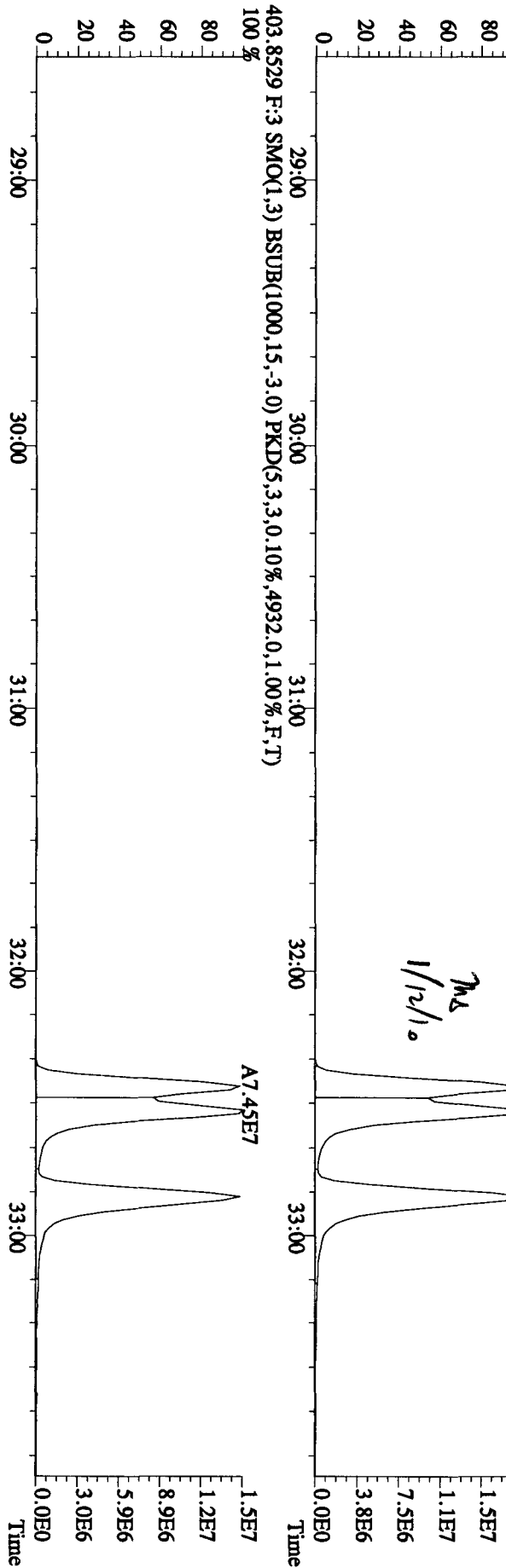
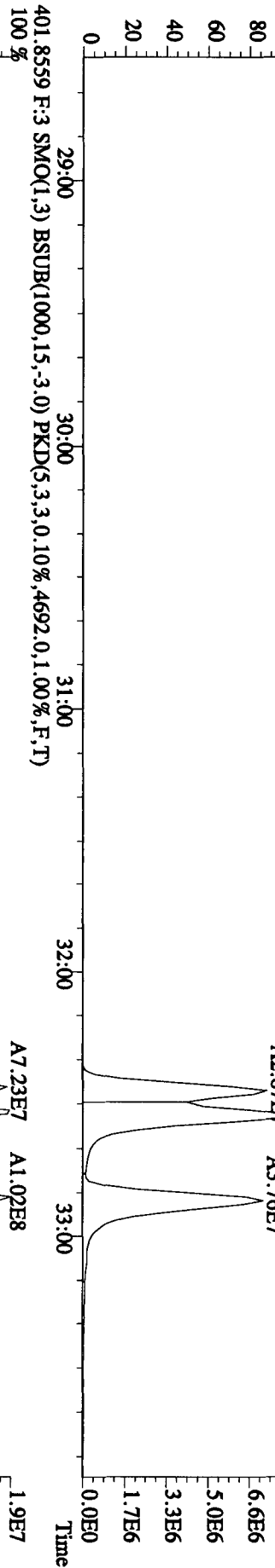
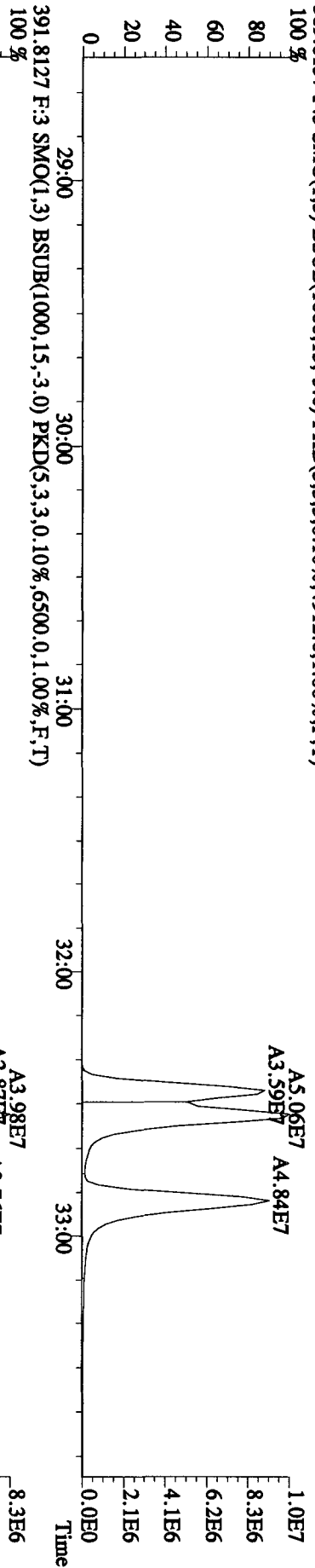


File: 121A101D5 #1-495 Acq:12-JAN-2010 08:33:54 GC EI+ Voltage SIR 70SE
 Sample#1 Text:ST0112 :CS3 09DXN425 Exp:DIOXIN
 355.8546 F:2 SMO(1,3) BSUB(1000,15,-3.0) PKD(5,3,3,0.10%,6412.0,1.00%,F,T)
 100%





File: 121A101D5 #1-362 Acq: 12-JAN-2010 08:33:54 GC EI+ Voltage SIR 70SE
 Sample#1 Text: ST0112 :CS3 09DXN425 Exp: DIOXIN
 389.8157 F:3 SMO(1,3) BSUB(1000,15,-3.0) PKD(5,3,3,0.10%,4912.0,1.00%,F,T)
 100 %

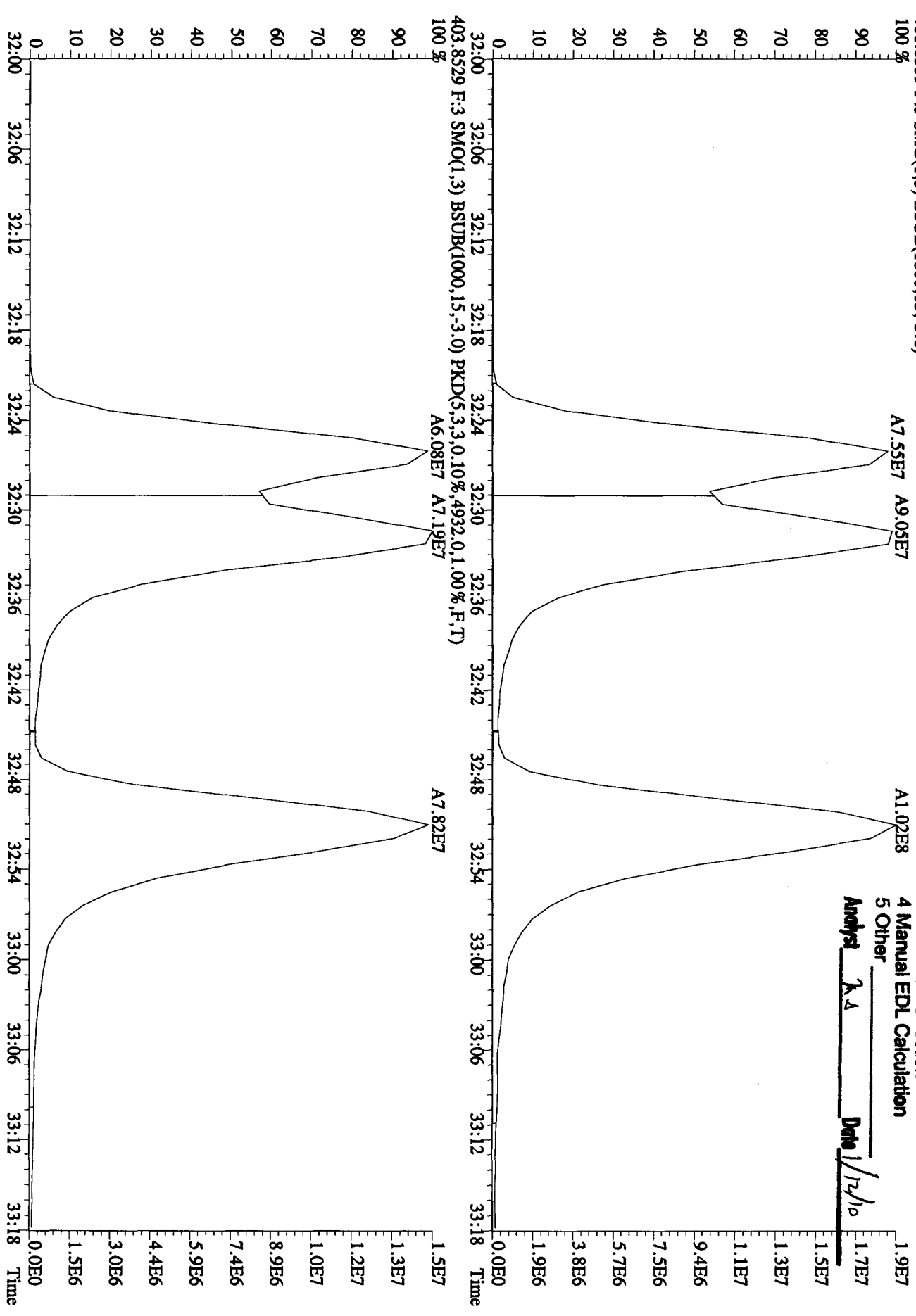


MANUAL EDIT CODES

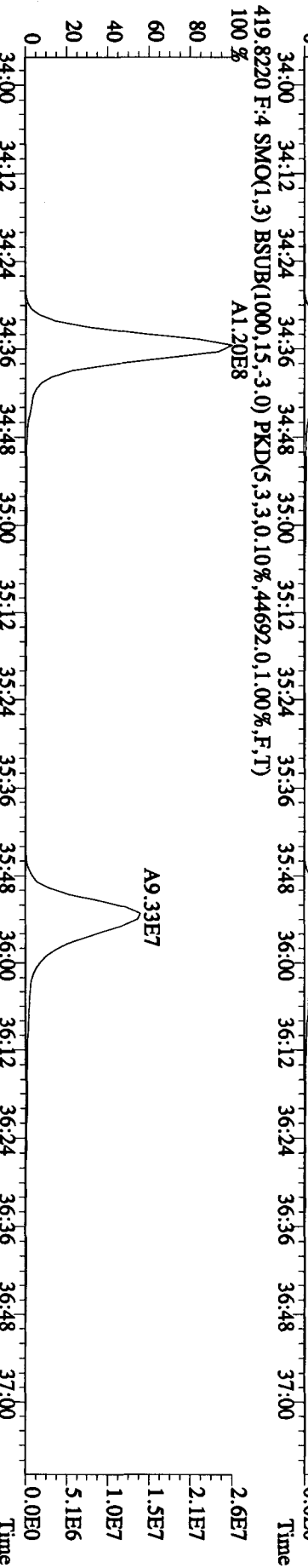
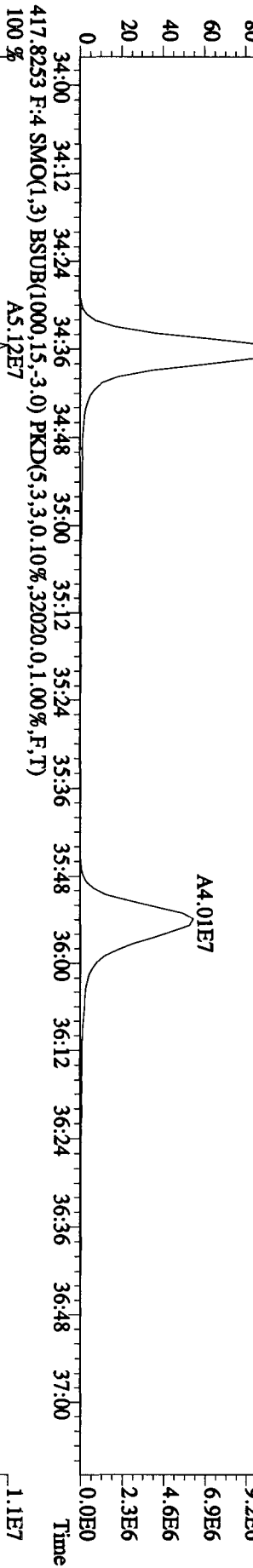
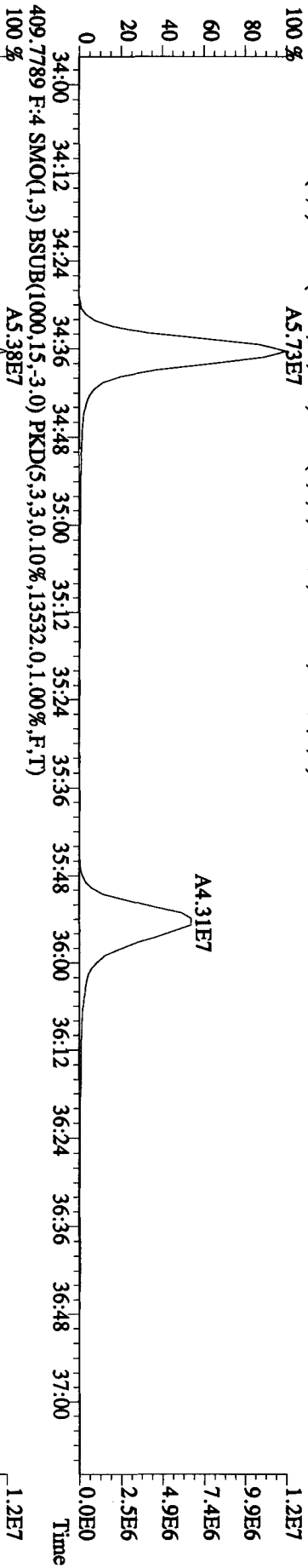
- 1 Peak not found
- ② Poor Chromatography
- 3 Baseline Correction
- 4 Manual EDL Calculation
- 5 Other

Analyst JA Date 1/12/10

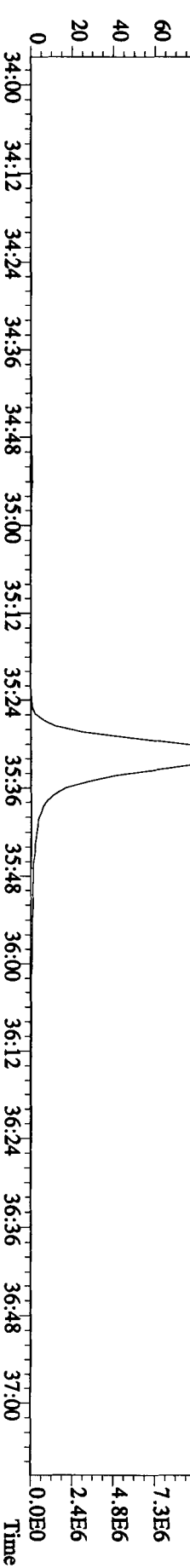
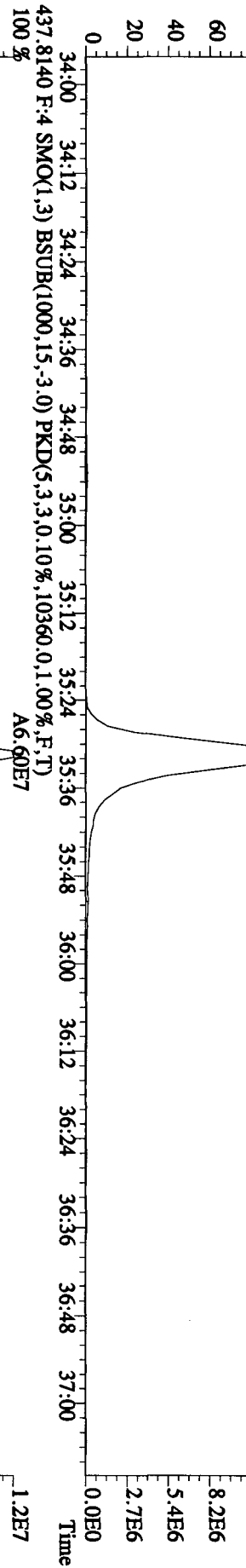
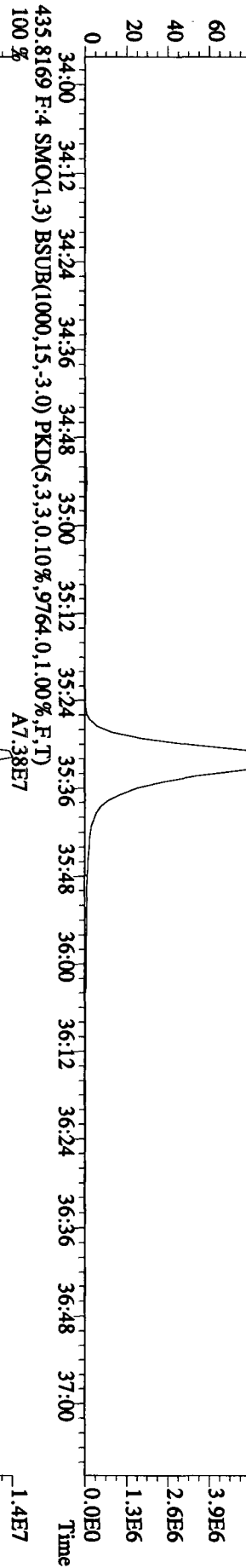
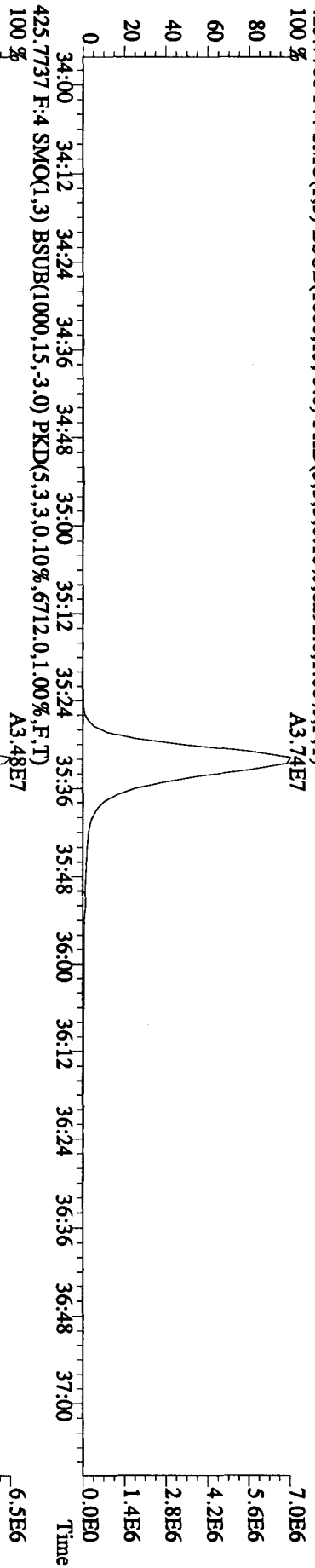
File: 121A101D5 #1-362 Acq: 12-JAN-2010 08:33:54 GC EI+ Voltage SIR 70SE
 Sample#1 Text: ST0112 :CS3 09DXN425 Exp: DIOXIN
 401.8559 F:3 SMO(1,3) BSUB(1000,15,-3,0)



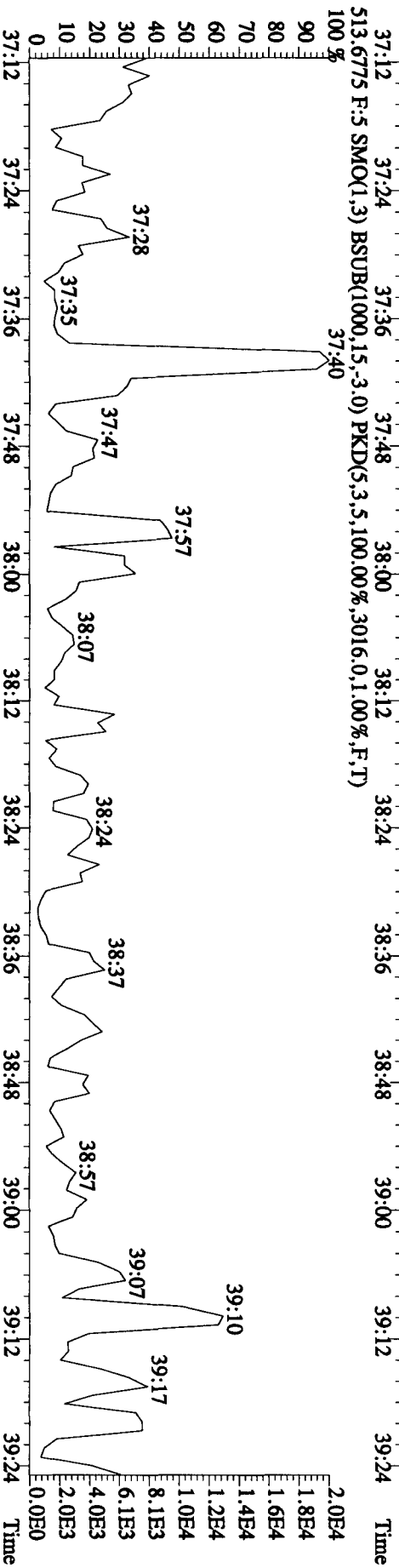
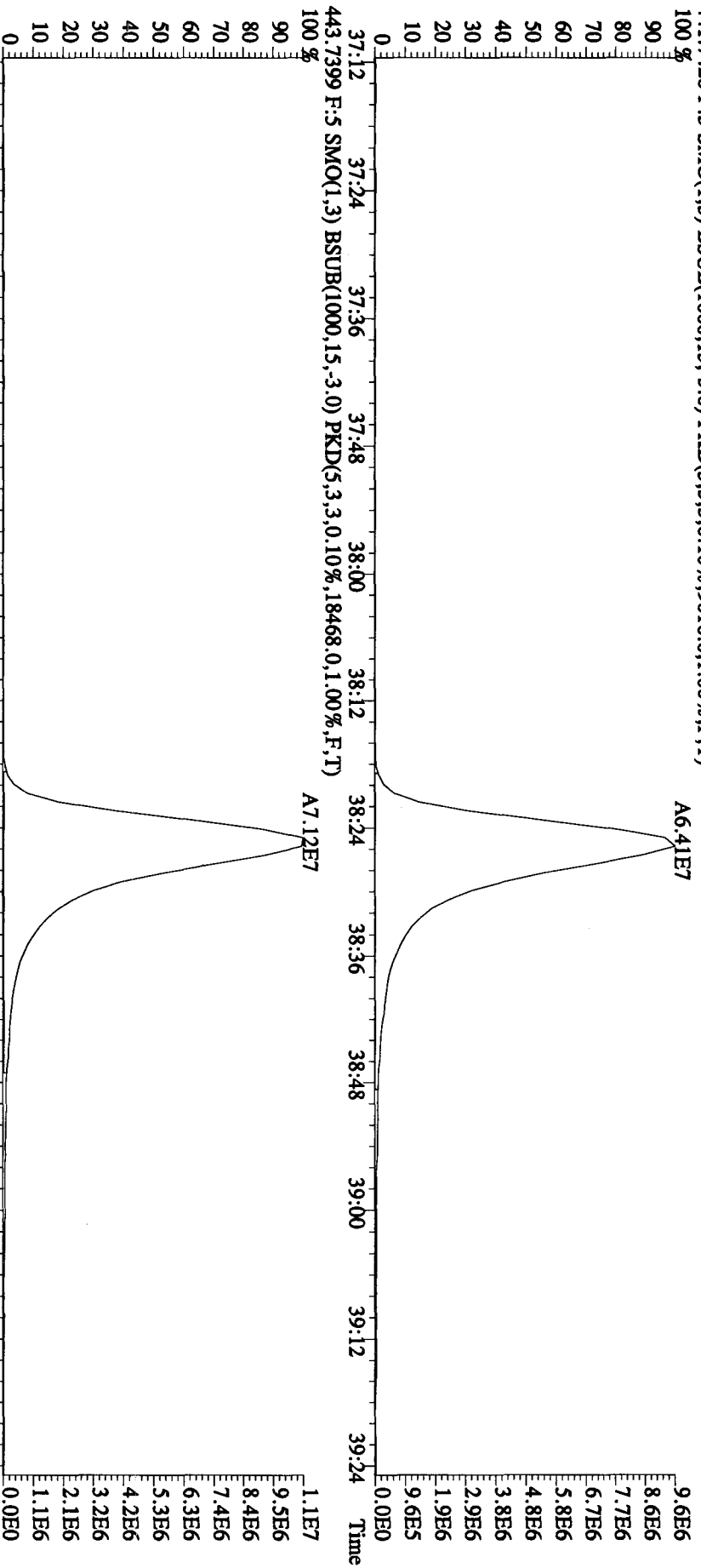
Sample#1 Text: ST0112 : CS3 09DXN425 Exp: DIOXIN
407.7818 F:4 SMO(1,3) BSUB(1000,15,-3,0) PKD(5,3,3,0,1.00%,F,T)
100%



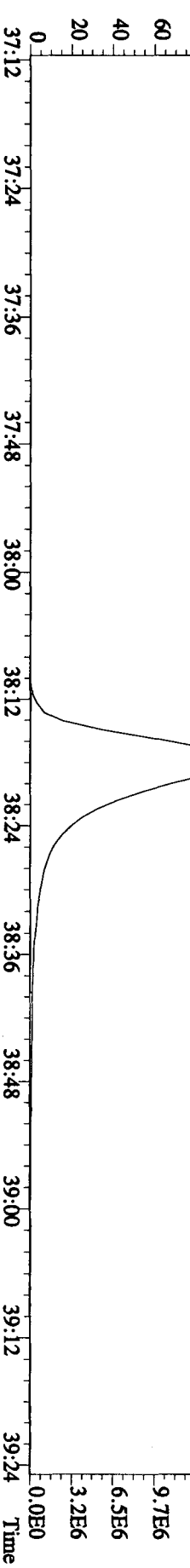
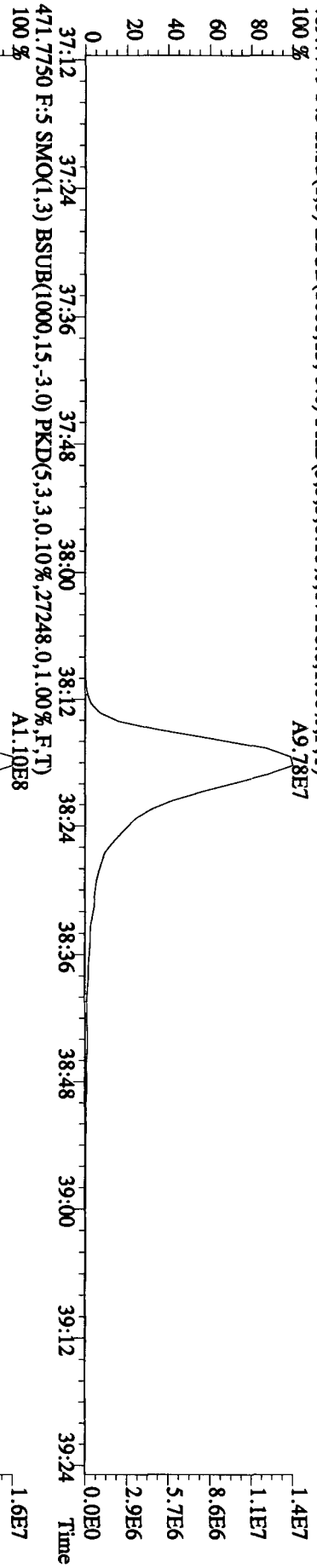
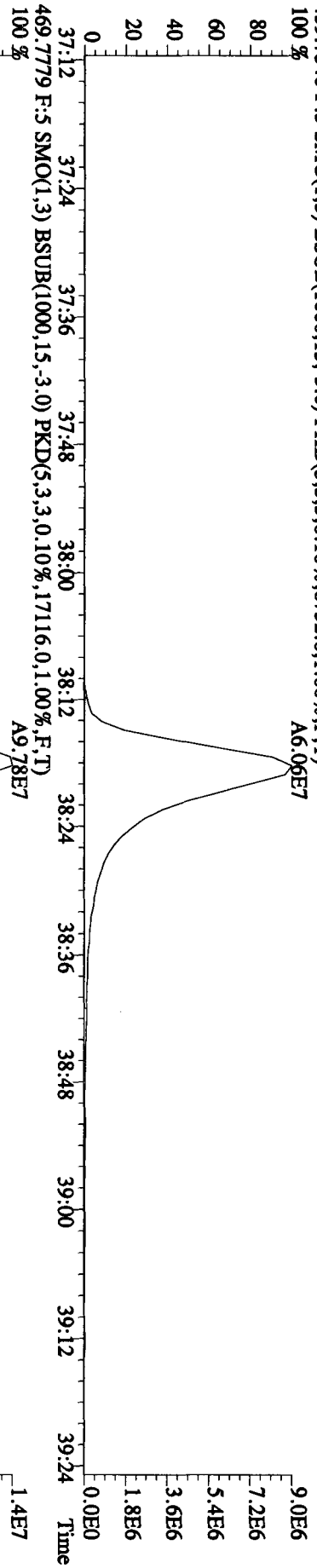
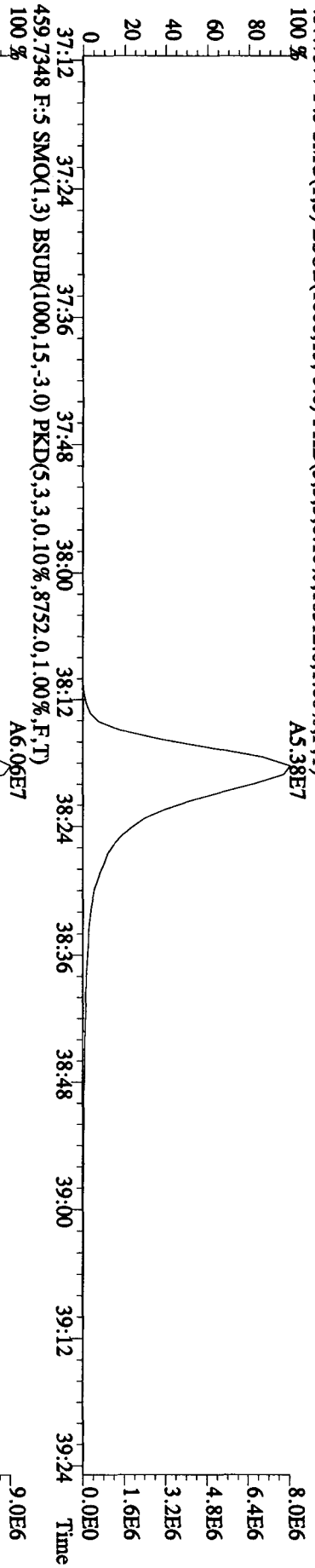
File: 121A101D5 #1-228 Acq: 12-JAN-2010 08:33:54 GC EI+ Voltage SIR 70SE
 Sample#1 Text: ST0112 :CS3 09DXN425 Exp: DIOXIN
 423.7766 F:4 SMO(1,3) BSUB(1000,15,3.0) PKD(5,3,3,0.10%,6292.0,1.00%,F,T)
 100% A3.74E7



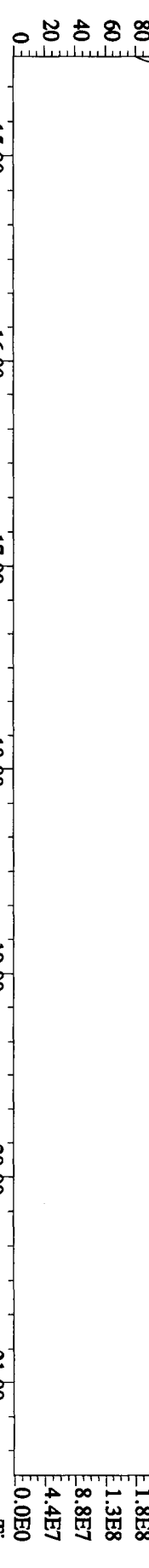
File: 121A101D5 #1-161 Acq: 12-JAN-2010 08:33:54 GC EI+ Voltage SIR 70SE
 Sample#1 Text: ST0112 :CS3 09DXN425 Exp: DIOXIN
 441.7428 F.:5 SMO(1,3) BSUB(1000,15,3.0) PKD(5,3,3,0.10%,18468,0,1.00%,F,T)
 100%



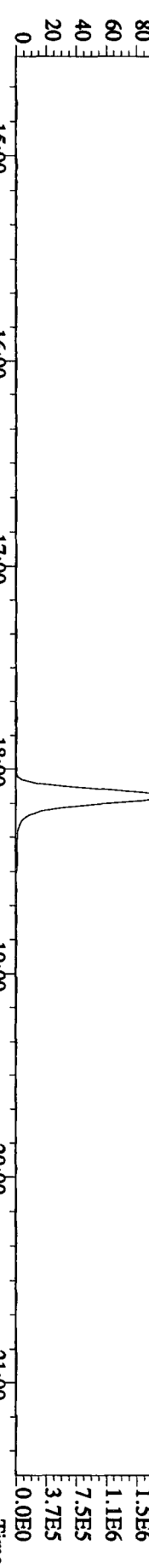
File:121A101D5 #1-161 Acq:12-JAN-2010 08:33:54 GC EI + Voltage SIR 70SE
 Sample#1 Text:ST0112 :CSS 09DXN425 Exp:DIOXIN
 457.7377 F:5 SMO(1,3) BSUB(1000,15,-3.0) PKD(5,3,3,0,10%,10312,0,1.00%,F,T)
 100%



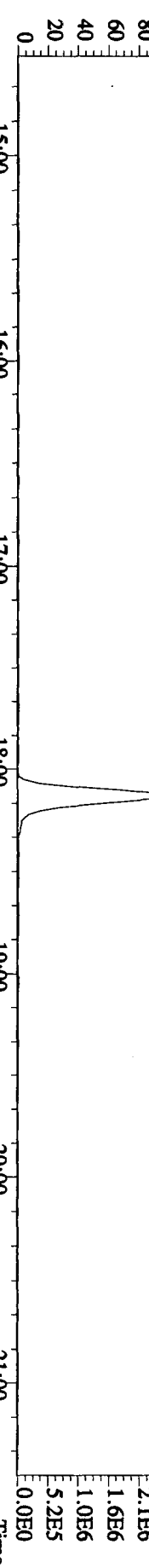
100% 15:13 15:34 15:57 16:40 17:03 17:30 18:02 18:33 18:57 19:18 19:42 20:06 20:48 21:12



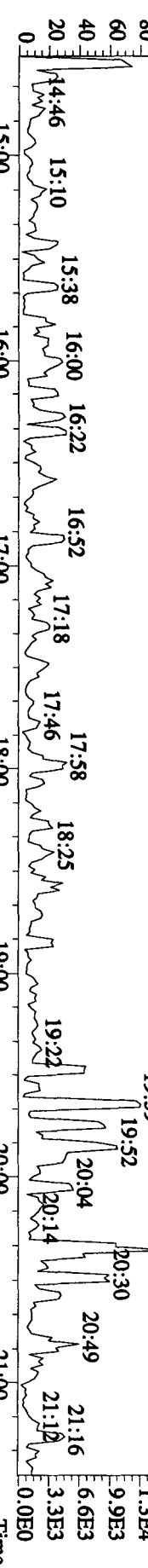
100% 15:00 15:10 15:33 15:54 16:21 16:54 17:00 17:49 18:00 18:35 19:00 19:13 19:38 20:19 20:50 21:15




100% 15:00 15:10 15:38 16:00 16:22 16:52 17:18 17:46 17:58 18:25 19:22 19:39 19:52 20:04 20:14 20:30 20:49 21:16 21:12

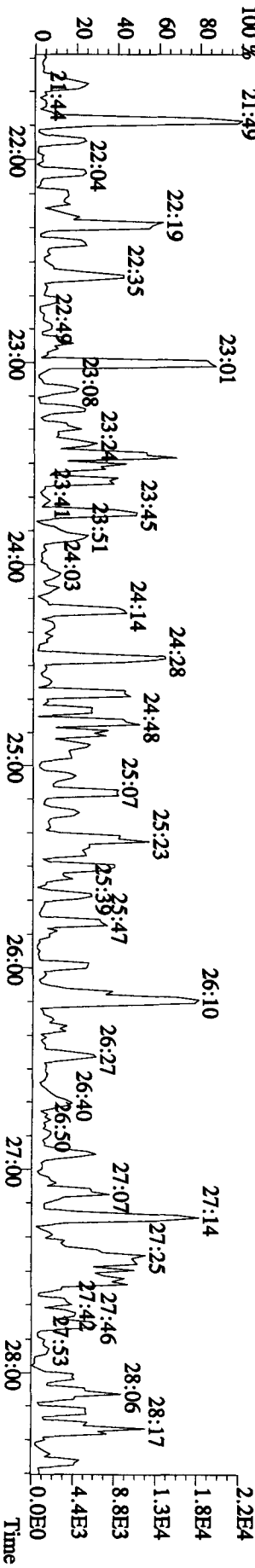
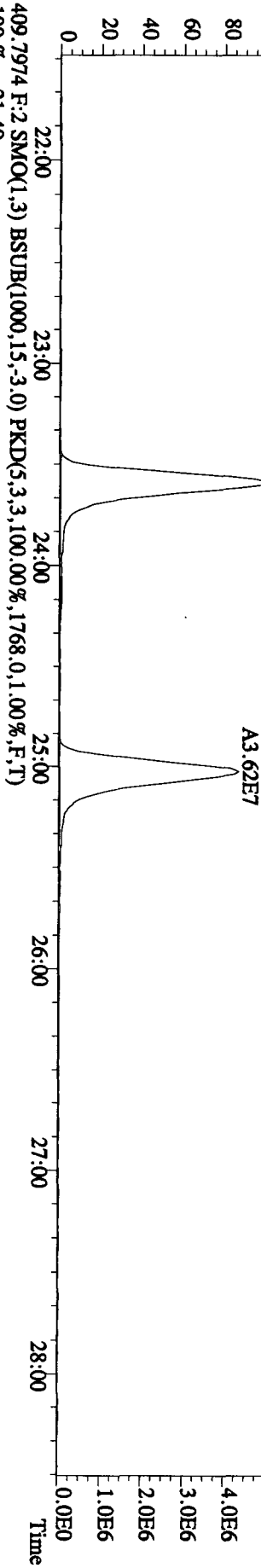
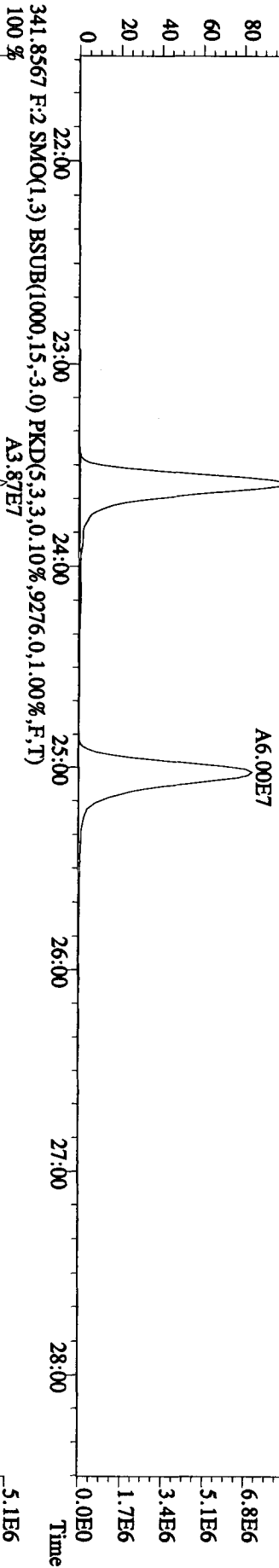




100% 15:00 15:10 15:38 16:00 16:22 16:52 17:18 17:46 17:58 18:25 19:22 19:39 19:52 20:04 20:14 20:30 20:49 21:16 21:12



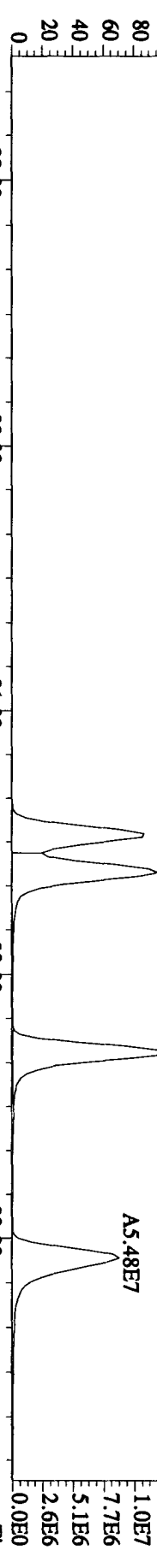
100% 15:00 15:10 15:33 15:54 16:21 16:54 17:00 17:49 18:00 18:35 19:00 19:13 19:38 20:19 20:50 21:15








373.8208 F:3 SMO(1,3) BSUB(1000,15,-3.0) PKD(5,3,3,0.10%,.5572,0.1,00%,F,T)



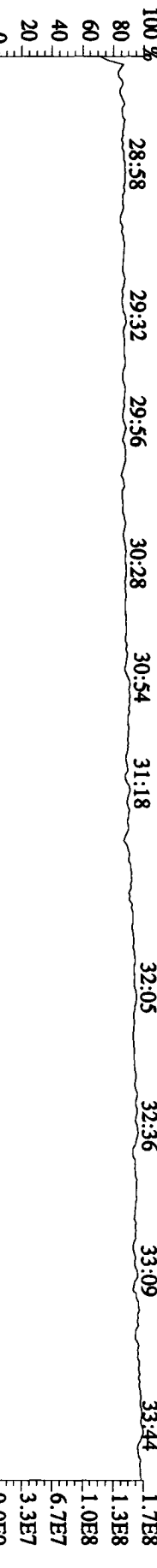
375.8178 F:3 SMO(1,3) BSUB(1000,15,-3.0) PKD(5,3,3,0.10%,.3940,0.1,00%,F,T)



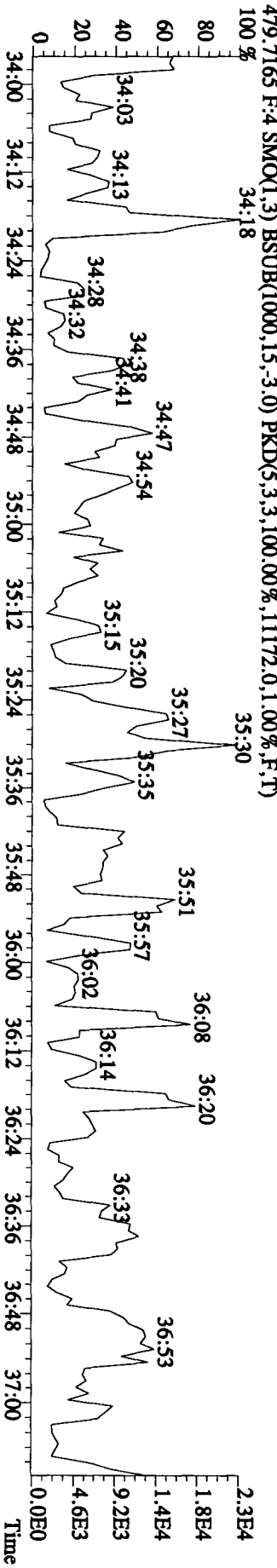
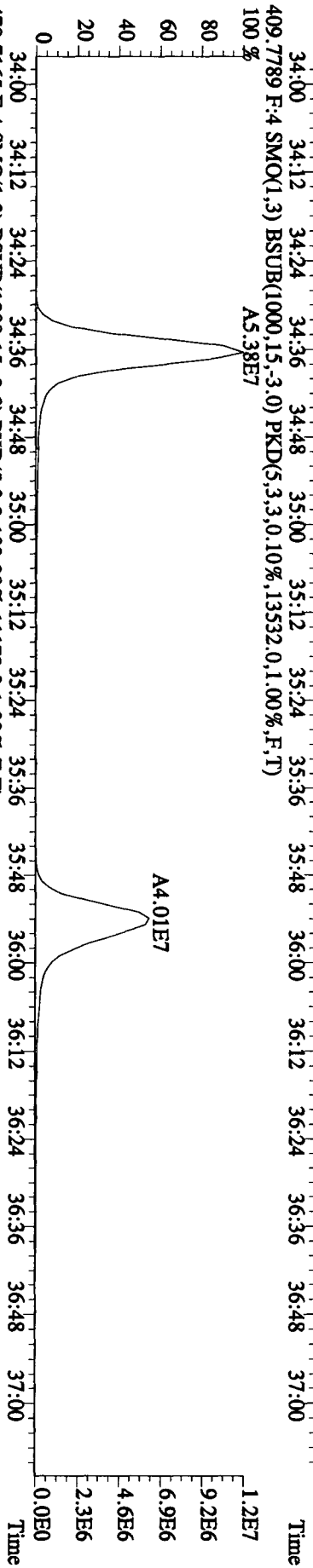
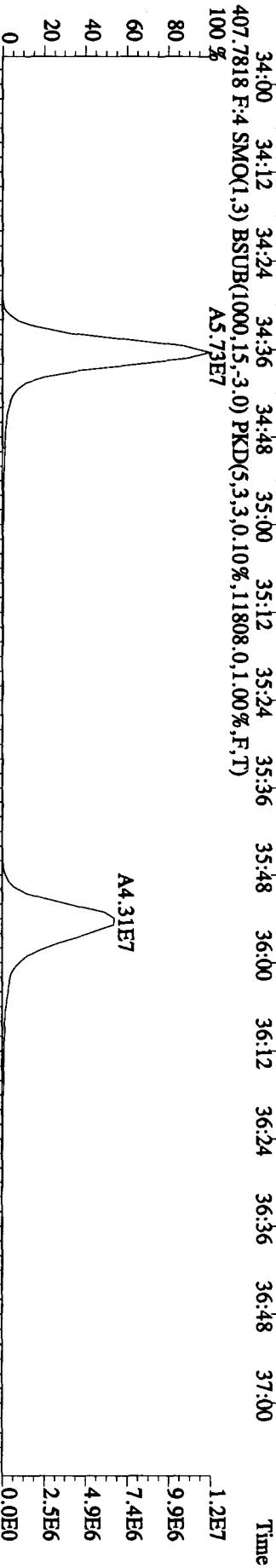
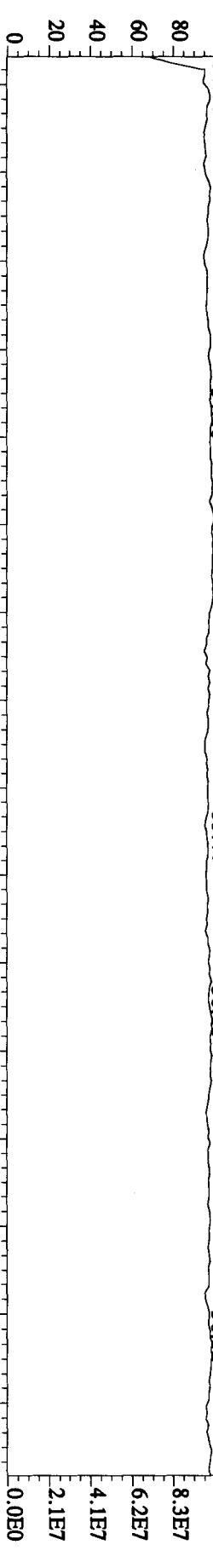
445.7555 F:3 SMO(1,3) BSUB(1000,15,-3.0) PKD(5,3,3,100.00%,.2228,0.1,00%,F,T)




380.9760 F:3 SMO(1,3) PKD(5,3,3,100.00%,0.0,1.00%,F,T)



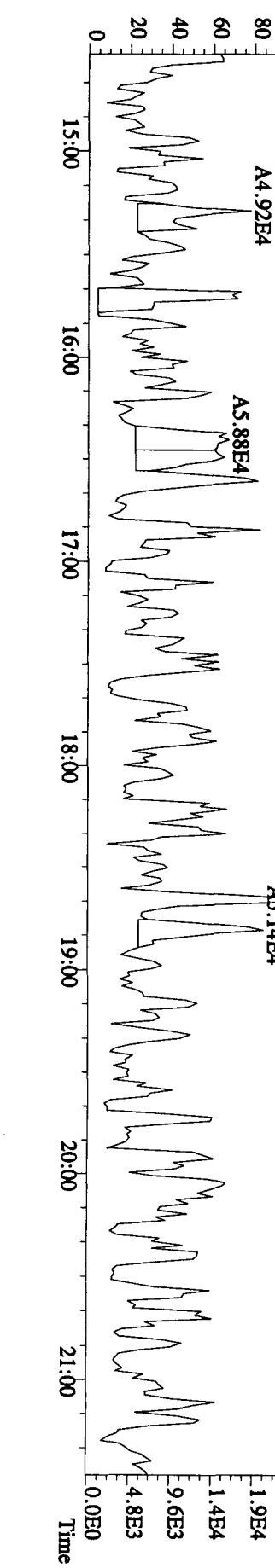
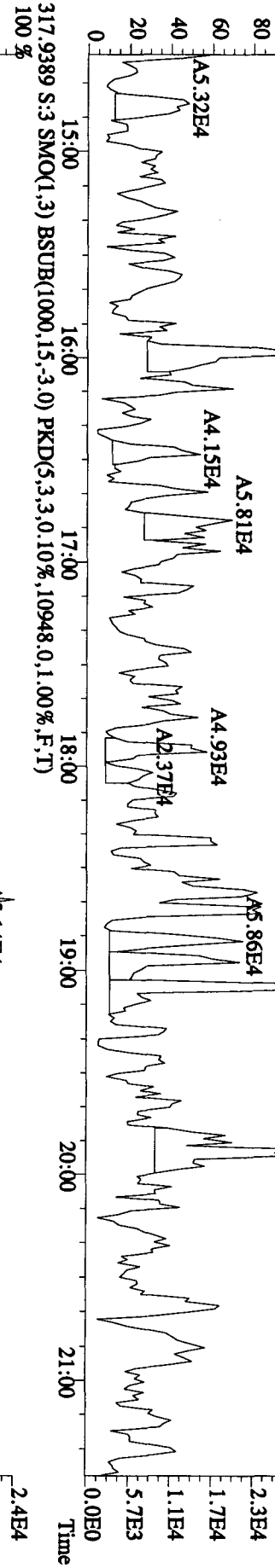

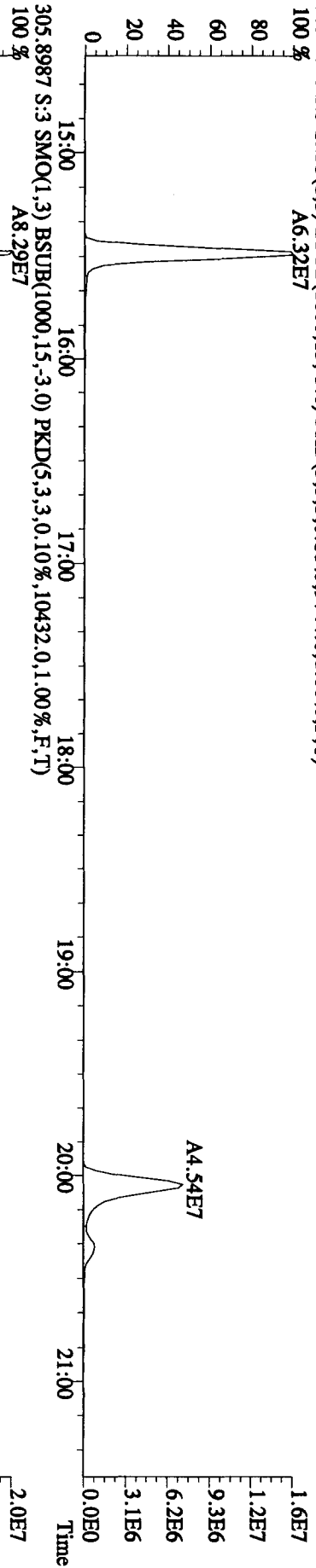
File:12J1A101D5 #1-228 Acq:12-JAN-2010 08:33:54 GC EI+ Voltage SIR 70SE
 Sample#1 Text:ST0112 :CSS 09DXN425 Exp:DIOXIN
 430.9728 F:4 SMO(1,3) PKD(5,3,3,100.00%,0.0,1.00%,F,T)
 100 %34:01 34:14 34:36 34:46 34:59



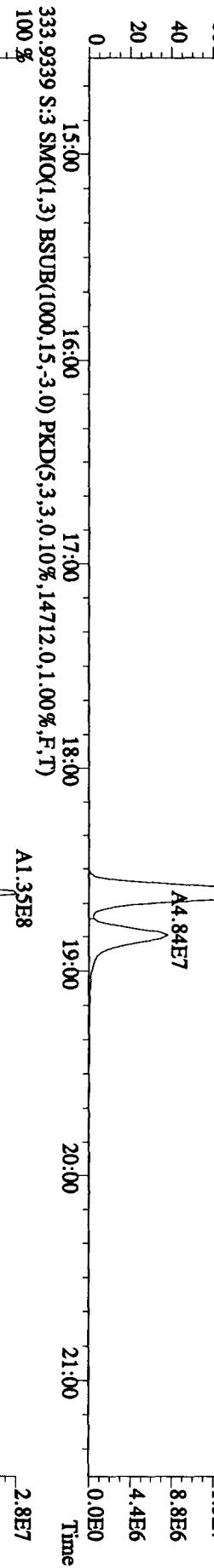
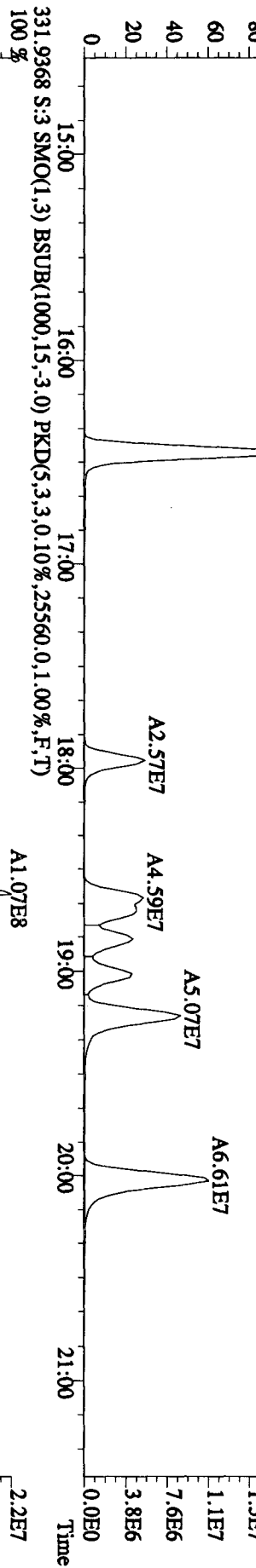
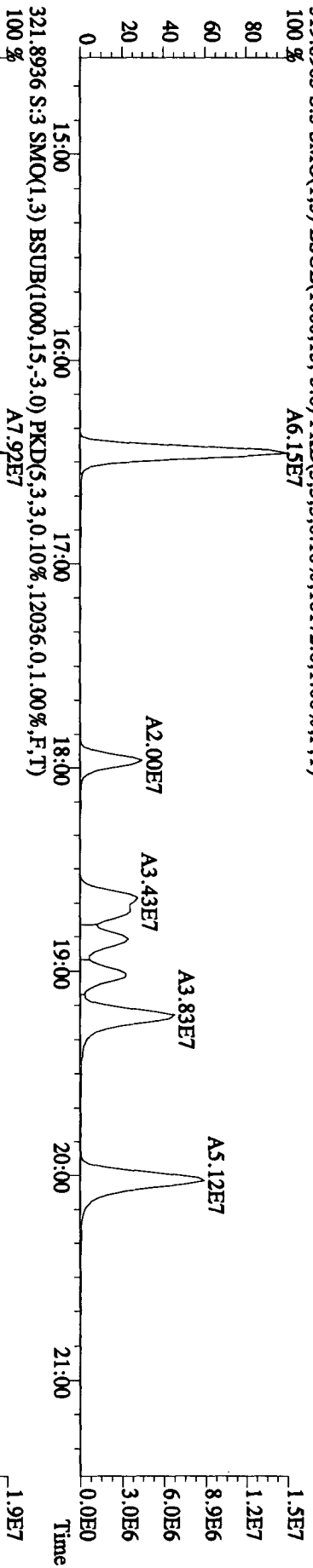
File: 121A101D5 #1-161 Acq: 12-JAN-2010 08:33:54 GC EI + Voltage SIR 70SE
 Sample#1 Text: ST0112 :CS3 09DXN425 Exp: DIOXIN
 454.9728 F: 5 SMO(1,3) PKD(5,3,3,100.00%,0.0,1.00%,F,T)
 100 %



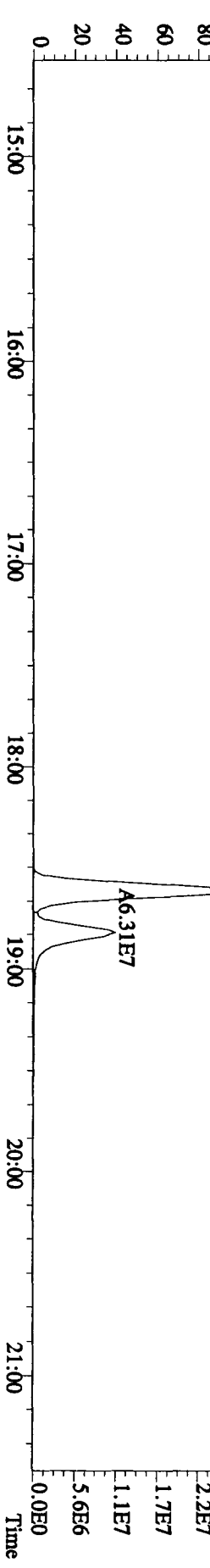
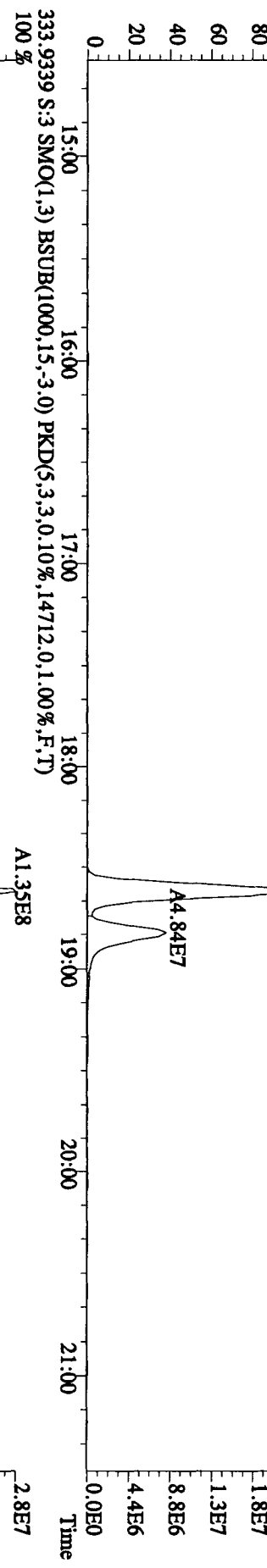
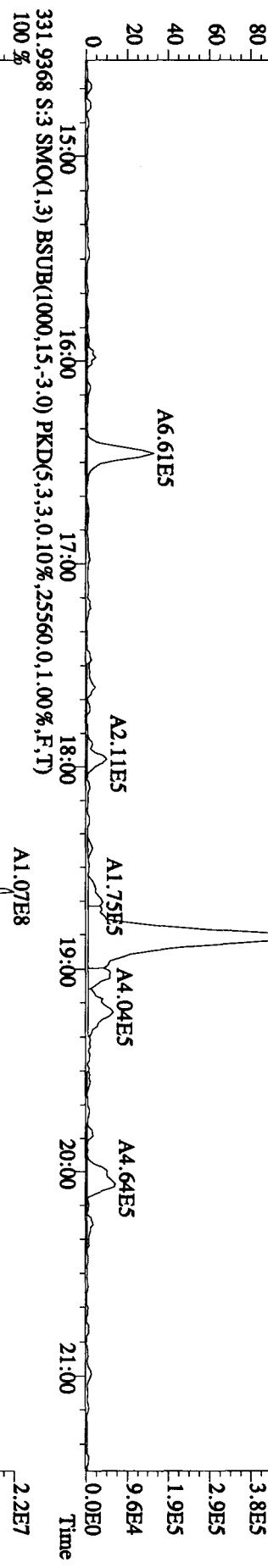
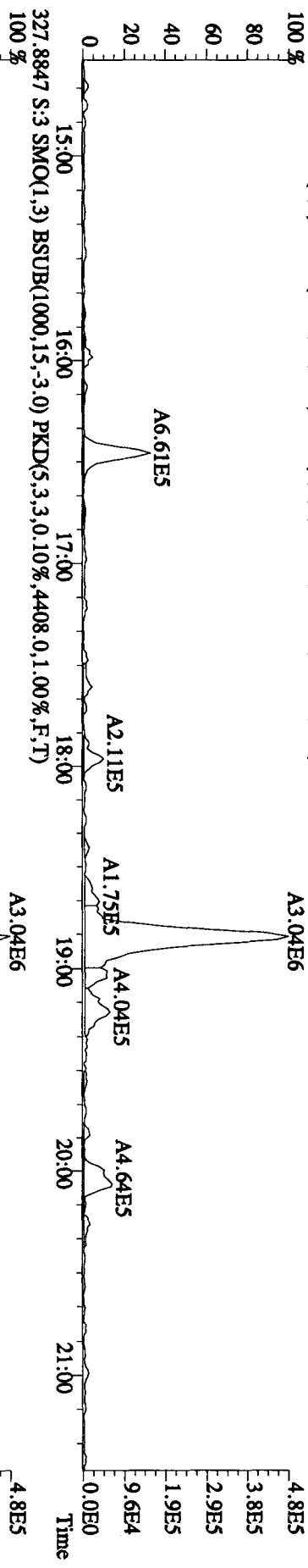
File: 121A101D5 #1-411 Acq: 12-JAN-2010 09:59:48 GC EI+ Voltage SIR 70SE
 Sample#3 Text: CP0112A :DB-5 CPSM 3732-04 Exp: DIOXIN
 303.9016 S:3 SMO(1,3) BSUB(1000,15,-3,0) PKD(5,3,3,0,10%,9744,0,1,00%,F,T)
 100 % A6.32E7



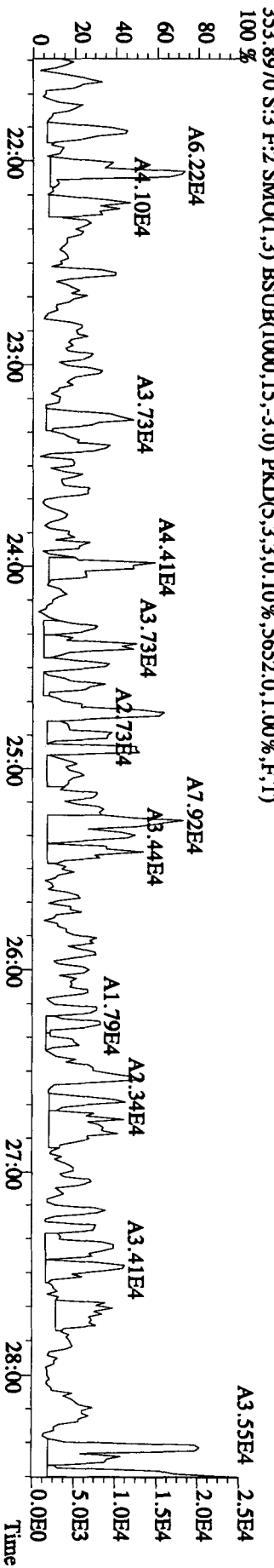
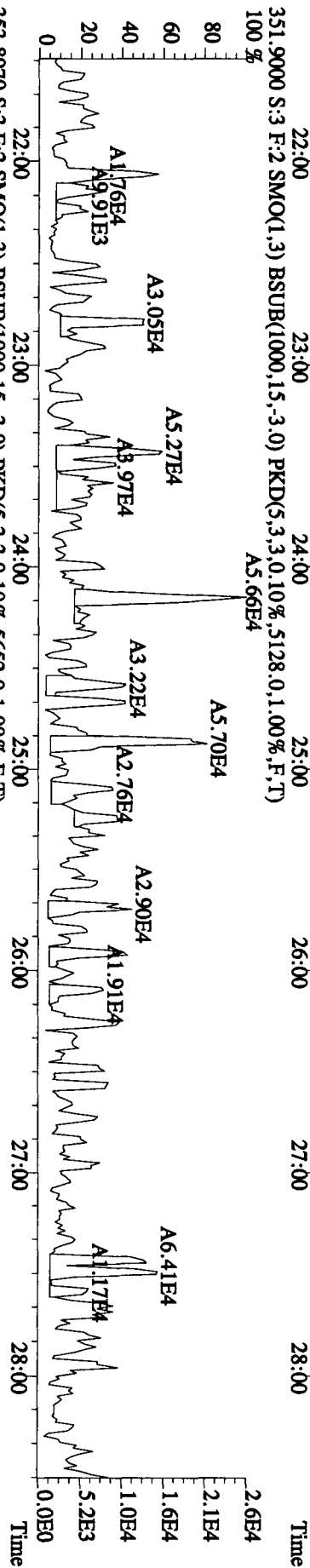
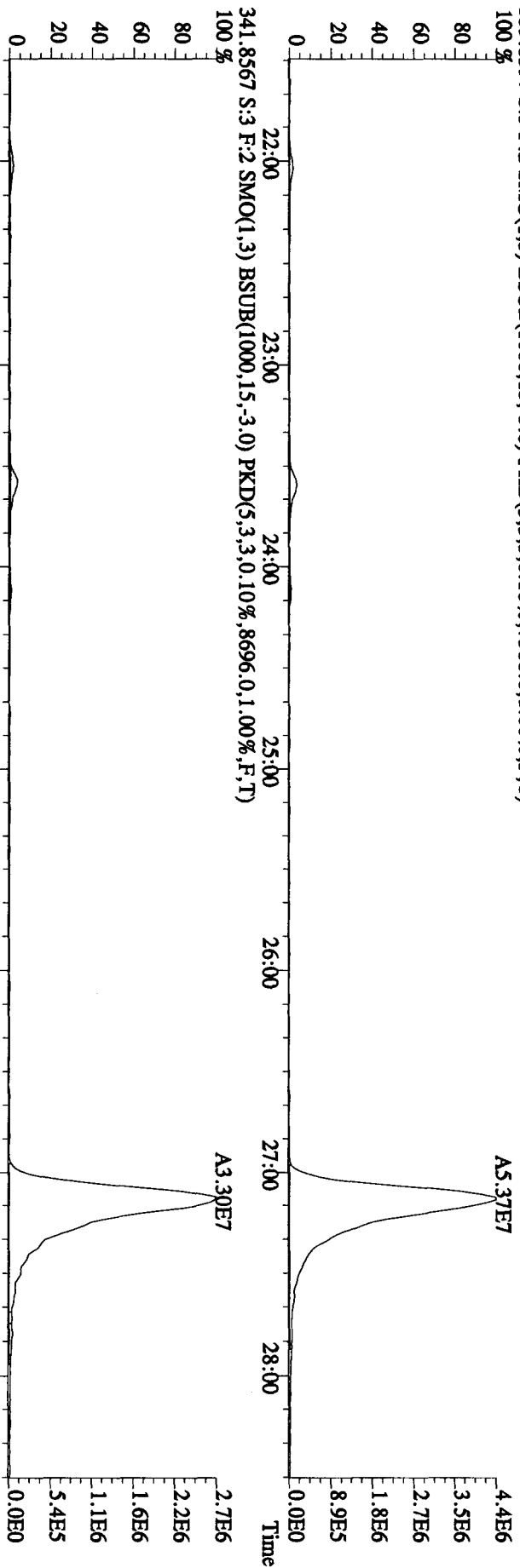
File: 121A101D5 #1-411 Acq: 12-JAN-2010 09:59:48 GC EI + Voltage SIR 70SE
 Sample#3 Text: CP0112A .DB-5 CPSM 3732-04 Exp: DIOXIN
 319.8965 S:3 SMO(1,3) BSUB(1000,15,-3,0) PKD(5,3,3,0,10%,10172,0,1,00%,F,T)
 100%



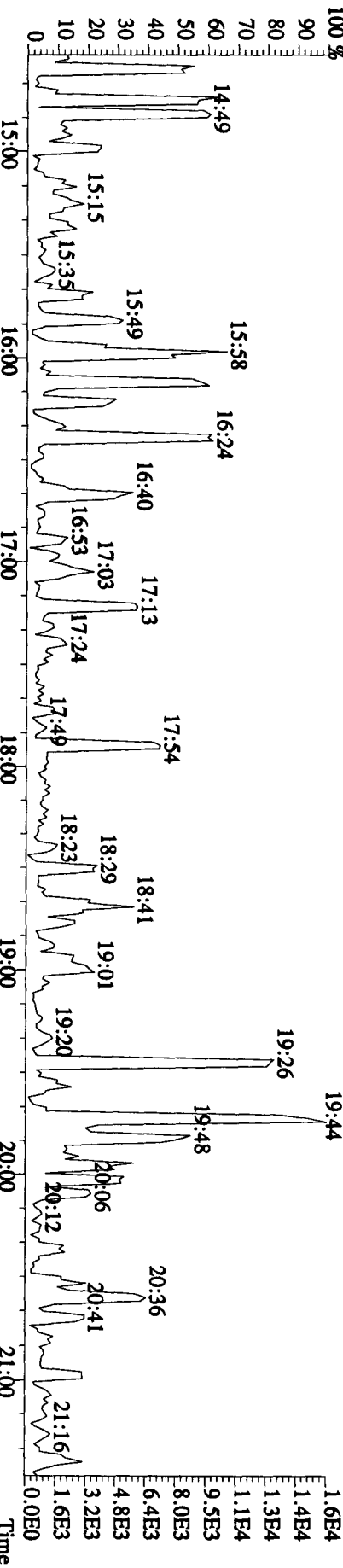

File: 12JA101D5 #1-411 Acq: 12-JAN-2010 09:59:48 GC EI + Voltage SIR 70SE
 Sample#3 Text: CP0112A :DB-5 CP5M 3732-04 Exp: DIOXIN
 327.8847 S:3 SMO(1,3) BSUB(1000,15,-3.0) PKD(5,3,3,0,10%,4408.0,1.00%,F,T)



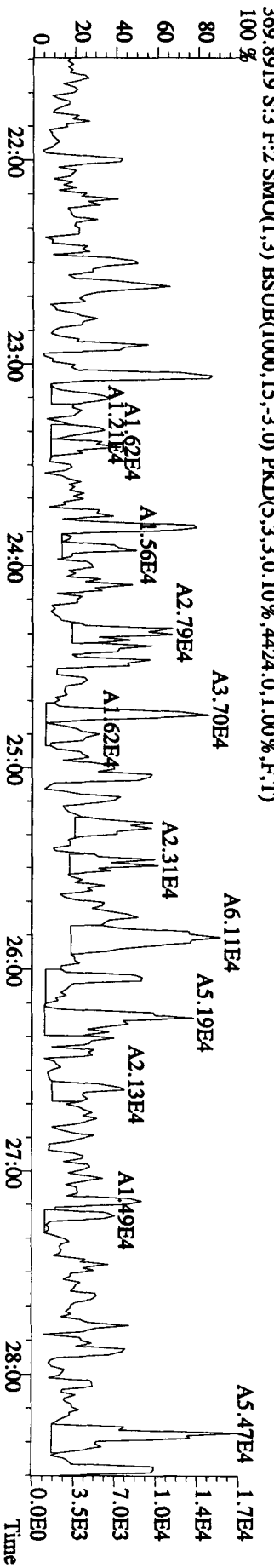
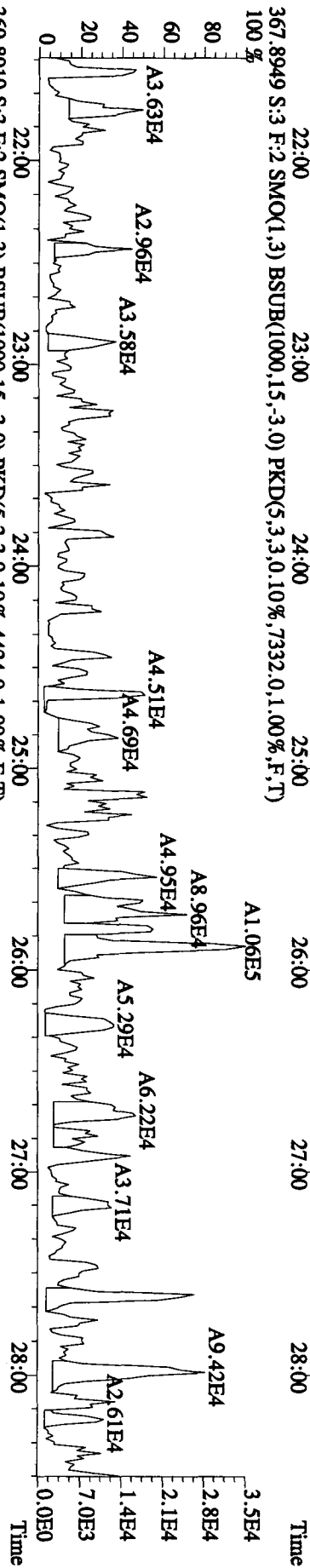
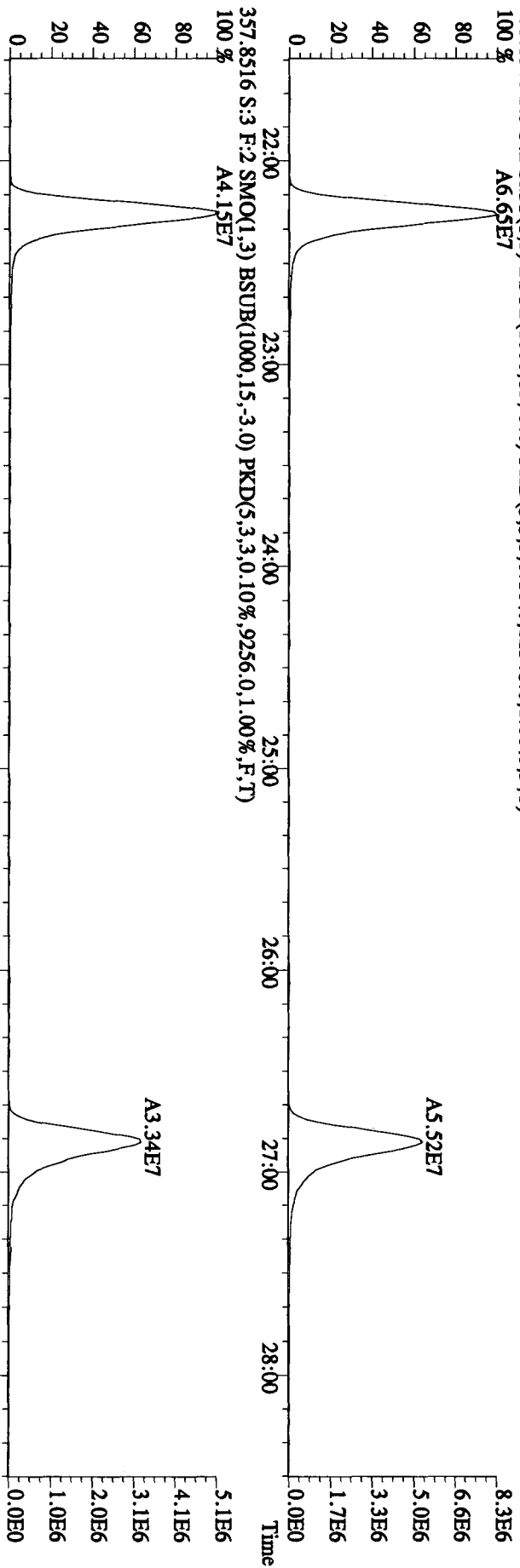
File:12JA101D5 #1-494 Acq:12-JAN-2010 09:59:48 GC EI+ Voltage SIR 70SE
 Sample#3 Text:CP0112A :DB-5 CPSM 3732-04 Exp:DIOXIN
 339.8597 S:3 F:2 SMO(1,3) BSUB(1000,15,-3,0) PKD(5,3,3,0.10%,7388,0.1,00%,F,T)
 100%



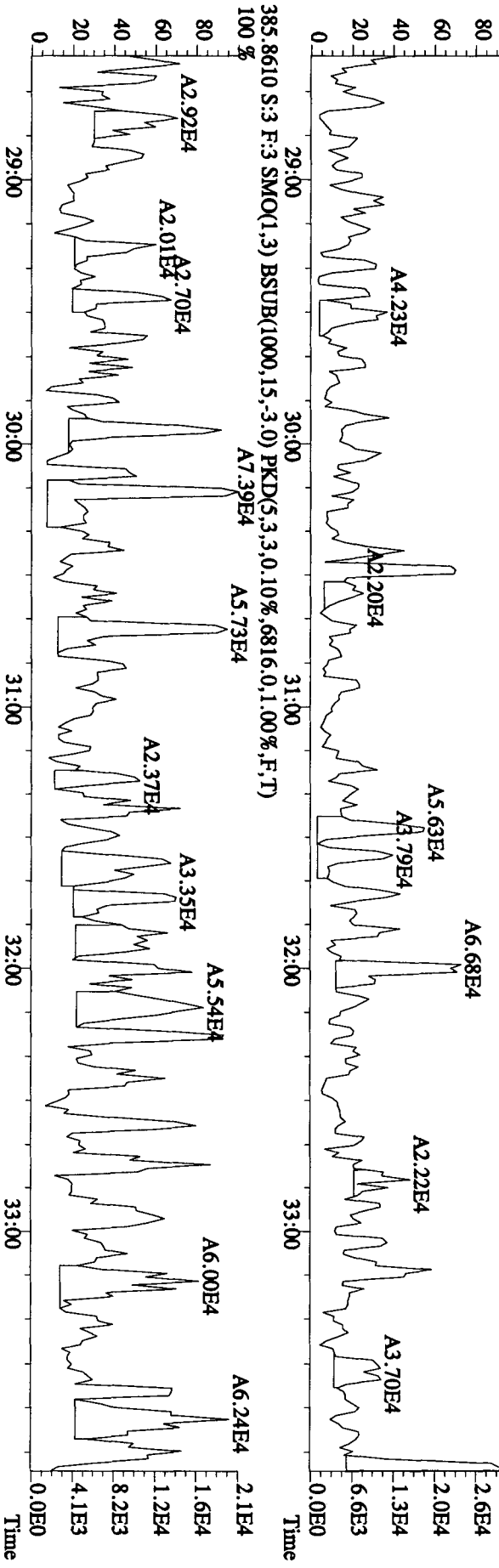
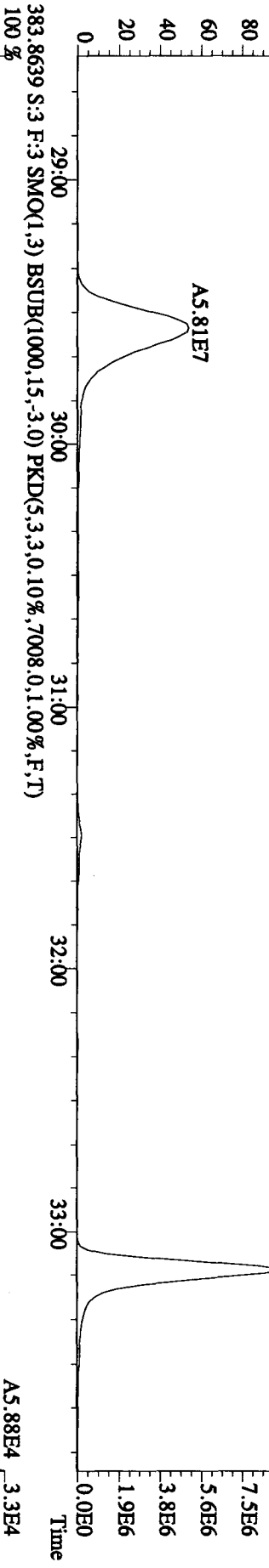
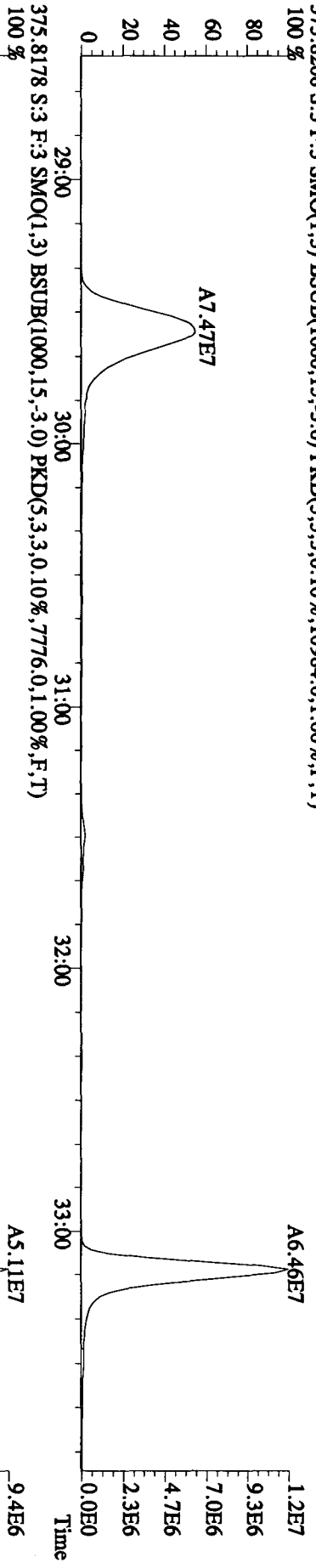
File: 121A101D5 #1-411 Acq: 12-JAN-2010 09:59:48 GC: EI + Voltage SIR 70SE
 Sample#3 Text: CP0112A :DB-5 CPSM 3732-04 Exp: DIOXIN
 339.8597 S:3 SMO(1,3) BSUB(1000,15,-3.0) PKD(5,3,3,0.10%,4628.0,1.00%,F,T)

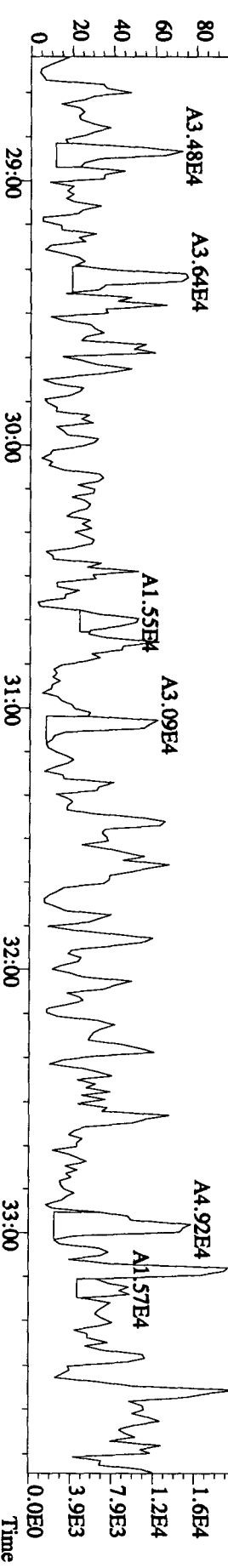
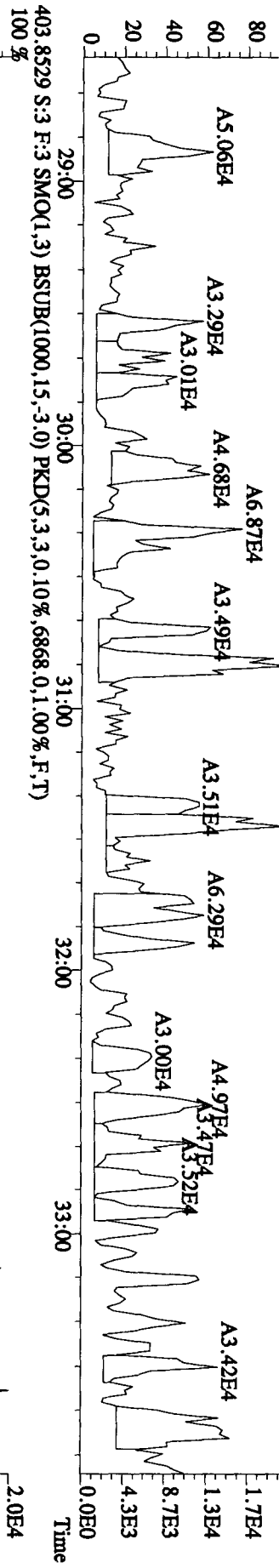
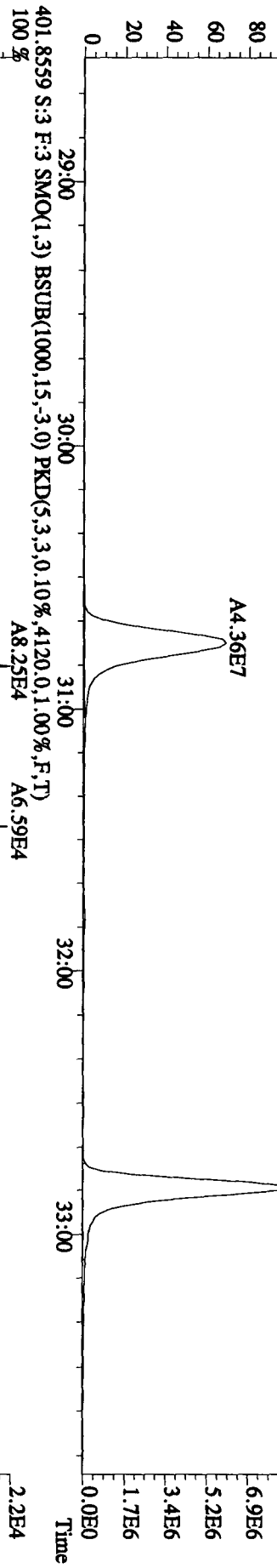
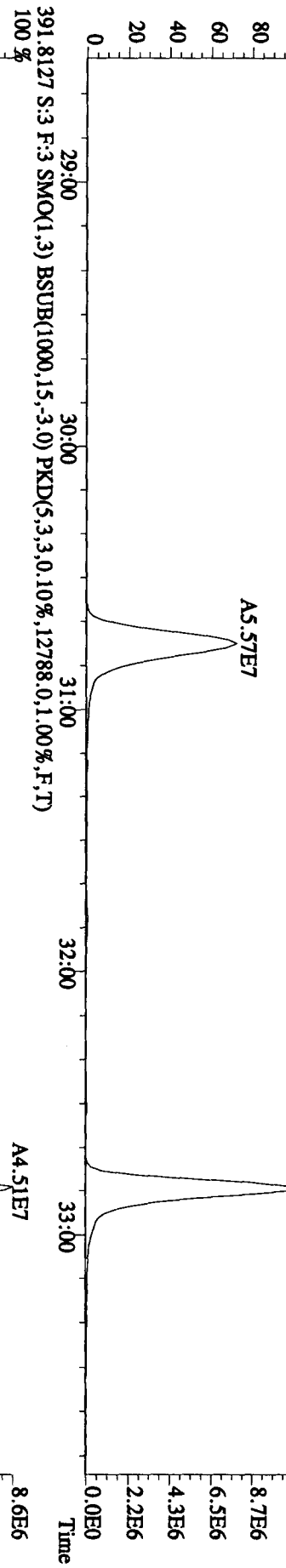


File: 121A101D5 #1-494 Acq: 12-JAN-2010 09:59:48 GC EI+ Voltage SIR 70SE
 Sample#3 Text: CP0112A :DB-5 CP5M 3732-04 Exp: DIOXIN
 355.8546 S:3 F:2 SMO(1.3) BSUB(1000,15,-3.0) PKD(5,3,3,0.10%,12548,0.1,00%,F,T)
 100%

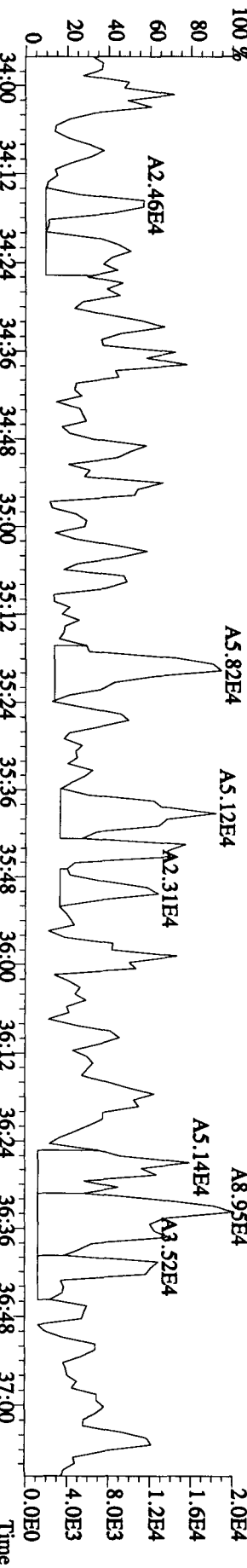
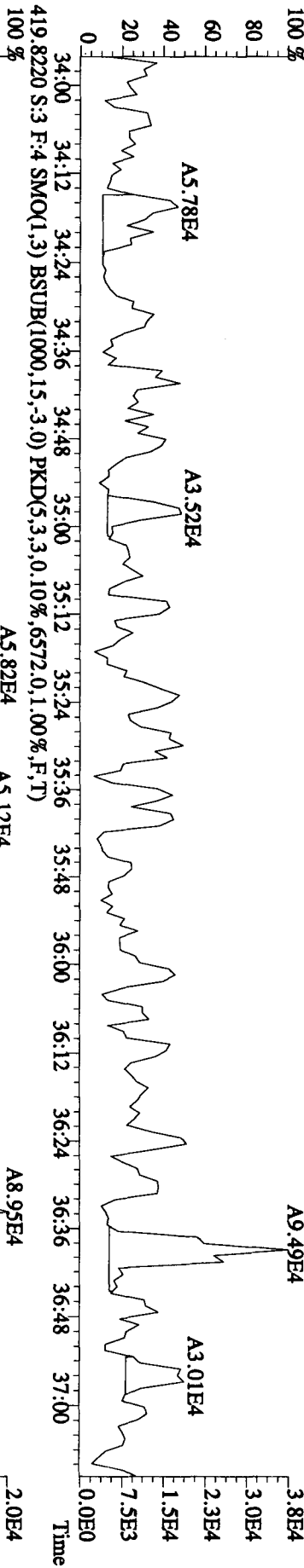
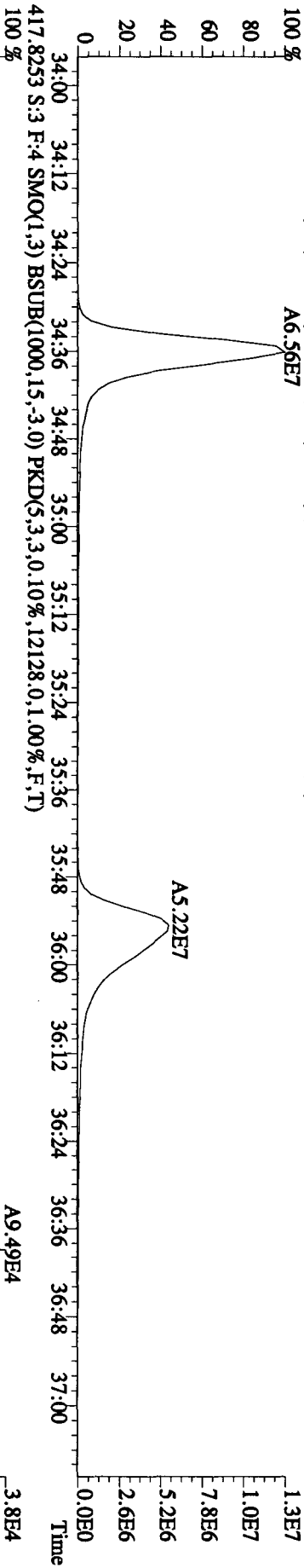
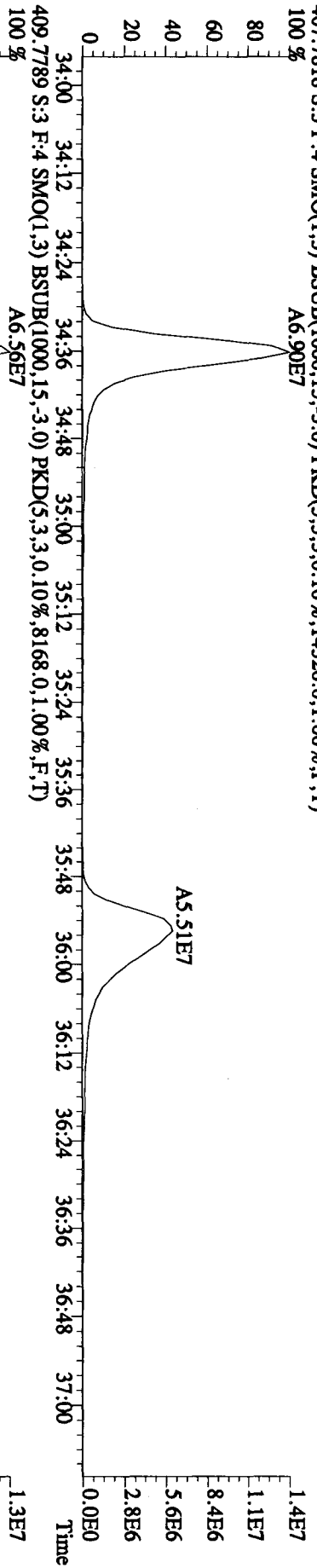


File:121A101D5 #1-362 Acq:12-JAN-2010 09:59:48 GC EI+ Voltage SIR 70SE
 Sample#3 Text:CP0112A :DB-5 CPSM 3732-04 Exp:DIOXIN
 373.8208 S:3 F:3 SMO(1,3) BSUB(1000,15,-3.0) PKD(5,3,3,0.10%,10984,0.1,00%,F,T)

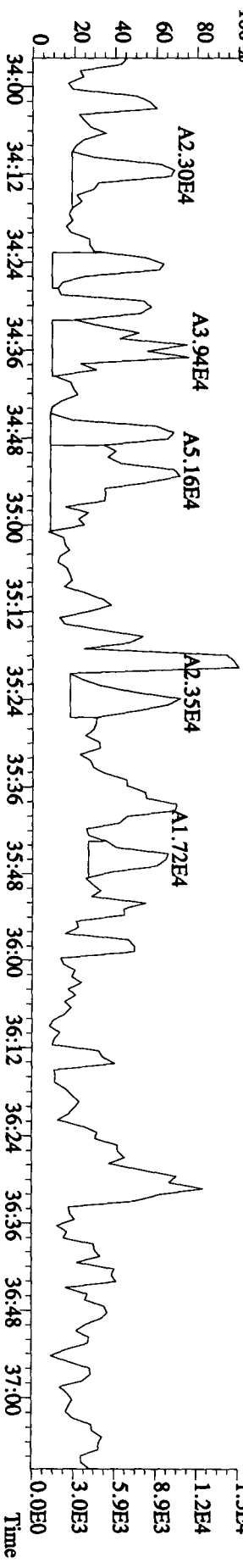
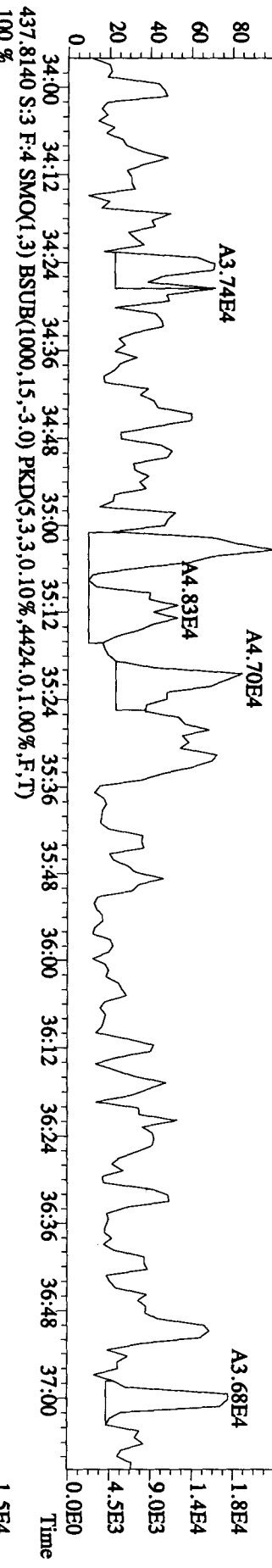
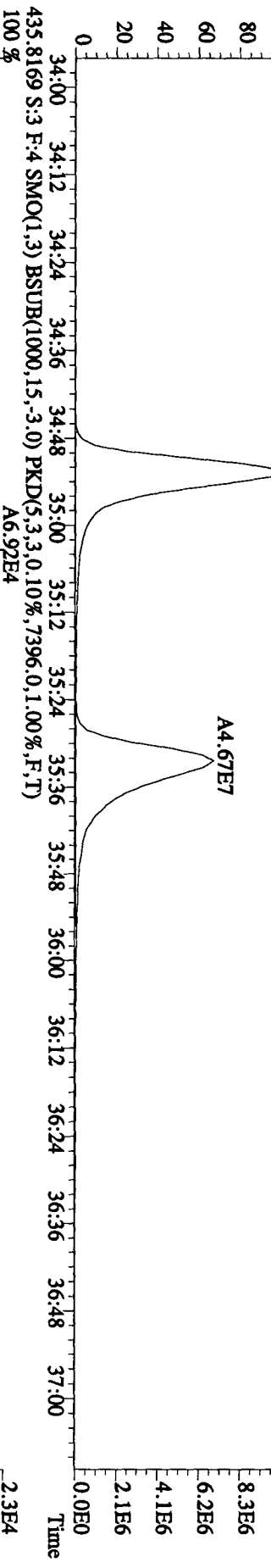
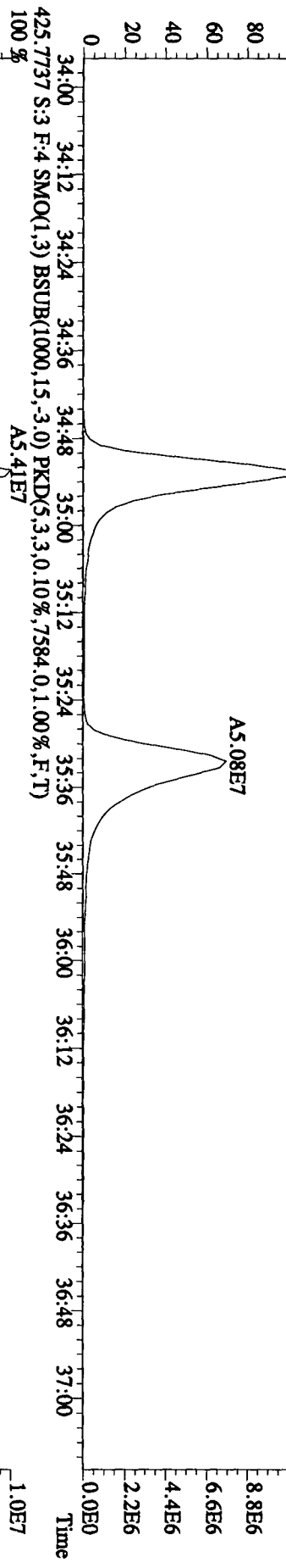




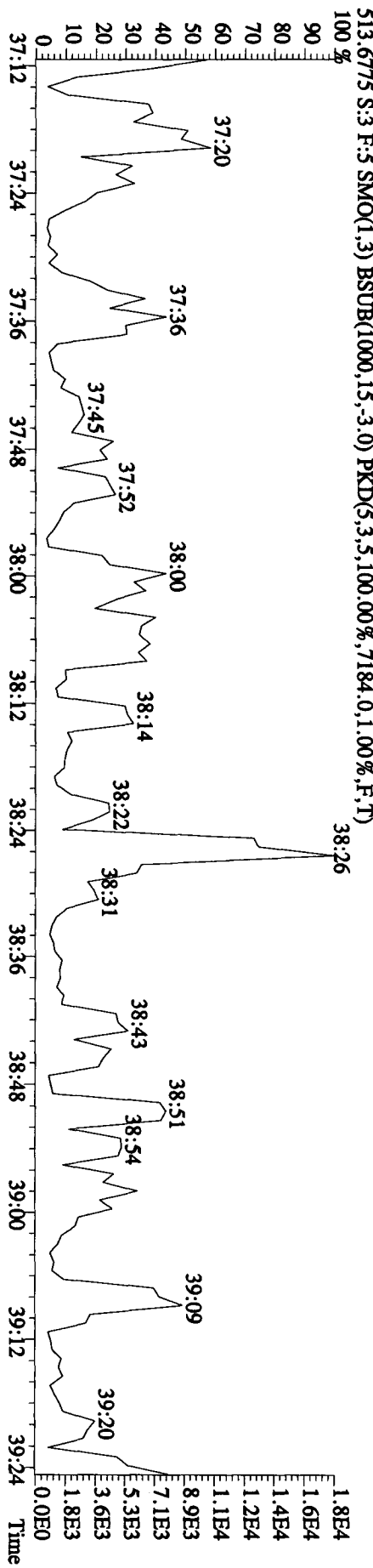
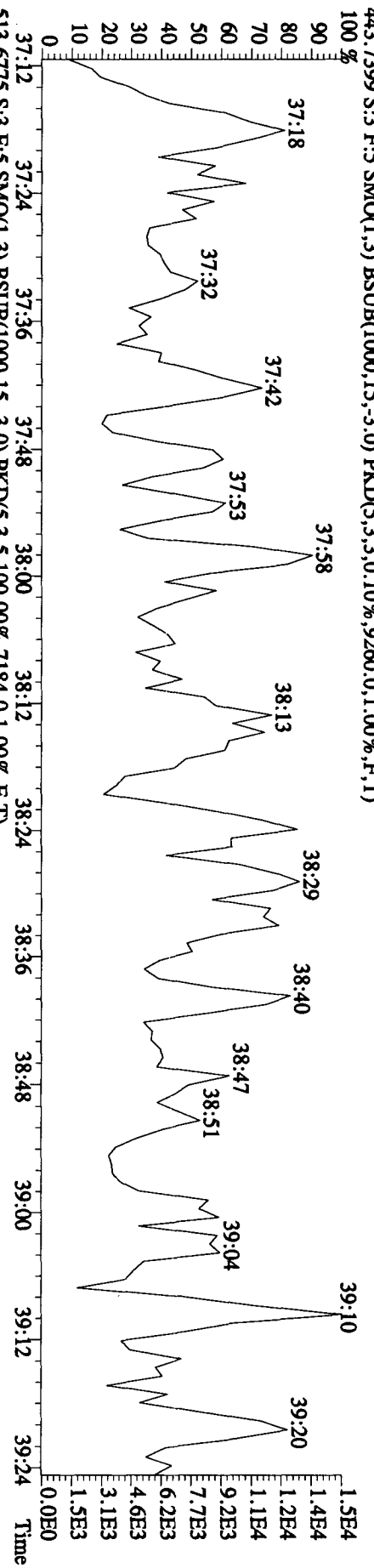
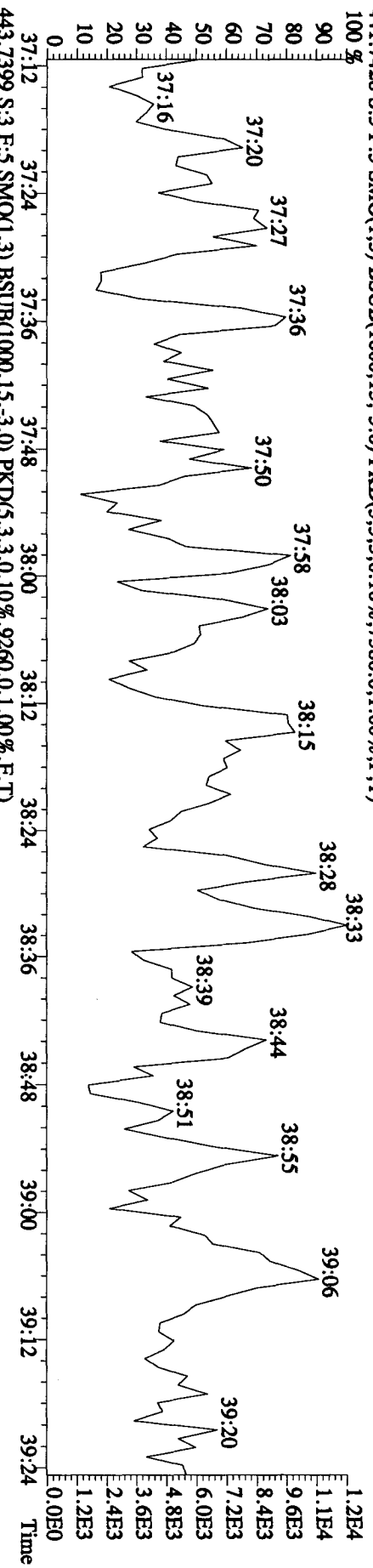
File: 12JA101D5 #1-228 Acq: 12-JAN-2010 09:59:48 GC EI + Voltage SIR 70SE
 Sample#3 Text: CP0112A :DB-5 CPSM 3732-04 Exp: DIOXIN
 407.7818 S:3 F:4 SMO(1.3) BSUB(1000,15,-3.0) PKD(5,3,3,0,10%,14320,0,1,00%,F,T)
 100 % A6.90E7

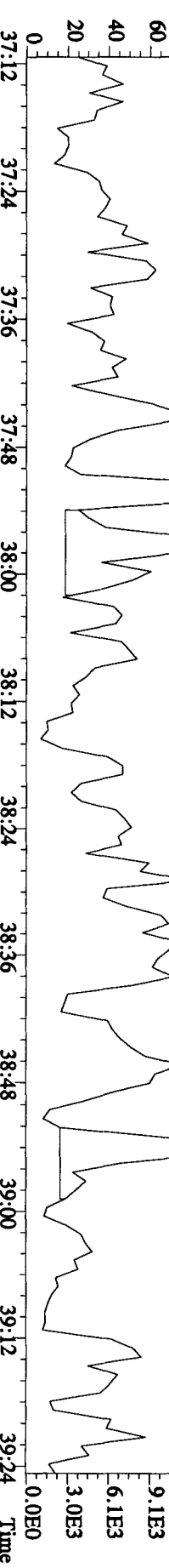

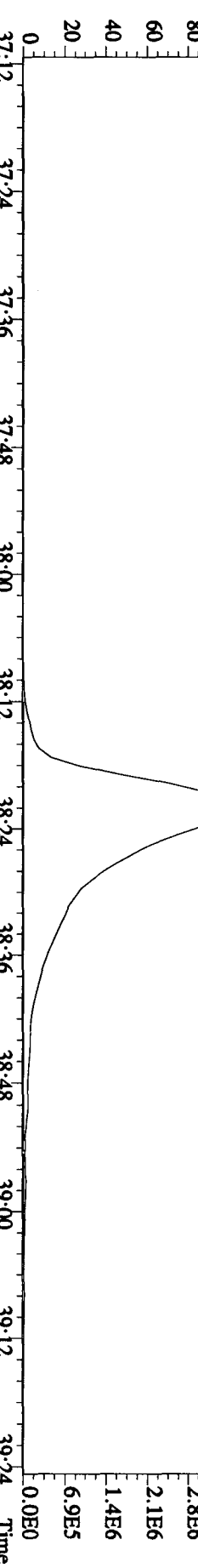
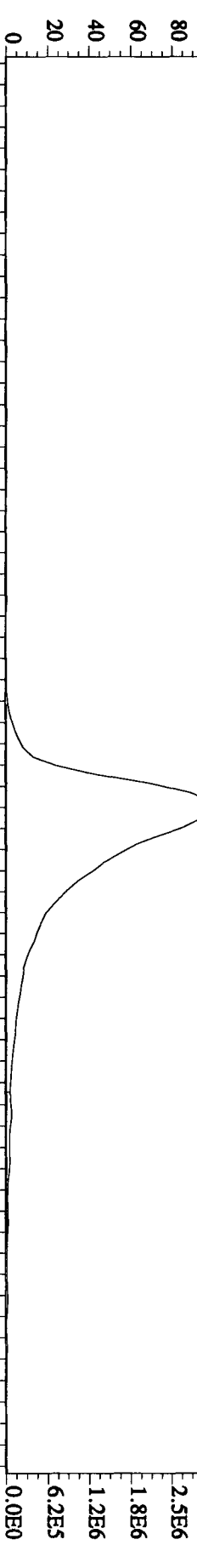


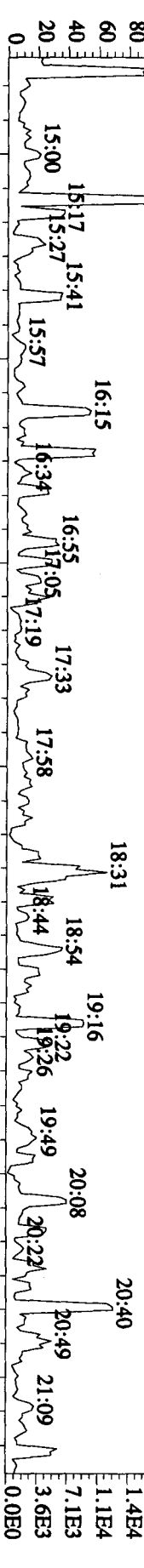
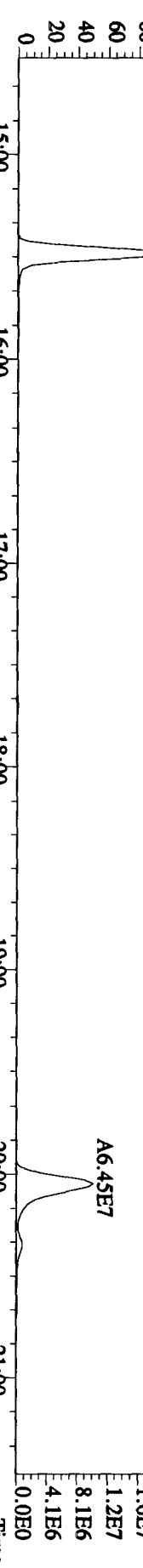
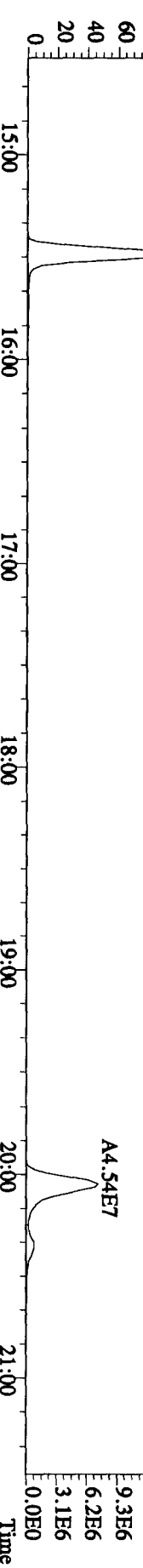

File: 121A101D5 #1-228 Acq: 12-JAN-2010 09:59:48 GC EI + Voltage SIR 70SE
 Sample#3 Text: CP0112A :DB-5 CP5M 3732-04 Exp: DIOXIN
 423.7766 S:3 F:4 SMO(1,3) BSUB(1000,15,-3,0) PKD(5,3,3,0,10%,8672,0,1,00%,F,T)
 100%

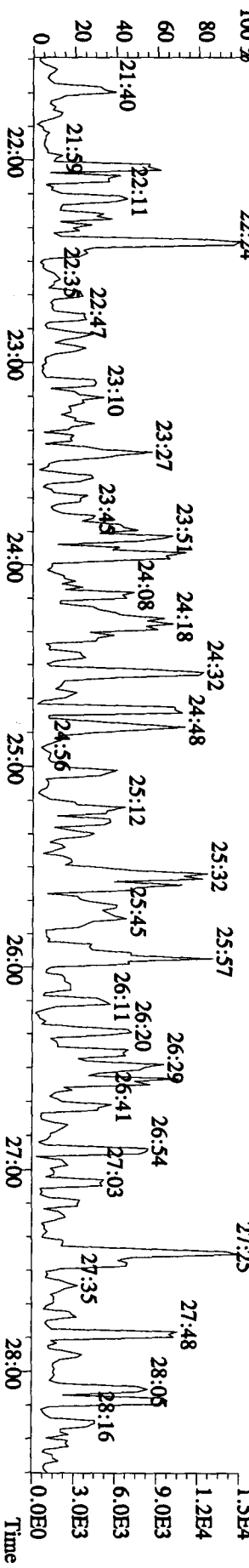
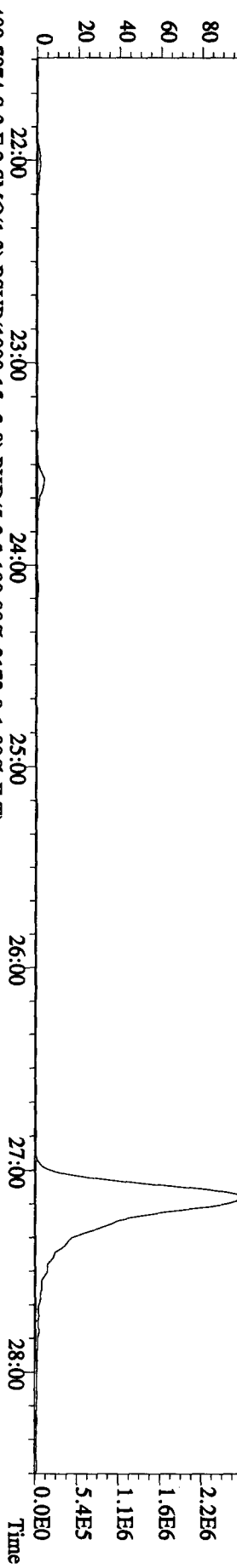
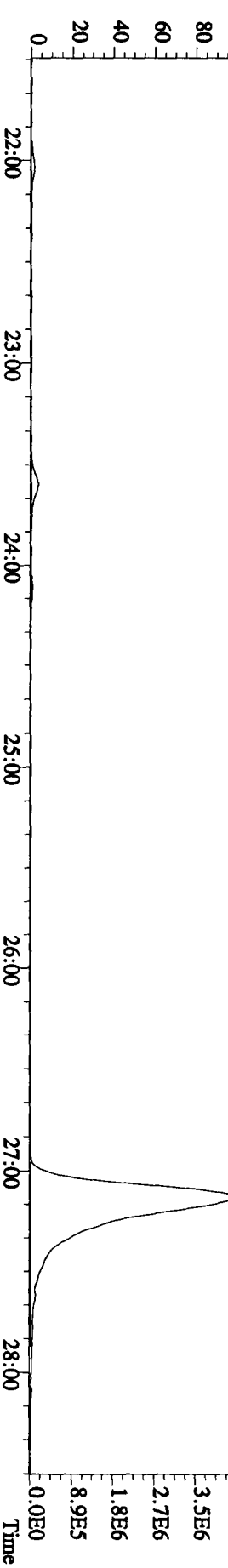



File: 121A101D5 #1-161 Acq: 12-JAN-2010 09:59:48 GC EI + Voltage SIR 70SE
 Sample#3 Text: CP0112A :DB-5 CPSM 3732-04 Exp: DIOXIN
 441.7428 S:3 F:5 SMO(1,3) BSUB(1000,15,-3,0) PKD(5,3,3,0.10%,7380.0,1.00%,F,T)












File: 12J1A101D5 #1-362 Acq: 12-JAN-2010 09:59:48 GC EI+ Voltage SIR 70SE
 Sample#3 Text: CP0112A :DB-5 CP5M 3732-04 Exp: DIOXIN
 392.9760 S:3 F:3 SMO(1,3) PKD(5,3,3,100.00%,0.0,1.00%,F,T)




373.8208 S:3 F:3 SMO(1,3) BSUB(1000,15,-3.0) PKD(5,3,3,0.10%,10984.0,1.00%,F,T)



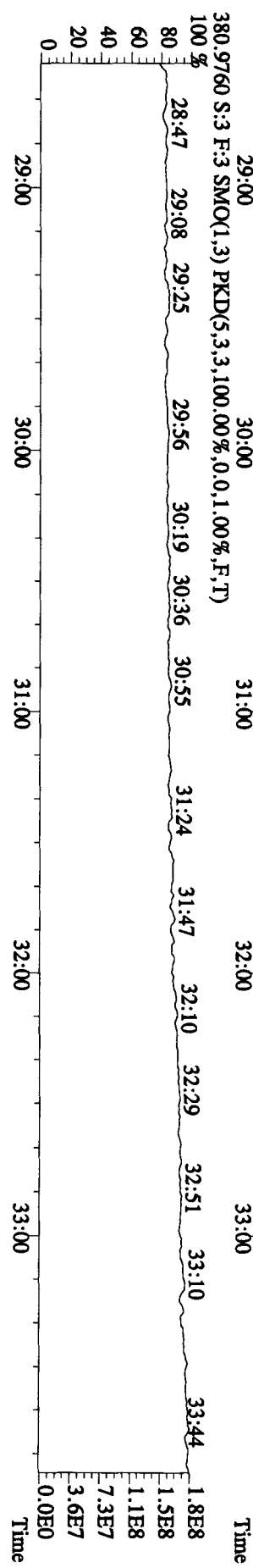
375.8178 S:3 F:3 SMO(1,3) BSUB(1000,15,-3.0) PKD(5,3,3,0.10%,7776.0,1.00%,F,T)



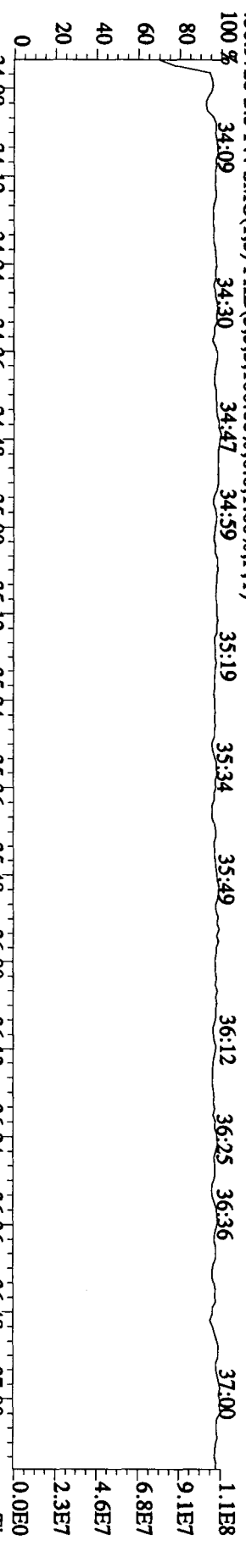
445.7555 S:3 F:3 SMO(1,3) BSUB(1000,15,-3.0) PKD(5,3,3,100.00%,1876.0,1.00%,F,T)



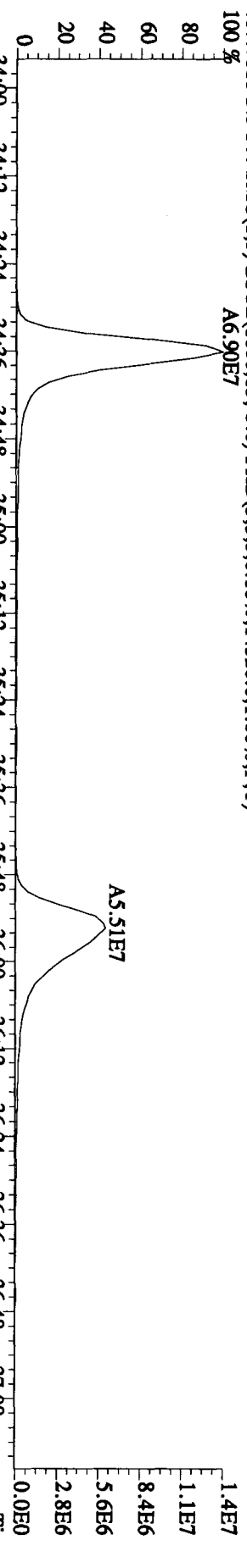
380.9760 S:3 F:3 SMO(1,3) PKD(5,3,3,100.00%,0.0,1.00%,F,T)



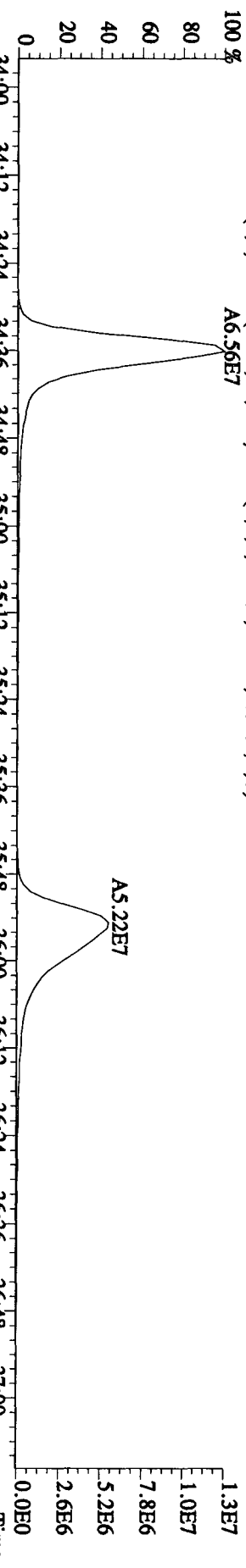
File: 121A101D5 #1-228 Acq: 12-JAN-2010 09:59:48 GC EI+ Voltage SIR 70SE
 Sample#3 Text: CP0112A :DB-5 CPMSM 3732-04 Exp: DIOXIN
 430.9728 S:3 F:4 SMO(1,3) PKD(5,3,3,100.00%,0.0,1.00%,F,T)
 100 % 34:09 34:30 34:47 34:59 35:19 35:34 35:49 36:12 36:25 36:36 37:00



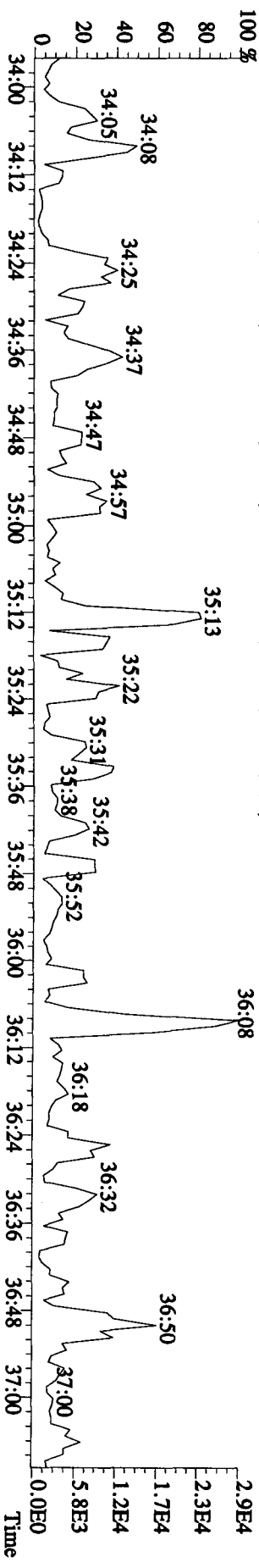
407.7818 S:3 F:4 SMO(1,3) BSUB(1000,15,-3,0) PKD(5,3,3,0.10%,1.4320,0,1.00%,F,T)
 100 % A6.90E7



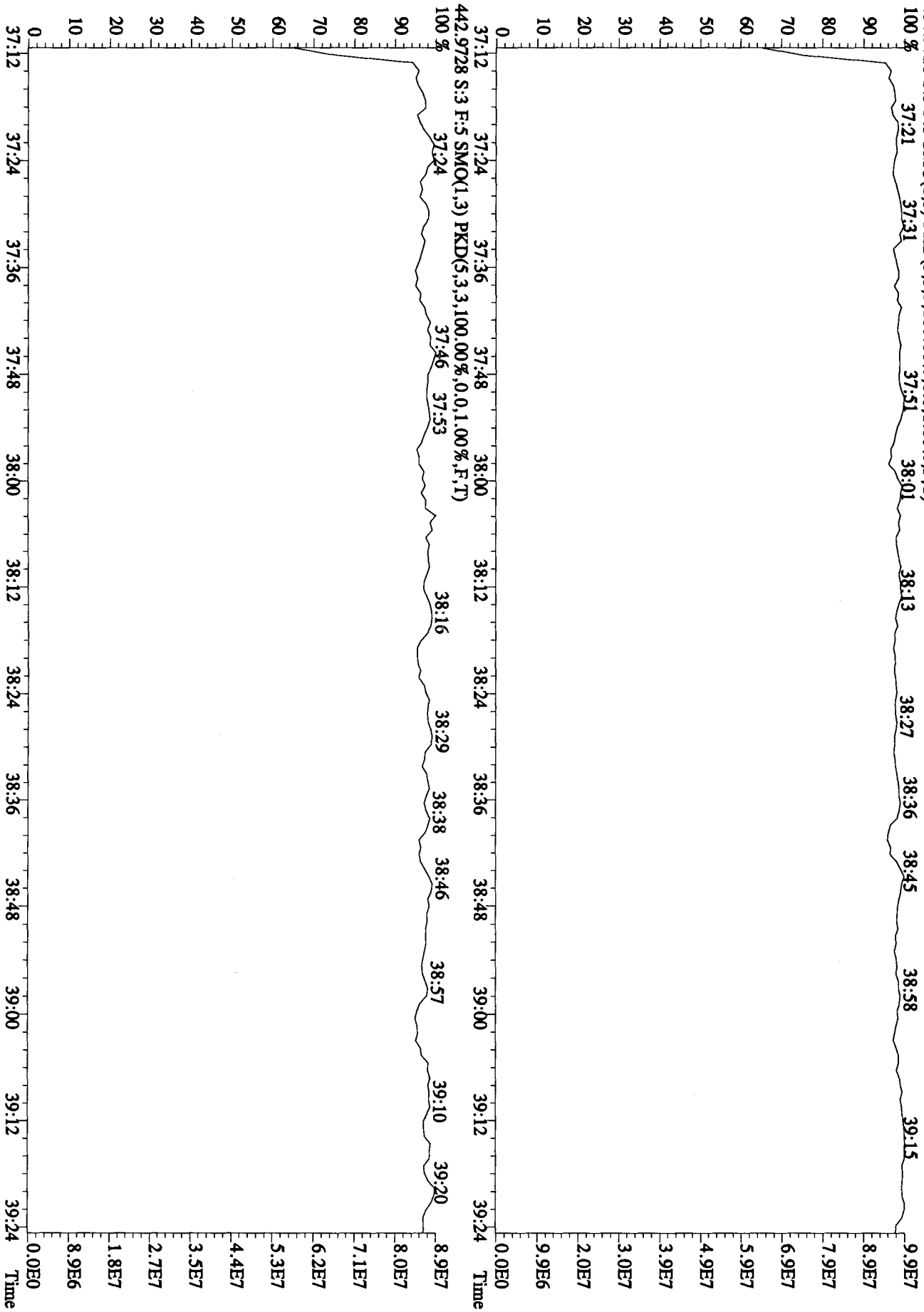
409.7789 S:3 F:4 SMO(1,3) BSUB(1000,15,-3,0) PKD(5,3,3,0.10%,8.168,0,1.00%,F,T)
 100 % A6.56E7



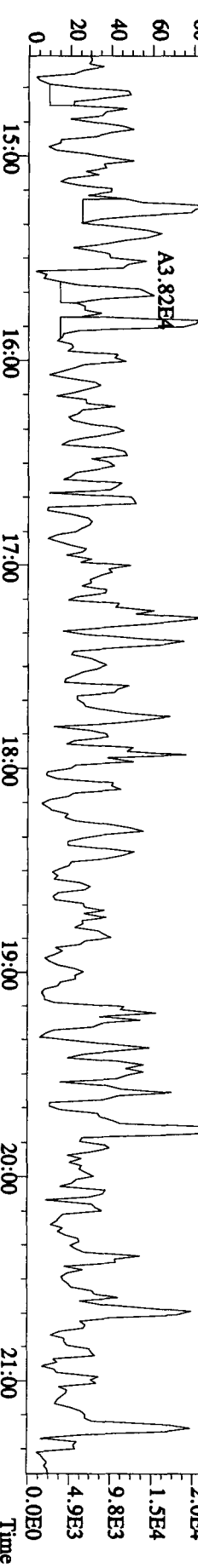
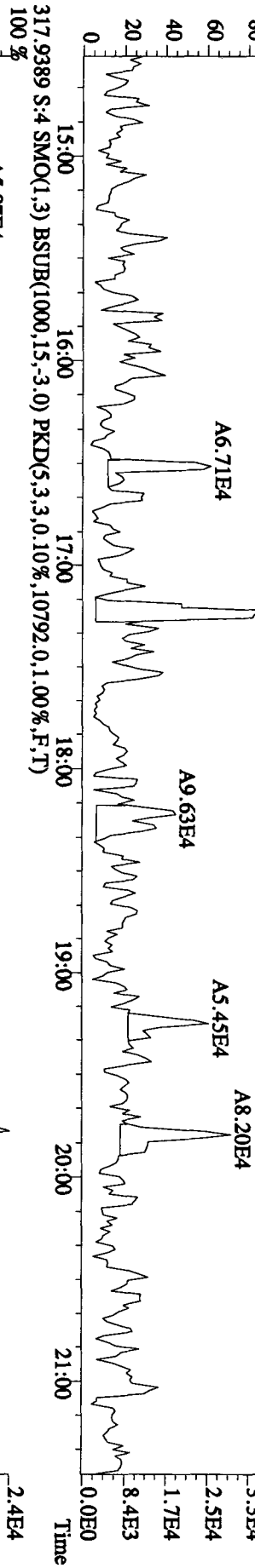
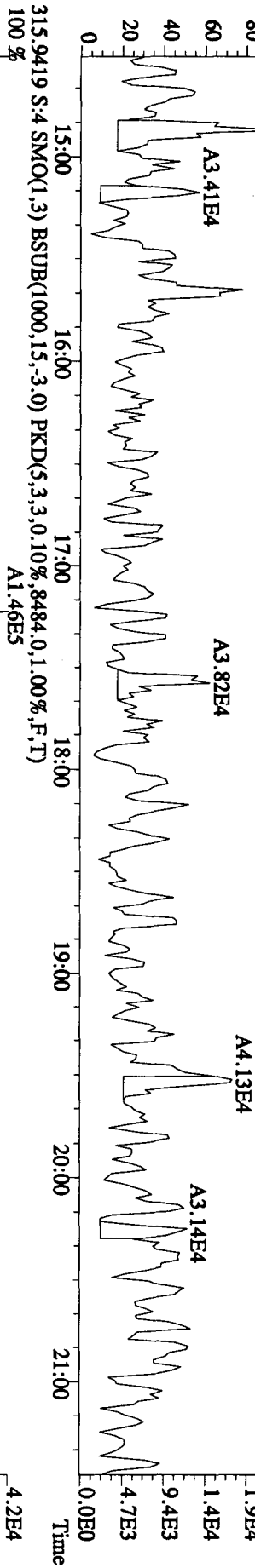
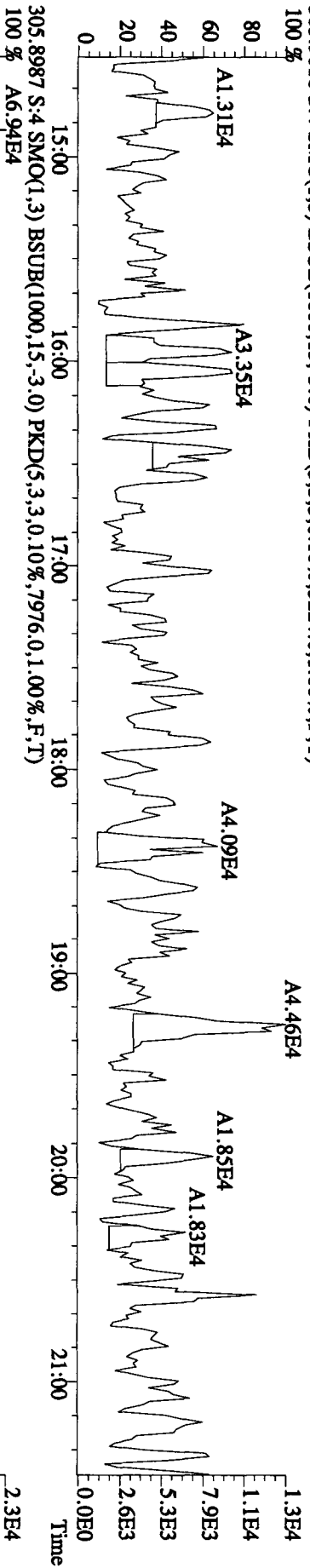
479.7165 S:3 F:4 SMO(1,3) BSUB(1000,15,-3,0) PKD(5,3,3,100.00%,3712,0,1.00%,F,T)
 100 % A5.22E7



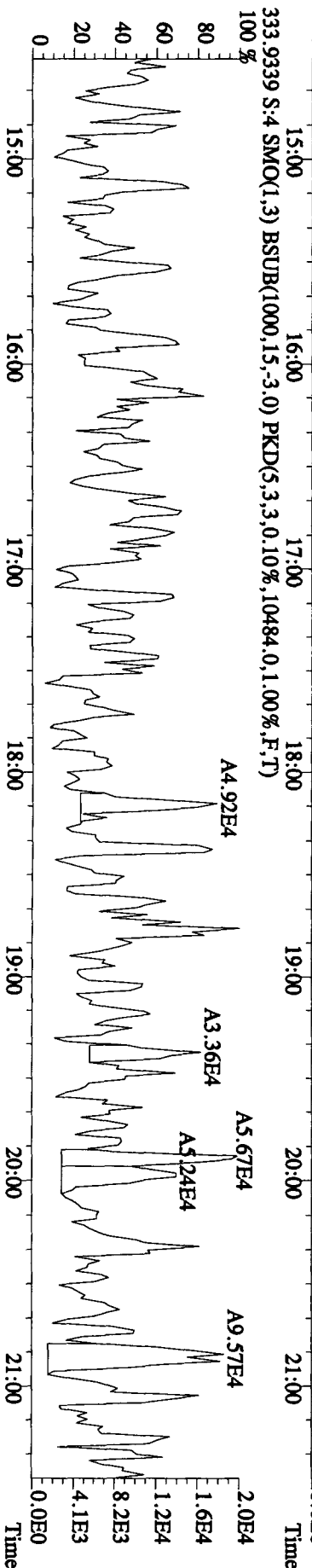
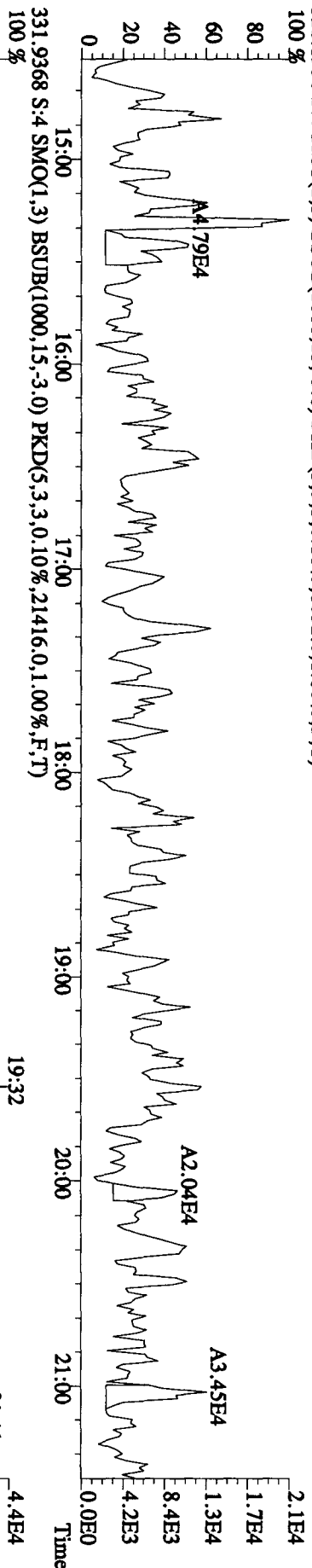
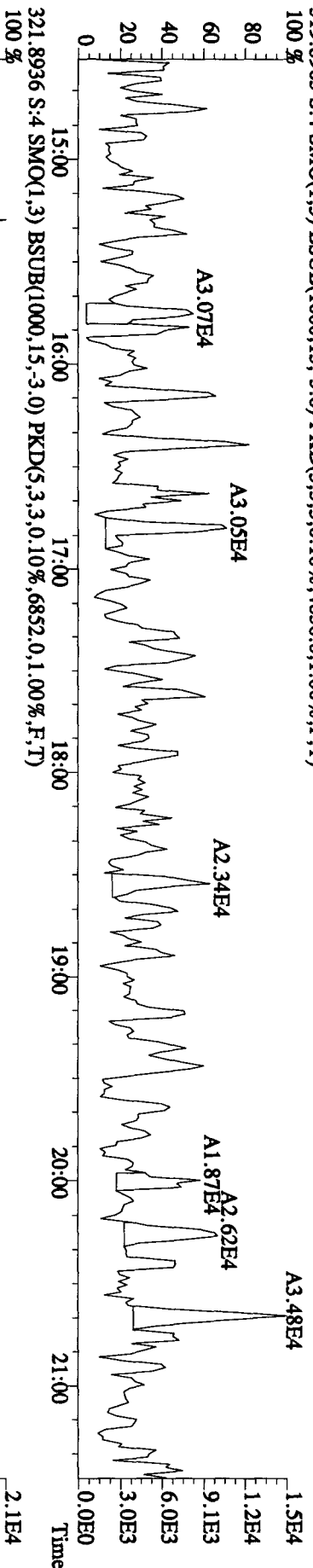
File: 121A101D5 #1-161 Acq: 12-JAN-2010 09:59:48 GC EI+ Voltage SIR 70SE
 Sample#3 Text: CP0112A :DB-5 CPSM 3732-04 Exp: DIOXIN
 454.9728 S:3 F:5 SMO(1,3) PKD(5,3,3,100.00%,0.0,1.00%,F,T)
 100% 37:21 37:31 37:51 38:01 38:13 38:27 38:36 38:45 38:58 39:15



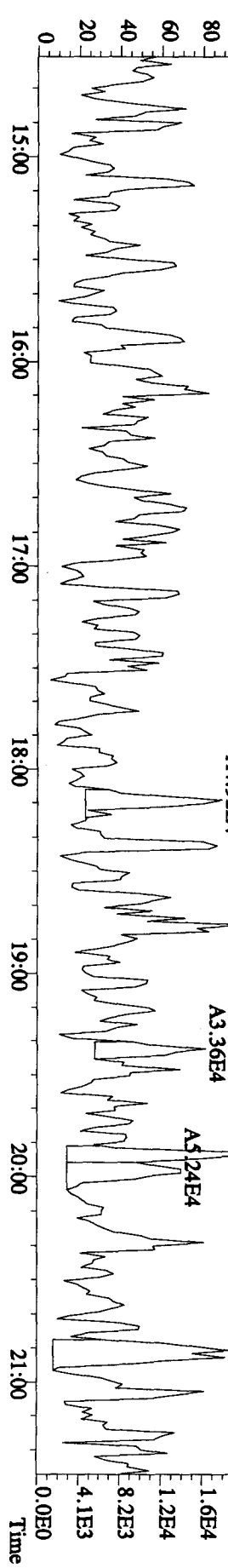
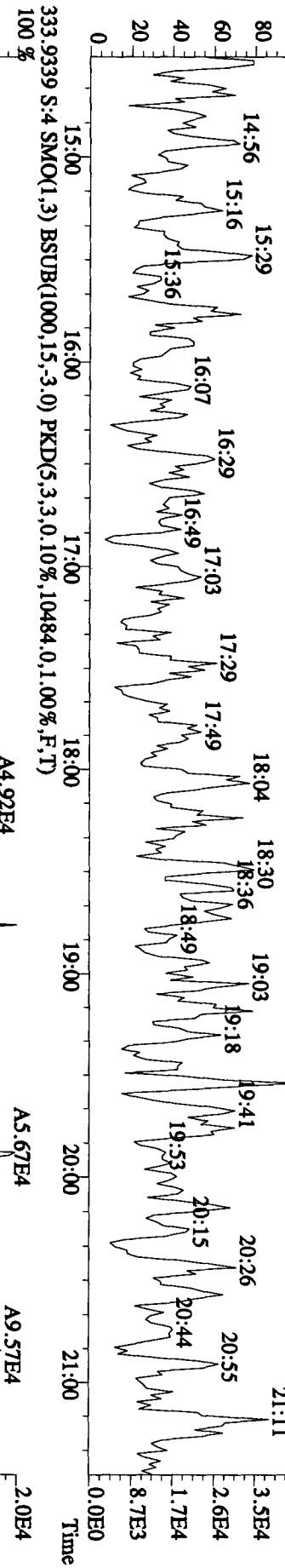
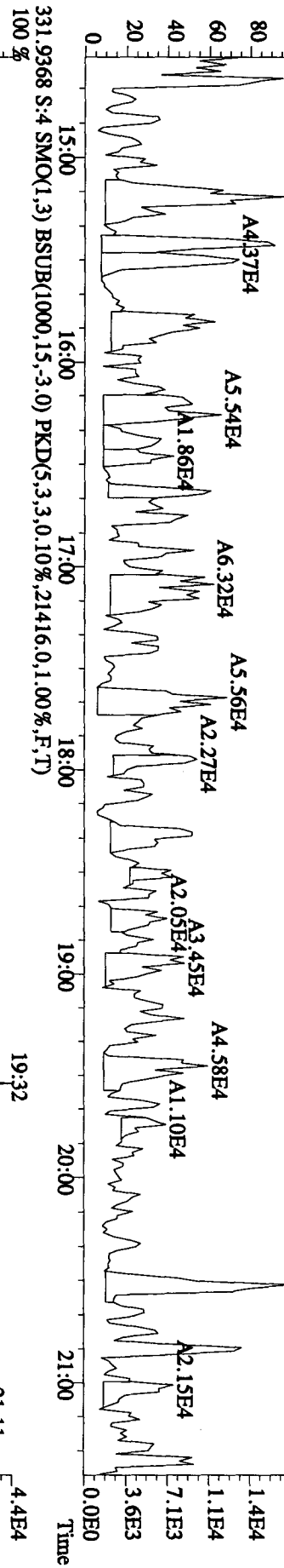
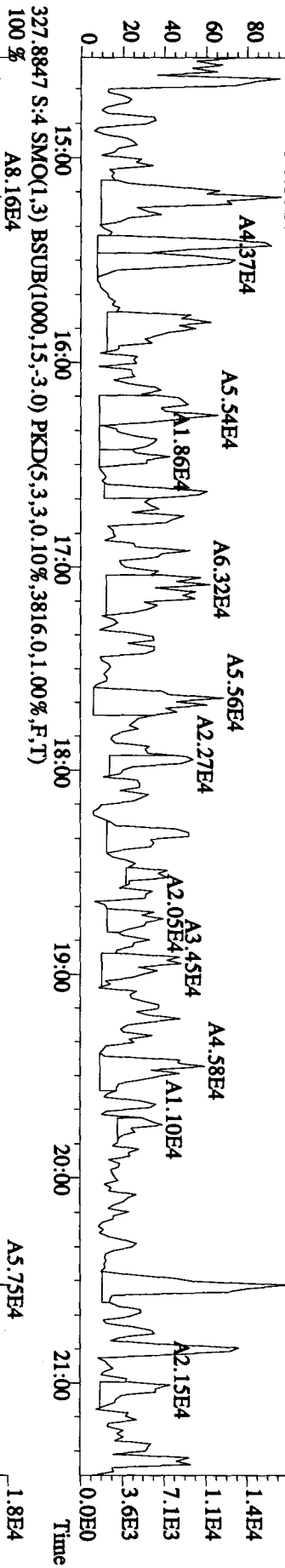
File: 12\1A101D5 #1-411 Acq: 12-JAN-2010 10:41:38 GC EI+ Voltage SIR 70SE
 Sample#4 Text: SB0112 :Solvent Blank C-14 Exp: DIOXIN
 303.9016 S:4 SMO(1,3) BSUB(1000,15,-3.0) PKD(5,3,3,0,10%,5224,0,1,00%,F,T)
 100%

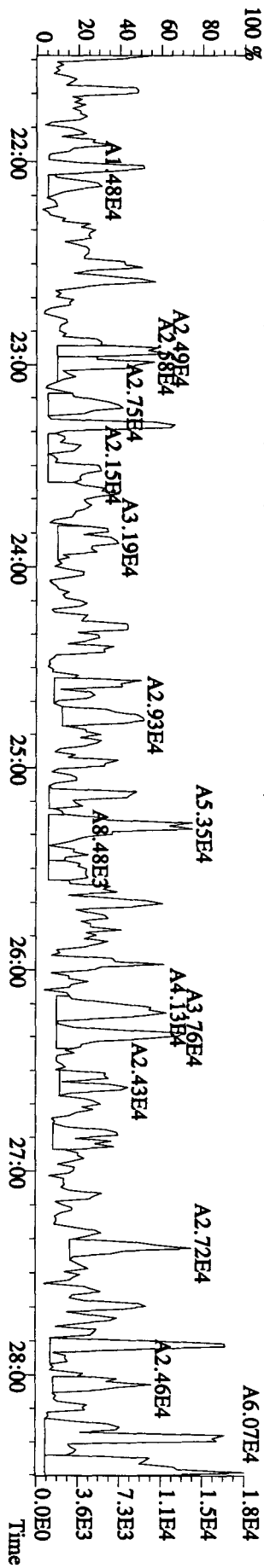
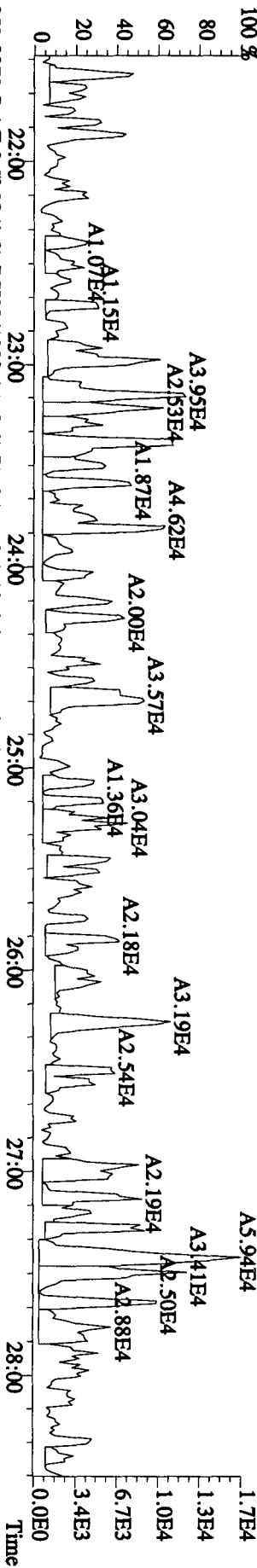
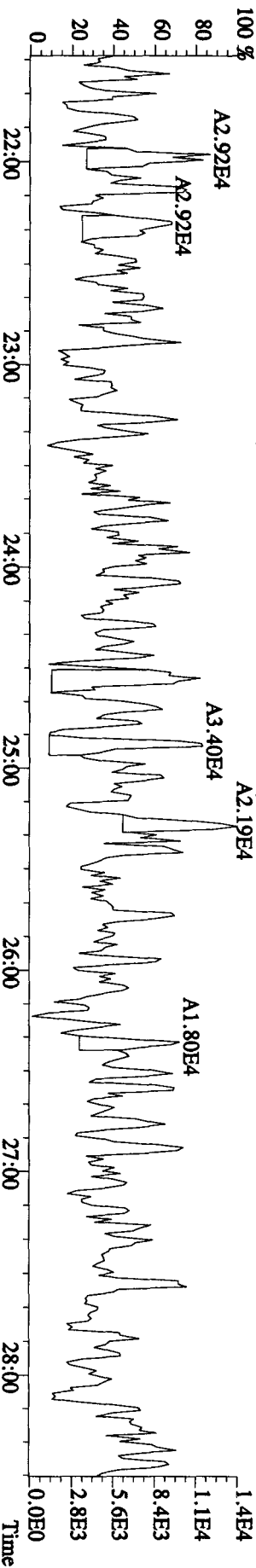
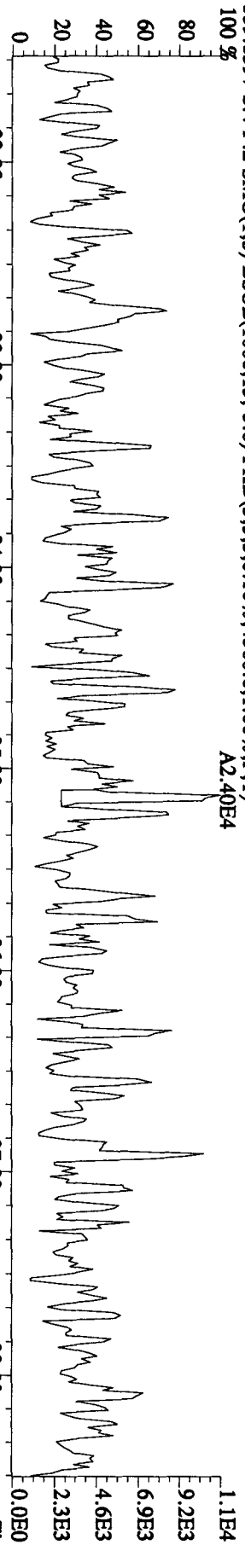


File:121A101D5 #1-411 Acq:12-JAN-2010 10:41:38 GC EI + Voltage SIR 70SE
 Sample#4 Text:SB0112 :Solvent Blank C-14 Exp:DIOXIN
 319.8965 S:4 SMO(1.3) BSUB(1000,15,-3.0) PKD(5,3,3,0.10%,4856,0.1,00%,F,T)

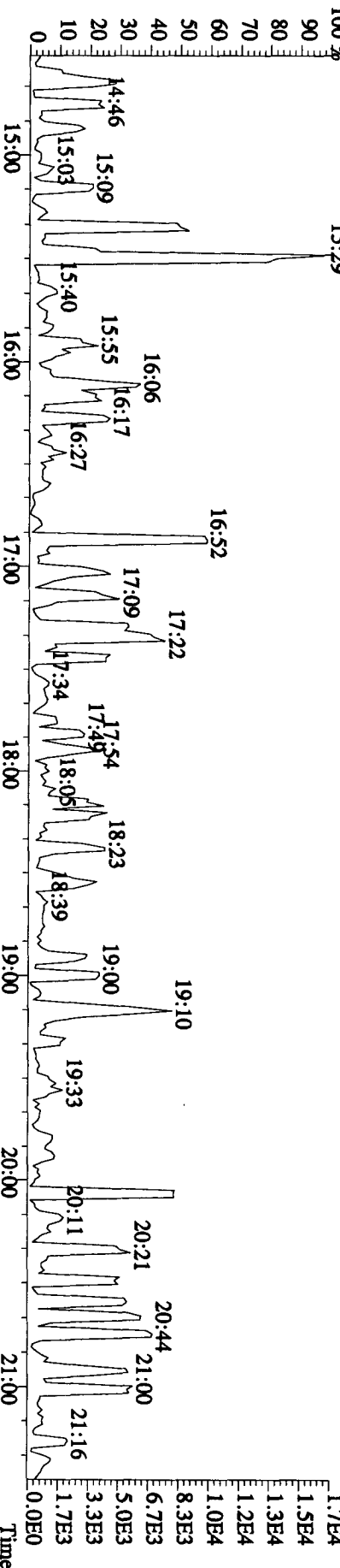
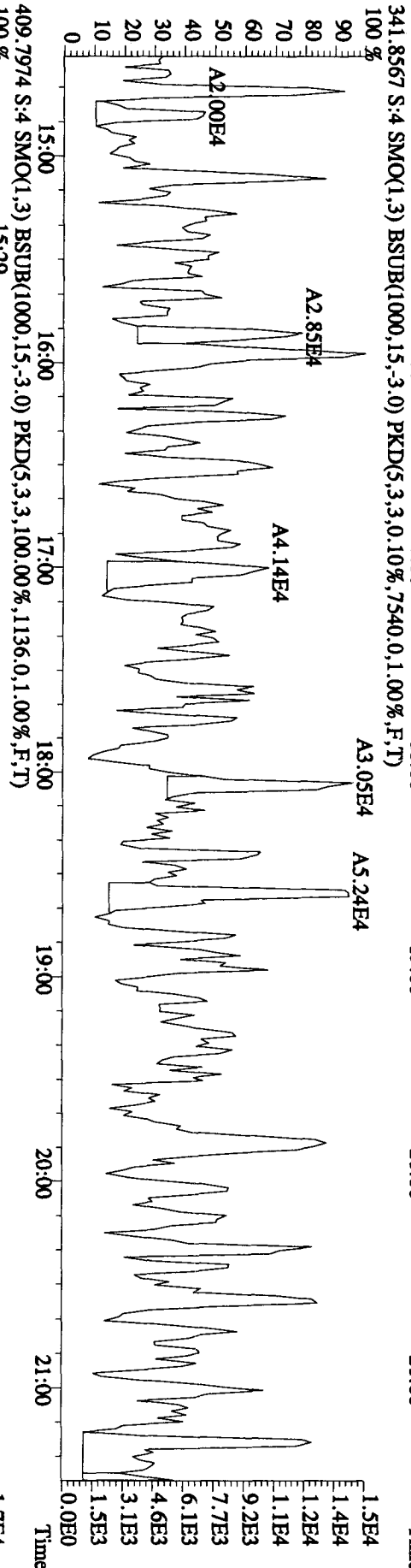
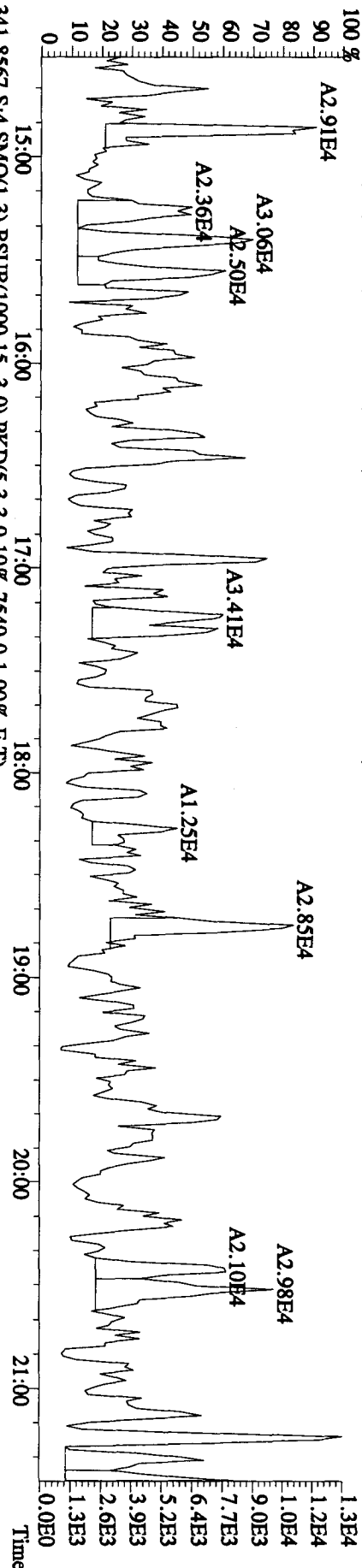


File:121A101D5 #1-411 Acq:12-JAN-2010 10:41:38 GC EI+ Voltage SIR 70SE
 Sample#4 Text:SB0112 :Solvent Blank C-14 Exp:DIOXIN
 327.8847 S:4 SMO(1,3) BSUB(1000,15,-3,0) PKD(5,3,3,0.10%,3816,0,1.00%,F,T)
 100 % A8.16E4

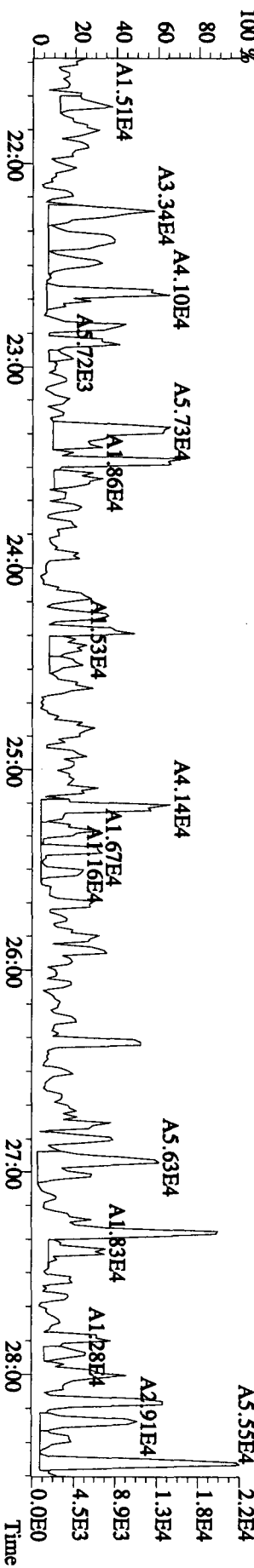
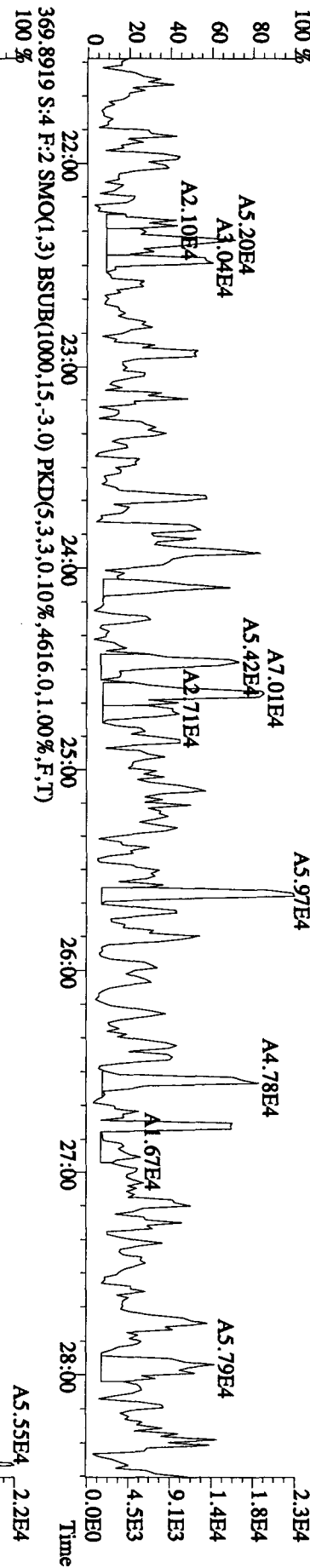
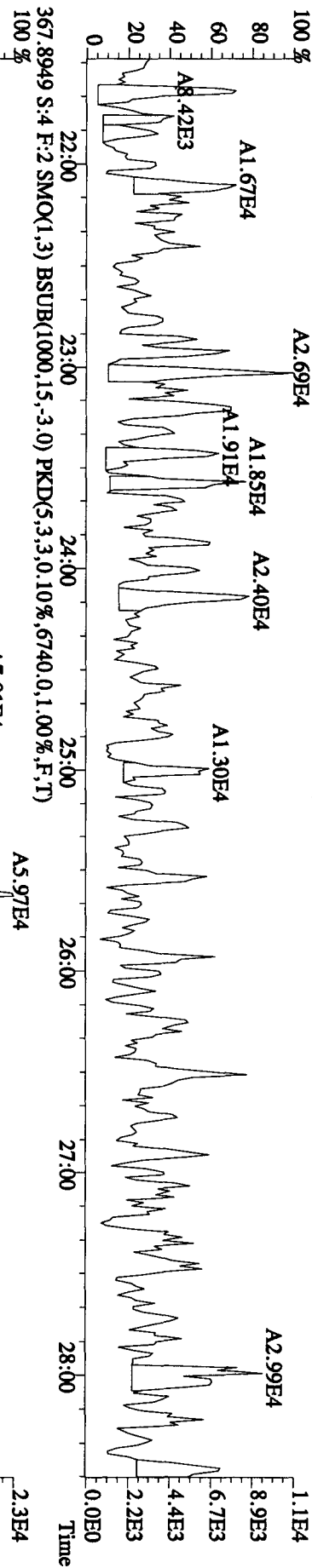
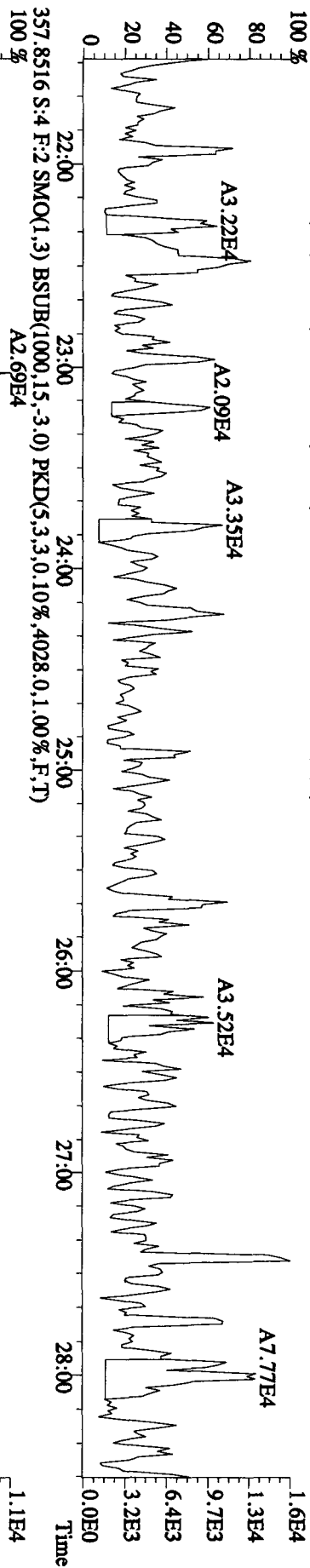


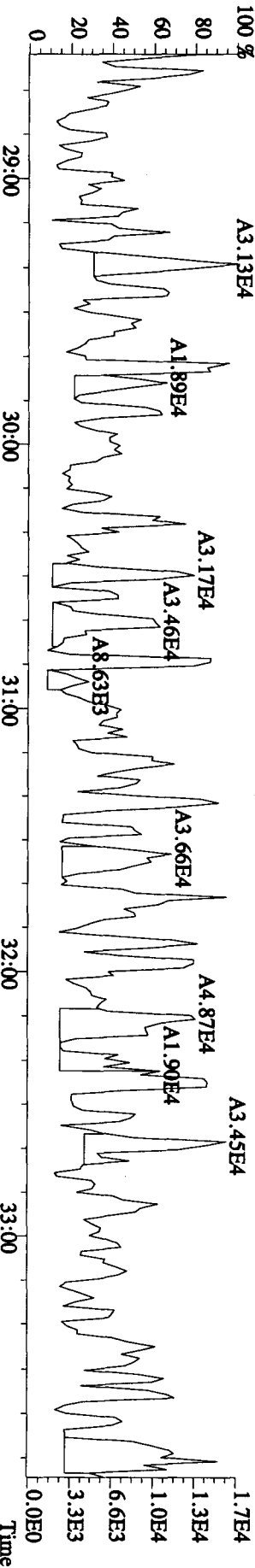
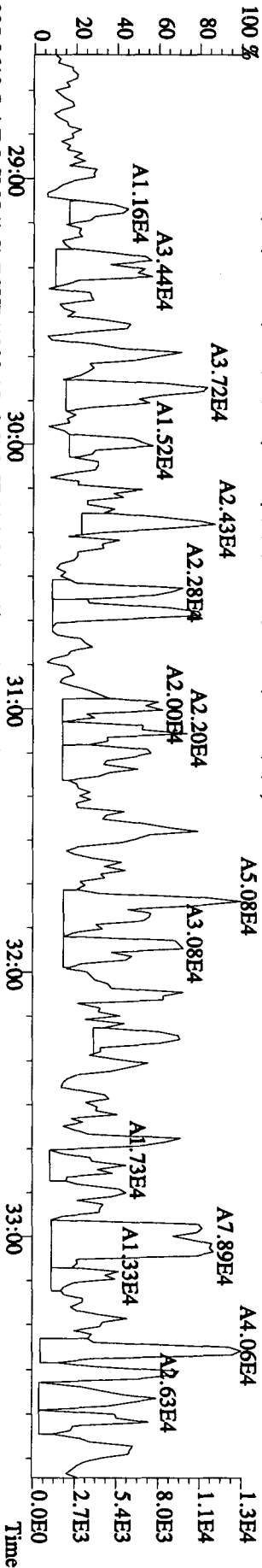
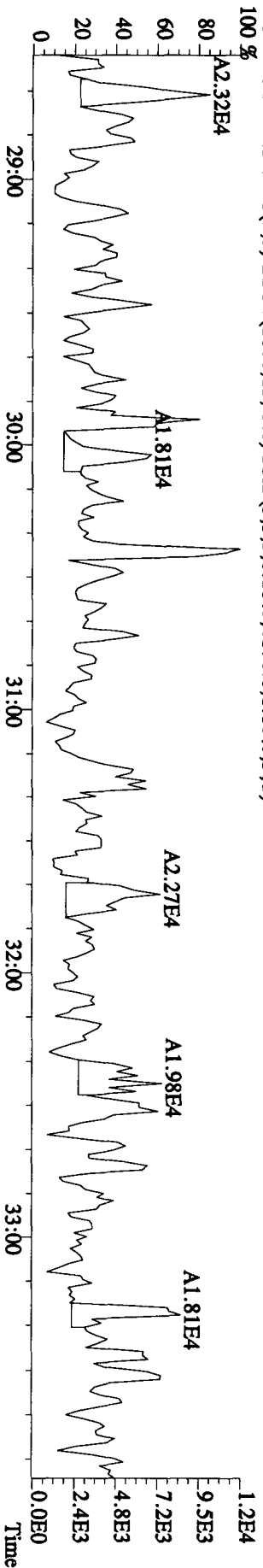
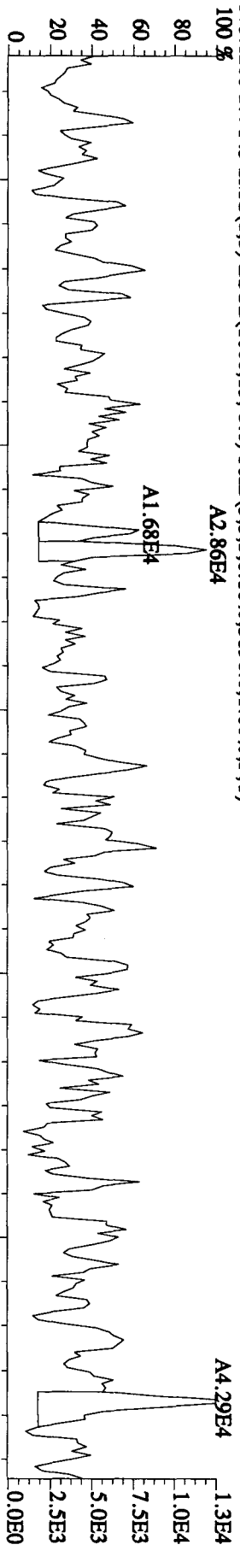


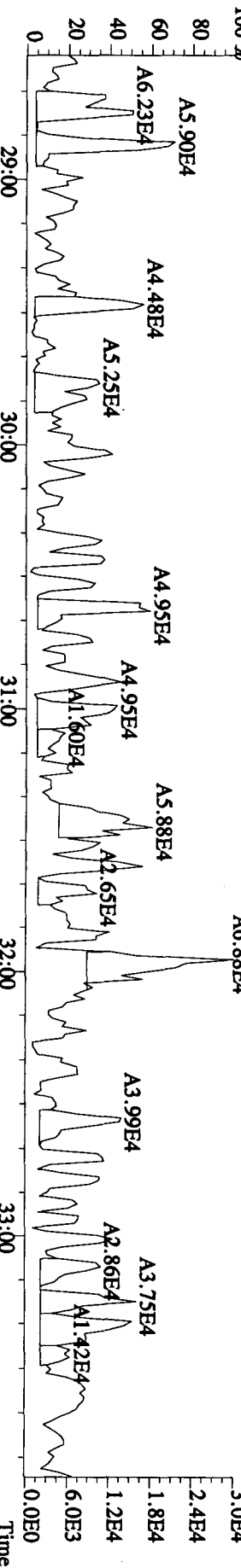
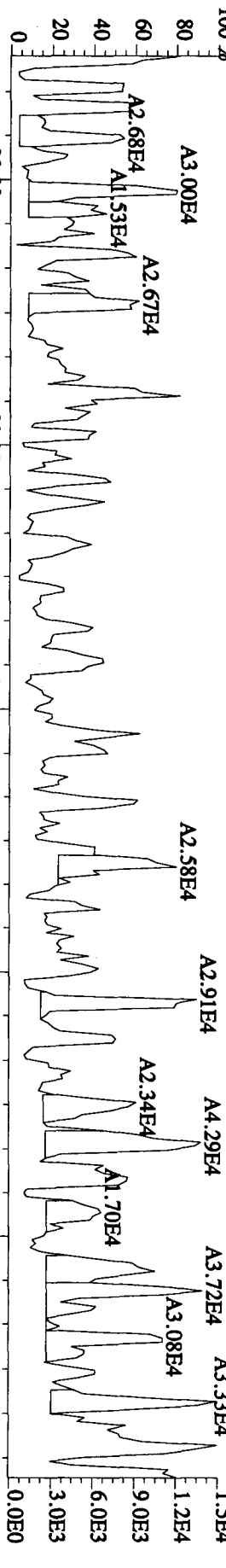
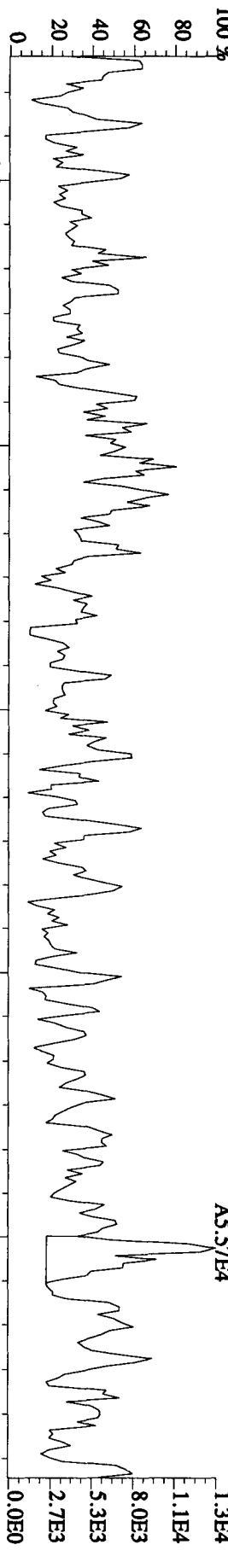
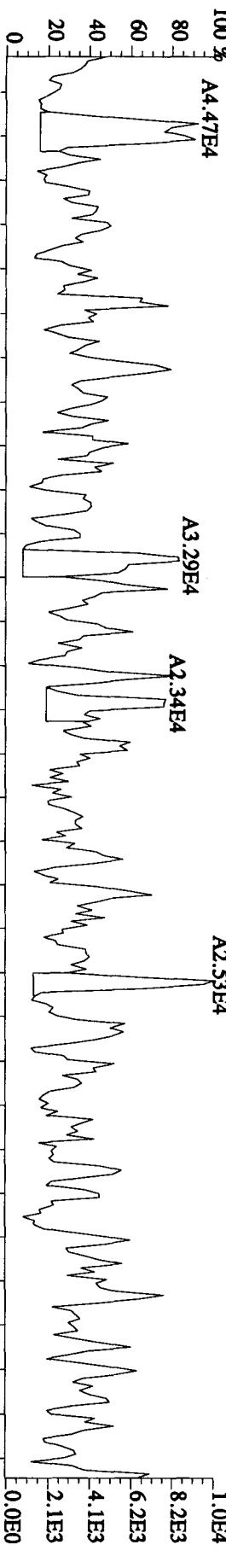
File:121A101D5 #1-411 Acq:12-JAN-2010 10:41:38 GC EI + Voltage SIR 70SE
 Sample#4 Text:SB0112 :Solvent Blank C-14 Exp:DIOXIN
 339.8597 S:4 SMO(1,3) BSUB(1000,15,-3,0) PKD(5,3,3,0.10%,7540,0.1,00%,F,T)



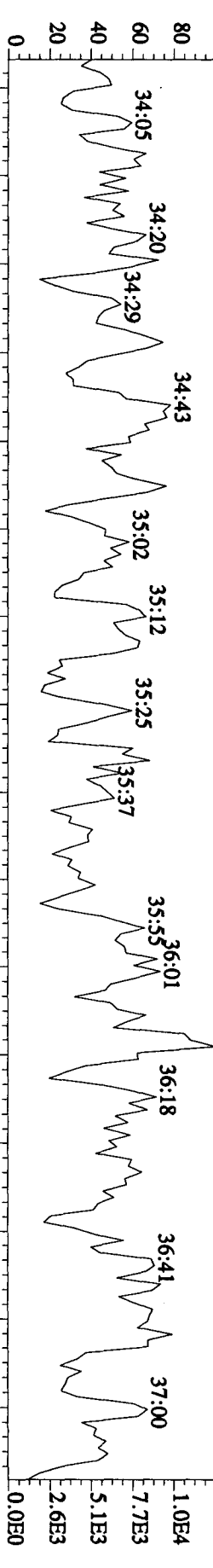
File:121A101D5 #1-495 Acq:12-JAN-2010 10:41:38 GC EI + Voltage SIR 70SE
 Sample#4 Text:SB0112 :Solvent Blank C-14 Exp:DIOXIN
 355.8546 S:4 F:2 SMO(1,3) BSUB(1000,15,-3,0) PKD(5,3,3,0.10%,.5644,0.1,0.00%,F,T)
 100%



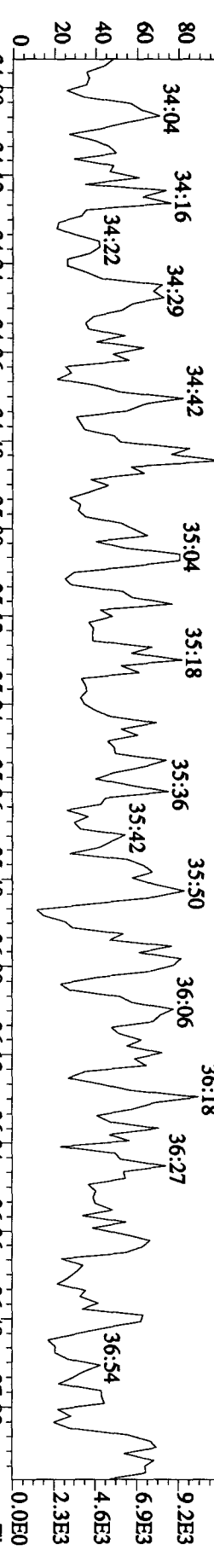




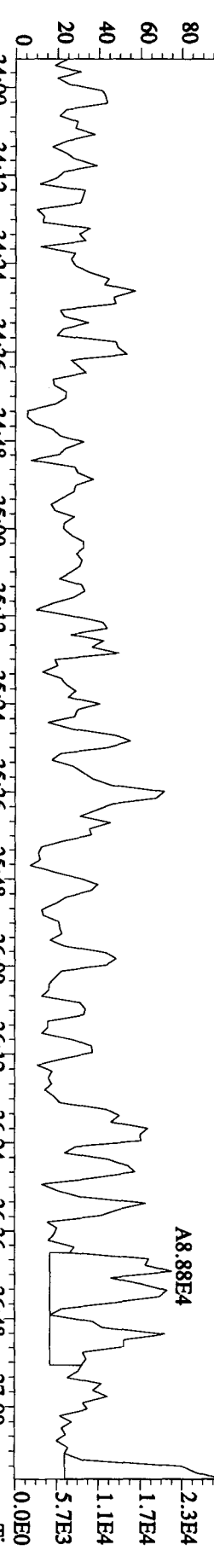
File:121A101D5 #1-228 Acq:12-JAN-2010 10:41:38 GC EI + Voltage SIR 70SE
 Sample#4 Text:SB0112 :Solvent Blank C-14 Exp:DIOXIN
 407.7818 S:4 F:4 SMO(1,3) BSUB(1000,15,-3.0) PKD(5,3,3,0.10%,8048,0.1,00%,F,T)
 100 %



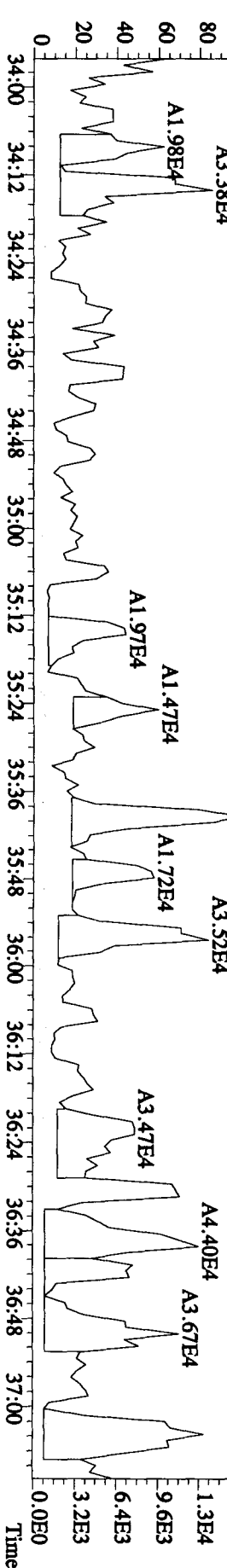
409.7789 S:4 F:4 SMO(1,3) BSUB(1000,15,-3.0) PKD(5,3,3,0.10%,7060,0.1,00%,F,T)
 100 %



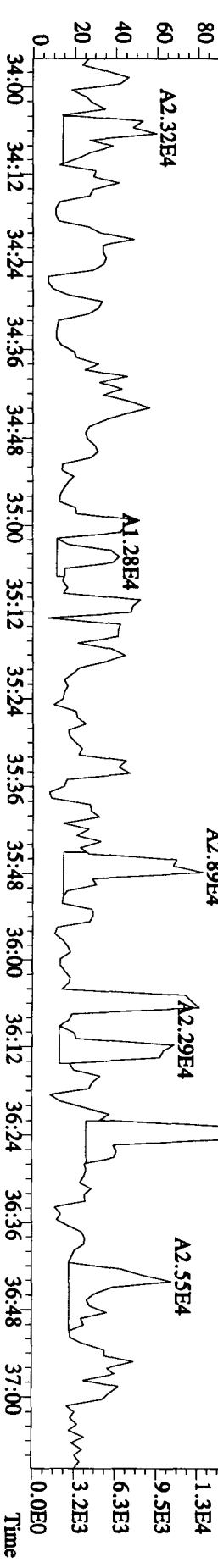
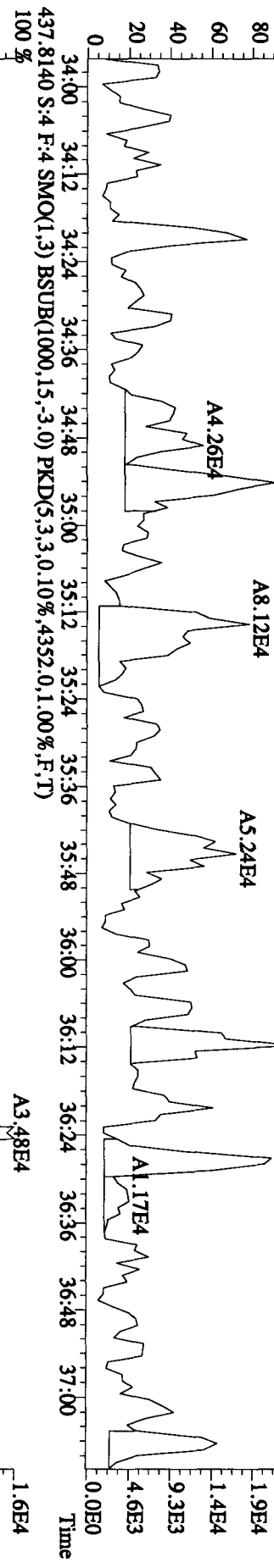
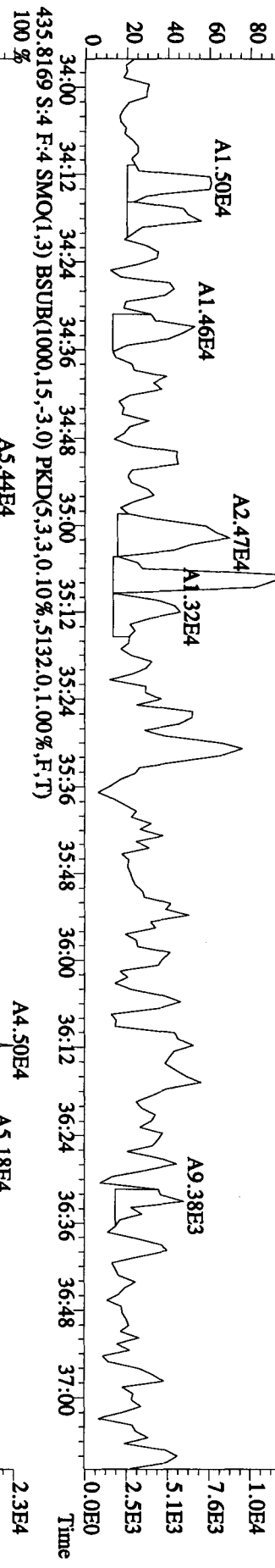
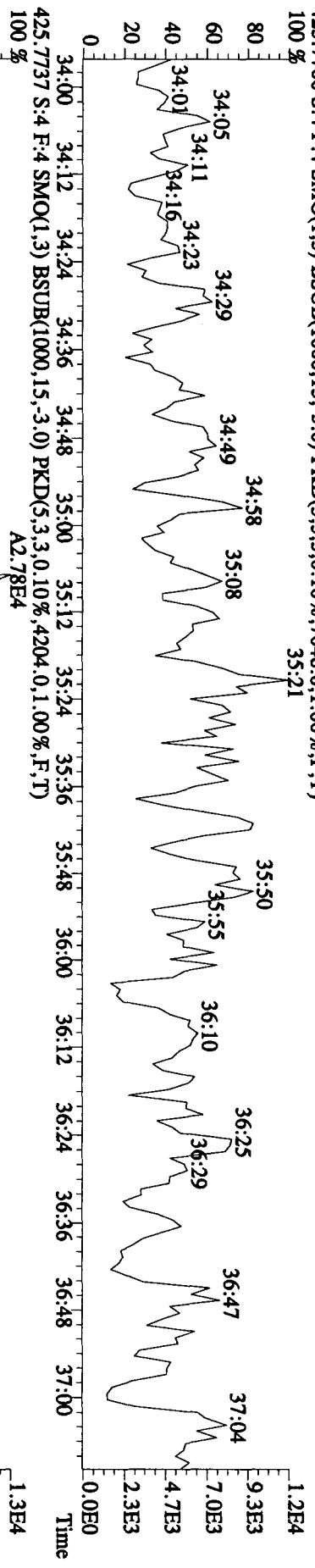
417.8253 S:4 F:4 SMO(1,3) BSUB(1000,15,-3.0) PKD(5,3,3,0.10%,10760,0.1,00%,F,T)
 100 %

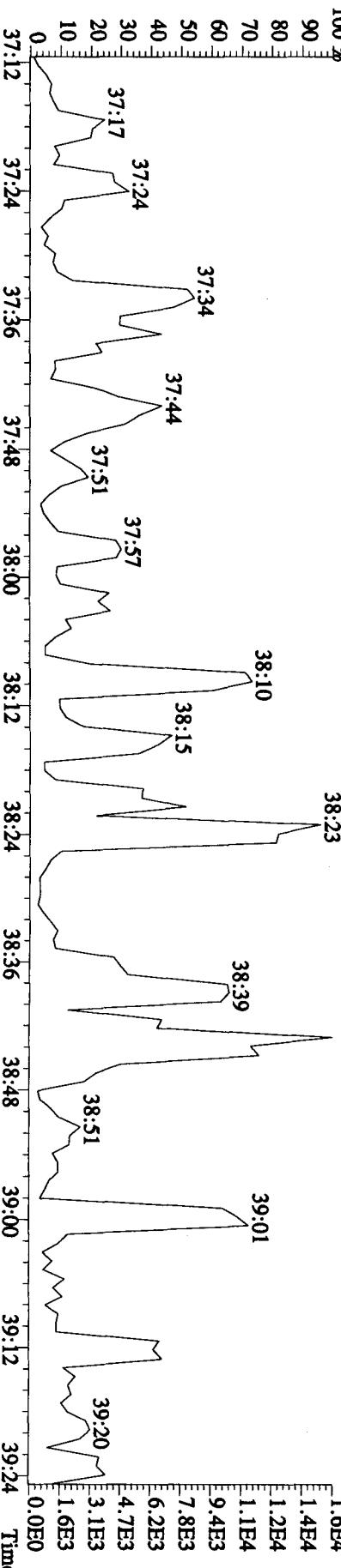
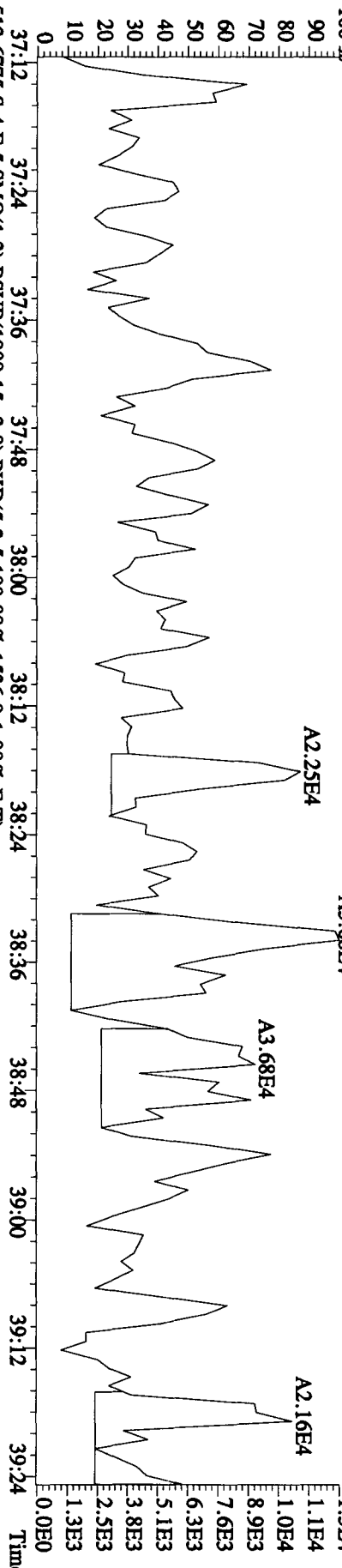
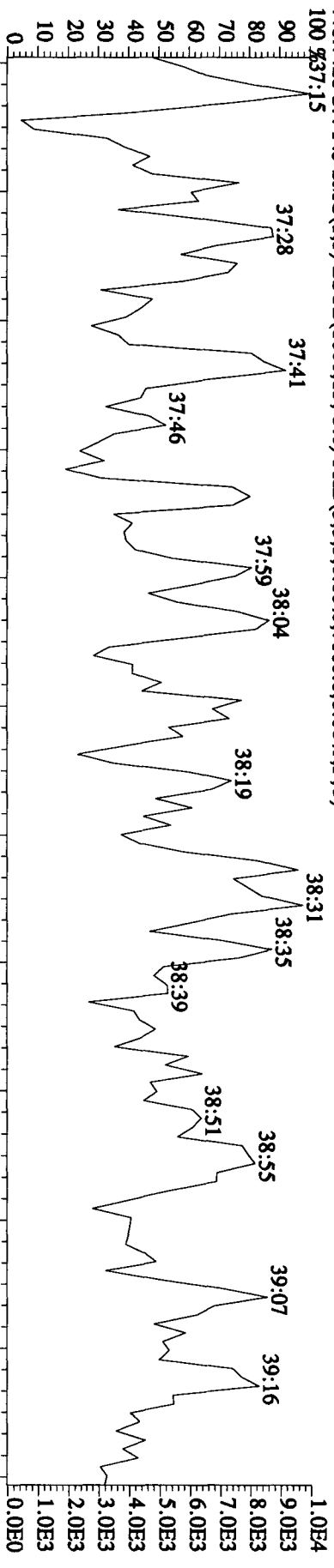


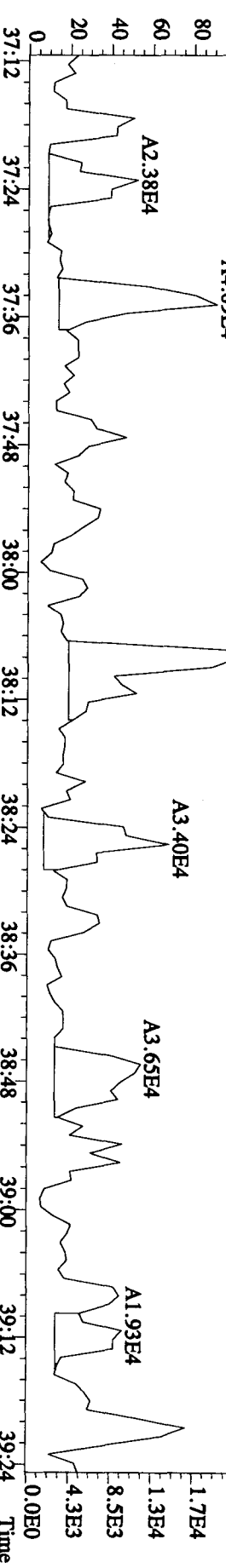
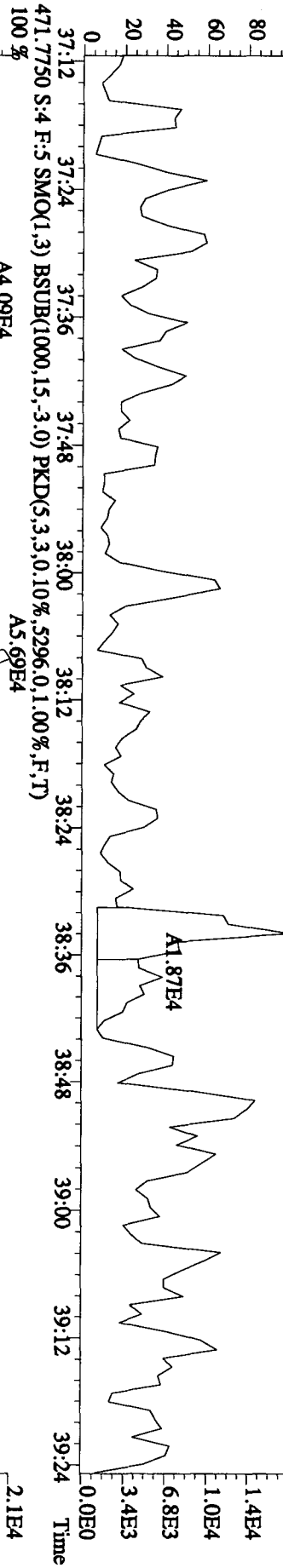
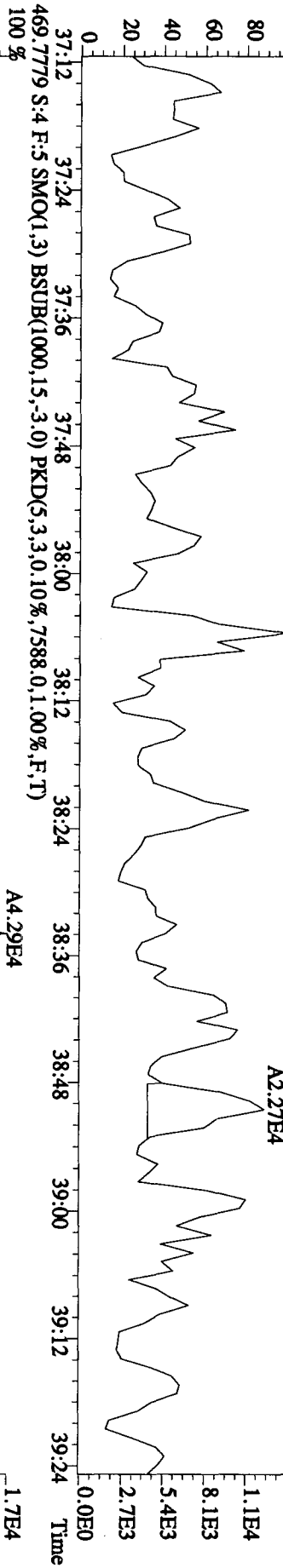
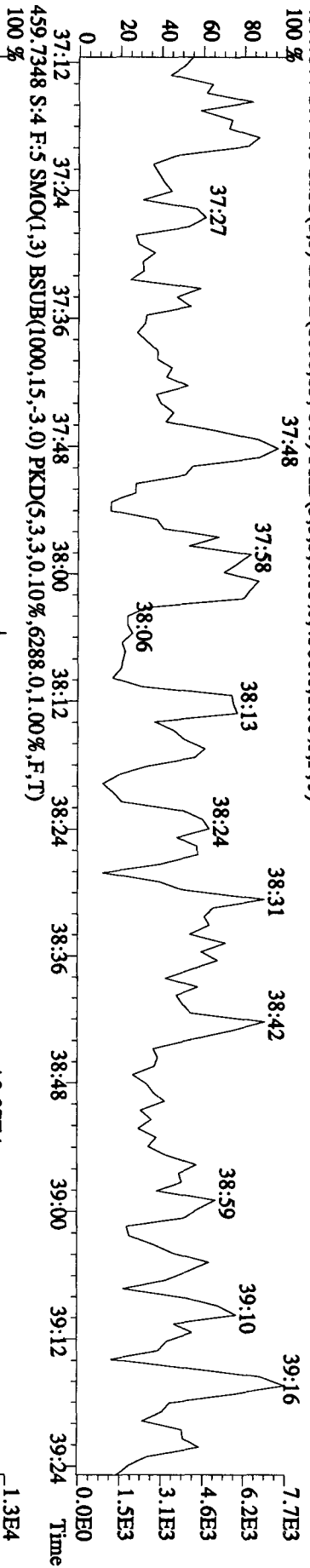
419.8220 S:4 F:4 SMO(1,3) BSUB(1000,15,-3.0) PKD(5,3,3,0.10%,3836,0.1,00%,F,T)
 100 %



File:121A101D5 #1-228 Acq:12-JAN-2010 10:41:38 GC EI + Voltage SIR 70SE
 Sample#4 Text:SB0112 :Solvent Blank C-14 Exp:DIOXIN
 423.7766 S:4 F:4 SMO(1,3) BSUB(1000,15,-3,0) PKD(5,3,3,0.10%,7048,0,1.00%,F,T)
 100%








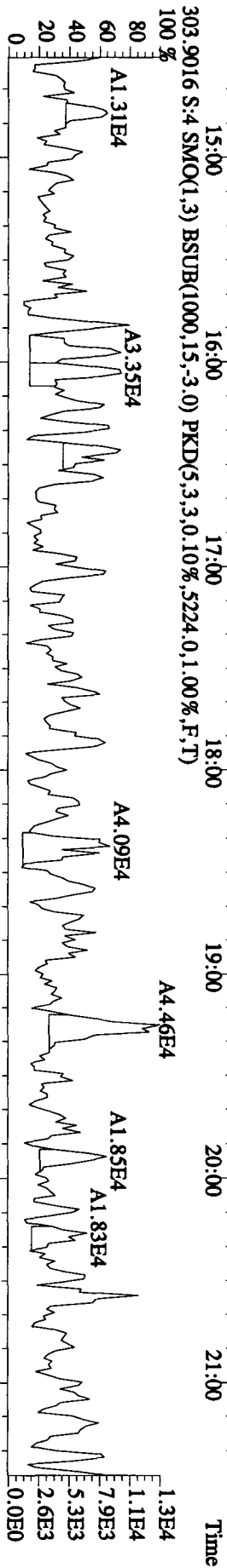
Sample#4 Text:SB0112 :Solvent Blank C-14 Exp:DIOXIN

292.9825 S:4 SMO(1,3) PKD(5,3,5,100.00%,0.0,1.00%,F,T)

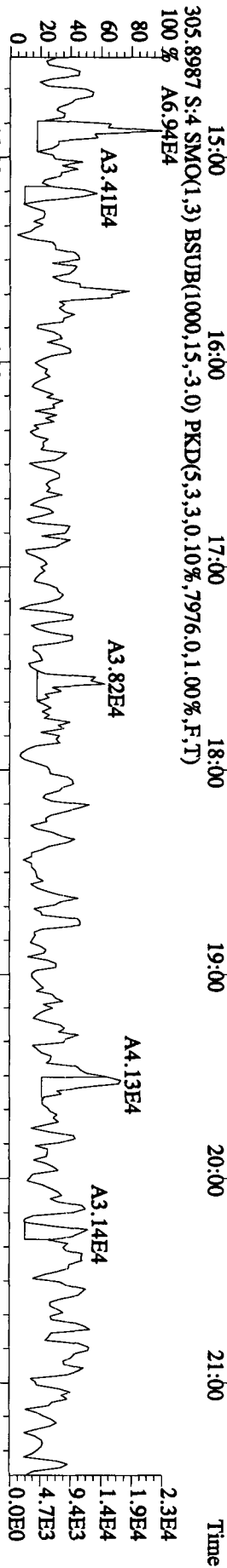
100 % 14:55 15:29 15:52 16:17 16:38 17:11 17:33 18:08 18:33 18:57 19:19 19:54 20:17 20:49 21:15



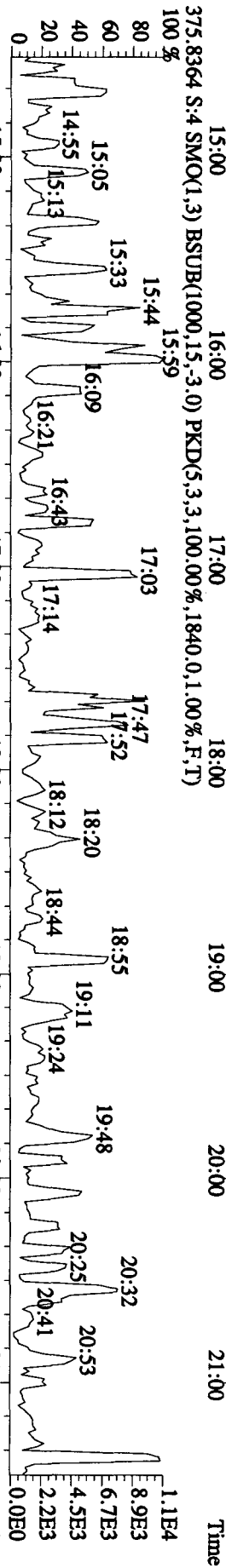
303.9016 S:4 SMO(1,3) BSUB(1000,15,-3.0) PKD(5,3,3,0.10%,5224.0,1.00%,F,T)



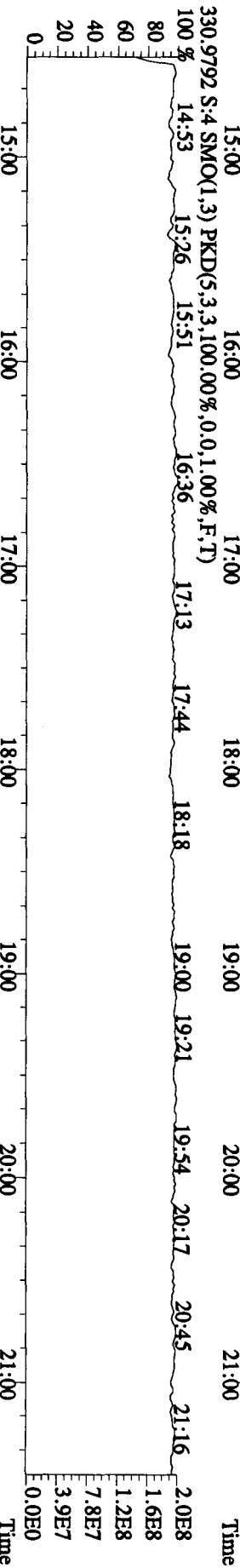
305.8987 S:4 SMO(1,3) BSUB(1000,15,-3.0) PKD(5,3,3,0.10%,7976.0,1.00%,F,T)



375.8364 S:4 SMO(1,3) BSUB(1000,15,-3.0) PKD(5,3,3,100.00%,1840.0,1.00%,F,T)




330.9792 S:4 SMO(1,3) PKD(5,3,3,100.00%,0.0,1.00%,F,T)



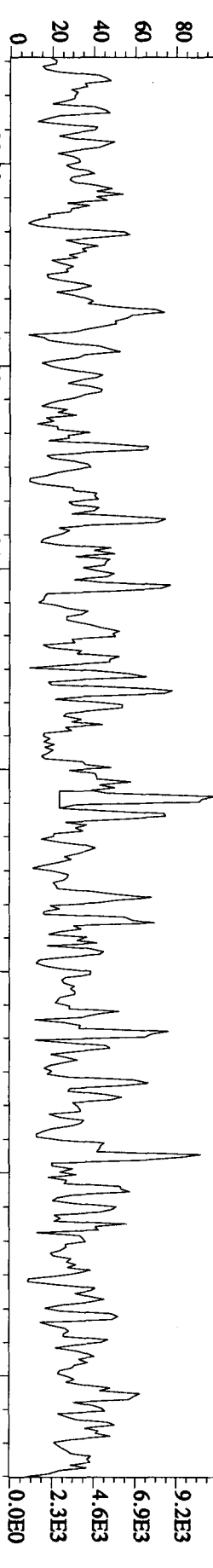
Sample#4 Text: SB0112 : Solvent Blank C-14 Exp: DIOXIN

342.9792 S:4 F:2 SMO(1,3) PKD(5,3,3,100.00%,0,0,1.00%,F,T)

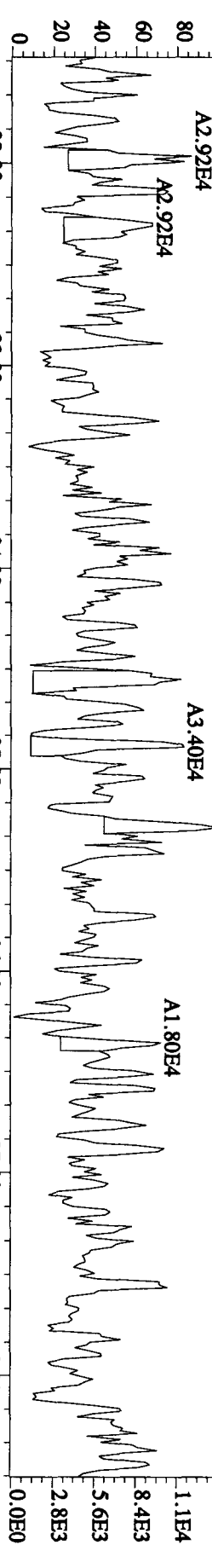
100% 21:51 22:35 23:10 23:38 24:09 24:43 25:20 26:09 26:38 27:23 28:10



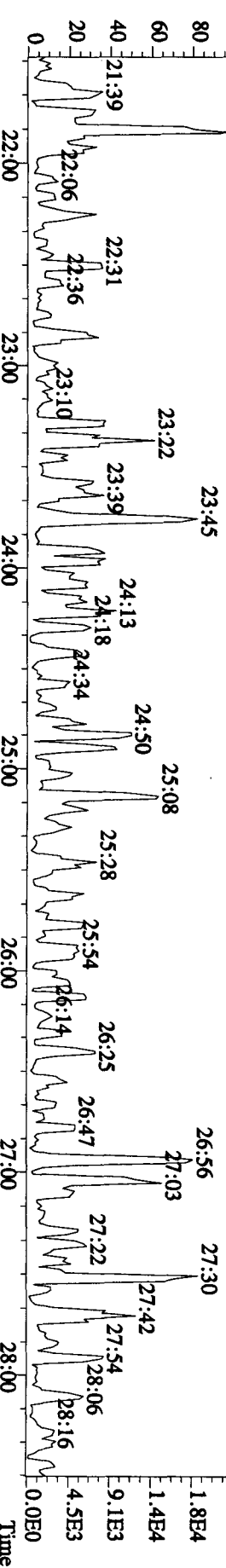
339.8597 S:4 F:2 SMO(1,3) BSUB(1000,15,-3,0) PKD(5,3,3,0.10%,4560,0,1.00%,F,T)



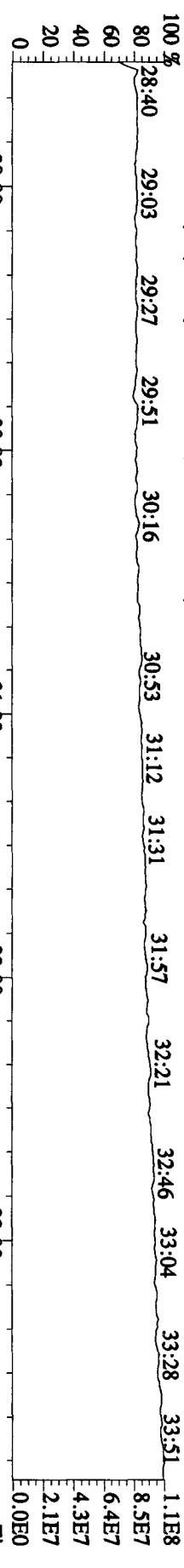
341.8567 S:4 F:2 SMO(1,3) BSUB(1000,15,-3,0) PKD(5,3,3,0.10%,6960,0,1.00%,F,T)



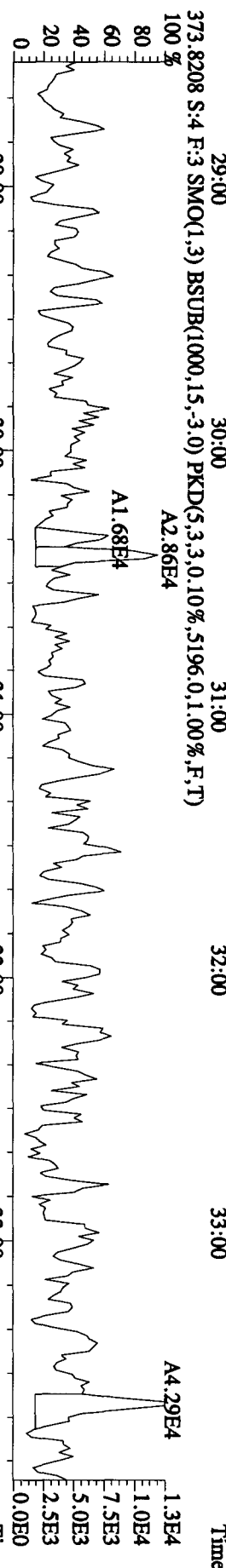
409.7974 S:4 F:2 SMO(1,3) BSUB(1000,15,-3,0) PKD(5,3,3,100.00%,1892,0,1.00%,F,T)



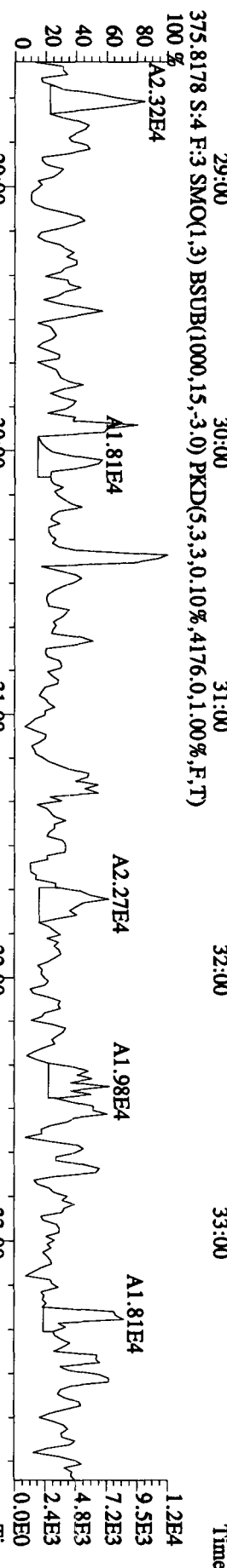
File: 121A101D5 #1-362 Acq: 12-JAN-2010 10:41:38 GC EI + Voltage SIR 70SE
 Sample#4 Text: SB0112 : Solvent Blank C-14 Exp: DIOXIN
 392.9760 S:4 F:3 SMO(1,3) PKD(5,3,3,100.00%,0.0,1.00%,F,T)



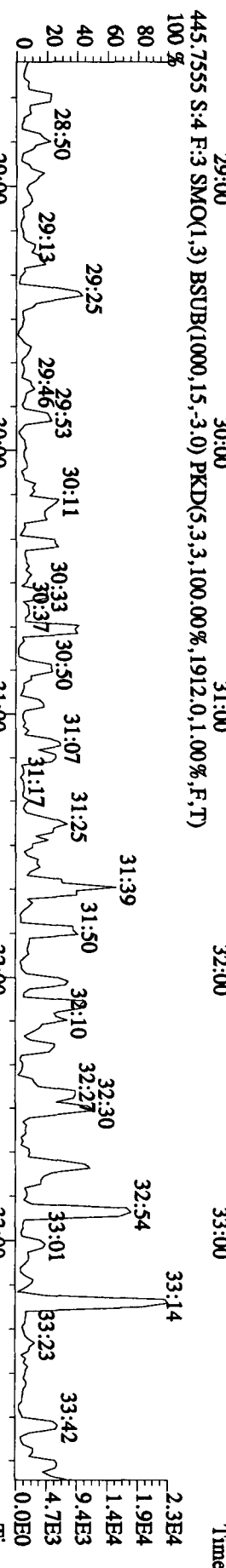
373.8208 S:4 F:3 SMO(1,3) BSUB(1000,15,-3.0) PKD(5,3,3,0.10%,5196,0.1,0.00%,F,T)
 100%
 A1.68E4
 A2.86E4
 A4.29E4



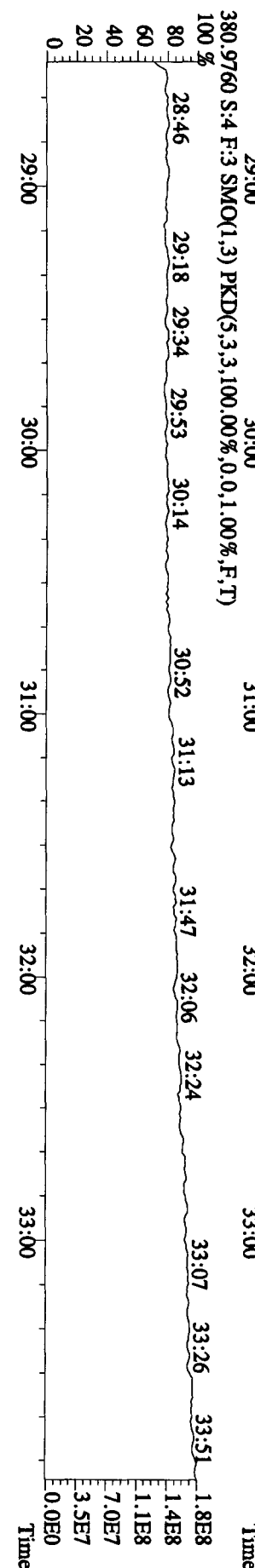
375.8178 S:4 F:3 SMO(1,3) BSUB(1000,15,-3.0) PKD(5,3,3,0.10%,4176,0.1,0.00%,F,T)
 100%
 A2.32E4
 A1.81E4
 A2.27E4
 A1.98E4
 A1.81E4



445.7555 S:4 F:3 SMO(1,3) BSUB(1000,15,-3.0) PKD(5,3,3,100.00%,1912,0.1,0.00%,F,T)
 100%
 2.3E4
 1.9E4
 1.4E4
 9.4E3
 4.7E3



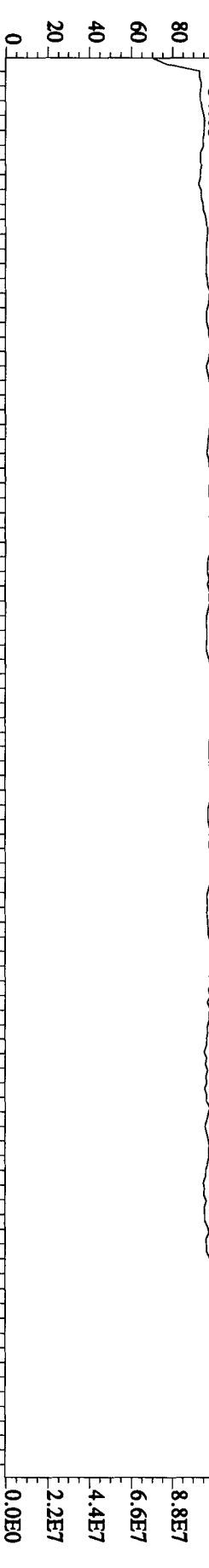
380.9760 S:4 F:3 SMO(1,3) PKD(5,3,3,100.00%,0.0,1.00%,F,T)
 100%
 1.8E8
 1.4E8
 1.1E8
 7.0E7
 3.5E7
 0.0E0



Sample#4 Text: SB0112 : Solvent Blank C-14 Exp: DIOXIN


430.9728 S:4 F:4 SMO(1,3) PKD(5,3,3,100.00%,0.0,1.00%,F,T)

100% 34:05 34:19 34:35 34:46 35:02 35:24 35:36 35:58 36:25 36:48 37:03



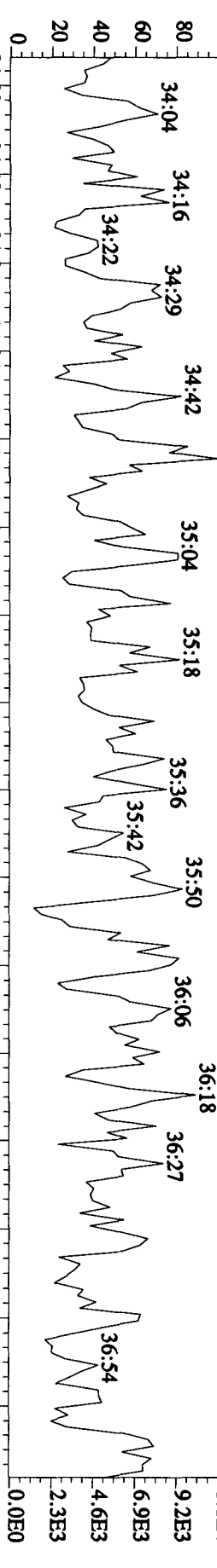
407.7818 S:4 F:4 SMO(1,3) BSUB(1000,15,-3,0) PKD(5,3,3,0.10%,8048,0.1,0.0%,F,T)

100% 34:05 34:19 34:35 34:46 35:02 35:24 35:36 35:58 36:25 36:48 37:03



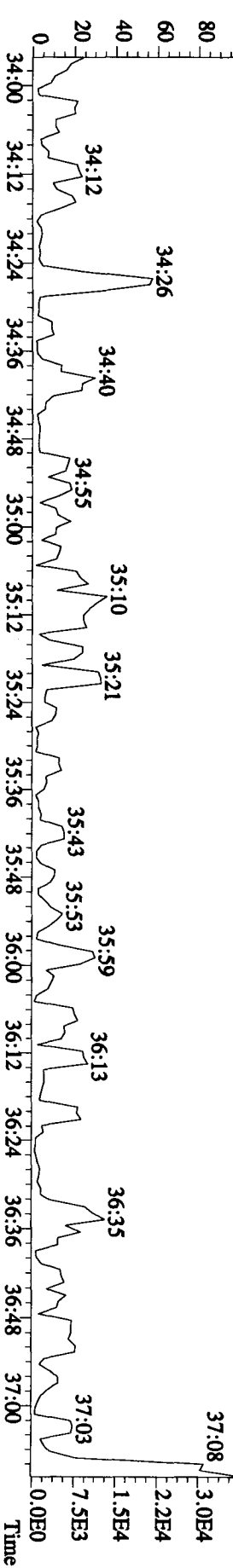
409.7789 S:4 F:4 SMO(1,3) BSUB(1000,15,-3,0) PKD(5,3,3,0.10%,7060,0.1,0.0%,F,T)

100% 34:05 34:19 34:35 34:46 35:02 35:24 35:36 35:58 36:25 36:48 37:03



479.7165 S:4 F:4 SMO(1,3) BSUB(1000,15,-3,0) PKD(5,3,3,100.00%,1520,0.1,0.0%,F,T)

100% 34:05 34:19 34:35 34:46 35:02 35:24 35:36 35:58 36:25 36:48 37:03




File:121A101D5 #1-161 Acq:12-JAN-2010 10:41:38 GC EI + Voltage SIR 70SE

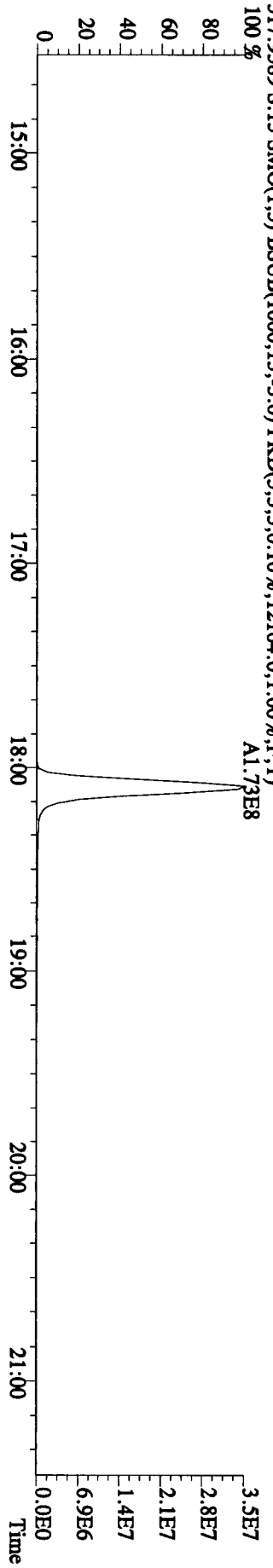
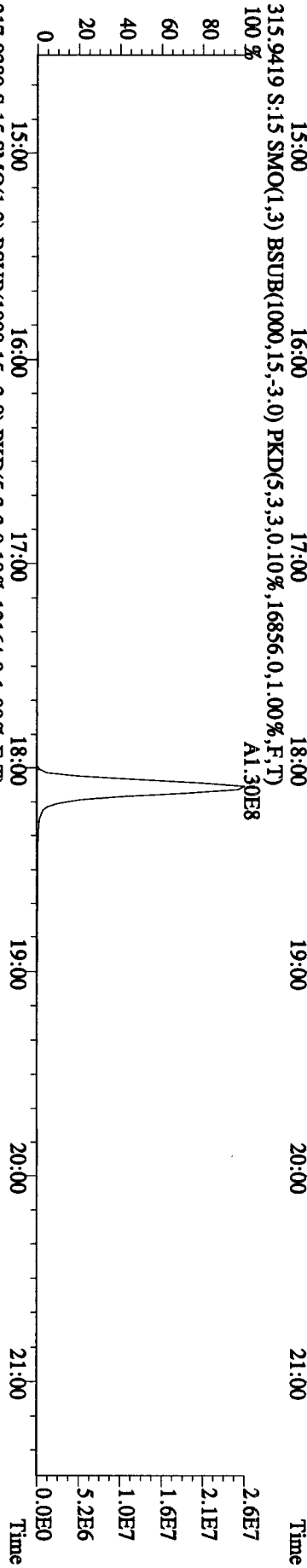
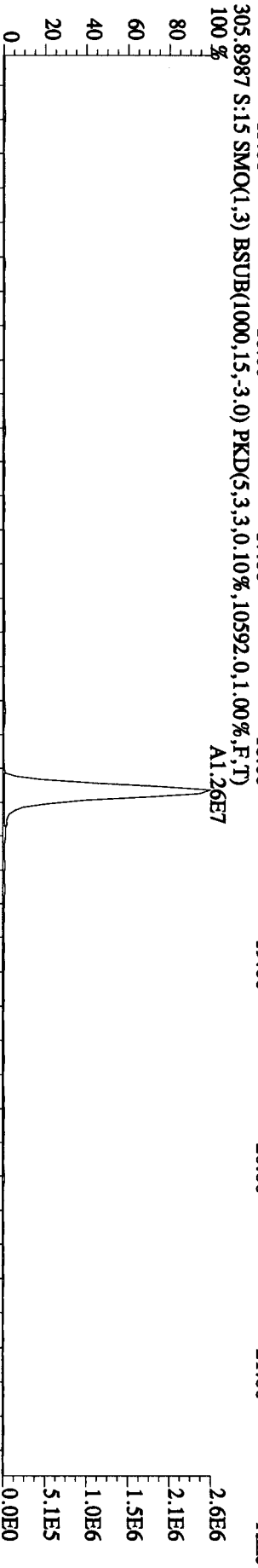
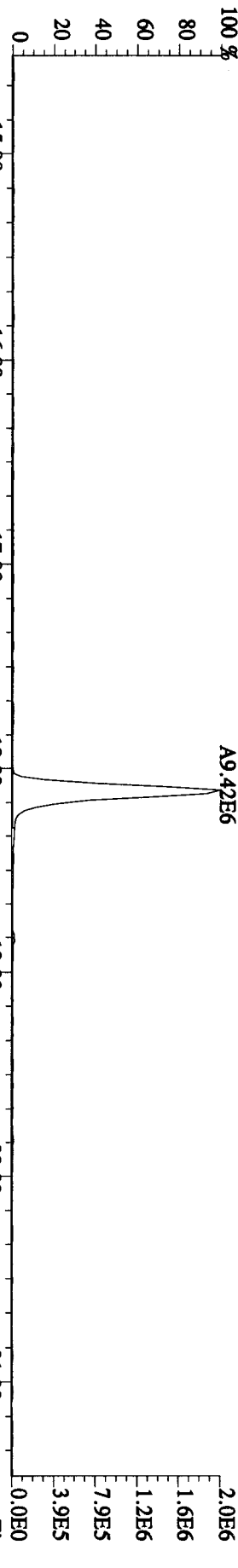
Sample#4 Text:SB0112 :Solvent Blank C-14 Exp:DIOXIN

454.9728 S:4 F:5 SMO(1.3) PKD(5,3,3,100.00%,0.0,1.00%,F,T)

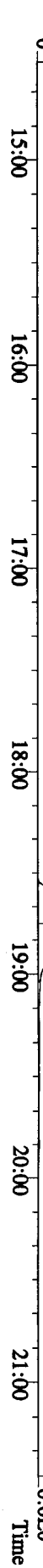
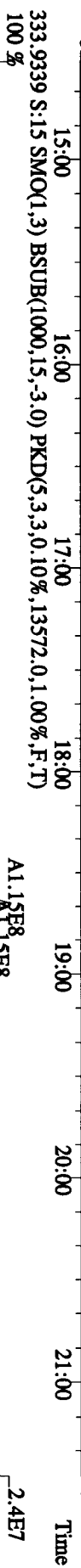
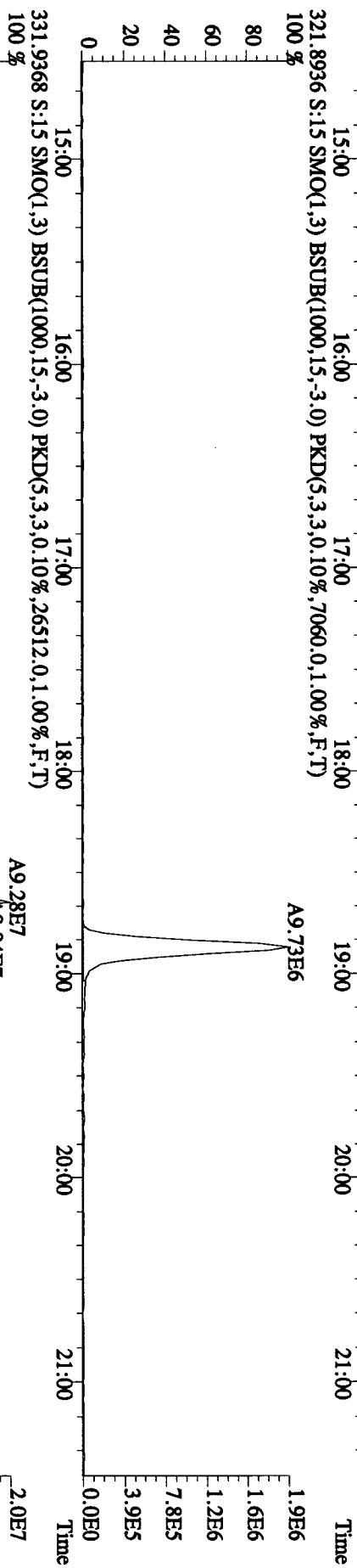
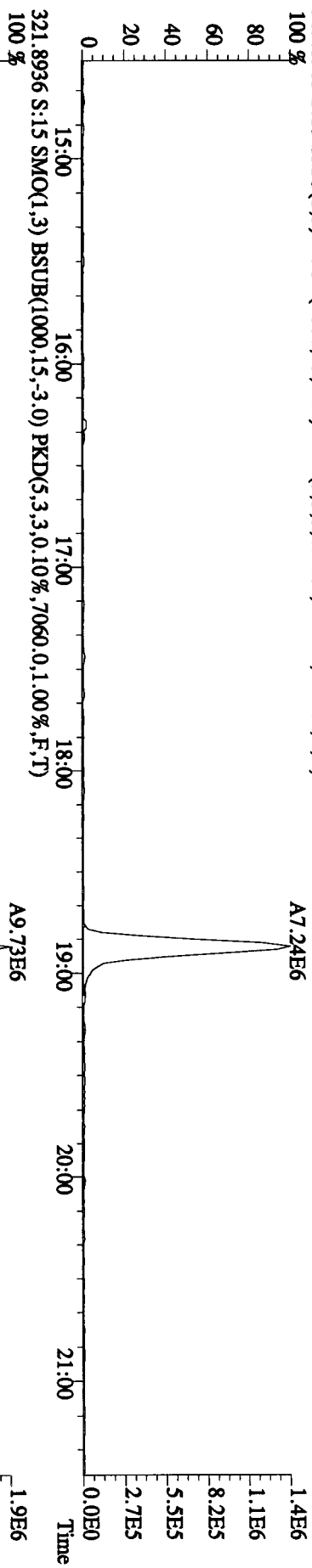
100 % 37:19 37:35 37:49 38:03 38:15 38:26 38:46 39:00 39:13



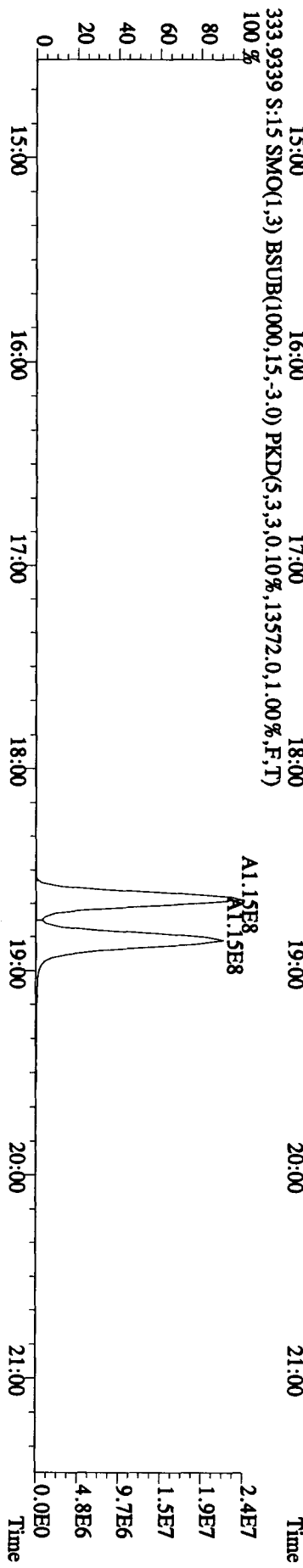


File:12JA101D5 #1-411 Acq:12-JAN-2010 18:21:47 GC EI + Voltage SIR 70SE
 Sample#15 Text:ST0112A :CS3 09DXN425 Exp:DIOXIN
 303.9016 S:15 SMO(1,3) BSUB(1000,15,-3,0) PKD(5,3,3,0.10%,7284,0,1.00%,F,T) A9.42E6
 100 %



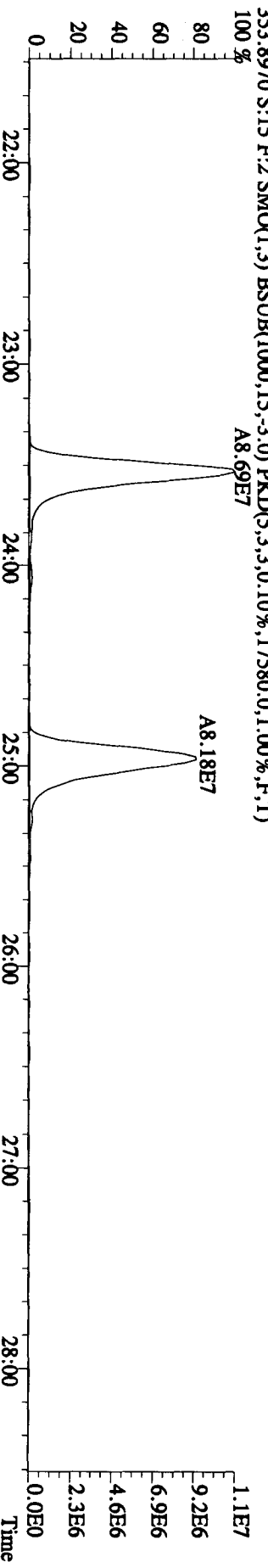
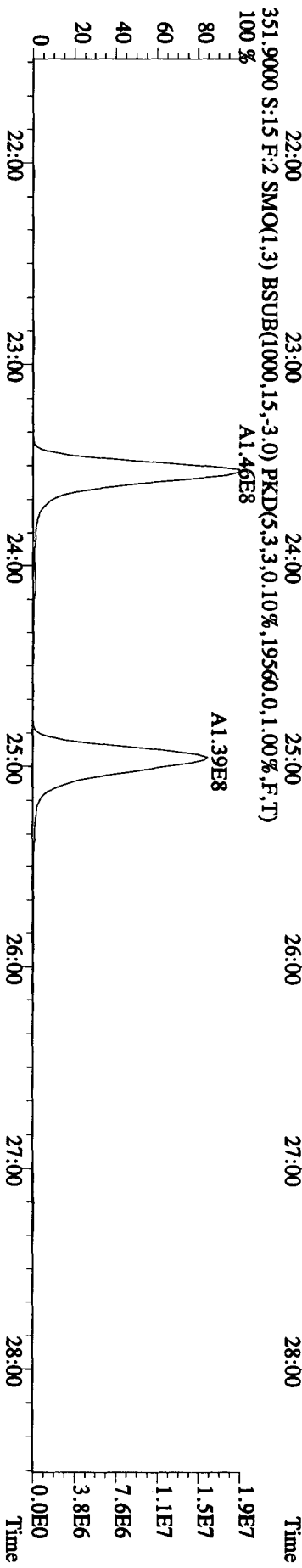
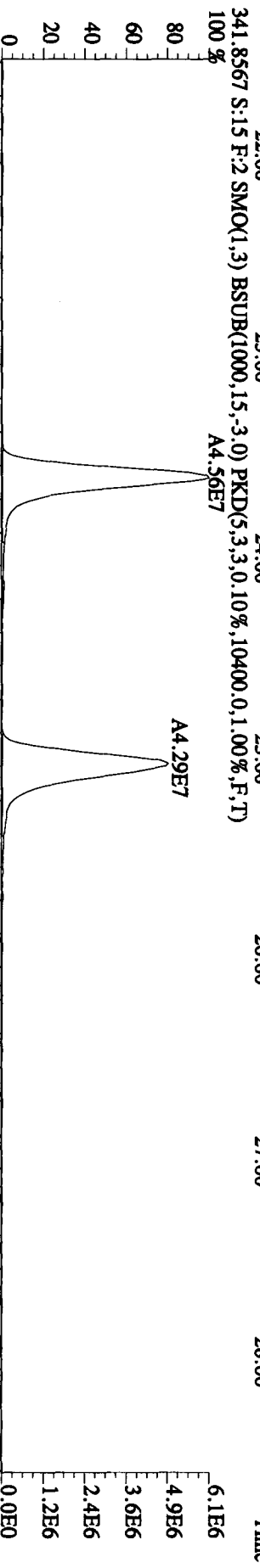
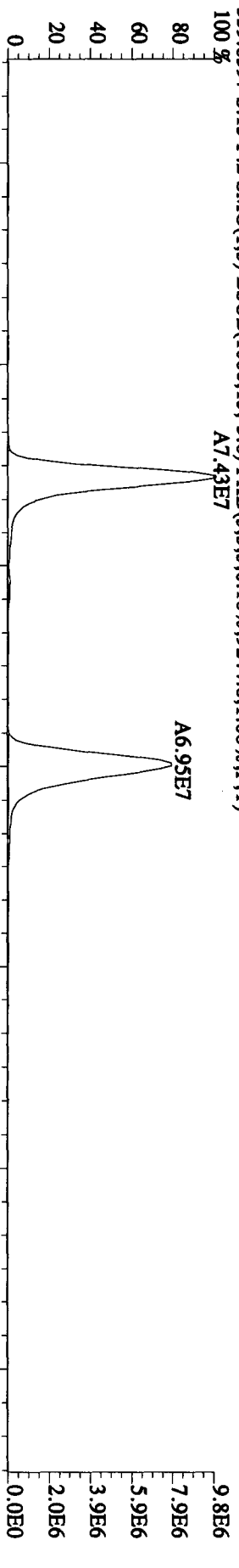
File:121A101D5 #1-411 Acq:12-JAN-2010 18:21:47 GC EI+ Voltage SIR 70SE
 Sample#15 Text:ST0112A :CS3 09DXN425 Exp:DIOXIN
 319.8965 S:15 SMO(1,3) BSUB(1000,15,-3,0) PKD(5,3,3,0,10%,7016,0,1,00%,F,T)
 100 %



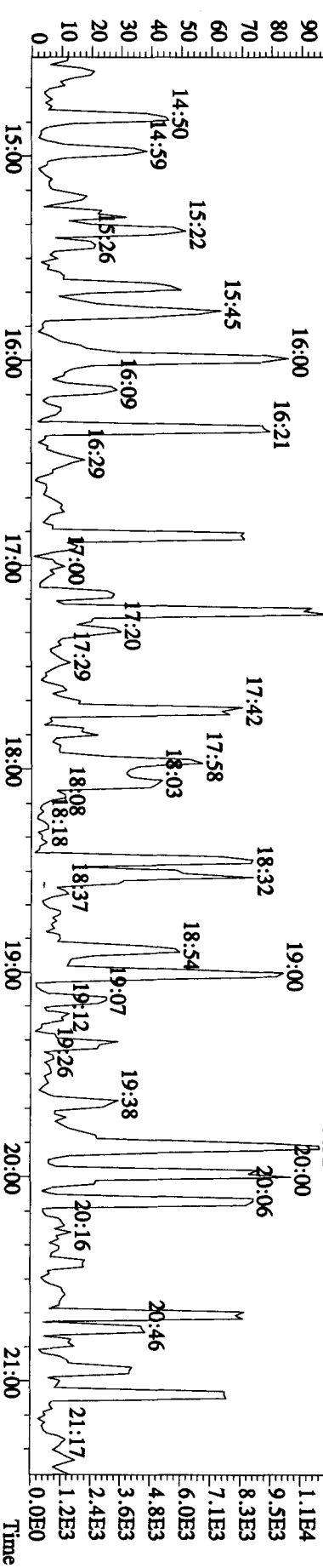
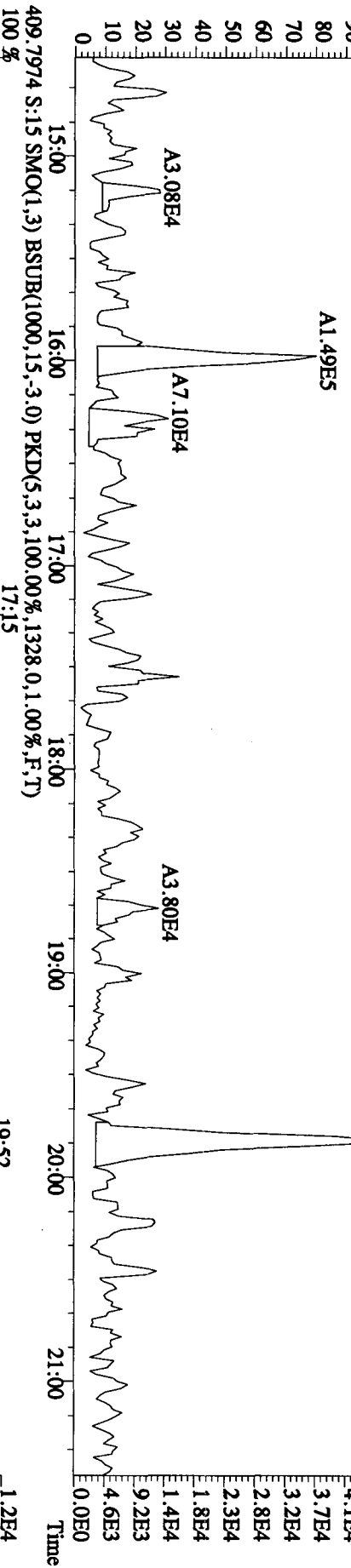
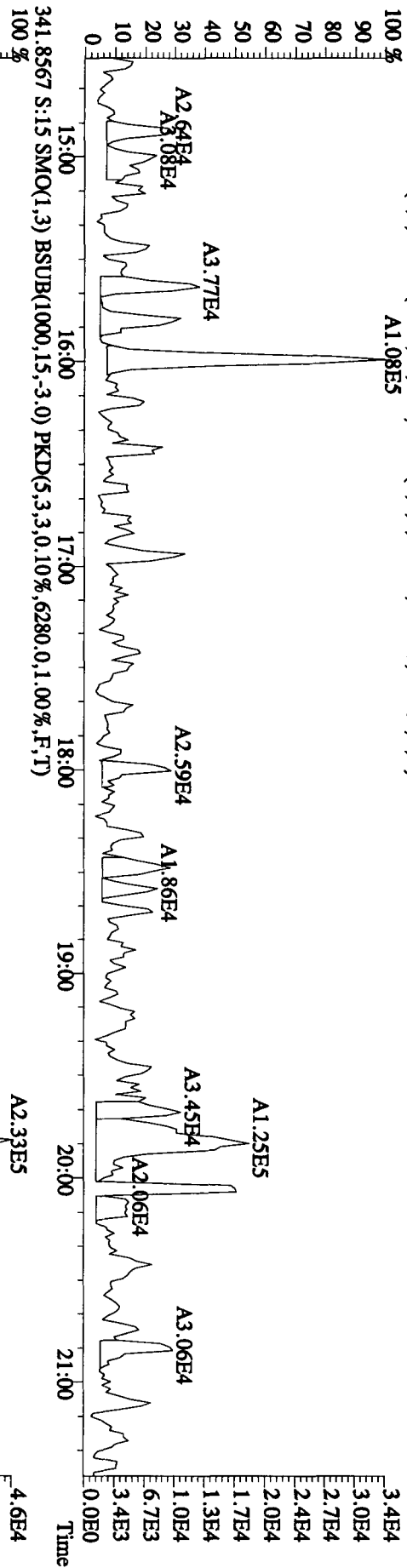
File:12JA101D5 #1-411 Acq:12-JAN-2010 18:21:47 GC EI+ Voltage SIR 70SE
 Sample#15 Text:ST0112A :CS3 09DXN425 Exp:DIOXIN
 327.8847 S:15 SMO(1,3) BSUB(1000,15,-3,0) PKD(5,3,3,0,10%,3564,0,1,00%,F,T)
 100 %



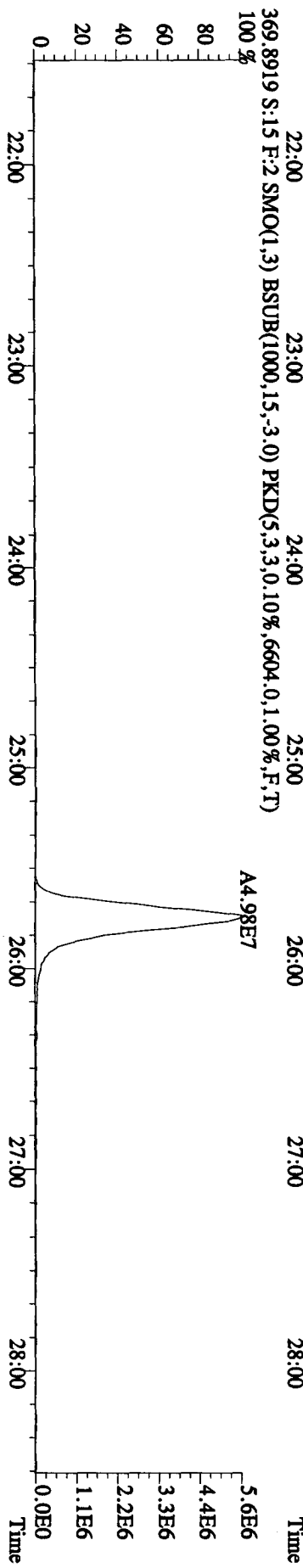
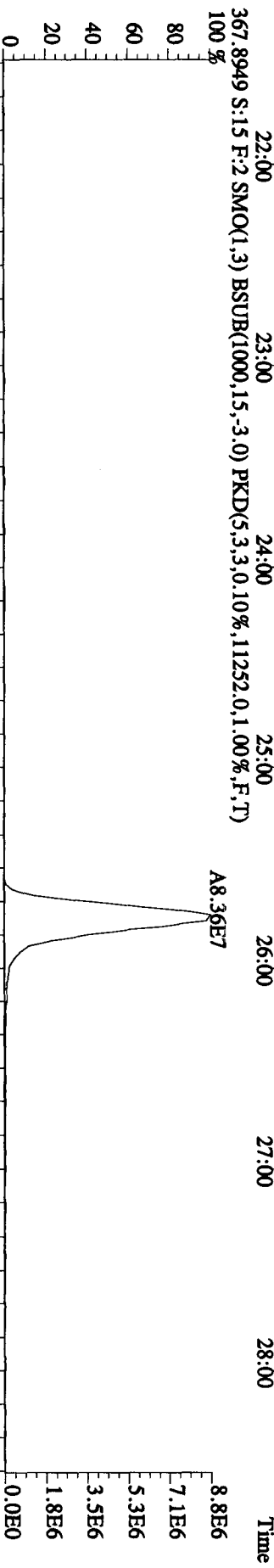
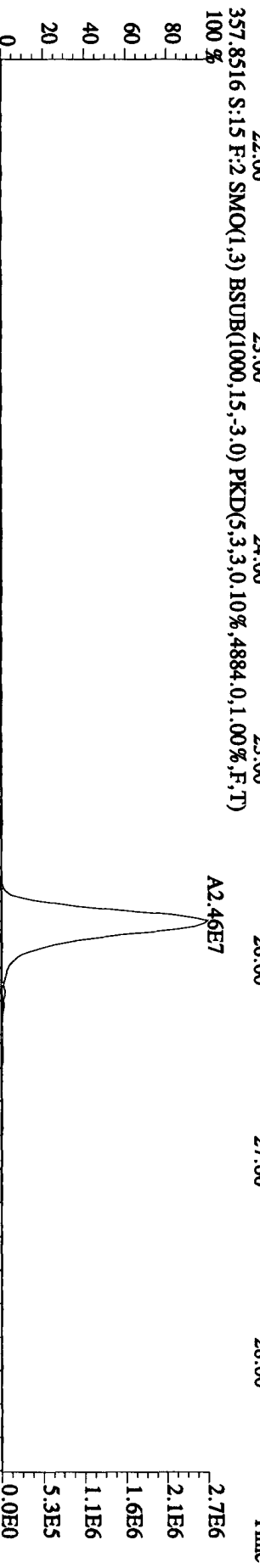
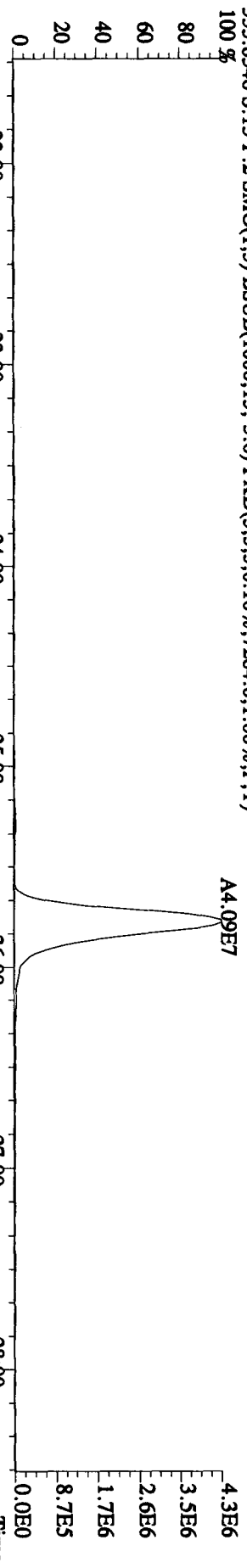
File: 12JAI01D5 #1-495 Acq: 12-JAN-2010 18:21:47 GC EI+ Voltage SIR 70SE
 Sample#15 Text: ST0112A :CS3 09DXN425 Exp: DIOXIN
 339.8597 S:15 F:2 SMO(1,3) BSUB(1000,15,-3,0) PKD(5,3,3,0,10%,9244,0,1,00%,F,T)
 100 %

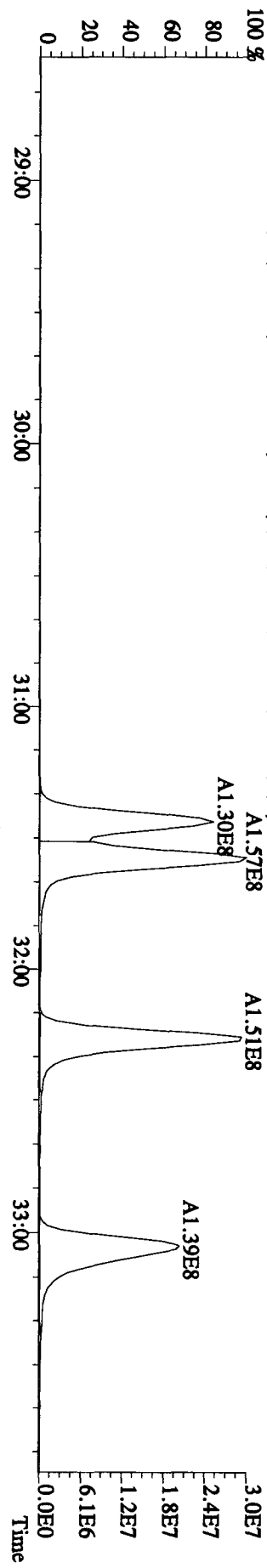
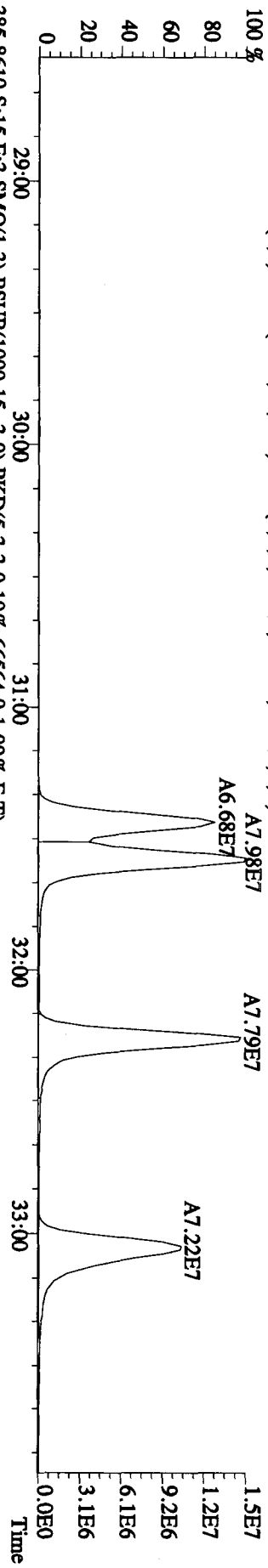
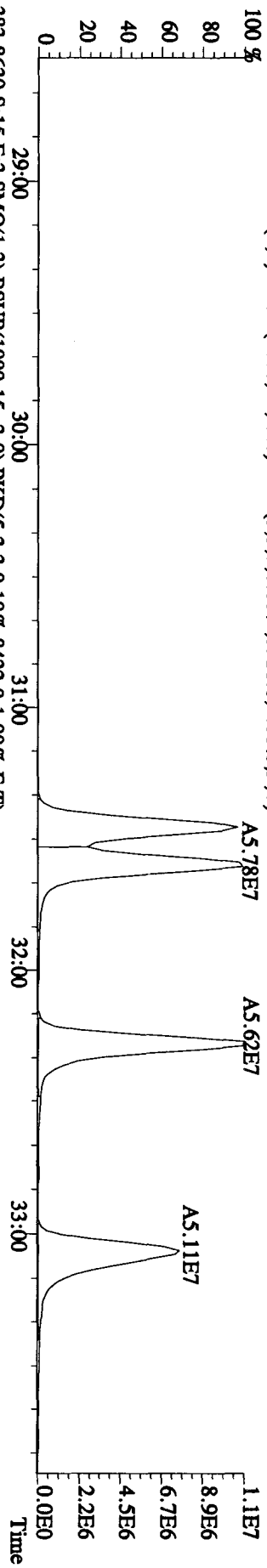
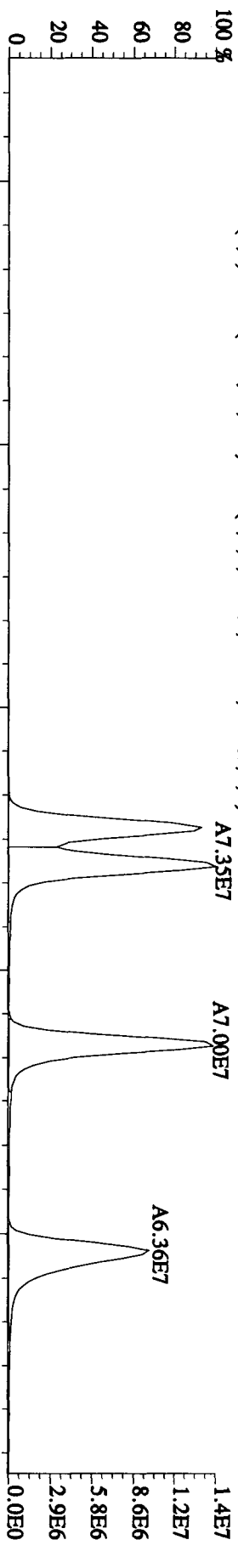


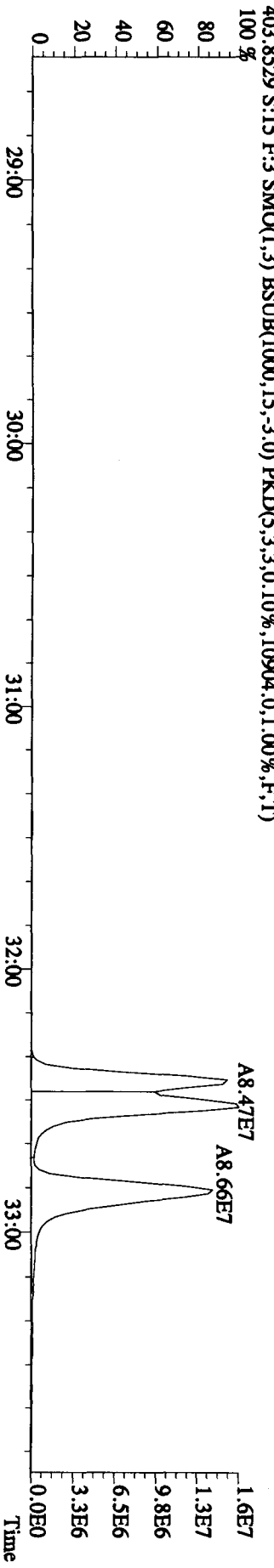
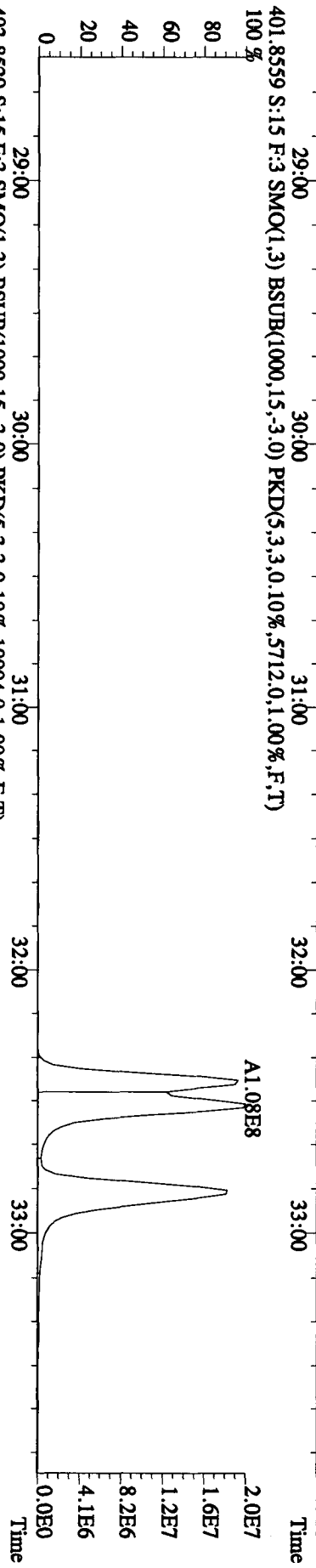

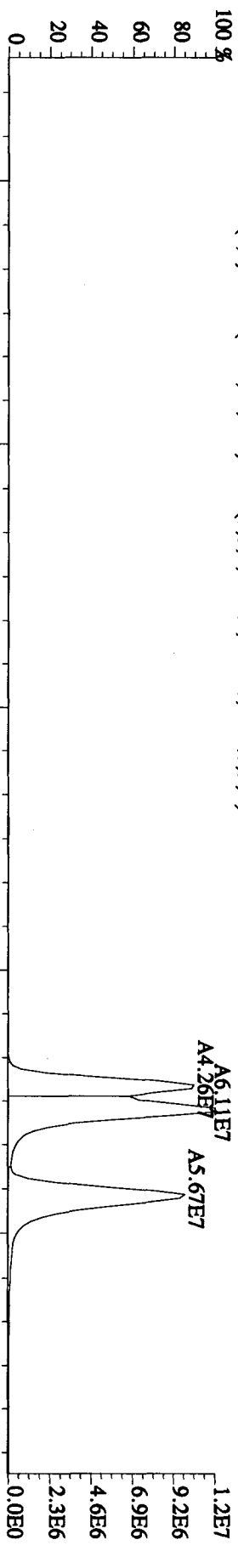
File: 121A101D5 #1-411 Acq: 12-JAN-2010 18:21:47 GC EI+ Voltage SIR 70SE
 Sample#15 Text: ST0112A :CS3 09DXKN425 Exp: DIOXIN
 339 8597 S:15 SMO(1,3) BSUB(1000,15,-3,0) PKD(5,3,3,0,10%,4220,0,1,00%,F,T)
 100%



File: 12JAI01D5 #1-495 Acq: 12-JAN-2010 18:21:47 GC EI+ Voltage SIR 70SE
Sample#15 Text: ST0112A :CS3 09DXN425 Exp: DIOXIN
355.8546 S:15 F:2 SMO(1,3) BSUB(1000,15,-3.0) PKD(5,3,3,0,10%,7284,0,1.00%,F,T)
100%

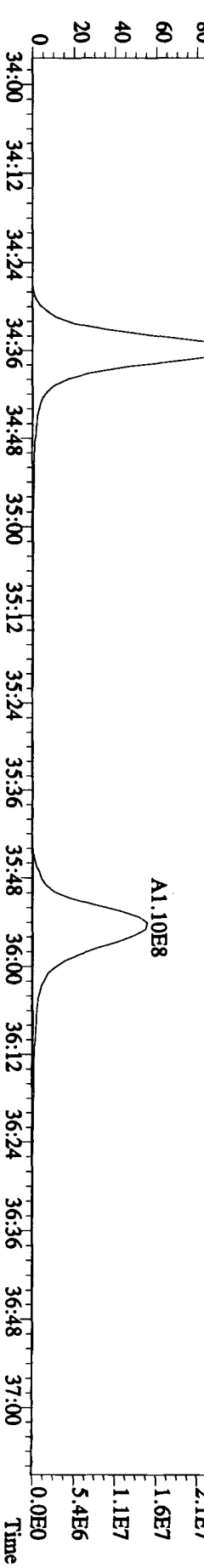
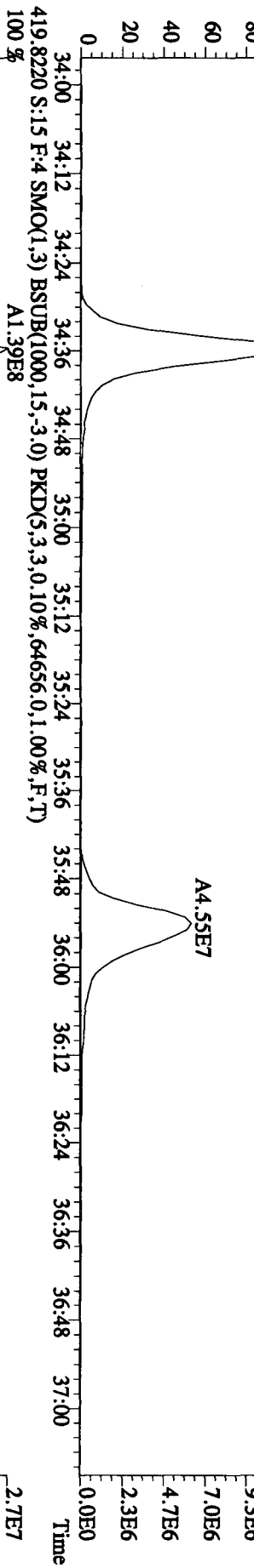
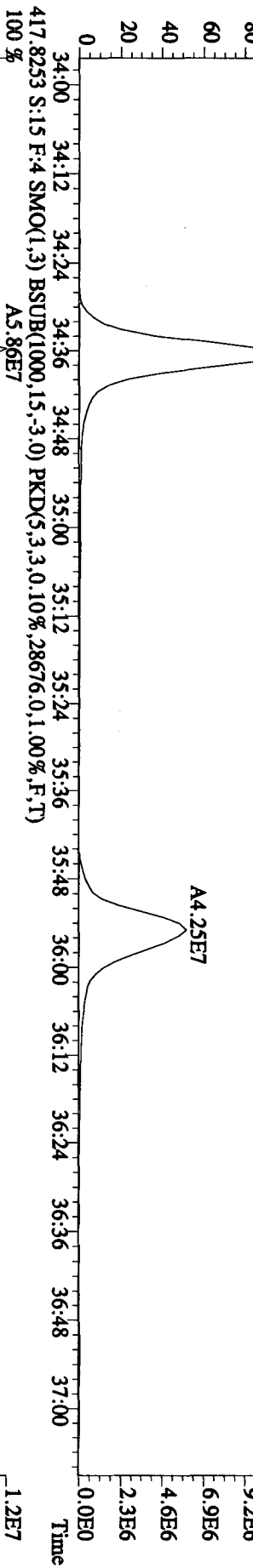
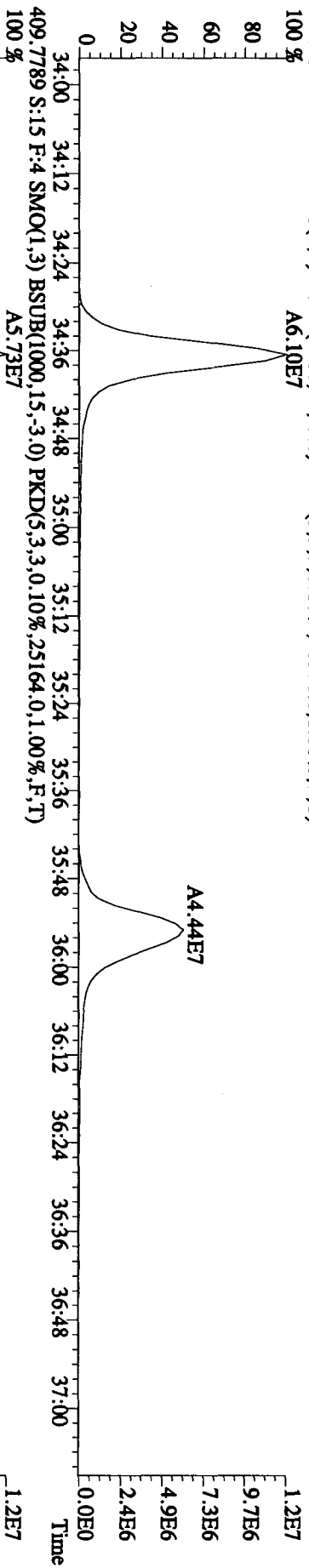




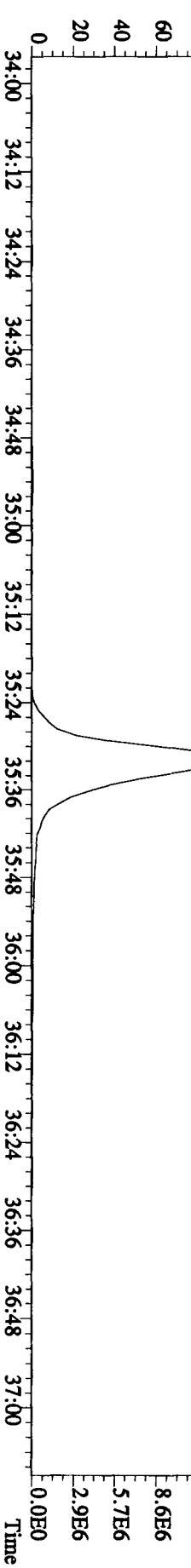
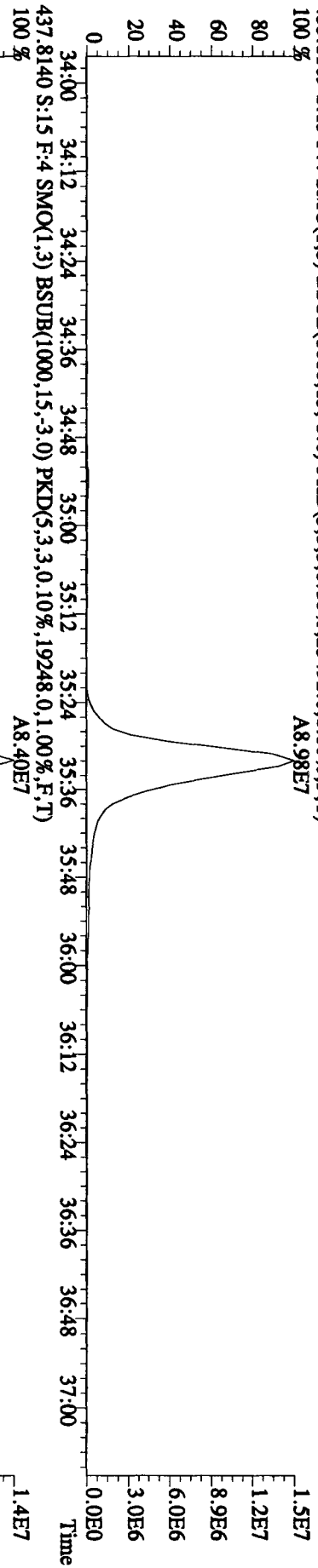
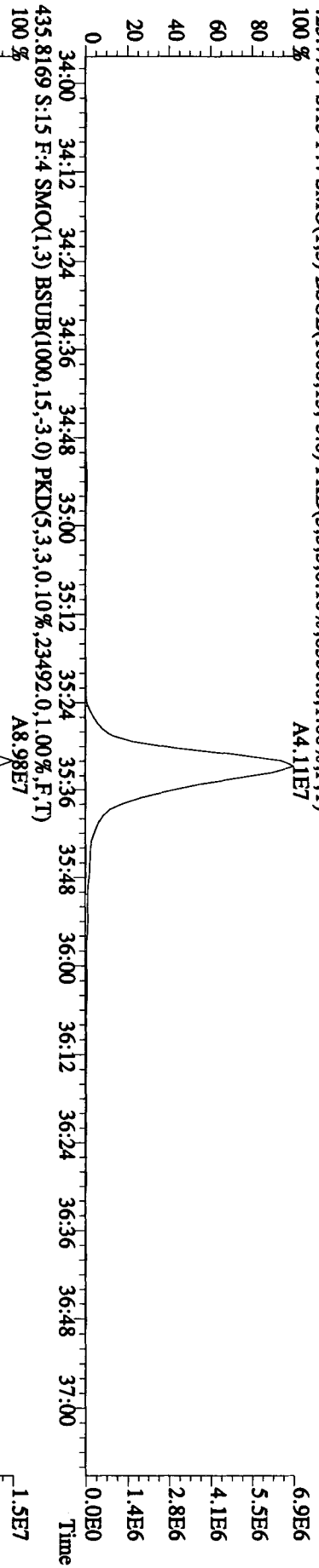
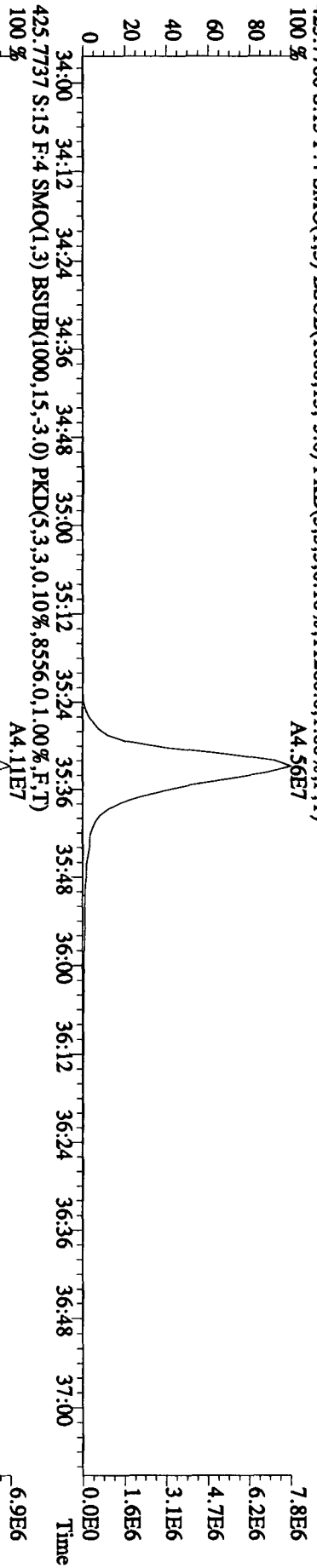


File:12JAI01D5 #1-227 Acq:12-JAN-2010 18:21:47 GC EI+ Voltage SIR 70SE

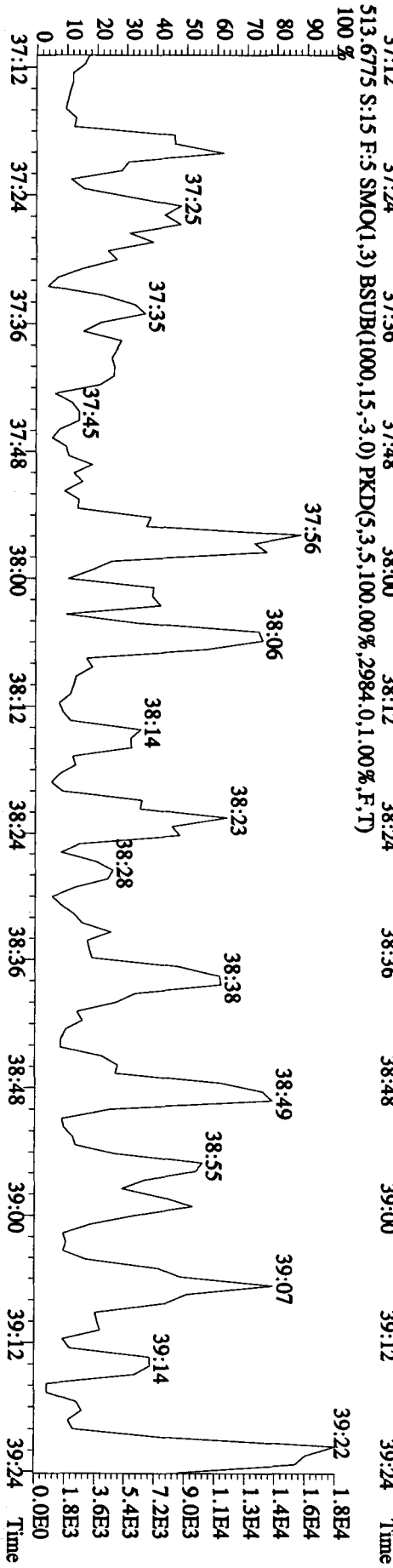
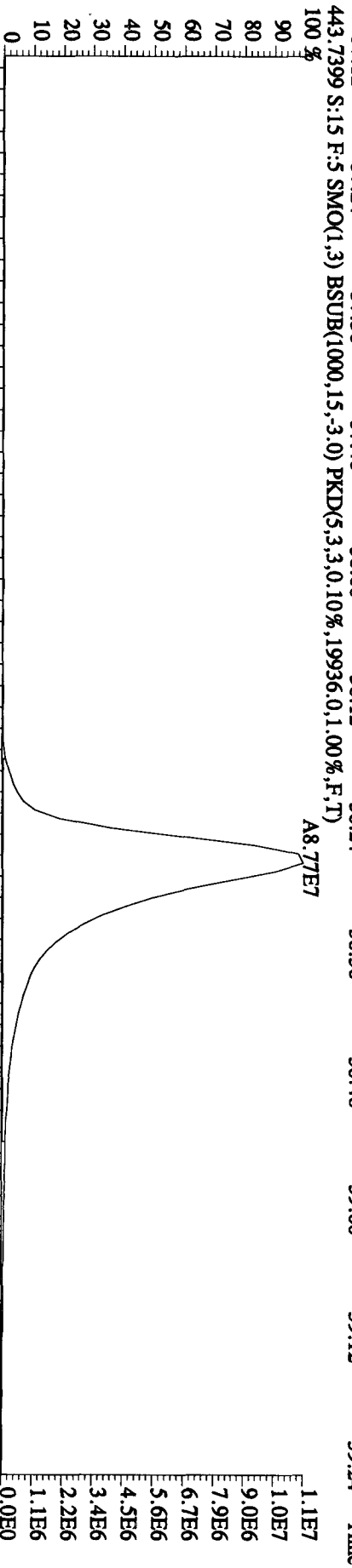
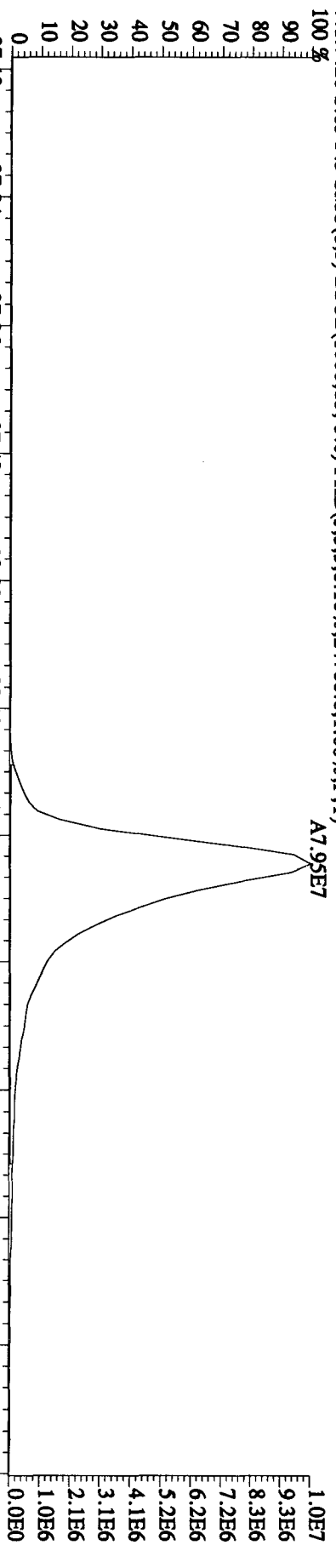
Sample#15 Text:ST0112A :CS3 09DXN425 Exp:DIOXIN
407.7818 S:15 F:4 SMO(1.3) BSUB(1000,15,-3.0) PKD(5,3,3,0,10%,16576,0,1.00%,F,T)



File:12JAN101D5 #1-227 Acq:12-JAN-2010 18:21:47 GC EI+ Voltage SIR 70SE
 Sample#15 Text:ST0112A :CS3 09DDXN425 Exp.:DIOXIN
 423.7766 S:15 F:4 SMO(1,3) BSUB(1000,15,-3.0) PKD(5,3,3,0,10%,11260,0,1,00%,F,T)
 100 % A4.56E7

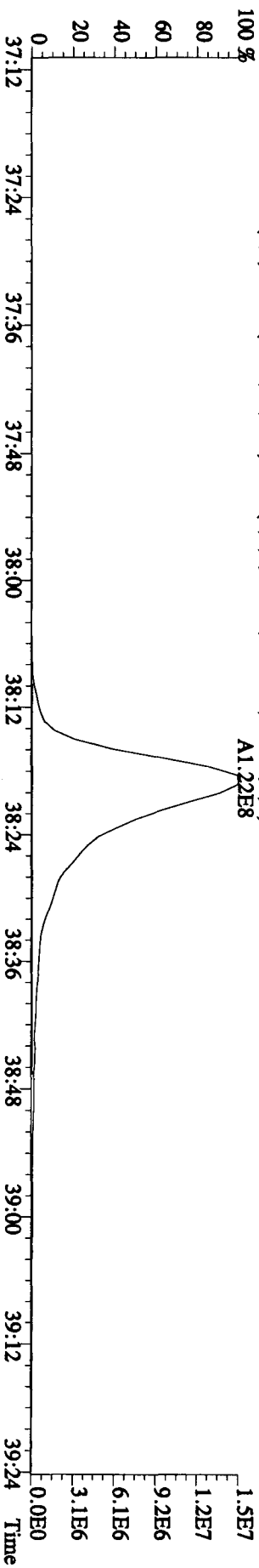
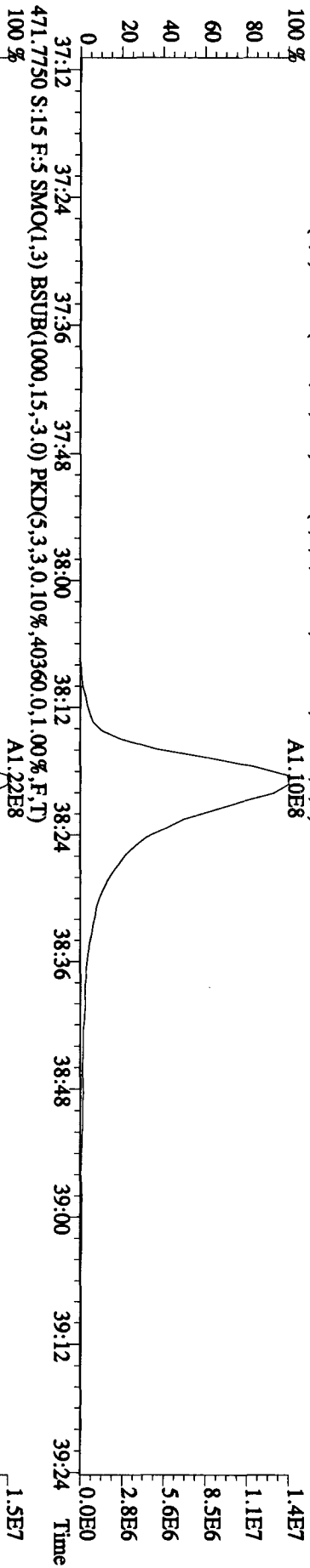
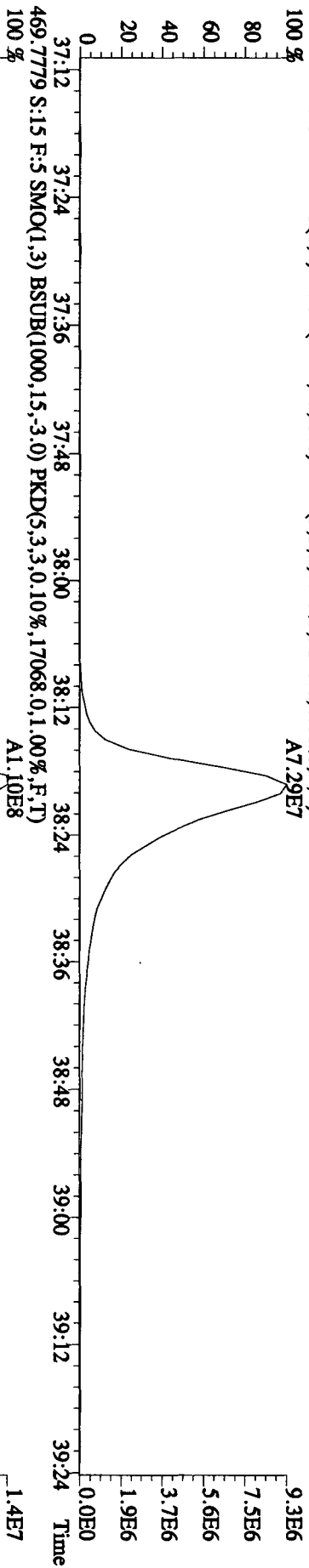
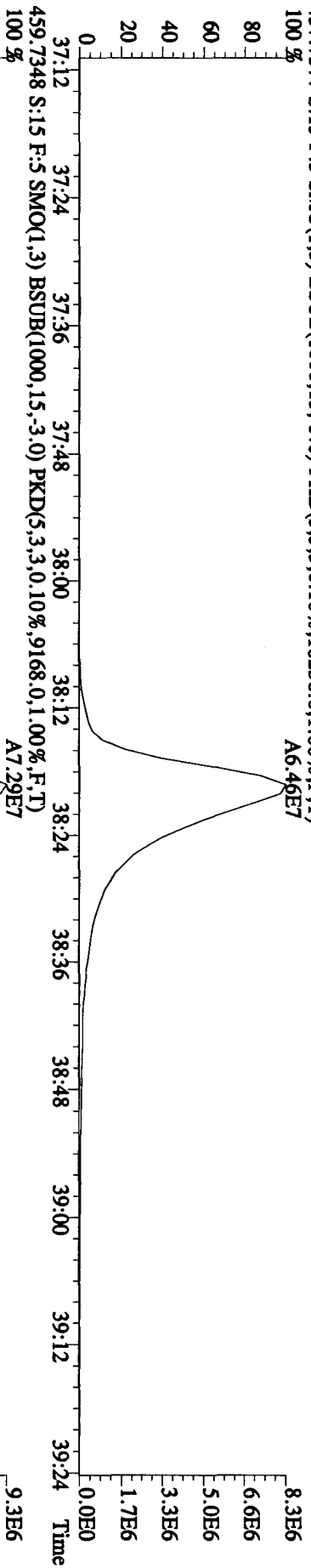


File: 121A101D5 #1-161 Acq: 12-JAN-2010 18:21:47 GC EI+ Voltage SIR 70SE
 Sample#15 Text: ST0112A :CS3 09DDXN425 Exp: DIOXIN
 441.7428 S:15 F:5 SMO(1,3) BSUB(1000,15,-3.0) PKD(5,3,3,0.10%,24700.0,1.00%,F,T)

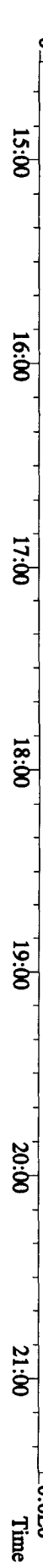
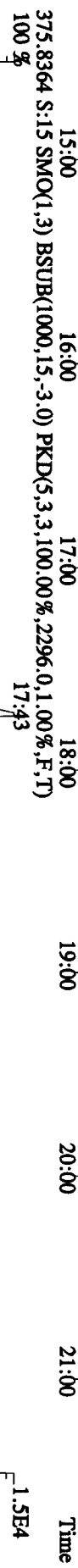
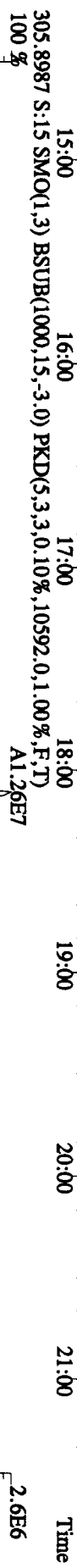
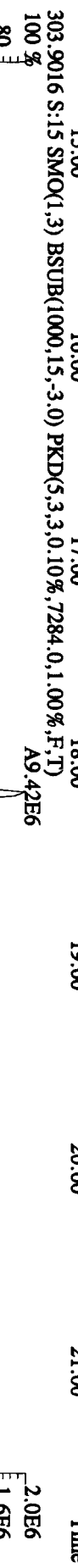
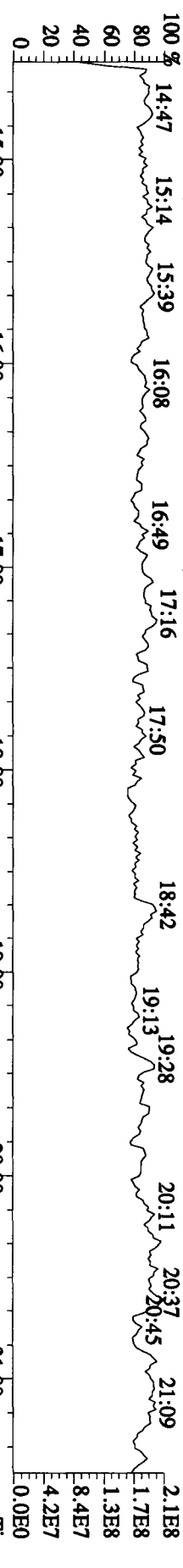


File: 121A101D5 #1-161 Acq: 12-JAN-2010 18:21:47 GC EI+ Voltage SIR 70SE

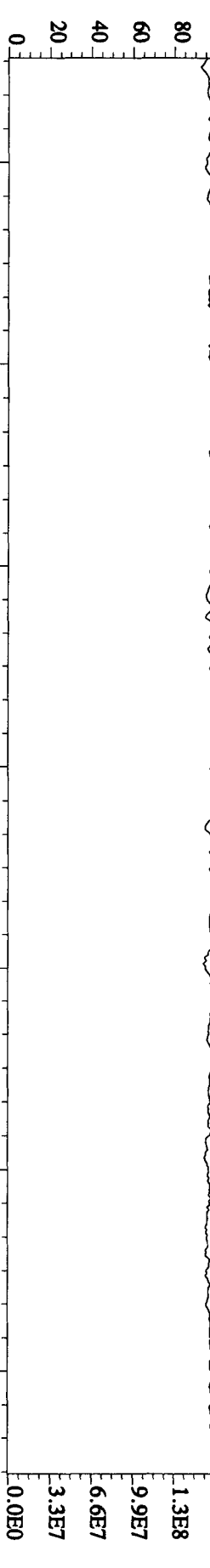
Sample#15 Text: ST0112A : CS3 09DXN425 Exp: DIOXIN
457.7377 S:15 F:5 SMO(1,3) BSUB(1000,15,-3.0) PKD(5,3,3,0.10%,10236,0.1,00%,F,T)
100% A6.46E7



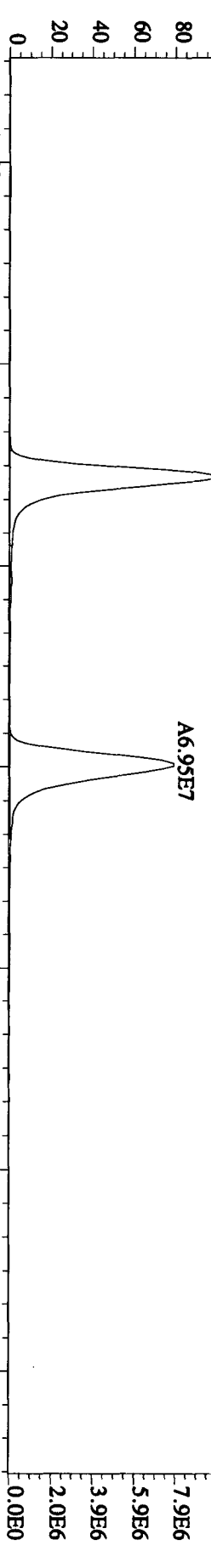
File: 121A101D5 #1-411 Acq: 12-JAN-2010 18:21:47 GC EI+ Voltage SIR 70SE
 Sample#15 Text: ST0112A :CS3 09DXN425 Exp: DIOXIN
 292.9825 S: 1.5 SMO(1,3) PKD(5,3,5,100.00%,0.0,1.00%,F,T)



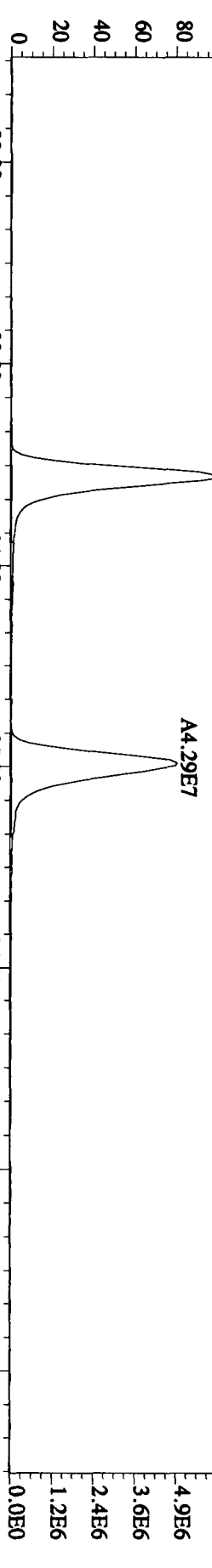
100 % 21:56 22:22 22:48 23:14 23:37 23:58 24:45 25:13 25:36 26:07 26:30 27:04 27:46 28:14



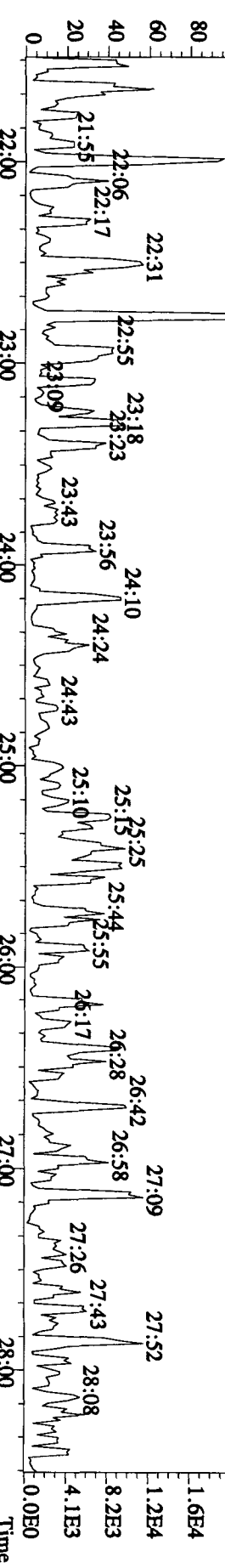
339.8597 S:15 F:2 SMO(1,3) BSUB(1000,15,-3,0) PKD(5,3,3,0,10%,9244,0,1,00%,F,T)



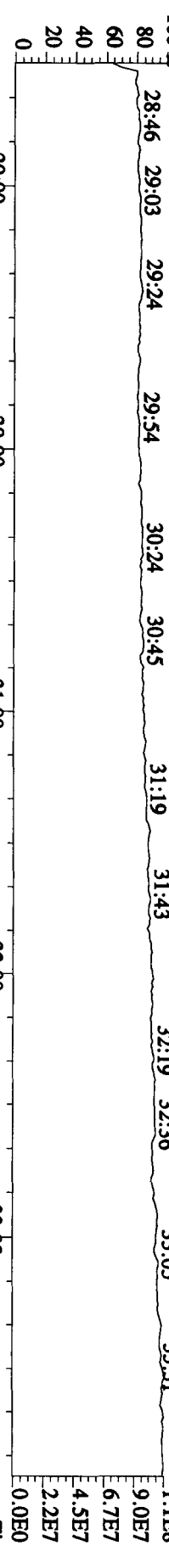
341.8567 S:15 F:2 SMO(1,3) BSUB(1000,15,-3,0) PKD(5,3,3,0,10%,10400,0,1,00%,F,T)



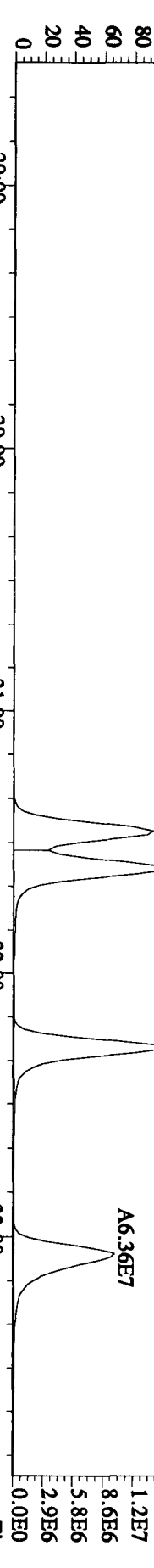
409.7974 S:15 F:2 SMO(1,3) BSUB(1000,15,-3,0) PKD(5,3,3,100,00%,1628,0,1,00%,F,T)



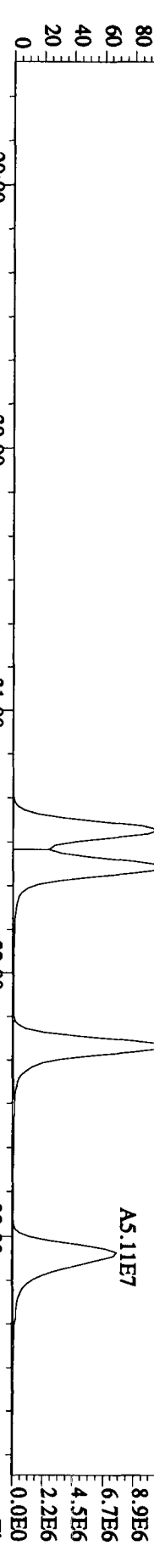
File:121A101D5 #1-362 Acq:12-JAN-2010 18:21:47 GC EI+ Voltage SIR 70SE
 Sample#15 Text:ST0112A :CS3 09DXN425 Exp:DIOXIN
 392.9760 S:15 F:3 SMO(1,3) PKD(5,3,3,100.00%,0.0,1.00%,F,T)



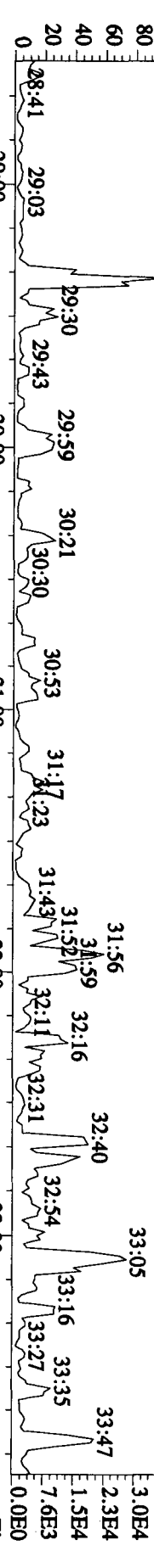
373.8208 S:15 F:3 SMO(1,3) BSUB(1000,15,-3.0) PKD(5,3,3,0.10%,4676.0,1.00%,F,T)
 1.4E7
 1.2E7
 8.6E6
 5.8E6
 2.9E6
 0.0E0




375.8178 S:15 F:3 SMO(1,3) BSUB(1000,15,-3.0) PKD(5,3,3,0.10%,5928.0,1.00%,F,T)
 1.1E7
 8.9E6
 6.7E6
 4.5E6
 2.2E6
 0.0E0




445.7555 S:15 F:3 SMO(1,3) BSUB(1000,15,-3.0) PKD(5,3,3,100.00%,2856.0,1.00%,F,T)
 3.8E4
 3.0E4
 2.3E4
 1.5E4
 7.6E3
 0.0E0

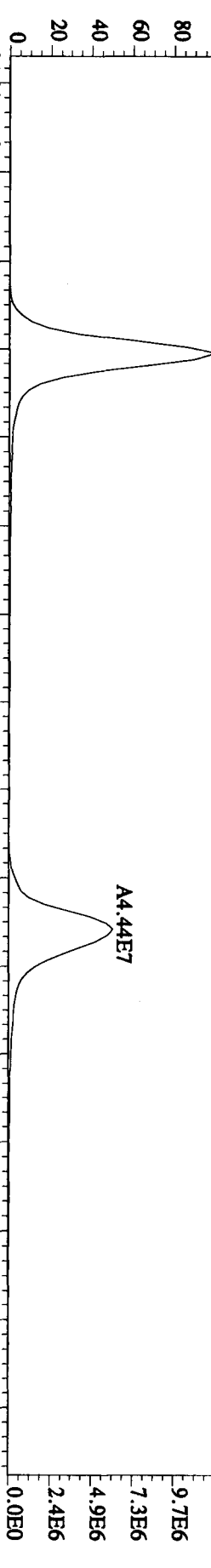


380.9760 S:15 F:3 SMO(1,3) PKD(5,3,3,100.00%,0.0,1.00%,F,T)
 1.9E8
 1.5E8
 1.1E8
 7.5E7
 3.8E7
 0.0E0

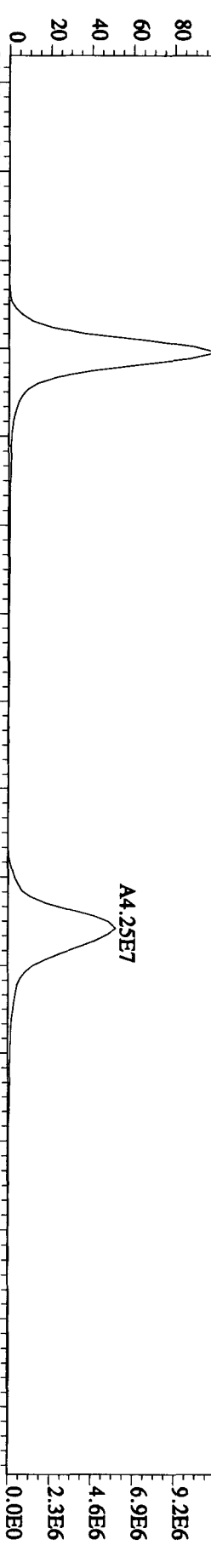




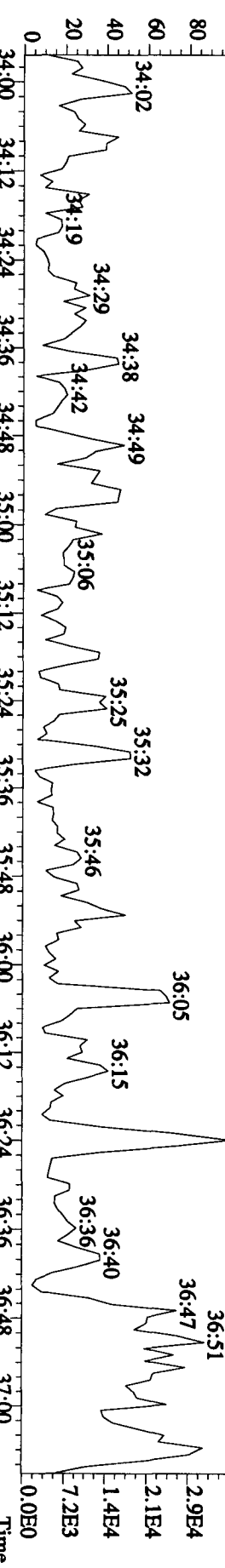
407.7818 S:15 F:4 SMO(1.3) BSUB(1000,15,-3.0) PKD(5.3,3.0,10%,16576,0.1,0.0%,F,T)




409.7789 S:15 F:4 SMO(1.3) BSUB(1000,15,-3.0) PKD(5.3,3.0,10%,25164,0.1,0.0%,F,T)



479.7165 S:15 F:4 SMO(1.3) BSUB(1000,15,-3.0) PKD(5.3,3.100,0.0%,7244,0.1,0.0%,F,T)



File: 121A101D5 #1-161 Acq: 12-JAN-2010 18:21:47 GC EI+ Voltage SIR 70SE
 Sample#15 Text: ST0112A :CS3 09DDXN425 Exp: DIOXIN
 454.9728 S:15 F:5 SMO(1,3) PKD(5,3,3,100.00%,0.0,1.00%,F,T)
 100 % 37.14 37.22 37.39 37.50 38:00 38:10 38:21 38:48 39:03 39:12



Daily Calibration Checklist
Dioxin MethodsMethod ID 8290Associated ICAL ICA123120093D58290Column ID DB5Instrument ID 3D5STD ID ST0111A, ST0111BSTD Solution 09DXN425Analyzed by JRB, AMDate Analyzed 01/11/10, 01/11/10Std. Pkg. By JRBDate Std. Pkg. Assembled 01/12/10Std. Pkg. Reviewed By KSSDate Std. Pkg. Reviewed 01-12-10

DAILY STANDARD PACKAGE	INITIATED	REVIEWED
Standard, CPSM, and Solvent Blank present?	✓	✓
Copy of log-file and Beginning Static Resolution present?	✓	✓
CPSM blow up present?	✓	✓
Curve Summary present?	✓	✓
Summary of Method criteria present or documented below?	✓	✓
Daily standard within method specified limits?*	✓	✓
Analyte retention times correct?	✓	✓
Isotopic ratios within limits?	✓	✓
CPSM valley \leq method specified limits?**	✓	✓
Are chromatographic windows correct?	✓	✓
Samples analyzed within 12 hrs of daily standard?	✓	✓
Manual reintegration's checked and hardcopies included?	NA	NA
Ending Standard present?	✓	✓
Ending Static Resolutions present	✓	✓
Absolute retention times for 13C12-1,2,3,4-TCDD and 13C12-1,2,3,7,8,9-HxCDD are within +/- 15 seconds of the retention times in the Initial Calibration? (required for all 1613B samples)	NA	NA

COMMENTS: _____

_____* Method 8290/TO9/M0023A: (beginning) \leq 20% from curve RRFs for native analytes, \leq 30% from curve RRFs for labeled compounds.Method 8290/TO9/M0023A: (ending) \leq 25% from curve RRFs for native analytes, \leq 35% from curve RRFs for labeled compounds.

Method 23: See Method 23 Daily Standard Criteria, Table 5.

Method 1613B: See, Method 1613B or Method 1613B Tetras Daily Standard Criteria,

** Method 23/0023A CPSM Criteria: 25% valley between 2378 TCDF (DB-225)/TCDD (DB-5) and its closest eluters normalized to the smallest peak of the triplet

Method 1613B/8290/TO9 CPSM Criteria: 25% valley between 2378 TCDF (DB-225)/TCDD (DB-5) and its closest eluters normalized to the 2378 peak.

Dataset: C:\MassLynx\Default.pro\11JA10A3D58290A.qld

Last Altered: Tuesday, January 12, 2010 09:53:31 Pacific Standard Time
 Printed: Tuesday, January 12, 2010 09:54:12 Pacific Standard Time

Method: C:\MassLynx\Default.PRO\MethDB\82903D5.mdb 12 Jan 2010 09:52:33

Calibration: C:\MassLynx\Default.PRO\CurveDB\ICA123120093D58290.cdb 31 Dec 2009 13:37:23

Name: 11JA10A3D5_1, Date: 11-Jan-2010, Time: 18:15:20, ID: ST0111A, Description: CS-3 09DXN425

Peak #	Compound Name	Area	RT	RT Error	Response	Response Error	Area %	Area % Error	Concentration	Concentration Error	Limit	Pass/Fail
1	13C-1,2,3,4-TCDD	1065267	19.46	19.47	1.00000	1.00000	100.00	0.0	100.0	0.805	NO	
2												
3	13C-2,3,7,8-TCDF	1661133	18.87	18.84	1.55387	1.55936	100.35	0.4	100.4	0.789	NO	
4	2,3,7,8-TCDF	169316	18.89	18.88	1.00894	1.01928	10.10	1.0	101.0	0.812	NO	
5	Total TCDFs			21.44	1.00894		10.10					
6												
7	13C-2,3,7,8-TCDD	1050272	19.67	19.68	0.93654	0.98592	105.27	5.3	105.3	0.812	NO	
8	2,3,7,8-TCDD	108424	19.69	19.69	1.13162	1.03234	9.12	-8.8	91.2	0.788	NO	
9	Total TCDDs			19.55	1.13162		9.12					
10												
11	37CL-2,3,7,8-TCDD	120066	19.69	19.69	1.13700	1.12709	9.91	-0.9	99.1			
12												
13	13C-1,2,3,7,8-PeCDF	1226533	24.60	24.59	1.21534	1.15139	94.74	-5.3	94.7	1.622	NO	
14	1,2,3,7,8-PeCDF	647543	24.64	24.62	1.03079	1.05589	51.22	2.4	102.4	1.587	NO	
15	2,3,4,7,8-PeCDF	614996	26.14	26.14	0.96399	1.00282	52.01	4.0	104.0	1.557	NO	
16	Total F2 PeCDFs			34.47	0.99739		103.23					
17	Total F1 PeCDFs			36.56	0.99739		0.01					
18												
19	13C-1,2,3,7,8-PeCDD	802347	26.94	26.94	0.74736	0.75319	100.78	0.8	100.8	1.609	NO	
20	1,2,3,7,8-PeCDD	404524	26.97	26.98	1.05672	1.00835	47.71	-4.6	95.4	1.634	NO	
21	Total PeCDDs			31.10	1.05672		47.71					
22												
23	13C-1,2,3,7,8,9-HxCDD	1045380	33.15	33.13	1.00000	1.00000	100.00	0.0	100.0	1.255	NO	
24												
25	13C-1,2,3,4,7,8-HxCDF	912853	31.98	31.99	0.91641	0.87323	95.29	-4.7	95.3	0.516	NO	
26	1,2,3,4,7,8-HxCDF	608299	31.99	31.99	1.24280	1.33274	53.62	7.2	107.2	1.241	NO	
27	1,2,3,6,7,8-HxCDF	754085	32.11	32.10	1.49624	1.65215	55.21	10.4	110.4	1.304	NO	
28	2,3,4,6,7,8-HxCDF	658653	32.67	32.66	1.31114	1.44307	55.03	10.1	110.1	1.150	NO	
29	1,2,3,7,8,9-HxCDF	654214	33.32	33.32	1.29097	1.43334	55.51	11.0	111.0	1.205	NO	
30	Total HxCDFs			0.00	1.33529		219.37					
31												
32	13C-1,2,3,6,7,8-HxCDD	849351	32.88	32.88	0.80919	0.81248	100.41	0.4	100.4	1.311	NO	
33	1,2,3,4,7,8-HxCDD	403882	32.81	32.81	0.93261	0.95104	50.99	2.0	102.0	1.267	NO	
34	1,2,3,6,7,8-HxCDD	513478	32.89	32.89	1.18024	1.20911	51.22	2.4	102.4	1.283	NO	
35	1,2,3,7,8,9-HxCDD	577703	33.16	33.15	1.28282	1.36034	53.02	6.0	106.0	1.251	NO	
36	Total HxCDDs			0.00	1.13189		155.23					
37												
38	13C-1,2,3,4,6,7,8-HpCDF	932125	34.66	34.68	0.81080	0.89166	109.97	10.0	110.0	0.425	NO	
39	1,2,3,4,6,7,8-HpCDF	660771	34.67	34.67	1.36387	1.41777	51.98	4.0	104.0	1.028	NO	
40	1,2,3,4,7,8,9-HpCDF	596111	35.82	35.82	1.11483	1.27904	57.36	14.7	114.7	1.012	NO	
41	Total HpCDFs			0.00	1.23935		109.34					
42												
43	13C-1,2,3,4,6,7,8-HpCDD	872785	35.49	35.49	0.70743	0.83490	118.02	18.0	118.0	1.120	NO	
44	1,2,3,4,6,7,8-HpCDD	473800	35.50	35.50	1.04312	1.08572	52.04	4.1	104.1	1.068	NO	
45	Total HpCDDs			0.01	1.04312		52.04					

Dataset: C:\MassLynx\Default.pro\11JA10A3D58290A.qld

Last Altered: Tuesday, January 12, 2010 09:53:31 Pacific Standard Time

Printed: Tuesday, January 12, 2010 09:54:12 Pacific Standard Time

Name: 11JA10A3D5_1, Date: 11-Jan-2010, Time: 18:15:20, ID: ST0111A, Description: CS-3 09DXN425

Peak #	Response	RT	Pred RT	RRF (M)	RRF	Conc	%Dil	%Rec	MS/D	Ratio	Flag
47	1385065	38.03	38.03	0.51880	0.66247	255.39	27.7	127.7		0.906	NO
48	1045888	38.15	38.14	1.40213	1.51024	107.71	7.7	107.7		0.945	NO
49	838252	38.04	38.04	1.19691	1.21042	101.13	1.1	101.1		0.936	NO
50											
51											
52	Function 1 PFK	34481	19.22	19.26		34481....					
53	Function 2 PFK	4402	22.31	22.41	16743....	4402.2...	0.26	-73.7	26.3		
54	Function 3 PFK			32.86	7909.2...						
55	Function 4 PFK			34.15	14980....						
56	Function 5 PFK			39.66	3947.9...						
57	TCDF PCDPE			16.06	30.012...						
58	F1 PeCDF PCDPE			15.41	45.972...						
59	F2 PeCDF PCDPE	31	22.34	22.27	17.774...	30.936...	1.74	74.1	174.1		
60	HXCDF PCDPE	13	31.72	31.69	18.611...	13.434...	0.72	-27.8	72.2		
61	HPCDF PCDPE	57	35.07	35.12	75.501...	56.559...	0.75	-25.1	74.9		
62	OCDF PCDPE			37.79	85.061...						

Dataset: C:\MassLynx\Default.pro\11JA10A3D58290A.qld

Last Altered: Tuesday, January 12, 2010 09:53:31 Pacific Standard Time

Printed: Tuesday, January 12, 2010 09:54:12 Pacific Standard Time

Name: 11JA10A3D5_8, Date: 11-Jan-2010, Time: 23:10:09, ID: ST0111B, Description: CS-3 09DXN425

1	13C-1,2,3,4-TCDD	1037402	19.46	19.47	1.00000	1.00000	100.00	0.0	100.0	0.820	NO
2											
3	13C-2,3,7,8-TCDF	1652066	18.87	18.84	1.55387	1.59250	102.49	2.5	102.5	0.815	NO
4	2,3,7,8-TCDF	165782	18.88	18.88	1.00894	1.00348	9.95	-0.5	99.5	0.780	NO
5	Total TCDFs			21.44	1.00894		9.95				
6											
7	13C-2,3,7,8-TCDD	1002461	19.67	19.68	0.93654	0.96632	103.18	3.2	103.2	0.812	NO
8	2,3,7,8-TCDD	104752	19.70	19.69	1.13162	1.04494	9.23	-7.7	92.3	0.793	NO
9	Total TCDDs			19.55	1.13162		9.23				
10											
11	37CL-2,3,7,8-TCDD	117353	19.70	19.69	1.13700	1.13122	9.95	-0.5	99.5		
12											
13	13C-1,2,3,7,8-PeCDF	1136872	24.61	24.59	1.21534	1.09588	90.17	-9.8	90.2	1.628	NO
14	1,2,3,7,8-PeCDF	609402	24.64	24.63	1.03079	1.07207	52.00	4.0	104.0	1.614	NO
15	2,3,4,7,8-PeCDF	577181	26.15	26.15	0.96399	1.01538	52.67	5.3	105.3	1.561	NO
16	Total F2 PeCDFs			34.47	0.99739		104.67				
17	Total F1 PeCDFs			36.56	0.99739						
18											
19	13C-1,2,3,7,8-PeCDD	748272	26.96	26.94	0.74736	0.72129	96.51	-3.5	96.5	1.584	NO
20	1,2,3,7,8-PeCDD	383189	26.99	26.99	1.05672	1.02420	48.46	-3.1	96.9	1.608	NO
21	Total PeCDDs			31.10	1.05672		48.46				
22											
23	13C-1,2,3,7,8,9-HxCDD	989653	33.16	33.13	1.00000	1.00000	100.00	0.0	100.0	1.197	NO
24											
25	13C-1,2,3,4,7,8-HxCDF	832111	31.99	32.00	0.91641	0.84081	91.75	-8.2	91.8	0.527	NO
26	1,2,3,4,7,8-HxCDF	535079	32.00	32.00	1.24280	1.28608	51.74	3.5	103.5	1.240	NO
27	1,2,3,6,7,8-HxCDF	705936	32.12	32.11	1.49624	1.69674	56.70	13.4	113.4	1.192	NO
28	2,3,4,6,7,8-HxCDF	616583	32.68	32.68	1.31114	1.48197	56.51	13.0	113.0	1.293	NO
29	1,2,3,7,8,9-HxCDF	625246	33.33	33.33	1.29097	1.50280	58.20	16.4	116.4	1.334	NO
30	Total HxCDFs			0.00	1.33529		223.16				
31											
32	13C-1,2,3,6,7,8-HxCDD	748266	32.89	32.89	0.80919	0.75609	93.44	-6.6	93.4	1.294	NO
33	1,2,3,4,7,8-HxCDD	347075	32.83	32.82	0.93261	0.92768	49.74	-0.5	99.5	1.263	NO
34	1,2,3,6,7,8-HxCDD	457616	32.90	32.91	1.18024	1.22314	51.82	3.6	103.6	1.313	NO
35	1,2,3,7,8,9-HxCDD	513350	33.17	33.17	1.28282	1.37210	53.48	7.0	107.0	1.360	NO
36	Total HxCDDs			0.00	1.13189		155.03				
37											
38	13C-1,2,3,4,6,7,8-HpCDF	810641	34.67	34.69	0.81080	0.81912	101.03	1.0	101.0	0.440	NO
39	1,2,3,4,6,7,8-HpCDF	552833	34.69	34.69	1.36387	1.36394	50.00	0.0	100.0	1.046	NO
40	1,2,3,4,7,8,9-HpCDF	489703	35.83	35.83	1.11483	1.20819	54.19	8.4	108.4	1.047	NO
41	Total HpCDFs			0.00	1.23935		104.19				
42											
43	13C-1,2,3,4,6,7,8-HpCDD	713143	35.50	35.50	0.70743	0.72060	101.86	1.9	101.9	1.046	NO
44	1,2,3,4,6,7,8-HpCDD	373894	35.51	35.51	1.04312	1.04858	50.26	0.5	100.5	1.030	NO
45	Total HpCDDs			0.02	1.04312		50.26				
46											
47	13C-OCDD	1110217	38.04	38.04	0.51880	0.56091	216.24	8.1	108.1	0.905	NO
48	OCDF	888005	38.15	38.15	1.40213	1.59970	114.09	14.1	114.1	0.906	NO
49	OCDD	678151	38.05	38.05	1.19691	1.22166	102.07	2.1	102.1	0.851	NO

Dataset: C:\MassLynx\Default.pro\11JA10A3D58290A.qld

Last Altered: Tuesday, January 12, 2010 09:53:31 Pacific Standard Time

Printed: Tuesday, January 12, 2010 09:54:12 Pacific Standard Time

Name: 11JA10A3D5_8, Date: 11-Jan-2010, Time: 23:10:09, ID: ST0111B, Description: CS-3 09DXN425

	Peak #	RT	Area	Height	Conc			
50								
51								
52 Function 1 PFK			19.26					
53 Function 2 PFK	12999	22.40	22.41	16743....	12998....	0.78	-22.4	77.6
54 Function 3 PFK			32.86	7909.2...				
55 Function 4 PFK			34.15	14980....				
56 Function 5 PFK			39.66	3947.9...				
57 TCDF PCDPE			16.06	30.012...				
58 F1 PeCDF PCDPE			15.41	45.972...				
59 F2 PeCDF PCDPE	89	22.31	22.27	17.774...	89.335...	5.03	402.6	502.6
60 HXCDF PCDPE			31.69	18.611...				
61 HPCDF PCDPE	15	35.15	35.12	75.501...	15.094...	0.20	-80.0	20.0
62 OCDF PCDPE			37.79	85.061...				

Sample List Report

MassLynx 4.1

Sample List: C:\MassLynx\Default.pro\Sampledb\11JA10A3D5.SPL
Last Modified: Tuesday, January 12, 2010 12:45:00 Pacific Standard Time
Printed: Tuesday, January 12, 2010 12:45:09 Pacific Standard Time

Page 1 of 2

Page Position (1, 1)

	File Name	File Text	Sample ID	Meth/Matrix	BOX #	Sample Size	Units	Bottle
1	11JA10A3D5_1	CS-3 09DXN425	ST0111A	---	---	1.000000	---	Tray01:1
2	11JA10A3D5_2	DB5 CPSM 3732-04	CP0111	---	---	1.000000	---	Tray01:2
3	11JA10A3D5_3	Solvent Blank C-14	SB0111A	---	---	1.000000	---	Tray01:3
4	11JA10A3D5_4	G9L160493-1RXMB	LR1TW-1-AA	8290/Solid	85	10.000000	g	Tray01:4
5	11JA10A3D5_5	G9L160493-1RXLCS	LR1TW-1-AC	8290/Solid	85	10.000000	g	Tray01:5
6	11JA10A3D5_6	G9L160493-1 RX	LQ659-1-AC	8290/Solid	85	10.200000	g	Tray01:6
7	11JA10A3D5_7	Solvent Blank C-14	SB0111B	---	---	1.000000	---	Tray01:3
8	11JA10A3D5_8	CS-3 09DXN425	ST0111B	---	---	1.000000	---	Tray01:1
9	11JA10A3D5_9	CS-3 09DXN425	ST0111C	---	---	1.000000	---	Tray01:1
10	11JA10A3D5_10	DB5 CPSM 3732-04	CP0111A	---	---	1.000000	---	Tray01:2
11	11JA10A3D5_11	Solvent Blank C-14	SB0111C	---	---	1.000000	---	Tray01:3
12	11JA10A3D5_12	G9L160493-8RX	LQ66Q-2-AC	8290/Solid	85	10.070000	g	Tray01:7
13	11JA10A3D5_13	G9L160493-9RX	LQ66T-2-AC	8290/Solid	85	10.160000	g	Tray01:8
14	11JA10A3D5_14	G9L160493-9MSRX	LQ66T-2-AD	8290/Solid	85	10.050000	g	Tray01:9
15	11JA10A3D5_15	G9L160493-9RXSD	LQ66T-2-AE	8290/Solid	85	10.120000	g	Tray01:10
16	11JA10A3D5_16	G9L160493-10RX	LQ66W-2-AC	8290/Solid	85	10.260000	g	Tray01:11
17	11JA10A3D5_17	G9L160493-13RX	LQ664-2-AC	8290/Solid	85	10.130000	g	Tray01:12
18	11JA10A3D5_18	G9L180646-1RX	LRDQQ-2-AA	8290/Solid	85	10.050000	g	Tray01:13
19	11JA10A3D5_19	G9L180646-2RX	LRDQR-2-AA	8290/Solid	85	10.020000	g	Tray01:14
20	11JA10A3D5_20	G9L180646-3RX	LRDQT-2-AA	8290/Solid	85	10.200000	g	Tray01:15
21	11JA10A3D5_21	Solvent Blank C-14	SB0111D	---	---	1.000000	---	Tray01:3
22	11JA10A3D5_22	Solvent Blank C-14	SB0111E	---	---	1.000000	---	Tray01:3
23	11JA10A3D5_23	CS-3 09DXN425	ST0111D	---	---	1.000000	---	Tray01:1
24	11JA10A3D5_24	CS-3 09DXN425	ST0111E	---	---	1.000000	---	Tray01:1
25	11JA10A3D5_25	DB5 CPSM 3732-04	CP0111B	---	---	1.000000	---	Tray01:2
26	11JA10A3D5_26	Solvent Blank C-14	SB0111F	---	---	1.000000	---	Tray01:3
27	11JA10A3D5_27	G9L170538-17LCS RI	LRQ9P-1-AC	8290/Water	78	1.000000	L	Tray01:16
28	11JA10A3D5_28	G9L180646-1RX 10X	LRDQQ-2-AA	8290/Solid	85	10.050000	g	Tray01:17
29	11JA10A3D5_29	G9L180646-2RX 10X	LRDQR-2-AA	8290/Solid	85	10.020000	g	Tray01:18
30	11JA10A3D5_30	G9L160493-13RX 10X	LQ664-2-AC	8290/Solid	85	10.130000	g	Tray01:19
31	11JA10A3D5_31	G9L160493-9RX 20X	LQ66T-2-AC	8290/Solid	85	10.160000	g	Tray01:20
32	11JA10A3D5_32	G9L160493-9MSRX 20X	LQ66T-2-AD	8290/Solid	85	10.050000	g	Tray01:21
33	11JA10A3D5_33	G9L160493-9RXSD 20X	LQ66T-2-AE	8290/Solid	85	10.120000	g	Tray01:22
34	11JA10A3D5_34	G9L160493-10RX 20X	LQ66W-2-AC	8290/Solid	85	10.260000	g	Tray01:23
35	11JA10A3D5_35	Solvent Blank C-14	SB0111F	---	---	1.000000	---	Tray01:3
36	11JA10A3D5_36	CS-3 09DXN425	ST0111G	---	---	1.000000	---	Tray01:1

Sample List Report

MassLynx 4.1

Sample List: C:\MassLynx\Default.pro\Sampledb\11JA10A3D5.SPL
 Last Modified: Tuesday, January 12, 2010 12:45:00 Pacific Standard Time
 Printed: Tuesday, January 12, 2010 12:45:09 Pacific Standard Time

Page 2 of 2

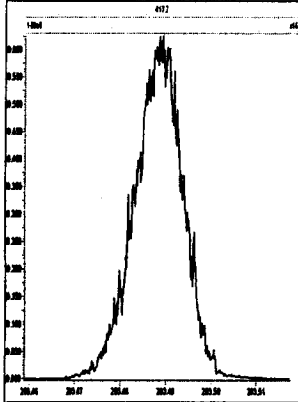
Page Position (2, 1)

FV_uL	Inj Vol	Sam Typ	Analyst	MS File	Inl File	ConA	ConB	ConC	ConD	ConE	ConF	ConG
---	2.000000	Analyte	JRB	Dioxin3D5	dioxin	10	50	100	100	200	10	100
---	2.000000	Analyte	JRB	Dioxin3D5	dioxin	---	---	---	---	---	---	---
---	2.000000	Analyte	JRB	Dioxin3D5	dioxin	---	---	---	---	---	---	---
10	2.000000	Analyte	JRB	Dioxin3D5	dioxin	---	---	---	2000	4000	800	1000
10	2.000000	Analyte	JRB	Dioxin3D5	dioxin	---	---	---	2000	4000	800	1000
10	2.000000	Analyte	JRB	Dioxin3D5	dioxin	---	---	---	2000	4000	800	1000
---	2.000000	Analyte	JRB	Dioxin3D5	dioxin	---	---	---	---	---	---	---
---	2.000000	Analyte	JRB	Dioxin3D5	dioxin	10	50	100	100	200	10	100
---	2.000000	Analyte	JRB	Dioxin3D5	dioxin	10	50	100	100	200	10	100
---	2.000000	Analyte	JRB	Dioxin3D5	dioxin	---	---	---	---	---	---	---
---	2.000000	Analyte	JRB	Dioxin3D5	dioxin	---	---	---	---	---	---	---
10	2.000000	Analyte	JRB	Dioxin3D5	dioxin	---	---	---	2000	4000	800	1000
10	2.000000	Analyte	JRB	Dioxin3D5	dioxin	---	---	---	2000	4000	800	1000
10	2.000000	Analyte	JRB	Dioxin3D5	dioxin	---	---	---	2000	4000	800	1000
10	2.000000	Analyte	JRB	Dioxin3D5	dioxin	---	---	---	2000	4000	800	1000
10	2.000000	Analyte	JRB	Dioxin3D5	dioxin	---	---	---	2000	4000	800	1000
10	2.000000	Analyte	JRB	Dioxin3D5	dioxin	---	---	---	2000	4000	800	1000
10	2.000000	Analyte	JRB	Dioxin3D5	dioxin	---	---	---	2000	4000	800	1000
10	2.000000	Analyte	JRB	Dioxin3D5	dioxin	---	---	---	2000	4000	800	1000
---	2.000000	Analyte	JRB	Dioxin3D5	dioxin	---	---	---	---	---	---	---
---	2.000000	Analyte	JRB	Dioxin3D5	dioxin	---	---	---	---	---	---	---
---	2.000000	Analyte	JRB	Dioxin3D5	dioxin	10	50	100	100	200	10	100
---	2.000000	Analyte	JRB	Dioxin3D5	dioxin	10	50	100	100	200	10	100
---	2.000000	Analyte	JRB	Dioxin3D5	dioxin	---	---	---	---	---	---	---
---	2.000000	Analyte	JRB	Dioxin3D5	dioxin	---	---	---	---	---	---	---
10	2.000000	Analyte	JRB	Dioxin3D5	dioxin	---	---	---	2000	4000	800	1000
10	2.000000	Analyte	JRB	Dioxin3D5	dioxin	---	---	---	2000	4000	800	1000
10	2.000000	Analyte	JRB	Dioxin3D5	dioxin	---	---	---	2000	4000	800	1000
10	2.000000	Analyte	JRB	Dioxin3D5	dioxin	---	---	---	2000	4000	800	1000
10	2.000000	Analyte	JRB	Dioxin3D5	dioxin	---	---	---	2000	4000	800	1000
10	2.000000	Analyte	JRB	Dioxin3D5	dioxin	---	---	---	2000	4000	800	1000
10	2.000000	Analyte	JRB	Dioxin3D5	dioxin	---	---	---	2000	4000	800	1000
10	2.000000	Analyte	JRB	Dioxin3D5	dioxin	---	---	---	2000	4000	800	1000
---	2.000000	Analyte	JRB	Dioxin3D5	dioxin	---	---	---	---	---	---	---
---	2.000000	Analyte	JRB	Dioxin3D5	dioxin	10	50	100	100	200	10	100

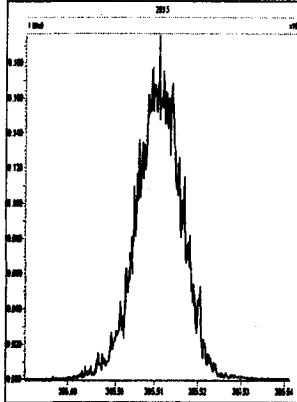
File: Experiment: Dioxin3D5.exp Reference: Pfk.ref Function: 1 @ 200 (ppm)

Printed: Monday, January 11, 2010 18:12:43 Pacific Standard Time

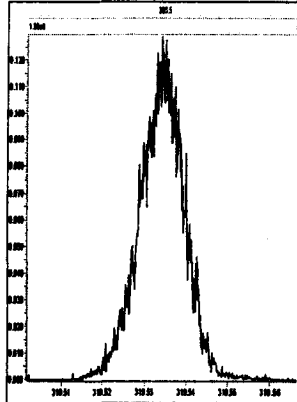
M 292.9825 R 11360



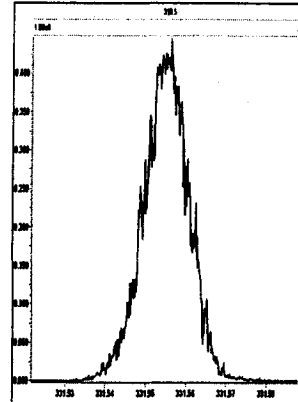
M 303.9016 R 12887



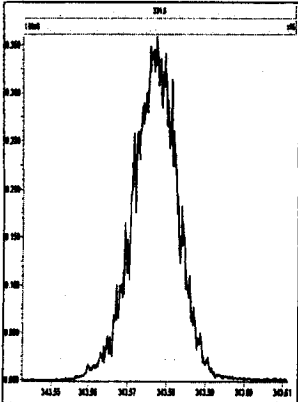
M 305.8987 R 12953



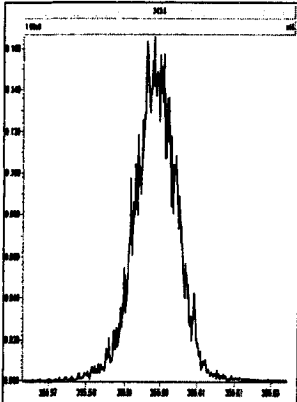
M 315.9419 R 12375



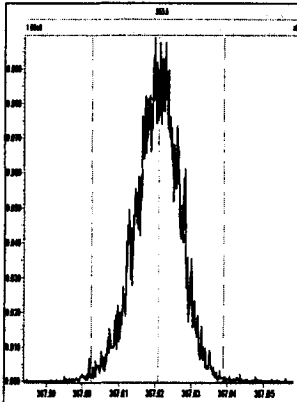
M 317.9389 R 12629



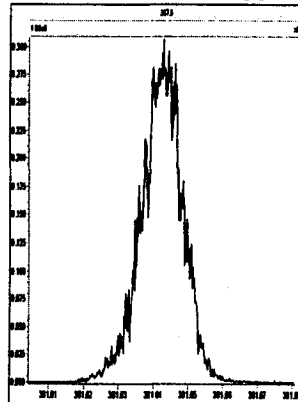
M 319.8965 R 13160



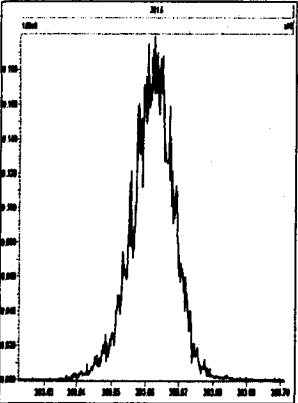
M 321.8936 R 13159



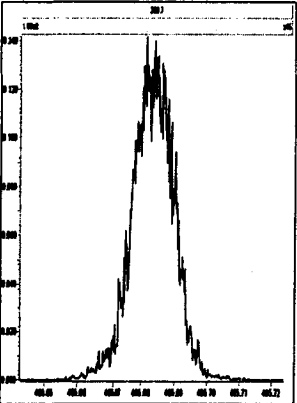
M 327.8847 R 13158



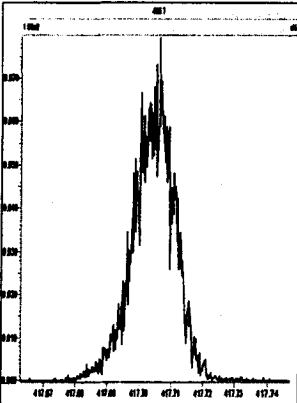
M 330.9792 R 13440



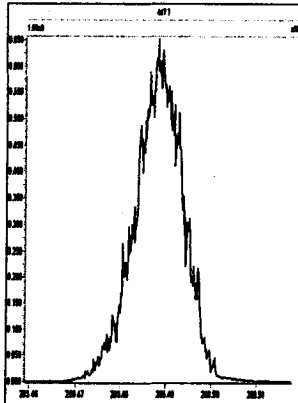
M 331.9368 R 13815



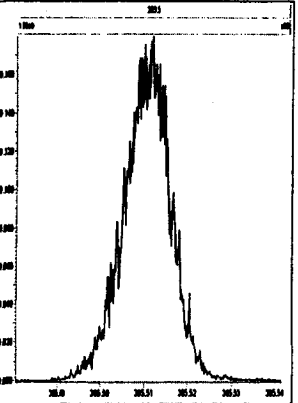
M 333.9339 R 13963



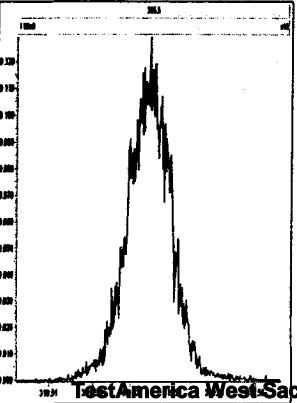
M 292.9825 R 11624



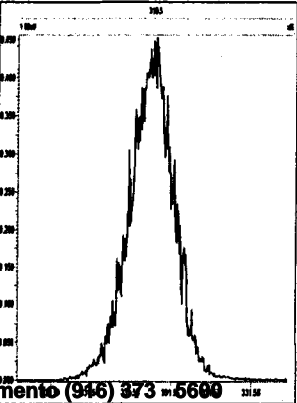
M 303.9016 R 12310



M 305.8987 R 12755



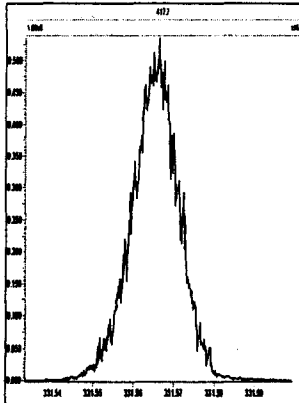
M 315.9419 R 12437



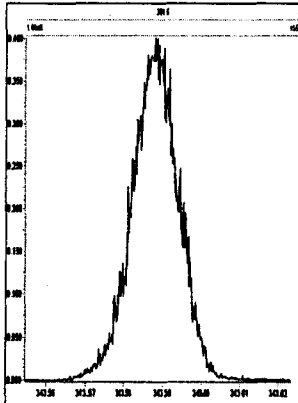
File: Experiment: Dioxin3D5.exp Reference: Pfk.ref Function: 2 @ 200 (ppm)

Printed: Monday, January 11, 2010 18:13:04 Pacific Standard Time

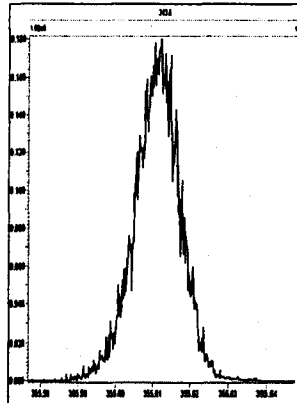
M 339.8597 R 12194



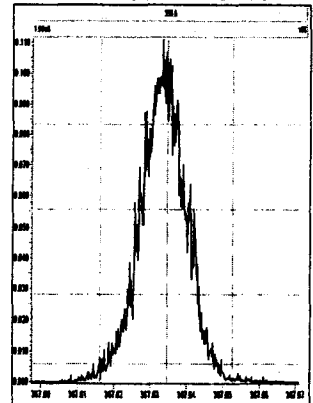
M 341.8567 R 12253



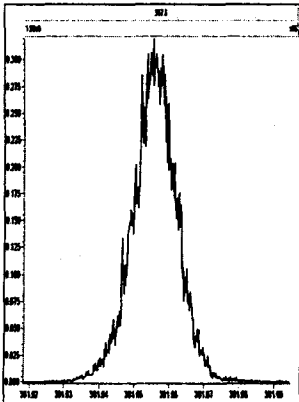
M 342.9792 R 12192



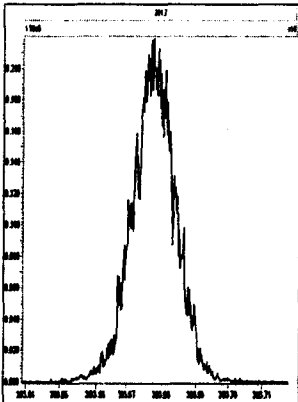
M 351.9000 R 12439



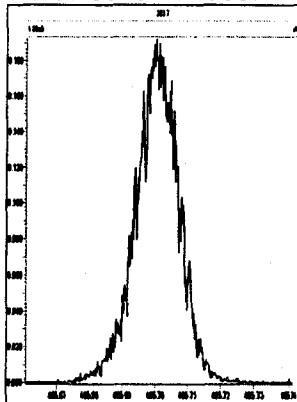
M 353.8970 R 13090



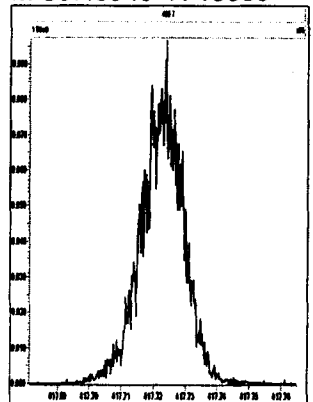
M 355.8546 R 13227



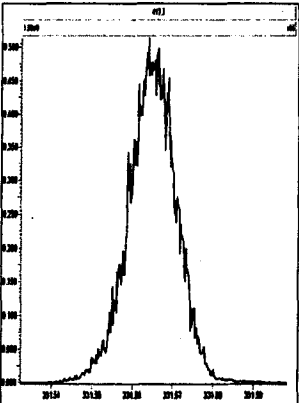
M 357.8516 R 13087



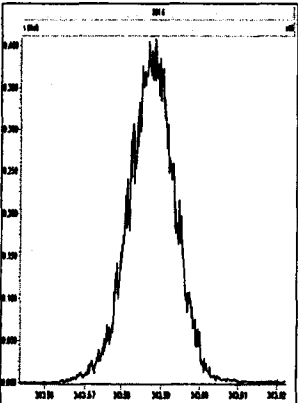
M 367.8949 R 13589



M 339.8597 R 11472



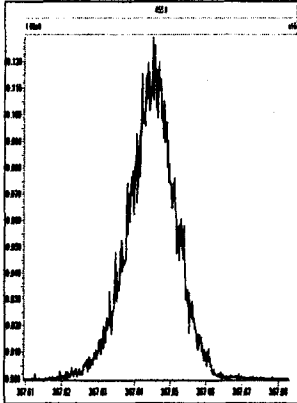
M 341.8567 R 11903



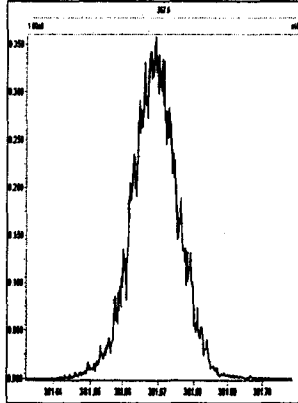
File: Experiment: Dioxin3D5.exp Reference: Pfk.ref Function: 3 @ 200 (ppm)

Printed: Monday, January 11, 2010 18:13:22 Pacific Standard Time

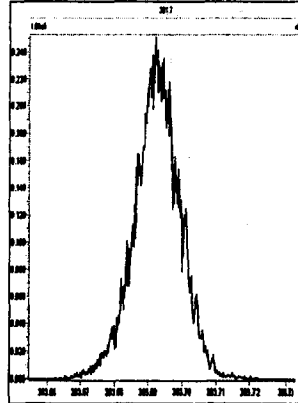
M 373.8208 R 11629



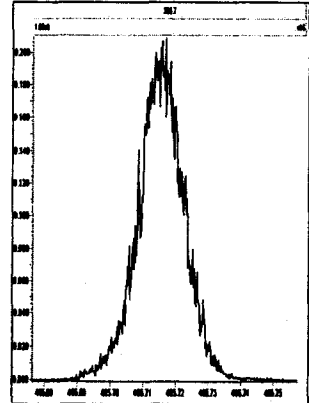
M 375.8178 R 11517



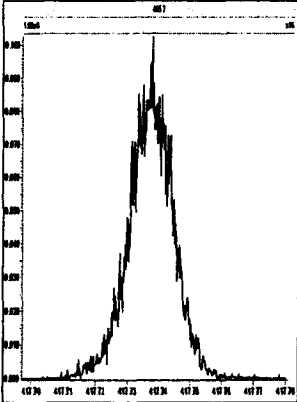
M 380.9760 R 12376



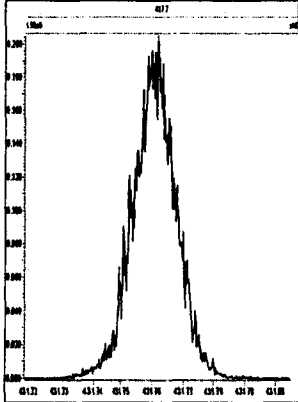
M 383.8639 R 12689



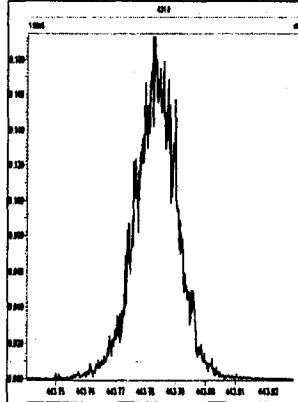
M 385.8610 R 12565



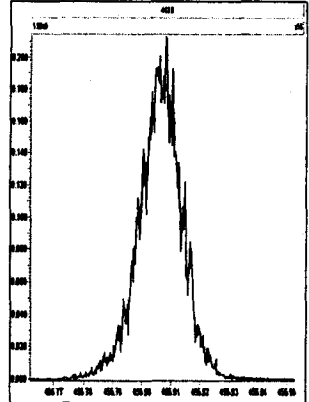
M 389.8157 R 12138



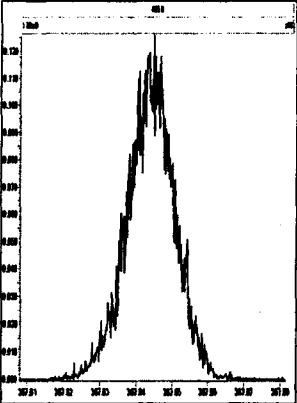
M 391.8127 R 12950



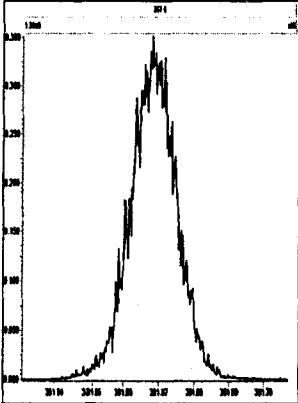
M 392.9760 R 12622



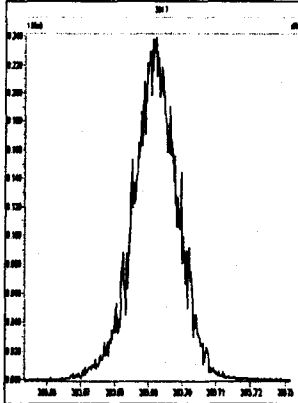
M 373.8208 R 11738



M 375.8178 R 12137



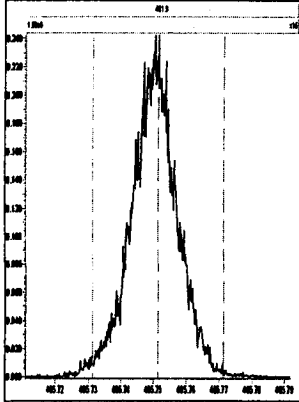
M 380.9760 R 12820



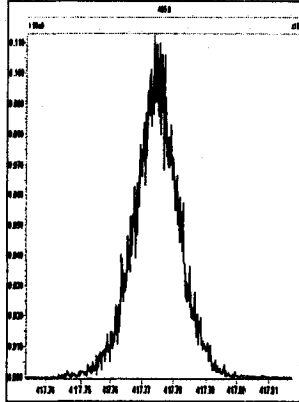
File: Experiment: Dioxin3D5.exp Reference: Pfk.ref Function: 4 @ 200 (ppm)

Printed: Monday, January 11, 2010 18:13:37 Pacific Standard Time

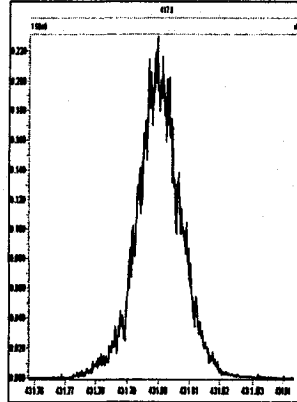
M 407.7818 R 11574



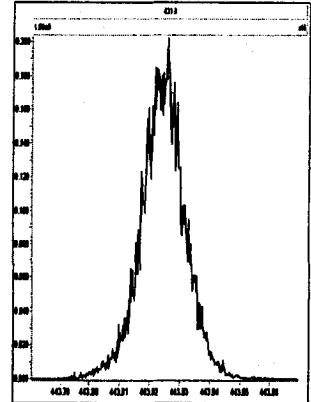
M 409.7789 R 11852



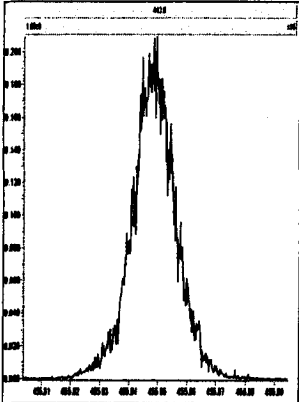
M 417.8253 R 12314



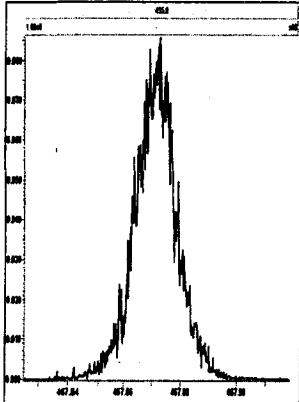
M 419.8220 R 12757



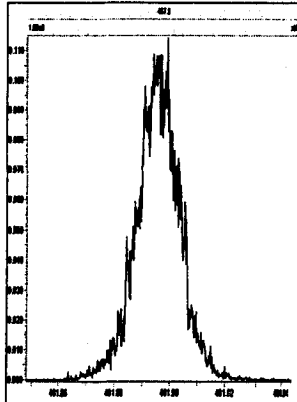
M 423.7766 R 13229



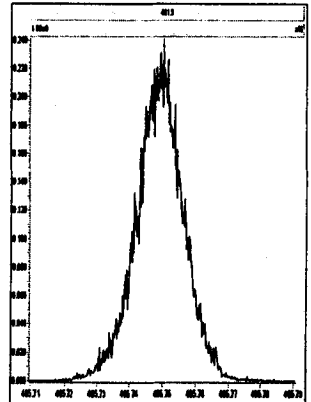
M 425.7737 R 13813



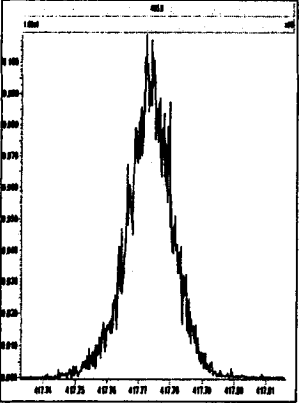
M 430.9729 R 13889



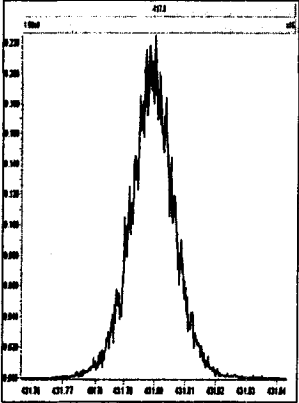
M 407.7818 R 11905



M 409.7789 R 12375



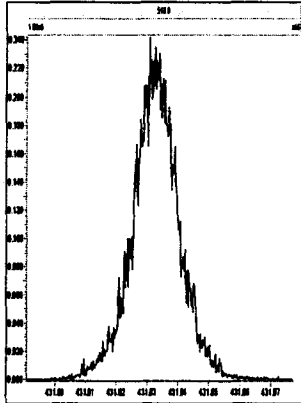
M 417.8253 R 12957



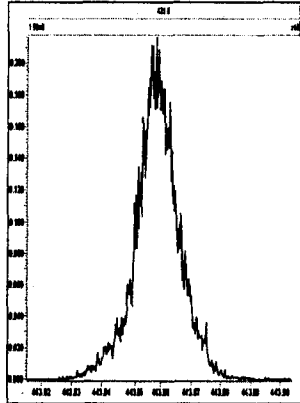
File: Experiment: Dioxin3D5.exp Reference: Pfk.ref Function: 5 @ 200 (ppm)

Printed: Monday, January 11, 2010 18:14:11 Pacific Standard Time

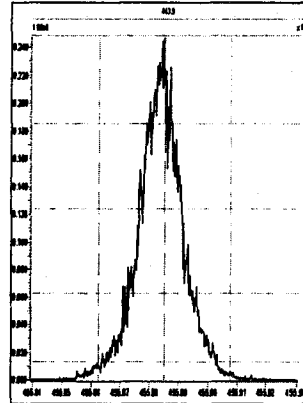
M 441.7428 R 11628



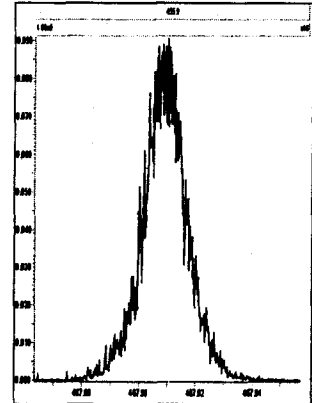
M 442.9728 R 12018



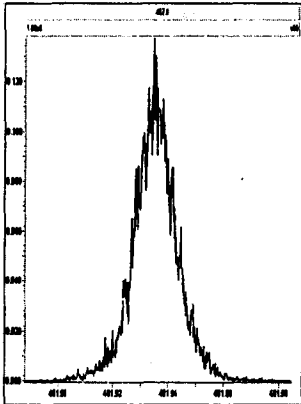
M 443.7399 R 12021



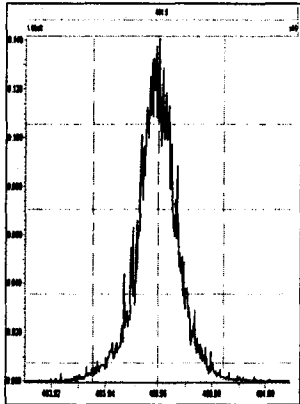
M 454.9728 R 12075



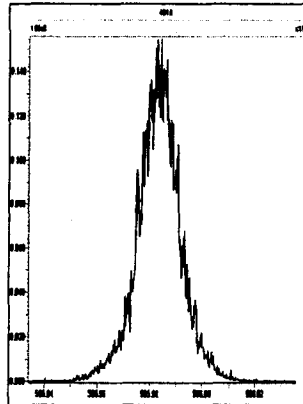
M 457.7377 R 13813



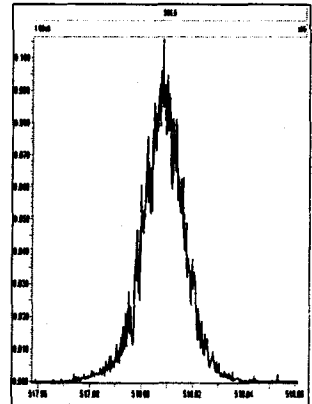
M 459.7348 R 13228



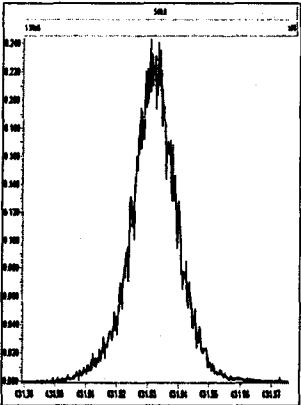
M 469.7779 R 12135



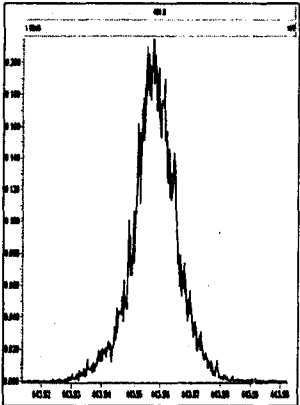
M 471.7750 R 14048



M 441.7428 R 12077



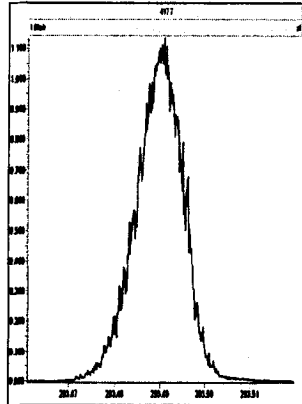
M 442.9728 R 11961



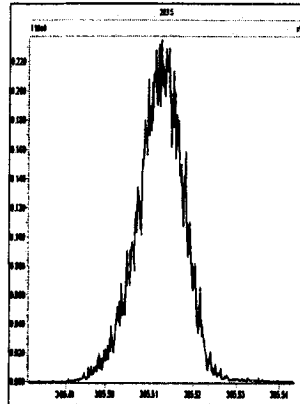
File: Experiment: Dioxin3D5.exp Reference: Pfk.ref Function: 1 @ 200 (ppm)

Printed: Monday, January 11, 2010 23:59:27 Pacific Standard Time

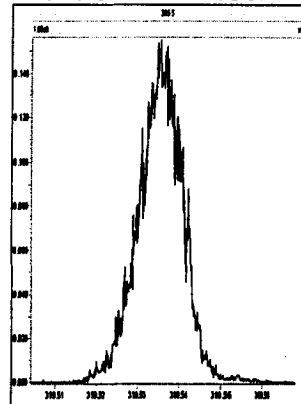
M 292.9824 R 12132



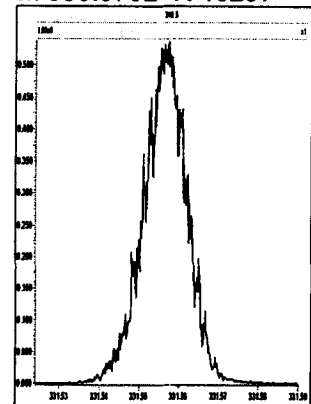
M 304.9824 R 12954



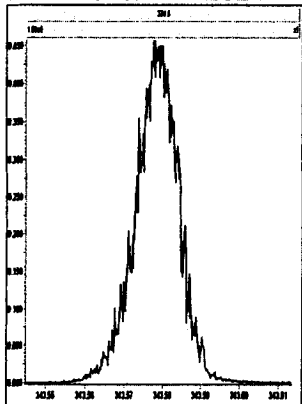
M 318.9792 R 12887



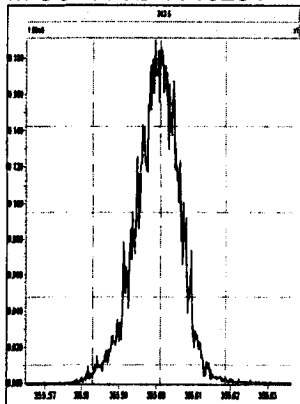
M 330.9792 R 13297



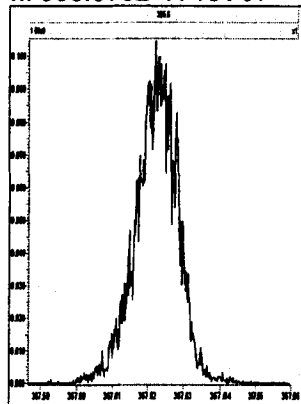
M 342.9792 R 12624



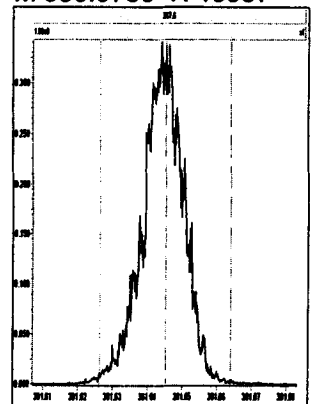
M 354.9792 R 13294



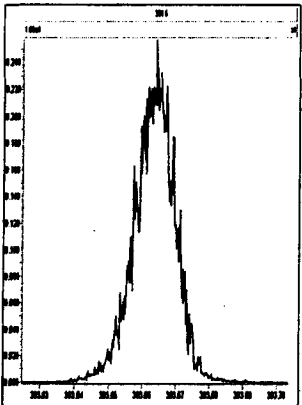
M 366.9792 R 13731



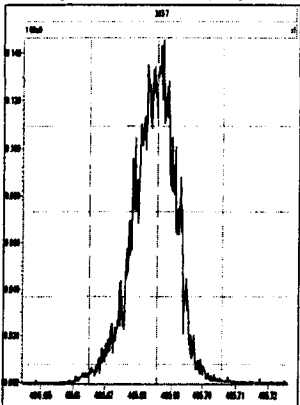
M 380.9760 R 13967



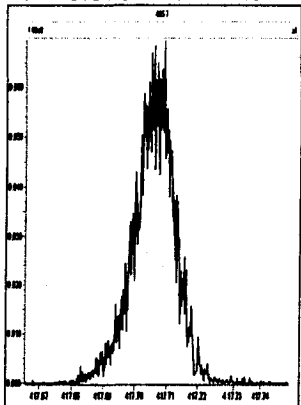
M 392.9760 R 14450



M 404.9760 R 13964



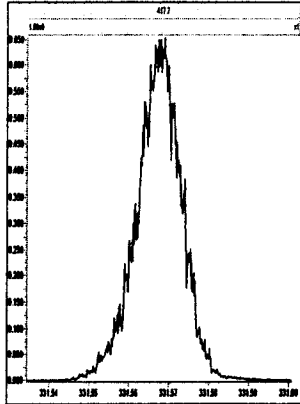
M 416.9760 R 14448



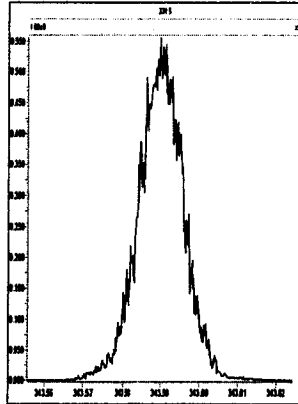
File: Experiment: Dioxin3D5.exp Reference: Pfk.ref Function: 2 @ 200 (ppm)

Printed: Tuesday, January 12, 2010 00:00:33 Pacific Standard Time

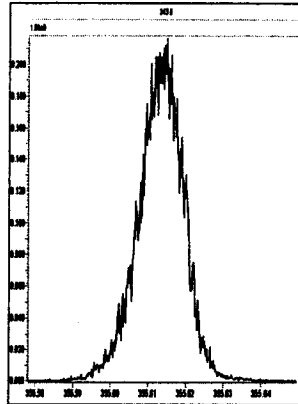
M 330.9792 R 11627



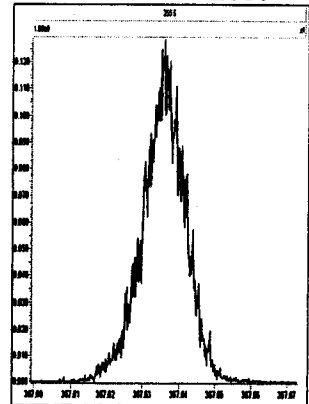
M 342.9792 R 12436



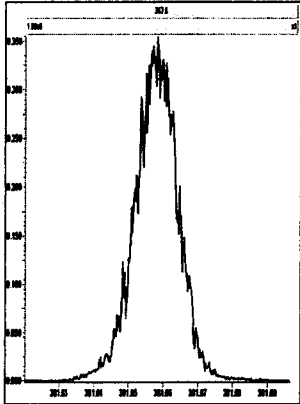
M 354.9792 R 12502



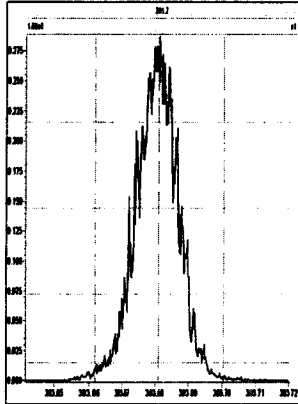
M 366.9792 R 12883



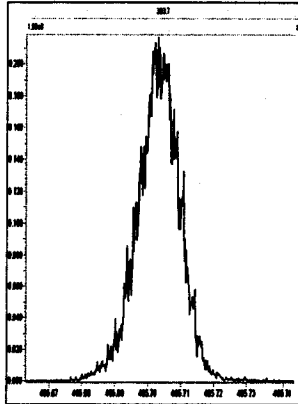
M 380.9760 R 13159



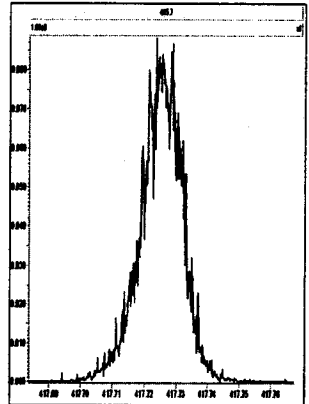
M 392.9760 R 13089



M 404.9760 R 13660



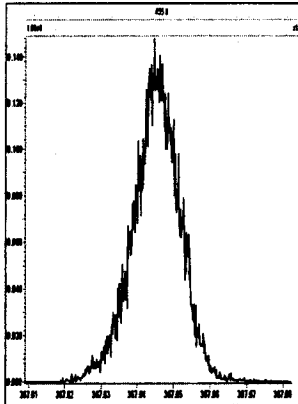
M 416.9760 R 13886



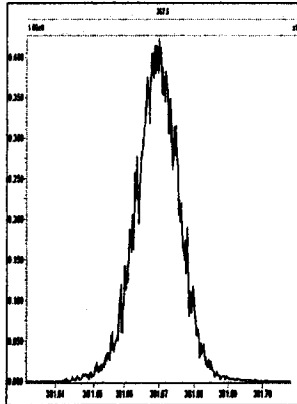
File: Experiment: Dioxin3D5.exp Reference: Pfk.ref Function: 3 @ 200 (ppm)

Printed: Tuesday, January 12, 2010 00:01:40 Pacific Standard Time

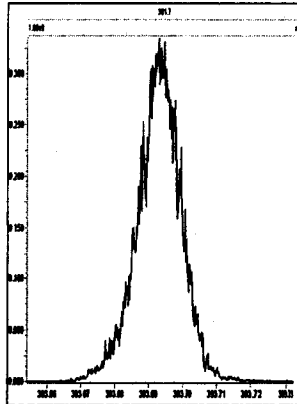
M 366.9792 R 12197



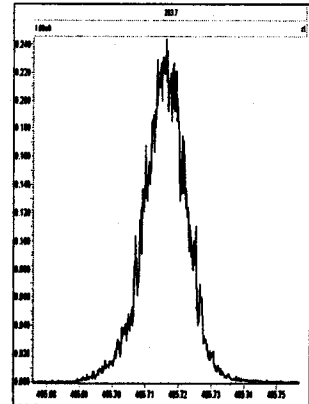
M 380.9760 R 12439



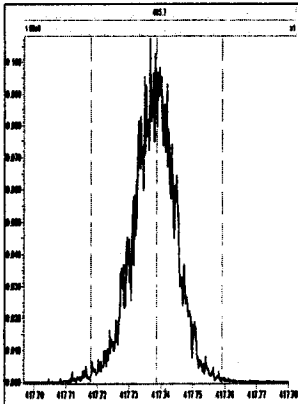
M 392.9760 R 13298



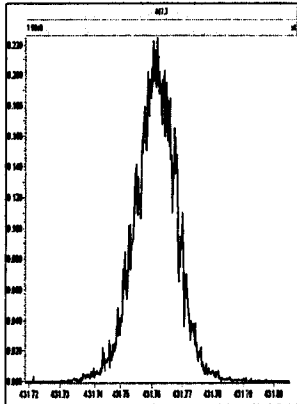
M 404.9760 R 13162



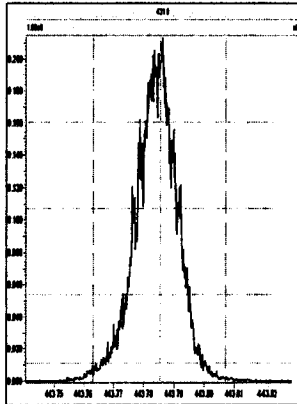
M 416.9760 R 13161



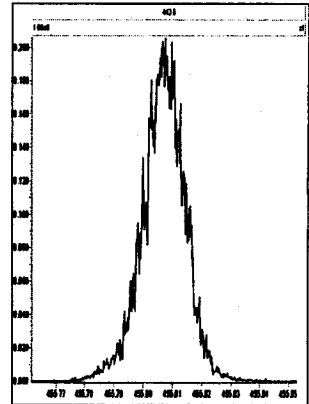
M 430.9728 R 14207



M 442.9728 R 13159



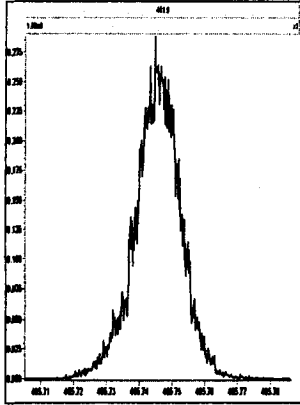
M 454.9728 R 12887



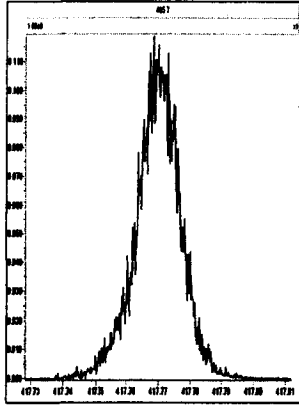
File: Experiment: Dioxin3D5.exp Reference: Pfk.ref Function: 4 @ 200 (ppm)

Printed: Tuesday, January 12, 2010 00:03:22 Pacific Standard Time

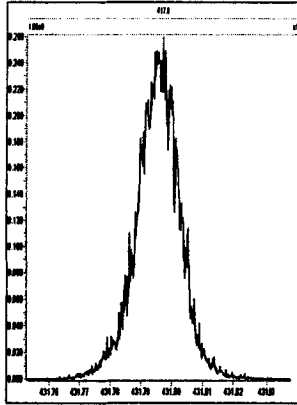
M 404.9760 R 11682



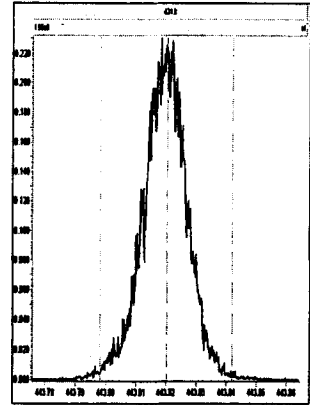
M 416.9760 R 12437



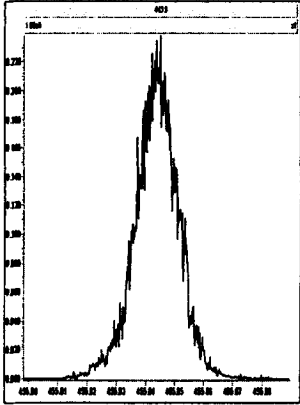
M 430.9728 R 12375



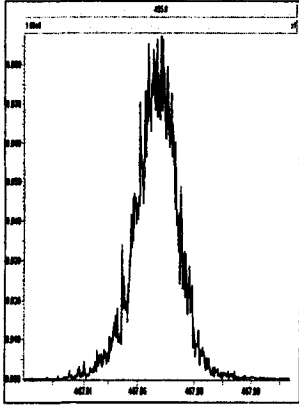
M 442.9728 R 12561



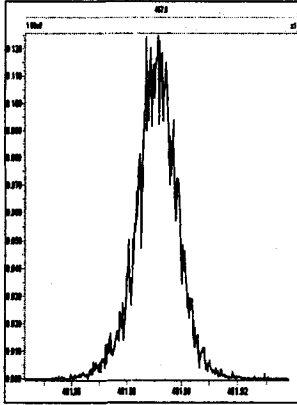
M 454.9728 R 13299



M 466.9728 R 13813



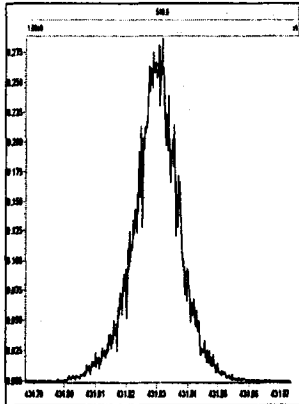
M 480.9696 R 14286



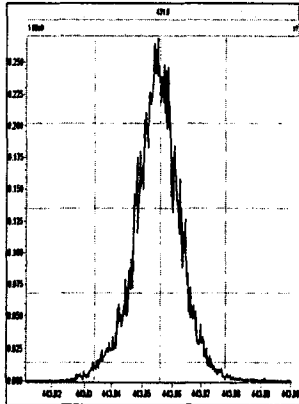
File: Experiment: Dioxin3D5.exp Reference: Pfk.ref Function: 5 @ 200 (ppm)

Printed: Tuesday, January 12, 2010 00:04:09 Pacific Standard Time

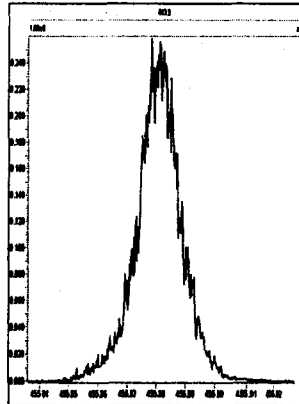
M 430.9728 R 11900



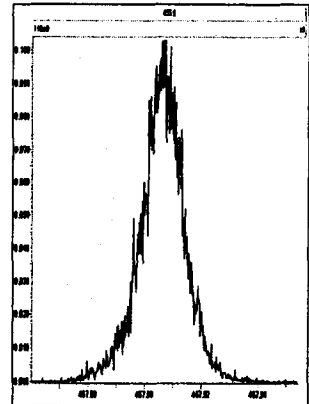
M 442.9728 R 12254



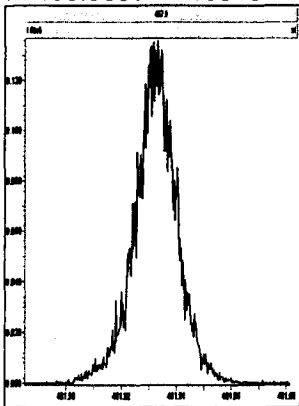
M 454.9728 R 11960



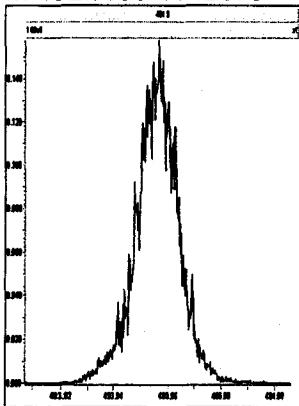
M 466.9728 R 13584



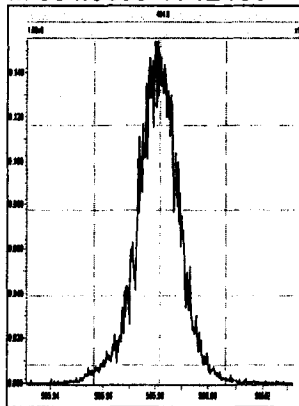
M 480.9696 R 13510



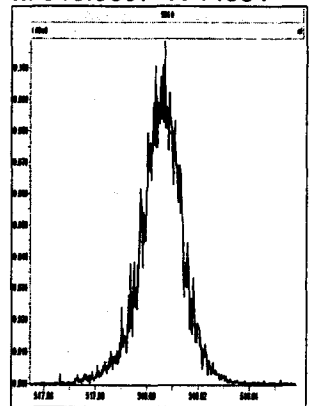
M 492.9696 R 12376

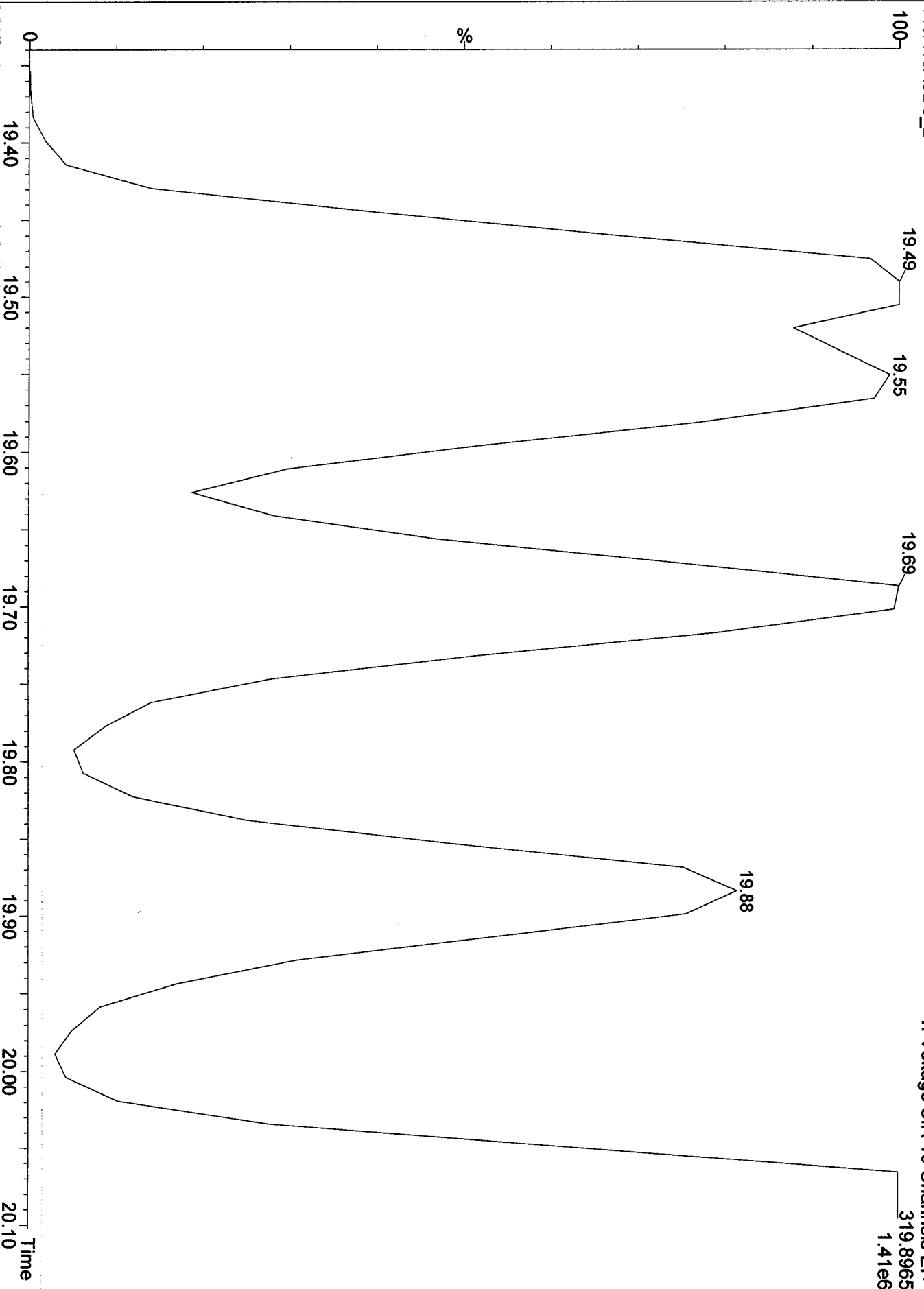


M 504.9696 R 12499



M 516.9697 R 14884





Dataset: C:\MassLynx\Default.pro\11JA10A3D58290A.qld

Last Altered: Tuesday, January 12, 2010 09:53:31 Pacific Standard Time

Printed: Tuesday, January 12, 2010 09:54:31 Pacific Standard Time

Method: C:\MassLynx\Default.PRO\MethDB\82903D5.mdb 12 Jan 2010 09:52:33

Calibration: C:\MassLynx\Default.PRO\CurveDB\ICA123120093D58290.cdb 31 Dec 2009 13:37:23

#	Name	RRF Mean	RRF SD	RRF Rel SD
1	13C-1,2,3,4-TCDD	1.00000	0.00000	0.00000
2				
3	13C-2,3,7,8-TCDF	1.55387	0.10195	6.56127
4	2,3,7,8-TCDF	1.00894	0.03940	3.90512
5	Total TCDFs	1.00894	0.03940	3.90512
6				
7	13C-2,3,7,8-TCDD	0.93654	0.08265	8.82467
8	2,3,7,8-TCDD	1.13162	0.06094	5.38546
9	Total TCDDs	1.13162	0.06094	5.38546
10				
11	37CL-2,3,7,8-TCDD	1.13700	0.09172	8.06695
12				
13	13C-1,2,3,7,8-PeCDF	1.21534	0.12934	10.64235
14	1,2,3,7,8-PeCDF	1.03079	0.04663	4.52356
15	2,3,4,7,8-PeCDF	0.96399	0.04086	4.23834
16	Total F2 PeCDFs	0.99739	0.04369	4.38021
17	Total F1 PeCDFs	0.99739	0.04369	4.38021
18				
19	13C-1,2,3,7,8-PeCDD	0.74736	0.08018	10.72899
20	1,2,3,7,8-PeCDD	1.05672	0.03490	3.30300
21	Total PeCDDs	1.05672	0.03490	3.30300
22				
23	13C-1,2,3,7,8,9-HxCDD	1.00000	0.00000	0.00000
24				
25	13C-1,2,3,4,7,8-HxCDF	0.91641	0.07223	7.88160
26	1,2,3,4,7,8-HxCDF	1.24280	0.05687	4.57635
27	1,2,3,6,7,8-HxCDF	1.49624	0.06359	4.24985
28	2,3,4,6,7,8-HxCDF	1.31114	0.08139	6.20792
29	1,2,3,7,8,9-HxCDF	1.29097	0.15794	12.23447
30	Total HxCDFs	1.33529	0.08589	6.43214
31				
32	13C-1,2,3,6,7,8-HxCDD	0.80919	0.05547	6.85475
33	1,2,3,4,7,8-HxCDD	0.93261	0.05959	6.38974
34	1,2,3,6,7,8-HxCDD	1.18024	0.05154	4.36672
35	1,2,3,7,8,9-HxCDD	1.28282	0.21352	16.64444
36	Total HxCDDs	1.13189	0.10452	9.23374
37				
38	13C-1,2,3,4,6,7,8-HpCDF	0.81080	0.04083	5.03538
39	1,2,3,4,6,7,8-HpCDF	1.36387	0.07395	5.42218
40	1,2,3,4,7,8,9-HpCDF	1.11483	0.06881	6.17218
41	Total HpCDFs	1.23935	0.07020	5.66394
42				
43	13C-1,2,3,4,6,7,8-HpCDD	0.70743	0.03465	4.89747
44	1,2,3,4,6,7,8-HpCDD	1.04312	0.04748	4.55165
45	Total HpCDDs	1.04312	0.04748	4.55165
46				
47	13C-OCDD	0.51880	0.04360	8.40429

Dataset: C:\MassLynx\Default.pro\11JA10A3D58290A.qld

Last Altered: Tuesday, January 12, 2010 09:53:31 Pacific Standard Time

Printed: Tuesday, January 12, 2010 09:54:31 Pacific Standard Time

48	OCDF	1.40213	0.13119	9.35683
49	OCDD	1.19691	0.05139	4.29389
50				
51				
52	Function 1 PFK			
53	Function 2 PFK	16743.46550	16630.81420	99.32719
54	Function 3 PFK	7909.22500	521.22114	6.59004
55	Function 4 PFK	14980.66300	0.00000	0.00000
56	Function 5 PFK	3947.90350	3001.02553	76.01568
57	TCDF PCDPE	30.01200	0.00000	0.00000
58	F1 PeCDF PCDPE	45.97250	34.38590	74.79666
59	F2 PeCDF PCDPE	17.77400	16.24159	91.37835
60	HXCDF PCDPE	18.61100	20.51602	110.23600
61	HPCDF PCDPE	75.50100	34.84622	46.15333
62	OCDF PCDPE	85.06150	155.80506	183.16755

Quantity Sample Report MassLynx 4.1

Dataset: C:\MassLynx\Default.pro\11JA10A3D58290A.qld


Last Altered: Tuesday, January 12, 2010 09:53:31 Pacific Standard Time
Printed: Tuesday, January 12, 2010 09:55:08 Pacific Standard Time

Method: C:\MassLynx\Default.PRO\MethDB\82903D5.mdb 12 Jan 2010 09:52:33
Calibration: C:\MassLynx\Default.PRO\CurvDB\ICA123120093D58290.cdb 31 Dec 2009 13:37:23

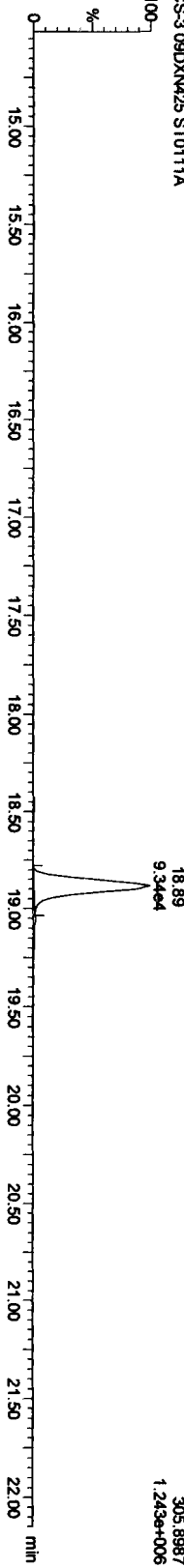
Name: 11JA10A3D5_1, Date: 11-Jan-2010, Time: 18:15:20, ID: ST0111A, Description: CS-3 09DXN425

TCDs

11JA10A3D5_1 Smooth(SG, 1x2)
CS-3 09DXN425 ST0111A

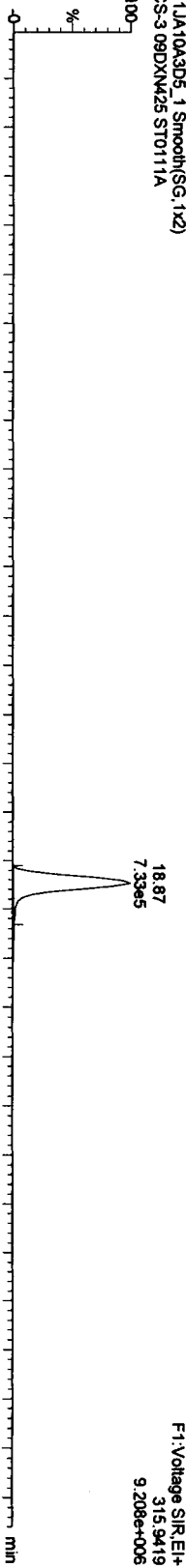


11JA10A3D5_1 Smooth(SG, 1x2)
CS-3 09DXN425 ST0111A

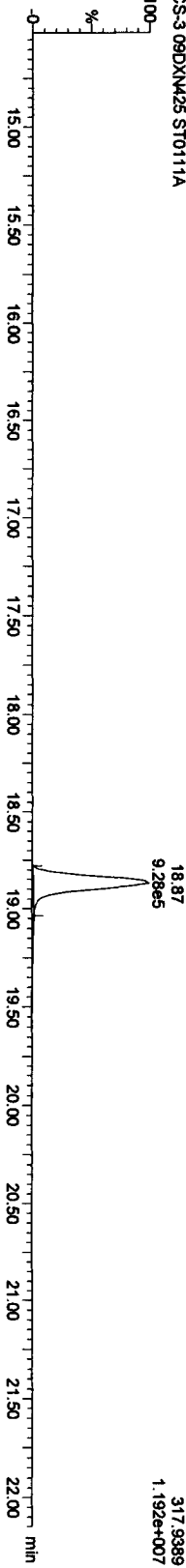


13C-TCDF

11JA10A3D5_1 Smooth(SG, 1x2)
CS-3 09DXN425 ST0111A



11JA10A3D5_1 Smooth(SG, 1x2)
CS-3 09DXN425 ST0111A



Quantity Sample Report Masslynx 4.1


Dataset: C:\Masslynx\Default\prot1\1JA10A3D58290A.qld

Last Altered: Tuesday, January 12, 2010 09:53:31 Pacific Standard Time
Printed: Tuesday, January 12, 2010 09:55:08 Pacific Standard Time


Name: 11JA10A3D5_1, Date: 11-Jan-2010, Time: 18:15:20, ID: ST0111A, Description: CS-3 09DXN425

TCDDs

11JA10A3D5_1 Smooth(SG, 1x2)
CS-3 09DXN425 ST0111A




11JA10A3D5_1 Smooth(SG, 1x2)
CS-3 09DXN425 ST0111A

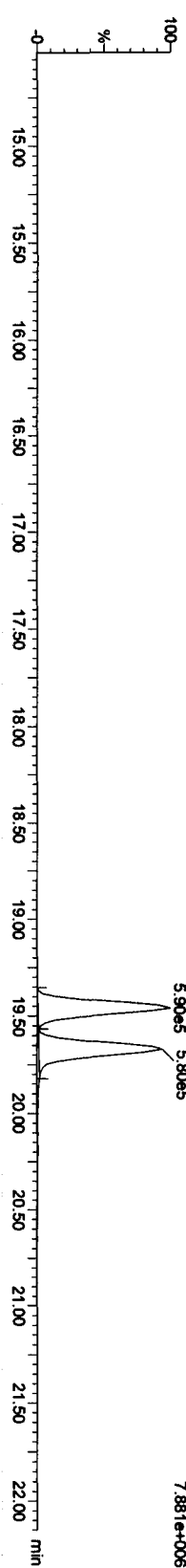


13C-TCDDs

11JA10A3D5_1 Smooth(SG, 1x2)
CS-3 09DXN425 ST0111A



11JA10A3D5_1 Smooth(SG, 1x2)
CS-3 09DXN425 ST0111A




Quantity Sample Report Masslynx 4.1

Dataset: C:\Masslynx\Default\prot\11JA10A3DS58290A.qld

Last Altered: Tuesday, January 12, 2010 09:53:31 Pacific Standard Time

Printed: Tuesday, January 12, 2010 09:55:08 Pacific Standard Time

Name: 11JA10A3DS_1, Date: 11-Jan-2010, Time: 18:15:20, ID: ST0111A, Description: CS-3 09DXN425



Quantity Sample Report MassLynx 4.1

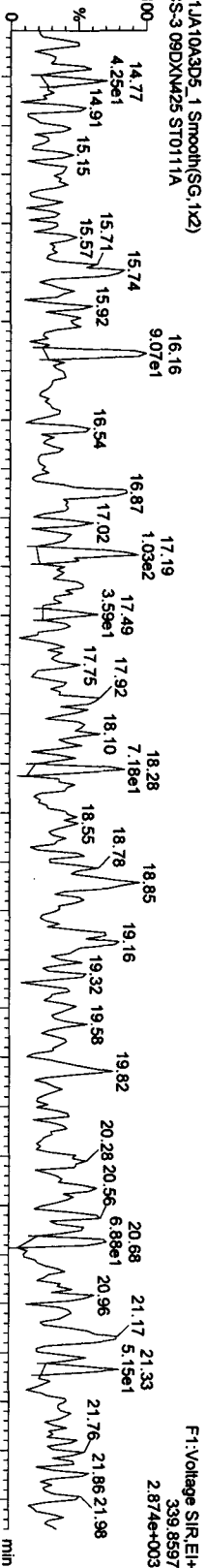
Dataset: C:\MassLynx\Default\pro11JA10A3D56290A.qld

Last Altered: Tuesday, January 12, 2010 09:53:31 Pacific Standard Time
Printed: Tuesday, January 12, 2010 09:55:08 Pacific Standard Time

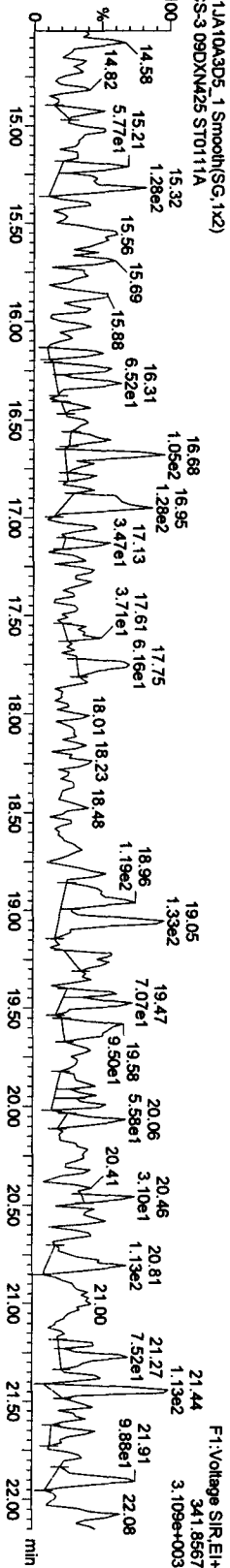
Name: 11JA10A3D5_1, Date: 11-Jan-2010, Time: 18:15:20, ID: ST0111A, Description: CS-3 09DXN425

F1 PeCDFs

11JA10A3D5_1 Smooth(SG,1x2)
CS-3 09DXN425 ST0111A

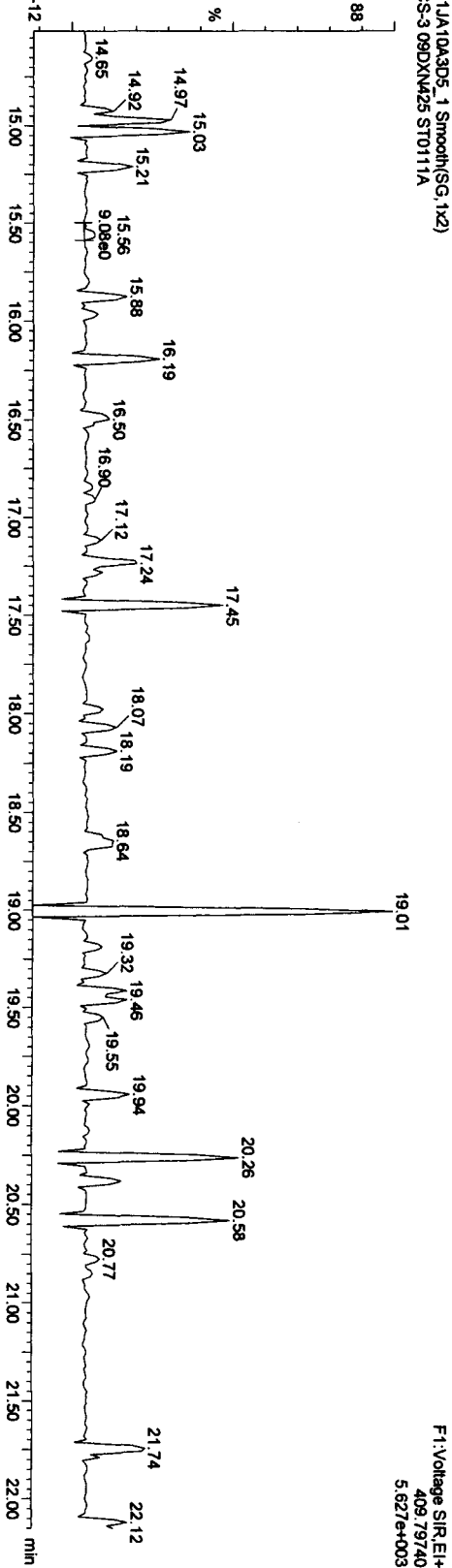


11JA10A3D5_1 Smooth(SG,1x2)
CS-3 09DXN425 ST0111A



F1 PeCDF PeCDPE

11JA10A3D5_1 Smooth(SG,1x2)
CS-3 09DXN425 ST0111A



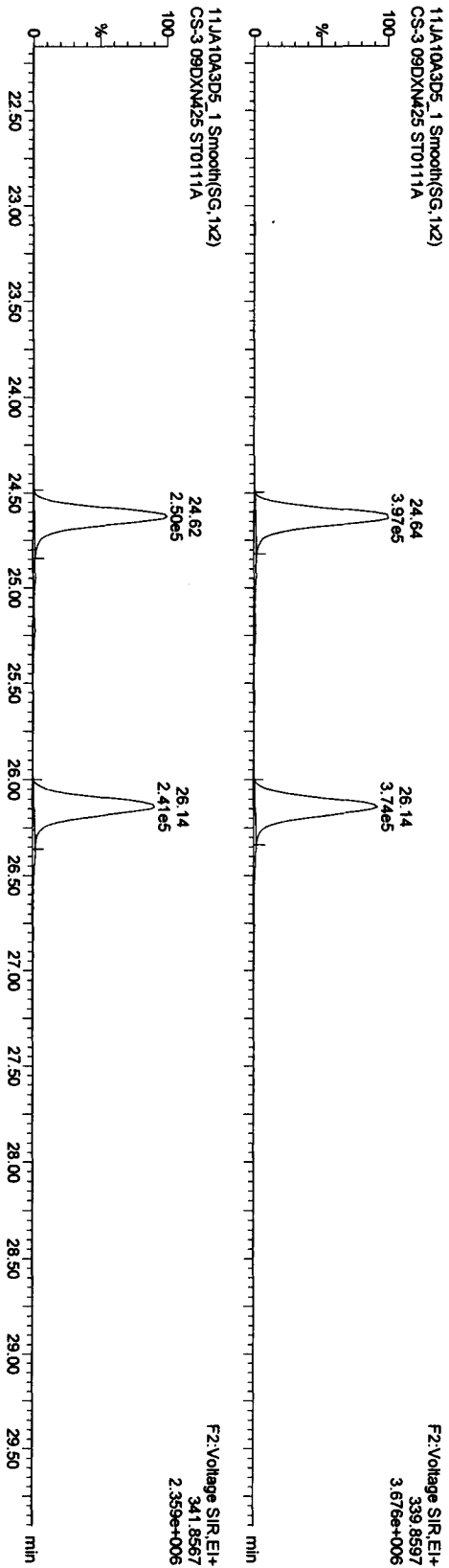
Quantity Sample Report MassLynx 4.1

Dataset: C:\MassLynx\Default\prof\11JA10A3D58290A.qld

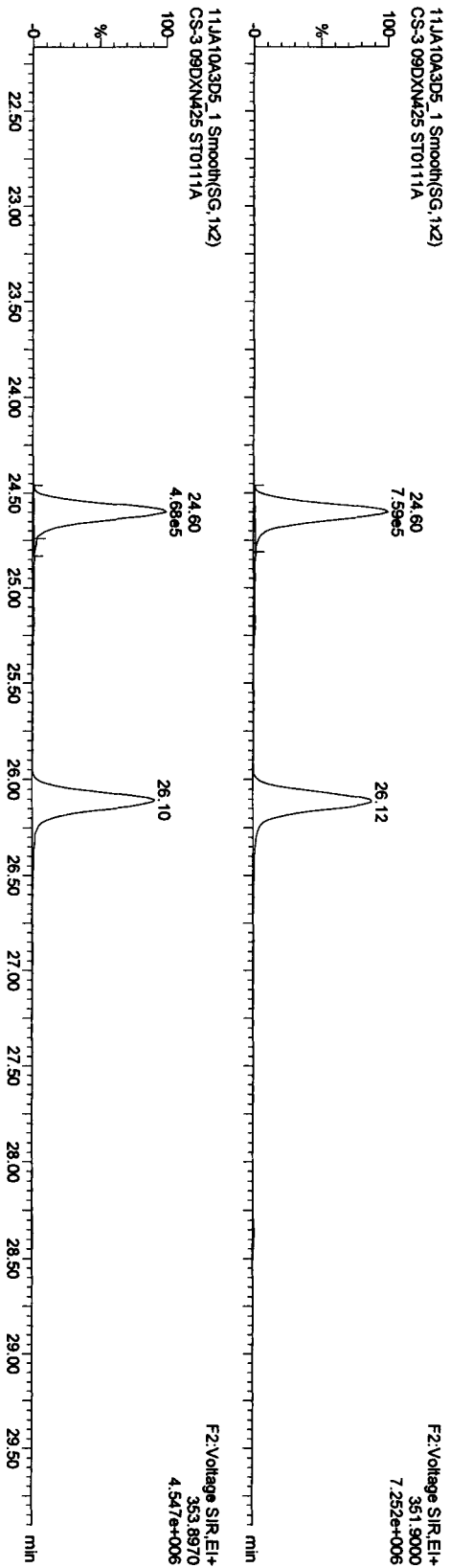
Last Altered: Tuesday, January 12, 2010 09:53:31 Pacific Standard Time
Printed: Tuesday, January 12, 2010 09:55:08 Pacific Standard Time

Name: 11JA10A3D5_1, Date: 11-Jan-2010, Time: 18:15:20, ID: ST0111A, Description: CS-3 09DXN425

PeCDFs



13C-PeCDFs



Quantity Sample Report MassLynx 4.1


Dataset: C:\MassLynx\Default\pro1\1JA10A3D5\8290A.qld

Last Altered: Tuesday, January 12, 2010 09:53:31 Pacific Standard Time
Printed: Tuesday, January 12, 2010 09:55:08 Pacific Standard Time

Name: 11JA10A3D5_1, Date: 11-Jan-2010, Time: 18:15:20, ID: ST0111A, Description: CS-3 09DXN425

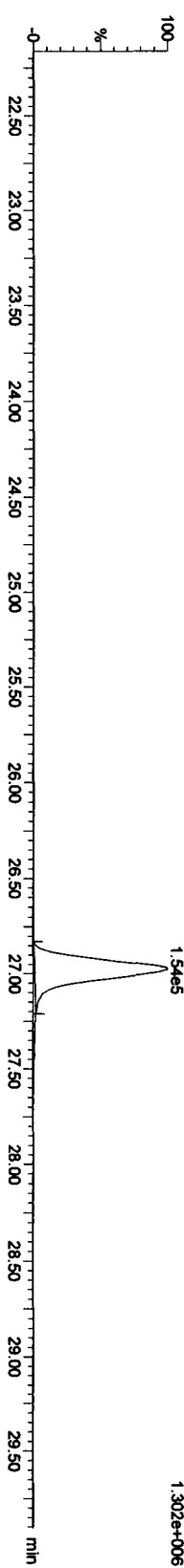
PeCDDs

11JA10A3D5_1 Smooth(SG, 1x2)
CS-3 09DXN425 ST0111A



F2: Voltage SIR, EI+
355.8546
2.074e+006


11JA10A3D5_1 Smooth(SG, 1x2)
CS-3 09DXN425 ST0111A



F2: Voltage SIR, EI+
357.8516
1.302e+006

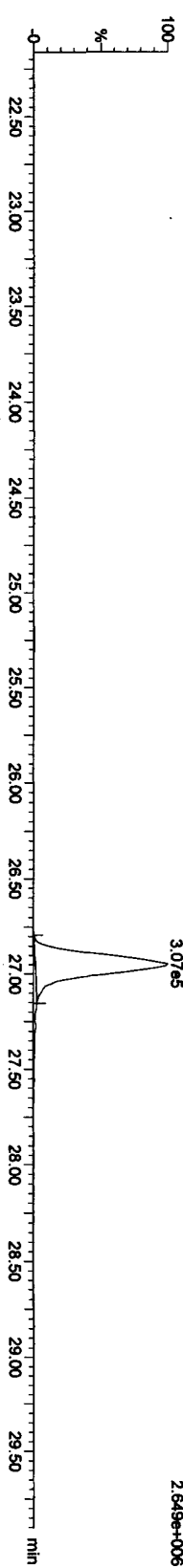
13C-PeCDD

11JA10A3D5_1 Smooth(SG, 1x2)
CS-3 09DXN425 ST0111A



F2: Voltage SIR, EI+
367.8949
4.138e+006

11JA10A3D5_1 Smooth(SG, 1x2)
CS-3 09DXN425 ST0111A



F2: Voltage SIR, EI+
369.8919
2.649e+006

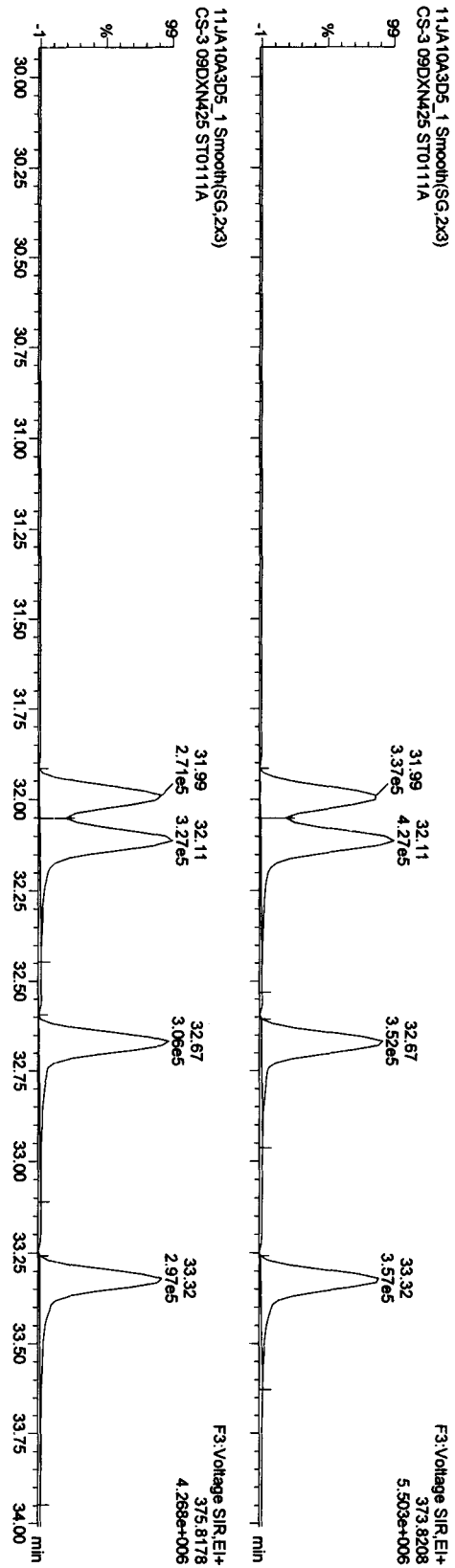
Quantity Sample Report Masslynx 4.1

Dataset: C:\Masslynx\Default\proj\11JA10A3D56290A.qld

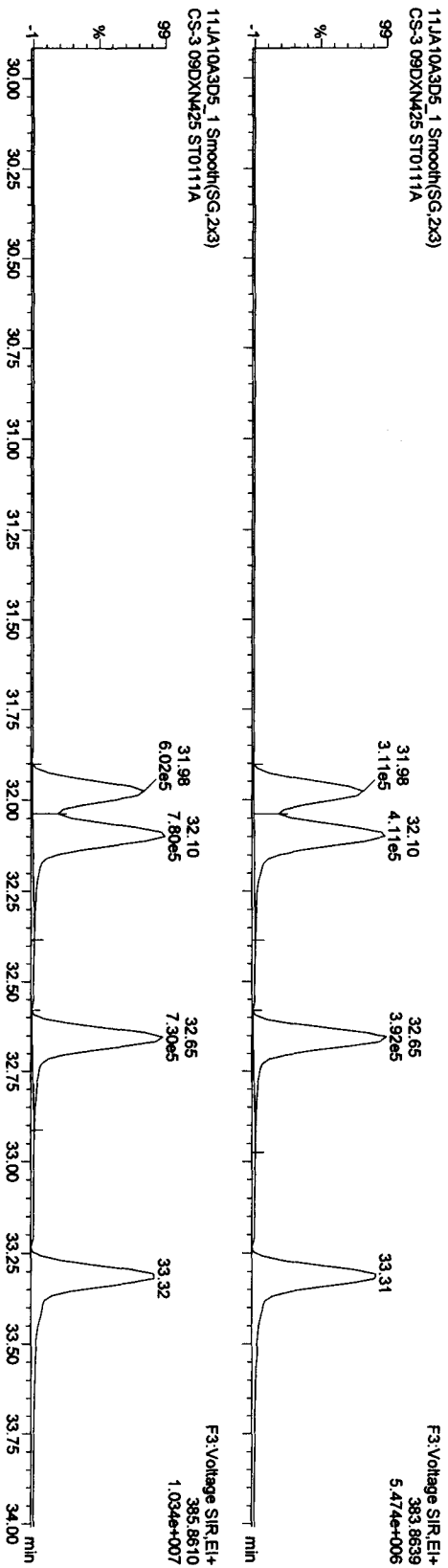
Last Altered: Tuesday, January 12, 2010 09:53:31 Pacific Standard Time
Printed: Tuesday, January 12, 2010 09:55:08 Pacific Standard Time

Name: 11JA10A3D5_1, Date: 11-Jan-2010, Time: 18:15:20, ID: ST0111A, Description: CS-3 09DXM425

HxCDFs



13C-HxCDFs



Quantity Sample Report MassLynx 4.1

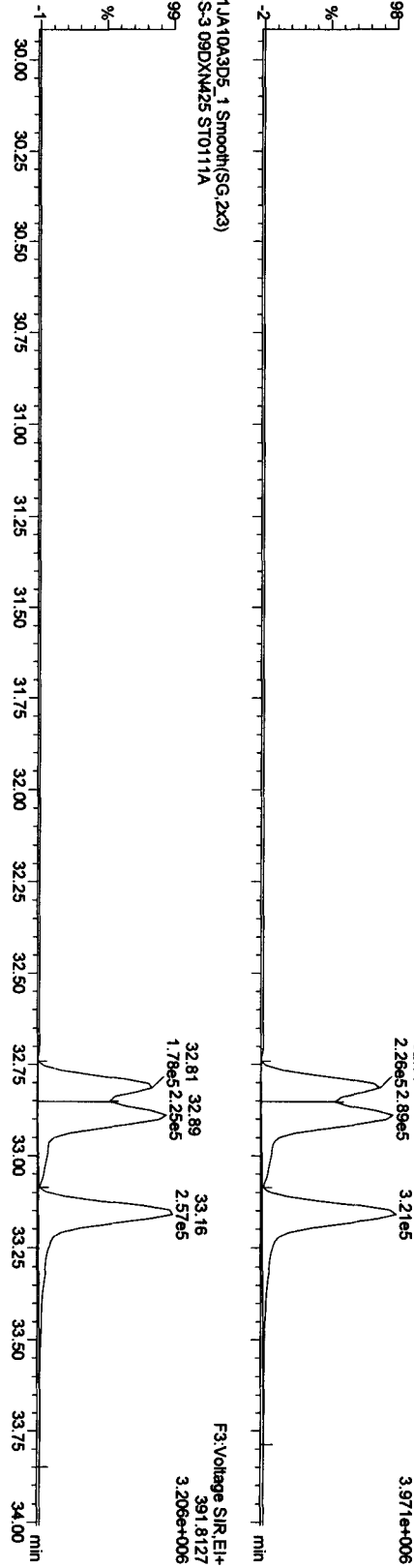
Dataset: C:\MassLynx\Default\prot11JA10A3D58290A.qld

Last Altered: Tuesday, January 12, 2010 09:53:31 Pacific Standard Time
Printed: Tuesday, January 12, 2010 09:55:08 Pacific Standard Time

Name: 11JA10A3D5_1, Date: 11-Jan-2010, Time: 18:15:20, ID: ST0111A, Description: CS-3 09DXM425

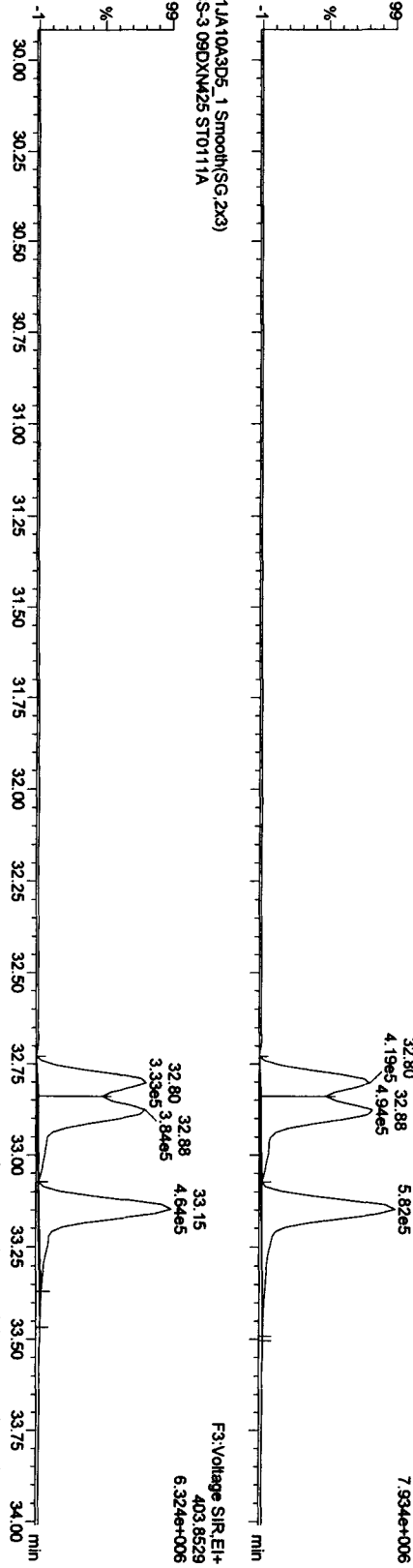
HXCDDs

11JA10A3D5_1 Smooth(SG,2x3)
CS-3 09DXM425 ST0111A



13C-HXCDDs

11JA10A3D5_1 Smooth(SG,2x3)
CS-3 09DXM425 ST0111A



Quantity Sample Report MassLynx 4.1


Dataset: C:\MassLynx\Default\pro11JA10A3D58290A.qld

Last Altered: Tuesday, January 12, 2010 09:53:31 Pacific Standard Time
Printed: Tuesday, January 12, 2010 09:55:08 Pacific Standard Time


Name: 11JA10A3D5_1, Date: 11-Jan-2010, Time: 18:15:20, ID: ST0111A, Description: CS-3 09DXM425

HPCDFs

11JA10A3D5_1 Smooth(SG, 1x2)
CS-3 09DXM425 ST0111A




11JA10A3D5_1 Smooth(SG, 1x2)
CS-3 09DXM425 ST0111A




13C-HPCDFs

11JA10A3D5_1 Smooth(SG, 1x2)
CS-3 09DXM425 ST0111A



11JA10A3D5_1 Smooth(SG, 1x2)
CS-3 09DXM425 ST0111A



Quantity Sample Report Masslynx 4.1

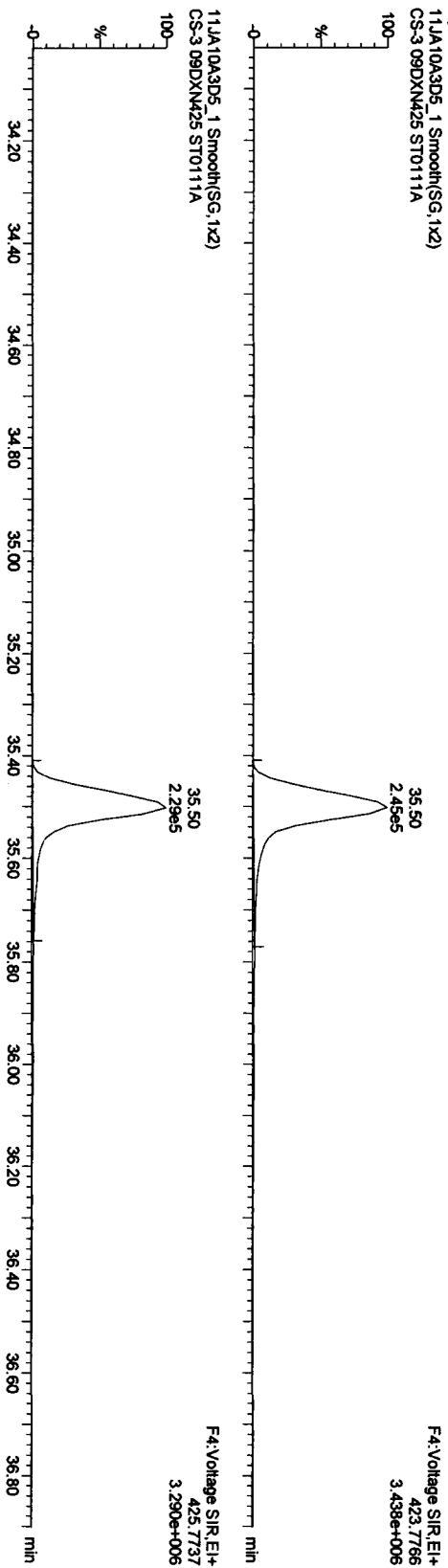
Dataset: C:\MassLynx\Default\pro11\JA10A3D58290A.qld

Last Altered: Tuesday, January 12, 2010 09:53:31 Pacific Standard Time

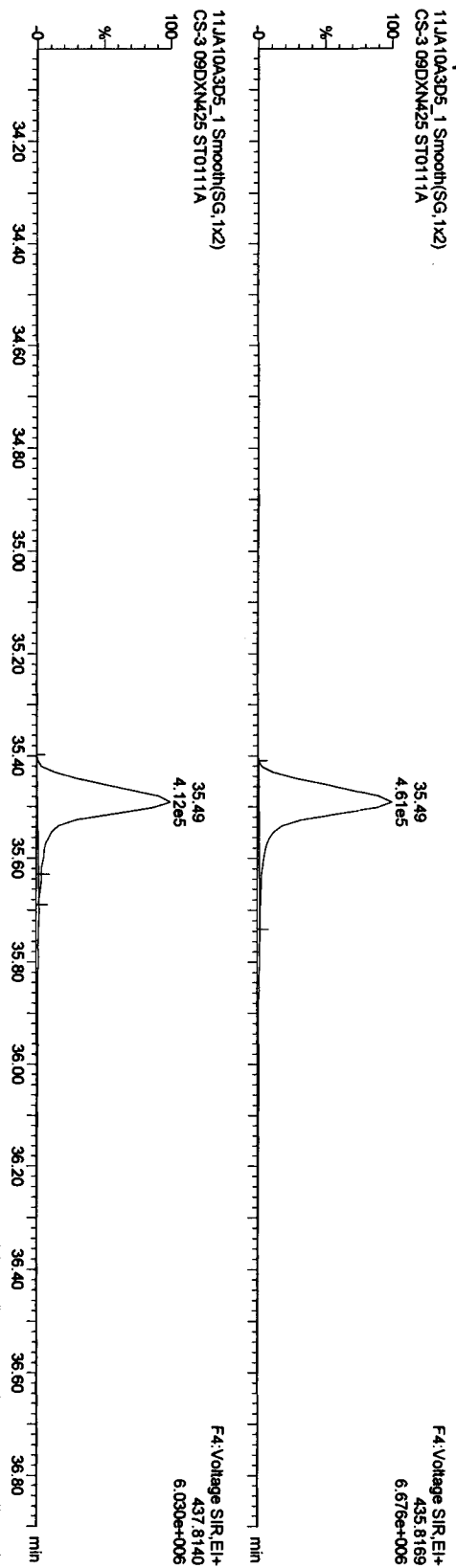
Printed: Tuesday, January 12, 2010 09:55:08 Pacific Standard Time

Name: 11JA10A3D5_1, Date: 11-Jan-2010, Time: 18:15:20, ID: ST0111A, Description: CS-3 09DXN425

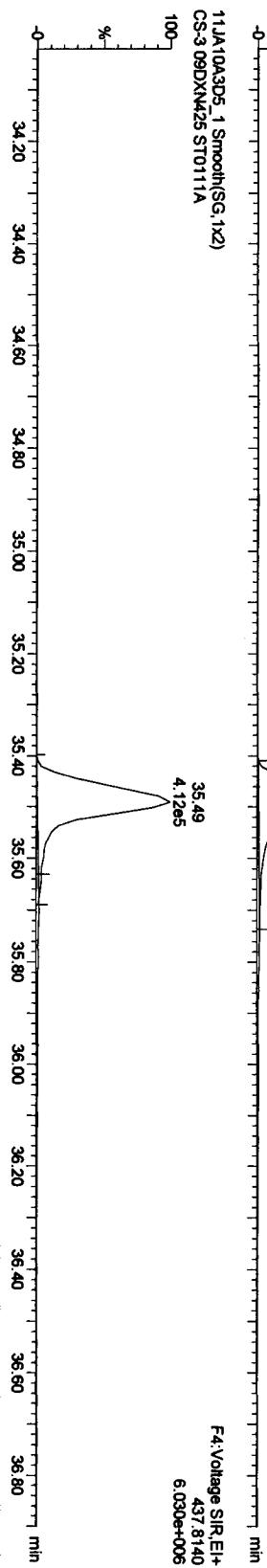
HpCCDS
11JA10A3D5_1 Smooth(SG, 1x2)
CS-3 09DXN425 ST0111A



13C-HpCCD
11JA10A3D5_1 Smooth(SG, 1x2)
CS-3 09DXN425 ST0111A



11JA10A3D5_1 Smooth(SG, 1x2)
CS-3 09DXN425 ST0111A



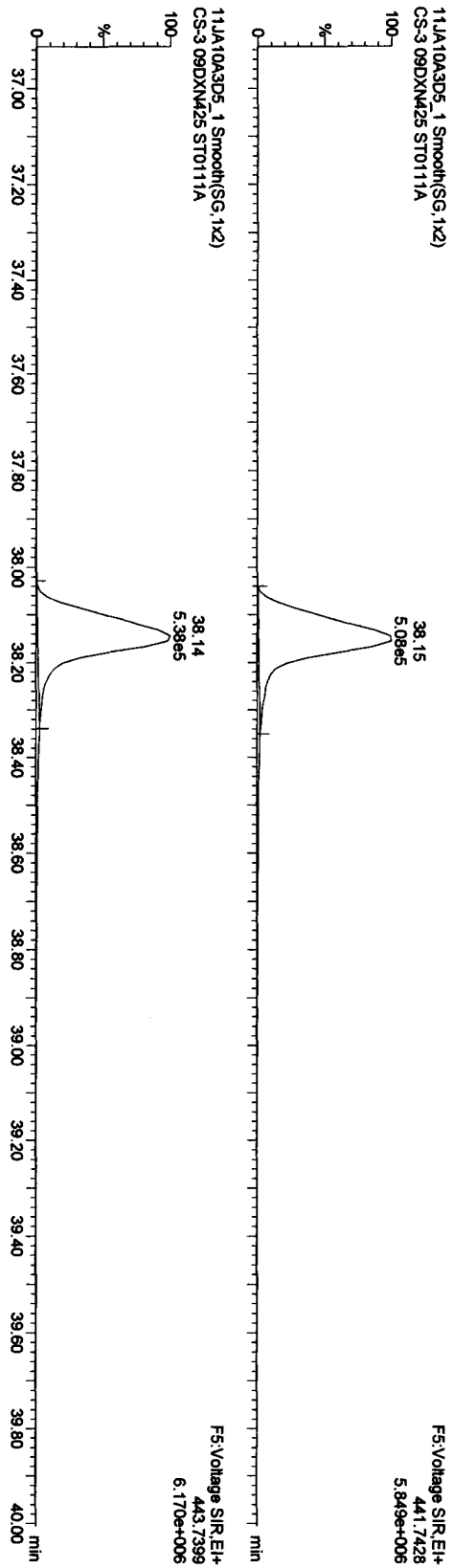
Quantity Sample Report MassLynx 4.1

Dataset: C:\MassLynx\Default.pro\11JA10A3D58290A.qld

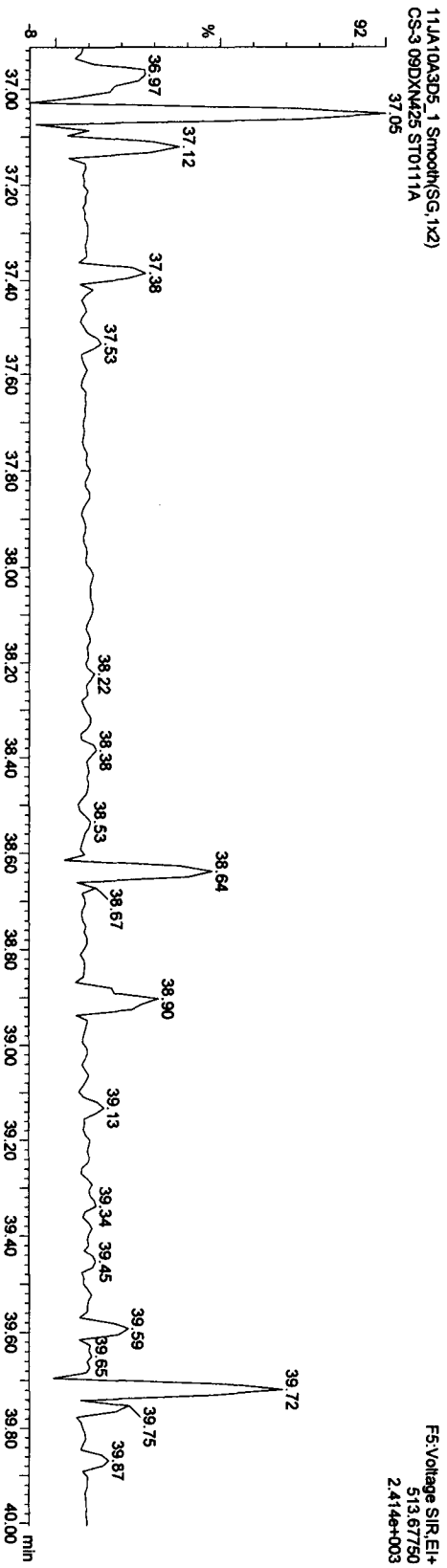
Last Altered: Tuesday, January 12, 2010 09:53:31 Pacific Standard Time
Printed: Tuesday, January 12, 2010 09:55:08 Pacific Standard Time

Name: 11JA10A3D5_1, Date: 11-Jan-2010, Time: 18:15:20, ID: ST0111A, Description: CS-3 09DXN425

OCDFs



OCDf PCDBE



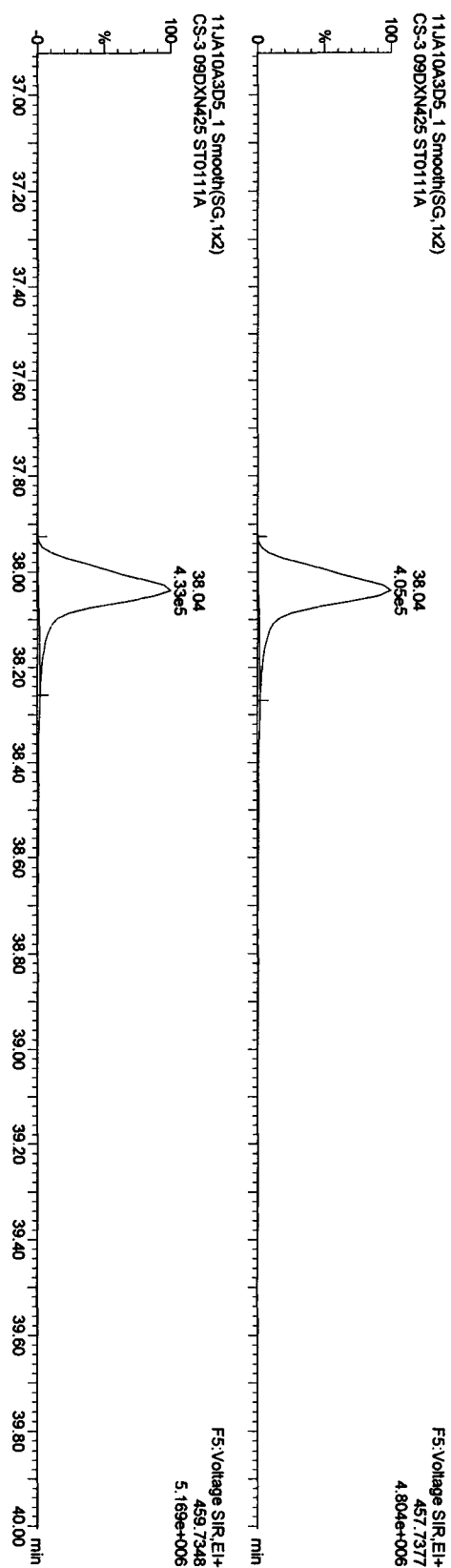
Quantity Sample Report MassLynx 4.1

Dataset: C:\MassLynx\Default\prot11JA10A3D58290A.qld

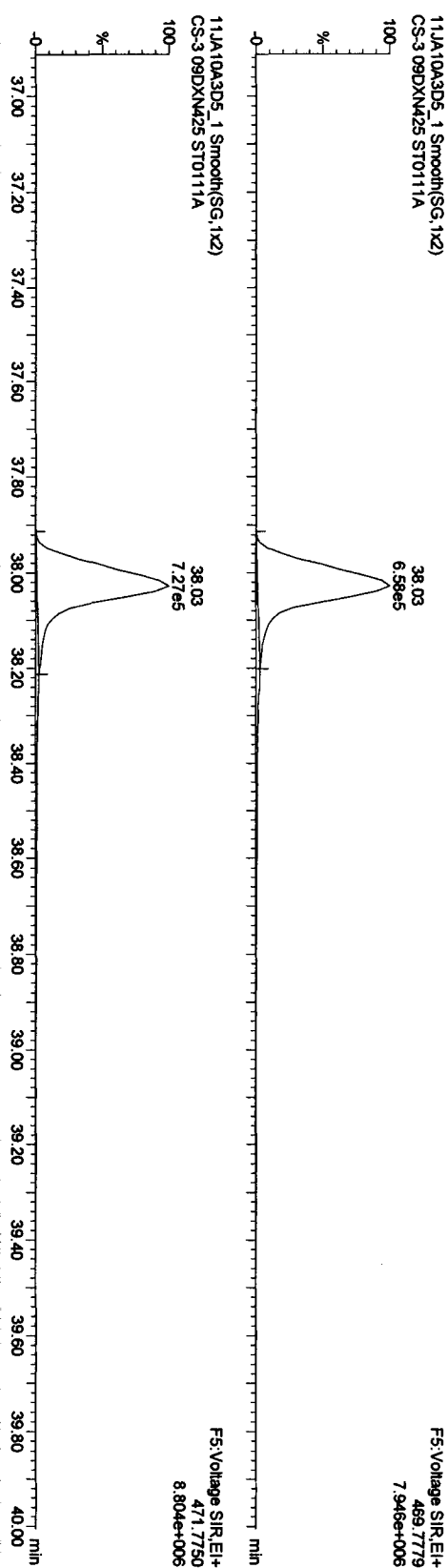
Last Altered: Tuesday, January 12, 2010 09:53:31 Pacific Standard Time
Printed: Tuesday, January 12, 2010 09:55:08 Pacific Standard Time

Name: 11JA10A3D5_1, Date: 11-Jan-2010, Time: 18:15:20, ID: ST0111A, Description: CS-3 09DXN425

OCD



13C-OCD

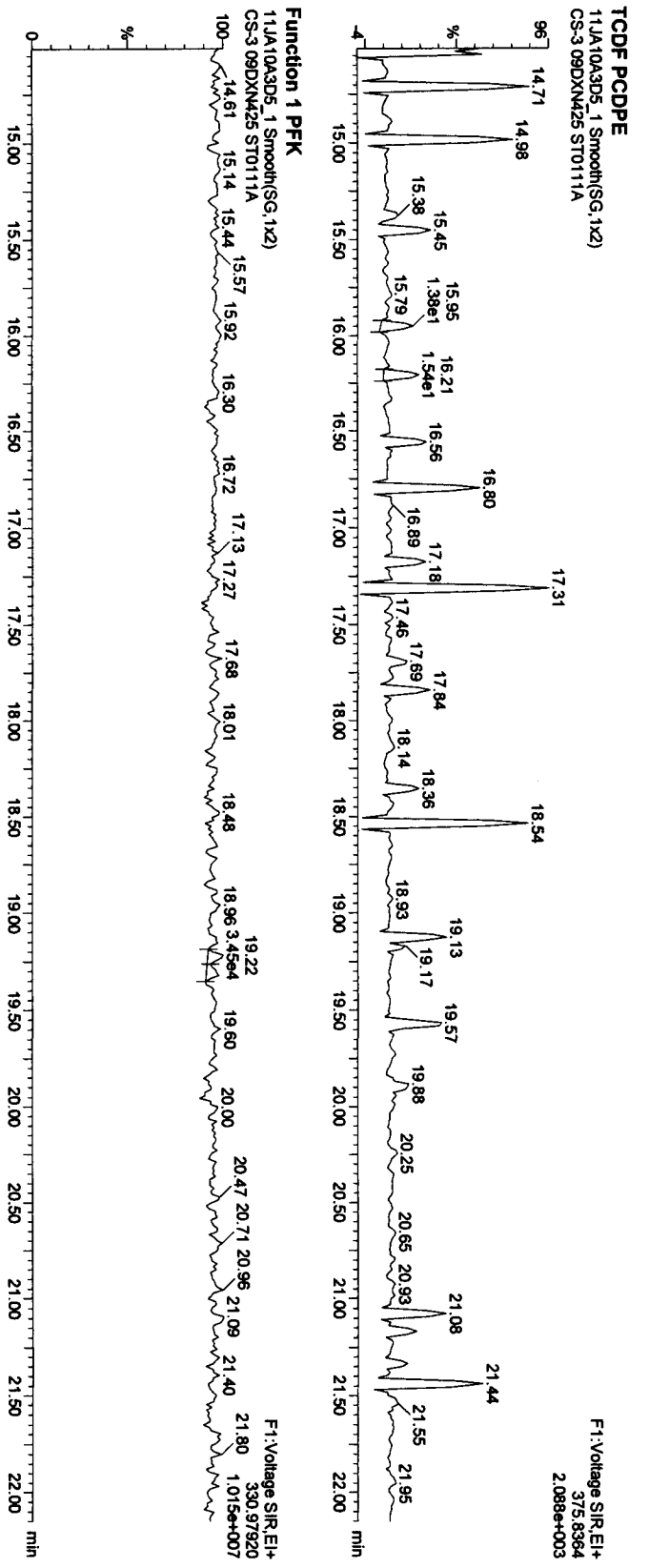




Dataset: C:\MassLynx\Default\pro1\1JA10A3D58290A.qld

Last Altered: Tuesday, January 12, 2010 09:53:31 Pacific Standard Time

Printed: Tuesday, January 12, 2010 09:55:08 Pacific Standard Time

Name: 11JA10A3D5_1, Date: 11-Jan-2010, Time: 18:15:20, ID: ST0111A, Description: CS-3 09DXN425



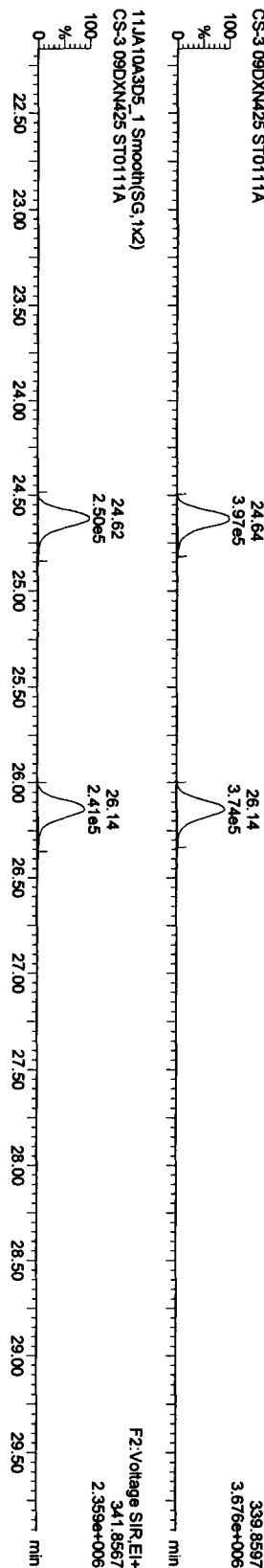
Quantity Sample Report Masslynx 4.1

Dataset: C:\Masslynx\Default\prot\11JA10A3D58290A.qld

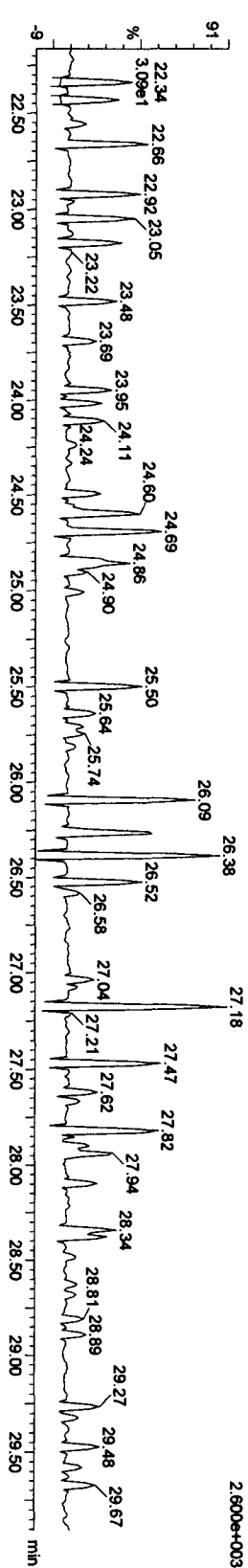
Last Altered: Tuesday, January 12, 2010 09:53:31 Pacific Standard Time
Printed: Tuesday, January 12, 2010 09:55:08 Pacific Standard Time

Name: 11JA10A3D5_1, Date: 11-Jan-2010, Time: 18:15:20, ID: ST0111A, Description: CS-3 09DXN425

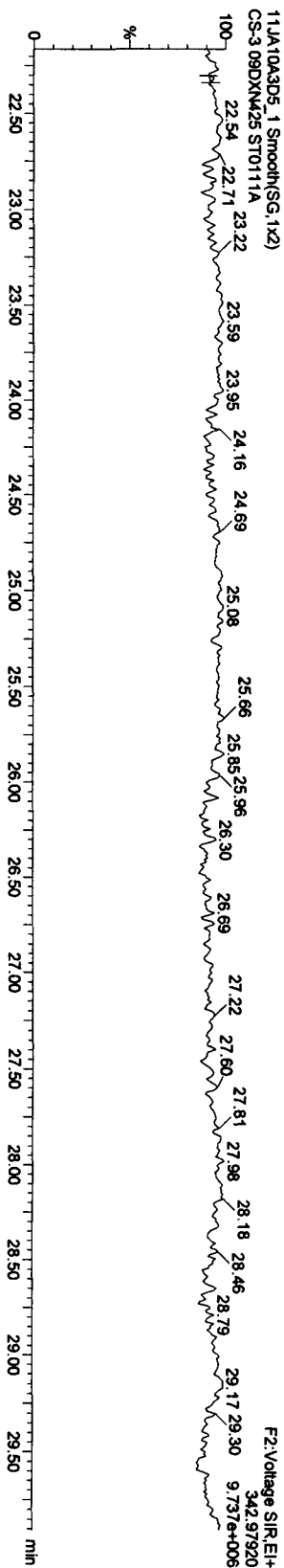
PeCDF
11JA10A3D5_1 Smooth(SG, 1x2)
CS-3 09DXN425 ST0111A



F2 PeCDF PCDPE
11JA10A3D5_1 Smooth(SG, 1x2)
CS-3 09DXN425 ST0111A



Function 2 PFK
11JA10A3D5_1 Smooth(SG, 1x2)
CS-3 09DXN425 ST0111A



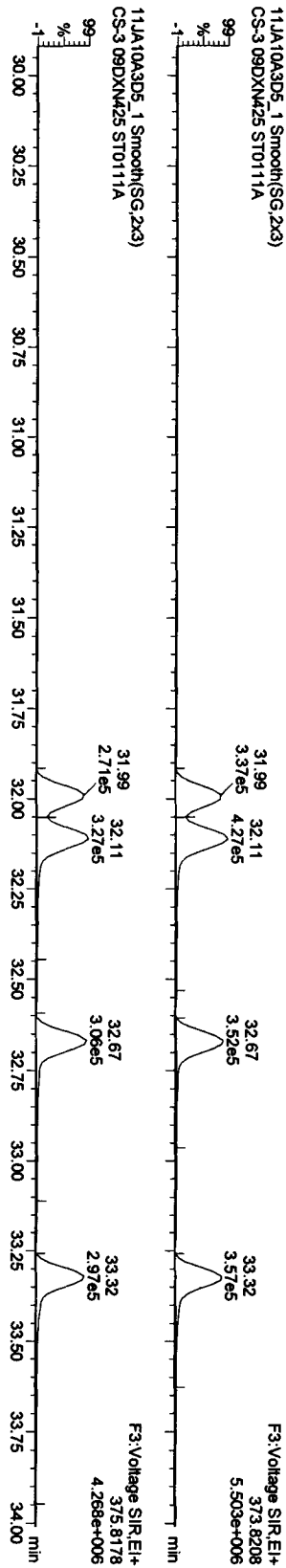
Quantity Sample Report MassLynx 4.1

Dataset: C:\MassLynx\Default.pro\11JA10A3D58290A.qld

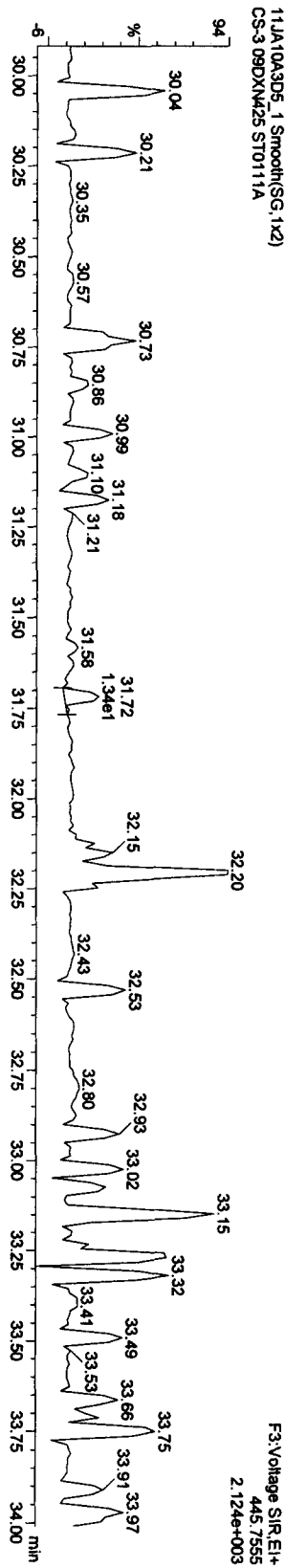
Last Altered: Tuesday, January 12, 2010 09:53:31 Pacific Standard Time
Printed: Tuesday, January 12, 2010 09:55:08 Pacific Standard Time

Name: 11JA10A3D5_1, Date: 11-Jan-2010, Time: 18:15:20, ID: ST0111A, Description: CS-3 09DXN425

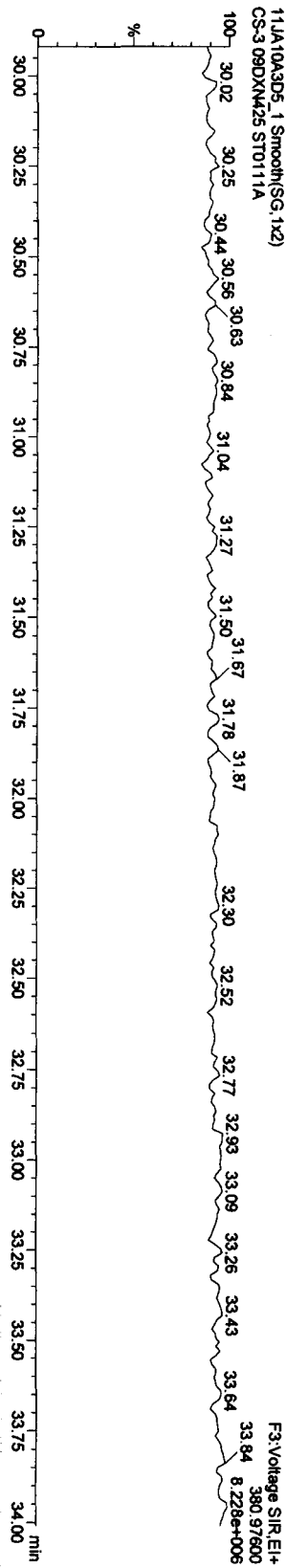
HKCDFs



HKCDF PCDPE



Function 3 PFK



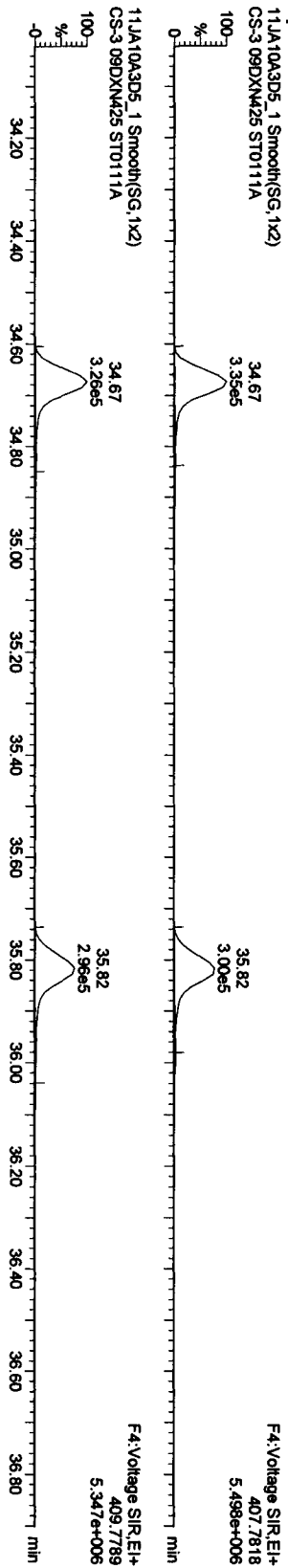
Quantity Sample Report MassLynx 4.1

Dataset: C:\MassLynx\Default\pro11JA10A3D58290A.qld

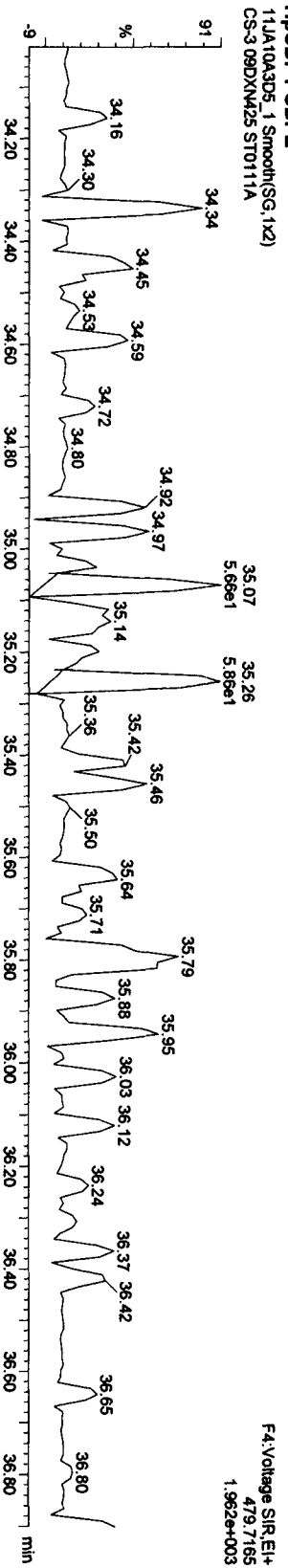
Last Altered: Tuesday, January 12, 2010 09:53:31 Pacific Standard Time
Printed: Tuesday, January 12, 2010 09:55:08 Pacific Standard Time

Name: 11JA10A3D5_1, Date: 11-Jan-2010, Time: 18:15:20, ID: ST0111A, Description: CS-3 09DXN425

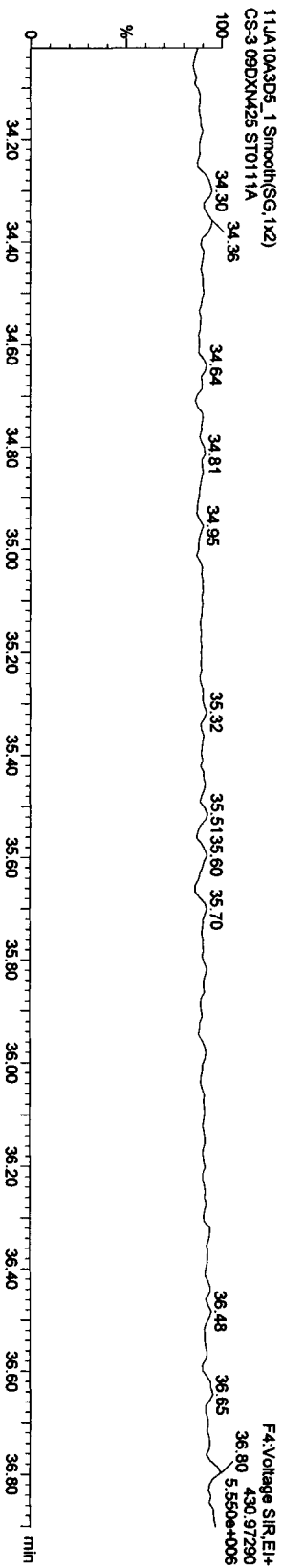
HPCDFs
11JA10A3D5_1 Smooth(SG, 1x2)
CS-3 09DXN425 ST0111A



HPCDF PCDFE
11JA10A3D5_1 Smooth(SG, 1x2)
CS-3 09DXN425 ST0111A



Function 4 PFK



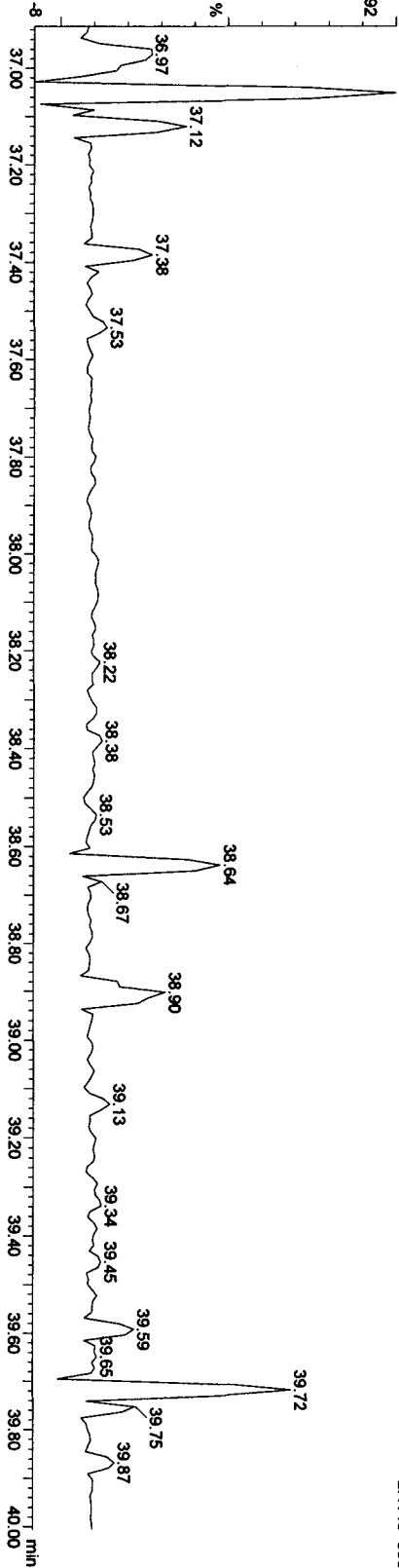
Dataset: C:\MassLynx\Default\pro1\11JA10A3D58290A.qld

Last Altered: Tuesday, January 12, 2010 09:53:31 Pacific Standard Time
Printed: Tuesday, January 12, 2010 09:55:08 Pacific Standard Time

Name: 11JA10A3D5_1, Date: 11-Jan-2010, Time: 18:15:20, ID: ST0111A, Description: CS-3 09DXN425

OCDF PCDFE
11JA10A3D5_1 Smooth(SG, 1x2)
CS-3 09DXN425 ST0111A
37.05

F5: Voltage SIR.EI+
513.67750
2.414e+003



Function 5 PFK
11JA10A3D5_1 Smooth(SG, 1x2)
CS-3 09DXN425 ST0111A
37.04 37.18 37.25 37.40 37.48 37.66 37.82 37.97 38.10 38.27 38.40 38.58 38.80 38.99 39.19 39.41 39.48 39.78 39.86 5.215e+005

F5: Voltage SIR.EI+
442.67280
5.215e+005

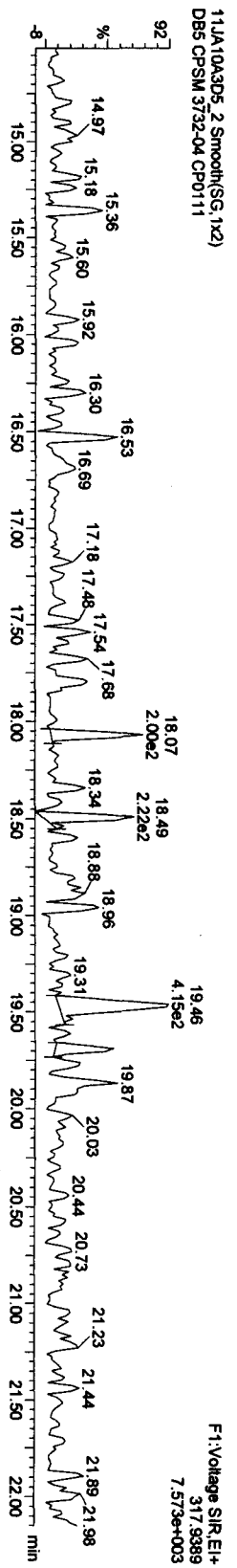



Quantity Sample Report Masslynx 4.1

Dataset: C:\Masslynx\Default.pro\11JA10A3D58290A.qld

Last Altered: Tuesday, January 12, 2010 09:53:31 Pacific Standard Time
Printed: Tuesday, January 12, 2010 09:55:08 Pacific Standard Time

Name: 11JA10A3D5_2, Date: 11-Jan-2010, Time: 18:56:33, ID: CP0111, Description: DB5 CPSM 3732-04



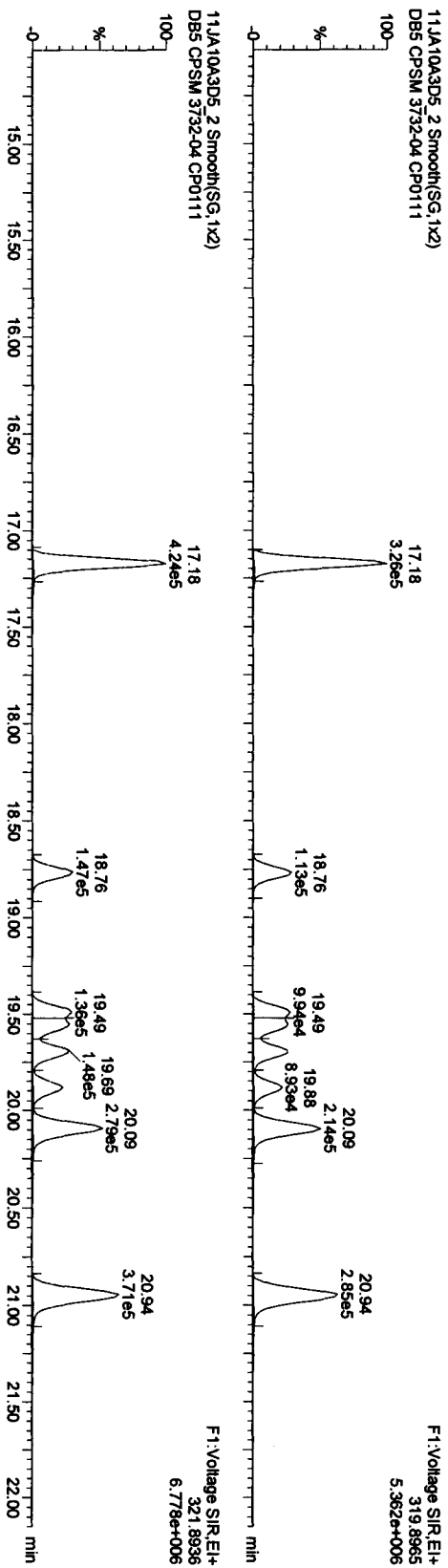
Quantity Sample Report MassLynx 4.1

Dataset: C:\MassLynx\Default\pro1\1JA10A3D58290A.qld

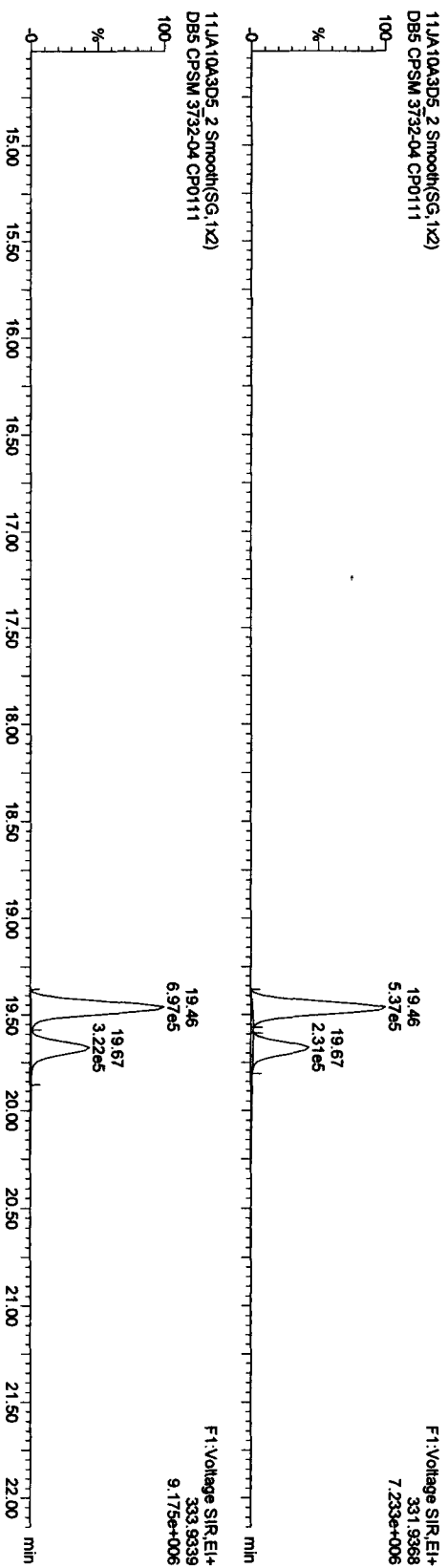
Last Altered: Tuesday, January 12, 2010 09:53:31 Pacific Standard Time
Printed: Tuesday, January 12, 2010 09:55:08 Pacific Standard Time

Name: 11JA10A3D5_2, Date: 11-Jan-2010, Time: 18:56:33, ID: CP0111, Description: DB5 CPSM 3732-04

TCDDs
11JA10A3D5_2 Smooth(SG, 1x2)
DB5 CPSM 3732-04 CP0111



13C-TCDDs
11JA10A3D5_2 Smooth(SG, 1x2)
DB5 CPSM 3732-04 CP0111




Quantity Sample Report MassLynx 4.1

Dataset: C:\MassLynx\Default\pro11\JA10A3D58290A.qld

Last Altered: Tuesday, January 12, 2010 09:53:31 Pacific Standard Time
Printed: Tuesday, January 12, 2010 09:55:08 Pacific Standard Time

Name: 11JA10A3D5_2, Date: 11-Jan-2010, Time: 18:56:33, ID: CP0111, Description: DB5 CPSM 3732-04



Quantity Sample Report Masslynx 4.1

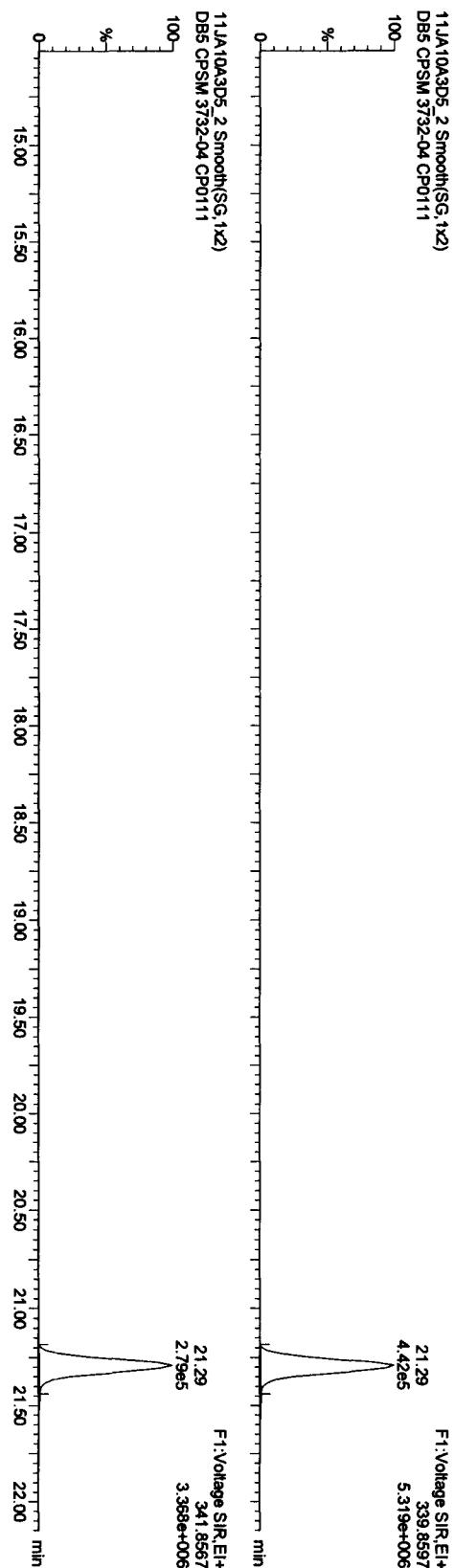
Dataset: C:\Masslynx\Default\proj\11JA10A3D5\8290A.qld

Last Altered: Tuesday, January 12, 2010 09:53:31 Pacific Standard Time
Printed: Tuesday, January 12, 2010 09:55:08 Pacific Standard Time

Name: 11JA10A3D5_2, Date: 11-Jan-2010, Time: 18:56:33, ID: CP0111, Description: DB5 CPSM 3732-04

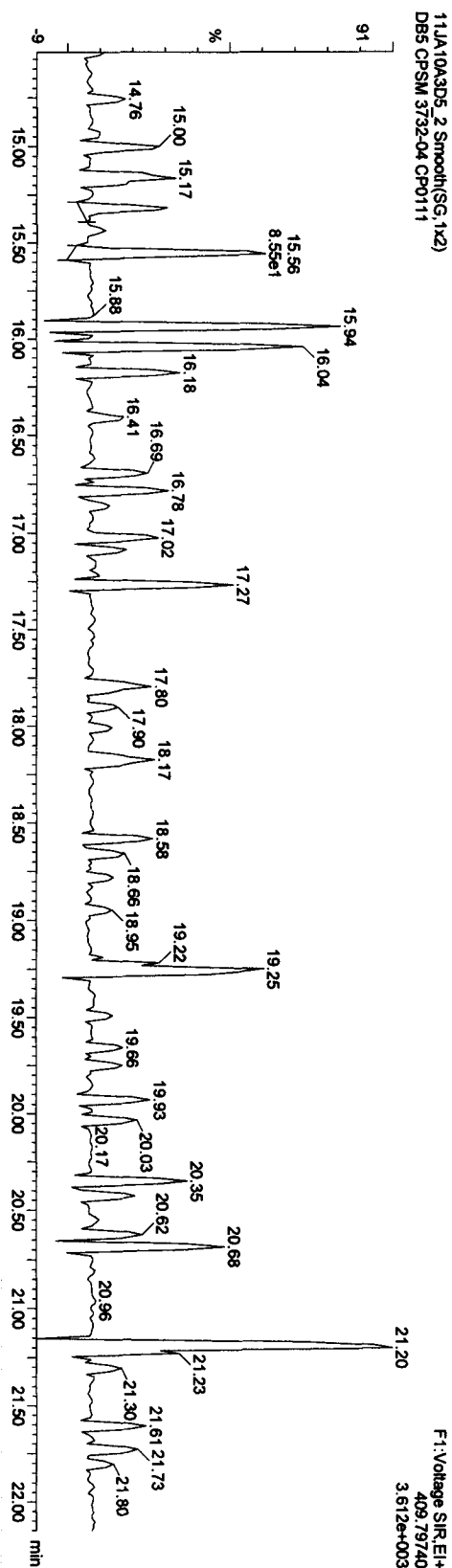
F1 PCDFs

11JA10A3D5_2 Smooth(SG, 1x2)
DB5 CPSM 3732-04 CP0111



F1 PCDF PCDFE

11JA10A3D5_2 Smooth(SG, 1x2)
DB5 CPSM 3732-04 CP0111



Quantity Sample Report MassLynx 4.1

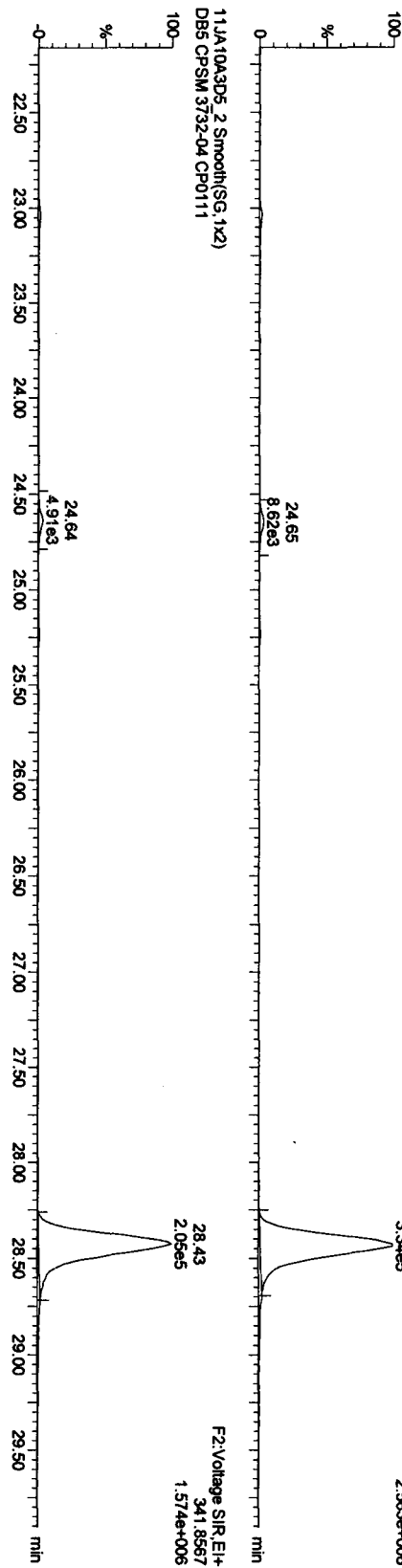
Dataset: C:\MassLynx\Default\prot11JA10A3D58290A.qld

Last Altered: Tuesday, January 12, 2010 09:53:31 Pacific Standard Time
Printed: Tuesday, January 12, 2010 09:55:08 Pacific Standard Time

Name: 11JA10A3D5_2, Date: 11-Jan-2010, Time: 18:56:33, ID: CP0111, Description: DB5 CPSM 3732-04

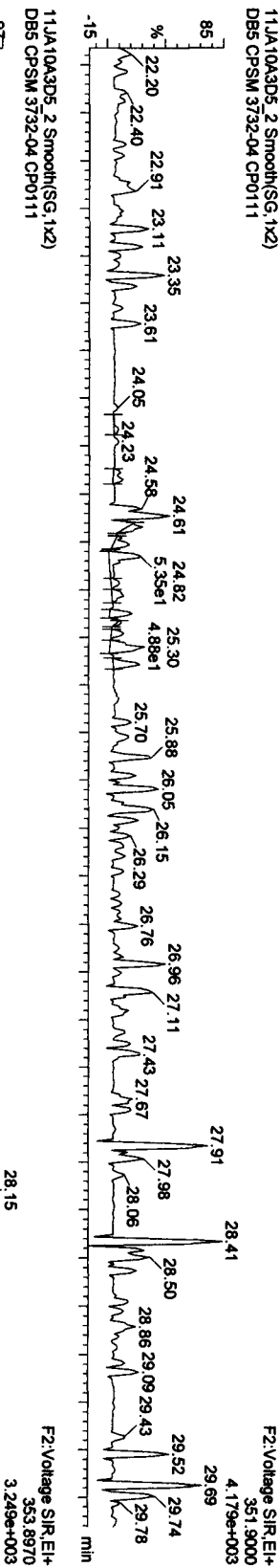
PeCDFs

11JA10A3D5_2 Smooth(SG, 1x2)
DB5 CPSM 3732-04 CP0111

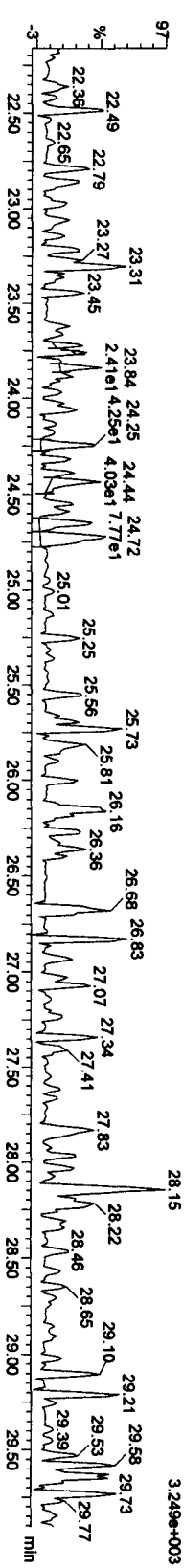


13C-PeCDFs

11JA10A3D5_2 Smooth(SG, 1x2)
DB5 CPSM 3732-04 CP0111



11JA10A3D5_2 Smooth(SG, 1x2)
DB5 CPSM 3732-04 CP0111



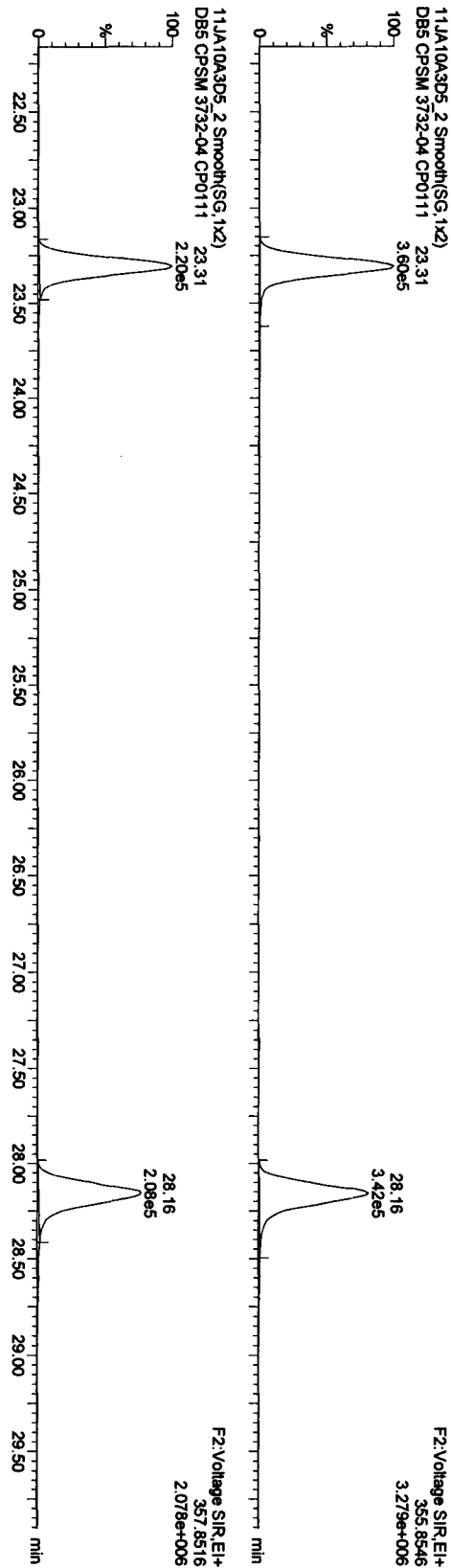
Quantity Sample Report Masslynx 4.1

Dataset: C:\Masslynx\Default\prot\11JA10A3D58290A.qld

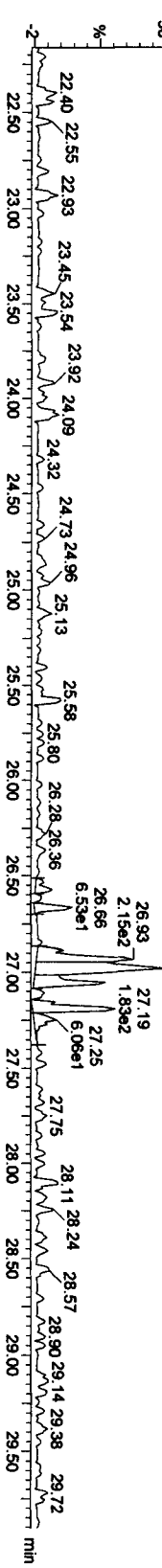
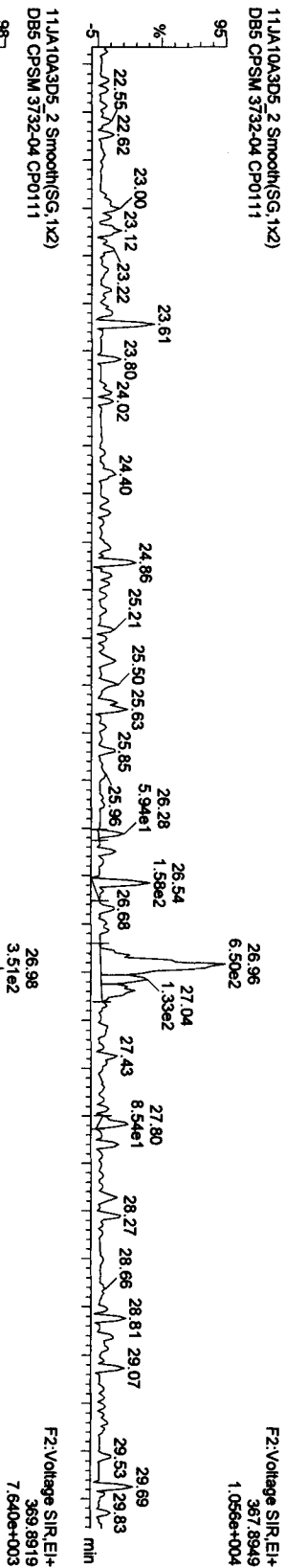
Last Altered: Tuesday, January 12, 2010 09:53:31 Pacific Standard Time
Printed: Tuesday, January 12, 2010 09:55:08 Pacific Standard Time

Name: 11JA10A3D5_2, Date: 11-Jan-2010, Time: 18:56:33, ID: CP0111, Description: DB5 CPSM 3732-04

PecDDs



13C-PecDD



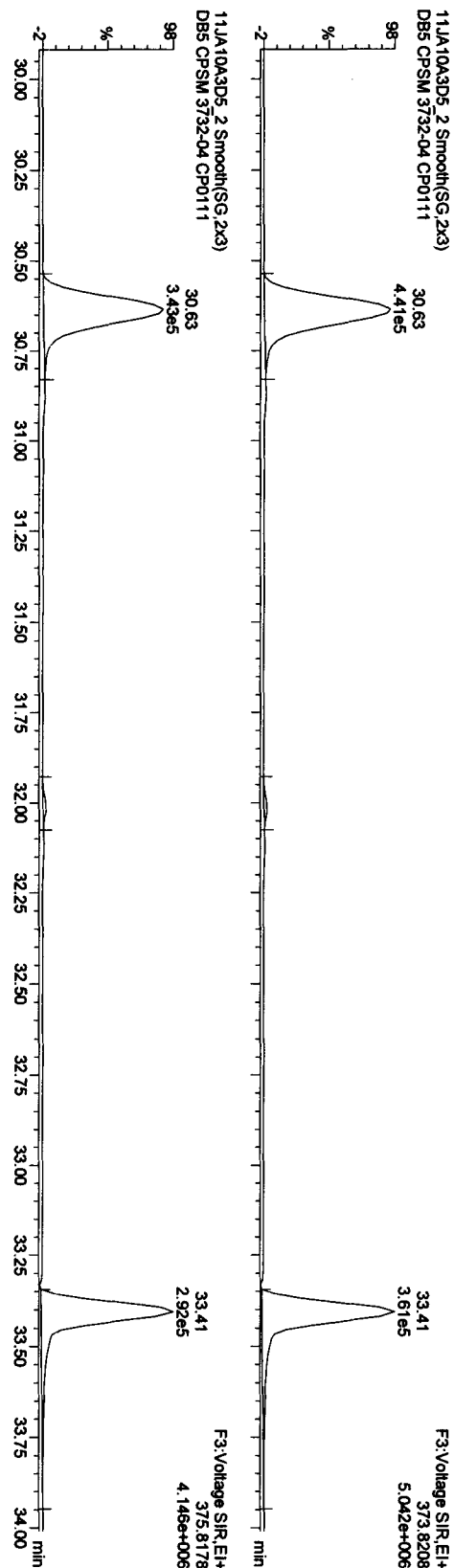
Quantity Sample Report Masslynx 4.1

Dataset: C:\Masslynx\Default\prot11JA10A3D58290A.qld

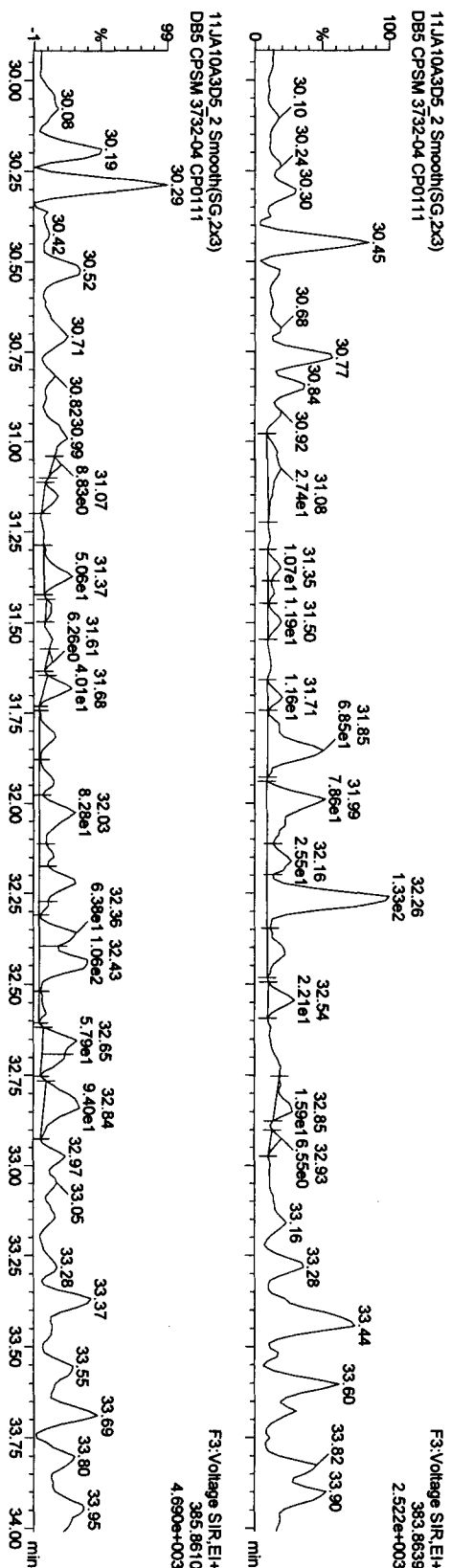
Last Altered: Tuesday, January 12, 2010 09:53:31 Pacific Standard Time
 Printed: Tuesday, January 12, 2010 09:55:08 Pacific Standard Time

Name: 11JA10A3D5_2, Date: 11-Jan-2010, Time: 18:56:33, ID: CP0111, Description: DB5 CPSM 3732-04

HXCDFs
 11JA10A3D5_2 Smooth(SG,2x3)
 DB5 CPSM 3732-04 CP0111



13C-HXCDFs
 11JA10A3D5_2 Smooth(SG,2x3)
 DB5 CPSM 3732-04 CP0111



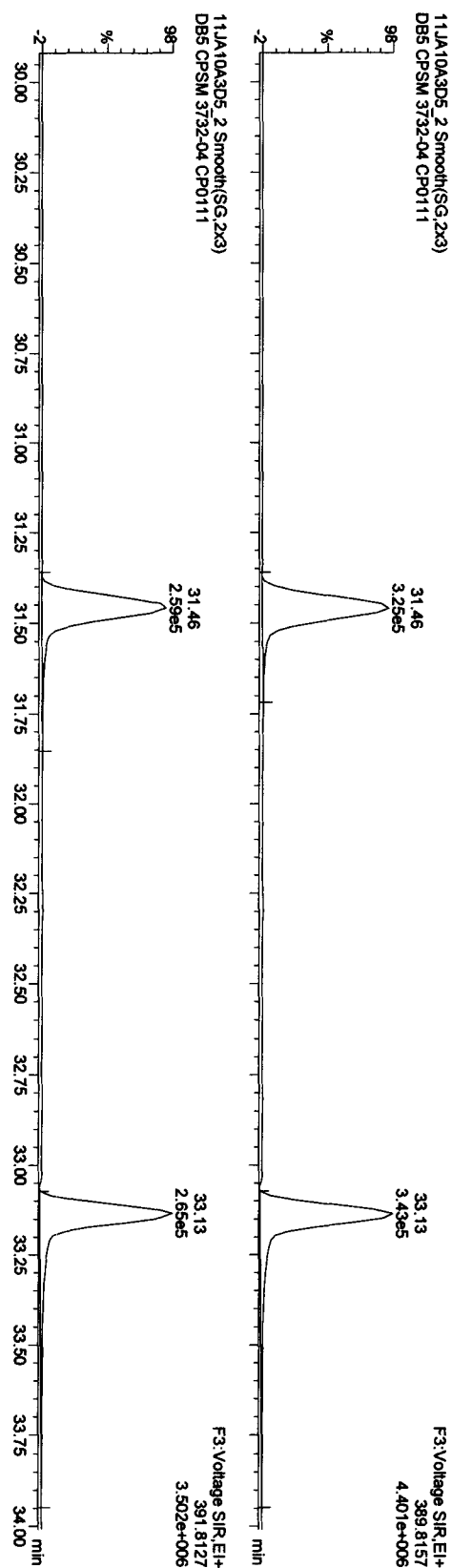
Quantity Sample Report Masslynx 4.1

Dataset: C:\Masslynx\Default\pro11\JA10A3D58290A.qld

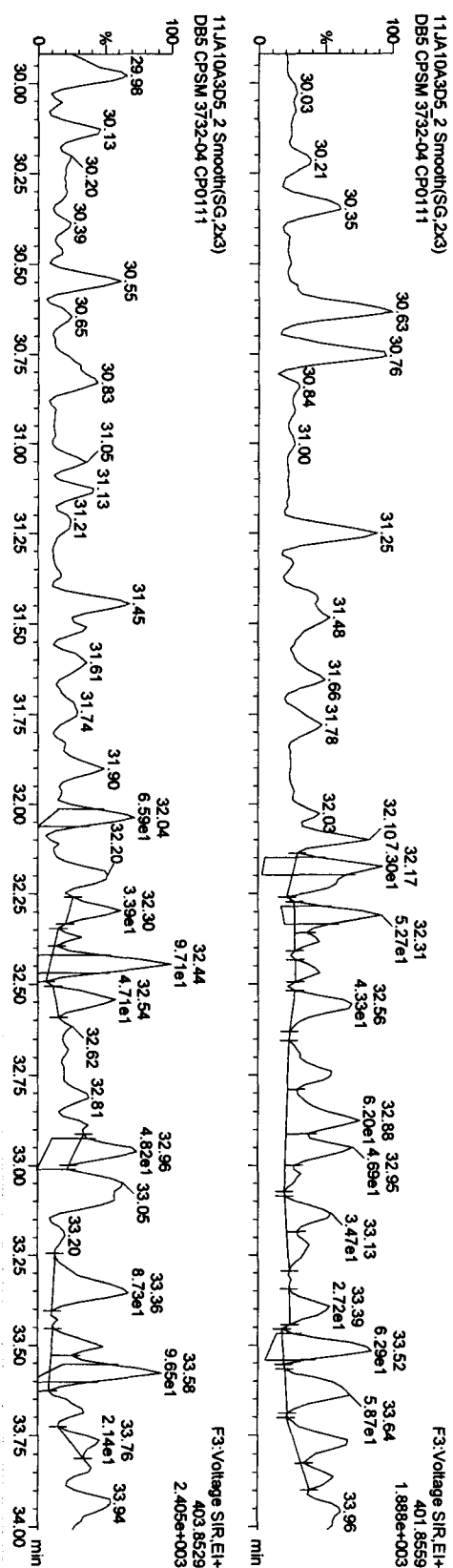
Last Altered: Tuesday, January 12, 2010 09:53:31 Pacific Standard Time
Printed: Tuesday, January 12, 2010 09:55:08 Pacific Standard Time

Name: 11JA10A3D5_2, Date: 11-Jan-2010, Time: 18:56:33, ID: CP0111, Description: DB5 CPSM 3732-04

HxCDDs
11JA10A3D5_2 Smooth(SG,2x3)
DB5 CPSM 3732-04 CP0111



13C-HxCDDs
11JA10A3D5_2 Smooth(SG,2x3)
DB5 CPSM 3732-04 CP0111



Quantity Sample Report MassLynx 4.1

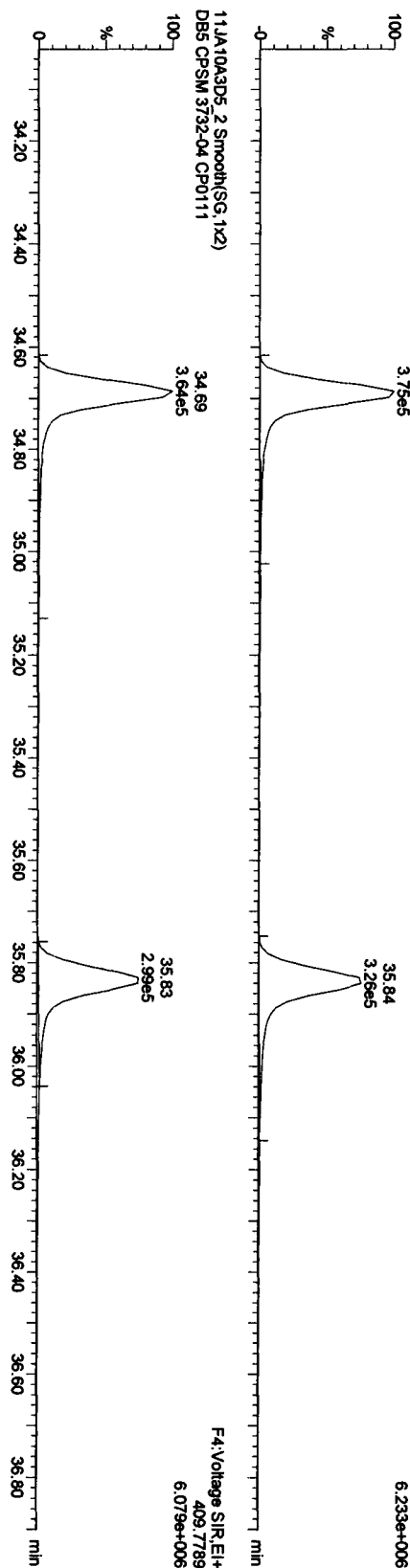
Dataset: C:\MassLynx\Default\prot11JA10A3D58290A.qld

Last Altered: Tuesday, January 12, 2010 09:53:31 Pacific Standard Time
Printed: Tuesday, January 12, 2010 09:55:08 Pacific Standard Time

Name: 11JA10A3D5_2, Date: 11-Jan-2010, Time: 18:56:33, ID: CP0111, Description: DB5 CPSM 3732-04

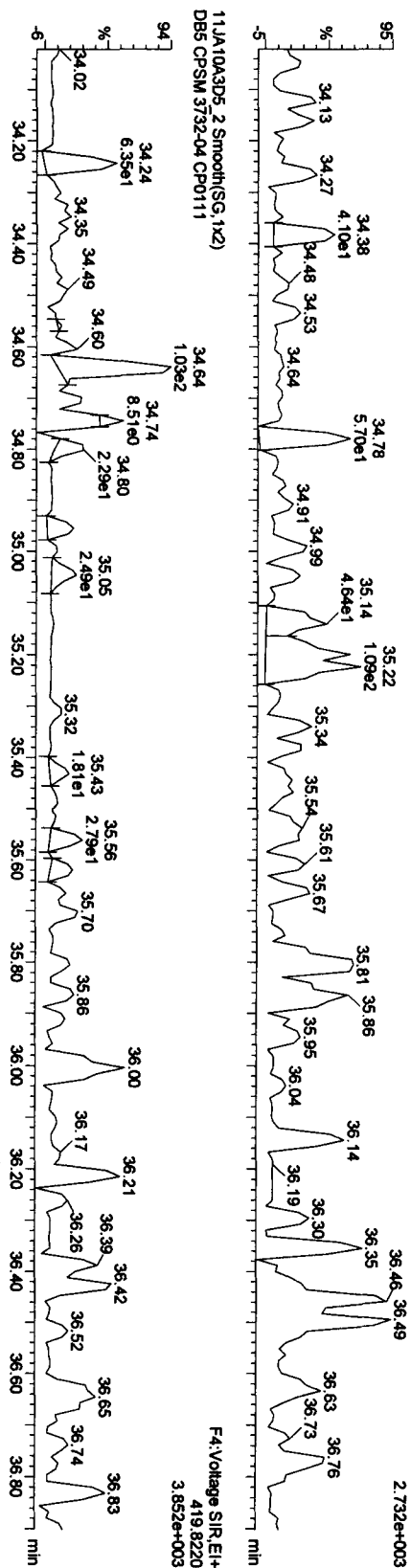
HPCDFs

11JA10A3D5_2 Smooth(SG, 1x2)
DB5 CPSM 3732-04 CP0111



13C-HPCDFs

11JA10A3D5_2 Smooth(SG, 1x2)
DB5 CPSM 3732-04 CP0111



11JA10A3D5_2 Smooth(SG, 1x2)
DB5 CPSM 3732-04 CP0111

F4: Voltage SIR.EI+
419.8220
3.852e+003

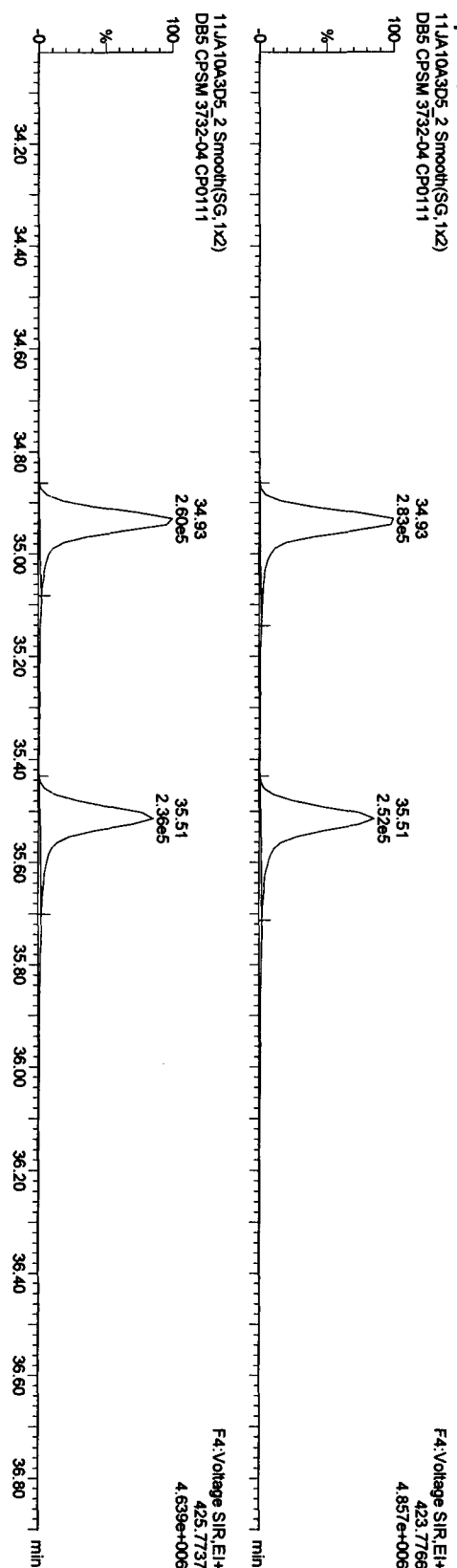
Quantity Sample Report Masslynx 4.1

Dataset: C:\Masslynx\Default\pro11\JA10A3D58290A.qld

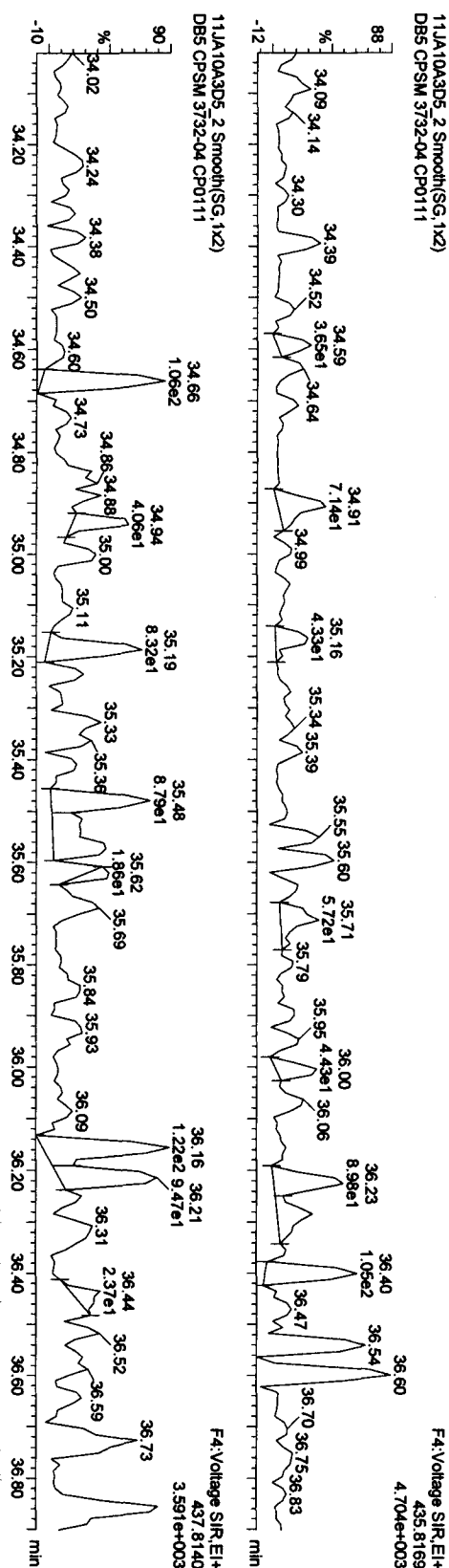
Last Altered: Tuesday, January 12, 2010 09:53:31 Pacific Standard Time
Printed: Tuesday, January 12, 2010 09:55:08 Pacific Standard Time

Name: 11JA10A3D5_2, Date: 11-Jan-2010, Time: 18:56:33, ID: CP0111, Description: DB5 CPSM 3732-04

HPCDDs



13C-HPCDD


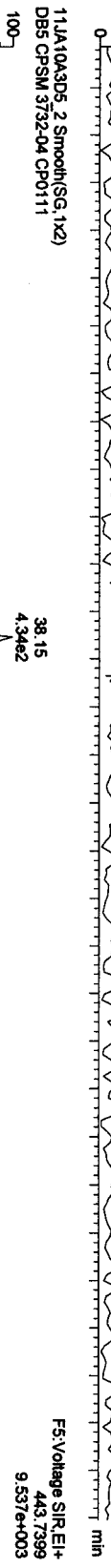


Quantity Sample Report MassLynx 4.1

Dataset: C:\MassLynx\Default.pro\11JA10A3D58290A.qid

Last Altered: Tuesday, January 12, 2010 09:53:31 Pacific Standard Time
Printed: Tuesday, January 12, 2010 09:55:08 Pacific Standard Time

Name: 11JA10A3D5_2, Date: 11-Jan-2010, Time: 18:56:33, ID: CP0111, Description: DB5 CPSM 3732-04



Quantity Sample Report Masslynx 4.1


Dataset: C:\Masslynx\Default\pro1\1JA10A3D58290A.qld

Last Altered: Tuesday, January 12, 2010 09:53:31 Pacific Standard Time
Printed: Tuesday, January 12, 2010 09:55:08 Pacific Standard Time

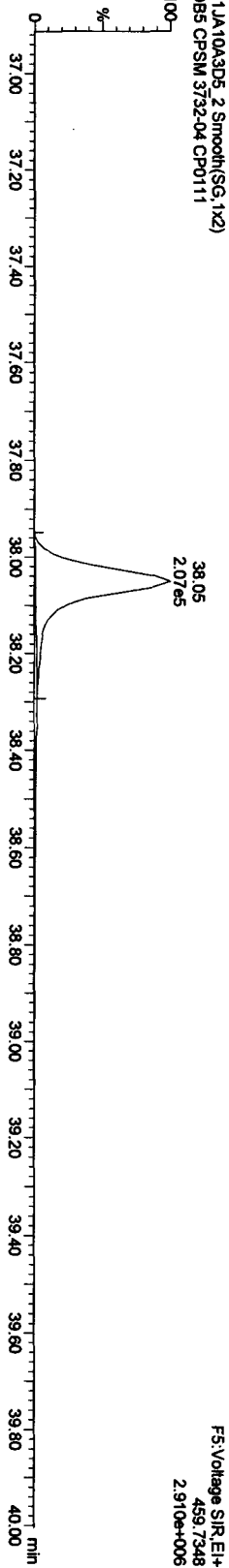
Name: 11JA10A3D5_2, Date: 11-Jan-2010, Time: 18:56:33, ID: CP0111, Description: DB5 CPSM 3732-04

OCDD

11JA10A3D5_2 Smooth(SG, 1x2)
DB5 CPSM 3732-04 CP0111

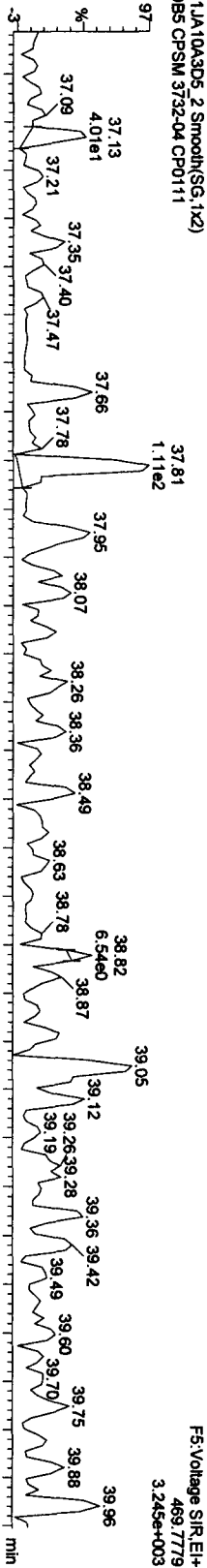


11JA10A3D5_2 Smooth(SG, 1x2)
DB5 CPSM 3732-04 CP0111

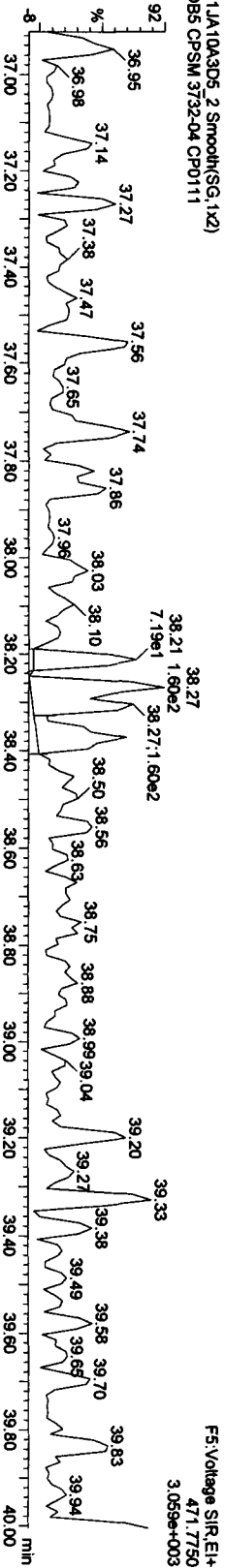


13C-OCDD

11JA10A3D5_2 Smooth(SG, 1x2)
DB5 CPSM 3732-04 CP0111



11JA10A3D5_2 Smooth(SG, 1x2)
DB5 CPSM 3732-04 CP0111

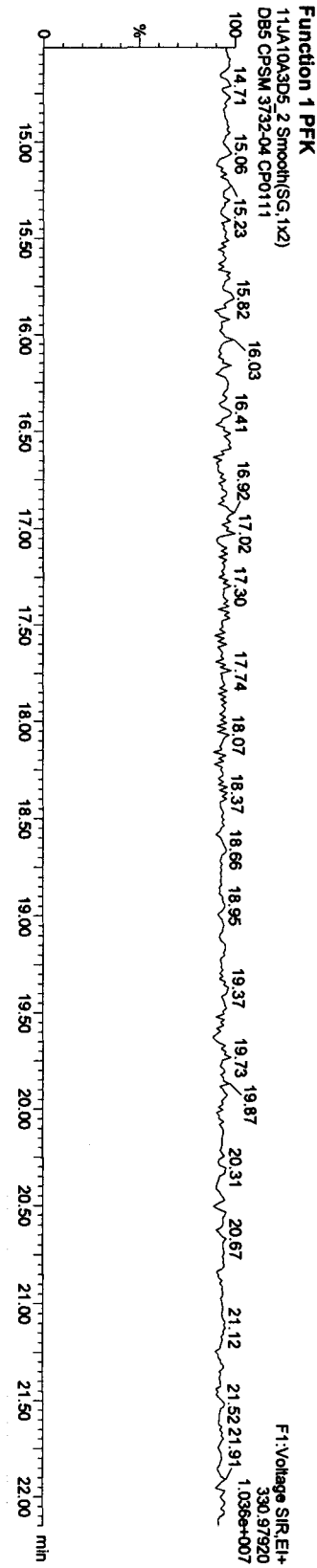
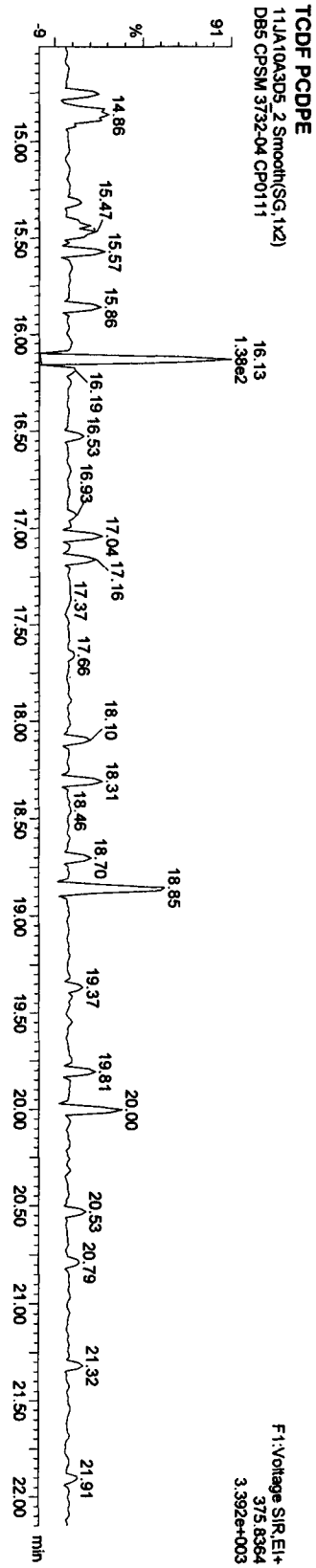
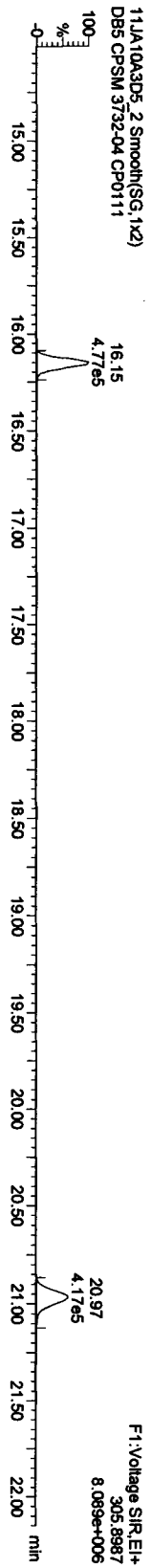



Quantity Sample Report Masslynx 4.1

Dataset: C:\Masslynx\Default\prof\11JA10A3D58290A.qld

Last Altered: Tuesday, January 12, 2010 09:53:31 Pacific Standard Time
Printed: Tuesday, January 12, 2010 09:55:08 Pacific Standard Time

Name: 11JA10A3D5_2, Date: 11-Jan-2010, Time: 18:56:33, ID: CP0111, Description: DB5 CPSM 3732-04

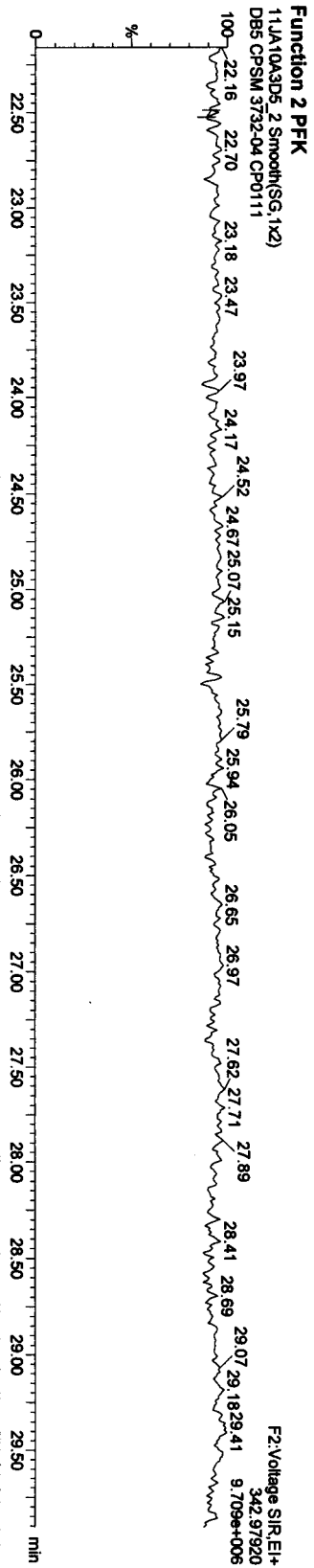
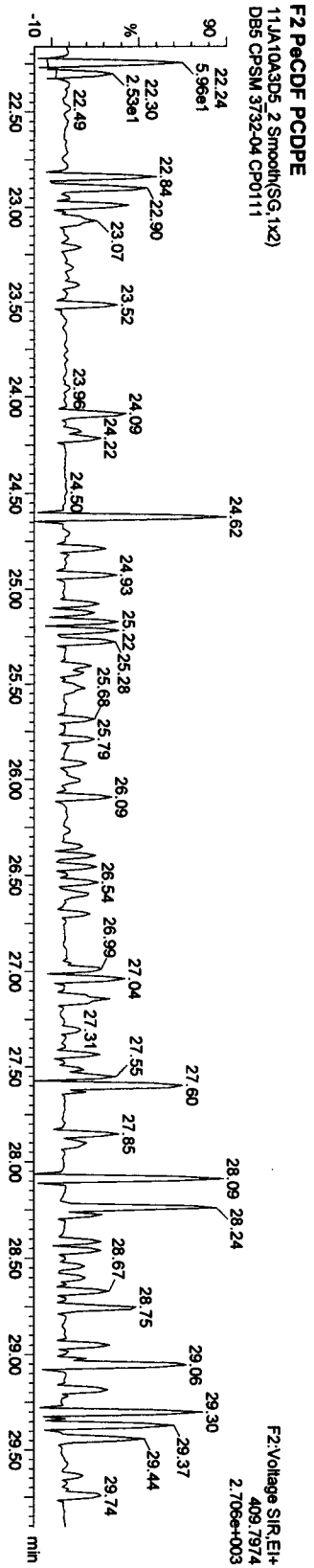
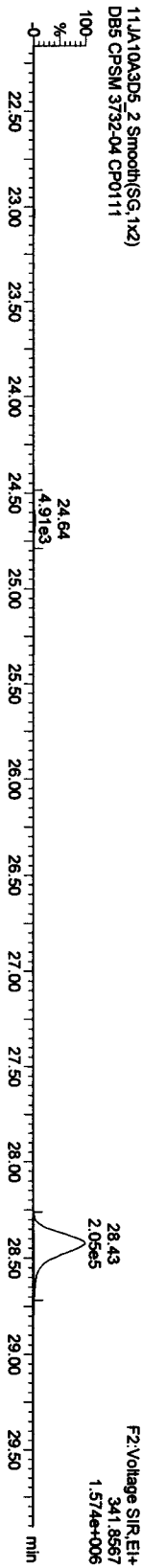



Quantity Sample Report MassLynx 4.1

Dataset: C:\MassLynx\Default\pro1\1JA10A3D58290A.qld

Last Altered: Tuesday, January 12, 2010 09:53:31 Pacific Standard Time
Printed: Tuesday, January 12, 2010 09:55:08 Pacific Standard Time

Name: 11JA10A3D5_2, Date: 11-Jan-2010, Time: 18:56:33, ID: CP0111, Description: DB5 CPSM 3732-04

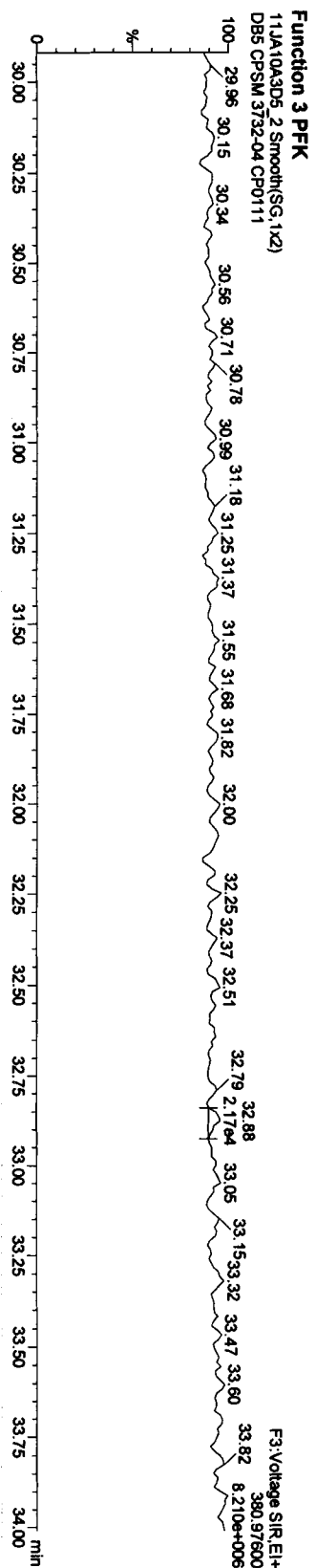
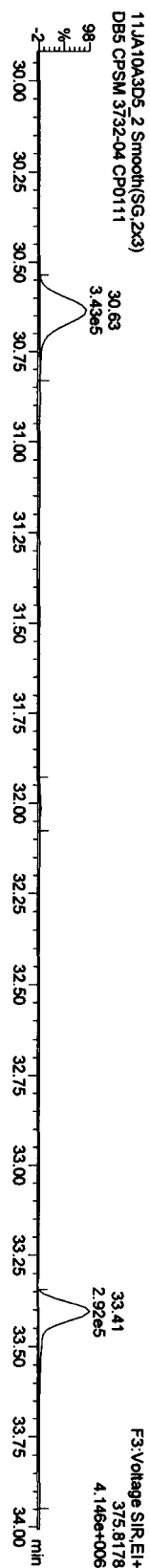



Quantity Sample Report Masslynx 4.1

Dataset: C:\Masslynx\Default\pro1\1JA10A3D58290A.qld

Last Altered: Tuesday, January 12, 2010 09:53:31 Pacific Standard Time
Printed: Tuesday, January 12, 2010 09:55:08 Pacific Standard Time

Name: 11JA10A3D5_2, Date: 11-Jan-2010, Time: 18:56:33, ID: CP0111, Description: DB5 CPSM 3732-04




Quantity Sample Report Masslynx 4.1

Dataset: C:\Masslynx\Default\pro1\1JA10A3D58290A.qld

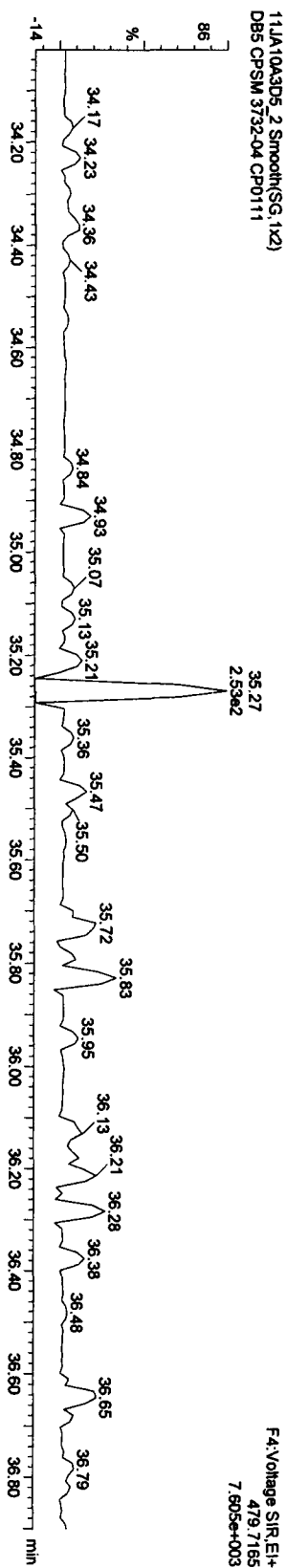
Last Altered: Tuesday, January 12, 2010 09:53:31 Pacific Standard Time
Printed: Tuesday, January 12, 2010 09:55:08 Pacific Standard Time

Name: 11JA10A3D5_2, Date: 11-Jan-2010, Time: 18:56:33, ID: CP0111, Description: DB5 CPSM 3732-04

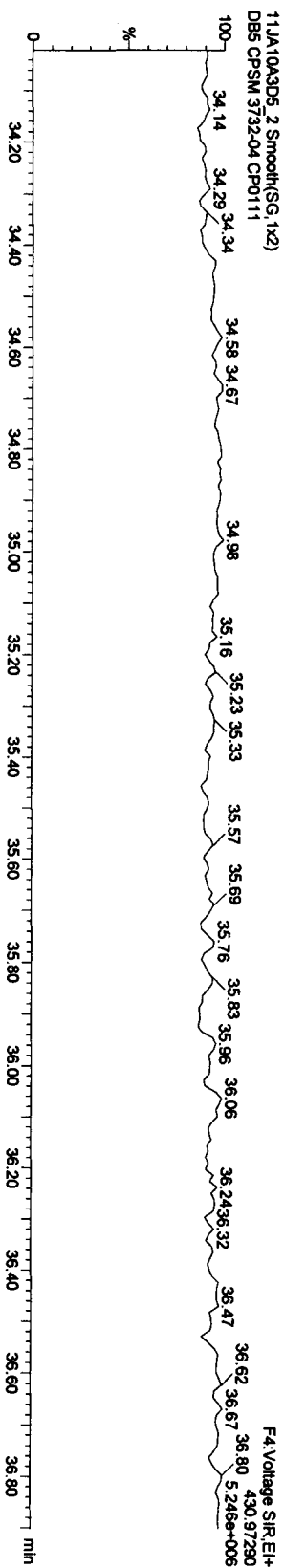
HPCDFs



HPCDF PCDPE



Function 4 PFK



Quantity Sample Report Masslynx 4.1

Dataset: C:\Masslynx\Default\proj1\JA10A3D58290A.qld

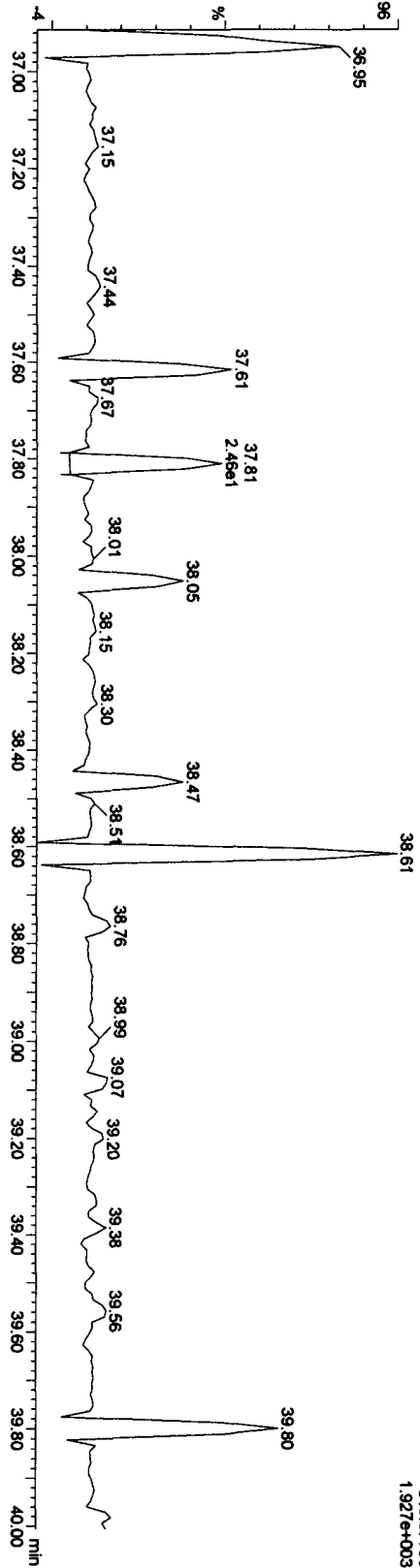
Last Altered: Tuesday, January 12, 2010 09:53:31 Pacific Standard Time
Printed: Tuesday, January 12, 2010 09:55:08 Pacific Standard Time

Name: 11JA10A3D5_2, Date: 11-Jan-2010, Time: 18:56:33, ID: CP0111, Description: DB5 CP5M 3732-04

OCDF PCDFE

11JA10A3D5_2 Smooth(SG, 1x2)
DB5 CP5M 3732-04 CP0111

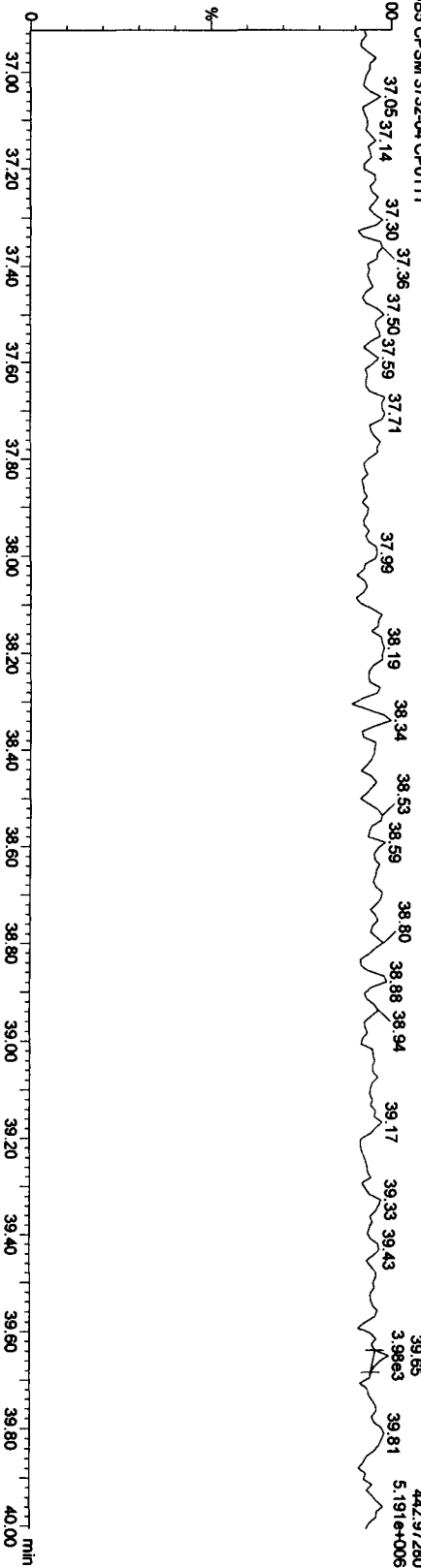
FS:Voltage SIR, EI+
513.67730
1.927e+003



Function 5 PFK

11JA10A3D5_2 Smooth(SG, 1x2)
DB5 CP5M 3732-04 CP0111

FS:Voltage SIR, EI+
442.97280
5.191e+006



Quantity Sample Report MassLynx 4.1

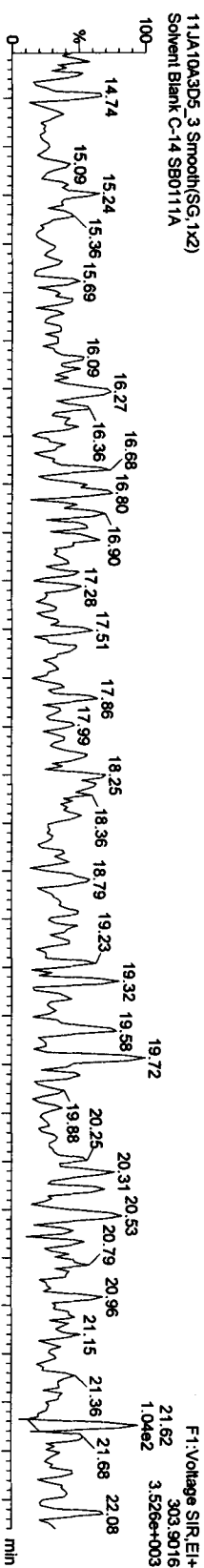
Dataset: C:\MassLynx\Default\pro11JA10A3D58290A.qld

Last Altered: Tuesday, January 12, 2010 09:53:31 Pacific Standard Time
Printed: Tuesday, January 12, 2010 09:55:08 Pacific Standard Time

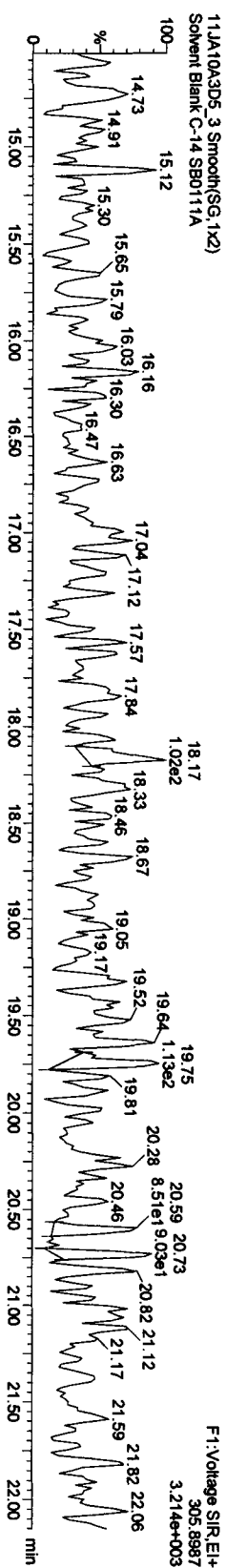
Name: 11JA10A3D5_3, Date: 11-Jan-2010, Time: 19:38:50, ID: SB0111A, Description: Solvent Blank C-14

TCDFs

11JA10A3D5_3 Smooth(SG,1x2)
Solvent Blank C-14 SB0111A

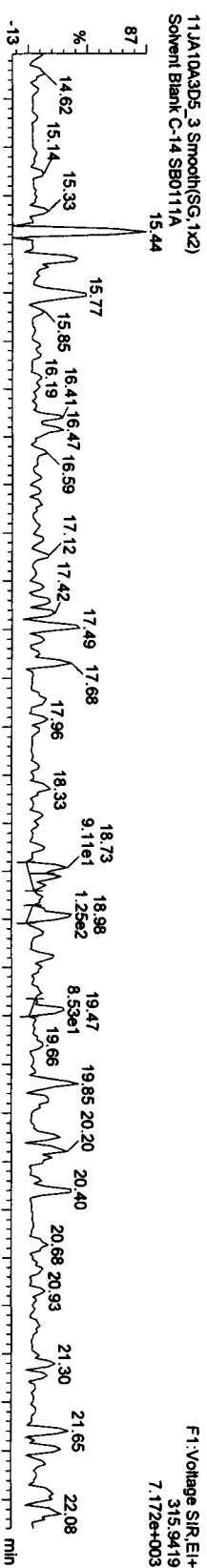


11JA10A3D5_3 Smooth(SG,1x2)
Solvent Blank C-14 SB0111A

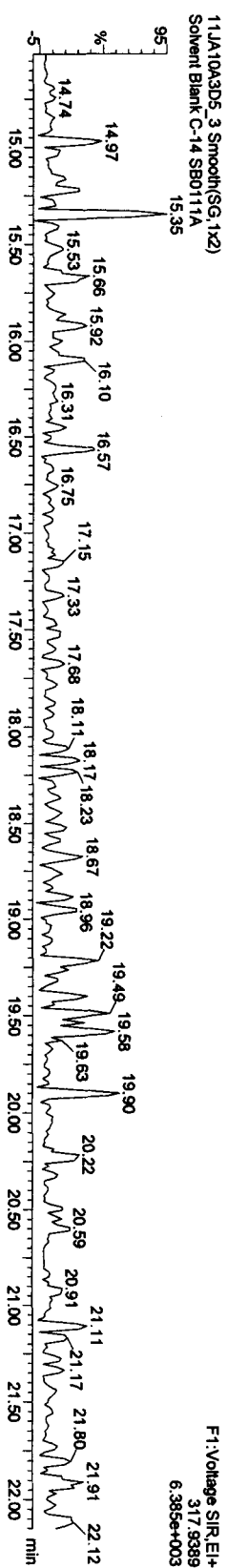


13C-TCDF

11JA10A3D5_3 Smooth(SG,1x2)
Solvent Blank C-14 SB0111A



11JA10A3D5_3 Smooth(SG,1x2)
Solvent Blank C-14 SB0111A



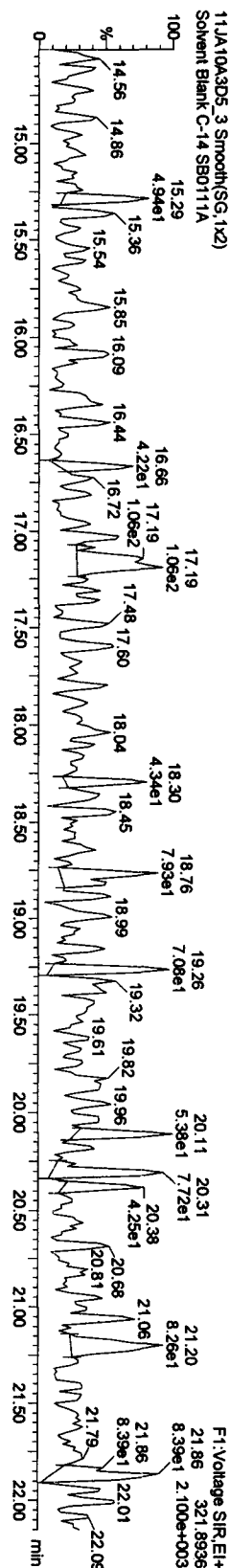
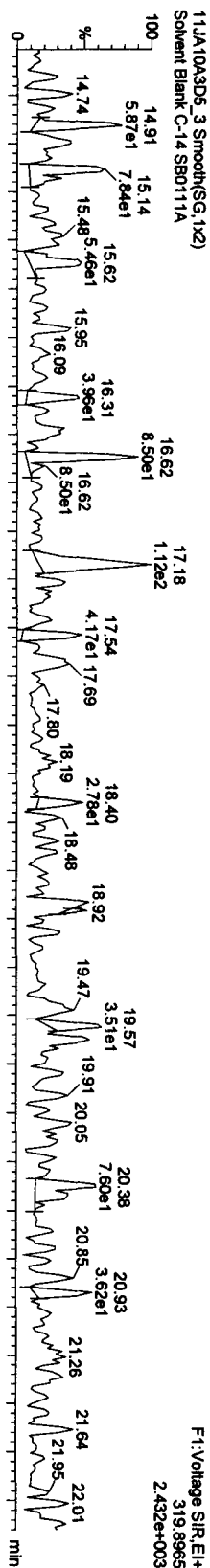
Quantity Sample Report Masslynx 4.1

Dataset: C:\Masslynx\Default\pro1\11JA10A3D58290A.qld

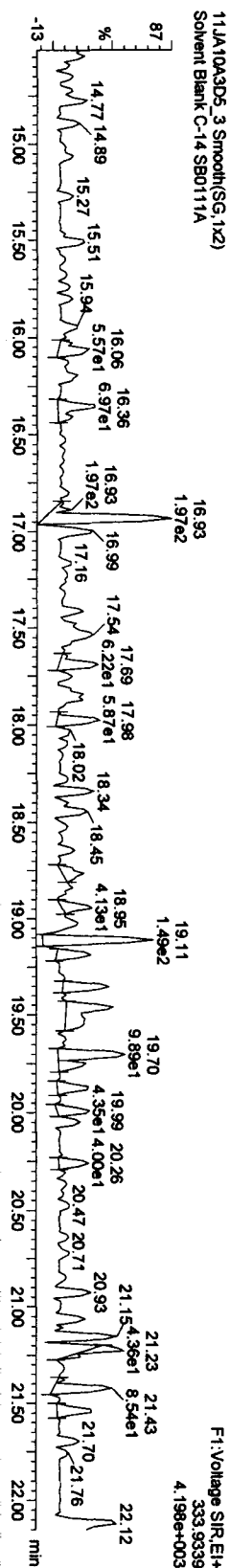
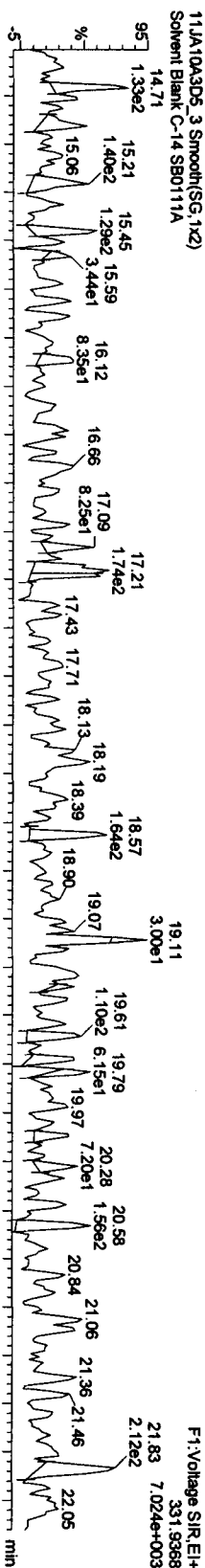
Last Altered: Tuesday, January 12, 2010 09:53:31 Pacific Standard Time
Printed: Tuesday, January 12, 2010 09:55:08 Pacific Standard Time

Name: 11JA10A3D5_3, Date: 11-Jan-2010, Time: 19:38:50, ID: SB0111A, Description: Solvent Blank C-14

TCDDs



13C-TCDDs

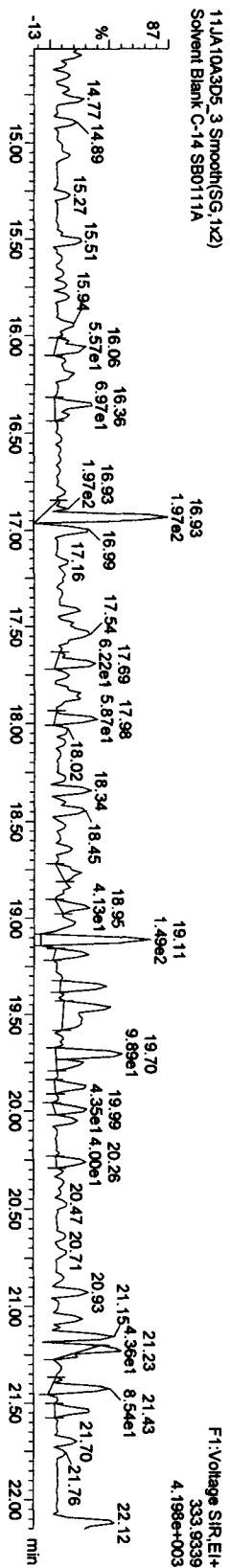
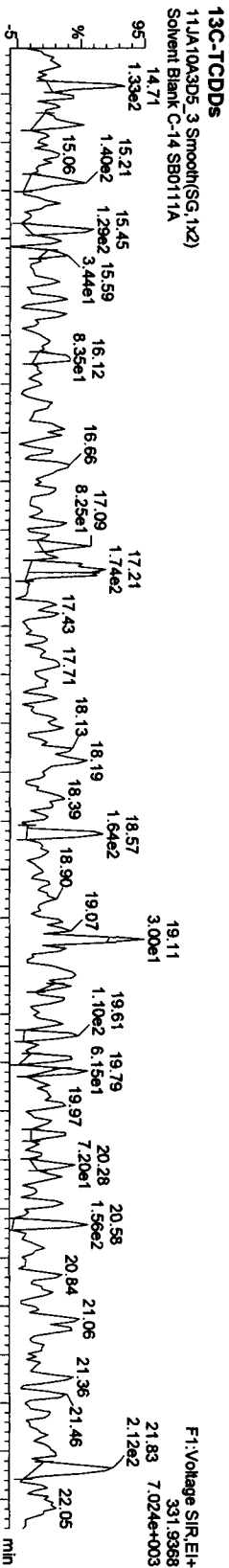
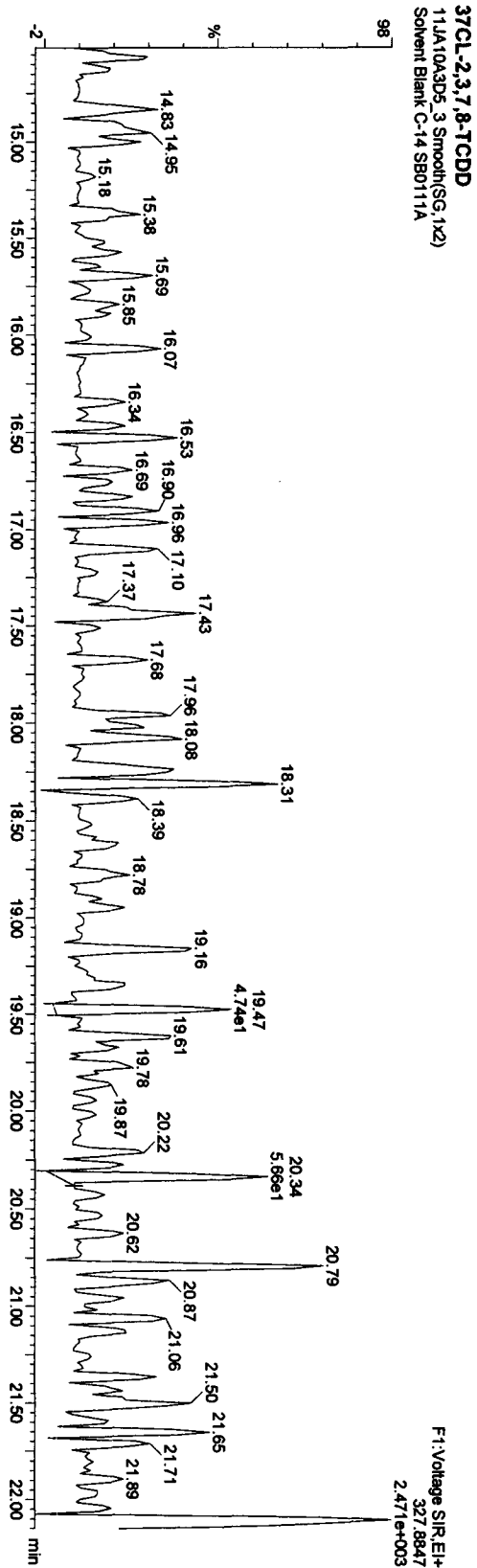


Quantity Sample Report Masslynx 4.1

Dataset: C:\Masslynx\Default.pro\11JA10A3D58290A.qld

Last Altered: Tuesday, January 12, 2010 09:53:31 Pacific Standard Time
Printed: Tuesday, January 12, 2010 09:55:08 Pacific Standard Time

Name: 11JA10A3D5_3, Date: 11-Jan-2010, Time: 19:38:50, ID: SB0111A, Description: Solvent Blank C-14

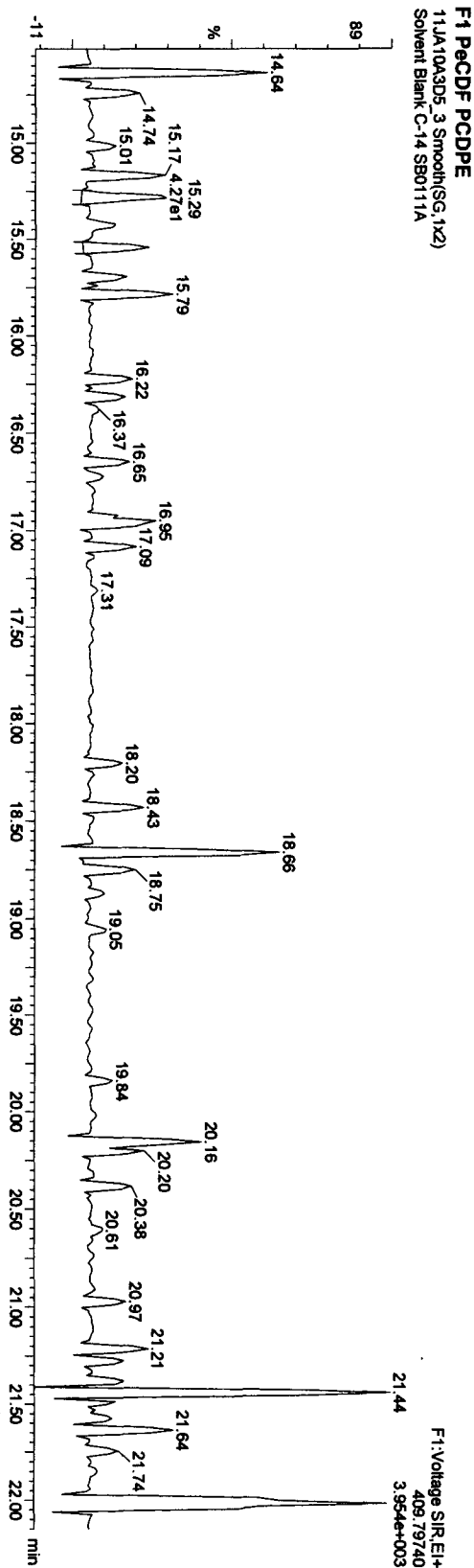
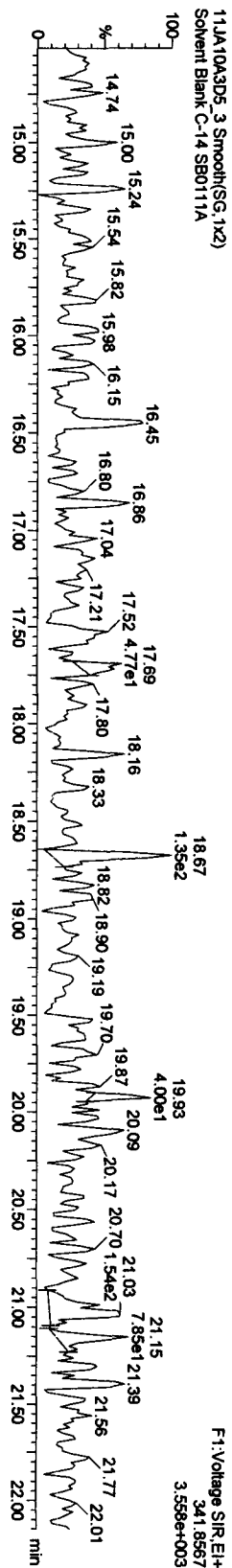
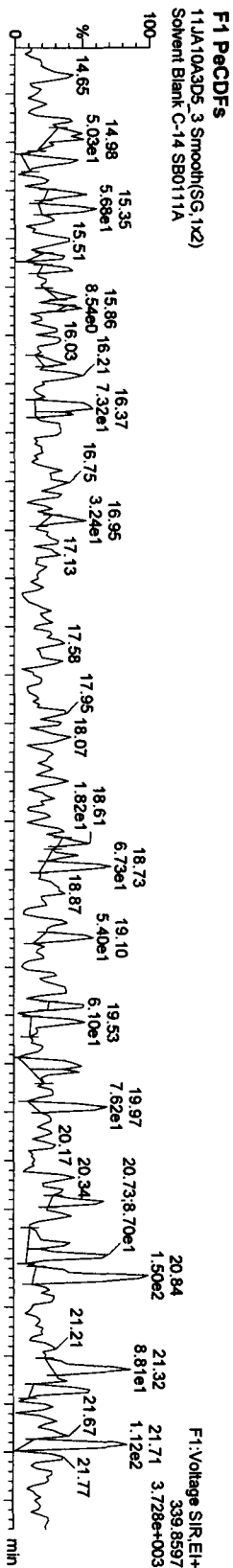


Quantity Sample Report MassLynx 4.1

Dataset: C:\MassLynx\Default\pro1\1JA10A3D58290A.qld

Last Altered: Tuesday, January 12, 2010 09:53:31 Pacific Standard Time
Printed: Tuesday, January 12, 2010 09:55:08 Pacific Standard Time

Name: 11JA10A3D5_3, Date: 11-Jan-2010, Time: 19:38:50, ID: SB0111A, Description: Solvent Blank C-14

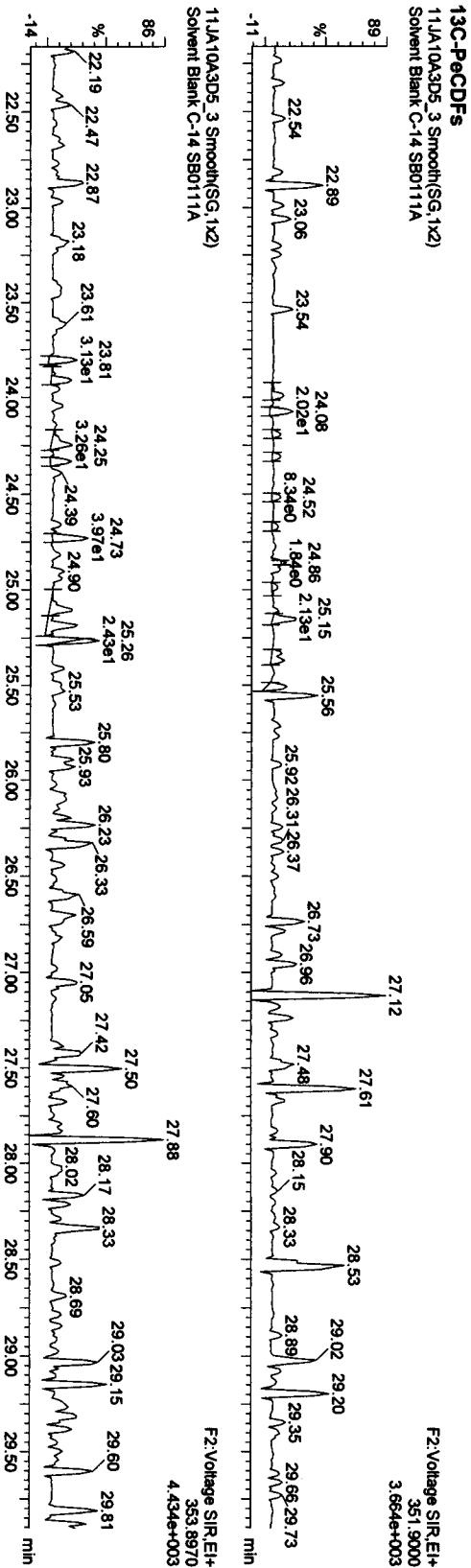
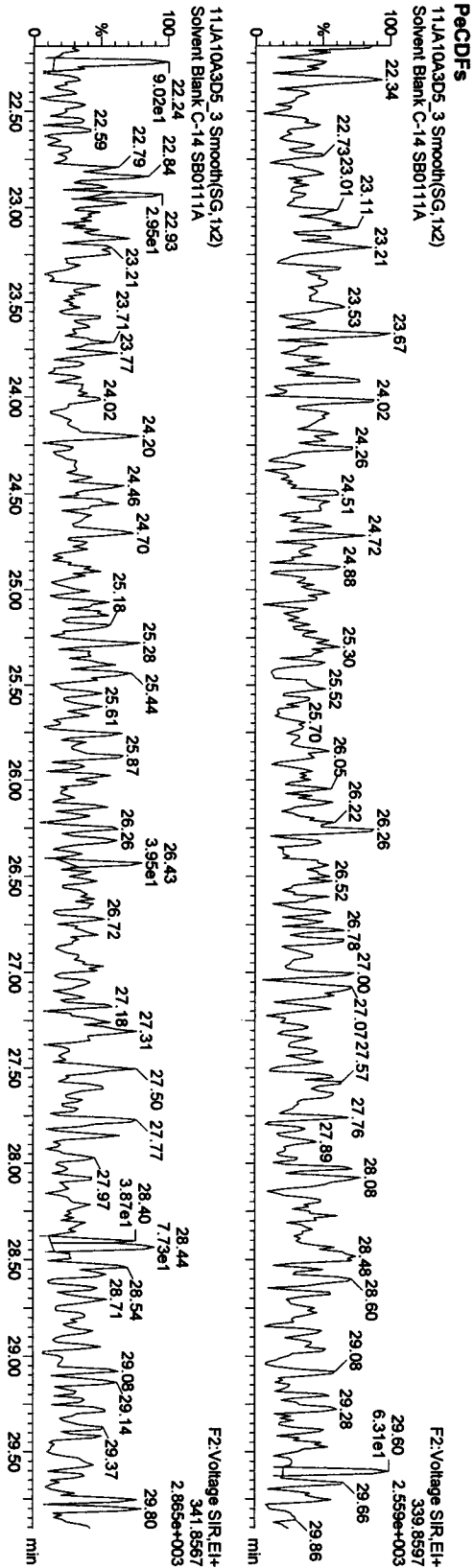


Quantity Sample Report MassLynx 4.1

Dataset: C:\MassLynx\Default\pro11JA10A3D58290A.qld

Last Altered: Tuesday, January 12, 2010 09:53:31 Pacific Standard Time
Printed: Tuesday, January 12, 2010 09:55:08 Pacific Standard Time

Name: 11JA10A3D5_3, Date: 11-Jan-2010, Time: 19:38:50, ID: SB0111A, Description: Solvent Blank C-14



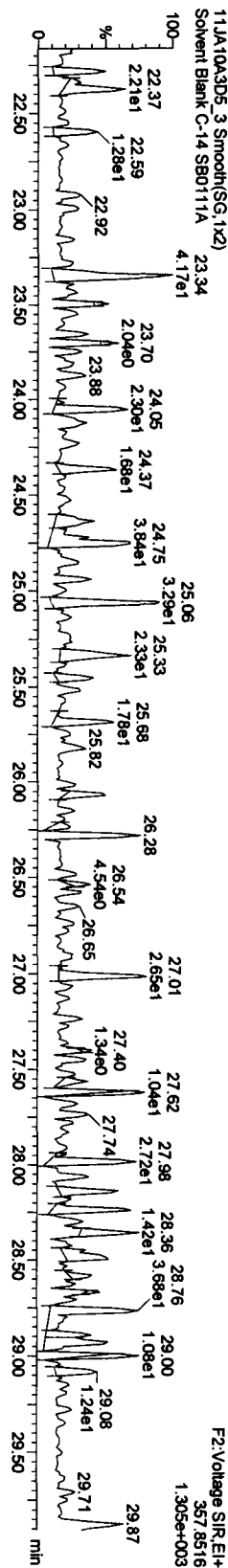
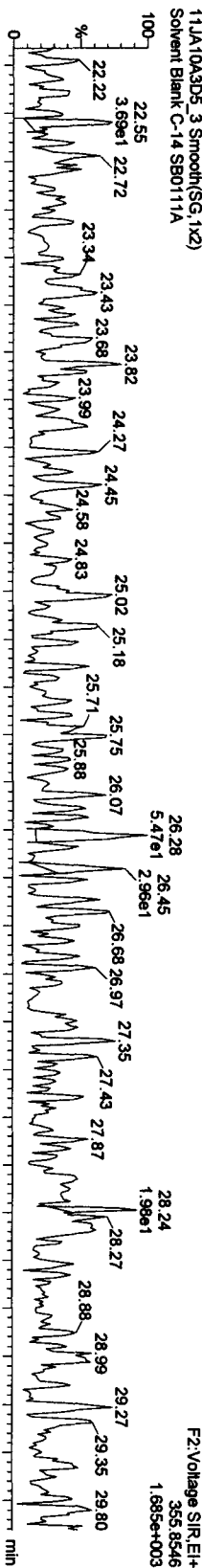
Quantity Sample Report Masslynx 4.1

Dataset: C:\MassLynx\Default\prot\11JA10A3D58290A.qld

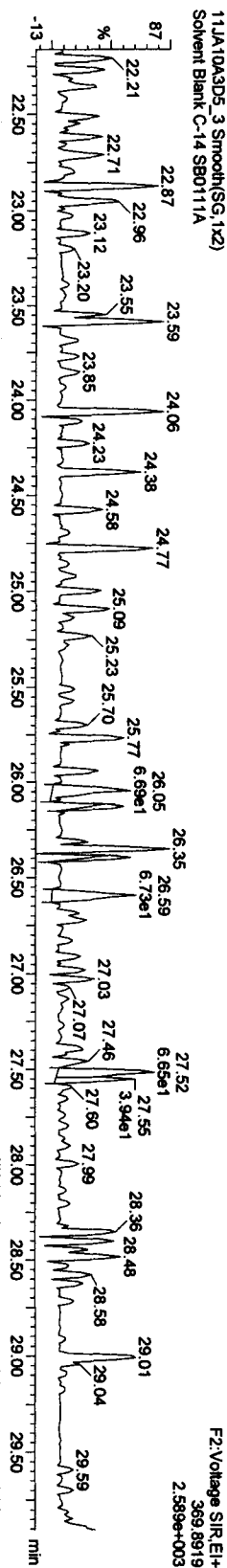
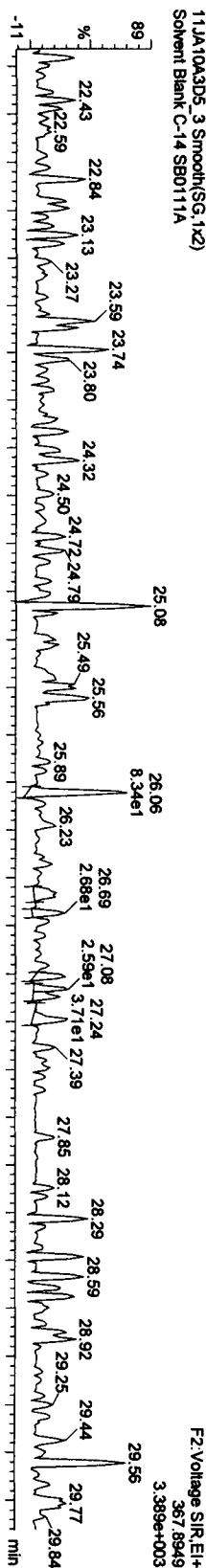
Last Altered: Tuesday, January 12, 2010 09:53:31 Pacific Standard Time
Printed: Tuesday, January 12, 2010 09:55:08 Pacific Standard Time

Name: 11JA10A3D5_3, Date: 11-Jan-2010, Time: 19:38:50, ID: SB0111A, Description: Solvent Blank C-14

PeCDDs



13C-PeCDD



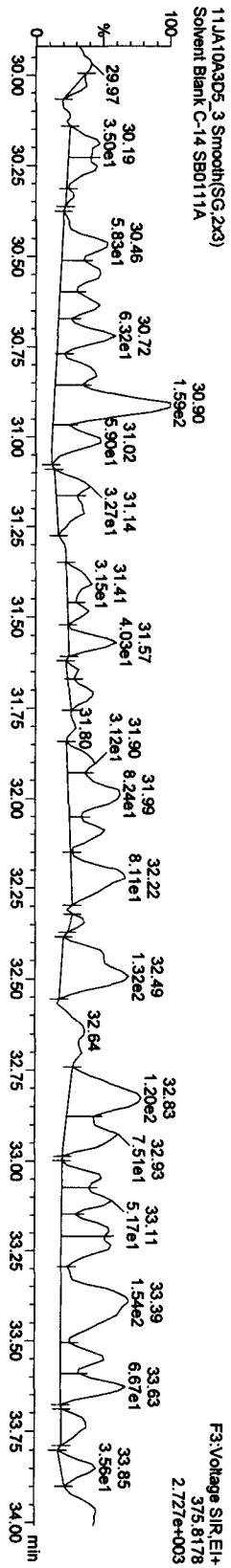
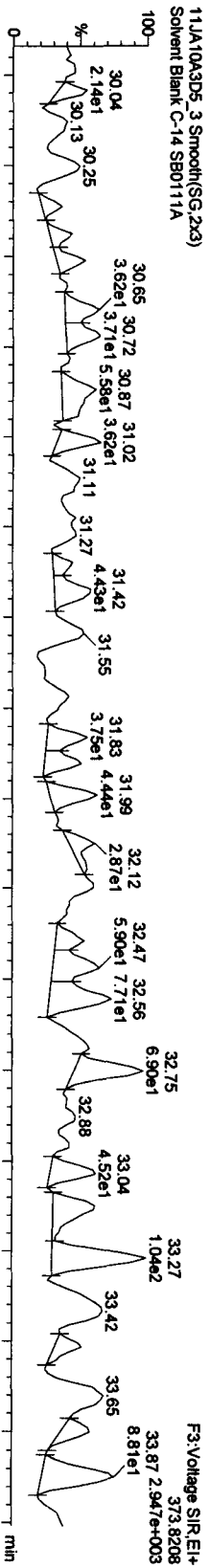
Quantity Sample Report MassLynx 4.1

Dataset: C:\MassLynx\Default\pro1\1JA10A3D58290A.qld

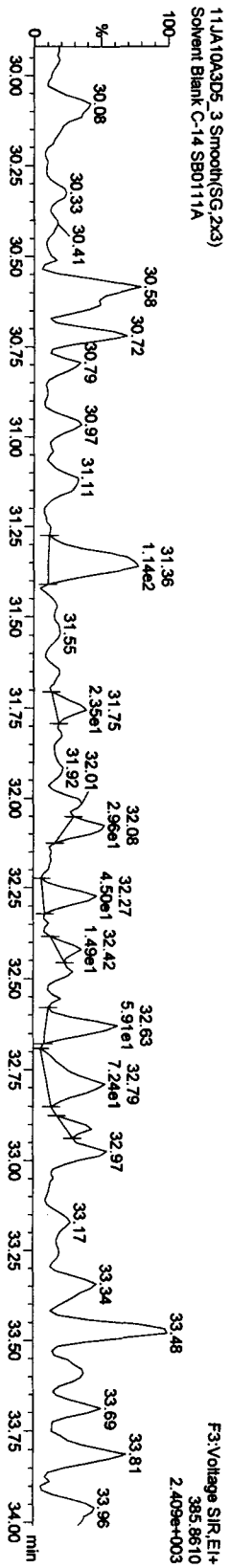
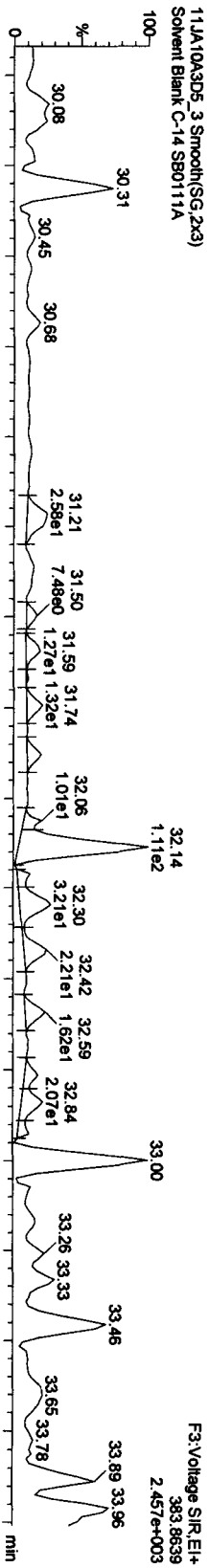
Last Altered: Tuesday, January 12, 2010 09:53:31 Pacific Standard Time
Printed: Tuesday, January 12, 2010 09:55:08 Pacific Standard Time

Name: 11JA10A3D5_3, Date: 11-Jan-2010, Time: 19:38:50, ID: SB0111A, Description: Solvent Blank C-14

HXCDFs



13C-HxCDFs



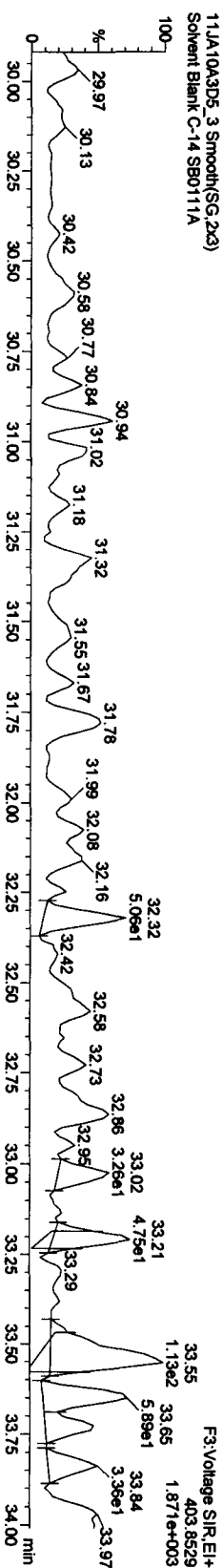
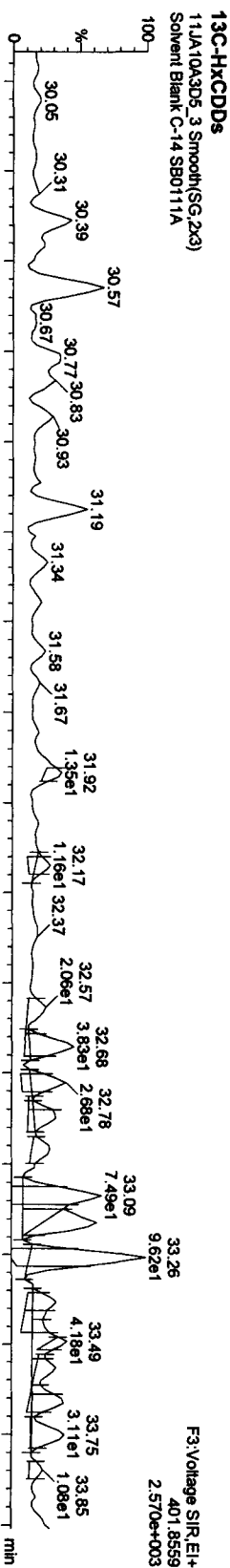
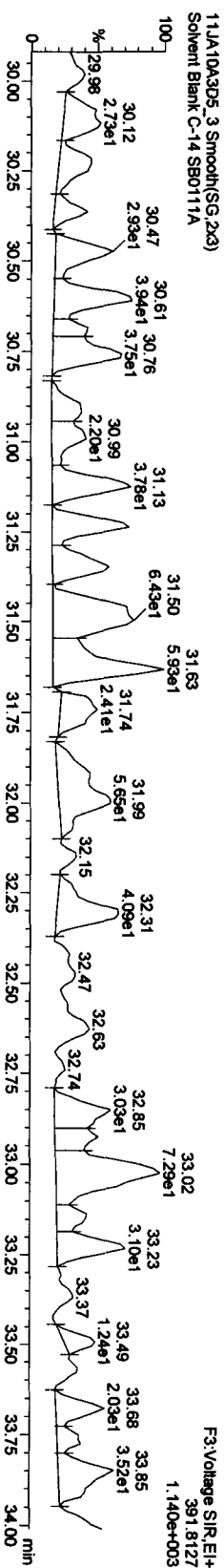
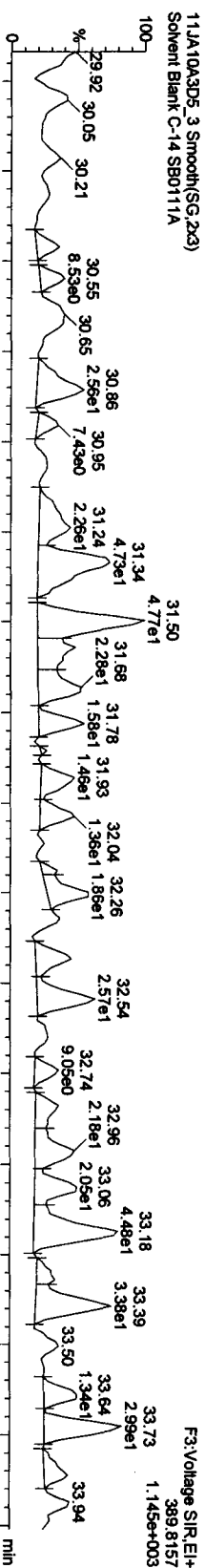
Quantity Sample Report MassLynx 4.1

Dataset: C:\MassLynx\Default\pro11JA10A3D56290A.qld

Last Altered: Tuesday, January 12, 2010 09:53:31 Pacific Standard Time
Printed: Tuesday, January 12, 2010 09:55:08 Pacific Standard Time

Name: 11JA10A3D5_3, Date: 11-Jan-2010, Time: 19:38:50, ID: SB0111A, Description: Solvent Blank C-14

HxCDDs



Quantity Sample Report MassLynx 4.1

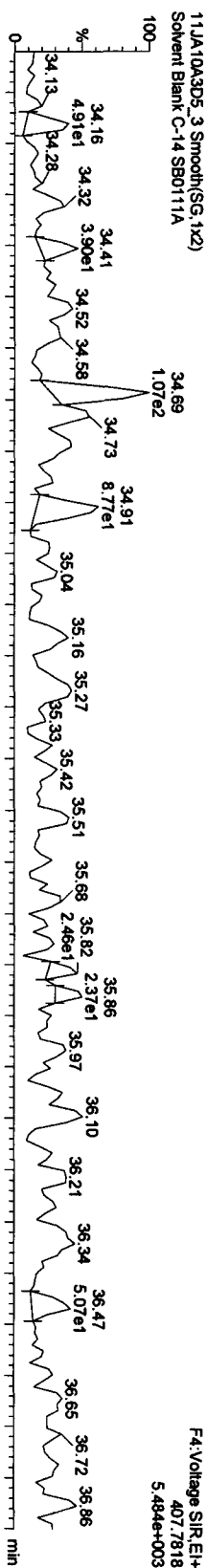
Dataset: C:\MassLynx\Default\pro11JA10A3D56290A.qld

Last Altered: Tuesday, January 12, 2010 09:53:31 Pacific Standard Time
Printed: Tuesday, January 12, 2010 09:55:08 Pacific Standard Time

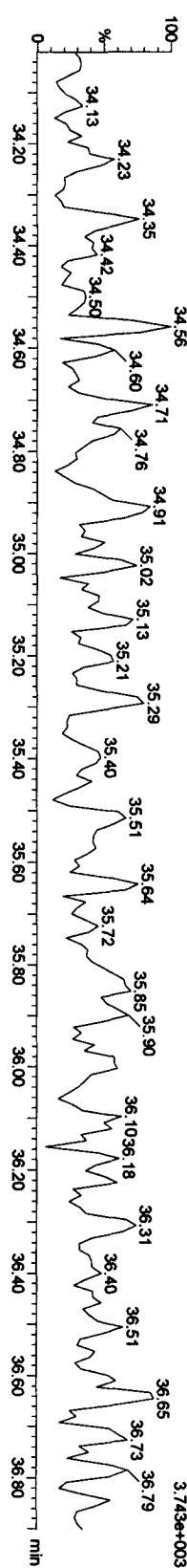
Name: 11JA10A3D5_3, Date: 11-Jan-2010, Time: 19:38:50, ID: SB0111A, Description: Solvent Blank C-14

HPCDFs

11JA10A3D5_3 Smooth(SG, 1x2)
Solvent Blank C-14 SB0111A

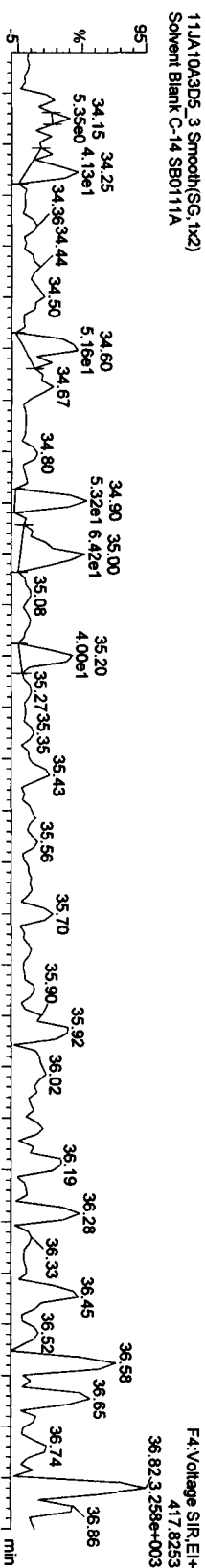


11JA10A3D5_3 Smooth(SG, 1x2)
Solvent Blank C-14 SB0111A

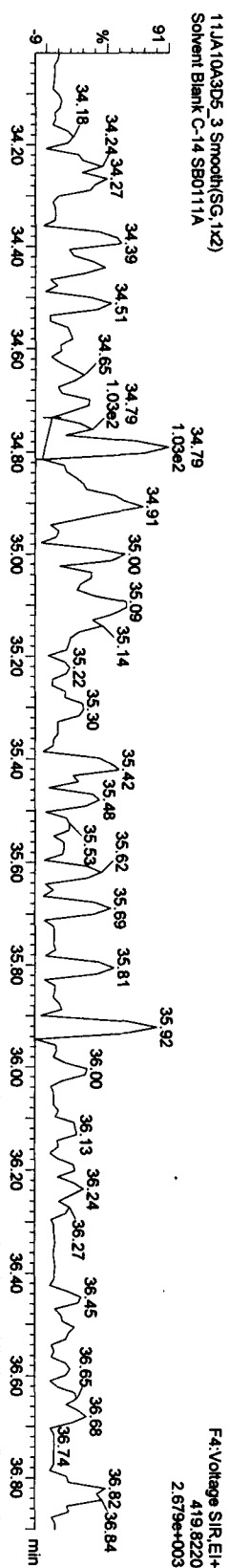


13C-HPCDFs

11JA10A3D5_3 Smooth(SG, 1x2)
Solvent Blank C-14 SB0111A



11JA10A3D5_3 Smooth(SG, 1x2)
Solvent Blank C-14 SB0111A



Quantity Sample Report MassLynx 4.1

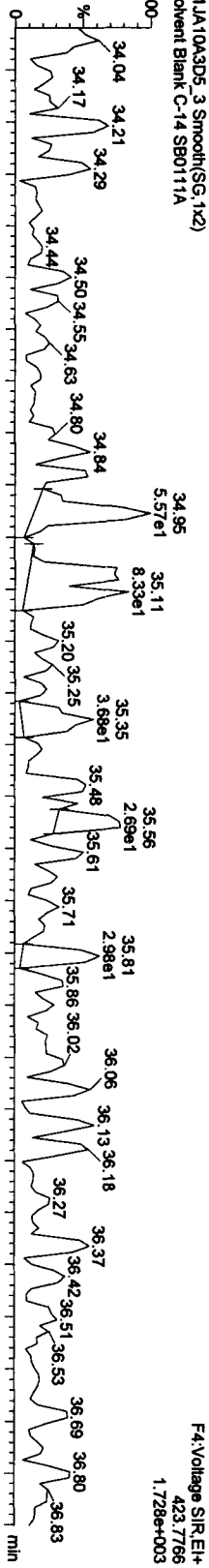
Dataset: C:\MassLynx\Default\prof\11JA10A3D58290A.qld

Last Altered: Tuesday, January 12, 2010 09:53:31 Pacific Standard Time
Printed: Tuesday, January 12, 2010 09:55:08 Pacific Standard Time

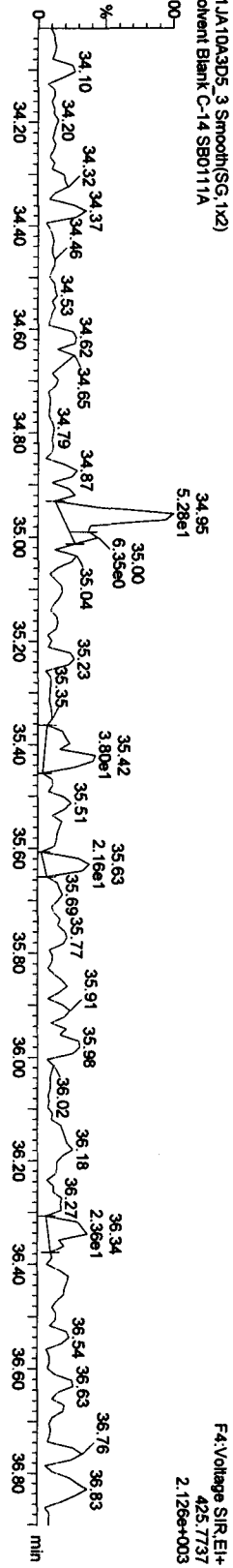
Name: 11JA10A3D5_3, Date: 11-Jan-2010, Time: 19:38:50, ID: SB0111A, Description: Solvent Blank C-14

HPCDDs

11JA10A3D5_3 Smooth(SG, 1x2)
Solvent Blank C-14 SB0111A

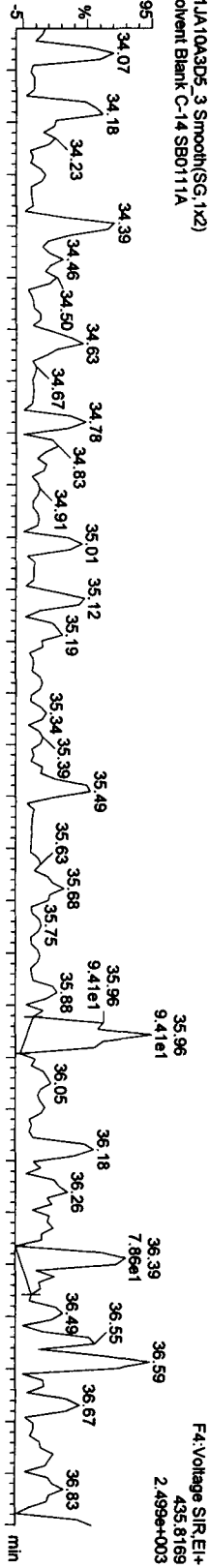


11JA10A3D5_3 Smooth(SG, 1x2)
Solvent Blank C-14 SB0111A

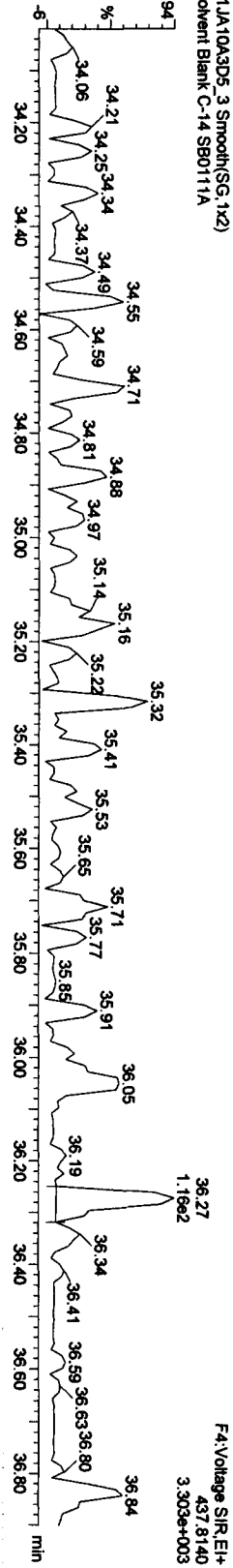


13C-HpCDD

11JA10A3D5_3 Smooth(SG, 1x2)
Solvent Blank C-14 SB0111A



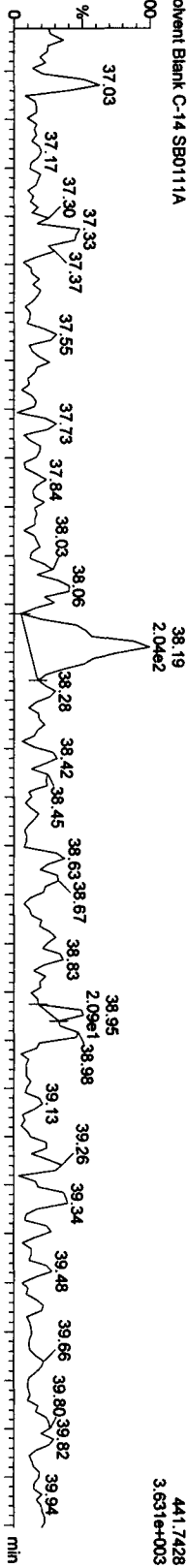
11JA10A3D5_3 Smooth(SG, 1x2)
Solvent Blank C-14 SB0111A



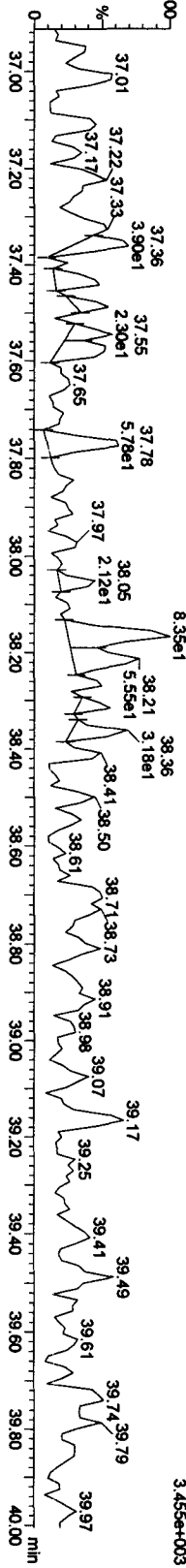
Name: 11JA10A3D5_3, Date: 11-Jan-2010, Time: 19:38:50, ID: SB0111A, Description: Solvent Blank C-14

OCDFs

11JA10A3D5_3 Smooth(SG, 1x2)
Solvent Blank C-14 SB0111A

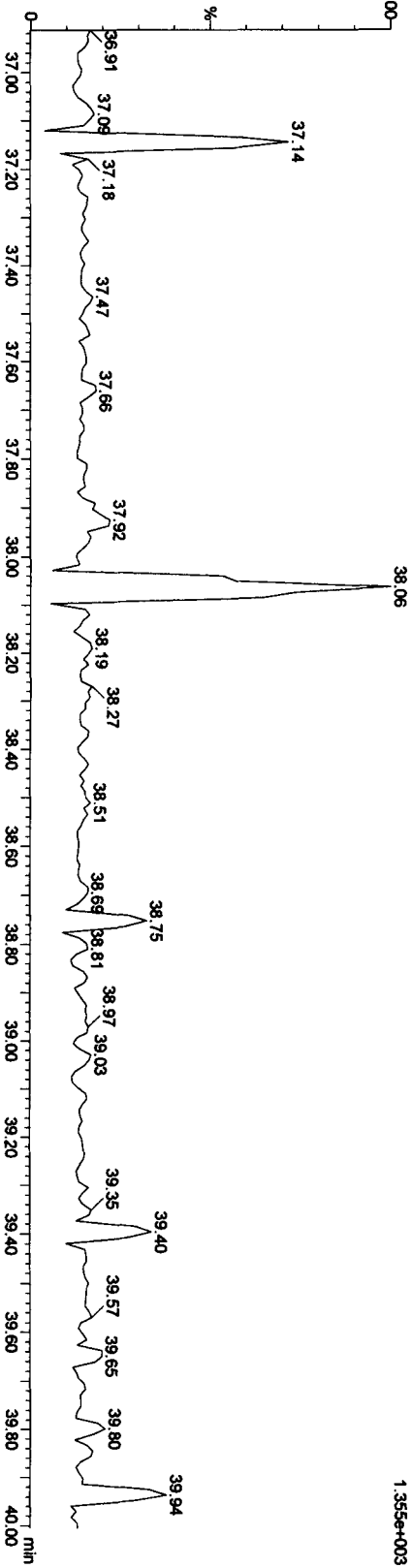


11JA10A3D5_3 Smooth(SG, 1x2)
Solvent Blank C-14 SB0111A



OCDf PCDDPE

11JA10A3D5_3 Smooth(SG, 1x2)
Solvent Blank C-14 SB0111A



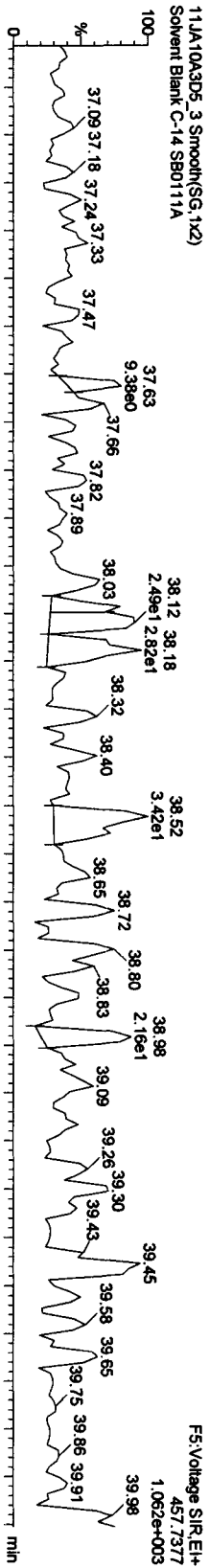
Quantity Sample Report MassLynx 4.1

Dataset: C:\MassLynx\Default\prot11JA10A3D58290A.qld

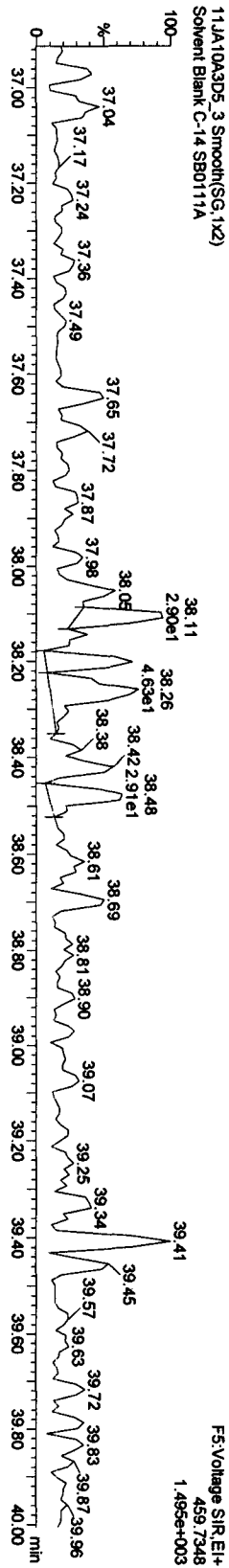
Last Altered: Tuesday, January 12, 2010 09:53:31 Pacific Standard Time
Printed: Tuesday, January 12, 2010 09:55:08 Pacific Standard Time

Name: 11JA10A3D5_3, Date: 11-Jan-2010, Time: 19:38:50, ID: SB0111A, Description: Solvent Blank C-14

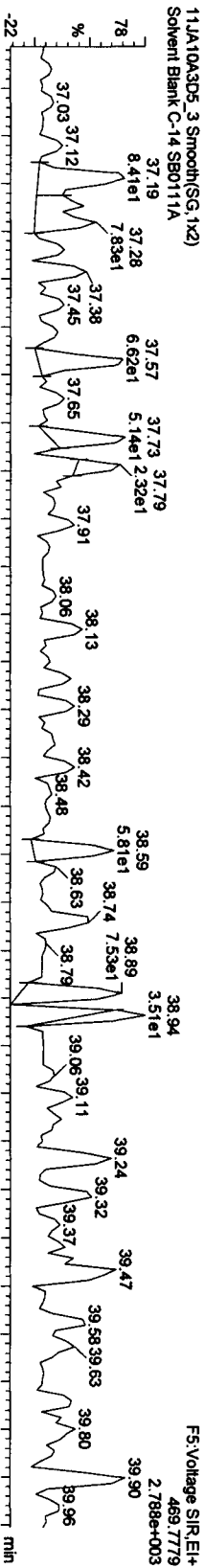
OCDD



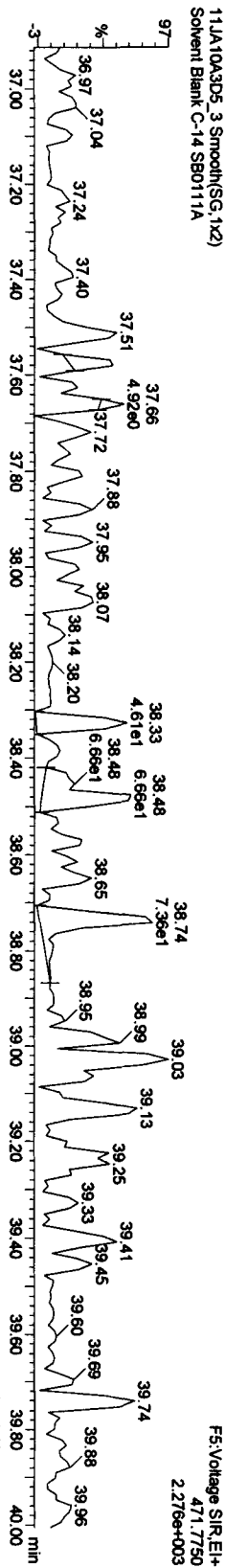
13C-OCDD



13C-OCDD



11JA10A3D5_3 Smooth(SG, 1x2)



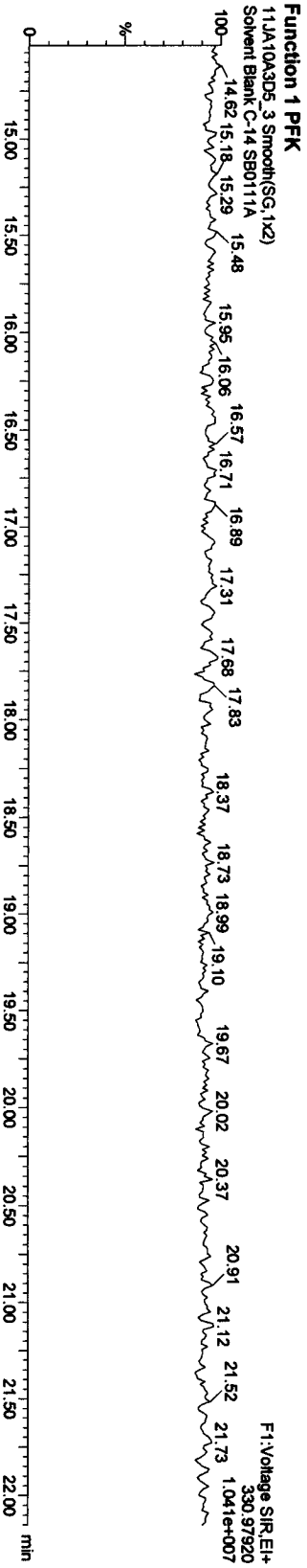
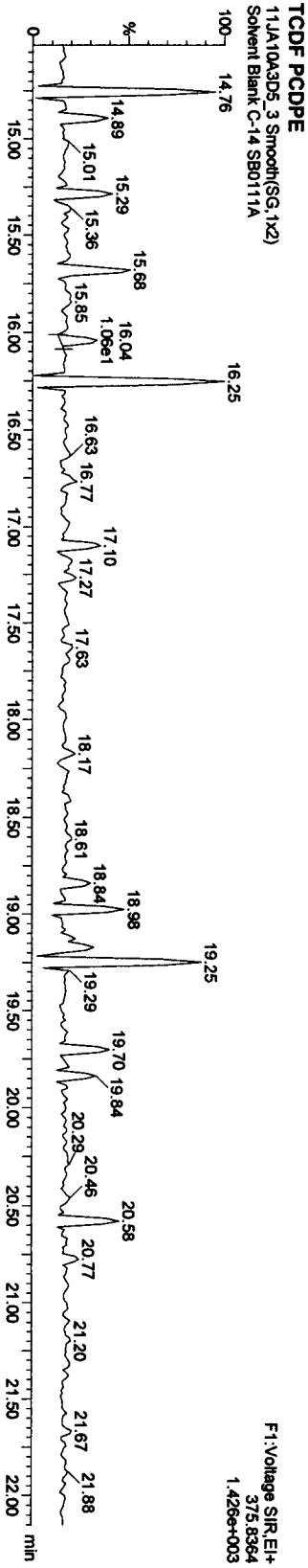
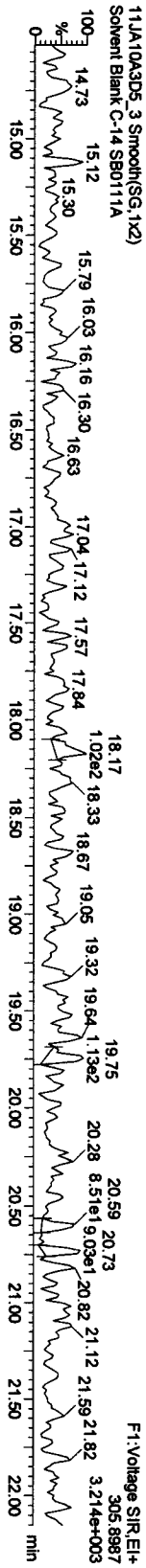
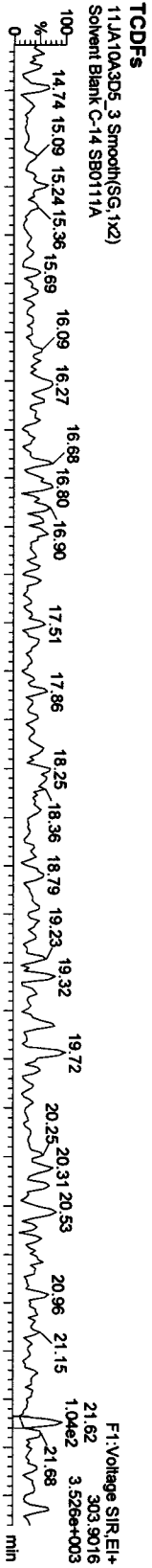
Quantity Sample Report MassLynx 4.1

Dataset: C:\MassLynx\Default\pro1\1JA10A3D58290A.qld

Last Altered: Tuesday, January 12, 2010 09:53:31 Pacific Standard Time

Printed: Tuesday, January 12, 2010 09:55:08 Pacific Standard Time

Name: 11JA10A3D5_3, Date: 11-Jan-2010, Time: 19:38:50, ID: SB0111A, Description: Solvent Blank C-14

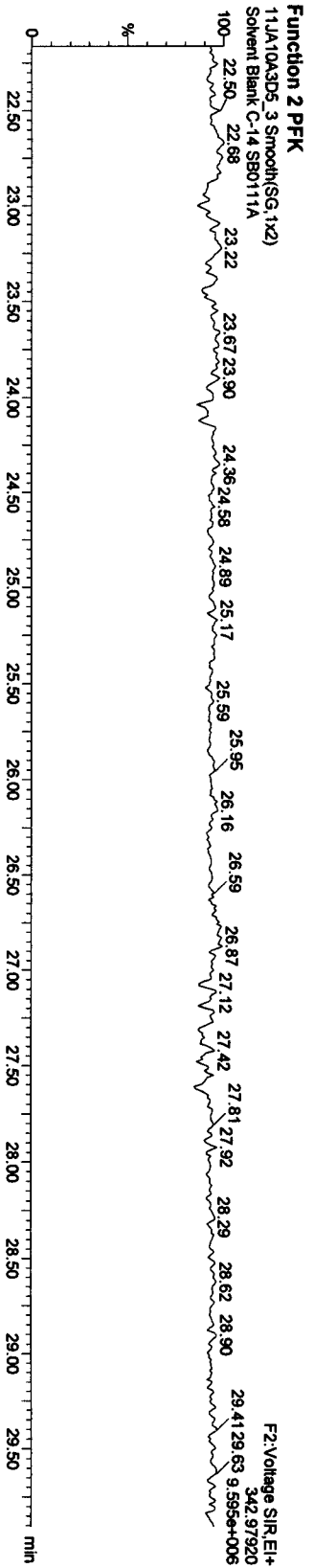
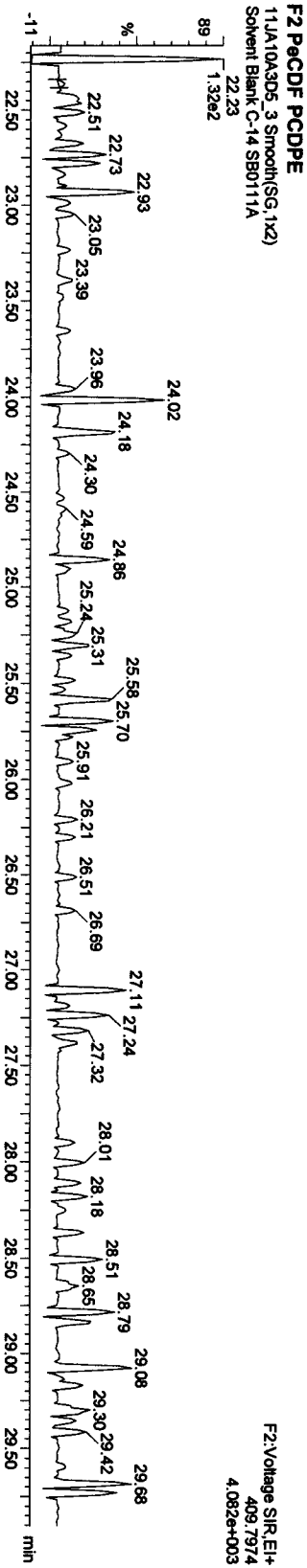
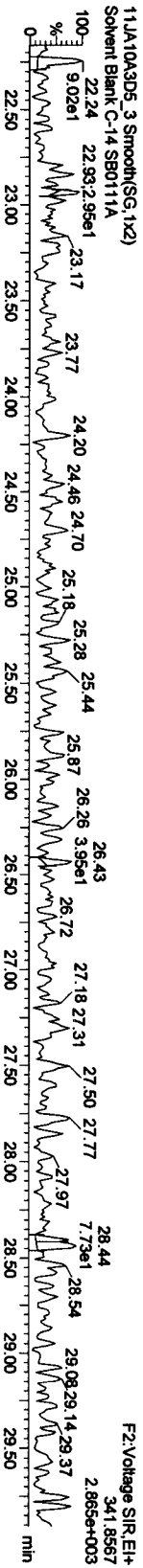
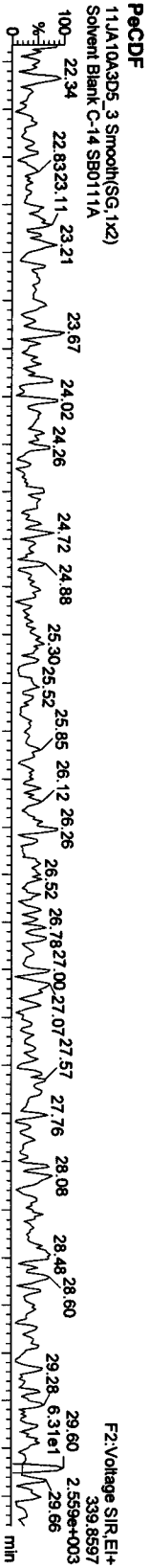


Quantity Sample Report MassLynx 4.1

Dataset: C:\MassLynx\Default\pro1\11JA10A3D58290A.qld

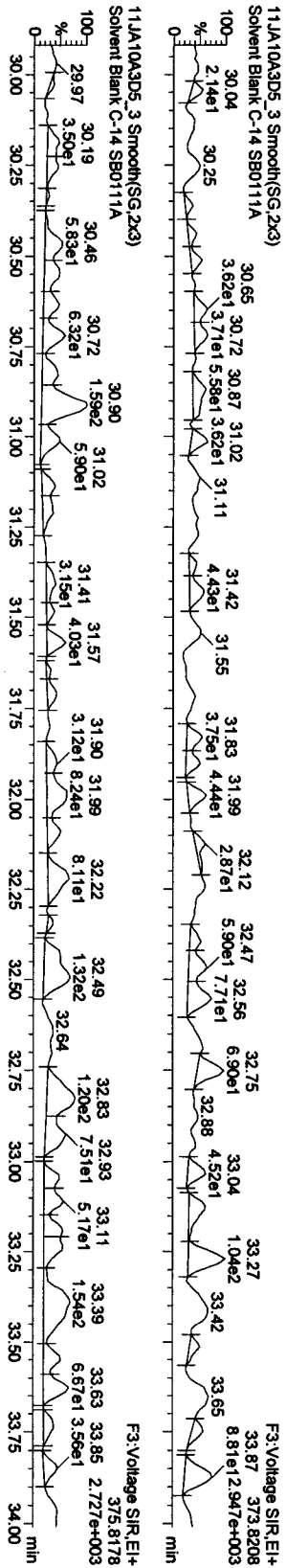
Last Altered: Tuesday, January 12, 2010 09:53:31 Pacific Standard Time
Printed: Tuesday, January 12, 2010 09:55:08 Pacific Standard Time

Name: 11JA10A3D5_3, Date: 11-Jan-2010, Time: 19:38:50, ID: SB0111A, Description: Solvent Blank C-14

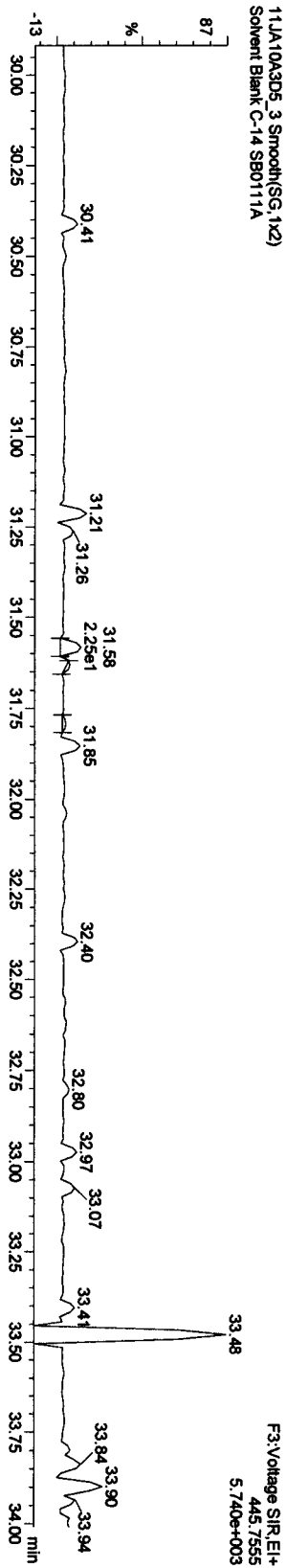


Name: 11JA10A3D5_3, Date: 11-Jan-2010, Time: 19:38:50, ID: SB0111A, Description: Solvent Blank C-14

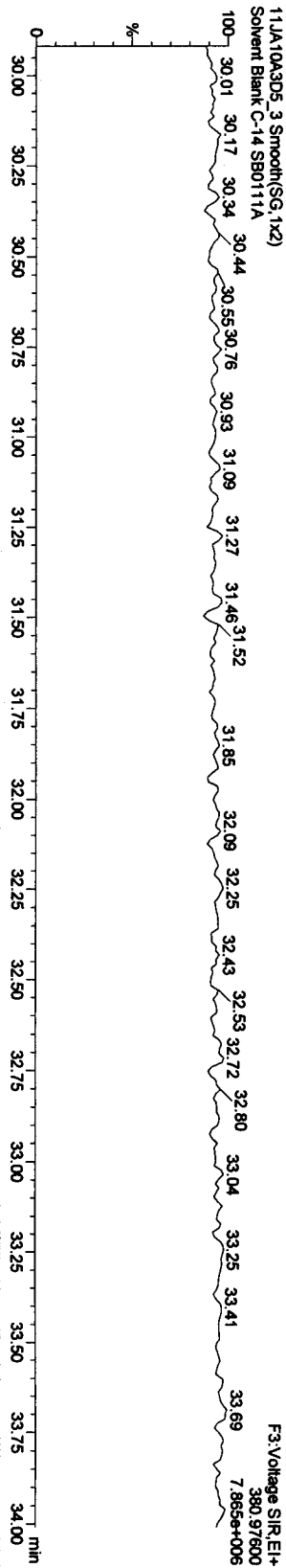
HXCDFs



HXCDF PCDFE



Function 3 PFK



Quantity Sample Report **Masslynx 4.1**

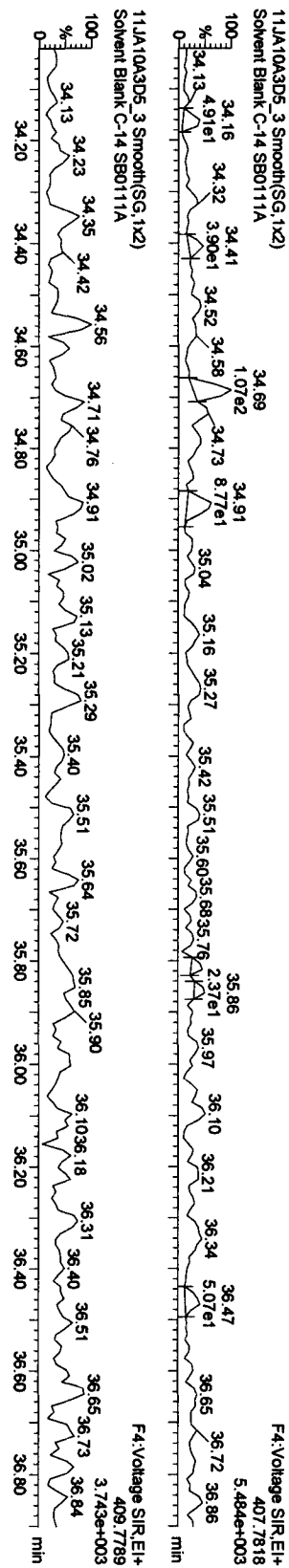
Dataset: C:\MassLynx\Default\proj\11JA10A3D58290A.qld

Last Altered: Tuesday, January 12, 2010 09:53:31 Pacific Standard Time

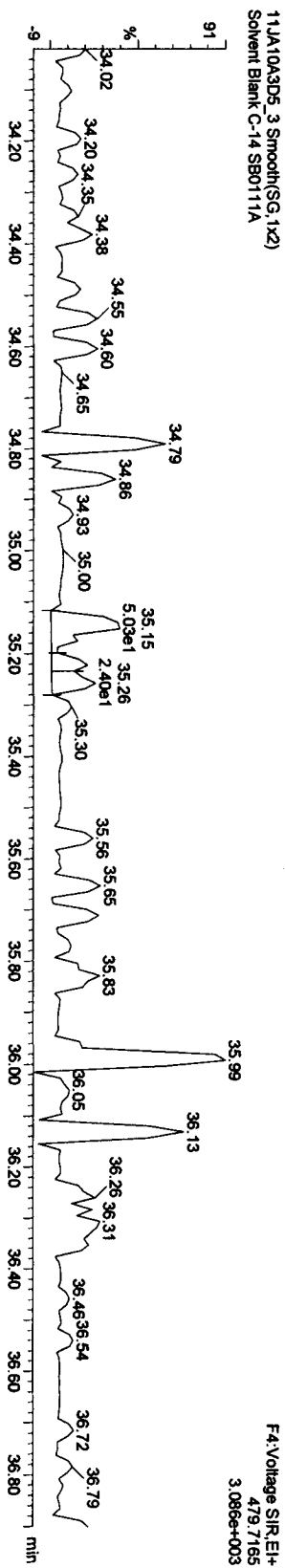
Printed: Tuesday, January 12, 2010 09:55:08 Pacific Standard Time

Name: 11JA10A3D5_3, Date: 11-Jan-2010, Time: 19:38:50, ID: SB0111A, Description: Solvent Blank C-14

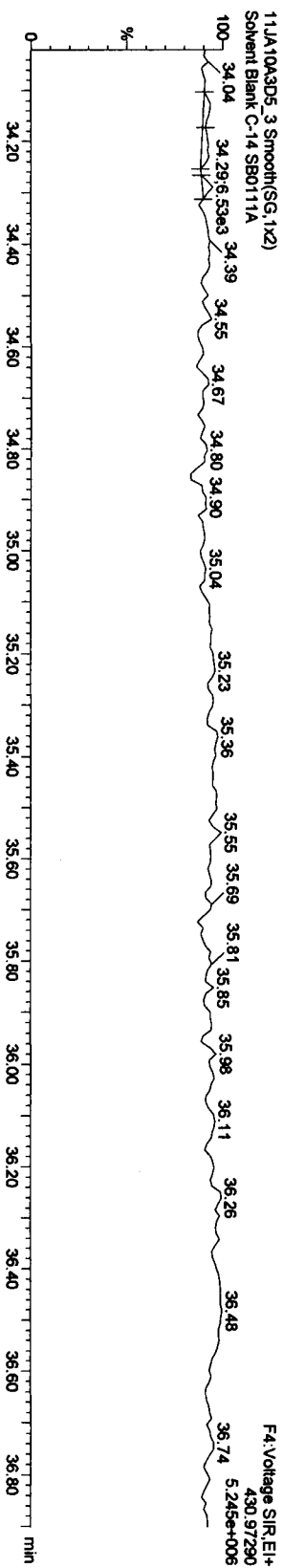
HPCDFs



HPCDF PCDFE



Function 4 PFK



Quantity Sample Report MassLynx 4.1

Dataset: C:\MassLynx\Default.pro\11JA10A3D58290A.qld

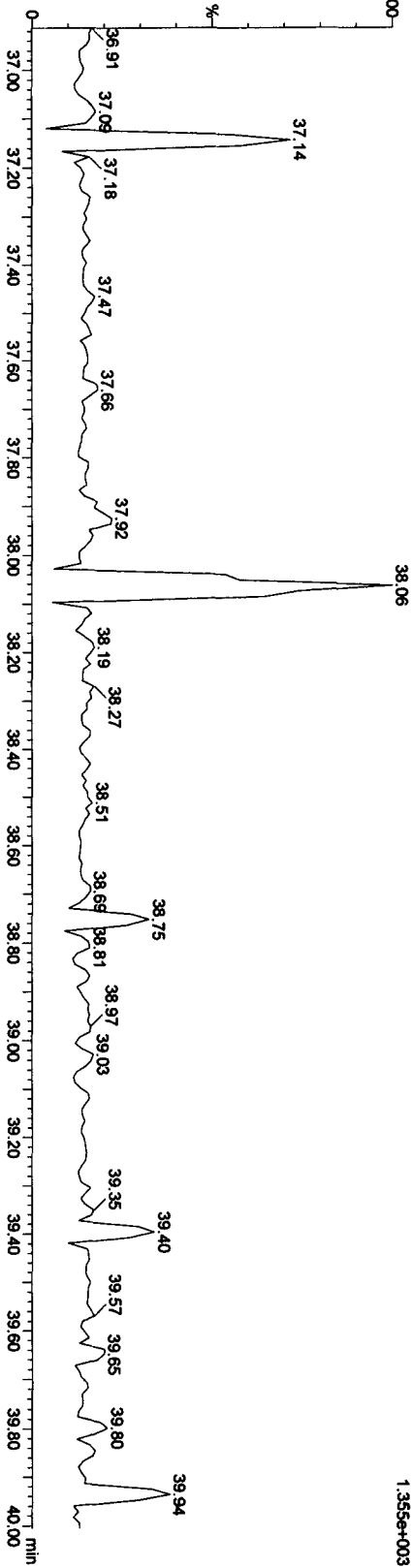
Last Altered: Tuesday, January 12, 2010 09:53:31 Pacific Standard Time

Printed: Tuesday, January 12, 2010 09:55:08 Pacific Standard Time

Name: 11JA10A3D5_3, Date: 11-Jan-2010, Time: 19:38:50, ID: SB0111A, Description: Solvent Blank C-14

OCDP PCDPE

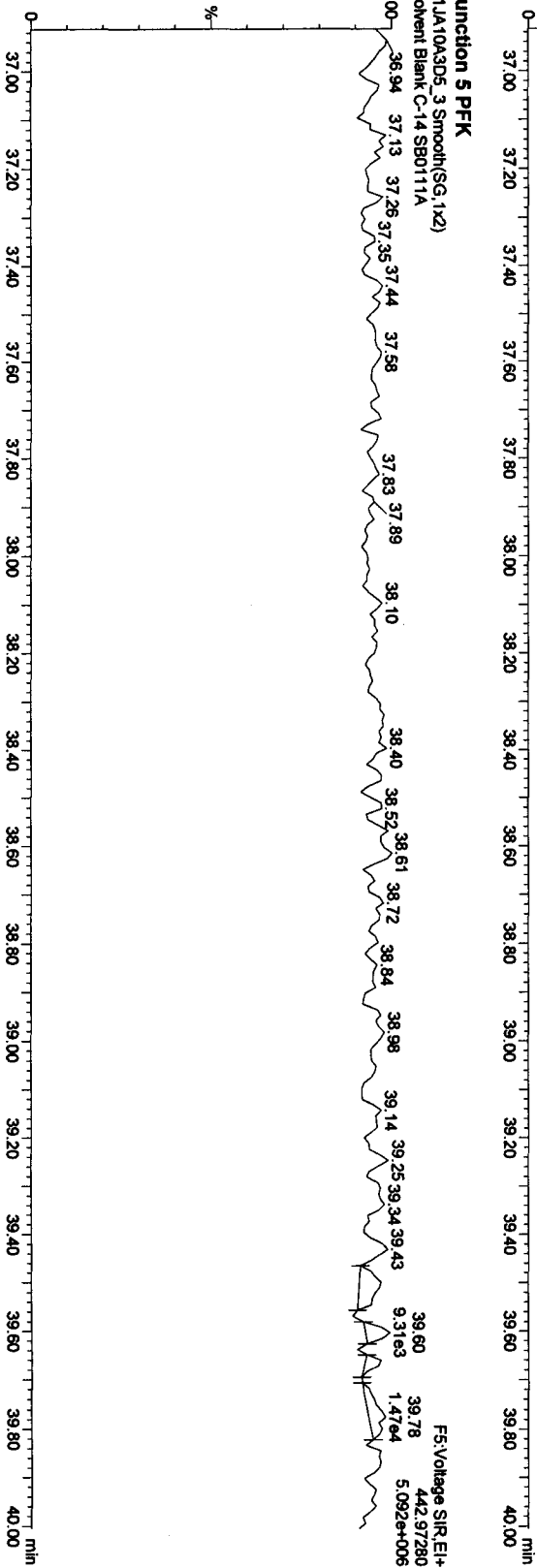
11JA10A3D5_3 Smooth(SG, 1x2)
Solvent Blank C-14 SB0111A



FS: Voltage SIR.EI+
513.67750
1.355e+003

Function 5 PFK

11JA10A3D5_3 Smooth(SG, 1x2)
Solvent Blank C-14 SB0111A



FS: Voltage SIR.EI+
442.97280
1.47e4
5.092e+006

Quantity Sample Report MassLynx 4.1

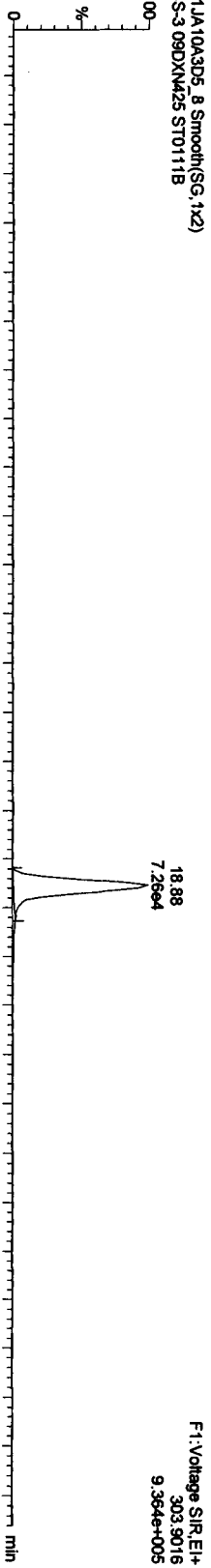
Dataset: C:\MassLynx\Default\prot\11JA10A3D58290A.qld

Last Altered: Tuesday, January 12, 2010 09:53:31 Pacific Standard Time
Printed: Tuesday, January 12, 2010 09:55:08 Pacific Standard Time

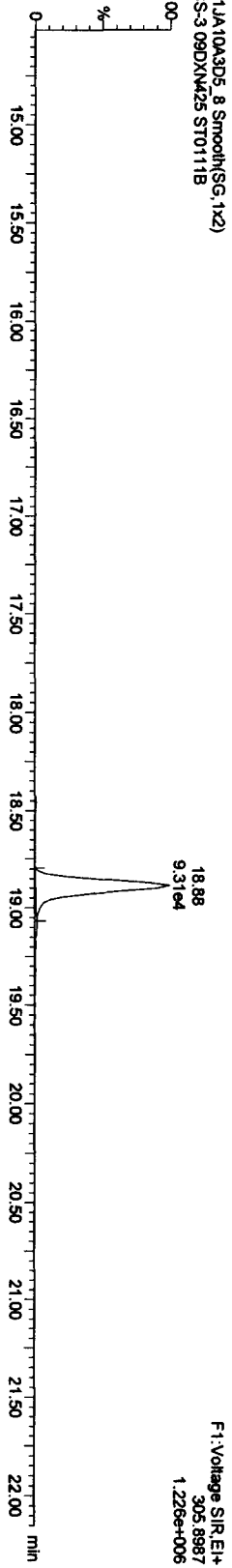
Name: 11JA10A3D5_8, Date: 11-Jan-2010, Time: 23:10:09, ID: ST0111B, Description: CS-3 09DXN425

TCDFs

11JA10A3D5_8 Smooth(SG, 1x2)
CS-3 09DXN425 ST0111B

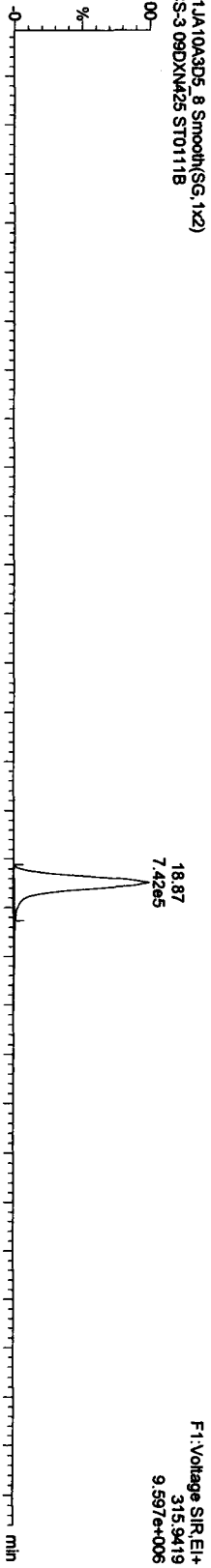


11JA10A3D5_8 Smooth(SG, 1x2)
CS-3 09DXN425 ST0111B

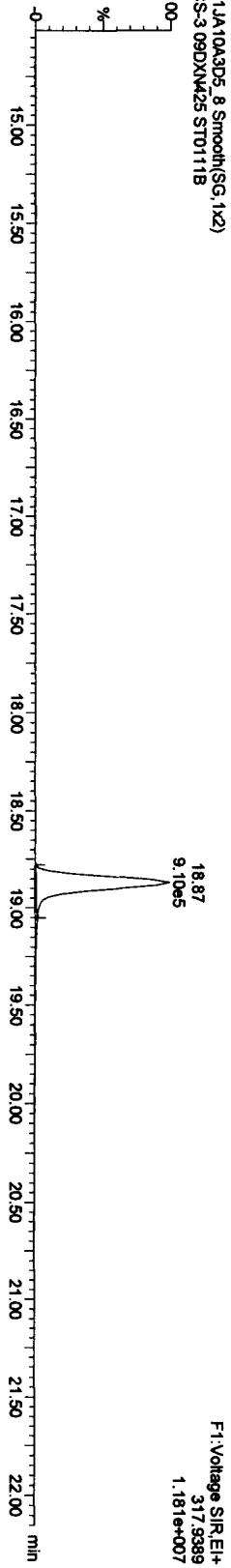


13C-TCDF

11JA10A3D5_8 Smooth(SG, 1x2)
CS-3 09DXN425 ST0111B



11JA10A3D5_8 Smooth(SG, 1x2)
CS-3 09DXN425 ST0111B



Quantity Sample Report MassLynx 4.1

Dataset: C:\MassLynx\Default.pro\11JA10A3D58290A.qld

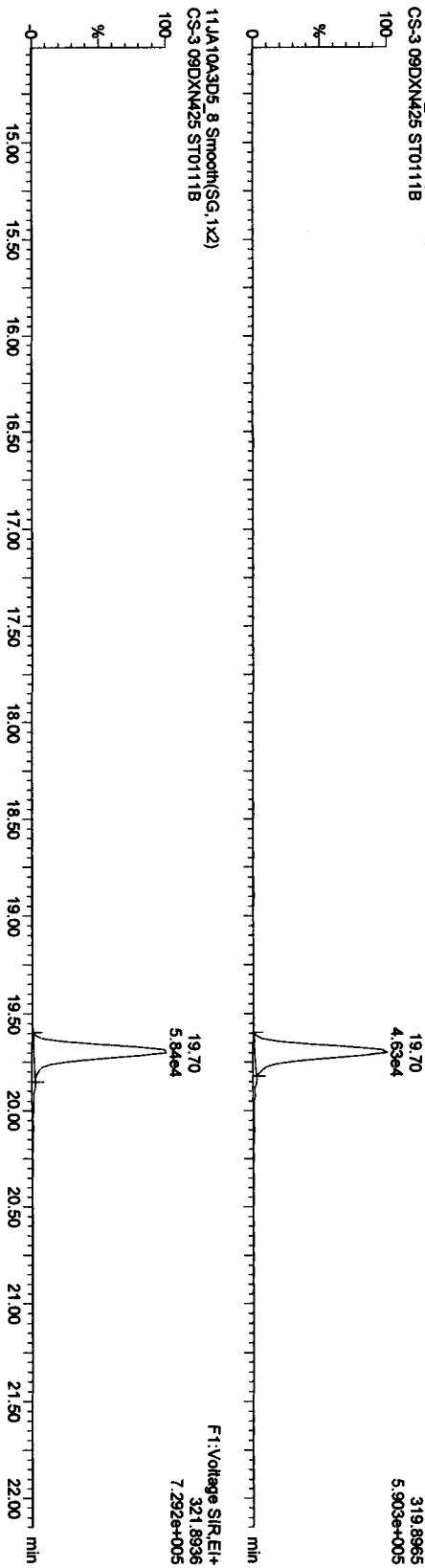
Last Altered: Tuesday, January 12, 2010 09:53:31 Pacific Standard Time

Printed: Tuesday, January 12, 2010 09:55:08 Pacific Standard Time

Name: 11JA10A3D5_8, Date: 11-Jan-2010, Time: 23:10:09, ID: ST0111B, Description: CS-3 09DXN425

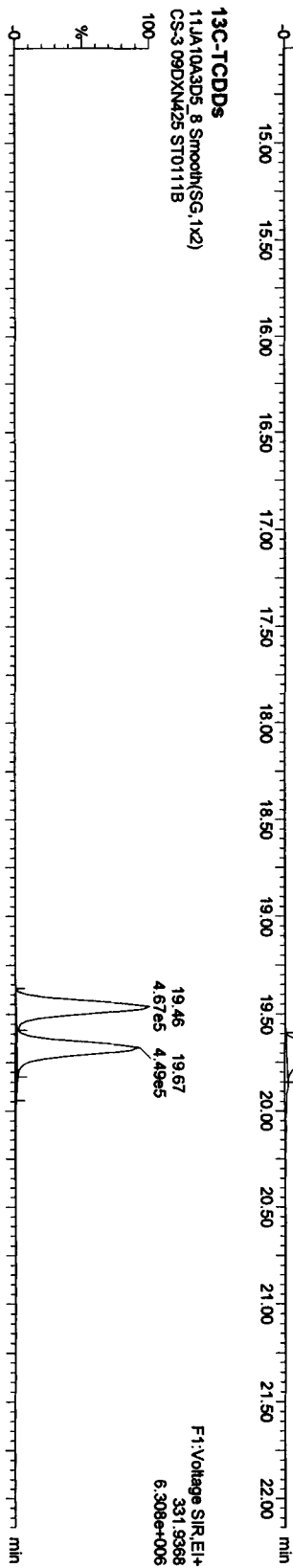
TCCDs

11JA10A3D5_8 Smooth(SG, 1x2)
CS-3 09DXN425 ST0111B

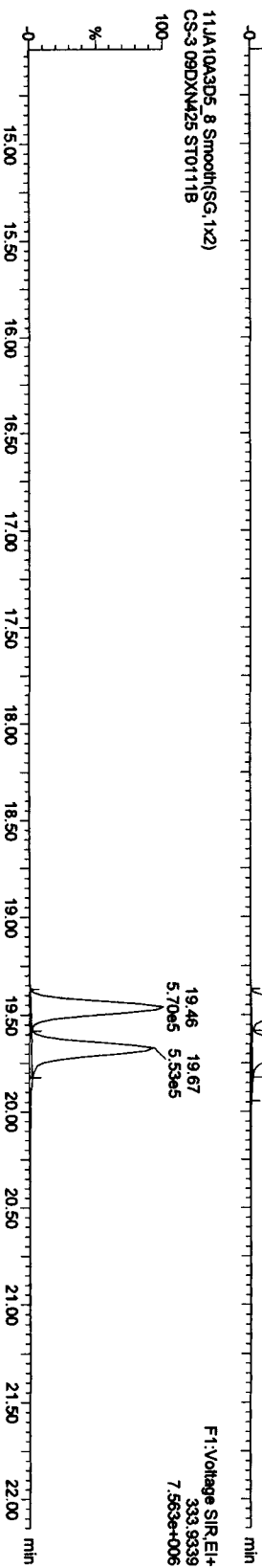


13C-TCDDs

11JA10A3D5_8 Smooth(SG, 1x2)
CS-3 09DXN425 ST0111B



11JA10A3D5_8 Smooth(SG, 1x2)
CS-3 09DXN425 ST0111B





Quantity Sample Report MassLynx 4.1

Dataset: C:\MassLynx\Default\prot\11JA10A3D58290A.qld

Last Altered: Tuesday, January 12, 2010 09:53:31 Pacific Standard Time
Printed: Tuesday, January 12, 2010 09:55:08 Pacific Standard Time

Name: 11JA10A3D5_8, Date: 11-Jan-2010, Time: 23:10:09, ID: ST0111B, Description: CS-3 09DXN425



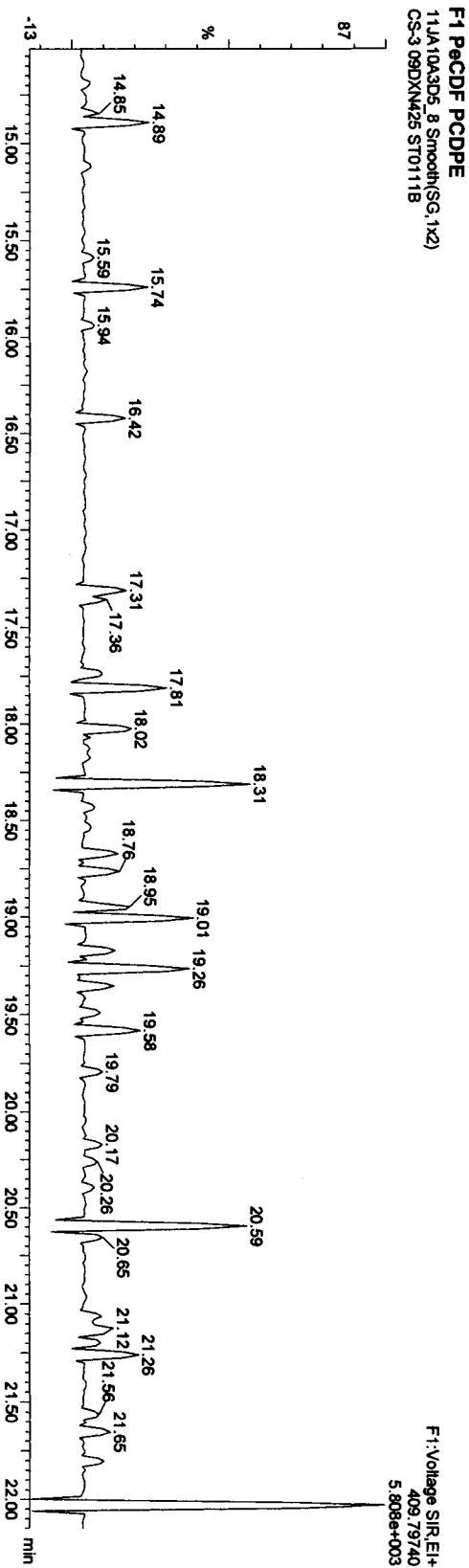
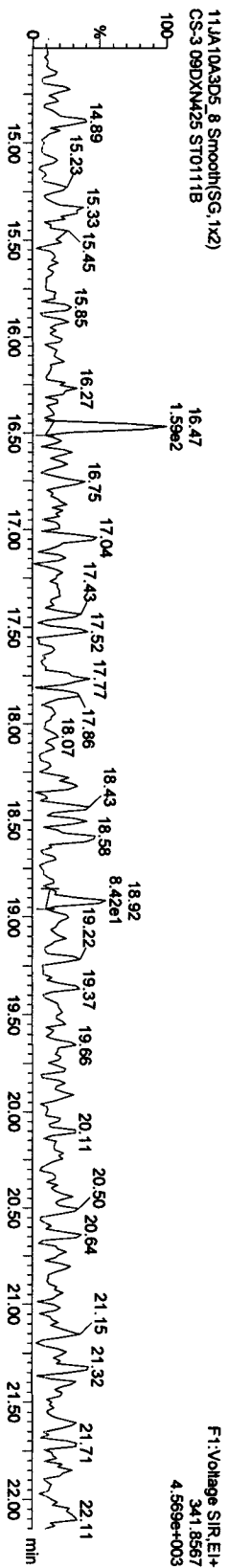
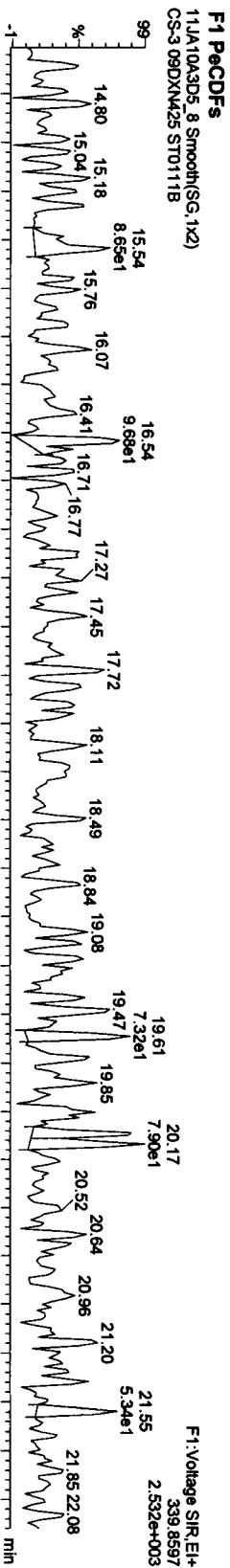
Quantity Sample Report Masslynx 4.1

Dataset: C:\MassLynx\Default\proj\11JA\10A3D58290A.qld

Last Altered: Tuesday, January 12, 2010 09:53:31 Pacific Standard Time

Printed: Tuesday, January 12, 2010 09:55:08 Pacific Standard Time

Name: 11JA10A3D5_8, Date: 11-Jan-2010, Time: 23:10:09, ID: ST0111B, Description: CS-3 09DXN425



Quantity Sample Report MassLynx 4.1

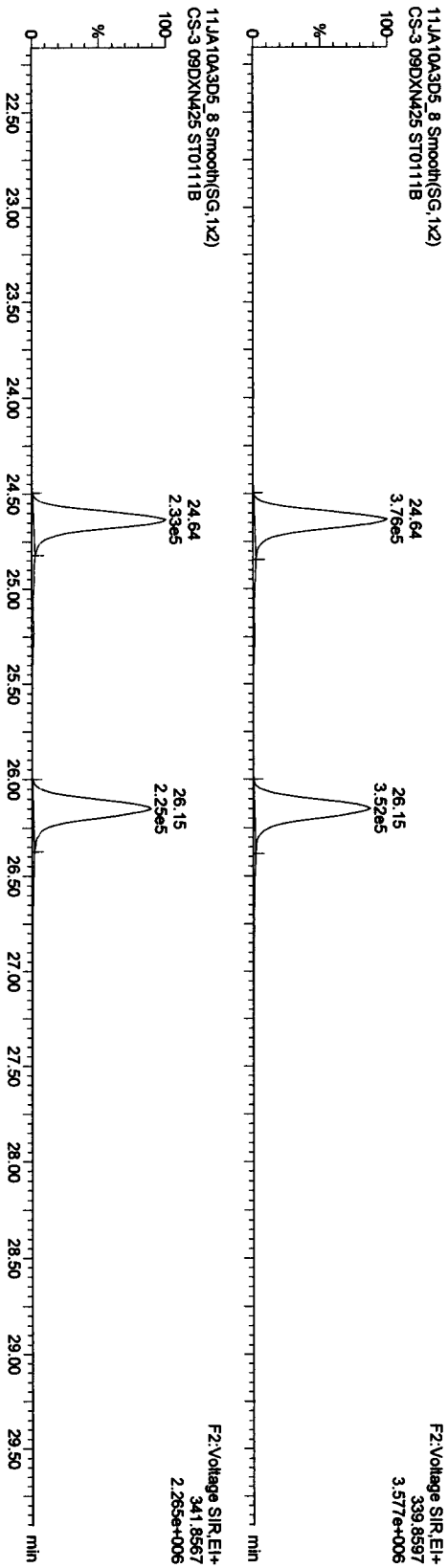
Dataset: C:\MassLynx\Default\prot\11JA10A3D58290A.qld

Last Altered: Tuesday, January 12, 2010 09:53:31 Pacific Standard Time

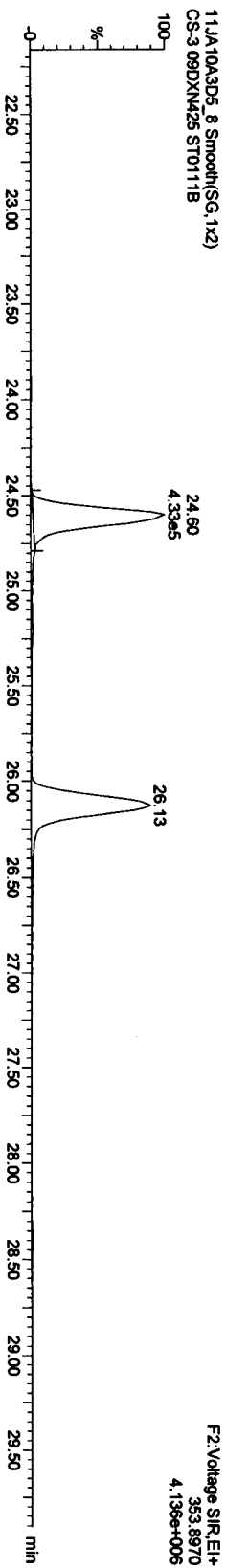
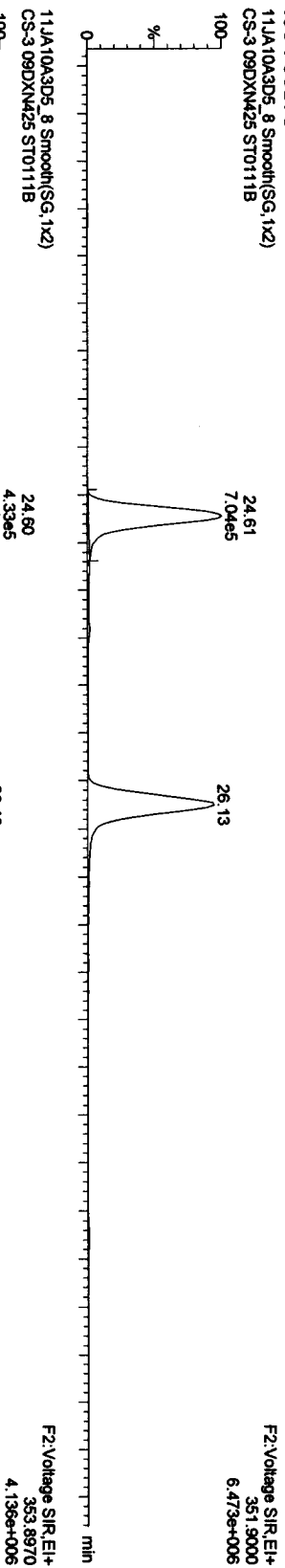
Printed: Tuesday, January 12, 2010 09:55:08 Pacific Standard Time

Name: 11JA10A3D5_8, Date: 11-Jan-2010, Time: 23:10:09, ID: ST0111B, Description: CS-3-09DXN425

PeCDFs



13C-PeCDFs



Quantity Sample Report Masslynx 4.1


Dataset: C:\MassLynx\Default\pro1\11JA10A3D58290A.qld

Last Altered: Tuesday, January 12, 2010 09:53:31 Pacific Standard Time
Printed: Tuesday, January 12, 2010 09:55:08 Pacific Standard Time


Name: 11JA10A3D5_8, Date: 11-Jan-2010, Time: 23:10:09, ID: ST0111B, Description: CS-3 09DXN425

PeCDDs

11JA10A3D5_8 Smooth(SG, 1x2)
CS-3 09DXN425 ST0111B




11JA10A3D5_8 Smooth(SG, 1x2)
CS-3 09DXN425 ST0111B




13C-PeCDD

11JA10A3D5_8 Smooth(SG, 1x2)
CS-3 09DXN425 ST0111B



11JA10A3D5_8 Smooth(SG, 1x2)
CS-3 09DXN425 ST0111B



Quantity Sample Report MassLynx 4.1

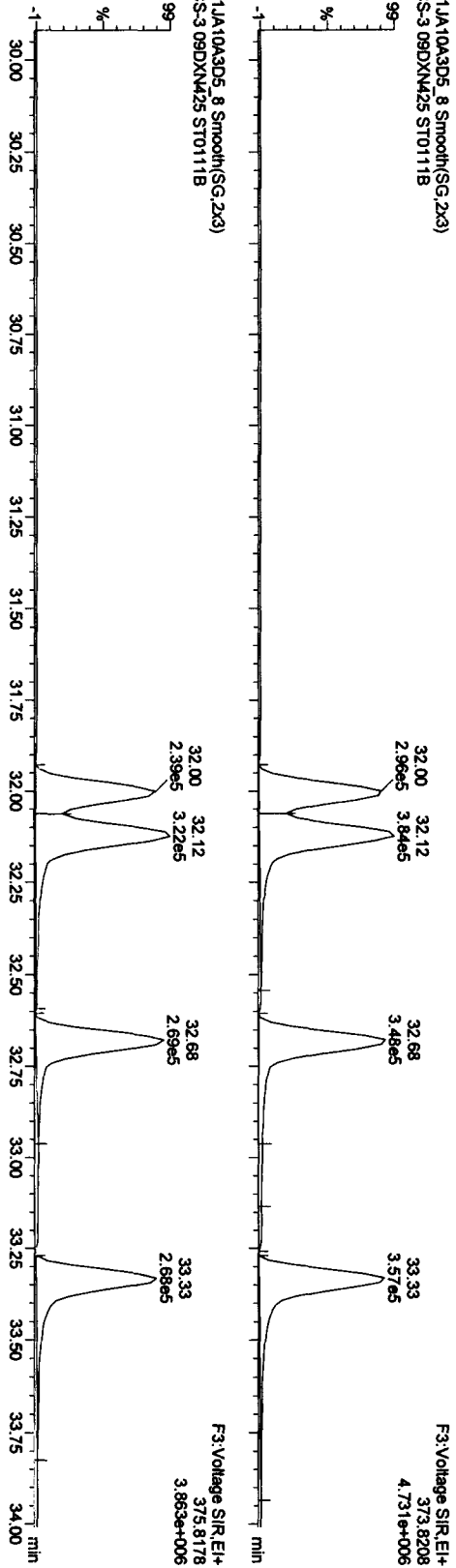
Dataset: C:\MassLynx\Default\pro1\1JA10A3D56290A.qld

Last Altered: Tuesday, January 12, 2010 09:53:31 Pacific Standard Time

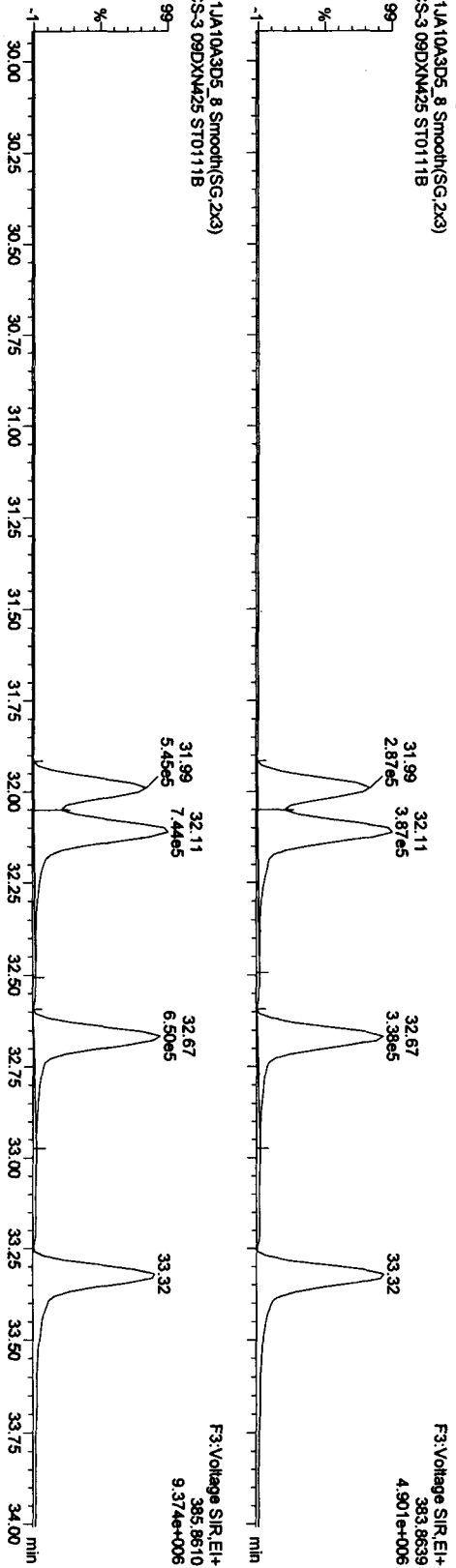
Printed: Tuesday, January 12, 2010 09:55:08 Pacific Standard Time

Name: 11JA10A3D5_8, Date: 11-Jan-2010, Time: 23:10:09, ID: ST0111B, Description: CS-3 09DXN425

HxCDFs
11JA10A3D5_8 Smooth(SG,2x3)
CS-3 09DXN425 ST0111B



¹³C-HxCDFs
11JA10A3D5_8 Smooth(SG,2x3)
CS-3 09DXN425 ST0111B






Quantity Sample Report MassLynx 4.1

Dataset: C:\MassLynx\Default\pro11JA10A3D58290A.qld

Last Altered: Tuesday, January 12, 2010 09:53:31 Pacific Standard Time
Printed: Tuesday, January 12, 2010 09:55:08 Pacific Standard Time

Name: 11JA10A3D5_8, Date: 11-Jan-2010, Time: 23:10:09, ID: ST0111B, Description: CS-3 09DXM425

HxCDDs



Quantity Sample Report MassLynx 4.1


Dataset: C:\MassLynx\Default\pro1\11JA10A3D58290A.qld

Last Altered: Tuesday, January 12, 2010 09:53:31 Pacific Standard Time
Printed: Tuesday, January 12, 2010 09:55:08 Pacific Standard Time


Name: 11JA10A3D5_8, Date: 11-Jan-2010, Time: 23:10:09, ID: ST0111B, Description: CS-3 09DXN425

HpCDFs

11JA10A3D5_8 Smooth(SG, 1x2)
CS-3 09DXN425 ST0111B




11JA10A3D5_8 Smooth(SG, 1x2)
CS-3 09DXN425 ST0111B




13C-HpCDFs

11JA10A3D5_8 Smooth(SG, 1x2)
CS-3 09DXN425 ST0111B



11JA10A3D5_8 Smooth(SG, 1x2)
CS-3 09DXN425 ST0111B



Quantity Sample Report Masslynx 4.1

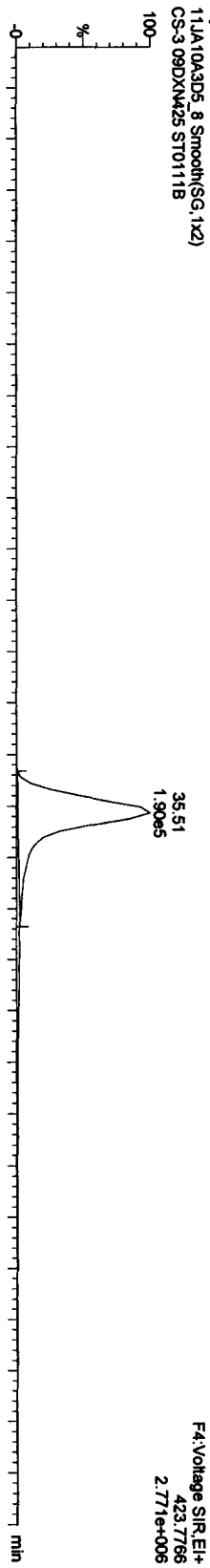
Dataset: C:\Masslynx\Default\proj\11JA10A3D58290A.qld

Last Altered: Tuesday, January 12, 2010 09:53:31 Pacific Standard Time
Printed: Tuesday, January 12, 2010 09:55:08 Pacific Standard Time

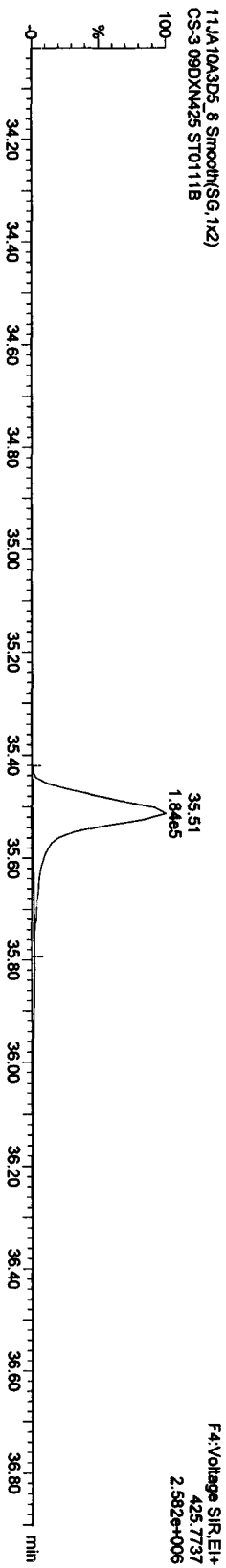
Name: 11JA10A3D5_8, Date: 11-Jan-2010, Time: 23:10:09, ID: ST0111B, Description: CS-3 09DXN425

HPCDDs

11JA10A3D5_8 Smooth(SG, 1x2)
CS-3 09DXN425 ST0111B

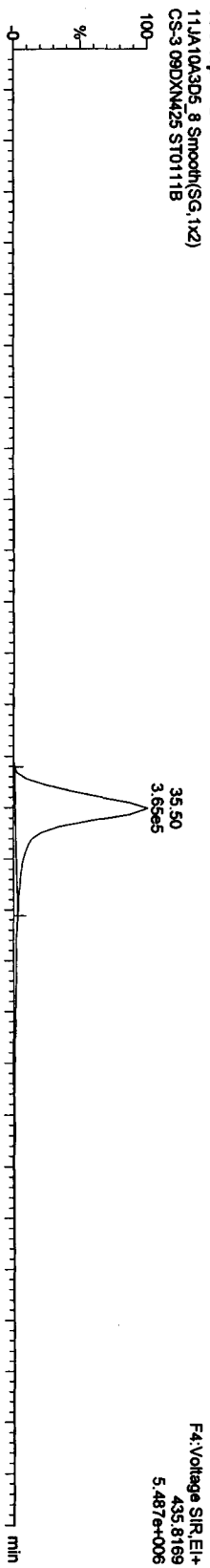


11JA10A3D5_8 Smooth(SG, 1x2)
CS-3 09DXN425 ST0111B

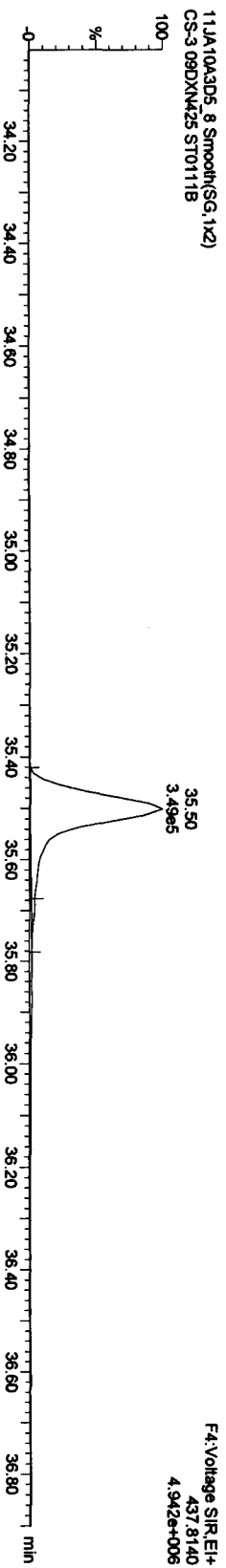


13C-HPCDD

11JA10A3D5_8 Smooth(SG, 1x2)
CS-3 09DXN425 ST0111B



11JA10A3D5_8 Smooth(SG, 1x2)
CS-3 09DXN425 ST0111B

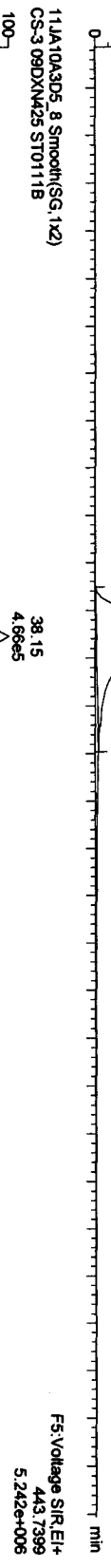


Quantity Sample Report Masslynx 4.1

Dataset: C:\MassLynx\Default\pro11JA10A3D58290A.qid

Last Altered: Tuesday, January 12, 2010 09:53:31 Pacific Standard Time
Printed: Tuesday, January 12, 2010 09:55:08 Pacific Standard Time

Name: 11JA10A3D5_8, Date: 11-Jan-2010, Time: 23:10:09, ID: ST0111B, Description: CS-3 09DXN425



Quantity Sample Report MassLynx 4.1

Dataset: C:\MassLynx\Default\pro1\1JA10A3D58290A.qld

Last Altered: Tuesday, January 12, 2010 09:53:31 Pacific Standard Time


Printed: Tuesday, January 12, 2010 09:55:08 Pacific Standard Time

Name: 11JA10A3D5_8, Date: 11-Jan-2010, Time: 23:10:09, ID: ST0111B, Description: CS-3 09DXN425

OCD



13C-OCD



Quantity Sample Report Masslynx 4.1

Dataset: C:\Masslynx\Default\pro1\1JA10A3D58290A.qld


Last Altered: Tuesday, January 12, 2010 09:53:31 Pacific Standard Time

Printed: Tuesday, January 12, 2010 09:55:08 Pacific Standard Time


Name: 11JA10A3D5_8, Date: 11-Jan-2010, Time: 23:10:09, ID: ST0111B, Description: CS-3 09DXM425

TCDFs

11JA10A3D5_8 Smooth(SG,1x2)
CS-3 09DXM425 ST0111B




11JA10A3D5_8 Smooth(SG,1x2)
CS-3 09DXM425 ST0111B

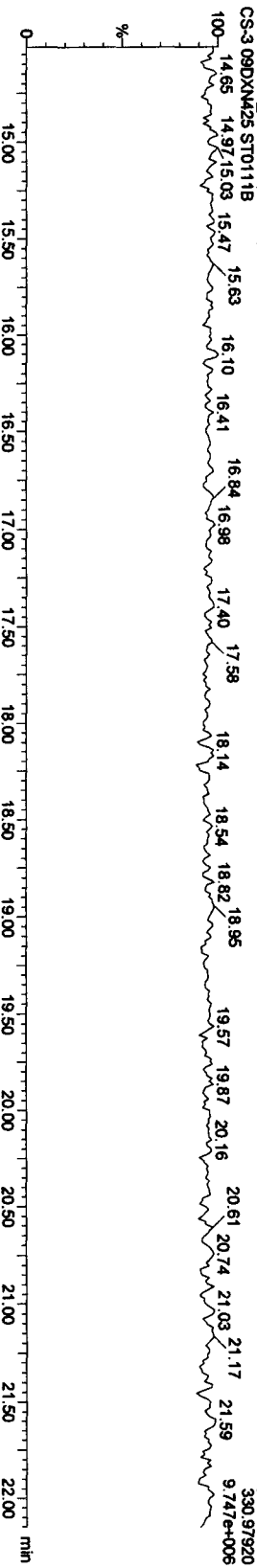


TCDF PCDFE

11JA10A3D5_8 Smooth(SG,1x2)
CS-3 09DXM425 ST0111B



11JA10A3D5_8 Smooth(SG,1x2)
CS-3 09DXM425 ST0111B



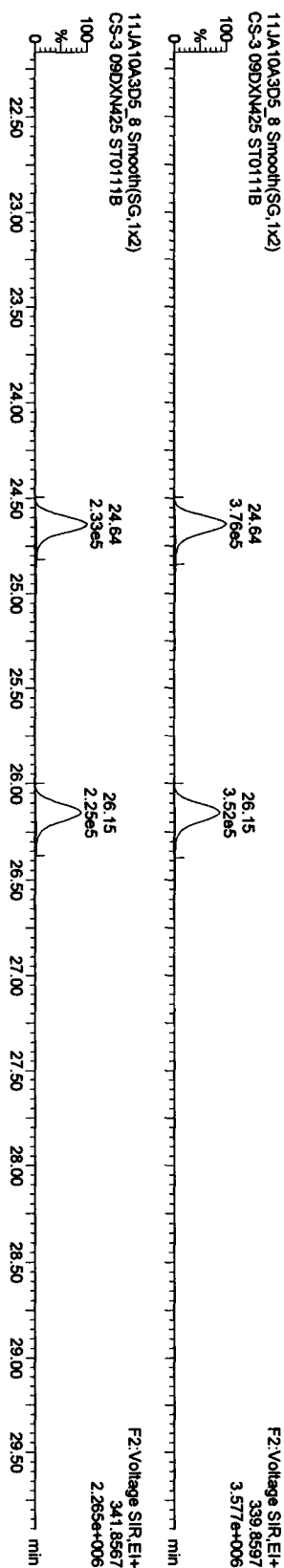
Quantity Sample Report Masslynx 4.1

Dataset: C:\Masslynx\Default\pro1\1JA10A3D58290A.qld

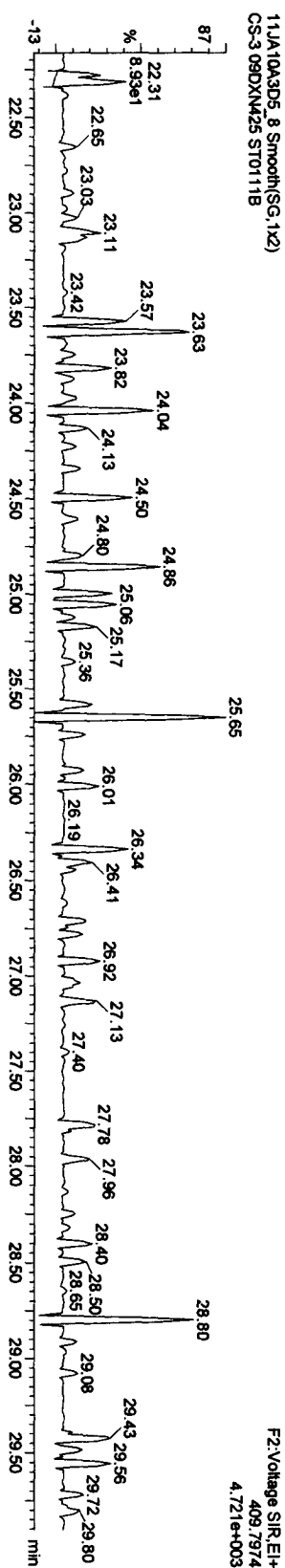
Last Altered: Tuesday, January 12, 2010 09:53:31 Pacific Standard Time
 Printed: Tuesday, January 12, 2010 09:55:08 Pacific Standard Time

Name: 11JA10A3D5_8, Date: 11-Jan-2010, Time: 23:10:09, ID: ST0111B, Description: CS-3 09DXN425

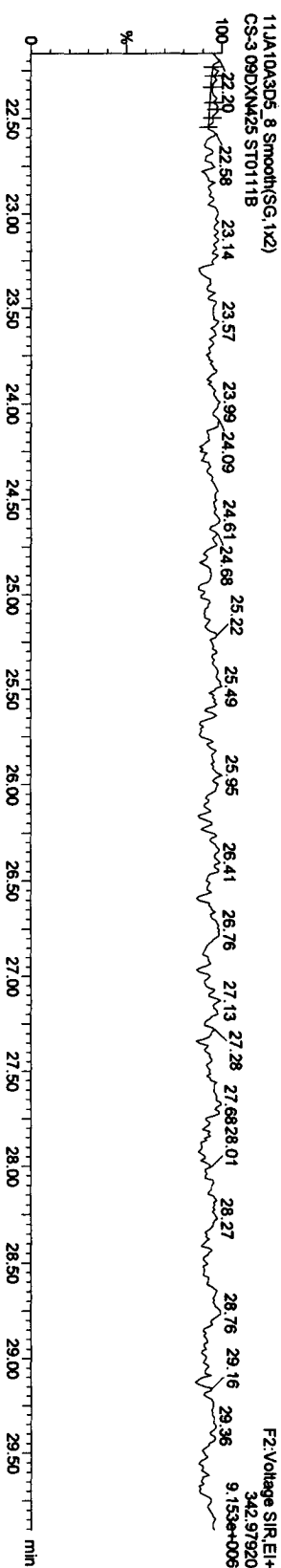
PcCDF



F2 PcCDF PCDFE



Function 2 PFK



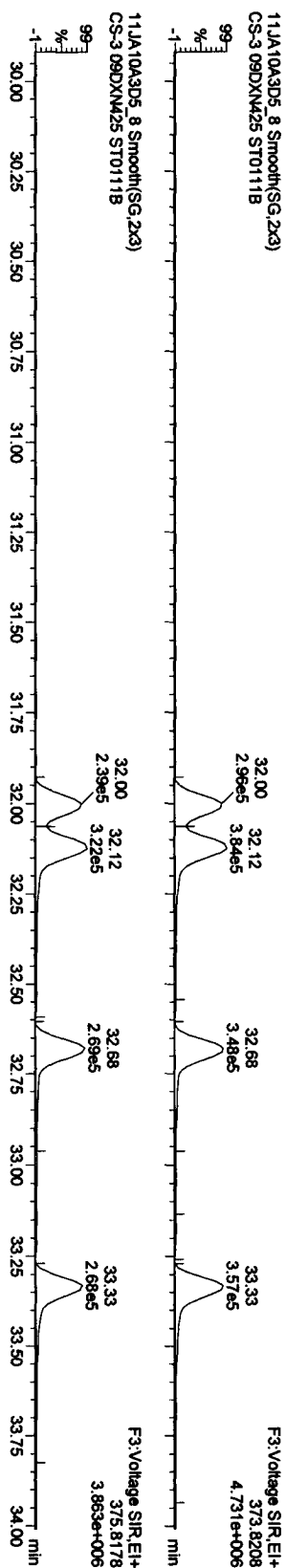
Quantity Sample Report MassLynx 4.1

Dataset: C:\MassLynx\Default\prot1\1JA10A3D58290A.qld

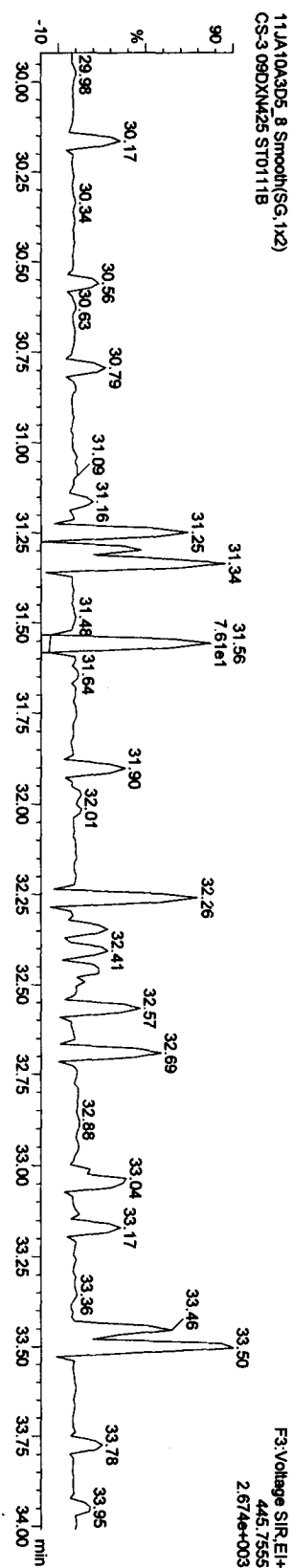
Last Altered: Tuesday, January 12, 2010 09:53:31 Pacific Standard Time
Printed: Tuesday, January 12, 2010 09:55:08 Pacific Standard Time

Name: 11JA10A3D5_8, Date: 11-Jan-2010, Time: 23:10:09, ID: ST0111B, Description: CS-3 09DXM425

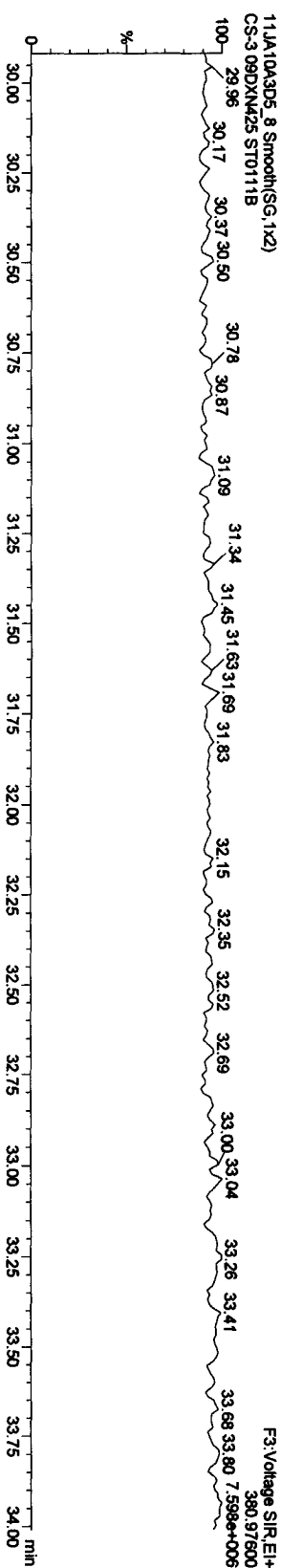
HxCDFs



HxCDF PCDFE



Function 3 PFK




Dataset: C:\MassLynx\Default\pro11JA10A3D58290A.qld

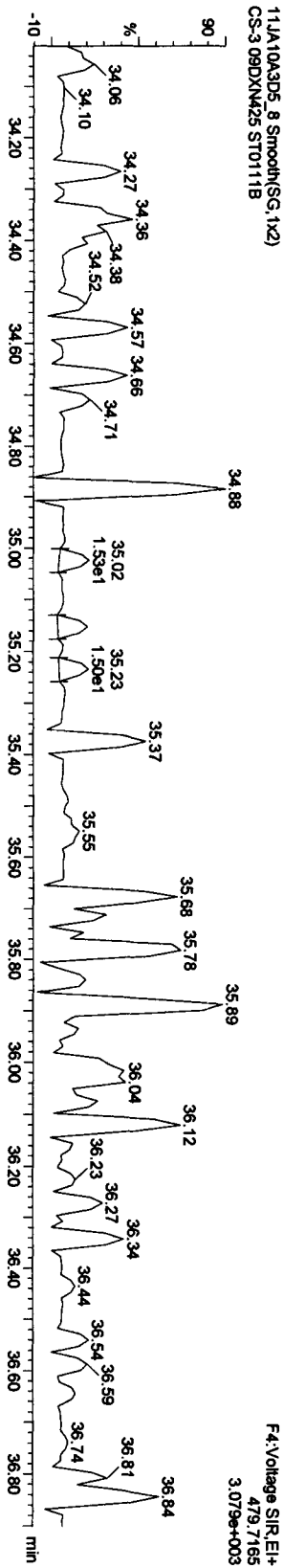
Last Altered: Tuesday, January 12, 2010 09:53:31 Pacific Standard Time
Printed: Tuesday, January 12, 2010 09:55:08 Pacific Standard Time

Name: 11JA10A3D5_8, Date: 11-Jan-2010, Time: 23:10:09, ID: ST0111B, Description: CS-3 09DXN425

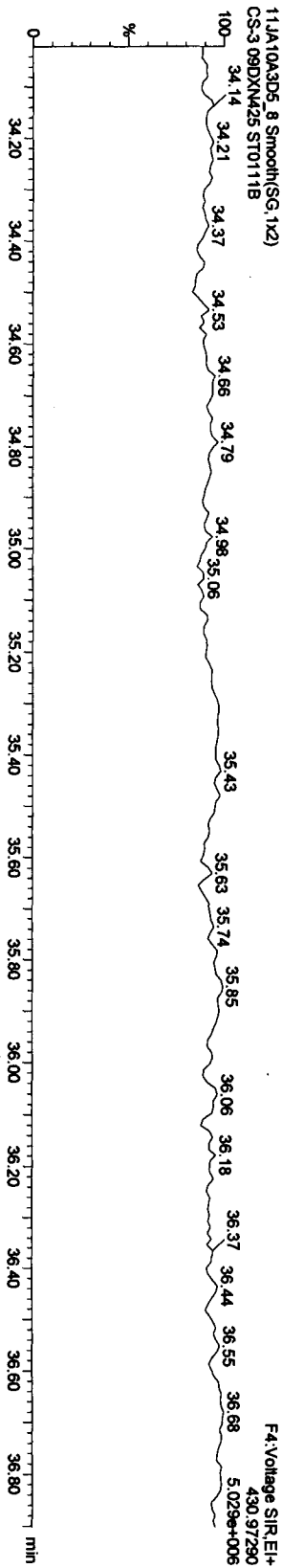
HPCDFs



HPCDF PCDFE



Function 4 PFK



Quantity Sample Report MassLynx 4.1

Dataset: C:\MassLynx\Default\pro11JA10A3D58290A.qld

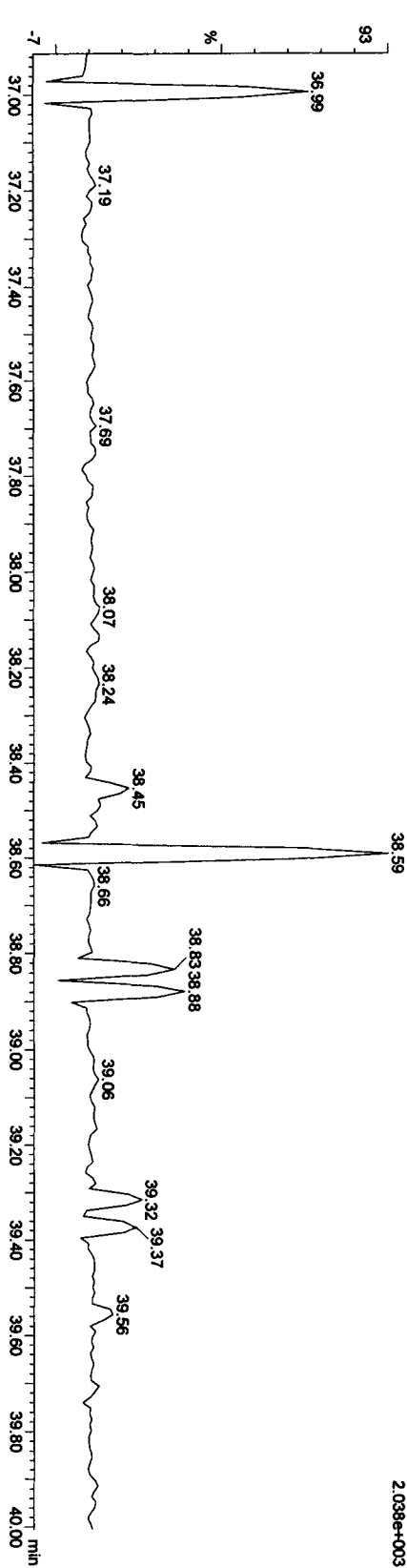
Last Altered: Tuesday, January 12, 2010 09:53:31 Pacific Standard Time
Printed: Tuesday, January 12, 2010 09:55:08 Pacific Standard Time

Name: 11JA10A3D5_8, Date: 11-Jan-2010, Time: 23:10:09, ID: ST0111B, Description: CS-3 09DXN425

OCDF PCDDPE

11JA10A3D5_8 Smooth(SG, 1x2)
CS-3 09DXN425 ST0111B

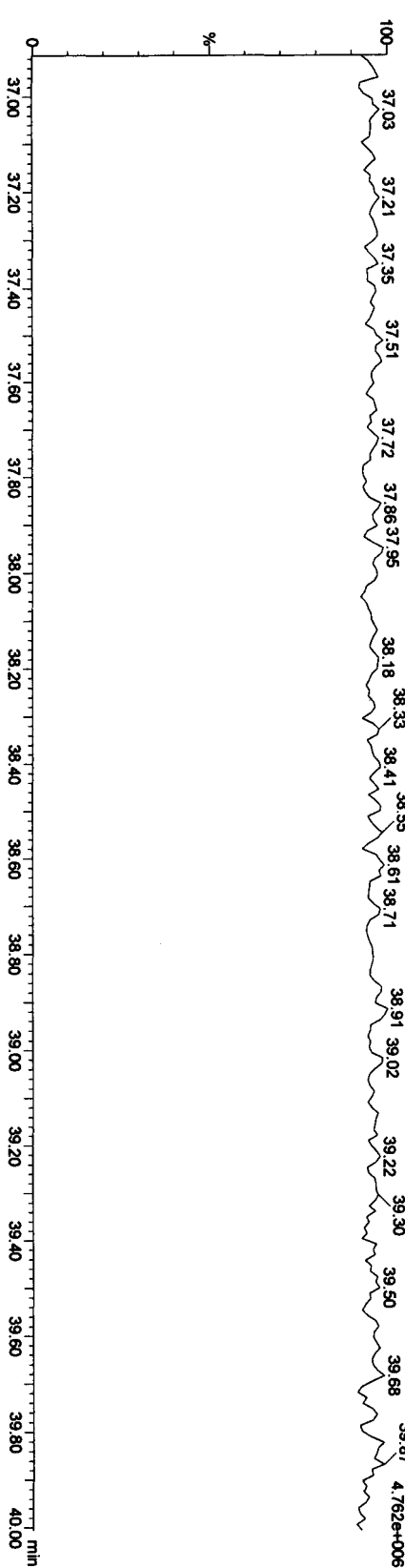
FS:Voltage SIR.EI+
513.67750
2.038e+003



Function 5 PFK

11JA10A3D5_8 Smooth(SG, 1x2)
CS-3 09DXN425 ST0111B

FS:Voltage SIR.EI+
442.97280
4.762e+006



Method ID 8290

Associated ICAL ICA123120093D58290

Column ID DB5

Instrument ID 3D5

STD ID ST0111C, ST0111E

STD Solution 09DXN425

Analyzed by JRB, AM

Date Analyzed 01/11/10, 01/12/10

Std. Pkg. By JRB

Date Std. Pkg. Assembled 01/12/10

Std. Pkg. Reviewed By SMA

Date Std. Pkg. Reviewed 01/12/10

DAILY STANDARD PACKAGE	INITIATED	REVIEWED
Standard, CPSM, and Solvent Blank present?	✓	✓
Copy of log-file and Beginning Static Resolution present?	✓	✓
CPSM blow up present?	✓	✓
Curve Summary present?	✓	✓
Summary of Method criteria present or documented below?	✓	✓
Daily standard within method specified limits?*	✓	✓
Analyte retention times correct?	✓	✓
Isotopic ratios within limits?	✓	✓
CPSM valley ≤ method specified limits?**	✓	✓
Are chromatographic windows correct?	✓	✓
Samples analyzed within 12 hrs of daily standard?	✓	✓
Manual reintegration's checked and hardcopies included?	✓	✓
Ending Standard present?	✓	✓
Ending Static Resolutions present	✓	✓
Absolute retention times for 13C12-1,2,3,4-TCDD and 13C12-1,2,3,7,8,9-HxCDD are within +/- 15 seconds of the retention times in the Initial Calibration? (required for all 1613B samples)	NA	NA

COMMENTS: _____

* Method 8290/TO9/M0023A: (beginning) ≤ 20% from curve RRFs for native analytes, ≤ 30% from curve RRFs for labeled compounds.
 Method 8290/TO9/M0023A: (ending) ≤ 25% from curve RRFs for native analytes, ≤ 35% from curve RRFs for labeled compounds.
 Method 23: See Method 23 Daily Standard Criteria, Table 5.
 Method 1613B: See, Method 1613B or Method 1613B Tetras Daily Standard Criteria,
 ** Method 23/0023A CPSM Criteria: 25% valley between 2378 TCDF (DB-225)/TCDD (DB-5) and its closest eluters normalized to the smallest peak of the triplet
 Method 1613B/8290/TO9 CPSM Criteria: 25% valley between 2378 TCDF (DB-225)/TCDD (DB-5) and its closest eluters normalized to the 2378 peak.

Dataset: C:\MassLynx\Default.pro\11JA10A3D58290C.qld

Last Altered: Tuesday, January 12, 2010 11:55:50 Pacific Standard Time

Printed: Tuesday, January 12, 2010 11:56:55 Pacific Standard Time

Method: C:\MassLynx\Default.PRO\MethDB\82903D5.mdb 12 Jan 2010 09:52:33

Calibration: C:\MassLynx\Default.PRO\CurveDB\ICA123120093D58290.cdb 31 Dec 2009 13:37:23

Name: 11JA10A3D5_9, Date: 12-Jan-2010, Time: 00:06:06, ID: ST0111C, Description: CS-3 09DXN425

1	13C-1,2,3,4-TCDD	1033133	19.46	19.47	1.00000	1.00000	100.00	0.0	100.0	0.834	NO
2											
3	13C-2,3,7,8-TCDF	1695360	18.87	18.84	1.55387	1.64099	105.61	5.6	105.6	0.795	NO
4	2,3,7,8-TCDF	162478	18.90	18.88	1.00894	0.95837	9.50	-5.0	95.0	0.778	NO
5	Total TCDFs			21.44	1.00894		9.50				
6											
7	13C-2,3,7,8-TCDD	1003413	19.67	19.68	0.93654	0.97123	103.70	3.7	103.7	0.825	NO
8	2,3,7,8-TCDD	100050	19.70	19.69	1.13162	0.99709	8.81	-11.9	88.1	0.772	NO
9	Total TCDDs			19.55	1.13162		8.81				
10											
11	37CL-2,3,7,8-TCDD	118012	19.70	19.69	1.13700	1.14227	10.05	0.5	100.5		
12											
13	13C-1,2,3,7,8-PeCDF	1160334	24.61	24.59	1.21534	1.12312	92.41	-7.6	92.4	1.577	NO
14	1,2,3,7,8-PeCDF	623808	24.64	24.63	1.03079	1.07522	52.16	4.3	104.3	1.570	NO
15	2,3,4,7,8-PeCDF	586058	26.15	26.15	0.96399	1.01015	52.39	4.8	104.8	1.605	NO
16	Total F2 PeCDFs			34.47	0.99739		104.55				
17	Total F1 PeCDFs			36.56	0.99739		0.02				
18											
19	13C-1,2,3,7,8-PeCDD	749964	26.96	26.94	0.74736	0.72591	97.13	-2.9	97.1	1.624	NO
20	1,2,3,7,8-PeCDD	379806	26.99	26.99	1.05672	1.01286	47.92	-4.2	95.8	1.605	NO
21	Total PeCDDs			31.10	1.05672		47.92				
22											
23	13C-1,2,3,7,8,9-HxCDD	1013717	33.15	33.13	1.00000	1.00000	100.00	0.0	100.0	1.243	NO
24											
25	13C-1,2,3,4,7,8-HxCDF	783032	31.99	31.99	0.91641	0.77244	84.29	-15.7	84.3	0.524	NO
26	1,2,3,4,7,8-HxCDF	499945	32.00	32.00	1.24280	1.27695	51.37	2.7	102.7	1.226	NO
27	1,2,3,6,7,8-HxCDF	694224	32.11	32.11	1.49624	1.77317	59.25	18.5	118.5	1.201	NO
28	2,3,4,6,7,8-HxCDF	567680	32.68	32.68	1.31114	1.44995	55.29	10.6	110.6	1.298	NO
29	1,2,3,7,8,9-HxCDF	608781	33.33	33.33	1.29097	1.55493	60.22	20.4	120.4	1.333	NO
30	Total HxCDFs			0.00	1.33529		226.14				
31											
32	13C-1,2,3,6,7,8-HxCDD	848108	32.89	32.88	0.80919	0.83663	103.39	3.4	103.4	1.240	NO
33	1,2,3,4,7,8-HxCDD	314878	32.81	32.82	0.93261	0.74254	39.81	-20.4	79.6	1.232	NO
34	1,2,3,6,7,8-HxCDD	484200	32.90	32.91	1.18024	1.14184	48.37	-3.3	96.7	1.253	NO
35	1,2,3,7,8,9-HxCDD	521121	33.16	33.17	1.28282	1.22890	47.90	-4.2	95.8	1.310	NO
36	Total HxCDDs			0.00	1.13189		136.08				
37											
38	13C-1,2,3,4,6,7,8-HpCDF	780882	34.67	34.67	0.81080	0.77032	95.01	-5.0	95.0	0.444	NO
39	1,2,3,4,6,7,8-HpCDF	559535	34.69	34.69	1.36387	1.43308	52.54	5.1	105.1	1.006	NO
40	1,2,3,4,7,8,9-HpCDF	491318	35.83	35.83	1.11483	1.25837	56.44	12.9	112.9	1.025	NO
41	Total HpCDFs			0.00	1.23935		108.97				
42											
43	13C-1,2,3,4,6,7,8-HpCDD	674185	35.50	35.49	0.70743	0.66506	94.01	-6.0	94.0	1.088	NO
44	1,2,3,4,6,7,8-HpCDD	356937	35.51	35.51	1.04312	1.05887	50.76	1.5	101.5	1.089	NO
45	Total HpCDDs			0.02	1.04312		50.76				

Dataset: C:\MassLynx\Default.pro\11JA10A3D58290C.qld

Last Altered: Tuesday, January 12, 2010 11:55:50 Pacific Standard Time

Printed: Tuesday, January 12, 2010 11:56:55 Pacific Standard Time

Name: 11JA10A3D5_9, Date: 12-Jan-2010, Time: 00:06:06, ID: ST0111C, Description: CS-3 09DXN425

47	13C-OCDD	1100256	38.04	38.03	0.51880	0.54268	209.21	4.6	104.6	0.888	NO
48	OCDF	845559	38.15	38.15	1.40213	1.53702	109.62	9.6	109.6	0.921	NO
49	OCDD	658970	38.05	38.05	1.19691	1.19785	100.08	0.1	100.1	0.917	NO
50											
51											
52	Function 1 PFK			19.26							
53	Function 2 PFK			22.41	16743...						
54	Function 3 PFK			32.86	7909.2...						
55	Function 4 PFK			34.15	14980...						
56	Function 5 PFK	5921	39.65	39.66	3947.9...	5920.6...	1.50	50.0	150.0		
57	TCDF PCDPE	5	16.09	16.06	30.012...	4.76500	0.16	-84.1	15.9		
58	F1 PeCDF PCDPE	2	15.44	15.41	45.972...	1.94300	0.04	-95.8	4.2		
59	F2 PeCDF PCDPE			22.27	17.774...						
60	HXCDF PCDPE	13	31.67	31.69	18.611...	12.992...	0.70	-30.2	69.8		
61	HPCDF PCDPE			35.12	75.501...						
62	OCDF PCDPE	7	37.71	37.79	85.061...	6.69900	0.08	-92.1	7.9		

Dataset: C:\MassLynx\Default.pro\11JA10A3D58290C.qld

Last Altered: Tuesday, January 12, 2010 09:56:55 Pacific Standard Time

Printed: Tuesday, January 12, 2010 10:09:58 Pacific Standard Time

Method: C:\MassLynx\Default.PRO\MethDB\82903D5.mdb 12 Jan 2010 09:52:33

Calibration: C:\MassLynx\Default.PRO\CurveDB\ICA123120093D58290.cdb 31 Dec 2009 13:37:23

Name: 11JA10A3D5_9, Date: 12-Jan-2010, Time: 00:06:06, ID: ST0111C, Description: CS-3 09DXN425

1	13C-1,2,3,4-TCDD	1033133	19.46	19.47	1.00000	1.00000	100.00	0.0	100.0	0.834	NO
2											
3	13C-2,3,7,8-TCDF	1695360	18.87	18.84	1.55387	1.64099	105.61	5.6	105.6	0.795	NO
4	2,3,7,8-TCDF	162478	18.90	18.89	1.00894	0.95837	9.50	-5.0	95.0	0.778	NO
5	Total TCDFs			21.44	1.00894		9.50				
6											
7	13C-2,3,7,8-TCDD	1003413	19.67	19.67	0.93654	0.97123	103.70	3.7	103.7	0.825	NO
8	2,3,7,8-TCDD	100050	19.70	19.69	1.13162	0.99709	8.81	-11.9	88.1	0.772	NO
9	Total TCDDs			19.55	1.13162		8.81				
10											
11	37CL-2,3,7,8-TCDD	118012	19.70	19.69	1.13700	1.14227	10.05	0.5	100.5		
12											
13	13C-1,2,3,7,8-PeCDF	1160334	24.61	24.59	1.21534	1.12312	92.41	-7.6	92.4	1.577	NO
14	1,2,3,7,8-PeCDF	623808	24.64	24.64	1.03079	1.07522	52.16	4.3	104.3	1.570	NO
15	2,3,4,7,8-PeCDF	586058	26.15	26.15	0.96399	1.01015	52.39	4.8	104.8	1.605	NO
16	Total F2 PeCDFs			34.47	0.99739		104.55				
17	Total F1 PeCDFs			36.56	0.99739		0.02				
18											
19	13C-1,2,3,7,8-PeCDD	749964	26.96	26.94	0.74736	0.72591	97.13	-2.9	97.1	1.624	NO
20	1,2,3,7,8-PeCDD	379806	26.99	26.99	1.05672	1.01286	47.92	-4.2	95.8	1.605	NO
21	Total PeCDDs			31.10	1.05672		47.92				
22											
23	13C-1,2,3,7,8,9-HxCDD	1013717	33.15	33.13	1.00000	1.00000	100.00	0.0	100.0	1.243	NO
24											
25	13C-1,2,3,4,7,8-HxCDF	783032	31.99	31.99	0.91641	0.77244	84.29	-15.7	84.3	0.524	NO
26	1,2,3,4,7,8-HxCDF	499945	32.00	32.00	1.24280	1.27695	51.37	2.7	102.7	1.226	NO
27	1,2,3,6,7,8-HxCDF	694224	32.11	32.11	1.49624	1.77317	59.25	18.5	118.5	1.201	NO
28	2,3,4,6,7,8-HxCDF	567680	32.68	32.68	1.31114	1.44995	55.29	10.6	110.6	1.298	NO
29	1,2,3,7,8,9-HxCDF	613603	33.33	33.33	1.29097	1.56725	60.70	21.4	121.4	1.260	NO
30	Total HxCDFs			0.00	1.33529		226.62				
31											
32	13C-1,2,3,6,7,8-HxCDD	848108	32.89	32.88	0.80919	0.83663	103.39	3.4	103.4	1.240	NO
33	1,2,3,4,7,8-HxCDD	314878	32.81	32.82	0.93261	0.74254	39.81	-20.4	79.6	1.232	NO
34	1,2,3,6,7,8-HxCDD	484200	32.90	32.91	1.18024	1.14184	48.37	-3.3	96.7	1.253	NO
35	1,2,3,7,8,9-HxCDD	521121	33.16	33.17	1.28282	1.22890	47.90	-4.2	95.8	1.310	NO
36	Total HxCDDs			0.00	1.13189		136.08				
37											
38	13C-1,2,3,4,6,7,8-HpCDF	780882	34.67	34.67	0.81080	0.77032	95.01	-5.0	95.0	0.444	NO
39	1,2,3,4,6,7,8-HpCDF	559535	34.69	34.69	1.36387	1.43308	52.54	5.1	105.1	1.006	NO
40	1,2,3,4,7,8,9-HpCDF	491318	35.83	35.83	1.11483	1.25837	56.44	12.9	112.9	1.025	NO
41	Total HpCDFs			0.00	1.23935		108.97				
42											
43	13C-1,2,3,4,6,7,8-HpCDD	674185	35.50	35.49	0.70743	0.66506	94.01	-6.0	94.0	1.088	NO
44	1,2,3,4,6,7,8-HpCDD	356937	35.51	35.51	1.04312	1.05887	50.76	1.5	101.5	1.089	NO
45	Total HpCDDs			0.02	1.04312		50.76				

Dataset: C:\MassLynx\Default.pro\11JA10A3D58290C.qld

Last Altered: Tuesday, January 12, 2010 09:56:55 Pacific Standard Time

Printed: Tuesday, January 12, 2010 10:09:58 Pacific Standard Time

Name: 11JA10A3D5_9, Date: 12-Jan-2010, Time: 00:06:06, ID: ST0111C, Description: CS-3 09DXN425

47	13C-OCDD	1100256	38.04	38.03	0.51880	0.54268	209.21	4.6	104.6	0.888	NO
48	OCDF	845559	38.15	38.15	1.40213	1.53702	109.62	9.6	109.6	0.921	NO
49	OCDD	658970	38.05	38.05	1.19691	1.19785	100.08	0.1	100.1	0.917	NO
50											
51											
52	Function 1 PFK			19.26							
53	Function 2 PFK			22.41	16743...						
54	Function 3 PFK			32.86	7909.2...						
55	Function 4 PFK			34.15	14980...						
56	Function 5 PFK	5921	39.65	39.66	3947.9...	5920.6...	1.50	50.0	150.0		
57	TCDF PCDPE	5	16.09	16.06	30.012...	4.76500	0.16	-84.1	15.9		
58	F1 PeCDF PCDPE	2	15.44	15.41	45.972...	1.94300	0.04	-95.8	4.2		
59	F2 PeCDF PCDPE			22.27	17.774...						
60	HXCDF PCDPE	13	31.67	31.69	18.611...	12.992...	0.70	-30.2	69.8		
61	HPCDF PCDPE			35.12	75.501...						
62	OCDF PCDPE	7	37.71	37.79	85.061...	6.69900	0.08	-92.1	7.9		

Dataset: C:\MassLynx\Default.pro\11JA10A3D58290C.qld

Last Altered: Tuesday, January 12, 2010 11:50:50 Pacific Standard Time

Printed: Tuesday, January 12, 2010 11:51:24 Pacific Standard Time

Method: C:\MassLynx\Default.PRO\MethDB\82903D5.mdb 12 Jan 2010 09:52:33

Calibration: C:\MassLynx\Default.PRO\CurveDB\ICA123120093D58290.cdb 31 Dec 2009 13:37:23

Name: 11JA10A3D5_24, Date: 12-Jan-2010, Time: 10:43:03, ID: ST0111E, Description: CS-3 09DXN425

1	13C-1,2,3,4-TCDD	973483	19.46	19.46	1.00000	1.00000	100.00	0.0	100.0	0.809	NO
2											
3	13C-2,3,7,8-TCDF	1579046	18.85	18.84	1.55387	1.62206	104.39	4.4	104.4	0.768	NO
4	2,3,7,8-TCDF	158991	18.88	18.87	1.00894	1.00688	9.98	-0.2	99.8	0.784	NO
5	Total TCDFs			21.44	1.00894		9.98				
6											
7	13C-2,3,7,8-TCDD	941780	19.67	19.68	0.93654	0.96743	103.30	3.3	103.3	0.807	NO
8	2,3,7,8-TCDD	101763	19.69	19.69	1.13162	1.08054	9.55	-4.5	95.5	0.770	NO
9	Total TCDDs			19.55	1.13162		9.55				
10											
11	37CL-2,3,7,8-TCDD	108403	19.69	19.69	1.13700	1.11356	9.79	-2.1	97.9		
12											
13	13C-1,2,3,7,8-PeCDF	1145829	24.60	24.59	1.21534	1.17704	96.85	-3.2	96.8	1.565	NO
14	1,2,3,7,8-PeCDF	600460	24.62	24.62	1.03079	1.04808	50.84	1.7	101.7	1.569	NO
15	2,3,4,7,8-PeCDF	576351	26.14	26.14	0.96399	1.00600	52.18	4.4	104.4	1.625	NO
16	Total F2 PeCDFs			34.47	0.99739		103.02				
17	Total F1 PeCDFs			36.56	0.99739		0.02				
18											
19	13C-1,2,3,7,8-PeCDD	735672	26.96	26.94	0.74736	0.75571	101.12	1.1	101.1	1.580	NO
20	1,2,3,7,8-PeCDD	366457	26.98	26.99	1.05672	0.99625	47.14	-5.7	94.3	1.572	NO
21	Total PeCDDs			31.10	1.05672		47.14				
22											
23	13C-1,2,3,7,8,9-HxCDD	1011802	33.16	33.13	1.00000	1.00000	100.00	0.0	100.0	1.327	NO
24											
25	13C-1,2,3,4,7,8-HxCDF	851951	31.99	32.00	0.91641	0.84201	91.88	-8.1	91.9	0.517	NO
26	1,2,3,4,7,8-HxCDF	549551	32.00	32.00	1.24280	1.29010	51.90	3.8	103.8	1.291	NO
27	1,2,3,6,7,8-HxCDF	714547	32.12	32.11	1.49624	1.67744	56.05	12.1	112.1	1.387	NO
28	2,3,4,6,7,8-HxCDF	599621	32.68	32.68	1.31114	1.40764	53.68	7.4	107.4	1.147	NO
29	1,2,3,7,8,9-HxCDF	655423	33.34	33.33	1.29097	1.53864	59.59	19.2	119.2	1.274	NO
30	Total HxCDFs			0.00	1.33529		221.23				
31											
32	13C-1,2,3,6,7,8-HxCDD	775636	32.89	32.89	0.80919	0.76659	94.74	-5.3	94.7	1.245	NO
33	1,2,3,4,7,8-HxCDD	359744	32.83	32.82	0.93261	0.92761	49.73	-0.5	99.5	1.252	NO
34	1,2,3,6,7,8-HxCDD	452579	32.90	32.91	1.18024	1.16699	49.44	-1.1	98.9	1.201	NO
35	1,2,3,7,8,9-HxCDD	493343	33.17	33.17	1.28282	1.27210	49.58	-0.8	99.2	1.106	NO
36	Total HxCDDs			0.00	1.13189		148.75				
37											
38	13C-1,2,3,4,6,7,8-HpCDF	922056	34.67	34.69	0.81080	0.91130	112.39	12.4	112.4	0.451	NO
39	1,2,3,4,6,7,8-HpCDF	638978	34.69	34.69	1.36387	1.38599	50.81	1.6	101.6	1.035	NO
40	1,2,3,4,7,8,9-HpCDF	558186	35.84	35.83	1.11483	1.21074	54.30	8.6	108.6	1.076	NO
41	Total HpCDFs			0.00	1.23935		105.11				
42											
43	13C-1,2,3,4,6,7,8-HpCDD	816022	35.50	35.50	0.70743	0.80650	114.00	14.0	114.0	1.048	NO
44	1,2,3,4,6,7,8-HpCDD	431212	35.51	35.51	1.04312	1.05686	50.66	1.3	101.3	1.064	NO
45	Total HpCDDs			0.02	1.04312		50.66				

Dataset: C:\MassLynx\Default.pro\11JA10A3D58290C.qld

Last Altered: Tuesday, January 12, 2010 11:50:50 Pacific Standard Time

Printed: Tuesday, January 12, 2010 11:51:24 Pacific Standard Time

Name: 11JA10A3D5_24, Date: 12-Jan-2010, Time: 10:43:03, ID: ST0111E, Description: CS-3 09DXN425

47	13C-OCDD	1316073	38.04	38.04	0.51880	0.65036	250.72	25.4	125.4	0.854	NO
48	OCDF	1005667	38.17	38.15	1.40213	1.52828	109.00	9.0	109.0	0.940	NO
49	OCDD	788435	38.05	38.05	1.19691	1.19816	100.11	0.1	100.1	0.913	NO
50											
51											
52	Function 1 PFK			19.26							
53	Function 2 PFK			22.41	16743....						
54	Function 3 PFK			32.86	7909.2...						
55	Function 4 PFK			34.15	14980....						
56	Function 5 PFK			39.66	3947.9...						
57	TCDF PCDPE	27	16.00	16.06	30.012...	26.728...	0.89	-10.9	89.1		
58	F1 PeCDF PCDPE			15.41	45.972...						
59	F2 PeCDF PCDPE			22.27	17.774...						
60	HXCDF PCDPE	23	31.74	31.69	18.611...	23.272...	1.25	25.0	125.0		
61	HPCDF PCDPE	249	35.05	35.12	75.501...	248.96...	3.30	229.7	329.7		
62	OCDF PCDPE	19	37.82	37.79	85.061...	18.503...	0.22	-78.2	21.8		

Sample List Report

MassLynx 4.1

Sample List: C:\MassLynx\Default.pro\Sampledb\11JA10A3D5.SPL
 Last Modified: Tuesday, January 12, 2010 12:45:00 Pacific Standard Time
 Printed: Tuesday, January 12, 2010 12:45:13 Pacific Standard Time

Page 1 of 2

Page Position (1, 1)

	File Name	File Text	Sample ID	Meth/Matrix	BOX #	Sample Size	Units	Bottle
1	11JA10A3D5_1	CS-3 09DXN425	ST0111A	---	---	1.000000	---	Tray01:1
2	11JA10A3D5_2	DB5 CPSM 3732-04	CP0111	---	---	1.000000	---	Tray01:2
3	11JA10A3D5_3	Solvent Blank C-14	SB0111A	---	---	1.000000	---	Tray01:3
4	11JA10A3D5_4	G9L160493-1RXMB	LR1TW-1-AA	8290/Solid	85	10.000000	g	Tray01:4
5	11JA10A3D5_5	G9L160493-1RXLCS	LR1TW-1-AC	8290/Solid	85	10.000000	g	Tray01:5
6	11JA10A3D5_6	G9L160493-1 RX	LQ659-1-AC	8290/Solid	85	10.200000	g	Tray01:6
7	11JA10A3D5_7	Solvent Blank C-14	SB0111B	---	---	1.000000	---	Tray01:3
8	11JA10A3D5_8	CS-3 09DXN425	ST0111B	---	---	1.000000	---	Tray01:1
9	11JA10A3D5_9	CS-3 09DXN425	ST0111C	---	---	1.000000	---	Tray01:1
10	11JA10A3D5_10	DB5 CPSM 3732-04	CP0111A	---	---	1.000000	---	Tray01:2
11	11JA10A3D5_11	Solvent Blank C-14	SB0111C	---	---	1.000000	---	Tray01:3
12	11JA10A3D5_12	G9L160493-8RX	LQ66Q-2-AC	8290/Solid	85	10.070000	g	Tray01:7
13	11JA10A3D5_13	G9L160493-9RX	LQ66T-2-AC	8290/Solid	85	10.160000	g	Tray01:8
14	11JA10A3D5_14	G9L160493-9MSRX	LQ66T-2-AD	8290/Solid	85	10.050000	g	Tray01:9
15	11JA10A3D5_15	G9L160493-9RXSD	LQ66T-2-AE	8290/Solid	85	10.120000	g	Tray01:10
16	11JA10A3D5_16	G9L160493-10RX	LQ66W-2-AC	8290/Solid	85	10.260000	g	Tray01:11
17	11JA10A3D5_17	G9L160493-13RX	LQ664-2-AC	8290/Solid	85	10.130000	g	Tray01:12
18	11JA10A3D5_18	G9L180646-1RX	LRDQQ-2-AA	8290/Solid	85	10.050000	g	Tray01:13
19	11JA10A3D5_19	G9L180646-2RX	LRDQR-2-AA	8290/Solid	85	10.020000	g	Tray01:14
20	11JA10A3D5_20	G9L180646-3RX	LRDQT-2-AA	8290/Solid	85	10.200000	g	Tray01:15
21	11JA10A3D5_21	Solvent Blank C-14	SB0111D	---	---	1.000000	---	Tray01:3
22	11JA10A3D5_22	Solvent Blank C-14	SB0111E	---	---	1.000000	---	Tray01:3
23	11JA10A3D5_23	CS-3 09DXN425	ST0111D	---	---	1.000000	---	Tray01:1
24	11JA10A3D5_24	CS-3 09DXN425	ST0111E	---	---	1.000000	---	Tray01:1
25	11JA10A3D5_25	DB5 CPSM 3732-04	CP0111B	---	---	1.000000	---	Tray01:2
26	11JA10A3D5_26	Solvent Blank C-14	SB0111F	---	---	1.000000	---	Tray01:3
27	11JA10A3D5_27	G9L170538-17LCS RI	LRQ9P-1-AC	8290/Water	78	1.000000	L	Tray01:16
28	11JA10A3D5_28	G9L180646-1RX 10X	LRDQQ-2-AA	8290/Solid	85	10.050000	g	Tray01:17
29	11JA10A3D5_29	G9L180646-2RX 10X	LRDQR-2-AA	8290/Solid	85	10.020000	g	Tray01:18
30	11JA10A3D5_30	G9L160493-13RX 10X	LQ664-2-AC	8290/Solid	85	10.130000	g	Tray01:19
31	11JA10A3D5_31	G9L160493-9RX 20X	LQ66T-2-AC	8290/Solid	85	10.160000	g	Tray01:20
32	11JA10A3D5_32	G9L160493-9MSRX 20X	LQ66T-2-AD	8290/Solid	85	10.050000	g	Tray01:21
33	11JA10A3D5_33	G9L160493-9RXSD 20X	LQ66T-2-AE	8290/Solid	85	10.120000	g	Tray01:22
34	11JA10A3D5_34	G9L160493-10RX 20X	LQ66W-2-AC	8290/Solid	85	10.260000	g	Tray01:23
35	11JA10A3D5_35	Solvent Blank C-14	SB0111F	---	---	1.000000	---	Tray01:3
36	11JA10A3D5_36	CS-3 09DXN425	ST0111G	---	---	1.000000	---	Tray01:1

Sample List Report

MassLynx 4.1

Sample List: C:\MassLynx\Default.pro\Sampledb\11JA10A3D5.SPL
 Last Modified: Tuesday, January 12, 2010 12:45:00 Pacific Standard Time
 Printed: Tuesday, January 12, 2010 12:45:13 Pacific Standard Time

Page 2 of 2

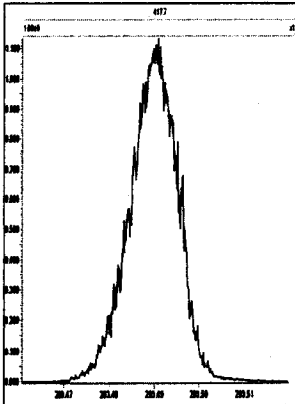
Page Position (2, 1)

FV_uL	Inj Vol	Sam Typ	Analyst	MS File	Inl File	ConA	ConB	ConC	ConD	ConE	ConF	ConG
---	2.000000	Analyte	JRB	Dioxin3D5	dioxin	10	50	100	100	200	10	100
---	2.000000	Analyte	JRB	Dioxin3D5	dioxin	---	---	---	---	---	---	---
---	2.000000	Analyte	JRB	Dioxin3D5	dioxin	---	---	---	---	---	---	---
10	2.000000	Analyte	JRB	Dioxin3D5	dioxin	---	---	---	2000	4000	800	1000
10	2.000000	Analyte	JRB	Dioxin3D5	dioxin	---	---	---	2000	4000	800	1000
10	2.000000	Analyte	JRB	Dioxin3D5	dioxin	---	---	---	2000	4000	800	1000
---	2.000000	Analyte	JRB	Dioxin3D5	dioxin	---	---	---	---	---	---	---
---	2.000000	Analyte	JRB	Dioxin3D5	dioxin	10	50	100	100	200	10	100
---	2.000000	Analyte	JRB	Dioxin3D5	dioxin	10	50	100	100	200	10	100
---	2.000000	Analyte	JRB	Dioxin3D5	dioxin	---	---	---	---	---	---	---
---	2.000000	Analyte	JRB	Dioxin3D5	dioxin	---	---	---	---	---	---	---
10	2.000000	Analyte	JRB	Dioxin3D5	dioxin	---	---	---	2000	4000	800	1000
10	2.000000	Analyte	JRB	Dioxin3D5	dioxin	---	---	---	2000	4000	800	1000
10	2.000000	Analyte	JRB	Dioxin3D5	dioxin	---	---	---	2000	4000	800	1000
10	2.000000	Analyte	JRB	Dioxin3D5	dioxin	---	---	---	2000	4000	800	1000
10	2.000000	Analyte	JRB	Dioxin3D5	dioxin	---	---	---	2000	4000	800	1000
10	2.000000	Analyte	JRB	Dioxin3D5	dioxin	---	---	---	2000	4000	800	1000
10	2.000000	Analyte	JRB	Dioxin3D5	dioxin	---	---	---	2000	4000	800	1000
10	2.000000	Analyte	JRB	Dioxin3D5	dioxin	---	---	---	2000	4000	800	1000
10	2.000000	Analyte	JRB	Dioxin3D5	dioxin	---	---	---	2000	4000	800	1000
---	2.000000	Analyte	JRB	Dioxin3D5	dioxin	---	---	---	---	---	---	---
---	2.000000	Analyte	JRB	Dioxin3D5	dioxin	10	50	100	100	200	10	100
---	2.000000	Analyte	JRB	Dioxin3D5	dioxin	10	50	100	100	200	10	100
---	2.000000	Analyte	JRB	Dioxin3D5	dioxin	---	---	---	---	---	---	---
---	2.000000	Analyte	JRB	Dioxin3D5	dioxin	---	---	---	---	---	---	---
10	2.000000	Analyte	JRB	Dioxin3D5	dioxin	---	---	---	2000	4000	800	1000
10	2.000000	Analyte	JRB	Dioxin3D5	dioxin	---	---	---	2000	4000	800	1000
10	2.000000	Analyte	JRB	Dioxin3D5	dioxin	---	---	---	2000	4000	800	1000
10	2.000000	Analyte	JRB	Dioxin3D5	dioxin	---	---	---	2000	4000	800	1000
10	2.000000	Analyte	JRB	Dioxin3D5	dioxin	---	---	---	2000	4000	800	1000
10	2.000000	Analyte	JRB	Dioxin3D5	dioxin	---	---	---	2000	4000	800	1000
10	2.000000	Analyte	JRB	Dioxin3D5	dioxin	---	---	---	2000	4000	800	1000
10	2.000000	Analyte	JRB	Dioxin3D5	dioxin	---	---	---	2000	4000	800	1000
---	2.000000	Analyte	JRB	Dioxin3D5	dioxin	---	---	---	---	---	---	---
---	2.000000	Analyte	JRB	Dioxin3D5	dioxin	10	50	100	100	200	10	100

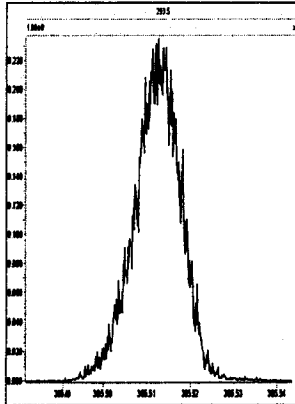
File: Experiment: Dioxin3D5.exp Reference: Pfk.ref Function: 1 @ 200 (ppm)

Printed: Monday, January 11, 2010 23:59:27 Pacific Standard Time

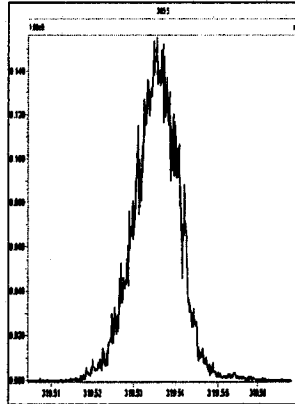
M 292.9824 R 12132



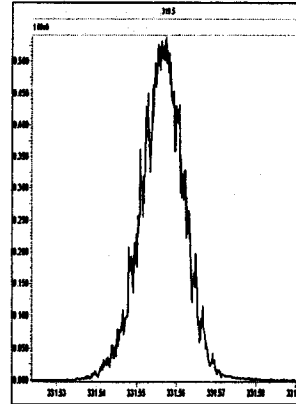
M 304.9824 R 12954



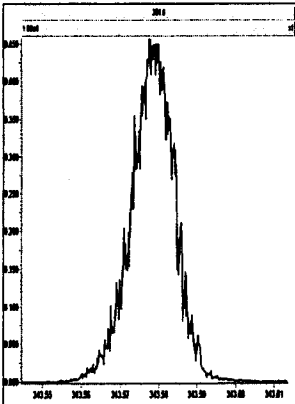
M 318.9792 R 12887



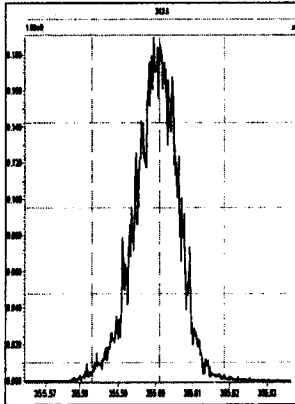
M 330.9792 R 13297



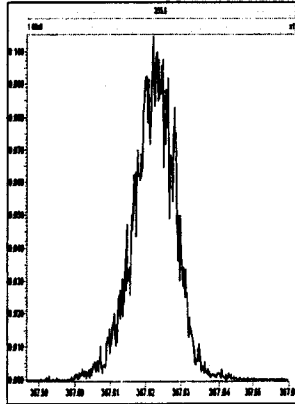
M 342.9792 R 12624



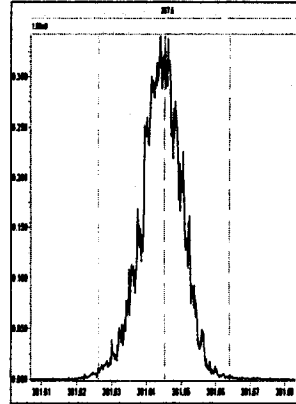
M 354.9792 R 13294



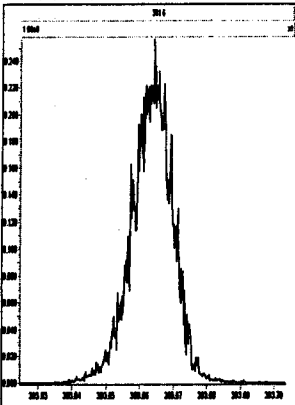
M 366.9792 R 13731



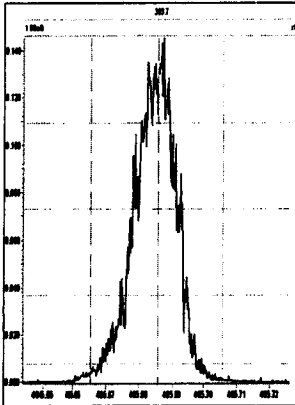
M 380.9760 R 13967



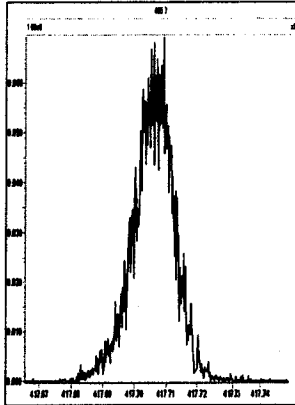
M 392.9760 R 14450



M 404.9760 R 13964



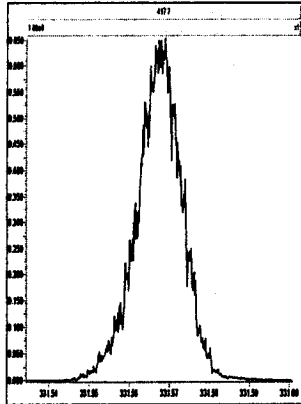
M 416.9760 R 14448



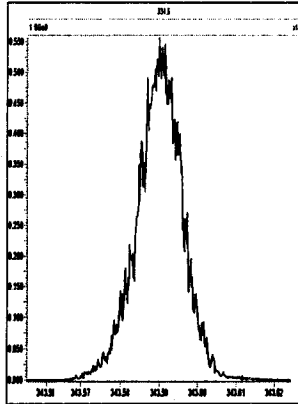
File: Experiment: Dioxin3D5.exp Reference: Pfk.ref Function: 2 @ 200 (ppm)

Printed: Tuesday, January 12, 2010 00:00:33 Pacific Standard Time

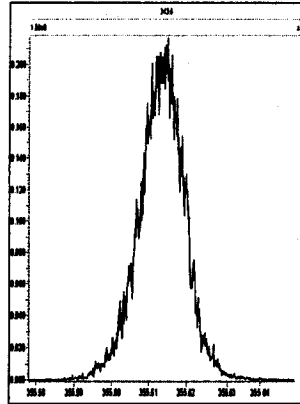
M 330.9792 R 11627



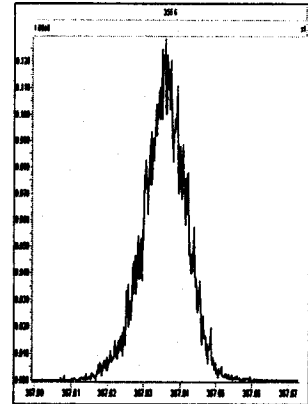
M 342.9792 R 12436



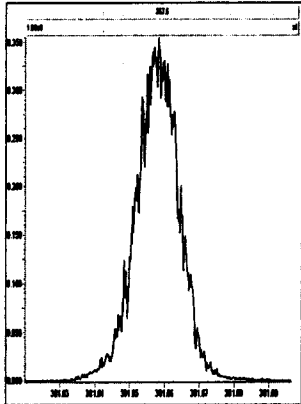
M 354.9792 R 12502



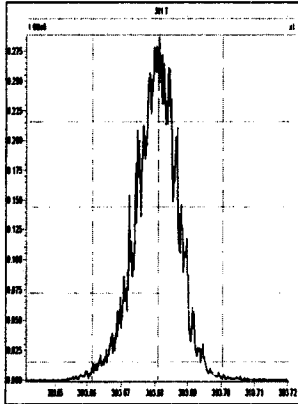
M 366.9792 R 12883



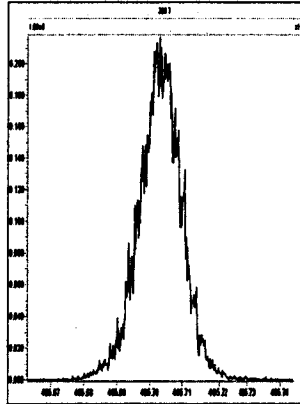
M 380.9760 R 13159



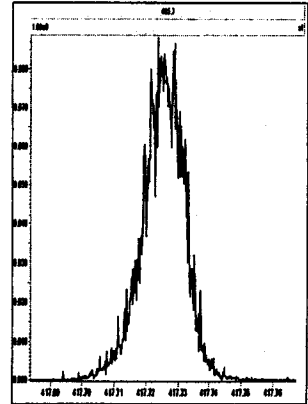
M 392.9760 R 13089



M 404.9760 R 13660



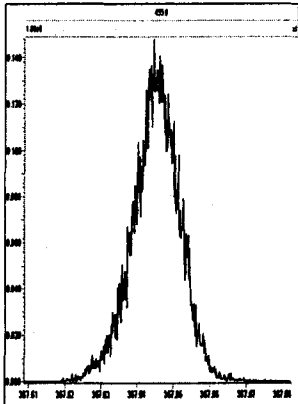
M 416.9760 R 13886



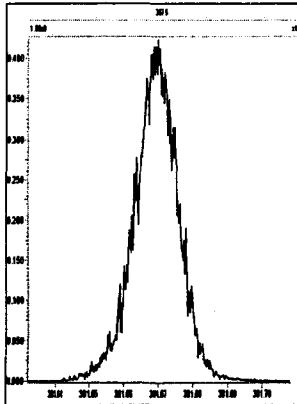
File: Experiment: Dioxin3D5.exp Reference: Pfk.ref Function: 3 @ 200 (ppm)

Printed: Tuesday, January 12, 2010 00:01:40 Pacific Standard Time

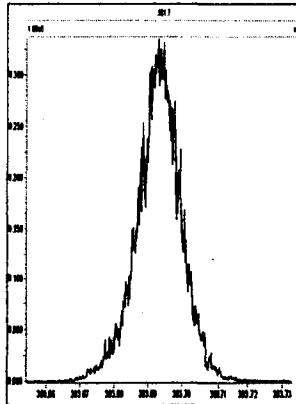
M 366.9792 R 12197



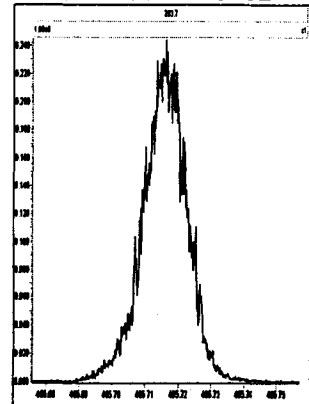
M 380.9760 R 12439



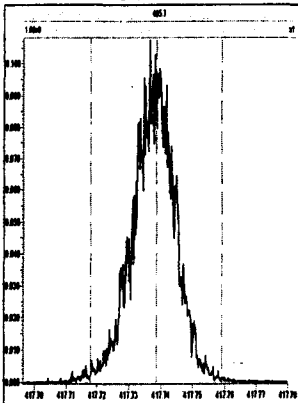
M 392.9760 R 13298



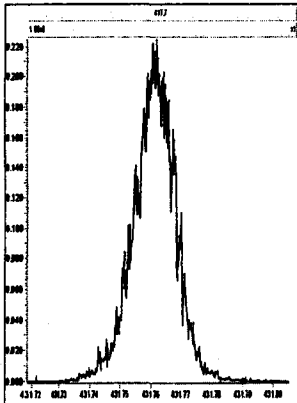
M 404.9760 R 13162



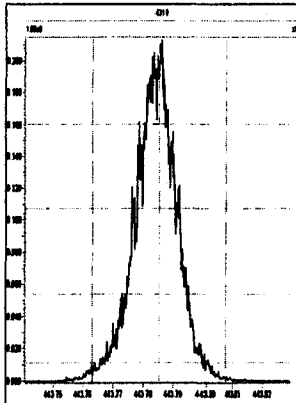
M 416.9760 R 13161



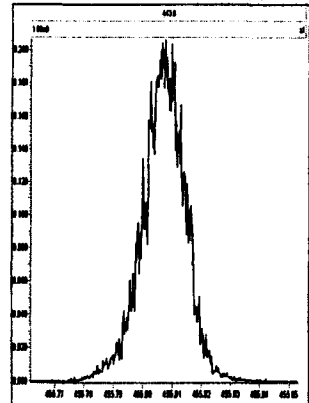
M 430.9728 R 14207



M 442.9728 R 13159



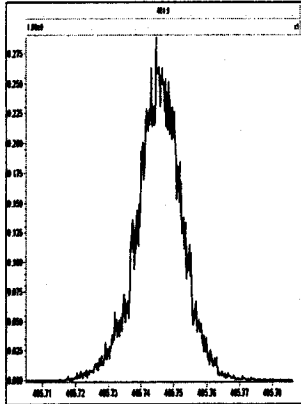
M 454.9728 R 12887



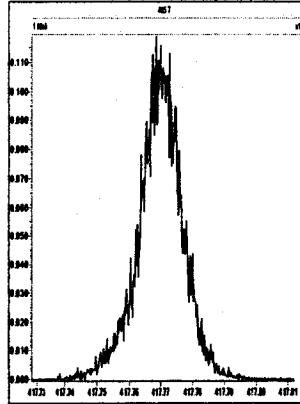
File: Experiment: Dioxin3D5.exp Reference: Pfk.ref Function: 4 @ 200 (ppm)

Printed: Tuesday, January 12, 2010 00:03:22 Pacific Standard Time

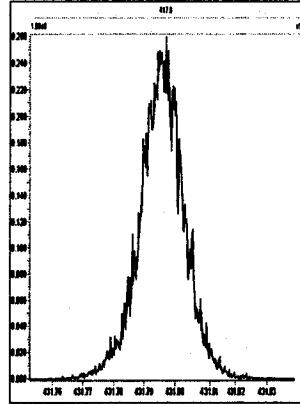
M 404.9760 R 11682



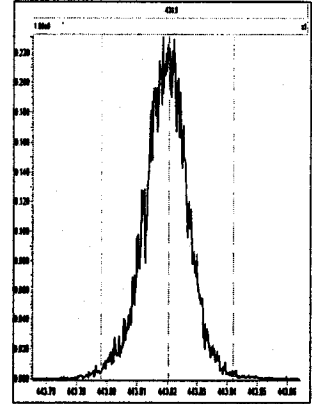
M 416.9760 R 12437



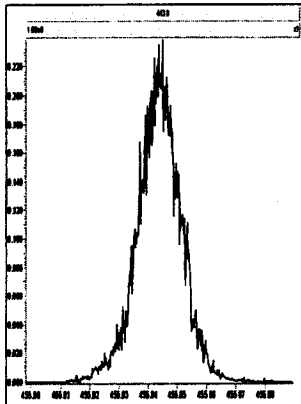
M 430.9728 R 12375



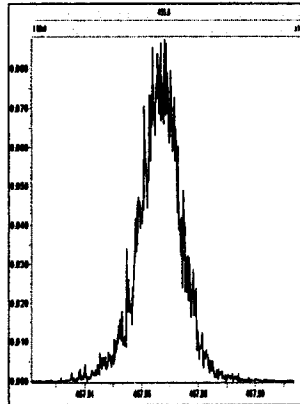
M 442.9728 R 12561



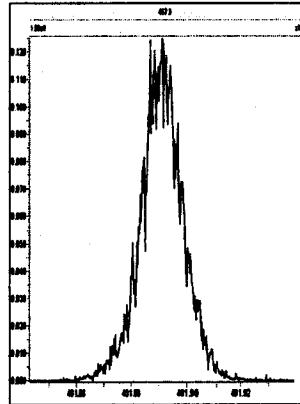
M 454.9728 R 13299



M 466.9728 R 13813



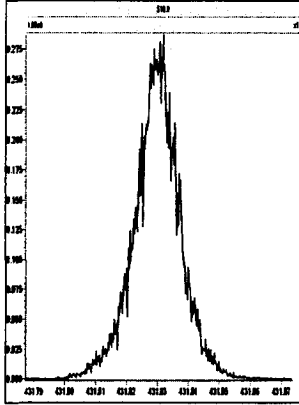
M 480.9696 R 14286



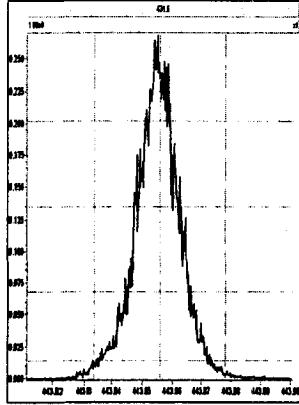
File: Experiment: Dioxin3D5.exp Reference: Pfk.ref Function: 5 @ 200 (ppm)

Printed: Tuesday, January 12, 2010 00:04:09 Pacific Standard Time

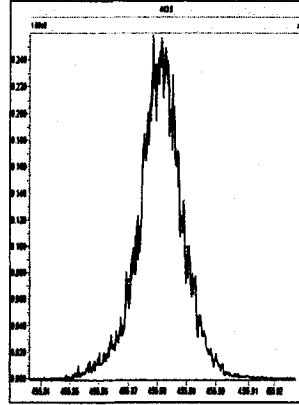
M 430.9728 R 11900



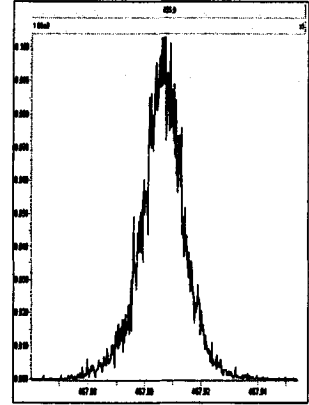
M 442.9728 R 12254



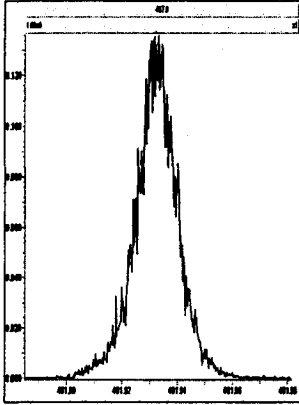
M 454.9728 R 11960



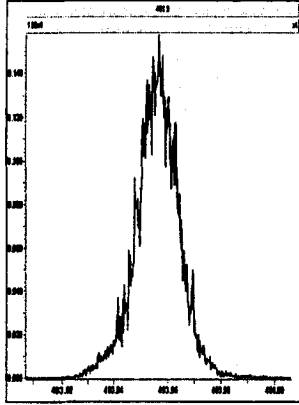
M 466.9728 R 13584



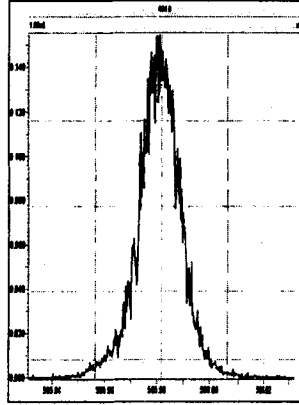
M 480.9696 R 13510



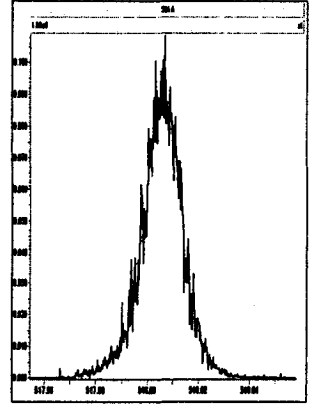
M 492.9696 R 12376



M 504.9696 R 12499



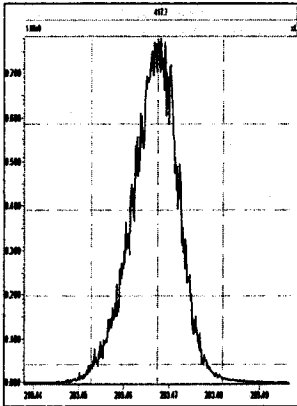
M 516.9697 R 14884



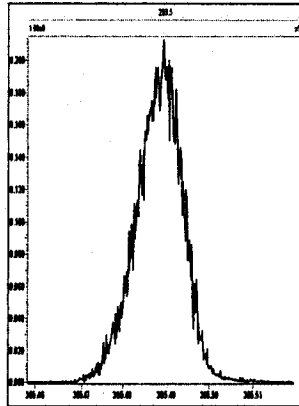
File: Experiment: Dioxin3D5.exp Reference: Pfk.ref Function: 1 @ 200 (ppm)

Printed: Tuesday, January 12, 2010 10:40:37 Pacific Standard Time

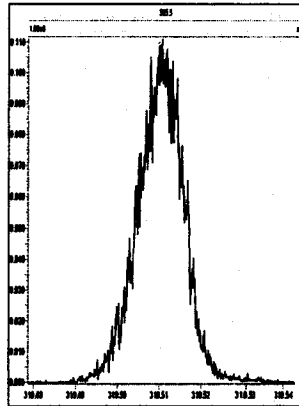
M 292.9824 R 11629



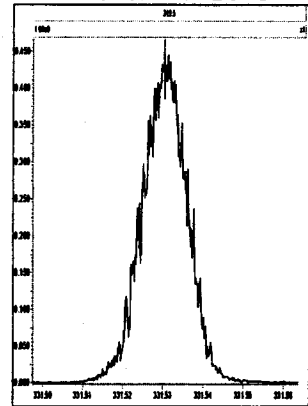
M 304.9824 R 12438



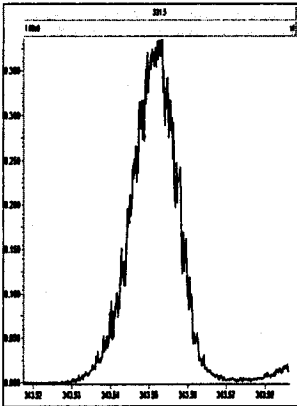
M 318.9792 R 13020



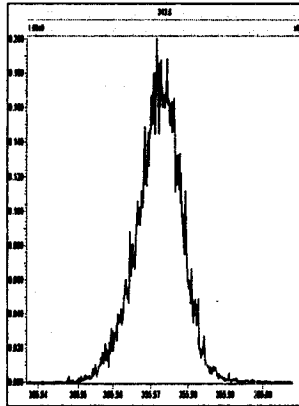
M 330.9792 R 12313



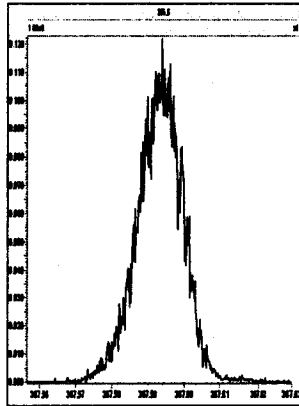
M 342.9792 R 12192



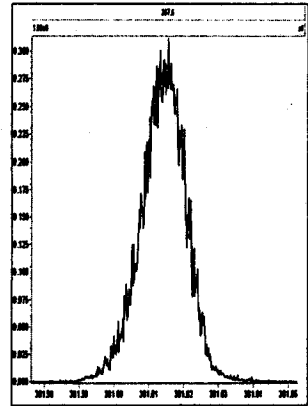
M 354.9792 R 13582



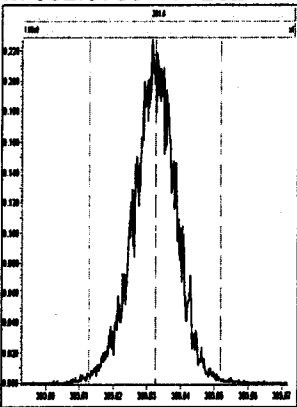
M 366.9792 R 13158



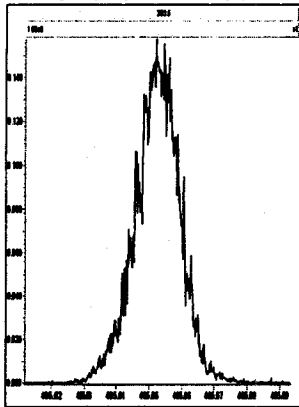
M 380.9760 R 13157



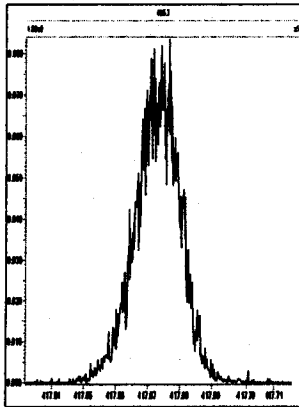
M 392.9760 R 12624



M 404.9760 R 12884



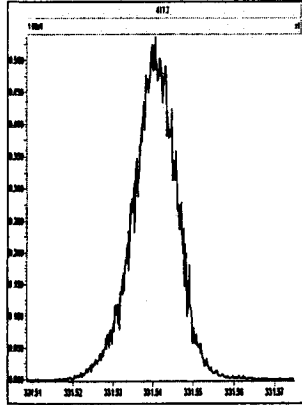
M 416.9760 R 12627



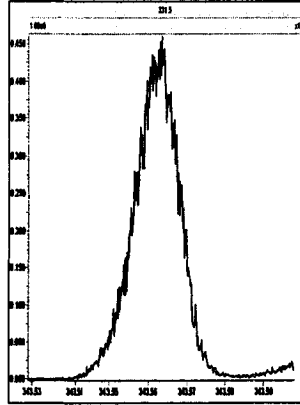
File: Experiment: Dioxin3D5.exp Reference: Pfk.ref Function: 2 @ 200 (ppm)

Printed: Tuesday, January 12, 2010 10:41:07 Pacific Standard Time

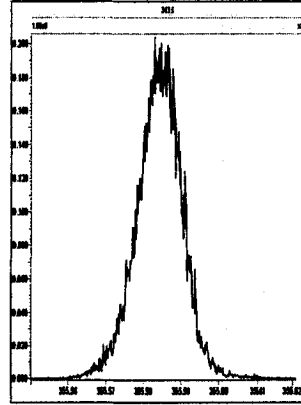
M 330.9792 R 12199



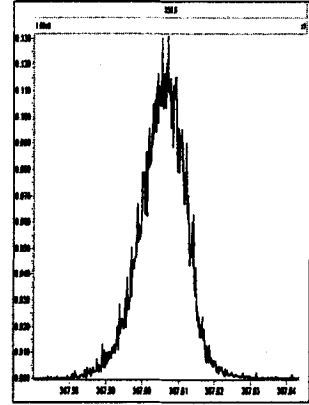
M 342.9792 R 12257



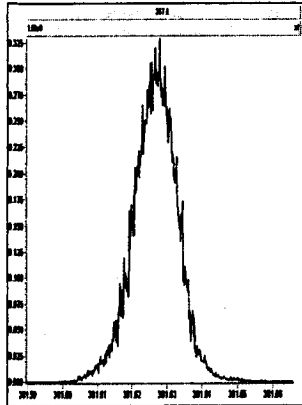
M 354.9792 R 12888



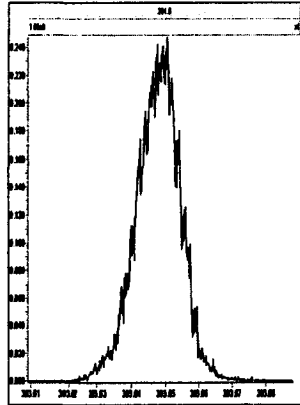
M 366.9792 R 12438



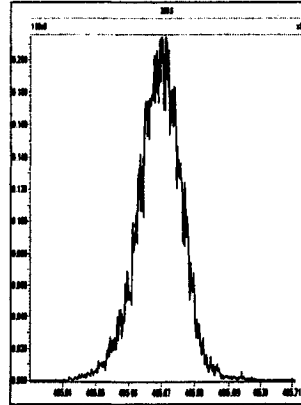
M 380.9760 R 12315



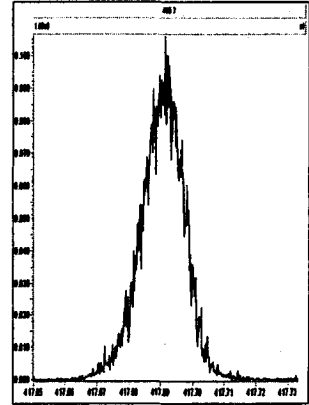
M 392.9760 R 12625



M 404.9760 R 13160



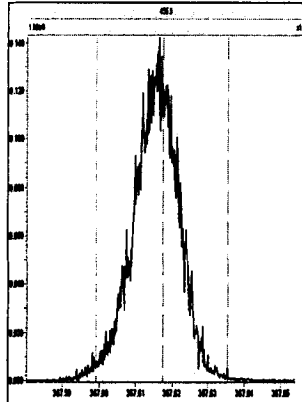
M 416.9760 R 13814



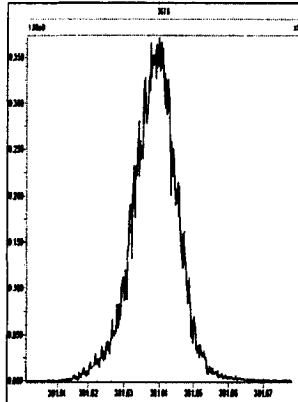
File: Experiment: Dioxin3D5.exp Reference: Pfk.ref Function: 3 @ 200 (ppm)

Printed: Tuesday, January 12, 2010 10:41:32 Pacific Standard Time

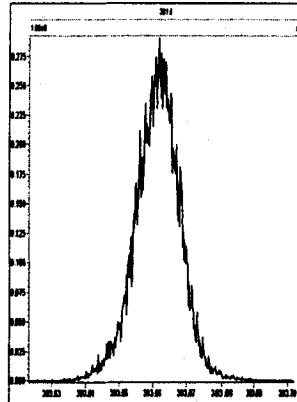
M 366.9792 R 12949



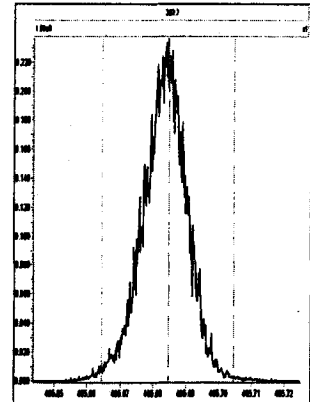
M 380.9760 R 12433



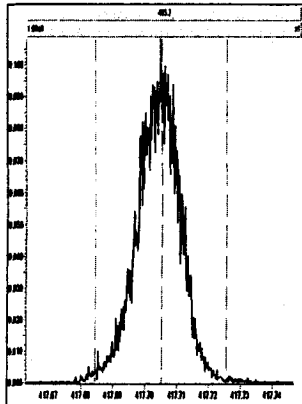
M 392.9760 R 12819



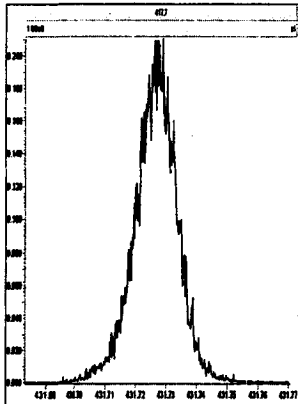
M 404.9760 R 12436



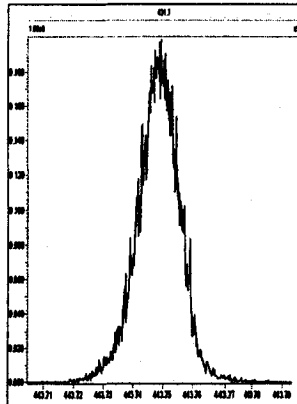
M 416.9760 R 13295



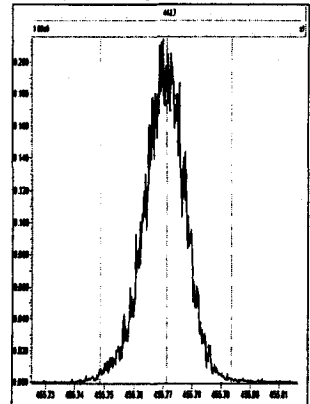
M 430.9728 R 13299



M 442.9728 R 13085



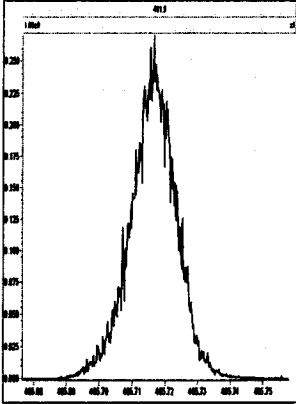
M 454.9728 R 12953



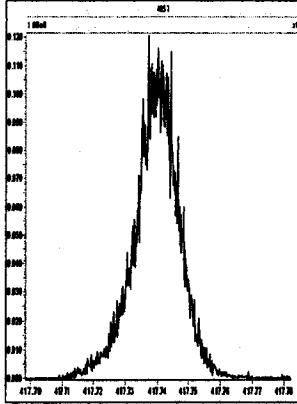
File: Experiment: Dioxin3D5.exp Reference: Pfk.ref Function: 4 @ 200 (ppm)

Printed: Tuesday, January 12, 2010 10:42:00 Pacific Standard Time

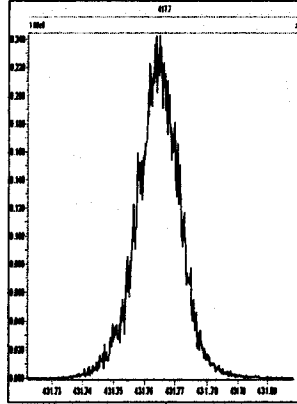
M 404.9760 R 12254



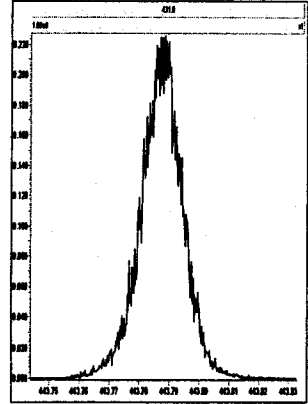
M 416.9760 R 12819



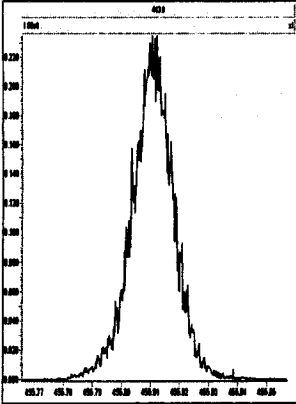
M 430.9728 R 12753



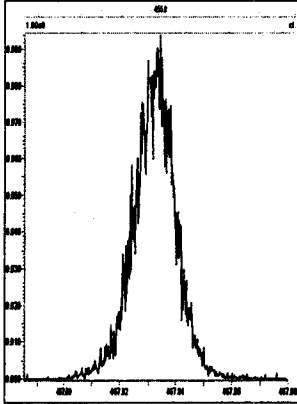
M 442.9728 R 13510



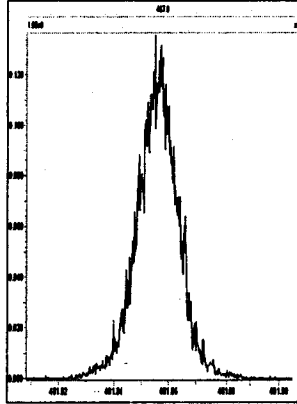
M 454.9728 R 13294



M 466.9728 R 13440



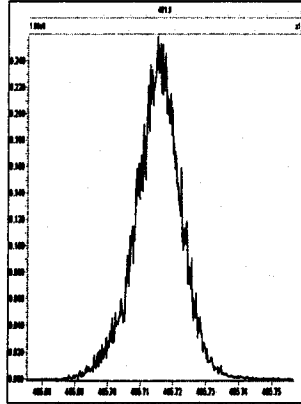
M 480.9696 R 13965



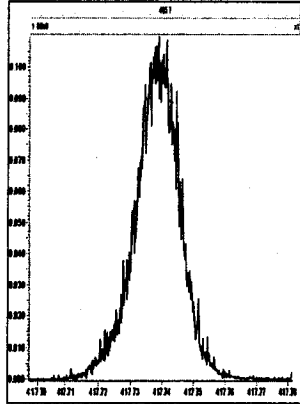
File: Experiment: Dioxin3D5.exp Reference: Pfk.ref Function: 4 @ 200 (ppm)

Printed: Tuesday, January 12, 2010 10:42:07 Pacific Standard Time

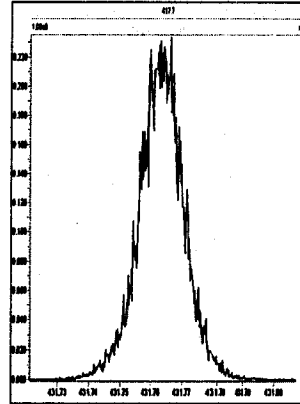
M 404.9760 R 11681



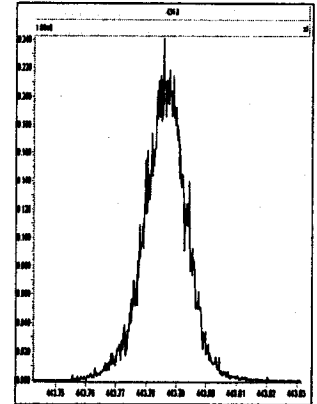
M 416.9760 R 12561



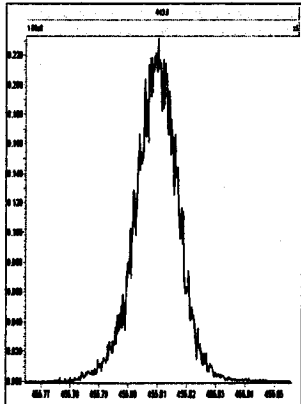
M 430.9728 R 12193



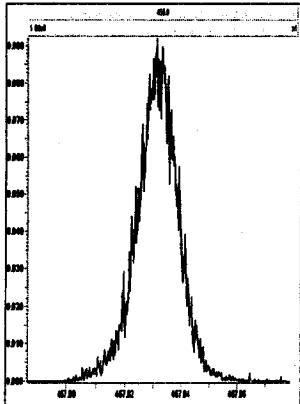
M 442.9728 R 12377



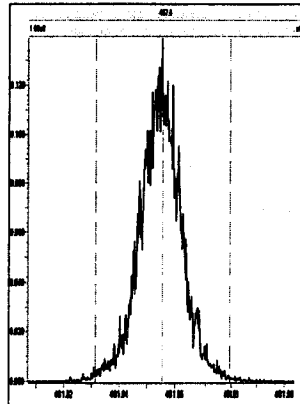
M 454.9728 R 12751



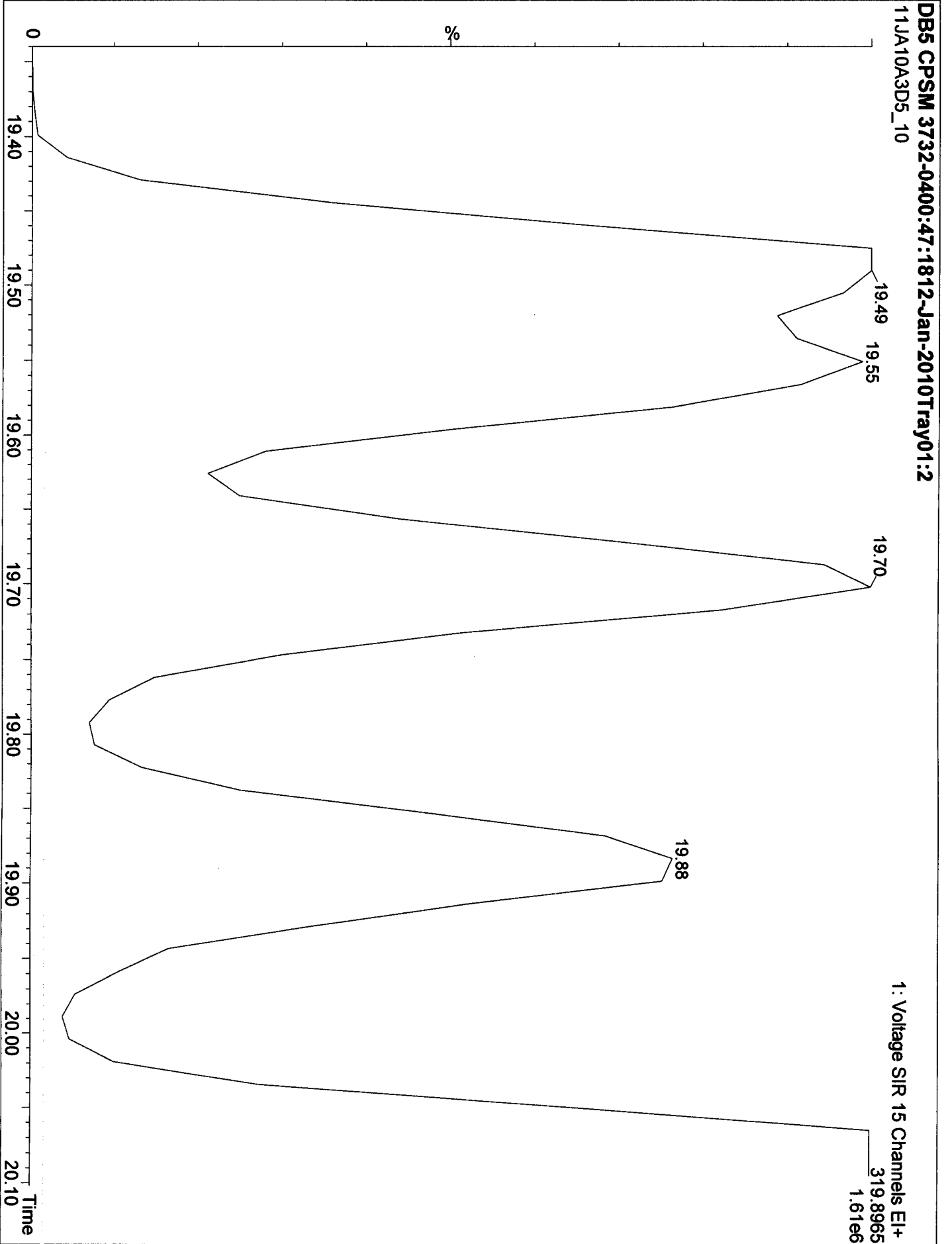
M 466.9728 R 13661



M 480.9696 R 13440



DB5 CP5M 3732-0400:47:1812-Jan-2010Tray01:2
11JA10A3D5_10



Dataset: C:\MassLynx\Default.pro\11JA10A3D58290C.qld

Last Altered: Tuesday, January 12, 2010 09:56:55 Pacific Standard Time

Printed: Tuesday, January 12, 2010 10:10:18 Pacific Standard Time

Method: C:\MassLynx\Default.PRO\MethDB\82903D5.mdb 12 Jan 2010 09:52:33

Calibration: C:\MassLynx\Default.PRO\CurveDB\ICA123120093D58290.cdb 31 Dec 2009 13:37:23

1	13C-1,2,3,4-TCDD	1.00000	0.00000	0.00000
2				
3	13C-2,3,7,8-TCDF	1.55387	0.10195	6.56127
4	2,3,7,8-TCDF	1.00894	0.03940	3.90512
5	Total TCDFs	1.00894	0.03940	3.90512
6				
7	13C-2,3,7,8-TCDD	0.93654	0.08265	8.82467
8	2,3,7,8-TCDD	1.13162	0.06094	5.38546
9	Total TCDDs	1.13162	0.06094	5.38546
10				
11	37CL-2,3,7,8-TCDD	1.13700	0.09172	8.06695
12				
13	13C-1,2,3,7,8-PeCDF	1.21534	0.12934	10.64235
14	1,2,3,7,8-PeCDF	1.03079	0.04663	4.52356
15	2,3,4,7,8-PeCDF	0.96399	0.04086	4.23834
16	Total F2 PeCDFs	0.99739	0.04369	4.38021
17	Total F1 PeCDFs	0.99739	0.04369	4.38021
18				
19	13C-1,2,3,7,8-PeCDD	0.74736	0.08018	10.72899
20	1,2,3,7,8-PeCDD	1.05672	0.03490	3.30300
21	Total PeCDDs	1.05672	0.03490	3.30300
22				
23	13C-1,2,3,7,8,9-HxCDD	1.00000	0.00000	0.00000
24				
25	13C-1,2,3,4,7,8-HxCDF	0.91641	0.07223	7.88160
26	1,2,3,4,7,8-HxCDF	1.24280	0.05687	4.57635
27	1,2,3,6,7,8-HxCDF	1.49624	0.06359	4.24985
28	2,3,4,6,7,8-HxCDF	1.31114	0.08139	6.20792
29	1,2,3,7,8,9-HxCDF	1.29097	0.15794	12.23447
30	Total HxCDFs	1.33529	0.08589	6.43214
31				
32	13C-1,2,3,6,7,8-HxCDD	0.80919	0.05547	6.85475
33	1,2,3,4,7,8-HxCDD	0.93261	0.05959	6.38974
34	1,2,3,6,7,8-HxCDD	1.18024	0.05154	4.36672
35	1,2,3,7,8,9-HxCDD	1.28282	0.21352	16.64444
36	Total HxCDDs	1.13189	0.10452	9.23374
37				
38	13C-1,2,3,4,6,7,8-HpCDF	0.81080	0.04083	5.03538
39	1,2,3,4,6,7,8-HpCDF	1.36387	0.07395	5.42218
40	1,2,3,4,7,8,9-HpCDF	1.11483	0.06881	6.17218
41	Total HpCDFs	1.23935	0.07020	5.66394
42				
43	13C-1,2,3,4,6,7,8-HpCDD	0.70743	0.03465	4.89747
44	1,2,3,4,6,7,8-HpCDD	1.04312	0.04748	4.55165
45	Total HpCDDs	1.04312	0.04748	4.55165
46				
99L180646	13C-OCDD	0.51880	0.04350	6.46429

Dataset: C:\MassLynx\Default.pro\11JA10A3D58290C.qld

Last Altered: Tuesday, January 12, 2010 09:56:55 Pacific Standard Time

Printed: Tuesday, January 12, 2010 10:10:18 Pacific Standard Time

48	OCDF	1.40213	0.13119	9.35683
49	OCDD	1.19691	0.05139	4.29389
50				
51				
52	Function 1 PFK			
53	Function 2 PFK	16743.46550	16630.81420	99.32719
54	Function 3 PFK	7909.22500	521.22114	6.59004
55	Function 4 PFK	14980.66300	0.00000	0.00000
56	Function 5 PFK	3947.90350	3001.02553	76.01568
57	TCDF PCDPE	30.01200	0.00000	0.00000
58	F1 PeCDF PCDPE	45.97250	34.38590	74.79666
59	F2 PeCDF PCDPE	17.77400	16.24159	91.37835
60	HXCDF PCDPE	18.61100	20.51602	110.23600
61	HPCDF PCDPE	75.50100	34.84622	46.15333
62	OCDF PCDPE	85.06150	155.80506	183.16755

Quantity Sample Report MassLynx 4.1

Dataset: C:\MassLynx\Default\pro1\1JA10A3D58290C.qld

Last Altered: Tuesday, January 12, 2010 09:56:55 Pacific Standard Time

Printed: Tuesday, January 12, 2010 10:10:35 Pacific Standard Time


Method: C:\MassLynx\Default\PRO\MethDB182903D5.mdb 12 Jan 2010 09:52:33
Calibration: C:\MassLynx\Default\PRO\CurveDB\CA123120093D58290.cdb 31 Dec 2009 13:37:23

Name: 11JA10A3D5_9, Date: 12-Jan-2010, Time: 00:06:06, ID: ST0111C, Description: CS-3 09DXN425

TCDFs

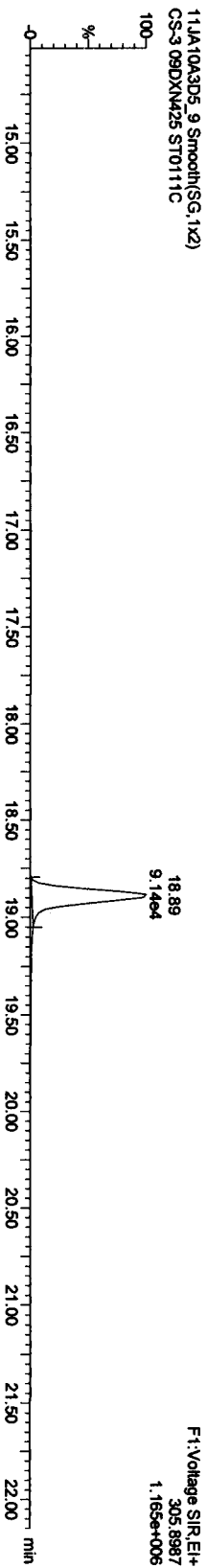
11JA10A3D5_9 Smooth(SG, 1x2)

CS-3 09DXN425 ST0111C



11JA10A3D5_9 Smooth(SG, 1x2)

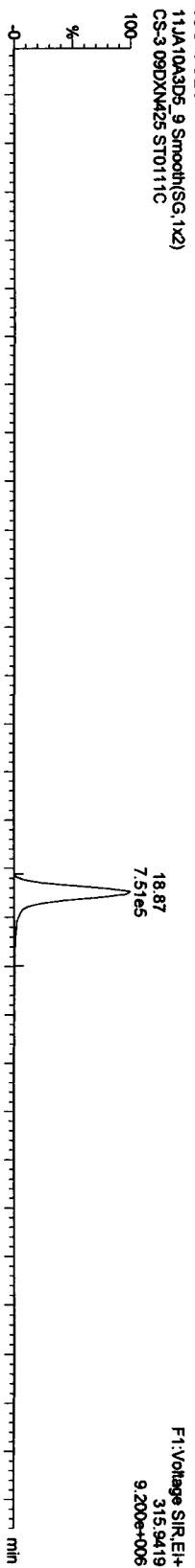
CS-3 09DXN425 ST0111C



13C-TCDF

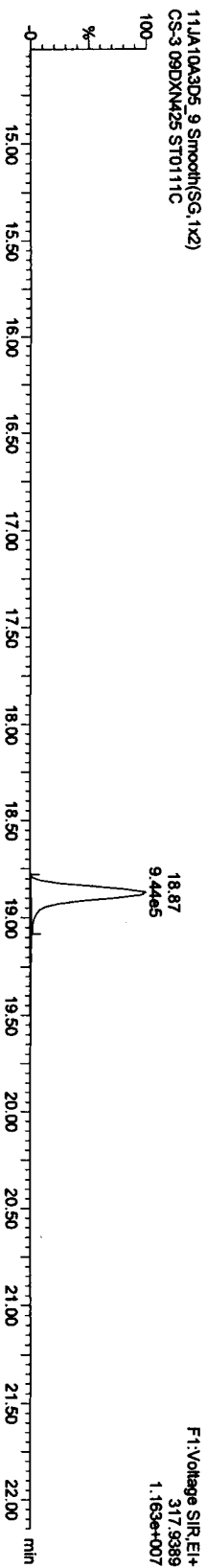
11JA10A3D5_9 Smooth(SG, 1x2)

CS-3 09DXN425 ST0111C



11JA10A3D5_9 Smooth(SG, 1x2)

CS-3 09DXN425 ST0111C



Quantity Sample Report MassLynx 4.1


Dataset: C:\MassLynx\Default\prot\11JA10A3D58290C.qld

Last Altered: Tuesday, January 12, 2010 09:56:55 Pacific Standard Time
Printed: Tuesday, January 12, 2010 10:10:35 Pacific Standard Time


Name: 11JA10A3D5_9, Date: 12-Jan-2010, Time: 00:06:06, ID: ST0111C, Description: CS-3 09DXN425

TCDDs

11JA10A3D5_9 Smooth(SG,1x2)
CS-3 09DXN425 ST0111C




11JA10A3D5_9 Smooth(SG,1x2)
CS-3 09DXN425 ST0111C




13C-TCDDs

11JA10A3D5_9 Smooth(SG,1x2)
CS-3 09DXN425 ST0111C



11JA10A3D5_9 Smooth(SG,1x2)
CS-3 09DXN425 ST0111C




Quantity Sample Report MassLynx 4.1

Dataset: C:\MassLynx\Default\pro1\11JA10A3D58290C.qld

Last Altered: Tuesday, January 12, 2010 09:56:55 Pacific Standard Time
Printed: Tuesday, January 12, 2010 10:10:35 Pacific Standard Time

Name: 11JA10A3D5_9, Date: 12-Jan-2010, Time: 00:06:06, ID: ST0111C, Description: CS-3 09DXN425



Quantity Sample Report Masslynx 4.1

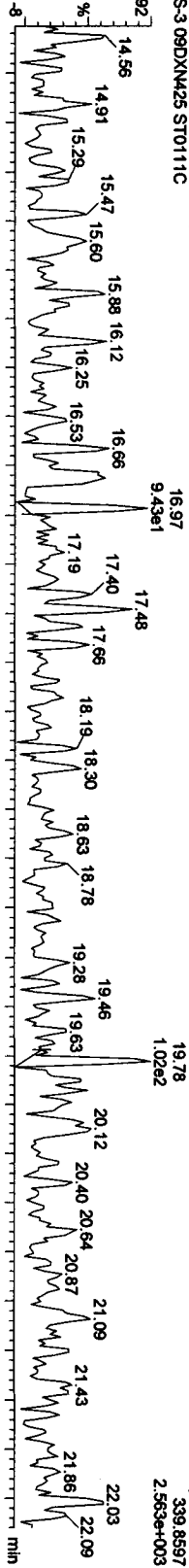
Dataset: C:\Masslynx\Default\pro11JA10A3D58290C.qld

Last Altered: Tuesday, January 12, 2010 09:56:55 Pacific Standard Time
Printed: Tuesday, January 12, 2010 10:10:35 Pacific Standard Time

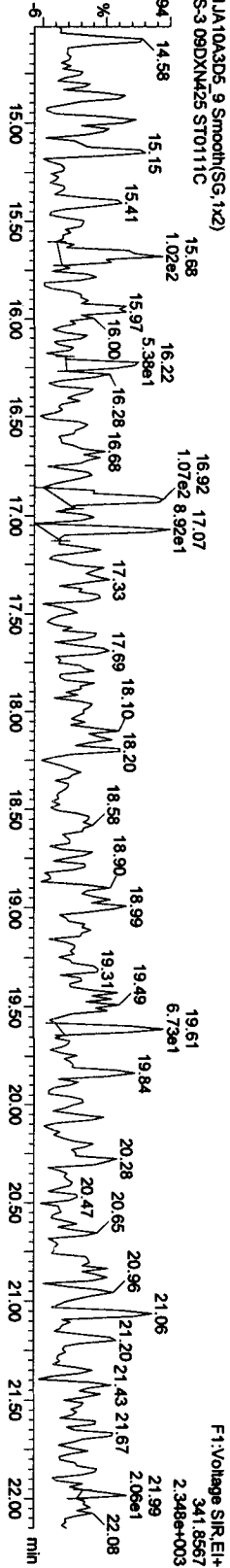
Name: 11JA10A3D5_9, Date: 12-Jan-2010, Time: 00:06:06, ID: ST0111C, Description: CS-3 09DXN425

F1 PCDPFs

11JA10A3D5_9 Smooth(SG, 1x2)
CS-3 09DXN425 ST0111C

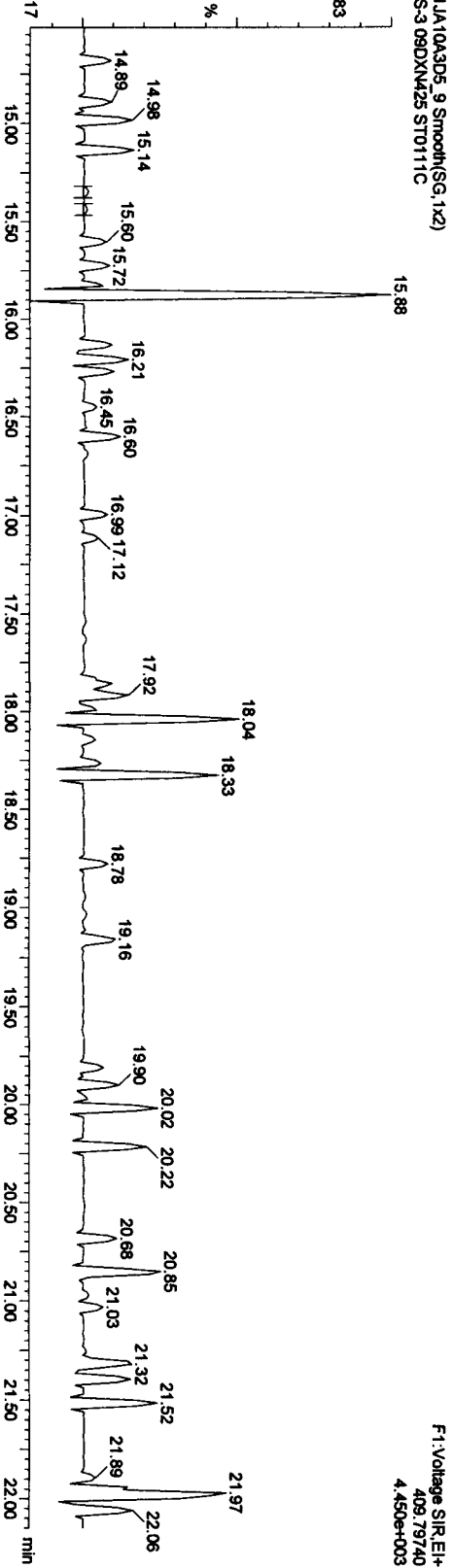


11JA10A3D5_9 Smooth(SG, 1x2)
CS-3 09DXN425 ST0111C



F1 PCDPF PCDPE

11JA10A3D5_9 Smooth(SG, 1x2)
CS-3 09DXN425 ST0111C



Quantify Sample Report MassLynx 4.1

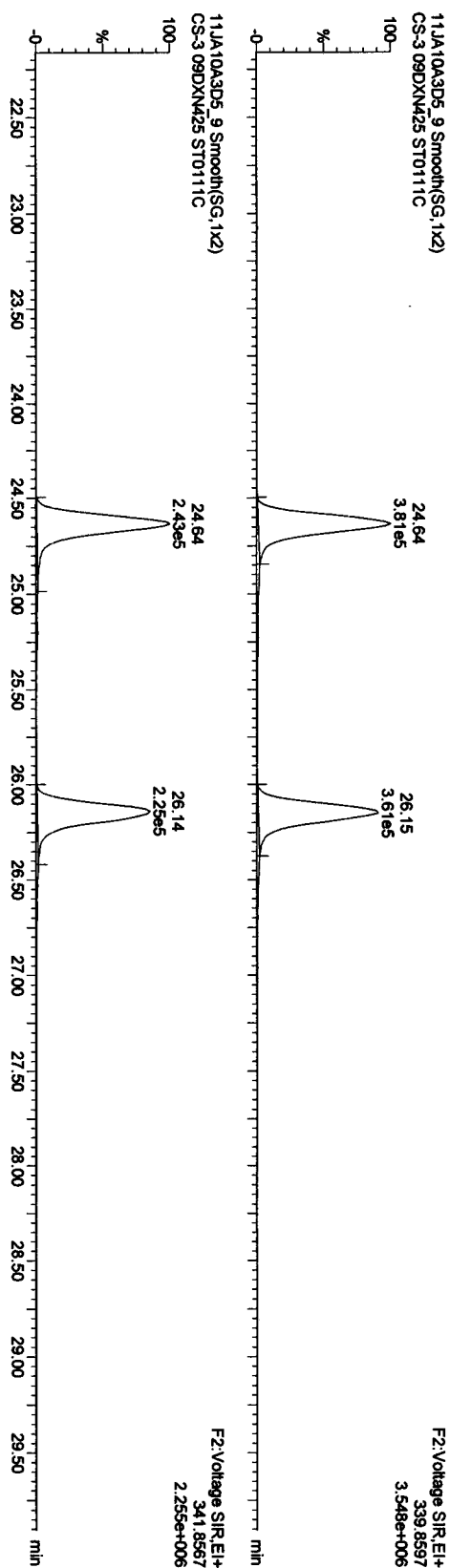
Dataset: C:\MassLynx\Default\pro1\1JA10A3D58290C.qld

Last Altered: Tuesday, January 12, 2010 09:56:55 Pacific Standard Time

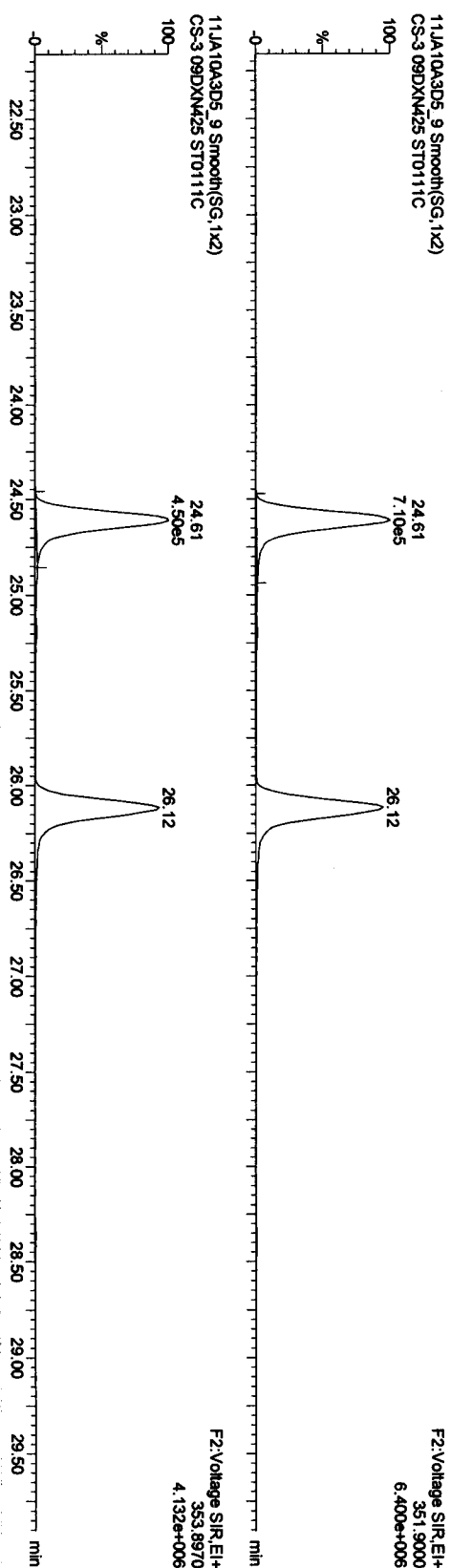
Printed: Tuesday, January 12, 2010 10:10:35 Pacific Standard Time

Name: 11JA10A3D5_9, Date: 12-Jan-2010, Time: 00:06:06, ID: ST0111C, Description: CS-3-09DXN425

PeCDFs



13C-PeCDFs


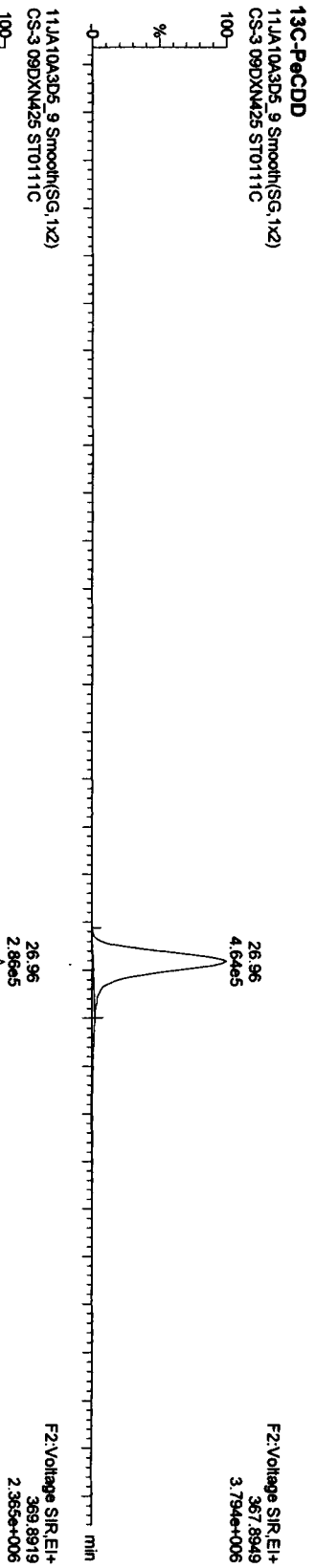



Quantity Sample Report MassLynx 4.1

Dataset: C:\MassLynx\Default\pro\11JA10A3D58290C.qld

Last Altered: Tuesday, January 12, 2010 09:56:55 Pacific Standard Time
Printed: Tuesday, January 12, 2010 10:10:35 Pacific Standard Time

Name: 11JA10A3D5_9, Date: 12-Jan-2010, Time: 00:06:06, ID: ST0111C, Description: CS-3-09DXN425



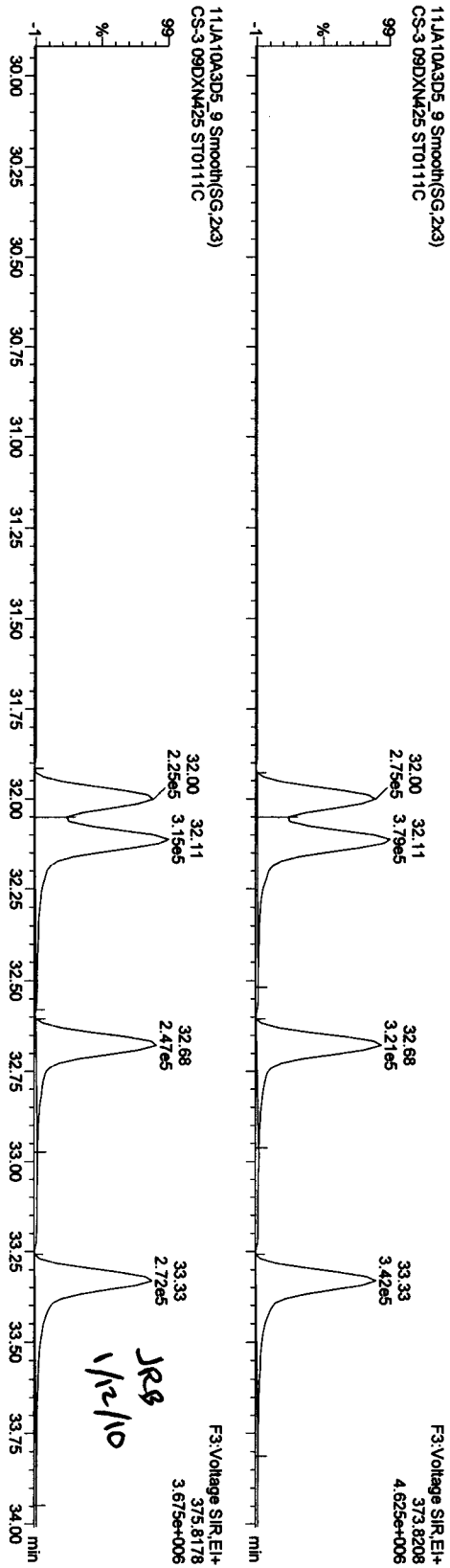
Quantify Sample Report MassLynx 4.1

Dataset: C:\MassLynx\Default\pro1\1JA10A3D58290C.qid

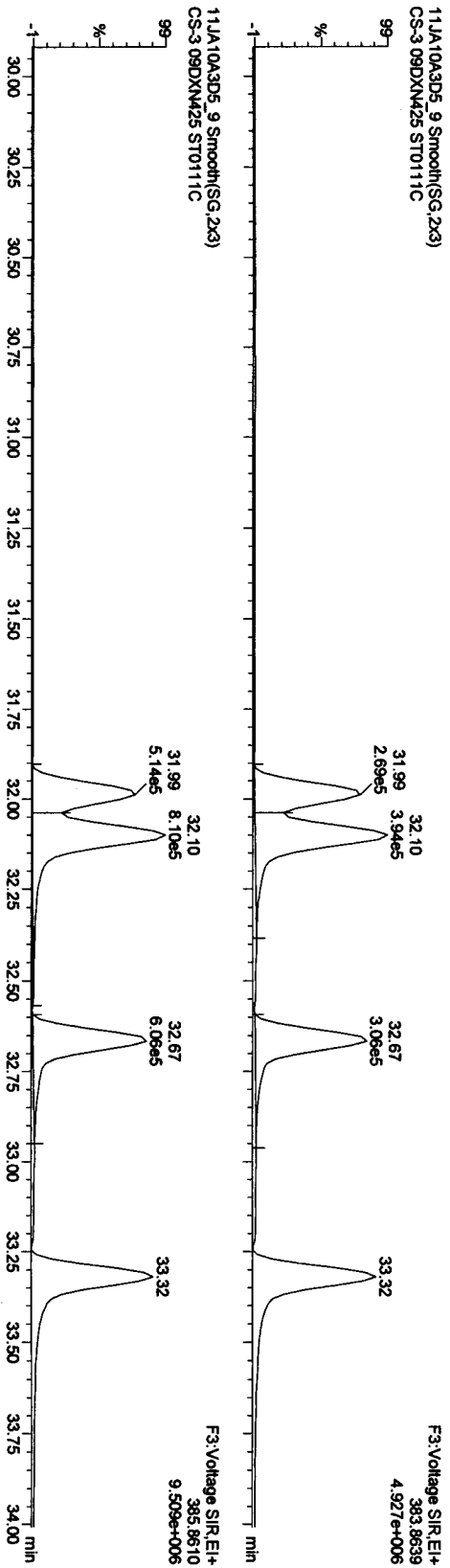
Last Altered: Tuesday, January 12, 2010 09:56:55 Pacific Standard Time
Printed: Tuesday, January 12, 2010 10:10:35 Pacific Standard Time

Name: 11JA10A3D5_9, Date: 12-Jan-2010, Time: 00:06:06, ID: ST0111C, Description: CS-3 09DXN425

HxCDFs



13C-HxCDFs



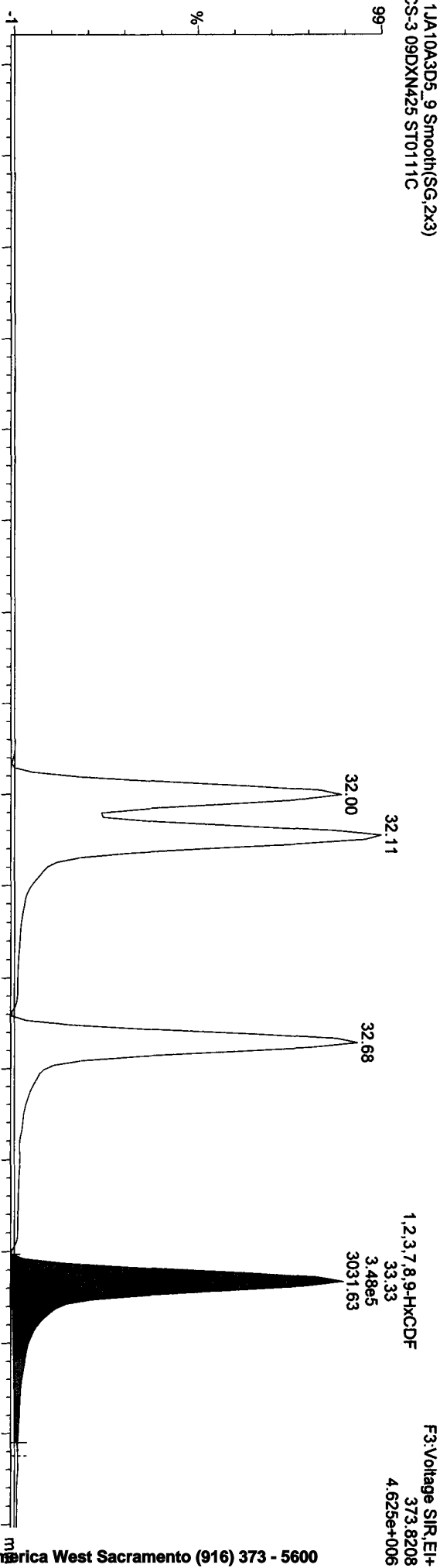
Dataset: C:\MassLynx\Default.pro\11JA10A3D58290C.qld

Last Altered: Tuesday, January 12, 2010 11:55:50 Pacific Standard Time
Printed: Tuesday, January 12, 2010 11:56:11 Pacific Standard Time

Method: C:\MassLynx\Default.PRO\MethDB\82903D5.mdb 12 Jan 2010 09:52:33
Calibration: C:\MassLynx\Default.PRO\CurveDB\ICA123120093D58290.cdb 31 Dec 2009 13:37:23

Sample Name: 11JA10A3D5_9

11JA10A3D5_9 Smooth(SG,2x3)
CS-3 09DXNA25 ST0111C

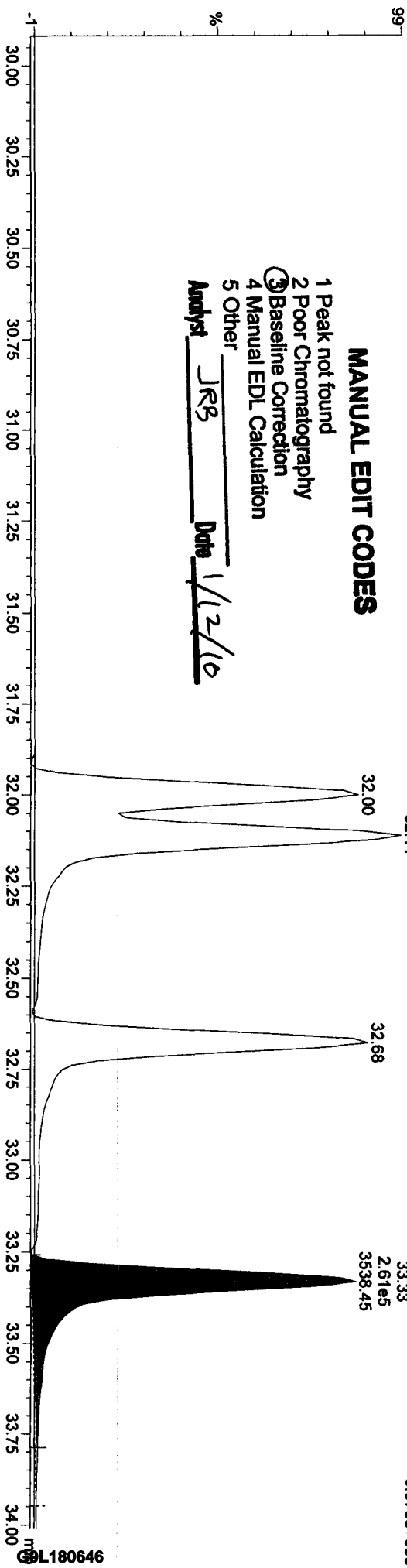


11JA10A3D5_9 Smooth(SG,2x3)
CS-3 09DXNA25 ST0111C

MANUAL EDIT CODES

- 1 Peak not found
- 2 Poor Chromatography
- 3 Baseline Correction
- 4 Manual EDL Calculation
- 5 Other

Analyst JRB Date 1/12/10



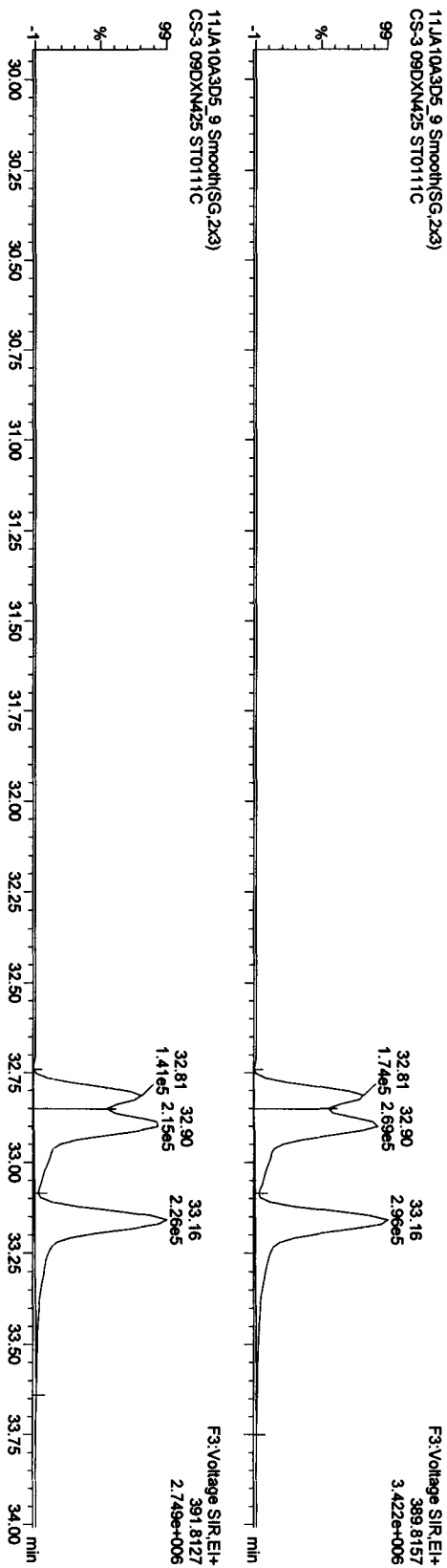
Quantity Sample Report MassLynx 4.1

Dataset: C:\MassLynx\Default\prot\11JA10A3D58290C.qld

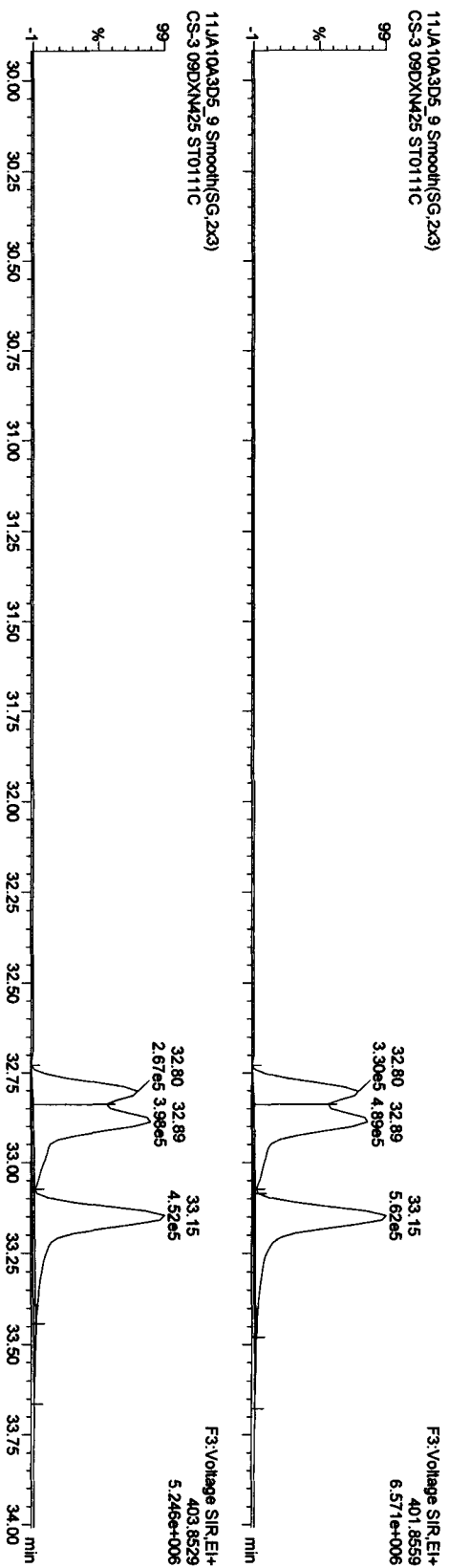
Last Altered: Tuesday, January 12, 2010 09:56:55 Pacific Standard Time
Printed: Tuesday, January 12, 2010 10:10:35 Pacific Standard Time

Name: 11JA10A3D5_9, Date: 12-Jan-2010, Time: 00:06:06, ID: ST0111C, Description: CS-3 09DXN425

HXCDDs
11JA10A3D5_9 Smooth(SG,2x3)
CS-3 09DXN425 ST0111C



13C-HxCDDs
11JA10A3D5_9 Smooth(SG,2x3)
CS-3 09DXN425 ST0111C



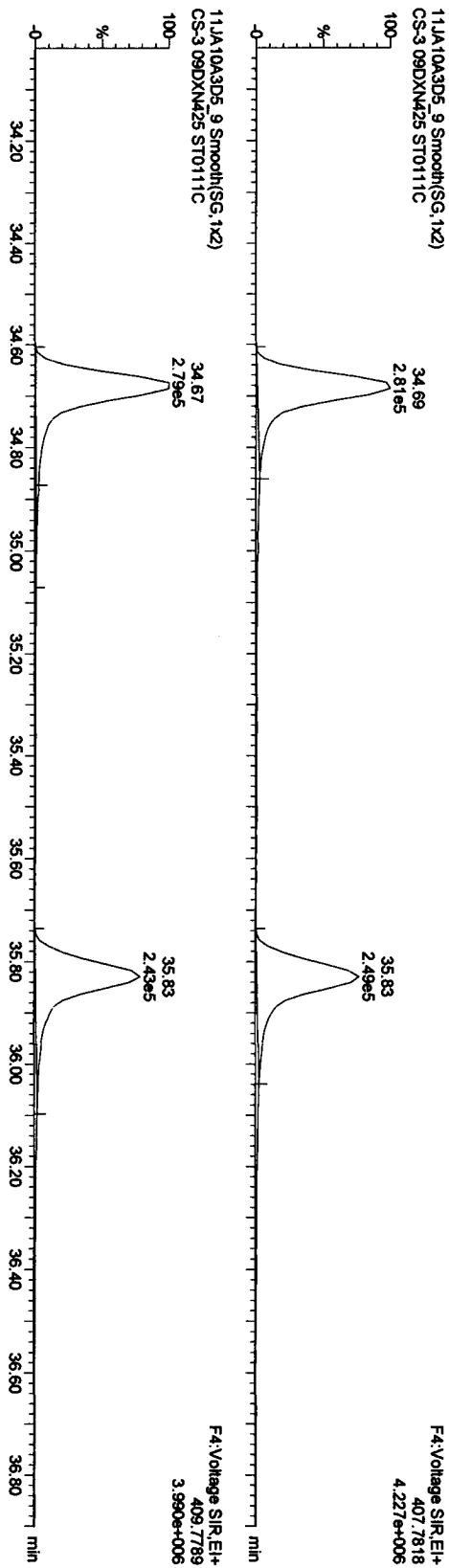
Quantity Sample Report MassLynx 4.1

Dataset: C:\MassLynx\Default\pro1\1JA10A3D58290C.qld

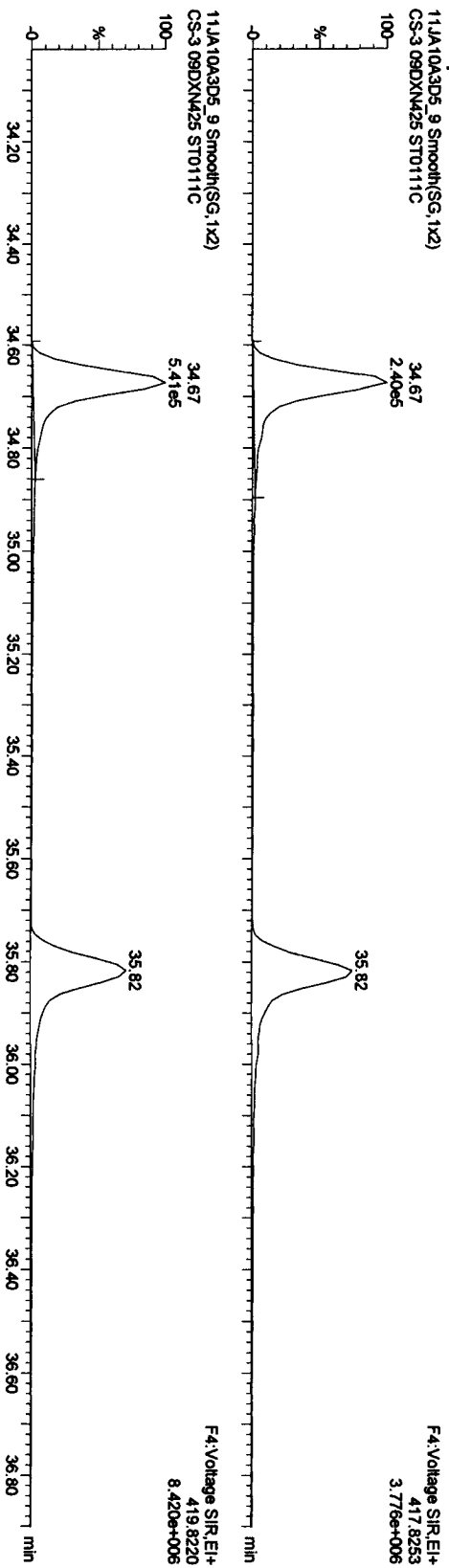
Last Altered: Tuesday, January 12, 2010 09:56:55 Pacific Standard Time
Printed: Tuesday, January 12, 2010 10:10:35 Pacific Standard Time

Name: 11JA10A3D5_9, Date: 12-Jan-2010, Time: 00:06:06, ID: ST0111C, Description: CS-3 09DXN425

HpCDFs



13C-HpCDFs



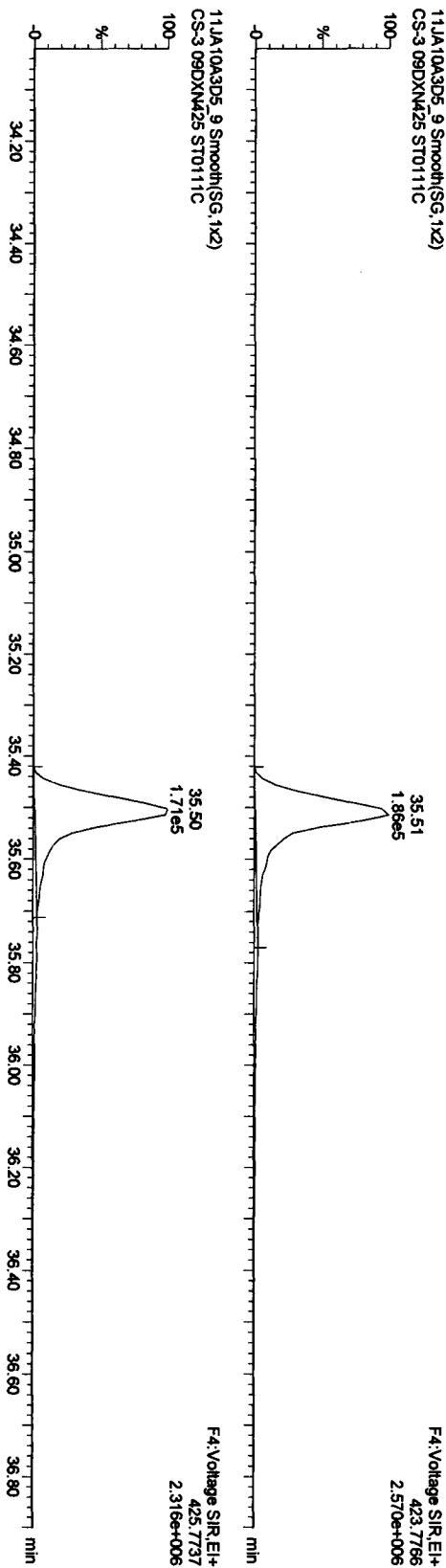
Quantity Sample Report MassLynx 4.1

Dataset: C:\MassLynx\Default\pro1\1JA10A3D58290C.qld

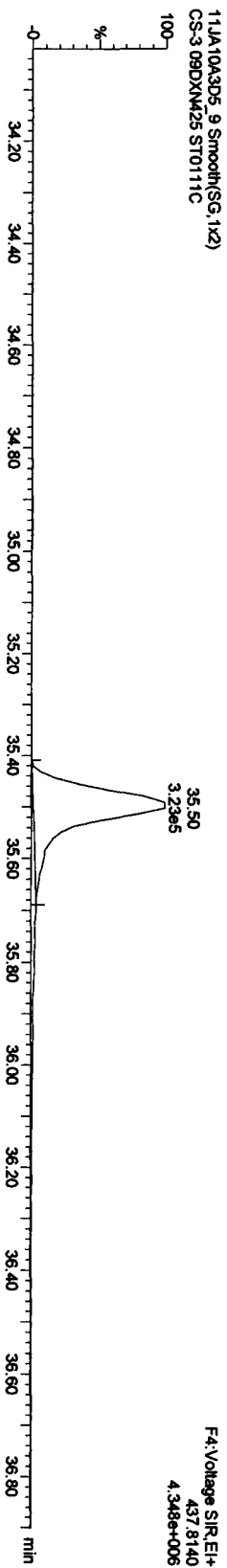
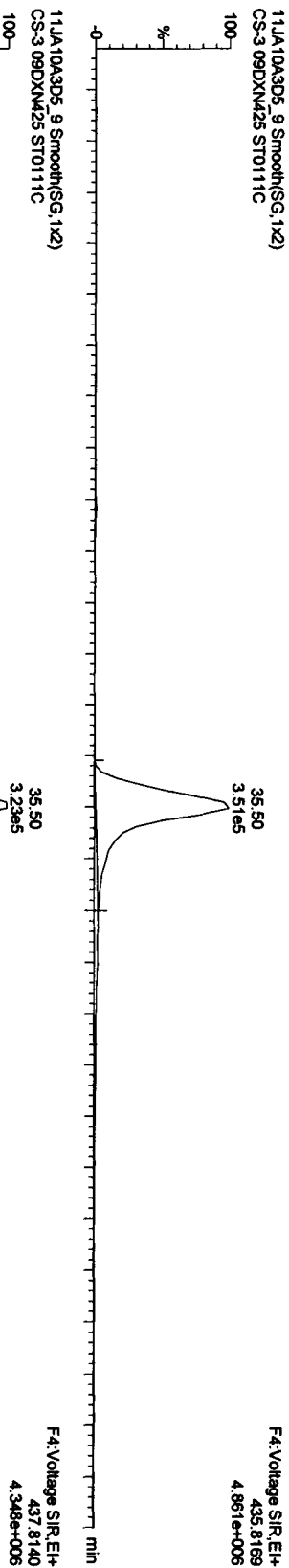
Last Altered: Tuesday, January 12, 2010 09:56:55 Pacific Standard Time
Printed: Tuesday, January 12, 2010 10:10:35 Pacific Standard Time

Name: 11JA10A3D5_9, Date: 12-Jan-2010, Time: 00:06:06, ID: ST0111C, Description: CS-3 09DXN425

HPCDDs



13C-HpCDD



Quantity Sample Report Masslynx 4.1

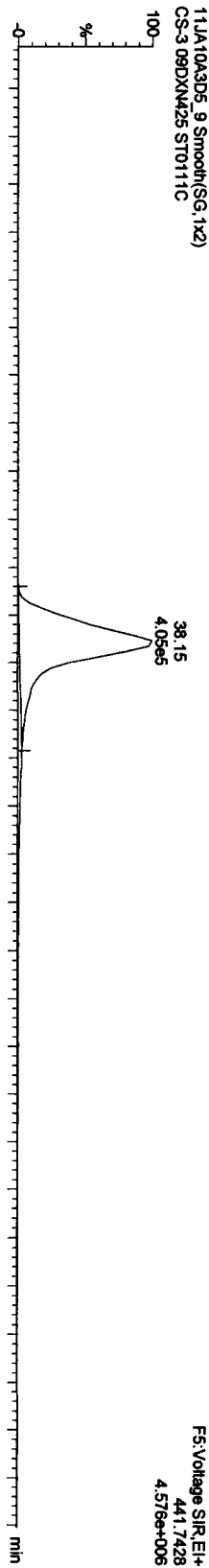
Dataset: C:\Masslynx\Default\prot11JA10A3D58290C.qld

Last Altered: Tuesday, January 12, 2010 09:56:55 Pacific Standard Time
Printed: Tuesday, January 12, 2010 10:10:35 Pacific Standard Time

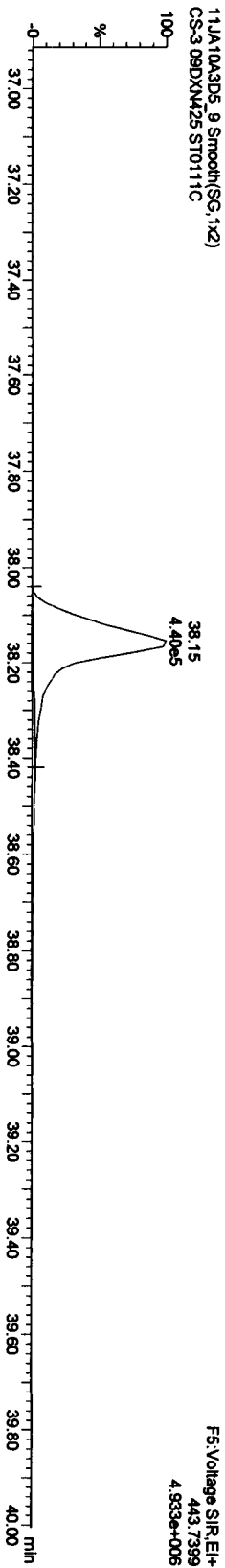
Name: 11JA10A3D5_9, Date: 12-Jan-2010, Time: 00:06:06, ID: ST0111C, Description: CS-3 09DXN425

OCDfS

11JA10A3D5_9 Smooth(SG, 1x2)
CS-3 09DXN425 ST0111C

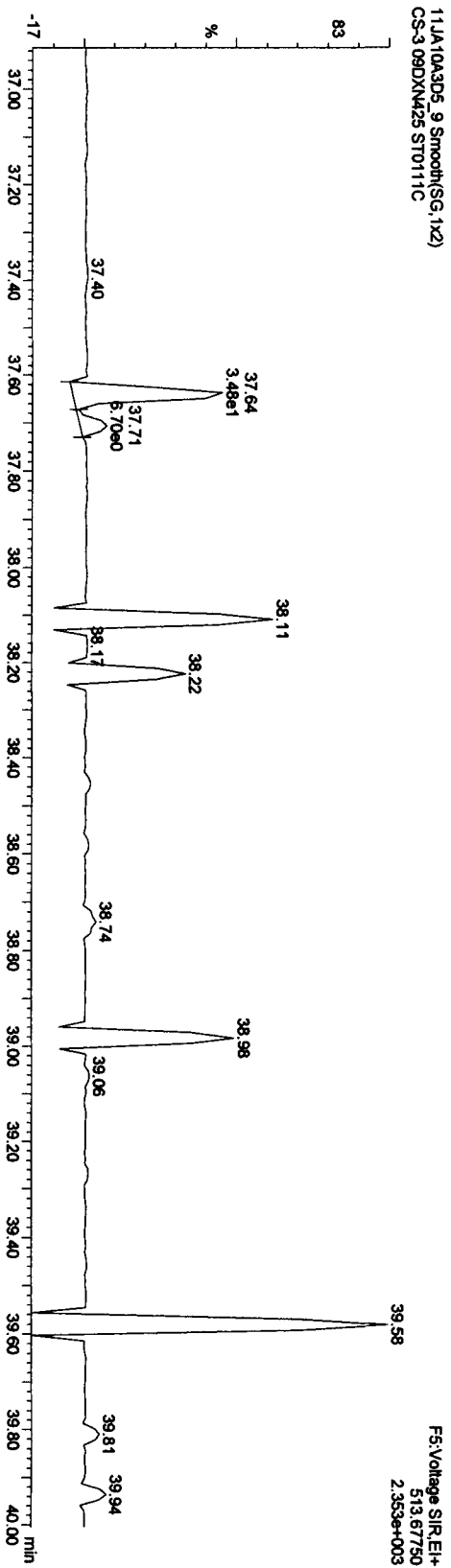


11JA10A3D5_9 Smooth(SG, 1x2)
CS-3 09DXN425 ST0111C



OCDf PCDDPE

11JA10A3D5_9 Smooth(SG, 1x2)
CS-3 09DXN425 ST0111C





Quantity Sample Report MassLynx 4.1

Dataset: C:\MassLynx\Default\prot\11JA10A3D58290C.qld



Last Altered: Tuesday, January 12, 2010 09:56:55 Pacific Standard Time
Printed: Tuesday, January 12, 2010 10:10:35 Pacific Standard Time

Name: 11JA10A3D5_9, Date: 12-Jan-2010, Time: 00:06:06, ID: ST0111C, Description: CS-3 09DXN425

OCDD



13C-OCDD

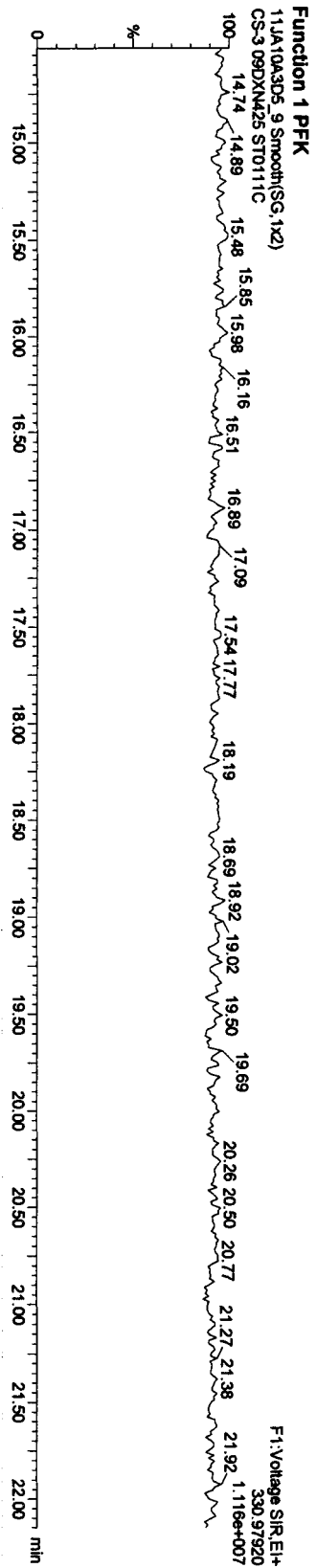
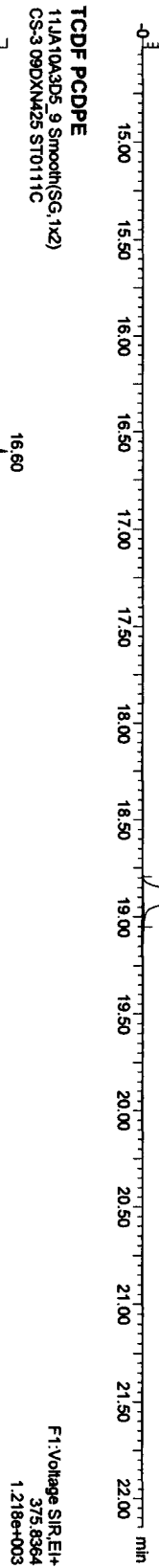



Quantity Sample Report MassLynx 4.1

Dataset: C:\MassLynx\Default\pro1\1JA10A3D58290C.qld

Last Altered: Tuesday, January 12, 2010 09:56:55 Pacific Standard Time
Printed: Tuesday, January 12, 2010 10:10:35 Pacific Standard Time

Name: 11JA10A3D5_9, Date: 12-Jan-2010, Time: 00:06:06, ID: ST0111C, Description: CS-3 09DXN425

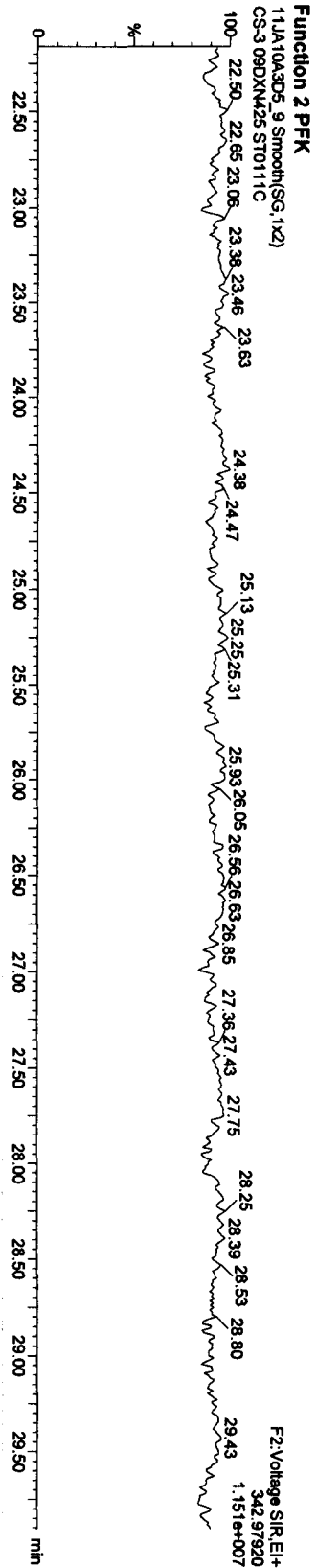
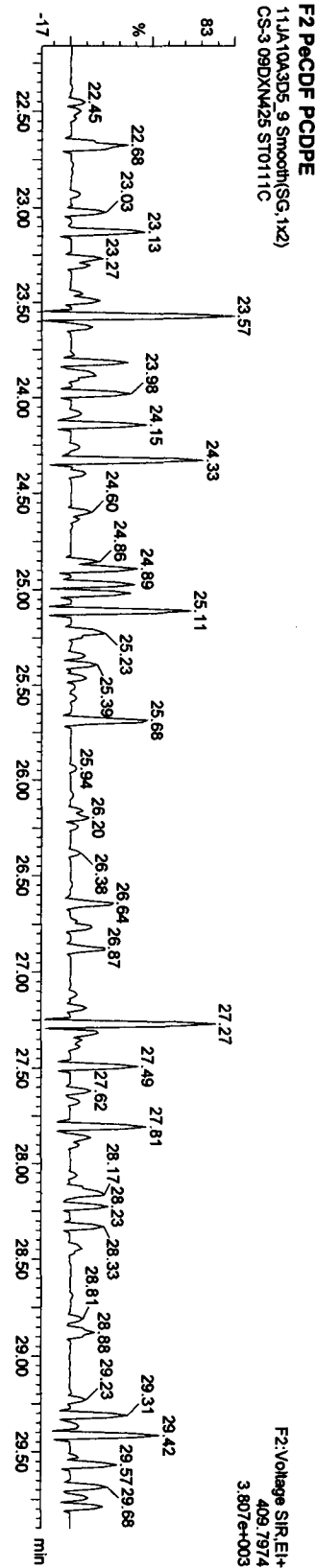
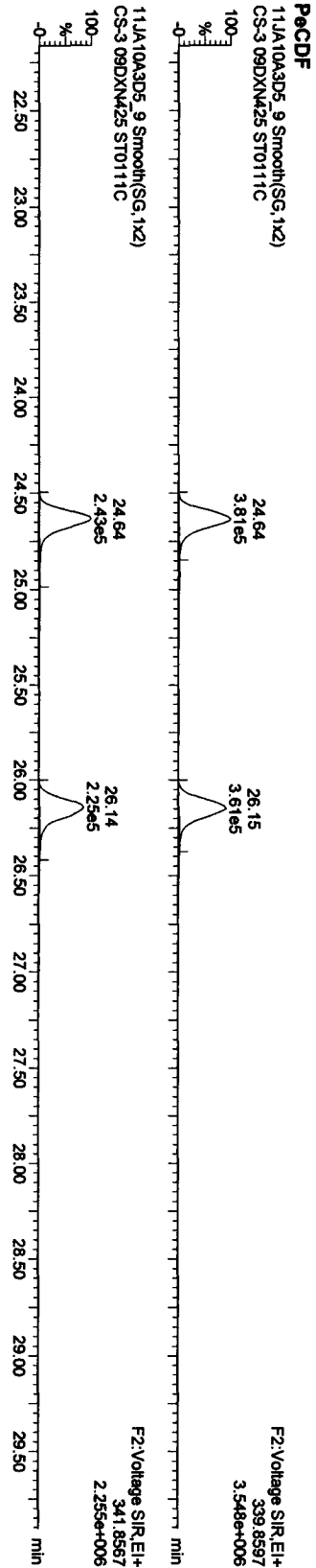


Quantity Sample Report Masslynx 4.1

Dataset: C:\Masslynx\Default\pro1\1JA10A3D58290C.qld

Last Altered: Tuesday, January 12, 2010 09:56:55 Pacific Standard Time
Printed: Tuesday, January 12, 2010 10:10:35 Pacific Standard Time

Name: 11JA10A3D5_9, Date: 12-Jan-2010, Time: 00:06:06, ID: ST0111C, Description: CS-3 09DXN425

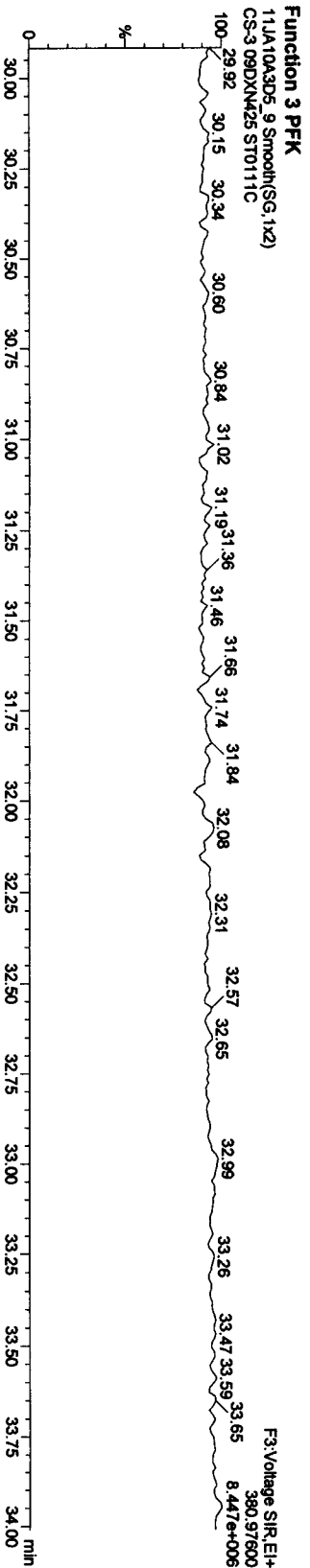
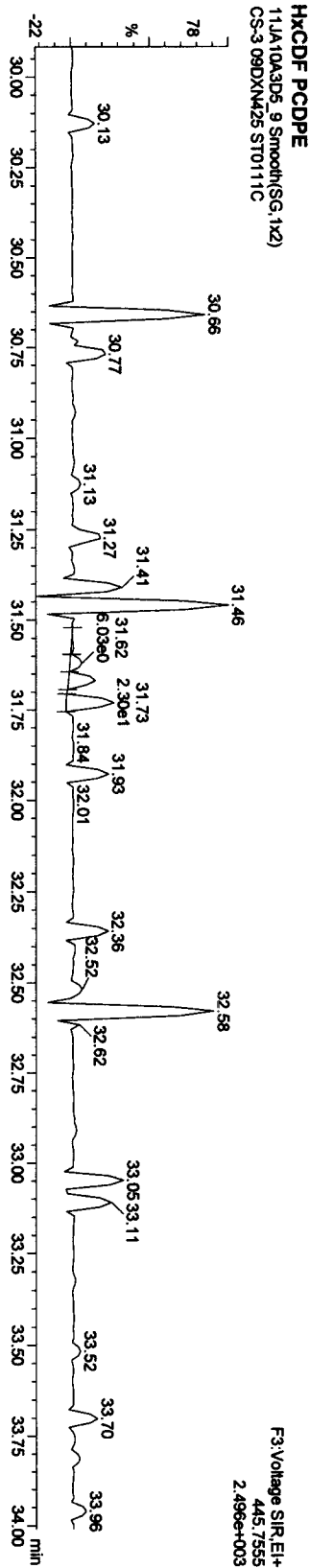
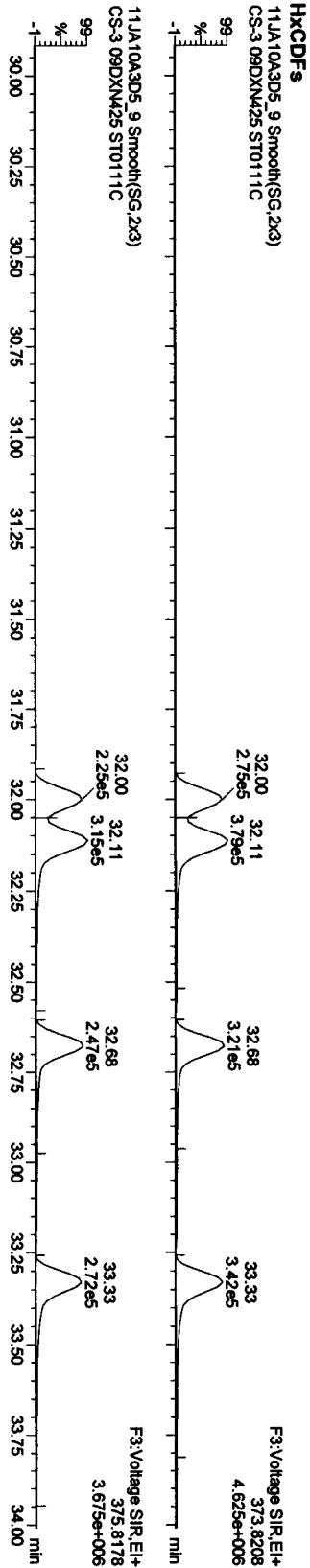


Quantity Sample Report MassLynx 4.1

Dataset: C:\MassLynx\Default.pro\11JA10A3D58290C.qld

Last Altered: Tuesday, January 12, 2010 09:56:55 Pacific Standard Time
Printed: Tuesday, January 12, 2010 10:10:35 Pacific Standard Time

Name: 11JA10A3D5_9, Date: 12-Jan-2010, Time: 00:06:06, ID: ST0111C, Description: CS-3 09DXN425



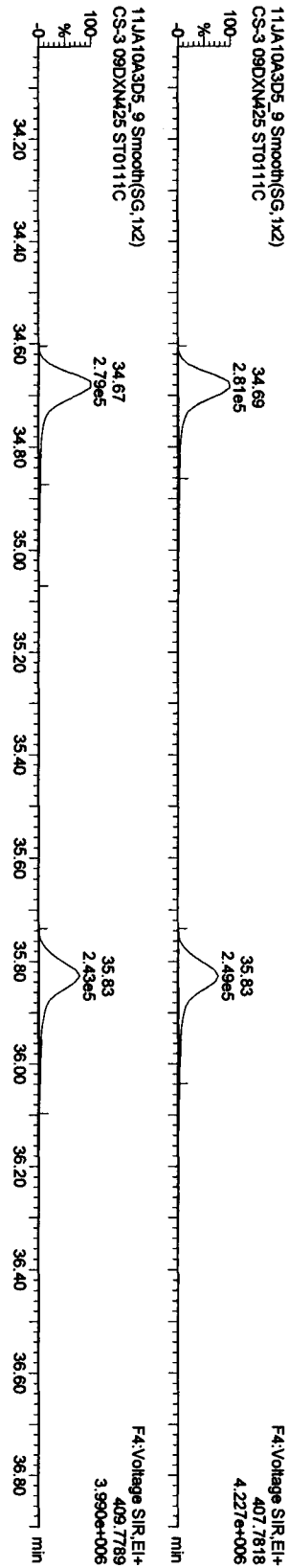
Quantity Sample Report MassLynx 4.1

Dataset: C:\MassLynx\Default\pro1\1JA10A3D568290C.qld

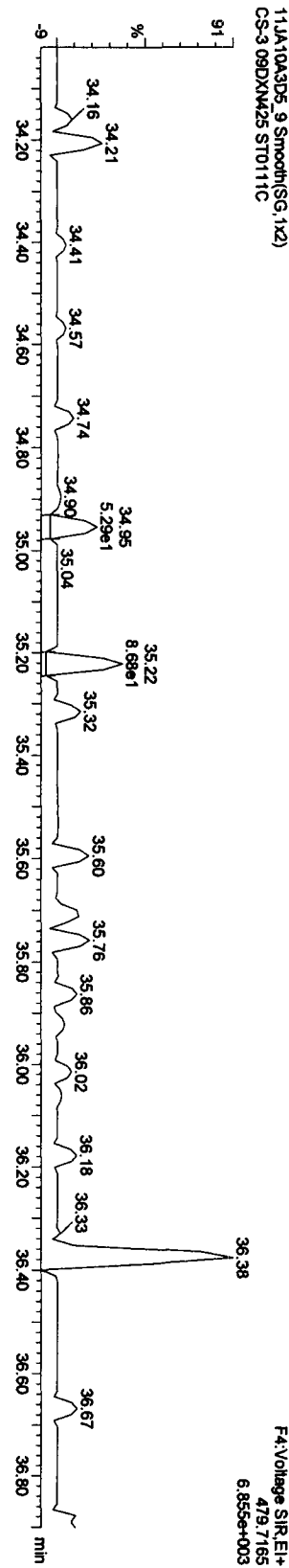
Last Altered: Tuesday, January 12, 2010 09:56:55 Pacific Standard Time
Printed: Tuesday, January 12, 2010 10:10:35 Pacific Standard Time

Name: 11JA10A3D5_9, Date: 12-Jan-2010, Time: 00:06:06, ID: ST0111C, Description: CS-3 09DXN425

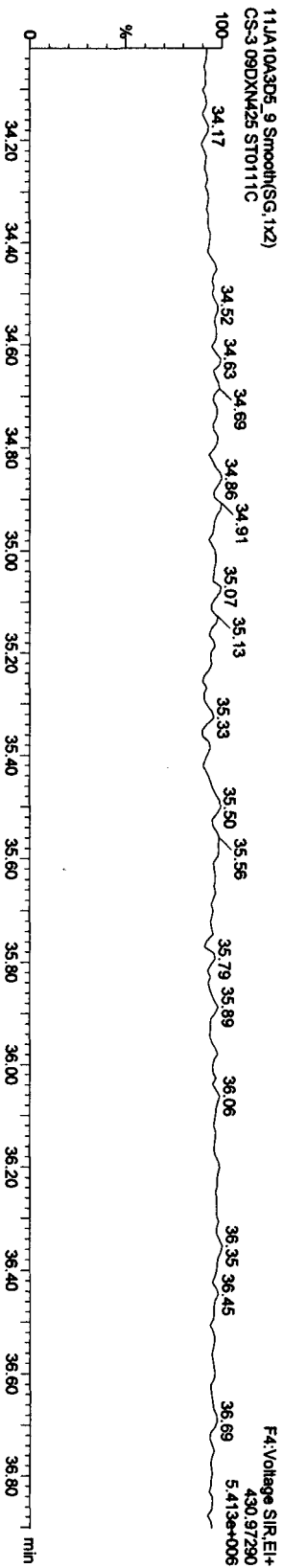
HPCDFs



HPCDF PCDFE



Function 4 PFK



Quantity Sample Report MassLynx 4.1

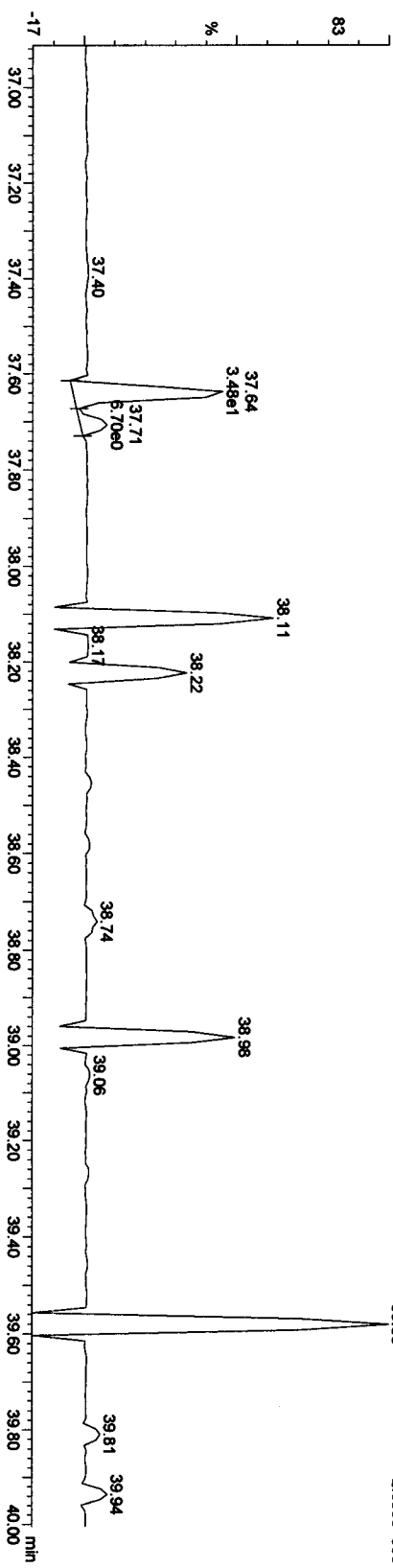
Dataset: C:\MassLynx\Default\pro1\1JA10A3D58290C.qld

Last Altered: Tuesday, January 12, 2010 09:56:55 Pacific Standard Time
Printed: Tuesday, January 12, 2010 10:10:35 Pacific Standard Time

Name: 11JA10A3D5_9, Date: 12-Jan-2010, Time: 00:06:06, ID: ST0111C, Description: CS-3 09DXN425

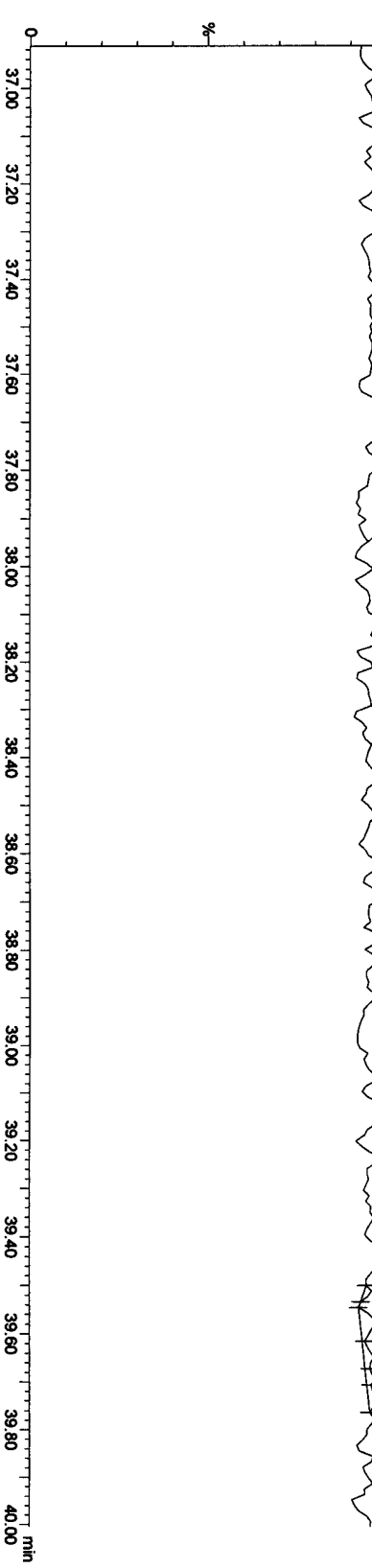
OCDF PCDPE
11JA10A3D5_9 Smooth(SG, 1x2)
CS-3 09DXN425 ST0111C

F5:Voltage SIR.EI+
513.67750
2.353e+003



Function 5 PFK
11JA10A3D5_9 Smooth(SG, 1x2)
CS-3 09DXN425 ST0111C

F5:Voltage SIR.EI+
442.97280
5.759e+006



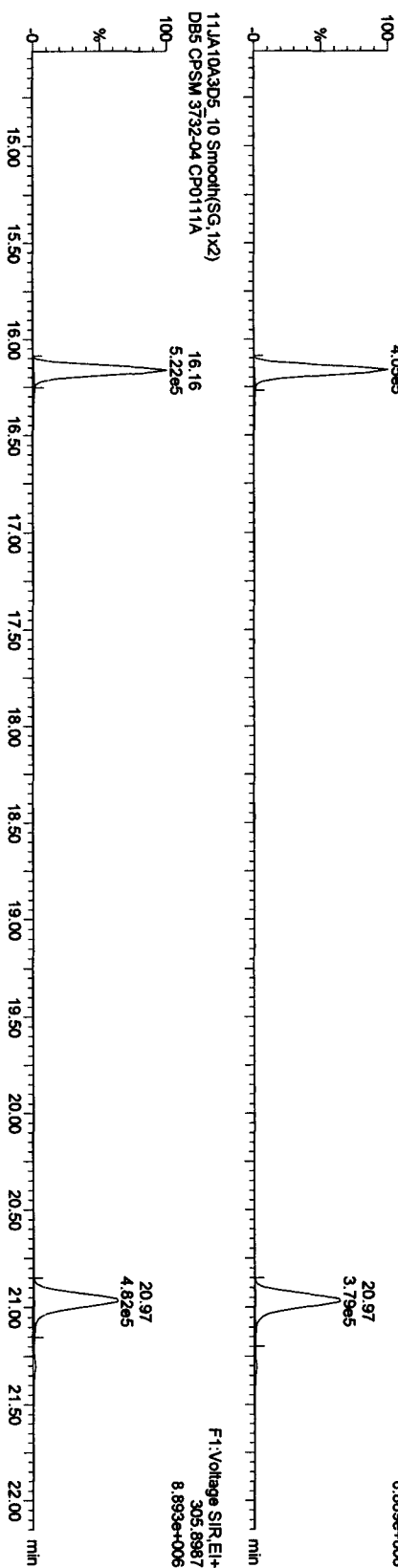
Quantity Sample Report Masslynx 4.1

Dataset: C:\Masslynx\Default\prot11JA10A3D58290C.qld

Last Altered: Tuesday, January 12, 2010 09:56:55 Pacific Standard Time
Printed: Tuesday, January 12, 2010 10:10:35 Pacific Standard Time

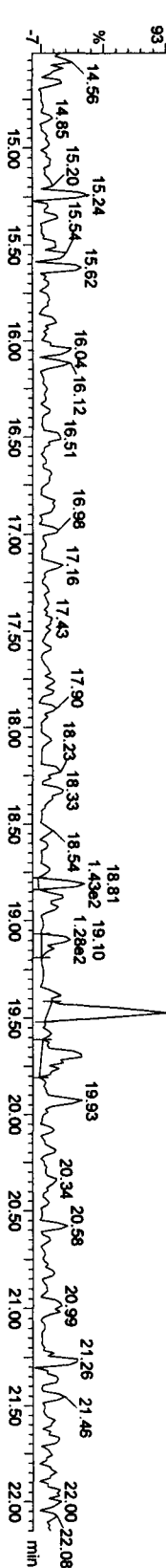

Name: 11JA10A3D5_10, Date: 12-Jan-2010, Time: 00:47:18, ID: CP0111A, Description: DB5 CPSM 3732-04

TCDFs
11JA10A3D5_10 Smooth(SG,1x2)
DB5 CPSM 3732-04 CP0111A



13C-TCDF

11JA10A3D5_10 Smooth(SG,1x2)
DB5 CPSM 3732-04 CP0111A

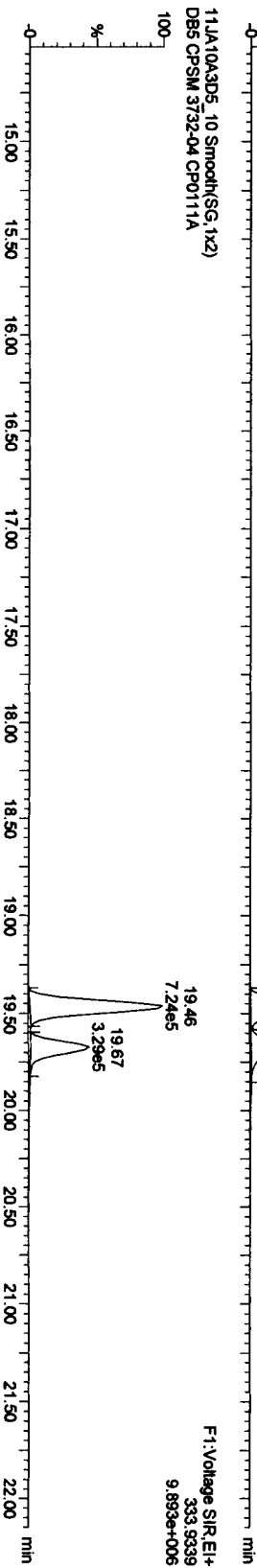
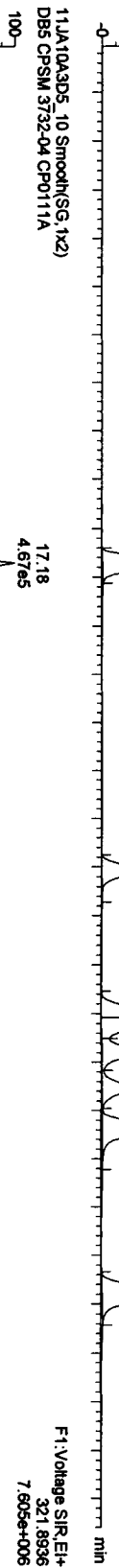


Quantity Sample Report Masslynx 4.1

Dataset: C:\Masslynx\Default\pro11JA10A3D568290C.qld

Last Altered: Tuesday, January 12, 2010 09:56:55 Pacific Standard Time
Printed: Tuesday, January 12, 2010 10:10:35 Pacific Standard Time

Name: 11JA10A3D5_10, Date: 12-Jan-2010, Time: 00:47:18, ID: CP0111A, Description: DB5 CPSM 3732-04




Quantity Sample Report MassLynx 4.1

Dataset: C:\MassLynx\Default\pro11JA10A3D56290C.qld

Last Altered: Tuesday, January 12, 2010 09:56:55 Pacific Standard Time
Printed: Tuesday, January 12, 2010 10:10:35 Pacific Standard Time

Name: 11JA10A3D5_10, Date: 12-Jan-2010, Time: 00:47:18, ID: CP01111A, Description: DB5 CPSM 3732-04



Quantity Sample Report MassLynx 4.1

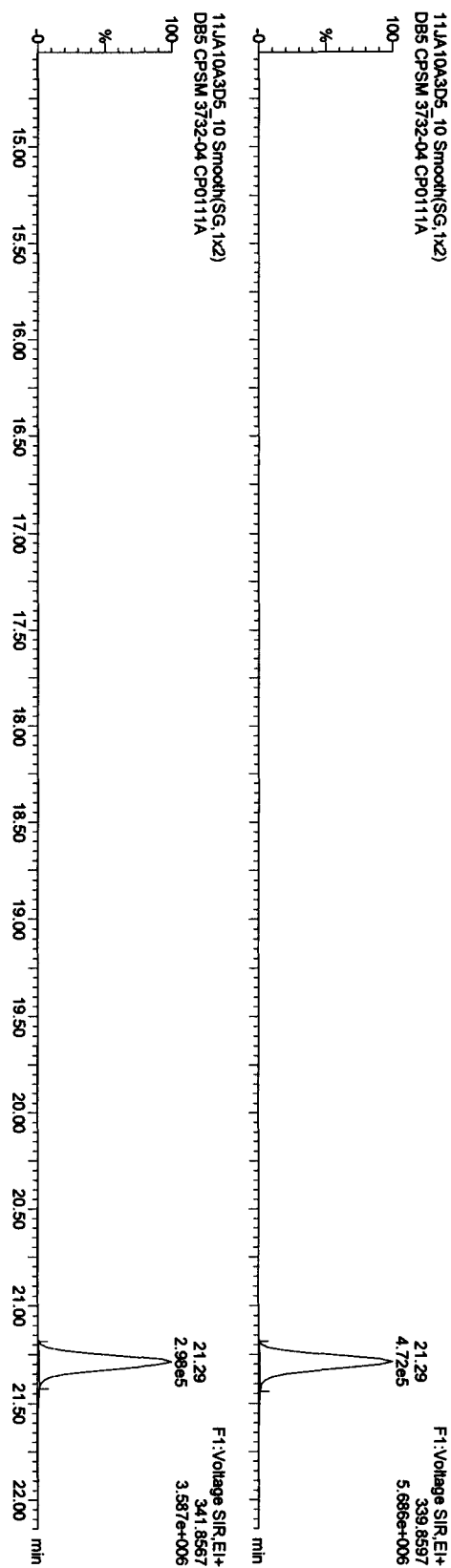
Dataset: C:\MassLynx\Default.pro\11JA10A3D58290C.qld

Last Altered: Tuesday, January 12, 2010 09:56:55 Pacific Standard Time
Printed: Tuesday, January 12, 2010 10:10:35 Pacific Standard Time

Name: 11JA10A3D5_10, Date: 12-Jan-2010, Time: 00:47:18, ID: CP0111A, Description: DB5 CPSM 3732-04

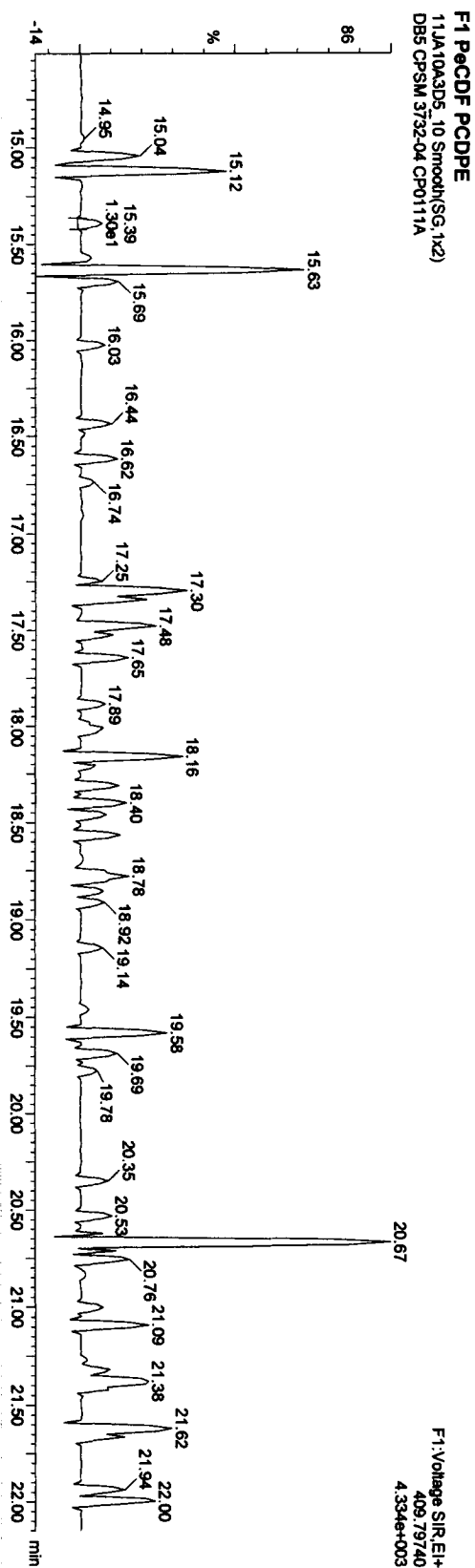
F1 PeCDFs

11JA10A3D5_10 Smooth(SG, 1x2)
DB5 CPSM 3732-04 CP0111A



F1 PacDF PCDPE

11JA10A3D5_10 Smooth(SG, 1x2)
DB5 CPSM 3732-04 CP0111A



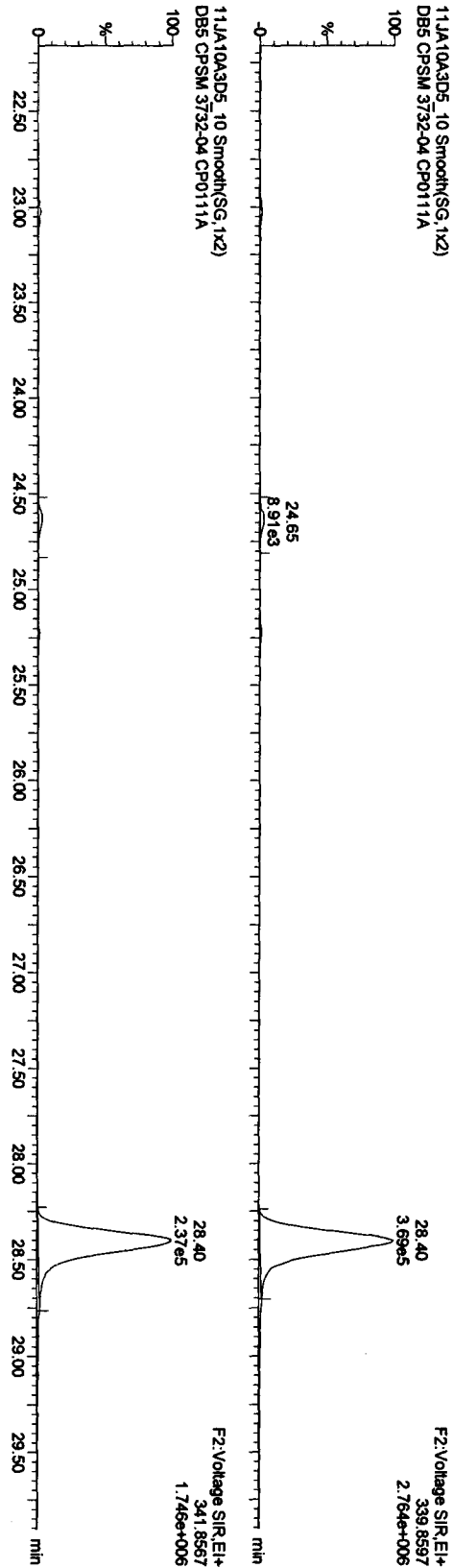
Quantity Sample Report MassLynx 4.1

Dataset: C:\MassLynx\Default\prot11JA10A3D58290C.qld

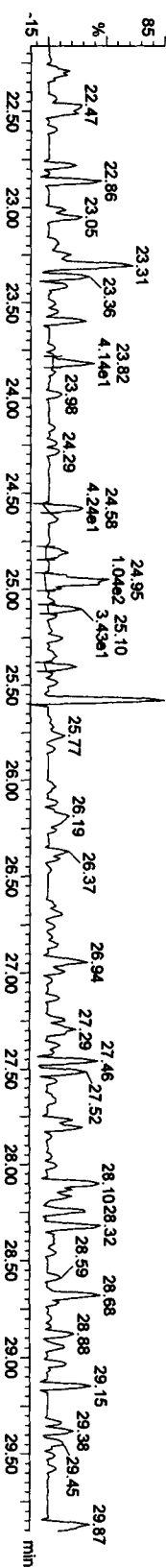
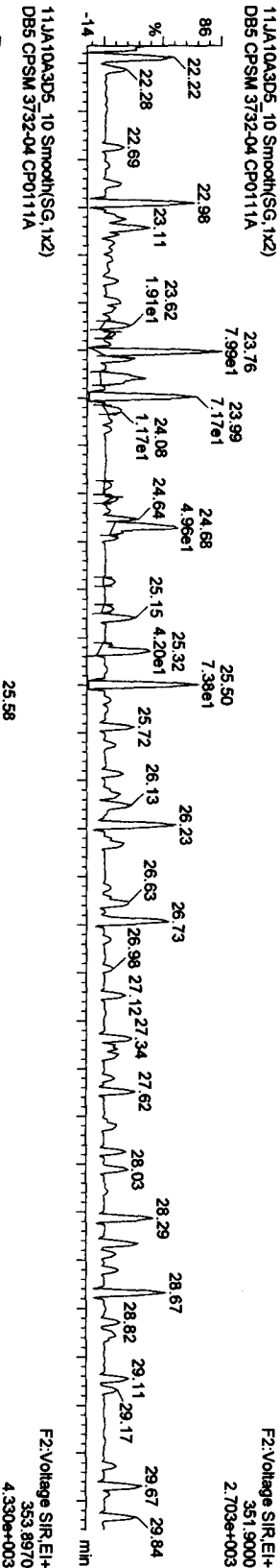
Last Altered: Tuesday, January 12, 2010 09:56:55 Pacific Standard Time
Printed: Tuesday, January 12, 2010 10:10:35 Pacific Standard Time

Name: 11JA10A3D5_10, Date: 12-Jan-2010, Time: 00:47:18, ID: CP0111A, Description: DB5 CPSM 3732-04

PeCDFs



13C-PeCDFs



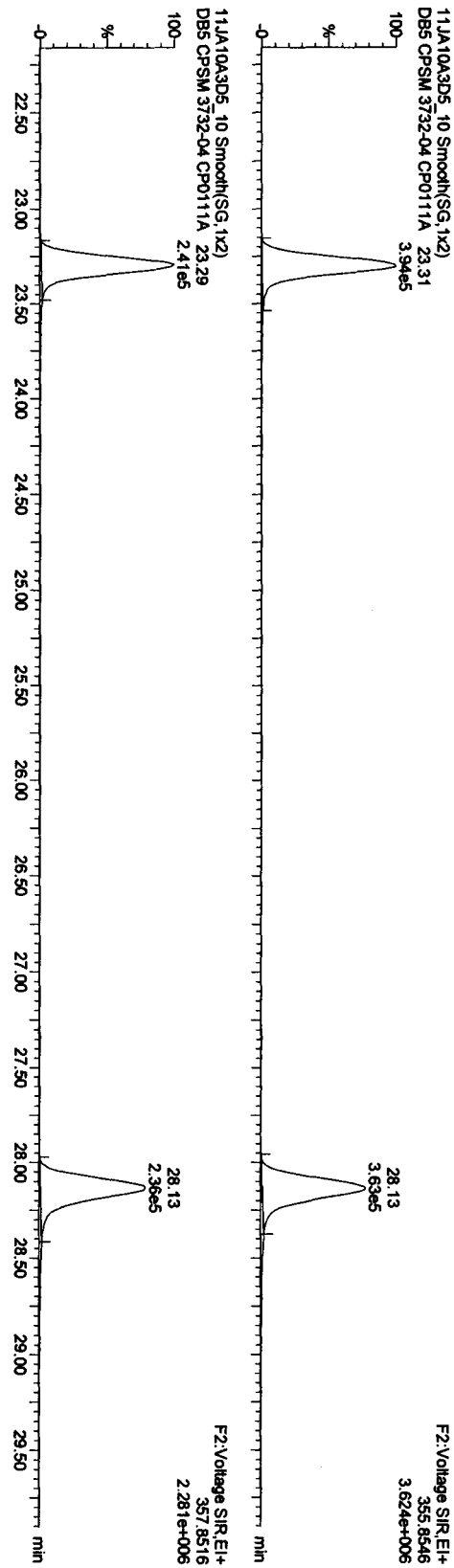
Quantity Sample Report MassLynx 4.1

Dataset: C:\MassLynx\Default\proj\11JA10A3D58290C.qld

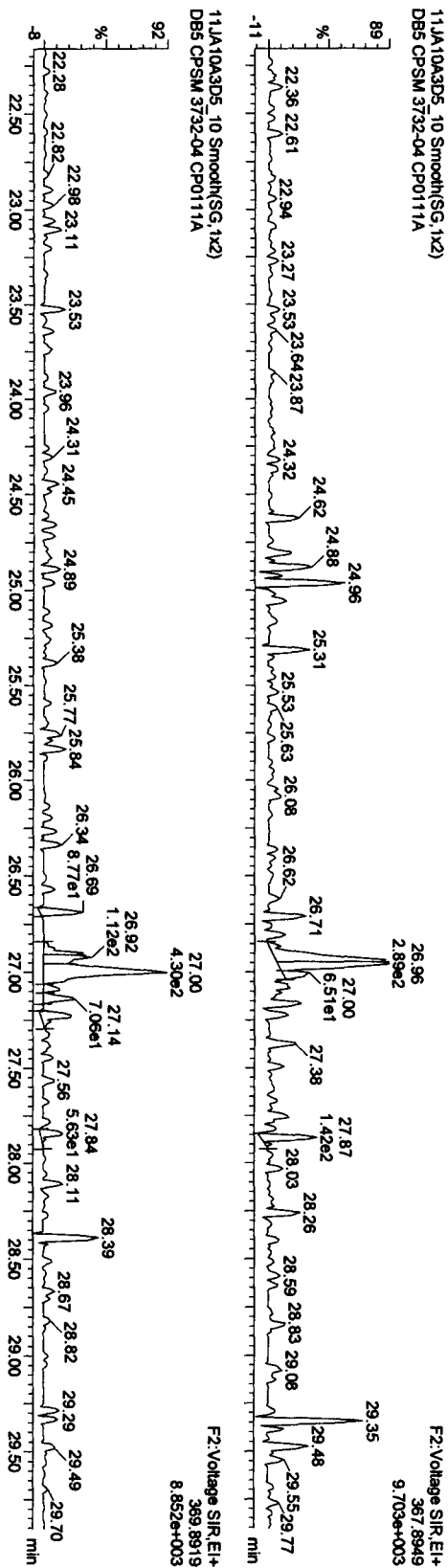
Last Altered: Tuesday, January 12, 2010 09:56:55 Pacific Standard Time
Printed: Tuesday, January 12, 2010 10:10:35 Pacific Standard Time

Name: 11JA10A3D5_10, Date: 12-Jan-2010, Time: 00:47:18, ID: CP0111A, Description: DB5 CP5M 3732-04

PcCDDs



13C-PeCDD

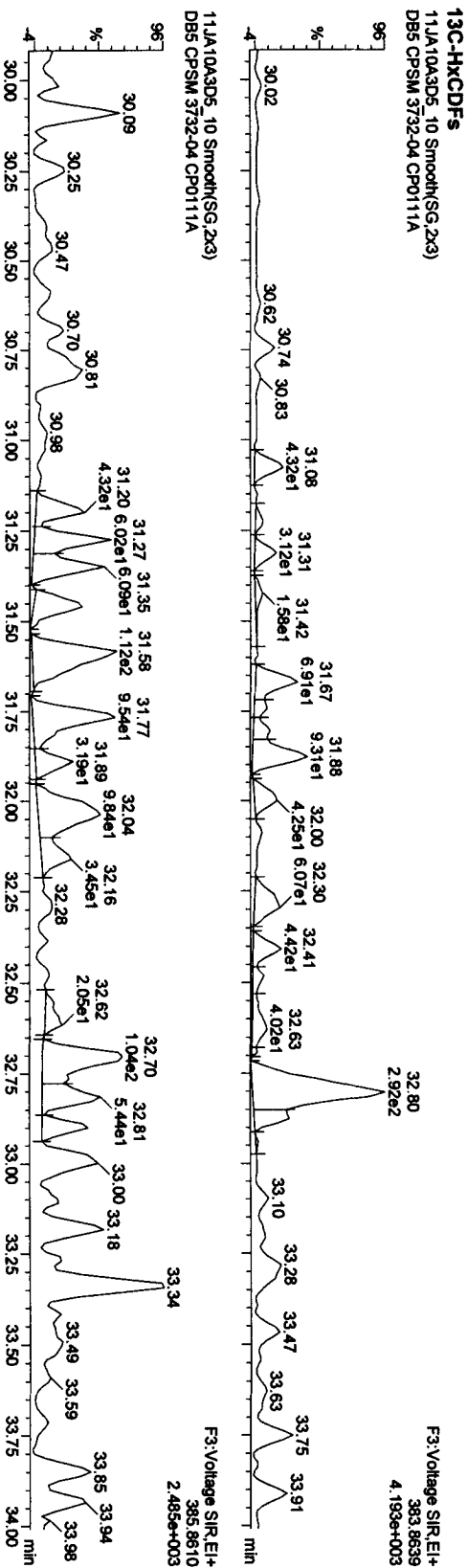
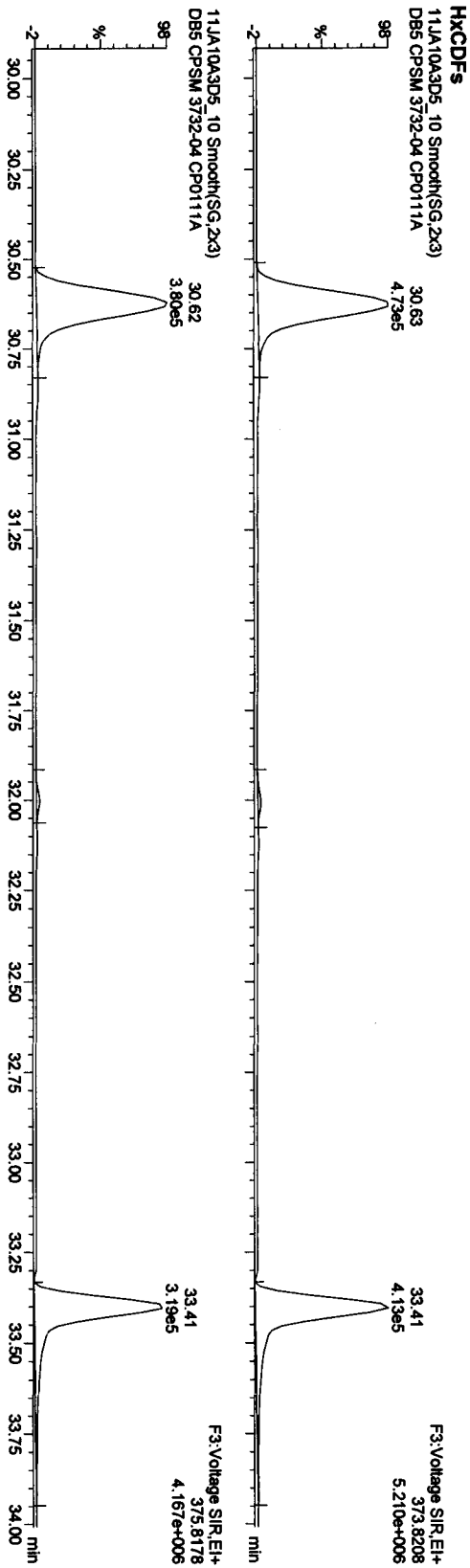


Quantity Sample Report MassLynx 4.1

Dataset: C:\MassLynx\Default\proj\11JA10A3D5\8290C.qld

Last Altered: Tuesday, January 12, 2010 09:56:55 Pacific Standard Time
 Printed: Tuesday, January 12, 2010 10:10:35 Pacific Standard Time

Name: 11JA10A3D5_10, Date: 12-Jan-2010, Time: 00:47:18, ID: CP0111A, Description: DB5 CPSM 3732-04



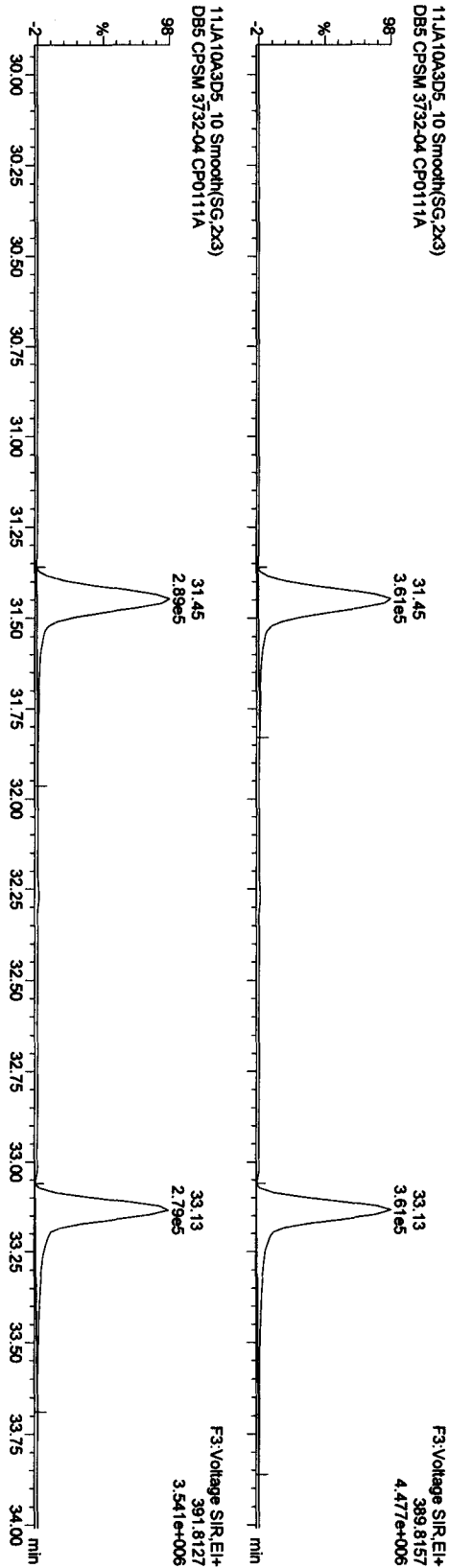
Quantity Sample Report Masslynx 4.1

Dataset: C:\Masslynx\Default\pro1\1JA10A3D58290C.qld

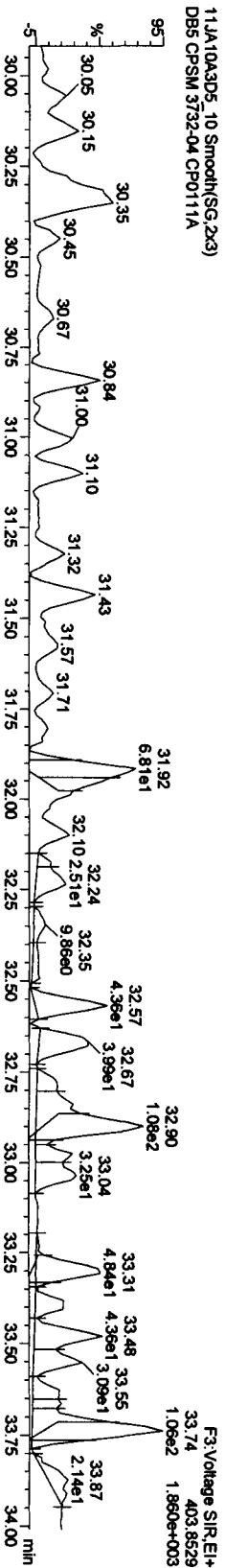
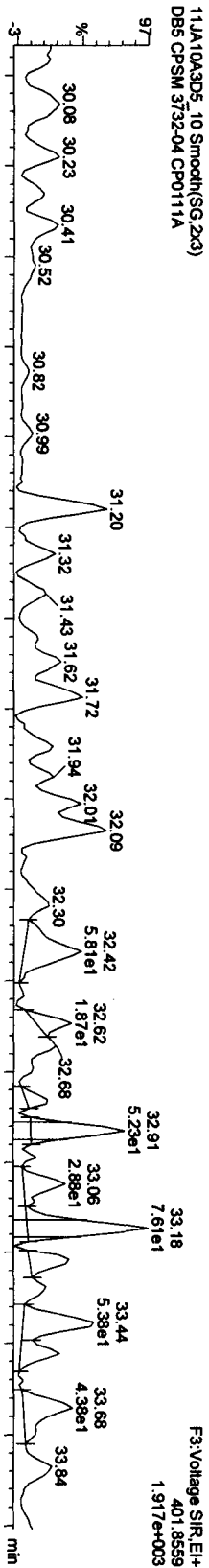
Last Altered: Tuesday, January 12, 2010 09:56:55 Pacific Standard Time
Printed: Tuesday, January 12, 2010 10:10:35 Pacific Standard Time

Name: 11JA10A3D5_10, Date: 12-Jan-2010, Time: 00:47:18, ID: CP0111A, Description: DB5 CPSM 3732-04

HxCDDs



13C-HxCDDs

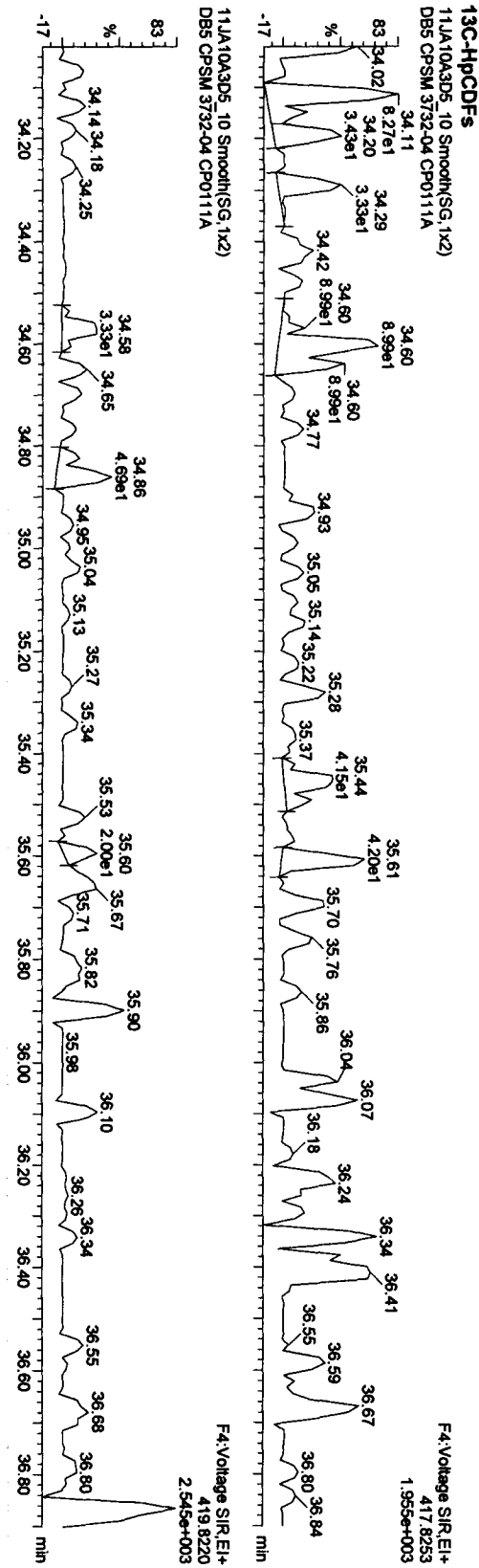
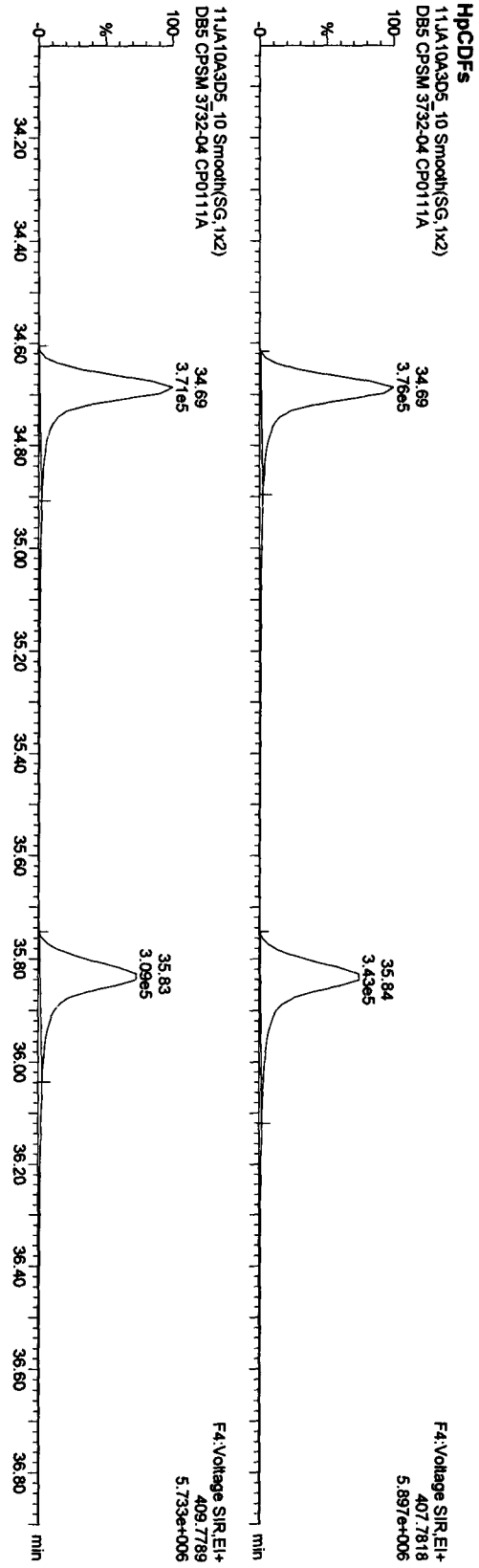


Quantity Sample Report MassLynx 4.1

Dataset: C:\MassLynx\Default.pro\11JA10A3D58290C.qld

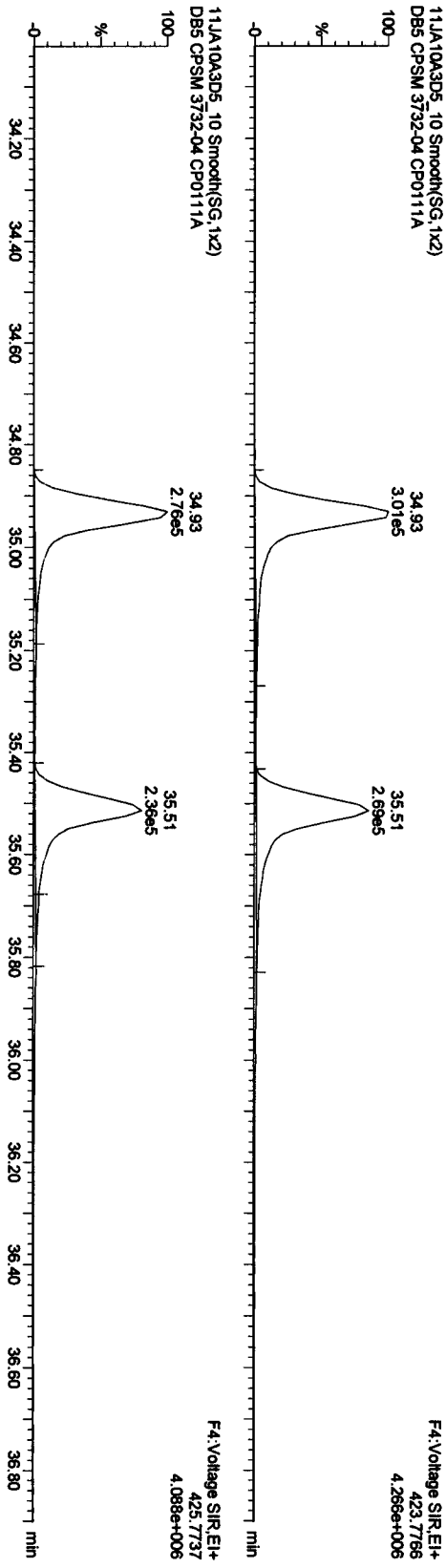
Last Altered: Tuesday, January 12, 2010 09:56:55 Pacific Standard Time
Printed: Tuesday, January 12, 2010 10:10:35 Pacific Standard Time

Name: 11JA10A3D5_10, Date: 12-Jan-2010, Time: 00:47:18, ID: CP0111A, Description: DB5 CPSM 3732-04

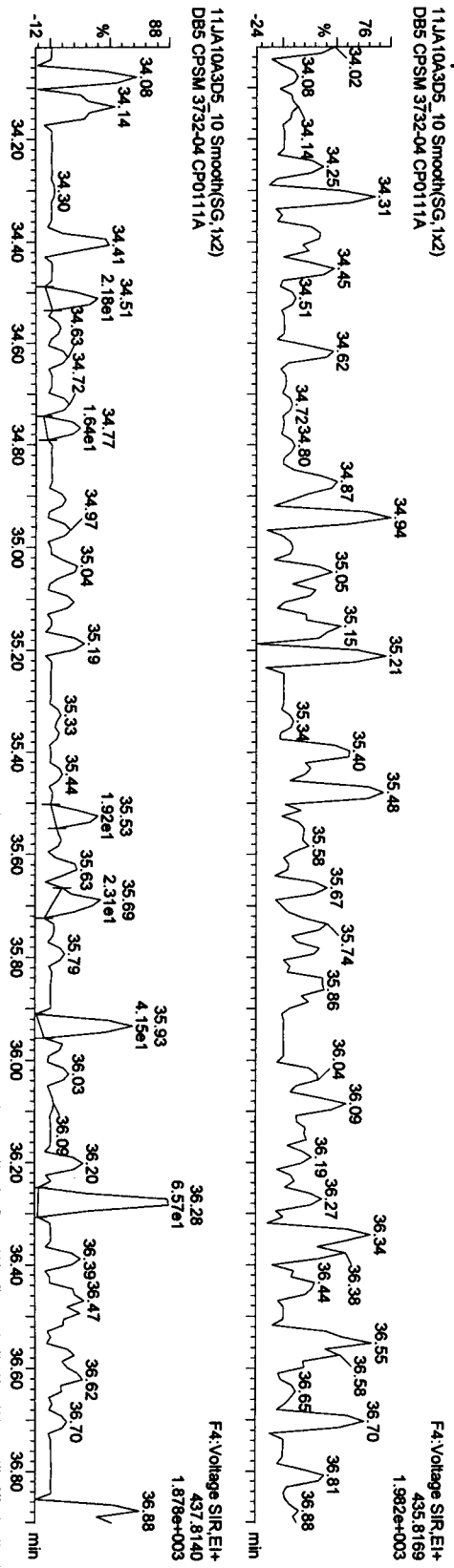


Name: 11JA10A3D5_10, Date: 12-Jan-2010, Time: 00:47:18, ID: CP0111A, Description: DB5 CPSM 3732-04

HpCCDS
11JA10A3D5_10 Smooth(SG,1x2)
DB5 CPSM 3732-04 CP0111A



13C-HpCCD
11JA10A3D5_10 Smooth(SG,1x2)
DB5 CPSM 3732-04 CP0111A



Quantity Sample Report MassLynx 4.1

Dataset: C:\MassLynx\Default\prot1\JA10A3D56290C.qld

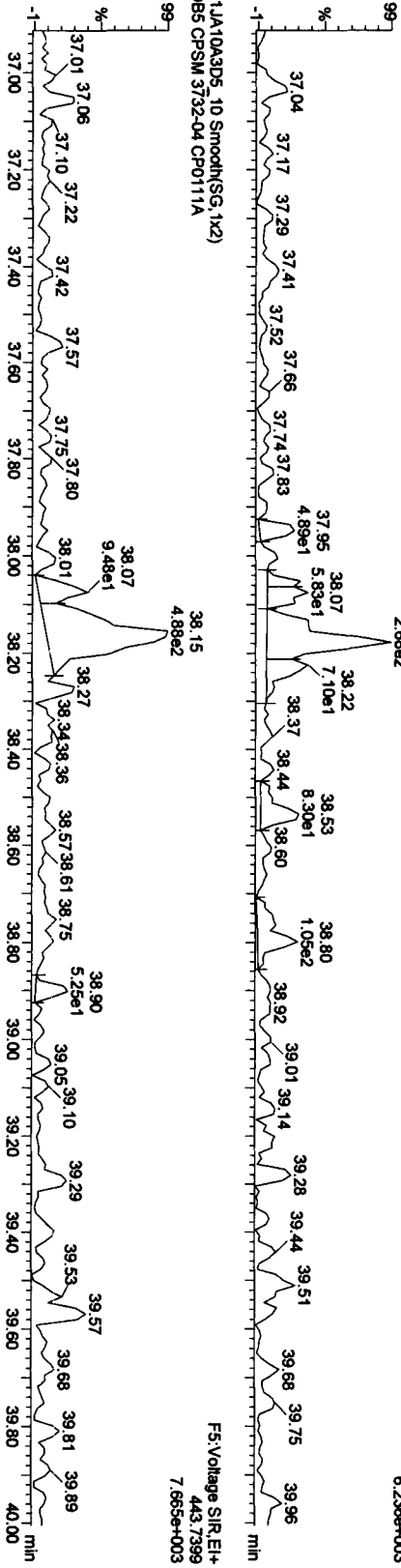
Last Altered: Tuesday, January 12, 2010 09:56:55 Pacific Standard Time
Printed: Tuesday, January 12, 2010 10:10:35 Pacific Standard Time

Name: 11JA10A3D5_10, Date: 12-Jan-2010, Time: 00:47:18, ID: CP0111A, Description: DB5 CPSM 3732-04

OCDFs

11JA10A3D5_10 Smooth(SG, 1x2)
DB5 CPSM 3732-04 CP0111A

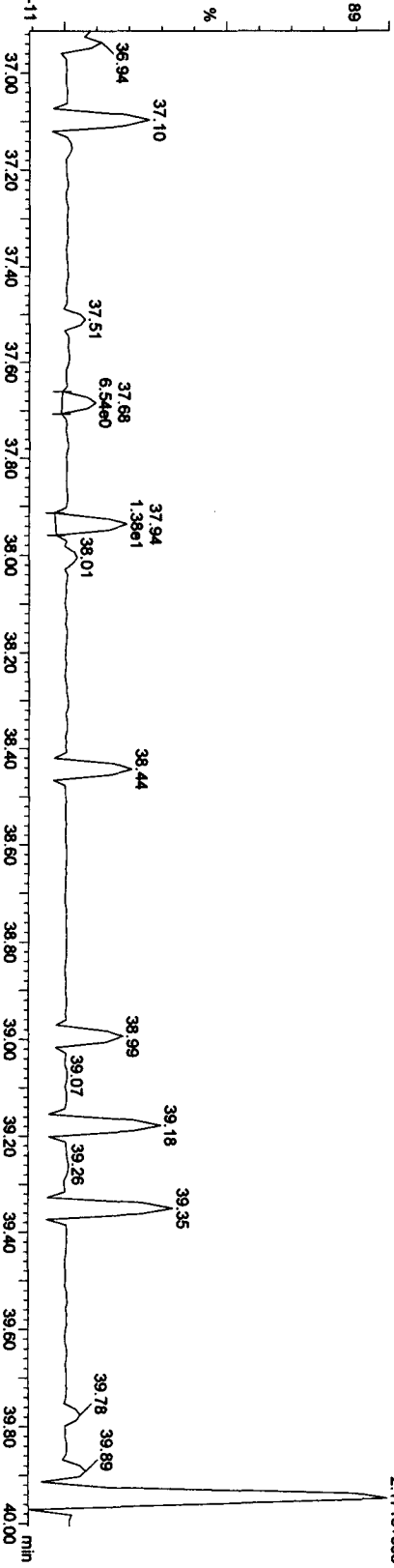
FS:Voltage SIR,EI+
441.7428
6.236e+003



11JA10A3D5_10 Smooth(SG, 1x2)
DB5 CPSM 3732-04 CP0111A

FS:Voltage SIR,EI+
443.7399
7.665e+003

OCDFs PCDDPE
11JA10A3D5_10 Smooth(SG, 1x2)
DB5 CPSM 3732-04 CP0111A



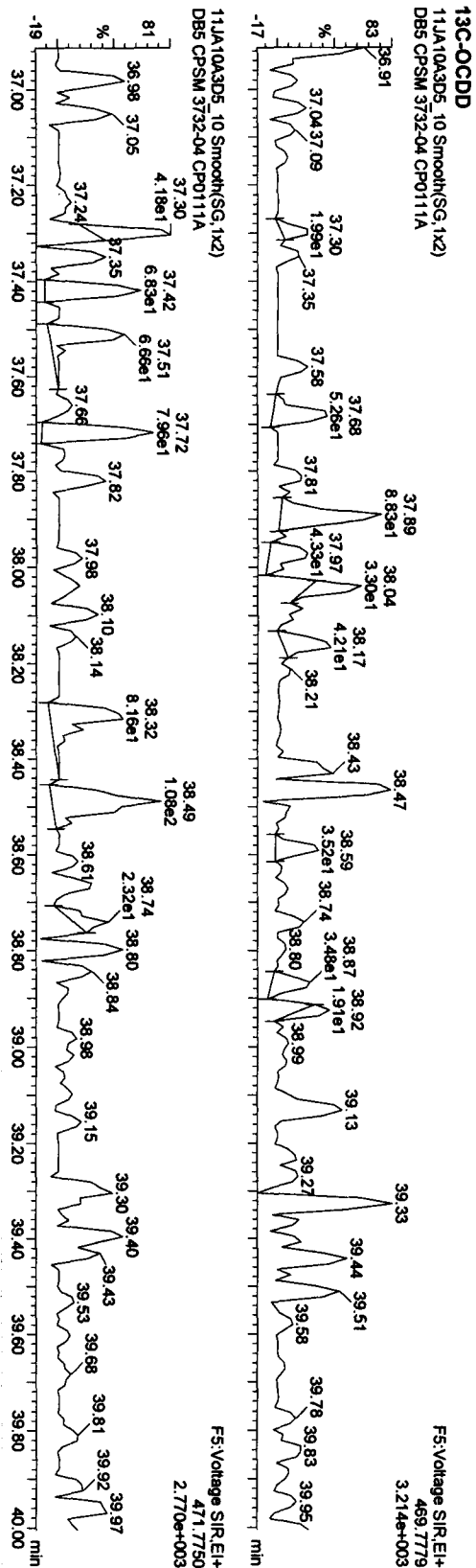

FS:Voltage SIR,EI+
513.67750
2.171e+003

Quantity Sample Report MassLynx 4.1

Dataset: C:\MassLynx\Default\pro1\1JA10A3D58290C.qld

Last Altered: Tuesday, January 12, 2010 09:56:55 Pacific Standard Time
Printed: Tuesday, January 12, 2010 10:10:35 Pacific Standard Time

Name: 11JA10A3D5_10, Date: 12-Jan-2010, Time: 00:47:18, ID: CP0111A, Description: DB5 CPSM 3732-04

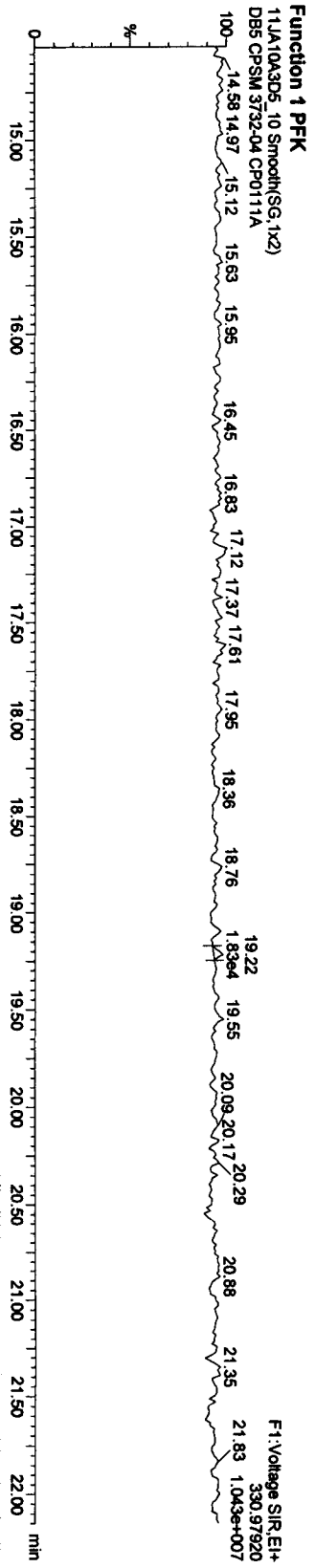



Quantity Sample Report Masslynx 4.1

Dataset: C:\Masslynx\Default\pro1\1JA10A3D58290C.qld

Last Altered: Tuesday, January 12, 2010 09:56:55 Pacific Standard Time
Printed: Tuesday, January 12, 2010 10:10:35 Pacific Standard Time

Name: 11JA10A3D5_10, Date: 12-Jan-2010, Time: 00:47:18, ID: CP0111A, Description: DB5 CPSM 3732-04

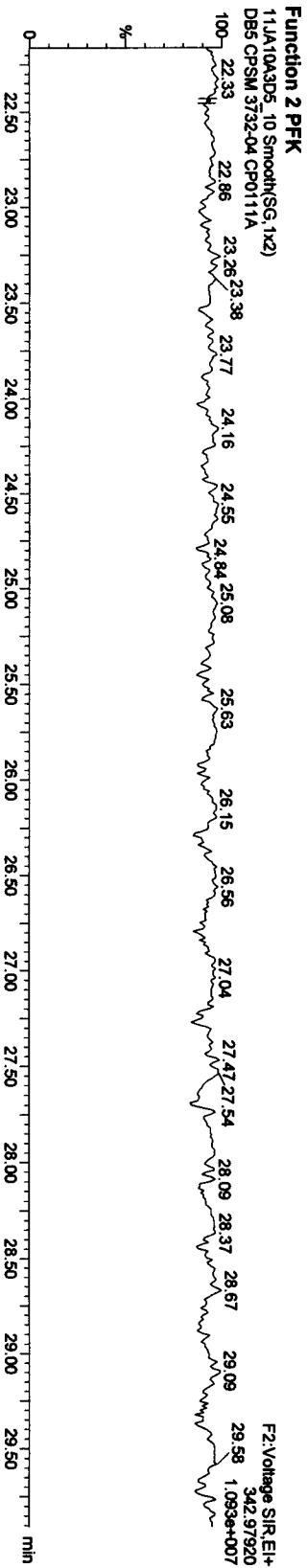
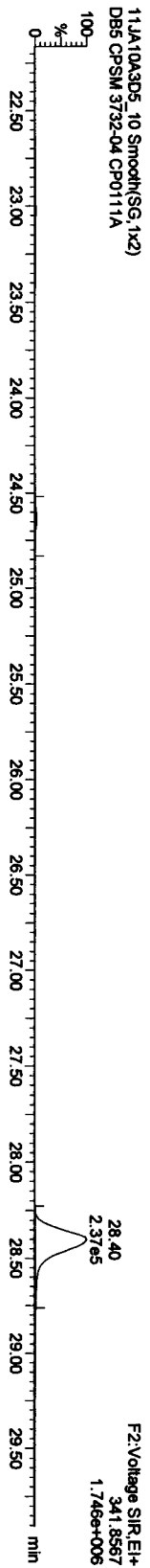



Quantify Sample Report MassLynx 4.1

Dataset: C:\MassLynx\Default\pro1\1JA10A3D58290C.qld

Last Altered: Tuesday, January 12, 2010 09:56:55 Pacific Standard Time
 Printed: Tuesday, January 12, 2010 10:10:35 Pacific Standard Time

Name: 11JA10A3D5_10, Date: 12-Jan-2010, Time: 00:47:18, ID: CP0111A, Description: DB5 CPSM 3732-04

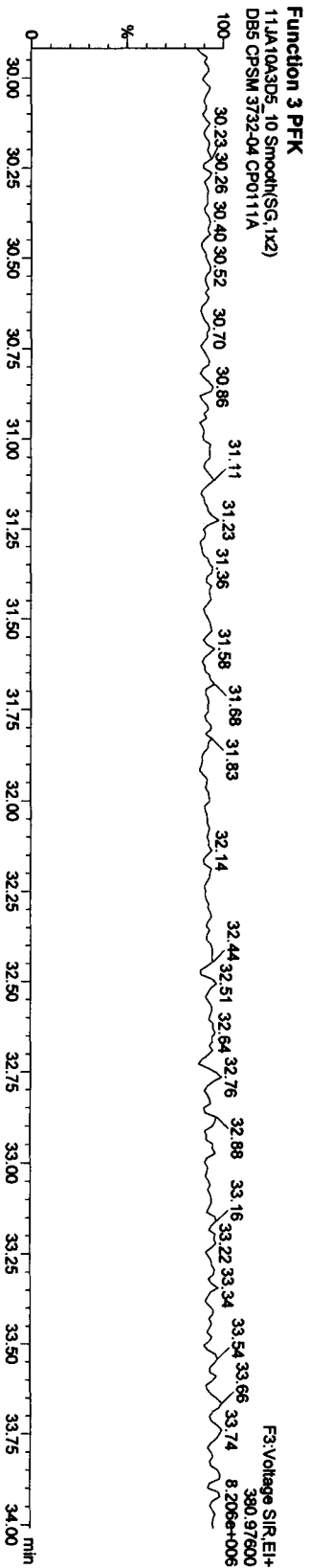
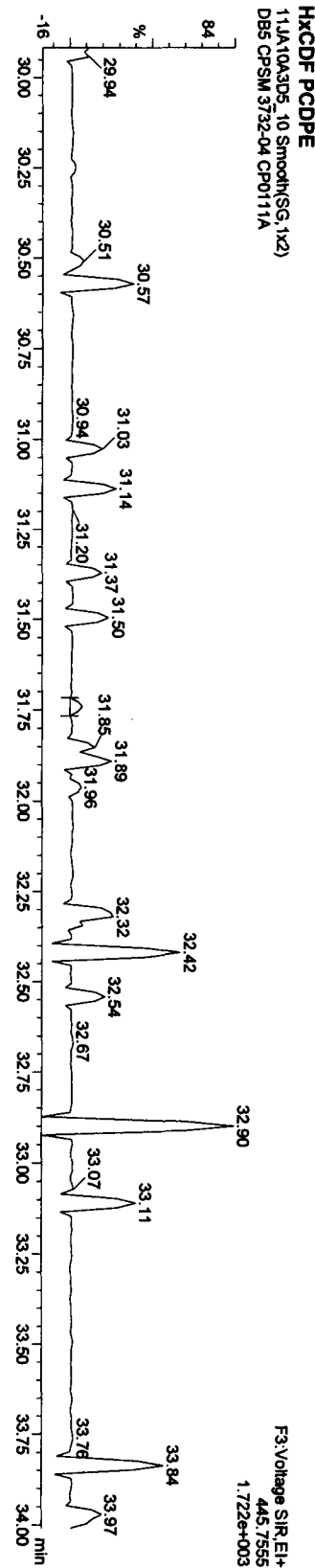
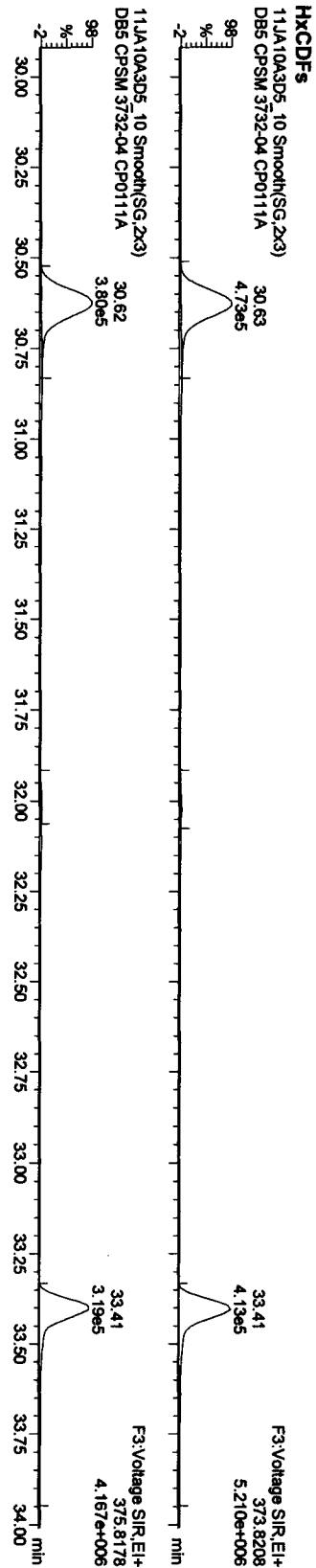


Quantity Sample Report Masslynx 4.1

Dataset: C:\Masslynx\Default\proj\11JA10A3D58290C.qld

Last Altered: Tuesday, January 12, 2010 09:56:55 Pacific Standard Time
Printed: Tuesday, January 12, 2010 10:10:35 Pacific Standard Time

Name: 11JA10A3D5_10, Date: 12-Jan-2010, Time: 00:47:18, ID: CP0111A, Description: DB5 CPSM 3732-04




Quantity Sample Report MassLynx 4.1

Dataset: C:\MassLynx\Default.pro\11JA10A3D56290C.qld

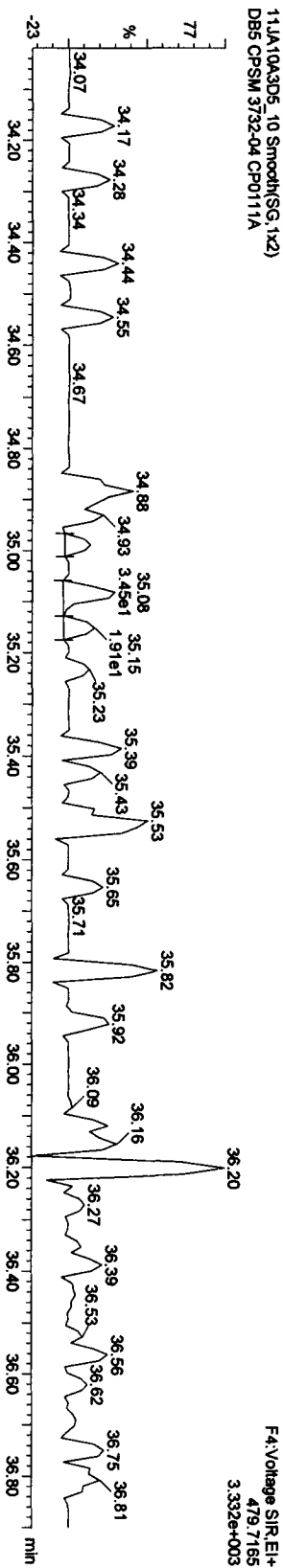
Last Altered: Tuesday, January 12, 2010 09:56:55 Pacific Standard Time
Printed: Tuesday, January 12, 2010 10:10:35 Pacific Standard Time

Name: 11JA10A3D5_10, Date: 12-Jan-2010, Time: 00:47:18, ID: CP0111A, Description: DB5 CPSM 3732-04

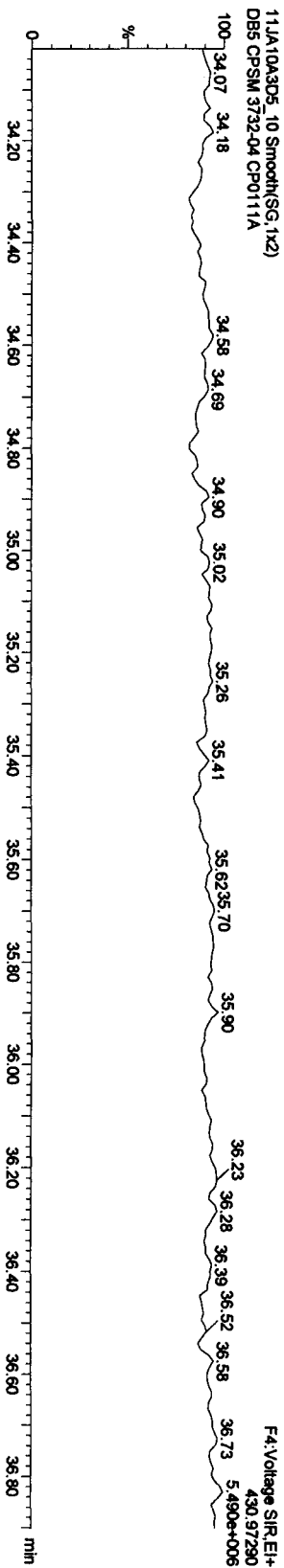
HPCDFs



HPCDF PCDFE



Function 4 PFK



Quantity Sample Report MassLynx 4.1

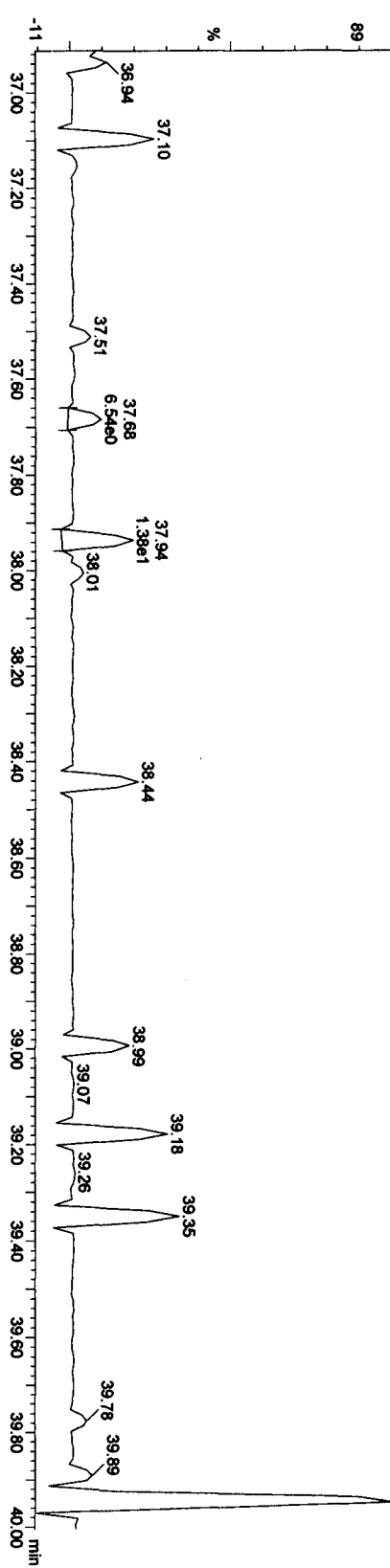
Dataset: C:\MassLynx\Default\pro11JA10A3D58290C.qld

Last Altered: Tuesday, January 12, 2010 09:56:55 Pacific Standard Time
Printed: Tuesday, January 12, 2010 10:10:35 Pacific Standard Time

Name: 11JA10A3D5_10, Date: 12-Jan-2010, Time: 00:47:18, ID: CP0111A, Description: DB5 CPSM 3732-04

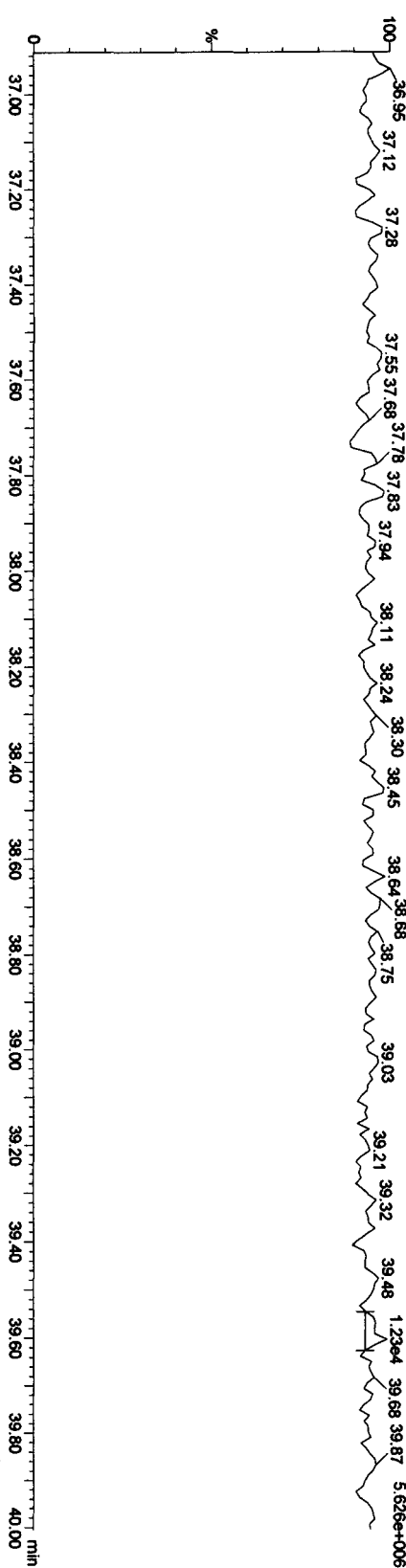
OCDF PCDDPE

11JA10A3D5_10 Smooth(SG, 1x2)
DB5 CPSM 3732-04 CP0111A



Function 5 PFK

11JA10A3D5_10 Smooth(SG, 1x2)
DB5 CPSM 3732-04 CP0111A



Quantity Sample Report MassLynx 4.1

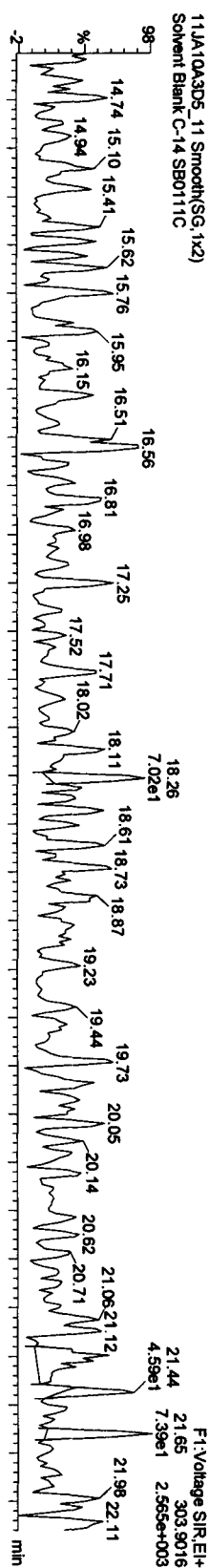
Dataset: C:\MassLynx\Default\pro11JA10A3D58290C.qld

Last Altered: Tuesday, January 12, 2010 09:56:55 Pacific Standard Time
Printed: Tuesday, January 12, 2010 10:10:35 Pacific Standard Time

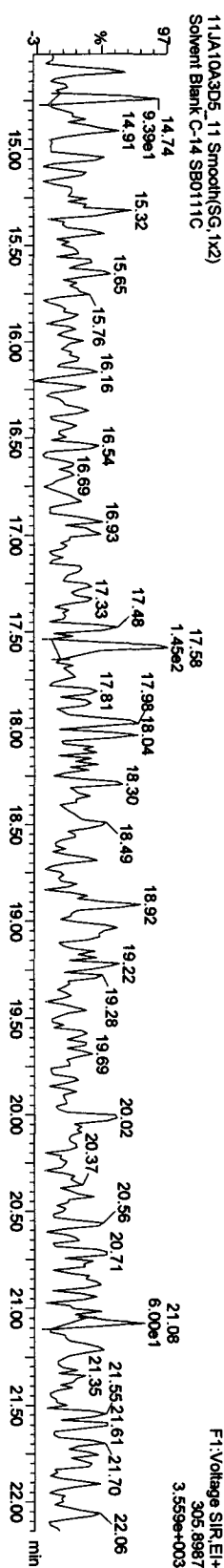
Name: 11JA10A3D5_11, Date: 12-Jan-2010, Time: 01:29:34, ID: SB0111C, Description: Solvent Blank C-14

TCDFs

11JA10A3D5_11 Smooth(SG,1x2)
Solvent Blank C-14 SB0111C

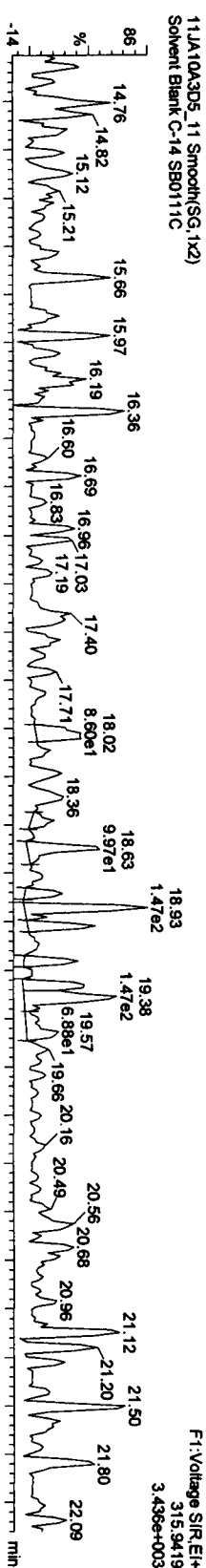


11JA10A3D5_11 Smooth(SG,1x2)
Solvent Blank C-14 SB0111C

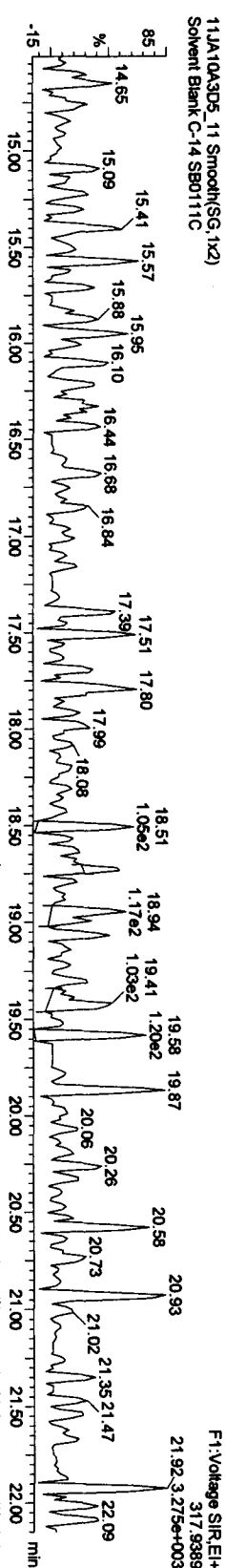


13C-TCDF

11JA10A3D5_11 Smooth(SG,1x2)
Solvent Blank C-14 SB0111C



11JA10A3D5_11 Smooth(SG,1x2)
Solvent Blank C-14 SB0111C




Quantity Sample Report MassLynx 4.1

Dataset: C:\MassLynx\Default.pro\11JA10A3D58290C.qld

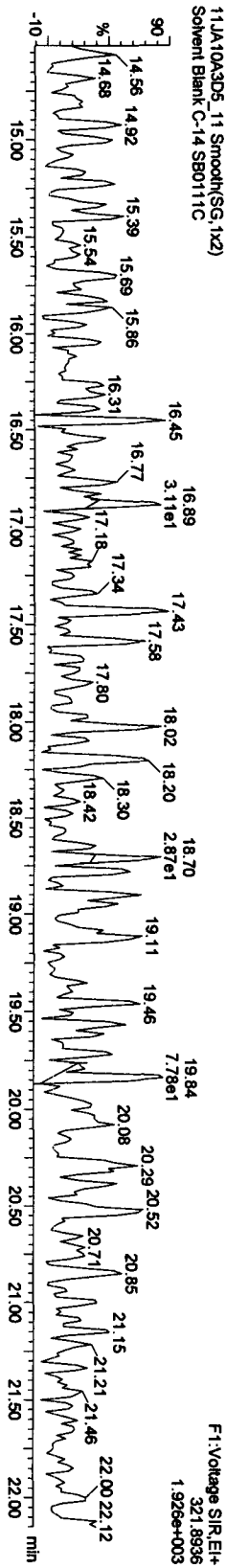
Last Altered: Tuesday, January 12, 2010 09:56:55 Pacific Standard Time
Printed: Tuesday, January 12, 2010 10:10:35 Pacific Standard Time

Name: 11JA10A3D5_11, Date: 12-Jan-2010, Time: 01:29:34, ID: SB0111C, Description: Solvent Blank C-14

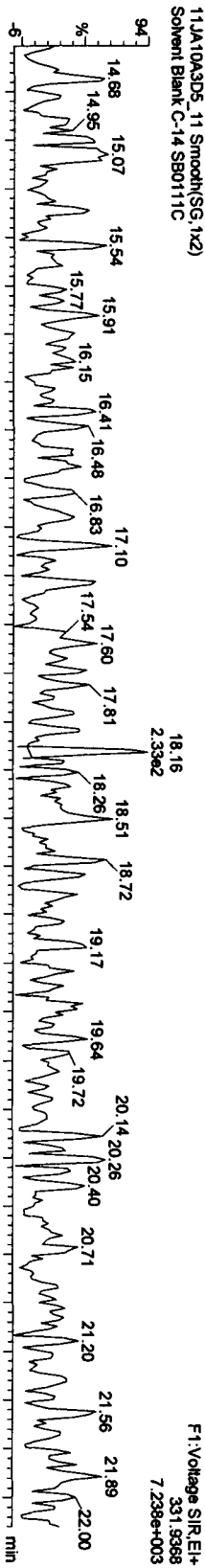
TCDDs



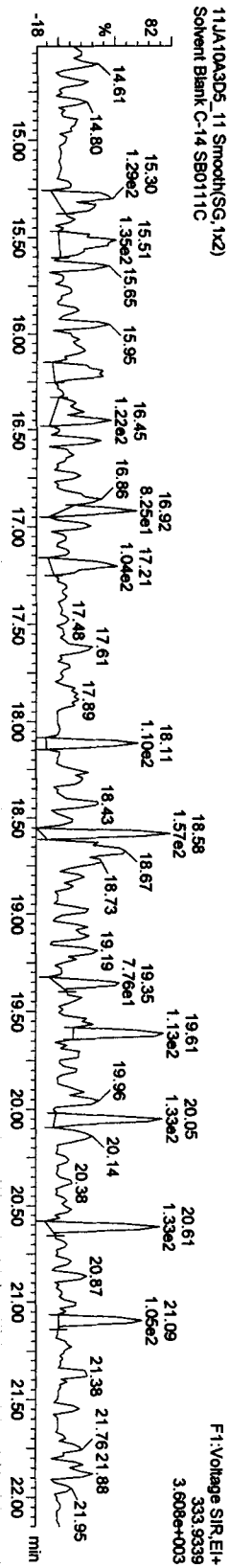
11JA10A3D5_11 Smooth(SG, 1x2)
Solvent Blank C-14 SB0111C



13C-TCDDs



11JA10A3D5_11 Smooth(SG, 1x2)
Solvent Blank C-14 SB0111C

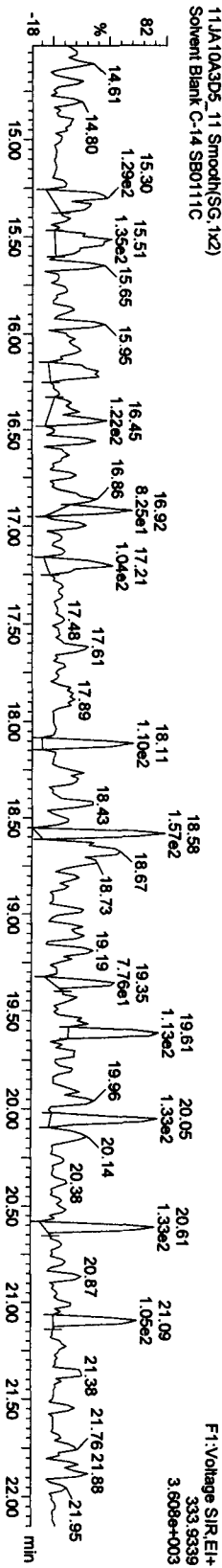
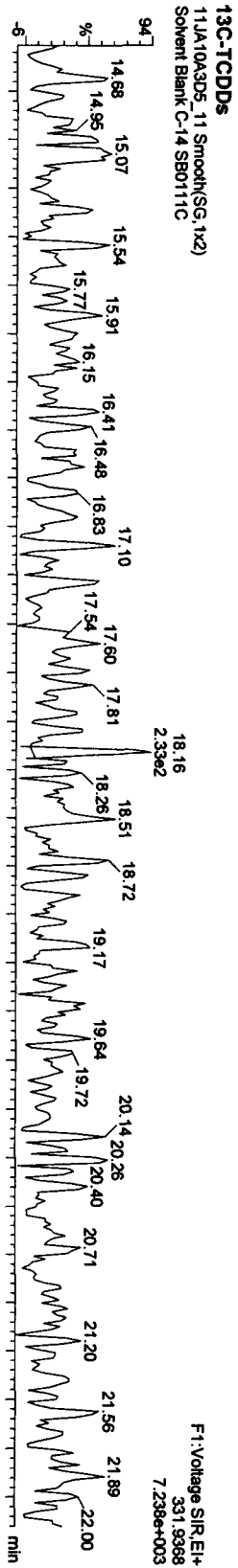
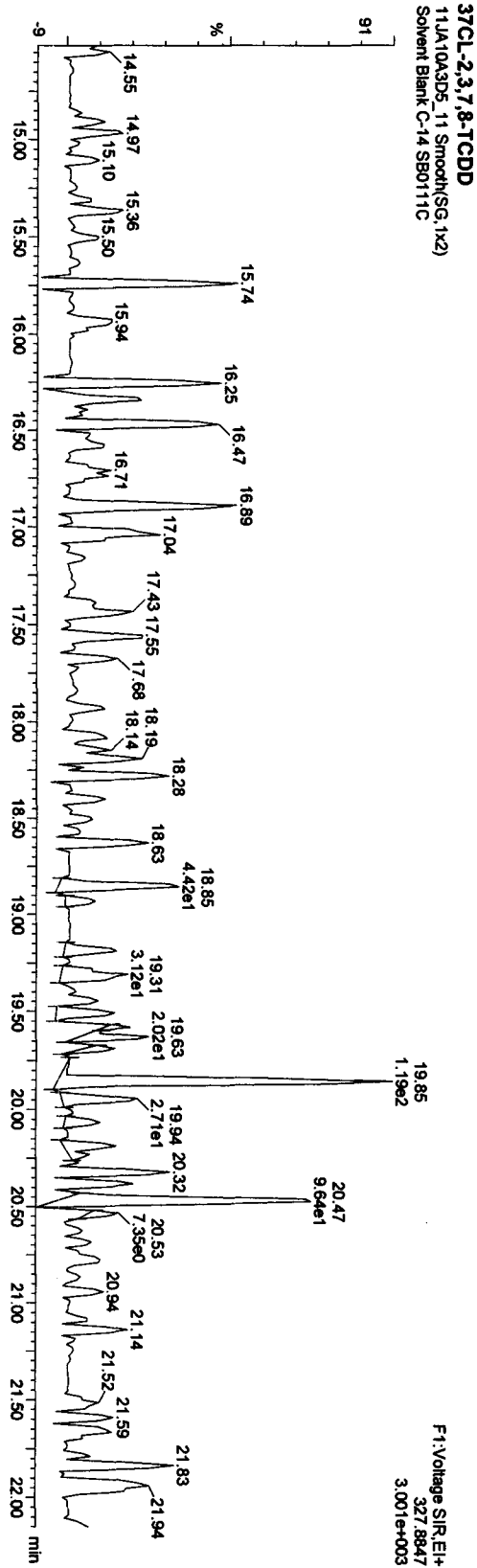


Quantity Sample Report MassLynx 4.1

Dataset: C:\MassLynx\Default\prot\11JA10A3D58290C.qld

Last Altered: Tuesday, January 12, 2010 09:56:55 Pacific Standard Time
Printed: Tuesday, January 12, 2010 10:10:35 Pacific Standard Time

Name: 11JA10A3D5_11, Date: 12-Jan-2010, Time: 01:29:34, ID: SB0111C, Description: Solvent Blank C-14



Quantify Sample Report MassLynx 4.1

Dataset: C:\MassLynx\Default\pro1\1JA10A3D58290C.qld

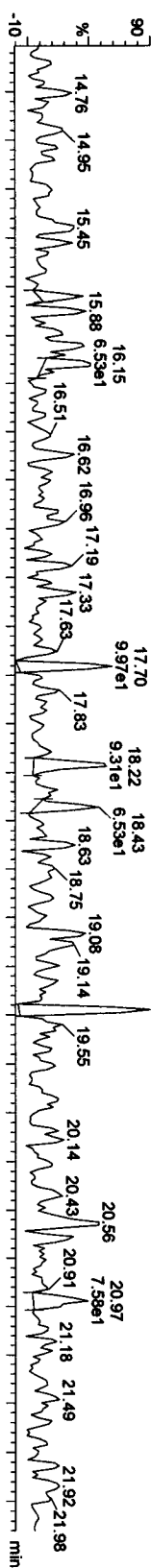
Last Altered: Tuesday, January 12, 2010 09:56:55 Pacific Standard Time

Printed: Tuesday, January 12, 2010 10:10:35 Pacific Standard Time

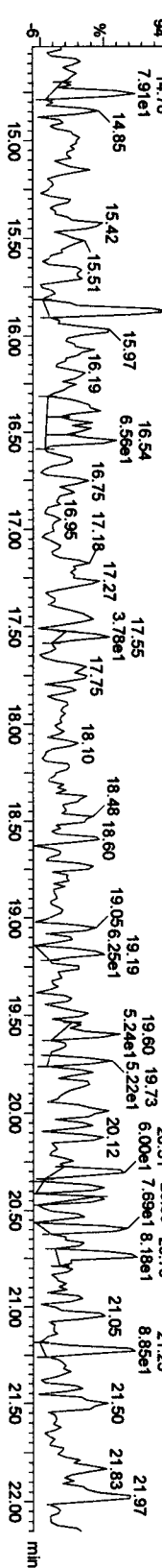
Name: 11JA10A3D5_11, Date: 12-Jan-2010, Time: 01:29:34, ID: SB0111C, Description: Solvent Blank C-14

F1 PCDfS

11JA10A3D5_11 Smooth(SG,1x2)
Solvent Blank C-14 SB0111C

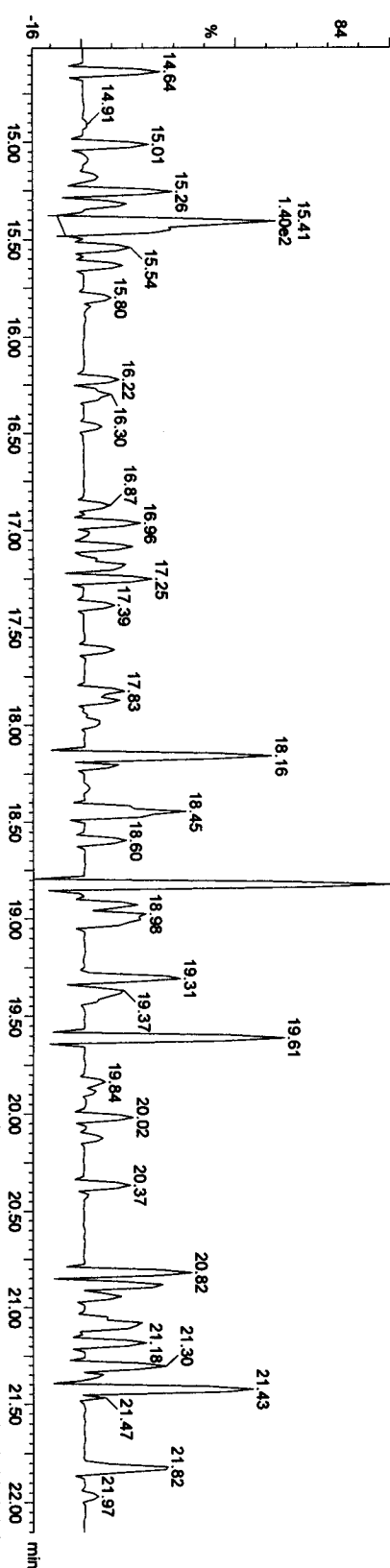


11JA10A3D5_11 Smooth(SG,1x2)
Solvent Blank C-14 SB0111C



F1 PCDf PCDPE

11JA10A3D5_11 Smooth(SG,1x2)
Solvent Blank C-14 SB0111C



Quantity Sample Report MassLynx 4.1

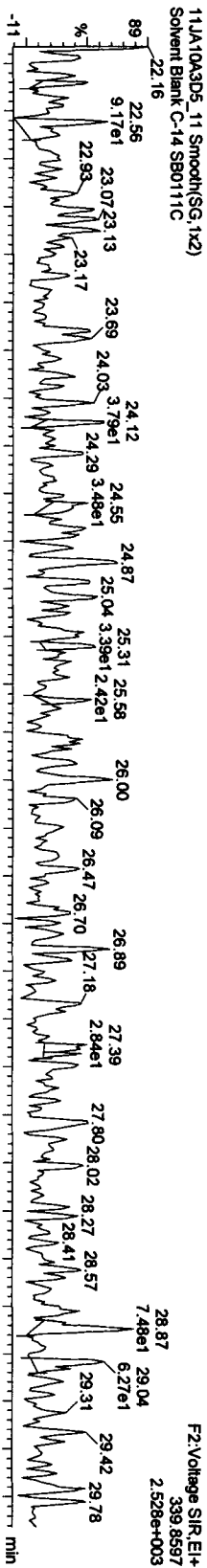
Dataset: C:\MassLynx\Default\prot1\1JA10A3D58290C.qld

Last Altered: Tuesday, January 12, 2010 09:56:55 Pacific Standard Time
Printed: Tuesday, January 12, 2010 10:10:35 Pacific Standard Time

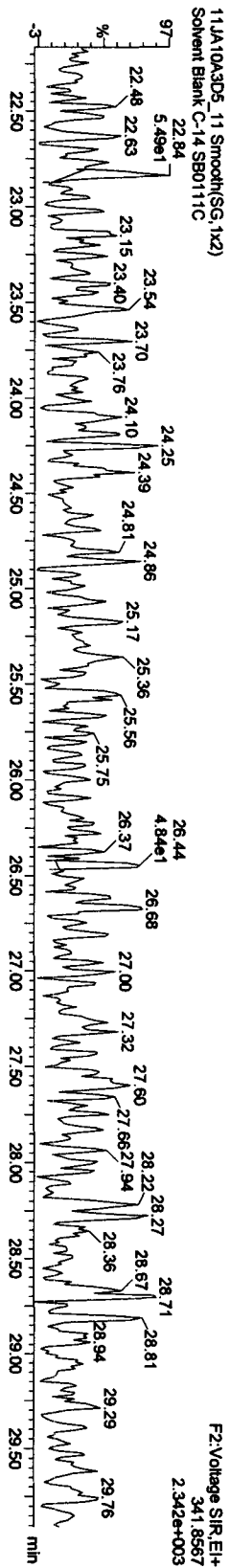
Name: 11JA10A3D5_11, Date: 12-Jan-2010, Time: 01:29:34, ID: SB0111C, Description: Solvent Blank C-14

PeCDFs

11JA10A3D5_11 Smooth(SG, 1x2)
Solvent Blank C-14 SB0111C

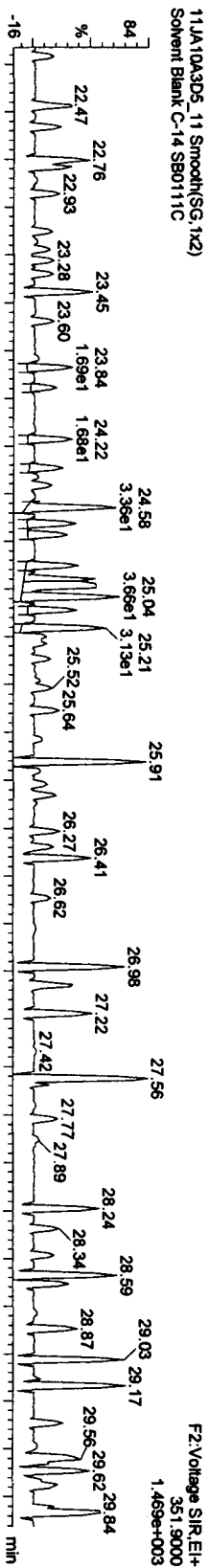


11JA10A3D5_11 Smooth(SG, 1x2)
Solvent Blank C-14 SB0111C

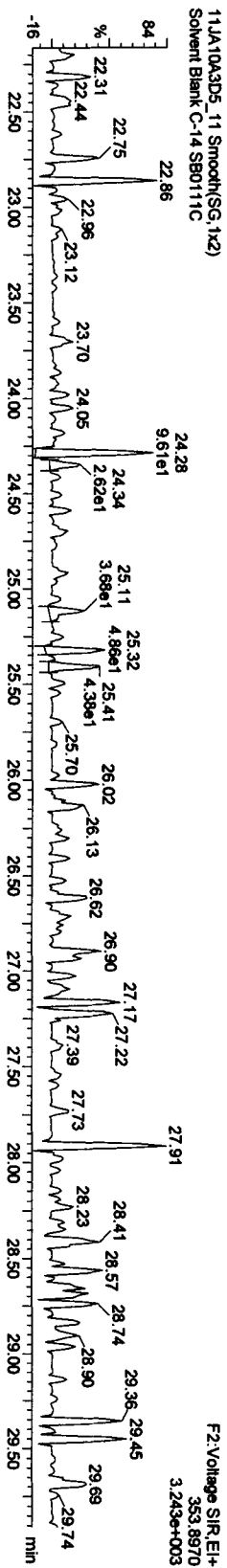


13C-PeCDFs

11JA10A3D5_11 Smooth(SG, 1x2)
Solvent Blank C-14 SB0111C



11JA10A3D5_11 Smooth(SG, 1x2)
Solvent Blank C-14 SB0111C



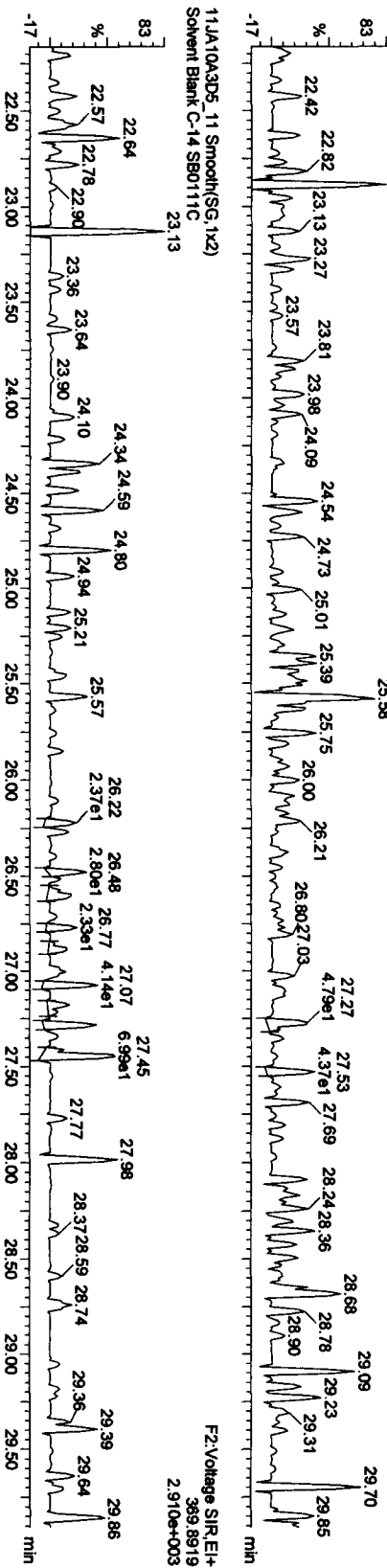
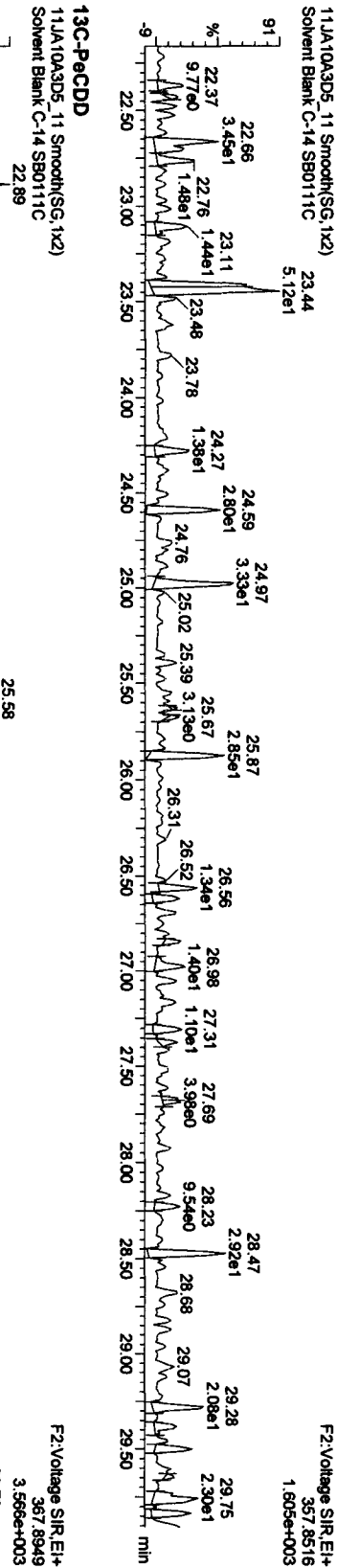
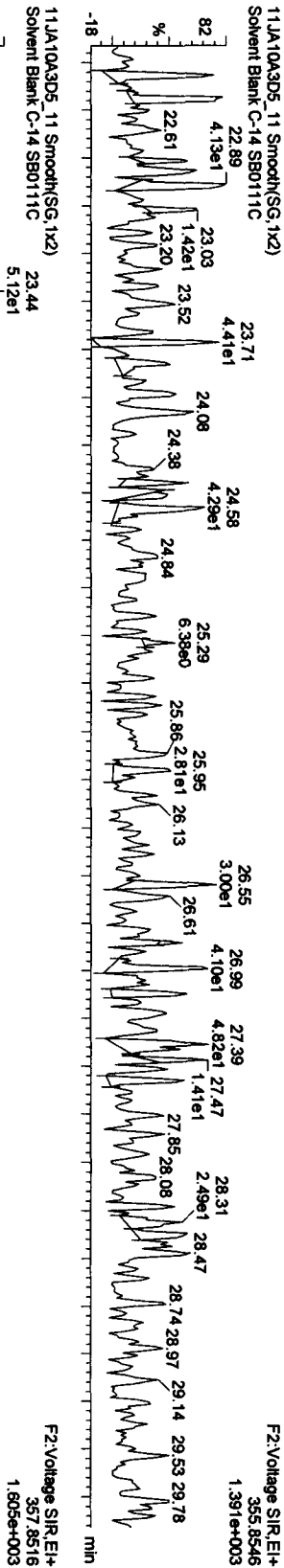
Quantity Sample Report Masslynx 4.1

Dataset: C:\MassLynx\Default\proj\11JA10A3D5\8290C.qld

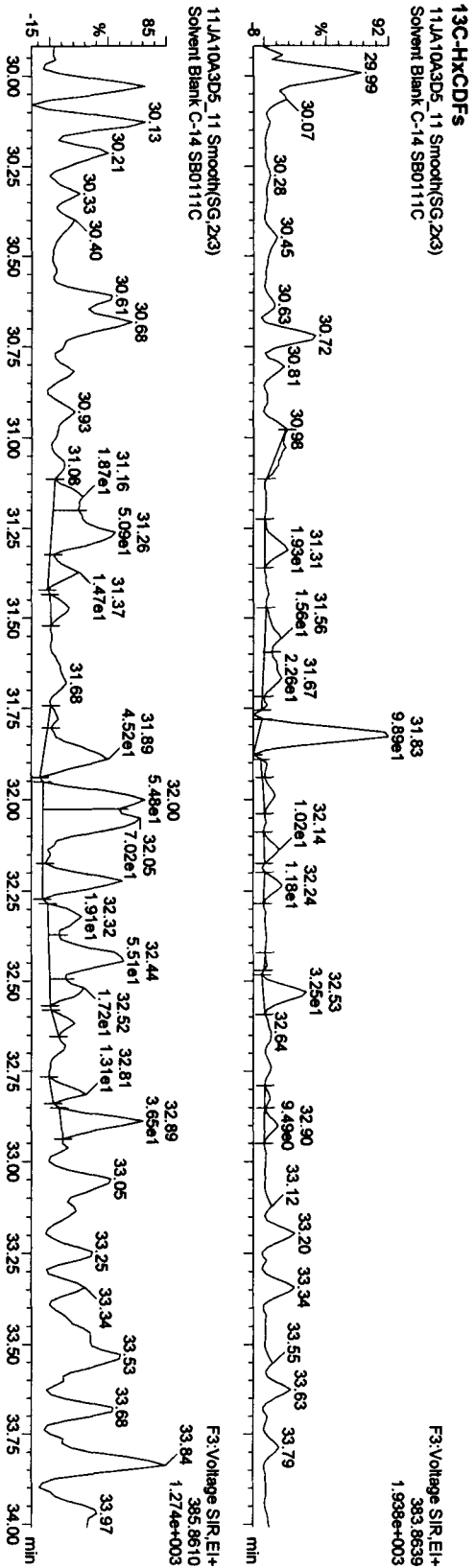
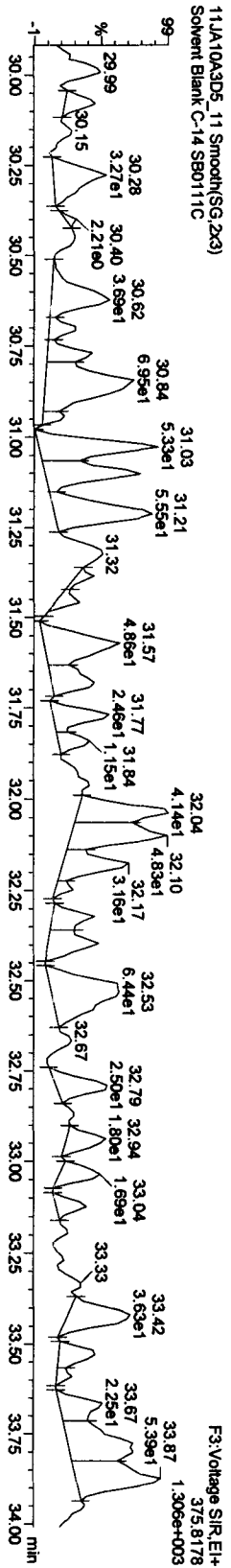
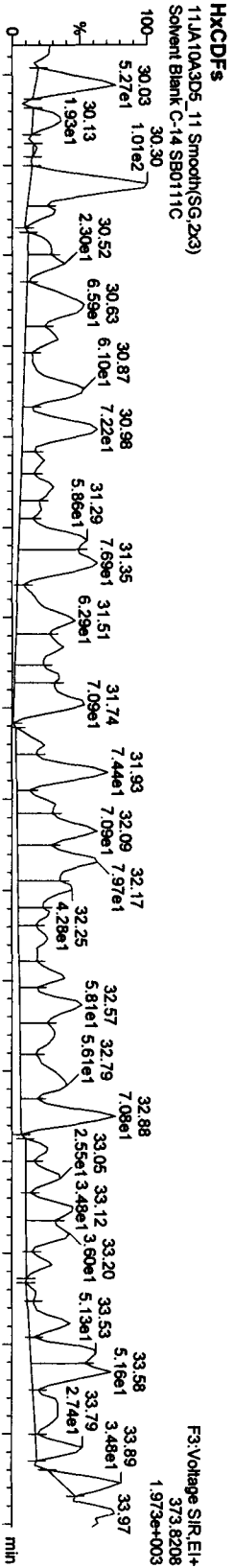
Last Altered: Tuesday, January 12, 2010 09:56:55 Pacific Standard Time
Printed: Tuesday, January 12, 2010 10:10:35 Pacific Standard Time

Name: 11JA10A3D5_11, Date: 12-Jan-2010, Time: 01:29:34, ID: SB0111C, Description: Solvent Blank C-14

PeCDDs



Name: 11JA10A3D5_11, Date: 12-Jan-2010, Time: 01:29:34, ID: SB0111C, Description: Solvent Blank C-14

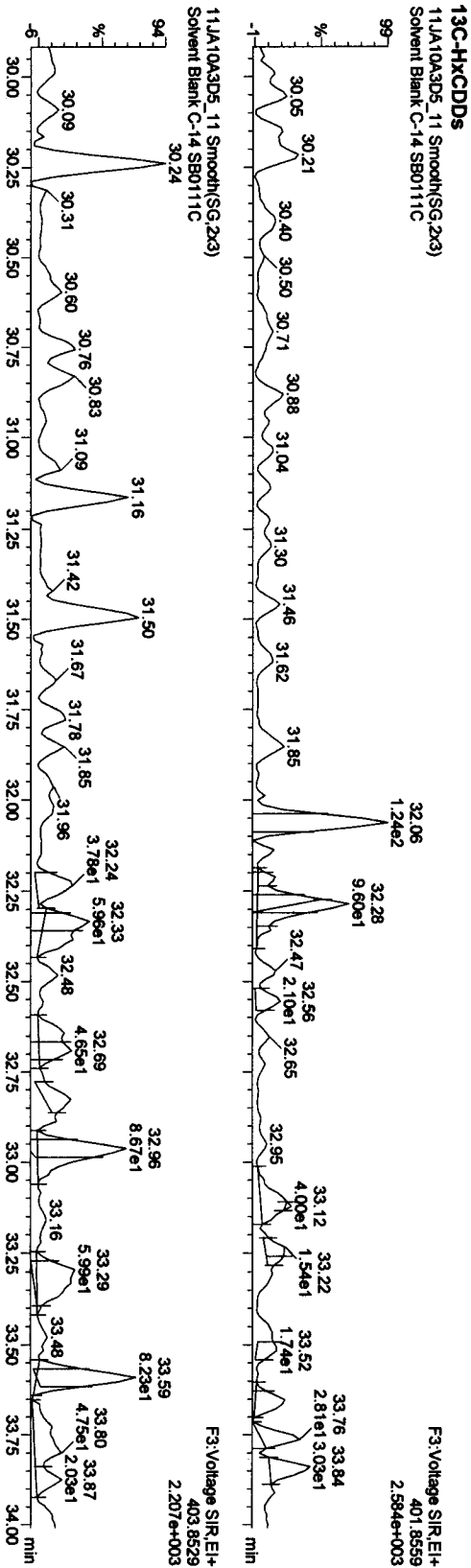
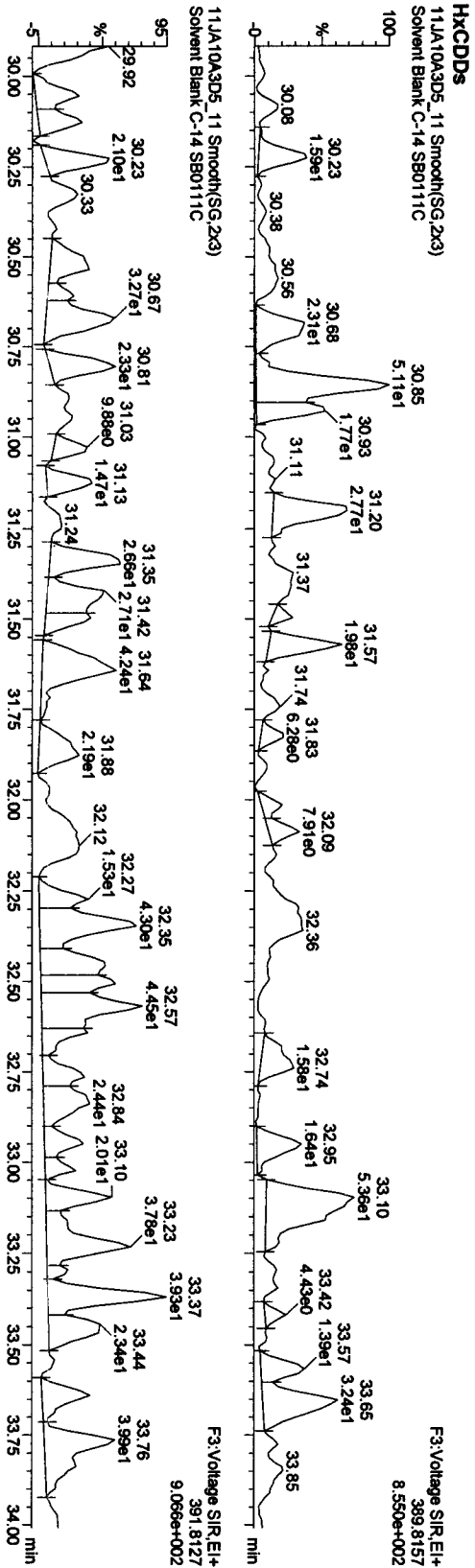


Quantity Sample Report MassLynx 4.1

Dataset: C:\MassLynx\Default\pro11JA10A3D58290C.qld

Last Altered: Tuesday, January 12, 2010 09:56:55 Pacific Standard Time
Printed: Tuesday, January 12, 2010 10:10:35 Pacific Standard Time

Name: 11JA10A3D5_11, Date: 12-Jan-2010, Time: 01:29:34, ID: SB0111C, Description: Solvent Blank C-14



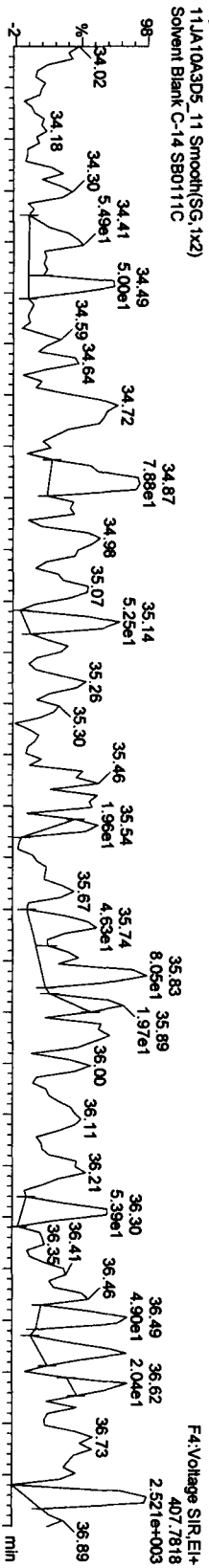
Quantity Sample Report Masslynx 4.1

Dataset: C:\MassLynx\Default.pro\11JA10A3D58290C.qld


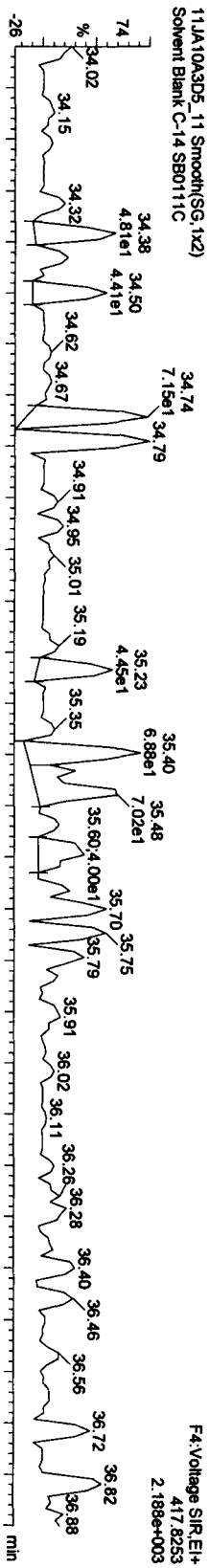
Last Altered: Tuesday, January 12, 2010 09:56:55 Pacific Standard Time
Printed: Tuesday, January 12, 2010 10:10:36 Pacific Standard Time

Name: 11JA10A3D5_11, Date: 12-Jan-2010, Time: 01:29:34, ID: SB0111C, Description: Solvent Blank C-14

HPCDFs



13C-HPCDFs



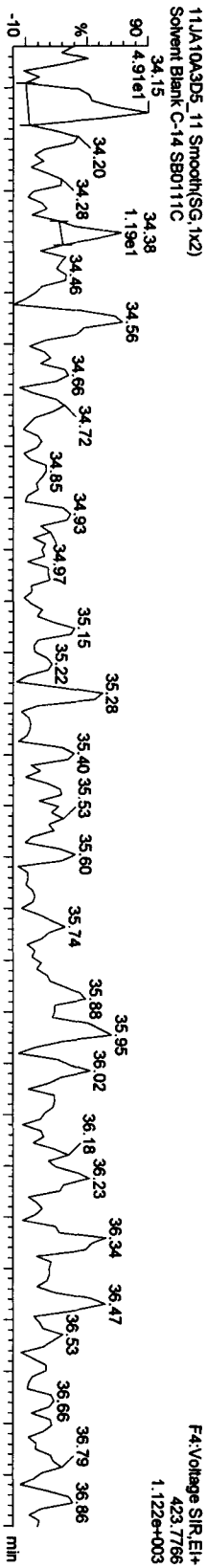
Quantity Sample Report MassLynx 4.1

Dataset: C:\MassLynx\Default\prof11JA10A3D58290C.qld

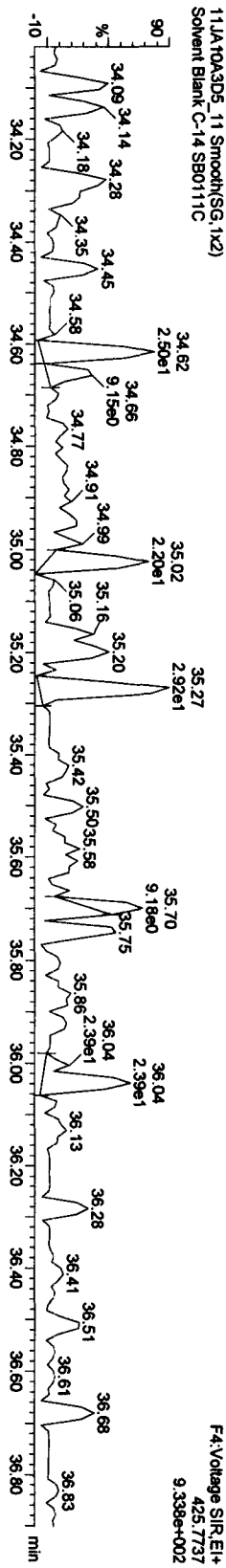
Last Altered: Tuesday, January 12, 2010 09:56:55 Pacific Standard Time
Printed: Tuesday, January 12, 2010 10:10:36 Pacific Standard Time

Name: 11JA10A3D5_11, Date: 12-Jan-2010, Time: 01:29:34, ID: SB0111C, Description: Solvent Blank C-14

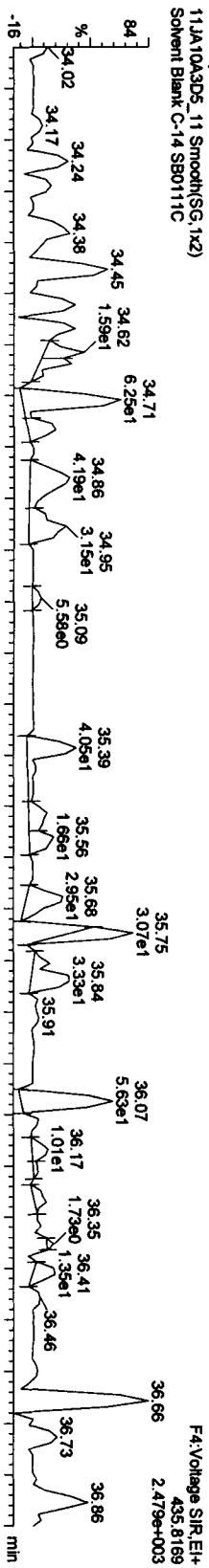
HPCDDs



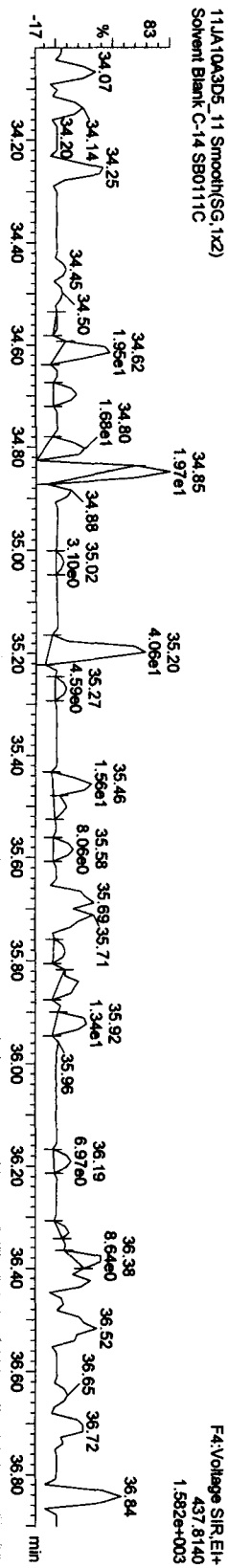
11JA10A3D5_11 Smooth(SG, 1x2)
Solvent Blank C-14 SB0111C



13C-HPCDD



11JA10A3D5_11 Smooth(SG, 1x2)
Solvent Blank C-14 SB0111C



Quantity Sample Report Masslynx 4.1

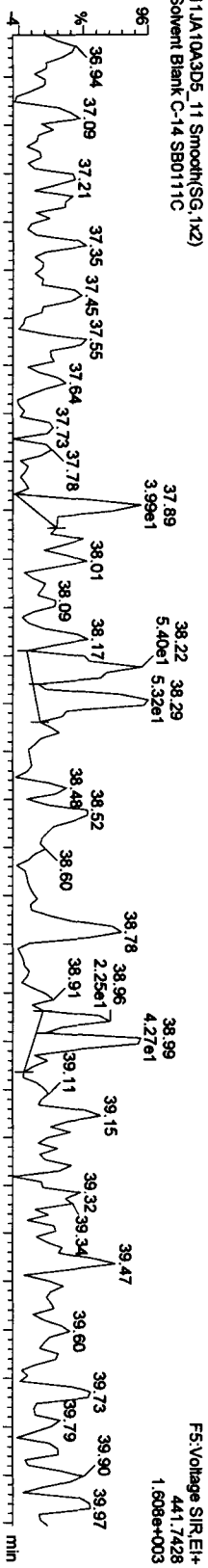
Dataset: C:\Masslynx\Default.pro\11JA10A3D58290C.qld

Last Altered: Tuesday, January 12, 2010 09:56:55 Pacific Standard Time
Printed: Tuesday, January 12, 2010 10:10:35 Pacific Standard Time

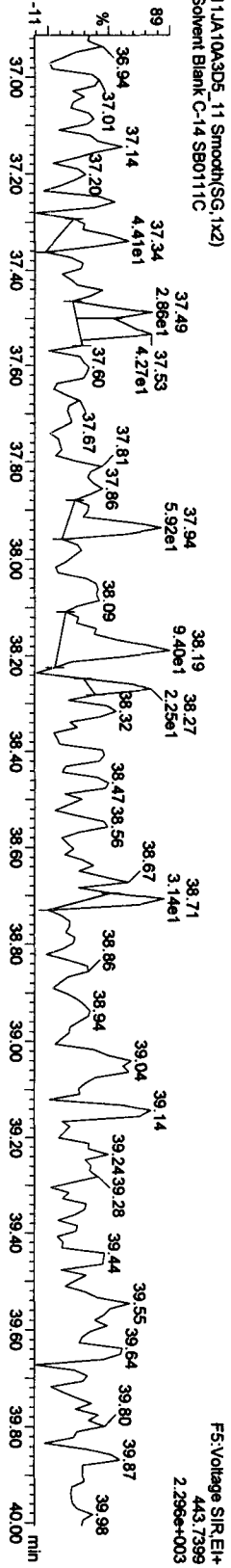
Name: 11JA10A3D5_11, Date: 12-Jan-2010, Time: 01:29:34, ID: SB0111C, Description: Solvent Blank C-14

OCDFs

11JA10A3D5_11 Smooth(SG,1x2)
Solvent Blank C-14 SB0111C

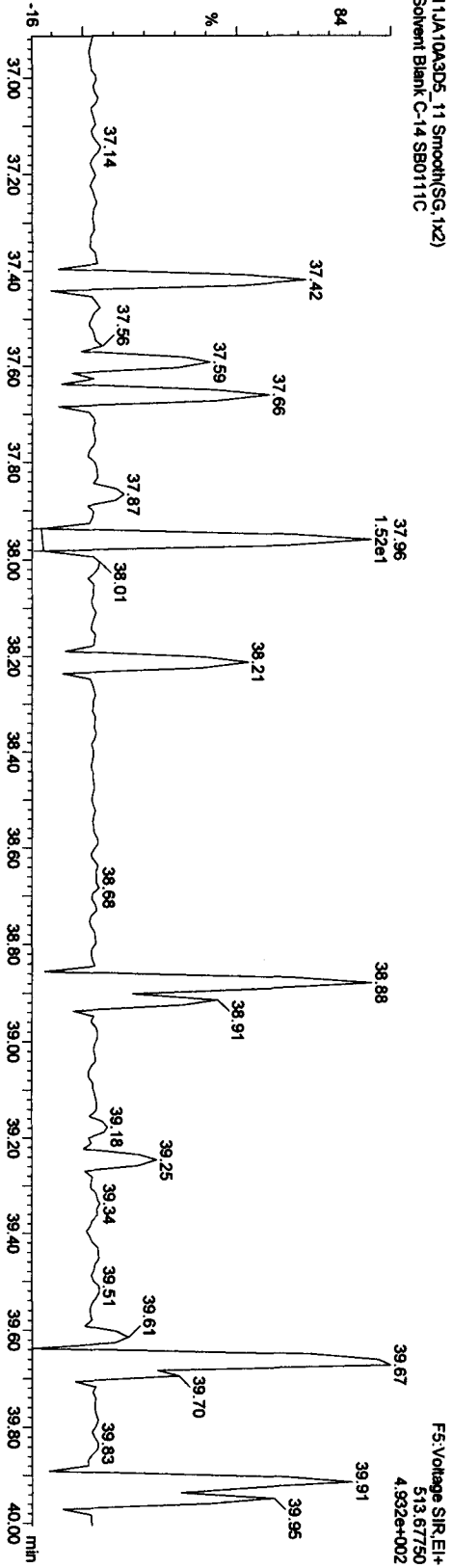


11JA10A3D5_11 Smooth(SG,1x2)
Solvent Blank C-14 SB0111C



OCDF PCDDPE

11JA10A3D5_11 Smooth(SG,1x2)
Solvent Blank C-14 SB0111C



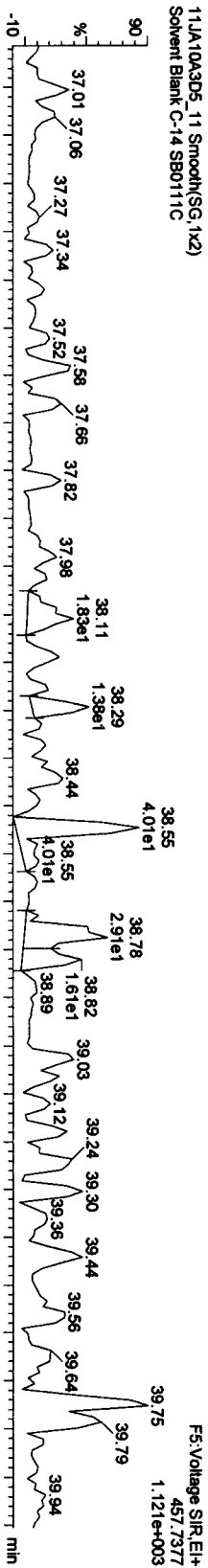
Quantity Sample Report Masslynx 4.1

Dataset: C:\MassLynx\Default\proj\11JA10A3D58290C.qld

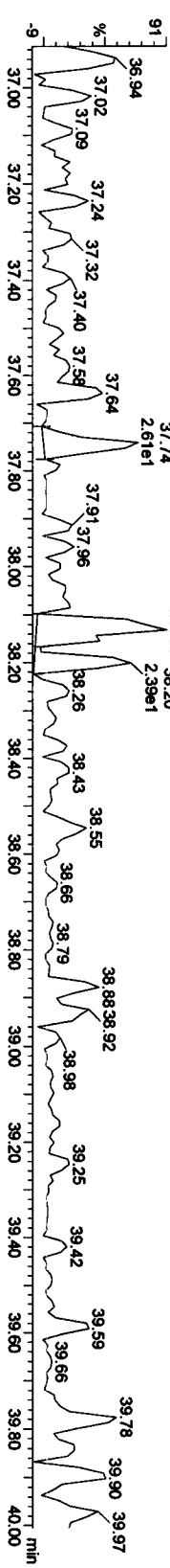
Last Altered: Tuesday, January 12, 2010 09:56:55 Pacific Standard Time
Printed: Tuesday, January 12, 2010 10:10:35 Pacific Standard Time

Name: 11JA10A3D5_11, Date: 12-Jan-2010, Time: 01:29:34, ID: SB0111C, Description: Solvent Blank C-14

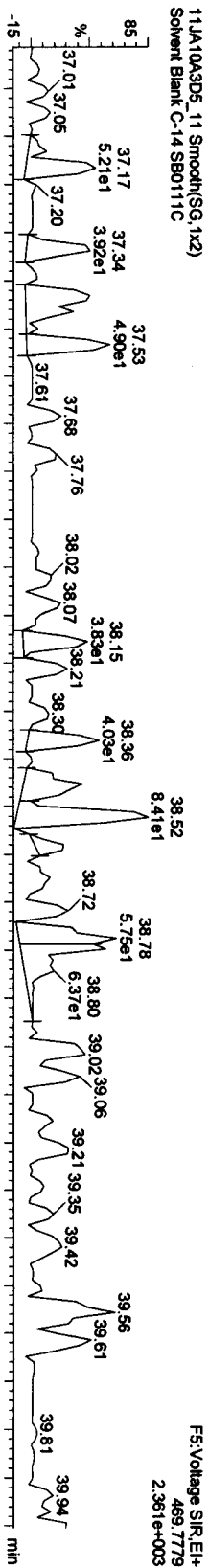
OCDD
11JA10A3D5_11 Smooth(SG,1x2)
Solvent Blank C-14 SB0111C



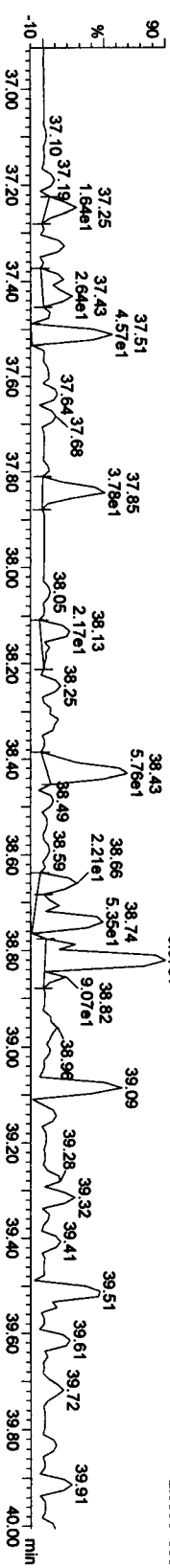
11JA10A3D5_11 Smooth(SG,1x2)
Solvent Blank C-14 SB0111C



13C-OCDD
11JA10A3D5_11 Smooth(SG,1x2)
Solvent Blank C-14 SB0111C



11JA10A3D5_11 Smooth(SG,1x2)
Solvent Blank C-14 SB0111C

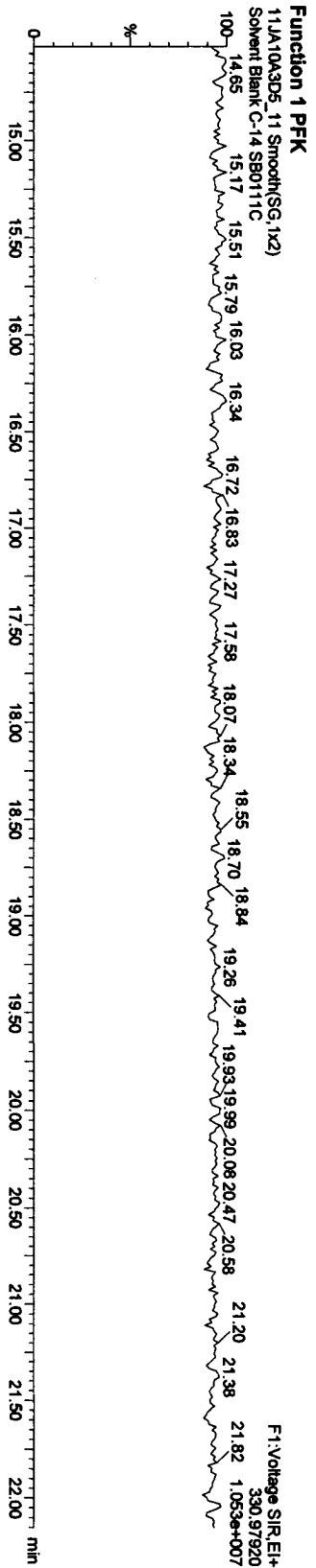
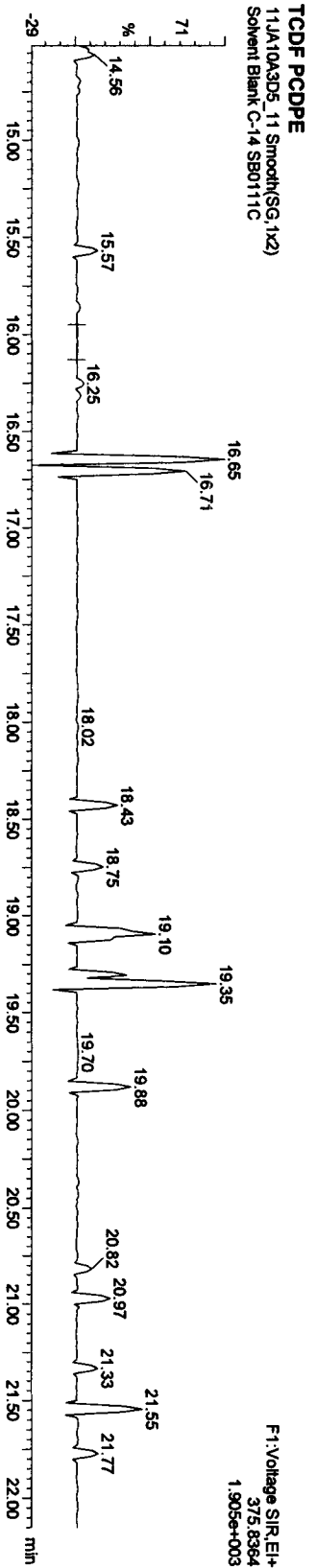
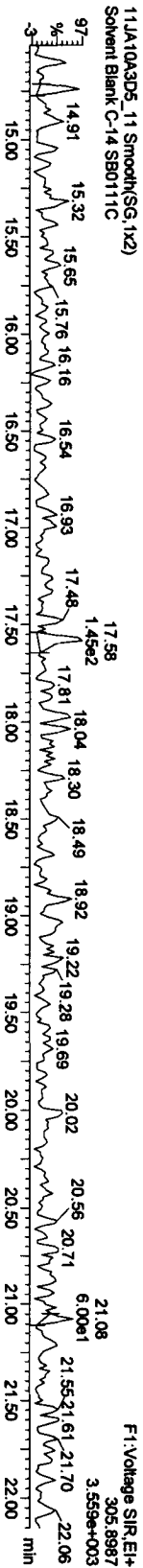
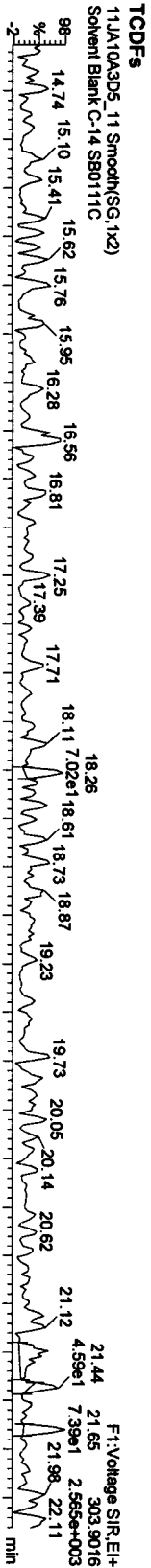


Quantity Sample Report Masslynx 4.1

Dataset: C:\MassLynx\Default\pro1\1JA10A3D58290C.qld

Last Altered: Tuesday, January 12, 2010 09:56:55 Pacific Standard Time
Printed: Tuesday, January 12, 2010 10:10:35 Pacific Standard Time

Name: 11JA10A3D5_11, Date: 12-Jan-2010, Time: 01:29:34, ID: SB0111C, Description: Solvent Blank C-14

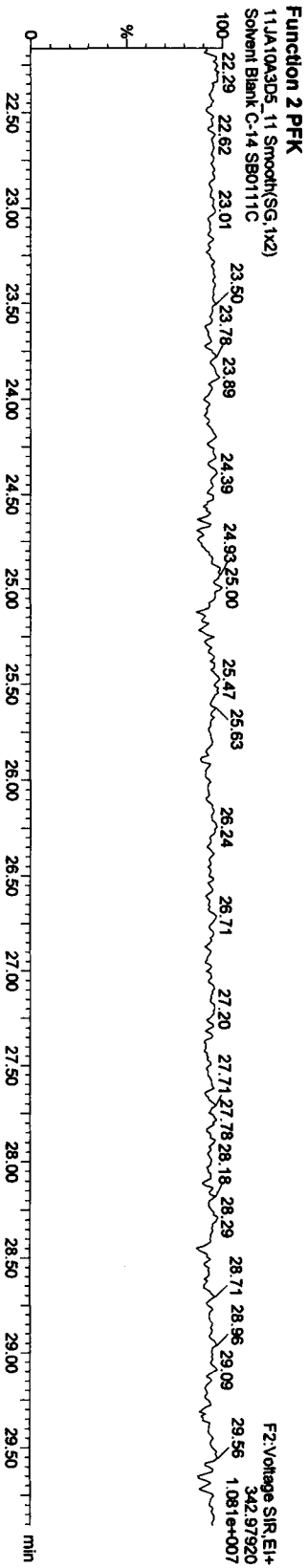
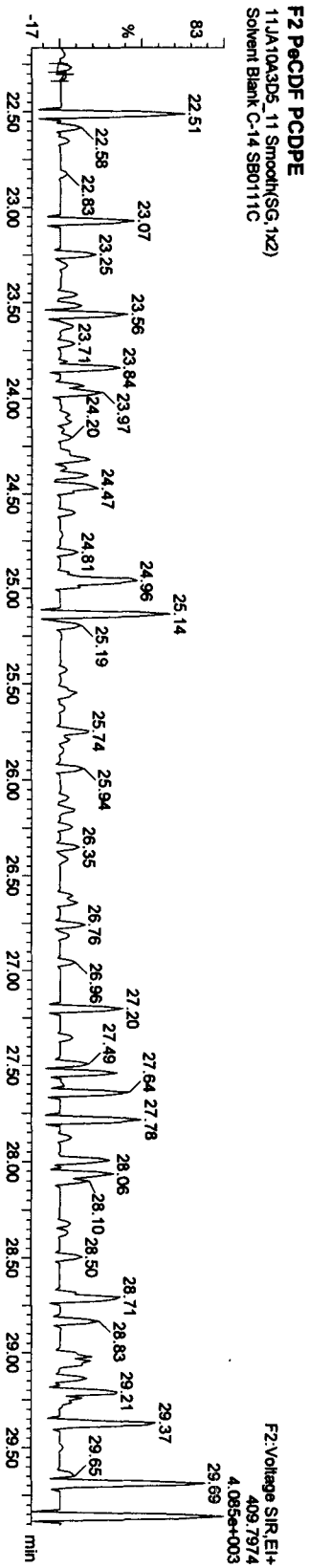
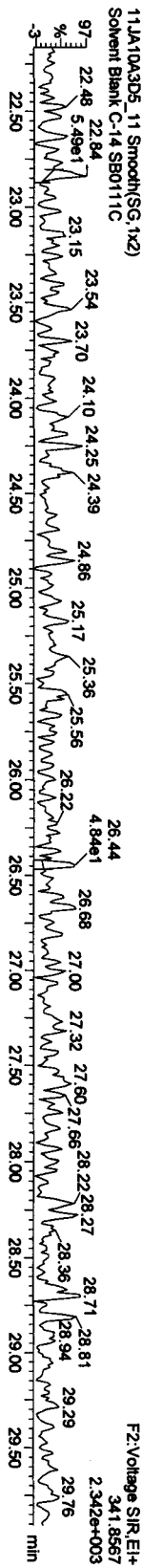
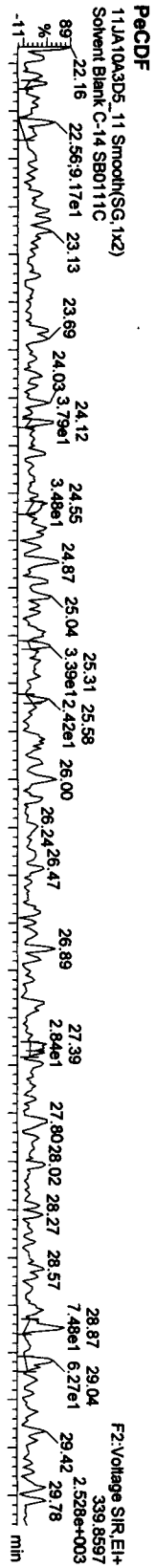


Quantity Sample Report MassLynx 4.1

Dataset: C:\MassLynx\Default\pro1\1JA10A3D58290C.qld

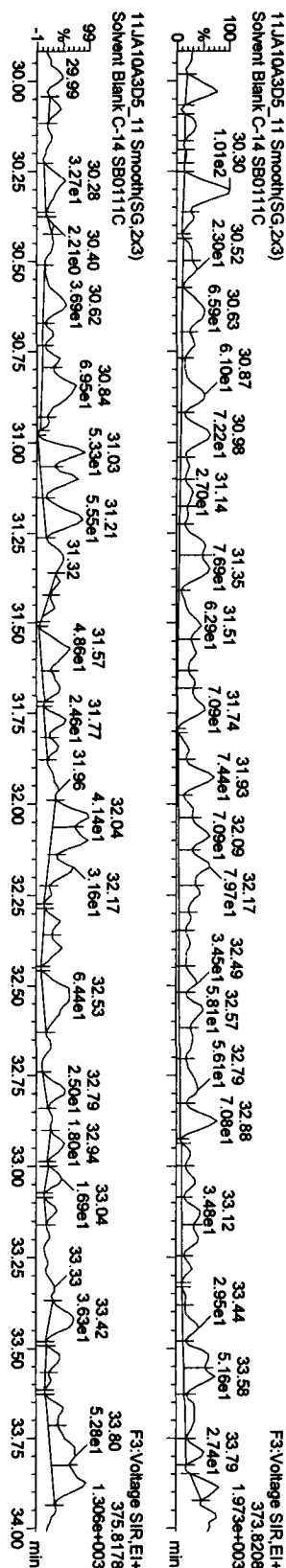
Last Altered: Tuesday, January 12, 2010 09:56:55 Pacific Standard Time
 Printed: Tuesday, January 12, 2010 10:10:35 Pacific Standard Time

Name: 11JA10A3D5_11, Date: 12-Jan-2010, Time: 01:29:34, ID: SB0111C, Description: Solvent Blank C-14

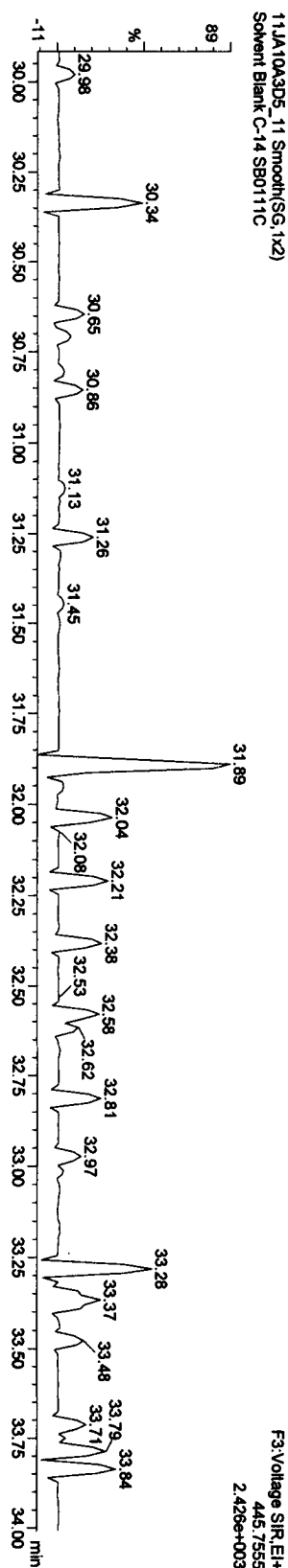


Name: 11JA10A3D5_11, Date: 12-Jan-2010, Time: 01:29:34, ID: SB0111C, Description: Solvent Blank C-14

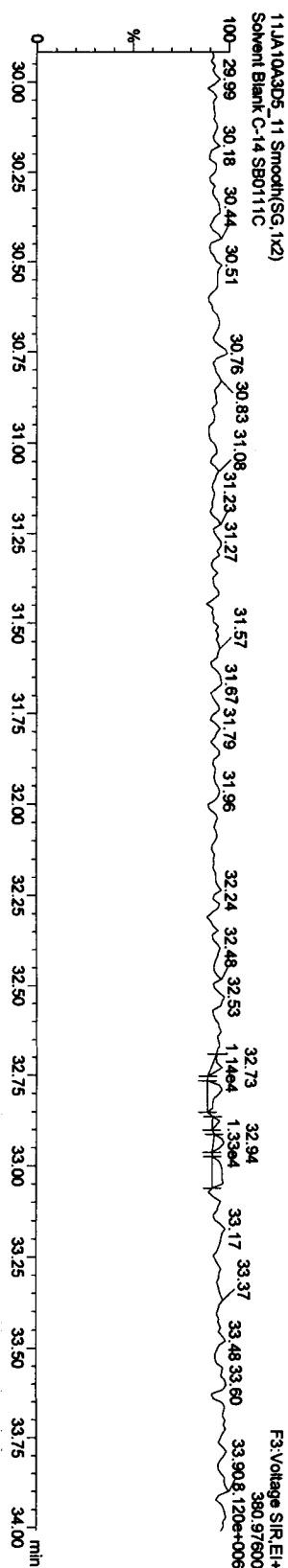
HXCDFs



HXCDF PCDDPE

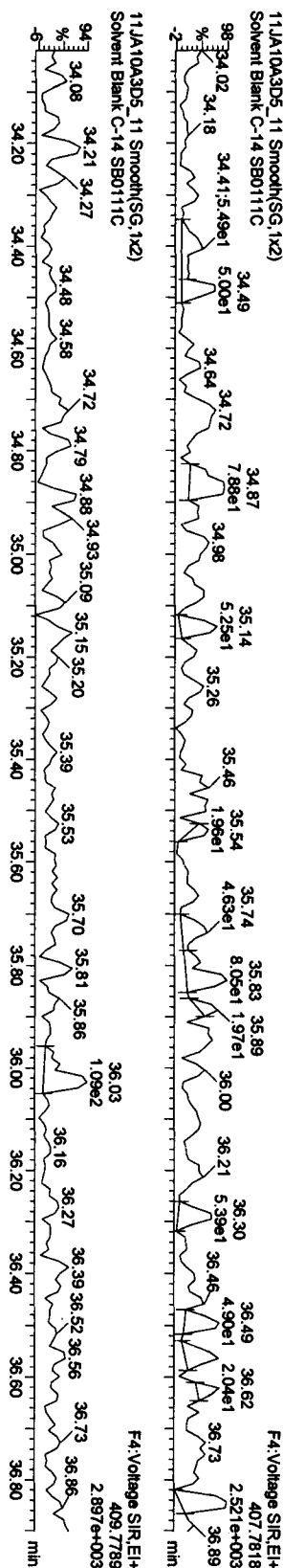


Function 3 PFK

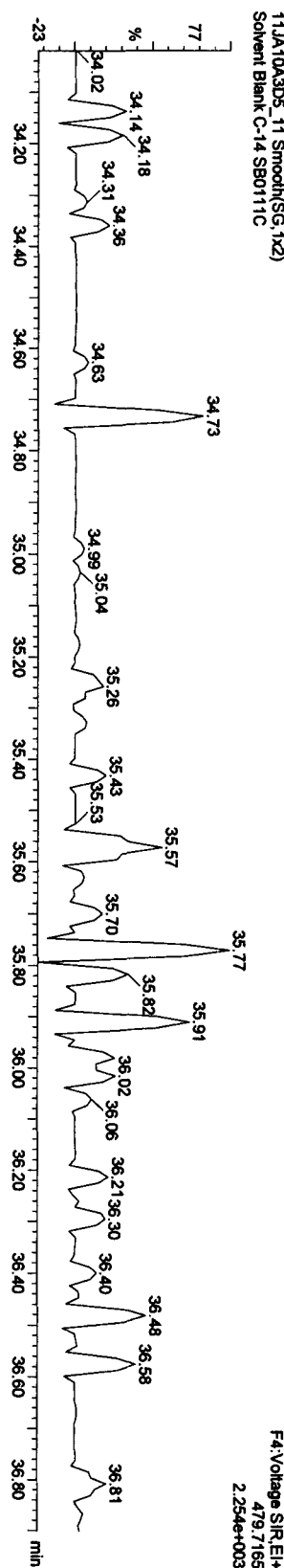


Name: 11JA10A3D5_11, Date: 12-Jan-2010, Time: 01:29:34, ID: SB0111C, Description: Solvent Blank C-14

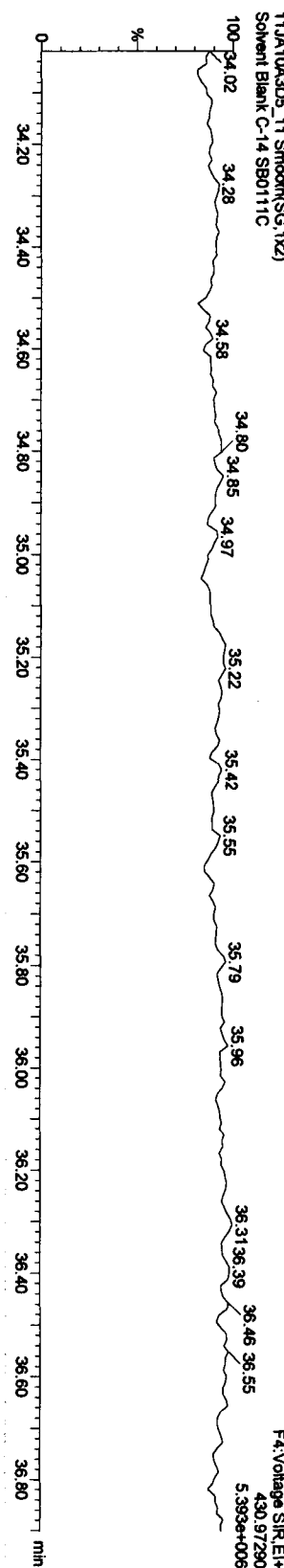
HPCDFs



HPCDF PCDPE



Function 4 PFK

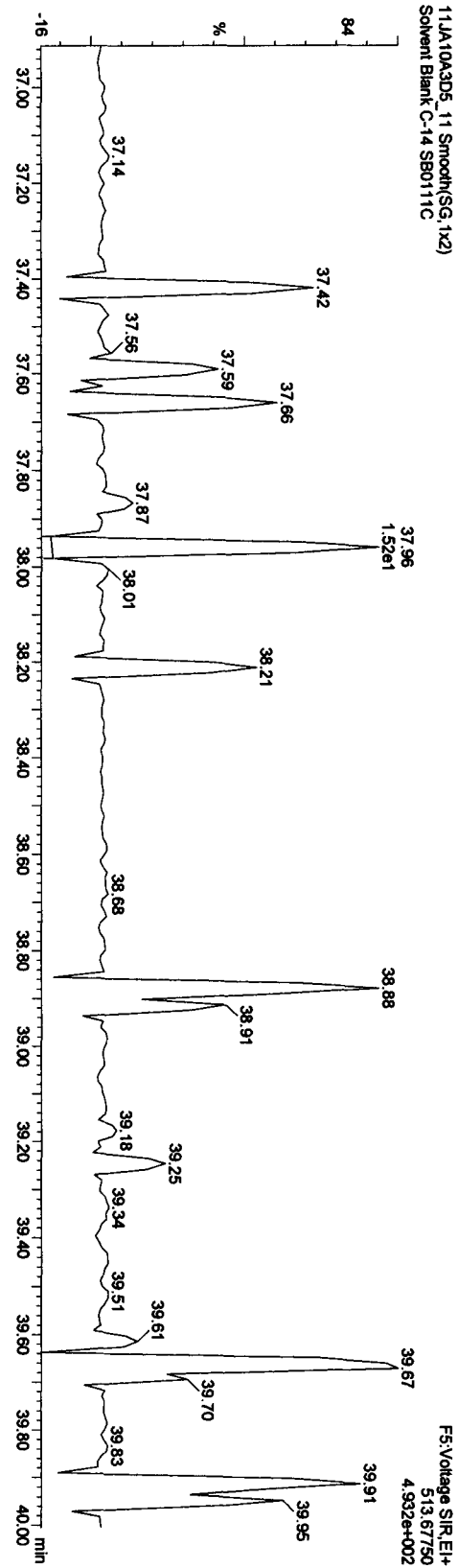


Dataset: C:\MassLynx\Default.pro\11JA10A3D58290C.qld

Last Altered: Tuesday, January 12, 2010 09:56:55 Pacific Standard Time
Printed: Tuesday, January 12, 2010 10:10:35 Pacific Standard Time

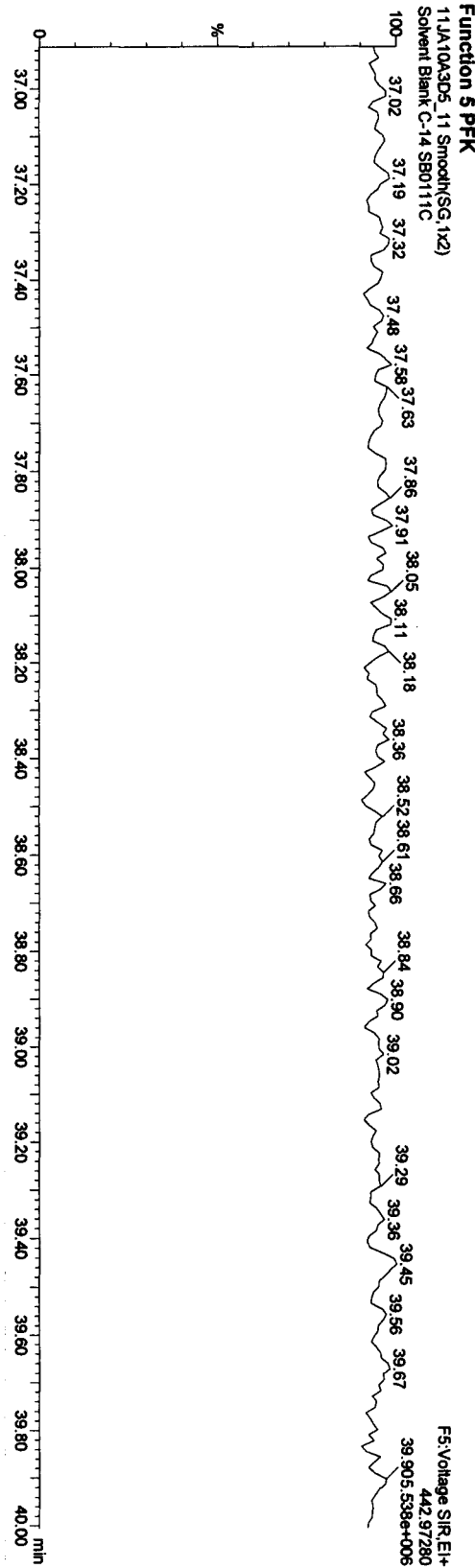
Name: 11JA10A3D5_11, Date: 12-Jan-2010, Time: 01:29:34, ID: SB0111C, Description: Solvent Blank C-14

OCDF PCDFE
11JA10A3D5_11 Smooth(SG, 1x2)
Solvent Blank C-14 SB0111C



FS:Voltage SIR.EI+
513.67750
4.982e+002

Function 5 PFK
11JA10A3D5_11 Smooth(SG, 1x2)
Solvent Blank C-14 SB0111C



FS:Voltage SIR.EI+
442.97280
5.38e+006

Quantity Sample Report Masslynx 4.1

Dataset: C:\MassLynx\Default.pro\11JA10A3D58290C.qtd

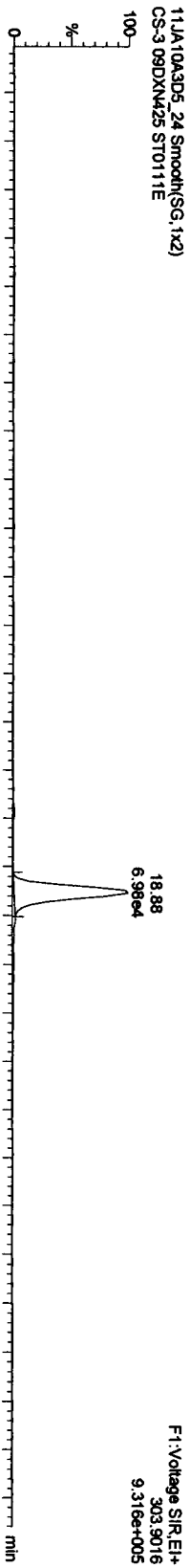
Last Altered: Tuesday, January 12, 2010 11:50:50 Pacific Standard Time
Printed: Tuesday, January 12, 2010 11:51:46 Pacific Standard Time

Method: C:\MassLynx\Default.PRO\MethDB\82903D5.mdb 12 Jan 2010 09:52:33
Calibration: C:\MassLynx\Default.PRO\CurveDB\ICA123120093D58290.cdb 31 Dec 2009 13:37:23

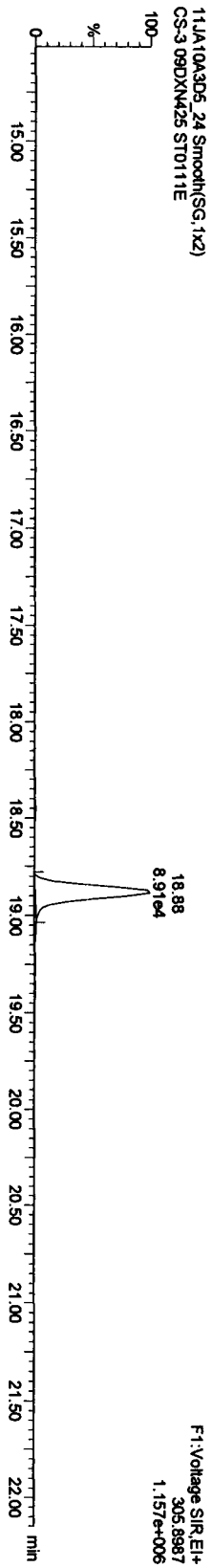
Name: 11JA10A3D5_24, Date: 12-Jan-2010, Time: 10:43:03, ID: ST0111E, Description: CS-3-09DXN425

TCDFs

11JA10A3D5_24 Smooth(SG, 1x2)
CS-3-09DXN425 ST0111E

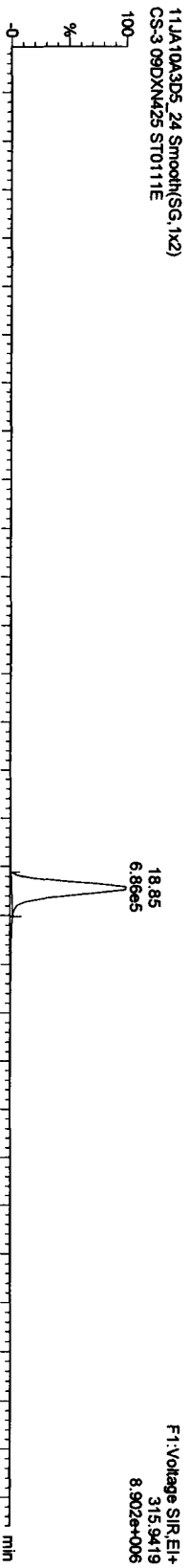


11JA10A3D5_24 Smooth(SG, 1x2)
CS-3-09DXN425 ST0111E

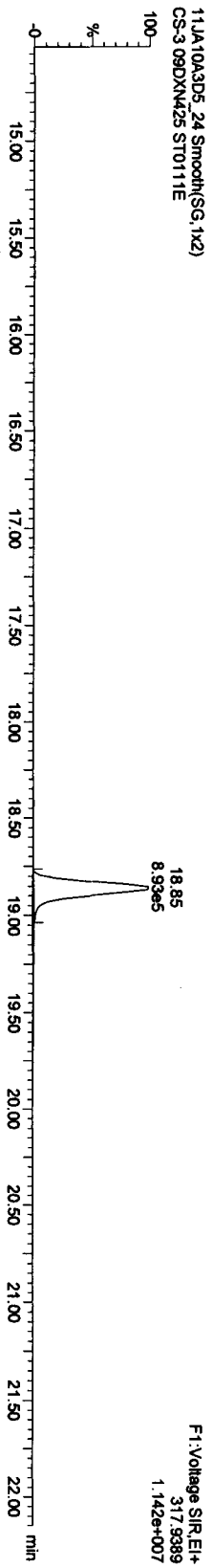


13C-TCDF

11JA10A3D5_24 Smooth(SG, 1x2)
CS-3-09DXN425 ST0111E



11JA10A3D5_24 Smooth(SG, 1x2)
CS-3-09DXN425 ST0111E



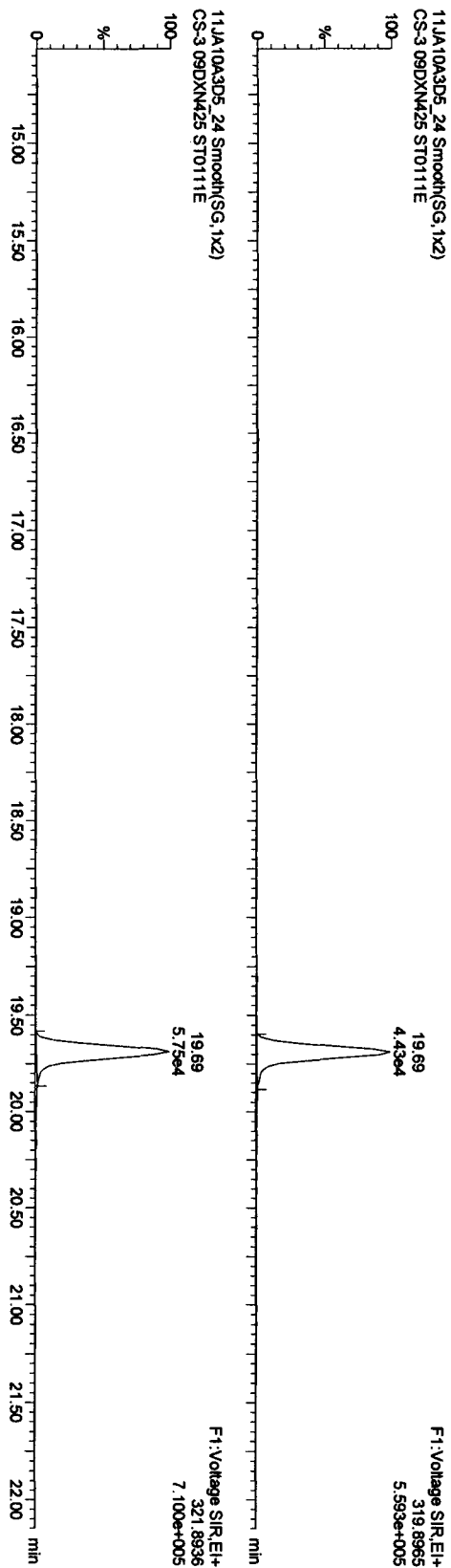
Quantity Sample Report MassLynx 4.1

Dataset: C:\MassLynx\Default\prot\11JA10A3D58290C.qld

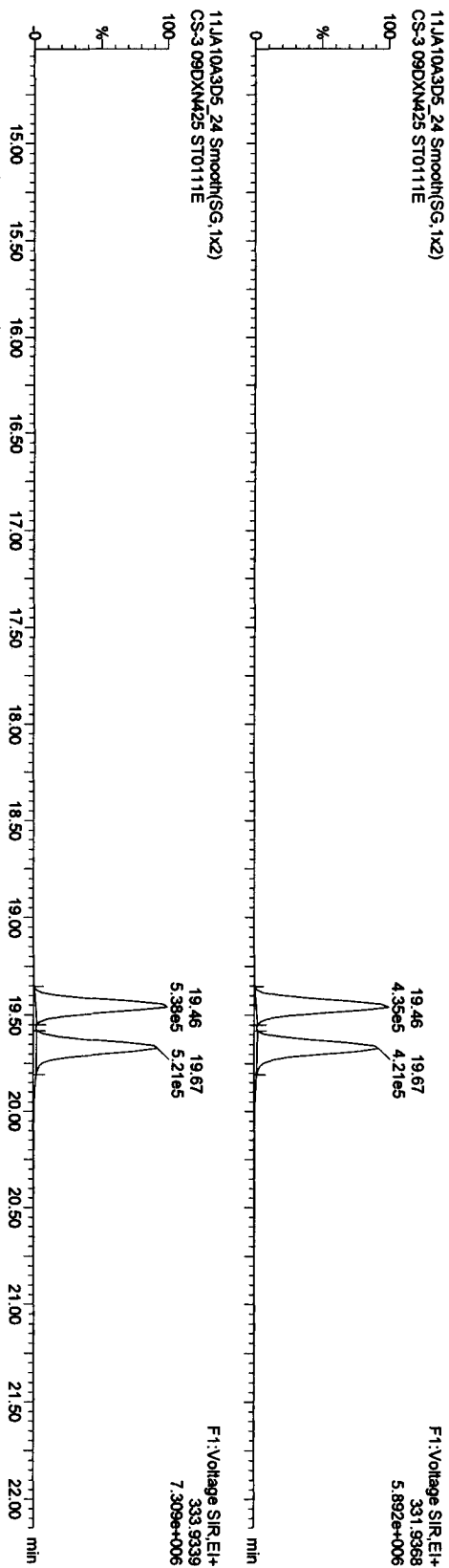
Last Altered: Tuesday, January 12, 2010 11:50:50 Pacific Standard Time
Printed: Tuesday, January 12, 2010 11:51:46 Pacific Standard Time

Name: 11JA10A3D5_24, Date: 12-Jan-2010, Time: 10:43:03, ID: ST0111E, Description: CS-3-09DXN425

TCDDs



13C-TCDDs





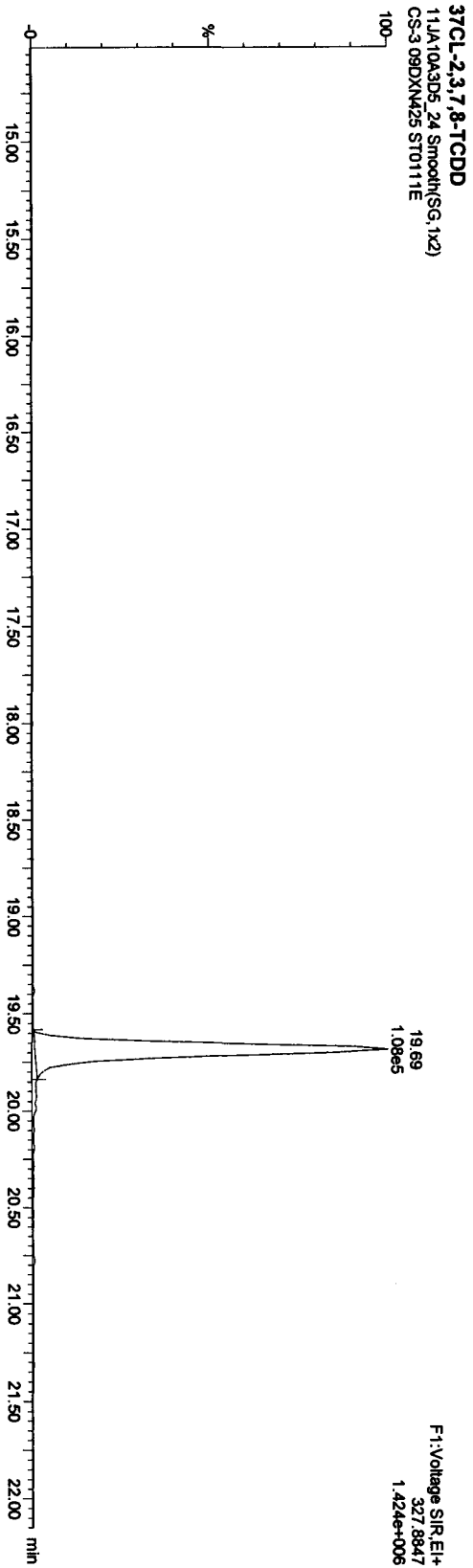
Quantity Sample Report MassLynx 4.1

Dataset: C:\MassLynx\Default\proj\11JA10A3D58290C.qld

Last Altered: Tuesday, January 12, 2010 11:50:50 Pacific Standard Time

Printed: Tuesday, January 12, 2010 11:51:46 Pacific Standard Time

Name: 11JA10A3D5_24, Date: 12-Jan-2010, Time: 10:43:03, ID: ST0111E, Description: CS-3 09DXN425

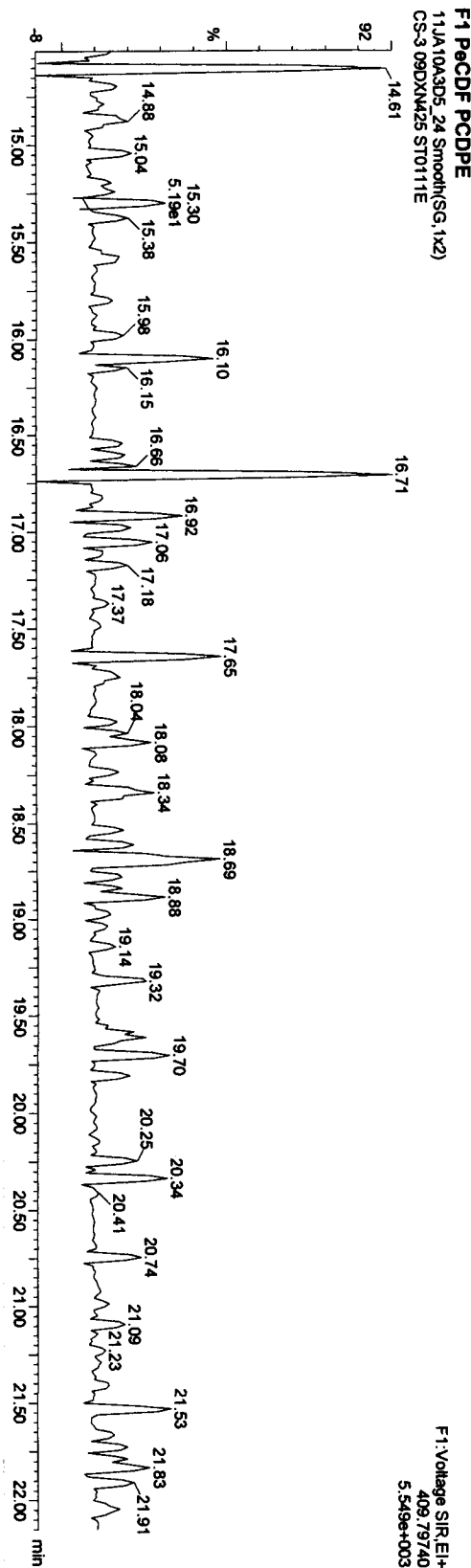
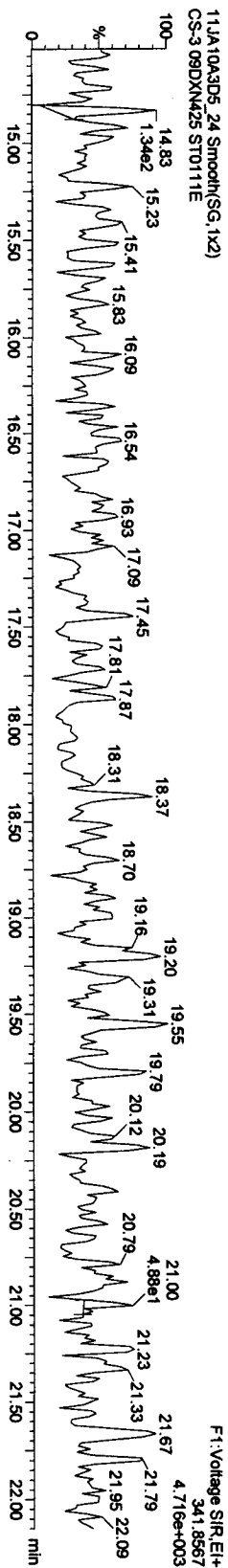
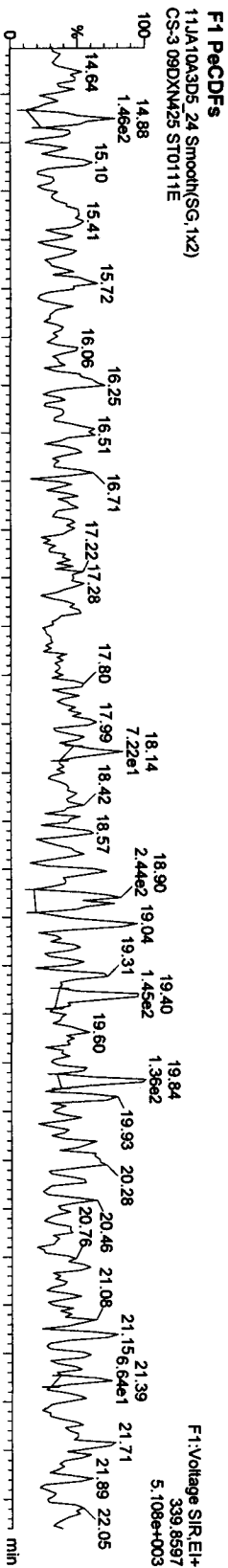


Quantity Sample Report MassLynx 4.1

Dataset: C:\MassLynx\Default\pro1\1JA\10A3D58290C.qld

Last Altered: Tuesday, January 12, 2010 11:50:50 Pacific Standard Time
Printed: Tuesday, January 12, 2010 11:51:46 Pacific Standard Time

Name: 11JA10A3D5_24, Date: 12-Jan-2010, Time: 10:43:03, ID: ST0111E, Description: CS-3-09DXN425



Quantify Sample Report MassLynx 4.1

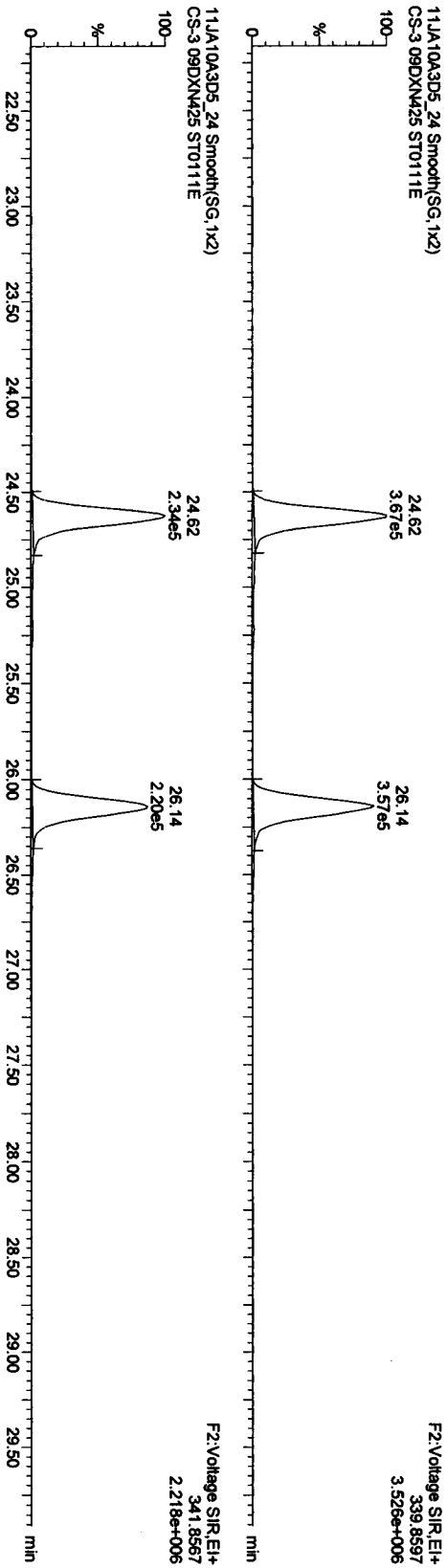
Dataset: C:\MassLynx\Default\pro1\1JA10A3D58290C.qld

Last Altered: Tuesday, January 12, 2010 11:50:50 Pacific Standard Time

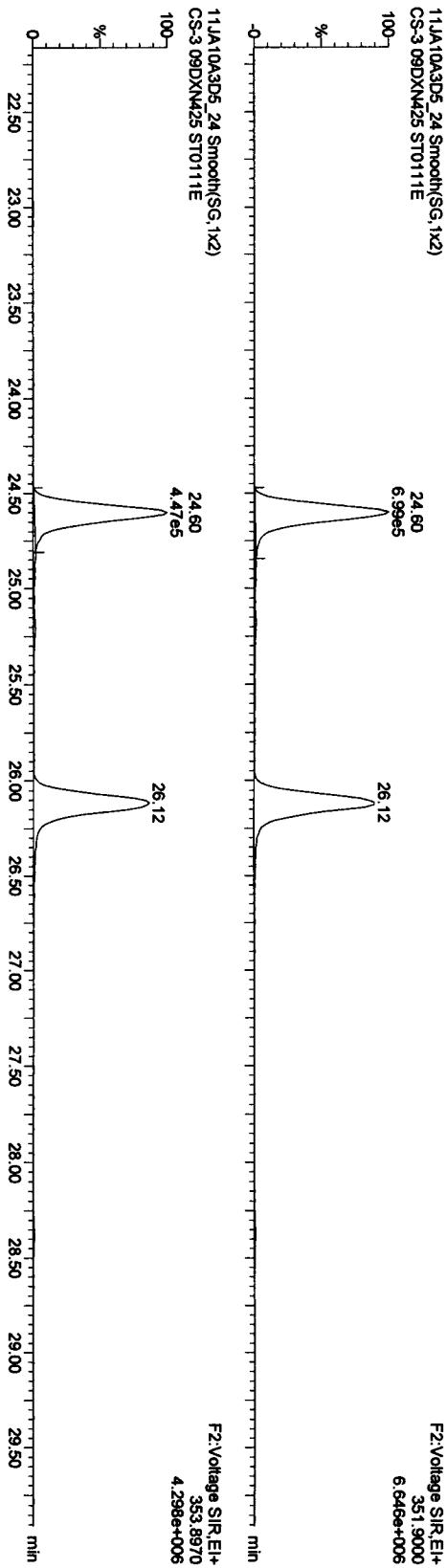
Printed: Tuesday, January 12, 2010 11:51:46 Pacific Standard Time

Name: 11JA10A3D5_24, Date: 12-Jan-2010, Time: 10:43:03, ID: ST0111E, Description: CS-3 09DXN425

PeCDFs



13C-PeCDFs



Quantity Sample Report MassLynx 4.1


Dataset: C:\MassLynx\Default\prof\11JA10A3D58290C.qld

Last Altered: Tuesday, January 12, 2010 11:50:50 Pacific Standard Time
Printed: Tuesday, January 12, 2010 11:51:46 Pacific Standard Time


Name: 11JA10A3D5_24, Date: 12-Jan-2010, Time: 10:43:03, ID: ST0111E, Description: CS-3-09DXN425

PeCDDs

11JA10A3D5_24 Smooth(SG,1x2)
CS-3-09DXN425 ST0111E




11JA10A3D5_24 Smooth(SG,1x2)
CS-3-09DXN425 ST0111E

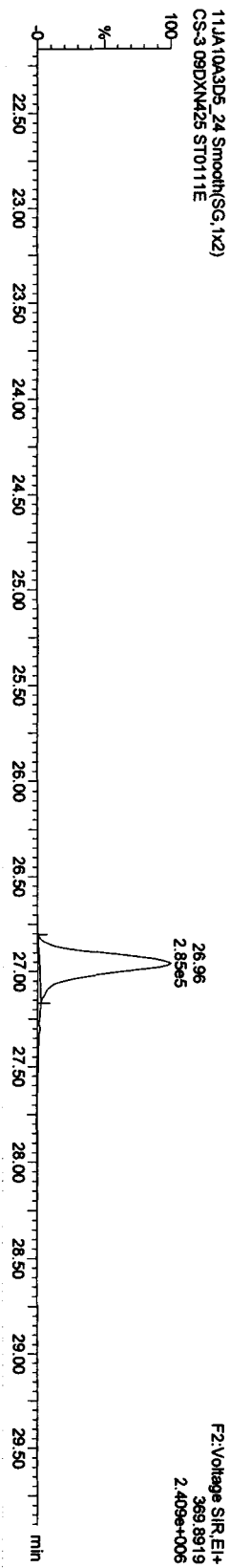


13C-PeCDD

11JA10A3D5_24 Smooth(SG,1x2)
CS-3-09DXN425 ST0111E



11JA10A3D5_24 Smooth(SG,1x2)
CS-3-09DXN425 ST0111E



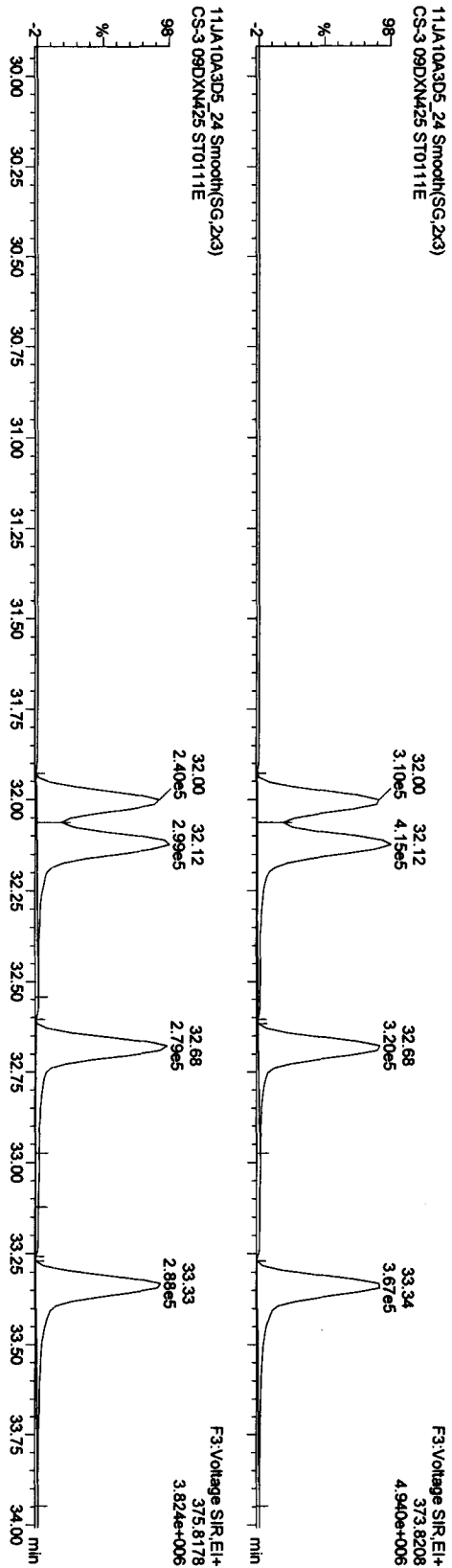
Quantity Sample Report MassLynx 4.1

Dataset: C:\MassLynx\Default\pro11JA10A3D58290C.qld

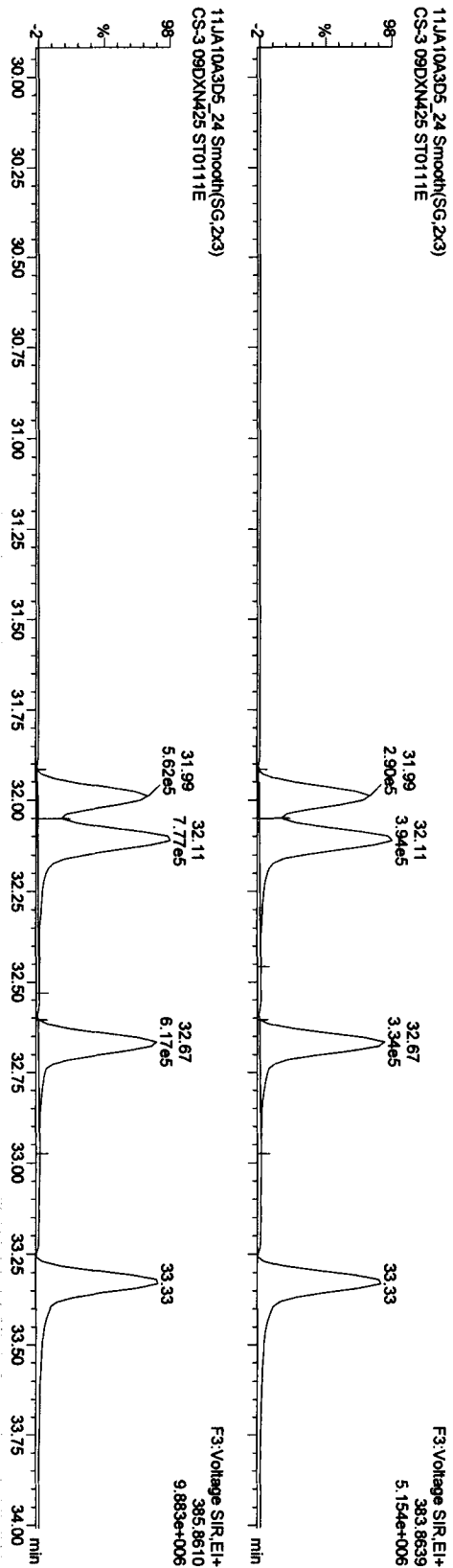
Last Altered: Tuesday, January 12, 2010 11:50:50 Pacific Standard Time
Printed: Tuesday, January 12, 2010 11:51:46 Pacific Standard Time

Name: 11JA10A3D5_24, Date: 12-Jan-2010, Time: 10:43:03, ID: ST0111E, Description: CS-3 09DXN425

HxCDFs
11JA10A3D5_24 Smooth(SG,2x3)
CS-3 09DXN425 ST0111E



13C-HxCDFs
11JA10A3D5_24 Smooth(SG,2x3)
CS-3 09DXN425 ST0111E







Quantity Sample Report MassLynx 4.1

Dataset: C:\MassLynx\Default.pro\11JA10A3D58290C.qld

Last Altered: Tuesday, January 12, 2010 11:50:50 Pacific Standard Time
 Printed: Tuesday, January 12, 2010 11:51:46 Pacific Standard Time

Name: 11JA10A3D5_24, Date: 12-Jan-2010, Time: 10:43:03, ID: ST0111E, Description: CS-3 09DXN425

HxCDDs



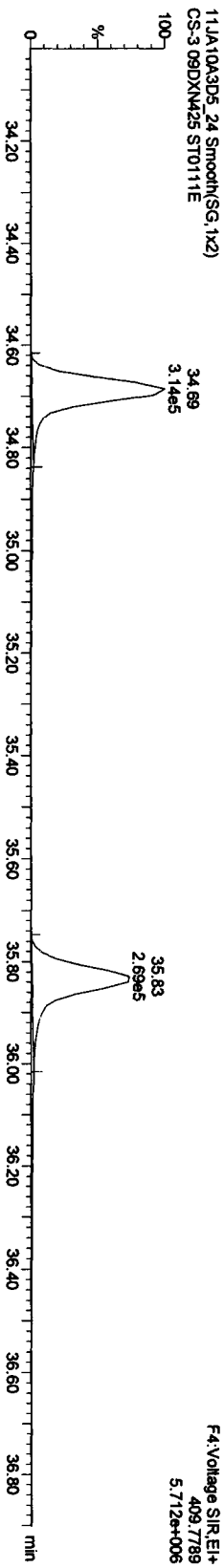

Quantity Sample Report MassLynx 4.1

Dataset: C:\MassLynx\Default\pro1\11JA10A3D58290C.qld



Last Altered: Tuesday, January 12, 2010 11:50:50 Pacific Standard Time
Printed: Tuesday, January 12, 2010 11:51:46 Pacific Standard Time

Name: 11JA10A3D5_24, Date: 12-Jan-2010, Time: 10:43:03, ID: ST0111E, Description: CS-3 09DXN425

HPCDFs



13C-HPCDFs



Quantity Sample Report MassLynx 4.1

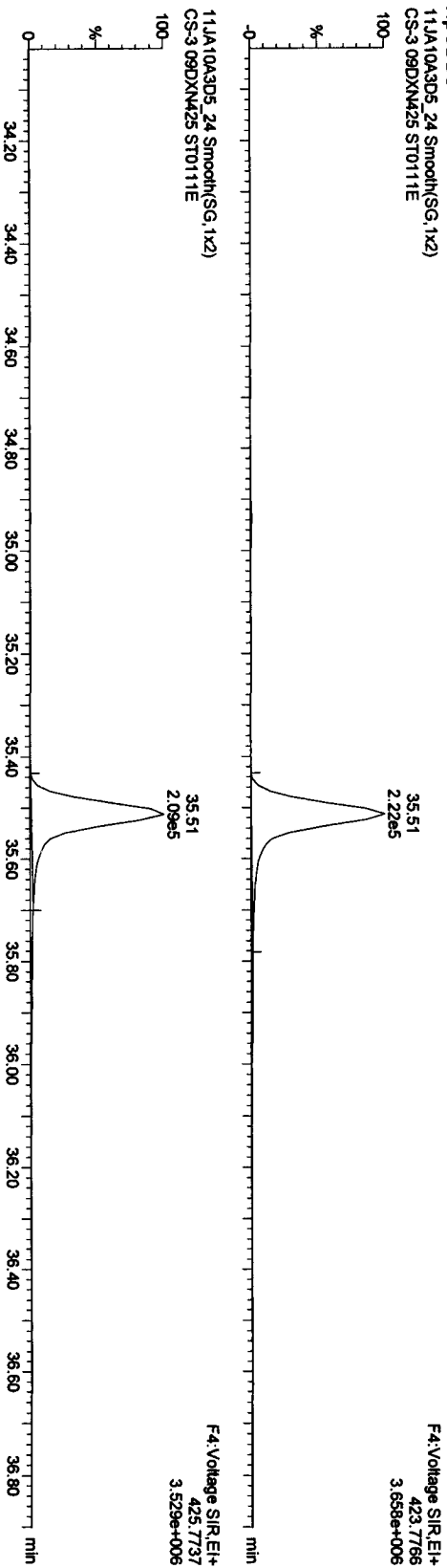
Dataset: C:\MassLynx\Default\proj\11JA10A3D58290C.qld

Last Altered: Tuesday, January 12, 2010 11:50:50 Pacific Standard Time

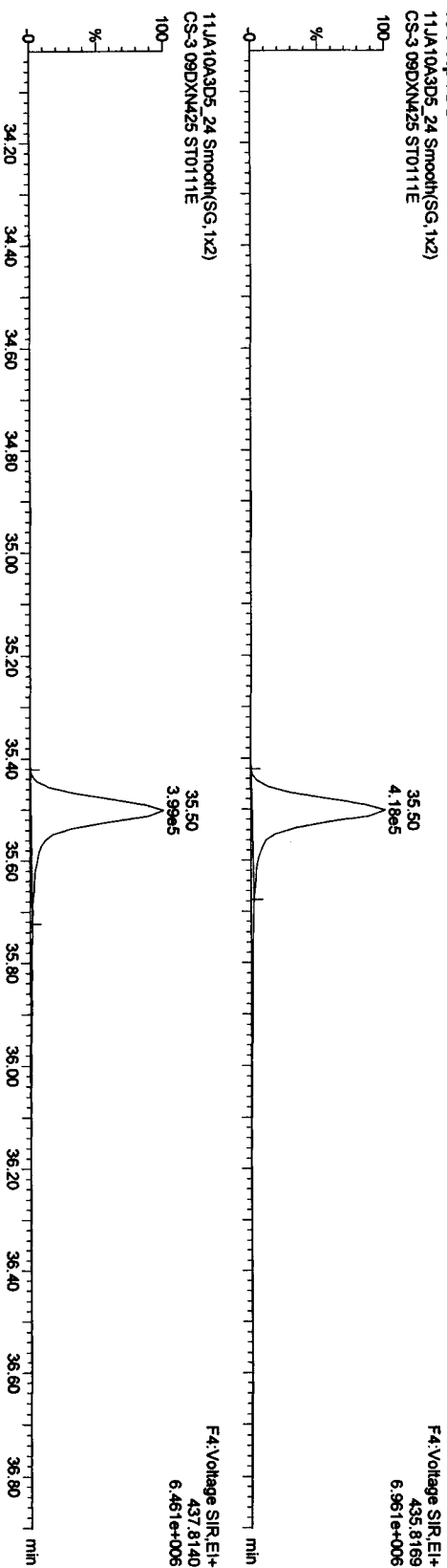
Printed: Tuesday, January 12, 2010 11:51:46 Pacific Standard Time

Name: 11JA10A3D5_24, Date: 12-Jan-2010, Time: 10:43:03, ID: ST0111E, Description: CS-3-09DXN425

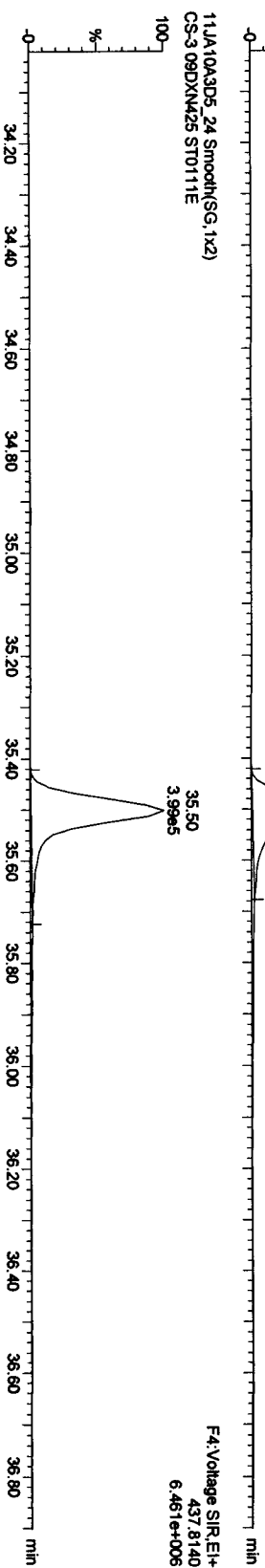
HPCDDs
11JA10A3D5_24 Smooth(SG, 1x2)
CS-3-09DXN425 ST0111E



13C-HPCDD
11JA10A3D5_24 Smooth(SG, 1x2)
CS-3-09DXN425 ST0111E



11JA10A3D5_24 Smooth(SG, 1x2)
CS-3-09DXN425 ST0111E



Quantity Sample Report MassLynx 4.1

Dataset: C:\MassLynx\Default\proj\11JA10A3D58290C.qld

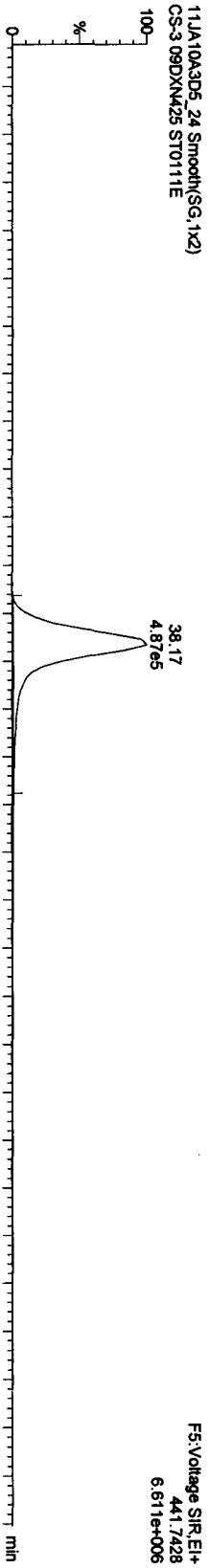
Last Altered: Tuesday, January 12, 2010 11:50:50 Pacific Standard Time

Printed: Tuesday, January 12, 2010 11:51:46 Pacific Standard Time

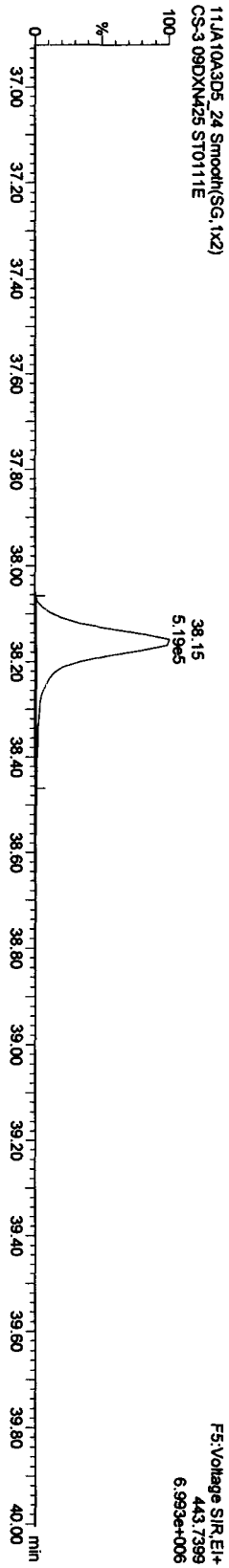
Name: 11JA10A3D5_24, Date: 12-Jan-2010, Time: 10:43:03, ID: ST0111E, Description: CS-3 09DXN425

OCDFs

11JA10A3D5_24 Smooth(SG,1x2)
CS-3 09DXN425 ST0111E

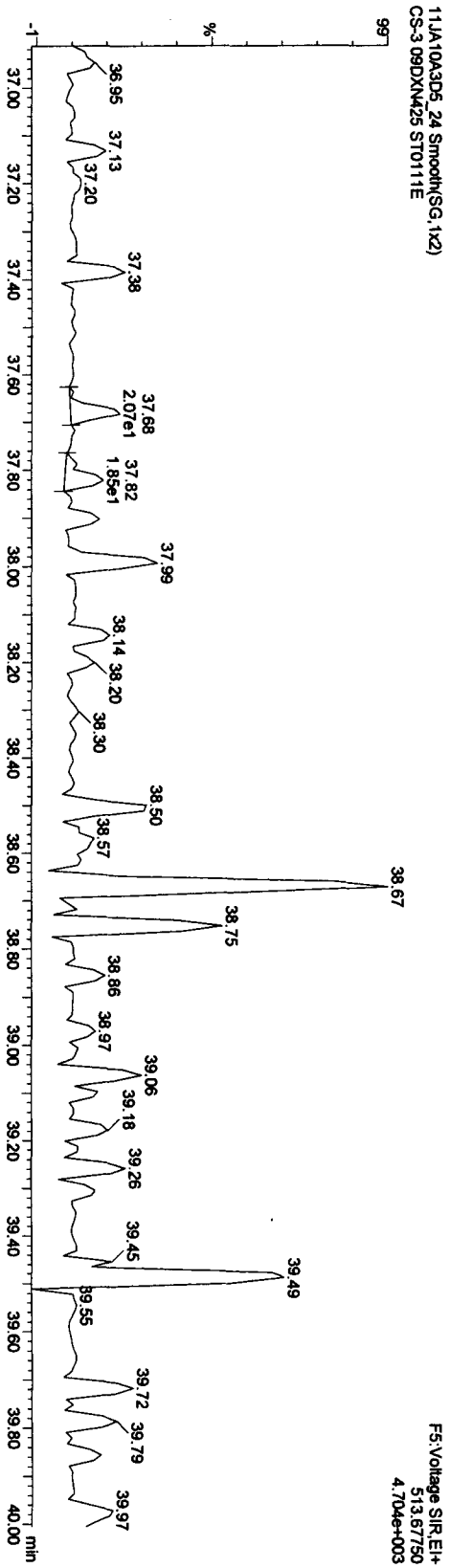


11JA10A3D5_24 Smooth(SG,1x2)
CS-3 09DXN425 ST0111E



OCDF PCDFE

11JA10A3D5_24 Smooth(SG,1x2)
CS-3 09DXN425 ST0111E



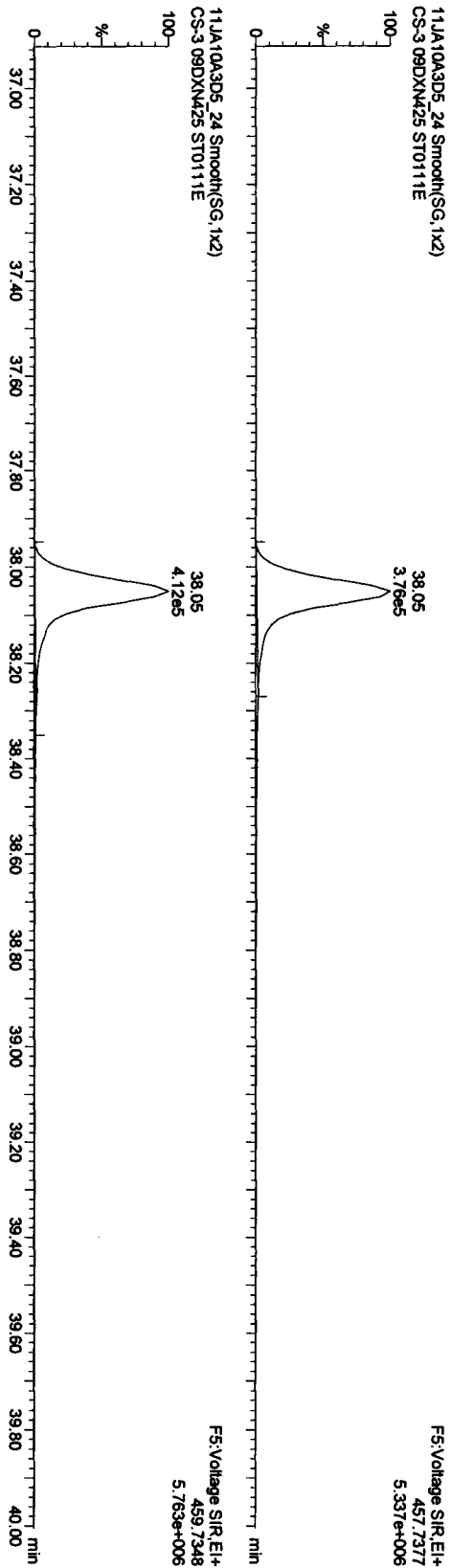
Quantity Sample Report MassLynx 4.1

Dataset: C:\MassLynx\Default.pro\11JA10A3D58290C.qld

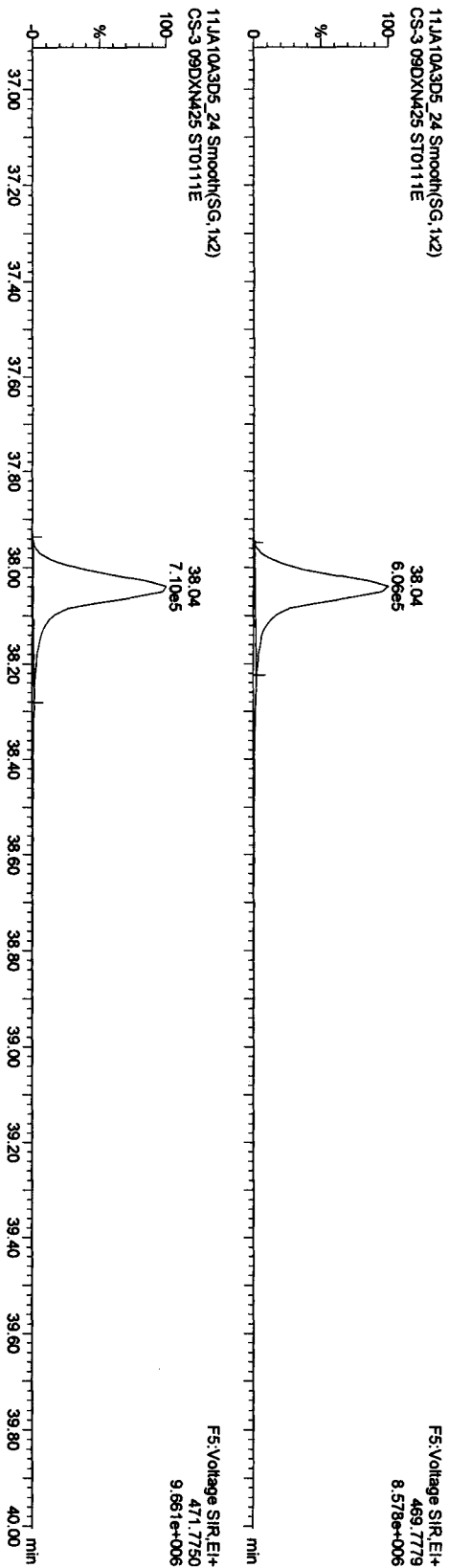
Last Altered: Tuesday, January 12, 2010 11:50:50 Pacific Standard Time
Printed: Tuesday, January 12, 2010 11:51:46 Pacific Standard Time

Name: 11JA10A3D5_24, Date: 12-Jan-2010, Time: 10:43:03, ID: ST0111E, Description: CS-3 09DXN425

OCDD



13C-OCDD

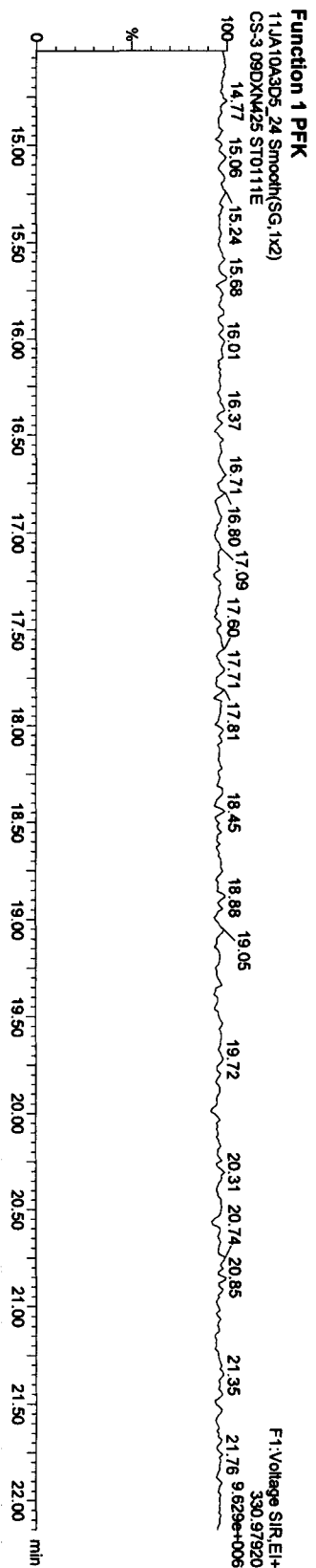
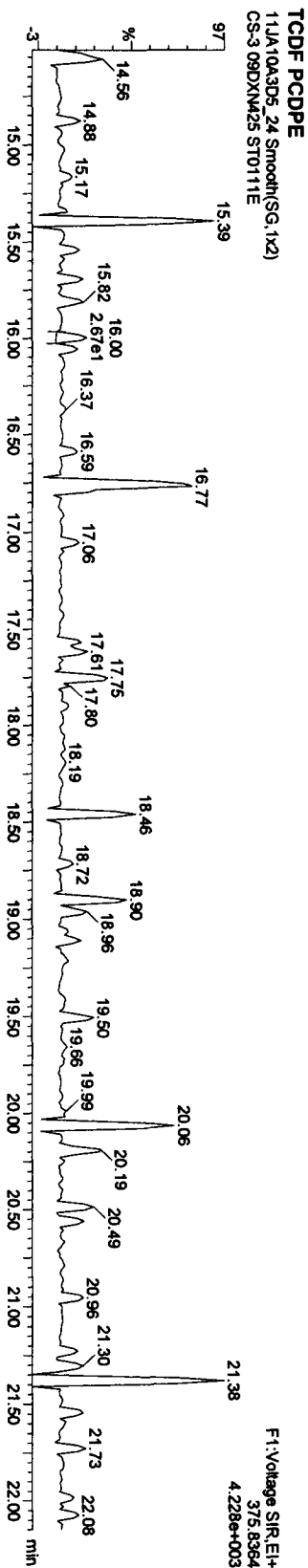
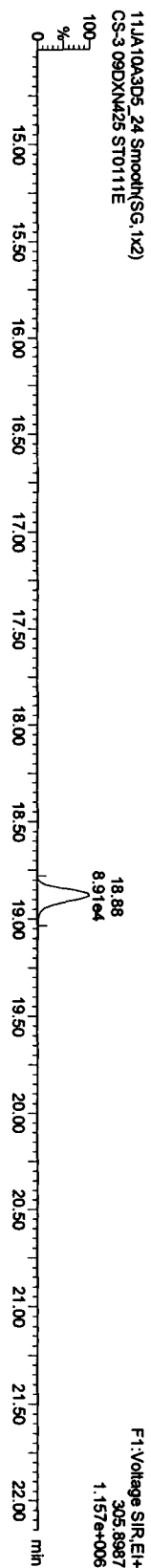



Quantity Sample Report Masslynx 4.1

Dataset: C:\Masslynx\Default\prot1\1JA10A3D58290C.qld

Last Altered: Tuesday, January 12, 2010 11:50:50 Pacific Standard Time
 Printed: Tuesday, January 12, 2010 11:51:46 Pacific Standard Time

Name: 11JA10A3D5_24, Date: 12-Jan-2010, Time: 10:43:03, ID: ST0111E, Description: CS-3-09DXM425



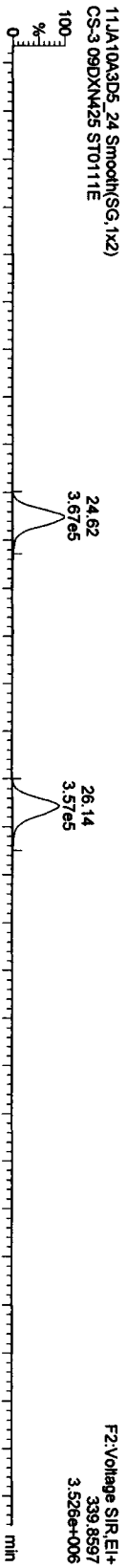
Quantity Sample Report Masslynx 4.1

Dataset: C:\Masslynx\Default\pro1\1JA10A3D58290C.qld

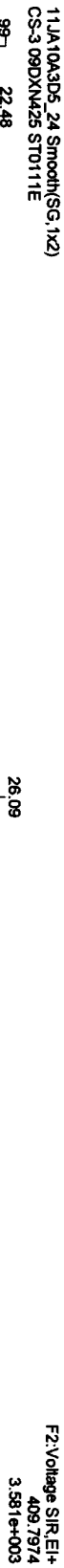
Last Altered: Tuesday, January 12, 2010 11:50:50 Pacific Standard Time
 Printed: Tuesday, January 12, 2010 11:51:46 Pacific Standard Time

Name: 11JA10A3D5_24, Date: 12-Jan-2010, Time: 10:43:03, ID: ST0111E, Description: CS-3 09DXN425

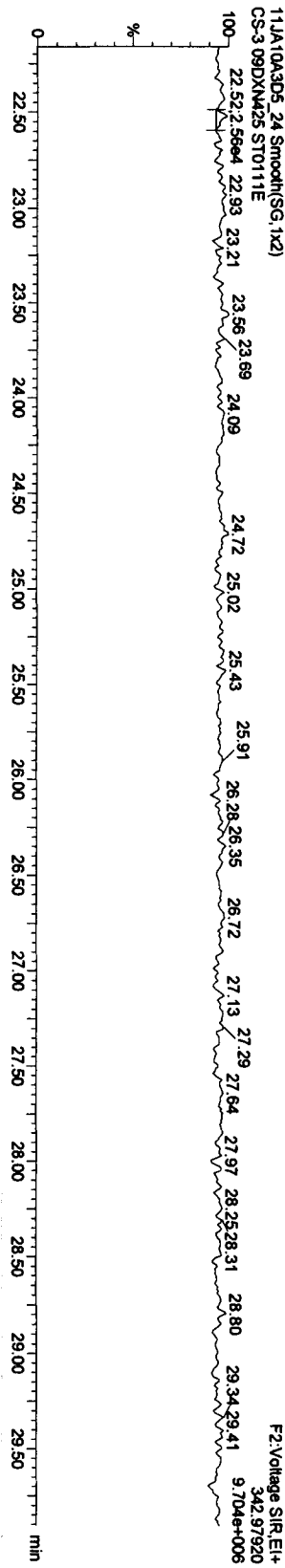
PeCDF



F2 PeCDF PCDPE



Function 2 PFK



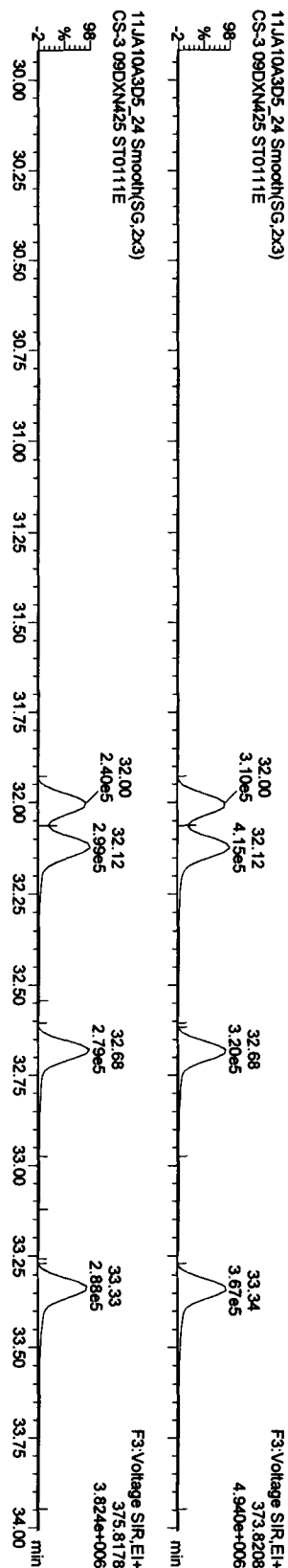
Quantity Sample Report MassLynx 4.1

Dataset: C:\MassLynx\Default\pro11JA10A3D58290C.qld

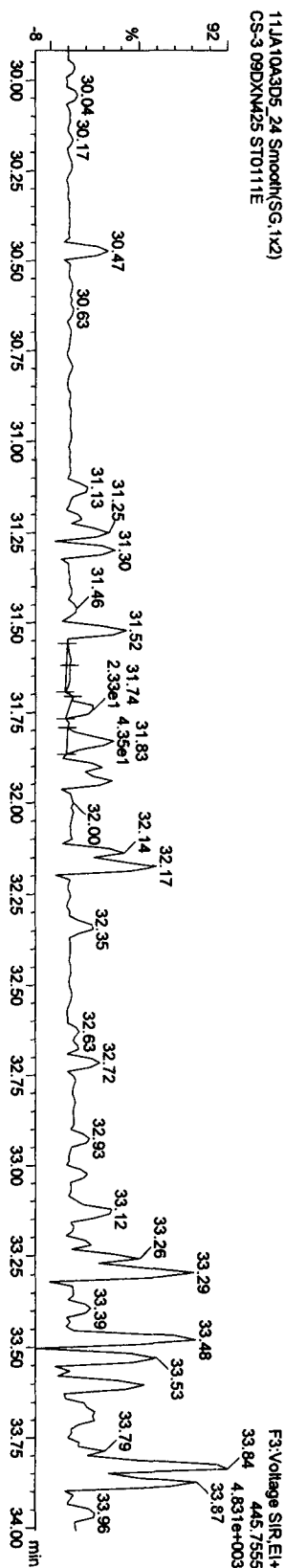
Last Altered: Tuesday, January 12, 2010 11:50:50 Pacific Standard Time
Printed: Tuesday, January 12, 2010 11:51:46 Pacific Standard Time

Name: 11JA10A3D5_24, Date: 12-Jan-2010, Time: 10:43:03, ID: ST0111E, Description: CS-3-09DXN425

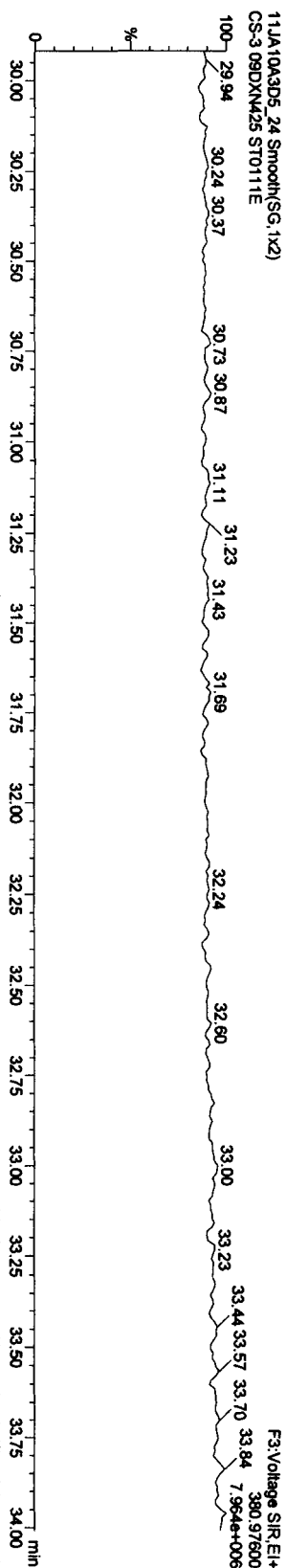
HXCDFs



HXCDF PCDFE



Function 3 PFK




Quantity Sample Report Masslynx 4.1

Dataset: C:\Masslynx\Default\pro11JA10A3D58290C.qld

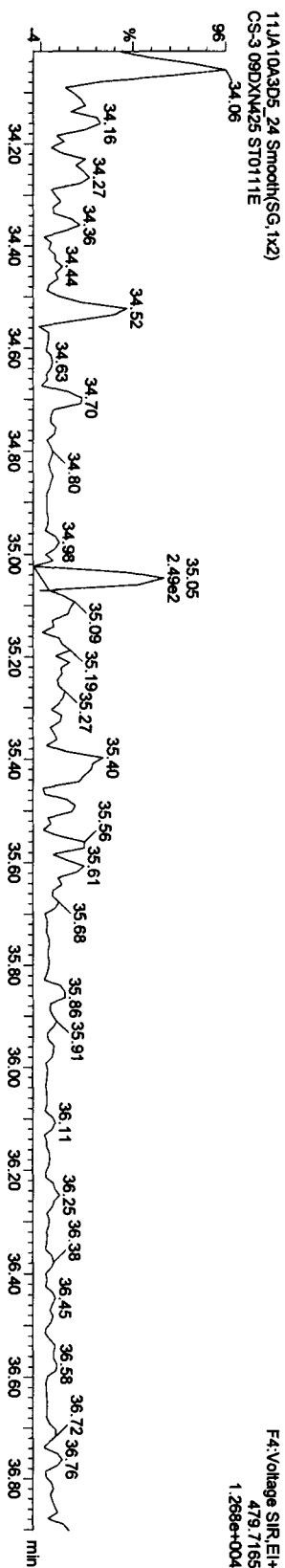
Last Altered: Tuesday, January 12, 2010 11:50:50 Pacific Standard Time
Printed: Tuesday, January 12, 2010 11:51:46 Pacific Standard Time

Name: 11JA10A3D5_24, Date: 12-Jan-2010, Time: 10:43:03, ID: ST0111E, Description: CS-3-09DXM425

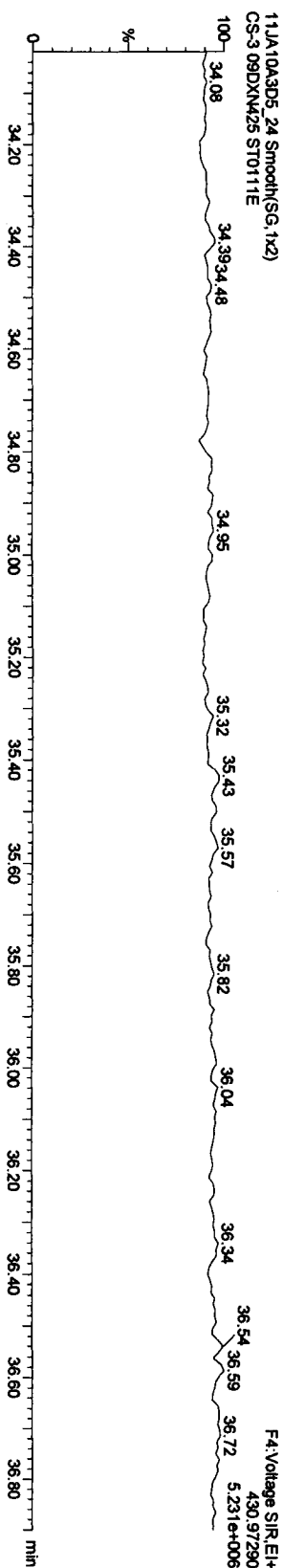
HPCDFs



HPCDF PCDPE



Function 4 PFK



Quantity Sample Report Masslynx 4.1

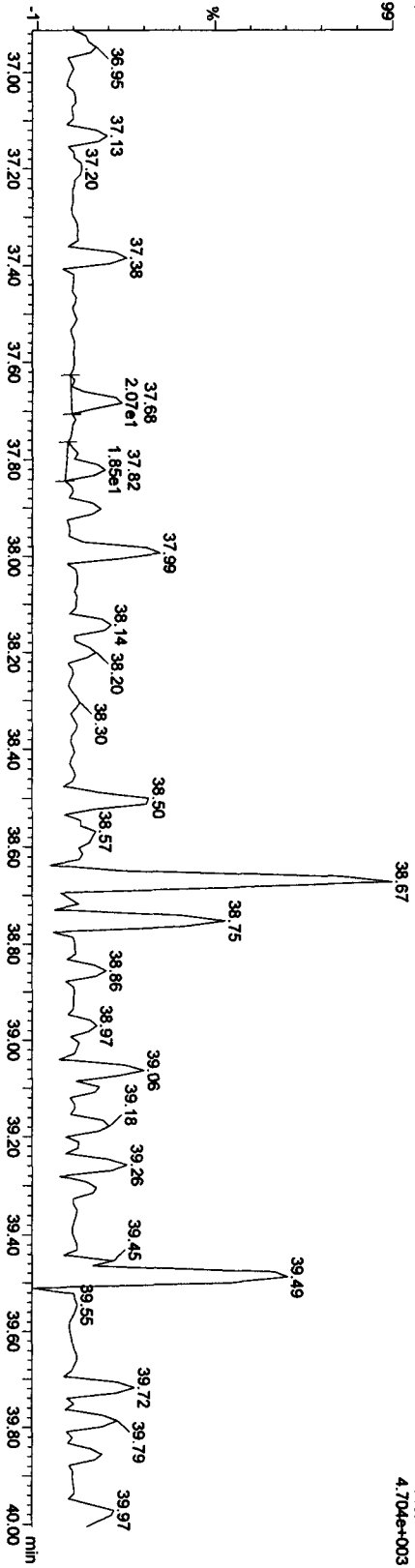
Dataset: C:\Masslynx\Default\pro11JA10A3D58290C.qld

Last Altered: Tuesday, January 12, 2010 11:50:50 Pacific Standard Time
Printed: Tuesday, January 12, 2010 11:51:46 Pacific Standard Time

Name: 11JA10A3D5_24, Date: 12-Jan-2010, Time: 10:43:03, ID: ST0111E, Description: CS-3-09DXN425

OCDF PCDFE

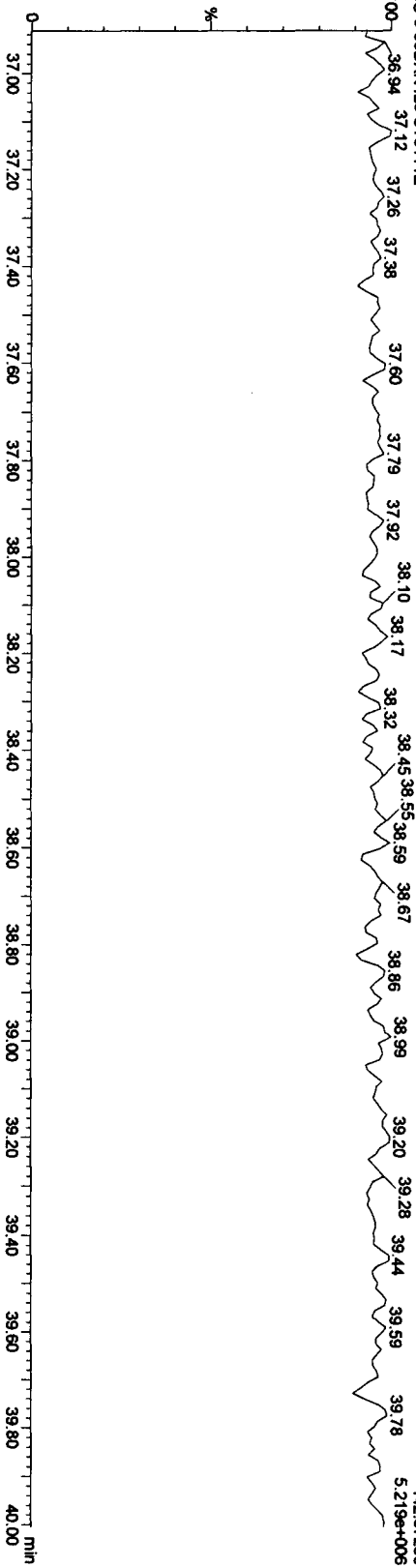
11JA10A3D5_24 Smooth(SG,1x2)
CS-3-09DXN425 ST0111E



F5: Voltage SIR.EI+
513.67750
4.704e+003

Function 5 PFK

11JA10A3D5_24 Smooth(SG,1x2)
CS-3-09DXN425 ST0111E



F5: Voltage SIR.EI+
442.97280
5.219e+006

Method ID 8290

Associated ICAL ICA123120093D58290

Column ID DB5

Instrument ID 3D5

STD ID ST0111E, ST0111G

STD Solution 09DXN425

Analyzed by JRB, AM

Date Analyzed 01/12/10, 01/12/10

Std. Pkg. By JRB

Date Std. Pkg. Assembled 01/13/10

Std. Pkg. Reviewed By M.G.

Date Std. Pkg. Reviewed 1/13/10

DAILY STANDARD PACKAGE	INITIATED	REVIEWED
Standard, CPSM, and Solvent Blank present?	✓	✓
Copy of log-file and Beginning Static Resolution present?	✓	✓
CPSM blow up present?	✓	✓
Curve Summary present?	✓	✓
Summary of Method criteria present or documented below?	✓	✓
Daily standard within method specified limits?*	✓	✓
Analyte retention times correct?	✓	✓
Isotopic ratios within limits?	✓	✓
CPSM valley ≤ method specified limits? **	✓	✓
Are chromatographic windows correct?	✓	✓
Samples analyzed within 12 hrs of daily standard?	✓	✓
Manual reintegration's checked and hardcopies included?	NA	NA
Ending Standard present?	✓	✓
Ending Static Resolutions present	✓	✓
Absolute retention times for 13C12-1,2,3,4-TCDD and 13C12-1,2,3,7,8,9-HxCDD are within +/- 15 seconds of the retention times in the Initial Calibration? (required for all 1613B samples)	NA	NA

COMMENTS: _____

* Method 8290/TO9/M0023A: (beginning) ≤ 20% from curve RRFs for native analytes, ≤ 30% from curve RRFs for labeled compounds.
 Method 8290/TO9/M0023A: (ending) ≤ 25% from curve RRFs for native analytes, ≤ 35% from curve RRFs for labeled compounds.
 Method 23: See Method 23 Daily Standard Criteria, Table 5.
 Method 1613B: See, Method 1613B or Method 1613B Tetras Daily Standard Criteria,
 ** Method 23/0023A CPSM Criteria: 25% valley between 2378 TCDF (DB-225)/TCDD (DB-5) and its closest eluters normalized to the smallest peak of the triplet
 Method 1613B/8290/TO9 CPSM Criteria: 25% valley between 2378 TCDF (DB-225)/TCDD (DB-5) and its closest eluters normalized to the 2378 peak.

Dataset: C:\MassLynx\Default.pro\11JA10A3D58290E.qld

Last Altered: Tuesday, January 12, 2010 14:33:14 Pacific Standard Time

Printed: Tuesday, January 12, 2010 14:35:16 Pacific Standard Time

Method: C:\MassLynx\Default.PRO\MethDB\82903D5.mdb 12 Jan 2010 09:52:33

Calibration: C:\MassLynx\Default.PRO\CurveDB\ICA123120093D58290.cdb 31 Dec 2009 13:37:23

Name: 11JA10A3D5_24, Date: 12-Jan-2010, Time: 10:43:03, ID: ST0111E, Description: CS-3 09DXN425

1	13C-1,2,3,4-TCDD	973483	19.46	19.46	1.00000	1.00000	100.00	0.0	100.0	0.809	NO
2											
3	13C-2,3,7,8-TCDF	1579046	18.85	18.84	1.55387	1.62206	104.39	4.4	104.4	0.768	NO
4	2,3,7,8-TCDF	158991	18.88	18.87	1.00894	1.00688	9.98	-0.2	99.8	0.784	NO
5	Total TCDFs			21.44	1.00894		9.98				
6											
7	13C-2,3,7,8-TCDD	941780	19.67	19.68	0.93654	0.96743	103.30	3.3	103.3	0.807	NO
8	2,3,7,8-TCDD	101763	19.69	19.69	1.13162	1.08054	9.55	-4.5	95.5	0.770	NO
9	Total TCDDs			19.55	1.13162		9.55				
10											
11	37CL-2,3,7,8-TCDD	108403	19.69	19.69	1.13700	1.11356	9.79	-2.1	97.9		
12											
13	13C-1,2,3,7,8-PeCDF	1145829	24.60	24.59	1.21534	1.17704	96.85	-3.2	96.8	1.565	NO
14	1,2,3,7,8-PeCDF	600460	24.62	24.62	1.03079	1.04808	50.84	1.7	101.7	1.569	NO
15	2,3,4,7,8-PeCDF	576351	26.14	26.14	0.96399	1.00600	52.18	4.4	104.4	1.625	NO
16	Total F2 PeCDFs			34.47	0.99739		103.02				
17	Total F1 PeCDFs			36.56	0.99739		0.02				
18											
19	13C-1,2,3,7,8-PeCDD	735672	26.96	26.94	0.74736	0.75571	101.12	1.1	101.1	1.580	NO
20	1,2,3,7,8-PeCDD	366457	26.98	26.99	1.05672	0.99625	47.14	-5.7	94.3	1.572	NO
21	Total PeCDDs			31.10	1.05672		47.14				
22											
23	13C-1,2,3,7,8,9-HxCDD	1011802	33.16	33.13	1.00000	1.00000	100.00	0.0	100.0	1.327	NO
24											
25	13C-1,2,3,4,7,8-HxCDF	851951	31.99	32.00	0.91641	0.84201	91.88	-8.1	91.9	0.517	NO
26	1,2,3,4,7,8-HxCDF	549551	32.00	32.00	1.24280	1.29010	51.90	3.8	103.8	1.291	NO
27	1,2,3,6,7,8-HxCDF	714547	32.12	32.11	1.49624	1.67744	56.05	12.1	112.1	1.387	NO
28	2,3,4,6,7,8-HxCDF	599621	32.68	32.68	1.31114	1.40764	53.68	7.4	107.4	1.147	NO
29	1,2,3,7,8,9-HxCDF	655423	33.34	33.33	1.29097	1.53864	59.59	19.2	119.2	1.274	NO
30	Total HxCDFs			0.00	1.33529		221.23				
31											
32	13C-1,2,3,6,7,8-HxCDD	775636	32.89	32.89	0.80919	0.76659	94.74	-5.3	94.7	1.245	NO
33	1,2,3,4,7,8-HxCDD	359744	32.83	32.82	0.93261	0.92761	49.73	-0.5	99.5	1.252	NO
34	1,2,3,6,7,8-HxCDD	452579	32.90	32.91	1.18024	1.16699	49.44	-1.1	98.9	1.201	NO
35	1,2,3,7,8,9-HxCDD	493343	33.17	33.17	1.28282	1.27210	49.58	-0.8	99.2	1.106	NO
36	Total HxCDDs			0.00	1.13189		148.75				
37											
38	13C-1,2,3,4,6,7,8-HpCDF	922056	34.67	34.69	0.81080	0.91130	112.39	12.4	112.4	0.451	NO
39	1,2,3,4,6,7,8-HpCDF	638978	34.69	34.69	1.36387	1.38599	50.81	1.6	101.6	1.035	NO
40	1,2,3,4,7,8,9-HpCDF	558186	35.84	35.83	1.11483	1.21074	54.30	8.6	108.6	1.076	NO
41	Total HpCDFs			0.00	1.23935		105.11				
42											
43	13C-1,2,3,4,6,7,8-HpCDD	816022	35.50	35.50	0.70743	0.80650	114.00	14.0	114.0	1.048	NO
44	1,2,3,4,6,7,8-HpCDD	431212	35.51	35.51	1.04312	1.05686	50.66	1.3	101.3	1.064	NO
45	Total HpCDDs			0.02	1.04312		50.66				

Dataset: C:\MassLynx\Default.pro\11JA10A3D58290E.qld

Last Altered: Tuesday, January 12, 2010 14:33:14 Pacific Standard Time

Printed: Tuesday, January 12, 2010 14:35:16 Pacific Standard Time

Name: 11JA10A3D5_24, Date: 12-Jan-2010, Time: 10:43:03, ID: ST0111E, Description: CS-3 09DXN425

47	13C-OCDD	1316073	38.04	38.04	0.51880	0.65036	250.72	25.4	125.4	0.854	NO
48	OCDF	1005667	38.17	38.15	1.40213	1.52828	109.00	9.0	109.0	0.940	NO
49	OCDD	788435	38.05	38.05	1.19691	1.19816	100.11	0.1	100.1	0.913	NO
50											
51											
52	Function 1 PFK			19.26							
53	Function 2 PFK			22.41	16743...						
54	Function 3 PFK			32.86	7909.2...						
55	Function 4 PFK			34.15	14980...						
56	Function 5 PFK			39.66	3947.9...						
57	TCDF PCDPE	27	16.00	16.06	30.012...	26.728...	0.89	-10.9	89.1		
58	F1 PeCDF PCDPE			15.41	45.972...						
59	F2 PeCDF PCDPE			22.27	17.774...						
60	HXCDF PCDPE	23	31.74	31.69	18.611...	23.272...	1.25	25.0	125.0		
61	HPCDF PCDPE	249	35.05	35.12	75.501...	248.96...	3.30	229.7	329.7		
62	OCDF PCDPE	19	37.82	37.79	85.061...	18.503...	0.22	-78.2	21.8		

Dataset: C:\MassLynx\Default.pro\11JA10A3D58290E.qld

Last Altered: Wednesday, January 13, 2010 09:07:42 Pacific Standard Time

Printed: Wednesday, January 13, 2010 09:13:26 Pacific Standard Time

Method: C:\MassLynx\Default.PRO\MethDB\82903D5.mdb 13 Jan 2010 09:06:54

Calibration: C:\MassLynx\Default.PRO\CurveDB\ICA123120093D58290.cdb 31 Dec 2009 13:37:23

Name: 11JA10A3D5_37, Date: 12-Jan-2010, Time: 19:51:49, ID: ST0111G, Description: CS-3 09DXN425

#	Name	Response	RT	Pred RT	RRF M	RRF	Conc	%Dev	%Rec	Mod D	Ratio	Flags
1	13C-1,2,3,4-TCDD	773751	19.47	19.49	1.00000	1.00000	100.00	0.0	100.0		0.802	NO
2												
3	13C-2,3,7,8-TCDF	1219901	18.89	18.84	1.55387	1.57661	101.46	1.5	101.5		0.772	NO
4	2,3,7,8-TCDF	122921	18.90	18.90	1.00894	1.00763	9.99	-0.1	99.9		0.777	NO
5	Total TCDFs			21.44	1.00894		9.99					
6												
7	13C-2,3,7,8-TCDD	728120	19.69	19.69	0.93654	0.94103	100.48	0.5	100.5		0.798	NO
8	2,3,7,8-TCDD	75910	19.70	19.70	1.13162	1.04254	9.21	-7.9	92.1		0.749	NO
9	Total TCDDs			19.55	1.13162		9.21					
10												
11	37CL-2,3,7,8-TCDD	83282	19.70	19.70	1.13700	1.07634	9.47	-5.3	94.7			
12												
13	13C-1,2,3,7,8-PeCDF	875661	24.64	24.61	1.21534	1.13171	93.12	-6.9	93.1		1.610	NO
14	1,2,3,7,8-PeCDF	455971	24.66	24.66	1.03079	1.04143	50.52	1.0	101.0		1.570	NO
15	2,3,4,7,8-PeCDF	429139	26.17	26.17	0.96399	0.98015	50.84	1.7	101.7		1.540	NO
16	Total F2 PeCDFs			34.47	0.99739		101.35					
17	Total F1 PeCDFs			36.56	0.99739							
18												
19	13C-1,2,3,7,8-PeCDD	543573	26.98	26.95	0.74736	0.70252	94.00	-6.0	94.0		1.565	NO
20	1,2,3,7,8-PeCDD	276219	27.01	27.01	1.05672	1.01631	48.09	-3.8	96.2		1.593	NO
21	Total PeCDDs			31.10	1.05672		48.09					
22												
23	13C-1,2,3,7,8,9-HxCDD	702749	33.17	33.13	1.00000	1.00000	100.00	0.0	100.0		1.199	NO
24												
25	13C-1,2,3,4,7,8-HxCDF	640508	32.00	32.02	0.91641	0.91143	99.46	-0.5	99.5		0.534	NO
26	1,2,3,4,7,8-HxCDF	409962	32.03	32.01	1.24280	1.28012	51.50	3.0	103.0		1.233	NO
27	1,2,3,6,7,8-HxCDF	528569	32.14	32.12	1.49624	1.65047	55.15	10.3	110.3		1.187	NO
28	2,3,4,6,7,8-HxCDF	450846	32.69	32.69	1.31114	1.40778	53.69	7.4	107.4		1.274	NO
29	1,2,3,7,8,9-HxCDF	462102	33.34	33.34	1.29097	1.44292	55.89	11.8	111.8		1.277	NO
30	Total HxCDFs			0.00	1.33529		216.23					
31												
32	13C-1,2,3,6,7,8-HxCDD	571258	32.90	32.91	0.80919	0.81289	100.46	0.5	100.5		1.282	NO
33	1,2,3,4,7,8-HxCDD	277844	32.84	32.83	0.93261	0.97274	52.15	4.3	104.3		1.268	NO
34	1,2,3,6,7,8-HxCDD	346100	32.91	32.92	1.18024	1.21171	51.33	2.7	102.7		1.345	NO
35	1,2,3,7,8,9-HxCDD	375304	33.18	33.18	1.28282	1.31396	51.21	2.4	102.4		1.399	NO
36	Total HxCDDs			0.00	1.13189		154.70					
37												
38	13C-1,2,3,4,6,7,8-HpCDF	654797	34.70	34.70	0.81080	0.93177	114.92	14.9	114.9		0.421	NO
39	1,2,3,4,6,7,8-HpCDF	463020	34.70	34.71	1.36387	1.41424	51.85	3.7	103.7		1.050	NO
40	1,2,3,4,7,8,9-HpCDF	395511	35.85	35.85	1.11483	1.20804	54.18	8.4	108.4		0.972	NO
41	Total HpCDFs			0.00	1.23935		106.03					
42												
43	13C-1,2,3,4,6,7,8-HpCDD	588735	35.51	35.52	0.70743	0.83776	118.42	18.4	118.4		1.101	NO
44	1,2,3,4,6,7,8-HpCDD	306618	35.53	35.53	1.04312	1.04161	49.93	-0.1	99.9		1.066	NO
45	Total HpCDDs			0.04	1.04312		49.93					

Dataset: C:\MassLynx\Default.pro\11JA10A3D58290E.qld

Last Altered: Wednesday, January 13, 2010 09:07:42 Pacific Standard Time
 Printed: Wednesday, January 13, 2010 09:13:26 Pacific Standard Time

Name: 11JA10A3D5_37, Date: 12-Jan-2010, Time: 19:51:49, ID: ST0111G, Description: CS-3 09DXN425

RT	Area	RT	Area	RT	Area	Conc	Yield	Yield	Yield	Yield	Yield
47	13C-OCDD	925479	38.06	38.05	0.51880	0.65847	253.85	26.9	126.9	0.889	NO
48	OCDF	696075	38.18	38.18	1.40213	1.50425	107.28	7.3	107.3	0.938	NO
49	OCDD	553907	38.07	38.07	1.19691	1.19702	100.01	0.0	100.0	0.880	NO
50											
51											
52	Function 1 PFK			19.26							
53	Function 2 PFK			22.41	16743...						
54	Function 3 PFK	10923	32.84	32.86	7909.2...	10922....	1.38	38.1	138.1		
55	Function 4 PFK			34.15	14980...						
56	Function 5 PFK	21355	39.72	39.66	3947.9...	21355....	5.41	440.9	540.9		
57	TCDF PCDPE	5	16.07	16.06	30.012...	4.75400	0.16	-84.2	15.8		
58	F1 PeCDF PCDPE	36	15.38	15.41	45.972...	35.559...	0.77	-22.7	77.3		
59	F2 PeCDF PCDPE			22.27	17.774...						
60	HXCDF PCDPE	157	31.62	31.69	18.611...	157.44...	8.46	746.0	846.0		
61	HPCDF PCDPE			35.12	75.501...						
62	OCDF PCDPE			37.79	85.061...						

Sample List Report

MassLynx 4.1

Sample List: C:\MassLynx\Default.pro\Sampled\b\11JA10A3D5.SPL
Last Modified: Tuesday, January 12, 2010 12:52:10 Pacific Standard Time
Printed: Tuesday, January 12, 2010 12:52:39 Pacific Standard Time

Page 1 of 2

Page Position (1, 1)

	File Name	File Text	Sample ID	Meth/Matrix	BOX #	Sample Size	Units	Bottle
1	11JA10A3D5_1	CS-3 09DXN425	ST0111A	---	---	1.000000	---	Tray01:1
2	11JA10A3D5_2	DB5 CPSM 3732-04	CP0111	---	---	1.000000	---	Tray01:2
3	11JA10A3D5_3	Solvent Blank C-14	SB0111A	---	---	1.000000	---	Tray01:3
4	11JA10A3D5_4	G9L160493-1RXMB	LR1TW-1-AA	8290/Solid	85	10.000000	g	Tray01:4
5	11JA10A3D5_5	G9L160493-1RXLCS	LR1TW-1-AC	8290/Solid	85	10.000000	g	Tray01:5
6	11JA10A3D5_6	G9L160493-1 RX	LQ659-1-AC	8290/Solid	85	10.200000	g	Tray01:6
7	11JA10A3D5_7	Solvent Blank C-14	SB0111B	---	---	1.000000	---	Tray01:3
8	11JA10A3D5_8	CS-3 09DXN425	ST0111B	---	---	1.000000	---	Tray01:1
9	11JA10A3D5_9	CS-3 09DXN425	ST0111C	---	---	1.000000	---	Tray01:1
10	11JA10A3D5_10	DB5 CPSM 3732-04	CP0111A	---	---	1.000000	---	Tray01:2
11	11JA10A3D5_11	Solvent Blank C-14	SB0111C	---	---	1.000000	---	Tray01:3
12	11JA10A3D5_12	G9L160493-8RX	LQ66Q-2-AC	8290/Solid	85	10.070000	g	Tray01:7
13	11JA10A3D5_13	G9L160493-9RX	LQ66T-2-AC	8290/Solid	85	10.160000	g	Tray01:8
14	11JA10A3D5_14	G9L160493-9MSRX	LQ66T-2-AD	8290/Solid	85	10.050000	g	Tray01:9
15	11JA10A3D5_15	G9L160493-9RXSD	LQ66T-2-AE	8290/Solid	85	10.120000	g	Tray01:10
16	11JA10A3D5_16	G9L160493-10RX	LQ66W-2-AC	8290/Solid	85	10.260000	g	Tray01:11
17	11JA10A3D5_17	G9L160493-13RX	LQ664-2-AC	8290/Solid	85	10.130000	g	Tray01:12
18	11JA10A3D5_18	G9L180646-1RX	LRDQQ-2-AA	8290/Solid	85	10.050000	g	Tray01:13
19	11JA10A3D5_19	G9L180646-2RX	LRDQR-2-AA	8290/Solid	85	10.020000	g	Tray01:14
20	11JA10A3D5_20	G9L180646-3RX	LRDQT-2-AA	8290/Solid	85	10.200000	g	Tray01:15
21	11JA10A3D5_21	Solvent Blank C-14	SB0111D	---	---	1.000000	---	Tray01:3
22	11JA10A3D5_22	Solvent Blank C-14	SB0111E	---	---	1.000000	---	Tray01:3
23	11JA10A3D5_23	CS-3 09DXN425	ST0111D	---	---	1.000000	---	Tray01:1
24	11JA10A3D5_24	CS-3 09DXN425	ST0111E	---	---	1.000000	---	Tray01:1
25	11JA10A3D5_25	DB5 CPSM 3732-04	CP0111B	---	---	1.000000	---	Tray01:2
26	11JA10A3D5_26	Solvent Blank C-14	SB0111F	---	---	1.000000	---	Tray01:3
27	11JA10A3D5_27	G9L170538-17LCS RI	LRQ9P-1-AC	8290/Water	78	1.000000	L	Tray01:16
28	11JA10A3D5_28	G9L180646-1RX 10X	LRDQQ-2-AA	8290/Solid	85	10.050000	g	Tray01:17
29	11JA10A3D5_29	G9L180646-2RX 10X	LRDQR-2-AA	8290/Solid	85	10.020000	g	Tray01:18
30	11JA10A3D5_30	G9L160493-13RX 10X	LQ664-2-AC	8290/Solid	85	10.130000	g	Tray01:19
31	11JA10A3D5_31	G9L160493-9RX 20X	LQ66T-2-AC	8290/Solid	85	10.160000	g	Tray01:20
32	11JA10A3D5_32	G9L160493-9MSRX 20X	LQ66T-2-AD	8290/Solid	85	10.050000	g	Tray01:21
33	11JA10A3D5_33	G9L160493-9RXSD 20X	LQ66T-2-AE	8290/Solid	85	10.120000	g	Tray01:22
34	11JA10A3D5_34	G9L160493-10RX 20X	LQ66W-2-AC	8290/Solid	85	10.260000	g	Tray01:23
35	11JA10A3D5_35	G9L180646-8RX	LRDQ1-2-AA	8290/Solid	85	10.960000	g	Tray01:24
36	11JA10A3D5_36	Solvent Blank C-14	SB0111F	---	---	1.000000	---	Tray01:3
37	11JA10A3D5_37	CS-3 09DXN425	ST0111G	---	---	1.000000	---	Tray01:1

log file reviewed
1-12-10 am

Sample List Report

MassLynx 4.1

Sample List: C:\MassLynx\Default.pro\Sampledb\11JA10A3D5.SPL
 Last Modified: Tuesday, January 12, 2010 12:52:10 Pacific Standard Time
 Printed: Tuesday, January 12, 2010 12:52:39 Pacific Standard Time

Page 2 of 2

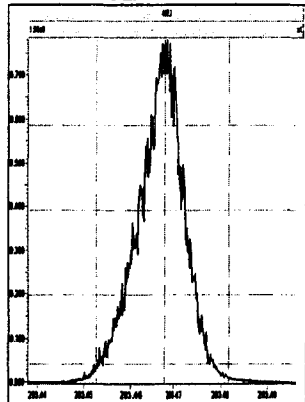
Page Position (2, 1)

FV_uL	Inj Vol	Sam Typ	Analyst	MS File	Inl File	ConA	ConB	ConC	ConD	ConE	ConF	ConG
---	2.000000	Analyte	JRB	Dioxin3D5	dioxin	10	50	100	100	200	10	100
---	2.000000	Analyte	JRB	Dioxin3D5	dioxin	---	---	---	---	---	---	---
---	2.000000	Analyte	JRB	Dioxin3D5	dioxin	---	---	---	---	---	---	---
10	2.000000	Analyte	JRB	Dioxin3D5	dioxin	---	---	---	2000	4000	800	1000
10	2.000000	Analyte	JRB	Dioxin3D5	dioxin	---	---	---	2000	4000	800	1000
10	2.000000	Analyte	JRB	Dioxin3D5	dioxin	---	---	---	2000	4000	800	1000
---	2.000000	Analyte	JRB	Dioxin3D5	dioxin	---	---	---	---	---	---	---
---	2.000000	Analyte	JRB	Dioxin3D5	dioxin	10	50	100	100	200	10	100
---	2.000000	Analyte	JRB	Dioxin3D5	dioxin	10	50	100	100	200	10	100
---	2.000000	Analyte	JRB	Dioxin3D5	dioxin	---	---	---	---	---	---	---
---	2.000000	Analyte	JRB	Dioxin3D5	dioxin	---	---	---	---	---	---	---
10	2.000000	Analyte	JRB	Dioxin3D5	dioxin	---	---	---	2000	4000	800	1000
10	2.000000	Analyte	JRB	Dioxin3D5	dioxin	---	---	---	2000	4000	800	1000
10	2.000000	Analyte	JRB	Dioxin3D5	dioxin	---	---	---	2000	4000	800	1000
10	2.000000	Analyte	JRB	Dioxin3D5	dioxin	---	---	---	2000	4000	800	1000
10	2.000000	Analyte	JRB	Dioxin3D5	dioxin	---	---	---	2000	4000	800	1000
10	2.000000	Analyte	JRB	Dioxin3D5	dioxin	---	---	---	2000	4000	800	1000
10	2.000000	Analyte	JRB	Dioxin3D5	dioxin	---	---	---	2000	4000	800	1000
10	2.000000	Analyte	JRB	Dioxin3D5	dioxin	---	---	---	2000	4000	800	1000
---	2.000000	Analyte	JRB	Dioxin3D5	dioxin	---	---	---	---	---	---	---
---	2.000000	Analyte	JRB	Dioxin3D5	dioxin	---	---	---	---	---	---	---
---	2.000000	Analyte	JRB	Dioxin3D5	dioxin	10	50	100	100	200	10	100
---	2.000000	Analyte	JRB	Dioxin3D5	dioxin	10	50	100	100	200	10	100
---	2.000000	Analyte	JRB	Dioxin3D5	dioxin	---	---	---	---	---	---	---
---	2.000000	Analyte	JRB	Dioxin3D5	dioxin	---	---	---	---	---	---	---
10	2.000000	Analyte	JRB	Dioxin3D5	dioxin	---	---	---	2000	4000	800	1000
10	2.000000	Analyte	JRB	Dioxin3D5	dioxin	---	---	---	2000	4000	800	1000
10	2.000000	Analyte	JRB	Dioxin3D5	dioxin	---	---	---	2000	4000	800	1000
10	2.000000	Analyte	JRB	Dioxin3D5	dioxin	---	---	---	2000	4000	800	1000
10	2.000000	Analyte	JRB	Dioxin3D5	dioxin	---	---	---	2000	4000	800	1000
10	2.000000	Analyte	JRB	Dioxin3D5	dioxin	---	---	---	2000	4000	800	1000
10	2.000000	Analyte	JRB	Dioxin3D5	dioxin	---	---	---	2000	4000	800	1000
10	2.000000	Analyte	JRB	Dioxin3D5	dioxin	---	---	---	2000	4000	800	1000
---	2.000000	Analyte	JRB	Dioxin3D5	dioxin	---	---	---	---	---	---	---
---	2.000000	Analyte	JRB	Dioxin3D5	dioxin	10	50	100	100	200	10	100

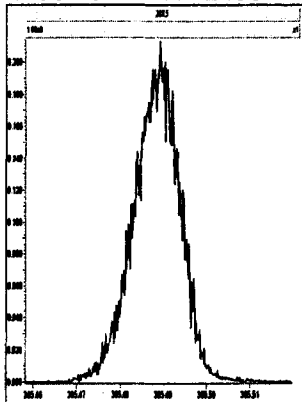
File: Experiment: Dioxin3D5.exp Reference: Pfk.ref Function: 1 @ 200 (ppm)

Printed: Tuesday, January 12, 2010 10:40:37 Pacific Standard Time

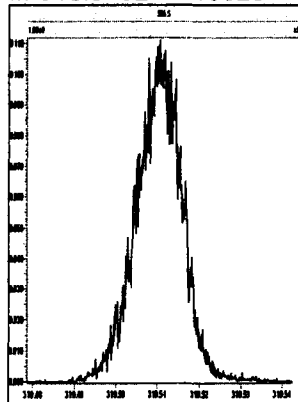
M 292.9824 R 11629



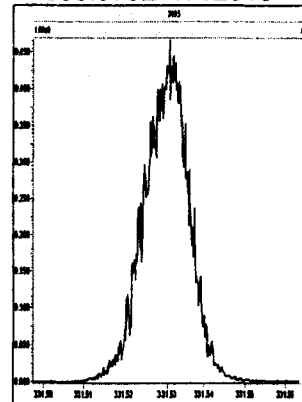
M 304.9824 R 12438



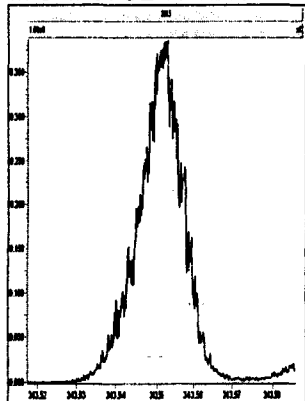
M 318.9792 R 13020



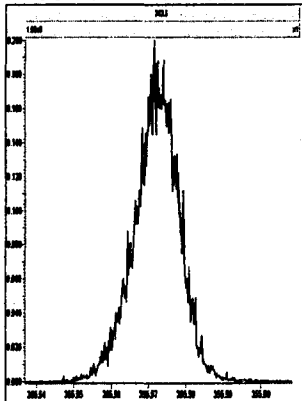
M 330.9792 R 12313



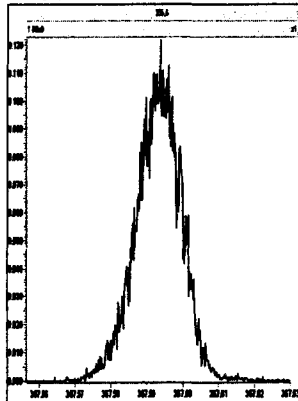
M 342.9792 R 12192



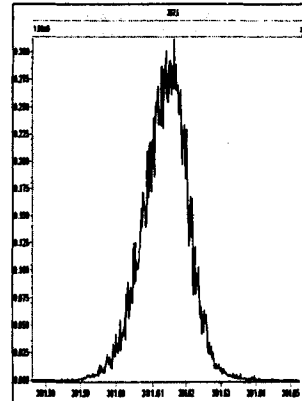
M 354.9792 R 13582



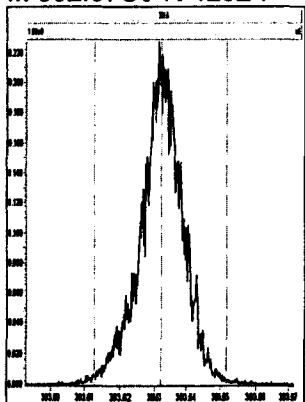
M 366.9792 R 13158



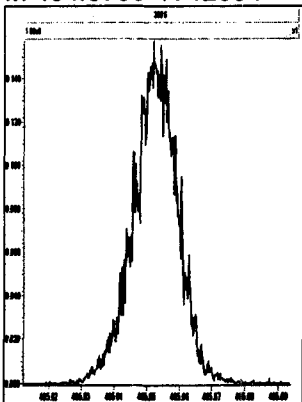
M 380.9760 R 13157



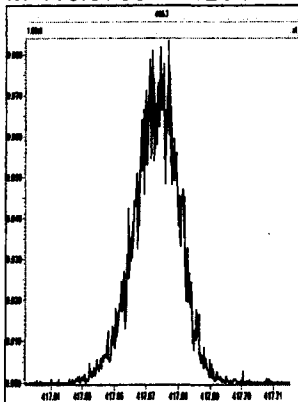
M 392.9760 R 12624



M 404.9760 R 12884



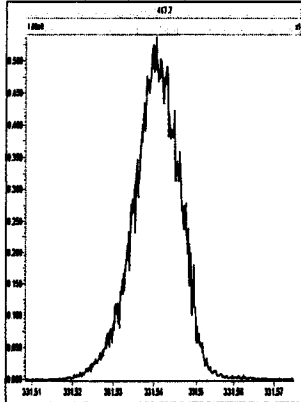
M 416.9760 R 12627



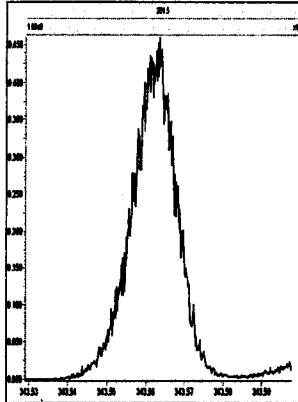
File: Experiment: Dioxin3D5.exp Reference: Pfk.ref Function: 2 @ 200 (ppm)

Printed: Tuesday, January 12, 2010 10:41:07 Pacific Standard Time

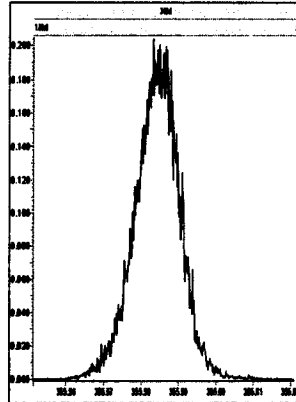
M 330.9792 R 12199



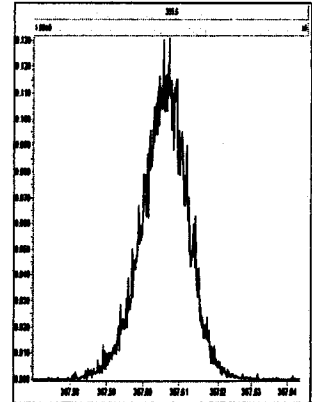
M 342.9792 R 12257



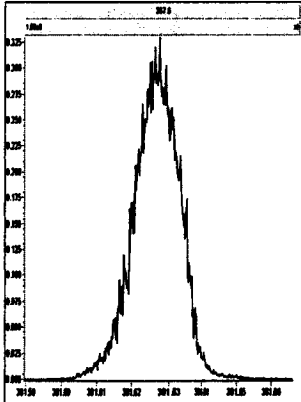
M 354.9792 R 12888



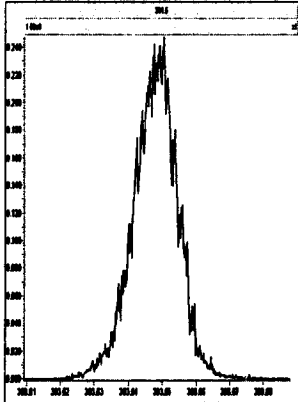
M 366.9792 R 12438



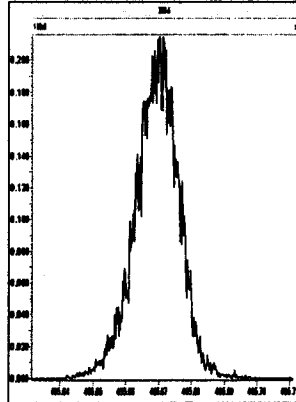
M 380.9760 R 12315



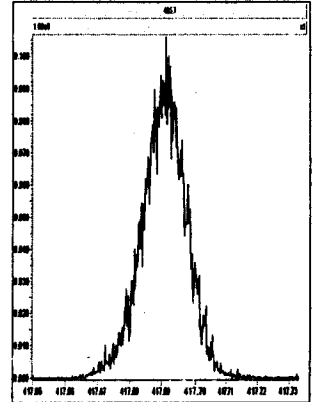
M 392.9760 R 12625



M 404.9760 R 13160



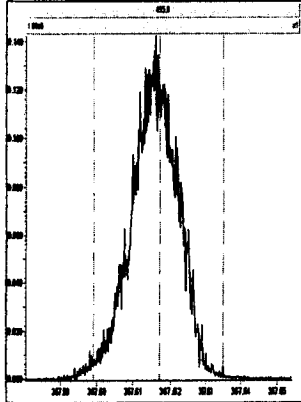
M 416.9760 R 13814



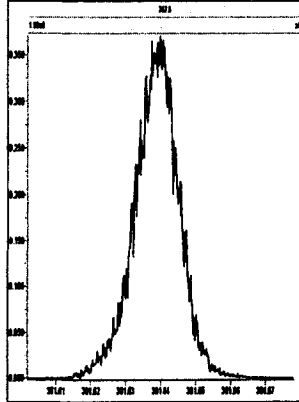
File: Experiment: Dioxin3D5.exp Reference: Pfk.ref Function: 3 @ 200 (ppm)

Printed: Tuesday, January 12, 2010 10:41:32 Pacific Standard Time

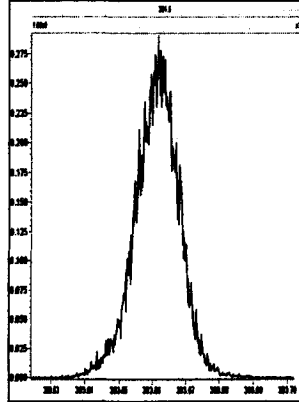
M 366.9792 R 12949



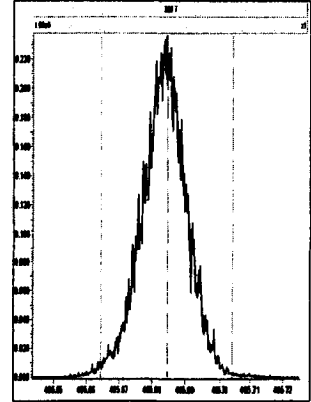
M 380.9760 R 12433



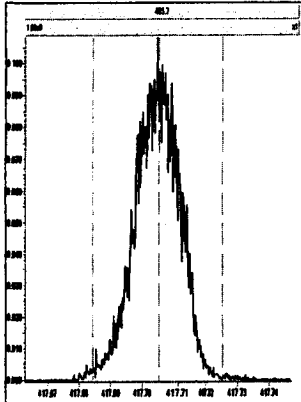
M 392.9760 R 12819



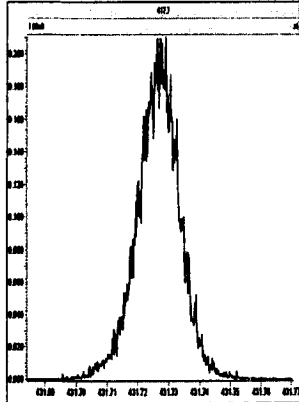
M 404.9760 R 12436



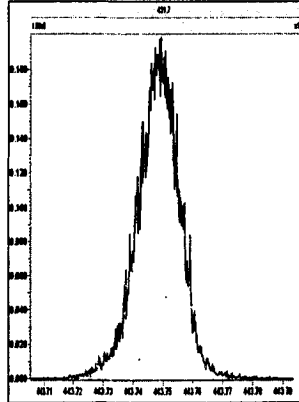
M 416.9760 R 13295



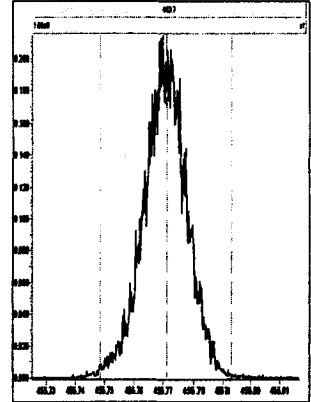
M 430.9728 R 13299



M 442.9728 R 13085



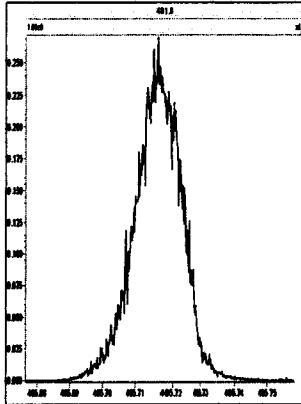
M 454.9728 R 12953



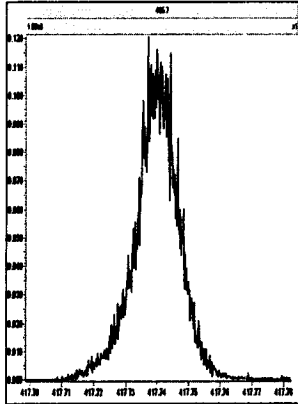
File: Experiment: Dioxin3D5.exp Reference: Pfk.ref Function: 4 @ 200 (ppm)

Printed: Tuesday, January 12, 2010 10:42:00 Pacific Standard Time

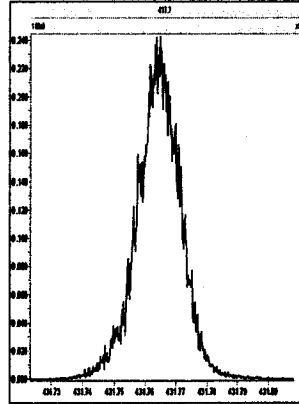
M 404.9760 R 12254



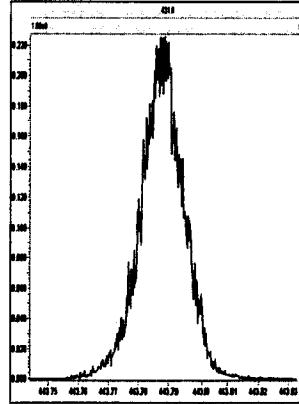
M 416.9760 R 12819



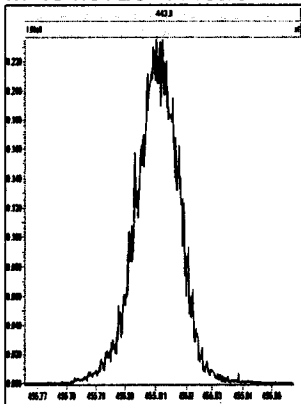
M 430.9728 R 12753



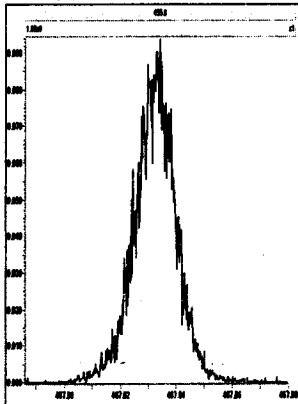
M 442.9728 R 13510



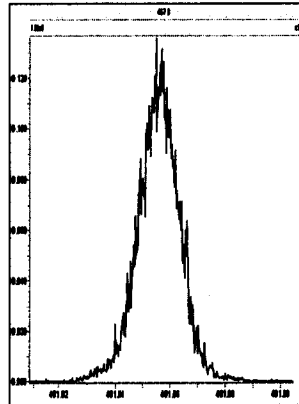
M 454.9728 R 13294



M 466.9728 R 13440



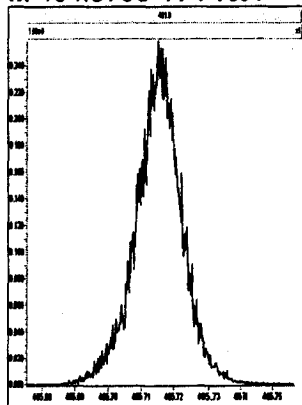
M 480.9696 R 13965



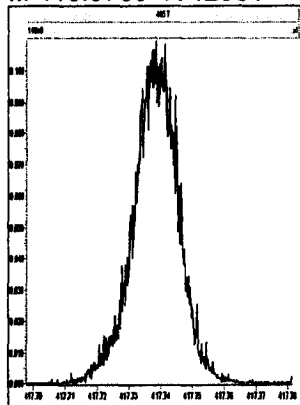
File: Experiment: Dioxin3D5.exp Reference: Pfk.ref Function: 4 @ 200 (ppm)

Printed: Tuesday, January 12, 2010 10:42:07 Pacific Standard Time

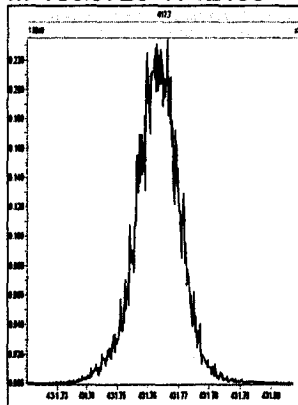
M 404.9760 R 11681



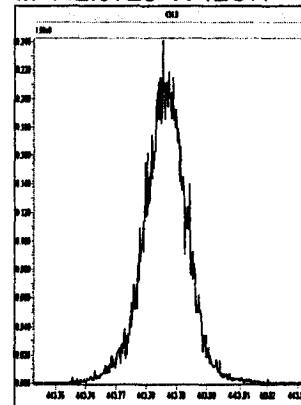
M 416.9760 R 12561



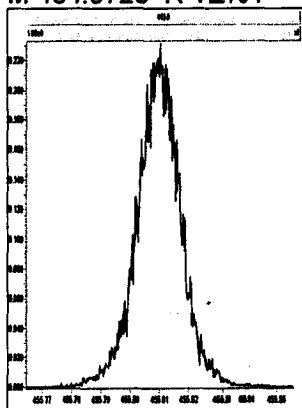
M 430.9728 R 12193



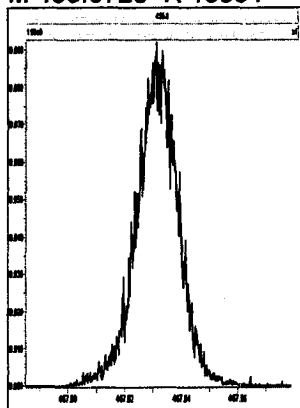
M 442.9728 R 12377



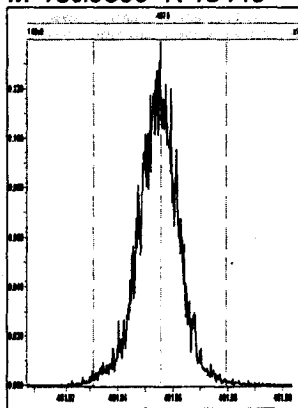
M 454.9728 R 12751



M 466.9728 R 13661



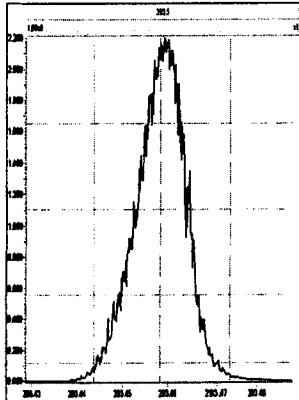
M 480.9696 R 13440



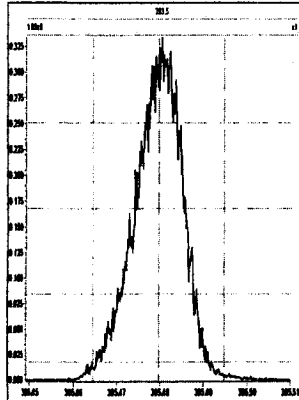
File: Experiment: Dioxin3D5.exp Reference: Pfk.ref Function: 1 @ 200 (ppm)

Printed: Tuesday, January 12, 2010 20:49:26 Pacific Standard Time

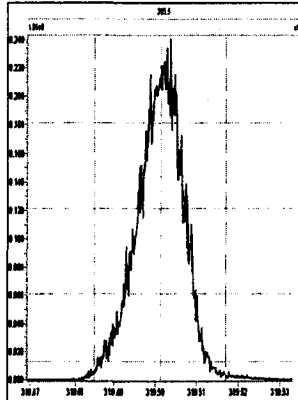
M 292.9824 R 12014



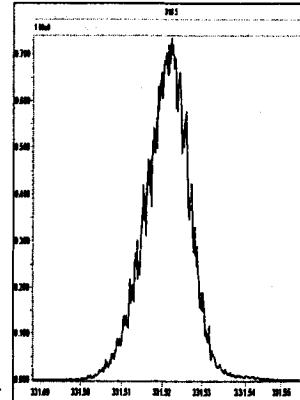
M 304.9824 R 11682



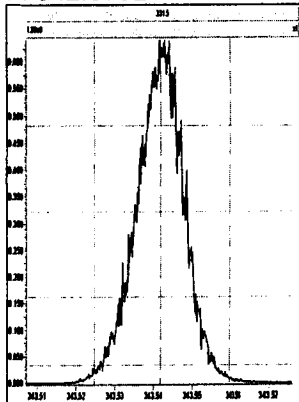
M 318.9792 R 12314



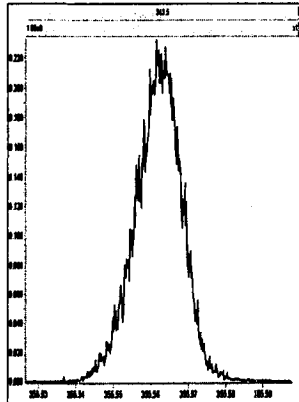
M 330.9792 R 12497



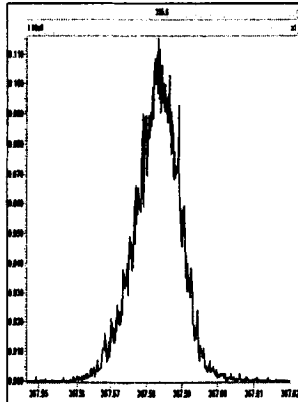
M 342.9792 R 12197



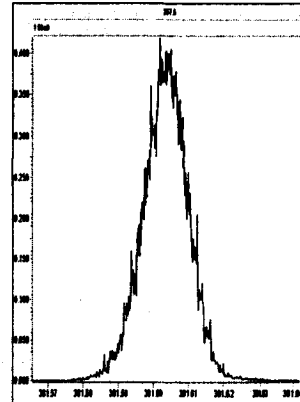
M 354.9792 R 12136



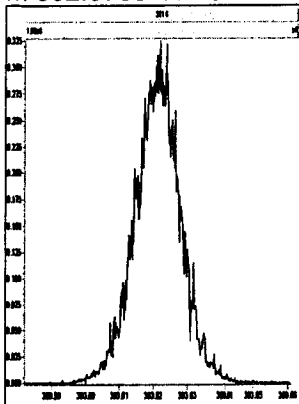
M 366.9792 R 12755



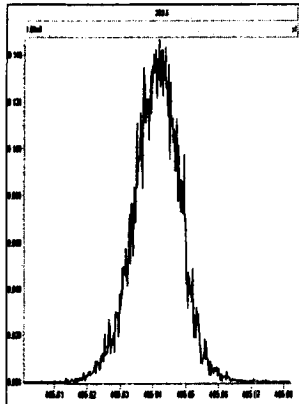
M 380.9760 R 12194



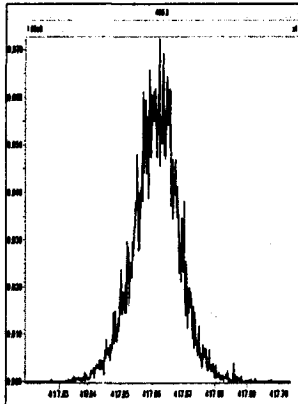
M 392.9760 R 13156



M 404.9760 R 12373



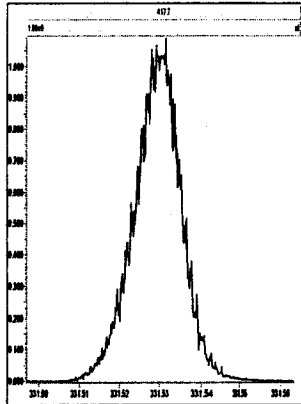
M 416.9760 R 12438



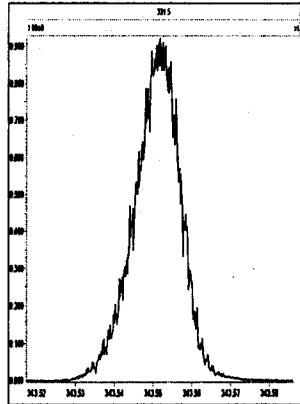
File: Experiment: Dioxin3D5.exp Reference: Pfk.ref Function: 2 @ 200 (ppm)

Printed: Tuesday, January 12, 2010 20:50:36 Pacific Standard Time

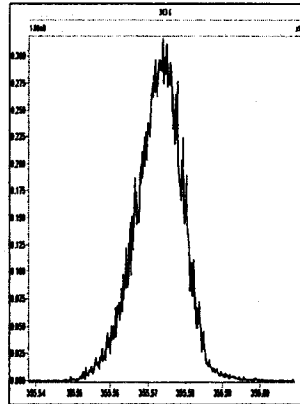
M 330.9792 R 12253



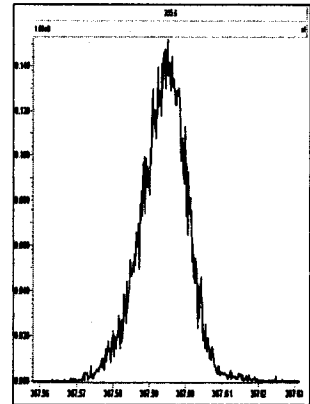
M 342.9792 R 11850



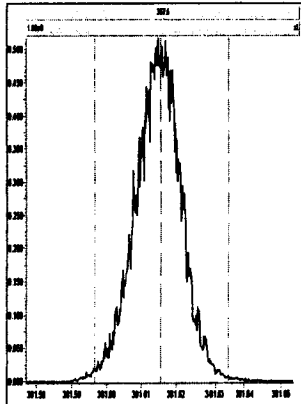
M 354.9792 R 12372



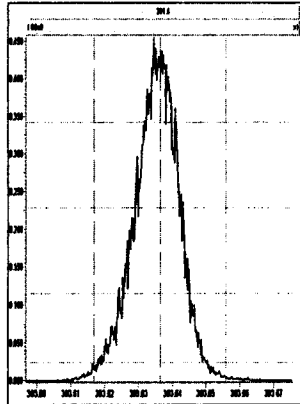
M 366.9792 R 12136



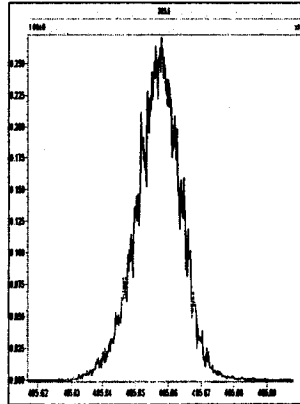
M 380.9760 R 12562



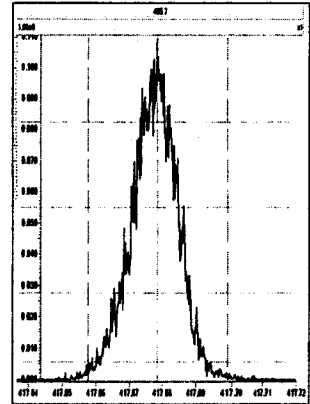
M 392.9760 R 12017



M 404.9760 R 12889



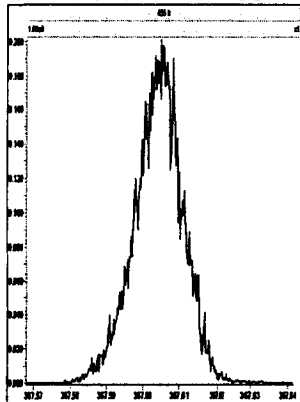
M 416.9760 R 12564



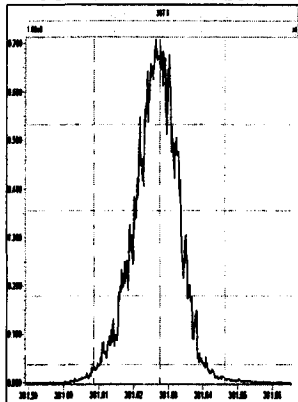
File: Experiment: Dioxin3D5.exp Reference: Pfk.ref Function: 3 @ 200 (ppm)

Printed: Tuesday, January 12, 2010 20:51:30 Pacific Standard Time

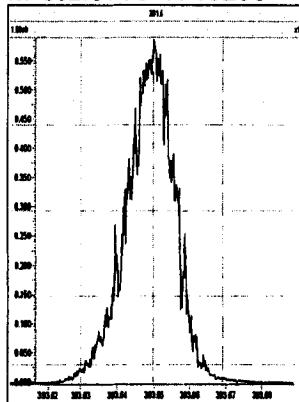
M 366.9792 R 12438



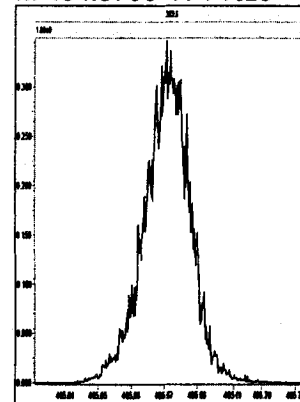
M 380.9760 R 12254



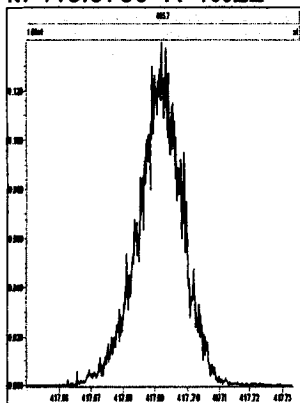
M 392.9760 R 13296



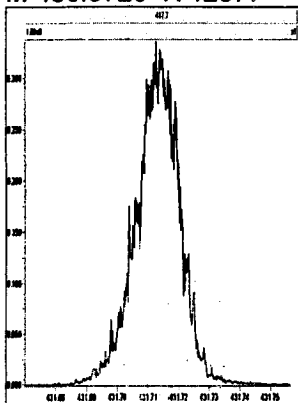
M 404.9760 R 11626



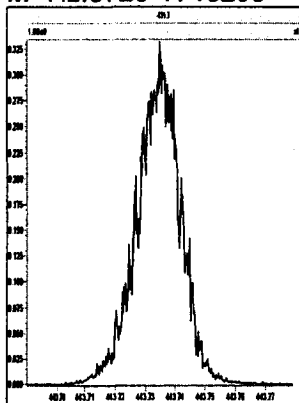
M 416.9760 R 13022



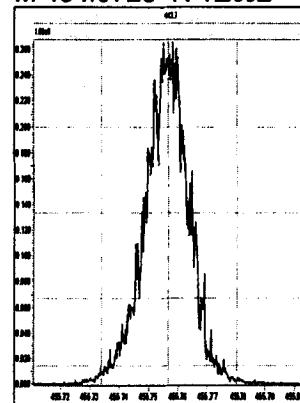
M 430.9728 R 12377



M 442.9728 R 13298



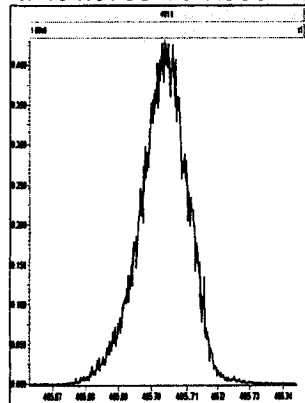
M 454.9728 R 12952



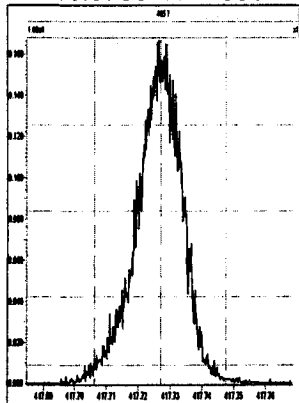
File: Experiment: Dioxin3D5.exp Reference: Pfk.ref Function: 4 @ 200 (ppm)

Printed: Tuesday, January 12, 2010 20:52:43 Pacific Standard Time

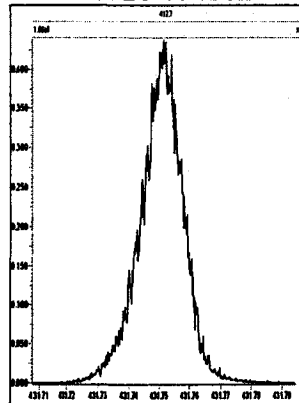
M 404.9760 R 11903



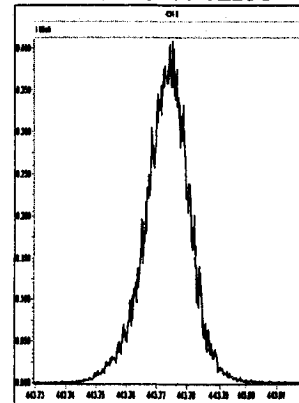
M 416.9760 R 11850



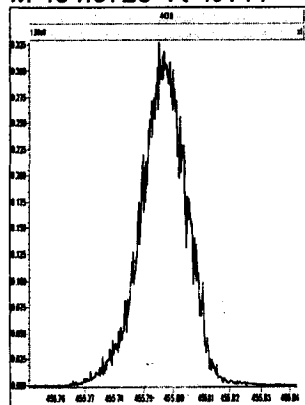
M 430.9728 R 12624



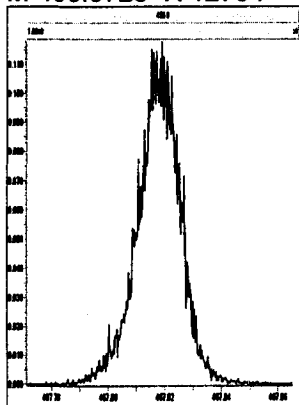
M 442.9728 R 12256



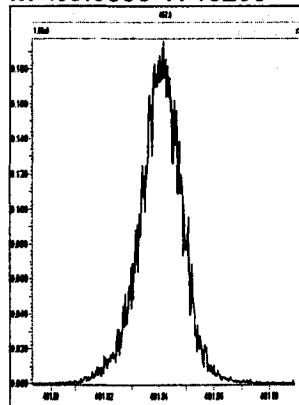
M 454.9728 R 13441



M 466.9728 R 12754



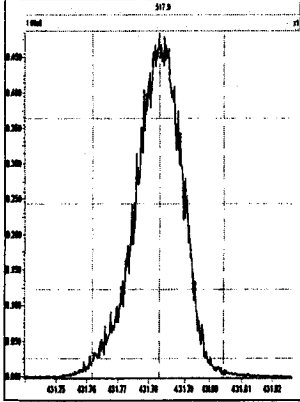
M 480.9696 R 13296



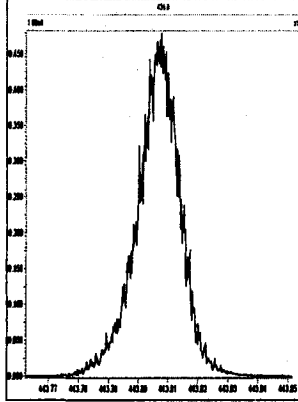
File: Experiment: Dioxin3D5.exp Reference: Pfk.ref Function: 5 @ 200 (ppm)

Printed: Tuesday, January 12, 2010 20:53:36 Pacific Standard Time

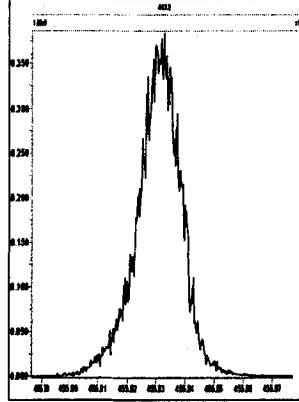
M 430.9728 R 11681



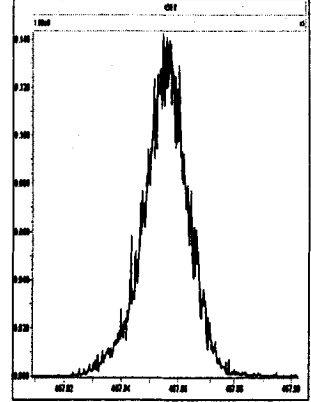
M 442.9728 R 12497



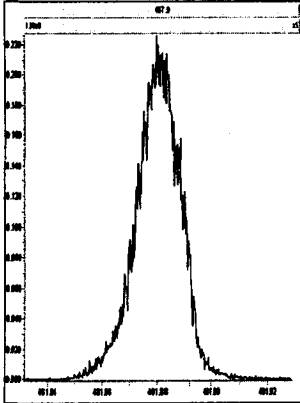
M 454.9728 R 12564



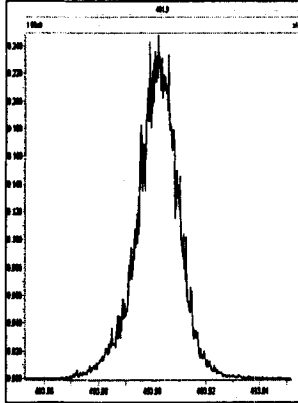
M 466.9728 R 12195



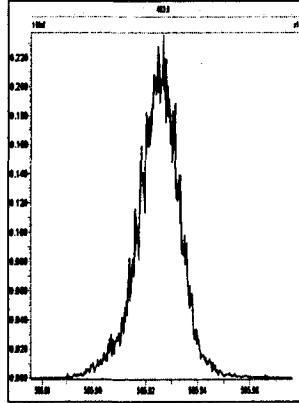
M 480.9696 R 12886



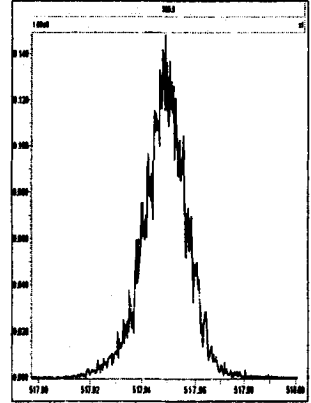
M 492.9696 R 12375

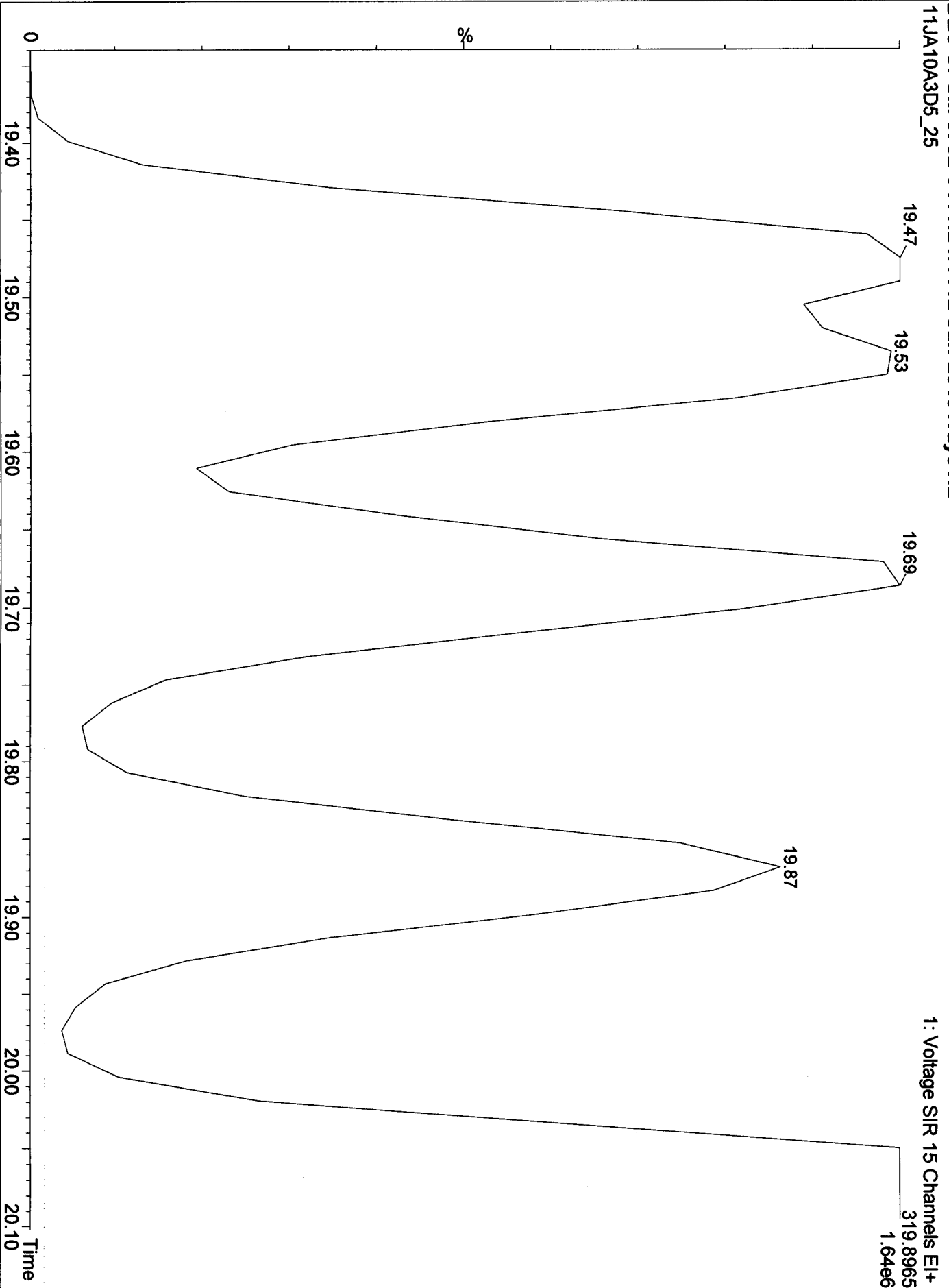


M 504.9696 R 12753



M 516.9697 R 12947





1: Voltage SIR 15 Channels EI+

319.8965
1.64e6

Dataset: C:\MassLynx\Default.pro\11JA10A3D58290E.qld

Last Altered: Tuesday, January 12, 2010 14:33:14 Pacific Standard Time

Printed: Tuesday, January 12, 2010 14:35:36 Pacific Standard Time

Method: C:\MassLynx\Default.PRO\MethDB\82903D5.mdb 12 Jan 2010 09:52:33

Calibration: C:\MassLynx\Default.PRO\CurveDB\ICA123120093D58290.cdb 31 Dec 2009 13:37:23

1	13C-1,2,3,4-TCDD	1.00000	0.00000	0.00000
2				
3	13C-2,3,7,8-TCDF	1.55387	0.10195	6.56127
4	2,3,7,8-TCDF	1.00894	0.03940	3.90512
5	Total TCDFs	1.00894	0.03940	3.90512
6				
7	13C-2,3,7,8-TCDD	0.93654	0.08265	8.82467
8	2,3,7,8-TCDD	1.13162	0.06094	5.38546
9	Total TCDDs	1.13162	0.06094	5.38546
10				
11	37CL-2,3,7,8-TCDD	1.13700	0.09172	8.06695
12				
13	13C-1,2,3,7,8-PeCDF	1.21534	0.12934	10.64235
14	1,2,3,7,8-PeCDF	1.03079	0.04663	4.52356
15	2,3,4,7,8-PeCDF	0.96399	0.04086	4.23834
16	Total F2 PeCDFs	0.99739	0.04369	4.38021
17	Total F1 PeCDFs	0.99739	0.04369	4.38021
18				
19	13C-1,2,3,7,8-PeCDD	0.74736	0.08018	10.72899
20	1,2,3,7,8-PeCDD	1.05672	0.03490	3.30300
21	Total PeCDDs	1.05672	0.03490	3.30300
22				
23	13C-1,2,3,7,8,9-HxCDD	1.00000	0.00000	0.00000
24				
25	13C-1,2,3,4,7,8-HxCDF	0.91641	0.07223	7.88160
26	1,2,3,4,7,8-HxCDF	1.24280	0.05687	4.57635
27	1,2,3,6,7,8-HxCDF	1.49624	0.06359	4.24985
28	2,3,4,6,7,8-HxCDF	1.31114	0.08139	6.20792
29	1,2,3,7,8,9-HxCDF	1.29097	0.15794	12.23447
30	Total HxCDFs	1.33529	0.08589	6.43214
31				
32	13C-1,2,3,6,7,8-HxCDD	0.80919	0.05547	6.85475
33	1,2,3,4,7,8-HxCDD	0.93261	0.05959	6.38974
34	1,2,3,6,7,8-HxCDD	1.18024	0.05154	4.36672
35	1,2,3,7,8,9-HxCDD	1.28282	0.21352	16.64444
36	Total HxCDDs	1.13189	0.10452	9.23374
37				
38	13C-1,2,3,4,6,7,8-HpCDF	0.81080	0.04083	5.03538
39	1,2,3,4,6,7,8-HpCDF	1.36387	0.07395	5.42218
40	1,2,3,4,7,8,9-HpCDF	1.11483	0.06881	6.17218
41	Total HpCDFs	1.23935	0.07020	5.66394
42				
43	13C-1,2,3,4,6,7,8-HpCDD	0.70743	0.03465	4.89747
44	1,2,3,4,6,7,8-HpCDD	1.04312	0.04748	4.55165
45	Total HpCDDs	1.04312	0.04748	4.55165
46				
47	13C-OCDD	0.51889	0.04369	8.56009

Dataset: C:\MassLynx\Default.pro\11JA10A3D58290E.qld

Last Altered: Tuesday, January 12, 2010 14:33:14 Pacific Standard Time

Printed: Tuesday, January 12, 2010 14:35:36 Pacific Standard Time

48	OCDF	1.40213	0.13119	9.35683
49	OCDD	1.19691	0.05139	4.29389
50				
51				
52	Function 1 PFK			
53	Function 2 PFK	16743.46550	16630.81420	99.32719
54	Function 3 PFK	7909.22500	521.22114	6.59004
55	Function 4 PFK	14980.66300	0.00000	0.00000
56	Function 5 PFK	3947.90350	3001.02553	76.01568
57	TCDF PCDPE	30.01200	0.00000	0.00000
58	F1 PeCDF PCDPE	45.97250	34.38590	74.79666
59	F2 PeCDF PCDPE	17.77400	16.24159	91.37835
60	HXCDF PCDPE	18.61100	20.51602	110.23600
61	HPCDF PCDPE	75.50100	34.84622	46.15333
62	OCDF PCDPE	85.06150	155.80506	183.16755

Quantify Sample Report MassLynx 4.1

Dataset: C:\MassLynx\Default.pro\11JA10A3D58290E.qid

Last Altered: Tuesday, January 12, 2010 14:33:14 Pacific Standard Time

Printed: Tuesday, January 12, 2010 14:34:42 Pacific Standard Time


Method: C:\MassLynx\Default.PRO\MethDB\182903D5.mdb 12 Jan 2010 09:52:33
Calibration: C:\MassLynx\Default.PRO\CurveDB\CA123120093D58290.cdb 31 Dec 2009 13:37:23

Name: 11JA10A3D5_24, Date: 12-Jan-2010, Time: 10:43:03, ID: ST0111E, Description: CS-3-09DXN425

TCDFs

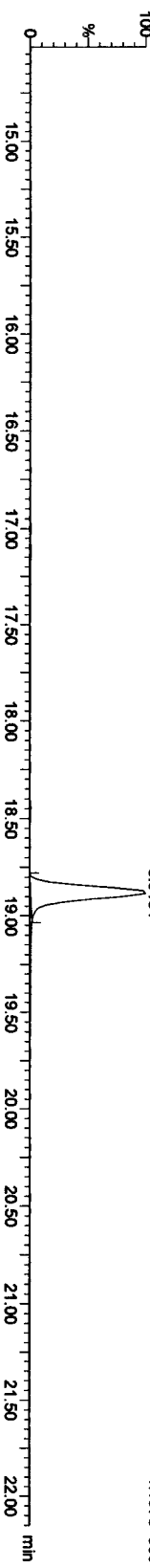
11JA10A3D5_24 Smooth(SG, 1x2)

CS-3-09DXN425 ST0111E



11JA10A3D5_24 Smooth(SG, 1x2)


CS-3-09DXN425 ST0111E



13C-TCDF


11JA10A3D5_24 Smooth(SG, 1x2)

CS-3-09DXN425 ST0111E



11JA10A3D5_24 Smooth(SG, 1x2)

CS-3-09DXN425 ST0111E



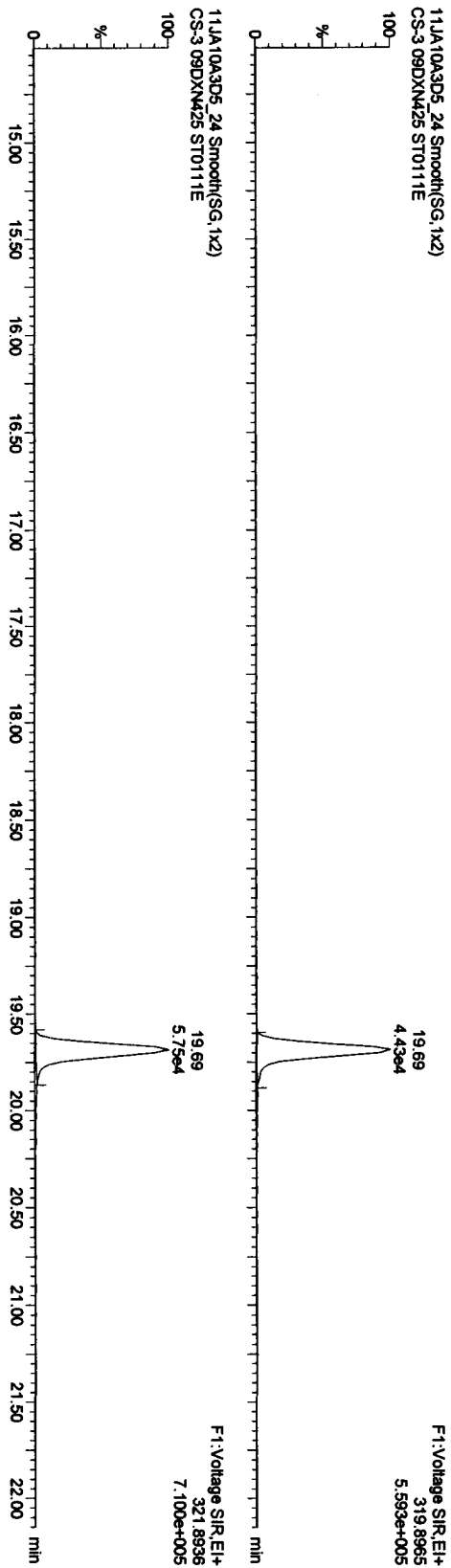
Quantify Sample Report MassLynx 4.1

Dataset: C:\MassLynx\Default\pro\11JA10A3D58290E.qid

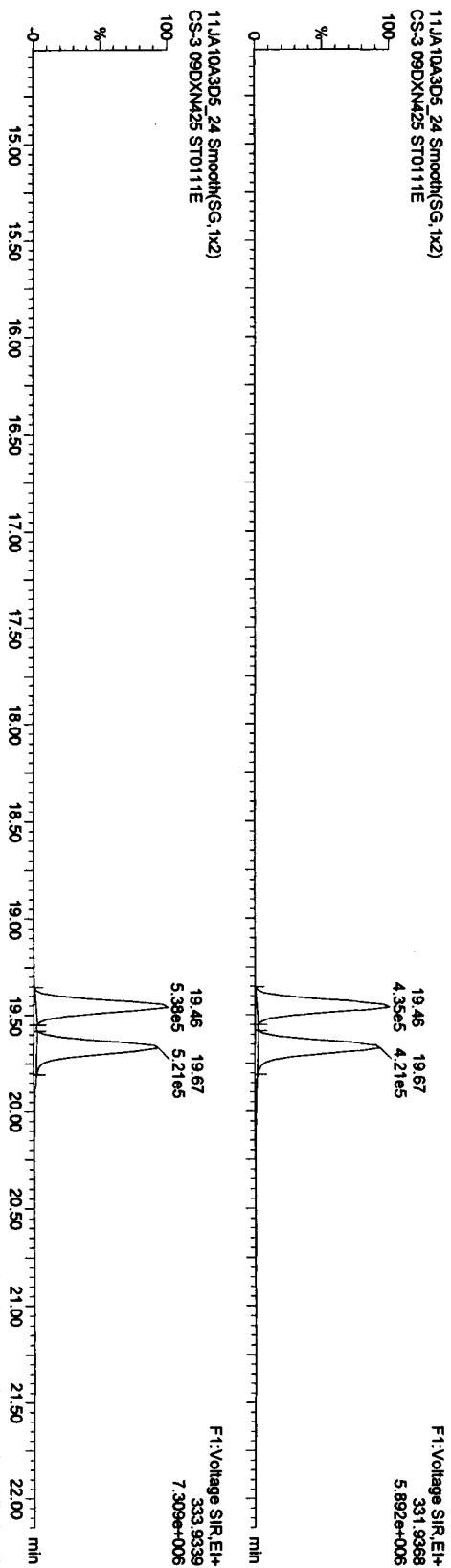
Last Altered: Tuesday, January 12, 2010 14:33:14 Pacific Standard Time
Printed: Tuesday, January 12, 2010 14:34:42 Pacific Standard Time

Name: 11JA10A3D5_24, Date: 12-Jan-2010, Time: 10:43:03, ID: ST0111E, Description: CS-3-09DXM425

TCDDs



13C-TCDDs




Quantity Sample Report MassLynx 4.1

Dataset: C:\MassLynx\Default\pro1\1JA10A3D58290E.qid

Last Altered: Tuesday, January 12, 2010 14:33:14 Pacific Standard Time

Printed: Tuesday, January 12, 2010 14:34:42 Pacific Standard Time

Name: 11JA10A3D5_24, Date: 12-Jan-2010, Time: 10:43:03, ID: ST0111E, Description: CS-3-09DXN425

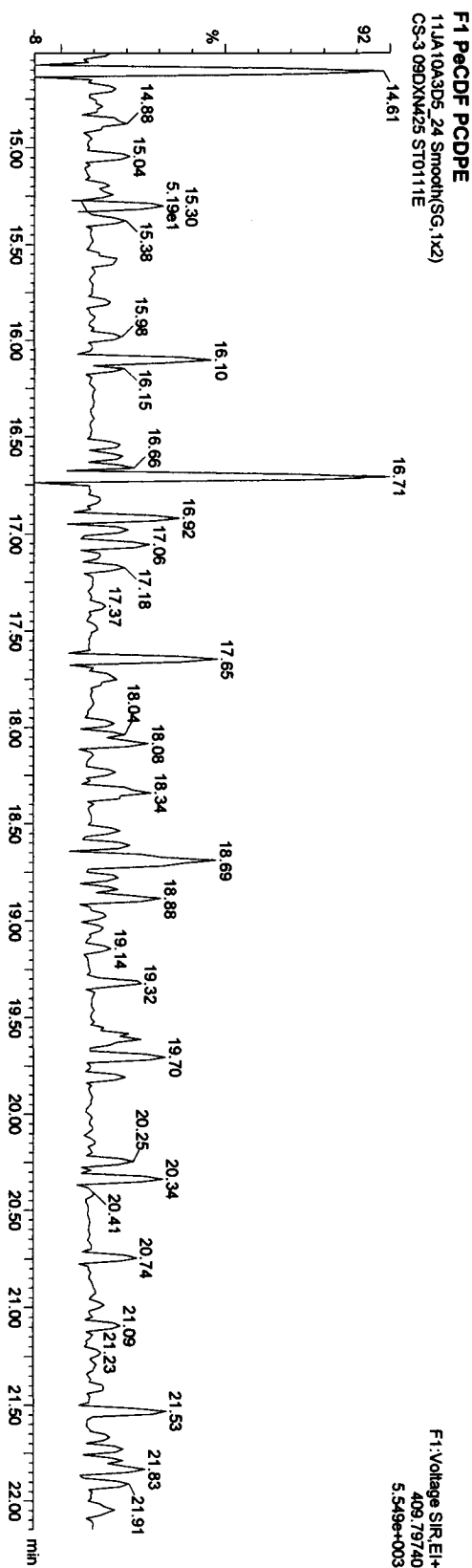
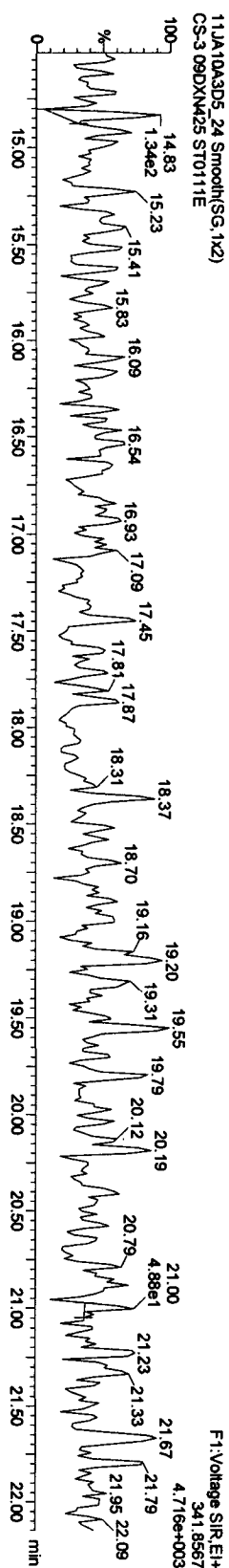
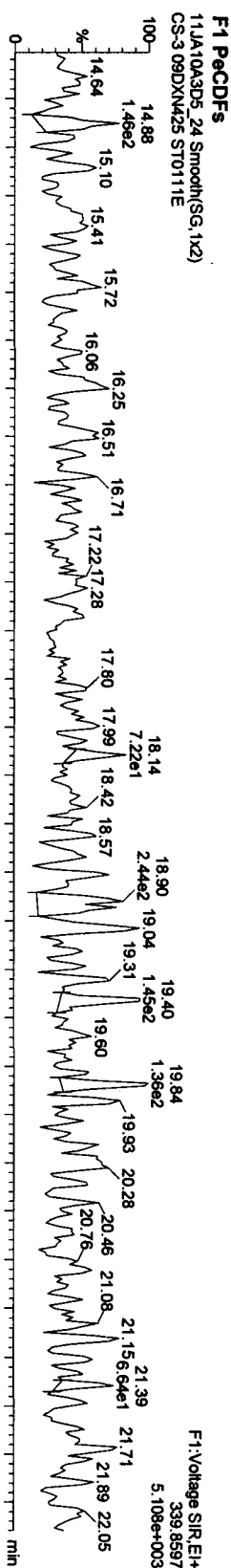


Quantity Sample Report Masslynx 4.1

Dataset: C:\Masslynx\Default\proj\11JA10A3D58290E.qld

Last Altered: Tuesday, January 12, 2010 14:33:14 Pacific Standard Time
Printed: Tuesday, January 12, 2010 14:34:42 Pacific Standard Time

Name: 11JA10A3D5_24, Date: 12-Jan-2010, Time: 10:43:03, ID: ST0111E, Description: CS-3 09DXN425

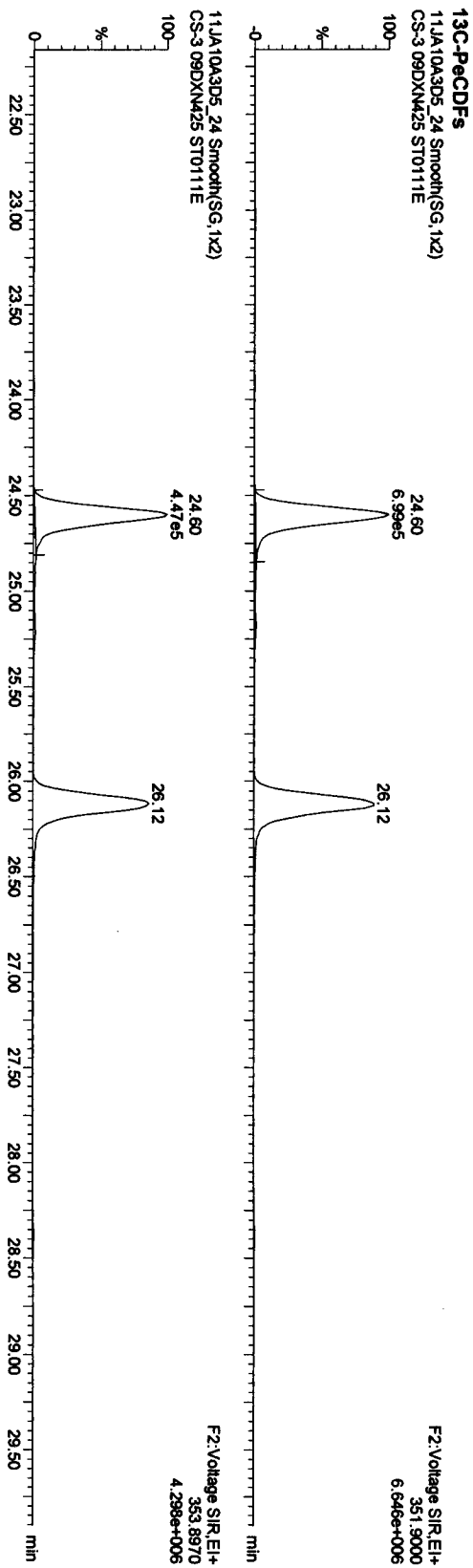
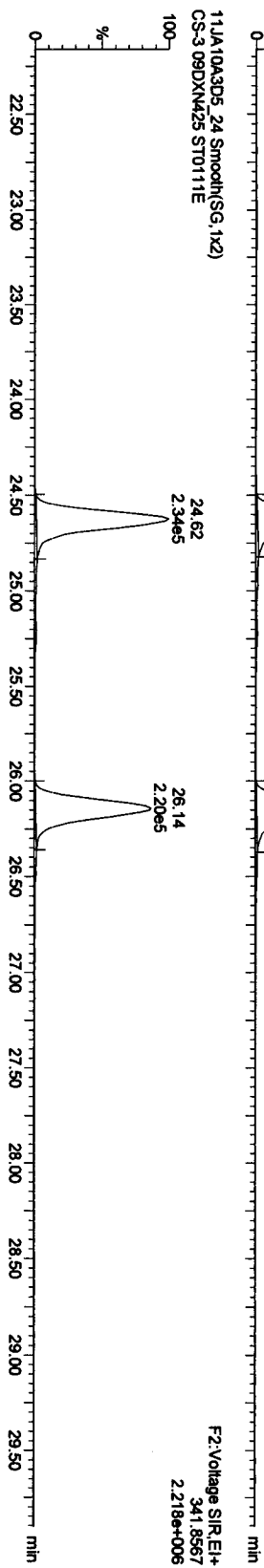
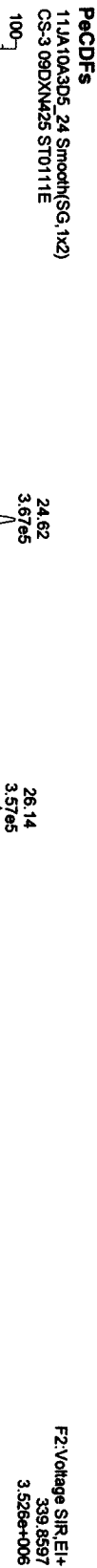


Quantify Sample Report MassLynx 4.1

Dataset: C:\MassLynx\Default\pro1\1JA10A3D58290E.qld

Last Altered: Tuesday, January 12, 2010 14:33:14 Pacific Standard Time
Printed: Tuesday, January 12, 2010 14:34:42 Pacific Standard Time

Name: 11JA10A3D5_24, Date: 12-Jan-2010, Time: 10:43:03, ID: ST0111E, Description: CS-3 09DXN425



Quantity Sample Report MassLynx 4.1


Dataset: C:\MassLynx\Default\pro1\11JA10A3D58290E.qid

Last Altered: Tuesday, January 12, 2010 14:33:14 Pacific Standard Time
Printed: Tuesday, January 12, 2010 14:34:42 Pacific Standard Time


Name: 11JA10A3D5_24, Date: 12-Jan-2010, Time: 10:43:03, ID: ST0111E, Description: CS-3-09DXM425

PecDDs

11JA10A3D5_24 Smooth(SG,1x2)
CS-3-09DXM425 ST0111E




11JA10A3D5_24 Smooth(SG,1x2)
CS-3-09DXM425 ST0111E




13C-PecDD

11JA10A3D5_24 Smooth(SG,1x2)
CS-3-09DXM425 ST0111E



11JA10A3D5_24 Smooth(SG,1x2)
CS-3-09DXM425 ST0111E



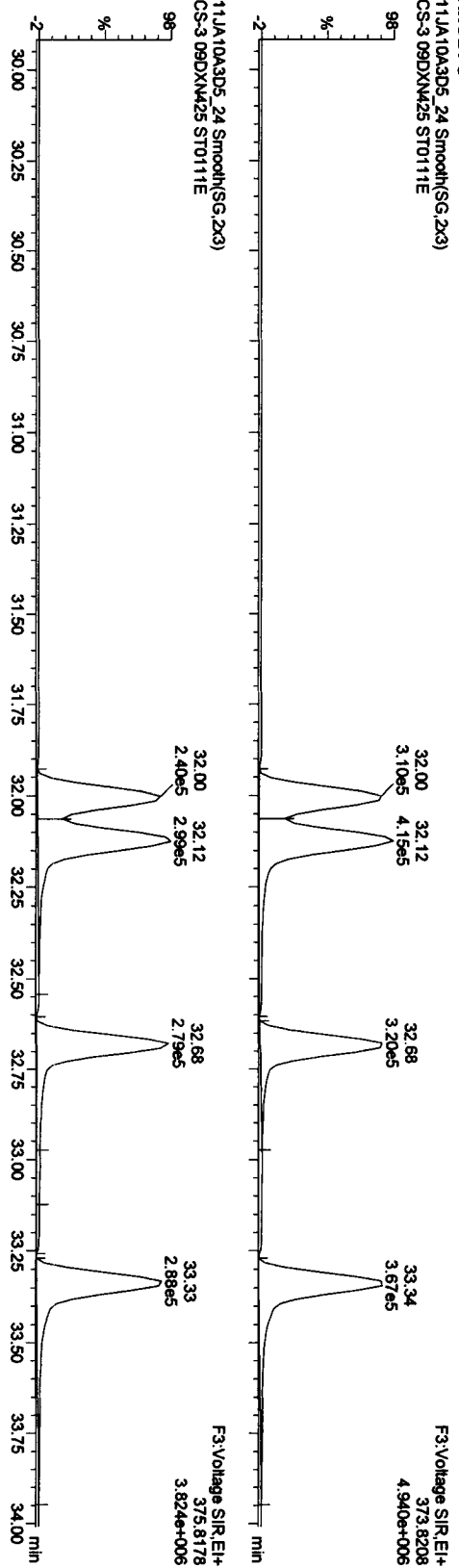
Quantify Sample Report MassLynx 4.1

Dataset: C:\MassLynx\Default\pro1\1JA10A3D58290E.qid

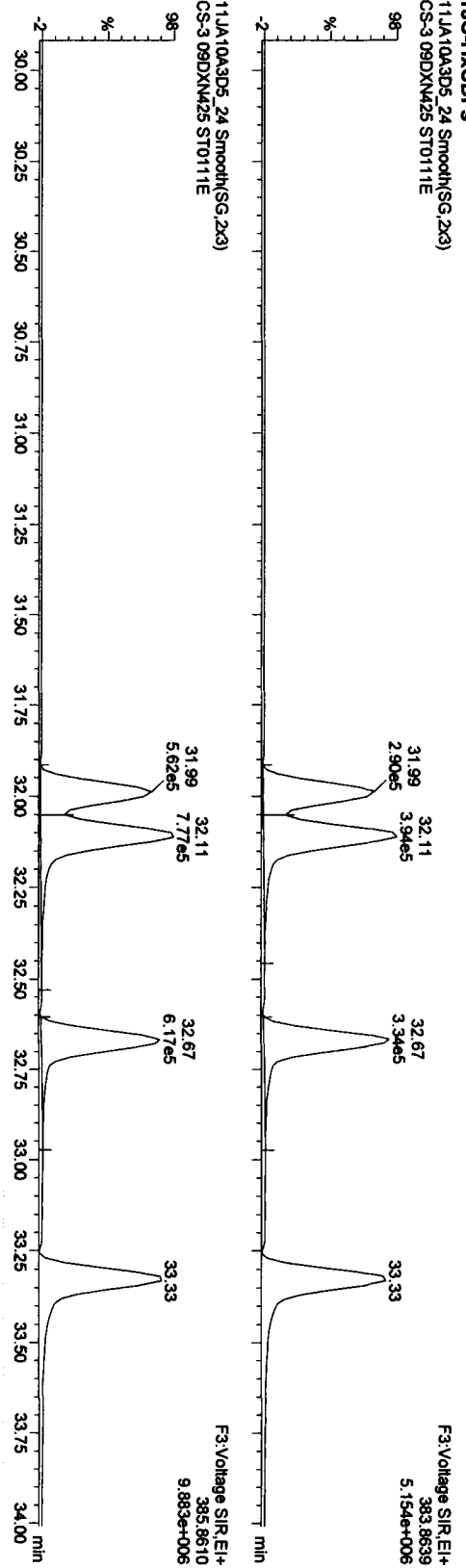
Last Altered: Tuesday, January 12, 2010 14:33:14 Pacific Standard Time
 Printed: Tuesday, January 12, 2010 14:34:42 Pacific Standard Time

Name: 11JA10A3D5_24, Date: 12-Jan-2010, Time: 10:43:03, ID: ST0111E, Description: CS-3 09DXM425

HXCDFs
 11JA10A3D5_24 Smooth(SG,2x3)
 CS-3 09DXM425 ST0111E



13C-HXCDFs
 11JA10A3D5_24 Smooth(SG,2x3)
 CS-3 09DXM425 ST0111E

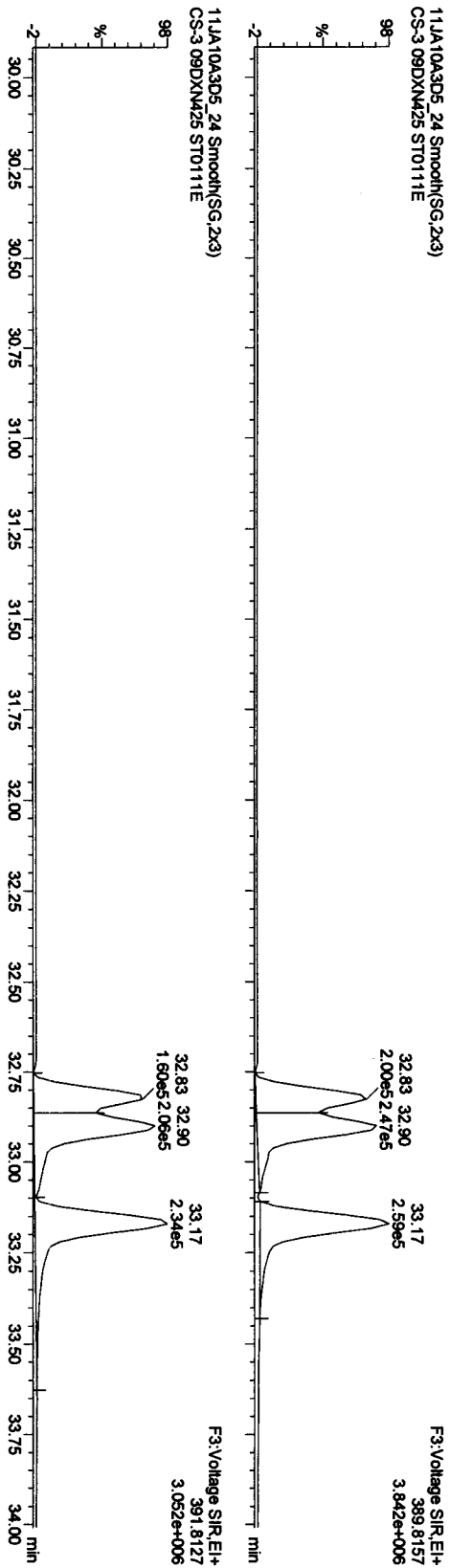


Dataset: C:\MassLynxDefault\pro1\11JA10A3D58290E.qid

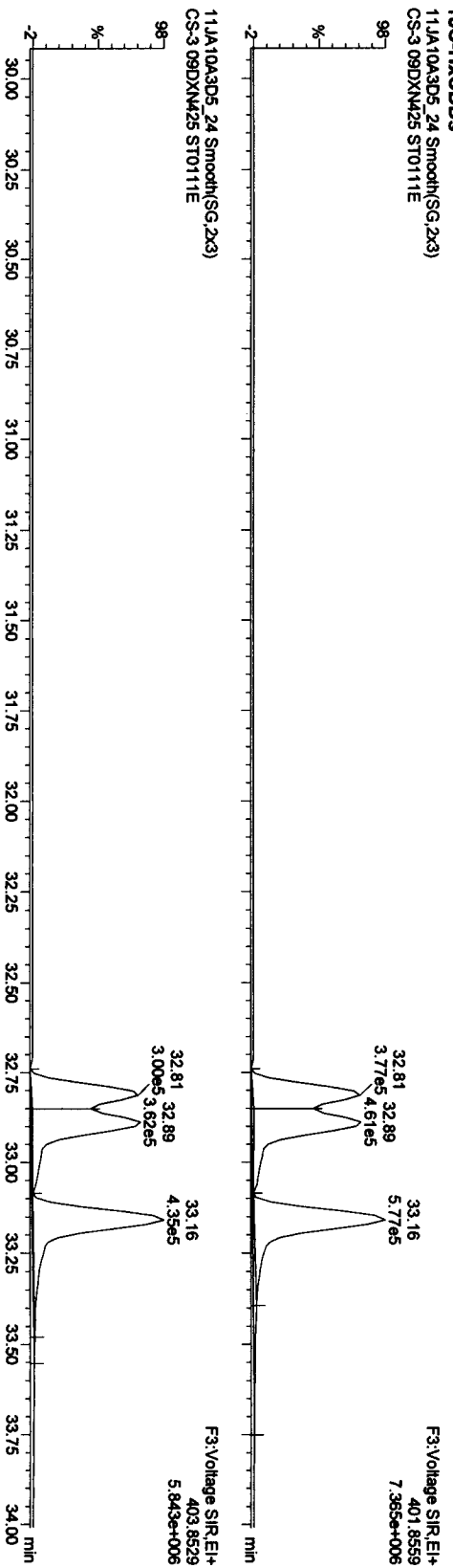
Last Altered: Tuesday, January 12, 2010 14:33:14 Pacific Standard Time
Printed: Tuesday, January 12, 2010 14:34:42 Pacific Standard Time

Name: 11JA10A3D5_24, Date: 12-Jan-2010, Time: 10:43:03, ID: ST0111E, Description: CS-3 09DXN425

HXCDDs
11JA10A3D5_24 Smooth(SG,2x3)
CS-3 09DXN425 ST0111E



13C-HXCDDs
11JA10A3D5_24 Smooth(SG,2x3)
CS-3 09DXN425 ST0111E



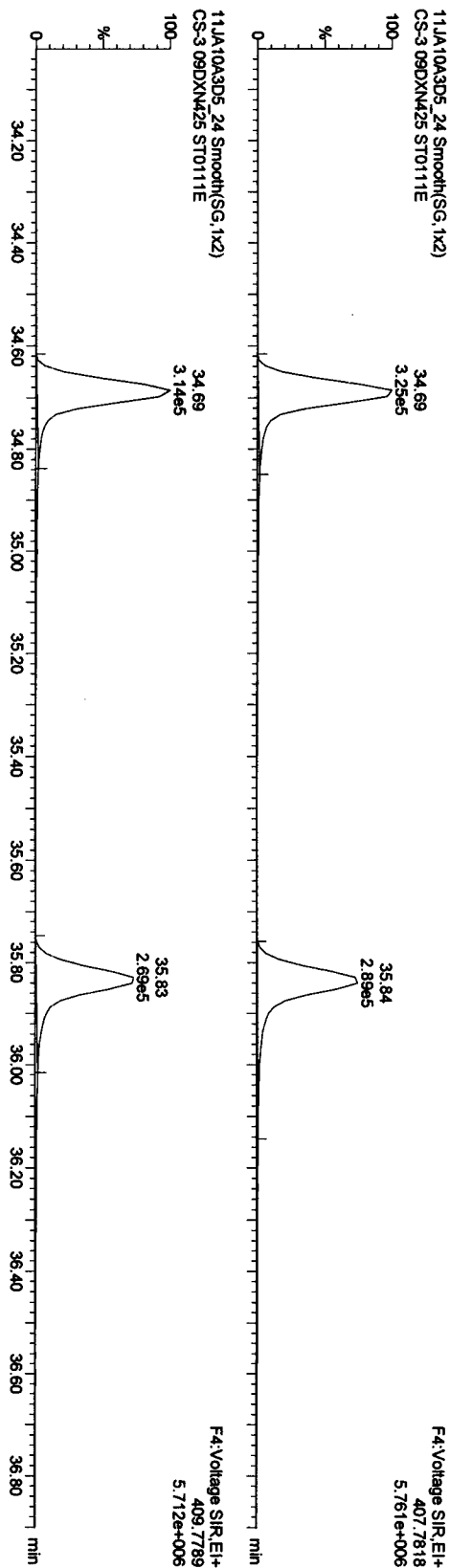
Quantity Sample Report MassLynx 4.1

Dataset: C:\MassLynx\Default\pro1\1JA10A3D58290E.qid

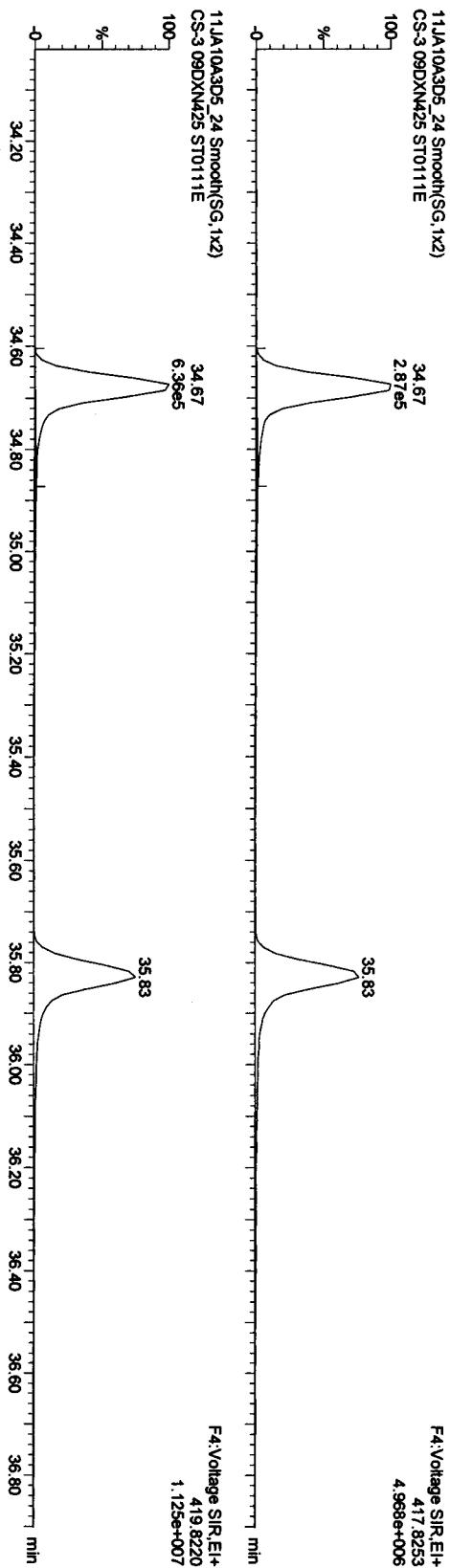
Last Altered: Tuesday, January 12, 2010 14:33:14 Pacific Standard Time
Printed: Tuesday, January 12, 2010 14:34:42 Pacific Standard Time

Name: 11JA10A3D5_24, Date: 12-Jan-2010, Time: 10:43:03, ID: ST0111E, Description: CS-3 09DXN425

HPCDFs



13C-HPCDFs



Quantity Sample Report MassLynx 4.1

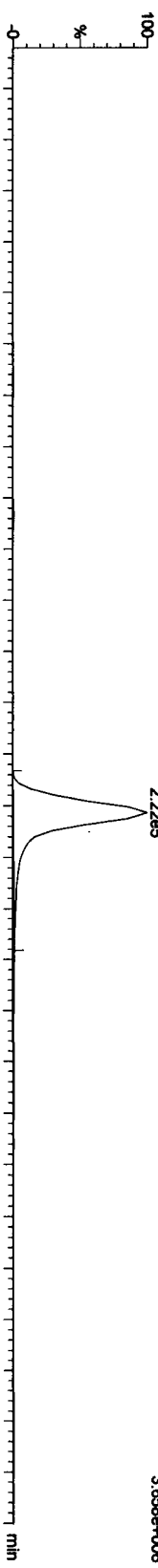
Dataset: C:\MassLynx\Default\pro1\11JA10A3D58290E.qld

Last Altered: Tuesday, January 12, 2010 14:33:14 Pacific Standard Time
Printed: Tuesday, January 12, 2010 14:34:42 Pacific Standard Time

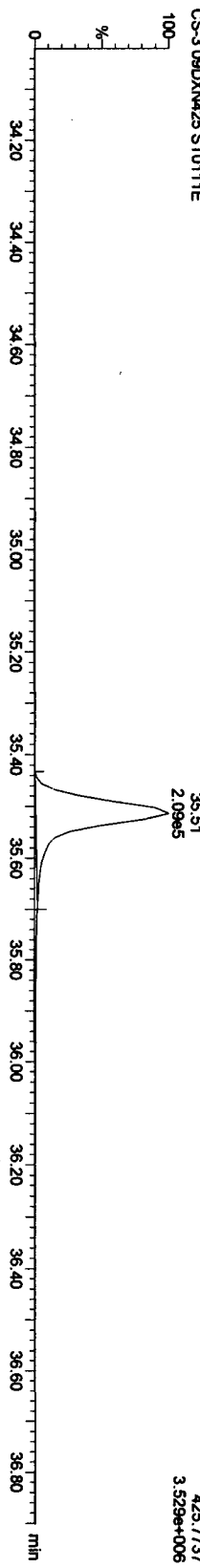
Name: 11JA10A3D5_24, Date: 12-Jan-2010, Time: 10:43:03, ID: ST0111E, Description: CS-3-09DXN425

HpCDDs

11JA10A3D5_24 Smooth(SG,1x2)
CS-3-09DXN425 ST0111E

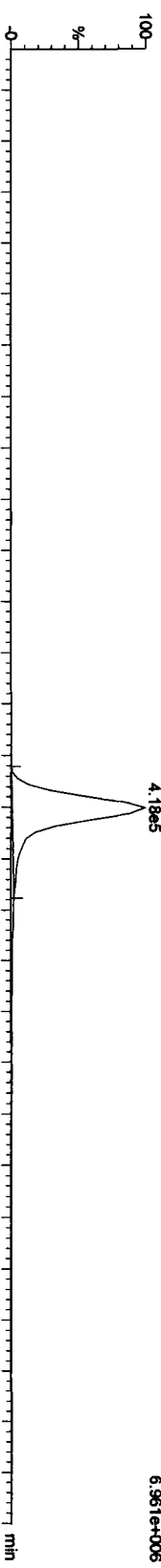


11JA10A3D5_24 Smooth(SG,1x2)
CS-3-09DXN425 ST0111E

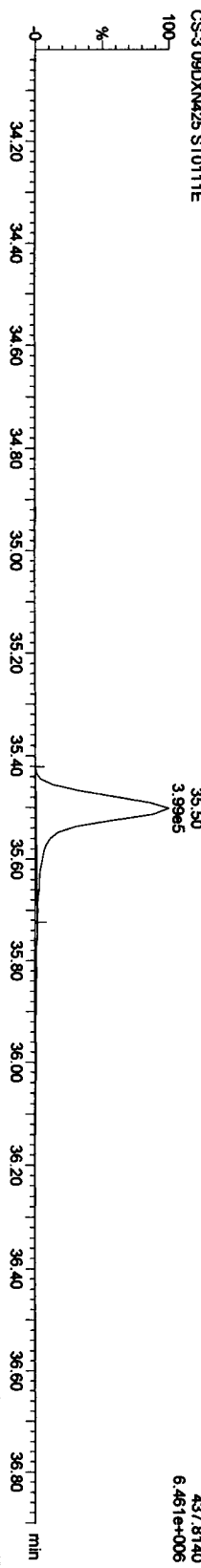


13C-HpCDD

11JA10A3D5_24 Smooth(SG,1x2)
CS-3-09DXN425 ST0111E



11JA10A3D5_24 Smooth(SG,1x2)
CS-3-09DXN425 ST0111E



Quantity Sample Report MassLynx 4.1


Dataset: C:\MassLynx\Default\pro1\1JA10A3D58290E.qld

Last Altered: Tuesday, January 12, 2010 14:33:14 Pacific Standard Time
Printed: Tuesday, January 12, 2010 14:34:42 Pacific Standard Time

Name: 11JA10A3D5_24, Date: 12-Jan-2010, Time: 10:43:03, ID: ST0111E, Description: CS-3-09DXNA25

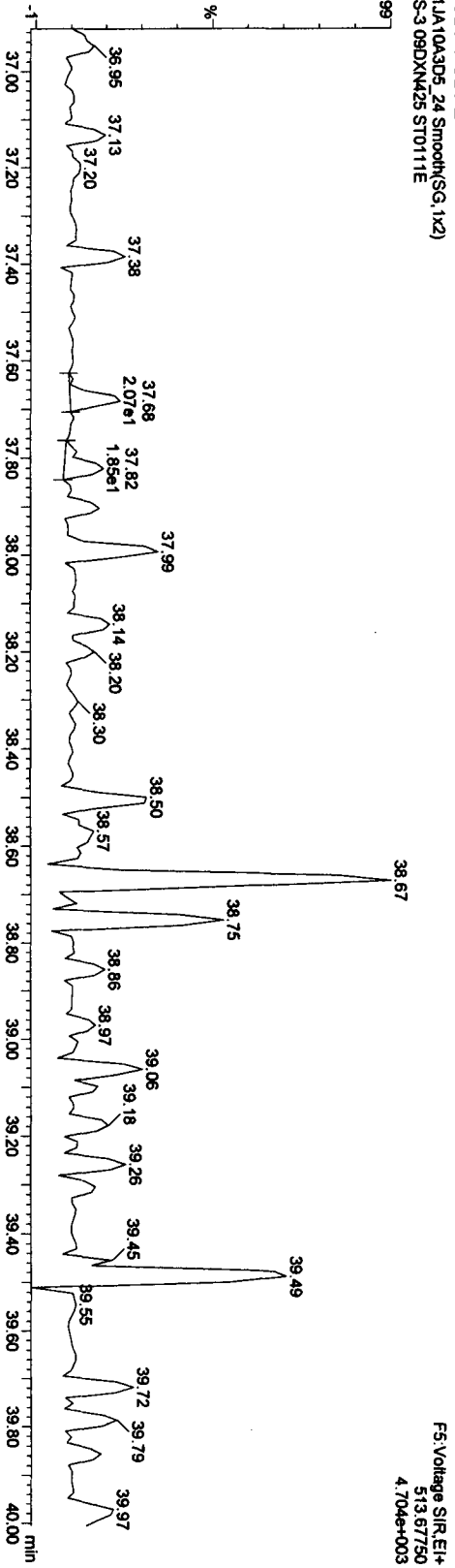
OCDFs

11JA10A3D5_24 Smooth(SG,1x2)
CS-3-09DXNA25 ST0111E



OCDF PCDFE

11JA10A3D5_24 Smooth(SG,1x2)
CS-3-09DXNA25 ST0111E



Quantity Sample Report MassLynx 4.1


Dataset: C:\MassLynx\Default\pro1\11JA10A3D58290E.qld

Last Altered: Tuesday, January 12, 2010 14:33:14 Pacific Standard Time
Printed: Tuesday, January 12, 2010 14:34:42 Pacific Standard Time

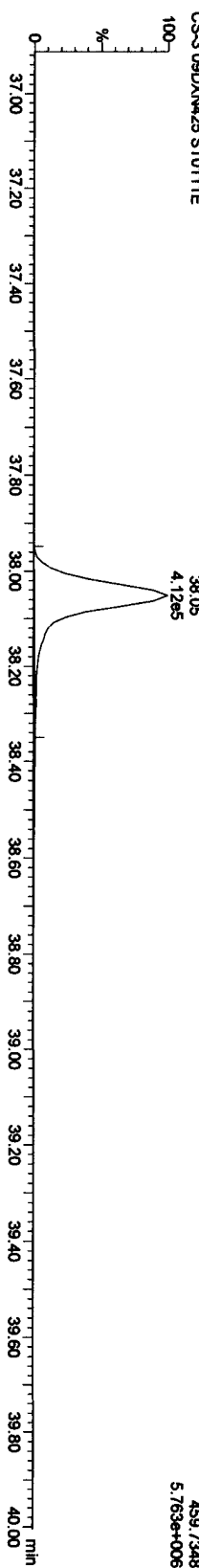
Name: 11JA10A3D5_24, Date: 12-Jan-2010, Time: 10:43:03, ID: ST0111E, Description: CS-3 09DXN425

OCDD

11JA10A3D5_24 Smooth(SG,1x2)
CS-3 09DXN425 ST0111E




11JA10A3D5_24 Smooth(SG,1x2)
CS-3 09DXN425 ST0111E




13C-OCDD

11JA10A3D5_24 Smooth(SG,1x2)
CS-3 09DXN425 ST0111E



11JA10A3D5_24 Smooth(SG,1x2)
CS-3 09DXN425 ST0111E

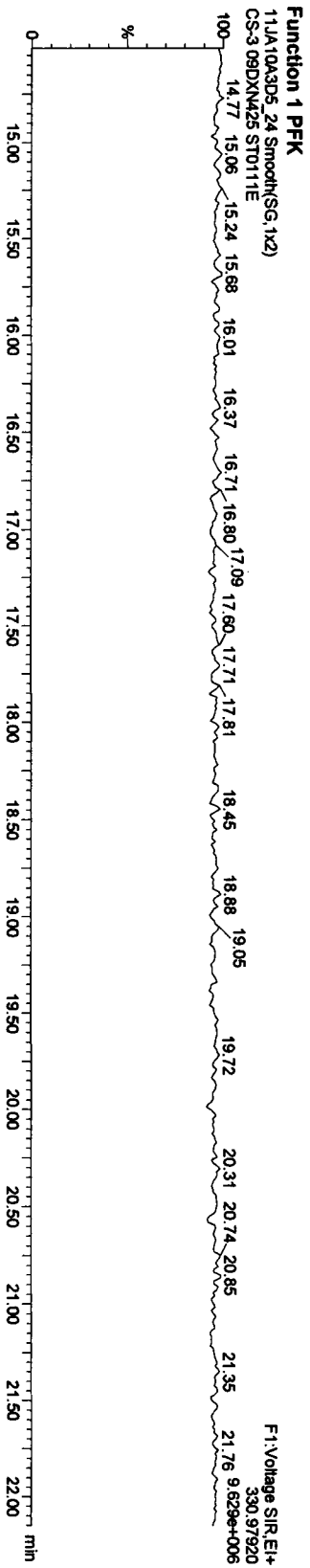
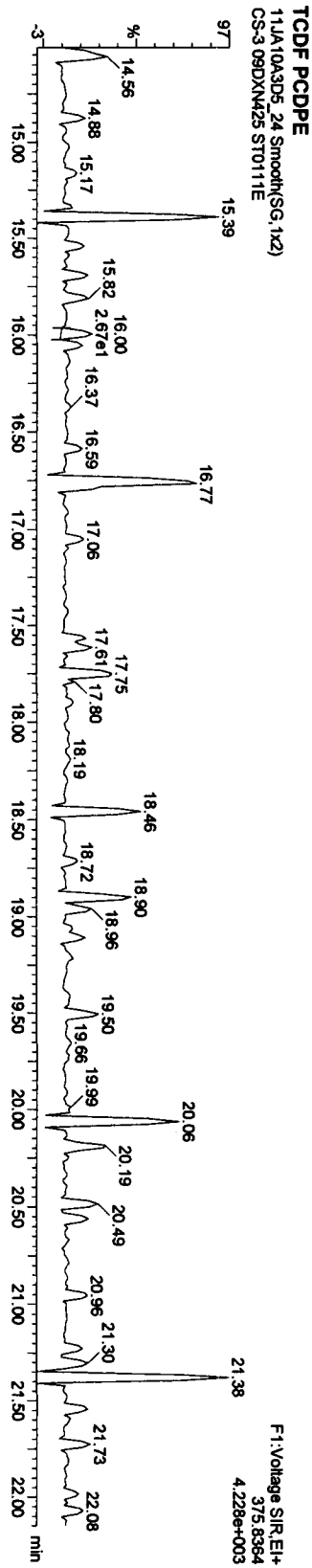



Quantity Sample Report MassLynx 4.1

Dataset: C:\MassLynx\Default\pro1\1JA10A3D58290E.qld

Last Altered: Tuesday, January 12, 2010 14:33:14 Pacific Standard Time
 Printed: Tuesday, January 12, 2010 14:34:42 Pacific Standard Time

Name: 11JA10A3D5_24, Date: 12-Jan-2010, Time: 10:43:03, ID: ST0111E, Description: CS-3 09DXN425

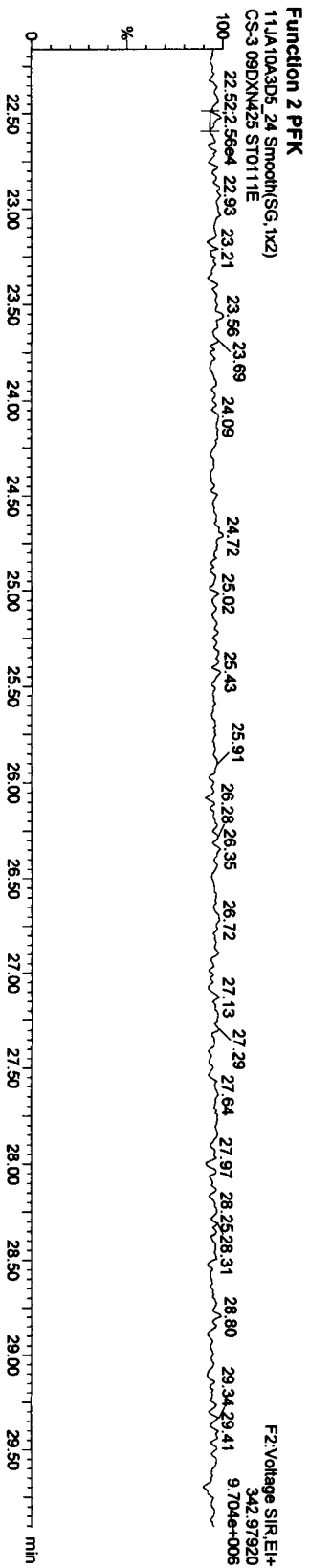
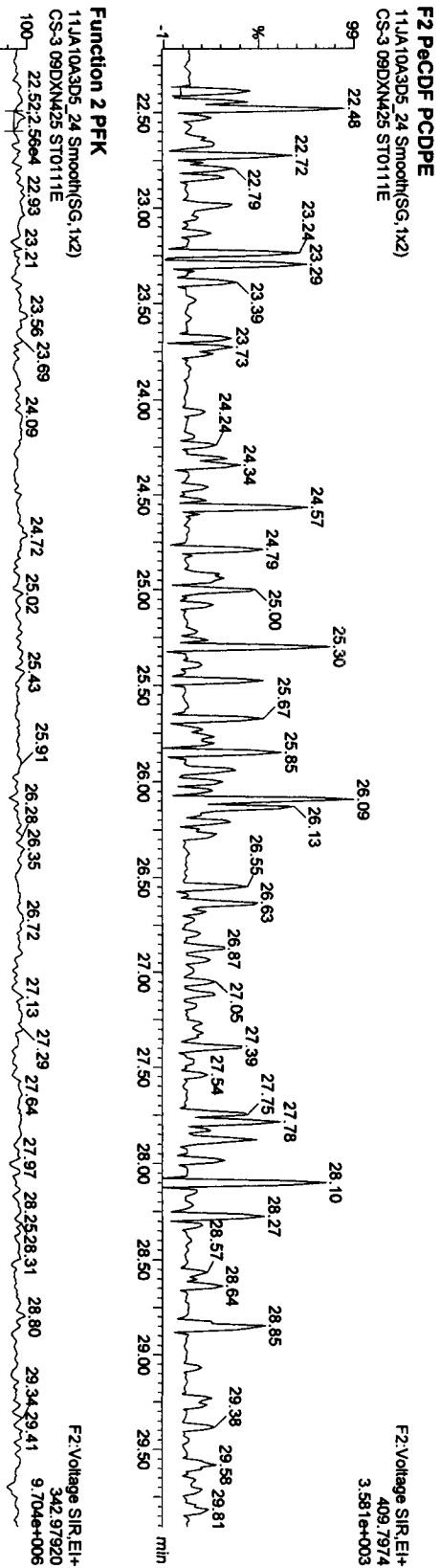
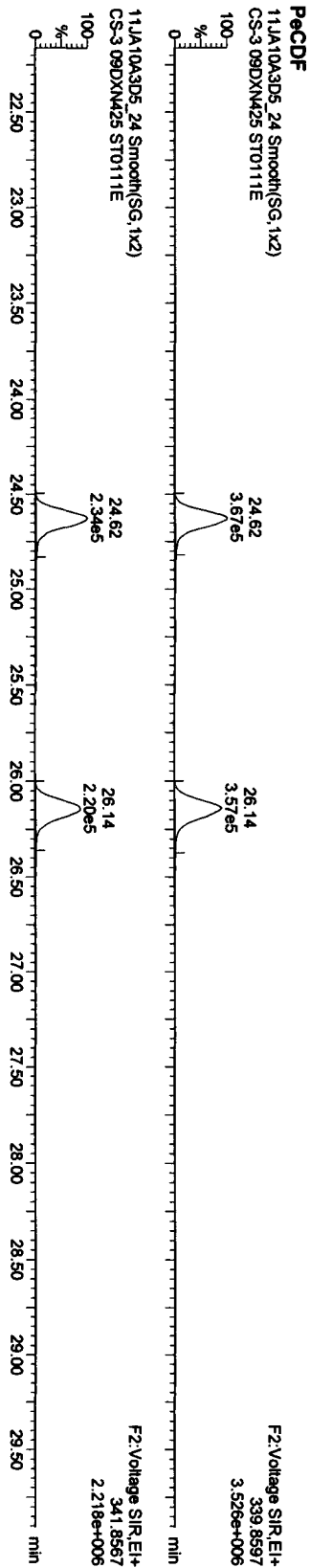


Quantity Sample Report MassLynx 4.1

Dataset: C:\MassLynx\Default\pro1\1JA10A3D58290E.qid

Last Altered: Tuesday, January 12, 2010 14:33:14 Pacific Standard Time
 Printed: Tuesday, January 12, 2010 14:34:42 Pacific Standard Time

Name: 11JA10A3D5_24, Date: 12-Jan-2010, Time: 10:43:03, ID: ST0111E, Description: CS-3 09DXN425

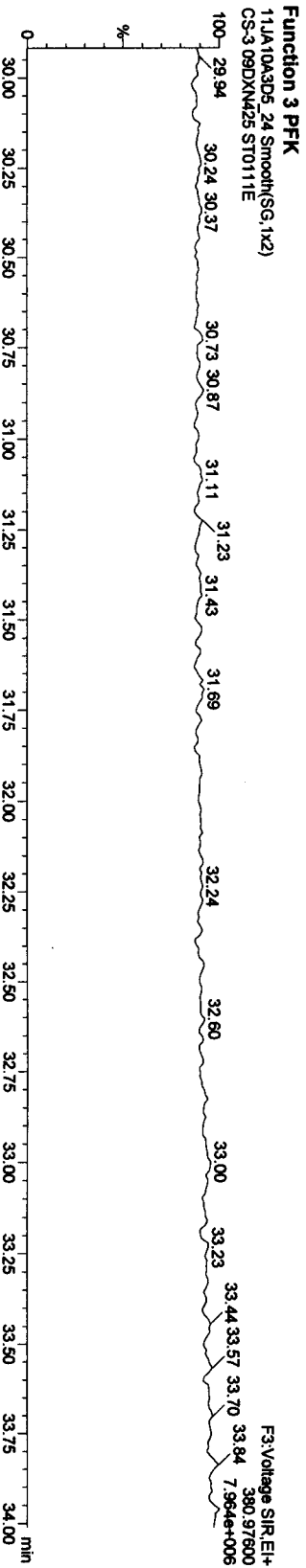
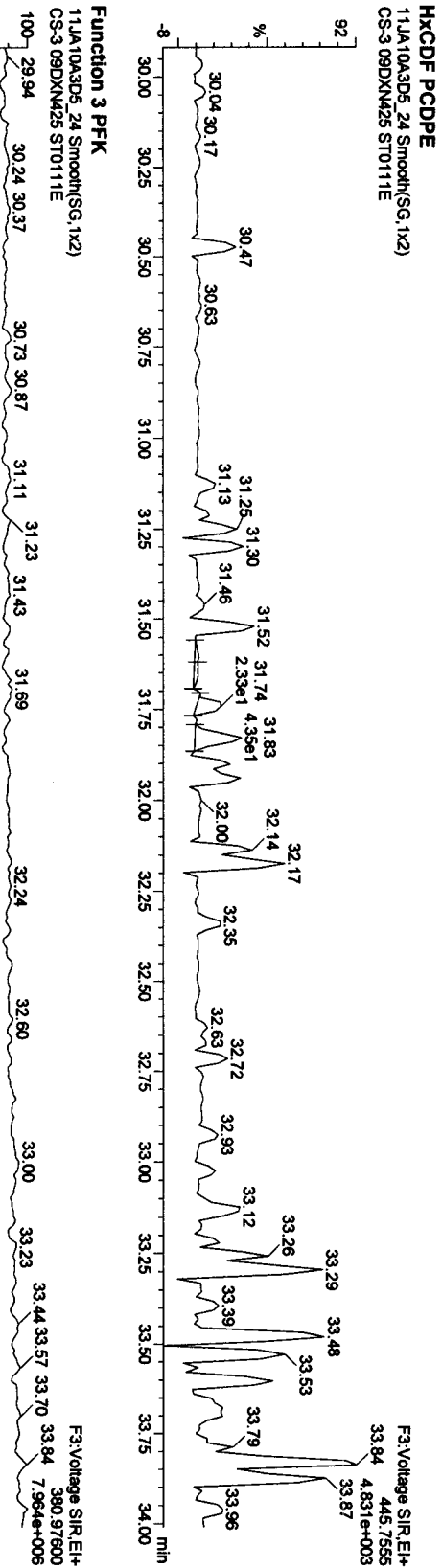
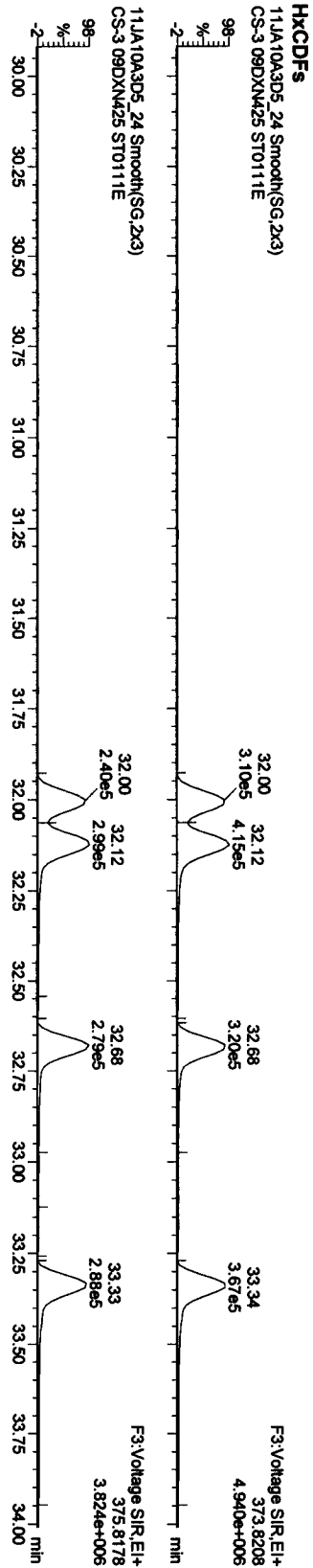


Quantity Sample Report MassLynx 4.1

Dataset: C:\MassLynx\Default\pro\11JA10A3D58290E.qid

Last Altered: Tuesday, January 12, 2010 14:33:14 Pacific Standard Time
Printed: Tuesday, January 12, 2010 14:34:42 Pacific Standard Time

Name: 11JA10A3D5_24, Date: 12-Jan-2010, Time: 10:43:03, ID: ST0111E, Description: CS-3-09DXN425




Quantify Sample Report MassLynx 4.1

Dataset: C:\MassLynx\Default\pro\11JA10A3D58290E.qid

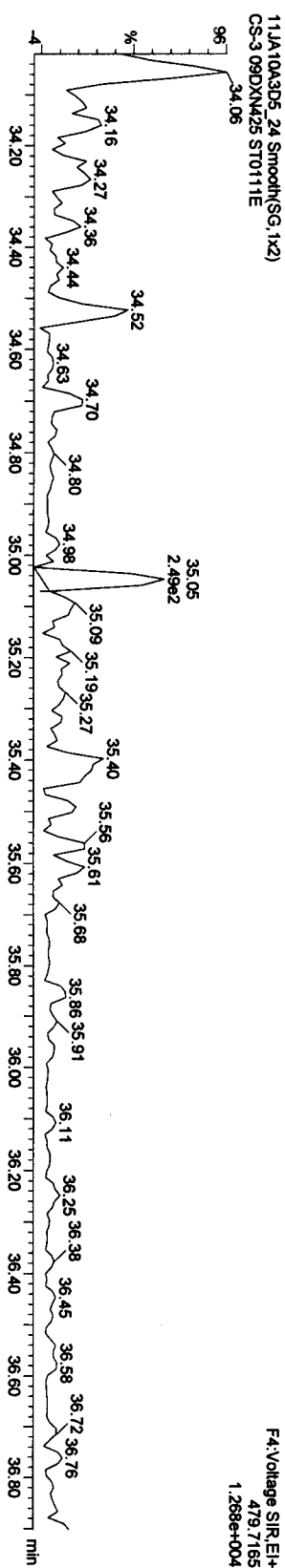
Last Altered: Tuesday, January 12, 2010 14:33:14 Pacific Standard Time
 Printed: Tuesday, January 12, 2010 14:34:42 Pacific Standard Time

Name: 11JA10A3D5_24, Date: 12-Jan-2010, Time: 10:43:03, ID: ST0111E, Description: CS-3 09DXN425

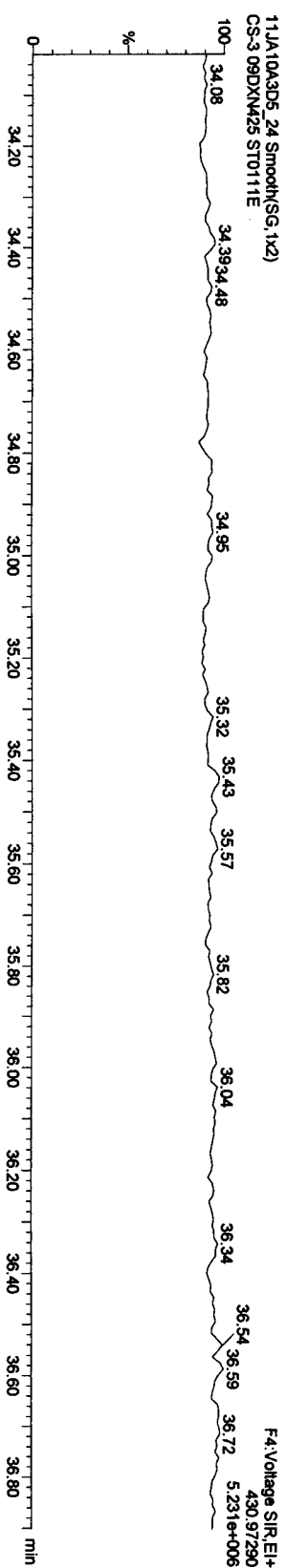
HPCDFs
 11JA10A3D5_24 Smooth(SG,1x2)
 CS-3 09DXN425 ST0111E



HPCDF PCDPE
 11JA10A3D5_24 Smooth(SG,1x2)
 CS-3 09DXN425 ST0111E



Function 4 PFK
 11JA10A3D5_24 Smooth(SG,1x2)
 CS-3 09DXN425 ST0111E



Quantity Sample Report MassLynx 4.1

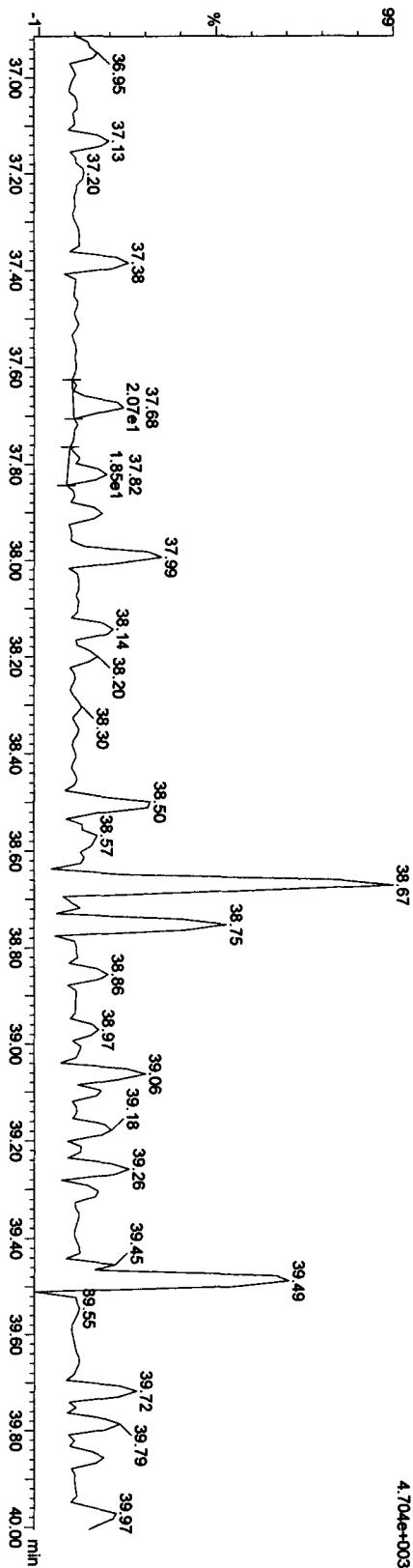
Dataset: C:\MassLynx\Default\prot1\JA10A3D58290E.qld

Last Altered: Tuesday, January 12, 2010 14:33:14 Pacific Standard Time
Printed: Tuesday, January 12, 2010 14:34:42 Pacific Standard Time

Name: 11JA10A3D5_24, Date: 12-Jan-2010, Time: 10:43:03, ID: ST0111E, Description: CS-3-09DXN425

OCDF PCDDPE

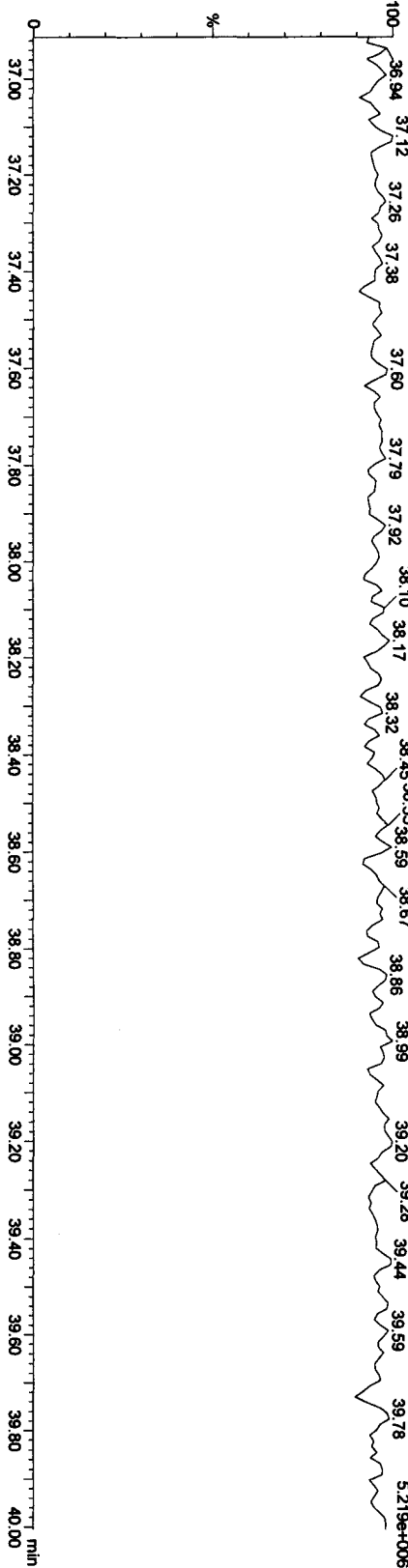
11JA10A3D5_24 Smooth(SG,1x2)
CS-3-09DXN425 ST0111E



FS:Voltage SIR.EI+
513.67750
4.704e+003

Function 5 PFK

11JA10A3D5_24 Smooth(SG,1x2)
CS-3-09DXN425 ST0111E



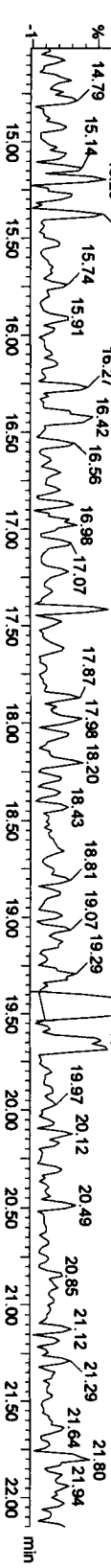

FS:Voltage SIR.EI+
442.97280
5.219e+006

Quantify Sample Report MassLynx 4.1

Dataset: C:\MassLynx\Default\pro1\1JA10A3D58290E.qld

Last Altered: Tuesday, January 12, 2010 14:33:14 Pacific Standard Time
Printed: Tuesday, January 12, 2010 14:34:42 Pacific Standard Time

Name: 11JA10A3D5_25, Date: 12-Jan-2010, Time: 11:24:11, ID: CP0111B, Description: DB5 CPSM 3732-04



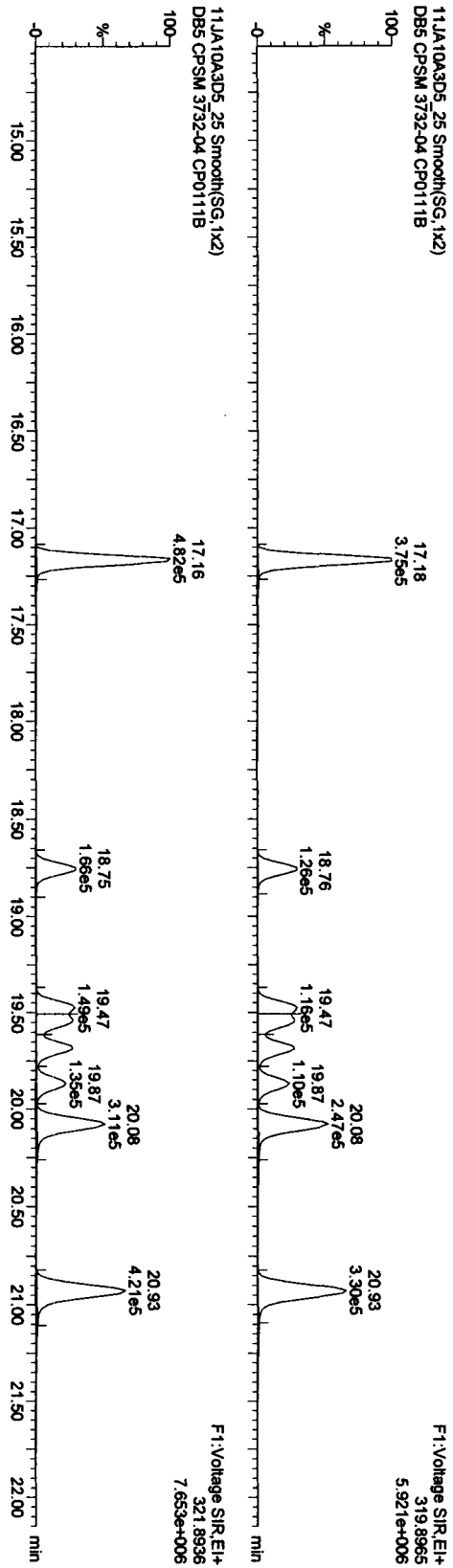
Quantity Sample Report MassLynx 4.1

Dataset: C:\MassLynx\Default\pro1\1JA10A3D58290E.qid

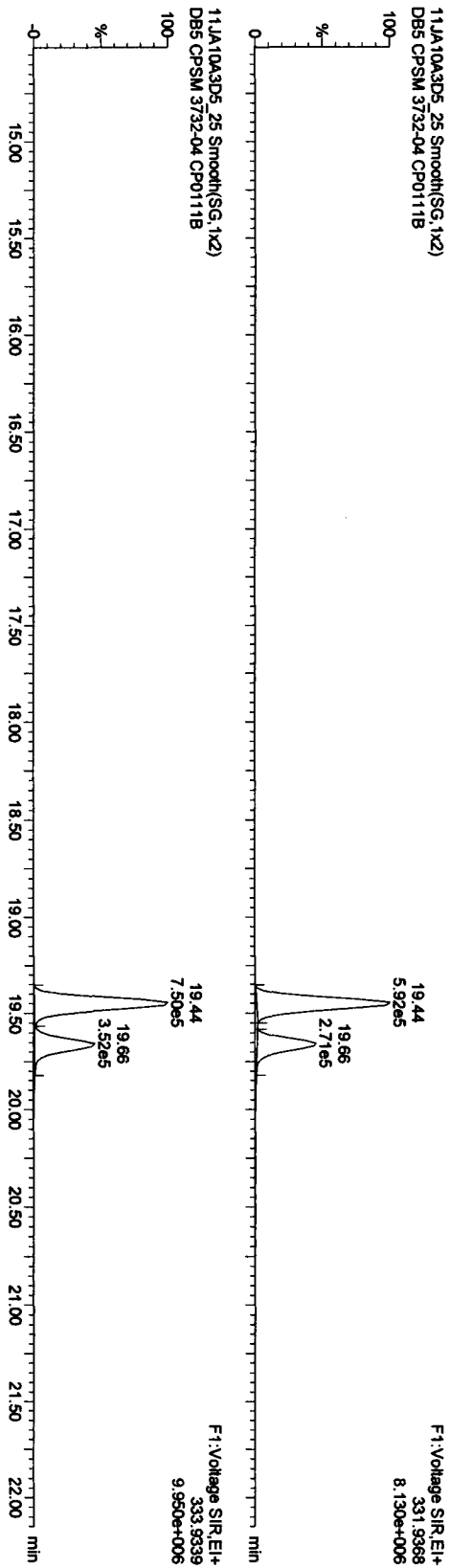
Last Altered: Tuesday, January 12, 2010 14:33:14 Pacific Standard Time
Printed: Tuesday, January 12, 2010 14:34:42 Pacific Standard Time

Name: 11JA10A3D5_25, Date: 12-Jan-2010, Time: 11:24:11, ID: CP0111B, Description: DB5 CPSM 3732-04

TCDDs
11JA10A3D5_25 Smooth(SG,1x2)
DB5 CPSM 3732-04 CP0111B



13C-TCDDs
11JA10A3D5_25 Smooth(SG,1x2)
DB5 CPSM 3732-04 CP0111B





Quantity Sample Report MassLynx 4.1

Dataset: C:\MassLynx\Default\pro1\11JA10A3D58290E.qid

Last Altered: Tuesday, January 12, 2010 14:33:14 Pacific Standard Time
Printed: Tuesday, January 12, 2010 14:34:42 Pacific Standard Time

Name: 11JA10A3D5_25, Date: 12-Jan-2010, Time: 11:24:11, ID: CP0111B, Description: DB5 CPSM 3732-04



Quantity Sample Report MassLynx 4.1

Dataset: C:\MassLynx\Default\pro\11JA10A3D58290E.qid

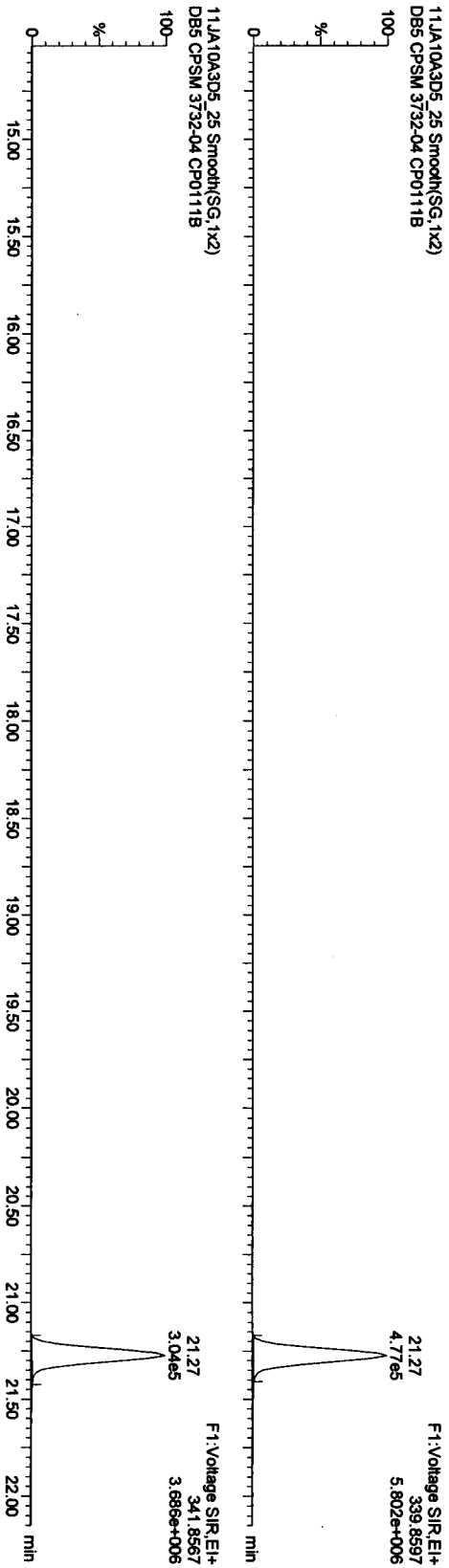
Last Altered: Tuesday, January 12, 2010 14:33:14 Pacific Standard Time

Printed: Tuesday, January 12, 2010 14:34:42 Pacific Standard Time

Name: 11JA10A3D5_25, Date: 12-Jan-2010, Time: 11:24:11, ID: CP01111B, Description: DB5 CPSM 3732-04

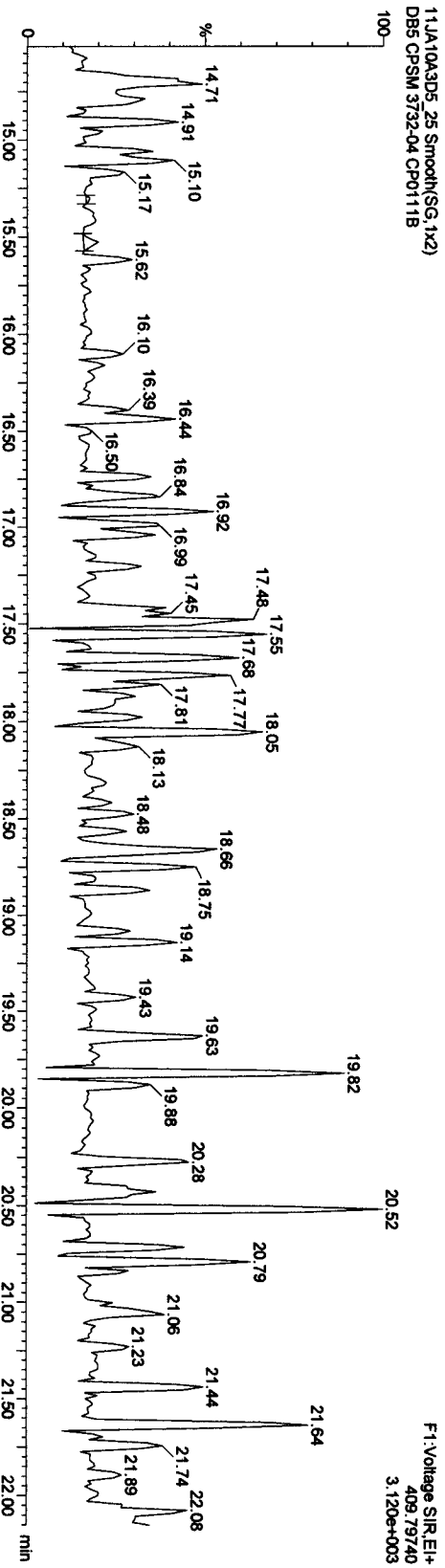
F1 PeCDFs

11JA10A3D5_25 Smooth(SG,1x2)
DB5 CPSM 3732-04 CP01111B



F1 PeCDF PCDPE

11JA10A3D5_25 Smooth(SG,1x2)
DB5 CPSM 3732-04 CP01111B



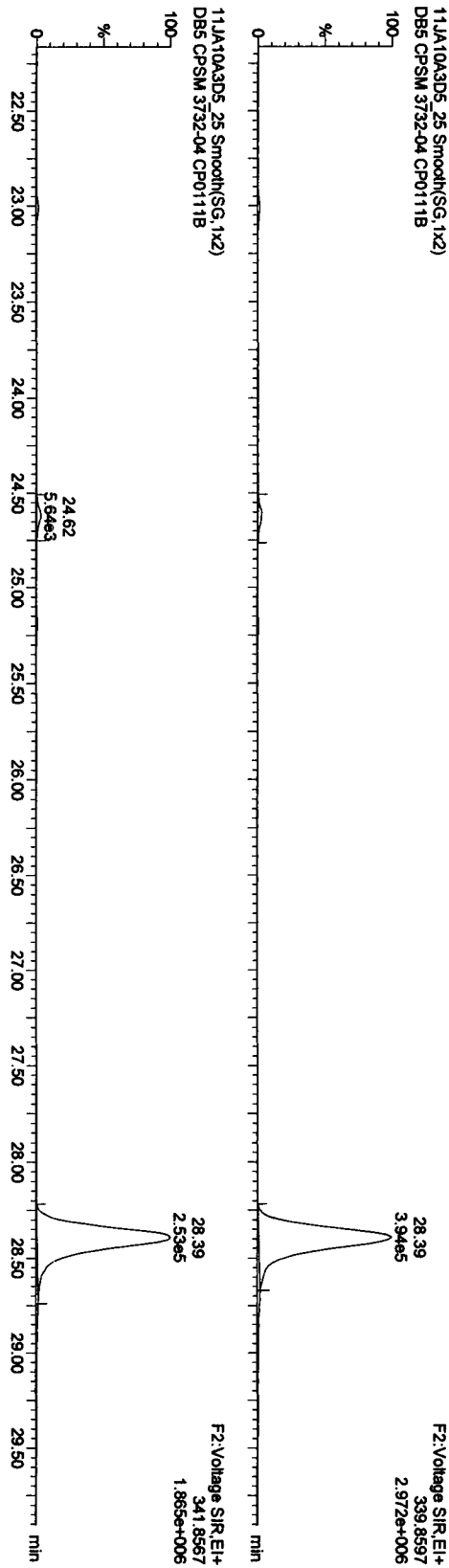
Quantify Sample Report MassLynx 4.1

Dataset: C:\MassLynx\Default\proj\11JA10A3D58290E.qid

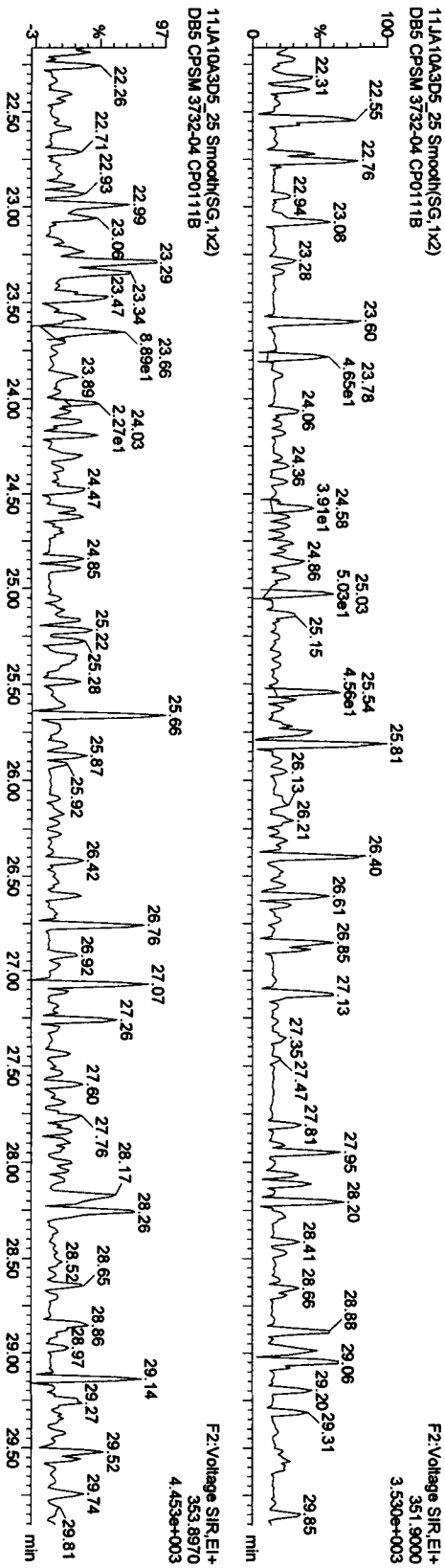
Last Altered: Tuesday, January 12, 2010 14:33:14 Pacific Standard Time
Printed: Tuesday, January 12, 2010 14:34:42 Pacific Standard Time

Name: 11JA10A3D5_25, Date: 12-Jan-2010, Time: 11:24:11, ID: CP0111B, Description: DB5 CPSM 3732-04

PaCDFs



13C-PaCDFs

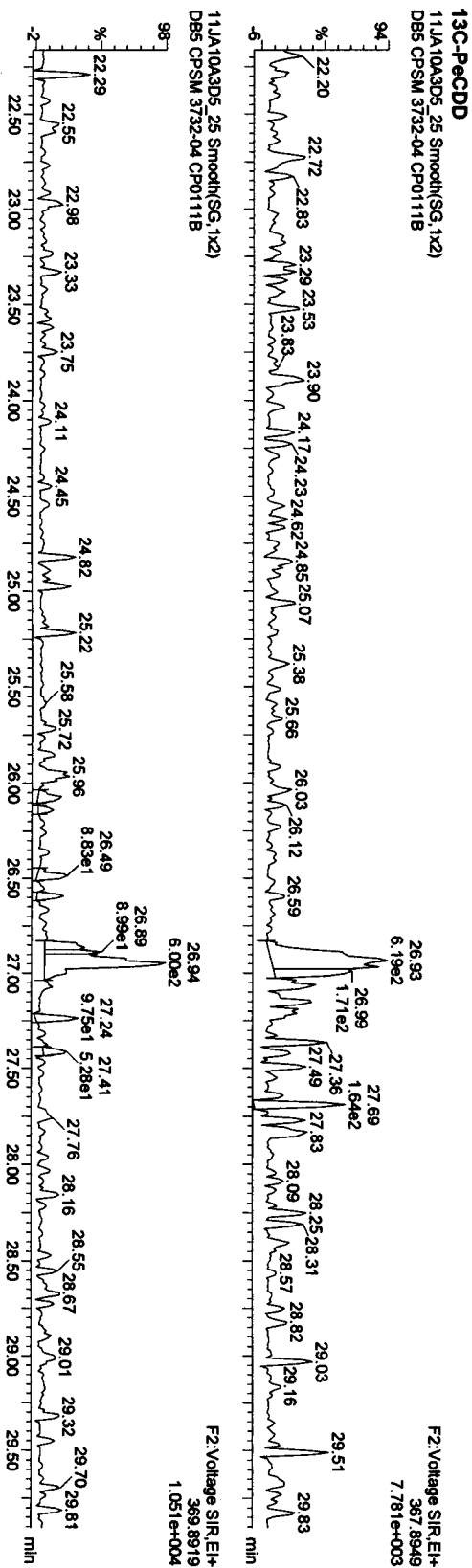
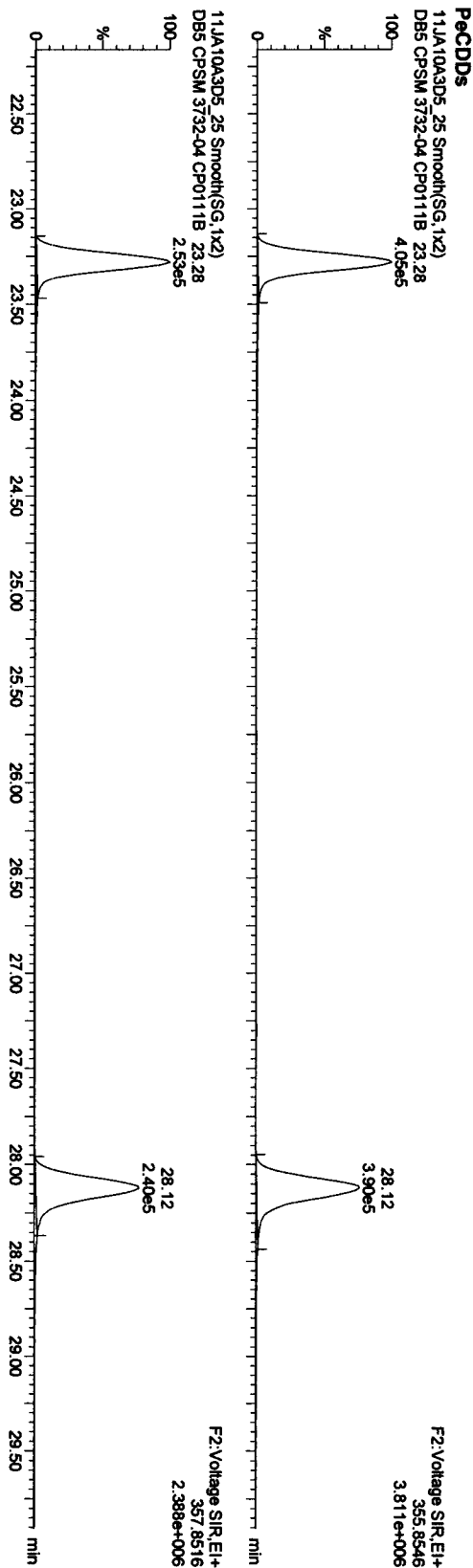


Quantity Sample Report MassLynx 4.1

Dataset: C:\MassLynxDefault\pro1\1JA10A3D58290E.qid

Last Altered: Tuesday, January 12, 2010 14:33:14 Pacific Standard Time
 Printed: Tuesday, January 12, 2010 14:34:42 Pacific Standard Time

Name: 11JA10A3D5_25, Date: 12-Jan-2010, Time: 11:24:11, ID: CP0111B, Description: DB5 CPSM 3732-04

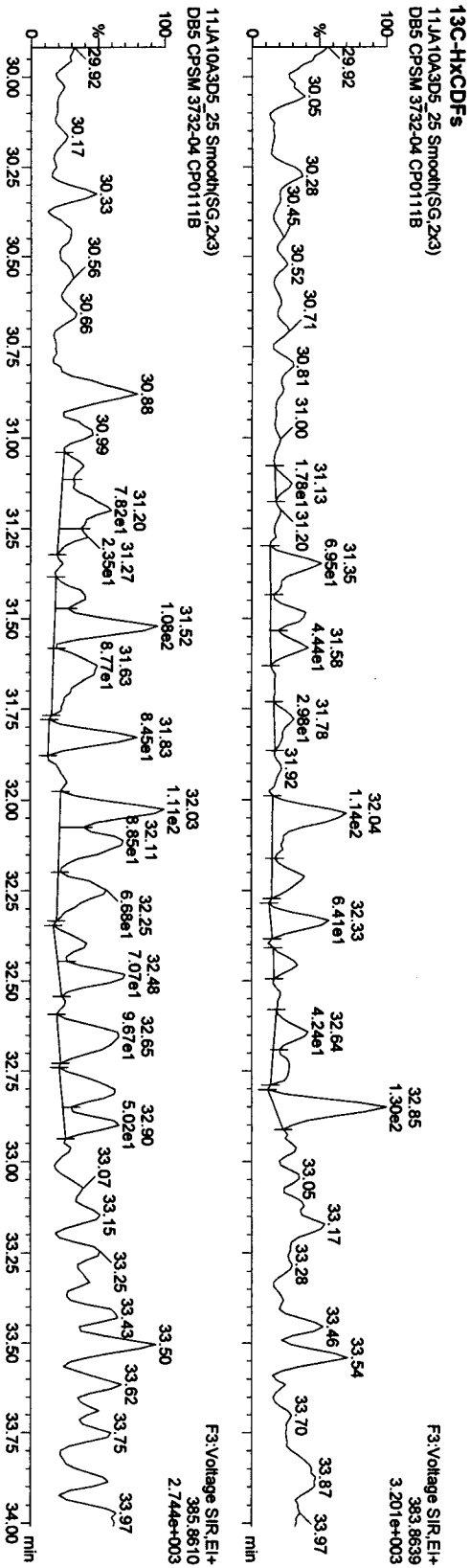
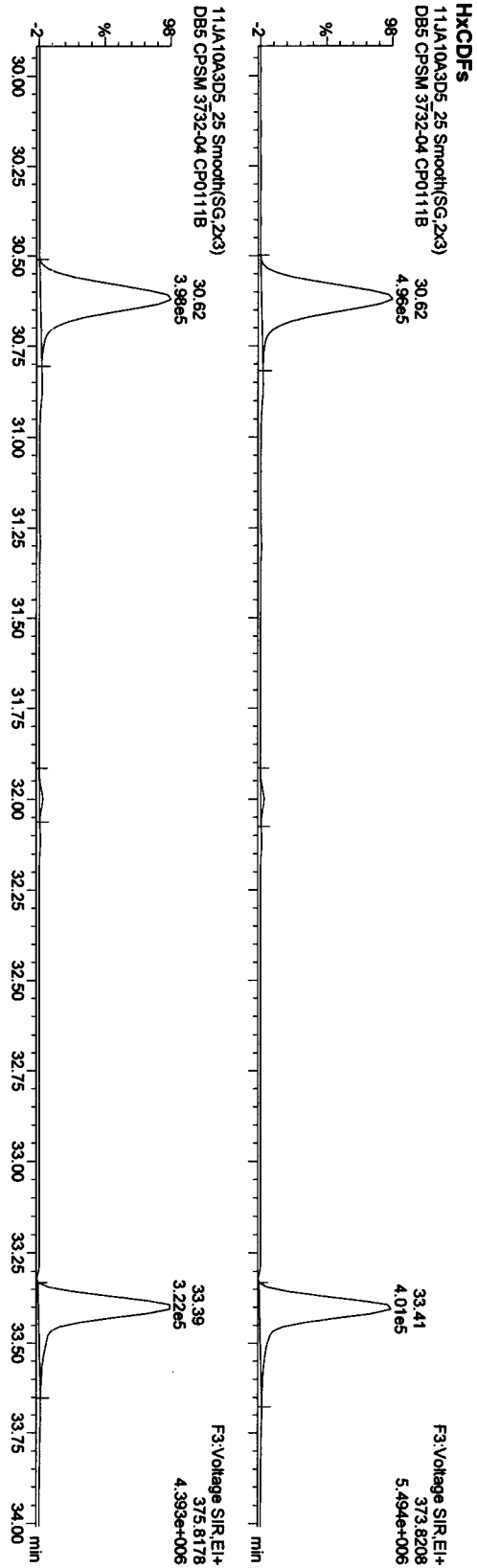


Quantity Sample Report MassLynx 4.1

Dataset: C:\MassLynx\Default\pro1\1JA10A3D58290E.qld

Last Altered: Tuesday, January 12, 2010 14:33:14 Pacific Standard Time
 Printed: Tuesday, January 12, 2010 14:34:42 Pacific Standard Time

Name: 11JA10A3D5_25, Date: 12-Jan-2010, Time: 11:24:11, ID: CP0111B, Description: DBS CPSM 3732-04



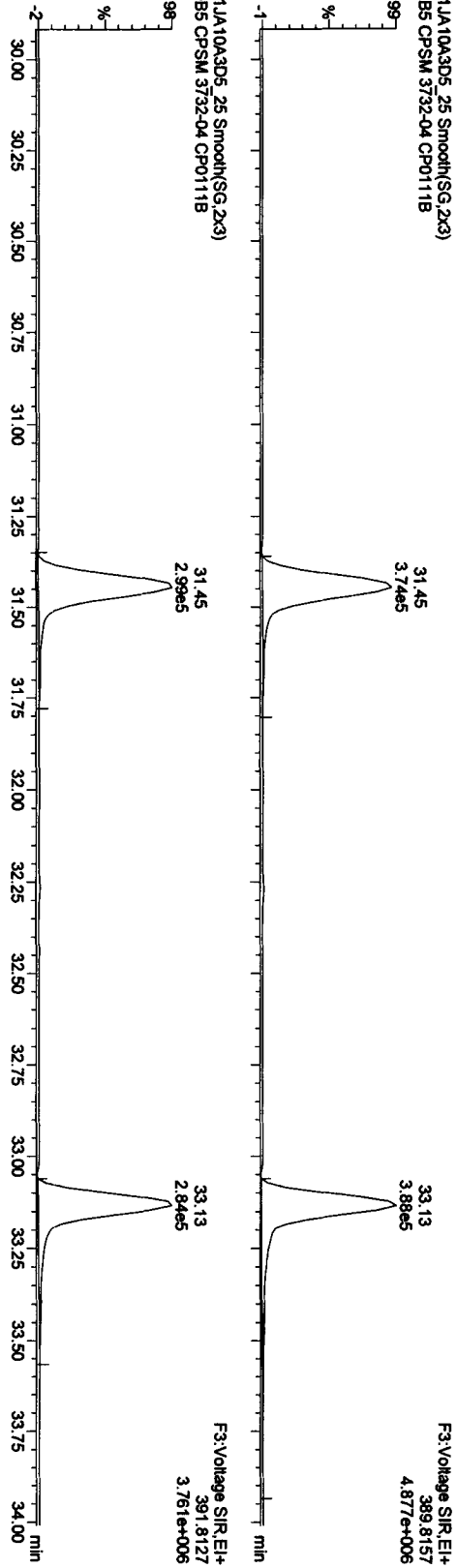
Quantity Sample Report Masslynx 4.1

Dataset: C:\Masslynx\Default\pro11JA10A3D58290E.qld

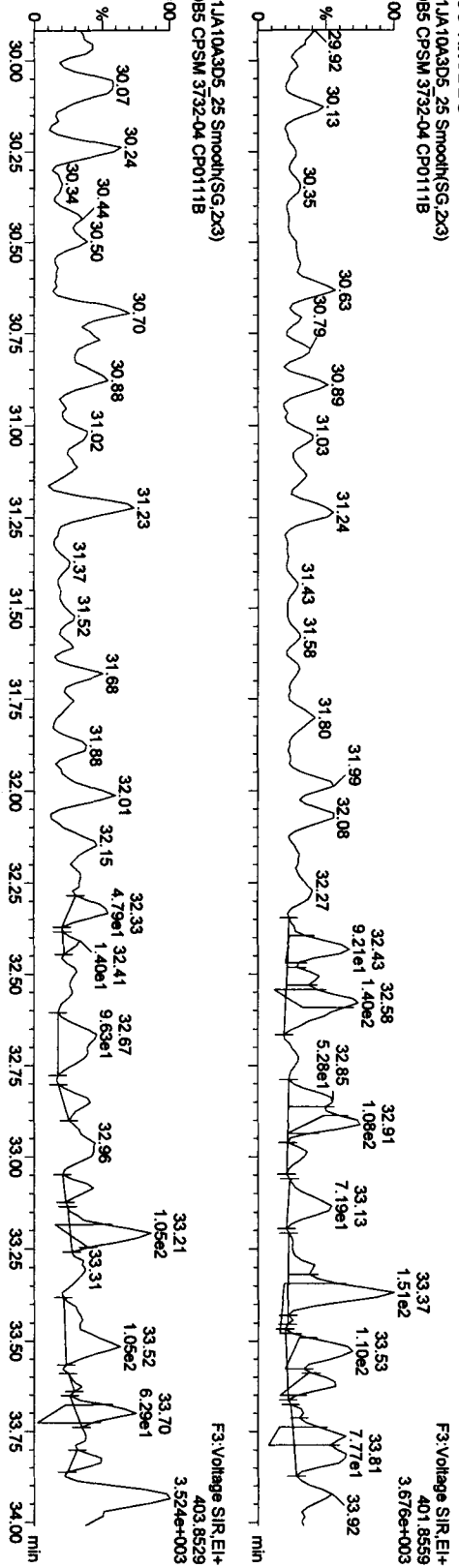
Last Altered: Tuesday, January 12, 2010 14:33:14 Pacific Standard Time
Printed: Tuesday, January 12, 2010 14:34:42 Pacific Standard Time

Name: 11JA10A3D5_25, Date: 12-Jan-2010, Time: 11:24:11, ID: CP0111B, Description: DB5 CPSM 3732-04

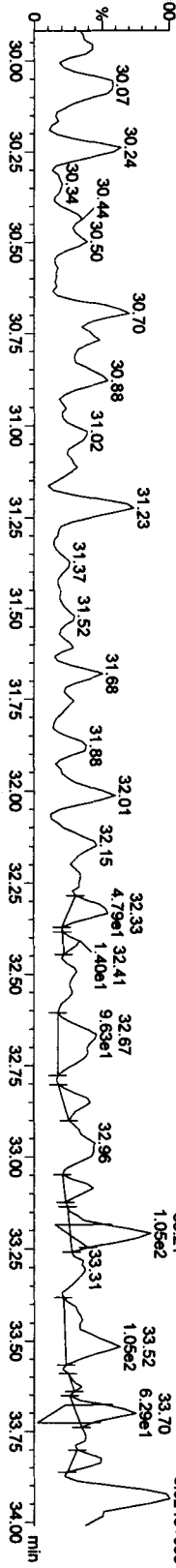
HXCDDs
11JA10A3D5_25 Smooth(SG,2x3)
DB5 CPSM 3732-04 CP0111B



13C-HxCDDs
11JA10A3D5_25 Smooth(SG,2x3)
DB5 CPSM 3732-04 CP0111B



11JA10A3D5_25 Smooth(SG,2x3)
DB5 CPSM 3732-04 CP0111B



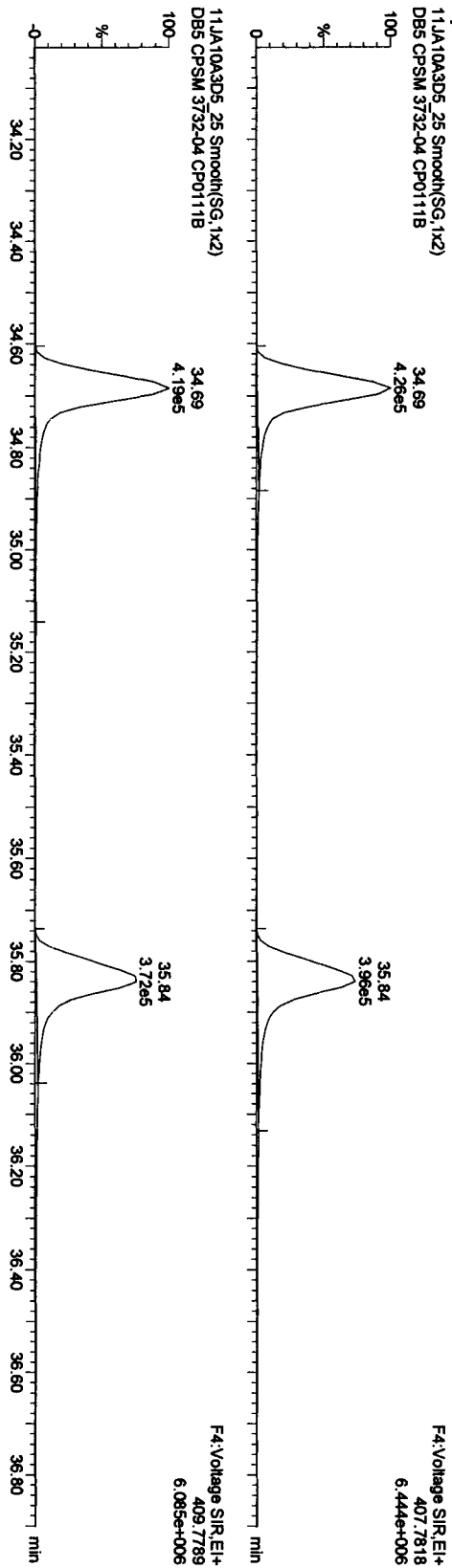
Quantity Sample Report Masslynx 4.1

Dataset: C:\Masslynx\Default.pro\11JA10A3D58290E.qld

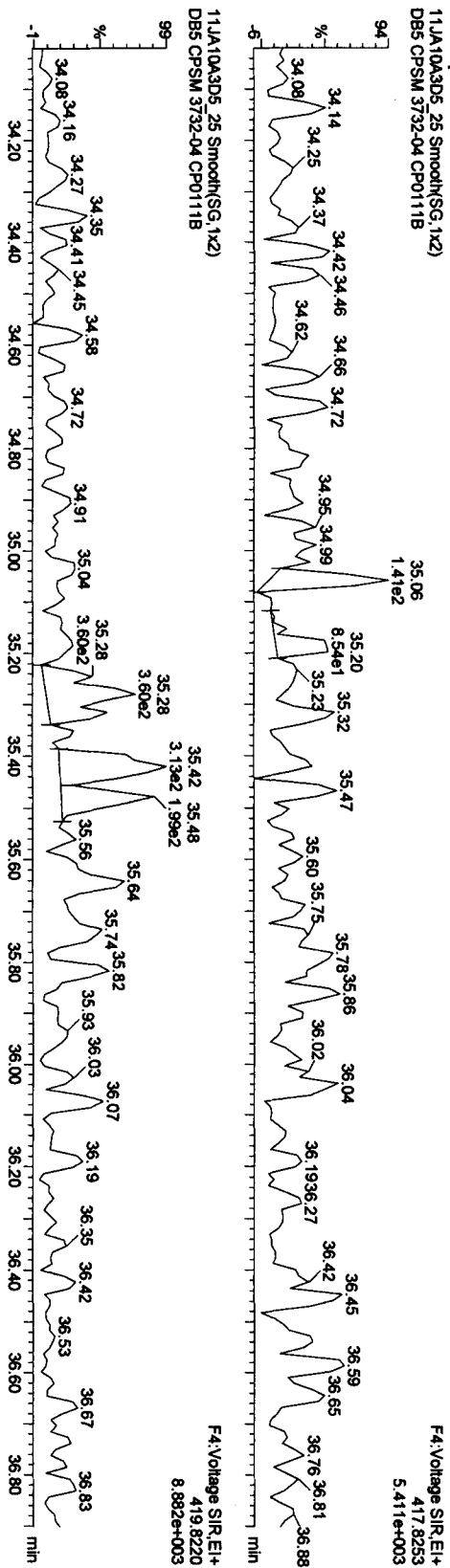
Last Altered: Tuesday, January 12, 2010 14:33:14 Pacific Standard Time
Printed: Tuesday, January 12, 2010 14:34:42 Pacific Standard Time

Name: 11JA10A3D5_25, Date: 12-Jan-2010, Time: 11:24:11, ID: CP0111B, Description: DB5 CPSM 3732-04

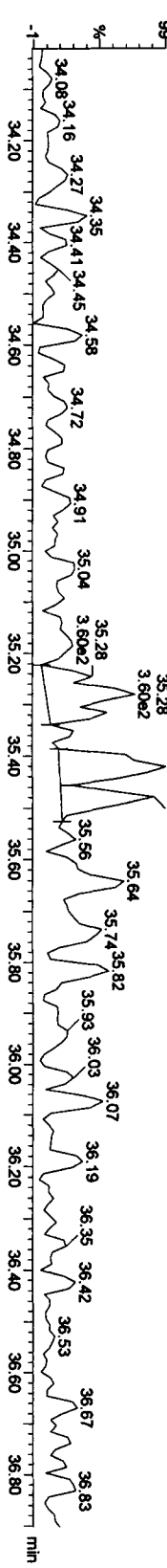
HPCDFs
11JA10A3D5_25 Smooth(SG,1x2)
DB5 CPSM 3732-04 CP0111B



13C-HPCDFs
11JA10A3D5_25 Smooth(SG,1x2)
DB5 CPSM 3732-04 CP0111B



11JA10A3D5_25 Smooth(SG,1x2)
DB5 CPSM 3732-04 CP0111B



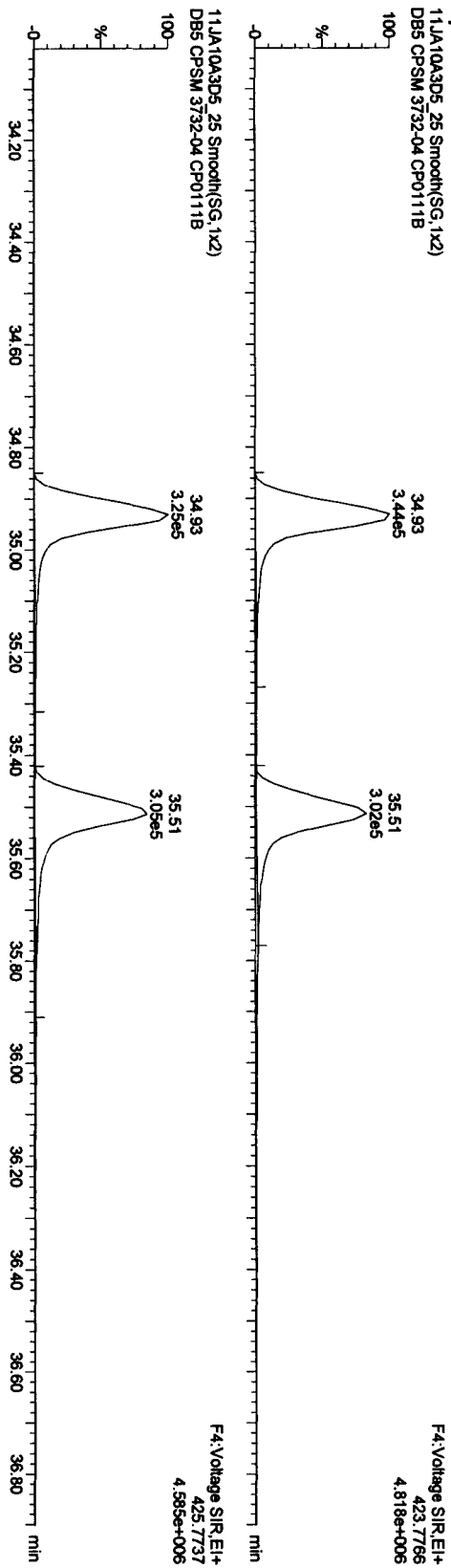
Quantity Sample Report MassLynx 4.1

Dataset: C:\MassLynx\Default\pro11JA10A3D58290E.qid

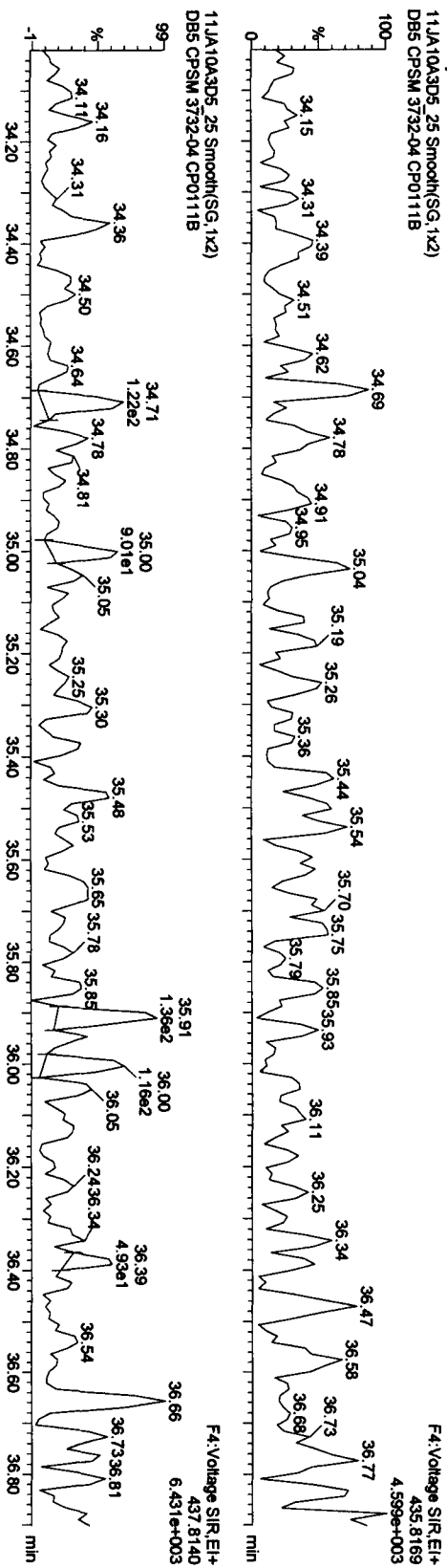
Last Altered: Tuesday, January 12, 2010 14:33:14 Pacific Standard Time
Printed: Tuesday, January 12, 2010 14:34:42 Pacific Standard Time

Name: 11JA10A3D5_25, Date: 12-Jan-2010, Time: 11:24:11, ID: CP0111B, Description: DB5 CPSM 3732-04

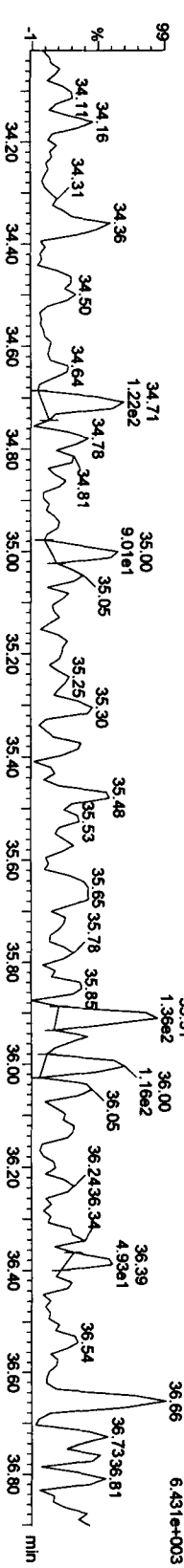
HpCDDs



13C-HpCDD



11JA10A3D5_25 Smooth(SG,1x2)
DB5 CPSM 3732-04 CP0111B



Quantity Sample Report MassLynx 4.1

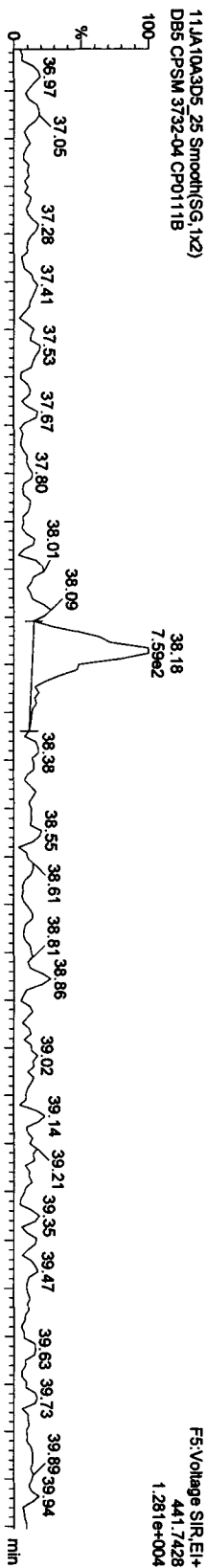
Dataset: C:\MassLynx\Default\prof11JA10A3D58290E.qld

Last Altered: Tuesday, January 12, 2010 14:33:14 Pacific Standard Time
Printed: Tuesday, January 12, 2010 14:34:42 Pacific Standard Time

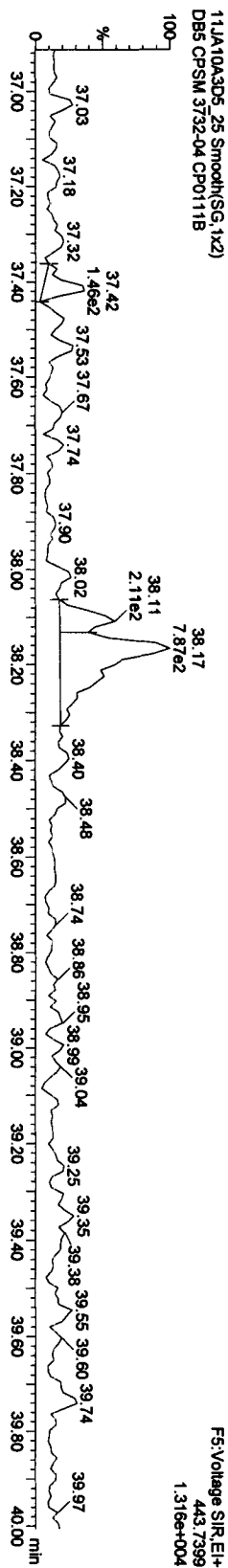
Name: 11JA10A3D5_25, Date: 12-Jan-2010, Time: 11:24:11, ID: CP0111B, Description: DB5 CPSM 3732-04

OCDFs

11JA10A3D5_25 Smooth(SG,1x2)
DB5 CPSM 3732-04 CP0111B

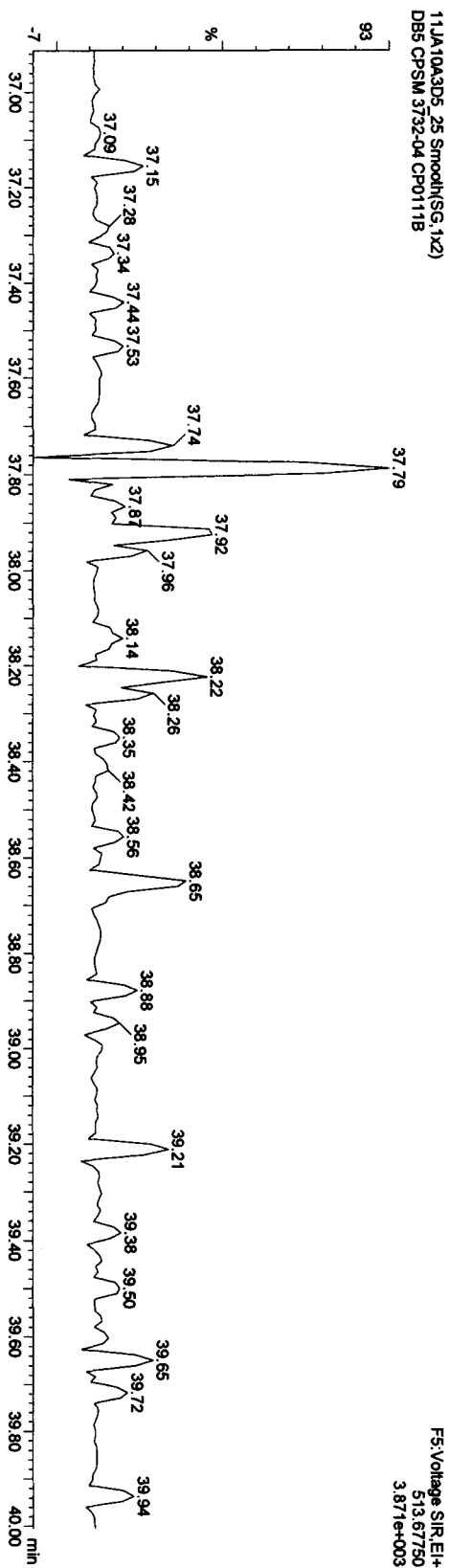


11JA10A3D5_25 Smooth(SG,1x2)
DB5 CPSM 3732-04 CP0111B



OCDF PCDFE

11JA10A3D5_25 Smooth(SG,1x2)
DB5 CPSM 3732-04 CP0111B

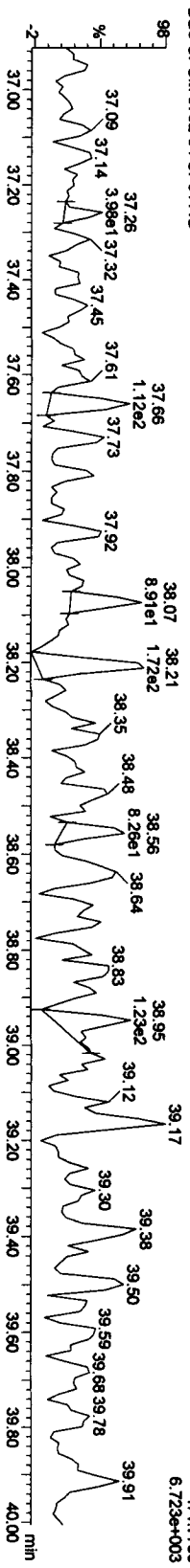
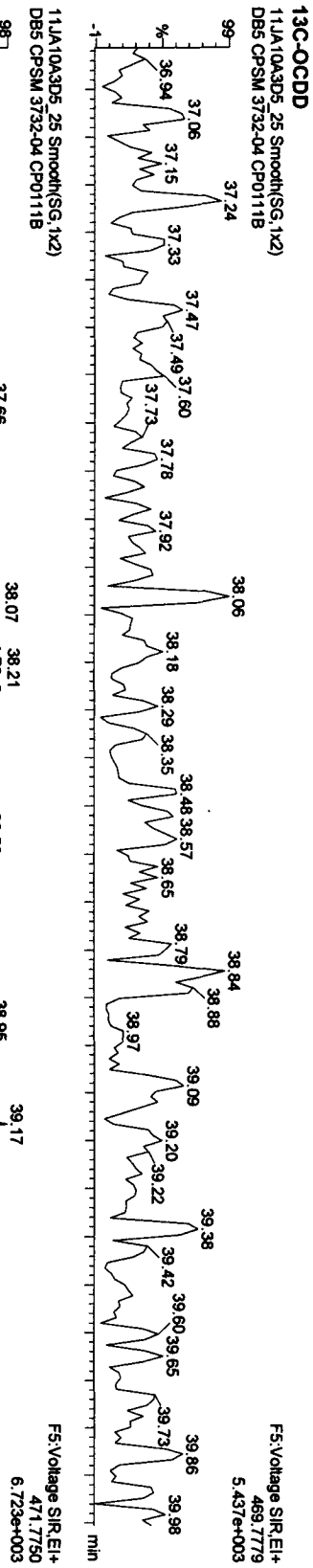
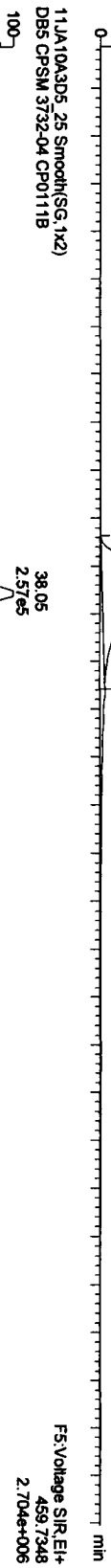


Quantity Sample Report Masslynx 4.1

Dataset: C:\Masslynx\Default\proj\11JA10A3D56290E.qld

Last Altered: Tuesday, January 12, 2010 14:33:14 Pacific Standard Time
Printed: Tuesday, January 12, 2010 14:34:42 Pacific Standard Time

Name: 11JA10A3D5_25, Date: 12-Jan-2010, Time: 11:24:11, ID: CP0111B, Description: DB5 CPSM 3732-04

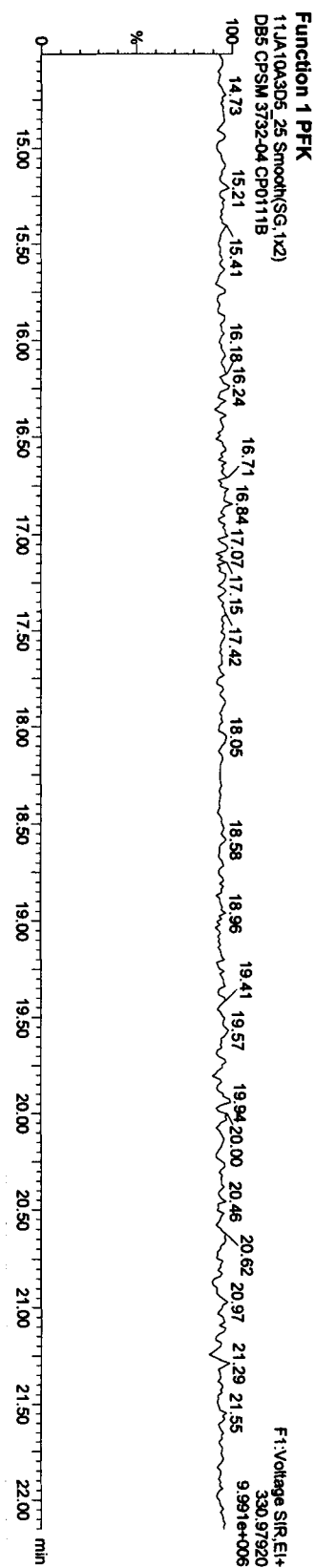
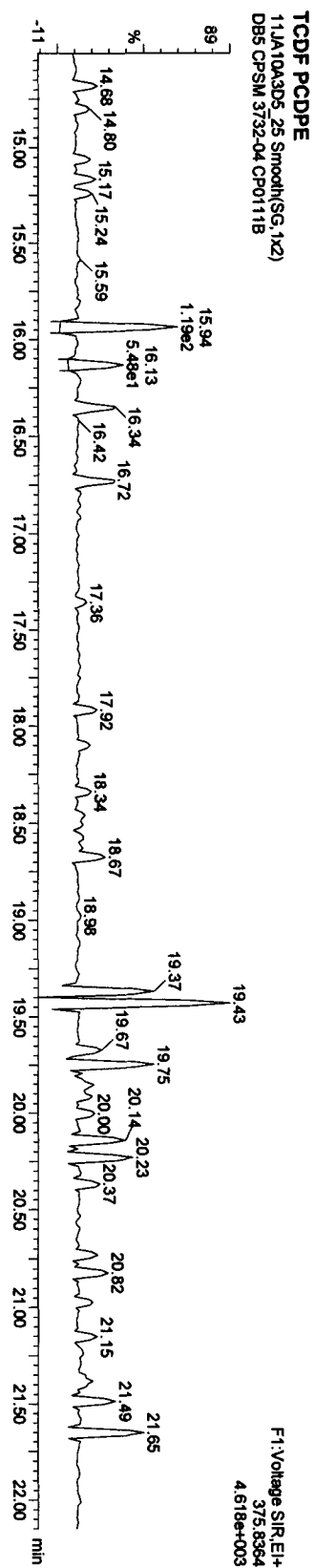



Quantity Sample Report MassLynx 4.1

Dataset: C:\MassLynx\Default\pro1\1JA10A3D58290E.qld

Last Altered: Tuesday, January 12, 2010 14:33:14 Pacific Standard Time
 Printed: Tuesday, January 12, 2010 14:34:42 Pacific Standard Time

Name: 11JA10A3D5_25, Date: 12-Jan-2010, Time: 11:24:11, ID: CP0111B, Description: DB5 CPSM 3732-04

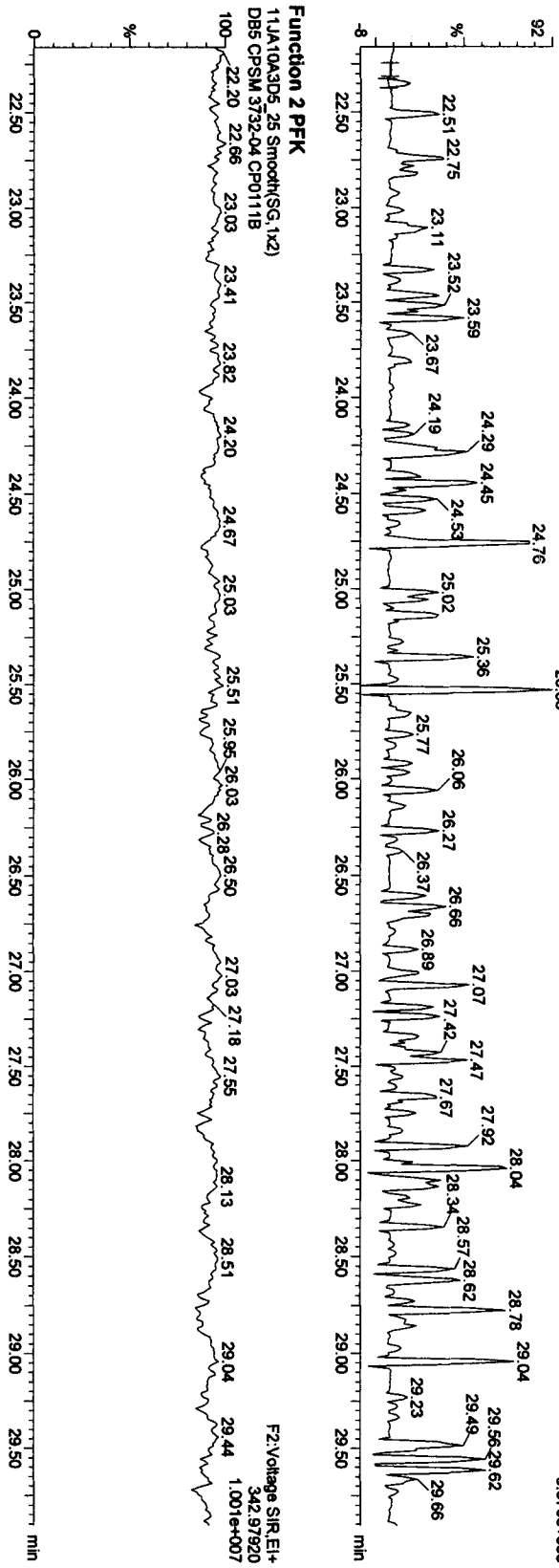
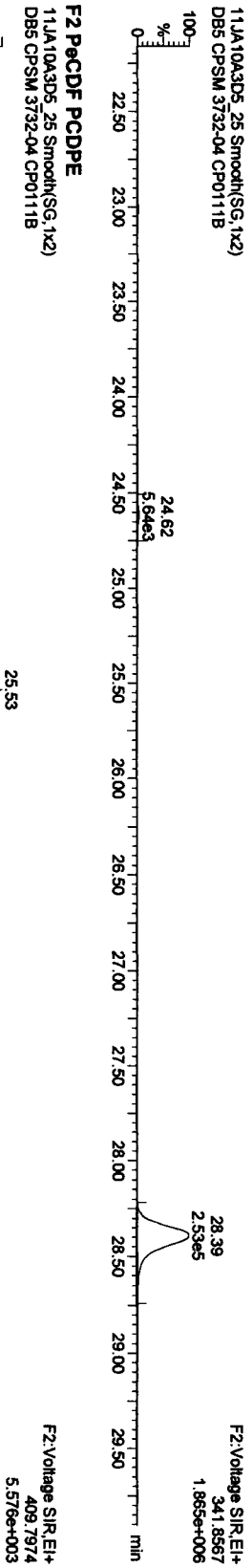


Quantity Sample Report MassLynx 4.1

Dataset: C:\MassLynx\Default\pro1\1JA10A3D58290E.qid

Last Altered: Tuesday, January 12, 2010 14:33:14 Pacific Standard Time
Printed: Tuesday, January 12, 2010 14:34:42 Pacific Standard Time

Name: 11JA10A3D5_25, Date: 12-Jan-2010, Time: 11:24:11, ID: CP0111B, Description: DB5 CPSM 3732-04

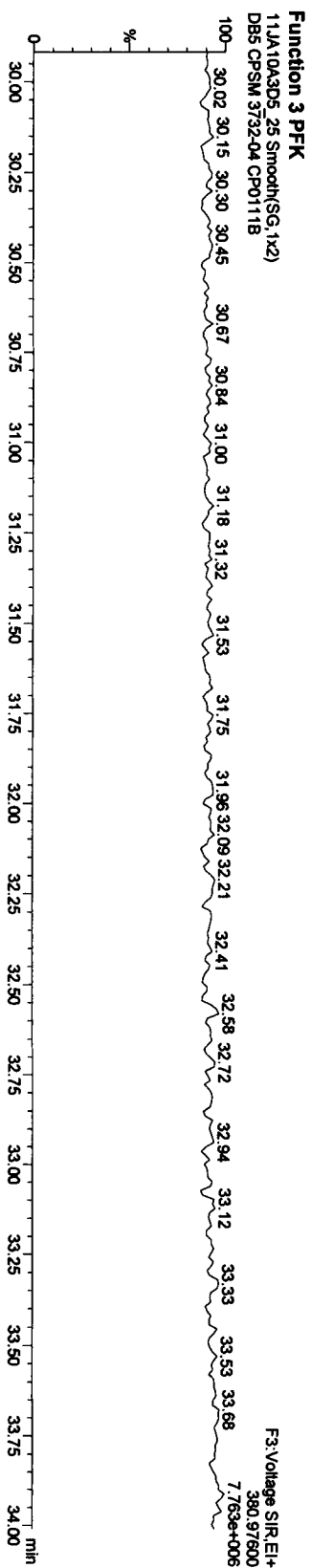
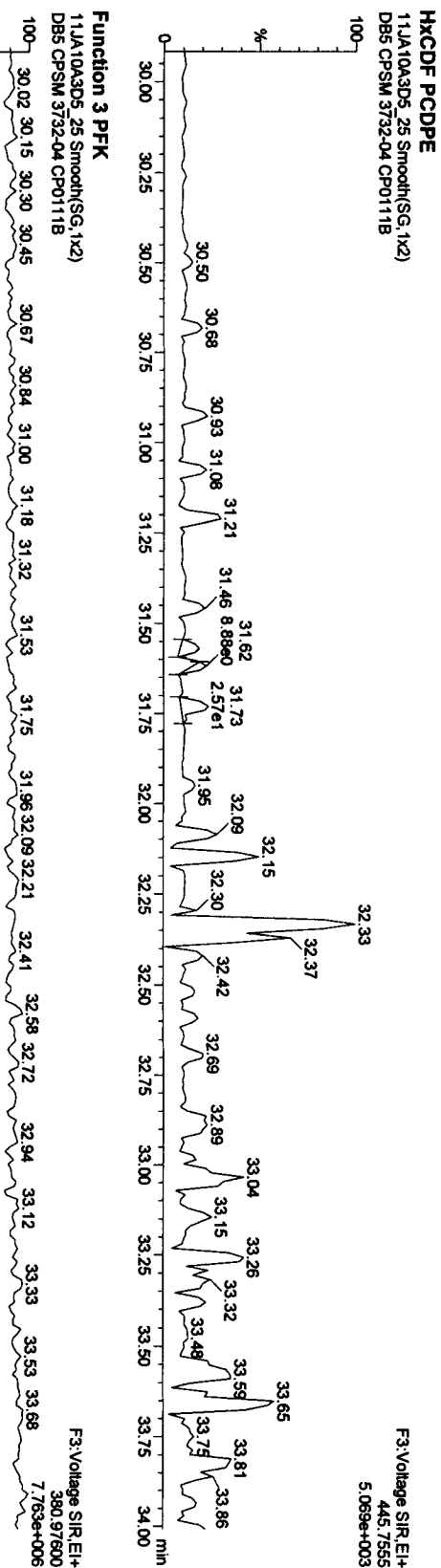
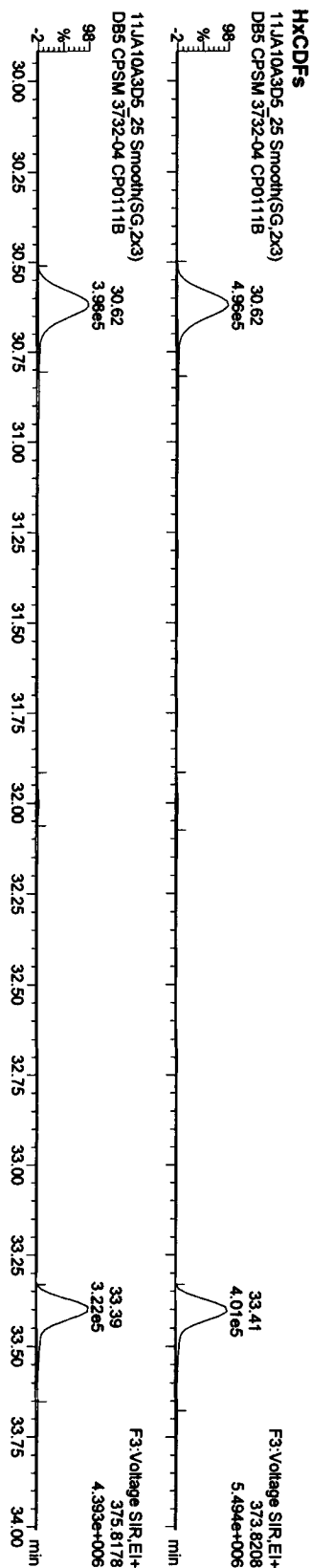


Quantity Sample Report MassLynx 4.1

Dataset: C:\MassLynx\Default\proj\11JA10A3D58290E.qid

Last Altered: Tuesday, January 12, 2010 14:33:14 Pacific Standard Time
 Printed: Tuesday, January 12, 2010 14:34:42 Pacific Standard Time

Name: 11JA10A3D5_25, Date: 12-Jan-2010, Time: 11:24:11, ID: CP0111B, Description: DB5 CPSM 3732-04



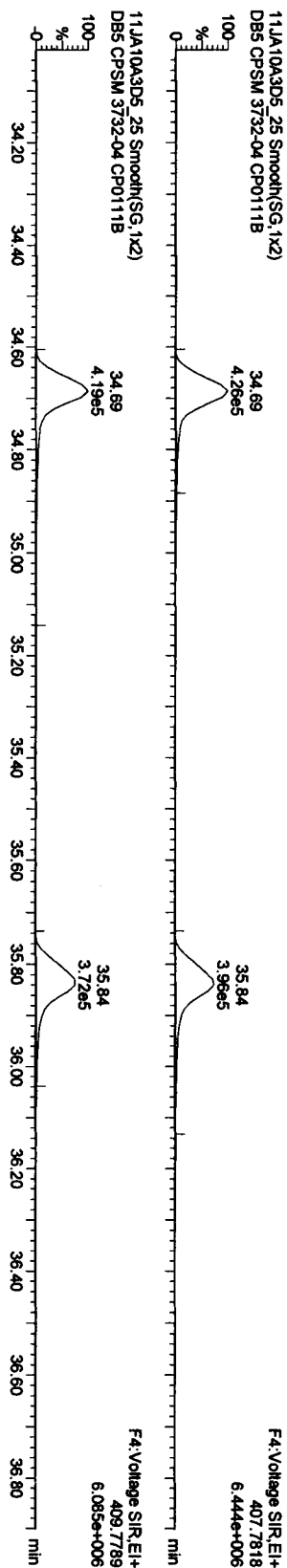
Quantity Sample Report Masslynx 4.1

Dataset: C:\Masslynx\Default\pro1\1JA10A3D5\8290E.qld

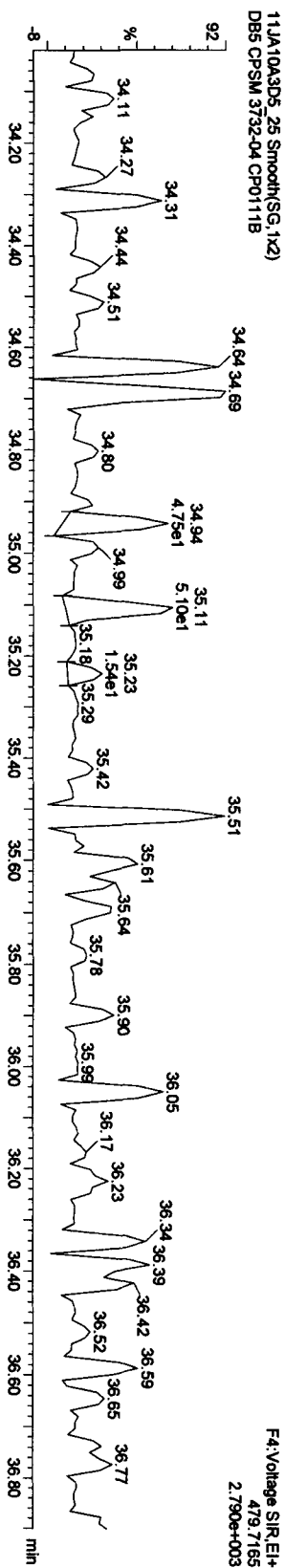
Last Altered: Tuesday, January 12, 2010 14:33:14 Pacific Standard Time
Printed: Tuesday, January 12, 2010 14:34:42 Pacific Standard Time

Name: 11JA10A3D5_25, Date: 12-Jan-2010, Time: 11:24:11, ID: CP0111B, Description: DB5 CPSM 3732-04

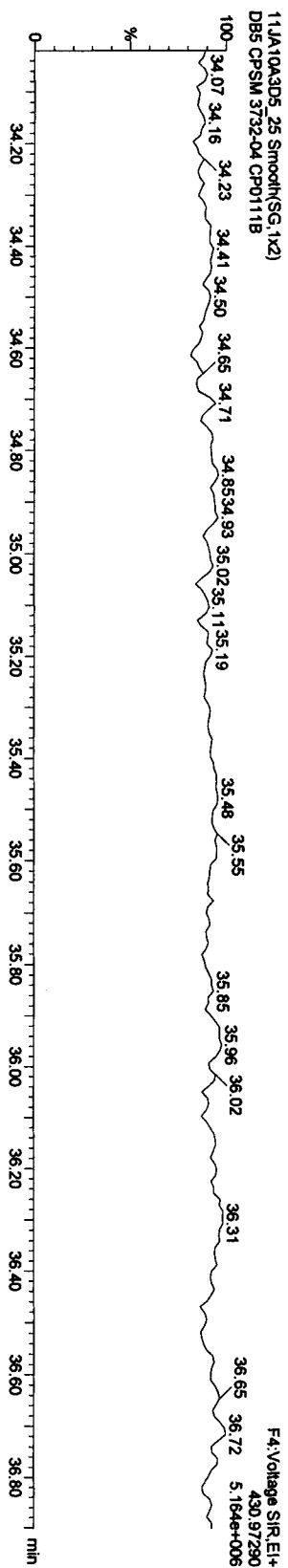
HPCDFs



HPCDF PCDPE



Function 4 PFK



Quantity Sample Report MassLynx 4.1

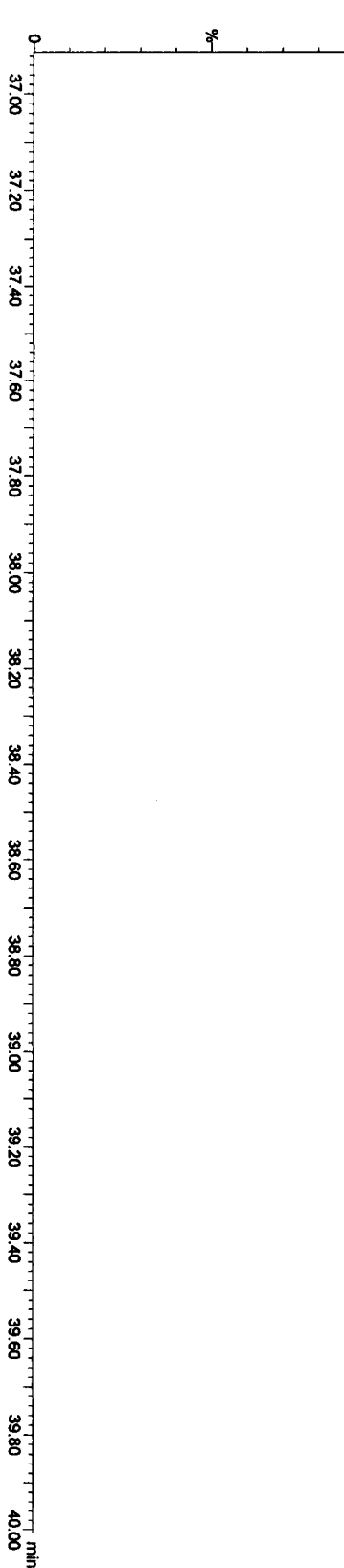
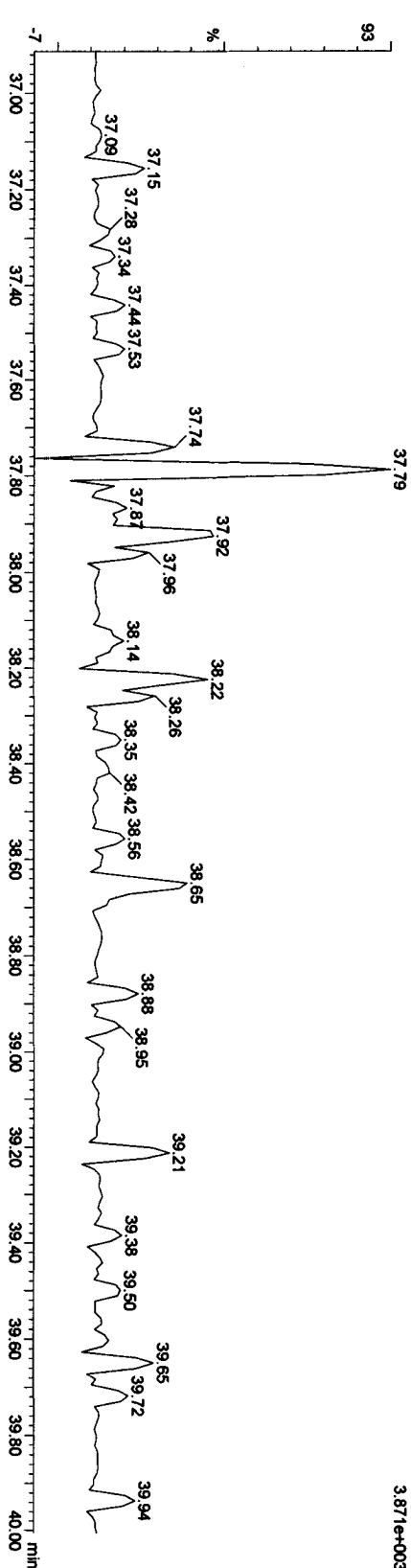
Dataset: C:\MassLynx\Default.pro\11JA10A3D56290E.qld

Last Altered: Tuesday, January 12, 2010 14:33:14 Pacific Standard Time
Printed: Tuesday, January 12, 2010 14:34:42 Pacific Standard Time

Name: 11JA10A3D5_25, Date: 12-Jan-2010, Time: 11:24:11, ID: CP0111B, Description: DB5 CPSM 3732-04

OCDF PCDFE
11JA10A3D5_25 Smooth(SG,1x2)
DB5 CPM 3732-04 CP0111B

F5:Voltage SIR.EI+
513.67780
3.871e+003



Quantity Sample Report MassLynx 4.1

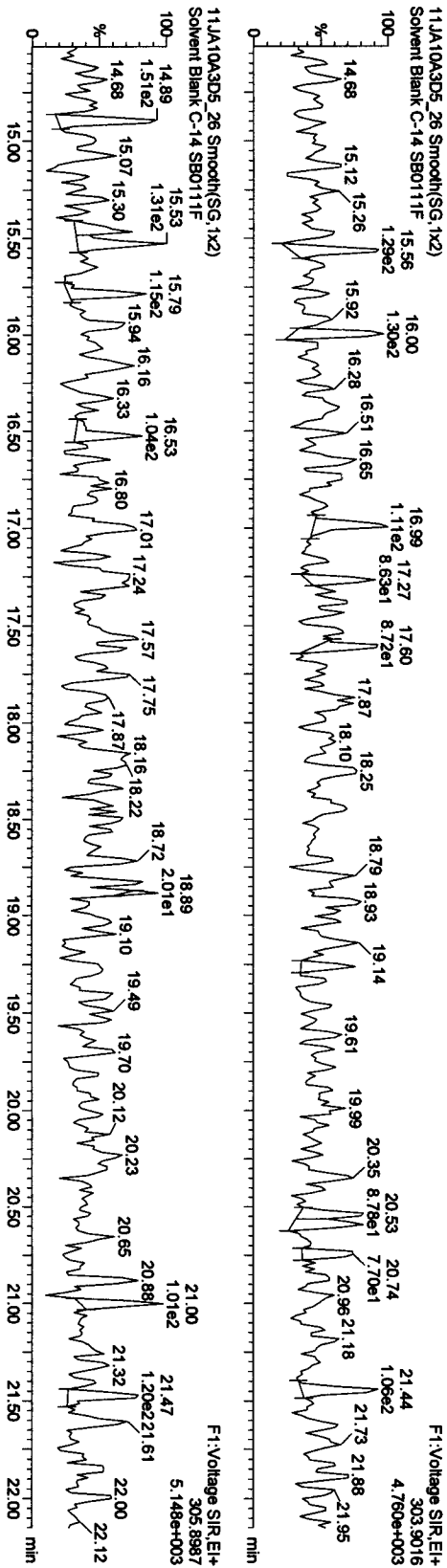
Dataset: C:\MassLynx\Default\pro\11JA10A3D58290E.qid

Last Altered: Tuesday, January 12, 2010 14:33:14 Pacific Standard Time

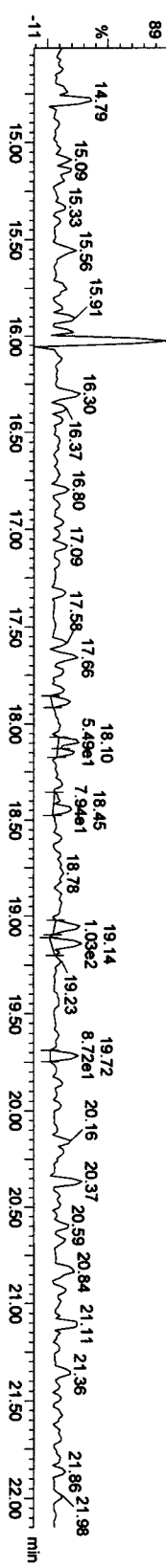
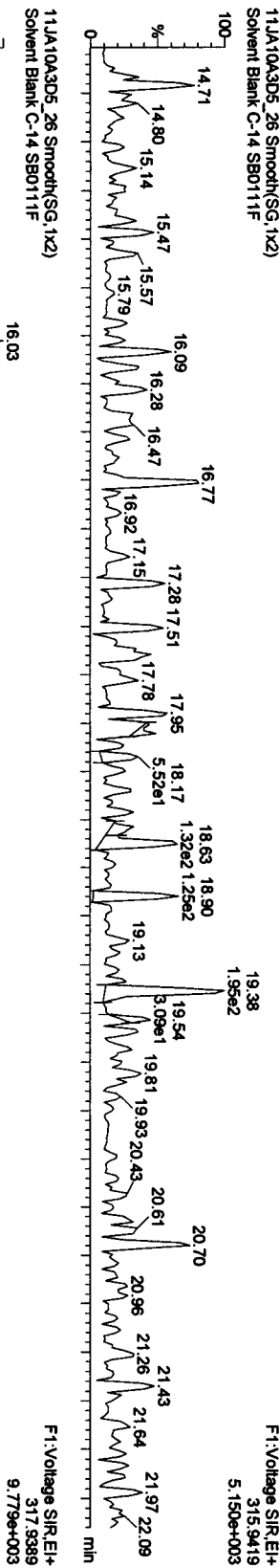
Printed: Tuesday, January 12, 2010 14:34:42 Pacific Standard Time

Name: 11JA10A3D5_26, Date: 12-Jan-2010, Time: 12:06:29, ID: SB0111F, Description: Solvent Blank C-14

TCDFs



13C-TCDF



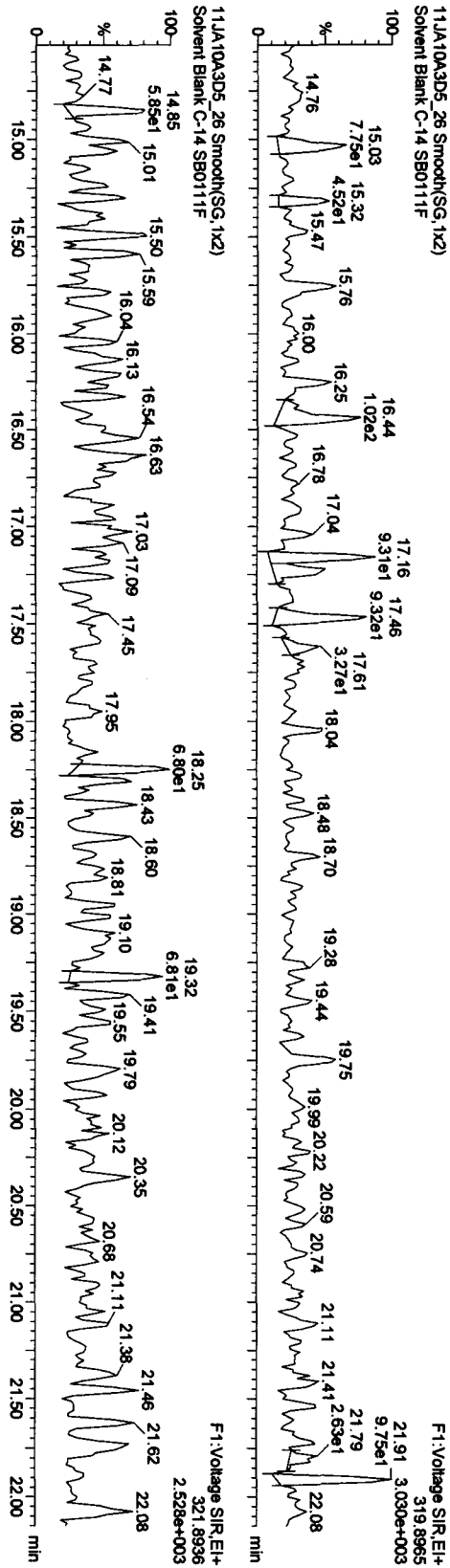
Quantity Sample Report MassLynx 4.1

Dataset: C:\MassLynx\Default\prot11JA10A3D58290E.qld

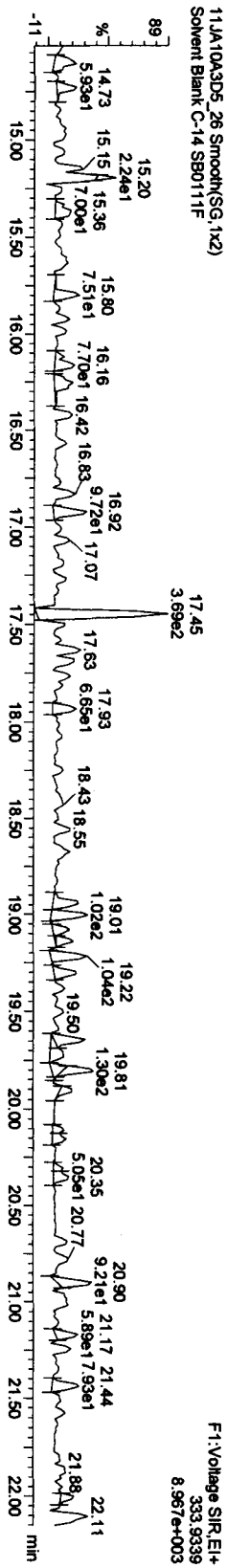
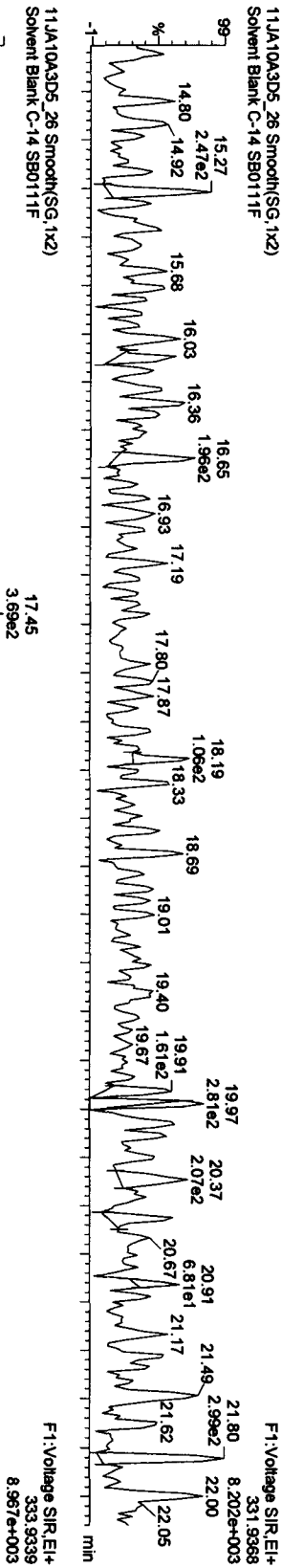
Last Altered: Tuesday, January 12, 2010 14:33:14 Pacific Standard Time
Printed: Tuesday, January 12, 2010 14:34:42 Pacific Standard Time

Name: 11JA10A3D5_26, Date: 12-Jan-2010, Time: 12:06:29, ID: SB0111F, Description: Solvent Blank C-14

TCDDs



13C-TCDDs

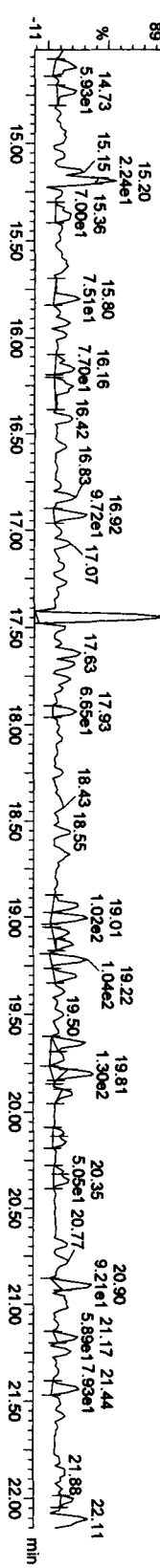
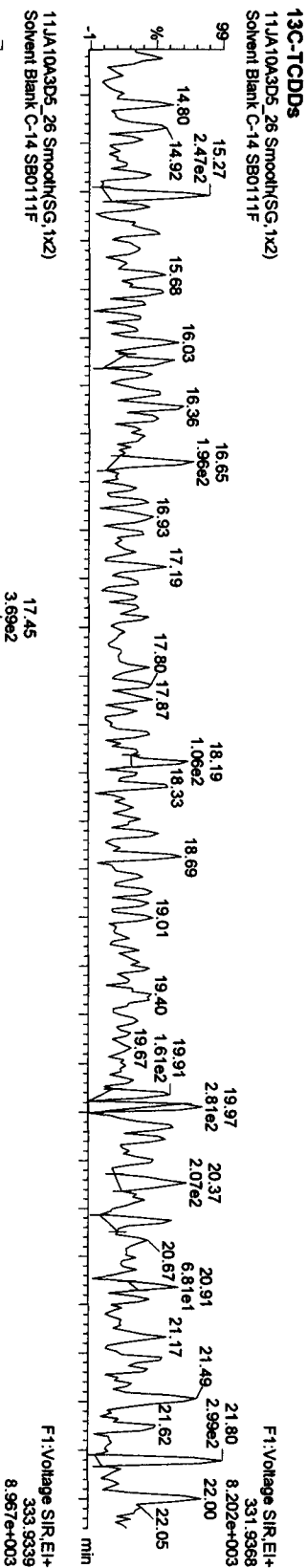
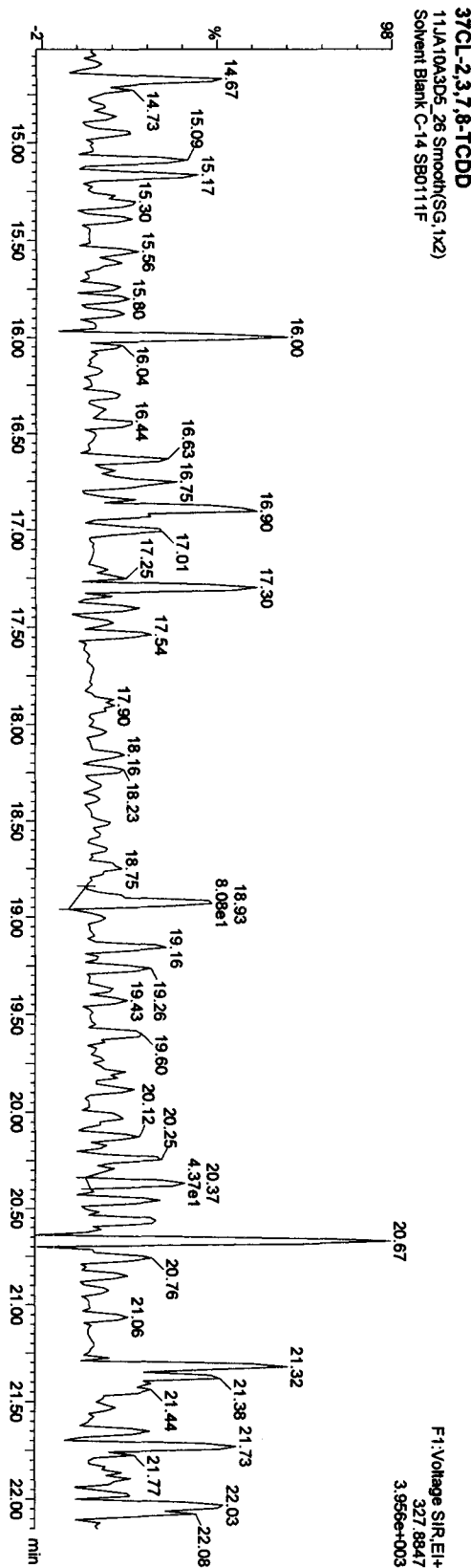


Quantity Sample Report Masslynx 4.1

Dataset: C:\MassLynx\Default\prot11JA10A3D58290E.qld

Last Altered: Tuesday, January 12, 2010 14:33:14 Pacific Standard Time
Printed: Tuesday, January 12, 2010 14:34:42 Pacific Standard Time

Name: 11JA10A3D5_26, Date: 12-Jan-2010, Time: 12:06:29, ID: SB0111F, Description: Solvent Blank C-14

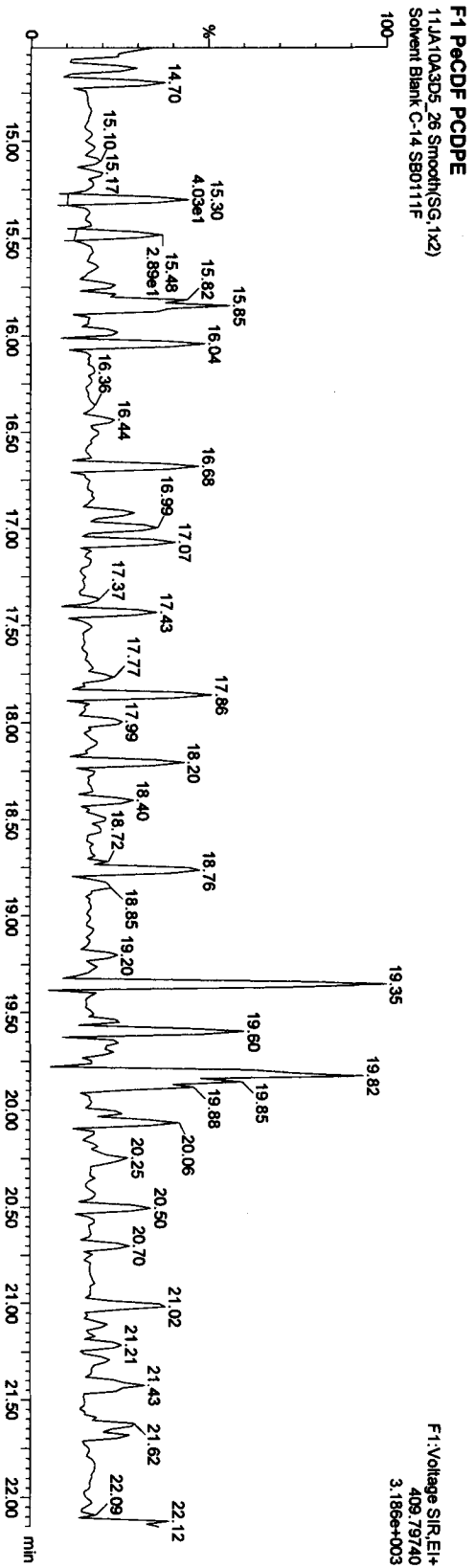
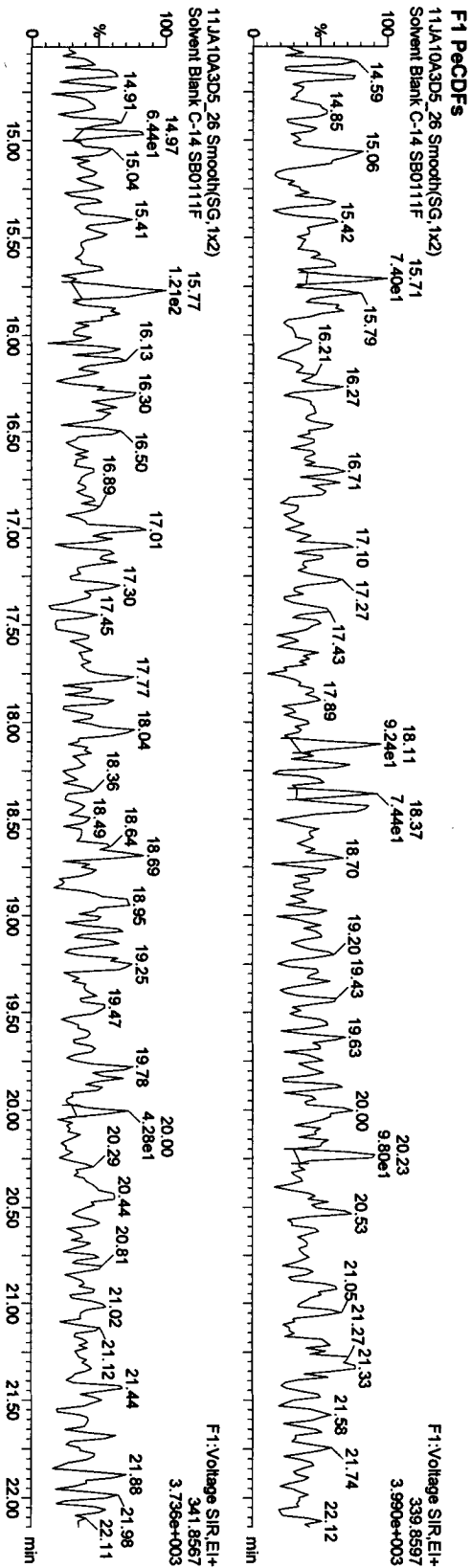


Quantity Sample Report MassLynx 4.1

Dataset: C:\MassLynx\Default\proj\11JA10A3D5\8290E.qld

Last Altered: Tuesday, January 12, 2010 14:33:14 Pacific Standard Time
Printed: Tuesday, January 12, 2010 14:34:42 Pacific Standard Time

Name: 11JA10A3D5_26, Date: 12-Jan-2010, Time: 12:06:29, ID: SB0111F, Description: Solvent Blank C-14



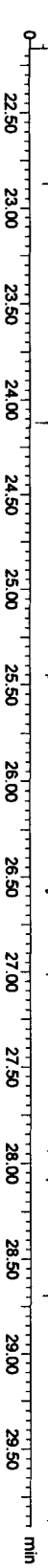
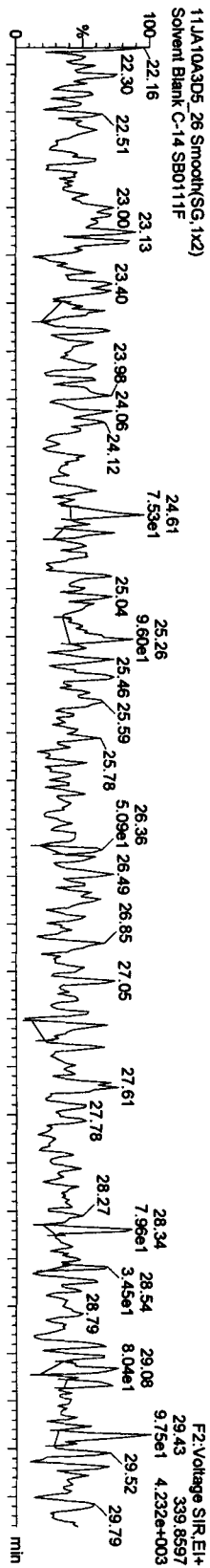
Quantity Sample Report MassLynx 4.1

Dataset: C:\MassLynx\Default\proj\11JA10A3D5\8290E.qtd

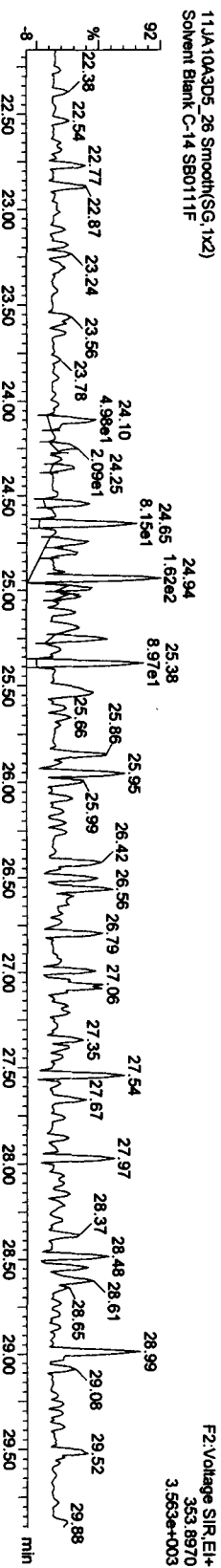
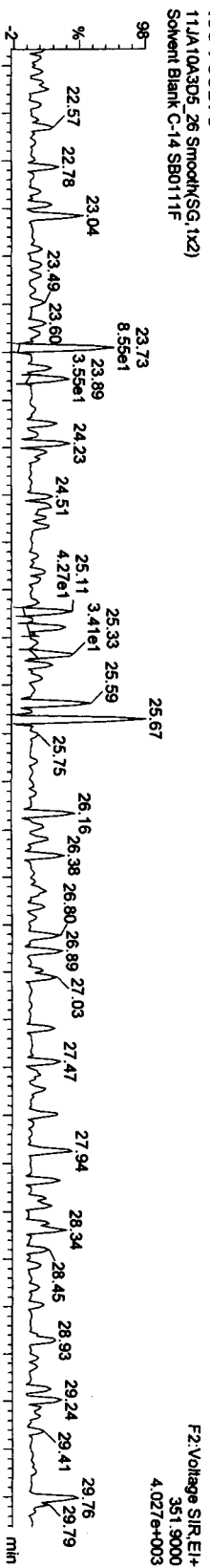
Last Altered: Tuesday, January 12, 2010 14:33:14 Pacific Standard Time
Printed: Tuesday, January 12, 2010 14:34:42 Pacific Standard Time

Name: 11JA10A3D5_26, Date: 12-Jan-2010, Time: 12:06:29, ID: SB0111F, Description: Solvent Blank C-14

PeCDFs



13C-PeCDFs



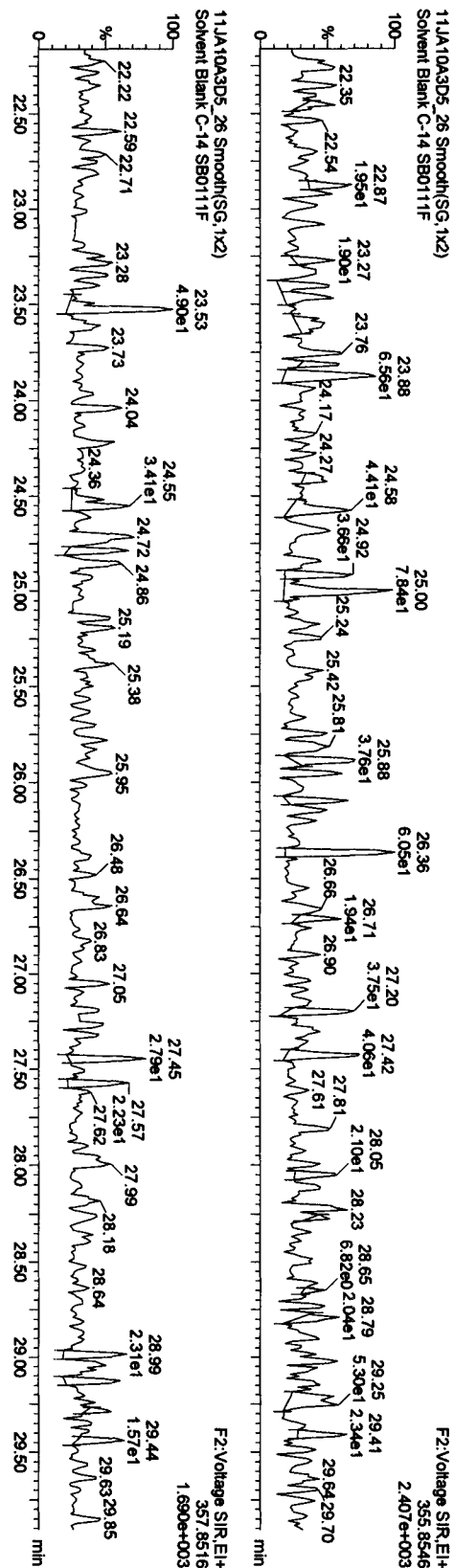
Quantity Sample Report MassLynx 4.1

Dataset: C:\MassLynx\Default\prot1\JA10A3D58290E.qld

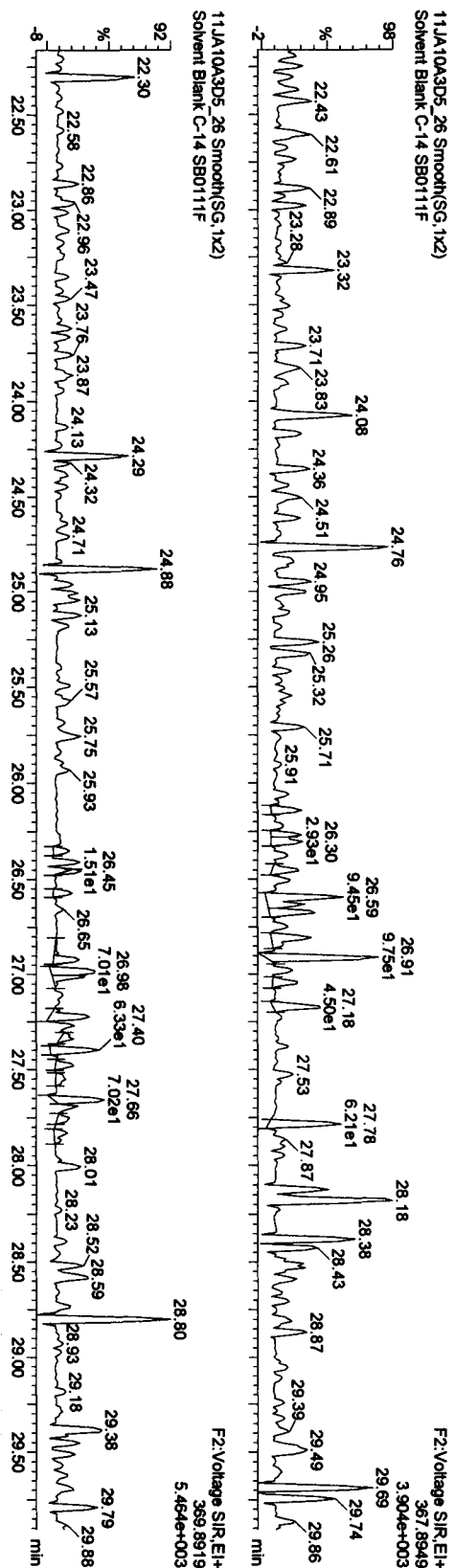
Last Altered: Tuesday, January 12, 2010 14:33:14 Pacific Standard Time
Printed: Tuesday, January 12, 2010 14:34:42 Pacific Standard Time

Name: 11JA10A3D5_26, Date: 12-Jan-2010, Time: 12:06:29, ID: SB0111F, Description: Solvent Blank C-14

PeCDDs

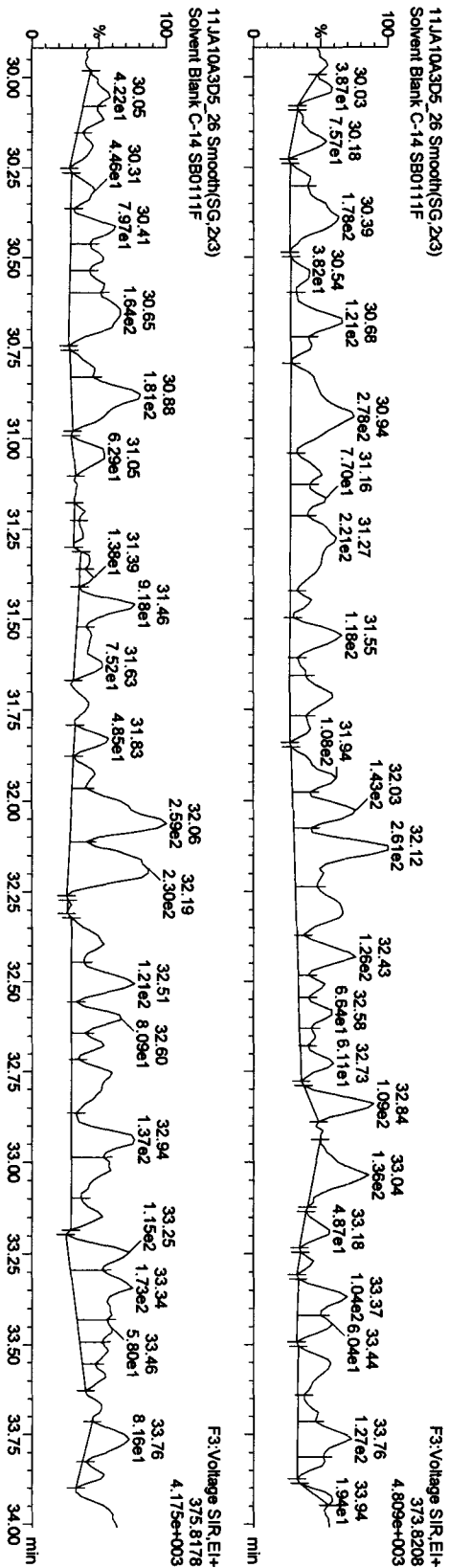


13C-PeCDD

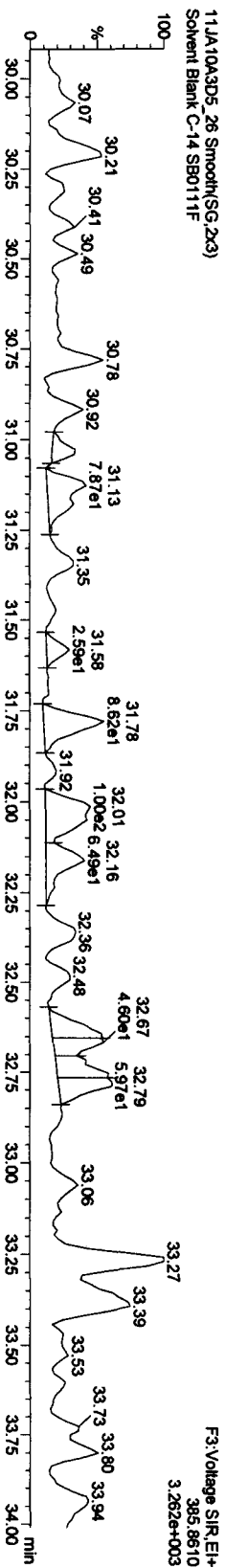
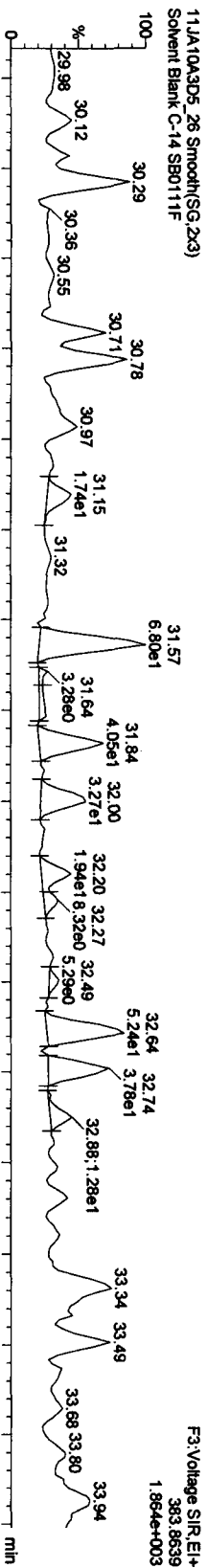


Name: 11JA10A3D5_26, Date: 12-Jan-2010, Time: 12:06:29, ID: SB0111F, Description: Solvent Blank C-14

HxCDFs



13C-HxCDFs



Quantity Sample Report MassLynx 4.1

Dataset: C:\MassLynx\Default.pro\11JA10A3D58290E.qid

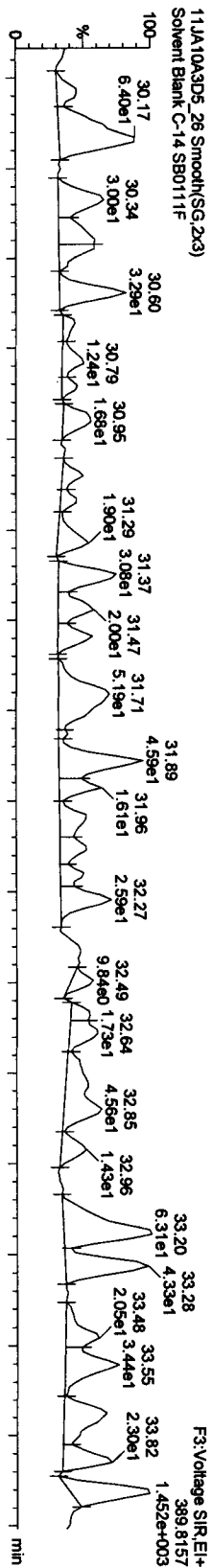
Last Altered: Tuesday, January 12, 2010 14:33:14 Pacific Standard Time

Printed: Tuesday, January 12, 2010 14:34:42 Pacific Standard Time

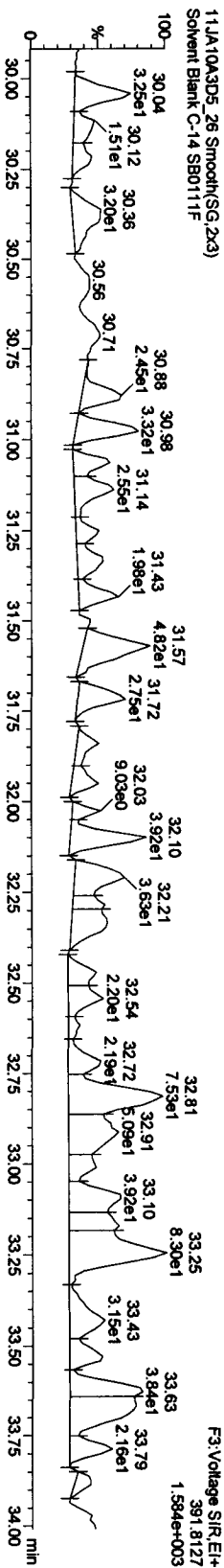
Name: 11JA10A3D5_26, Date: 12-Jan-2010, Time: 12:06:29, ID: SB0111F, Description: Solvent Blank C-14

HXCDDs

11JA10A3D5_26 Smooth(SG,2x3)
Solvent Blank C-14 SB0111F

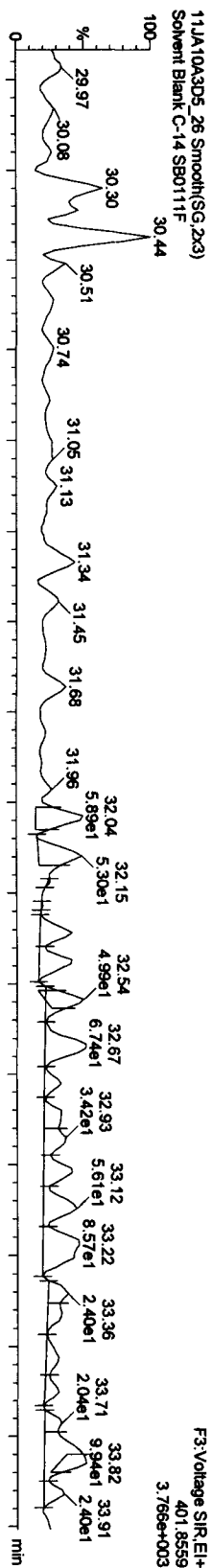


11JA10A3D5_26 Smooth(SG,2x3)
Solvent Blank C-14 SB0111F

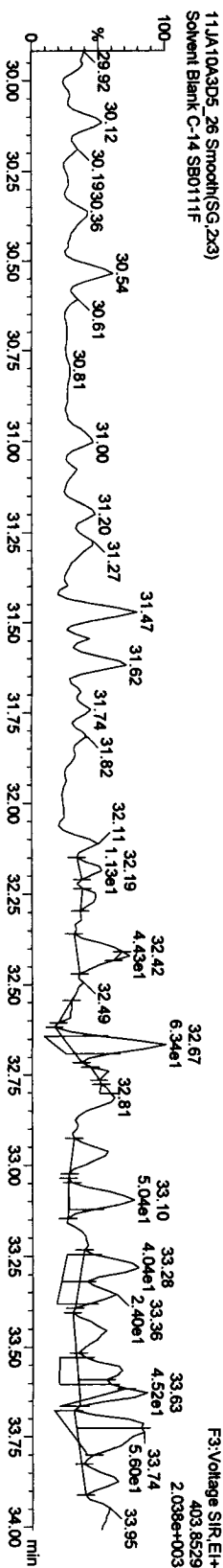


13C-HXCDDs

11JA10A3D5_26 Smooth(SG,2x3)
Solvent Blank C-14 SB0111F



11JA10A3D5_26 Smooth(SG,2x3)
Solvent Blank C-14 SB0111F

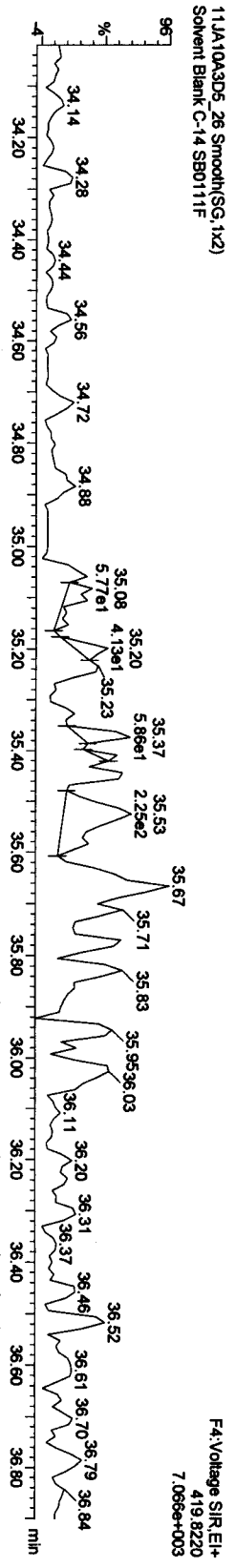
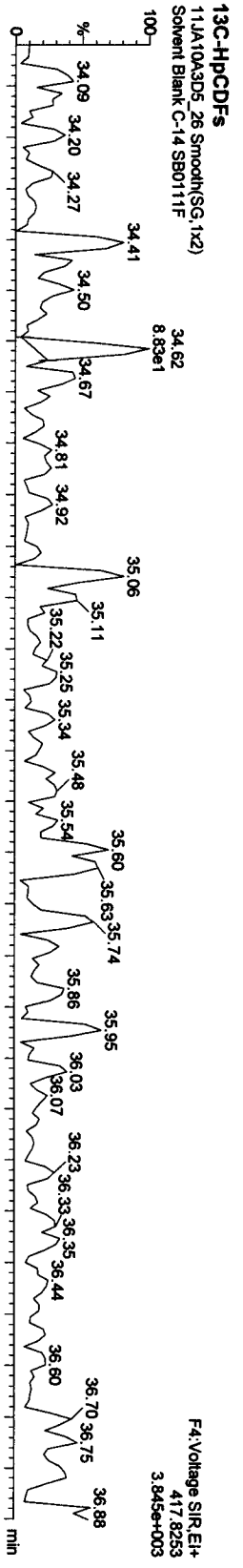
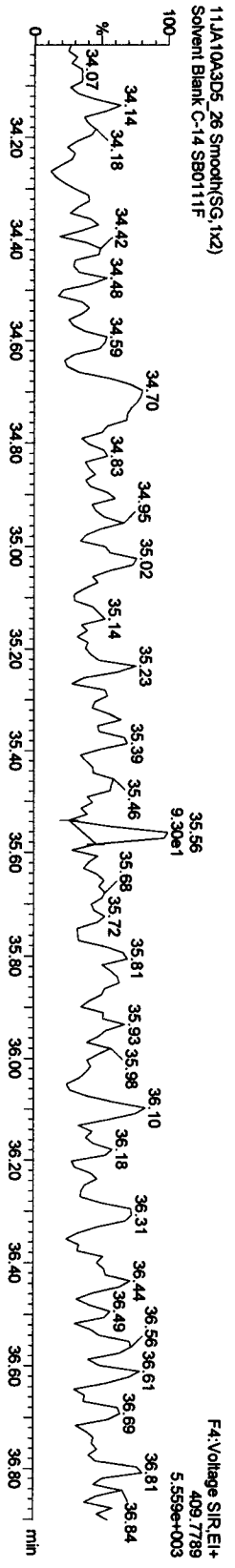
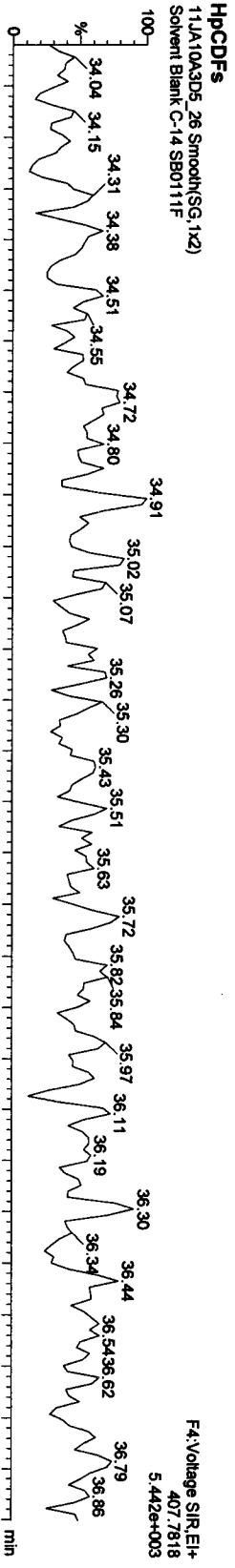


Quantity Sample Report MassLynx 4.1

Dataset: C:\MassLynx\Default\pro11JA10A3D58290E.qld

Last Altered: Tuesday, January 12, 2010 14:33:14 Pacific Standard Time
Printed: Tuesday, January 12, 2010 14:34:42 Pacific Standard Time

Name: 11JA10A3D5_26, Date: 12-Jan-2010, Time: 12:06:29, ID: SB0111F, Description: Solvent Blank C-14



Quantity Sample Report MassLynx 4.1

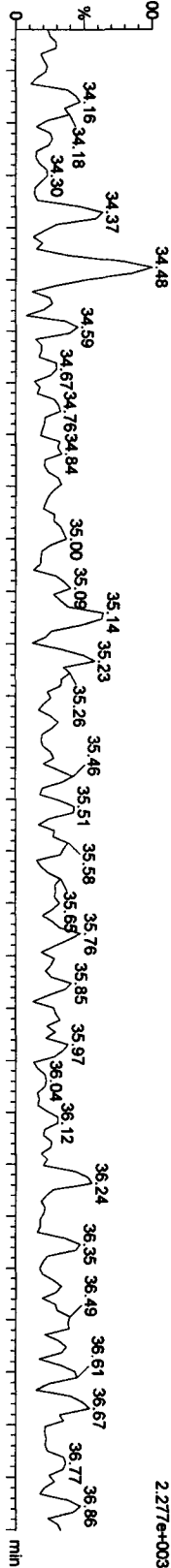
Dataset: C:\MassLynx\Default\prot11JA10A3D58290E.qld

Last Altered: Tuesday, January 12, 2010 14:33:14 Pacific Standard Time
Printed: Tuesday, January 12, 2010 14:34:42 Pacific Standard Time

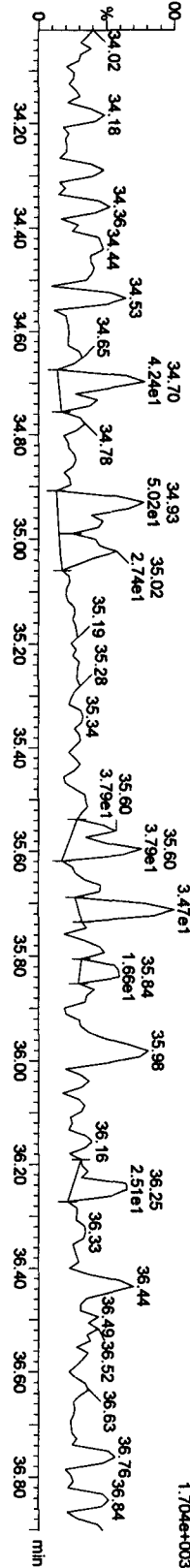
Name: 11JA10A3D5_26, Date: 12-Jan-2010, Time: 12:06:29, ID: SB0111F, Description: Solvent Blank C-14

HPCDDs

11JA10A3D5_26 Smooth(SG, 1x2)
Solvent Blank C-14 SB0111F

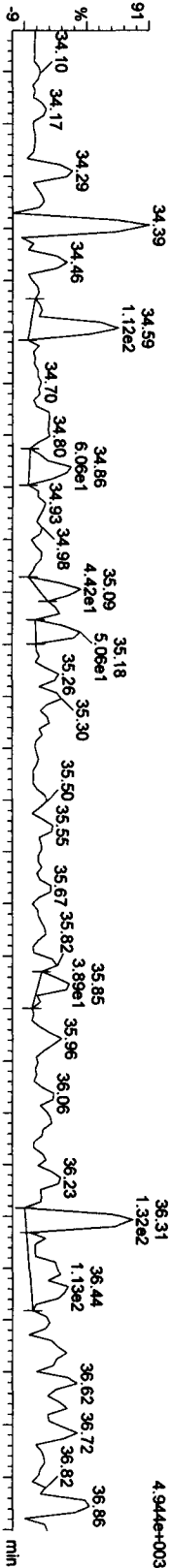


11JA10A3D5_26 Smooth(SG, 1x2)
Solvent Blank C-14 SB0111F

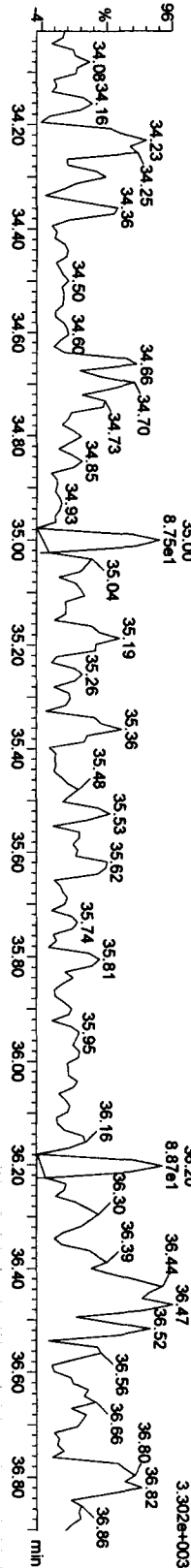


13C-HPCDD

11JA10A3D5_26 Smooth(SG, 1x2)
Solvent Blank C-14 SB0111F



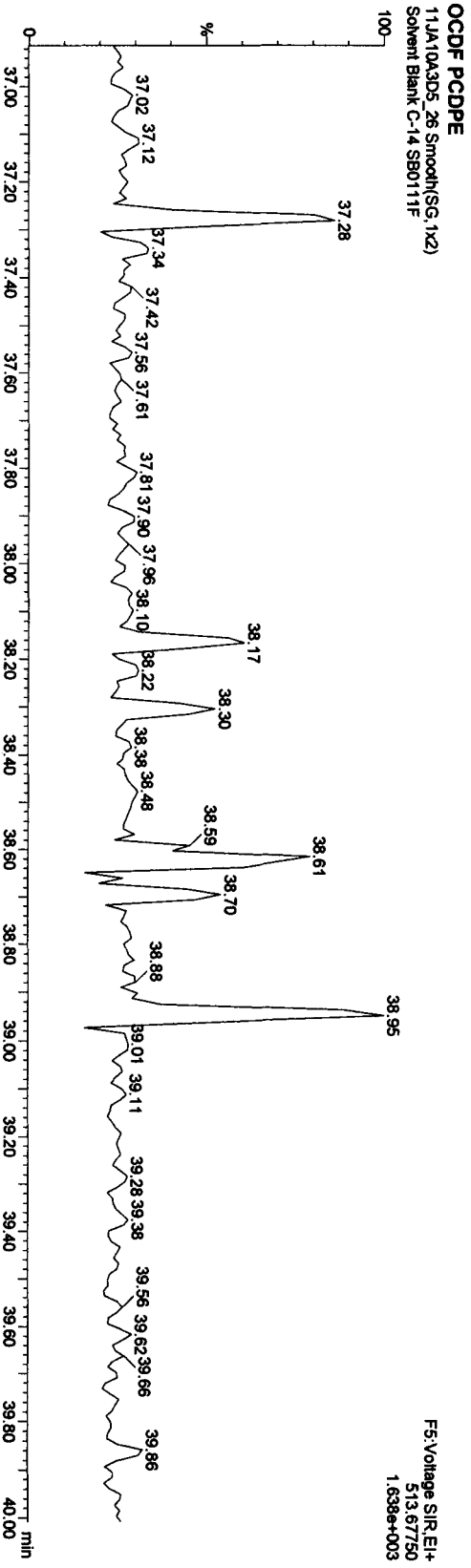
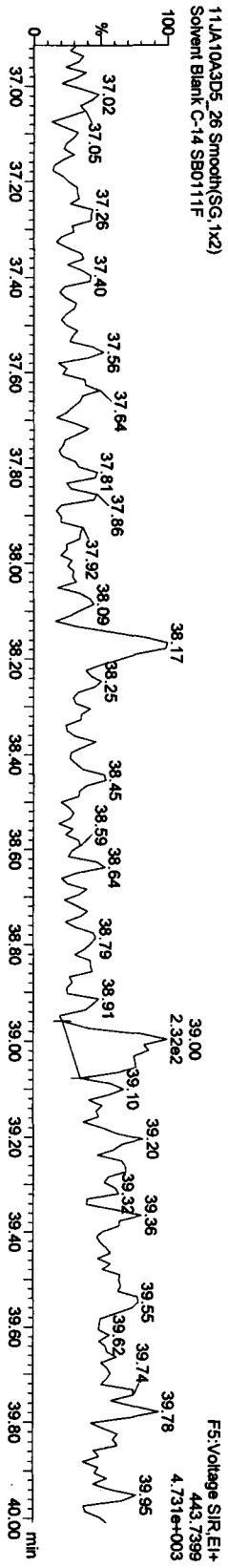
11JA10A3D5_26 Smooth(SG, 1x2)
Solvent Blank C-14 SB0111F



Dataset: C:\MassLynx\Default\pro11JA10A3D58290E.qld

Last Altered: Tuesday, January 12, 2010 14:33:14 Pacific Standard Time
Printed: Tuesday, January 12, 2010 14:34:42 Pacific Standard Time

Name: 11JA10A3D5_26, Date: 12-Jan-2010, Time: 12:06:29, ID: SB0111F, Description: Solvent Blank C-14

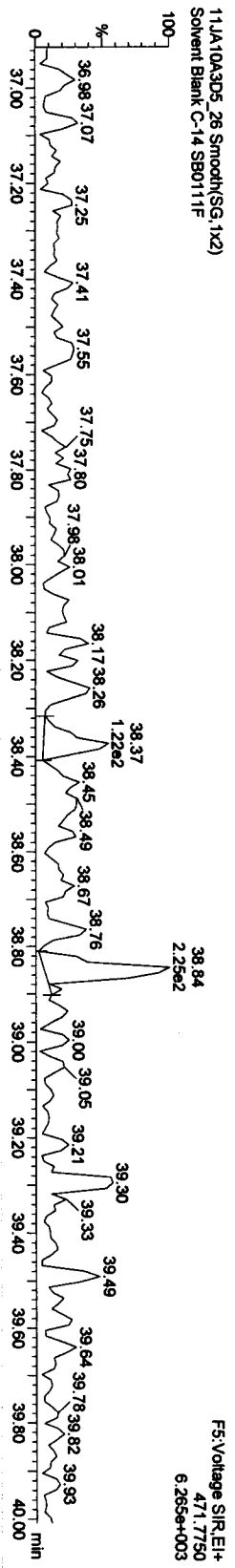
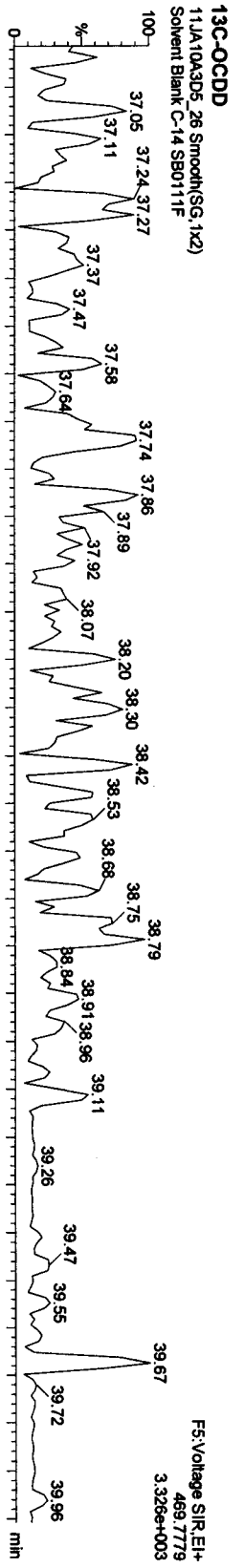

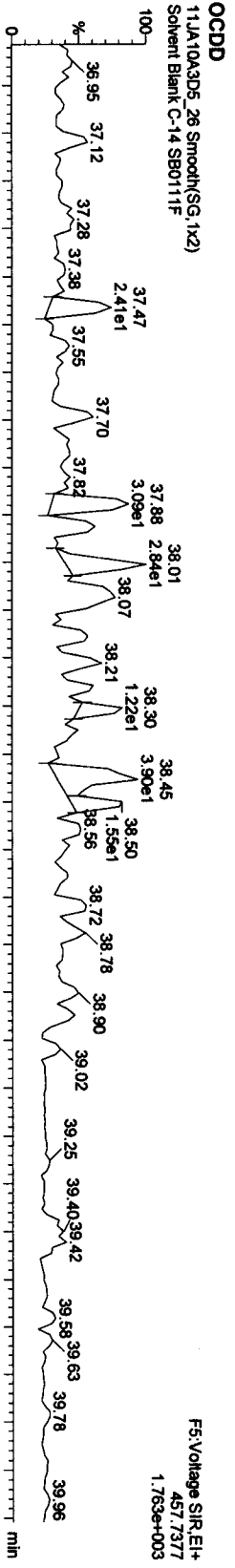


Quantity Sample Report MassLynx 4.1

Dataset: C:\MassLynx\Default\pro1\11JA10A3D58290E.qid

Last Altered: Tuesday, January 12, 2010 14:33:14 Pacific Standard Time
Printed: Tuesday, January 12, 2010 14:34:42 Pacific Standard Time

Name: 11JA10A3D5_26, Date: 12-Jan-2010, Time: 12:06:29, ID: SB0111F, Description: Solvent Blank C-14

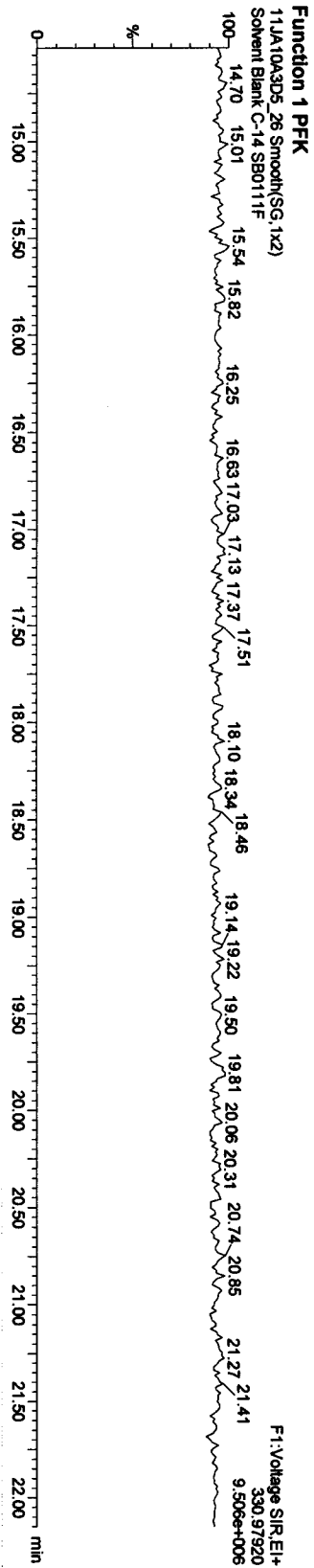
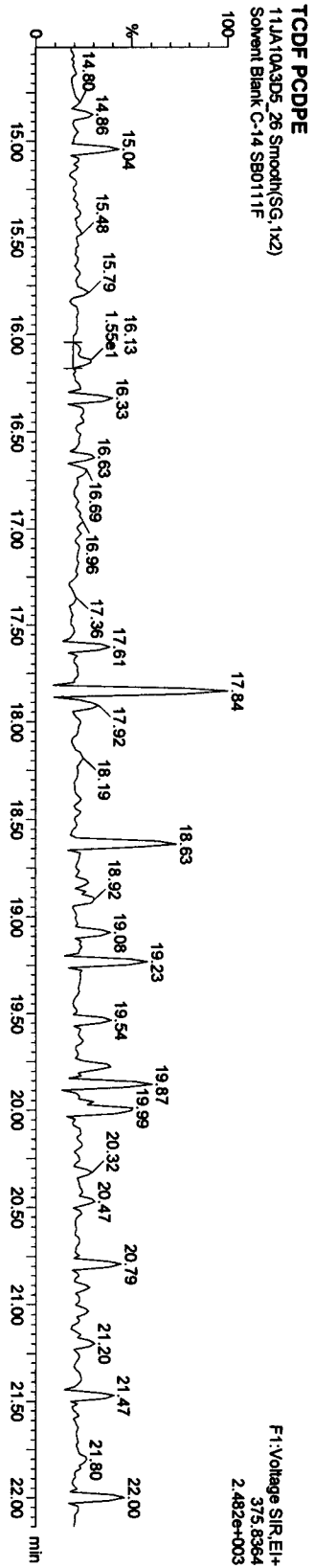
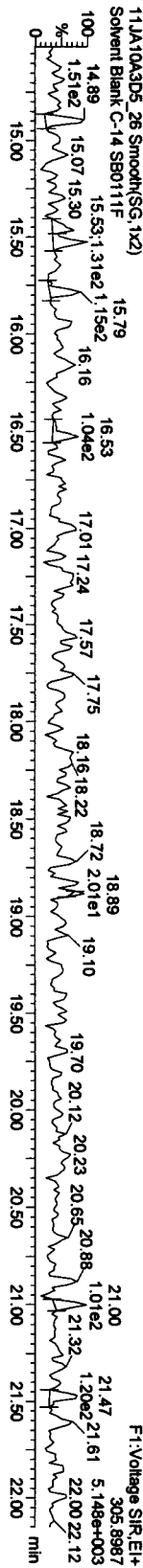
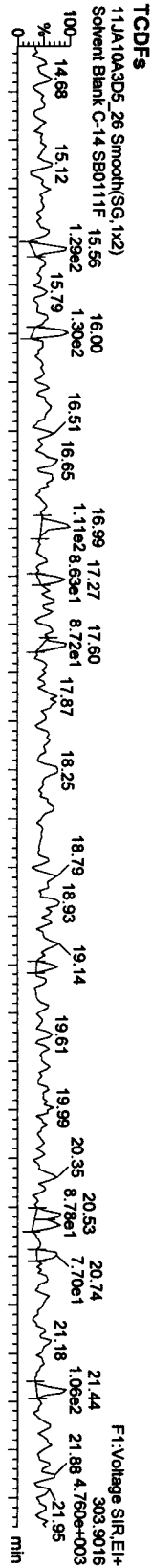


Quantity Sample Report MassLynx 4.1

Dataset: C:\MassLynx\Default\pro11JA10A3D58290E.qid

Last Altered: Tuesday, January 12, 2010 14:33:14 Pacific Standard Time
Printed: Tuesday, January 12, 2010 14:34:42 Pacific Standard Time

Name: 11JA10A3D5_26, Date: 12-Jan-2010, Time: 12:06:29, ID: SB0111F, Description: Solvent Blank C-14



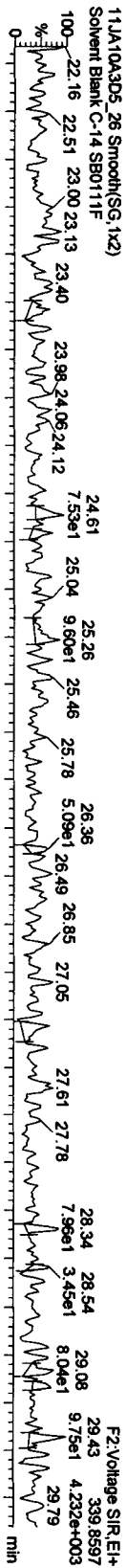
Quantity Sample Report MassLynx 4.1

Dataset: C:\MassLynx\Default\pro1\1JA10A3D568290E.qld

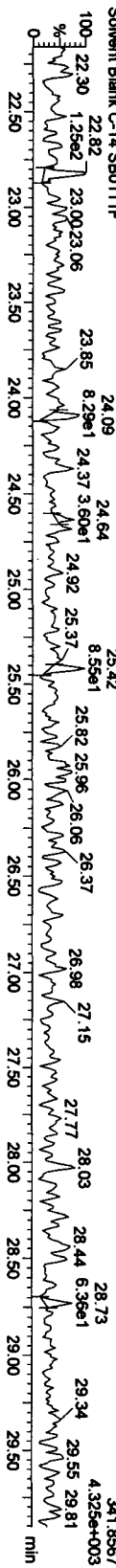
Last Altered: Tuesday, January 12, 2010 14:33:14 Pacific Standard Time
Printed: Tuesday, January 12, 2010 14:34:42 Pacific Standard Time

Name: 11JA10A3D5_26, Date: 12-Jan-2010, Time: 12:06:29, ID: SB0111F, Description: Solvent Blank C-14

PeCDF

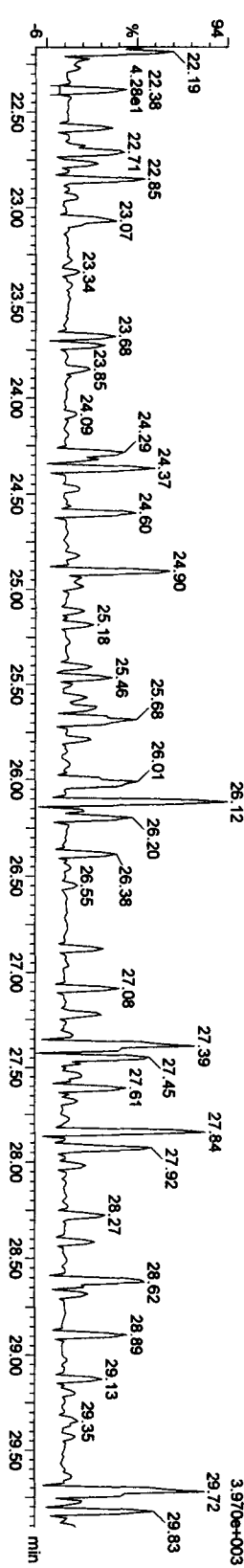


11JA10A3D5_26 Smooth(SG, 1x2)



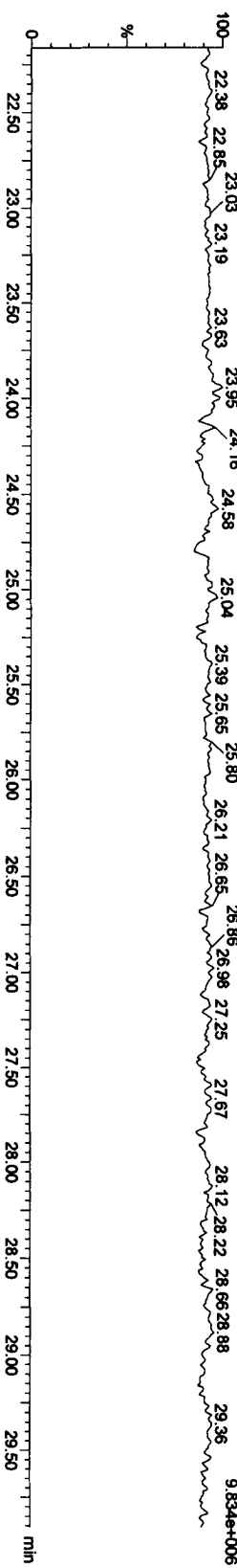
F2 PeCDF PCDPE

11JA10A3D5_26 Smooth(SG, 1x2)



Function 2 PFK

11JA10A3D5_26 Smooth(SG, 1x2)



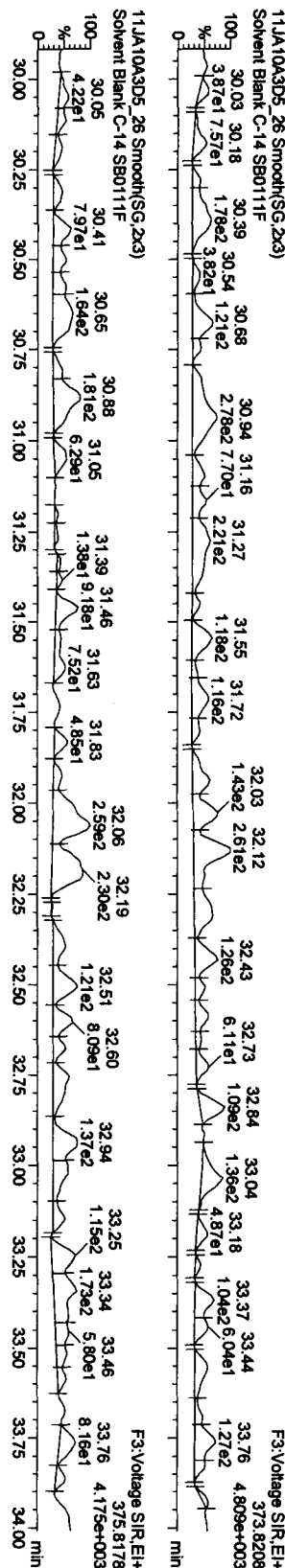
Quantity Sample Report MassLynx 4.1

Dataset: C:\MassLynx\Default\pro1\1JA10A3D58290E.qld

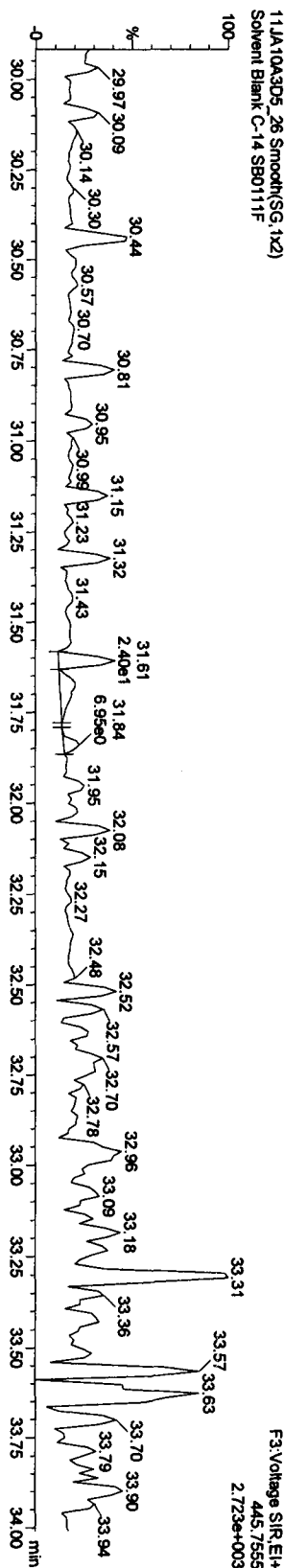
Last Altered: Tuesday, January 12, 2010 14:33:14 Pacific Standard Time
Printed: Tuesday, January 12, 2010 14:34:42 Pacific Standard Time

Name: 11JA10A3D5_26, Date: 12-Jan-2010, Time: 12:06:29, ID: SB0111F, Description: Solvent Blank C-14

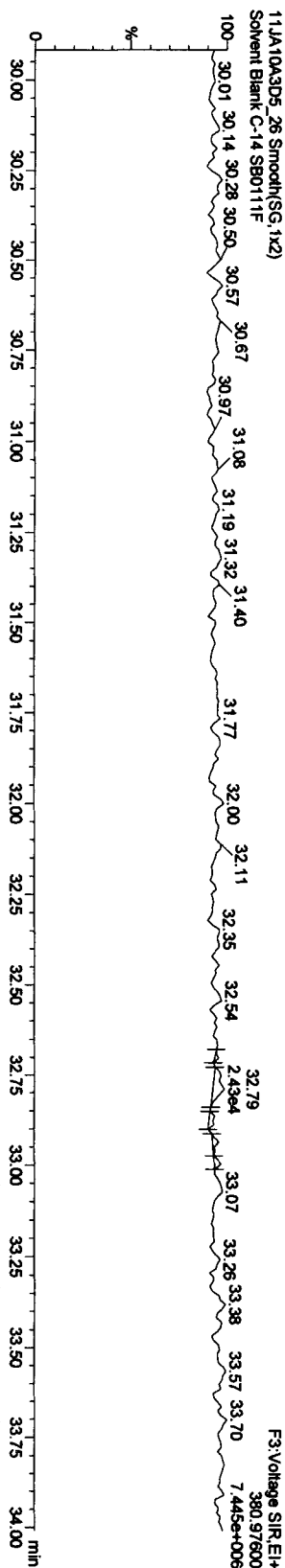
HXCDFS



HXCDF PCDPE

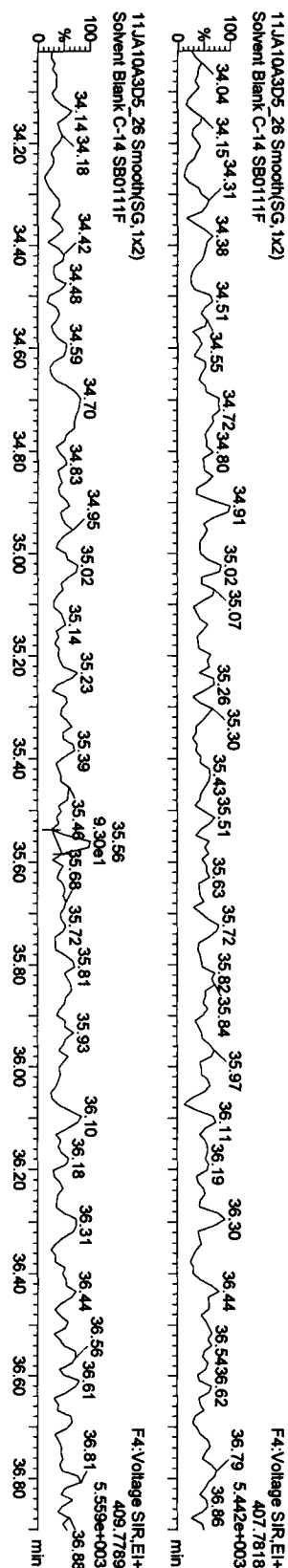


Function 3 PFK

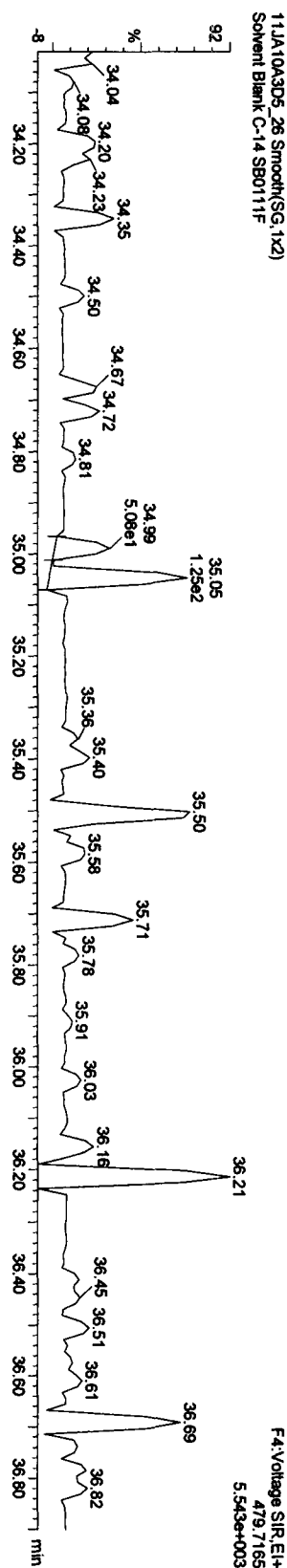


Name: 11JA10A3D5_26, Date: 12-Jan-2010, Time: 12:06:29, ID: SB0111F, Description: Solvent Blank C-14

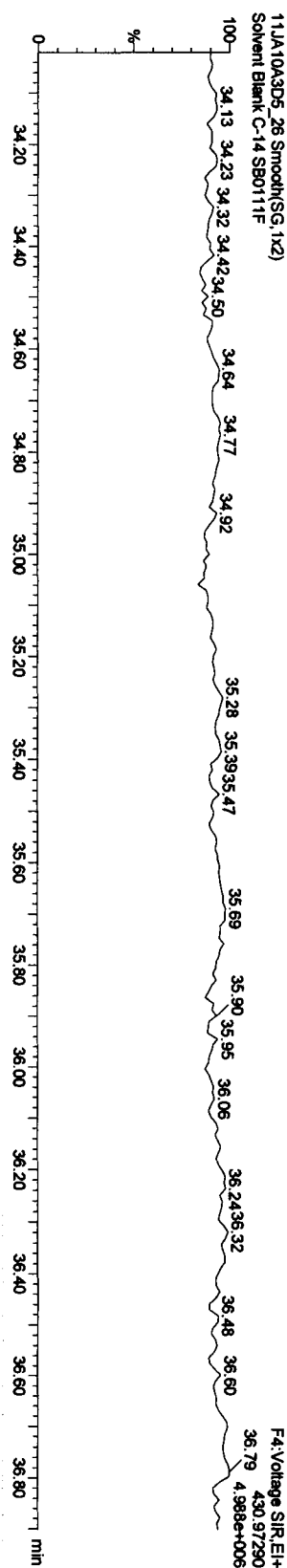
HPCDFs



HPCDF PCDPE



Function 4 PFK



Quantity Sample Report MassLynx 4.1

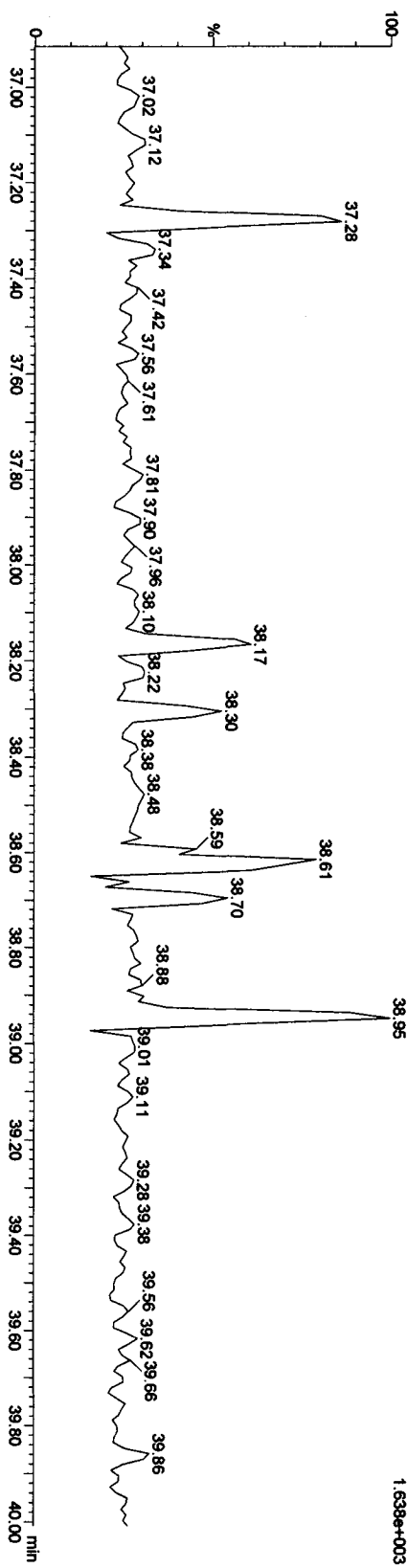
Dataset: C:\MassLynx\Default\pro1\1JA10A3D58290E.qld

Last Altered: Tuesday, January 12, 2010 14:33:14 Pacific Standard Time
Printed: Tuesday, January 12, 2010 14:34:42 Pacific Standard Time

Name: 11JA10A3D5_26, Date: 12-Jan-2010, Time: 12:06:29, ID: SB0111F, Description: Solvent Blank C-14

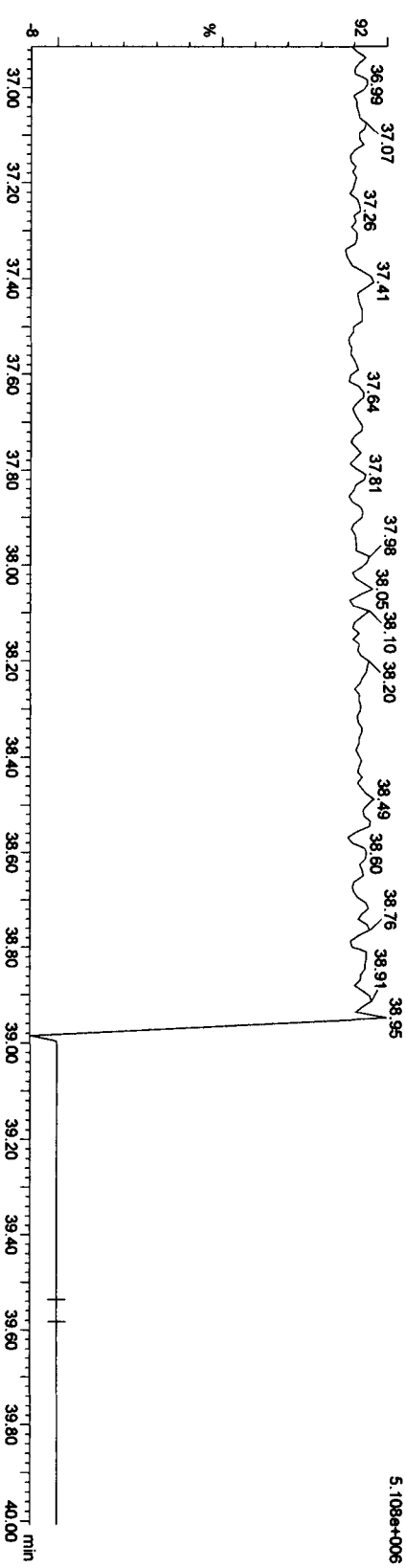
OCDF PCDFE

11JA10A3D5_26 Smooth(SG, 1x2)
Solvent Blank C-14 SB0111F



Function 5 PFK

11JA10A3D5_26 Smooth(SG, 1x2)
Solvent Blank C-14 SB0111F



Quantity Sample Report MassLynx 4.1

Dataset: C:\MassLynx\Default.pro\11JA10A3D58290E.qld

Last Altered: Wednesday, January 13, 2010 09:07:42 Pacific Standard Time

Printed: Wednesday, January 13, 2010 09:08:59 Pacific Standard Time


Method: C:\MassLynx\Default.PRO\MethDB\62903D5.mdb 13 Jan 2010 09:06:54

Calibration: C:\MassLynx\Default.PRO\CurveDB\CA123120093D58290.cdb 31 Dec 2009 13:37:23


Name: 11JA10A3D5_37, Date: 12-Jan-2010, Time: 19:51:49, ID: ST0111G, Description: CS-3 09DXN425

TCDFs


11JA10A3D5_37 Smooth(SG, 1x2)
CS-3 09DXN425 ST0111G




11JA10A3D5_37 Smooth(SG, 1x2)
CS-3 09DXN425 ST0111G



11JA10A3D5_37 Smooth(SG, 1x2)
CS-3 09DXN425 ST0111G



11JA10A3D5_37 Smooth(SG, 1x2)
CS-3 09DXN425 ST0111G



Quantity Sample Report Masslynx 4.1


Dataset: C:\Masslynx\Default\pro11JA10A3D58290E.qld

Last Altered: Wednesday, January 13, 2010 09:07:42 Pacific Standard Time
Printed: Wednesday, January 13, 2010 09:08:59 Pacific Standard Time


Name: 11JA10A3D5_37, Date: 12-Jan-2010, Time: 19:51:49, ID: ST0111G, Description: CS-3 09DXN425

TCDDs

11JA10A3D5_37 Smooth(SG,1x2)
CS-3 09DXN425 ST0111G




11JA10A3D5_37 Smooth(SG,1x2)
CS-3 09DXN425 ST0111G




13C-TCDDs

11JA10A3D5_37 Smooth(SG,1x2)
CS-3 09DXN425 ST0111G



11JA10A3D5_37 Smooth(SG,1x2)
CS-3 09DXN425 ST0111G

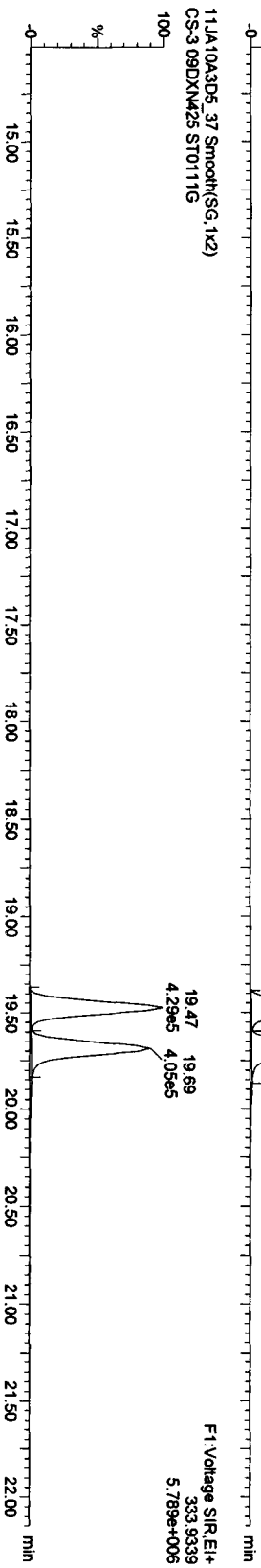
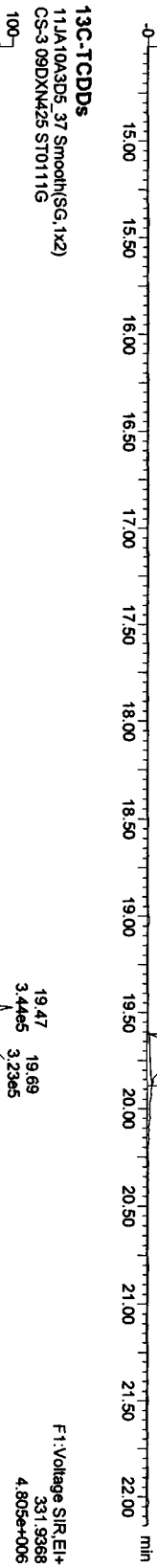


Quantity Sample Report Masslynx 4.1

Dataset: C:\Masslynx\Default\prot\11JA10A3D58290E.qld

Last Altered: Wednesday, January 13, 2010 09:07:42 Pacific Standard Time
Printed: Wednesday, January 13, 2010 09:08:59 Pacific Standard Time

Name: 11JA10A3D5_37, Date: 12-Jan-2010, Time: 19:51:49, ID: ST0111G, Description: CS-3 09DXN425

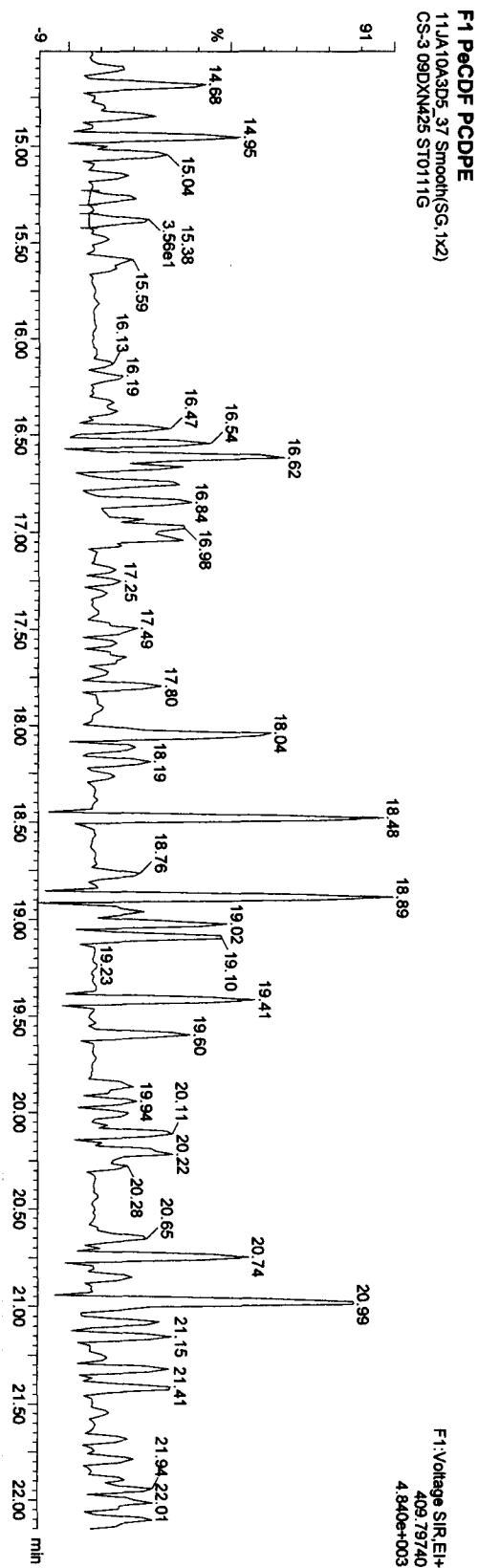
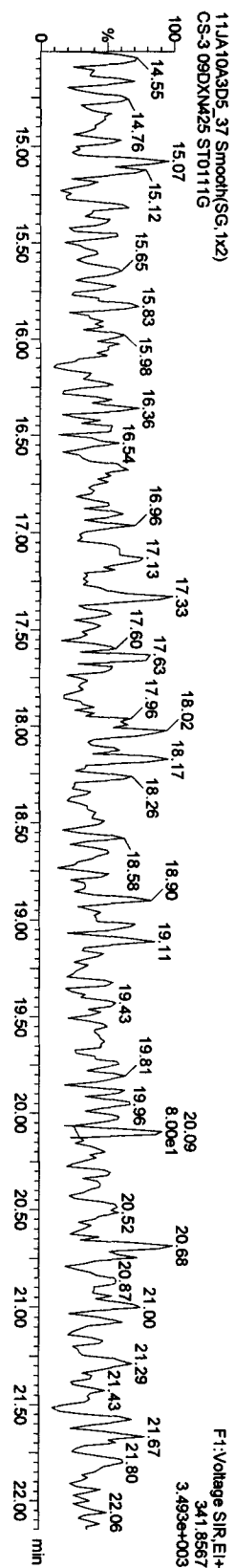
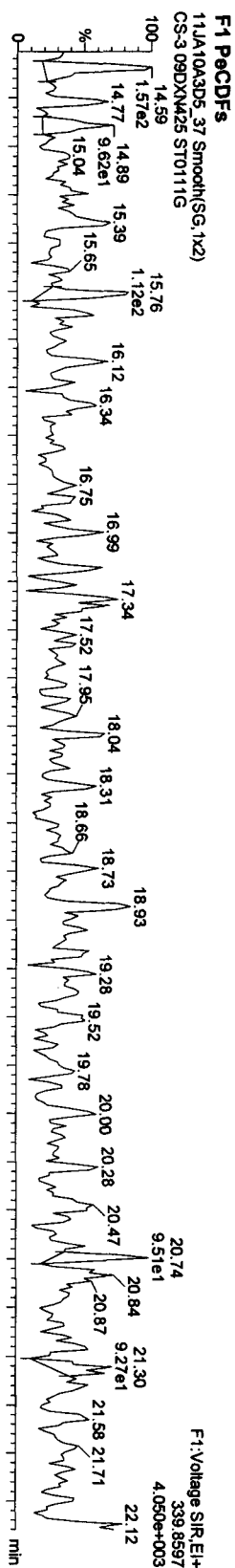


Quantity Sample Report Masslynx 4.1

Dataset: C:\Masslynx\Default\pro1\1JA10A3D58290E.qld

Last Altered: Wednesday, January 13, 2010 09:07:42 Pacific Standard Time
Printed: Wednesday, January 13, 2010 09:08:59 Pacific Standard Time

Name: 11JA10A3D5_37, Date: 12-Jan-2010, Time: 19:51:49, ID: ST0111G, Description: CS-3-09DXM425

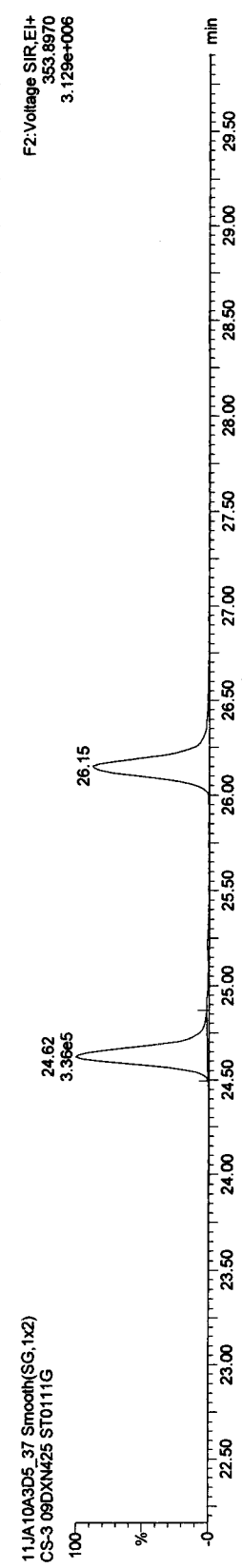
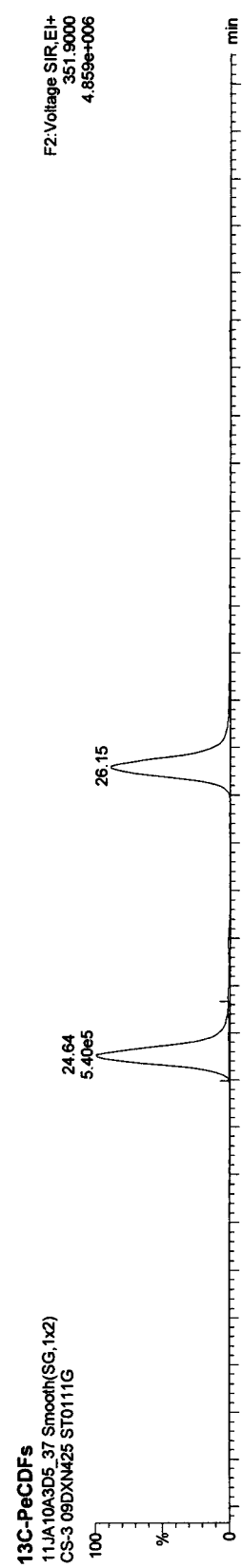
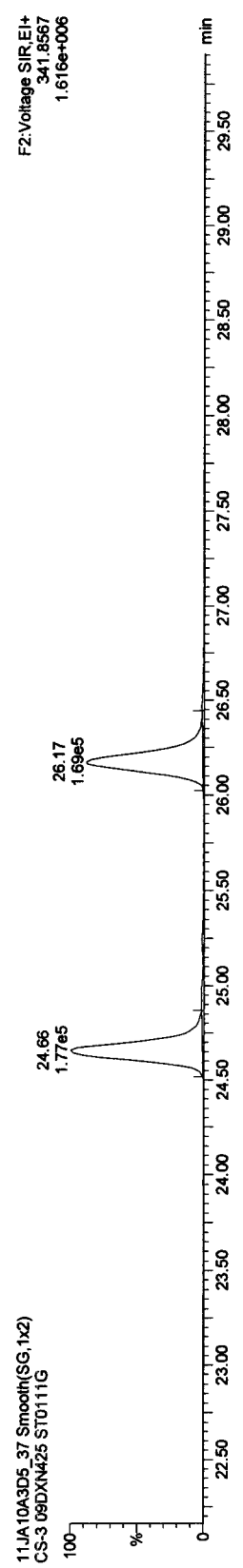
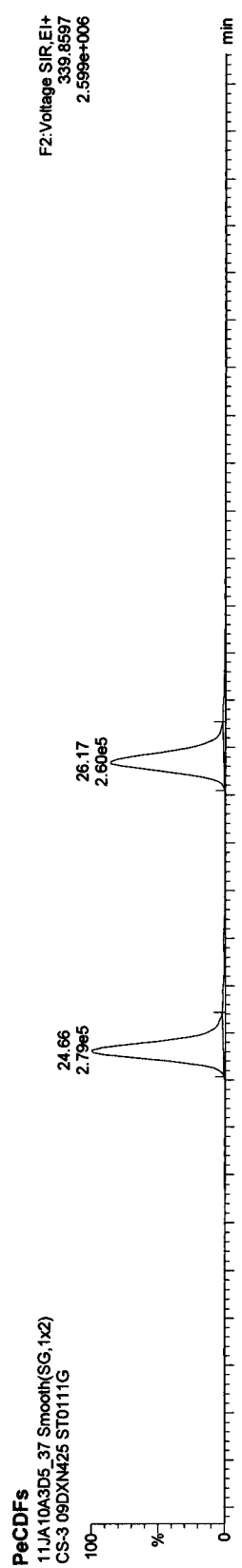


Quantify Sample Report MassLynx 4.1

Dataset: C:\MassLynx\Default.pro\11JA10A3D58290E.qld

Last Altered: Wednesday, January 13, 2010 09:07:42 Pacific Standard Time
Printed: Wednesday, January 13, 2010 09:08:59 Pacific Standard Time

Name: 11JA10A3D5_37, Date: 12-Jan-2010, Time: 19:51:49, ID: ST0111G, Description: CS-3 09DXN425



Quantify Sample Report MassLynx 4.1

Dataset: C:\MassLynx\Default.pro\11JA10A3D58290E.qld


Last Altered: Wednesday, January 13, 2010 09:07:42 Pacific Standard Time

Printed: Wednesday, January 13, 2010 09:08:59 Pacific Standard Time

Name: 11JA10A3D5_37, Date: 12-Jan-2010, Time: 19:51:49, ID: ST0111G, Description: CS-3 09DXN425


PeCDDs

11JA10A3D5_37 Smooth(SG,1x2)
CS-3 09DXN425 ST0111G



F2:Voltage SIR.EI+
355.8546
1.343e+006


11JA10A3D5_37 Smooth(SG,1x2)
CS-3 09DXN425 ST0111G



F2:Voltage SIR.EI+
357.8516
8.432e+005


13C-PeCDD

11JA10A3D5_37 Smooth(SG,1x2)
CS-3 09DXN425 ST0111G



F2:Voltage SIR.EI+
367.8949
2.726e+006

11JA10A3D5_37 Smooth(SG,1x2)
CS-3 09DXN425 ST0111G



F2:Voltage SIR.EI+
369.8919
1.716e+006

Quantify Sample Report MassLynx 4.1

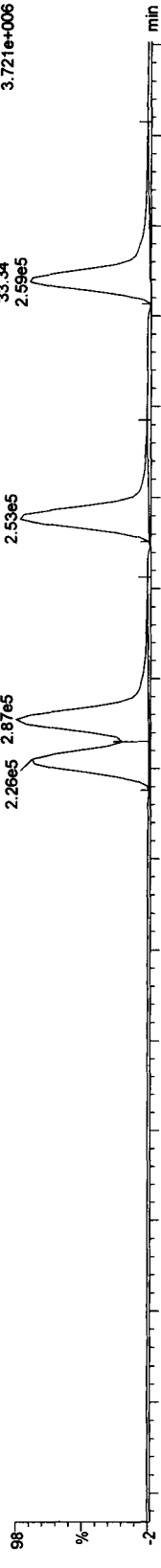
Dataset: C:\MassLynx\Default.pro\11JA10A3D58290E.qld

Last Altered: Wednesday, January 13, 2010 09:07:42 Pacific Standard Time
Printed: Wednesday, January 13, 2010 09:08:59 Pacific Standard Time

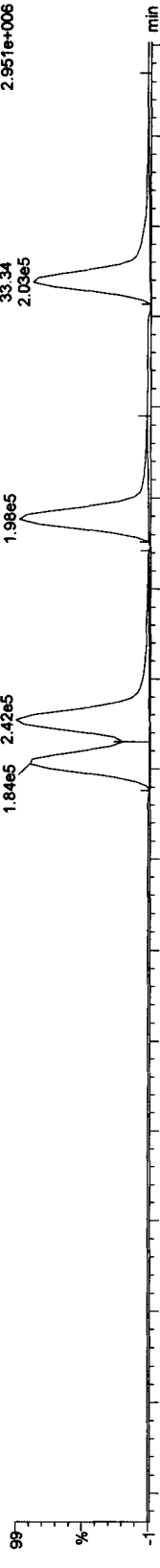
Name: 11JA10A3D5_37, Date: 12-Jan-2010, Time: 19:51:49, ID: ST0111G, Description: CS-3 09DXN425

HxCDFs

11JA10A3D5_37 Smooth(SG,2x3)
CS-3 09DXN425 ST0111G

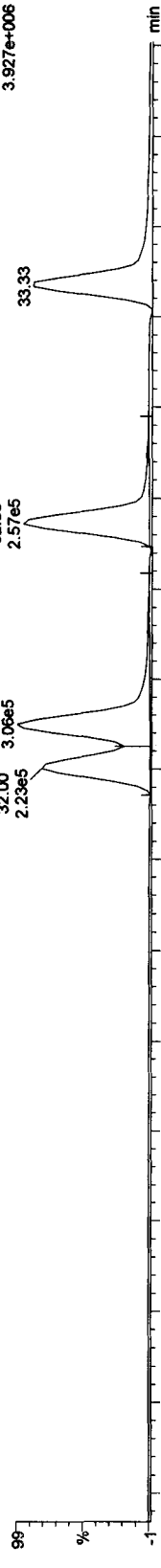


11JA10A3D5_37 Smooth(SG,2x3)
CS-3 09DXN425 ST0111G

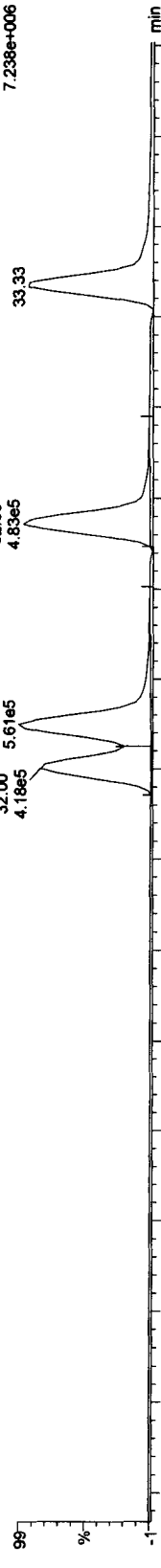


13C-HxCDFs

11JA10A3D5_37 Smooth(SG,2x3)
CS-3 09DXN425 ST0111G



11JA10A3D5_37 Smooth(SG,2x3)
CS-3 09DXN425 ST0111G



Quantify Sample Report MassLynx 4.1

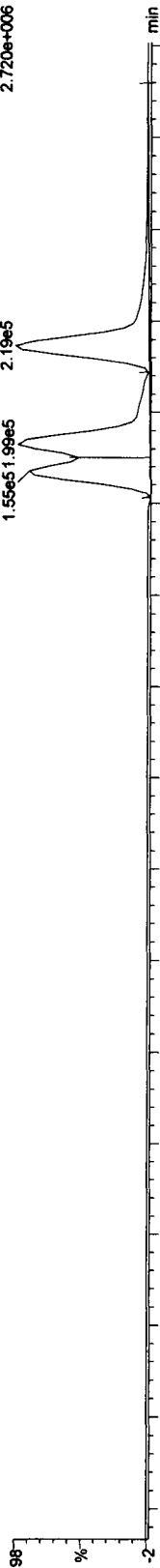
Dataset: C:\MassLynx\Default.pro\11JA10A3D58290E.qld

Last Altered: Wednesday, January 13, 2010 09:07:42 Pacific Standard Time
Printed: Wednesday, January 13, 2010 09:08:59 Pacific Standard Time


Name: 11JA10A3D5_37, Date: 12-Jan-2010, Time: 19:51:49, ID: ST0111G, Description: CS-3 09DXN425

HxCDDs

11JA10A3D5_37 Smooth(SG,2x3)
CS-3 09DXN425 ST0111G




11JA10A3D5_37 Smooth(SG,2x3)
CS-3 09DXN425 ST0111G




13C-HxCDDs

11JA10A3D5_37 Smooth(SG,2x3)
CS-3 09DXN425 ST0111G



11JA10A3D5_37 Smooth(SG,2x3)
CS-3 09DXN425 ST0111G



Quantify Sample Report MassLynx 4.1


Dataset: C:\MassLynx\Default.pro\11JA10A3D58290E.qld

Last Altered: Wednesday, January 13, 2010 09:07:42 Pacific Standard Time
Printed: Wednesday, January 13, 2010 09:08:59 Pacific Standard Time


Name: 11JA10A3D5_37, Date: 12-Jan-2010, Time: 19:51:49, ID: ST0111G, Description: CS-3 09DXN425

HpCDFs

11JA10A3D5_37 Smooth(SG,1x2)
CS-3 09DXN425 ST0111G




11JA10A3D5_37 Smooth(SG,1x2)
CS-3 09DXN425 ST0111G




13C-HpCDFs

11JA10A3D5_37 Smooth(SG,1x2)
CS-3 09DXN425 ST0111G



11JA10A3D5_37 Smooth(SG,1x2)
CS-3 09DXN425 ST0111G



Quantify Sample Report MassLynx 4.1

Dataset: C:\MassLynx\Default.pro\11JA10A3D58290E.qld

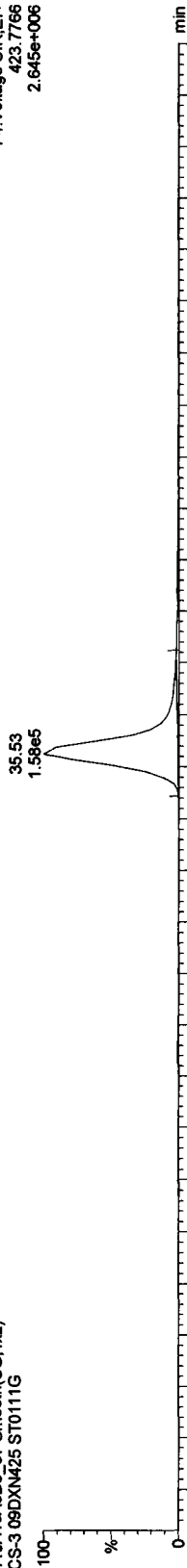
Last Altered: Wednesday, January 13, 2010 09:07:42 Pacific Standard Time

Printed: Wednesday, January 13, 2010 09:08:59 Pacific Standard Time

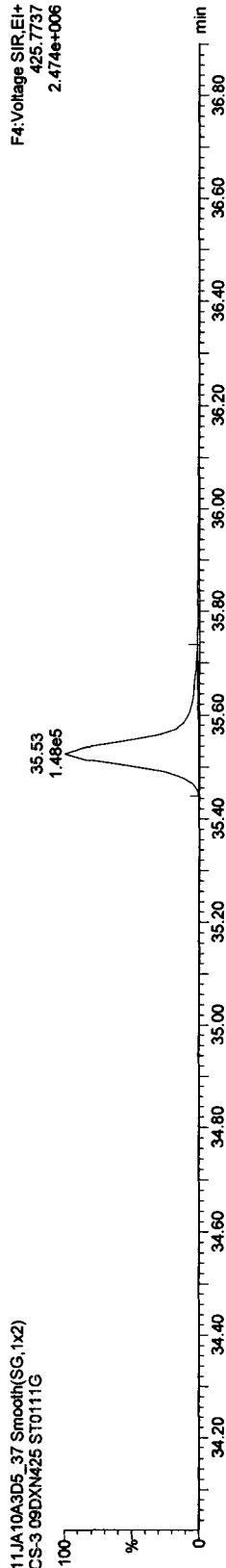
Name: 11JA10A3D5_37, Date: 12-Jan-2010, Time: 19:51:49, ID: ST0111G, Description: CS-3 09DXN425

HpCDDs

11JA10A3D5_37 Smooth(SG,1x2)
CS-3 09DXN425 ST0111G

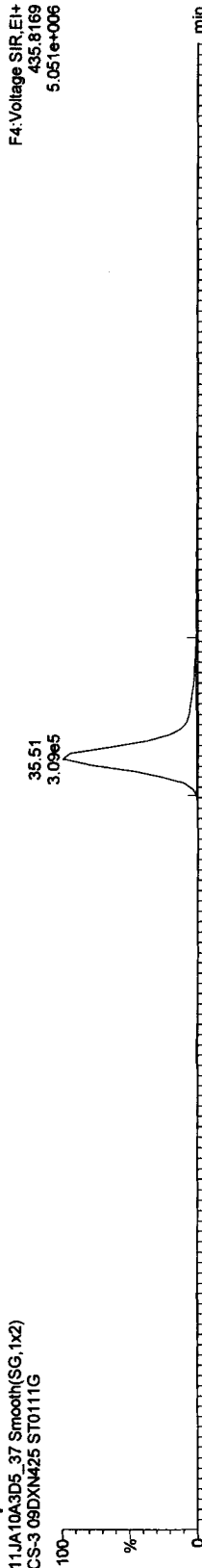


11JA10A3D5_37 Smooth(SG,1x2)
CS-3 09DXN425 ST0111G

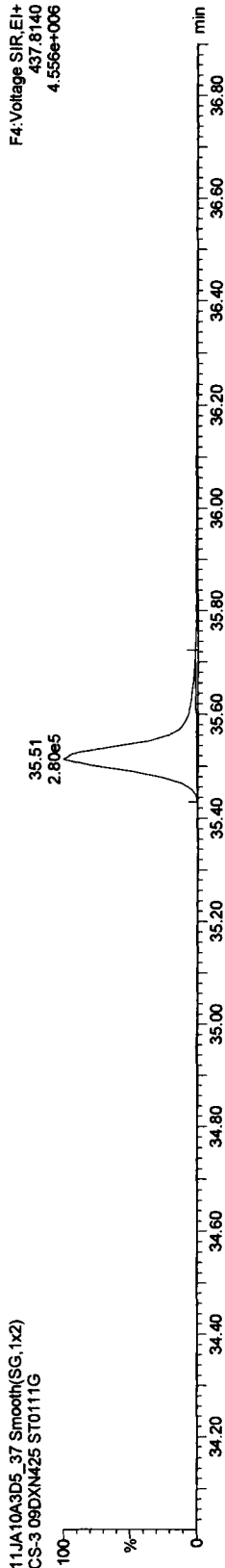


13C-HpCDD

11JA10A3D5_37 Smooth(SG,1x2)
CS-3 09DXN425 ST0111G



11JA10A3D5_37 Smooth(SG,1x2)
CS-3 09DXN425 ST0111G



Quantify Sample Report MassLynx 4.1

Dataset: C:\MassLynx\Default.pro\11JA10A3D56290E.qld

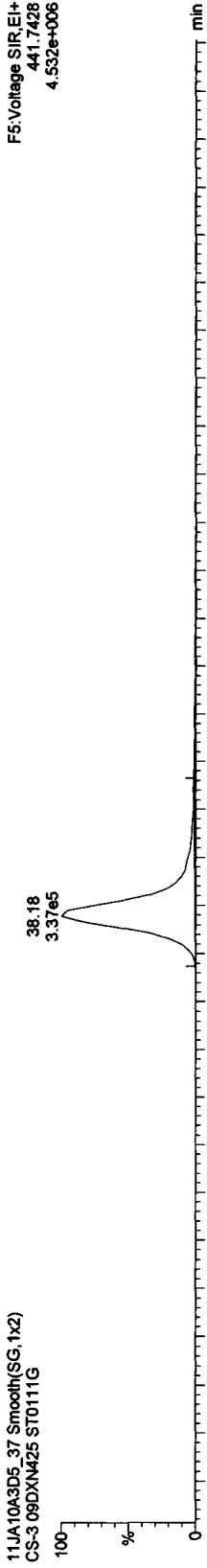
Last Altered: Wednesday, January 13, 2010 09:07:42 Pacific Standard Time

Printed: Wednesday, January 13, 2010 09:08:59 Pacific Standard Time

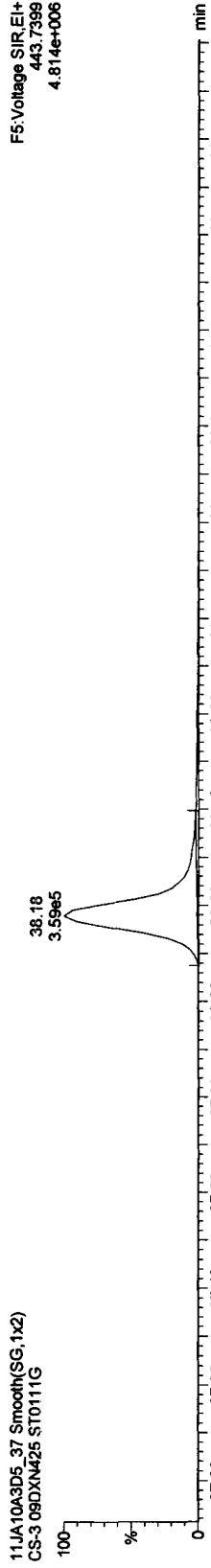
Name: 11JA10A3D5_37, Date: 12-Jan-2010, Time: 19:51:49, ID: ST0111G, Description: CS-3 09DXN425

OCDFs

11JA10A3D5_37 Smooth(SG,1x2)
CS-3 09DXN425 ST0111G

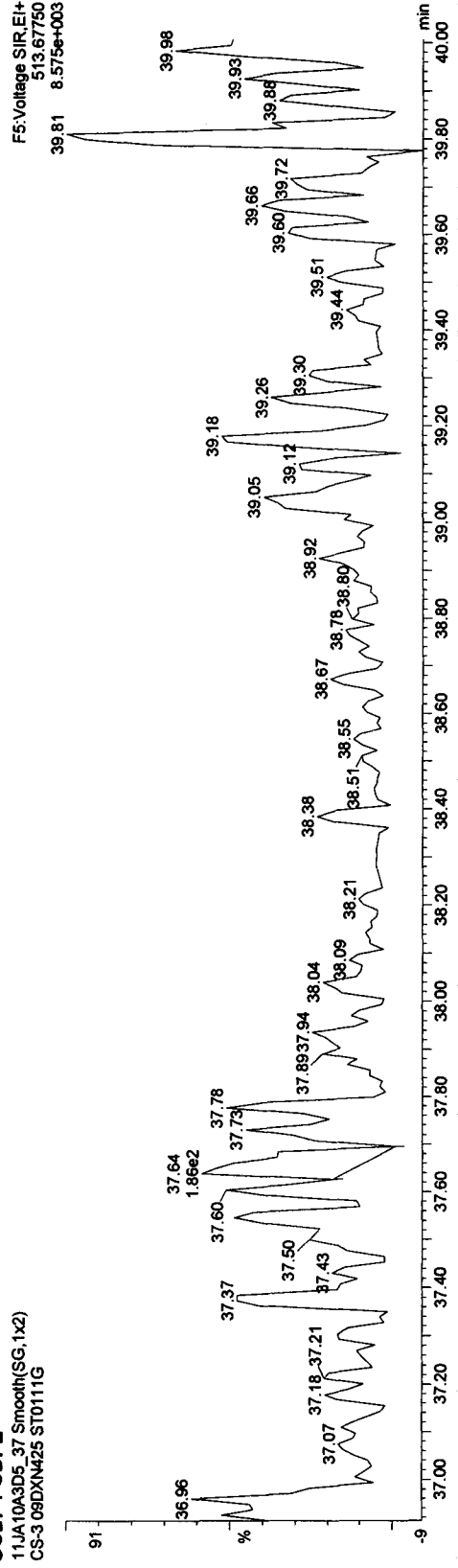


11JA10A3D5_37 Smooth(SG,1x2)
CS-3 09DXN425 ST0111G



OCDF PCDFE

11JA10A3D5_37 Smooth(SG,1x2)
CS-3 09DXN425 ST0111G



Quantify Sample Report MassLynx 4.1

Dataset: C:\MassLynx\Default.pro\11JA10A3D58290E.qld


Last Altered: Wednesday, January 13, 2010 09:07:42 Pacific Standard Time

Printed: Wednesday, January 13, 2010 09:08:59 Pacific Standard Time


Name: 11JA10A3D5_37, Date: 12-Jan-2010, Time: 19:51:49, ID: ST0111G, Description: CS-3 09DXN425

OCDD

11JA10A3D5_37 Smooth(SG,1x2)
CS-3 09DXN425 ST0111G



11JA10A3D5_37 Smooth(SG,1x2)
CS-3 09DXN425 ST0111G

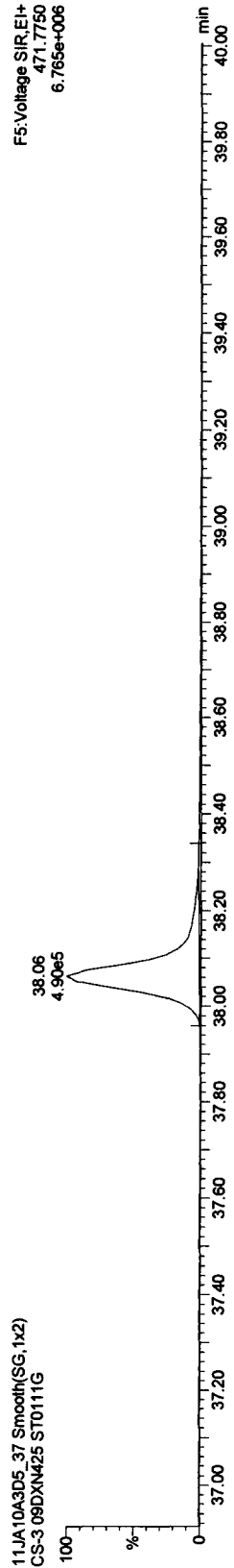


13C-OCDD

11JA10A3D5_37 Smooth(SG,1x2)
CS-3 09DXN425 ST0111G



11JA10A3D5_37 Smooth(SG,1x2)
CS-3 09DXN425 ST0111G



Quantify Sample Report MassLynx 4.1

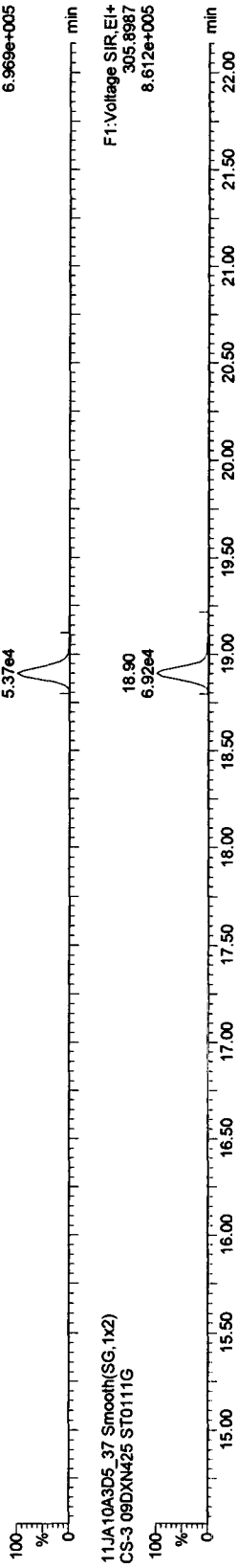
Dataset: C:\MassLynx\Default.pro\11JA10A3D58290E.qld

Last Altered: Wednesday, January 13, 2010 09:07:42 Pacific Standard Time
Printed: Wednesday, January 13, 2010 09:08:59 Pacific Standard Time

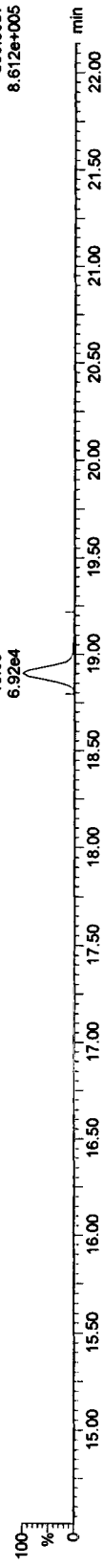
Name: 11JA10A3D5_37, Date: 12-Jan-2010, Time: 19:51:49, ID: ST0111G, Description: CS-3 09DXN425

TCDFs

11JA10A3D5_37 Smooth(SG,1x2)
CS-3 09DXN425 ST0111G

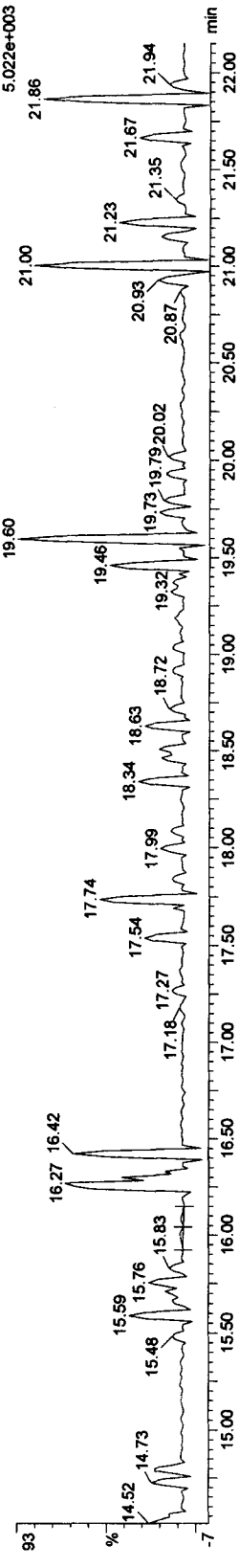


11JA10A3D5_37 Smooth(SG,1x2)
CS-3 09DXN425 ST0111G



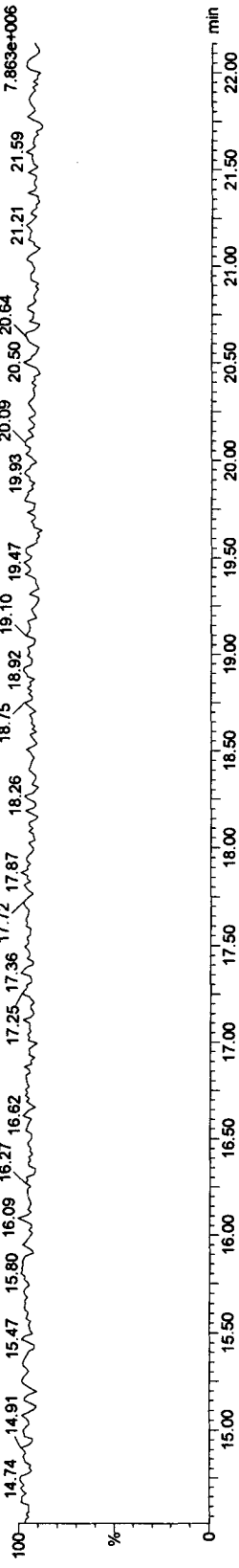
TCDF PCDPE

11JA10A3D5_37 Smooth(SG,1x2)
CS-3 09DXN425 ST0111G



Function 1 PFK

11JA10A3D5_37 Smooth(SG,1x2)
CS-3 09DXN425 ST0111G

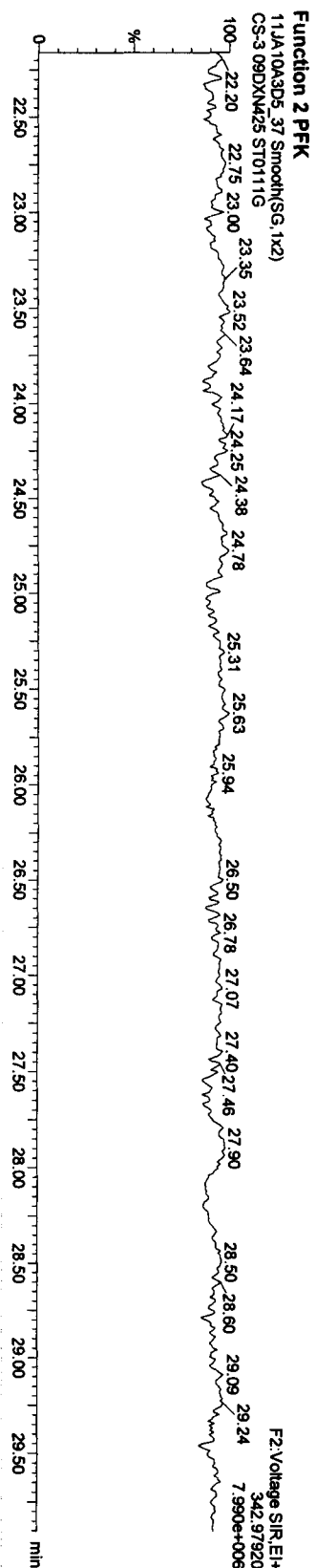
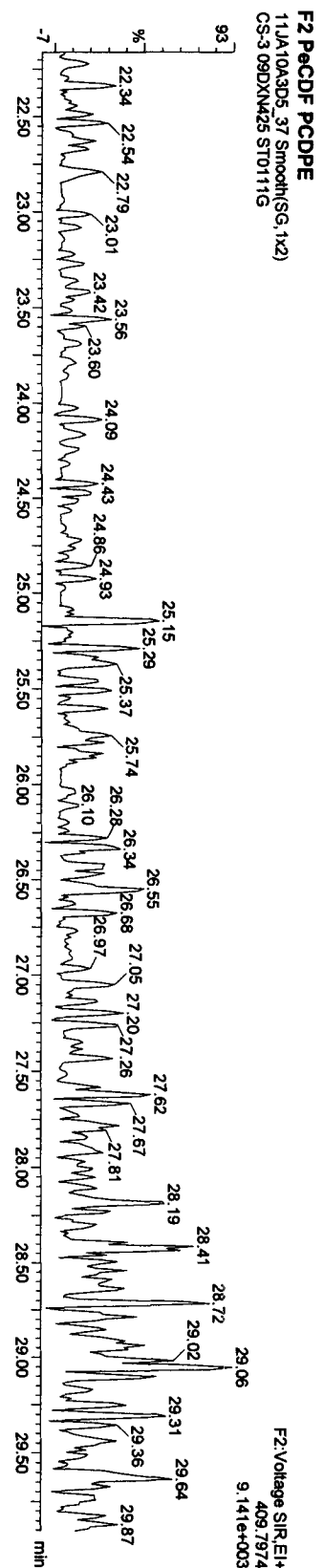
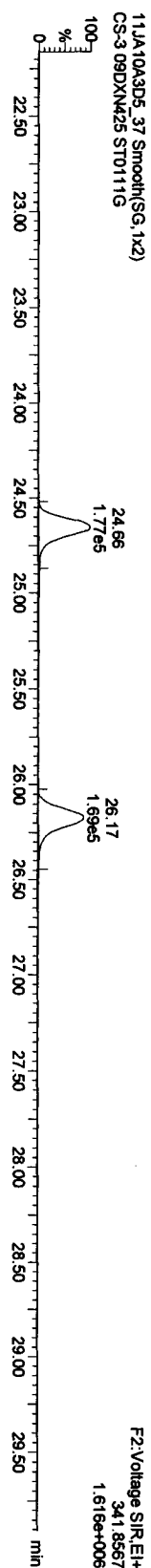
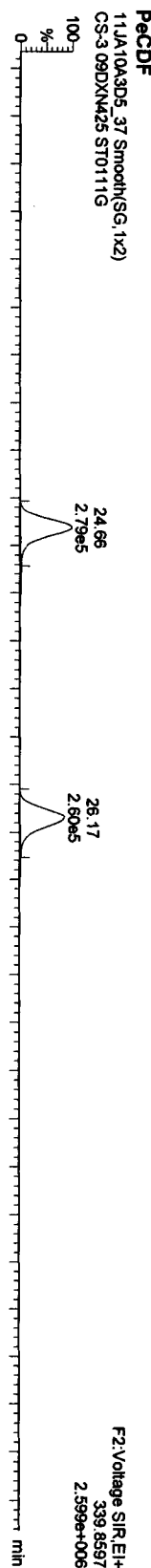


Quantity Sample Report Masslynx 4.1

Dataset: C:\Masslynx\Default\pro1\1JA10A3D58290E.qld

Last Altered: Wednesday, January 13, 2010 09:07:42 Pacific Standard Time
 Printed: Wednesday, January 13, 2010 09:08:59 Pacific Standard Time

Name: 11JA10A3D5_37, Date: 12-Jan-2010, Time: 19:51:49, ID: ST0111G, Description: CS-3-09DXM425

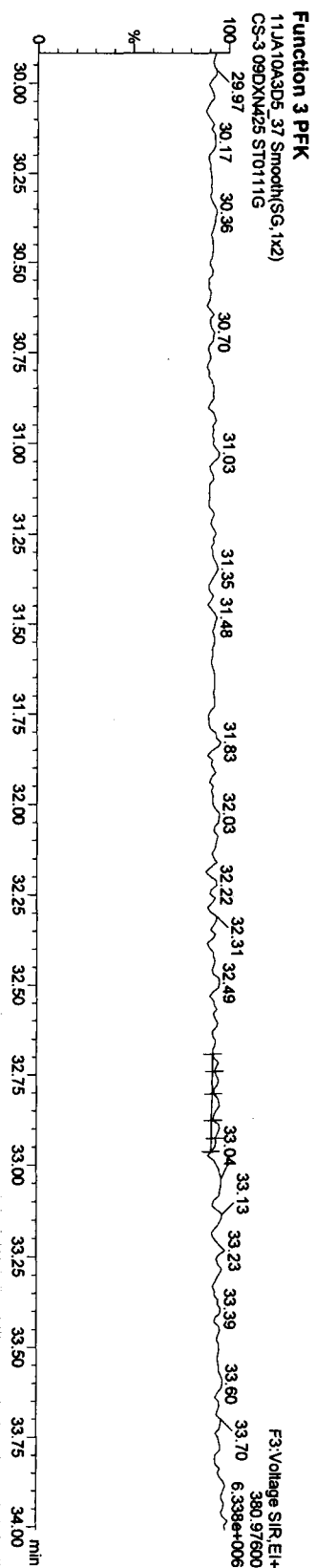
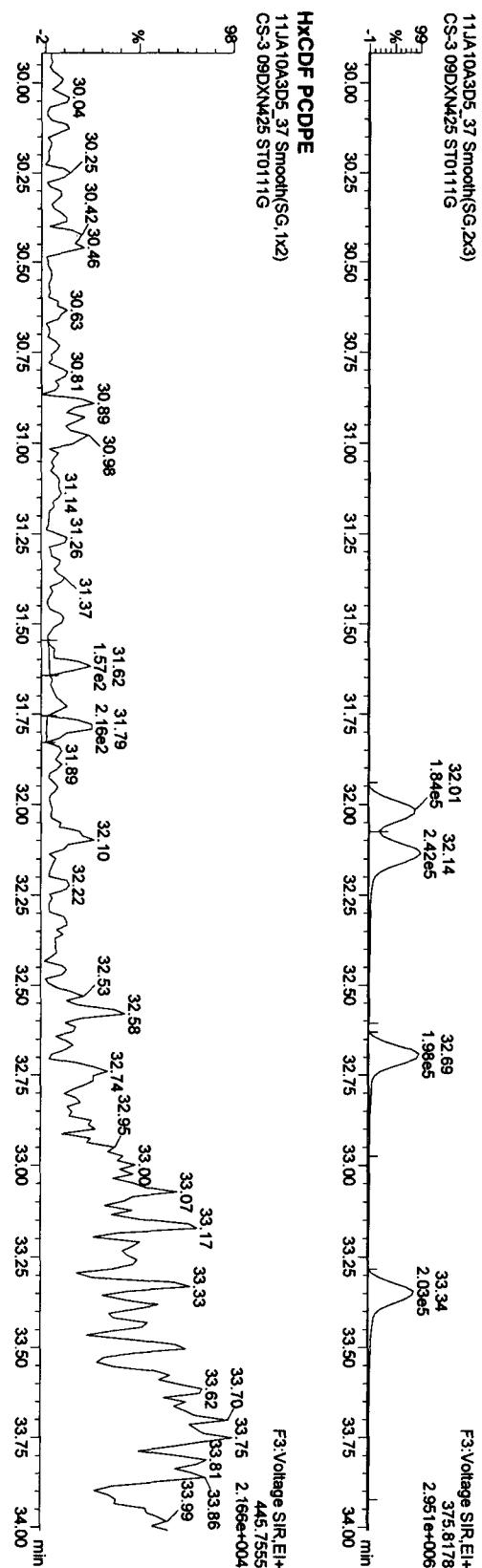
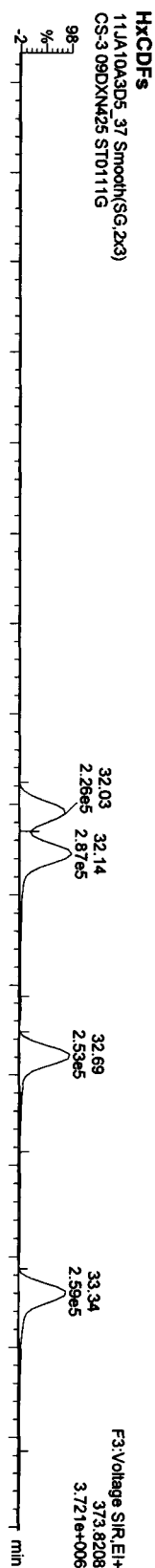


Quantity Sample Report Masslynx 4.1

Dataset: C:\Masslynx\Default\prot11JA10A3D58290E.qld

Last Altered: Wednesday, January 13, 2010 09:07:42 Pacific Standard Time
 Printed: Wednesday, January 13, 2010 09:08:59 Pacific Standard Time

Name: 11JA10A3D5_37, Date: 12-Jan-2010, Time: 19:51:49, ID: ST01111G, Description: CS-3 09DXM425

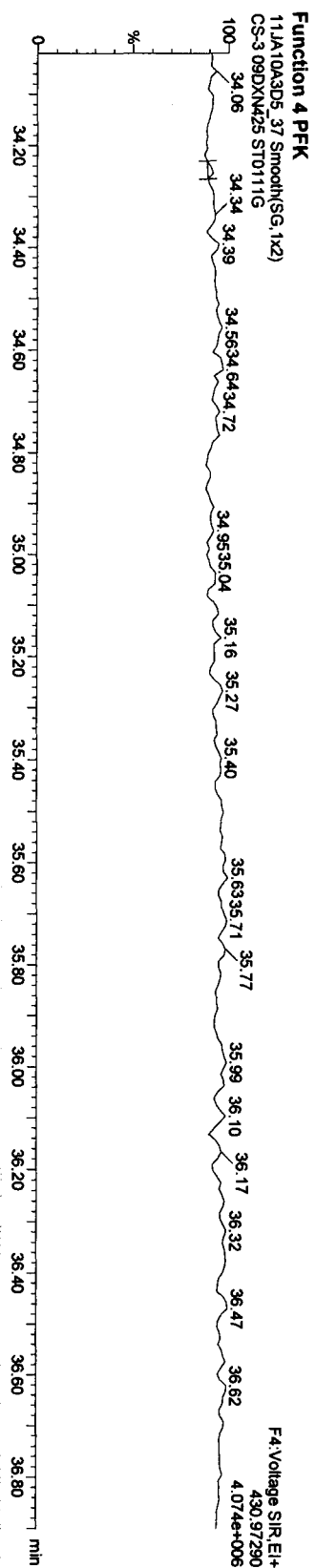
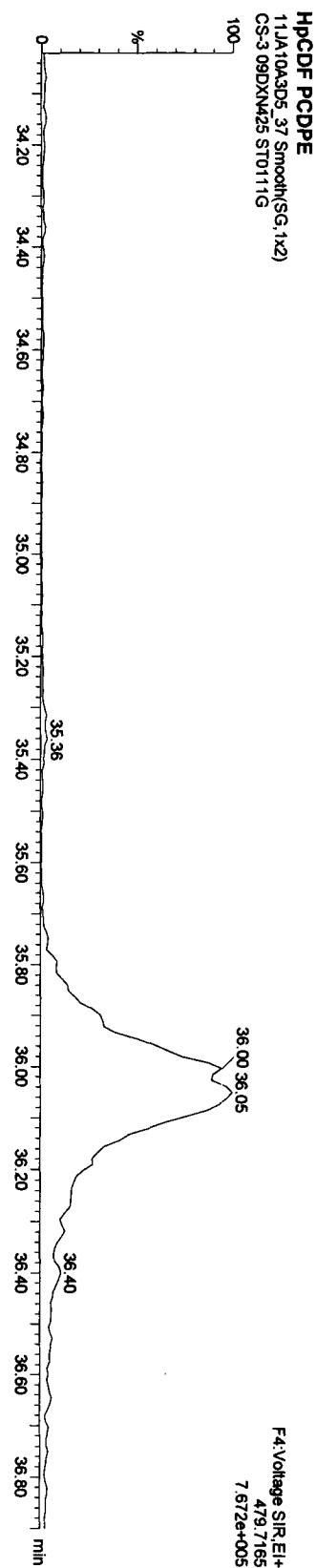




Quantity Sample Report Masslynx 4.1

Dataset: C:\Masslynx\Default.pro\11JA10A3D58290E.qld

Last Altered: Wednesday, January 13, 2010 09:07:42 Pacific Standard Time
Printed: Wednesday, January 13, 2010 09:08:59 Pacific Standard Time

Name: 11JA10A3D5_37, Date: 12-Jan-2010, Time: 19:51:49, ID: ST0111G, Description: CS-3 09DXN425



Quantity Sample Report **MassLynx 4.1**

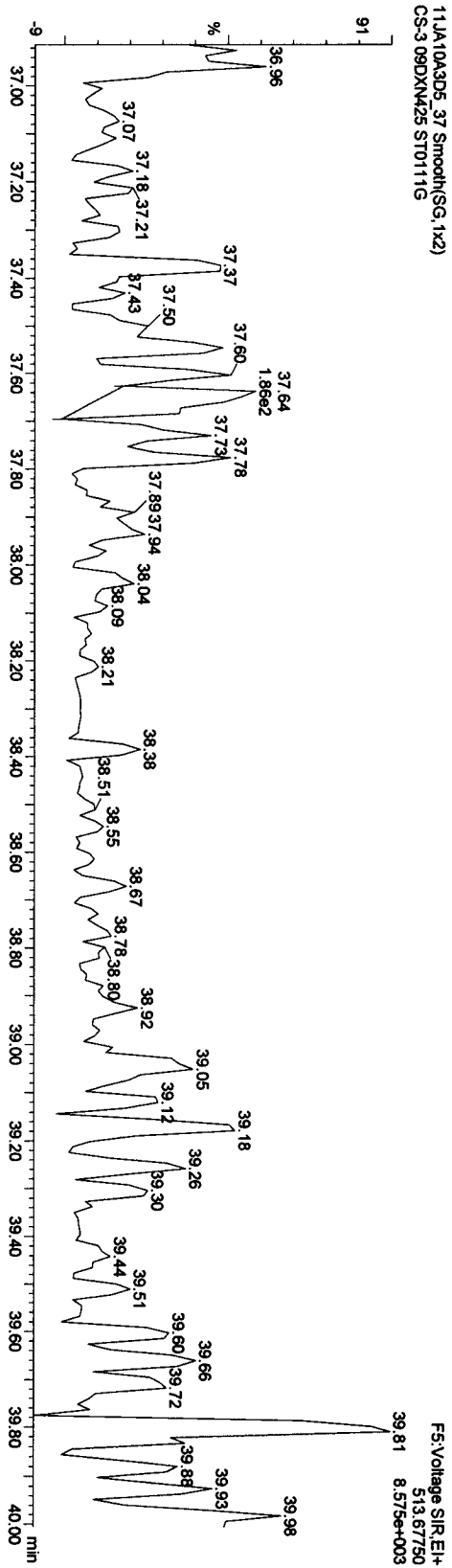
Dataset: C:\MassLynx\Default.pro\11JA10A3D58290E.qld

Last Altered: Wednesday, January 13, 2010 09:07:42 Pacific Standard Time
Printed: Wednesday, January 13, 2010 09:08:59 Pacific Standard Time

Name: 11JA10A3D5_37, Date: 12-Jan-2010, Time: 19:51:49, ID: ST0111G, Description: CS-3-09DXN425

OCDP PCDDPE

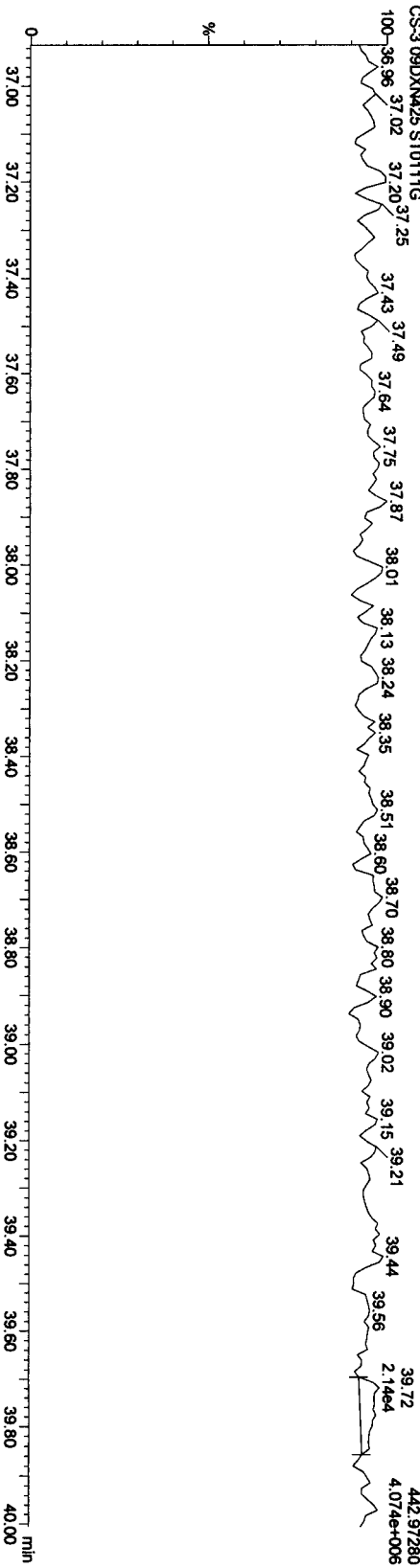
11JA10A3D5_37 Smooth(SG, 1x2)
CS-3-09DXN425 ST0111G



F5: Voltage SIR.EI+
513.67750
8.575e+003

Function 5 PFK

11JA10A3D5_37 Smooth(SG, 1x2)
CS-3-09DXN425 ST0111G



F5: Voltage SIR.EI+
442.97280
4.074e+006

Method ID 8290

Associated ICAL DB225010410502

Column ID DB225

Instrument ID 502

STD ID ST012A, ST012C

STD Solution C53 090XN425

Analyzed by AM

Date Analyzed 01-12-10, 01-13-10

Std. Pkg. By KSS

Date Std. Pkg. Assembled 01-13-10

Std. Pkg. Reviewed By MCS

Date Std. Pkg. Reviewed 1/13/10

DAILY STANDARD PACKAGE	INITIATED	REVIEWED
Standard, CPSM, and Solvent Blank present?	✓	✓
Copy of log-file and Beginning Static Resolution present?	✓	✓
CPSM blow up present?	✓	✓
Curve Summary present?	✓	✓
Summary of Method criteria present or documented below?	✓	✓
Daily standard within method specified limits?*	✓	✓
Analyte retention times correct?	✓	✓
Isotopic ratios within limits?	✓	✓
CPSM valley ≤ method specified limits?*	✓	✓
Are chromatographic windows correct?	✓	✓
Samples analyzed within 12 hrs of daily standard?	✓	✓
Manual reintegration's checked and hardcopies included?	NA	NA
Ending Standard present?	✓	✓
Ending Static Resolutions present	✓	✓
Absolute retention times for 13C12-1,2,3,4-TCDD and 13C12-1,2,3,7,8,9-HxCDD are within +/- 15 seconds of the retention times in the Initial Calibration? (required for all 1613B samples)	NA	NA

COMMENTS: _____

* Method 8290/TO9/M0023A: (beginning) ≤ 20% from curve RRFs for native analytes, ≤ 30% from curve RRFs for labeled compounds.

Method 8290/TO9/M0023A: (ending) ≤ 25% from curve RRFs for native analytes, ≤ 35% from curve RRFs for labeled compounds.

Method 23: See Method 23 Daily Standard Criteria, Table 5.

Method 1613B: See, Method 1613B or Method 1613B Tetras Daily Standard Criteria,

** Method 23/0023A CPSM Criteria: 25% valley between 2378 TCDF (DB-225)/TCDD (DB-5) and its closest eluters normalized to the smallest peak of the triplet

Method 1613B/8290/TO9 CPSM Criteria: 25% valley between 2378 TCDF (DB-225)/TCDD (DB-5) and its closest eluters normalized to the 2378 peak.

Run text: ST0112B
Run #6 Filename 12JA10B5D2 S: 1
Acquired: 12-JAN-10 20:35:00
Run: 12JA10B5D2 Analyte: DB225

File text: ST0112B :CS3 09DXN425
I: 1
Processed: 13-JAN-10 10:54:06
Cal: DB2250104105D2 Results: 12JA10B5D2DB225

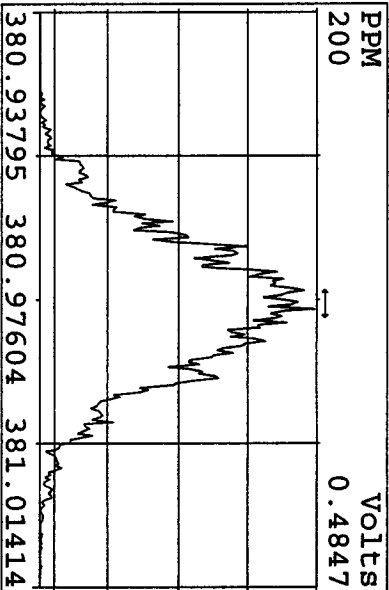
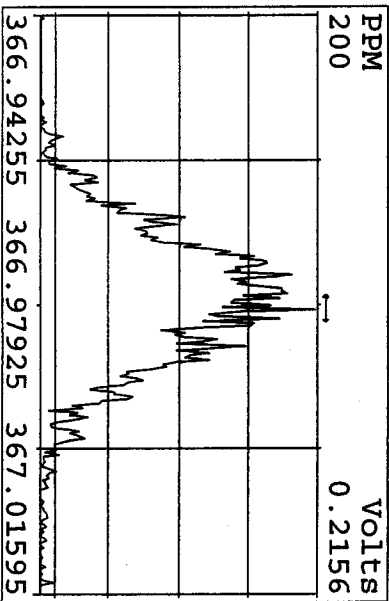
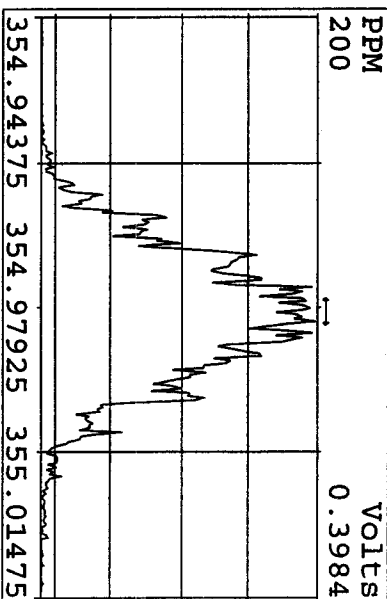
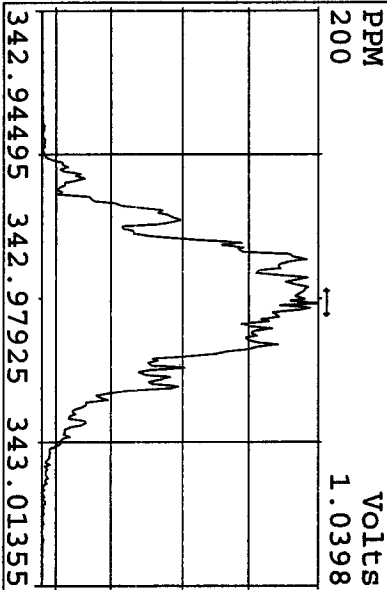
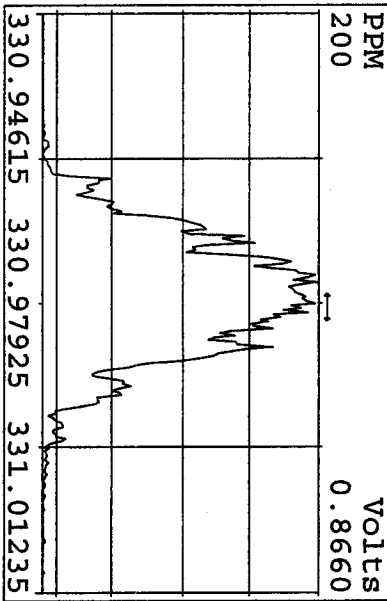
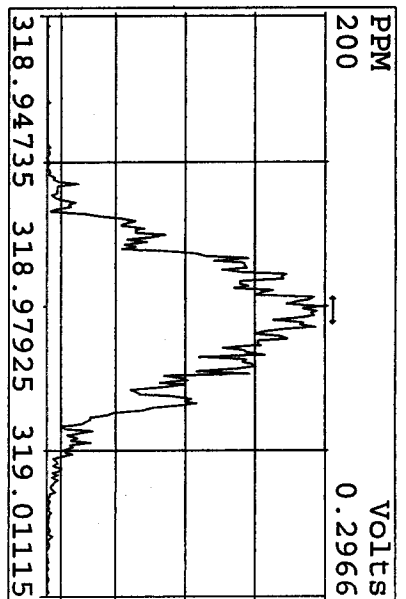
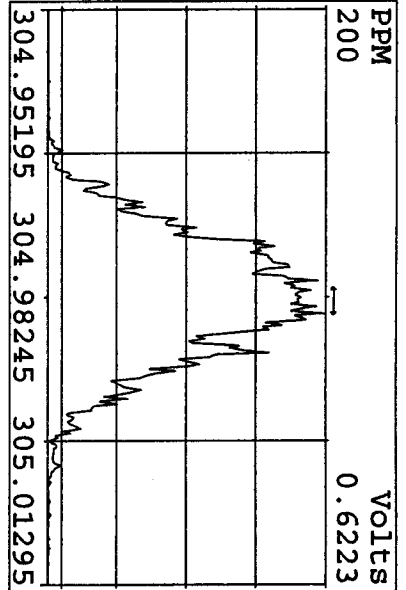
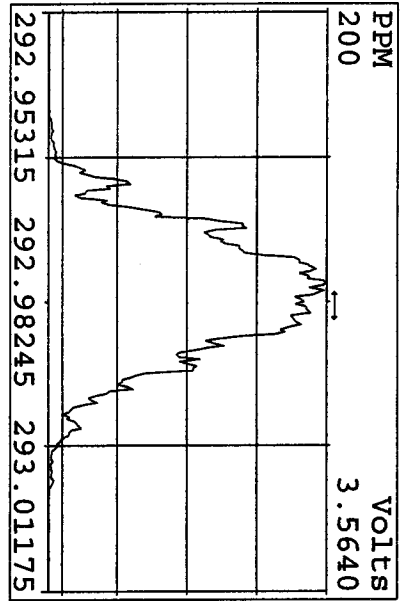
Name	Resp	RA	RT	RRF	Amount	Dev'n	Mod?
13C-1,2,3,4-TCDD	129257000	0.75 y	14:20	-	100.00	-	n
13C-2,3,7,8-TCDF	230938000	0.78 y	15:26	1.79	100.00	7.4	n
2,3,7,8-TCDF	21032960	0.83 y	15:28	0.91	10.00	-10.1	n
13C-2,3,7,8-TCDD	128926900	0.73 y	14:06	1.00	100.00	4.9	n
2,3,7,8-TCDD	16083040	0.79 y	14:07	1.25	10.00	5.5	n
37Cl-2,3,7,8-TCDD	31806200	1.00 y	14:07	2.46	10.00	19.0	n

Run text: ST0112C File text: ST0112C :CS3 09DXN425
Run #17 Filename 12JA10B5D2 S: 14 I: 1
Acquired: 13-JAN-10 04:36:37 Processed: 13-JAN-10 10:54:09
Run: 12JA10B5D2 Analyte: DB225 Cal: DB2250104105D2 Results: 12JA10B5D2DB225

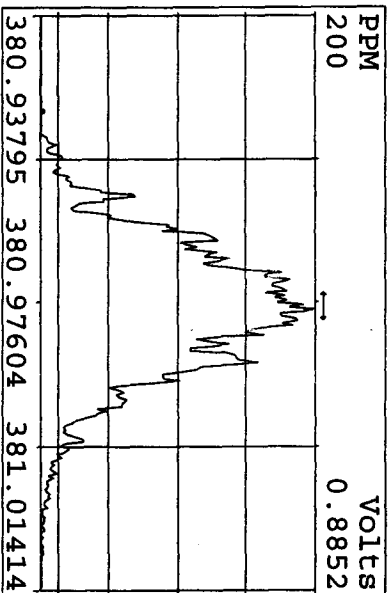
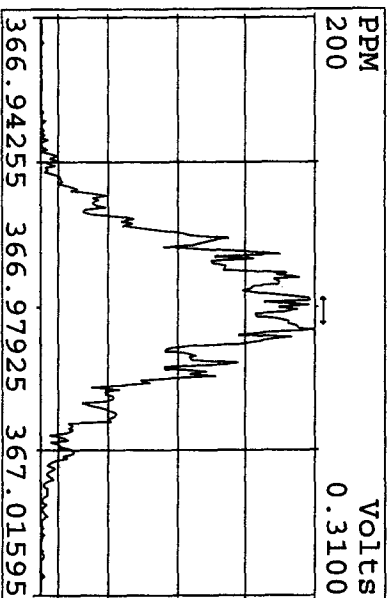
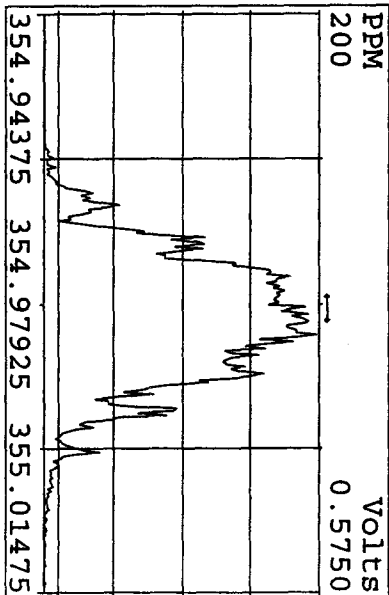
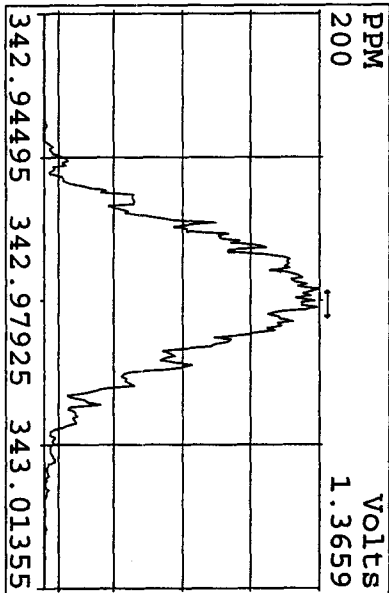
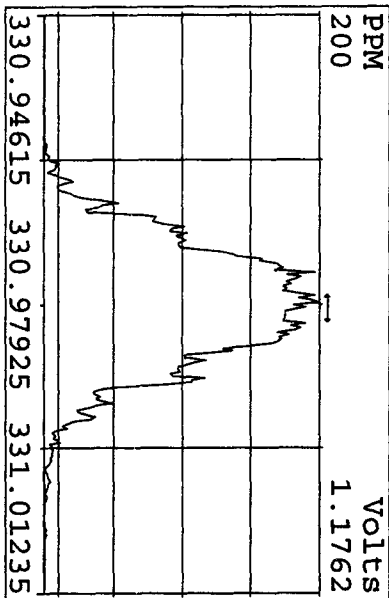
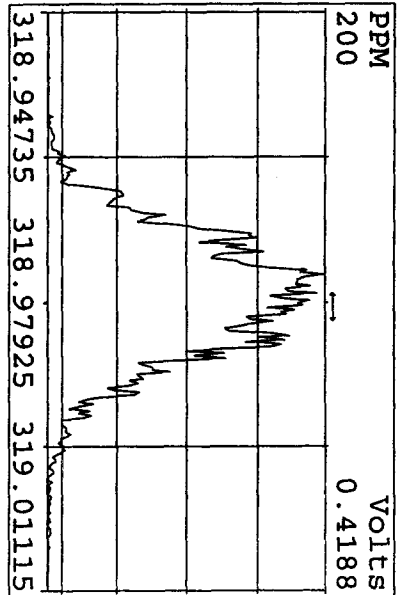
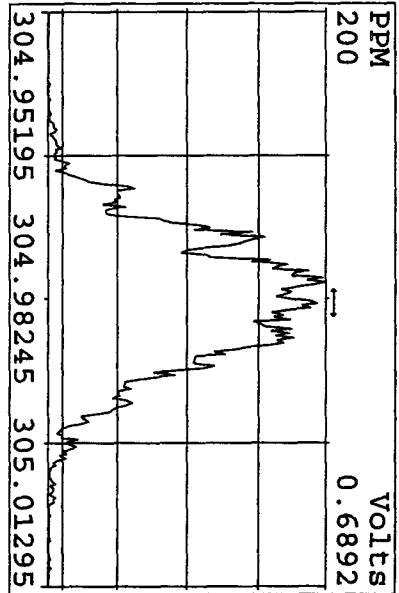
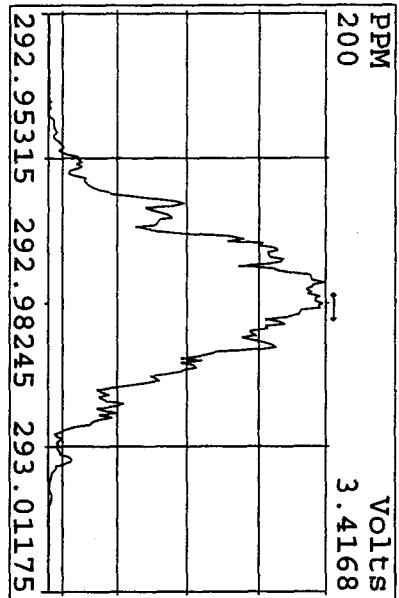
Name	Resp	RA	RT	RRF	Amount	Dev'n	Mod?
13C-1,2,3,4-TCDD	100454300	0.75 y	14:18	-	100.00	-	n
13C-2,3,7,8-TCDF	172793500	0.79 y	15:25	1.72	100.00	3.4	n
2,3,7,8-TCDF	15927330	0.81 y	15:25	0.92	10.00	-9.1	n
13C-2,3,7,8-TCDD	101233500	0.72 y	14:04	1.01	100.00	5.9	n
2,3,7,8-TCDD	12396300	0.80 y	14:05	1.22	10.00	3.6	n
37C1-2,3,7,8-TCDD	24937400	1.00 y	14:05	2.48	10.00	20.0	n

Data file	Smp	Work Order	Sample ID	FV-uL	Method/Matrix	Box	Size	U
12JA10B5D2	1	ST0112B	CS3 09DXN425				1.000	
12JA10B5D2	2	CP0112A	DB-225 CPSM 3732-01				1.000	
12JA10B5D2	3	SB0112A	Solvent Blank C-14				1.000	
12JA10B5D2	4	LRDQ2-2-AA	G9L180646-9RX	20	8290/SOLID	85	10.310	g
12JA10B5D2	5	LRDQW-2-AA	G9L180646-5RX	20	8290/SOLID		10.120	g
12JA10B5D2	6	LRDQ3-2-AA	G9L180646-10RX	20	8290/SOLID		10.030	g
12JA10B5D2	7	LRDQ3-2-AD	G9L180646-10SRX	20	8290/SOLID		10.490	g
12JA10B5D2	8	LRDQ3-2-AE	G9L180646-10DRX	20	8290/SOLID		10.240	g
12JA10B5D2	9	LRDQ0-2-AA	G9L180646-7RX	20	8290/SOLID		10.180	g
12JA10B5D2	10	LRDQX-2-AA	G9L180646-6RX	20	8290/SOLID		10.620	g
12JA10B5D2	11	LRDQ1-2-AA	G9L180646-8RX	20	8290/SOLID		10.960	g
12JA10B5D2	12	LQ66W-2-AC	G9L160493-10RX (20X)	20	8290/SOLID		10.260	g
12JA10B5D2	13	SB0112B	Solvent Blank C-14				1.000	
12JA10B5D2	14	ST0112C	CS3 09DXN425				1.000	
12JA10B5D2	15						1.000	
12JA10B5D2	16						1.000	
12JA10B5D2	17						1.000	
12JA10B5D2	18						1.000	
12JA10B5D2	19						1.000	
12JA10B5D2	20						1.000	
12JA10B5D2	21		AM 01-12-10		LOGFILE v10		1.000	
12JA10B5D2	22				01-13-10 KSS		1.000	

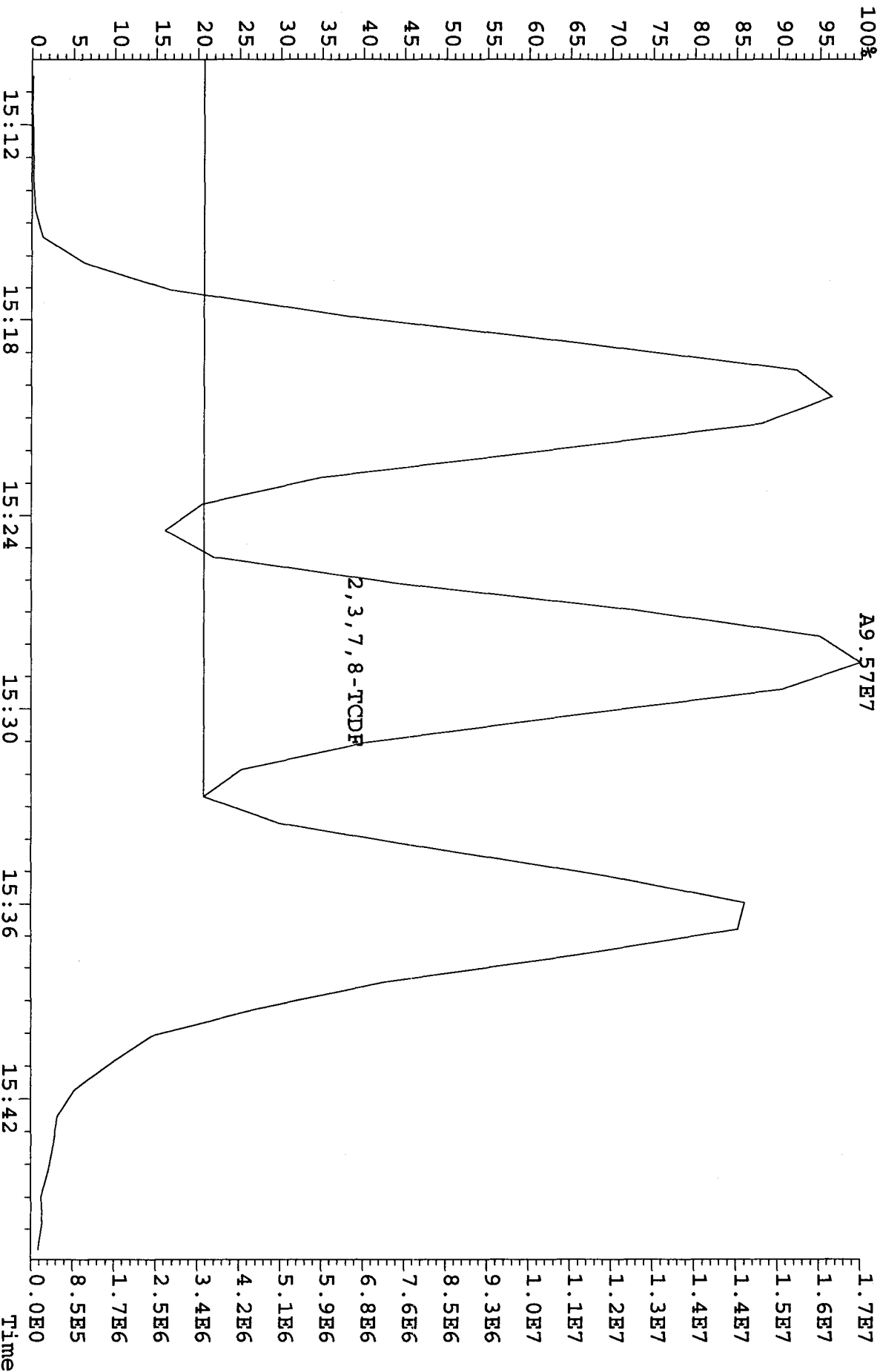
Peak Locate Examination: 12-JAN-2010:20:34 File:12JTA10B5D2
 Experiment:DB225 Function:1 Reference:PFK



Peak Locate Examination: 13-JAN-2010:08:15 File: ENDRS12JJA10B5D2
 Experiment: DB225 Function: 1 Reference: PFK



File: 12JA10B5D2 #1-1242 Acq: 12-JAN-2010 21:12:02 GC FI+ Voltage SIR 70SE
 303.9016 S: 2 BSUB(128, 15, -3.0) Exp: DB225 Noise: 3627
 Sample Text: CP0112A : DB-225 CPSM 3732-01

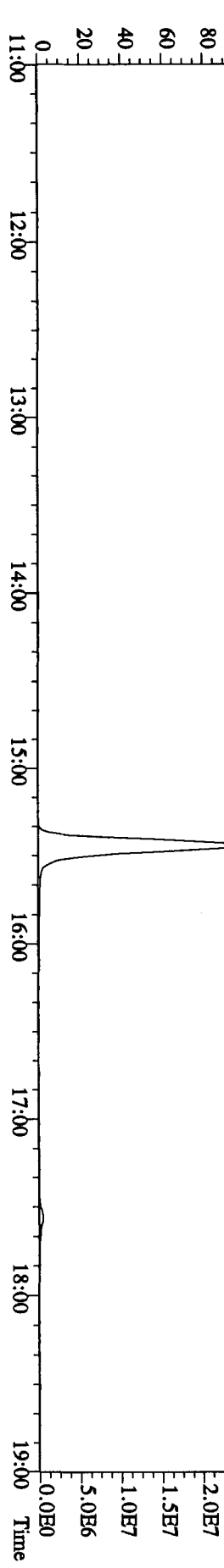
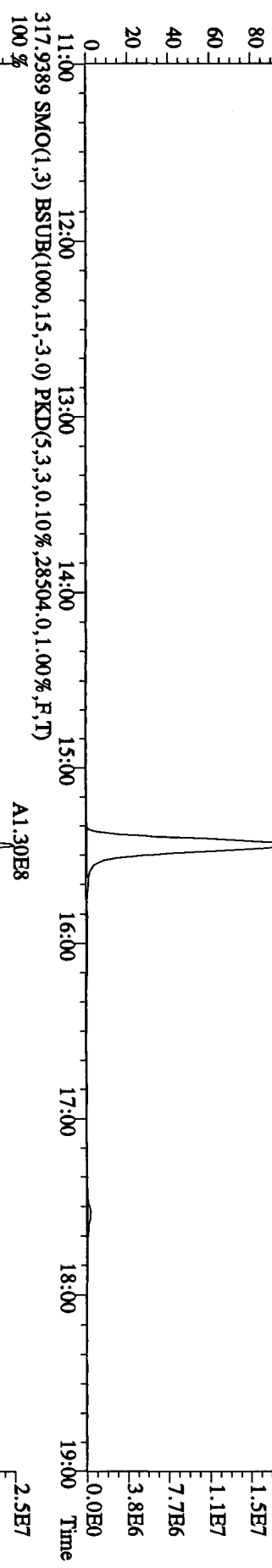
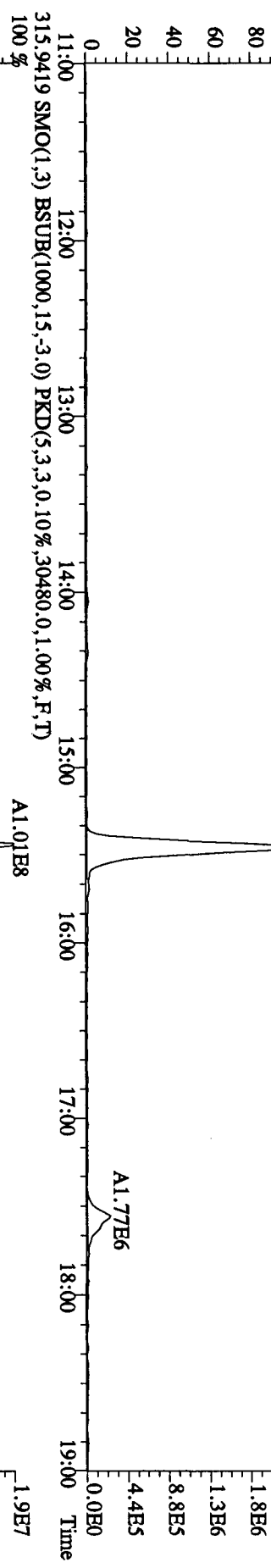
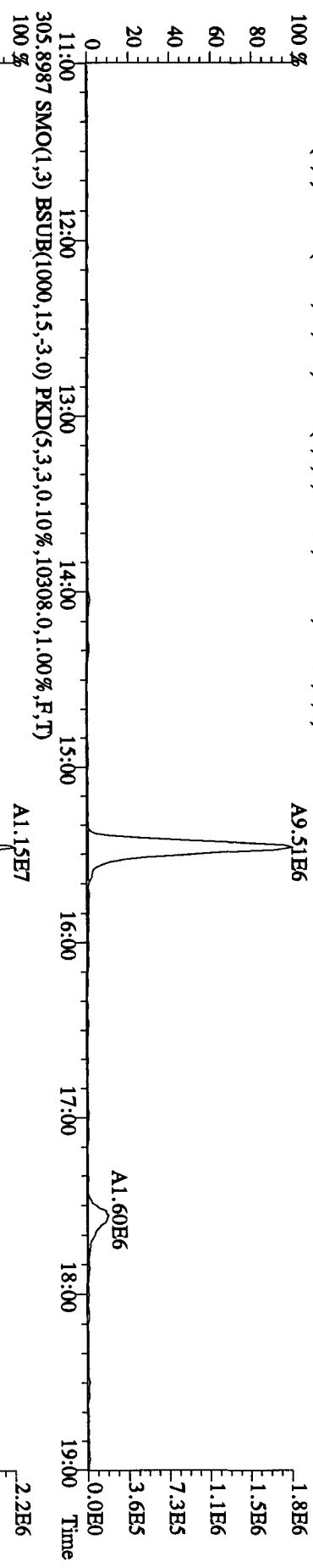


Run: 04JA10A5D2 Analyte: DB225 Cal: DB2250104105D2

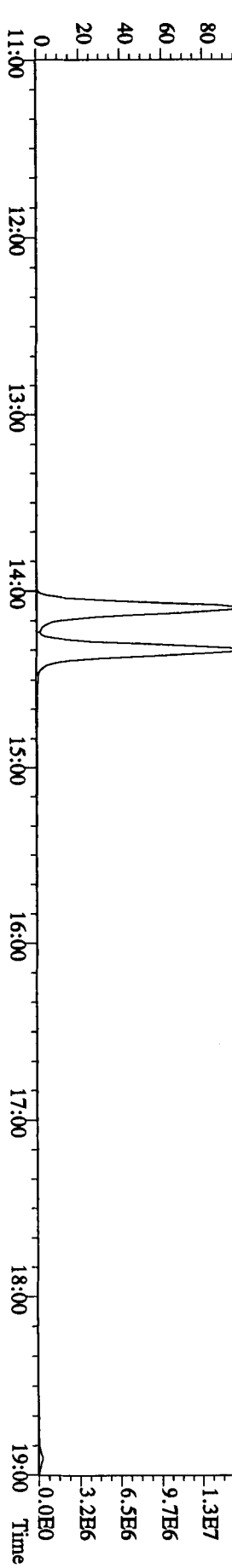
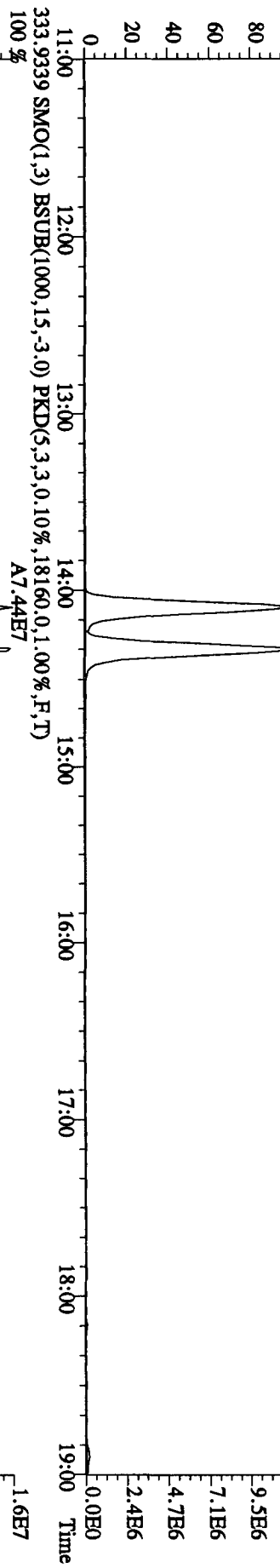


ST0104D : CS-1 09DXN422 ST0104E : CS-2 09DXN423 ST0104F : CS-3 09DXN425
 ST0104G : CS-5 09DXN456 ST0104H : CS-4 09DXN426

Name	Mean	S. D.	%RSD	04JA10B5D204JA10B5D204JA10B5D204JA10B5D204JA10B5D204JA10B5D2									
				S3	S4	S5	S6	S7	RRF1	RRF2	RRF3	RRF4	RRF5
13C-1,2,3,4-TCDD	-	-	- %	-	-	-	-	-	-	-	-	-	-
13C-2,3,7,8-TCDF	1.664	0.062	3.75 %	1.65	1.58	1.73	1.72	1.64	1.014	0.94	0.97	1.01	1.00
2,3,7,8-TCDF	1.014	0.078	7.69 %	1.14	0.94	0.97	1.01	1.00	0.951	0.90	0.99	0.98	0.91
13C-2,3,7,8-TCDD	0.951	0.045	4.78 %	0.98	0.90	0.99	0.98	0.91	1.183	1.21	1.12	1.18	1.22
2,3,7,8-TCDD	1.183	0.038	3.23 %	1.19	1.21	1.12	1.18	1.22	2.068	2.20	1.15	2.23	2.16
37Cl-2,3,7,8-TCDD	2.068	0.541	26.2 %	2.60	2.20	1.15	2.23	2.16					

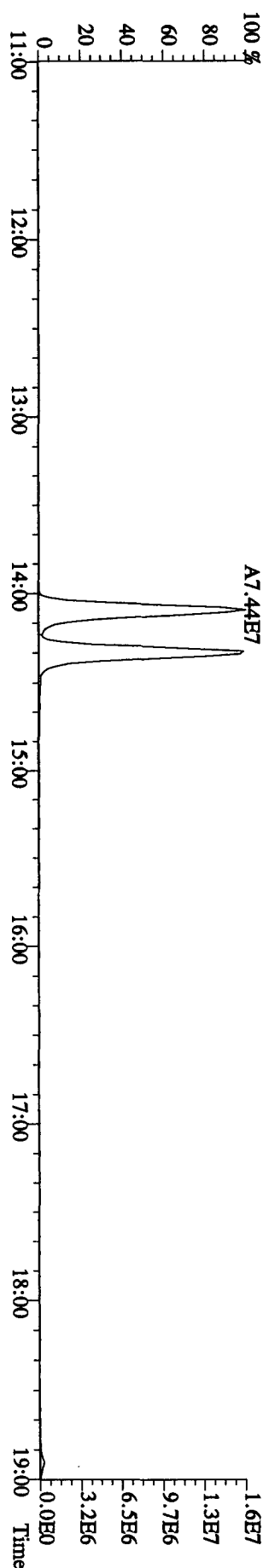
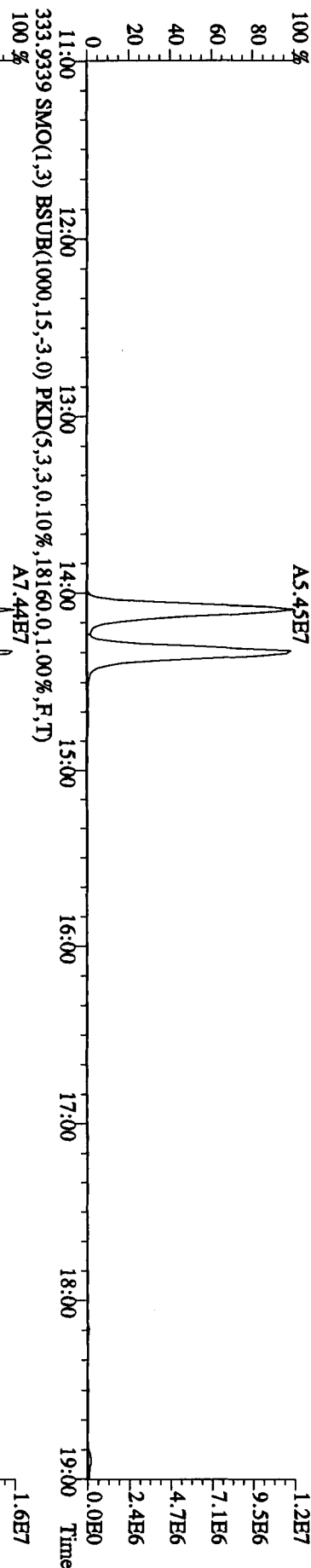
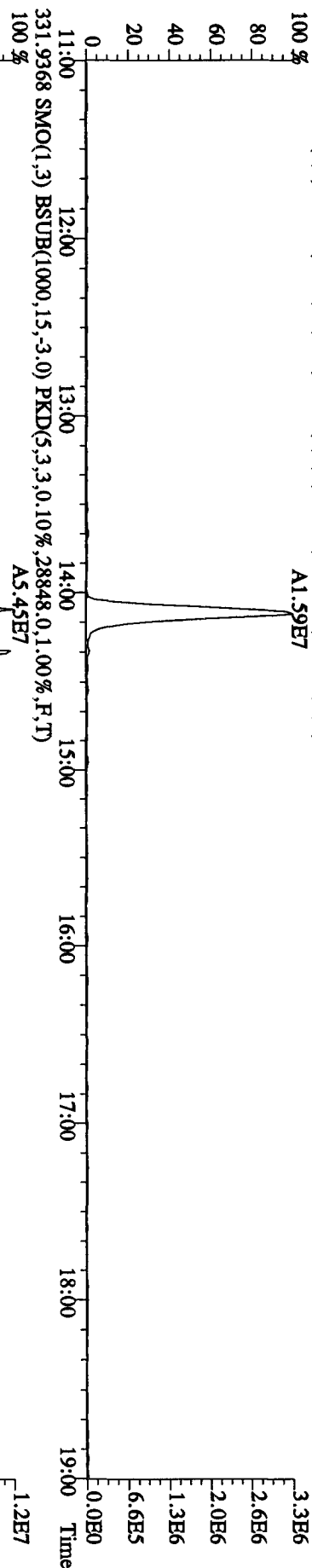
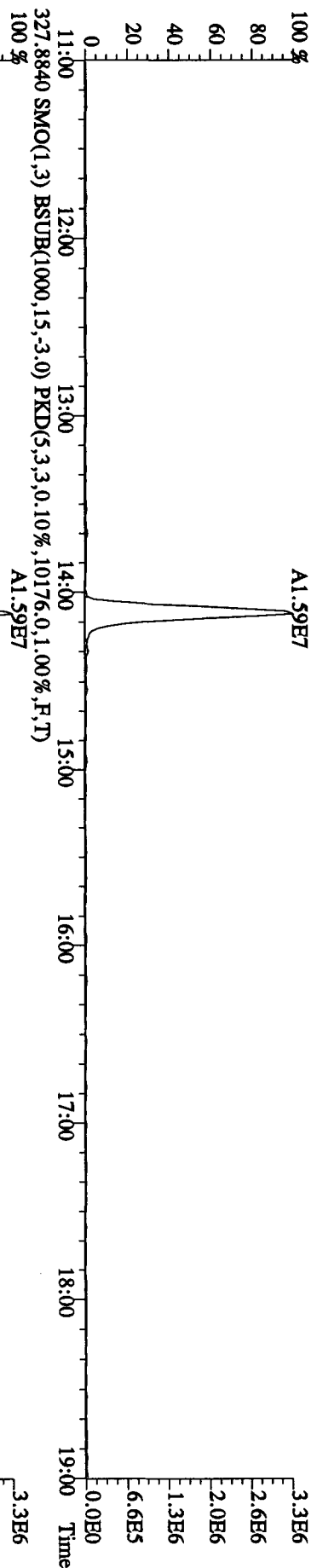
File:121A10B5D2 #1-1242 Acq:12-JAN-2010 20:35:00 GC EI+ Voltage SIR 70SE
 Sample#1 Text:ST0112B :CS3 09DXN425 Exp:DB225
 303.9016 SMO(1,3) BSUB(1000,15,-3,0) PKD(5,3,3,0,10%,8044,0,1,00%,F,T)
 100%



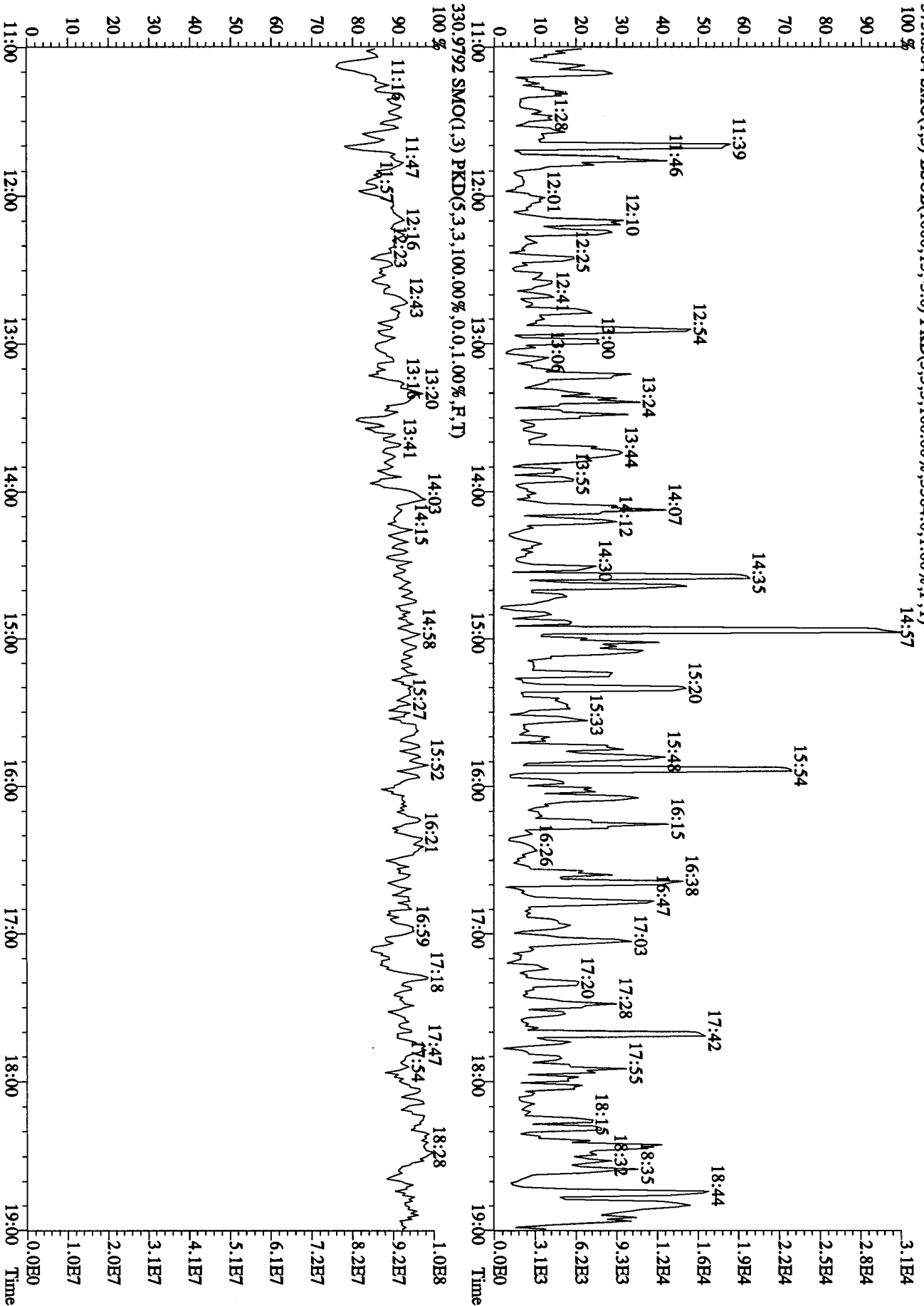
File:12JAI0B5D2 #1-1242 Acq:12-JAN-2010 20:35:00 GC EI+ Voltage SIR 70SE
 Sample#1 Text:ST0112B :CS3 09DXN425 Exp:DB225
 319.8965 SMO(1,3) BSUB(1000,15,-3.0) PKD(5,3,3,0,1.0%,9132.0,1.00%,F,T)
 100% A7.09E6



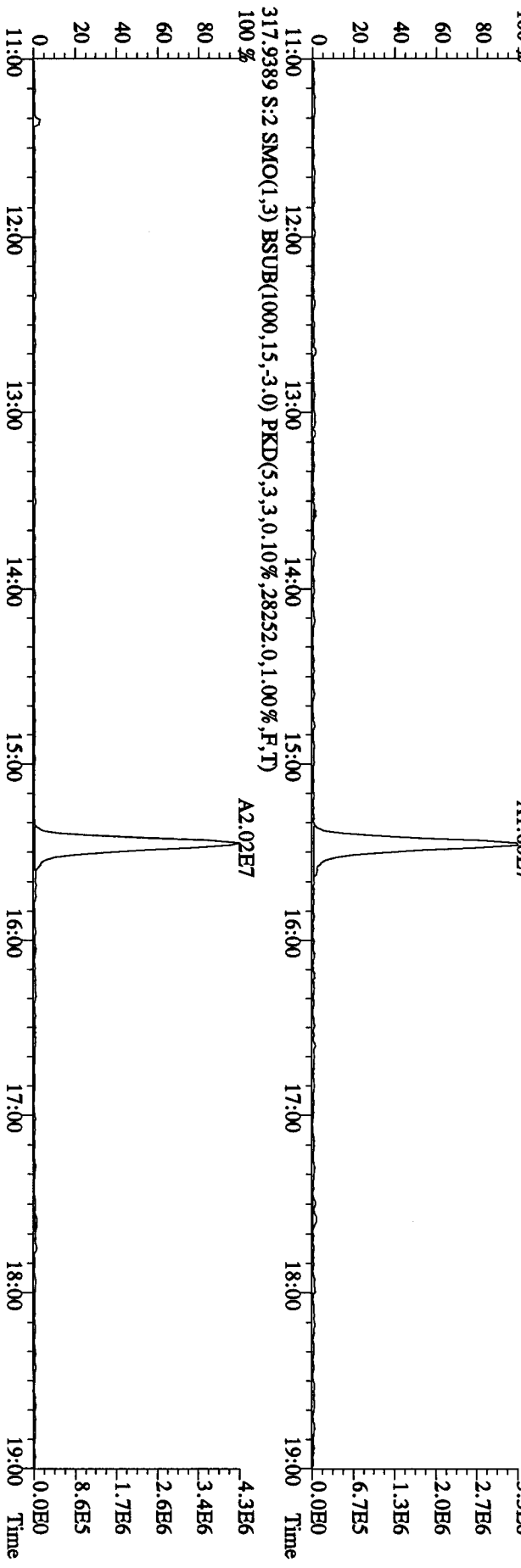
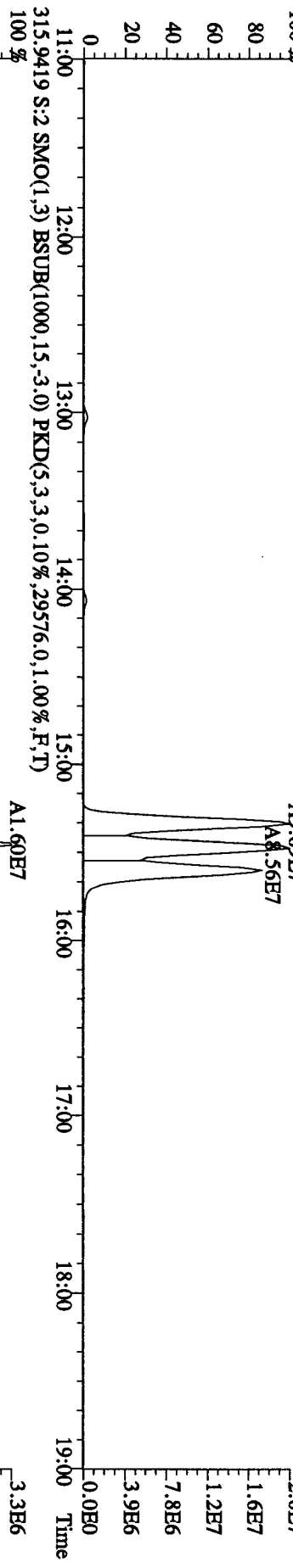
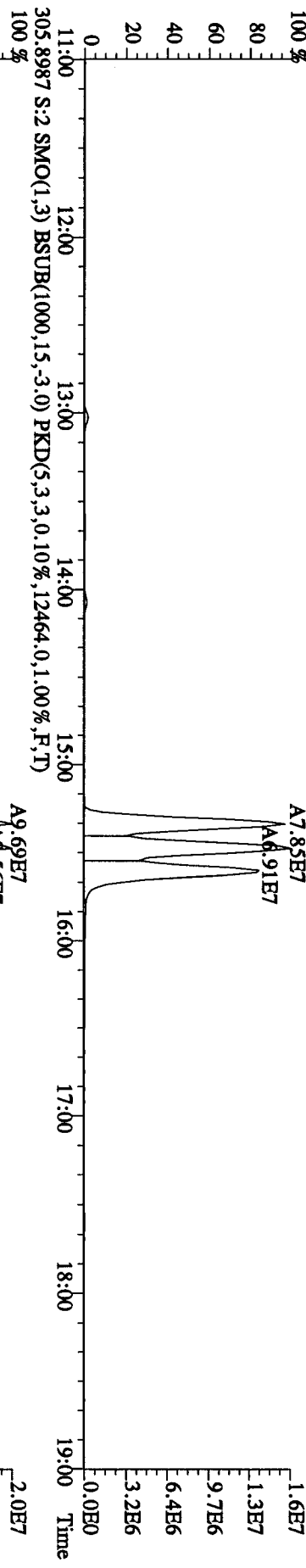
File: 12J1A10B5D2 #1-1242 Acq: 12-JAN-2010 20:35:00 GC EI+ Voltage SIR 70SE
Sample#1 Text: ST0112B :CS3 09DXN425 Exp: DB225
327.8840 SMO(1,3) BSUB(1000,15,-3.0) PKD(5,3,3,0,10%,10176,0,1,00%,F,T)
100% A1.59E7



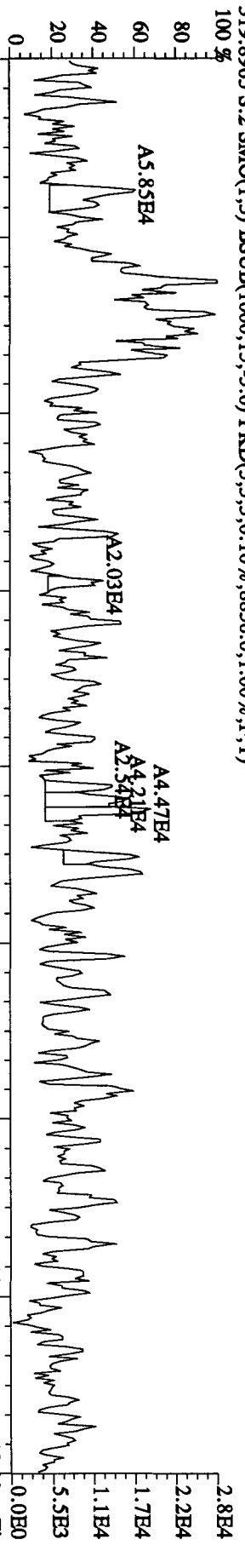
File:121A10B5D2 #1-1242 Acq:12-JAN-2010 20:35:00 GC EI+ Voltage SIR 70SE
 Sample#1 Text:ST0112B :CS3 09DXN425 Exp:DB225
 375.8364 SMO(1,3) BSUB(1000,15,-3,0) PKD(5,3,3,100.00%,3384,0,1.00%,F,T)



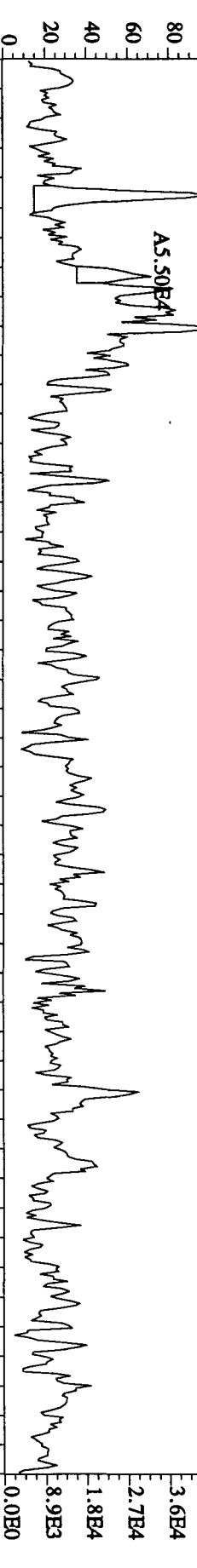
File:121A10B5D2 #1-1242 Acq:12-JAN-2010 21:12:02 GC EI+ Voltage SIR 70SE
 Sample#2 Text:CP0112A :DB-225 CPISM 3732-01 Exp:DB225
 303.9016 S:2 SMO(1,3) BSUB(1000,15,-3.0) PKD(5,3,3,0.10%,9676,0,1.00%,F,T)
 100 %




File:12JAI0B5D2 #1-1242 Acq:12-JAN-2010 21:12:02 GC EI + Voltage SIR 70SE
 Sample#2 Text:CP0112A :DB-225 CP5M 3732-01 Exp:DB225
 319.8965 S:2 SMO(1,3) BSUB(1000,15,-3,0) PKD(5,3,3,0,10%,8856,0,1,00%,F,T)
 100 %



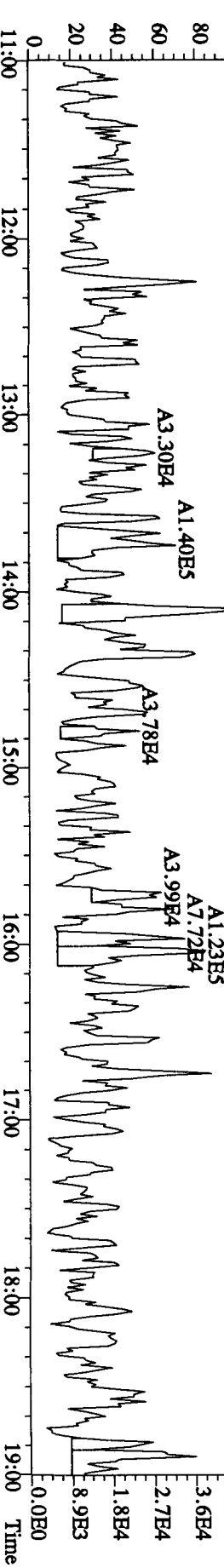
321.8936 S:2 SMO(1,3) BSUB(1000,15,-3,0) PKD(5,3,3,0,10%,13220,0,1,00%,F,T)
 100 %



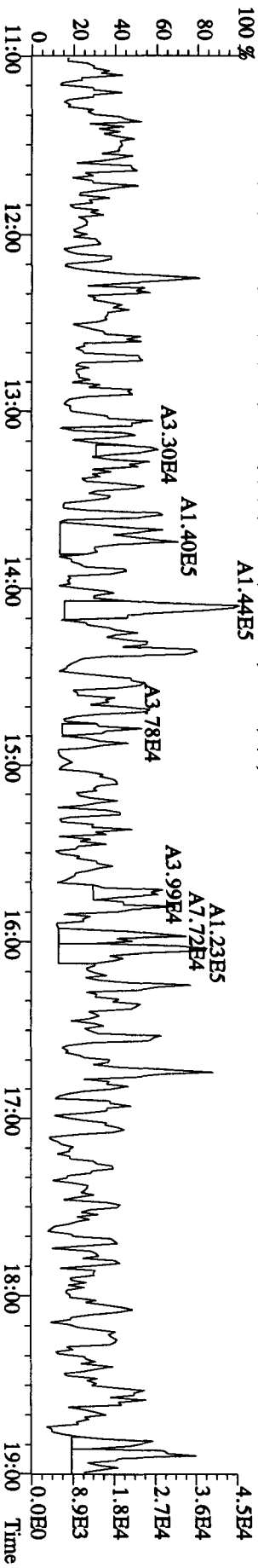
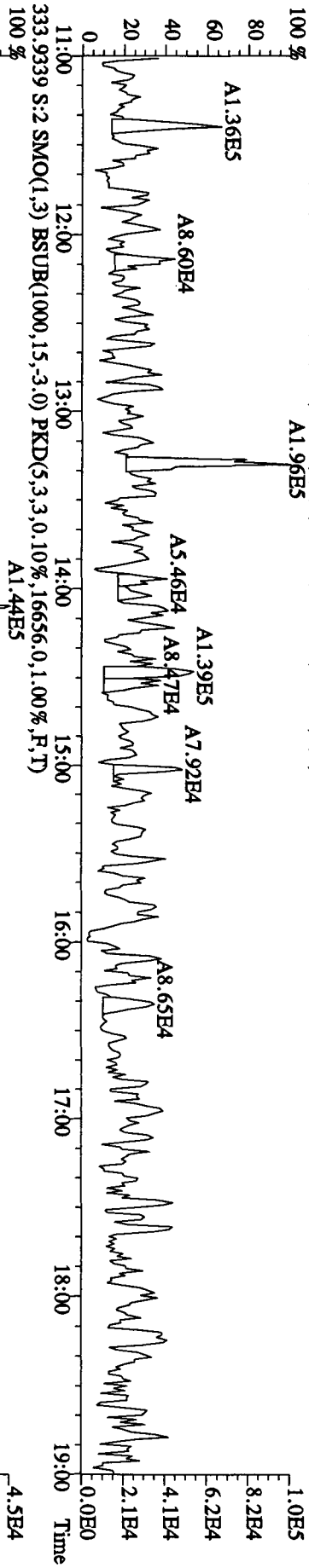
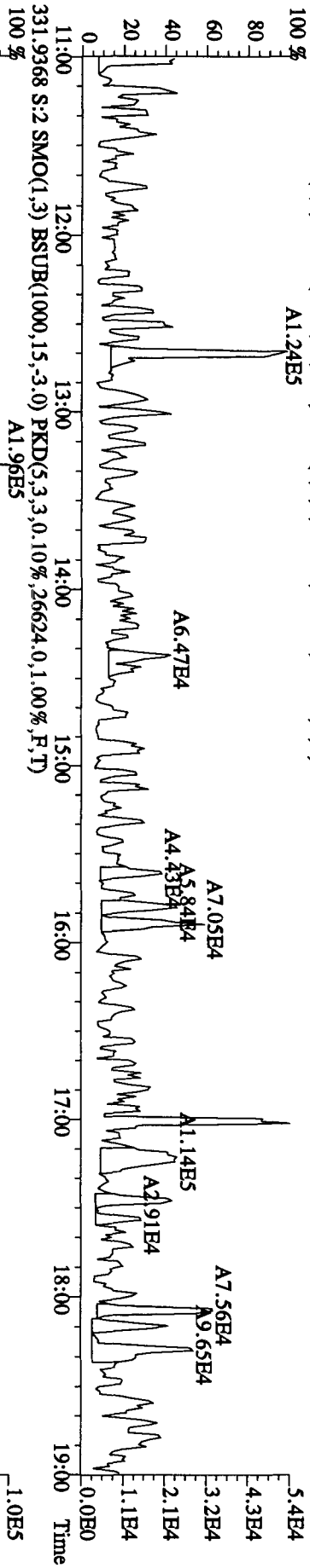
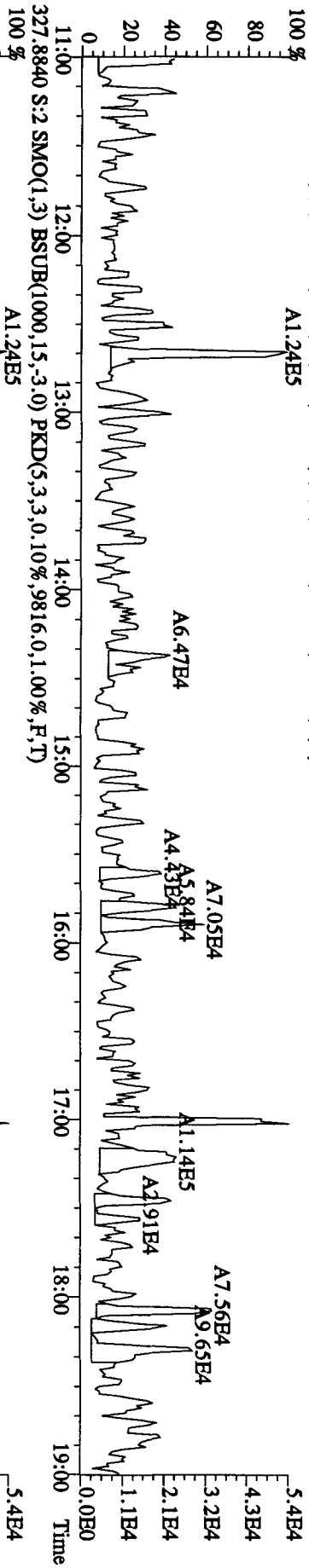
331.9368 S:2 SMO(1,3) BSUB(1000,15,-3,0) PKD(5,3,3,0,10%,26624,0,1,00%,F,T)
 100 %



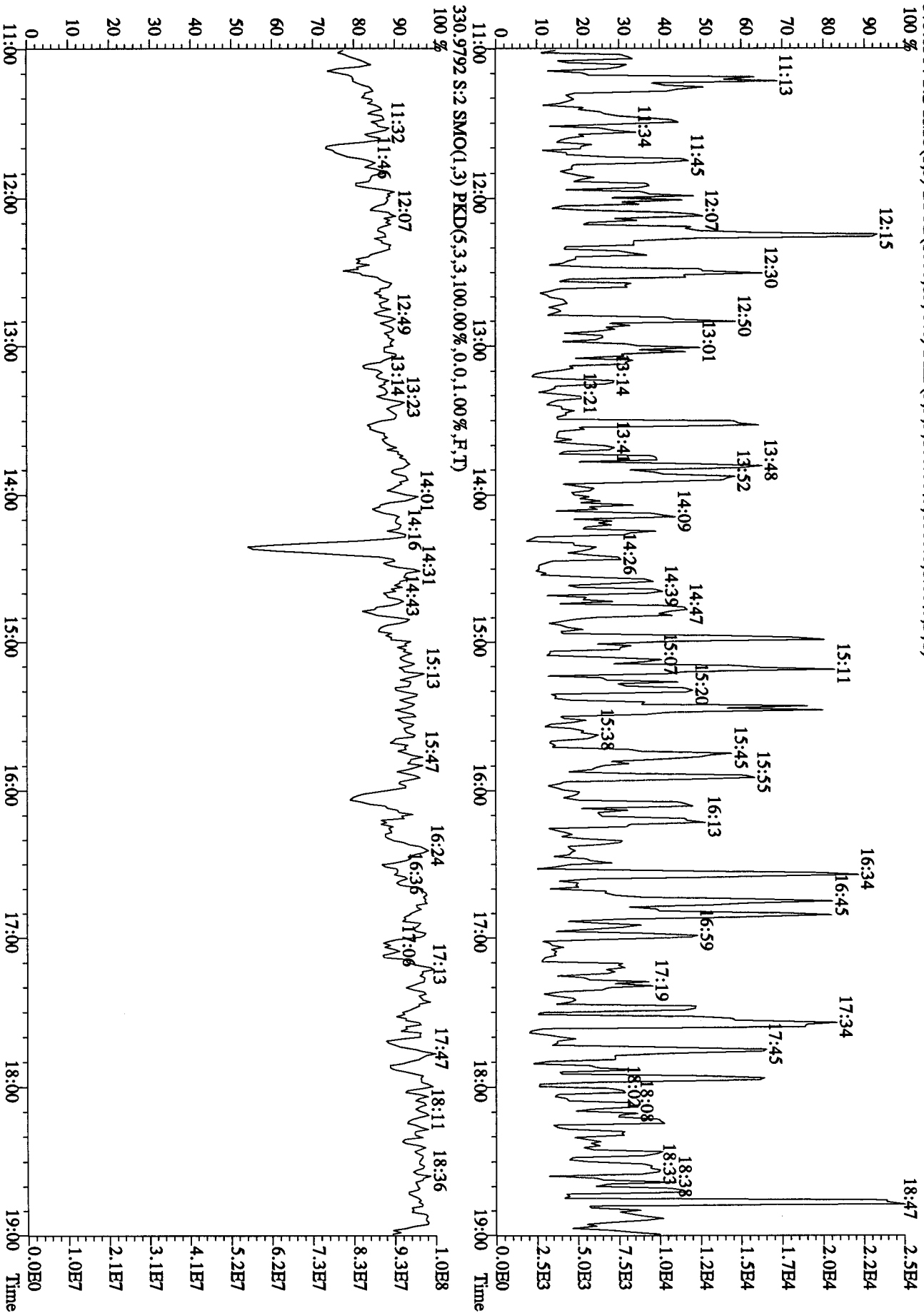
333.9339 S:2 SMO(1,3) BSUB(1000,15,-3,0) PKD(5,3,3,0,10%,16656,0,1,00%,F,T)
 100 %



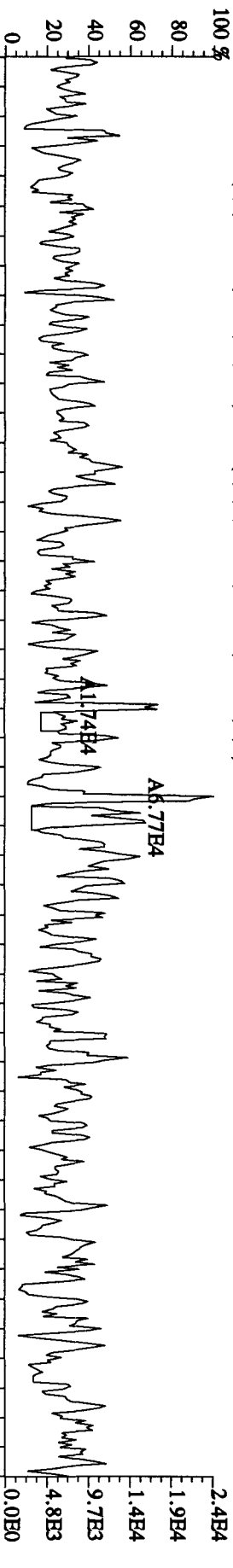
File:12JA10B5SD2 #1-1242 Acq:12-JAN-2010 21:12:02 GC EI+ Voltage SIR 70SE
 Sample#2 Text:CP0112A :DB-225 CPISM 3732-01 Exp:DB225
 327.8840 S:2 SMO(1,3) BSUB(1000,15,-3.0) PKD(5,3,3,0.10%,9816,0,1.00%,F,T)
 100 %



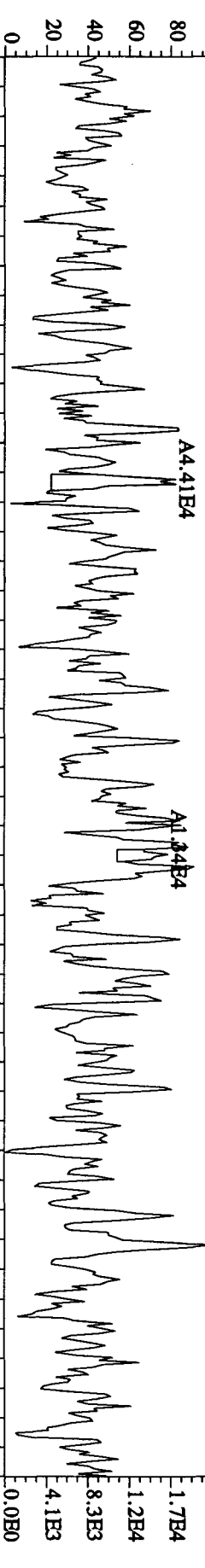
File:12J1A10BSD2 #1-1242 Acq:12-JAN-2010 21:12:02 GC EI+ Voltage SIR 70SE
 Sample#2 Text:CP0112A :DB-225 CP5M 3732-01 Exp:DB225
 375.8364 S:2 SMO(1,3) BSUB(1000,15,-3.0) PKD(5,3,3,100.00%,6860.0,1.00%,F,T)



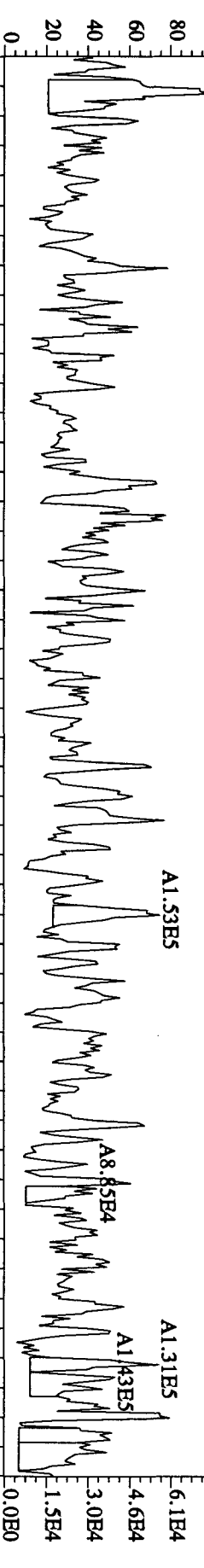
File: 12JA10B5D2 #1-1242 Acq: 12-JAN-2010 21:49:02 GC EI+ Voltage SIR 70SE
 Sample#3 Text: SB0112A : Solvent Blank C-14 Exp: DB225
 303.9016 S:3 SMO(1,3) BSUB(1000,15,-3,0) PKD(5,3,3,0,10%,8556,0,1,00%,F,T)
 100 %



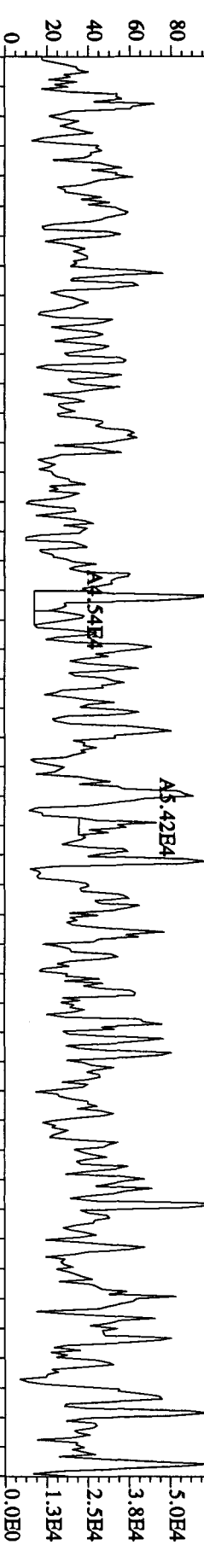
305.8987 S:3 SMO(1,3) BSUB(1000,15,-3,0) PKD(5,3,3,0,10%,10544,0,1,00%,F,T)
 100 %



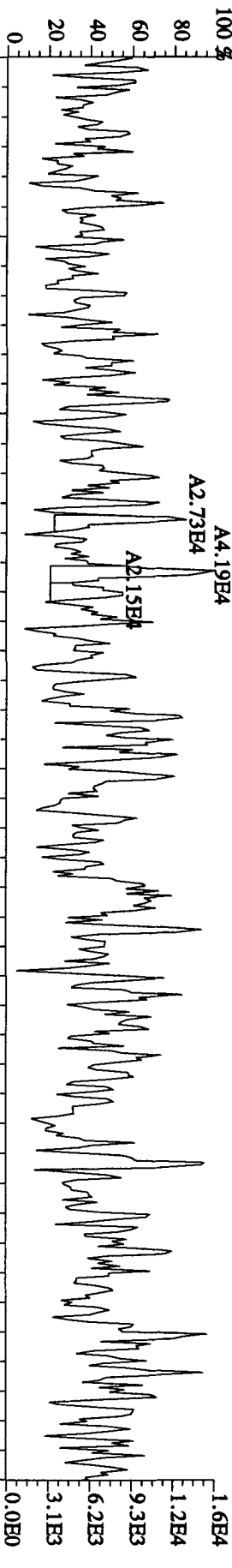
315.9419 S:3 SMO(1,3) BSUB(1000,15,-3,0) PKD(5,3,3,0,10%,31416,0,1,00%,F,T)
 100 %



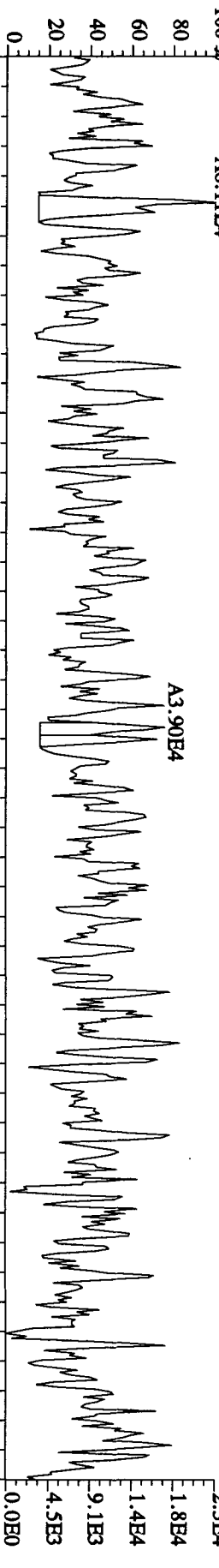
317.9389 S:3 SMO(1,3) BSUB(1000,15,-3,0) PKD(5,3,3,0,10%,31336,0,1,00%,F,T)
 100 %




File:12JAI0B5D2 #1-1242 Acq:12-JAN-2010 21:49:02 GC EI+ Voltage SIR 70SE
 Sample#3 Text:SB0112A :Solvent Blank C-14 Exp:DB225
 319.8965 S:3 SMO(1,3) BSUB(1000,15,-3.0) PKD(5,3,3,0.10%,8292.0,1.00%,F,T)
 100 %



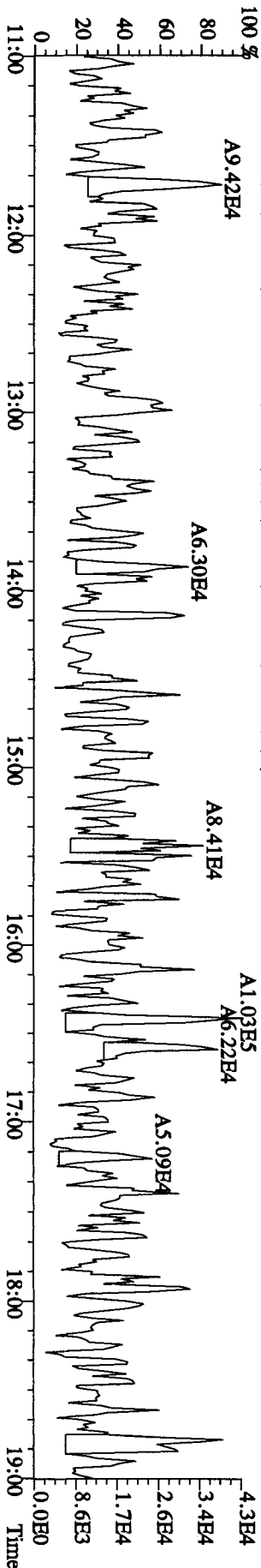
321.8936 S:3 SMO(1,3) BSUB(1000,15,-3.0) PKD(5,3,3,0.10%,11320.0,1.00%,F,T)
 100 %



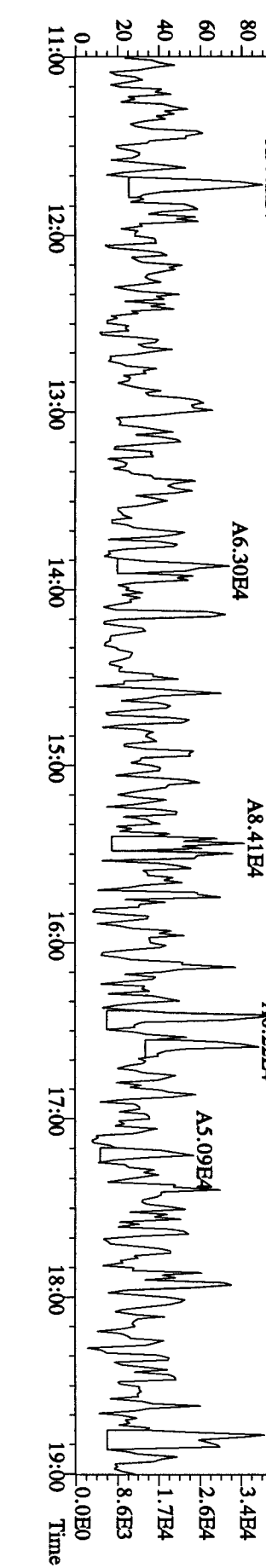
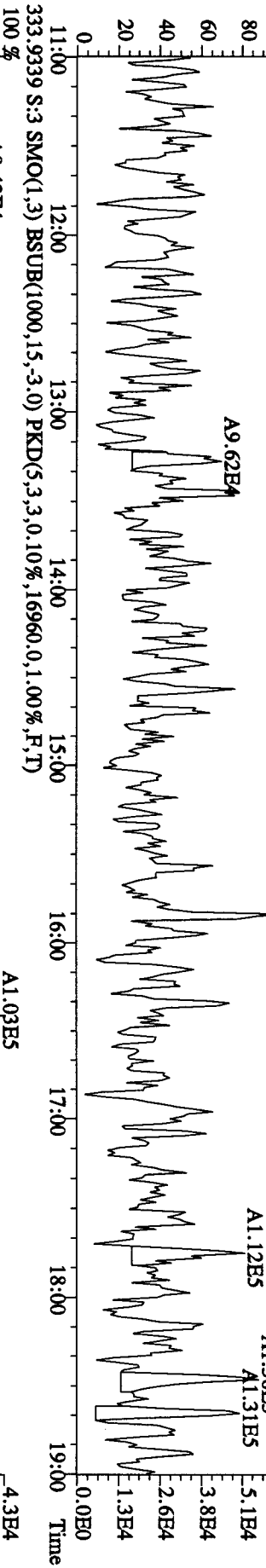
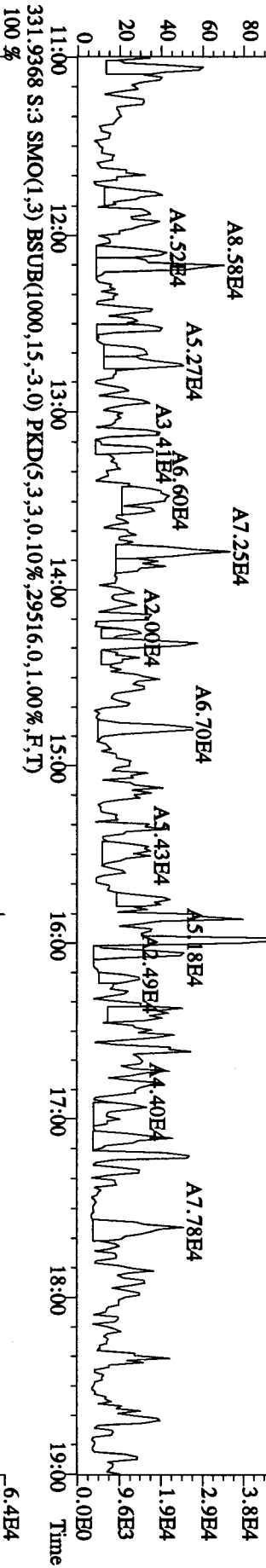
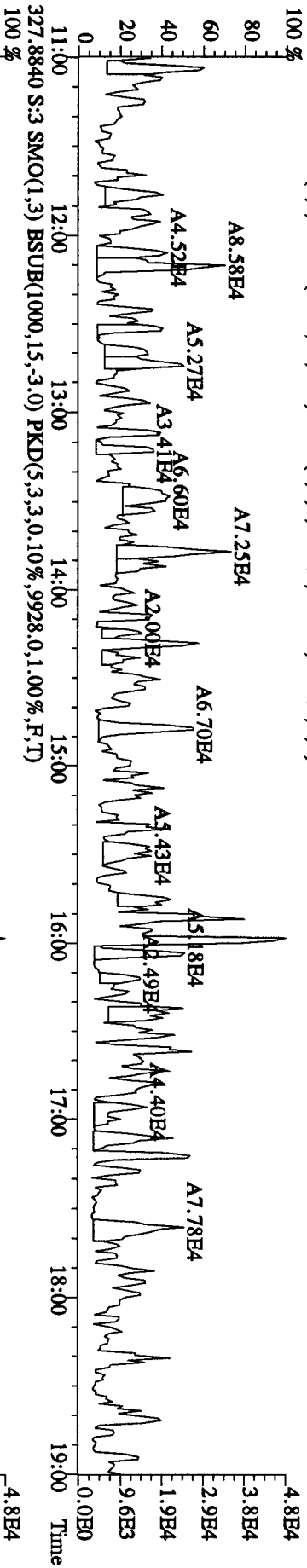
331.9368 S:3 SMO(1,3) BSUB(1000,15,-3.0) PKD(5,3,3,0.10%,29516.0,1.00%,F,T)
 100 %



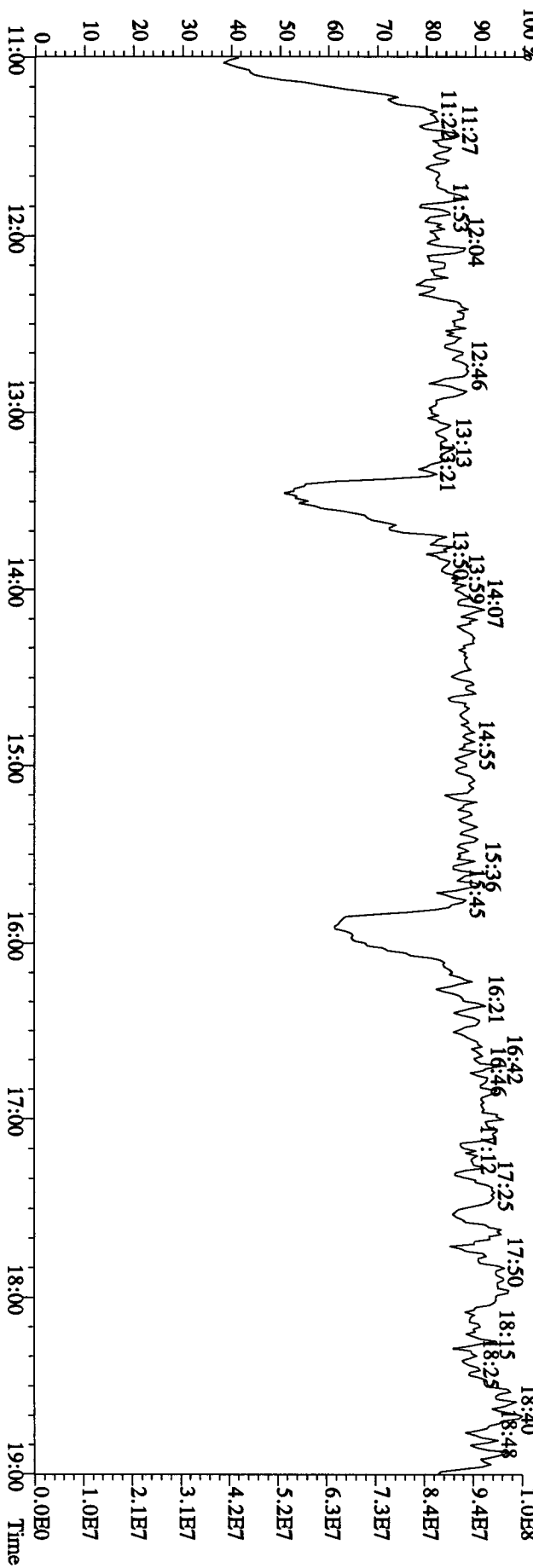
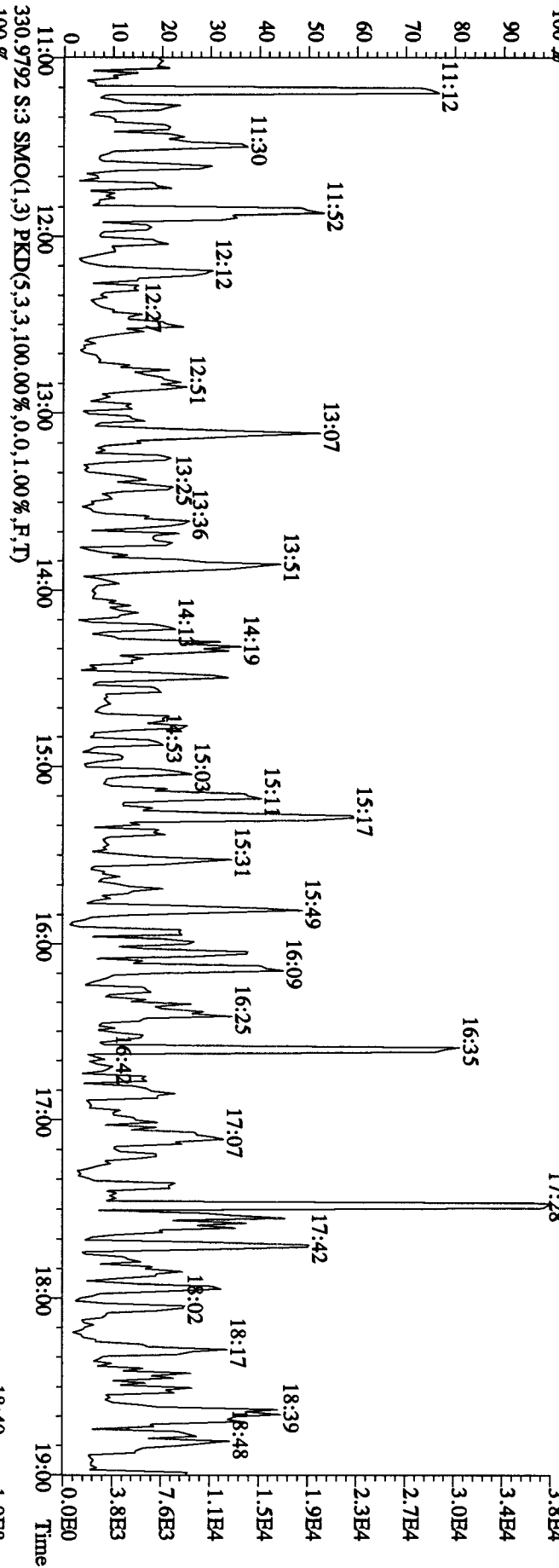
333.9339 S:3 SMO(1,3) BSUB(1000,15,-3.0) PKD(5,3,3,0.10%,16960.0,1.00%,F,T)
 100 %



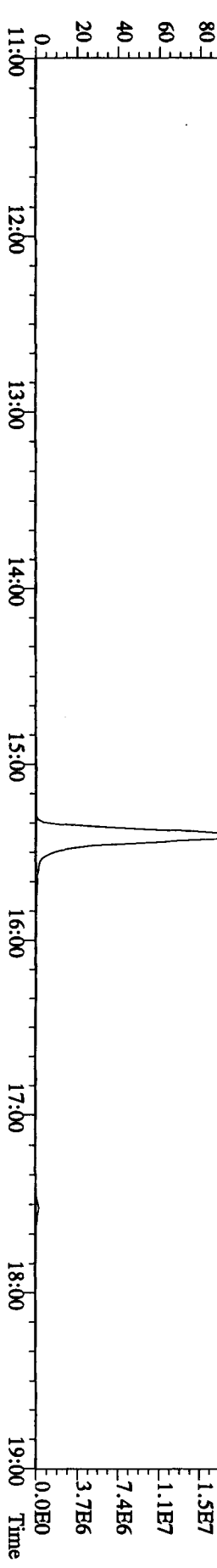
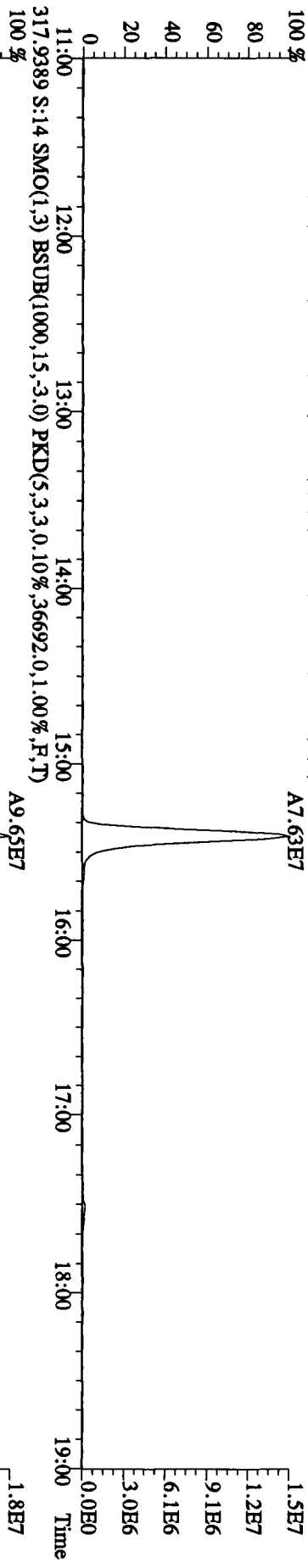
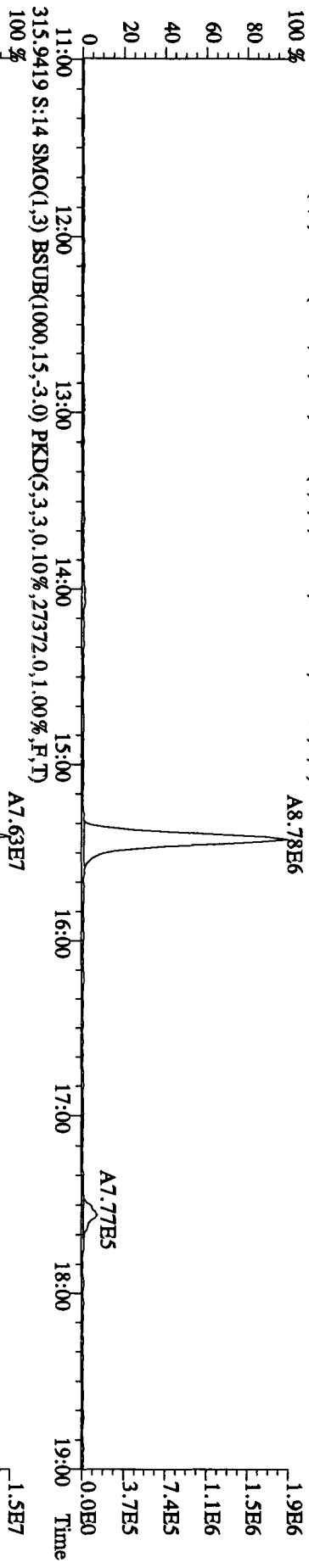
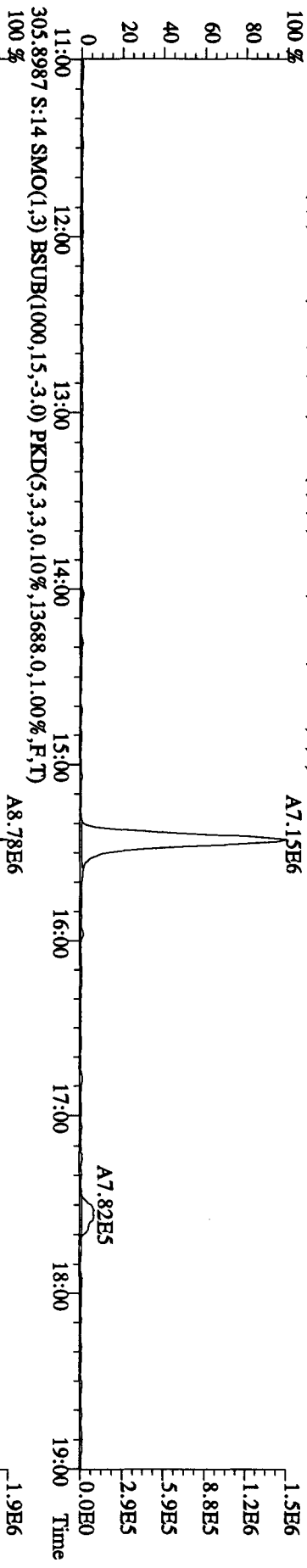
File:12\A10B5D2 #1-1242 Acq:12-JAN-2010 21:49:02 GC EI + Voltage SIR 70SE
 Sample#3 Text:SB0112A :Solvent Blank C-14 Exp:DB225
 327.8840 S:3 SMO(1,3) BSUB(1000,15,-3,0) PKD(5,3,3,0.10%,9928,0.1,00%,F,T)
 100 %



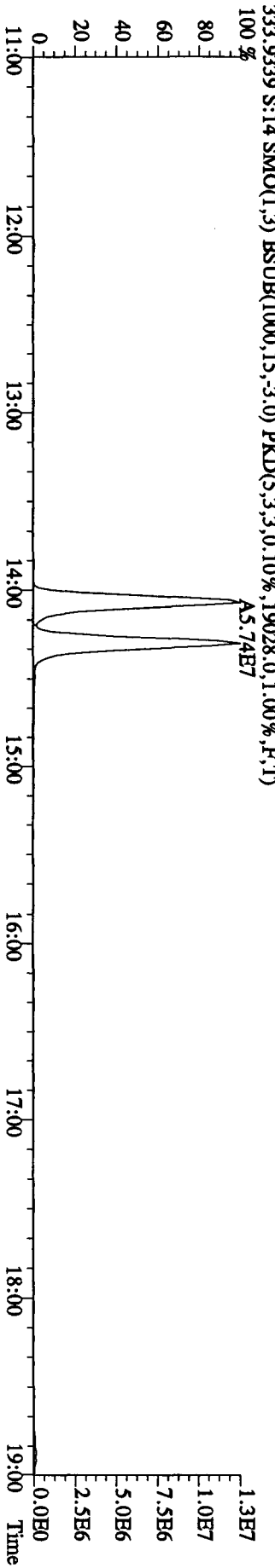
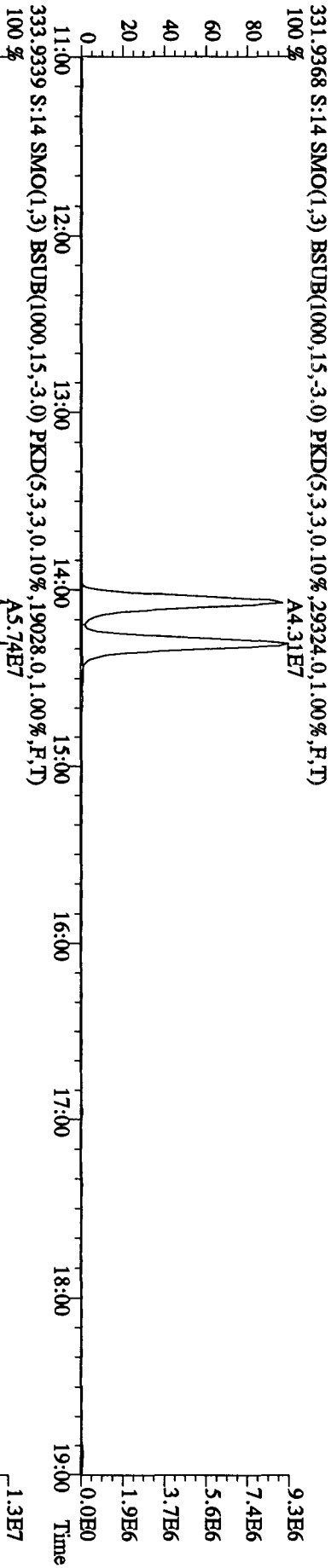
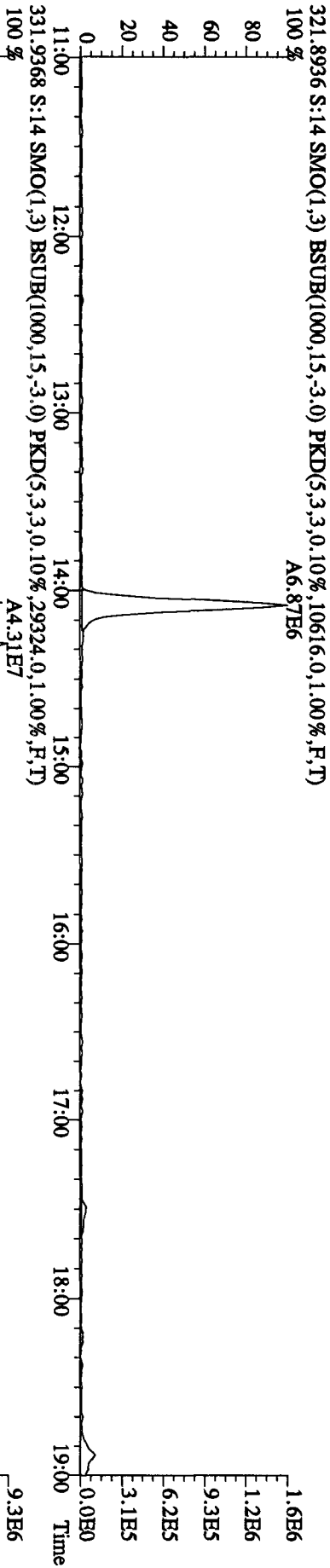
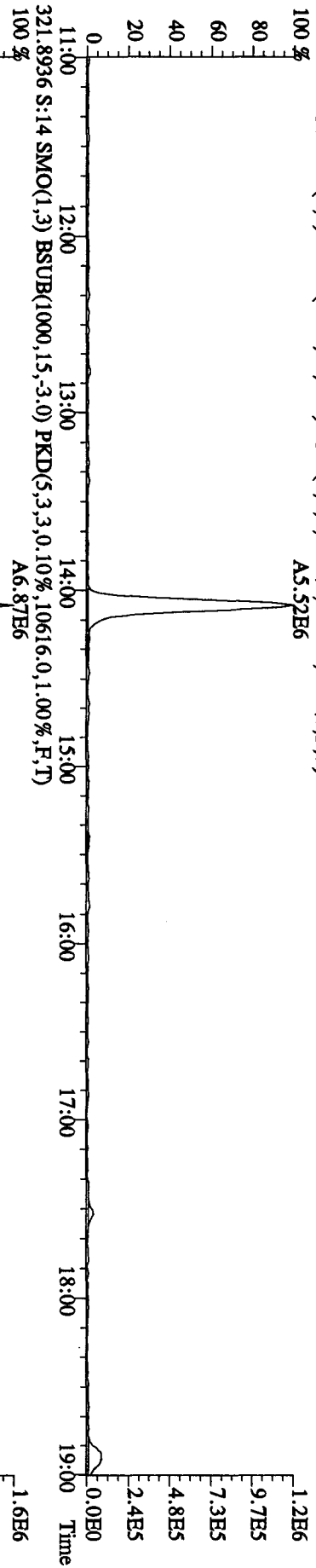
File:121A10B5D2 #1-1242 Acq:12-JAN-2010 21:49:02 GC EI+ Voltage SIR 70SE
 Sample#3 Text:SB0112A :Solvent Blank C-14 Exp:DB225
 375.8364 S:3 SMO(1,3) BSUB(1000,15,-3.0) PKD(S,3,3,100.00%,3768.0,1.00%,F,T)



File:12JA10BSD2 #1-1242 Acq:13-JAN-2010 04:36:37 GC EI+ Voltage SIR 70SE
 Sample#14 Text:ST0112C :CS3 09DXN425 Exp:DB225
 303.9016 S:14 SMO(1,3) BSUB(1000,15,-3.0) PKD(5,3,3,0.10%,9148.0,1.00%,F,T)
 100 %



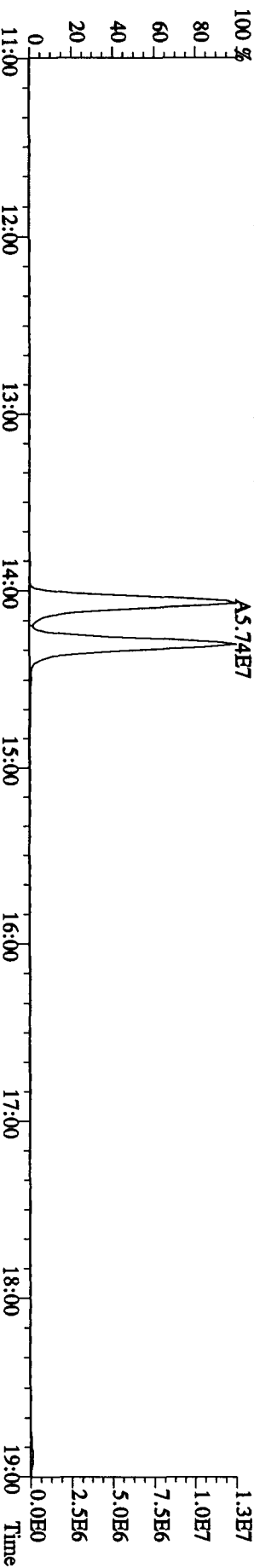
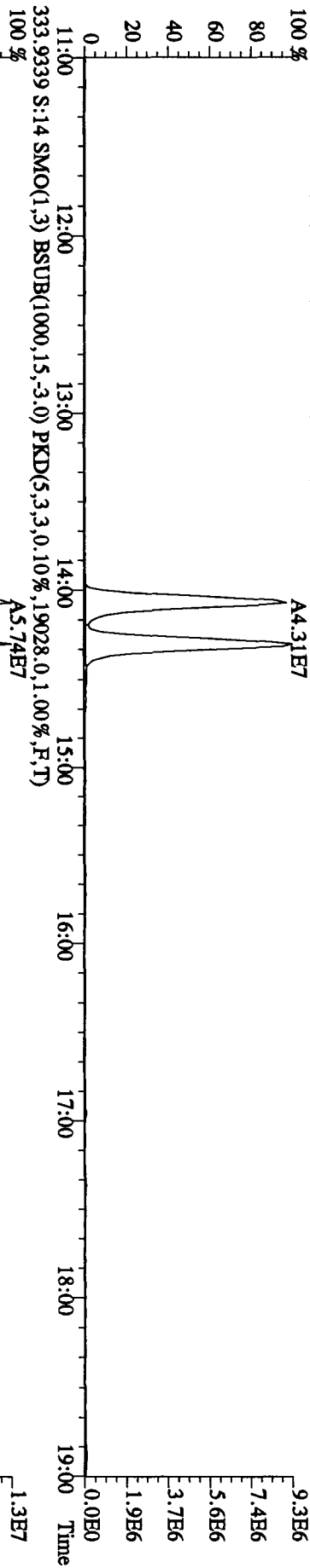
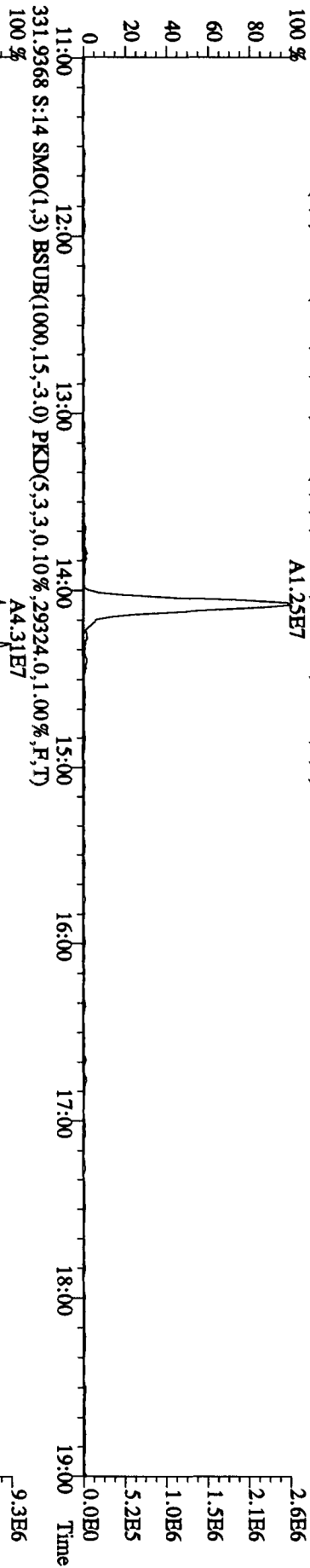
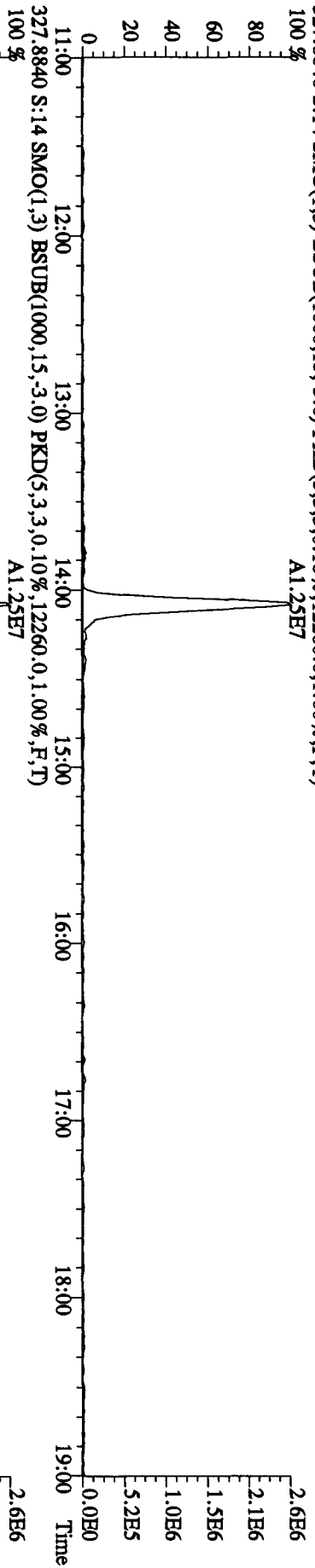
File:12JAI0B5D2 #1-1242 Acq:13-JAN-2010 04:36:37 GC EI+ Voltage SIR 70SE
Sample#14 Text:ST0112C :CS3 09DXN425 Exp:DB225
319.8965 S:14 SMO(1,3) BSUB(1000,15,-3.0) PKD(5,3,3,0.10%,9584,0,1.00%,F,T)
100 % A5.52E6



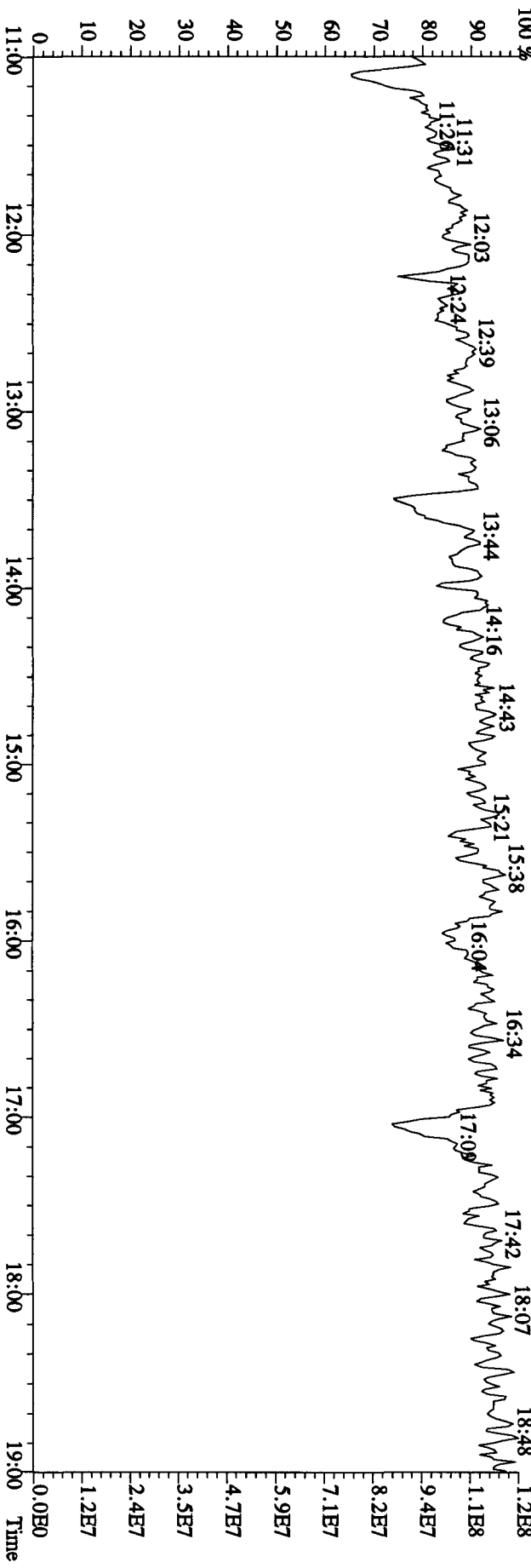
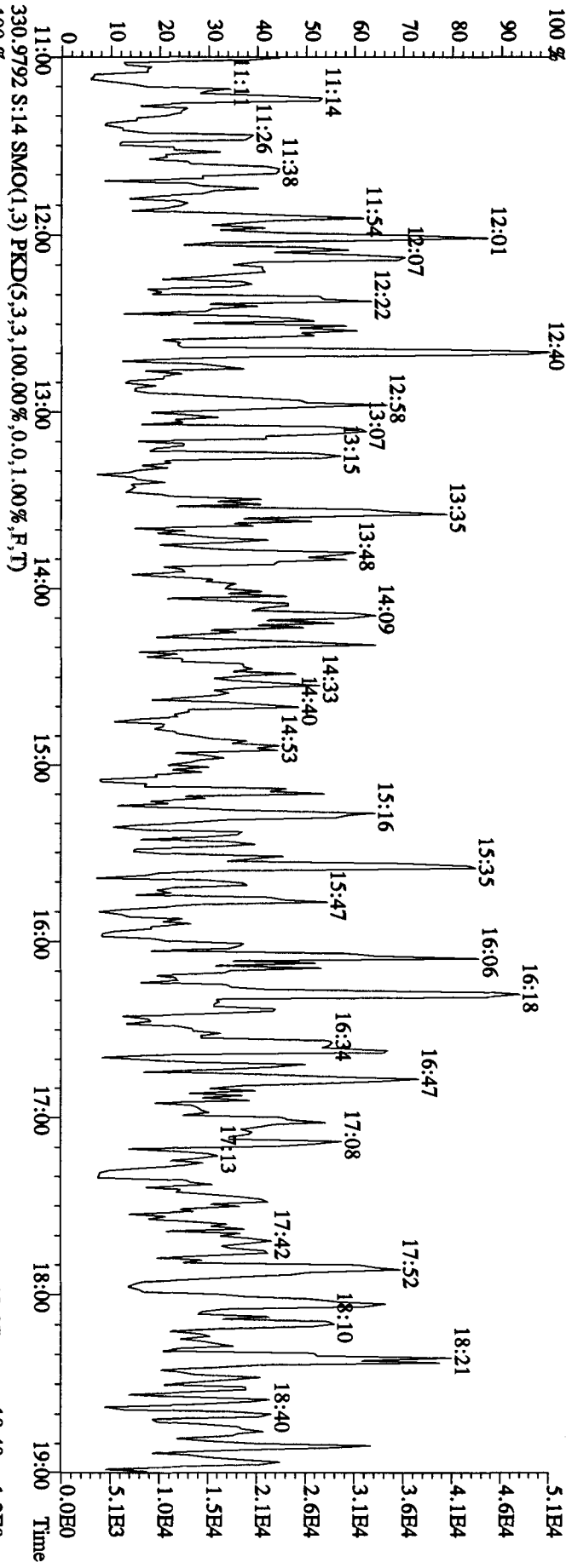
File:12JA10BSD2 #1-1242 Acq:13-JAN-2010 04:36:37 GC EI+ Voltage SIR 70SE

Sample#14 Text:ST0112C :CS3 09DXN425 Exp:DB225

327.8840 S:14 SMO(1,3) BSUB(1000,15,-3.0) PKD(5,3,3,0.10%,12260.0,1.00%,F,T) A1.25E7



File:12JA10B5D2 #1-1242 Acq:13-JAN-2010 04:36:37 GC EI+ Voltage SIR 70SE
 Sample#14 Text:ST0112C :CS3 09DXN425 Exp:DB225
 375.8364 S:14 SMO(1,3) BSUB(1000,15,-3.0) PKD(5,3,3,100.00%,1.9824,0.1,0.00%,F,T)



Daily Calibration Checklist Dioxin Methods

Method ID 8290

Associated ICAL DB225010410502

Column ID DB225

Instrument ID 502

STD ID ST0113, ST0113A

STD Solution CSS 09 DX 2425

Analyzed by KSS

Date Analyzed ^{initial} ~~CSS 09 D~~ 01-13-10

Std. Pkg. By KSS

Date Std. Pkg. Assembled 01-14-10

Std. Pkg. Reviewed By JRB

Date Std. Pkg. Reviewed 1/14/10

DAILY STANDARD PACKAGE	INITIATED	REVIEWED
Standard, CPSM, and Solvent Blank present?	/	/
Copy of log-file and Beginning Static Resolution present?	/	/
CPSM blow up present?	/	/
Curve Summary present?	/	/
Summary of Method criteria present or documented below?	/	/
Daily standard within method specified limits?	/	/
Analyte retention times correct?	/	/
Isotopic ratios within limits?	/	/
CPSM valley \leq method specified limits?*	/	/
Are chromatographic windows correct?	/	/
Samples analyzed within 12 hrs of daily standard?	/	/
Manual reintegration's checked and hardcopies included?	NA	NA
Ending Standard present?	/	/
Ending Static Resolutions present	/	/
Absolute retention times for 13C12-1,2,3,4-TCDD and 13C12-1,2,3,7,8,9-HxCDD are within +/- 15 seconds of the retention times in the Initial Calibration? (required for all 1613B samples)	NA	NA

COMMENTS: _____

* Method 8290/TO9/M0023A: (beginning) \leq 20% from curve RRFs for native analytes, \leq 30% from curve RRFs for labeled compounds.
 Method 8290/TO9/M0023A: (ending) \leq 25% from curve RRFs for native analytes, \leq 35% from curve RRFs for labeled compounds.
 Method 23: See Method 23 Daily Standard Criteria, Table 5.
 Method 1613B: See, Method 1613B or Method 1613B Tetras Daily Standard Criteria,
 ** Method 23/0023A CPSM Criteria: 25% valley between 2378 TCDF (DB-225)/TCDD (DB-5) and its closest eluters normalized to the smallest peak of the triplet
 Method 1613B/8290/TO9 CPSM Criteria: 25% valley between 2378 TCDF (DB-225)/TCDD (DB-5) and its closest eluters normalized to the 2378 peak.

Run text: ST0113

File text: CS3 09DXN425

Run #6 Filename 13JA105D2 S: 1

I: 1

Acquired: 13-JAN-10 08:58:30

Processed: 13-JAN-10 09:32:19

Run: 04JA10A5D2 Analyte: DB225

Cal: DB2250104105D2

Results: 13JA105D2DB225

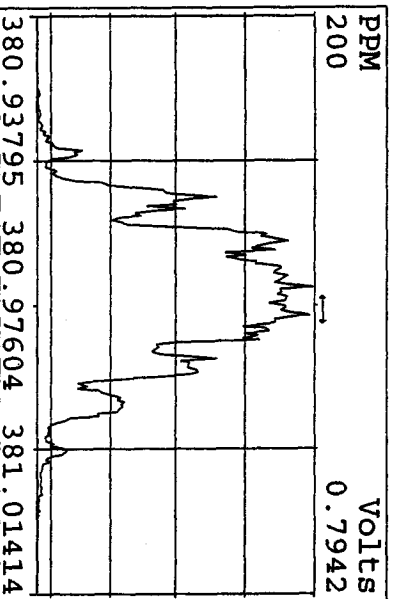
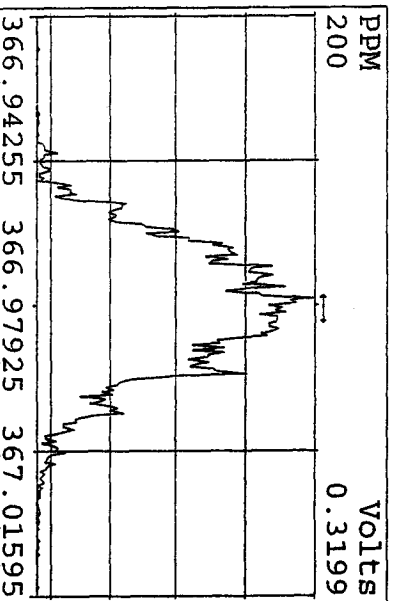
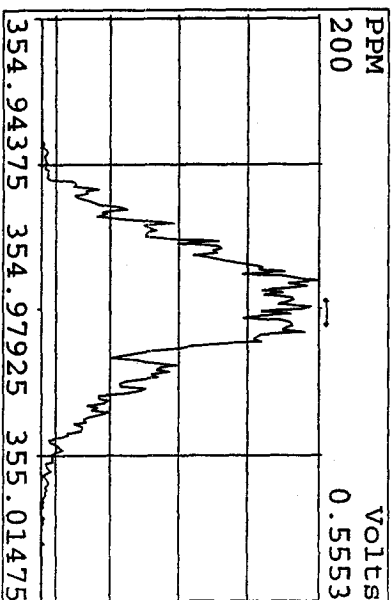
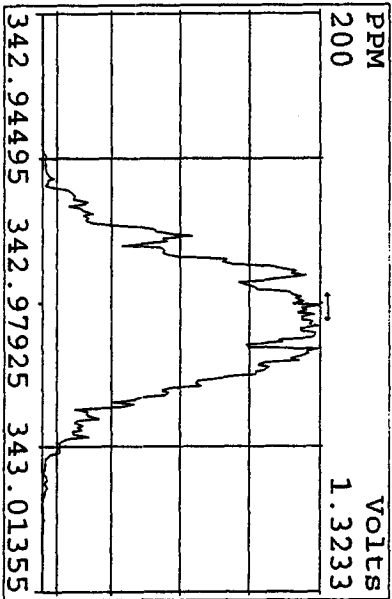
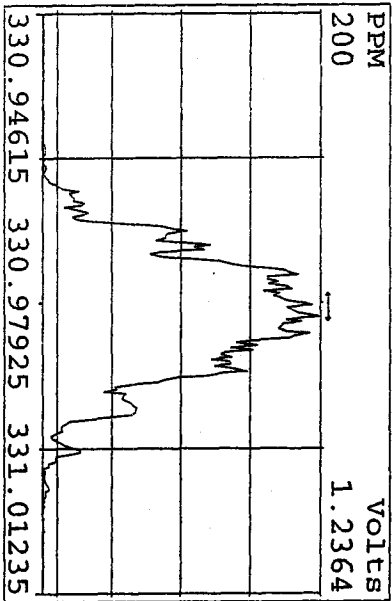
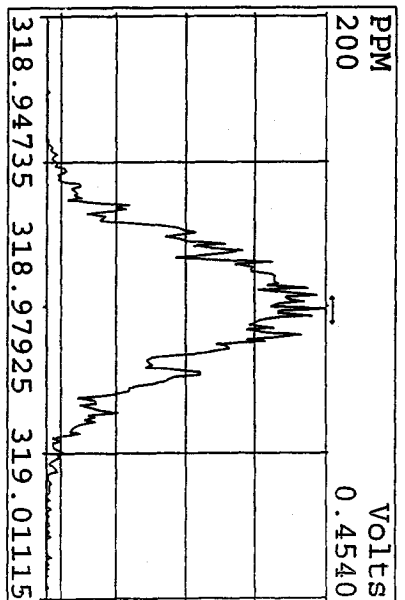
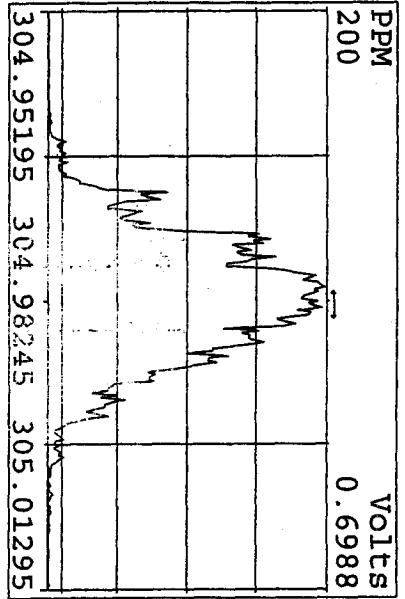
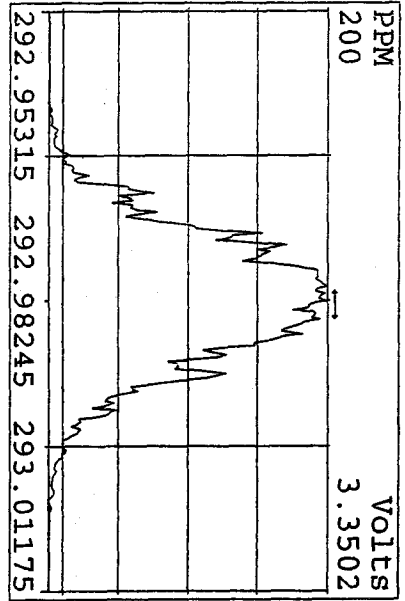
Name	Resp	RA	RT	RRF	Amount	Dev'n	Mod?
13C-1,2,3,4-TCDD	95174000	0.77 y	14:19	-	100.00	-	n
13C-2,3,7,8-TCDF	172627700	0.81 y	15:26	1.81	100.00	9.0	n
2,3,7,8-TCDF	15374110	0.81 y	15:27	0.89	10.00	-12.1	n
13C-2,3,7,8-TCDD	92261100	0.78 y	14:05	0.97	100.00	1.9	n
2,3,7,8-TCDD	11568560	0.83 y	14:06	1.25	10.00	6.0	n
37Cl-2,3,7,8-TCDD	23428000	1.00 y	14:05	2.46	10.00	19.0	n

Run text: ST0113A File text: ST0113A :CS3 09DXN425
Run #19 Filename 13JA105D2 S: 17 I: 1
Acquired: 13-JAN-10 18:51:18 Processed: 13-JAN-10 19:31:07
Run: 13JA105D2 Analyte: DB225 Cal: DB2250104105D2 Results: 13JA105D2DB225

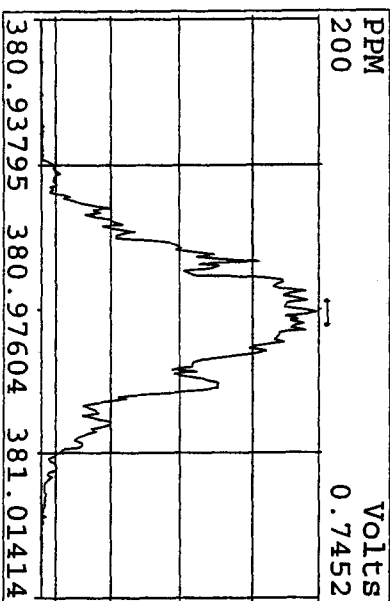
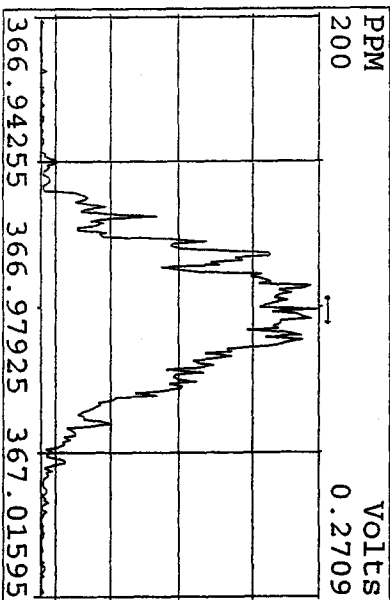
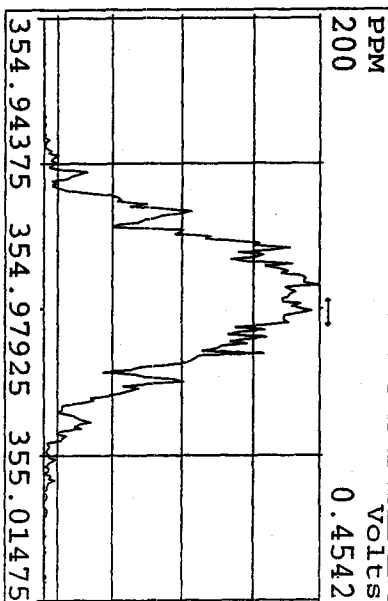
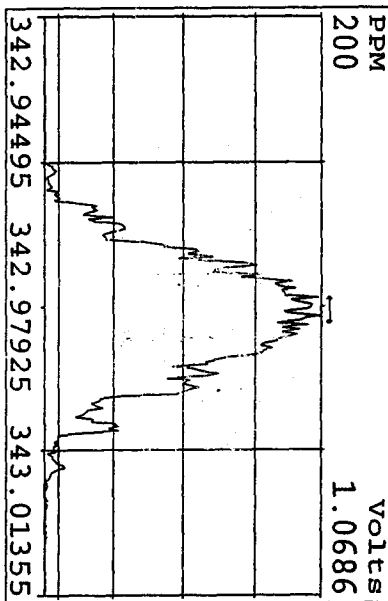
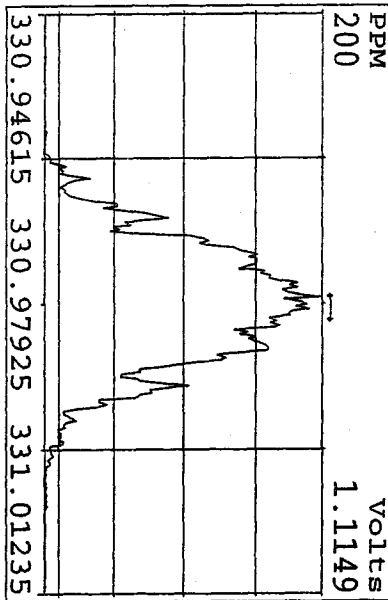
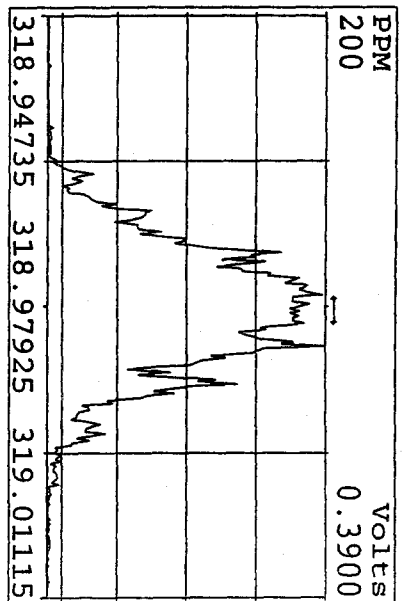
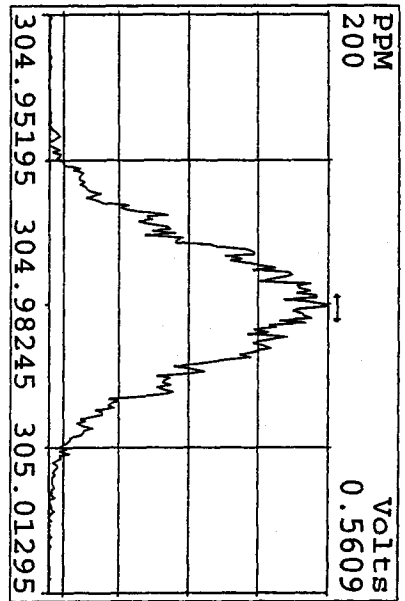
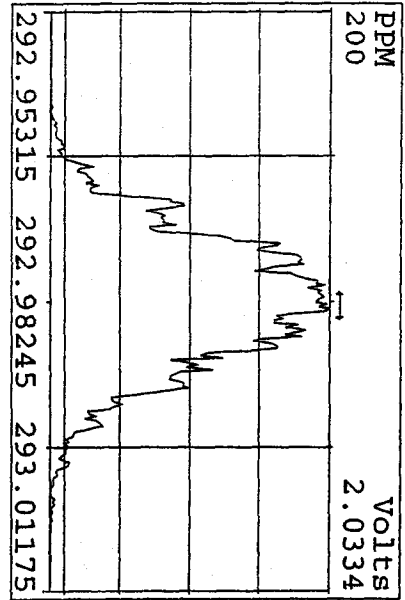
Name	Resp	RA	RT	RRF	Amount	Dev'n	Mod?
13C-1,2,3,4-TCDD	99516600	0.75 y	14:18	-	100.00	-	n
13C-2,3,7,8-TCDF	184706100	0.80 y	15:24	1.86	100.00	11.6	n
2,3,7,8-TCDF	15594020	0.83 y	15:25	0.84	10.00	-16.7	n
13C-2,3,7,8-TCDD	96211000	0.79 y	14:04	0.97	100.00	1.6	n
2,3,7,8-TCDD	12676380	0.81 y	14:05	1.32	10.00	11.4	n
37Cl-2,3,7,8-TCDD	25491800	1.00 y	14:05	2.56	10.00	23.9	n

Data file	Smp	Work Order	Sample ID	FV-uL	Method/Matrix	Box	Size	U
13JA105D2	1	ST0113	CS3 09DXN425				1.000	
13JA105D2	2	CP0113	DB-225 CPSM 3732-01				1.000	
13JA105D2	3	CP0113A	DB-225 CPSM 3732-01				1.000	
13JA105D2	4	SB0113	Solvent Blank C-14				1.000	
13JA105D2	5	LQ659-2-AC	G9L160493-1RX	10	8290/SOLID	85	10.200	g
13JA105D2	6	LQ66Q-2-AC	G9L160493-8RX	10	8290/SOLID		10.070	g
13JA105D2	7	LRDQT-2-AA	G9L180646-3RX	10	8290/SOLID		10.200	g
13JA105D2	8	LRDQV-2-AA	G9L180646-4RX	10	8290/SOLID		10.040	g
13JA105D2	9	LRDQQ-2-AA	G9L180646-1RX(10X)	10	8290/SOLID		10.050	g
13JA105D2	10	LRDQR-2-AA	G9L180646-2RX(10X)	10	8290/SOLID		10.020	g
13JA105D2	11	LQ664-2-AC	G9L160493-13RX(10X)	10	8290/SOLID		10.130	g
13JA105D2	12	LQ66T-2-AC	G9L160493-9RX(20X)	10	8290/SOLID		10.160	g
13JA105D2	13	LQ66T-2-ADS	G9L160493-9SRX(20X)	10	8290/SOLID		10.050	g
13JA105D2	14	LQ66T-2-AED	G9L160493-9DRX(20X)	10	8290/SOLID		10.120	g
13JA105D2	15	LQ664-1-AC	G9L160493-13(20X)	10	8290/SOLID	70	10.800	g
13JA105D2	16	SB0113A	Solvent Blank C-14				1.000	
13JA105D2	17	ST0113A	CS3 09DXN425				1.000	
13JA105D2	18						1.000	
13JA105D2	19						1.000	
13JA105D2	20						1.000	
13JA105D2	21						1.000	
13JA105D2	22						1.000	
13JA105D2	23						1.000	
13JA105D2	24		KSS 01-13-10				1.000	
13JA105D2	25						1.000	

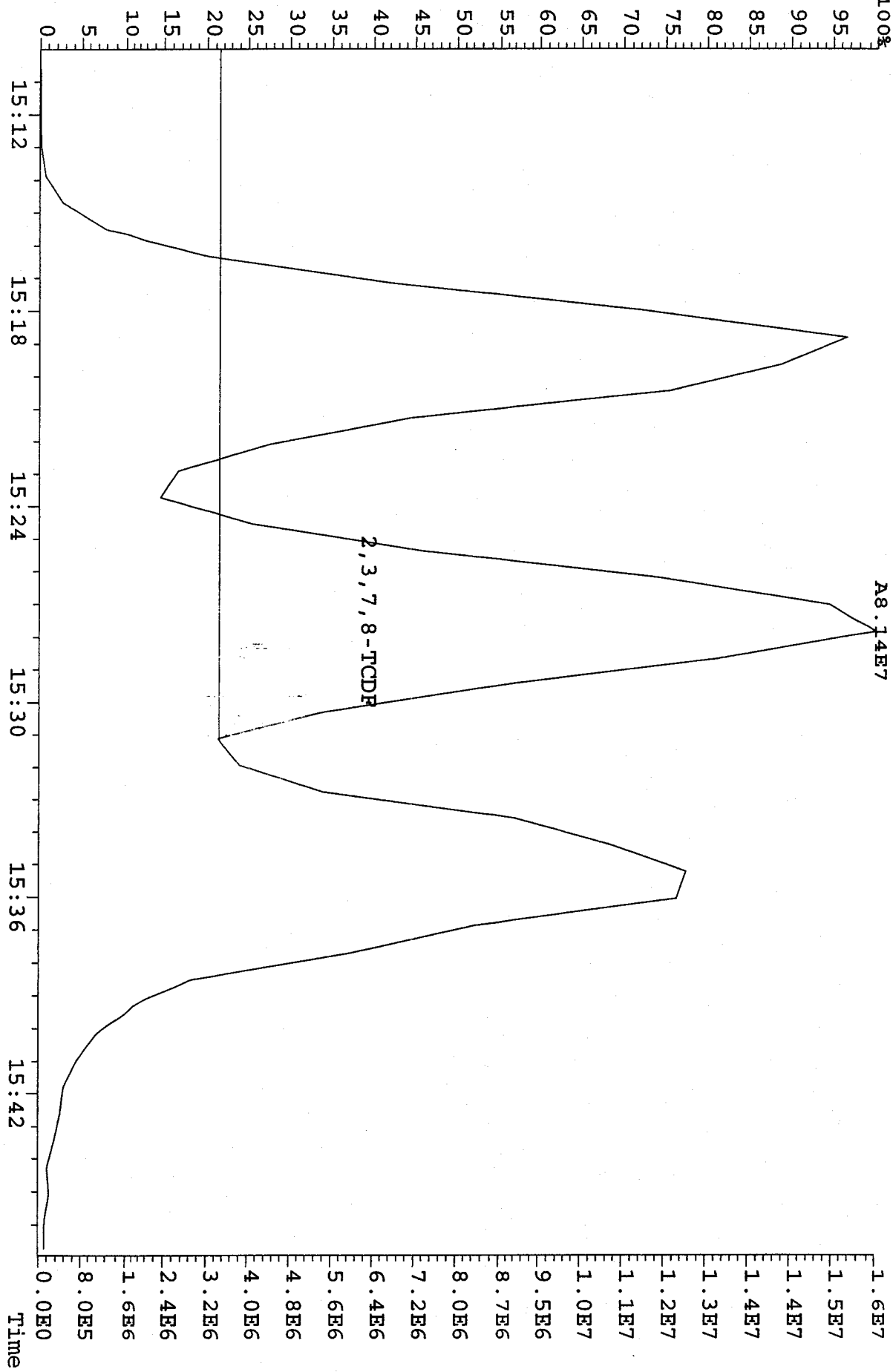
Peak Locate Examination: 13-JAN-2010:08:57 File: 13JA105D2
 Experiment: DB225 Function: 1 Reference: PFK



Peak Locate Examination:13-JAN-2010:19:35 File:RESCHK13JA105D2
 Experiment:DB225 Function:1 Reference:PFK



File: 13JJA105D2 #1-1242 Acq: 13-JAN-2010 10:12:42 GC EI+ Voltage SIR 70SE
 303.9016 S: 3 BSUB(128, 15, -3.0) Exp: DB225 Noise: 2113
 Sample Text: CP0113A : DB-225 CPSM 3732-01
 A8.14E7



Run: 12JA10B5D2 Analyte: DB225

Cal: DB2250104105D2

ST0104D : CS-1 09DXN422
ST0104G : CS-5 09DXN456

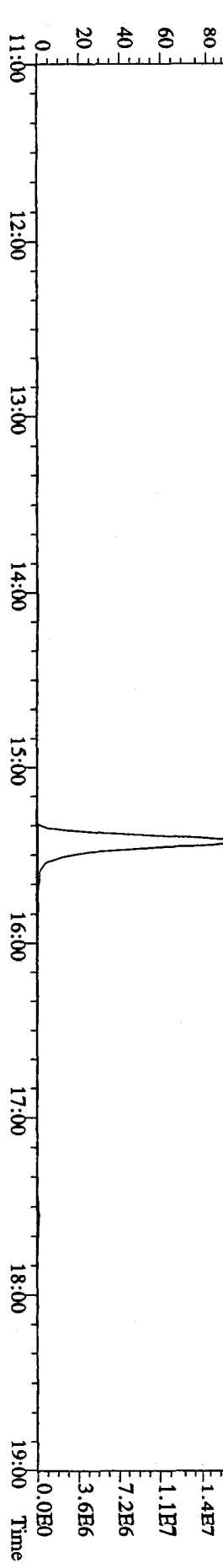
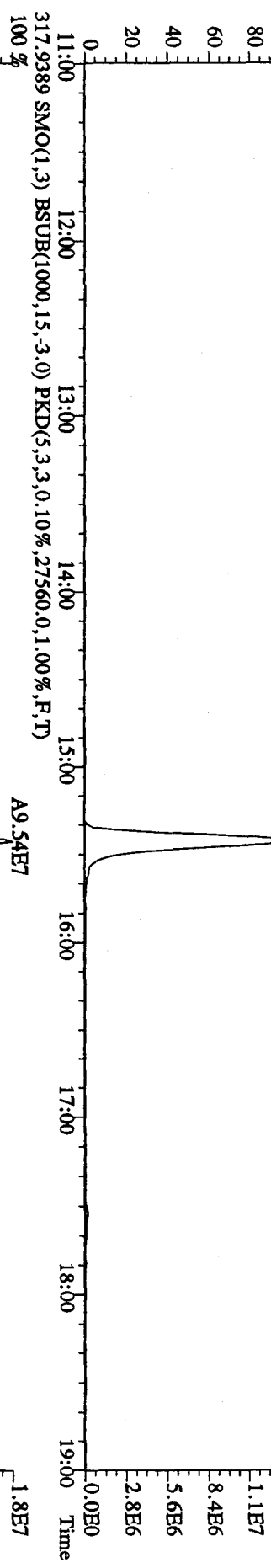
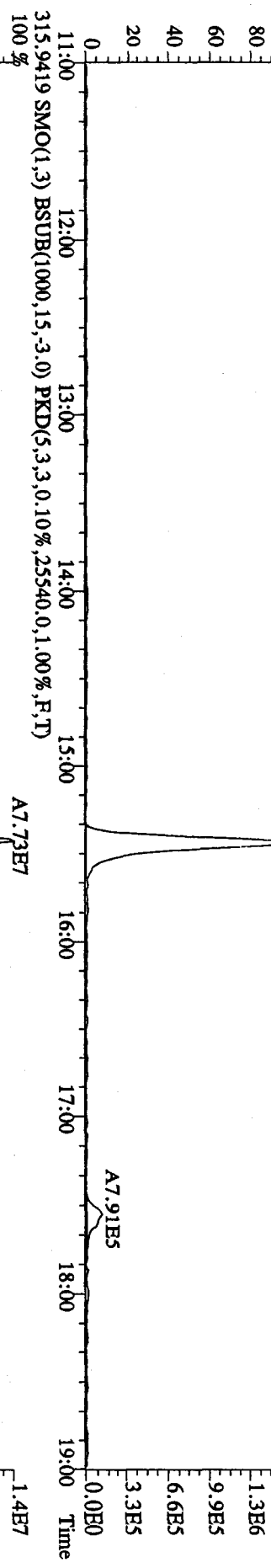
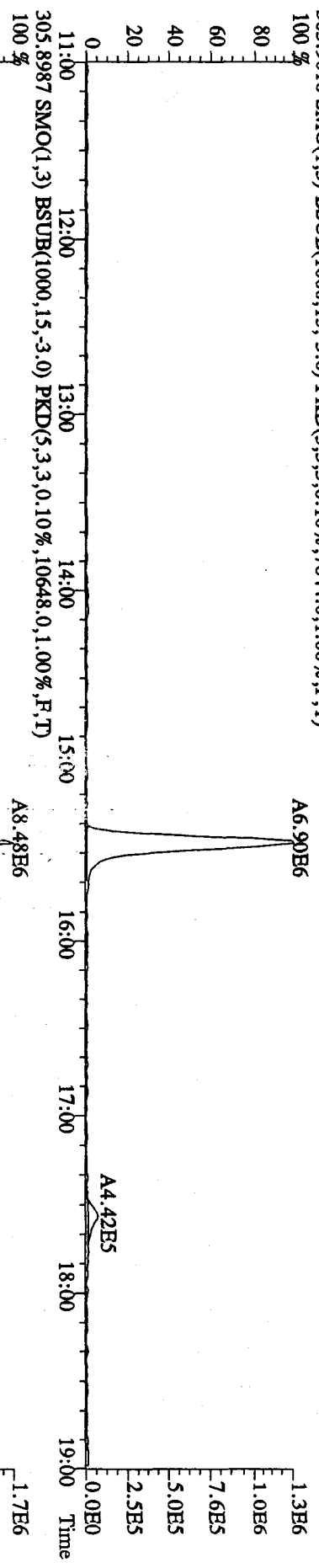
ST0104E : CS-2 09DXN423
ST0104H : CS-4 09DXN426

ST0104F : CS-3 09DXN425

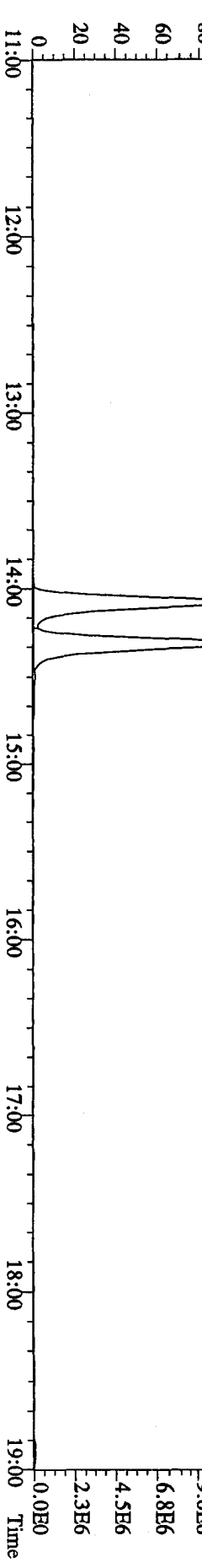
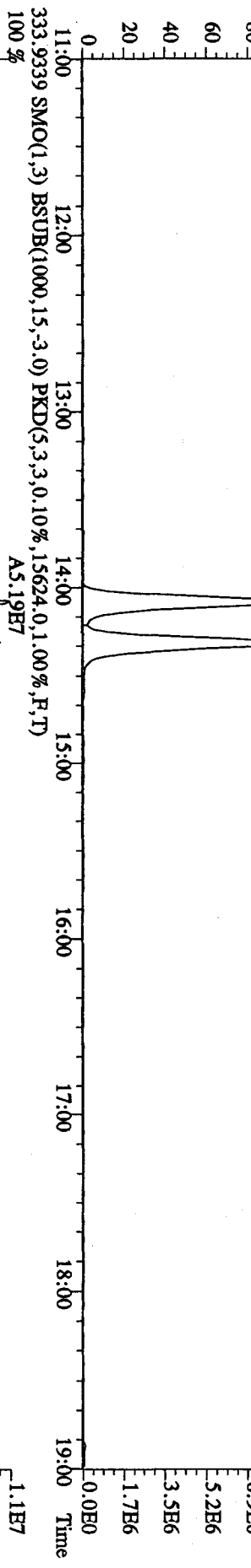
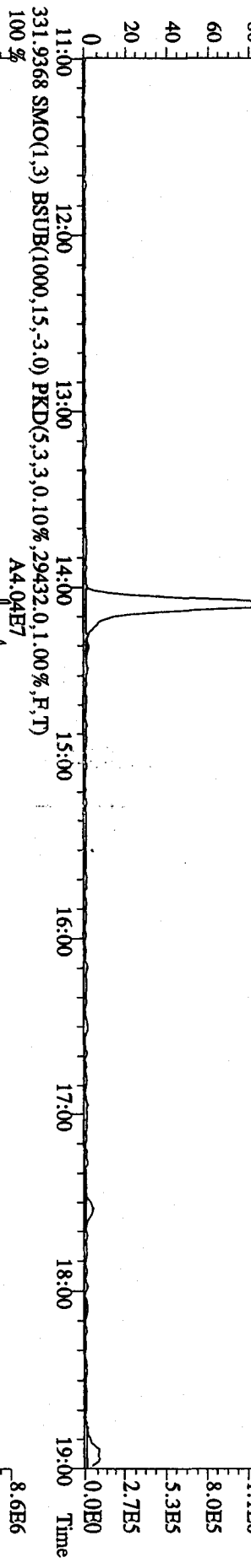
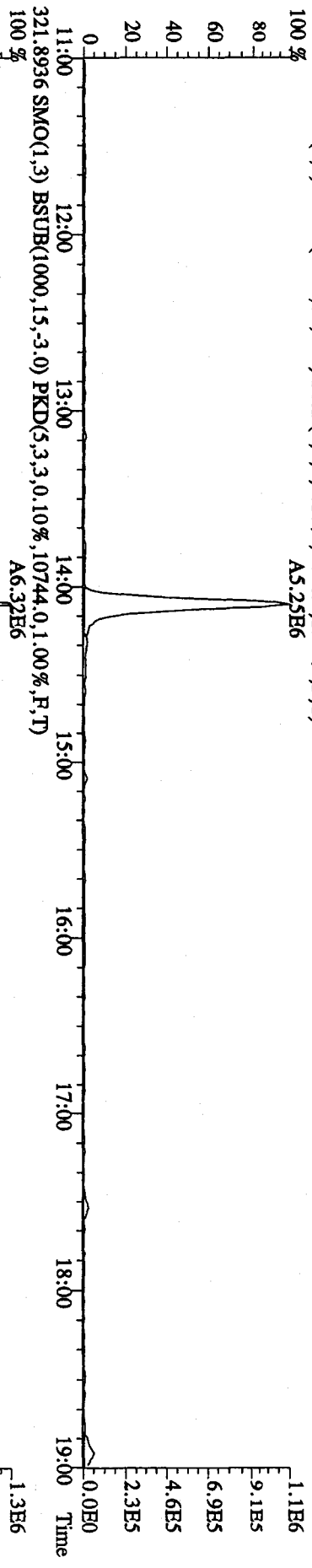
04JA10B5D204JA10B5D204JA10B5D204JA10B5D204JA10B5D2

Name	Mean	S. D.	%RSD	RRF1	RRF2	RRF3	RRF4	RRF5
13C-1,2,3,4-TCDD	-	-	- %	-	-	-	-	-
13C-2,3,7,8-TCDF	1.664	0.062	3.75 %	1.65	1.58	1.73	1.72	1.64
2,3,7,8-TCDF	1.014	0.078	7.69 %	1.14	0.94	0.97	1.01	1.00
13C-2,3,7,8-TCDD	0.951	0.045	4.78 %	0.98	0.90	0.99	0.98	0.91
2,3,7,8-TCDD	1.183	0.038	3.23 %	1.19	1.21	1.12	1.18	1.22
37Cl-2,3,7,8-TCDD	2.068	0.541	26.2 %	2.60	2.20	1.15	2.23	2.16

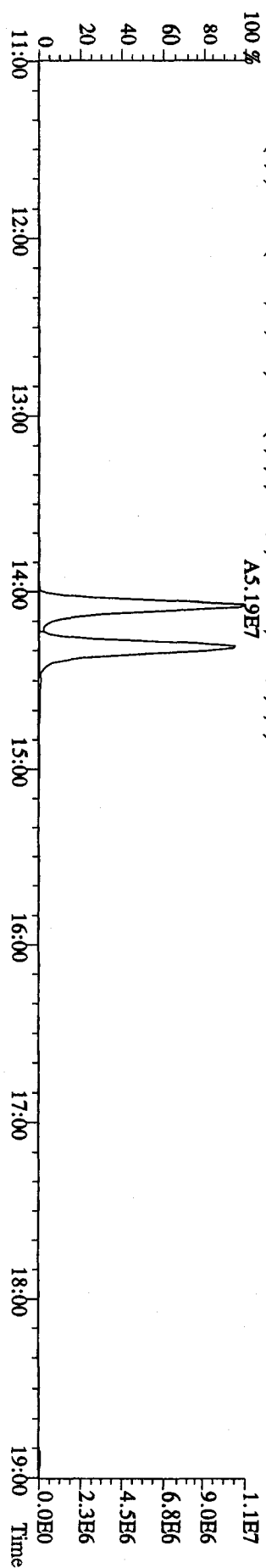
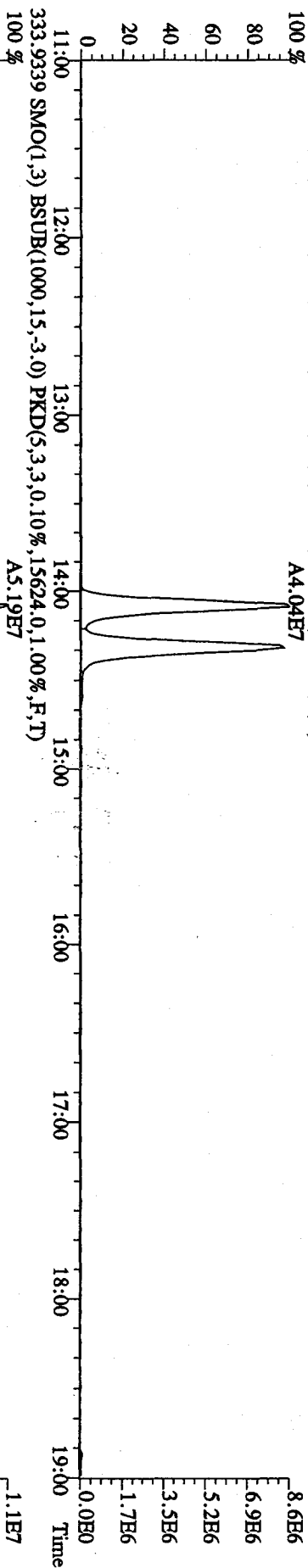
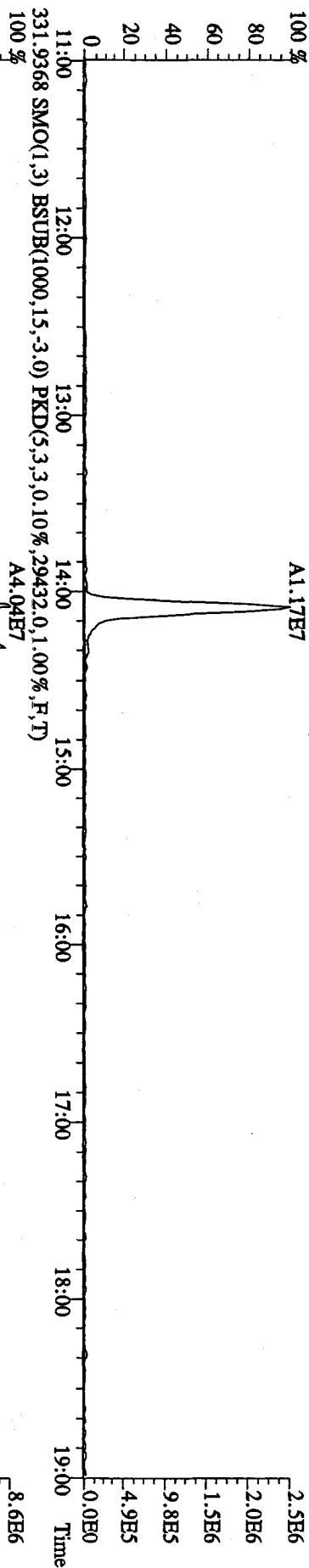
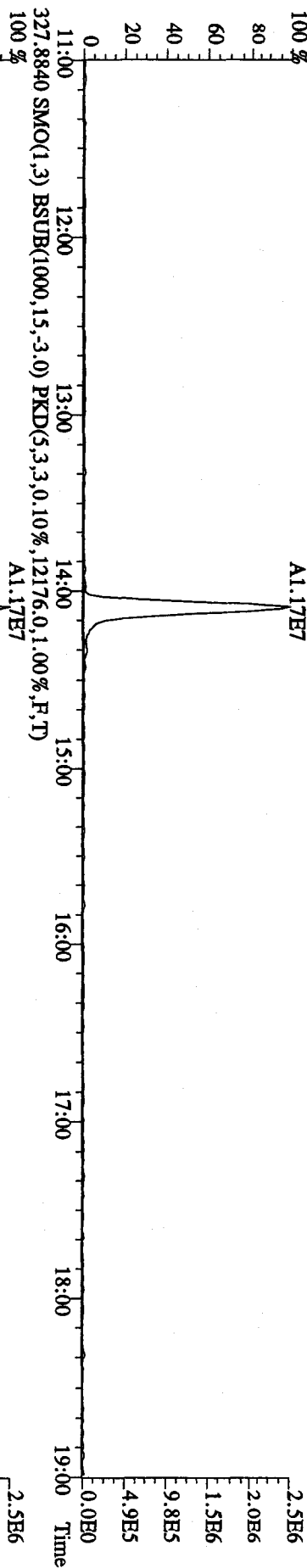
File: 131A105D2 #1-1242 Acq: 13-JAN-2010 08:58:30 GC EI+ Voltage SIR 70SE
 Sample#1 Text: ST0113 :CS3 09DXN425 Exp: DB225
 303.9016 SMO(1,3) BSUB(1000,15,-3,0) PKD(5,3,3,0.10%,7844,0,1.00%,F,T)
 100%



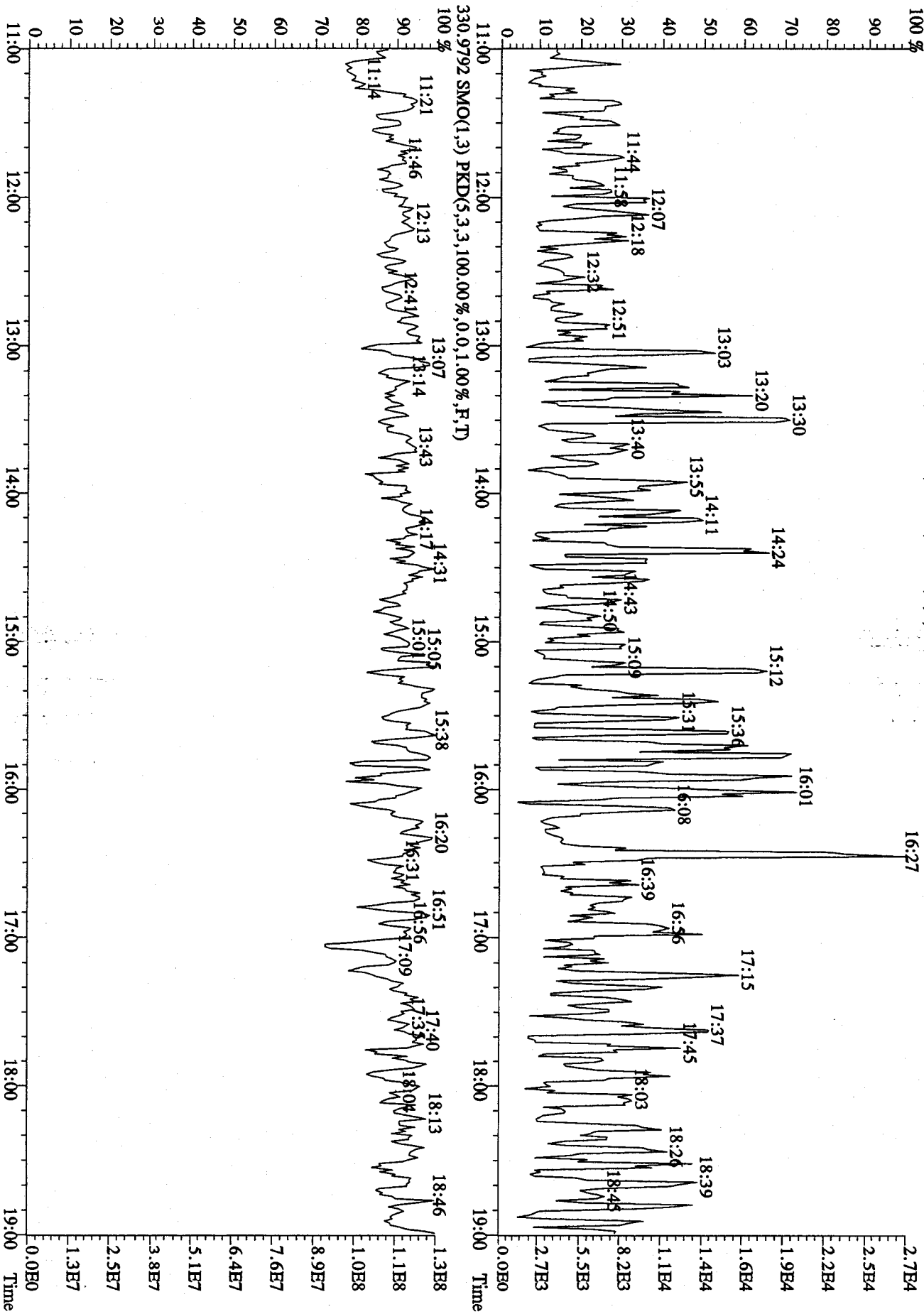
File:131A105D2 #1-1242 Acq:13-JAN-2010 08:58:30 GC EI+ Voltage SIR 70SE
 Sample#1 Text:ST0113 :CS3 09DXN425 Exp:DB225
 319.8965 SMO(1,3) BSUB(1000,15,-3.0) PKD(5,3,3,0.10%,8404.0,1.00%,F,T)
 100% A5.25B6



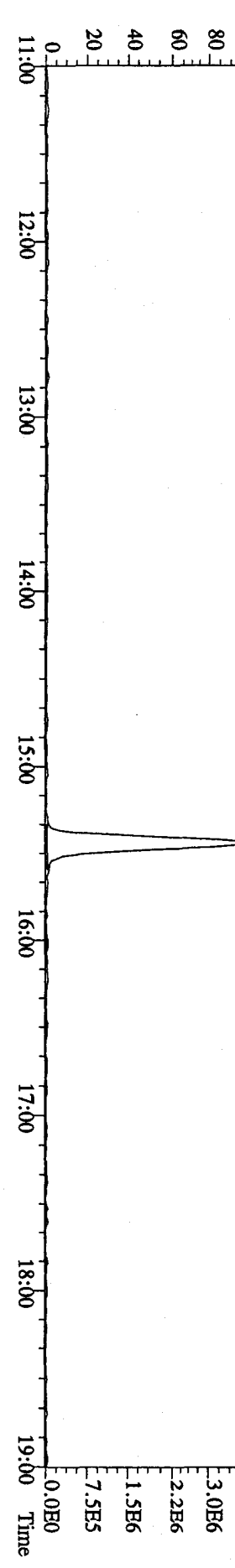
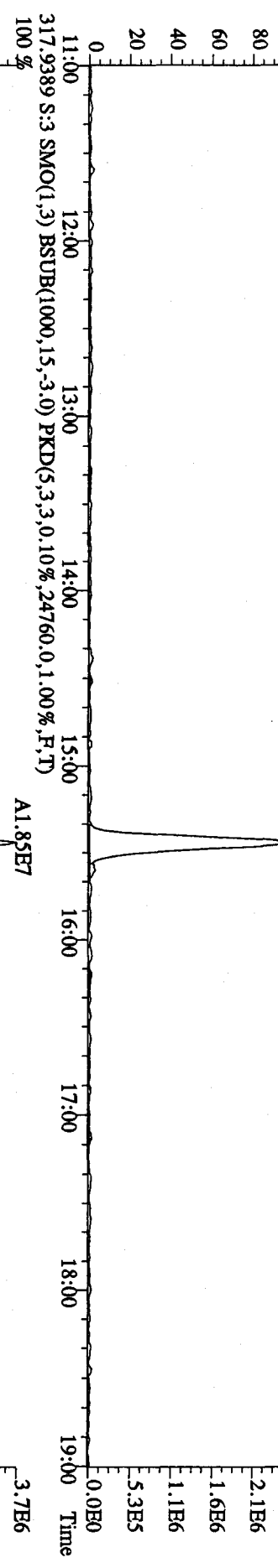
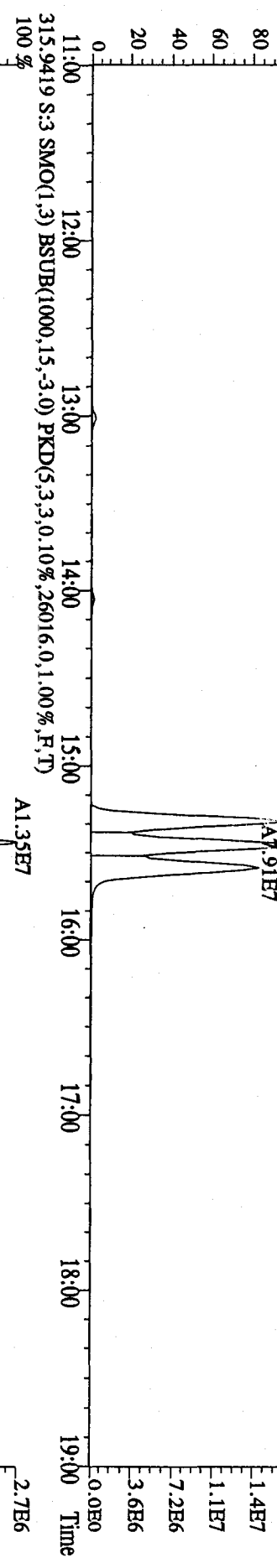
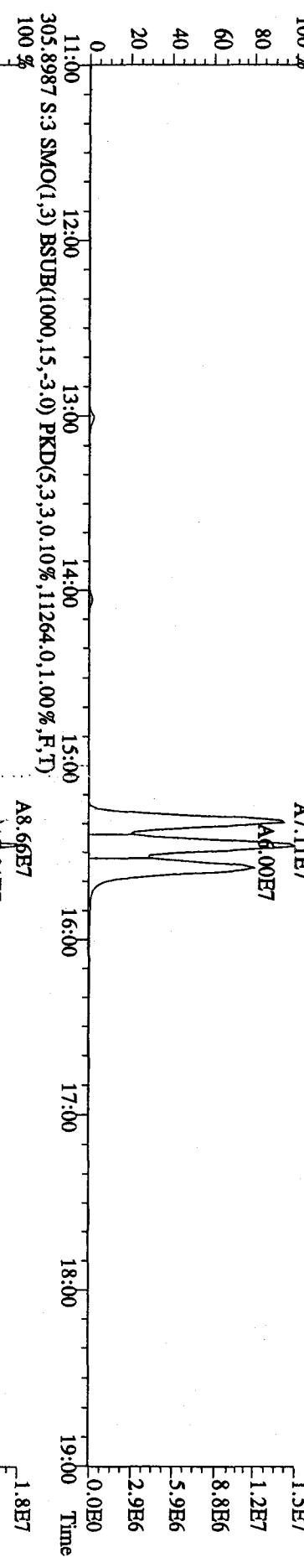
File:131A105D2 #1-1242 Acq:13-JAN-2010 08:58:30 GC EI+ Voltage SIR 70SE
 Sample#1 Text:ST0113 :CS3 09DXN425 Exp:DB225
 327.8840 SMO(1.3) BSUB(1000,15,-3.0) PKD(5,3,3,0,10%,12176.0,1.00%,F,T) A1.17E7
 100%



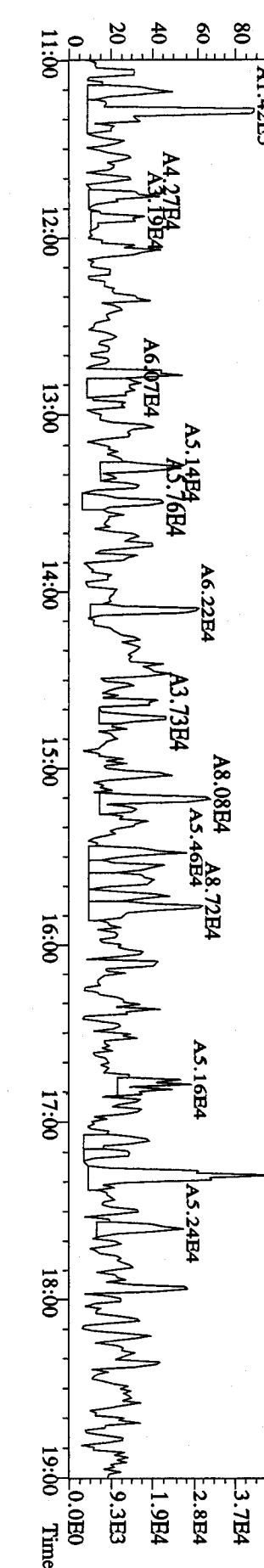
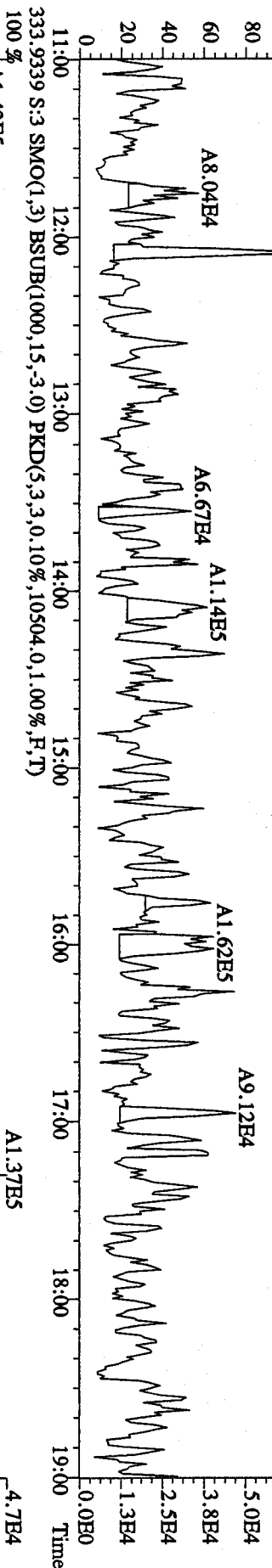
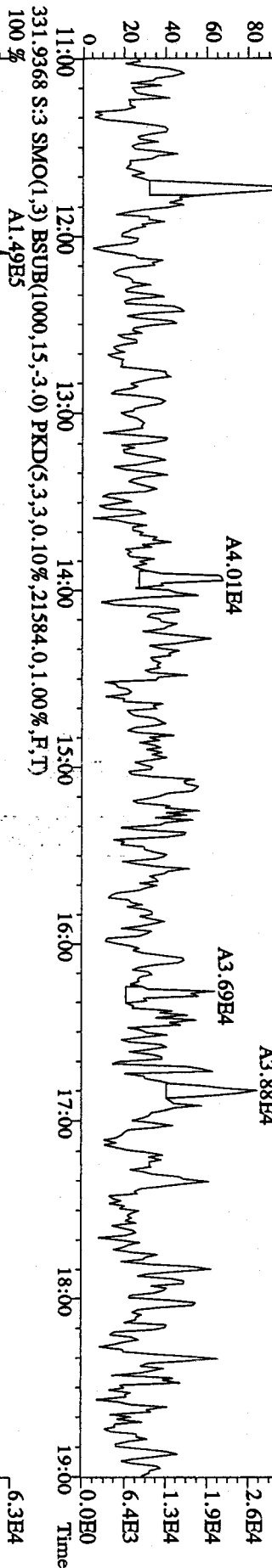
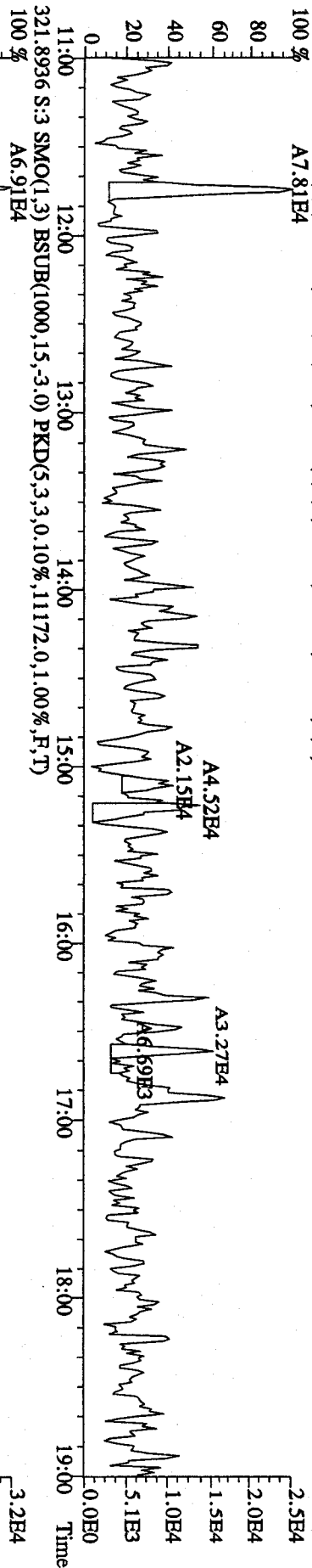
File:13JA105D2 #1-1242 Acq:13-JAN-2010 08:58:30 GC EI+ Voltage SIR 70SB
 Sample#1 Text:ST0113 :CS3 09DXN425 Exp:DB225
 375.8364 SMO(1,3) BSUB(1000,15,-3.0) PKD(5,3,3,100.00%,0.0,1.00%,F,T)



File:131A105D2 #1-1242 Acq:13-JAN-2010 10:12:42 GC EI+ Voltage SIR 70SE
 Sample#3 Text:CP0113A :DB-225 CP5M 3732-01 Exp:DB225
 303.9016 S:3 SMO(1,3) BSUB(1000,15,-3.0) PKD(5,3,3,0.10%,8616.0,1.00%,F,T)



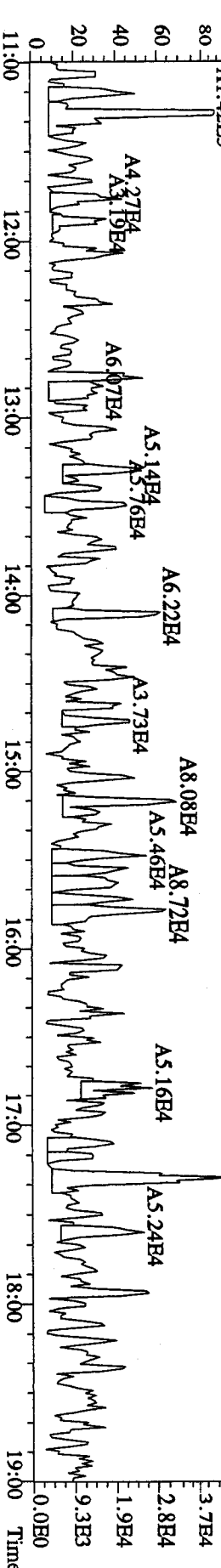
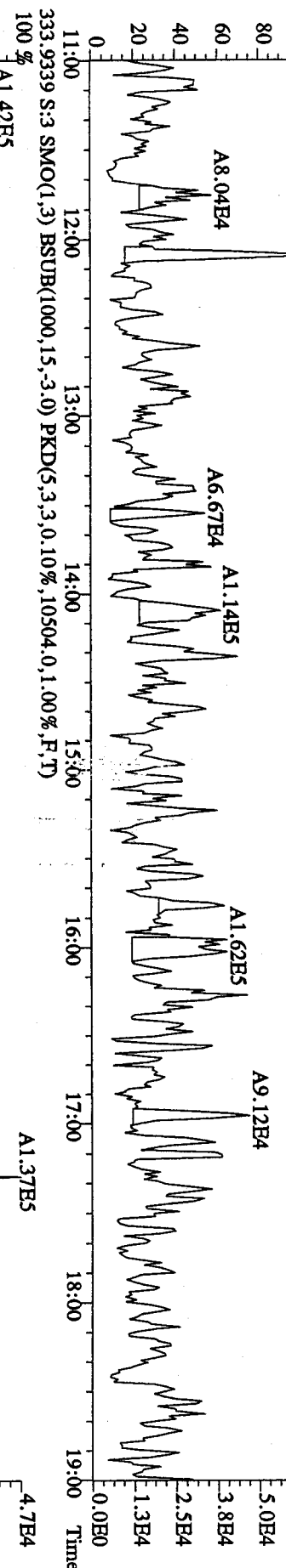
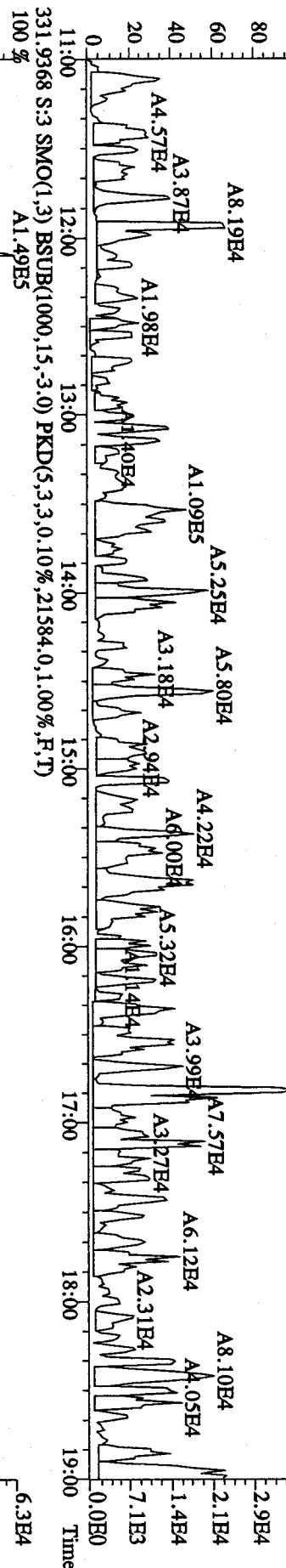
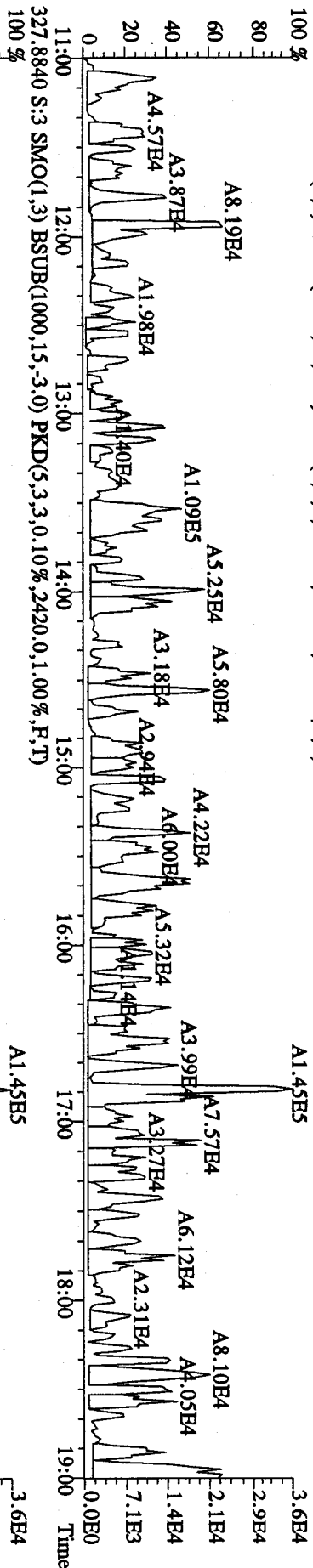
File:131A105D2 #1-1242 Acq:13-JAN-2010 10:12:42 GC EI+ Voltage SIR 70SE
 Sample#3 Text:CP0113A :DB-225 CPSM 3732-01 Exp:DB225
 319.8965 S:3 SMO(1,3) BSUB(1000,15,-3.0) PKD(5,3,3,0.10%,7564,0.1,0.0%,F,T)
 100% A7.81E4



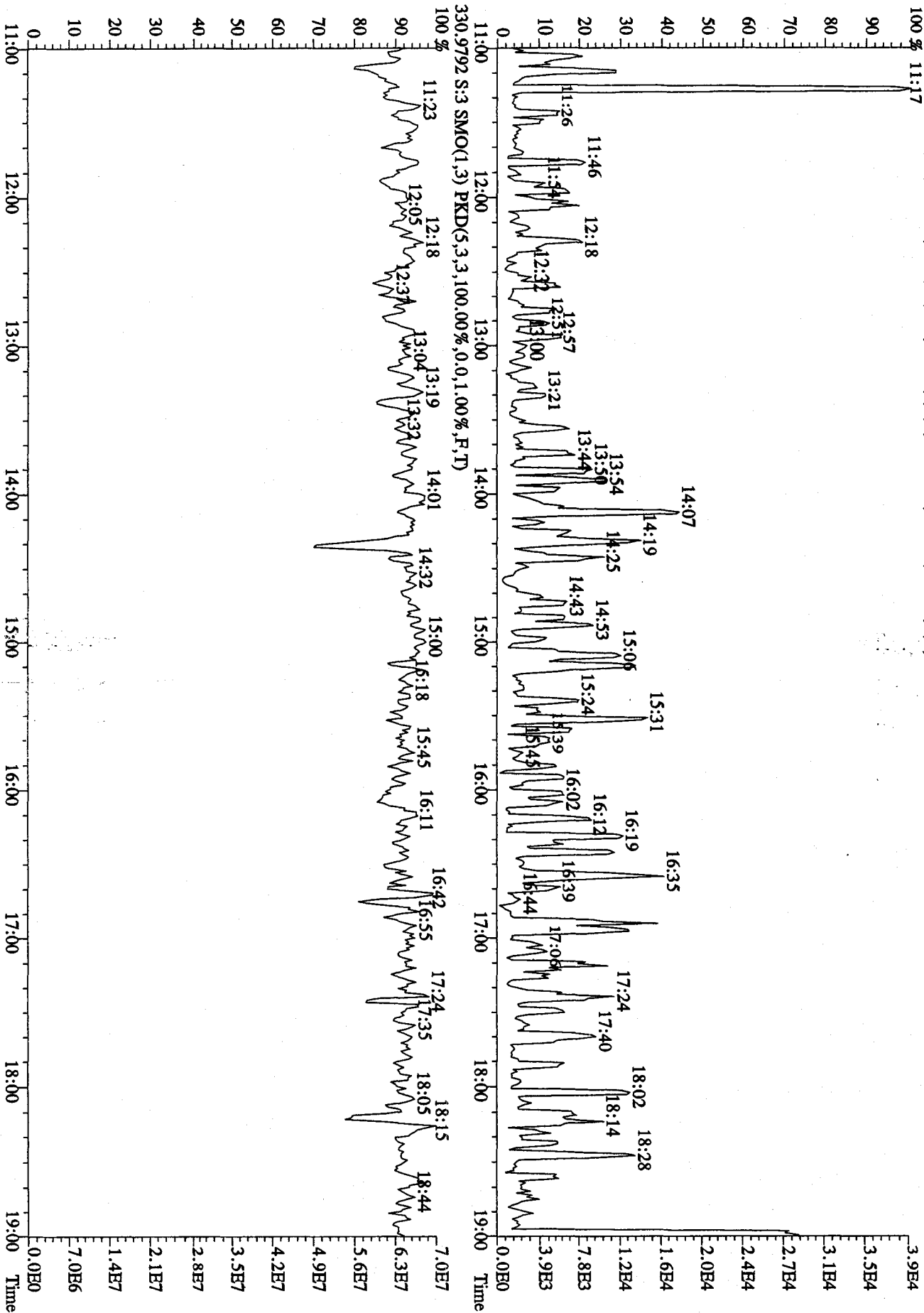
File:131A105D2 #1-1242 Acq:13-JAN-2010 10:12:42 GC EI+ Voltage SIR 70SE

Sample#3 Text:CP0113A :DB-225 CP5M 3732-01 Exp:DB225

327.8840 S:3 SMO(1,3) BSUB(1000,15,-3,0) PKD(5,3,3,0,10%,2420,0,1,100%,F,T)




File:131A105D2 #1-1242 Acq:13-JAN-2010 10:12:42 GC EI+ Voltage SIR 70SE
 Sample#3 Text:CP0113A :DB-225 CPSM 3732-01 Exp:DB225
 375.8364 S:3 SMO(1.3) BSUB(1000,15,-3.0) PKD(5,3,3,100.00%,2404,0.1,00%,F,T)
 100% 11:17



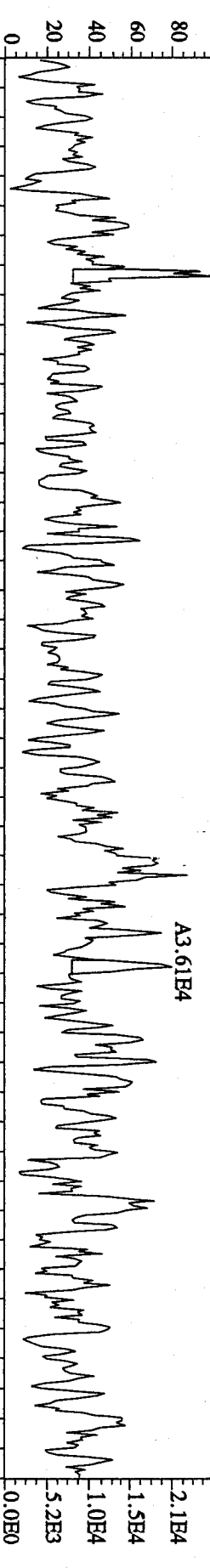
File: 131A105D2 #1-1242 Acq: 13-JAN-2010 10:49:44 GC EI + Voltage SIR 70SE

Sample#4 Text: SB0113 :Solvent Blank C-14 Exp: DB225


303.9016 S:4 SMO(1,3) BSUB(1000,15,-3.0) PKD(5,3,3,0,10%,7876.0,1.00%,F,T)



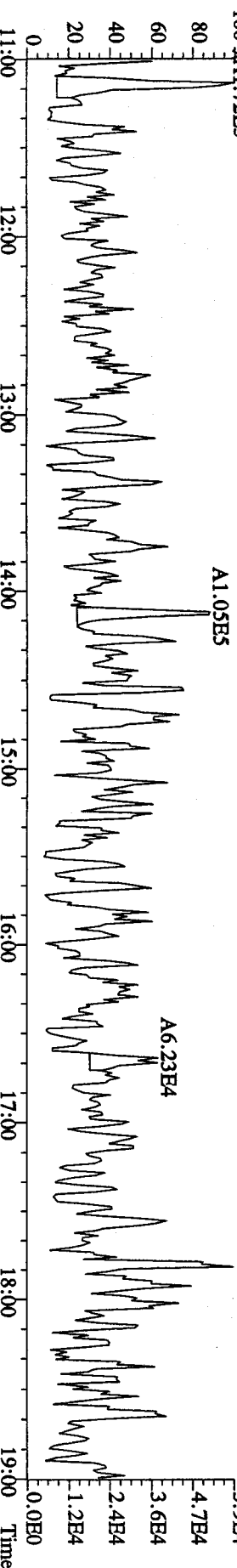
305.8987 S:4 SMO(1,3) BSUB(1000,15,-3.0) PKD(5,3,3,0,10%,10992.0,1.00%,F,T)



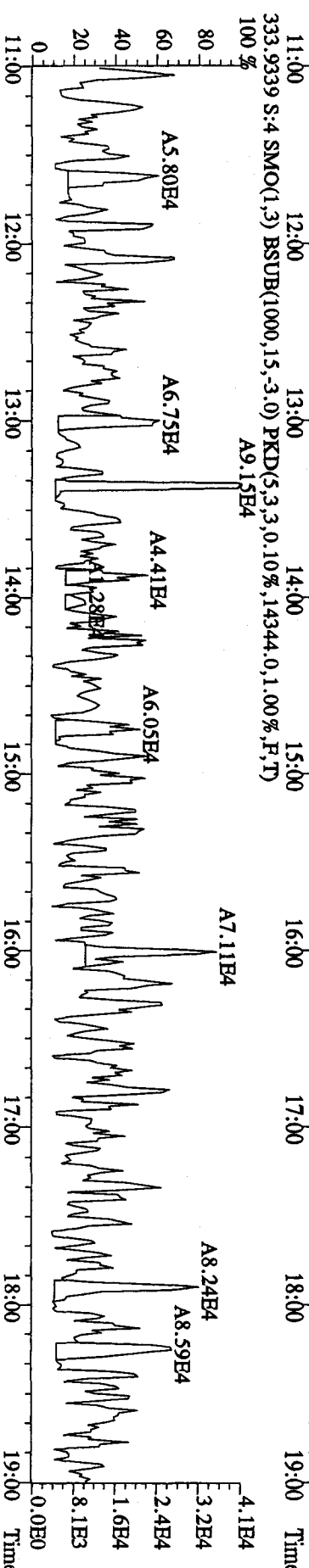
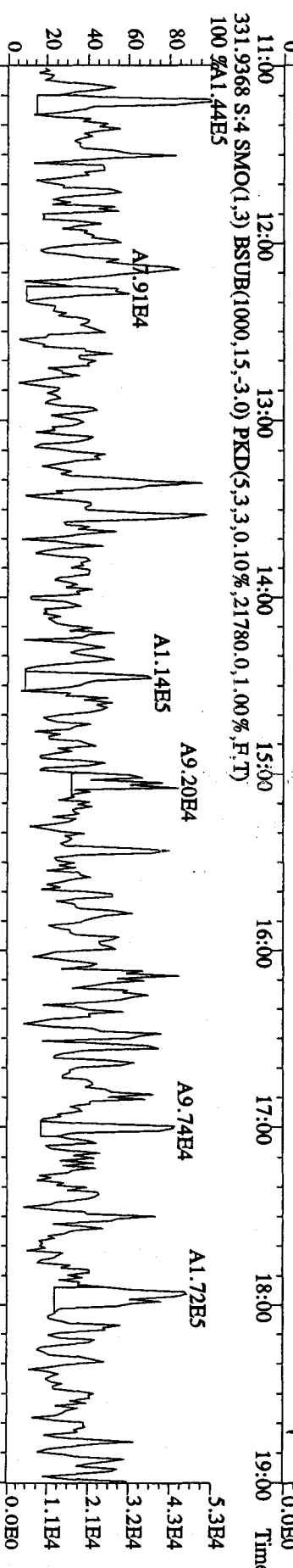
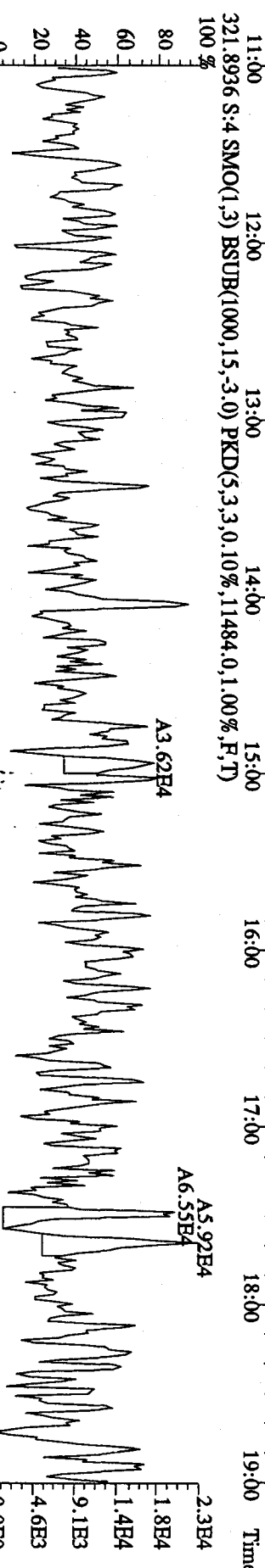
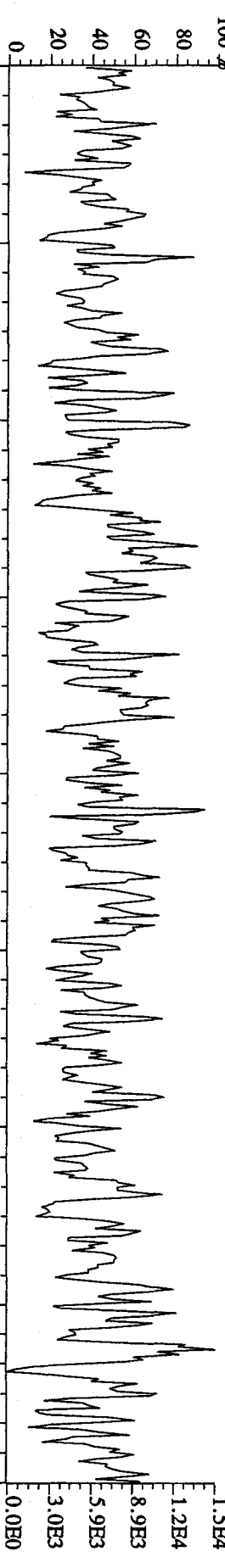
315.9419 S:4 SMO(1,3) BSUB(1000,15,-3.0) PKD(5,3,3,0,10%,36132.0,1.00%,F,T)



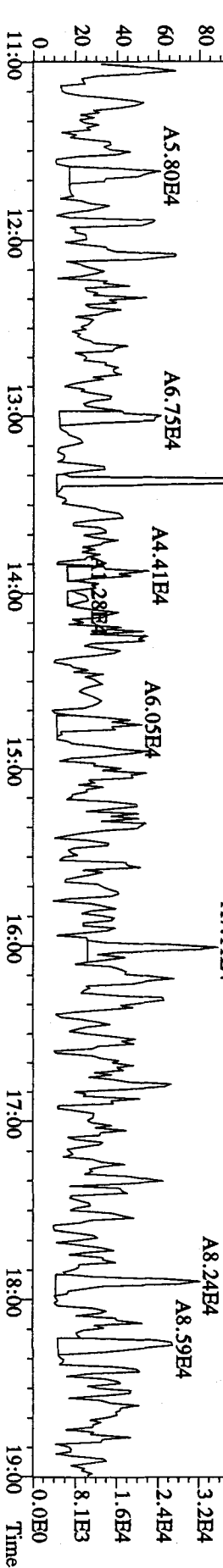
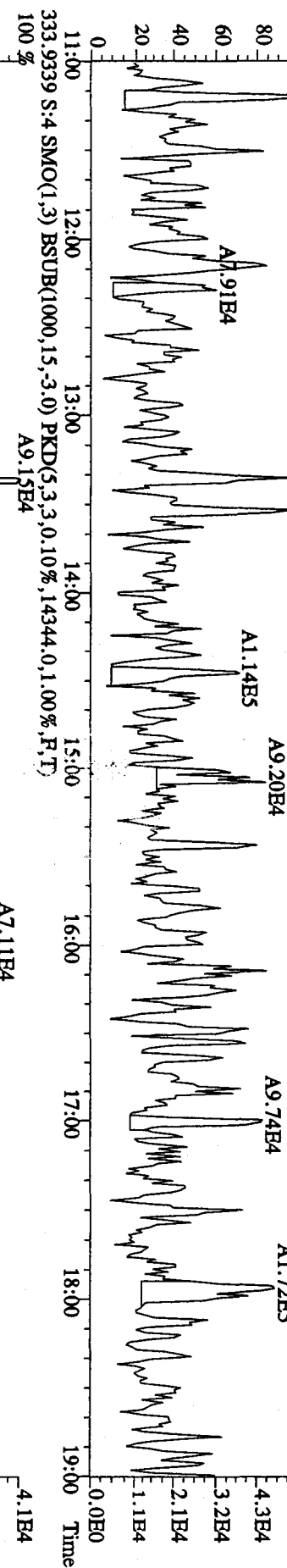
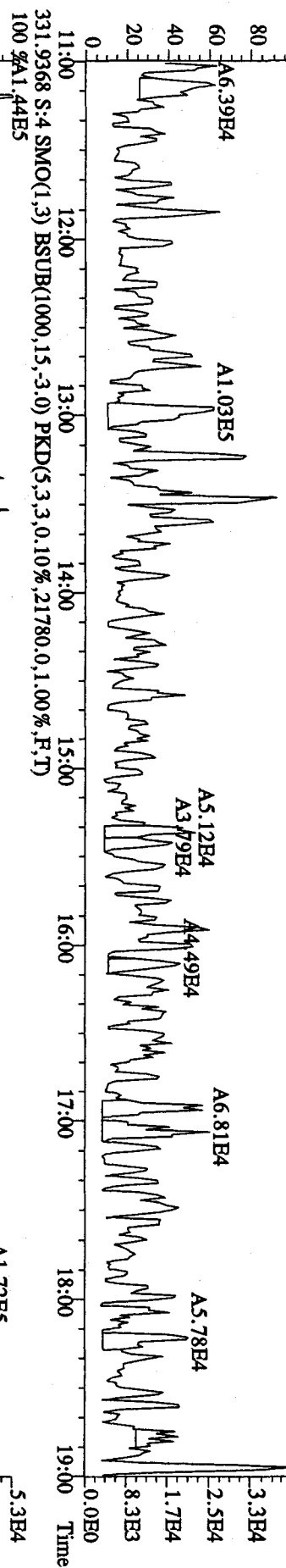
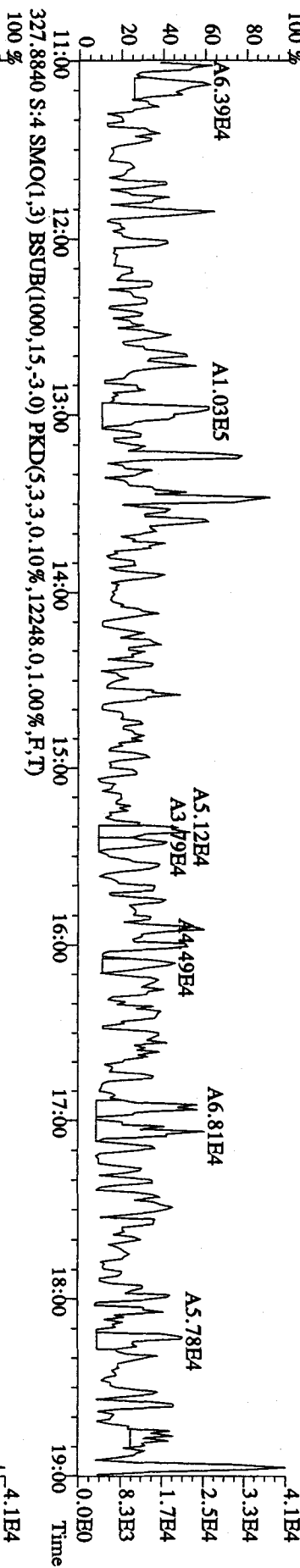
317.9389 S:4 SMO(1,3) BSUB(1000,15,-3.0) PKD(5,3,3,0,10%,24084.0,1.00%,F,T)



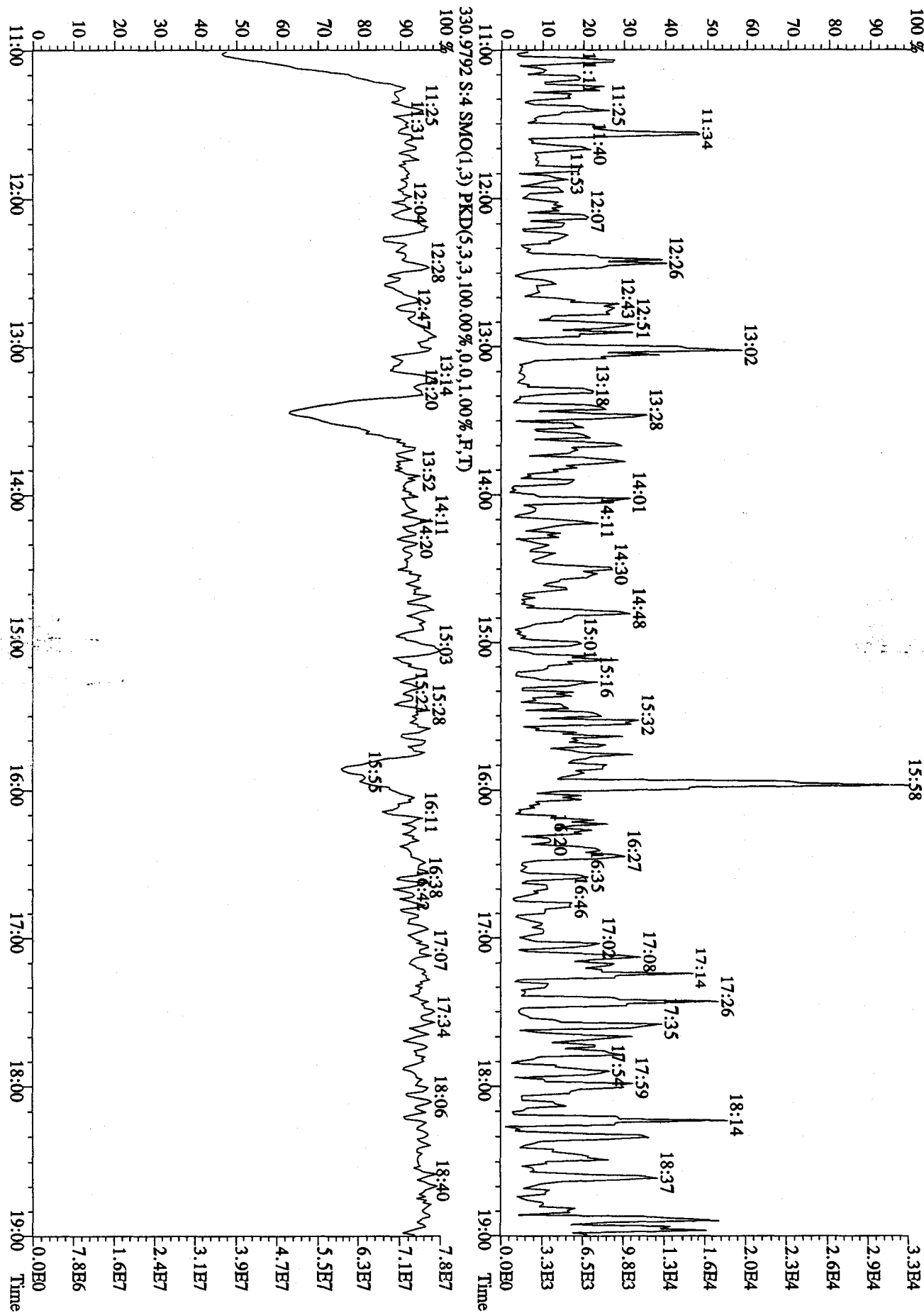
File:131A105D2 #1-1242 Acq:13-JAN-2010 10:49:44 GC EI + Voltage SIR 70SE
 Sample#4 Text:SB0113 :Solvent Blank C-14 Exp:DB225
 319.8965 S:4 SMO(1,3) BSUB(1000,15,-3.0) PKD(5,3,3,0.10%,8460.0,1.00%,F,T)



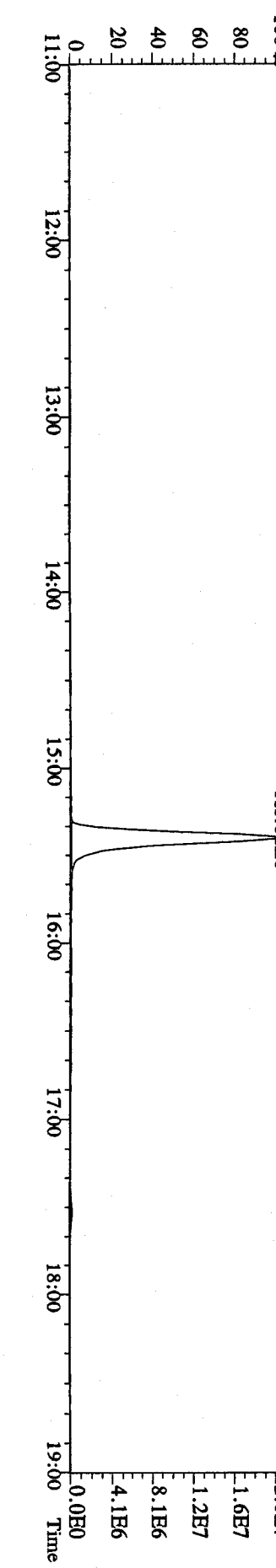
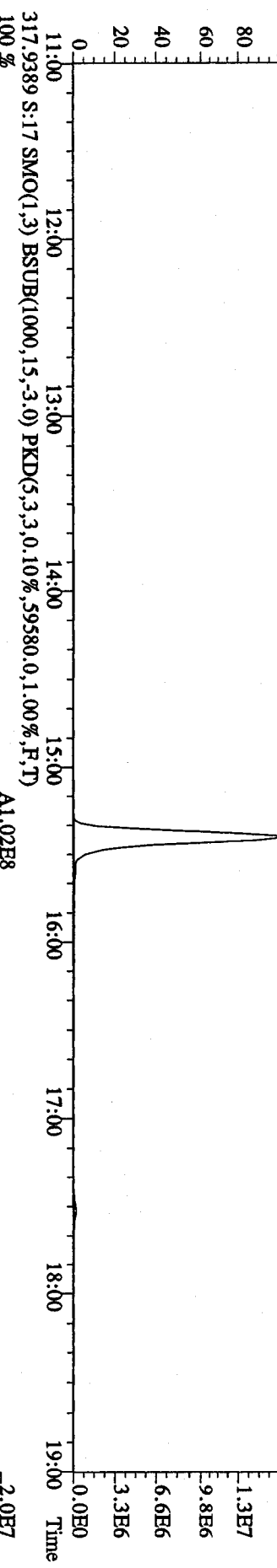
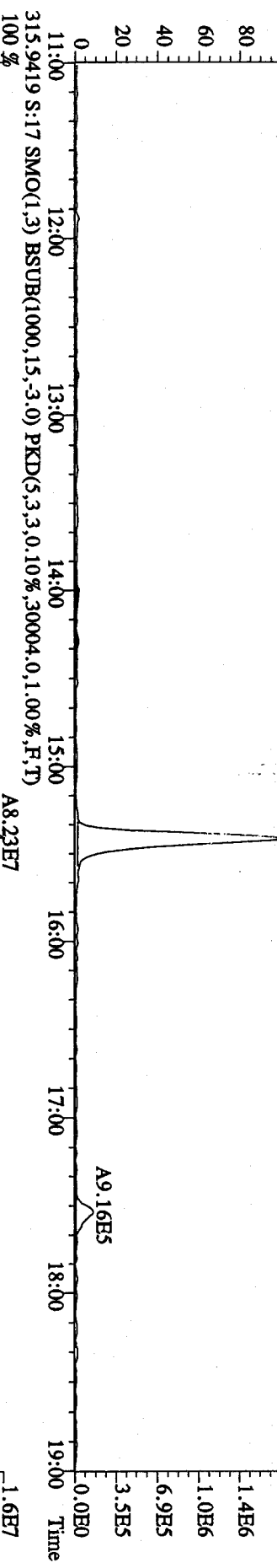
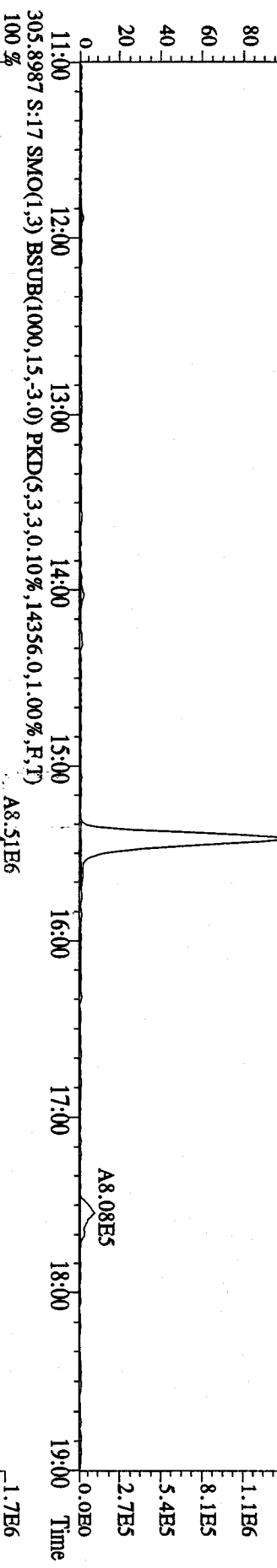
File:131A105D2 #1-1242 Acq:13-JAN-2010 10:49:44 GC EI+ Voltage SIR 70SE
 Sample#4 Text:SB0113 :Solvent Blank C-14 Exp:DB225
 327.8840 S:4 SMO(1,3) BSUB(1000,15,-3.0) PKD(5,3,3,0.10%,12248.0,1.00%,F,T)



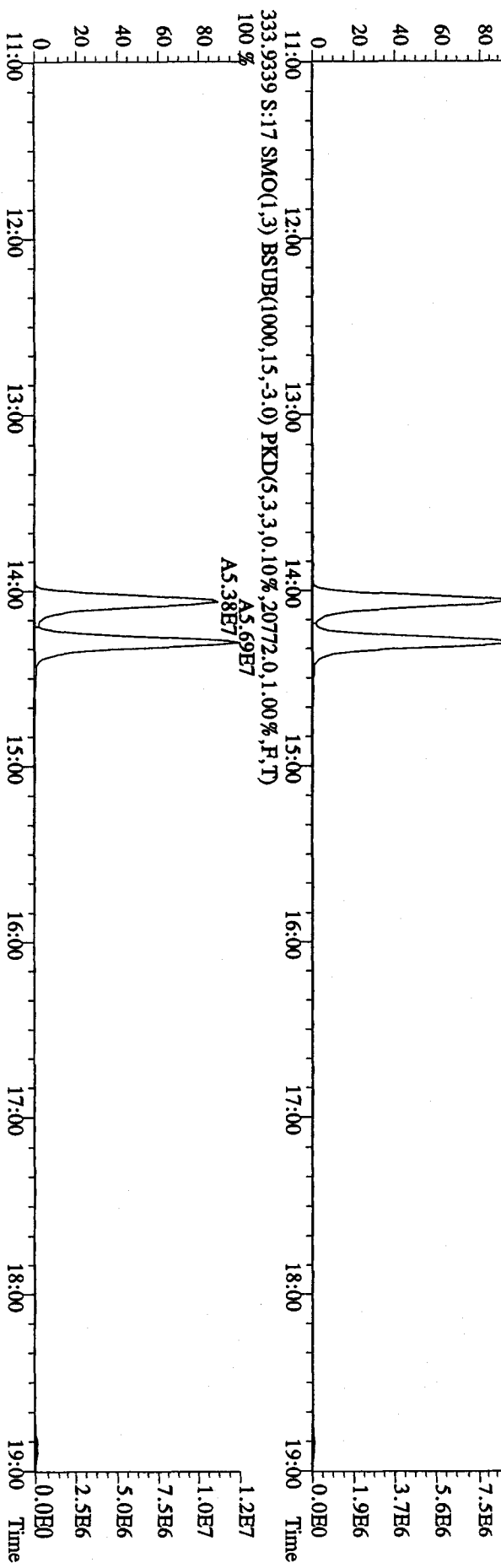
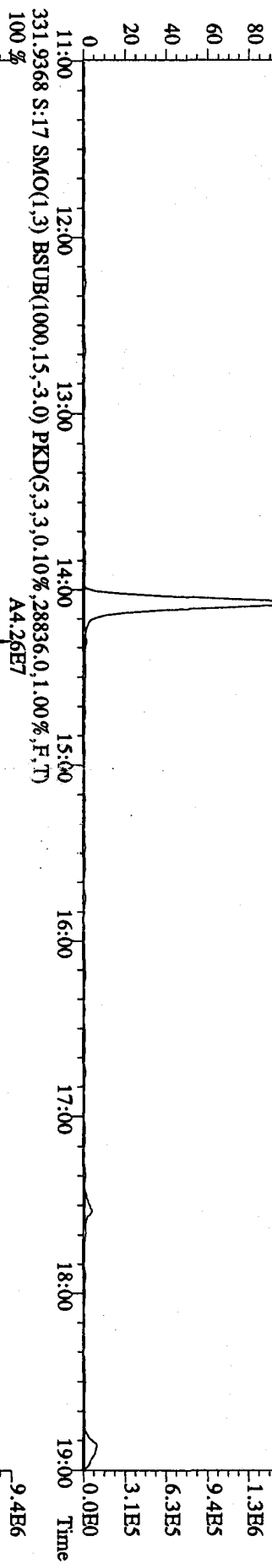
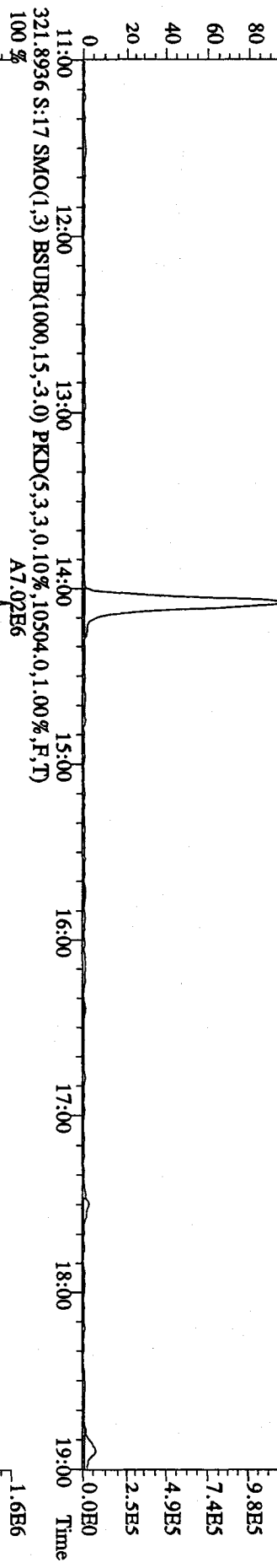
File:131A105D2 #1-1242 Acq:13-JAN-2010 10:49:44 GC EI+ Voltage SIR 70SE
 Sample#4 Text:SB0113 :Solvent Blank C-14 Exp:DB225
 375.8364 S:4 SMO(1,3) BSUB(1000,15,-3.0) PKD(5,3,3,100.00%,.3144,0.1,0.00%,F,T)




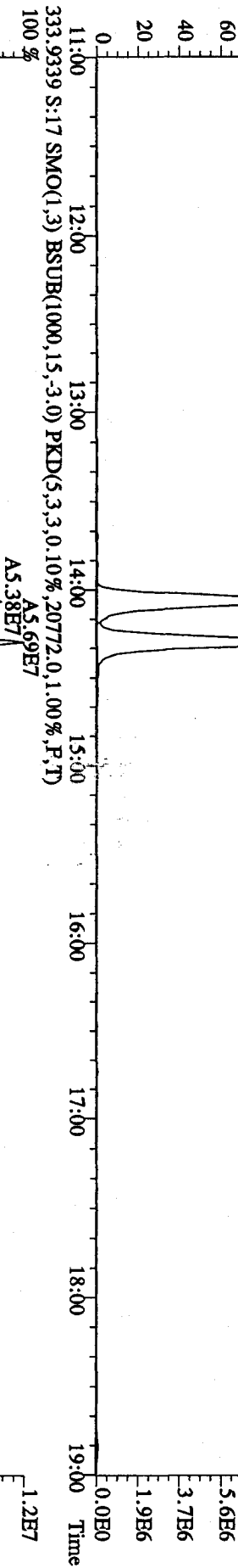
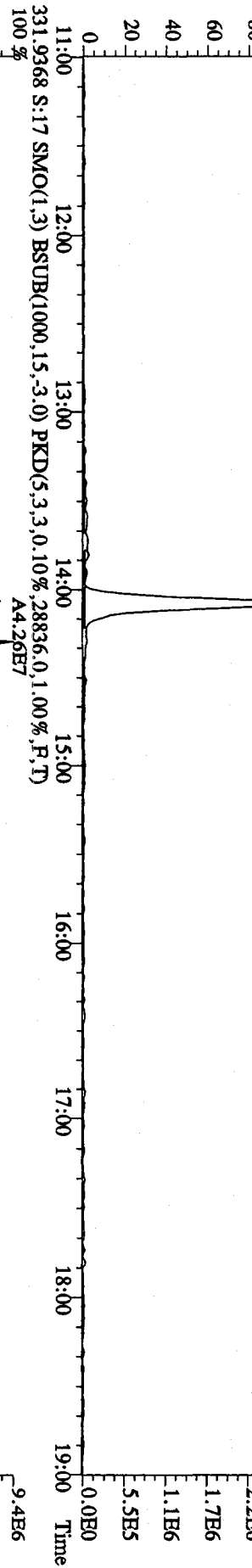
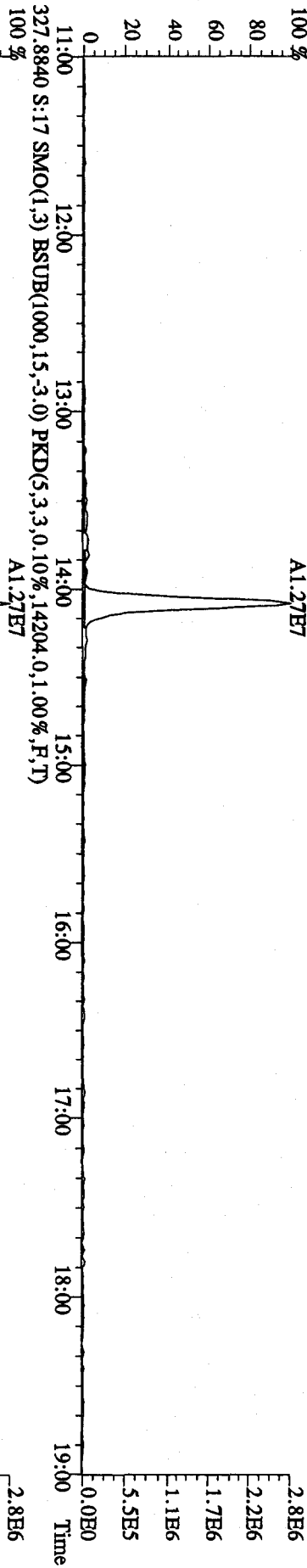
File:131A105D2 #1-1242 Acq:13-JAN-2010 18:51:18 GC EI+ Voltage SIR 70SE
 Sample#17 Text:ST0113A :CS3 09DXN425 Exp:DB225
 303.9016 S:17 SMO(1,3) BSUB(1000,15,-3.0) PKD(5,3,3,0.10%,11292.0,1.00%,F,T)
 100%



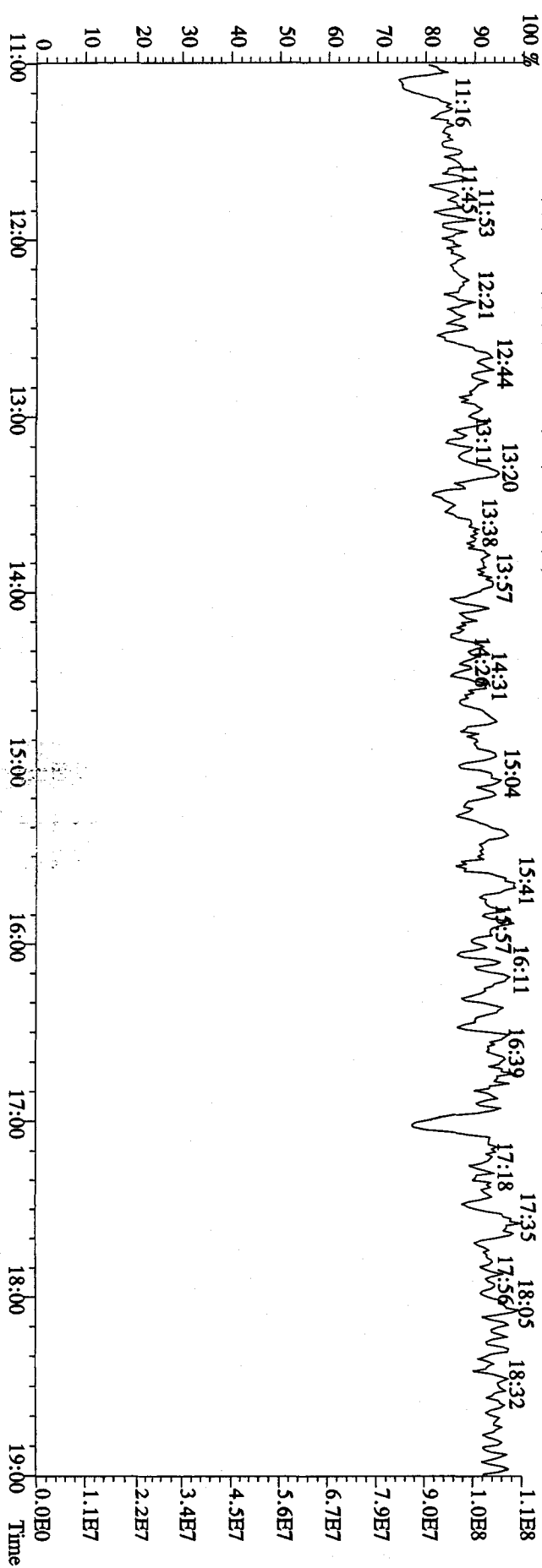
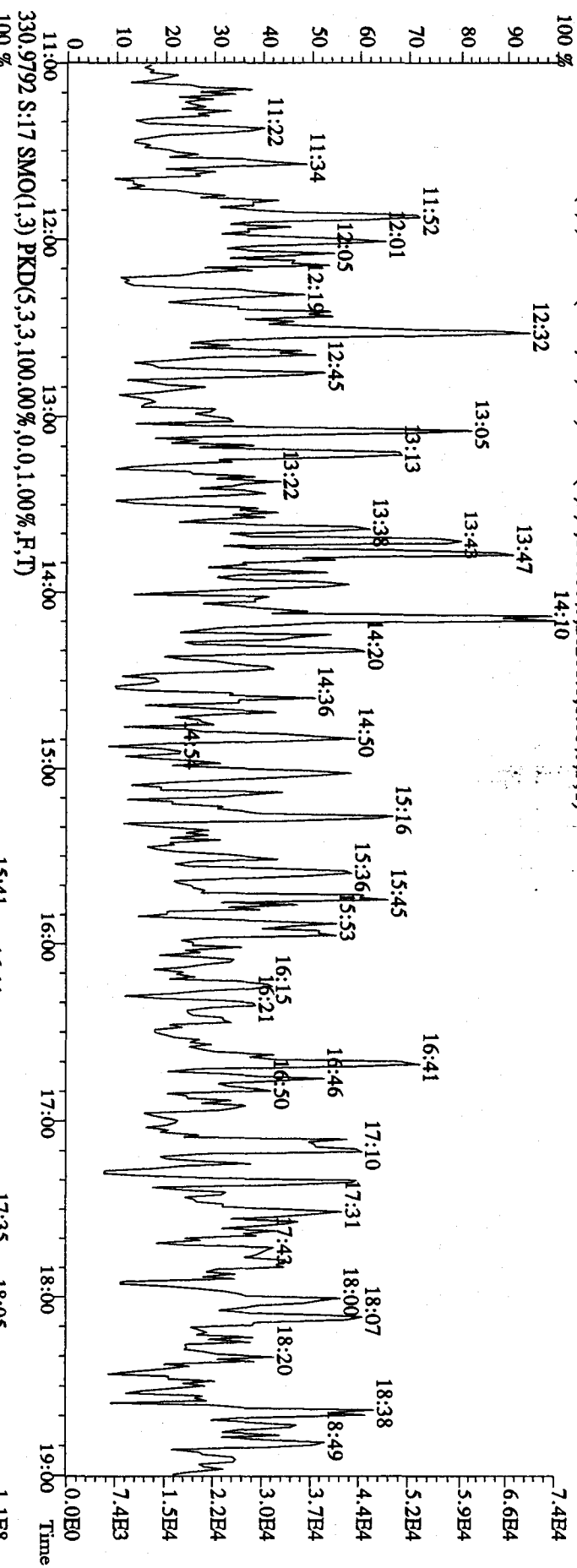
File:131A105D2 #1-1242 Acq:13-JAN-2010 18:51:18 GC EI+ Voltage SIR 70SE
 Sample#17 Text:ST0113A :CS3 09DXN425 Exp:DB225
 319.8965 S:17 SMO(1,3) BSUB(1000,15,-3.0) PKD(5,3,3.0,10%,9508,0,1.00%,F,T) A5.65E6



File:131A105D2 #1-1242 Acq:13-JAN-2010 18:51:18 GC EI+ Voltage SIR 70SE
 Sample#17 Text:ST0113A :CS3 09DXN425 Exp:DR225
 327.8840 S:17 SMO(1.3) BSUB(1000,15,-3.0) PKD(5,3,3,0,10%,14204,0,1,00%,F,T)
 100% A1.27E7



File: 131A105D2 #1-1242 Acq: 13-JAN-2010 18:51:18 GC EI + Voltage SIR 70SE
 Sample#17 Text: ST0113A : CS3 09DXNA25 Exp: DB225
 375.8364 S: 17 SMO(1,3) BSUB(1000,15,-3.0) PKD(5,3,3,100.00%,26208,0.1,0.00%,F,T)



Initial Calibration

Includes (as applicable):

runlog

standard raw data

statistical summary

ms tune data

Initial Calibration Checklist
Dioxin Methods

ICAL ID (8290, 1613, TO9, 23, 0023A, TETRAs) 123109105

Method ID 8290, 1613B, TO9, 23, 0023A Date Scanned 01/11/10

Column ID DB5 Instrument ID 105

STD ID's ST1231(B,C,D,E,F) STD Solution 09DXN(422, 423, 425, 426, 456)

GC Program OCDD Multiplier Setting 270

Analyzed By A.M. Date Analyzed 12/31/09, 1/1/10 ^{7:0} 1/4/10

Prepared By M.G. Date Prepared 1/4/10

Reviewed By JRB Date Reviewed 1/4/10

Curve summary present?	✓	✓
Hardcopies of chromatograms for CS1-CS5 present?	✓	✓
Copy of log-file present?	✓	✓
Static resolution check present?	✓	✓
Target file RT's correct?	✓	✓
%RSD within method-specified limits?*	✓	✓
Signal-to-noise criteria met?	✓	✓
Isotopic ratios within limits?	✓	✓
High point free of saturation?	✓	✓
Are chromatographic windows correct?	✓	✓
Manual reintegration's checked and hardcopies included?	✓	✓

COMMENTS:

CS2 Retention Times: 13C-1,2,3,4-TCDD 18:40
13C-1,2,3,7,8,9-HxCDD 32:49

*Method 8290/TO9/M0023A: %RSD ≤20% for natives, ≤30% for labeled compounds; S/N ≥10
Method 1613B: %RSD ≤ 20% natives, ≤30% labeled compounds; S/N ≥10
Method 23: %RSD ≤ values specified in Table 5, Method 23; S/N ≥ 2.5

Run: 15SE098D2 Analyte: 8290 Cal: 82901231091D5

ST1231B : CS-1 09DXN422 ST1231C : CS-2 09DXN423 ST1231D : CS-3 09DXN425
 ST1231E : CS-4 09DXN426 ST1231F : CS-5 09DXN456

31DE09A1D531DE09A1D531DE09A1D531DE09A1D531DE09A1D531DE09A1D5

Name	Mean	S. D.	%RSD	RRF1	RRF2	RRF3	RRF4	RRF5
13C-1,2,3,4-TCDD	-	-	- %	-	-	-	-	-

13C-2,3,7,8-TCDF	1.566	0.079	5.03 %	1.52	1.48	1.64	1.53	1.66
2,3,7,8-TCDF	0.860	0.090	10.4 %	0.77	0.77	0.87	0.91	0.98
Total TCDF	0.860	0.090	10.4 %	0.77	0.77	0.87	0.91	0.98

13C-2,3,7,8-TCDD	0.993	0.079	7.91 %	0.93	0.93	1.01	0.97	1.12
2,3,7,8-TCDD	0.934	0.120	12.9 %	0.86	0.77	0.95	1.01	1.07
Total TCDD	0.934	0.120	12.9 %	0.86	0.77	0.95	1.01	1.07

37Cl-2,3,7,8-TCDD	2.218	0.347	15.7 %	2.02	1.82	2.18	2.33	2.74
-------------------	-------	-------	--------	------	------	------	------	------

13C-1,2,3,7,8-PeCDF	1.073	0.114	10.6 %	1.00	0.98	1.09	1.03	1.26
1,2,3,7,8-PeCDF	1.000	0.119	11.9 %	0.85	0.90	1.04	1.10	1.11
2,3,4,7,8-PeCDF	0.939	0.122	13.0 %	0.79	0.84	0.97	1.05	1.05
Total P2 PeCDF	0.969	0.120	12.4 %	0.82	0.87	1.01	1.08	1.08
Total P1 PeCDF	0.969	0.120	12.4 %	0.82	0.87	1.01	1.08	1.08

13C-1,2,3,7,8-PeCDD	0.666	0.081	12.1 %	0.61	0.59	0.67	0.67	0.80
1,2,3,7,8-PeCDD	0.929	0.127	13.7 %	0.79	0.81	0.94	1.04	1.06
Total PeCDD	0.929	0.127	13.7 %	0.79	0.81	0.94	1.04	1.06

13C-1,2,3,7,8,9-HxCDD	-	-	- %	-	-	-	-	-
-----------------------	---	---	-----	---	---	---	---	---

13C-1,2,3,4,7,8-HxCDF	0.893	0.084	9.37 %	0.98	0.88	0.90	0.76	0.94
1,2,3,4,7,8-HxCDF	1.199	0.171	14.2 %	0.96	1.08	1.31	1.33	1.32
1,2,3,6,7,8-HxCDF	1.371	0.160	11.7 %	1.12	1.30	1.48	1.51	1.45
2,3,4,6,7,8-HxCDF	1.242	0.152	12.3 %	1.02	1.15	1.32	1.36	1.36
1,2,3,7,8,9-HxCDF	1.326	0.218	16.4 %	1.02	1.19	1.44	1.57	1.42
Total HxCDF	1.285	0.174	13.5 %	1.03	1.18	1.39	1.44	1.38

13C-1,2,3,6,7,8-HxCDD	0.732	0.084	11.4 %	0.83	0.69	0.75	0.61	0.78
1,2,3,4,7,8-HxCDD	0.970	0.170	17.5 %	0.74	0.88	0.98	1.15	1.11

1,2,3,6,7,8-HxCDD	1.058	0.118	11.2 %	0.88	1.01	1.09	1.16	1.15
1,2,3,7,8,9-HxCDD	1.275	0.243	19.0 %	0.92	1.19	1.33	1.57	1.37
Total HxCDD	1.101	0.175	15.9 %	0.84	1.02	1.14	1.30	1.21
1,2,3,4,6,7,8-HpCDF	0.860	0.055	6.38 %	0.92	0.85	0.88	0.78	0.88
1,2,3,4,6,7,8-HpCDD	1.287	0.138	10.8 %	1.10	1.18	1.34	1.41	1.40
1,2,3,4,7,8,9-HpCDF	1.135	0.151	13.3 %	0.95	1.00	1.19	1.27	1.27
Total HpCDF	1.211	0.145	11.9 %	1.02	1.09	1.27	1.34	1.33
1,2,3,4,6,7,8-HpCDD	0.752	0.046	6.08 %	0.80	0.74	0.75	0.68	0.79
1,2,3,4,6,7,8-HpCDD	0.998	0.122	12.2 %	0.85	0.88	1.05	1.10	1.10
Total HpCDD	0.998	0.122	12.2 %	0.85	0.88	1.05	1.10	1.10
1,2,3,6,7,8-HxCDD	0.564	0.039	6.86 %	0.58	0.54	0.57	0.51	0.61
1,2,3,7,8,9-HxCDD	1.437	0.202	14.1 %	1.16	1.30	1.52	1.63	1.59
Total HxCDD	1.110	0.128	11.5 %	0.96	0.98	1.16	1.23	1.22

Run #1 Filename 31DE09A1D5 S: 2 I: 1
 Acquired: 1-JAN-10 00:09:07 Processed: 4-JAN-10 07:30:47
 Run: 15SE098D2 Analyte: 8290 Cal: 82901231091D5

Comments:

Sample text: ST1231B :CS-1 09DXN422

Name	Resp	RA	RT	RRF		Mod?
13C-1,2,3,4-TCDD	326815000	0.81 y	18:42	-	100.00	n
13C-2,3,7,8-TCDF	495192000	0.78 y	18:09	1.52	100.00	n
2,3,7,8-TCDF	1909491	0.78 y	18:09	0.77	0.50	n
Total TCDF	-	- n	-	0.77	0.50	n
13C-2,3,7,8-TCDD	305230000	0.80 y	18:53	0.93	100.00	n
2,3,7,8-TCDD	1317770	0.78 y	18:56	0.86	0.50	n
Total TCDD	-	- n	-	0.86	0.50	n
37Cl-2,3,7,8-TCDD	3295720	1.00 y	18:56	2.02	0.50	n
13C-1,2,3,7,8-PeCDF	327775000	1.60 y	23:32	1.00	100.00	n
1,2,3,7,8-PeCDF	6958190	1.59 y	23:34	0.85	2.50	n
2,3,4,7,8-PeCDF	6434690	1.62 y	24:58	0.79	2.50	n
Total F2 PeCDF	-	- n	-	0.82	5.00	n
Total F1 PeCDF	-	- n	-	0.82	5.00	n
13C-1,2,3,7,8-PeCDD	198162800	1.64 y	25:44	0.61	100.00	n
1,2,3,7,8-PeCDD	3904960	1.46 y	25:45	0.79	2.50	n
Total PeCDD	-	- n	-	0.79	2.50	n
13C-1,2,3,7,8,9-HxCDD	246455000	1.30 y	32:51	-	100.00	n
13C-1,2,3,4,7,8-HxCDF	242322300	0.50 y	31:26	0.98	100.00	n
1,2,3,4,7,8-HxCDF	5809990	1.20 y	31:27	0.96	2.50	n
1,2,3,6,7,8-HxCDF	6810920	1.31 y	31:36	1.12	2.50	n
2,3,4,6,7,8-HxCDF	6178250	1.26 y	32:17	1.02	2.50	n
1,2,3,7,8,9-HxCDF	6177790	1.28 y	33:03	1.02	2.50	n
Total HxCDF	-	- n	-	1.03	10.00	n
13C-1,2,3,6,7,8-HxCDD	204409500	1.28 y	32:32	0.83	100.00	n
1,2,3,4,7,8-HxCDD	3765050	1.19 y	32:27	0.74	2.50	n
1,2,3,6,7,8-HxCDD	4473360	1.33 y	32:33	0.88	2.50	n
1,2,3,7,8,9-HxCDD	4685460	1.26 y	32:52	0.92	2.50	n
Total HxCDD	-	- n	-	0.84	7.50	n
13C-1,2,3,4,6,7,8-HpCDF	227457800	0.43 y	34:35	0.92	100.00	n
1,2,3,4,6,7,8-HpCDF	6254400	1.07 y	34:35	1.10	2.50	n
1,2,3,4,7,8,9-HpCDF	5396380	1.04 y	35:53	0.95	2.50	n
Total HpCDF	-	- n	-	1.02	5.00	n
13C-1,2,3,4,6,7,8-HpCDD	196980400	1.10 y	35:31	0.80	100.00	n
1,2,3,4,6,7,8-HpCDD	4184800	0.97 y	35:31	0.85	2.50	n
Total HpCDD	-	- n	-	0.85	2.50	n
13C-OCDD	287999000	0.90 y	38:18	0.58	200.00	n
OCDF	8341240	0.89 y	38:25	1.16	5.00	n

OCDD 6946490 0.88 y 38:19 0.96 5.00 n

Run #2 Filename 31DE09A1D5 S: 3 I: 1
 Acquired: 1-JAN-10 00:50:55 Processed: 4-JAN-10 07:30:48
 Run: 15SE098D2 Analyte: 8290 Cal: 82901231091D5

Comments:

Sample text: ST1231C :CS-2 09DXN423

Name	Resp	RA	RT	RRF		Mod?
13C-1,2,3,4-TCDD	338633000	0.80 y	18:40	-	100.00	n
13C-2,3,7,8-TCDF	501872000	0.80 y	18:07	1.48	100.00	n
2,3,7,8-TCDF	7721520	0.76 y	18:08	0.77	2.00	n
Total TCDF	-	- n	-	0.77	2.00	n
13C-2,3,7,8-TCDD	314535000	0.79 y	18:52	0.93	100.00	n
2,3,7,8-TCDD	4841990	0.72 y	18:53	0.77	2.00	n
Total TCDD	-	- n	-	0.77	2.00	n
37Cl-2,3,7,8-TCDD	12349320	1.00 y	18:53	1.82	2.00	n
13C-1,2,3,7,8-PeCDF	332660000	1.64 y	23:31	0.98	100.00	n
1,2,3,7,8-PeCDF	29926900	1.66 y	23:32	0.90	10.00	n
2,3,4,7,8-PeCDF	27858600	1.64 y	24:57	0.84	10.00	n
Total F2 PeCDF	-	- n	-	0.87	20.00	n
Total F1 PeCDF	-	- n	-	0.87	20.00	n
13C-1,2,3,7,8-PeCDD	200944100	1.64 y	25:42	0.59	100.00	n
1,2,3,7,8-PeCDD	16258920	1.63 y	25:44	0.81	10.00	n
Total PeCDD	-	- n	-	0.81	10.00	n
13C-1,2,3,7,8,9-HxCDD	271672000	1.29 y	32:50	-	100.00	n
13C-1,2,3,4,7,8-HxCDF	238064400	0.51 y	31:25	0.88	100.00	n
1,2,3,4,7,8-HxCDF	25643500	1.28 y	31:26	1.08	10.00	n
1,2,3,6,7,8-HxCDF	30902300	1.30 y	31:35	1.30	10.00	n
2,3,4,6,7,8-HxCDF	27314900	1.31 y	32:16	1.15	10.00	n
1,2,3,7,8,9-HxCDF	28395900	1.26 y	33:02	1.19	10.00	n
Total HxCDF	-	- n	-	1.18	40.00	n
13C-1,2,3,6,7,8-HxCDD	187073300	1.31 y	32:31	0.69	100.00	n
1,2,3,4,7,8-HxCDD	16376990	1.27 y	32:26	0.88	10.00	y
1,2,3,6,7,8-HxCDD	18917800	1.35 y	32:32	1.01	10.00	y
1,2,3,7,8,9-HxCDD	22185210	1.30 y	32:51	1.19	10.00	n
Total HxCDD	-	- n	-	1.02	30.00	n
13C-1,2,3,4,6,7,8-HpCDF	229668600	0.43 y	34:34	0.85	100.00	n
1,2,3,4,6,7,8-HpCDF	27134500	1.01 y	34:35	1.18	10.00	n
1,2,3,4,7,8,9-HpCDF	22973600	1.06 y	35:53	1.00	10.00	n
Total HpCDF	-	- n	-	1.09	20.00	n
13C-1,2,3,4,6,7,8-HpCDD	200876100	1.09 y	35:30	0.74	100.00	n
1,2,3,4,6,7,8-HpCDD	17730590	1.07 y	35:31	0.88	10.00	n
Total HpCDD	-	- n	-	0.88	10.00	n
13C-OCDD	295682000	0.89 y	38:18	0.54	200.00	n
OCDF	38310100	0.87 y	38:25	1.30	20.00	n

OCDD 28999100 0.89 y 38:19 0.98 20.00 n

Run #2 Filename 31DE09A1D5 S: 3 I: 1
 Acquired: 1-JAN-10 00:50:55 Processed: 4-JAN-10 07:30:48
 Run: 15SE098D2 Analyte: 8290 Cal: 82901231091D5

Comments:

Sample text: ST1231C :CS-2 09DXN423

Name	Resp	RA	RT	RRF		Mod?
13C-1,2,3,4-TCDD	338633000	0.80 y	18:40	-	100.00	n
13C-2,3,7,8-TCDF	501872000	0.80 y	18:07	1.48	100.00	n
2,3,7,8-TCDF	7721520	0.76 y	18:08	0.77	2.00	n
Total TCDF	-	- n	-	0.77	2.00	n
13C-2,3,7,8-TCDD	314535000	0.79 y	18:52	0.93	100.00	n
2,3,7,8-TCDD	4841990	0.72 y	18:53	0.77	2.00	n
Total TCDD	-	- n	-	0.77	2.00	n
37Cl-2,3,7,8-TCDD	12349320	1.00 y	18:53	1.82	2.00	n
13C-1,2,3,7,8-PeCDF	332660000	1.64 y	23:31	0.98	100.00	n
1,2,3,7,8-PeCDF	29926900	1.66 y	23:32	0.90	10.00	n
2,3,4,7,8-PeCDF	27858600	1.64 y	24:57	0.84	10.00	n
Total F2 PeCDF	-	- n	-	0.87	20.00	n
Total F1 PeCDF	-	- n	-	0.87	20.00	n
13C-1,2,3,7,8-PeCDD	200944100	1.64 y	25:42	0.59	100.00	n
1,2,3,7,8-PeCDD	16258920	1.63 y	25:44	0.81	10.00	n
Total PeCDD	-	- n	-	0.81	10.00	n
13C-1,2,3,7,8,9-HxCDD	271672000	1.29 y	32:50	-	100.00	n
13C-1,2,3,4,7,8-HxCDF	238064400	0.51 y	31:25	0.88	100.00	n
1,2,3,4,7,8-HxCDF	25643500	1.28 y	31:26	1.08	10.00	n
1,2,3,6,7,8-HxCDF	30902300	1.30 y	31:35	1.30	10.00	n
2,3,4,6,7,8-HxCDF	27314900	1.31 y	32:16	1.15	10.00	n
1,2,3,7,8,9-HxCDF	28395900	1.26 y	33:02	1.19	10.00	n
Total HxCDF	-	- n	-	1.18	40.00	n
13C-1,2,3,6,7,8-HxCDD	187073300	1.31 y	32:31	0.69	100.00	n
1,2,3,4,7,8-HxCDD	14931616	1.45 n	32:26	0.80	10.00	n
1,2,3,6,7,8-HxCDD	18826110	1.21 y	32:32	1.01	10.00	n
1,2,3,7,8,9-HxCDD	22185220	1.30 y	32:51	1.19	10.00	n
Total HxCDD	-	- n	-	1.00	30.00	n
13C-1,2,3,4,6,7,8-HpCDF	229668600	0.43 y	34:34	0.85	100.00	n
1,2,3,4,6,7,8-HpCDF	27134500	1.01 y	34:35	1.18	10.00	n
1,2,3,4,7,8,9-HpCDF	22973600	1.06 y	35:53	1.00	10.00	n
Total HpCDF	-	- n	-	1.09	20.00	n
13C-1,2,3,4,6,7,8-HpCDD	200876100	1.09 y	35:30	0.74	100.00	n
1,2,3,4,6,7,8-HpCDD	17730590	1.07 y	35:31	0.88	10.00	n
Total HpCDD	-	- n	-	0.88	10.00	n
13C-OCDD	295682000	0.89 y	38:18	0.54	200.00	n
OCDF	38310100	0.87 y	38:25	1.30	20.00	n
OCDD	28999100	0.89 y	38:19	0.98	20.00	n

Run #3 Filename 31DE09A1D5 S: 4 I: 1
 Acquired: 1-JAN-10 01:32:44 Processed: 4-JAN-10 07:30:49
 Run: 15SE098D2 Analyte: 8290 Cal: 82901231091D5

Comments:

Sample text: ST1231D :CS-3 09DXN425

Name	Resp	RA	RT	RRF		Mod?
13C-1,2,3,4-TCDD	307910000	0.80 y	18:40	-	100.00	n
13C-2,3,7,8-TCDF	506106000	0.79 y	18:06	1.64	100.00	n
2,3,7,8-TCDF	44200100	0.76 y	18:07	0.87	10.00	n
Total TCDF	-	- n	-	0.87	10.00	n
13C-2,3,7,8-TCDD	310374000	0.80 y	18:52	1.01	100.00	n
2,3,7,8-TCDD	29546200	0.79 y	18:53	0.95	10.00	n
Total TCDD	-	- n	-	0.95	10.00	n
37Cl-2,3,7,8-TCDD	67170000	1.00 y	18:53	2.18	10.00	n
13C-1,2,3,7,8-PeCDF	335656000	1.65 y	23:30	1.09	100.00	n
1,2,3,7,8-PeCDF	174948900	1.63 y	23:32	1.04	50.00	n
2,3,4,7,8-PeCDF	162654400	1.64 y	24:57	0.97	50.00	n
Total F2 PeCDF	-	- n	-	1.01	100.00	n
Total F1 PeCDF	-	- n	-	1.01	100.00	n
13C-1,2,3,7,8-PeCDD	205985000	1.67 y	25:42	0.67	100.00	n
1,2,3,7,8-PeCDD	97299200	1.65 y	25:43	0.94	50.00	n
Total PeCDD	-	- n	-	0.94	50.00	n
13C-1,2,3,7,8,9-HxCDD	264028000	1.28 y	32:49	-	100.00	n
13C-1,2,3,4,7,8-HxCDF	237779900	0.51 y	31:25	0.90	100.00	n
1,2,3,4,7,8-HxCDF	155946700	1.25 y	31:26	1.31	50.00	n
1,2,3,6,7,8-HxCDF	175881700	1.25 y	31:35	1.48	50.00	n
2,3,4,6,7,8-HxCDF	157470900	1.29 y	32:16	1.32	50.00	n
1,2,3,7,8,9-HxCDF	170784100	1.26 y	33:02	1.44	50.00	n
Total HxCDF	-	- n	-	1.39	200.00	n
13C-1,2,3,6,7,8-HxCDD	199181900	1.29 y	32:31	0.75	100.00	n
1,2,3,4,7,8-HxCDD	97513000	1.26 y	32:26	0.98	50.00	n
1,2,3,6,7,8-HxCDD	109018400	1.29 y	32:32	1.09	50.00	n
1,2,3,7,8,9-HxCDD	132727200	1.29 y	32:50	1.33	50.00	n
Total HxCDD	-	- n	-	1.14	150.00	n
13C-1,2,3,4,6,7,8-HpCDF	232544000	0.43 y	34:34	0.88	100.00	n
1,2,3,4,6,7,8-HpCDF	156361300	1.03 y	34:35	1.34	50.00	n
1,2,3,4,7,8,9-HpCDF	138612200	1.05 y	35:52	1.19	50.00	n
Total HpCDF	-	- n	-	1.27	100.00	n
13C-1,2,3,4,6,7,8-HpCDD	199167200	1.09 y	35:30	0.75	100.00	n
1,2,3,4,6,7,8-HpCDD	105004000	1.05 y	35:31	1.05	50.00	n
Total HpCDD	-	- n	-	1.05	50.00	n
13C-OCDD	301292000	0.91 y	38:17	0.57	200.00	n
OCDF	228515000	0.90 y	38:25	1.52	100.00	n
OCDD	174447000	0.89 y	38:18	1.16	100.00	n

Run #4 Filename 31DE09A1D5 S: 5 I: 1
 Acquired: 1-JAN-10 02:14:32 Processed: 4-JAN-10 07:30:49
 Run: 15SE098D2 Analyte: 8290 Cal: 82901231091D5

Comments:

Sample text: ST1231E :CS-4 09DXN426

Name	Resp	RA	RT	RRF		Mod?
13C-1,2,3,4-TCDD	360177000	0.81 y	18:40	-	100.00	n
13C-2,3,7,8-TCDF	552269000	0.80 y	18:06	1.53	100.00	n
2,3,7,8-TCDF	200867500	0.77 y	18:07	0.91	40.00	n
Total TCDF	-	- n	-	0.91	40.00	n
13C-2,3,7,8-TCDD	350941000	0.80 y	18:52	0.97	100.00	n
2,3,7,8-TCDD	141705800	0.77 y	18:53	1.01	40.00	n
Total TCDD	-	- n	-	1.01	40.00	n
37Cl-2,3,7,8-TCDD	335352000	1.00 y	18:53	2.33	40.00	n
13C-1,2,3,7,8-PeCDF	369215000	1.63 y	23:31	1.03	100.00	n
1,2,3,7,8-PeCDF	814732000	1.58 y	23:32	1.10	200.00	n
2,3,4,7,8-PeCDF	775079000	1.57 y	24:57	1.05	200.00	n
Total F2 PeCDF	-	- n	-	1.08	400.00	n
Total F1 PeCDF	-	- n	-	1.08	400.00	n
13C-1,2,3,7,8-PeCDD	239834200	1.64 y	25:42	0.67	100.00	n
1,2,3,7,8-PeCDD	500625000	1.60 y	25:44	1.04	200.00	n
Total PeCDD	-	- n	-	1.04	200.00	n
13C-1,2,3,7,8,9-HxCDD	359009000	1.24 y	32:50	-	100.00	n
13C-1,2,3,4,7,8-HxCDF	273599700	0.51 y	31:25	0.76	100.00	n
1,2,3,4,7,8-HxCDF	727822000	1.26 y	31:26	1.33	200.00	n
1,2,3,6,7,8-HxCDF	824043000	1.27 y	31:35	1.51	200.00	n
2,3,4,6,7,8-HxCDF	744600000	1.26 y	32:16	1.36	200.00	n
1,2,3,7,8,9-HxCDF	857140000	1.26 y	33:02	1.57	200.00	n
Total HxCDF	-	- n	-	1.44	800.00	n
13C-1,2,3,6,7,8-HxCDD	219899700	1.29 y	32:31	0.61	100.00	n
1,2,3,4,7,8-HxCDD	507310000	1.25 y	32:27	1.15	200.00	n
1,2,3,6,7,8-HxCDD	512249000	1.28 y	32:32	1.16	200.00	n
1,2,3,7,8,9-HxCDD	690425000	1.27 y	32:51	1.57	200.00	n
Total HxCDD	-	- n	-	1.30	600.00	n
13C-1,2,3,4,6,7,8-HpCDF	278355600	0.44 y	34:34	0.78	100.00	n
1,2,3,4,6,7,8-HpCDF	784068000	1.04 y	34:35	1.41	200.00	n
1,2,3,4,7,8,9-HpCDF	705553000	1.04 y	35:53	1.27	200.00	n
Total HpCDF	-	- n	-	1.34	400.00	n
13C-1,2,3,4,6,7,8-HpCDD	244993000	1.09 y	35:31	0.68	100.00	n
1,2,3,4,6,7,8-HpCDD	539498000	1.05 y	35:31	1.10	200.00	n
Total HpCDD	-	- n	-	1.10	200.00	n
13C-OCDD	366780000	0.90 y	38:18	0.51	200.00	n
OCDF	1195334000	0.91 y	38:25	1.63	400.00	n
OCDD	901352000	0.90 y	38:18	1.23	400.00	n

Run #5 Filename 31DE09A1D5 S: 6 I: 1
 Acquired: 1-JAN-10 02:56:20 Processed: 4-JAN-10 07:30:50
 Run: 15SE098D2 Analyte: 8290 Cal: 82901231091D5

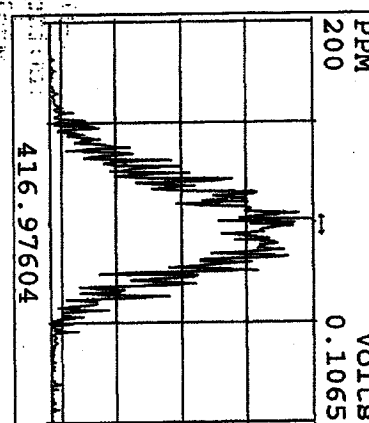
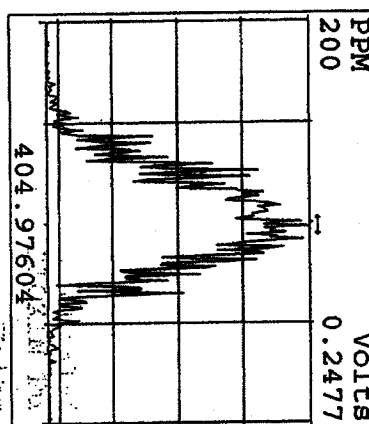
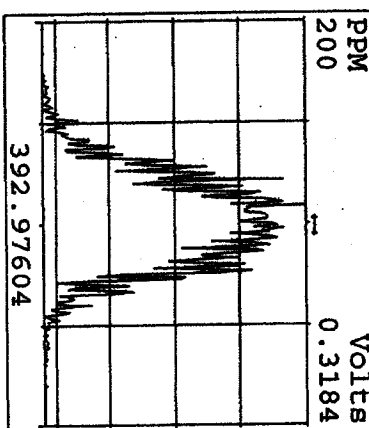
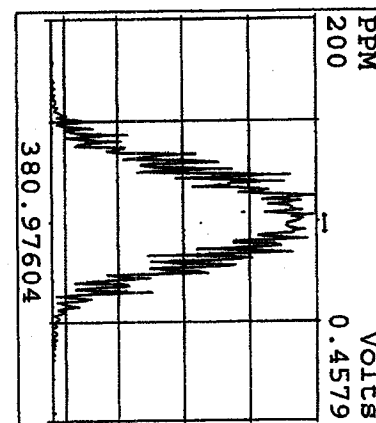
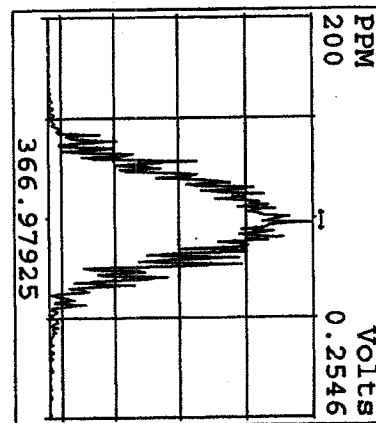
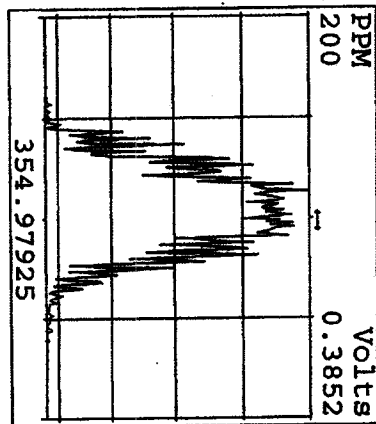
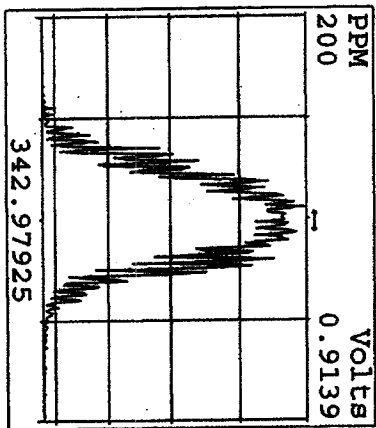
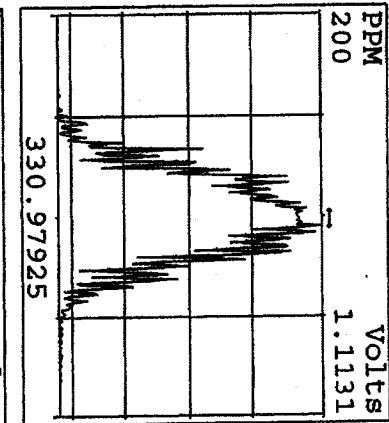
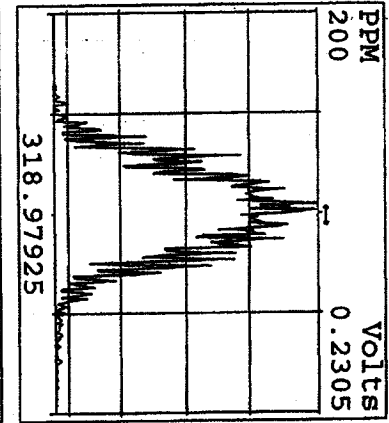
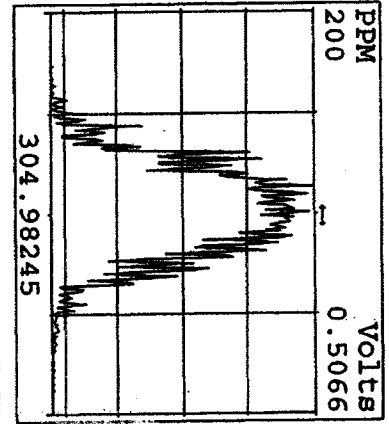
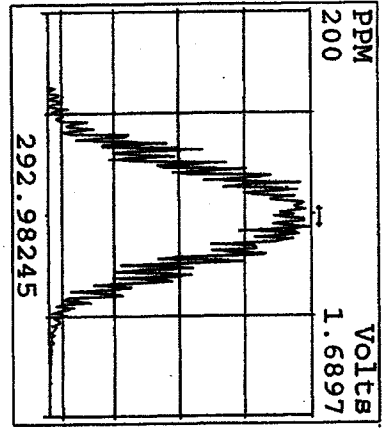
Comments:

Sample text: ST1231F :CS-5 09DXN456

Name	Resp	RA	RT	RRF		Mod?
13C-1,2,3,4-TCDD	223948500	0.79 y	18:39	-	100.00	n
13C-2,3,7,8-TCDF	370833000	0.77 y	18:05	1.66	100.00	n
2,3,7,8-TCDF	724048000	0.76 y	18:06	0.98	200.00	n
Total TCDF	-	- n	-	0.98	200.00	n
13C-2,3,7,8-TCDD	251145000	0.80 y	18:51	1.12	100.00	n
2,3,7,8-TCDD	539625000	0.78 y	18:52	1.07	200.00	n
Total TCDD	-	- n	-	1.07	200.00	n
37Cl-2,3,7,8-TCDD	1227666000	1.00 y	18:52	2.74	200.00	n
13C-1,2,3,7,8-PeCDF	283018000	1.63 y	23:30	1.26	100.00	n
1,2,3,7,8-PeCDF	3129820000	1.57 y	23:32	1.11	1000.00	n
2,3,4,7,8-PeCDF	2975790000	1.57 y	24:57	1.05	1000.00	n
Total F2 PeCDF	-	- n	-	1.08	2000.00	n
Total F1 PeCDF	-	- n	-	1.08	2000.00	n
13C-1,2,3,7,8-PeCDD	178526400	1.62 y	25:42	0.80	100.00	n
1,2,3,7,8-PeCDD	1892442000	1.58 y	25:44	1.06	1000.00	n
Total PeCDD	-	- n	-	1.06	1000.00	n
13C-1,2,3,7,8,9-HxCDD	230276000	1.29 y	32:50	-	100.00	n
13C-1,2,3,4,7,8-HxCDF	216892500	0.51 y	31:25	0.94	100.00	n
1,2,3,4,7,8-HxCDF	2857220000	1.24 y	31:27	1.32	1000.00	n
1,2,3,6,7,8-HxCDF	3141570000	1.26 y	31:35	1.45	1000.00	n
2,3,4,6,7,8-HxCDF	2944900000	1.25 y	32:16	1.36	1000.00	n
1,2,3,7,8,9-HxCDF	3069220000	1.26 y	33:03	1.42	1000.00	n
Total HxCDF	-	- n	-	1.38	4000.00	n
13C-1,2,3,6,7,8-HxCDD	178583200	1.27 y	32:31	0.78	100.00	n
1,2,3,4,7,8-HxCDD	1973363000	1.25 y	32:27	1.11	1000.00	n
1,2,3,6,7,8-HxCDD	2046135000	1.28 y	32:32	1.15	1000.00	n
1,2,3,7,8,9-HxCDD	2448250000	1.27 y	32:51	1.37	1000.00	n
Total HxCDD	-	- n	-	1.21	3000.00	n
13C-1,2,3,4,6,7,8-HpCDF	201777500	0.44 y	34:34	0.88	100.00	n
1,2,3,4,6,7,8-HpCDF	2821880000	1.05 y	34:35	1.40	1000.00	n
1,2,3,4,7,8,9-HpCDF	2558690000	1.04 y	35:53	1.27	1000.00	n
Total HpCDF	-	- n	-	1.33	2000.00	n
13C-1,2,3,4,6,7,8-HpCDD	180867800	1.08 y	35:31	0.79	100.00	n
1,2,3,4,6,7,8-HpCDD	1991700000	1.05 y	35:32	1.10	1000.00	n
Total HpCDD	-	- n	-	1.10	1000.00	n
13C-OCDD	281979000	0.89 y	38:19	0.61	200.00	n
OCDF	4472470000	0.91 y	38:26	1.59	2000.00	n
OCDD	3427190000	0.90 y	38:20	1.22	2000.00	n

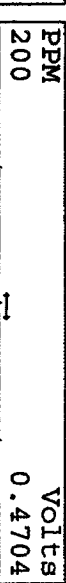
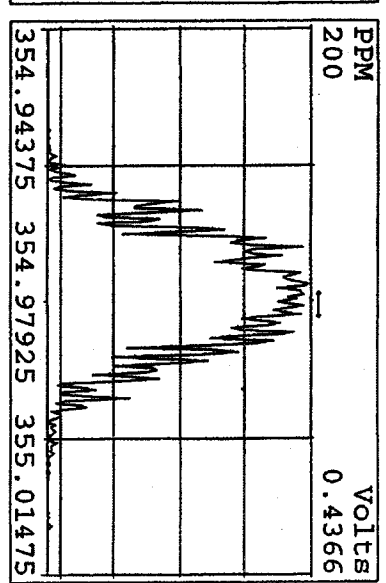
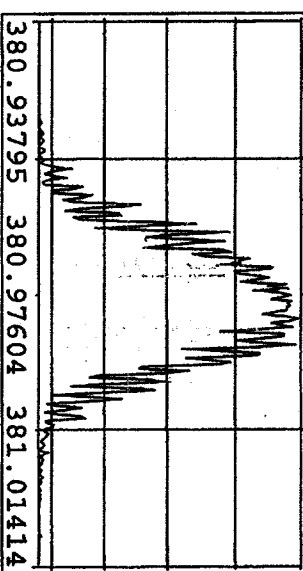
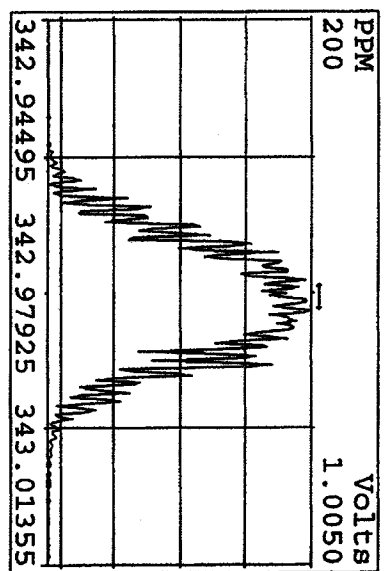
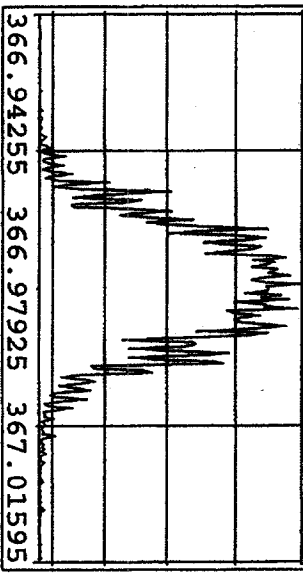
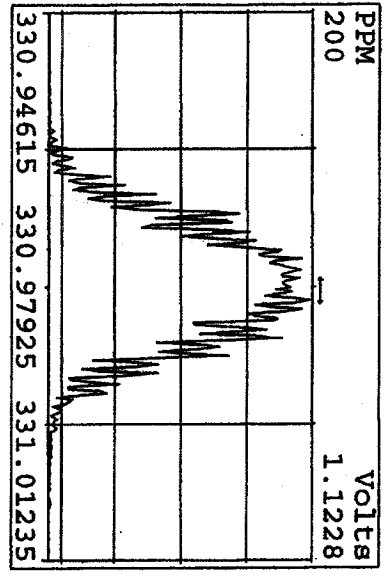
Data file	Smp	Work Order	Sample ID	FV-uL	Method/Matrix	Box	Size	U
31DE09A1D5	1	CP1231A	DB-5 CPSM 3732-04				1.000	
31DE09A1D5	2	ST1231B	CS-1 09DXN422				1.000	
31DE09A1D5	3	ST1231C	CS-2 09DXN423				1.000	
31DE09A1D5	4	ST1231D	CS-3 09DXN425				1.000	
31DE09A1D5	5	ST1231E	CS-4 09DXN426				1.000	
31DE09A1D5	6	ST1231F	CS-5 09DXN456				1.000	
31DE09A1D5	7	SB1231C	Solvent Blank C-14				1.000	
31DE09A1D5	8	ST1231G	2nd Source 09DXN449	500	1613B/8290		1.000	
31DE09A1D5	9						1.000	
31DE09A1D5	10						1.000	
31DE09A1D5	11						1.000	
31DE09A1D5	12						1.000	
31DE09A1D5	13						1.000	
31DE09A1D5	14						1.000	
31DE09A1D5	15		AM 12-31-09				1.000	
31DE09A1D5	16						1.000	

Peak Locate Examination: 31-DEC-2009:23:19 File: 31DE09A1D5
Experiment: DIOXIN Function: 1 Reference: PRK

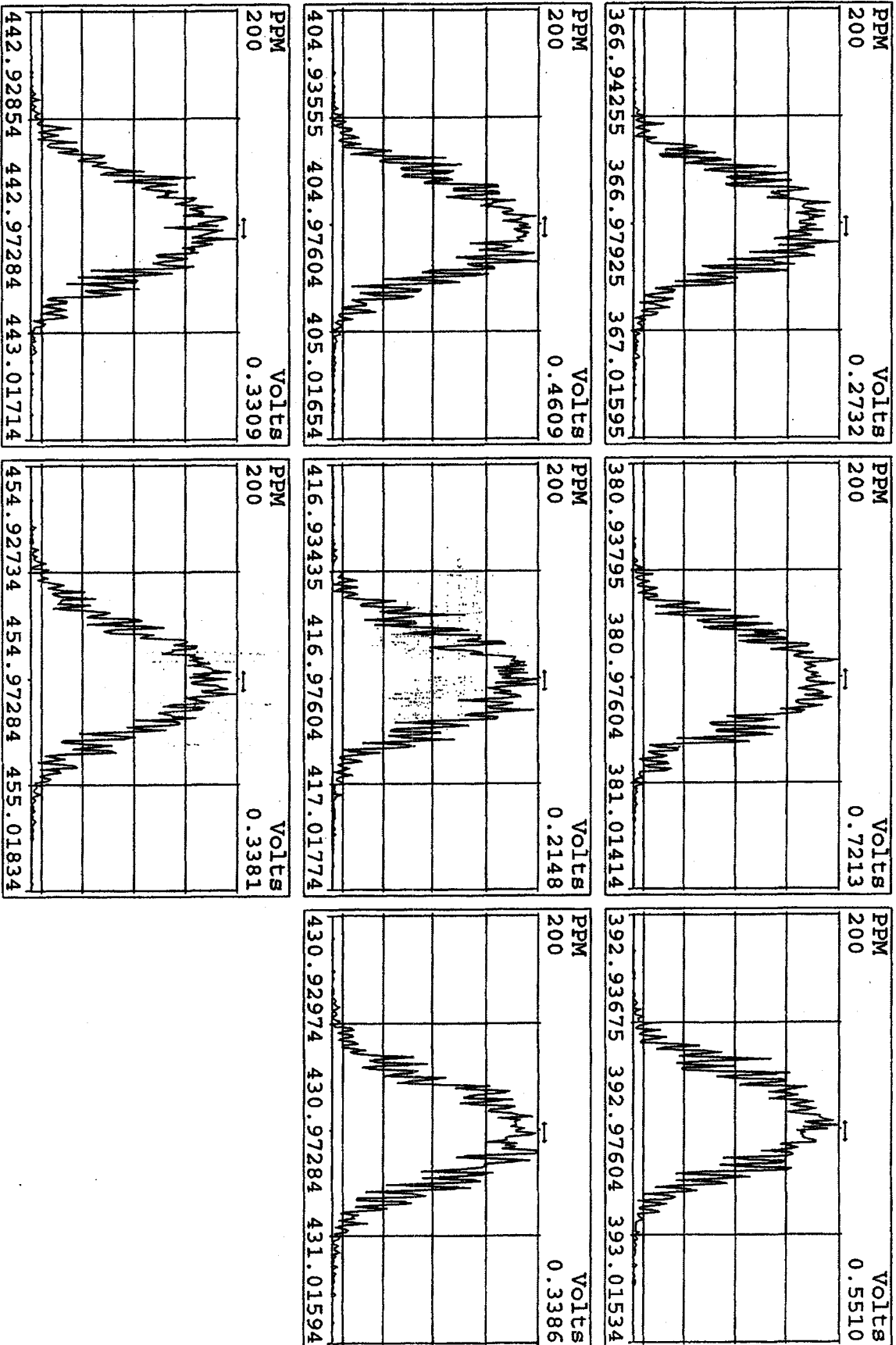


VOLTS
0.5066
200

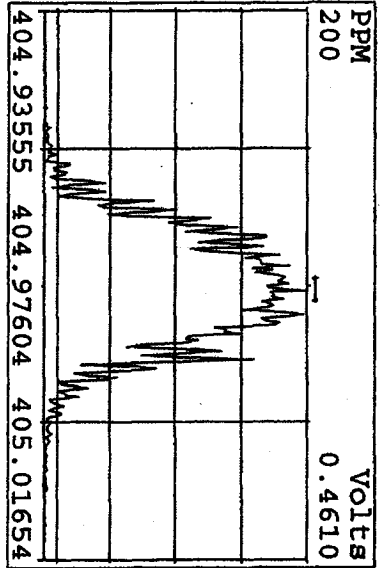
Peak Locate Examination: 31-DEC-2009: 23:20 File: 31DE09A1D5
 Experiment: DIOXIN Function: 2 Reference: PFK



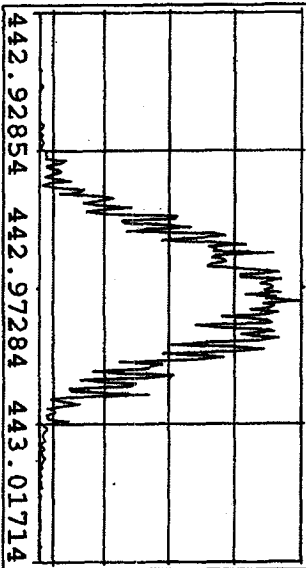
Peak Locate Examination:31-DEC-2009:23:21 File:31DE09A1D5
 Experiment:DIOXIN Function:3 Reference:PFK



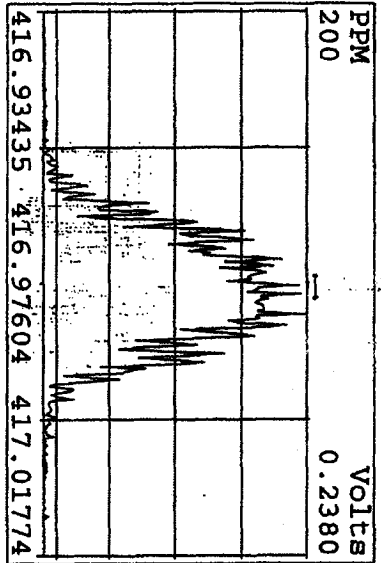
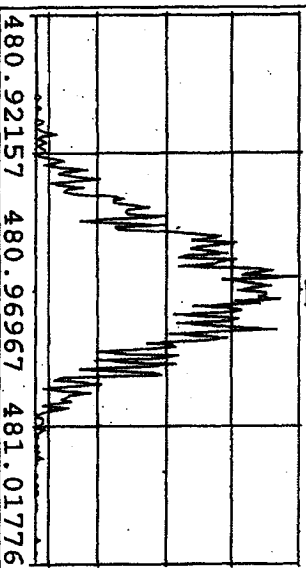
Peak Locate Examination: 31-DEC-2009: 23:22 File: 31DE09A1D5
 Experiment: DIOXIN Function: 4 Reference: PFK



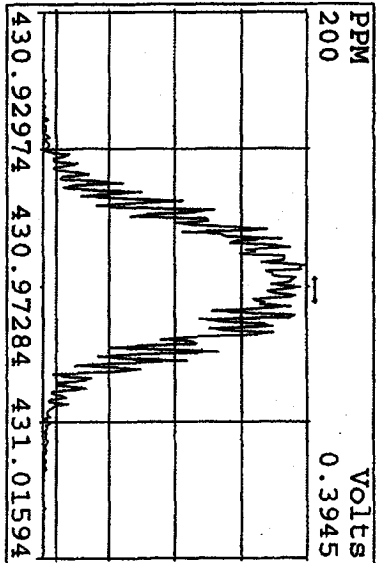
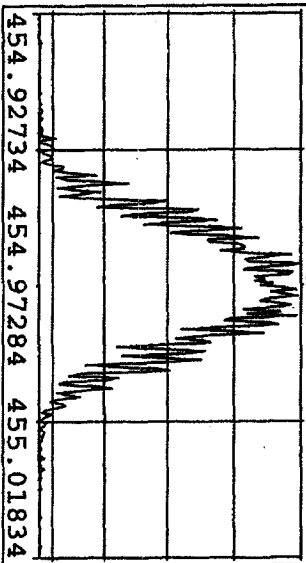
PPM 200 Volts 0.3933



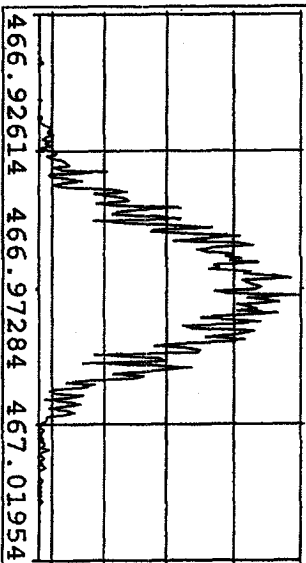
PPM 200 Volts 0.1976



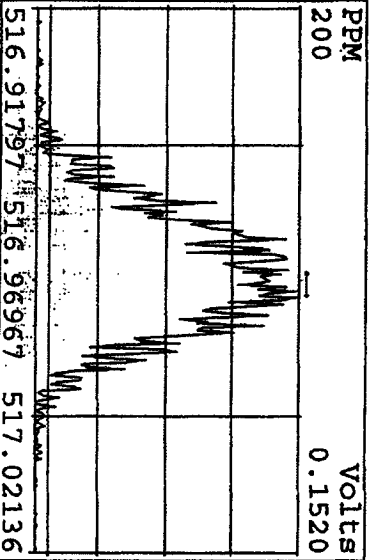
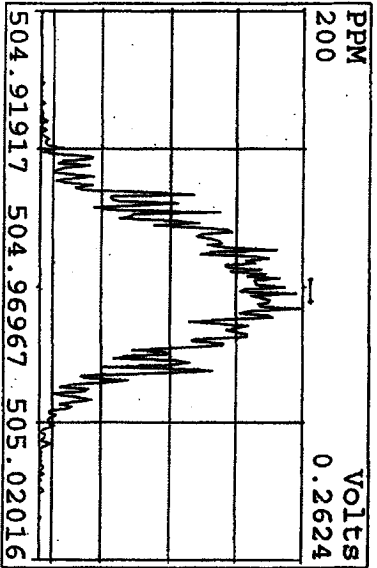
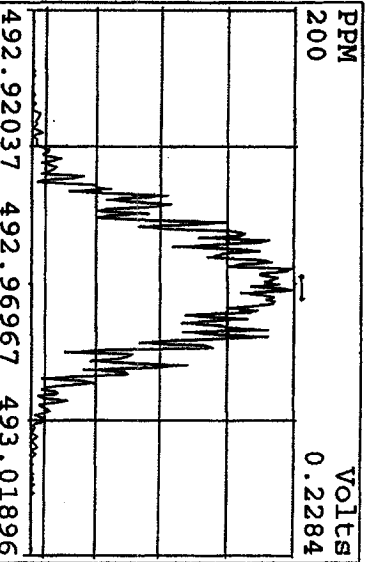
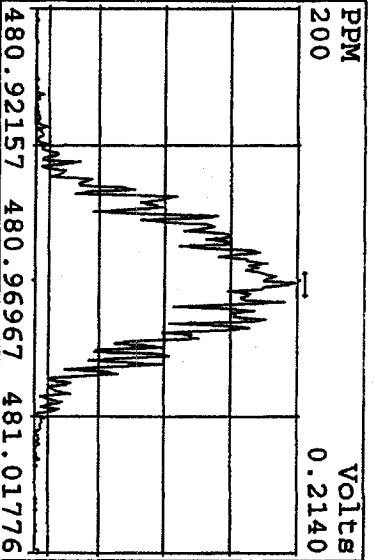
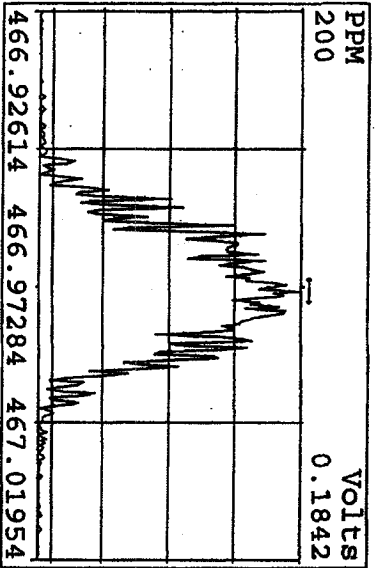
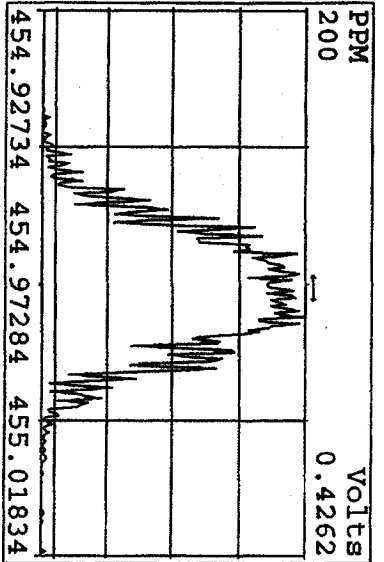
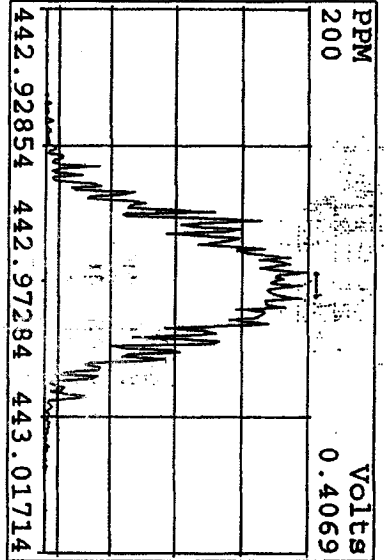
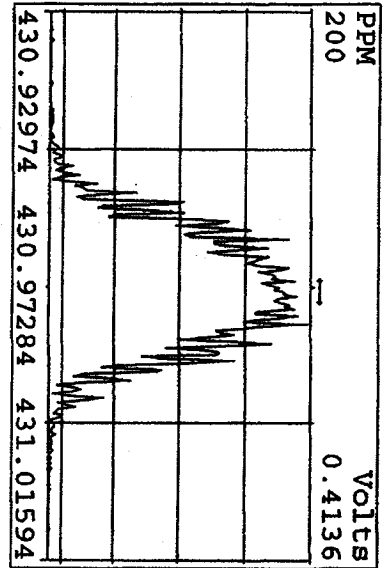
PPM 200 Volts 0.4054



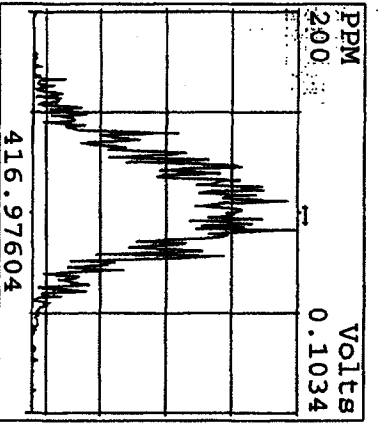
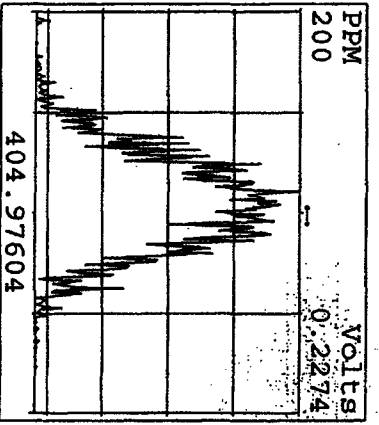
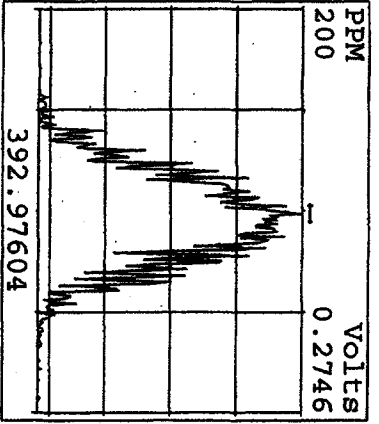
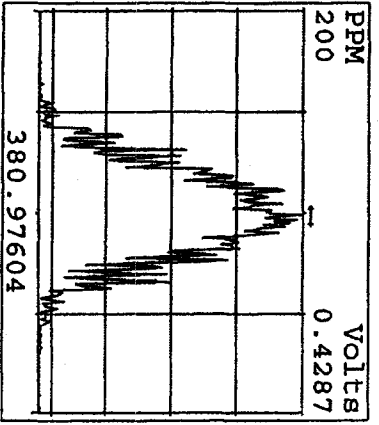
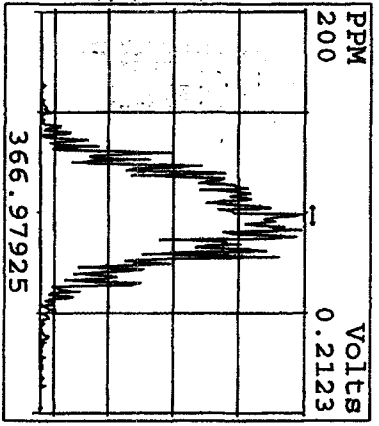
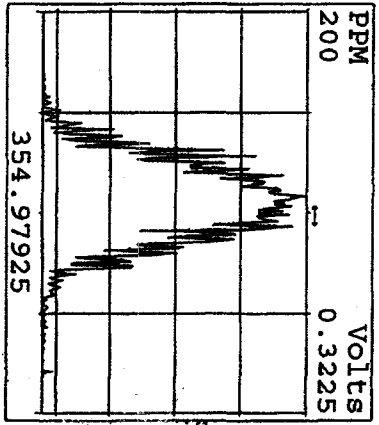
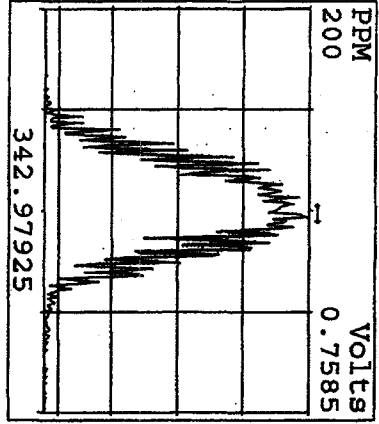
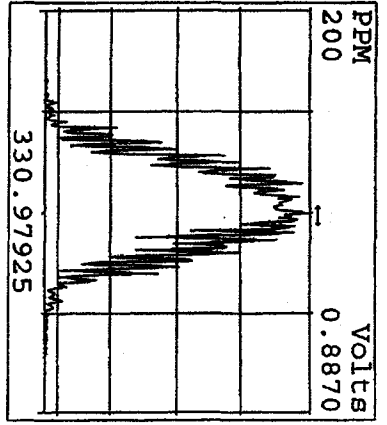
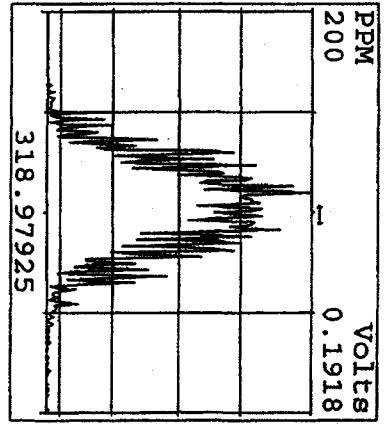
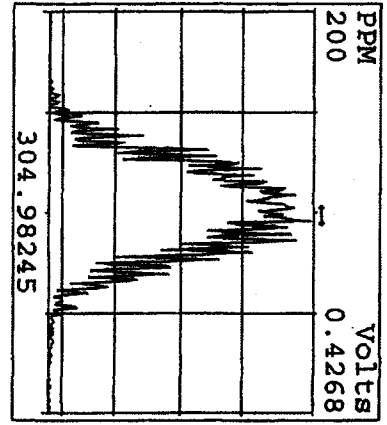
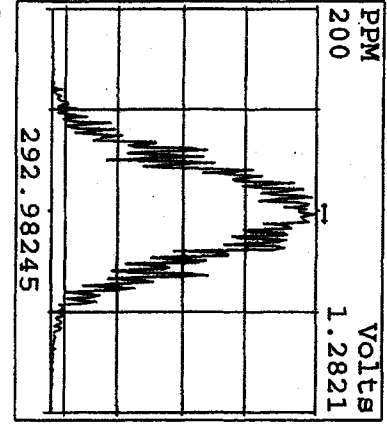
PPM 200 Volts 0.1799



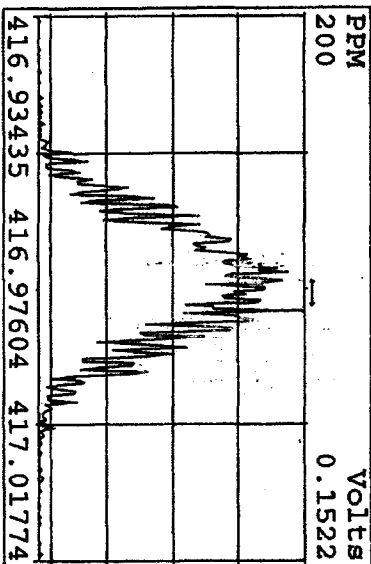
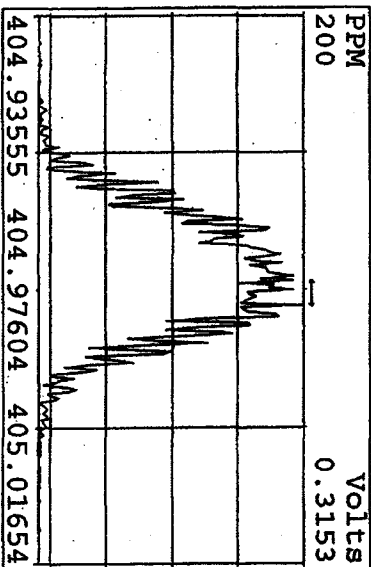
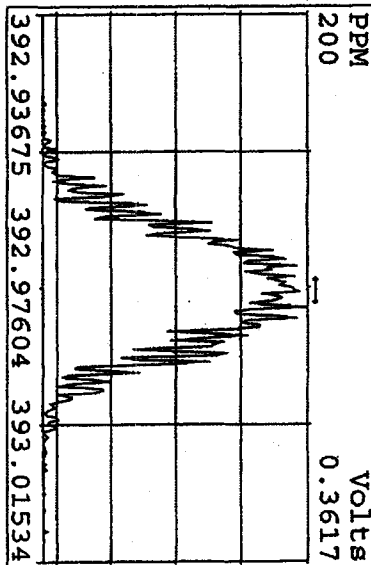
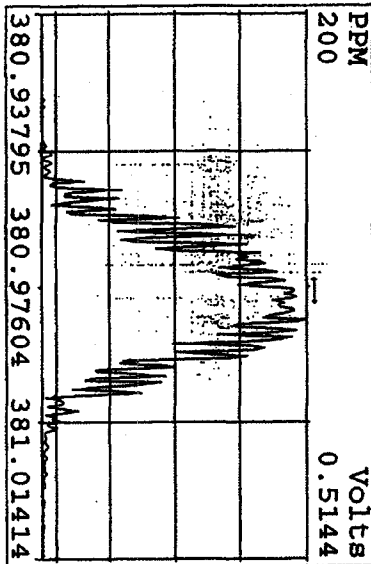
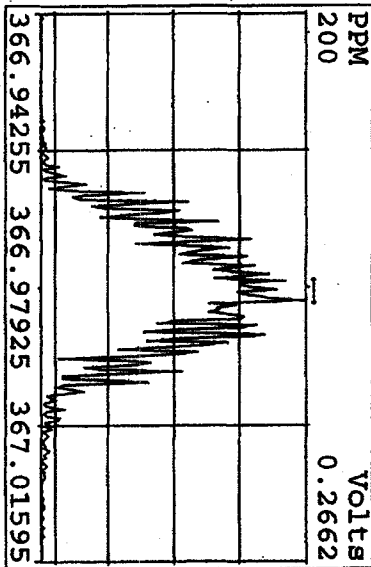
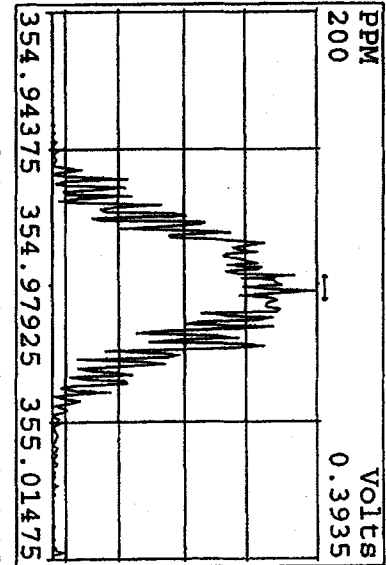
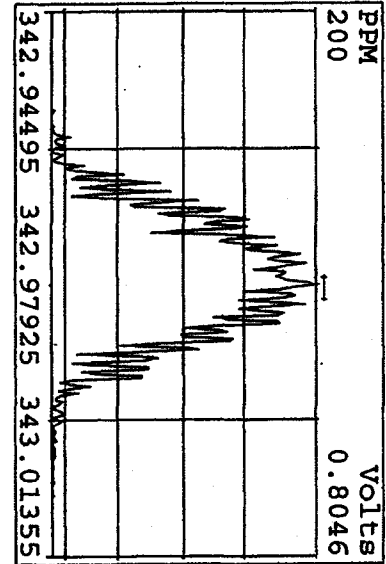
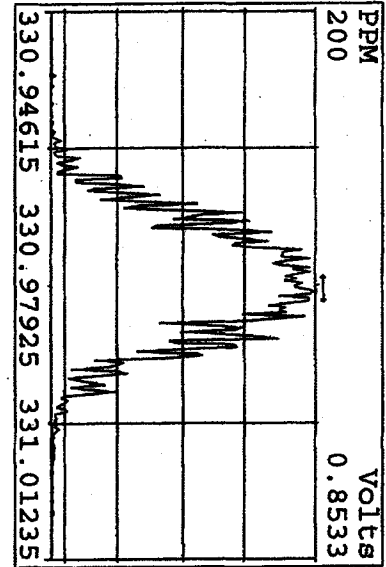
Peak Locate Examination: 31-DEC-2009:23:24 File:31DE09A1D5
 Experiment: DIOXIN Function: 5 Reference: PFK



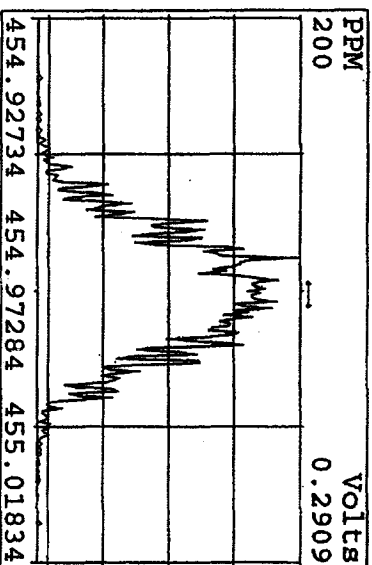
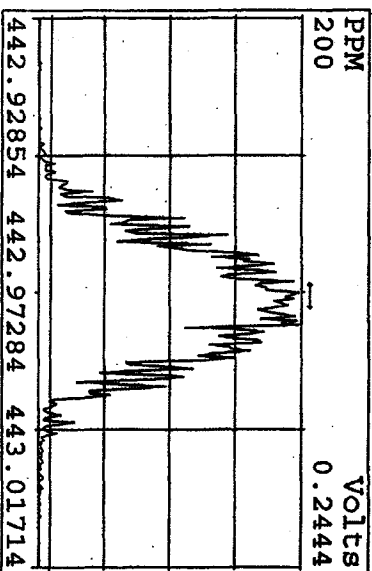
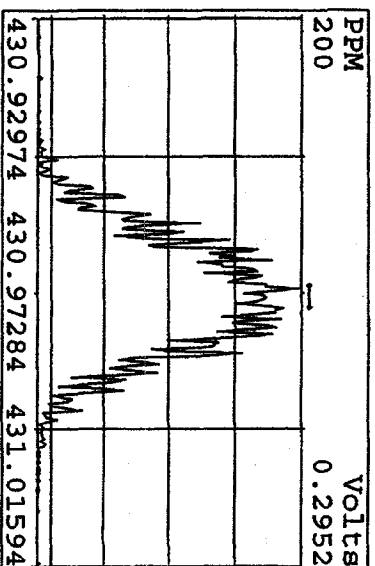
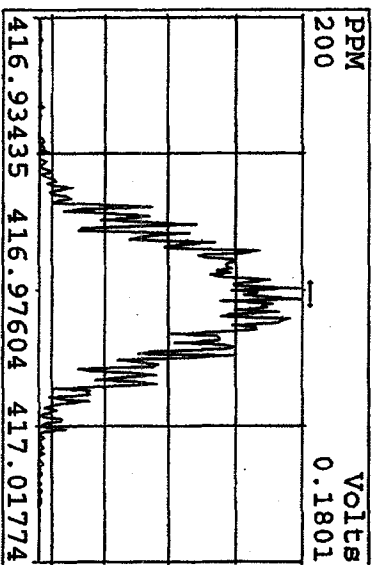
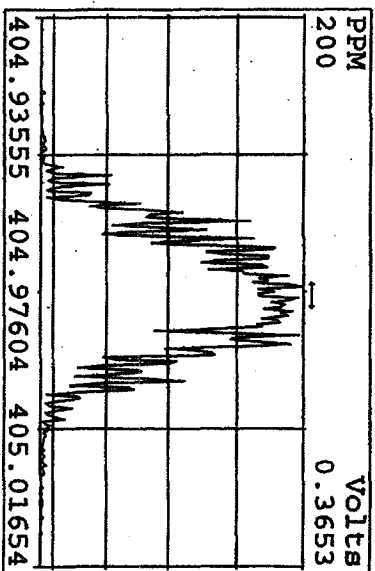
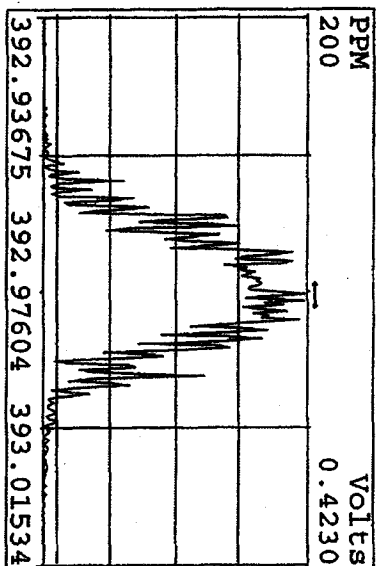
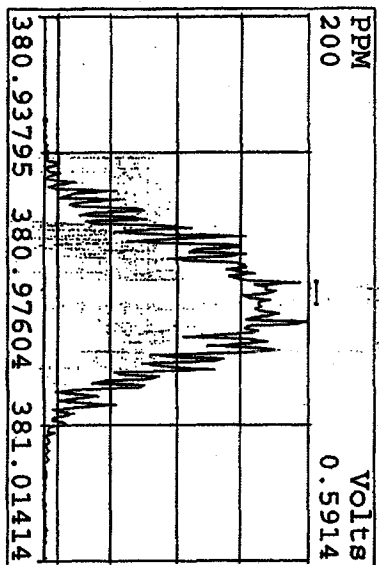
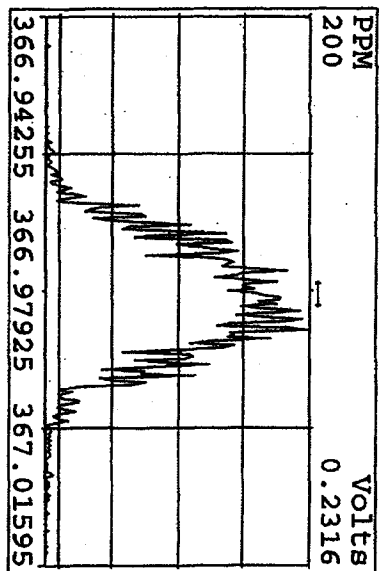
Peak Locate Examination: 1-JAN-2010:07:36 File:RSCHECK1D5
Experiment:DIOXIN Function:1 Reference:PFK



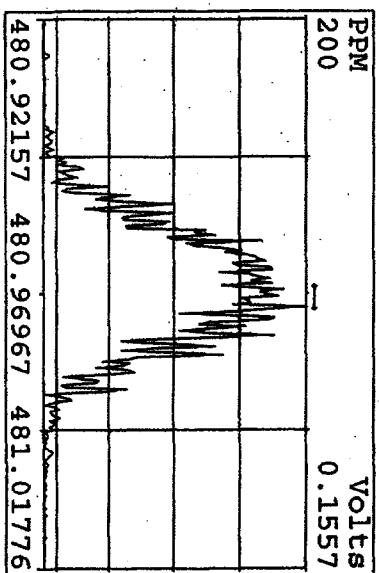
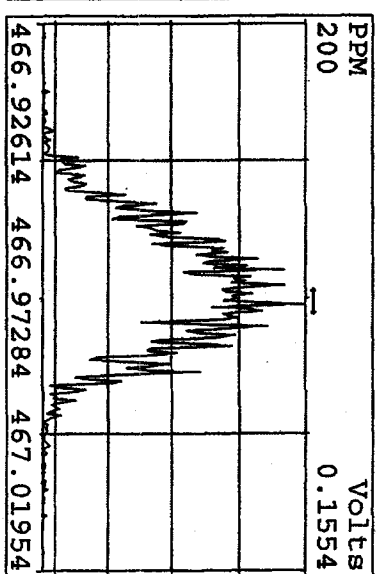
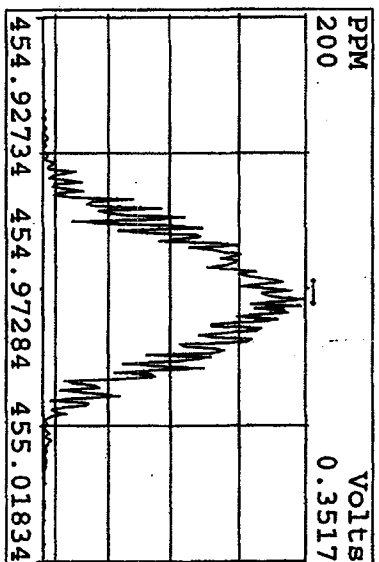
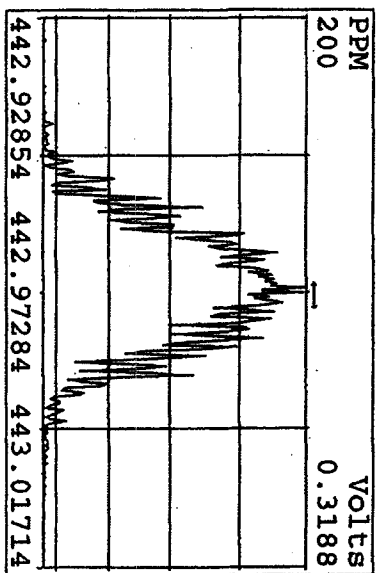
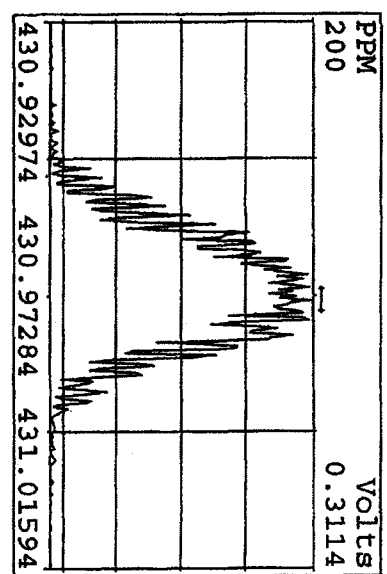
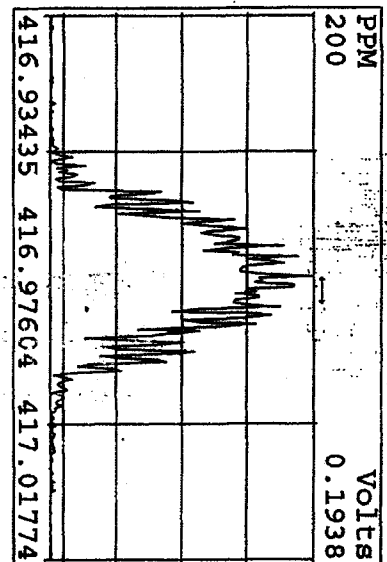
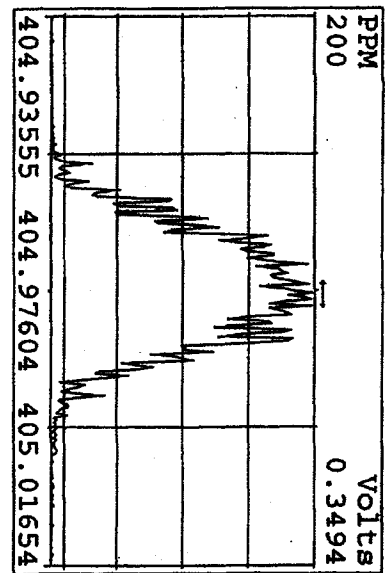
Peak Locate Examination: 1-JAN-2010:07:37 File:RESCHECK1D5
 Experiment:DIOXIN Function:2 Reference:PFK



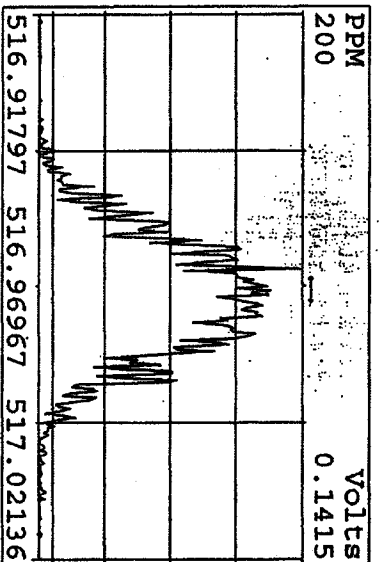
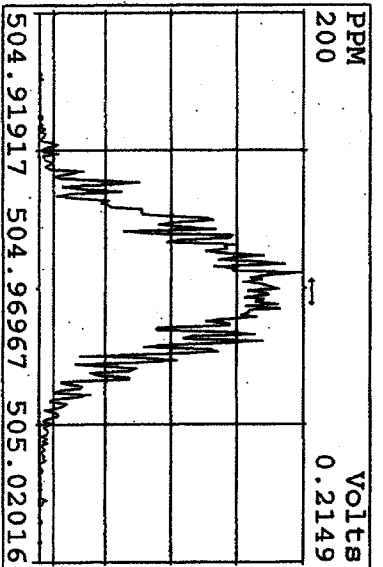
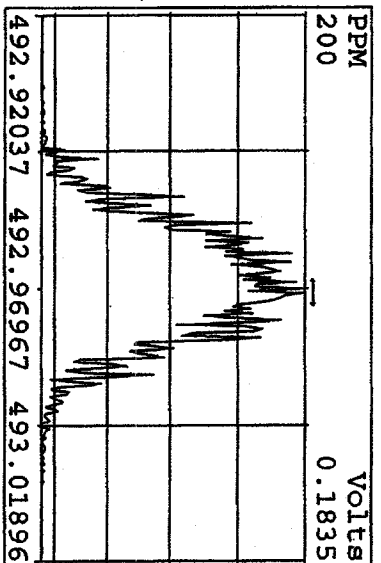
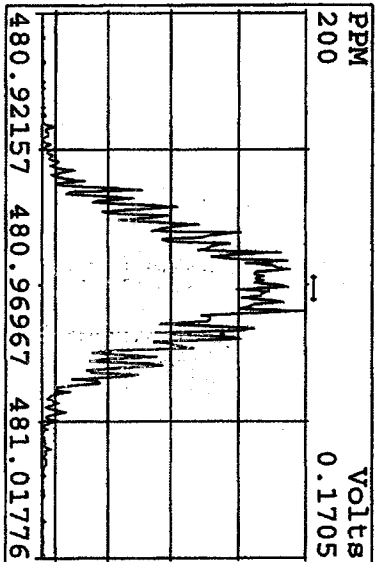
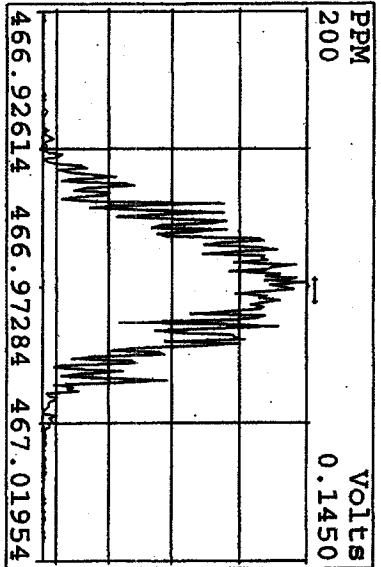
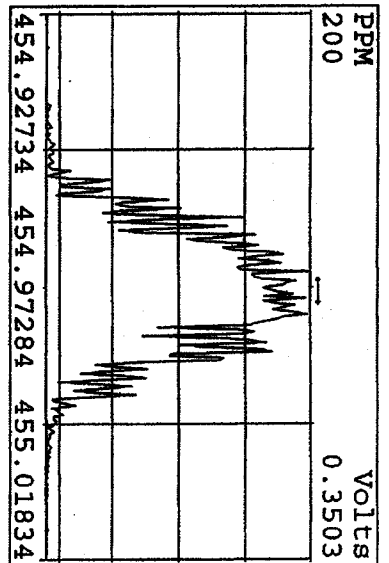
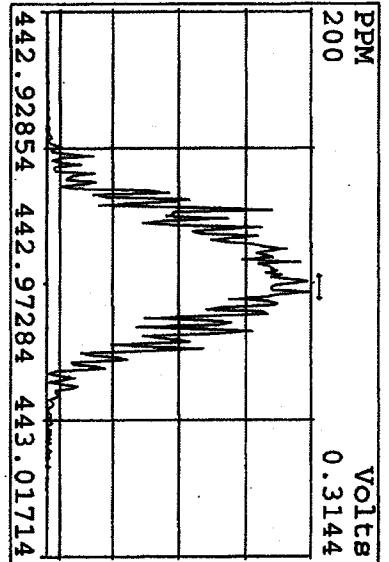
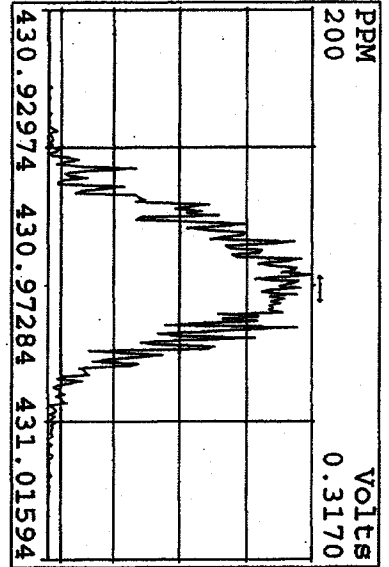
Peak Locate Examination: 1-JAN-2010:07:38 File:RESCHECK1D5
 Experiment:DIOXIN Function:3 Reference:PFK



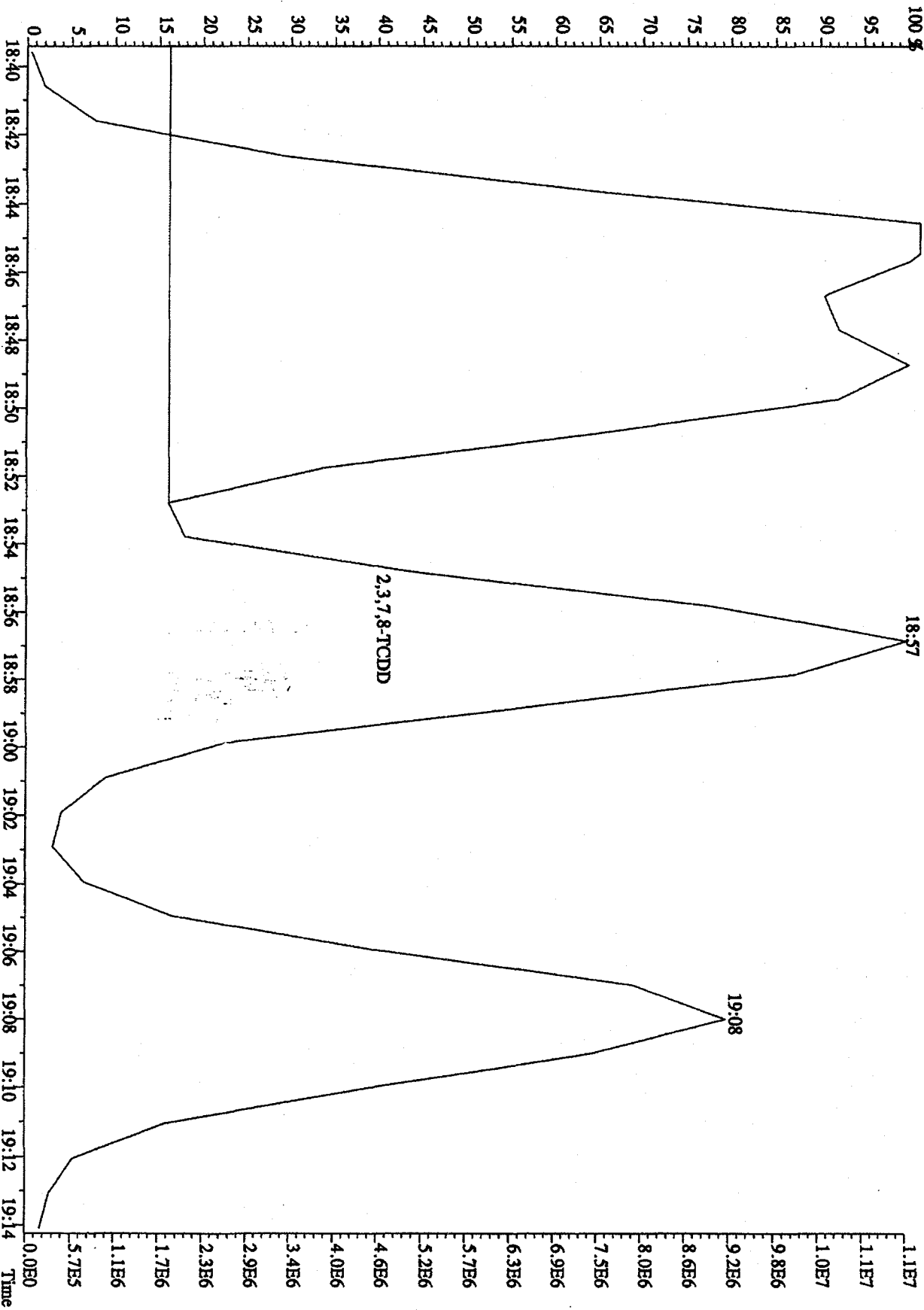
Peak Locate Examination: 11 JAN-2010:07:39 File: RESCHECK1D5
 Experiment: DIOXIN Function: 4 Reference: PKF



Peak Locate Examination: 1-JAN-2010:07:40 File:RESCHECKIDS
Experiment:DIOXIN Function:5 Reference:PFK



File:31DE09A1D5 #1-410 Acq:31-DEC-2009 23:25:43 GC EI+ Voltage SIR 70SE
 Sample#1 Text:CP1231A :DB-5 CPM 3732-04 Exp:DIOXIN
 321.8936



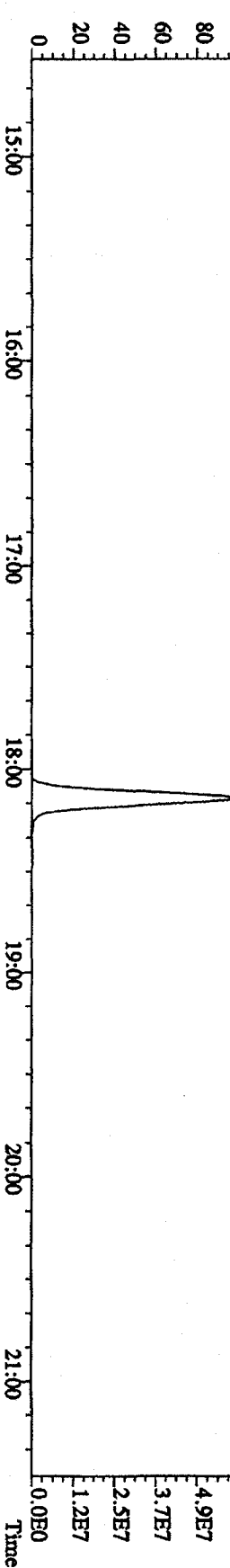
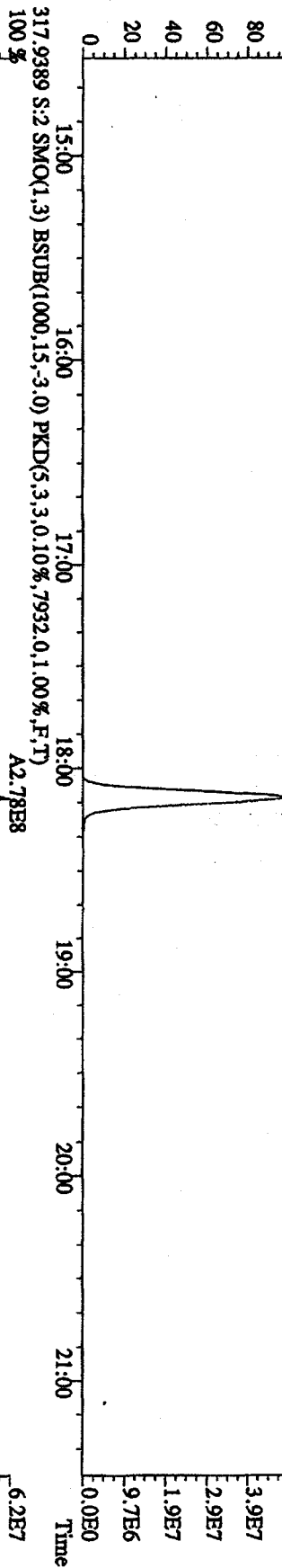
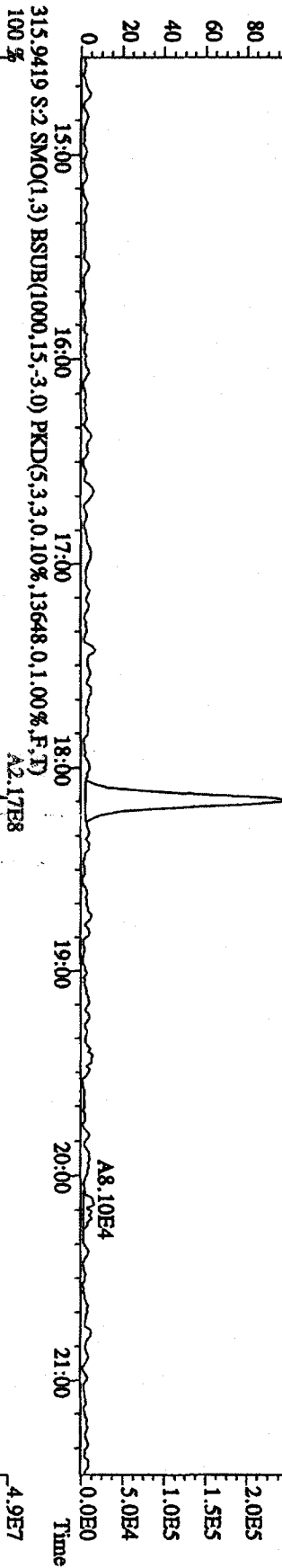
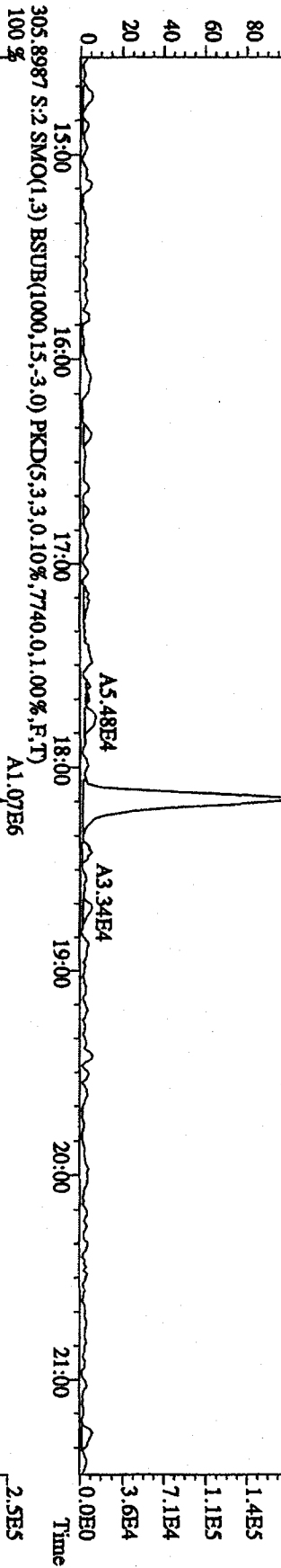
Run text: ST1231G Sample text: ST1231G :2nd Source 09DXN449
 Run #6 Filename: 31DE09A1D5 S: 8 I: 1 Results: 31DE09A1D51613
 Acquired: 1-JAN-10 04:19:56 Processed: 4-JAN-10 08:47:22
 Run: 31DE09A1D5 Analyte: 1613 Cal: 16131231091D5
 Factor 1: 400.000 Factor 2: 20.000 Sample size: 1.000000

Name	Resp	RA	RT	RRF	Conc	EDL	Rec	M
13C-1,2,3,4-TCDD	233268000	0.81 y	18:42	-	74.89	-	3.7	n
13C-2,3,7,8-TCDF	353417000	0.79 y	18:09	1.57	1934.92	1.89	96.7	n
2,3,7,8-TCDF	29473900	0.75 y	18:10	0.86	193.98	1.19	-	n
Total TCDF	29878342	0.71 y	17:44	0.86	196.64	1.19	-	n
13C-2,3,7,8-TCDD	237599000	0.79 y	18:54	0.99	2050.84	3.63	102.5	n
2,3,7,8-TCDD	20517060	0.77 y	18:55	0.93	184.95	1.19	-	n
Total TCDD	20584547	4.35 n	18:08	0.93	185.56	1.19	-	n
37Cl-2,3,7,8-TCDD	54584600	1.00 y	18:55	2.22	210.99	0.58	105.5	n
13C-1,2,3,7,8-PeCDF	258286200	1.61 y	23:34	1.07	2064.12	1.55	103.2	n
1,2,3,7,8-PeCDF	61444300	1.63 y	23:35	1.00	475.75	1.74	-	n
13C-2,3,4,7,8-PeCDF	243753700	1.62 y	24:59	1.03	2025.63	1.61	101.3	n
2,3,4,7,8-PeCDF	55918300	1.65 y	25:01	0.98	469.60	2.00	-	n
Total F2 PeCDF	119226673	0.82 n	22:06	0.99	960.37	1.86	-	n
Total F1 PeCDF	218994	0.56 n	16:04	0.99	1.76	1.60	-	n
13C-1,2,3,7,8-PeCDD	156506400	1.64 y	25:46	0.67	2013.73	1.54	100.7	n
1,2,3,7,8-PeCDD	33662100	1.63 y	25:48	0.93	462.96	2.68	-	n
Total PeCDD	33824671	3.66 n	25:27	0.93	465.20	2.68	-	n
13C-1,2,3,7,8,9-HxCDD	177940200	1.25 y	32:51	-	64.87	-	-	n
13C-1,2,3,4,7,8-HxCDF	184934800	0.51 y	31:27	0.89	2328.15	4.47	116.4	n
1,2,3,4,7,8-HxCDF	53136200	1.31 y	31:28	1.20	479.25	2.45	-	n
13C-1,2,3,6,7,8-HxCDF	244860900	0.52 y	31:36	1.14	2407.44	3.49	120.4	n
1,2,3,6,7,8-HxCDF	62674400	1.23 y	31:37	1.07	477.98	2.04	-	n
13C-2,3,4,6,7,8-HxCDF	206484200	0.51 y	32:17	0.99	2340.79	4.03	117.0	n
2,3,4,6,7,8-HxCDF	51999200	1.28 y	32:18	1.12	450.75	2.09	-	n
13C-1,2,3,7,8,9-HxCDF	200333300	0.51 y	33:03	1.07	2099.56	3.72	105.0	n
1,2,3,7,8,9-HxCDF	52210900	1.25 y	33:04	1.09	476.28	2.26	-	n
Total HxCDF	220020700	1.31 y	31:28	1.12	1884.27	2.20	-	n
13C-1,2,3,4,7,8-HxCDD	148948400	1.25 y	32:27	0.73	2291.14	1.29	114.6	n
1,2,3,4,7,8-HxCDD	35533800	1.25 y	32:28	0.97	493.76	1.44	-	n
13C-1,2,3,6,7,8-HxCDD	152466700	1.30 y	32:33	0.73	2340.82	1.29	117.0	n
1,2,3,6,7,8-HxCDD	38830200	1.26 y	32:34	1.06	481.27	1.47	-	n
1,2,3,7,8,9-HxCDD	40200100	1.26 y	32:52	1.27	419.65	1.16	-	n
Total HxCDD	114605618	3.00 n	32:17	1.10	1395.19	1.34	-	n
13C-1,2,3,4,6,7,8-HpCDF	173164700	0.43 y	34:36	0.86	2262.83	6.25	113.1	n
1,2,3,4,6,7,8-HpCDF	54083400	1.05 y	34:37	1.29	485.50	1.92	-	n
13C-1,2,3,4,7,8,9-HpCDF	152527600	0.42 y	35:53	0.77	2233.57	7.00	111.7	n
1,2,3,4,7,8,9-HpCDF	44615700	1.05 y	35:54	1.27	459.77	2.42	-	n
Total HpCDF	98699100	1.05 y	34:37	1.28	945.27	2.15	-	n

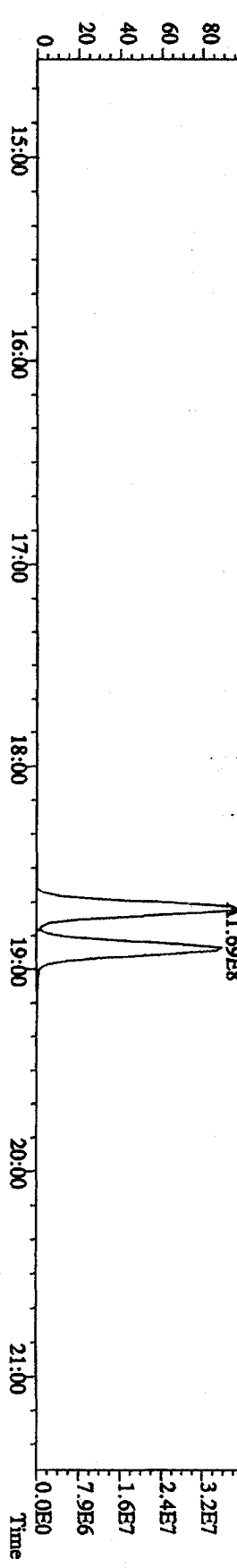
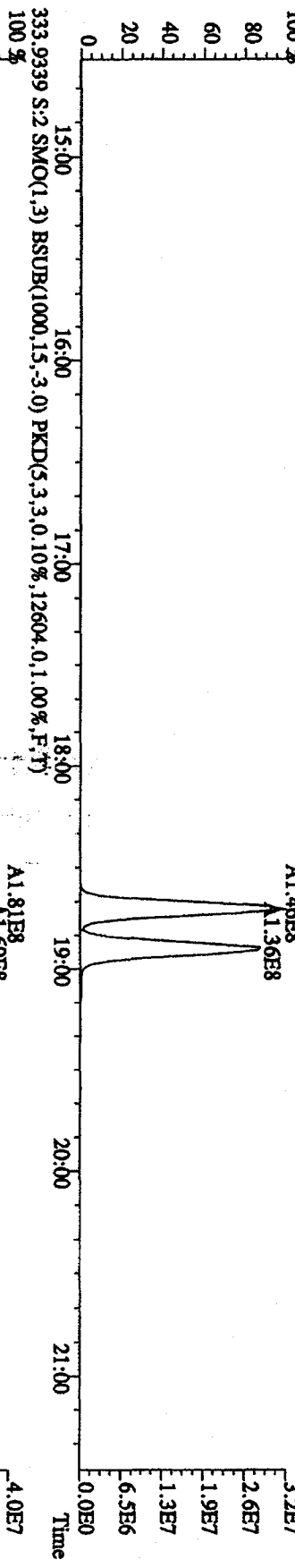
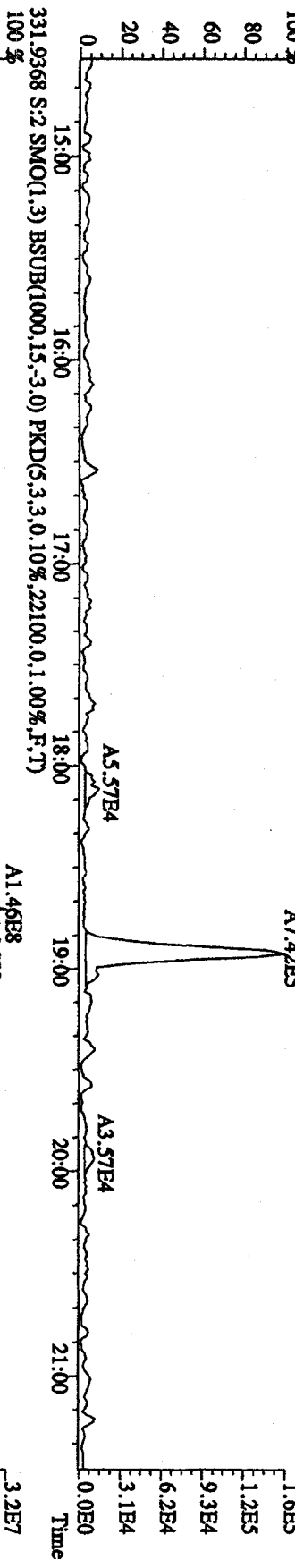
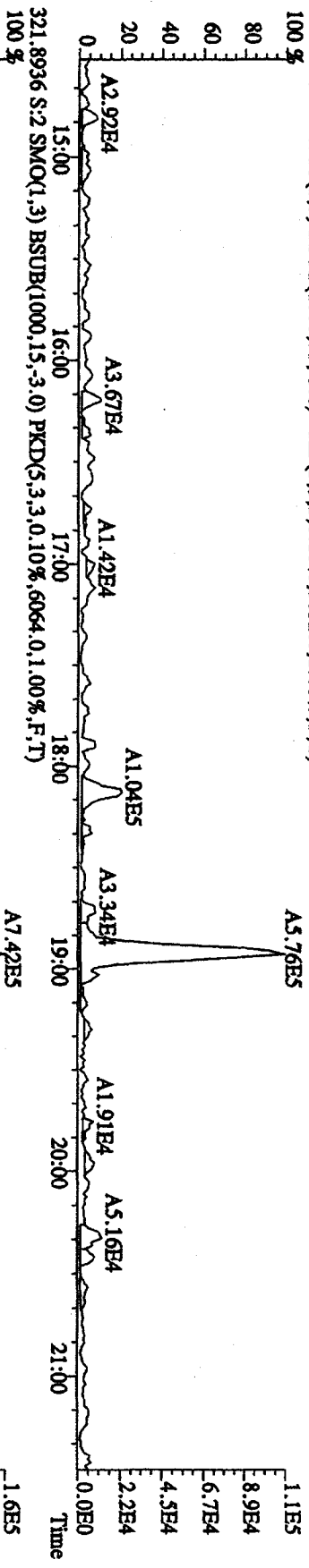
13C-1,2,3,4,6,7,8-HpCDD	150261100	1.06	y	35:32	0.75	2245.36	4.02	112.3	n
1,2,3,4,6,7,8-HpCDD	35301400	1.05	y	35:33	1.00	470.89	2.29	-	n
Total HpCDD	35553500	0.78	n	34:54	1.00	474.25	2.29	-	n
13C-OCDD	214408000	0.91	y	38:20	0.56	4269.63	4.55	106.7	n
OCDF	71179900	0.89	y	38:28	1.44	923.89	2.51	-	n
OCDD	55918600	0.88	y	38:20	1.11	940.23	2.77	-	n

FILE:31DE09A1D5 #1-411 Acq: 1-JAN-2010 00:09:07 GC EI+ Voltage SIR 70SE

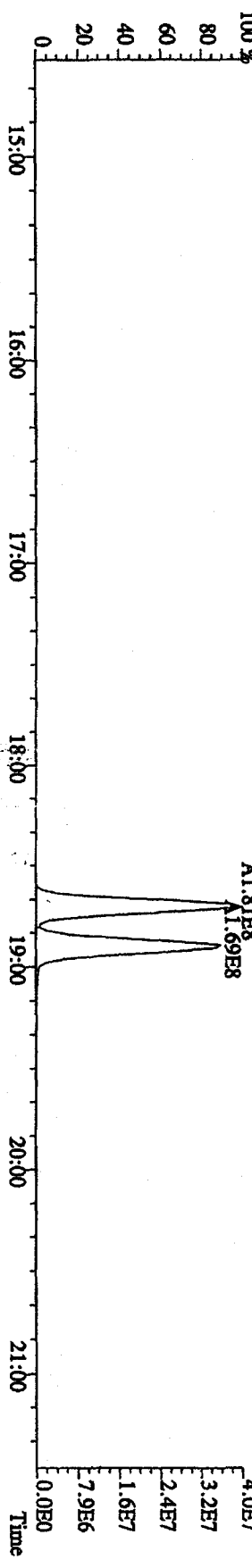
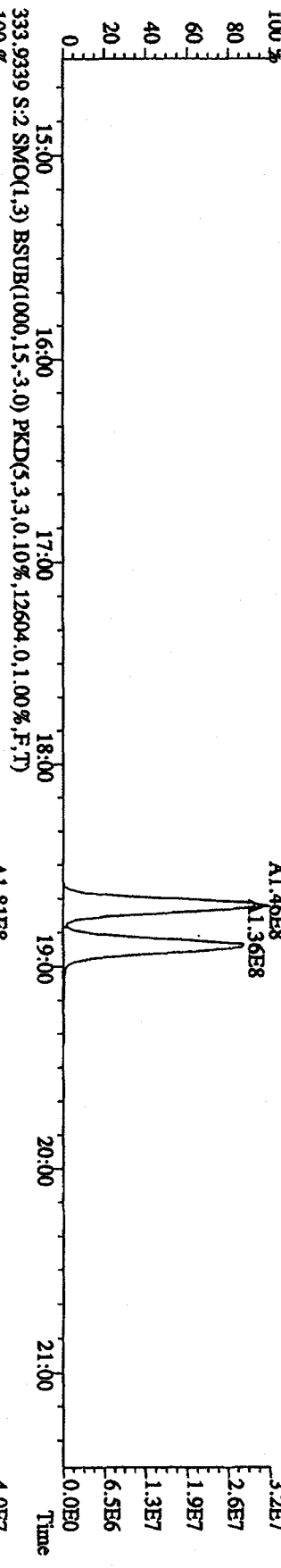
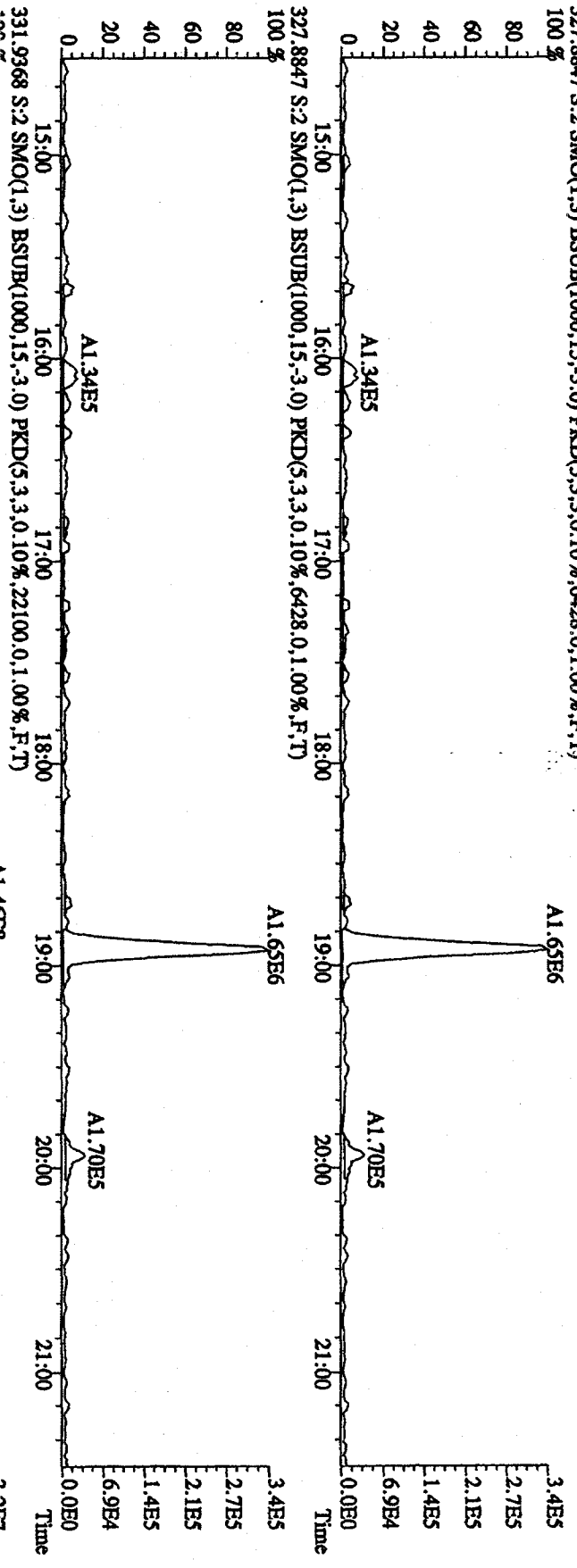
Sample#2 Text:ST1231B :CS-1 09DDXN422 Exp:DIOXIN



File:31DE09A1D5 #1-411 Acq: 1-JAN-2010 00:09:07 GC EI+ Voltage SIR 70SE
 Sample#2 Text:ST1231B :CS-1 09DXN422 Exp:DIOXIN
 319.8965 S:2 SMO(1,3) BSUB(1000,15,-3,0) PKD(5,3,3,0.10%,3832,0.1,00%,F,T)

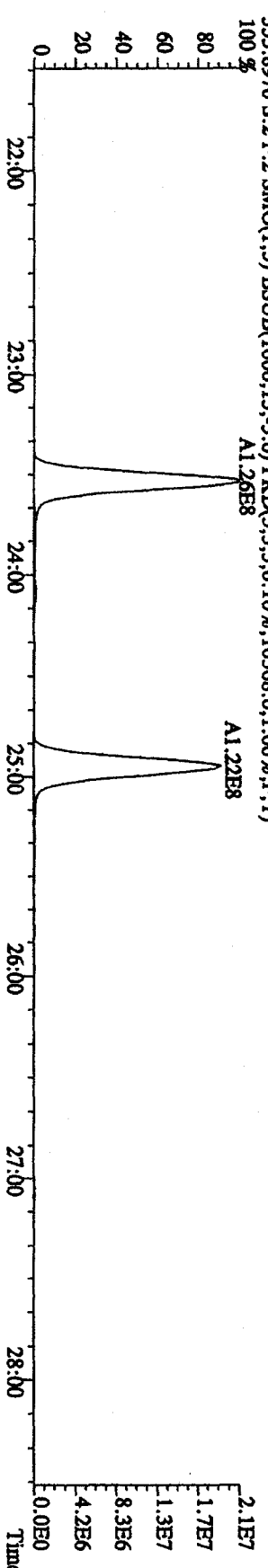
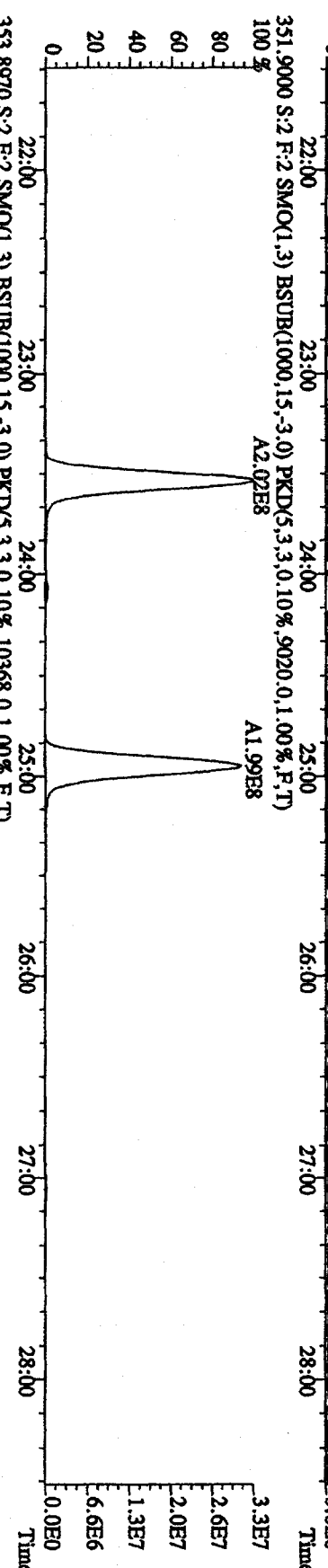
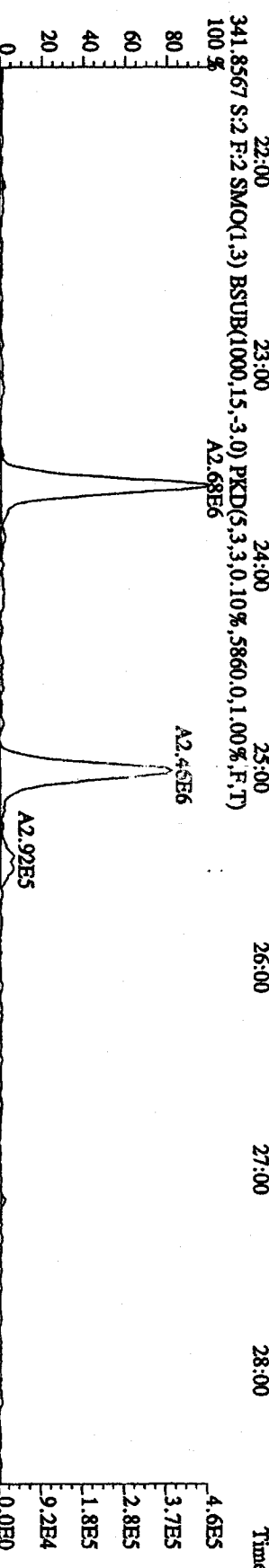
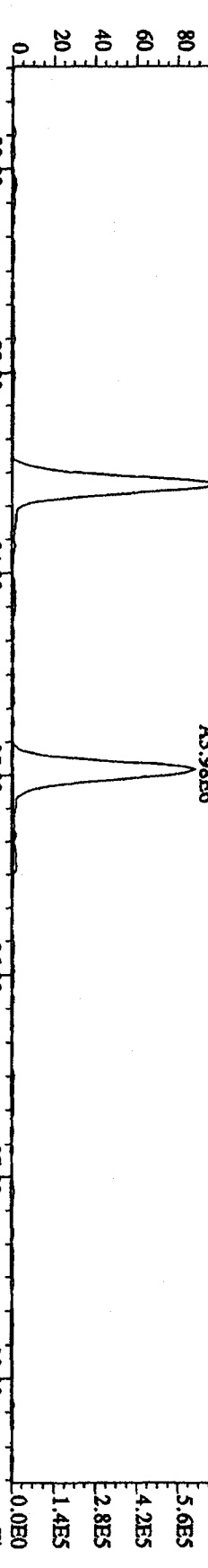


File: 31DE09A1D5 #1-411 Acq: 1-JAN-2010 00:09:07 GC EI+ Voltage SIR 70SE
 Sample#2 Text: ST1231B :CS-1 09DDXN422 Exp: DIOXIN
 327.8847 S:2 SMO(1.3) BSUB(1000,15,-3.0) PKD(5.3,3.0,10%,6428,0.1,00%,F,T)
 100%

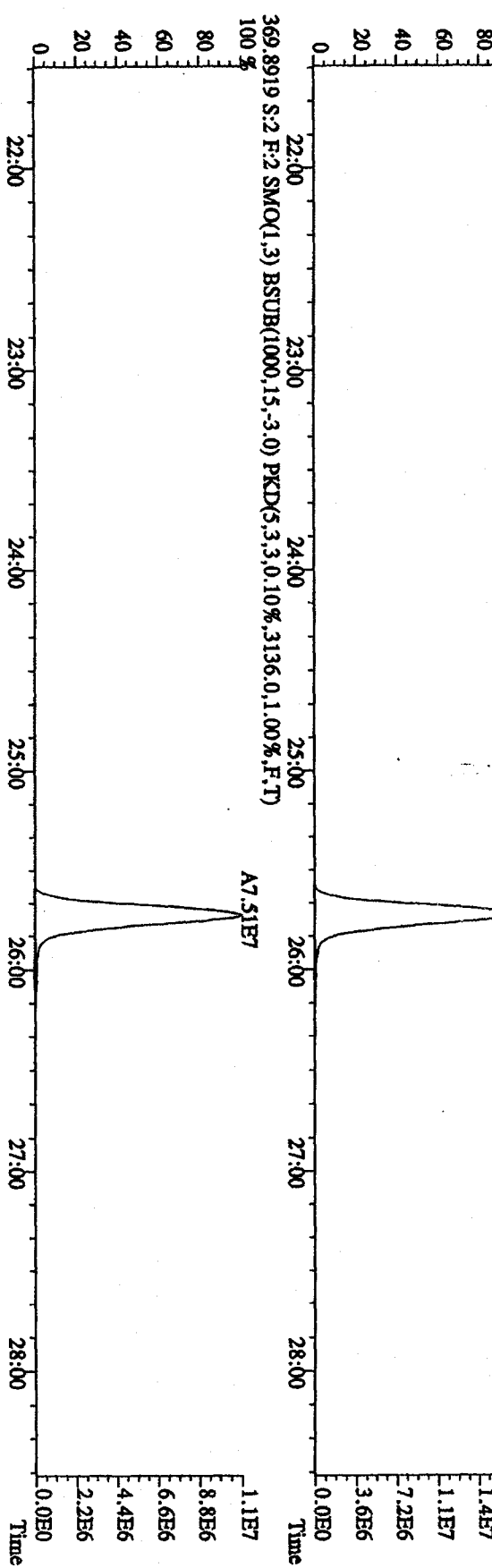
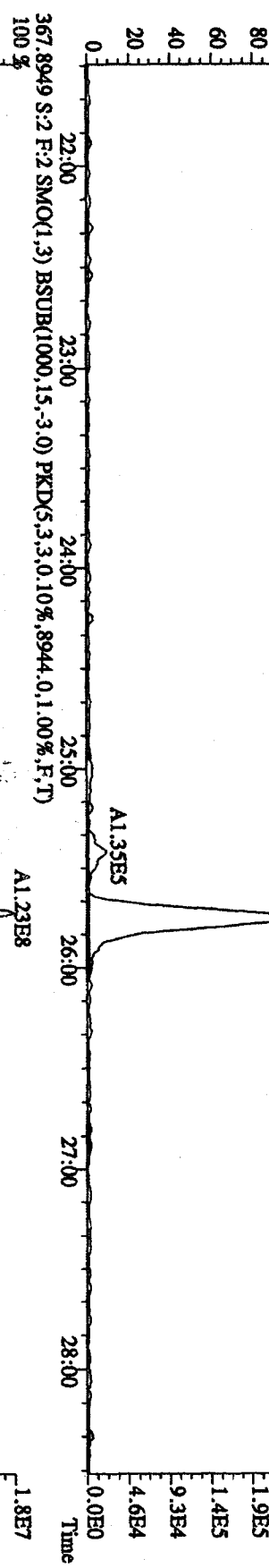
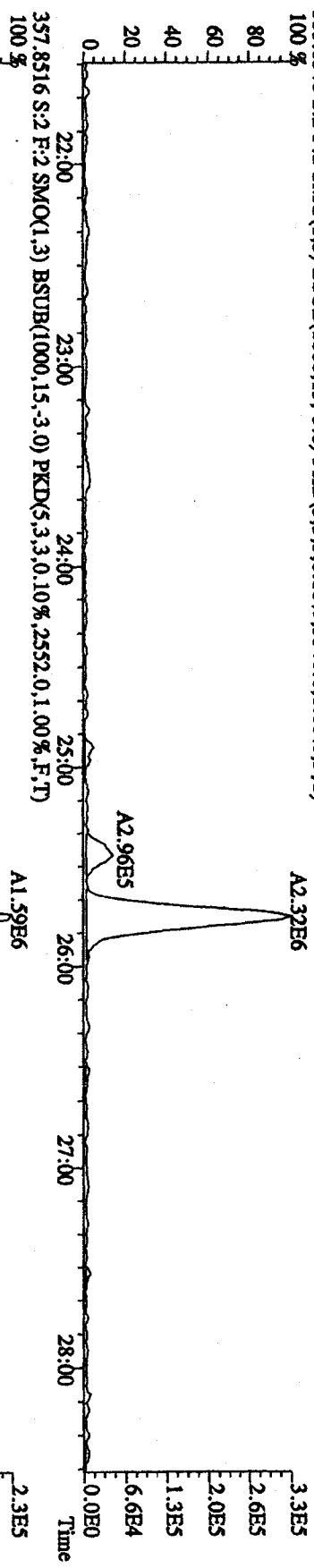


File:31DE09A1ID5 #1-495 Acq: 1-JAN-2010 00:09:07 GC EI + Voltage SIR 70SE

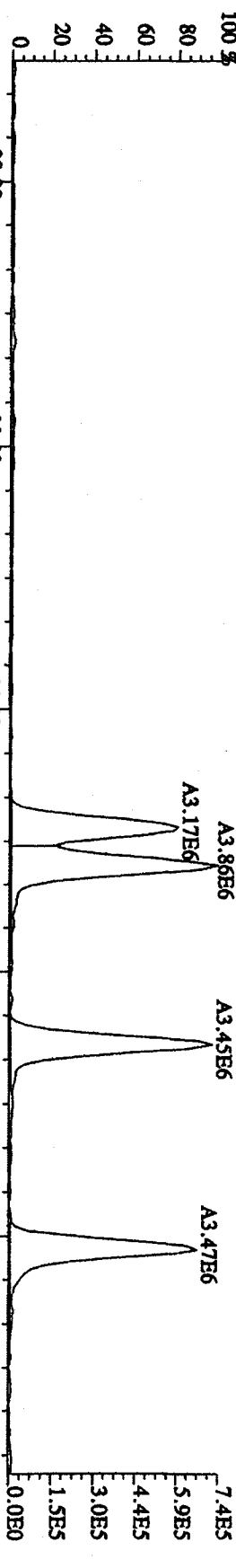
Sample#2 Text:ST1231B :CS-1 09DDXN422 Exp:DIOXIN



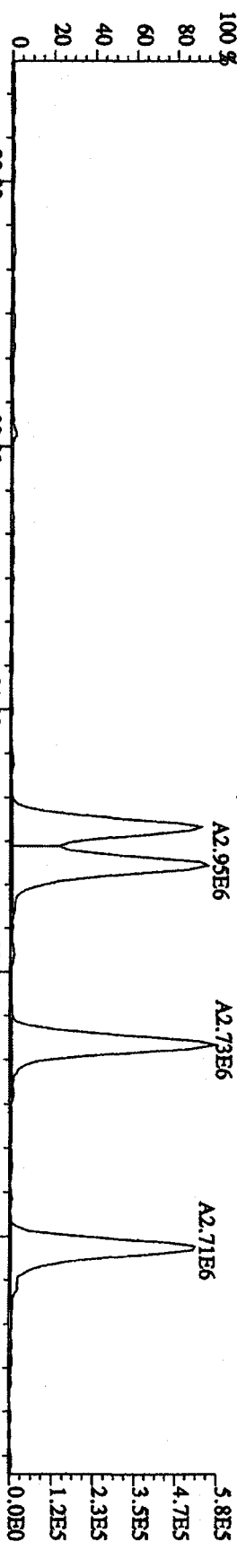
File:31DE09A1D5 #1-495 Acq: 1-JAN-2010 00:09:07 GC EI+ Voltage SIR 70SE
 Sample#2 Text:ST1231B :CS-1 09DXN422 Exp:DIOXIN
 357.8516 S:2 F:2 SMO(1,3) BSUB(1000,15,-3,0) PKD(5,3,3,0,10%,.8944,0,1,00%,F,T) 100%



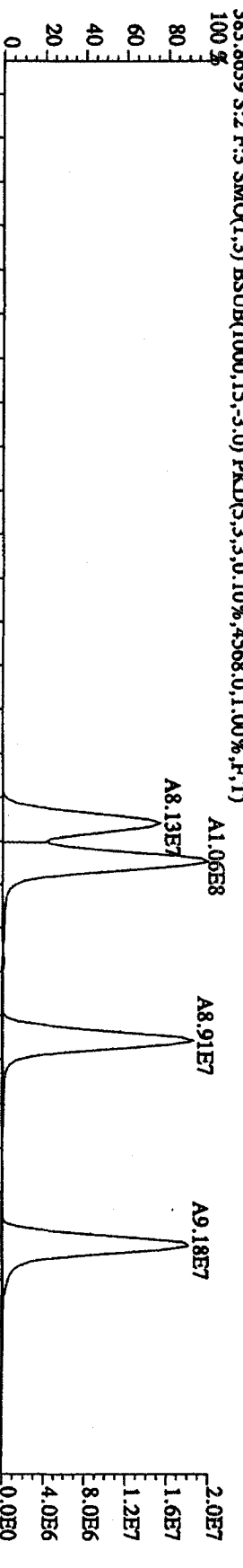
File:31DE09A1D5 #1-361 Acq: 1-JAN-2010 00:09:07 GC EI+ Voltage SIR 70SE
 Sample#2 Text:ST1231B :CS-1 09DXN422 Exp:DIOXIN
 373.8208 S:2 F:3 SMO(1,3) BSUB(1000,15,-3.0) PKD(5,3,3,0,10%,6476,0,1.00%,F,T)



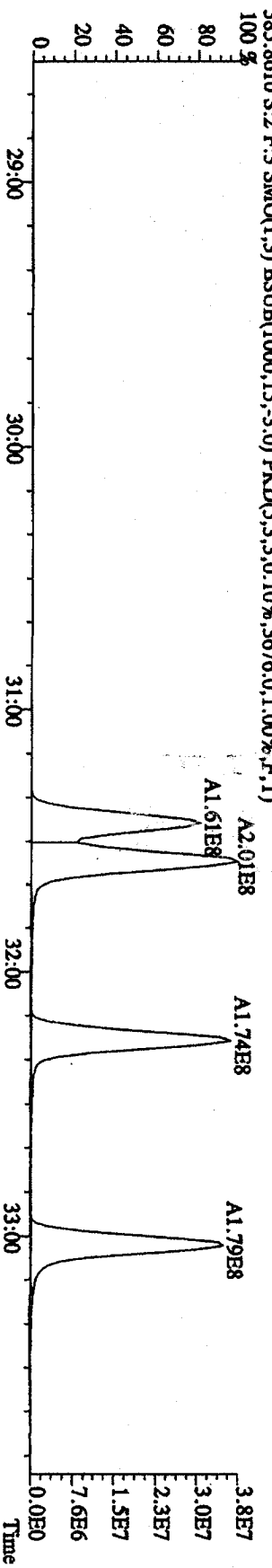
375.8178 S:2 F:3 SMO(1,3) BSUB(1000,15,-3.0) PKD(5,3,3,0,10%,4900,0,1.00%,F,T)



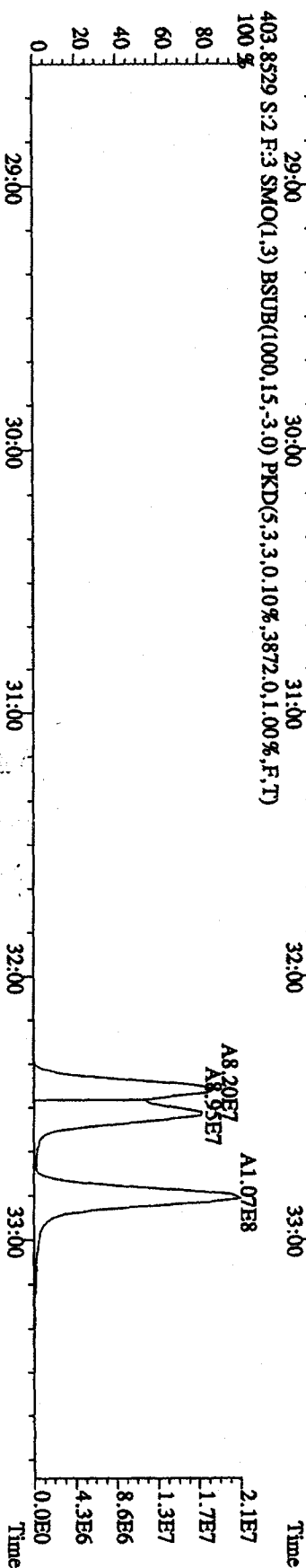
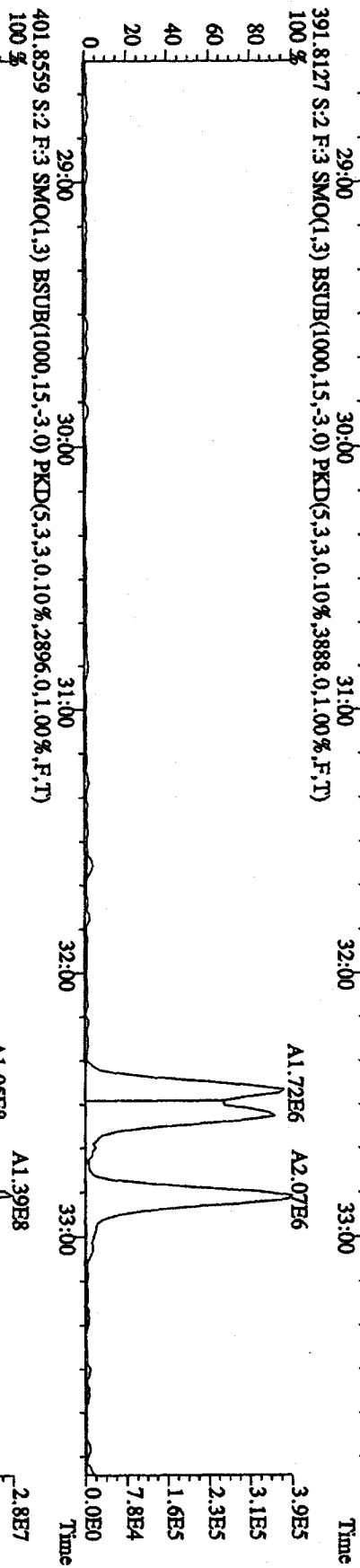
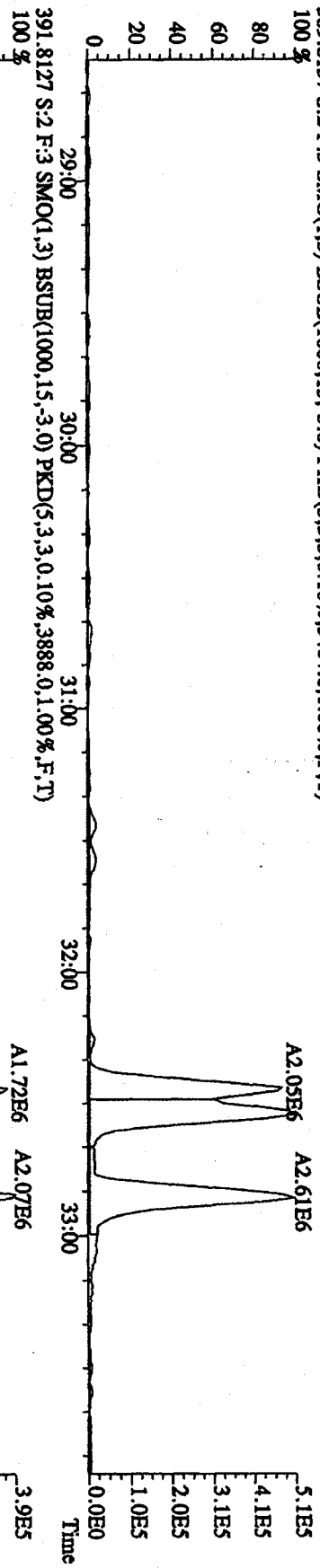
383.8639 S:2 F:3 SMO(1,3) BSUB(1000,15,-3.0) PKD(5,3,3,0,10%,4568,0,1.00%,F,T)



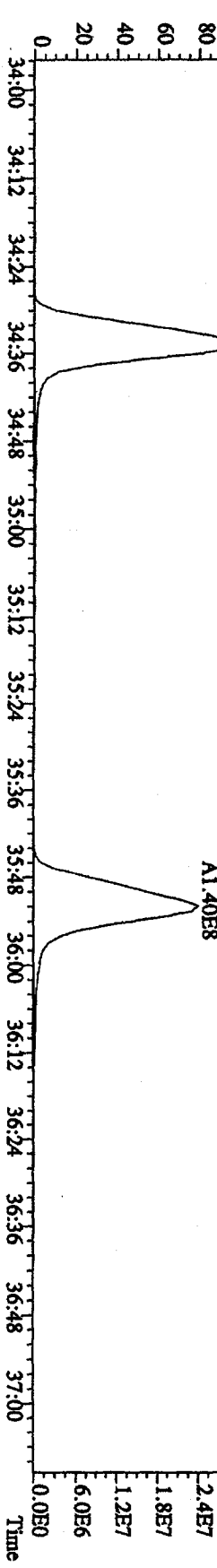
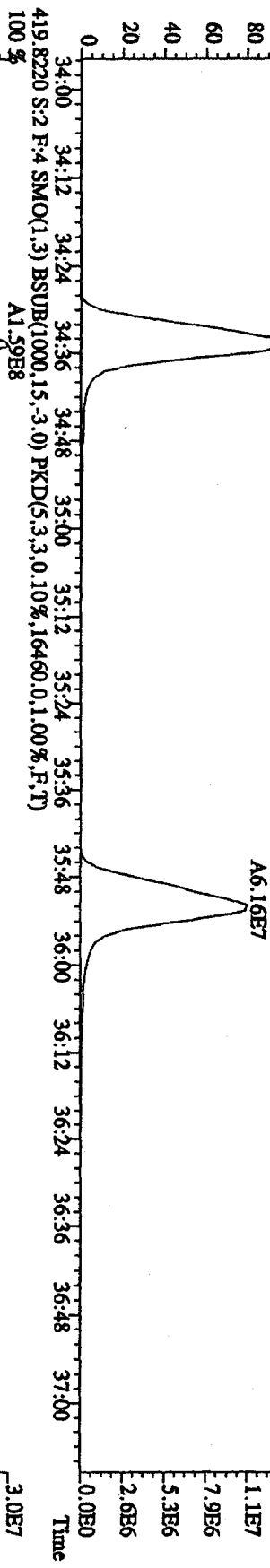
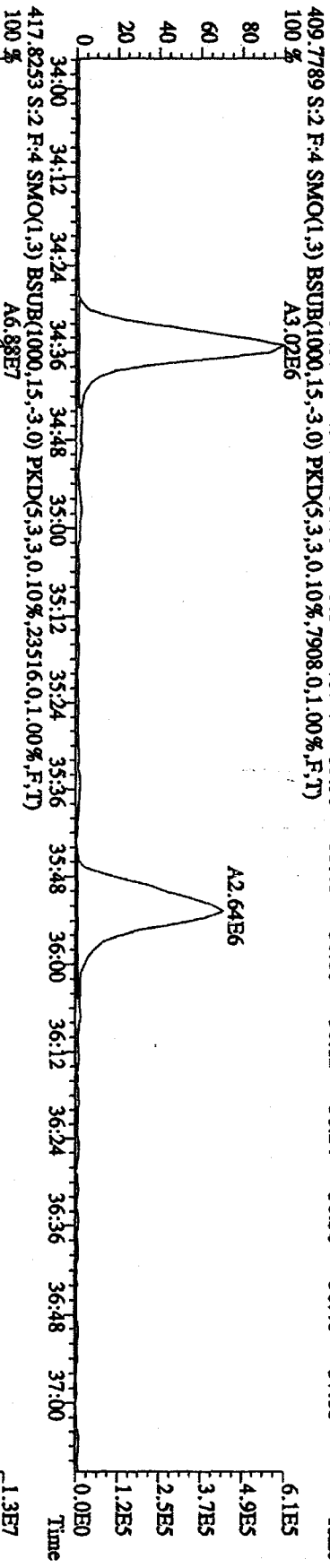
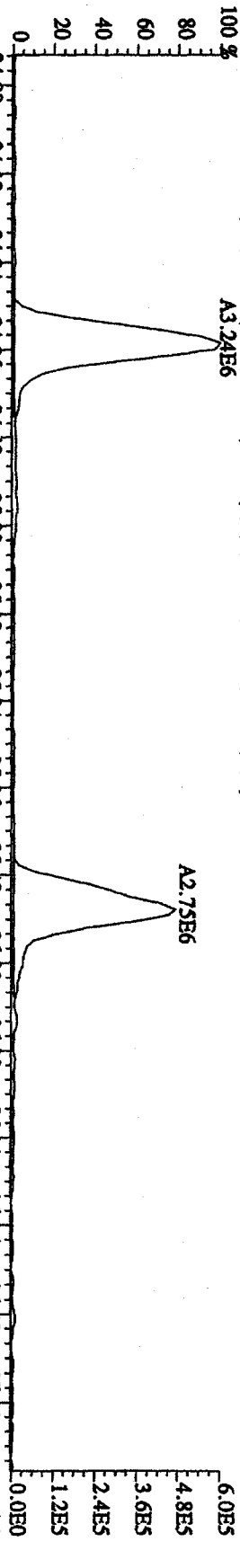
385.8610 S:2 F:3 SMO(1,3) BSUB(1000,15,-3.0) PKD(5,3,3,0,10%,3676,0,1.00%,F,T)



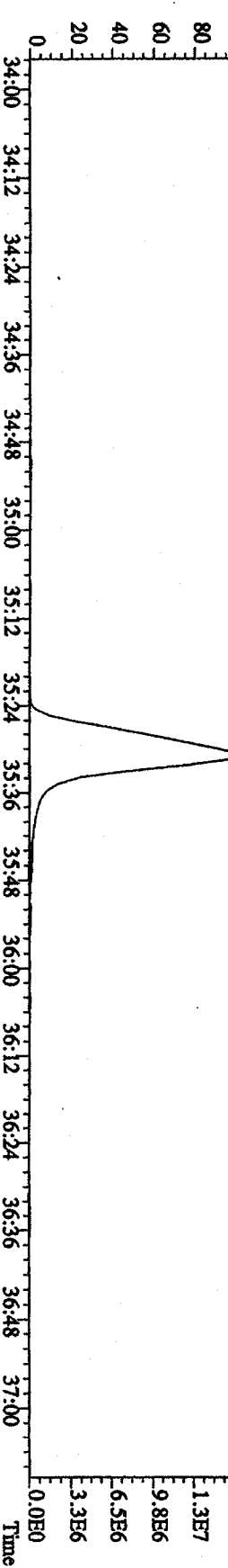
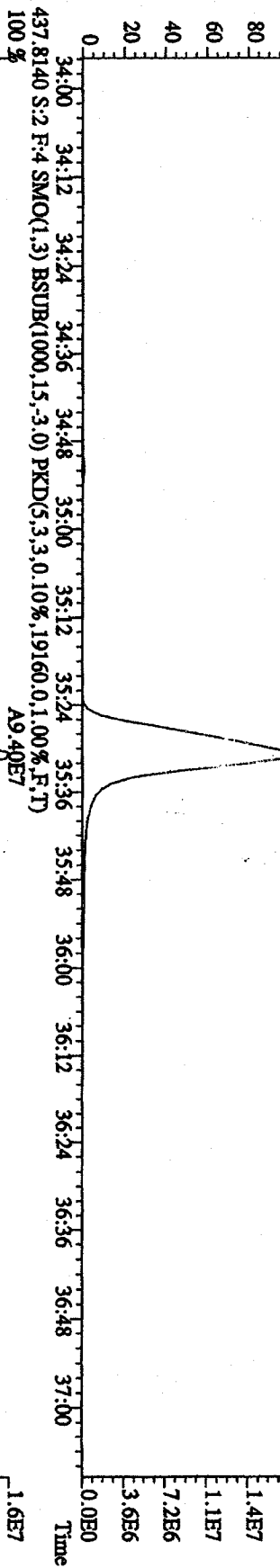
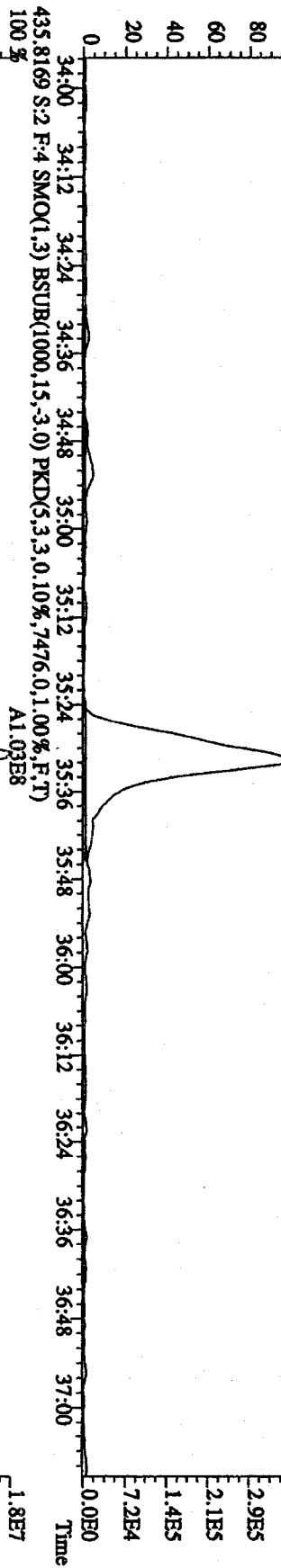
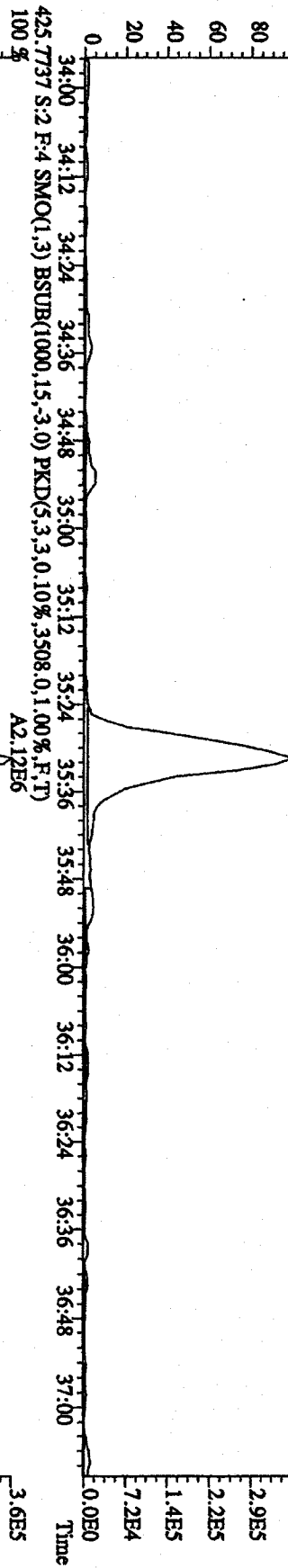
File:31DE09A1D5 #1-361 Acq: 1-JAN-2010 00:09:07 GC EI+ Voltage SIR 70SE
 Sample#2 Text:ST1231B :CS-1 09DXN422 Exp:DIOXIN
 389.8157 S:2 F:3 SMO(1,3) BSUB(1000,15,-3.0) PKD(5,3,3,0.10%,.3464,0.1,0.0%,.F,T)



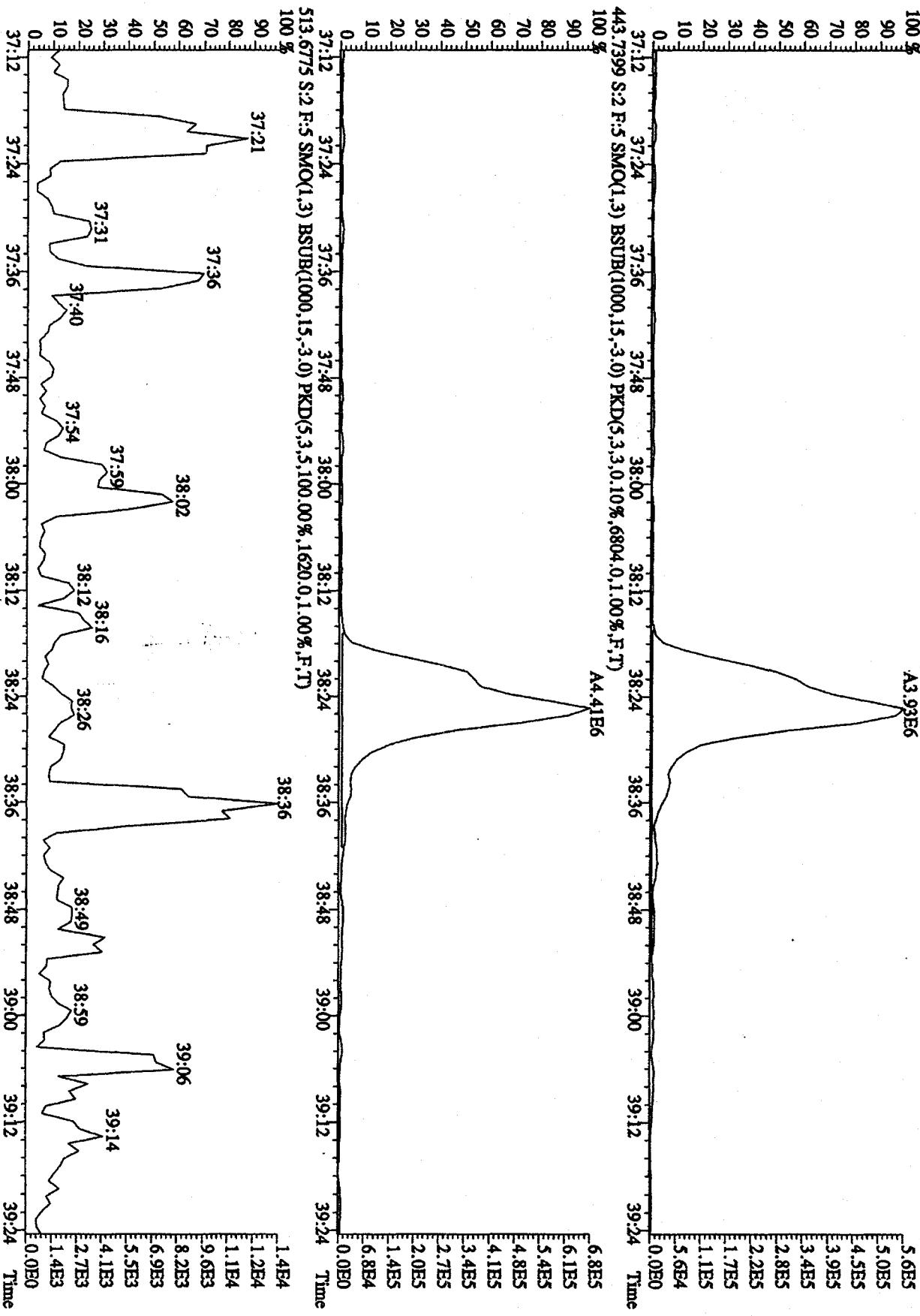
File: 31DE09A1D5 #1-228 Acq: 1-JAN-2010 00:09:07 GC EI+ Voltage SIR 70SE
 Sample#2 Tert: ST1231B :CS-1 09DDXN422 Exp: DIOXIN
 407.7818 S:2 F:4 SMO(1.3) BSUB(1000,15,-3.0) PKD(5,3,3,0.10%,7184,0.1,00%,F,T)
 100%



File:31DE09A1D5 #1-228 Acq: 1-JAN-2010 00:09:07 GC EI + Voltage SIR 70SE
 Sample#2 Text:ST1231B :CS-1 09DXN422 Exp:DIOXIN
 423.7766 S:2 F:4 SMO(1,3) BSUB(1000,15,-3.0) PKD(5,3,3,0.10%,3468.0,1.00%,F,T)
 100 % A2.07E6

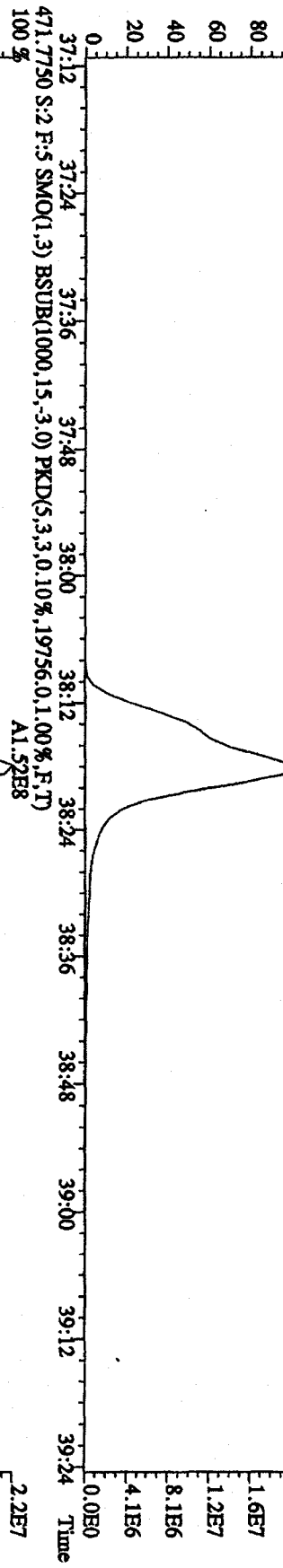
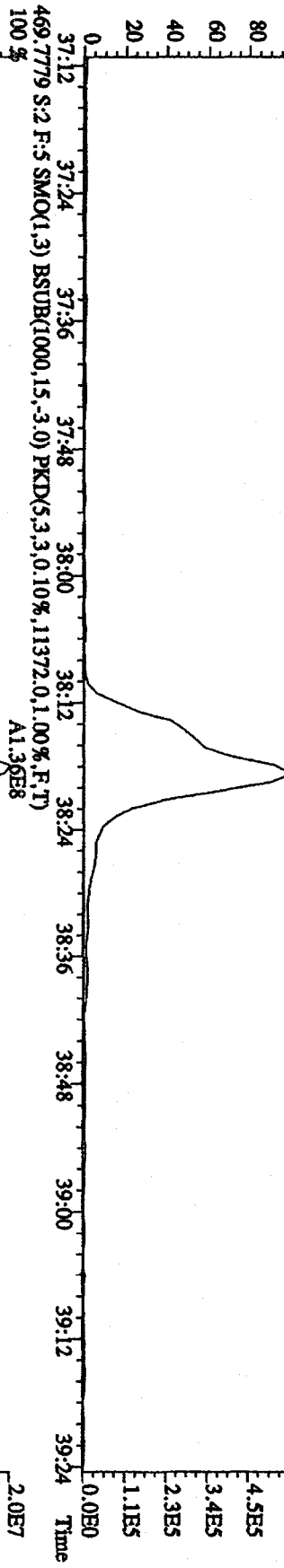
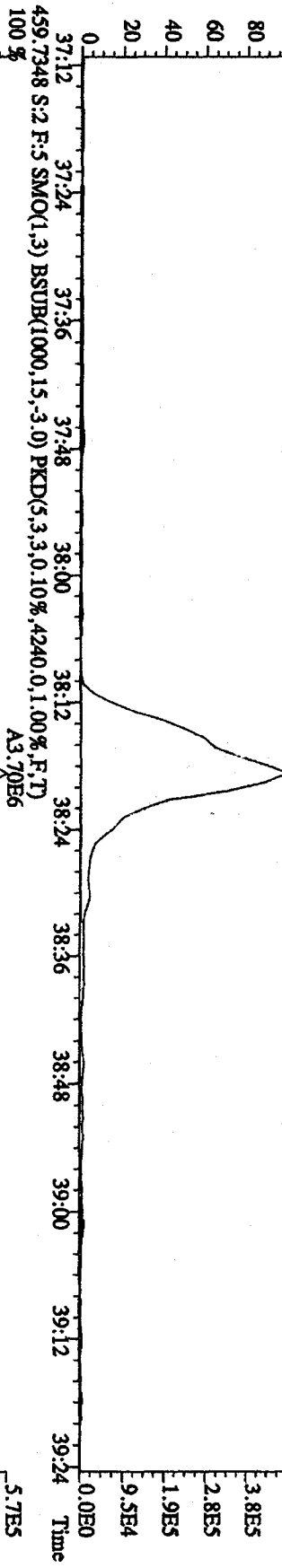


File:31DE09AIDS #1-161 Acq: 1-JAN-2010 00:09:07 GC EI+ Voltage SIR 70SE
 Sample#2 Text:ST1231B :CS-1 09DXN422 Exp:DIOXIN
 441.7428 S:2 F:5 SMO(1,3) BSUB(1000,15,-3,0) PKD(5,3,3,0.10%,.3772,0.1,00%,F,T)



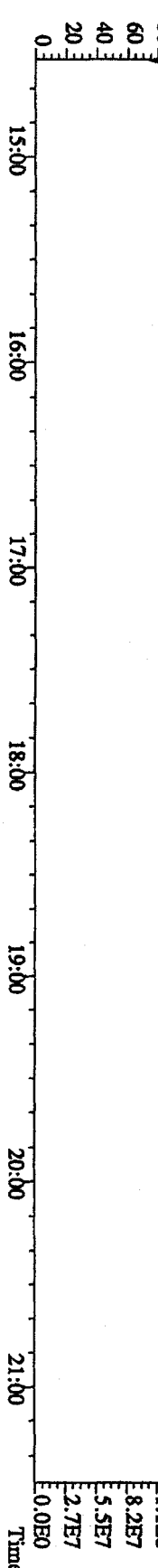
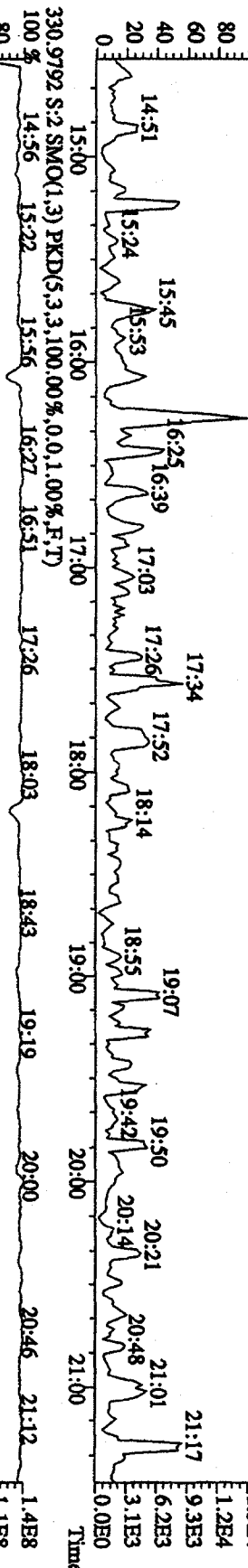
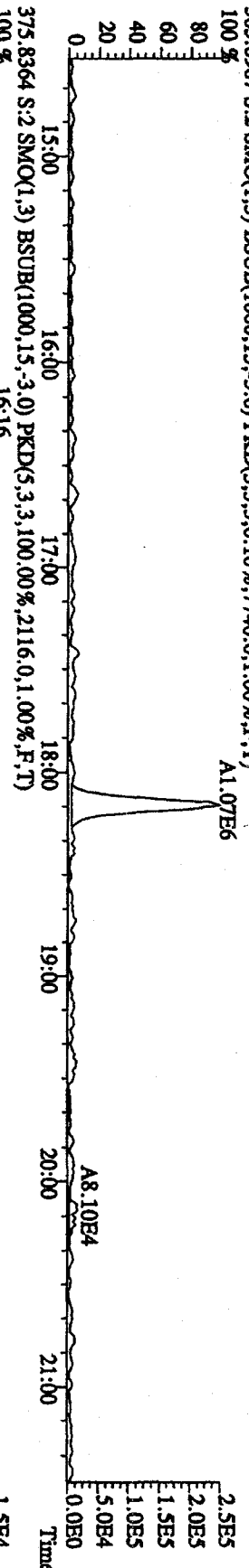
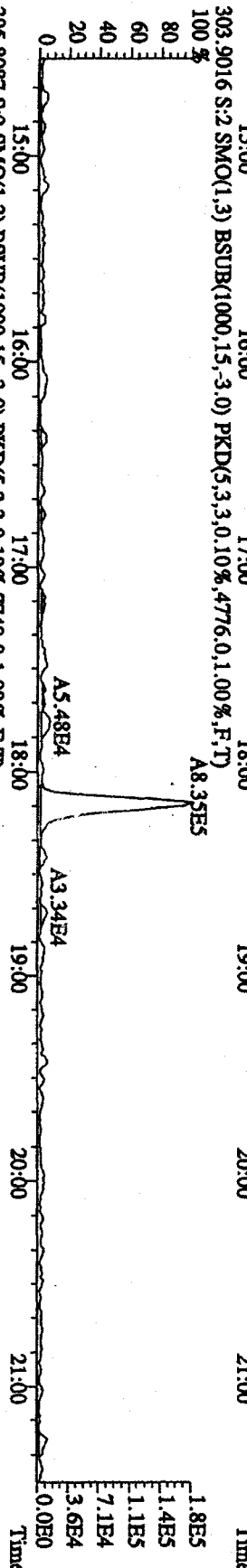
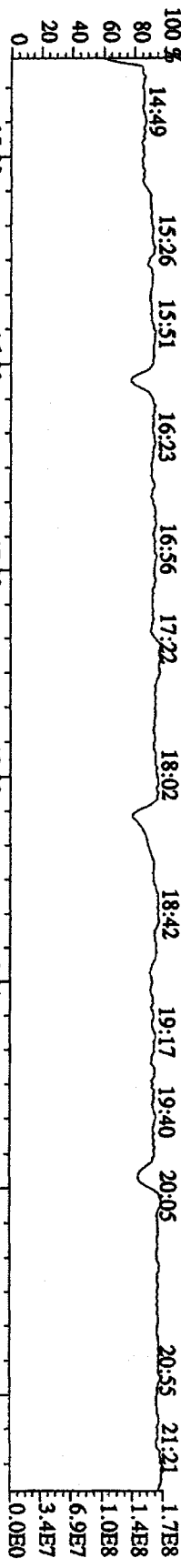
File:31DE09A1D5 #1-161 Acq: 1-JAN-2010 00:09:07 GC EI + Voltage SIR 70SE

Sample#2 Text:ST1231B :CS-1 09DXN422 Exp:DIOXIN

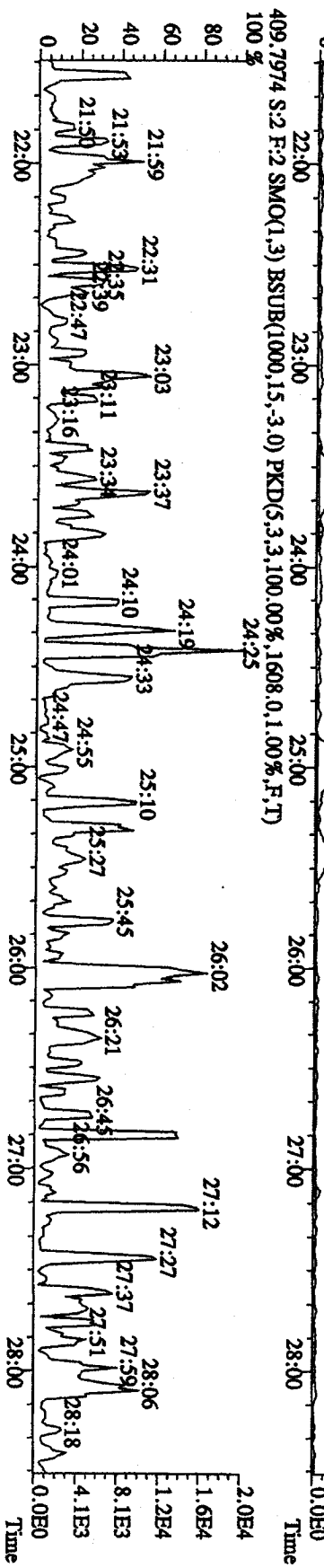
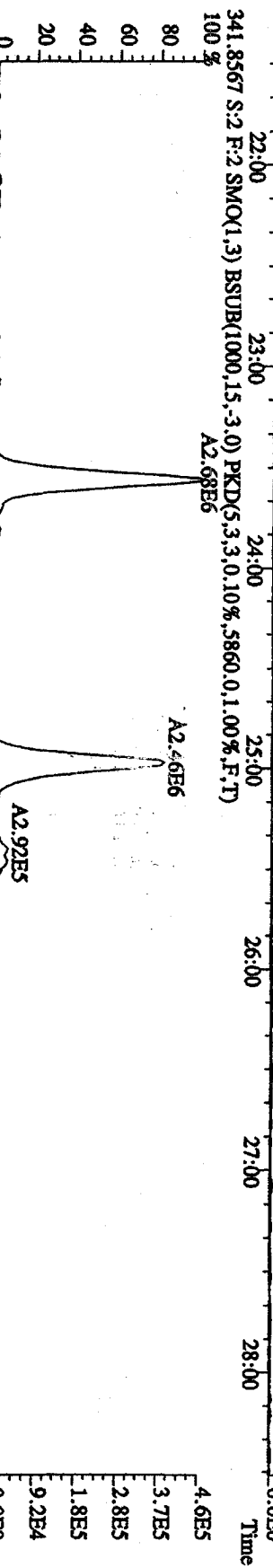
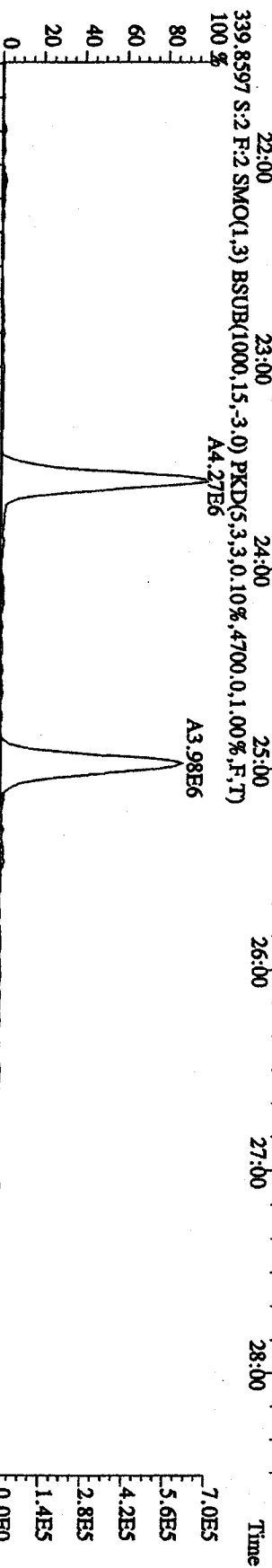
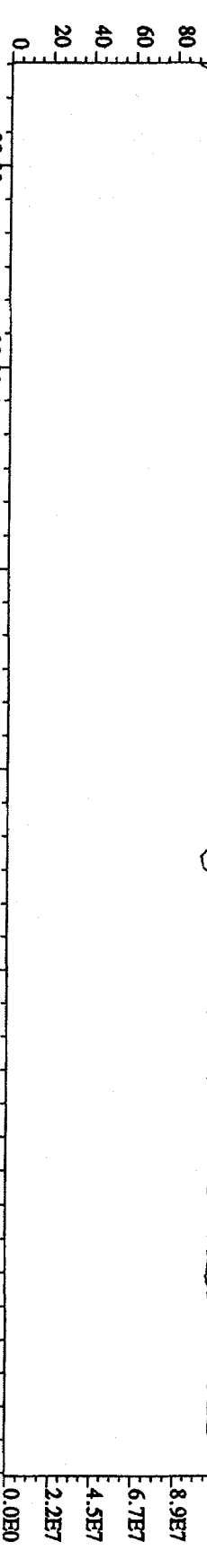


File:31DE09A1D5 #1-411 Acq: 1-JAN-2010 00:09:07 GC EI+ Voltage SIR 70SE

Sample#2 Text:ST1231B :CS-1 09DDXN422 Exp:DIOXIN




File:31DE09A1D5 #1-495 Acq: 1-JAN-2010 00:09:07 GC EI+ Voltage SIR 70SE
 Sample#2 Text:ST1231B :CS-1 09DXN422 Exp:DIOXIN
 342.9792 S:2 F:2 SMO(1,3) PKD(5,3,3,100.00%,0.0,1.00%,F,T)
 100 % 21:47 22:18 23:03 23:37 24:00 24:22 24:46 25:18 25:39 26:02 26:41 27:17 27:53



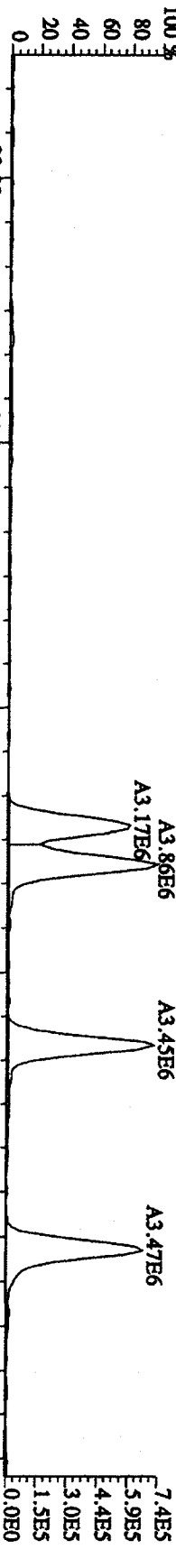
File:31DE09A1D5 #1-361 Acq: 1-JAN-2010 00:09:07 GC EI+ Voltage SIR 70SE

Sample#2 Text:ST1231B :CS-1 09DXN422 Exp:DIOXIN

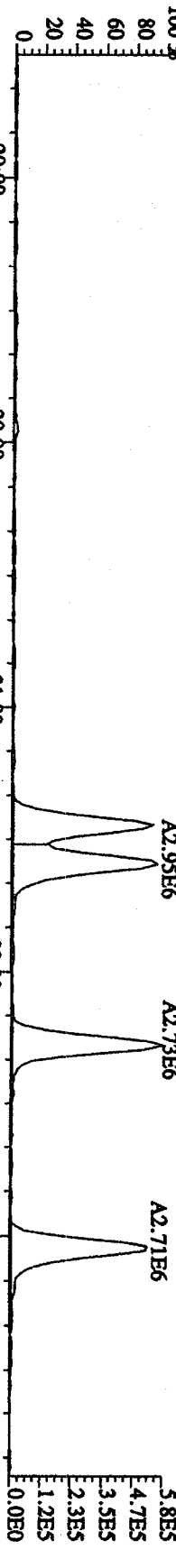
392.9760 S:2 F:3 SMO(1.3) PKD(5.3,3.100.00%,0.0,1.00%,F,T)



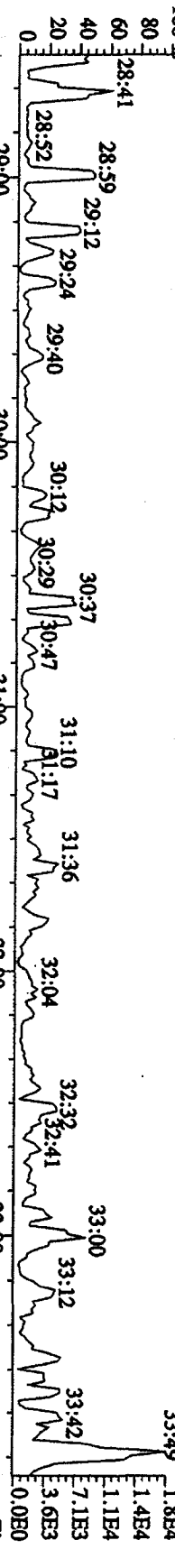
373.8208 S:2 F:3 SMO(1.3) BSUB(1000,15,-3.0) PKD(5.3,3.0.10%,6476.0,1.00%,F,T)



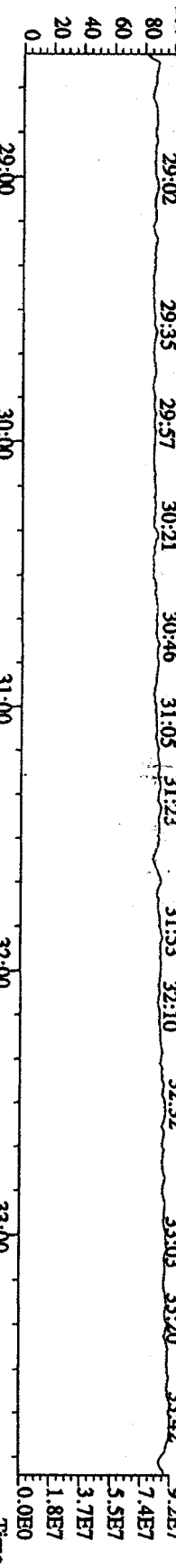
375.8178 S:2 F:3 SMO(1.3) BSUB(1000,15,-3.0) PKD(5.3,3.0.10%,4900.0,1.00%,F,T)



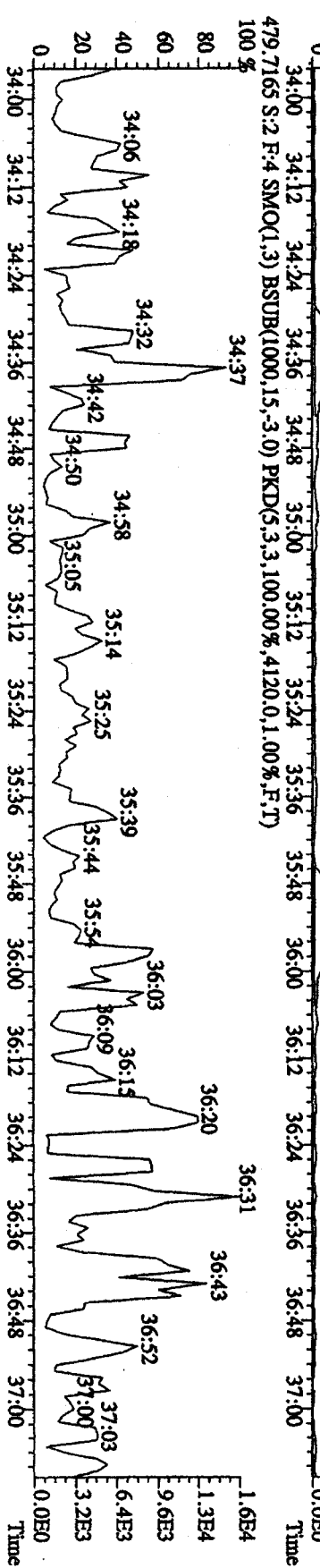
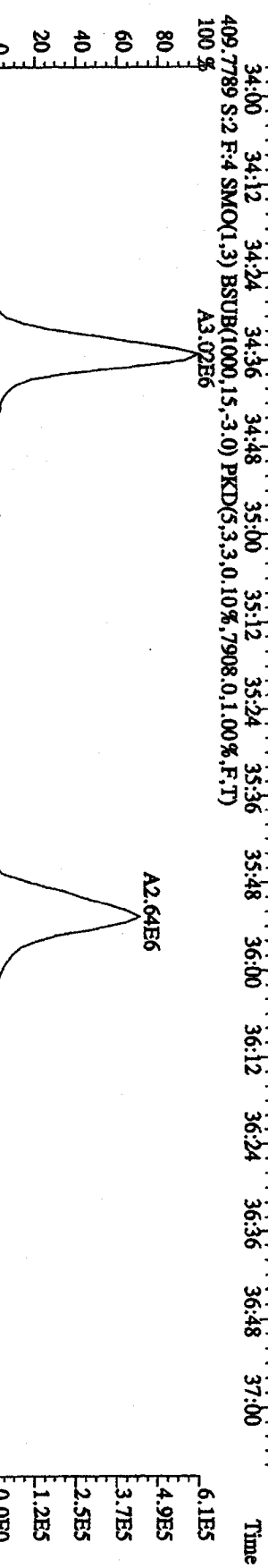
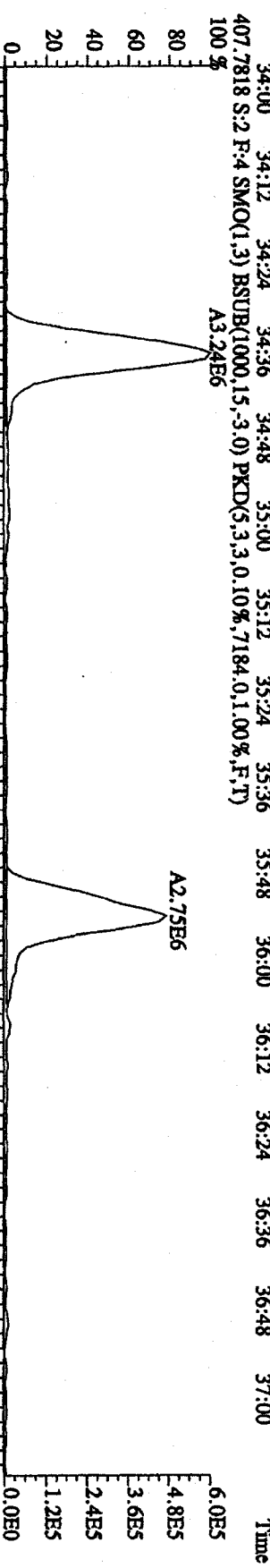

445.7555 S:2 F:3 SMO(1.3) BSUB(1000,15,-3.0) PKD(5.3,3.100.00%,2040.0,1.00%,F,T)




380.9760 S:2 F:3 SMO(1.3) PKD(5.3,3.100.00%,0.0,1.00%,F,T)



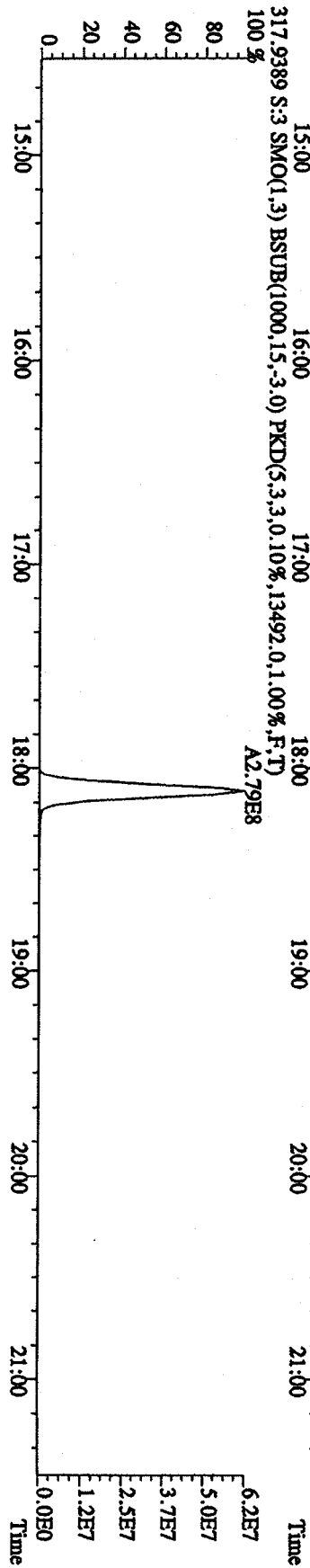
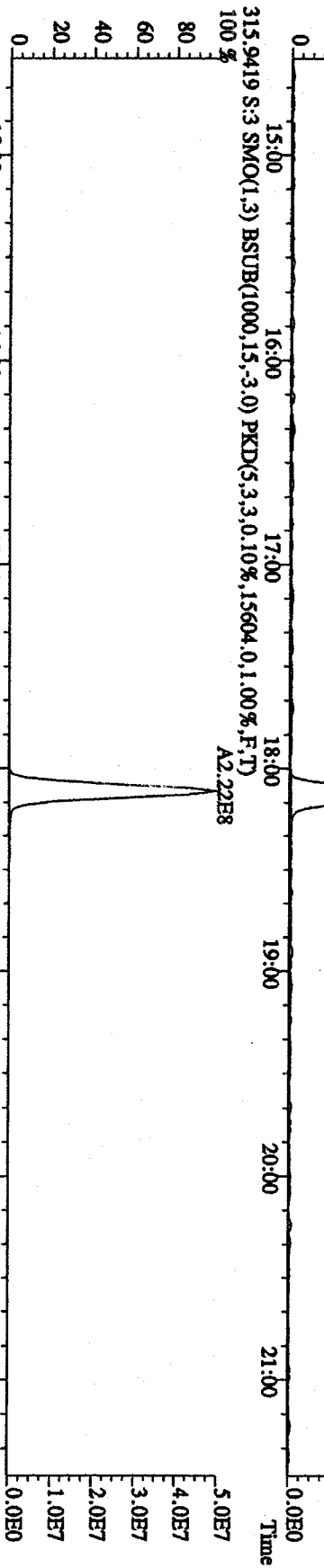
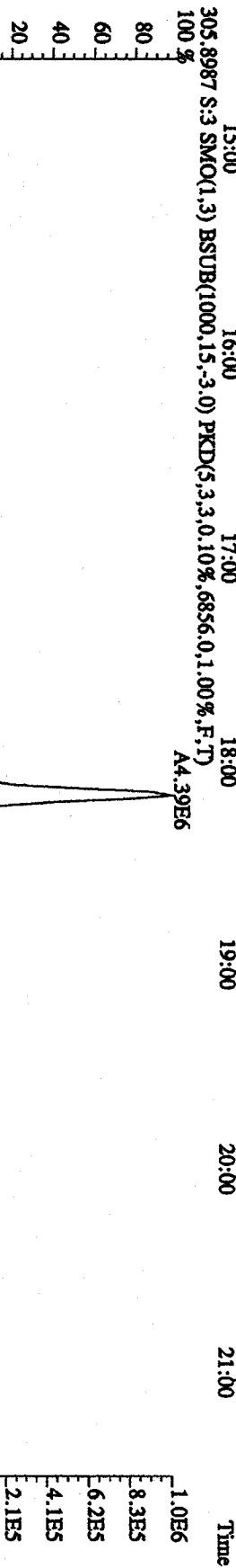
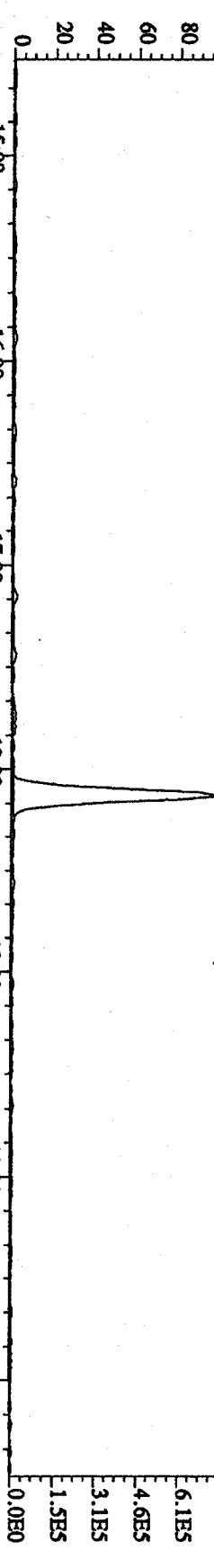
FILE:31DE09A1D5 #1-228 Acq: 1-JAN-2010 00:09:07 GC EI + Voltage SIR 70SE
 Sample#2 Text:ST1231B :CS-1 09DXN422 Exp:DIOXIN
 430.9728 S.2.F:4 SMO(1.3) PKD(5.3,3.100.00%,0.0,1.00%,F,T)



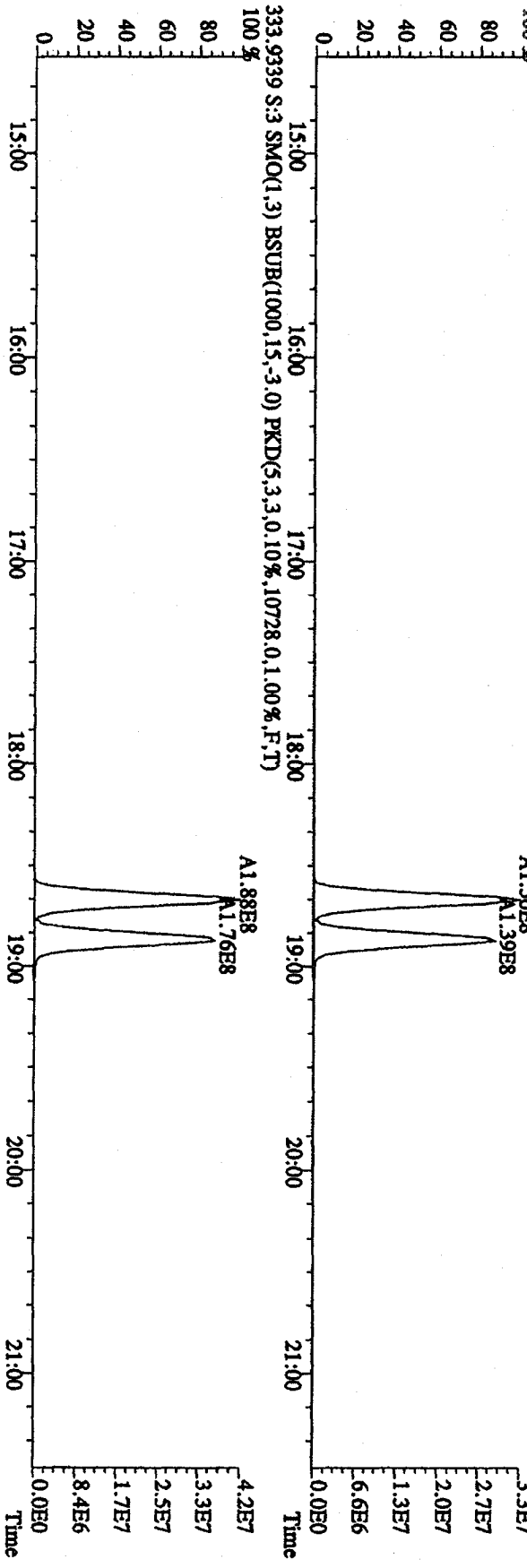
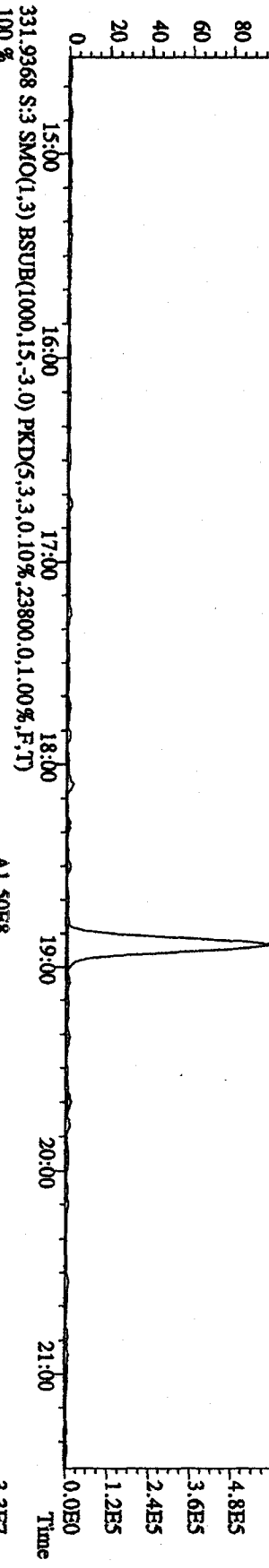
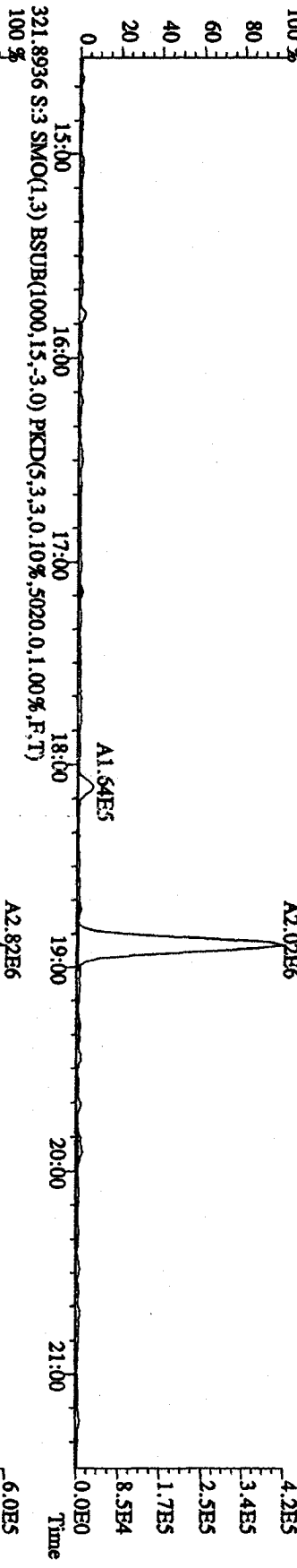
File:31DE09AIDS #1-161 Acq: 1-JAN-2010 00:09:07 GC EI+ Voltage SIR 70SE
 Sample#2 Text:ST1231B :CS-1.09DDXN422 Exp:DIOXIN
 454.9728 S:2 F:5 SMO(1.3) PKD(5.3,3.100.00%,0.0,1.00%,F,T)
 100 % 37:20 37:33 37:45 37:52 38:05 38:19 38:29 38:40 38:57 39:07 39:23 5.6E7



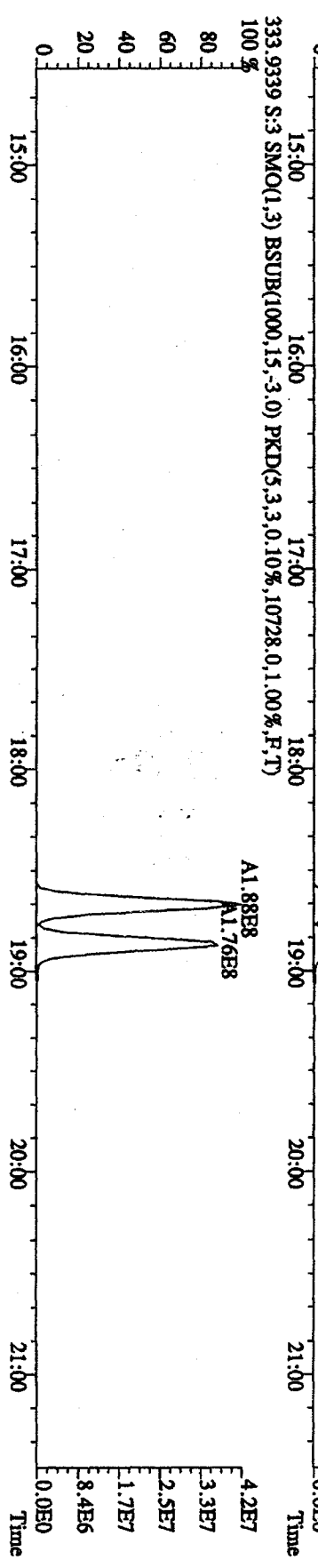
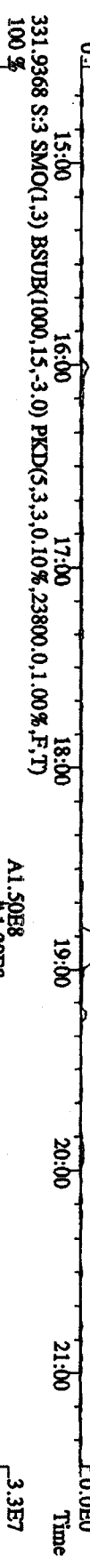
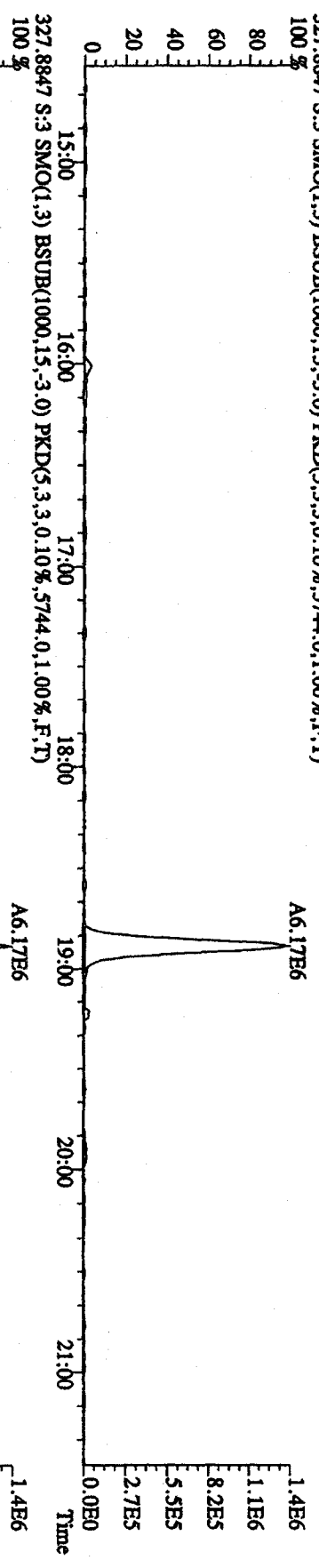
File:31DE09A1D5 #1-411 Acq: 1-JAN-2010 00:50:55 GC EI+ Voltage SIR 70SE
 Sample#3 Text:ST1231C :CS-2 09DXN423 Exp:DIOXIN
 303.9016 S:3 SMO(1,3) BSUB(1000,15,-3,0) PKD(5,3,3,0,10%,5052,0,1,00%,F,T)
 100 %



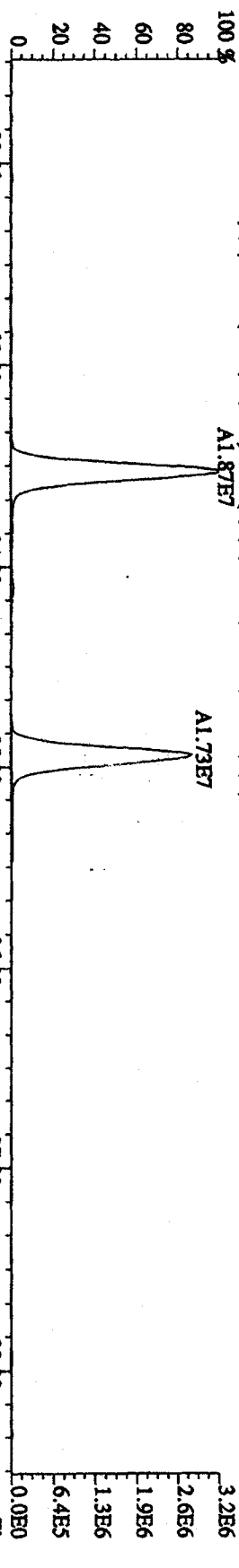
File:31DE09A1D5 #1-411 Acq: 1-JAN-2010 00:50:55 GC HI + Voltage SIR 70SE
 Sample#3 Text:ST1231C :CS-2 09DXN423 Exp:DIOXIN
 319.8965 S:3 SMO(1,3) BSUB(1000,15,-3,0) PKD(5,3,3,0,10%,4932,0,1,00%,F,T)
 100 %



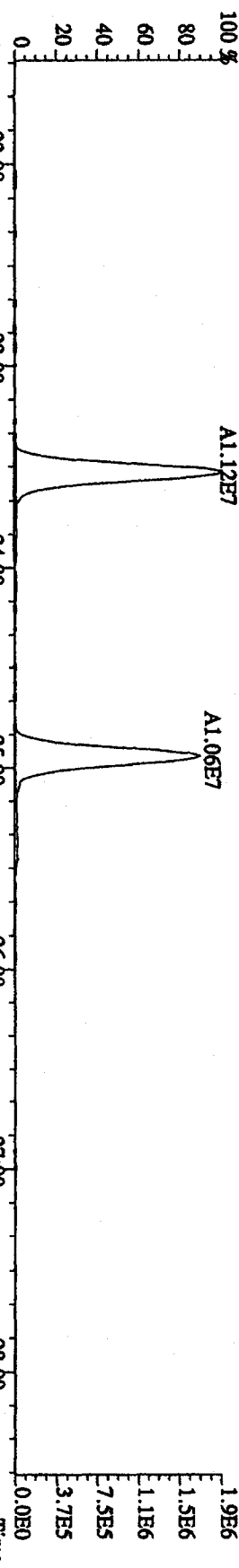
File: 31DE09A1D5 #1-411 Acq: 1-JAN-2010 00:50:55 GC EI+ Voltage SIR 70SE
 Sample#3 Text: ST1231C :CS-2-09DXN423 Exp: DIOXIN
 327.8847 S:3 SMO(1,3) BSUB(1000,15,-3,0) PKD(5,3,3,0,10%,5744,0,1,00%,F,T)
 100%



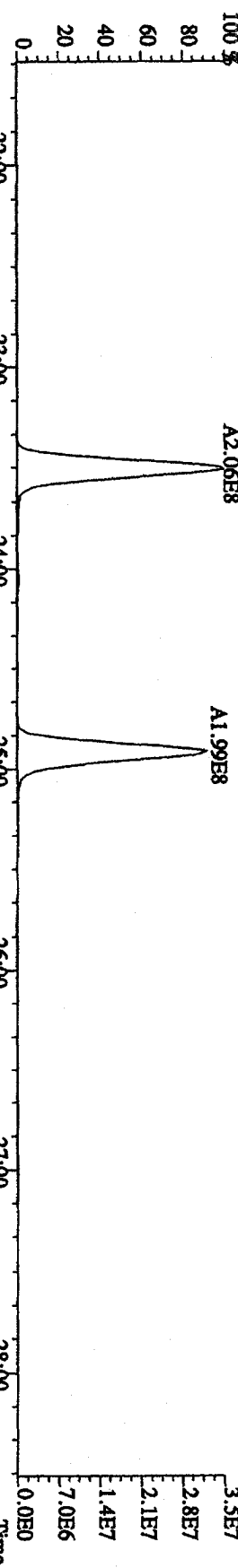
File:31DE09AID5 #1-495 Acq: 1-JAN-2010 00:50:55 GC EI+ Voltage SIR 70SE
 Sample#3 Text:ST1231C :CS-2 09DXN423 Exp:DI0XIN
 339 8597 S:3 F:2 SMO(1,3) BSUB(1000,15,-3,0) PKD(5,3,3,0,10%,5496,0,1,00%,F,T)
 100 % A1.87E7



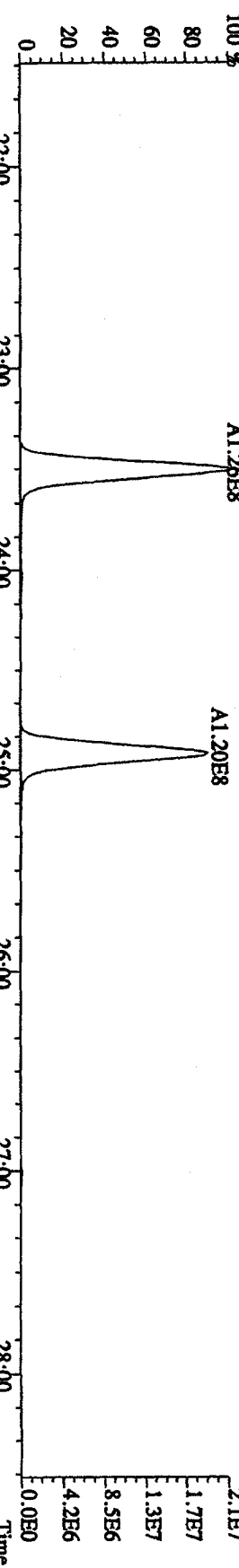
341 8567 S:3 F:2 SMO(1,3) BSUB(1000,15,-3,0) PKD(5,3,3,0,10%,6964,0,1,00%,F,T)
 100 % A1.12E7



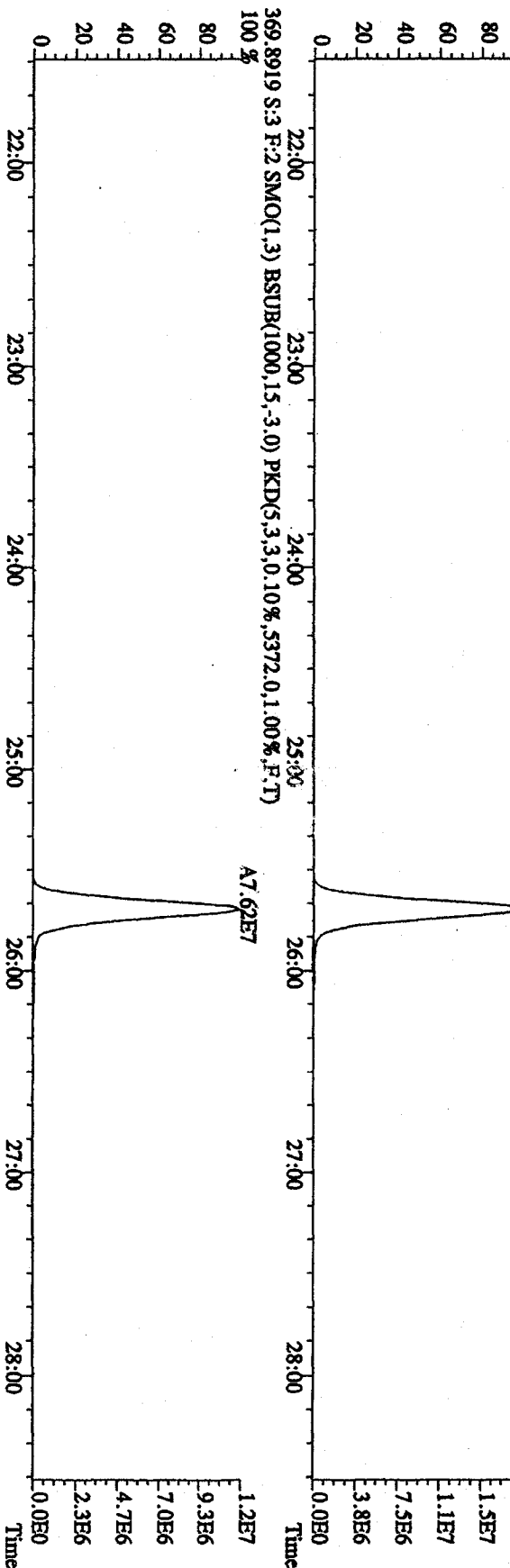
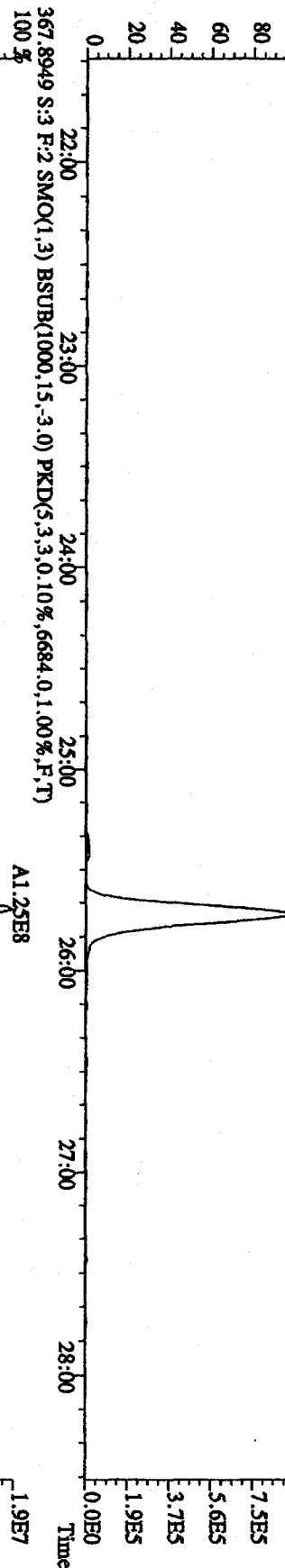
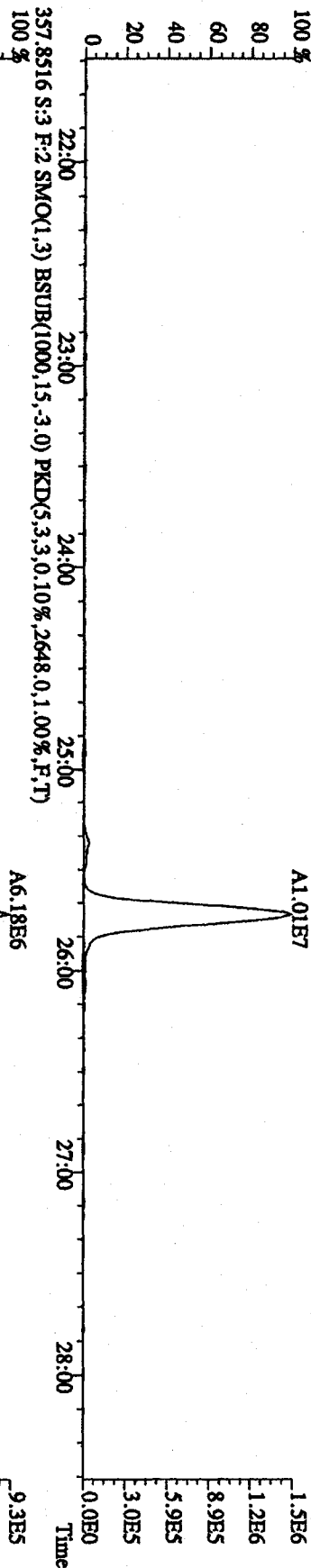
351 9000 S:3 F:2 SMO(1,3) BSUB(1000,15,-3,0) PKD(5,3,3,0,10%,13396,0,1,00%,F,T)
 100 % A2.06E8



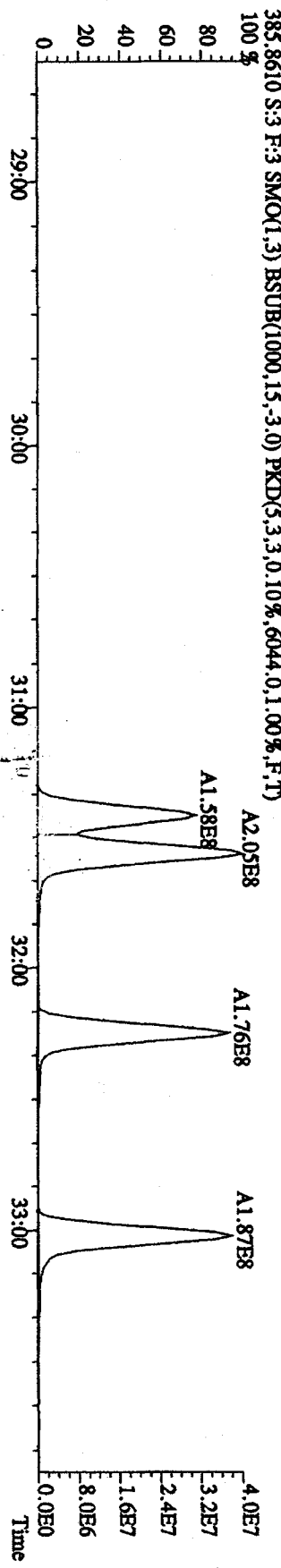
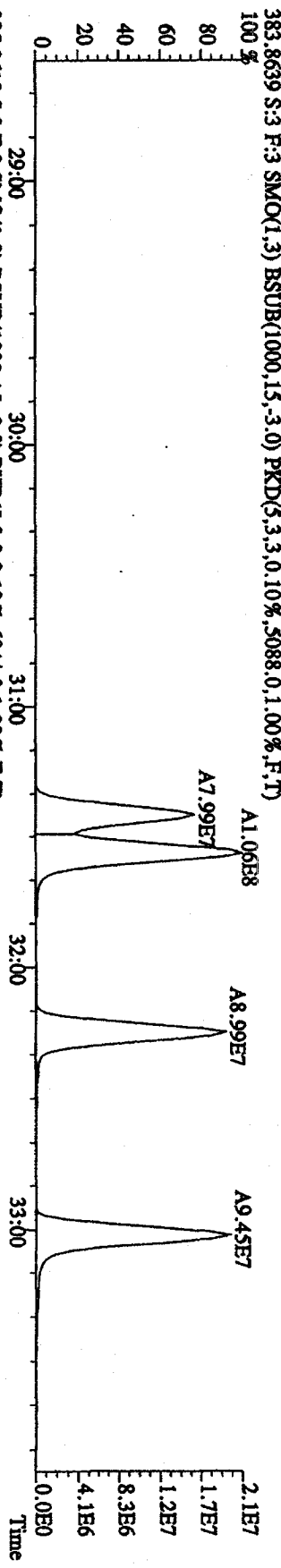
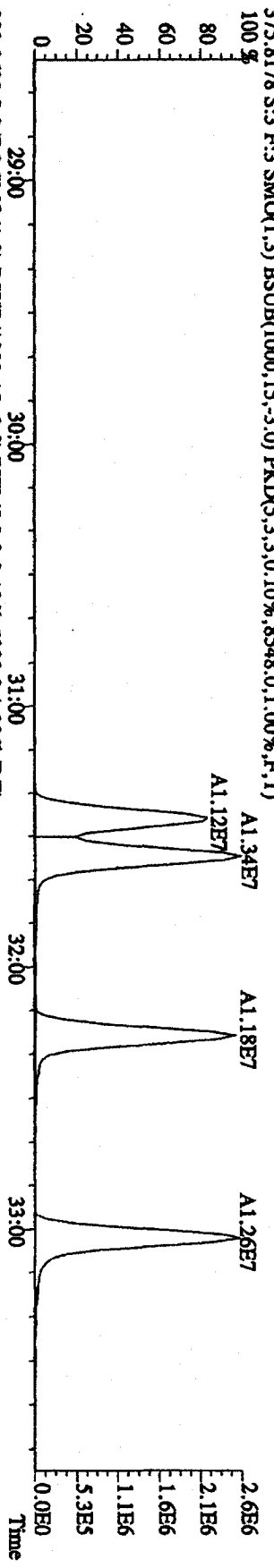
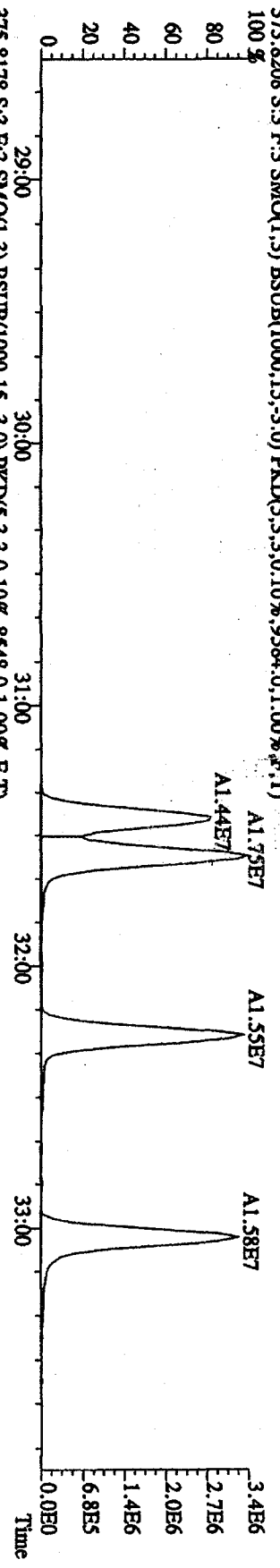
353 8970 S:3 F:2 SMO(1,3) BSUB(1000,15,-3,0) PKD(5,3,3,0,10%,9140,0,1,00%,F,T)
 100 % A1.26E8



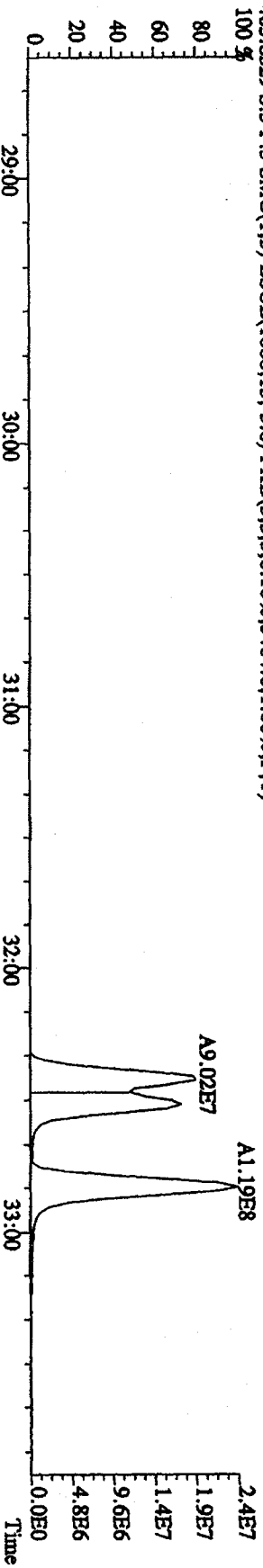

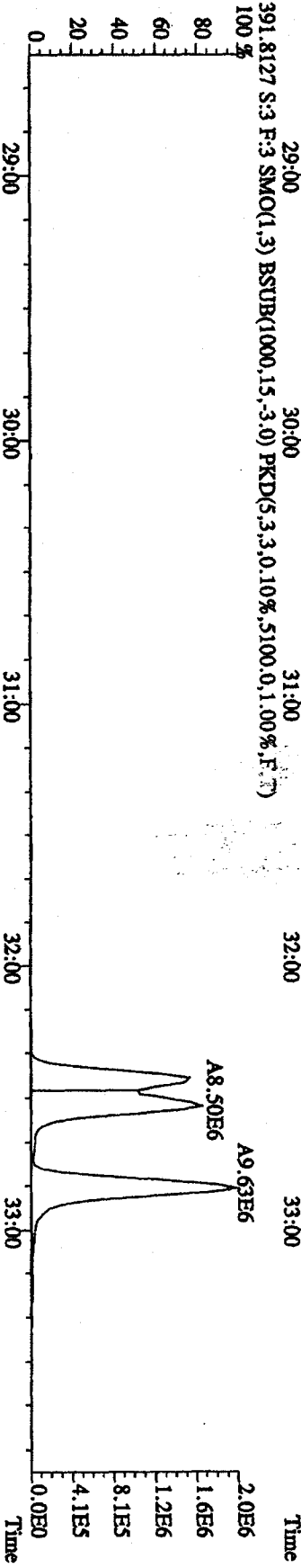

File:31DE09A1D5 #1-495 Acq: 1-JAN-2010 00:50:55 GC EI+ Voltage SIR 70SE
 Sample#3 Text:ST1231C :CS-2 09DXN423 Exp:DIOXIN
 355.8546 S:3 F:2 SMO(1,3) BSUB(1000,15,-3.0) PKD(5,3,3.0,10%,.5316,0,1.00%,F,T)



File:31DE09AID5 #1-362 Acq: 1-JAN-2010 00:50:55 GC EI+ Voltage SIR 70SE
 Sample#3 Text:ST1231C :CS-2-09DXN423 Exp:DIOXIN

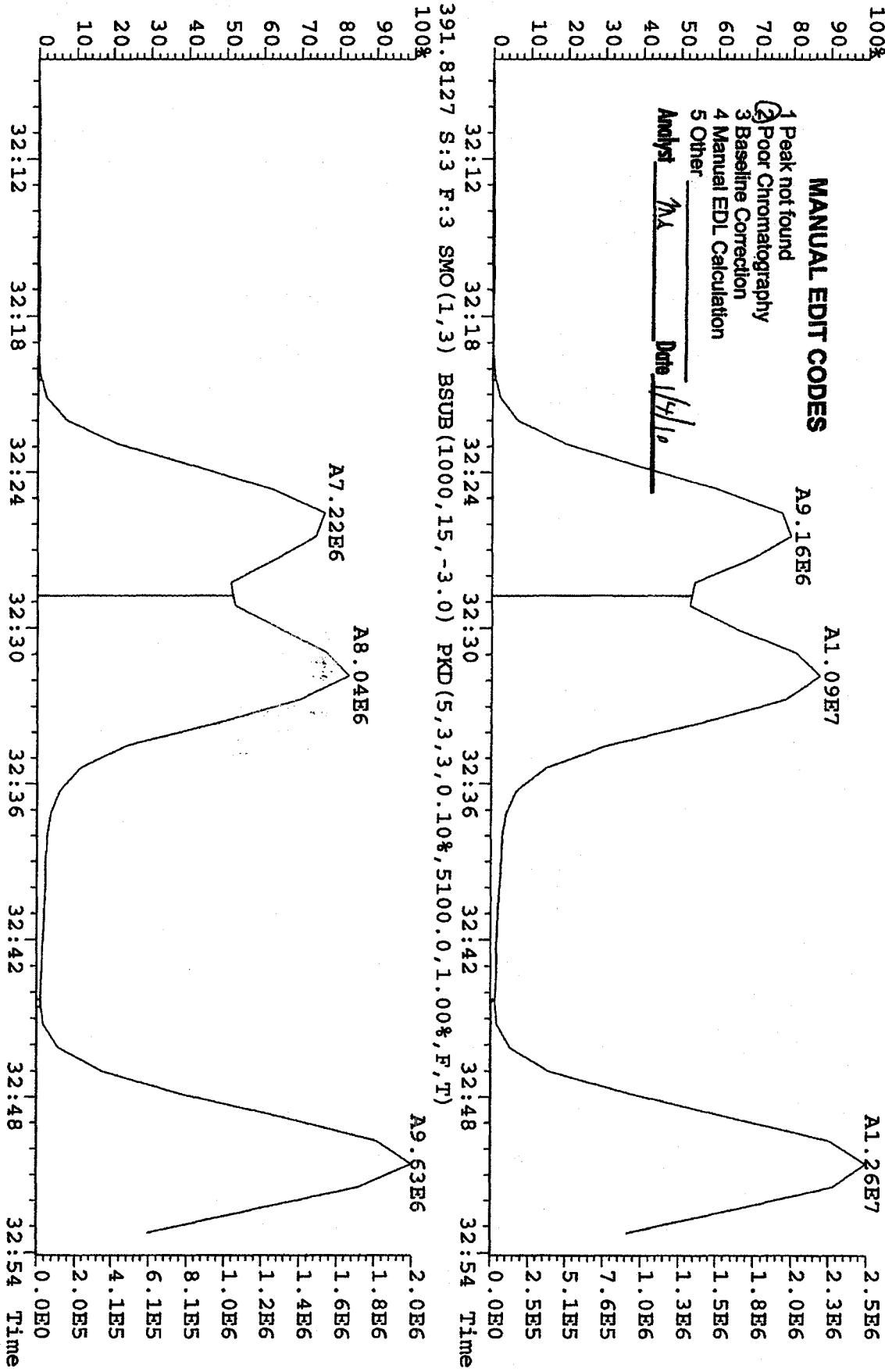


File:31DE09A1D5 #1-362 Acq: 1-JAN-2010 00:50:55 GC EI + Voltage SIR 70SE
 Sample#3 Text:ST1231C :CS-2 09DDXN423 Exp:DIOXIN
 389.8157 S:3 F:3 SMO(1,3) BSUB(1000,15,-3,0) PKD(5,3,3,0,10%,4340,0,1,00%,F,T)

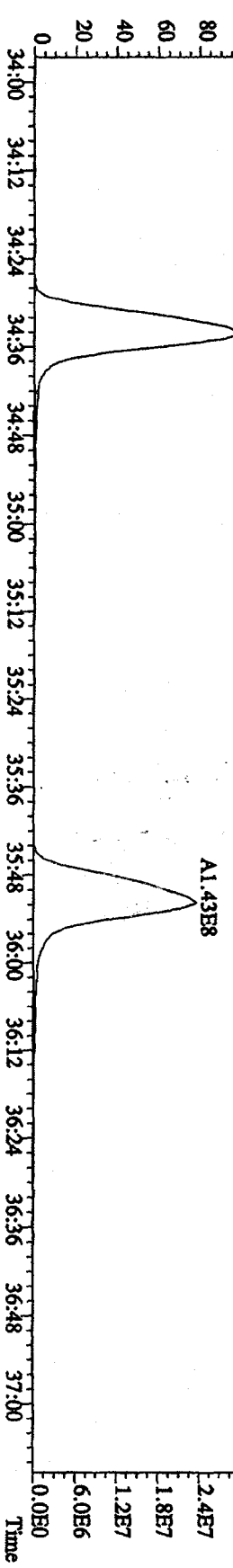
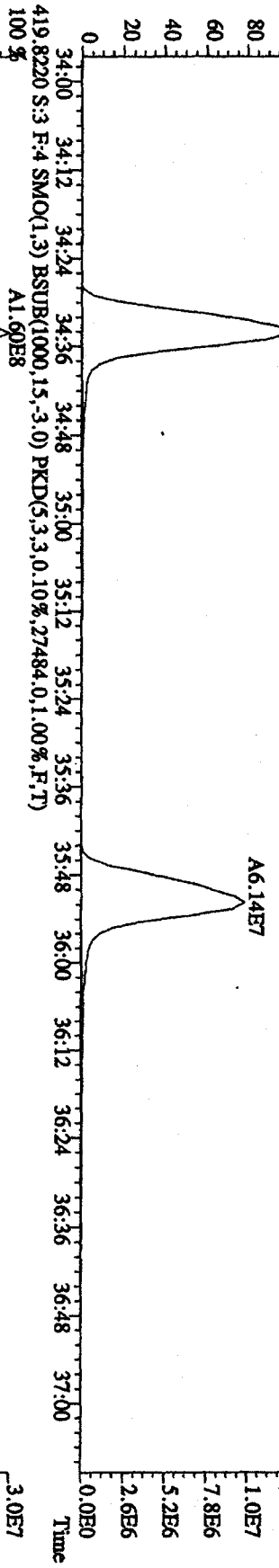
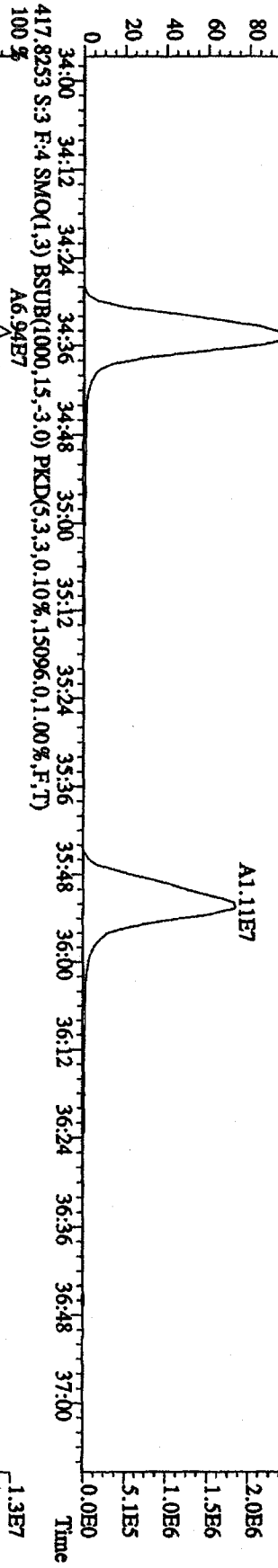
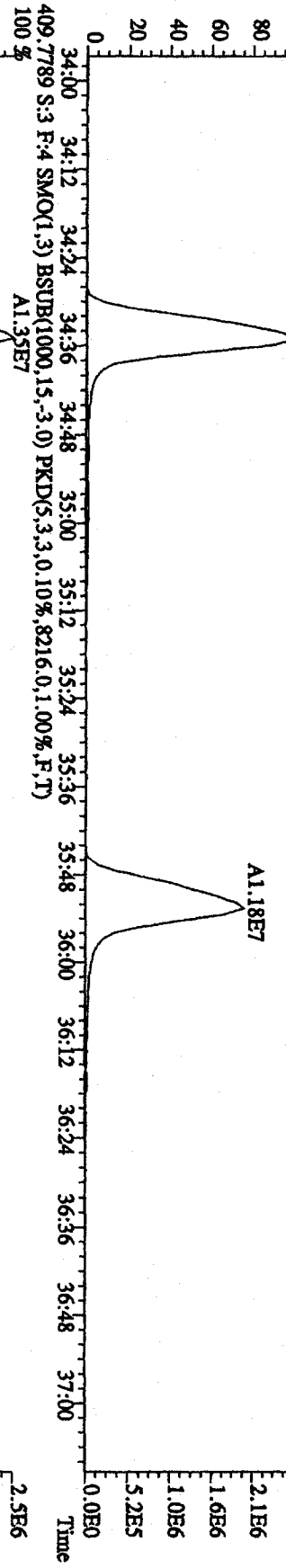


File: 31DE09A1D5 #1-362 Acq: 1-JAN-2010 00:50:55 GC EI+ Voltage SIR 70SE
 Sample#3 Text: ST1231C : CS-2 09DXN423 Exp: DIOXIN
 389.8157 S:3 F:3 SMO(1,3) BSUB(1000,15,-3.0) PKD(5,3,3,0.10%,4340.0,1.00%,F,T)

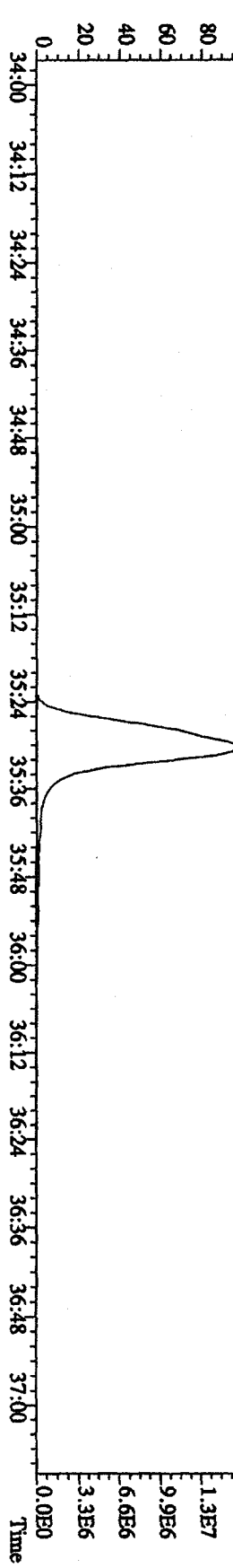
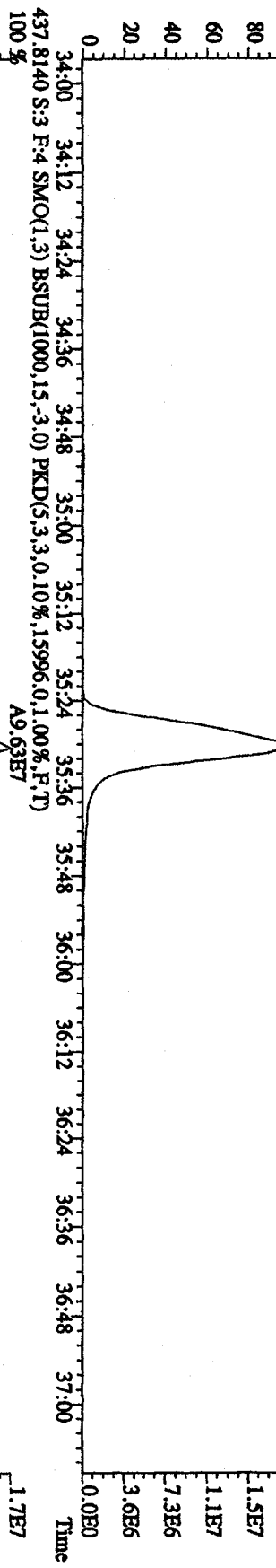
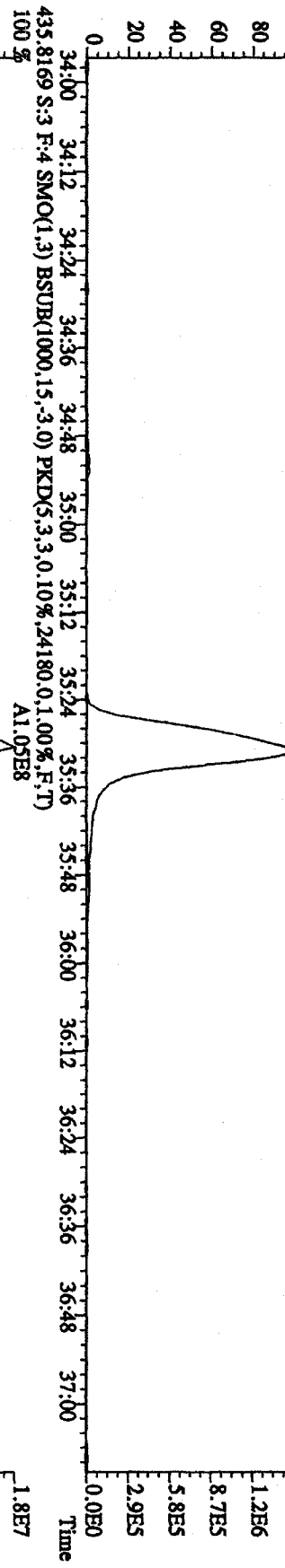
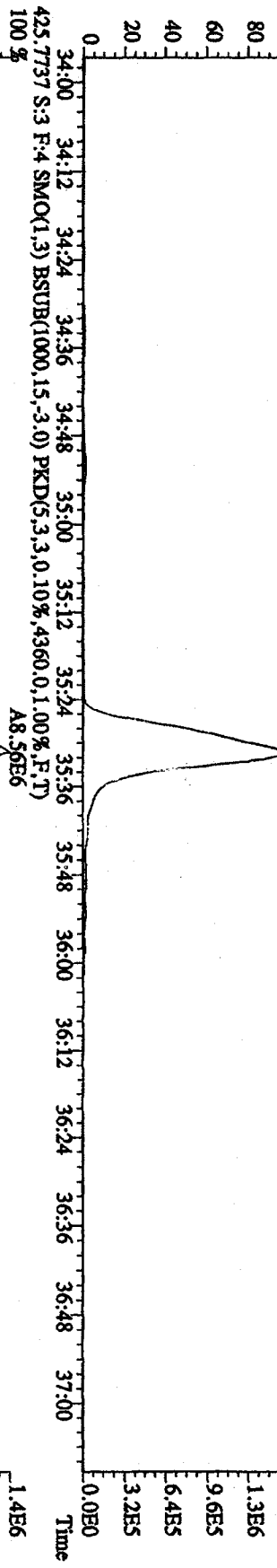
MANUAL EDIT CODES
 1 Peak not found
 2 Poor Chromatography
 3 Baseline Correction
 4 Manual EDL Calculation
 5 Other _____
 Analyst NA Date 1/4/10



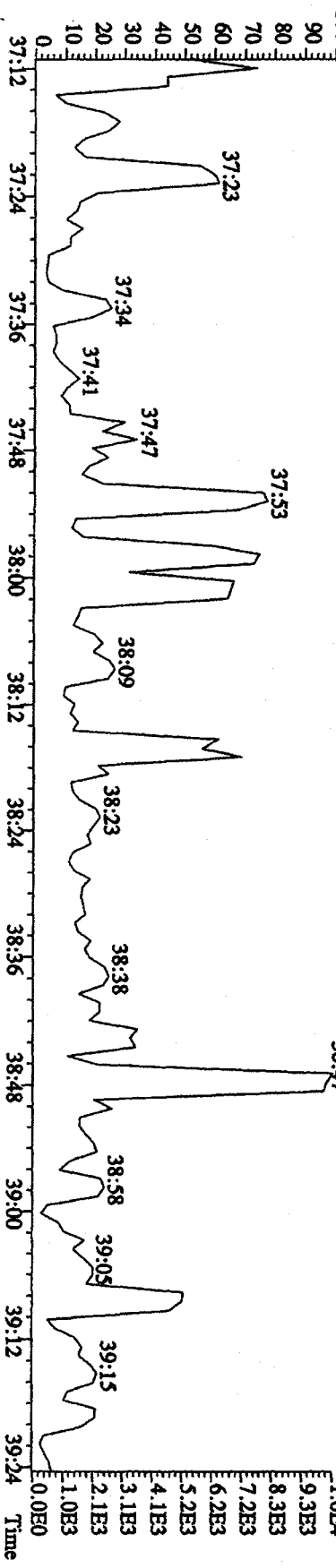
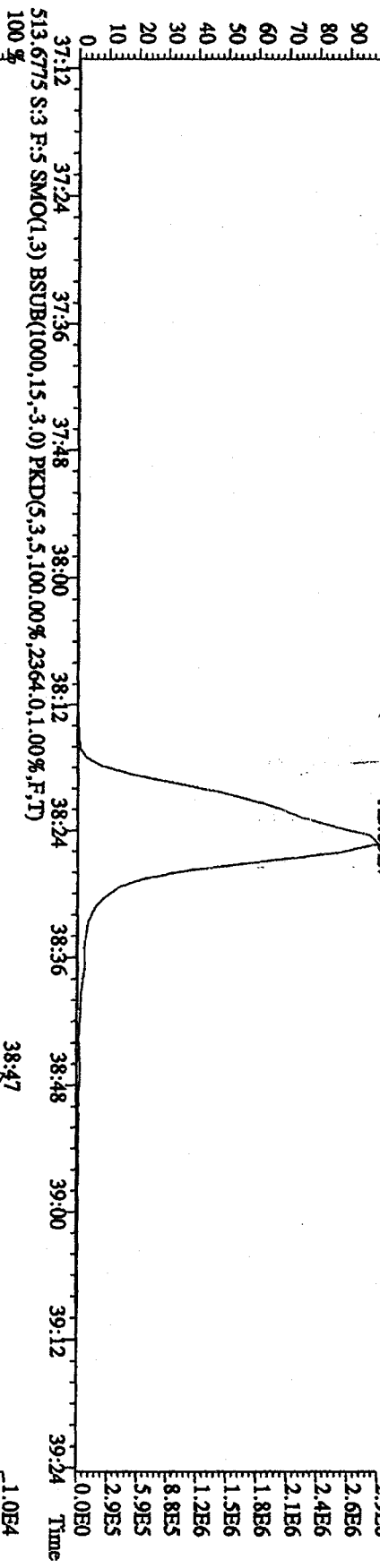
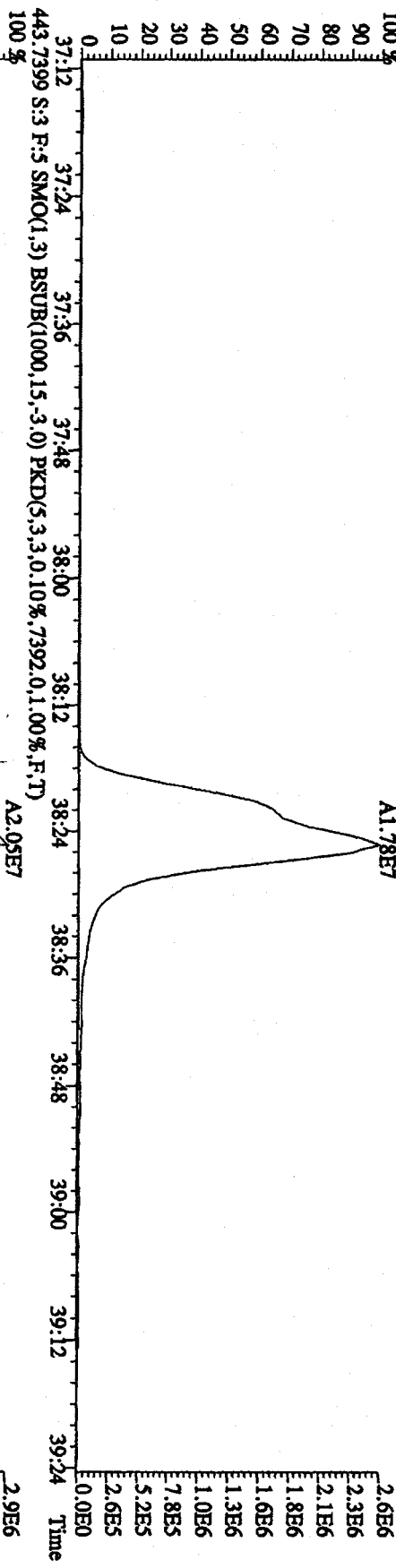
File: 31DE09A1D5 #1-227 Acq: 1-JAN-2010 00:50:55 GC EI+ Voltage SIR 70SE
 Sample#3 Text: ST1231C :CS-2 09DXN423 Exp: DIOXIN
 407.7818 S:3 F:4 SMO(1,3) BSUB(1000,15,-3,0) PKD(5,3,3,0,10%,7212.0,1.00%,F,T)
 100%



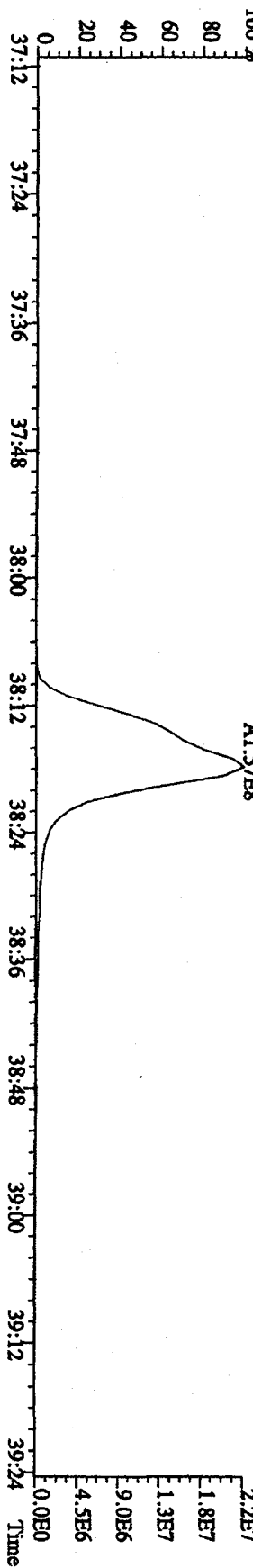
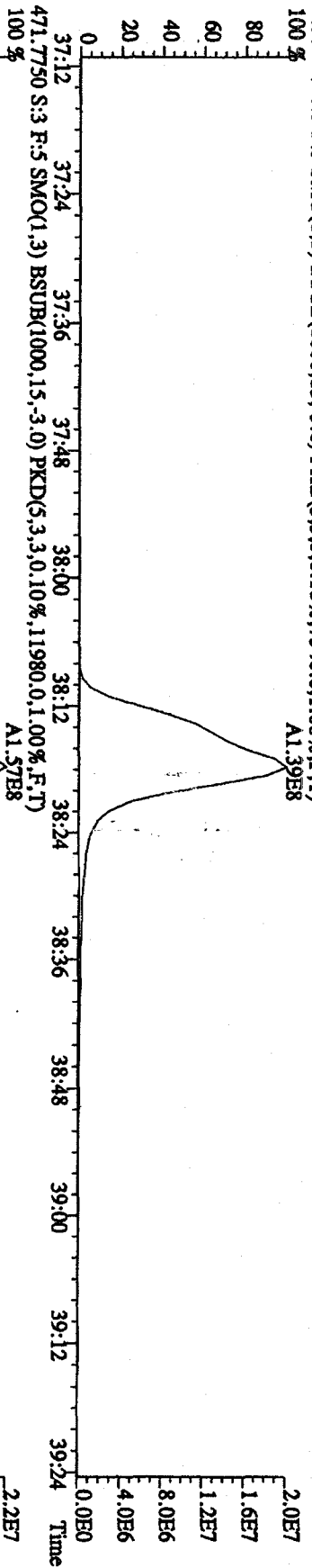
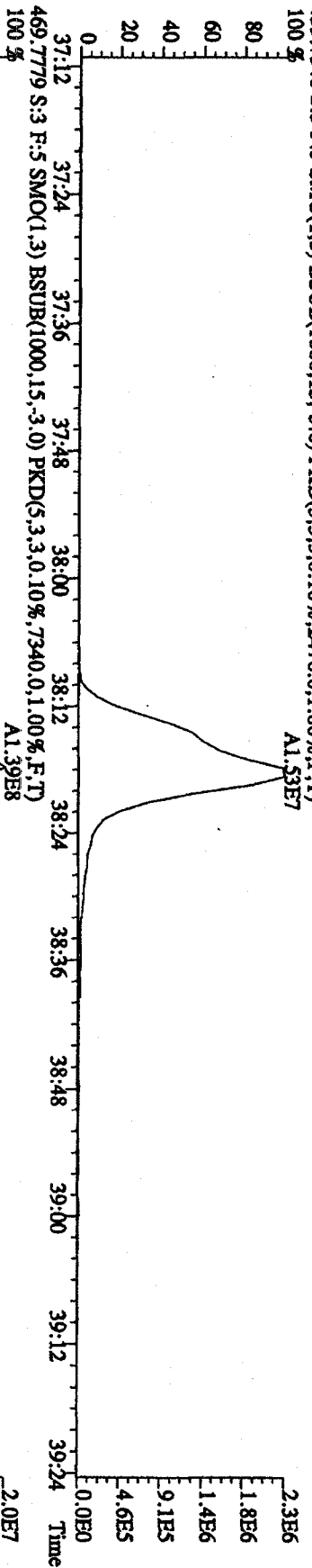
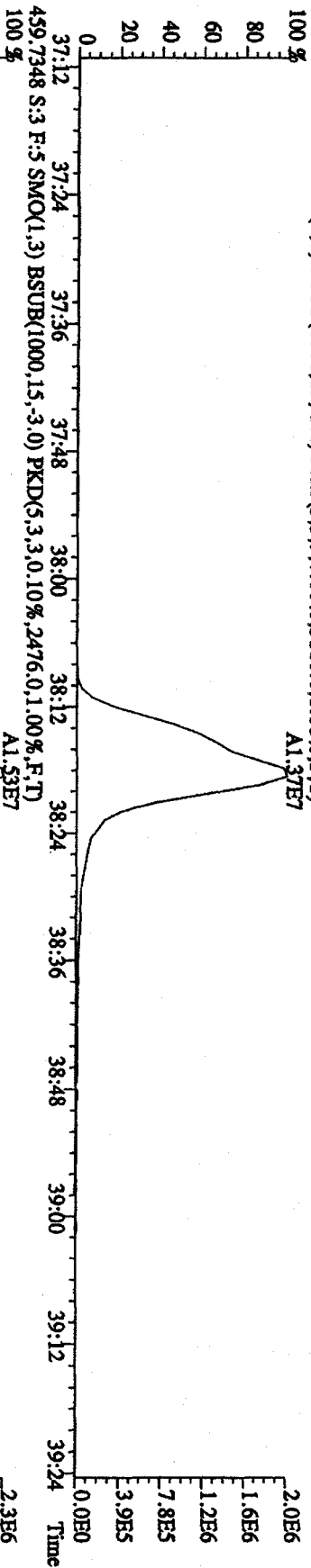
File:31DE09A1D5 #1-227 Acq: 1-JAN-2010 00:50:55 GC EI + Voltage SIR 70SB
 Sample#3 Text:ST1231C :CS-2 09DXN423 Exp:DIOXIN
 423.7766 S:3 F:4 SMO(1.3) BSUB(1000,15,-3.0) PKD(5,3,3,0.10%,3908,0.1,00%,F,T)
 100% A9.17E6



File:31DE09AID5 #1-161 Acq: 1-JAN-2010 00:50:55 GC EI+ Voltage SIR 70SE
 Sample#3 Text:ST1231C :CS-2 09DXN423 Exp:DIOXIN
 441.7428 S:3 F:5 SMO(1.3) BSUB(1000,15,-3.0) PKD(5,3,3,0,10%,7392,0,1.00%,F,T)



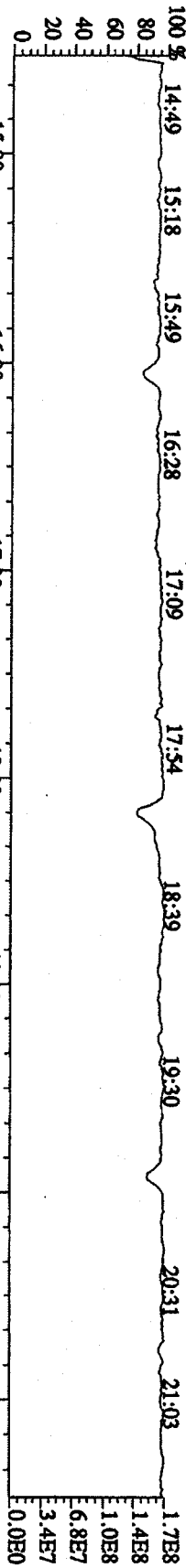
File:31DE09AID5 #1-161 Acq: 1-JAN-2010 00:50:55 GC EI+ Voltage SIR 70SE
 Sample#3 Text:ST1231C :CS-2 09DXN423 Exp:DIOXIN
 457.7377 S:3 F:5 SMO(1.3) BSUB(1000,15,-3.0) PKD(5,3,3,0.10%,5116,0.1,00%,F,T)
 100 %



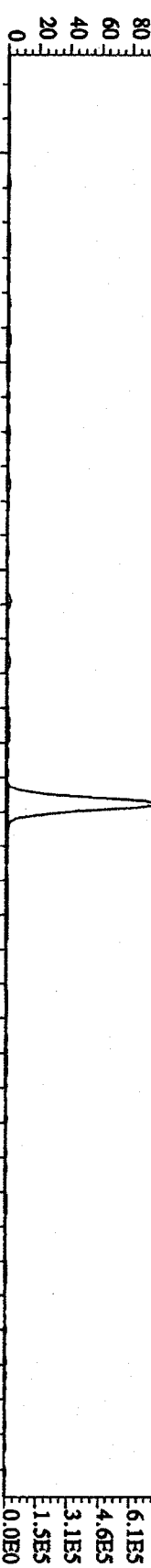
File:31DE09A1D5 #1-411 Acq: 1-JAN-2010 00:50:55 GC EI+ Voltage SIR 70SE

Sample#3 Text:ST1231C :CS:2 09DXN423 Exp:DIOXIN

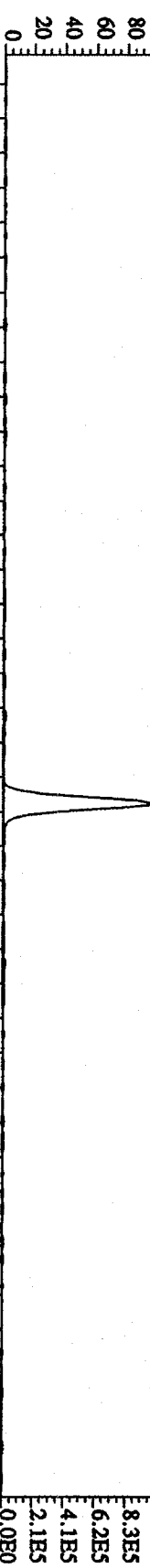
292.9825 S:3 SMO(1,3) PKD(5,3,5,100.00%,0.0,1.00%,F,T)



303.9016 S:3 SMO(1,3) BSUB(1000,15,-3,0) PKD(5,3,3,0.10%,5052,0.1,00%,F,T)




305.8987 S:3 SMO(1,3) BSUB(1000,15,-3,0) PKD(5,3,3,0.10%,6856,0.1,00%,F,T)



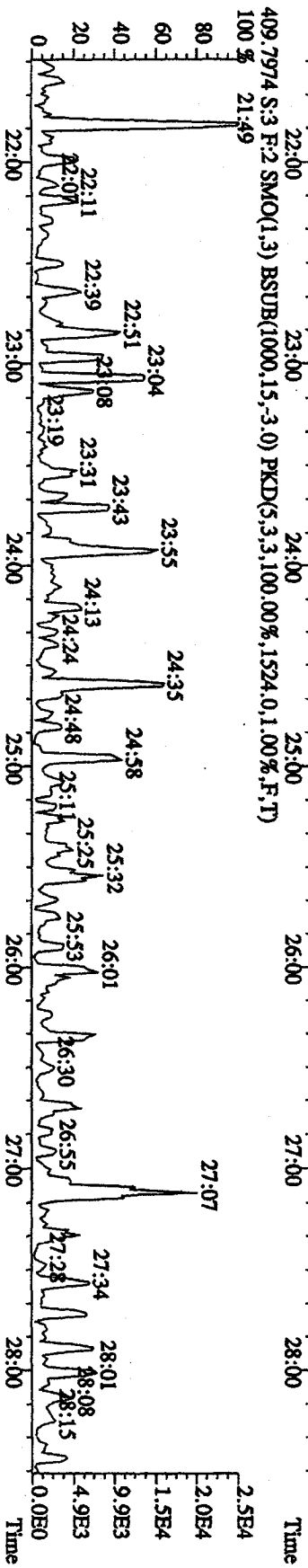
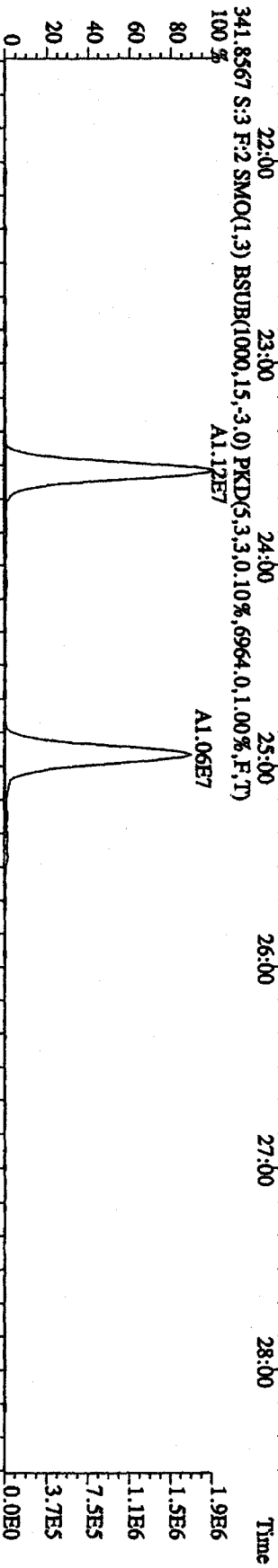
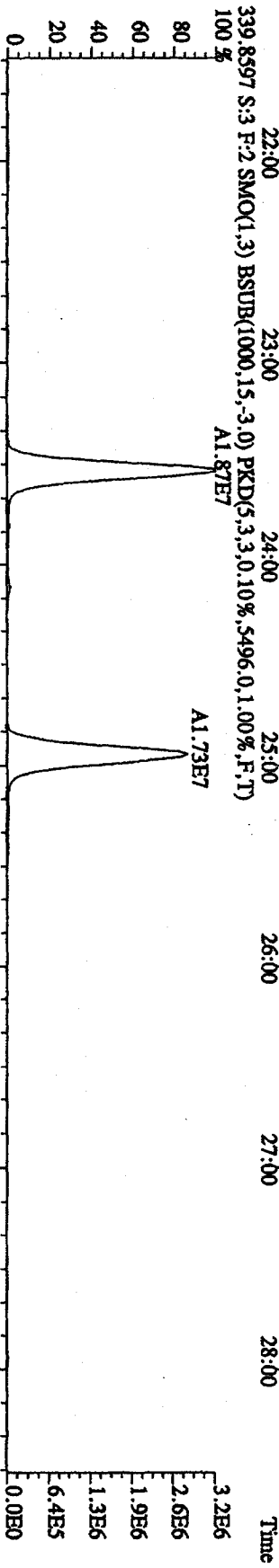
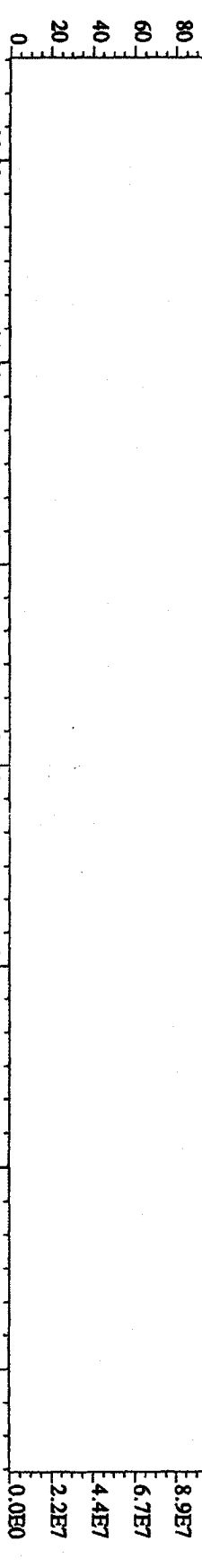
375.8364 S:3 SMO(1,3) BSUB(1000,15,-3,0) PKD(5,3,3,100.00%,2192,0.1,00%,F,T)




330.9792 S:3 SMO(1,3) PKD(5,3,3,100.00%,0.0,1.00%,F,T)



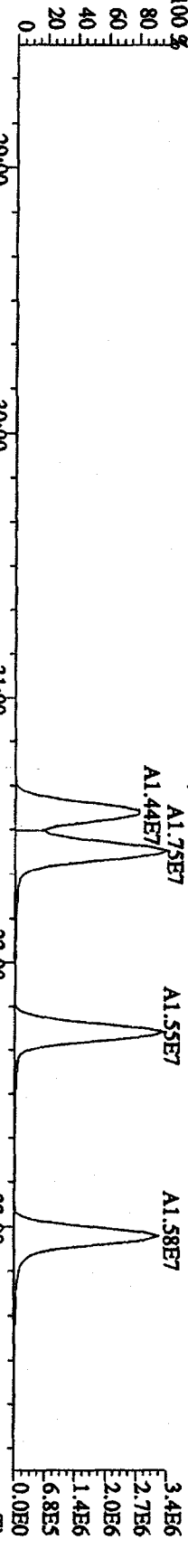
File:31DE09A1D5 #1-495 Acq: 1-JAN-2010 00:50:55 GC EI+ Voltage SIR 70SE
 Sample#3 Text:ST1231C :CS-2 09DXN423 Exp:DIOXIN
 342.9792 S:3 F:2 SMO(1,3) PKD(5,3,3,100.00%,0.0,1.00%,F,T)
 100 % 21:57 22:27 23:01 23:34 23:58 24:26 25:03 25:45 26:29 27:01 27:44 28:26



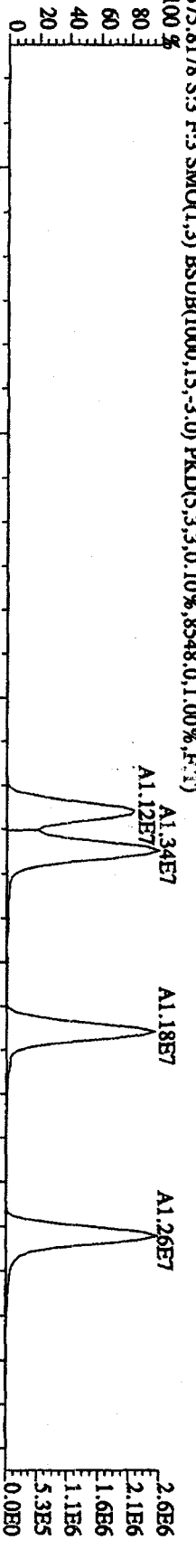
File:31DE09A1D5 #1-362 Acq: 1-JAN-2010 00:50:55 GC EI+ Voltage SIR 70SE
 Sample#3 Text:ST1231C :CS-2,09DXN423 Exp:DIOXIN
 392.9760 S:3 F:3 SMO(1,3) PKD(5,3,3,100.00%,0.0,1.00%,F,T)
 100 % 28:42 29:02 29:23 29:48 30:11 30:32 30:51 31:10 31:35 32:09 32:28 32:46 33:06 33:28 33:46



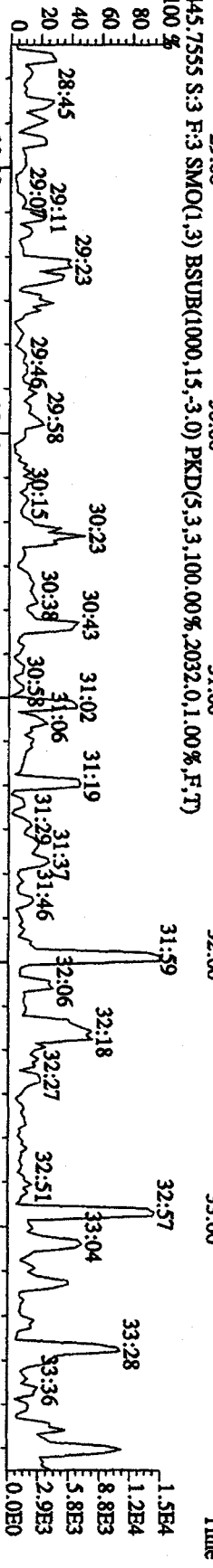
373.8208 S:3 F:3 SMO(1,3) BSUB(1000,15,-3.0) PKD(5,3,3,0.10%,9584.0,1.00%,F,T)
 100 % 29:00 29:00 30:00 31:00 32:00 33:00



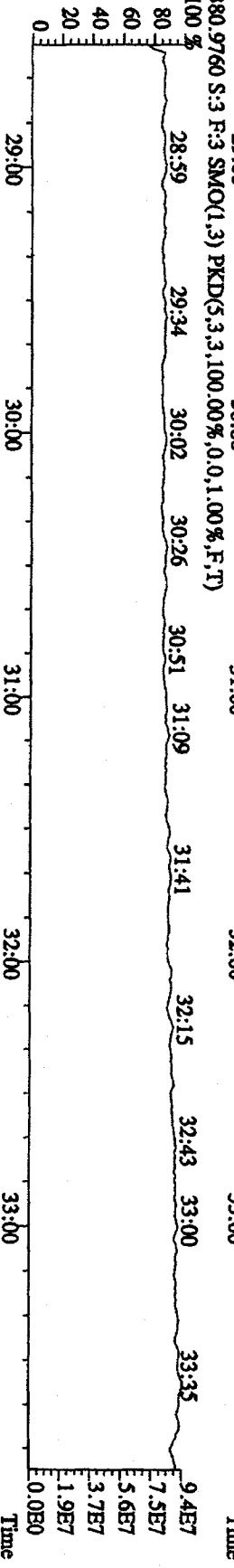
375.8178 S:3 F:3 SMO(1,3) BSUB(1000,15,-3.0) PKD(5,3,3,0.10%,8548.0,1.00%,F,T)
 100 % 29:00 29:00 30:00 31:00 32:00 33:00



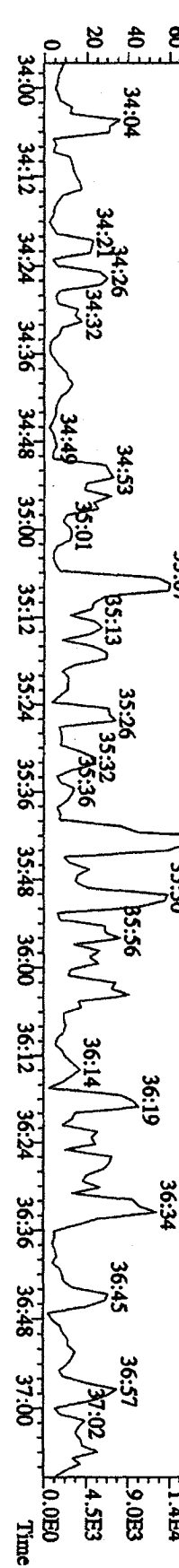
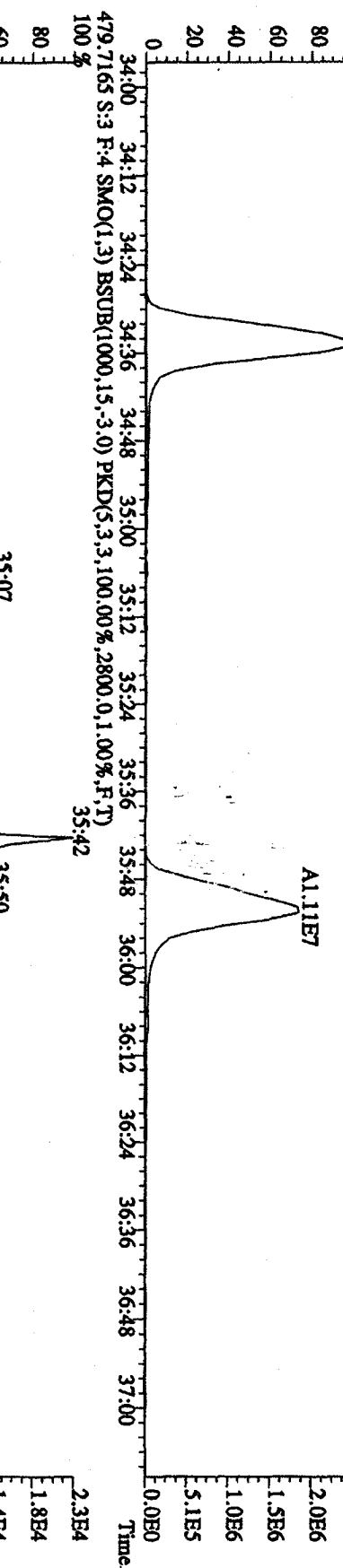
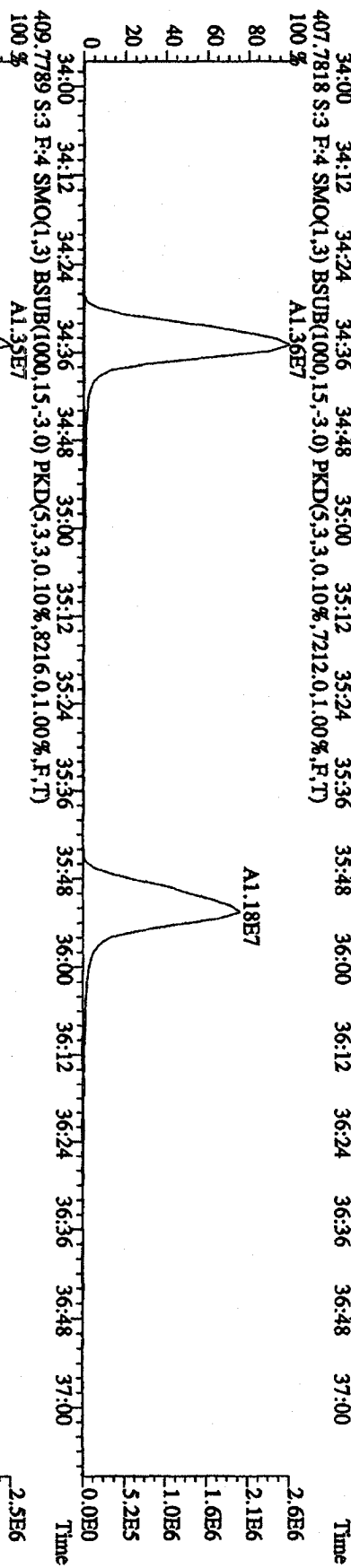
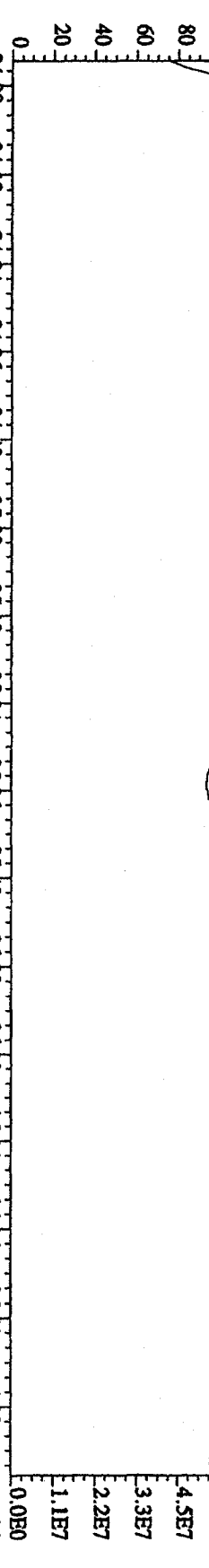
445.7555 S:3 F:3 SMO(1,3) BSUB(1000,15,-3.0) PKD(5,3,3,100.00%,2052.0,1.00%,F,T)
 100 % 29:00 29:00 30:00 31:00 32:00 33:00



380.9760 S:3 F:3 SMO(1,3) PKD(5,3,3,100.00%,0.0,1.00%,F,T)
 100 % 28:59 29:34 30:02 30:26 30:51 31:09 31:41 32:15 32:43 33:00 33:35




File:31DE09A1D5 #1-227 Acq: 1-JAN-2010 00:50:55 GC EI+ Voltage SIR 70SE
 Sample#3 Text:ST1231C :CS-2 09DXM423 Exp:DIQXIN
 430.9728 S:3 F:4 SMO(1.3) PKD(5.3,3.100,0.0%,0.0%,1.00%,F,T)
 100 % 34:10 34:45 35:04 35:15 35:25 35:40 36:01 36:22 36:43 37:00



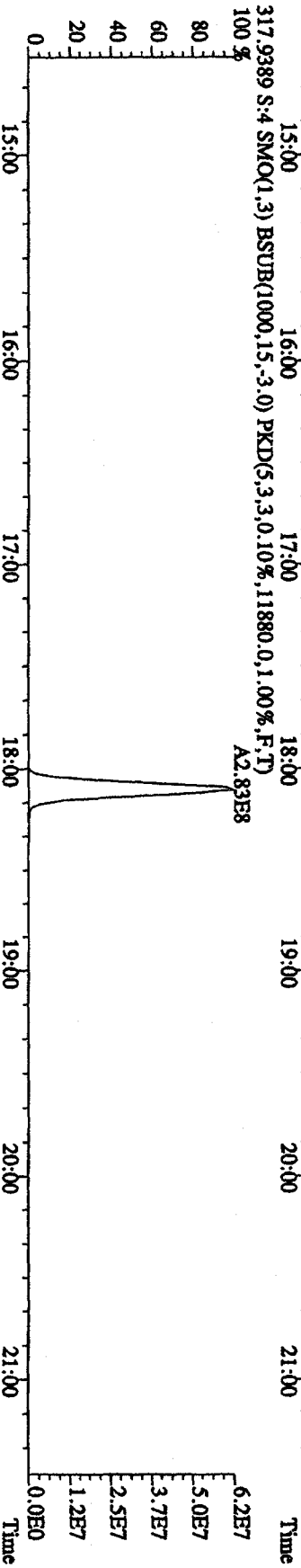
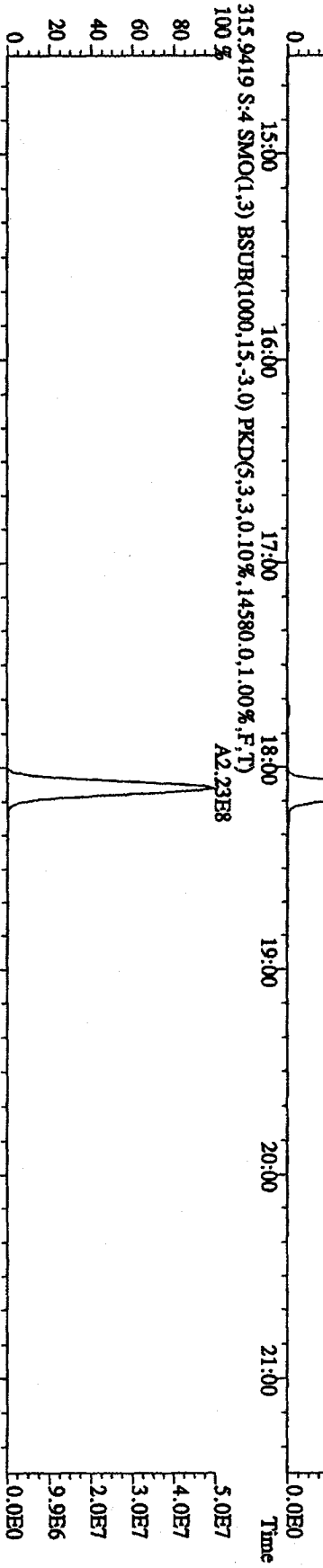
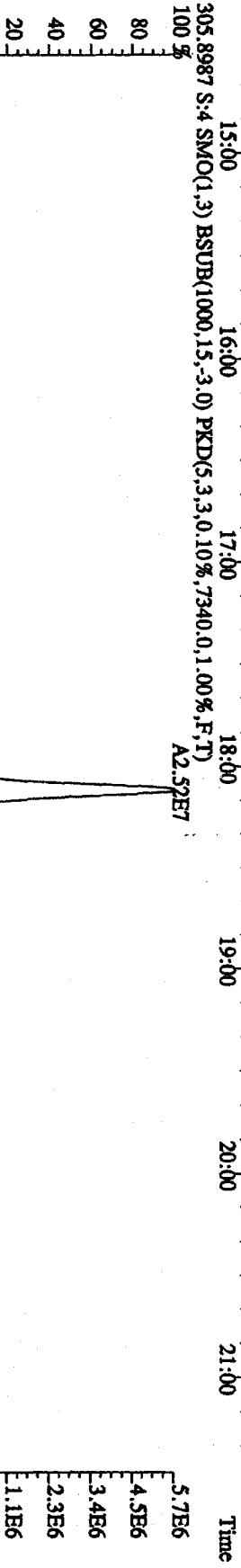
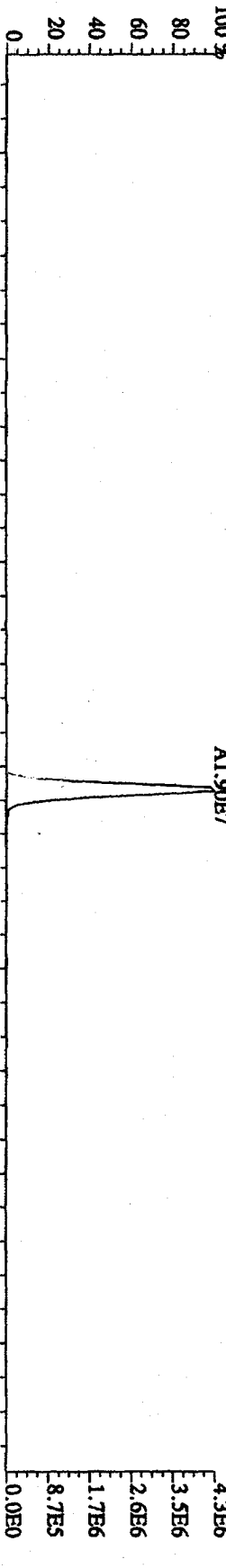
File:31DE09AID5 #1-161 Acq: 1-JAN-2010 00:50:55 GC EI+ Voltage SIR 70SE

Sample#3 Text:ST1231C :CS-2 09DXN423 Exp:DIOXIN

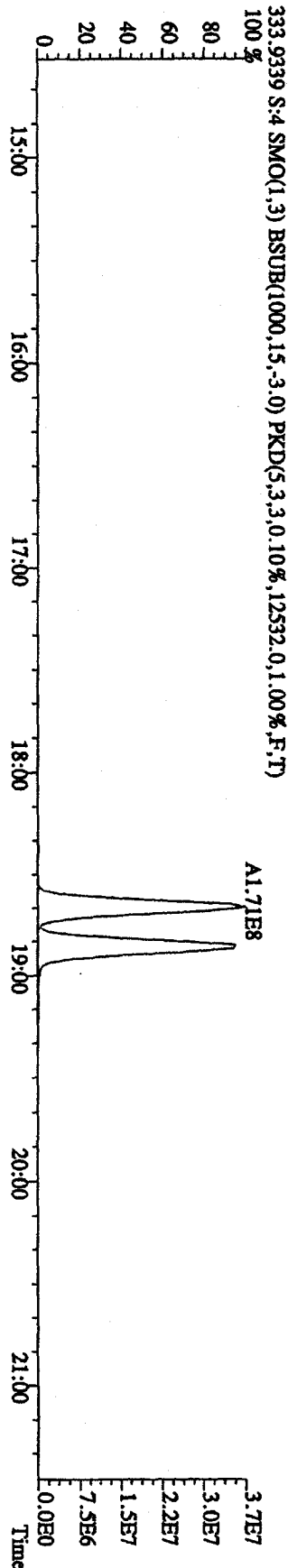
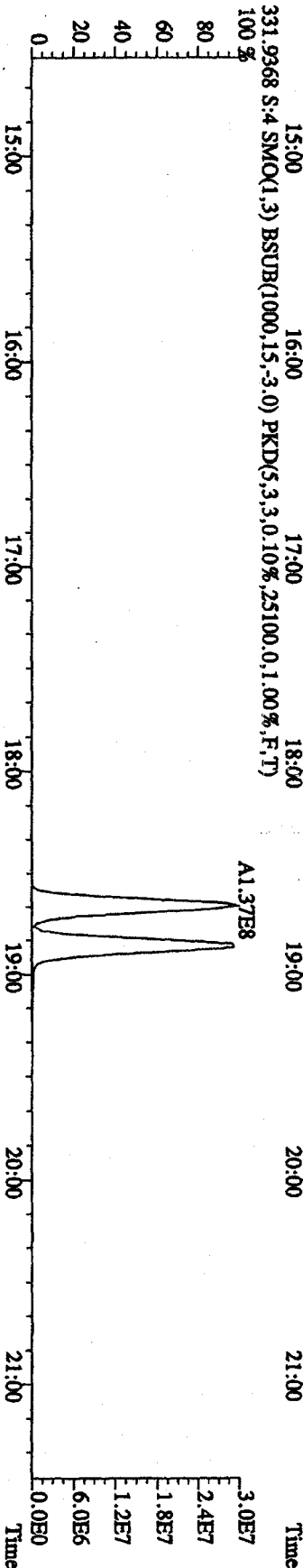


454.9728 S:3 F:5 SMO(1.3) PKD(5.3,3.100,00%,0.0,1.00%,F,T)



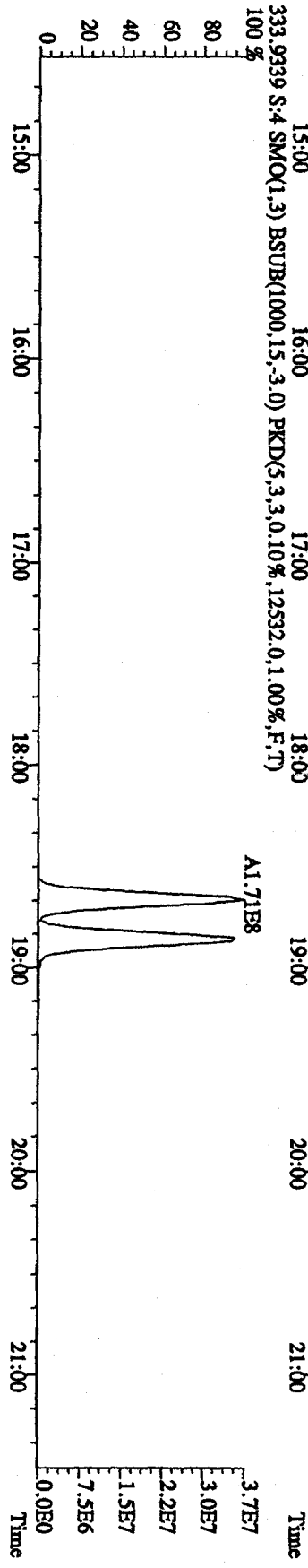
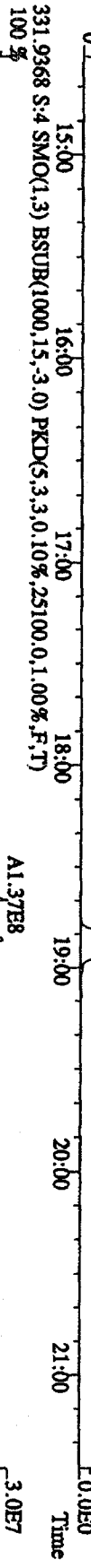
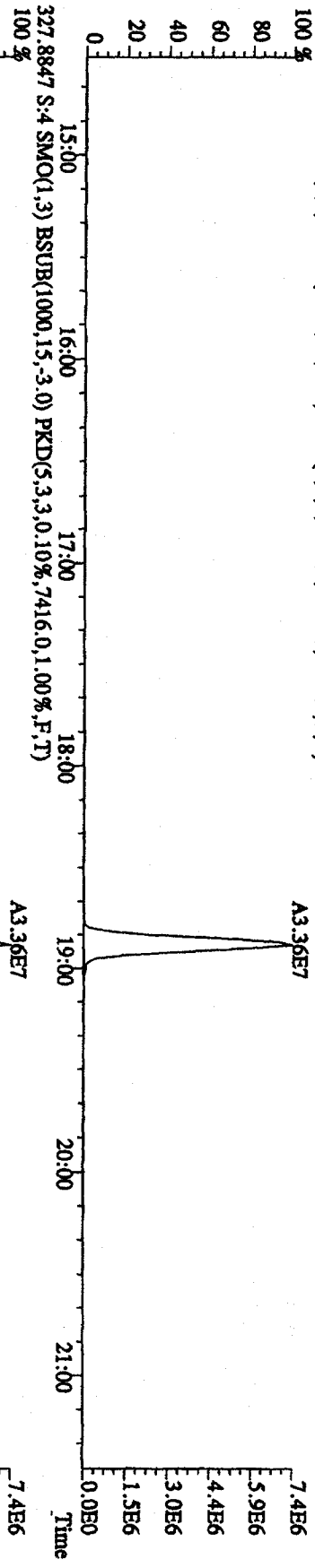
File:31DE09AID5 #1-411 Acq: 1-1JAN-2010 01:32:44 GC EI+ Voltage SIR 70SE
 Sample#4 Text:ST1231D :CS-3 09DXN425 Exp:DIOXIN
 303.9016 S:4 SMO(1,3) BSUB(1000,15,-3,0) PKD(5,3,3,0,10%,7340,0,1,00%,F,T)
 100%



File:31DE09A1D5 #1-411 Acq: 15JAN-2010 01:32:44 GC EI+ Voltage SIR 70SE
 Sample#4 Text:ST1231D :CS-3 09DDXN425 Exp:DIOXIN
 319.8965 S:4 SMO(1.3) BSUB(1000,15,-3.0) PKD(5,3,3,0.10%,5572.0,1.00%,F,T)



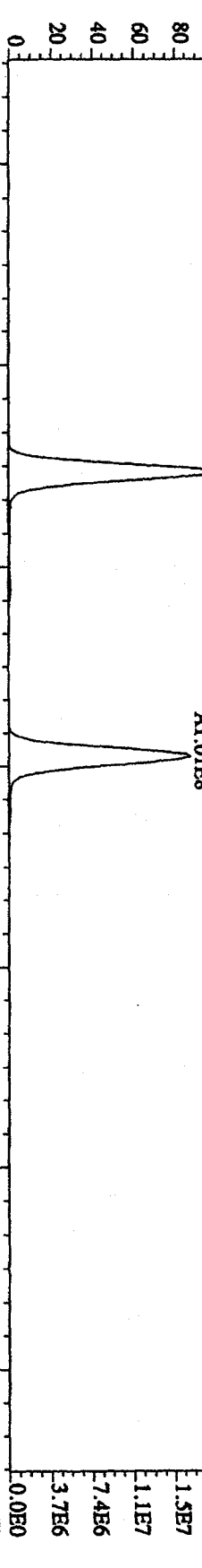
File:31DE09A1D5 #1-411 Acq: 1-JAN-2010 01:32:44 GC EI + Voltage SIR 70SE
 Sample#4 Text:ST1231D :CS-3 09DXN425 Exp:DIOXIN
 327.8847 S:4 SMO(1,3) BSUB(1000,15,-3,0) PKD(5,3,3,0,10%,7416,0,1,00%,F,T)
 100 %



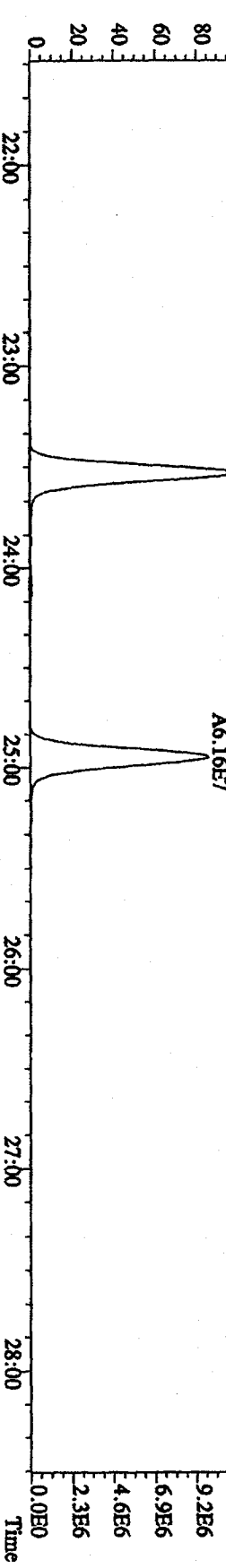
File:31DE09A1D5 #1-495 Acq: 1-JAN-2010 01:32:44 GC EI+ Voltage SIR 70SE

Sample#4 Text:ST1231ID :CS-3 09DXN425 Exp:DIOXIN

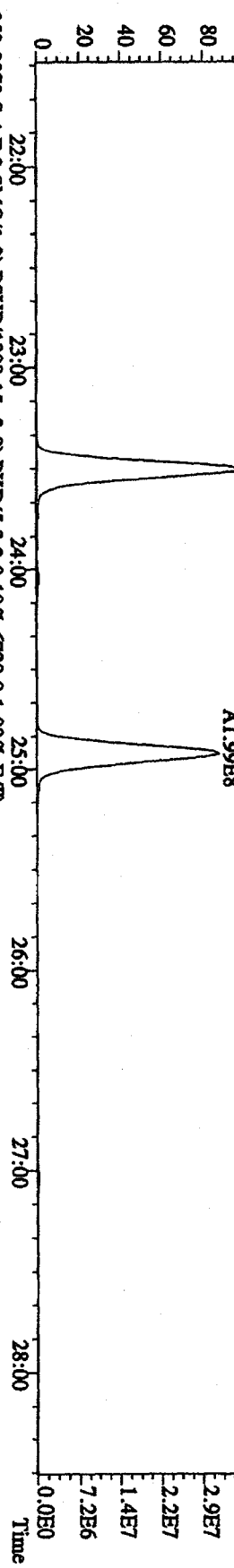
339.8597 S:4 F:2 SMO(1,3) BSUB(1000,15,-3,0) PKD(5,3,3,0,10%,5428,0,1,00%,F,T)



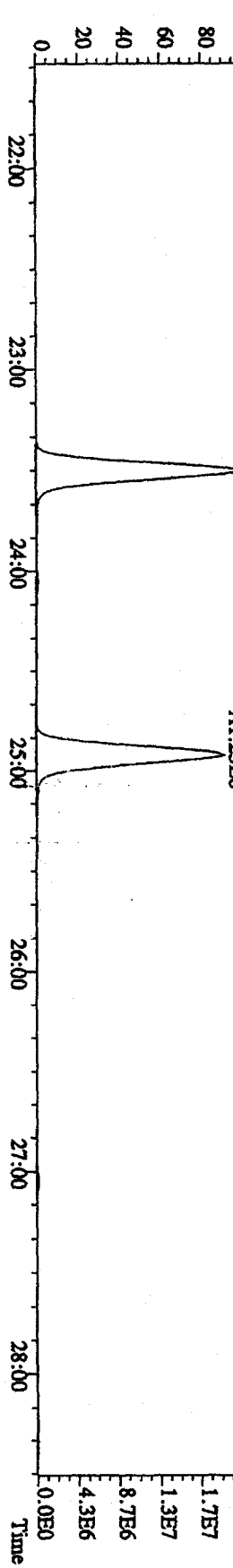
341.8567 S:4 F:2 SMO(1,3) BSUB(1000,15,-3,0) PKD(5,3,3,0,10%,7612,0,1,00%,F,T)



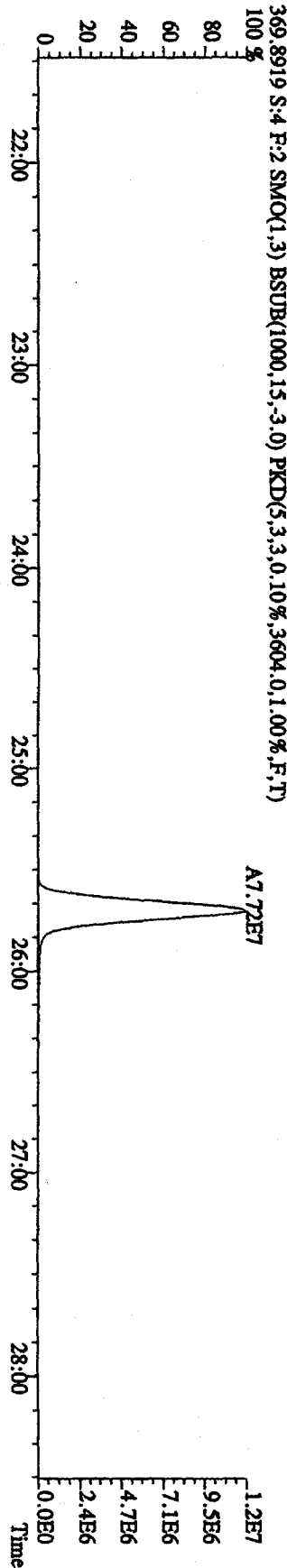
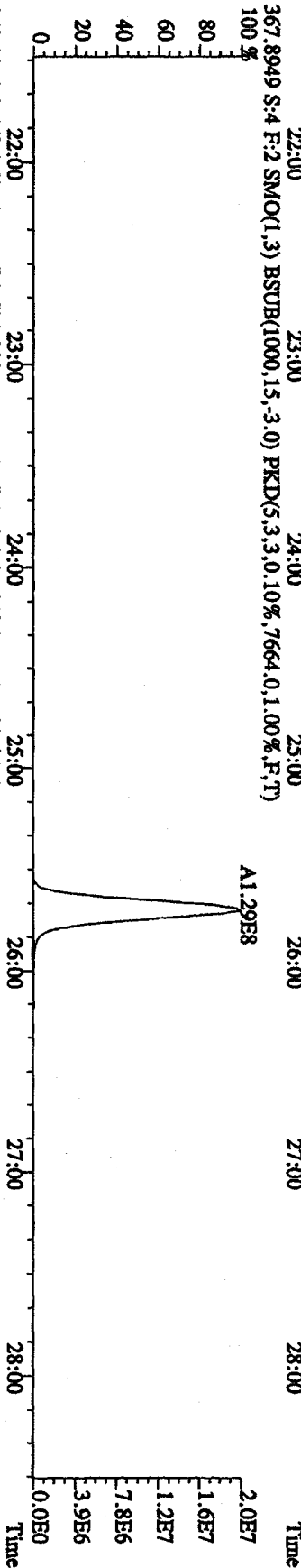
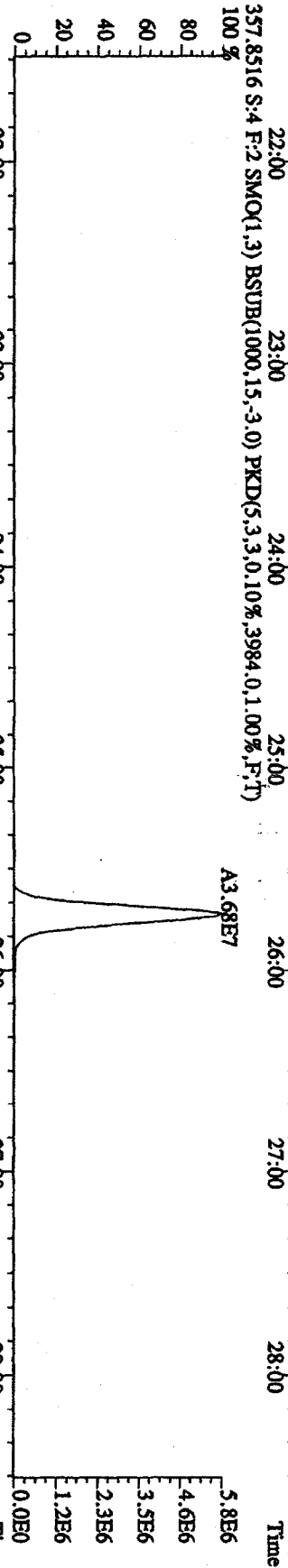
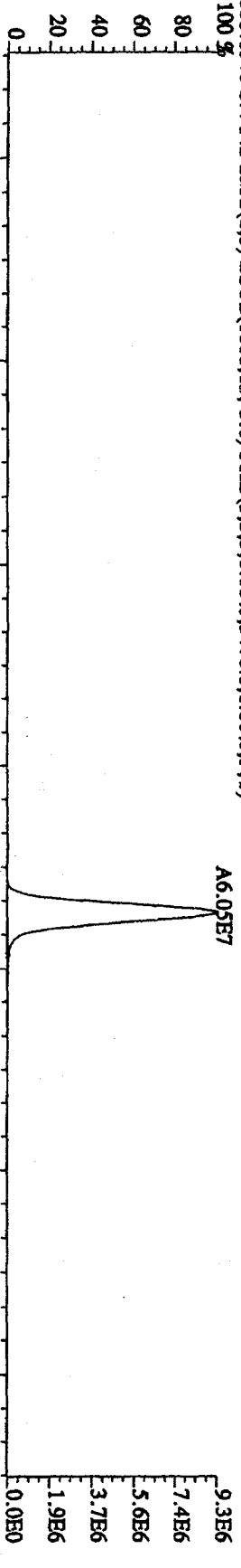
351.9000 S:4 F:2 SMO(1,3) BSUB(1000,15,-3,0) PKD(5,3,3,0,10%,7836,0,1,00%,F,T)



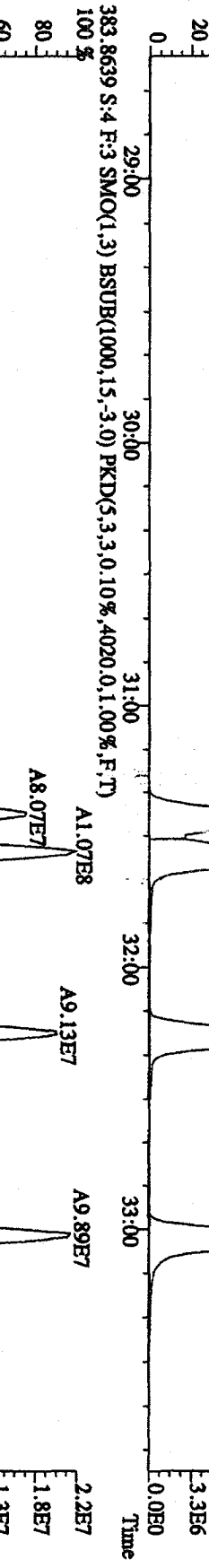
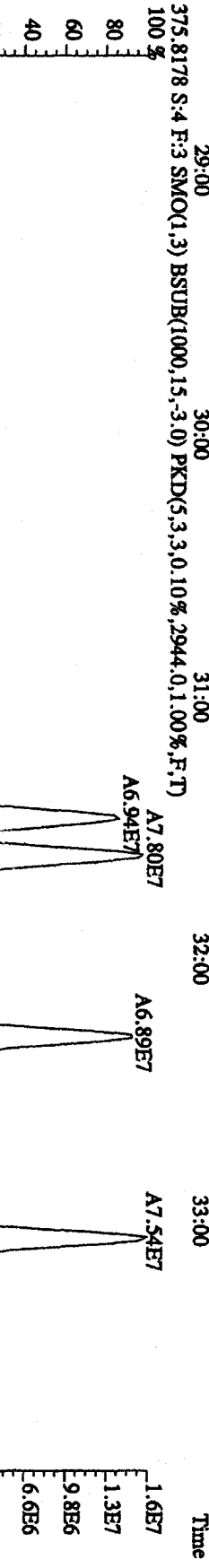
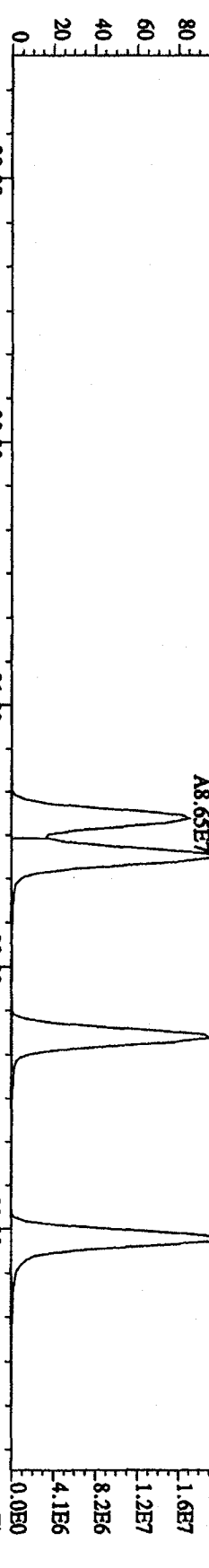
353.8970 S:4 F:2 SMO(1,3) BSUB(1000,15,-3,0) PKD(5,3,3,0,10%,6728,0,1,00%,F,T)



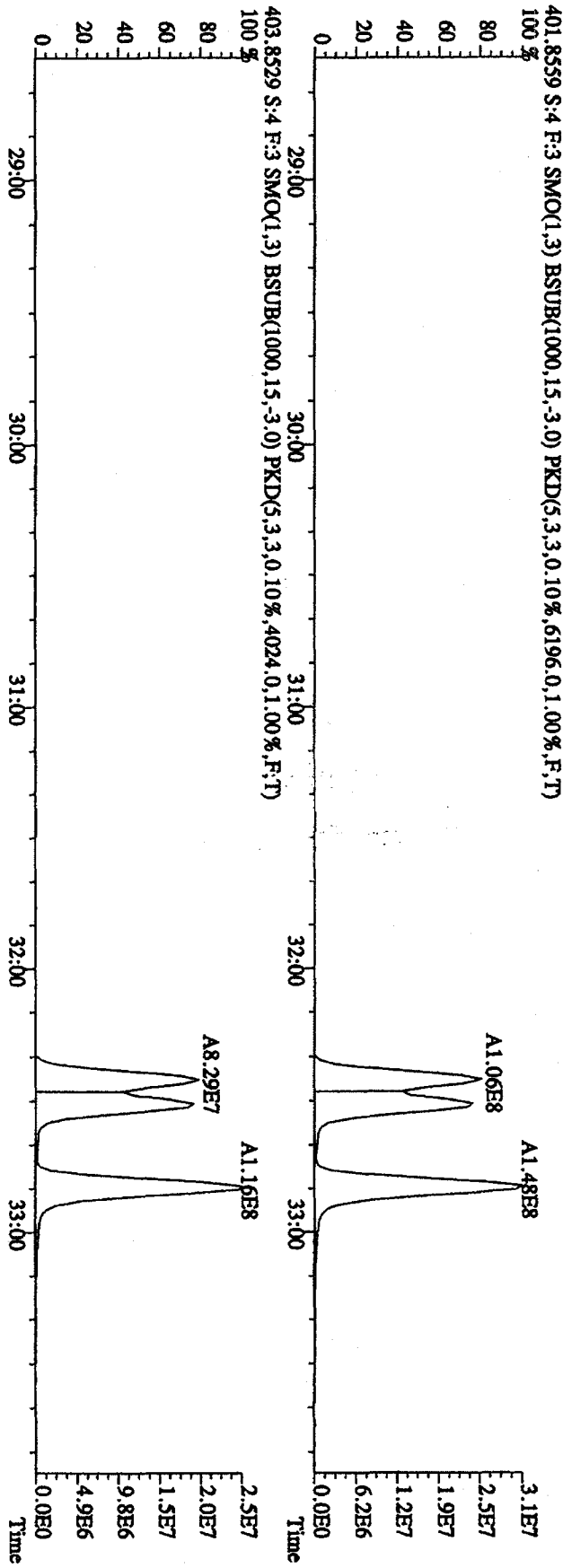
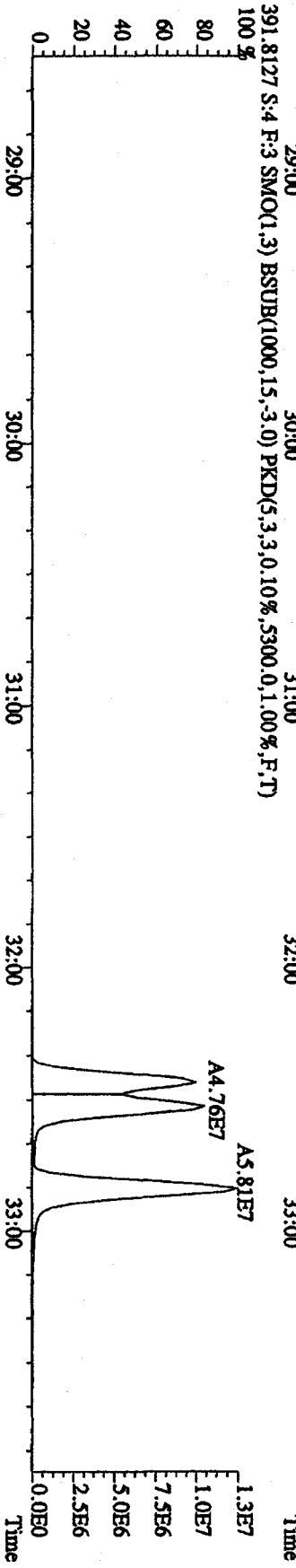

File:31DE09A1D5 #1-495 Acq: 1-JAN-2010 01:32:44 GC EI+ Voltage SIR 70SE
 Sample#4 Text:ST1231D :CS-3 09DXN425 Exp:DIOXIN
 355.8546 S:4 F:2 SMO(1,3) BSUB(1000,15,-3.0) PKD(5,3,3,0.10%,5476,0.1,00%,F,T)
 100 %



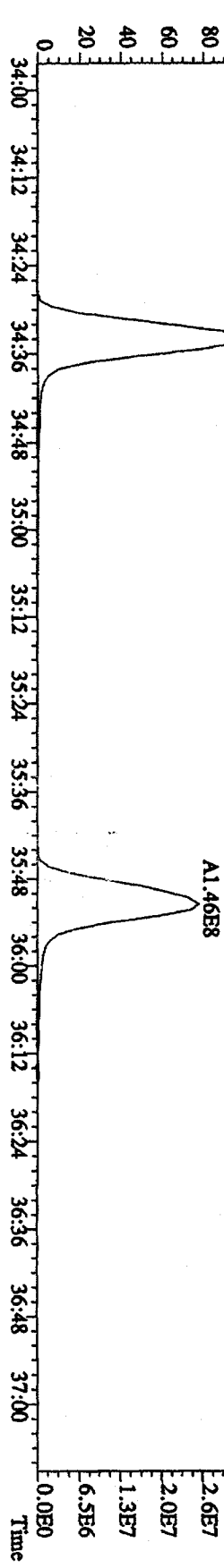
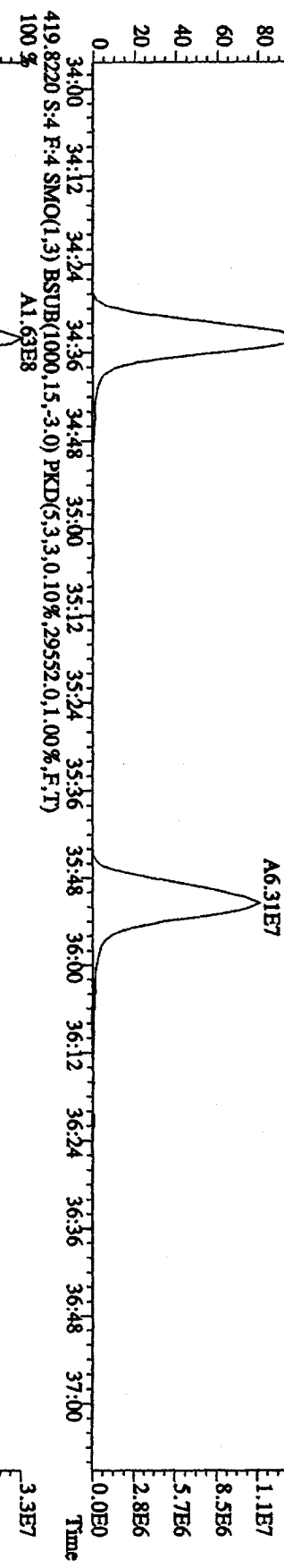
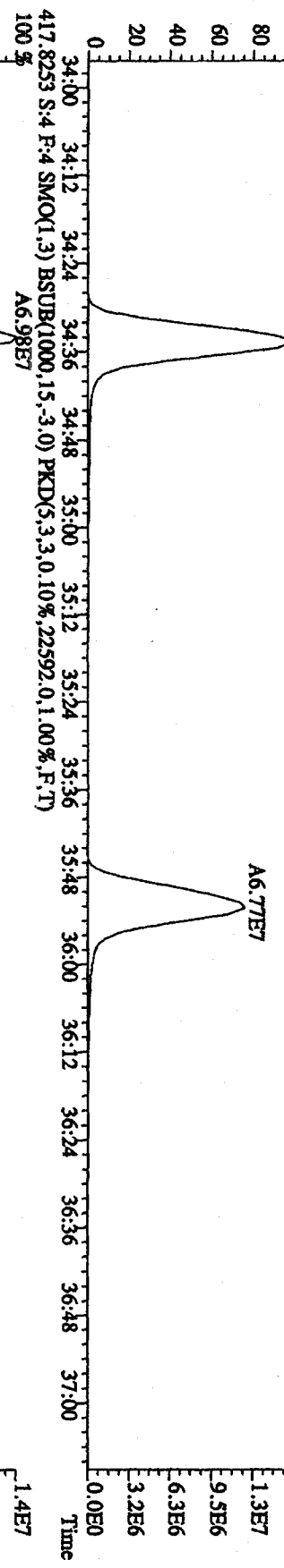
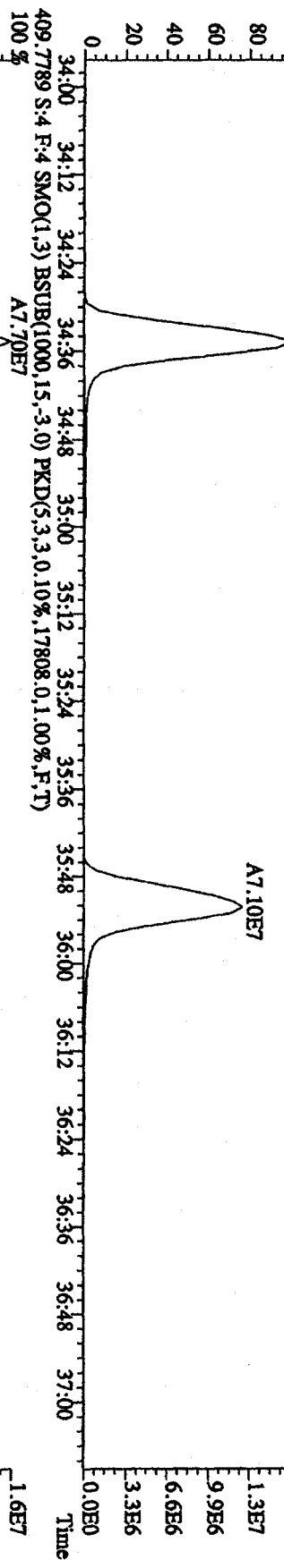
File:31DE09A1D5 #1-362 Acq: 1-JAN-2010 01:32:44 GC EI + Voltage SIR 70SE
 Sample#4 Text:ST1231D :CS-3 09DXN425 Exp:DIOXIN
 373.8208 S:4 F:3 SMO(1,3) BSUB(1000,15,-3,0) PKD(5,3,3,0,10%,4436,0,1.00%,F,T)
 100 %



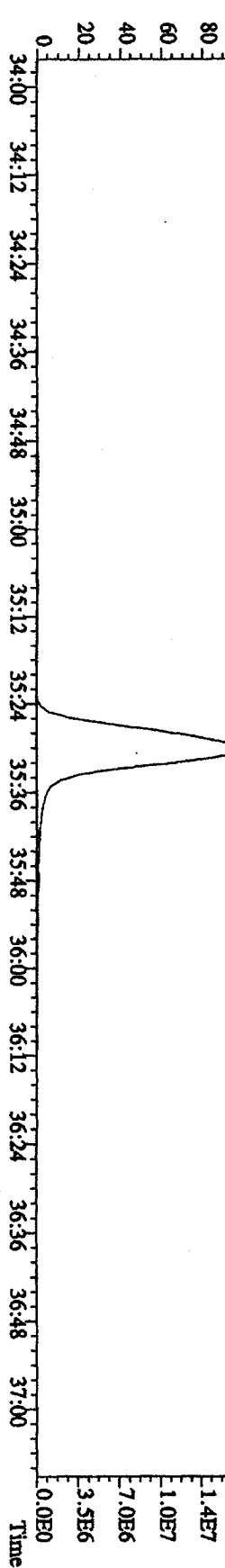
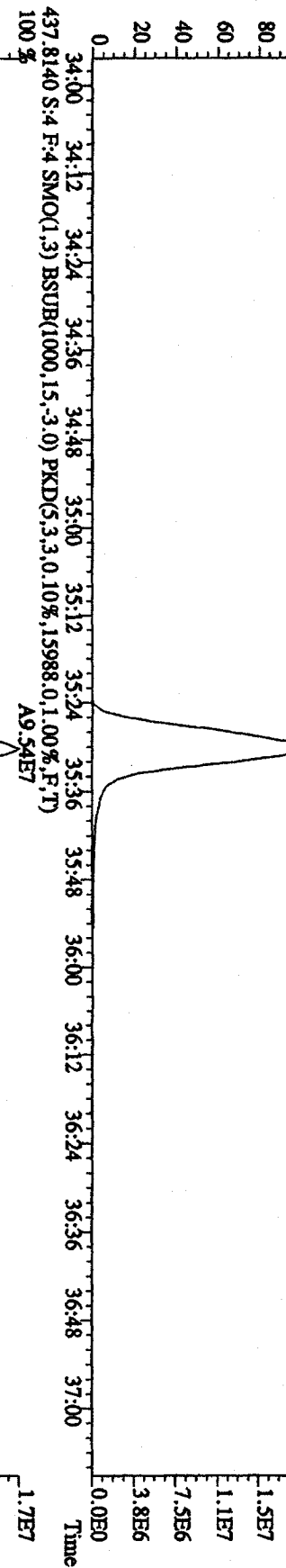
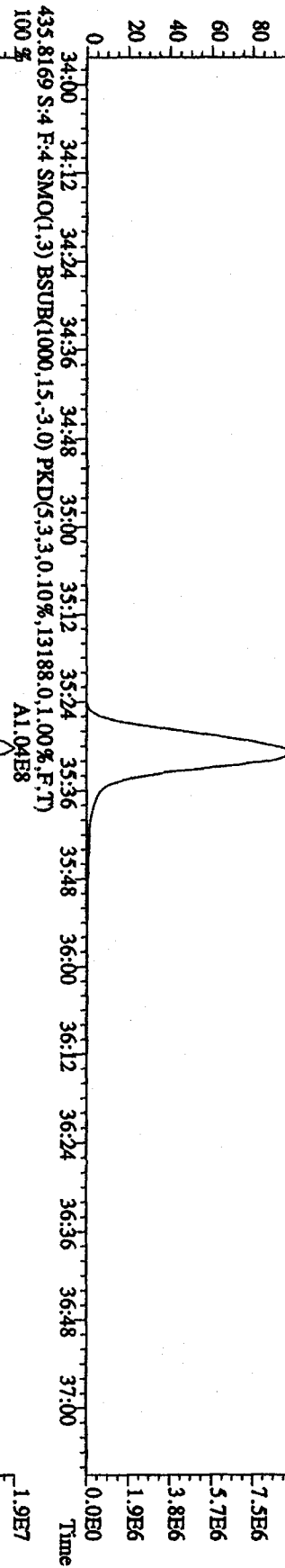
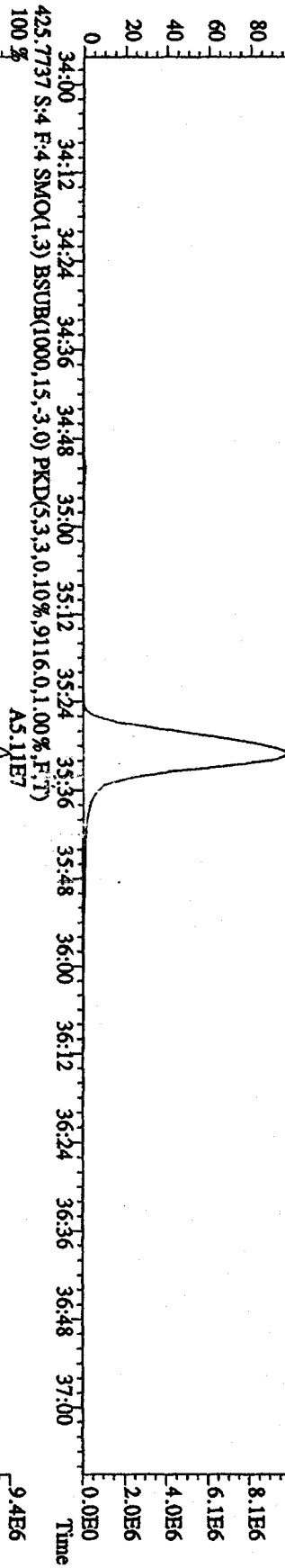
File:3IDED9A1D5 #1-362 Acq: 1-JAN-2010 01:32:44 GC EI+ Voltage SIR 70SE
 Sample#4 Text:ST1231D :CS-3 09DXN425 Exp:DIOXIN
 389.8127 S:4 F:3 SMO(1,3) BSUB(1000,15,-3,0) PKD(5,3,3,0,10%,3668,0,1,00%,F,T)



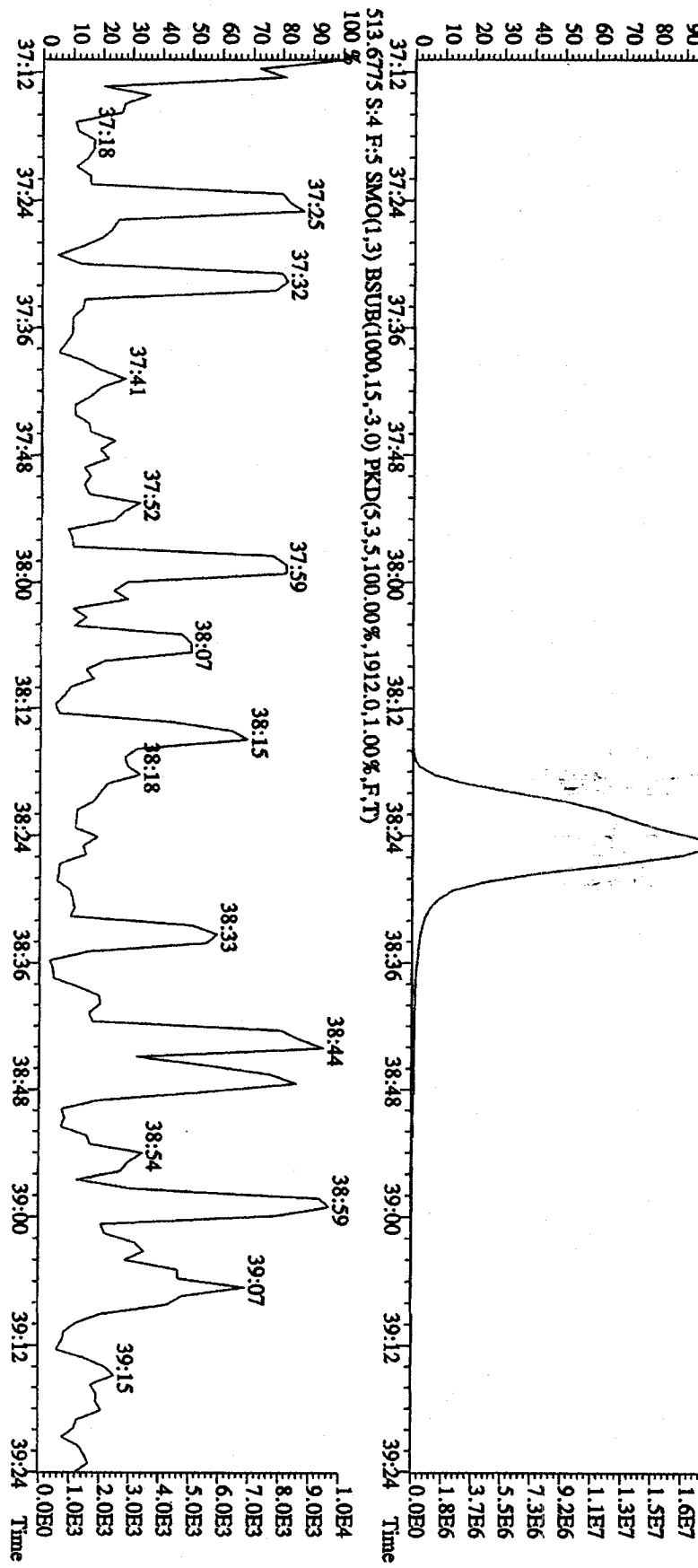
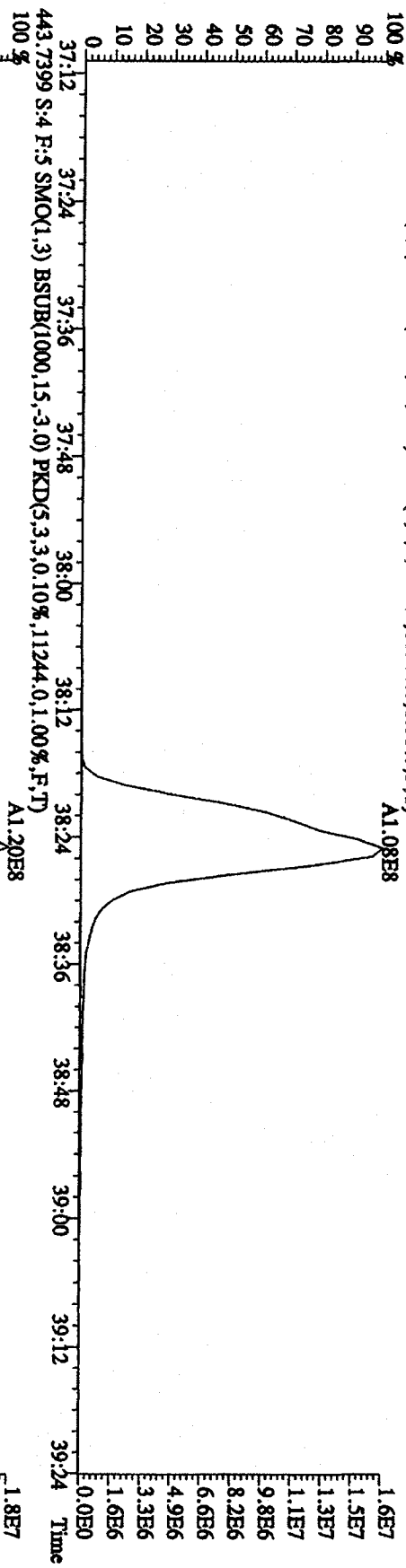
File:31DE09A1D5 #1-227 Acq: 1-JAN-2010 01:32:44 GC EI + Voltage -SIR 70SE
 Sample#4 Text:ST1231D :CS-3 09DXN425 Exp:DIOXIN
 407.7818 S:4 F:4 SMO(1,3) BSUB(1000,15,-3,0) PKD(5,3,3,0,10%,11764,0,1,00%,F,T)
 100 %



File:31DE09A1D5 #1-227 Acq: 1-JAN-2010 01:32:44 GC EI+ Voltage SIR 70SE
 Sample#4 Text:ST1231D :CS-3 09DXN425 Exp:DIOXIN
 423.7766 S:4 F:4 SMO(1,3) BSUB(1000,15,-3,0) PKD(5,3,3,0,10%,12792.0,1.00%,F,T)
 100%



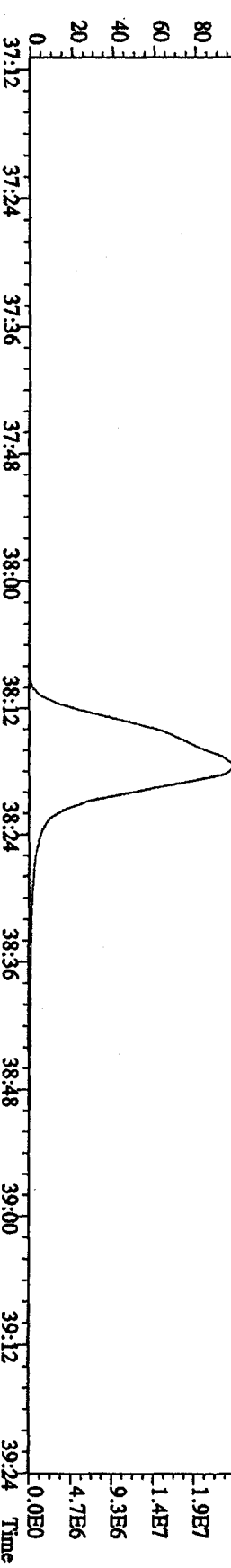
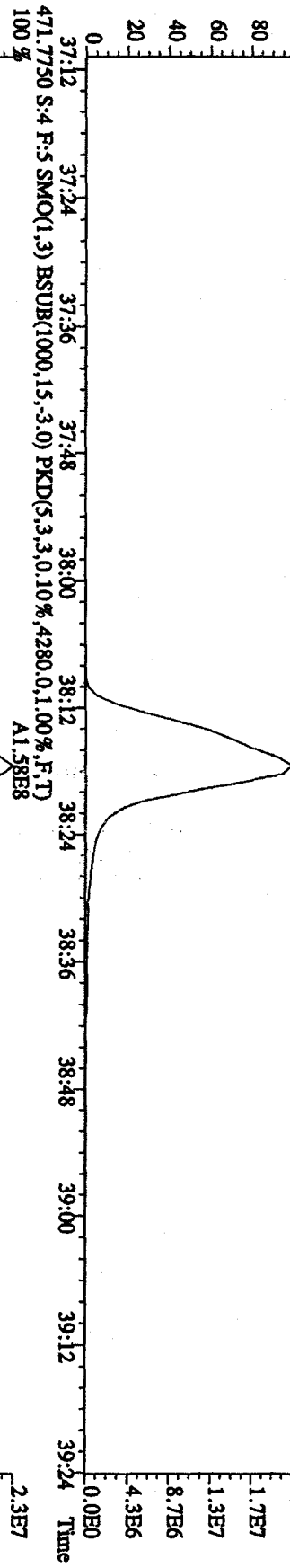
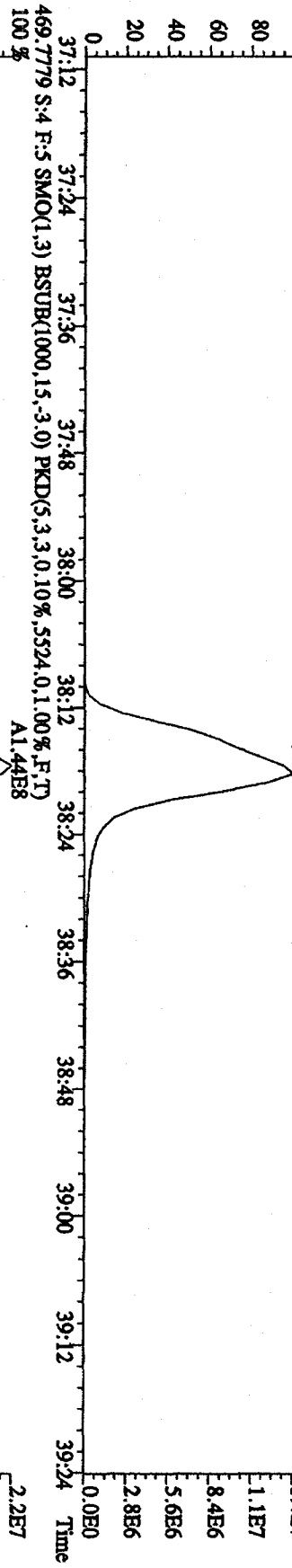
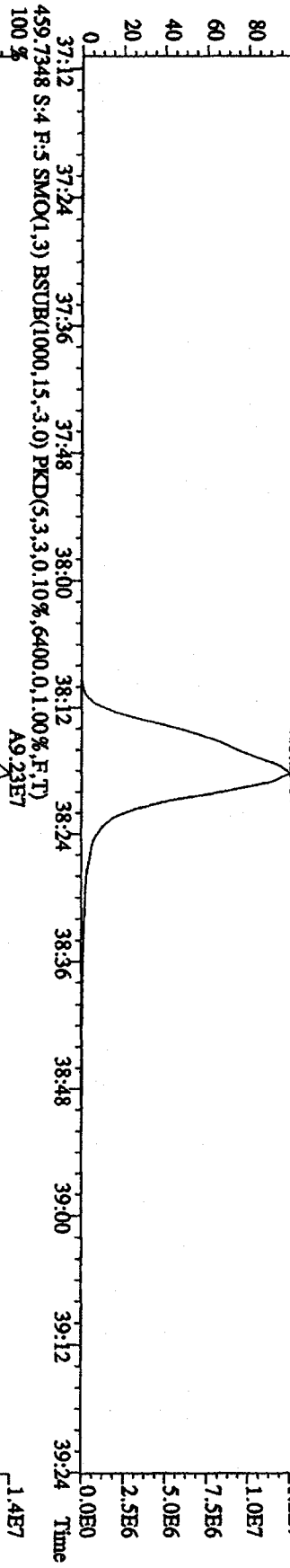
File:31DE09A1D5 #1-161 Acq: 1-JAN-2010 01:32:44 GC EI+ Voltage SIR 70SE
 Sample#4 Text:ST1231D :CS-3 09DXN425 Exp:DIOXIN
 441.7428 S:4 F:5 SMO(1.3) BSUB(1000,15,-3.0) PKD(5.3,0.10%,10364.0,1.00%,F,T)



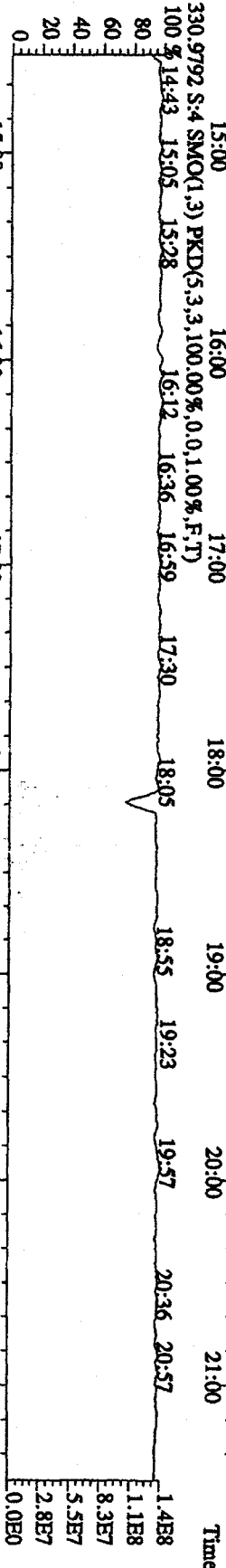

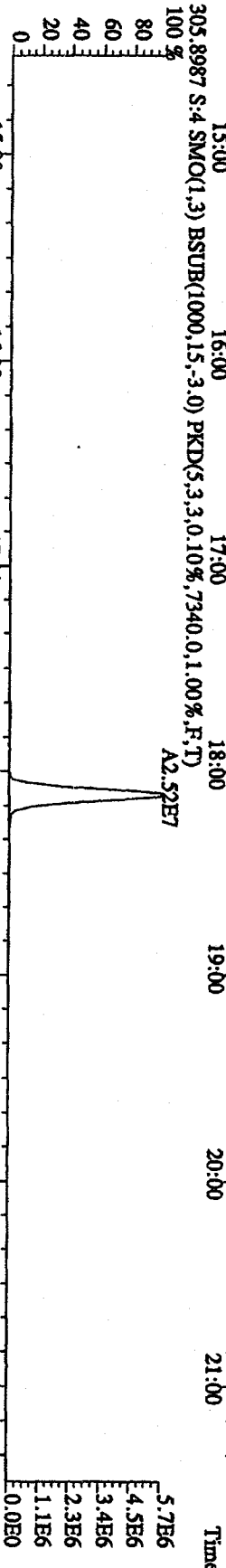
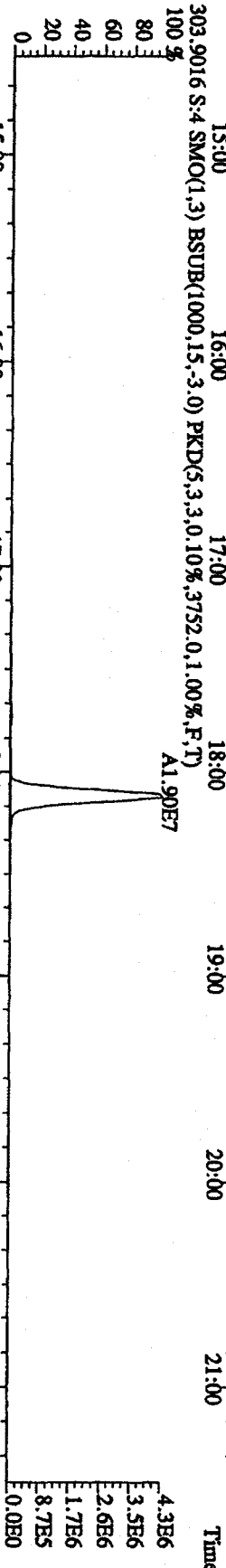
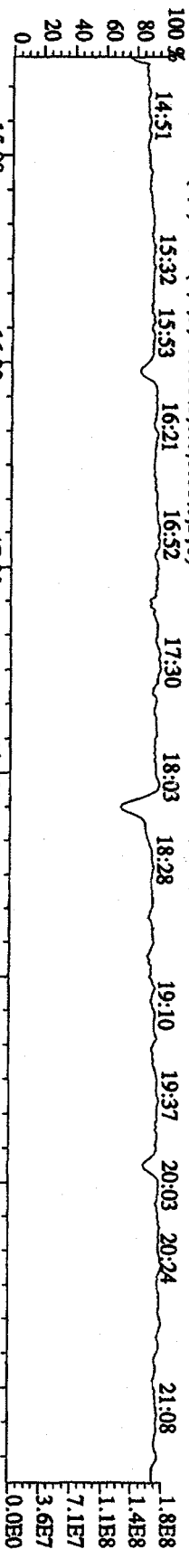
File:31DE09A1D5 #1-161 Acq: 1-JAN-2010 01:32:44 GC EI+ Voltage SIR 70SE

Sample#4 Text:ST1231D :CS-3 09DXN425 Exp:DIOXIN

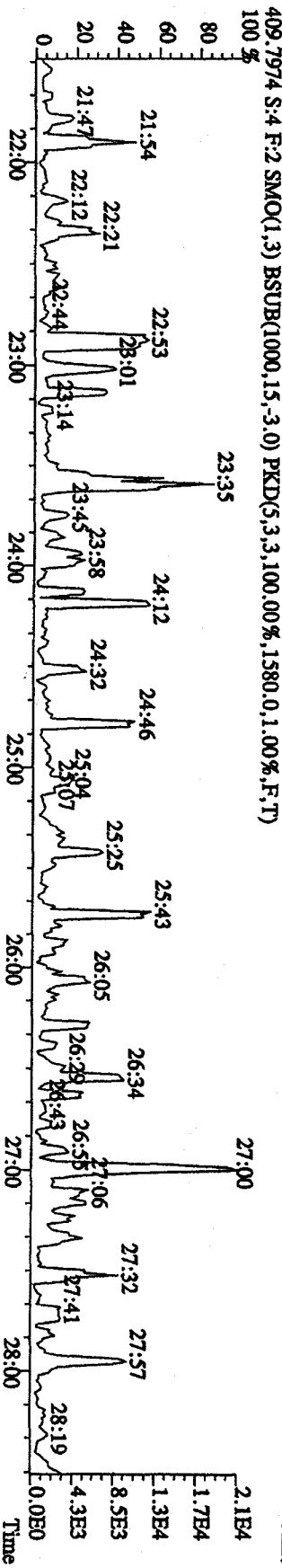
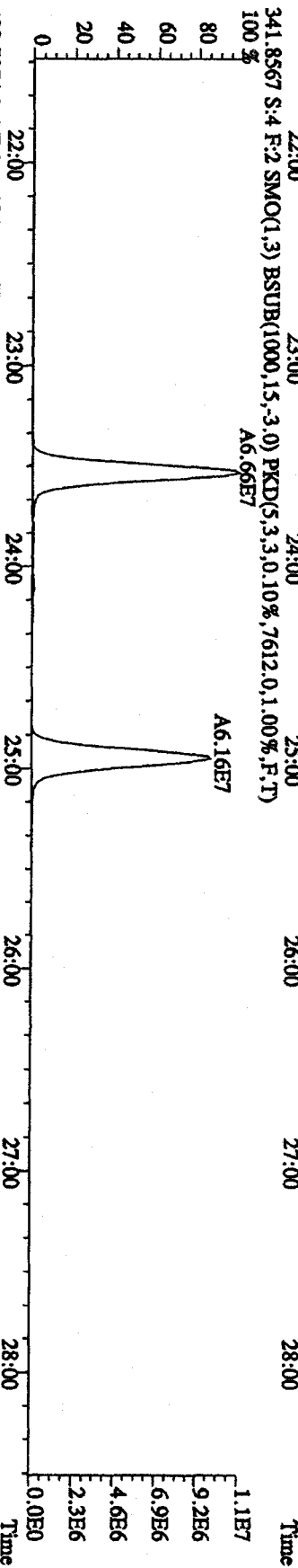
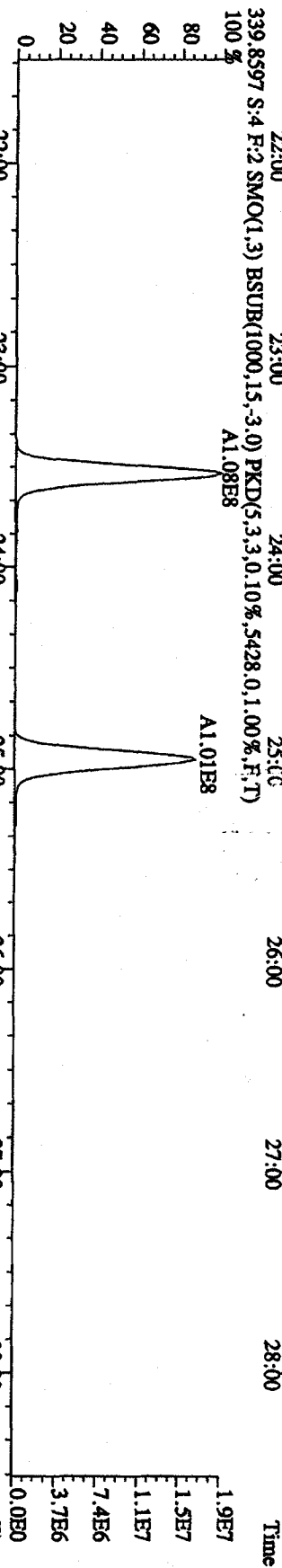

457.7377 S:4 F:5 SMO(1,3) BSUB(1000,15,-3,0) PKD(5,3,3,0,10%,18944,0,1.00%,F,T) A8.21E7




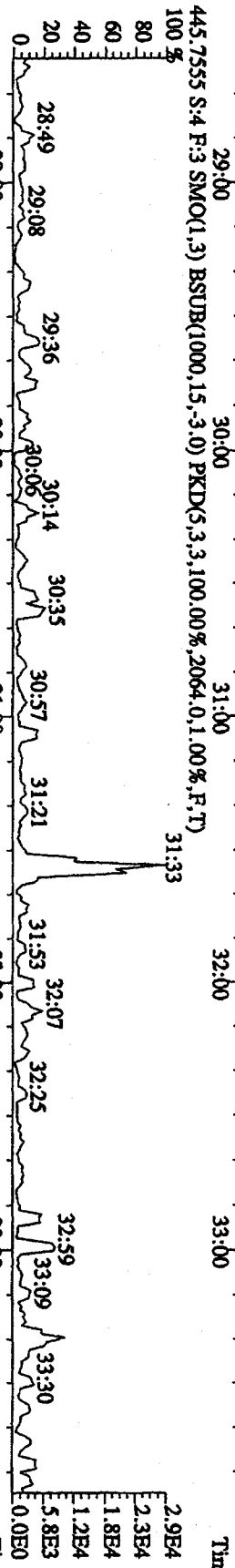
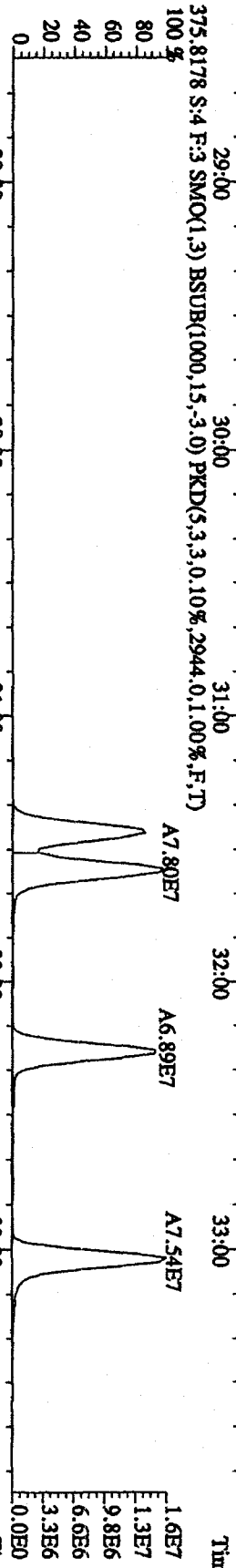
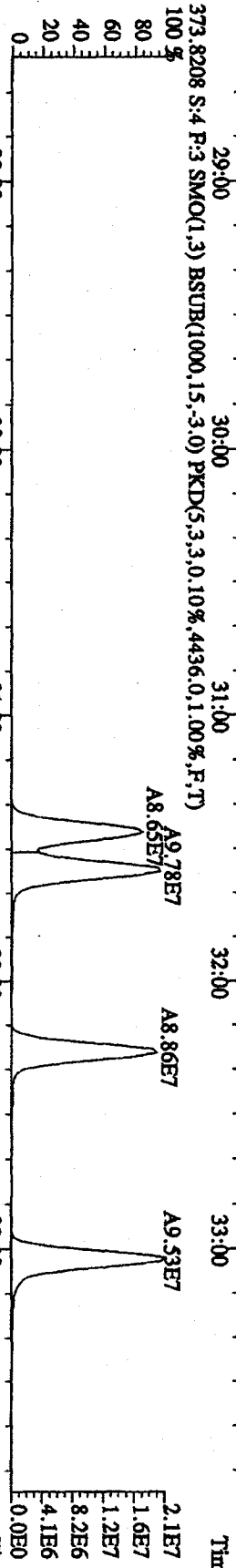

File: 31DE09A1D5 #1-411 Acq: 1-JAN-2010 01:32:44 GC EI+ Voltage SIR 70SE
 Sample#4 Text: ST1231D :CS-3 09DXN425 Exp: DIOXIN



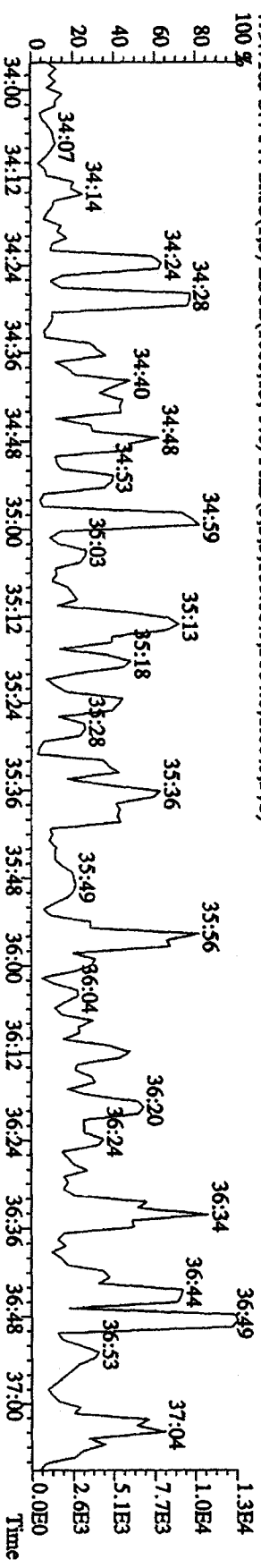
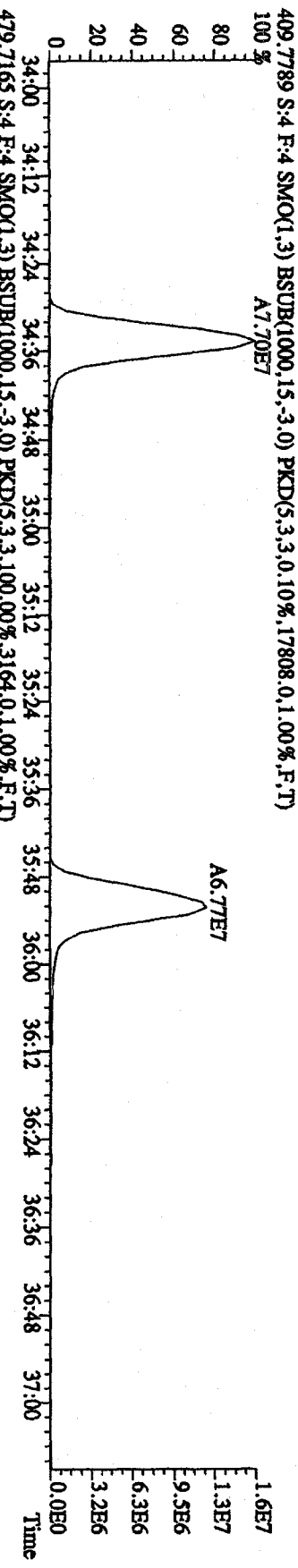
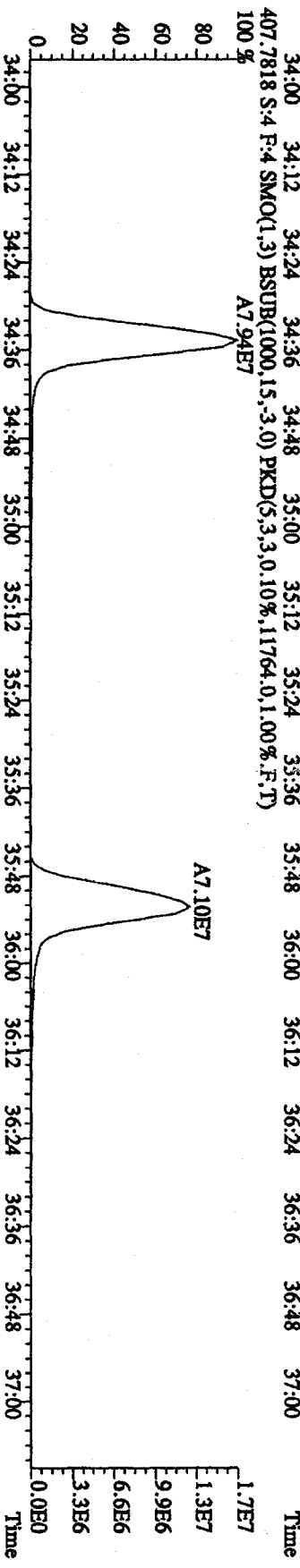

File:31DE09A1D5 #1-495 Acq: 1-JAN-2010 01:32:44 GC EI+ Voltage SIR 70SE
 Sample#4 Text:ST1231D :CS-3 09DXN425 Exp:DIOXIN
 342.9792 S:4 F:2 SMO(1,3) PKD(5,3,3,100.00%,0.0,1.00%,F,T)
 100 % 21:49 22:14 23:00 23:30 24:01 24:22 24:44 25:19 25:47 26:16 26:56 27:30 27:58




File: 31DE09A1D5 #1-362 Acq: 1-JAN-2010 01:32:44 GC EI+ Voltage SIR 70SE
 Sample#4 Text: ST1231D :CS-3 09DXN425 Exp: DIOXIN
 392.9760 S:4 F:3 SMO(1,3) PKD(5,3,3,100.00%,0.0,1.00%,F,T)
 28:49 29:11 29:31 30:01 30:34 30:53 31:10 31:32 32:08 32:33 33:02 33:29 33:47



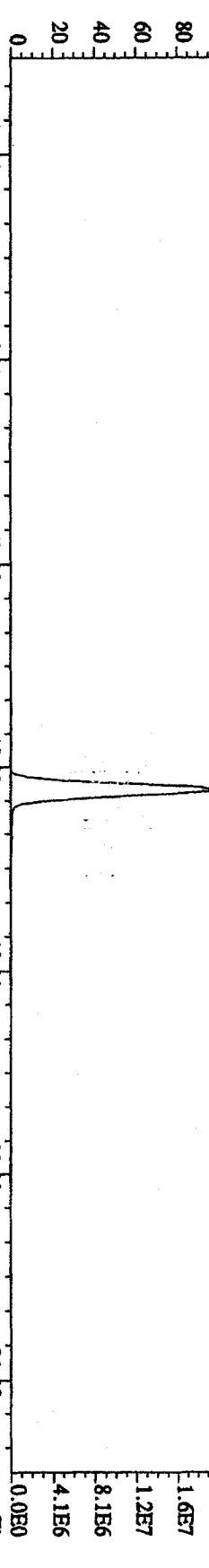
File: 31DE09A1D5 #1-227 Acq: 1-JAN-2010 01:32:44 GC EI + Voltage SIR 70SE
 Sample#4 Text: ST1231D :CS 3 09DXN425 Exp: DIOXIN
 430.9728 S:4 F:4 SMO(1,3) PKD(5,3,3,100.00%,0.0,1.00%,F,T)
 100% 34:13 34:33 34:51 35:11 35:28 35:43 36:00 36:10 36:32 37:01



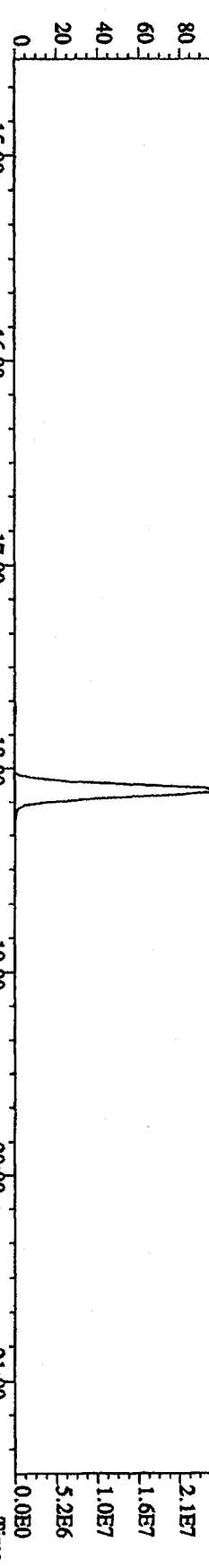
File:31DE09A1D5 #1-161 Acq: 1-JAN-2010 01:32:44 GC EI+ Voltage SIR 70SE
 Sample#4 Text:ST1231D :CS-3 09DDXN425 Exp:DI0XIN
 454.9728 S:4 F:5 SMO(1.3) PKD(5.3,3,100.00%,0.0,1.00%,F,T)
 100 %



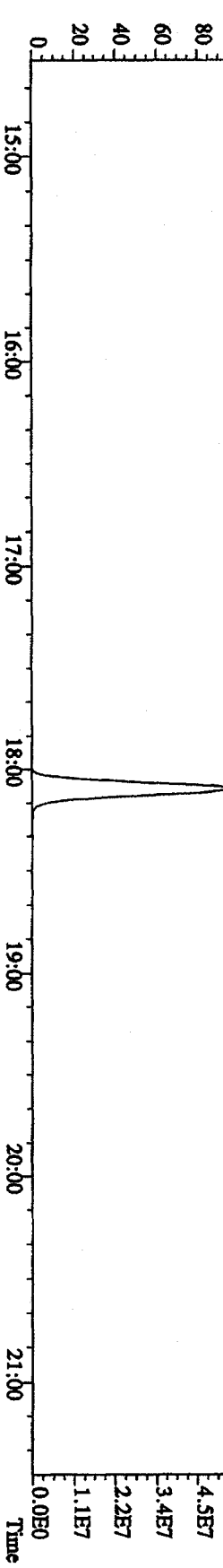
File:31DE09AID5 #1-410 Acq: 1-JAN-2010 02:14:32 GC EI + Voltage SIR 70SE
 Sample#5 Text:ST1231E :CS-4 09DXN426 Exp:DIOXIN
 303.9016 S:5 SMO(1,3) BSUB(1000,15,-3,0) PKD(5,3,3,0.10%,7872,0.1,00%,F,T)



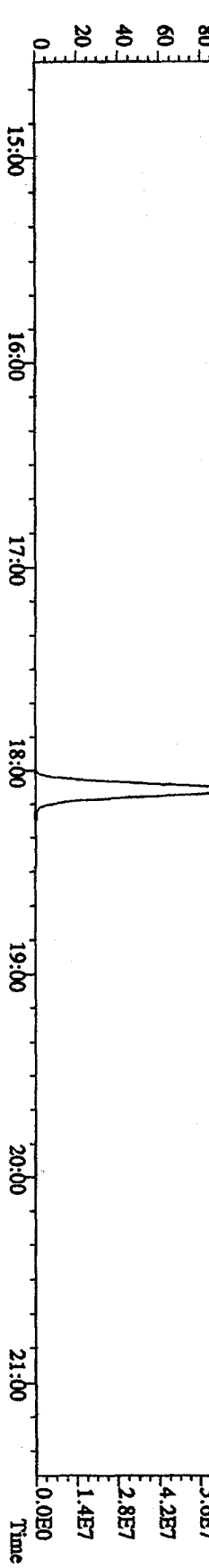
305.8987 S:5 SMO(1,3) BSUB(1000,15,-3,0) PKD(5,3,3,0.10%,7356,0.1,00%,F,T)
 100%
 A1.14E8



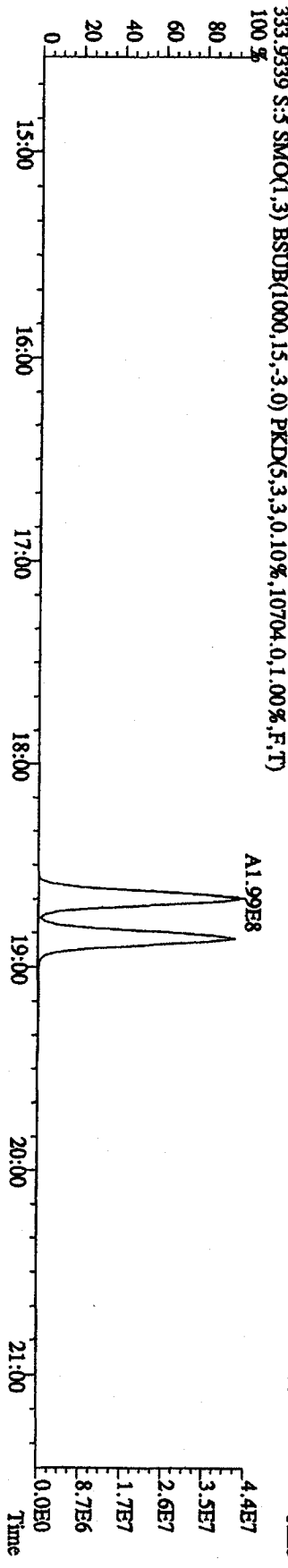
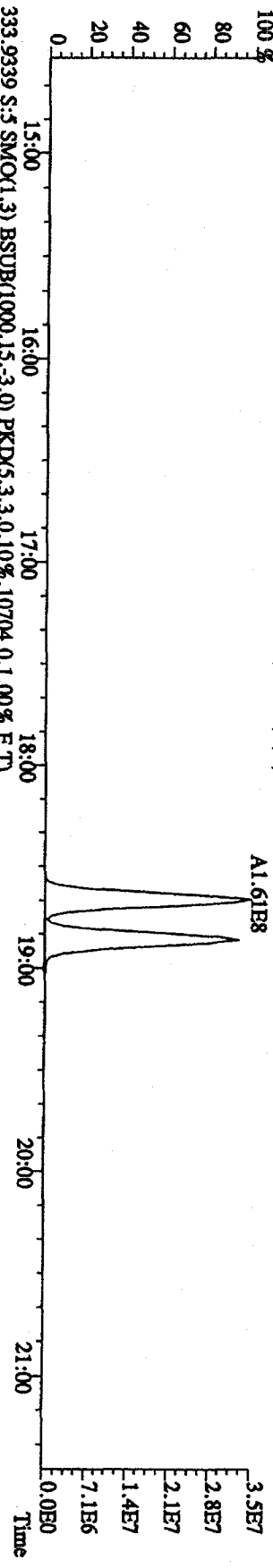
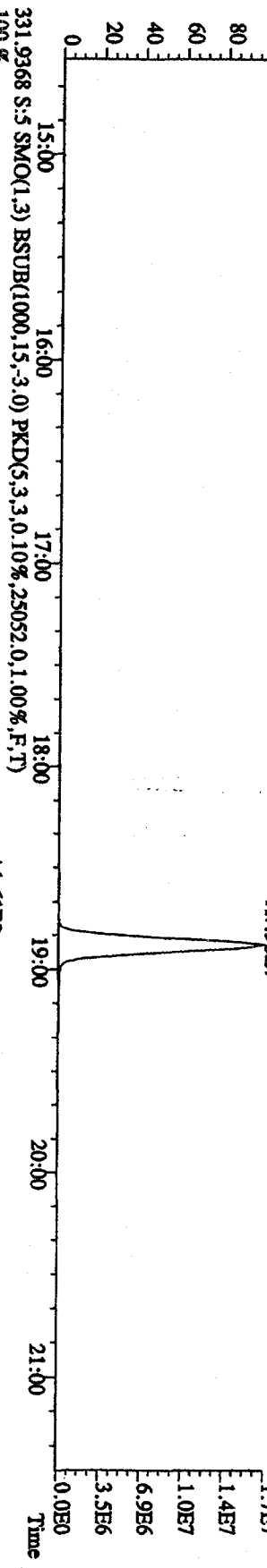
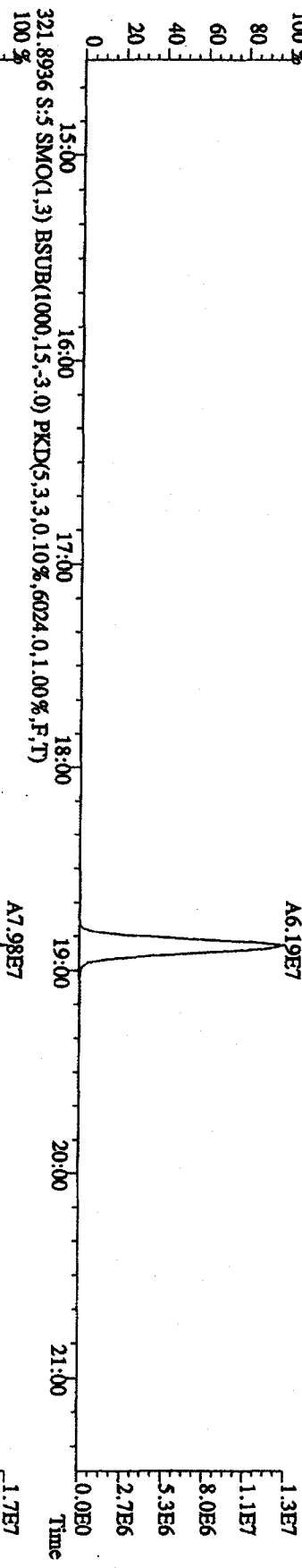
315.9419 S:5 SMO(1,3) BSUB(1000,15,-3,0) PKD(5,3,3,0.10%,13056,0.1,00%,F,T)
 100%
 A2.45E8



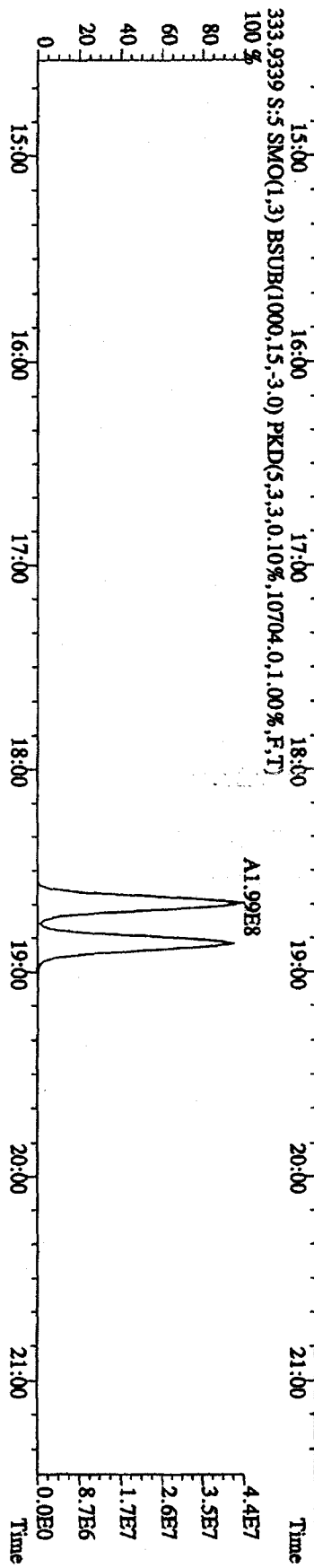

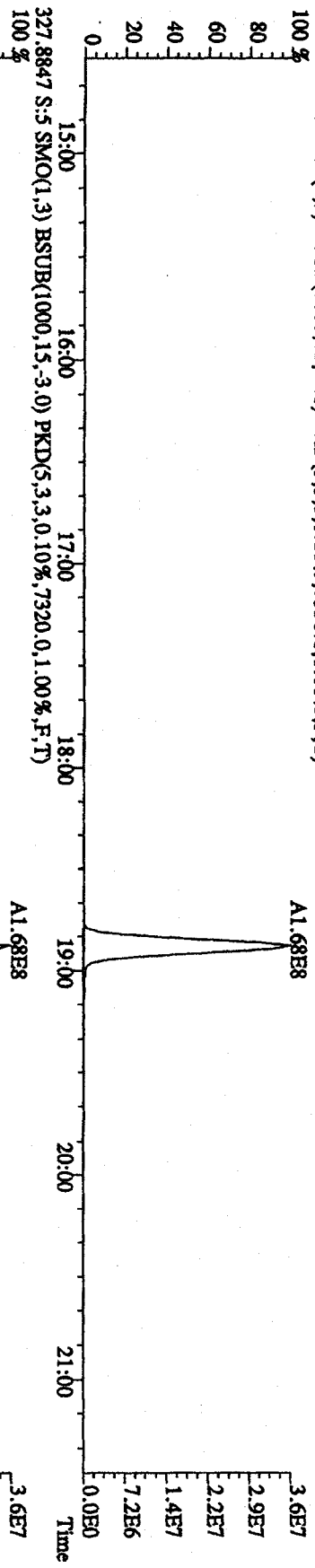
317.9389 S:5 SMO(1,3) BSUB(1000,15,-3,0) PKD(5,3,3,0.10%,12436,0.1,00%,F,T)
 100%
 A3.07E8



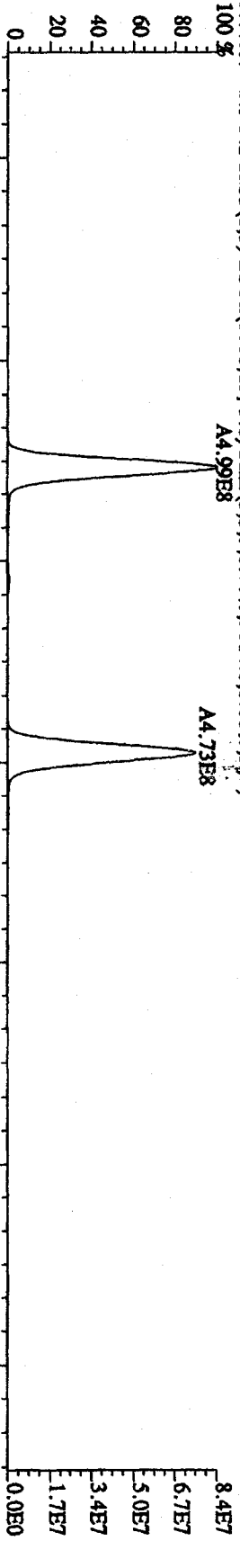
File:31DE09A1D5 #1-410 Acq: 1-1AN-2010 02:14:32 GC EI+ Voltage SIR 70SE
 Sample#5 Text:ST1231E :CS-4 09DXN426 Exp:DIOXIN
 319.8965 S:5 SMO(1,3) BSUB(1000,15,-3,0) PKD(5,3,3,0,10%,4916,0,1,00%,F,T)



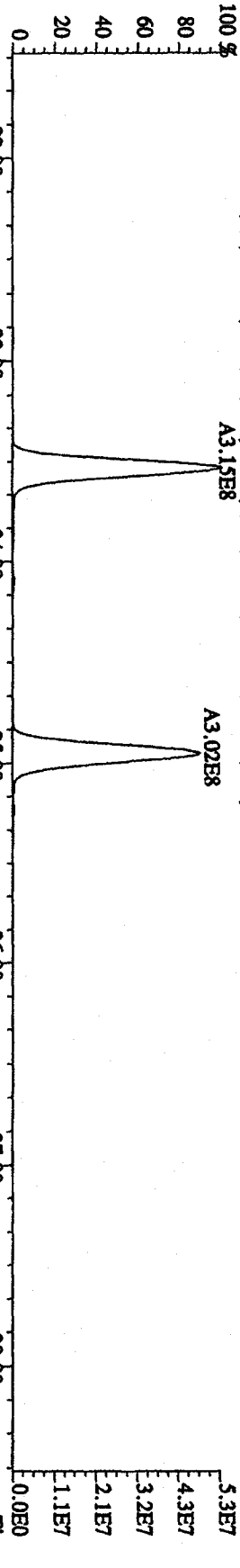
File:31DB09A1D5 #1-410 Acq: 1-JAN-2010 02:14:32 GC EI + Voltage SIR 70SE
 Sample#5 Text:ST1231E :CS-4 09DYN426 Exp:DIOXIN
 327.8847 S:5 SMO(1,3) BSUB(1000,15,-3,0) PKD(5,3,3,0,10%,7320,0,1,00%,F,T)
 100 %



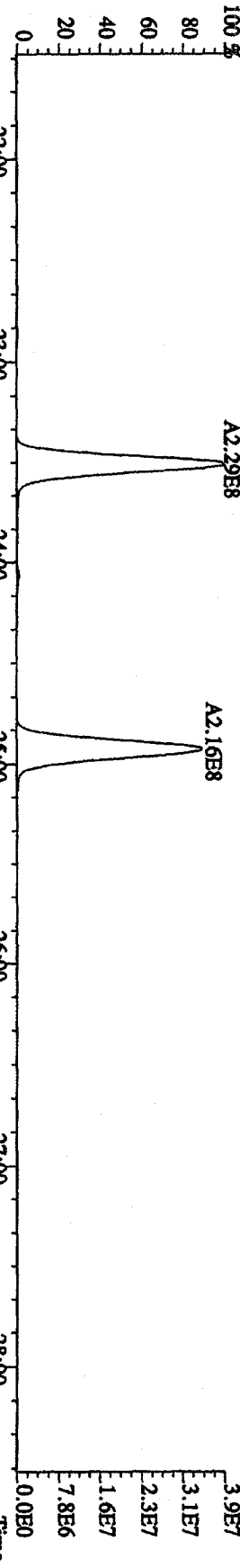
File:31DEG9A1D5 #1-496 Acq: 1-JAN-2010 02:14:32 GC EI + Voltage SIR 70SE
 Sample#5 Text:ST1231E :CS-4 09DXN426 Exp:DIOXIN
 339,8597 S.S:F:2 SMO(1,3) BSUB(1000,15,-3,0) PKD(5,3,3,0,10%,9004,0,1,00%,F,T)
 100 % A4.99E8 A4.73E8



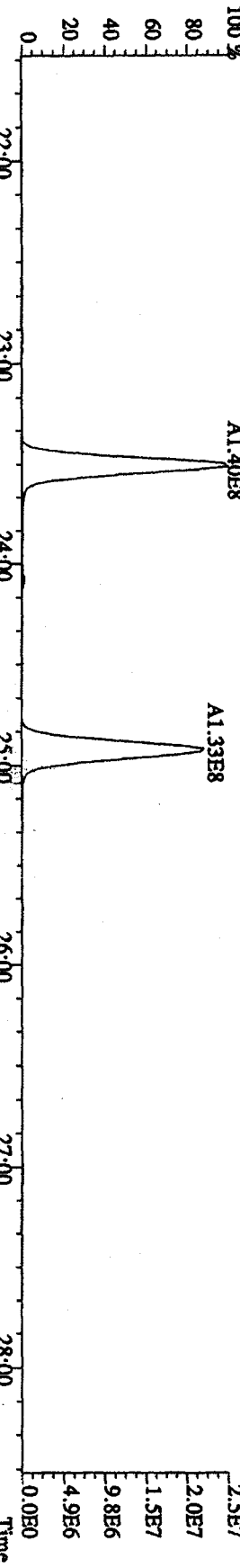
341,8567 S.S:F:2 SMO(1,3) BSUB(1000,15,-3,0) PKD(5,3,3,0,10%,10060,0,1,00%,F,T)
 100 % A3.15E8 A3.02E8



351,9000 S.S:F:2 SMO(1,3) BSUB(1000,15,-3,0) PKD(5,3,3,0,10%,8136,0,1,00%,F,T)
 100 % A2.29E8 A2.16E8

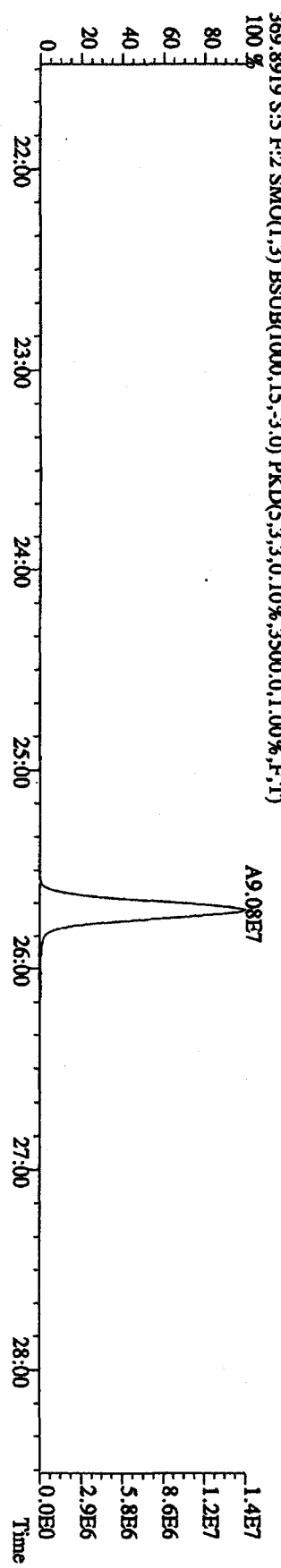
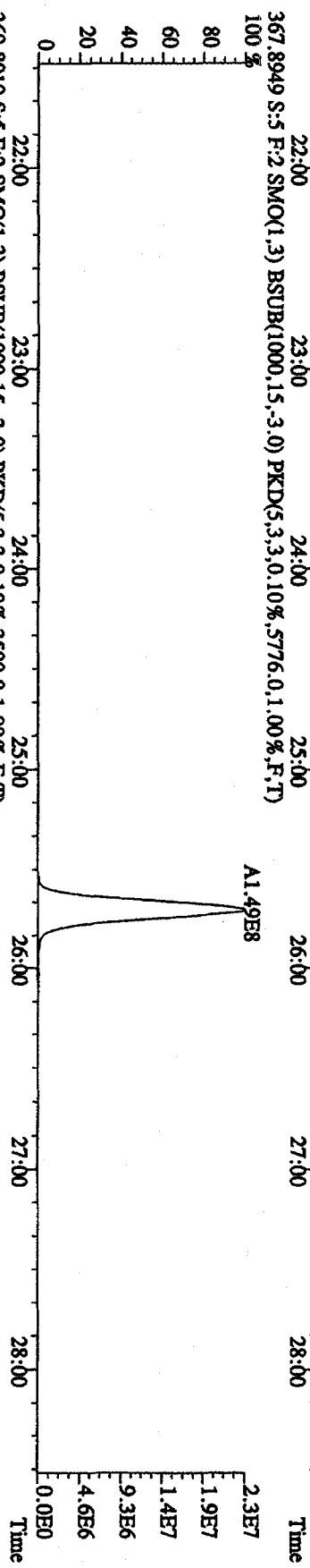
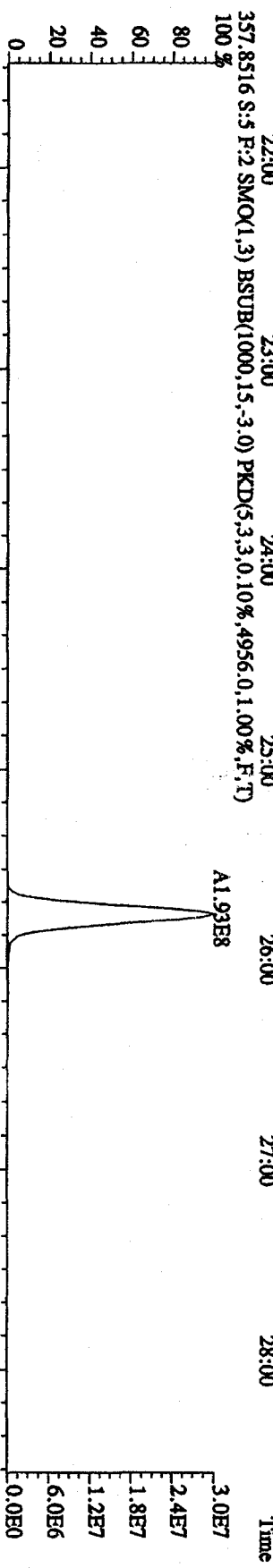
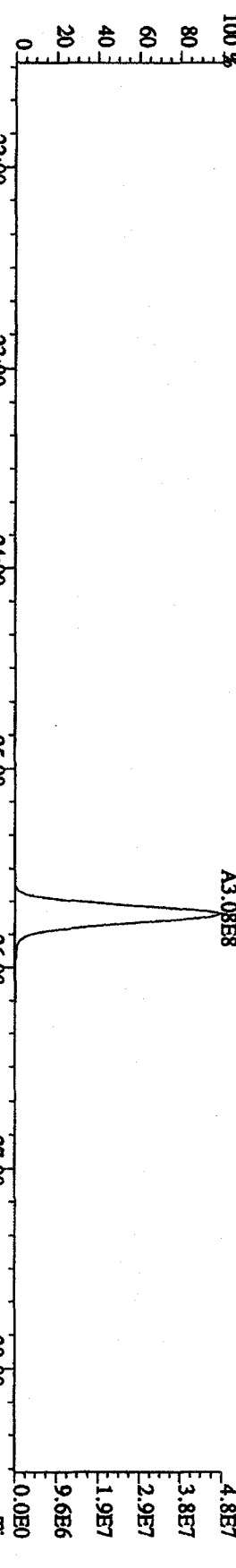


353,8970 S.S:F:2 SMO(1,3) BSUB(1000,15,-3,0) PKD(5,3,3,0,10%,7612,0,1,00%,F,T)
 100 % A1.40E8 A1.33E8

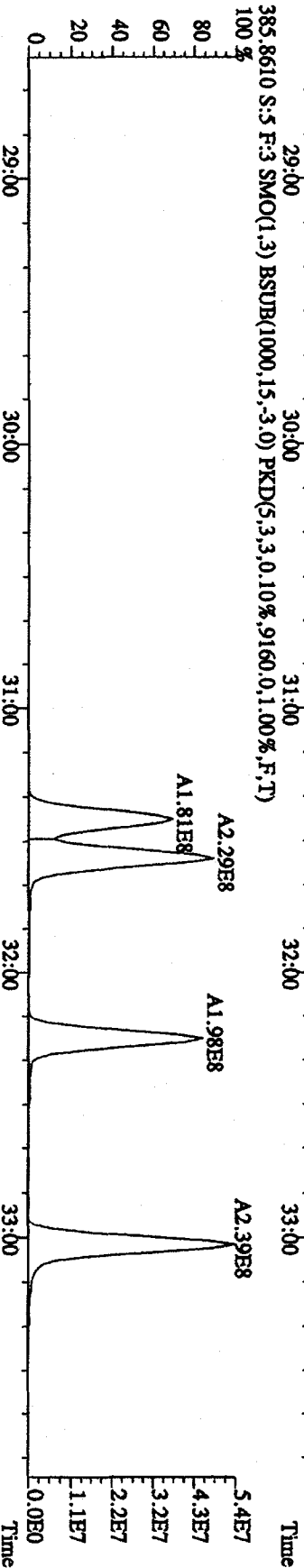
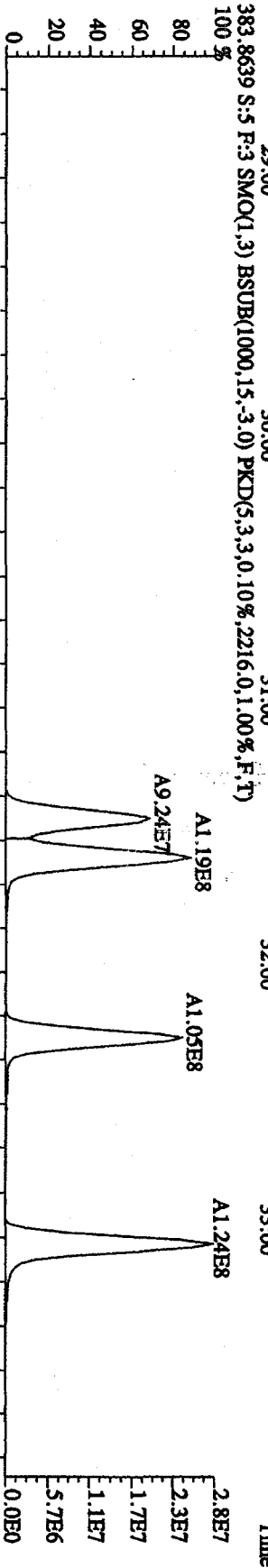
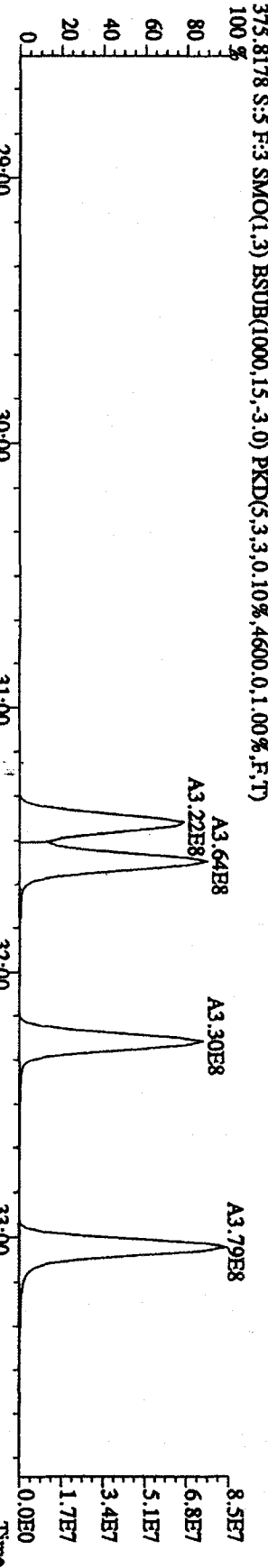
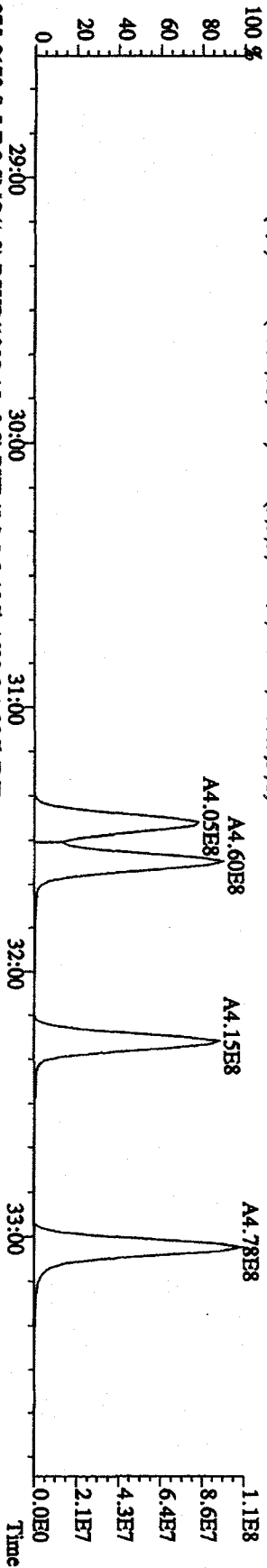


8.4E7
6.7E7
5.0E7
3.4E7
1.7E7
0.0E0
5.3E7
4.3E7
3.2E7
2.1E7
1.1E7
0.0E0
3.9E7
3.1E7
2.3E7
1.6E7
7.8E6
0.0E0
2.5E7
2.0E7
1.5E7
9.8E6
4.9E6
0.0E0

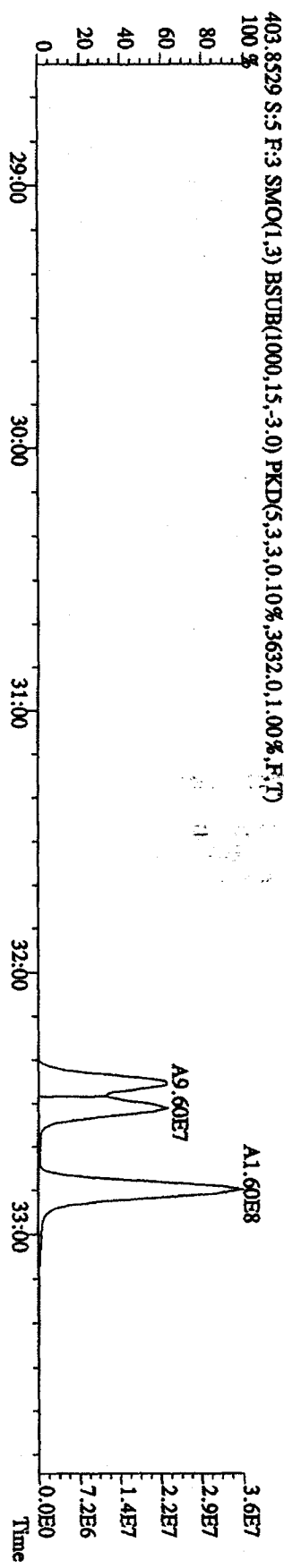

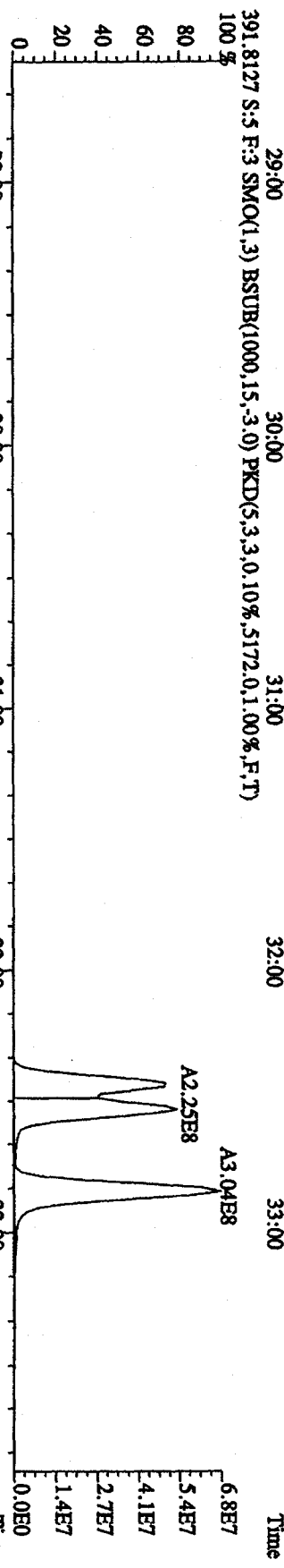

File:31DE09A1D5 #1-496 Acq: 1-JAN-2010 02:14:32 GC EI+ Voltage SIR 70SE
 Sample#5 Text:ST1231E :CS-4 09DXN426 Exp:DIOXIN
 355.8546 S:5 F:2 SMO(1.3) BSUB(1000,15,-3.0) PKD(5.3,3.0,10%,6848,0.1,00%,F,T)



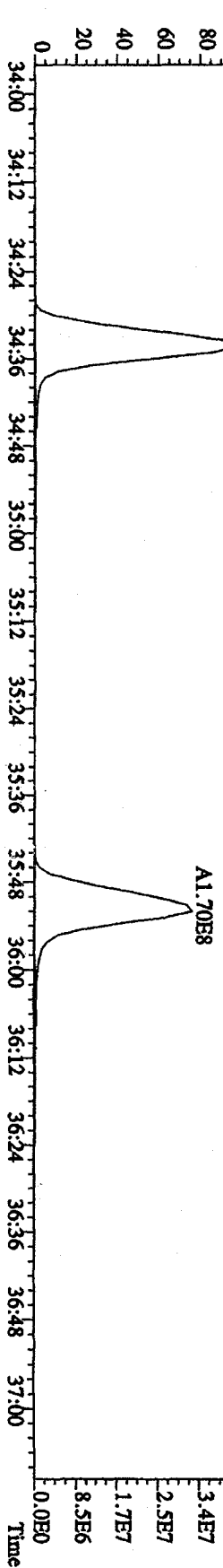
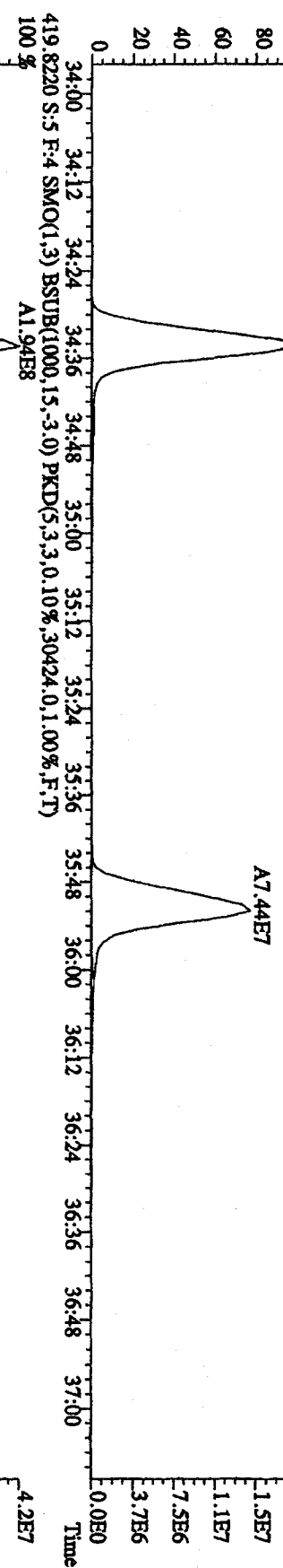
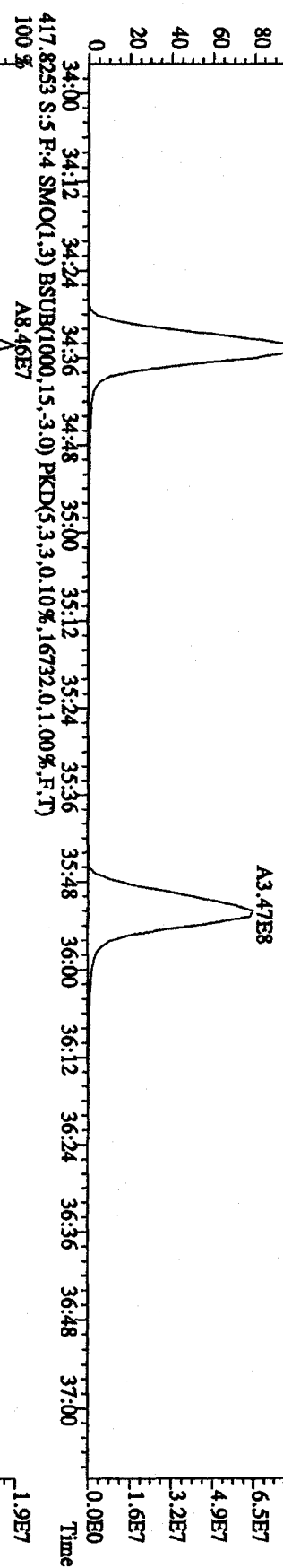
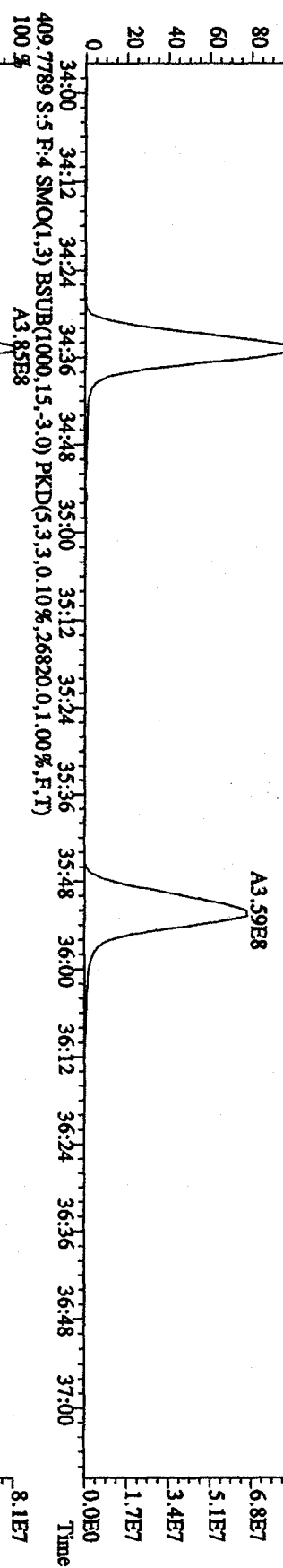
File: 31DE09A1D5 #1-361 Acq: 1-JAN-2010 02:14:32 GC EI + Voltage SIR 70SE
 Sample#5 Text: ST1231E :CS 4 09DXN426 Exp: DIOXIN
 373.8208 S.S.F:3 SMO(1,3) BSUB(1000,15,-3,0) PKD(5,3,3,0,10%,4496,0,1,00%,F,T)



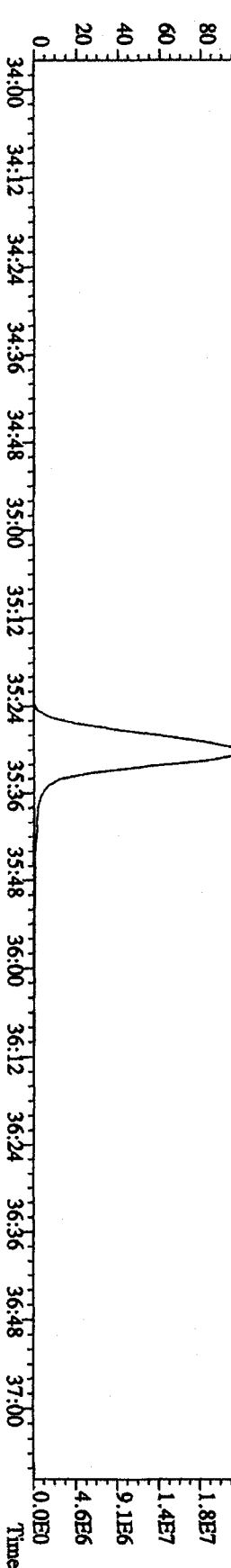
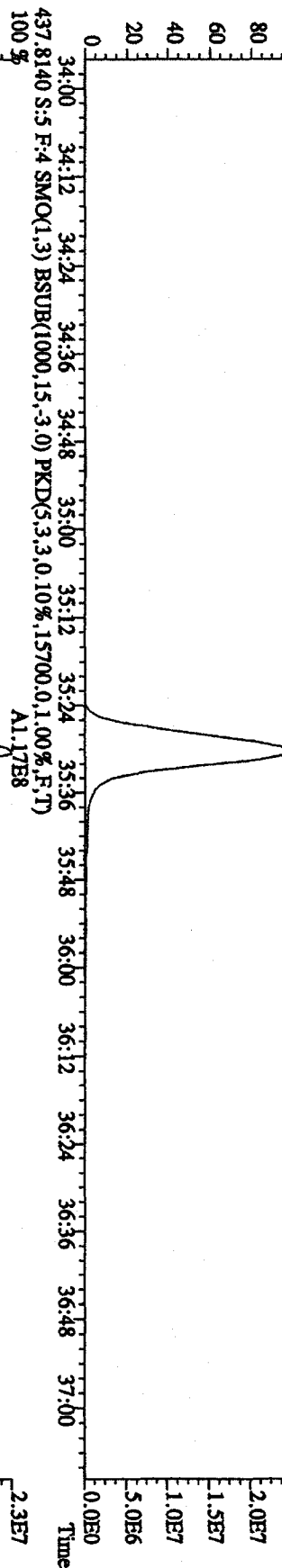
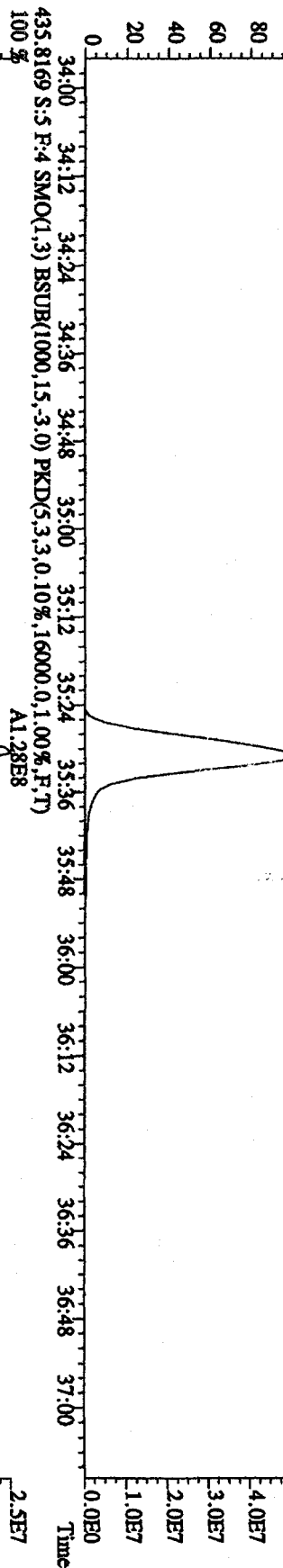
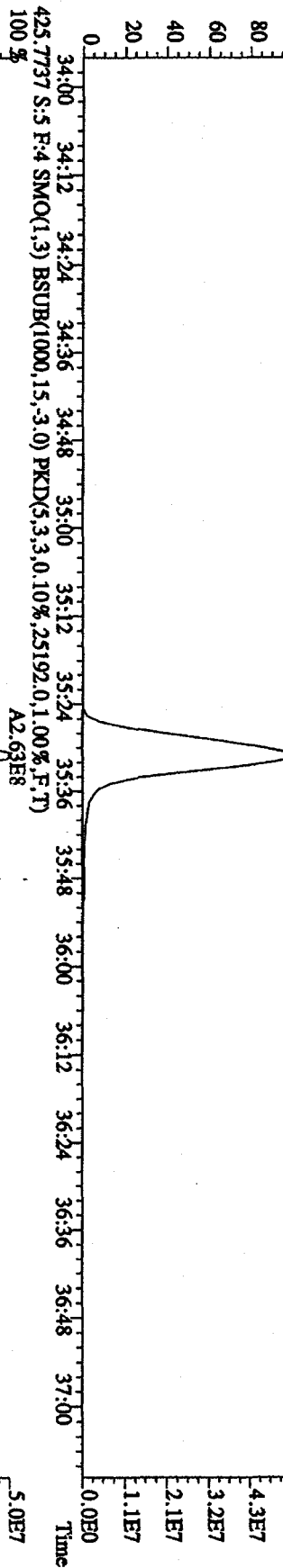
File:31DE09A1D5 #1-361 Acq: 1-JAN-2010 02:14:32 GC EI+ Voltage SIR 70SE
 Sample#5 Text:ST1231E :CS-4 09DXN426 Exp:DIOXIN
 389.8157 S:5 F:3 SMO(1,3) BSUB(1000,15,-3.0) PKD(5,3,3,0.10%,3028,0.1,00%,F,T)



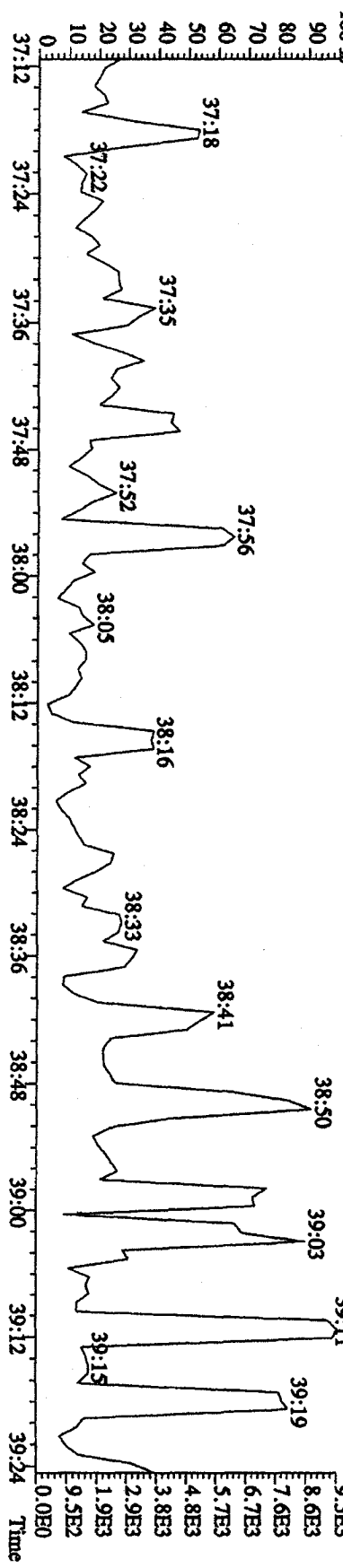
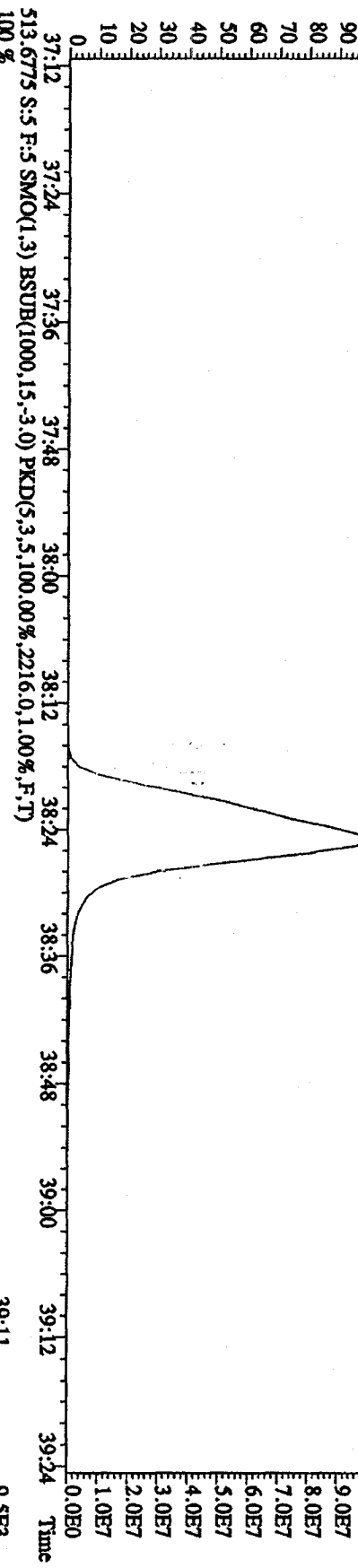
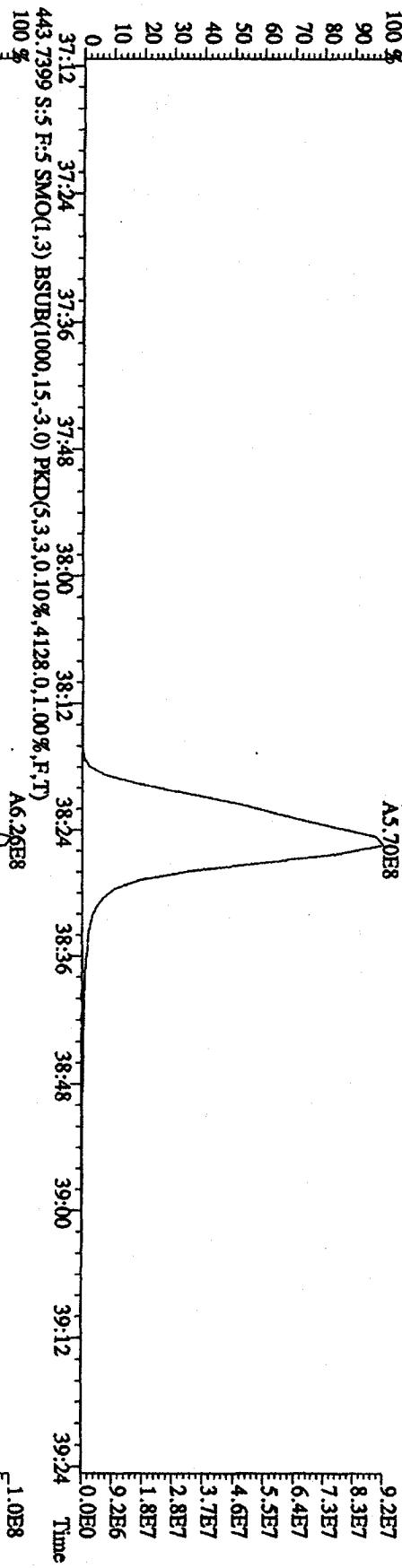
File: 31DE09AID5 #1-228 Acq: 1-JAN-2010 02:14:32 GC EI + Voltage SIR 70SE
 Sample#5 Text: ST1231E :CS-4 09DDXN426 Exp: DIOXIN
 407.7818 S:5 F:4 SMO(1,3) BSUB(1000,15,-3,0) PKD(5,3,3,0,10%,26764,0,1,00%,F,T)
 100 % A3.99E8



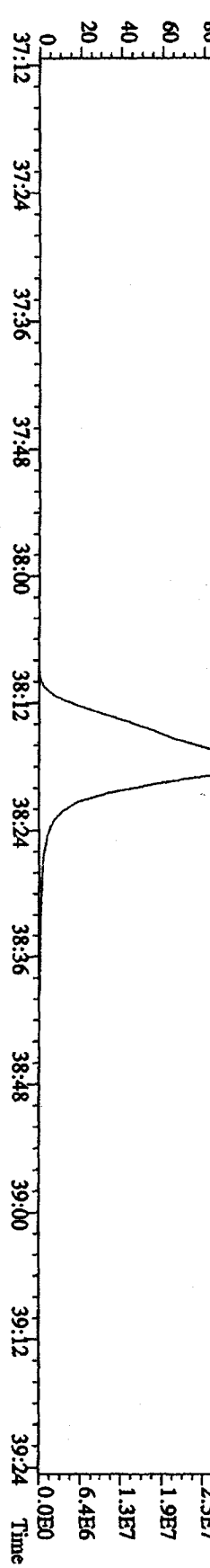
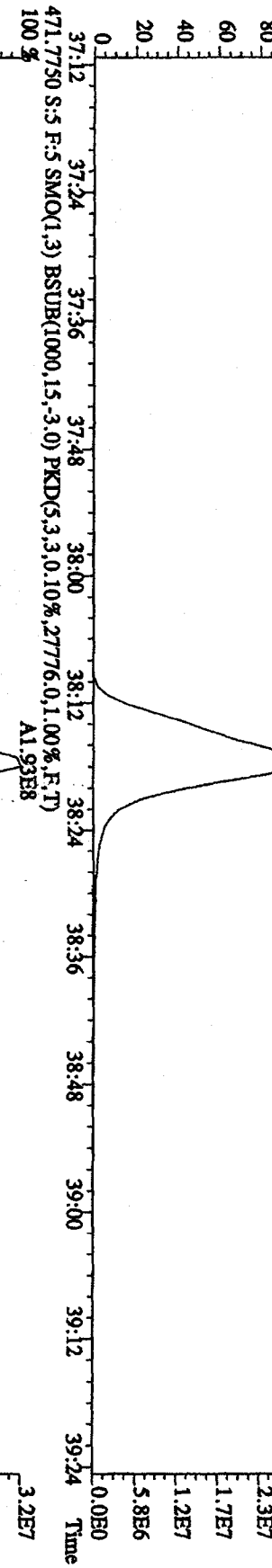
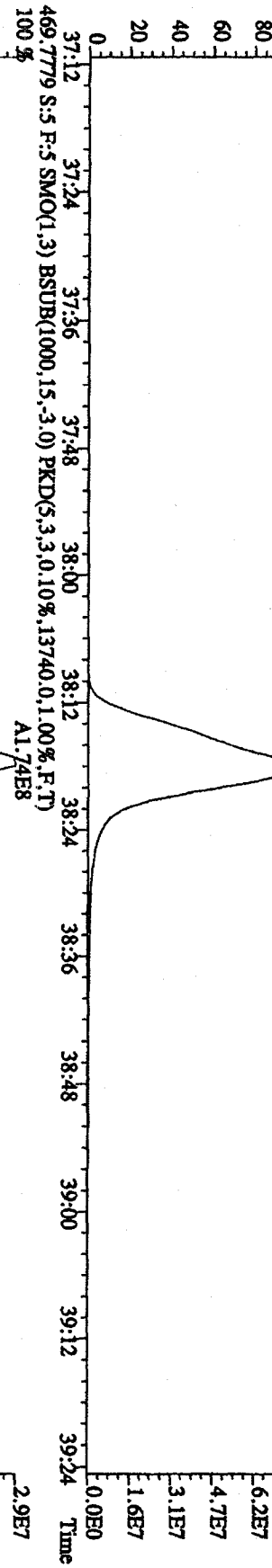
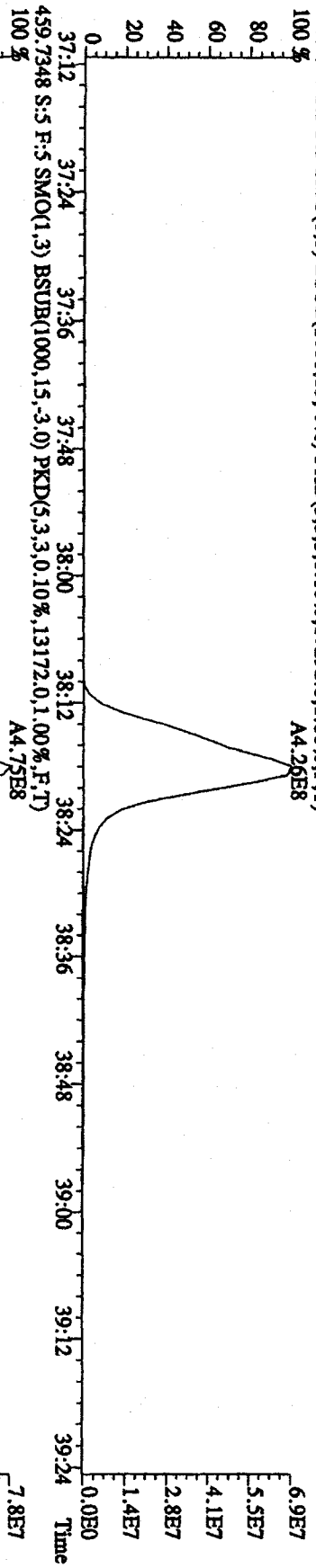
File:31DE09A1D5 #1-228 Acq: 1-JAN-2010 02:14:32 GC EI+ Voltage SIR 70SE
 Sample#5 Text:ST1231E :CS-4 09DXN426 Exp:DIOXIN
 423.7766 S:5 F:4 SMO(1,3) BSUB(1000,15,-3,0) PKD(5,3,3,0,10%,22832,0,1,00%,F,T)
 100 % A2.77E8



File:31DE09A1D5 #1-161 Acq: 1-JAN-2010 02:14:32 GC EI+ Voltage SIR 70SE
 Sample#5 Text:ST1231E :CS-4 09DXN426 Exp:DIOXIN
 441.7428 S:5 F:5 SMO(1,3) BSUB(1000,15,-3,0) PKD(5,3,3,0,10%,.32256,0,1,00%,F,T)
 100 %



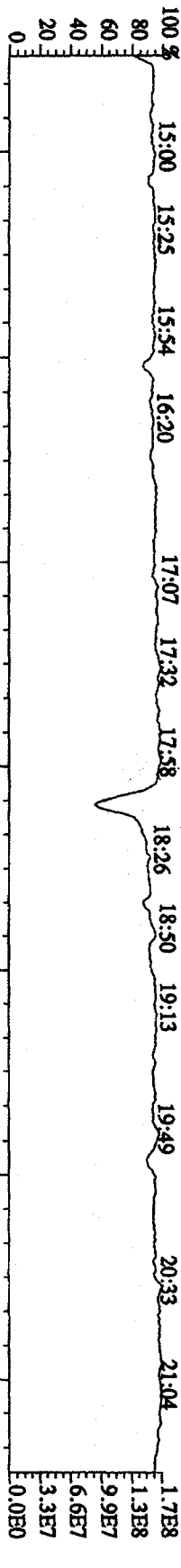
File:31DE09AID5 #1-161 Acq: 1-JAN-2010 02:14:32 GC EI+ Voltage SIR 70SE
 Sample#5 Text:ST1231E :CS-4 09DXN426 Exp.:DIOXIN
 457.7377 S:5 F:5 SMO(1.3) BSUB(1000,15,-3.0) PKD(5,3,3,0.10%,17292.0,1.00%,F,T)
 100 % A4.26E8



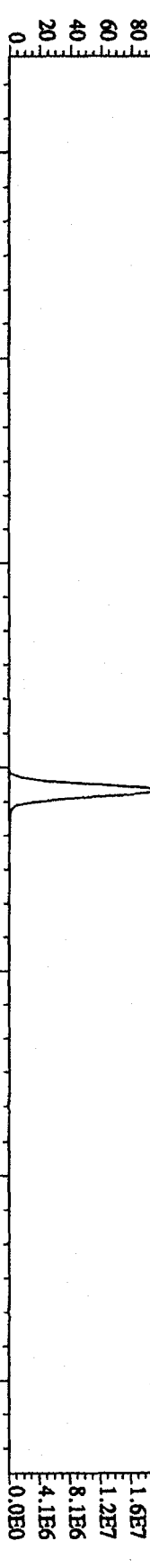
File: 31DE09A1D5 #1-410 Acq: 1-JAN-2010 02:14:32 GC EI+ Voltage SIR 70SE

Sample#5 Test: ST1231B :CS-4 09DDXN426 Exp: DIOXIN

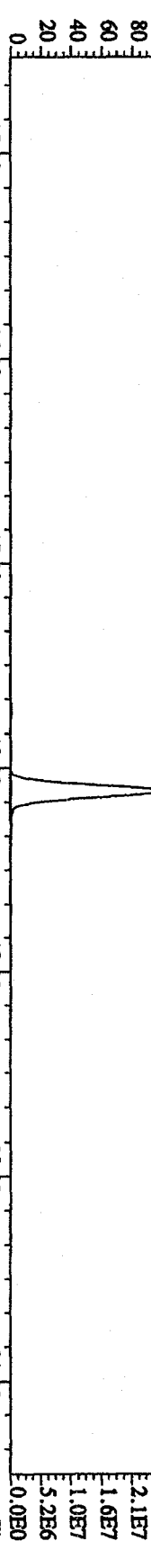
292.9825 S:5 SMO(1,3) PKD(5,3,5,100,00%,0,0,1,00%,F,T)



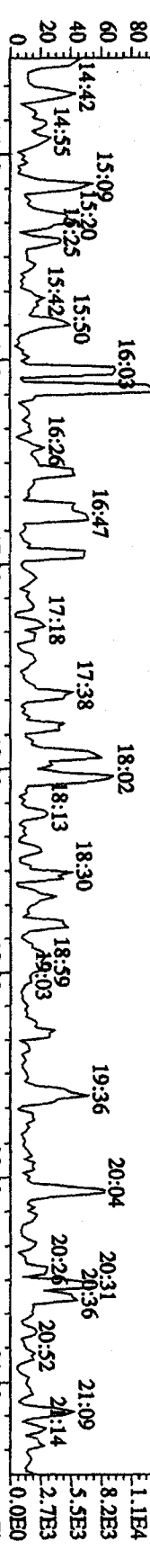
303.9016 S:5 SMO(1,3) BSUB(1000,15,-3,0) PKD(5,3,3,0,10%,7872,0,1,00%,F,T)



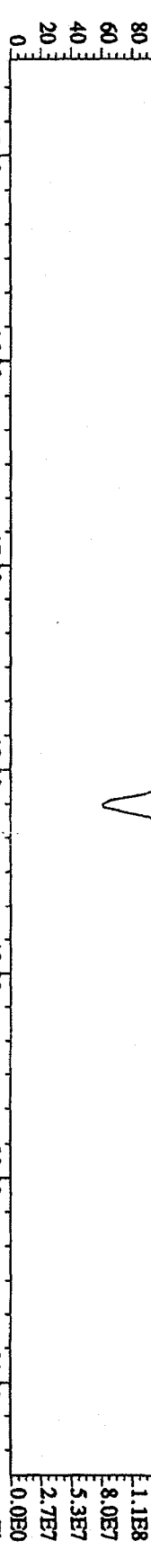
305.8987 S:5 SMO(1,3) BSUB(1000,15,-3,0) PKD(5,3,3,0,10%,7356,0,1,00%,F,T)




375.8364 S:5 SMO(1,3) BSUB(1000,15,-3,0) PKD(5,3,3,100,00%,2032,0,1,00%,F,T)



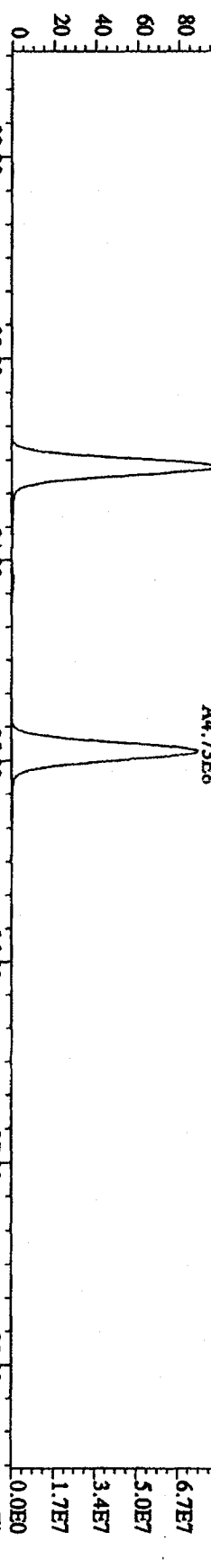
330.9797 S:5 SMO(1,3) PKD(5,3,3,100,00%,0,0,1,00%,F,T)



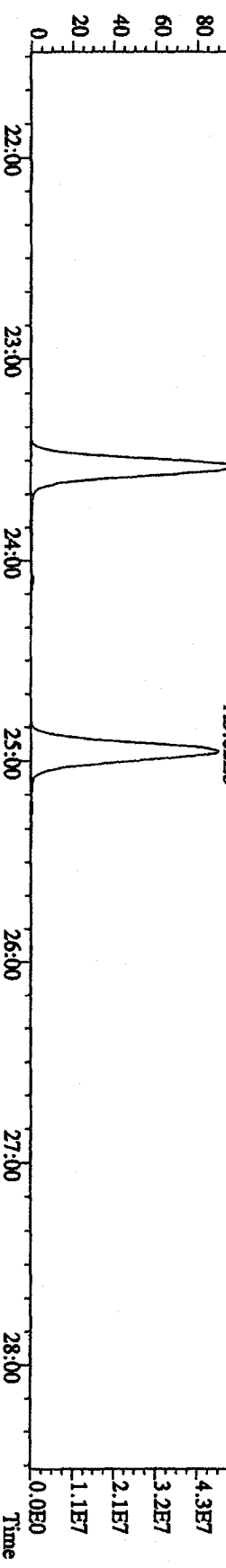
File: 31DE09A1.DS #1-496 Acq: 1-JAN-2010 02:14:32 GC EI + Voltage SIR 70SE
 Sample#5 Text: ST1231E :CS-4 09DXN426 Exp: DIOXIN
 342.9792 S.S.F:2 SMO(1,3) PKD(5,3,3,100.00%,0.0,1.00%,F,T)
 100% 21:48 22:30 23:15 23:54 24:28 25:12 25:44 26:05 26:30 26:53 27:39 28:22



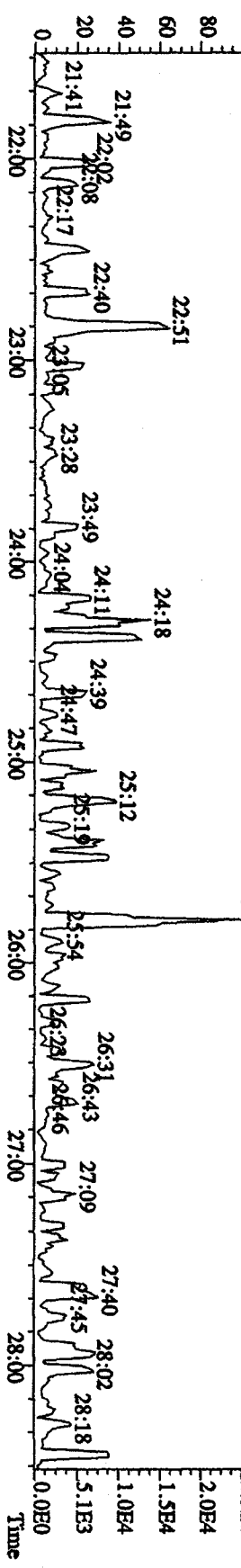
339.8597 S.S.F:2 SMO(1,3) BSUB(1000,15,-3,0) PKD(5,3,3,0.10%,9004,0.1,0.0%,F,T)
 100% 22:00 23:00 24:00 25:00 26:00 27:00 28:00



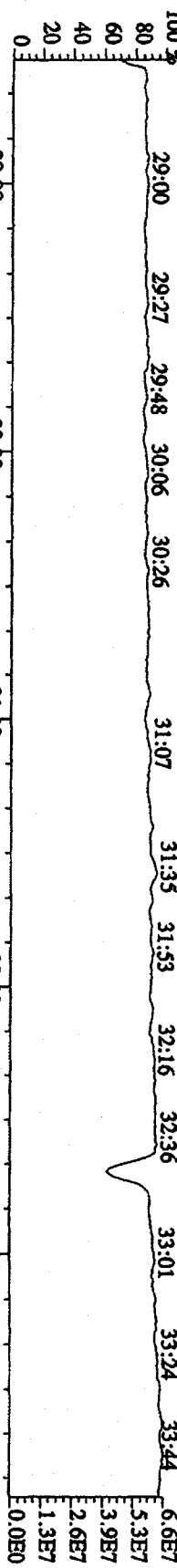
341.8567 S.S.F:2 SMO(1,3) BSUB(1000,15,-3,0) PKD(5,3,3,0.10%,10060,0.1,0.0%,F,T)
 100% 22:00 23:00 24:00 25:00 26:00 27:00 28:00



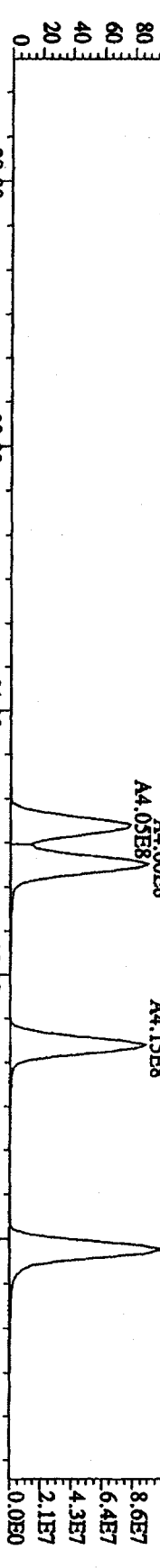
409.7974 S.S.F:2 SMO(1,3) BSUB(1000,15,-3,0) PKD(5,3,3,100.00%,1624,0.1,0.0%,F,T)
 100% 22:00 23:00 24:00 25:00 26:00 27:00 28:00



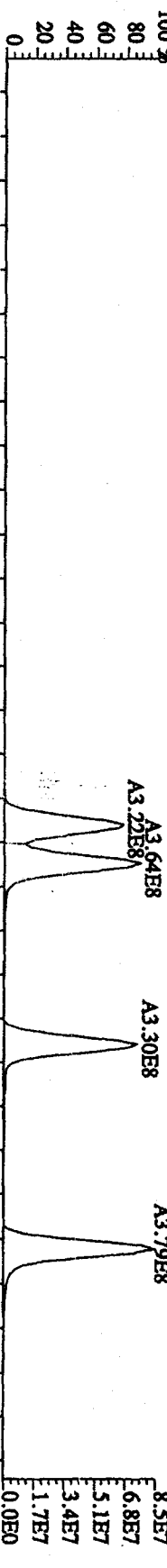
File: 31DE09AID5 #1-361 Acq: 1-JAN-2010 02:14:32 GC EI+ Voltage SIR 70SE
 Sample#5 Text: ST1231E :CS-4 09DXN426 Exp: DIOXIN
 392.9760 S:5 F:3 SMO(1,3) PKD(5,3,3,100,00%,0,0,1,00%,F,T)




373.8208 S:5 F:3 SMO(1,3) BSUB(1000,15,-3,0) PKD(5,3,3,0,10%,4496,0,1,00%,F,T)



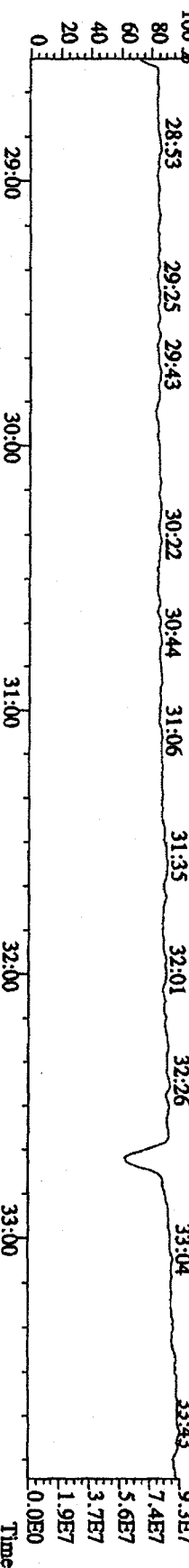
375.8178 S:5 F:3 SMO(1,3) BSUB(1000,15,-3,0) PKD(5,3,3,0,10%,4600,0,1,00%,F,T)



445.7555 S:5 F:3 SMO(1,3) BSUB(1000,15,-3,0) PKD(5,3,3,100,00%,1648,0,1,00%,F,T)



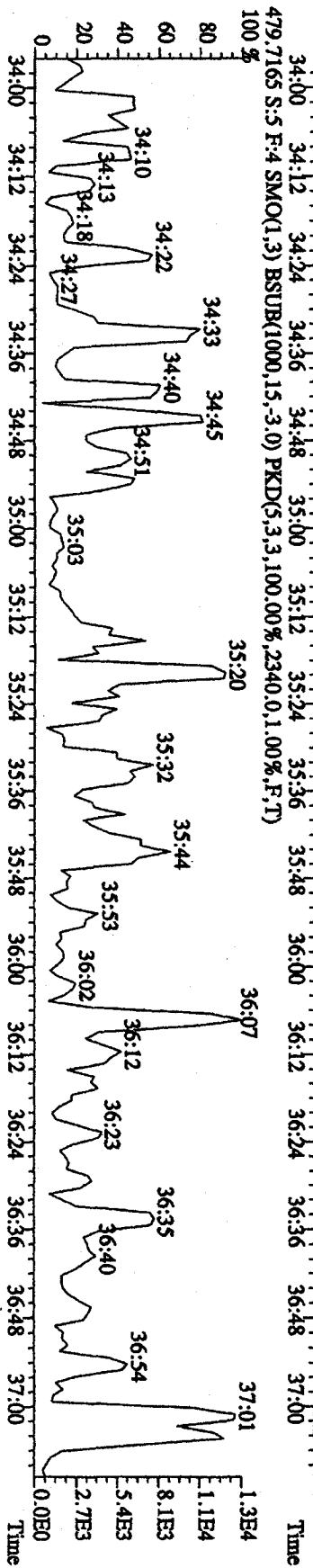
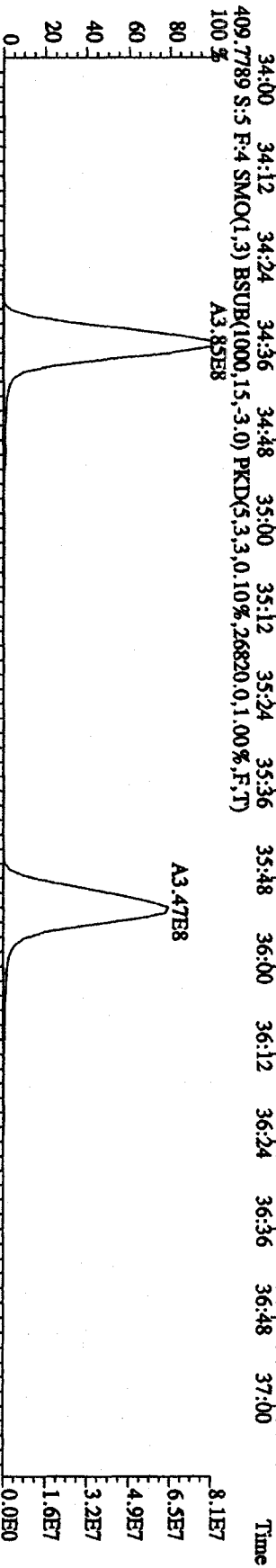
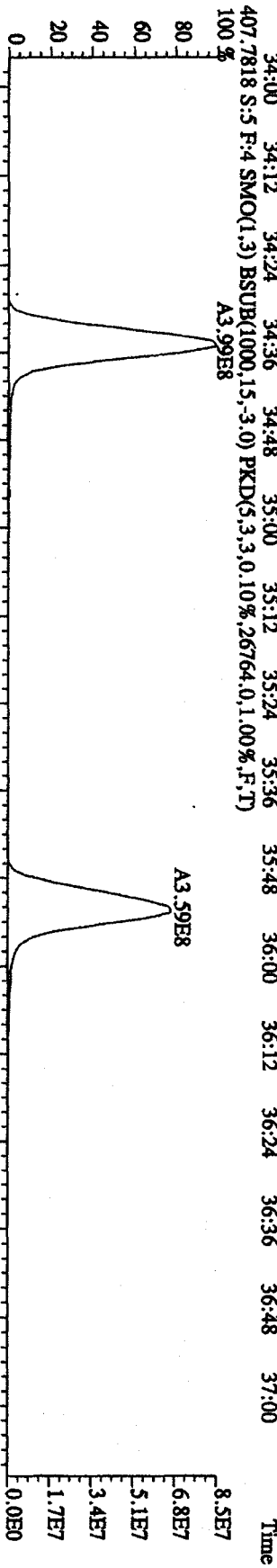

380.9760 S:5 F:3 SMO(1,3) PKD(5,3,3,100,00%,0,0,1,00%,F,T)




File:31DE09A1D5 #1-228 Acq: 1-JAN-2010 02:14:32 GC EI+ Voltage SIR 70SE

Sample#5 Text:ST1231E :CS:4.09DXN426 Exp:DI0XIN

430.9728 S.S.F:4 SMO(1.3) PKD(5.3,3.100.00%,0.0,1.00%,F,T)



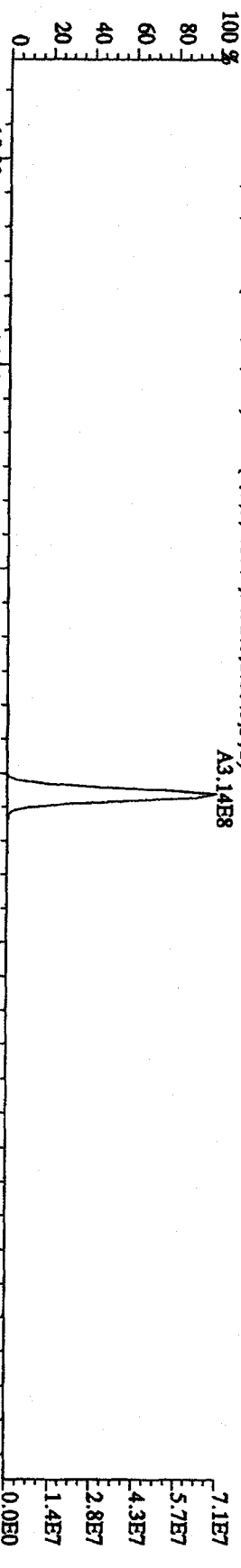
File: 31DE09A1D5 #1-161 Acq: 1-JAN-2010 02:14:32 GC EI+ Voltage SIR 70SE
 Sample#5 Text: ST1231E :CS 4 09DDXN426 Exp: DIOXIN
 454.9728 S:5 F:5 SMO(1,3) PKD(5,3,3,100.00%,0.0,1.00%,F,T)
 100 % 37:16 37:27 37:43 37:50 38:02 38:12 38:22 38:30 38:39 38:53 39:15



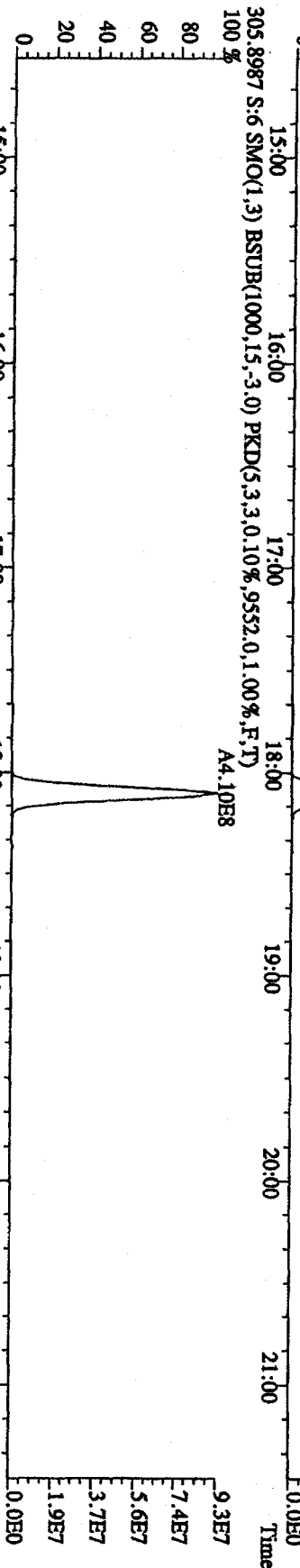
File:31DB09A1D5 #1-411 Acq: 1-JAN-2010 02:56:20 GC EI + Voltage SIR 70SE

Sample#6 Tert:ST1231F :CS-5 09DXN456 Exp:DIOXIN

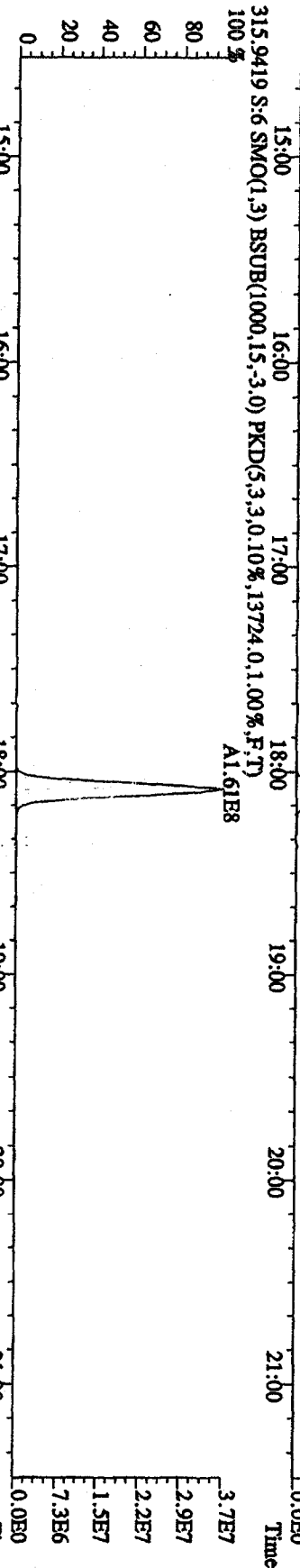
303.9016 S:6 SMO(1,3) BSUB(1000,15,-3,0) PKD(5,3,3,0,10%,9492,0,1,00%,F,T)



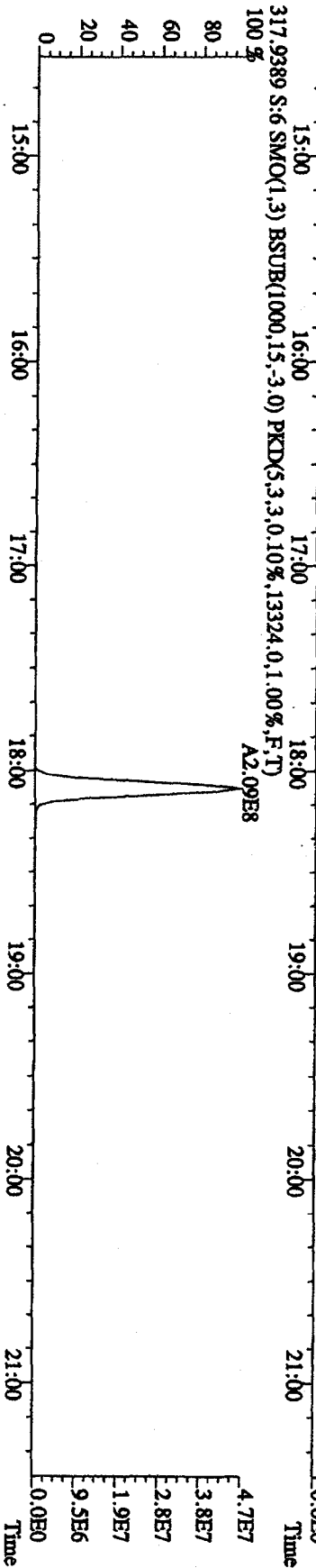
305.8987 S:6 SMO(1,3) BSUB(1000,15,-3,0) PKD(5,3,3,0,10%,9552,0,1,00%,F,T)



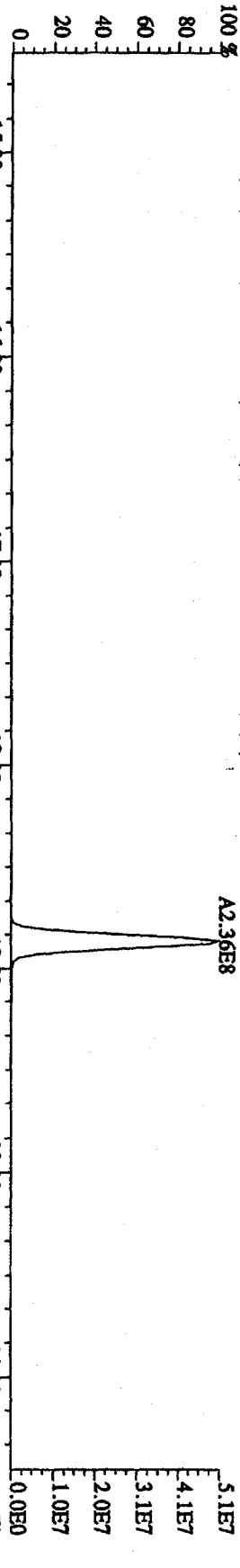
315.9419 S:6 SMO(1,3) BSUB(1000,15,-3,0) PKD(5,3,3,0,10%,13724,0,1,00%,F,T)



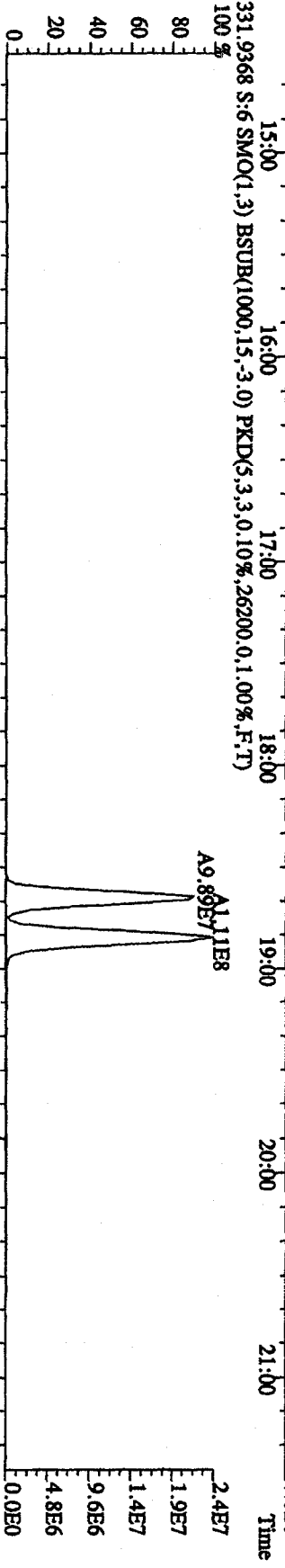
317.9389 S:6 SMO(1,3) BSUB(1000,15,-3,0) PKD(5,3,3,0,10%,13324,0,1,00%,F,T)



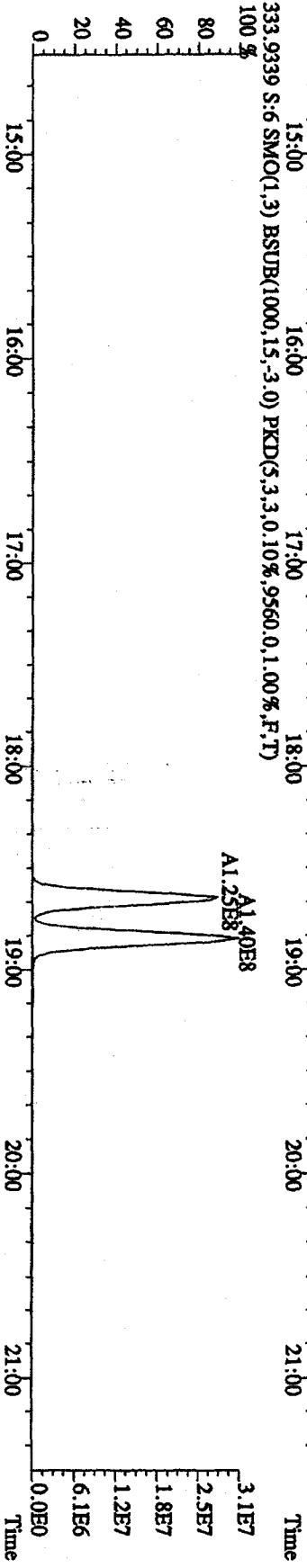
File:31DE09A1D5 #1-411 Acq: 1-JAN-2010 02:56:20 GC EI+ Voltage SIR 70SE
 Sample#6 Text:ST1231F :CS-5 09DXN456 Exp:DIOXIN
 319.8965 S:6 SMO(1,3) BSUB(1000,15,-3,0) PKD(5,3,3,0,10%,8180,0,1,00%,F,T)
 100 %



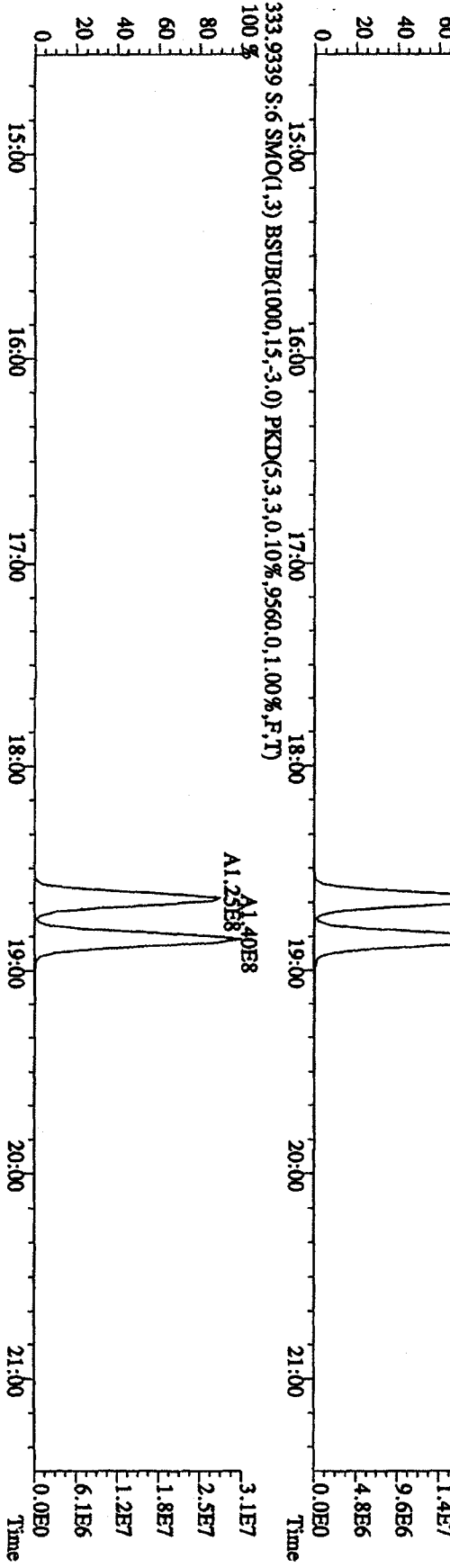
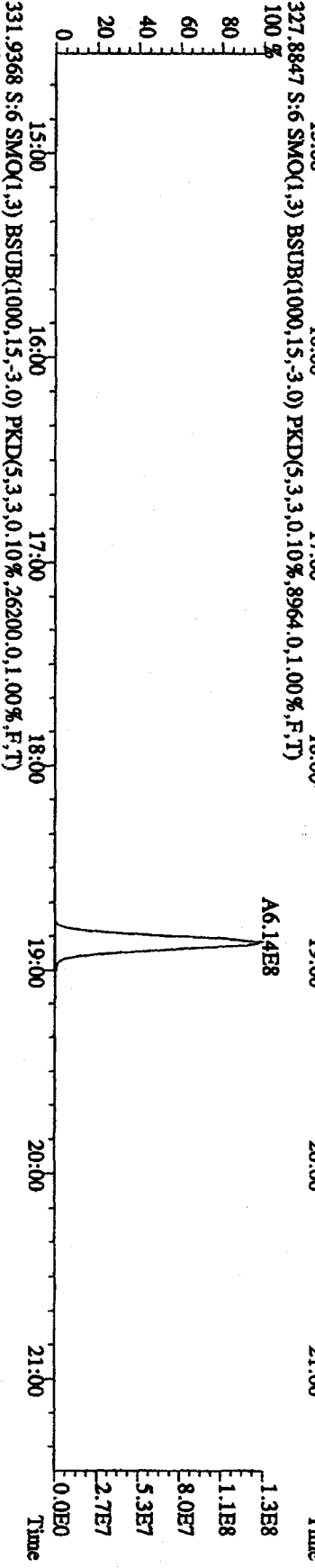
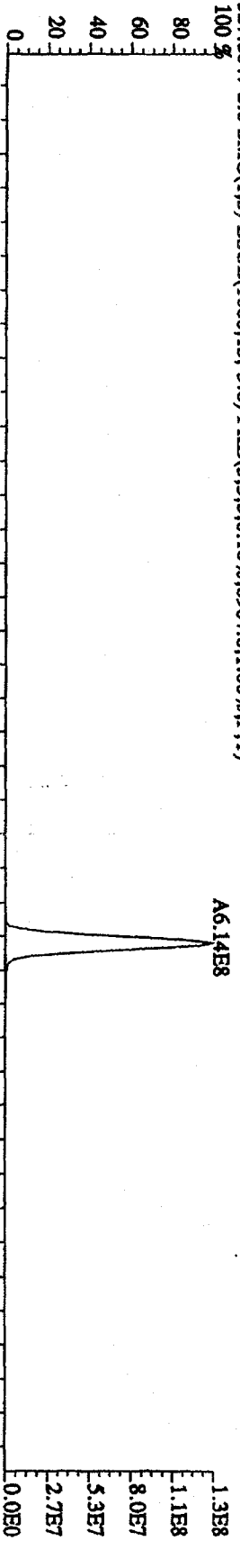
321.8936 S:6 SMO(1,3) BSUB(1000,15,-3,0) PKD(5,3,3,0,10%,7864,0,1,00%,F,T)
 100 %



333.9339 S:6 SMO(1,3) BSUB(1000,15,-3,0) PKD(5,3,3,0,10%,9560,0,1,00%,F,T)
 100 %



File:31DE09A1D5 #1-411 Acq: 1-JAN-2010 02:56:20 GC EI+ Voltage SIR 70SE
 Sample#6 Text:ST123IF :CS-5 09DXN456 Exp:DIOXIN
 327.8847 S:6 SMO(1,3) BSUB(1000,15,-3,0) PKD(5,3,3,0.10%,8964,0.1,00%,F,T)
 100 %

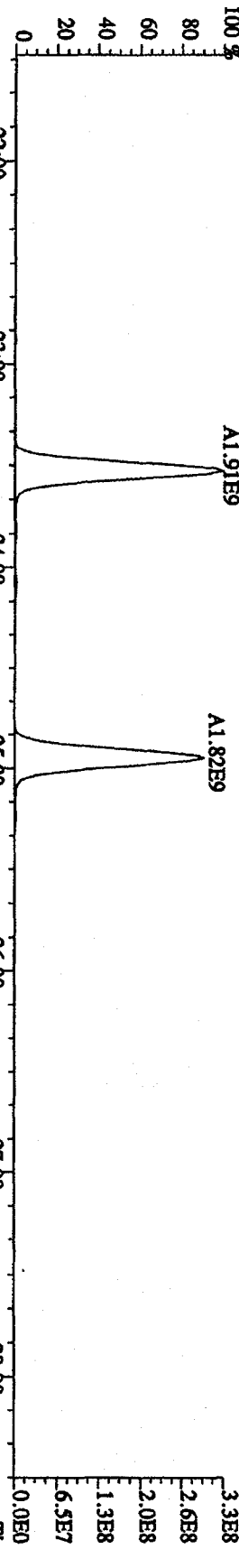


File:31DE09A1D5 #1-495 Acq: 1-JAN-2010 02:56:20 GC EI+ Voltage SIR 70SE

Sample# 7 Text:ST1231F :CS-5 09DDXN456 Exp:DIOXIN

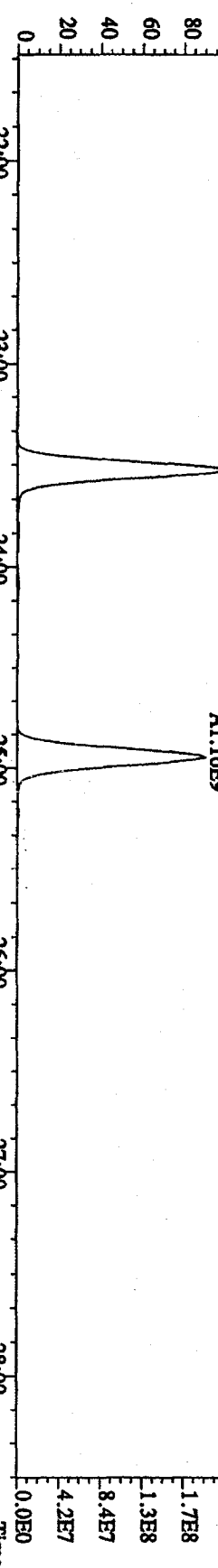
339.8597 S:6 F:2 SMO(1,3) BSUB(1000,15,-3.0) PKD(5,3,3,0.10%,11104,0.1,0.00%,F,T)

100% A1.91E9



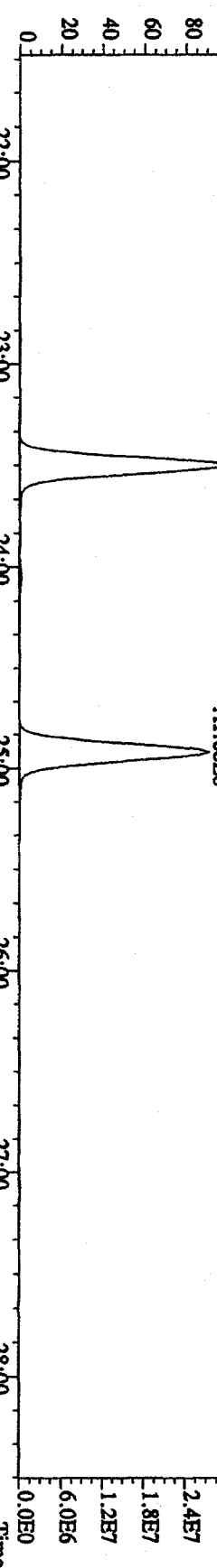
341.8567 S:6 F:2 SMO(1,3) BSUB(1000,15,-3.0) PKD(5,3,3,0.10%,11104,0.1,0.00%,F,T)

100% A1.22E9



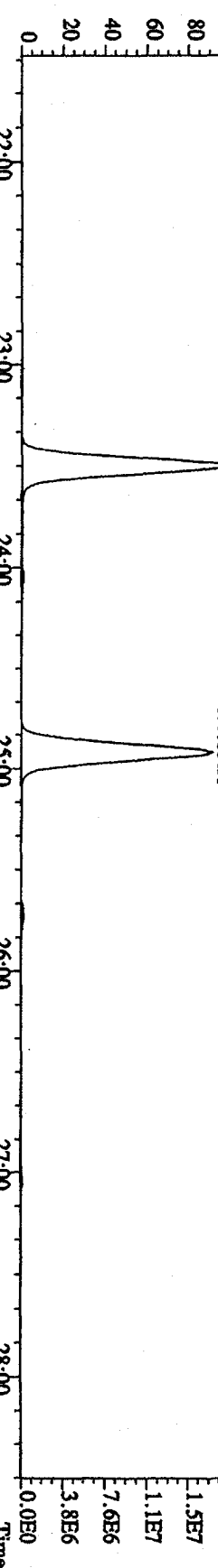
351.9000 S:6 F:2 SMO(1,3) BSUB(1000,15,-3.0) PKD(5,3,3,0.10%,5164,0.1,0.00%,F,T)

100% A1.76E8

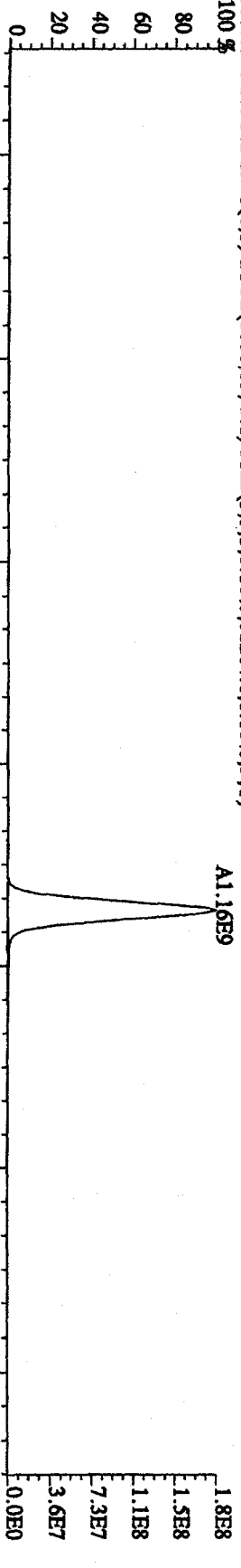


353.8970 S:6 F:2 SMO(1,3) BSUB(1000,15,-3.0) PKD(5,3,3,0.10%,8524,0.1,0.00%,F,T)

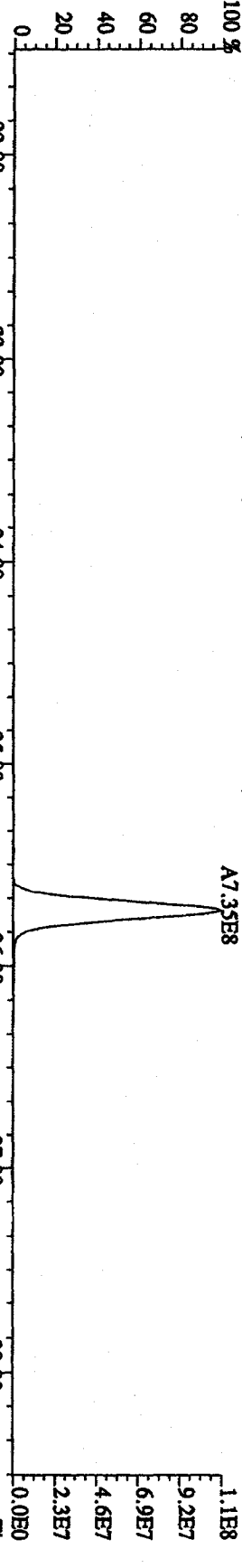
100% A1.07E8




File:31DE09A1D5 #1-495 Acq: 1-JAN-2010 02:56:20 GC EI+ Voltage SIR 70SE
 Sample#6 Text:ST1231F :CS-5 09DXN456 Exp:DIOXIN
 355.8546 S:6 F:2 SMO(1,3) BSUB(1000,15,-3,0) PKD(5,3,3,0,10%,11264,0,1,00%,F,T)
 100%



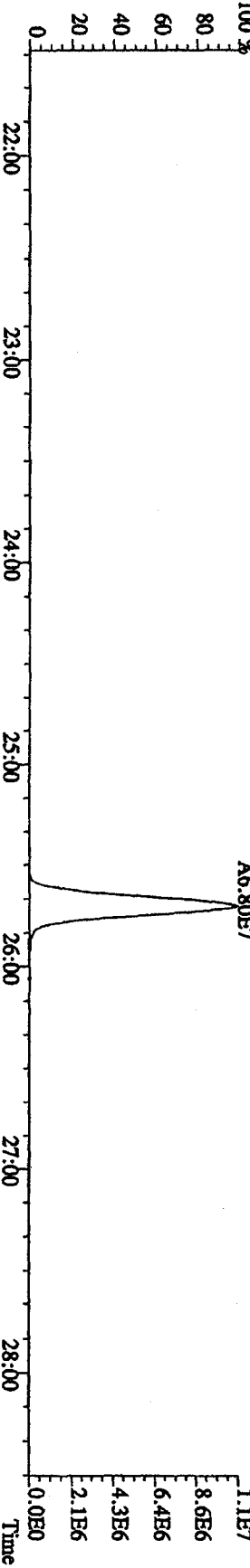
357.8516 S:6 F:2 SMO(1,3) BSUB(1000,15,-3,0) PKD(5,3,3,0,10%,6840,0,1,00%,F,T)
 100%



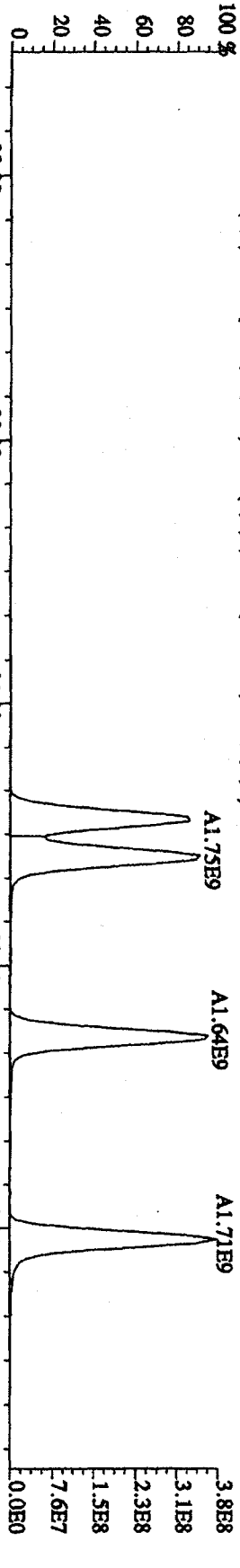
367.8949 S:6 F:2 SMO(1,3) BSUB(1000,15,-3,0) PKD(5,3,3,0,10%,9332,0,1,00%,F,T)
 100%



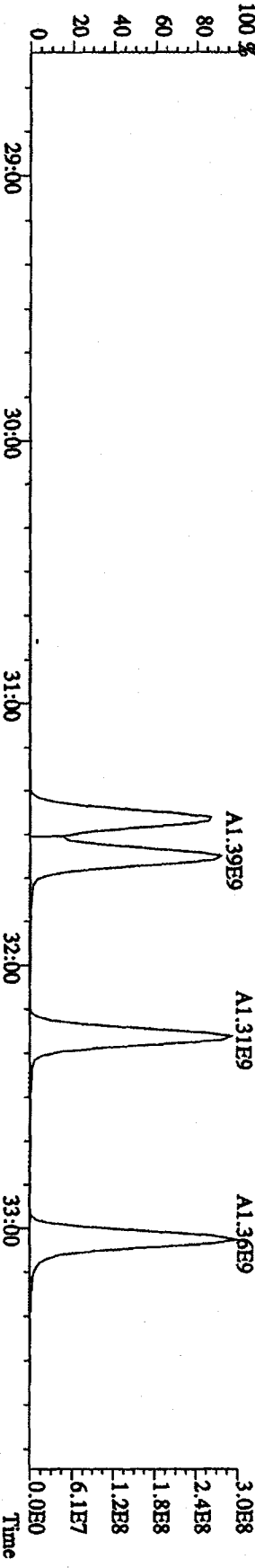
369.8919 S:6 F:2 SMO(1,3) BSUB(1000,15,-3,0) PKD(5,3,3,0,10%,2860,0,1,00%,F,T)
 100%



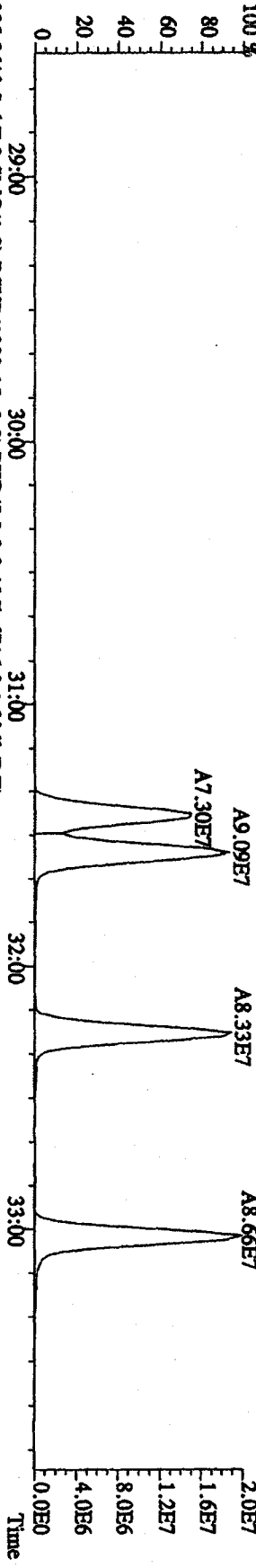
File:31DE09A1D5 #1-362 Acq: 1-JAN-2010 02:56:20 GC EI+ Voltage SIR 70SE
 Sample#6 Tex:ST1231F :CS 5 09DXN456 Exp:DIOXIN
 373.8208 S:6 F:3 SMO(1,3) BSUB(1000,15,-3.0) PKD(5,3,3,0,10%,11080,0,1,00%,F,T)



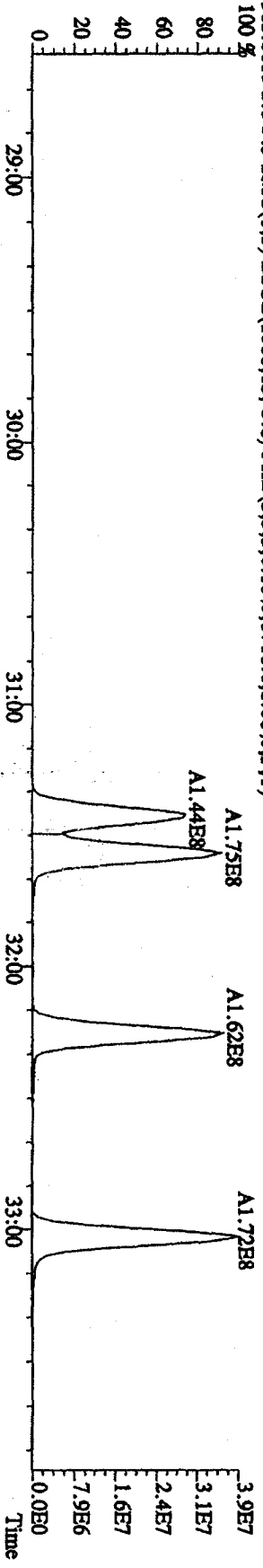
375.8178 S:6 F:3 SMO(1,3) BSUB(1000,15,-3.0) PKD(5,3,3,0,10%,6268,0,1,00%,F,T)




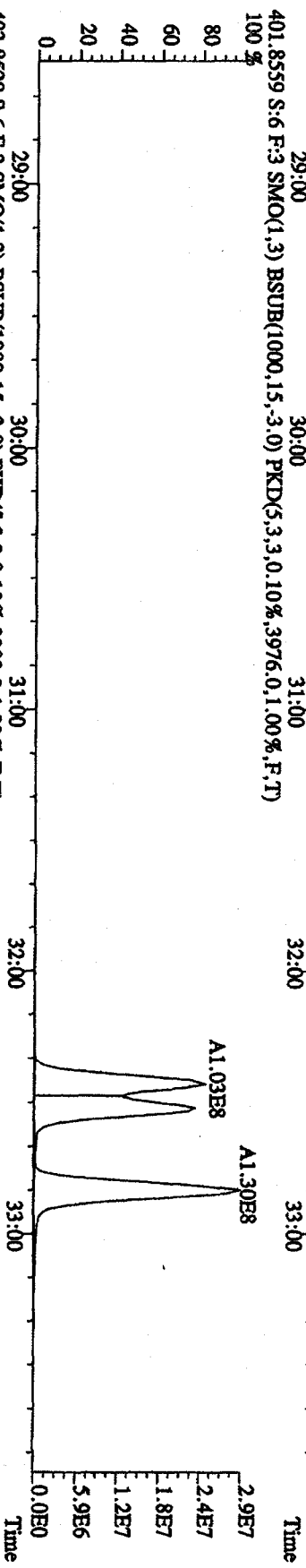


383.8639 S:6 F:3 SMO(1,3) BSUB(1000,15,-3.0) PKD(5,3,3,0,10%,13728,0,1,00%,F,T)



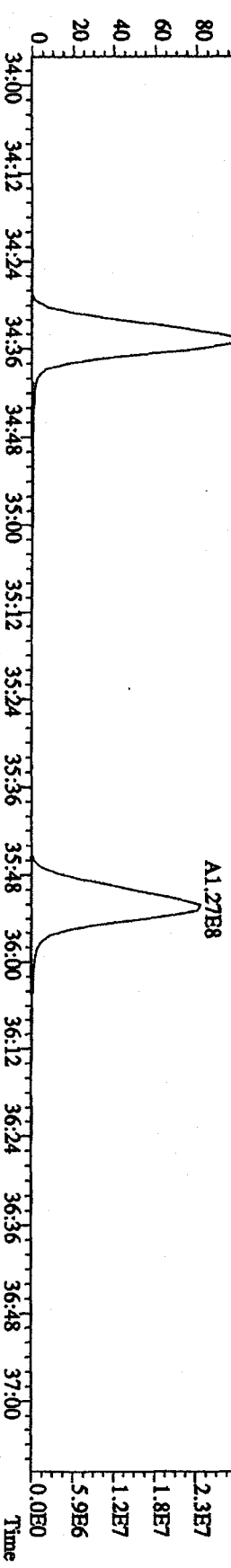
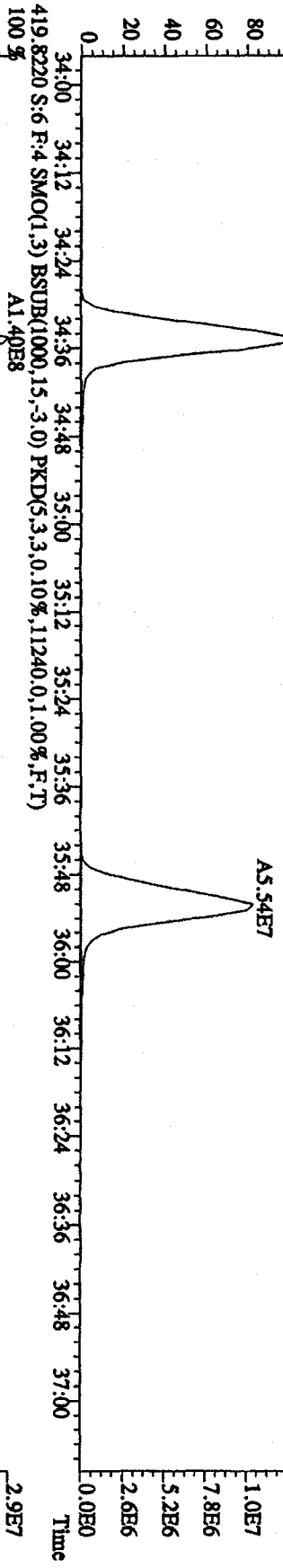
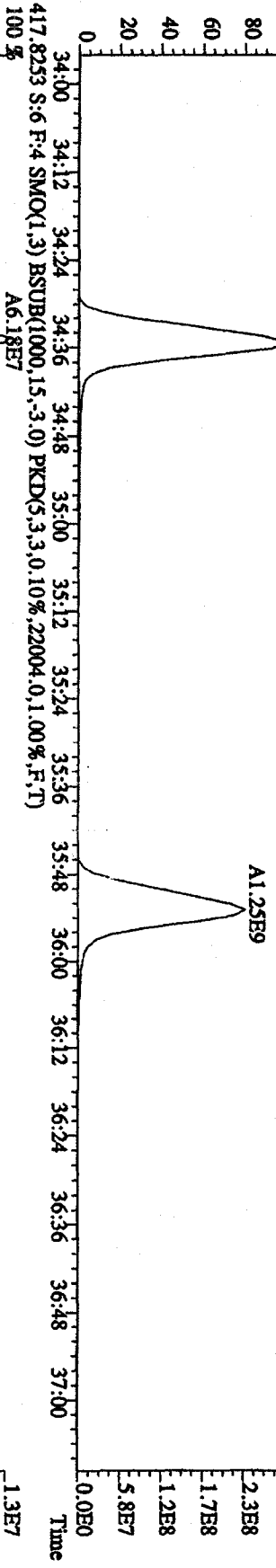
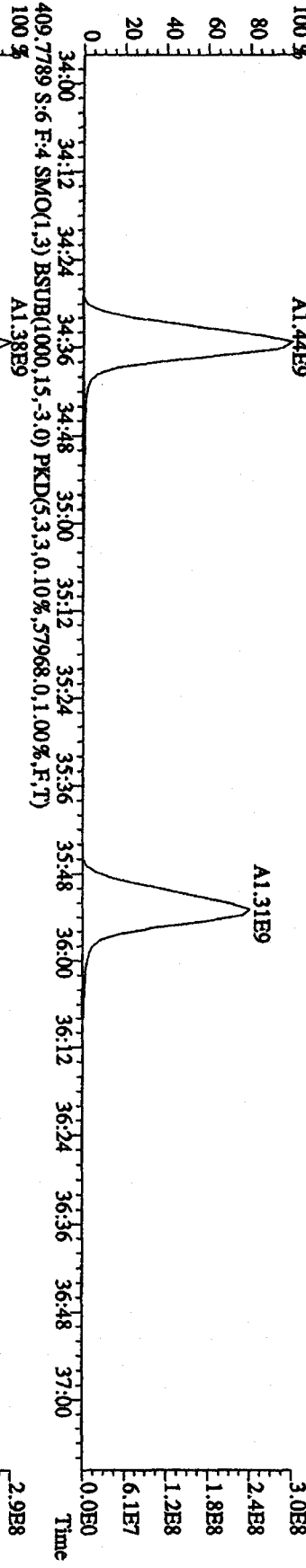
385.8610 S:6 F:3 SMO(1,3) BSUB(1000,15,-3.0) PKD(5,3,3,0,10%,6716,0,1,00%,F,T)



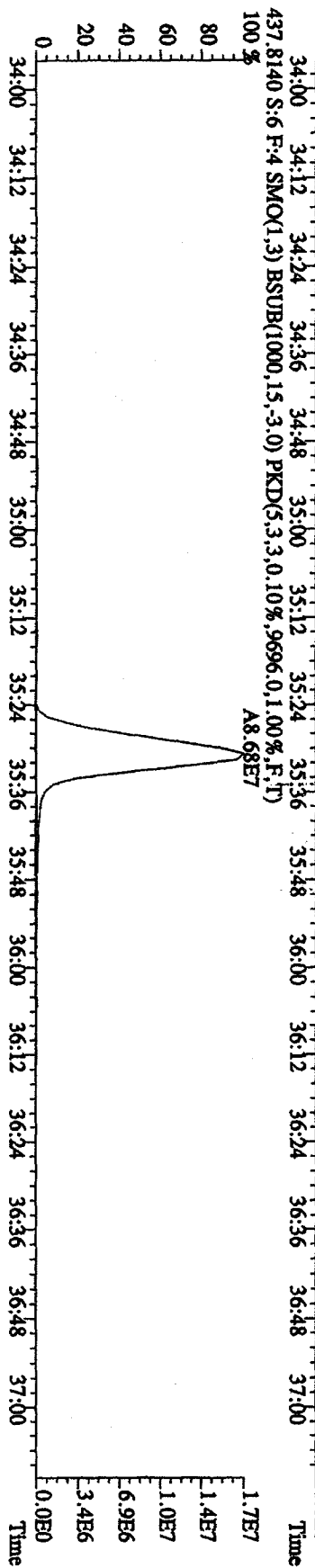
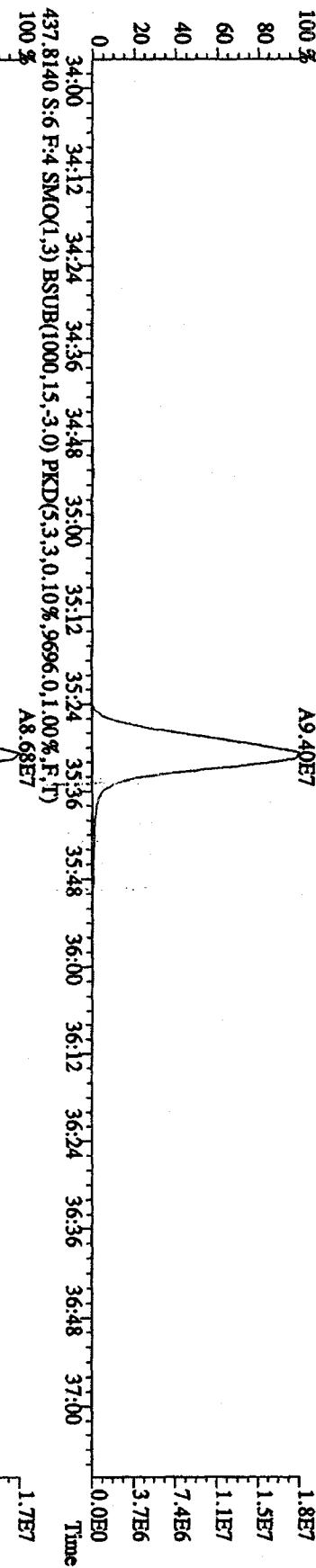
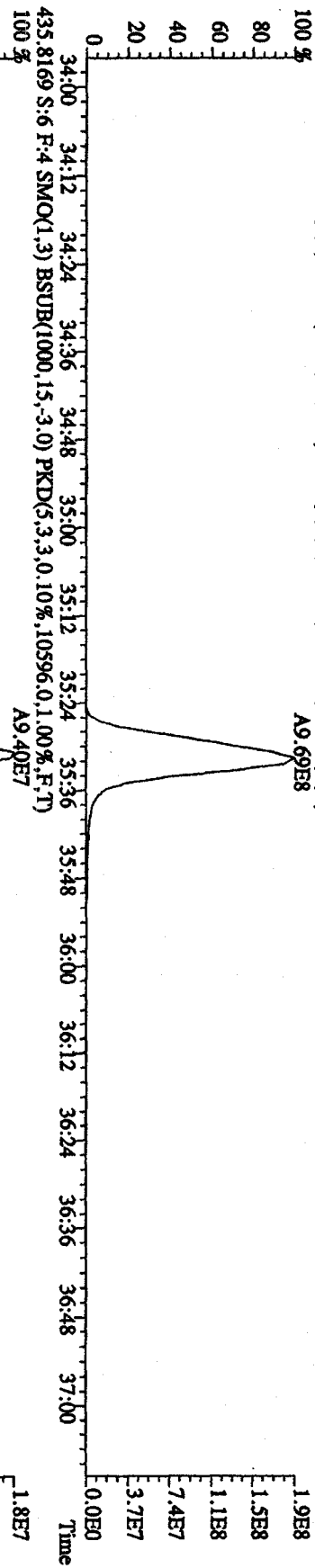
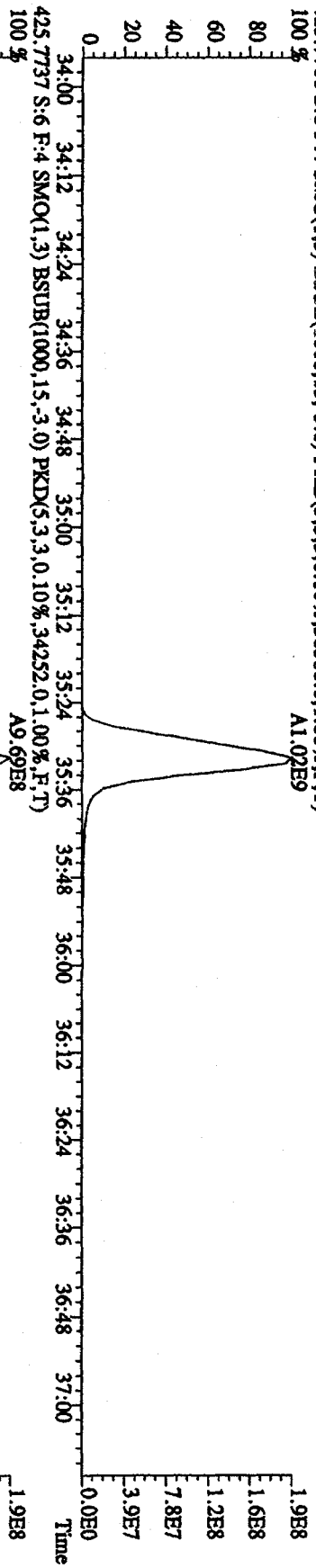
File:31DE09AID5 #1-362 Acq: 1-JAN-2010 02:56:20 GC EI+ Voltage SIR 70SE
 Sample#6 Text:ST1231F :CS-5 09DXN456 Exp:DIOXIN
 389.8157 S:6 F:3 SMO(1.3) BSUB(1000,15,-3.0) PKD(5,3,3,0.10%,3000,0,1.00%,F,T)



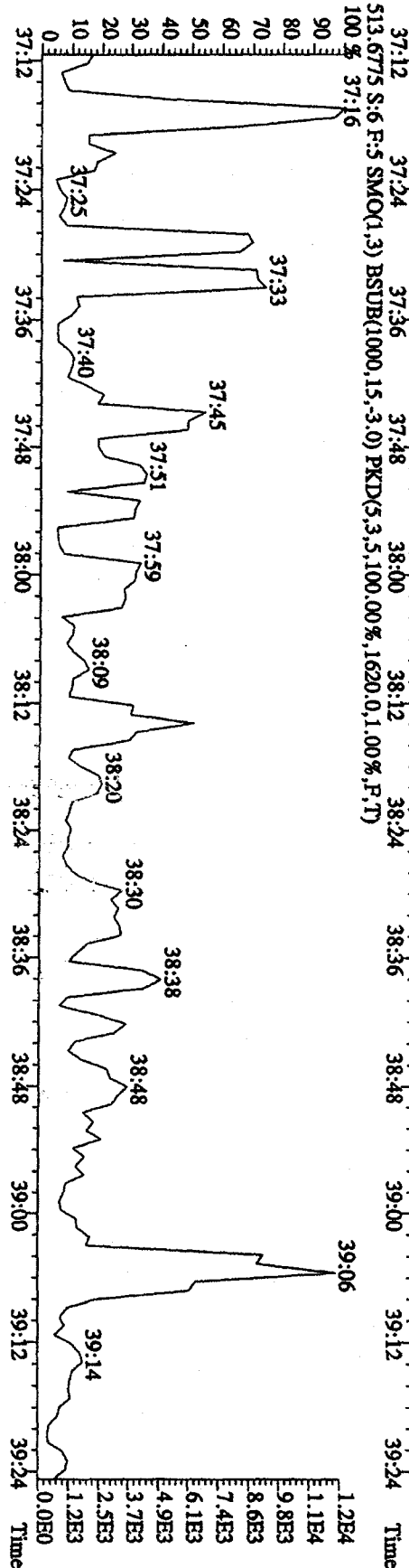
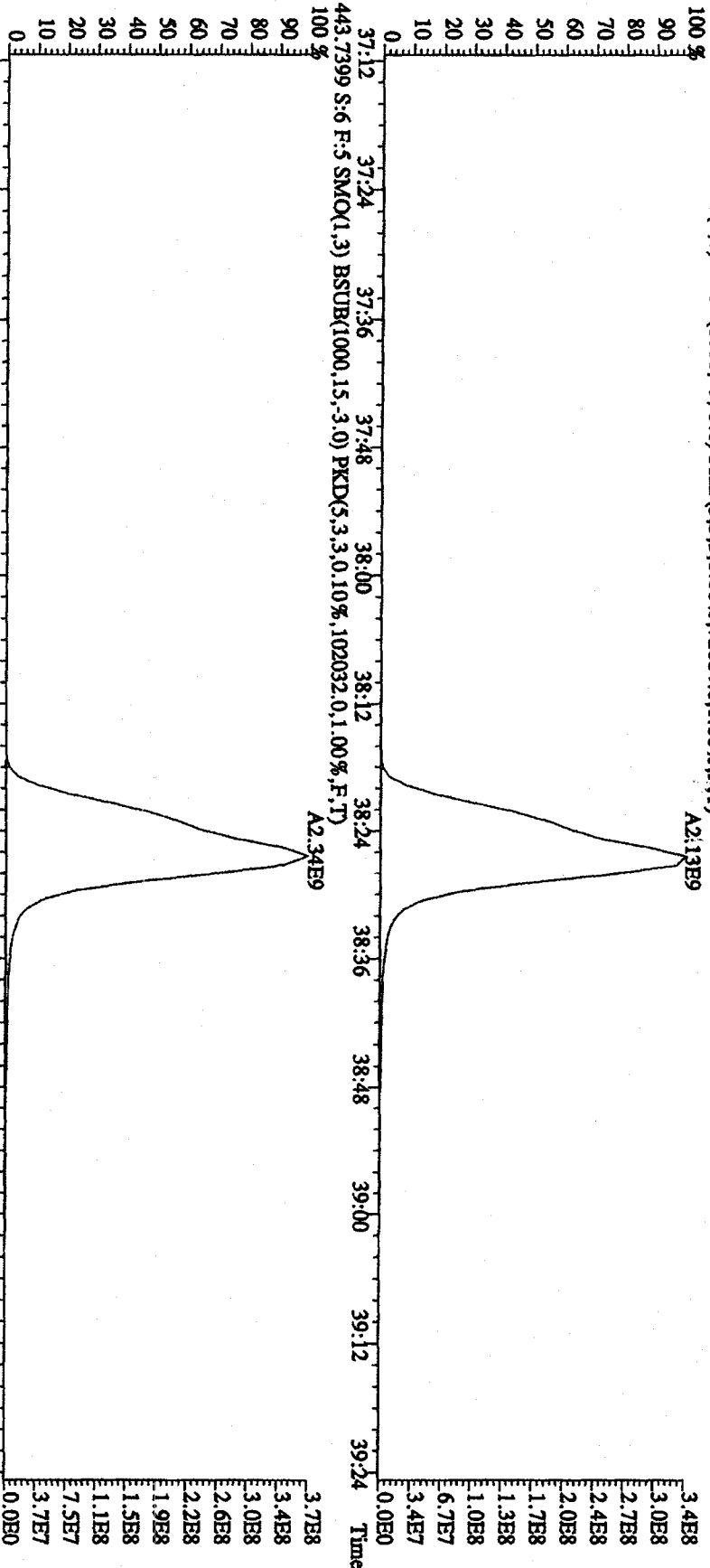
File:31DE09AID5 #1-228 Acq: 1-JAN-2010 02:56:20 GC EI+ Voltage SIR 70SE
 Sample#6 Text:ST123IF :CS-5 09DXN456 Exp:DIOXIN
 407.7818 S:6 F:4 SMO(1.3) BSUB(1000,15,-3.0) PKD(5.3,3.0,10%,.34380,0,1.00%,F,T)



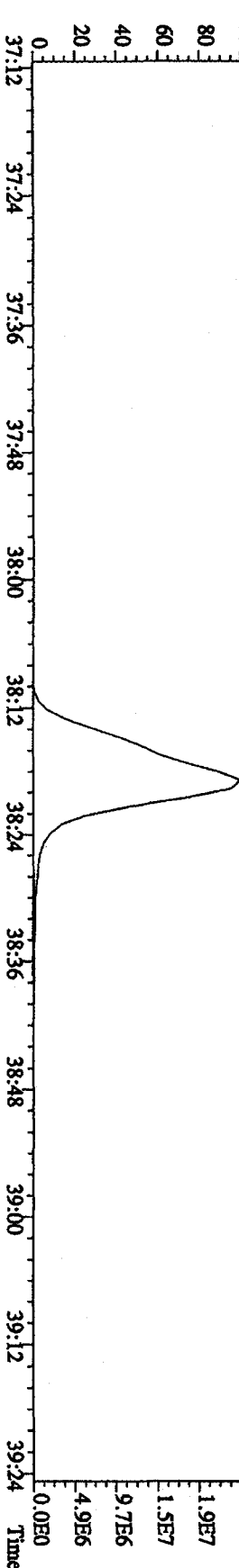
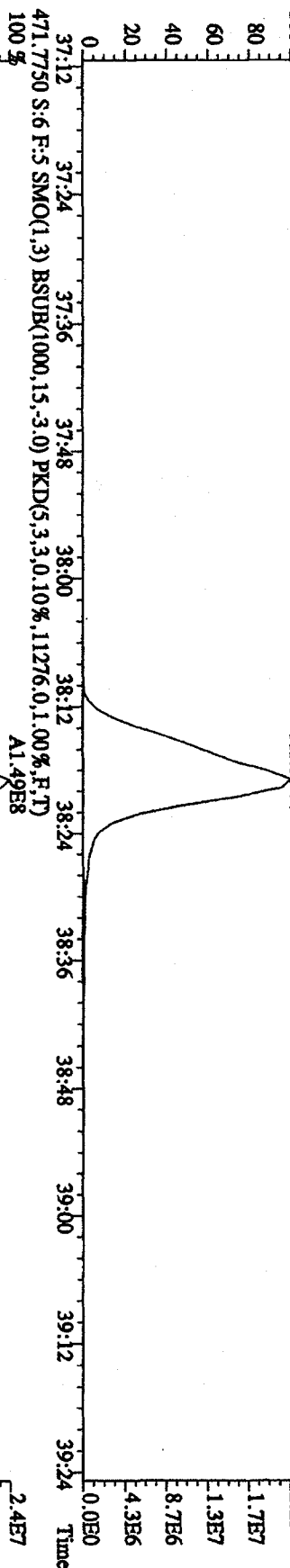
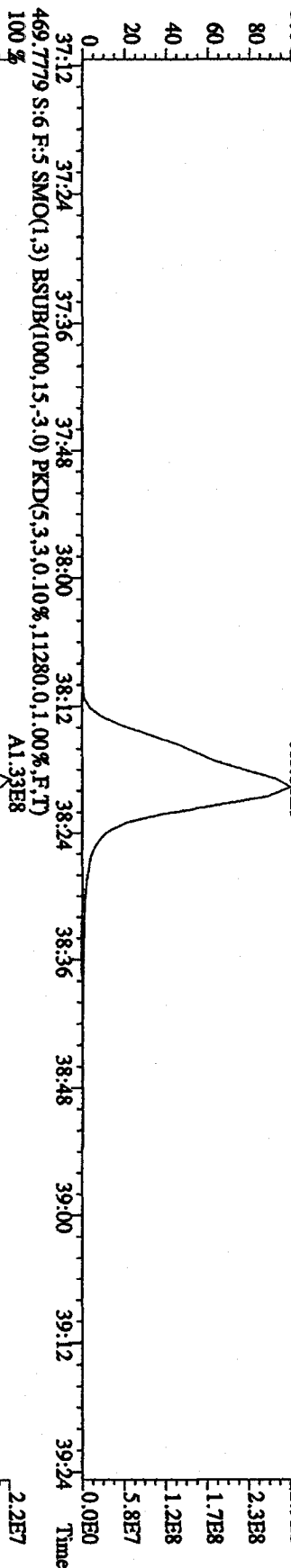
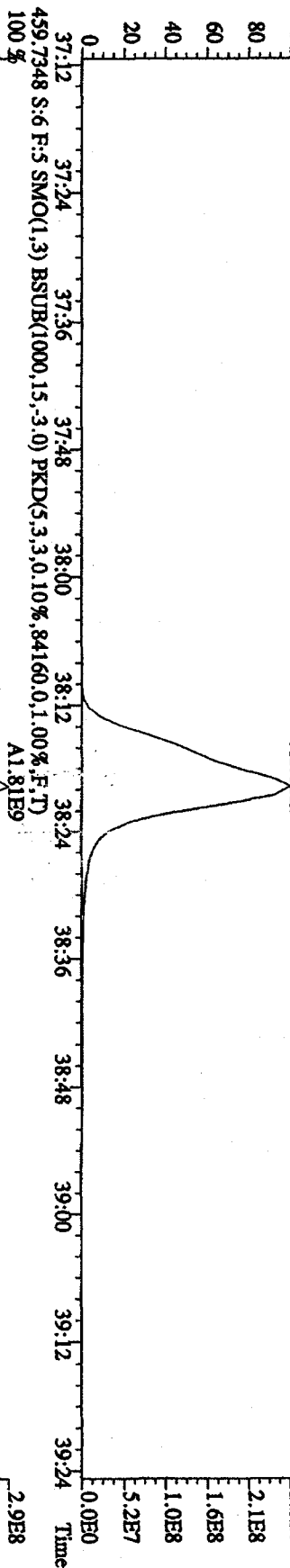
File:31DE09AID5 #1-228 Acq: 1-JAN-2010 02:56:20 GC EI+ Voltage SIR 70SE
 Sample#6 Text:ST1231F :CS-5 09DXN456 Exp:DIOXIN
 423.7766 S:6 F:4 SMO(1.3) BSUB(1000,15,-3.0) PKD(5,3,3,0,10%,.38388,0,1,00%,F,T)
 100 % A1.02E9




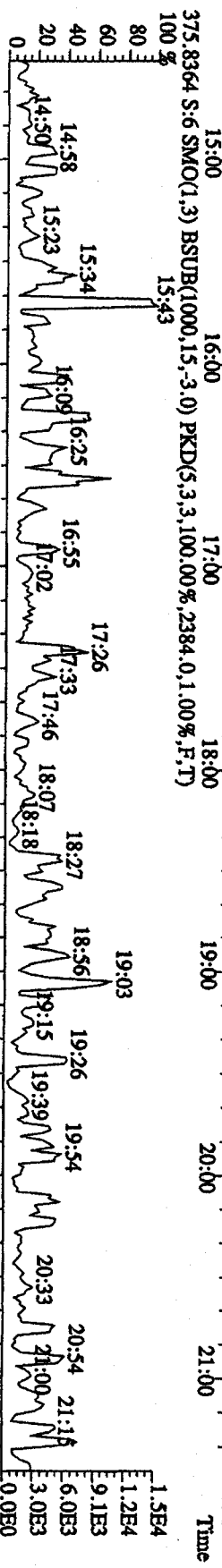
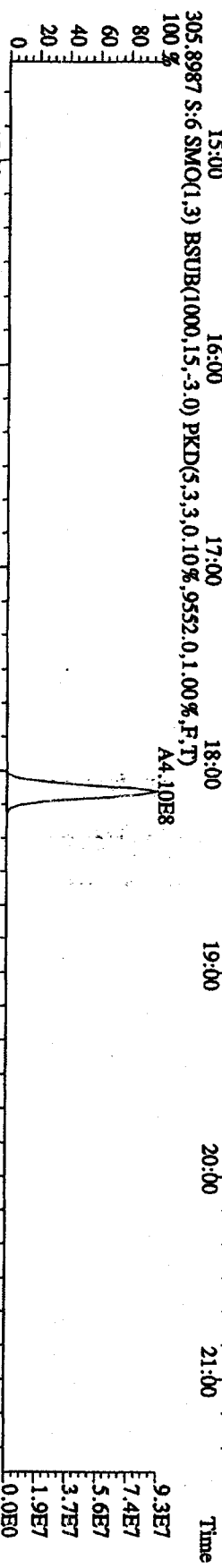
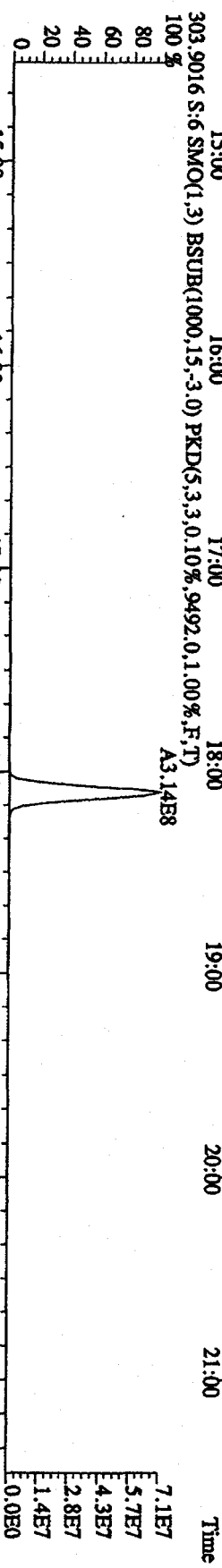

File: 31DE09AID5 #1-161 Acq: 1-JAN-2010 02:56:20 GC EI+ Voltage SIR 70SE
 Sample#6 Text: ST1231F :CS-5 09DXN456 Exp: DIOXIN
 441.7428 S:6 F:5 SMO(1.3) BSUB(1000,15,-3.0) PKD(5,3,3,0.10%,72084,0.1,00%,F,T)



File:31DE09AIDS #1-161 Acq: 1-JAN-2010 02:56:20 GC EI+ Voltage SIR 70SE
 Sample#6 Text:5T1231F :CS-5 09DXN456 Exp:DIOXIN
 457.7377 S:6 F:5 SMO(1,3) BSUB(1000,15,-3,0) PKD(5,3,3,0.10%,67900,0.1,00%,F,T)
 100 %



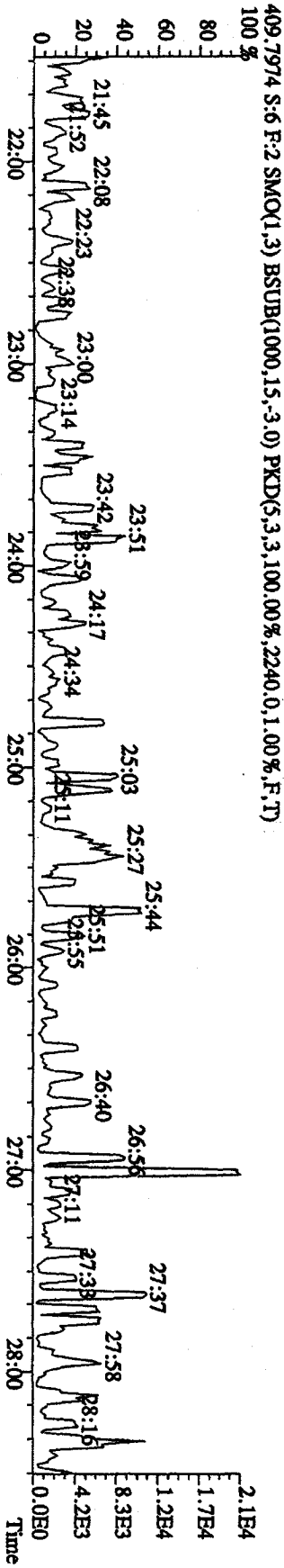
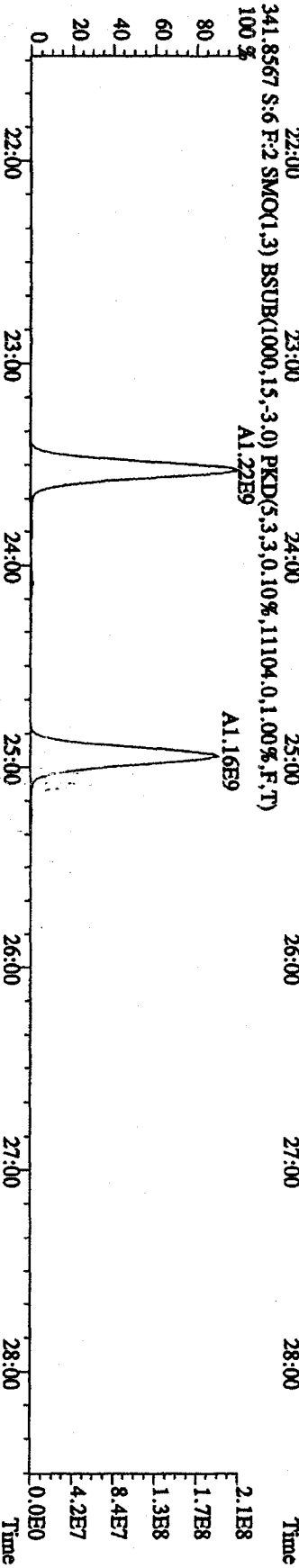
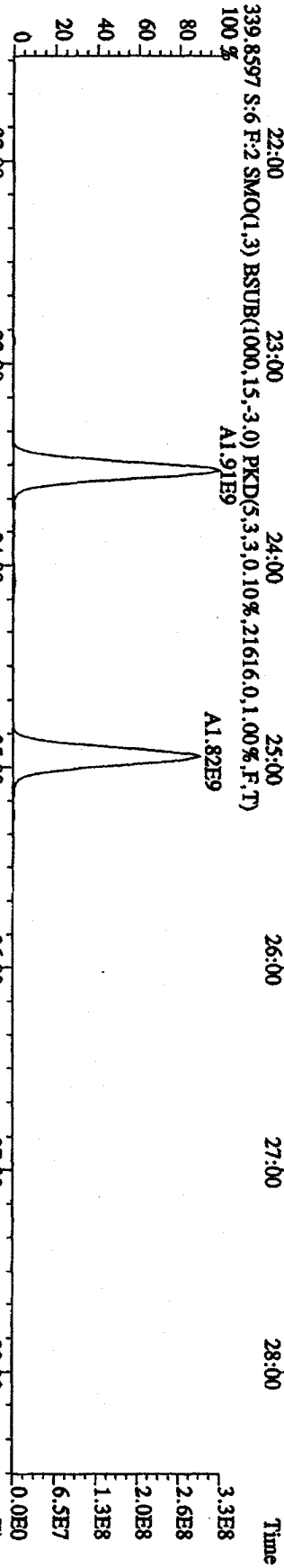

File: 31DE09A1D5 #1-411 Acq: 1-JAN-2010 02:56:20 GC EI+ Voltage SIR 70SE
 Sample#6 Text: ST1231F :CS-5 09DXN456 Exp: DIOXIN
 292.9825 S:6 SMO(1.3) PKD(5,3,5,100,00%,0.0,1.00%,F,T)
 100% 14:46 15:15 15:39 16:08 16:37 17:08 17:48 18:27 19:04 19:31 20:00 20:36 21:13



File:31DE09A1D5 #1-495 Acq: 1-JAN-2010 02:56:20 GC EI+ Voltage SIR 70SE

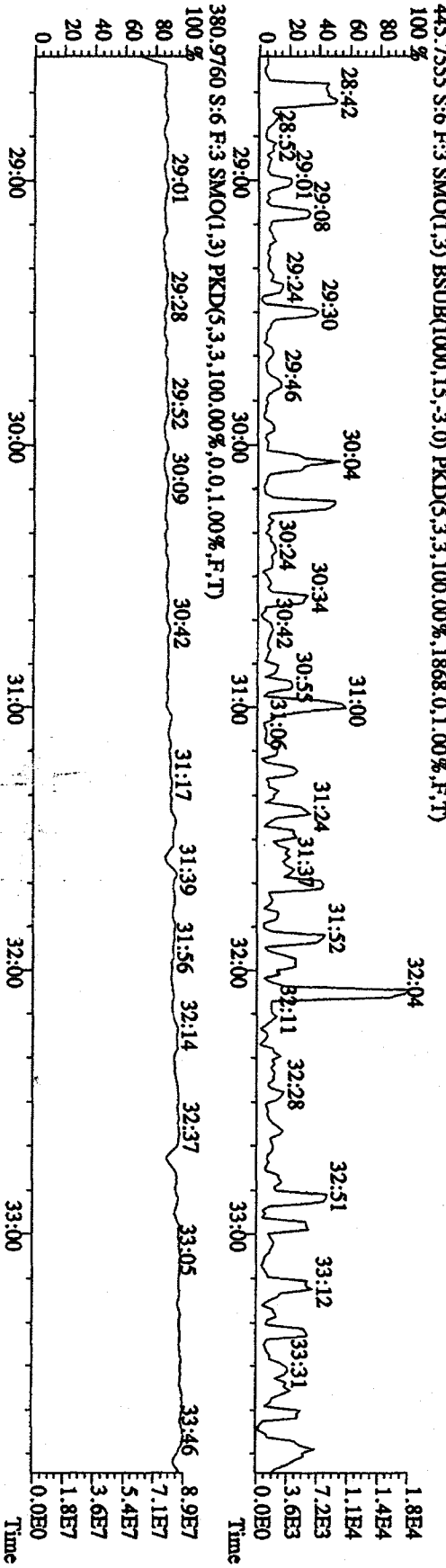
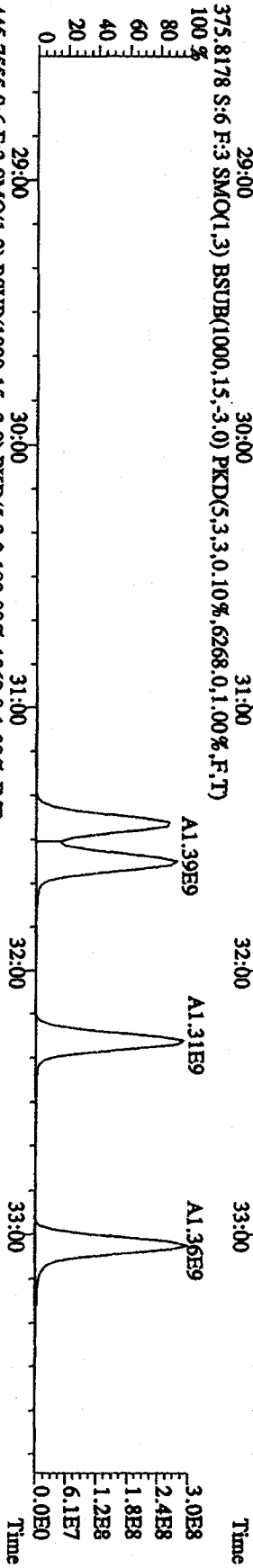
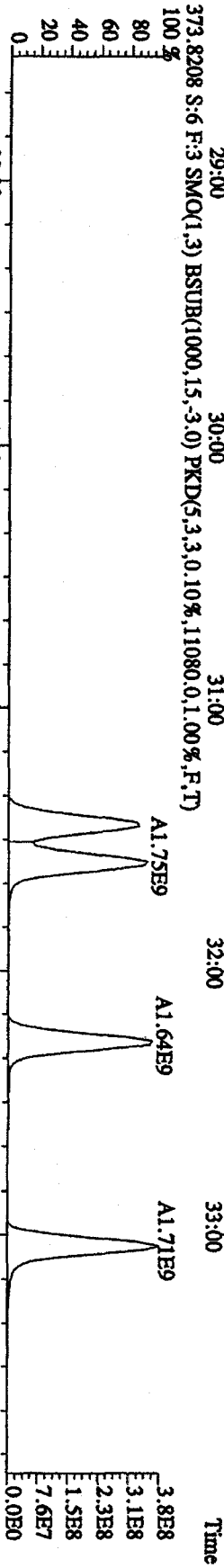

Sample#6 Text:ST1231F :CS-5 09DXN456 Exp:DIOXIN

342.9792 S:6 F:2 SMO(1,3) PKD(5,3,3,100.00%,0.0,1.00%,F,T)

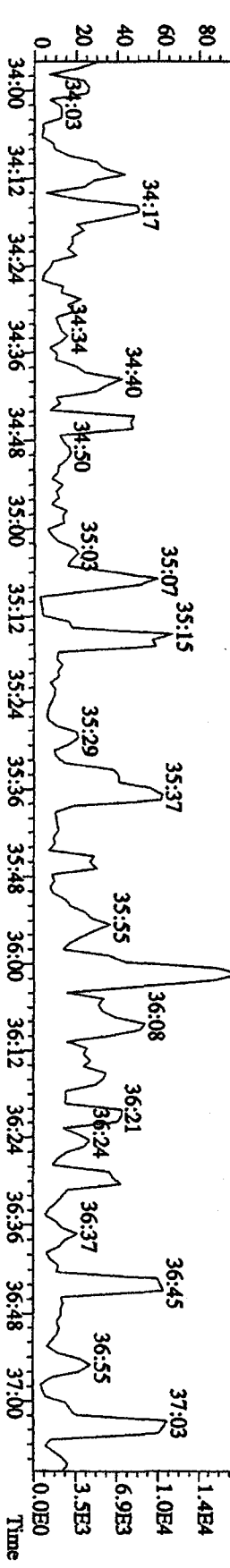
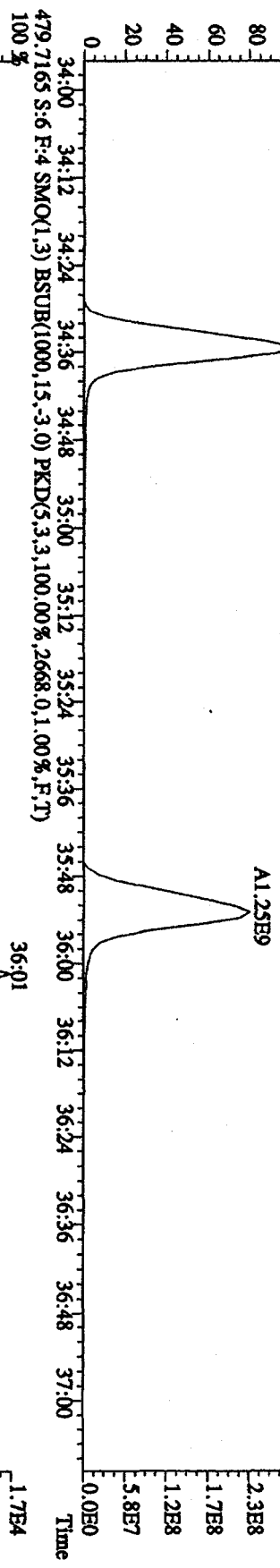
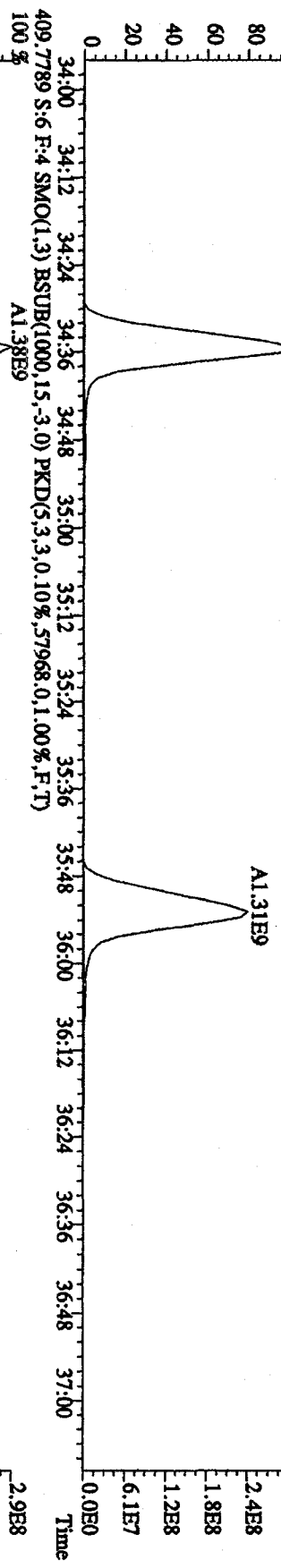



File:31DE09A1D5 #1-362 Acq: 1-JAN-2010 02:56:20 GC EI+ Voltage SIR 70SE


Sample#6 Text:ST1231F :CS-5 09DXN456 Exp:DIOXIN



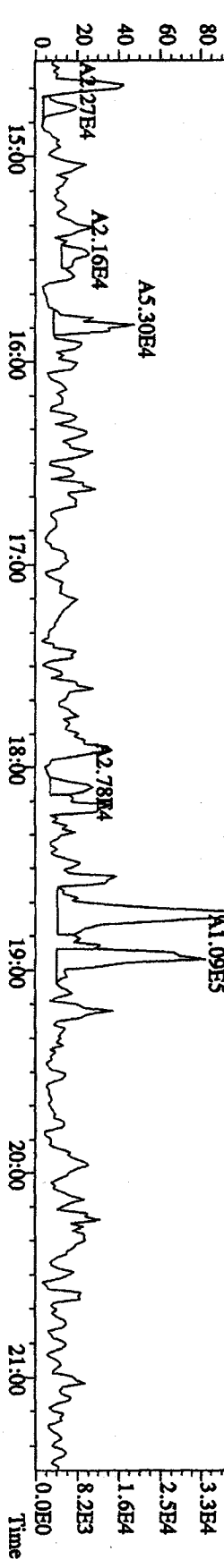
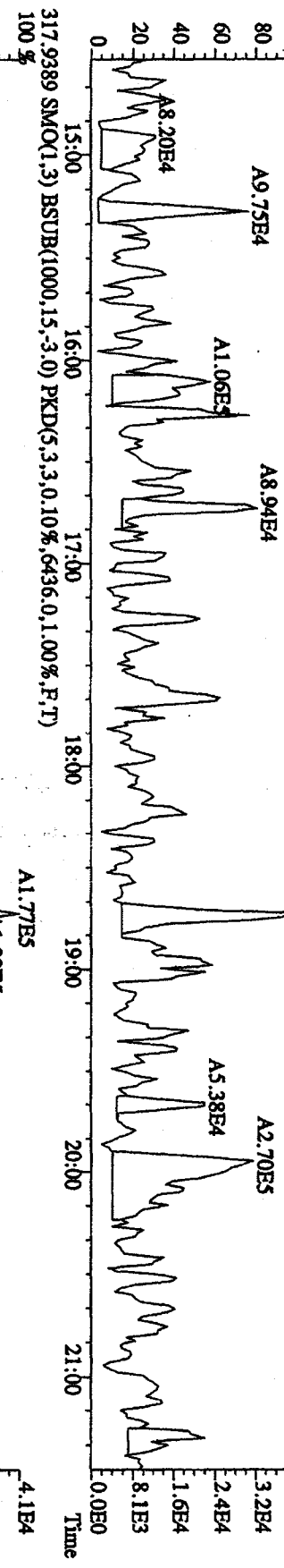


File:31DE09A1D5 #1-228 Acq: 1-IAN-2010 02:56:20 GC EI+ Voltage SIR 70SE
 Sample#6 Text:ST1231F :CS-5 09DXN456 Exp:DIOXIN
 430.9728 S:6 F:4 SMO(1.3) PKD(5.3,3.100.00%,0.0,1.00%,F,T)
 100 % 34:07 34:26 34:47 35:07 35:17 35:48 36:04 36:18 36:45 36:59



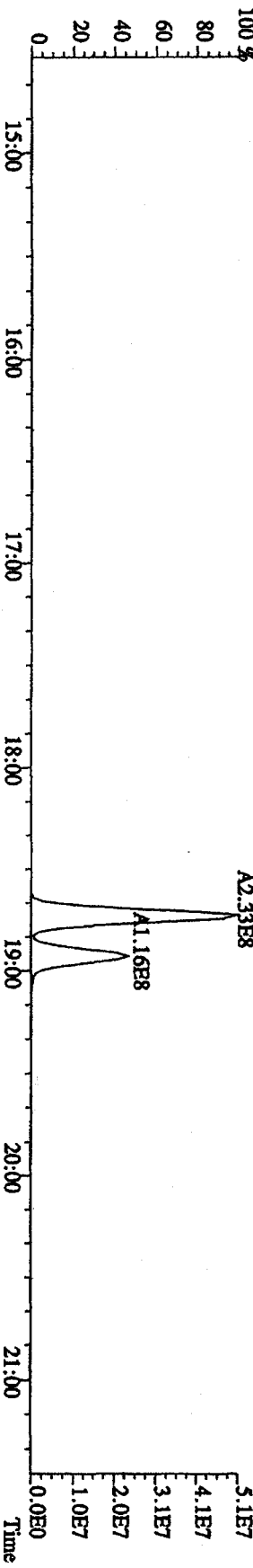
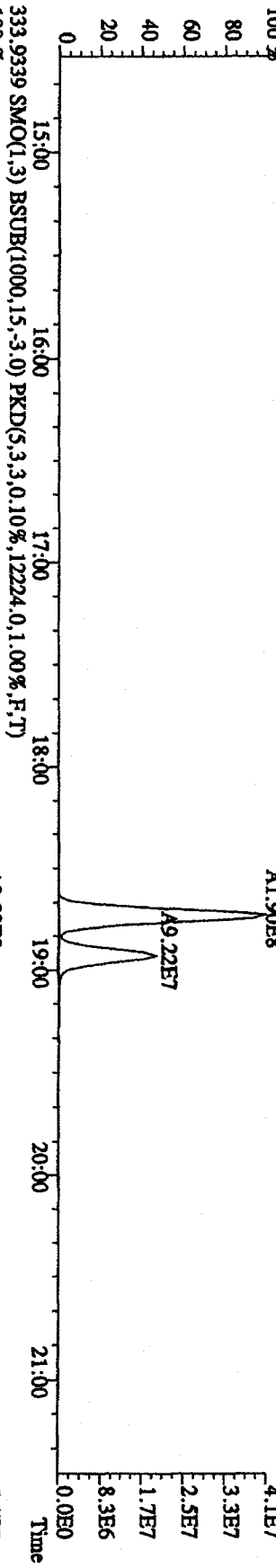
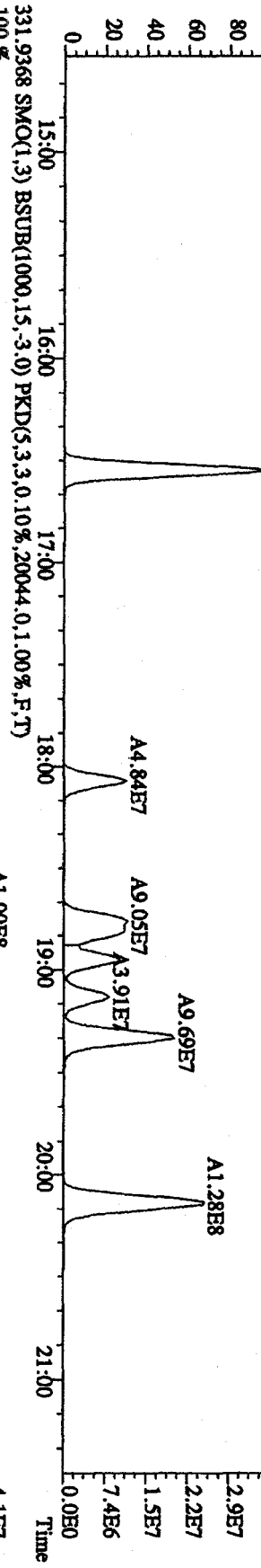
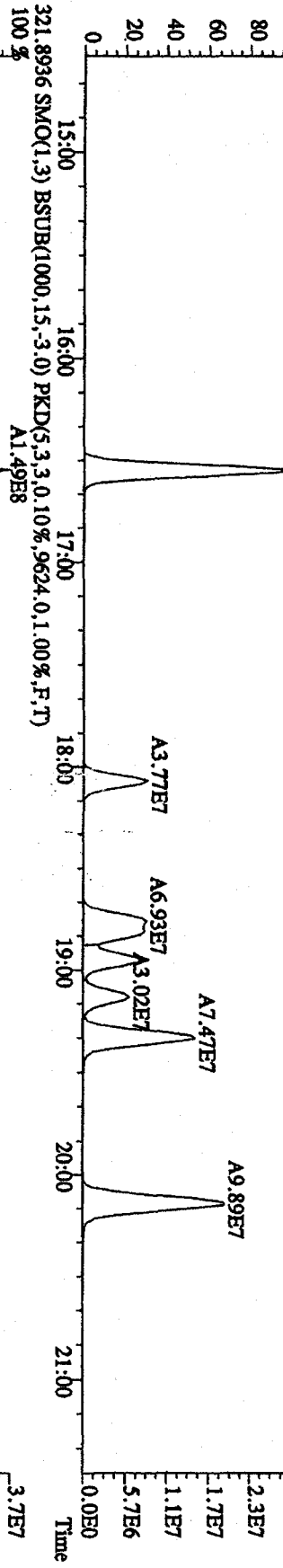
File: 31DE09A1D5 #1-161 Acq: 1-JAN-2010 02:56:20 GC EI+ Voltage SIR 70SE
 Sample#6 Text: ST1231R :CS-5 09DXN456 Exp: DIOXIN
 454.9728 S:6 F:5 SMO(1.3) PKD(5.3,3,100.00%,0.0,1.00%,F,T)
 100%



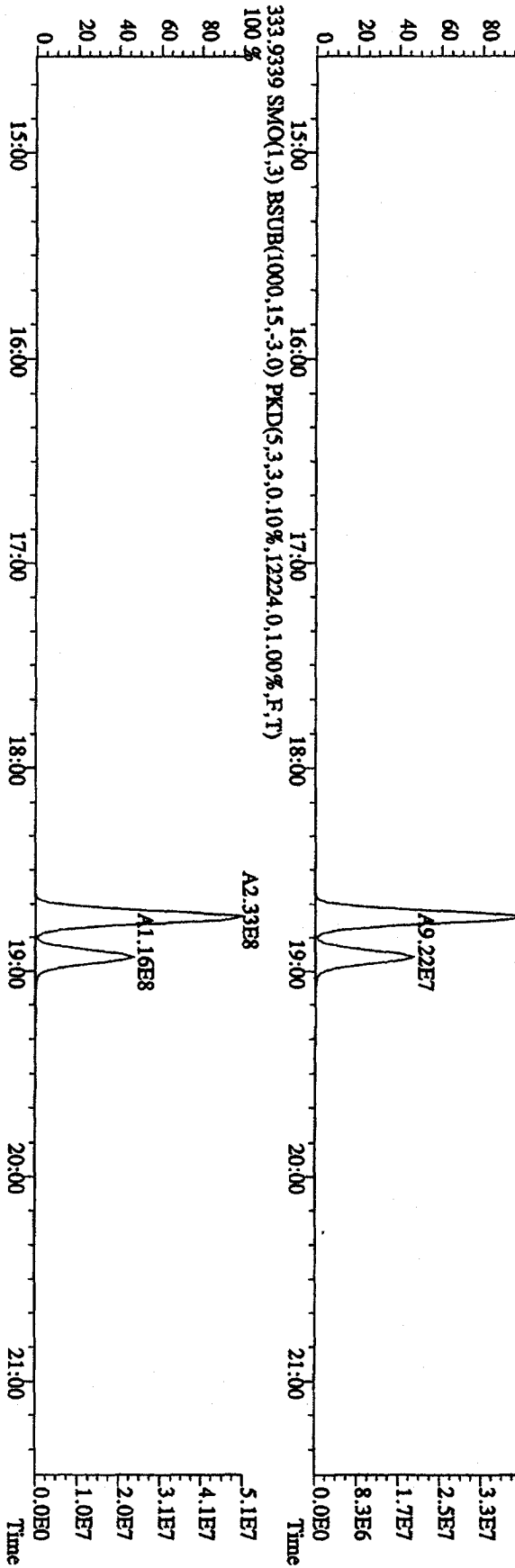
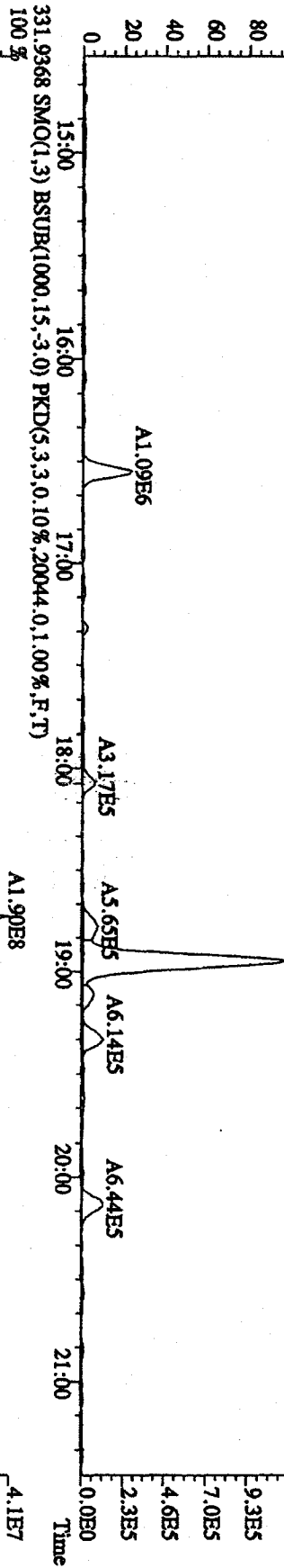
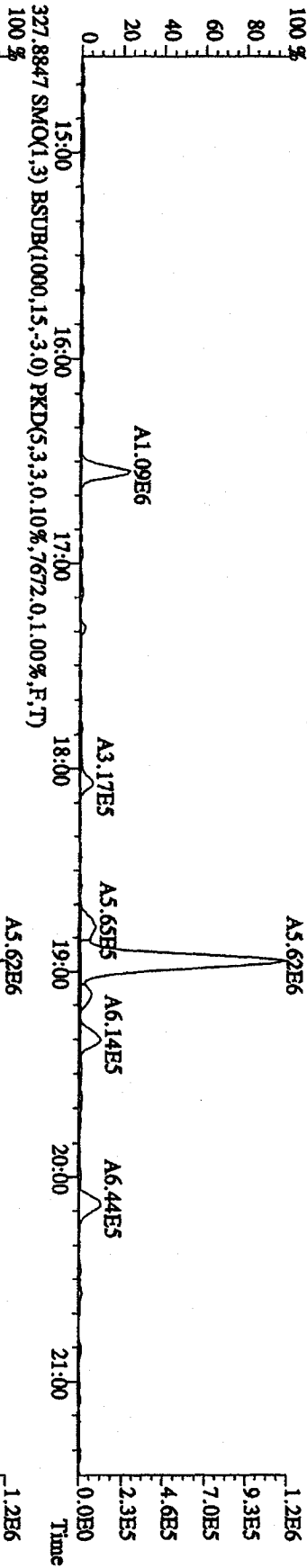
File: 31DE09A1D5 #1-410 Acq:31-DEC-2009 23:25:43 GC EI+ Voltage SIR 70SE
 Sample#1 Text: CP1231A :DB-5 CPSM 3732-04 Exp: DIOXIN
 303.9016 SMO(1,3) BSUB(1000,15,-3,0) PKD(5,3,3,0,10%,7492,0,1,00%,F,T)
 100% A1.21E8



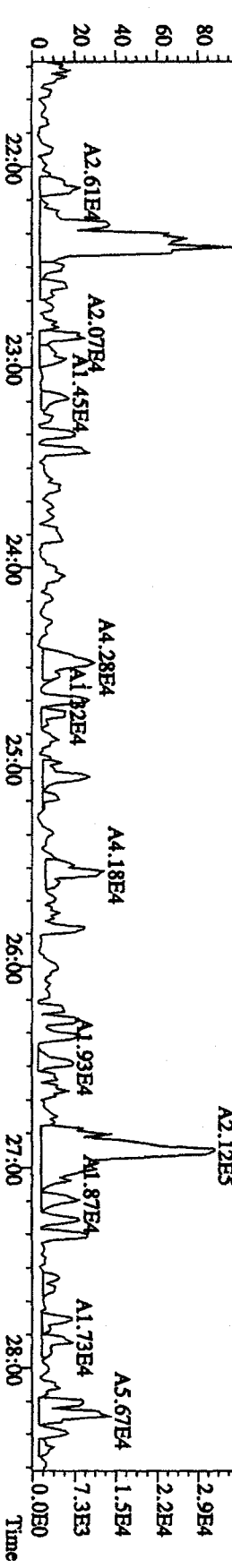
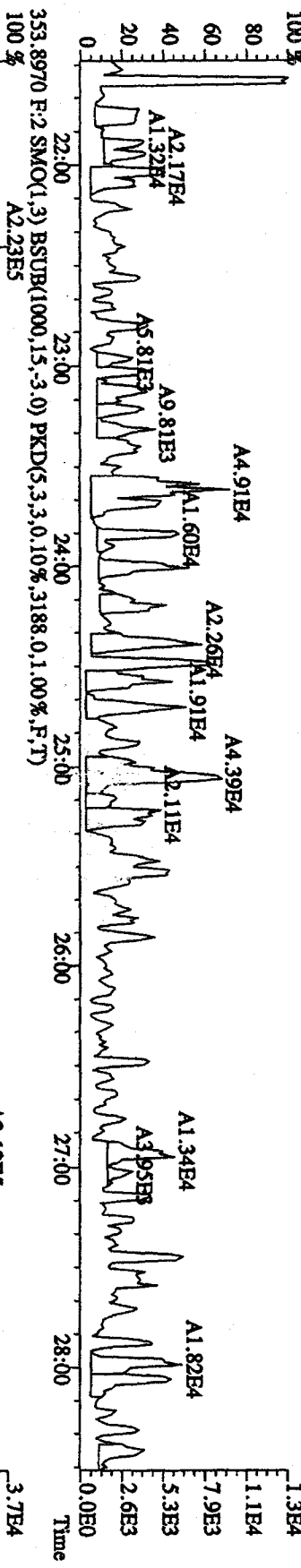
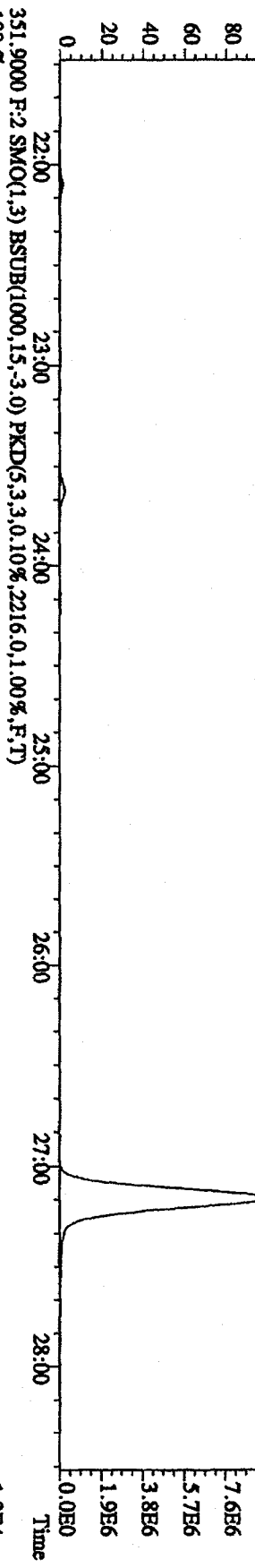
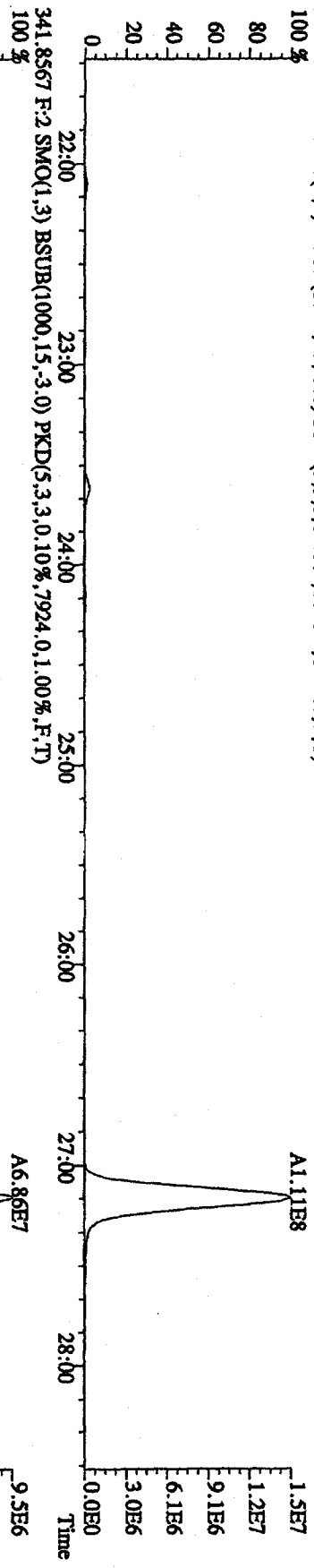
File:31DEC09A1D5 #1-410 Acq:31-DEC-2009 23:25:43 GC EI+ Voltage SIR 70SE
 Sample#1 Text:CP1231A :DB-5 CPSM 3732-04 Exp:DIOXIN
 319.8965 SMO(1,3) BSUB(1000,15,-3,0) PKD(5,3,3,0,10%,7364,0,1,00%,F,T)
 100 % A1.15E8



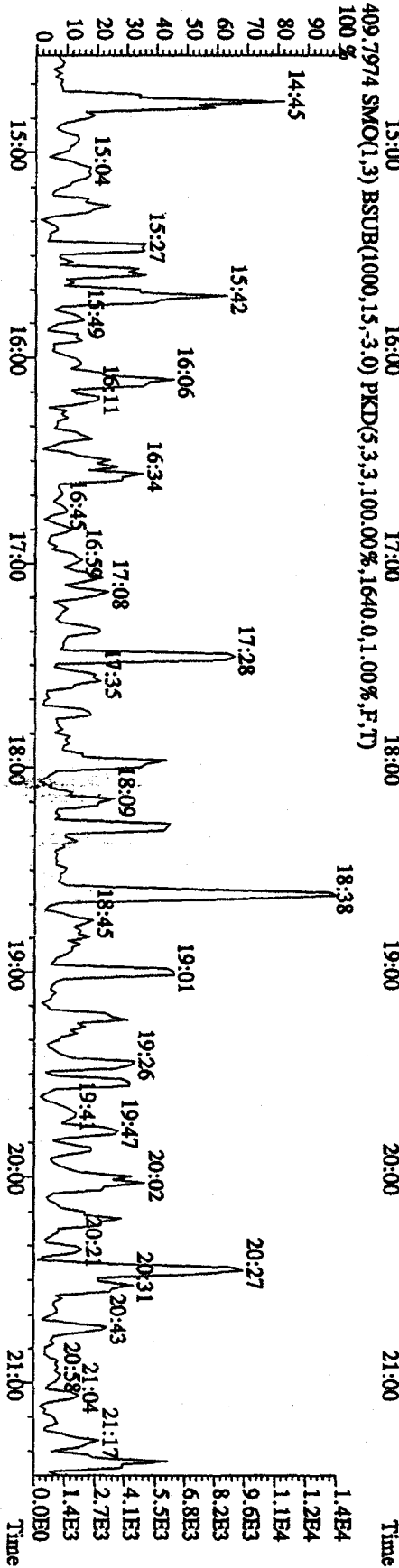

File:31DE09A1D5 #1-410 Acq:31-DEC-2009 23:25:43 GC EI+ Voltage SIR 70SE
 Sample#1 Text:CP1231A :DB-5 CP5M 3732-04 Exp:DIOXIN
 327.8847 SMO(1,3) BSUB(1000,15,-3.0) PKD(5,3,3,0.10%,7672,0.1,00%,F,T) 100 %



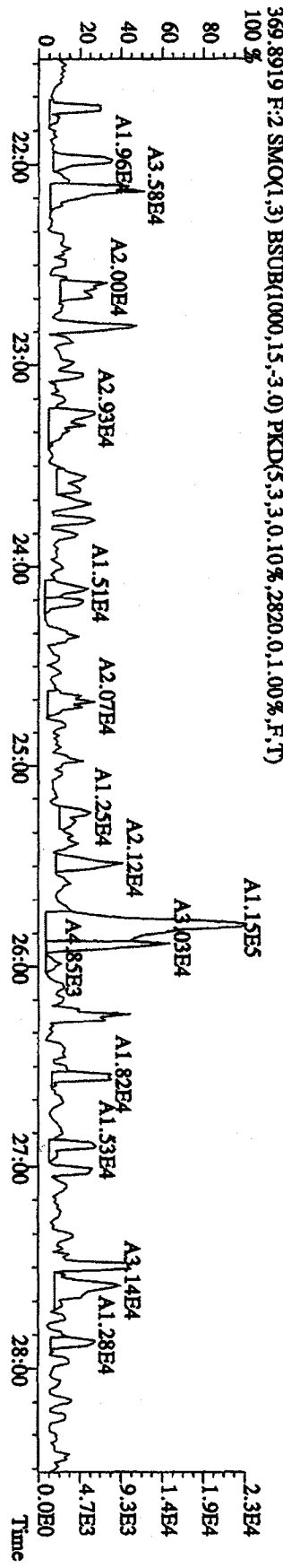
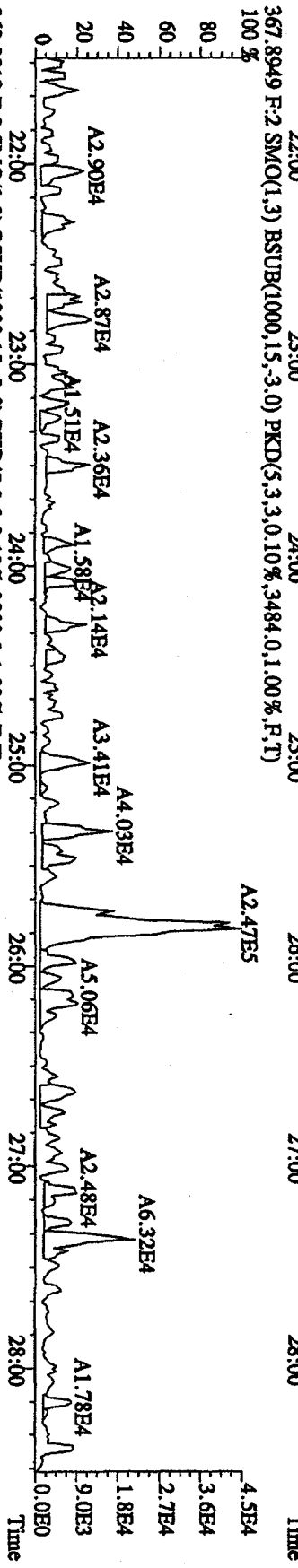
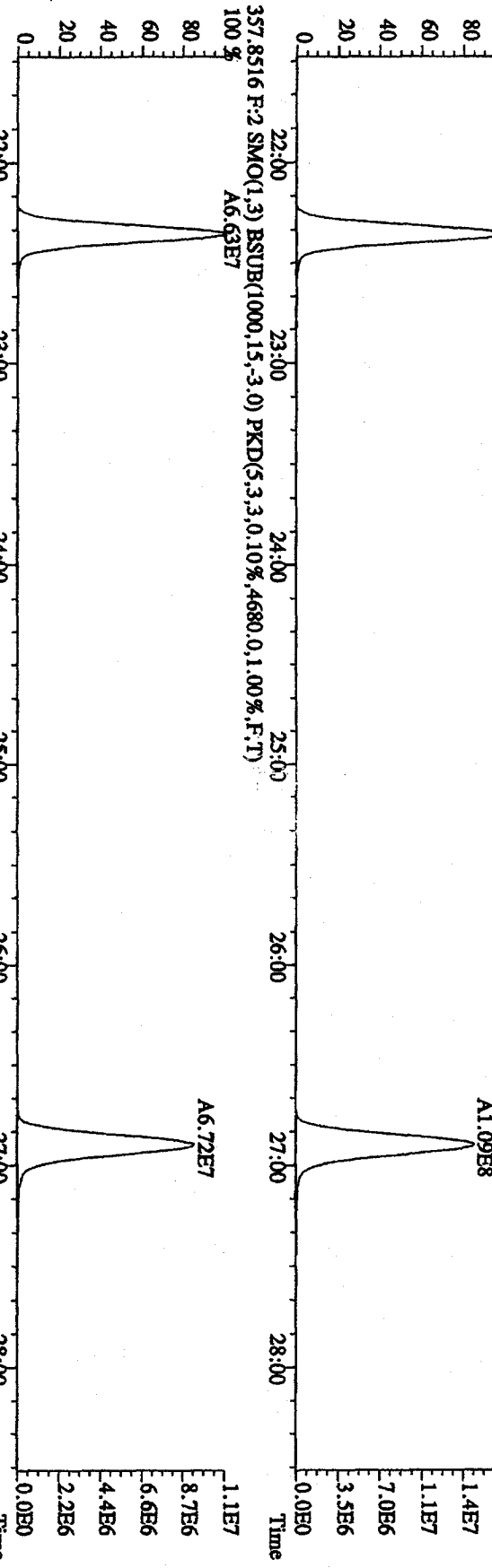
File: 31DE09A1D5 #1-496 Acq: 31-DEC-2009 23:25:43 GC EI + Voltage SIR 70SE
 Sample#1 Text: CP1231A .DB-5 CP5M 3732-04 Exp: DIOXIN
 339.8597 F:2 SMO(1,3) BSUB(1000,15,-3,0) PKD(5,3,3,0,10%,6040,0,1,00%,F,T)



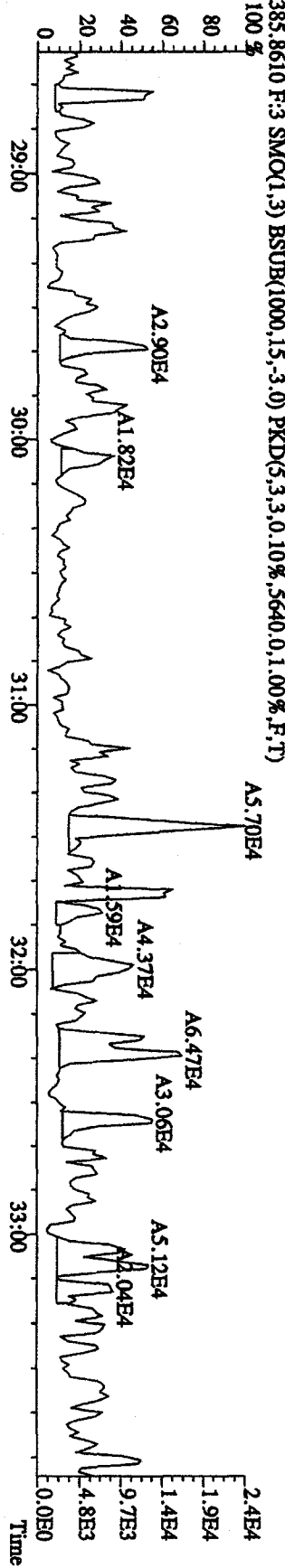
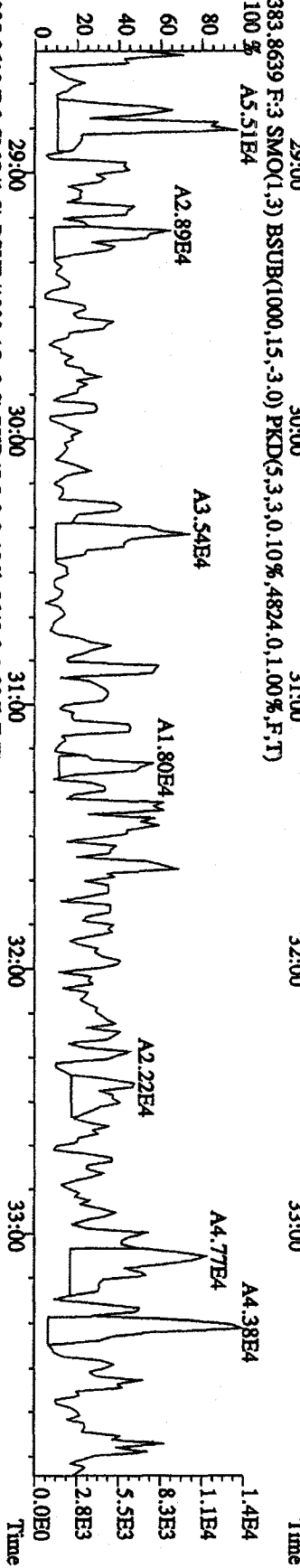
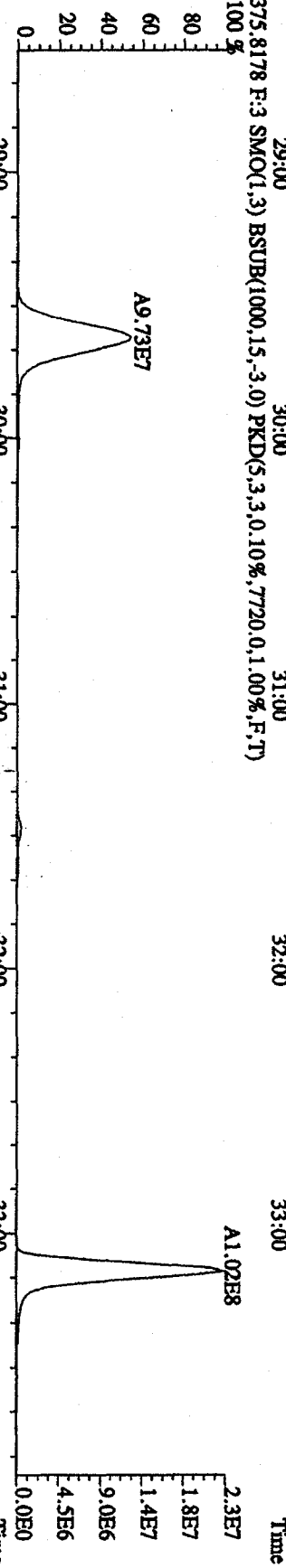

File:31DE09A1D5 #1-410 Acq:31-DEC-2009 23:25:43 GC EI+ Voltage SIR 70SE
 Sample#1 Text:CP1231A :DB-5 CPSM 3732-04 Exp:DIOXIN
 339.8597 SMO(1,3) BSUB(1000,15,-3,0) PKD(5,3,3,0,10%,4608,0,1,00%,F,T)



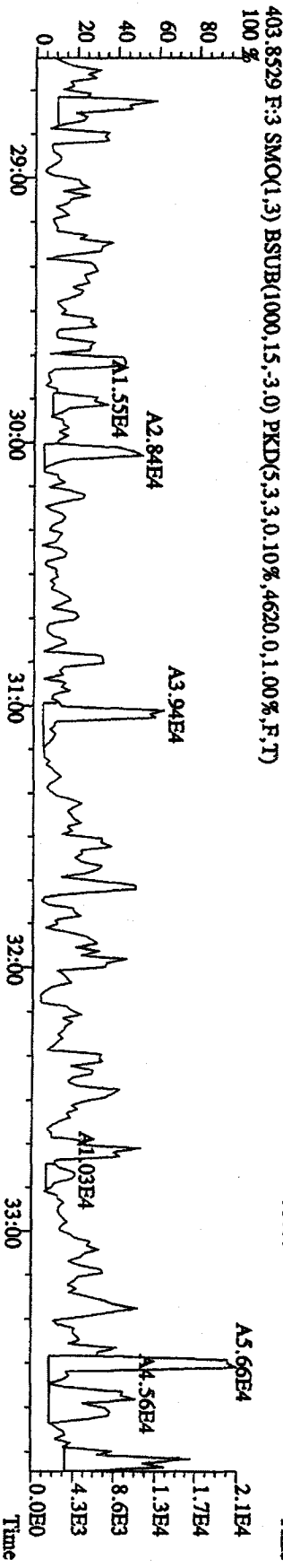
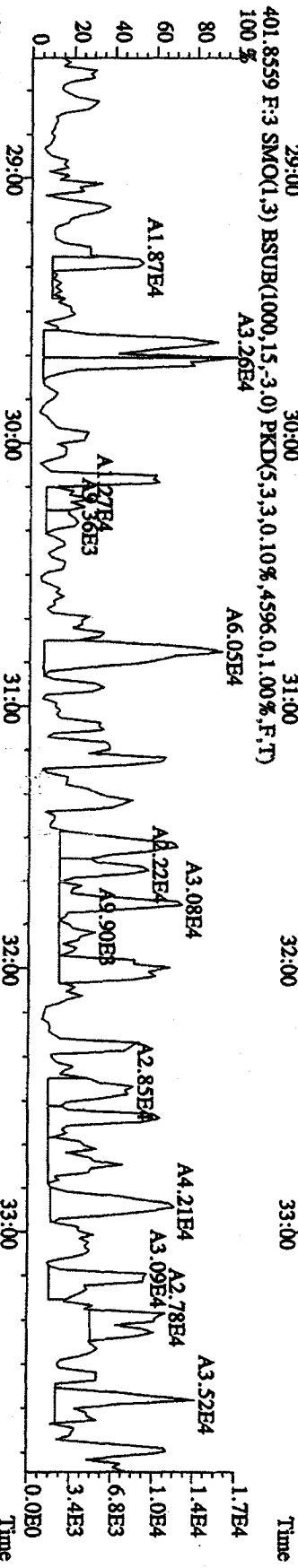
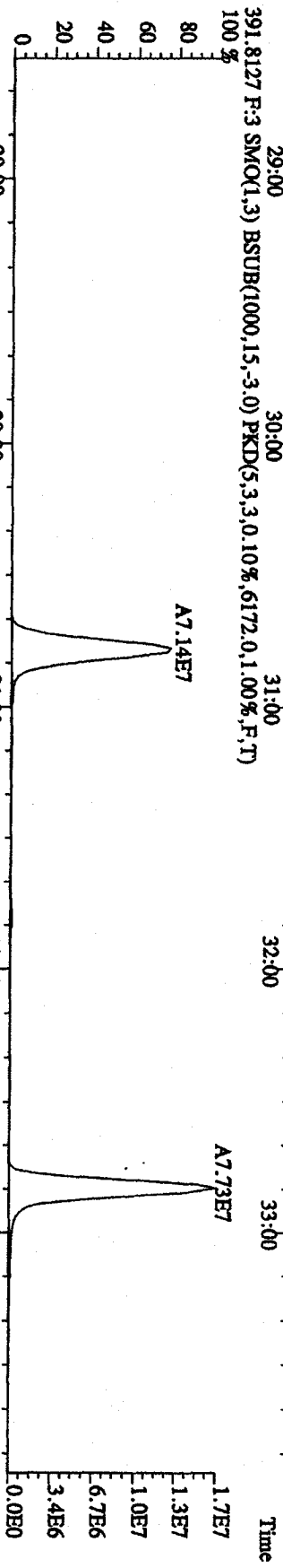
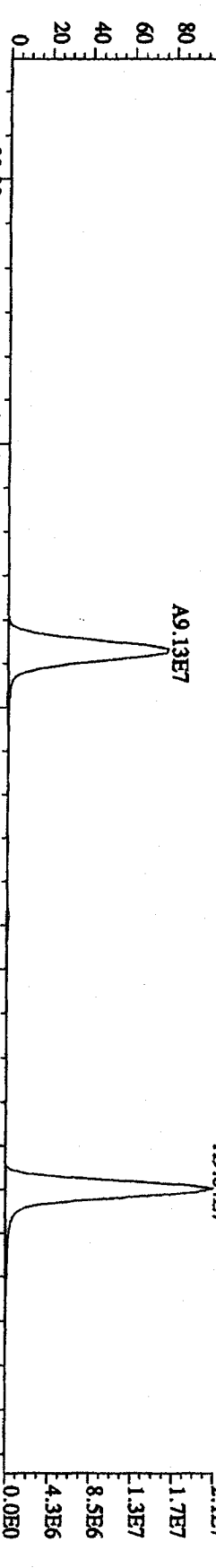
File:31DE09A1D5 #1-496 Acq:31-DEC-2009 23:25:43 GC EI+ Voltage SIR 70SE
 Sample#1 Text:CP1231A :DB-5 CPM 3732-04 Exp:DIOXIN
 355.8546 F:2 SMO(1.3) BSUB(1000,15,-3.0) PKD(5,3,3,0,10%,9928,0,1,00%,F,T)
 100 % A1.07E8



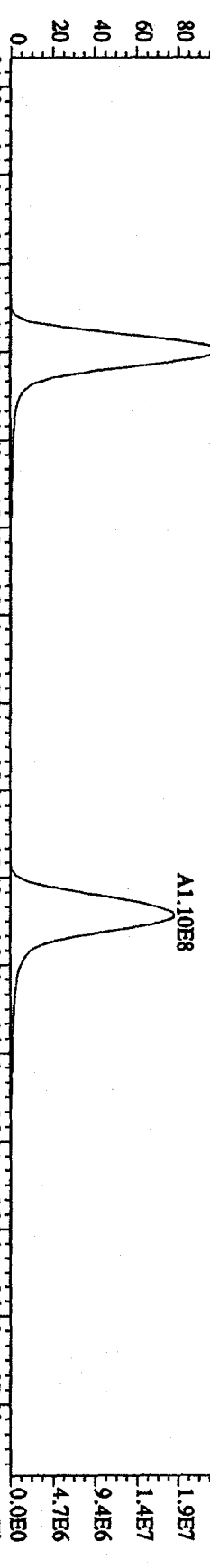
File:31DE09A1D5 #1-361 Acq:31-DEC-2009 23:25:43 GC EI+ Voltage SIR 70SE
 Sample#1 Text:CP1231A :DB-5 CPM 3732-04 Exp:DIOXIN
 373.8208 F:3 SMO(1.3) BSUB(1000,15,-3.0) PKD(5,3,3,0,10%,16148,0,1,00%,F,T) 100 %



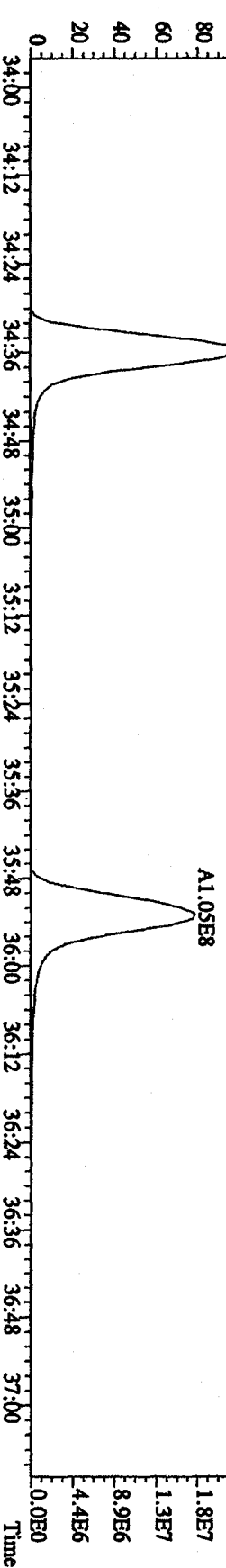
File:31DE09A1D5 #1-361 Acq:31-DEC-2009 23:25:43 GC EI + Voltage SIR 70SE
 Sample#1 Text:CP1231A :DB-5 CPSM 3732-04 Exp:DIOXIN
 389.8157 F:3 SMO(1,3) BSUB(1000,15,-3,0) PKD(5,3,3,0,10%,9424,0,1,00%,F,T)
 100 %




File:31DE09A1D5 #1-228 Acq:31-DEC-2009 23:25:43 GC EI+ Voltage SIR 70SE
 Sample#1 Text:CPI231A :DB-5 CPISM 3732-04 Exp:DIOXIN
 407.7818 F:4 SMO(1,3) BSUB(1000,15,-3,0) PKD(5,3,3,0.10%,27224,0.1,00%,F,T)
 100%



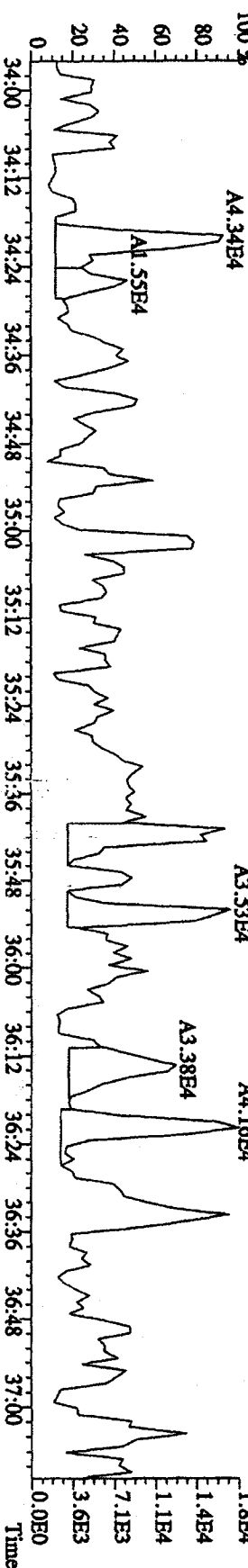
409.7789 F:4 SMO(1,3) BSUB(1000,15,-3,0) PKD(5,3,3,0.10%,27468,0.1,00%,F,T)
 100%



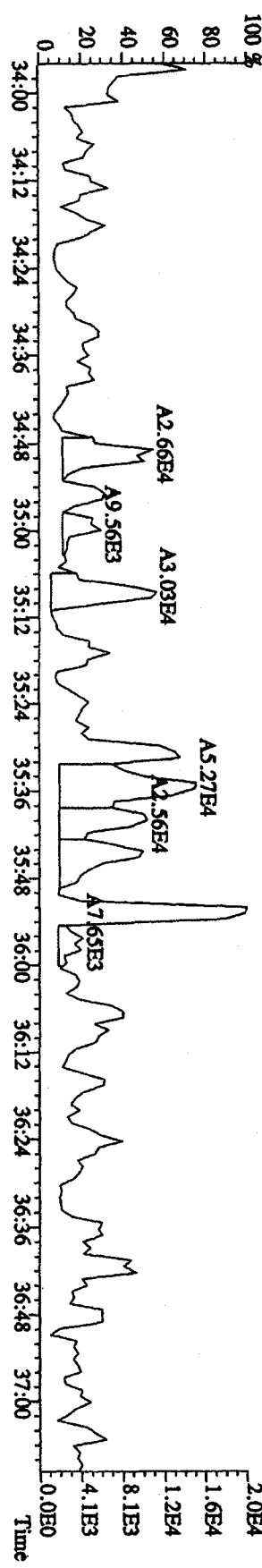
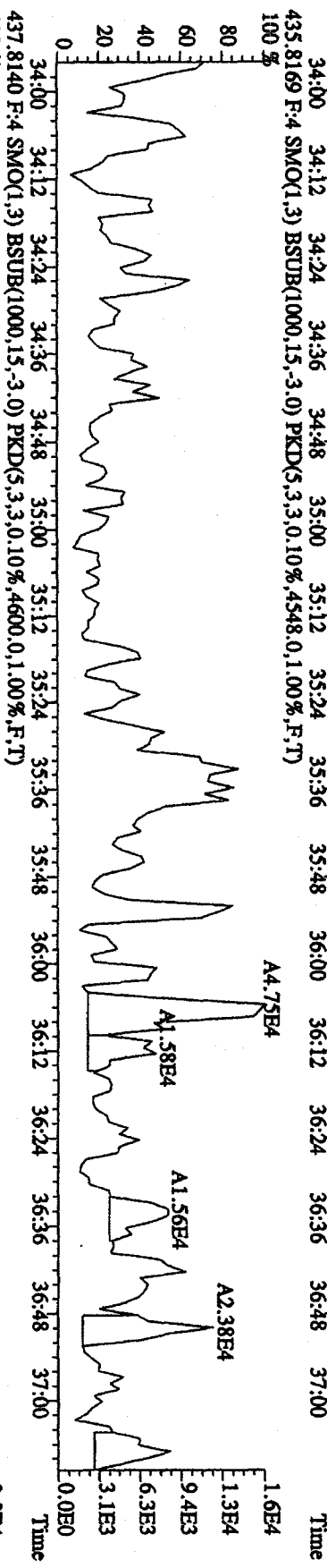
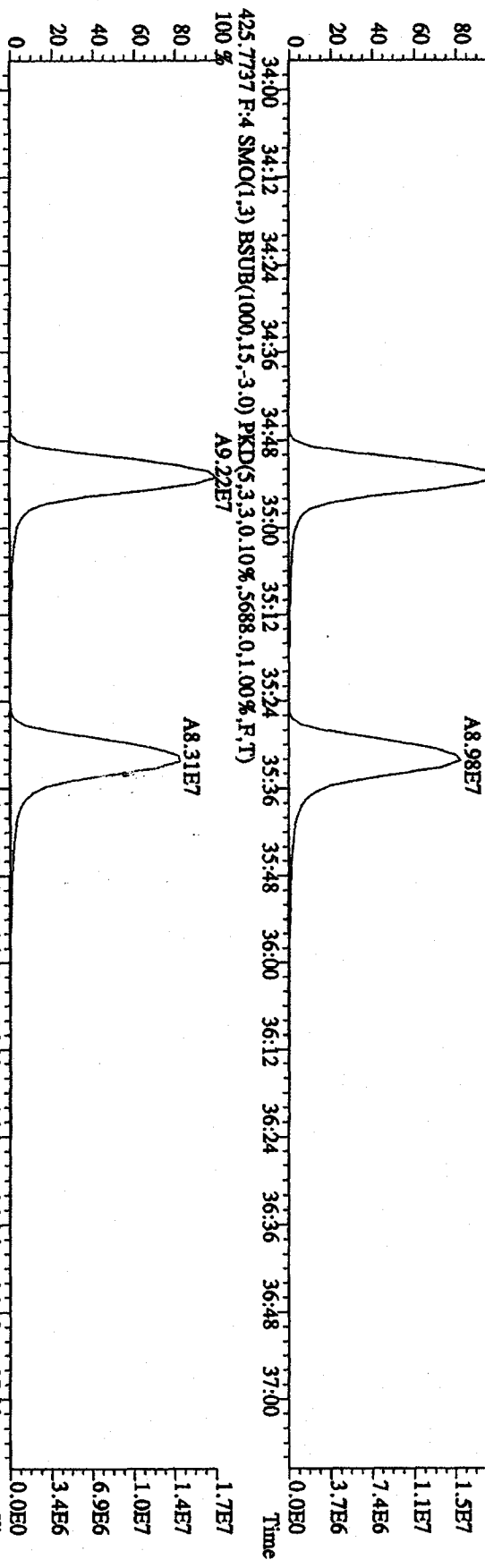
417.8253 F:4 SMO(1,3) BSUB(1000,15,-3,0) PKD(5,3,3,0.10%,7992,0.1,00%,F,T)
 100%



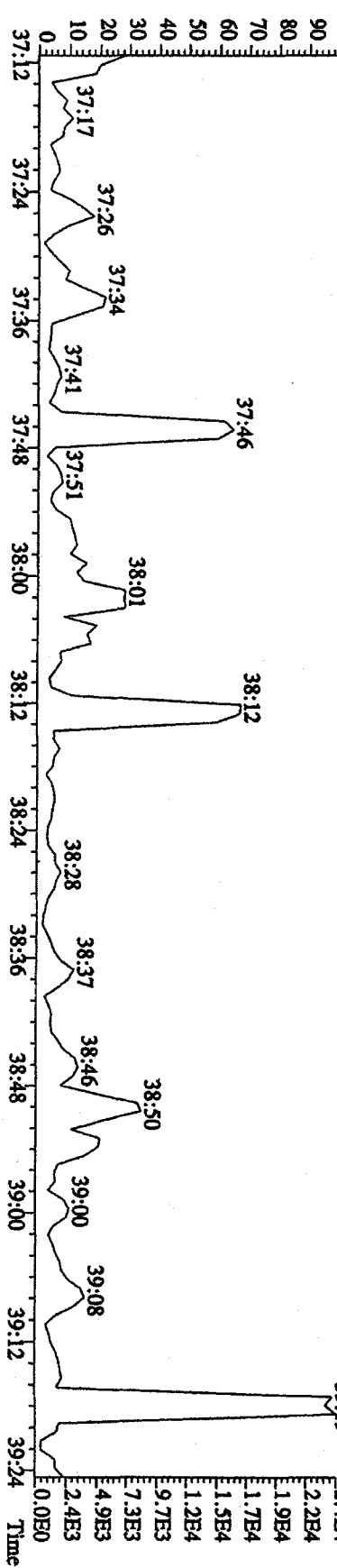
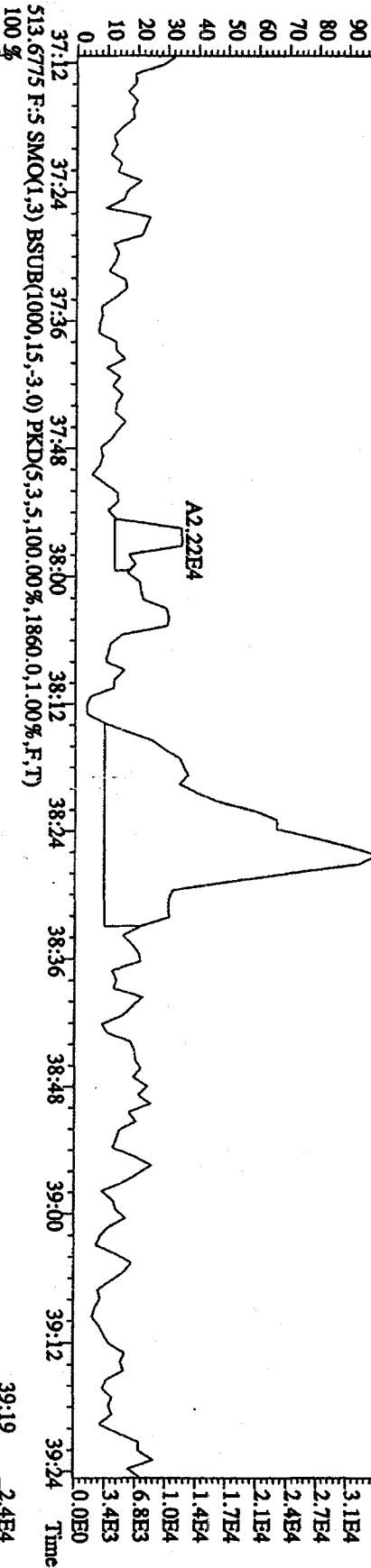
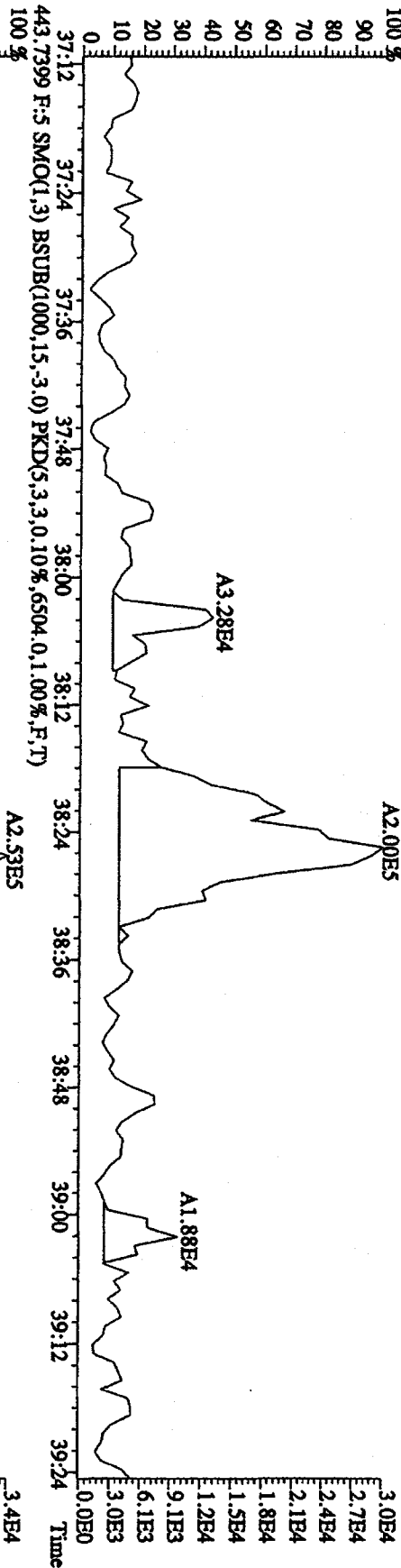
419.8220 F:4 SMO(1,3) BSUB(1000,15,-3,0) PKD(5,3,3,0.10%,6712,0.1,00%,F,T)
 100%



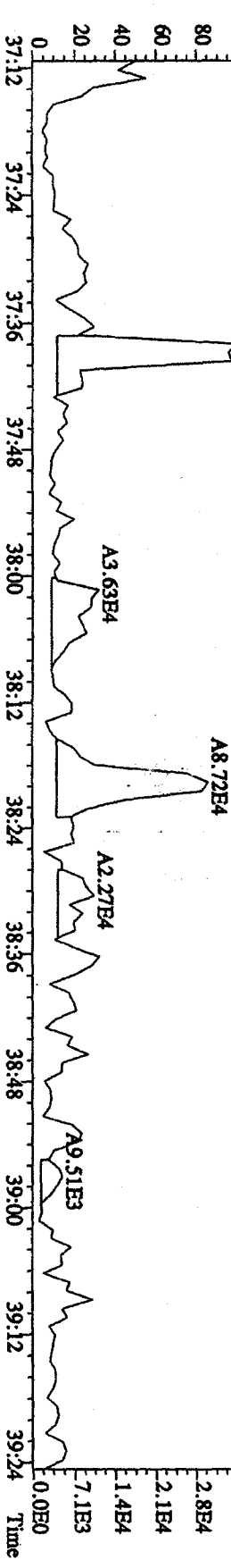
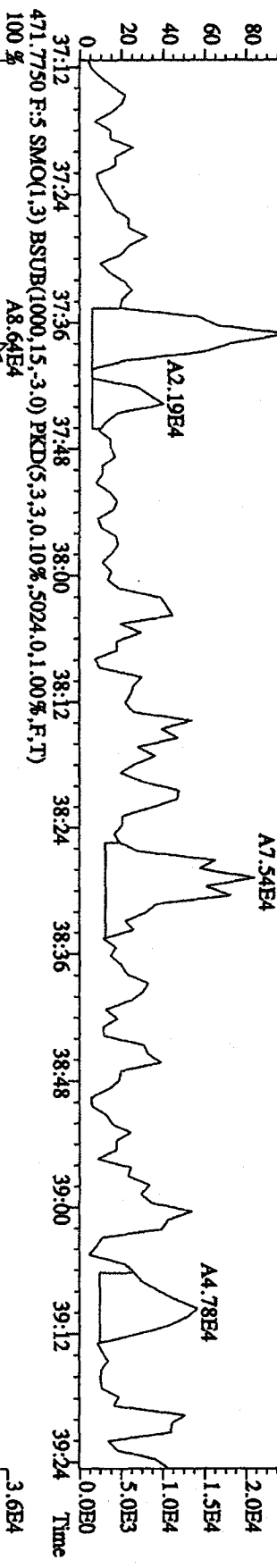
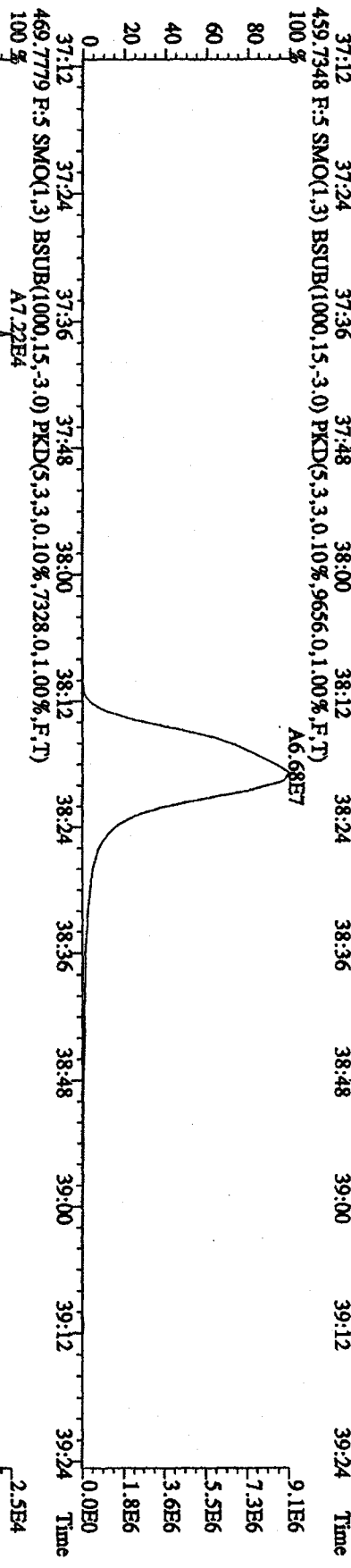
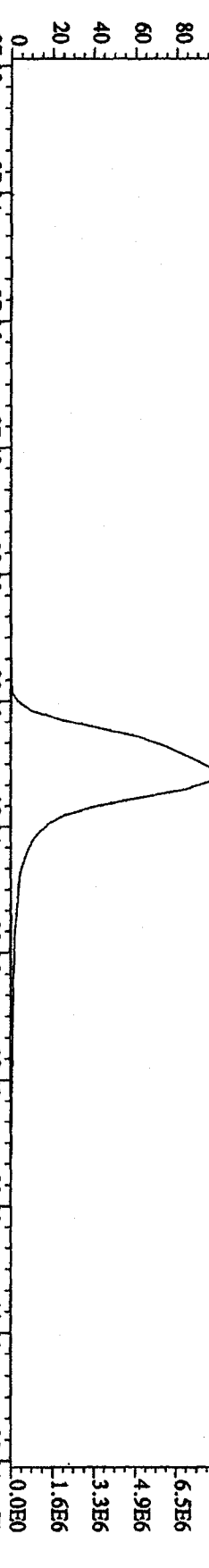
File: 31DE09A1.DS #1-228 Acq: 31-DEC-2009 23:25:43 GC EI+ Voltage SIR 70SE
 Sample#1 Text: CP1231A :DB-5 CPSM 3732-04 Exp: DIOXIN
 423.7766 F:4 SMO(1.3) BSUB(1000,15,-3.0) PKD(5,3,3,0.10%,8844,0,1.00%,F,T)
 100%



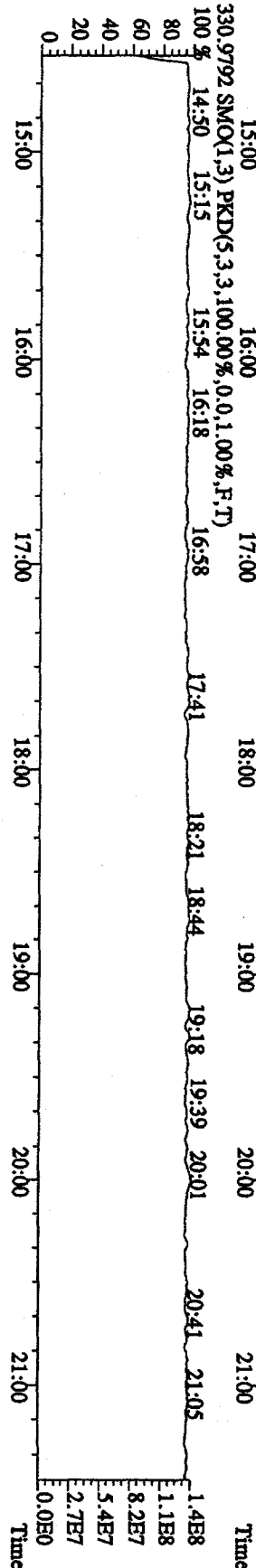

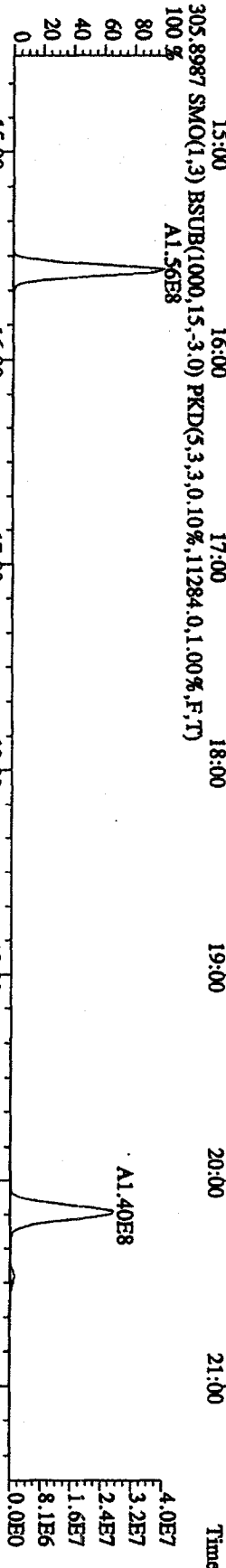

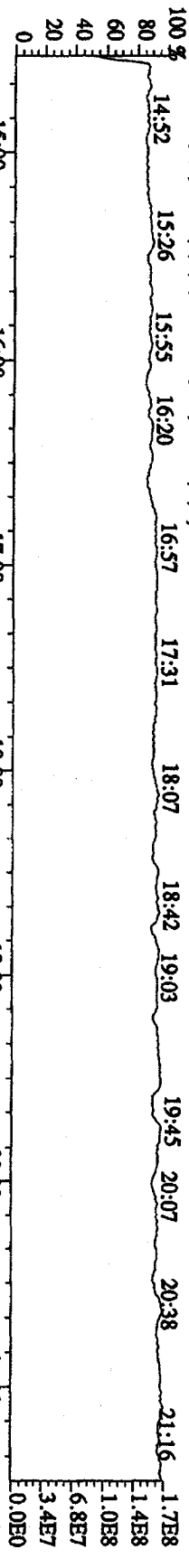
File: 31DE09AID5 #1-161 Acq: 31-DEC-2009 23:25:43 GC EI+ Voltage SIR 70SE
 Sample#1 Text: CP1231A :DB-5 CPSM 3732-04 Exp: DIOXIN
 441.7428 F:5 SMO(1.3) BSUB(1000,15,-3.0) PKD(5,3,0.10%,4780,0.1,00%,F,T)



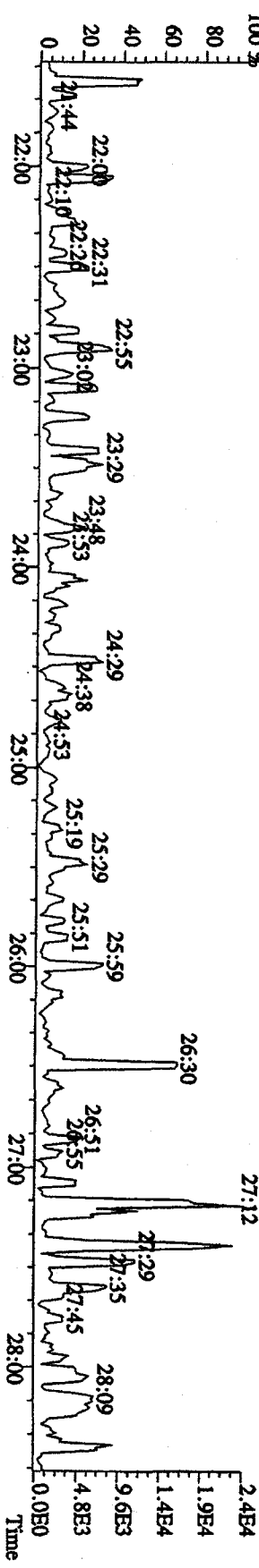
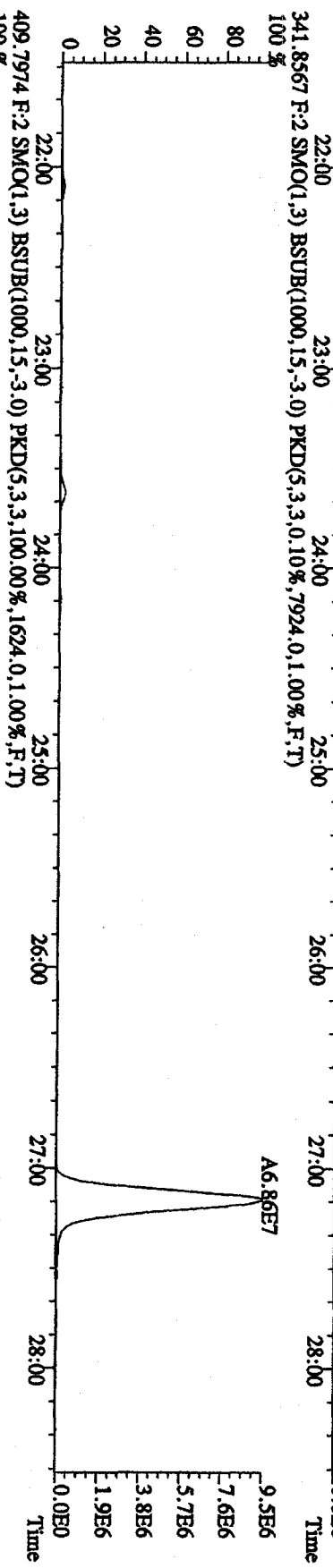


File:31DE09A1D5 #1-161 Acq:31-DEC-2009 23:25:43 GC EI+ Voltage SIR 70SE
 Sample#1 Text:CP1231A :DB-5 CP5M 3732-04 Exp:DIOXIN
 457.7377 F:5 SMO(1,3) BSUB(1000,15,-3,0) PKD(5,3,0,10%,7308,0,1,00%,F,T)
 100%



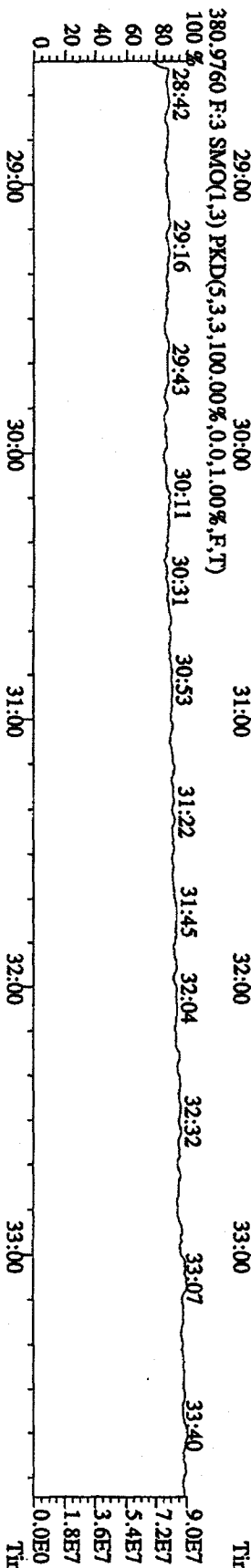
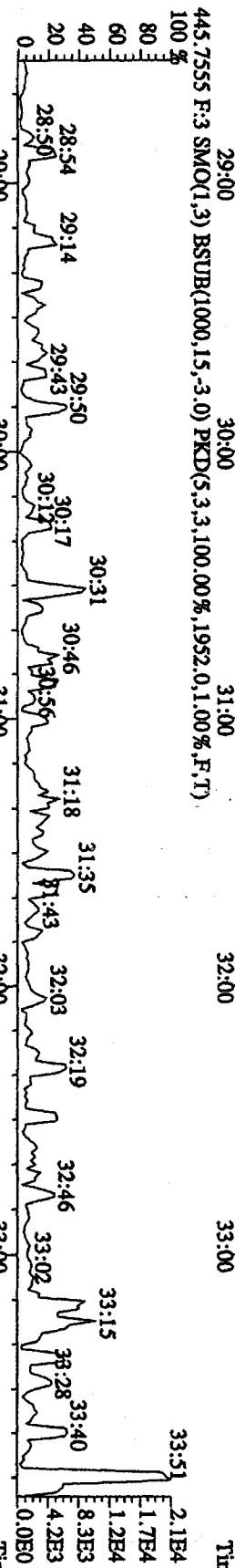
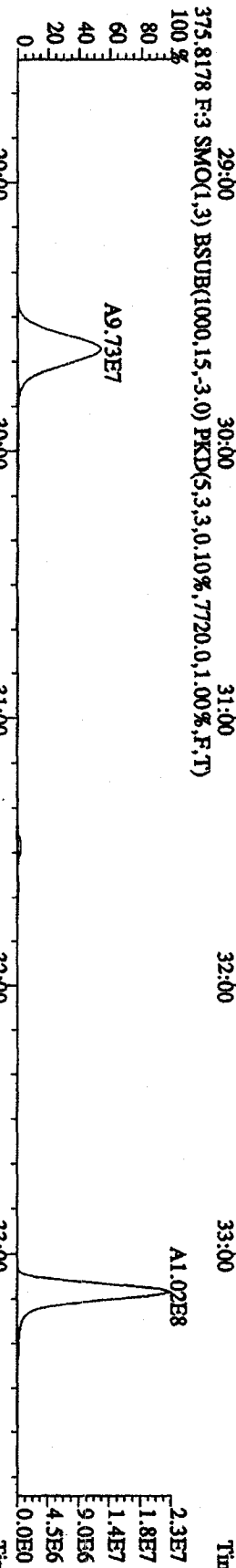


File:31DE09A1D5 #1-410 Acq:31-DEC-2009 23:25:43 GC EI+ Voltage SIR 70SE
 Sample#1 Text:CP1231A :DB-5 CPISM 3732-04 Exp:DIOXIN



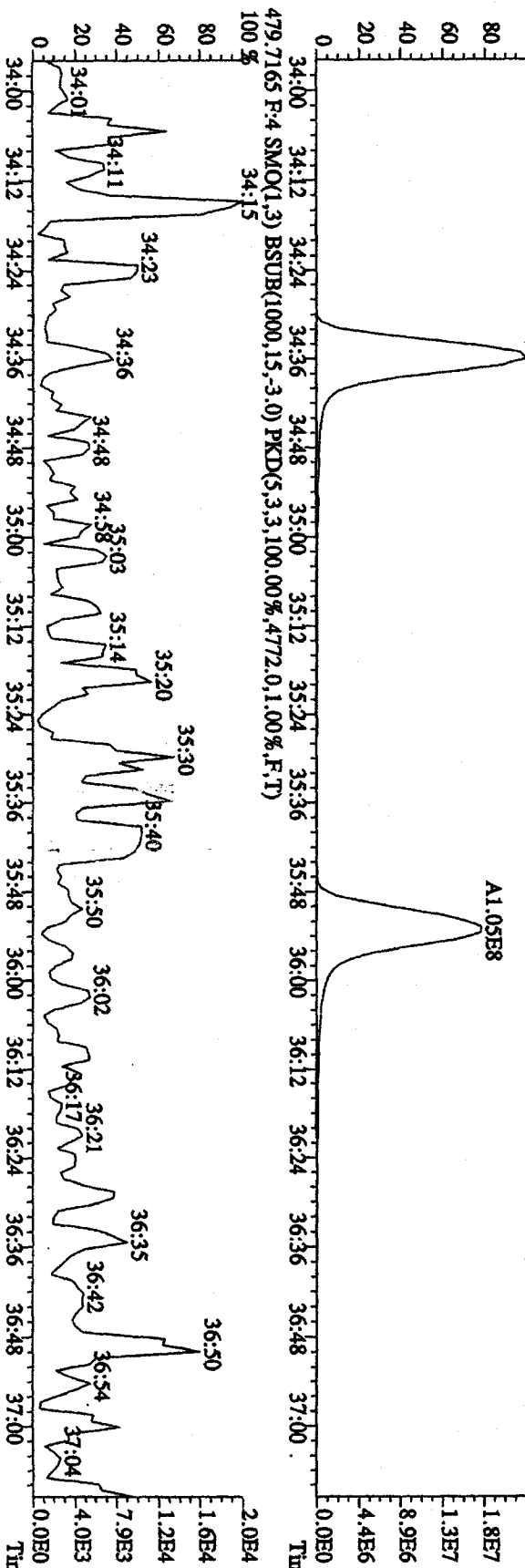
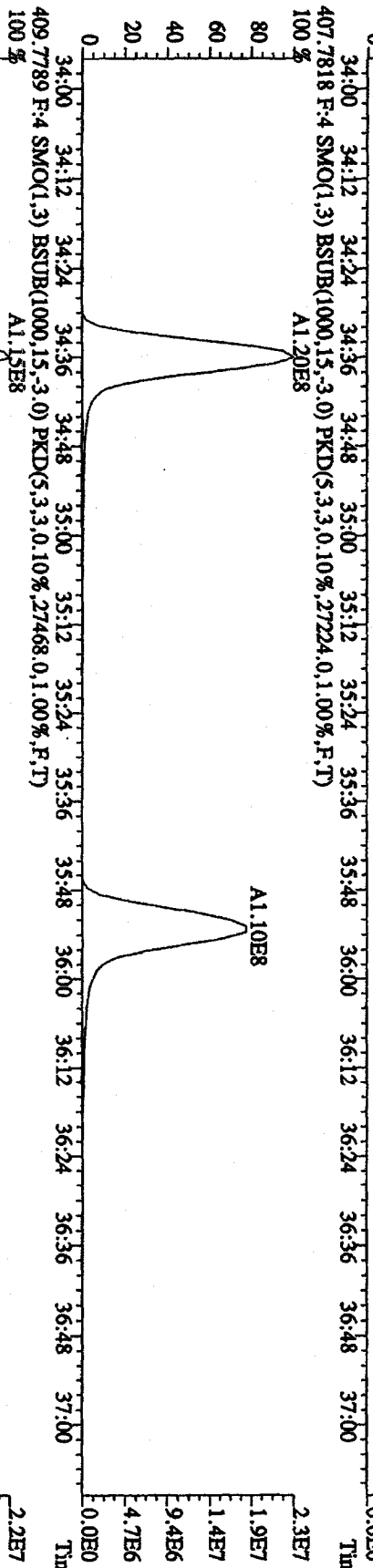
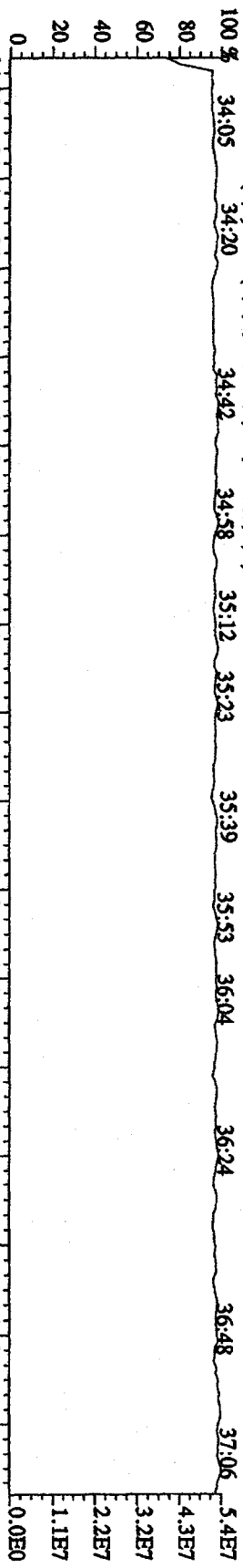
File:31DE09AID5 #1-496 Acq:31-DEC-2009 23:25:43 GC EI+ Voltage SIR 70SE
 Sample#1 Text:CP1231A :DB-5 C/PSM 3732-04 Exp:DIOXIN
 342.9792 F:2.SMO(1.3) PKD(5,3,3,100.00%,0.0,1.00%,F,T)
 100% 22:14 22:55 23:31 24:03 24:29 24:56 25:34 26:09 26:40 27:23 27:50 28:29




File:31DE09A1D5 #1-361 Acq:31-DEC-2009 23:25:43 GC EI+ Voltage SIR 70SE
 Sample#1 Text:CP1231A :DB-5 CPISM 3732-04 Exp:DIODIXIN



File: 31DE09A1D5 #1-228 Acq: 31-DEC-2009 23:25:43 GC EI+ Voltage SIR 70SE
 Sample #1 Text: CP1231A :DB-5 CPISM 3732-04 Exp: DIOXIN

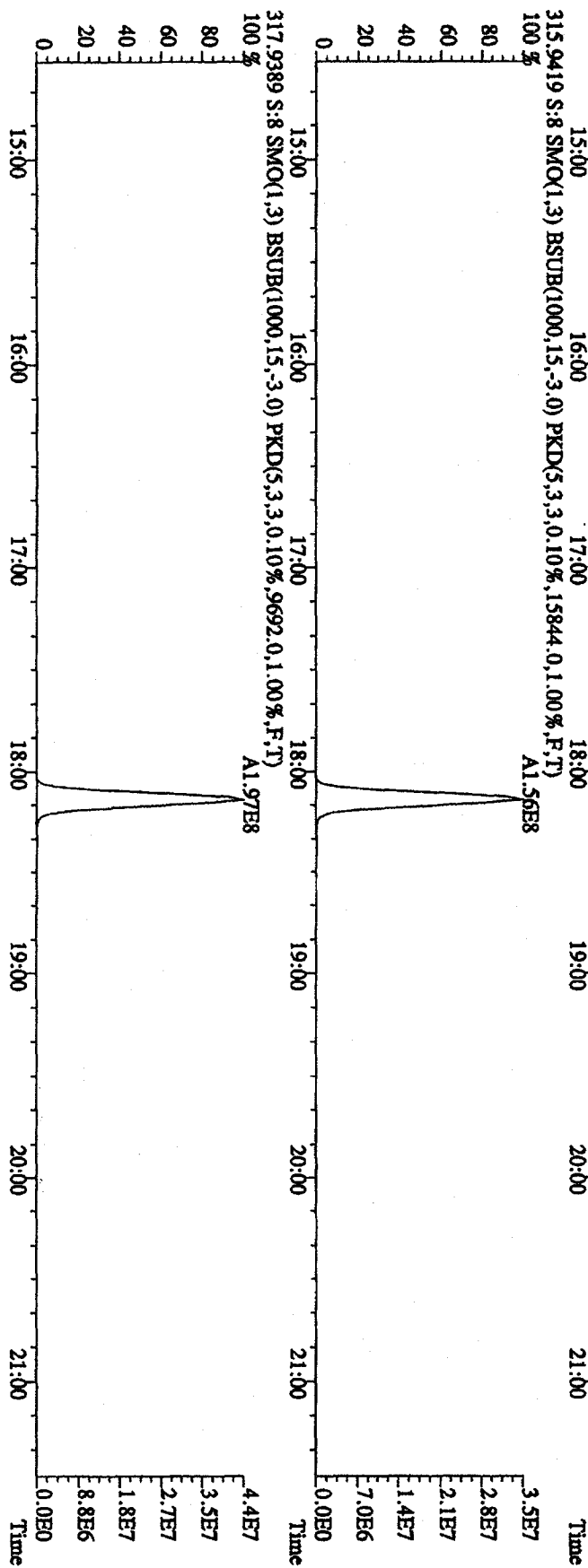
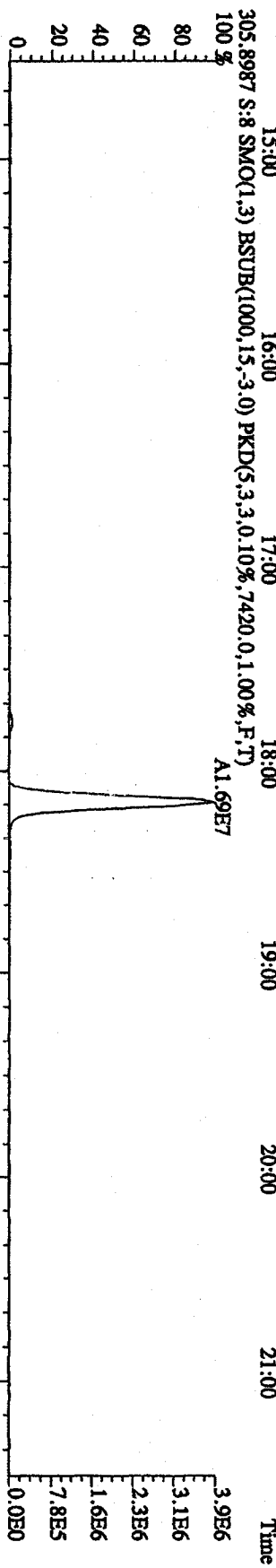
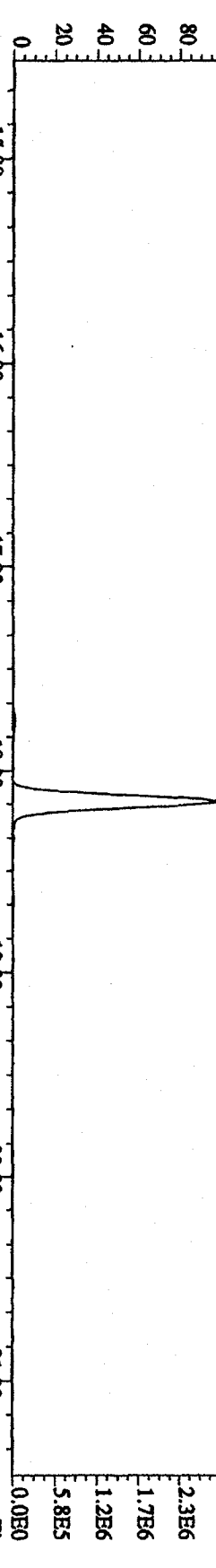


File:31DE09AIDS #1-161 Acq:31-DEC-2009 23:25:43 GC EI+ Voltage SIR 70SE
 Sample#1 Text:CP1231A :DB-5 CPSM 3732-04 Exp:DIOXIN
 454.9728 F:5 SMO(1.3) PKD(5.3,3.100,0.0%,0.0,1.00%,F,T)

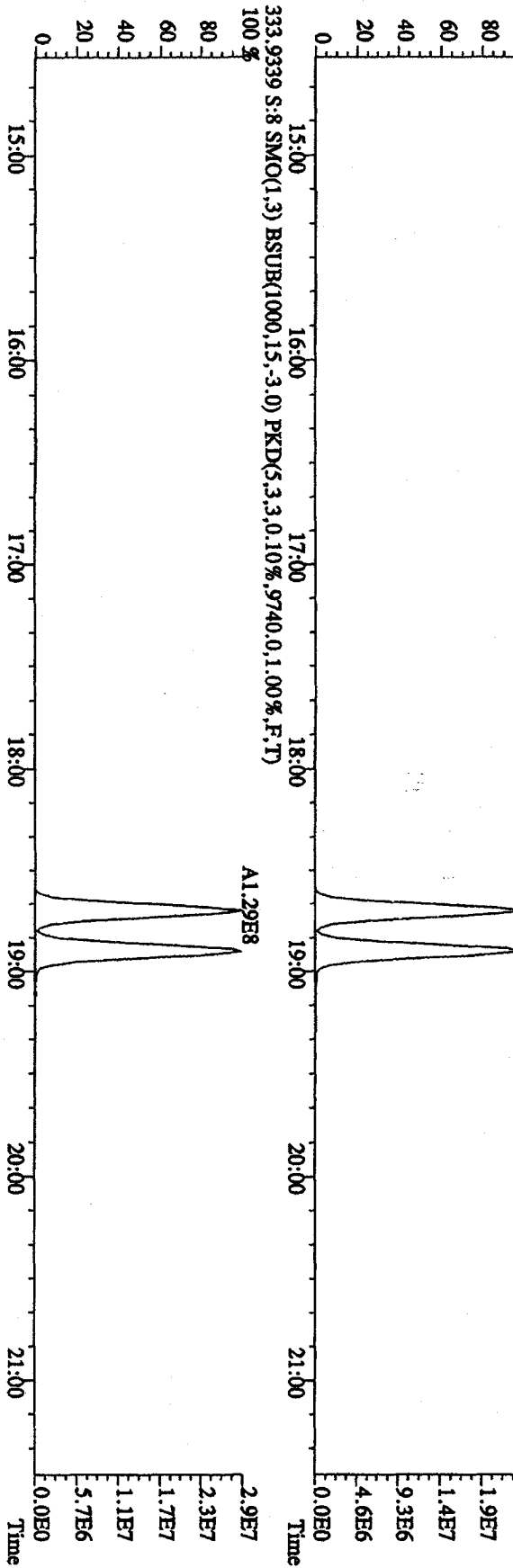
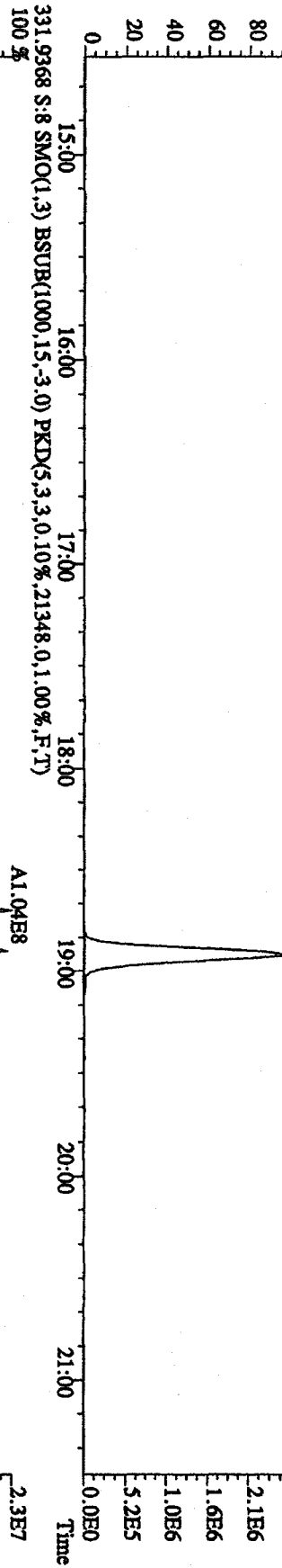
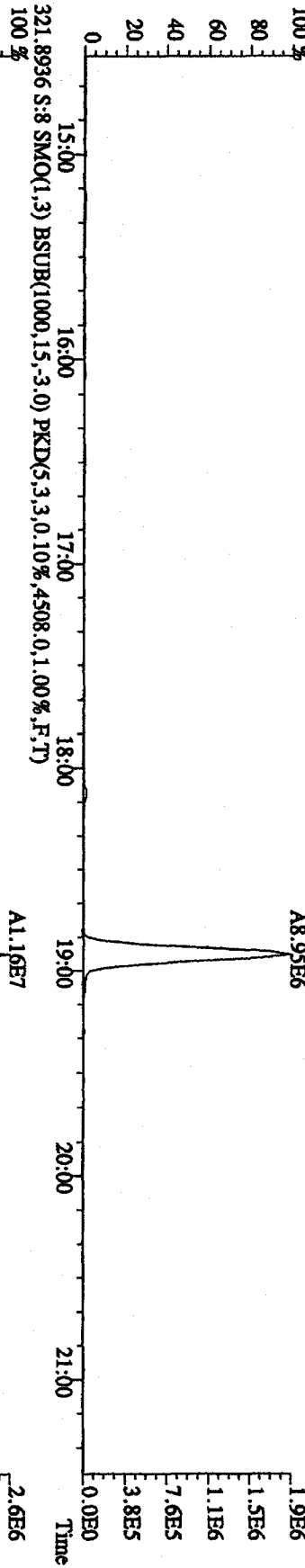


File:31DE09A1D5 #1-411 Acq: 1-JAN-2010 04:19:56 GC EI+ Voltage SIR 70SE

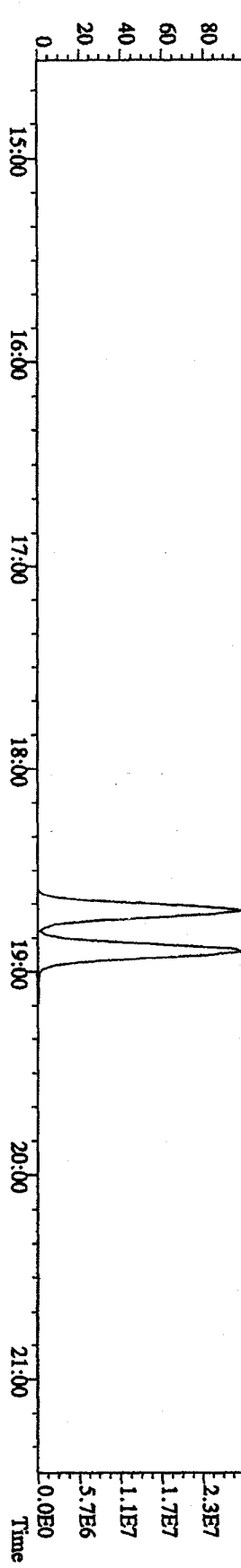
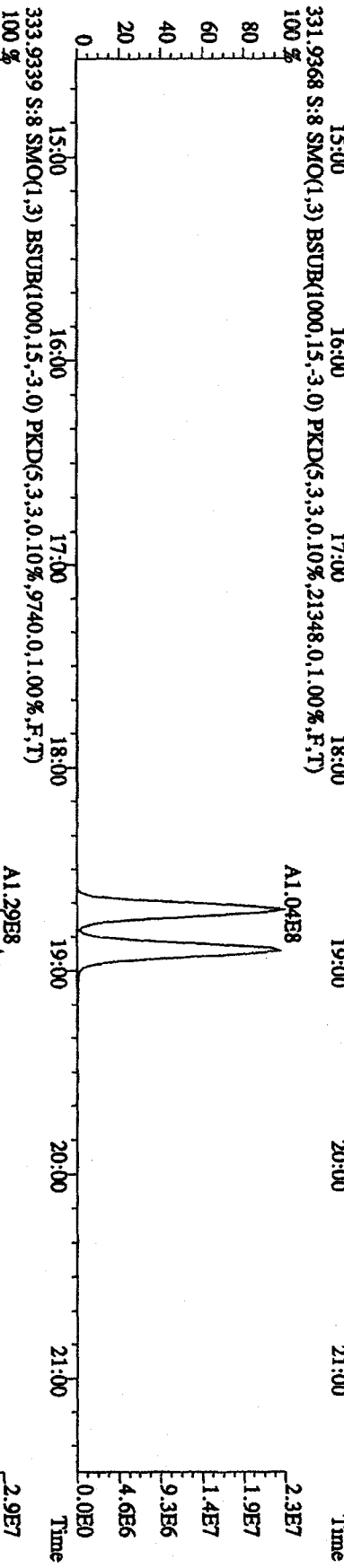
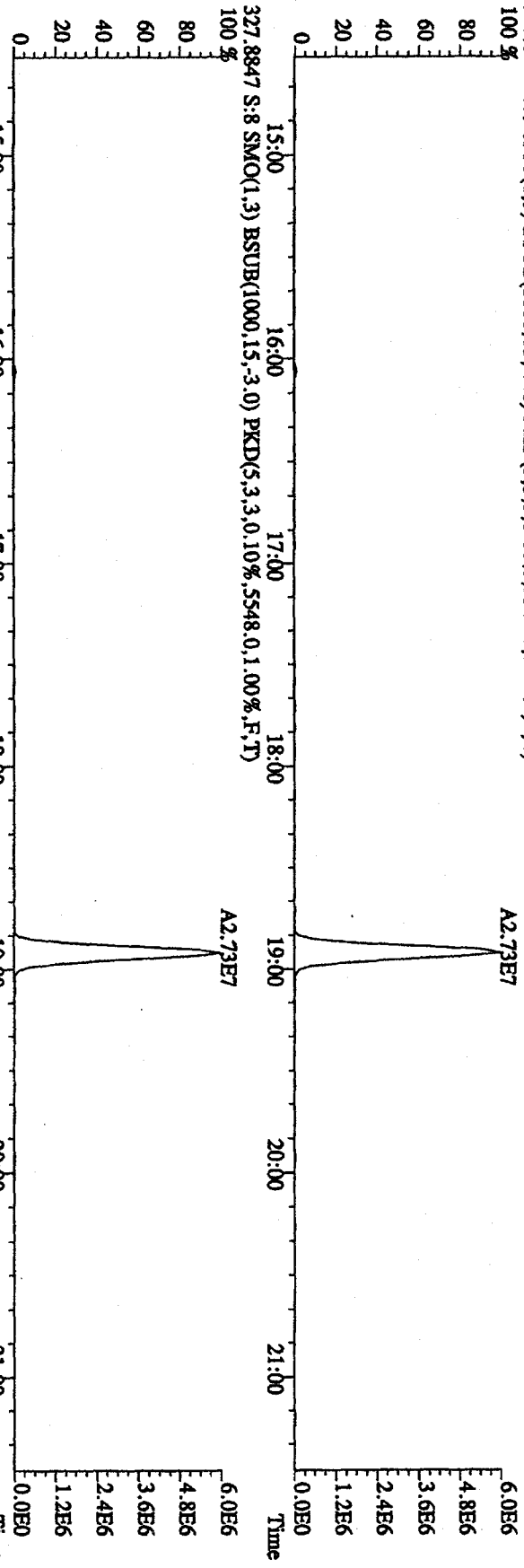
Sample#8 Text:ST1231G :2nd Source 09DXM449 Exp:DIOXIN



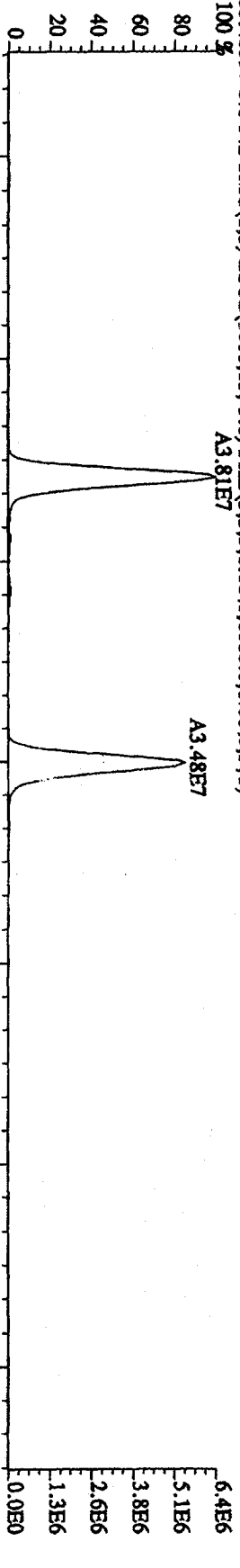
File:31DE09A1D5 #1-411 Acq: 1-JAN-2010 04:19:56 GC EI + Voltage SIR 70SE
 Sample#8 Text:ST1231G :2nd Source 09DXN449 Exp:DIOXIN
 319.8965 S:8 SMO(1,3) BSUB(1000,15,-3.0) PKD(5,3,3.0,10%,4932.0,1.00%,F,T)



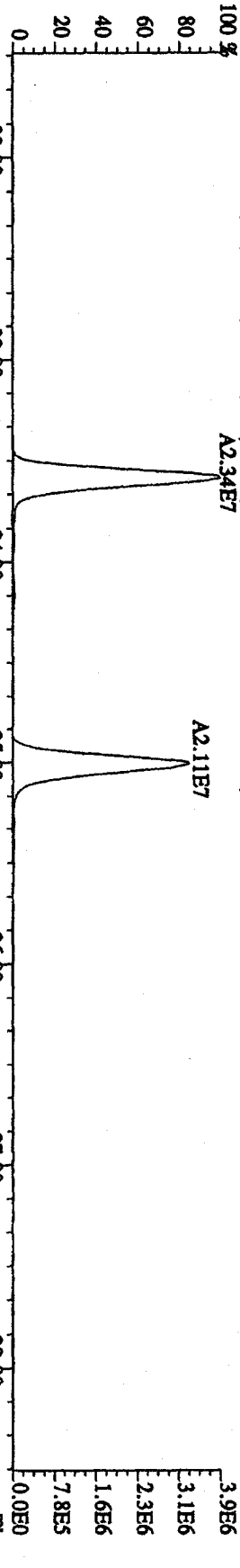
File:31DE09A1.DS #1-411 Acq: 1-JAN-2010 04:19:56 GC EI + Voltage SIR 70SE
Sample#8 Text:ST1231G :2nd Source 09DXN449 Exp:DIOXIN
327.8847 S:8 SMO(1.3) BSUB(1000,15,-3.0) PKD(5,3,3,0.10%,5548,0.1,00%,F,T)
100%



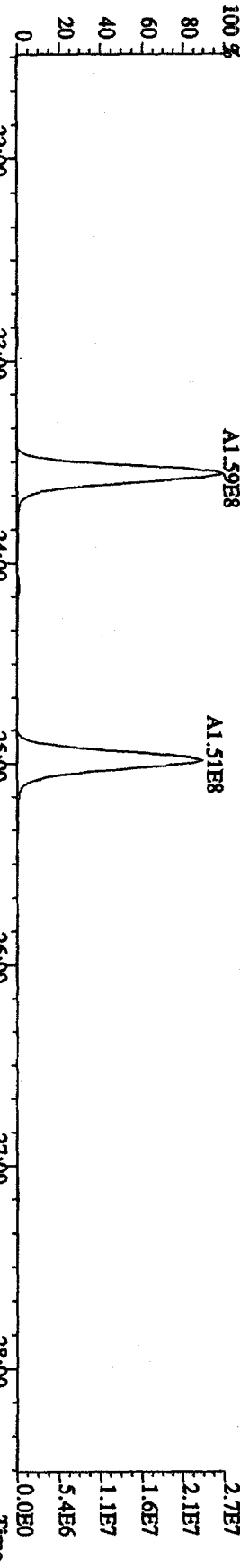
File:31DE09A1D5 #1-495 Acq: 1-JAN-2010 04:19:56 GC EI + Voltage SIR 70SE
 Sample#8 Text:ST1231G :2nd Source 09DXN449 Exp:DIOXIN
 339.8597 S:8 F:2 SMO(1,3) BSUB(1000,15,-3,0) PKD(5,3,3,0,10%,6180,0,1,00%,F,T)
 100 % A3.81E7



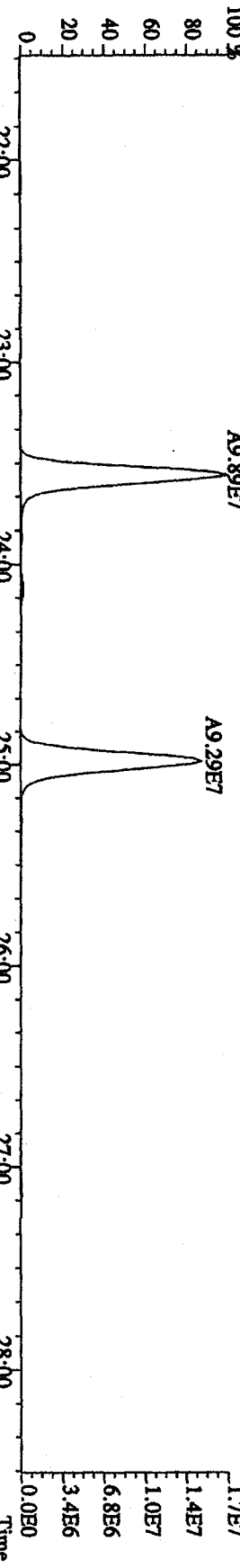
341.8567 S:8 F:2 SMO(1,3) BSUB(1000,15,-3,0) PKD(5,3,3,0,10%,6484,0,1,00%,F,T)
 100 % A2.34E7



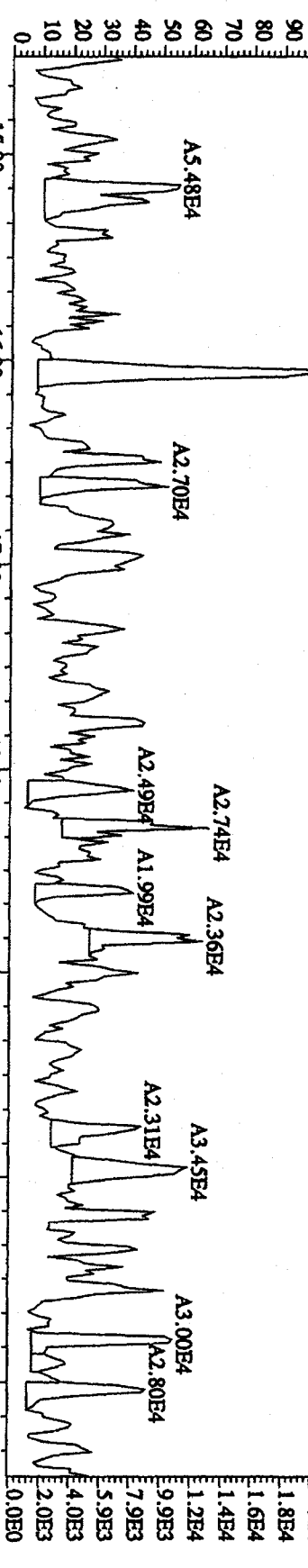
351.9000 S:8 F:2 SMO(1,3) BSUB(1000,15,-3,0) PKD(5,3,3,0,10%,5832,0,1,00%,F,T)
 100 % A1.59E8



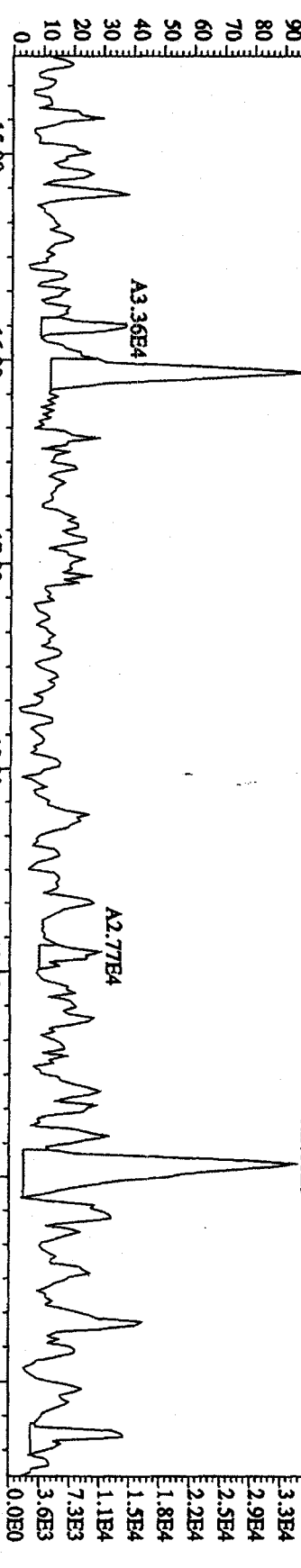
353.8970 S:8 F:2 SMO(1,3) BSUB(1000,15,-3,0) PKD(5,3,3,0,10%,8500,0,1,00%,F,T)
 100 % A9.89E7



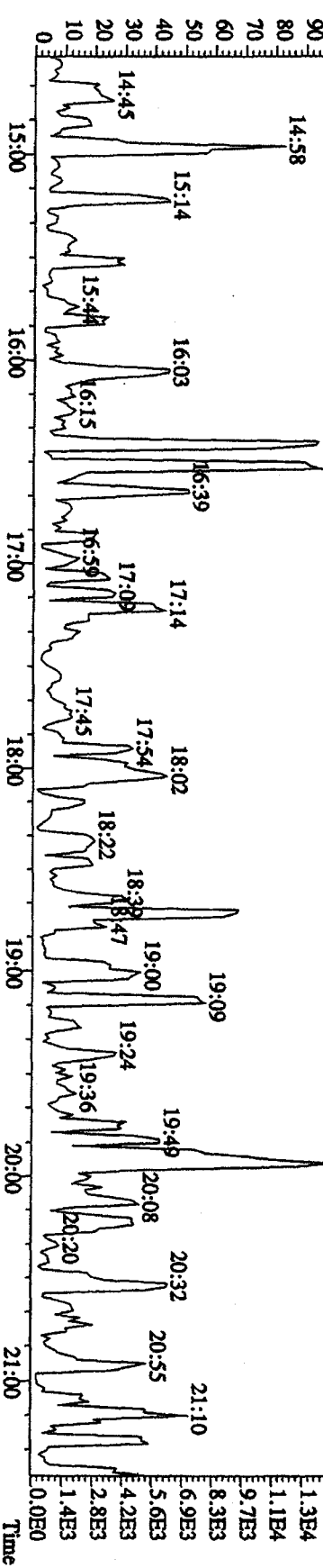
File:31DE09A1D5 #1-411 Acq: 1-JAN-2010 04:19:56 GC EI+ Voltage SIR 70SE
 Sample#8 Text:ST1231G 2nd Source 09DXN449 Exp:DIOXIN
 339.8597 S:8 SMO(1.3) BSUB(1000.15-.3.0) PKD(5.3.3.0.10%.4176.0.1.00%.F.T)
 A7.50E4



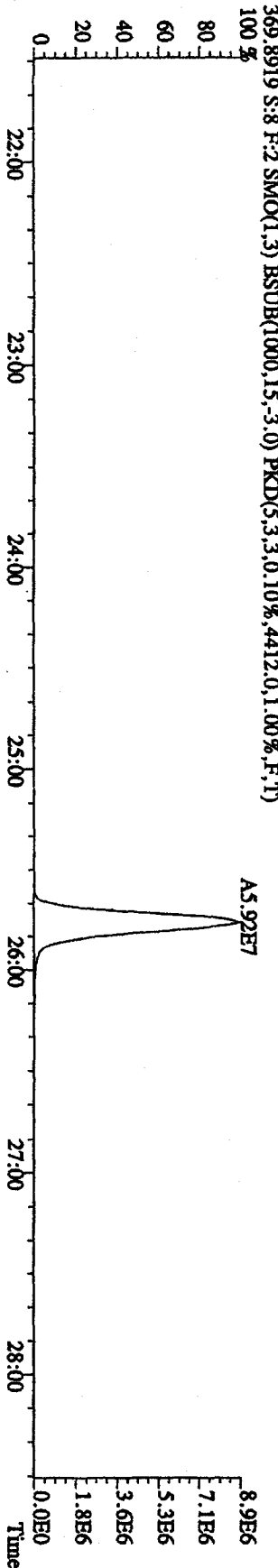
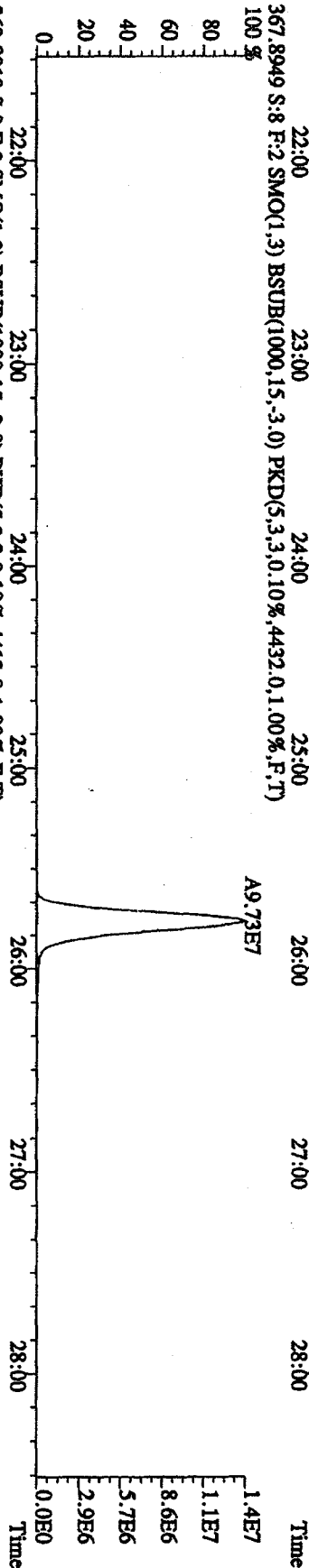
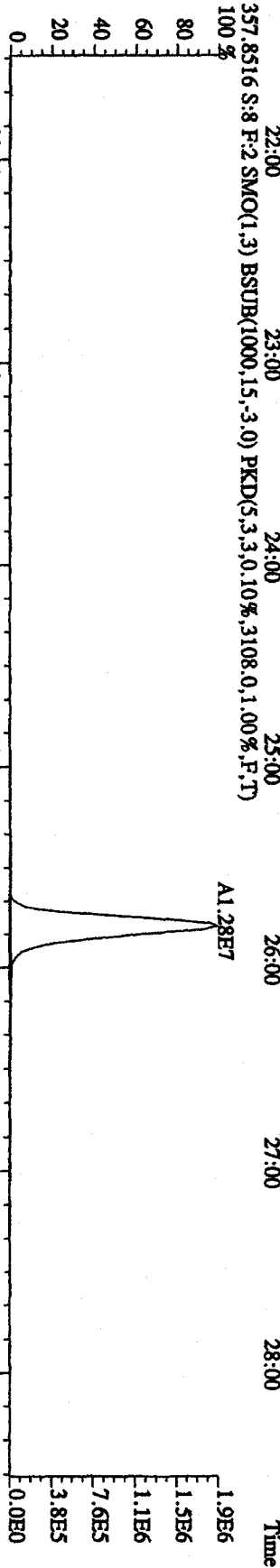
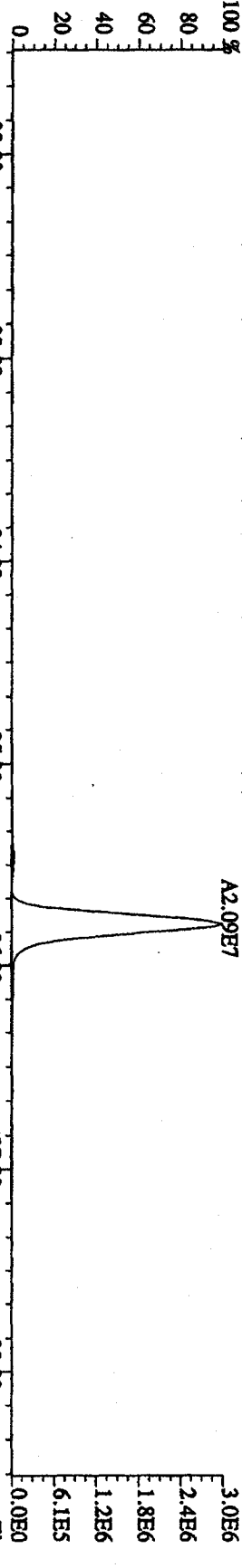
341.8567 S:8 SMO(1.3) BSUB(1000.15-.3.0) PKD(5.3.3.0.10%.6668.0.1.00%.F.T)
 A1.34E5



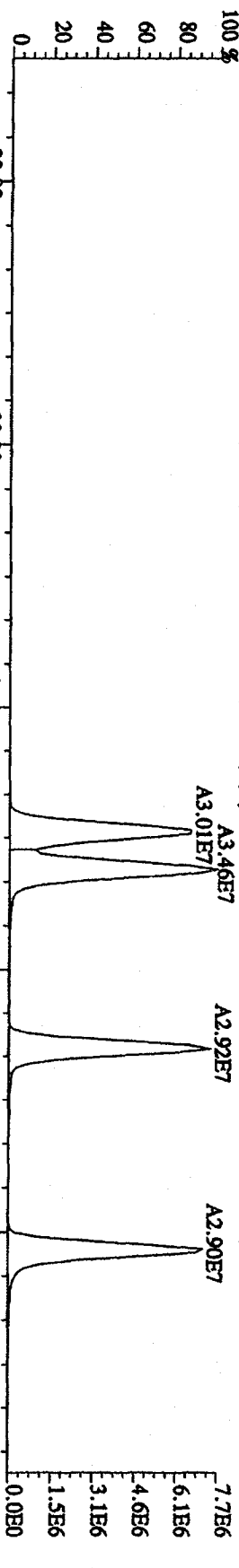
409.7974 S:8 SMO(1.3) BSUB(1000.15-.3.0) PKD(5.3.3.100.00%.1216.0.1.00%.F.T)



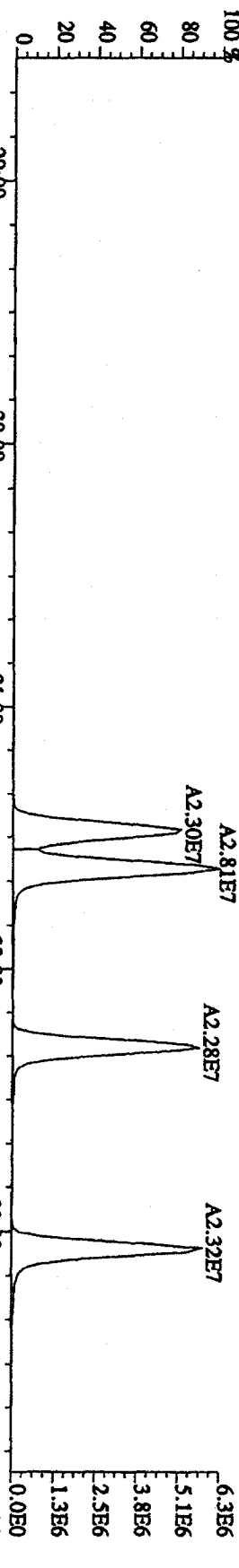
File:31DE09A1D5 #1-495 Acq: 1-JAN-2010 04:19:56 GC EI + Voltage SIR 70SE
 Sample#8 Text:ST1231G :2nd Source 09DXN449 Exp:DIOXIN
 355.8546 S:8 F:2 SMO(1,3) BSUB(1000,15,-3,0) PKD(5,3,3,0,10%,6516,0,1,00%,F,T)
 100 %



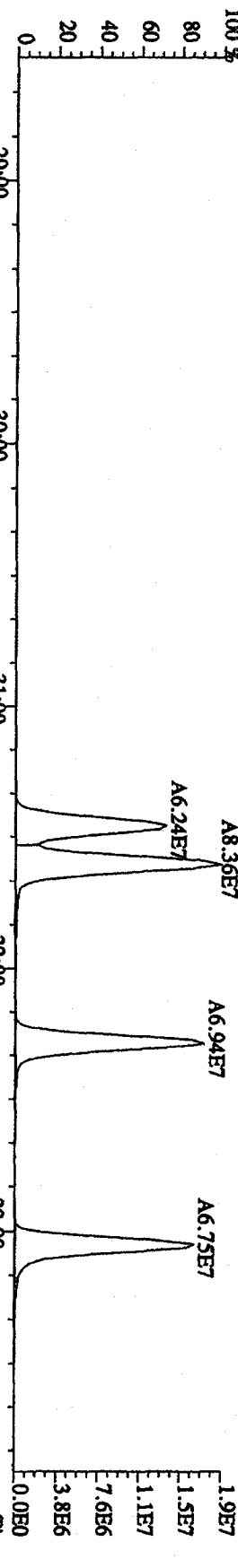
File:31DE09A1D5 #1-362 Acq: 1-JAN-2010 04:19:56 GC EI+ Voltage SIR 70SE
 Sample#8 Text:ST1231G :2nd Source 09DXN449 Exp:DIOXIN
 373.8208 S:8 F:3 SMO(1,3) BSUB(1000,15,-3,0) PKD(5,3,3,0,10%,12624,0,1,00%,F,T)



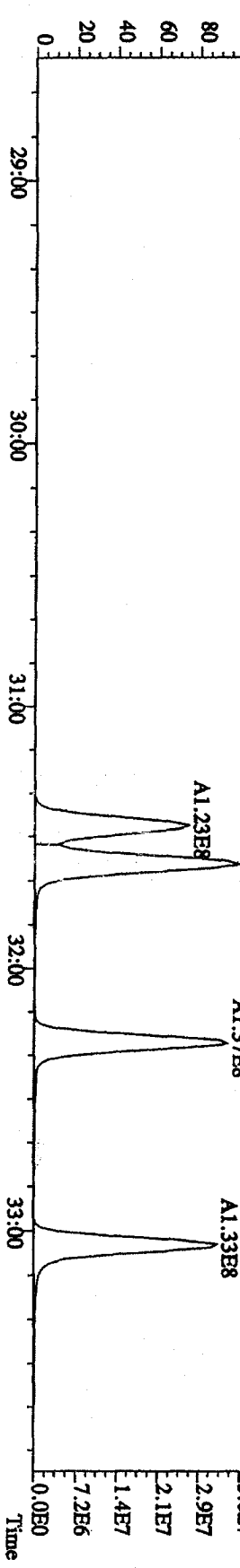
375.8178 S:8 F:3 SMO(1,3) BSUB(1000,15,-3,0) PKD(5,3,3,0,10%,7352,0,1,00%,F,T)



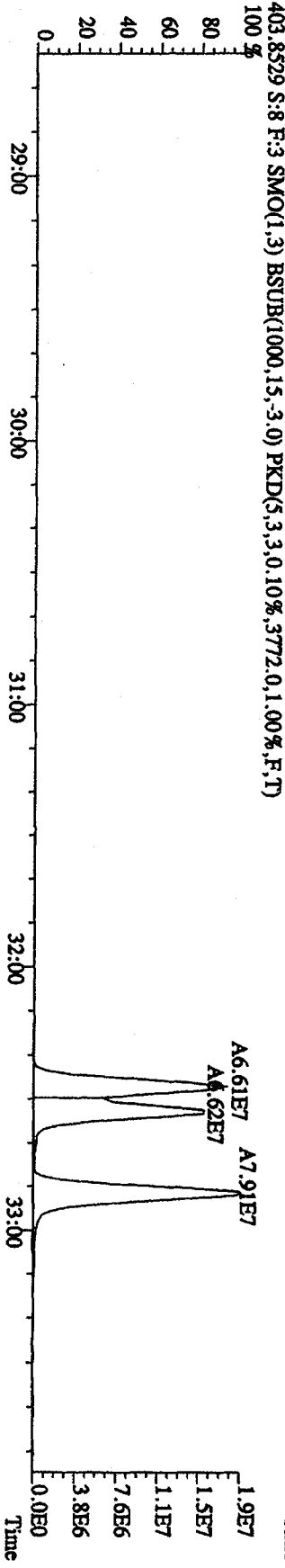
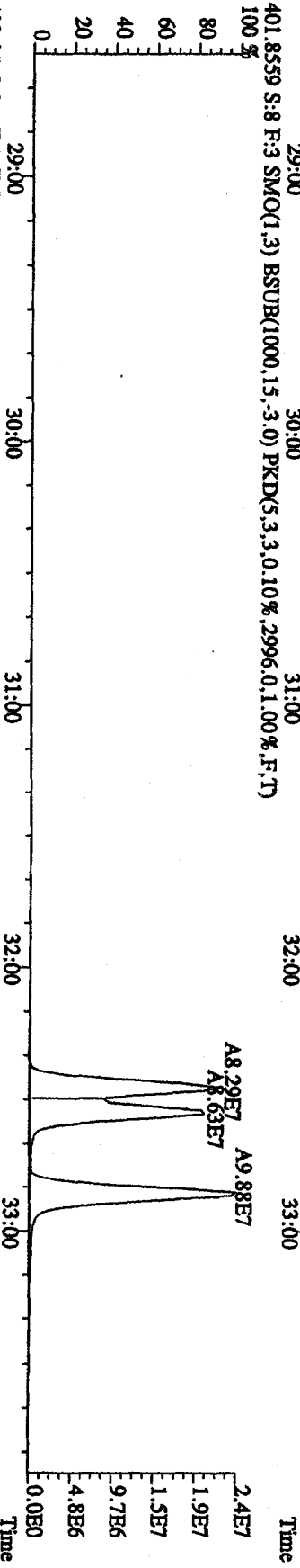
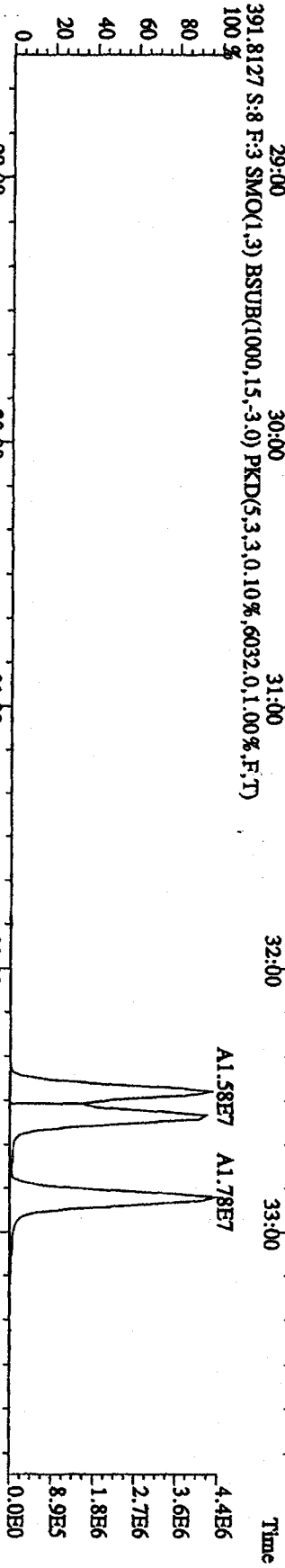

383.8639 S:8 F:3 SMO(1,3) BSUB(1000,15,-3,0) PKD(5,3,3,0,10%,22688,0,1,00%,F,T)



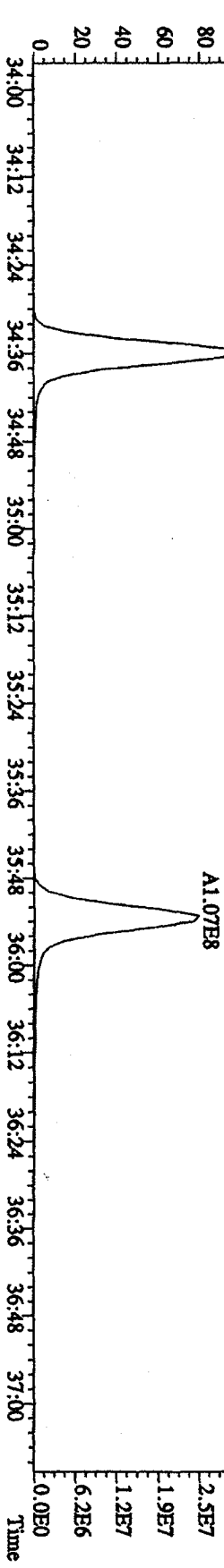
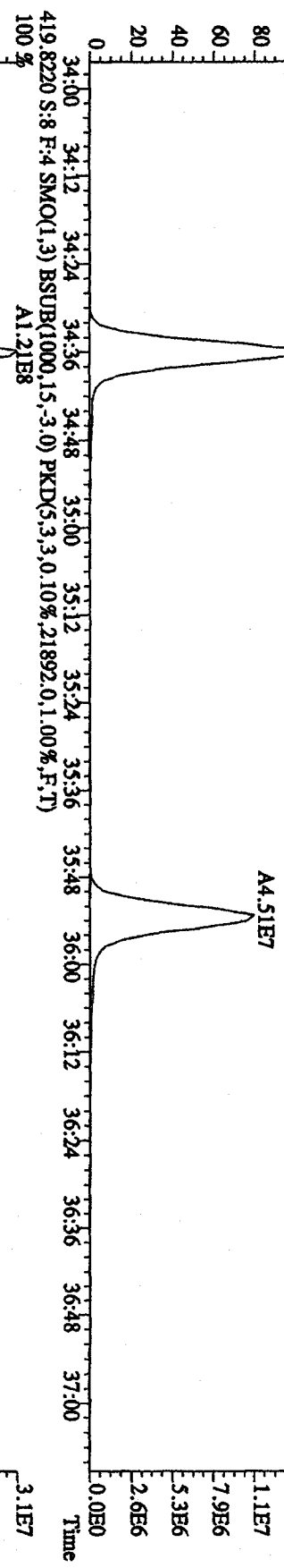
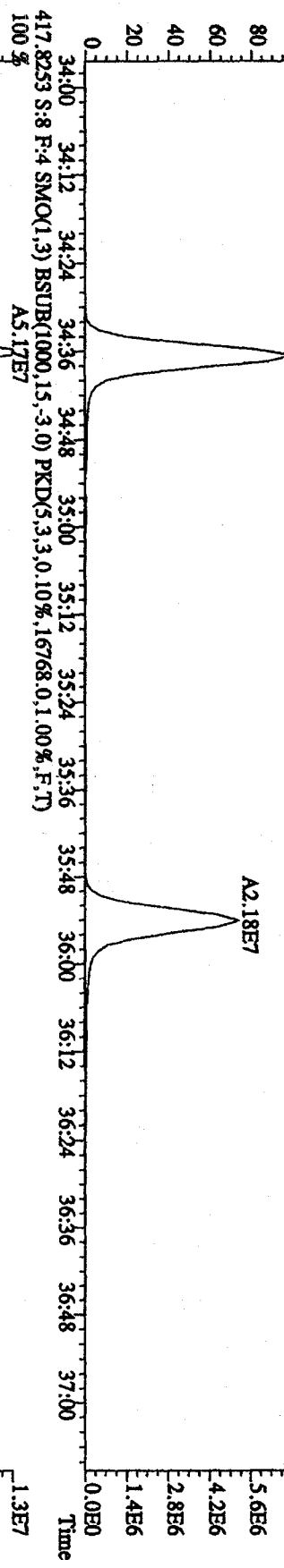
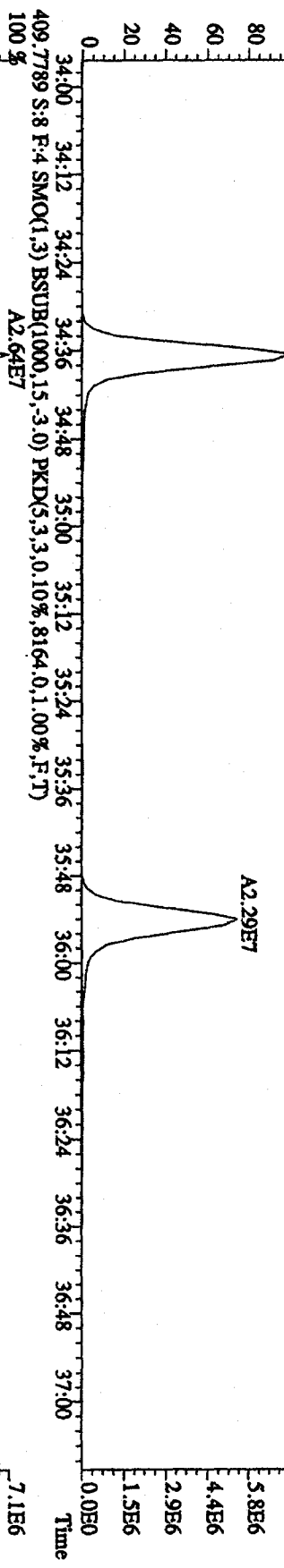
385.8610 S:8 F:3 SMO(1,3) BSUB(1000,15,-3,0) PKD(5,3,3,0,10%,6020,0,1,00%,F,T)



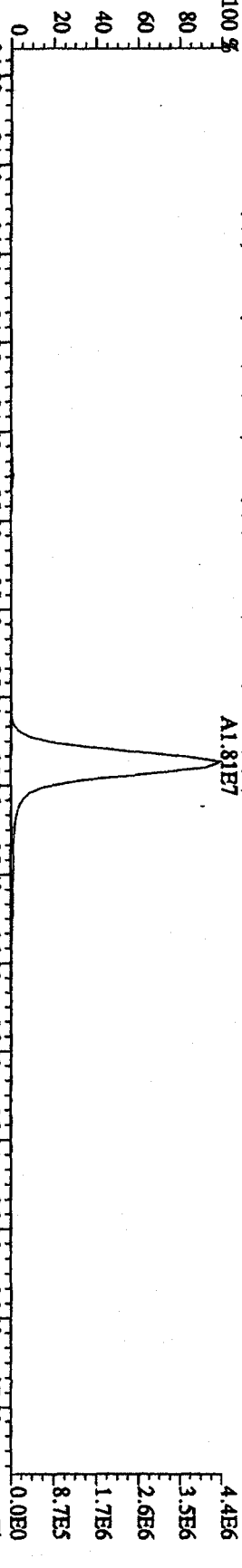
File: 31DE09A1D5 #1-362 Acq: 1-JAN-2010 04:19:56 GC EI+ Voltage SIR 70SE
 Sample#8 Text: ST1231G 2nd Source 09DDXN449 Exp: DIOXIN
 389.8157 S:8 F:3 SMO(1,3) BSUB(1000,15,-3,0) PKD(5,3,3,0,10%,3308,0,1,00%,F,T)
 100%



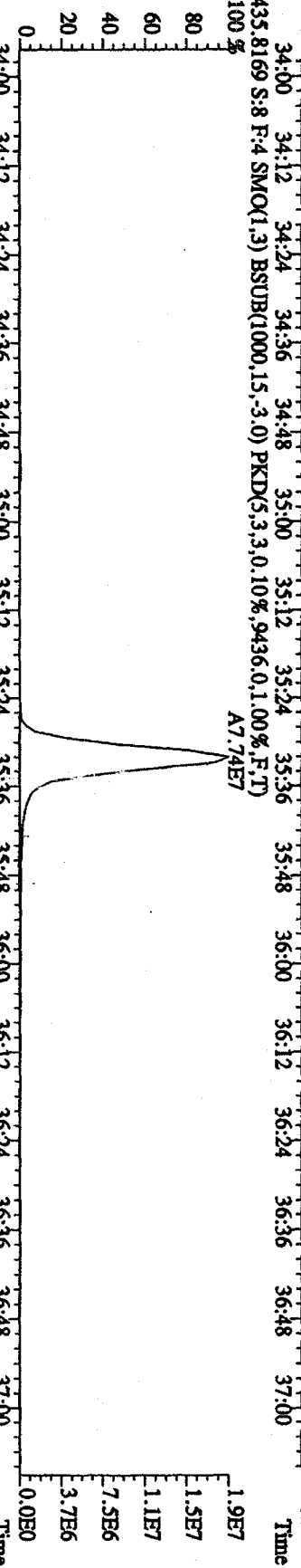
File:31DE09A1D5 #1-227 Acq: 1-JAN-2010 04:19:56 GC EI+ Voltage SIR 70SE
 Sample#8 Text:ST1231G 2nd Source 09DXN449 Exp:DIOXIN
 407.7818 S:8 F:4 SMO(1.3) BSUB(1000,15,-3.0) PKD(5,3,3,0.10%,10016,0.1,00%,F,T)
 100%



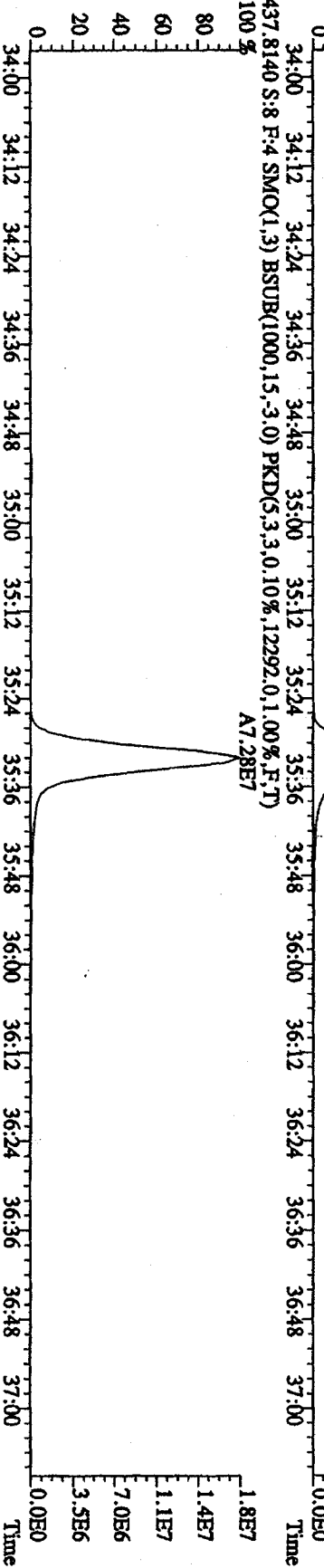
File:31DE09AIDS #1-227 Acq: 1-JAN-2010 04:19:56 GC EI + Voltage SIR 70SE
 Sample#8 Text:ST1231G :2nd Source 09DXN449 Exp:DIOXIN
 423.7766 S:8 F:4 SMO(1,3) BSUB(1000,15,-3,0) PKD(5,3,3,0,10%,7756,0,1,00%,F,T)
 100% A1.81E7



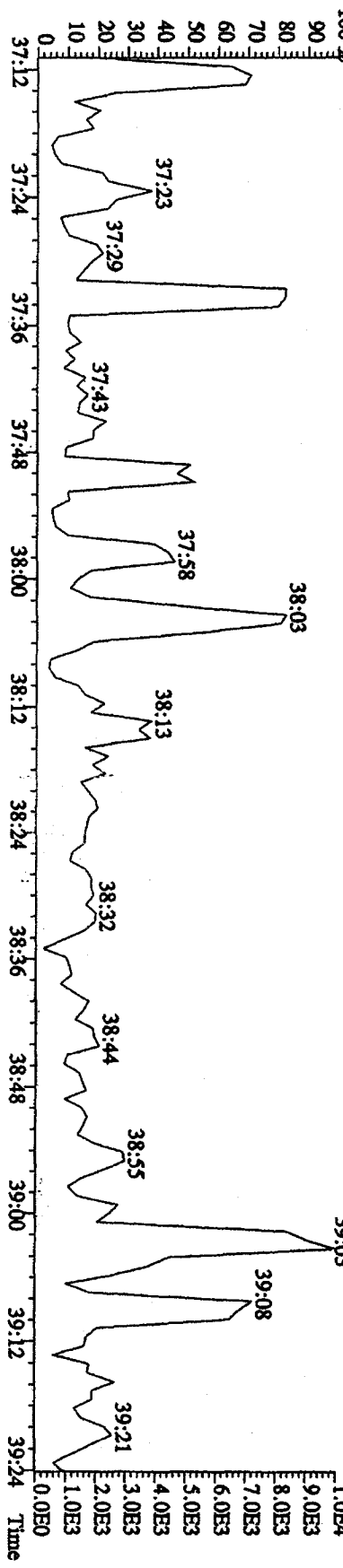
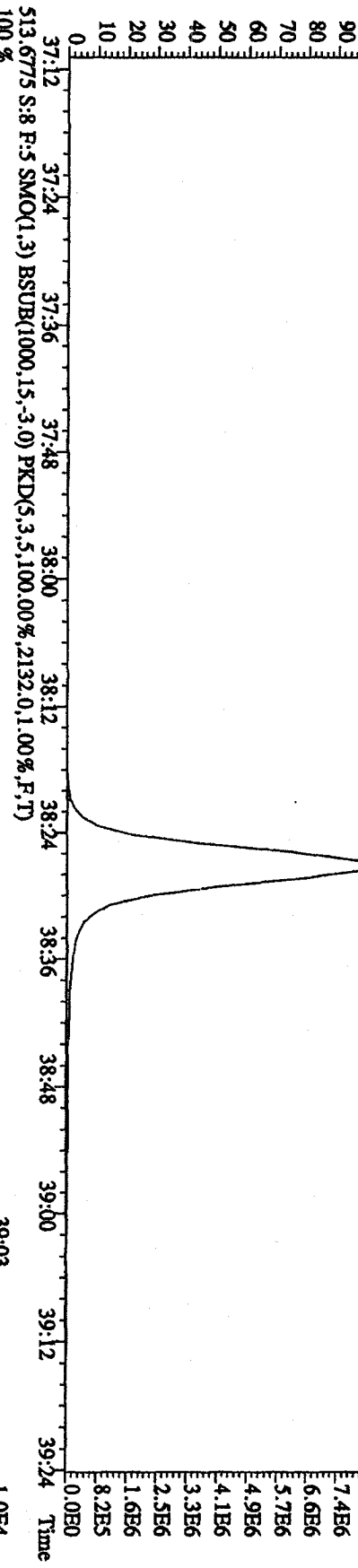
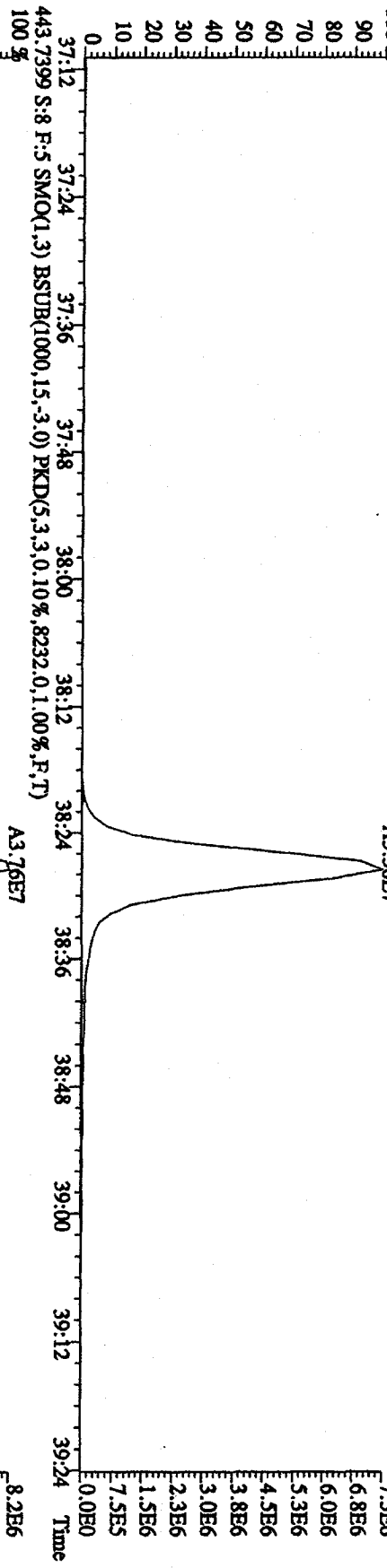
425.7737 S:8 F:4 SMO(1,3) BSUB(1000,15,-3,0) PKD(5,3,3,0,10%,6048,0,1,00%,F,T)
 100% A1.72E7



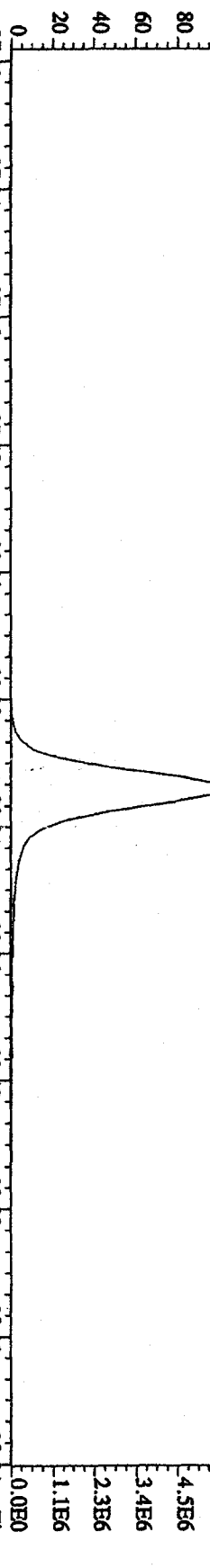
437.8140 S:8 F:4 SMO(1,3) BSUB(1000,15,-3,0) PKD(5,3,3,0,10%,12292,0,1,00%,F,T)
 100% A7.28E7



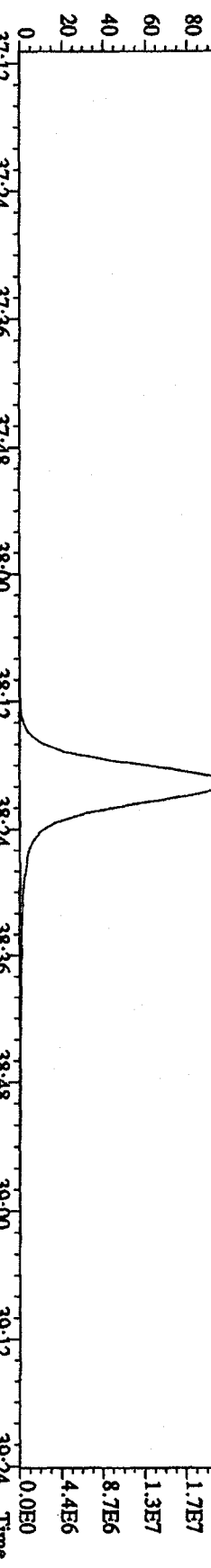
File:31DE09A1D5 #1-161 Acq: 1-JAN-2010 04:19:56 GC EI + Voltage SIR 70SE
 Sample#8 Text:ST1231G :2nd Source 09DXN449 Exp:DIOXIN
 441.7428 S:8 F:5 SMO(1,3) BSUB(1000,15,-3,0) PKD(5,3,3,0,10%,.5508,0,1,00%,F,T)
 100%



File:31DE09A1D5 #1-161 Acq: 1-JAN-2010 04:19:56 GC EI + Voltage SIR 70SE
 Sample#8 Text:ST1231G :2nd Source 09DXN449 Exp:DIOXIN
 457.7377 S:8 F:5 SMO(1,3) BSUB(1000,15,-3,0) PKD(5,3,3,0,10%,5416,0,1,00%,F,T)
 100 %





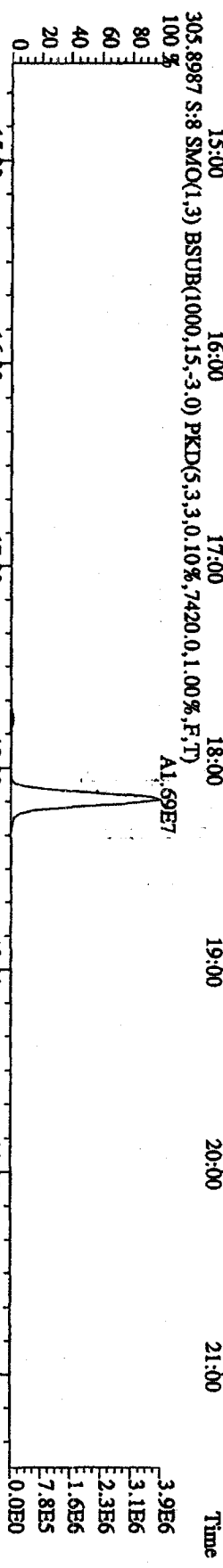
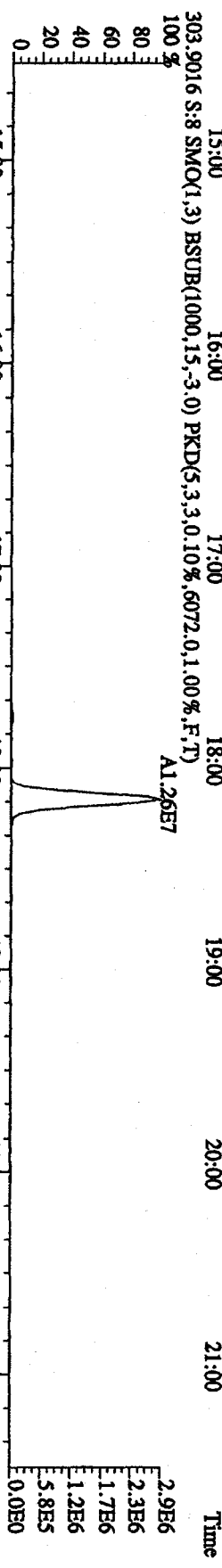

459.7348 S:8 F:5 SMO(1,3) BSUB(1000,15,-3,0) PKD(5,3,3,0,10%,6324,0,1,00%,F,T)
 100 %



471.7750 S:8 F:5 SMO(1,3) BSUB(1000,15,-3,0) PKD(5,3,3,0,10%,5968,0,1,00%,F,T)
 100 %

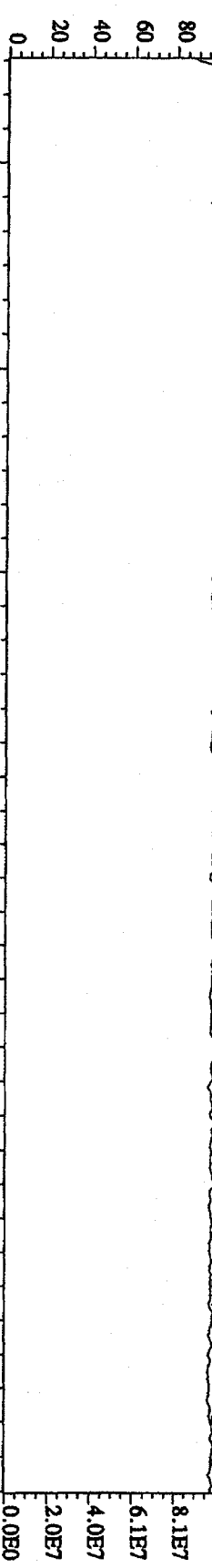


File:31DE09A1D5 #1-411 Acq: 1-JAN-2010 04:19:56 GC EI+ Voltage SIR 70SE
 Sample#8 Text:ST1231G 2nd Source 09DXN449 Exp:DI0XIN

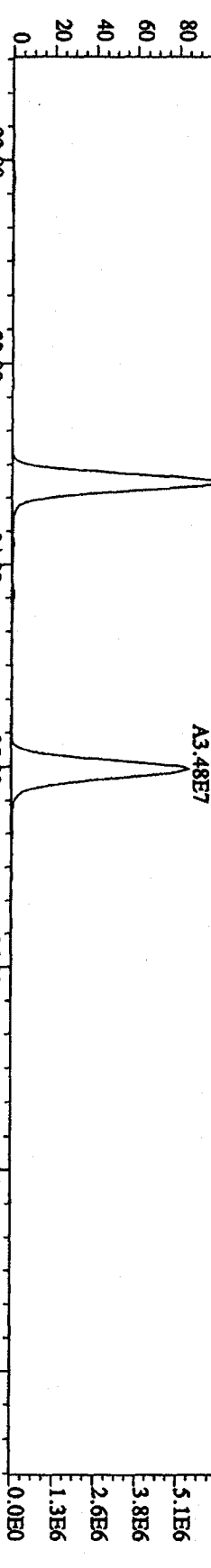


File:31DE09A1D5 #1-495 Acq: 1-JAN-2010 04:19:56 GC EI + Voltage SIR 70SE
 Sample#8 Text:ST1231G :2nd Source 09DXN449 Exp:DIOXIN

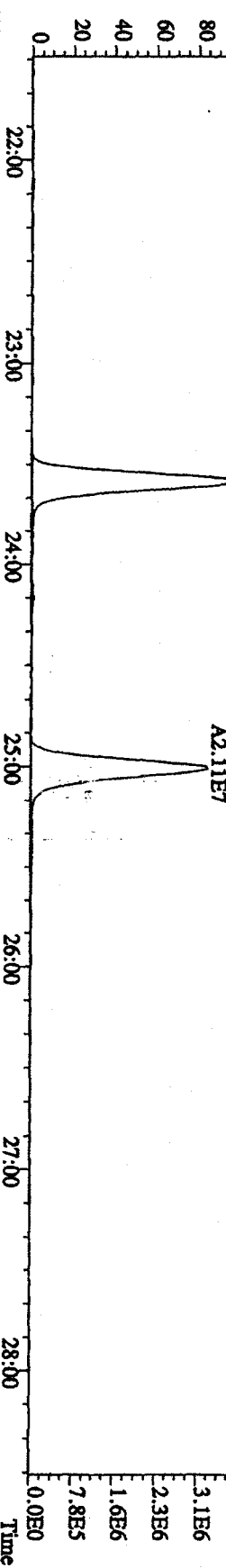
342.9792 S:8 F:2 SMO(1.3) PKD(5.3,3,100.00%,0.0,1.00%,F,T)



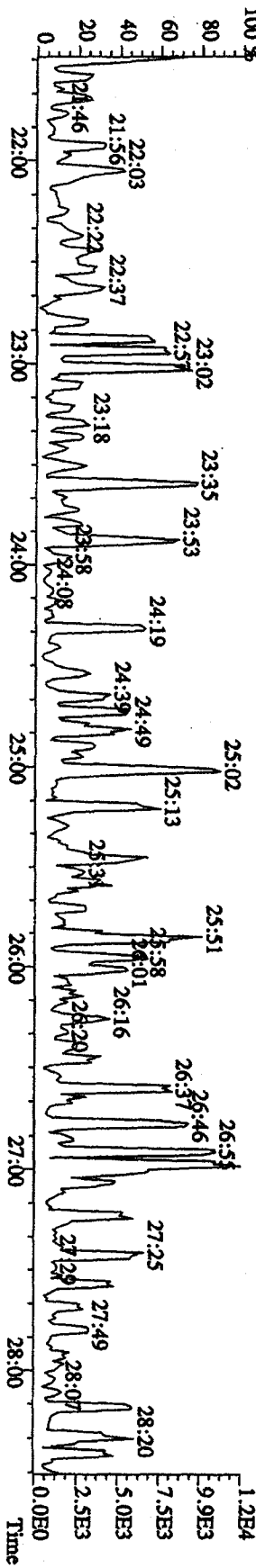
339.8597 S:8 F:2 SMO(1.3) BSUB(1000,15,-3.0) PKD(5.3,3,0.10%,6180,0.1,0.0%,F,T)



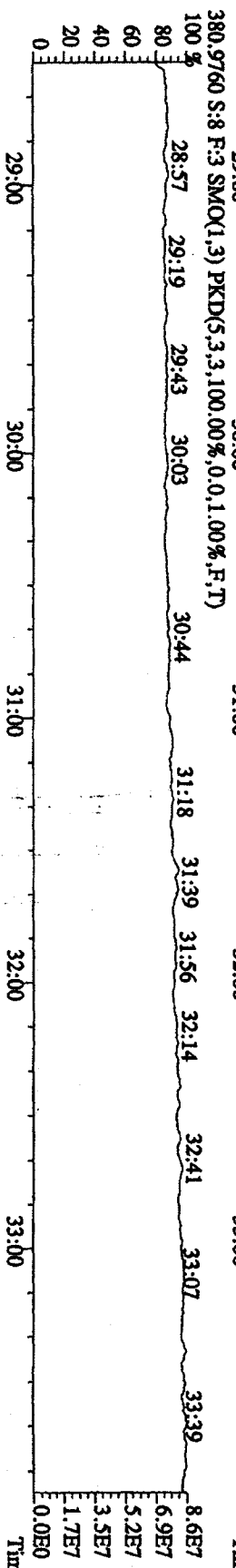
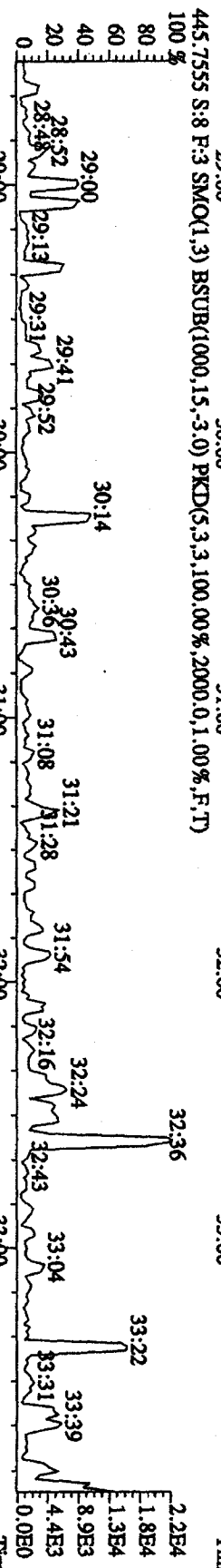
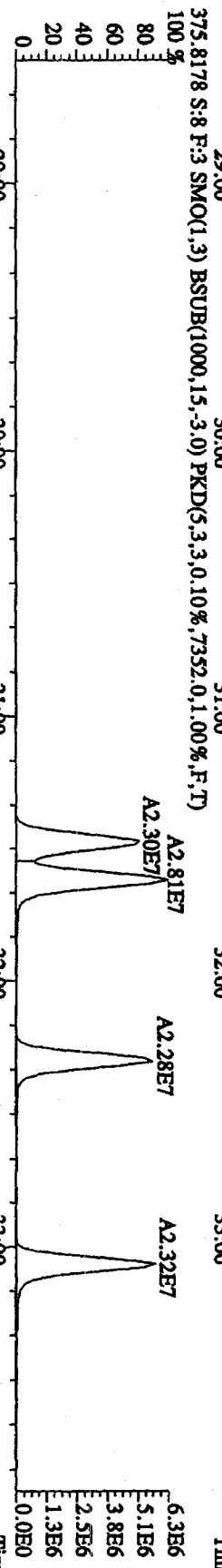
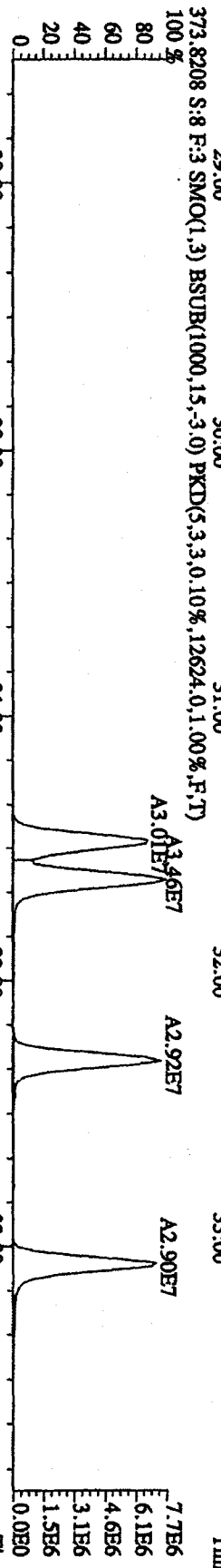

341.8567 S:8 F:2 SMO(1.3) BSUB(1000,15,-3.0) PKD(5.3,3,0.10%,6484,0.1,0.0%,F,T)



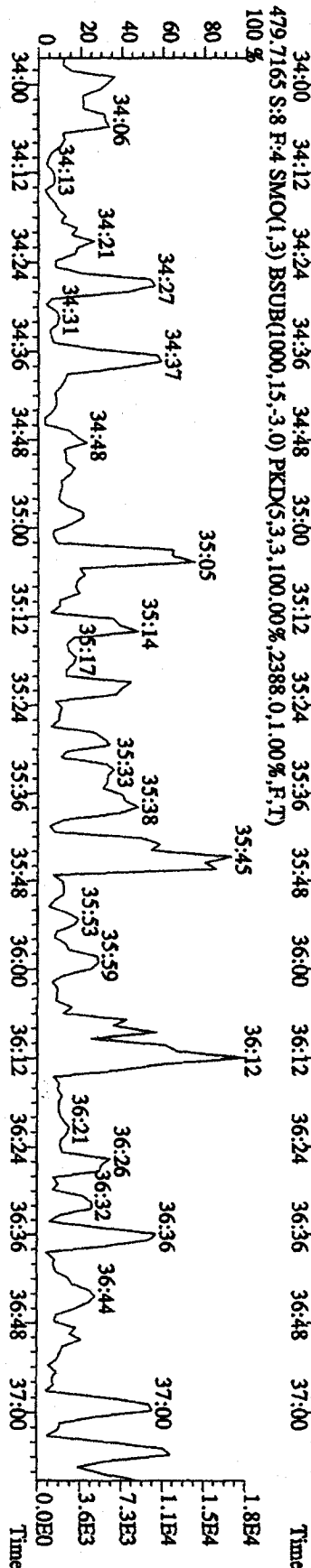
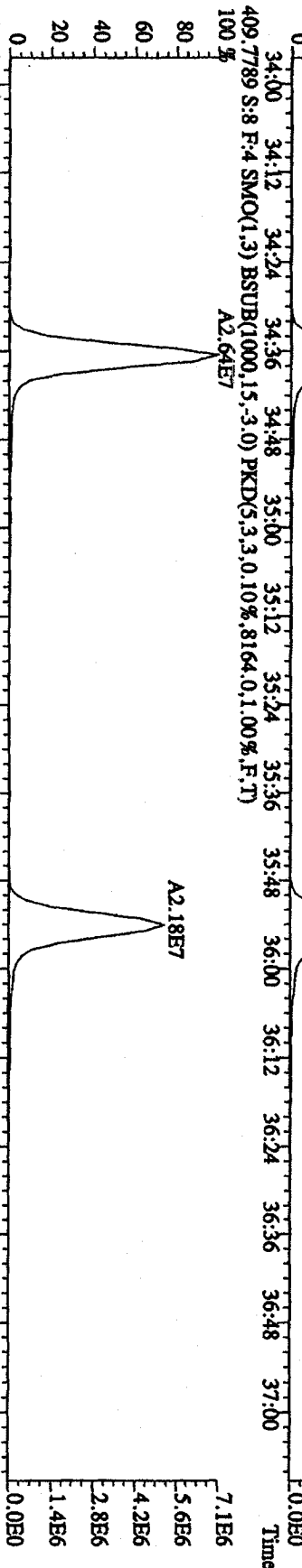
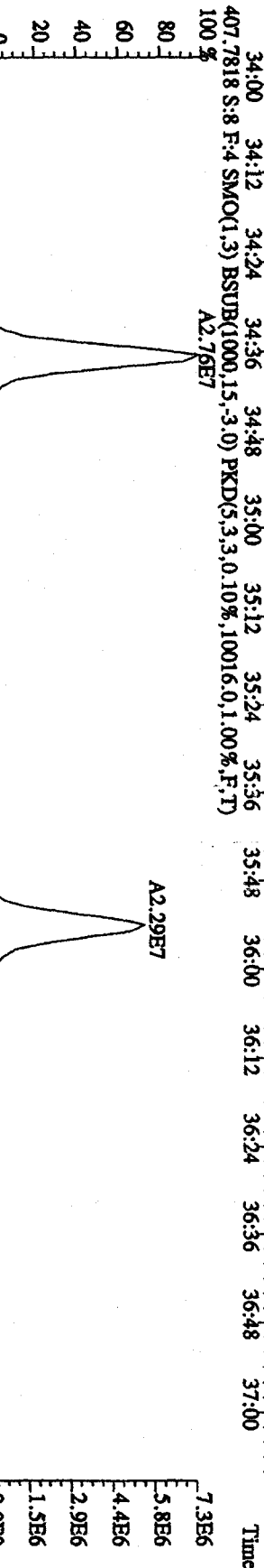
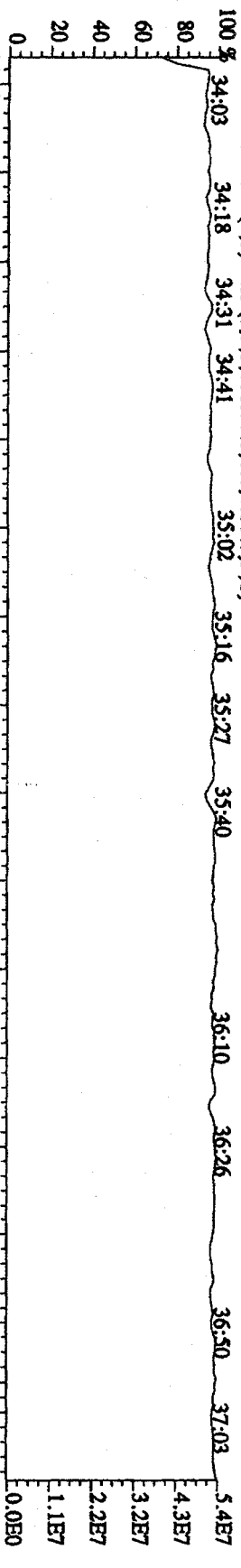
409.7974 S:8 F:2 SMO(1.3) BSUB(1000,15,-3.0) PKD(5.3,3,100.00%,1628,0.1,0.0%,F,T)




File:31DE09A1D5 #1-362 Acq: 1-JAN-2010 04:19:56 GC EI+ Voltage SIR 70SE
 Sample#8 Text:ST1231G :2nd Source 09DXN449 Exp:DIOXIN
 392.9760 S:8 F:3 SMO(1.3) PKD(5.3,3.100.00%,0.0,1.00%,F,T)



File: 31DE09A1D5 #1-227 Acq: 1-JAN-2010 04:19:56 GC EI+ Voltage SIR 70SE
 Sample#8 Text: ST1231G :2nd Source 09DXN449 Exp: DIOXIN
 430.9728 S:8 F:4 SMO(1.3) PKD(5.3,3.100.00%,0.0,1.00%,F,T)
 100% 34:03 34:18 34:31 34:41 35:02 35:16 35:27 35:40 36:10 36:26 36:50 37:03



File:31DE09A1D5 #1-161 Acq: 1-JAN-2010 04:19:56 GC EI + Voltage SIR 70SE
 Sample#8 Text:ST1231G :2nd Source 09DXN449 Exp:DIOXIN
 454.9728 S:8 F:5 SMO(1,3) PKD(5,3,3,100,00%,0,0,1,00%,F,T)



Initial Calibration Checklist Dioxin Methods

ICAL ID ICA123120093D5(8290, 1613, TETRAS)

Method ID 8290, 1613B, Tetras

Date Scanned 01/11/10

Column ID DB5

Instrument ID 3D5

STD ID's ST1231(B,C,D,E,F)

STD Solution 09DXN422(23,25,26,56)

GC Program DIOXIN

Multiplier Setting 350

Analyzed By JRB

Date Analyzed 12/31/09

Prepared By JRB

Date Prepared 01/04/10

Reviewed By M.G.

Date Reviewed 1/6/10

Curve summary present?	✓	✓
Hardcopies of chromatograms for CS1-CS5 present?	✓	✓
Copy of log-file present?	✓	✓
Static resolution check present?	✓	✓
Target file RT's correct?	✓	✓
%RSD within method-specified limits?*	✓	✓
Signal-to-noise criteria met?	✓	✓
Isotopic ratios within limits?	✓	✓
High point free of saturation?	✓	✓
Are chromatographic windows correct?	✓	✓
Manual reintegration's checked and hardcopies included?	NA	NA

COMMENTS: CS3 13C-1,2,3,4-TCDD RT = 18.54 min 13C-1,2,3,7,8,9-HxCDD RT = 32.62 min

*Method 8290/TO9/M0023A: %RSD ≤20% for natives, ≤30% for labeled compounds; S/N ≥10

Method 1613B: %RSD ≤ 20% natives, ≤30% labeled compounds; S/N ≥10

Method 23: %RSD ≤ values specified in Table 5, Method 23; S/N ≥ 2.5

Dataset: C:\MassLynx\Default.pro\ICA123120093D58290.qld

Last Altered: Thursday, December 31, 2009 13:37:23 Pacific Standard Time

Printed: Thursday, December 31, 2009 13:38:33 Pacific Standard Time

Method: C:\MassLynx\Default.PRO\MethDB\82903D5.mdb 31 Dec 2009 10:05:23

Calibration: 31 Dec 2009 13:37:23

#	Name	RRF Mean	RRF SD	RRF %Rel SD
1	13C-1,2,3,4-TCDD	1.00000	0.00000	0.00000
2				
3	13C-2,3,7,8-TCDF	1.55387	0.10195	6.56127
4	2,3,7,8-TCDF	1.00894	0.03940	3.90512
5	Total TCDFs	1.00894	0.03940	3.90512
6				
7	13C-2,3,7,8-TCDD	0.93654	0.08265	8.82467
8	2,3,7,8-TCDD	1.13162	0.06094	5.38546
9	Total TCDDs	1.13162	0.06094	5.38546
10				
11	37CL-2,3,7,8-TCDD	1.13700	0.09172	8.06695
12				
13	13C-1,2,3,7,8-PeCDF	1.21534	0.12934	10.64235
14	1,2,3,7,8-PeCDF	1.03079	0.04663	4.52356
15	2,3,4,7,8-PeCDF	0.96399	0.04086	4.23834
16	Total F2 PeCDFs	0.99739	0.04369	4.38021
17	Total F1 PeCDFs	0.99739	0.04369	4.38021
18				
19	13C-1,2,3,7,8-PeCDD	0.74736	0.08018	10.72899
20	1,2,3,7,8-PeCDD	1.05672	0.03490	3.30300
21	Total PeCDDs	1.05672	0.03490	3.30300
22				
23	13C-1,2,3,7,8,9-HxCDD	1.00000	0.00000	0.00000
24				
25	13C-1,2,3,4,7,8-HxCDF	0.91641	0.07223	7.88160
26	1,2,3,4,7,8-HxCDF	1.24280	0.05687	4.57635
27	1,2,3,6,7,8-HxCDF	1.49624	0.06359	4.24985
28	2,3,4,6,7,8-HxCDF	1.31114	0.08139	6.20792
29	1,2,3,7,8,9-HxCDF	1.29097	0.15794	12.23447
30	Total HxCDFs	1.33529	0.08589	6.43214
31				
32	13C-1,2,3,6,7,8-HxCDD	0.80919	0.05547	6.85475
33	1,2,3,4,7,8-HxCDD	0.93261	0.05959	6.38974
34	1,2,3,6,7,8-HxCDD	1.18024	0.05154	4.36672
35	1,2,3,7,8,9-HxCDD	1.28282	0.21352	16.64444
36	Total HxCDDs	1.13189	0.10452	9.23374
37				
38	13C-1,2,3,4,6,7,8-HpCDF	0.81080	0.04083	5.03538
39	1,2,3,4,6,7,8-HpCDF	1.36387	0.07395	5.42218
40	1,2,3,4,7,8,9-HpCDF	1.11483	0.06881	6.17218
41	Total HpCDFs	1.23935	0.07020	5.66394
42				
43	13C-1,2,3,4,6,7,8-HpCDD	0.70743	0.03465	4.89747
44	1,2,3,4,6,7,8-HpCDD	1.04312	0.04748	4.55165
45	Total HpCDDs	1.04312	0.04748	4.55165
46				
47	13C-OCDD	0.51880	0.04360	8.40429

Dataset: C:\MassLynx\Default.pro\ICA123120093D58290.qld

Last Altered: Thursday, December 31, 2009 13:37:23 Pacific Standard Time

Printed: Thursday, December 31, 2009 13:38:33 Pacific Standard Time

#	Name	RRF Mean	RRF SD	RRF %Rel SD
48	OCDF	1.40213	0.13119	9.35683
49	OCDD	1.19691	0.05139	4.29389
50				
51				
52	Function 1 PFK			
53	Function 2 PFK	16743.46550	16630.81420	99.32719
54	Function 3 PFK	7909.22500	521.22114	6.59004
55	Function 4 PFK	14980.66300	0.00000	0.00000
56	Function 5 PFK	3947.90350	3001.02553	76.01568
57	TCDF PCDPE	30.01200	0.00000	0.00000
58	F1 PeCDF PCDPE	45.97250	34.38590	74.79666
59	F2 PeCDF PCDPE	17.77400	16.24159	91.37835
60	HXCDF PCDPE	18.61100	20.51602	110.23600
61	HPCDF PCDPE	75.50100	34.84622	46.15333
62	OCDF PCDPE	85.06150	155.80506	183.16755

Dataset: C:\MassLynx\Default.pro\ICA123120093D58290.qld

Last Altered: Thursday, December 31, 2009 13:37:23 Pacific Standard Time

Printed: Thursday, December 31, 2009 13:40:37 Pacific Standard Time

Method: C:\MassLynx\Default.PRO\MethDB\82903D5.mdb 31 Dec 2009 10:05:23

Calibration: 31 Dec 2009 13:37:23

Name: 31DE093D5_4, Date: 31-Dec-2009, Time: 10:01:21, ID: ST1231B, Description: CS-4 09DXN426

#	Name	Trace	RT	Response	RRF	Mod.Date	Ratio	Ratio Flag
1	13C-1,2,3,4-TCDD	331.9368	18.56	1420005	1.00000		0.816	NO
2								
3	13C-2,3,7,8-TCDF	315.9419	18.01	2089299	1.47133		0.822	NO
4	2,3,7,8-TCDF	303.9016	18.03	879286	1.05213		0.802	NO
5	Total TCDFs	303.9016						
6								
7	13C-2,3,7,8-TCDD	331.9368	18.75	1221308	0.86007		0.837	NO
8	2,3,7,8-TCDD	319.8965	18.78	578690	1.18457		0.750	NO
9	Total TCDDs	319.8965						
10								
11	37CL-2,3,7,8-TCDD	327.8847	18.78	626572	1.10312			
12								
13	13C-1,2,3,7,8-PeCDF	351.9000	23.36	1622108	1.14233		1.650	NO
14	1,2,3,7,8-PeCDF	339.8597	23.39	3446922	1.06248		1.579	NO
15	2,3,4,7,8-PeCDF	339.8597	24.80	3199584	0.98624		1.569	NO
16	Total F2 PeCDFs	339.8597						
17	Total F1 PeCDFs	339.8597						
18								
19	13C-1,2,3,7,8-PeCDD	367.8949	25.54	1017507	0.71655		1.586	NO
20	1,2,3,7,8-PeCDD	355.8546	25.58	2197910	1.08005		1.577	NO
21	Total PeCDDs	355.8546						
22								
23	13C-1,2,3,7,8,9-HxCDD	401.8559	32.63	1329255	1.00000		1.169	NO
24								
25	13C-1,2,3,4,7,8-HxCDF	383.8639	31.28	1117948	0.84103		0.516	NO
26	1,2,3,4,7,8-HxCDF	373.8208	31.30	2917985	1.30506		1.222	NO
27	1,2,3,6,7,8-HxCDF	373.8208	31.44	3473916	1.55370		1.219	NO
28	2,3,4,6,7,8-HxCDF	373.8208	32.10	3085947	1.38018		1.222	NO
29	1,2,3,7,8,9-HxCDF	373.8208	32.82	3188715	1.42615		1.131	NO
30	Total HxCDFs	373.8208						
31								
32	13C-1,2,3,6,7,8-HxCDD	401.8559	32.34	997196	0.75019		1.323	NO
33	1,2,3,4,7,8-HxCDD	389.8157	32.26	1907055	0.95621		1.269	NO
34	1,2,3,6,7,8-HxCDD	389.8157	32.35	2500551	1.25379		1.294	NO
35	1,2,3,7,8,9-HxCDD	389.8157	32.65	3069165	1.53890		1.285	NO
36	Total HxCDDs	389.8157						
37								
38	13C-1,2,3,4,6,7,8-HpCDF	417.8253	34.18	1017841	0.76572		0.460	NO
39	1,2,3,4,6,7,8-HpCDF	407.7818	34.19	2934211	1.44139		1.081	NO
40	1,2,3,4,7,8,9-HpCDF	407.7818	35.30	2337867	1.14844		1.036	NO
41	Total HpCDFs	407.7818						
42								
43	13C-1,2,3,4,6,7,8-HpCDD	435.8169	34.98	904632	0.68056		1.075	NO
44	1,2,3,4,6,7,8-HpCDD	423.7766	34.99	1932789	1.06827		1.055	NO
45	Total HpCDDs	423.7766						

Dataset: C:\MassLynx\Default.pro\CA123120093D58290.qld

Last Altered: Thursday, December 31, 2009 13:37:23 Pacific Standard Time

Printed: Thursday, December 31, 2009 13:40:37 Pacific Standard Time

Name: 31DE093D5_4, Date: 31-Dec-2009, Time: 10:01:21, ID: ST1231B, Description: CS-4 09DXN426

#	Name	Trace	RT	Response	RRF	Mod.Date	Ratio	Ratio Flag
47	13C-OCDD	469.7779	37.44	1273461	0.47901		0.925	NO
48	OCDF	441.7428	37.54	3877326	1.52236		0.916	NO
49	OCDD	457.7377	37.45	3194833	1.25439		0.872	NO
50								
51								
52	Function 1 PFK	330.97...						
53	Function 2 PFK	342.97...	22.50	4984	4983.7...			
54	Function 3 PFK	380.97...	29.27	7541	7540.6...			
55	Function 4 PFK	430.97...						
56	Function 5 PFK	442.97...	39.30	6070	6069.9...			
57	TCDF PCDPE	375.8364						
58	F1 PeCDF PCDPE	409.79...						
59	F2 PeCDF PCDPE	409.7974						
60	HXCDF PCDPE	445.7555	33.02	24	23.836...			
61	HPCDF PCDPE	479.7165						
62	OCDF PCDPE	513.67...						

Dataset: C:\MassLynx\Default.pro\CA123120093D58290.qld

Last Altered: Thursday, December 31, 2009 13:37:23 Pacific Standard Time

Printed: Thursday, December 31, 2009 13:40:37 Pacific Standard Time

Name: 31DE093D5_5, Date: 31-Dec-2009, Time: 10:45:57, ID: ST1231C, Description: CS-3 09DXN425

#	Name	Trace	RT	Response	RRF	Mod.Date	Ratio	Ratio Flag
1	13C-1,2,3,4-TCDD	331.9368	18.54	1312762	1.00000		0.804	NO
2								
3	13C-2,3,7,8-TCDF	315.9419	17.98	2114301	1.61057		0.813	NO
4	2,3,7,8-TCDF	303.9016	18.01	218298	1.03248		0.798	NO
5	Total TCDFs	303.9016						
6								
7	13C-2,3,7,8-TCDD	331.9368	18.74	1272310	0.96919		0.796	NO
8	2,3,7,8-TCDD	319.8965	18.75	137033	1.07704		0.806	NO
9	Total TCDDs	319.8965						
10								
11	37CL-2,3,7,8-TCDD	327.8847	18.75	145624	1.10929			
12								
13	13C-1,2,3,7,8-PeCDF	351.9000	23.34	1576437	1.20085		1.626	NO
14	1,2,3,7,8-PeCDF	339.8597	23.36	835224	1.05964		1.593	NO
15	2,3,4,7,8-PeCDF	339.8597	24.77	781078	0.99094		1.568	NO
16	Total F2 PeCDFs	339.8597						
17	Total F1 PeCDFs	339.8597						
18								
19	13C-1,2,3,7,8-PeCDD	367.8949	25.52	982379	0.74833		1.649	NO
20	1,2,3,7,8-PeCDD	355.8546	25.56	516887	1.05232		1.599	NO
21	Total PeCDDs	355.8546						
22								
23	13C-1,2,3,7,8,9-HxCDD	401.8559	32.62	1198576	1.00000		1.335	NO
24								
25	13C-1,2,3,4,7,8-HxCDF	383.8639	31.27	1082151	0.90286		0.527	NO
26	1,2,3,4,7,8-HxCDF	373.8208	31.29	681870	1.26021		1.236	NO
27	1,2,3,6,7,8-HxCDF	373.8208	31.43	850724	1.57228		1.275	NO
28	2,3,4,6,7,8-HxCDF	373.8208	32.09	736683	1.36152		1.248	NO
29	1,2,3,7,8,9-HxCDF	373.8208	32.82	735482	1.35930		1.219	NO
30	Total HxCDFs	373.8208						
31								
32	13C-1,2,3,6,7,8-HxCDD	401.8559	32.33	949380	0.79209		1.303	NO
33	1,2,3,4,7,8-HxCDD	389.8157	32.25	470443	0.99105		1.224	NO
34	1,2,3,6,7,8-HxCDD	389.8157	32.34	555757	1.17078		1.284	NO
35	1,2,3,7,8,9-HxCDD	389.8157	32.63	653835	1.37739		1.207	NO
36	Total HxCDDs	389.8157						
37								
38	13C-1,2,3,4,6,7,8-HpCDF	417.8253	34.18	956415	0.79796		0.442	NO
39	1,2,3,4,6,7,8-HpCDF	407.7818	34.19	670059	1.40119		1.046	NO
40	1,2,3,4,7,8,9-HpCDF	407.7818	35.30	555302	1.16122		1.050	NO
41	Total HpCDFs	407.7818						
42								
43	13C-1,2,3,4,6,7,8-HpCDD	435.8169	34.98	844966	0.70497		1.069	NO
44	1,2,3,4,6,7,8-HpCDD	423.7766	34.99	439061	1.03924		1.080	NO
45	Total HpCDDs	423.7766						
46								
47	13C-OCDD	469.7779	37.44	1212003	0.50560		0.878	NO
48	OCDF	441.7428	37.54	885223	1.46076		0.931	NO
49	OCDD	457.7377	37.45	756308	1.24803		0.893	NO

Dataset: C:\MassLynx\Default.pro\ICA123120093D58290.qld

Last Altered: Thursday, December 31, 2009 13:37:23 Pacific Standard Time

Printed: Thursday, December 31, 2009 13:40:37 Pacific Standard Time

Name: 31DE093D5_5, Date: 31-Dec-2009, Time: 10:45:57, ID: ST1231C, Description: CS-3 09DXN425

#	Name	Trace	RT	Response	RRF	Mod.Date	Ratio	Ratio Flag
50								
51								
52	Function 1 PFK	330.97...						
53	Function 2 PFK	342.97...						
54	Function 3 PFK	380.97...						
55	Function 4 PFK	430.97...						
56	Function 5 PFK	442.97...						
57	TCDF PCDPE	375.8364						
58	F1 PeCDF PCDPE	409.79...	18.72		22 21.658...			
59	F2 PeCDF PCDPE	409.7974	22.10		19 19.066...			
60	HXCDF PCDPE	445.7555	33.08		17 16.703...			
61	HPCDF PCDPE	479.7165						
62	OCDF PCDPE	513.67...	37.57		7 6.61200			

Dataset: C:\MassLynx\Default.pro\ICA123120093D58290.qld

Last Altered: Thursday, December 31, 2009 13:37:23 Pacific Standard Time
 Printed: Thursday, December 31, 2009 13:40:37 Pacific Standard Time

Name: 31DE093D5_6, Date: 31-Dec-2009, Time: 11:27:05, ID: ST1231D, Description: CS-2 09DXN423

#	Name	Trace	RT	Response	RRF	Mod.Date	Ratio	Ratio Flag
1	13C-1,2,3,4-TCDD	331.9368	18.54	1339894	1.00000		0.803	NO
2								
3	13C-2,3,7,8-TCDF	315.9419	18.00	1933751	1.44321		0.805	NO
4	2,3,7,8-TCDF	303.9016	18.01	37379	0.96648		0.790	NO
5	Total TCDFs	303.9016						
6								
7	13C-2,3,7,8-TCDD	331.9368	18.74	1192946	0.89033		0.794	NO
8	2,3,7,8-TCDD	319.8965	18.75	25320	1.06122		0.769	NO
9	Total TCDDs	319.8965						
10								
11	37CL-2,3,7,8-TCDD	327.8847	18.75	27694	1.03345			
12								
13	13C-1,2,3,7,8-PeCDF	351.9000	23.34	1495722	1.11630		1.583	NO
14	1,2,3,7,8-PeCDF	339.8597	23.36	145439	0.97236		1.500	NO
15	2,3,4,7,8-PeCDF	339.8597	24.76	137024	0.91610		1.557	NO
16	Total F2 PeCDFs	339.8597						
17	Total F1 PeCDFs	339.8597						
18								
19	13C-1,2,3,7,8-PeCDD	367.8949	25.52	908118	0.67775		1.648	NO
20	1,2,3,7,8-PeCDD	355.8546	25.54	92439	1.01792		1.647	NO
21	Total PeCDDs	355.8546						
22								
23	13C-1,2,3,7,8,9-HxCDD	401.8559	32.61	1135542	1.00000		1.258	NO
24								
25	13C-1,2,3,4,7,8-HxCDF	383.8639	31.27	997611	0.87853		0.525	NO
26	1,2,3,4,7,8-HxCDF	373.8208	31.28	122414	1.22707		1.318	NO
27	1,2,3,6,7,8-HxCDF	373.8208	31.41	145606	1.45954		1.271	NO
28	2,3,4,6,7,8-HxCDF	373.8208	32.08	123386	1.23682		1.254	NO
29	1,2,3,7,8,9-HxCDF	373.8208	32.81	116973	1.17253		1.197	NO
30	Total HxCDFs	373.8208						
31								
32	13C-1,2,3,6,7,8-HxCDD	401.8559	32.31	891525	0.78511		1.247	NO
33	1,2,3,4,7,8-HxCDD	389.8157	32.24	77130	0.86515		1.403	NO
34	1,2,3,6,7,8-HxCDD	389.8157	32.33	101689	1.14062		1.197	NO
35	1,2,3,7,8,9-HxCDD	389.8157	32.62	98034	1.09962		1.285	NO
36	Total HxCDDs	389.8157						
37								
38	13C-1,2,3,4,6,7,8-HpCDF	417.8253	34.16	898132	0.79093		0.446	NO
39	1,2,3,4,6,7,8-HpCDF	407.7818	34.16	118917	1.32405		1.035	NO
40	1,2,3,4,7,8,9-HpCDF	407.7818	35.28	96704	1.07673		1.027	NO
41	Total HpCDFs	407.7818						
42								
43	13C-1,2,3,4,6,7,8-HpCDD	435.8169	34.97	768463	0.67674		1.074	NO
44	1,2,3,4,6,7,8-HpCDD	423.7766	34.98	81291	1.05784		1.112	NO
45	Total HpCDDs	423.7766						
46								
47	13C-OCDD	469.7779	37.43	1098842	0.48384		0.910	NO
48	OCDF	441.7428	37.53	148220	1.34888		0.859	NO
49	OCDD	457.7377	37.44	127501	1.16932		0.916	NO

Dataset: C:\MassLynx\Default.pro\ICA123120093D58290.qld

Last Altered: Thursday, December 31, 2009 13:37:23 Pacific Standard Time

Printed: Thursday, December 31, 2009 13:40:37 Pacific Standard Time

Name: 31DE093D5_6, Date: 31-Dec-2009, Time: 11:27:05, ID: ST1231D, Description: CS-2 09DXN423

#	Name	Trace	RT	Response	RRF	Mod.Date	Ratio	Ratio.Flag
50								
51								
52	Function 1 PFK	330.97...						
53	Function 2 PFK	342.97...	22.42	28503	28503....			
54	Function 3 PFK	380.97...	29.26	8278	8277.7...			
55	Function 4 PFK	430.97...						
56	Function 5 PFK	442.97...						
57	TCDF PCDPE	375.8364						
58	F1 PeCDF PCDPE	409.79...						
59	F2 PeCDF PCDPE	409.7974	22.16	1	0.92500			
60	HXCDF PCDPE	445.7555	33.04	51	50.659...			
61	HPCDF PCDPE	479.7165	35.32	51	50.861...			
62	OCDF PCDPE	513.67...	37.52	1	1.15200			

Dataset: C:\MassLynx\Default.pro\ICA123120093D58290.qld

Last Altered: Thursday, December 31, 2009 13:37:23 Pacific Standard Time

Printed: Thursday, December 31, 2009 13:40:37 Pacific Standard Time

Name: 31DE093D5_7, Date: 31-Dec-2009, Time: 12:09:24, ID: ST1231E, Description: CS-1 09DXN422

#	Name	Trace	RT	Response	RRF	Mod.Date	Ratio	Ratio Flag
1	13C-1,2,3,4-TCDD	331.9368	18.54	1272298	1.00000		0.794	NO
2								
3	13C-2,3,7,8-TCDF	315.9419	18.00	1973915	1.55146		0.810	NO
4	2,3,7,8-TCDF	303.9016	18.01	9551	0.96771		0.862	NO
5	Total TCDFs	303.9016						
6								
7	13C-2,3,7,8-TCDD	331.9368	18.74	1141541	0.89723		0.800	NO
8	2,3,7,8-TCDD	319.8965	18.75	6822	1.19524		0.720	NO
9	Total TCDDs	319.8965						
10								
11	37CL-2,3,7,8-TCDD	327.8847	18.75	7372	1.15886			
12								
13	13C-1,2,3,7,8-PeCDF	351.9000	23.34	1498651	1.17791		1.635	NO
14	1,2,3,7,8-PeCDF	339.8597	23.38	37025	0.98823		1.488	NO
15	2,3,4,7,8-PeCDF	339.8597	24.77	34603	0.92357		1.578	NO
16	Total F2 PeCDFs	339.8597						
17	Total F1 PeCDFs	339.8597						
18								
19	13C-1,2,3,7,8-PeCDD	367.8949	25.53	904029	0.71055		1.635	NO
20	1,2,3,7,8-PeCDD	355.8546	25.56	23291	1.03055		1.717	NO
21	Total PeCDDs	355.8546						
22								
23	13C-1,2,3,7,8,9-HxCDD	401.8559	32.62	1010615	1.00000		1.170	NO
24								
25	13C-1,2,3,4,7,8-HxCDF	383.8639	31.27	1043345	1.03239		0.516	NO
26	1,2,3,4,7,8-HxCDF	373.8208	31.29	30099	1.15396		1.236	NO
27	1,2,3,6,7,8-HxCDF	373.8208	31.43	37165	1.42484		1.276	NO
28	2,3,4,6,7,8-HxCDF	373.8208	32.09	31536	1.20905		1.331	NO
29	1,2,3,7,8,9-HxCDF	373.8208	32.81	28076	1.07639		1.296	NO
30	Total HxCDFs	373.8208						
31								
32	13C-1,2,3,6,7,8-HxCDD	401.8559	32.33	907121	0.89759		1.256	NO
33	1,2,3,4,7,8-HxCDD	389.8157	32.25	19787	0.87251		1.351	NO
34	1,2,3,6,7,8-HxCDD	389.8157	32.34	25573	1.12765		1.294	NO
35	1,2,3,7,8,9-HxCDD	389.8157	32.63	23257	1.02552		1.194	NO
36	Total HxCDDs	389.8157						
37								
38	13C-1,2,3,4,6,7,8-HpCDF	417.8253	34.16	881865	0.87260		0.433	NO
39	1,2,3,4,6,7,8-HpCDF	407.7818	34.18	27677	1.25539		1.017	NO
40	1,2,3,4,7,8,9-HpCDF	407.7818	35.30	22317	1.01226		1.025	NO
41	Total HpCDFs	407.7818						
42								
43	13C-1,2,3,4,6,7,8-HpCDD	435.8169	34.98	771327	0.76323		1.038	NO
44	1,2,3,4,6,7,8-HpCDD	423.7766	34.98	18586	0.96386		1.078	NO
45	Total HpCDDs	423.7766						
46								
47	13C-OCDD	469.7779	37.43	1098084	0.54328		0.889	NO
48	OCDF	441.7428	37.54	32874	1.19749		0.957	NO
49	OCDD	457.7377	37.45	31350	1.14199		0.882	NO

Dataset: C:\MassLynx\Default.pro\ICA123120093D58290.qld

Last Altered: Thursday, December 31, 2009 13:37:23 Pacific Standard Time

Printed: Thursday, December 31, 2009 13:40:37 Pacific Standard Time

Name: 31DE093D5_7, Date: 31-Dec-2009, Time: 12:09:24, ID: ST1231E, Description: CS-1 09DXN422

#	Name	Trace	RT	Response	RRF	Mod.Date	Ratio	Ratio Flag
50								
51								
52	Function 1 PFK	330.97...						
53	Function 2 PFK	342.97...						
54	Function 3 PFK	380.97...						
55	Function 4 PFK	430.97...						
56	Function 5 PFK	442.97...						
57	TCDF PCDPE	375.8364						
58	F1 PeCDF PCDPE	409.79...						
59	F2 PeCDF PCDPE	409.7974						
60	HXCDF PCDPE	445.7555	33.03		1	1.29700		
61	HPCDF PCDPE	479.7165						
62	OCDF PCDPE	513.67...	37.58		14	13.843...		

Dataset: C:\MassLynx\Default.pro\ICA123120093D58290.qld

Last Altered: Thursday, December 31, 2009 13:37:23 Pacific Standard Time

Printed: Thursday, December 31, 2009 13:40:37 Pacific Standard Time

Name: 31DE093D5_8, Date: 31-Dec-2009, Time: 12:51:47, ID: ST1231F, Description: CS-5 09DXN456

#	Name	Trace	RT	Response	RRF	Mod Date	Ratio	Ratio Flag
1	13C-1,2,3,4-TCDD	331.9368	18.53	793468	1.00000		0.793	NO
2								
3	13C-2,3,7,8-TCDF	315.9419	17.98	1343177	1.69279		0.811	NO
4	2,3,7,8-TCDF	303.9016	18.00	2755940	1.02590		0.782	NO
5	Total TCDFs	303.9016						
6								
7	13C-2,3,7,8-TCDD	331.9368	18.74	845739	1.06588		0.763	NO
8	2,3,7,8-TCDD	319.8965	18.75	1928287	1.14000		0.783	NO
9	Total TCDDs	319.8965						
10								
11	37CL-2,3,7,8-TCDD	327.8847	18.75	2031754	1.28030			
12								
13	13C-1,2,3,7,8-PeCDF	351.9000	23.35	1142051	1.43932		1.597	NO
14	1,2,3,7,8-PeCDF	339.8597	23.38	12234024	1.07123		1.572	NO
15	2,3,4,7,8-PeCDF	339.8597	24.80	11455794	1.00309		1.556	NO
16	Total F2 PeCDFs	339.8597						
17	Total F1 PeCDFs	339.8597						
18								
19	13C-1,2,3,7,8-PeCDD	367.8949	25.56	701127	0.88362		1.658	NO
20	1,2,3,7,8-PeCDD	355.8546	25.58	7731709	1.10275		1.594	NO
21	Total PeCDDs	355.8546						
22								
23	13C-1,2,3,7,8,9-HxCDD	401.8559	32.63	890496	1.00000		1.300	NO
24								
25	13C-1,2,3,4,7,8-HxCDF	383.8639	31.28	825687	0.92722		0.513	NO
26	1,2,3,4,7,8-HxCDF	373.8208	31.30	10467074	1.26768		1.246	NO
27	1,2,3,6,7,8-HxCDF	373.8208	31.44	12144612	1.47085		1.241	NO
28	2,3,4,6,7,8-HxCDF	373.8208	32.09	11296523	1.36814		1.190	NO
29	1,2,3,7,8,9-HxCDF	373.8208	32.82	11728682	1.42048		1.192	NO
30	Total HxCDFs	373.8208						
31								
32	13C-1,2,3,6,7,8-HxCDD	401.8559	32.34	731065	0.82096		1.292	NO
33	1,2,3,4,7,8-HxCDD	389.8157	32.25	7150555	0.97810		1.267	NO
34	1,2,3,6,7,8-HxCDD	389.8157	32.35	8833819	1.20835		1.291	NO
35	1,2,3,7,8,9-HxCDD	389.8157	32.65	10035157	1.37268		1.295	NO
36	Total HxCDDs	389.8157						
37								
38	13C-1,2,3,4,6,7,8-HpCDF	417.8253	34.18	736263	0.82680		0.459	NO
39	1,2,3,4,6,7,8-HpCDF	407.7818	34.18	10288154	1.39735		1.038	NO
40	1,2,3,4,7,8,9-HpCDF	407.7818	35.30	8654961	1.17553		1.044	NO
41	Total HpCDFs	407.7818						
42								
43	13C-1,2,3,4,6,7,8-HpCDD	435.8169	34.98	633728	0.71166		1.081	NO
44	1,2,3,4,6,7,8-HpCDD	423.7766	34.99	6884594	1.08636		1.038	NO
45	Total HpCDDs	423.7766						
46								
47	13C-OCDD	469.7779	37.43	1036980	0.58225		0.897	NO
48	OCDF	441.7428	37.53	15359181	1.48114		0.922	NO
49	OCDD	457.7377	37.44	12234312	1.17980		0.874	NO

Dataset: C:\MassLynx\Default.pro\ICA123120093D58290.qld

Last Altered: Thursday, December 31, 2009 13:37:23 Pacific Standard Time

Printed: Thursday, December 31, 2009 13:40:37 Pacific Standard Time

Name: 31DE093D5_8, Date: 31-Dec-2009, Time: 12:51:47, ID: ST1231F, Description: CS-5 09DXN456

#	Name	Trace	RT	Response	RRF	Mod.Date	Ratio	Ratio Flag
50								
51								
52	Function 1 PFK	330.97...						
53	Function 2 PFK	342.97...						
54	Function 3 PFK	380.97...						
55	Function 4 PFK	430.97...	34.75	14981	14980....			
56	Function 5 PFK	442.97...	39.26	1826	1825.8...			
57	TCDF PCDPE	375.8364	14.93	30	30.012...			
58	F1 PeCDF PCDPE	409.79...	18.68	70	70.287...			
59	F2 PeCDF PCDPE	409.7974	22.01	33	33.331...			
60	HXCDF PCDPE	445.7555	32.99	1	0.56000			
61	HPCDF PCDPE	479.7165	35.31	100	100.14...			
62	OCDF PCDPE	513.67...	37.54	319	318.63...			

Sample List Report

MassLynx 4.1

Sample List: C:\MassLynx\Default.pro\Sampledb\31DE093D5.SPL
Last Modified: Thursday, December 31, 2009 11:35:40 Pacific Standard Time
Printed: Thursday, December 31, 2009 14:26:38 Pacific Standard Time

Page 1 of 2

Page Position (1, 1)

	File Name	File Text	Sample ID	Meth/Matrix	BOX #	Sample Size	Units	Bottle	FV_uL
1	31DE093D5_1	CS-3 09DXN384	ST1231	---	---	1.000000	---	Tray01:1	---
2	31DE093D5_2	DB5 CPSM 3732-04	CP1231	---	---	1.000000	---	Tray01:2	---
3	31DE093D5_3	CS-5 09DXN455	ST1231A	---	---	1.000000	---	Tray01:3	---
4	31DE093D5_4	CS-4 09DXN426	ST1231B	---	---	1.000000	---	Tray01:4	---
5	31DE093D5_5	CS-3 09DXN425	ST1231C	---	---	1.000000	---	Tray01:5	---
6	31DE093D5_6	CS-2 09DXN423	ST1231D	---	---	1.000000	---	Tray01:6	---
7	31DE093D5_7	CS-1 09DXN422	ST1231E	---	---	1.000000	---	Tray01:7	---
8	31DE093D5_8	CS-5 09DXN456	ST1231F	---	---	1.000000	---	Tray01:8	---
9	31DE093D5_9	Solvent Blank C-14	SB1231	---	---	1.000000	---	Tray01:9	---
10	31DE093D5_10	2nd Source 09DXN300	ST1231G	1613B/8290	---	1.000000	---	Tray01:10	20
11	31DE093D5_11	DB5 CPSM 3732-04	CP1231A	---	---	1.000000	---	Tray01:11	---

Sample List Report

MassLynx 4.1

Sample List: C:\MassLynx\Default.pro\Sampledb\31DE093D5.SPL
 Last Modified: Thursday, December 31, 2009 11:35:40 Pacific Standard Time
 Printed: Thursday, December 31, 2009 14:26:38 Pacific Standard Time

Page 2 of 2

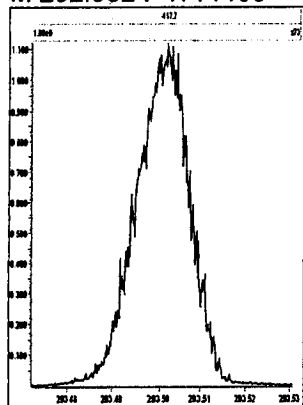
Page Position (2, 1)

Inj Vol	Sam Typ	Analyst	MS File	Inl File	ConA	ConB	ConC	ConD	ConE	ConF	ConG
2.000000	Analyte	JRB	Dioxin3D5	dioxin	10	50	100	100	200	10	100
2.000000	Analyte	JRB	Dioxin3D5	dioxin	---	---	---	---	---	---	---
2.000000	Standard	JRB	Dioxin3D5	dioxin	200	1000	2000	100	200	200	100
2.000000	Standard	JRB	Dioxin3D5	dioxin	40	200	400	100	200	40	100
2.000000	Standard	JRB	Dioxin3D5	dioxin	10	50	100	100	200	10	100
2.000000	Standard	JRB	Dioxin3D5	dioxin	2	10	20	100	200	2	100
2.000000	Standard	JRB	Dioxin3D5	dioxin	0.5	2.5	5	100	200	0.5	100
2.000000	Standard	JRB	Dioxin3D5	dioxin	200	1000	2000	100	200	200	100
2.000000	Analyte	JRB	Dioxin3D5	dioxin	---	---	---	---	---	---	---
2.000000	Analyte	JRB	Dioxin3D5	dioxin	---	---	---	2000	4000	200	2000
2.000000	Analyte	JRB	Dioxin3D5	dioxin	---	---	---	---	---	---	---

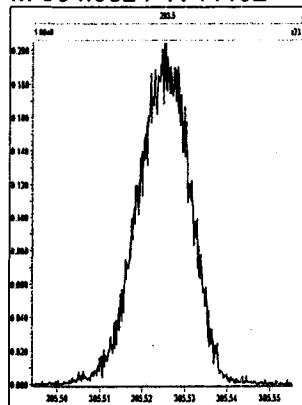
File: Experiment: Dioxin3D5.exp Reference: Pfk.ref Function: 1 @ 200 (ppm)

Printed: Thursday, December 31, 2009 08:18:58 Pacific Standard Time

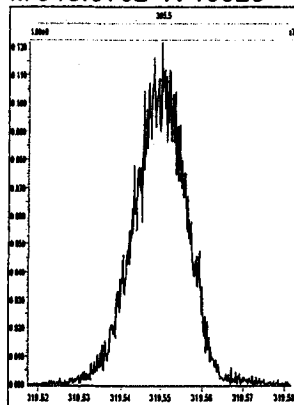
M 292.9824 R 11163



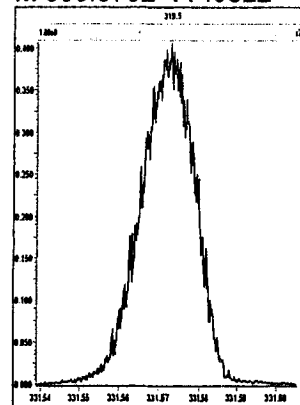
M 304.9824 R 11162



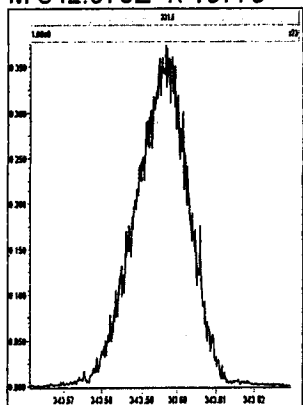
M 318.9792 R 10823



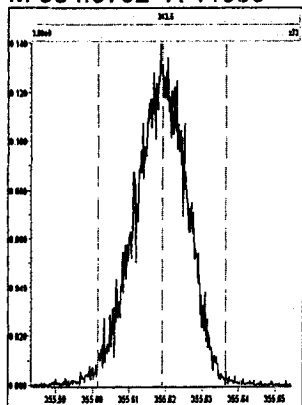
M 330.9792 R 10822



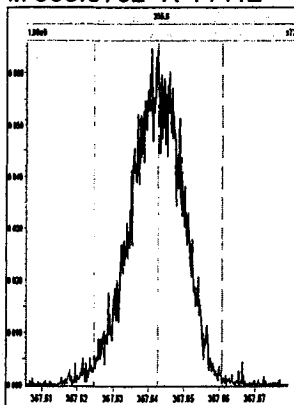
M 342.9792 R 10779



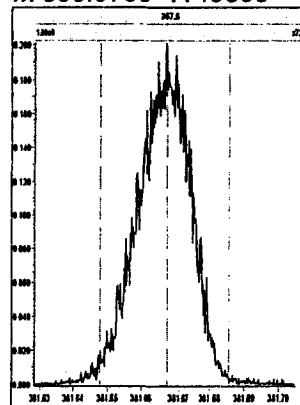
M 354.9792 R 11059



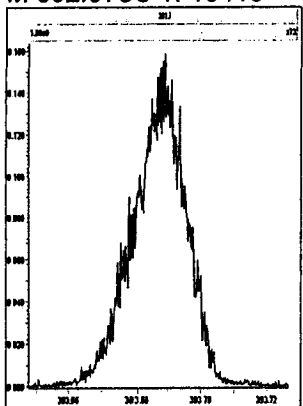
M 366.9792 R 11412



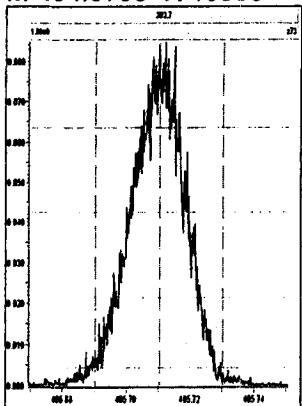
M 380.9760 R 10505



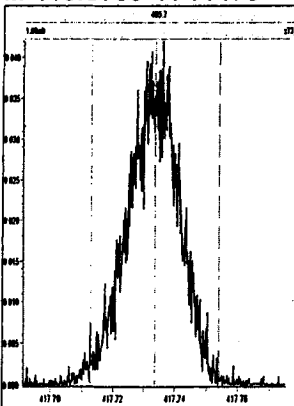
M 392.9760 R 10416



M 404.9760 R 10503



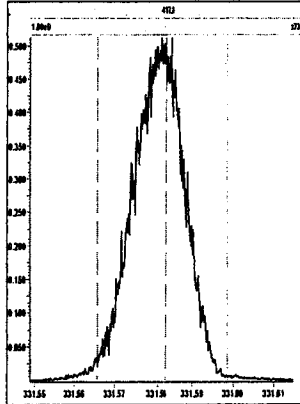
M 416.9760 R 11470



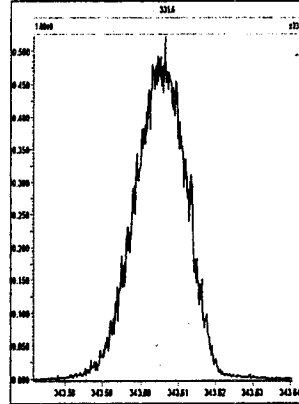
File: Experiment: Dioxin3D5.exp Reference: Pfk.ref Function: 2 @ 200 (ppm)

Printed: Thursday, December 31, 2009 08:19:21 Pacific Standard Time

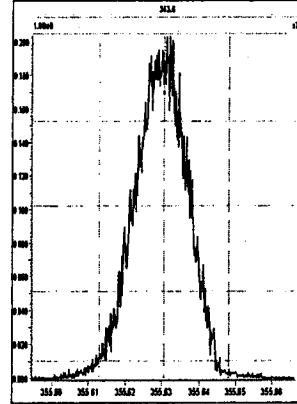
M 330.9792 R 11057



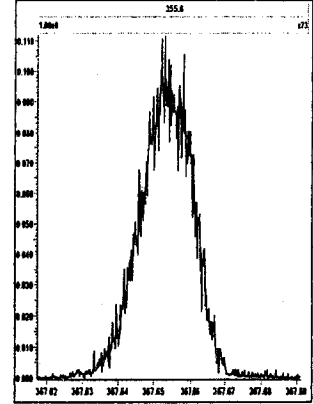
M 342.9792 R 11209



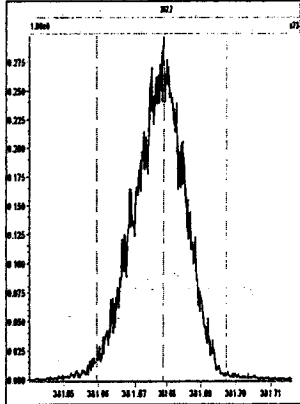
M 354.9792 R 11213



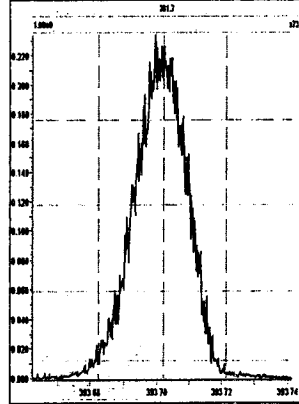
M 366.9792 R 11963



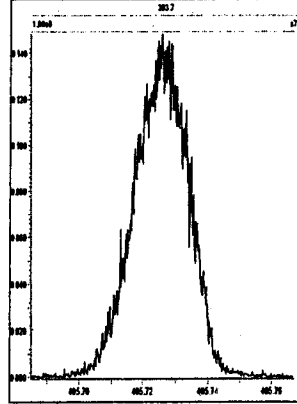
M 380.9760 R 10685



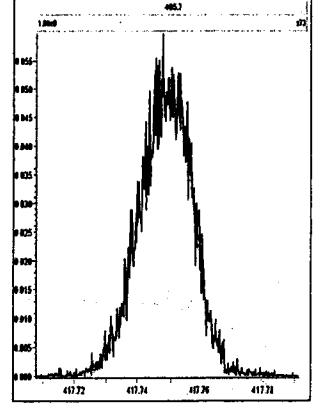
M 392.9760 R 11574



M 404.9760 R 11110



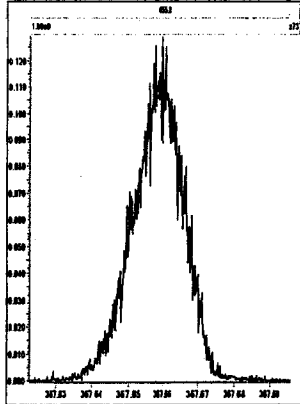
M 416.9760 R 10967



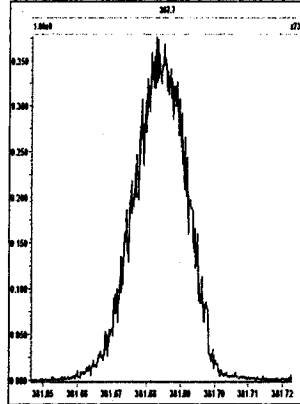
File: Experiment: Dioxin3D5.exp Reference: Pfk.ref Function: 3 @ 200 (ppm)

Printed: Thursday, December 31, 2009 08:19:50 Pacific Standard Time

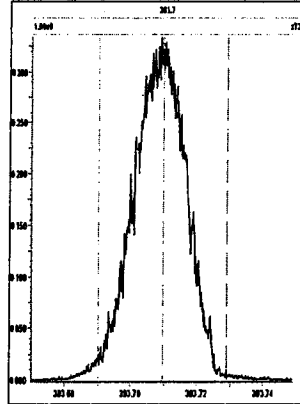
M 366.9792 R 11518



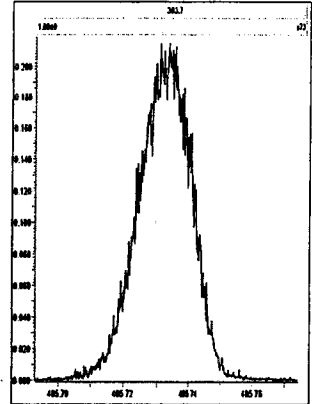
M 380.9760 R 11162



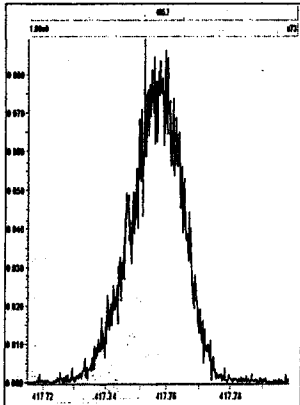
M 392.9760 R 11062



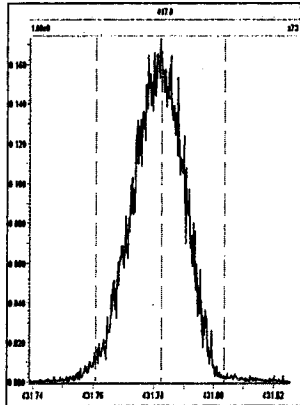
M 404.9760 R 11363



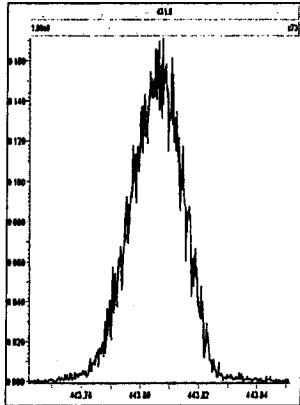
M 416.9760 R 10868



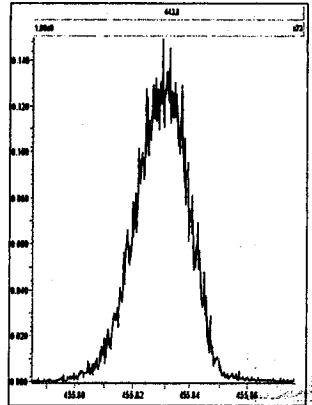
M 430.9728 R 10915



M 442.9728 R 10774



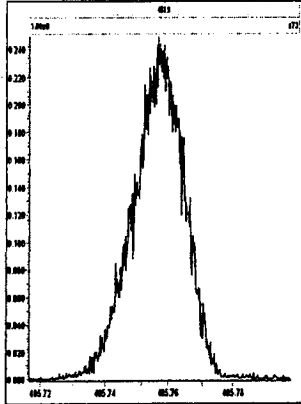
M 454.9728 R 11309



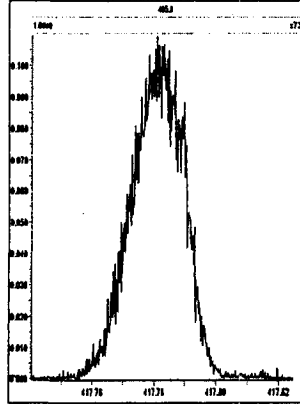
File: Experiment: Dioxin3D5.exp Reference: Pfk.ref Function: 4 @ 200 (ppm)

Printed: Thursday, December 31, 2009 08:20:17 Pacific Standard Time

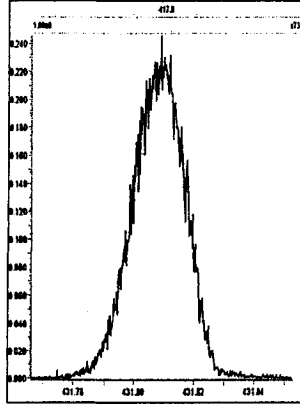
M 404.9760 R 11211



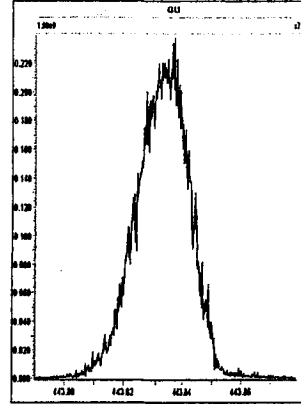
M 416.9760 R 11261



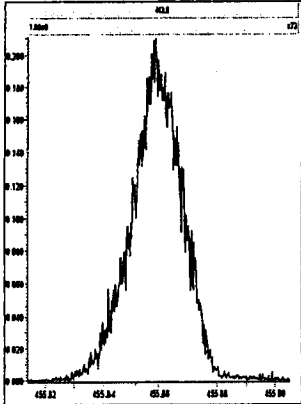
M 430.9728 R 10916



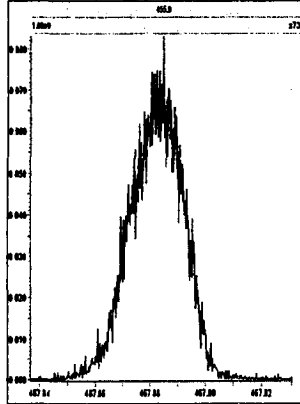
M 442.9728 R 11519



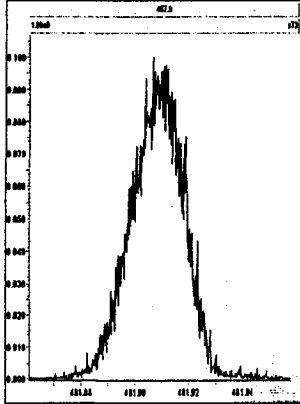
M 454.9728 R 11466



M 466.9728 R 11793



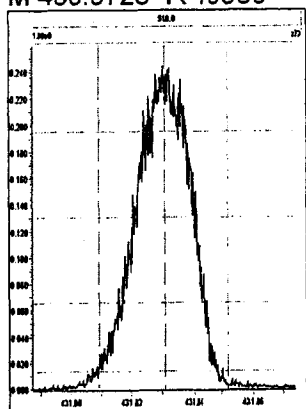
M 480.9696 R 11309



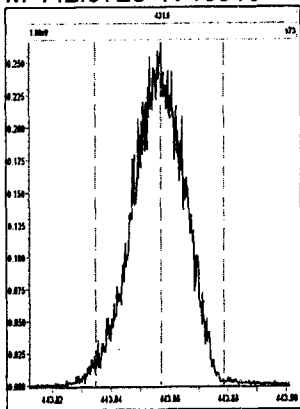
File: Experiment: Dioxin3D5.exp Reference: Pfk.ref Function: 5 @ 200 (ppm)

Printed: Thursday, December 31, 2009 08:20:54 Pacific Standard Time

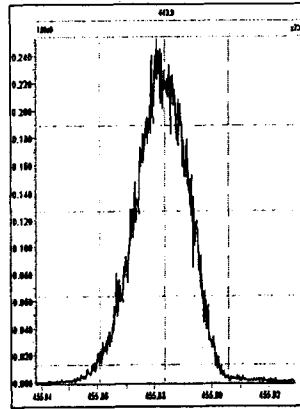
M 430.9728 R 10965



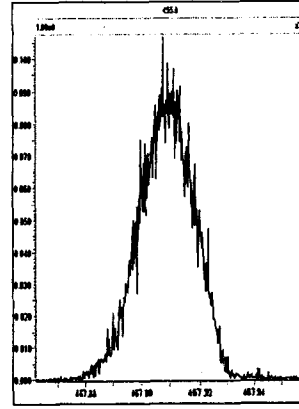
M 442.9728 R 10916



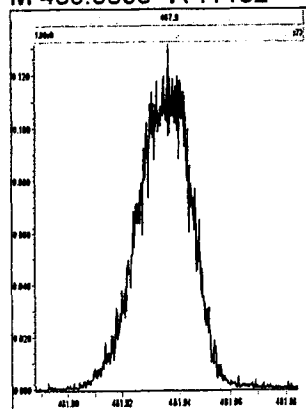
M 454.9728 R 10915



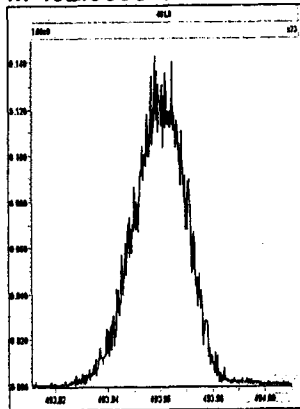
M 466.9728 R 10681



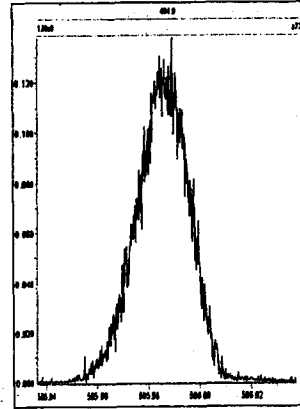
M 480.9696 R 11162



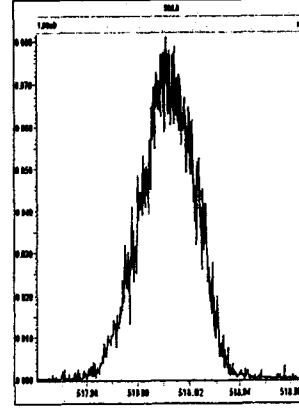
M 492.9696 R 10965



M 504.9696 R 10504



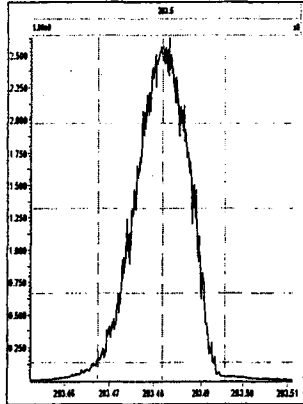
M 516.9697 R 11463



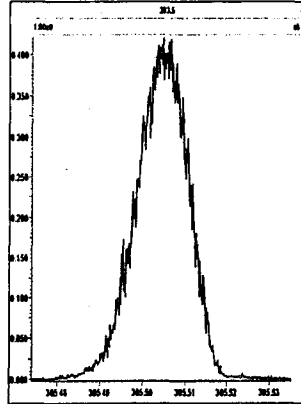
File: Experiment: Dioxin3D5.exp Reference: Pfk.ref Function: 1 @ 200 (ppm)

Printed: Thursday, December 31, 2009 16:33:01 Pacific Standard Time

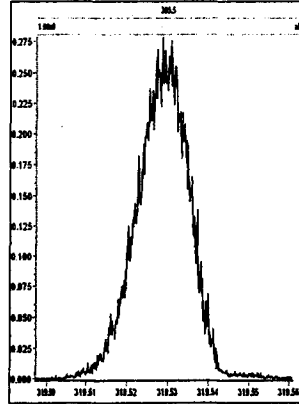
M 292.9824 R 11162



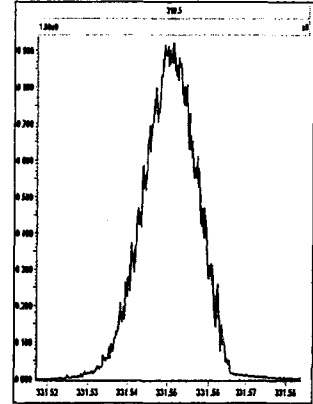
M 304.9824 R 11062



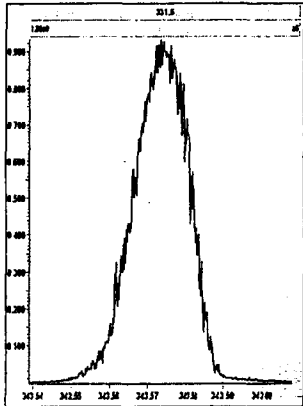
M 318.9792 R 11013



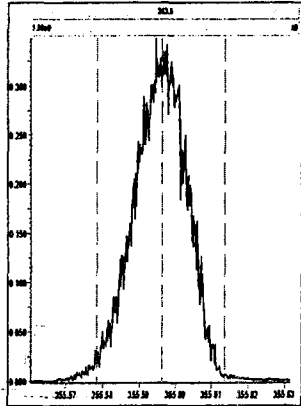
M 330.9792 R 10592



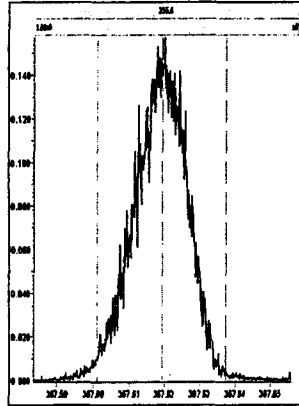
M 342.9792 R 10920



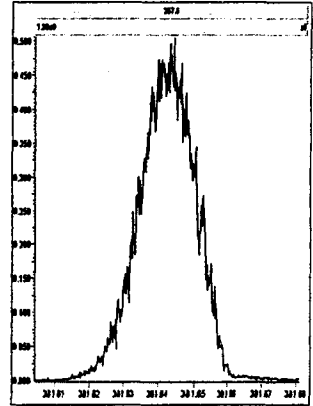
M 354.9792 R 11113



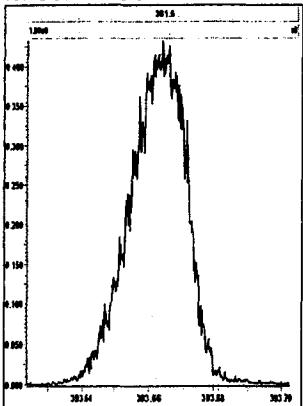
M 366.9792 R 10870



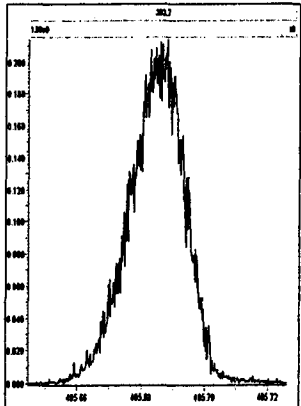
M 380.9760 R 10961



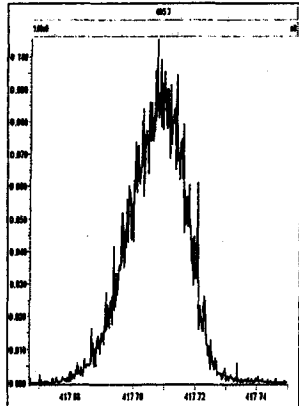
M 392.9760 R 10683



M 404.9760 R 10248



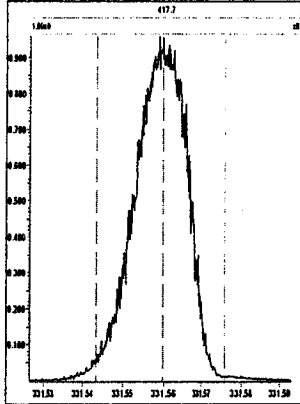
M 416.9760 R 10289



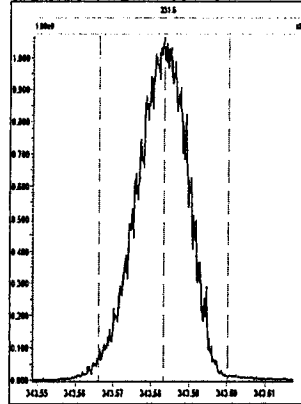
File: Experiment: Dioxin3D5.exp Reference: Pfk.ref Function: 2 @ 200 (ppm)

Printed: Thursday, December 31, 2009 16:34:31 Pacific Standard Time

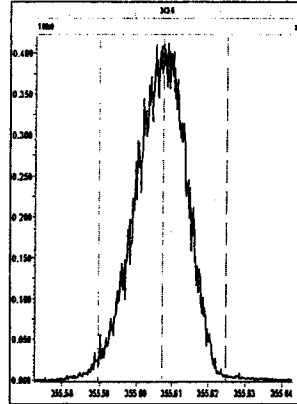
M 330.9792 R 11110



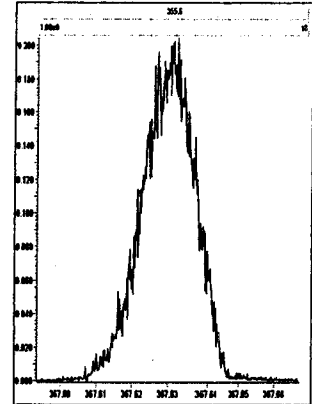
M 342.9792 R 10920



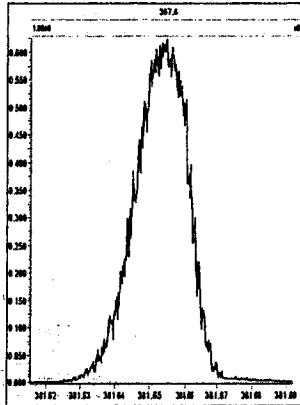
M 354.9792 R 11208



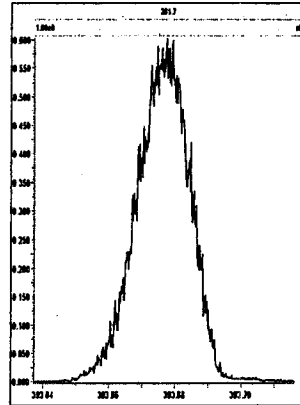
M 366.9792 R 11416



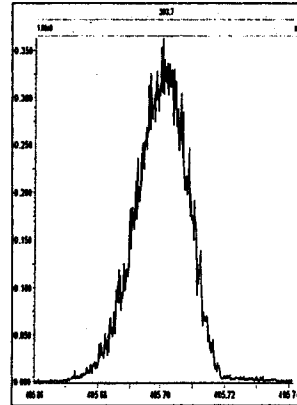
M 380.9760 R 11161



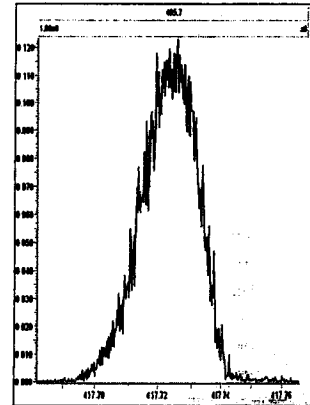
M 392.9760 R 11261



M 404.9760 R 10916



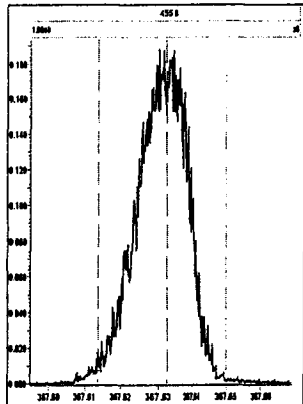
M 416.9760 R 10546



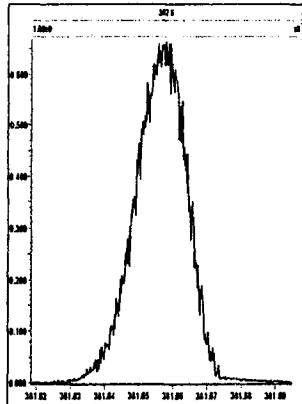
File: Experiment: Dioxin3D5.exp Reference: Pfk.ref Function: 3 @ 200 (ppm)

Printed: Thursday, December 31, 2009 16:36:49 Pacific Standard Time

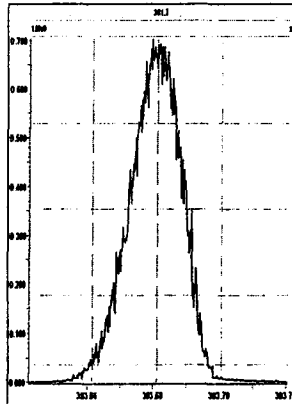
M 366.9792 R 11464



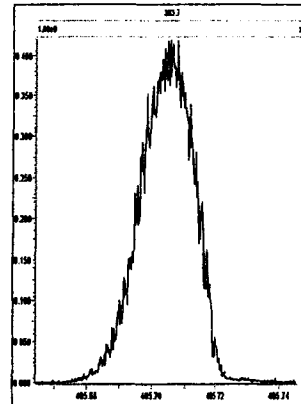
M 380.9760 R 11262



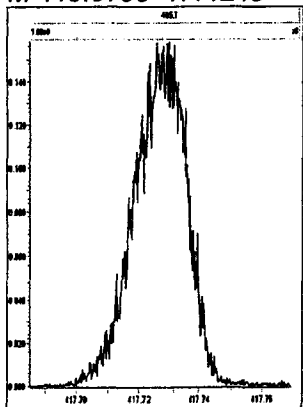
M 392.9760 R 10917



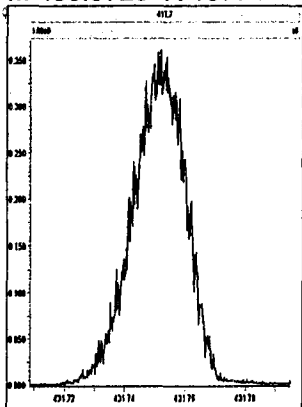
M 404.9760 R 10683



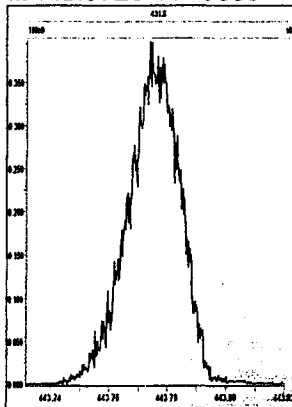
M 416.9760 R 11213



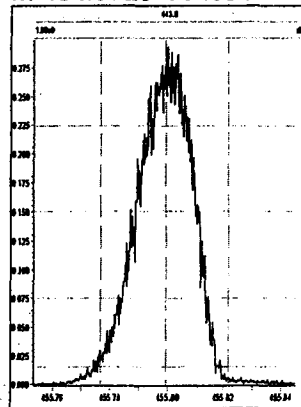
M 430.9728 R 10774



M 442.9728 R 10866



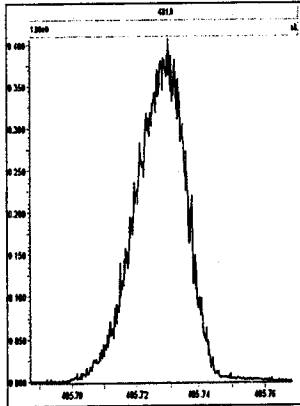
M 454.9728 R 10917



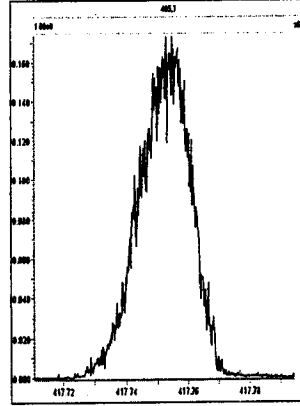
File: Experiment: Dioxin3D5.exp Reference: Pfk.ref Function: 4 @ 200 (ppm)

Printed: Thursday, December 31, 2009 16:38:32 Pacific Standard Time

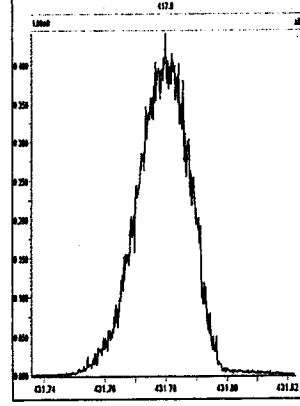
M 404.9760 R 10916



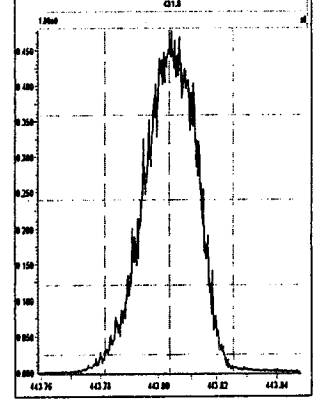
M 416.9760 R 11681



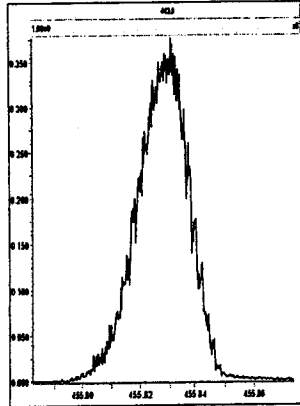
M 430.9728 R 11012



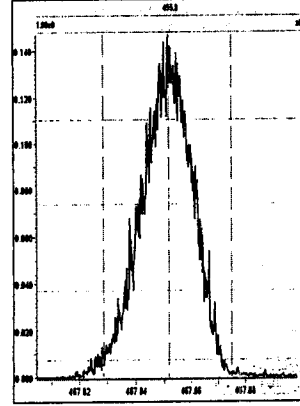
M 442.9728 R 10731



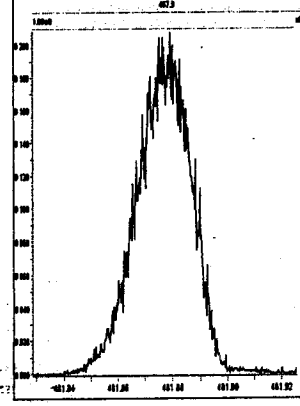
M 454.9728 R 10870



M 466.9728 R 11468



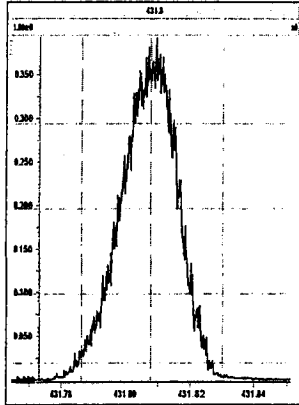
M 480.9696 R 10729



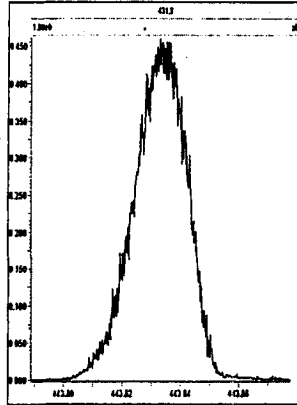
File: Experiment: Dioxin3D5.exp Reference: Pfk.ref Function: 5 @ 200 (ppm)

Printed: Thursday, December 31, 2009 16:39:20 Pacific Standard Time

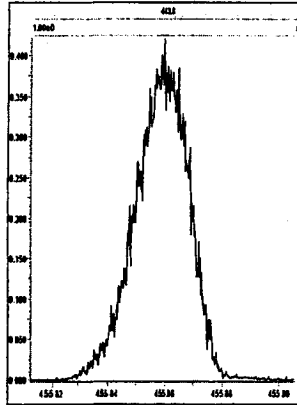
M 430.9728 R 11061



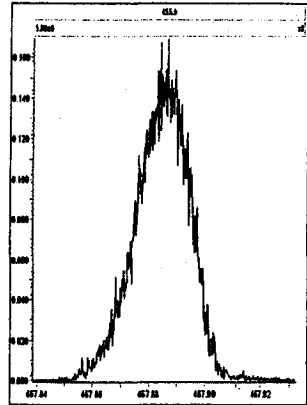
M 442.9728 R 10774



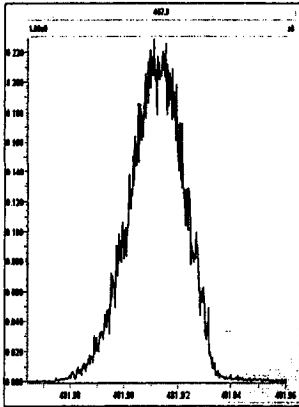
M 454.9728 R 10595



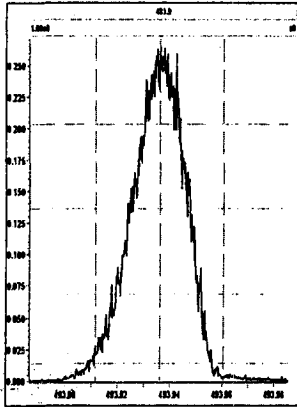
M 466.9728 R 11014



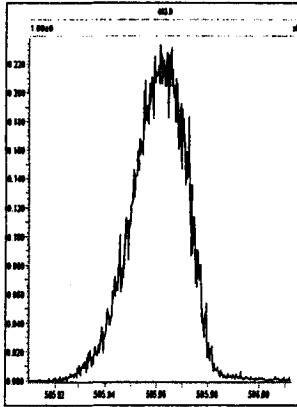
M 480.9696 R 10505



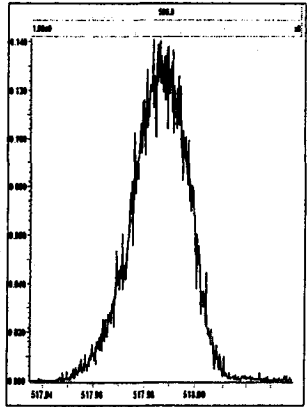
M 492.9696 R 10504



M 504.9696 R 10869

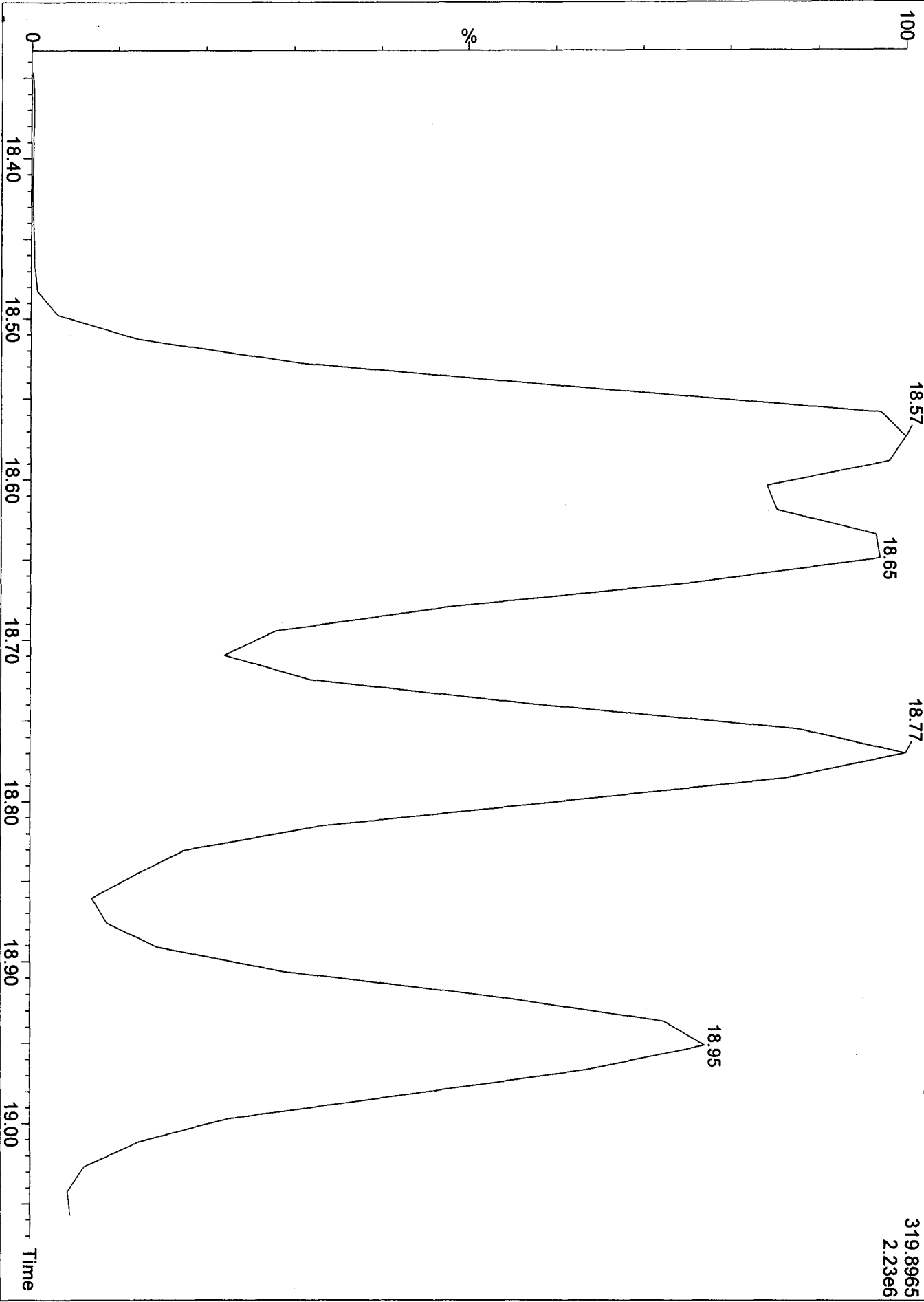


M 516.9697 R 10871



DB5 CPSM 3732-0415:10:0331-Dec-2009 Tray01:11
31DE093D5_11

1: Voltage SIR 15 Channels EI+
319.8965
2.23e6



Dataset: C:\MassLynx\Default.pro\31DE093D51613.qld

Last Altered: Monday, January 04, 2010 10:57:03 Pacific Standard Time
 Printed: Monday, January 04, 2010 10:57:45 Pacific Standard Time

Method: C:\MassLynx\Default.PRO\MethDB16133D5.mdb 04 Jan 2010 10:11:47
 Calibration: C:\MassLynx\Default.PRO\CurvDB16133D51613.cdb 04 Jan 2010 10:06:26

Name: 31DE093D5_10, Date: 31-Dec-2009, Time: 14:27:48, ID: ST1231G, Description: 2nd Source 09DXN300, Task:

Name	Trace	Sample Size	RT	Prd	RT	RRF	M...	Abs.Resp	Conc.	EMPC	%Rec	EDL	Ratio	Prd:Ratio	Ratio	Mod	Date
13C-1,2,3,4-TCDD	331.9368	1.000	18.54	18.53	1.000			1066948.84	2000.0000	2000.0000	100.0	2.1118	0.820	0.770		NO	
13C-2,3,7,8-TCDF	315.9419	1.000	17.98	18.01	1.554			1712789.94	2066.2115	2066.2115	103.3	1.5189	0.809	0.770		NO	
2,3,7,8-TCDF	303.9016	1.000	18.00	18.00	1.009			161177.95	186.5371	186.5371		0.5204	0.818	0.770		NO	
Total TCDFs	303.9016	1.000		21.44	1.009				186.5371	186.5371		0.5204					
13C-2,3,7,8-TCDD	331.9368	1.000	18.74	18.74	0.937			1059406.47	2120.4276	2120.4276	106.0	2.2549	0.796	0.770		NO	
2,3,7,8-TCDD	319.8965	1.000	18.75	18.77	1.132			113366.15	189.1262	189.1262		0.6492	0.785	0.770		NO	
Total TCDDs	319.8965	1.000		22.69	1.132				189.1262	189.1262		0.6492					
37CL-2,3,7,8-TCDD	327.8847	1.000	18.75	18.77	1.137			130237.05	214.7136	0.0000	107.4	0.4963					
13C-1,2,3,7,8-PeCDF	351.9000	1.000	23.35	23.35	1.215			1365433.44	2106.0024	2106.0024	105.3	4.4858	1.587	1.550		NO	
1,2,3,7,8-PeCDF	339.8597	1.000	23.37	23.38	1.031			342023.53	486.0103	486.0103		1.3910	1.597	1.550		NO	
13C-2,3,4,7,8-PeCDF	351.9000	1.000	24.75	24.76	1.162			1308203.25	2110.6471	2110.6471	105.5	4.6924	1.588	1.550		NO	
2,3,4,7,8-PeCDF	339.8597	1.000	24.79	24.78	1.009			315626.23	478.1879	478.1879		1.5357	1.567	1.550		NO	
Total F2 PeCDFs	339.8597	1.000		34.47	1.020				964.1982	964.1982		1.4614					
Total F1 PeCDFs	339.8597	1.000		36.56	1.020				0.1380	0.0586		0.4218					
13C-1,2,3,7,8-PeCDD	367.8949	1.000	25.53	25.53	0.747			837136.19	2099.6740	2099.6740	105.0	3.1501	1.627	1.550		NO	
1,2,3,7,8-PeCDD	355.8546	1.000	25.56	25.57	1.057			208896.13	472.2864	472.2864		1.7729	1.565	1.550		NO	
Total PeCDDs	355.8546	1.000		31.10	1.057				472.2864	472.2864		1.7729					
13C-1,2,3,7,8,9-HxCDD	401.8559	1.000	32.62	32.63	1.000			840037.28	2000.0000	2000.0000	100.0	2.6101	1.400	1.240		NO	
13C-1,2,3,4,7,8-HxCDF	383.8639	1.000	31.27	31.27	0.918			923643.31	2395.8349	2395.8349	119.8	5.3192	0.506	0.510		NO	
1,2,3,4,7,8-HxCDF	373.8208	1.000	31.29	31.29	1.243			268153.58	467.2708	467.2708		1.4546	1.213	1.240		NO	
13C-1,2,3,6,7,8-HxCDF	383.8639	1.000	31.41	31.41	1.187			1218976.28	2445.4451	2445.4451	122.3	4.1139	0.528	0.510		NO	
1,2,3,6,7,8-HxCDF	373.8208	1.000	31.43	31.43	1.142			325230.11	467.1510	467.1510		1.3328	1.231	1.240		NO	
13C-2,3,4,6,7,8-HxCDF	383.8639	1.000	32.08	32.08	1.016			992183.03	2324.5818	2324.5818	116.2	4.8045	0.535	0.510		NO	
2,3,4,6,7,8-HxCDF	373.8208	1.000	32.09	32.09	1.190			278103.55	471.2123	471.2123		1.3581	1.289	1.240		NO	

Quantity Sample Summary Report MassLynx 4.1

Dataset: C:\MassLynx\Default.pro\31DE093D51613.qld

Last Altered: Monday, January 04, 2010 10:57:03 Pacific Standard Time
 Printed: Monday, January 04, 2010 10:57:45 Pacific Standard Time

Name: 31DE093D5_10, Date: 31-Dec-2009, Time: 14:27:48, ID: ST1231G, Description: 2nd Source 09DXN300, Task:

Name	Trace	Sample Size	RT	Prd/RT	RRF/M	Abs Resp	Conc	EMPC	%Rec	EDL	Ratio	Prd Ratio	Ratio	Mod Date
32 13C-1,2,3,7,8,9-HxCDF	383.8639	1.000	32.79	32.79	1.018	888742.63	2078.4664	2078.4664	103.9	4.7958	0.522	0.510	NO	
33 1,2,3,7,8,9-HxCDF	373.8208	1.000	32.81	32.81	1.126	248286.28	496.2449	496.2449		1.7126	1.365	1.240	NO	
34 Total HxCDFs	373.8208	1.000			0.00	1.175	1901.8790	1901.8790		1.4471				
35														
36 13C-1,2,3,4,7,8-HxCDD	401.8559	1.000	32.24	32.24	0.718	673843.38	2234.9032	2234.9032	111.7	3.6360	1.300	1.240	NO	
37 1,2,3,4,7,8-HxCDD	389.8157	1.000	32.25	32.25	1.057	179712.40	504.5166	504.5166		1.5332	1.272	1.240	NO	
38 13C-1,2,3,6,7,8-HxCDD	401.8559	1.000	32.33	32.33	0.810	847160.59	2489.9660	2489.9660	124.5	3.2222	1.308	1.240	NO	
39 1,2,3,6,7,8-HxCDD	389.8157	1.000	32.34	32.34	1.182	232090.67	463.6093	463.6093		1.3176	1.264	1.240	NO	
40 1,2,3,7,8,9-HxCDD	389.8157	1.000	32.63	32.62	1.364	210826.04	406.5224	406.5224		1.1625	1.241	1.240	NO	
41 Total HxCDDs	389.8157	1.000			0.00	1.201	1374.6482	1374.6482		1.3201				
42														
43 13C-1,2,3,4,6,7,8-HpCDF	417.8253	1.000	34.16	34.16	0.815	754409.53	2204.4010	2204.4010	110.2	12.0478	0.436	0.440	NO	
44 1,2,3,4,6,7,8-HpCDF	407.7818	1.000	34.18	34.18	1.364	246718.95	479.3936	479.3936		2.4607	1.014	1.040	NO	
45 13C-1,2,3,4,7,8,9-HpCDF	417.8253	1.000	35.28	35.28	0.667	586461.66	2094.7122	2094.7122	104.7	14.7288	0.469	0.440	NO	
46 1,2,3,4,7,8,9-HpCDF	407.7818	1.000	35.30	35.28	1.362	190674.20	477.5916	477.5916		4.0540	1.055	1.040	NO	
47 Total HpCDFs	407.7818	1.000			0.00	1.363	956.9852	956.9852		3.1572				
48														
49 13C-1,2,3,4,6,7,8-HpCDD	435.8169	1.000	34.98	34.97	0.711	634049.66	2123.3684	2123.3684	106.2	12.0746	1.080	1.040	NO	
50 1,2,3,4,6,7,8-HpCDD	423.7766	1.000	34.99	34.99	1.043	158412.43	479.0310	479.0310		2.5464	1.073	1.040	NO	
51 Total HpCDDs	423.7766	1.000			0.00	1.043	479.0310	479.0310		2.5464				
52														
53 13C-OCDD	469.7779	1.000	37.44	37.43	0.517	887719.00	4084.7112	4084.7112	102.1	12.5247	0.943	0.890	NO	
54 OCDF	441.7428	1.000	37.54	37.54	1.413	295313.45	941.8005	941.8005		4.5476	0.978	0.890	NO	
55 OCDD	457.7377	1.000	37.45	37.45	1.206	249846.99	933.8515	933.8515		3.8918	0.871	0.890	NO	
56														
57														
58 Function 1 PFK	330.97920	1.000	17.38	17.33	14433...	10697.79	0.7412		74.1	1.3264				
59 Function 3 PFK	380.97600	1.000		31.80	2690.7...					0.0000				
60 Function 2 PFK	342.97920	1.000	26.29	26.26	6523.0...	5050.04	0.7742		77.4	2.1924				
61 Function 4 PFK	430.97290	1.000	34.55	34.60	4976.1...	3729.16	0.7494		74.9	2.3327				
62 Function 5 PFK	442.97280	1.000	39.86	39.82	5611.1...	13594.92	2.4228		242.3	3.4365				
63 TCDF PCDDPE	375.8364	1.000	20.06	20.06	40.321	51.51	1.2775		127.8	0.2318				
64 F1 PeCDF PCDDPE	409.79740	1.000	18.24	18.24	63.097					0.0000				
65 F2 PeCDF PCDDPE	409.7974	1.000	21.71	21.71	48.006					0.0000				
66 HXCDF PCDDPE	445.7555	1.000	33.25	33.31	2.541	8.51	3.3499		335.0	4.9540				

Dataset: C:\MassLynx\Default.pro\31DE093D51613.qld

Last Altered: Monday, January 04, 2010 10:57:03 Pacific Standard Time
Printed: Monday, January 04, 2010 10:57:45 Pacific Standard Time

Name: 31DE093D5_10, Date: 31-Dec-2009, Time: 14:27:48, ID: ST1231G, Description: 2nd Source 09DXN300, Task:

Name	Trace	Sample Size	RT	Prd RT	RRF:M	Abs:Resp	Conc	EMPC	%Rec	EDL	Ratio	Prd Ratio	Ratio...	Mod Date
67 HPcdf PCDFPE	479.7165	1.000	35.91	35.84	34.039	22.01	0.6466		64.7	0.2362				
68 OCDF PCDFPE	513.67750	1.000	38.96	38.98	1.599	58.85	36.7960		367...	6.2463				

Quantity Sample Report MassLynx 4.1

Dataset: C:\MassLynx\Default\prol\CA123120093D58290.qld


Last Altered: Thursday, December 31, 2009 13:37:23 Pacific Standard Time
Printed: Thursday, December 31, 2009 16:49:24 Pacific Standard Time

Method: C:\MassLynx\Default\PROI\MethDB\82903D5.mdb 31 Dec 2009 10:05:23
Calibration: 31 Dec 2009 13:37:23

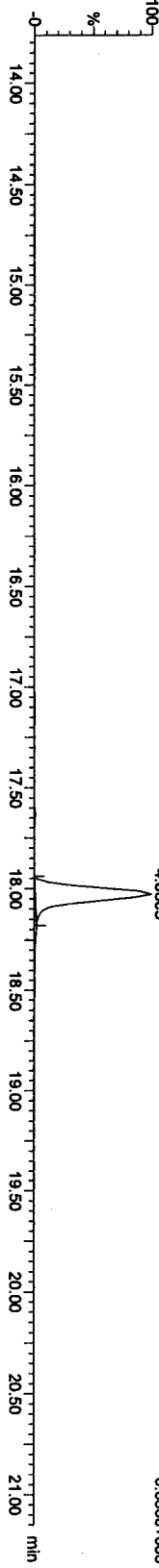
Name: 31DE093D5_4, Date: 31-Dec-2009, Time: 10:01:21, ID: ST1231B, Description: CS-4-09DXN426

TCDFs

31DE093D5_4 Smooth(SG, 1x2)
CS-4-09DXN426 ST1231B




31DE093D5_4 Smooth(SG, 1x2)
CS-4-09DXN426 ST1231B




13C-TCDF

31DE093D5_4 Smooth(SG, 1x2)
CS-4-09DXN426 ST1231B



31DE093D5_4 Smooth(SG, 1x2)
CS-4-09DXN426 ST1231B



Quantity Sample Report MassLynx 4.1

Dataset: C:\MassLynx\Default\pro\CA1231200933D56290.qld


Last Altered: Thursday, December 31, 2009 13:37:23 Pacific Standard Time

Printed: Thursday, December 31, 2009 16:49:24 Pacific Standard Time


Name: 31DE0933D5_4, Date: 31-Dec-2009, Time: 10:01:21, ID: ST1231B, Description: CS-4 09DXN426

TCDDs

31DE0933D5_4 Smooth(SG, 1x2)
CS-4 09DXN426 ST1231B




31DE0933D5_4 Smooth(SG, 1x2)
CS-4 09DXN426 ST1231B




13C-TCDDs

31DE0933D5_4 Smooth(SG, 1x2)
CS-4 09DXN426 ST1231B



31DE0933D5_4 Smooth(SG, 1x2)
CS-4 09DXN426 ST1231B



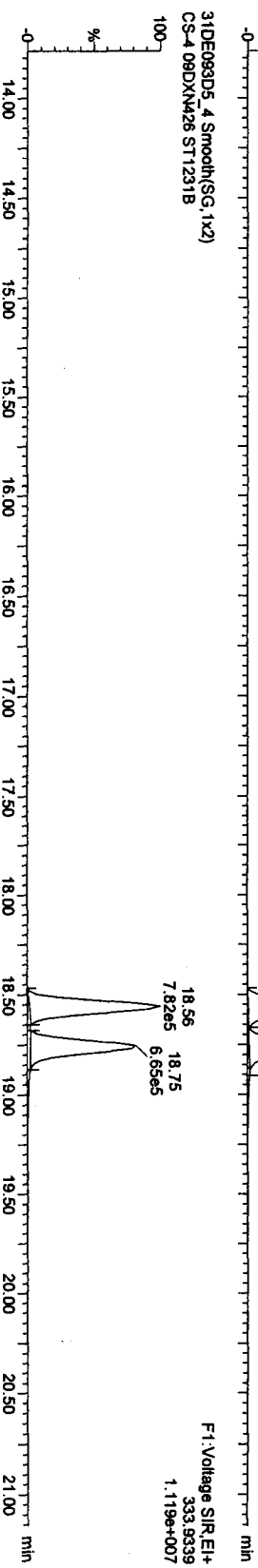
Quantity Sample Report MassLynx 4.1

Dataset: C:\MassLynx\Default\pro\CA123120093D58290.qld

Last Altered: Thursday, December 31, 2009 13:37:23 Pacific Standard Time

Printed: Thursday, December 31, 2009 16:49:24 Pacific Standard Time

Name: 31DE093D5_4, Date: 31-Dec-2009, Time: 10:01:21, ID: ST1231B, Description: CS-4 09DXN426



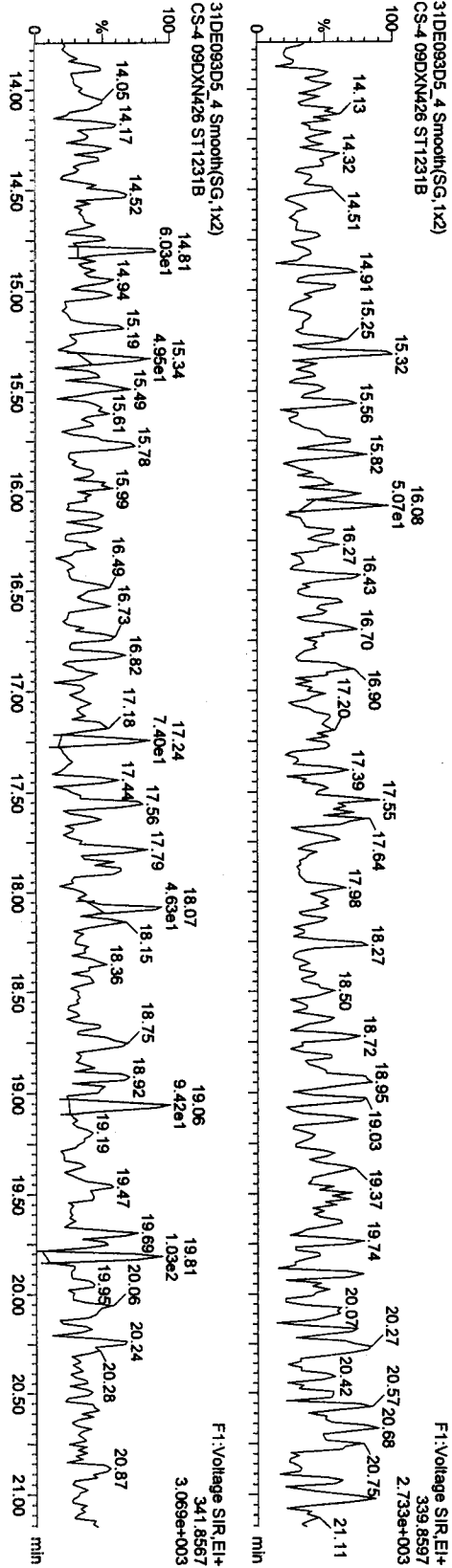
Quantity Sample Report MassLynx 4.1

Dataset: C:\MassLynx\Default\pro\CA123120093D58290.qld

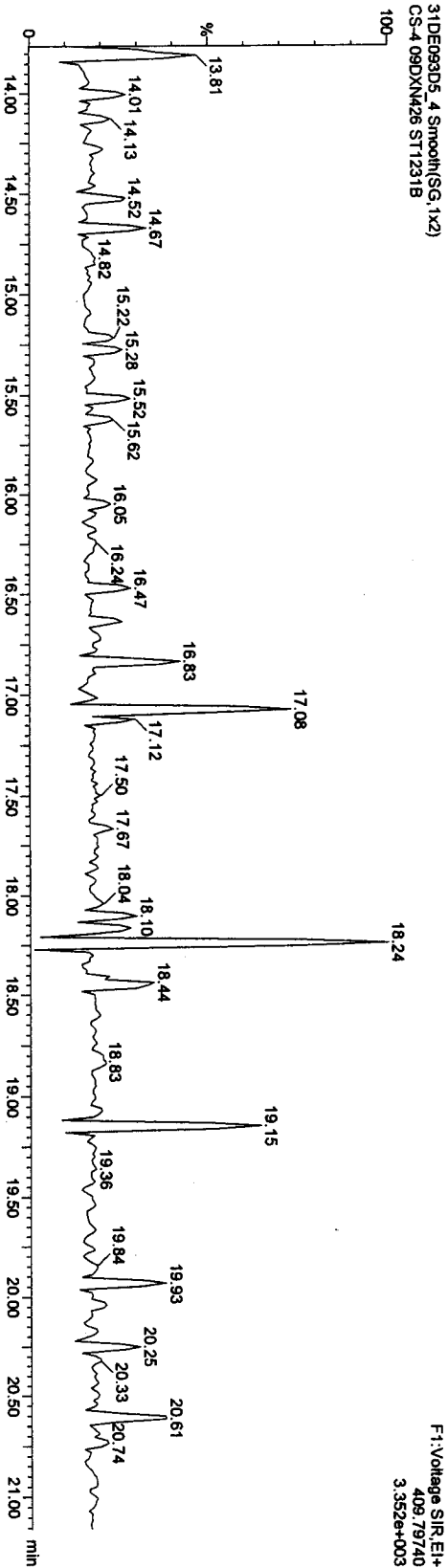
Last Altered: Thursday, December 31, 2009 13:37:23 Pacific Standard Time
Printed: Thursday, December 31, 2009 16:49:24 Pacific Standard Time

Name: 31DE093D5_4, Date: 31-Dec-2009, Time: 10:01:21, ID: ST1231B, Description: CS-4 09DXN426

F1 PeCDFs



F1 PeCDF PCDPE



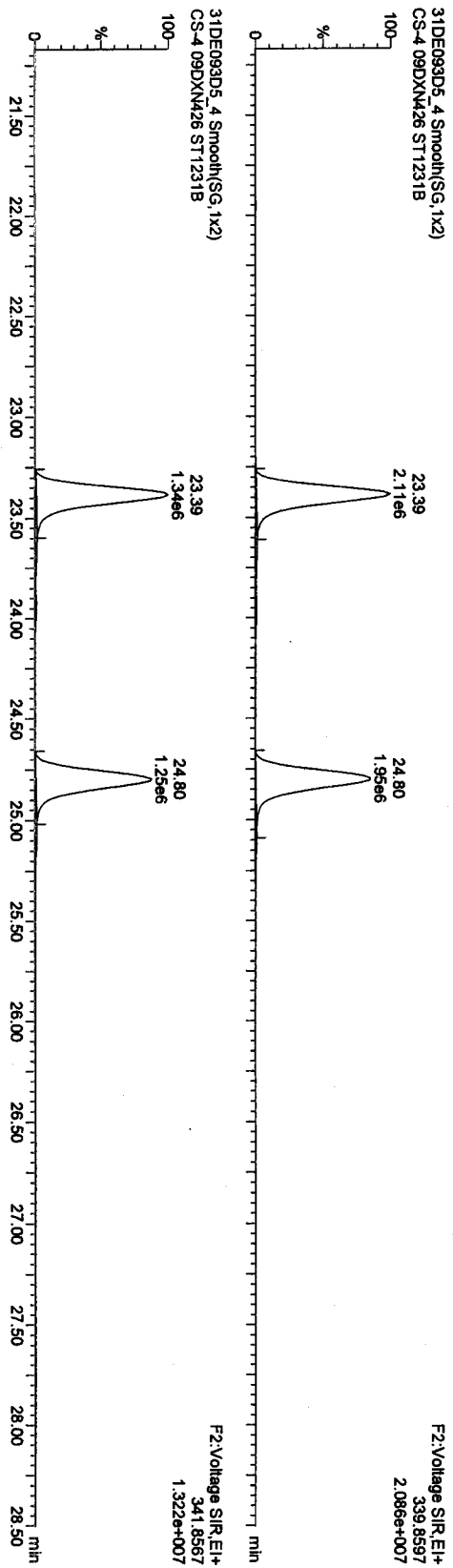
Quantity Sample Report Masslynx 4.1

Dataset: C:\MassLynx\Default\prol\CA123120093D58290.qld

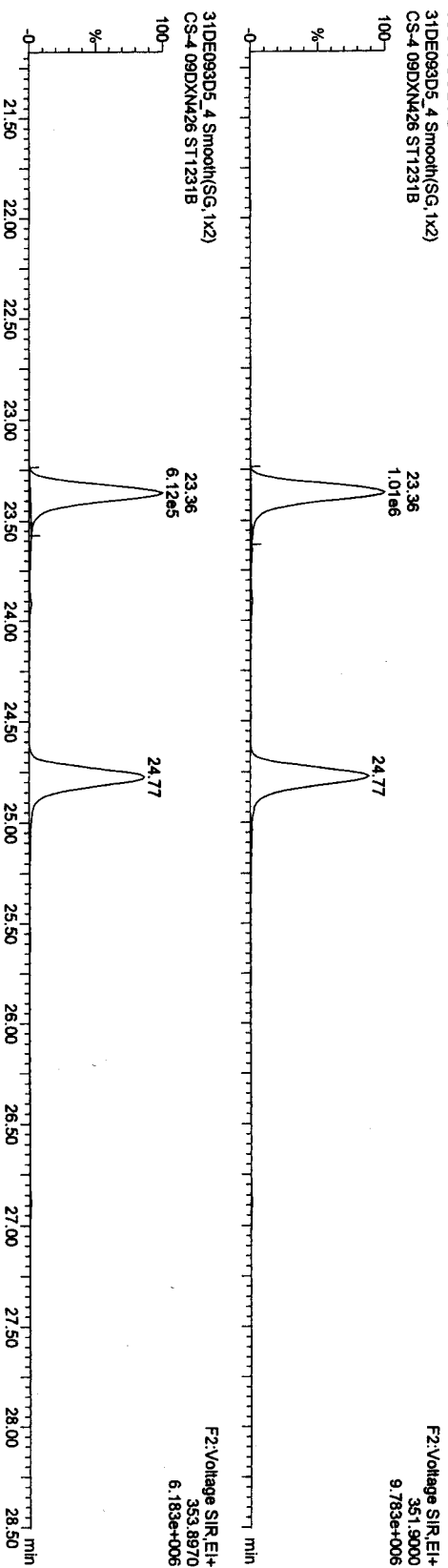
Last Altered: Thursday, December 31, 2009 13:37:23 Pacific Standard Time
Printed: Thursday, December 31, 2009 16:49:24 Pacific Standard Time

Name: 31DE093D5_4, Date: 31-Dec-2009, Time: 10:01:21, ID: ST1231B, Description: CS-4-09DXN426

PeCDFs



13C-PeCDFs



Quantity Sample Report MassLynx 4.1


Dataset: C:\MassLynx\Default\proj\CA123120093D58290.qld

Last Altered: Thursday, December 31, 2009 13:37:23 Pacific Standard Time
Printed: Thursday, December 31, 2009 16:49:24 Pacific Standard Time


Name: 31DE093D5_4, Date: 31-Dec-2009, Time: 10:01:21, ID: ST1231B, Description: CS-4 09DXN426

PeCDDs


31DE093D5_4 Smooth(SG, 1x2)
CS-4 09DXN426 ST1231B




31DE093D5_4 Smooth(SG, 1x2)
CS-4 09DXN426 ST1231B



31DE093D5_4 Smooth(SG, 1x2)
CS-4 09DXN426 ST1231B



31DE093D5_4 Smooth(SG, 1x2)
CS-4 09DXN426 ST1231B



Quantity Sample Report MassLynx 4.1

Dataset: C:\MassLynx\Default\prol\CA123120093D58290.qld

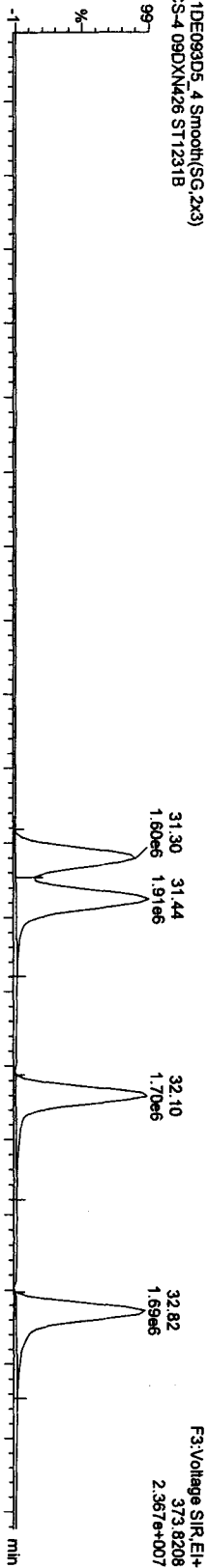
Last Altered: Thursday, December 31, 2009 13:37:23 Pacific Standard Time

Printed: Thursday, December 31, 2009 16:49:24 Pacific Standard Time

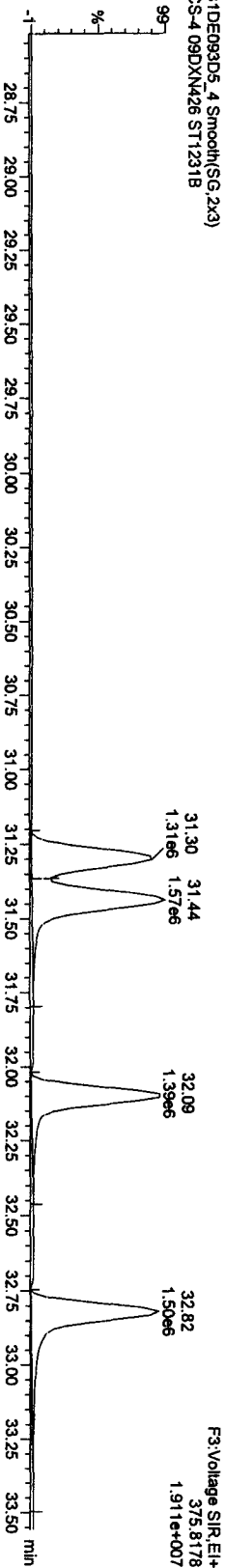
Name: 31DE093D5_4, Date: 31-Dec-2009, Time: 10:01:21, ID: ST1231B, Description: CS-4 09DXN426

HxCDFs

31DE093D5_4 Smooth(SG,2x3)
CS-4 09DXN426 ST1231B

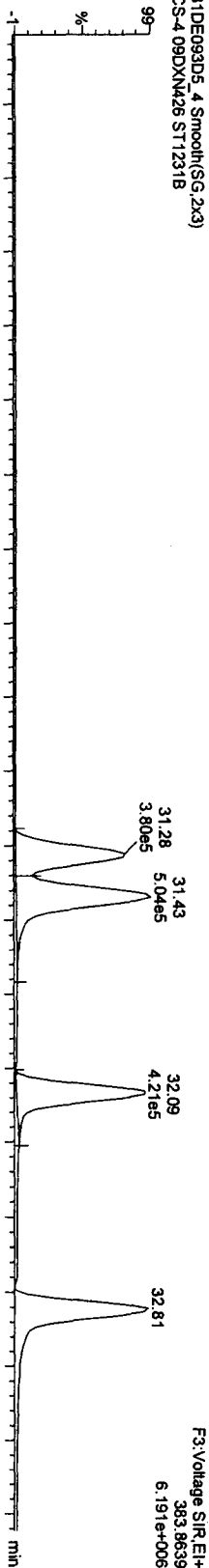


31DE093D5_4 Smooth(SG,2x3)
CS-4 09DXN426 ST1231B

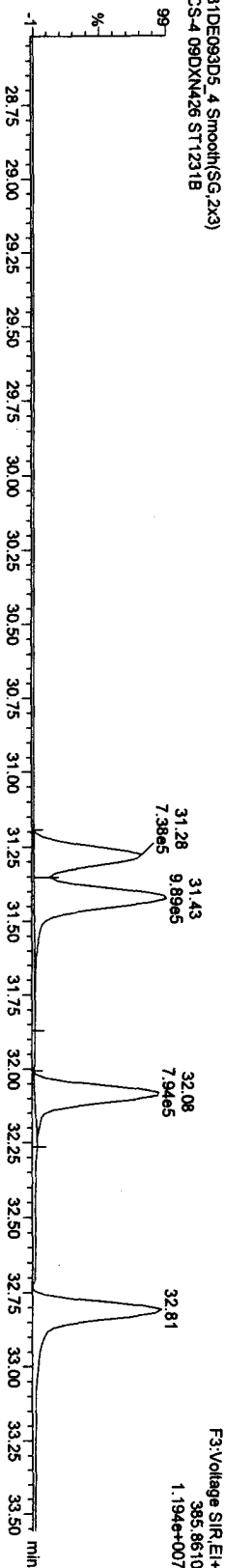


13C-HxCDFs

31DE093D5_4 Smooth(SG,2x3)
CS-4 09DXN426 ST1231B



31DE093D5_4 Smooth(SG,2x3)
CS-4 09DXN426 ST1231B



Quantity Sample Report MassLynx 4.1

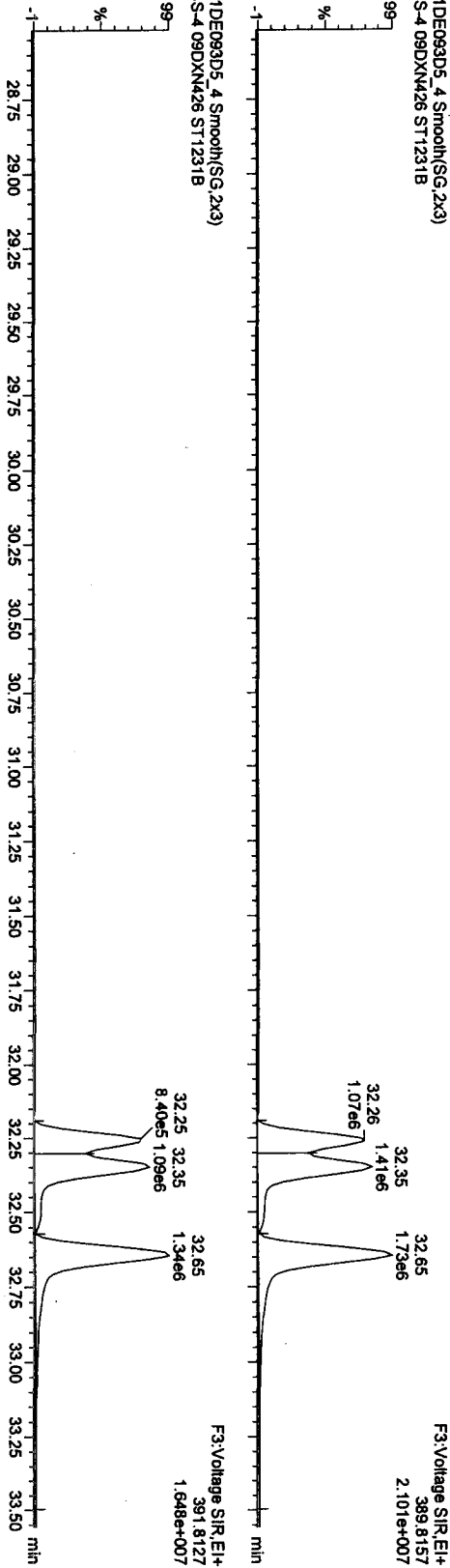
Dataset: C:\MassLynx\Default\prol\CA123120093D58290.qld

Last Altered: Thursday, December 31, 2009 13:37:23 Pacific Standard Time
 Printed: Thursday, December 31, 2009 16:49:24 Pacific Standard Time

Name: 31DE093D5_4, Date: 31-Dec-2009, Time: 10:01:21, ID: ST1231B, Description: CS-4 09DXN426

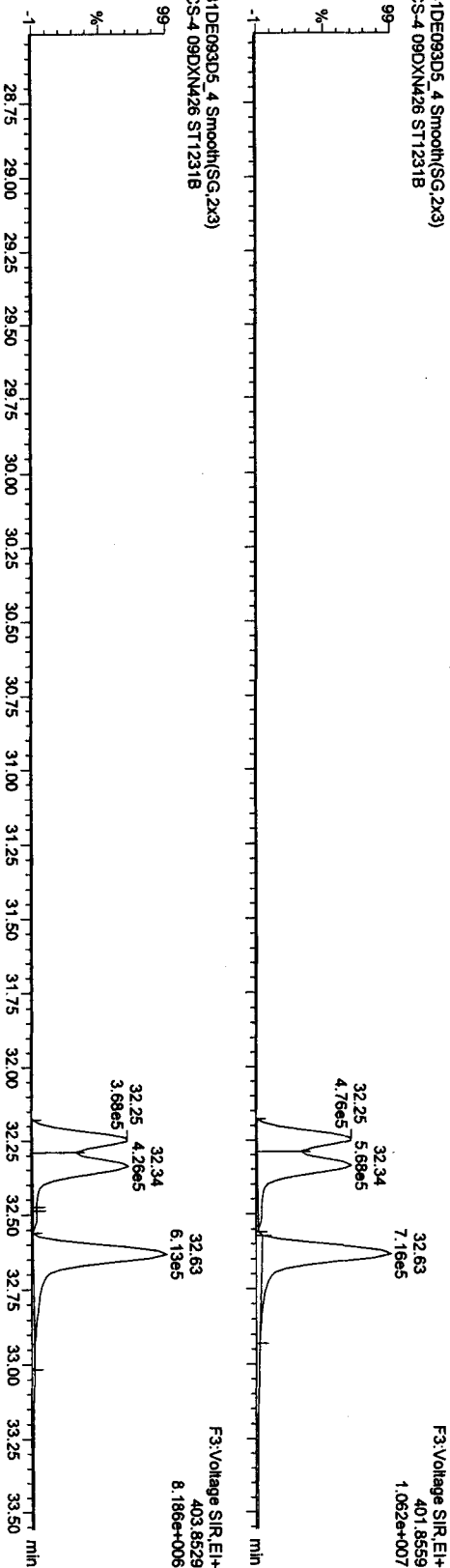
HxCDDs

31DE093D5_4 Smooth(SG,2x3)
 CS-4 09DXN426 ST1231B



13C-HxCDDs

31DE093D5_4 Smooth(SG,2x3)
 CS-4 09DXN426 ST1231B



Quantify Sample Report MassLynx 4.1

Dataset: C:\MassLynx\Default\prof\613CHRO.qid


Last Altered: Monday, January 04, 2010 10:41:15 Pacific Standard Time

Printed: Monday, January 04, 2010 10:41:56 Pacific Standard Time


Name: 31DE093D5_4, Date: 31-Dec-2009, Time: 10:01:21, ID: ST1231B, Description: CS-4 09DXN426

HCDDs

31DE093D5_4 Smooth(SG,2x3)
CS-4 09DXN426 ST1231B




31DE093D5_4 Smooth(SG,2x3)
CS-4 09DXN426 ST1231B




13C-HxCDDs

31DE093D5_4 Smooth(SG,2x3)
CS-4 09DXN426 ST1231B



31DE093D5_4 Smooth(SG,2x3)
CS-4 09DXN426 ST1231B



Dataset: C:\MassLynx\Default\prol\CA123120093D51613.qld

Last Altered: Monday, January 04, 2010 10:06:26 Pacific Standard Time

Printed: Monday, January 04, 2010 10:15:24 Pacific Standard Time

Method: C:\MassLynx\Default\PRO\MethDB\16133D5.mdb 04 Jan 2010 09:27:15

Calibration: 04 Jan 2010 10:06:26

Sample Name: 31DE093D5_4

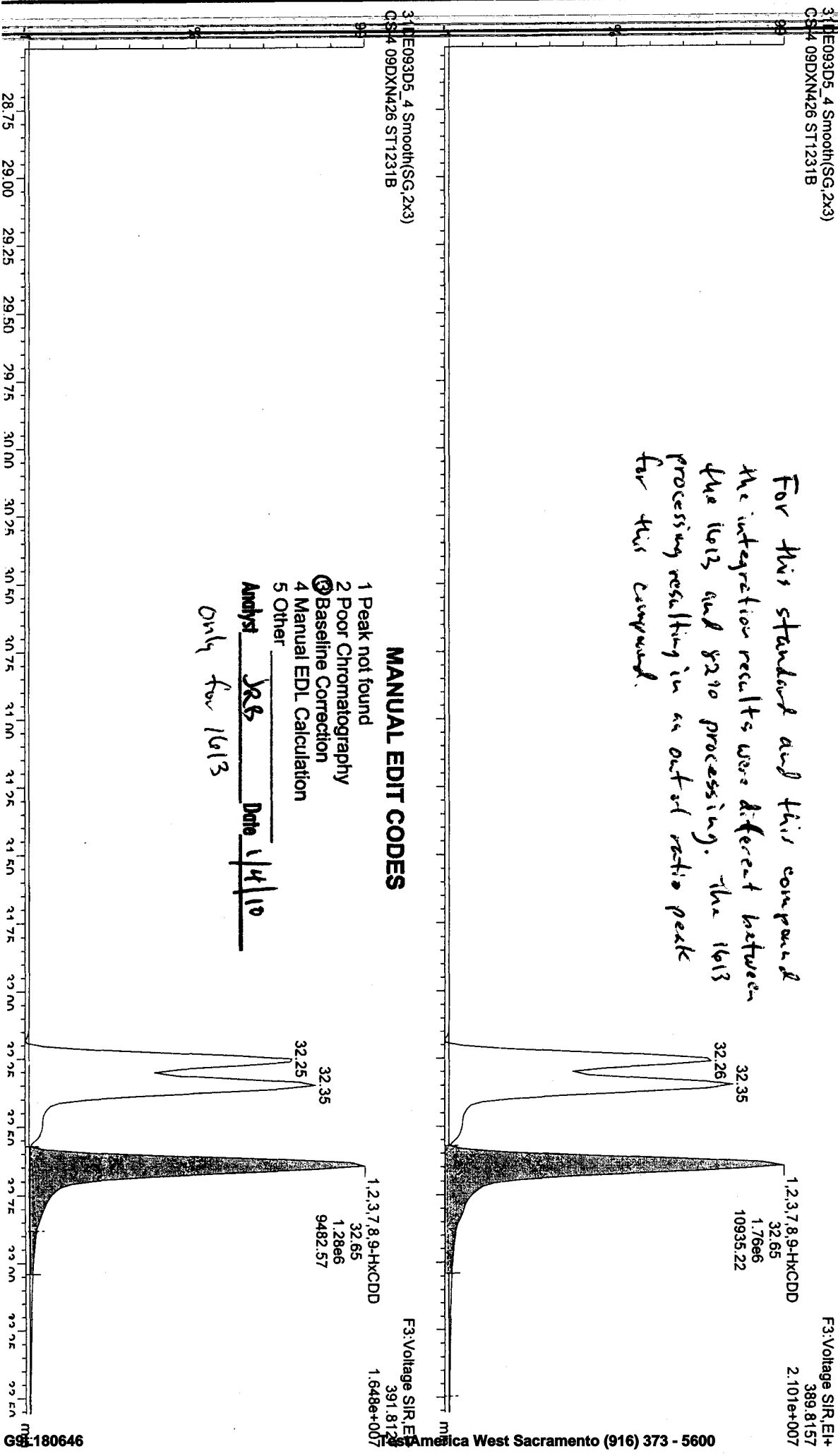
31DE093D5_4 Smooth(SG,2x3)
CS4 09DXN426 ST1231B

For this standard and this compound
the integration results were different between
the 1613 and 9210 processing. The 1613
processing resulting in an out-of-ratio peak
for this compound.

31DE093D5_4 Smooth(SG,2x3)
CS4 09DXN426 ST1231B

MANUAL EDIT CODES

- 1 Peak not found
 - 2 Poor Chromatography
 - 3 Baseline Correction
 - 4 Manual EDL Calculation
 - 5 Other
- Analyst JRS Date 1/4/10
Only for 1613



Quantity Sample Report MassLynx 4.1

Dataset: C:\MassLynx\Default.pr\CA123120093D58290.qld


Last Altered: Thursday, December 31, 2009 13:37:23 Pacific Standard Time

Printed: Thursday, December 31, 2009 16:49:24 Pacific Standard Time


Name: 31DE093D5_4, Date: 31-Dec-2009, Time: 10:01:21, ID: ST1231B, Description: CS-4 09DXN426

HPCDFs

31DE093D5_4 Smooth(SG, 1x2)
CS-4 09DXN426 ST1231B




31DE093D5_4 Smooth(SG, 1x2)
CS-4 09DXN426 ST1231B




13C-HPCDFs

31DE093D5_4 Smooth(SG, 1x2)
CS-4 09DXN426 ST1231B



31DE093D5_4 Smooth(SG, 1x2)
CS-4 09DXN426 ST1231B



Quantity Sample Report MassLynx 4.1

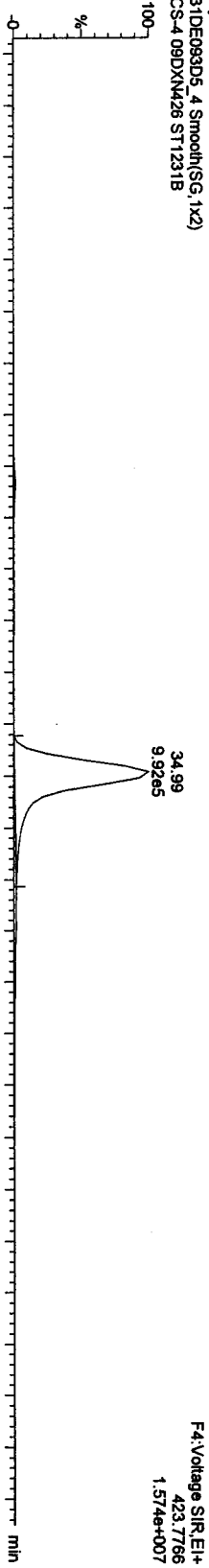
Dataset: C:\MassLynx\Default\prol\CA123120093D58290.qid

Last Altered: Thursday, December 31, 2009 13:37:23 Pacific Standard Time
Printed: Thursday, December 31, 2009 16:49:24 Pacific Standard Time

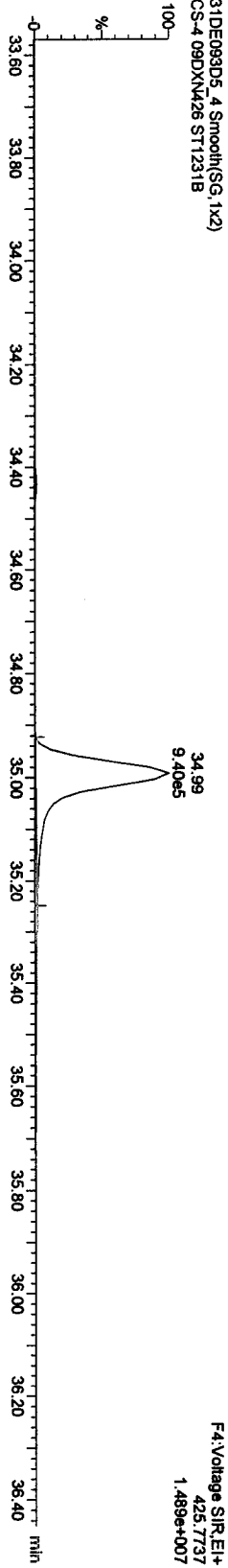
Name: 31DE093D5_4, Date: 31-Dec-2009, Time: 10:01:21, ID: ST1231B, Description: CS-4-09DXN426

HPCDDs

31DE093D5_4 Smooth(SG, 1x2)
CS-4-09DXN426 ST1231B

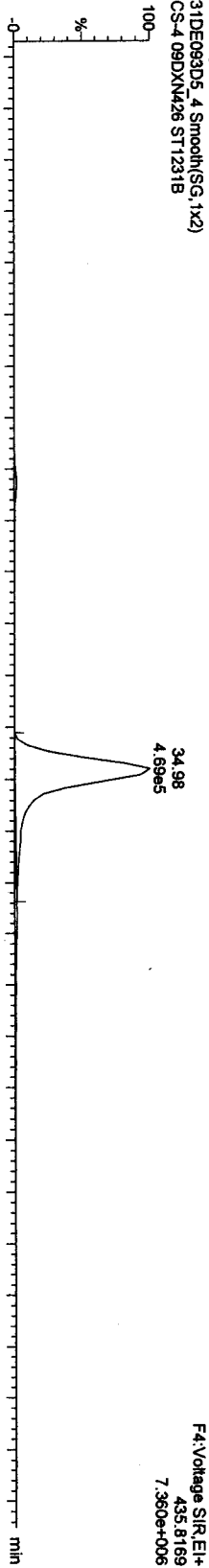


31DE093D5_4 Smooth(SG, 1x2)
CS-4-09DXN426 ST1231B

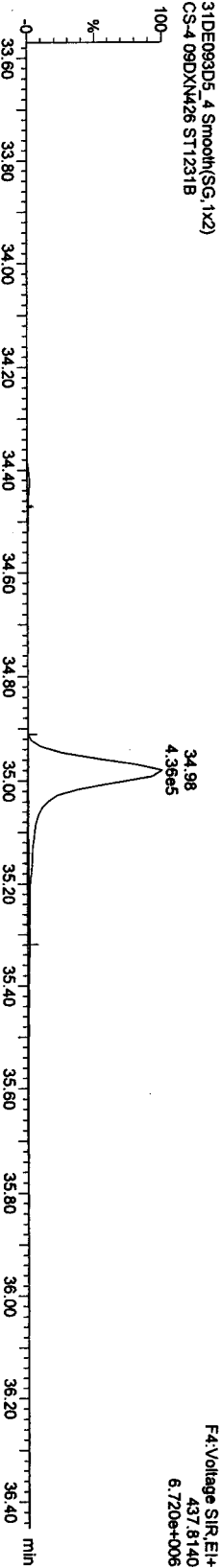


13C-HPCDD

31DE093D5_4 Smooth(SG, 1x2)
CS-4-09DXN426 ST1231B



31DE093D5_4 Smooth(SG, 1x2)
CS-4-09DXN426 ST1231B



Quantity Sample Report MassLynx 4.1

Dataset: C:\MassLynx\Default\prol\CA1231200930D56290.qld


Last Altered: Thursday, December 31, 2009 13:37:23 Pacific Standard Time

Printed: Thursday, December 31, 2009 16:49:24 Pacific Standard Time


Name: 31DE093D5_4, Date: 31-Dec-2009, Time: 10:01:21, ID: ST1231B, Description: CS-4 09DXN426

OCDFs

31DE093D5_4 Smooth(SG, 1x2)
CS-4 09DXN426 ST1231B

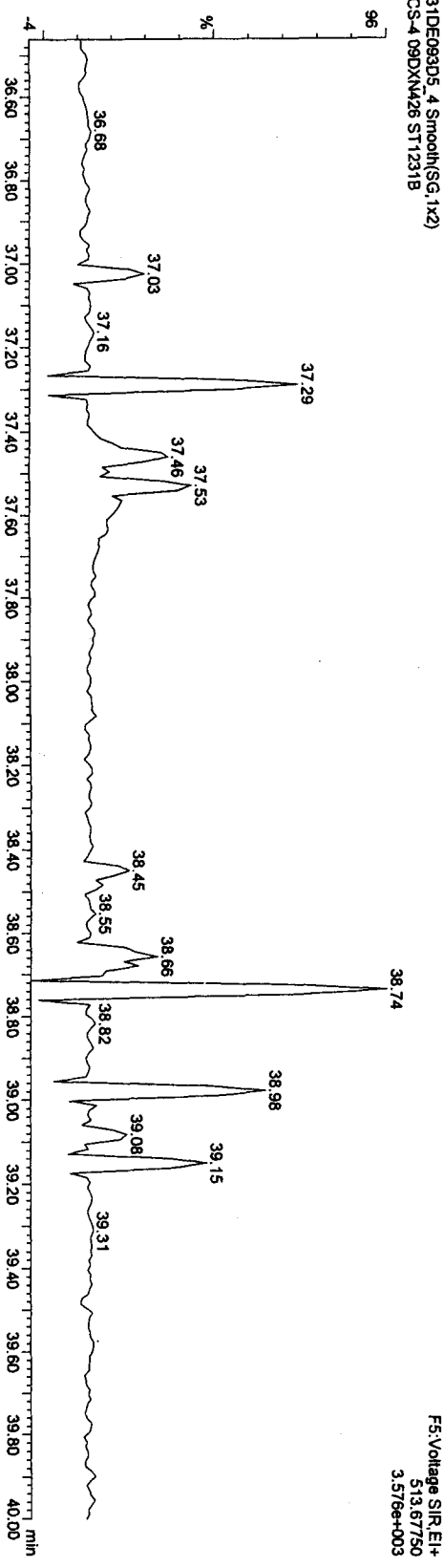


31DE093D5_4 Smooth(SG, 1x2)
CS-4 09DXN426 ST1231B



OCDF PCDDPE

31DE093D5_4 Smooth(SG, 1x2)
CS-4 09DXN426 ST1231B



Quantity Sample Report MassLynx 4.1

Dataset: C:\MassLynx\Default.pro\CA123120093D56290.qld


Last Altered: Thursday, December 31, 2009 13:37:23 Pacific Standard Time

Printer: Thursday, December 31, 2009 16:49:24 Pacific Standard Time


Name: 31DE093D5_4, Date: 31-Dec-2009, Time: 10:01:21, ID: ST1231B, Description: CS-4 09DXN426

OCDD

31DE093D5_4 Smooth(SG, 1x2)
CS-4 09DXN426 ST1231B




31DE093D5_4 Smooth(SG, 1x2)
CS-4 09DXN426 ST1231B




13C-OCDD

31DE093D5_4 Smooth(SG, 1x2)
CS-4 09DXN426 ST1231B



31DE093D5_4 Smooth(SG, 1x2)
CS-4 09DXN426 ST1231B



Quantify Sample Report MassLynx 4.1

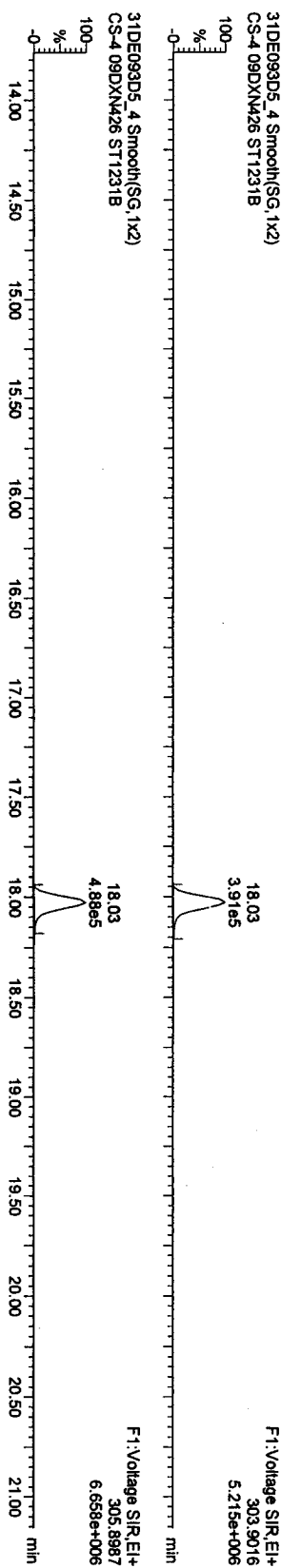
Dataset: C:\MassLynx\Default\prol\CA123120093D58290.qld

Last Altered: Thursday, December 31, 2009 13:37:23 Pacific Standard Time
 Printed: Thursday, December 31, 2009 16:49:24 Pacific Standard Time

Name: 31DE093D5_4, Date: 31-Dec-2009, Time: 10:01:21, ID: ST1231B, Description: CS-4-09DXN426

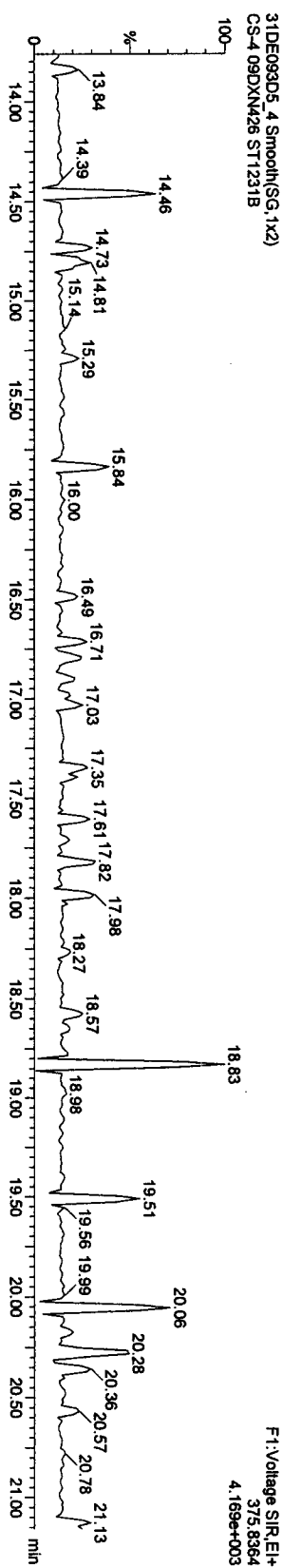
TCDFS

31DE093D5_4 Smooth(SG,1x2)
 CS-4-09DXN426 ST1231B



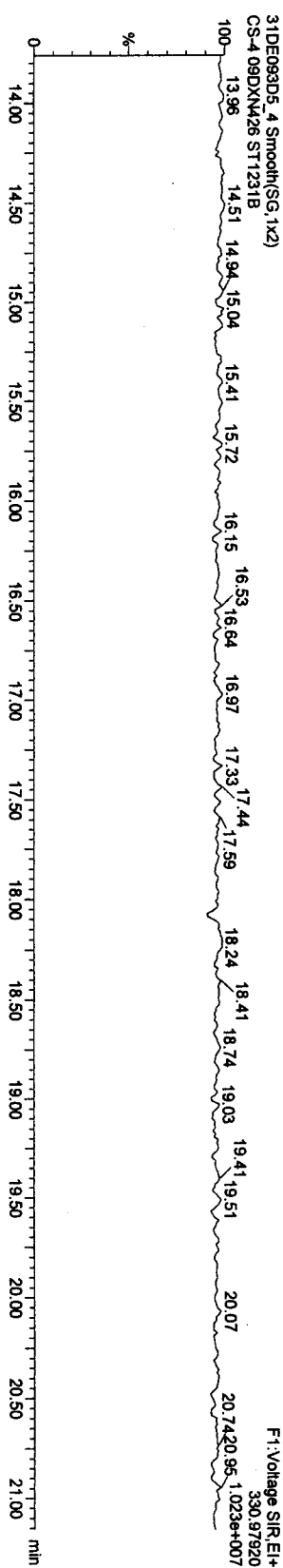
TCDF PCDFE

31DE093D5_4 Smooth(SG,1x2)
 CS-4-09DXN426 ST1231B



Function 1 PFK

31DE093D5_4 Smooth(SG,1x2)
 CS-4-09DXN426 ST1231B




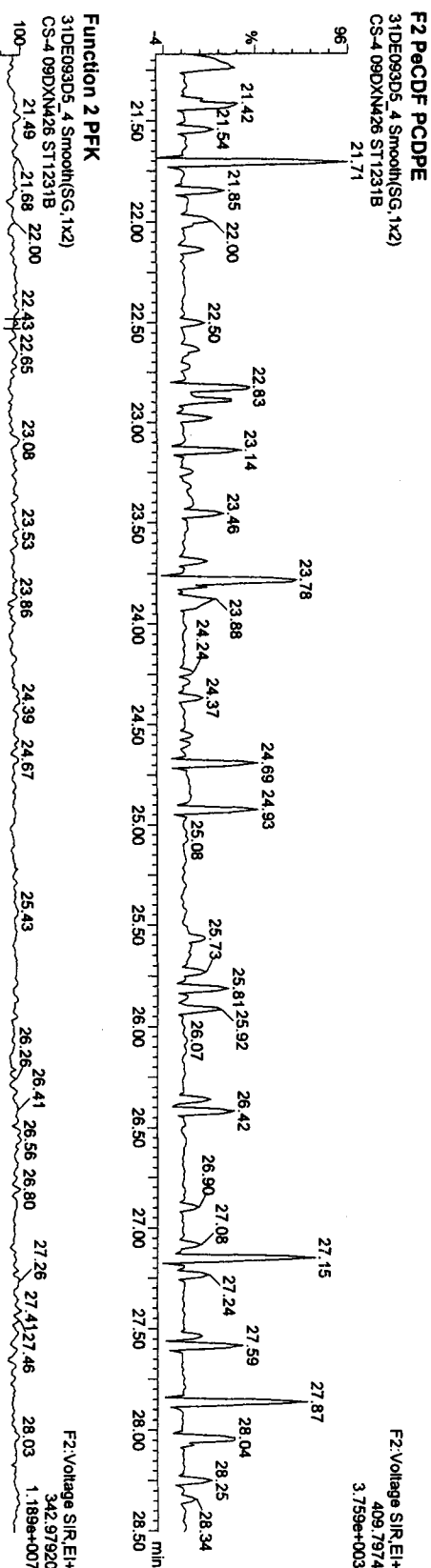
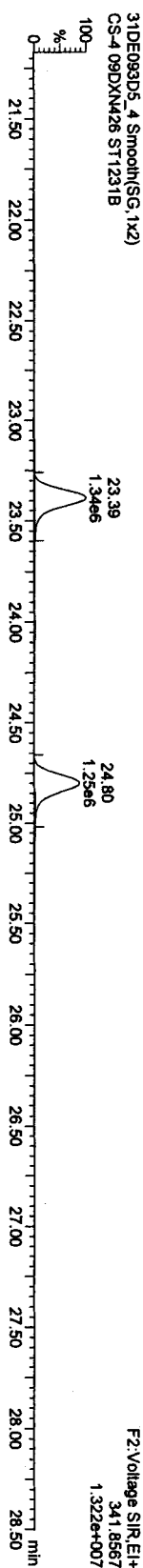
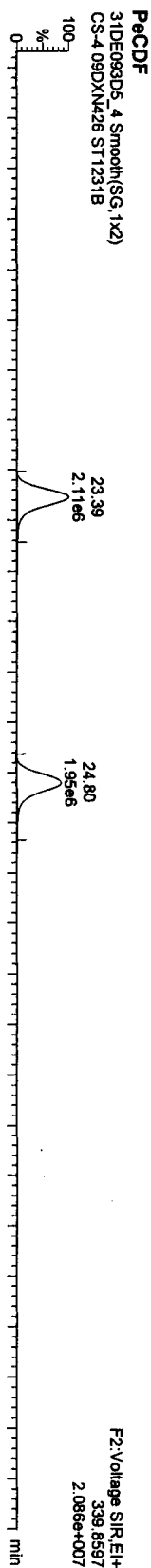
Quantity Sample Report MassLynx 4.1

Dataset: C:\MassLynx\Default.pro\CA123120093D56290.qld

Last Altered: Thursday, December 31, 2009 13:37:23 Pacific Standard Time

Printed: Thursday, December 31, 2009 16:49:24 Pacific Standard Time

Name: 31DE093D5_4, Date: 31-Dec-2009, Time: 10:01:21, ID: ST1231B, Description: CS-4 09DXN426

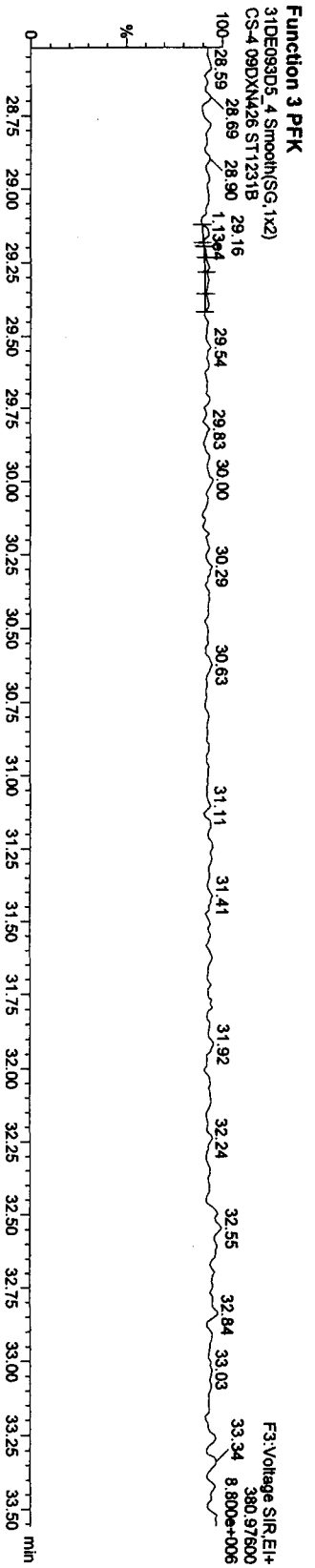
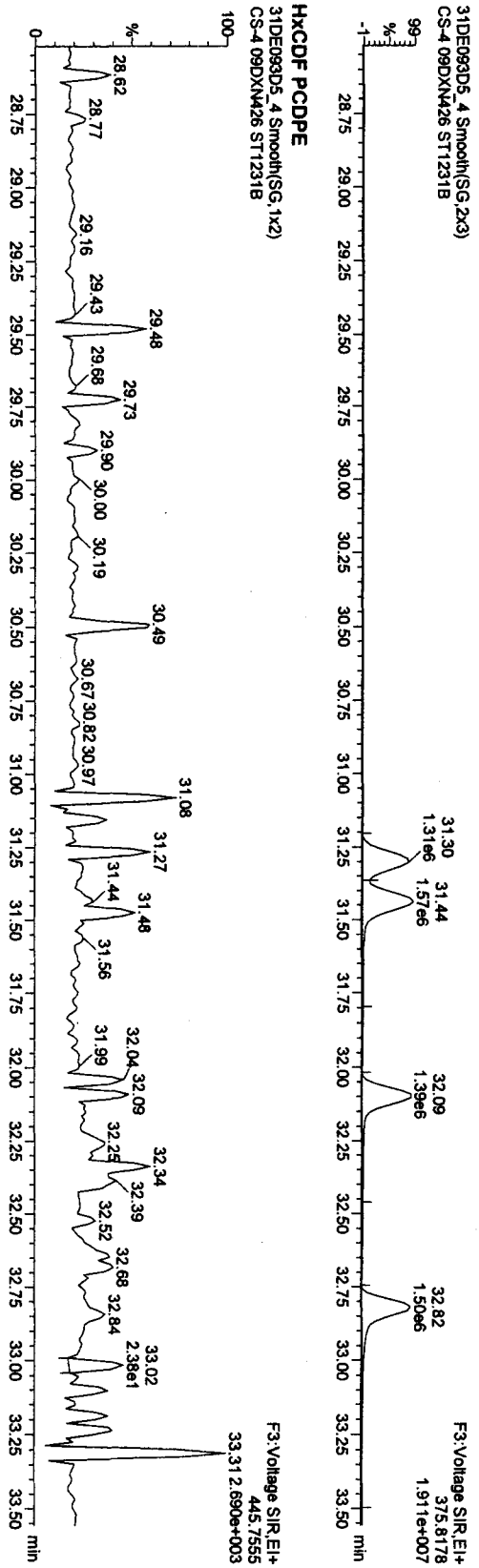
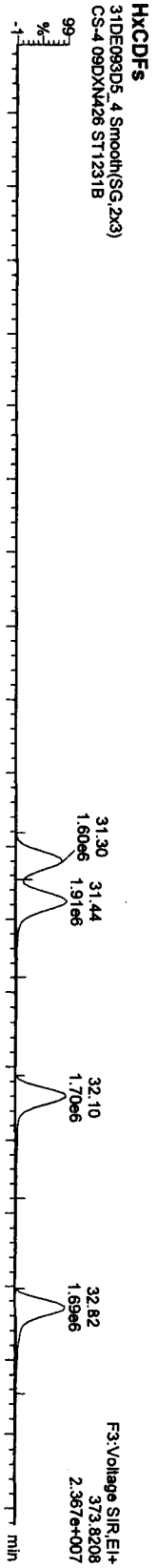


Quantity Sample Report MassLynx 4.1

Dataset: C:\MassLynx\Default\proj\CA123120093D56290.qld

Last Altered: Thursday, December 31, 2009 13:37:23 Pacific Standard Time
 Printed: Thursday, December 31, 2009 16:49:24 Pacific Standard Time

Name: 31DE093D5_4, Date: 31-Dec-2009, Time: 10:01:21, ID: ST1231B, Description: CS-4 09DXN426



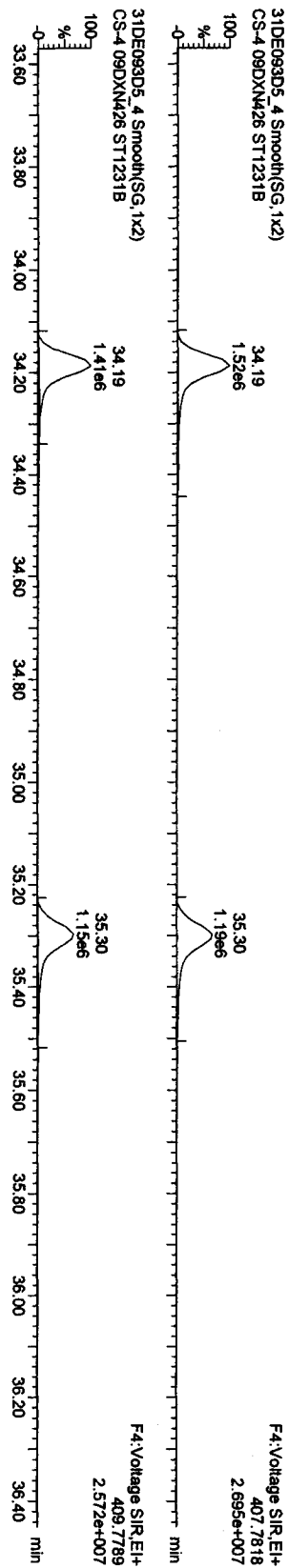
Quantity Sample Report MassLynx 4.1

Dataset: C:\MassLynx\Default.pro\CA123120093D56290.qld

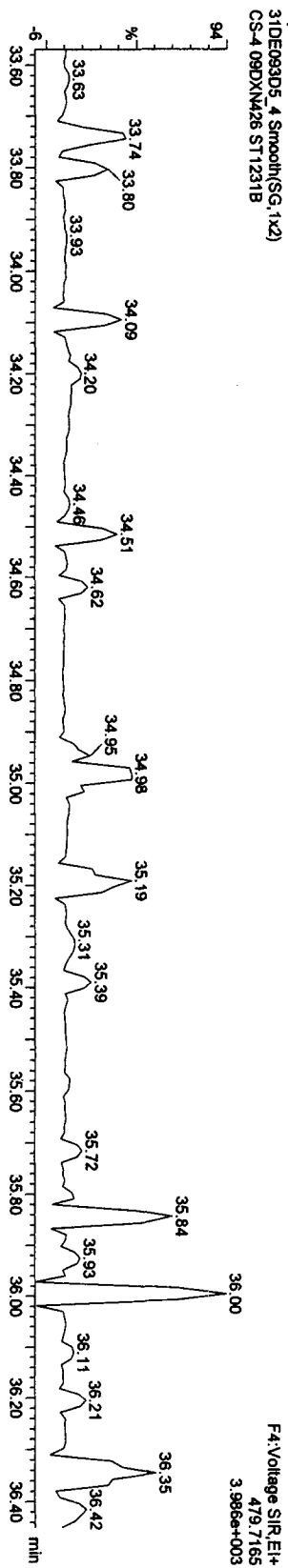
Last Altered: Thursday, December 31, 2009 13:37:23 Pacific Standard Time
Printed: Thursday, December 31, 2009 16:49:24 Pacific Standard Time

Name: 31DE093D5_4, Date: 31-Dec-2009, Time: 10:01:21, ID: ST1231B, Description: CS-4 09DXN426

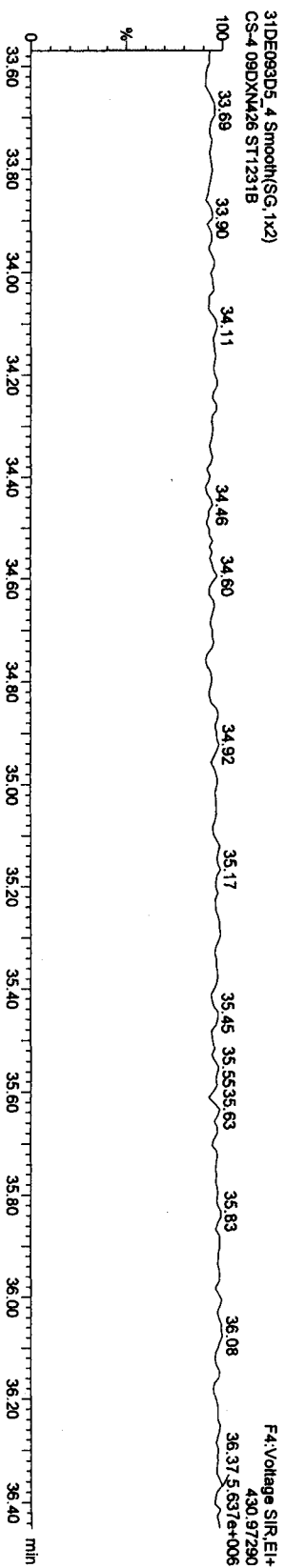
HPCDFs



HPCDF PCDDPE



Function 4 PFK



Quantify Sample Report MassLynx 4.1

Dataset: C:\MassLynx\Default.pro\CA123120093D568290.qld

Last Altered: Thursday, December 31, 2009 13:37:23 Pacific Standard Time

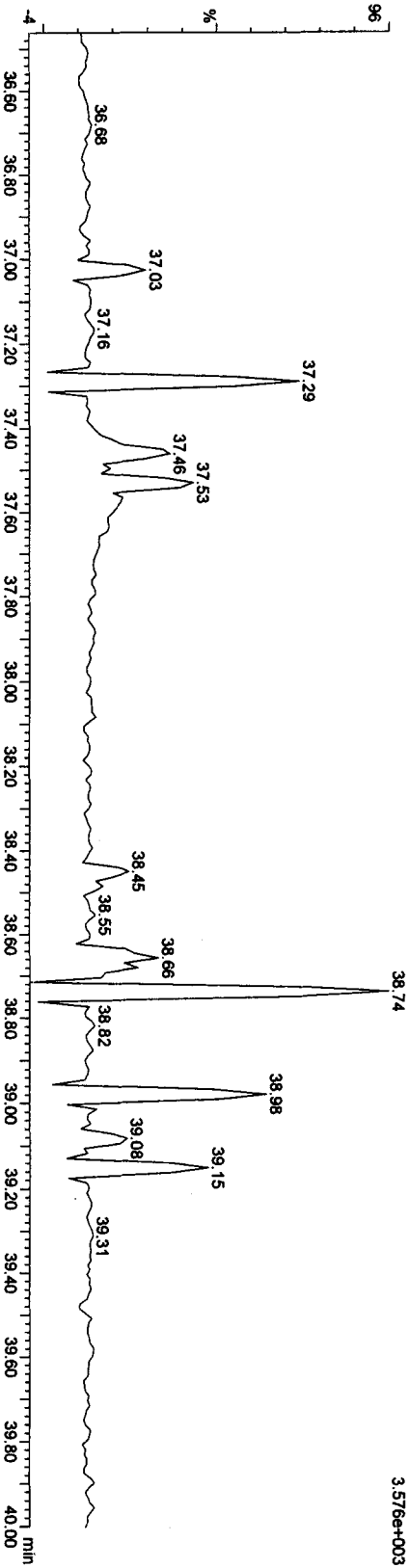
Printed: Thursday, December 31, 2009 16:49:24 Pacific Standard Time

Name: 31DE093D5_4, Date: 31-Dec-2009, Time: 10:01:21, ID: ST1231B, Description: CS-4 09DXN426

OCDF PCDDPE

31DE093D5_4 Smooth(SG,1x2)
CS-4 09DXN426 ST1231B


F5:Voltage SIR.EI+
513.67750
3.576e+003



Function 5 PFK

31DE093D5_4 Smooth(SG,1x2)
CS-4 09DXN426 ST1231B

F5:Voltage SIR.EI+
442.67280
6.216e+006



Quantity Sample Report MassLynx 4.1

Dataset: C:\MassLynx\Default.pro\CA123120093D58290.qld

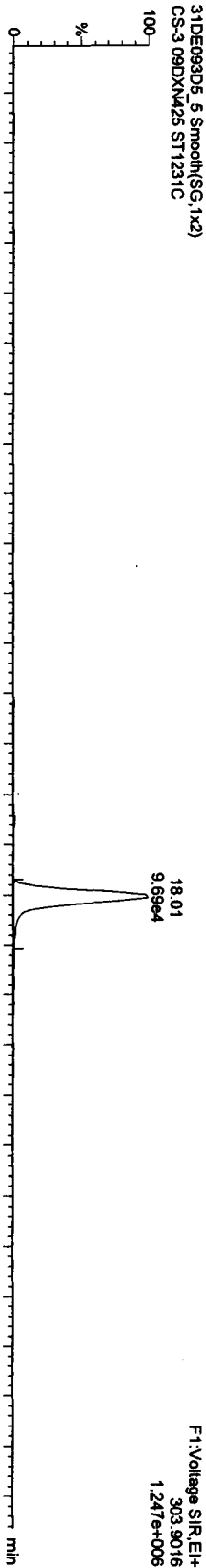
Last Altered: Thursday, December 31, 2009 13:37:23 Pacific Standard Time

Printed: Thursday, December 31, 2009 16:49:24 Pacific Standard Time

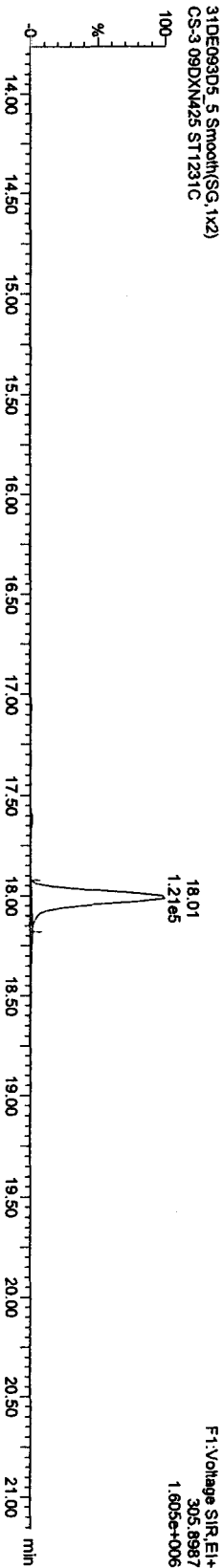
Name: 31DE093D5_5, Date: 31-Dec-2009, Time: 10:45:57, ID: ST1231C, Description: CS-3 09DXN425

TCDFs

31DE093D5_5 Smooth(SG, 1x2)
CS-3 09DXN425 ST1231C

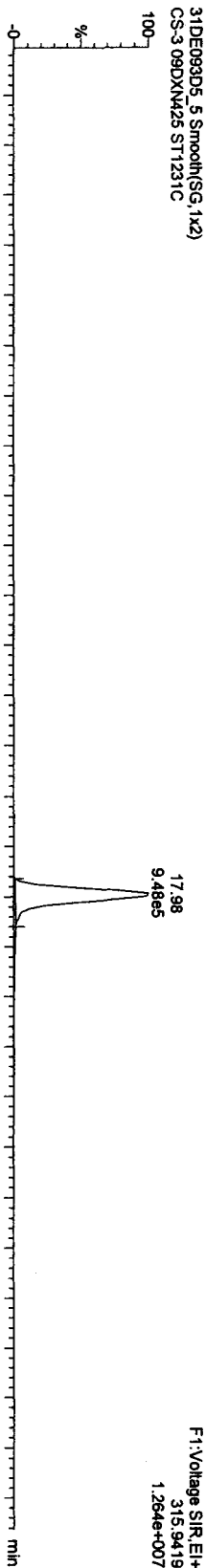


31DE093D5_5 Smooth(SG, 1x2)
CS-3 09DXN425 ST1231C

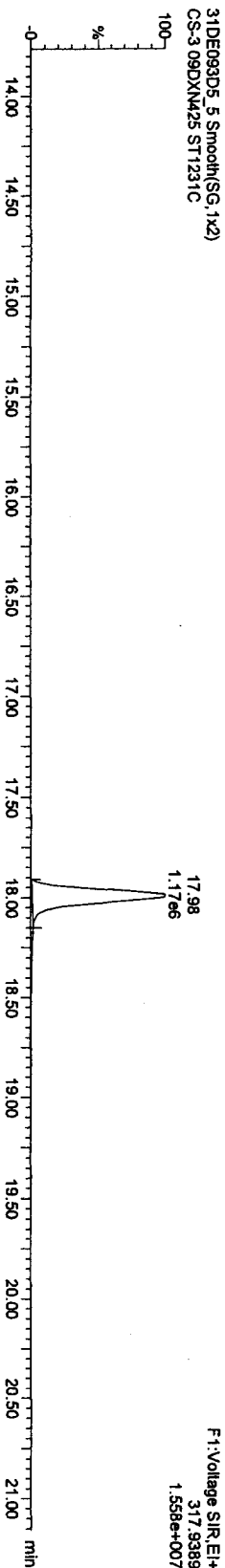


13C-TCDF

31DE093D5_5 Smooth(SG, 1x2)
CS-3 09DXN425 ST1231C



31DE093D5_5 Smooth(SG, 1x2)
CS-3 09DXN425 ST1231C



Quantity Sample Report MassLynx 4.1

Dataset: C:\MassLynx\Default.pro\CA123120093D56290.qld


Last Altered: Thursday, December 31, 2009 13:37:23 Pacific Standard Time

Printed: Thursday, December 31, 2009 16:49:24 Pacific Standard Time


Name: 31DE093D5_5, Date: 31-Dec-2009, Time: 10:45:57, ID: ST1231C, Description: CS-3-09DXN425

TCDDs

31DE093D5_5 Smooth(SG, 1x2)
CS-3-09DXN425 ST1231C




31DE093D5_5 Smooth(SG, 1x2)
CS-3-09DXN425 ST1231C




13C-TCDDs

31DE093D5_5 Smooth(SG, 1x2)
CS-3-09DXN425 ST1231C



31DE093D5_5 Smooth(SG, 1x2)
CS-3-09DXN425 ST1231C



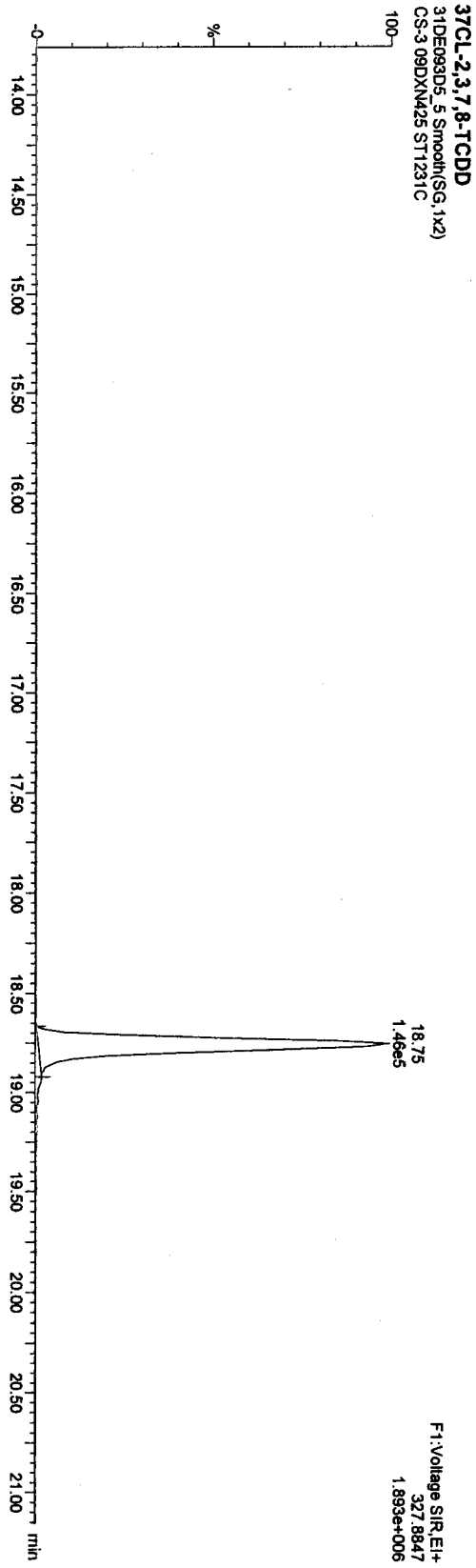


Quantity Sample Report MassLynx 4.1

Dataset: C:\MassLynx\Default\prol\CA123120093D58290.qld

Last Altered: Thursday, December 31, 2009 13:37:23 Pacific Standard Time
Printed: Thursday, December 31, 2009 16:49:24 Pacific Standard Time

Name: 31DE093D5_5, Date: 31-Dec-2009, Time: 10:45:57, ID: ST1231C, Description: CS-3 09DXN425



Quantity Sample Report MassLynx 4.1


Dataset: C:\MassLynx\Default.pro\CA123120093D56290.qld

Last Altered: Thursday, December 31, 2009 13:37:23 Pacific Standard Time


Printed: Thursday, December 31, 2009 16:49:24 Pacific Standard Time

Name: 31DE093D5_5, Date: 31-Dec-2009, Time: 10:45:57, ID: ST1231C, Description: CS-3 09DXN425

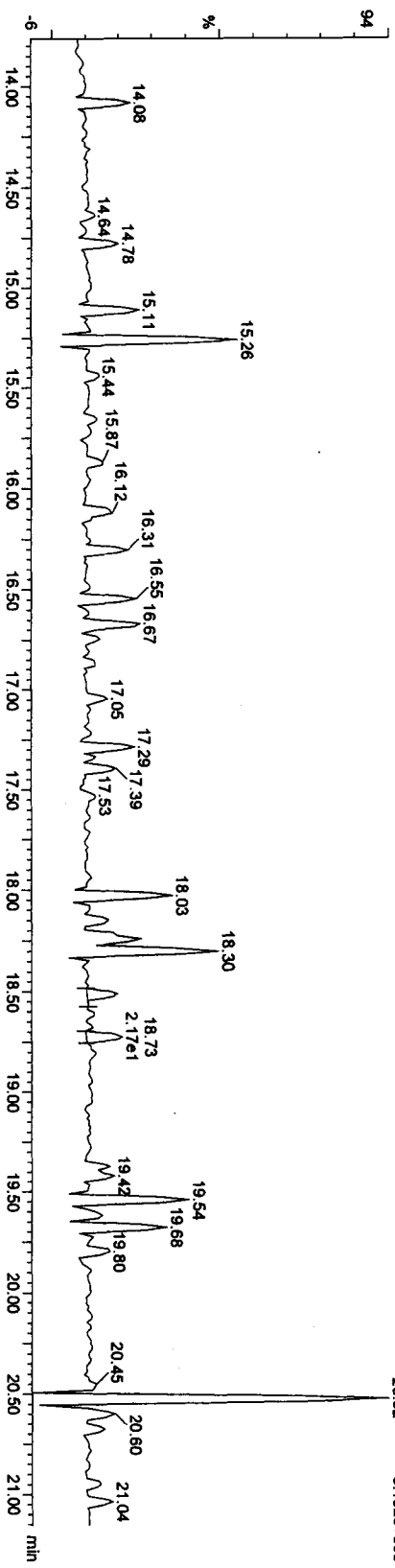
F1 PcdF5
31DE093D5_5 Smooth(SG, 1x2)
CS-3 09DXN425 ST1231C



31DE093D5_5 Smooth(SG, 1x2)
CS-3 09DXN425 ST1231C



F1 PcdF5 PCDPE
31DE093D5_5 Smooth(SG, 1x2)
CS-3 09DXN425 ST1231C



Quantity Sample Report MassLynx 4.1

Dataset: C:\MassLynx\Default\prol\CA123120093D58290.dld

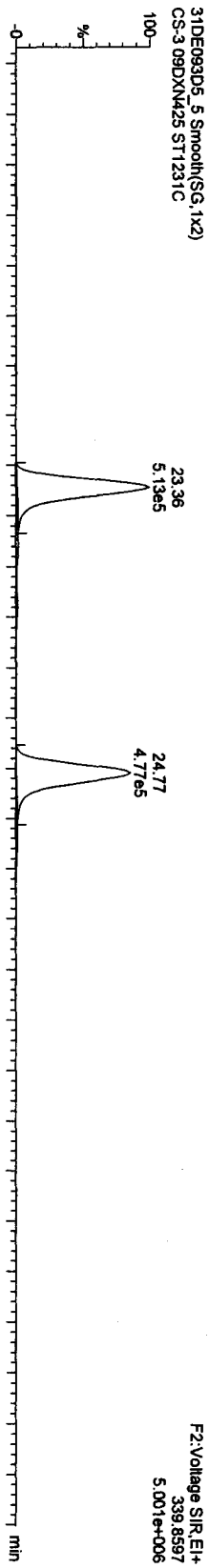
Last Altered: Thursday, December 31, 2009 13:37:23 Pacific Standard Time

Printed: Thursday, December 31, 2009 16:49:24 Pacific Standard Time

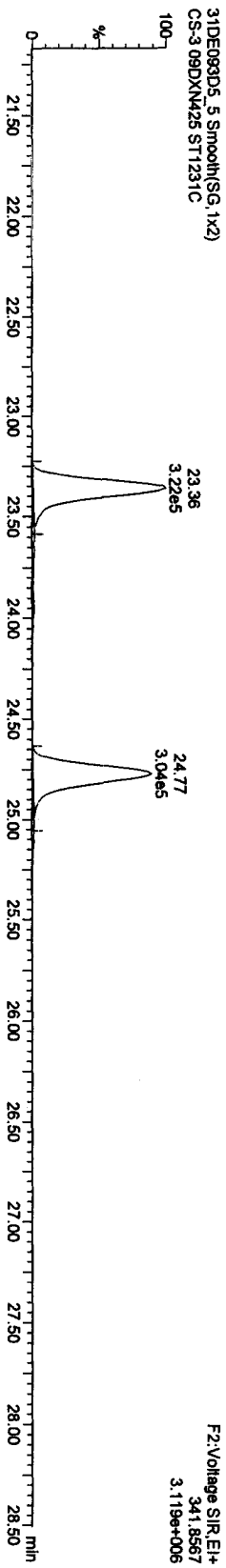
Name: 31DE093D5_5, Date: 31-Dec-2009, Time: 10:45:57, ID: ST1231C, Description: CS-3 09DXN425

PeCDFs

31DE093D5_5 Smooth(SG, 1x2)
CS-3 09DXN425 ST1231C

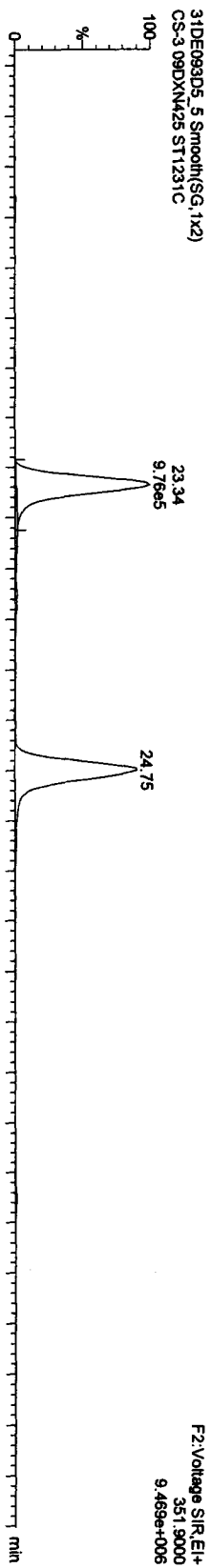


31DE093D5_5 Smooth(SG, 1x2)
CS-3 09DXN425 ST1231C

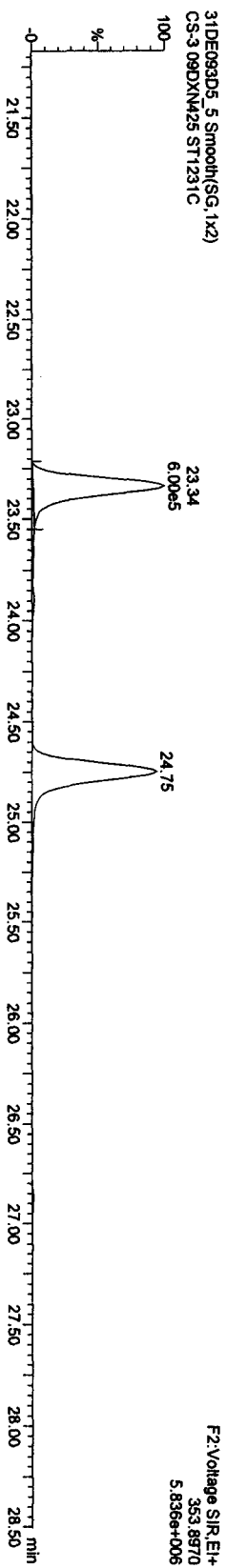


13C-PeCDFs

31DE093D5_5 Smooth(SG, 1x2)
CS-3 09DXN425 ST1231C



31DE093D5_5 Smooth(SG, 1x2)
CS-3 09DXN425 ST1231C



Quantity Sample Report MassLynx 4.1

Dataset: C:\MassLynx\Default\proj\CA123120093D568290.qld


Last Altered: Thursday, December 31, 2009 13:37:23 Pacific Standard Time

Printed: Thursday, December 31, 2009 16:49:24 Pacific Standard Time


Name: 31DE093D5_5, Date: 31-Dec-2009, Time: 10:45:57, ID: ST1231C, Description: CS-3-09DXN425

PeCDDs


31DE093D5_5 Smooth(SG, 1x2)
CS-3-09DXN425 ST1231C




31DE093D5_5 Smooth(SG, 1x2)
CS-3-09DXN425 ST1231C



13C-PeCDD
31DE093D5_5 Smooth(SG, 1x2)
CS-3-09DXN425 ST1231C



31DE093D5_5 Smooth(SG, 1x2)
CS-3-09DXN425 ST1231C



Quantify Sample Report MassLynx 4.1

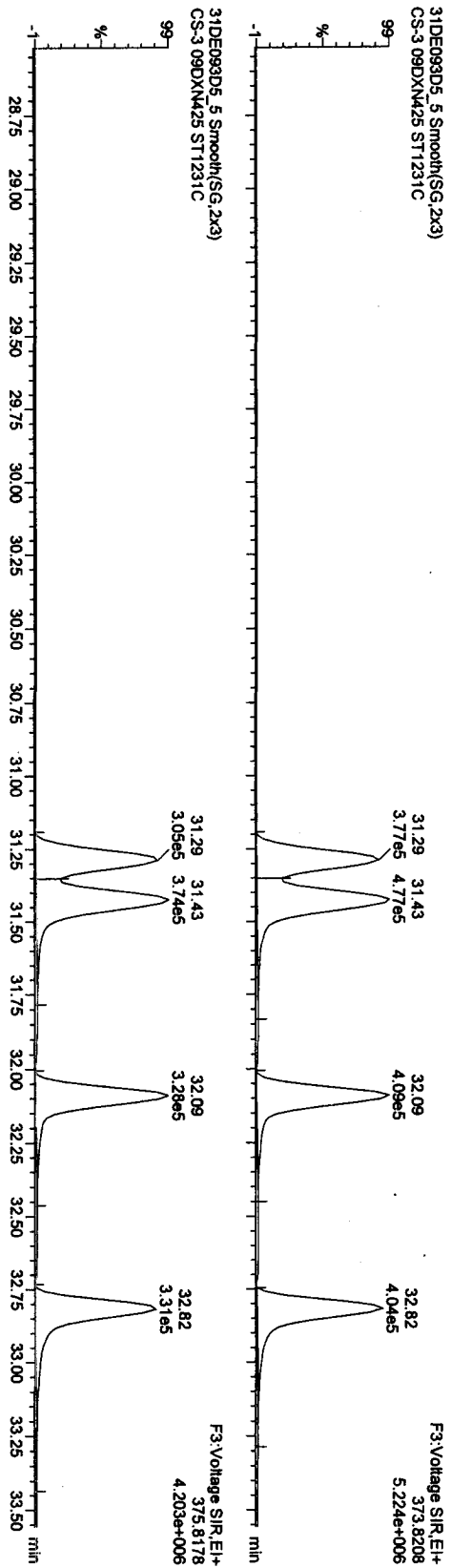
Dataset: C:\MassLynx\Default\pro\NCA123120093D58290.qld

Last Altered: Thursday, December 31, 2009 13:37:23 Pacific Standard Time

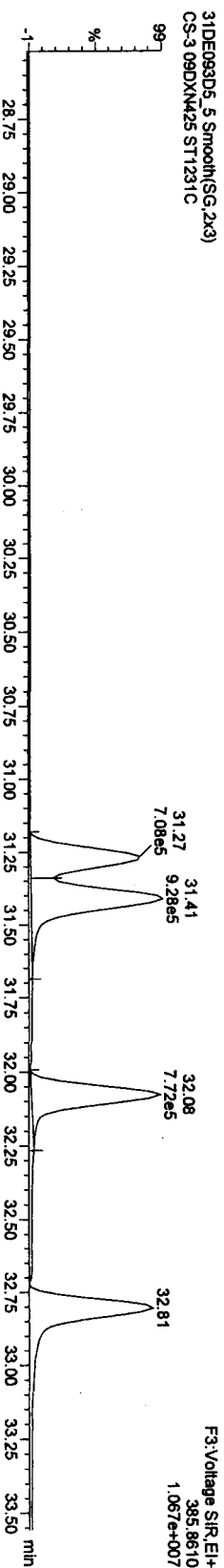
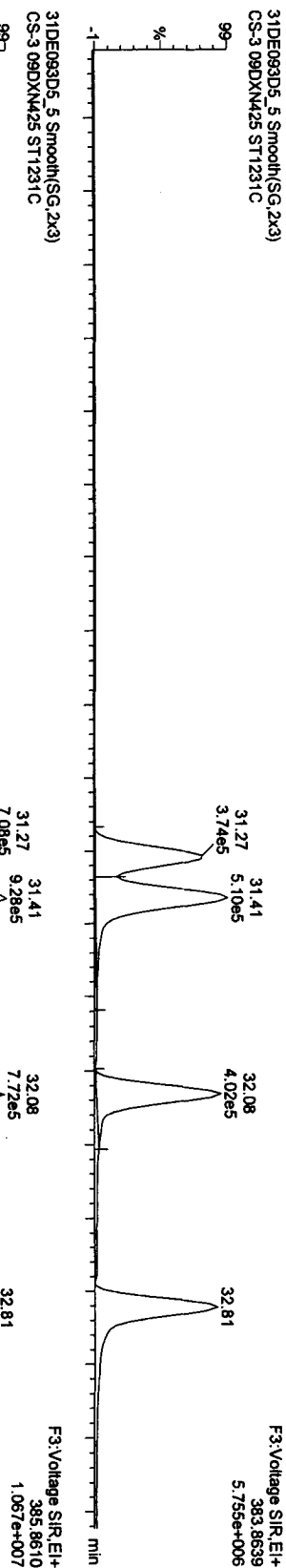
Printed: Thursday, December 31, 2009 16:49:24 Pacific Standard Time

Name: 31DE093D5_5, Date: 31-Dec-2009, Time: 10:45:57, ID: ST1231C, Description: CS-3 09DXN425

HXCDFs



13C-HXCDFs



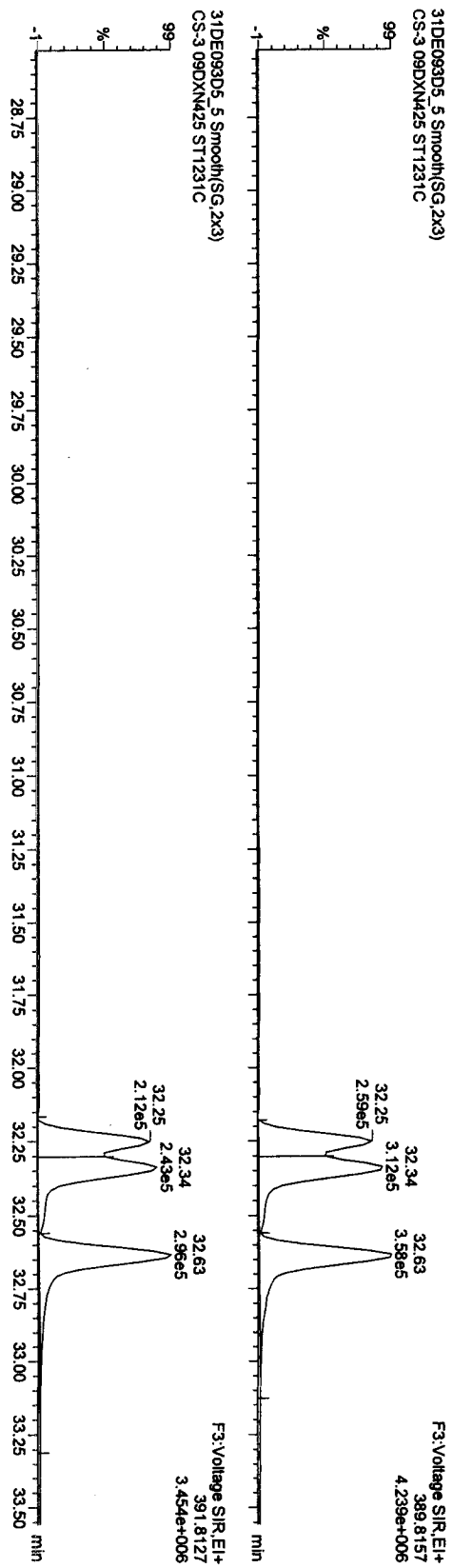
Quantity Sample Report MassLynx 4.1

Dataset: C:\MassLynx\Default\prol\CA123120093D58290.qld

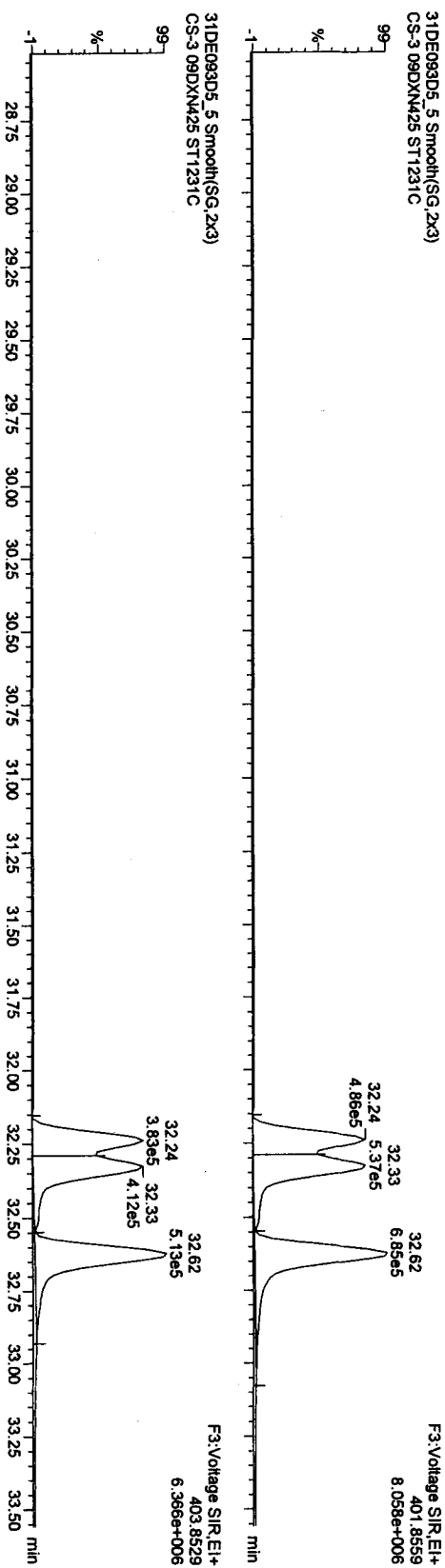
Last Altered: Thursday, December 31, 2009 13:37:23 Pacific Standard Time
Printed: Thursday, December 31, 2009 16:49:24 Pacific Standard Time

Name: 31DE093D5_5, Date: 31-Dec-2009, Time: 10:45:57, ID: ST1231C, Description: CS-3-09DXN425

HXCDDs



13C-HXCDDs



Quantity Sample Report Masslynx 4.1


Dataset: C:\Masslynx\Default\proj\CA123120093D58290.qld

Last Altered: Thursday, December 31, 2009 13:37:23 Pacific Standard Time


Printed: Thursday, December 31, 2009 16:49:24 Pacific Standard Time

Name: 31DE093D5_5, Date: 31-Dec-2009, Time: 10:45:57, ID: ST1231C, Description: CS-3 09DXM425


HPCDFs
31DE093D5_5 Smooth(SG, 1x2)
CS-3 09DXM425 ST1231C




31DE093D5_5 Smooth(SG, 1x2)
CS-3 09DXM425 ST1231C



13C-HPCDFs
31DE093D5_5 Smooth(SG, 1x2)
CS-3 09DXM425 ST1231C



31DE093D5_5 Smooth(SG, 1x2)
CS-3 09DXM425 ST1231C



Quantity Sample Report Masslynx 4.1

Dataset: C:\Masslynx\Default\prol\CA123120093D58290.qld

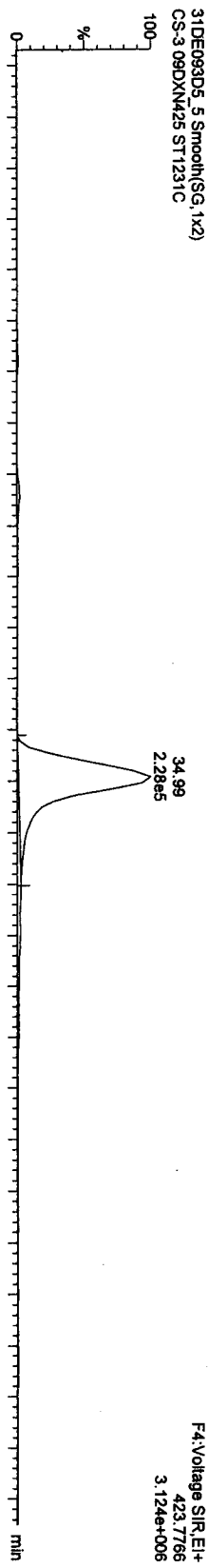
Last Altered: Thursday, December 31, 2009 13:37:23 Pacific Standard Time

Printed: Thursday, December 31, 2009 16:49:24 Pacific Standard Time

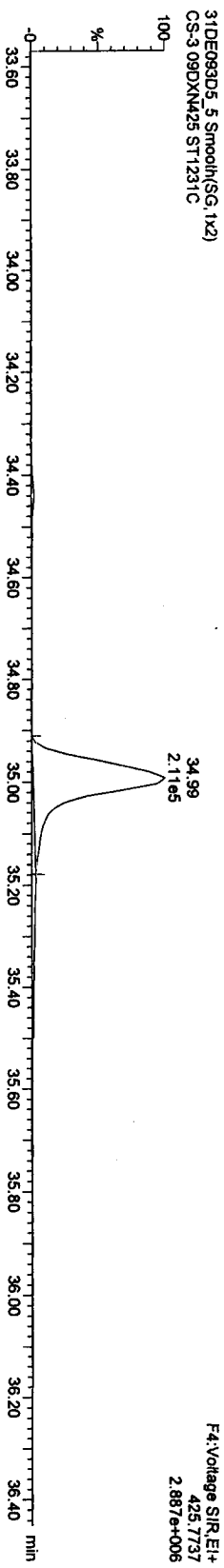
Name: 31DE093D5_5, Date: 31-Dec-2009, Time: 10:45:57, ID: ST1231C, Description: CS-3 09DXN425

HPCDDs

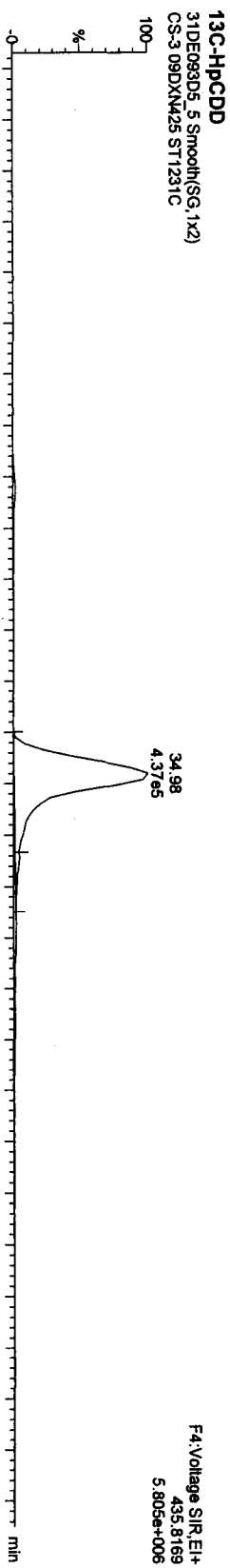
31DE093D5_5 Smooth(SG,1x2)
CS-3 09DXN425 ST1231C



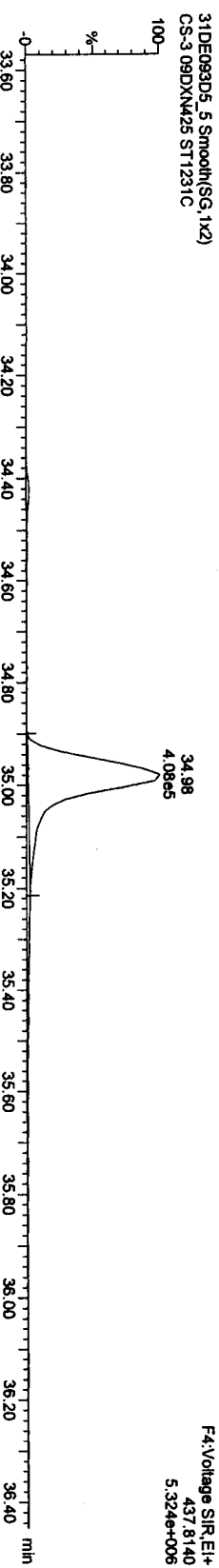
31DE093D5_5 Smooth(SG,1x2)
CS-3 09DXN425 ST1231C



13C-HPCDD
31DE093D5_5 Smooth(SG,1x2)
CS-3 09DXN425 ST1231C



31DE093D5_5 Smooth(SG,1x2)
CS-3 09DXN425 ST1231C



Quantify Sample Report MassLynx 4.1

Dataset: C:\MassLynx\Default\pro\ICA123120093D58290.qid

Last Altered: Thursday, December 31, 2009 13:37:23 Pacific Standard Time

Printed: Thursday, December 31, 2009 16:49:24 Pacific Standard Time

Name: 31DE093D5_5, Date: 31-Dec-2009, Time: 10:45:57, ID: ST1231C, Description: CS-3 09DXN425

OCDFs
31DE093D5_5 Smooth(SG, 1x2)
CS-3 09DXN425 ST1231C

37.54 4.27e5
FS:Voltage SIR.EI+
441.7428
4.478e+006

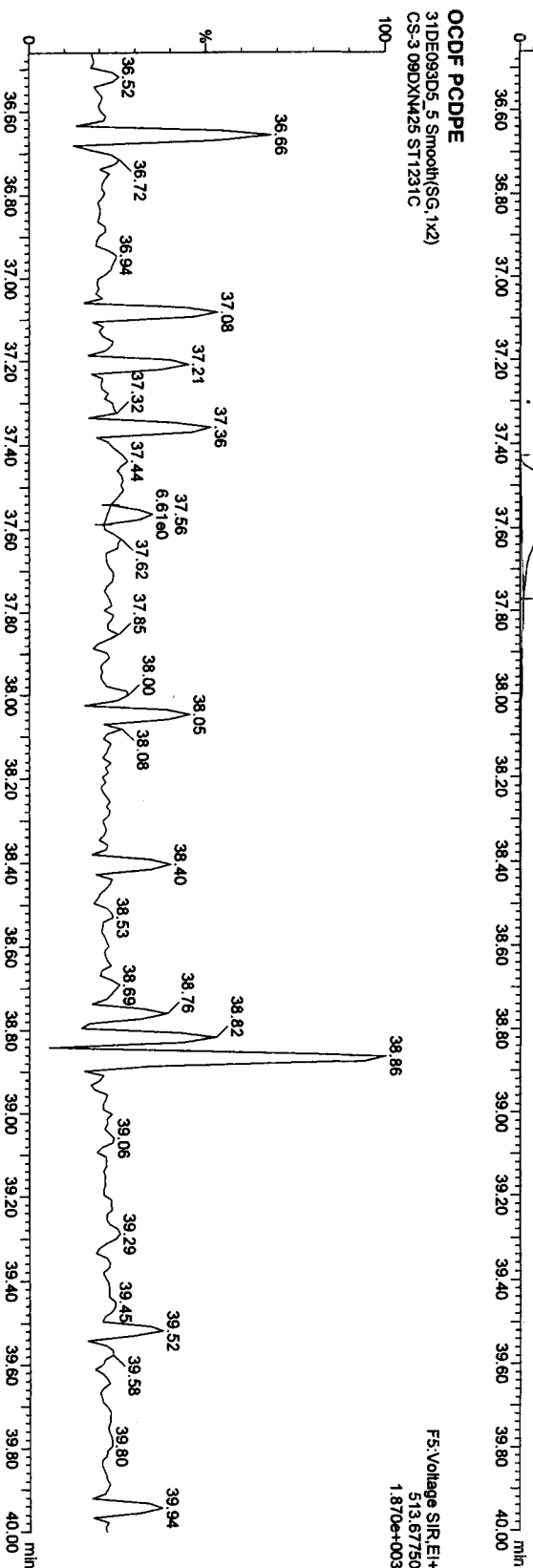
31DE093D5_5 Smooth(SG, 1x2)
CS-3 09DXN425 ST1231C

37.54 4.58e5
FS:Voltage SIR.EI+
443.7399
5.001e+006

OCDF PCDPE

31DE093D5_5 Smooth(SG, 1x2)
CS-3 09DXN425 ST1231C

FS:Voltage SIR.EI+
513.67750
1.870e+003



Quantity Sample Report MassLynx 4.1


Dataset: C:\MassLynx\Default\prol\CA123120093D58290.qld

Last Altered: Thursday, December 31, 2009 13:37:23 Pacific Standard Time


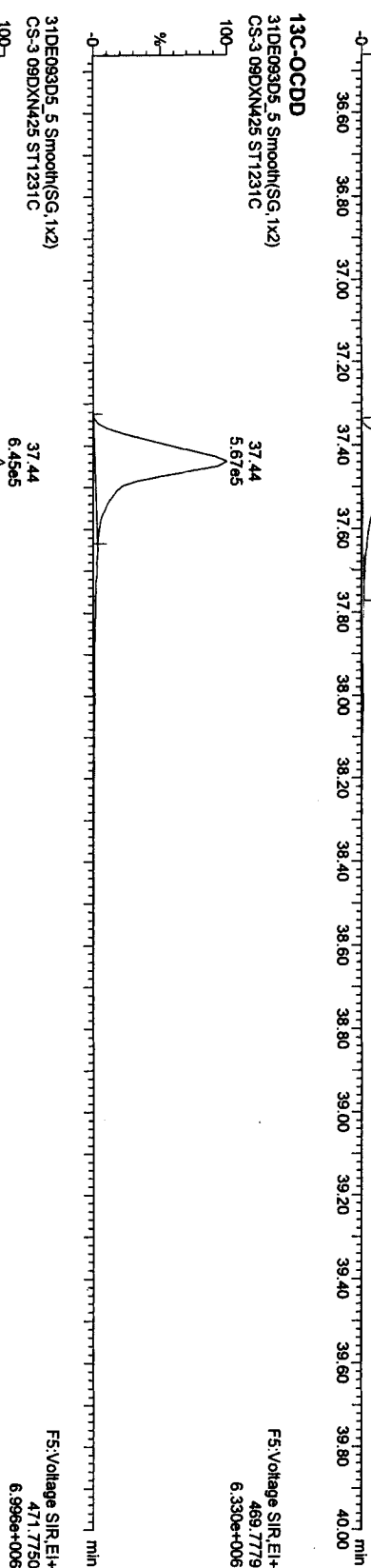
Printed: Thursday, December 31, 2009 16:49:24 Pacific Standard Time

Name: 31DE093D5_5, Date: 31-Dec-2009, Time: 10:45:57, ID: ST1231C, Description: CS-3 09DXN425

OCDD



13C-OCDD

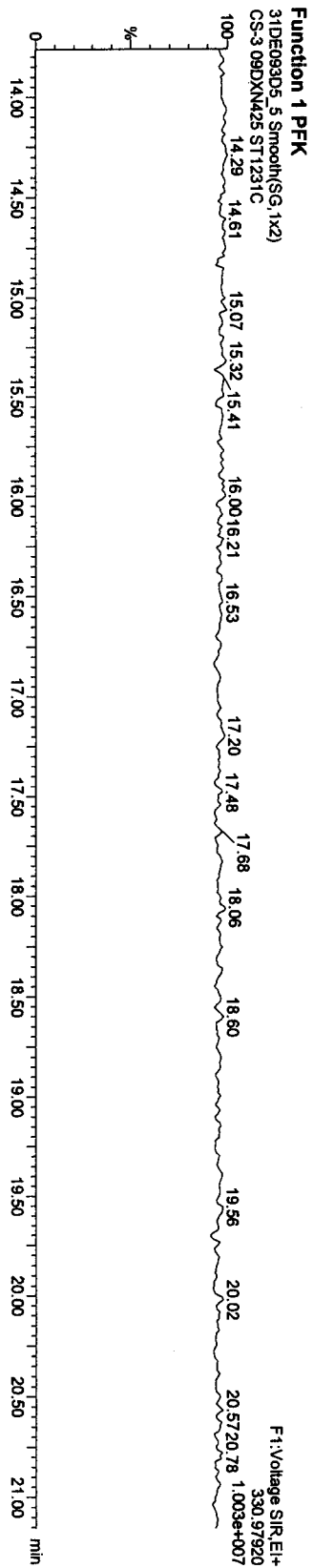
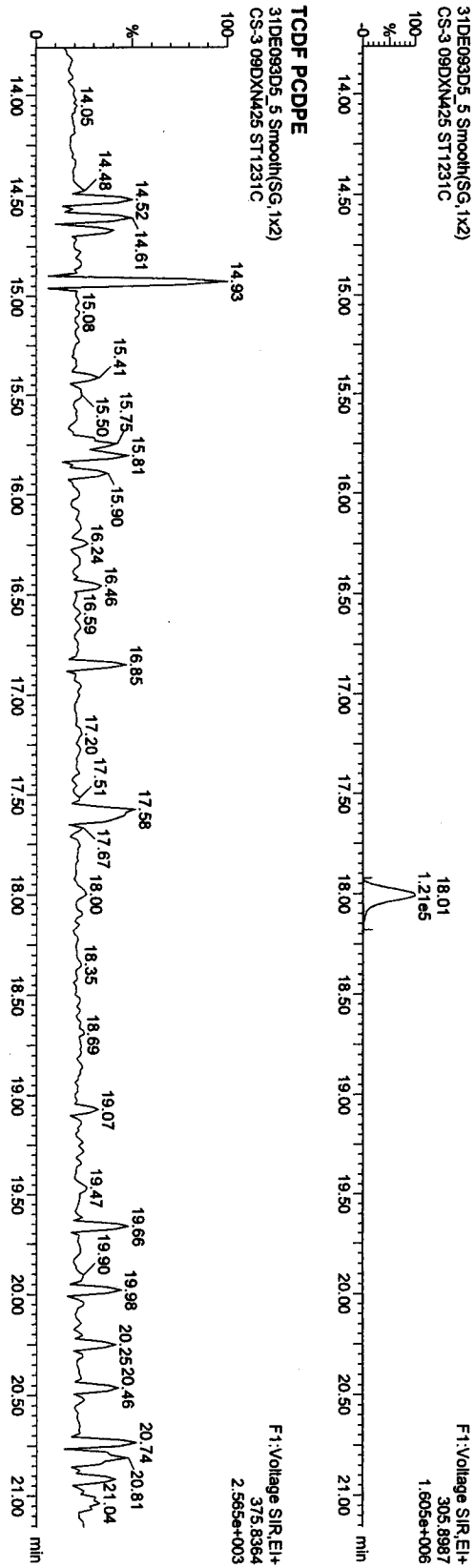



Quantity Sample Report MassLynx 4.1

Dataset: C:\MassLynx\Default\prol\CA123120093D58290.qld

Last Altered: Thursday, December 31, 2009 13:37:23 Pacific Standard Time
Printed: Thursday, December 31, 2009 16:49:24 Pacific Standard Time

Name: 31DE093D5_5, Date: 31-Dec-2009, Time: 10:45:57, ID: ST1231C, Description: CS-3-09DXN425

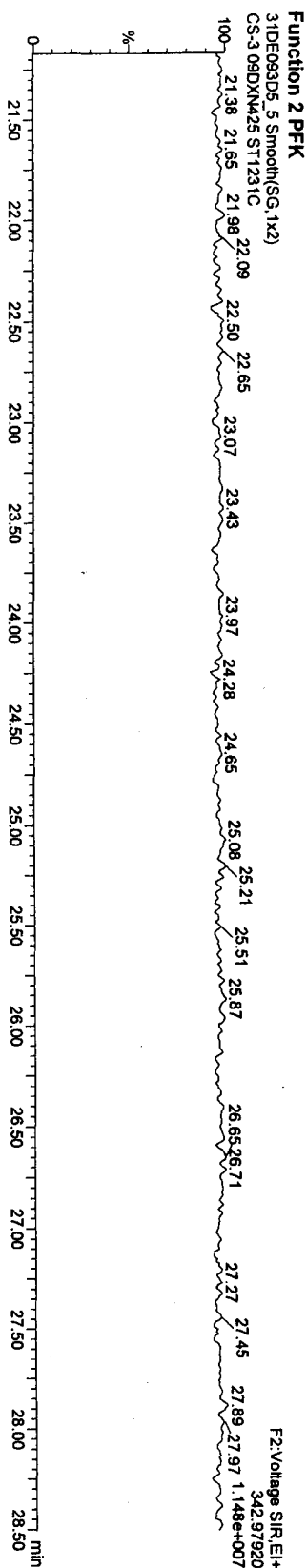
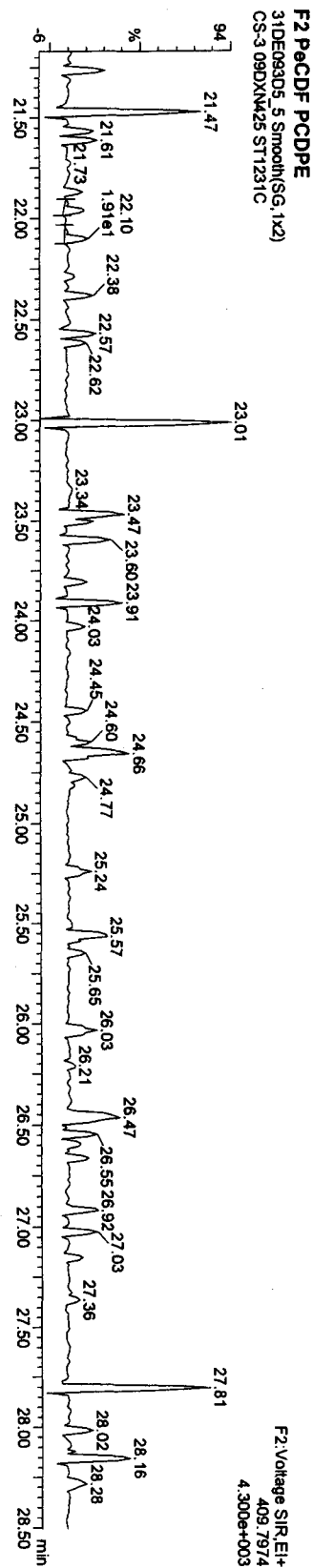
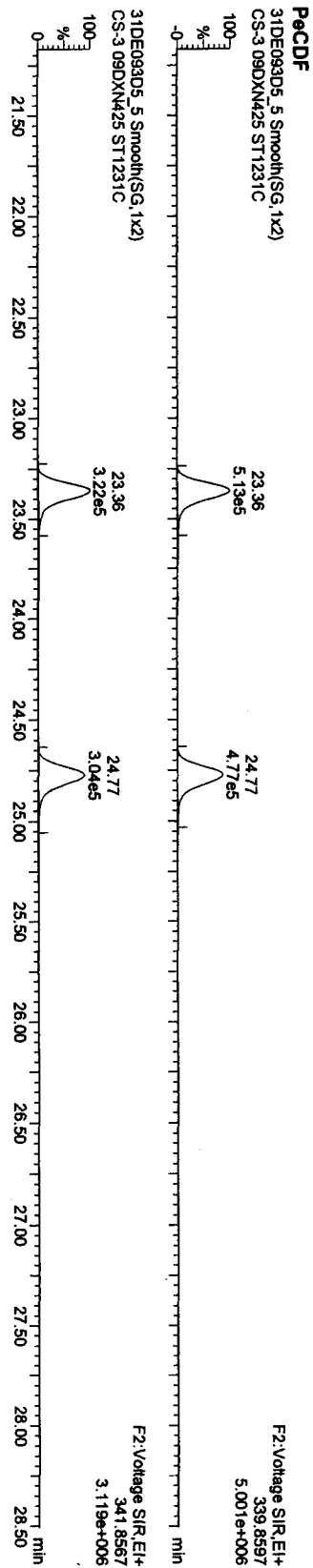


Quantity Sample Report Masslynx 4.1

Dataset: C:\MassLynx\Default\proj\CA123120093D568290.qld

Last Altered: Thursday, December 31, 2009 13:37:23 Pacific Standard Time
Printed: Thursday, December 31, 2009 16:49:24 Pacific Standard Time

Name: 31DE093D5_5, Date: 31-Dec-2009, Time: 10:45:57, ID: ST1231C, Description: CS-3-09DXM425



Quantity Sample Report MassLynx 4.1

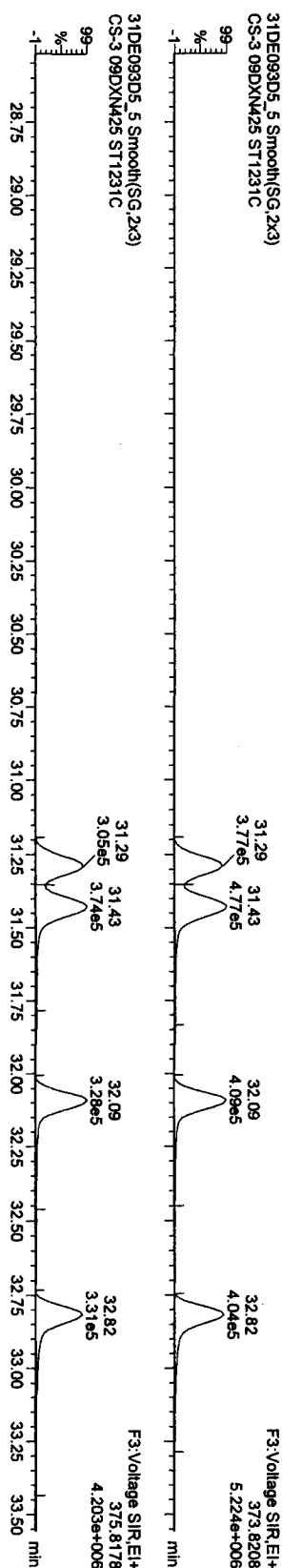
Dataset: C:\MassLynx\Default\prol\CA123120093D58290.qld

Last Altered: Thursday, December 31, 2009 13:37:23 Pacific Standard Time
Printed: Thursday, December 31, 2009 16:49:24 Pacific Standard Time

Name: 31DE093D5_5, Date: 31-Dec-2009, Time: 10:45:57, ID: ST1231C, Description: CS-3-09DXN425

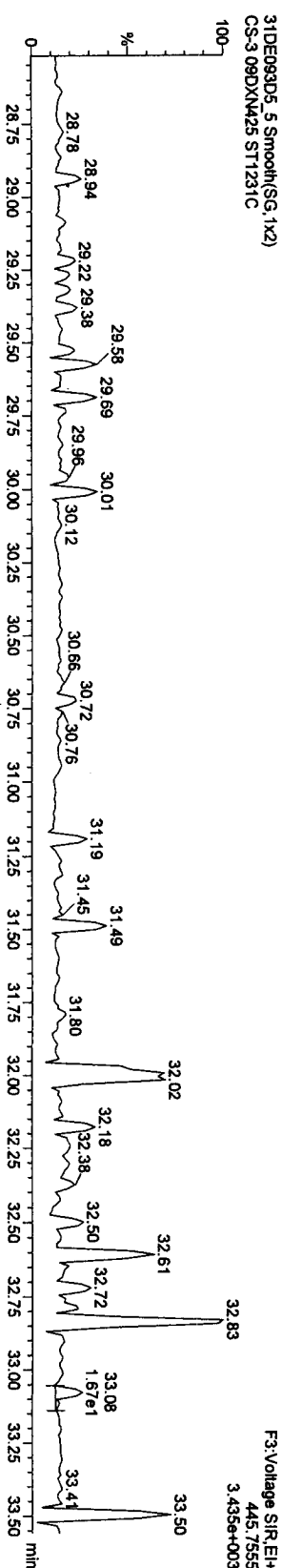
HxCDFs

31DE093D5_5 Smooth(SG,2x3)
CS-3-09DXN425 ST1231C



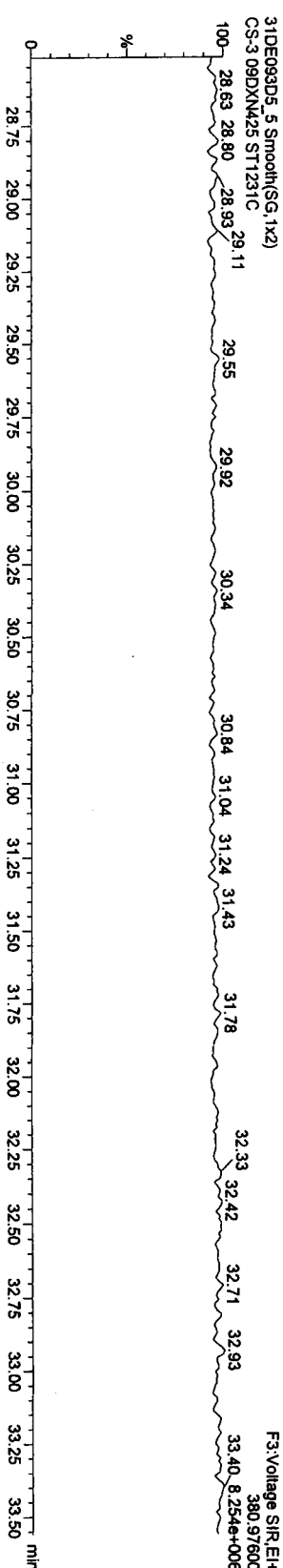
HxCDF PCDPE

31DE093D5_5 Smooth(SG,1x2)
CS-3-09DXN425 ST1231C



Function 3 PFK

31DE093D5_5 Smooth(SG,1x2)
CS-3-09DXN425 ST1231C




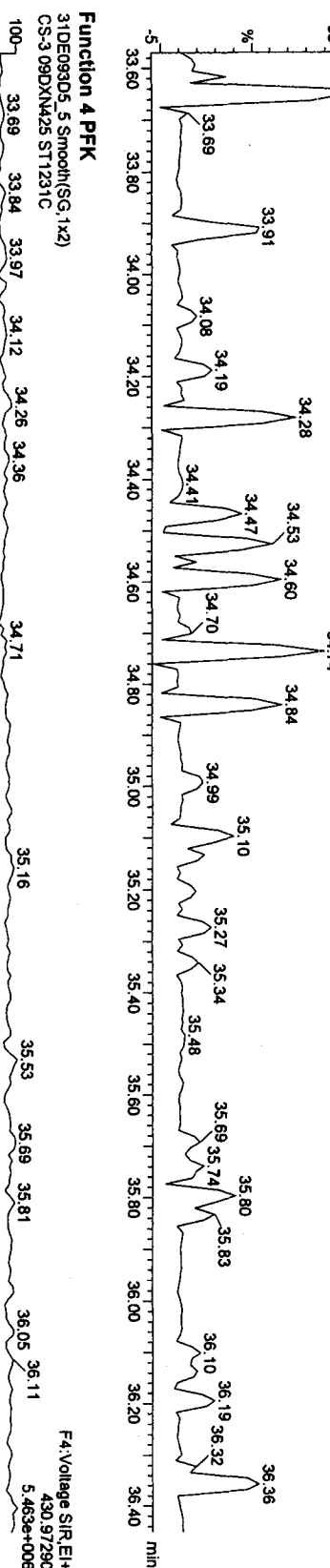


Quantity Sample Report MassLynx 4.1

Dataset: C:\MassLynx\Default\prol\CA123120093D58290.qld

Last Altered: Thursday, December 31, 2009 13:37:23 Pacific Standard Time

Printed: Thursday, December 31, 2009 16:49:24 Pacific Standard Time

Name: 31DE093D5_5, Date: 31-Dec-2009, Time: 10:45:57, ID: ST1231C, Description: CS-3 09DXN425


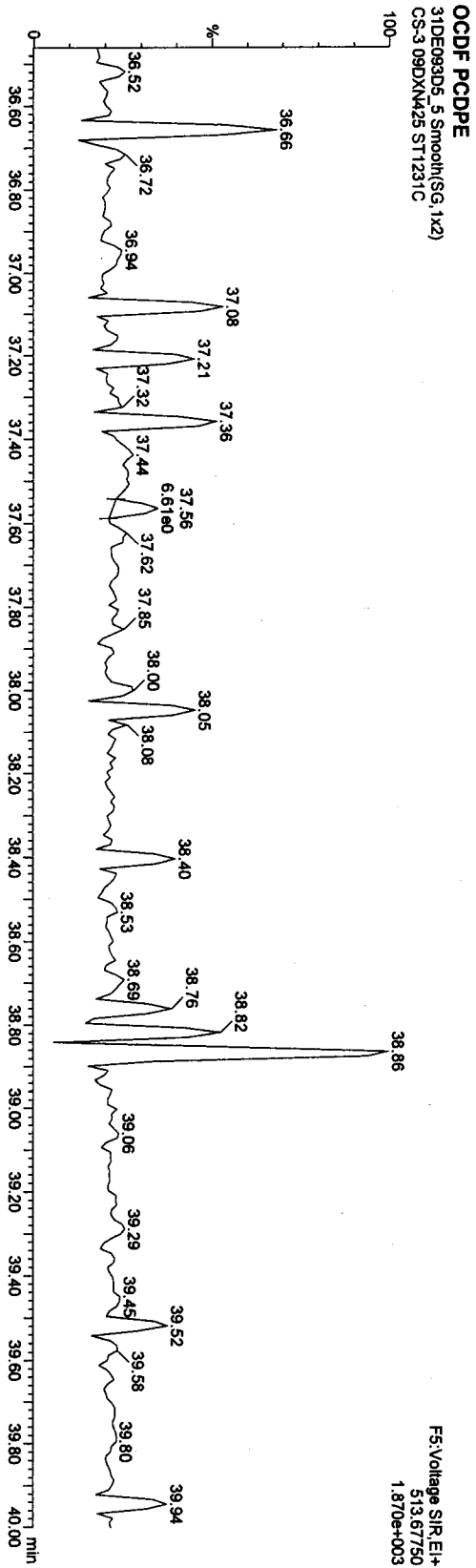


Quantity Sample Report MassLynx 4.1

Dataset: C:\MassLynx\Default\pro\CA123120093D58290.qid

Last Altered: Thursday, December 31, 2009 13:37:23 Pacific Standard Time
Printed: Thursday, December 31, 2009 16:49:24 Pacific Standard Time

Name: 31DE093D5_5, Date: 31-Dec-2009, Time: 10:45:57, ID: ST1231C, Description: CS-3 09DXN425



Quantity Sample Report MassLynx 4.1

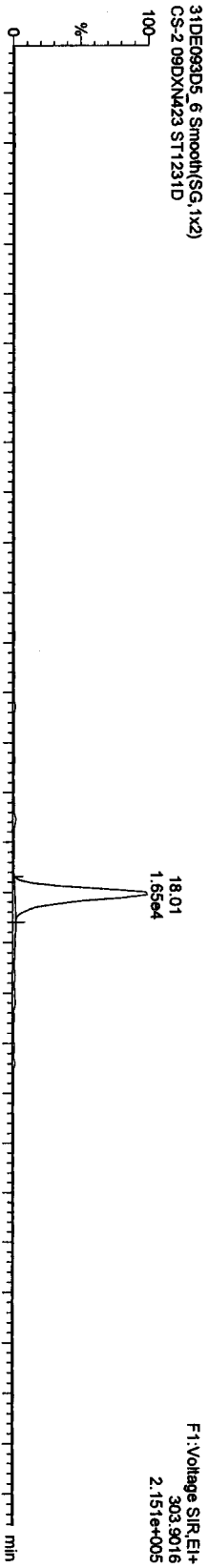
Dataset: C:\MassLynx\Default\pro\CA123120093D58290.qid

Last Altered: Thursday, December 31, 2009 13:37:23 Pacific Standard Time
Printed: Thursday, December 31, 2009 16:49:24 Pacific Standard Time

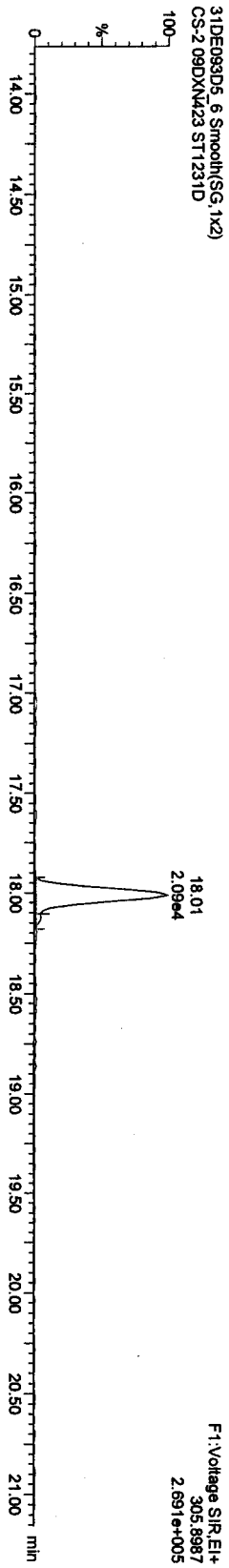
Name: 31DE093D5_6, Date: 31-Dec-2009, Time: 11:27:05, ID: ST1231D, Description: CS-2-09DXN423

TCDFS

31DE093D5_6 Smooth(SG,1x2)
CS-2-09DXN423 ST1231D

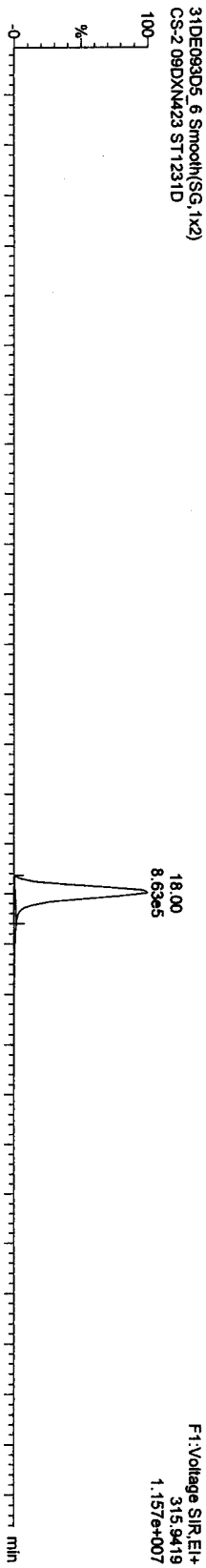


31DE093D5_6 Smooth(SG,1x2)
CS-2-09DXN423 ST1231D

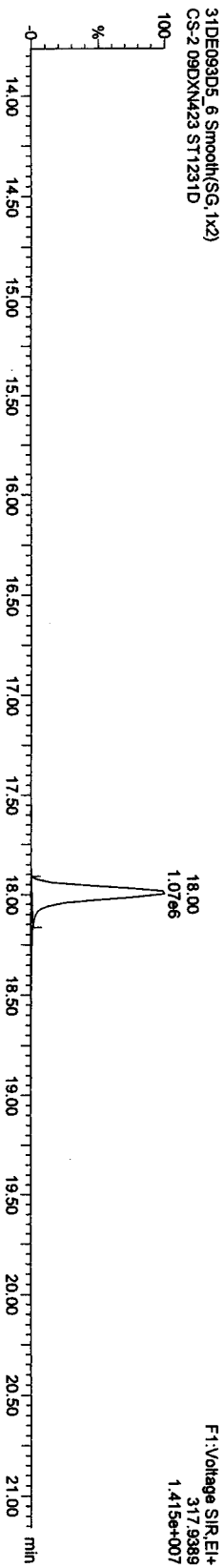


13C-TCDF

31DE093D5_6 Smooth(SG,1x2)
CS-2-09DXN423 ST1231D



31DE093D5_6 Smooth(SG,1x2)
CS-2-09DXN423 ST1231D



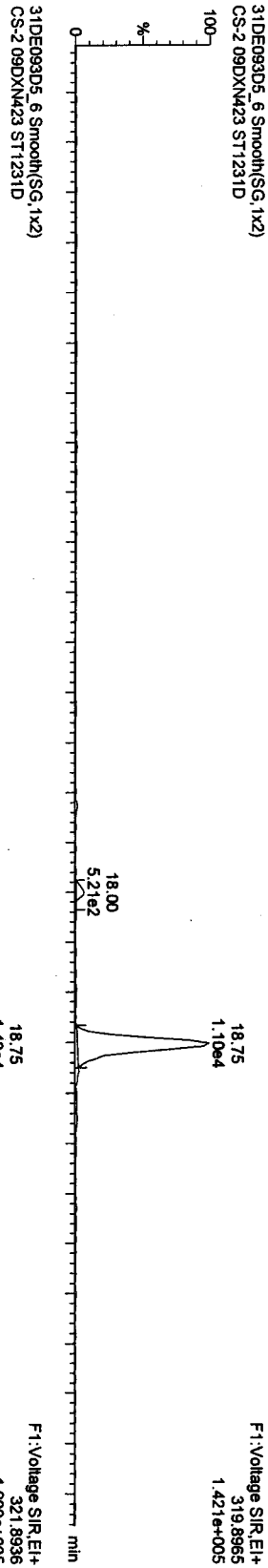
Quantity Sample Report MassLynx 4.1

Dataset: C:\MassLynx\Default\pro\CA123120093D58290.qld

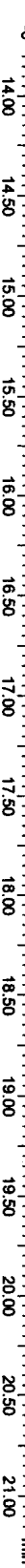

Last Altered: Thursday, December 31, 2009 13:37:23 Pacific Standard Time
Printed: Thursday, December 31, 2009 16:49:24 Pacific Standard Time

Name: 31DE093D5_6, Date: 31-Dec-2009, Time: 11:27:05, ID: ST1231D, Description: CS-2 09DXN423

TCDDs



13C-TCDDs




Quantity Sample Report MassLynx 4.1

Dataset: C:\MassLynx\Default\proj\CA123120093D58290.qid

Last Altered: Thursday, December 31, 2009 13:37:23 Pacific Standard Time
Printed: Thursday, December 31, 2009 16:49:24 Pacific Standard Time

Name: 31DE093D5_6, Date: 31-Dec-2009, Time: 11:27:05, ID: ST1231D, Description: CS-2 09DXN423



Quantity Sample Report MassLynx 4.1

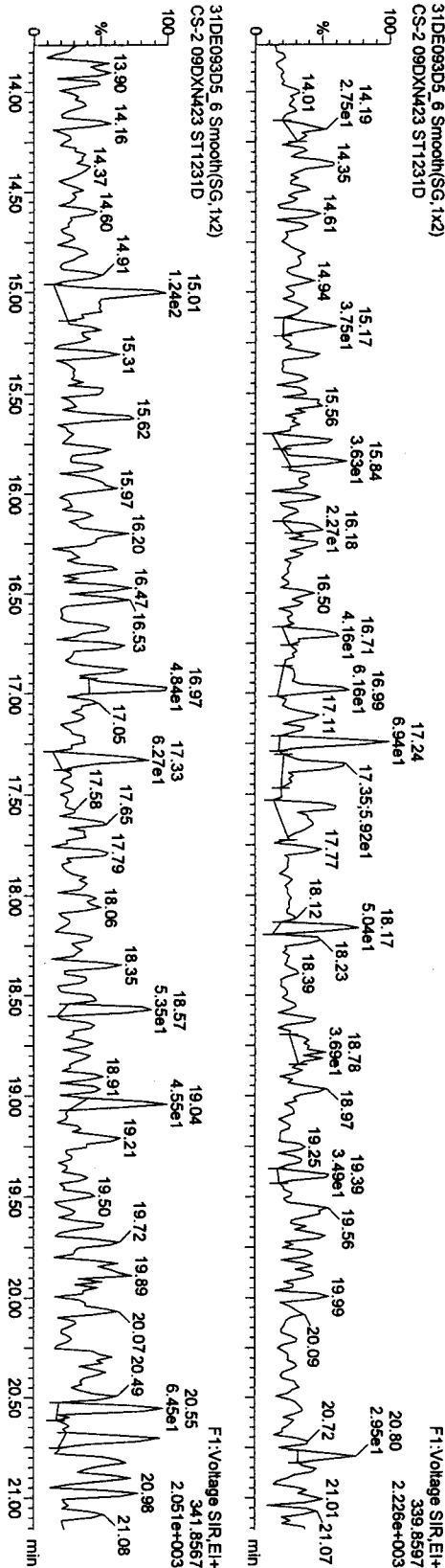
Dataset: C:\MassLynx\Default\pro\CA123120093D58290.qid

Last Altered: Thursday, December 31, 2009 13:37:23 Pacific Standard Time

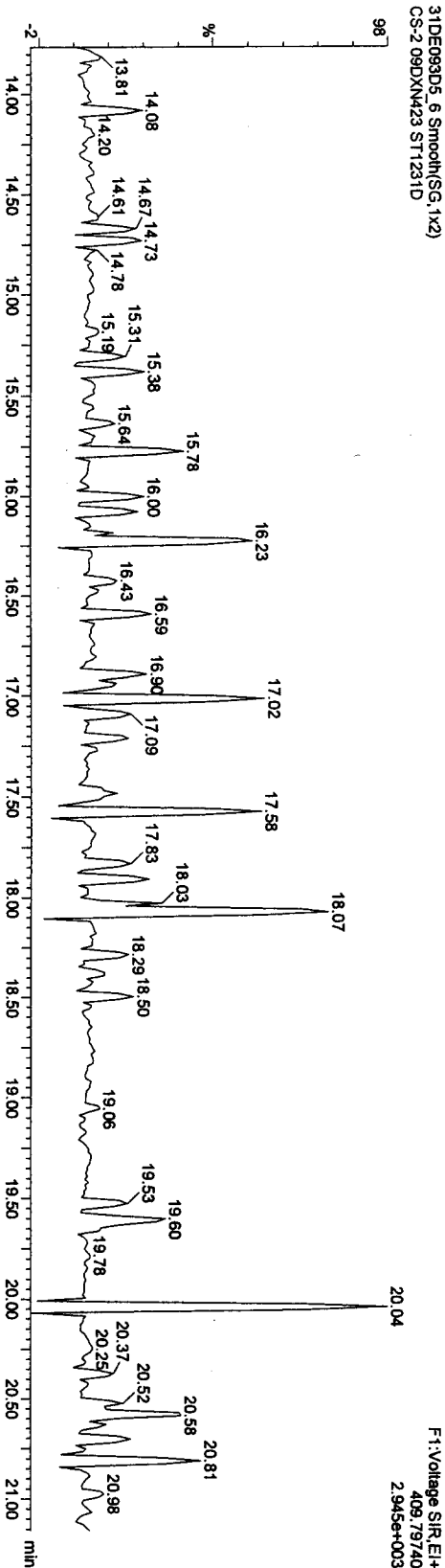
Printed: Thursday, December 31, 2009 16:49:24 Pacific Standard Time

Name: 31DE093D5_6, Date: 31-Dec-2009, Time: 11:27:05, ID: ST1231D, Description: CS-2-09DXN423

F1 PeCDFs



F1 PeCDF PCDPE



Quantity Sample Report Masslynx 4.1

Dataset: C:\MassLynx\Default.prn\CA123120093D58290.qld

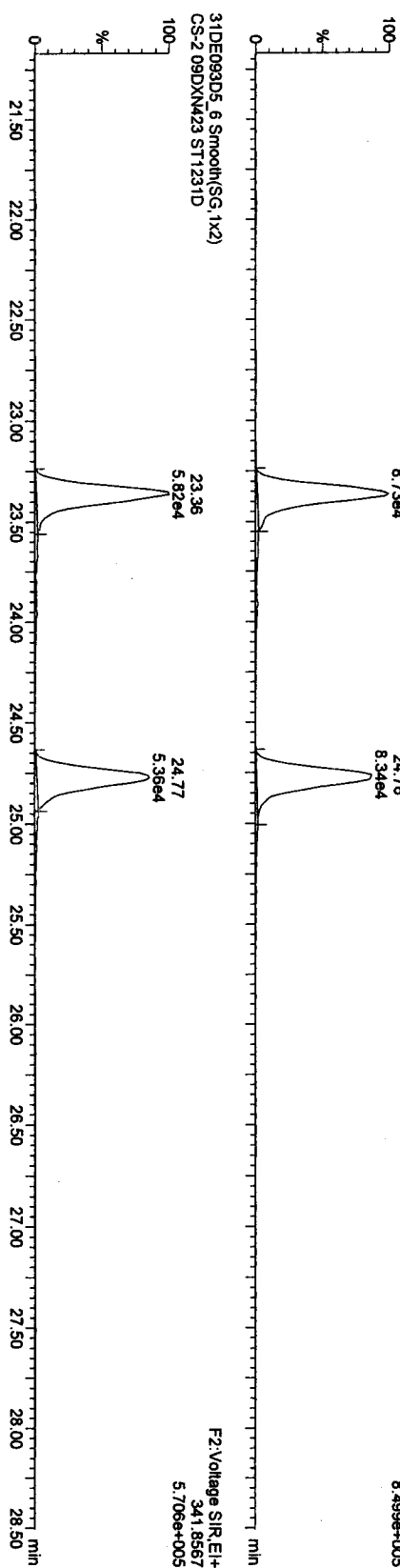
Last Altered: Thursday, December 31, 2009 13:37:23 Pacific Standard Time

Printed: Thursday, December 31, 2009 16:49:24 Pacific Standard Time

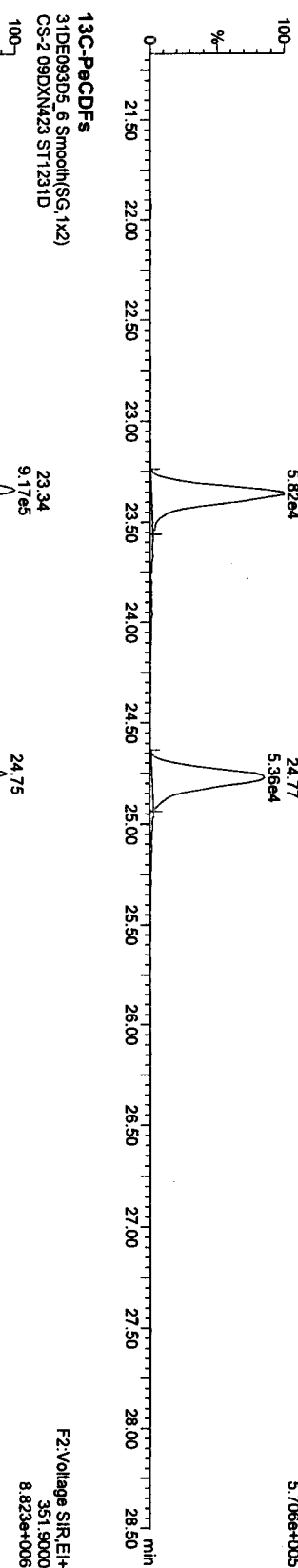
Name: 31DE093D5_6, Date: 31-Dec-2009, Time: 11:27:05, ID: ST1231D, Description: CS-2 09DXN423

PeCDFs

31DE093D5_6 Smooth(SG, 1x2)
CS-2 09DXN423 ST1231D

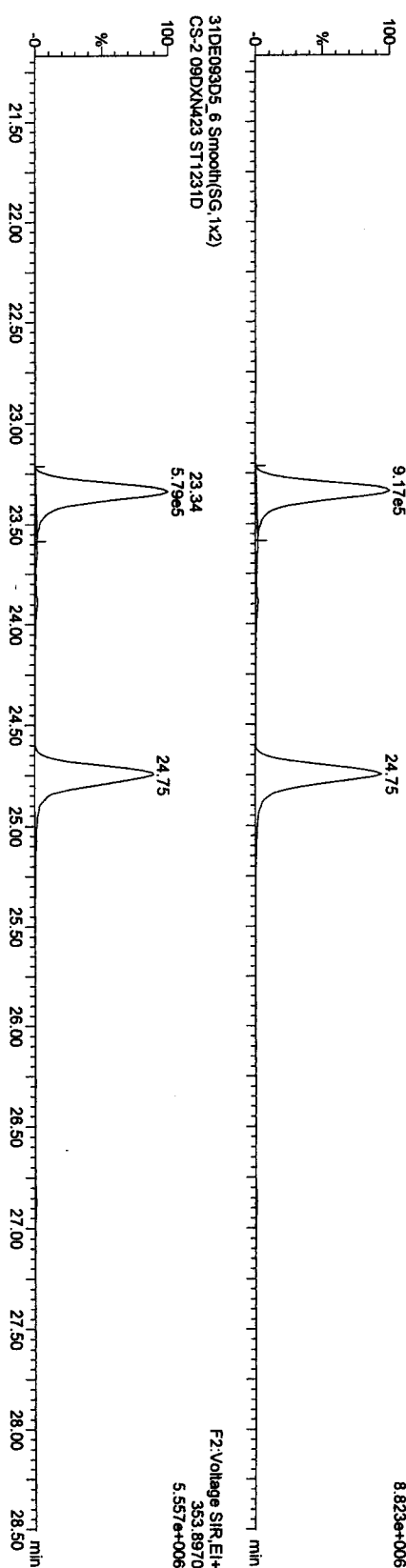


31DE093D5_6 Smooth(SG, 1x2)
CS-2 09DXN423 ST1231D

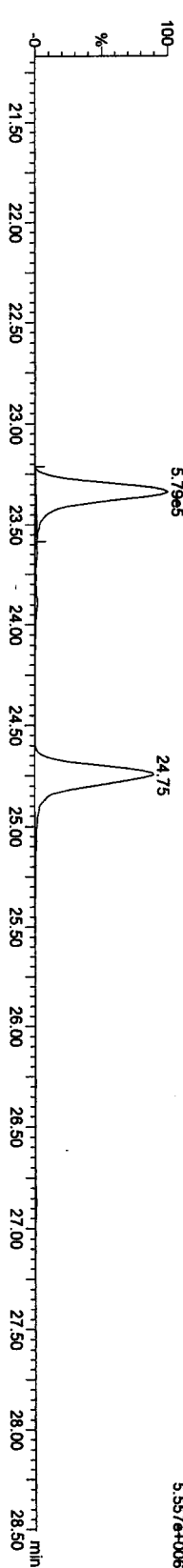


13C-PeCDFs

31DE093D5_6 Smooth(SG, 1x2)
CS-2 09DXN423 ST1231D



31DE093D5_6 Smooth(SG, 1x2)
CS-2 09DXN423 ST1231D



Quantity Sample Report MassLynx 4.1

Dataset: C:\MassLynx\Default\pro\CA123120093D568290.qld


Last Altered: Thursday, December 31, 2009 13:37:23 Pacific Standard Time

Printed: Thursday, December 31, 2009 16:49:24 Pacific Standard Time


Name: 31DE093D5_6, Date: 31-Dec-2009, Time: 11:27:05, ID: ST1231D, Description: CS-2 09DXN423

PecDDs

31DE093D5_6 Smooth(SG, 1x2)
CS-2 09DXN423 ST1231D




31DE093D5_6 Smooth(SG, 1x2)
CS-2 09DXN423 ST1231D




13C-PecDD

31DE093D5_6 Smooth(SG, 1x2)
CS-2 09DXN423 ST1231D



31DE093D5_6 Smooth(SG, 1x2)
CS-2 09DXN423 ST1231D



Quantity Sample Report MassLynx 4.1

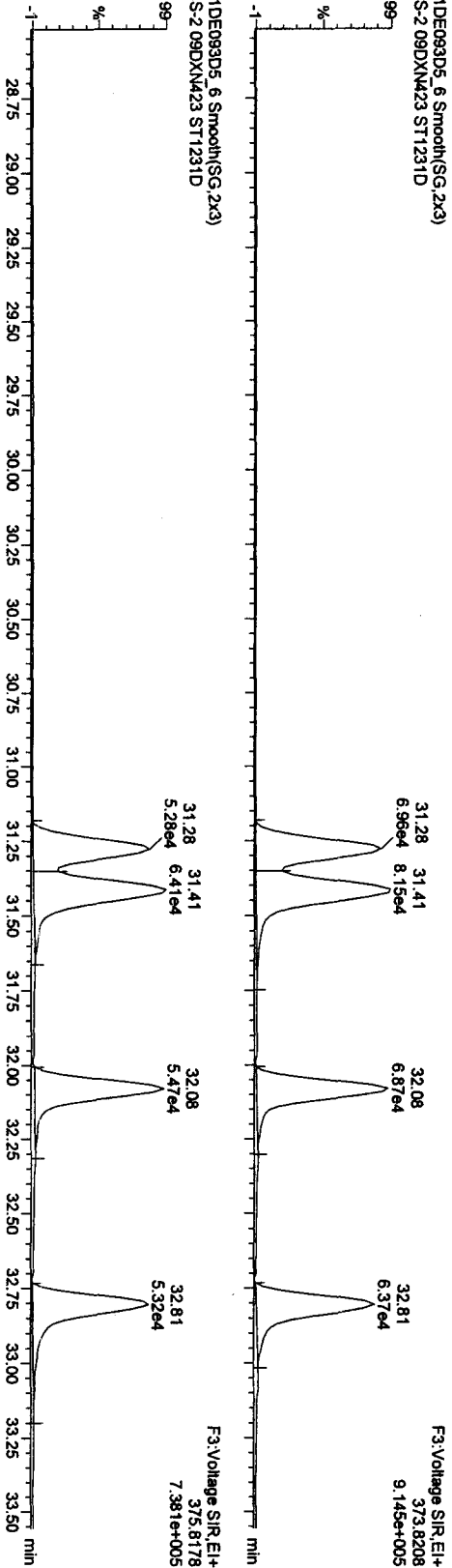
Dataset: C:\MassLynx\Default\prol\CA123120093D58290.qld

Last Altered: Thursday, December 31, 2009 13:37:23 Pacific Standard Time
Printed: Thursday, December 31, 2009 16:49:24 Pacific Standard Time

Name: 31DE093D5_6, Date: 31-Dec-2009, Time: 11:27:05, ID: ST1231D, Description: CS-2-09DXM423

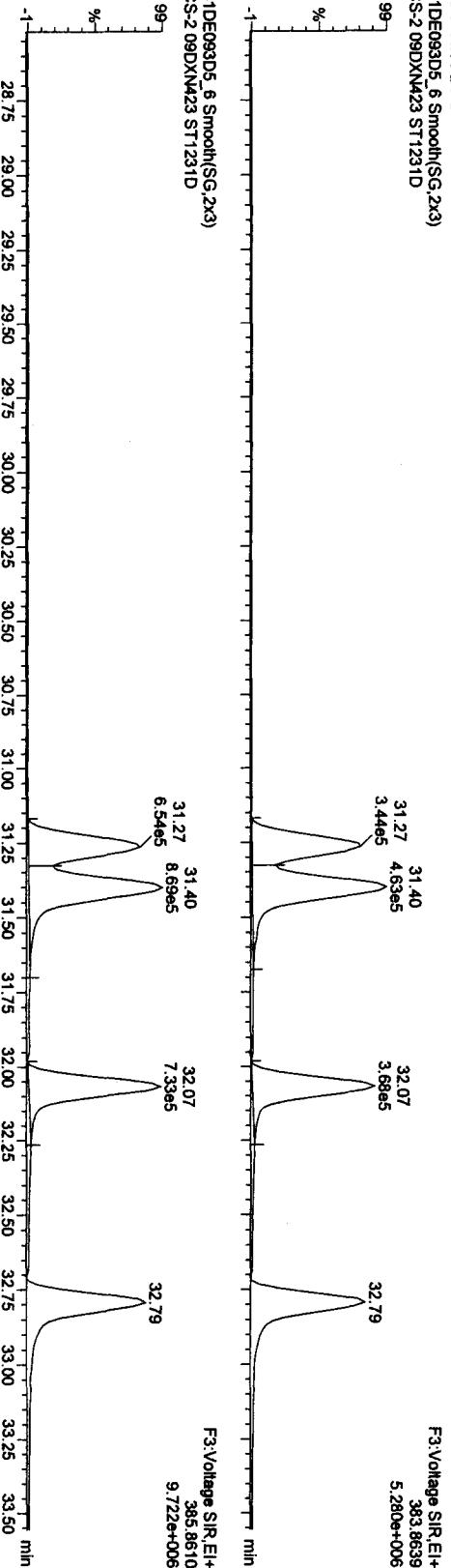
HXCDFs

31DE093D5_6 Smooth(SG,2x3)
CS-2-09DXM423 ST1231D



13C-HXCDFs

31DE093D5_6 Smooth(SG,2x3)
CS-2-09DXM423 ST1231D



Quantity Sample Report MassLynx 4.1

Dataset: C:\MassLynx\Default\pro\CA123120093D58290.qld


Last Altered: Thursday, December 31, 2009 13:37:23 Pacific Standard Time

Printed: Thursday, December 31, 2009 16:49:24 Pacific Standard Time

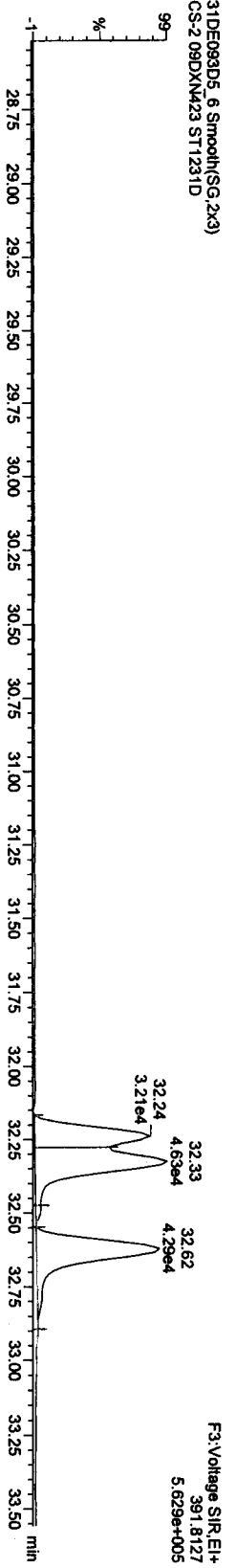
Name: 31DE093D5_6, Date: 31-Dec-2009, Time: 11:27:05, ID: ST1231D, Description: CS-2 09DXN423

HXCDDs

31DE093D5_6 Smooth(SG,2x3)
CS-2 09DXN423 ST1231D




31DE093D5_6 Smooth(SG,2x3)
CS-2 09DXN423 ST1231D

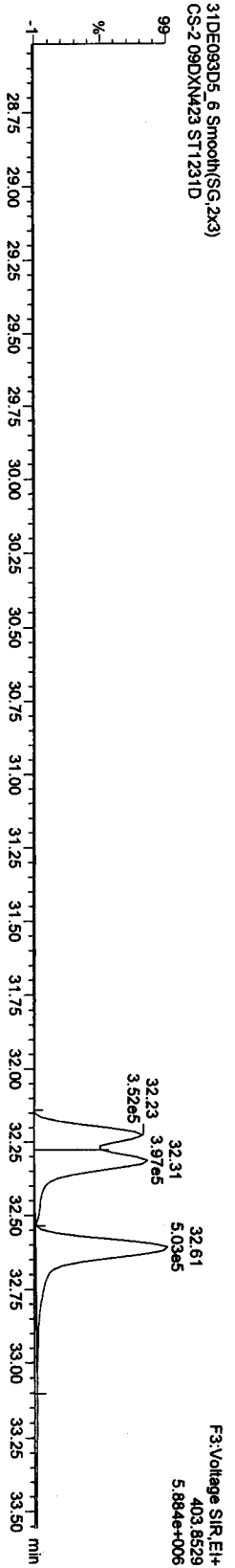


13C-HXCDDs

31DE093D5_6 Smooth(SG,2x3)
CS-2 09DXN423 ST1231D



31DE093D5_6 Smooth(SG,2x3)
CS-2 09DXN423 ST1231D



Quantify Sample Report MassLynx 4.1

Dataset: C:\MassLynx\Default\prol\CA123120093D58290.qld

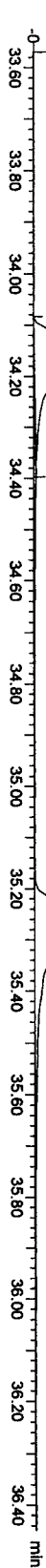

Last Altered: Thursday, December 31, 2009 13:37:23 Pacific Standard Time
Printed: Thursday, December 31, 2009 16:49:24 Pacific Standard Time

Name: 31DE093D5_6, Date: 31-Dec-2009, Time: 11:27:05, ID: ST1231D, Description: CS-2 09DXN423

HpCDFs



13C-HpCDFs



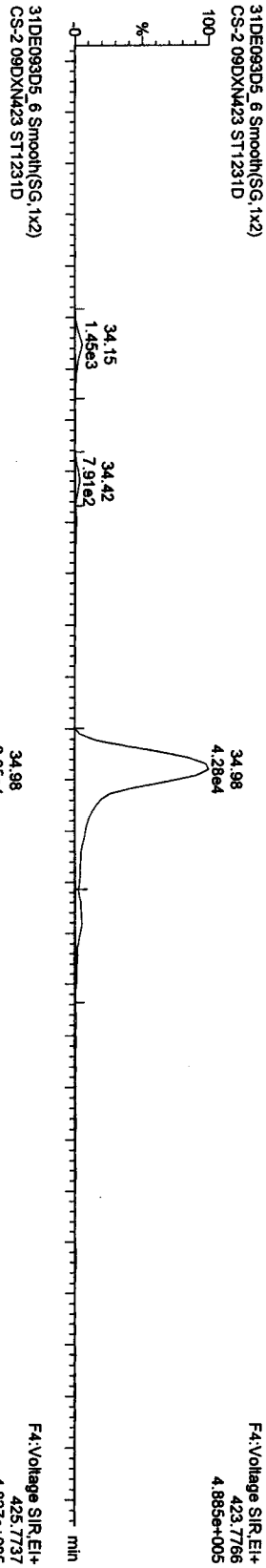
Quantity Sample Report MassLynx 4.1

Dataset: C:\MassLynx\Default\prol\CA123120093D58290.qld

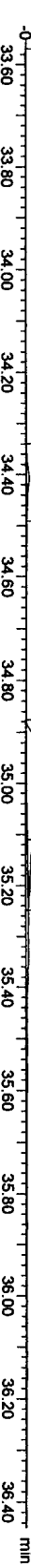
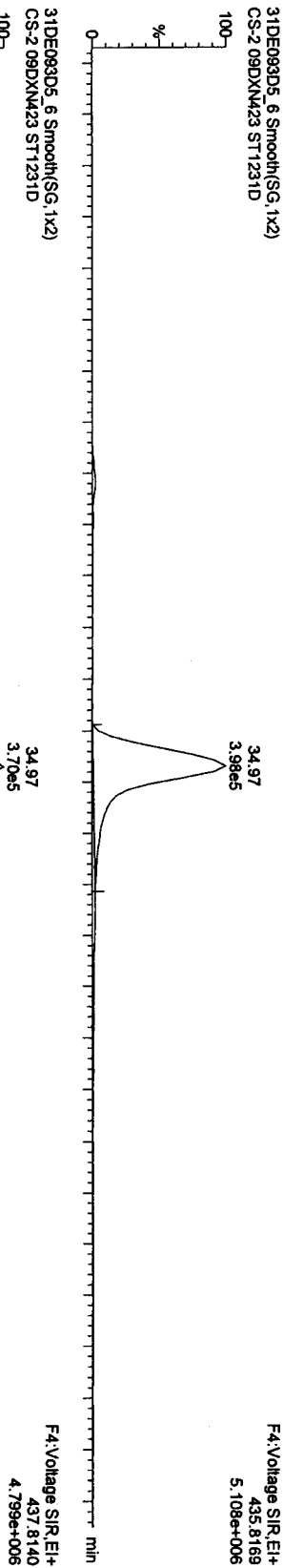
Last Altered: Thursday, December 31, 2009 13:37:23 Pacific Standard Time
Printed: Thursday, December 31, 2009 16:49:24 Pacific Standard Time

Name: 31DE093D5_6, Date: 31-Dec-2009, Time: 11:27:05, ID: ST1231D, Description: CS-2 09DXN423

HPCDDs



13C-HPCDD



Quantity Sample Report MassLynx 4.1


Dataset: C:\MassLynx\Default\proj\CA123120093D58290.qld

Last Altered: Thursday, December 31, 2009 13:37:23 Pacific Standard Time
Printed: Thursday, December 31, 2009 16:49:24 Pacific Standard Time


Name: 31DE093D5_6, Date: 31-Dec-2009, Time: 11:27:05, ID: ST1231D, Description: CS-2 09DXN423

OCDFs

31DE093D5_6 Smooth(SG, 1x2)
CS-2 09DXN423 ST1231D

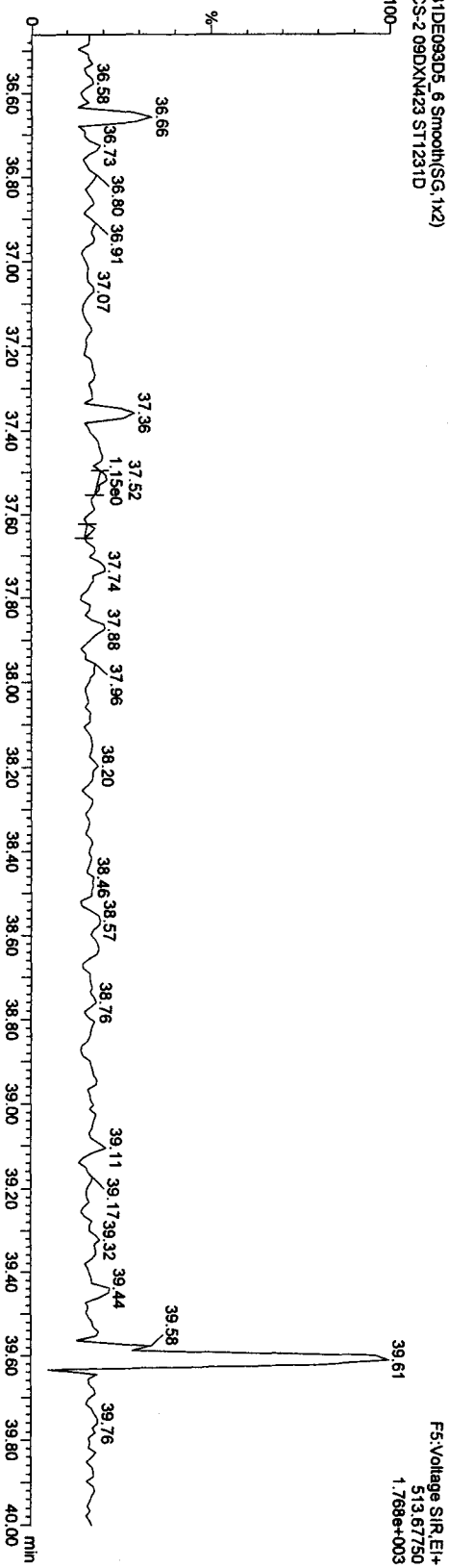


31DE093D5_6 Smooth(SG, 1x2)
CS-2 09DXN423 ST1231D



OCDF PCDFE

31DE093D5_6 Smooth(SG, 1x2)
CS-2 09DXN423 ST1231D



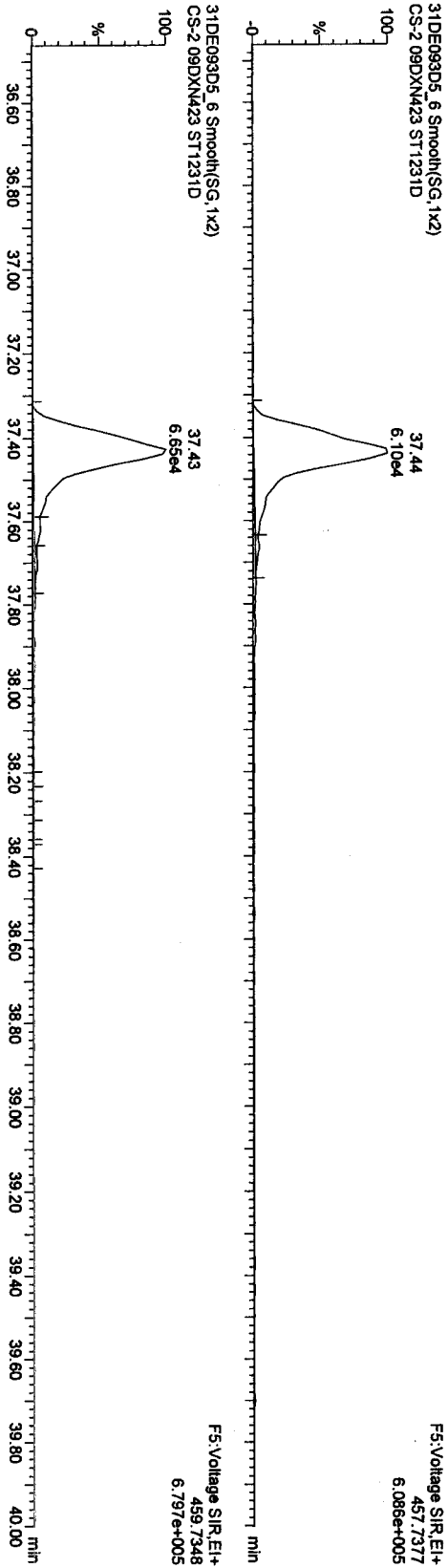
Quantity Sample Report MassLynx 4.1

Dataset: C:\MassLynx\Default\pro\CA123120093D58290.qld



Last Altered: Thursday, December 31, 2009 13:37:23 Pacific Standard Time
Printed: Thursday, December 31, 2009 16:49:24 Pacific Standard Time

Name: 31DE093D5_6, Date: 31-Dec-2009, Time: 11:27:05, ID: ST1231D, Description: CS-2 09DXN423

OCDD



13C-OCDD



Quantity Sample Report MassLynx 4.1

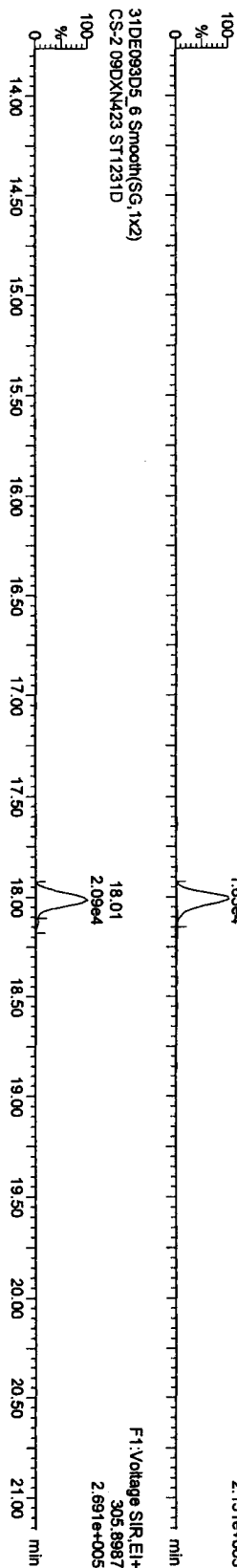
Dataset: C:\MassLynx\Default\pro\CA123120093D58290.qld

Last Altered: Thursday, December 31, 2009 13:37:23 Pacific Standard Time

Printed: Thursday, December 31, 2009 16:49:24 Pacific Standard Time

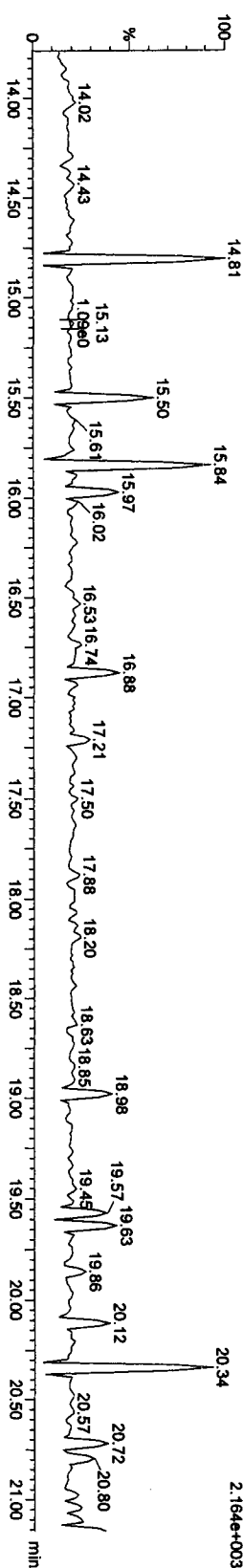
Name: 31DE093D5_6, Date: 31-Dec-2009, Time: 11:27:05, ID: ST1231D, Description: CS-2 09DXN423

TCDFs
31DE093D5_6 Smooth(SG, 1x2)
CS-2 09DXN423 ST1231D



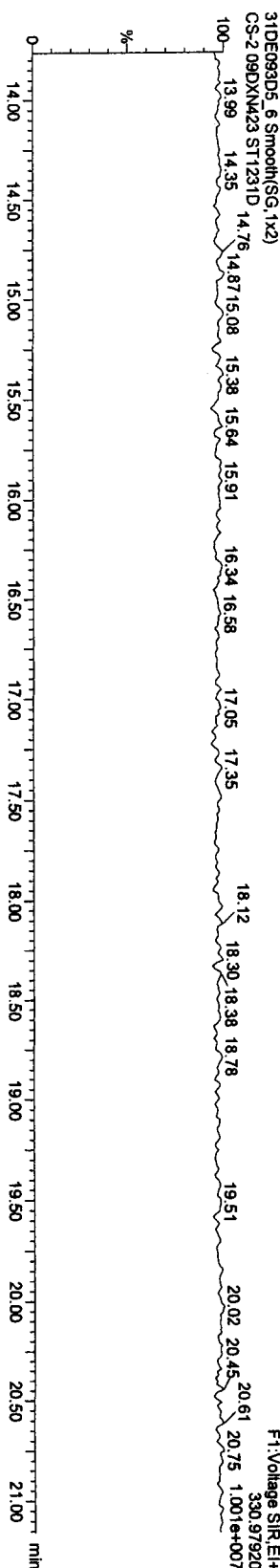
F1:Voltage SIR.EI+
303.9016
2.151e+005

TCDF PCDFE
31DE093D5_6 Smooth(SG, 1x2)
CS-2 09DXN423 ST1231D



F1:Voltage SIR.EI+
375.8364
2.164e+003

Function 1 PFK



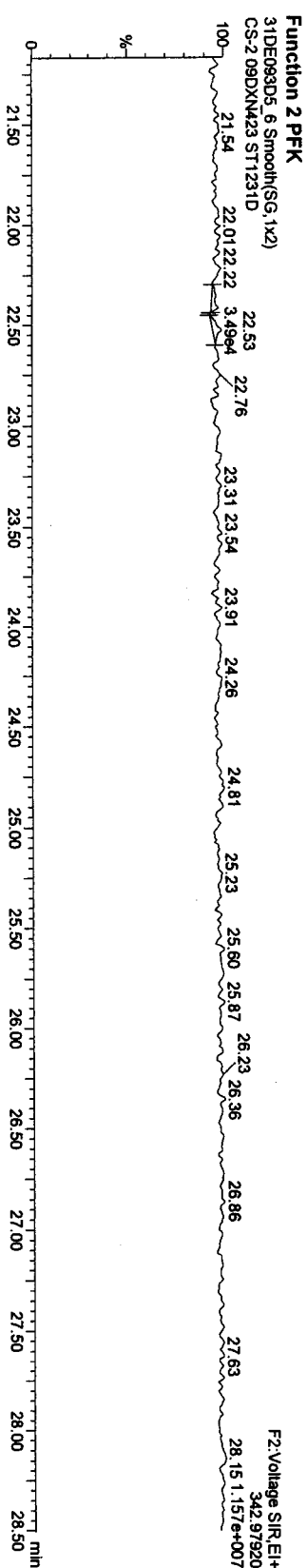
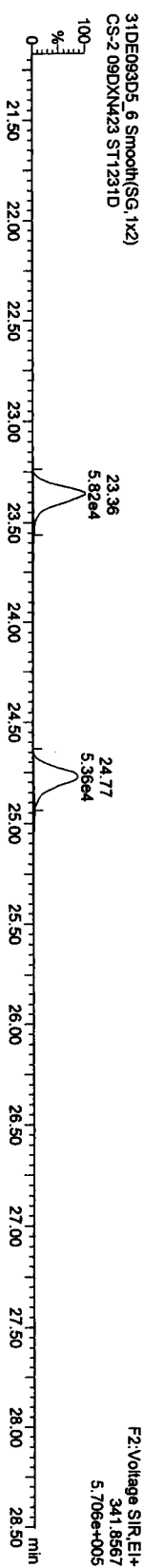
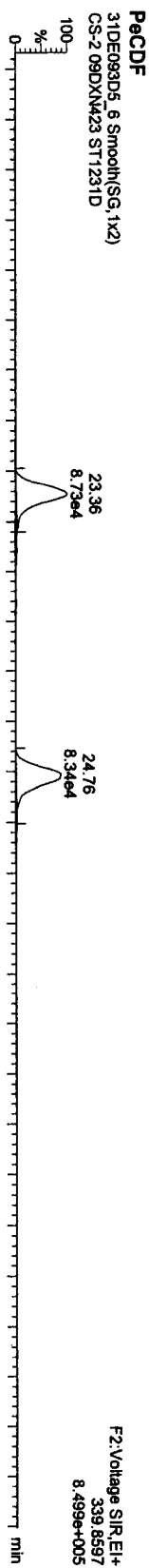
F1:Voltage SIR.EI+
330.97920
1.001e+007

Quantity Sample Report MassLynx 4.1

Dataset: C:\MassLynx\Default\prol\CA123120093D58290.qld

Last Altered: Thursday, December 31, 2009 13:37:23 Pacific Standard Time
Printed: Thursday, December 31, 2009 16:49:24 Pacific Standard Time

Name: 31DE093D5_6, Date: 31-Dec-2009, Time: 11:27:05, ID: ST1231D, Description: CS-2 09DXN423



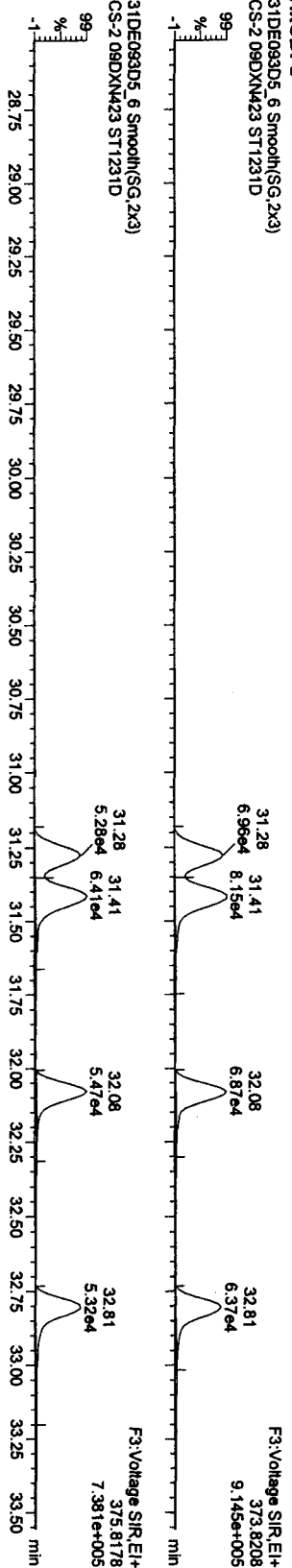
Quantity Sample Report MassLynx 4.1

Dataset: C:\MassLynx\Default\provlCA123120093D58290.qld

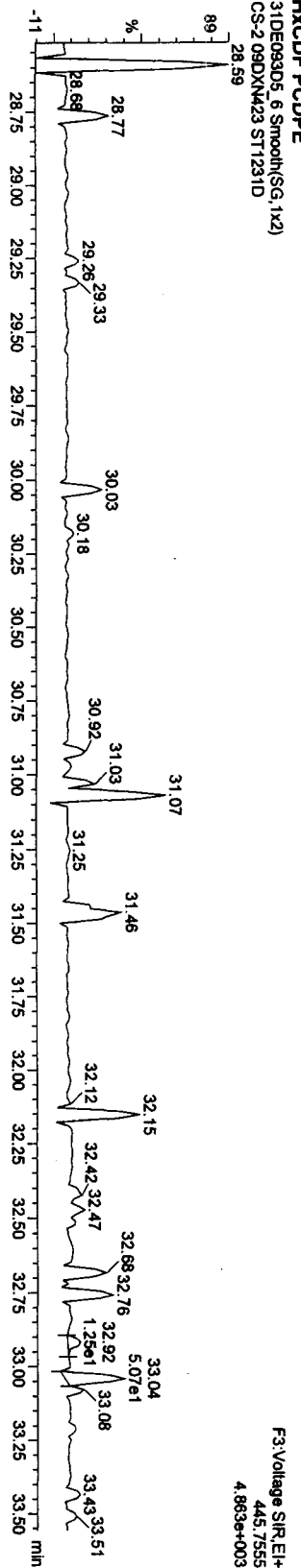
Last Altered: Thursday, December 31, 2009 13:37:23 Pacific Standard Time
 Printed: Thursday, December 31, 2009 16:49:24 Pacific Standard Time

Name: 31DE093D5_6, Date: 31-Dec-2009, Time: 11:27:05, ID: ST1231D, Description: CS-2 09DXN423

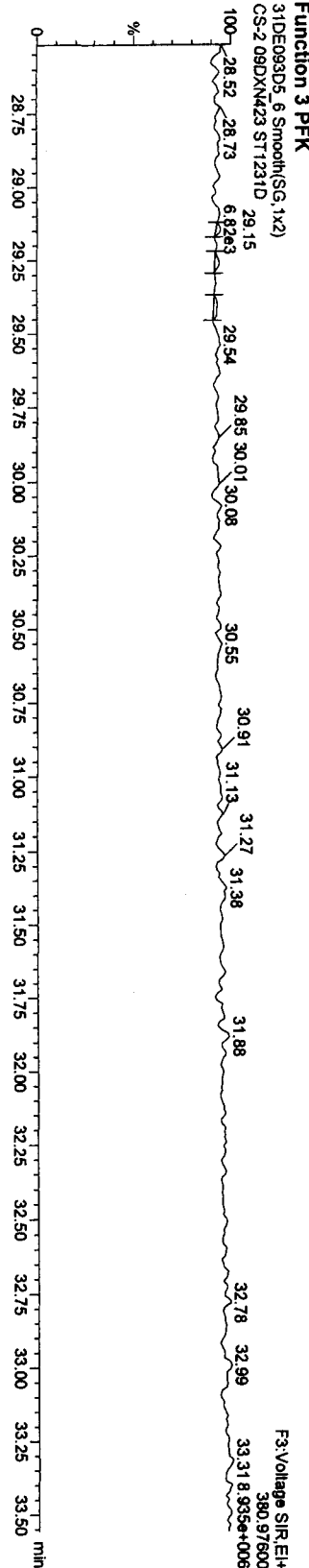
HXCDFs
 31DE093D5_6 Smooth(SG, 2x3)
 CS-2 09DXN423 ST1231D



HXCDF PCDPE
 31DE093D5_6 Smooth(SG, 1x2)
 CS-2 09DXN423 ST1231D



Function 3 PFK
 31DE093D5_6 Smooth(SG, 1x2)
 CS-2 09DXN423 ST1231D



Quantity Sample Report MassLynx 4.1

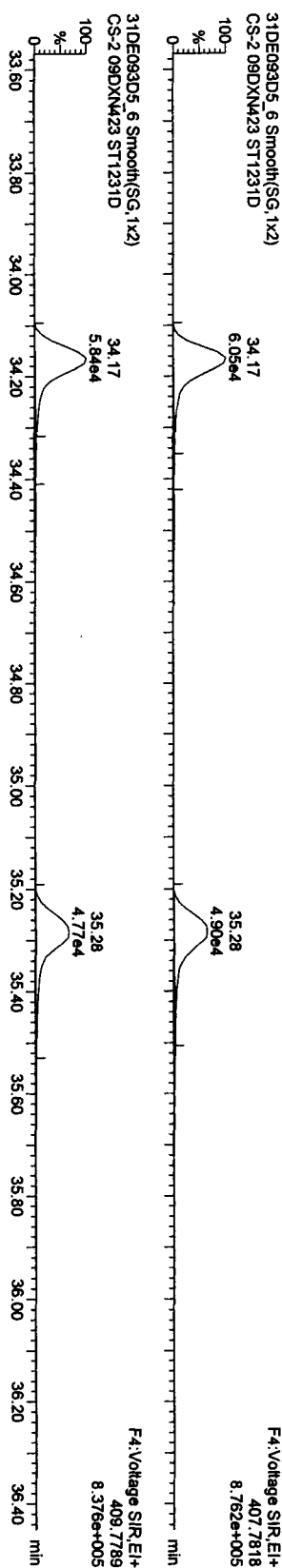
Dataset: C:\MassLynx\Default\proj\CA123120093D58290.qld

Last Altered: Thursday, December 31, 2009 13:37:23 Pacific Standard Time
Printed: Thursday, December 31, 2009 16:49:24 Pacific Standard Time

Name: 31DE093D5_6, Date: 31-Dec-2009, Time: 11:27:05, ID: ST1231D, Description: CS-2 09DXN423

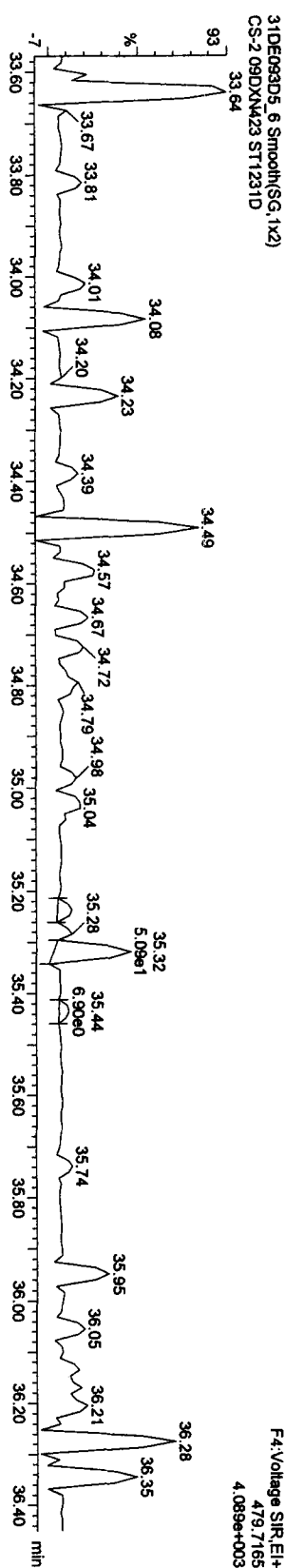
HPCDFs

31DE093D5_6 Smooth(SG, 1x2)
CS-2 09DXN423 ST1231D



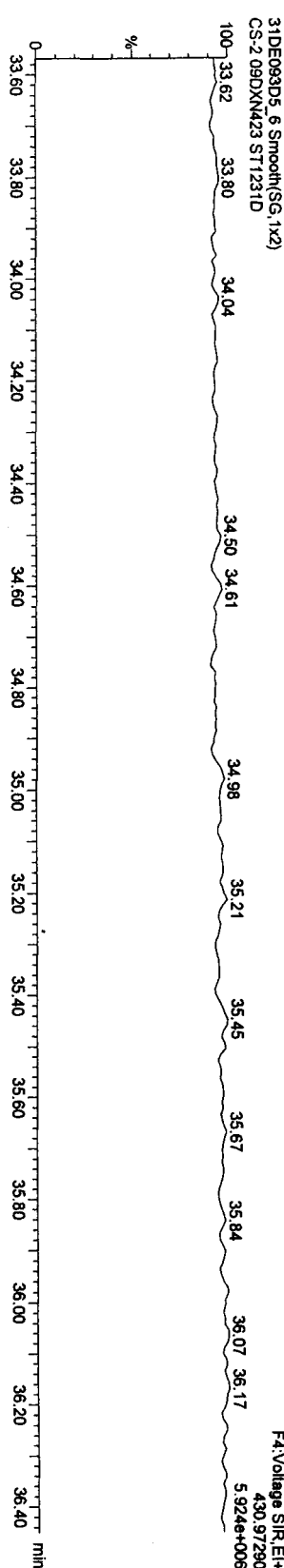
HPCDF PCDPE

31DE093D5_6 Smooth(SG, 1x2)
CS-2 09DXN423 ST1231D



Function 4 PFK

31DE093D5_6 Smooth(SG, 1x2)
CS-2 09DXN423 ST1231D



Quantity Sample Report MassLynx 4.1

Dataset: C:\MassLynx\Default\prol\CA123120093D58290.qld

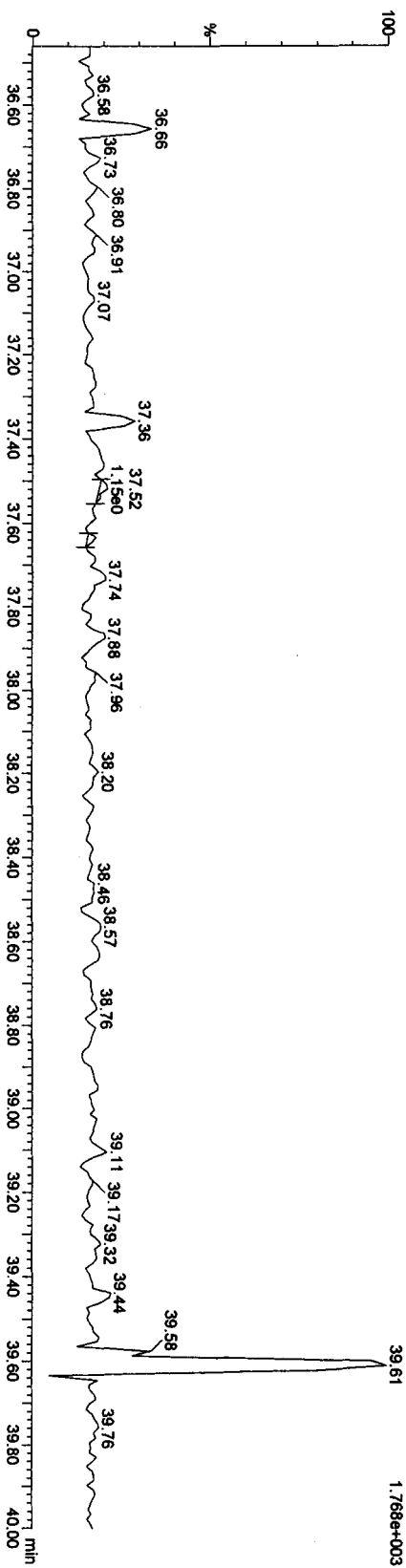
Last Altered: Thursday, December 31, 2009 13:37:23 Pacific Standard Time

Printed: Thursday, December 31, 2009 16:49:24 Pacific Standard Time

Name: 31DE093D5_6, Date: 31-Dec-2009, Time: 11:27:05, ID: ST1231D, Description: CS-2-09DXNA23

OCDF PCDDPE

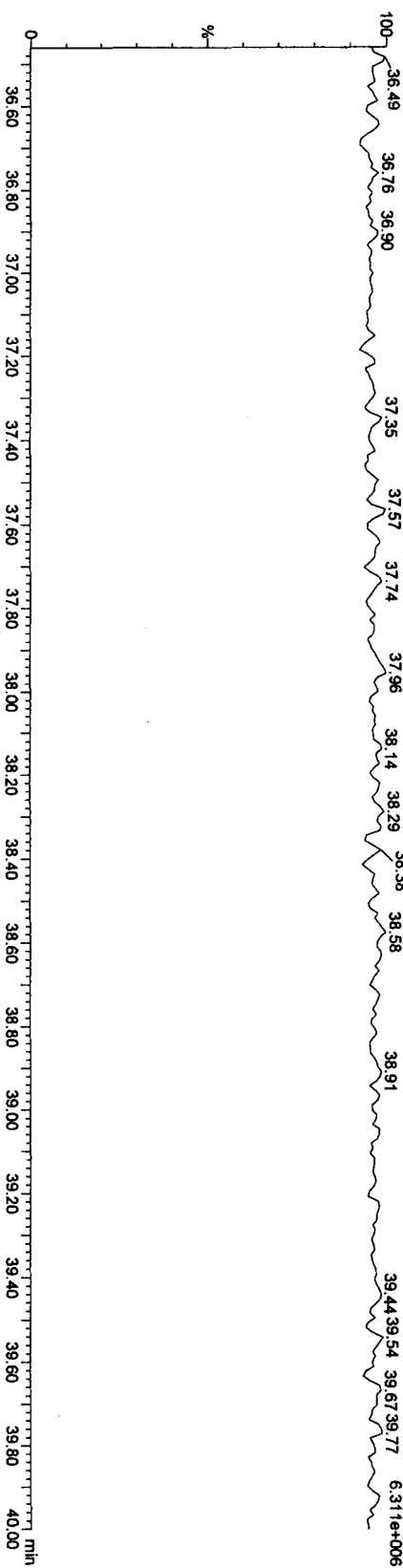
31DE093D5_6 Smooth(SG, 1x2)
CS-2-09DXNA23 ST1231D



F5:Voltage SIR.EI+
513.67750
1.768e+003

Function 5 PFK

31DE093D5_6 Smooth(SG, 1x2)
CS-2-09DXNA23 ST1231D



F5:Voltage SIR.EI+
442.97280
6.311e+006

Quantity Sample Report MassLynx 4.1

Dataset: C:\MassLynx\Default\pro\CA123120093D58290.qld

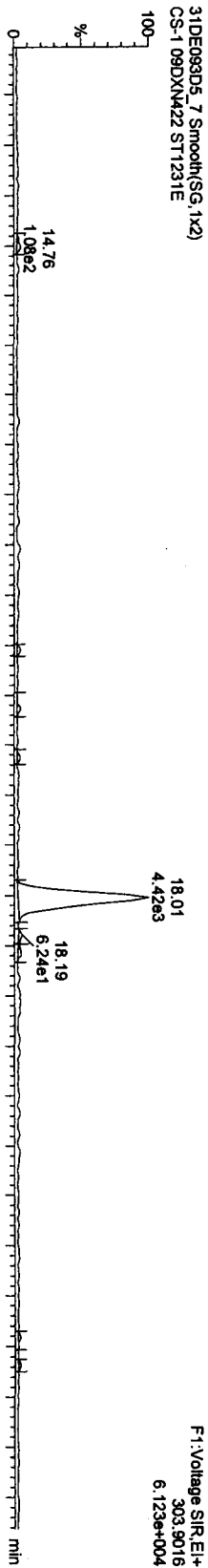
Last Altered: Thursday, December 31, 2009 13:37:23 Pacific Standard Time

Printed: Thursday, December 31, 2009 16:49:24 Pacific Standard Time

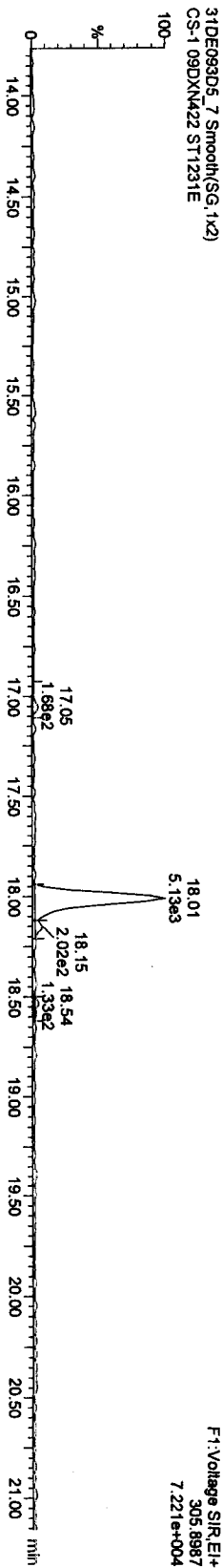
Name: 31DE093D5_7, Date: 31-Dec-2009, Time: 12:09:24, ID: ST1231E, Description: CS-1 09DXN422

TCDFs

31DE093D5_7 Smooth(SG, 1x2)
CS-1 09DXN422 ST1231E

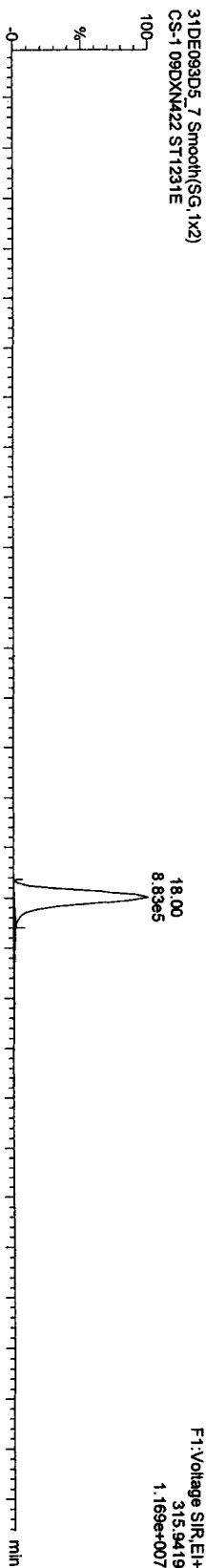


31DE093D5_7 Smooth(SG, 1x2)
CS-1 09DXN422 ST1231E

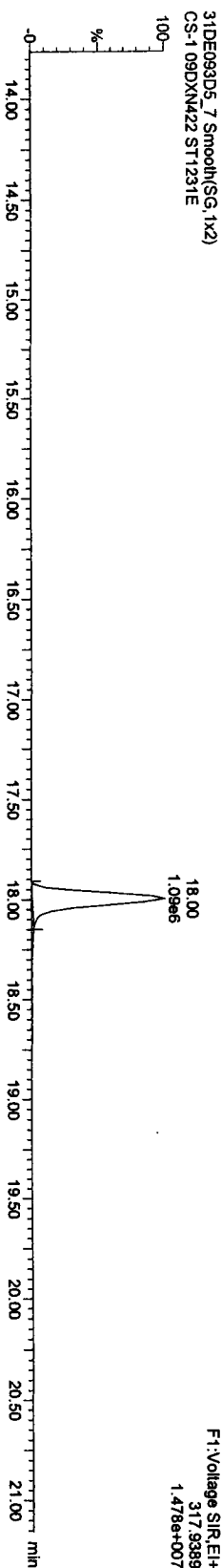


13C-TCDF

31DE093D5_7 Smooth(SG, 1x2)
CS-1 09DXN422 ST1231E



31DE093D5_7 Smooth(SG, 1x2)
CS-1 09DXN422 ST1231E



Quantity Sample Report Masslynx 4.1

Dataset: C:\MassLynx\Default\prof\CA123120093D58290.qld

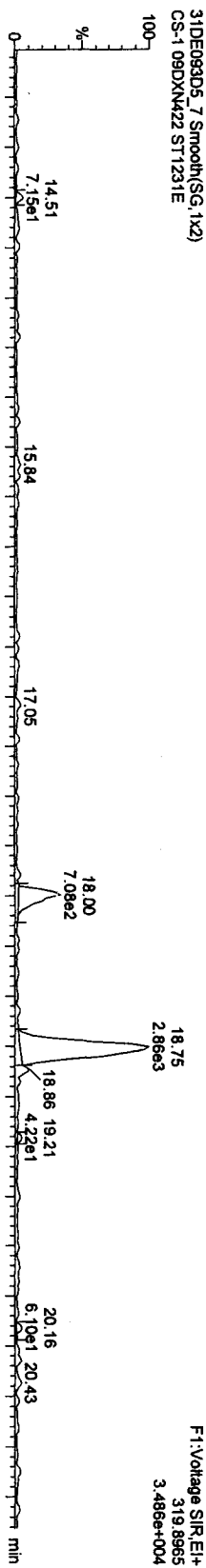
Last Altered: Thursday, December 31, 2009 13:37:23 Pacific Standard Time

Printed: Thursday, December 31, 2009 16:49:24 Pacific Standard Time

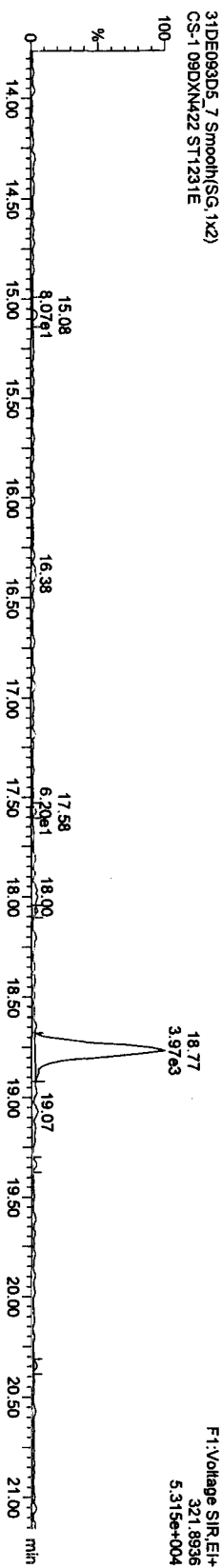
Name: 31DE093D5_7, Date: 31-Dec-2009, Time: 12:09:24, ID: ST1231E, Description: CS-1 09DXN422

TCDDs

31DE093D5_7 Smooth(SG,1x2)
CS-1 09DXN422 ST1231E




31DE093D5_7 Smooth(SG,1x2)
CS-1 09DXN422 ST1231E




13C-TCDDs

31DE093D5_7 Smooth(SG,1x2)
CS-1 09DXN422 ST1231E



31DE093D5_7 Smooth(SG,1x2)
CS-1 09DXN422 ST1231E



Quantity Sample Report MassLynx 4.1

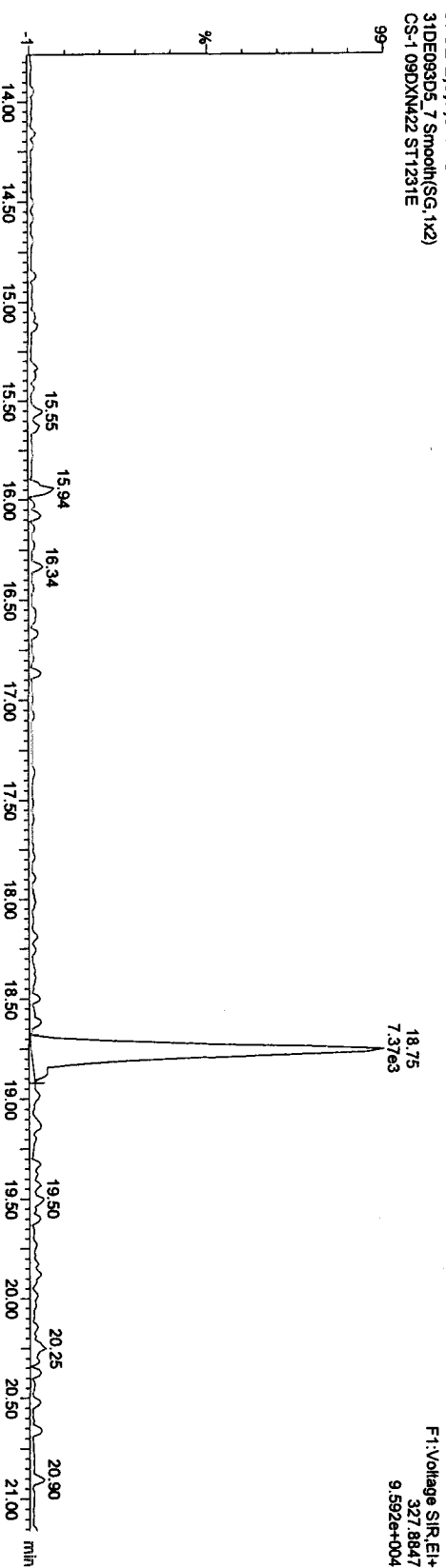
Dataset: C:\MassLynx\Default\prol\CA123120093D58290.qid

Last Altered: Thursday, December 31, 2009 13:37:23 Pacific Standard Time

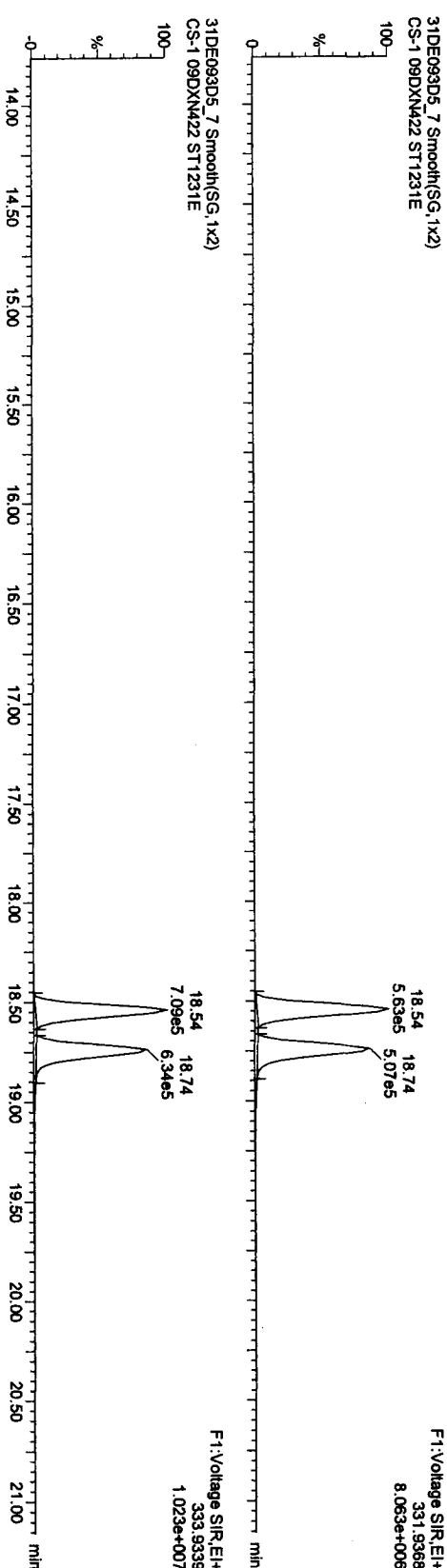
Printed: Thursday, December 31, 2009 16:49:24 Pacific Standard Time

Name: 31DE093D5_7, Date: 31-Dec-2009, Time: 12:09:24, ID: ST1231E, Description: CS-1 09DXN422

37CL-2,3,7,8-TCDD
31DE093D5_7 Smooth(SG,1x2)
CS-1 09DXN422 ST1231E



13C-1CDDs
31DE093D5_7 Smooth(SG,1x2)
CS-1 09DXN422 ST1231E



Quantity Sample Report MassLynx 4.1

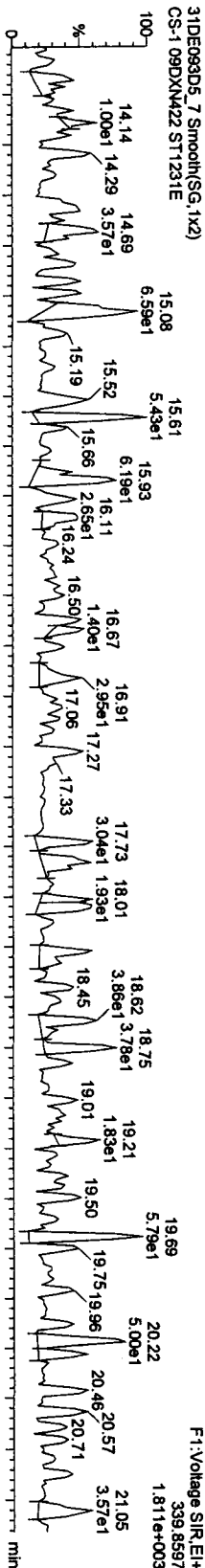
Dataset: C:\MassLynx\Default\proj\CA123120093D58290.qid

Last Altered: Thursday, December 31, 2009 13:37:23 Pacific Standard Time

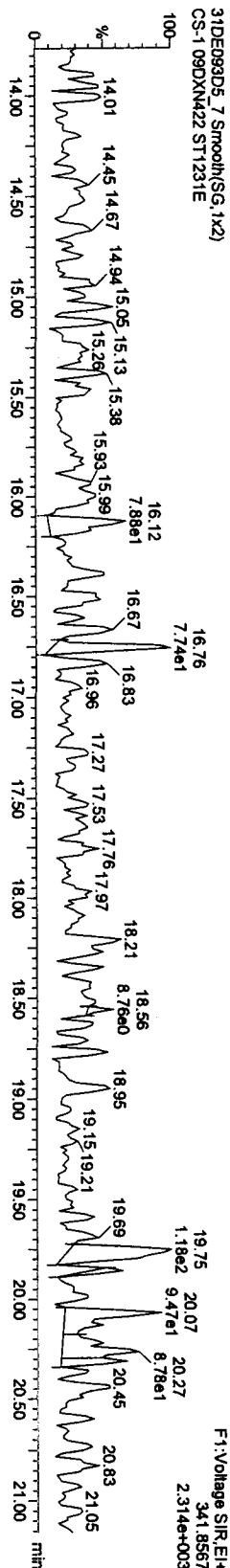
Printed: Thursday, December 31, 2009 16:49:24 Pacific Standard Time

Name: 31DE093D5_7, Date: 31-Dec-2009, Time: 12:09:24, ID: ST1231E, Description: CS-1 09DXN422

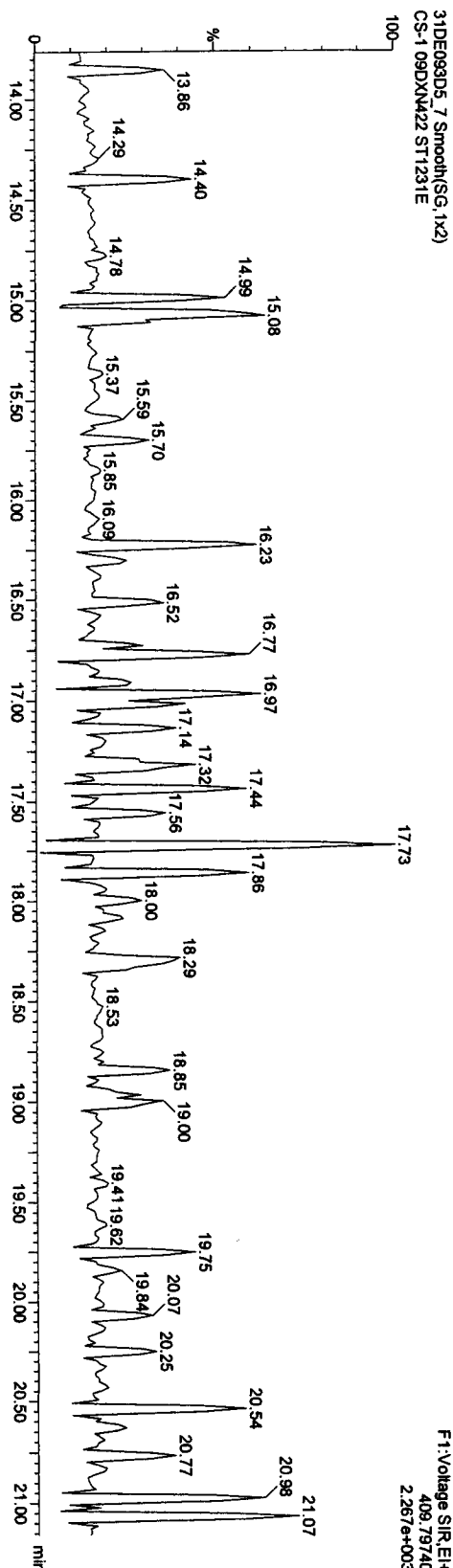
F1 PcdDFs



F1 PcdDFs



F1 PcdDFs



Quantity Sample Report MassLynx 4.1

Dataset: C:\MassLynx\Default\prol\CA123120093D568290.qld

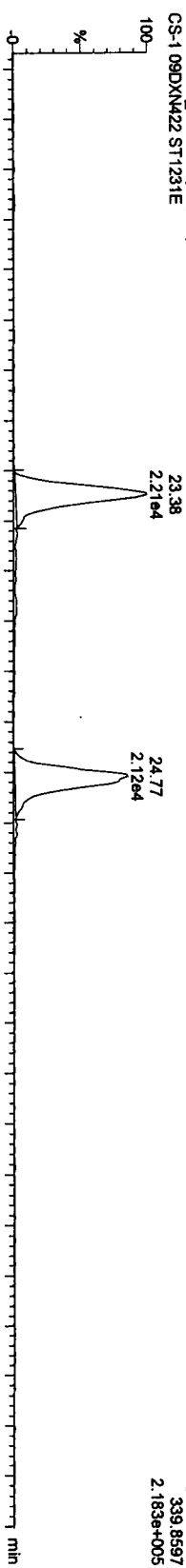
Last Altered: Thursday, December 31, 2009 13:37:23 Pacific Standard Time

Printed: Thursday, December 31, 2009 16:49:24 Pacific Standard Time

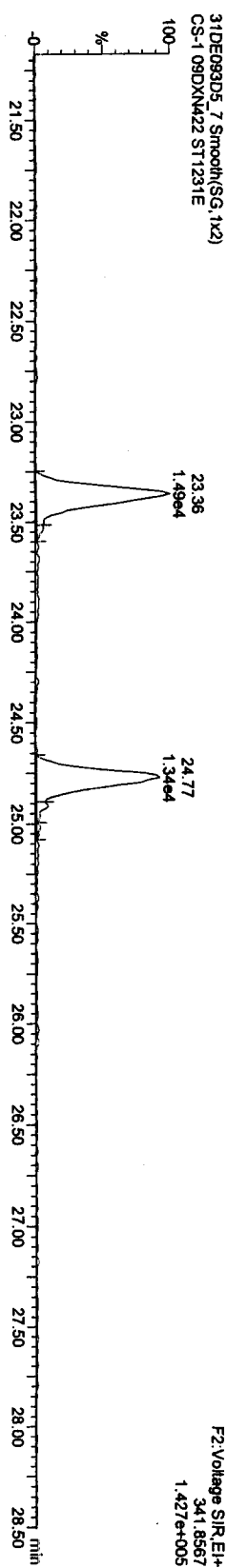
Name: 31DE093D5_7, Date: 31-Dec-2009, Time: 12:09:24, ID: ST1231E, Description: CS-1 09DXN422

PeCDFs

31DE093D5_7 Smooth(SG, 1x2)
CS-1 09DXN422 ST1231E

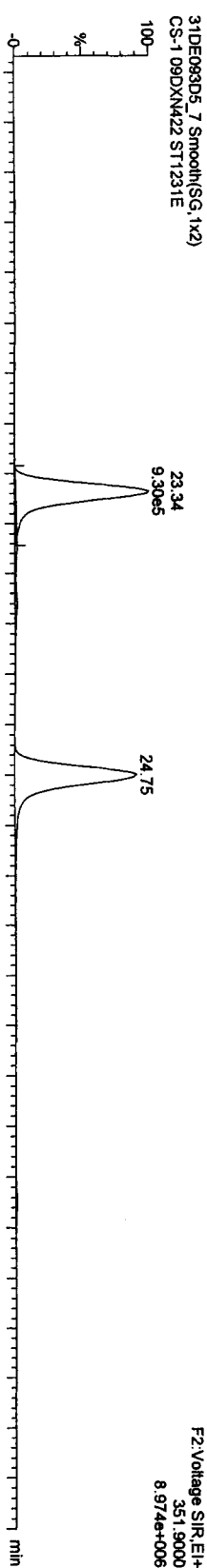


31DE093D5_7 Smooth(SG, 1x2)
CS-1 09DXN422 ST1231E

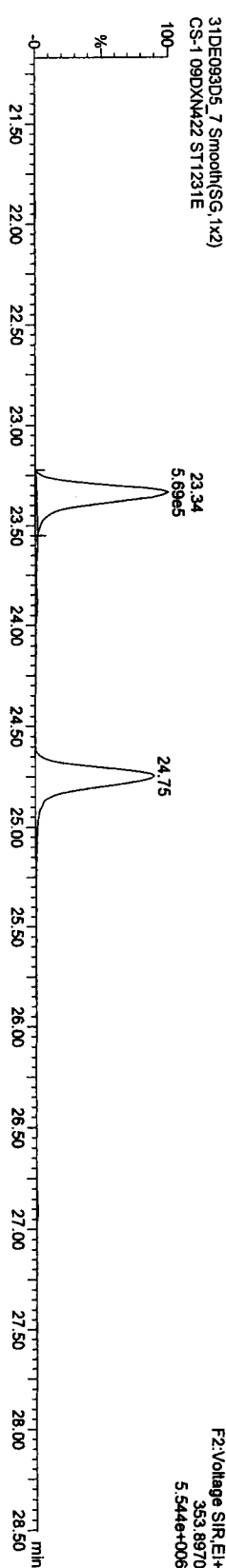


13C-PeCDFs

31DE093D5_7 Smooth(SG, 1x2)
CS-1 09DXN422 ST1231E



31DE093D5_7 Smooth(SG, 1x2)
CS-1 09DXN422 ST1231E



Quantity Sample Report MassLynx 4.1

Dataset: C:\MassLynx\Default\pro\CA123120093D568290.qld

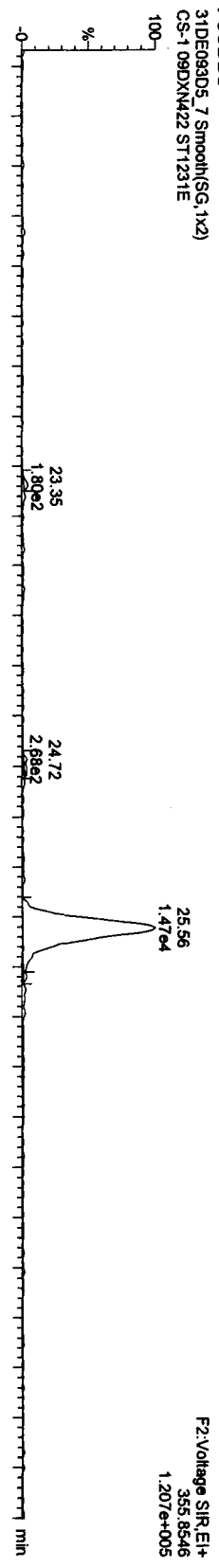
Last Altered: Thursday, December 31, 2009 13:37:23 Pacific Standard Time

Printed: Thursday, December 31, 2009 16:49:24 Pacific Standard Time


Name: 31DE093D5_7, Date: 31-Dec-2009, Time: 12:09:24, ID: ST1231E, Description: CS-1 09DXN422

PcCDDs

31DE093D5_7 Smooth(SG, 1x2)
CS-1 09DXN422 ST1231E




31DE093D5_7 Smooth(SG, 1x2)
CS-1 09DXN422 ST1231E




13C-PeCDD

31DE093D5_7 Smooth(SG, 1x2)
CS-1 09DXN422 ST1231E



31DE093D5_7 Smooth(SG, 1x2)
CS-1 09DXN422 ST1231E



Quantity Sample Report MassLynx 4.1

Dataset: C:\MassLynx\Default\prol\CA123120093D58290.qld

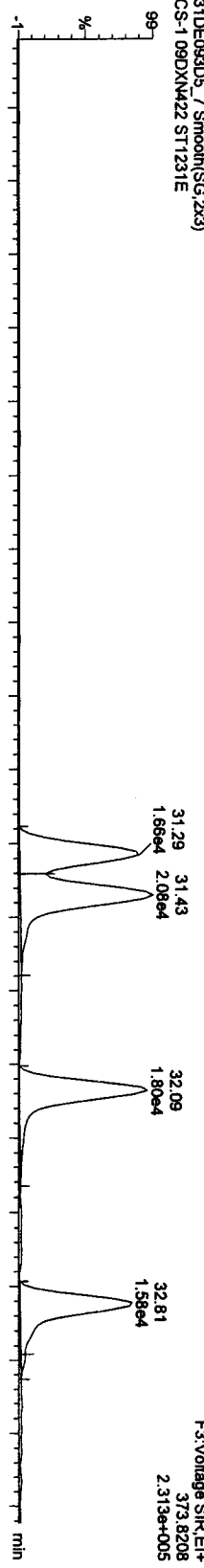
Last Altered: Thursday, December 31, 2009 13:37:23 Pacific Standard Time

Printed: Thursday, December 31, 2009 16:49:24 Pacific Standard Time

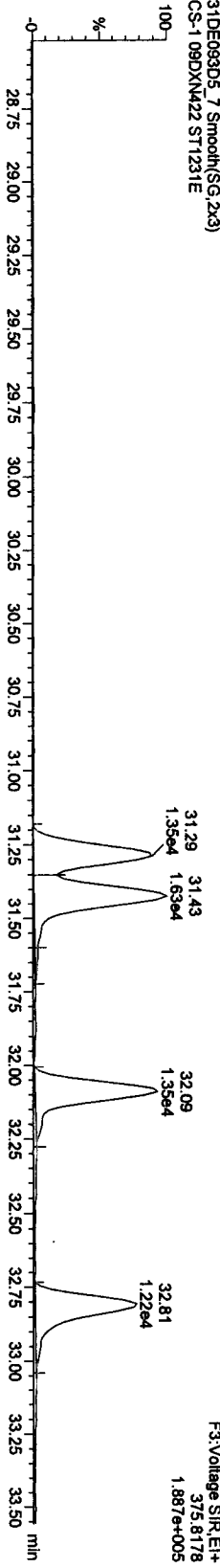
Name: 31DE093D5_7, Date: 31-Dec-2009, Time: 12:09:24, ID: ST1231E, Description: CS-1 09DXN422

HxCDFs

31DE093D5_7 Smooth(SG,2x3)
CS-1 09DXN422 ST1231E

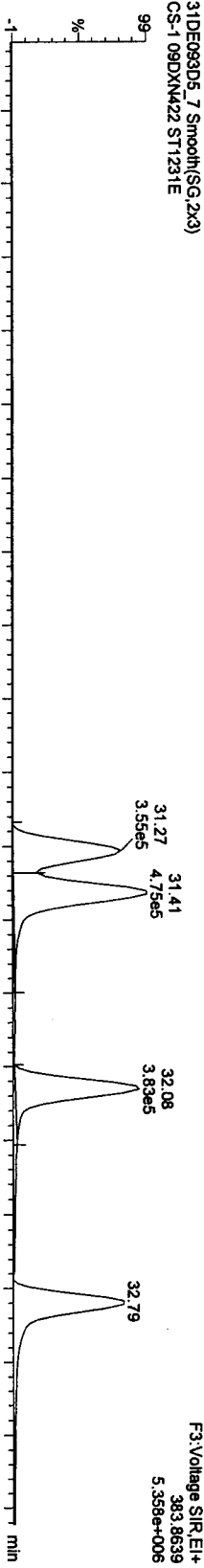


31DE093D5_7 Smooth(SG,2x3)
CS-1 09DXN422 ST1231E

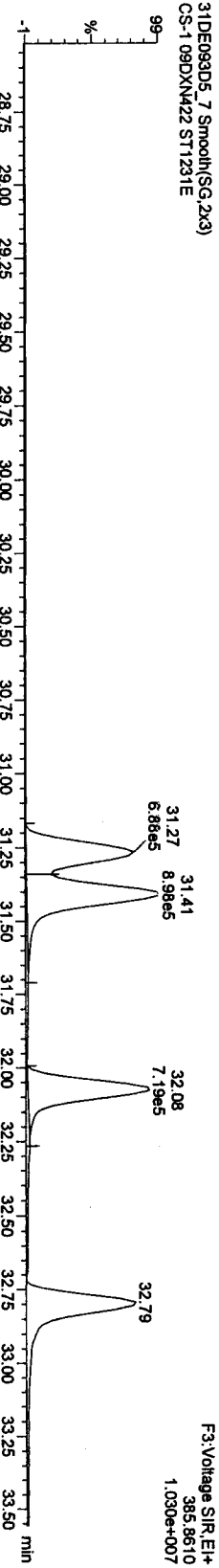


13C-HxCDFs

31DE093D5_7 Smooth(SG,2x3)
CS-1 09DXN422 ST1231E



31DE093D5_7 Smooth(SG,2x3)
CS-1 09DXN422 ST1231E



Quantity Sample Report MassLynx 4.1

Dataset: C:\MassLynx\Default.pro\CA123120093D568290.qld

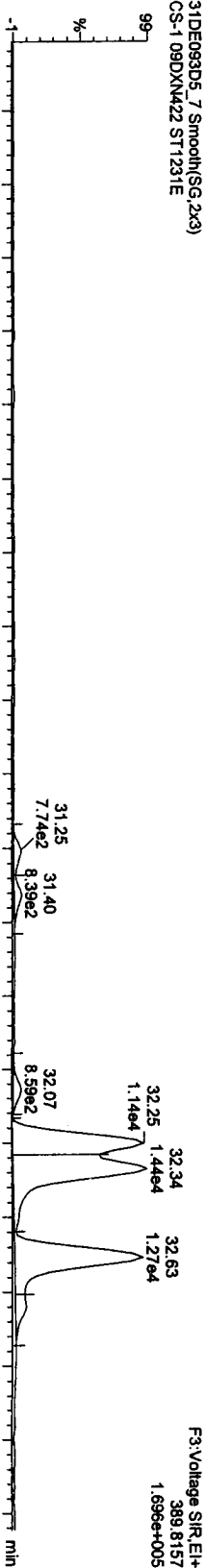
Last Altered: Thursday, December 31, 2009 13:37:23 Pacific Standard Time

Printed: Thursday, December 31, 2009 16:49:24 Pacific Standard Time


Name: 31DE093D5_7, Date: 31-Dec-2009, Time: 12:09:24, ID: ST1231E, Description: CS-1 09DXN422

HxCDDs

31DE093D5_7 Smooth(SG, 2x3)
CS-1 09DXN422 ST1231E




31DE093D5_7 Smooth(SG, 2x3)
CS-1 09DXN422 ST1231E




13C-HxCDDs

31DE093D5_7 Smooth(SG, 2x3)
CS-1 09DXN422 ST1231E



31DE093D5_7 Smooth(SG, 2x3)
CS-1 09DXN422 ST1231E



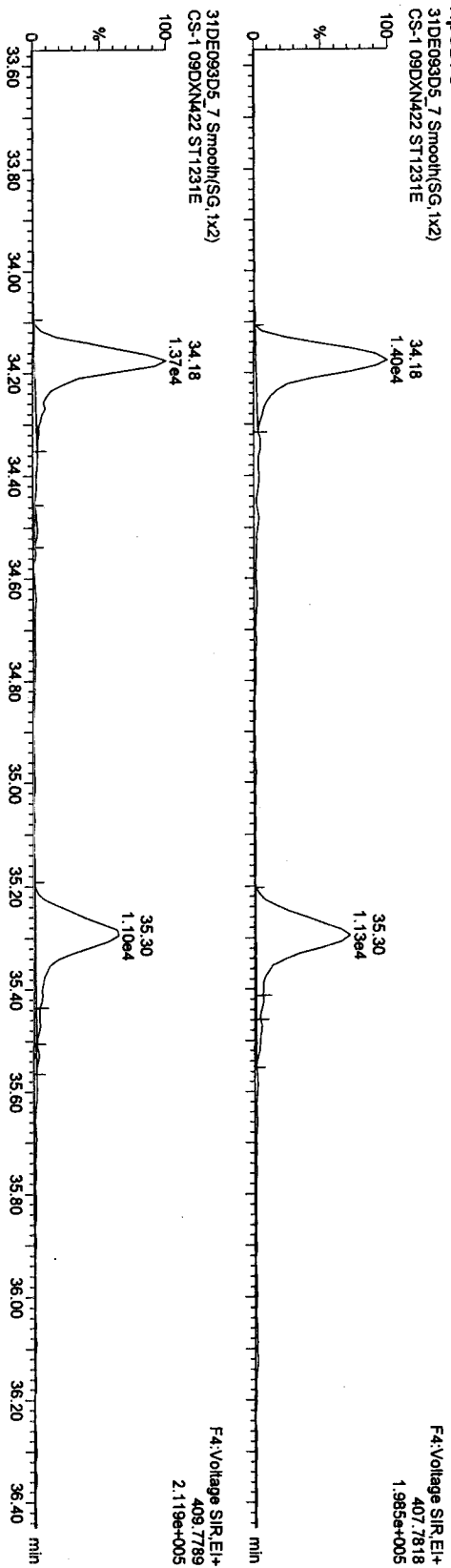
Quantity Sample Report MassLynx 4.1

Dataset: C:\MassLynx\Default\pro\CA123120093D58290.qld

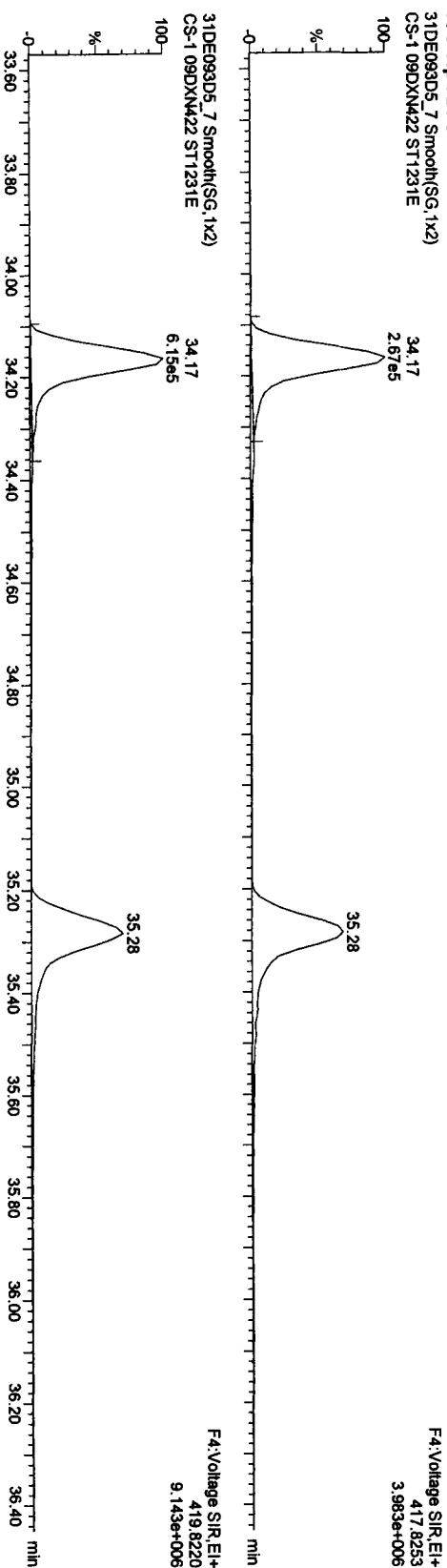
Last Altered: Thursday, December 31, 2009 13:37:23 Pacific Standard Time
Printed: Thursday, December 31, 2009 16:49:24 Pacific Standard Time

Name: 31DE093D5_7, Date: 31-Dec-2009, Time: 12:09:24, ID: ST1231E, Description: CS-1 09DXN422

HPCDFs



13C-HPCDFs



Quantify Sample Report MassLynx 4.1

Dataset: C:\MassLynx\Default\pro\CA1231200931D58290.qid

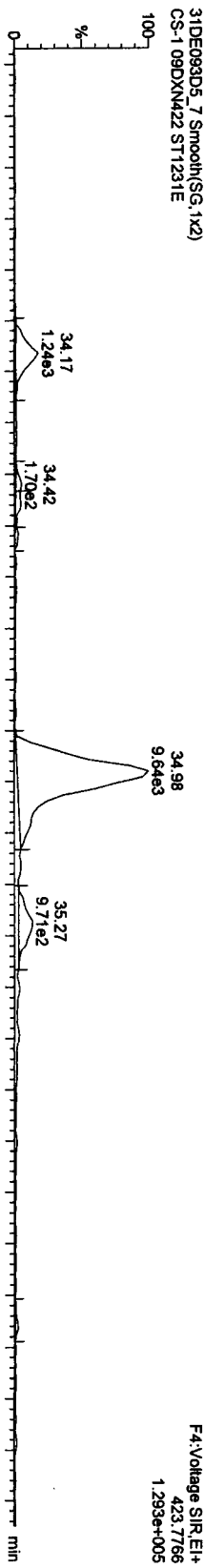
Last Altered: Thursday, December 31, 2009 13:37:23 Pacific Standard Time

Printed: Thursday, December 31, 2009 16:49:24 Pacific Standard Time

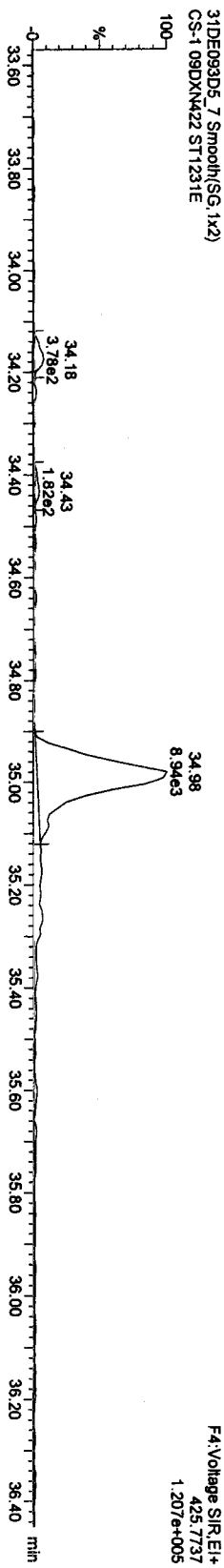
Name: 31DE093D5_7, Date: 31-Dec-2009, Time: 12:09:24, ID: ST1231E, Description: CS-1 09DXN422

HPCDDs

31DE093D5_7 Smooth(SG, 1x2)
CS-1 09DXN422 ST1231E

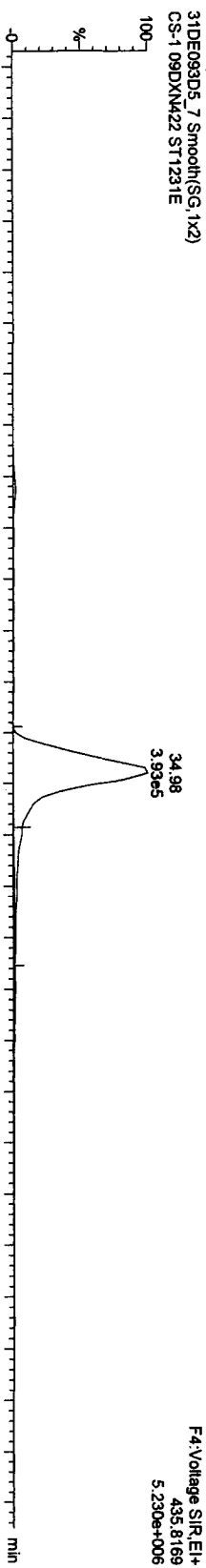


31DE093D5_7 Smooth(SG, 1x2)
CS-1 09DXN422 ST1231E

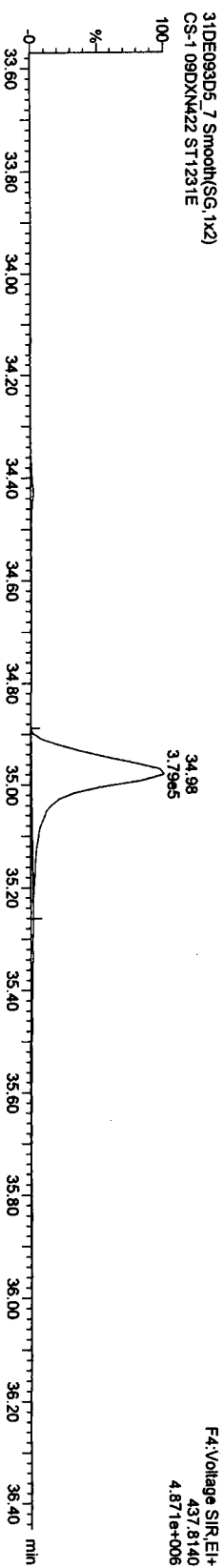


13C-HPCDD

31DE093D5_7 Smooth(SG, 1x2)
CS-1 09DXN422 ST1231E



31DE093D5_7 Smooth(SG, 1x2)
CS-1 09DXN422 ST1231E



Quantity Sample Report MassLynx 4.1

Dataset: C:\MassLynx\Default\prol\CA123120093D58290.qld

Last Altered: Thursday, December 31, 2009 13:37:23 Pacific Standard Time
Printed: Thursday, December 31, 2009 16:49:24 Pacific Standard Time

Name: 31DE093D5_7, Date: 31-Dec-2009, Time: 12:09:24, ID: ST1231E, Description: CS-1 09DXN422

OCDFs

31DE093D5_7 Smooth(SG, 1x2)
CS-1 09DXN422 ST1231E

37.54
1.61e4

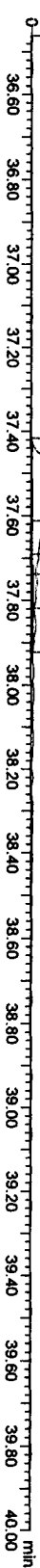
F5:Voltage SIR.EI+
441.7428
1.712e+005



31DE093D5_7 Smooth(SG, 1x2)
CS-1 09DXN422 ST1231E

37.54
1.69e4

F5:Voltage SIR.EI+
443.7399
1.981e+005

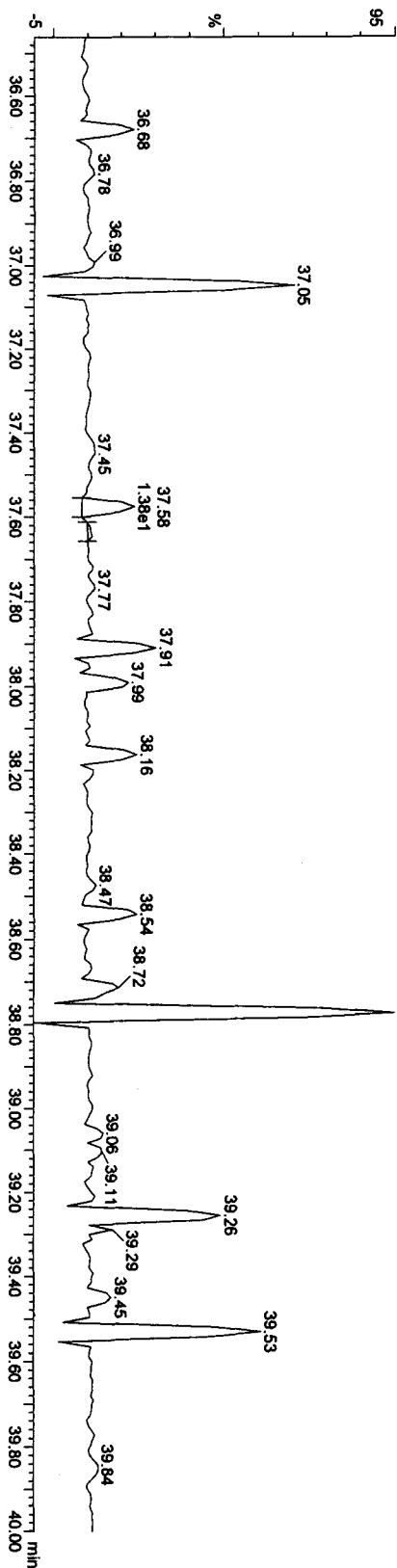


OCDf PCDPE

31DE093D5_7 Smooth(SG, 1x2)
CS-1 09DXN422 ST1231E

37.05

F5:Voltage SIR.EI+
513.67750
3.144e+003



Quantity Sample Report MassLynx 4.1

Dataset: C:\MassLynx\Default\proj\CA123120093D58290.qid


Last Altered: Thursday, December 31, 2009 13:37:23 Pacific Standard Time

Printed: Thursday, December 31, 2009 16:49:24 Pacific Standard Time


Name: 31DE093D5_7, Date: 31-Dec-2009, Time: 12:09:24, ID: ST1231E, Description: CS-1 09DXN422

OCDD

31DE093D5_7 Smooth(SG, 1x2)
CS-1 09DXN422 ST1231E




31DE093D5_7 Smooth(SG, 1x2)
CS-1 09DXN422 ST1231E




13C-OCDD

31DE093D5_7 Smooth(SG, 1x2)
CS-1 09DXN422 ST1231E



31DE093D5_7 Smooth(SG, 1x2)
CS-1 09DXN422 ST1231E


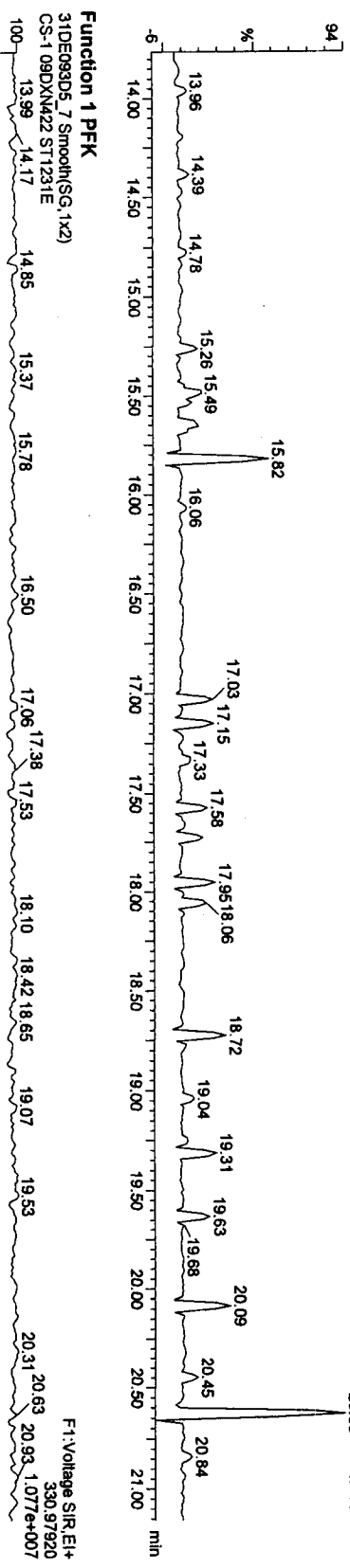
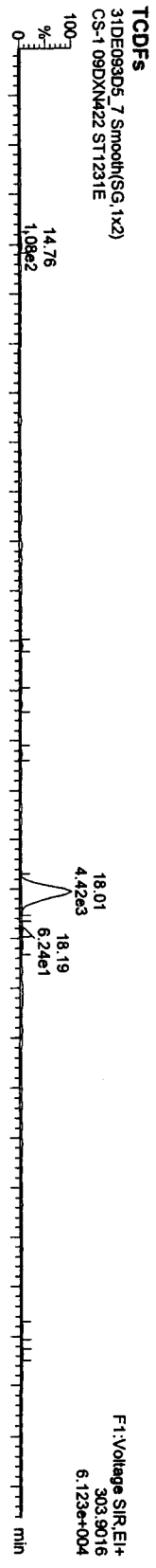


Quantity Sample Report MassLynx 4.1

Dataset: C:\MassLynx\Default.pr\CA123120093D568290.qld

Last Altered: Thursday, December 31, 2009 13:37:23 Pacific Standard Time
Printed: Thursday, December 31, 2009 16:49:24 Pacific Standard Time

Name: 31DE093D5_7, Date: 31-Dec-2009, Time: 12:09:24, ID: ST1231E, Description: CS-1 09DXN422



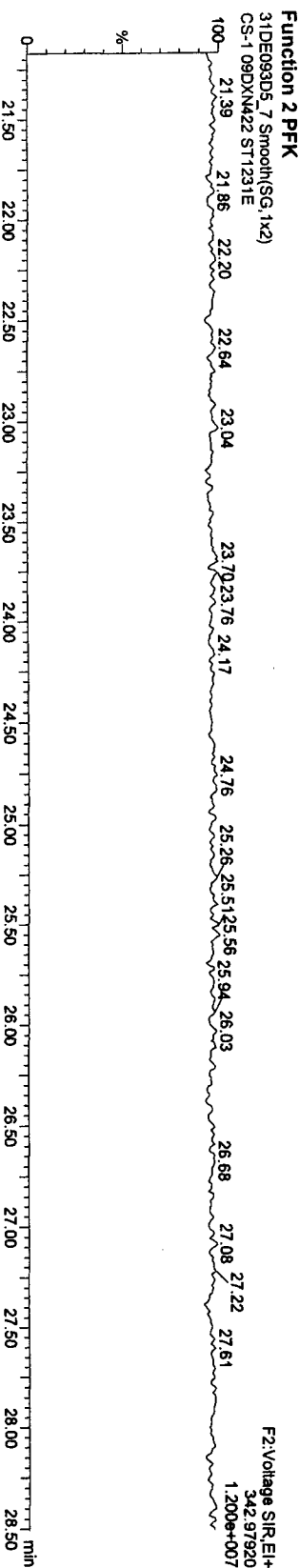
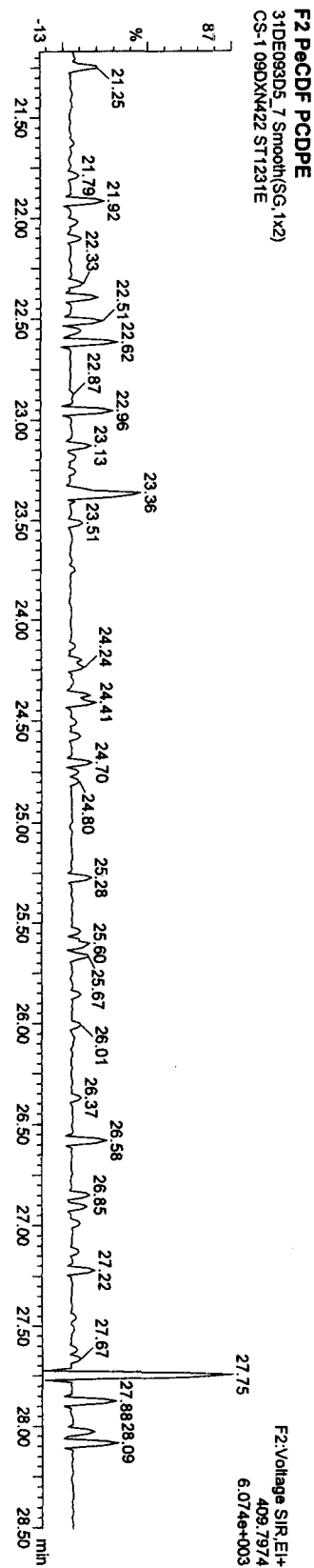
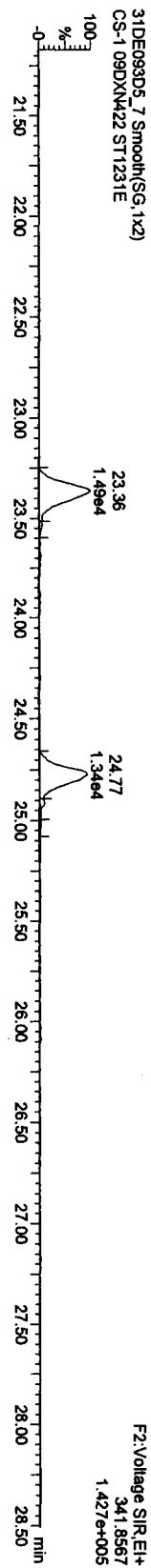
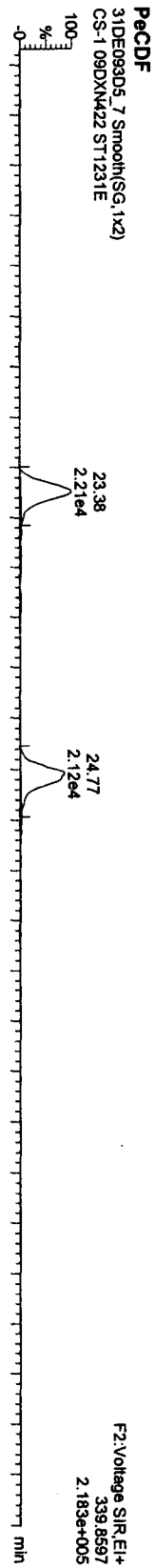
Quantity Sample Report MassLynx 4.1

Dataset: C:\MassLynx\Default\prol\CA123120093D58290.qld

Last Altered: Thursday, December 31, 2009 13:37:23 Pacific Standard Time

Printed: Thursday, December 31, 2009 16:49:24 Pacific Standard Time

Name: 31IDE093D5_7, Date: 31-Dec-2009, Time: 12:09:24, ID: ST1231E, Description: CS-1 09DXN422

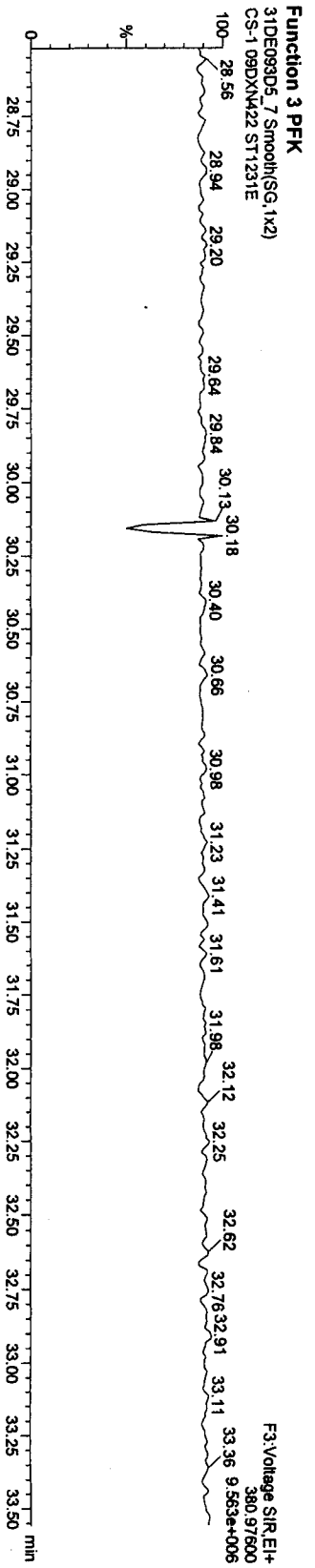
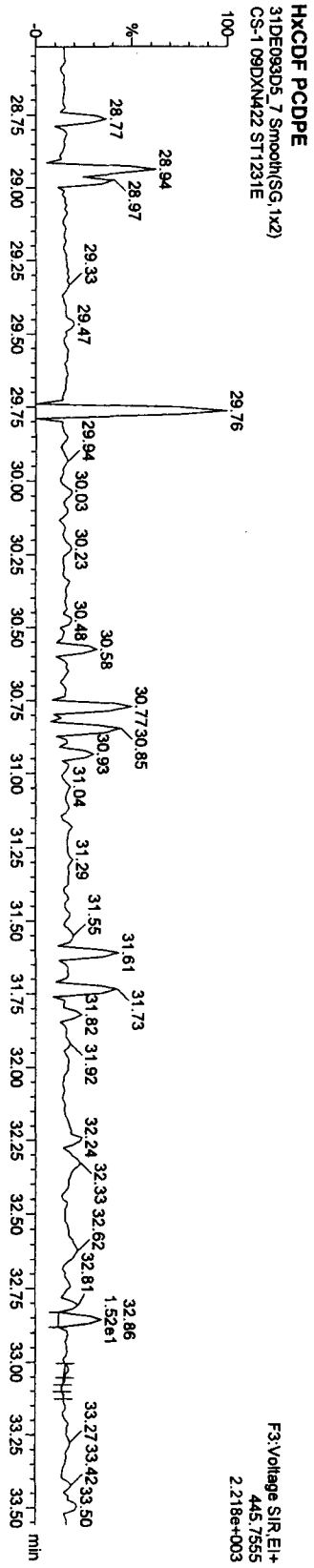
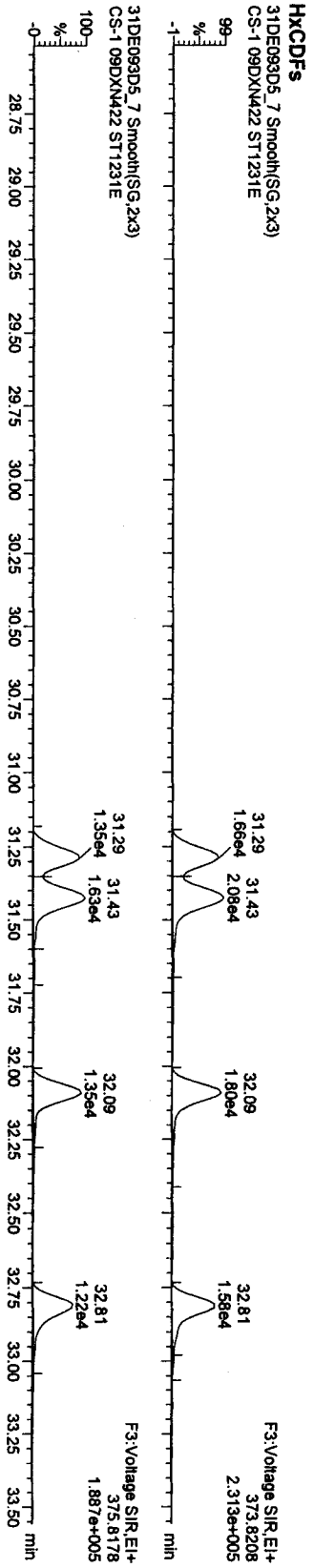


Quantity Sample Report MassLynx 4.1

Dataset: C:\MassLynx\Default.priv\CA123120093D568290.qld

Last Altered: Thursday, December 31, 2009 13:37:23 Pacific Standard Time
 Printed: Thursday, December 31, 2009 16:49:24 Pacific Standard Time

Name: 31DE093D5_7, Date: 31-Dec-2009, Time: 12:09:24, ID: ST1231E, Description: CS-1 09DXN422

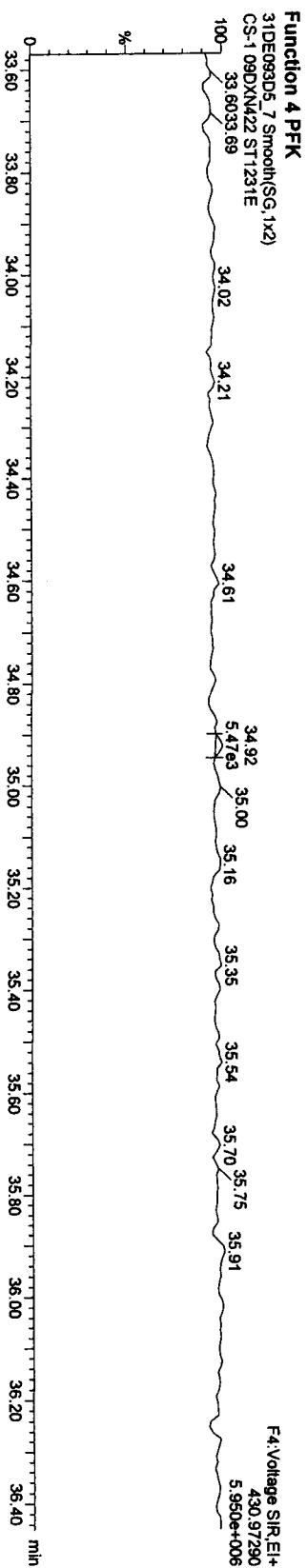
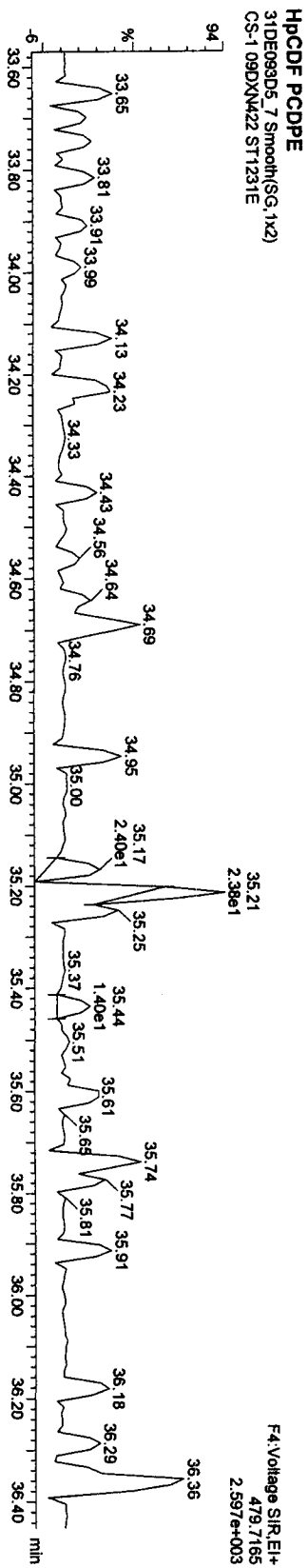




Quantity Sample Report Masslynx 4.1

Dataset: C:\MassLynx\Default\pro\CA123120093D58290.qld

Last Altered: Thursday, December 31, 2009 13:37:23 Pacific Standard Time
Printed: Thursday, December 31, 2009 16:49:24 Pacific Standard Time

Name: 31DE093D5_7, Date: 31-Dec-2009, Time: 12:09:24, ID: ST1231E, Description: CS-1 09DXN422



Quantity Sample Report MassLynx 4.1

Dataset: C:\MassLynx\Default\pro\CA123120093D58290.qld

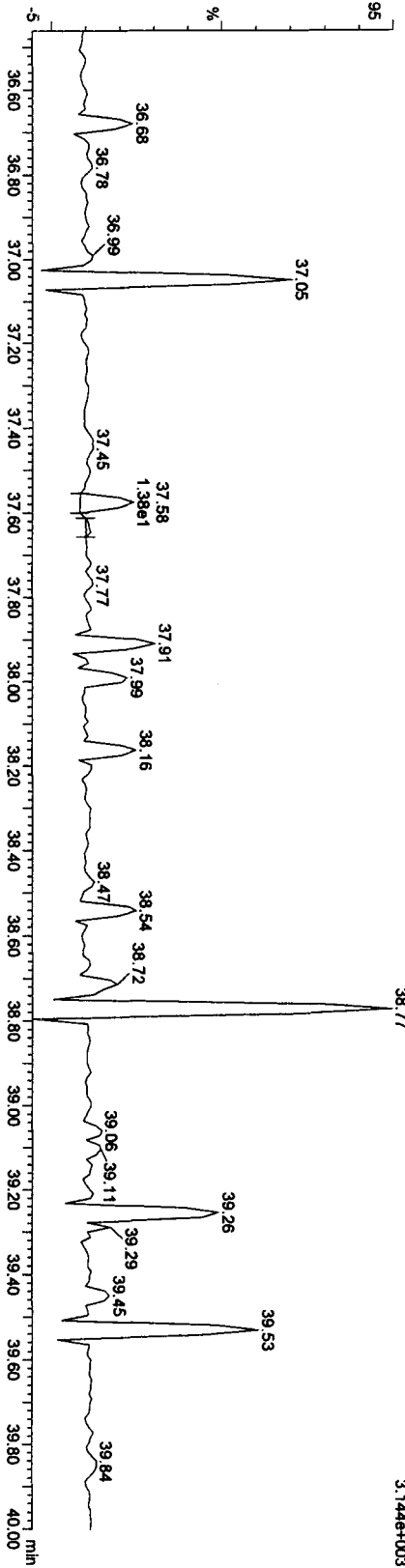
Last Altered: Thursday, December 31, 2009 13:37:23 Pacific Standard Time

Printed: Thursday, December 31, 2009 16:49:24 Pacific Standard Time

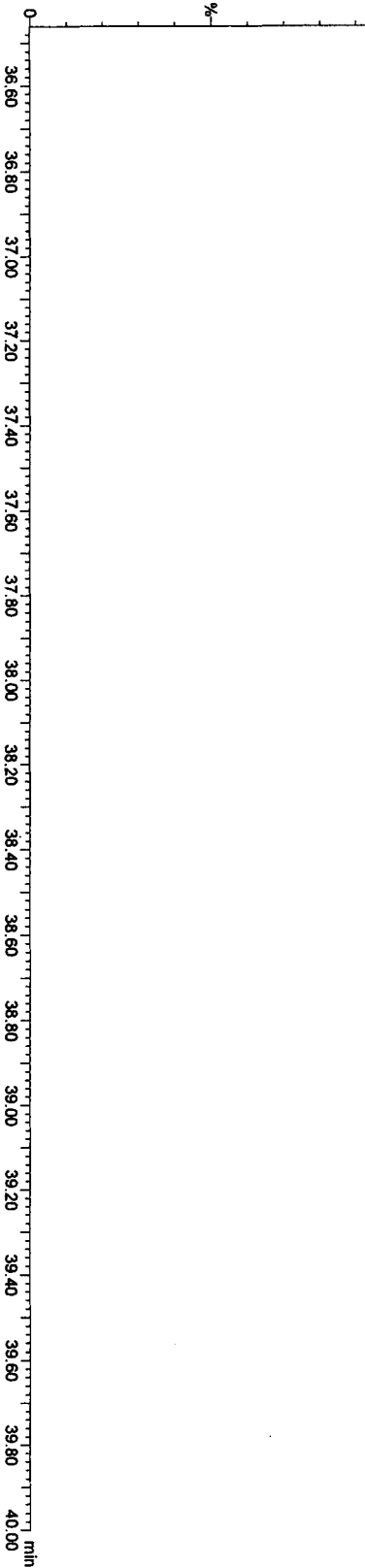
Name: 31DE093D5_7, Date: 31-Dec-2009, Time: 12:09:24, ID: ST1231E, Description: CS-1 09DXN422

OCDF PCDFE
31DE093D5_7 Smooth(SG, 1x2)
CS-1 09DXN422 ST1231E

F5: Voltage SIR.EI+
513.67750
3.144e+003



Function 5 PFK
31DE093D5_7 Smooth(SG, 1x2)
CS-1 09DXN422 ST1231E
F5: Voltage SIR.EI+
442.97280
6.206e+006



Quantity Sample Report MassLynx 4.1

Dataset: C:\MassLynx\Default.pro\CA123120093D58290.qld

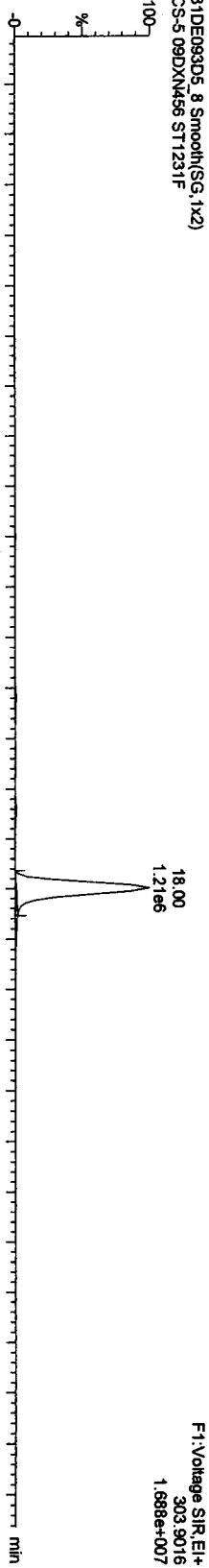
Last Altered: Thursday, December 31, 2009 13:37:23 Pacific Standard Time

Printed: Thursday, December 31, 2009 16:49:24 Pacific Standard Time

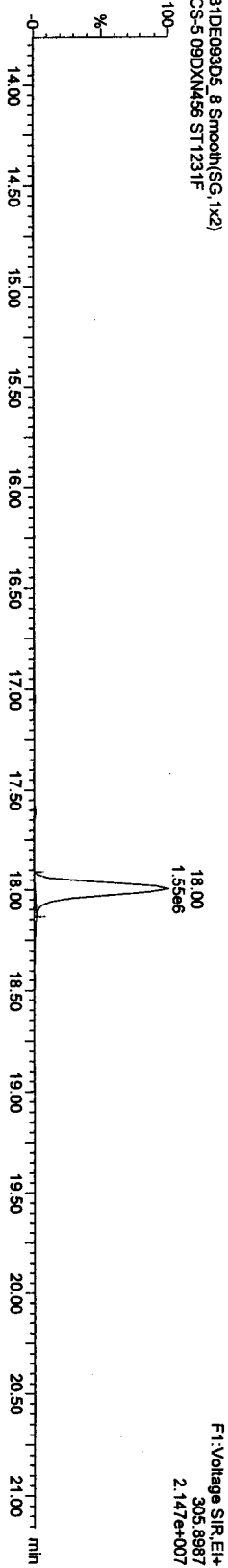
Name: 31DE093D5_8, Date: 31-Dec-2009, Time: 12:51:47, ID: ST1231F, Description: CS-5 09DXN456

TCDFs

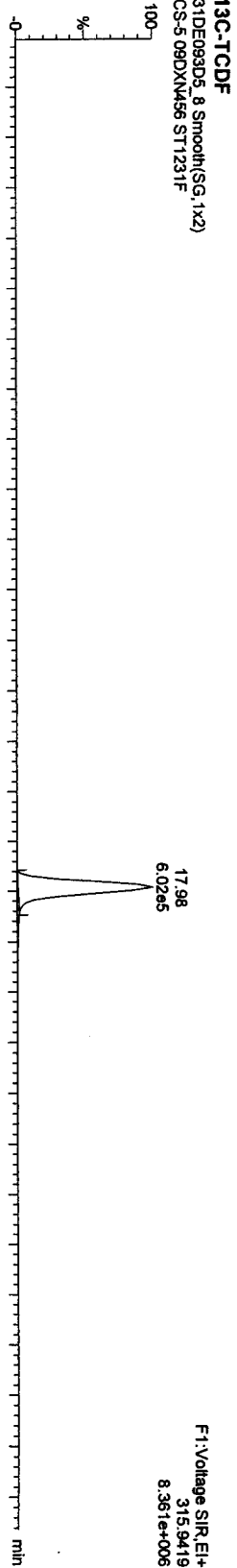
31DE093D5_8 Smooth(SG, 1x2)
CS-5 09DXN456 ST1231F



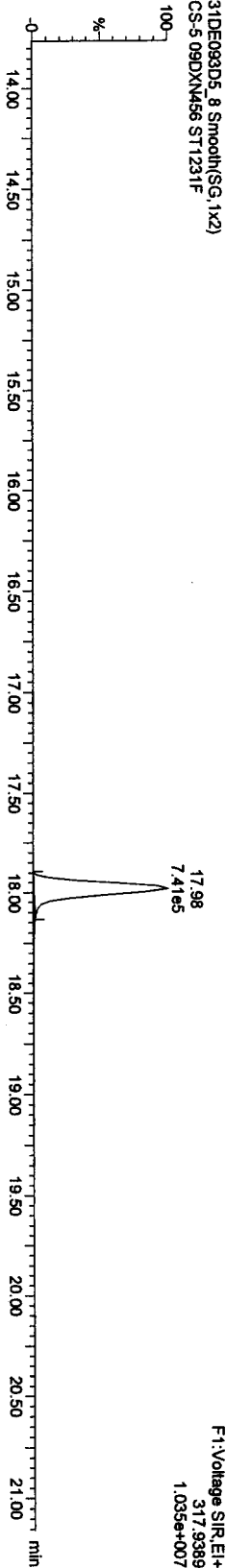
31DE093D5_8 Smooth(SG, 1x2)
CS-5 09DXN456 ST1231F



13C-TCDF
31DE093D5_8 Smooth(SG, 1x2)
CS-5 09DXN456 ST1231F



31DE093D5_8 Smooth(SG, 1x2)
CS-5 09DXN456 ST1231F



Quantity Sample Report MassLynx 4.1

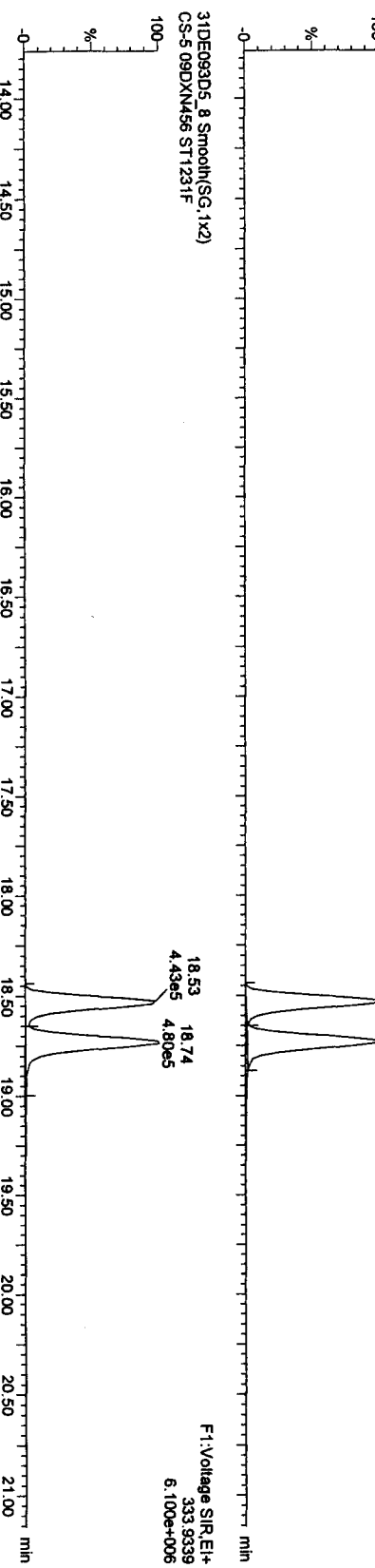


Dataset: C:\MassLynx\Default\pro\CA123120093D58290.qld

Last Altered: Thursday, December 31, 2009 13:37:23 Pacific Standard Time

Printed: Thursday, December 31, 2009 16:49:24 Pacific Standard Time

Name: 31DE093D5_8, Date: 31-Dec-2009, Time: 12:51:47, ID: ST1231F, Description: CS-5-09DXN456

TCDDs

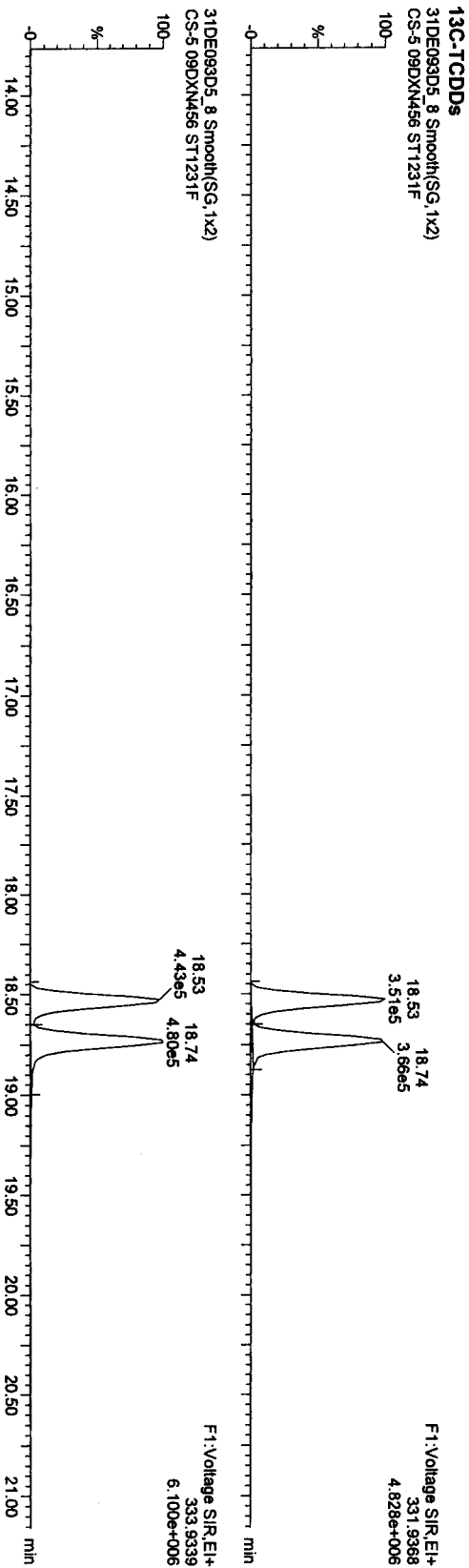
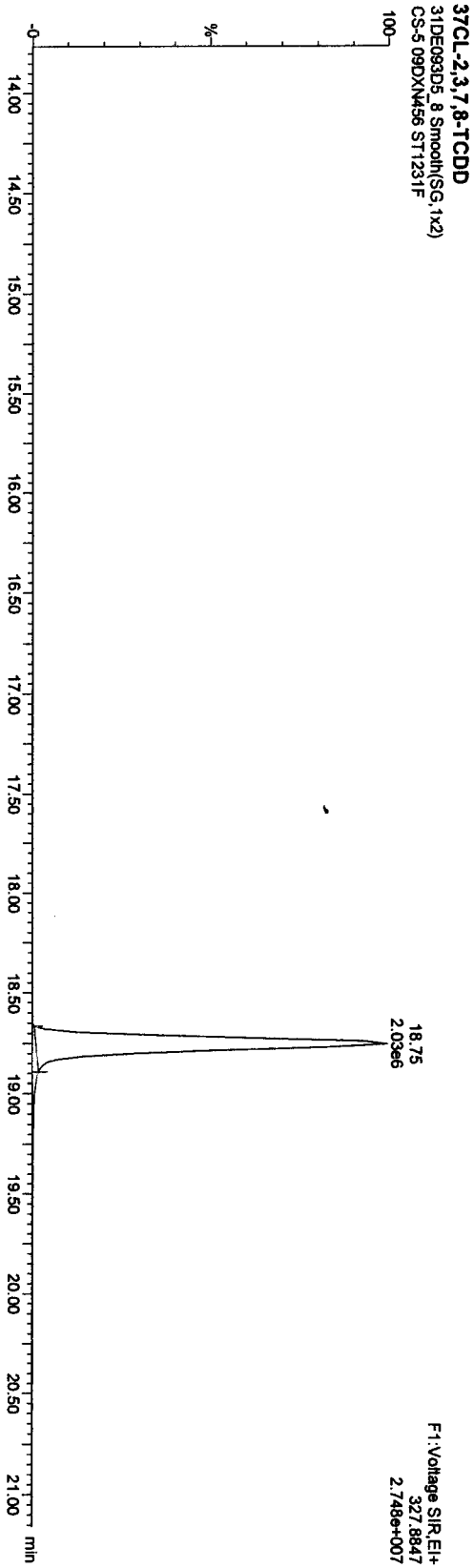


Quantity Sample Report MassLynx 4.1

Dataset: C:\MassLynx\Default.pro\CA123120093D56290.qld

Last Altered: Thursday, December 31, 2009 13:37:23 Pacific Standard Time
Printed: Thursday, December 31, 2009 16:49:24 Pacific Standard Time

Name: 31DE093D5_8, Date: 31-Dec-2009, Time: 12:51:47, ID: ST1231F, Description: CS-5-09DXN456



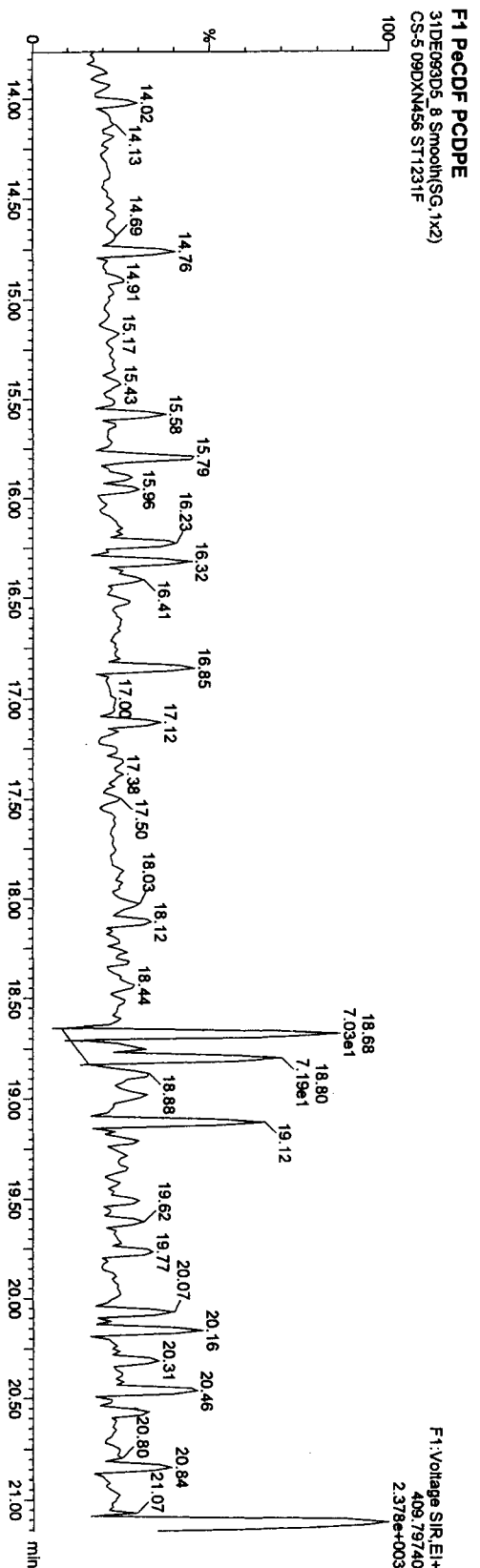
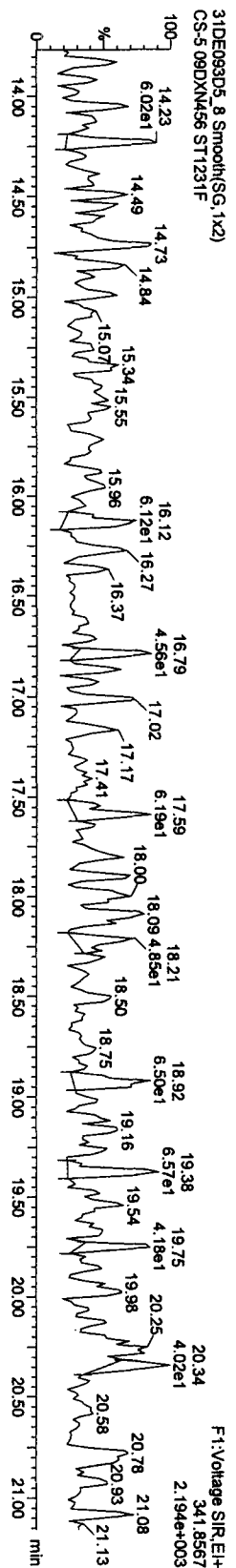
Quantity Sample Report MassLynx 4.1

Dataset: C:\MassLynx\Default\pro\CA123120093D56290.qld

Last Altered: Thursday, December 31, 2009 13:37:23 Pacific Standard Time

Printed: Thursday, December 31, 2009 16:49:24 Pacific Standard Time

Name: 31DE093D5_8, Date: 31-Dec-2009, Time: 12:51:47, ID: ST1231F, Description: CS-5 09DXN456

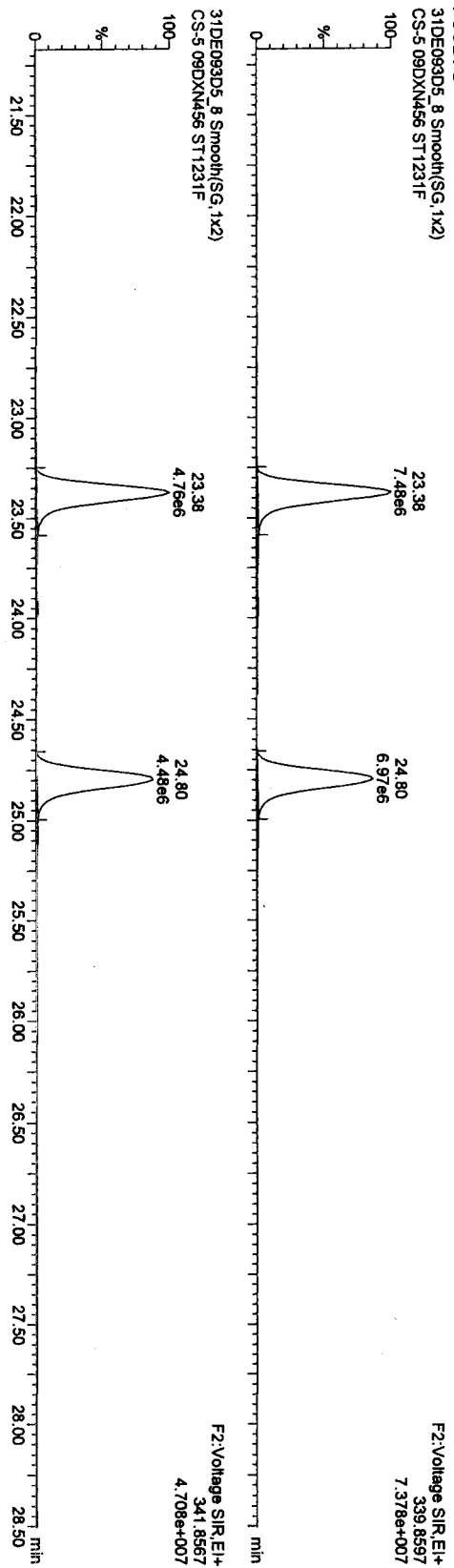


Dataset: C:\MassLynx\Default\pro\CA123120093D58290.qld

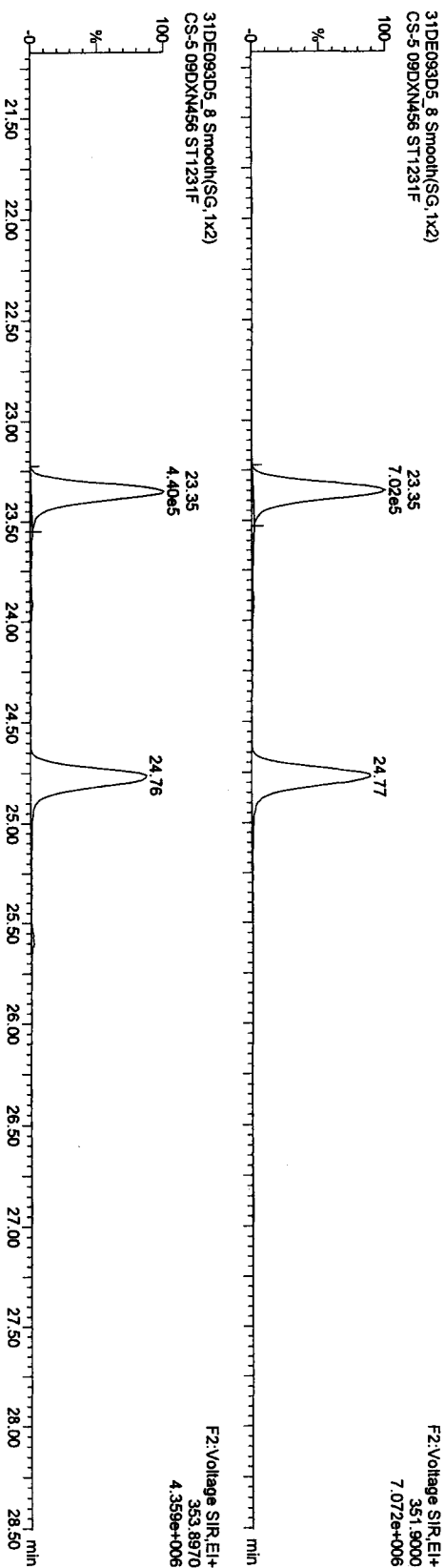
Last Altered: Thursday, December 31, 2009 13:37:23 Pacific Standard Time
Printed: Thursday, December 31, 2009 16:49:24 Pacific Standard Time

Name: 31DE093D5_8, Date: 31-Dec-2009, Time: 12:51:47, ID: ST1231F, Description: CS-5 09DXN456

PeCDFs



13C-PeCDFs



Quantity Sample Report MassLynx 4.1

Dataset: C:\MassLynx\Default.pro\CA123120093D58290.qld


Last Altered: Thursday, December 31, 2009 13:37:23 Pacific Standard Time

Printed: Thursday, December 31, 2009 16:49:24 Pacific Standard Time


Name: 31DE093D5_8, Date: 31-Dec-2009, Time: 12:51:47, ID: ST1231F, Description: CS-5-09DXN456

PeCDDs


31DE093D5_8 Smooth(SG, 1x2)
CS-5-09DXN456 ST1231F




31DE093D5_8 Smooth(SG, 1x2)
CS-5-09DXN456 ST1231F



13C-PeCDD
31DE093D5_8 Smooth(SG, 1x2)
CS-5-09DXN456 ST1231F



31DE093D5_8 Smooth(SG, 1x2)
CS-5-09DXN456 ST1231F



Quantity Sample Report MassLynx 4.1

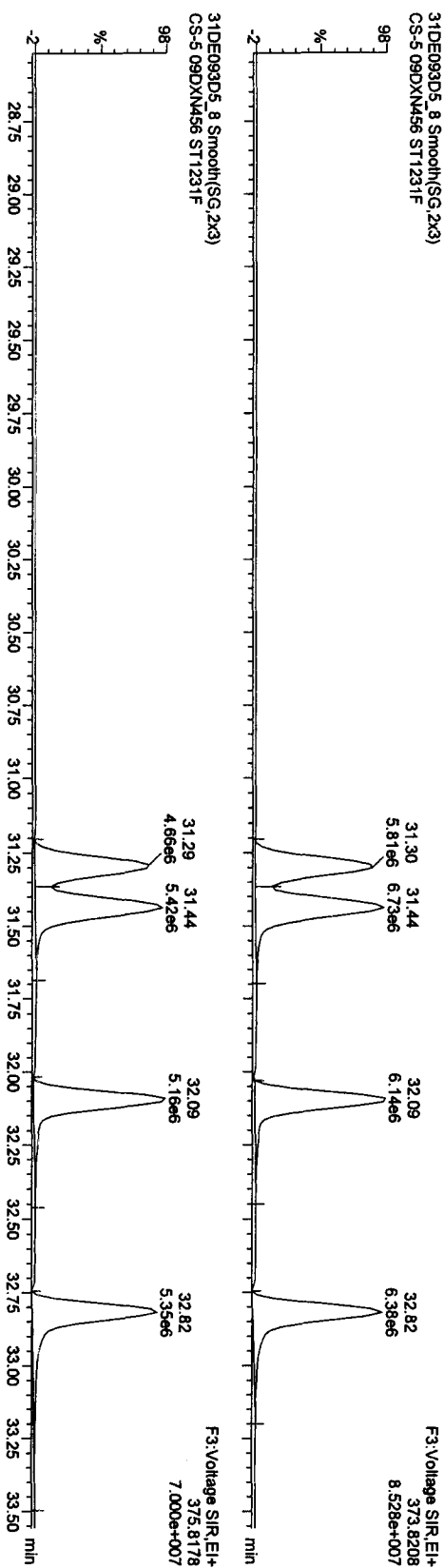
Dataset: C:\MassLynx\Default\proj\CA123120093D568290.qld

Last Altered: Thursday, December 31, 2009 13:37:23 Pacific Standard Time

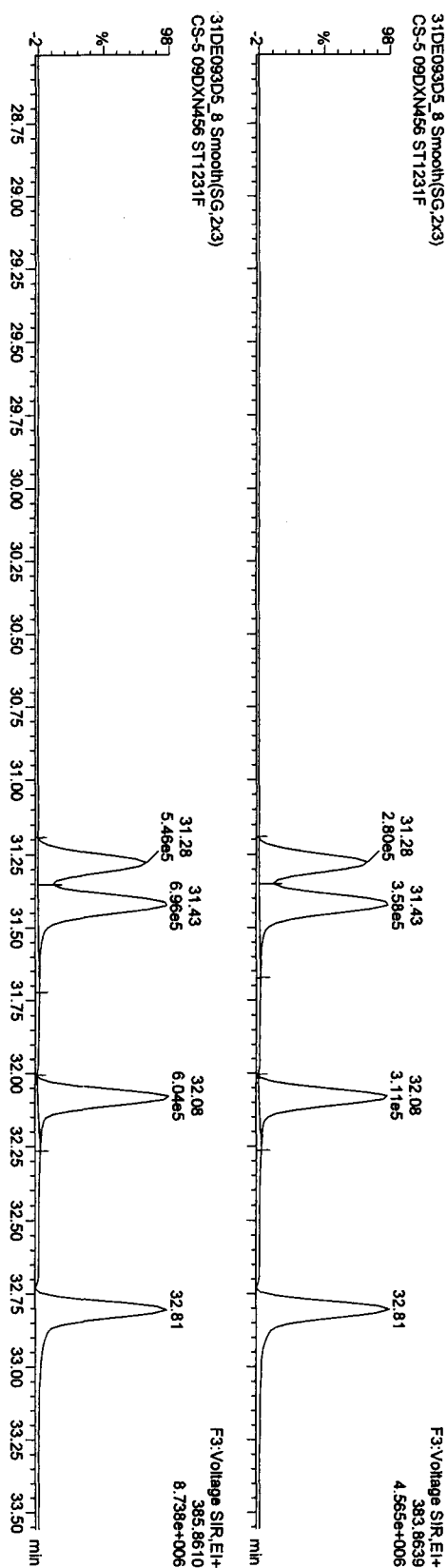
Printed: Thursday, December 31, 2009 16:49:24 Pacific Standard Time

Name: 31DE093D5_8, Date: 31-Dec-2009, Time: 12:51:47, ID: ST1231F, Description: CS-5 09DXN456

HXCDFs



13C-HXCDFs



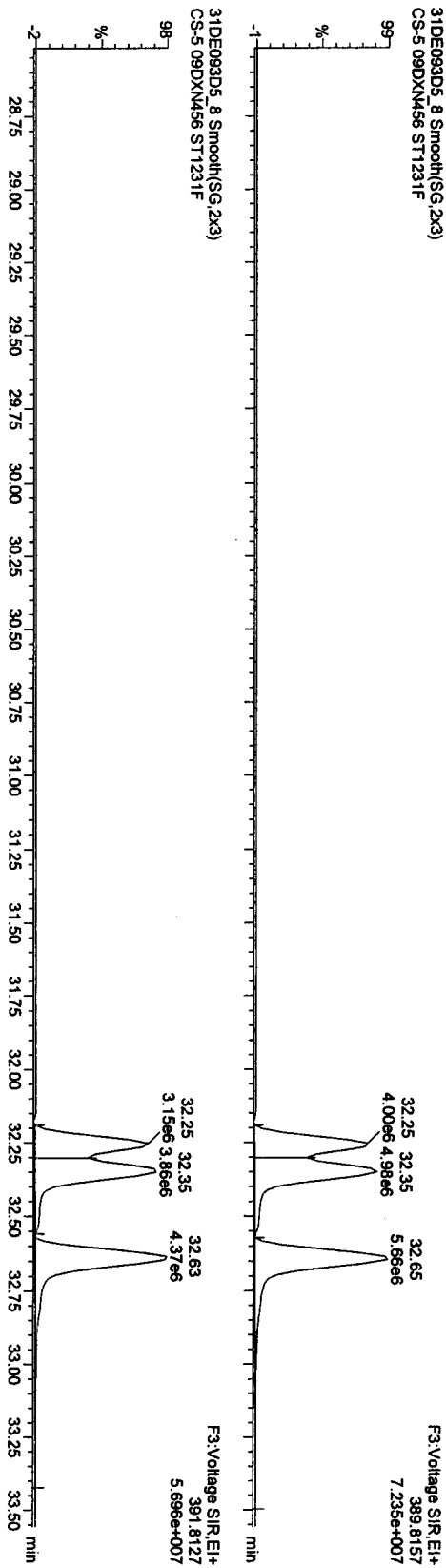
Quantity Sample Report MassLynx 4.1

Dataset: C:\MassLynx\Default\pro\CA123120093DS58290.dld


Last Altered: Thursday, December 31, 2009 13:37:23 Pacific Standard Time
Printed: Thursday, December 31, 2009 16:49:24 Pacific Standard Time

Name: 31DE093D5_8, Date: 31-Dec-2009, Time: 12:51:47, ID: ST1231F, Description: CS-5 09DXN456

HxCDDs



13C-HxCDDs



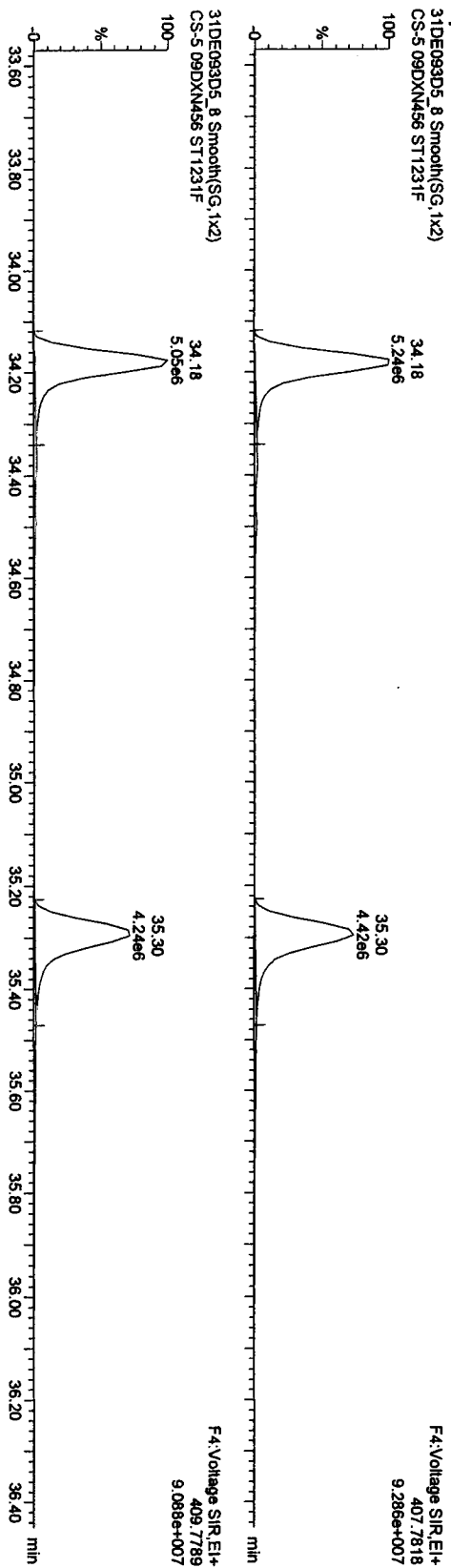
Quantity Sample Report MassLynx 4.1

Dataset: C:\MassLynx\Default\prol\CA123120093D568290.qld

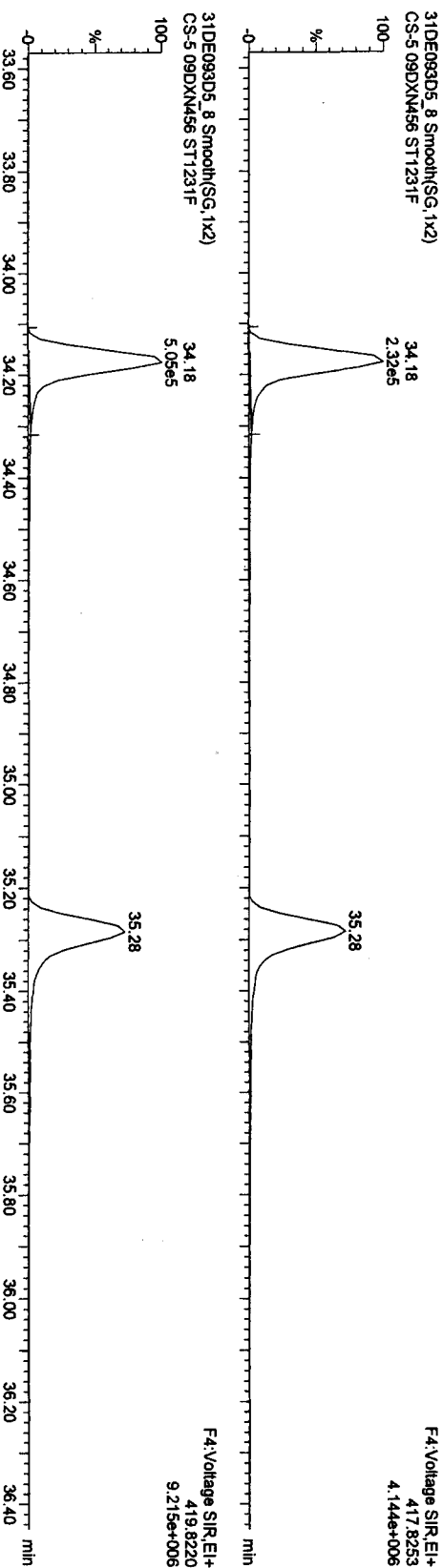
Last Altered: Thursday, December 31, 2009 13:37:23 Pacific Standard Time
Printed: Thursday, December 31, 2009 16:49:24 Pacific Standard Time

Name: 31DE093D5_8, Date: 31-Dec-2009, Time: 12:51:47, ID: ST1231F, Description: CS-5-09DXN456

HpCDFs



13C-HpCDFs



Quantity Sample Report MassLynx 4.1

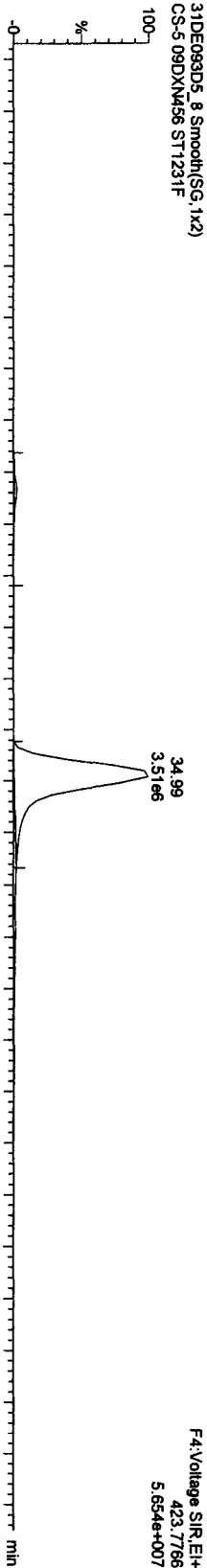
Dataset: C:\MassLynx\Default\pro\CA123120093D56290.qld

Last Altered: Thursday, December 31, 2009 13:37:23 Pacific Standard Time
Printed: Thursday, December 31, 2009 16:49:24 Pacific Standard Time

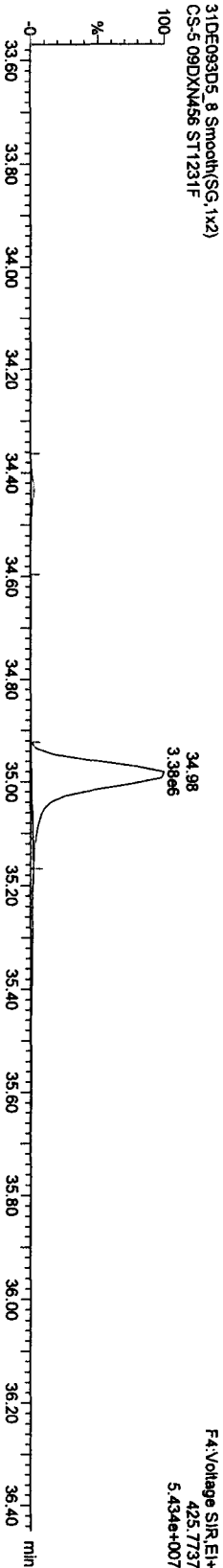
Name: 31DE093D5_8, Date: 31-Dec-2009, Time: 12:51:47, ID: ST1231F, Description: CS-5 09DXN456

HPCDDs

31DE093D5_8 Smooth(SG, 1x2)
CS-5 09DXN456 ST1231F

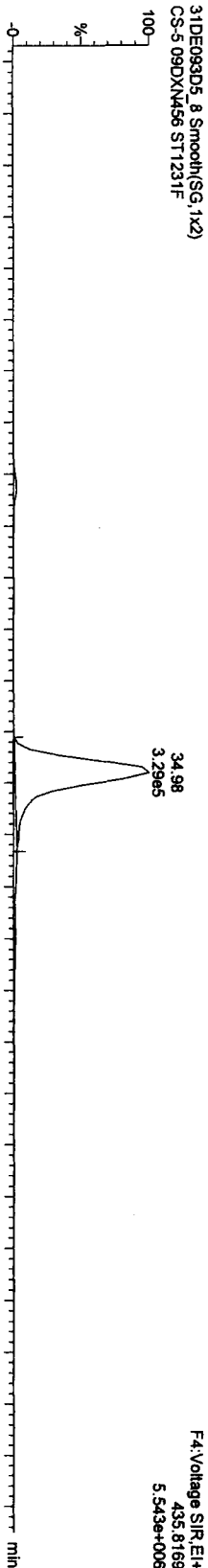


31DE093D5_8 Smooth(SG, 1x2)
CS-5 09DXN456 ST1231F

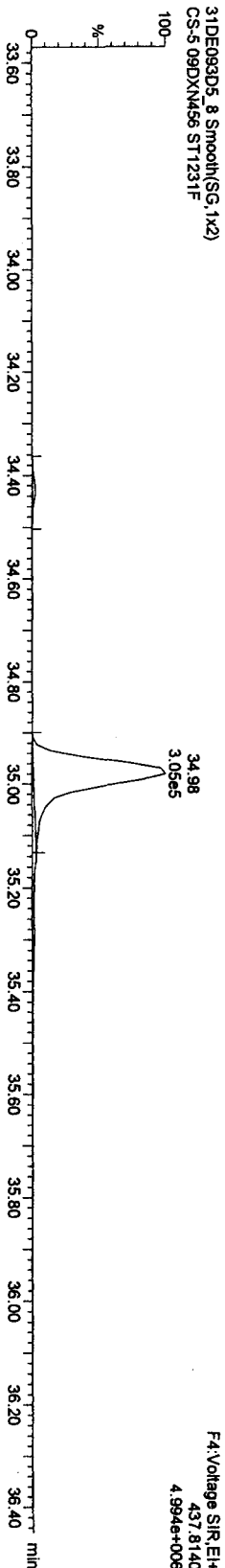


13C-HPCDD

31DE093D5_8 Smooth(SG, 1x2)
CS-5 09DXN456 ST1231F



31DE093D5_8 Smooth(SG, 1x2)
CS-5 09DXN456 ST1231F



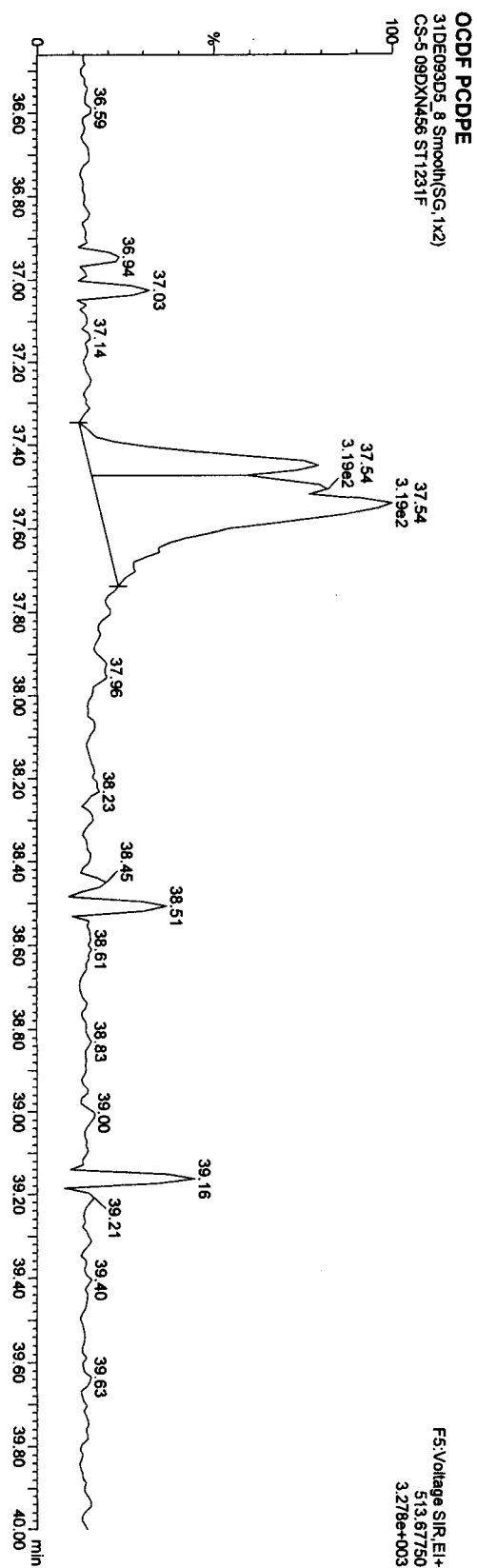

Quantity Sample Report MassLynx 4.1

Dataset: C:\MassLynx\Default\prol\CA123120093D58290.qid

Last Altered: Thursday, December 31, 2009 13:37:23 Pacific Standard Time

Printed: Thursday, December 31, 2009 16:49:24 Pacific Standard Time

Name: 31DE093D5_8, Date: 31-Dec-2009, Time: 12:51:47, ID: ST1231F, Description: CS-5 09DXN456




Quantity Sample Report MassLynx 4.1

Dataset: C:\MassLynx\Default\prol\CA123120093D58290.qld


Last Altered: Thursday, December 31, 2009 13:37:23 Pacific Standard Time
Printed: Thursday, December 31, 2009 16:49:24 Pacific Standard Time

Name: 31DE093D5_8, Date: 31-Dec-2009, Time: 12:51:47, ID: ST1231F, Description: CS-5-09DXN456

OCDD



13C-OCDD

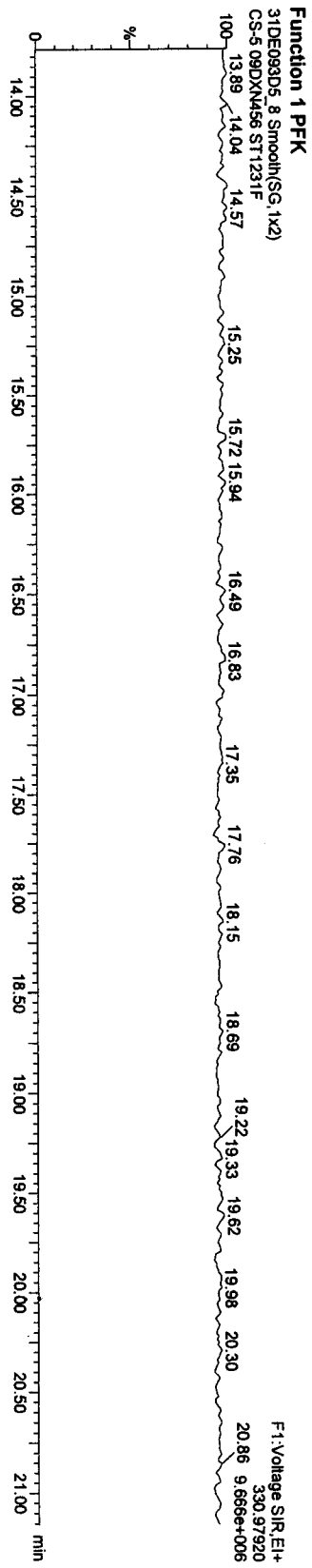
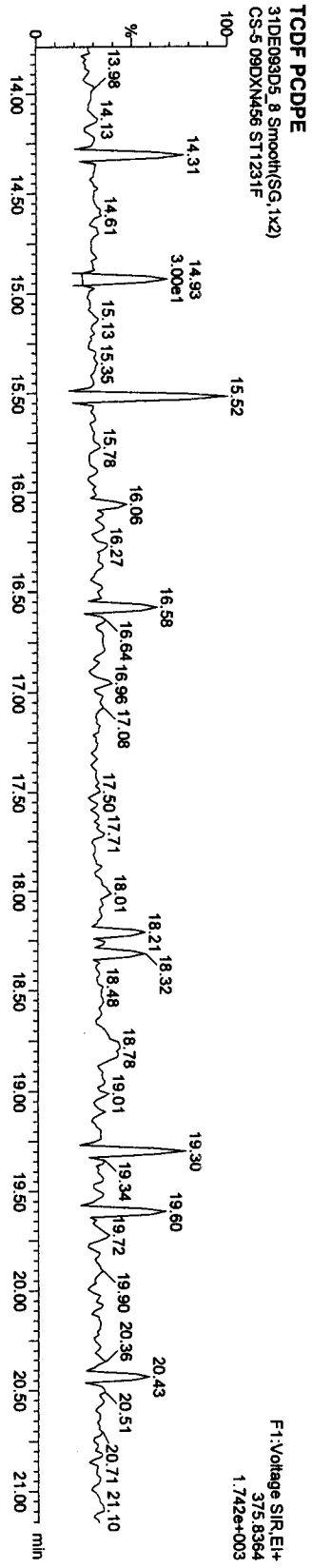
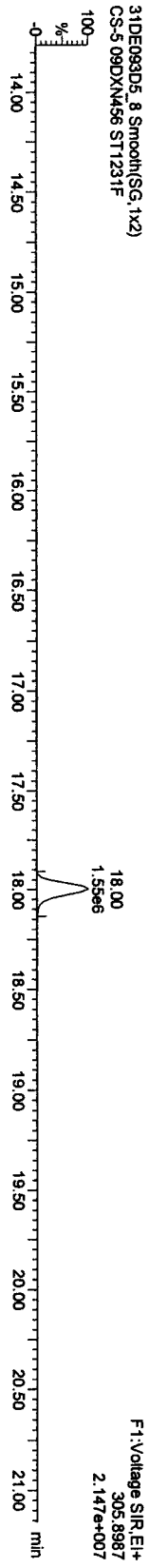



Quantity Sample Report MassLynx 4.1

Dataset: C:\MassLynx\Default\prol\CA123120093D58290.qld

Last Altered: Thursday, December 31, 2009 13:37:23 Pacific Standard Time
Printed: Thursday, December 31, 2009 16:49:24 Pacific Standard Time

Name: 31DE093D5_8, Date: 31-Dec-2009, Time: 12:51:47, ID: ST1231F, Description: CS-5-09DXN456

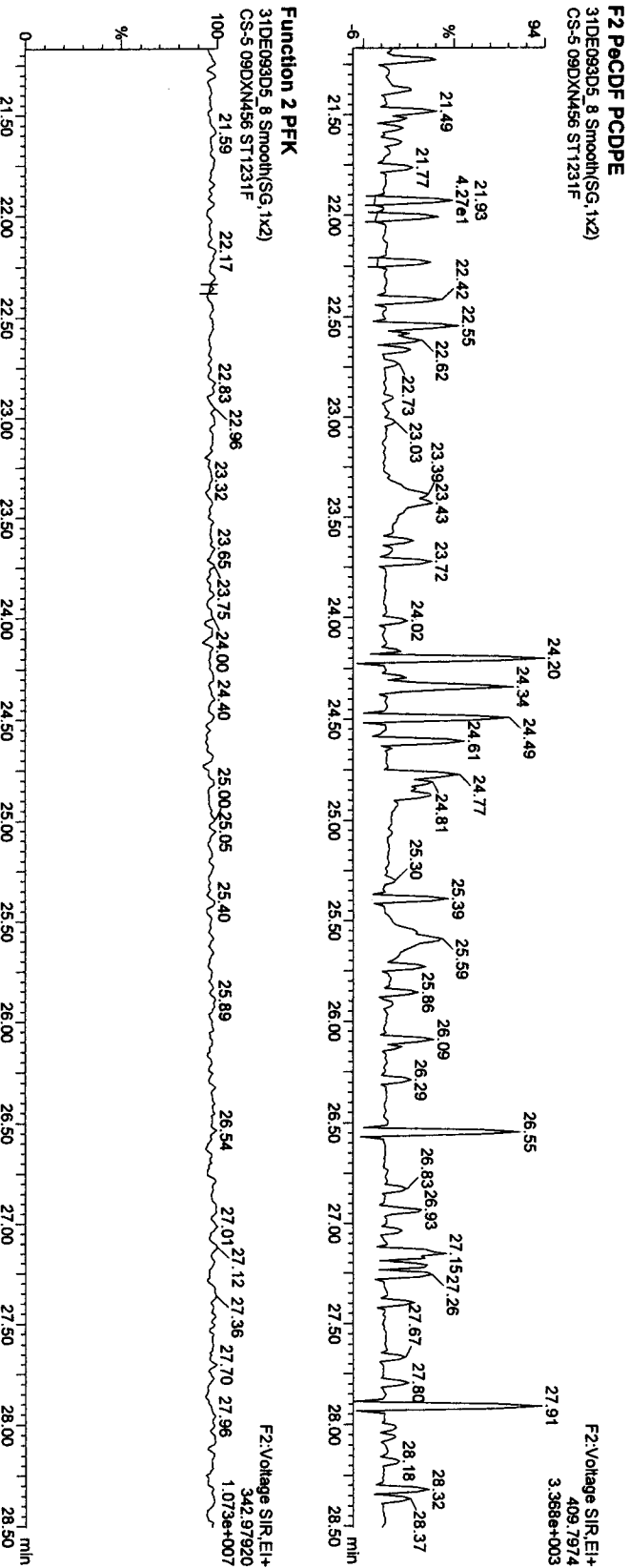
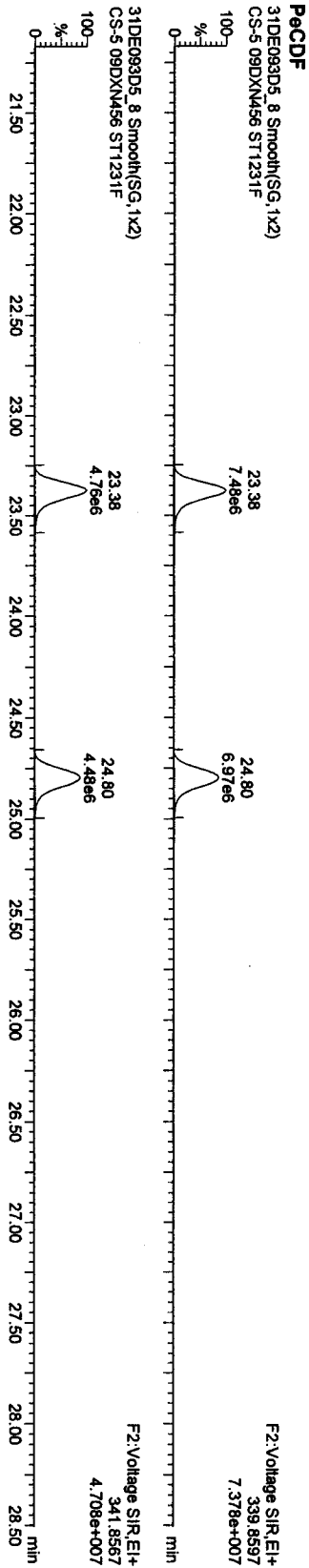


Quantity Sample Report Masslynx 4.1

Dataset: C:\MassLynx\Default\prol\CA123120093D58290.qld

Last Altered: Thursday, December 31, 2009 13:37:23 Pacific Standard Time
Printed: Thursday, December 31, 2009 16:49:24 Pacific Standard Time

Name: 31DE093D5_8, Date: 31-Dec-2009, Time: 12:51:47, ID: ST1231F, Description: CS-5-09DXN456



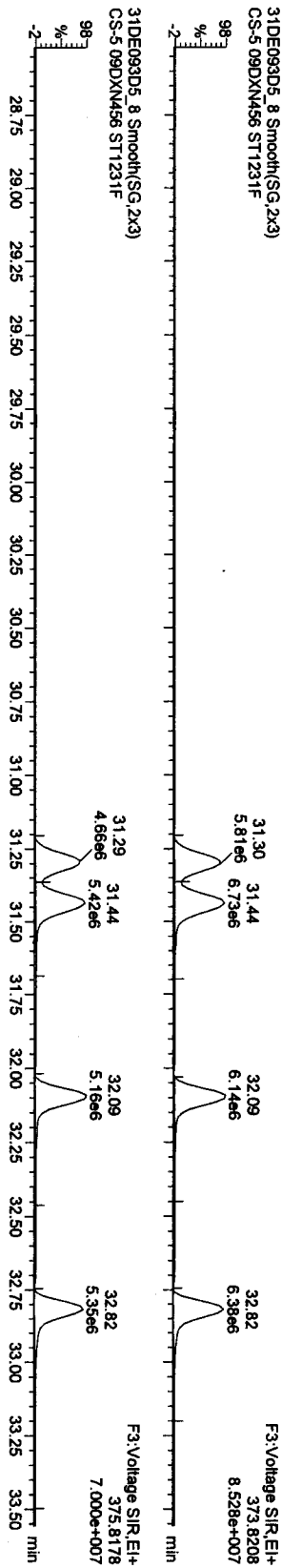
Quantity Sample Report MassLynx 4.1

Dataset: C:\MassLynx\Default\prolCA123120093D58290.qld

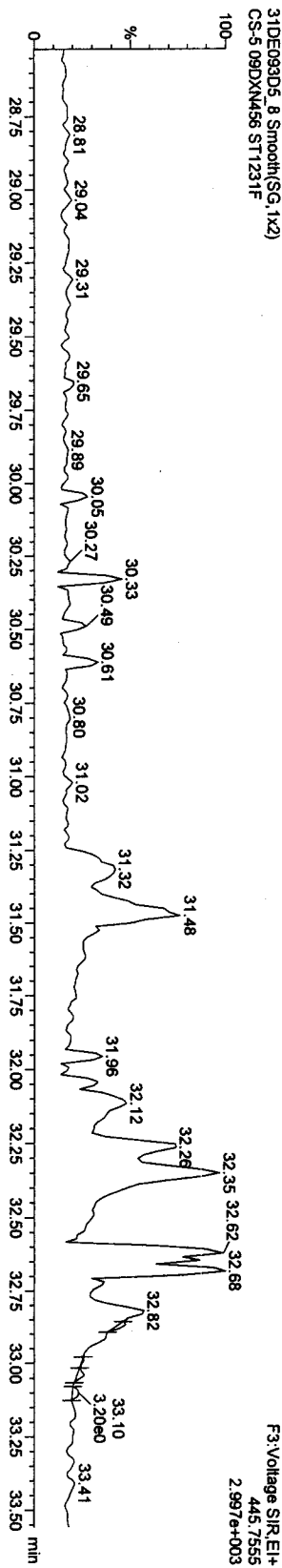
Last Altered: Thursday, December 31, 2009 13:37:23 Pacific Standard Time
Printed: Thursday, December 31, 2009 16:49:24 Pacific Standard Time

Name: 31DE093D5_8, Date: 31-Dec-2009, Time: 12:51:47, ID: ST1231F, Description: CS-5 09DXN456

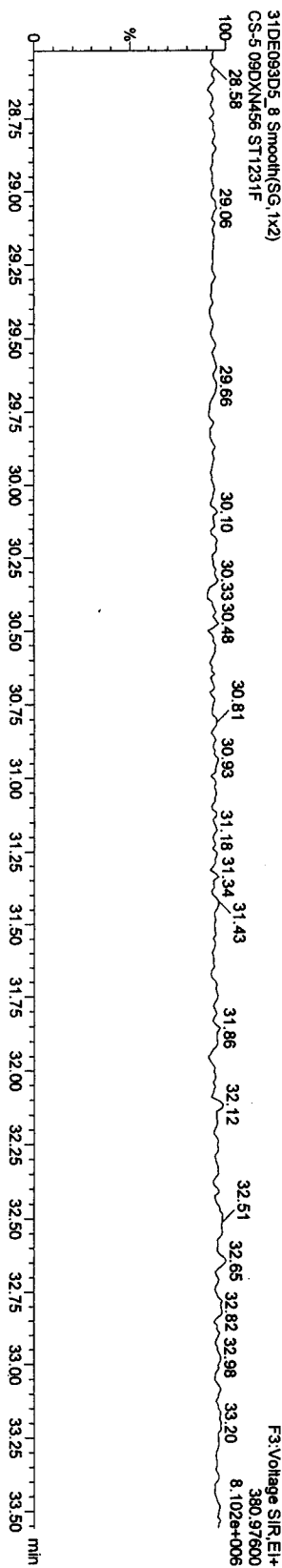
HXCDFS



HXCDF PCDFE



Function 3 PFK



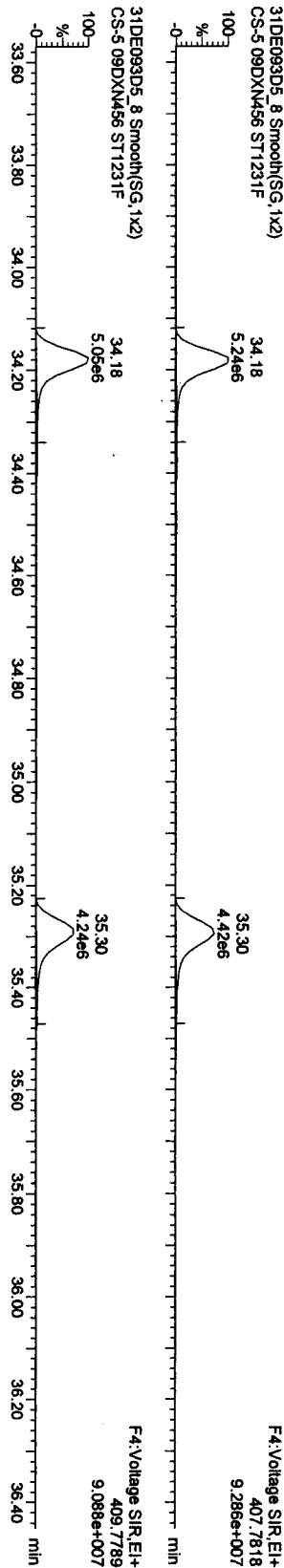
Quantity Sample Report MassLynx 4.1

Dataset: C:\MassLynx\Default\prol\CA123120093D58290.qld

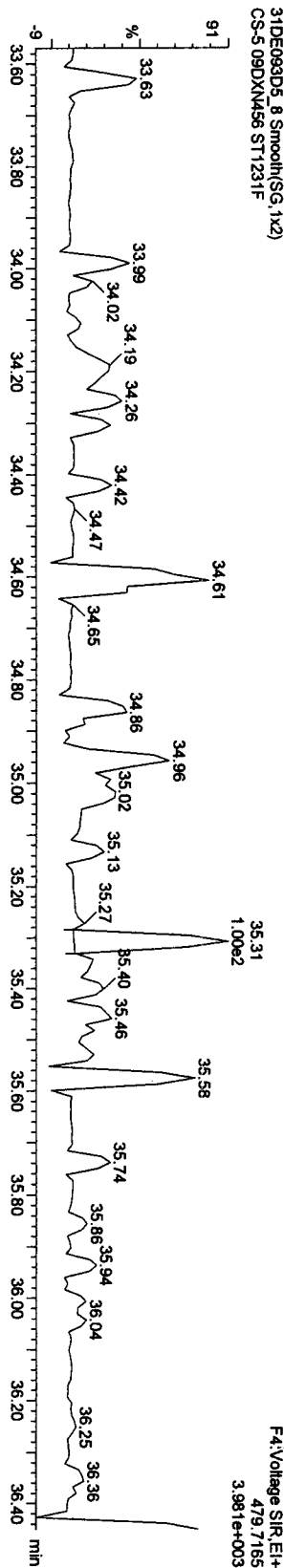
Last Altered: Thursday, December 31, 2009 13:37:23 Pacific Standard Time
Printed: Thursday, December 31, 2009 16:49:24 Pacific Standard Time

Name: 31DE093D5_8, Date: 31-Dec-2009, Time: 12:51:47, ID: ST1231F, Description: CS-5 09DXN456

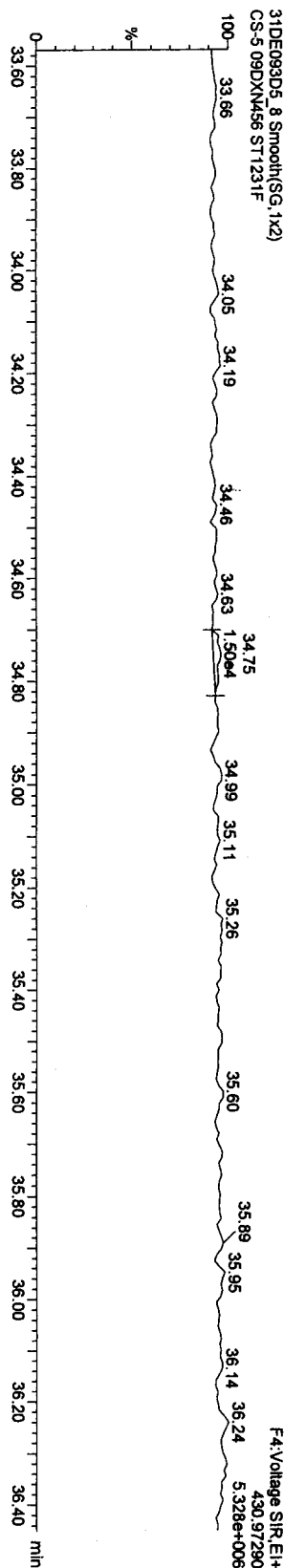
HPCDFs



HPCDF PCDPE



Function 4 PFK



Quantity Sample Report MassLynx 4.1

Dataset: C:\MassLynx\Default\prol\CA123120093D58290.qld

Last Altered: Thursday, December 31, 2009 13:37:23 Pacific Standard Time

Printed: Thursday, December 31, 2009 16:49:24 Pacific Standard Time

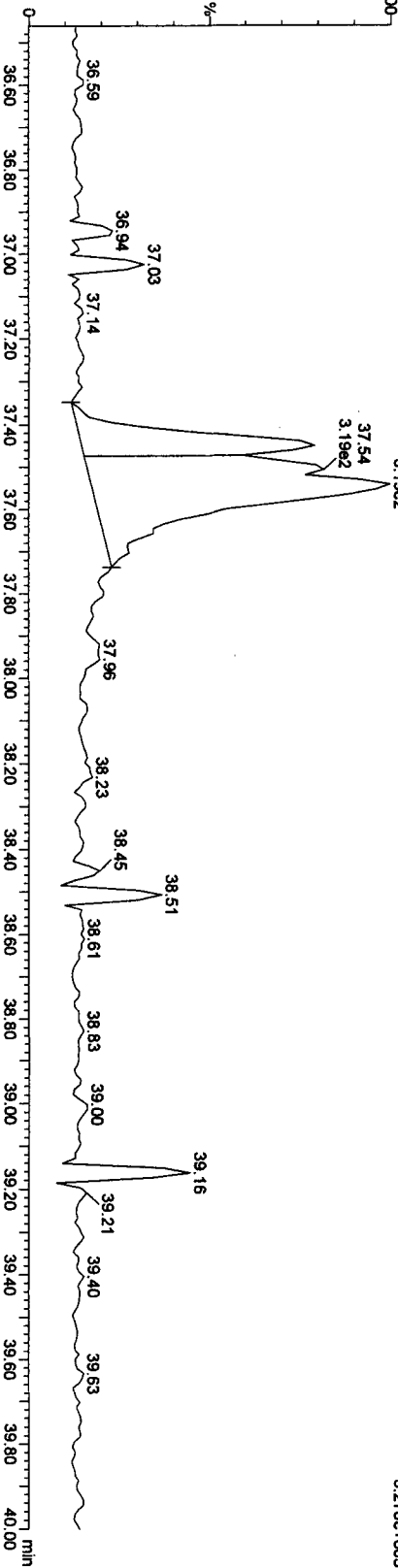
Name: 31DE093D5_8, Date: 31-Dec-2009, Time: 12:51:47, ID: ST1231F, Description: CS-5 09DXN456

OCDP PCDFE

31DE093D5_8 Smooth(SG,1x2)
CS-5 09DXN456 ST1231F

37.54
3.19e2

FS:Voltage SIR.EI+
513.67750
3.278e+003




Function 5 PFK

31DE093D5_8 Smooth(SG,1x2)
CS-5 09DXN456 ST1231F

37.54
3.19e2

FS:Voltage SIR.EI+
442.97280
5.698e+006



Quantity Sample Report MassLynx 4.1

Dataset: C:\MassLynx\Default\pro31DE093D51613.qid

Last Altered: Monday, January 04, 2010 10:57:03 Pacific Standard Time

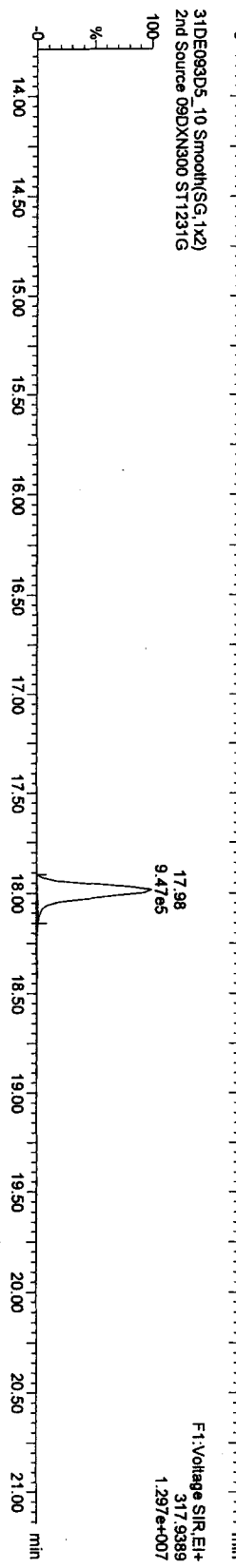

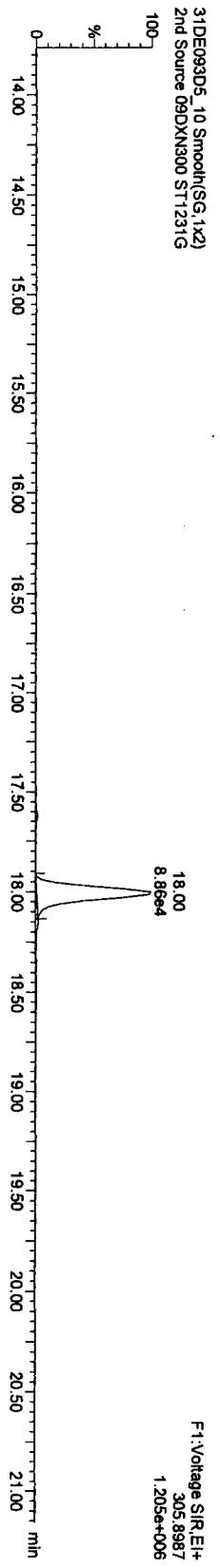
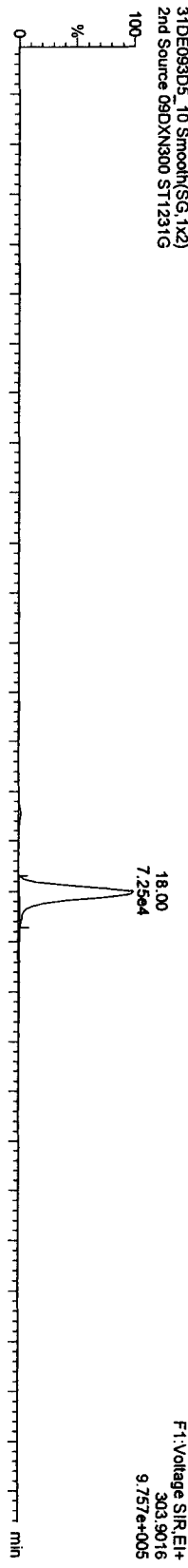
Printed: Monday, January 04, 2010 10:58:04 Pacific Standard Time

Method: C:\MassLynx\Default\PRO1MethDB\16133D5.mdb 04 Jan 2010 10:11:47

Calibration: C:\MassLynx\Default\PRO1CurveDB\1CA123120093D51613.cdb 04 Jan 2010 10:06:26

Name: 31DE093D5_10, Date: 31-Dec-2009, Time: 14:27:48, ID: ST1231G, Description: 2nd Source 09DXN300

TCDs



Quantity Sample Report MassLynx 4.1


Dataset: C:\MassLynx\Default.pro\31DE093D51613.qld

Last Altered: Monday, January 04, 2010 10:57:03 Pacific Standard Time


Printed: Monday, January 04, 2010 10:58:04 Pacific Standard Time

Name: 31DE093D5_10, Date: 31-Dec-2009, Time: 14:27:48, ID: ST1231G, Description: 2nd Source 09DXN300


TCDDs
31DE093D5_10 Smooth(SG,1x2)
2nd Source 09DXN300 ST1231G




31DE093D5_10 Smooth(SG,1x2)
2nd Source 09DXN300 ST1231G



13C-TCDDs
31DE093D5_10 Smooth(SG,1x2)
2nd Source 09DXN300 ST1231G



31DE093D5_10 Smooth(SG,1x2)
2nd Source 09DXN300 ST1231G



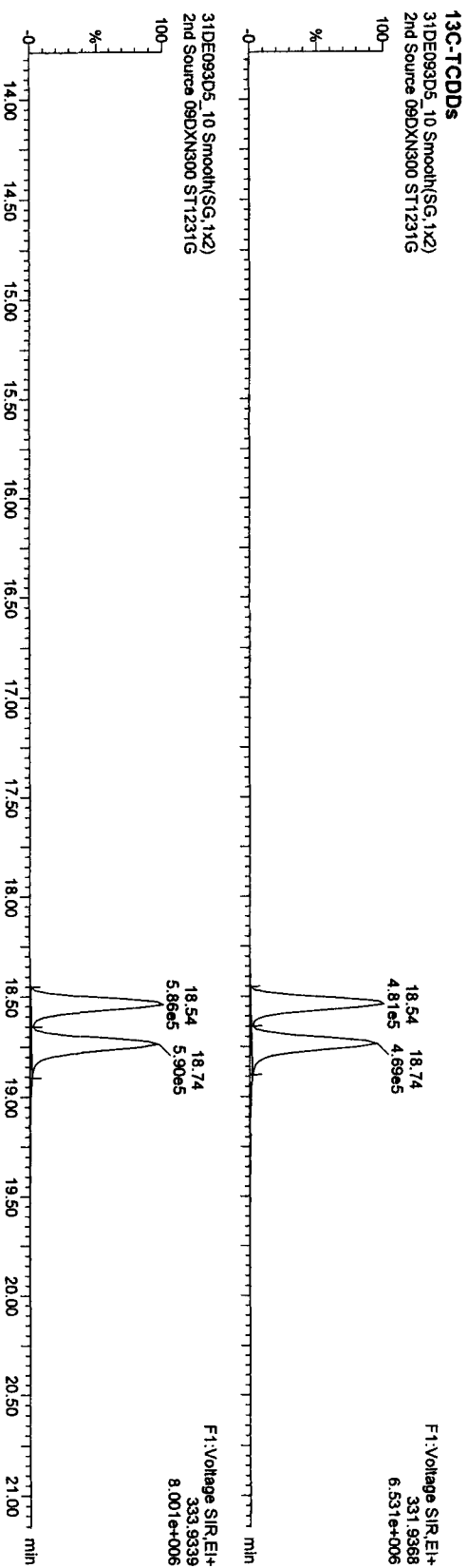
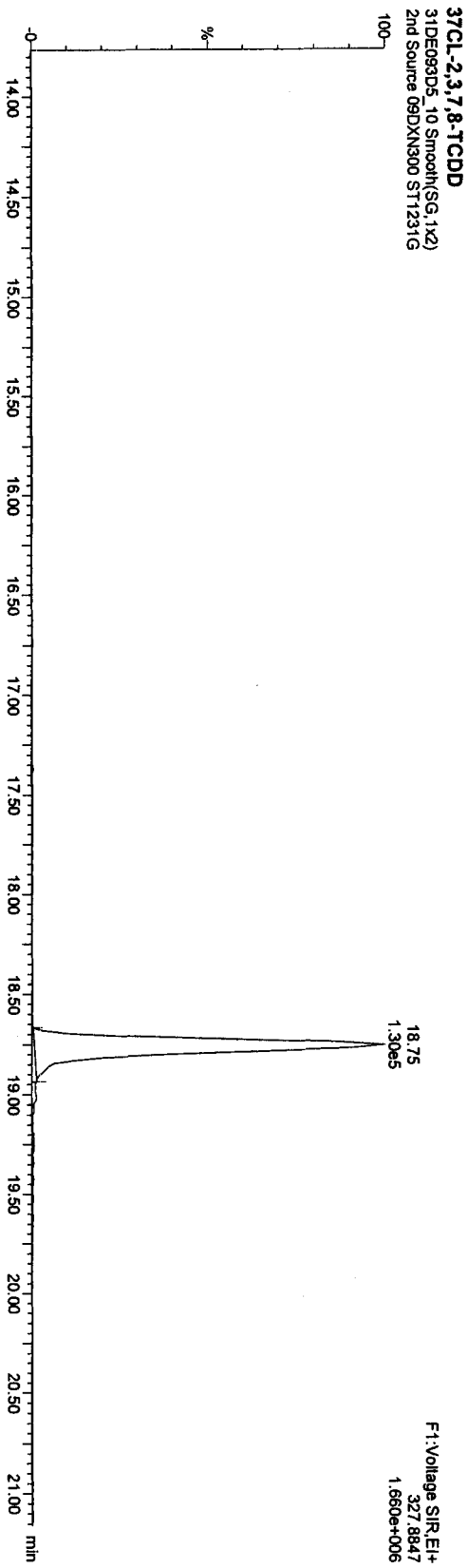
Quantity Sample Report MassLynx 4.1

Dataset: C:\MassLynx\Default\pro\31DE093D51613.qld

Last Altered: Monday, January 04, 2010 10:57:03 Pacific Standard Time

Printed: Monday, January 04, 2010 10:58:04 Pacific Standard Time

Name: 31DE093D5_10, Date: 31-Dec-2009, Time: 14:27:48, ID: ST1231G, Description: 2nd Source 09DXN300



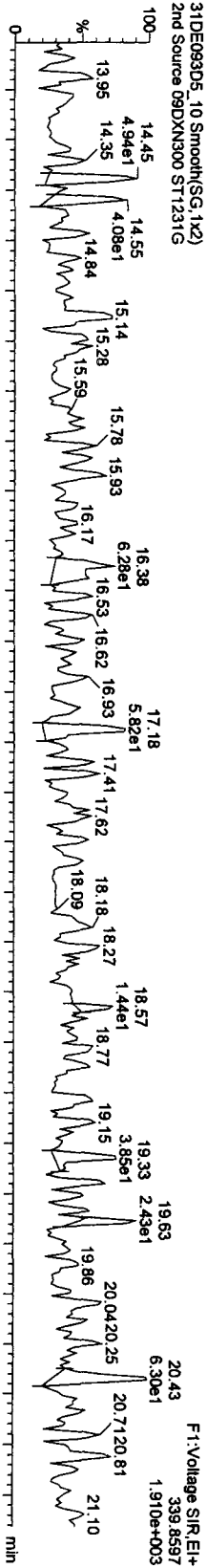
Quantity Sample Report MassLynx 4.1

Dataset: C:\MassLynx\Default.pro\31DE093D51613.qld

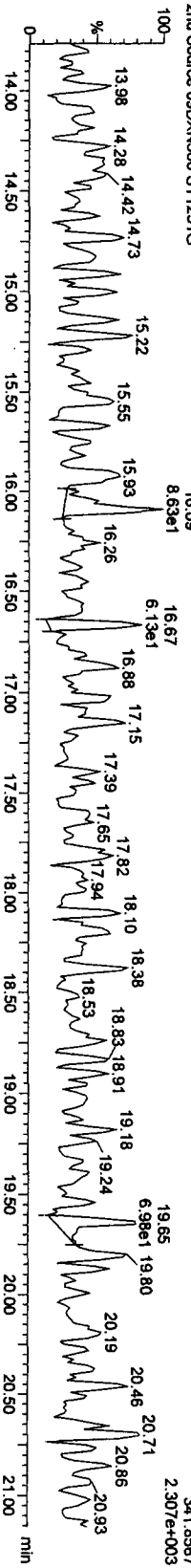
Last Altered: Monday, January 04, 2010 10:57:03 Pacific Standard Time
Printed: Monday, January 04, 2010 10:58:04 Pacific Standard Time

Name: 31DE093D5_10, Date: 31-Dec-2009, Time: 14:27:48, ID: ST1231G, Description: 2nd Source 09DXN300

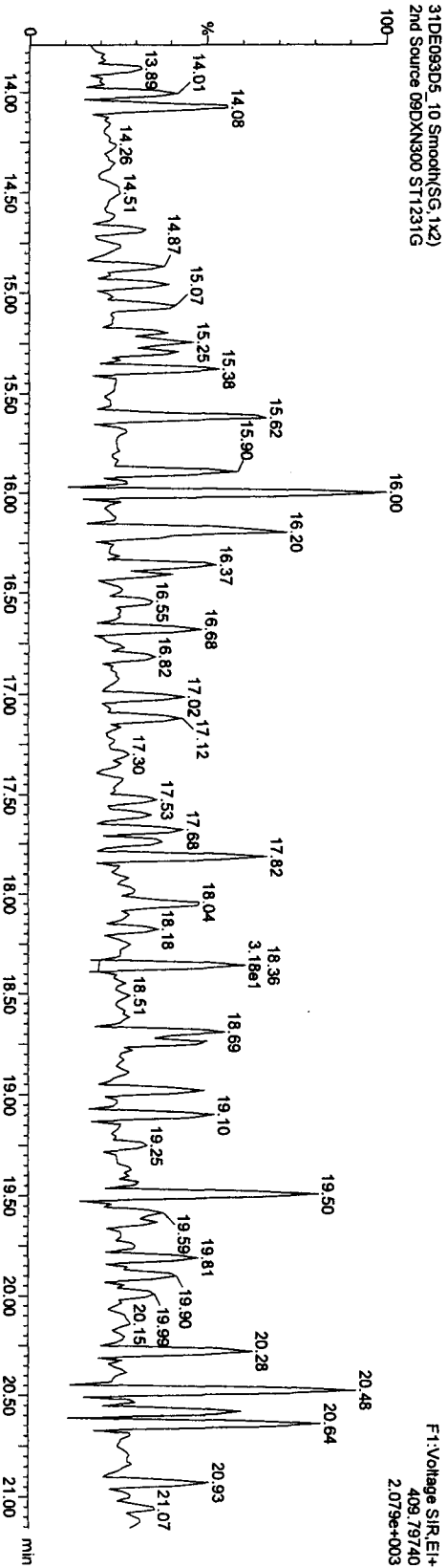
F1 PCDFs



F1 PCDPE



F1 PCDPF PCDPE



Quantity Sample Report MassLynx 4.1

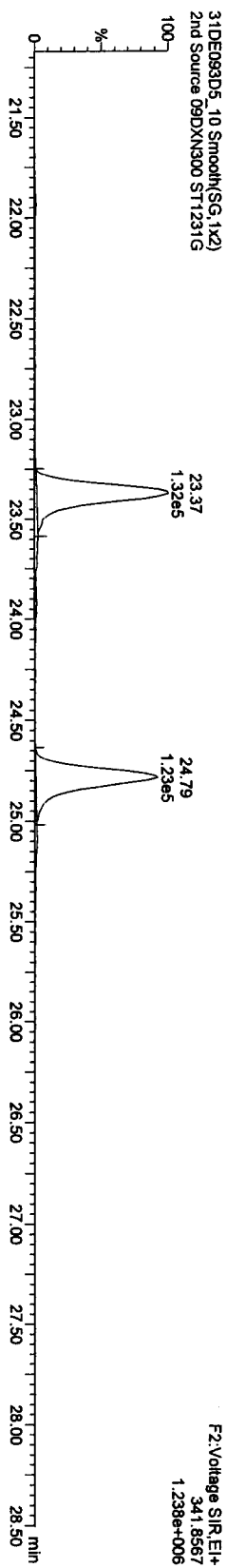
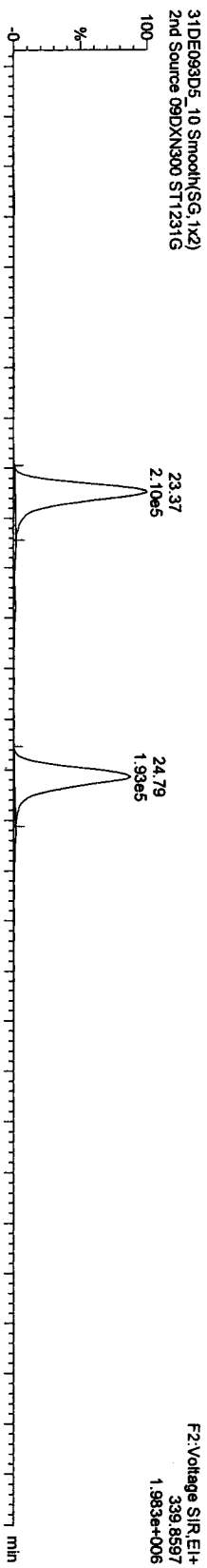
Dataset: C:\MassLynx\Default.pro\31DE093D51613.qld

Last Altered: Monday, January 04, 2010 10:57:03 Pacific Standard Time

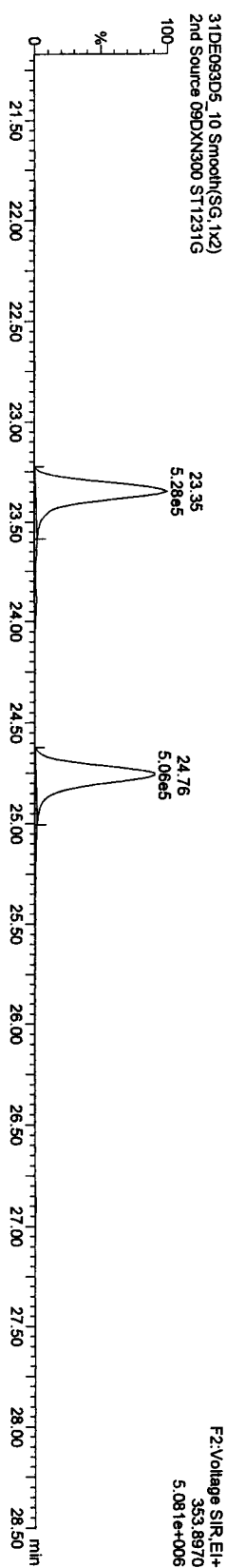
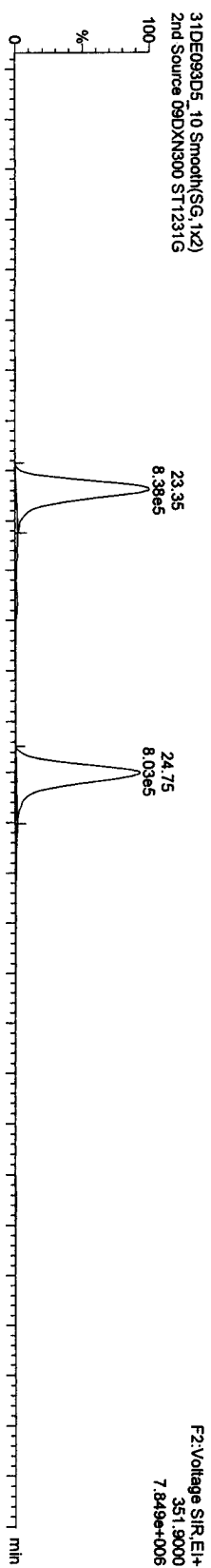
Printed: Monday, January 04, 2010 10:58:04 Pacific Standard Time

Name: 31DE093D5_10, Date: 31-Dec-2009, Time: 14:27:48, ID: ST1231G, Description: 2nd Source 09DXN300

PcCDFs



13C-PcCDFs



Quantify Sample Report MassLynx 4.1

Dataset: C:\MassLynx\Default.pro\31DE093D51613.qid


Last Altered: Monday, January 04, 2010 10:57:03 Pacific Standard Time

Printed: Monday, January 04, 2010 10:58:04 Pacific Standard Time


Name: 31DE093D5_10, Date: 31-Dec-2009, Time: 14:27:48, ID: ST1231G, Description: 2nd Source 09DXN300

PcCDDs

31DE093D5_10 Smooth(SG, 1x2)
2nd Source 09DXN300 ST1231G




31DE093D5_10 Smooth(SG, 1x2)
2nd Source 09DXN300 ST1231G




13C-PcCDD

31DE093D5_10 Smooth(SG, 1x2)
2nd Source 09DXN300 ST1231G



31DE093D5_10 Smooth(SG, 1x2)
2nd Source 09DXN300 ST1231G



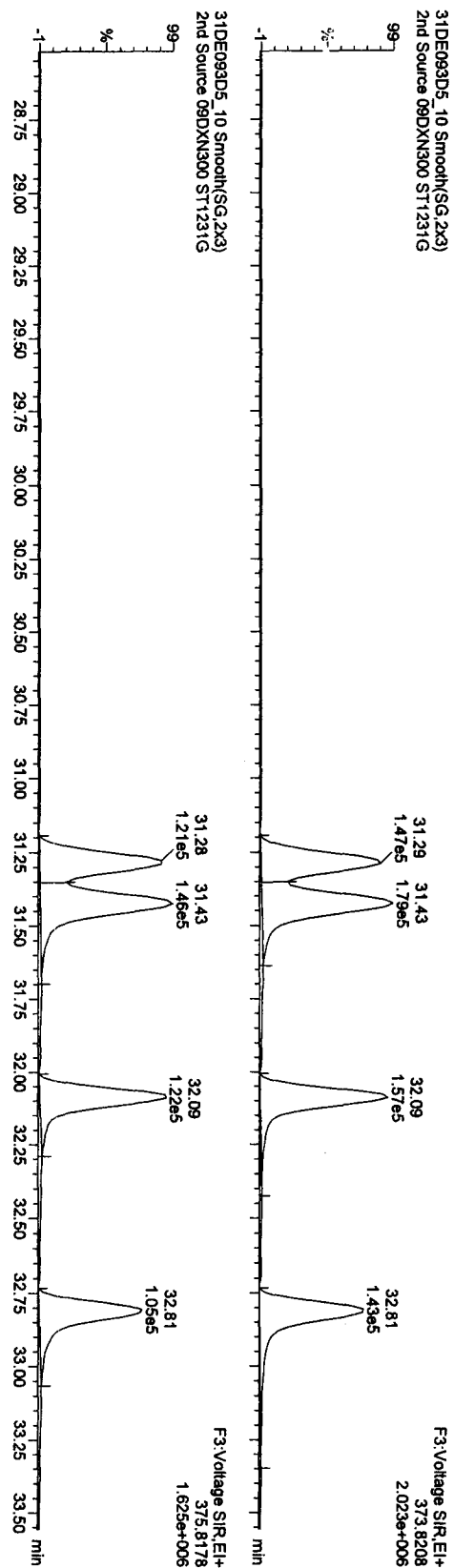
Quantity Sample Report MassLynx 4.1

Dataset: C:\MassLynx\Default\prot\31DE093D51613.qld

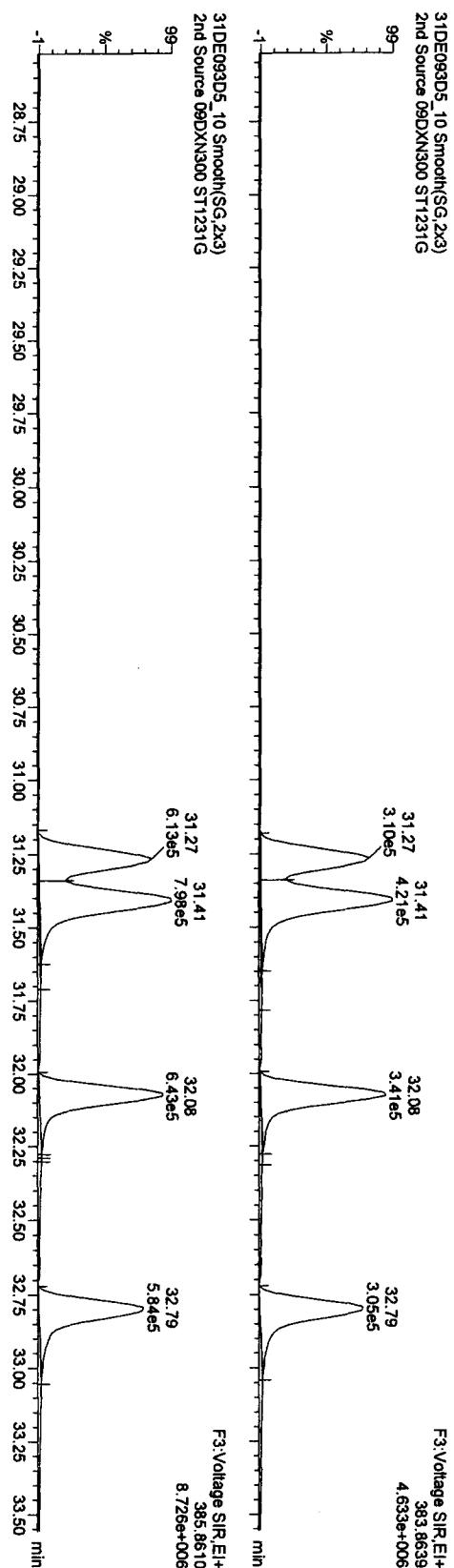
Last Altered: Monday, January 04, 2010 10:57:03 Pacific Standard Time
Printed: Monday, January 04, 2010 10:58:04 Pacific Standard Time

Name: 31DE093D5_10, Date: 31-Dec-2009, Time: 14:27:48, ID: ST1231G, Description: 2nd Source 09DXN300

HxCDFs



13C-HxCDFs



Quantify Sample Report MassLynx 4.1


Dataset: C:\MassLynx\Default.pr\31DE093D51613.qld

Last Altered: Monday, January 04, 2010 10:57:03 Pacific Standard Time
 Printed: Monday, January 04, 2010 10:58:04 Pacific Standard Time


Name: 31DE093D5_10, Date: 31-Dec-2009, Time: 14:27:48, ID: ST1231G, Description: 2nd Source 09DXN300

HxCDDs

31DE093D5_10 Smooth(SG,2x3)
 2nd Source 09DXN300 ST1231G




31DE093D5_10 Smooth(SG,2x3)
 2nd Source 09DXN300 ST1231G




13C-HxCDDs

31DE093D5_10 Smooth(SG,2x3)
 2nd Source 09DXN300 ST1231G



31DE093D5_10 Smooth(SG,2x3)
 2nd Source 09DXN300 ST1231G

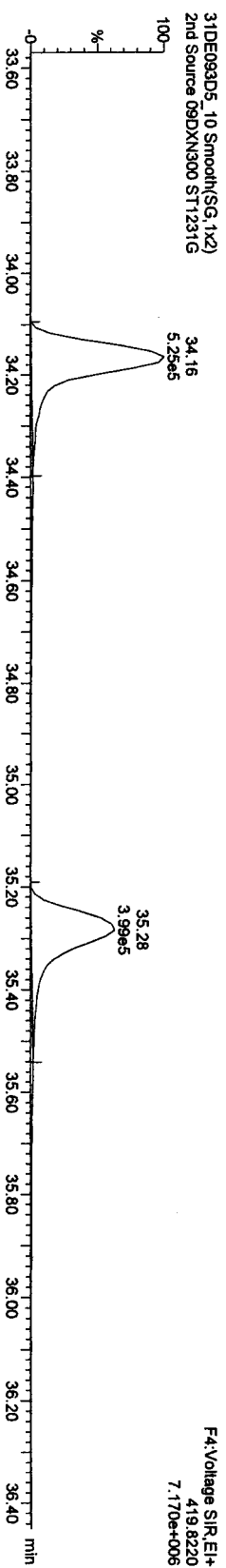
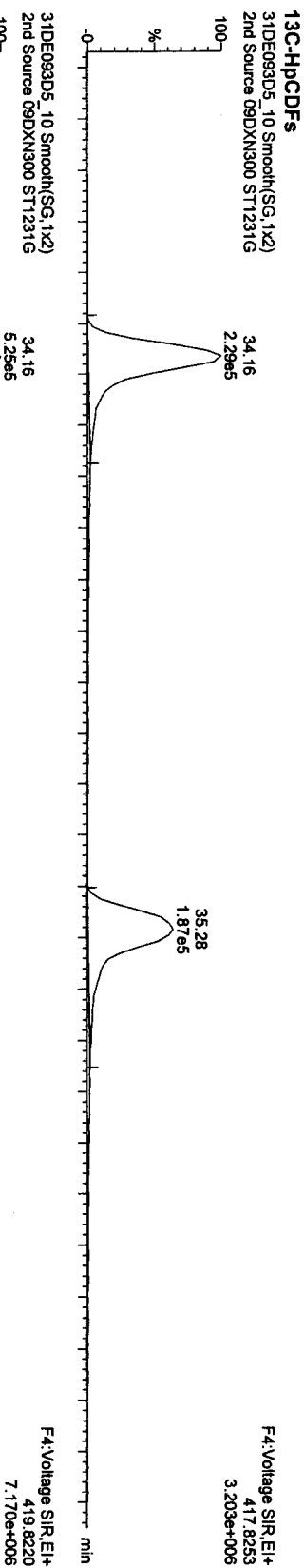
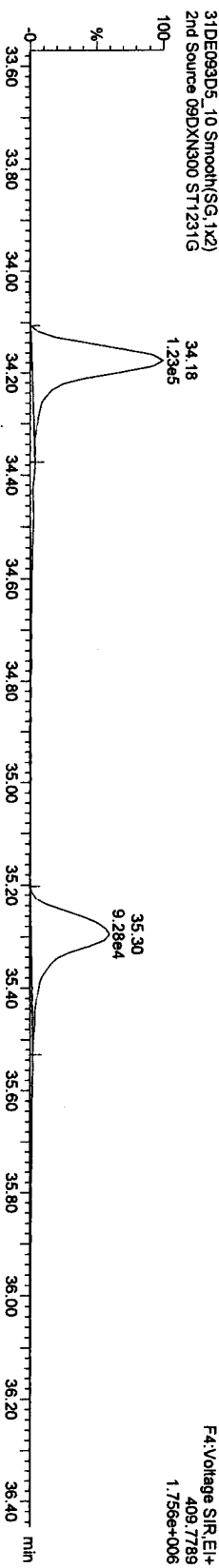


Quantify Sample Report MassLynx 4.1

Dataset: C:\MassLynx\Default\pro\31DE093D51613.qid

Last Altered: Monday, January 04, 2010 10:57:03 Pacific Standard Time
Printed: Monday, January 04, 2010 10:58:04 Pacific Standard Time

Name: 31DE093D5_10, Date: 31-Dec-2009, Time: 14:27:48, ID: ST1231G, Description: 2nd Source 09DXN300



Quantity Sample Report MassLynx 4.1

Dataset: C:\MassLynx\Default\pro131DE093D51613.qld

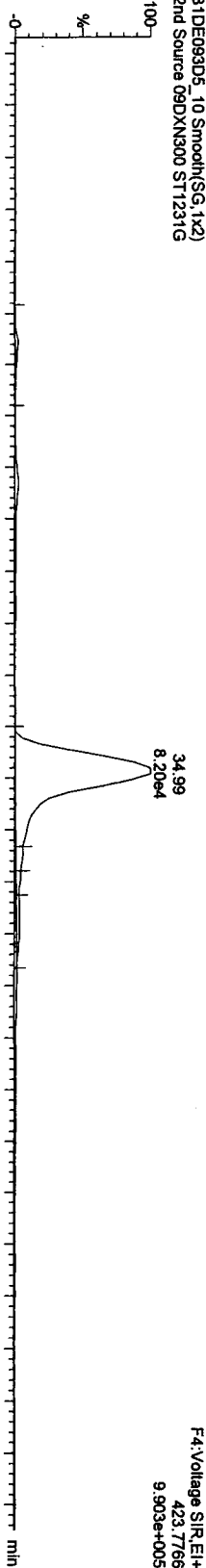
Last Altered: Monday, January 04, 2010 10:57:03 Pacific Standard Time

Printed: Monday, January 04, 2010 10:58:04 Pacific Standard Time

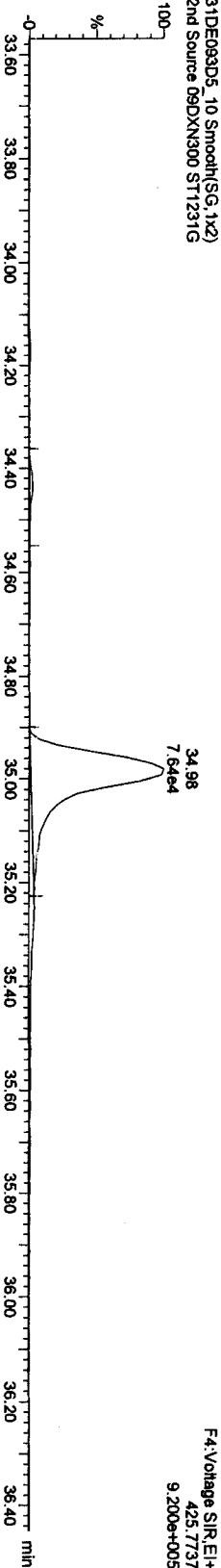
Name: 31DE093D5_10, Date: 31-Dec-2009, Time: 14:27:48, ID: ST1231G, Description: 2nd Source 09DXN300

HpCDDs

31DE093D5_10 Smooth(SG, 1x2)
2nd Source 09DXN300 ST1231G

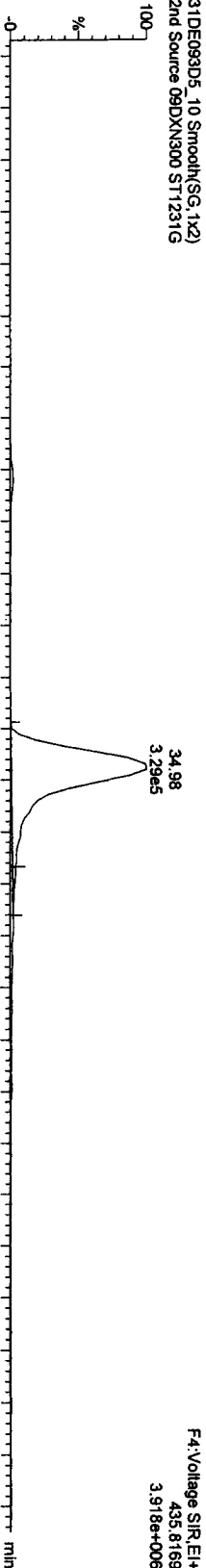


31DE093D5_10 Smooth(SG, 1x2)
2nd Source 09DXN300 ST1231G

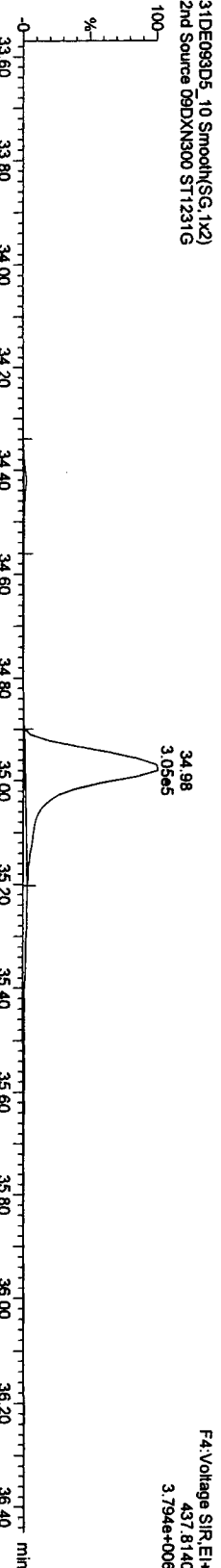


13C-HpCDD

31DE093D5_10 Smooth(SG, 1x2)
2nd Source 09DXN300 ST1231G



31DE093D5_10 Smooth(SG, 1x2)
2nd Source 09DXN300 ST1231G



Quantity Sample Report MassLynx 4.1

Dataset: C:\MassLynx\Default.pro\31DE093D51613.qld


Last Altered: Monday, January 04, 2010 10:57:03 Pacific Standard Time

Printed: Monday, January 04, 2010 10:58:04 Pacific Standard Time

Name: 31DE093D5_10, Date: 31-Dec-2009, Time: 14:27:48, ID: ST1231G, Description: 2nd Source 09DXN300

OCDFs

31DE093D5_10 Smooth(SG,1x2)
2nd Source 09DXN300 ST1231G

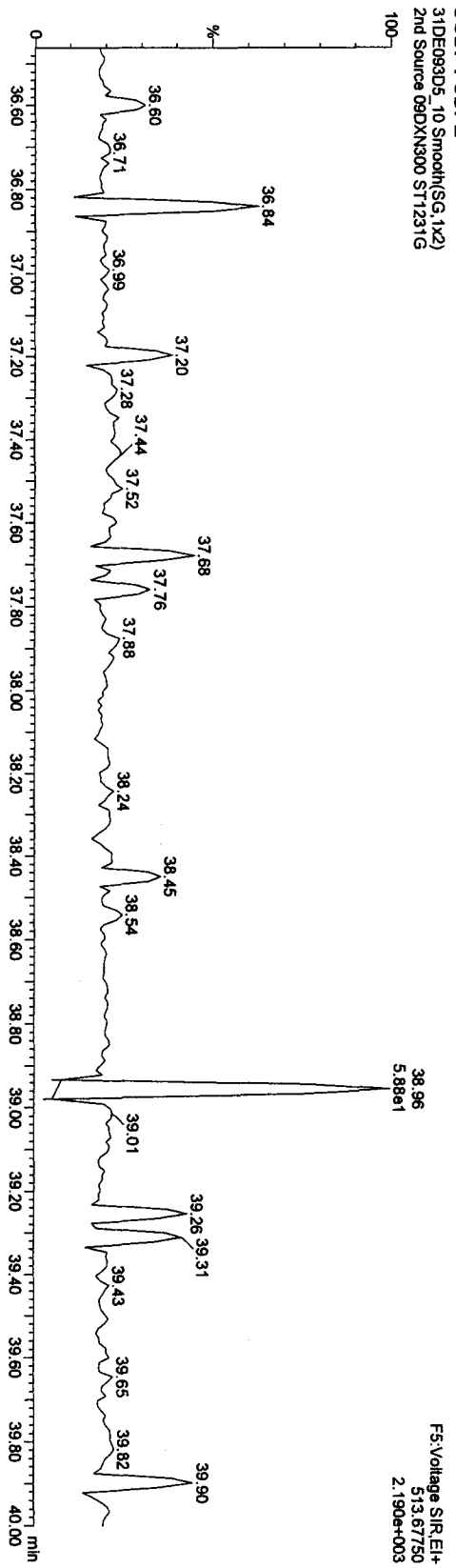


31DE093D5_10 Smooth(SG,1x2)
2nd Source 09DXN300 ST1231G

F5:Voltage SIR.EI+
443.7399
1.458e+006

OCDF PCDFE

31DE093D5_10 Smooth(SG,1x2)
2nd Source 09DXN300 ST1231G



F5:Voltage SIR.EI+
513.67750
2.190e+003

Quantity Sample Report MassLynx 4.1

Dataset: C:\MassLynx\Default.pro\31DE093D51613.qld


Last Altered: Monday, January 04, 2010 10:57:03 Pacific Standard Time

Printed: Monday, January 04, 2010 10:58:04 Pacific Standard Time

Name: 31DE093D5_10, Date: 31-Dec-2009, Time: 14:27:48, ID: ST1231G, Description: 2nd Source 09DXN300


OCD

31DE093D5_10 Smooth(SG, 1x2)
2nd Source 09DXN300 ST1231G



F5:Voltage SIR.EI+
457.7377
1.138e+006


31DE093D5_10 Smooth(SG, 1x2)
2nd Source 09DXN300 ST1231G



F5:Voltage SIR.EI+
459.7348
1.245e+006


13C-OCD

31DE093D5_10 Smooth(SG, 1x2)
2nd Source 09DXN300 ST1231G



F5:Voltage SIR.EI+
469.7779
4.079e+006

31DE093D5_10 Smooth(SG, 1x2)
2nd Source 09DXN300 ST1231G



F5:Voltage SIR.EI+
471.7750
4.523e+006

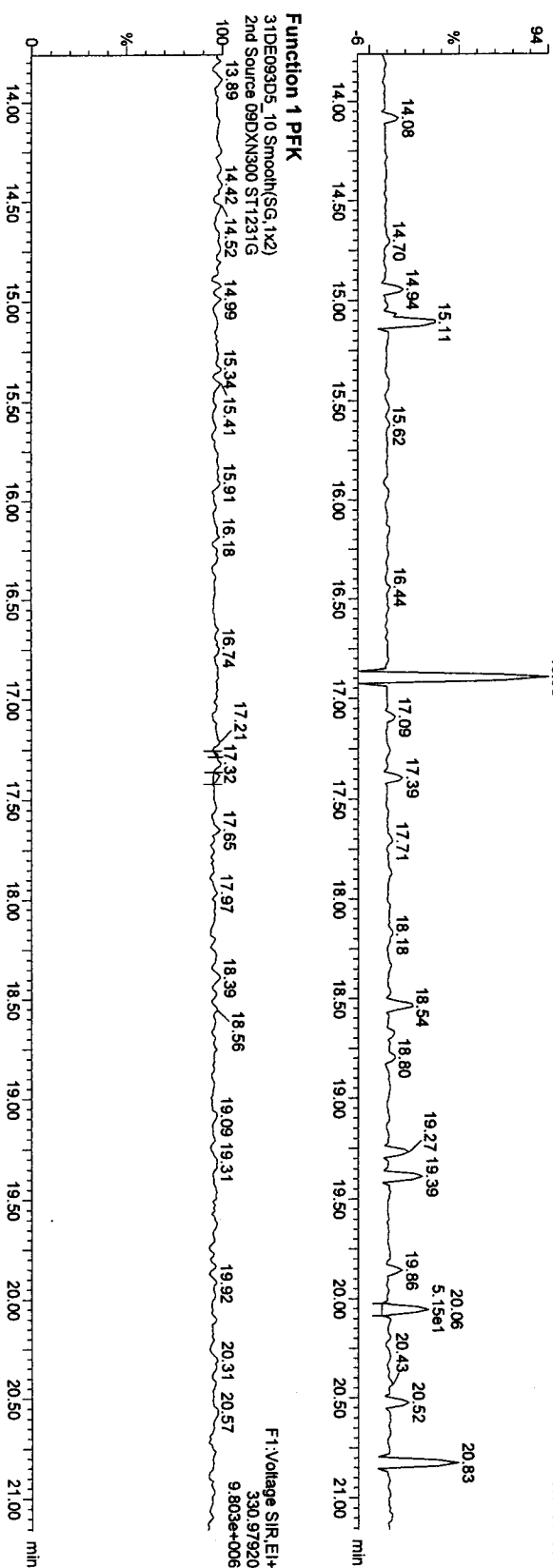
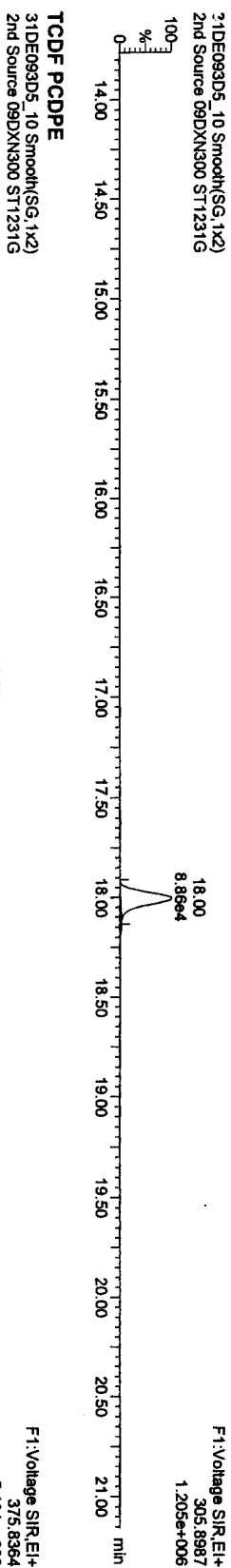

Quantity Sample Report MassLynx 4.1

Dataset: C:\MassLynx\Default.pro\31DE093D51613.qld

Last Altered: Monday, January 04, 2010 10:57:03 Pacific Standard Time

Printed: Monday, January 04, 2010 10:58:04 Pacific Standard Time

Name: 31DE093D5_10, Date: 31-Dec-2009, Time: 14:27:48, ID: ST1231G, Description: 2nd Source 09DXN300

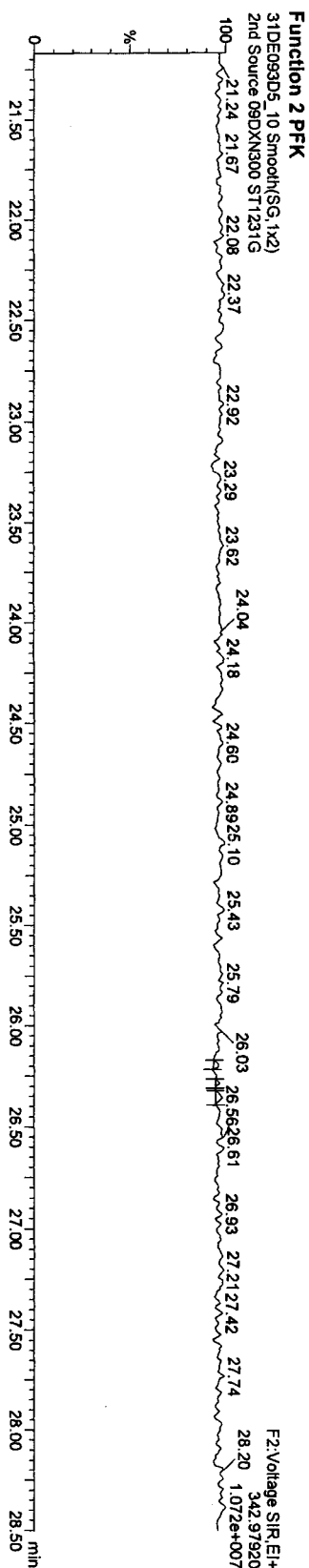
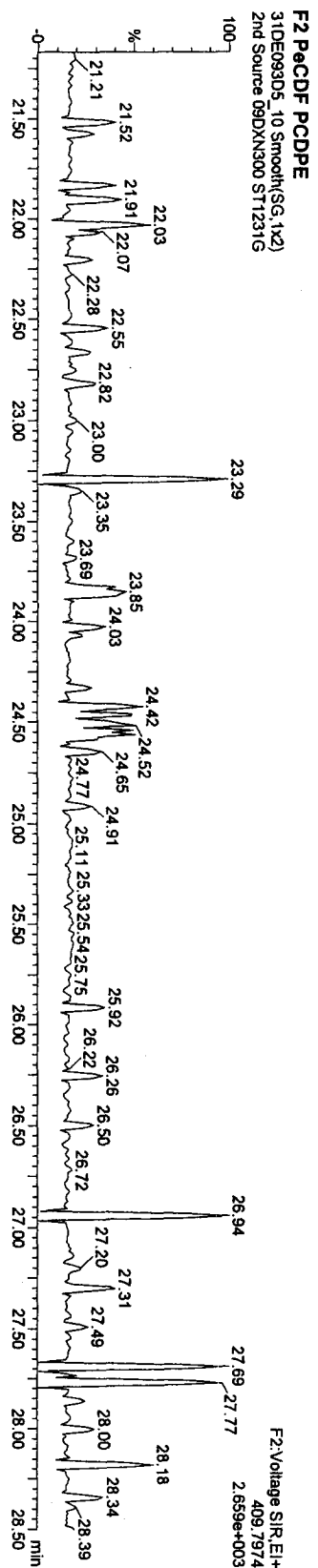
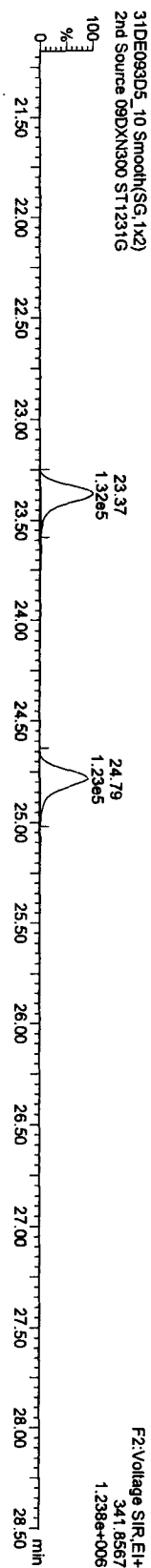
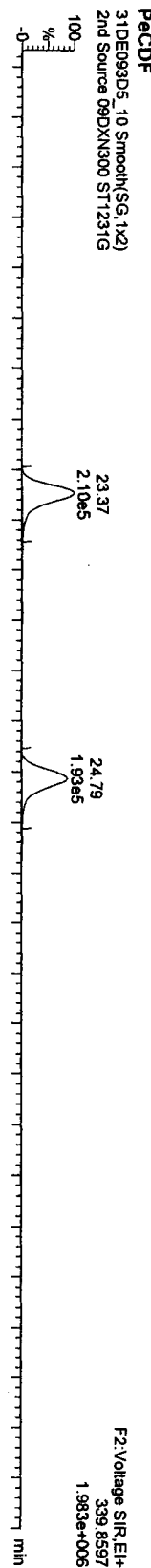


Quantity Sample Report MassLynx 4.1

Dataset: C:\MassLynx\Default\proj\31DE093D5\1613.qld

Last Altered: Monday, January 04, 2010 10:57:03 Pacific Standard Time
 Printed: Monday, January 04, 2010 10:58:04 Pacific Standard Time

Name: 31DE093D5_10, Date: 31-Dec-2009, Time: 14:27:48, ID: ST1231G, Description: 2nd Source 09DXN300

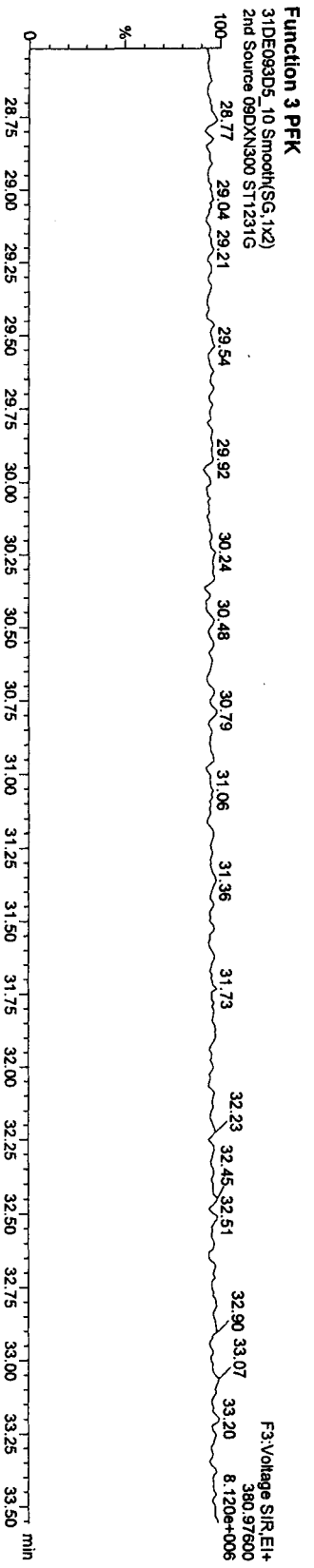
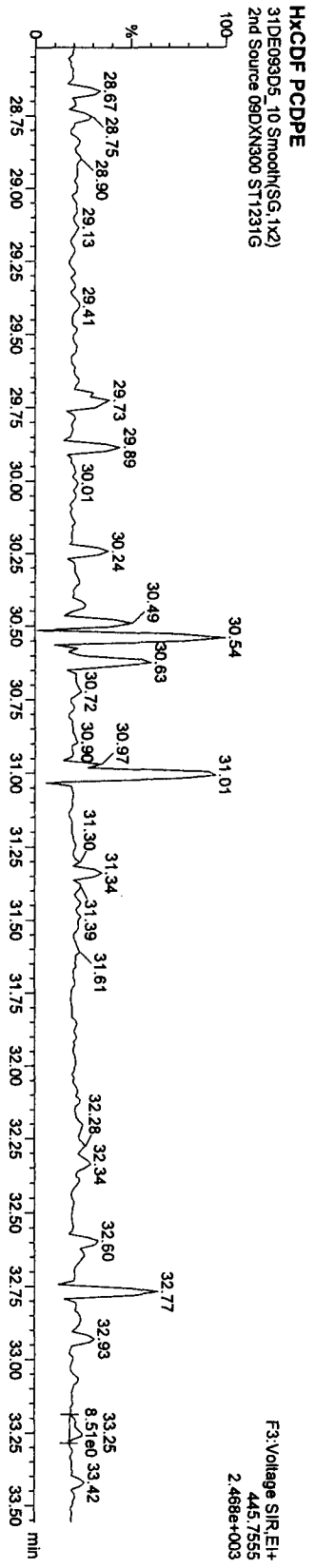
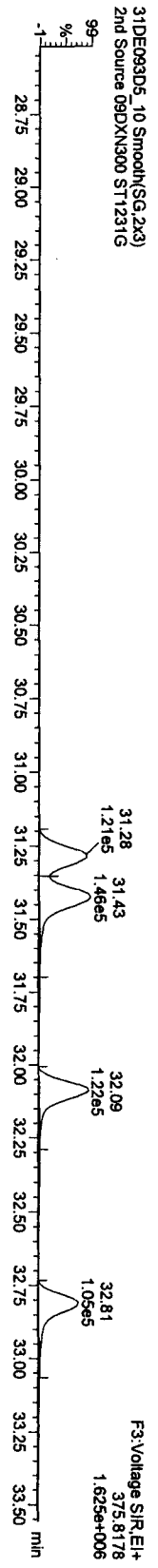
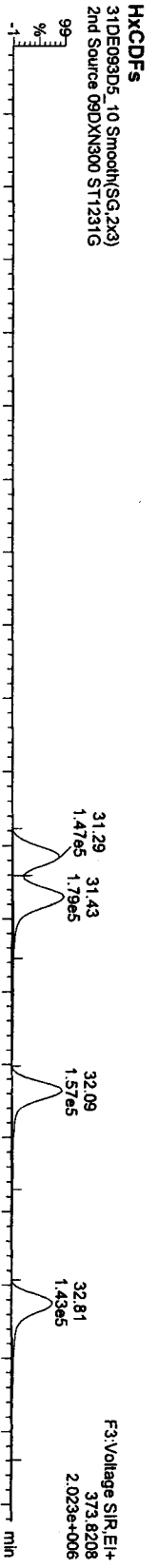


Quantity Sample Report Masslynx 4.1

Dataset: C:\Masslynx\Default.pro\31DE093D51613.qld

Last Altered: Monday, January 04, 2010 10:57:03 Pacific Standard Time
 Printed: Monday, January 04, 2010 10:58:04 Pacific Standard Time

Name: 31DE093D5_10, Date: 31-Dec-2009, Time: 14:27:48, ID: ST1231G, Description: 2nd Source 09DXN300

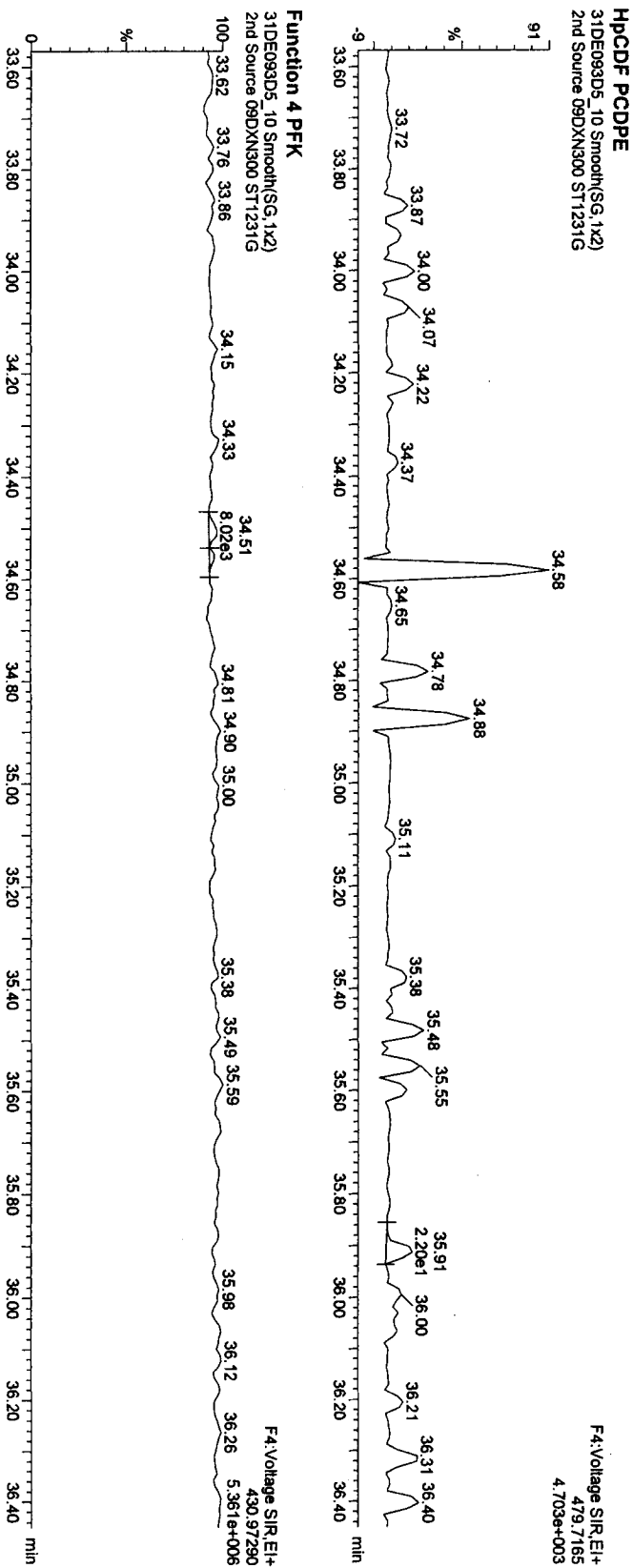




Quantity Sample Report MassLynx 4.1

Dataset: C:\MassLynx\Default.pro\31DE093D51613.qld

Last Altered: Monday, January 04, 2010 10:57:03 Pacific Standard Time
Printed: Monday, January 04, 2010 10:58:04 Pacific Standard Time

Name: 31DE093D5_10, Date: 31-Dec-2009, Time: 14:27:48, ID: ST1231G, Description: 2nd Source 09DXN300



Quantity Sample Report MassLynx 4.1

Dataset: C:\MassLynx\Default\pro3\1DE093D5\1613.qld

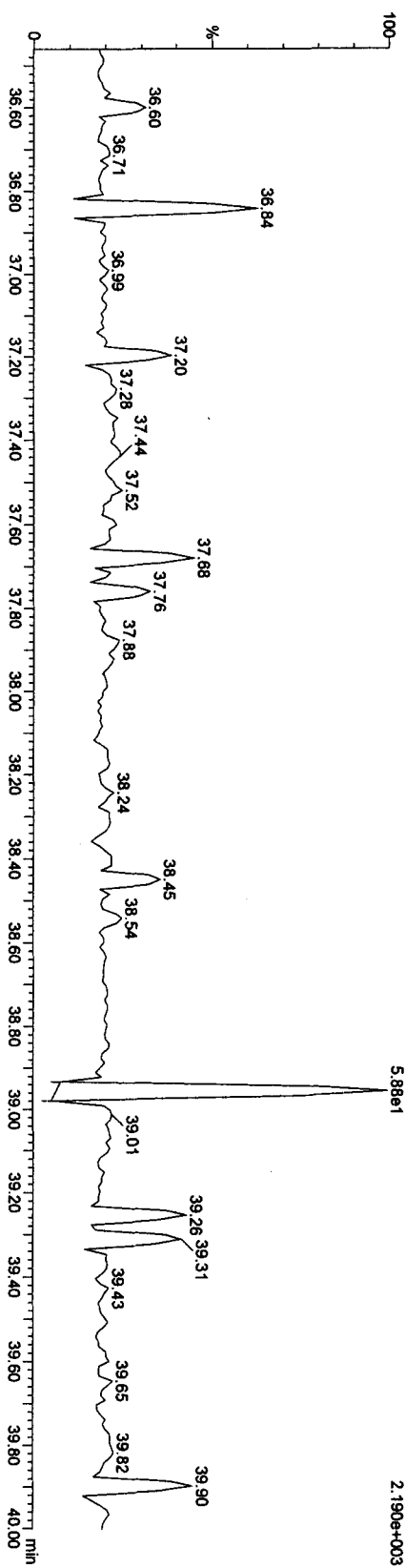
Last Altered: Monday, January 04, 2010 10:57:03 Pacific Standard Time

Printed: Monday, January 04, 2010 10:58:04 Pacific Standard Time

Name: 31DE093D5_10, Date: 31-Dec-2009, Time: 14:27:48, ID: ST1231G, Description: 2nd Source 09DXN300


OCDF PCDPE

31DE093D5_10 Smooth(SG,1x2)
2nd Source 09DXN300 ST1231G



Function 5 PFK

31DE093D5_10 Smooth(SG,1x2)
2nd Source 09DXN300 ST1231G



Quantity Sample Report MassLynx 4.1

Dataset: C:\MassLynx\Default.pro\31DE093D51613.qld


Last Altered: Monday, January 04, 2010 10:57:03 Pacific Standard Time

Printed: Monday, January 04, 2010 10:58:04 Pacific Standard Time


Name: 31DE093D5_11, Date: 31-Dec-2009, Time: 15:10:03, ID: CP1231A, Description: DB5 CPSM 3732-04

TCDFs

31DE093D5_11 Smooth(SG, 1x2)
DB5 CPSM 3732-04 CP1231A

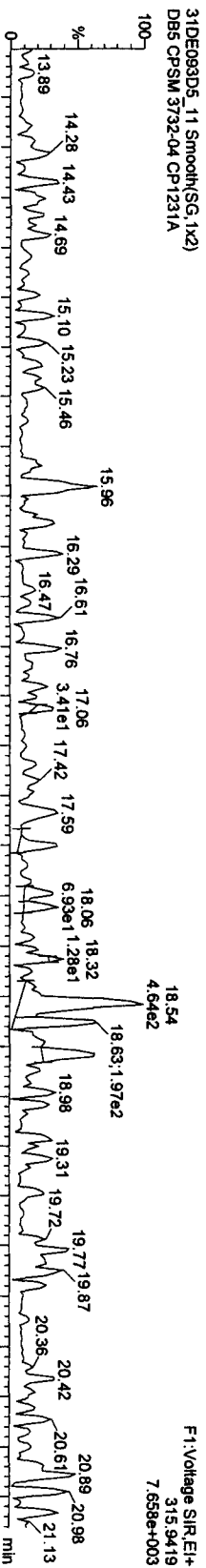


31DE093D5_11 Smooth(SG, 1x2)
DB5 CPSM 3732-04 CP1231A

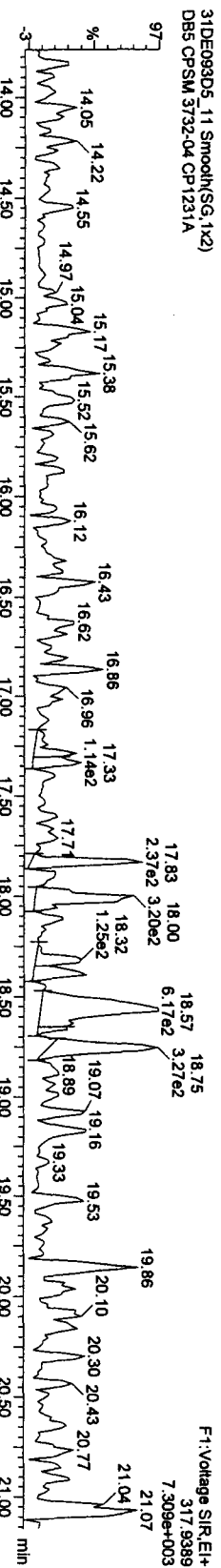


13C-TCDF

31DE093D5_11 Smooth(SG, 1x2)
DB5 CPSM 3732-04 CP1231A



31DE093D5_11 Smooth(SG, 1x2)
DB5 CPSM 3732-04 CP1231A



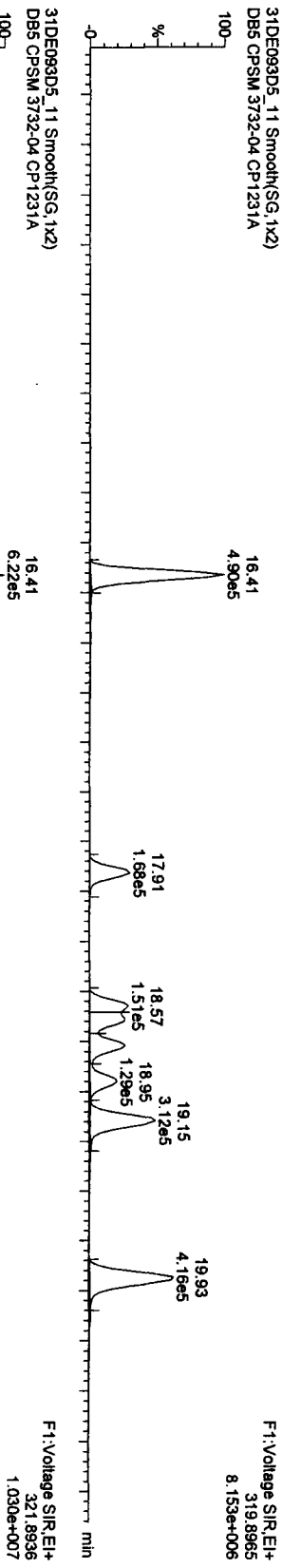
Quantity Sample Report MassLynx 4.1

Dataset: C:\MassLynx\Default\pro31DE093D51613.qid


Last Altered: Monday, January 04, 2010 10:57:03 Pacific Standard Time
Printed: Monday, January 04, 2010 10:58:04 Pacific Standard Time

Name: 31DE093D5_11, Date: 31-Dec-2009, Time: 15:10:03, ID: CP1231A, Description: DB5 CPSM 3732-04

TCDDs



13C-TCDDs



13C-TCDDs




Quantify Sample Report MassLynx 4.1

Dataset: C:\MassLynx\Default.pro\31DE093D51613.qld

Last Altered: Monday, January 04, 2010 10:57:03 Pacific Standard Time

Printed: Monday, January 04, 2010 10:58:04 Pacific Standard Time

Name: 31DE093D5_11, Date: 31-Dec-2009, Time: 15:10:03, ID: CP1231A, Description: DB5 CPSM 3732-04



Quantity Sample Report MassLynx 4.1

Dataset: C:\MassLynx\Default.pro\31DE093D5\1613.qld


Last Altered: Monday, January 04, 2010 10:57:03 Pacific Standard Time

Printed: Monday, January 04, 2010 10:58:04 Pacific Standard Time


Name: 31DE093D5_11, Date: 31-Dec-2009, Time: 15:10:03, ID: CP1231A, Description: DB5 CPSM 3732-04

F1 PeCDFs

31DE093D5_11 Smooth(SG, 1x2)
DB5 CPSM 3732-04 CP1231A

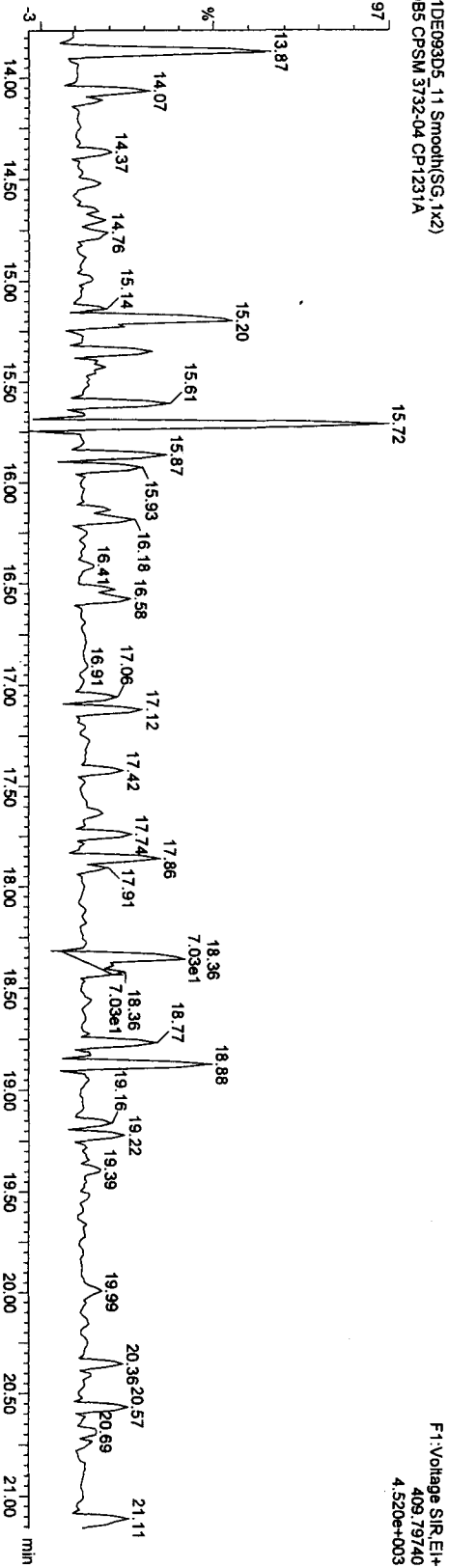


31DE093D5_11 Smooth(SG, 1x2)
DB5 CPSM 3732-04 CP1231A



F1 PeCDF PCDPE

31DE093D5_11 Smooth(SG, 1x2)
DB5 CPSM 3732-04 CP1231A



Quantity Sample Report MassLynx 4.1


Dataset: C:\MassLynx\Default\pro3\1DE093D51613.qid

Last Altered: Monday, January 04, 2010 10:57:03 Pacific Standard Time
Printed: Monday, January 04, 2010 10:58:04 Pacific Standard Time


Name: 31DE093D5_11, Date: 31-Dec-2009, Time: 15:10:03, ID: CP1231A, Description: DB5 CPSM 3732-04

PcCDFs

31DE093D5_11 Smooth(SG,1x2)
DB5 CPSM 3732-04 CP1231A

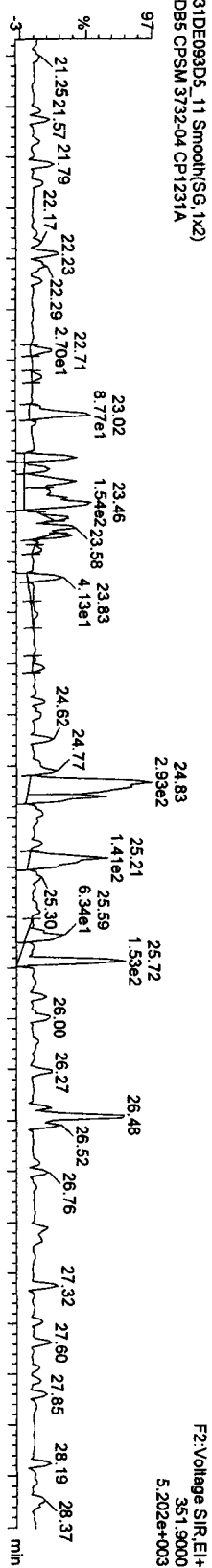


31DE093D5_11 Smooth(SG,1x2)
DB5 CPSM 3732-04 CP1231A

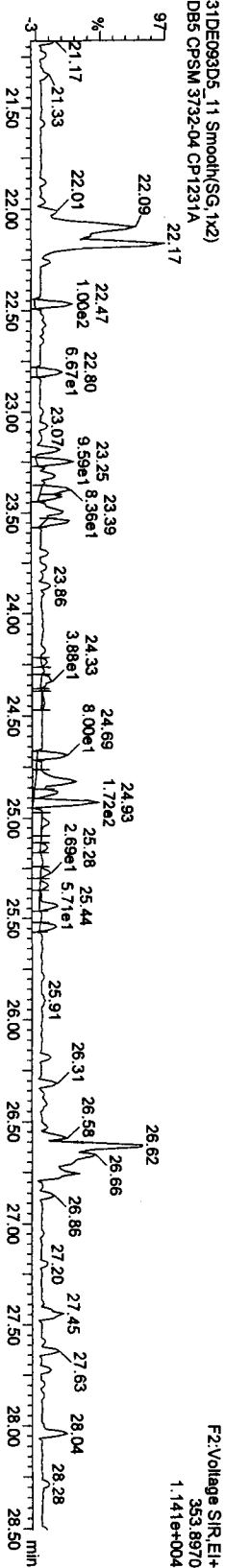


13C-PcCDFs

31DE093D5_11 Smooth(SG,1x2)
DB5 CPSM 3732-04 CP1231A



31DE093D5_11 Smooth(SG,1x2)
DB5 CPSM 3732-04 CP1231A



Quantity Sample Report MassLynx 4.1

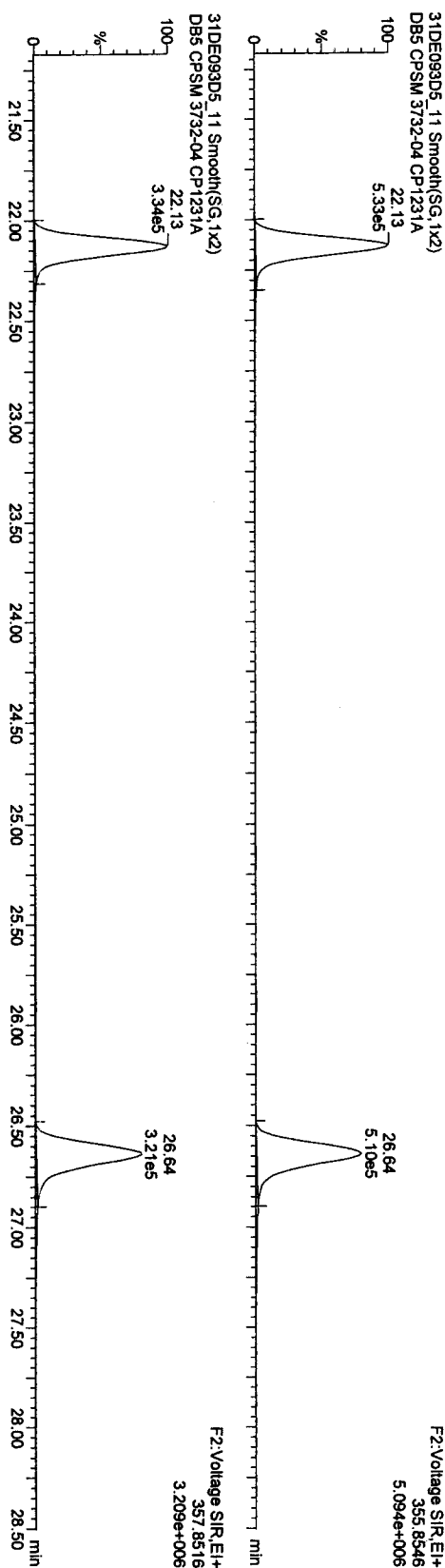
Dataset: C:\MassLynx\Default.pro\31DE093D51613.qld

Last Altered: Monday, January 04, 2010 10:57:03 Pacific Standard Time

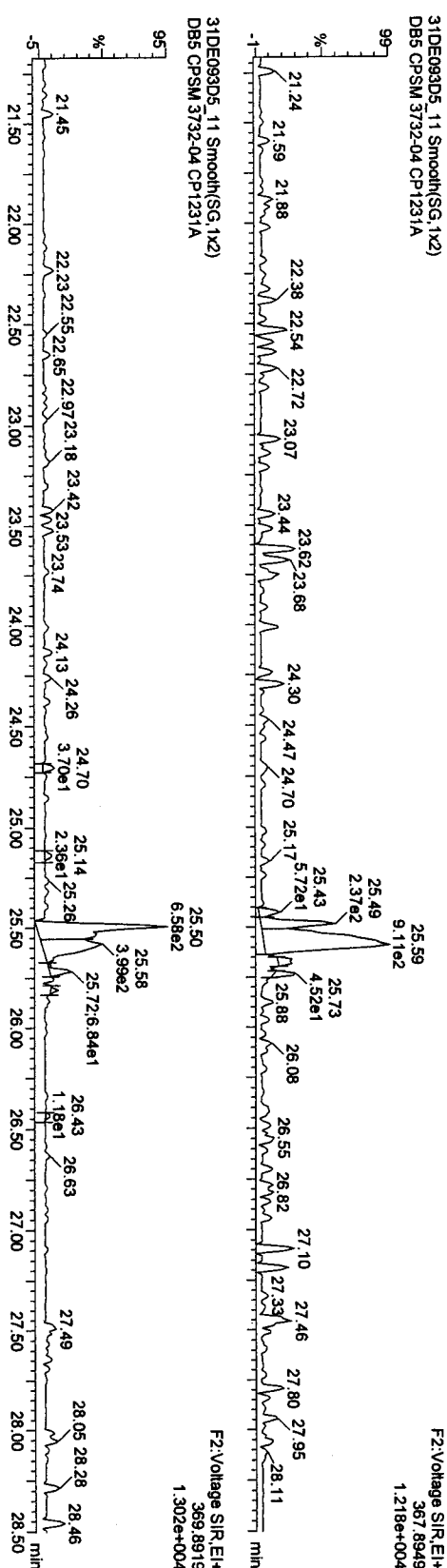
Printed: Monday, January 04, 2010 10:58:04 Pacific Standard Time

Name: 31DE093D5_11, Date: 31-Dec-2009, Time: 15:10:03, ID: CP1231A, Description: DB5 CPSM 3732-04

PeCDDs



13C-PeCDD



31DE093D5_11 Smooth(SG, 1x2)
DB5 CPSM 3732-04 CP1231A

F2:Voltage SIR_EI+
369.8919
1.302e+004


Quantity Sample Report MassLynx 4.1

Dataset: C:\MassLynx\Default\pro131DE093D51613.qld

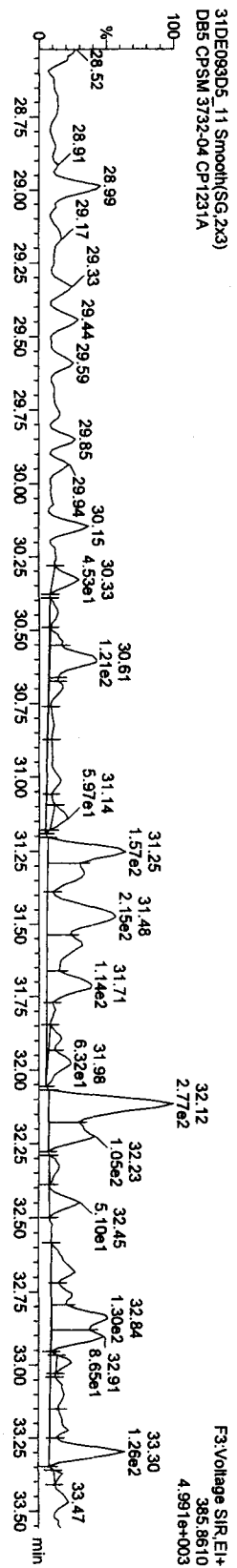
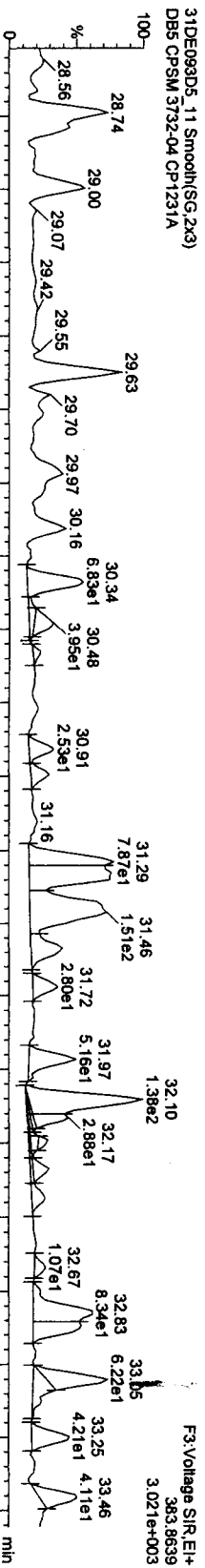
Last Altered: Monday, January 04, 2010 10:57:03 Pacific Standard Time
Printed: Monday, January 04, 2010 10:58:04 Pacific Standard Time

Name: 31DE093D5_11, Date: 31-Dec-2009, Time: 15:10:03, ID: CP1231A, Description: DB5 CPSM 3732-04

HCDFs



13C-HXCDfS



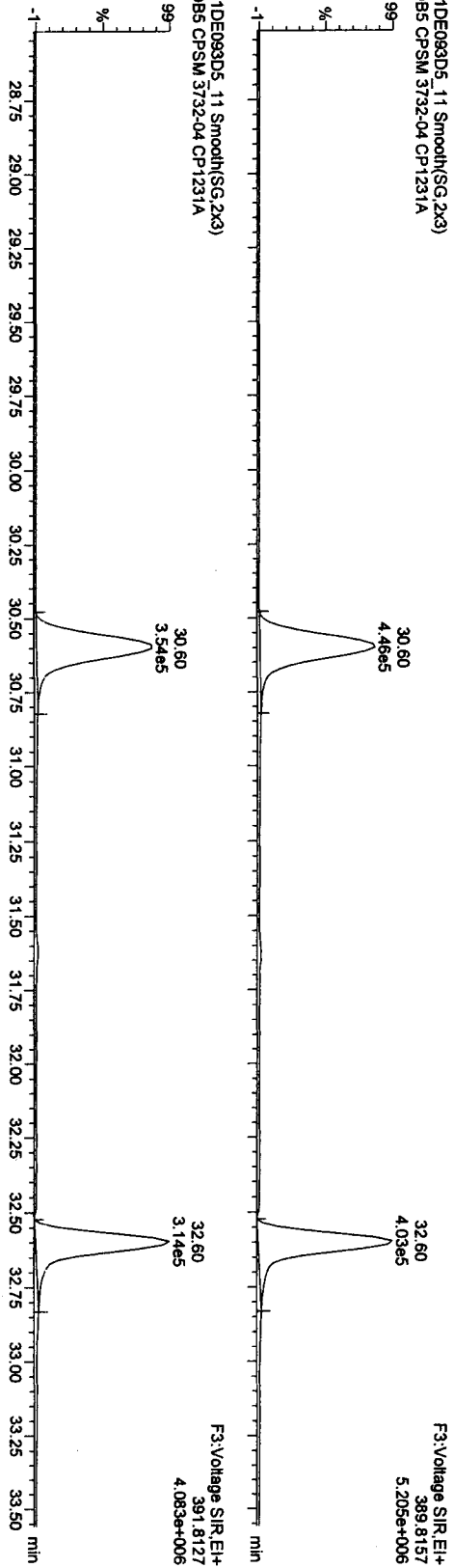
Quantity Sample Report MassLynx 4.1

Dataset: C:\MassLynx\Default.pro\31DE093D51613.qld

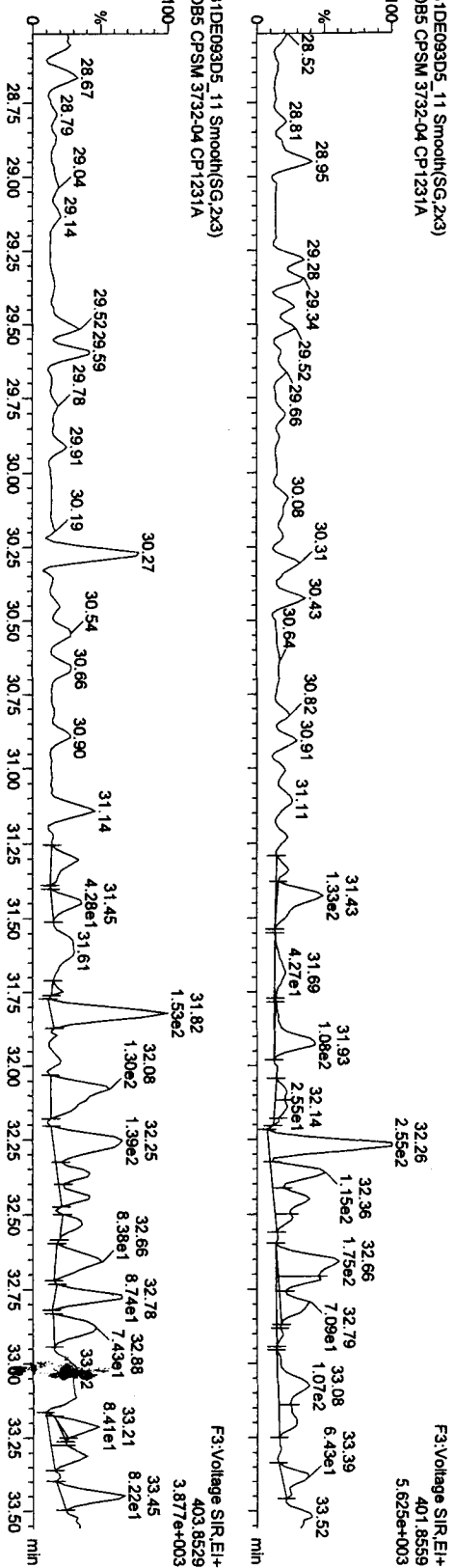
Last Altered: Monday, January 04, 2010 10:57:03 Pacific Standard Time
Printed: Monday, January 04, 2010 10:58:04 Pacific Standard Time

Name: 31DE093D5_11, Date: 31-Dec-2009, Time: 15:10:03, ID: CP1231A, Description: DB5 CPSM 3732-04

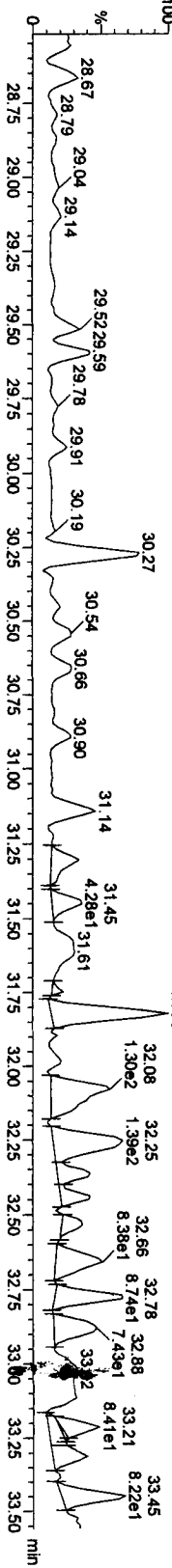
HXCDDs
31DE093D5_11 Smooth(SG,2x3)
DB5 CPSM 3732-04 CP1231A



13C-HXCDDs
31DE093D5_11 Smooth(SG,2x3)
DB5 CPSM 3732-04 CP1231A



31DE093D5_11 Smooth(SG,2x3)
DB5 CPSM 3732-04 CP1231A




Quantity Sample Report MassLynx 4.1

Dataset: C:\MassLynx\Default.pro\31DE093D51613.qld


Last Altered: Monday, January 04, 2010 10:57:03 Pacific Standard Time
Printed: Monday, January 04, 2010 10:58:04 Pacific Standard Time

Name: 31DE093D5_11, Date: 31-Dec-2009, Time: 15:10:03, ID: CP1231A, Description: DB5 CPSM 3732-04

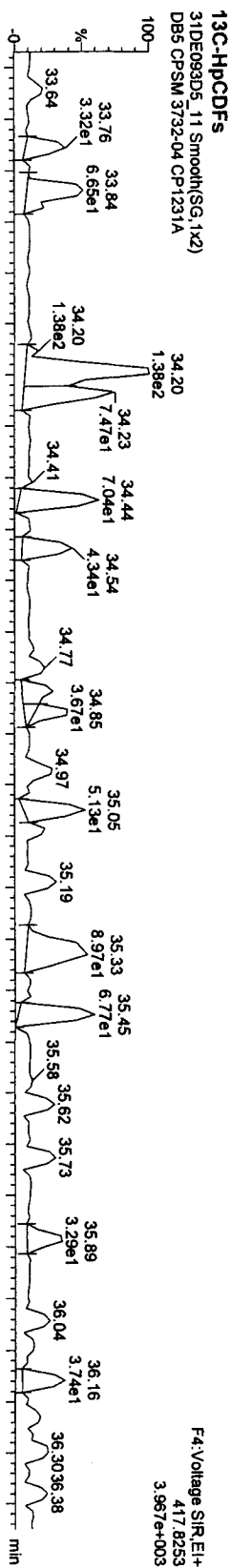
HpCDFs
31DE093D5_11 Smooth(SG,1x2)
DB5 CPSM 3732-04 CP1231A



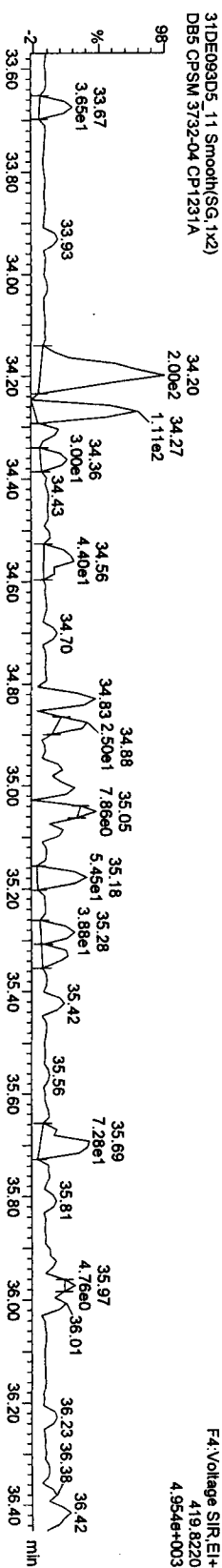
13C-HpCDFs
31DE093D5_11 Smooth(SG,1x2)
DB5 CPSM 3732-04 CP1231A



31DE093D5_11 Smooth(SG,1x2)
DB5 CPSM 3732-04 CP1231A



31DE093D5_11 Smooth(SG,1x2)
DB5 CPSM 3732-04 CP1231A



Quantity Sample Report MassLynx 4.1

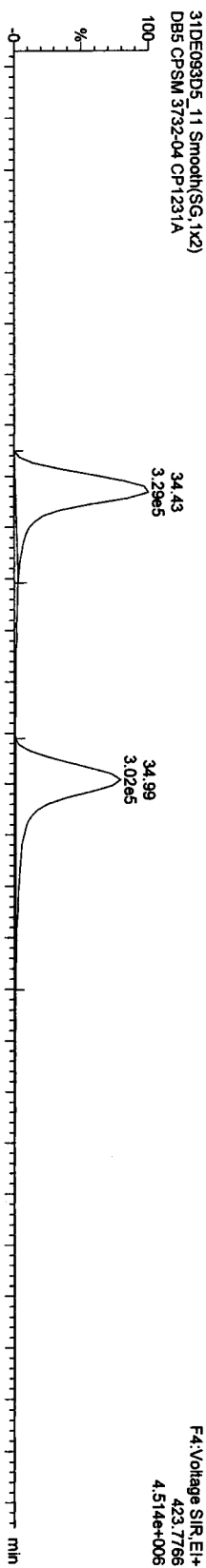
Dataset: C:\MassLynx\Default.pro\31DE093D51613.qld

Last Altered: Monday, January 04, 2010 10:57:03 Pacific Standard Time
Printed: Monday, January 04, 2010 10:58:04 Pacific Standard Time

Name: 31DE093D5_11, Date: 31-Dec-2009, Time: 15:10:03, ID: CP1231A, Description: DB5 CPSM 3732-04

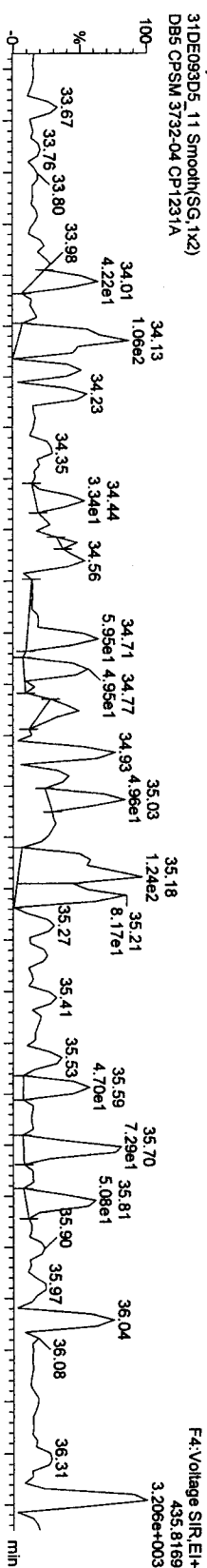
HpCDDs

31DE093D5_11 Smooth(SG, 1x2)
DB5 CPSM 3732-04 CP1231A

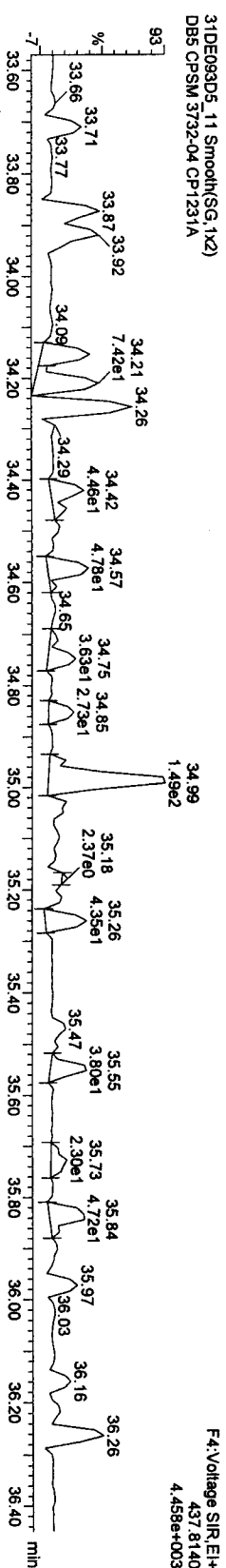


13C-HpCDD

31DE093D5_11 Smooth(SG, 1x2)
DB5 CPSM 3732-04 CP1231A



31DE093D5_11 Smooth(SG, 1x2)
DB5 CPSM 3732-04 CP1231A

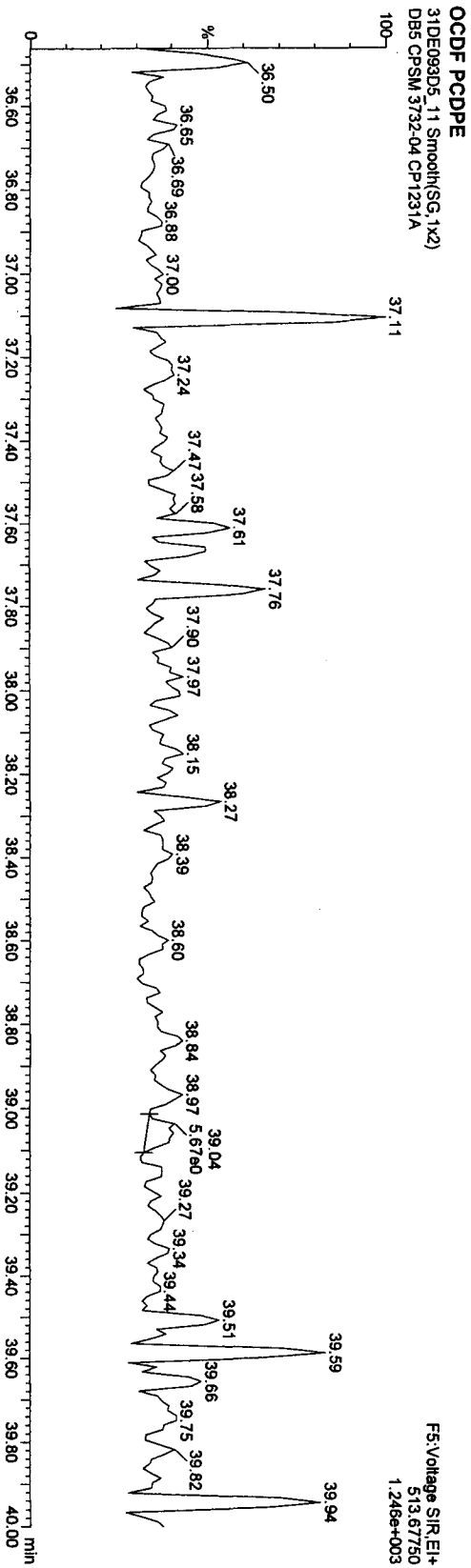
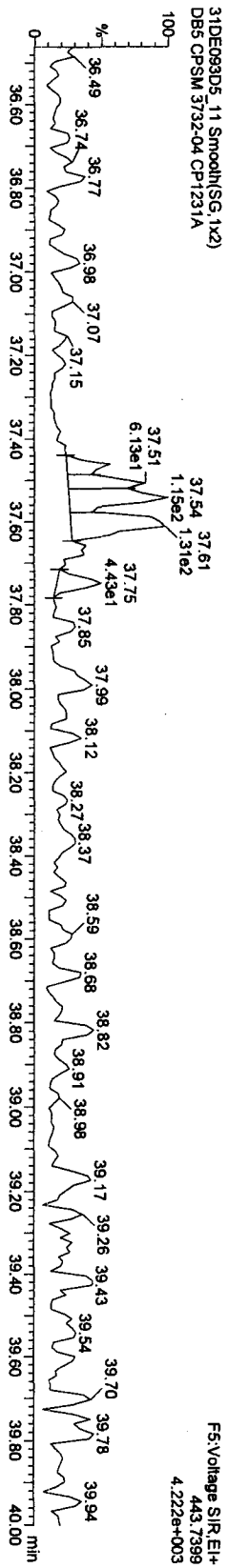


Quantity Sample Report MassLynx 4.1

Dataset: C:\MassLynx\Default\pro31DE093D51613.qid

Last Altered: Monday, January 04, 2010 10:57:03 Pacific Standard Time
Printed: Monday, January 04, 2010 10:58:04 Pacific Standard Time

Name: 31DE093D5_11, Date: 31-Dec-2009, Time: 15:10:03, ID: CP1231A, Description: DB5 CPSM 3732-04



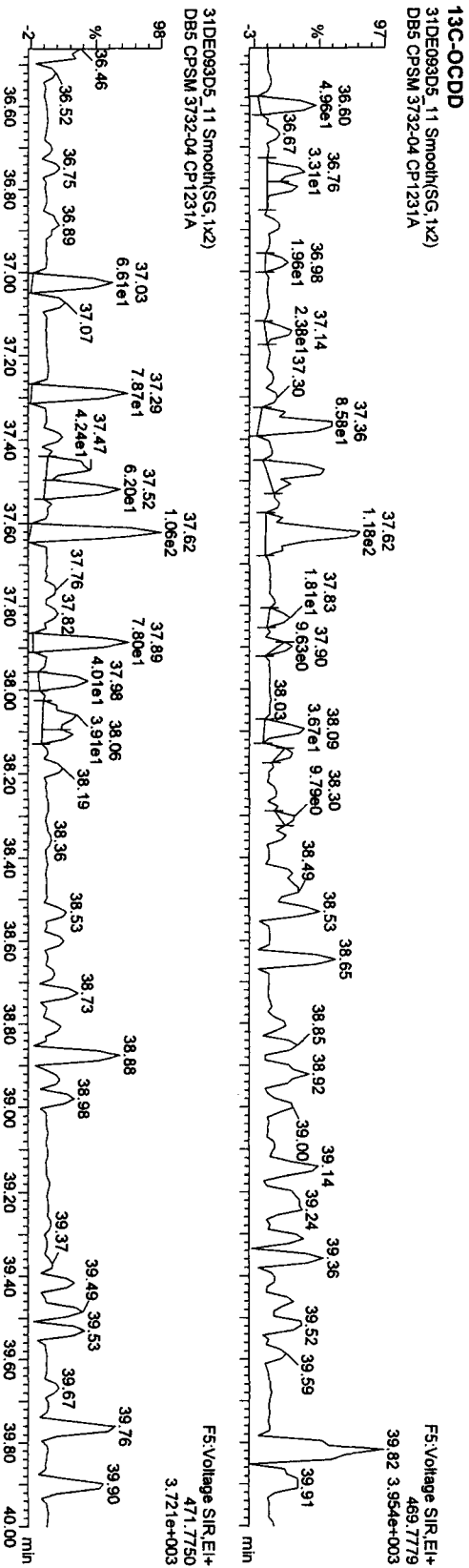

Quantity Sample Report Masslynx 4.1

Dataset: C:\Masslynx\Default.pro\31DE093D51613.qld

Last Altered: Monday, January 04, 2010 10:57:03 Pacific Standard Time

Printed: Monday, January 04, 2010 10:58:04 Pacific Standard Time

Name: 31DE093D5_11, Date: 31-Dec-2009, Time: 15:10:03, ID: CP1231A, Description: DB5 CPSM 3732-04

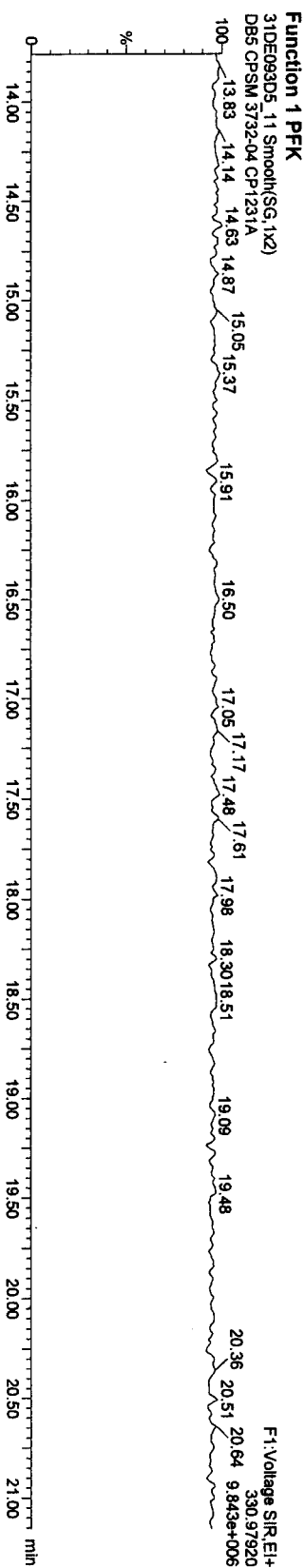
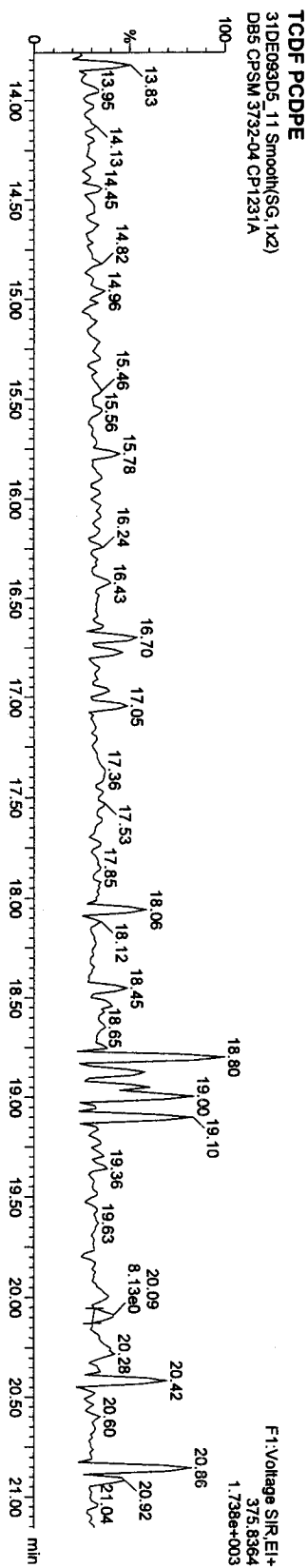




Quantity Sample Report MassLynx 4.1

Dataset: C:\MassLynx\Default\proj\31DE093D5\1613.qld

Last Altered: Monday, January 04, 2010 10:57:03 Pacific Standard Time
 Printed: Monday, January 04, 2010 10:58:04 Pacific Standard Time

Name: 31DE093D5_11, Date: 31-Dec-2009, Time: 15:10:03, ID: CP1231A, Description: DB5 CPSM 3732-04


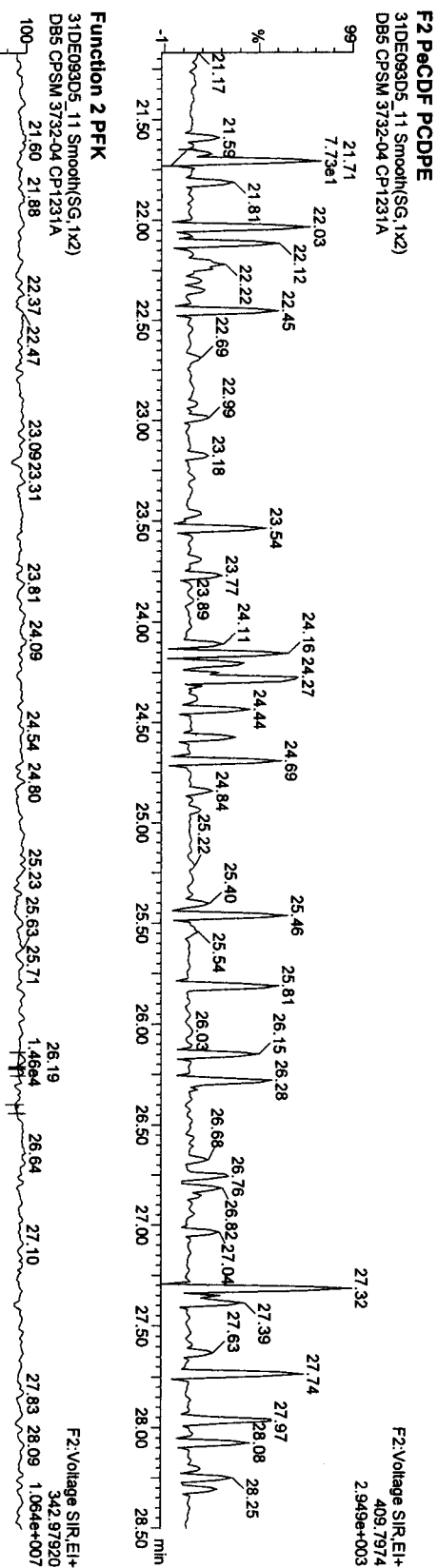




Quantity Sample Report MassLynx 4.1

Dataset: C:\MassLynx\Default.pro\31DE093D51613.qld

Last Altered: Monday, January 04, 2010 10:57:03 Pacific Standard Time
 Printed: Monday, January 04, 2010 10:58:04 Pacific Standard Time

Name: 31DE093D5_11, Date: 31-Dec-2009, Time: 15:10:03, ID: CP1231A, Description: DB5 CPSM 3732-04



Quantity Sample Report MassLynx 4.1


Dataset: C:\MassLynx\Default.pro\31DE093D51613.qld

Last Altered: Monday, January 04, 2010 10:57:03 Pacific Standard Time

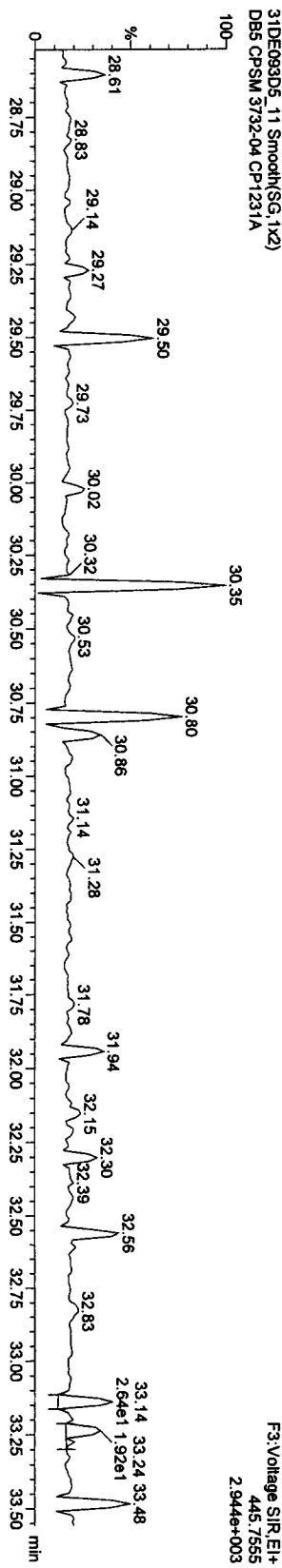
Printed: Monday, January 04, 2010 10:58:04 Pacific Standard Time

Name: 31DE093D5_11, Date: 31-Dec-2009, Time: 15:10:03, ID: CP1231A, Description: DB5 CPSM 3732-04

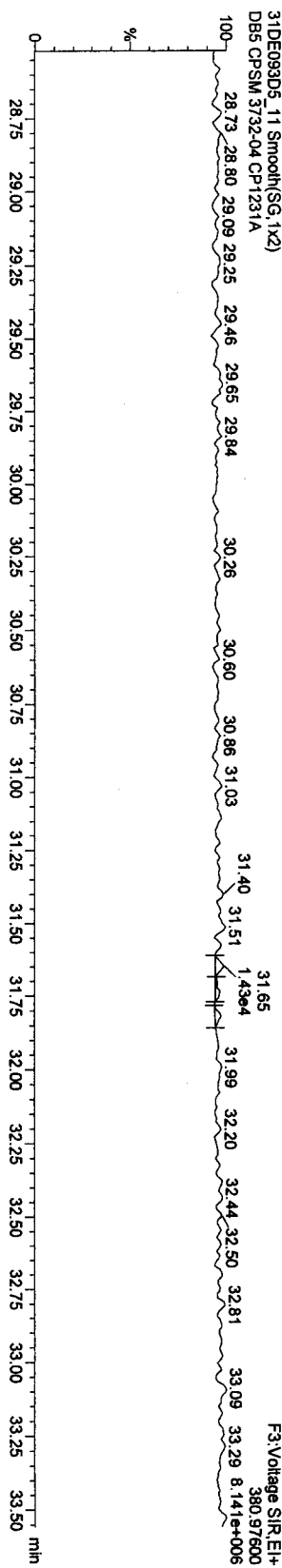
HxCDFs



HxCDF PCDFE



Function 3 PFK



Quantity Sample Report MassLynx 4.1


Dataset: C:\MassLynx\Default.pro\31DE093D51613.qid

Last Altered: Monday, January 04, 2010 10:57:03 Pacific Standard Time

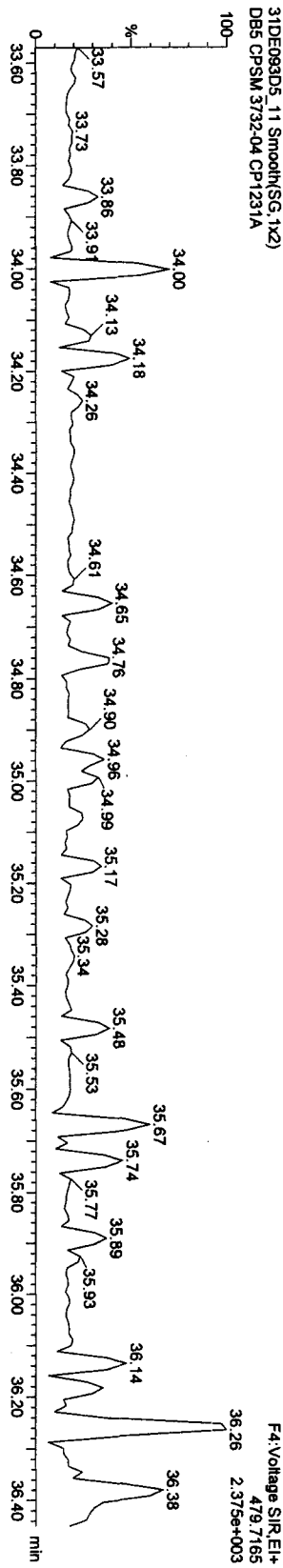
Printed: Monday, January 04, 2010 10:56:04 Pacific Standard Time

Name: 31DE093D5_11, Date: 31-Dec-2009, Time: 15:10:03, ID: CP1231A, Description: DB5 CPSM 3732-04

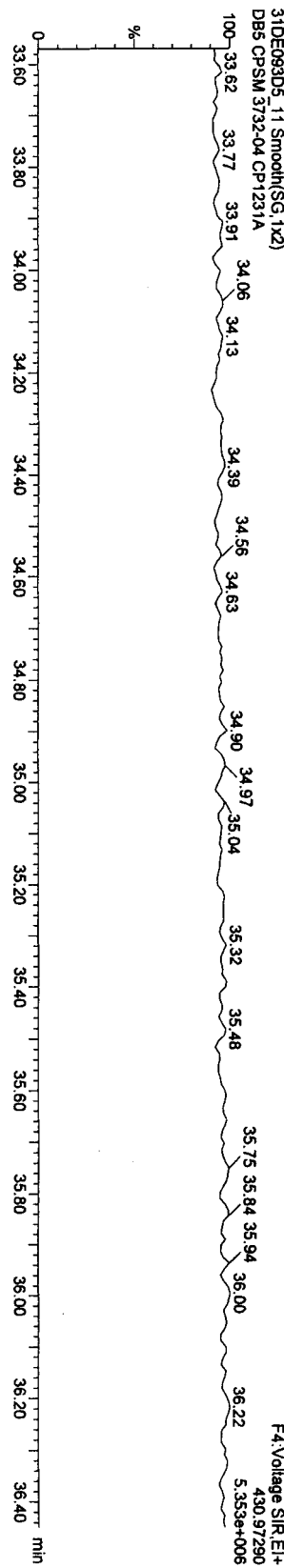
HPCDFS



HPCDF PCDFE



Function 4 PFK



Quantity Sample Report MassLynx 4.1

Dataset: C:\MassLynx\Default\pro\31DE093D51613.qld

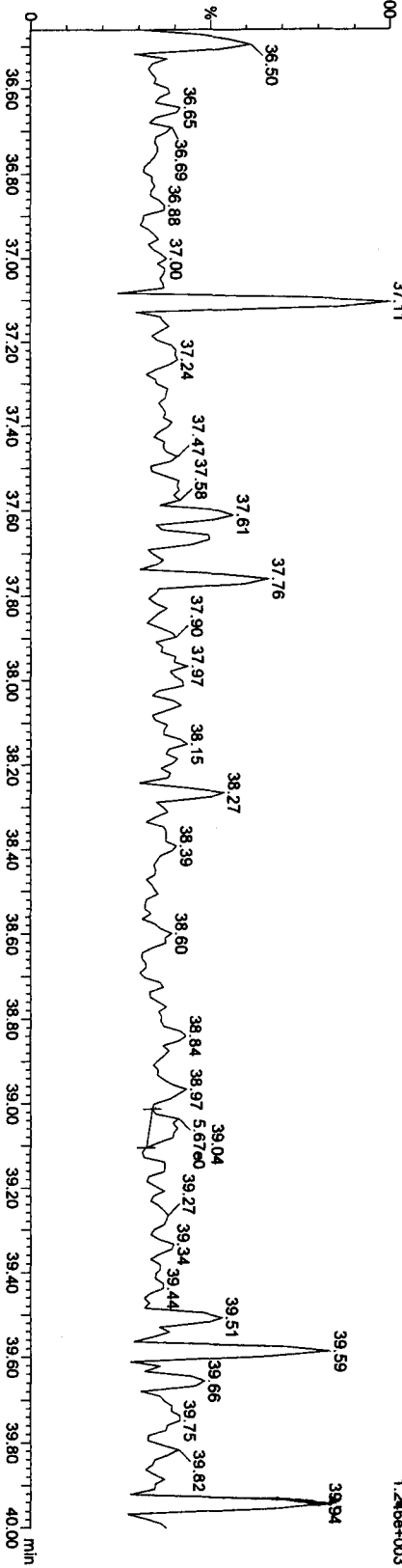
Last Altered: Monday, January 04, 2010 10:57:03 Pacific Standard Time

Printed: Monday, January 04, 2010 10:58:04 Pacific Standard Time

Name: 31DE093D5_11, Date: 31-Dec-2009, Time: 15:10:03, ID: CP1231A, Description: DB5 CPSM 3732-04

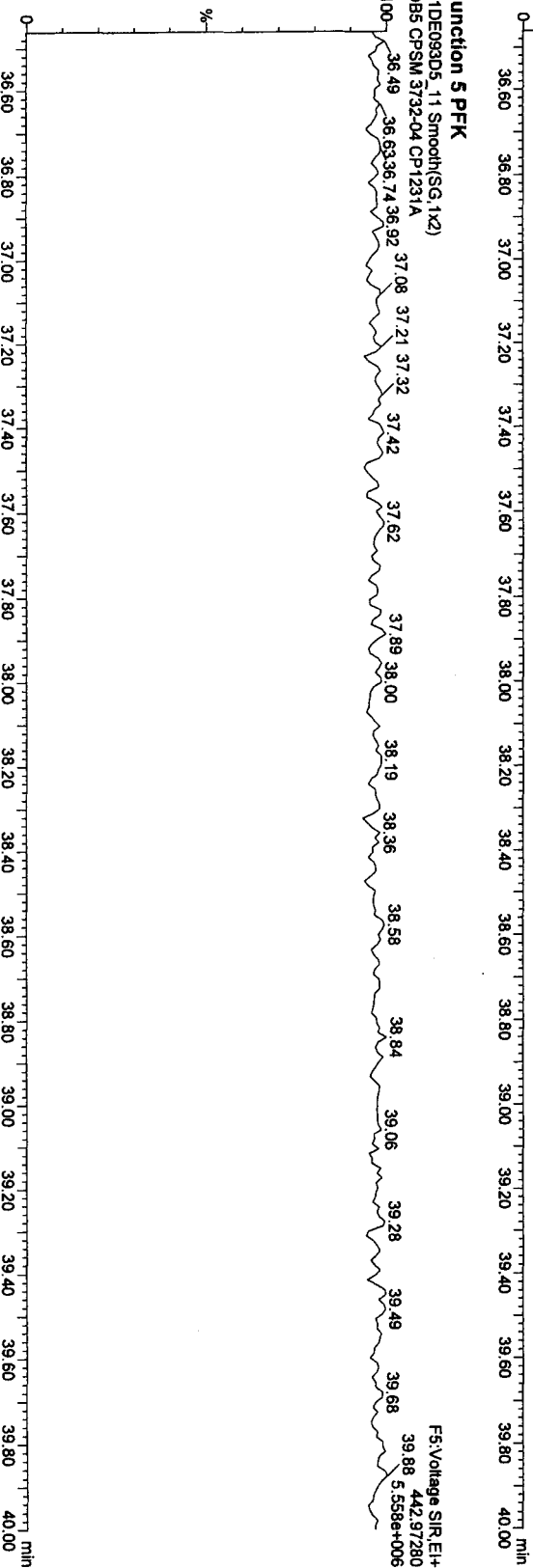
OCDF PCDDPE
31DE093D5_11 Smooth(SG,1x2)
DB5 CPSM 3732-04 CP1231A

FS:Voltage SIR.EI+
513.67750
1.246e+003



Function 5 PFK
31DE093D5_11 Smooth(SG,1x2)
DB5 CPSM 3732-04 CP1231A

FS:Voltage SIR.EI+
442.97280
5.558e+006



Initial Calibration Checklist
Dioxin Methods

ICAL ID (DB225, DB225AIR) 0104105D2

Method ID 8290, 1612B, 23, 0023A, TO9

Date Scanned _____

Column ID DB225

Instrument ID 502

STD ID's ST0104(D,E,F,H,G)

STD Solution 09DXN(422, 423, 425, 426, 456)

GC Program DB225

Multiplier Setting 820

Analyzed By A.M.

Date Analyzed 1/4/10

Prepared By M.G.

Date Prepared 1/5/10

Reviewed By MEG

Date Reviewed 1/5/10

Curve summary present?	✓	✓
Hardcopies of chromatograms for CS1-CS5 present?	✓	✓
Copy of log-file present?	✓	✓
Static resolution check present?	✓	✓
Target file RT's correct?	✓	✓
%RSD within method-specified limits?*	✓ (1)	(1)
Signal-to-noise criteria met?	✓	✓
Isotopic ratios within limits?	✓	✓
High point free of saturation?	✓	✓
Are chromatographic windows correct?	✓	✓
Manual reintegration's checked and hardcopies included?	✓	✓

COMMENTS: (1) CRS failed (26.2%) + (26.9%) ∴ use for TCDF confirmation only. Do not report CRS using this ICV.
ICAL 093 of 234 TCDF RT = 14:21

*Method 8290/TO9/M0023A: %RSD ≤20% for natives, ≤30% for labeled compounds; S/N ≥10
Method 1613B: %RSD ≤ 20% natives, ≤30% labeled compounds; S/N ≥10
Method 23: %RSD ≤ values specified in Table 5, Method 23; S/N ≥ 2.5

Run: 04JAI0A5D2 Analyte: DB225 Cal: DB2250104105D2

ST0104D : CS-1 09DXN422 ST0104E : CS-2 09DXN423 ST0104F : CS-3 09DXN425
 ST0104G : CS-5 09DXN456 ST0104H : CS-4 09DXN426

04JAI0B5D204JAI0B5D204JAI0B5D204JAI0B5D204JAI0B5D204JAI0B5D2

Name	Mean	S. D.	%RSD	S3 RRF1	S4 RRF2	S5 RRF3	S6 RRF4	S7 RRF5
13C-1,2,3,4-TCDD	-	-	- %	-	-	-	-	-
13C-2,3,7,8-TCDF	1.664	0.062	3.75 %	1.65	1.58	1.73	1.72	1.64
2,3,7,8-TCDF	1.014	0.078	7.69 %	1.14	0.94	0.97	1.01	1.00
13C-2,3,7,8-TCDD	0.951	0.045	4.78 %	0.98	0.90	0.99	0.98	0.91
2,3,7,8-TCDD	1.183	0.038	3.23 %	1.19	1.21	1.12	1.18	1.22
37Cl-2,3,7,8-TCDD	2.068	0.541	26.2 %	2.60	2.20	1.15	2.23	2.16

Run #1 Filename 04JA10B5D2 S: 3 I: 1
Acquired: 4-JAN-10 22:54:06 Processed: 5-JAN-10 07:29:29
Run: 04JA10A5D2 Analyte: DB225 Cal: DB2250104105D2

Comments:

Sample text: ST0104D :CS-1 09DXN422

Name	Resp	RA	RT	RRF		Mod?
13C-1,2,3,4-TCDD	251267000	0.74 y	14:22	-	100.00	n
13C-2,3,7,8-TCDF	413691000	0.80 y	15:29	1.646	100.00	n
2,3,7,8-TCDF	2044403	0.94 n	15:30	0.988	0.50	n
13C-2,3,7,8-TCDD	246414000	0.74 y	14:09	0.981	100.00	n
2,3,7,8-TCDD	1464885	0.85 y	14:11	1.189	0.50	n
37Cl-2,3,7,8-TCDD	3270460	1.00 y	14:10	2.603	0.50	n

Run #1 Filename 04JA10B5D2 S: 3 I: 1
Acquired: 4-JAN-10 22:54:06 Processed: 5-JAN-10 07:29:29
Run: 04JA10A5D2 Analyte: DB225 Cal: DB2250104105D2
Comments:
Sample text: ST0104D :CS-1 09DXN422

Name	Resp	RA	RT	RRF		Mod?
13C-1,2,3,4-TCDD	251267000	0.74 y	14:22	-	100.00	n
13C-2,3,7,8-TCDF	413691000	0.80 y	15:29	1.646	100.00	n
2,3,7,8-TCDF	2366310	0.82 y	15:30	1.144	0.50	y
13C-2,3,7,8-TCDD	246414000	0.74 y	14:09	0.981	100.00	n
2,3,7,8-TCDD	1464885	0.85 y	14:11	1.189	0.50	n
37Cl-2,3,7,8-TCDD	3270460	1.00 y	14:10	2.603	0.50	n

Run #2 Filename 04JA10B5D2 S: 4 I: 1
Acquired: 4-JAN-10 23:31:09 Processed: 5-JAN-10 07:29:30
Run: 04JA10A5D2 Analyte: DB225 Cal: DB2250104105D2

Comments:

Sample text: ST0104E :CS-2 09DXN423

Name	Resp	RA	RT	RRF		Mod?
13C-1,2,3,4-TCDD	266401000	0.74 y	14:21	-	100.00	n
13C-2,3,7,8-TCDF	420343000	0.82 y	15:28	1.578	100.00	n
2,3,7,8-TCDF	7934710	0.83 y	15:29	0.944	2.00	n
13C-2,3,7,8-TCDD	239289000	0.76 y	14:08	0.898	100.00	n
2,3,7,8-TCDD	5783460	0.83 y	14:09	1.208	2.00	n
37Cl-2,3,7,8-TCDD	11695680	1.00 y	14:09	2.195	2.00	n

Run #3 Filename 04JA10B5D2 S: 5 I: 1
Acquired: 5-JAN-10 00:08:17 Processed: 5-JAN-10 07:29:30
Run: 04JA10A5D2 Analyte: DB225 Cal: DB2250104105D2
Comments:

Sample text: ST0104F :CS-3 09DXN425

Name	Resp	RA	RT	RRF		Mod?
13C-1,2,3,4-TCDD	122886700	0.75 y	14:21	-	100.00	n
13C-2,3,7,8-TCDF	212032300	0.81 y	15:28	1.725	100.00	n
2,3,7,8-TCDF	20479400	0.82 y	15:29	0.966	10.00	n
13C-2,3,7,8-TCDD	121954600	0.77 y	14:08	0.992	100.00	n
2,3,7,8-TCDD	13669350	0.79 y	14:09	1.121	10.00	n
37Cl-2,3,7,8-TCDD	14173780	1.00 y	14:09	1.153	10.00	n

Run #4 Filename 04JA10B5D2 S: 6 I: 1
Acquired: 5-JAN-10 00:45:19 Processed: 5-JAN-10 07:29:30
Run: 04JA10A5D2 Analyte: DB225 Cal: DB2250104105D2

Comments:

Sample text: ST0104G :CS-5 09DXN456

Name	Resp	RA	RT	RRF		Mod?
13C-1,2,3,4-TCDD	175057200	0.77 y	14:22	-	100.00	n
13C-2,3,7,8-TCDF	301911000	0.81 y	15:29	1.725	100.00	n
2,3,7,8-TCDF	611201000	0.80 y	15:30	1.012	200.00	n
13C-2,3,7,8-TCDD	171409900	0.74 y	14:09	0.979	100.00	n
2,3,7,8-TCDD	403135000	0.80 y	14:11	1.176	200.00	n
37Cl-2,3,7,8-TCDD	779324000	1.00 y	14:10	2.226	200.00	n

Run #5 Filename 04JA10B5D2 S: 7 I: 1
Acquired: 5-JAN-10 01:22:21 Processed: 5-JAN-10 07:29:31
Run: 04JA10A5D2 Analyte: DB225 Cal: DB2250104105D2

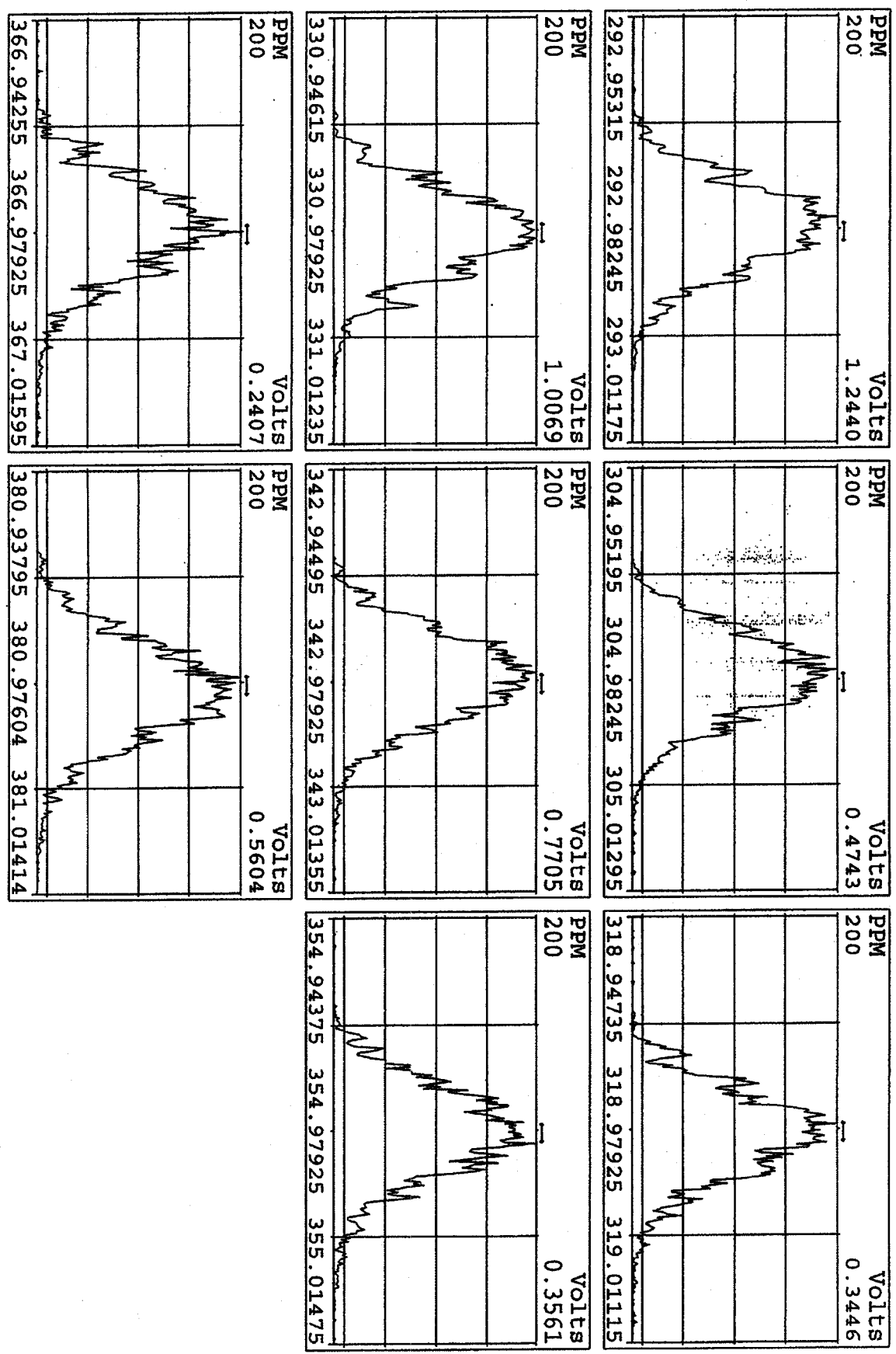
Comments:

Sample text: ST0104H :CS-4 09DXN426

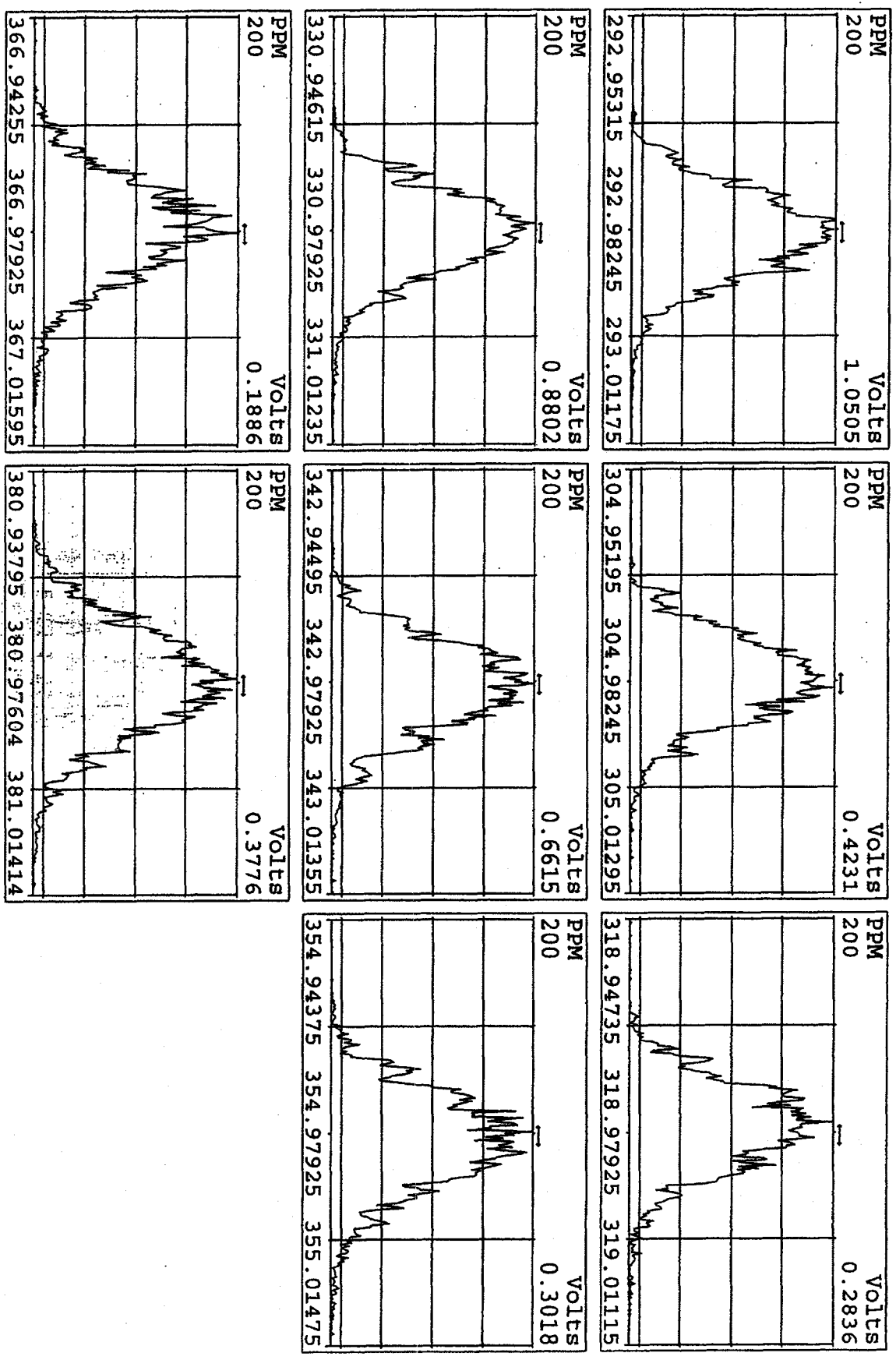
Name	Resp	RA	RT	RRF		Mod?
13C-1,2,3,4-TCDD	266035000	0.75 y	14:22	-	100.00	n
13C-2,3,7,8-TCDF	437272000	0.82 y	15:29	1.644	100.00	n
2,3,7,8-TCDF	175195400	0.81 y	15:30	1.002	40.00	n
13C-2,3,7,8-TCDD	240856000	0.75 y	14:09	0.905	100.00	n
2,3,7,8-TCDD	117378400	0.80 y	14:10	1.218	40.00	n
37Cl-2,3,7,8-TCDD	230058000	1.00 y	14:10	2.162	40.00	n

Data file	Smp	Work Order	Sample ID	FV-uL	Method/Matrix	Box	Size	U
04JA10B5D2	1	CP0104B	DB225 CPSM 3732-01				1.000	
04JA10B5D2	2	CP0104C	DB225 CPSM 3732-01				1.000	
04JA10B5D2	3	ST0104D	CS-1 09DXN422				1.000	
04JA10B5D2	4	ST0104E	CS-2 09DXN423				1.000	
04JA10B5D2	5	ST0104F	CS-3 09DXN425				1.000	
04JA10B5D2	6	ST0104G	CS-5 09DXN456				1.000	
04JA10B5D2	7	ST0104H	CS-4 09DXN426				1.000	
04JA10B5D2	8	ST0104I	2nd Source 09DXN449				1.000	
04JA10B5D2	9						1.000	
04JA10B5D2	10						1.000	
04JA10B5D2	11						1.000	
04JA10B5D2	12						1.000	
04JA10B5D2	13						1.000	
04JA10B5D2	14		AM 01-04-10				1.000	
04JA10B5D2	15						1.000	

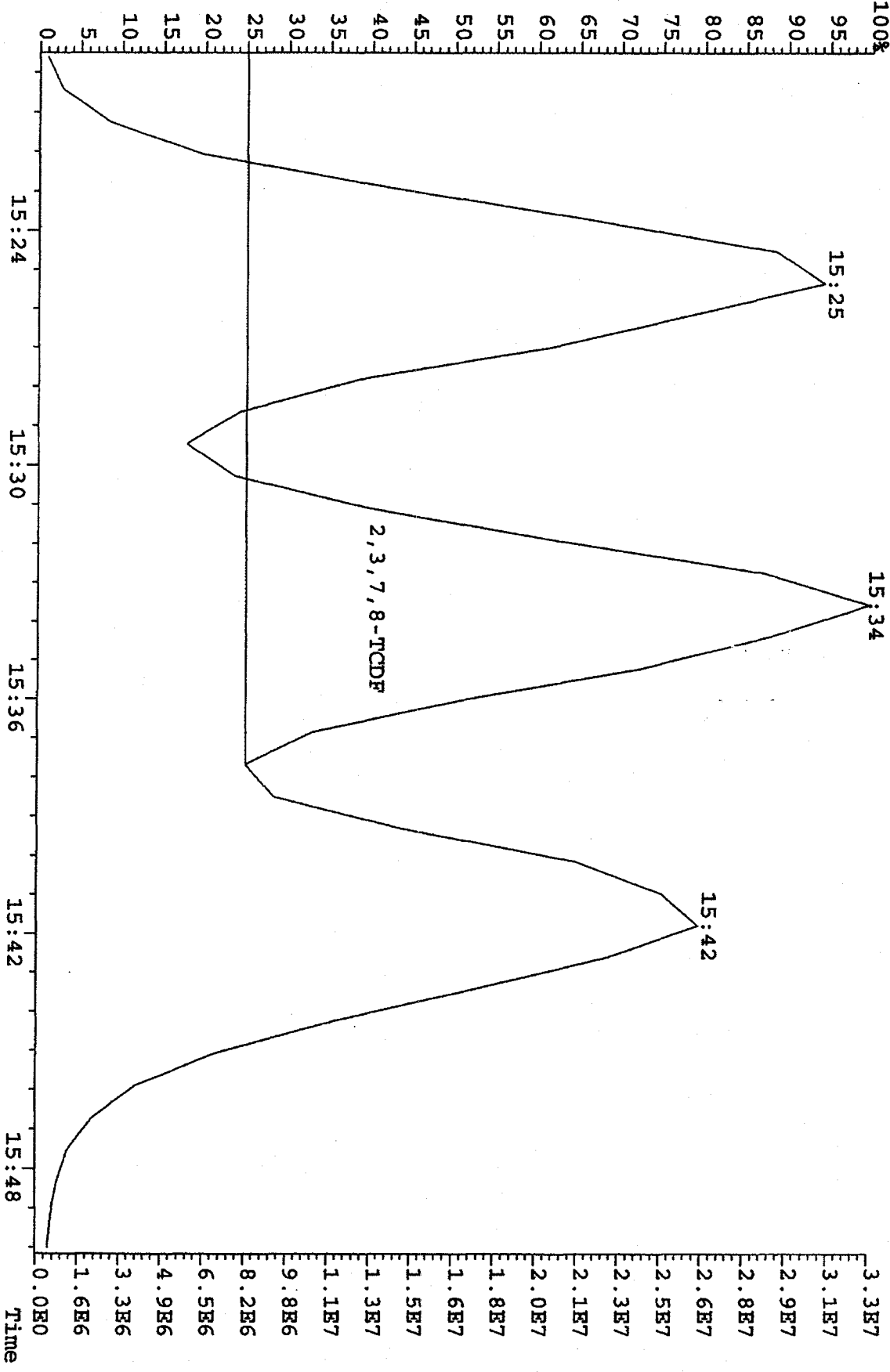
Peak Locate Examination: 4-JAN-2010:21:33 File:04JA10B5D2
 Experiment:DB225 Function:1 Reference:PKK



Peak Locate Examination: 5-JAN-2010:07:37 File:ENDRES04JA10B5D2
 Experiment:DB225 Function:1 Reference:PRK



File: 04JA10B5D2 #1-1242 Acq: 4-JAN-2010 22:17:05 GC EI+ Voltage SIR 70SE
 303.9016 S:2 BSUB(128,15,-3.0) Exp:DB225 Noise:3300
 Sample Text:CP0104C :DB225 CPSM 3732-01
 100%

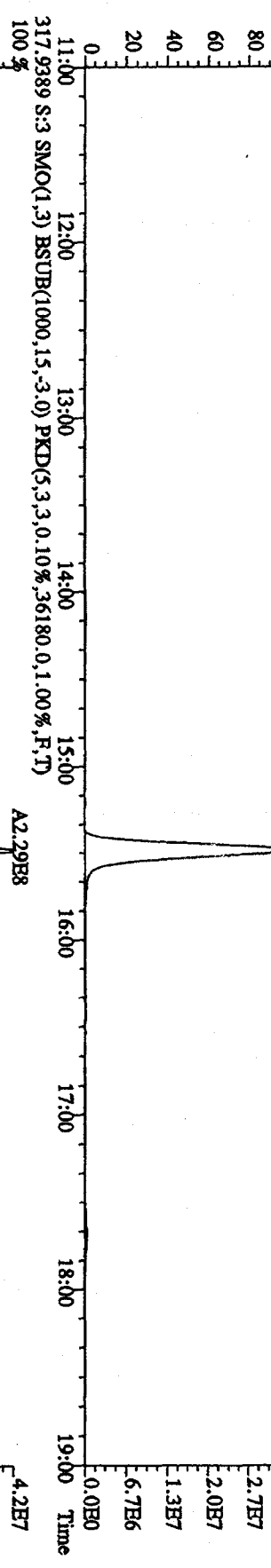
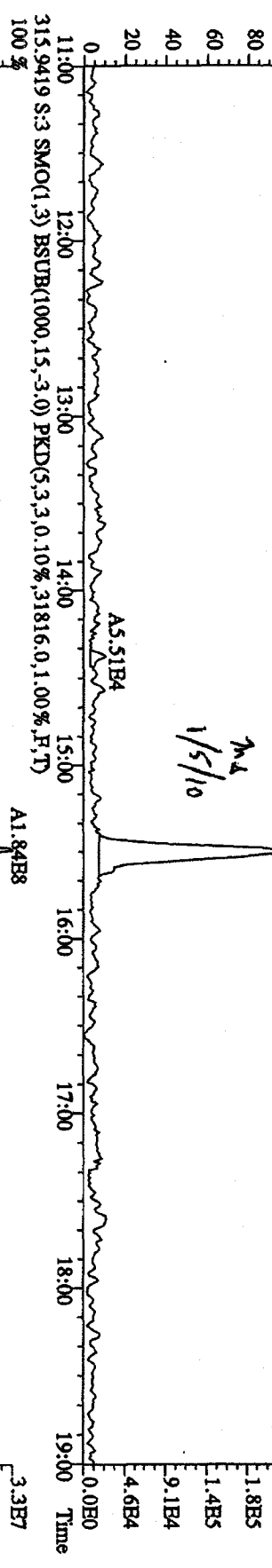
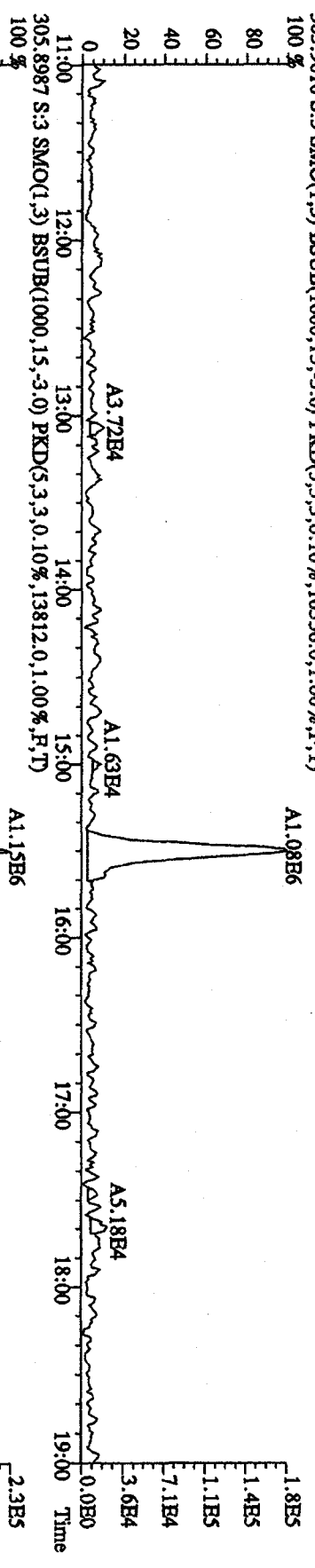


2,3,7,8-TCDF

Run text: ST0104I Sample text: ST0104I :2nd Source 09DXN449
 Run #6 Filename: 04JA10B5D2 S: 8 I: 1 Results: 04JA10B5D2DB225
 Acquired: 5-JAN-10 01:59:23 Processed: 5-JAN-10 07:32:10
 Run: 04JA10B5D2 Analyte: DB225 Cal: DB2250104105D2
 Factor 1: 400.000 Factor 2: 20.000 Sample size: 1.000000

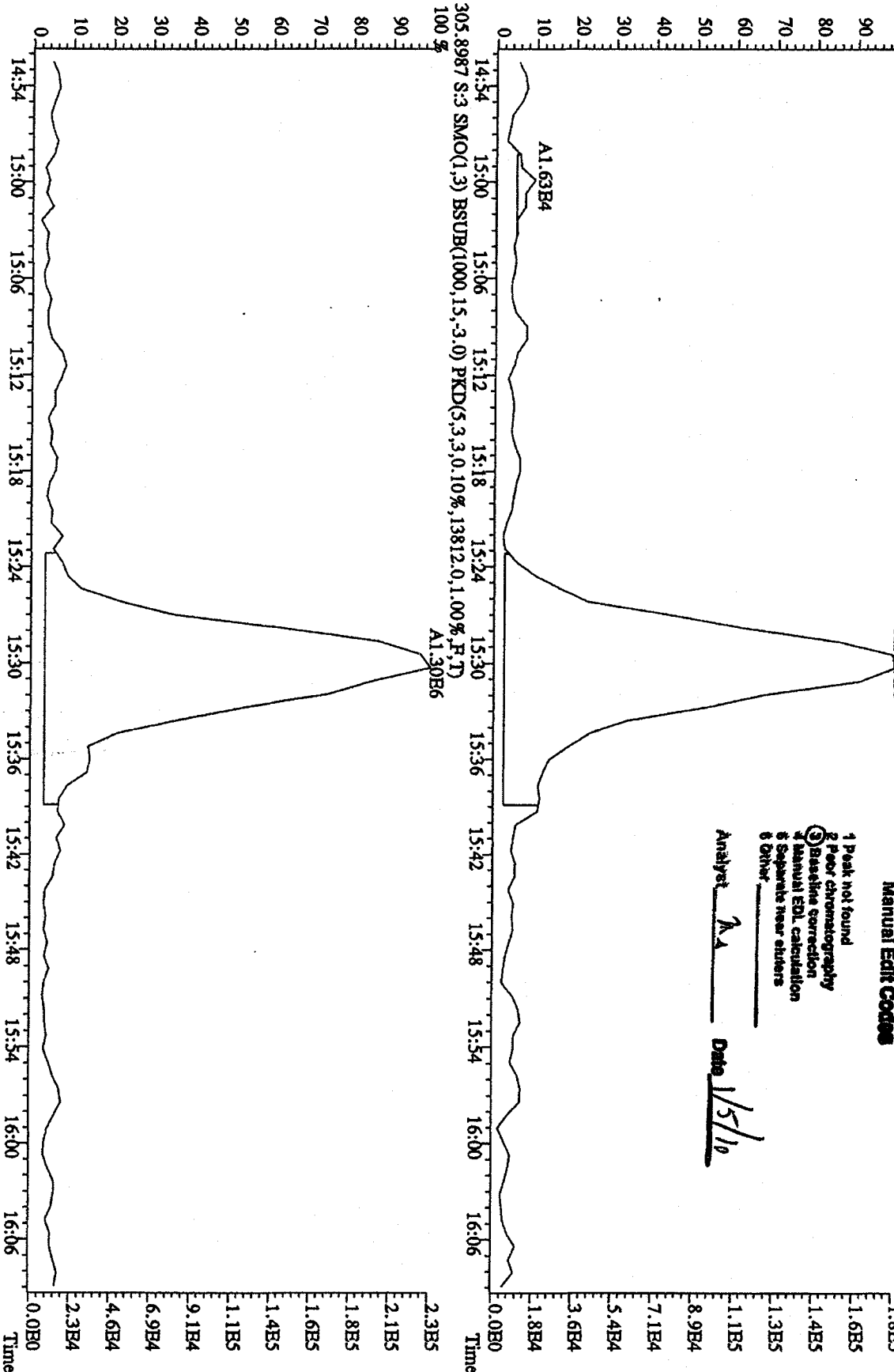
Name	Resp	RA	RT	RRF	Conc	EDL	Rec	M
13C-1,2,3,4-TCDD	231493400	0.75 y	14:21	-	107.01	-	-	n
13C-2,3,7,8-TCDF	411344000	0.79 y	15:29	1.66	2136.22	5.10	106.8	n
2,3,7,8-TCDF	39223200	0.79 y	15:30	1.01	188.17	2.13	-	n
13C-2,3,7,8-TCDD	223989400	0.75 y	14:08	0.95	2034.51	6.92	101.7	n
2,3,7,8-TCDD	26173300	0.82 y	14:09	1.18	197.63	2.54	-	n
37Cl-2,3,7,8-TCDD	54459400	1.00 y	14:09	2.07	227.53	1.20	113.8	n

File:041A10B5D2 #1-1242 Acq: 4-JAN-2010 22:54:06 GC HF+ Voltage SIR 70SB
 Sample#3 Text:ST0104D :CS-1 09DXN422 Exp:DBZ25
 303.9016 S:3 SMO(1,3) BSUB(1000,15,-3,0) PKD(5,3,3,0,10%,10356,0,1,00%,F,T)



7.4
1/5/10

File: 041A10B5D2 #1-1242 Acq: 4-JAN-2010 22:54:06 GC BI+ Voltage SIR 70SE
 Sample#3 Text:ST0104D -CS-1 09DXN422 Exp: DB225
 305.9016 S:3 SMO(1,3) BSUB(1000,15,-3,0) PKD(5,3,3,0,10%,10356,0,1,00%,F,T)



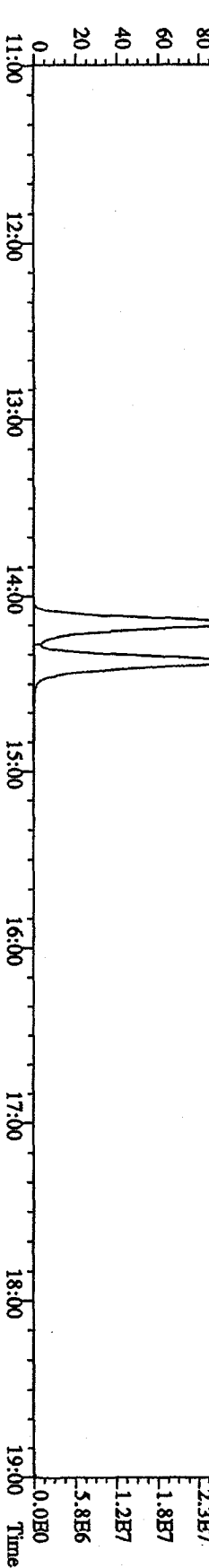
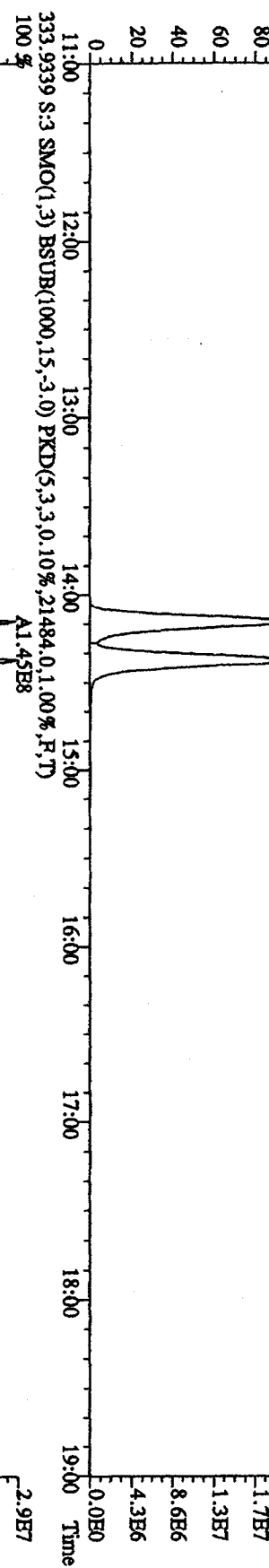
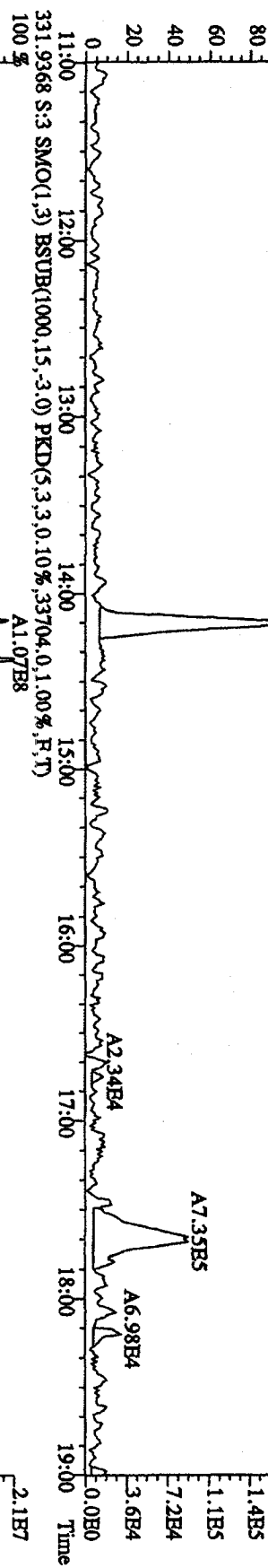
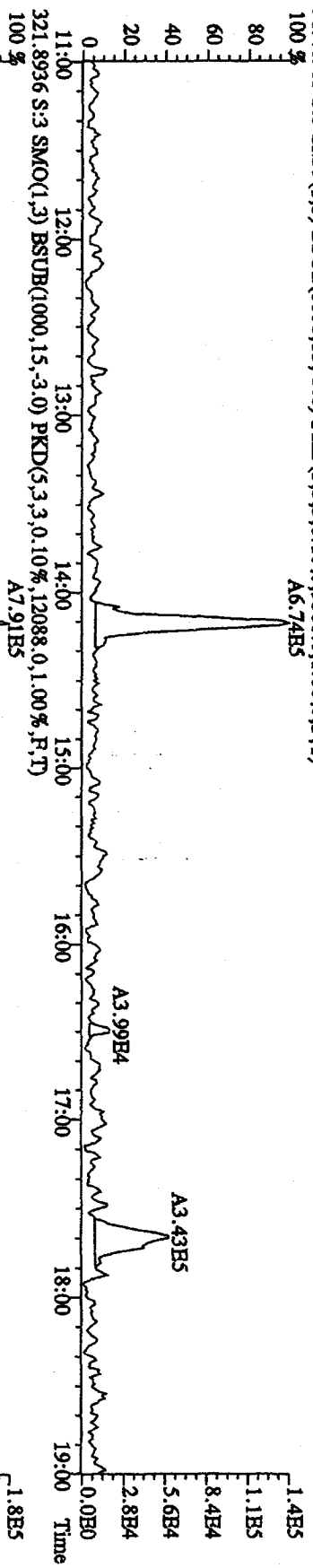
Manual Edit Codes

- 1 Peak not found
- 2 Peak chromatography
- 3 Baseline correction
- 4 Manual EDL calculation
- 5 Separate near others
- 6 Other

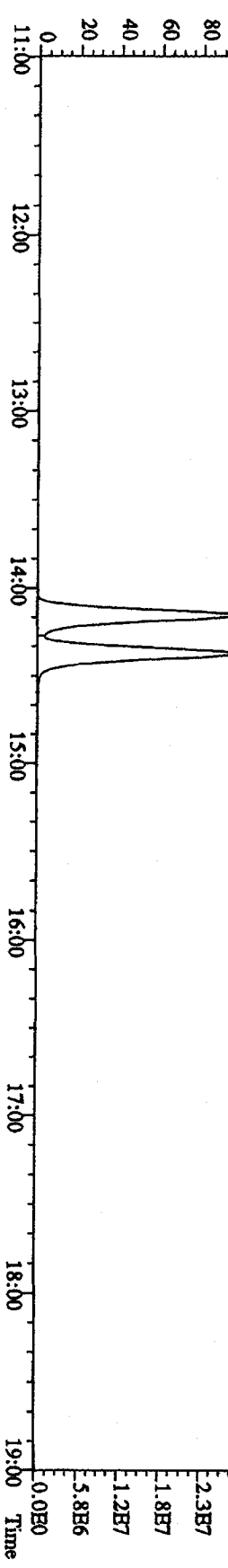
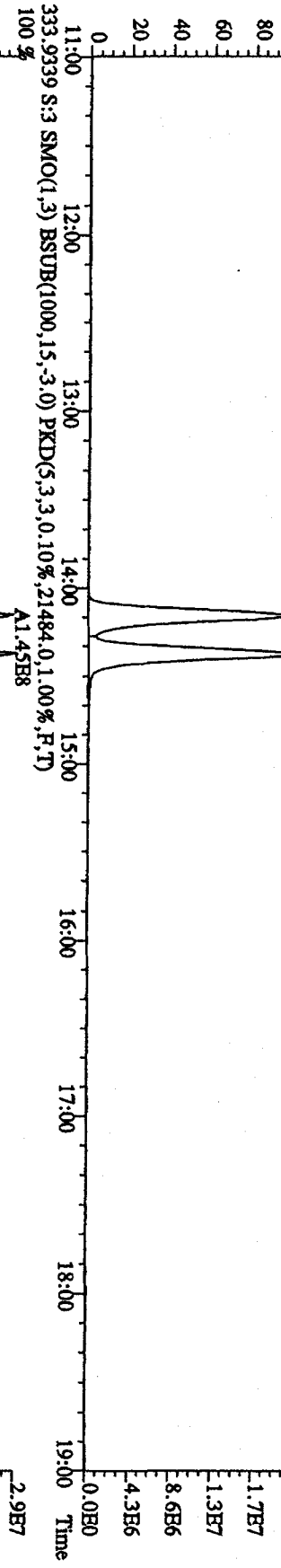
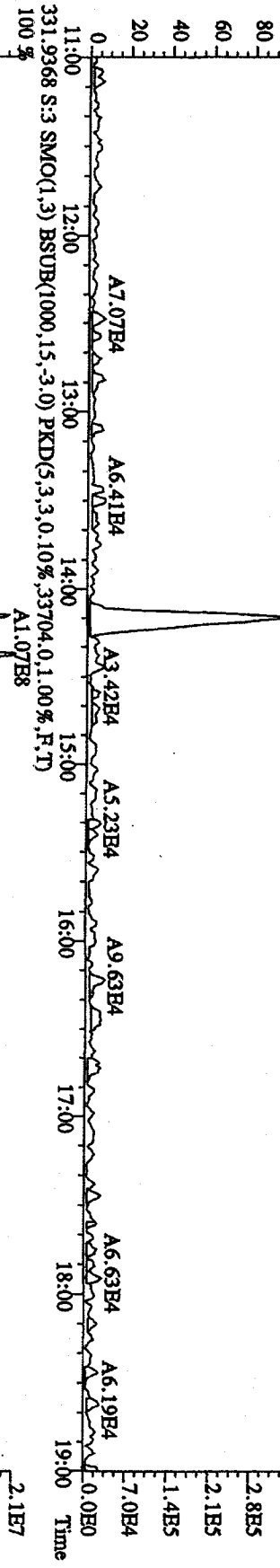
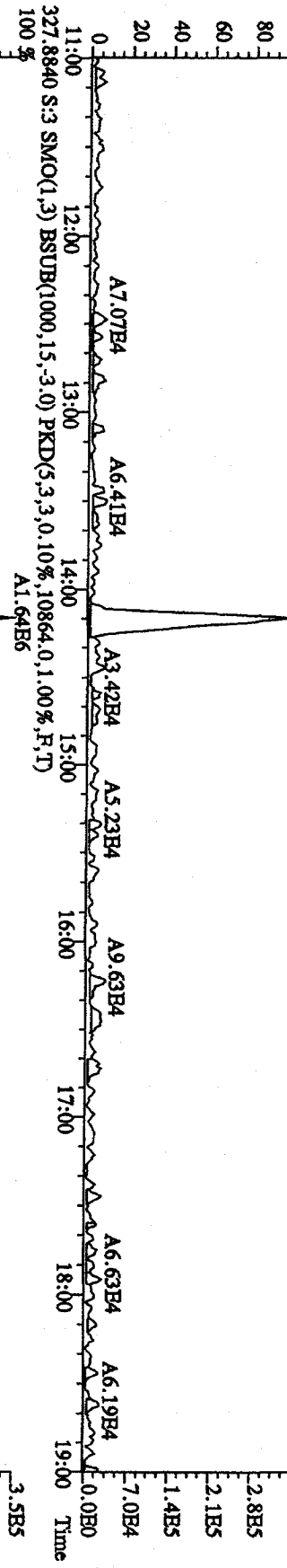
Analyst NA Date 1/5/10

1.8E5
 1.6E5
 1.4E5
 1.3E5
 1.1E5
 8.9E4
 7.1E4
 5.4E4
 3.6E4
 1.8E4
 0.0E0
 2.3E5
 2.1E5
 1.8E5
 1.6E5
 1.4E5
 1.1E5
 9.1E4
 6.9E4
 4.6E4
 2.3E4
 0.0E0
 Time

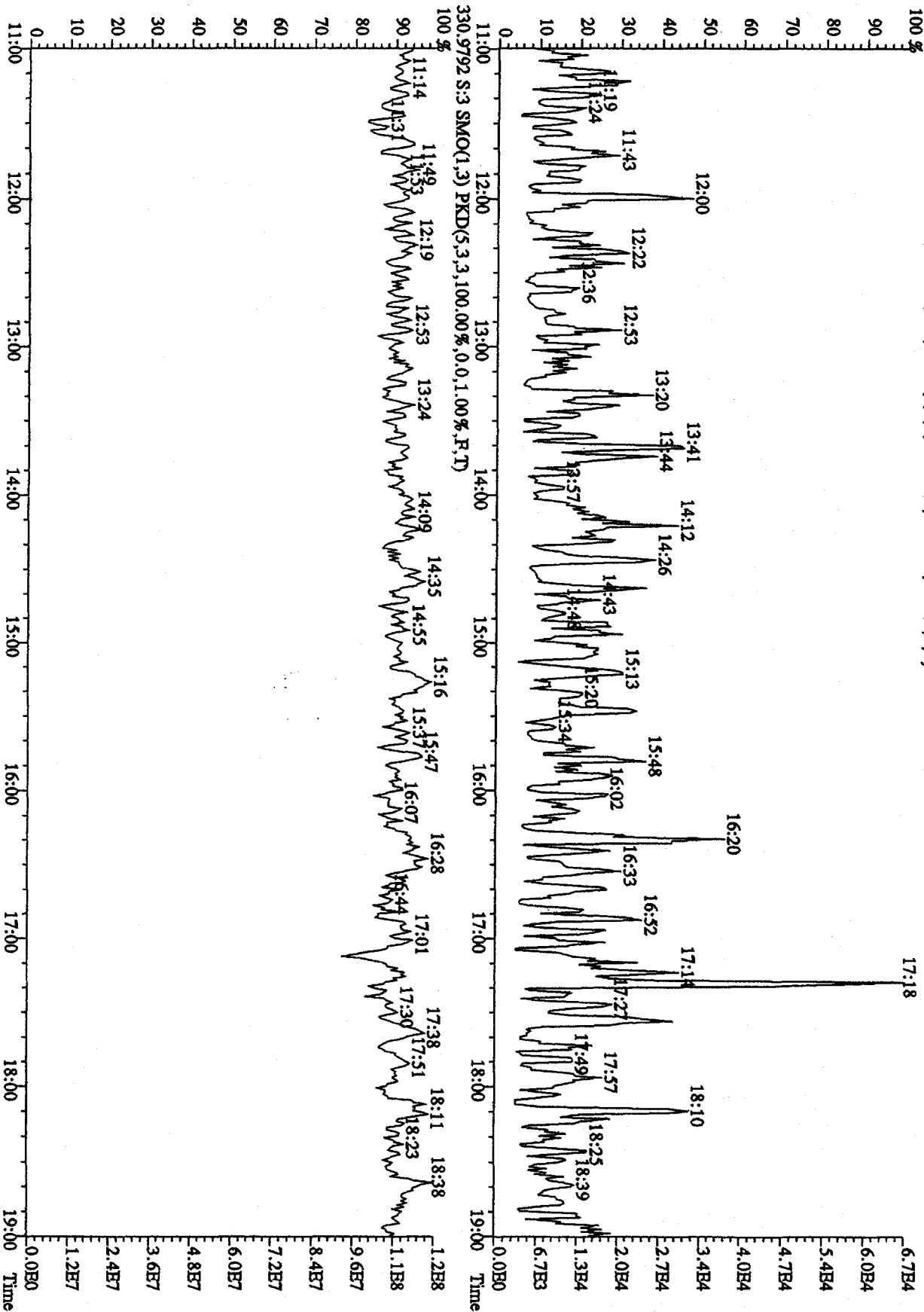
File:04\A10B5D2 #1-1242 Acq: 4-JAN-2010 22:54:06 GC EI + Voltage SIR 70SE
 Sample#3 Text:ST0104D :CS-1 09DXN422 Exp:DB225
 319.8965 S:3 SMO(1,3) BSUB(1000,15,-3,0) PKD(5,3,3,0,10%,9380,0,1,00%,F,T)
 100% A6.74B5



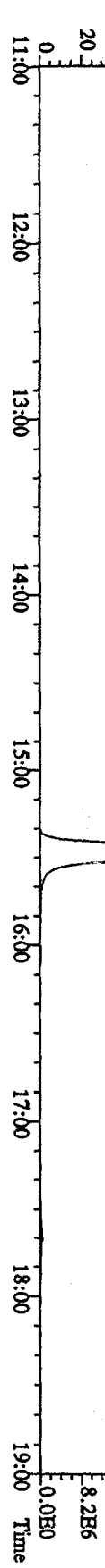
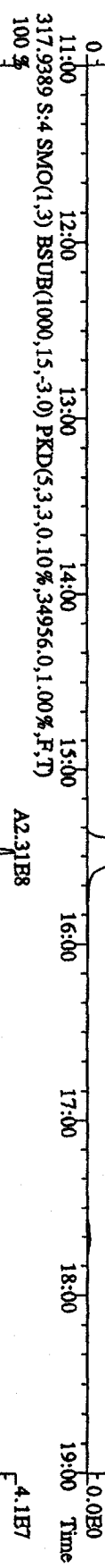
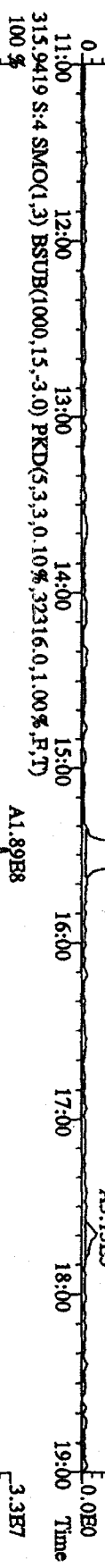
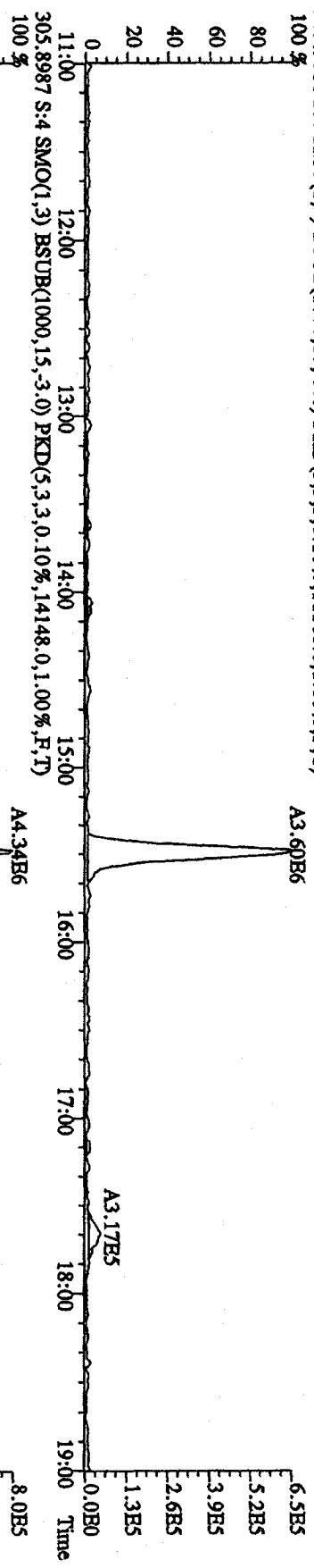
File: 041A10B5D2 #1-1242 Acq: 4-JAN-2010 22:54:06 GC: EI+ Voltage: SIR 70SE
 Sample#3 Text: ST0104D :CS-1 09DXN422 Exp: DB225
 327.8840 S:3 SMO(1,3) BSUB(1000,15,-3,0) PKD(5,3,3,0.10%,10864,0.1,00%,F,T)
 100% A1.64E6



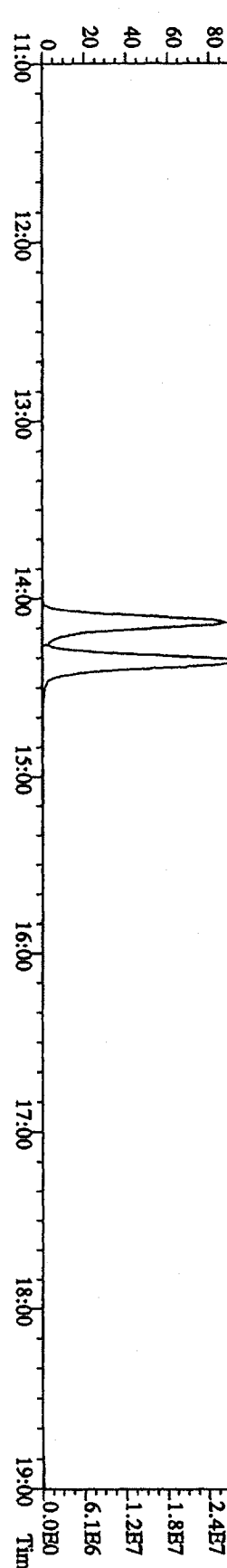
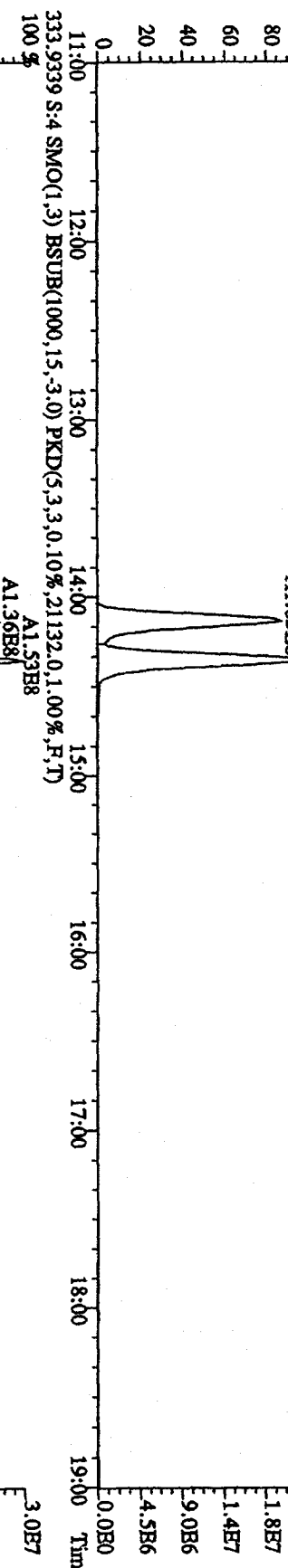
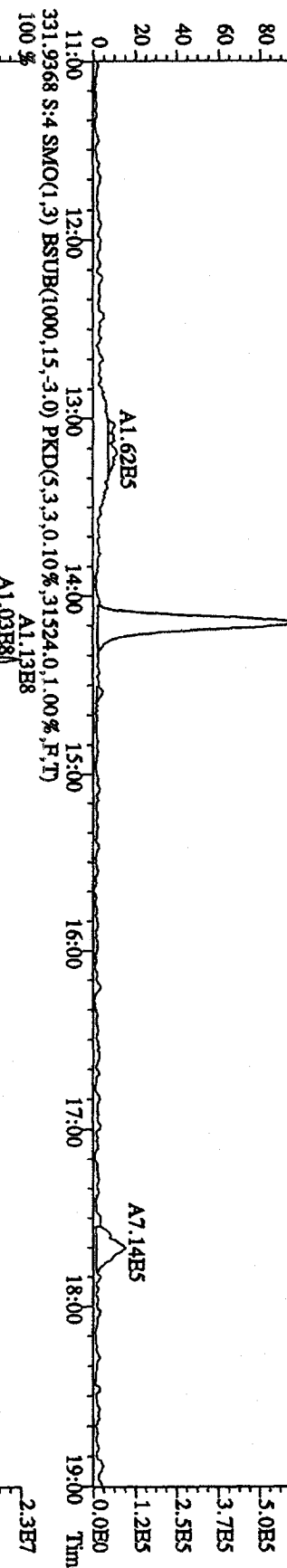
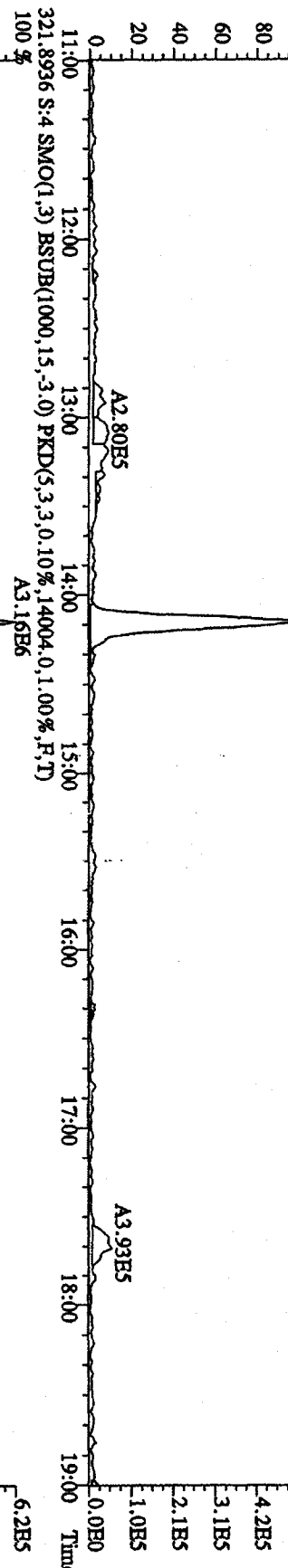
File:041A10B5D2 #1-1242 Acq: 4-JAN-2010 22:54:06 GC EI+ Voltage STR 70SB
 Sample#3 Text:ST0104D :CS-1 09DXN422 Exp:DB225
 375.8364 S-3 SMO(1.3) BSUB(1000,15,-3.0) PKD(5,3,3,100.00%,10952,0,1.00%,F,T)



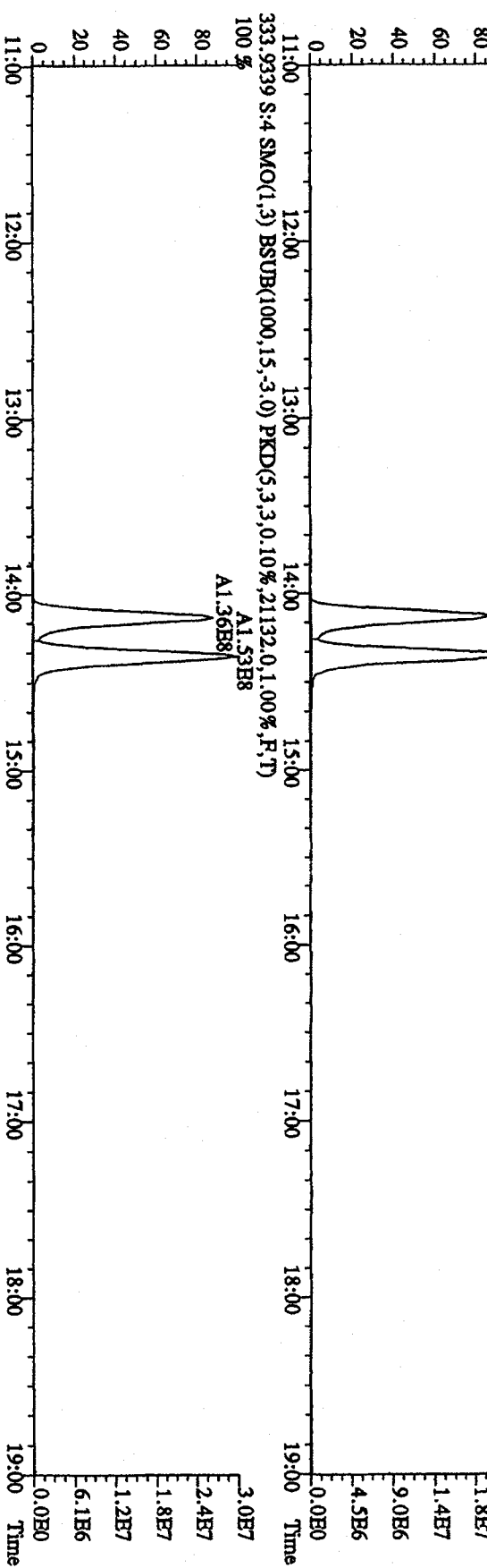
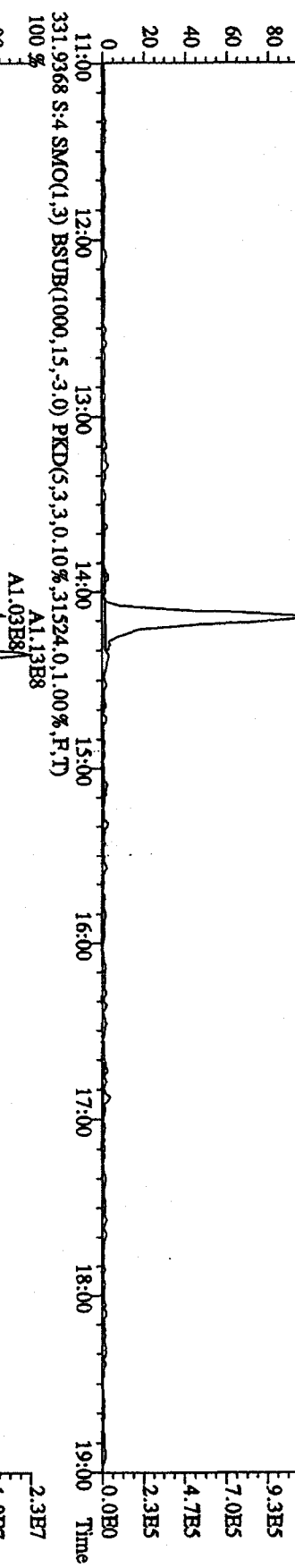
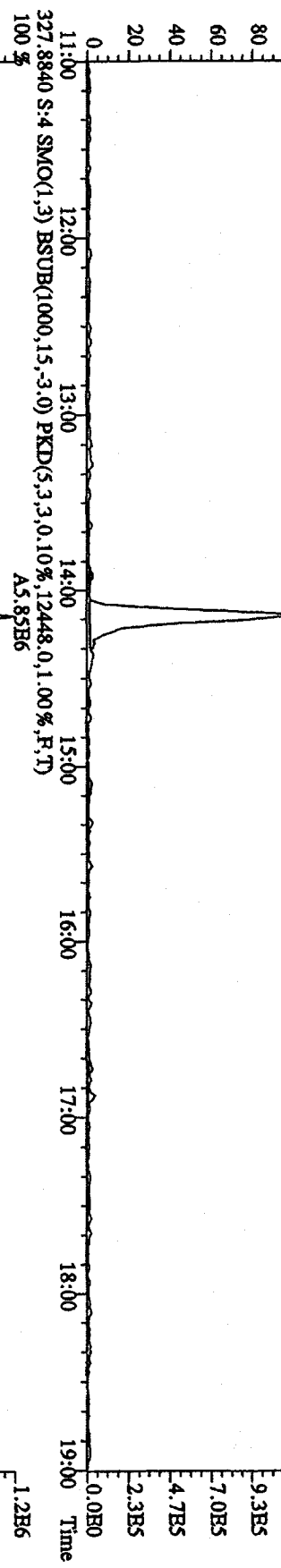
File:041A10B5D2 #1-1242 Acq: 4-JAN-2010 23:31:09 GC EI+ Voltage SIR 70SB
 Sample#4 Text:ST0104E :CS-2 09DXN423 Exp:DB225
 303.9016 S:4 SMO(1,3) BSUB(1000,15,-3,0) PKD(5,3,3,0,10%,11168,0,1,00%,F,T)
 100 %



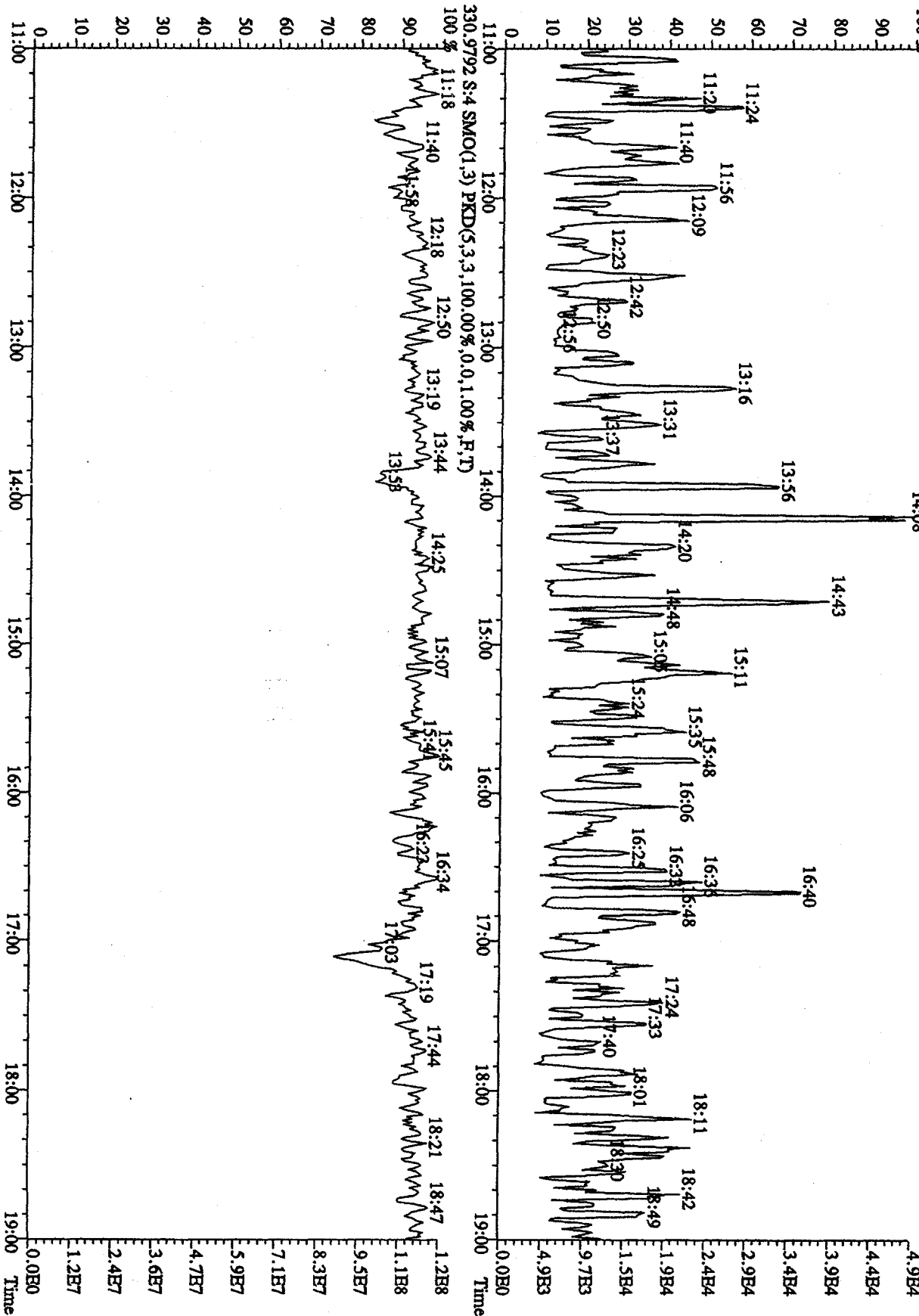
File:04\A10B5D2 #1-1242 Acq: 4JAN-2010 23:31:09 GC EI+ Voltage SIR 70SE
 Sample#4 Text:ST0104B :CS-2 09DXN423 Exp:DB225
 319.8965 S:4 SMO(1,3) BSUB(1000,15,-3.0) PKD(5,3,3,0.10%,8672.0,1.00%,F,T)
 100 % A2.63E6



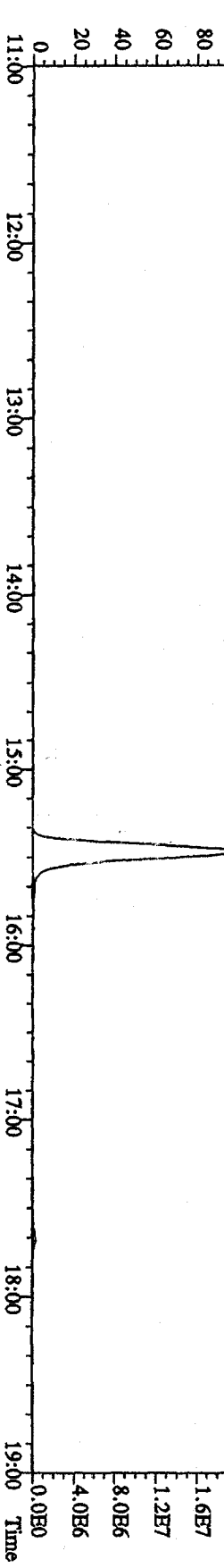
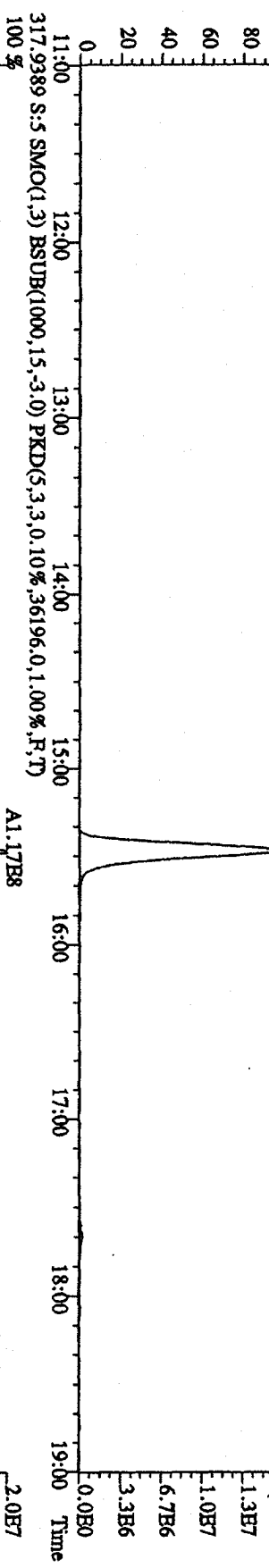
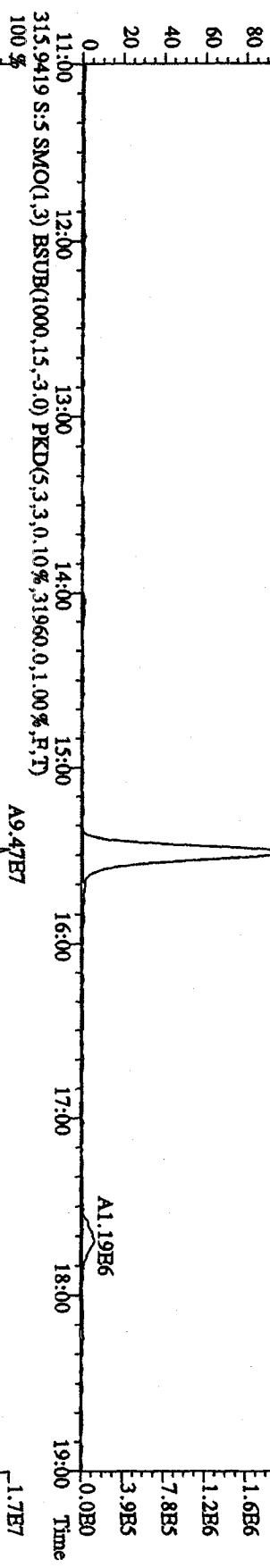
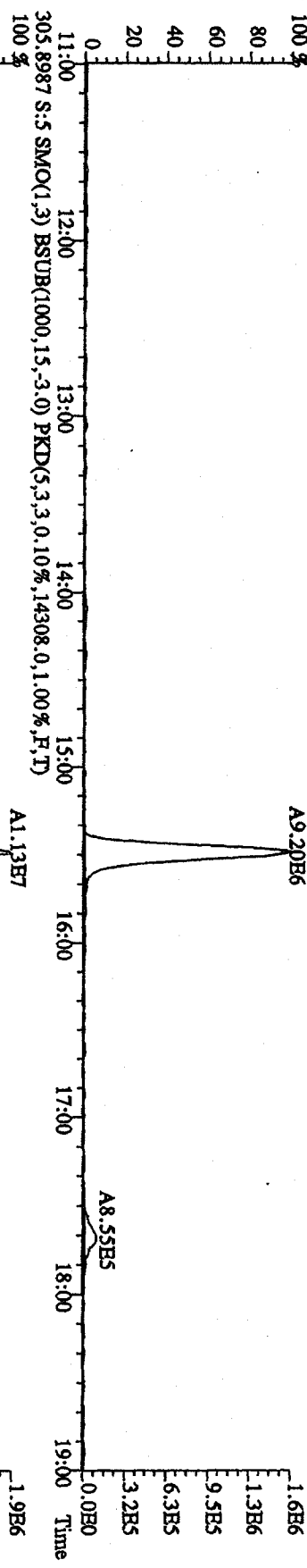
File:041A10BSTD2 #1-1242 Acq: 4-JAN-2010 23:31:09 GC HI+ Voltage SIR 70SB
 Sample#4 Text:ST0104B :CS-2 09DXN423 Exp:DB225
 327.8840 S:4 SMO(1,3) BSUB(1000,15,-3,0) PKD(5,3,0,10%,12448,0,1,00%,F,T)
 100% A5.85B6



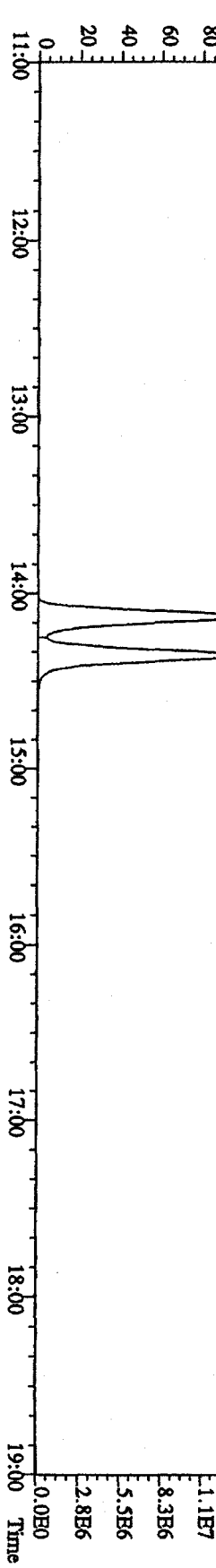
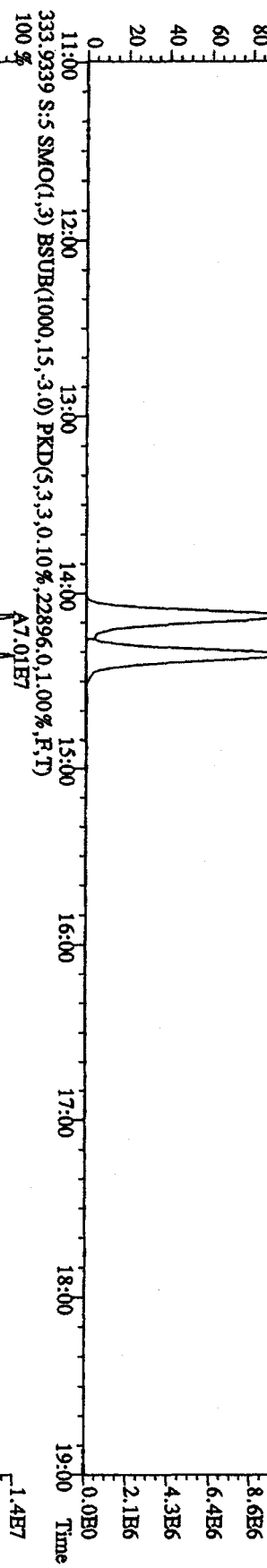
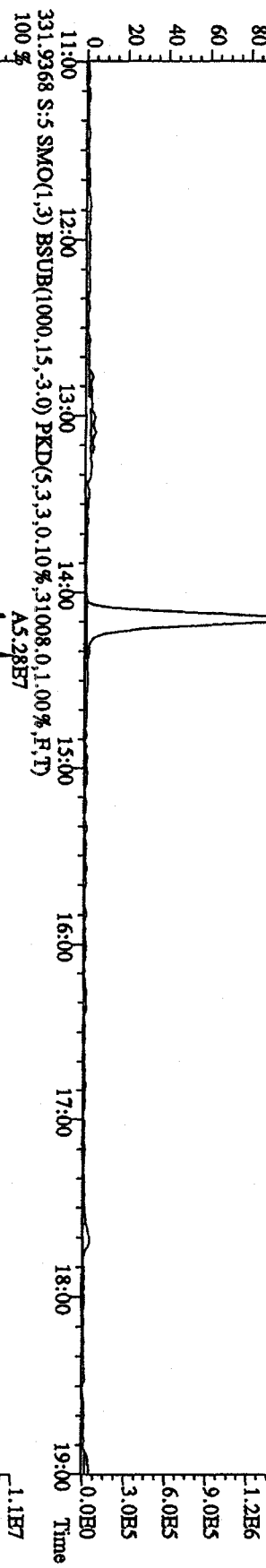
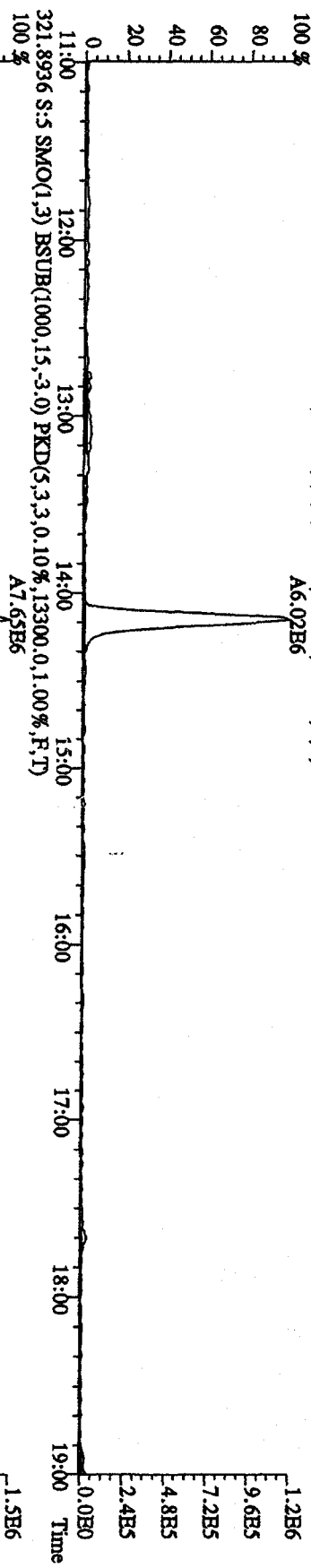
File: 041A10B5D2 #1-1242 Acq: 4-JAN-2010 23:31:09 GC EI+ Voltage SIR 70SE
 Sample#4 Text: ST0104E :CS-2 09DXN423 Exp: DB225
 375.8364 S:4 SMO(1.3) BSUB(1000,15,-3.0) PKD(5,3,3,100,00%,13204,0,1,00%,F,T)
 100%



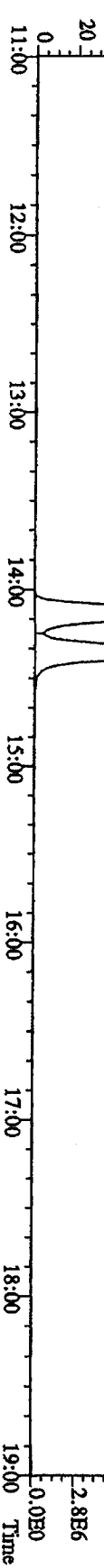
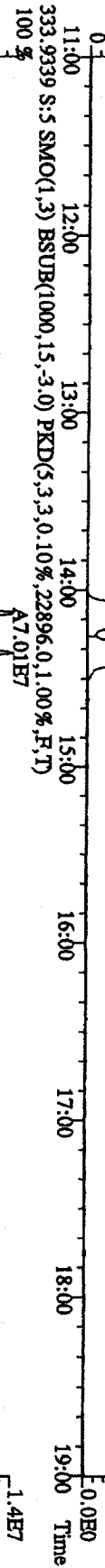

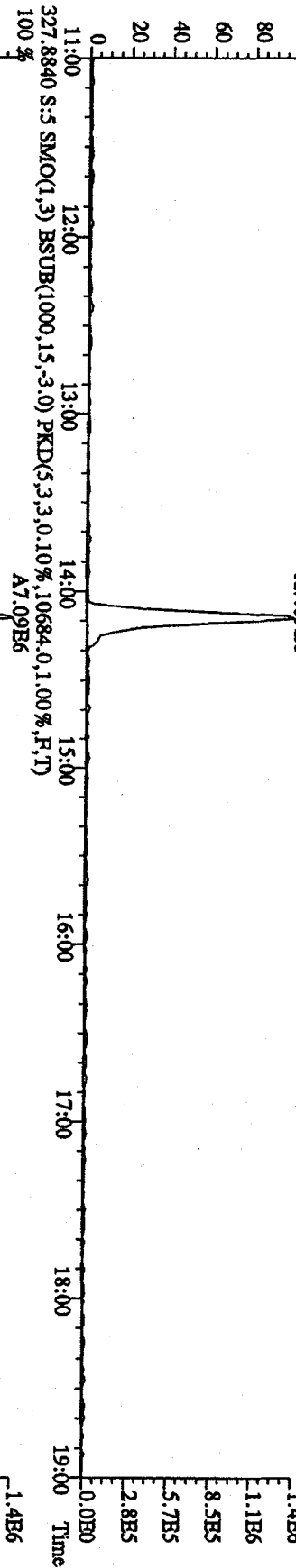
File:041A10B5D2 #1-1242 Acq: 5-JAN-2010 00:08:17 GC BI+ Voltage SIR 70SE
 Sample#5 Text:ST0104F :CS-3 09DXN425 Exp:DB225
 303.9016 S:5 SMO(1,3) BSUB(1000,15,-3.0) PKD(5,3,3,0,10%,10608,0,1.00%,F,T)
 100%



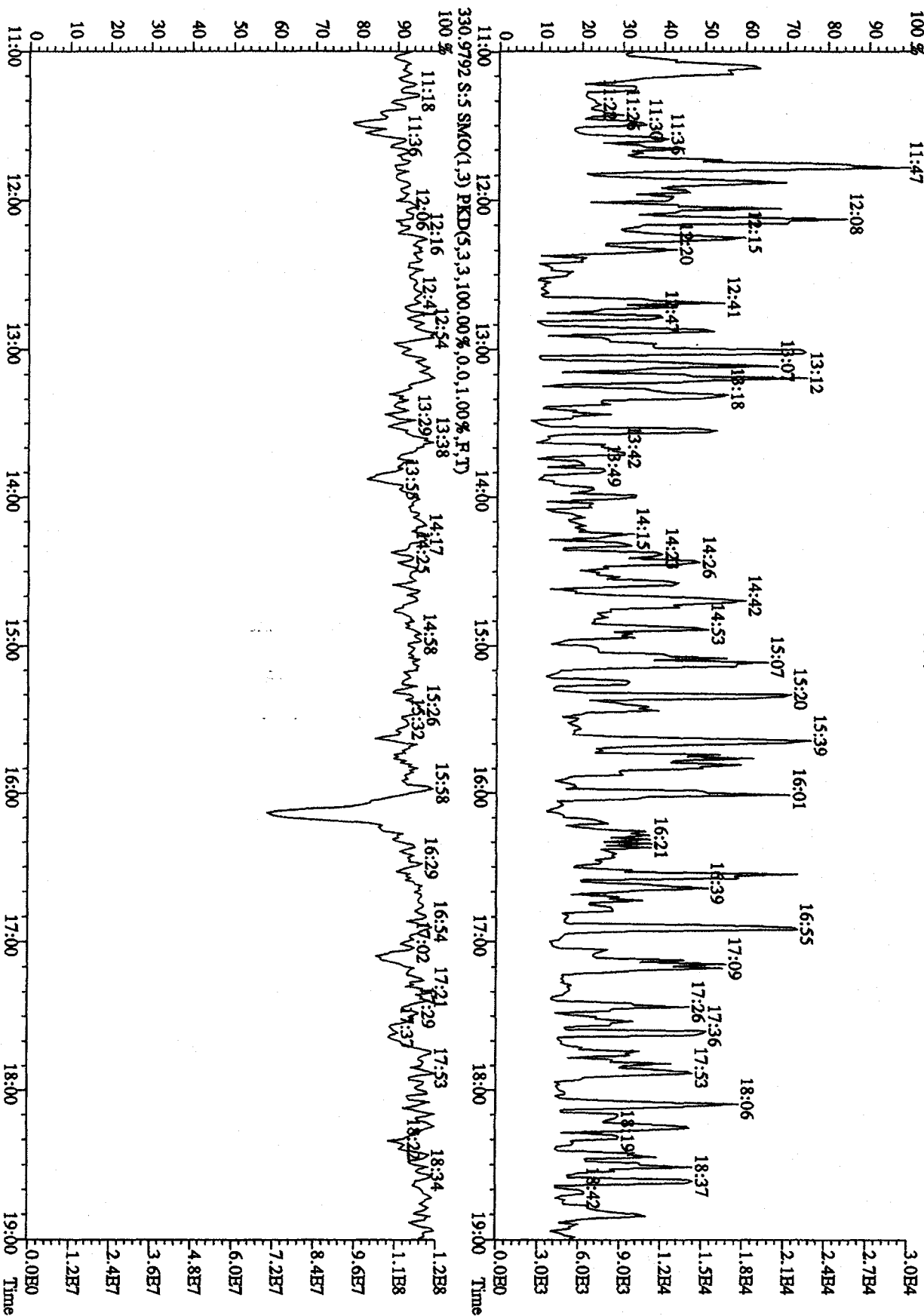
File:04J110B5D2 #1-1242 Acq: 5-JAN-2010 00:08:17 GC EI+ Voltage SIR 70SE
 Sample#5 Text:ST0104F :CS-3 09DXN425 Exp:DB225
 319.8965 S:5 SMO(1,3) BSUB(1000,15,-3,0) PKD(5,3,3,0,10%,9924,0,1,00%,F,T)
 100%



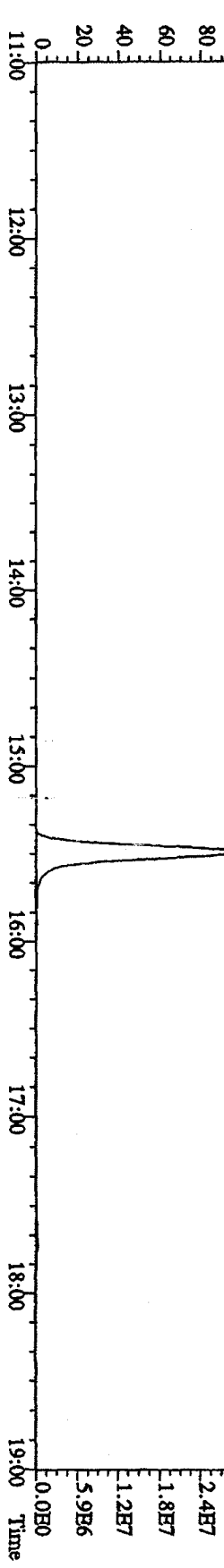
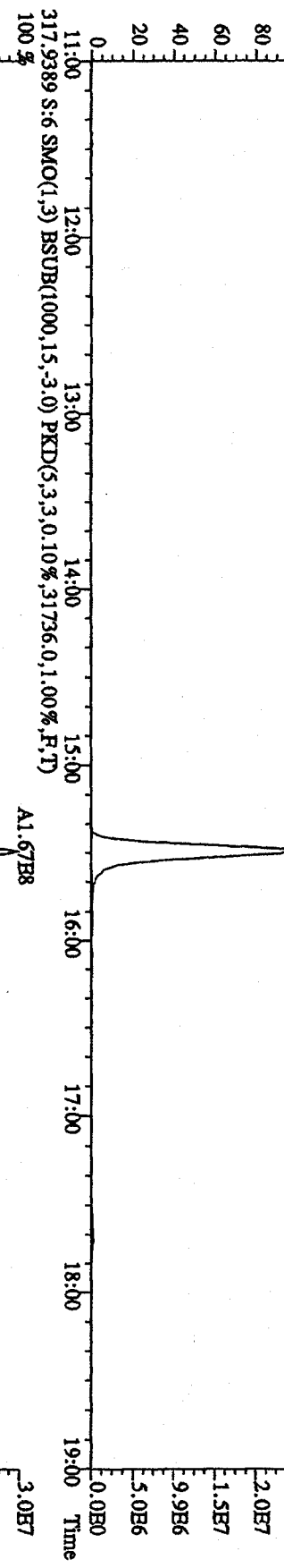
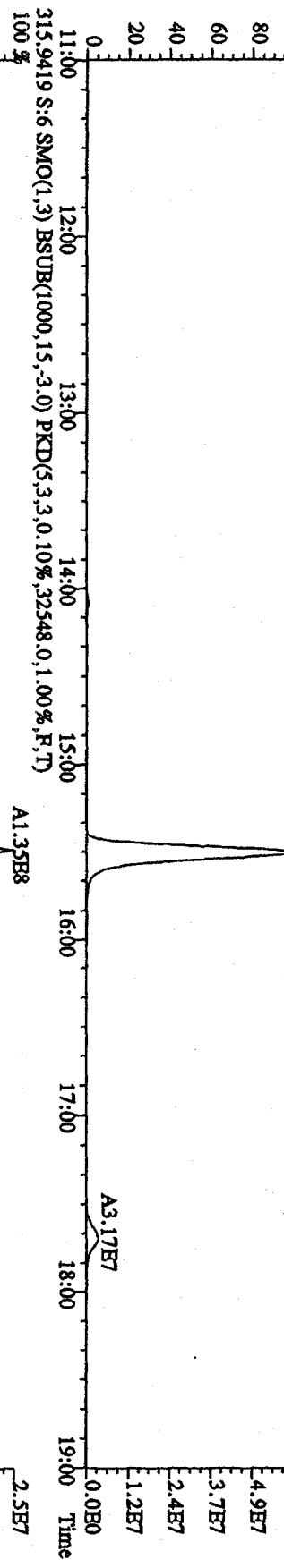
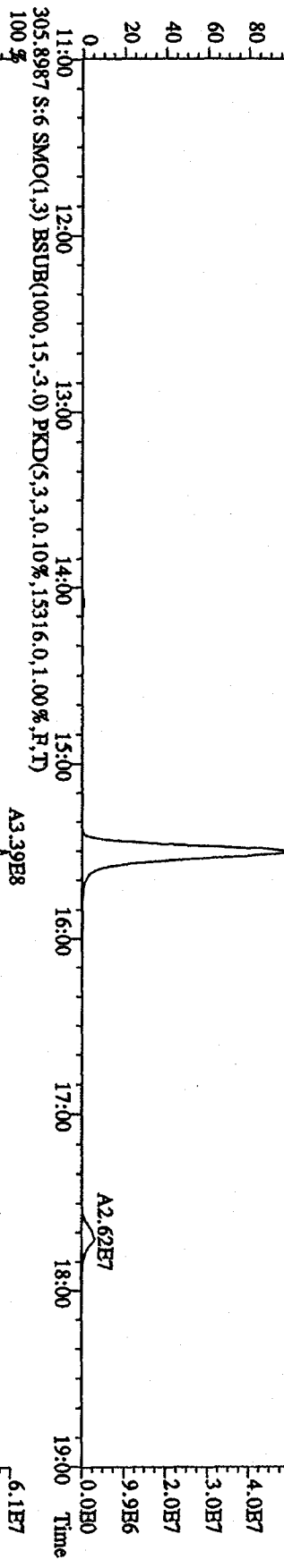
File:04/A10B5D2 #1-1242 Acq: 5-JAN-2010 00:08:17 GC EI+ Voltage SIR 70SB
 Sample#5 Text:ST0104F :CS-3 09DXN425 Exp:DB225
 327.8840 S:5 SMO(1,3) BSUB(1000,15,-3.0) PKD(5,3,3,0.10%,10684.0,1.00%,F,T)
 100 % A7.09E6



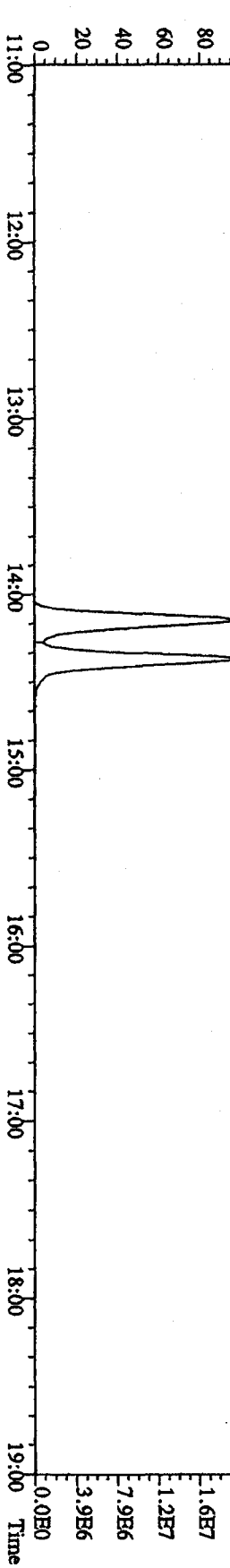
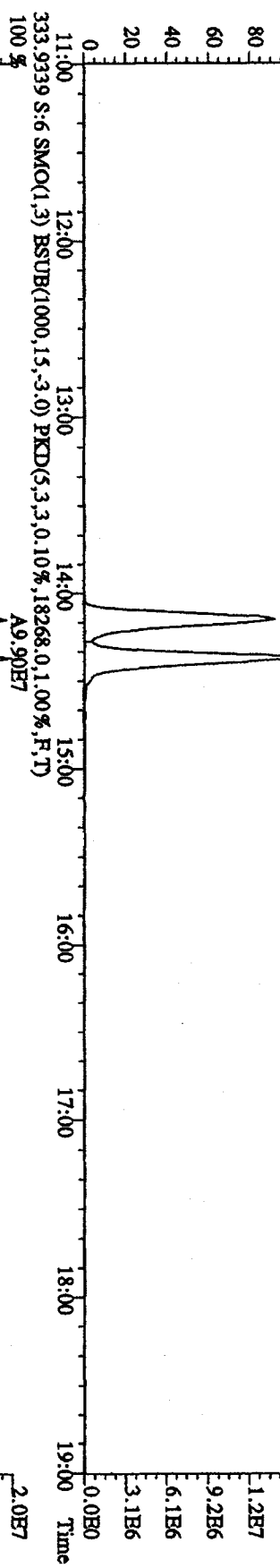
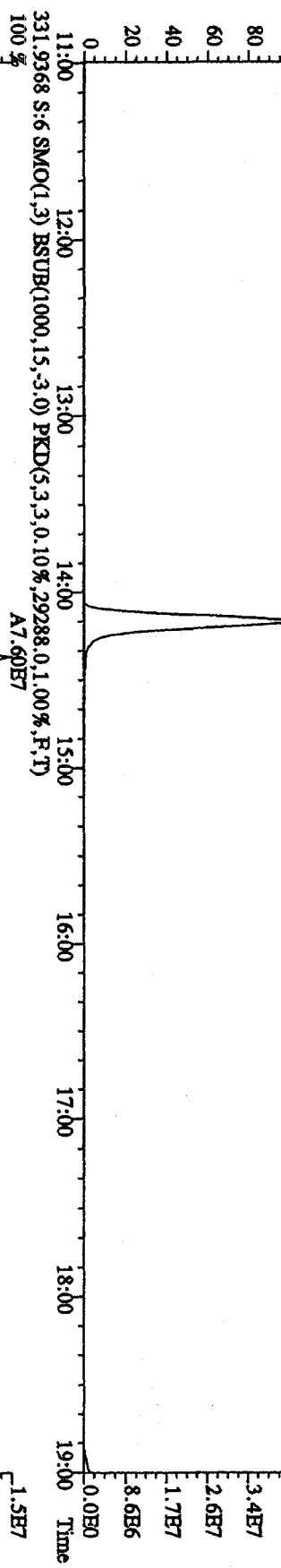
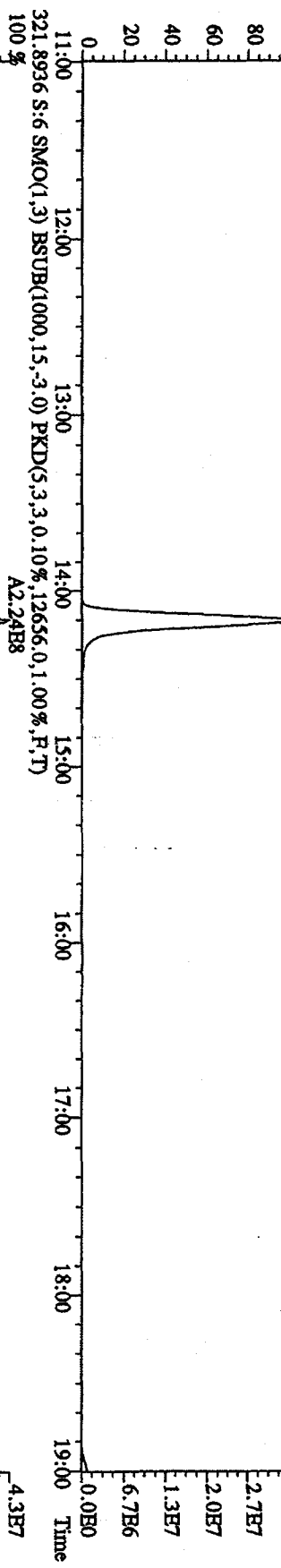
File:04\1A10B5D2 #1-1242 Acq: 5-JAN-2010 00:08:17 GC EI+ Voltage SIR 70SE
 Sample#5 Text:ST0104F :CS-3 09DXN425 Exp:DB225
 375.8364 S:5 SMO(1.3) BSUB(1000,15,-3.0) PKD(5,3,3,100.00%,10704,0.1,100%,F,T)
 100% 11:47



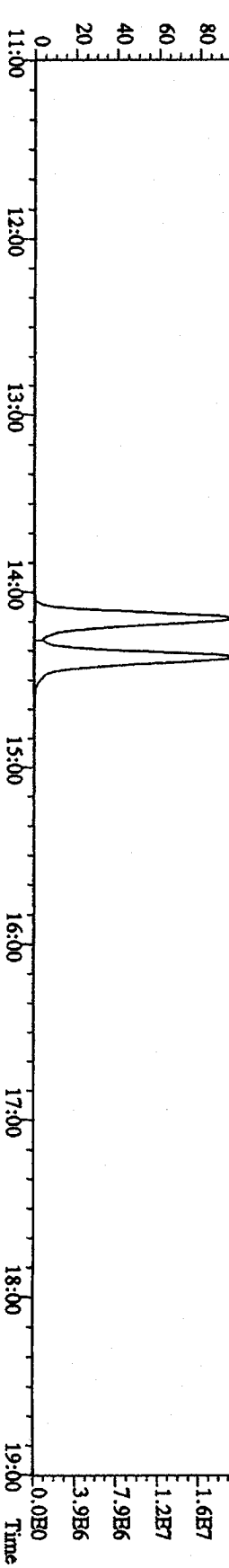
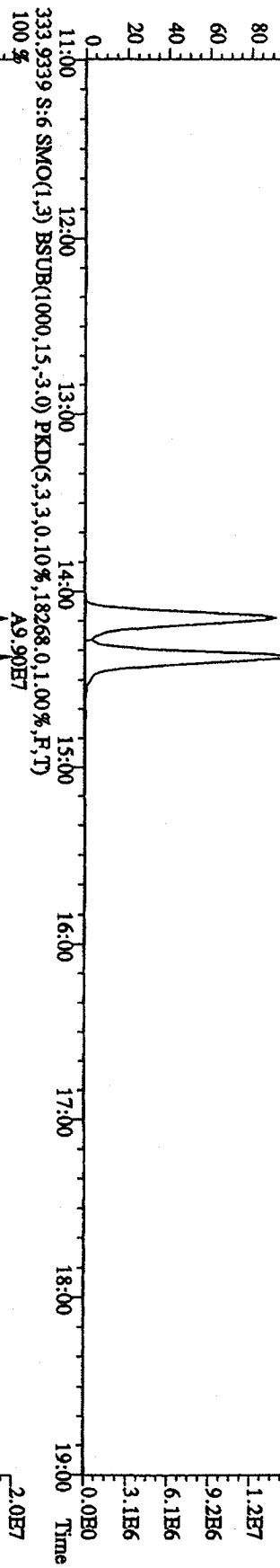
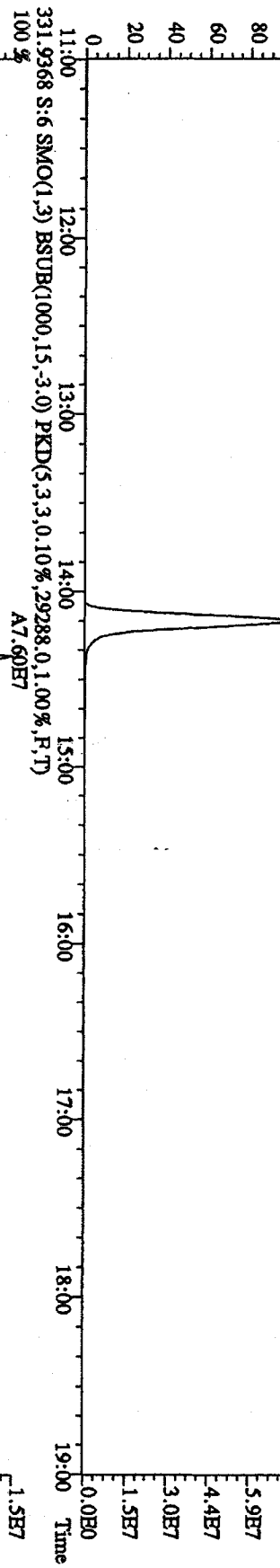
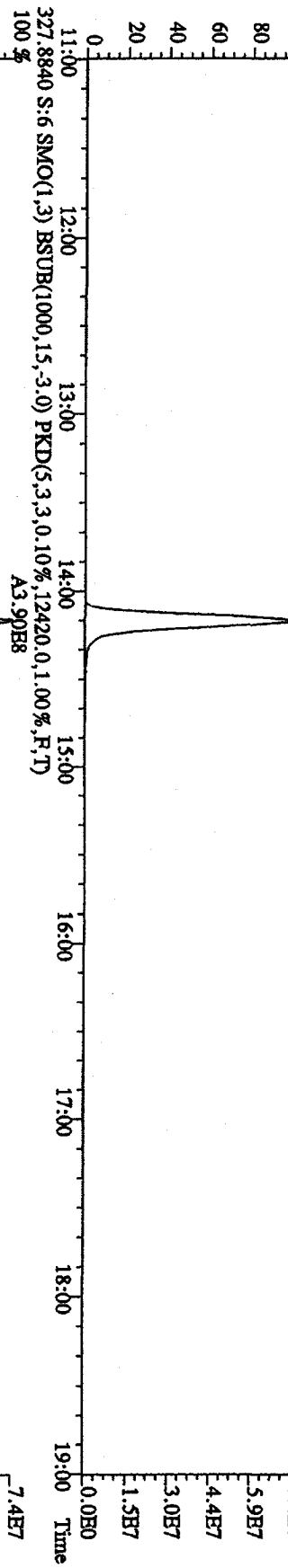
File:04\A10B5D2 #1-1242 Acq: 5-JAN-2010 00:45:19 GC EI+ Voltage SIR 70SE
 Sample#6 Text:ST0104G :CS-5 09DXN456 Exp:DB25
 303.9016 S:6 SMO(1,3) BSUB(1000,15,-3.0) PKD(5,3,3,0,10%,11492.0,1.00%,F,T)



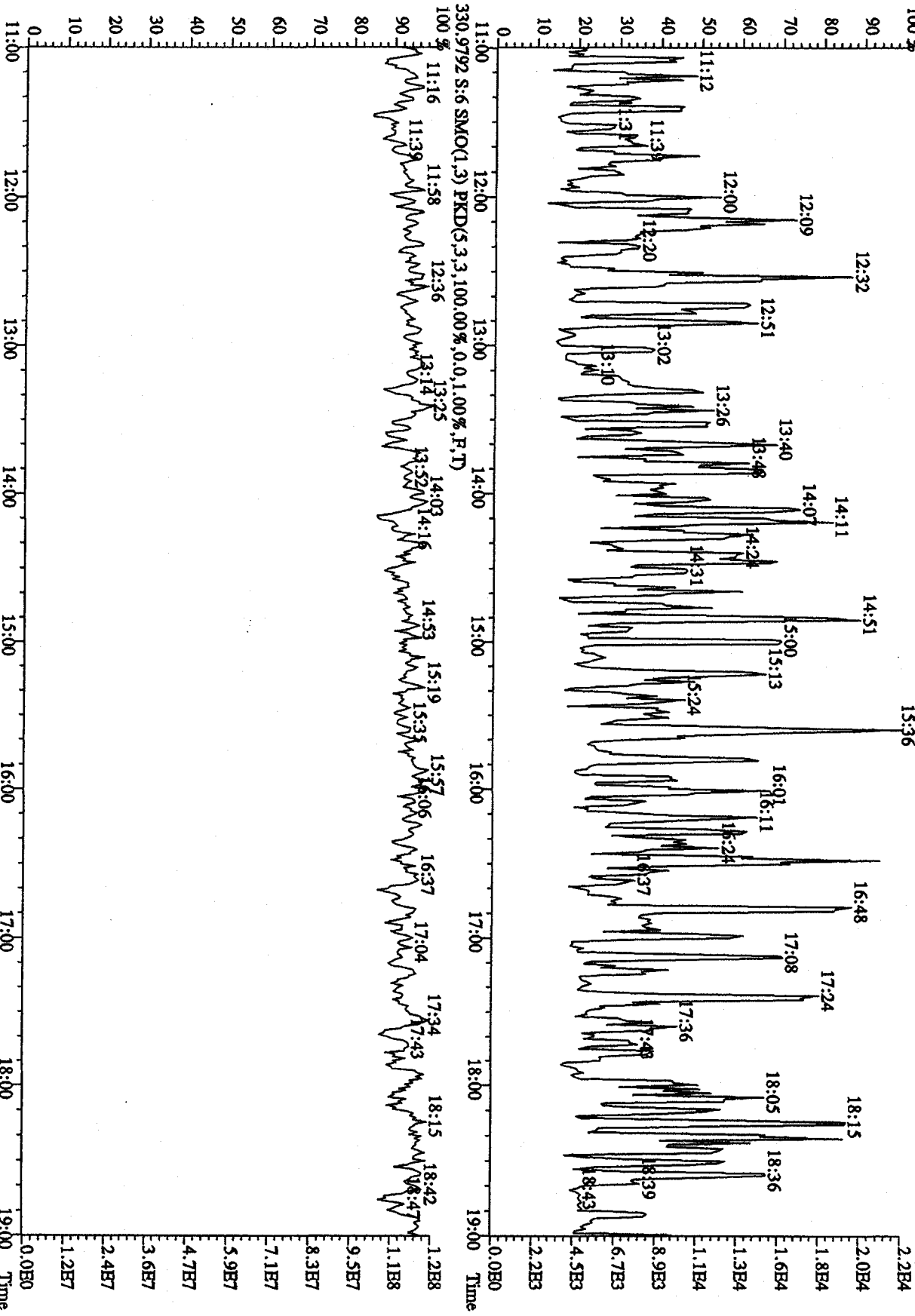
File: 041A10B5D2 #1-1242 Acq: 5-JAN-2010 00:45:19 GC EI+ Voltage SIR 70SE
 Sample#6 Text: STD104G :CS-5 09DXN456 Exp: DB225
 319.8965 S:6 SMO(1,3) BSUB(1000,15,-3,0) PKD(5,3,3,0,10%,10652.0,1.00%,F,T) A1.79E8
 100%



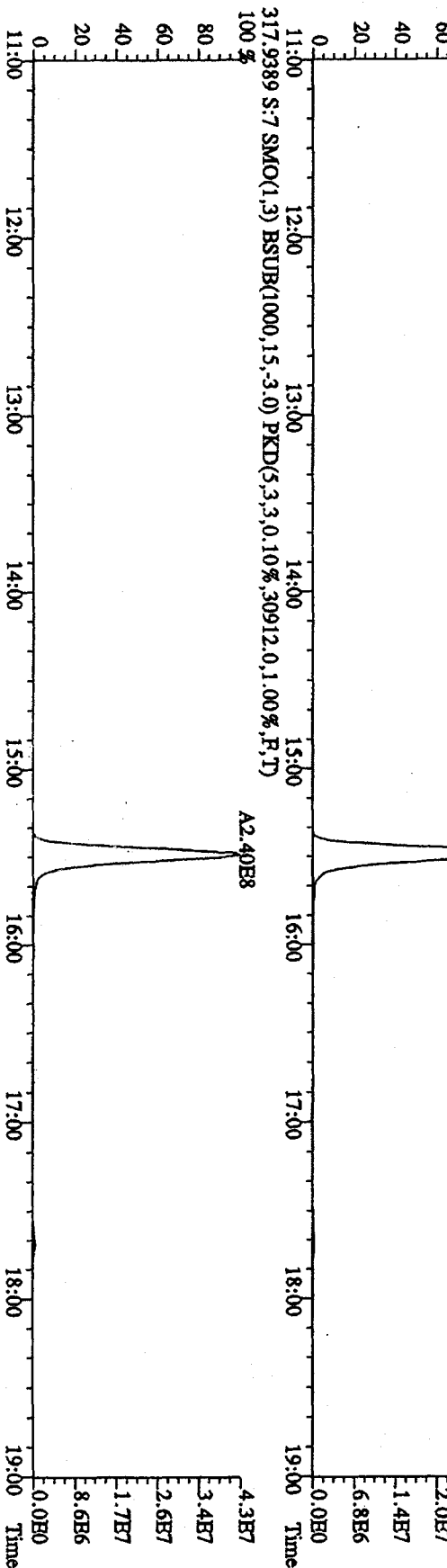
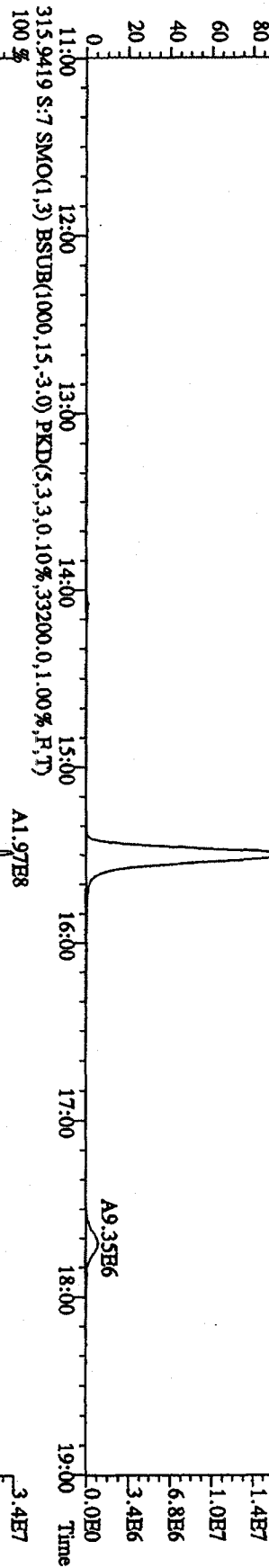
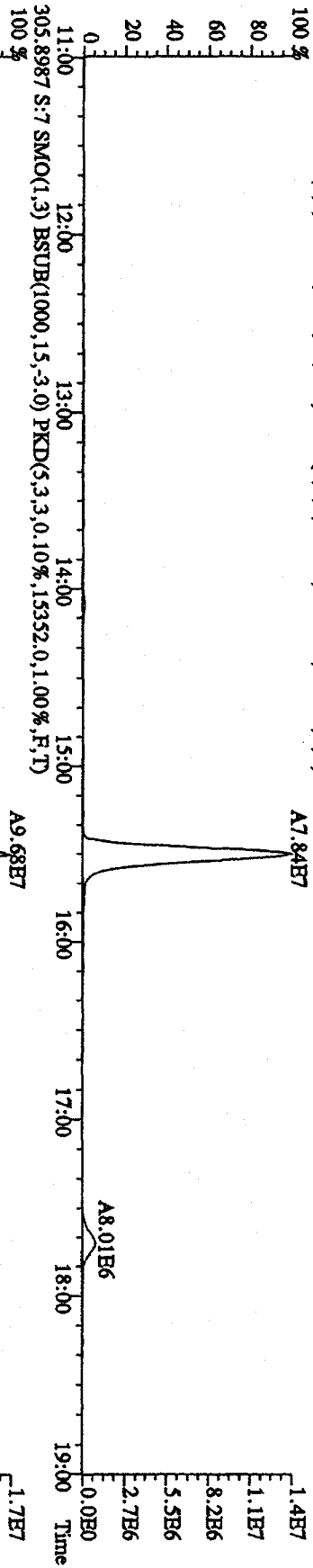
File:04JA10B5D2 #1-1242 Acq: 5-JAN-2010 00:45:19 GC EI+ Voltage SIR 70SE
 Sample#6 Text:ST0104G :CS-5 09DXN456 Exp:DB225
 327.8840 S:6 SMO(1,3) BSUB(1000,15,-3,0) PKD(5,3,3,0,10%,12420,0,1,00%,F,T)
 100% A3.90E8



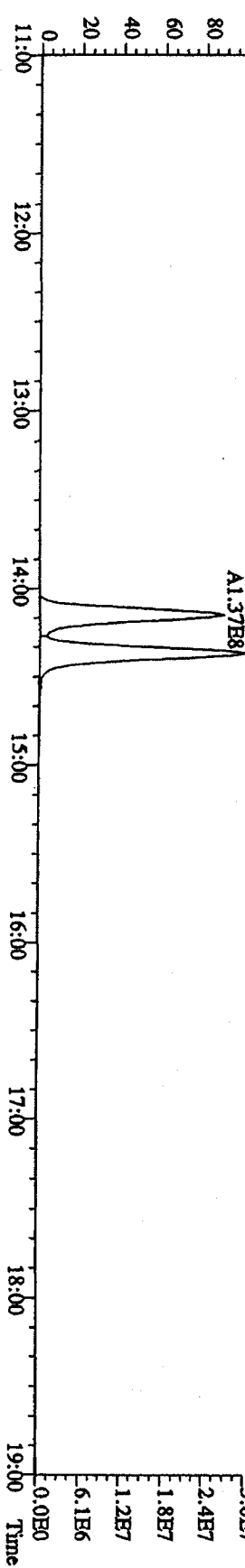
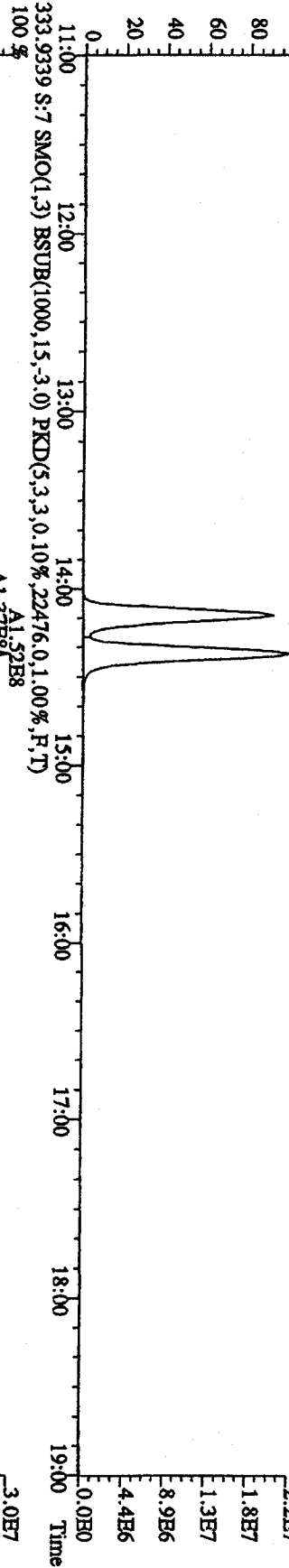
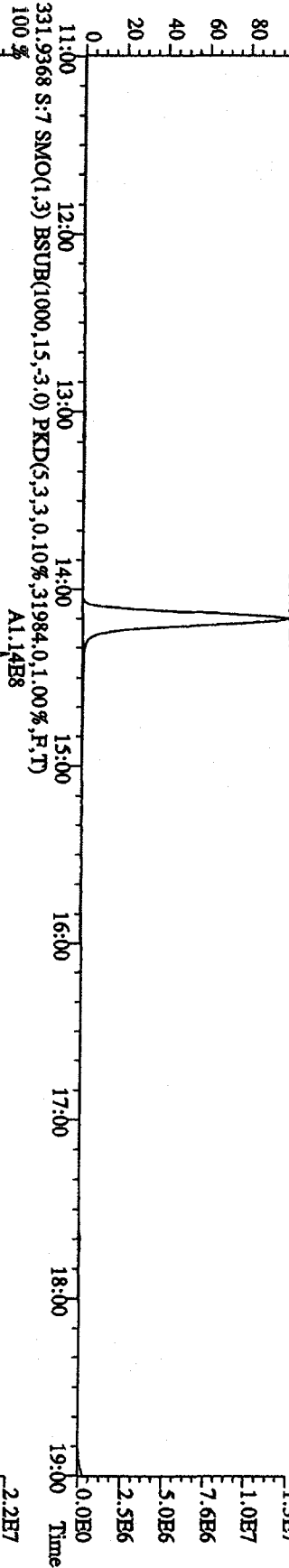
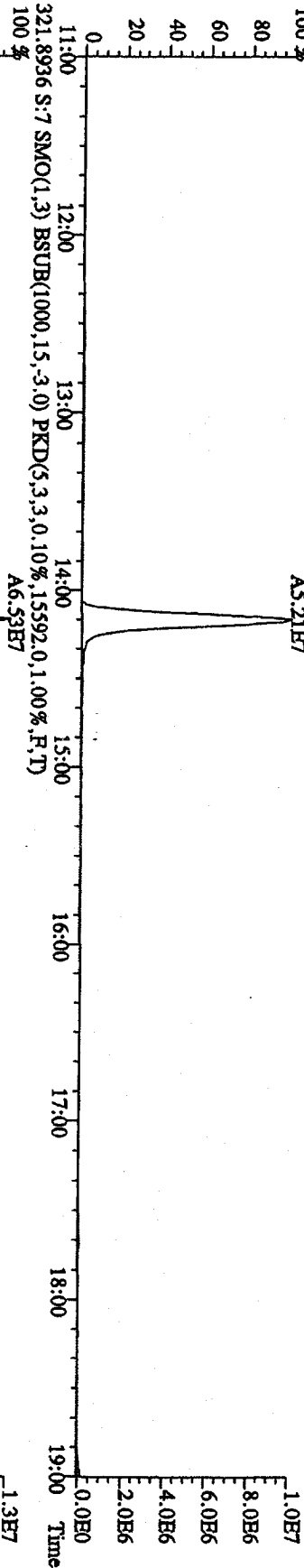
File:04JA10B5D2 #1-1242 Acq: 5-JAN-2010 00:45:19 GC BI+ Voltage SIR 70SB
 Sample#6 Text:ST0104G :CS-5 09DXN456 Exp:DB225
 375.8364 S:6 SMO(1,3) BSUB(1000,15,-3.0) PKD(5,3,3,100.00%,9432.0,1.00%,F,T)




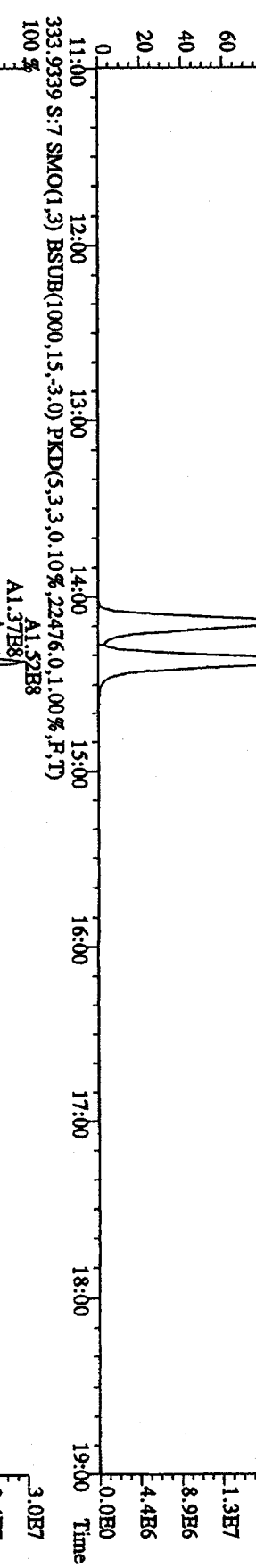

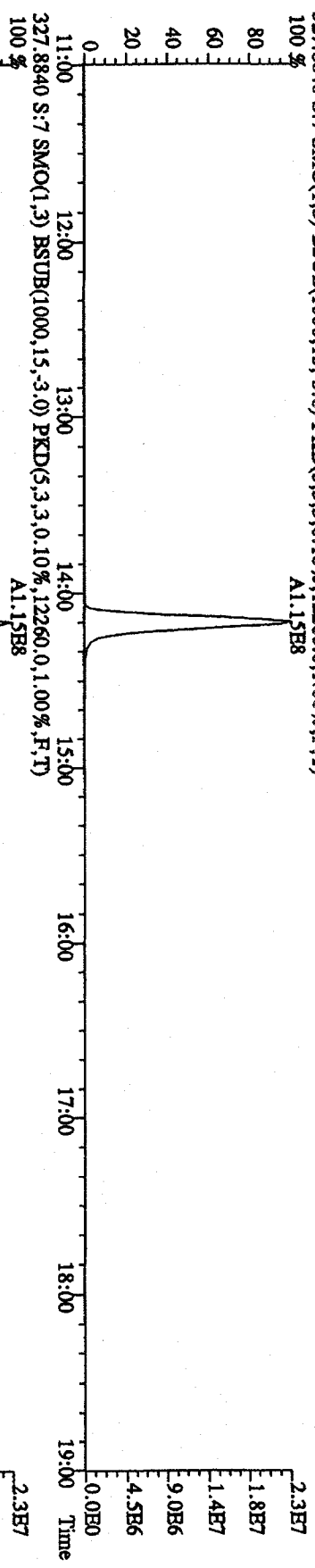
File:041A10B5D2 #1-1242 Acq: 5-JAN-2010 01:22:21 GC EI+ Voltage SIR 70SE
 Sample#7 Text:ST0104H :CS-4 09DXN426 Exp:DB225
 303.9016 S:7 SMO(1,3) BSUB(1000,15,-3,0) PKD(5,3,3,0,10%,13168,0,1,00%,F,T)



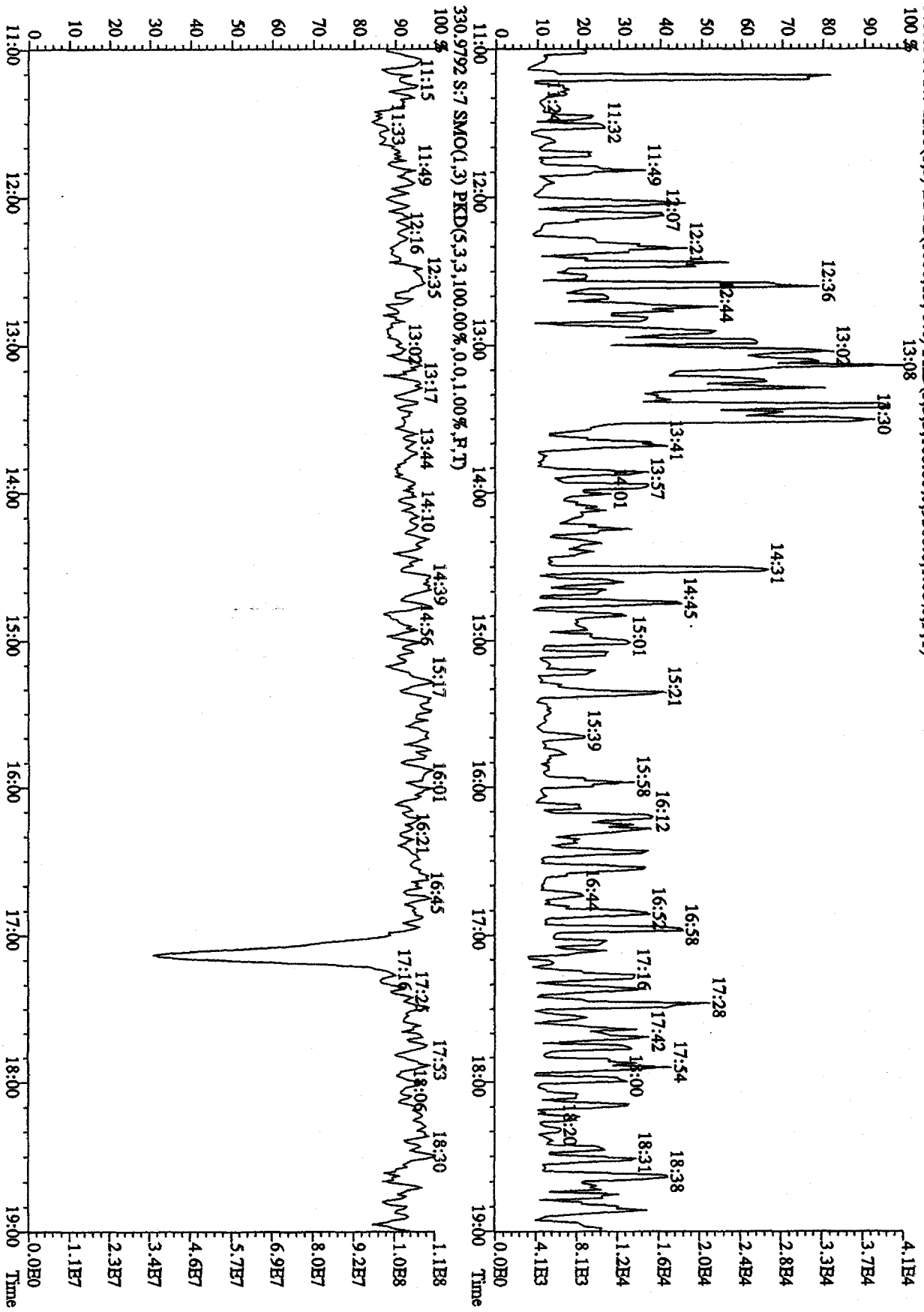
File:04\A10B5D2 #1-1242 Acq: 5-JAN-2010 01:22:21 GC EI+ Voltage SIR 70SE
 Sample#7 Text:ST0104H :CS-4 09DXN426 Exp:DB225
 319.8965 S:7 SMO(1,3) BSUB(1000,15,-3,0) PKD(5,3,3,0,10%,10976,0,1.00%,F,T)
 100% A5.21E7



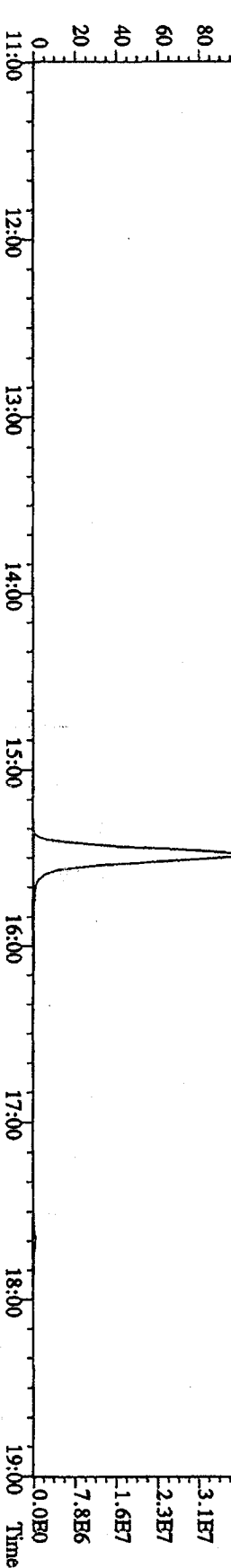
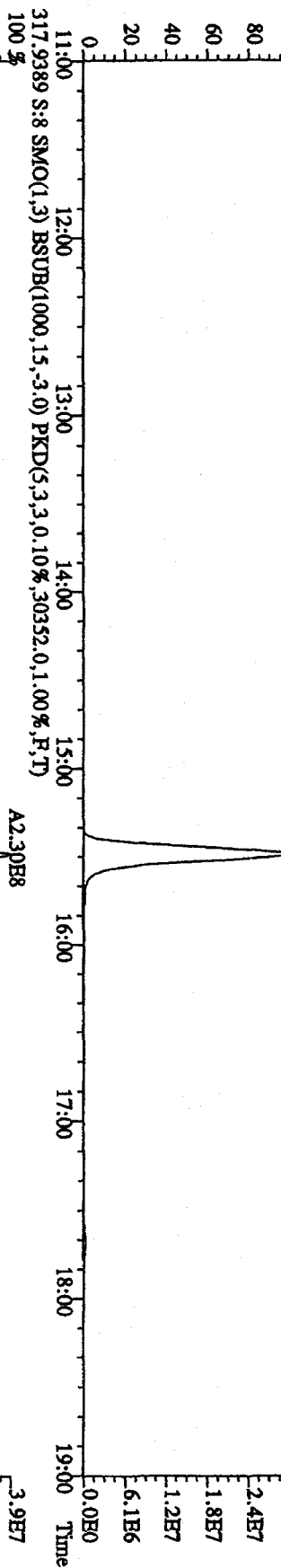
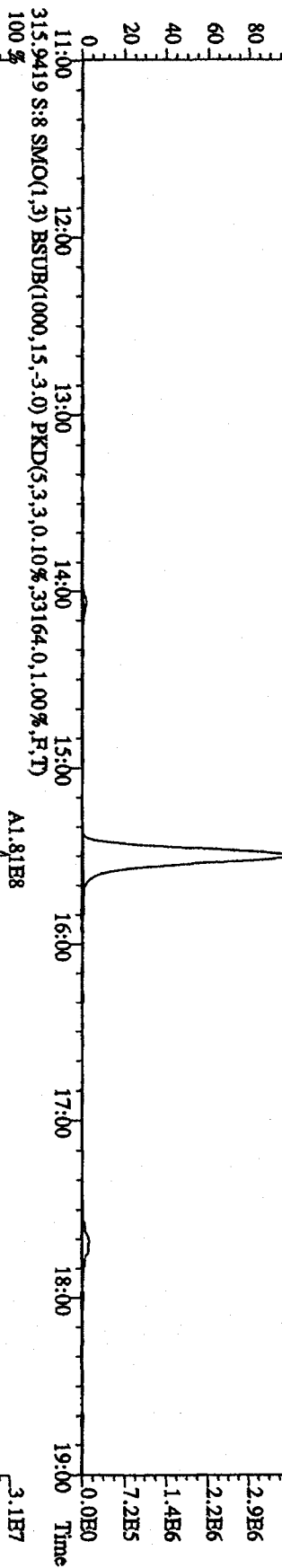
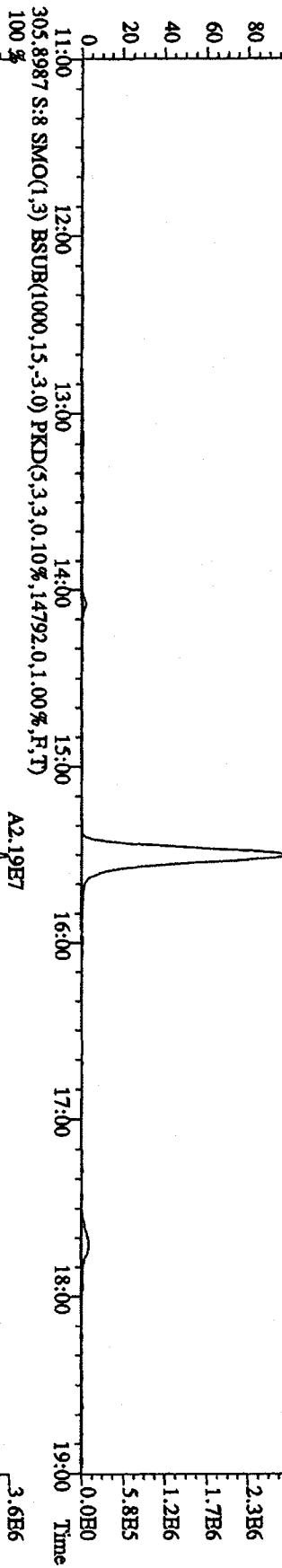
File:041A10B5D2 #1-1242 Acq: 5-JAN-2010 01:22:21 GC EI+ Voltage SIR 70SB
 Sample#7 Text:ST0104H :CS-4 09DXN426 Exp:DB225
 327.8840 S:7 SMO(1,3) BSUB(1000,15,-3,0) PKD(5,3,3,0,10%,12260,0,1,00%,F,T)
 100% A1.15E8



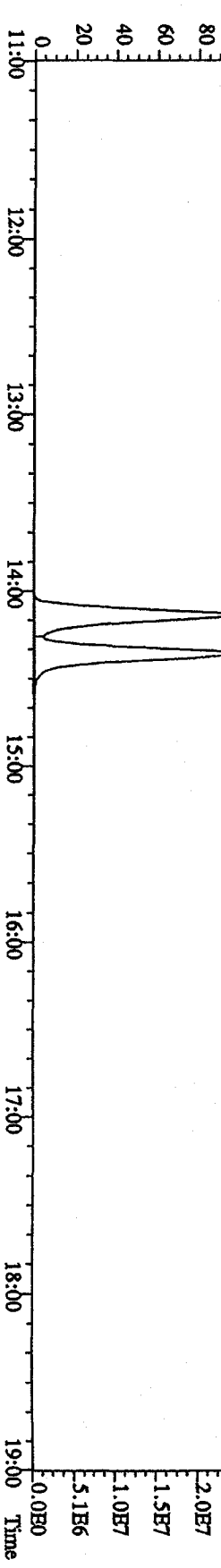
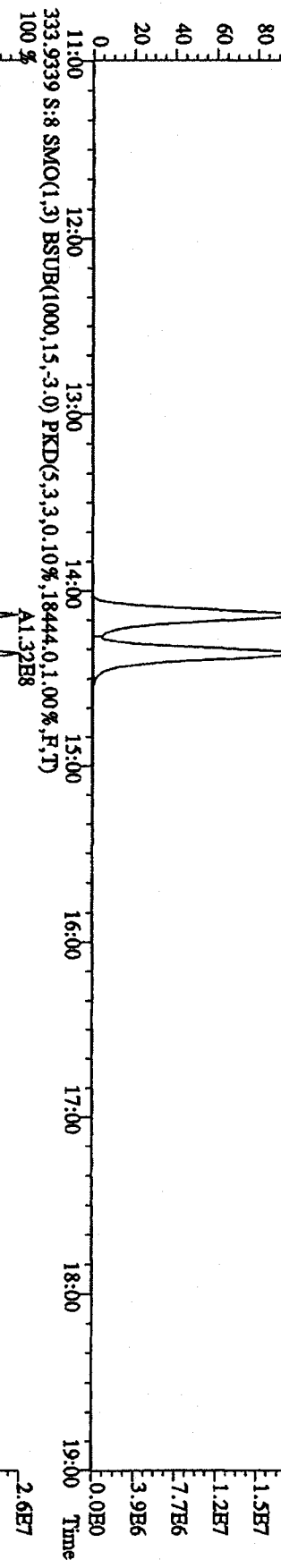

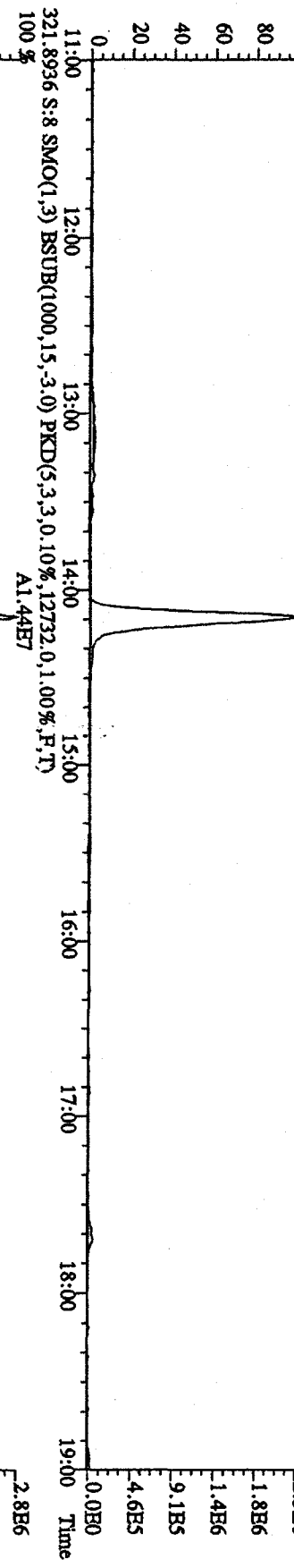
File:041A10B5D2 #1-1242 Acq: 5-JAN-2010 01:22:21 GC EI+ Voltage SIR 70SB
 Sample#7 Text:ST0104H :CS:4 09DXN426 Exp:DB225
 375.8364 S:7 SMO(1,3) BSUB(1000,15,3.0) PKD(5,3,3,100.00%,9500.0,1.00%,F,T)



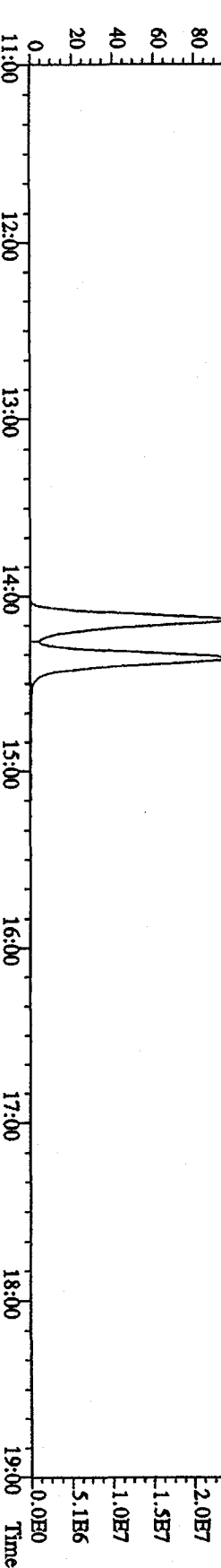
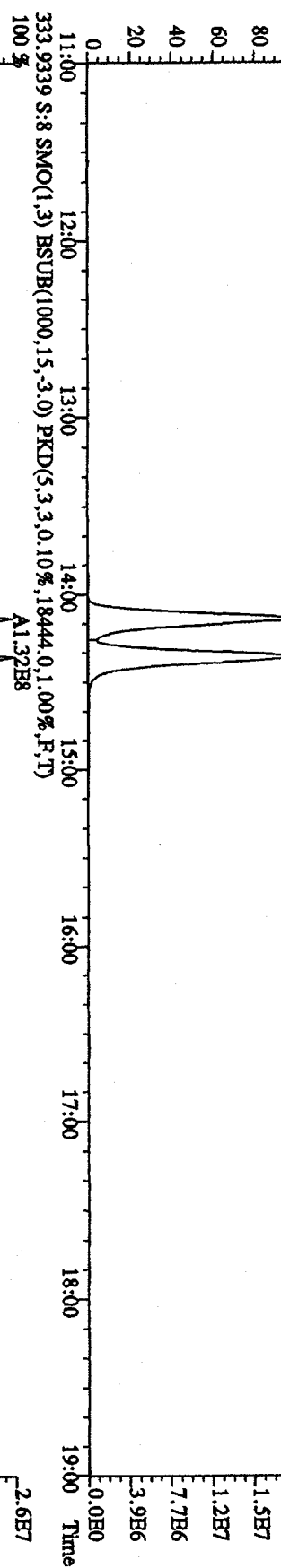


File:04\A10B5D2 #1-1242 Acq: 5-JAN-2010 01:59:23 GC EI+ Voltage SIR 70SE
 Sample#8 Text:ST01041 2nd Source 09DXN449 Exp:DB225
 303.9016 S:8 SMO(1,3) BSUB(1000,15,-3,0) PKD(5,3,3,0,10%,10272,0,1,00%,F,T)
 100 %



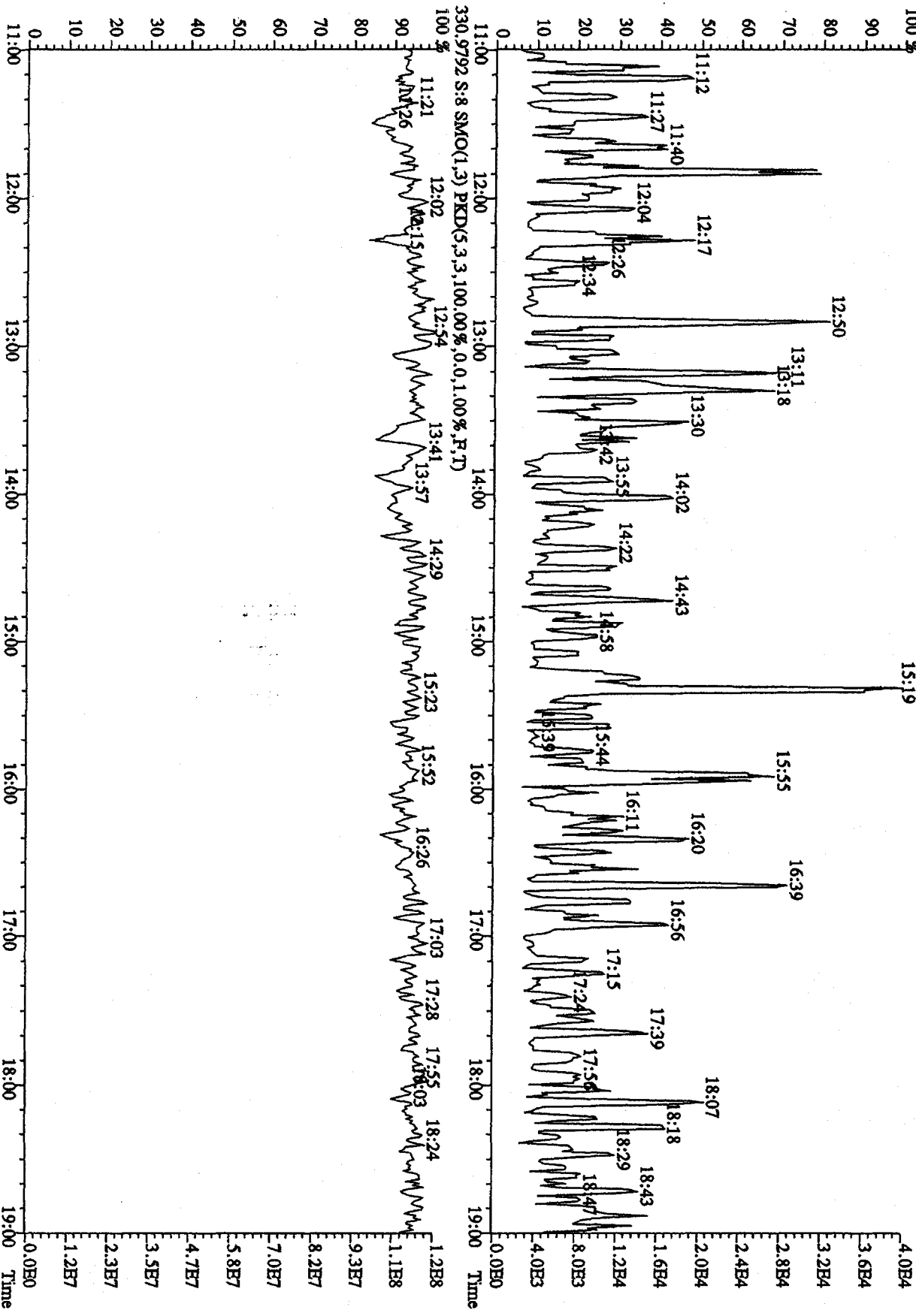
File:041A10B5D2 #1-1242 Acq: 5-1AN-2010 01:59:23 GC EI+ Voltage SIR 70SE
 Sample#8 Text:STD1041 :2nd Source 09DXN449 Bxp:DB225
 319.8965 S:8 SMO(1,3) BSUB(1000,15,-3,0) PKD(5,3,3,0,10%,9448,0,1.00%,F,T)
 100 % A1.18B7



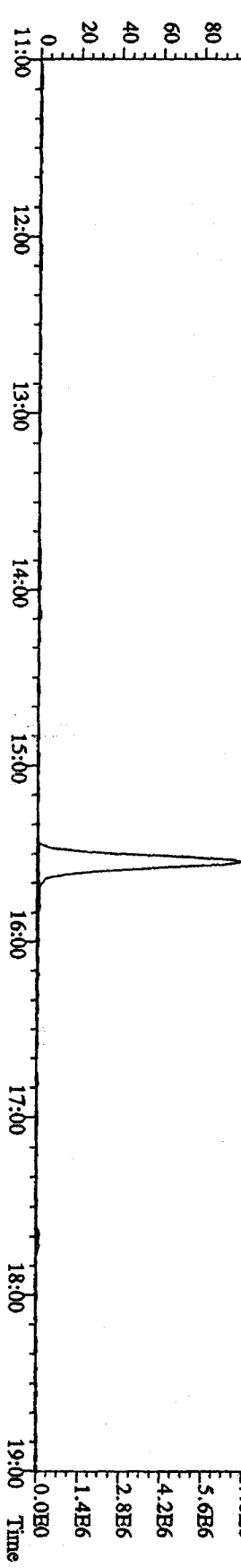
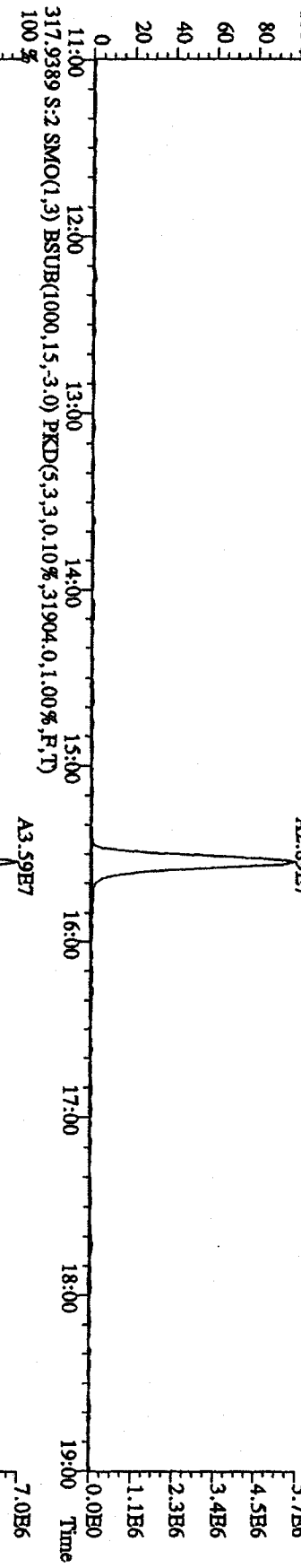
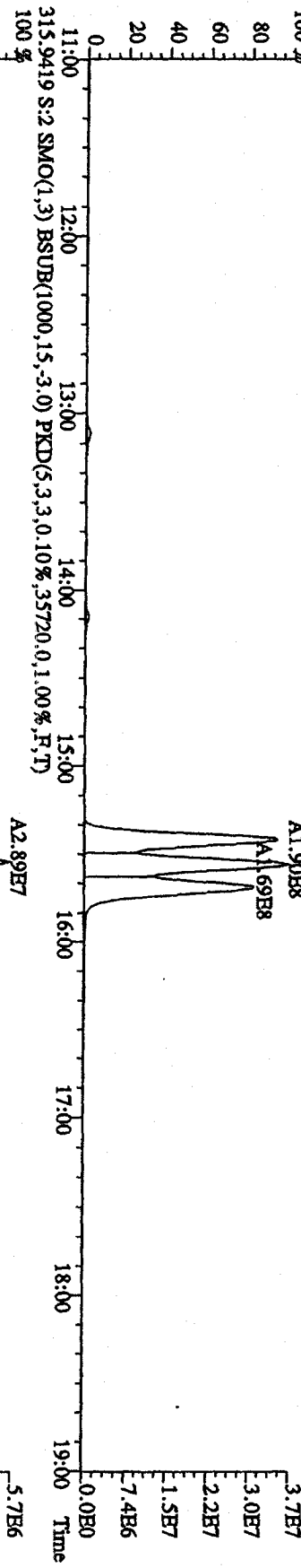
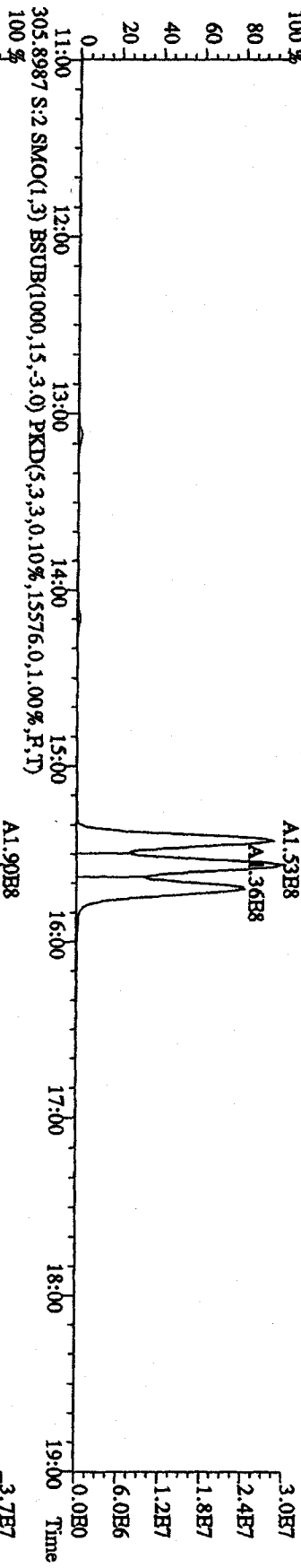
File:041A10B5D2 #1-1242 Acq: 5-JAN-2010 01:59:23 GC HI+ Voltage SIR 70SE
 Sample#8 Text:ST01041 :2nd Source 09DXN449 Exp:DB225
 327.8840 S:8 SMO(1,3) BSUB(1000,15,-3.0) PKD(5,3,3,0.10%,9284,0.1,00%,F,T)
 100 % A2.72E7



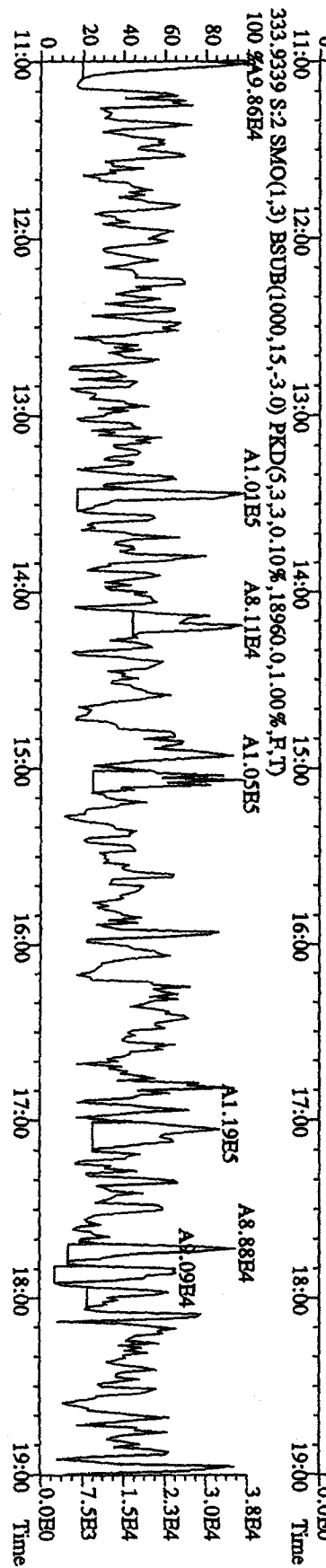
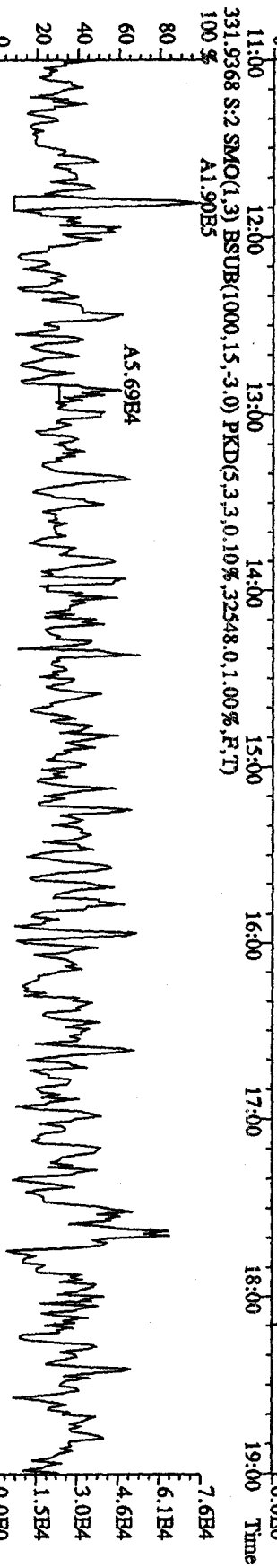

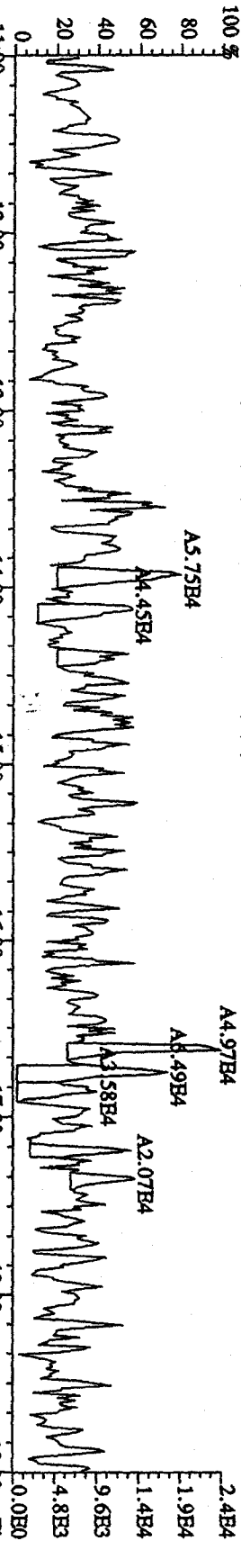
File:041A10B5D2 #1-1242 Acq: 5 JAN-2010 01:59:23 GC EI+ Voltage SIR 70SE
 Sample#8 Text:ST01041 :2nd Source 09DXN449 Exp:DB225
 375.8364 S:8 SMO(1,3) BSUB(1000,15,-3.0) PKD(5,3,100.00%,6928.0,1.00%,F,T)



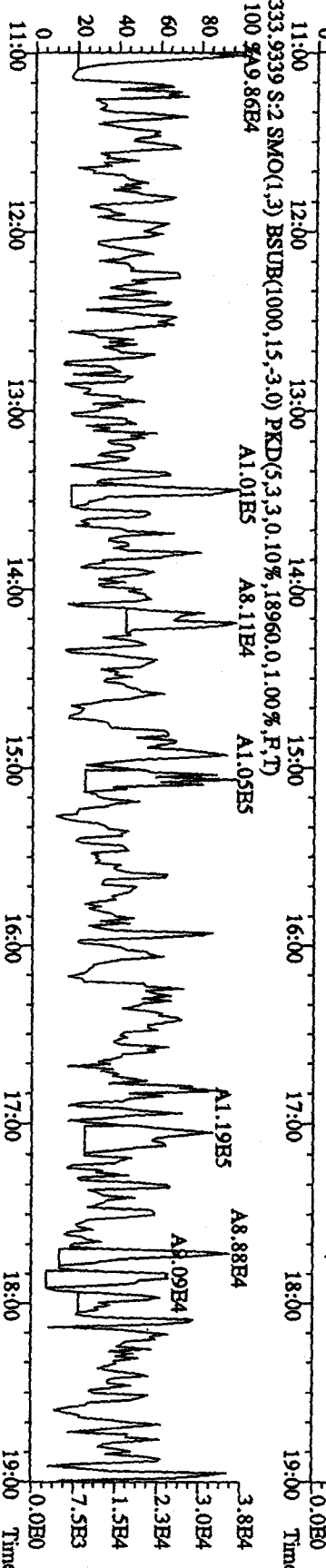
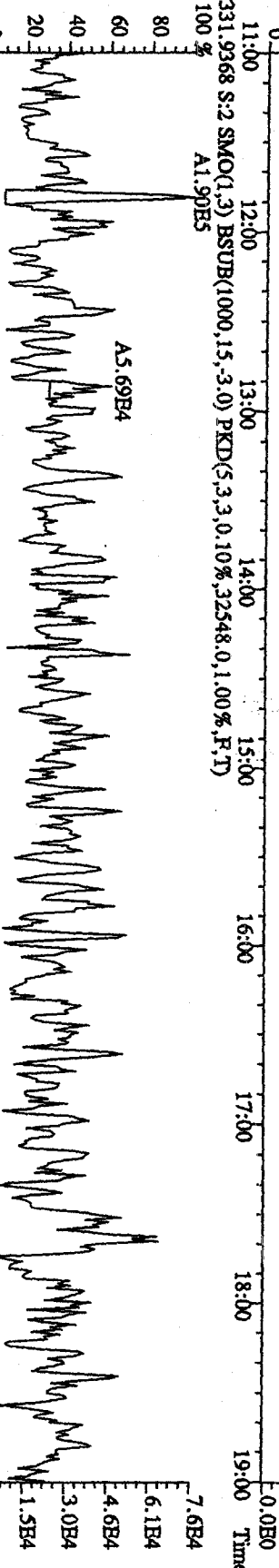
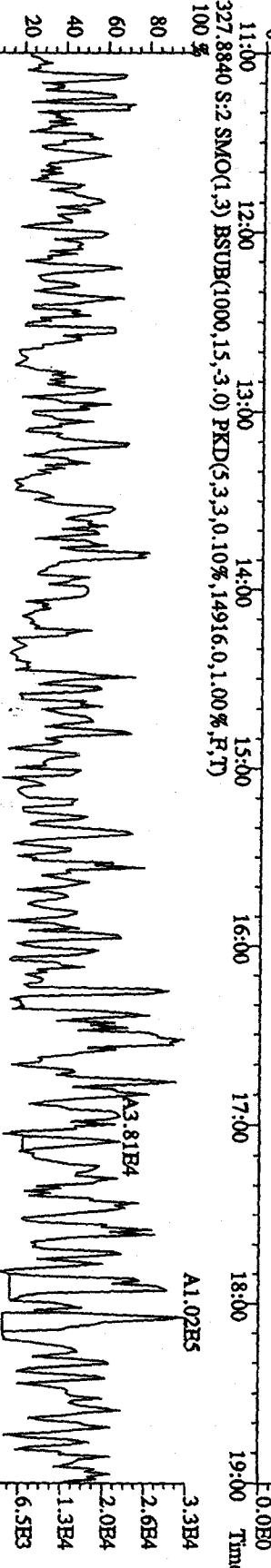

File: 04J10B5D2 #1-1242 Acq: 4-JAN-2010 22:17:05 GC EI+ Voltage SIR 70SE
 Sample#2 Text: CP0104C : DB225 CPM 3732-01 Exp: DB225
 303.9016 S:2 SMO(1,3) BSUB(1000,15,-3.0) PKD(5,3,3,0,10%,15104,0,1,00%,F,T)
 100 %



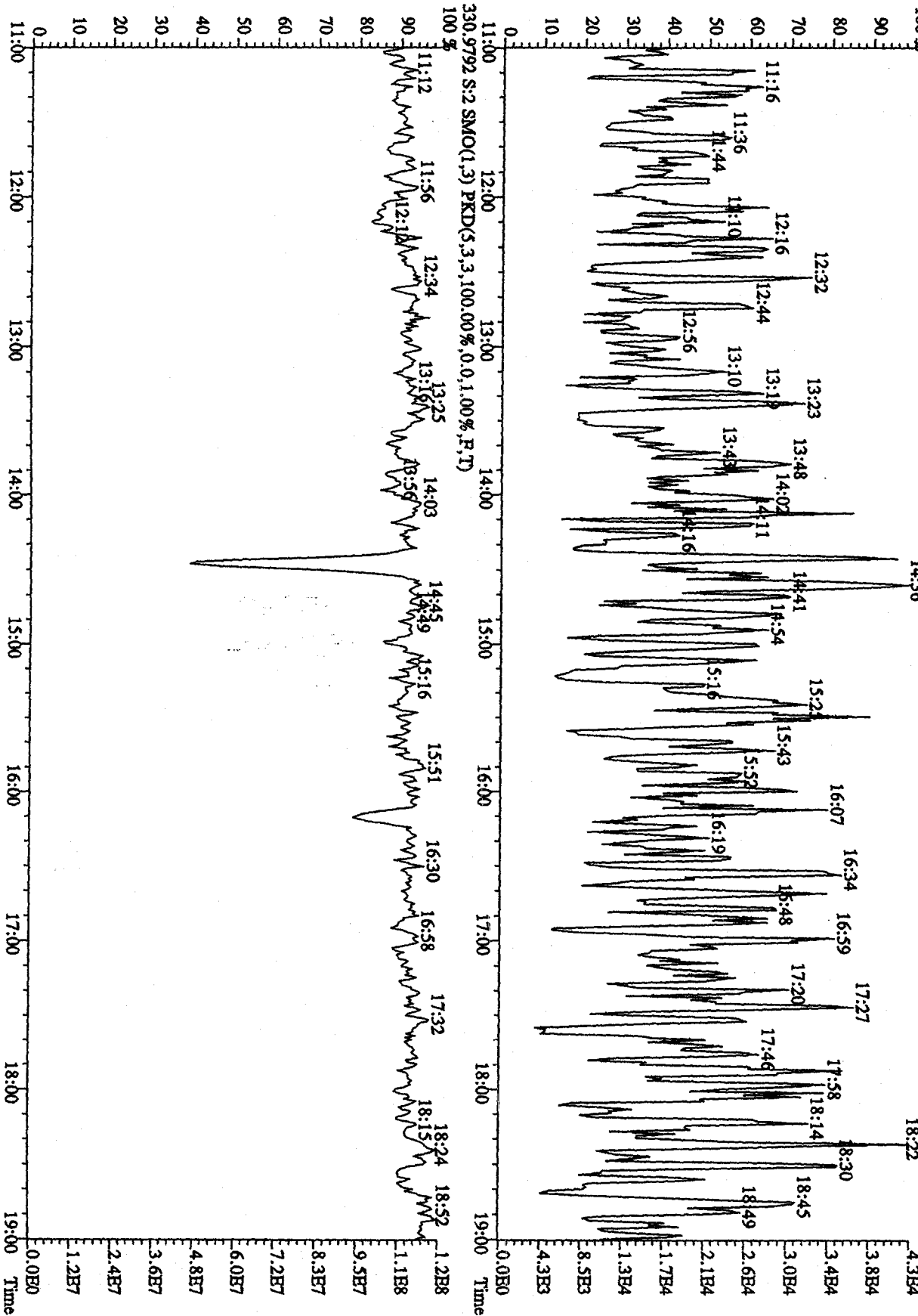
File:041A10B5D2 #1-1242 Acq: 4-JAN-2010 22:17:05 GC BI + Voltage SIR 70SB
 Sample#2 Text:CP0104C :DB225 CP5M 3732-01 Exp:DB225
 319.8965 S:2 SMO(1,3) BSUB(1000,15,-3,0) PKD(5,3,3,0,10%,8720,0,1,00%,F,T)
 100 %



File:041A10B5D2 #1-1242 Acq: 4-JAN-2010 22:17:05 GC EI+ Voltage SIR 70SE
 Sample#2 Text:CP0104C :DB225 CP5M 3732-01 Exp:DB225
 327.8840 S:2 SMO(1,3) BSUB(1000,15,-3,0) PKD(5,3,3,0,10%,14916,0,1,00%,F,T)



File:041A10B5D2 #1-1242 Acq: 4-JAN-2010 22:17:05 GC EI+ Voltage SIR 70SE
 Sample#2 Text:CP0104C :DB225 CPSM 3732-01 Exp:DB225
 375.8364 S:2 SMO(1,3) BSUBR(1000,15,-3,0) PKD(5,3,3,100,00%,21468,0,1,00%,F,T)



Sample Extraction/Preparation Log
Copies and Checklists

TestAmerica Sacramento

High Res Dioxin Group Laboratory Prep Sheet

Lot Number: G9L186646 Batch Number: 0008221 Date: 1-8-10

Test: B2905 SOP Reference Number: _____

Extraction: Sep Funnel Soxhlet On: 20:W Off: 24:W Other: _____

Sample #	Sugg. Sample Size	Actual Sample Size	Soxhlet Extraction Init/Date	Split and Archive Init/Date	IFB Init/Date	D2 Init/Date	Final Volume Init/Date	Option a
<u>102</u>	<u>10.000</u>	<u>10.66g</u>	<u>U</u>		<u>L</u>		<u>10.08</u>	<u>01/11/10</u>
<u>102</u>	<u>10.00</u>	<u>10.60</u>	<u>1-8-10</u>		<u>1-11-10</u>		<u>L</u>	
<u>102-1</u>		<u>10.05</u>					<u>1-11-10</u>	
<u>2</u>		<u>10.02</u>						
<u>3</u>		<u>10.20</u>						
<u>4</u>		<u>10.04</u>						
<u>5</u>		<u>10.12</u>						
<u>6</u>		<u>10.102</u>		<u>L</u>		<u>L</u>		<u>U</u>
<u>7</u>		<u>10.18</u>		<u>1-11-10</u>		<u>1-11-10</u>		<u>1-11-10</u>
<u>8</u>		<u>10.96</u>						
<u>9</u>		<u>10.81</u>						
<u>10</u>		<u>10.13</u>						
<u>10MS</u>	<input checked="" type="checkbox"/>	<u>10.49</u>	<input checked="" type="checkbox"/>		<input checked="" type="checkbox"/>		<input checked="" type="checkbox"/>	
<u>10SD</u>	<input checked="" type="checkbox"/>	<u>10.24</u>	<input checked="" type="checkbox"/>		<input checked="" type="checkbox"/>		<input checked="" type="checkbox"/>	

All Samples
I.S. ID
Added Vol/Conc: 1.0ml DIXN498 By: U Witness: [Signature] Date: 1-8-10

LCS/DCS/MS/MSD
N.S. ID
Added Vol/Conc: 50 ml DIXN498 By: U Witness: VR by L 1-11-10 Date: 1-8-10

All Samples
CRS/SURR ID
Added Vol/Conc: 1.0 ml DIXN001 By: T.R Witness: [Signature] Date: 01/11/10

All Samples
R.S. ID
Added Vol/Conc: 100µl DIXN888 By: L Witness: [Signature] Date: 1-11-10

Comments (Including Dilution and FV information):
L 1-11-10

QC Lot ID: ~~0008221~~ G9L186646 Batch: 0008221

Associated Samples	Batch:	Method:

Extraction Solvent Used: Toluene
Hexane
20% DCM:Hex
65% DCM:Hex
QA-526
Silica gel
acid silica

Solvent Lot#: H28160
H20030
3630-44D
3630-45A
22-22
18

maker
baker
baker
NA
NA
Whatman
MP B10

RQC058

TestAmerica Laboratories, Inc.
EXTRACTION BENCH WORKSHEET

Run Date: 1/14/10
Time: 16:32:01

<u>LEV</u>	<u>LEV</u>	<u>LEV</u>	<u>LEV</u>	
<u>1</u>	<u>2</u>	<u>1</u>	<u>2</u>	
Y	Y	Y	Y	Blank
Y	Y	Y	Y	Check
Y	Y	Y	Y	MS/MSD

Weights/Volumes
Spike & Surrogate Worksheet
Vial contains correct volume
Labels, greenbars, worksheets
computer batch: correct & all match
Anomalies to Extraction Method

Expanded Deliverable
COC Completed
Bench Sheet Copied
Package Submitted to Analytical Group
Bench Sheet Copied per COC

* QC BATCH: 0008221 *
* PREP DATE: 1/08/10 20:00
* COMP DATE: 1/11/10 24:00

Extractionist: 002084 Ceasar Cortez
Concentrationist: 005625 Elizabeth Nguyen

Reviewer/Date: NGUYENE / 1/11/10
Dioxins/Furans, HRGC/HRMS (8290)
SOXHLET (NOMINAL)

EXTR	ANL	LOT#	MSRUN#/ WORK ORDER	TEST	FLGS	EXT	MTH	MATRIX	INIT	FIN	PH'S	ADJ1	ADJ2	EXTRACTION	VOL	EXCHANGE	VOL	SOLVENTS	SURROGATE	STANDARD/ ID
1/16/10	1/07/10	G9L180646-001	LRDQ0-2-AA	4W IN SOLID	10.05g	10.00uL	NA	NA	NA	NA	NA	NA	NA	300.0	20.0	C14	20.0	1.0ML	IS	09DXN430
COMMENTS:																				
1/16/10	1/07/10	G9L180646-002	LRDQ0-2-AA	4W IN SOLID	10.02g	10.00uL	NA	NA	NA	NA	NA	NA	NA	300.0	20.0	C14	20.0	1.0ML	IS	09DXN430
COMMENTS:																				
1/16/10	1/07/10	G9L180646-003	LRDQ1-2-AA	4W IN SOLID	10.20g	10.00uL	NA	NA	NA	NA	NA	NA	NA	300.0	20.0	C14	20.0	1.0ML	IS	09DXN430
COMMENTS:																				
1/16/10	1/07/10	G9L180646-004	LRDQV-2-AA	4W IN SOLID	10.04g	10.00uL	NA	NA	NA	NA	NA	NA	NA	300.0	20.0	C14	20.0	1.0ML	IS	09DXN430
COMMENTS:																				
1/16/10	1/07/10	G9L180646-005	LRDQW-2-AA	4W IN SOLID	10.12g	10.00uL	NA	NA	NA	NA	NA	NA	NA	300.0	20.0	C14	20.0	1.0ML	IS	09DXN430
COMMENTS:																				
1/16/10	1/07/10	G9L180646-006	LRDQX-2-AA	4W IN SOLID	10.62g	10.00uL	NA	NA	NA	NA	NA	NA	NA	300.0	20.0	C14	20.0	1.0ML	IS	09DXN430
COMMENTS:																				
1/16/10	1/07/10	G9L180646-007	LRDQ0-2-AA	4W IN SOLID	10.18g	10.00uL	NA	NA	NA	NA	NA	NA	NA	300.0	20.0	C14	20.0	1.0ML	IS	09DXN430
COMMENTS:																				

RQC058

TestAmerica Laboratories, Inc.
EXTRACTION BENCH WORKSHEET

Run Date: 1/14/10
Time: 16:32:01

* QC BATCH: 0008221 *
* PREP DATE: 1/08/10 20:00 *
* COMP DATE: 1/11/10 24:00 *

EXTR EXPR	ANL DUE	LOT# WORK ORDER	MSRUN# /	TEST FLGS	EXT MTH	MATRIX	INIT/FIN WT/VOL	PH"S ADJ1	ADJ2	EXTRACTION VOL	EXCHANGE VOL	SOLVENTS VOL	STANDARD/ SURROGATE ID	
1/16/10	1/07/10	G9L180646-008 LRDQ1-2-AA			4W	SOLID	10.96g 10.00uL	NA	NA	TOL	300.0	C14	20.0	1.0ML IS 09DXN430
1/16/10	1/07/10	G9L180646-009 LRDQ2-2-AA			4W	SOLID	10.31g 10.00uL	NA	NA	TOL	300.0	C14	20.0	1.0ML IS 09DXN430
1/16/10	1/07/10	G9L180646-010 LRDQ3-1-AFS			4W	SOLID	10.49g 10.00uL	NA	NA	TOL	300.0	C14	20.0	1.0ML IS 09DXN430
1/16/10	1/07/10	G9L180646-010 LRDQ3-1-AGD			4W	SOLID	10.24g 10.00uL	NA	NA	TOL	300.0	C14	20.0	1.0ML IS 09DXN430
1/16/10	1/07/10	G9L180646-010 LRDQ3-2-AA			4W	SOLID	10.03g 10.00uL	NA	NA	TOL	300.0	C14	20.0	1.0ML IS 09DXN430
1/16/10	0/00/00	GOA080000-221 LRITX-1-AAB			4W	SOLID	10.00g 10.00uL	NA	NA	TOL	300.0	C14	20.0	1.0ML IS 09DXN430
1/16/10	0/00/00	GOA080000-221 LRITX-1-ACC			4W	SOLID	10.00g 10.00uL	NA	NA	TOL	300.0	C14	20.0	50.0UL NS 09DXN409 1.0ML IS 09DXN430

R = RUSH C = CLP
E = EPA 600 D = EXP. DEL) 14
M = CLIENT REQ MS/MSD

NUMBER OF WORK ORDERS IN BATCH: 14

Preparation Data Review Checklist

Prep Batch(es) 0008221

Test: 82965

Prep Date: 1.8.10

Holding Times: 1.16.10 NCM: Y (N)

A. Spike Witness/Batch setup	Spike Witness	Reviewer
1. Holding times checked? NCMs filed as appropriate	✓	✓
2. QAS checked for QC instructions (LCS, LCSD, MS,MSD, etc)	* NA	✓
3. Amount of samples in hood match amount of samples on bench sheet. Sample IDS match.	✓	NA
4. Worksheets have been checked for required spiking compounds	* NA	✓
5. Spiking volumes are correctly documented	✓	✓
6. Std ID numbers on spike labels match numbers on bench sheet	✓	NA
7. Expiration dates have been checked	✓	✓
8. Calibration expiration dates on pipettors have been checked	✓	NA
9. Spiker and spike witness have signed and dated bench sheet	✓	✓
B. Weights and Volumes		
1. Recorded weights are in anticipated range	NA	✓
2. Balance upload or raw data for weights is included	NA	✓
3. Weights and volumes have been transcribed correctly to LIMS.	NA	✓
4. Weights are not targeted to meet exact weights.	NA	✓
5. Each weight or volume measurement is a unique record (no dittos or line downs)	NA	✓
C. Standards and Reagents		
1. Lot numbers for all reagents, including clean up stages, are recorded.	NA	✓
2. Are dates and analysts for cleanups recorded?	NA	✓
3. Are correct IDs used for standards? Are expiration dates to day/month/year, when listed?	NA	✓
D. Documentation		
1. Are all nonconformances documented appropriately?	NA	✓
2. QuantIMs entry correct, including dates and times.	NA	✓
3. Are all fields completed?	NA	✓

Spike witness: [Signature]

Date: 1/8/10

2nd Level Reviewer: [Signature]

Date: 1/11/10

Comments: * Quantitative results is down 1/8/10

Method ID 8290

Lot # G9L180646

Analyst (Print Name) John Barnett

Analyst Initials JRB

Date 1/12/10

<u>Sample#</u>	<u>Original F.V. (uL)</u>	<u>Aliquot (uL)</u>	<u>Dilution F.V. (uL)</u>	<u>Dilution Factor</u>
-1	-	2	20	10x
-2	-	2	20	10X

Comments:

Data Checklist
HRGCMS/LRGCMS Analyses

THE LEADER IN ENVIRONMENTAL TESTING

Batch #: 0008224 Method ID: 8290

Data Analyst: BO DB-5 990 DB-225
 Date initiated: 04/14/10 04/14/10
 Reviewer: SA SA
 Date reviewed: 1/15/10 1/15/10

QA/QC verification:	<u>Initiated</u> DB-5	<u>Reviewed</u> DB-5	<u>Initiated</u> DB-225 (High Res Only)	<u>Reviewed</u> DB-225 (High Res Only)
-Daily standard package(s) present?	/	✓	/	✓
-Method Blank present?	/	✓	NA	NA
-LCS/DCS copy present and meets native recovery criteria?	/	✓	NA	NA
-Internal standard recoveries within limits?*	See NCM	NCM	/	✓
-Ion ratios within + 15% of theoretical values?	See NCM	NCM	/	✓
-Other QC (Dup,MS,SD) within specs?*	✓	NCM	/	✓

Sample Analysis:	<u>Initiated</u> DB-5	<u>Reviewed</u> DB-5	<u>Initiated</u> DB-225 (High Res Only)	<u>Reviewed</u> DB-225 (High Res Only)
-Correct sample aliquot used?	/	/	/	✓
-All raw data present?	/	/	/	✓
-Standard target DL's used? If RL's are used specify: <u>EOL</u>	/	✓	/	✓
-DL's below TDL / LCL (please circle)?	See NCM	NCM	See NCM	NCM
-All positives reported at levels greater than method blank DL's?	✓	✓	/	✓
-Correct RRF's used for method?	/	✓	/	✓
-Internal standard amounts correct for method?	/	✓	/	✓
-Target analytes are not saturated?	/	✓	/	✓
-Dilution/splitting of extract taken into account?	/	✓	/	✓
-Have dilution calculations been verified?	/	✓	/	✓
-Has a manual calculation for the sequence(s) been verified?	/	✓	/	✓
-Are retention times (RT) correct?	/	✓	/	✓
-Manual integrations checked?	/	✓	/	✓

Comments: (Use other side if necessary)

* Recovery limits:	**RPD limits:
NCASI 551: 40-120%***	50%
Method 8290: 40-135%***	20%
Method 1613: 25-150%***	50%
Method 23: 40-130%***(Cl4-Cl6), 25-130%(Cl7-8), 70-130%(surr.)	50%
PCBs: 25-150%***	50%
Method 8280: 40-120%***	
DFLM01.0: 25-150%***	
Method 1614: 25-150%***	

*** Lower recoveries are acceptable if I.S. S/N ≥10:1 and DL's are <LCL for target analytes.

WATER, 8290, Dioxins/Furans

Raw Data Package

Run/Batch Data

Includes (as applicable):

runlogs

continuing calibration standards

interference/performance check standards

continuing calibration blanks

method blanks

lcs

ms/sd

sample raw data

ms tune data

Run text: LRP3D-1-AAB Sample text: LRP3D-1-AAB :G9L300000-154 (584-1MB)
 Run #16 Filename: 06JA10A1D5 S: 12 I: 1 Results: 06JA10A1D58290
 Acquired: 7-JAN-10 05:49:44 Processed: 7-JAN-10 09:20:45
 Run: 06JA10A1D5 Analyte: 8290 Cal: 82901231091D5
 Factor 1: 1600.000 Factor 2: 20.000 Sample size: 1.000000L

JRS
1/7/10

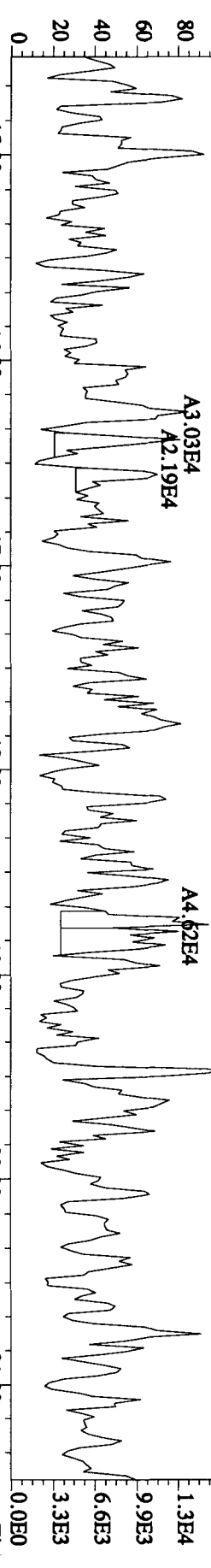
Name	Resp	RA	RT	RRF	Conc	EDL	Rec	M
13C-1,2,3,4-TCDD	186978808	0.80 y	18:42	-	60.03	-	-	n
13C-2,3,7,8-TCDF	220699232	0.81 y	18:09	1.57	1507.43	2.47	75.4	n
2,3,7,8-TCDF	*	* n	NotFnd	0.86	*	2.60	-	n
Total TCDF	*	* n	NotFnd	0.86	*	2.60	-	n
13C-2,3,7,8-TCDD	128005456	0.79 y	18:54	0.99	1378.41	4.92	68.9	n
2,3,7,8-TCDD	*	* n	NotFnd	0.93	*	3.31	-	n
Total TCDD	*	* n	NotFnd	0.93	*	3.31	-	n
37Cl-2,3,7,8-TCDD	157386752	1.00 y	18:55	2.22	758.98	1.20	94.9	n
13C-1,2,3,7,8-PeCDF	160107144	1.66 y	23:34	1.07	1596.28	3.28	79.8	n
1,2,3,7,8-PeCDF	*	* n	NotFnd	1.00	*	3.88	-	n
2,3,4,7,8-PeCDF	*	* n	NotFnd	0.94	*	4.13	-	n
Total F2 PeCDF	*	* n	NotFnd	0.97	*	4.00	-	n
Total F1 PeCDF	*	* n	NotFnd	0.97	*	3.36	-	n
13C-1,2,3,7,8-PeCDD	83787910	1.69 y	25:47	0.67	1344.97	4.09	67.2	n
1,2,3,7,8-PeCDD	*	* n	NotFnd	0.93	*	7.01	-	n
Total PeCDD	144618	2.37 n	25:27	0.93	3.72	7.01	-	n
13C-1,2,3,7,8,9-HxCDD	145237000	1.32 y	32:52	-	52.95	-	-	n
13C-1,2,3,4,7,8-HxCDF	123582620	0.51 y	31:29	0.89	1906.11	9.42	95.3	n
1,2,3,4,7,8-HxCDF	*	* n	NotFnd	1.20	*	2.95	-	n
1,2,3,6,7,8-HxCDF	*	* n	NotFnd	1.37	*	2.58	-	n
2,3,4,6,7,8-HxCDF	*	* n	NotFnd	1.24	*	2.85	-	n
1,2,3,7,8,9-HxCDF	*	* n	NotFnd	1.33	*	2.67	-	n
Total HxCDF	*	* n	NotFnd	1.28	*	2.75	-	n
13C-1,2,3,6,7,8-HxCDD	88982284	1.31 y	32:33	0.73	1673.76	4.57	83.7	n
1,2,3,4,7,8-HxCDD	*	* n	NotFnd	0.97	*	4.58	-	n
1,2,3,6,7,8-HxCDD	*	* n	NotFnd	1.06	*	4.20	-	n
1,2,3,7,8,9-HxCDD	*	* n	NotFnd	1.28	*	3.49	-	n
Total HxCDD	*	* n	NotFnd	1.10	*	4.04	-	n
13C-1,2,3,4,6,7,8-HpCDF	125831104	0.43 y	34:37	0.86	2014.54	6.79	100.7	n
1,2,3,4,6,7,8-HpCDF	*	* n	NotFnd	1.29	*	2.54	-	n
1,2,3,4,7,8,9-HpCDF	*	* n	NotFnd	1.14	*	2.88	-	n
Total HpCDF	*	* n	NotFnd	1.21	*	2.70	-	n
13C-1,2,3,4,6,7,8-HpCDD	93571636	1.10 y	35:32	0.75	1713.09	5.62	85.7	n
1,2,3,4,6,7,8-HpCDD	*	* n	NotFnd	1.00	*	4.72	-	n
Total HpCDD	*	* n	NotFnd	1.00	*	4.72	-	n
13C-OCDD	128792468	0.90 y	38:20	0.56	3142.22	8.34	78.6	n
OCDF	*	* n	NotFnd	1.44	*	7.67	-	n
OCDD	252017	0.97 y	38:21	1.11	7.05	4.95	1406 of 1700	n

DEJ
SC 1/10

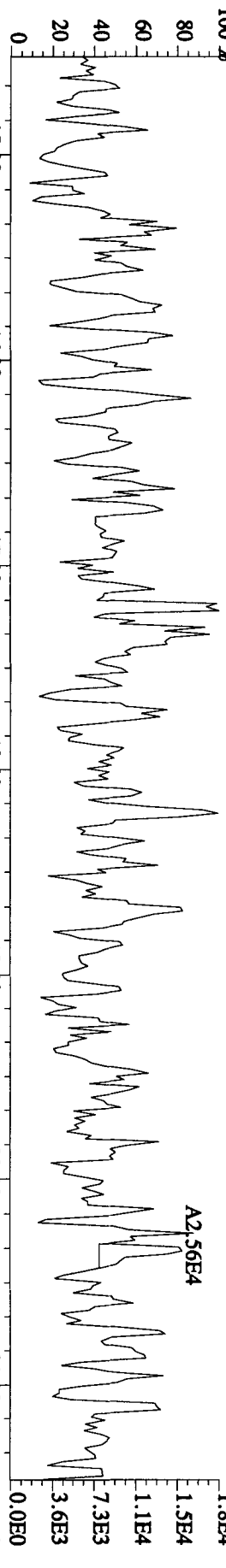
File:061A10AID5 #1-411 Acq: 7-JAN-2010 05:49:44 GC EI+ Voltage SIR 70SE

Sample#12 Text:LRP3D-1-AAB :G9L300000-154 (584-1MB) Exp:DIOXIN

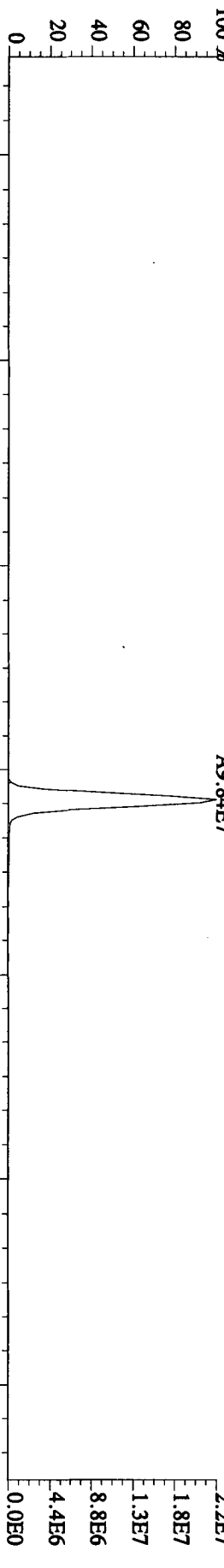
303.9016 S:12 SMO(1,3) BSUB(1000,15,-3.0) PKD(5,3,3,0.10%,7924.0,1.00%,F,T)



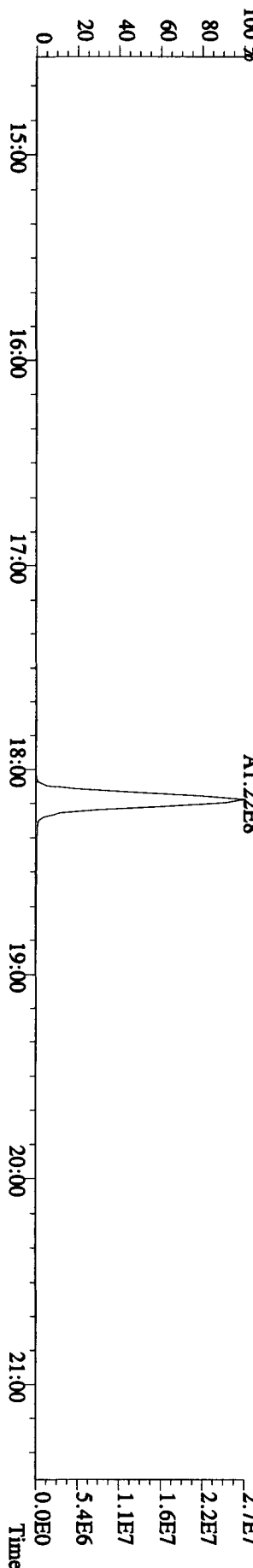
305.8987 S:12 SMO(1,3) BSUB(1000,15,-3.0) PKD(5,3,3,0.10%,10276.0,1.00%,F,T)



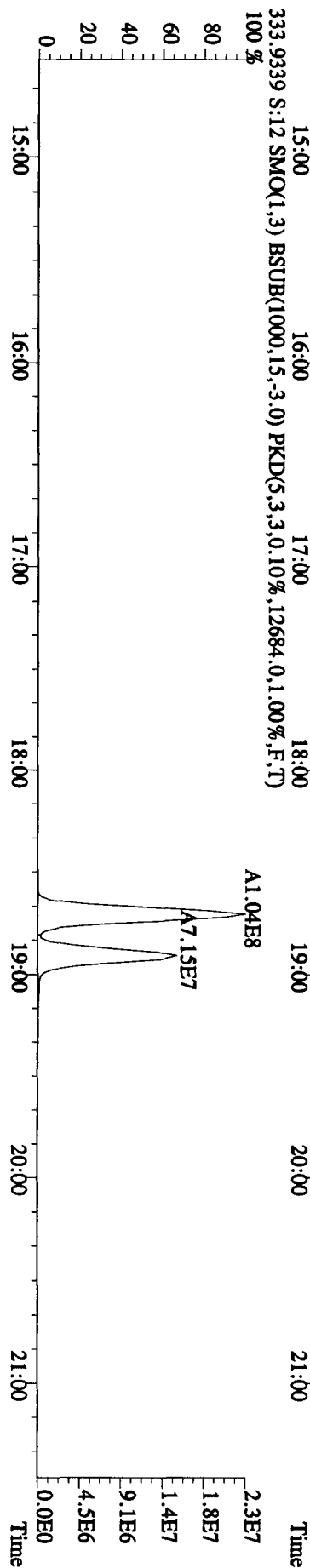
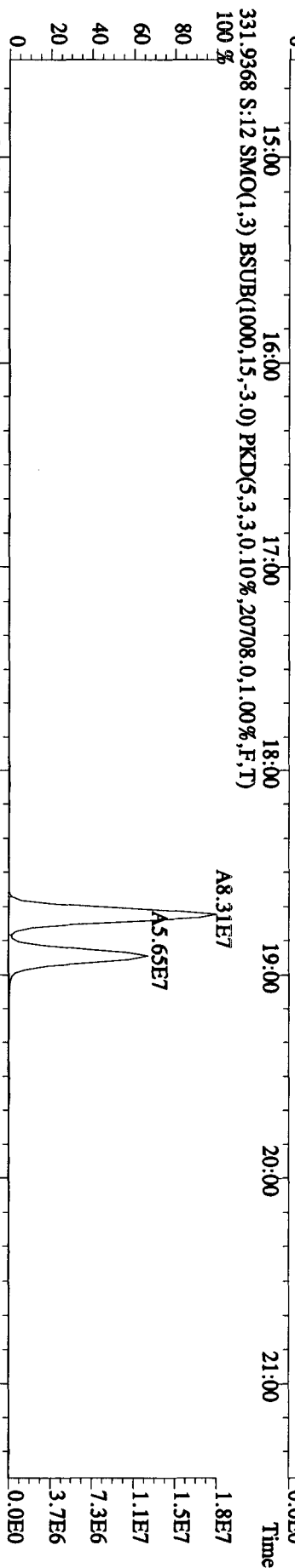
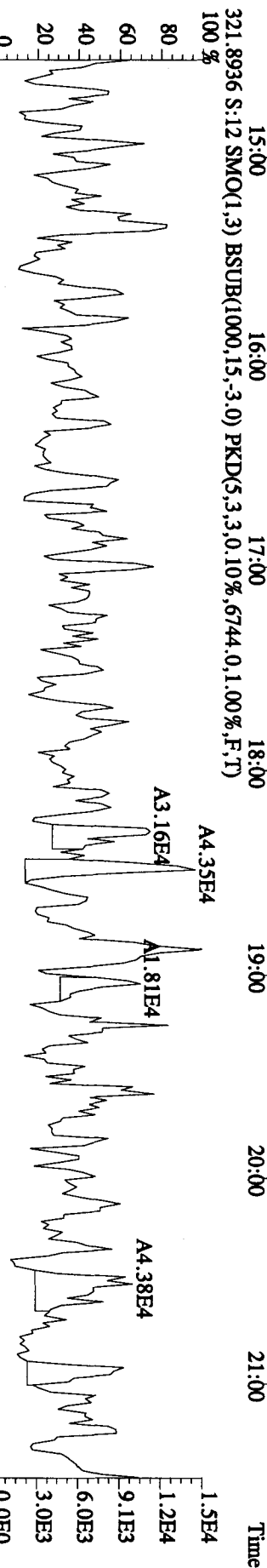
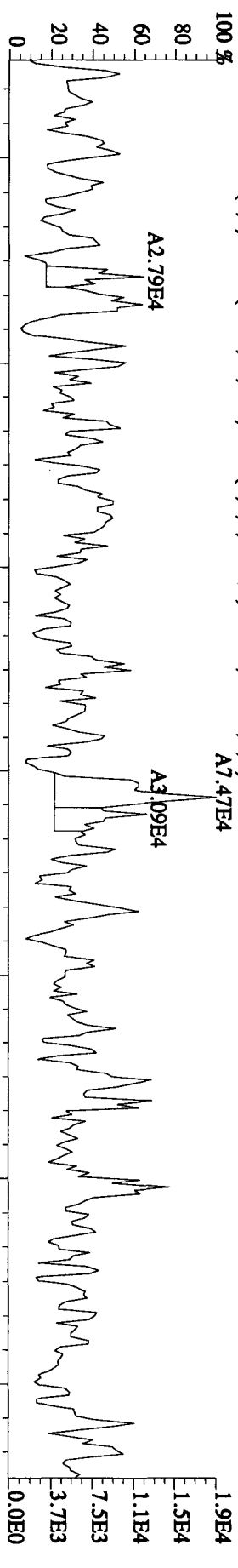
315.9419 S:12 SMO(1,3) BSUB(1000,15,-3.0) PKD(5,3,3,0.10%,12460.0,1.00%,F,T)



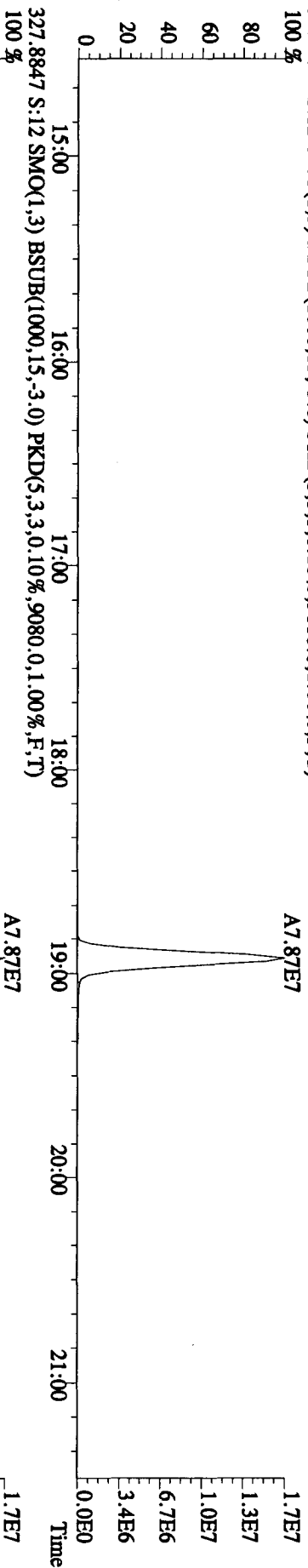
317.9389 S:12 SMO(1,3) BSUB(1000,15,-3.0) PKD(5,3,3,0.10%,14000.0,1.00%,F,T)



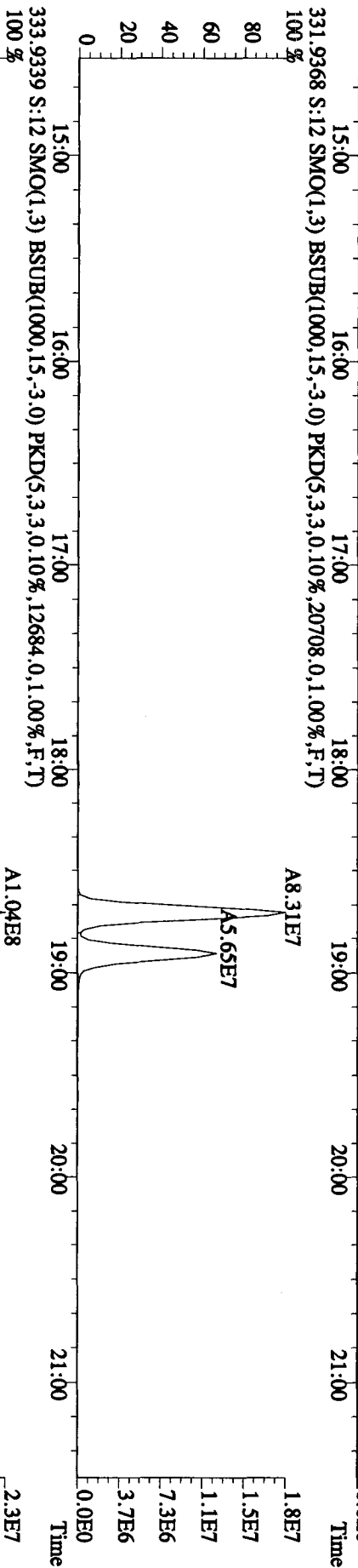
File:06J10A1D5 #1-411 Acq: 7-JAN-2010 05:49:44 GC EI+ Voltage SIR 70SE
 Sample#12 Text:LRP3D-1-AAB :G9L300000-154 (584-1MB) Exp:DIOXIN
 319.8965 S:12 SMO(1,3) BSUB(1000,15,-3,0) PKD(5,3,3,0.10%,7400.0,1.00%,F,T)
 100 %



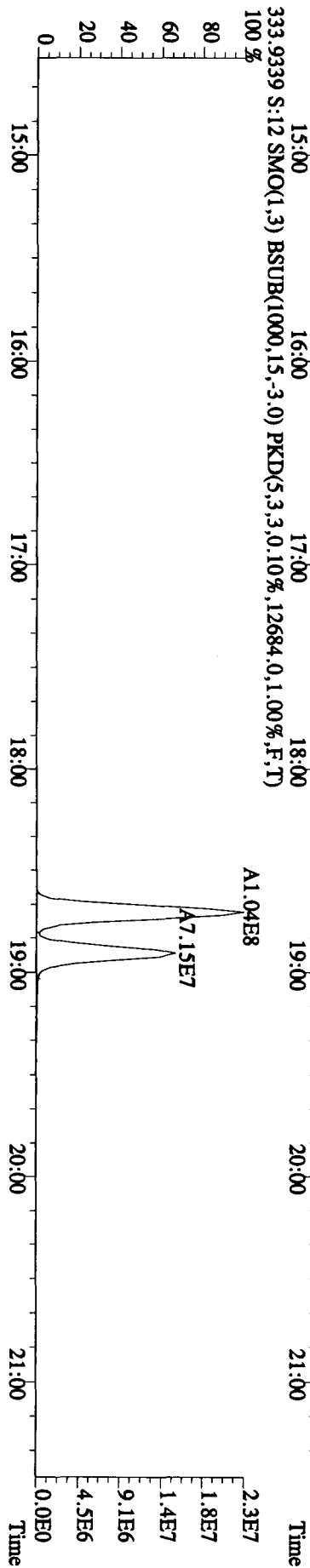
File:06J10A1D5 #1-411 Acq: 7-JAN-2010 05:49:44 GC EI+ Voltage SIR 70SE
 Sample#12 Text:LRP3D-1-AAB :G9L300000-154 (584-1MB) Exp:DIOXIN
 327.8847 S:12 SMO(1,3) BSUB(1000,15,-3,0) PKD(5,3,3,0,10%,9080,0,1,00%,F,T)
 100 %

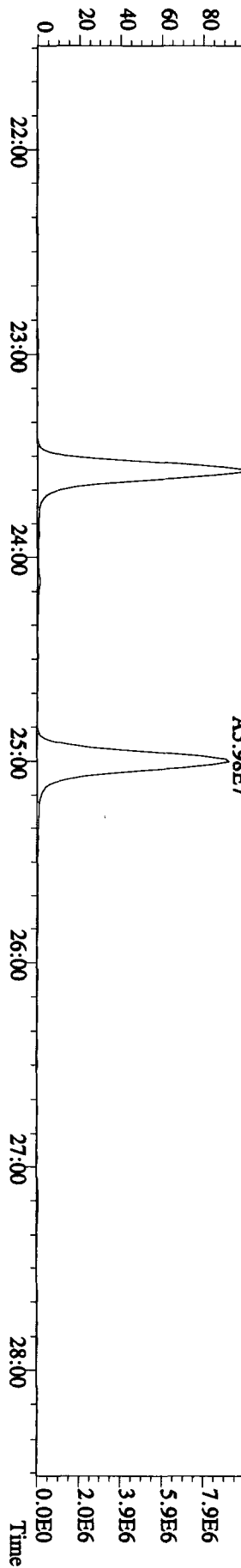
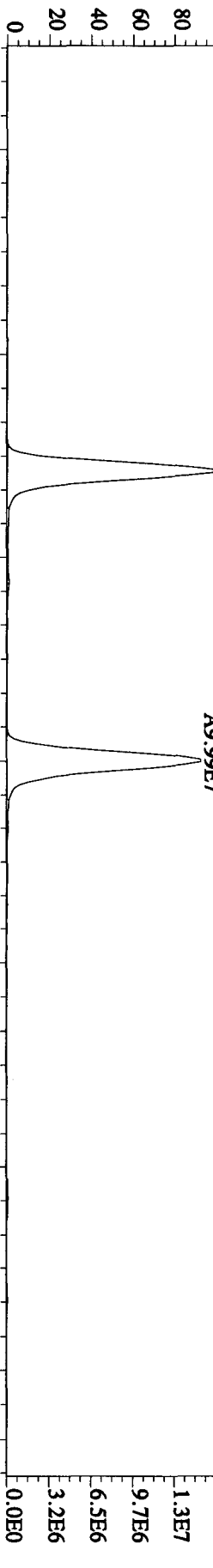
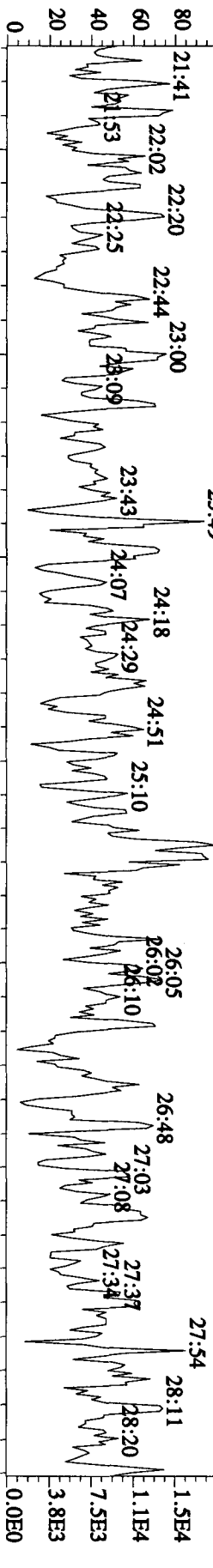
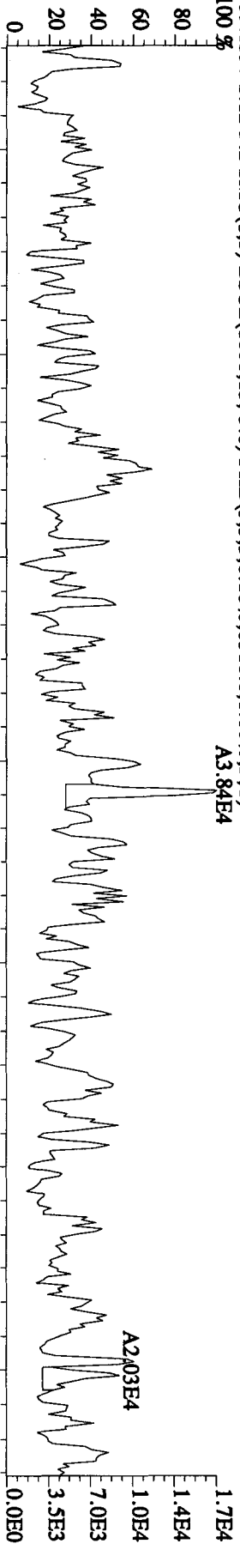


331.9368 S:12 SMO(1,3) BSUB(1000,15,-3,0) PKD(5,3,3,0,10%,20708,0,1,00%,F,T)
 100 %

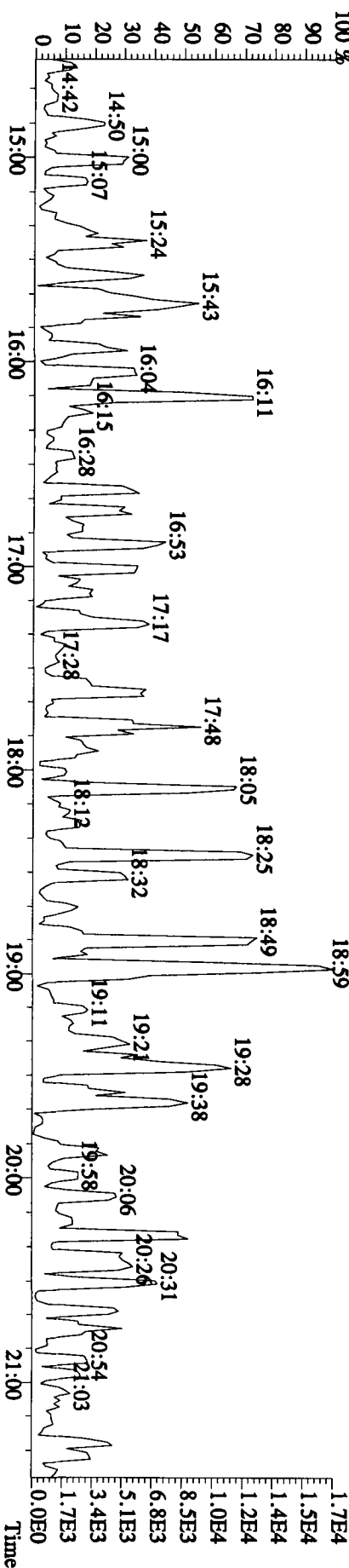
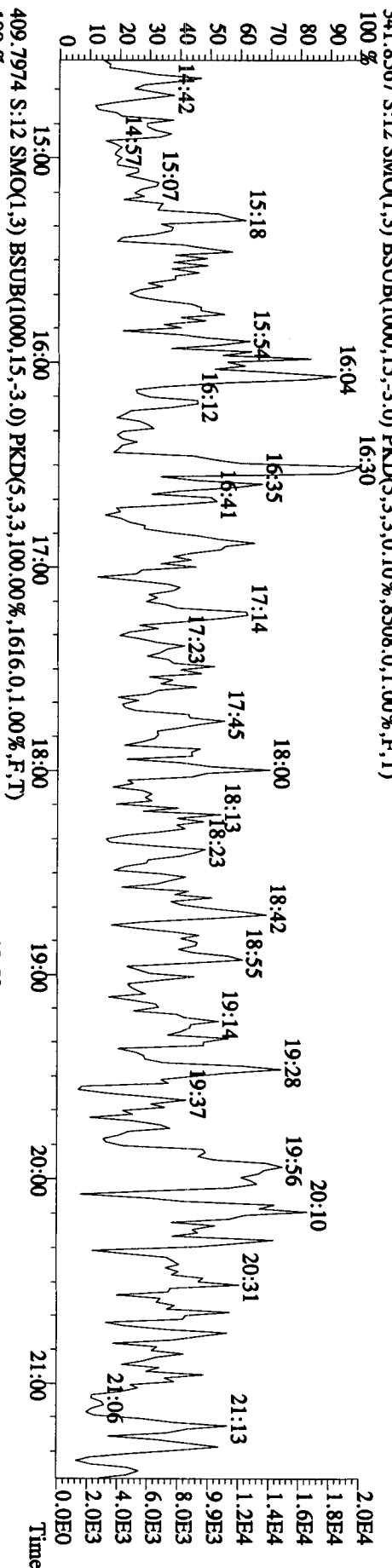
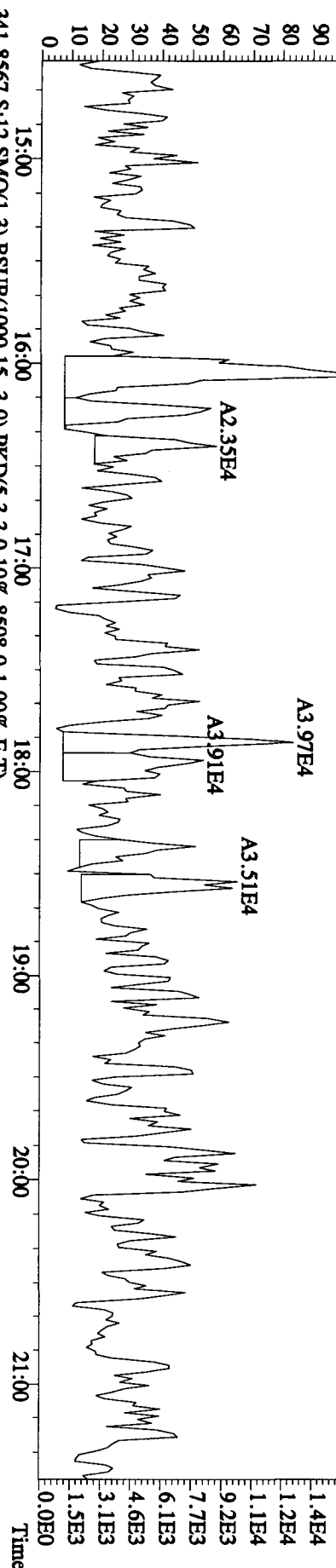


333.9339 S:12 SMO(1,3) BSUB(1000,15,-3,0) PKD(5,3,3,0,10%,12684,0,1,00%,F,T)
 100 %





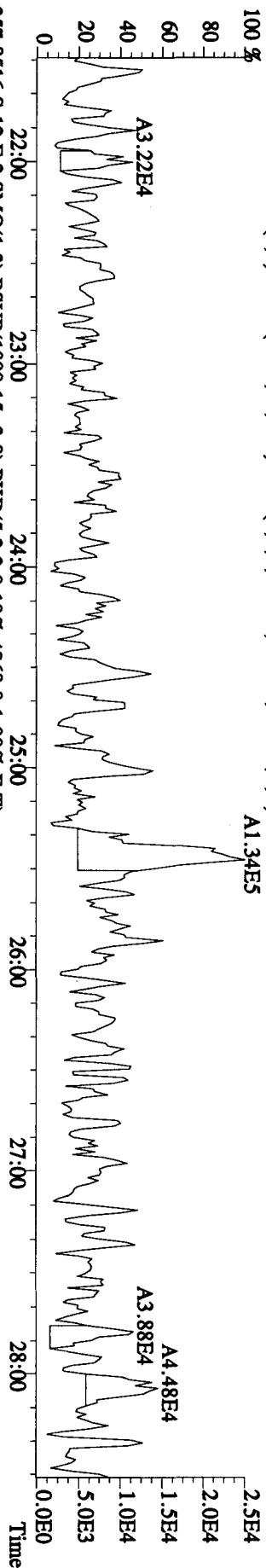
File:061A10A1D5 #1-411 Acq: 7-JAN-2010 05:49:44 GC EI+ Voltage SIR 70SE
 Sample#12 Text:LRP3D-1-AAB :G9L300000-154 (584-1MB) Exp:DIOXIN
 339.8597 S:12 SMO(1.3) BSUB(1000,15,-3.0) PKD(5.3,3.0,10%,.5612,0.1,00%,F,T)
 A8.93E4



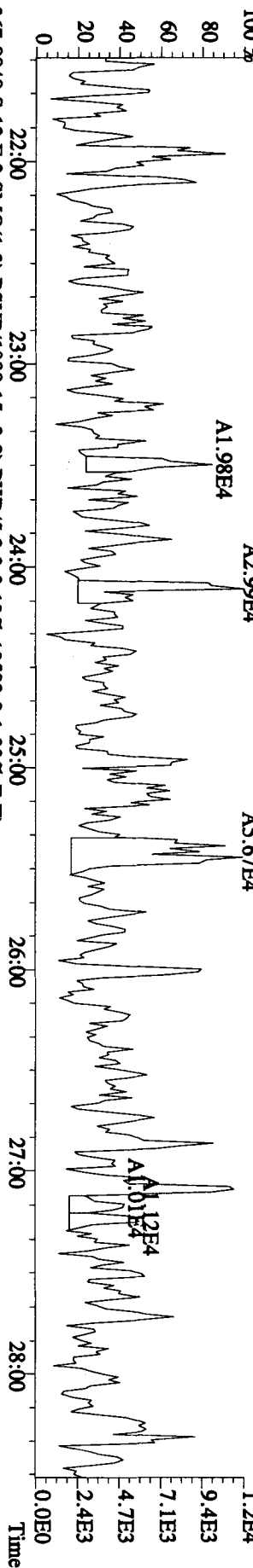
File:061A10A1D5 #1-495 Acq: 7-JAN-2010 05:49:44 GC EI+ Voltage SIR 70SE

Sample#12 Text:LRP3D-1-AAB :G9L300000-154 (584-1MB) Exp:DIOXIN

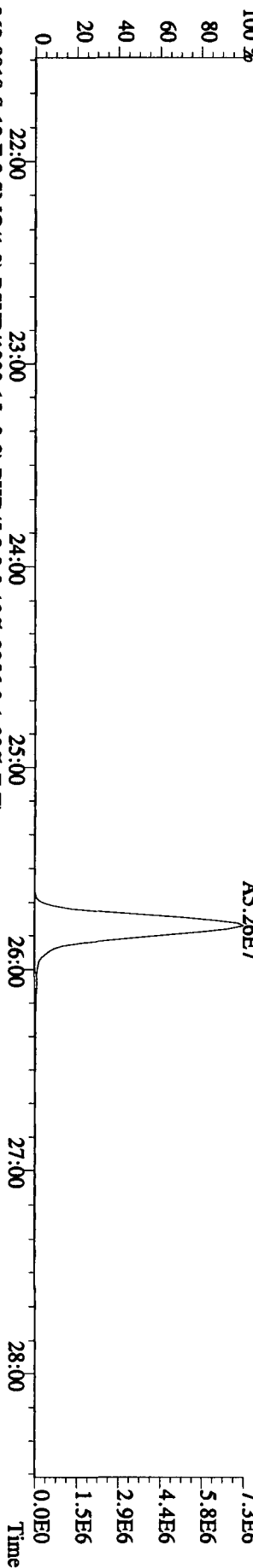
355.8546 S:12 F:2 SMO(1,3) BSUB(1000,15,-3,0) PKD(5,3,3,0.10%,7944,0.1,0.00%,F,T)



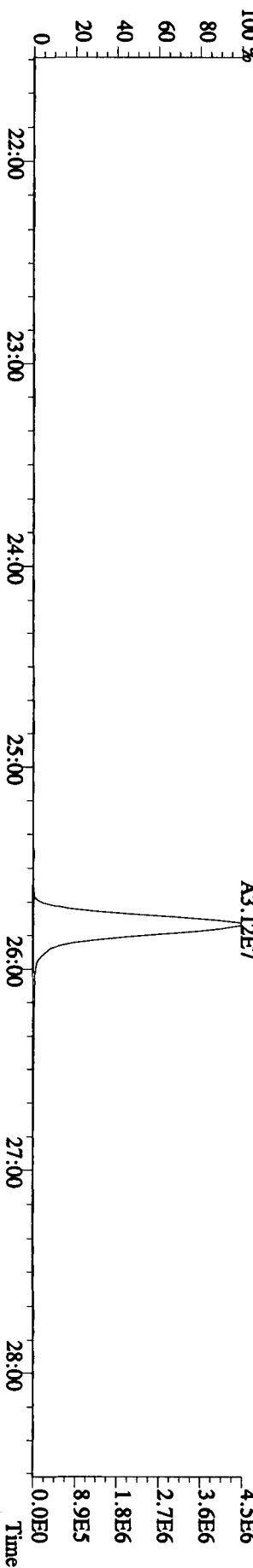
357.8516 S:12 F:2 SMO(1,3) BSUB(1000,15,-3,0) PKD(5,3,3,0.10%,4868,0.1,0.00%,F,T)



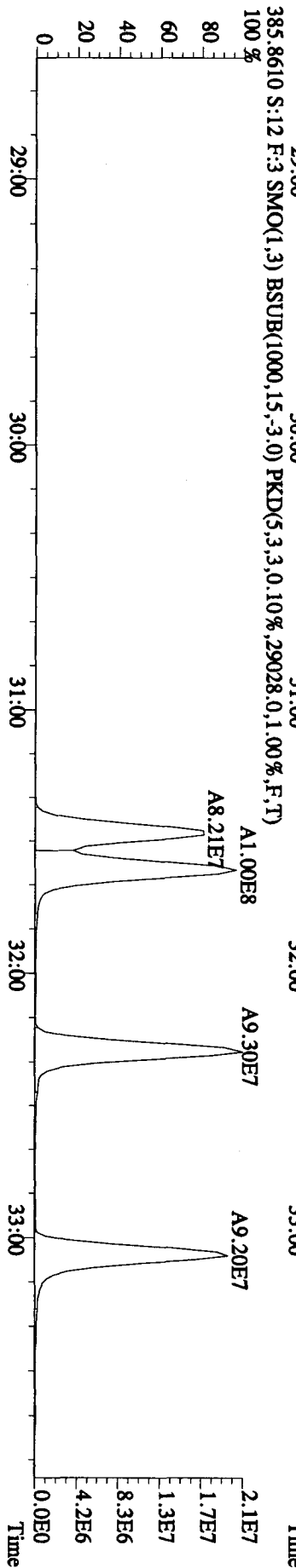
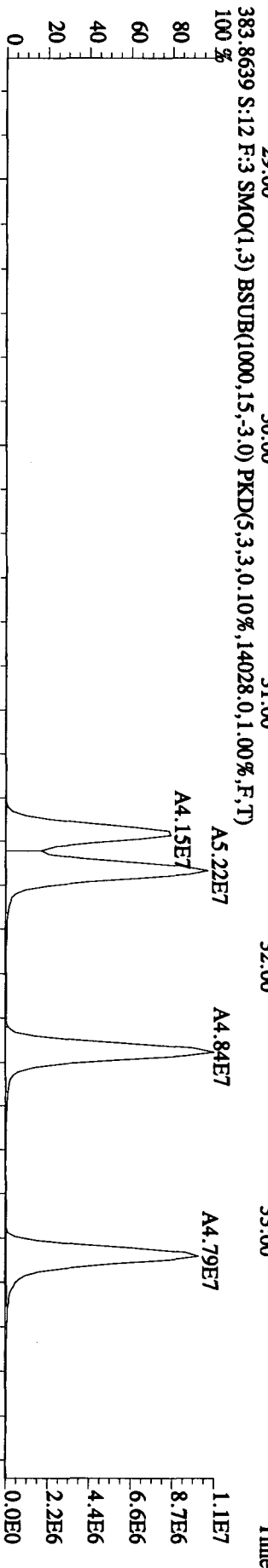
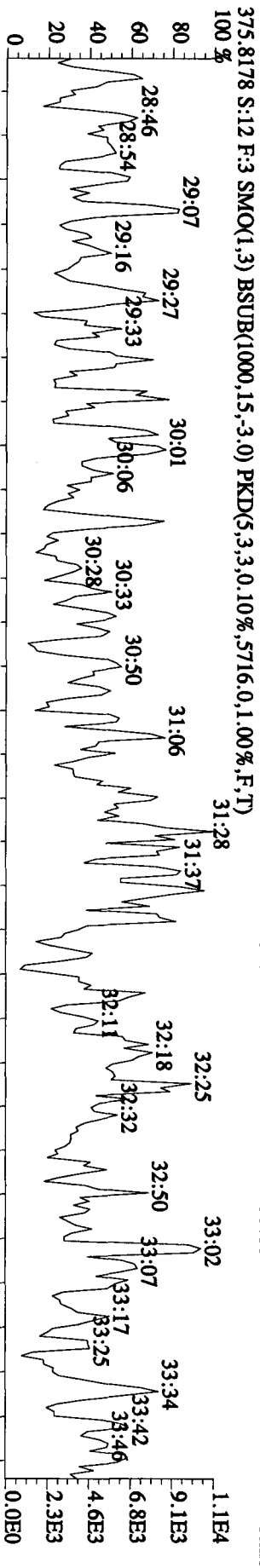
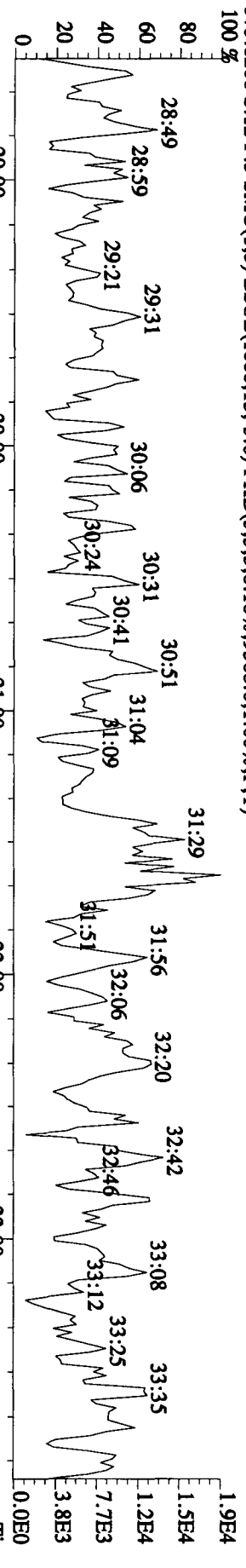
367.8949 S:12 F:2 SMO(1,3) BSUB(1000,15,-3,0) PKD(5,3,3,0.10%,10592,0.1,0.00%,F,T)



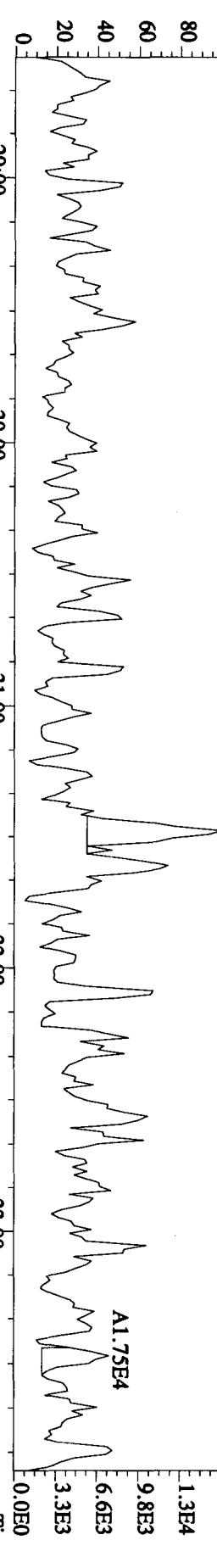
369.8919 S:12 F:2 SMO(1,3) BSUB(1000,15,-3,0) PKD(5,3,3,0.10%,8056,0.1,0.00%,F,T)



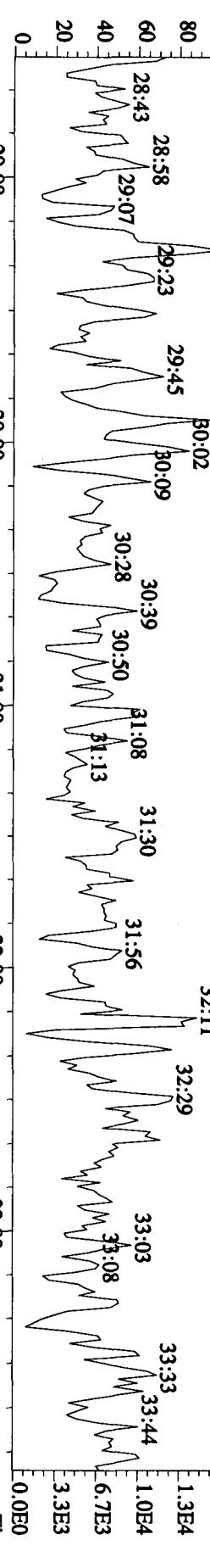
File:061A10AID5 #1-361 Acq: 7-JAN-2010 05:49:44 GC EI+ Voltage SIR 70SE
 Sample#12 Text:LRP3D-1-AAB :G9L300000-154 (584-1MB) Exp:DIOXIN
 373.8208 S:12 F:3 SMO(1,3) BSUB(1000,15,-3.0) PKD(5,3,3,0,10%,9368,0,1,00%,F,T)
 100 %



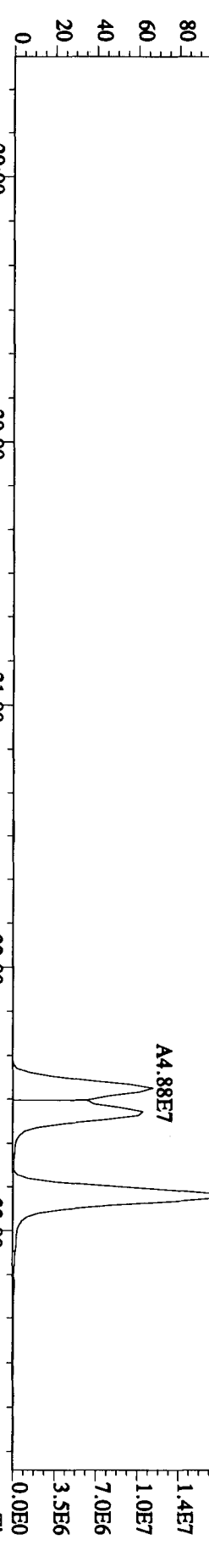
File:061A10A1D5 #1-361 Acq: 7-JAN-2010 05:49:44 GC EI+ Voltage SIR 70SE
 Sample#12 Text:LRP3D-1-AAB :G9L300000-154 (584-1MB) Exp:DIOXIN
 389.8157 S:12 F:3 SMO(1,3) BSUB(1000,15,-3.0) PKD(5,3,3,0,10%,5716,0,1,00%,F,T)
 100 % A4.16E4



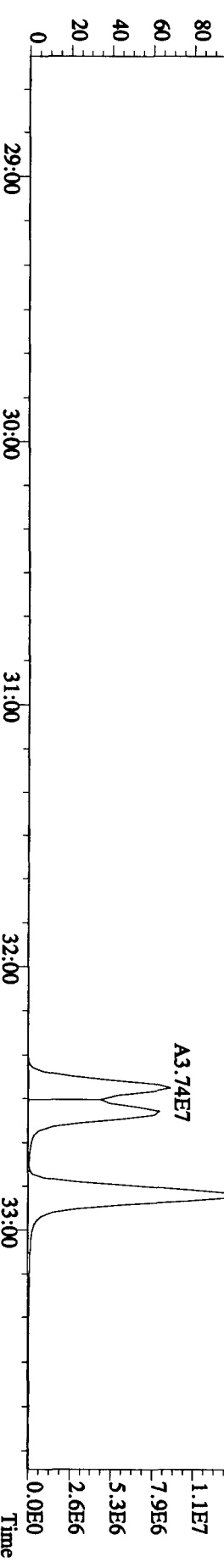
391.8127 S:12 F:3 SMO(1,3) BSUB(1000,15,-3.0) PKD(5,3,3,0,10%,8680,0,1,00%,F,T)
 100 %

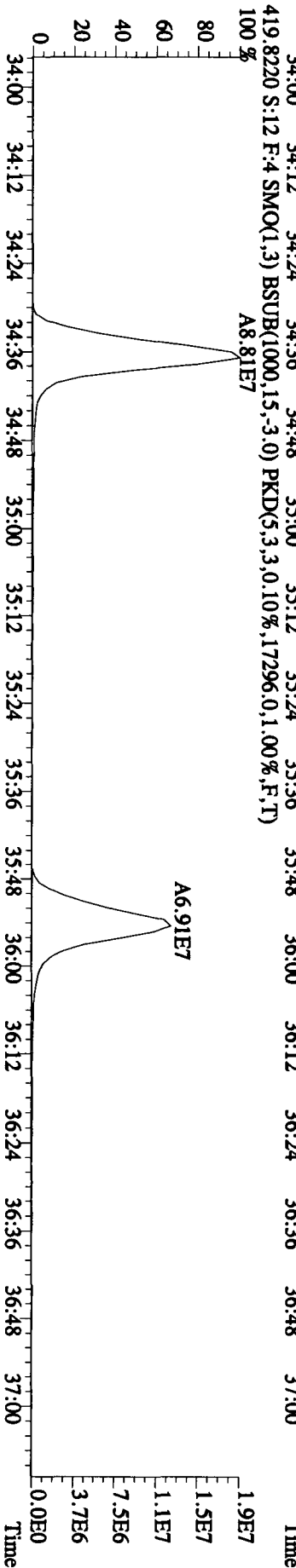
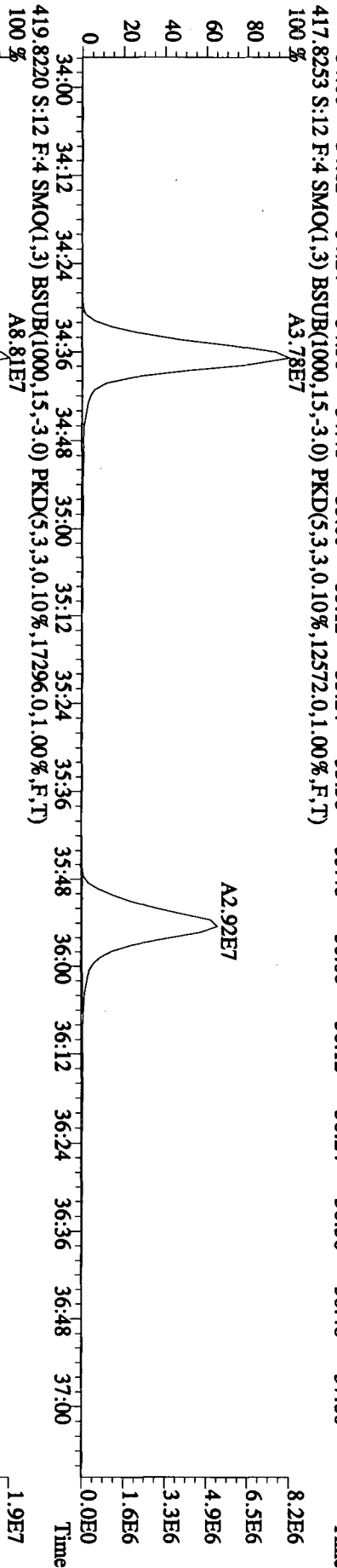

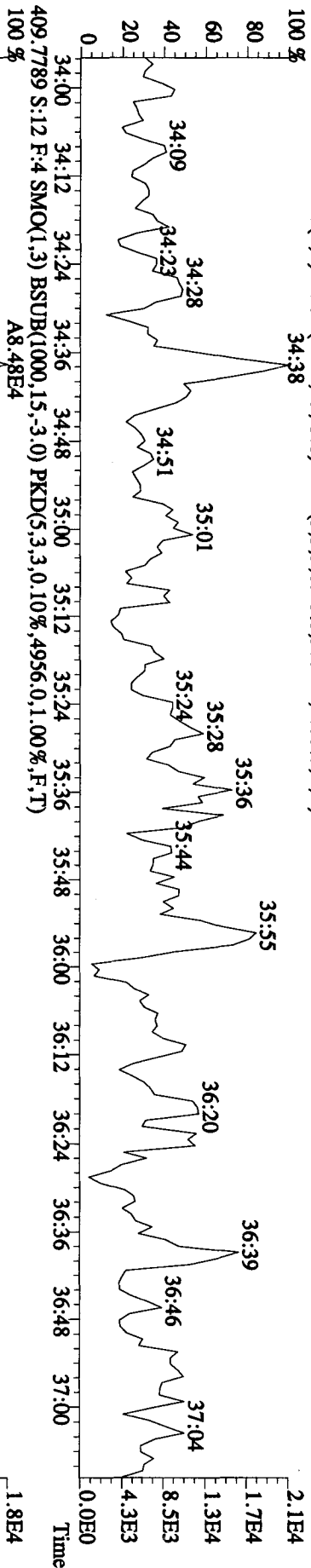


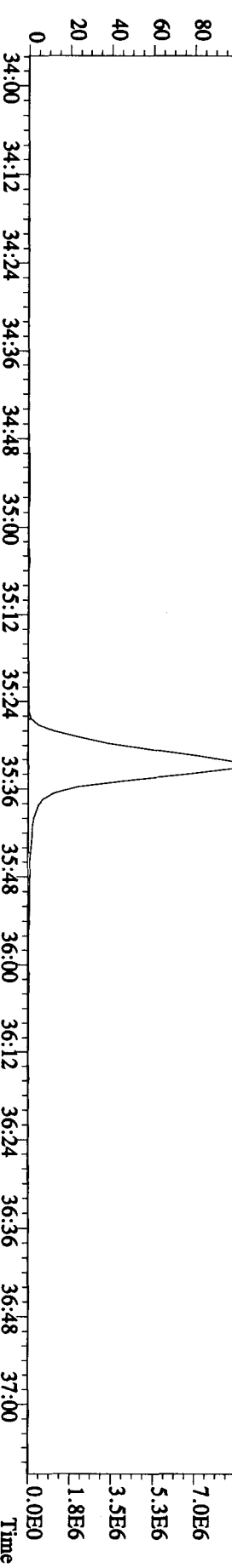
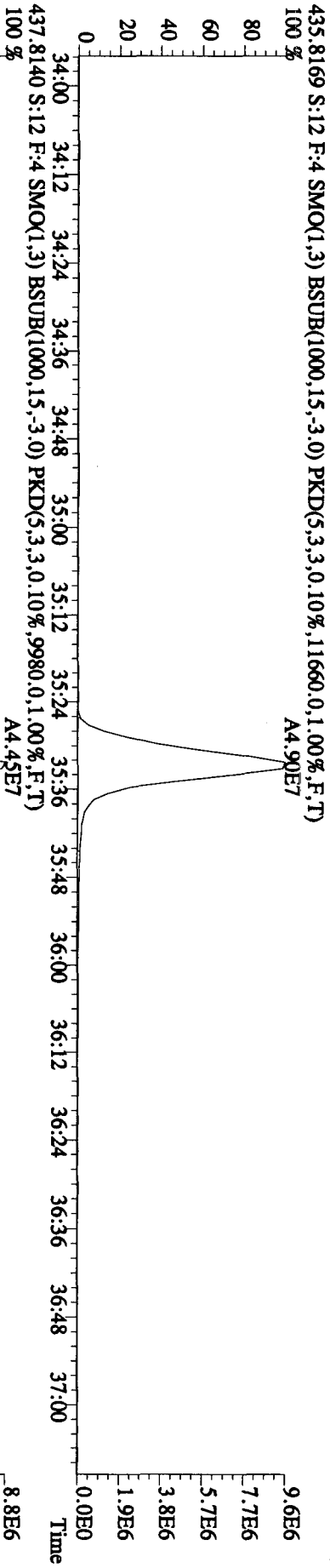
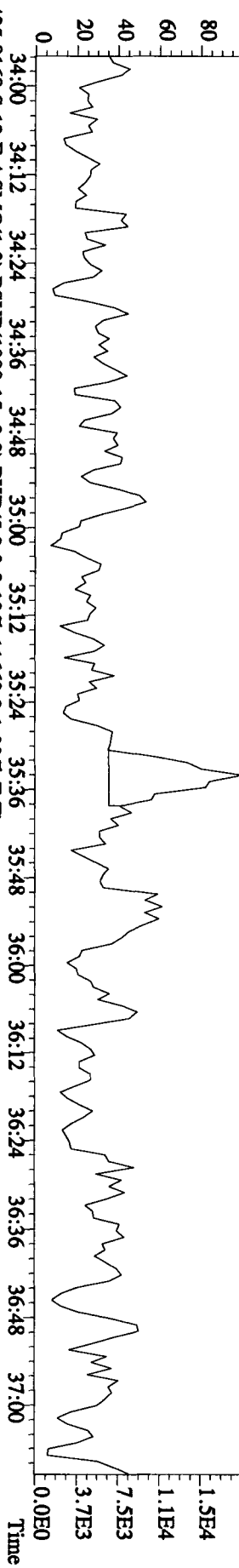
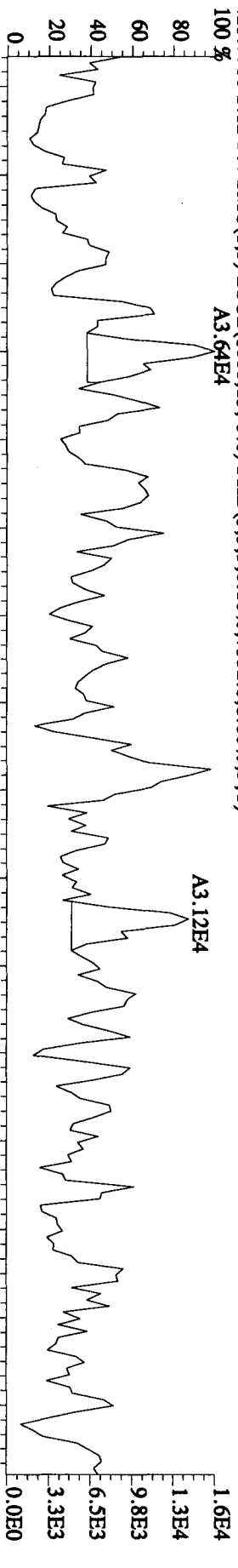
401.8559 S:12 F:3 SMO(1,3) BSUB(1000,15,-3.0) PKD(5,3,3,0,10%,4864,0,1,00%,F,T)
 100 %

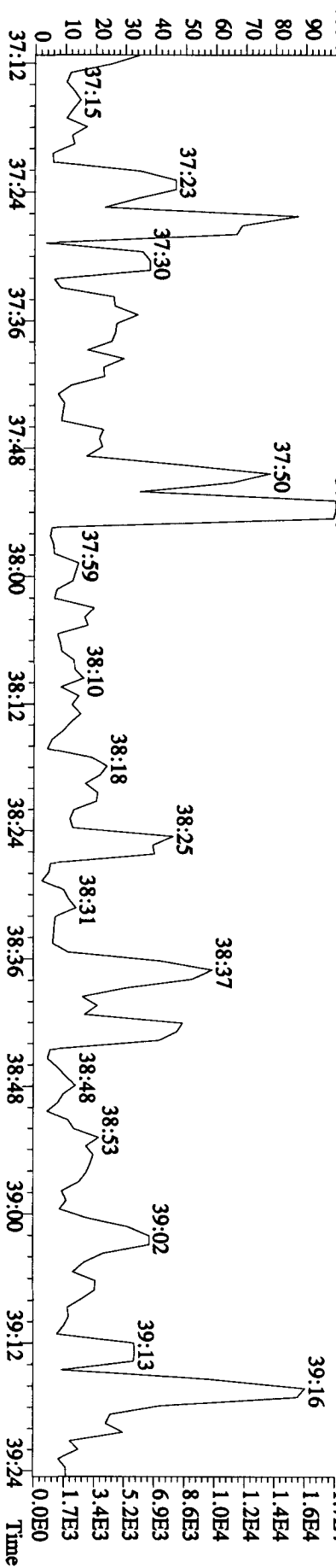
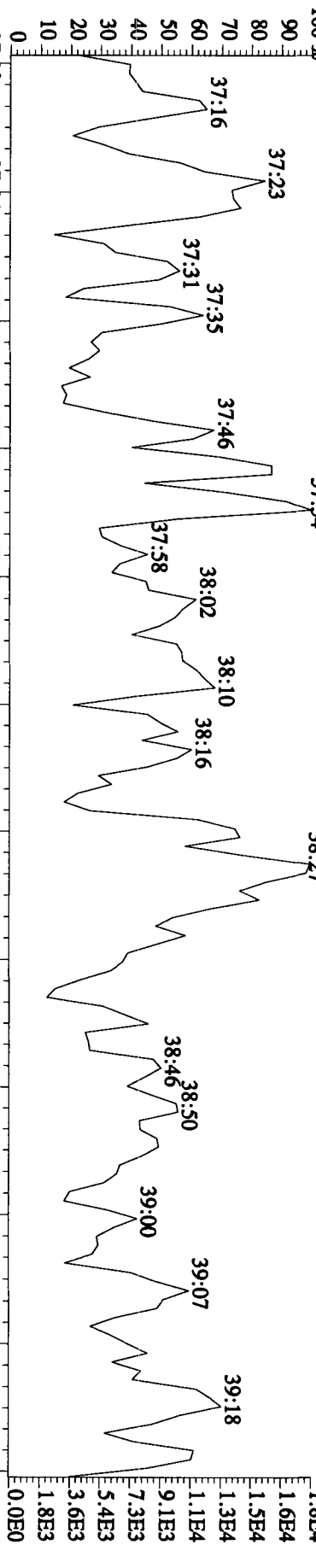
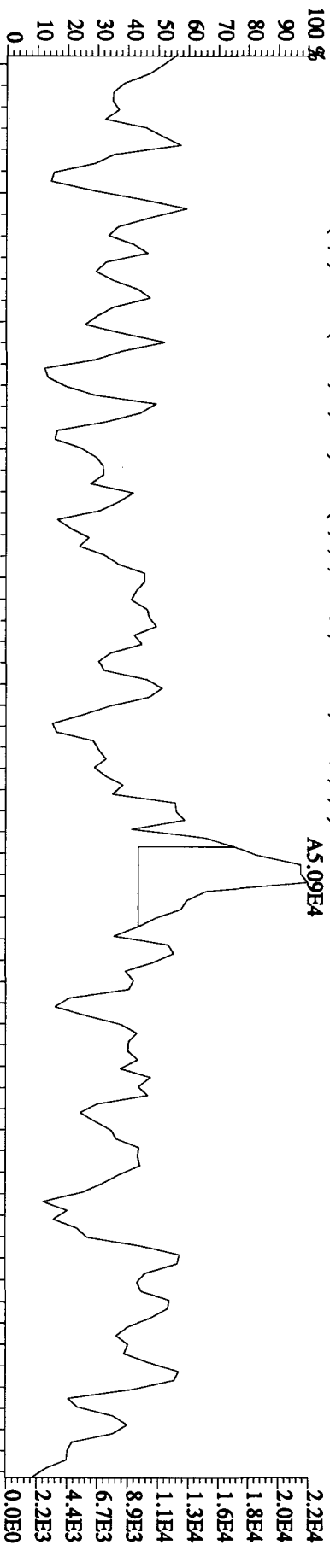


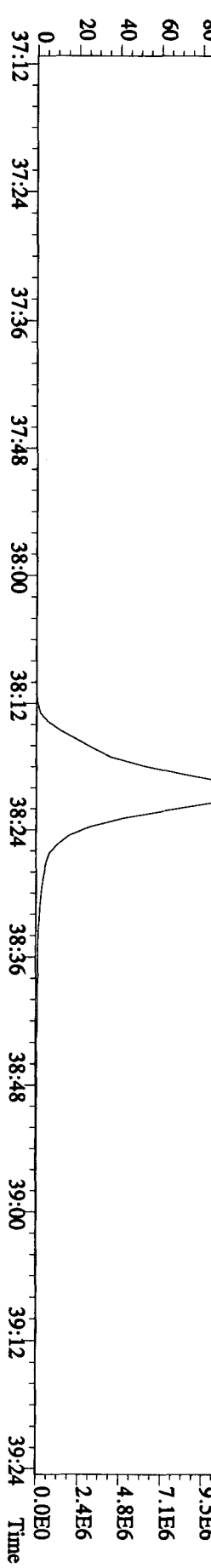
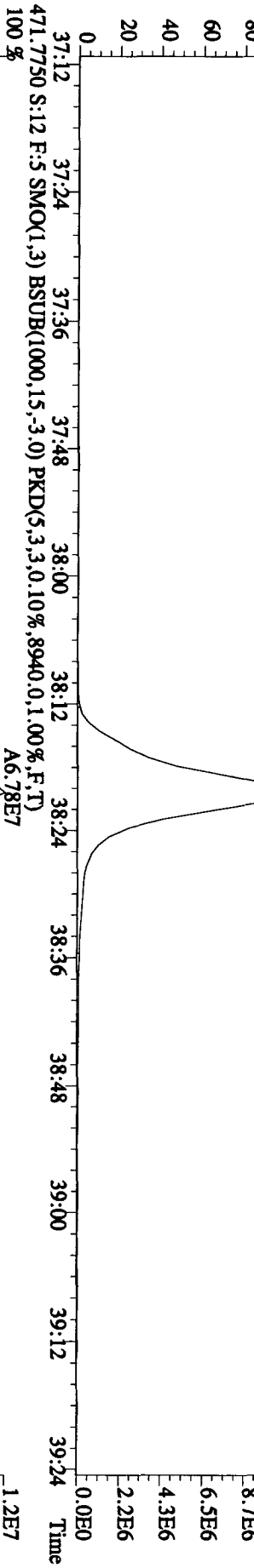
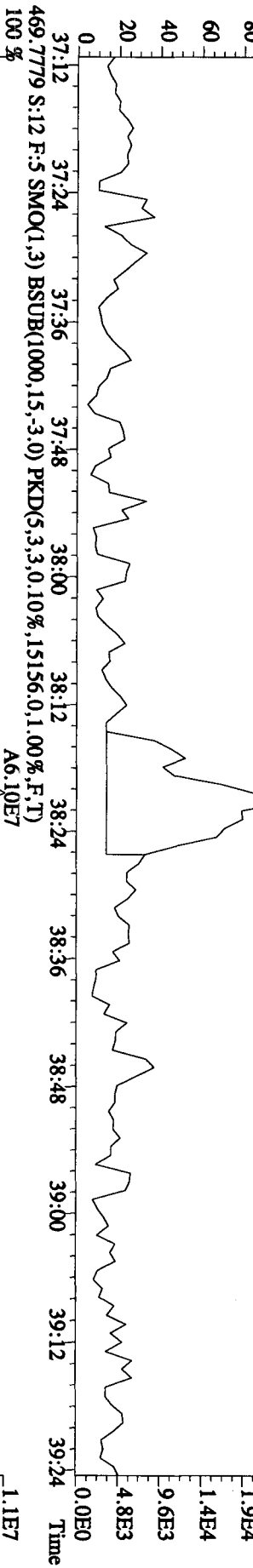
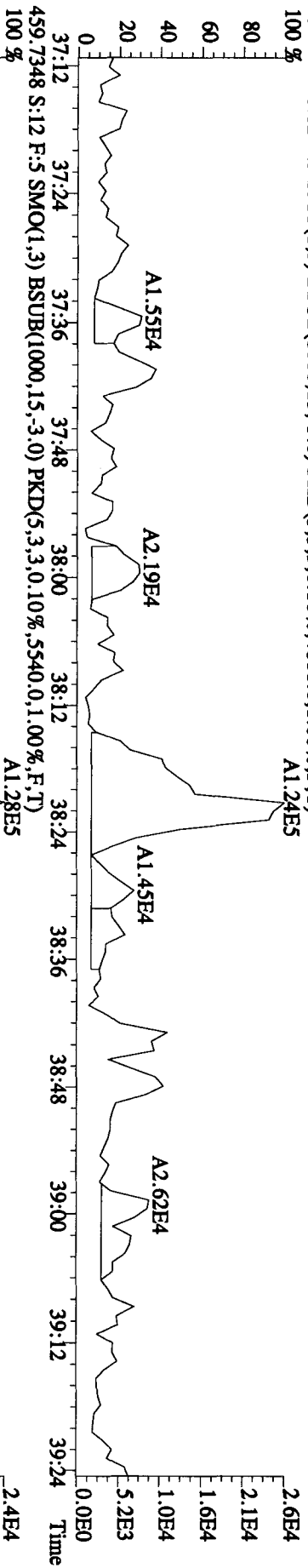
403.8529 S:12 F:3 SMO(1,3) BSUB(1000,15,-3.0) PKD(5,3,3,0,10%,12260,0,1,00%,F,T)
 100 %






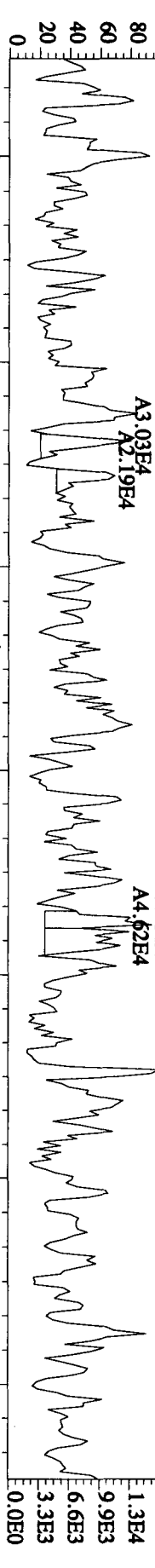









303.9016 S:12 SMO(1,3) BSUB(1000,15,3,0) PKD(5,3,3,0,10%,7924,0,1,00%,F,T)



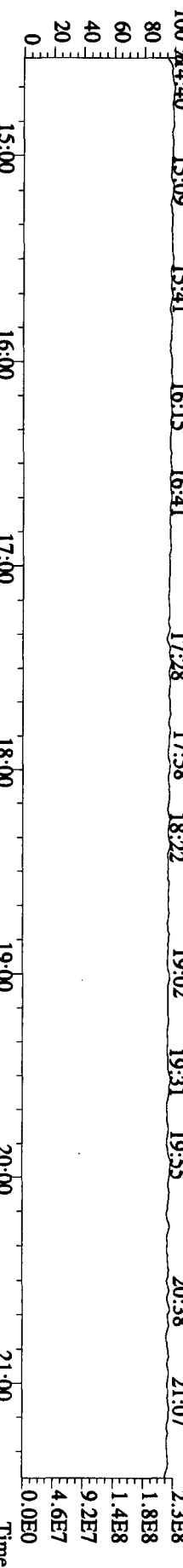
305.8987 S:12 SMO(1,3) BSUB(1000,15,3,0) PKD(5,3,3,0,10%,10276,0,1,00%,F,T)




375.8364 S:12 SMO(1,3) BSUB(1000,15,3,0) PKD(5,3,3,100,00%,2188,0,1,00%,F,T)

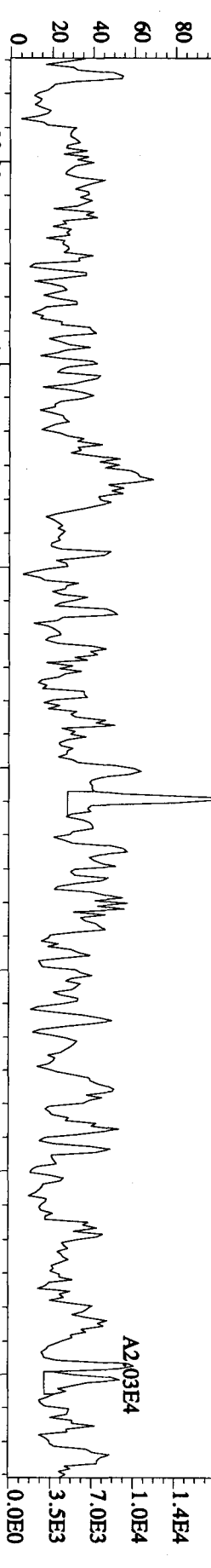


330.9792 S:12 SMO(1,3) PKD(5,3,3,100,00%,0,0,1,00%,F,T)

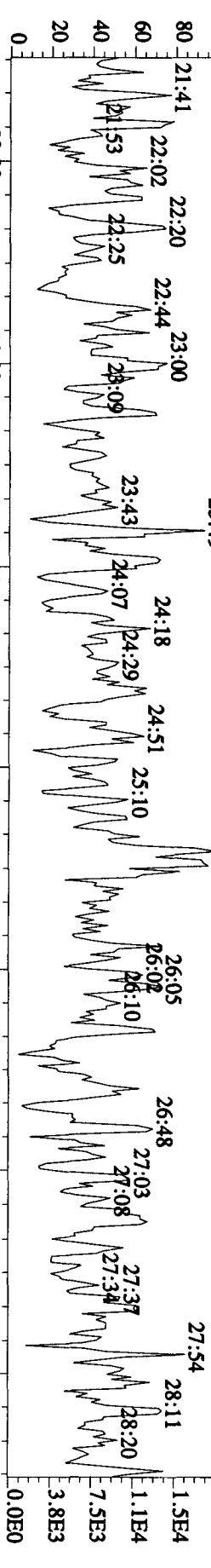




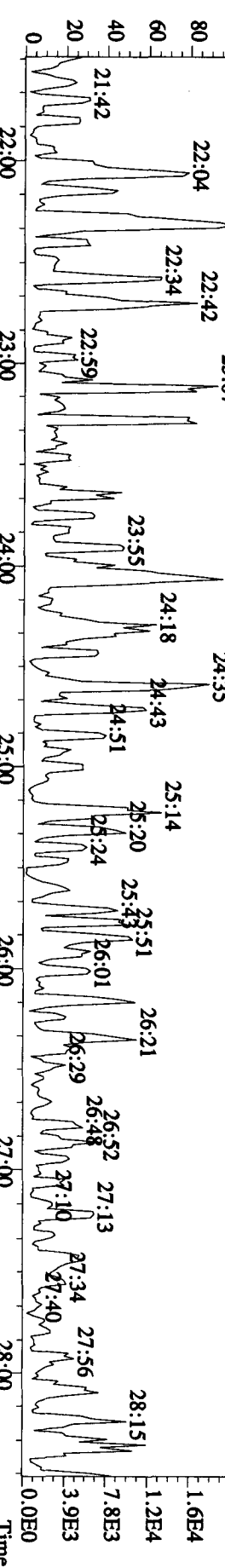
339.8597 S:12 F:2 SMO(1.3) BSUB(1000,15,-3.0) PKD(5.3,3,0.10%,6516,0,1.00%,F,T)
100 % 21:59 22:22 23:03 23:36 24:12 24:58 25:21 25:42 26:23 26:44 27:10 27:47 28:21




341.8567 S:12 F:2 SMO(1.3) BSUB(1000,15,-3.0) PKD(5.3,3,0.10%,10296,0,1.00%,F,T)
100 % 21:59 22:22 23:03 23:36 24:12 24:58 25:21 25:42 26:23 26:44 27:10 27:47 28:21



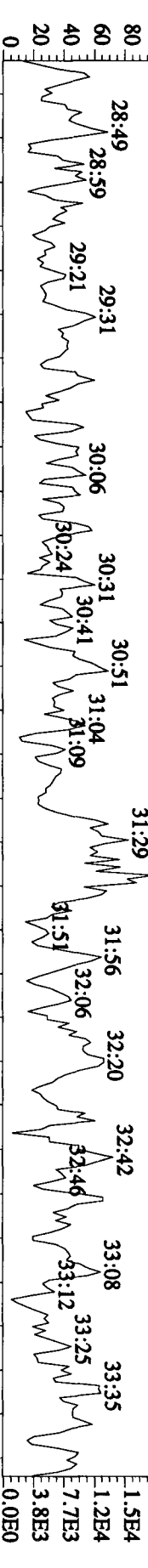
409.7974 S:12 F:2 SMO(1.3) BSUB(1000,15,-3.0) PKD(5.3,3,100.00%,2044,0,1.00%,F,T)
100 % 21:59 22:22 23:03 23:36 24:12 24:58 25:21 25:42 26:23 26:44 27:10 27:47 28:21




File:061A10A1D5 #1-361 Acq: 7-JAN-2010 05:49:44 GC EI+ Voltage SIR 70SE
 Sample#12 Text:LRP3D-1-AAB :G9L300000-154 (584-1MB) Exp:DIOXIN
 392.9760 S:12 F:3 SMO(1.3) PKD(5.3,3,100.00%,0.0,1.00%,F,T)




373.8208 S:12 F:3 SMO(1.3) BSUB(1000,15,-3.0) PKD(5.3,3,0.10%,9368.0,1.00%,F,T)



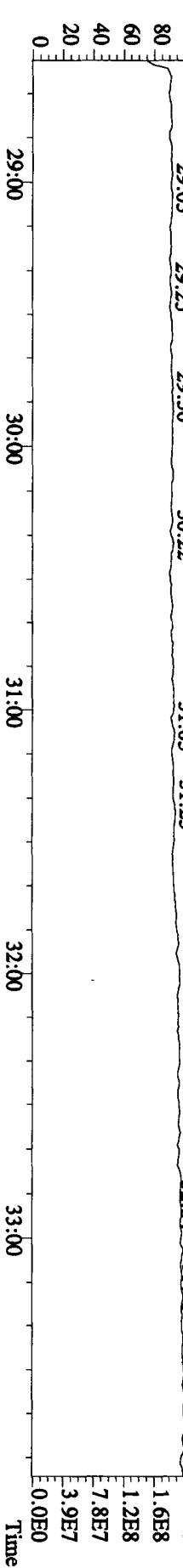
375.8178 S:12 F:3 SMO(1.3) BSUB(1000,15,-3.0) PKD(5.3,3,0.10%,5716.0,1.00%,F,T)

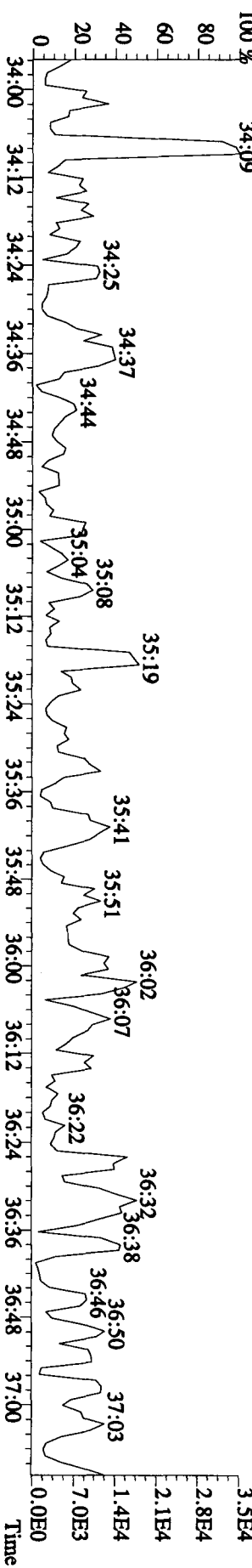

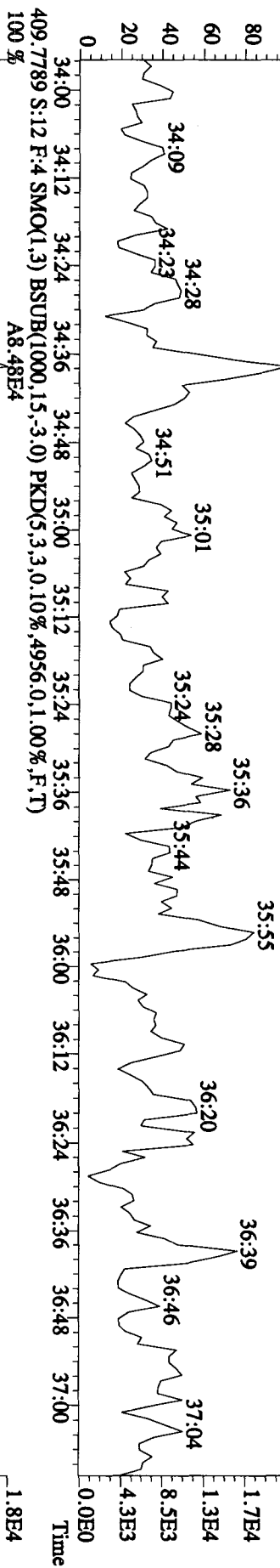
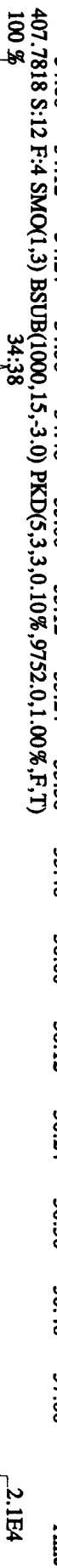



445.7555 S:12 F:3 SMO(1.3) BSUB(1000,15,-3.0) PKD(5.3,3,100.00%,1936.0,1.00%,F,T)




380.9760 S:12 F:3 SMO(1.3) PKD(5.3,3,100.00%,0.0,1.00%,F,T)





File:061A10A1D5 #1-161 Acq: 7-JAN-2010 05:49:44 GC EI+ Voltage SIR 70SE
 Sample#12 Text:LRP3D-1-AAB :G9L300000-154 (\$84-1MB) Exp:DIOXIN
 454.9728 S:12 F:5 SMO(1,3) PKD(5,3,3,100.00%,0.0,1.00%,F,T)
 100 %37:15 37:22 37:40 37:47 38:02 38:17 38:28 38:45 38:55 39:11 39:22

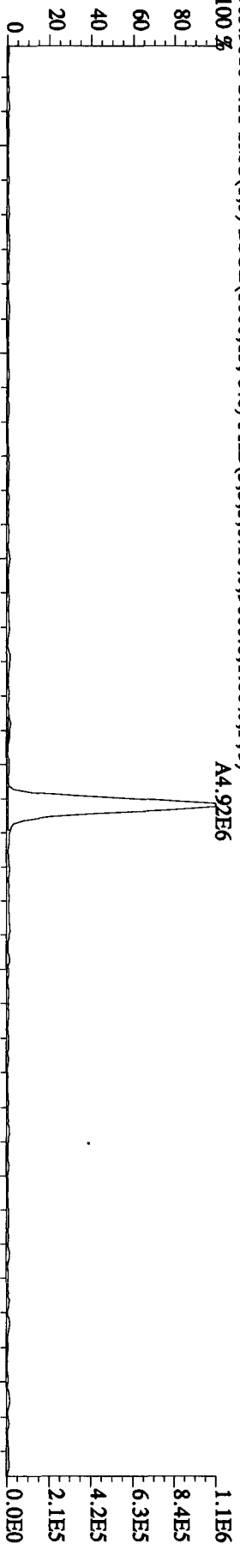


Run text: LRP3D-1-ACC Sample text: LRP3D-1-ACC :G9L300000-154 (584-1LCS)
 Run #15 Filename: 06JA10A1D5 S: 11 I: 1 Results: 06JA10A1D58290
 Acquired: 7-JAN-10 05:07:57 Processed: 7-JAN-10 09:20:44
 Run: 06JA10A1D5 Analyte: 8290 Cal: 82901231091D5
 Factor 1: 1600.000 Factor 2: 20.000 Sample size: 1.000000L

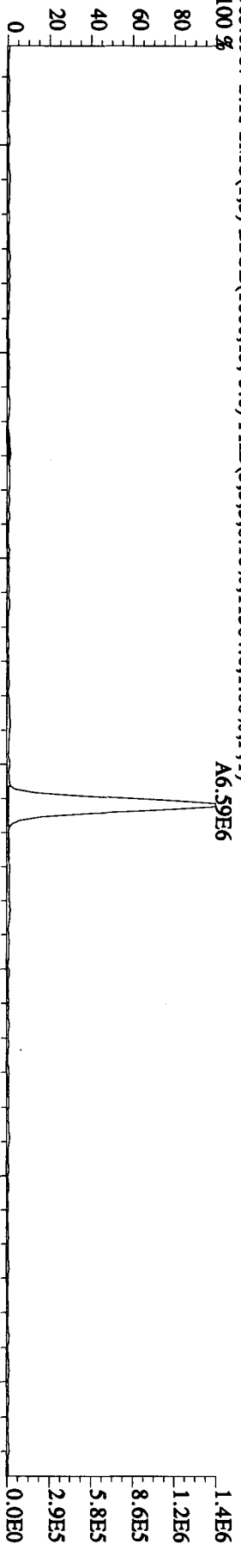
JRS
1/7/10

Name	Resp	RA	RT	RRF	Conc	EDL	Rec	M
13C-1,2,3,4-TCDD	176546104	0.81 y	18:45	-	56.68	-	-	n
13C-2,3,7,8-TCDF	140460976	0.78 y	18:11	1.57	1016.08	2.41	50.8	n
2,3,7,8-TCDF	11510365	0.75 y	18:12	0.86	190.60 ✓	4.63	-	n
Total TCDF	11510365	0.75 y	18:12	0.86	190.60	4.63	-	n
13C-2,3,7,8-TCDD	86182112	0.81 y	18:56	0.99	982.88	5.17	49.1	n
2,3,7,8-TCDD	7753253	0.76 y	18:58	0.93	192.69 ✓	4.82	-	n
Total TCDD	7753253	0.76 y	18:58	0.93	192.69	4.82	-	n
37Cl-2,3,7,8-TCDD	150448128	1.00 y	18:58	2.22	768.39	0.93	96.0	n
13C-1,2,3,7,8-PeCDF	110645968	1.67 y	23:36	1.07	1168.33	3.49	58.4	n
1,2,3,7,8-PeCDF	62006384	1.66 y	23:38	1.00	1120.72 ✓	6.11	-	n
2,3,4,7,8-PeCDF	60227602	1.64 y	25:04	0.94	1159.88 ✓	6.51	-	n
Total F2 PeCDF	122659819	1.66 y	23:38	0.97	2288.54	6.30	-	n
Total F1 PeCDF	114421	0.73 n	16:05	0.97	2.13	3.99	-	n
13C-1,2,3,7,8-PeCDD	58458630	1.70 y	25:49	0.67	993.84	4.00	49.7	n
1,2,3,7,8-PeCDD	31529886	1.62 y	25:51	0.93	1160.95 ✓	11.10	-	n
Total PeCDD	31529886	1.62 y	25:51	0.93	1160.95	11.10	-	n
13C-1,2,3,7,8,9-HxCDD	138681768	1.32 y	32:53	-	50.56	-	-	n
13C-1,2,3,4,7,8-HxCDF	86759178	0.51 y	31:29	0.89	1401.40	6.92	70.1	n
1,2,3,4,7,8-HxCDF	61069542	1.25 y	31:30	1.20	1174.07 ✓	5.19	-	n
1,2,3,6,7,8-HxCDF	67736868	1.26 y	31:39	1.37	1138.76 ✓	4.54	-	n
2,3,4,6,7,8-HxCDF	64446508	1.28 y	32:19	1.24	1196.12 ✓	5.01	-	n
1,2,3,7,8,9-HxCDF	60125576	1.27 y	33:05	1.33	1045.19 ✓	4.69	-	n
Total HxCDF	253378494	1.25 y	31:30	1.28	4554.15	4.84	-	n
13C-1,2,3,6,7,8-HxCDD	65408418	1.35 y	32:34	0.73	1288.49	3.82	64.4	n
1,2,3,4,7,8-HxCDD	35448975	1.30 y	32:29	0.97	1117.49 ✓	5.43	-	n
1,2,3,6,7,8-HxCDD	42499740	1.34 y	32:35	1.06	1227.87 ✓	4.97	-	n
1,2,3,7,8,9-HxCDD	43688634	1.30 y	32:54	1.28	1047.53 ✓	4.13	-	n
Total HxCDD	121637349	1.30 y	32:29	1.10	3392.88	4.78	-	n
13C-1,2,3,4,6,7,8-HpCDF	81466808	0.43 y	34:37	0.86	1365.93	6.06	68.3	n
1,2,3,4,6,7,8-HpCDF	61415584	1.05 y	34:37	1.29	1171.88 ✓	5.79	-	n
1,2,3,4,7,8,9-HpCDF	46407470	1.10 y	35:55	1.14	1003.46 ✓	6.56	-	n
Total HpCDF	107823054	1.05 y	34:37	1.21	2175.34 ✓	6.15	-	n
13C-1,2,3,4,6,7,8-HpCDD	60145510	1.15 y	35:33	0.75	1153.18	5.95	57.7	n
1,2,3,4,6,7,8-HpCDD	35657356	1.09 y	35:34	1.00	1188.29 ✓	6.85	-	n
Total HpCDD	35784672	1.29 n	34:55	1.00	1192.53	6.85	-	n
13C-OCDD	76928400	0.91 y	38:20	0.56	1965.58	8.12	49.1	n
OCDF	73489844	0.90 y	38:28	1.44	2658.54 ✓	8.49	-	n
OCDD	52649812	0.90 y	38:21	1.11	2467.34 ✓	9.83	-	n

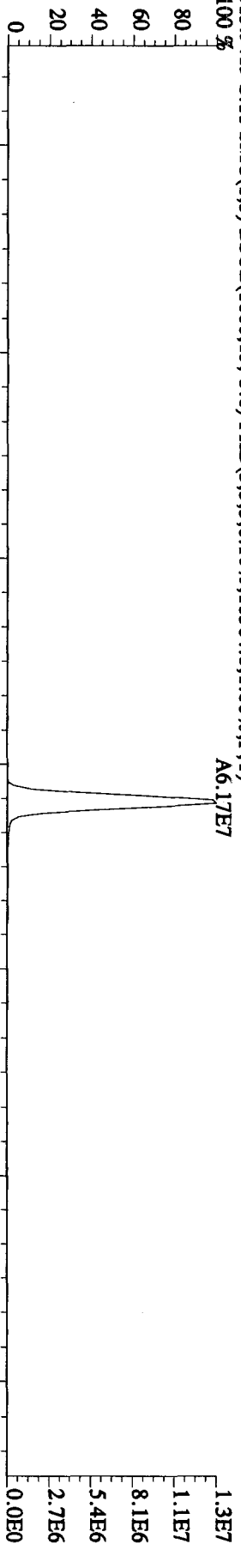
File:06A10AID5 #1-411 Acq: 7-JAN-2010 05:07:57 GC EI+ Voltage SIR 70SE
 Sample#11 Text:LRP3D-1-ACC :G9L300000-154 (584-1LCS) Exp:DIOXIN
 303.9016 S:11 SMO(1,3) BSUB(1000,15,-3,0) PKD(5,3,3,0,10%,9000,0,1,1,00%,F,T)
 100 % A4.92E6



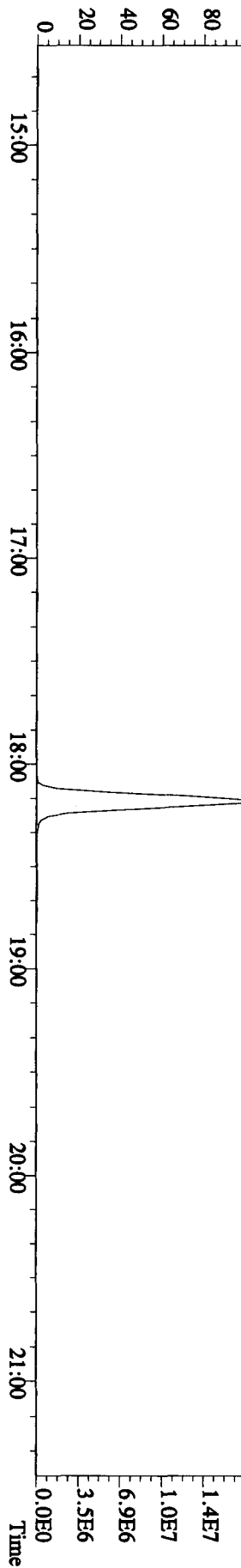
305.8987 S:11 SMO(1,3) BSUB(1000,15,-3,0) PKD(5,3,3,0,10%,11364,0,1,1,00%,F,T)
 100 % A6.59E6



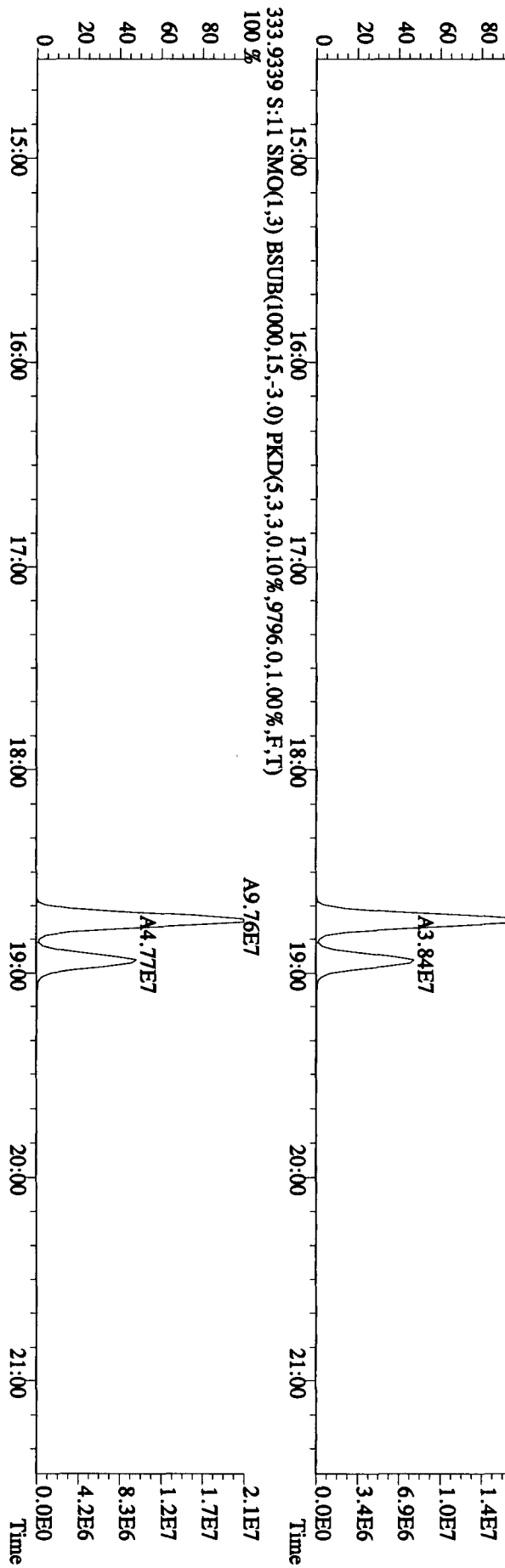
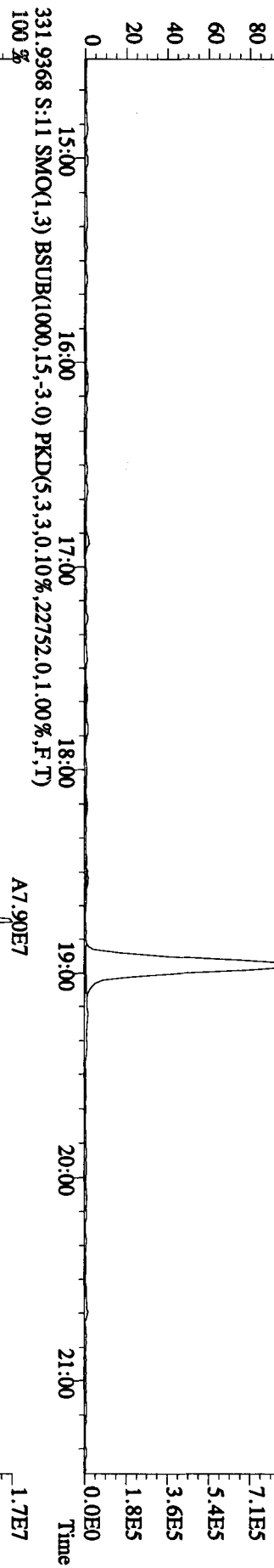
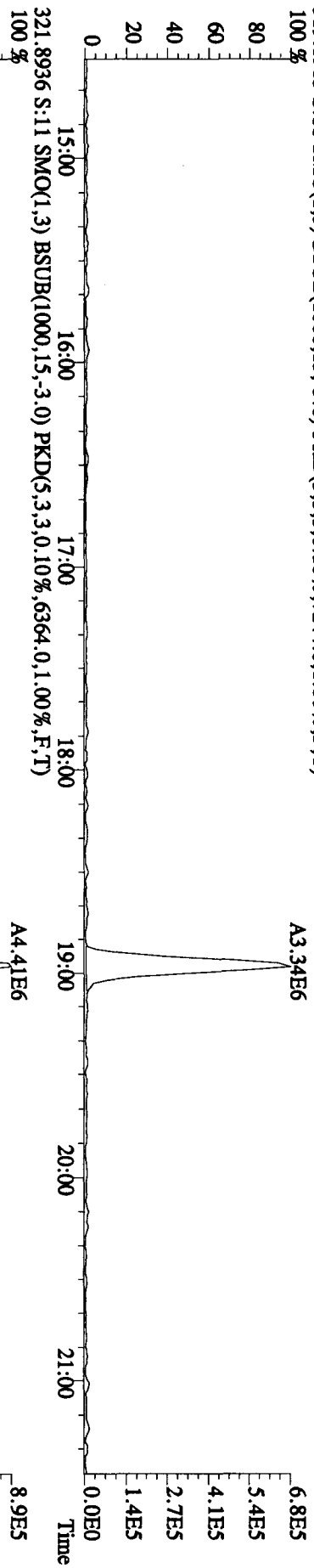
315.9419 S:11 SMO(1,3) BSUB(1000,15,-3,0) PKD(5,3,3,0,10%,10564,0,1,1,00%,F,T)
 100 % A6.17E7



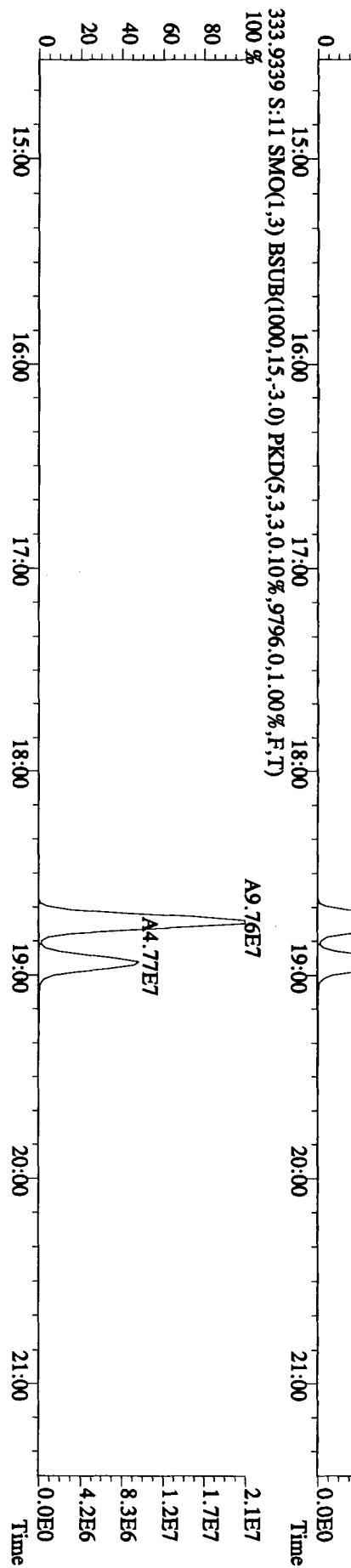

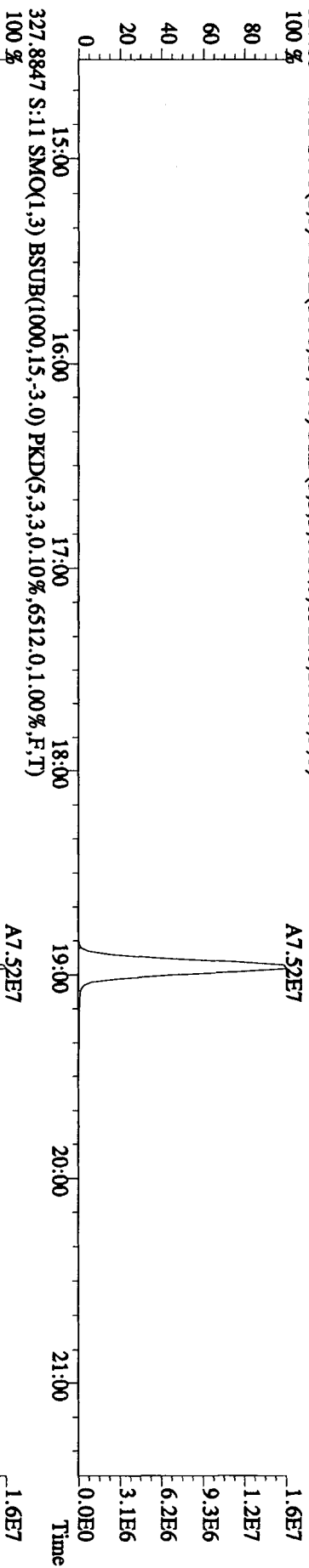
317.9389 S:11 SMO(1,3) BSUB(1000,15,-3,0) PKD(5,3,3,0,10%,13392,0,1,1,00%,F,T)
 100 % A7.87E7



File:061A10A1D5 #1-411 Acq: 7-JAN-2010 05:07:57 GC EI+ Voltage SIR 70SE
 Sample#11 Text:LRP3D-1-ACC :G9L300000-154 (584-11CS) Exp:DIOXIN
 319,8965 S:11 SMO(1,3) BSUB(1000,15,-3,0) PKD(5,3,3,0,10%,7244,0,1,00%,F,T)
 100%



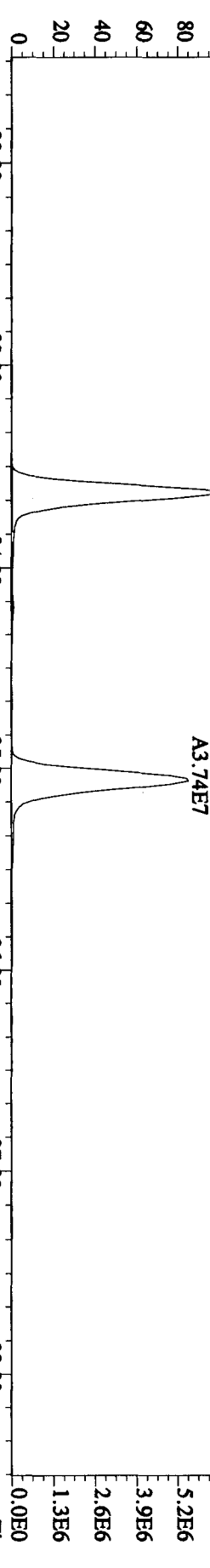
File:06J10A1D5 #1-411 Acq: 7-JAN-2010 05:07:57 GC EI+ Voltage SIR 70SE
 Sample#11 Text:LRP3D-1-ACC :G9L300000-154 (584-1LCS) Exp:DIOXIN
 327.8847 S:11 SMO(1,3) BSUB(1000,15,-3,0) PKD(5,3,3,0,10%,6512,0,1,00%,F,T)
 100 %



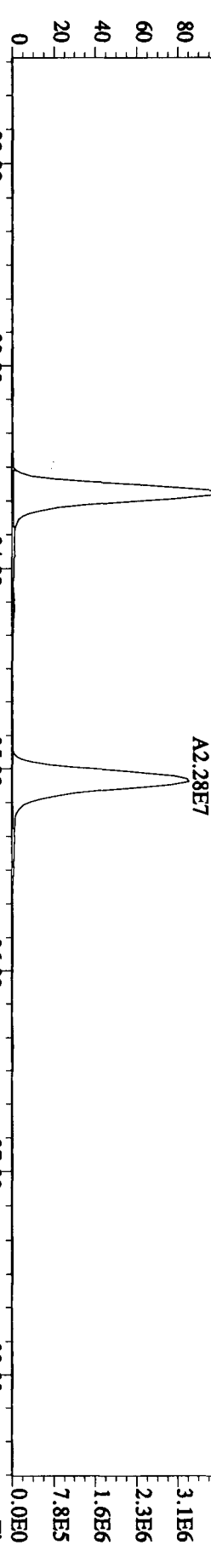
File:061A10AID5 #1-495 Acq: 7-JAN-2010 05:07:57 GC EI+ Voltage SIR 70SE

Sample#11 Text:LRP3D-1-ACC :G9L300000-154 (584-1LCS) Exp:DIOXIN

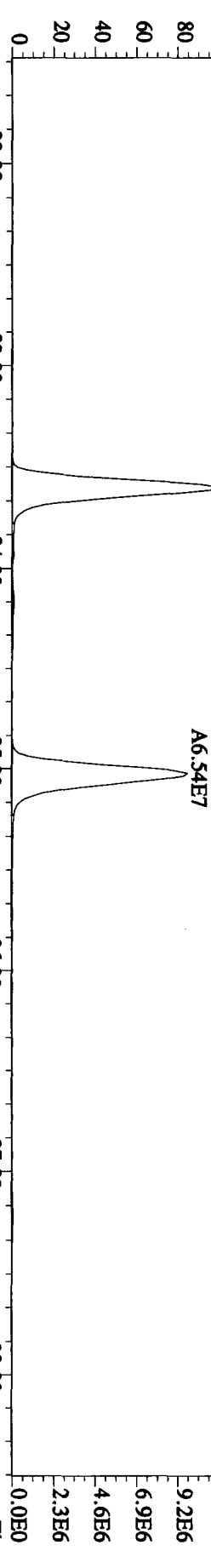
339.8597 S:11 F:2 SMO(1,3) BSUB(1000,15,-3,0) PKD(5,3,3,0,10%,8316,0,1,00%,F,T)



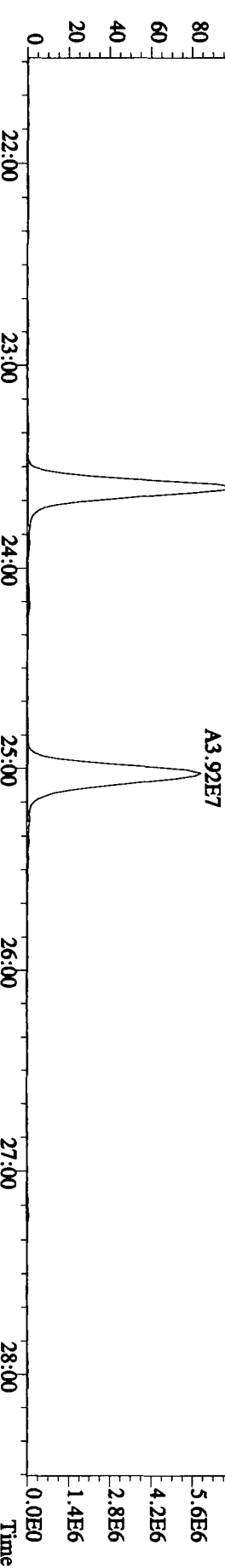
341.8567 S:11 F:2 SMO(1,3) BSUB(1000,15,-3,0) PKD(5,3,3,0,10%,10500,0,1,00%,F,T)



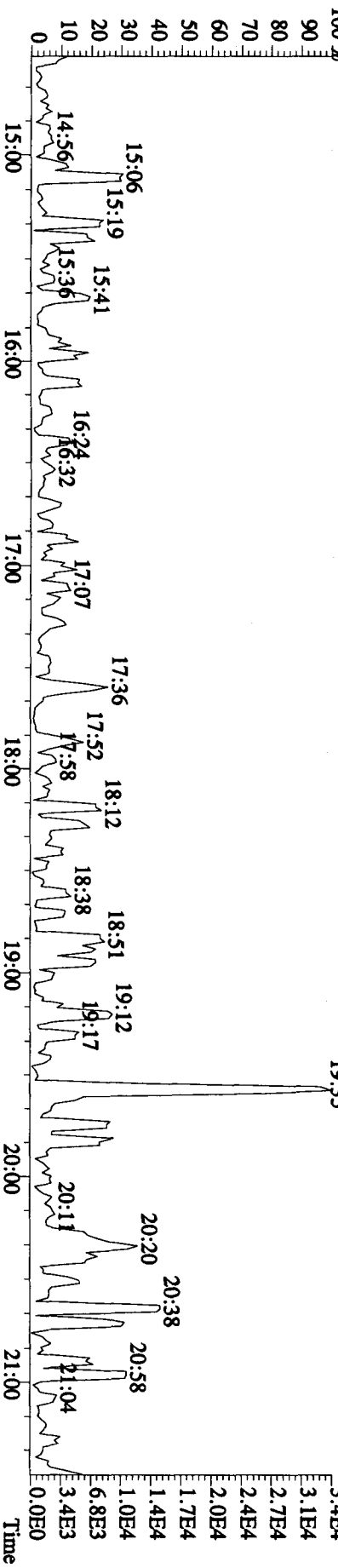
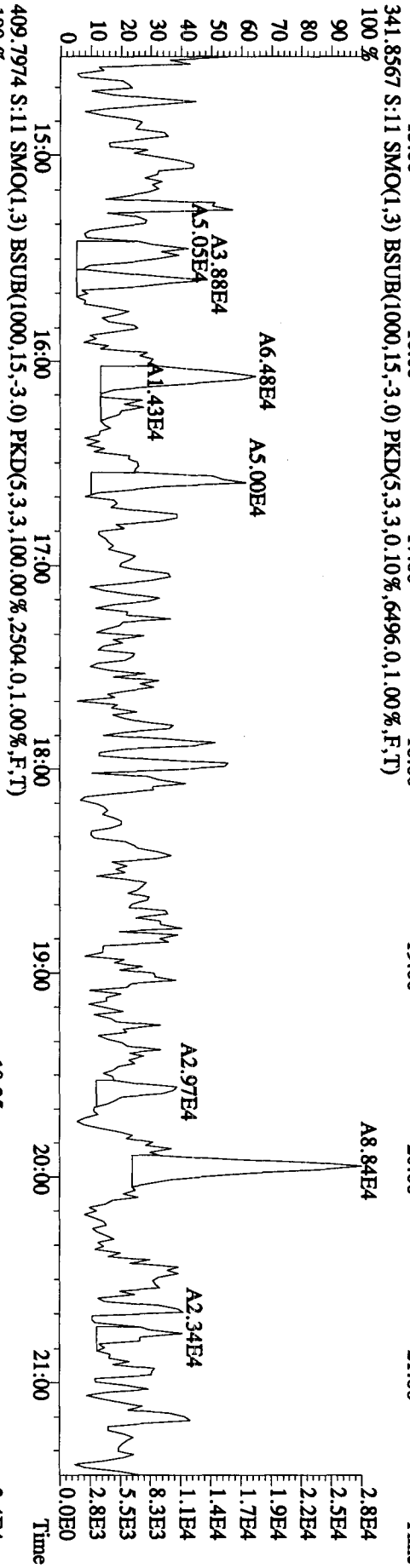
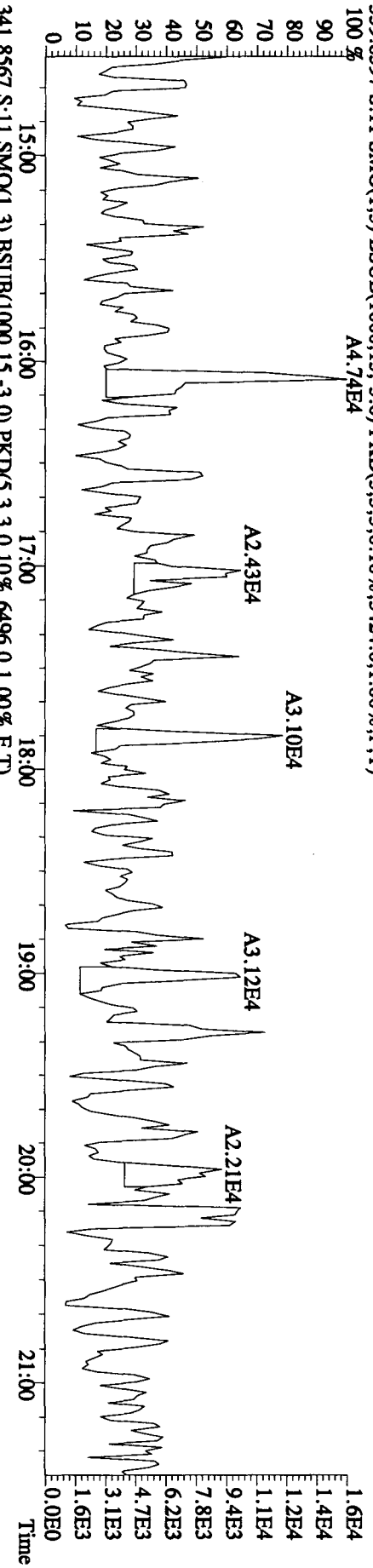
351.9000 S:11 F:2 SMO(1,3) BSUB(1000,15,-3,0) PKD(5,3,3,0,10%,9772,0,1,00%,F,T)



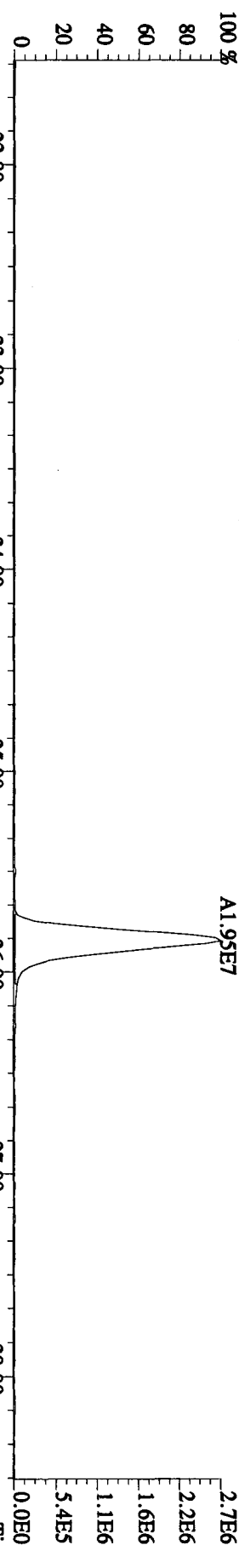
353.8970 S:11 F:2 SMO(1,3) BSUB(1000,15,-3,0) PKD(5,3,3,0,10%,13976,0,1,00%,F,T)




File:06JAI0A1D5 #1-411 Acq: 7-JAN-2010 05:07:57 GC EI+ Voltage SIR 70SE
 Sample#11 Text:LRP3D-1-ACC :G9L300000-154 (584-ILCS) Exp:DIOXIN
 339.8597 S:11 SMO(1,3) BSUB(1000,15,-3,0) PKD(5,3,3,0,10%,5424,0,1,100%,F,T)
 100%



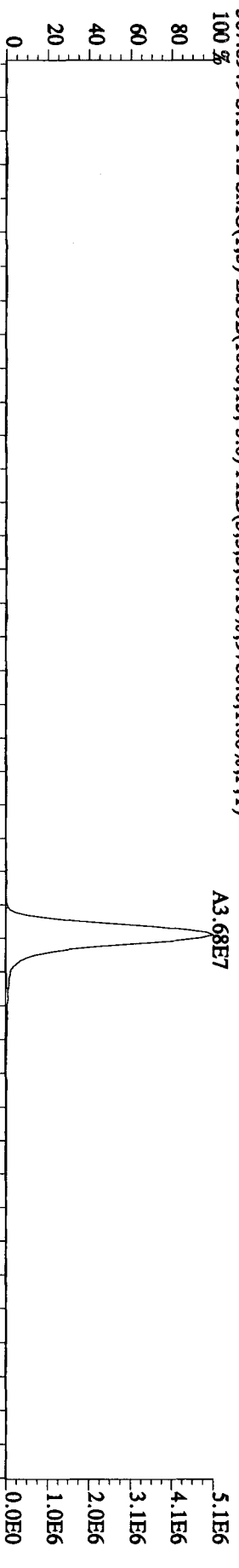
File:06J10A10AID5 #1-495 Acq: 7-JAN-2010 05:07:57 GC EI+ Voltage SIR 70SE
Sample#11 Text:LRP3D-1-ACC :G9L300000-154 (584-1LCS) Exp:DIOXIN
355.8546 S:11 F:2 SMO(1,3) BSUB(1000,15,-3.0) PKD(5,3,3,0,10%,9148.0,1.00%,F,T)



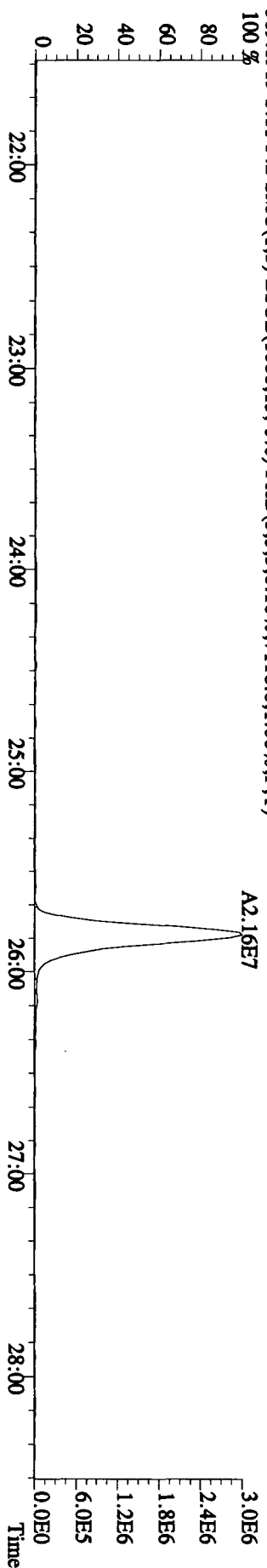
357.8516 S:11 F:2 SMO(1,3) BSUB(1000,15,-3.0) PKD(5,3,3,0,10%,4784.0,1.00%,F,T)

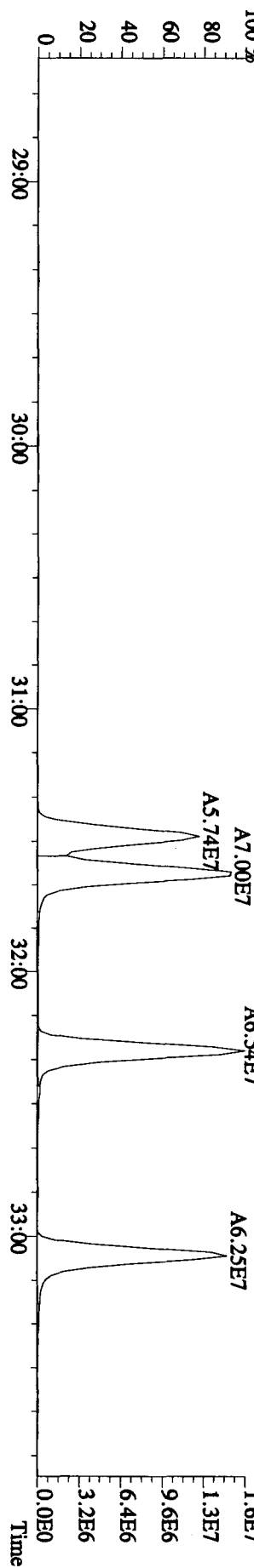
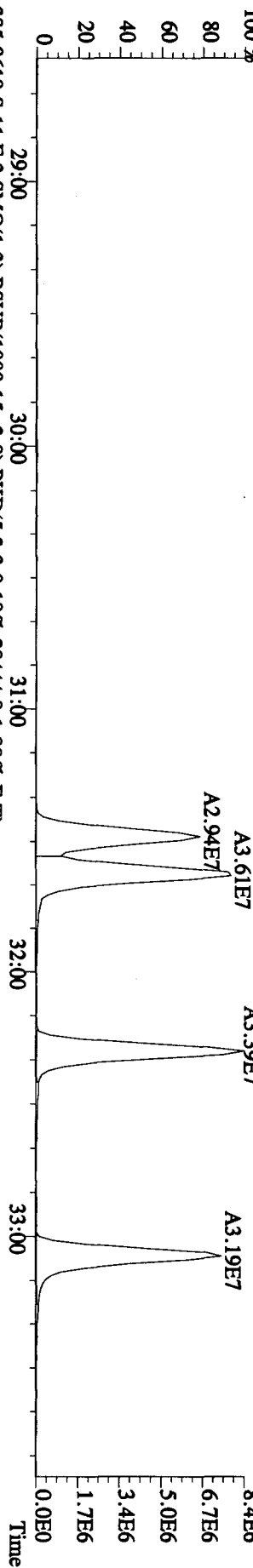
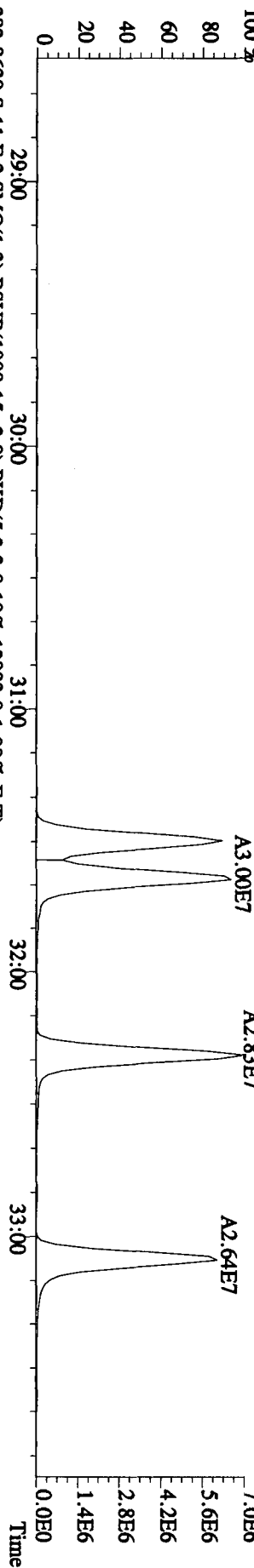
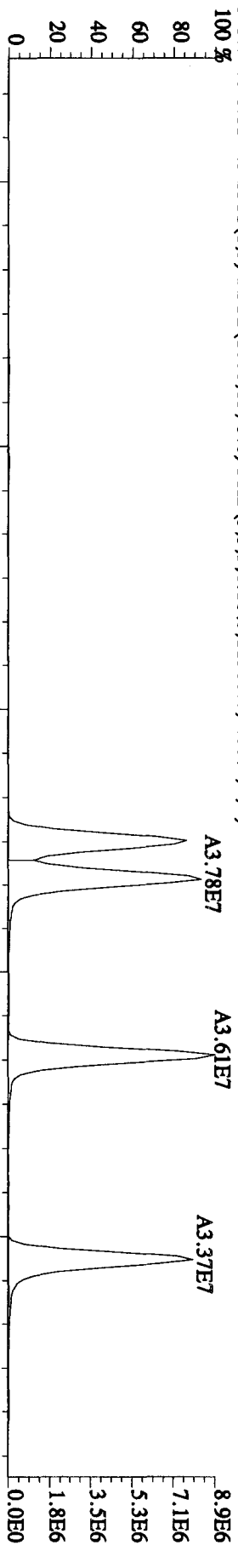


367.8949 S:11 F:2 SMO(1,3) BSUB(1000,15,-3.0) PKD(5,3,3,0,10%,9780.0,1.00%,F,T)

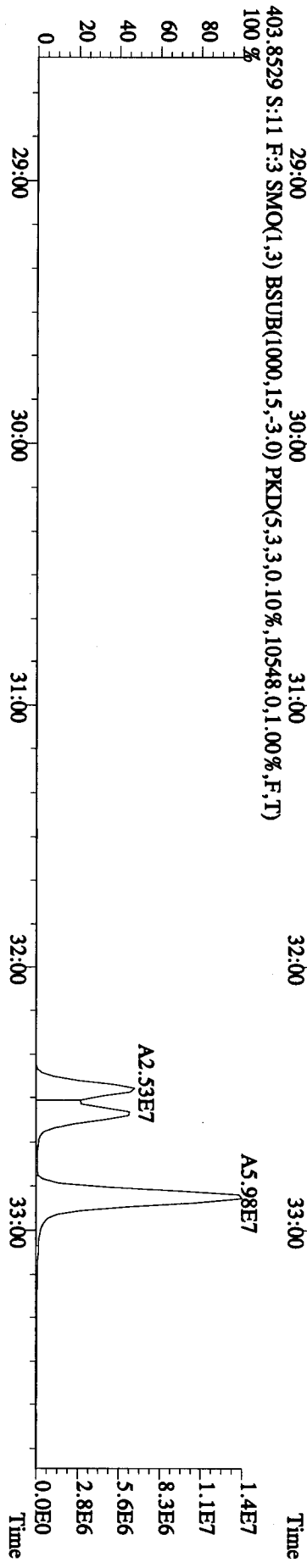

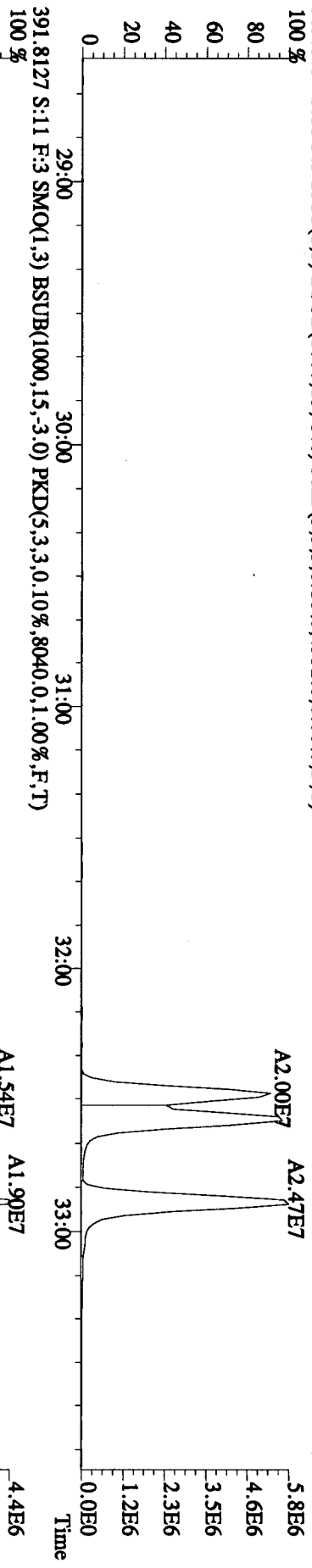


369.8919 S:11 F:2 SMO(1,3) BSUB(1000,15,-3.0) PKD(5,3,3,0,10%,7116.0,1.00%,F,T)

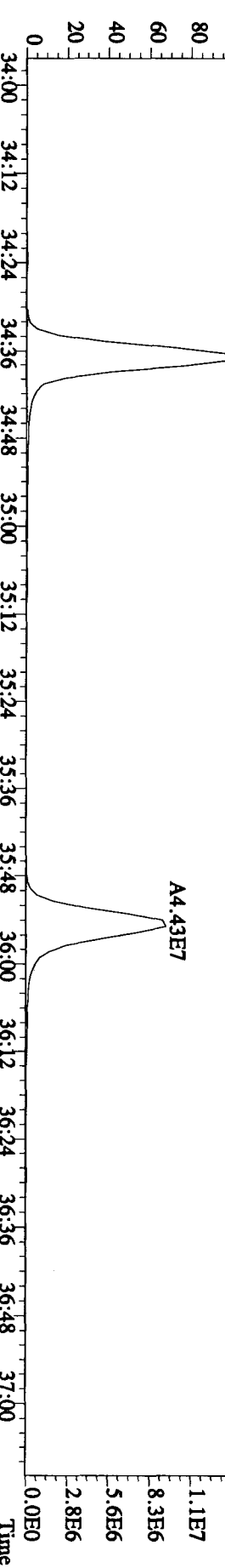
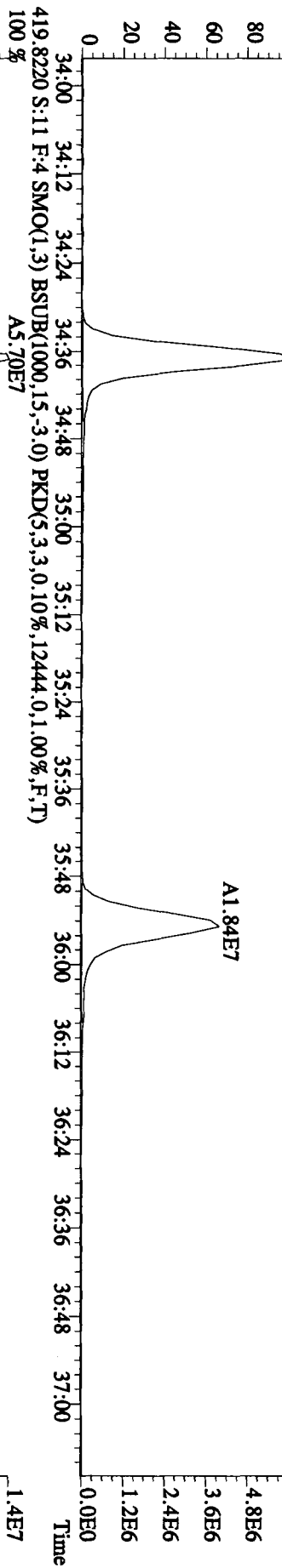
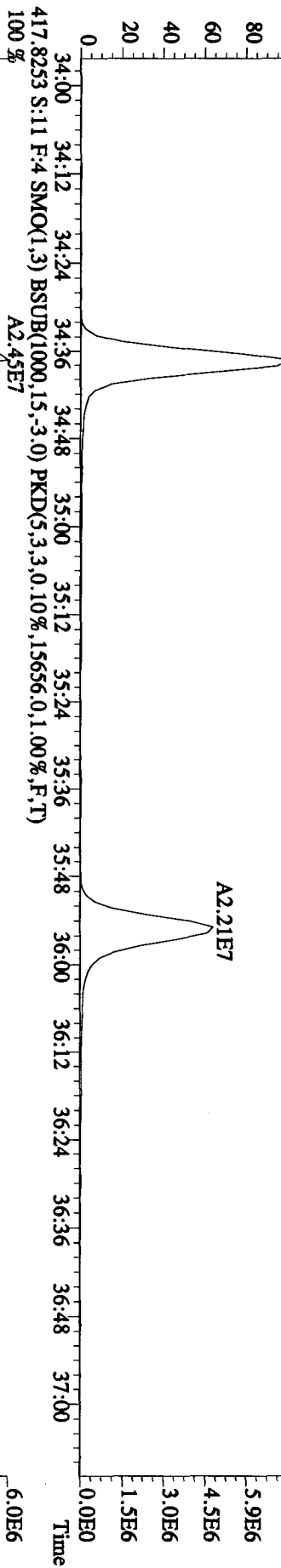
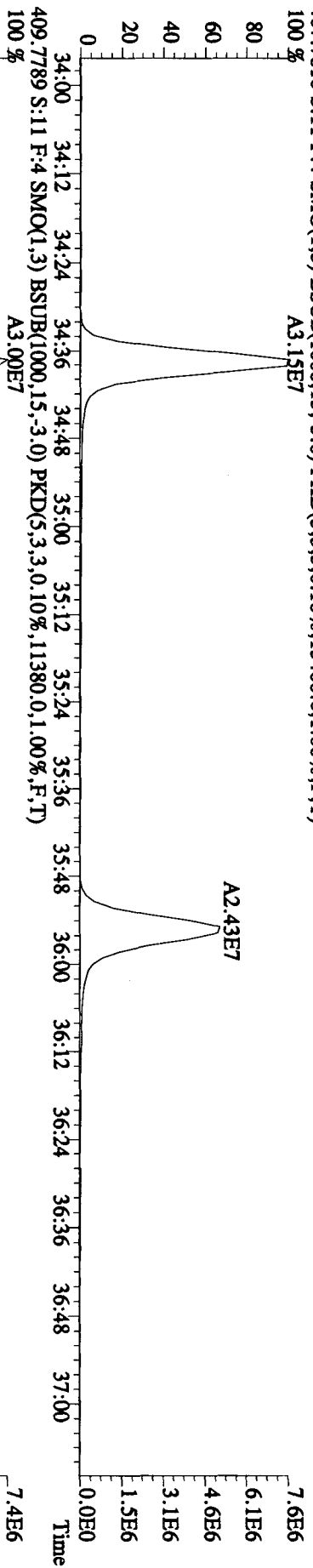




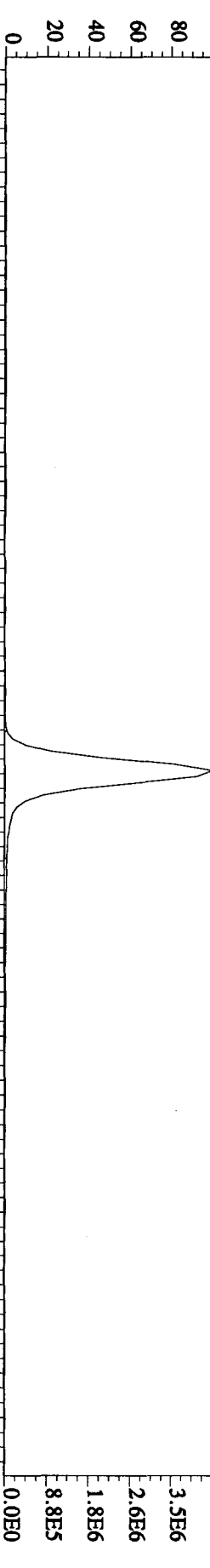
File:061A10A1D5 #1-362 Acq: 7-JAN-2010 05:07:57 GC EI+ Voltage SIR 70SE
 Sample#11 Text:LRP3D-1-ACC :G9L300000-154 (584-1LCS) Exp:DIOXIN
 389.8157 S:11 F:3 SMO(1,3) BSUB(1000,15,-3.0) PKD(5,3,3,0.10%,4952.0,1.00%,F,T)



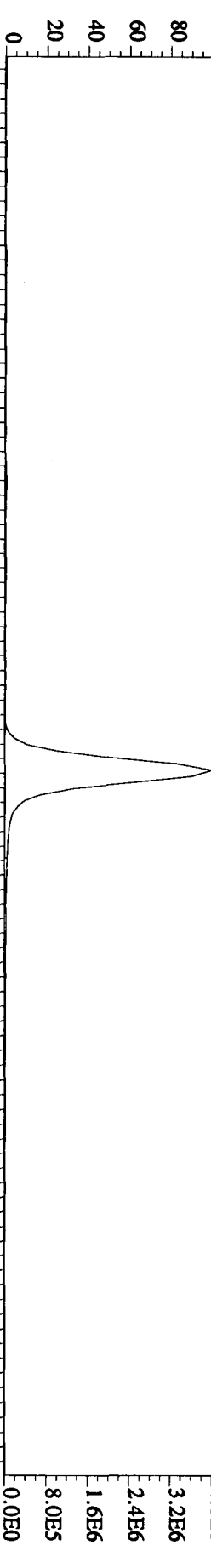
407.7818 S:11 F:4 SMO(1,3) BSUB(1000,15,-3,0) PKD(5,3,3,0,10%,13400,0,1,00%,F,T) 100 %



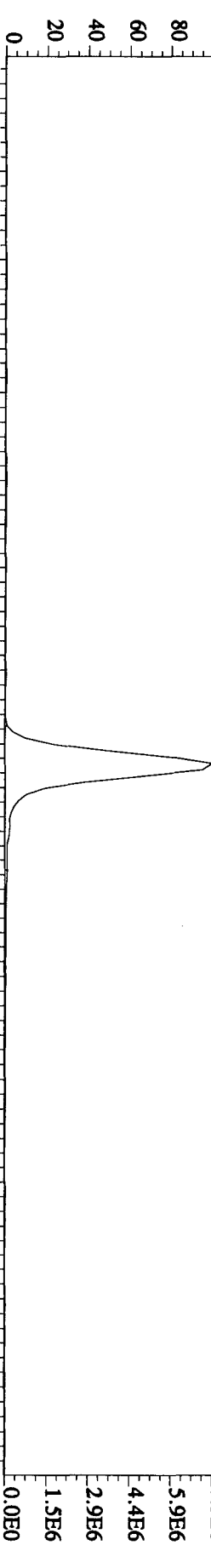
423.7766 S:11 F:4 SMO(1,3) BSUB(1000,15,-3,0) PKD(5,3,3,0.10%,7856,0,1.00%,F,T) 100% A1.86E7



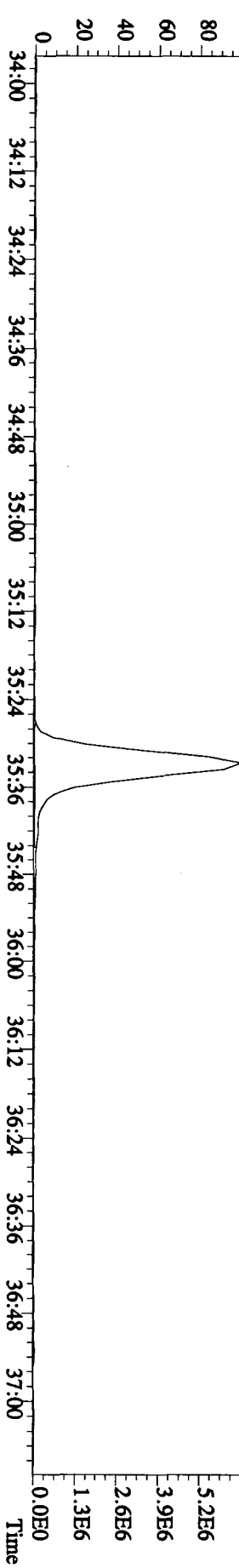
425.7737 S:11 F:4 SMO(1,3) BSUB(1000,15,-3,0) PKD(5,3,3,0.10%,7856,0,1.00%,F,T) 100% A1.71E7



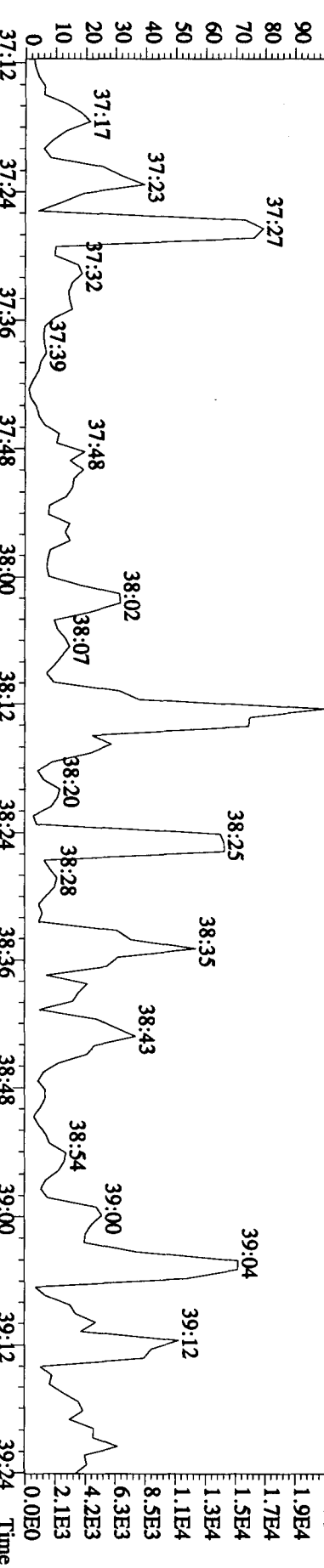
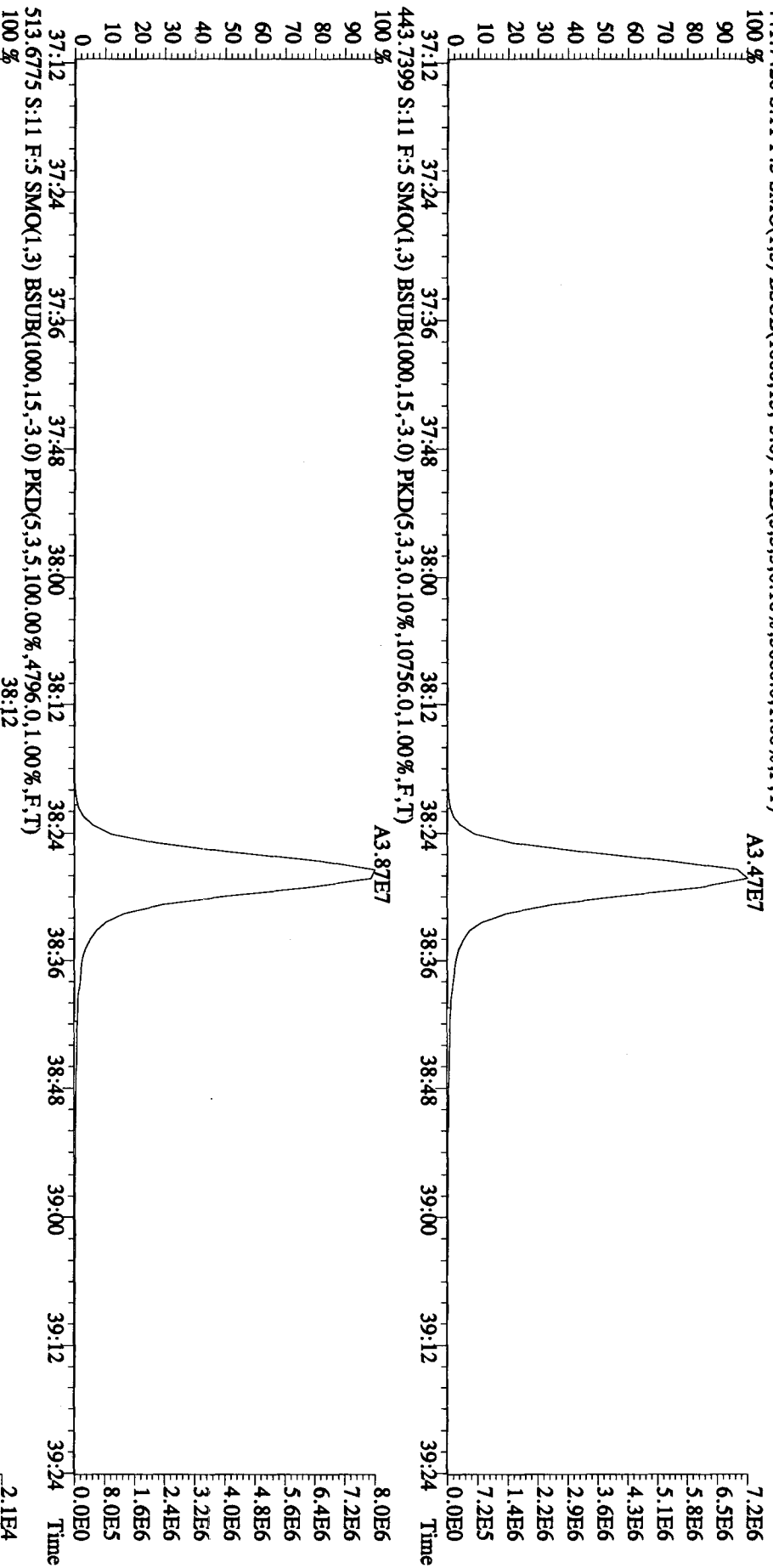
435.8169 S:11 F:4 SMO(1,3) BSUB(1000,15,-3,0) PKD(5,3,3,0.10%,12172,0,1.00%,F,T) 100% A3.21E7



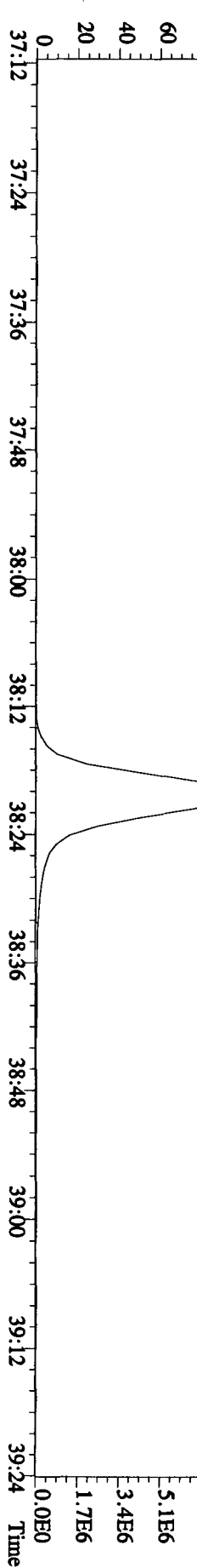
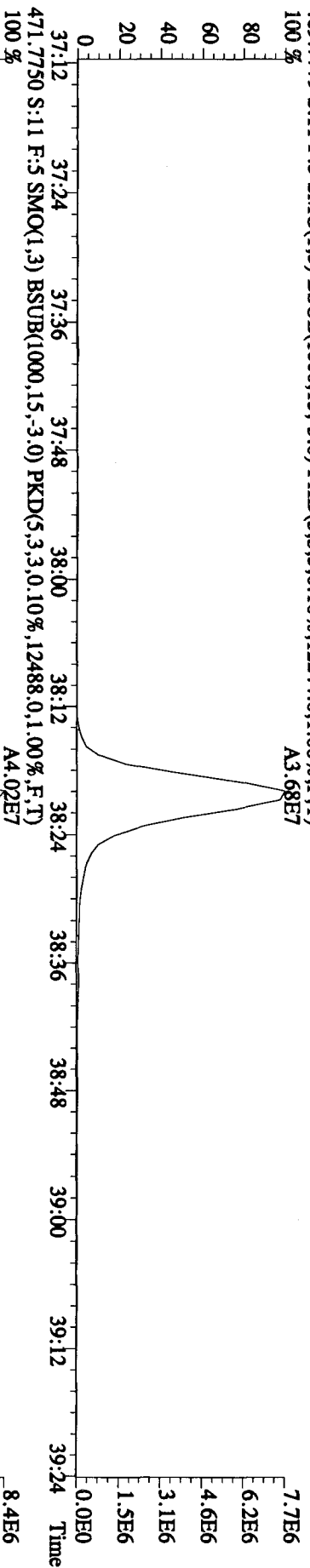
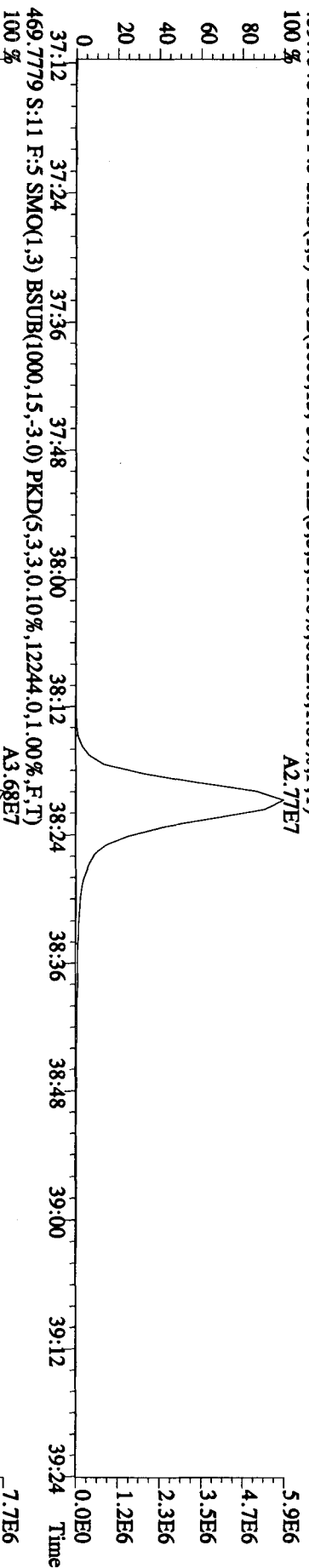
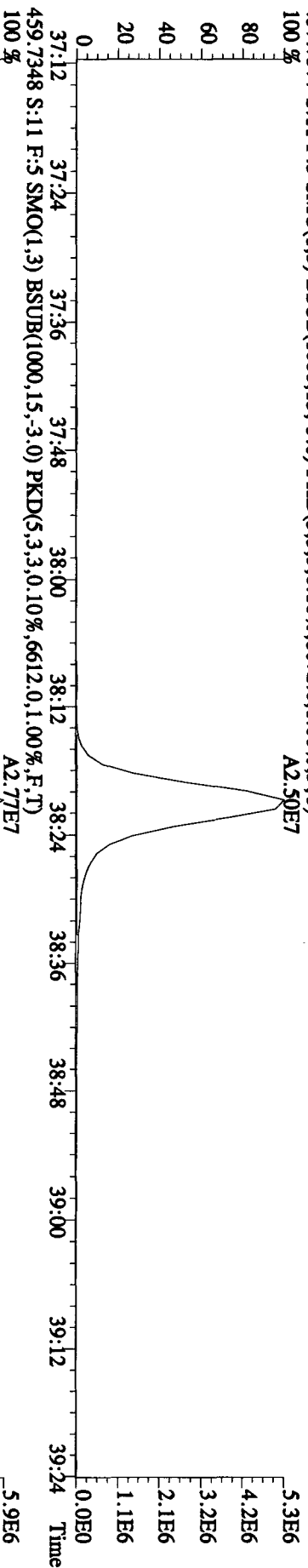
437.8140 S:11 F:4 SMO(1,3) BSUB(1000,15,-3,0) PKD(5,3,3,0.10%,11992,0,1.00%,F,T) 100% A2.80E7



File:06J10A10A1D5 #1-160 Acq: 7-JAN-2010 05:07:57 GC EI+ Voltage SIR 70SE
 Sample#11 Text:LRP3D-1-ACC :G9L300000-154 (584-ILCS) Exp:DIOXIN
 441.7428 S:11 F:5 SMO(1,3) BSUB(1000,15,-3,0) PKD(5,3,3,0,10%,5680,0,1,00%,F,T)




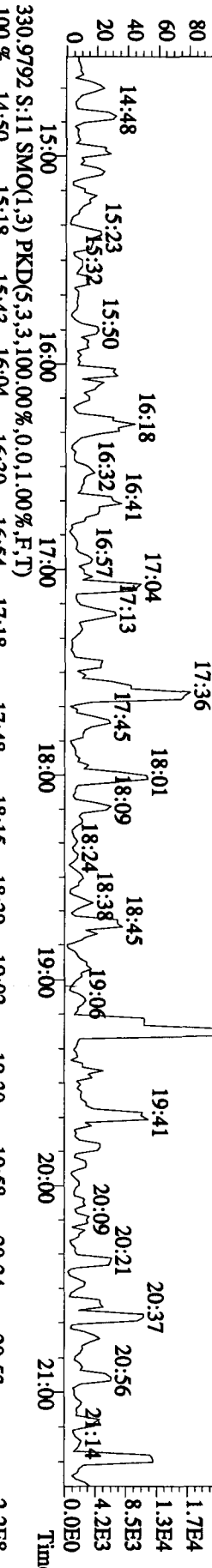
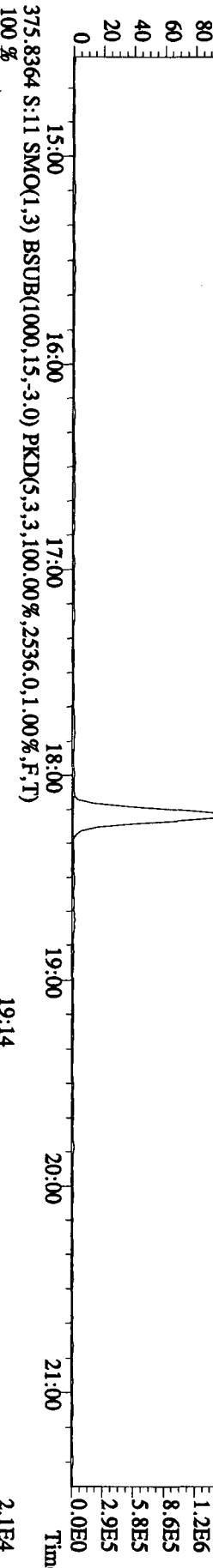
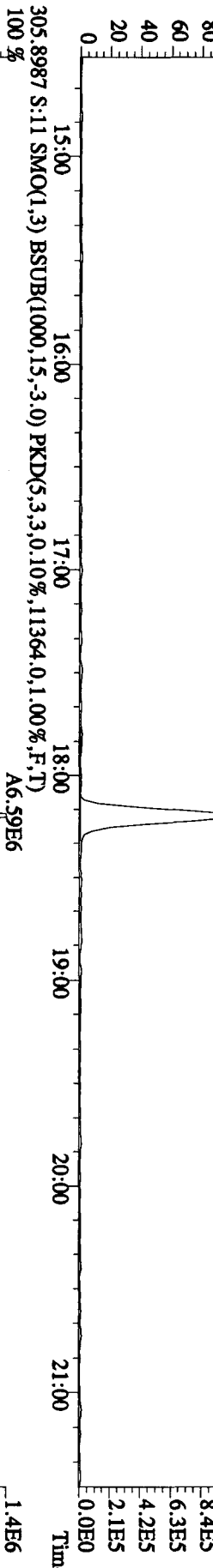
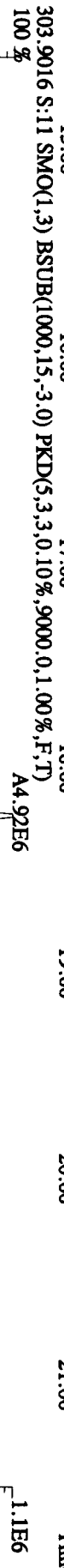

File:06J10A1D5 #1-160 Acq: 7-JAN-2010 05:07:57 GC EI+ Voltage SIR 70SE
Sample#11 Text:LRP3D-1-ACC :G9L300000-154 (584-1LCS) Exp:DIOXIN
457.7377 S:11 F:5 SMO(1,3) BSUB(1000,15,-3.0) PKD(5,3,3,0,10%,8072,0,1,00%,F,T)
100 %




File:061A10A1D5 #1-411 Acq: 7-JAN-2010 05:07:57 GC EI+ Voltage SIR 70SE

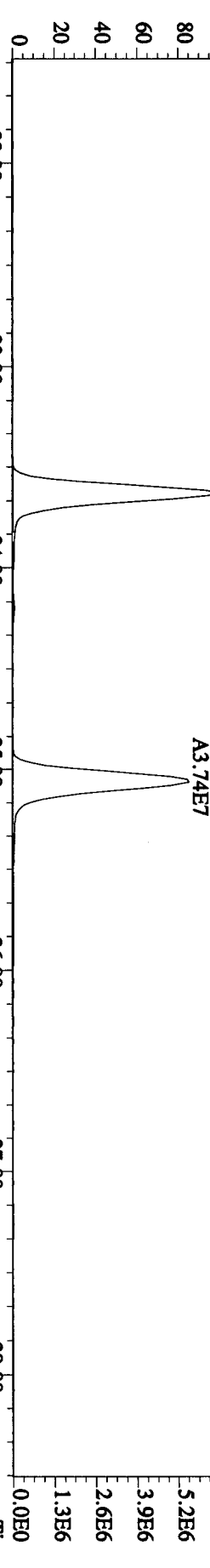
Sample#11 Text:LRP3D-1-ACC :G9L300000-154 (584-1LCS) Exp:DIOXIN

292.9825 S:11 SMO(1,3) PKD(5,3,5,100,00%,0,0,1,00%,F,T)

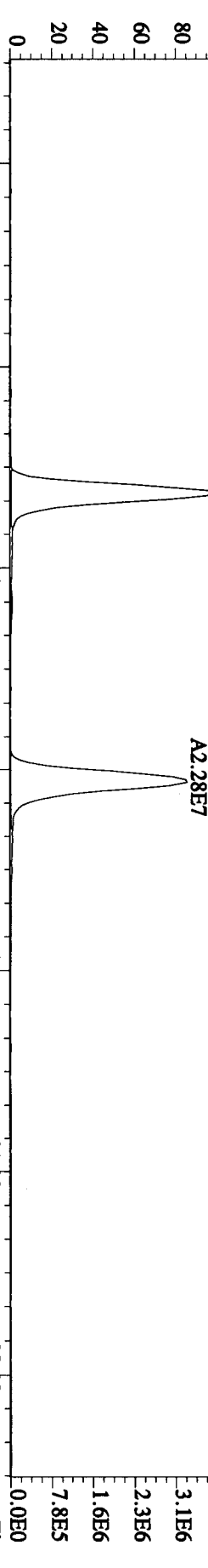




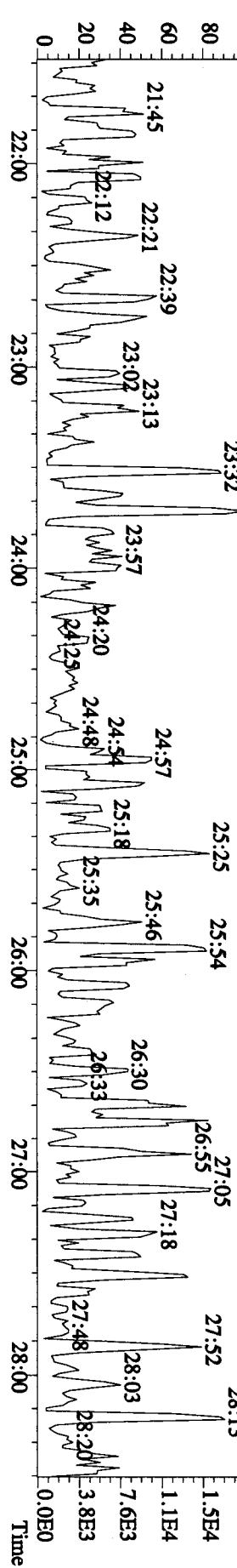
339.8597 S:11 F:2 SMO(1,3) BSUB(1000,15,-3,0) PKD(5,3,3,0.10%,8316,0,1.00%,F,T)




341.8567 S:11 F:2 SMO(1,3) BSUB(1000,15,-3,0) PKD(5,3,3,0.10%,10500,0,1.00%,F,T)



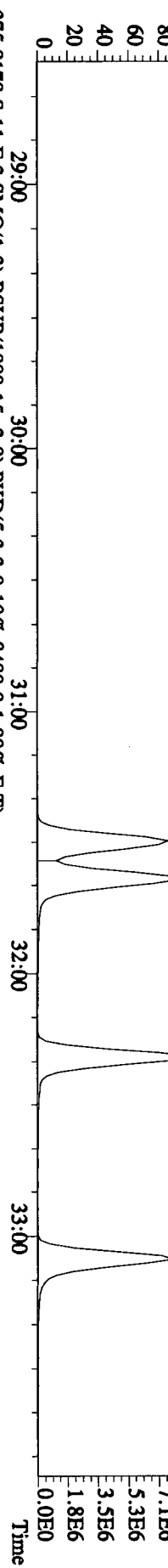
409.7974 S:11 F:2 SMO(1,3) BSUB(1000,15,-3,0) PKD(5,3,3,100.00%,2596,0,1.00%,F,T)



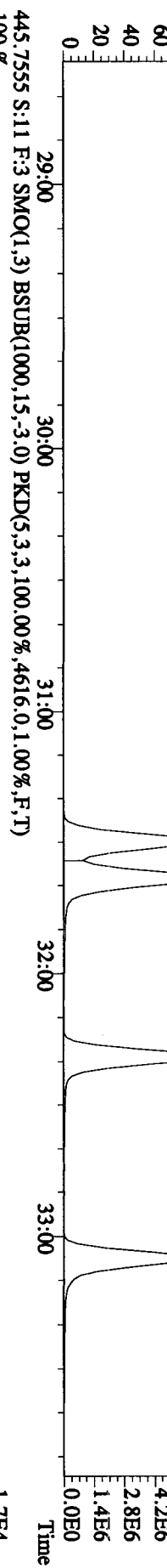
File: 06A10AID5 #1-362 Acq: 7-JAN-2010 05:07:57 GC EI+ Voltage SIR 70SE
 Sample#11 Text:LRP3D-1-ACC :G9L300000-154 (584-1LCS) Exp:DIOXIN
 392.9760 S:11 F:3 SMO(1,3) PKD(5,3,3,100.00%,0.0,1.00%,F,T)



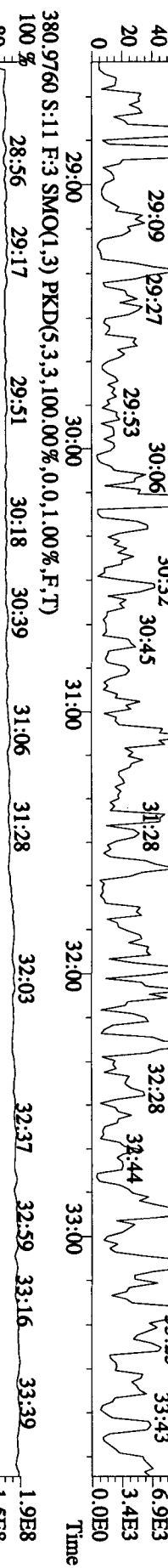
373.8208 S:11 F:3 SMO(1,3) BSUB(1000,15,-3.0) PKD(5,3,3,0.10%,11380.0,1.00%,F,T)



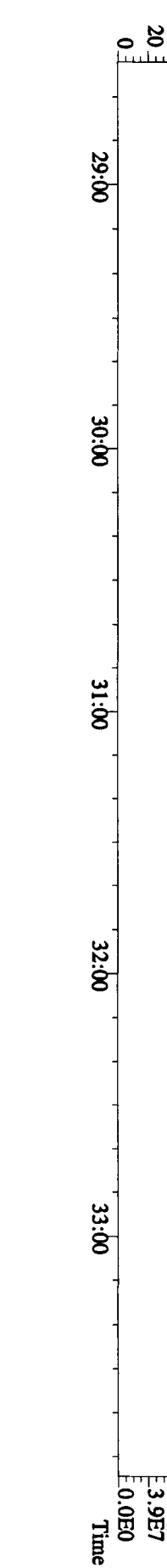
375.8178 S:11 F:3 SMO(1,3) BSUB(1000,15,-3.0) PKD(5,3,3,0.10%,8480.0,1.00%,F,T)




445.7555 S:11 F:3 SMO(1,3) BSUB(1000,15,-3.0) PKD(5,3,3,100.00%,4616.0,1.00%,F,T)




380.9760 S:11 F:3 SMO(1,3) PKD(5,3,3,100.00%,0.0,1.00%,F,T)




430.9728 S:11 F:4 SMO(1,3) PKD(5,3,3,100.00%,0.0,1.00%,F,T)



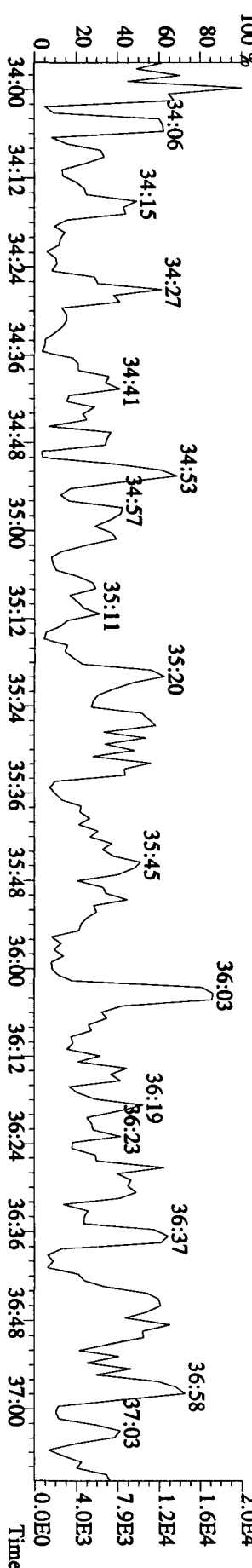
407.7818 S:11 F:4 SMO(1,3) BSUB(1000,15,-3.0) PKD(5,3,3,0.10%,13400,0.1,0.00%,F,T)




409.7789 S:11 F:4 SMO(1,3) BSUB(1000,15,-3.0) PKD(5,3,3,0.10%,11380,0.1,0.00%,F,T)



479.7165 S:11 F:4 SMO(1,3) BSUB(1000,15,-3.0) PKD(5,3,3,100.00%,6860,0.1,0.00%,F,T)



File:061A10A1D5 #1-160 Acq: 7-JAN-2010 05:07:57 GC EI+ Voltage SIR 70SE
 Sample#11 Text:LRP3D-1-ACC:G9L300000-154 (584-1LCS) Exp:DIOXIN
 454.9728 S:11 F:5 SMO(1,3) PKD(5,3,3,100.00%,0.0,1.00%,F,T)



Run text: LRDQ4-1-AA Sample text: LRDQ4-1-AA :G9L180646-11
 Run #17 Filename: 06JA10A1D5 S: 13 I: 1 Results: 06JA10A1D58290
 Acquired: 7-JAN-10 06:31:32 Processed: 7-JAN-10 09:20:45
 Run: 06JA10A1D5 Analyte: 8290 Cal: 82901231091D5
 Factor 1: 1600.000 Factor 2: 20.000 Sample size: 1.03 L

Handwritten: 380 01/11/10

Name	Resp	RA	RT	RRF	Conc	EDL	Rec	M
13C-1,2,3,4-TCDD	187652900	0.80 y	18:43	-	58.37	-	-	n
13C-2,3,7,8-TCDF	255986000	0.78 y	18:09	1.57	1688.15	2.44	87.1	n
2,3,7,8-TCDF	*	* n	NotFnd	0.86	*	1.96	-	n
Total TCDF	191978	0.61 n	16:04	0.86	1.69	1.96	-	n
13C-2,3,7,8-TCDD	156857300	0.80 y	18:54	0.99	1630.84	3.91	84.2	n
2,3,7,8-TCDD	*	* n	NotFnd	0.93	*	2.61	-	n
Total TCDD	65038	0.86 y	18:09	0.93	0.86	2.61	-	n
37Cl-2,3,7,8-TCDD	168439000	1.00 y	18:56	2.22	784.26	0.90	101.2	n
13C-1,2,3,7,8-PeCDF	194946500	1.64 y	23:33	1.07	1876.59	3.47	96.8	n
1,2,3,7,8-PeCDF	394652	1.66 y	23:35	1.00	3.92	2.77	-	n
2,3,4,7,8-PeCDF	319140	2.08 n	25:00	0.94	3.38	2.95	-	n
Total F2 PeCDF	713792	1.66 y	23:35	0.97	7.30	2.86	-	n
Total F1 PeCDF	75866	0.34 n	16:03	0.97	0.78	2.44	-	n
13C-1,2,3,7,8-PeCDD	101884800	1.75 y	25:46	0.67	1579.06	4.30	81.5	n
1,2,3,7,8-PeCDD	117666	1.56 y	25:49	0.93	2.41	5.76	-	n
Total PeCDD	194381	6.23 n	25:27	0.93	3.98	5.76	-	n
13C-1,2,3,7,8,9-HxCDD	156850900	1.30 y	32:52	-	55.41	-	-	n
13C-1,2,3,4,7,8-HxCDF	156718300	0.53 y	31:28	0.89	2168.80	9.16	111.9	n
1,2,3,4,7,8-HxCDF	324983	1.42 y	31:28	1.20	3.35	2.07	-	n
1,2,3,6,7,8-HxCDF	347189	1.01 n	31:37	1.37	3.13	1.81	-	n
2,3,4,6,7,8-HxCDF	247444	1.50 n	32:19	1.24	2.46	2.00	-	n
1,2,3,7,8,9-HxCDF	380416	1.07 y	33:03	1.33	3.55	1.87	-	n
Total HxCDF	1300032	1.42 y	31:28	1.28	12.49	1.93	-	n
13C-1,2,3,6,7,8-HxCDD	119646200	1.37 y	32:33	0.73	2019.30	3.82	104.2	n
1,2,3,4,7,8-HxCDD	118932	0.95 n	32:27	0.97	1.99	3.24	-	n
1,2,3,6,7,8-HxCDD	154172	0.92 n	32:34	1.06	2.36	2.97	-	y
1,2,3,7,8,9-HxCDD	203822	1.27 y	32:52	1.28	2.59	2.46	-	n
Total HxCDD	476926	0.95 n	32:27	1.10	6.93	2.85	-	y
13C-1,2,3,4,6,7,8-HpCDF	161424400	0.44 y	34:36	0.86	2318.83	10.24	119.7	n
1,2,3,4,6,7,8-HpCDF	432084	1.02 y	34:38	1.29	4.03	2.27	-	n
1,2,3,4,7,8,9-HpCDF	252899	1.53 n	35:53	1.14	2.67	2.57	-	n
Total HpCDF	777991	1.02 y	34:38	1.21	7.63	2.41	-	n
13C-1,2,3,4,6,7,8-HpCDD	122519700	1.08 y	35:33	0.75	2012.58	5.50	103.8	n
1,2,3,4,6,7,8-HpCDD	222093	0.98 y	35:33	1.00	3.52	3.86	-	n
Total HpCDD	222093	0.98 y	35:33	1.00	3.52	3.86	-	n
13C-OCDD	161325300	0.89 y	38:20	0.56	3531.50	8.20	91.1	n

Handwritten: Success NO

Handwritten: 338

OCDF	454515	0.89	y	38:27	1.44	J	7.60	5.34	-	n
OCDD	344267	1.09	n	38:21	1.11	SQB	7.45	3.81	-	n

Run text: LRDQ4-1-AA Sample text: LRDQ4-1-AA :G9L180646-11
 Run #17 Filename: 06JA10A1D5 S: 13 I: 1 Results: 06JA10A1D58290
 Acquired: 7-JAN-10 06:31:32 Processed: 7-JAN-10 09:20:45
 Run: 06JA10A1D5 Analyte: 8290 Cal: 82901231091D5
 Factor 1: 1600.000 Factor 2: 20.000 Sample size: 1.032000L

Name	Resp	RA	RT	RRF	Conc	EDL	Rec	M
13C-1,2,3,4-TCDD	187652656	0.80 y	18:43	-	58.37	-	-	n
13C-2,3,7,8-TCDF	255985880	0.78 y	18:09	1.57	1688.15	2.44	87.1	n
2,3,7,8-TCDF	*	* n	NotFnd	0.86	*	1.96	-	n
Total TCDF	191978	0.61 n	16:04	0.86	1.69	1.96	-	n
13C-2,3,7,8-TCDD	156857264	0.80 y	18:54	0.99	1630.84	3.91	84.2	n
2,3,7,8-TCDD	*	* n	NotFnd	0.93	*	2.61	-	n
Total TCDD	65038	0.86 y	18:09	0.93	0.86	2.61	-	n
37Cl-2,3,7,8-TCDD	168438960	1.00 y	18:56	2.22	784.26	0.90	101.2	n
13C-1,2,3,7,8-PeCDF	194946600	1.64 y	23:33	1.07	1876.60	3.47	96.8	n
1,2,3,7,8-PeCDF	394651	1.66 y	23:35	1.00	3.92	2.77	-	n
2,3,4,7,8-PeCDF	319139	2.08 n	24:60	0.94	3.38	2.95	-	n
Total F2 PeCDF	713791	1.66 y	23:35	0.97	7.30	2.86	-	n
Total F1 PeCDF	75866	0.34 n	16:03	0.97	0.78	2.44	-	n
13C-1,2,3,7,8-PeCDD	101884712	1.75 y	25:46	0.67	1579.06	4.30	81.5	n
1,2,3,7,8-PeCDD	117666	1.56 y	25:49	0.93	2.41	5.76	-	n
Total PeCDD	194381	6.23 n	25:27	0.93	3.98	5.76	-	n
13C-1,2,3,7,8,9-HxCDD	156850792	1.30 y	32:52	-	55.41	-	-	n
13C-1,2,3,4,7,8-HxCDF	156718328	0.53 y	31:28	0.89	2168.81	9.16	111.9	n
1,2,3,4,7,8-HxCDF	324983	1.42 y	31:28	1.20	3.35	2.07	-	n
1,2,3,6,7,8-HxCDF	347189	1.01 n	31:37	1.37	3.13	1.81	-	n
2,3,4,6,7,8-HxCDF	247444	1.50 n	32:19	1.24	2.46	2.00	-	n
1,2,3,7,8,9-HxCDF	380417	1.07 y	33:03	1.33	3.55	1.87	-	n
Total HxCDF	1300033	1.42 y	31:28	1.28	12.49	1.93	-	n
13C-1,2,3,6,7,8-HxCDD	119646224	1.37 y	32:33	0.73	2019.30	3.82	104.2	n
1,2,3,4,7,8-HxCDD	118932	0.95 n	32:27	0.97	1.99	3.24	-	n
1,2,3,6,7,8-HxCDD	*	* n	NotFnd	1.06	*	2.97	-	n
1,2,3,7,8,9-HxCDD	203823	1.27 y	32:52	1.28	2.59	2.46	-	n
Total HxCDD	322755	0.95 n	32:27	1.10	4.57	2.85	-	n
13C-1,2,3,4,6,7,8-HpCDF	161424776	0.44 y	34:36	0.86	2318.83	10.24	119.7	n
1,2,3,4,6,7,8-HpCDF	432084	1.02 y	34:38	1.29	4.03	2.27	-	n
1,2,3,4,7,8,9-HpCDF	252898	1.53 n	35:53	1.14	2.67	2.57	-	n
Total HpCDF	777990	1.02 y	34:38	1.21	7.69	2.41	-	n
13C-1,2,3,4,6,7,8-HpCDD	122519672	1.08 y	35:33	0.75	2012.58	5.50	103.8	n
1,2,3,4,6,7,8-HpCDD	222093	0.98 y	35:33	1.00	3.52	3.86	-	n
Total HpCDD	222093	0.98 y	35:33	1.00	3.52	3.86	-	n
13C-OCDD	161325304	0.89 y	38:20	0.56	3531.50	8.20	91.1	n
OCDF	454515	0.89 y	38:27	1.44	7.60	5.34	-	n
OCDD	344267	1.09 n	38:21	1.11	7.45	3.81	-	n

Handwritten notes:
 S/N 2-552 ND.

Run Text: LRDQ4-1-AA

Sample text: LRDQ4-1-AA :G9L180646-11

Name: Total TCDF F:1 Mass: 303.902 305.899 Mod? no #Hom:2
 Run: 17 File: 06JA10A1D5 S:13 Acq:7-JAN-10 06:31:32
 Tables: Run: 06JA10A1D5 Analyte: 8290 Cal: 82901231091D5 Results: 06JA10A17

Amount: 1.74 of which * named and 1.74 unnamed
 Conc: 1.69 of which * named and 1.69 unnamed

Name	#	R.T.	Ratio	Conc.	Area	S/N	>?	Mod?
	1	16:04	0.61 n	0.96	47632	1.5	n	n
					77455	1.9	n	n
	2	16:08	0.46 n	0.73	35884	1.7	n	n
					77455	1.9	n	n

Run Text: LRDQ4-1-AA

Sample text: LRDQ4-1-AA :G9L180646-11

Name: Total TCDD F:1 Mass: 319.897 321.894 Mod? no #Hom:1
 Run: 17 File: 06JA10A1D5 S:13 Acq:7-JAN-10 06:31:32
 Tables: Run: 06JA10A1D5 Analyte: 8290 Cal: 82901231091D5 Results: 06JA10A17

Amount: 0.89 of which * named and 0.89 unnamed
 Conc: 0.86 of which * named and 0.86 unnamed

Name	#	R.T.	Ratio	Conc.	Area	S/N	>?	Mod?
	1	18:09	0.86 y	0.86	30023	1.3	n	n
					35016	1.2	n	n

Run Text: LRDQ4-1-AA

Sample text: LRDQ4-1-AA :G9L180646-11

Name: Total F2 PeCDF F:2 Mass: 339.860 341.857 Mod? no #Hom:2
 Run: 17 File: 06JA10A1D5 S:13 Acq:7-JAN-10 06:31:32
 Tables: Run: 06JA10A1D5 Analyte: 8290 Cal: 82901231091D5 Results: 06JA10A17

Amount: 7.54 of which 7.54 named and * unnamed
 Conc: 7.30 of which 7.30 named and * unnamed

Name	#	R.T.	Ratio	Conc.	Area	S/N	>?	Mod?
1,2,3,7,8-PeCDF	1	23:35	1.66 y	3.92	246252	6.5	y	n
					148400	2.7	n	n
2,3,4,7,8-PeCDF	2	25:00	2.08 n	3.38	260058	6.8	y	n
					125153	2.1	n	n

Run Text: LRDQ4-1-AA

Sample text: LRDQ4-1-AA :G9L180646-11

Name: Total F1 PeCDF F:1 Mass: 339.860 341.857 Mod? no #Hom:1
 Run: 17 File: 06JA10A1D5 S:13 Acq:7-JAN-10 06:31:32
 Tables: Run: 06JA10A1D5 Analyte: 8290 Cal: 82901231091D5 Results: 06JA10A1η

Amount: 0.80 of which * named and 0.80 unnamed
 Conc: 0.78 of which * named and 0.78 unnamed

Name	#	R.T.	Ratio	Conc.	Area	S/N	>?	Mod?
	1	16:03	0.34 n	0.78	46115	1.9	n	n
					134039	4.1	y	n

Run Text: LRDQ4-1-AA

Sample text: LRDQ4-1-AA :G9L180646-11

Name: Total PeCDD F:2 Mass: 355.855 357.852 Mod? no #Hom:2
 Run: 17 File: 06JA10A1D5 S:13 Acq:7-JAN-10 06:31:32
 Tables: Run: 06JA10A1D5 Analyte: 8290 Cal: 82901231091D5 Results: 06JA10A1η

Amount: 4.11 of which 2.49 named and 1.62 unnamed
 Conc: 3.98 of which 2.41 named and 1.57 unnamed

Name	#	R.T.	Ratio	Conc.	Area	S/N	>?	Mod?
	1	25:27	6.23 n	1.57	187431	2.6	n	n
					30085	1.3	n	n
1,2,3,7,8-PeCDD	2	25:49	1.56 y	2.41	71678	1.4	n	n
					45988	1.9	n	n

Run Text: LRDQ4-1-AA

Sample text: LRDQ4-1-AA :G9L180646-11

Name: Total HxCDF F:3 Mass: 373.821 375.818 Mod? no #Hom:4
 Run: 17 File: 06JA10A1D5 S:13 Acq:7-JAN-10 06:31:32
 Tables: Run: 06JA10A1D5 Analyte: 8290 Cal: 82901231091D5 Results: 06JA10A1

Amount: 12.89 of which 12.89 named and * unnamed
 Conc: 12.49 of which 12.49 named and * unnamed

Name	#	R.T.	Ratio	Conc.	Area	S/N	>?	Mod?
1,2,3,4,7,8-HxCDF	1	31:28	1.42	y	3.35	190921	5.5	y n
						134062	4.9	y n
1,2,3,6,7,8-HxCDF	2	31:37	1.01	n	3.13	192194	5.4	y n
						190300	6.5	y n
2,3,4,6,7,8-HxCDF	3	32:19	1.50	n	2.46	165412	5.4	y n
						110466	4.5	y n
1,2,3,7,8,9-HxCDF	4	33:03	1.07	y	3.55	196520	4.6	y n
						183896	6.5	y n

Run Text: LRDQ4-1-AA

Sample text: LRDQ4-1-AA :G9L180646-11

Name: Total HxCDD F:3 Mass: 389.816 391.813 Mod? no #Hom:2
 Run: 17 File: 06JA10A1D5 S:13 Acq:7-JAN-10 06:31:32
 Tables: Run: 06JA10A1D5 Analyte: 8290 Cal: 82901231091D5 Results: 06JA10A1

Amount: 4.72 of which 4.72 named and * unnamed
 Conc: 4.57 of which 4.57 named and * unnamed

Name	#	R.T.	Ratio	Conc.	Area	S/N	>?	Mod?
1,2,3,4,7,8-HxCDD	1	32:27	0.95	n	1.99	65837	3.0	n n
						69208	2.3	n n
1,2,3,7,8,9-HxCDD	2	32:52	1.27	y	2.59	113932	4.8	y n
						89890	2.7	n n

see P7A

Run Text: LRDQ4-1-AA

Sample text: LRDQ4-1-AA :G9L180646-11

Name: Total HpCDF F:4 Mass: 407.782 409.779 Mod? no #Hom:3
 Run: 17 File: 06JA10A1D5 S:13 Acq:7-JAN-10 06:31:32
 Tables: Run: 06JA10A1D5 Analyte: 8290 Cal: 82901231091D5 Results: 06JA10A1

Amount: 7.87 of which 6.92 named and 0.95 unnamed
 Conc: 7.63 of which 6.71 named and 0.92 unnamed

Run Text: LRDQ4-1-AA

Sample text: LRDQ4-1-AA :G9L180646-11

Name: Total HxCDD F:3 Mass: 389.816 391.813 Mod? yes #Hom:3
 Run: 17 File: 06JA10A1D5 S:13 Acq:7-JAN-10 06:31:32
 Tables: Run: 06JA10A1D5 Analyte: 8290 Cal: 82901231091D5 Results: 06JA10A17

Amount: 7.16 of which 7.16 named and * unnamed
 Conc: 6.93 of which 6.93 named and * unnamed

Name	#	R.T.	Ratio	Conc.	Area	S/N	>?	Mod?
1,2,3,4,7,8-HxCDD	1	32:27	0.95	n	1.99	65837	3.0	n n
						69209	2.3	n n
1,2,3,6,7,8-HxCDD	2	32:34	0.92	n	2.36	85345	3.1	y y
						92530	2.6	n y
1,2,3,7,8,9-HxCDD	3	32:52	1.27	y	2.59	113932	4.8	y n
						89890	2.7	n n

P7A

Name	#	R.T.	Ratio	Conc.	Area	S/N	>?	Mod?
1,2,3,4,6,7,8-HpCDF	1	34:38	1.02	y	4.03	217673	5.0	y n
						214411	5.9	y n
	2	34:58	0.98	y	0.92	46082	1.5	n n
						46926	1.2	n n
1,2,3,4,7,8,9-HpCDF	3	35:53	1.53	n	2.67	189304	2.7	n n
						123970	2.7	n n

Totals Results TestAmerica West Sacramento Page 9 of 9

Run Text: LRDQ4-1-AA

Sample text: LRDQ4-1-AA :G9L180646-11

Name: Total HpCDD F:4 Mass: 423.777 425.774 Mod? no #Hom:1
 Run: 17 File: 06JA10A1D5 S:13 Acq:7-JAN-10 06:31:32
 Tables: Run: 06JA10A1D5 Analyte: 8290 Cal: 82901231091D5 Results: 06JA10A17

Amount: 3.63 of which 3.63 named and * unnamed
 Conc: 3.52 of which 3.52 named and * unnamed

Name	#	R.T.	Ratio	Conc.	Area	S/N	>?	Mod?
1,2,3,4,6,7,8-HpCDD	1	35:33	0.98	y	3.52	109732	3.0	n n
						112361	2.8	n n

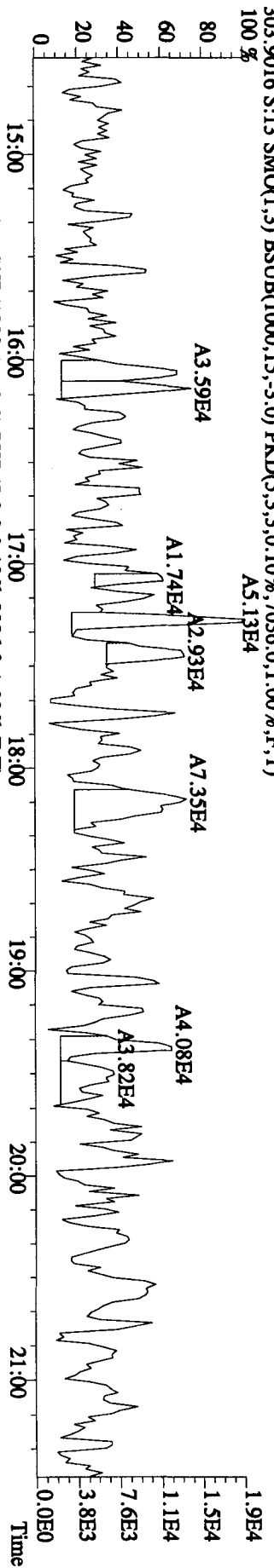
File:061A10A1D5 #1-411 Acq: 7-JAN-2010 06:31:32 GC EI + Voltage SIR 70SE

Sample#13 Text:LRDQ4-1-AA :G9L180646-11

Exp:DIOXIN

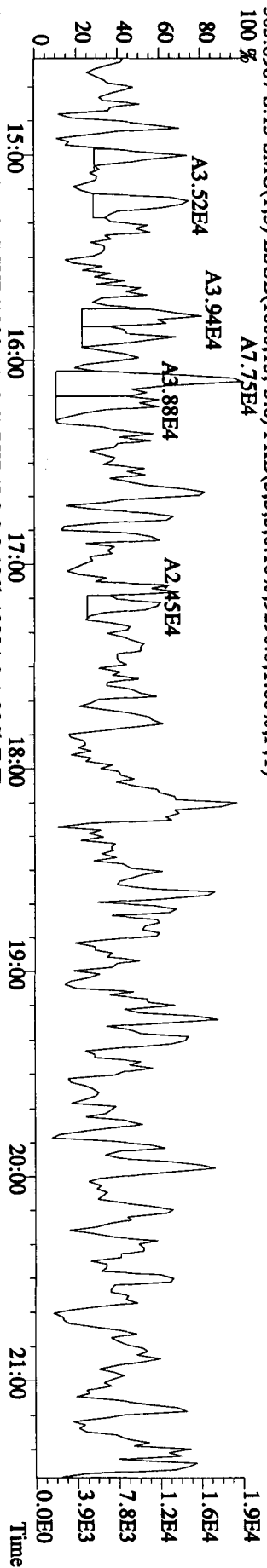
303.9016 S:13 SMO(1,3) BSUB(1000,15,-3.0) PKD(5,3,3,0,10%,7036,0,1,00%,F,T)

100% A5.13E4



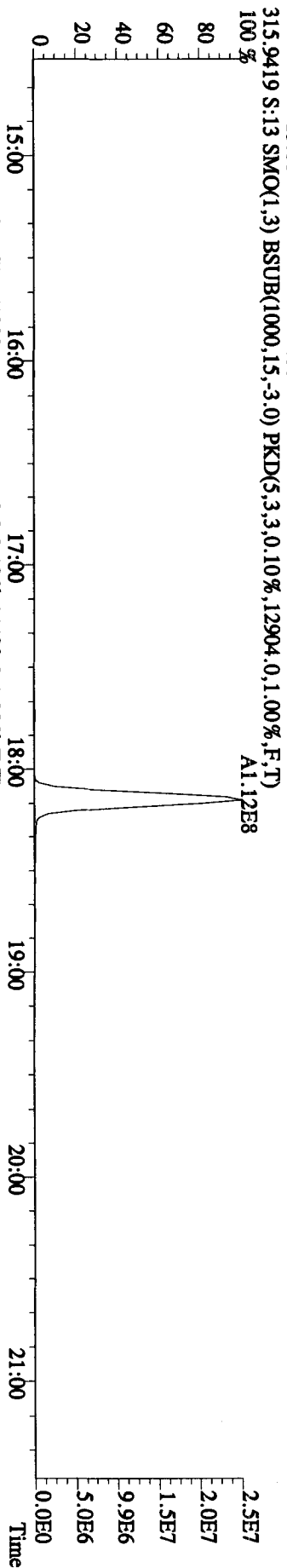
305.8987 S:13 SMO(1,3) BSUB(1000,15,-3.0) PKD(5,3,3,0,10%,9296,0,1,00%,F,T)

100% A7.75E4



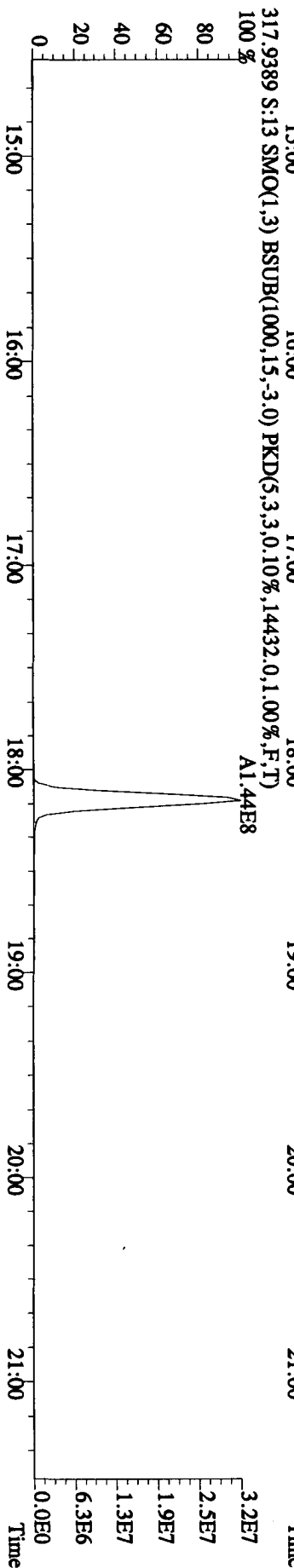
315.9419 S:13 SMO(1,3) BSUB(1000,15,-3.0) PKD(5,3,3,0,10%,12904,0,1,00%,F,T)

100% A1.12E8

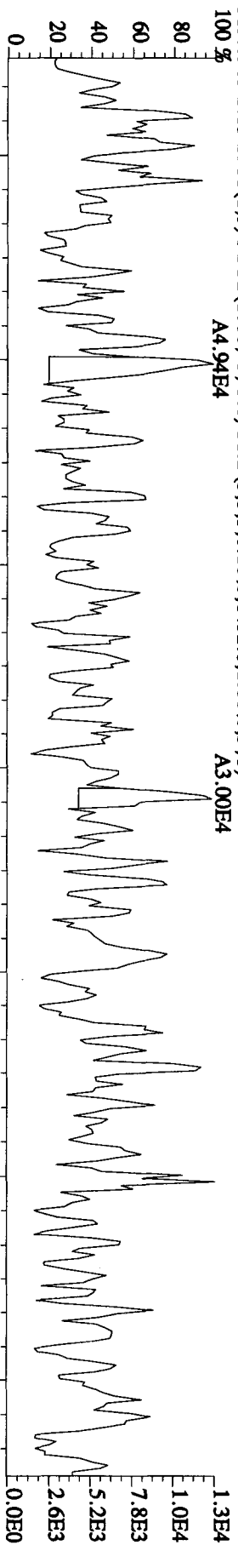


317.9389 S:13 SMO(1,3) BSUB(1000,15,-3.0) PKD(5,3,3,0,10%,14432,0,1,00%,F,T)

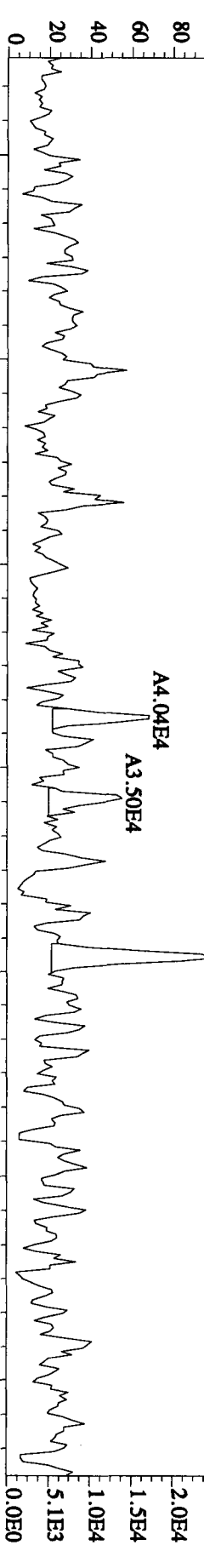
100% A1.44E8




File:061A10A1D5 #1-411 Acq: 7-JAN-2010 06:31:32 GC EI+ Voltage SIR 70SE
 Sample#13 Text:LRDQ4-1-AA :G9L180646-11 Exp:DIOXIN
 319.8965 S:13 SMO(1,3) BSUB(1000,15,-3.0) PKD(5,3,3,0,10%,6432,0,1,00%,F,T)
 100 % A4.94E4 A3.00E4



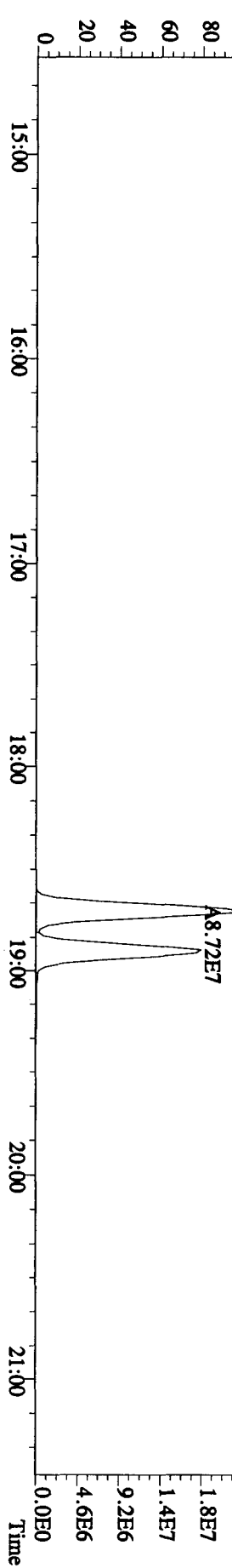
321.8936 S:13 SMO(1,3) BSUB(1000,15,-3.0) PKD(5,3,3,0,10%,7316,0,1,00%,F,T)
 100 % A4.04E4 A3.50E4 A8.20E4



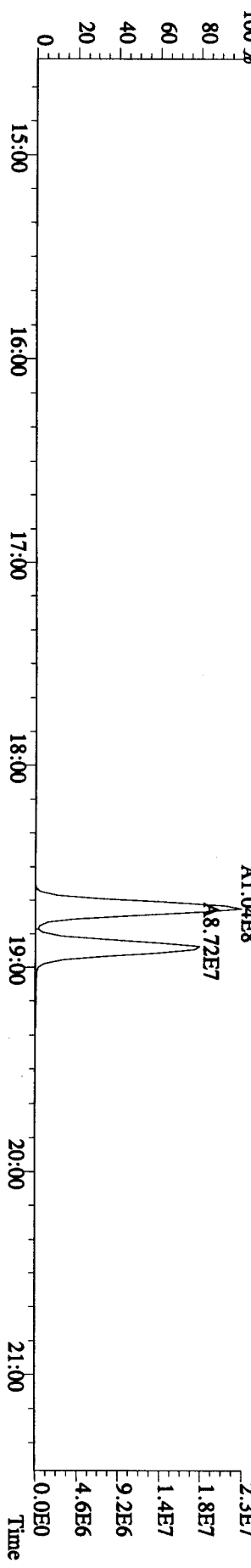
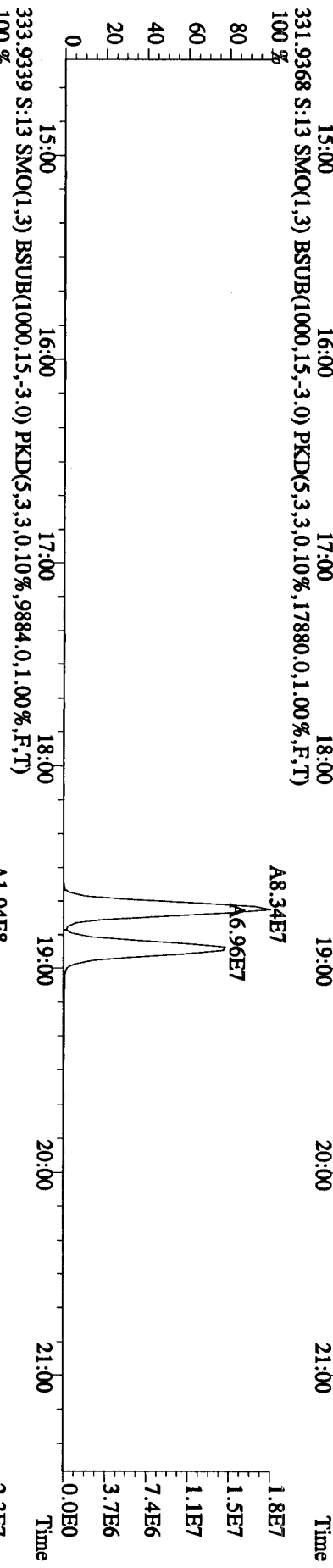
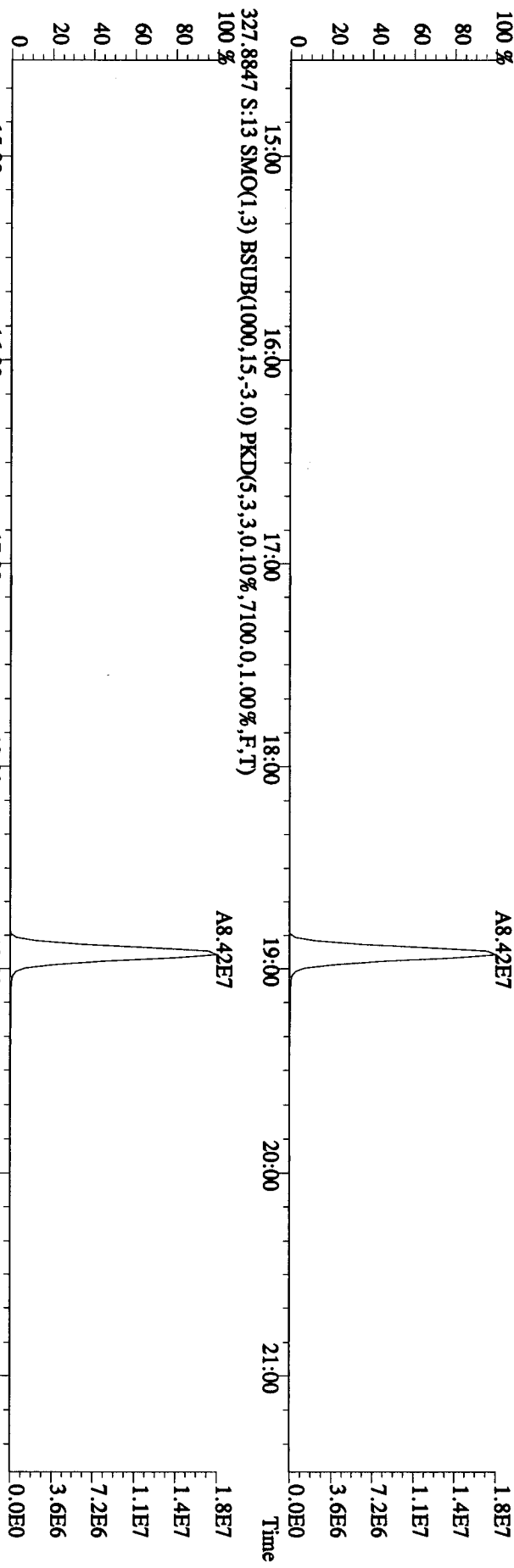
331.9368 S:13 SMO(1,3) BSUB(1000,15,-3.0) PKD(5,3,3,0,10%,17880,0,1,00%,F,T)
 100 % A8.34E7 A6.96E7



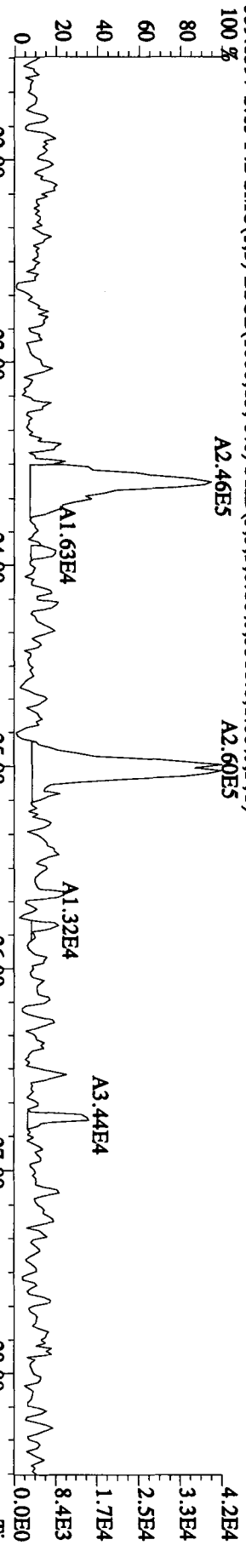
333.9339 S:13 SMO(1,3) BSUB(1000,15,-3.0) PKD(5,3,3,0,10%,9884,0,1,00%,F,T)
 100 % A1.04E8 A8.72E7



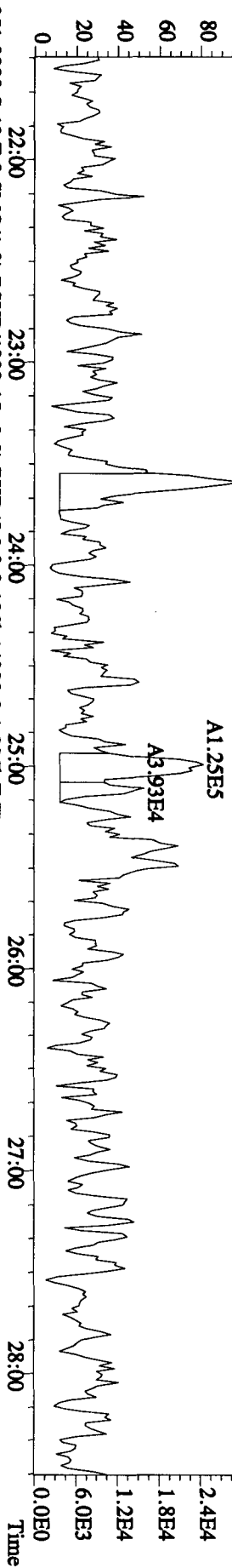
File:06JA10A1D5 #1-411 Acq: 7-JAN-2010 06:31:32 GC EI+ Voltage SIR 70SE
 Sample#13 Text:LRDQ4-1-AA :G9L180646-11 Exp:DIOXIN
 327.8847 S:13 SMO(1,3) BSUB(1000,15,-3,0) PKD(5,3,3,0,10%,7100,0,1,00%,F,T)
 100%



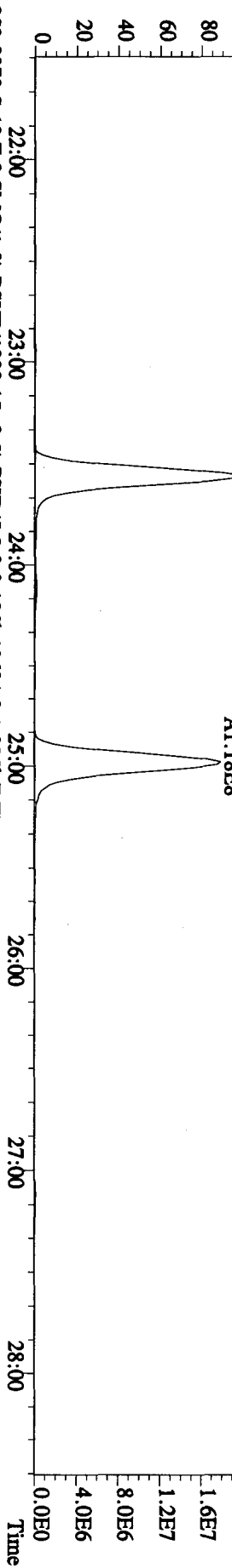
339.8597 S:13 F:2 SMO(1,3) BSUB(1000,15,-3,0) PKD(5,3,3,0,10%,5580,0,1,00%,F,T)



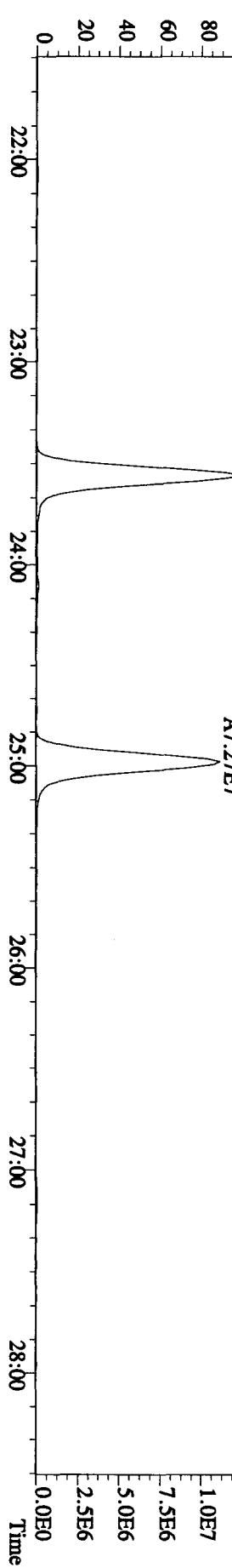
341.8567 S:13 F:2 SMO(1,3) BSUB(1000,15,-3,0) PKD(5,3,3,0,10%,9948,0,1,00%,F,T)



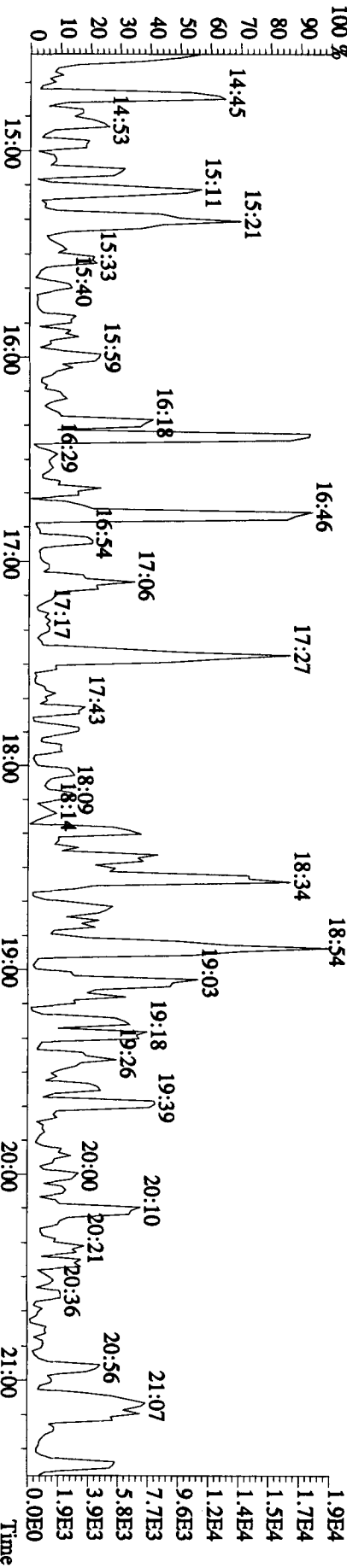
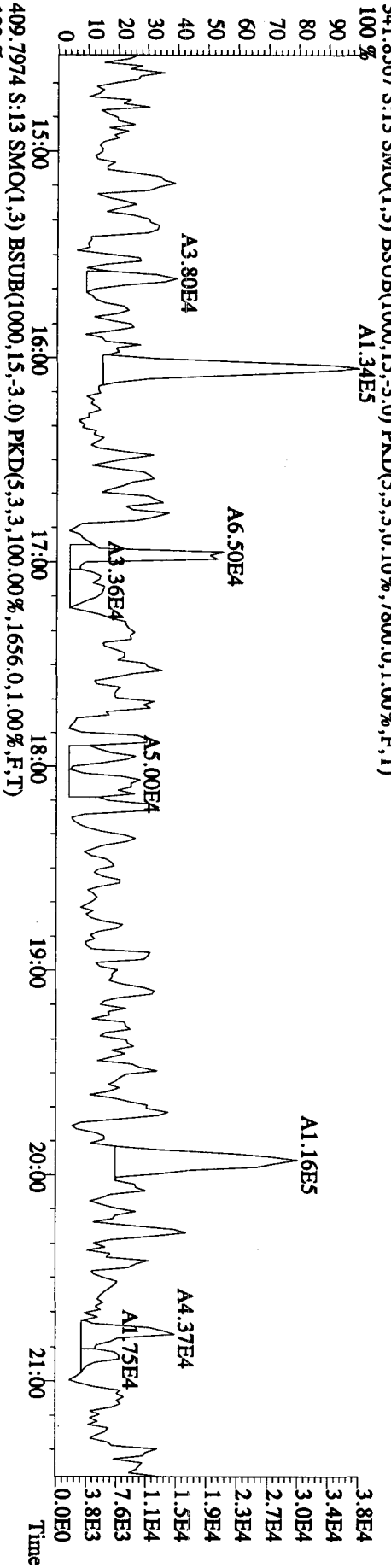
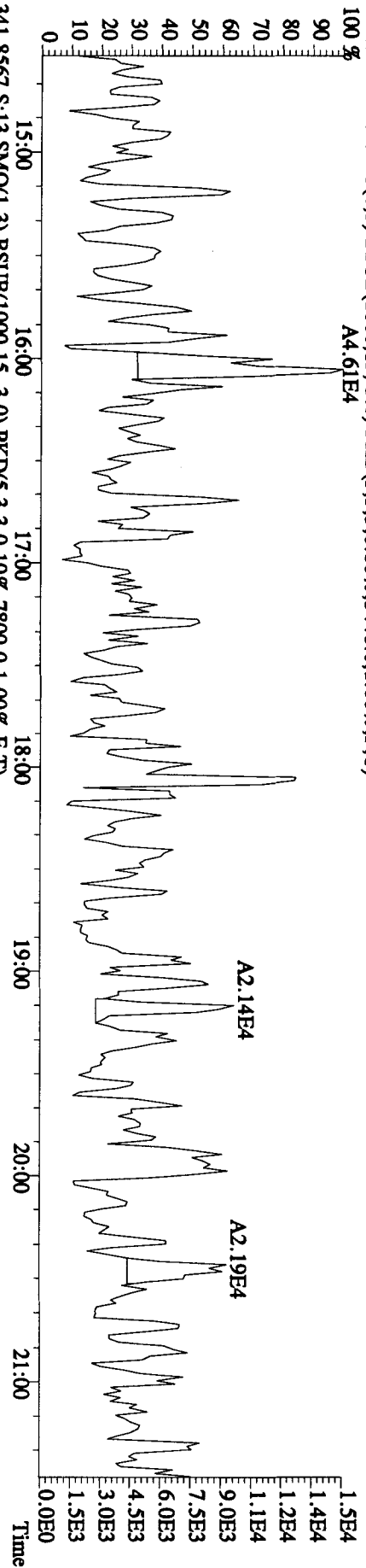
351.9000 S:13 F:2 SMO(1,3) BSUB(1000,15,-3,0) PKD(5,3,3,0,10%,14000,0,1,00%,F,T)



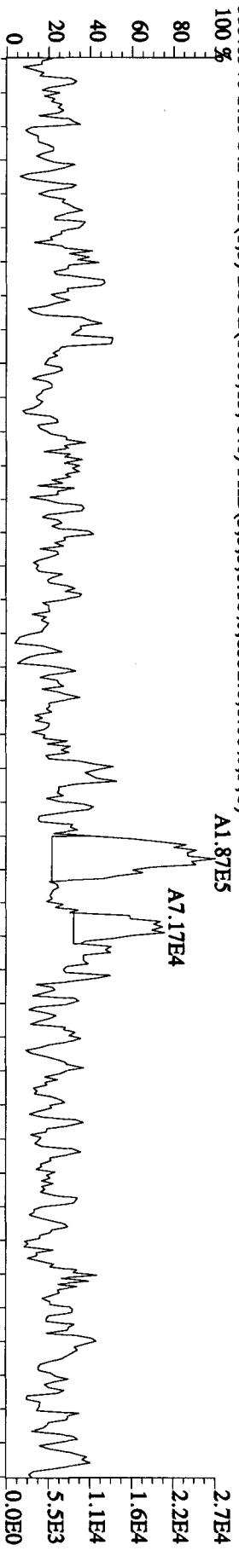
353.8970 S:13 F:2 SMO(1,3) BSUB(1000,15,-3,0) PKD(5,3,3,0,10%,12624,0,1,00%,F,T)



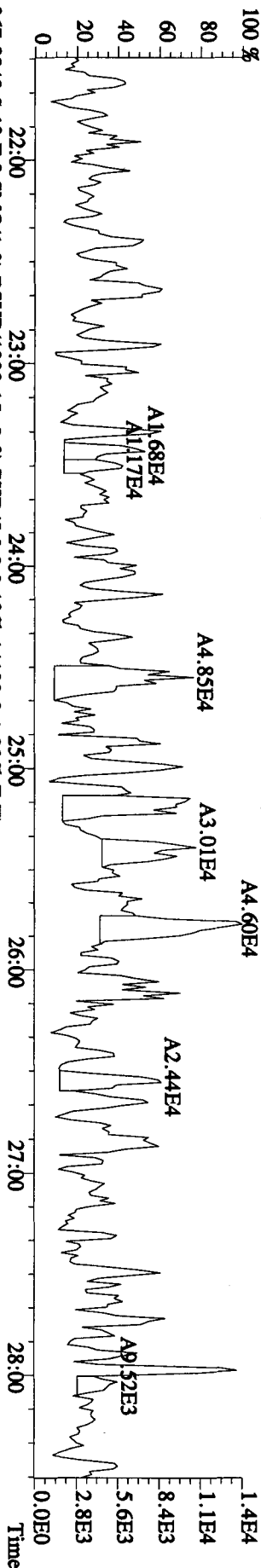
File:061A10A1D5 #1-411 Acq: 7-JAN-2010 06:31:32 GC EI+ Voltage SIR 70SE
 Sample#13 Text:LRDQ4-1-AA :G9L180646-11 Exp:DIOXIN
 339.8597 S:13 SMO(1.3) BSUB(1000,15,-3.0) PKD(5,3,3,0,10%,7800,0,1,100%,F,T)
 100 % A4.61E4



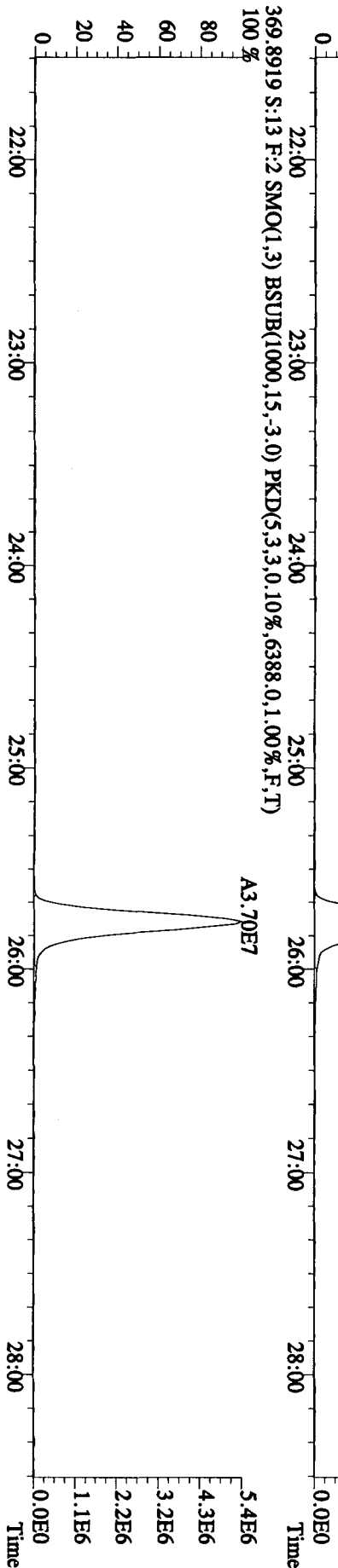
File:06J10A1D5 #1-494 Acq: 7-JAN-2010 06:31:32 GC EI+ Voltage SIR 70SE
 Sample#13 Text:LRDQ4-1-AA :G9L180646-11 Exp:DIOXIN
 355.8546 S:13 F:2 SMO(1,3) BSUB(1000,15,-3,0) PKD(5,3,3,0,10%,8332,0,1,00%,F,T)
 100%



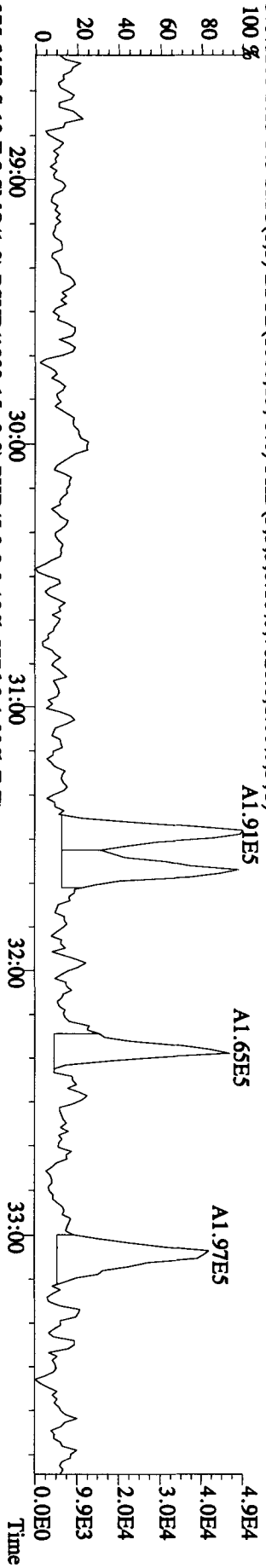
357.8516 S:13 F:2 SMO(1,3) BSUB(1000,15,-3,0) PKD(5,3,3,0,10%,5048,0,1,00%,F,T)
 100%



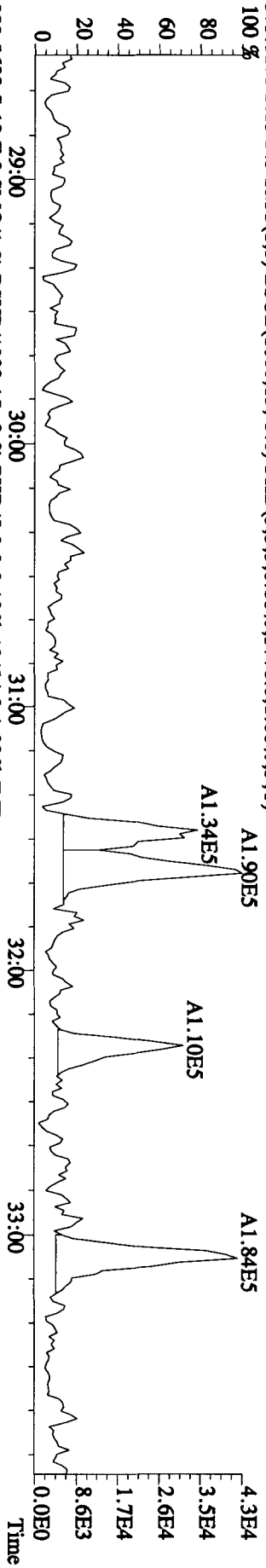
369.8919 S:13 F:2 SMO(1,3) BSUB(1000,15,-3,0) PKD(5,3,3,0,10%,6388,0,1,00%,F,T)
 100%



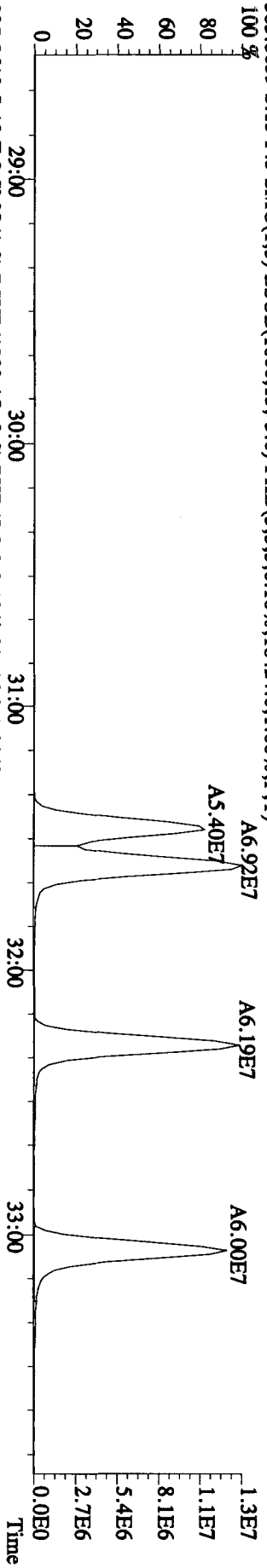
373.8208 S:13 F:3 SMO(1,3) BSUB(1000,15,-3,0) PKD(5,3,3,0,10%,7820,0,1,00%,F,T)



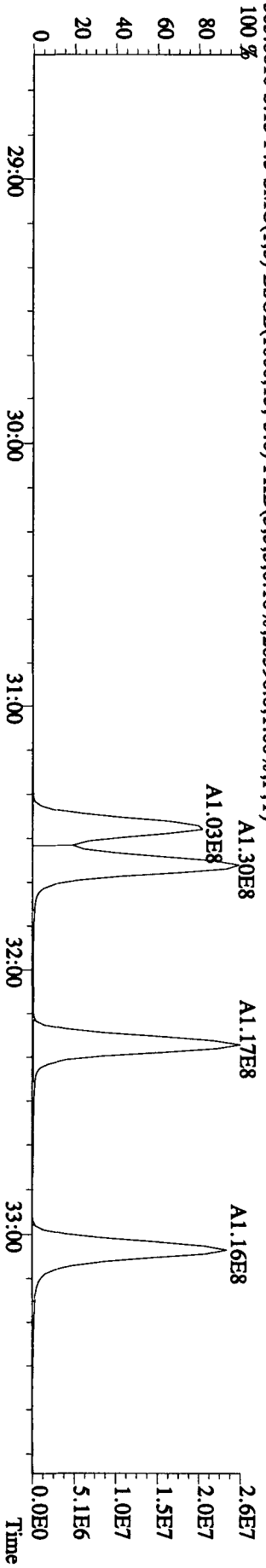
375.8178 S:13 F:3 SMO(1,3) BSUB(1000,15,-3,0) PKD(5,3,3,0,10%,5776,0,1,00%,F,T)



383.8639 S:13 F:3 SMO(1,3) BSUB(1000,15,-3,0) PKD(5,3,3,0,10%,18424,0,1,00%,F,T)



385.8610 S:13 F:3 SMO(1,3) BSUB(1000,15,-3,0) PKD(5,3,3,0,10%,28396,0,1,00%,F,T)

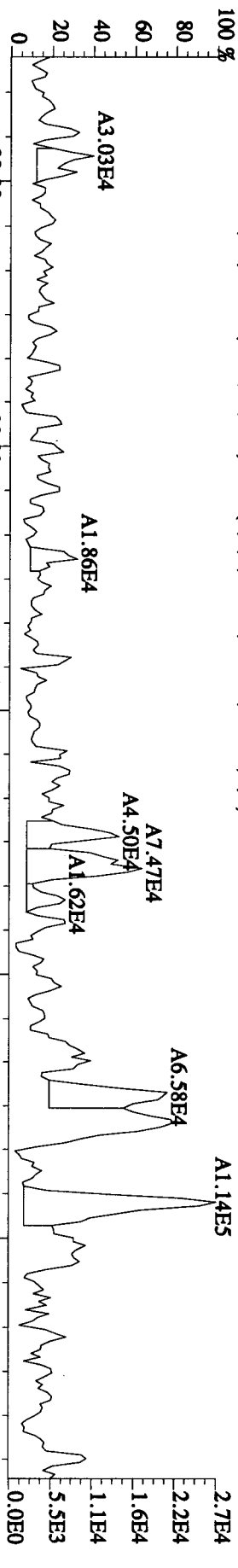


File:06J10A1D5 #1-362 Acq: 7-JAN-2010 06:31:32 GC EI+ Voltage SIR 70SE

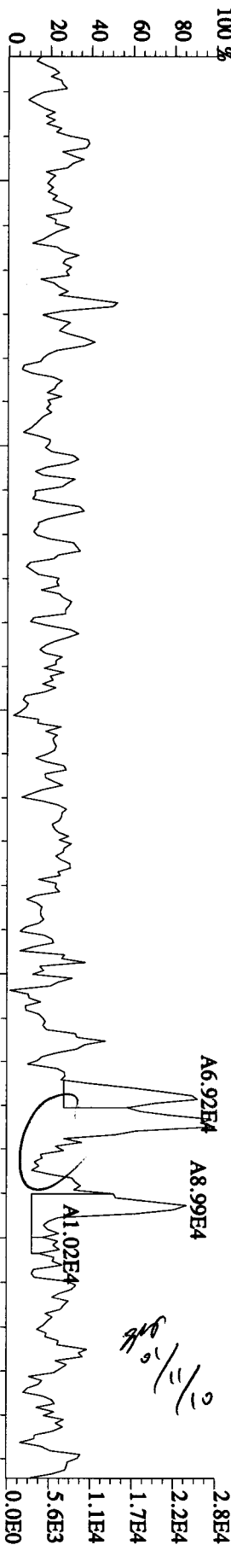
Sample#13 Text:LRDQ4-1-AA : G9L180646-11

Exp:DIOXIN


389.8157 S:13 F:3 SMO(1,3) BSUB(1000,15,-3,0) PKD(5,3,3,0,10%,5280,0,1,00%,F,T)



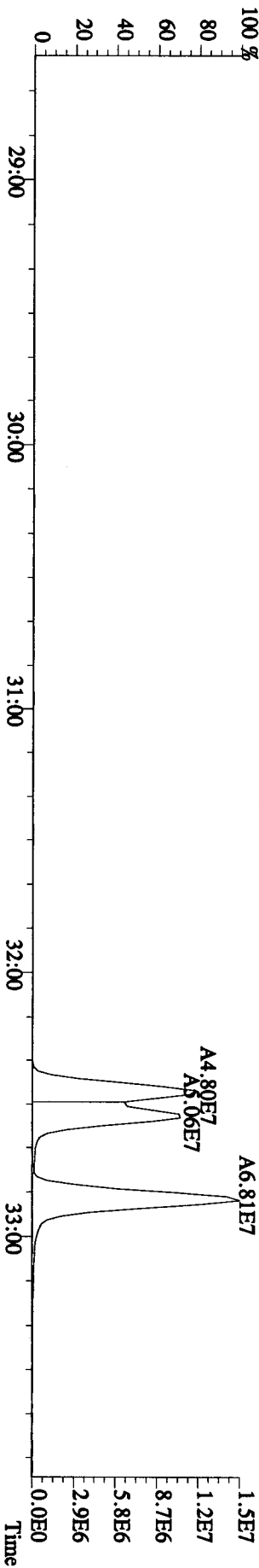
391.8127 S:13 F:3 SMO(1,3) BSUB(1000,15,-3,0) PKD(5,3,3,0,10%,7844,0,1,00%,F,T)



401.8559 S:13 F:3 SMO(1,3) BSUB(1000,15,-3,0) PKD(5,3,3,0,10%,6136,0,1,00%,F,T)

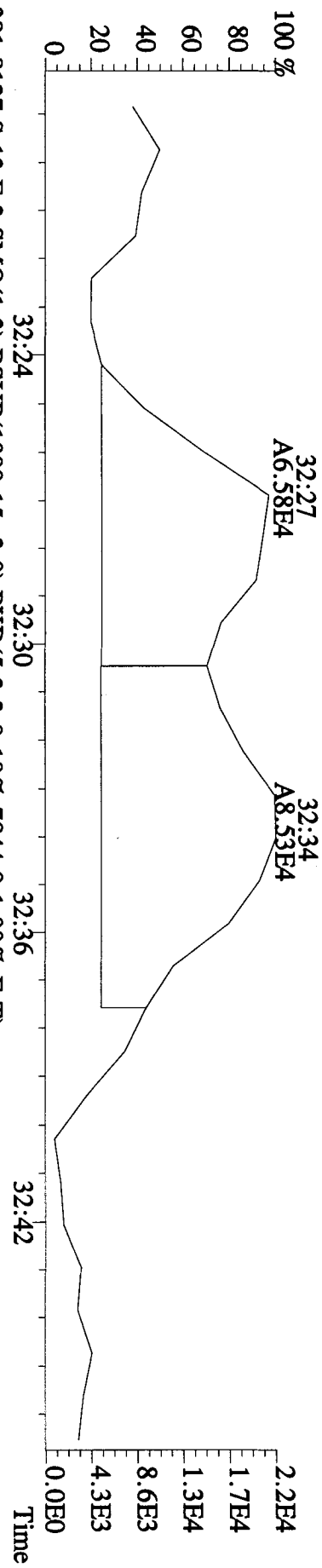


403.8529 S:13 F:3 SMO(1,3) BSUB(1000,15,-3,0) PKD(5,3,3,0,10%,9892,0,1,00%,F,T)

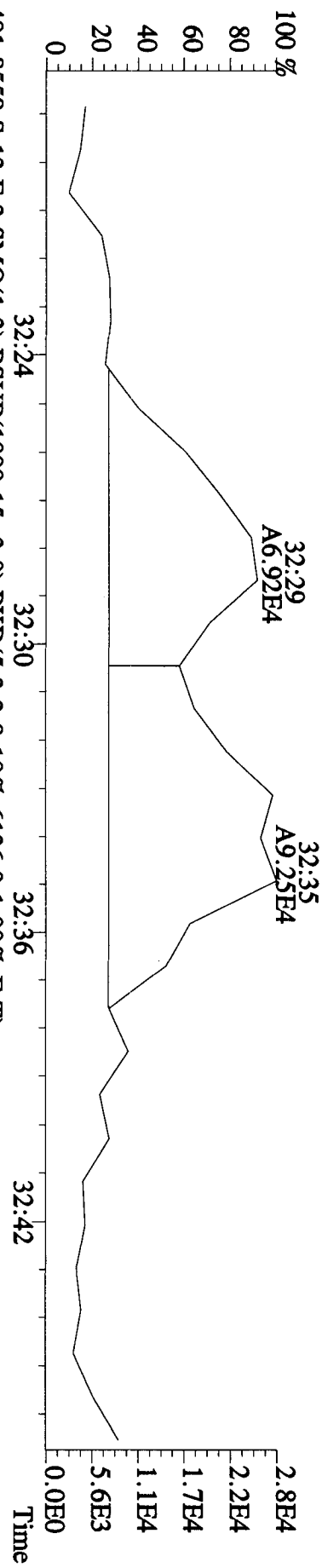


File:06JA10AID5 #1-362 Acq: 7-JAN-2010 06:31:32 GC EI+ Voltage SIR 70SE

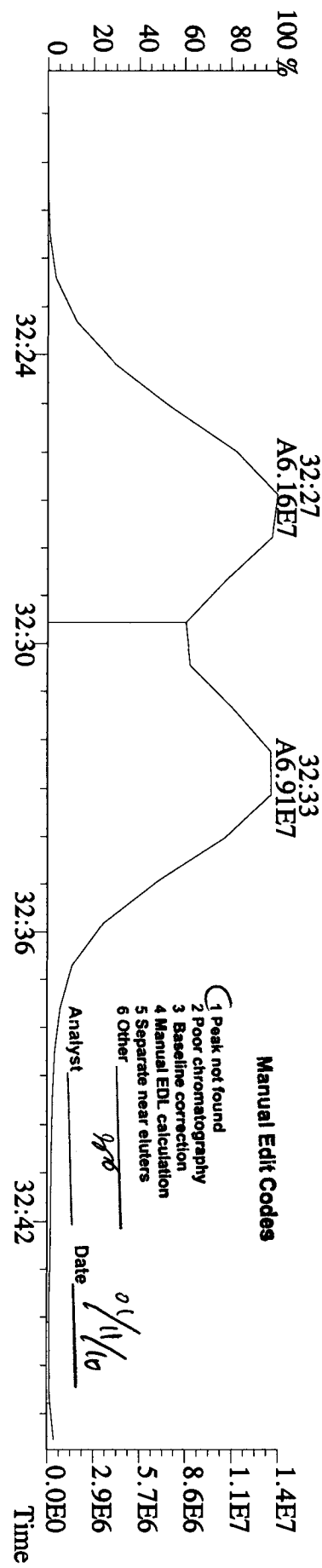
Sample#13 Text:LRDQ4-1-AA :G9L180646-11 Exp:DIOXIN
 389.8157 S:13 F:3 SMO(1,3) BSUB(1000,15,-3.0) PKD(5,3,3,0.10%,5280.0,1.00%,F,T)



391.8127 S:13 F:3 SMO(1,3) BSUB(1000,15,-3.0) PKD(5,3,3,0.10%,7844.0,1.00%,F,T)



401.8559 S:13 F:3 SMO(1,3) BSUB(1000,15,-3.0) PKD(5,3,3,0.10%,6136.0,1.00%,F,T)

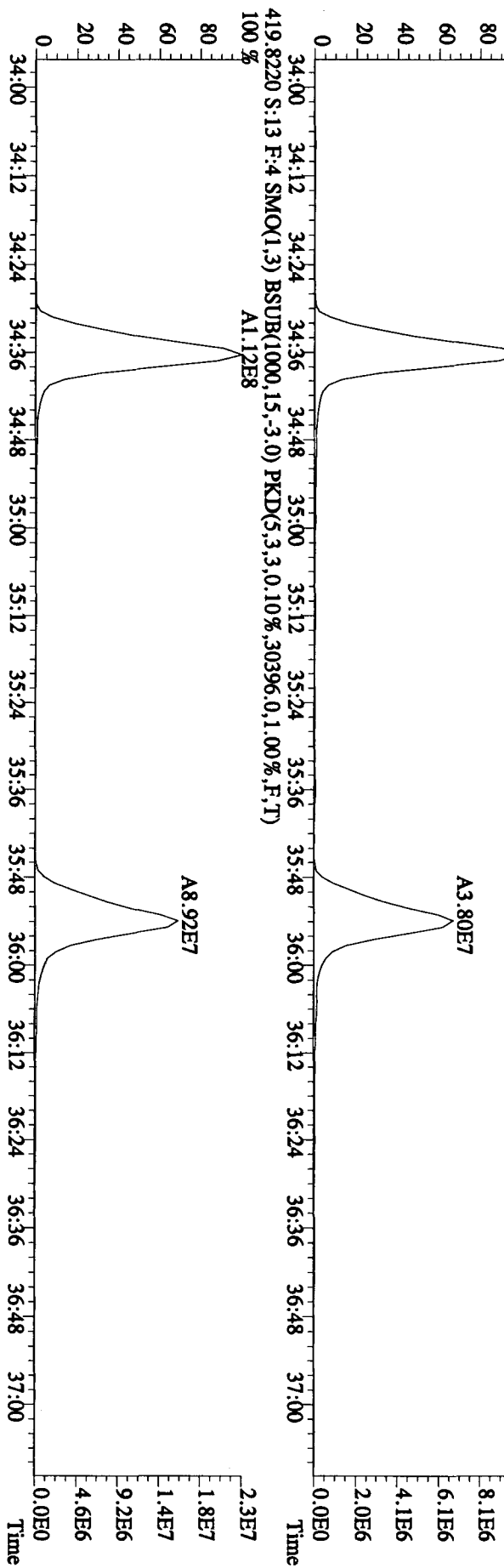
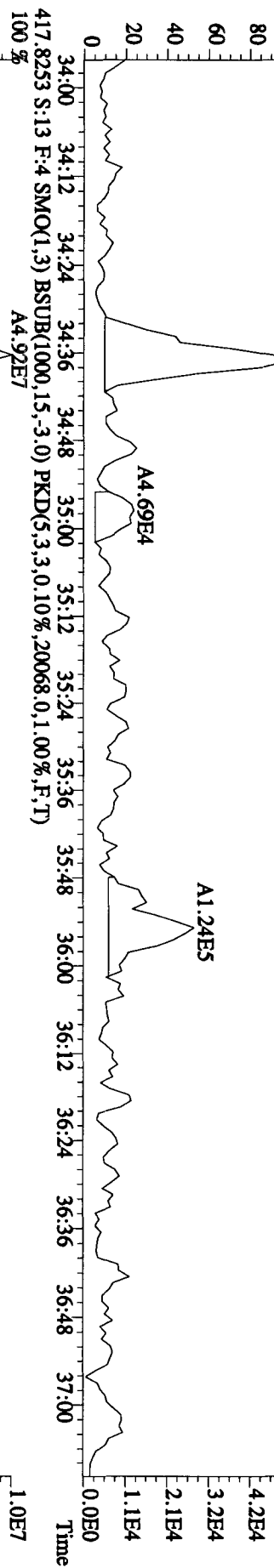
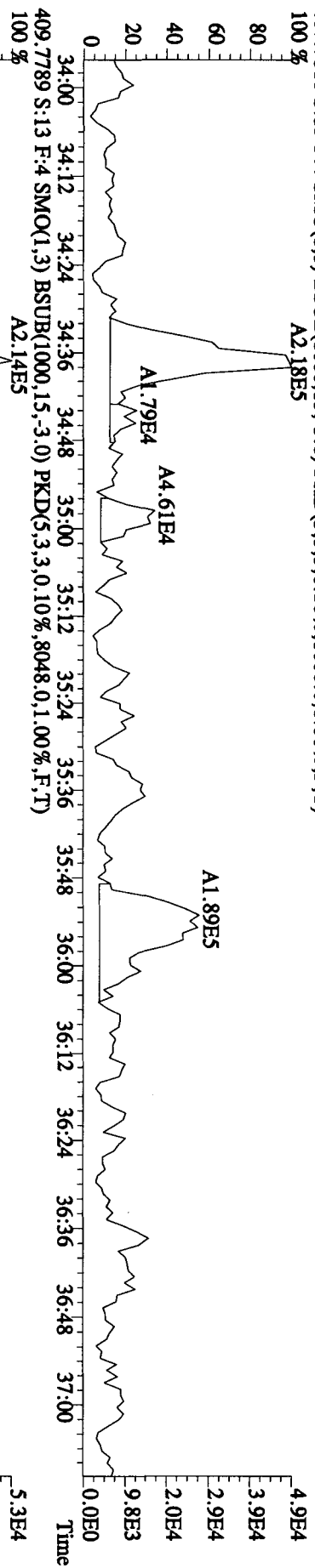


Manual Edit Codes

- 1 Peak not found
- 2 Poor chromatography
- 3 Baseline correction
- 4 Manual EDL calculation
- 5 Separate near eluters
- 6 Other

Analyst gto Date 01/11/10

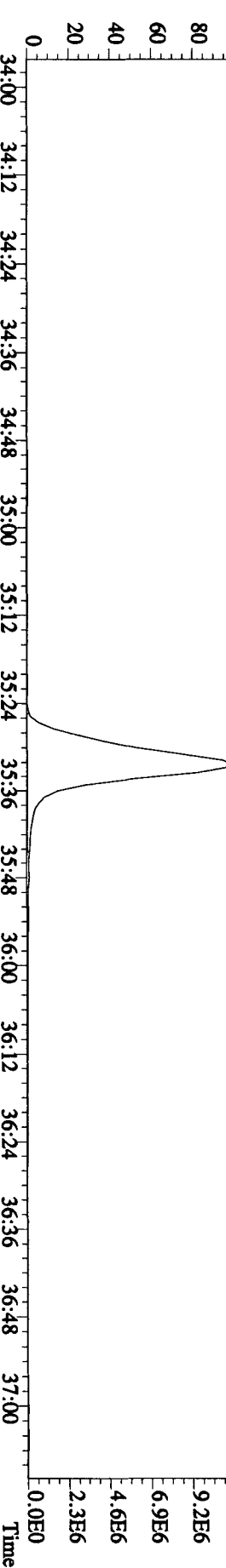
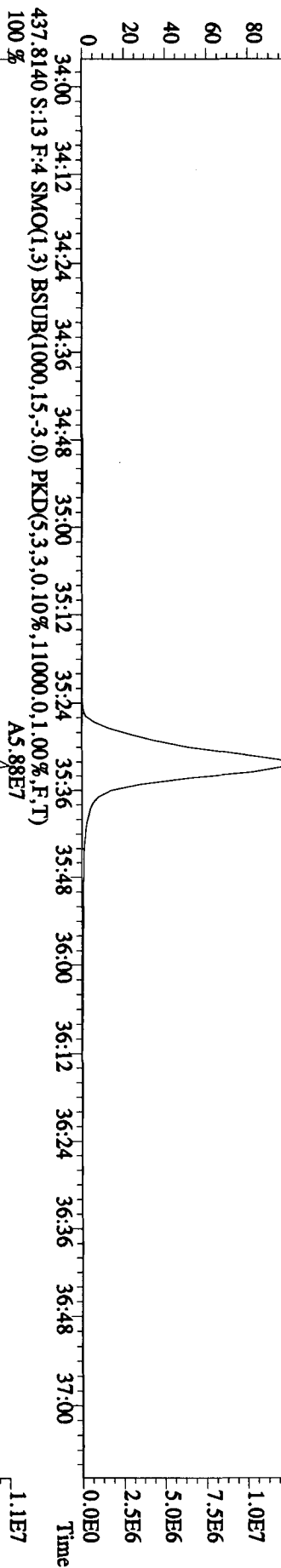
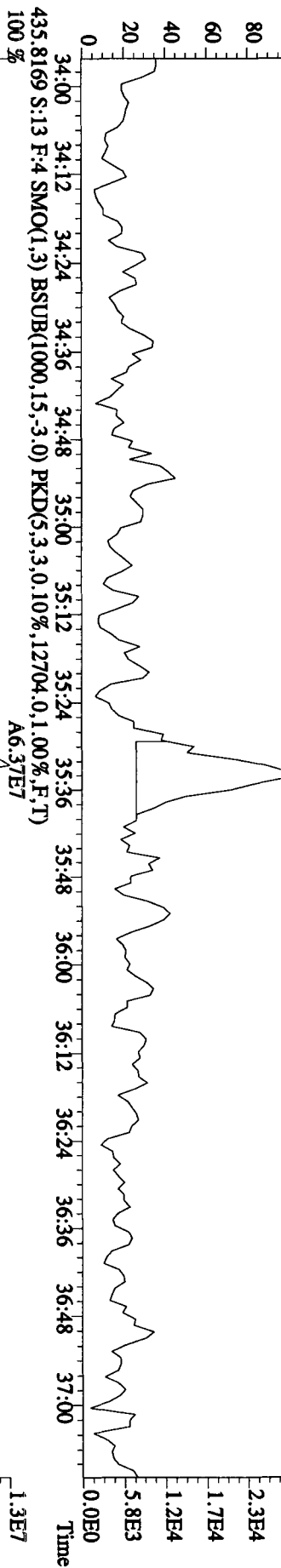
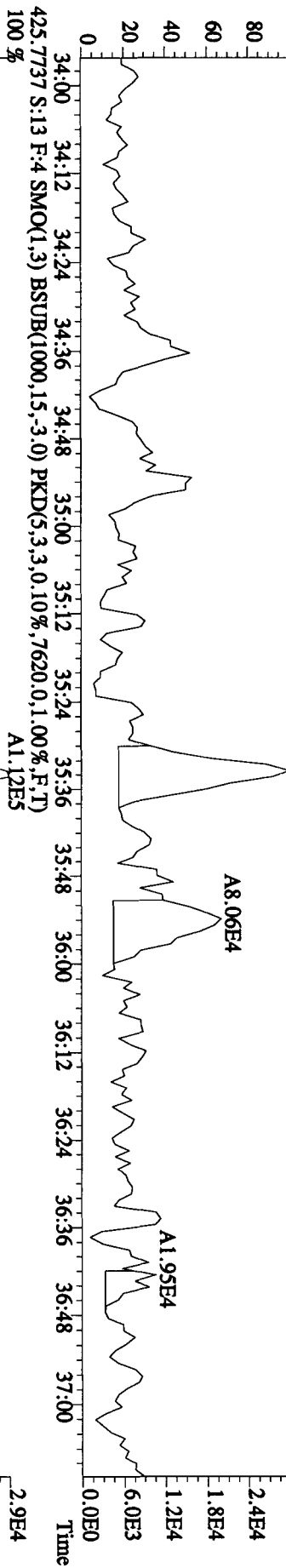
File:061A10A1D5 #1-228 Acq: 7-JAN-2010 06:31:32 GC EI+ Voltage SIR 70SE
Sample#13 Text:LRDQ4-1-AA :G9L180646-11 Exp:DIOXIN
407.7818 S:13 F:4 SMO(1,3) BSUBR(1000,15,-3,0) PKD(5,3,3,0,10%,8600,0,1,100%,F,T)
100 %



File:06J10A1D5 #1-228 Acq: 7-JAN-2010 06:31:32 GC EI+ Voltage SIR 70SE

Exp: DIOXIN


Sample#13 Text:LRDQ4-1-AA :G9L180646-11
423.7766 S:13 F:4 SMO(1,3) BSUB(1000,15,-3.0) PKD(5,3,3,0,10%,8308,0,1,00%,F,T)



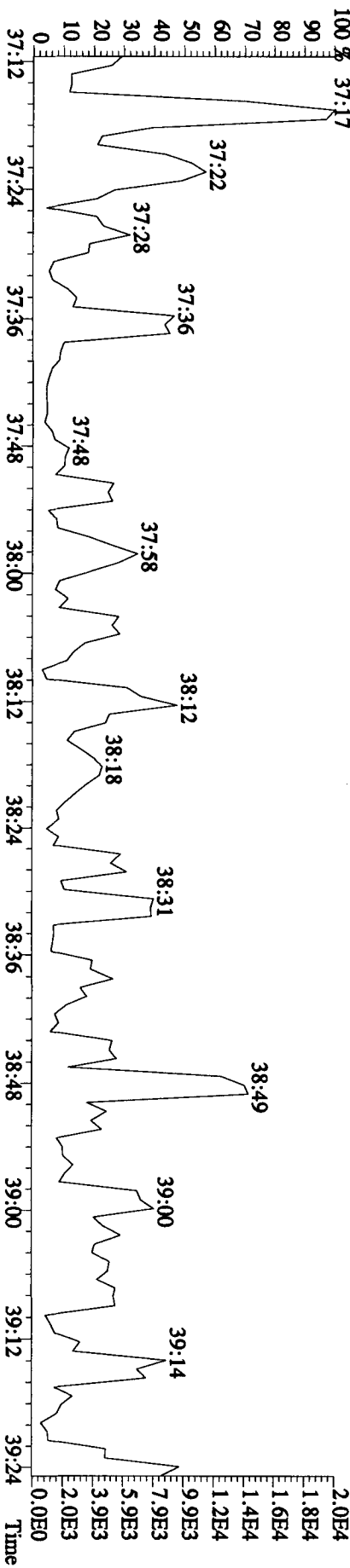
File:06J10A10A1D5 #1-161 Acq: 7-JAN-2010 06:31:32 GC EI+ Voltage SIR 70SE

Exp: DIOXIN

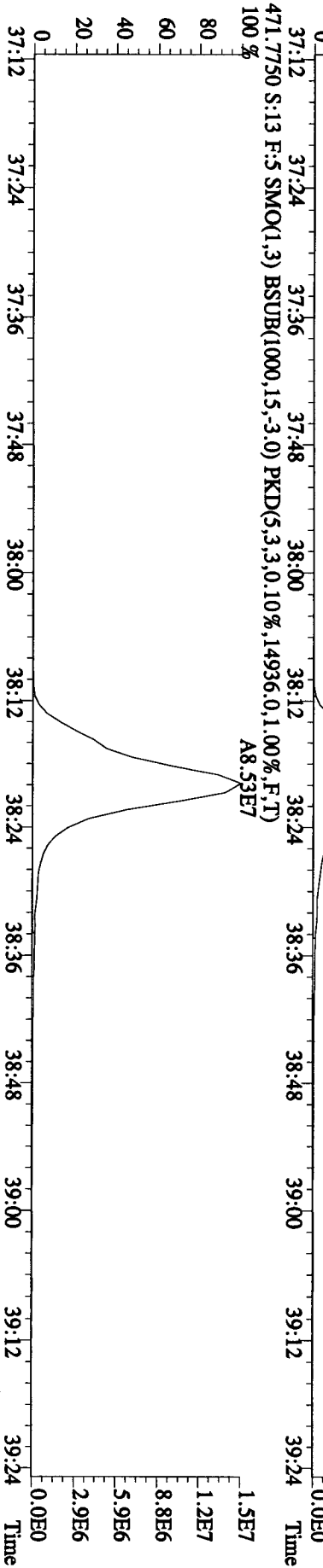
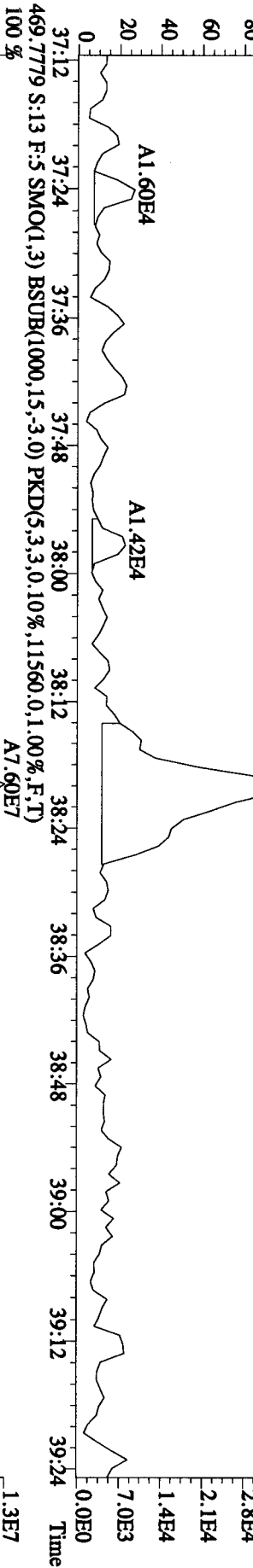
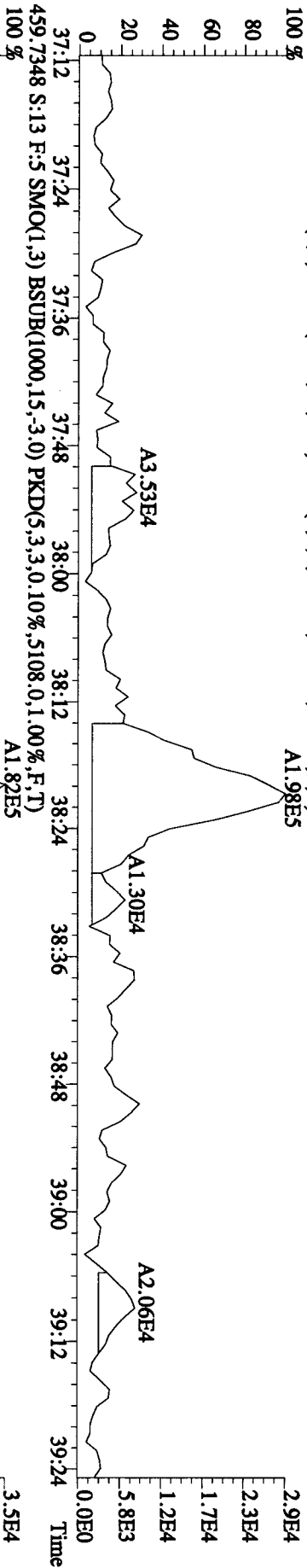
Sample#13 Text:LRDQ4-1-AA :G9L180646-11
441.7428 S:1.3 F:5 SMO(1.3) BSUB(1000,15,-3.0) PKD(5,3,3,0.10%,9360.0,1.00%,F,T)



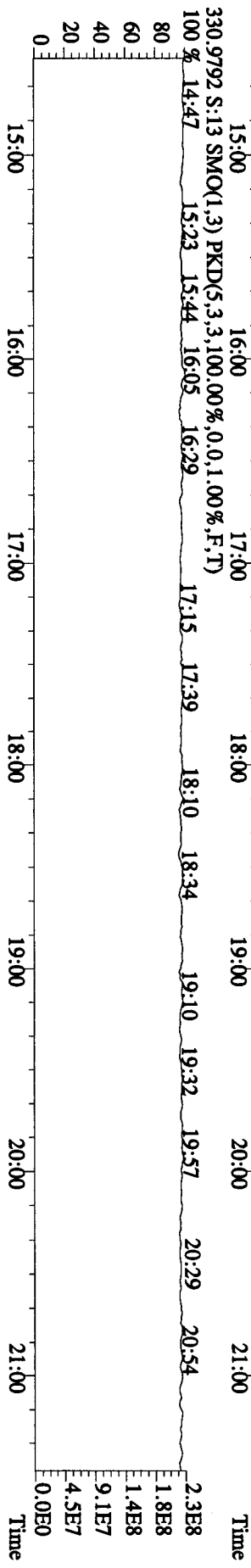
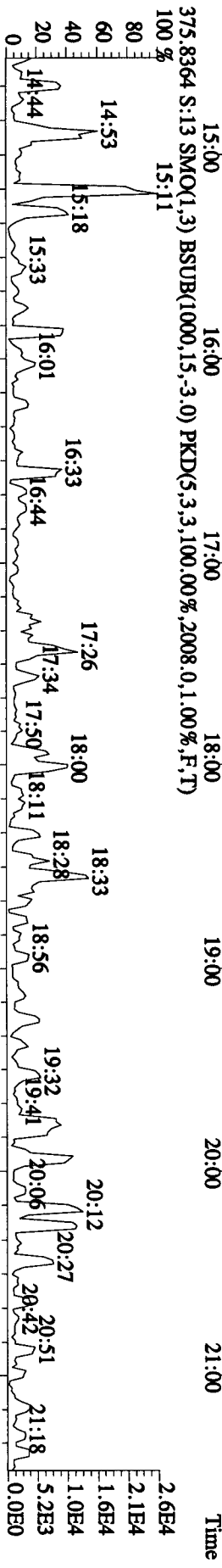
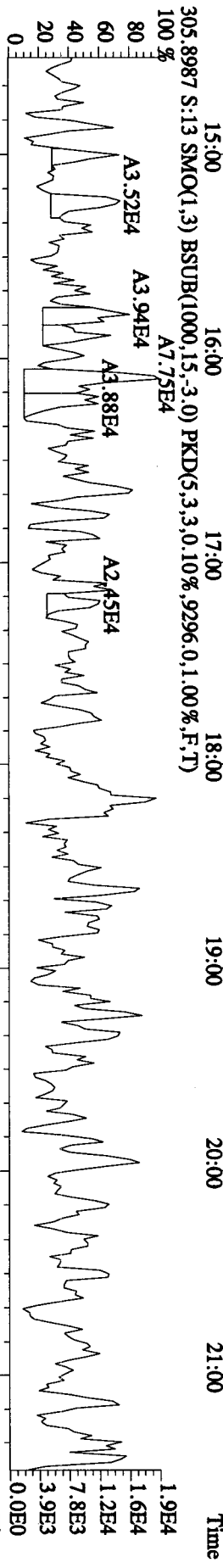
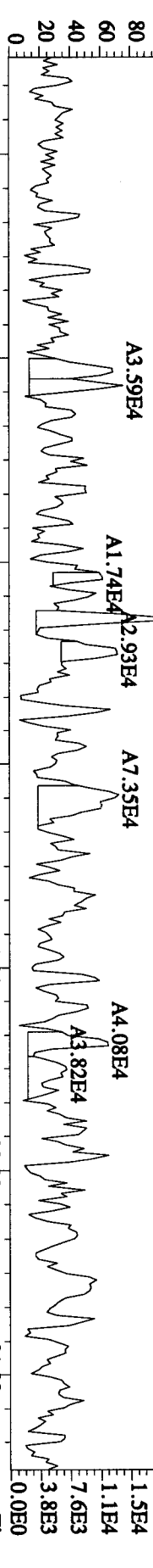
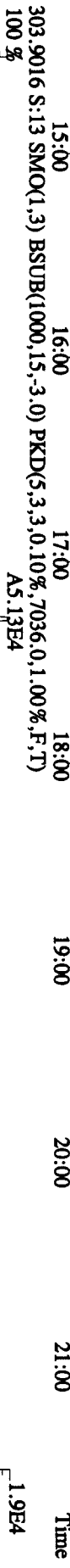

443.7399 S:1.3 F:5 SMO(1.3) BSUB(1000,15,-3.0) PKD(5,3,3,0.10%,8944.0,1.00%,F,T)

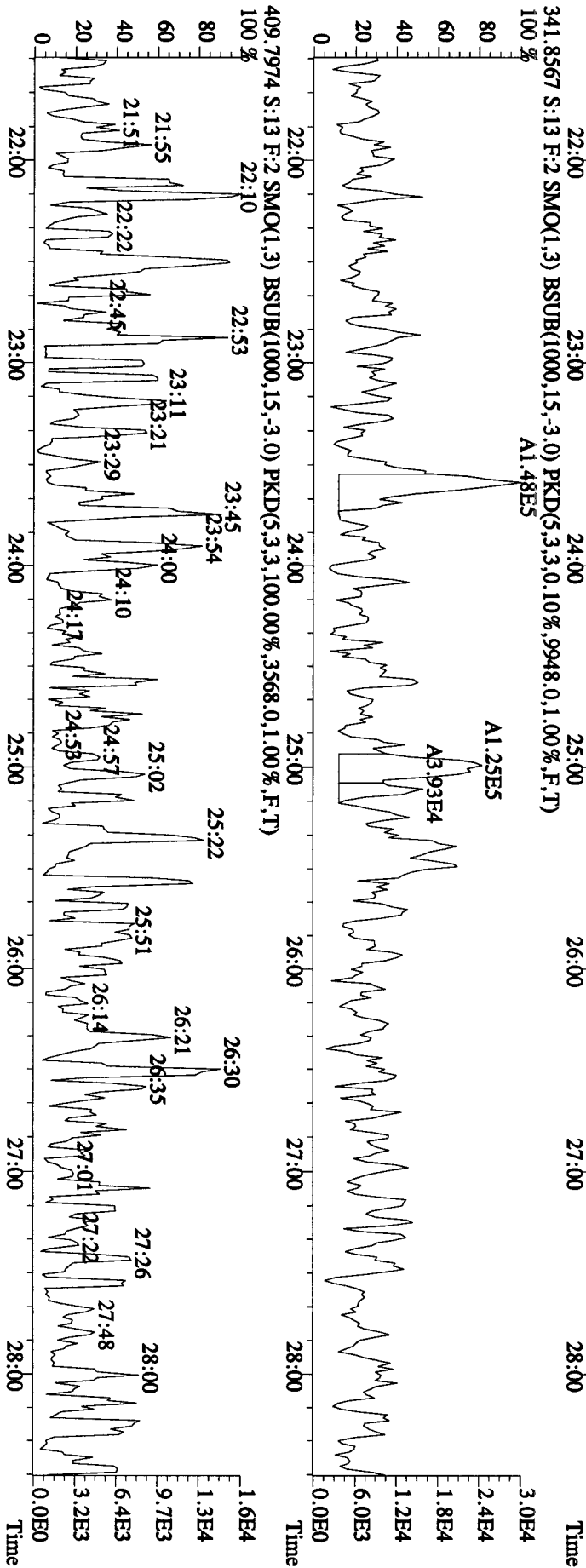
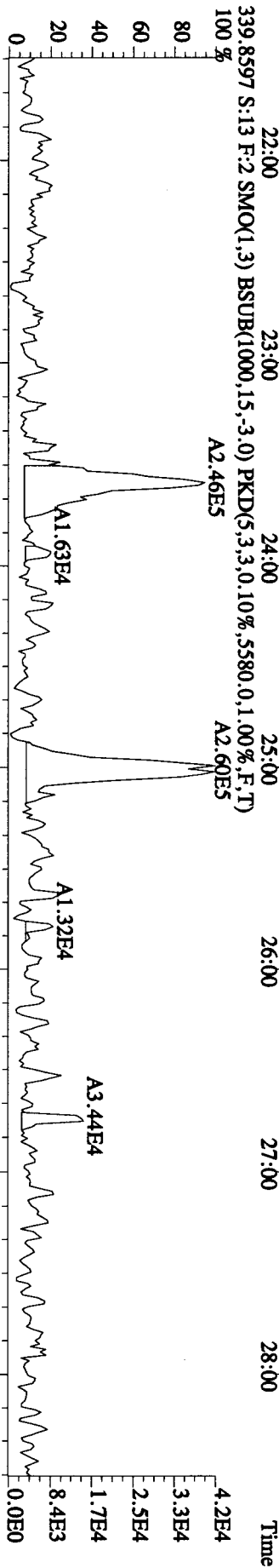
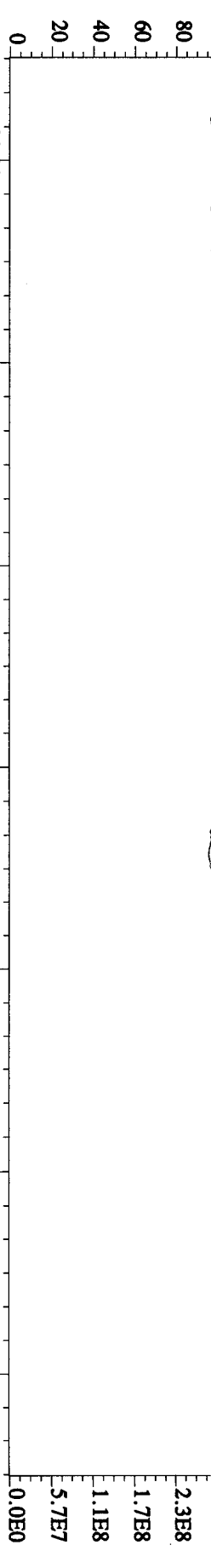


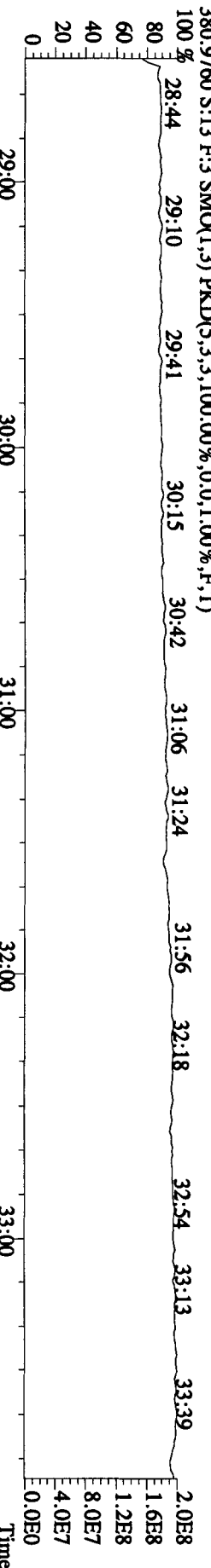
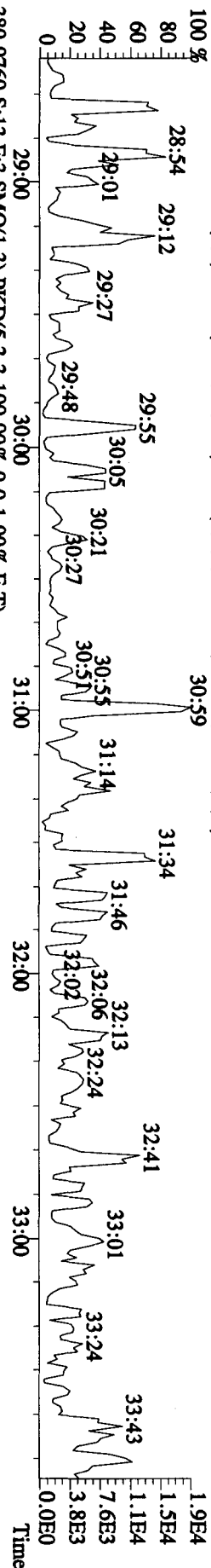
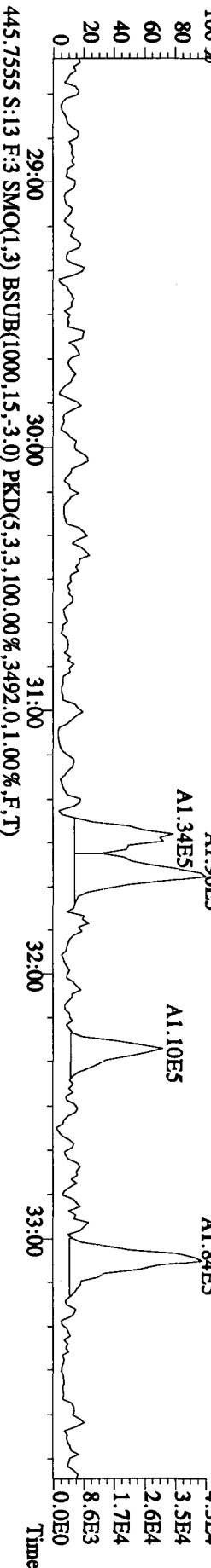
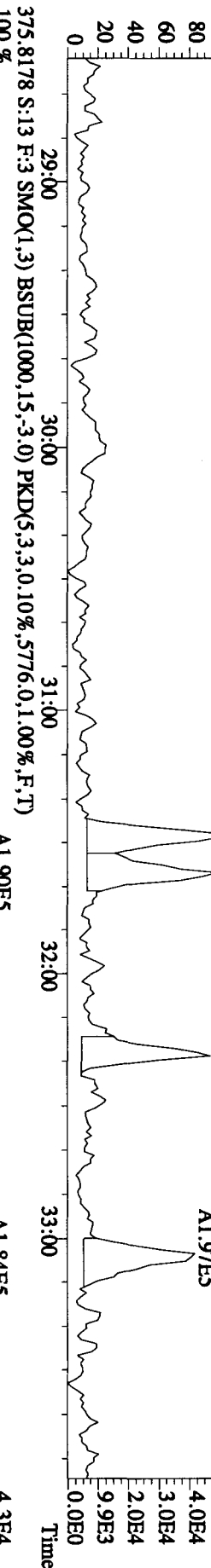
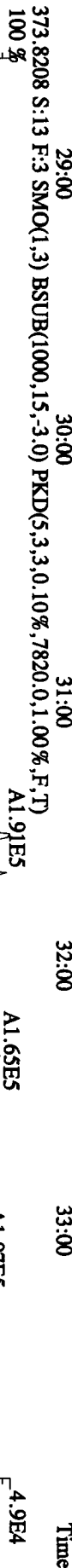

457.7377 S:13 F:5 SMO(1,3) BSUB(1000,15,-3.0) PKD(5,3,3,0,10%,4976,0,1,00%,F,T) 100 %




File:061A10A1D5 #1-411 Acq: 7-JAN-2010 06:31:32 GC EI+ Voltage SIR 70SE
 Sample#13 Text:LRDQ4-1-AA :G9L180646-11 Exp:DIOXIN
 292.9825 S:13 SMO(1.3) PKD(5.3,5.100.00%,0.0,1.00%,F,T)

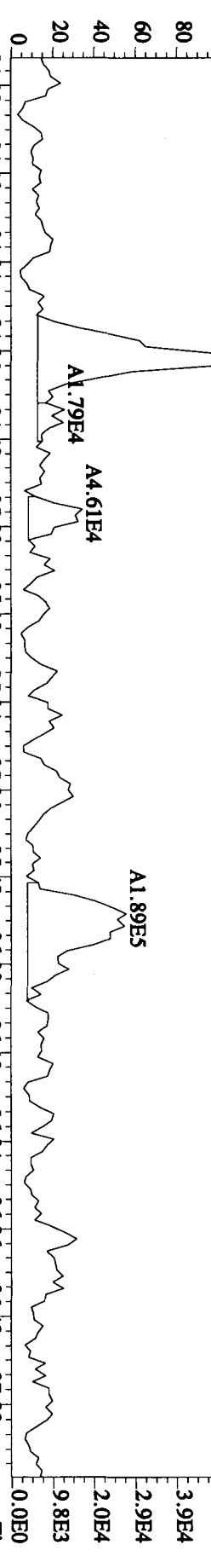




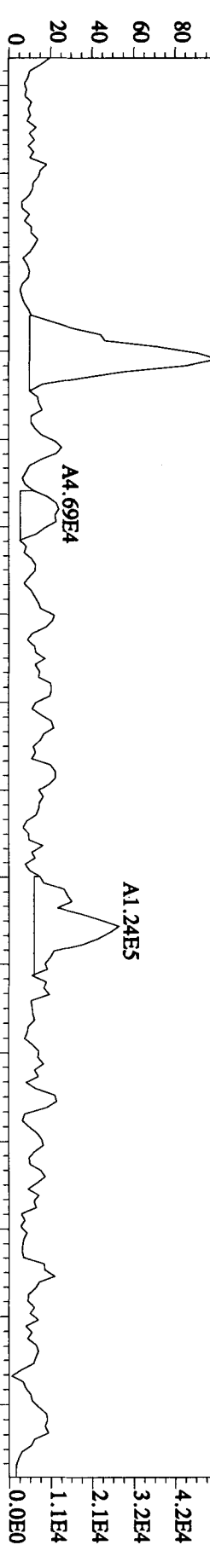




407.7818 S:13 F:4 SMO(1,3) BSUB(1000,15,-3.0) PKD(5,3,3,0.10%,8600,0.1,00%,F,T)




409.7789 S:13 F:4 SMO(1,3) BSUB(1000,15,-3.0) PKD(5,3,3,0.10%,8048,0.1,00%,F,T)



479.7165 S:13 F:4 SMO(1,3) BSUB(1000,15,-3.0) PKD(5,3,3,100.00%,6532,0.1,00%,F,T)



File:061A10A1D5 #1-161 Acq: 7-JAN-2010 06:31:32 GC EI+ Voltage SIR 70SE
 Sample#13 Text:LRD04-1-AA :G9L180646-11 Exp:DIOXIN
 454.9728 S:13 F:5 SMO(1,3) PKD(5,3,3,100.00%,0.0,1.00%,F,T)
 100 % 37:25 37:43 37:51 38:03



Daily Calibration Checklist
Dioxin Methods

Method ID 8290

Associated ICAL 82901231091D5

Column ID DB5

Instrument ID 1D5

STD ID ST0106, ST0106A

STD Solution 09DXN425

Analyzed by AM, KSS

Date Analyzed 01/06/10, 01/07/10

Std. Pkg. By JRB

Date Std. Pkg. Assembled 01/07/10

Std. Pkg. Reviewed By SMA

Date Std. Pkg. Reviewed 01/07/10

DAILY STANDARD PACKAGE	INITIATED	REVIEWED
Standard, CPSM, and Solvent Blank present?	✓	✓
Copy of log-file and Beginning Static Resolution present?	✓	✓
CPSM blow up present?	✓	✓
Curve Summary present?	✓	✓
Summary of Method criteria present or documented below?	✓	✓
Daily standard within method specified limits?*	✓	✓
Analyte retention times correct?	✓	✓
Isotopic ratios within limits?	✓	✓
CPSM valley ≤ method specified limits?***	✓	✓
Are chromatographic windows correct?	✓	✓
Samples analyzed within 12 hrs of daily standard?	✓	✓
Manual reintegration's checked and hardcopies included?	NA	NA
Ending Standard present?	✓	✓
Ending Static Resolutions present	✓	✓
Absolute retention times for 13C12-1,2,3,4-TCDD and 13C12-1,2,3,7,8,9-HxCDD are within +/- 15 seconds of the retention times in the Initial Calibration? (required for all 1613B samples)	NA	NA

COMMENTS: _____

* Method 8290/TO9/M0023A: (beginning) ≤ 20% from curve RRFs for native analytes, ≤ 30% from curve RRFs for labeled compounds.
 Method 8290/TO9/M0023A: (ending) ≤ 25% from curve RRFs for native analytes, ≤ 35% from curve RRFs for labeled compounds.
 Method 23: See Method 23 Daily Standard Criteria, Table 5.
 Method 1613B: See, Method 1613B or Method 1613B Tetras Daily Standard Criteria,
 ** Method 23/0023A CPSM Criteria: 25% valley between 2378 TCDF (DB-225)/TCDD (DB-5) and its closest eluters normalized to the smallest peak of the triplet
 Method 1613B/8290/TO9 CPSM Criteria: 25% valley between 2378 TCDF (DB-225)/TCDD (DB-5) and its closest eluters normalized to the 2378 peak.

Run text: ST0106 File text: CS-3 09DXN425
 Run #6 Filename 06JA10A1D5 S: 1 I: 1
 Acquired: 6-JAN-10 22:09:57 Processed: 6-JAN-10 22:50:07
 Run: 06JA10A1D5 Analyte: 8290 Cal: 82901231091D5 Results: 06JA10A1D58290

Name	Resp	RA	RT	RRF	Amount	Dev'n	Mod?
13C-1,2,3,4-TCDD	175179500	0.81 y	18:46	-	100.00	-	n
13C-2,3,7,8-TCDF	303387000	0.79 y	18:12	1.73	100.00	10.6	n
2,3,7,8-TCDF	25886600	0.76 y	18:13	0.85	10.00	-0.8	n
Total TCDF	26083434	1.20 n	17:14	0.85	10.00	-0.8	n
13C-2,3,7,8-TCDD	174858800	0.81 y	18:57	1.00	100.00	0.5	n
2,3,7,8-TCDD	16049430	0.79 y	18:59	0.92	10.00	-1.7	n
Total TCDD	16129202	0.79 y	18:59	0.92	10.00	-1.7	n
37Cl-2,3,7,8-TCDD	38272800	1.00 y	18:59	2.18	10.00	-1.5	n
13C-1,2,3,7,8-PeCDF	212165600	1.66 y	23:37	1.21	100.00	12.9	n
1,2,3,7,8-PeCDF	108606100	1.58 y	23:38	1.02	50.00	2.4	n
2,3,4,7,8-PeCDF	104368700	1.58 y	25:04	0.98	50.00	4.8	n
Total F2 PeCDF	214730039	1.58 y	23:38	1.00	100.00	3.6	n
Total F1 PeCDF	54868	0.84 n	20:41	1.00	100.00	3.6	n
13C-1,2,3,7,8-PeCDD	114986800	1.68 y	25:49	0.66	100.00	-1.5	n
1,2,3,7,8-PeCDD	58465300	1.65 y	25:51	1.02	50.00	9.4	n
Total PeCDD	58465300	1.65 y	25:51	1.02	50.00	9.4	n
13C-1,2,3,7,8,9-HxCDD	160863900	1.28 y	32:53	-	100.00	-	n
13C-1,2,3,4,7,8-HxCDF	150491400	0.51 y	31:29	0.94	100.00	4.8	n
1,2,3,4,7,8-HxCDF	97046700	1.27 y	31:30	1.29	50.00	7.6	n
1,2,3,6,7,8-HxCDF	107306200	1.27 y	31:39	1.43	50.00	4.0	n
2,3,4,6,7,8-HxCDF	96569500	1.24 y	32:19	1.28	50.00	3.3	n
1,2,3,7,8,9-HxCDF	97688700	1.27 y	33:05	1.30	50.00	-2.1	n
Total HxCDF	398611100	1.27 y	31:30	1.32	200.00	3.1	n
13C-1,2,3,6,7,8-HxCDD	122663700	1.29 y	32:33	0.76	100.00	4.2	n
1,2,3,4,7,8-HxCDD	59282400	1.29 y	32:29	0.97	50.00	-0.3	n
1,2,3,6,7,8-HxCDD	70411300	1.31 y	32:34	1.15	50.00	8.5	n
1,2,3,7,8,9-HxCDD	83064500	1.29 y	32:53	1.35	50.00	6.2	n
Total HxCDD	212758200	1.29 y	32:29	1.16	150.00	5.0	n
13C-1,2,3,4,6,7,8-HpCDF	146636200	0.43 y	34:36	0.91	100.00	6.0	n
1,2,3,4,6,7,8-HpCDF	100283500	1.08 y	34:37	1.37	50.00	6.3	n
1,2,3,4,7,8,9-HpCDF	81404600	1.07 y	35:55	1.11	50.00	-2.2	n
Total HpCDF	181688100	1.08 y	34:37	1.24	100.00	2.3	n
13C-1,2,3,4,6,7,8-HpCDD	121623100	1.08 y	35:32	0.76	100.00	0.5	n
1,2,3,4,6,7,8-HpCDD	62777600	1.06 y	35:33	1.03	50.00	3.5	n
Total HpCDD	63030391	1.28 n	34:55	1.03	50.00	3.5	n
13C-OCDD	166760600	0.90 y	38:21	0.52	200.00	-8.2	n
OCDF	127916300	0.89 y	38:28	1.53	100.00	6.7	n
OCDD	96598000	0.89 y	38:21	1.16	100.00	4.4	n

Run text: ST0106A File text: ST0106A :CS3 09DXN425
 Run #18 Filename 06JA10A1D5 S: 15 I: 1
 Acquired: 7-JAN-10 07:55:09 Processed: 7-JAN-10 09:20:46
 Run: 06JA10A1D5 Analyte: 8290 Cal: 82901231091D5 Results: 06JA10A1D58290

Name	Resp	RA	RT	RRF	Amount	Dev'n	Mod?
13C-1,2,3,4-TCDD	203753832	0.82 y	18:41	-	100.00	-	n
13C-2,3,7,8-TCDF	347086704	0.79 y	18:08	1.70	100.00	8.8	n
2,3,7,8-TCDF	32308443	0.73 y	18:09	0.93	10.00	8.3	n
Total TCDF	32521789	0.59 n	17:44	0.93	10.00	8.3	n
13C-2,3,7,8-TCDD	202036632	0.81 y	18:53	0.99	100.00	-0.2	n
2,3,7,8-TCDD	19074642	0.77 y	18:54	0.94	10.00	1.1	n
Total TCDD	19074642	0.77 y	18:54	0.94	10.00	1.1	n
37Cl-2,3,7,8-TCDD	45019048	1.00 y	18:54	2.21	10.00	-0.4	n
13C-1,2,3,7,8-PeCDF	241815968	1.63 y	23:32	1.19	100.00	10.6	n
1,2,3,7,8-PeCDF	134775432	1.63 y	23:34	1.11	50.00	11.5	n
2,3,4,7,8-PeCDF	125977516	1.63 y	24:59	1.04	50.00	11.0	n
Total F2 PeCDF	262349301	1.69 y	22:06	1.08	100.00	11.2	n
Total F1 PeCDF	122752	0.51 n	16:02	1.08	100.00	11.2	n
13C-1,2,3,7,8-PeCDD	131879700	1.68 y	25:44	0.65	100.00	-2.9	n
1,2,3,7,8-PeCDD	67513730	1.67 y	25:46	1.02	50.00	10.2	n
Total PeCDD	67513730	1.67 y	25:46	1.02	50.00	10.2	n
13C-1,2,3,7,8,9-HxCDD	182261704	1.31 y	32:51	-	100.00	-	n
13C-1,2,3,4,7,8-HxCDF	184733004	0.54 y	31:27	1.01	100.00	13.5	n
1,2,3,4,7,8-HxCDF	122874824	1.27 y	31:27	1.33	50.00	10.9	n
1,2,3,6,7,8-HxCDF	134713096	1.28 y	31:36	1.46	50.00	6.4	n
2,3,4,6,7,8-HxCDF	124008112	1.29 y	32:17	1.34	50.00	8.1	n
1,2,3,7,8,9-HxCDF	126966180	1.30 y	33:04	1.37	50.00	3.7	n
Total HxCDF	508562212	1.27 y	31:27	1.38	200.00	7.2	n
13C-1,2,3,6,7,8-HxCDD	137526176	1.31 y	32:32	0.75	100.00	3.1	n
1,2,3,4,7,8-HxCDD	76173372	1.27 y	32:27	1.11	50.00	14.2	n
1,2,3,6,7,8-HxCDD	80348800	1.33 y	32:33	1.17	50.00	10.4	n
1,2,3,7,8,9-HxCDD	96764132	1.30 y	32:51	1.41	50.00	10.3	n
Total HxCDD	253286304	1.27 y	32:27	1.23	150.00	11.5	n
13C-1,2,3,4,6,7,8-HpCDF	181423140	0.43 y	34:36	1.00	100.00	15.7	n
1,2,3,4,6,7,8-HpCDF	117353596	1.06 y	34:37	1.29	50.00	0.6	n
1,2,3,4,7,8,9-HpCDF	96108680	1.07 y	35:54	1.06	50.00	-6.7	n
Total HpCDF	213462276	1.06 y	34:37	1.18	100.00	-2.8	n
13C-1,2,3,4,6,7,8-HpCDD	142454888	1.07 y	35:32	0.78	100.00	3.9	n
1,2,3,4,6,7,8-HpCDD	75491168	1.09 y	35:33	1.06	50.00	6.2	n
Total HpCDD	75795893	1.08 y	34:54	1.06	50.00	6.2	n
13C-OCDD	194713240	0.91 y	38:19	0.53	200.00	-5.4	n
OCDF	161605984	0.90 y	38:27	1.66	100.00	15.5	n
OCDD	117657312	0.91 y	38:19	1.21	100.00	8.9	n

Data file	Smp	Work Order	Sample ID	FV-uL	Method/Matrix	Box	Size	U
06JA10A1D5	1	ST0106	CS3 09DXN425				1.000	
06JA10A1D5	2	CP0106	DB-5 CPSM 3732-04				1.000	
06JA10A1D5	3	SB0106	Solvent Blank C-14				1.000	
06JA10A1D5	4	LRQ9P-1-AAB	G9L310000-111 (520-3MB)	10	8290/WATER	78	1.000	L
06JA10A1D5	5	LRQ9P-1-ACC	G9L310000-111 (520-3LCS)	10	8290/WATER		1.000	L
06JA10A1D5	6	LQ9FQ-1-AA	G9L170538-17	10	8290/WATER		0.932	L
06JA10A1D5	7	LQ9FR-1-AA	G9L170538-18	10	8290/WATER		1.028	L
06JA10A1D5	8	LRTM9-1-ACC	G0A040000-196 (490-1LCS)	10	8290/WATER	81	1.000	L
06JA10A1D5	9	LRTM9-1-AAB	G0A040000-196 (490-1MB)	10	8290/WATER		1.000	L
06JA10A1D5	10	LQ9FQ-1-AA	G9L240493-3	10	8290/WATER		1.003	L
06JA10A1D5	11	LRP3D-1-ACC	G9L300000-154 (584-1LCS)	10 20	8290/WATER	79	1.000	L
06JA10A1D5	12	LRP3D-1-AAB	G9L300000-154 (584-1MB)	10 20	8290/WATER		1.000	L
06JA10A1D5	13	LRDQ4-1-AA	G9L180646-11	10 20	8290/WATER		1.032	L
06JA10A1D5	14	SB0106A	Solvent Blank C-14	11/10/04			1.000	
06JA10A1D5	15	ST0106A	CS3 09DXN425				1.000	
06JA10A1D5	16						1.000	
06JA10A1D5	17						1.000	
06JA10A1D5	18						1.000	
06JA10A1D5	19						1.000	

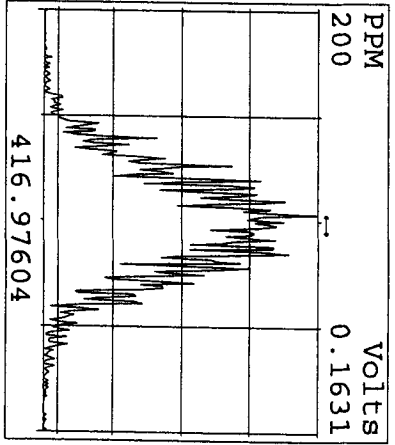
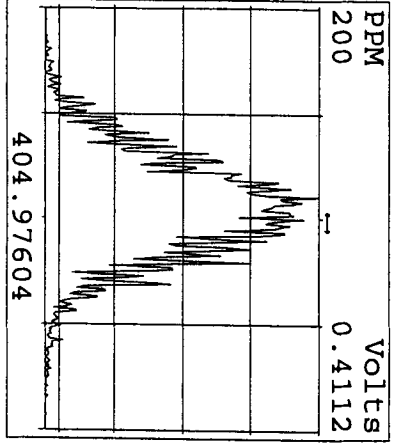
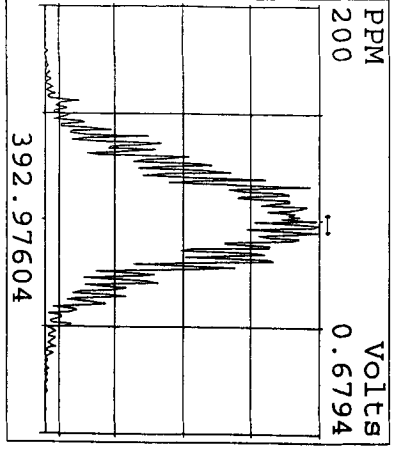
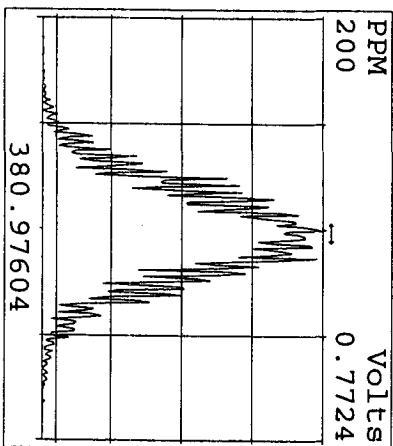
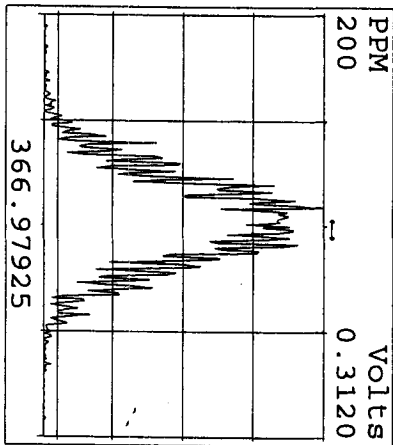
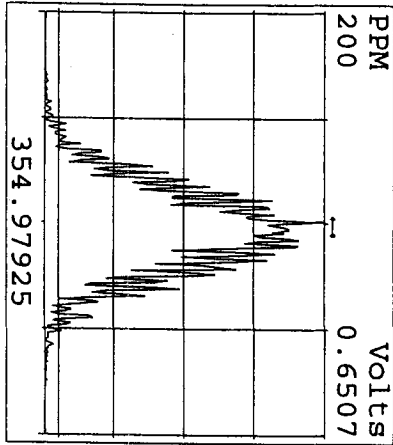
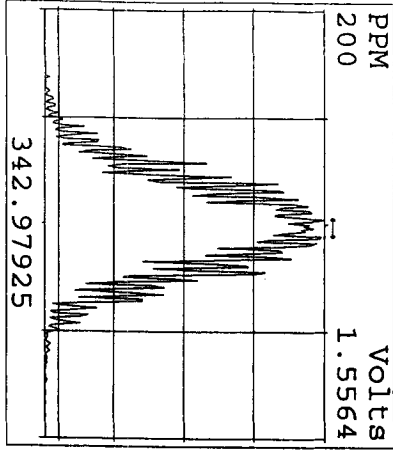
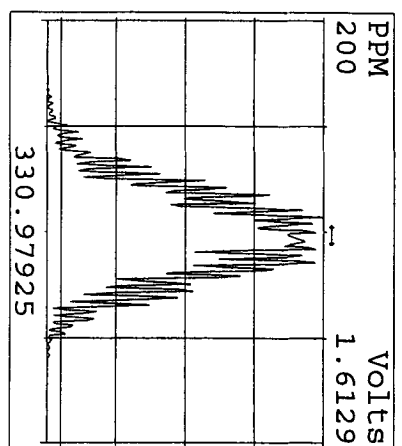
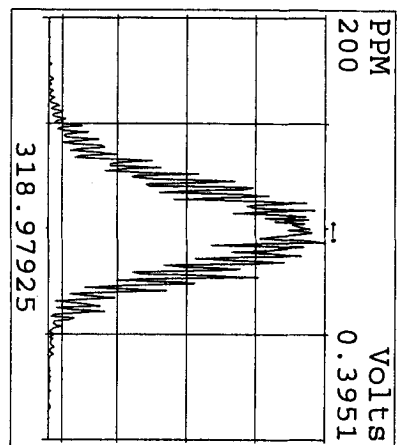
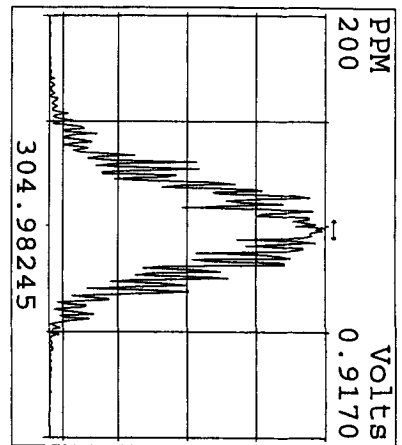
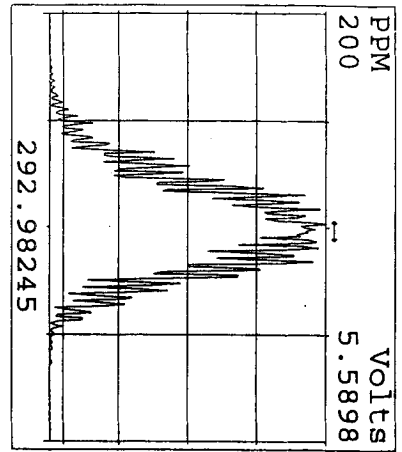
AM, KSS 01/06/10

Logfile checked

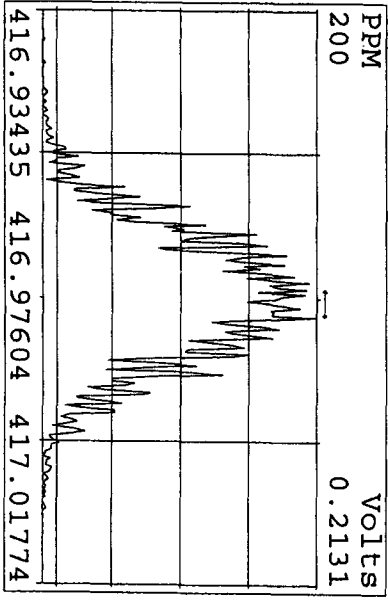
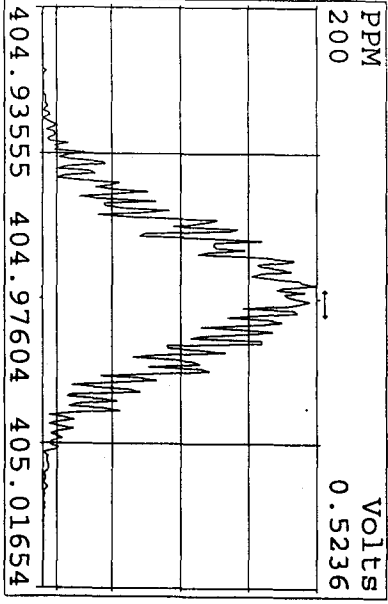
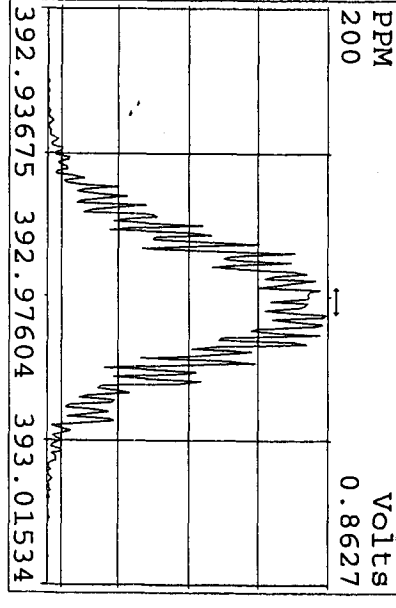
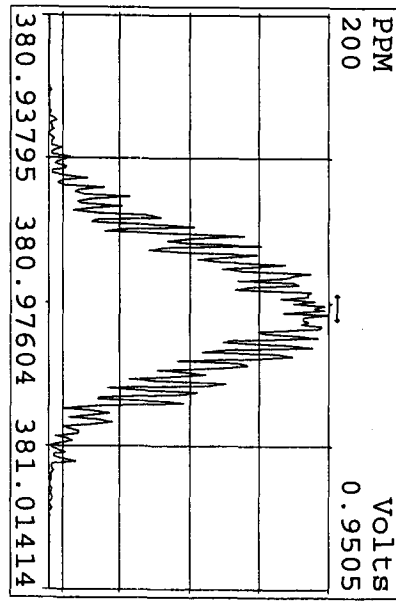
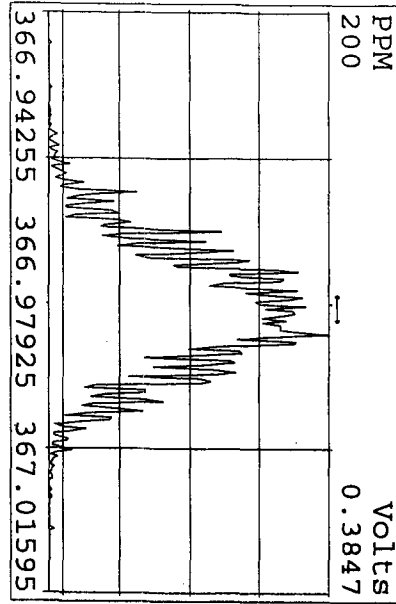
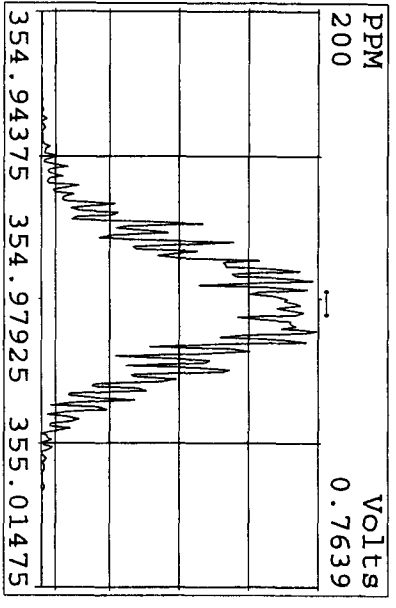
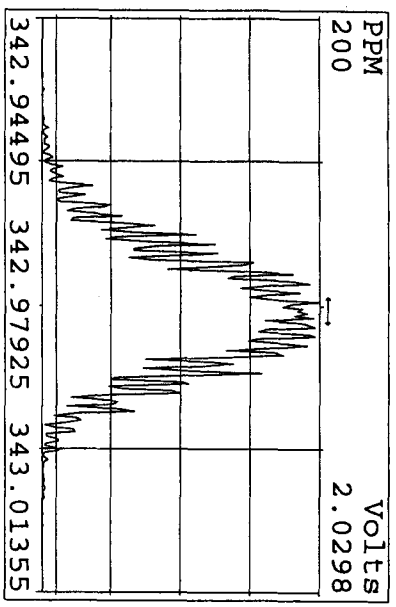
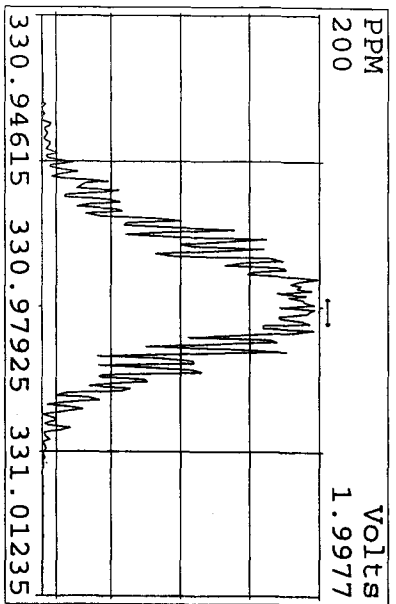
01-07-10

SMA

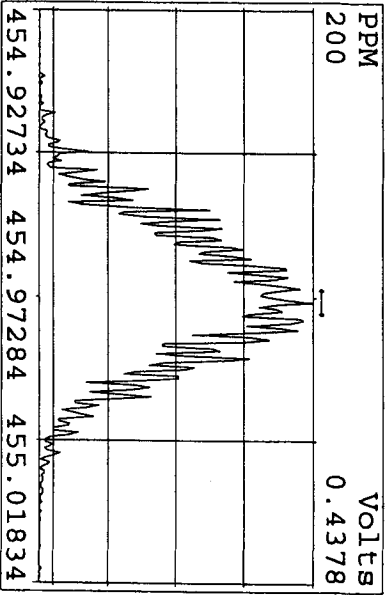
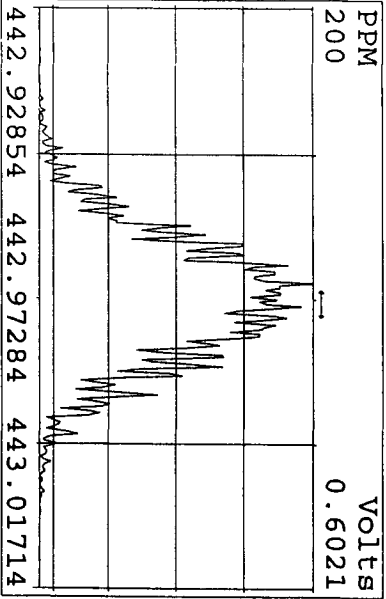
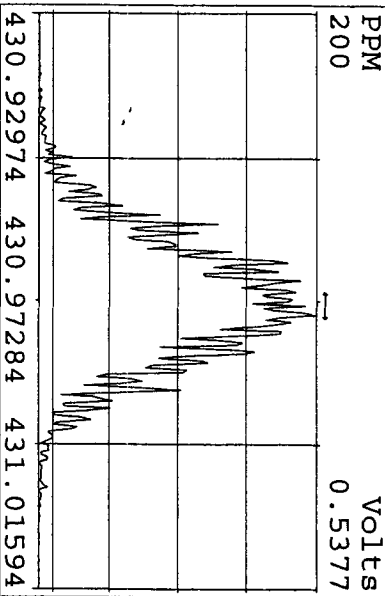
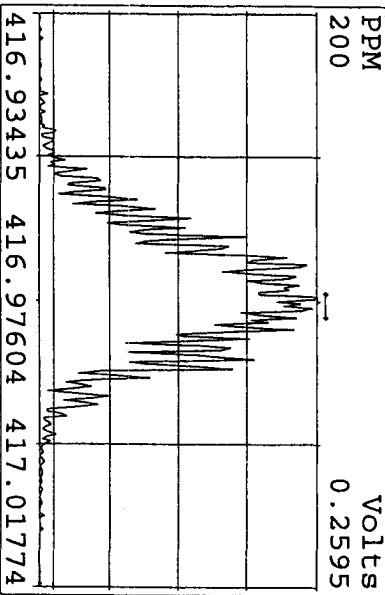
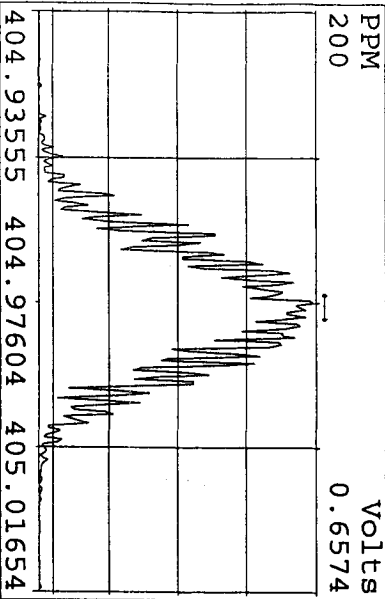
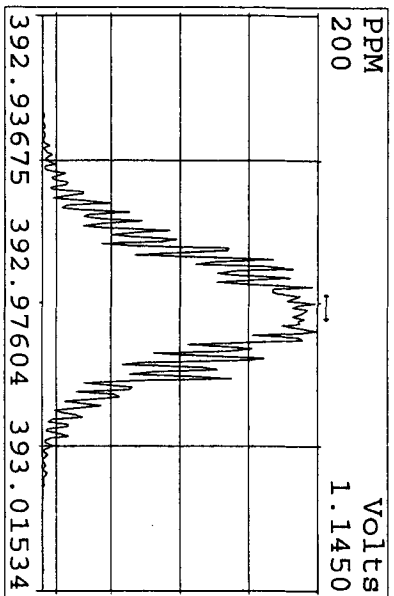
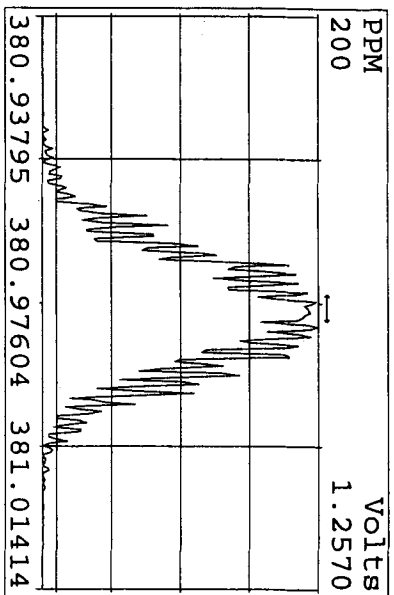
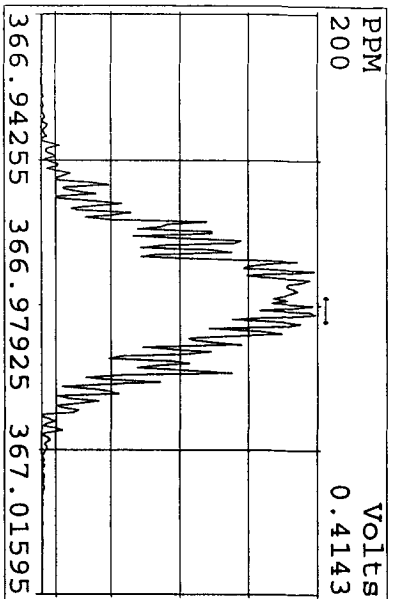
Peak Locate Examination: 6-JAN-2010:22:03 File:06JA10A1D5
Experiment:DIOXIN Function:1 Reference:PFK



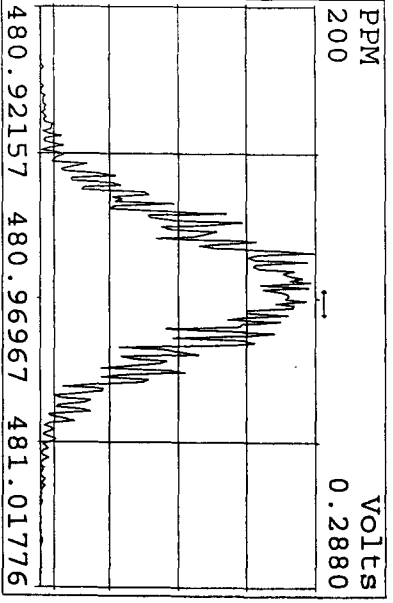
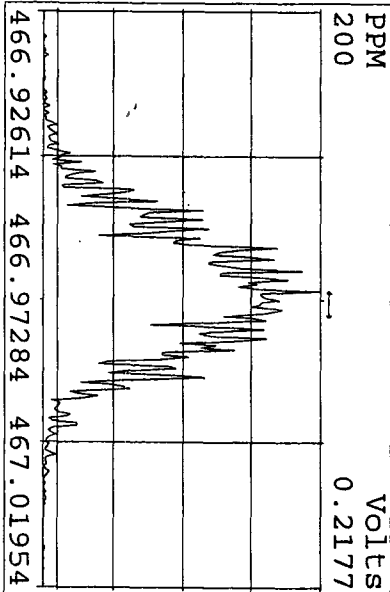
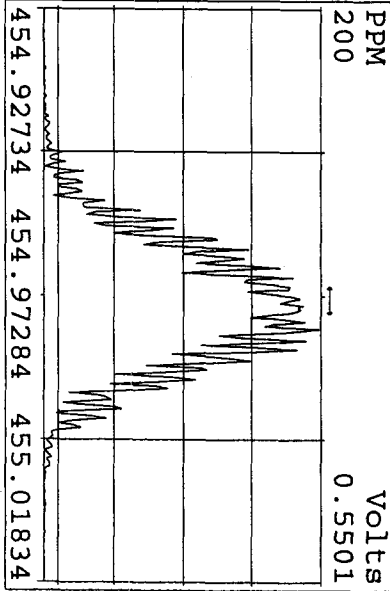
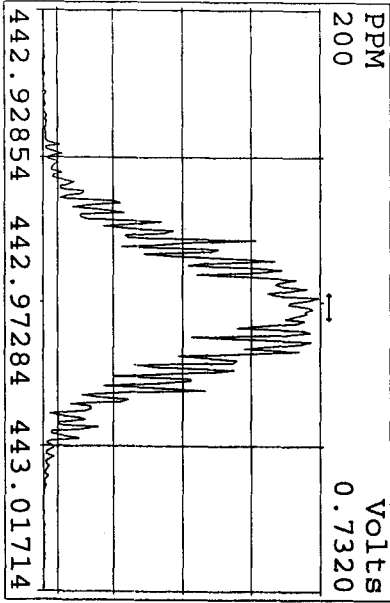
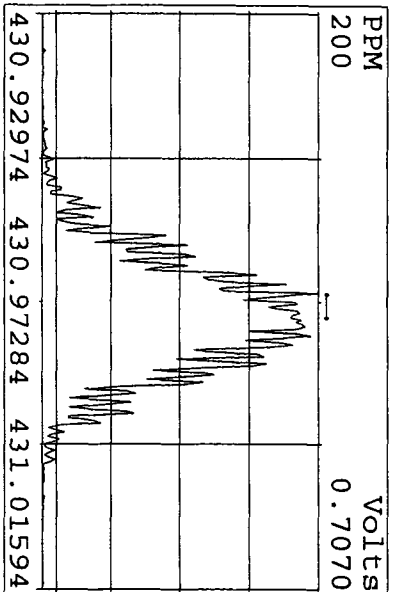
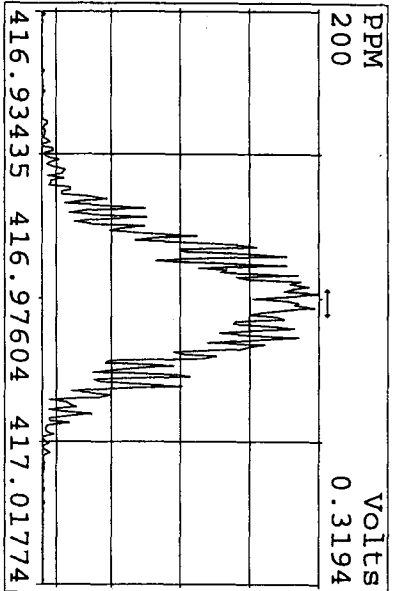
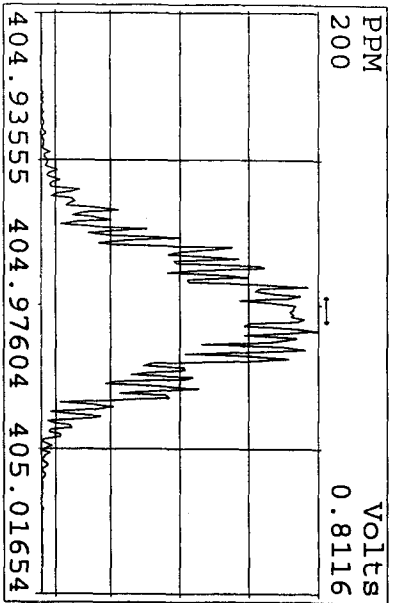
Peak Locate Examination: 6-JAN-2010:22:05 File:06JA10A1D5
 Experiment:DIOXIN Function:2 Reference:PFK



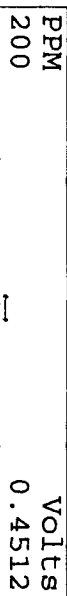
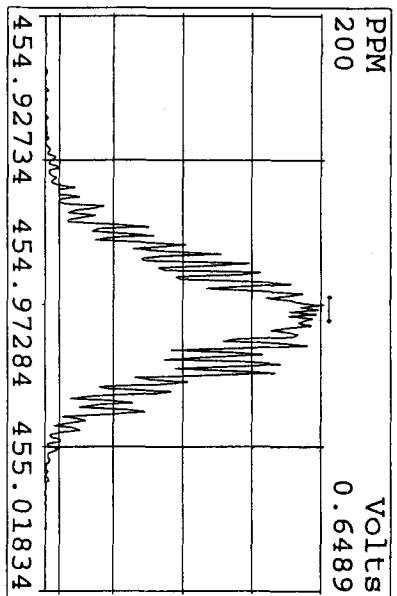
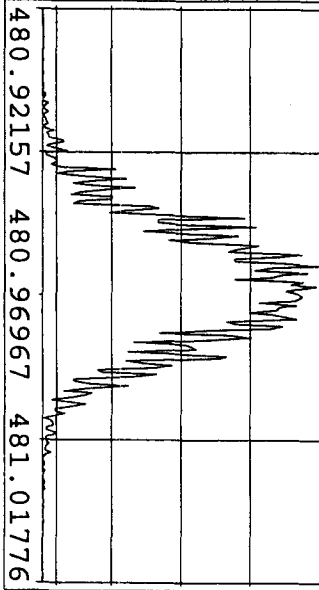
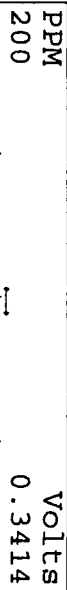
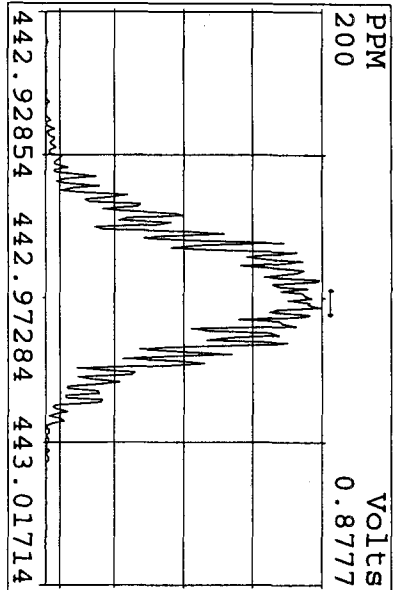
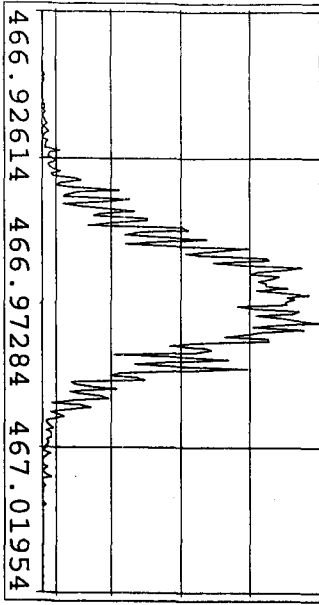
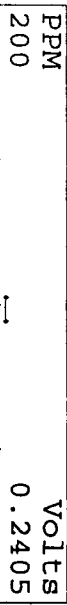
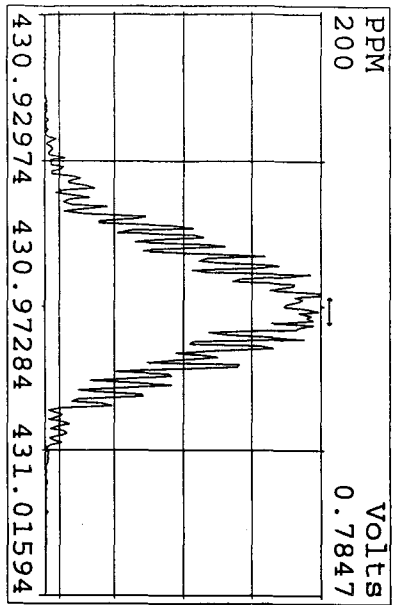
Peak Locate Examination: 6-JAN-2010:22:05 File:06JA10A1DS
 Experiment:DIOXIN Function:3 Reference:PFK



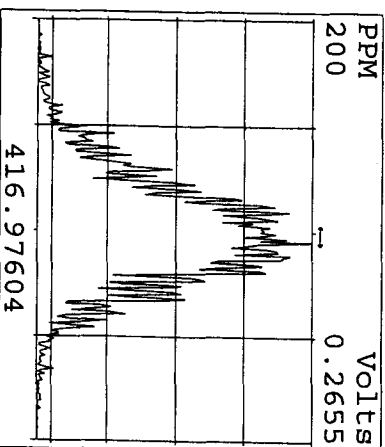
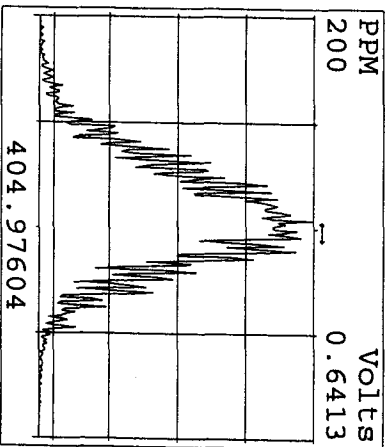
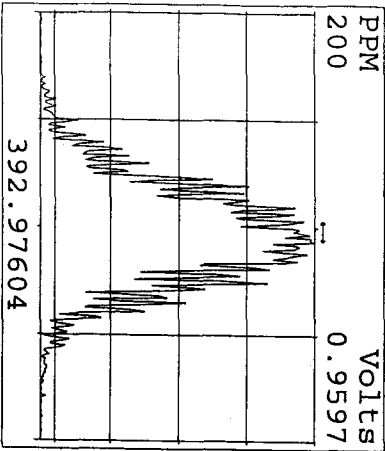
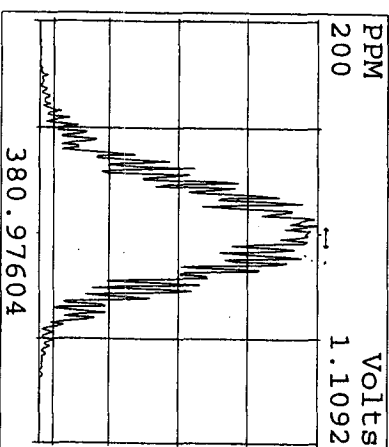
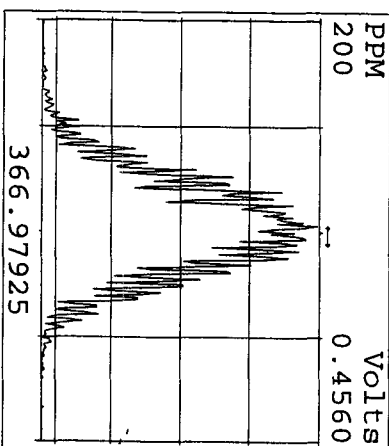
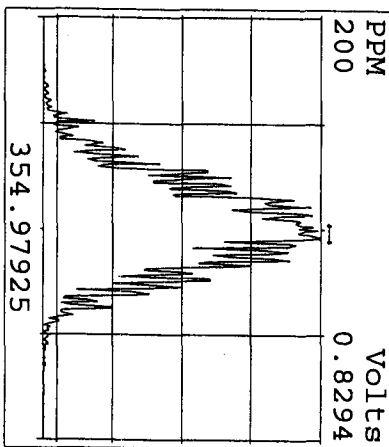
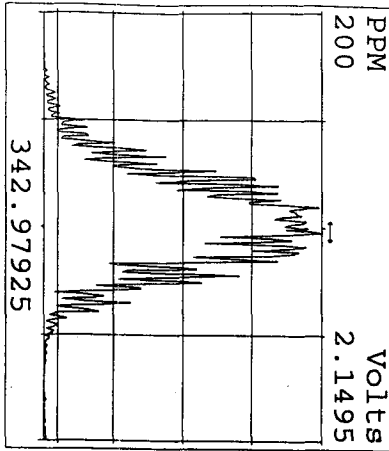
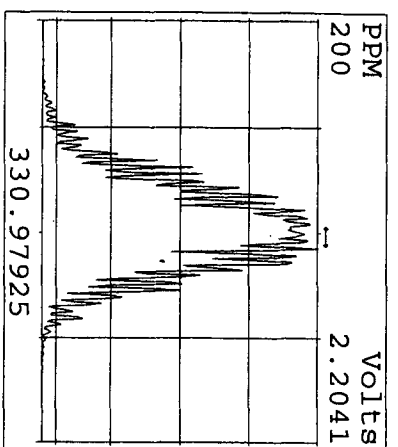
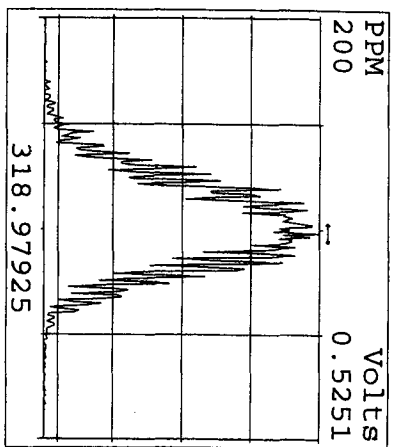
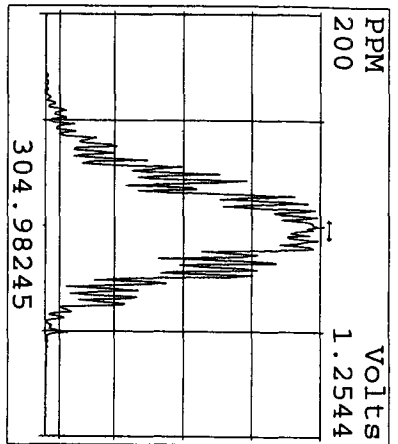
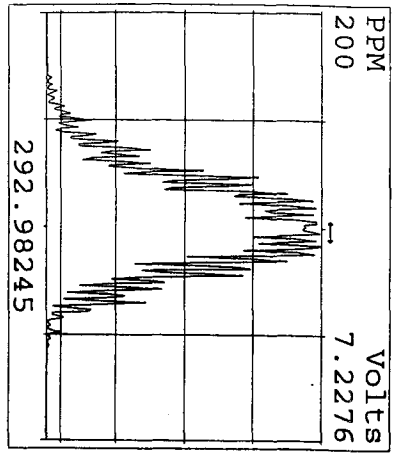
Peak Locate Examination: 6-JAN-2010:22:08 File:06JA10A1D5
Experiment:DIOXIN Function:4 Reference:PFK



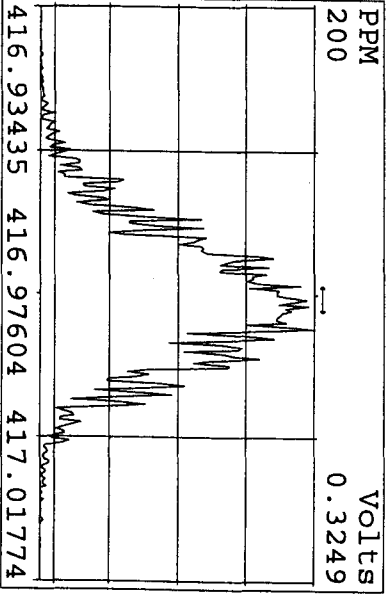
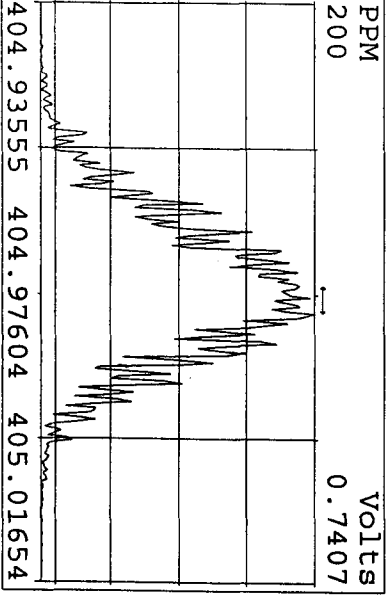
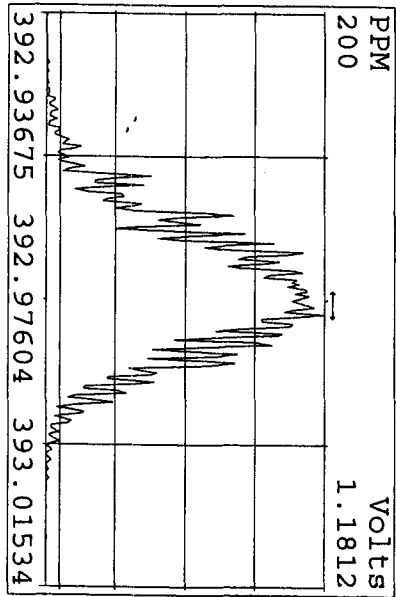
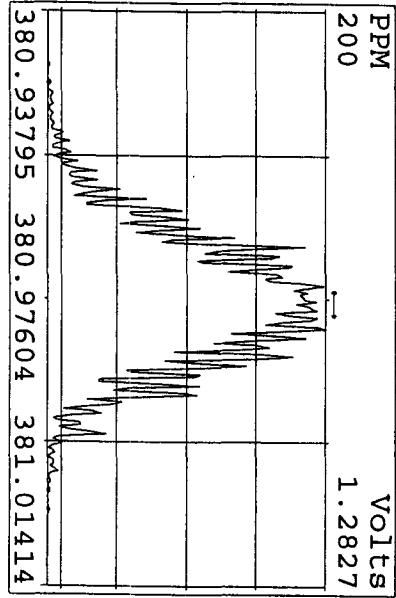
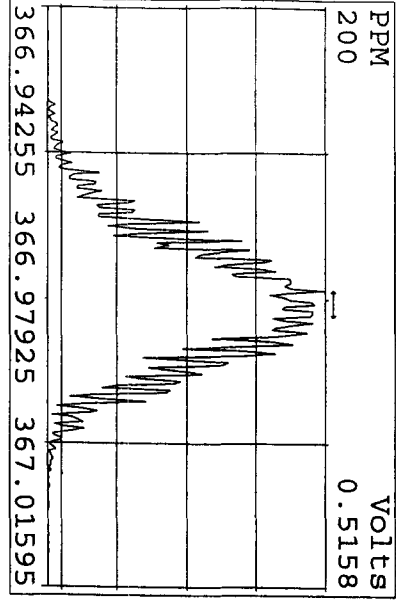
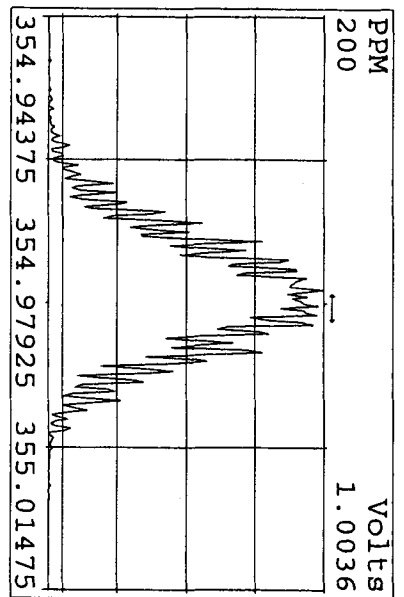
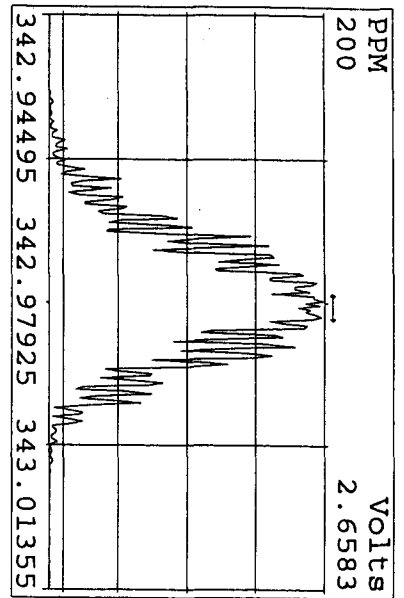
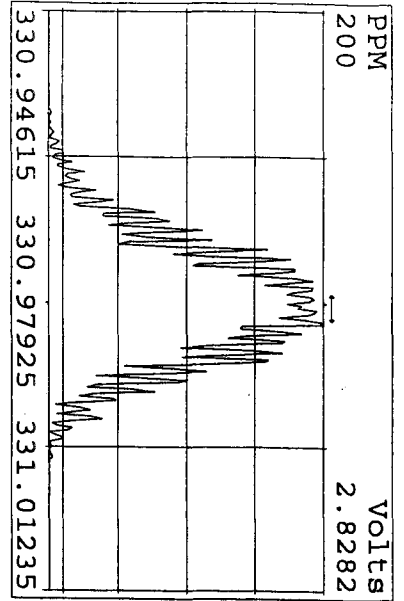
Peak Locate Examination: 6-JAN-2010:22:08 File:06JA10A1D5
 Experiment:DIOXIN Function:5 Reference:PFK



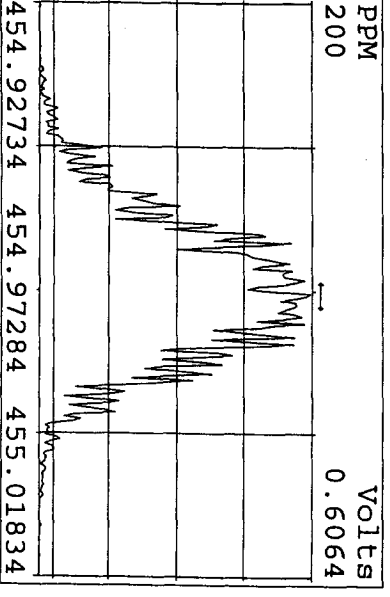
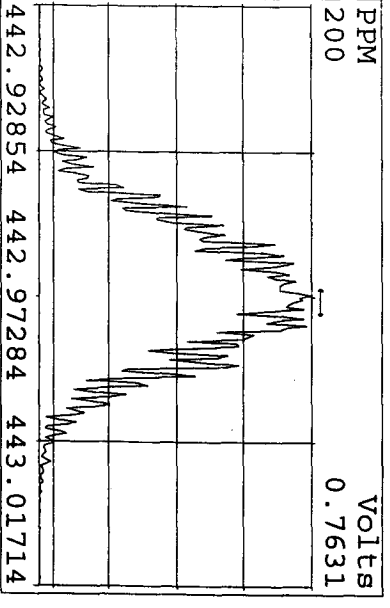
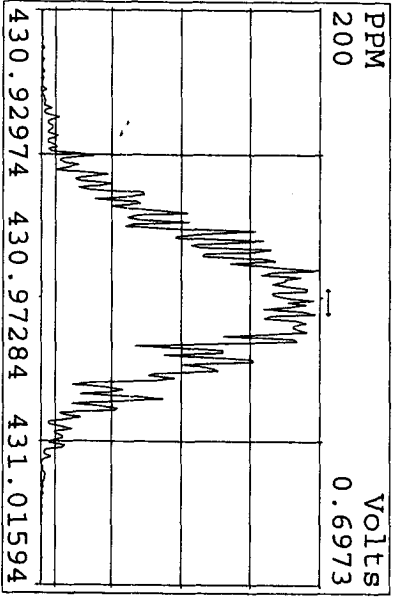
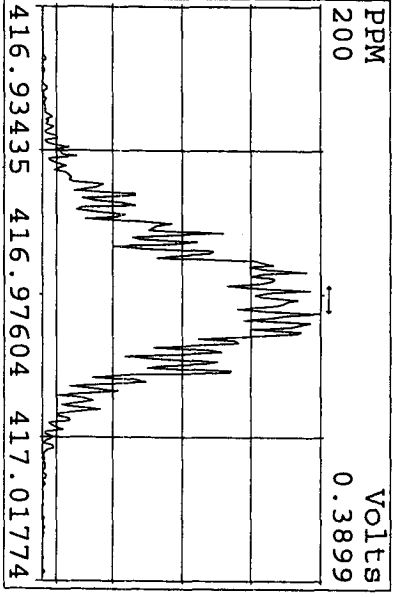
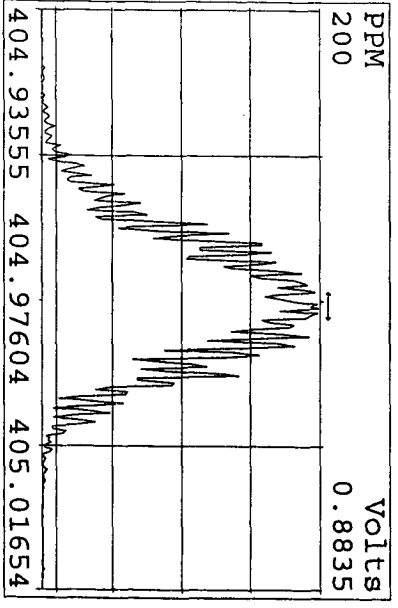
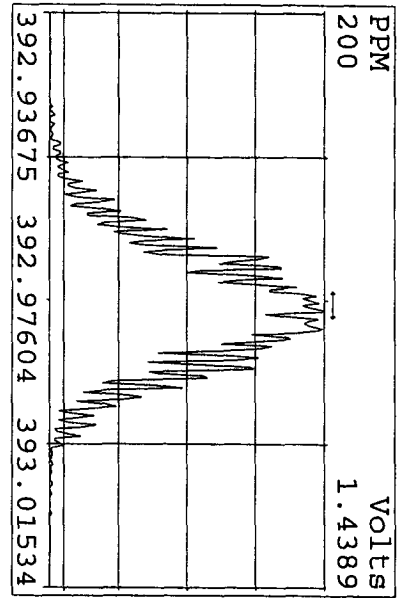
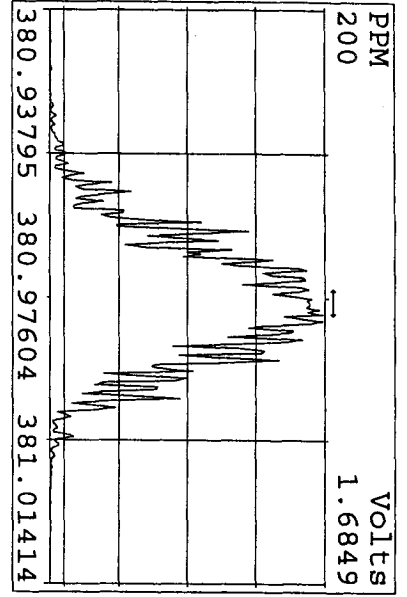
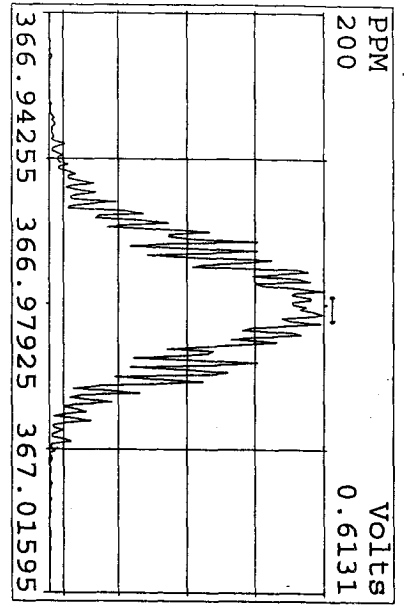
Peak Locate Examination: 7-JAN-2010:08:38 File:ENDRES06JA10A1D5
Experiment:DIOXIN Function:1 Reference:PK



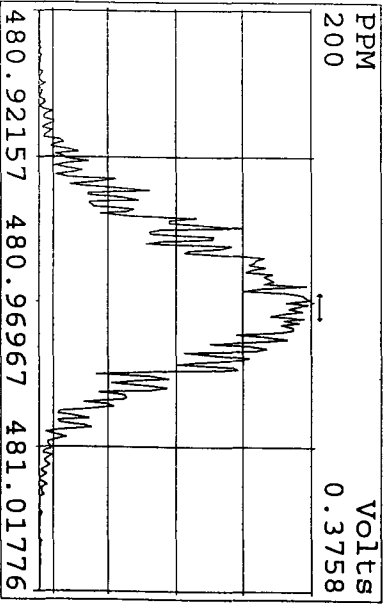
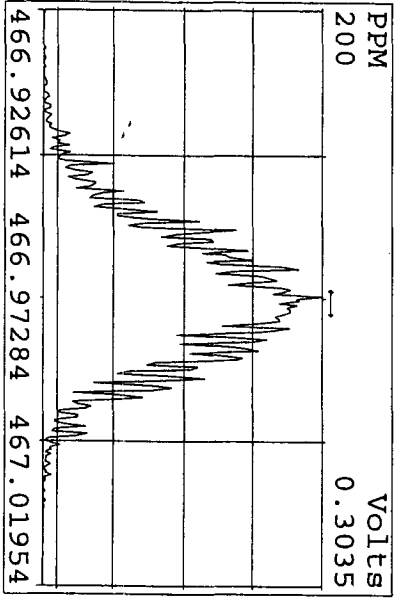
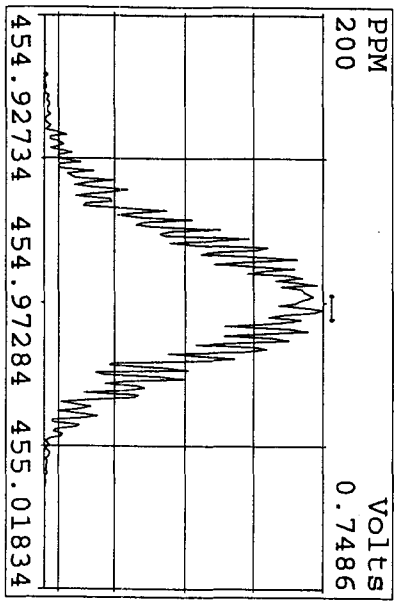
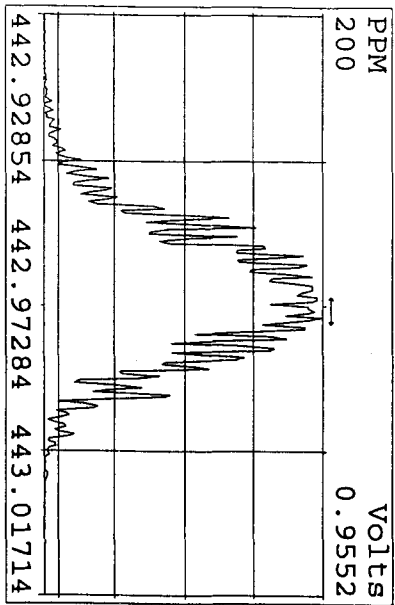
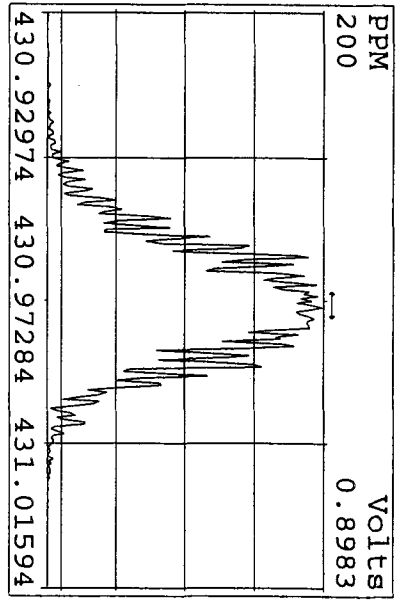
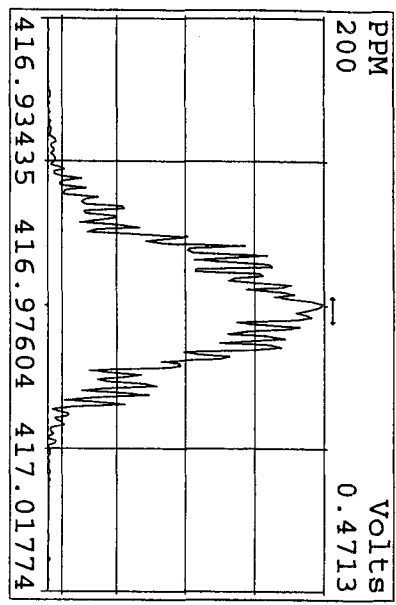
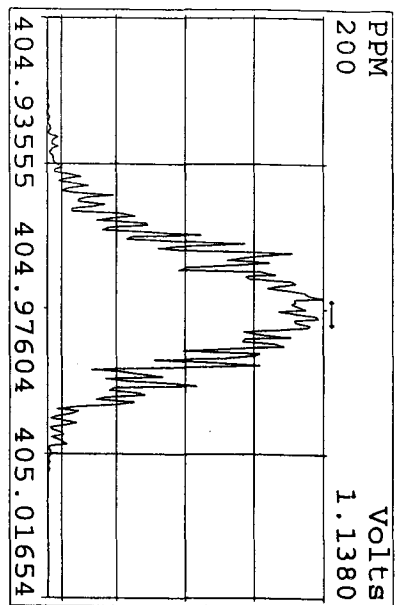
Peak Locate Examination: 7-JAN-2010:08:38 File:ENDRES06JA10A1DS
 Experiment:DIOXIN Function:2 Reference:PFK



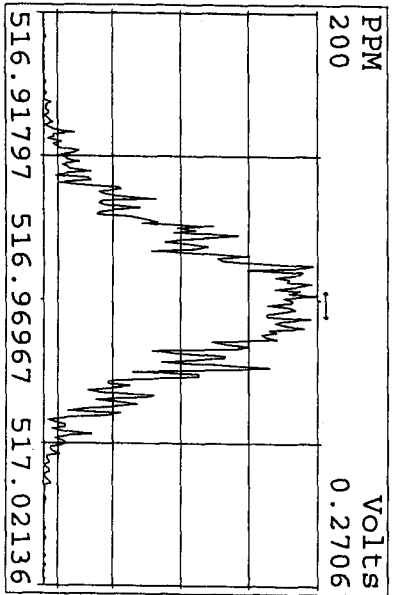
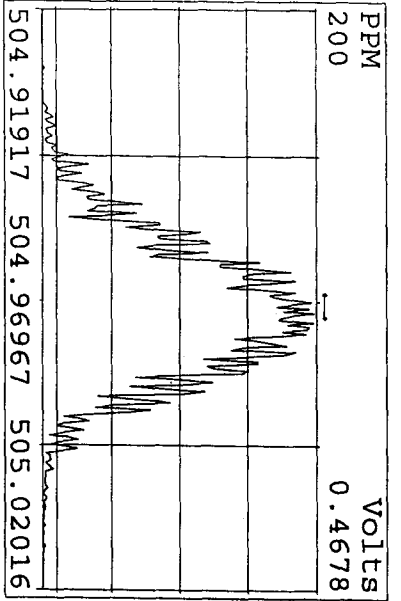
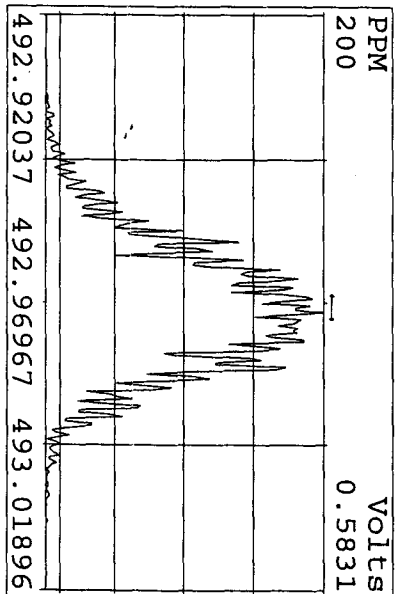
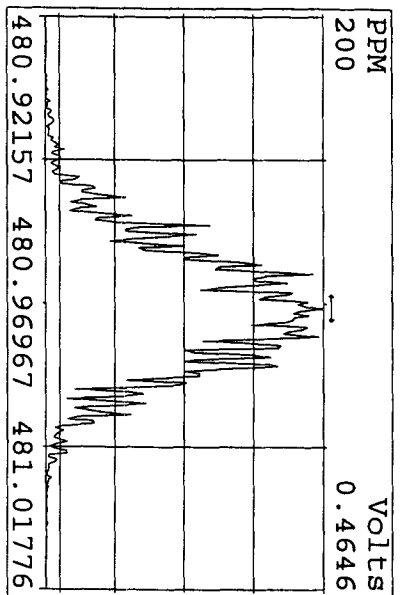
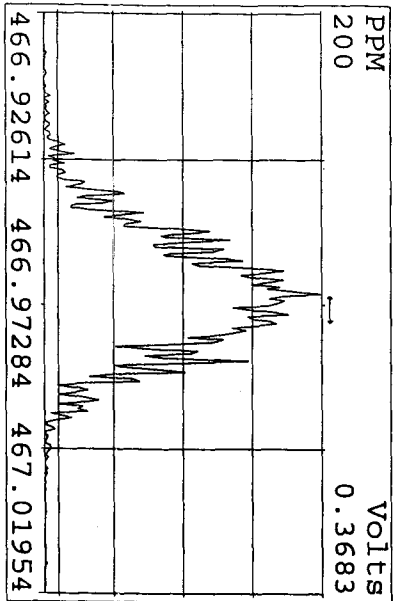
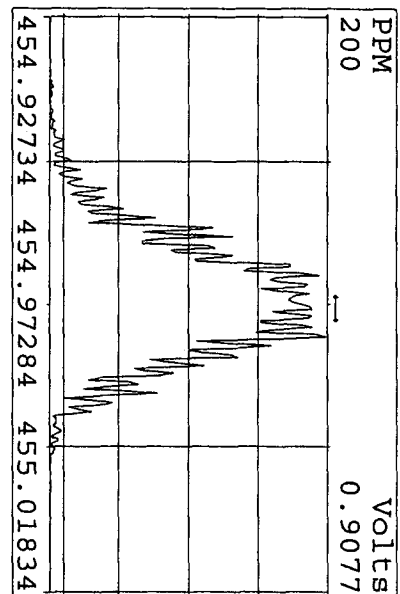
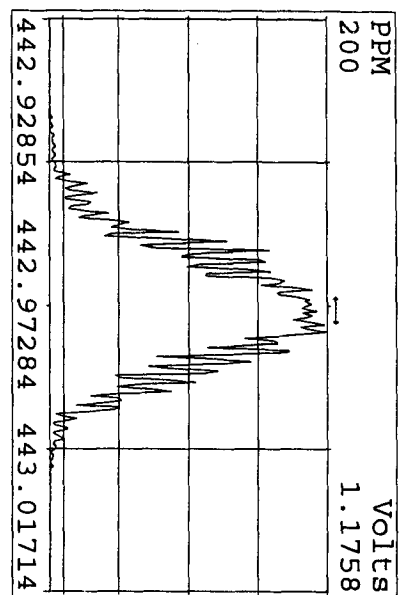
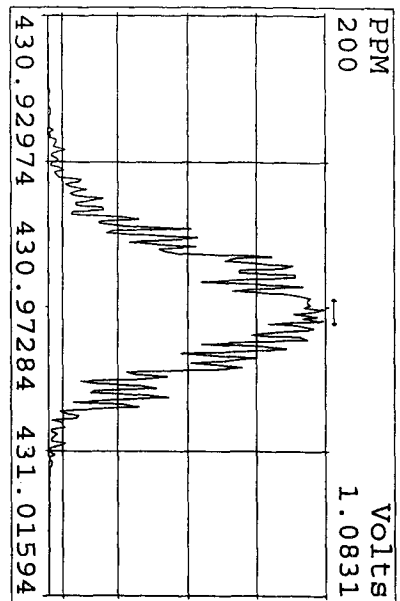
Peak Locate Examination: 7-JAN-2010:08:39 File:ENDRES06JA10A1D5
 Experiment:DIOXIN Function:3 Reference:PFK



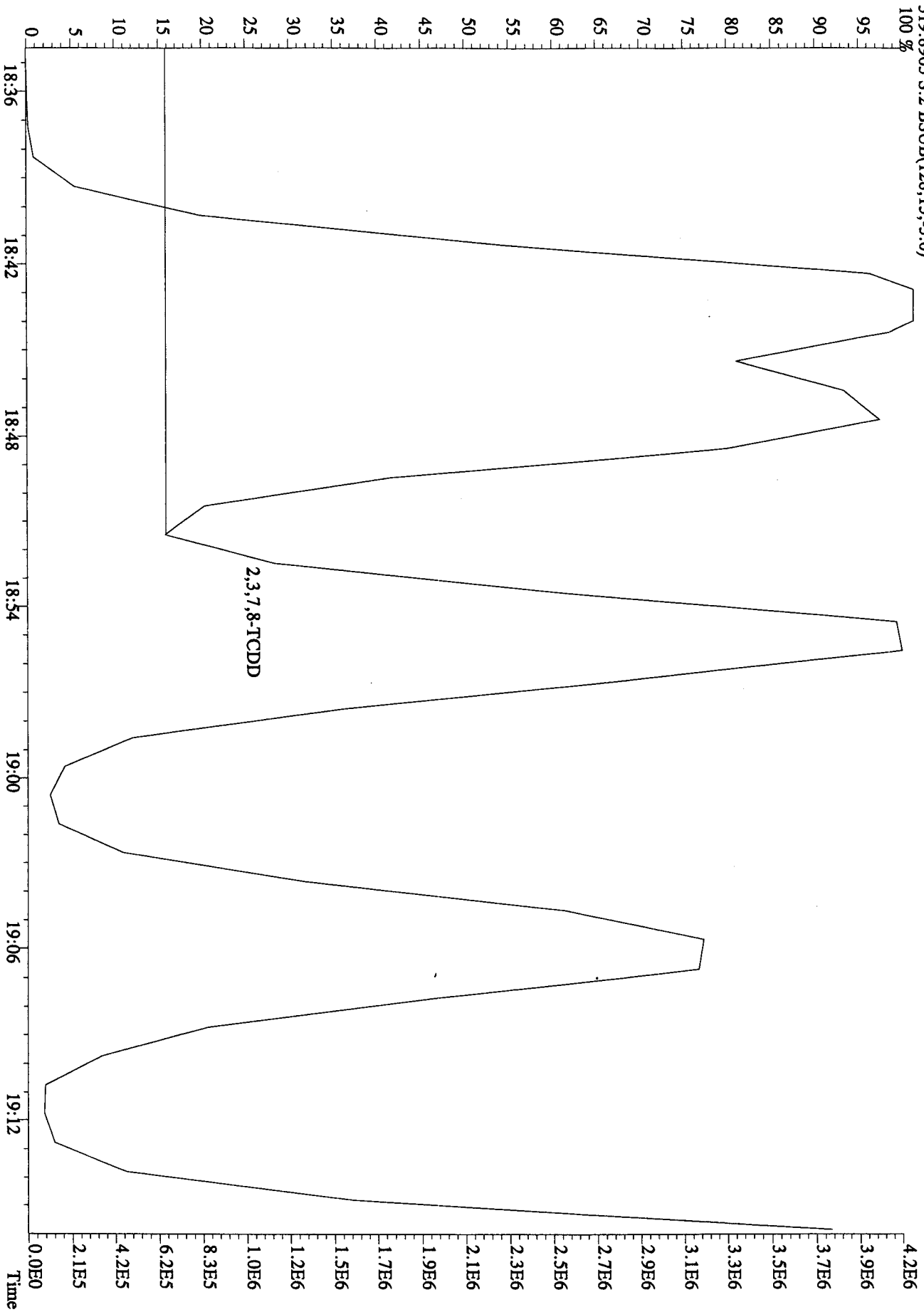
Peak Locate Examination: 7-JAN-2010:08:39 File:ENDRES06JA10A1D5
 Experiment:DIOXIN Function:4 Reference:PFK



Peak Locate Examination: 7-JAN-2010:08:40 File:ENDRES06JA10A1D5
Experiment:DIOXIN Function:5 Reference:PFK



File: 06JA10A1D5 #1-411 Acq: 6-JAN-2010 22:51:45 GC EI + Voltage SIR 70SE
Sample#2 Text: CP0106 :DB-5 CPSM 3732-04 Exp: DIOXIN
319 8965 S:2 BSUB(128,15,-3.0)



ST1231B :CS-1 09DXN422 ST1231C :CS-2 09DXN423 ST1231D :CS-3 09DXN425
 ST1231E :CS-4 09DXN426 ST1231F :CS-5 09DXN456

31DE09A1D531DE09A1D531DE09A1D531DE09A1D531DE09A1D531DE09A1D5

Name	Mean	S. D.	%RSD	RRF1	RRF2	RRF3	RRF4	RRF5
13C-1,2,3,4-TCDD	-	-	- %	-	-	-	-	-

13C-2,3,7,8-TCDF	1.566	0.079	5.03 %	1.52	1.48	1.64	1.53	1.66
2,3,7,8-TCDF	0.860	0.090	10.4 %	0.77	0.77	0.87	0.91	0.98
Total TCDF	0.860	0.090	10.4 %	0.77	0.77	0.87	0.91	0.98

13C-2,3,7,8-TCDD	0.993	0.079	7.91 %	0.93	0.93	1.01	0.97	1.12
2,3,7,8-TCDD	0.934	0.120	12.9 %	0.86	0.77	0.95	1.01	1.07
Total TCDD	0.934	0.120	12.9 %	0.86	0.77	0.95	1.01	1.07

37Cl-2,3,7,8-TCDD	2.218	0.347	15.7 %	2.02	1.82	2.18	2.33	2.74
-------------------	-------	-------	--------	------	------	------	------	------

13C-1,2,3,7,8-PeCDF	1.073	0.114	10.6 %	1.00	0.98	1.09	1.03	1.26
1,2,3,7,8-PeCDF	1.000	0.119	11.9 %	0.85	0.90	1.04	1.10	1.11
2,3,4,7,8-PeCDF	0.939	0.122	13.0 %	0.79	0.84	0.97	1.05	1.05
Total F2 PeCDF	0.969	0.120	12.4 %	0.82	0.87	1.01	1.08	1.08
Total F1 PeCDF	0.969	0.120	12.4 %	0.82	0.87	1.01	1.08	1.08

13C-1,2,3,7,8-PeCDD	0.666	0.081	12.1 %	0.61	0.59	0.67	0.67	0.80
1,2,3,7,8-PeCDD	0.929	0.127	13.7 %	0.79	0.81	0.94	1.04	1.06
Total PeCDD	0.929	0.127	13.7 %	0.79	0.81	0.94	1.04	1.06

13C-1,2,3,7,8-HxCDD	-	-	- %	-	-	-	-	-
---------------------	---	---	-----	---	---	---	---	---

13C-1,2,3,4,7,8-HxCDF	0.893	0.084	9.37 %	0.98	0.88	0.90	0.76	0.94
1,2,3,4,7,8-HxCDF	1.199	0.171	14.2 %	0.96	1.08	1.31	1.33	1.32
1,2,3,6,7,8-HxCDF	1.371	0.160	11.7 %	1.12	1.30	1.48	1.51	1.45
2,3,4,6,7,8-HxCDF	1.242	0.152	12.3 %	1.02	1.15	1.32	1.36	1.36
1,2,3,7,8,9-HxCDF	1.326	0.218	16.4 %	1.02	1.19	1.44	1.57	1.42
Total HxCDF	1.285	0.174	13.5 %	1.03	1.18	1.39	1.44	1.38

13C-1,2,3,6,7,8-HxCDD	0.732	0.084	11.4 %	0.83	0.69	0.75	0.61	0.78
1,2,3,4,7,8-HxCDD	0.970	0.170	17.5 %	0.74	0.88	0.98	1.15	1.11

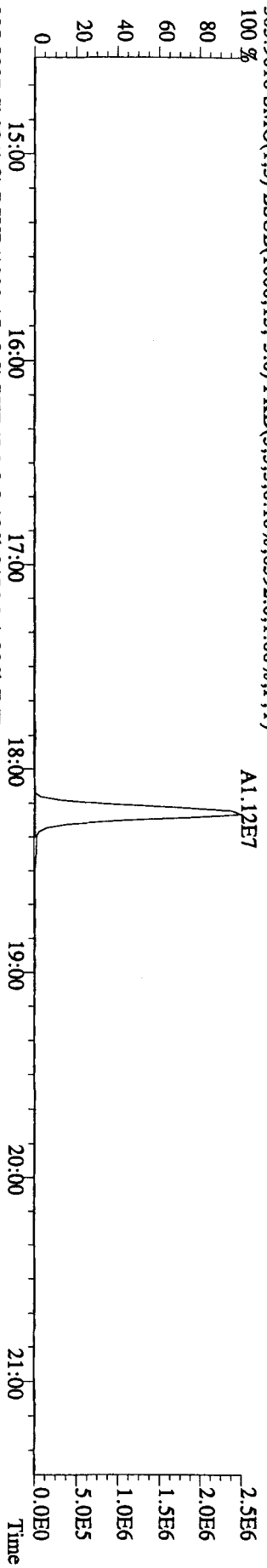
1,2,3,6,7,8-HxCDD	1.058	0.118	11.2 %	0.88	1.01	1.09	1.16	1.15
1,2,3,7,8,9-HxCDD	1.275	0.243	19.0 %	0.92	1.19	1.33	1.57	1.37
Total HxCDD	1.101	0.175	15.9 %	0.84	1.02	1.14	1.30	1.21
1,1,2,2,3,4,6,7,8-HpCDF	0.860	0.055	6.38 %	0.92	0.85	0.88	0.78	0.88
1,2,3,4,6,7,8-HpCDF	1.287	0.138	10.8 %	1.10	1.18	1.34	1.41	1.40
1,2,3,4,7,8,9-HpCDF	1.135	0.151	13.3 %	0.95	1.00	1.19	1.27	1.27
Total HpCDF	1.211	0.145	11.9 %	1.02	1.09	1.27	1.34	1.33
1,1,2,2,3,4,6,7,8-HpCDD	0.752	0.046	6.08 %	0.80	0.74	0.75	0.68	0.79
1,2,3,4,6,7,8-HpCDD	0.998	0.122	12.2 %	0.85	0.88	1.05	1.10	1.10
Total HpCDD	0.998	0.122	12.2 %	0.85	0.88	1.05	1.10	1.10
13C-OCDD	0.564	0.039	6.86 %	0.58	0.54	0.57	0.51	0.61
OCDF	1.437	0.202	14.1 %	1.16	1.30	1.52	1.63	1.59
OCDD	1.110	0.128	11.5 %	0.96	0.98	1.16	1.23	1.22

File:06J10A1D5 #1-410 Acq: 6-JAN-2010 22:09:57 GC EI+ Voltage SIR 70SE

Sample#1 Text:ST0106 :CS3 09DXN425 Exp:DIOXIN

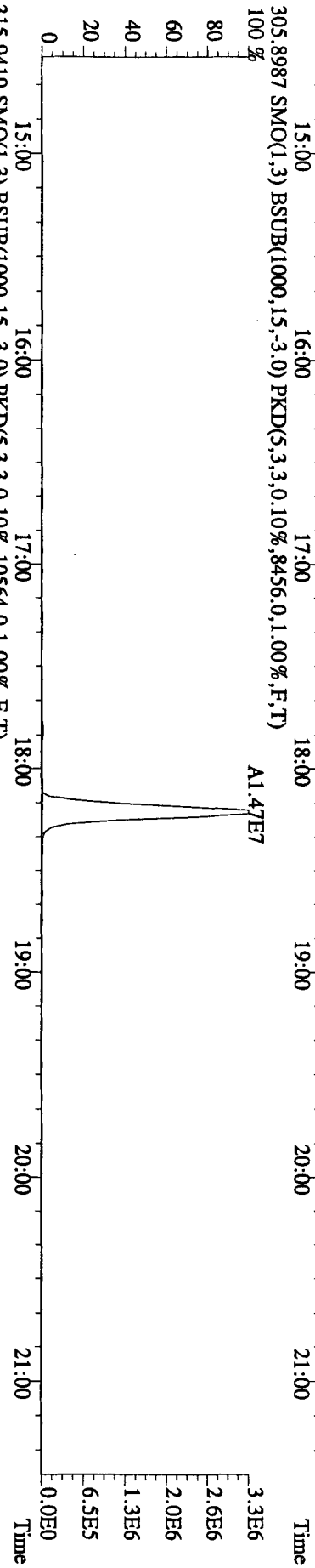
303.9016 SMO(1,3) BSUB(1000,15,-3,0) PKD(5,3,3,0,10%,6592,0,1,00%,F,T)

100 %



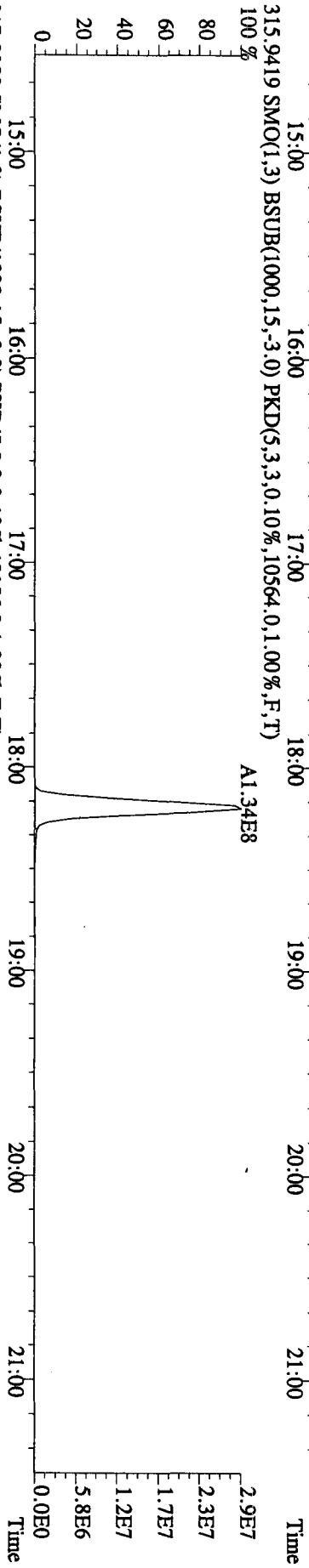
305.8987 SMO(1,3) BSUB(1000,15,-3,0) PKD(5,3,3,0,10%,8456,0,1,00%,F,T)

100 %



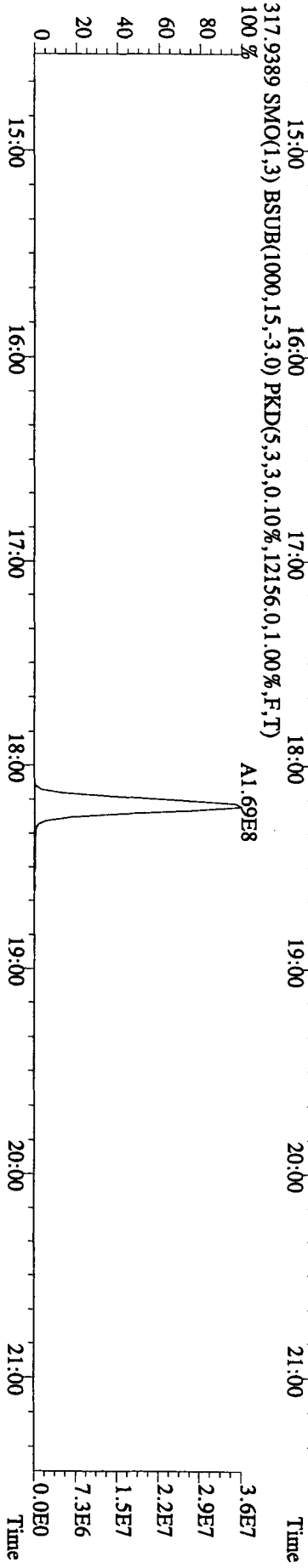
315.9419 SMO(1,3) BSUB(1000,15,-3,0) PKD(5,3,3,0,10%,10564,0,1,00%,F,T)

100 %

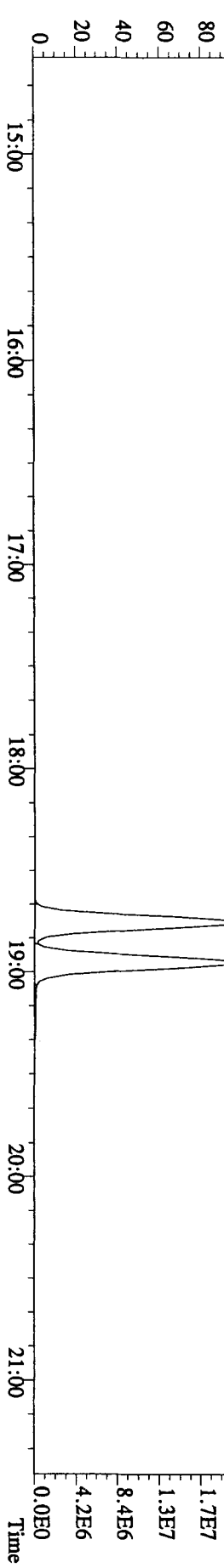
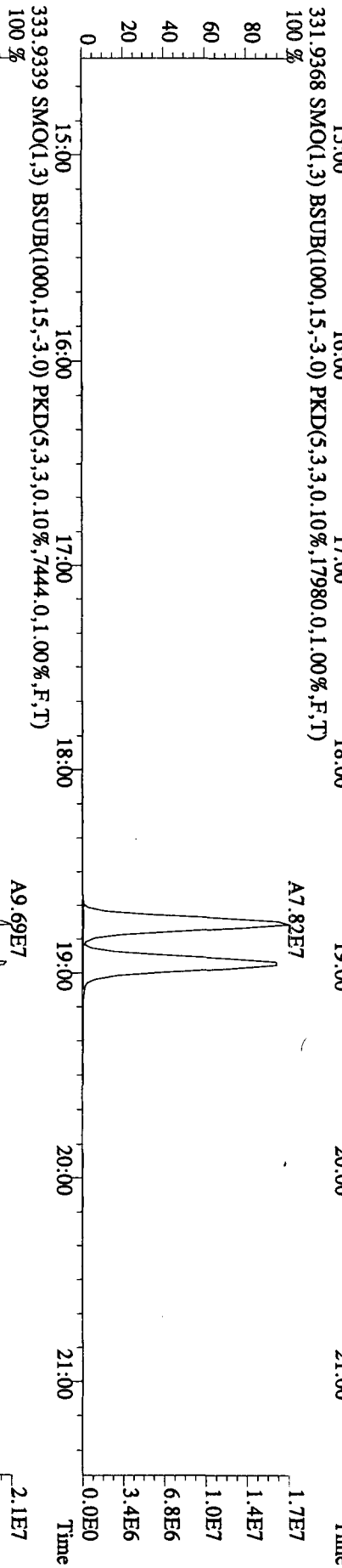
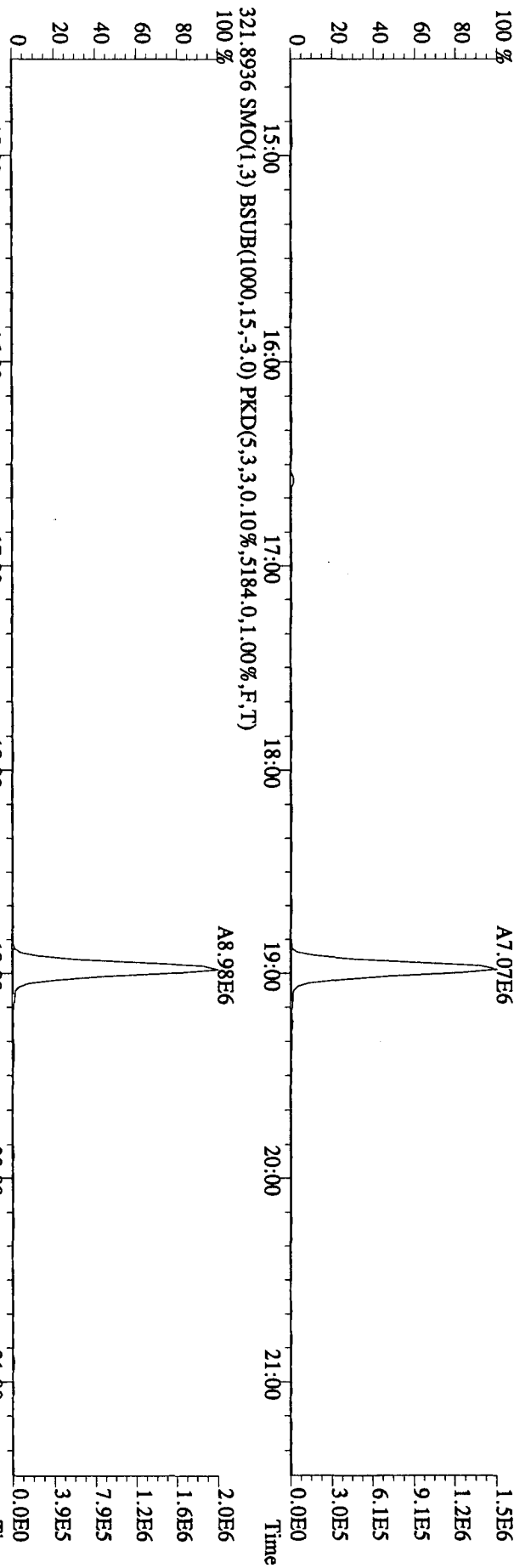


317.9389 SMO(1,3) BSUB(1000,15,-3,0) PKD(5,3,3,0,10%,12156,0,1,00%,F,T)

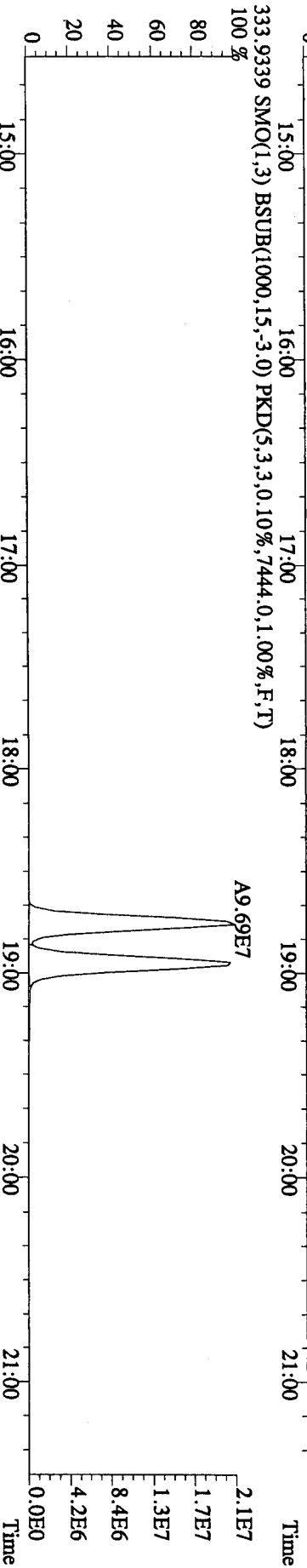
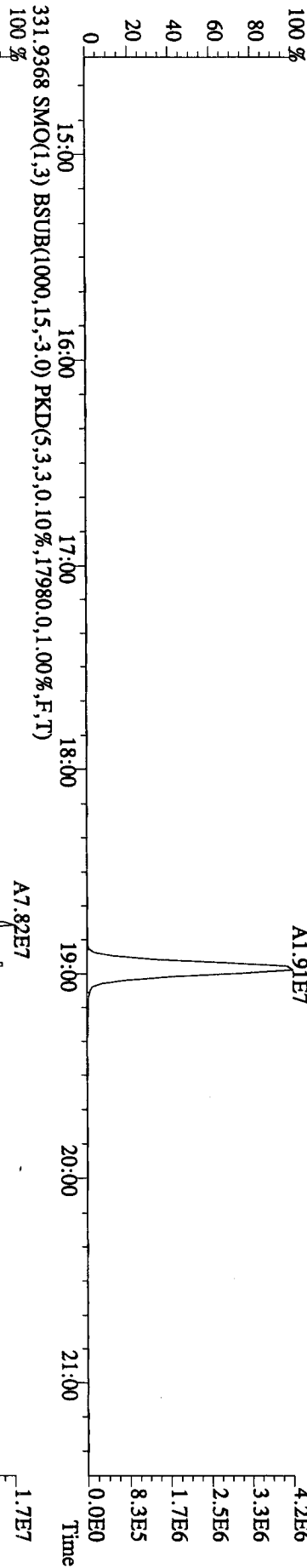
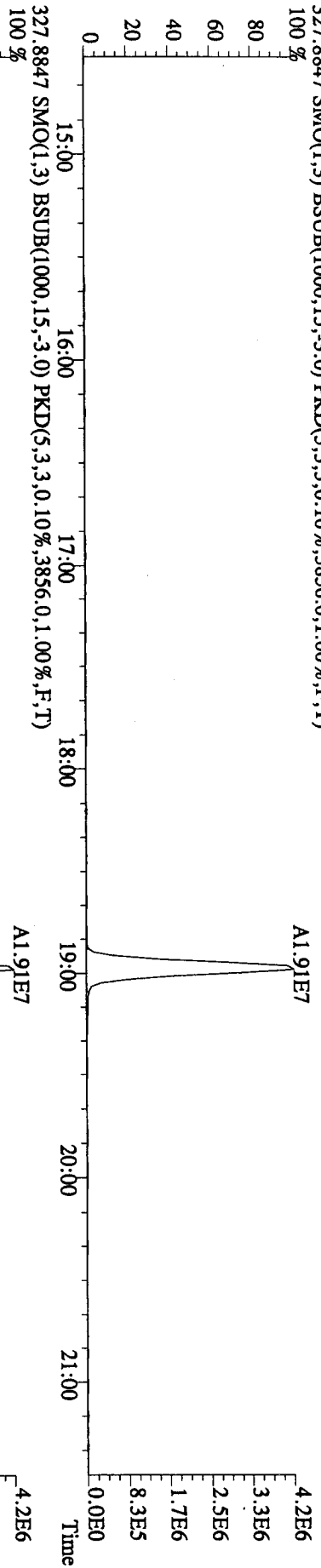
100 %



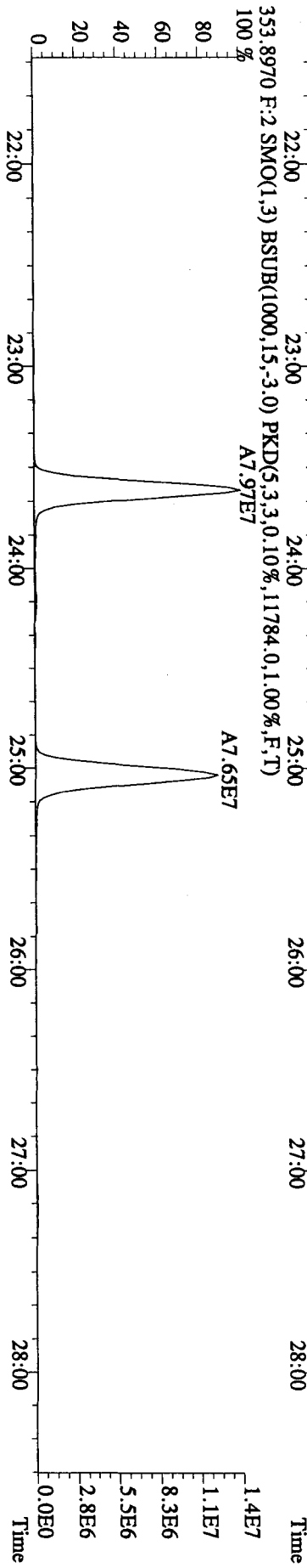
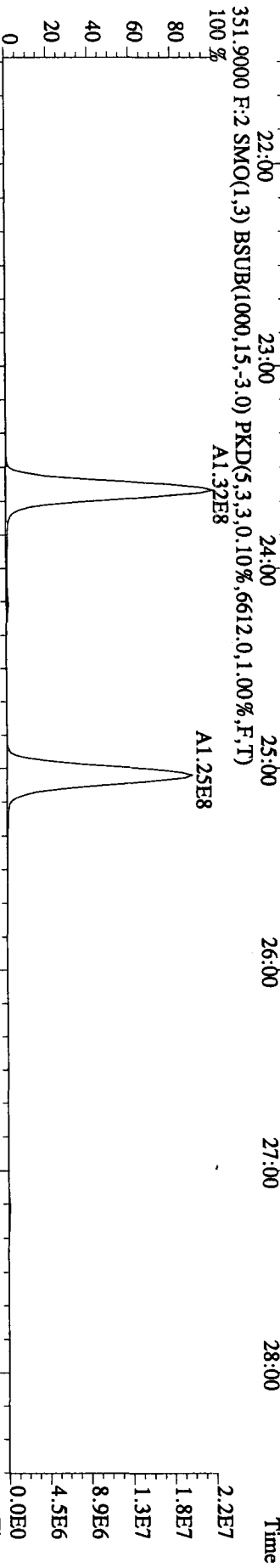
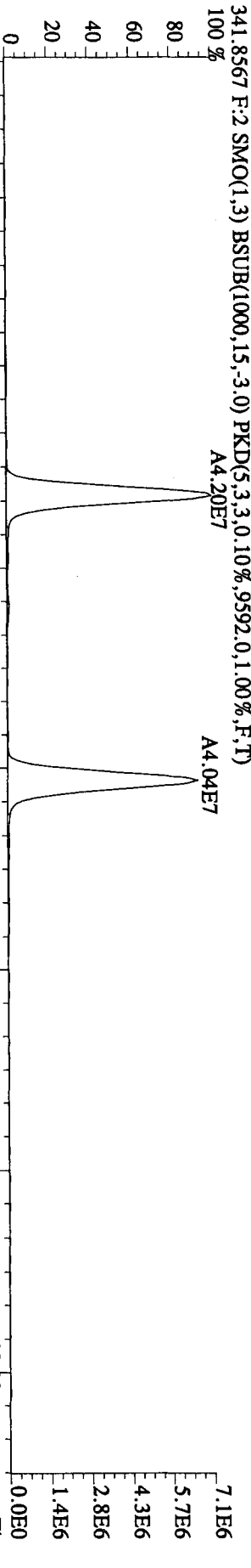
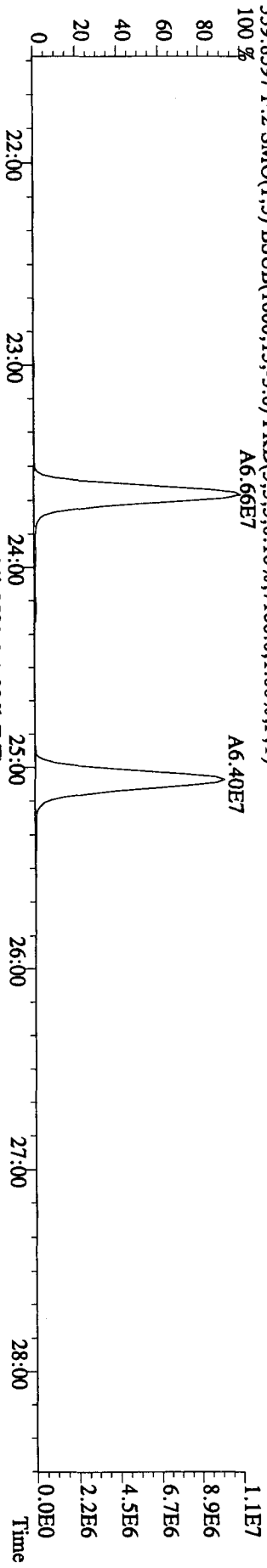
File:06JA10A1D5 #1-410 Acq: 6-JAN-2010 22:09:57 GC EI+ Voltage SIR 70SE
 Sample#1 Text:ST0106 :CS3 09DXN425 Exp:DIOXIN
 319.8965 SMO(1,3) BSUB(1000,15,-3,0) PKD(5,3,3,0.10%,5676.0,1.00%,F,T)
 100 %



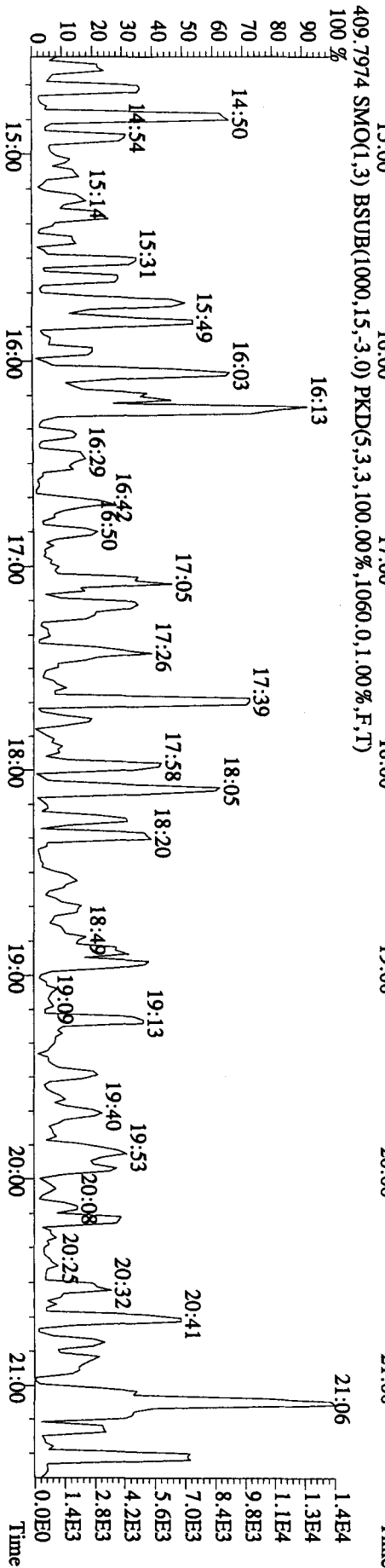
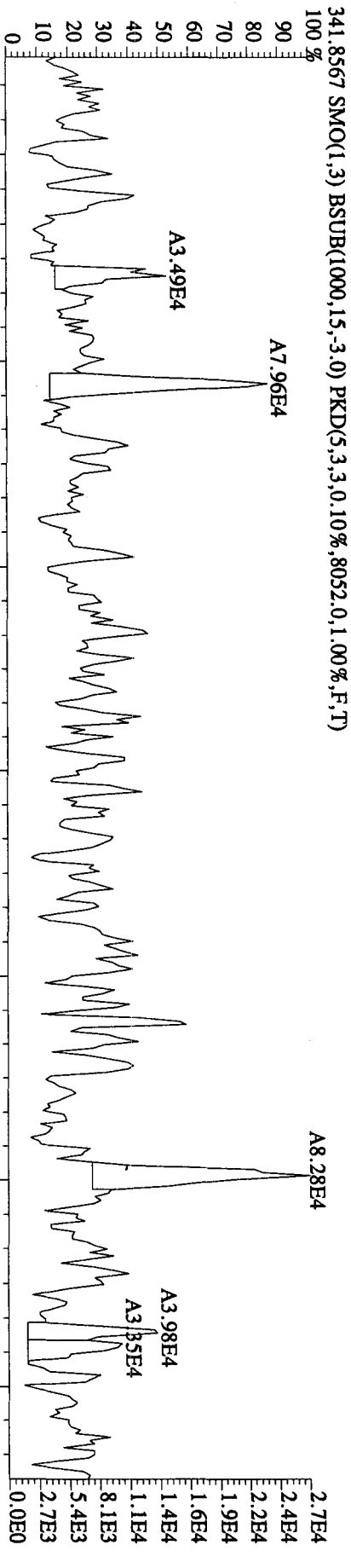
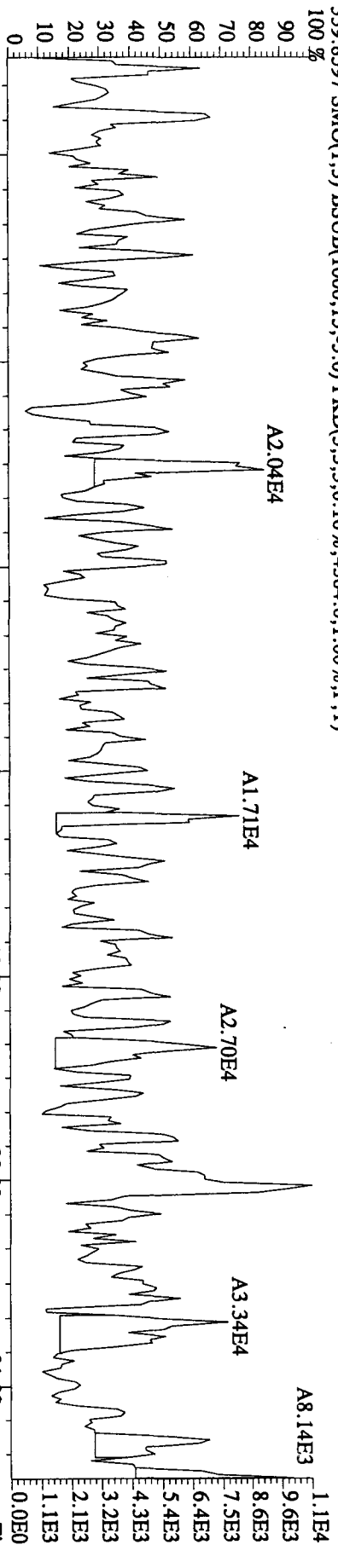
File:06A10A1D5 #1-410 Acq: 6-JAN-2010 22:09:57 GC EI+ Voltage SIR 70SE
Sample#1 Text:ST0106 :CS3 09DXN425 Exp:DIOXIN
327.8847 SMO(1,3) BSUB(1000,15,-3,0) PKD(5,3,3,0.10%,3856,0,1.00%,F,T)
100%



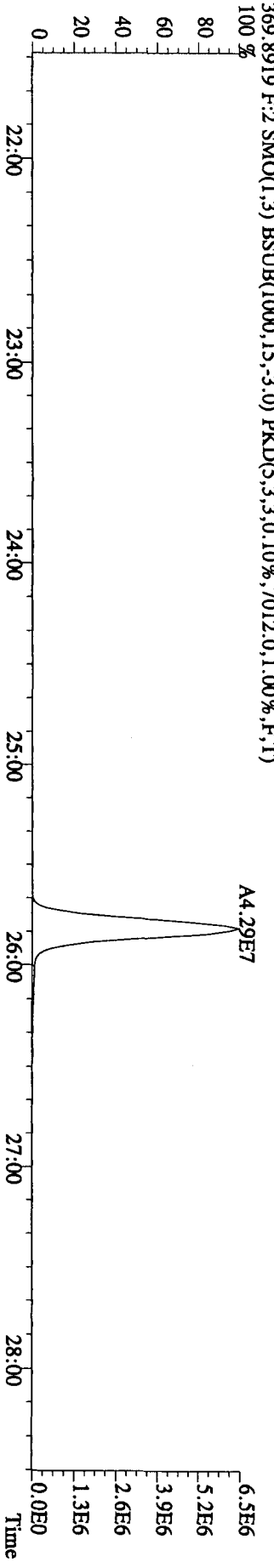
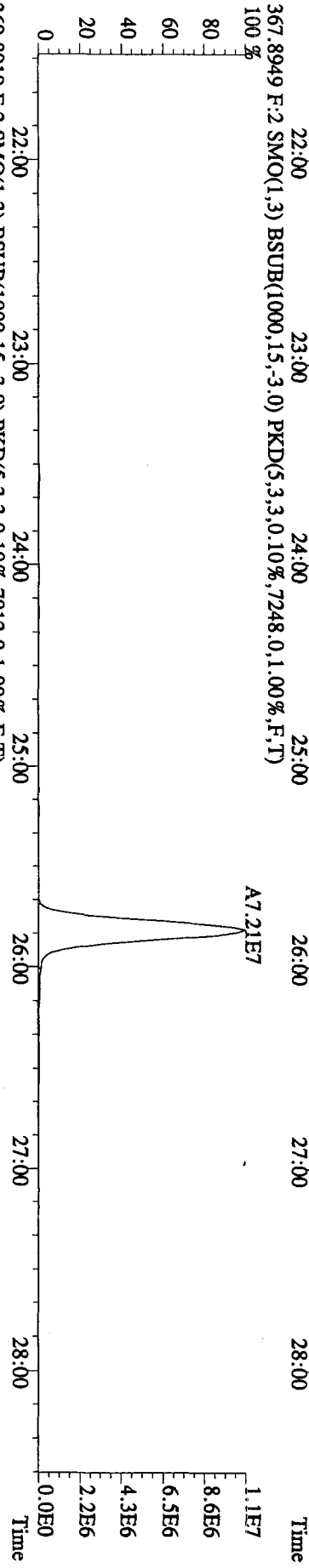
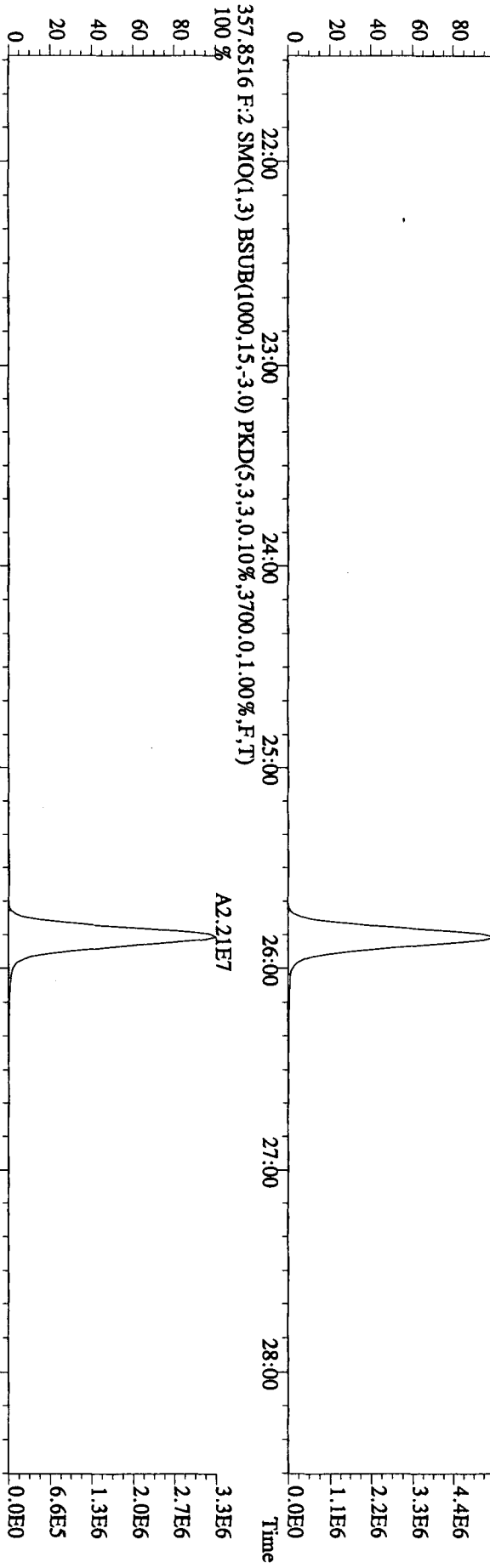
File:06JA10A1D5 #1-495 Acq: 6-JAN-2010 22:09:57 GC EI+ Voltage SIR 70SE
 Sample#1 Text:ST0106 :CS3 09DXN425 Exp:DIOXIN
 339.8597 F:2.SMO(1,3) BSUB(1000,15,-3.0) PKD(5,3,3,0.10%,7108.0,1.00%,F,T)
 100%



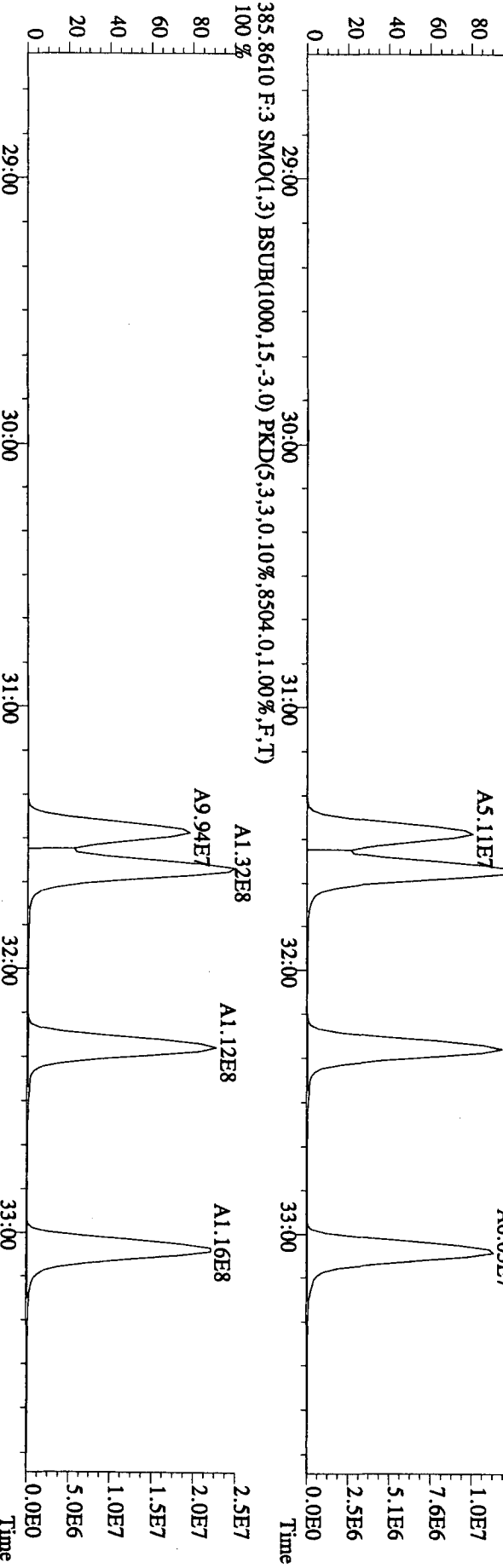
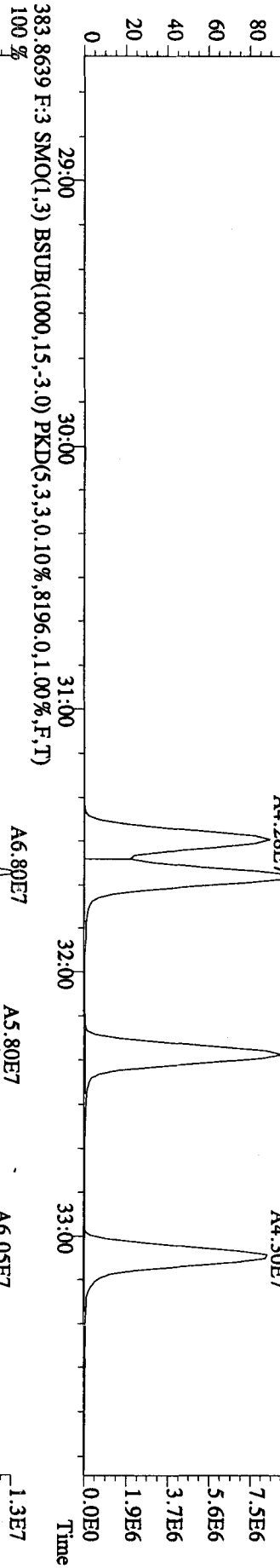
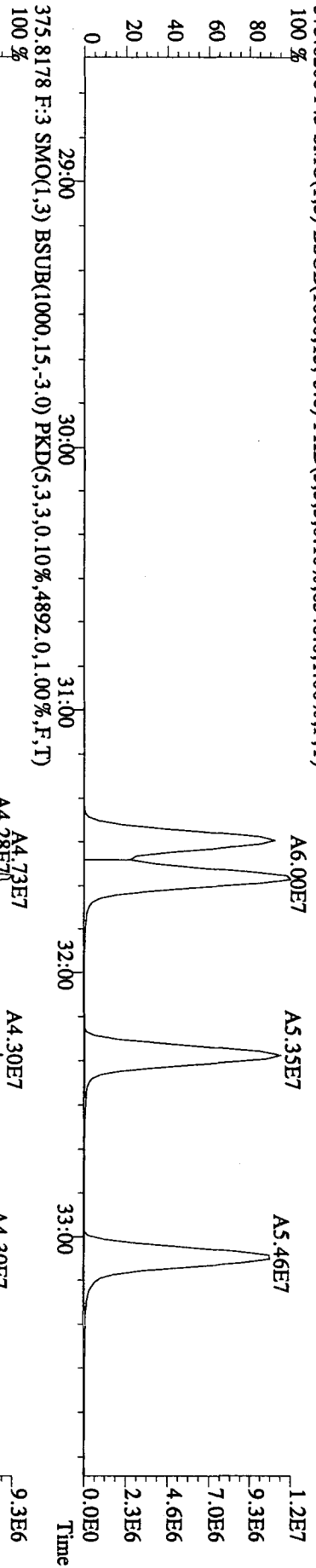
File:061A10A1D5 #1-410 Acq: 6-JAN-2010 22:09:57 GC EI+ Voltage SIR 70SE
 Sample#1 Text:ST0106 :CS3 09DXN425 Exp:DIOXIN
 339.8597 SMO(1,3) BSUB(1000,15,-3.0) PKD(5,3,3,0.10%,4304.0,1.00%,F,T)
 100 %




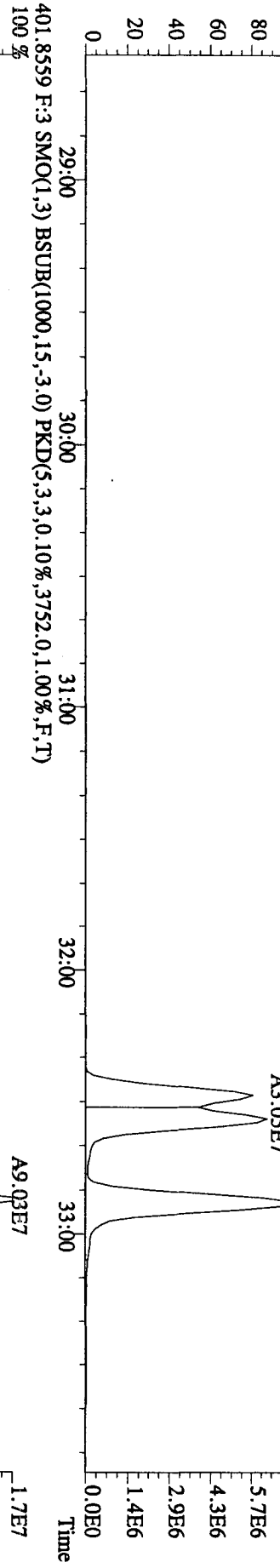
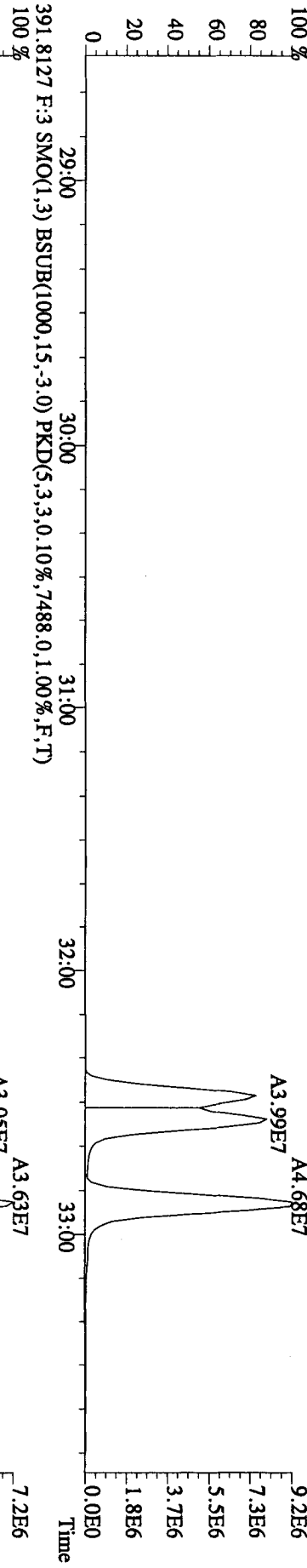
File:061A10A1D5 #1-495 Acq: 6-JAN-2010 22:09:57 GC EI+ Voltage SIR 70SE
 Sample#1 Text:ST0106 :CS3 09DXN425 Exp:DIOXIN
 355.8546 F:2 SMO(1,3) BSUB(1000,15,-3.0) PKD(5,3,3,0.10%,7568.0,1.00%,F,T)
 100%



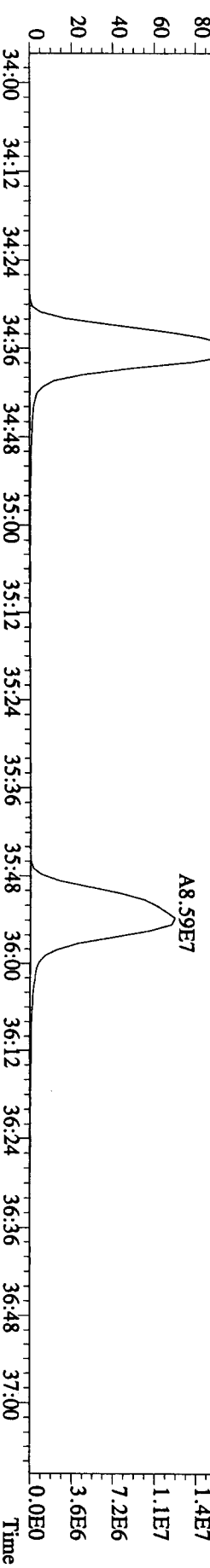
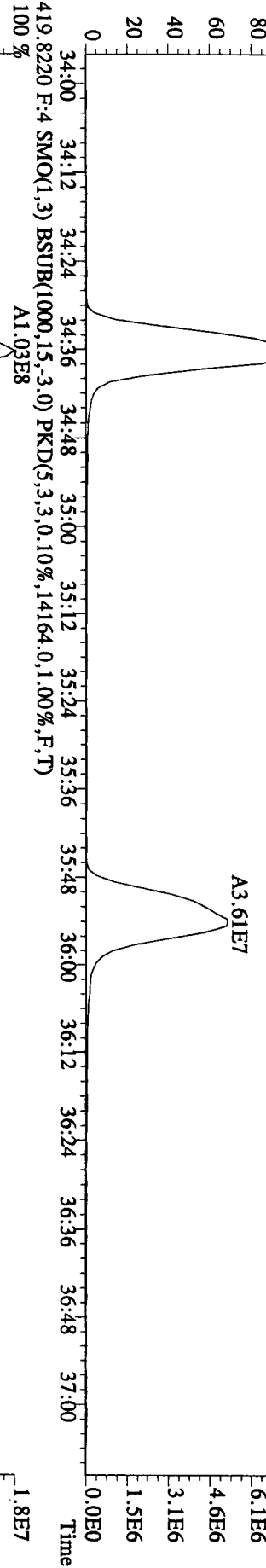
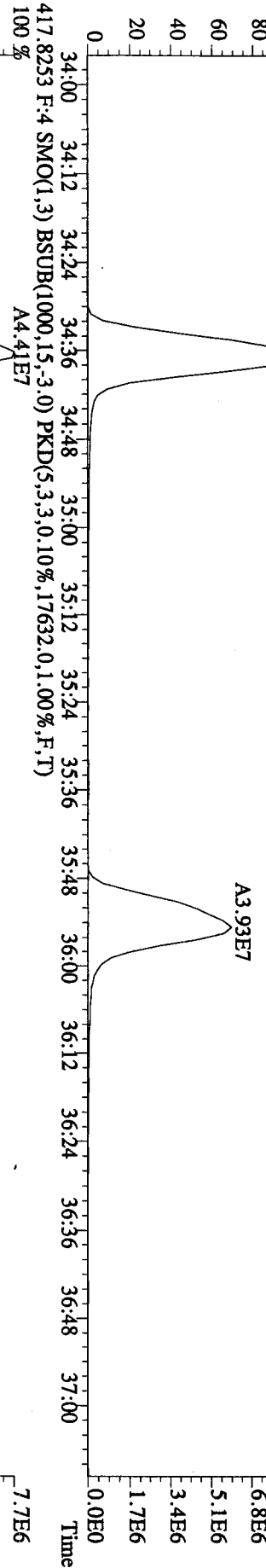
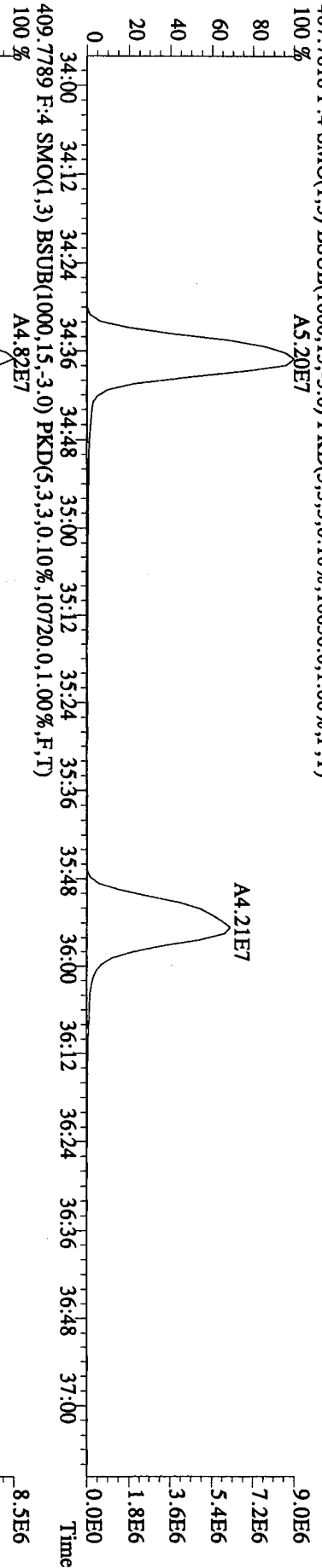
File:06J1A10A1D5 #1-362 Acq: 6-JAN-2010 22:09:57 GC EI+ Voltage SIR 70SE
 Sample#1 Text:ST0106 :CS3 09DXN425 Exp:DIOXIN
 373.8208 F:3 SMO(1,3) BSUB(1000,15,-3,0) PKD(5,3,3,0.10%,6340.0,1.00%,F,T)



File:061A10A1D5 #1-362 Acq: 6-JAN-2010 22:09:57 GC EI+ Voltage SIR 70SE
 Sample#1 Text:ST0106 :CS3 09DXN425 Exp:DIOXIN
 389.8157 F:3 SMO(1,3) BSUB(1000,15,-3.0) PKD(5,3,3,0.10%,3776.0,1.00%,F,T)
 100%

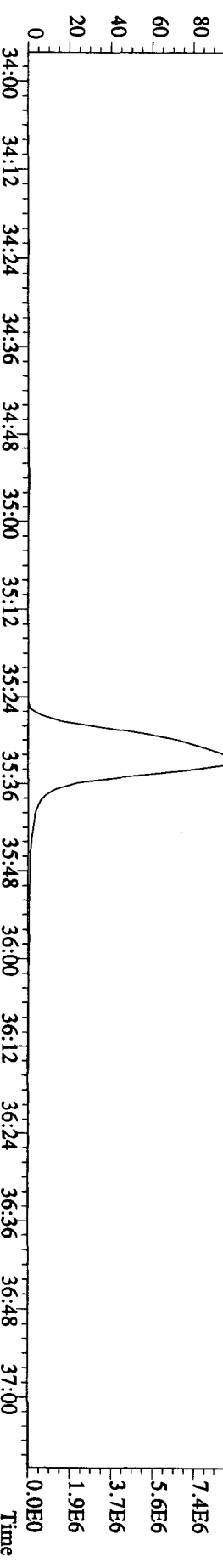
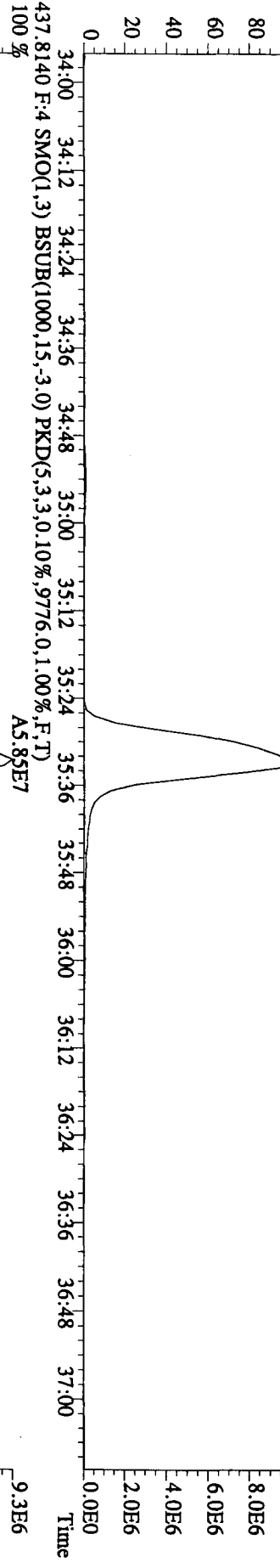
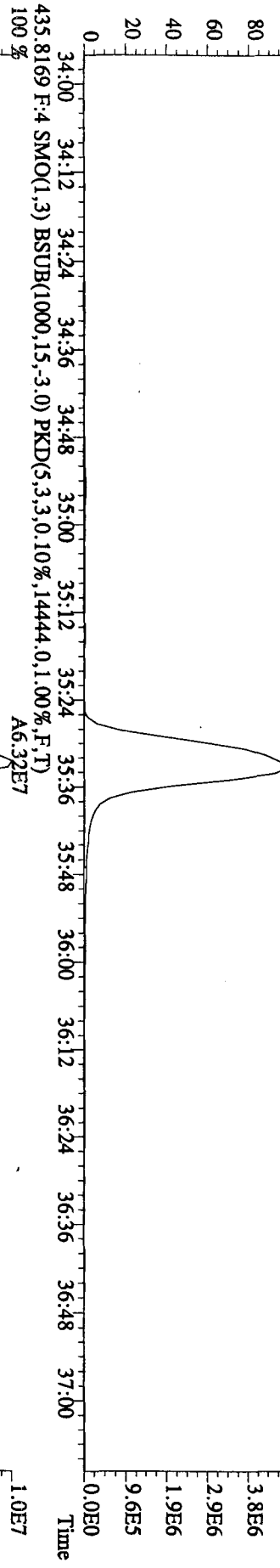
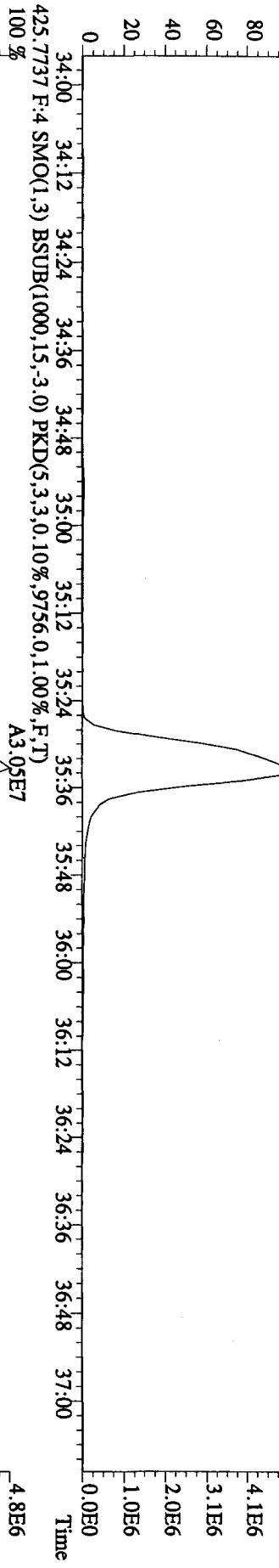


File:061A10A1D5 #1-228 Acq: 6-JAN-2010 22:09:57 GC EI+ Voltage SIR 70SE
 Sample#1 Text:ST0106 :CS3 09DXN425 Exp:DIOXIN
 407.7818 F:4 SMO(1,3) BSUB(1000,15,-3.0) PKD(5,3,3,0.10%,10636.0,1.00%,F,T)
 100 %

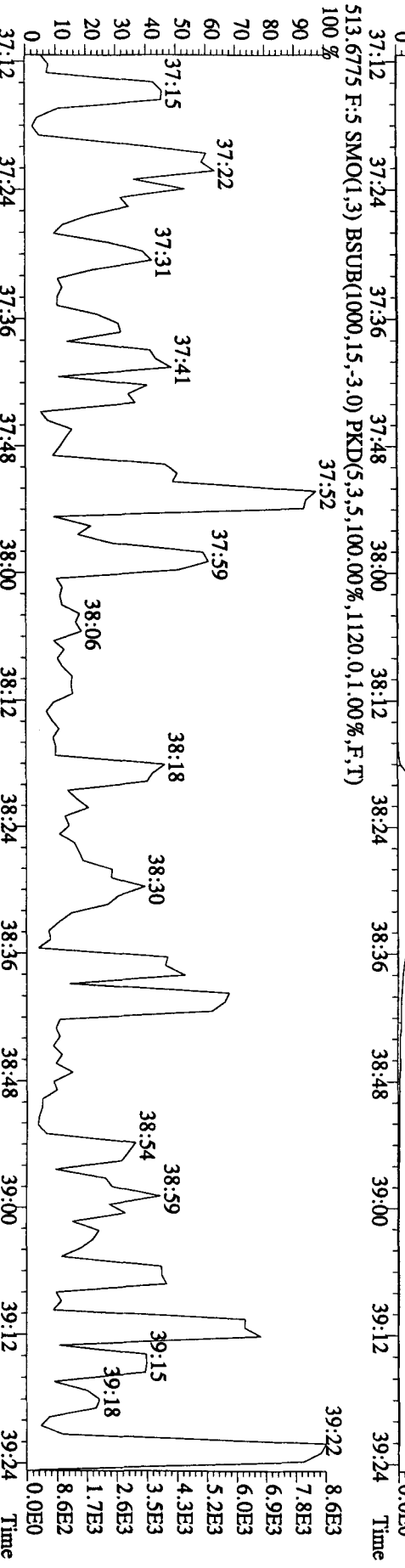
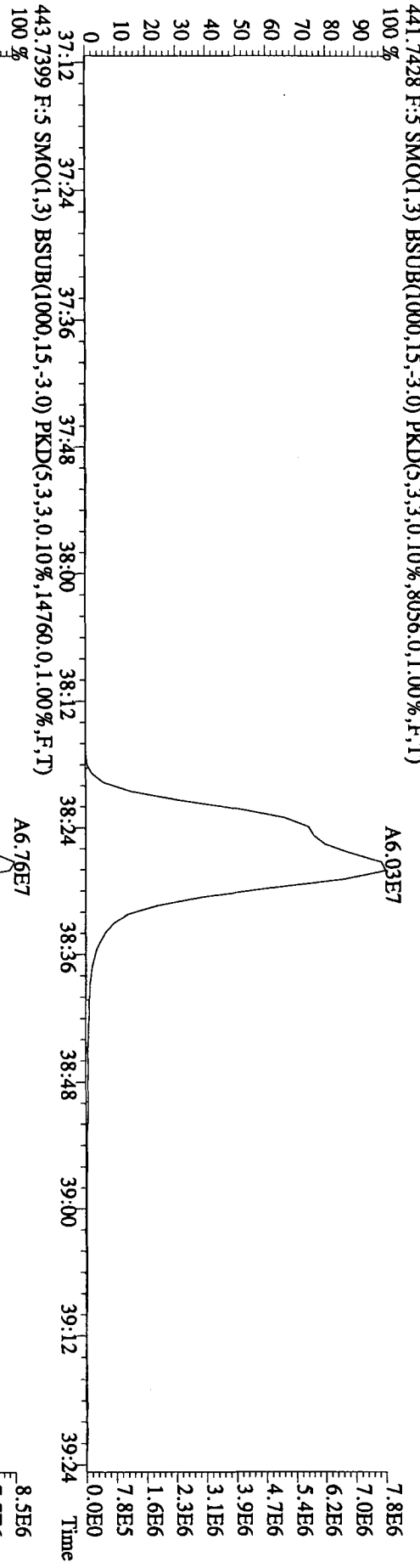


File:061A10A1D5 #1-228 Acq: 6-JAN-2010 22:09:57 GC EI+ Voltage SIR 70SE

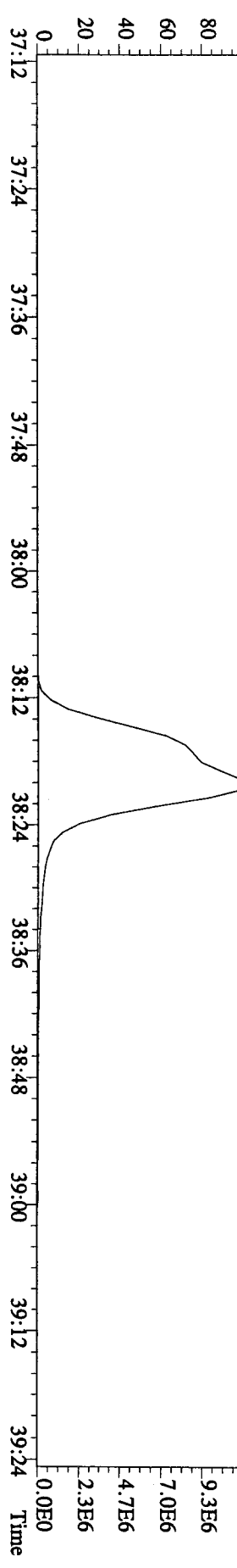
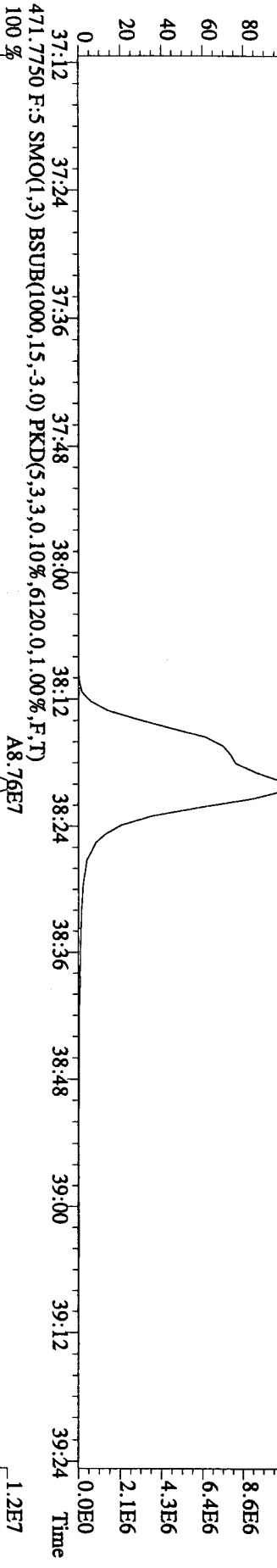
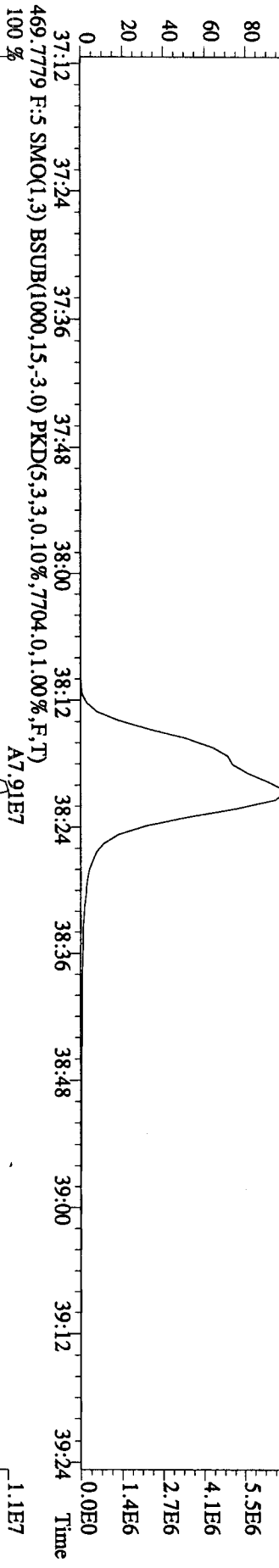
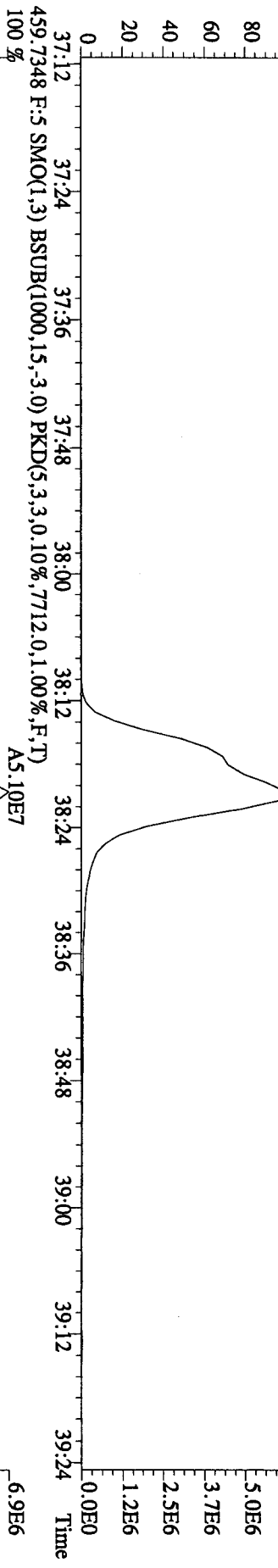
Sample#1 Text:ST0106 :CS3 09DXN425 Exp:DIOXIN
423.7766 F:4 SMO(1,3) BSUB(1000,15,-3.0) PKD(5,3,3,0.10%,11716.0,1.00%,F,T)
100%



File:061A10A1D5 #1-161 Acq: 6-JAN-2010 22:09:57 GC EI+ Voltage SIR 70SE
 Sample#1 Text:ST0106 :CS3 09DXN425 Exp:DIOXIN
 441.7428 F:5 SMO(1,3) BSUB(1000,15,-3.0) PKD(5,3,3,0.10%,8056,0,1.00%,F,T)



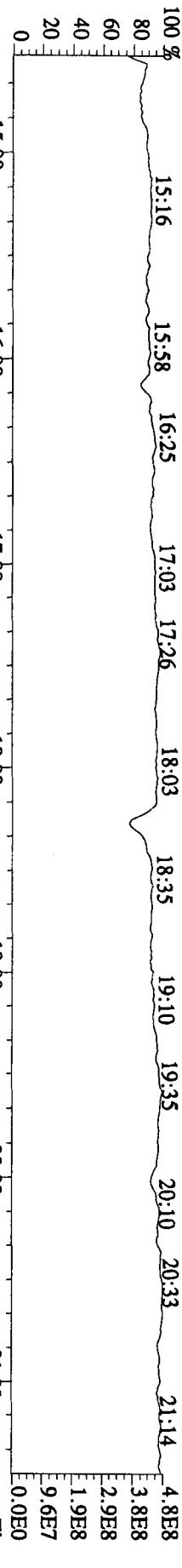
File:06J10A10A1D5 #1-161 Acq: 6-JAN-2010 22:09:57 GC EI + Voltage SIR 70SE
 Sample#1 Text:ST0106 :CS3 09DXN425 Exp:DIOXIN
 457.7377 F.:5 SMO(1,3) BSUB(1000,15,-3.0) PKD(5,3,3,0.10%,7084.0,1.00%,F,T)
 100 %



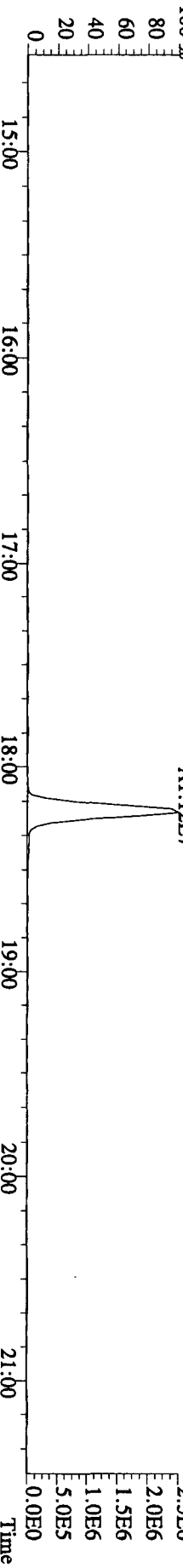
File:06JA10A1D5 #1-410 Acq: 6-JAN-2010 22:09:57 GC EI + Voltage SIR 70SE

Sample#1 Text:ST0106 :CSS 09DXN425 Exp:DIOXIN

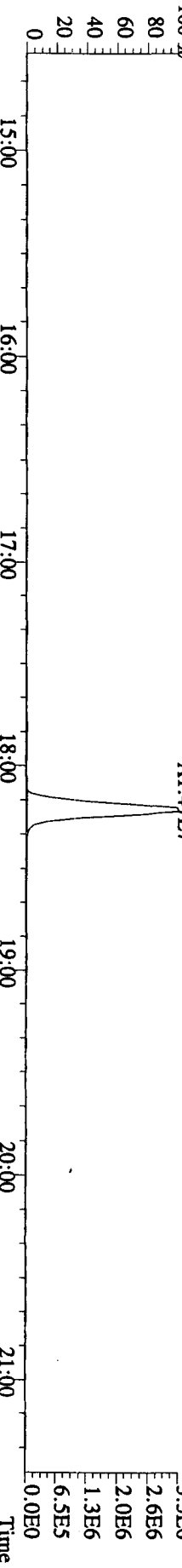
292.9825 SMO(1,3) PKD(5,3,5,100.00%,0.0,1.00%,F,T)




303.9016 SMO(1,3) BSUB(1000,15,-3,0) PKD(5,3,3,0.10%,6592,0.1,0.00%,F,T)



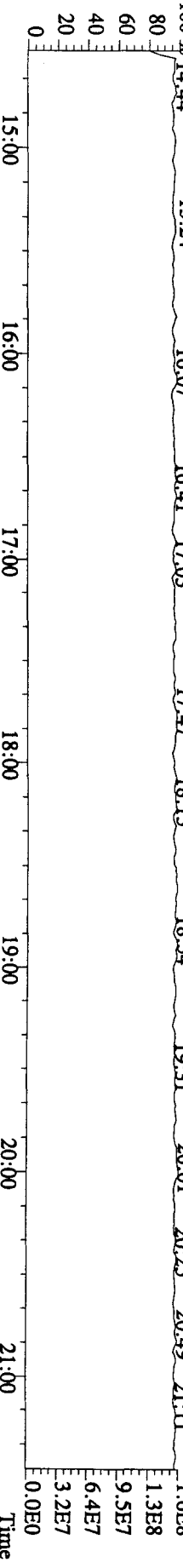
305.8987 SMO(1,3) BSUB(1000,15,-3,0) PKD(5,3,3,0.10%,8456,0.1,0.00%,F,T)



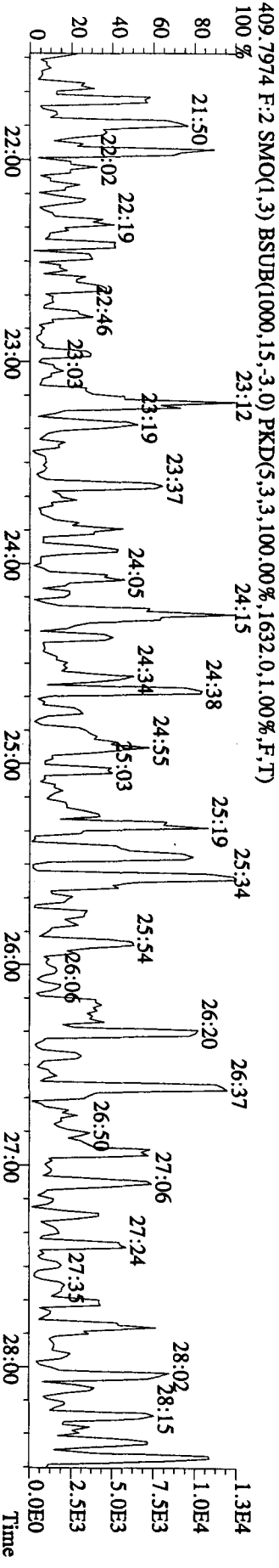
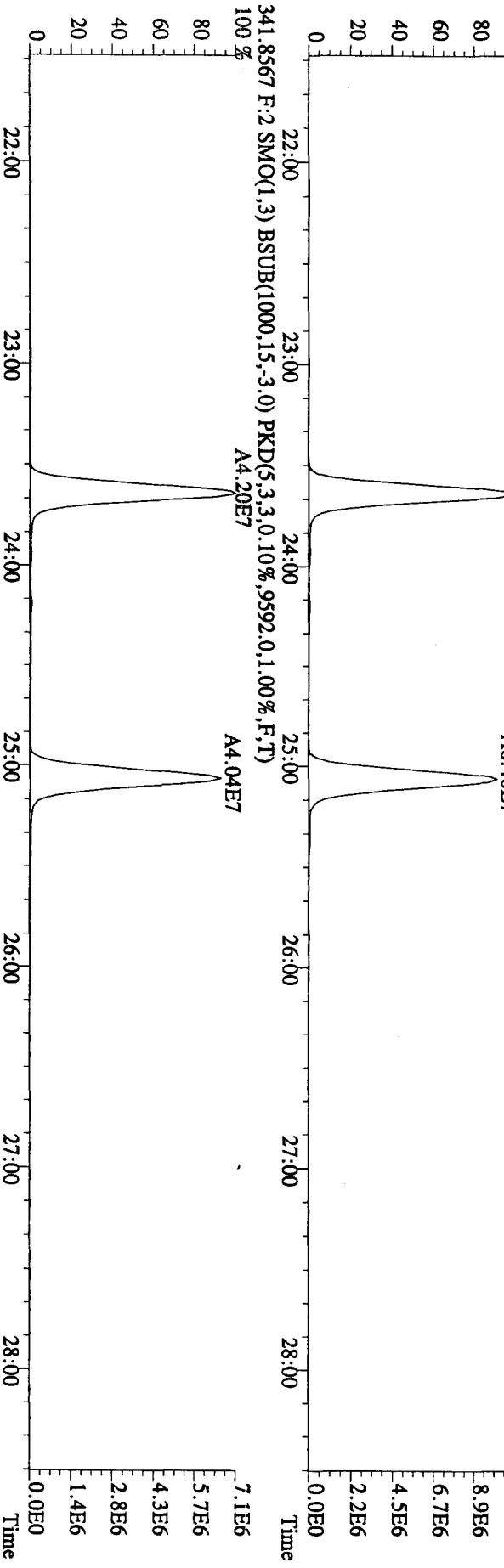

375.8364 SMO(1,3) BSUB(1000,15,-3,0) PKD(5,3,3,100.00%,1844,0.1,0.00%,F,T)

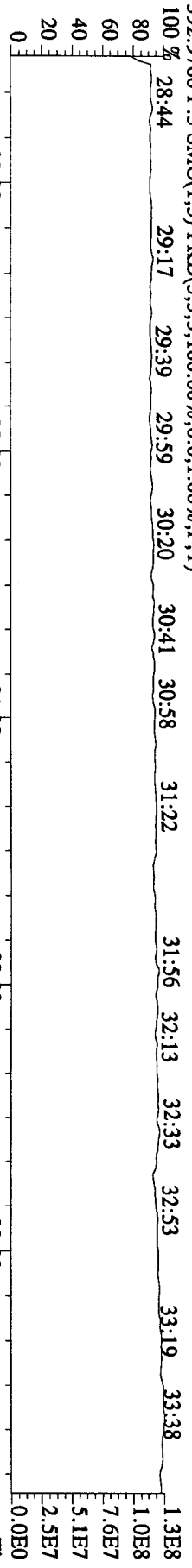


330.9792 SMO(1,3) PKD(5,3,3,100.00%,0.0,1.00%,F,T)

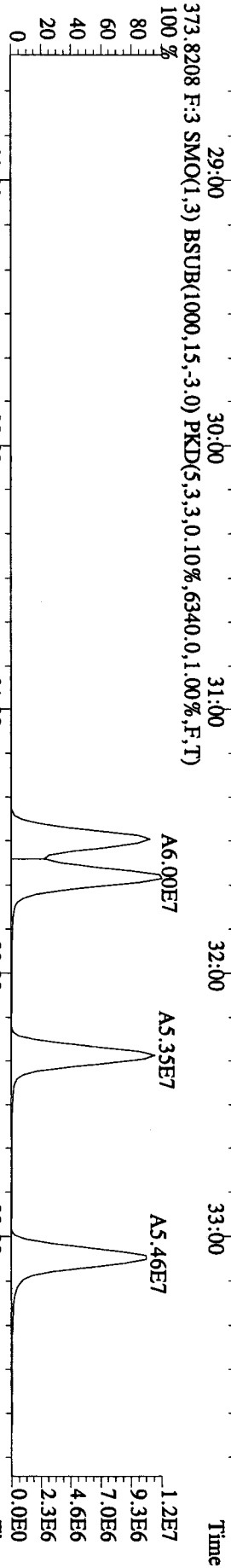


File:061A10A1D5 #1-495 Acq: 6-JAN-2010 22:09:57 GC EI+ Voltage SIR 70SE
 Sample#1 Text:ST0106 :CS3 09DXN425 Exp:DIOXIN
 342.9792 F:2 SMO(1,3) PKD(5,3,3,100.00%,0.0,1.00%,F,T)
 100% 21:55 22:27 22:48 23:21 23:50 24:55 25:41 26:04 26:35 27:10 27:40 28:06

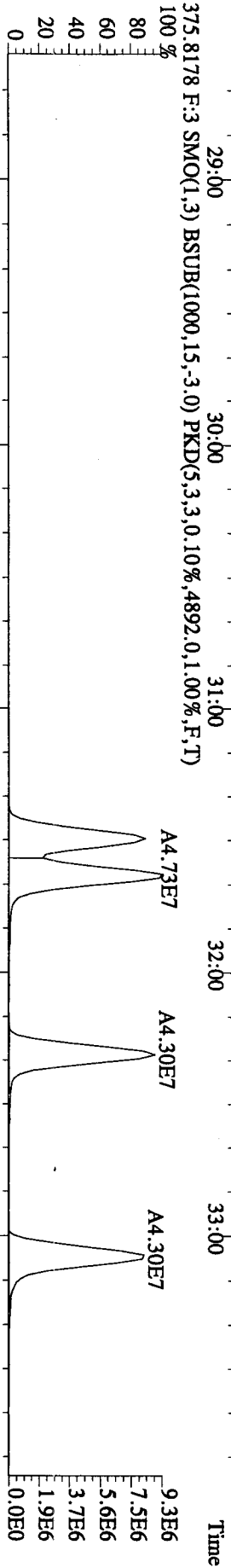




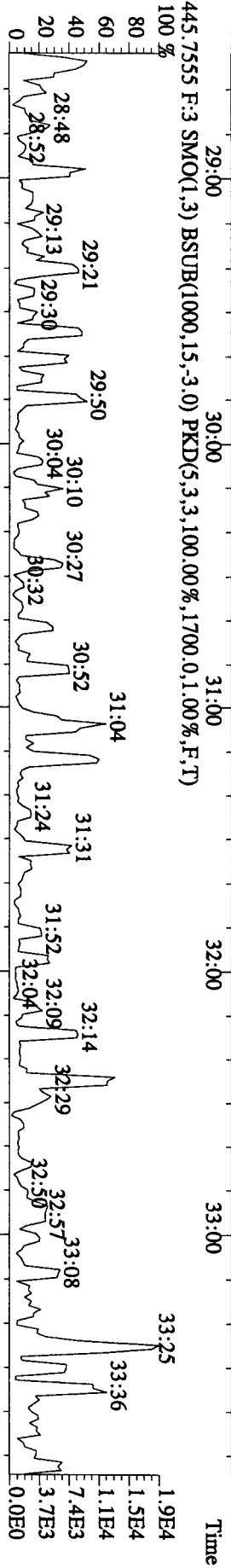
373.8208 F:3 SMO(1,3) BSUB(1000,15,-3.0) PKD(5,3,3,0.10%,6340.0,1.00%,F,T)




375.8178 F:3 SMO(1,3) BSUB(1000,15,-3.0) PKD(5,3,3,0.10%,4892.0,1.00%,F,T)



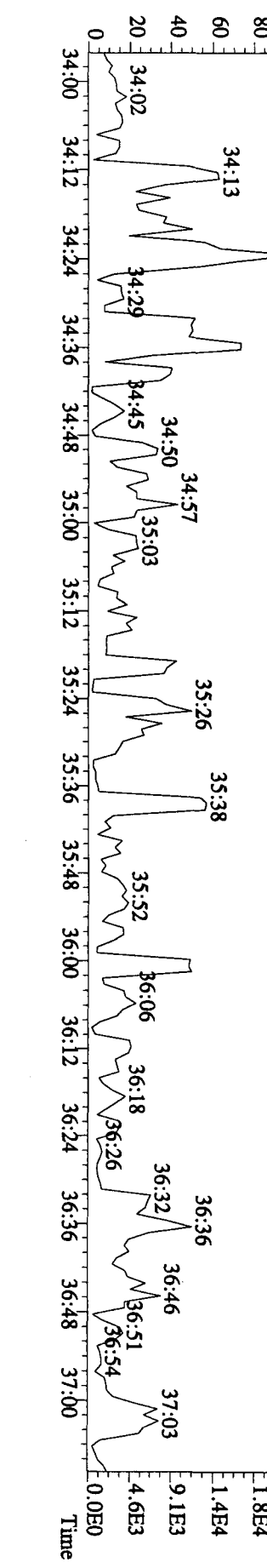
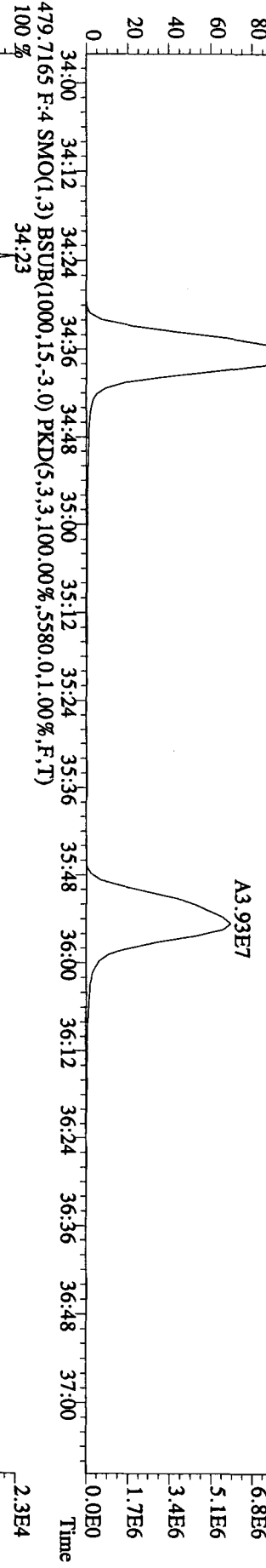
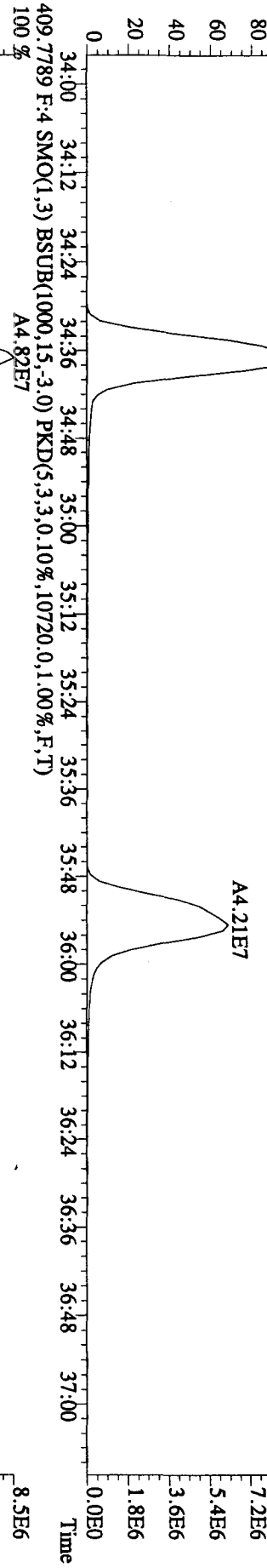
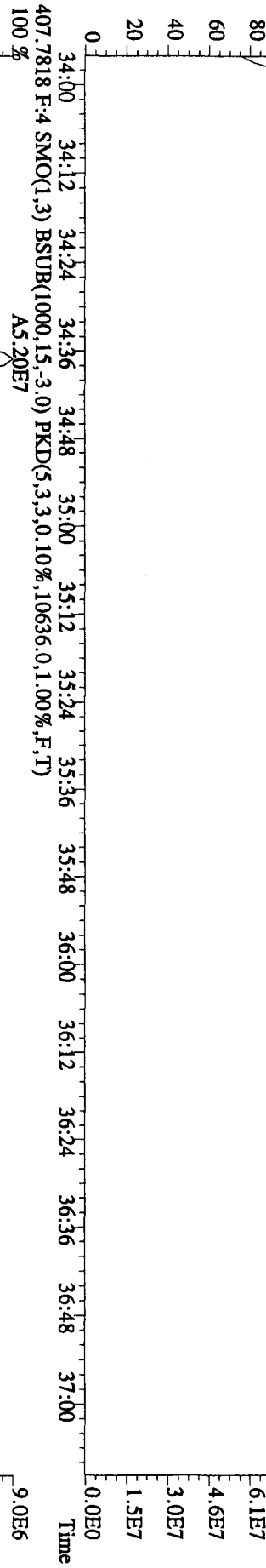
445.7555 F:3 SMO(1,3) BSUB(1000,15,-3.0) PKD(5,3,3,100.00%,1700.0,1.00%,F,T)




380.9760 F:3 SMO(1,3) PKD(5,3,3,100.00%,0.0,1.00%,F,T)



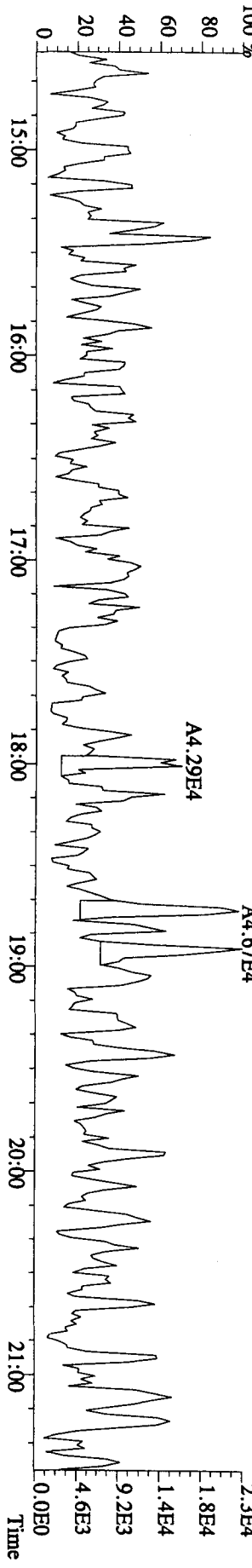
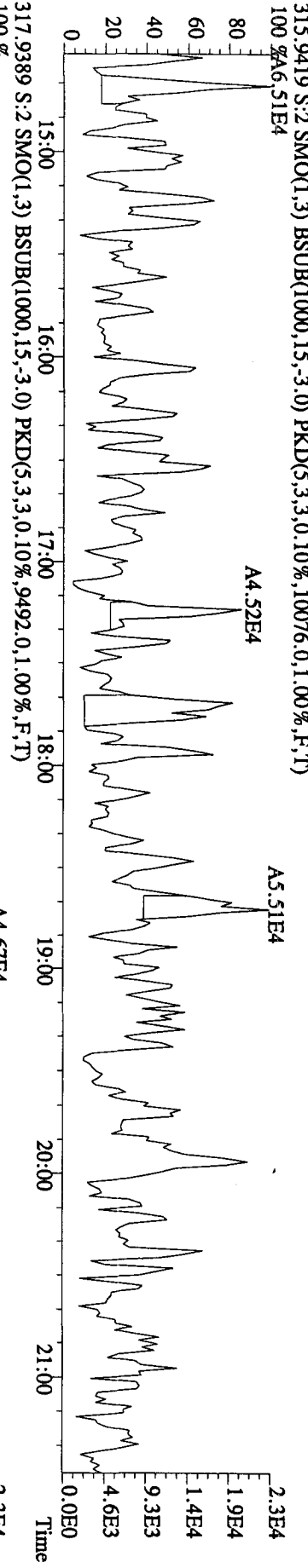

File:061A10A1D5 #1-228 Acq: 6-JAN-2010 22:09:57 GC EI + Voltage SIR 70SE
 Sample#1 Text:ST0106 :CS3 09DXN425 Exp:DIOXIN
 430.9728 F:4 SMO(1,3) PKD(5,3,3,100.00%,0.0,1.00%,F,T)
 100 % 34:08 34:22 34:33 34:53 35:13 35:30 35:44 35:58 36:16 36:32 36:44 36:56



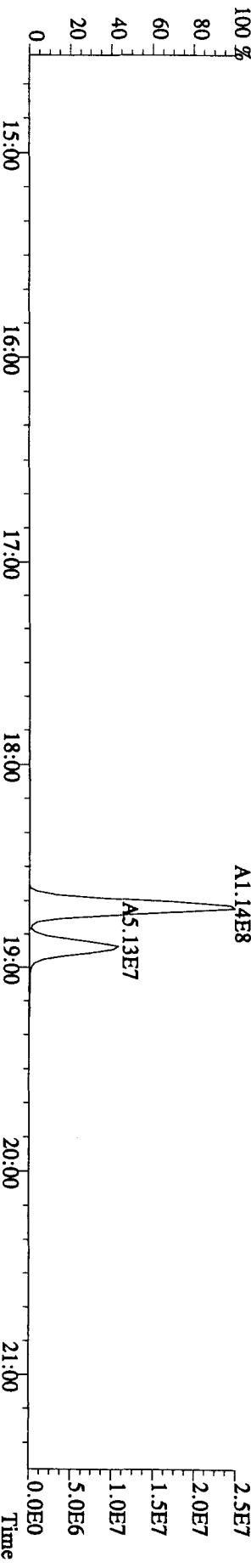
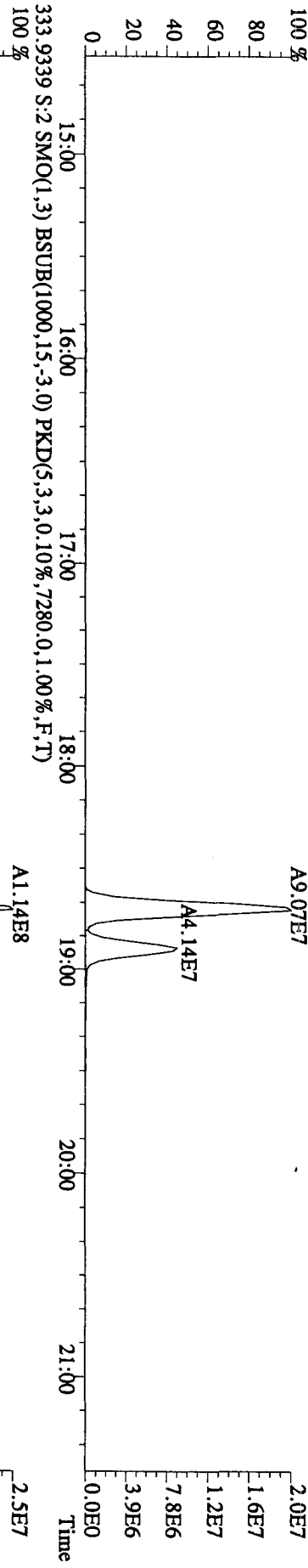
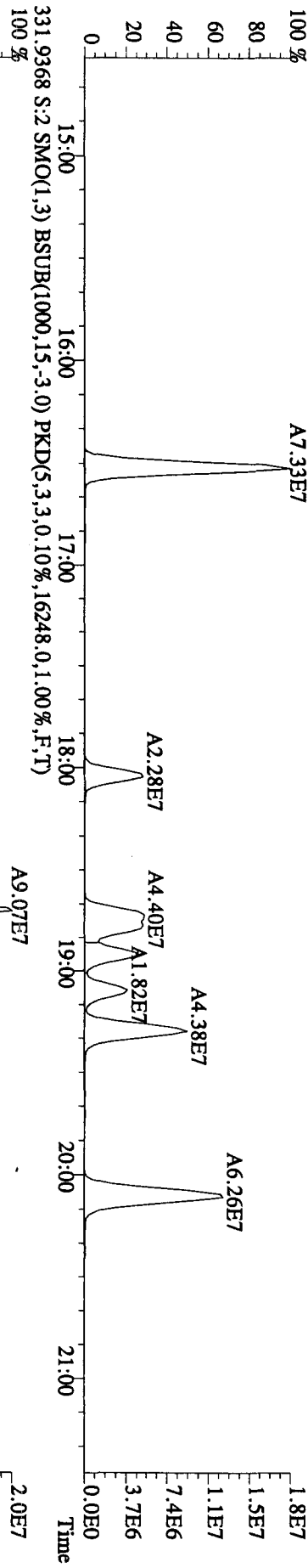
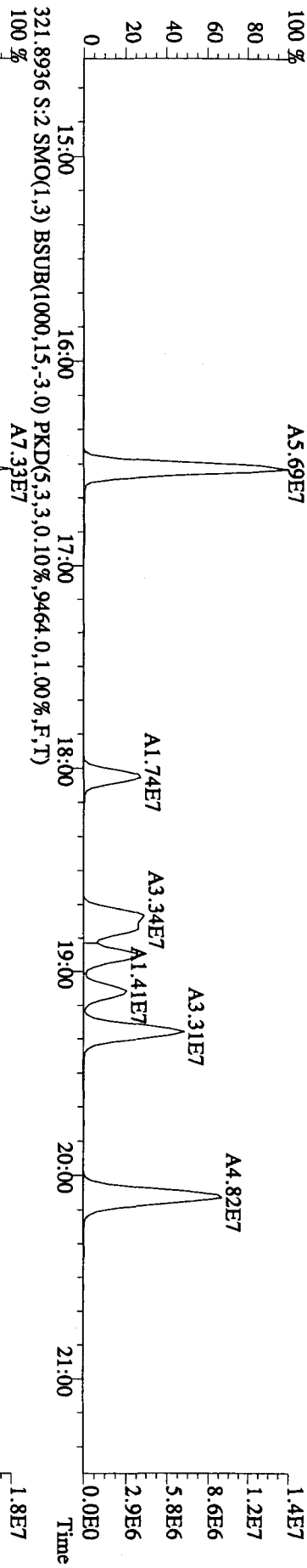
File:06JA10A1D5 #1-161 Acq: 6-JAN-2010 22:09:57 GC EI + Voltage SIR 70SE
 Sample#1 Text:ST0106 :CS3 09DXN425 Exp.:DIOXIN
 454.9728 F.:5 SMO(1,3) PKD(5,3,3,100.00%,0.0,1.00%,F,T)
 100 % 37:21 37:32 37:42 37:53 38:05 38:25 38:43 38:58 39:20



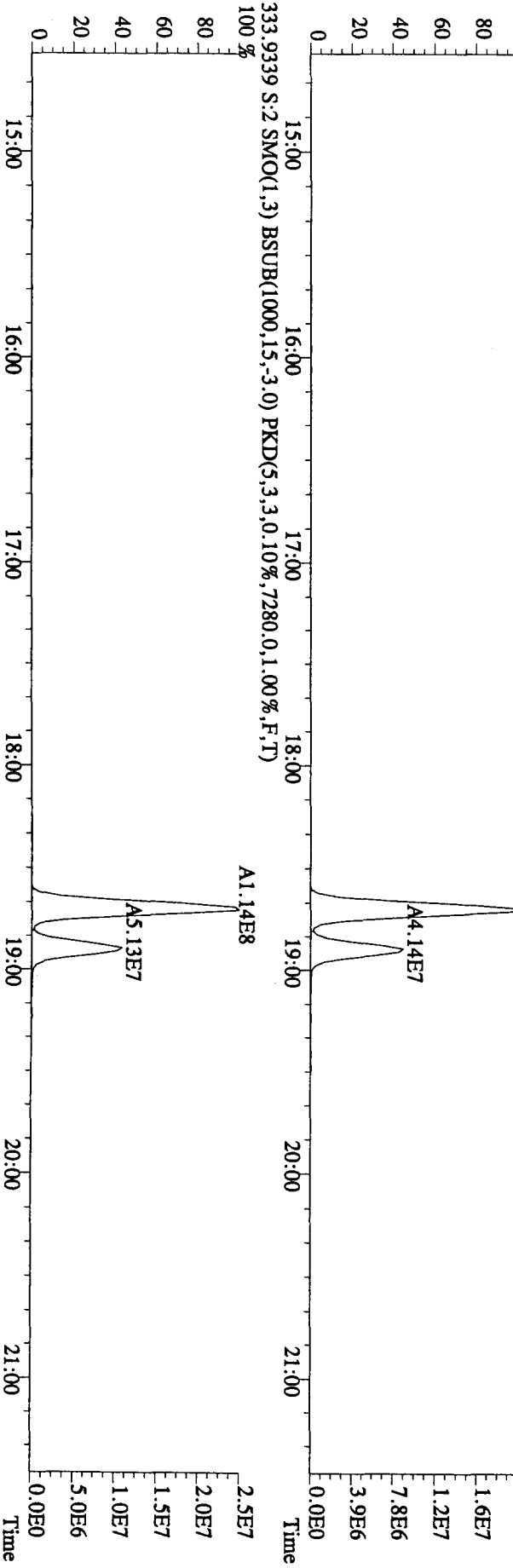
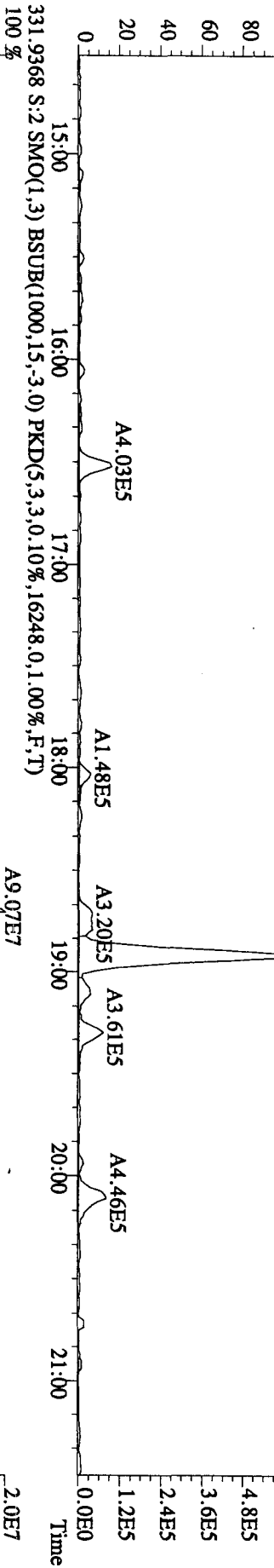
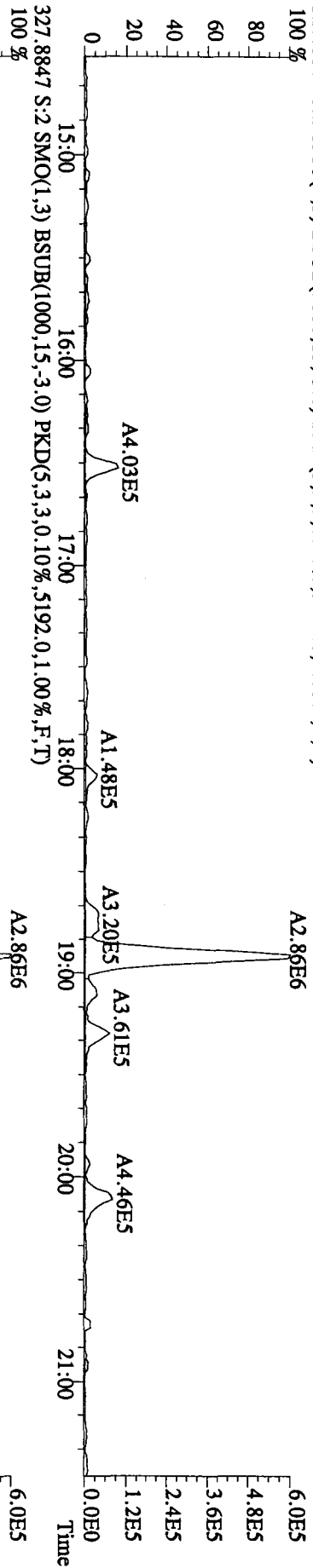
File:06JAN10AID5 #1-411 Acq: 6-JAN-2010 22:51:45 GC EI + Voltage SIR 70SE
 Sample#2 Text:CP0106 :DB-5 CP5M 3732-04 Exp.:DIOXIN
 303.9016 S:2.SMO(1,3) BSUB(1000,15,-3.0) PKD(5,3,3,0.10%,7396.0,1.00%,F,T)
 100%



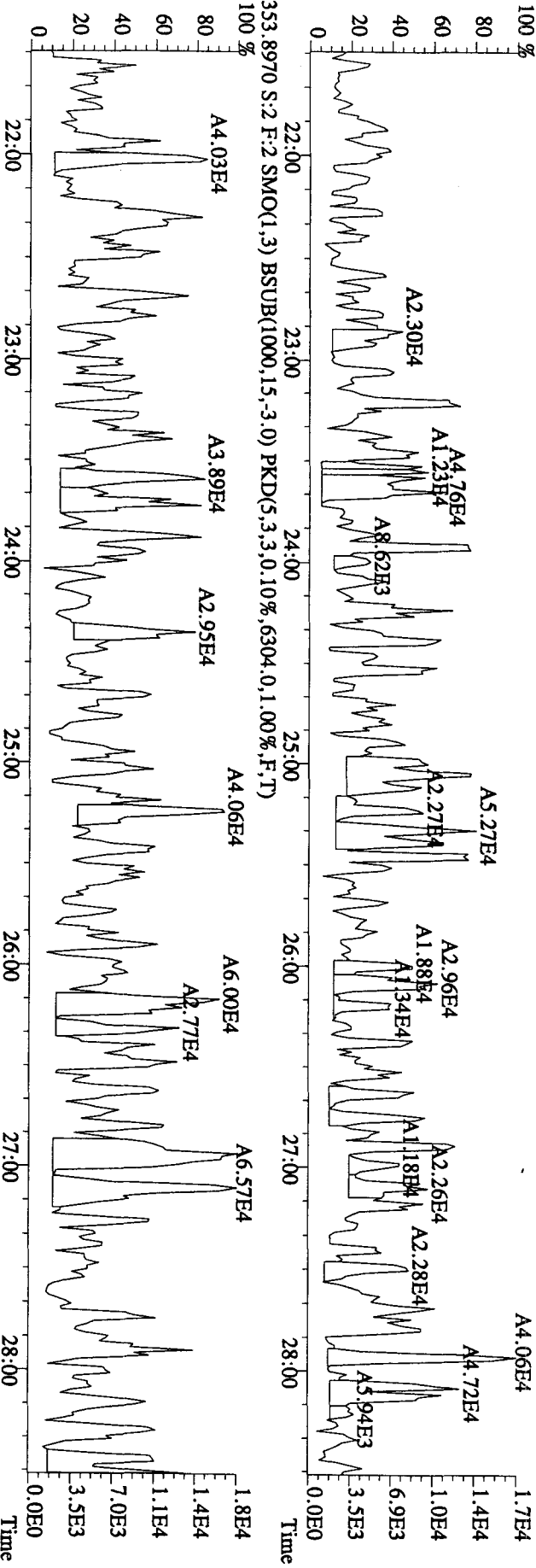
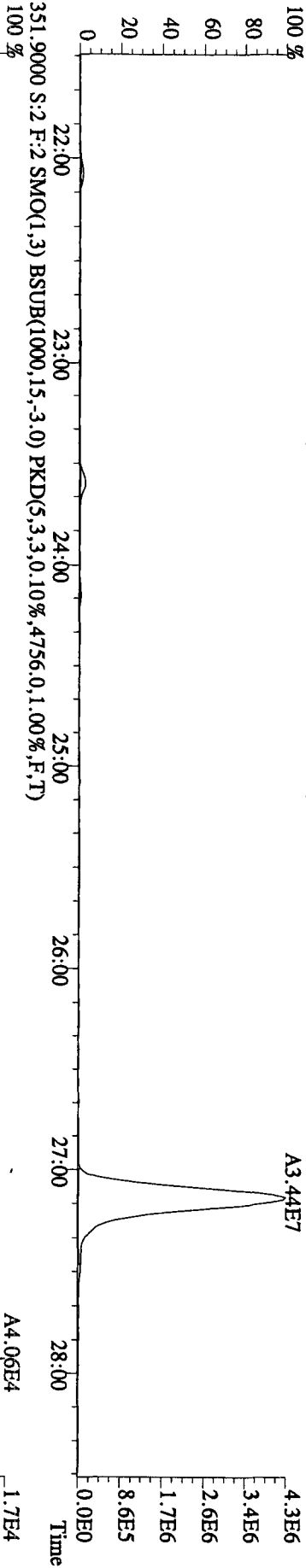
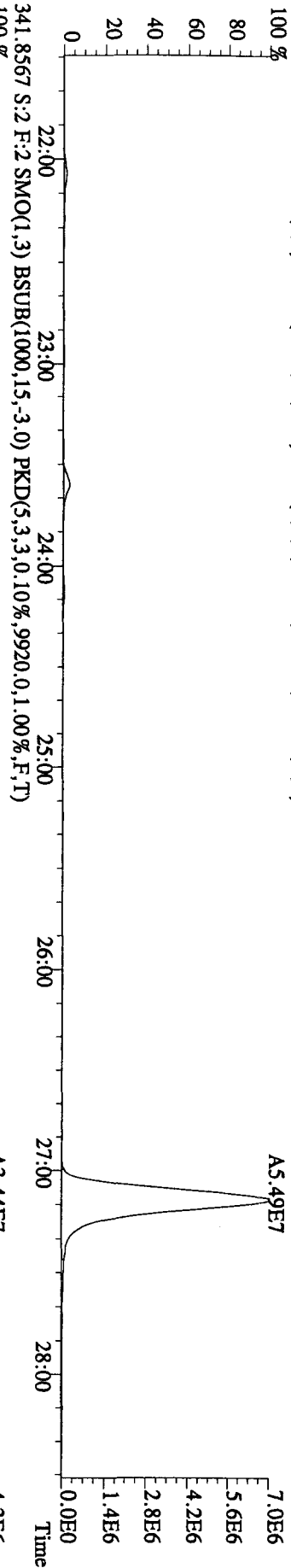
File:06JA10A1D5 #1-411 Acq: 6-JAN-2010 22:51:45 GC EI+ Voltage SIR 70SE
 Sample#2 Text:CP0106 :DB-5 CPSM 3732-04 Exp:DIOXIN
 319.8965 S:2 SMO(1,3) BSUB(1000,15,-3.0) PKD(5,3,3,0.10%,9024,0,1.00%,F,T)
 100% A5.69E7



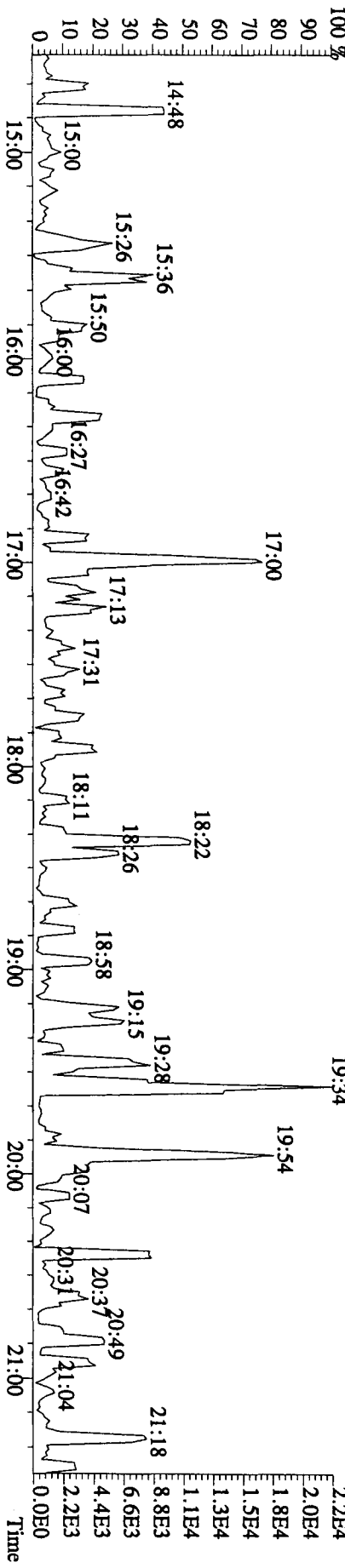

File:06J10A1D5 #1-411 Acq: 6-JAN-2010 22:51:45 GC EI+ Voltage SIR 70SE
Sample#2 Text:CP0106 :DB-5 CPSM 3732-04 Exp:DIOXIN
327.8847 S:2 SMO(1,3) BSUB(1000,15,-3.0) PKD(5,3,3,0.10%,5192.0,1.00%,F,T)
100 %



File:061A10A1D5 #1-495 Acq: 6-JAN-2010 22:51:45 GC EI+ Voltage SIR 70SE
 Sample#2 Text:CP0106 :DB-5 CPSM 3732-04 Exp:DIOXIN
 339.8597 S:2 F:2 SMO(1,3) BSUB(1000,15,-3.0) PKD(5,3,3,0.10%,5664.0,1.00%,F,T)
 100 %



File:061A10A1D5 #1-411 Acq: 6-JAN-2010 22:51:45 GC EI+ Voltage SIR 70SE
 Sample#2 Text:CP0106 :DB-5 CP5M 3732-04 Exp:DIOXIN
 339.8597 S:2 SMO(1,3) BSUB(1000,15,-3,0) PKD(5,3,3,0,10%,4764,0,1,00%,F,T)
 100%

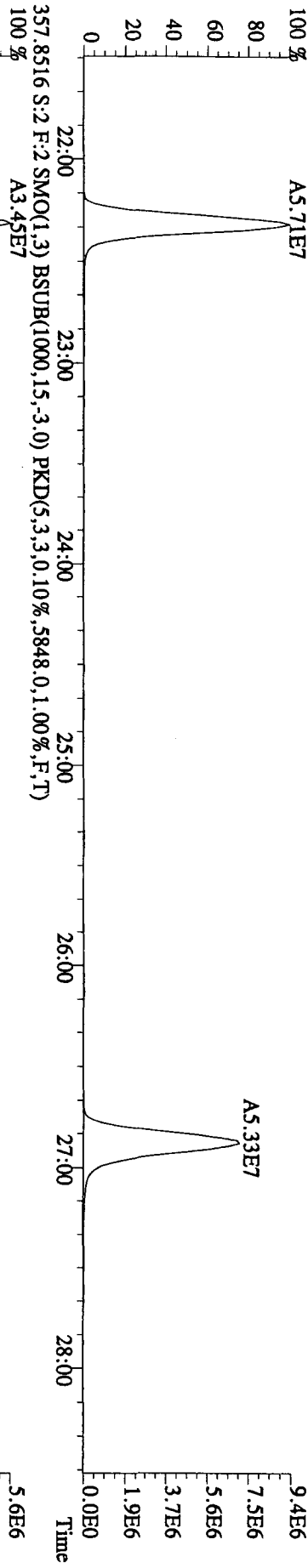


File:06J10A1D5 #1-495 Acq: 6-JAN-2010 22:51:45 GC EI+ Voltage SIR 70SE

Sample#2 Text:CP0106 :DB-5 CPSM 3732-04 Exp:DIOXIN

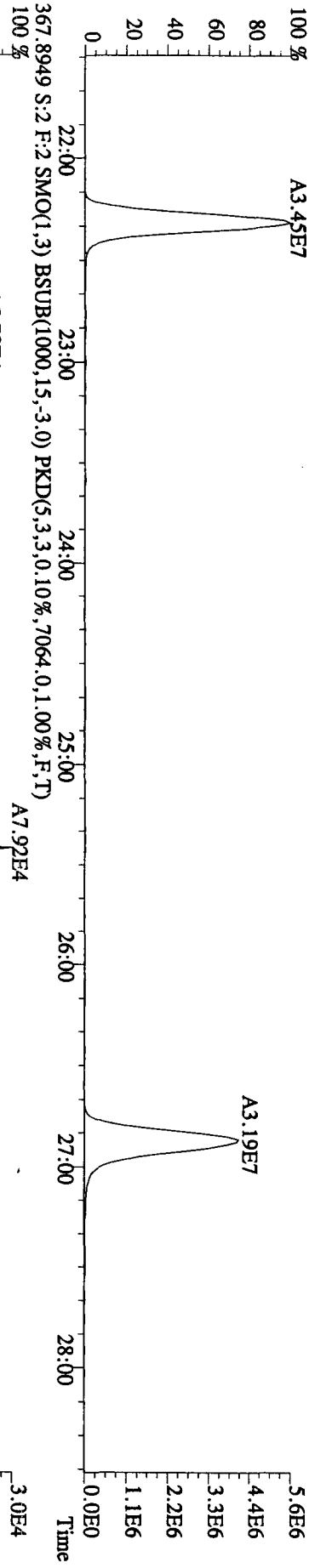
355.8546 S:2 F:2 SMO(1.3) BSUB(1000,15,-3.0) PKD(5,3,3,0,10%,9668.0,1.00%,F,T)

100 % A5.71E7

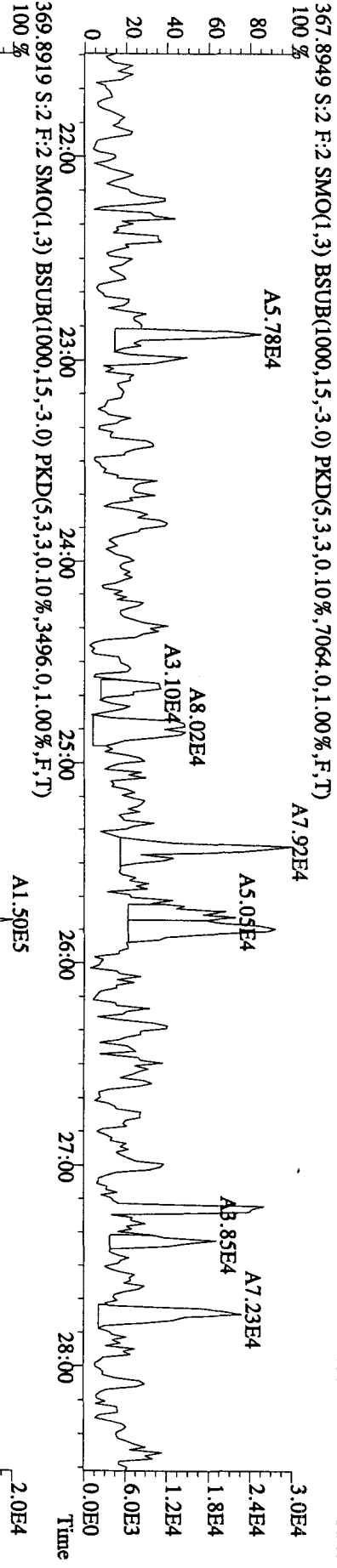


357.8516 S:2 F:2 SMO(1.3) BSUB(1000,15,-3.0) PKD(5,3,3,0,10%,5848.0,1.00%,F,T)

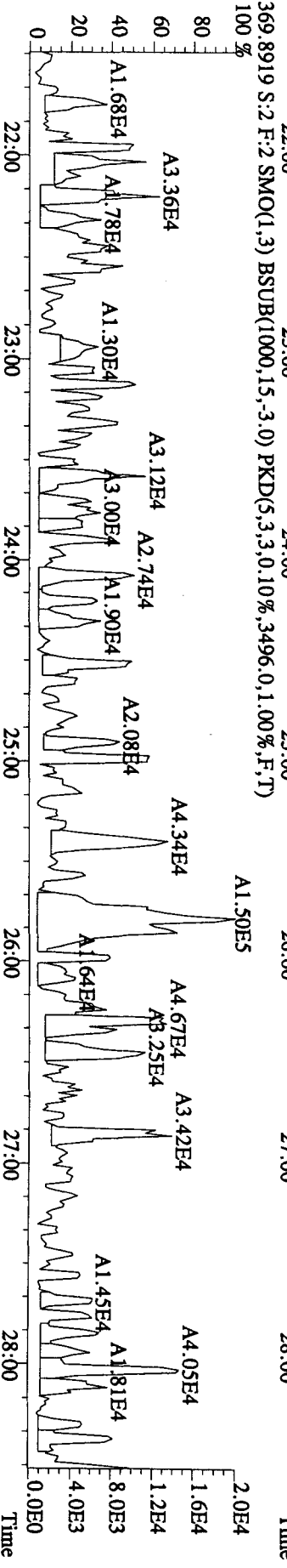
100 % A3.45E7



367.8949 S:2 F:2 SMO(1.3) BSUB(1000,15,-3.0) PKD(5,3,3,0,10%,7064.0,1.00%,F,T)



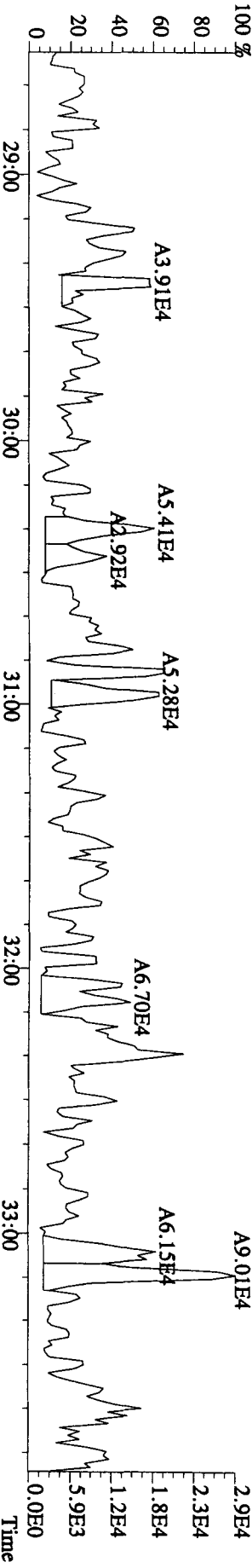
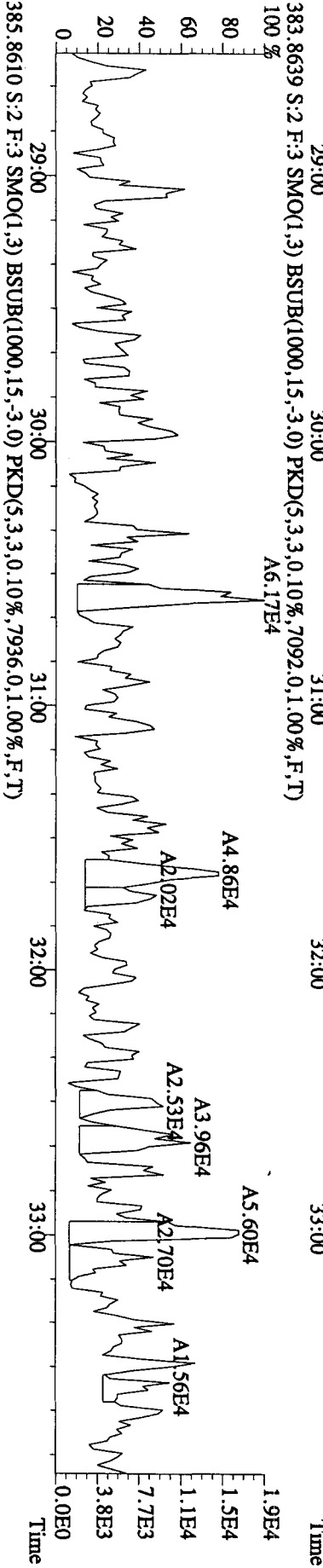
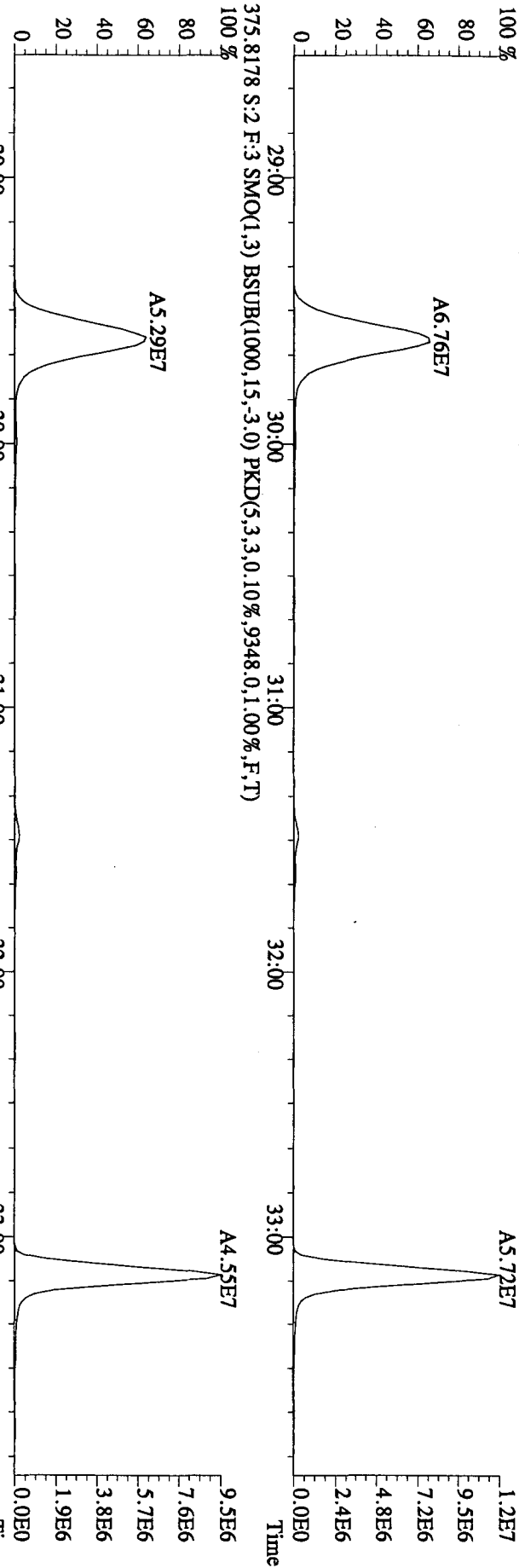
369.8919 S:2 F:2 SMO(1.3) BSUB(1000,15,-3.0) PKD(5,3,3,0,10%,3496.0,1.00%,F,T)



File:061A10A1D5 #1-361 Acq: 6-JAN-2010 22:51:45 GC EI+ Voltage SIR 70SE

Sample#2 Text:CP0106 :DB-5 CP5M 3732-04 Exp:DIOXIN

373.8208 S:2 F:3 SMO(1,3) BSUB(1000,15,-3.0) PKD(5,3,3,0.10%,13704.0,1.00%,F,T) 100 %



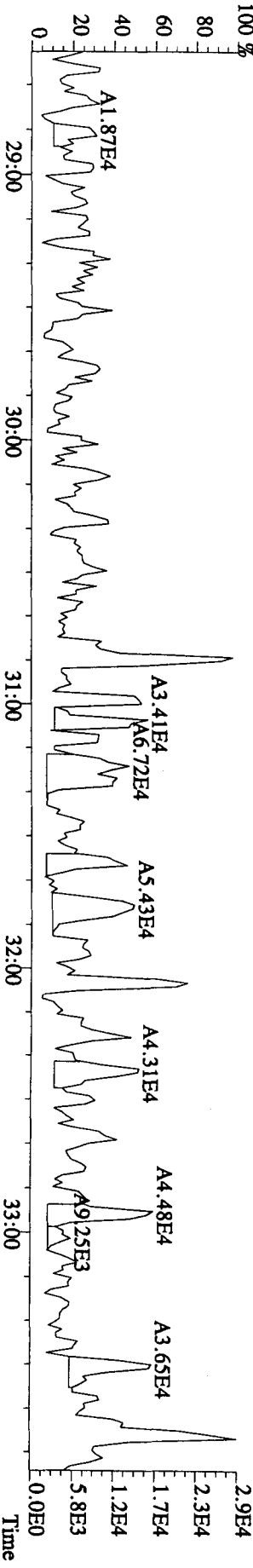
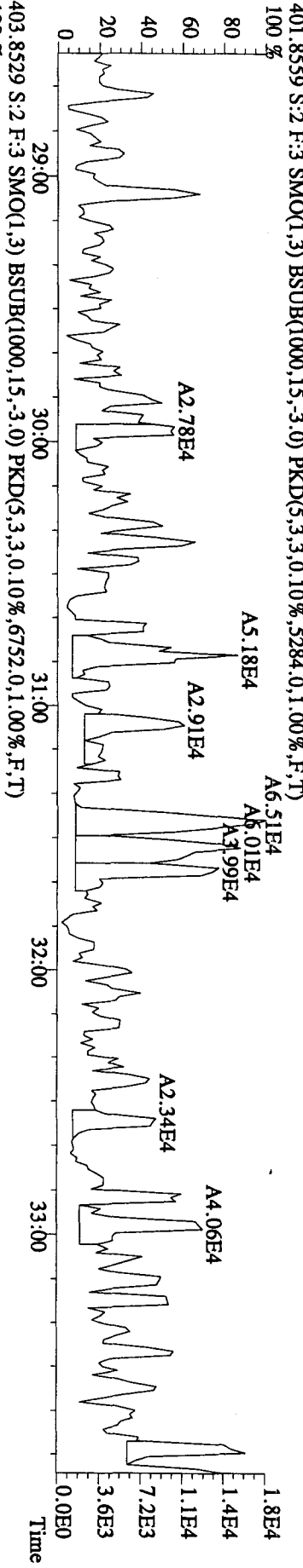
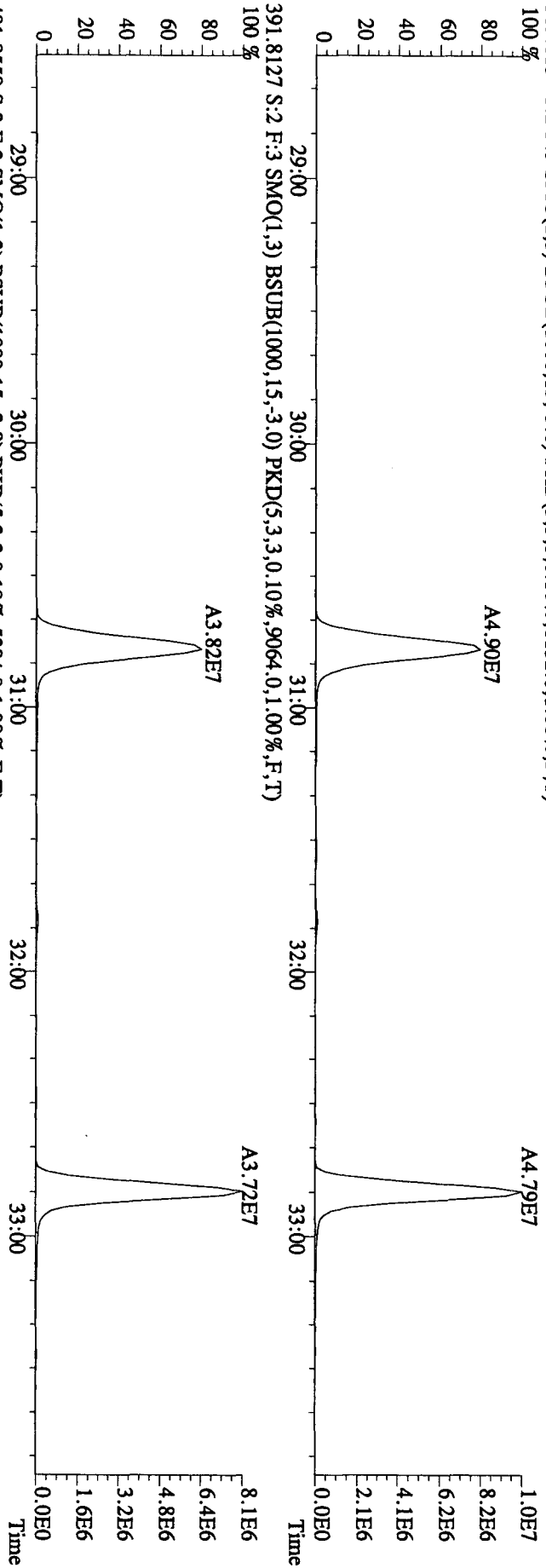
File:061A10A1D5 #1-361 Acq: 6-JAN-2010 22:51:45 GC EI+ Voltage SIR 70SE

Sample#2 Text:CP0106 :DB-5 CPSM 3732-04

Exp:DIOXIN

389.8157 S:2 F:3 SMO(1.3) BSUB(1000,15,-3.0) PKD(5,3,3,0,10%,6132,0,1,00%,F,T)

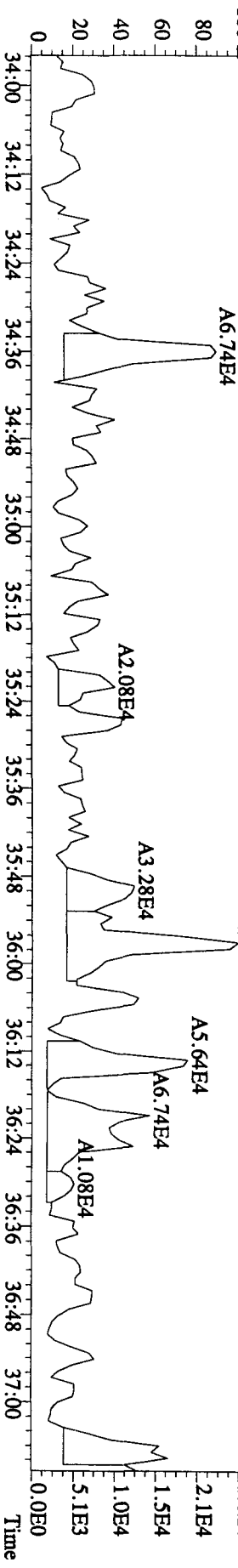
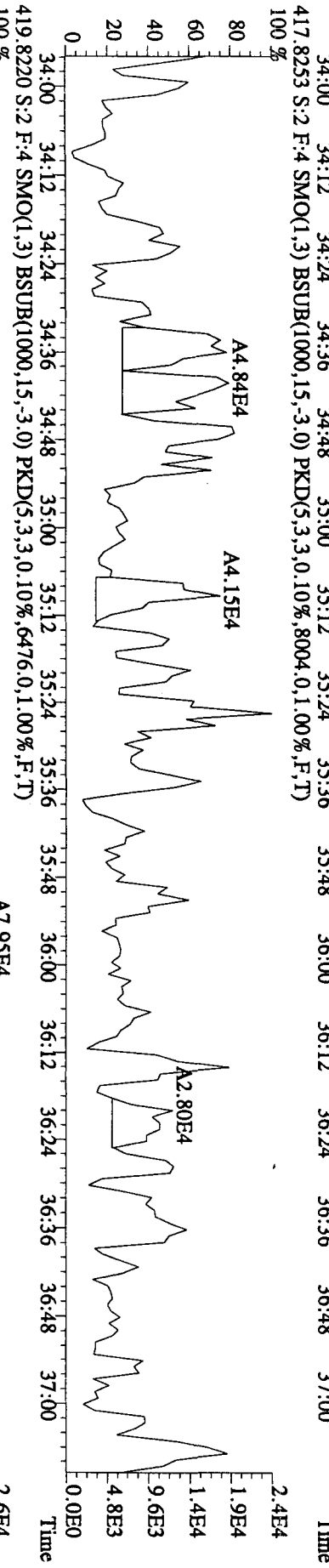
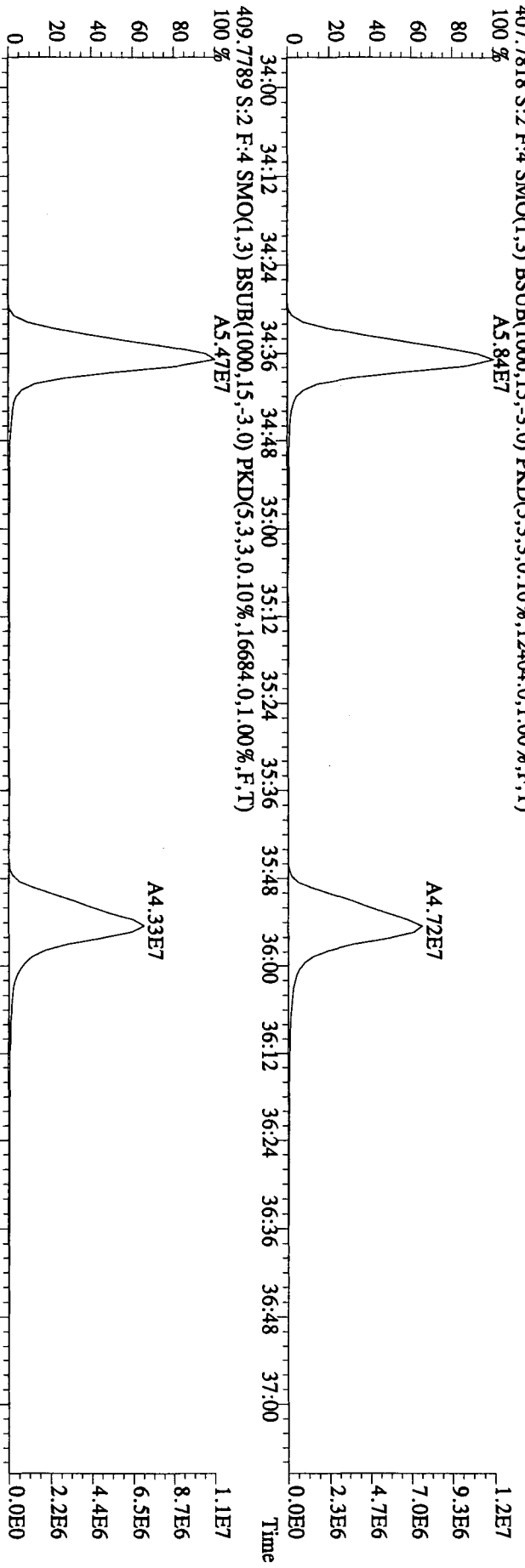
100 %



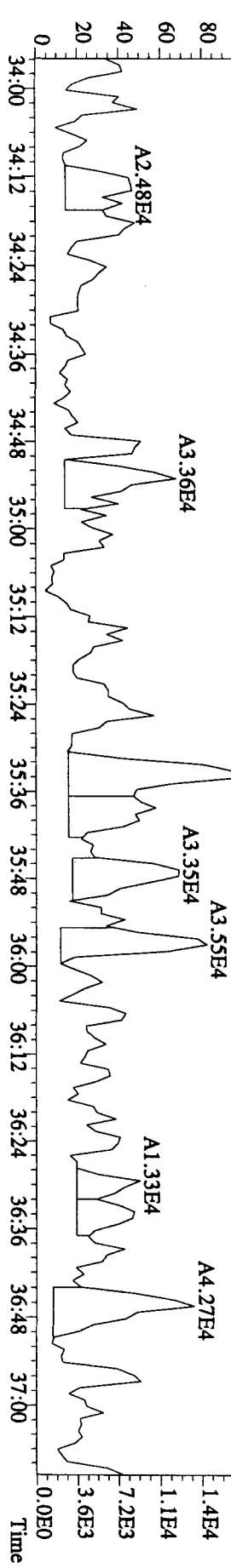
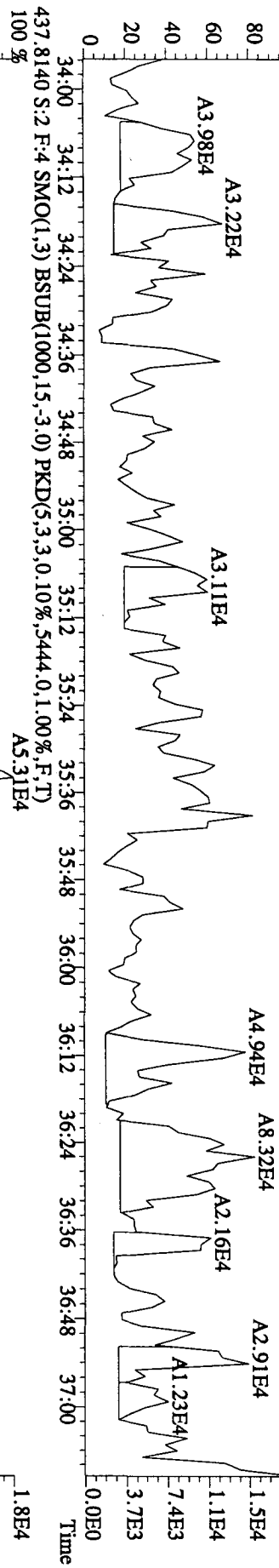
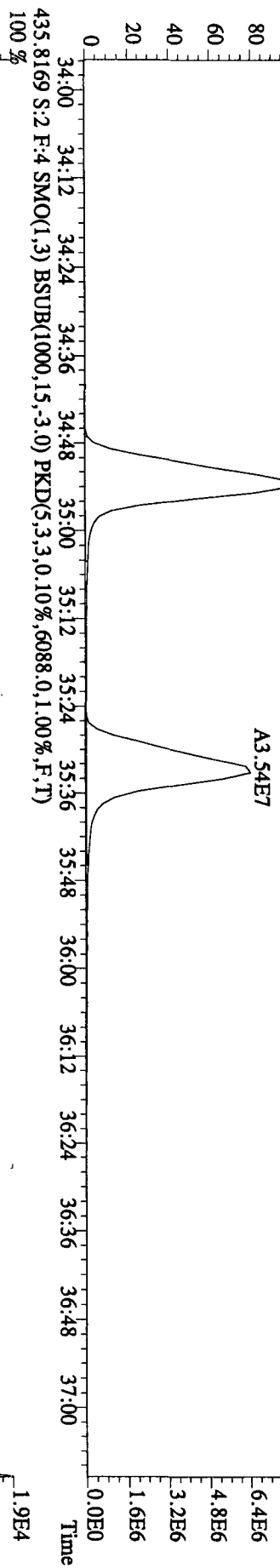
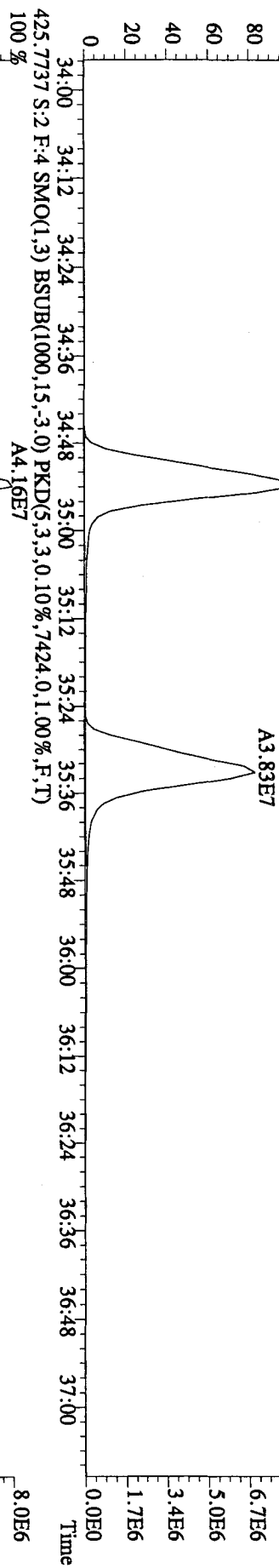
File:06J10A1D5 #1-228 Acq: 6-JAN-2010 22:51:45 GC EI+ Voltage SIR 70SE

Sample#2 Text:CP0106 :DB-5 CP5M 3732-04 Exp:DIOXIN

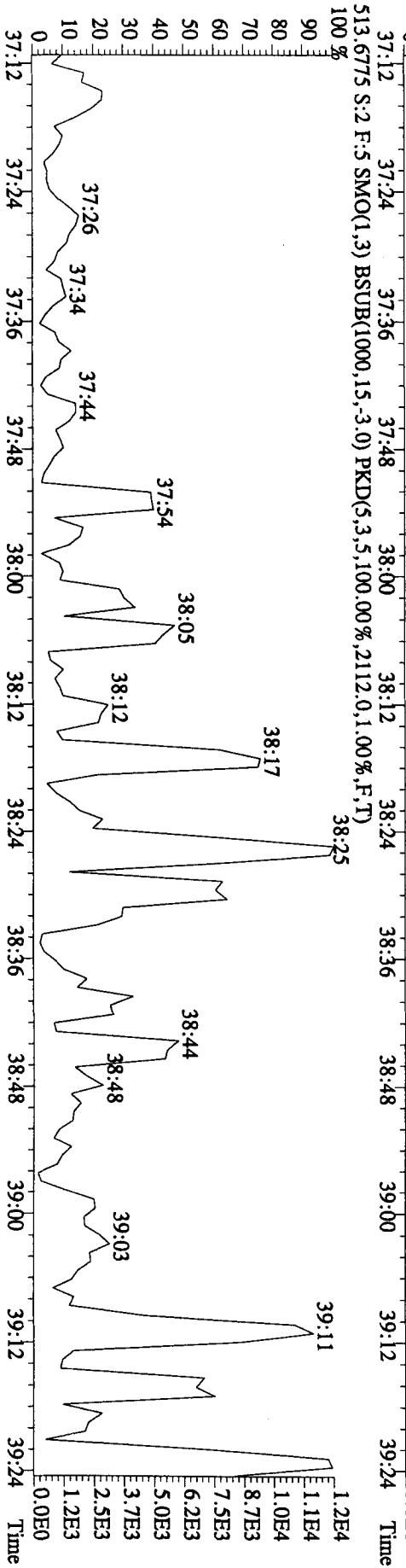
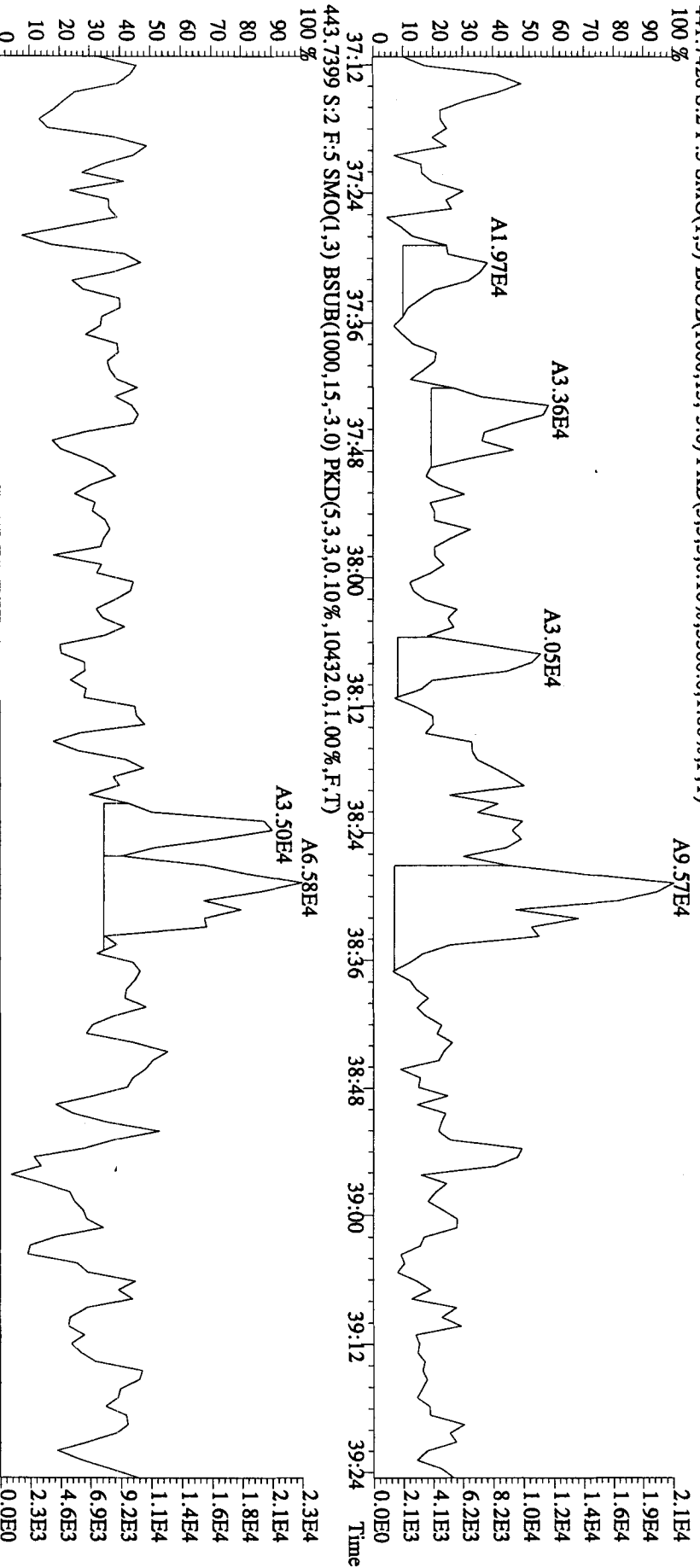
407.7818 S.2.F:4.SMO(1.3)BSUB(1000,15,-3.0)PKD(5,3,3,0.10%,12404.0,1.00%,F,T)
100%



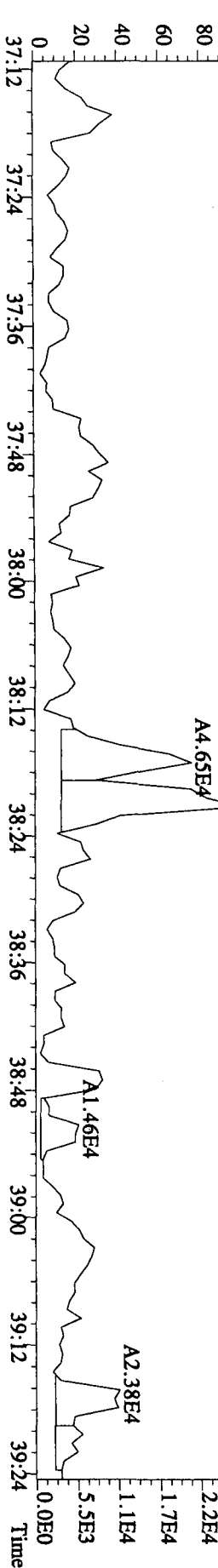
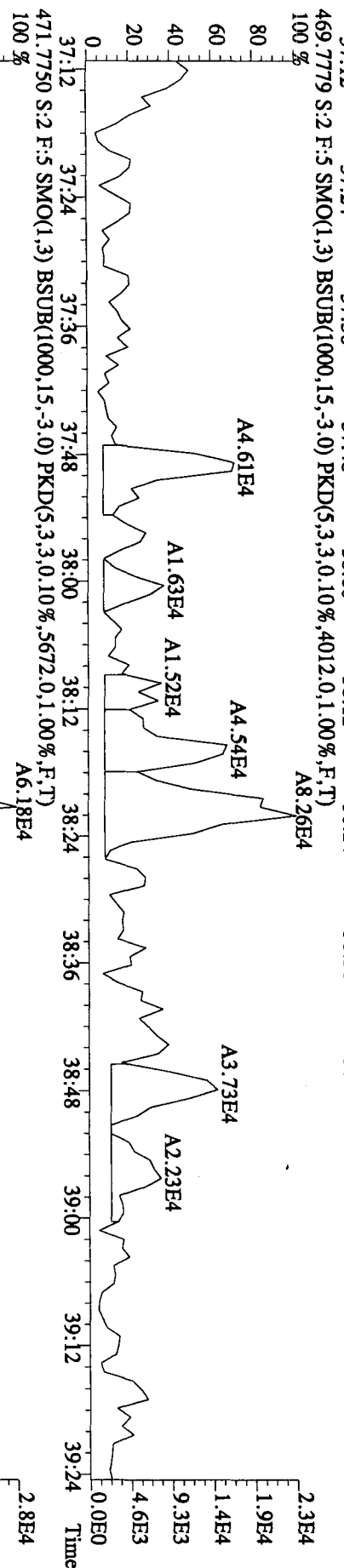
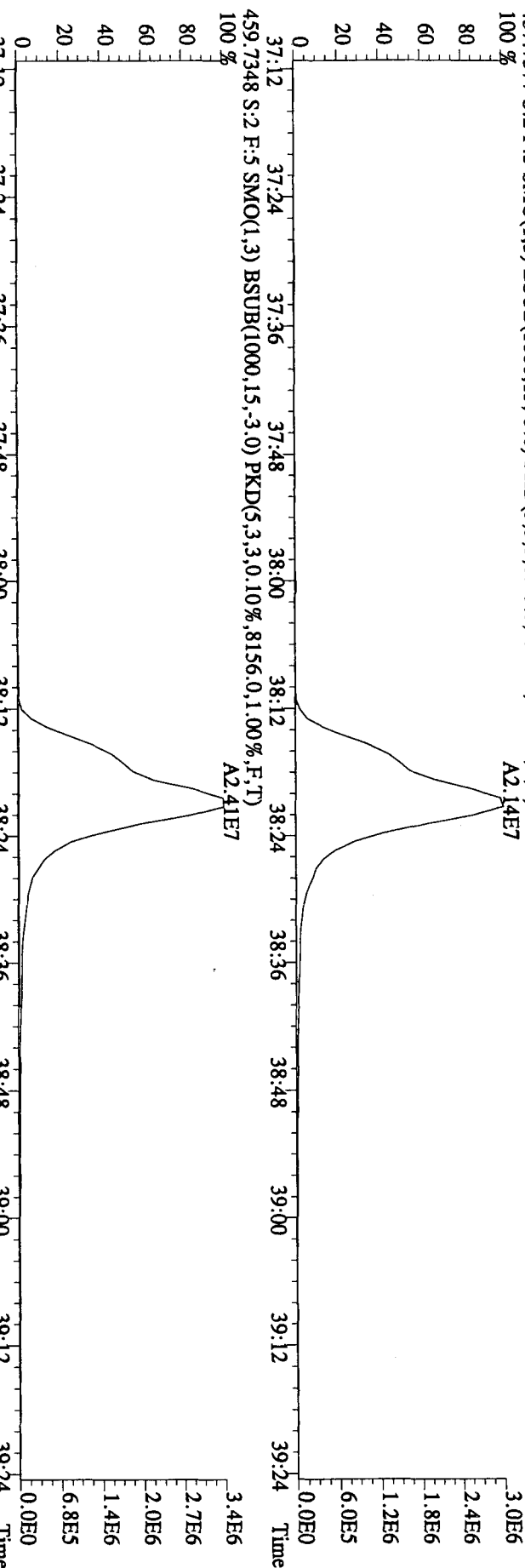
File:061A10A1D5 #1-228 Acq: 6-JAN-2010 22:51:45 GC EI+ Voltage SIR 70SE
 Sample#2 Text:CP0106 :DB-5 CPSM 3732-04 Exp:DIOXIN
 423.7766 S:2 F:4 SMO(1,3) BSUB(1000,15,-3.0) PKD(5,3,3,0.10%,7800.0,1.00%,F,T)
 100%



File: 06JAI01A1D5 #1-161 Acq: 6-JAN-2010 22:51:45 GC EI+ Voltage SIR 70SE
 Sample#2 Text: CP0106 :DB-5 CPSM 3732-04 Exp: DIOXIN
 441.7428 S:2.F:5.SMO(1,3) BSUB(1000,15,-3.0) PKD(5,3,3,0.10%,5380.0,1.00%,F,T)

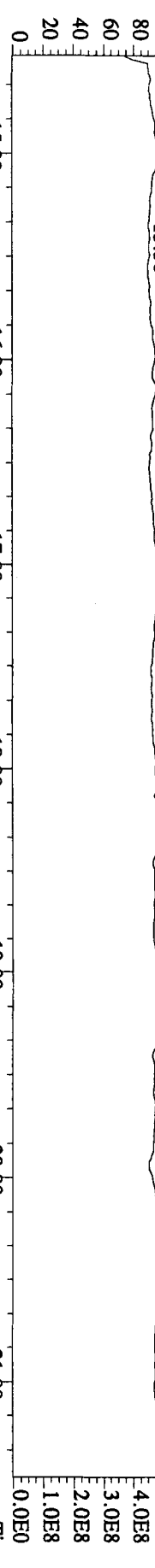


File:061A10A1D5 #1-161 Acq: 6-JAN-2010 22:51:45 GC EI + Voltage SIR 70SE
 Sample#2 Text:CP0106 :DB-5 CPSM 3732-04 Exp:DIOXIN
 457.7377 S:2 F:5 SMO(1,3) BSUB(1000,15,-3.0) PKD(5,3,3,0.10%,2984.0,1.00% F,T)
 100%

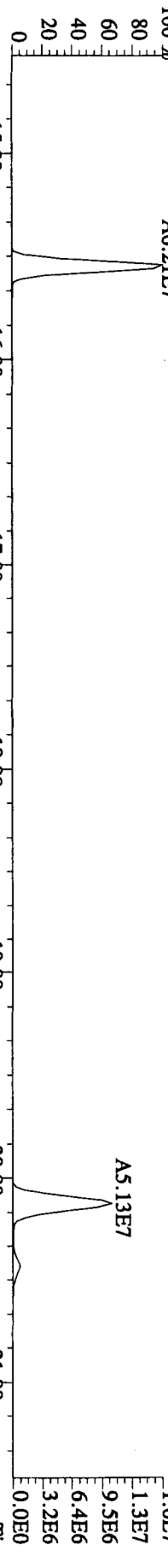


File:061A10A1D5 #1-411 Acq: 6-JAN-2010 22:51:45 GC EI + Voltage SIR 70SE
Sample#2 Text:CP0106 :DB-5 CPSM 3732-04 Exp:DIOXIN

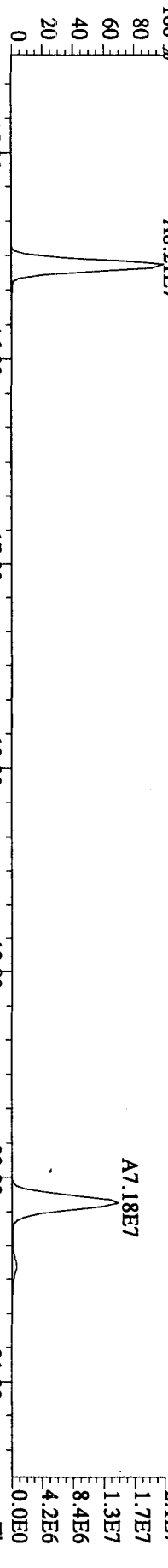
292.9825 S:2 SMO(1,3) PKD(5,3,5,100,00%,0,0,1,00%,F,T)
14:59 15:30 16:08 17:05 17:39 18:14 18:36 19:17 19:38 20:24 21:24



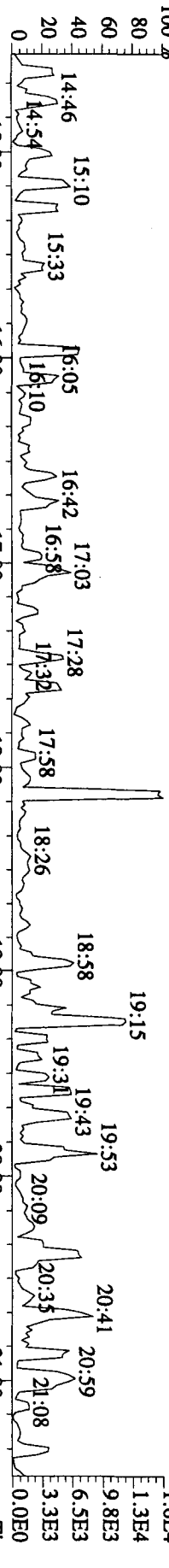
303.9016 S:2 SMO(1,3) BSUB(1000,15,-3,0) PKD(5,3,3,0,10%,7396,0,1,00%,F,T)
15:00 16:00 17:00 18:00 19:00 20:00 21:00



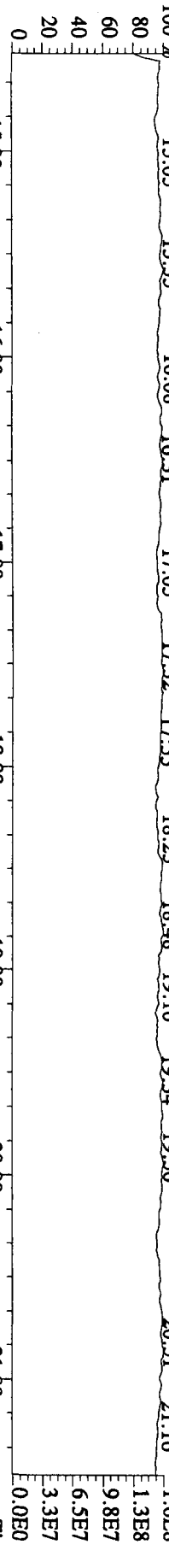
305.8987 S:2 SMO(1,3) BSUB(1000,15,-3,0) PKD(5,3,3,0,10%,9592,0,1,00%,F,T)
15:00 16:00 17:00 18:00 19:00 20:00 21:00



375.8364 S:2 SMO(1,3) BSUB(1000,15,-3,0) PKD(5,3,3,100,00%,1236,0,1,00%,F,T)
15:00 16:00 17:00 18:00 19:00 20:00 21:00



330.9792 S:2 SMO(1,3) PKD(5,3,3,100,00%,0,0,1,00%,F,T)
15:00 15:05 15:35 16:08 16:31 17:00 17:05 17:32 17:55 18:00 18:23 18:48 19:10 19:34 19:56 20:00 20:51 21:16




File:061A10A1D5 #1-495 Acq: 6-JAN-2010 22:51:45 GC EI + Voltage SIR 70SE


Sample#2 Text:CP0106 :DB-5 CP5M 3732-04 Exp:DIOXIN

342.9792 S:2 F:2 SMO(1,3) PKD(5,3,3,100.00%,0.0,1.00%,F,T)


100% 21:57 22:22 22:50 23:32 24:02 24:44 25:16 25:42 26:23 26:48 27:19 27:52 28:15



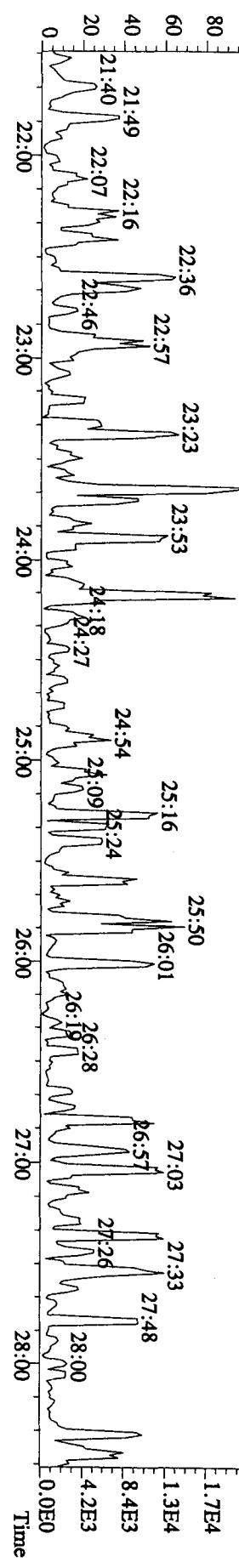
339.8597 S:2 F:2 SMO(1,3) BSUB(1000,15,-3.0) PKD(5,3,3,0.10%,5664.0,1.00%,F,T)



341.8567 S:2 F:2 SMO(1,3) BSUB(1000,15,-3.0) PKD(5,3,3,0.10%,9920.0,1.00%,F,T)




409.7974 S:2 F:2 SMO(1,3) BSUB(1000,15,-3.0) PKD(5,3,3,100.00%,1536.0,1.00%,F,T)



File:061A10A1D5 #1-361 Acq: 6-JAN-2010 22:51:45 GC EI+ Voltage SIR 70SE

Sample#2 Text:CP0106 :DB-5 CP5M 3732-04 Exp:DIOXIN

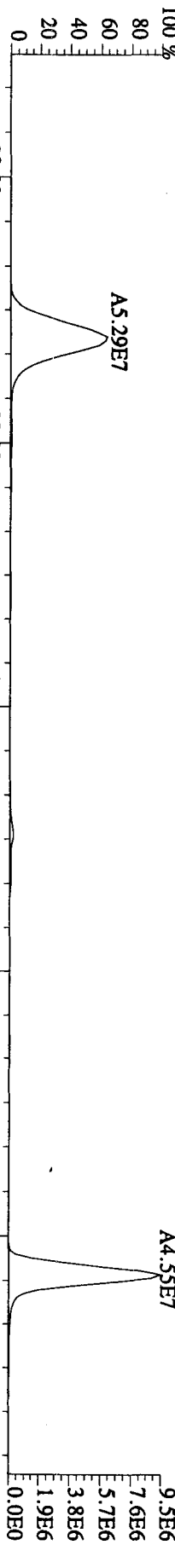
392.9760 S:2 F:3 SMO(1,3) PKD(5,3,3,100.00%,0.0,1.00%,F,T)




373.8208 S:2 F:3 SMO(1,3) BSUB(1000,15,-3.0) PKD(5,3,3,0.10%,13704,0,1.00%,F,T)



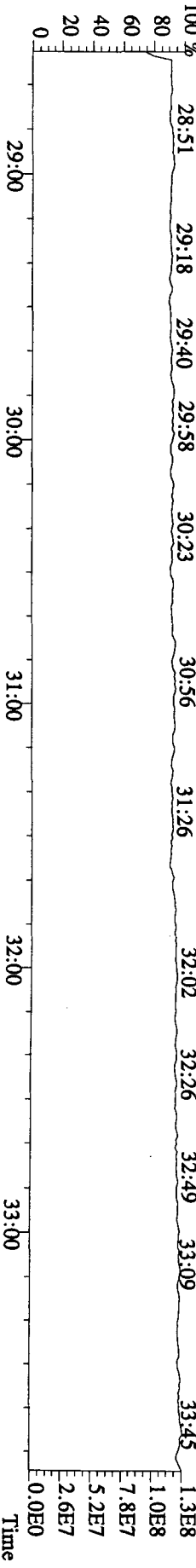
375.8178 S:2 F:3 SMO(1,3) BSUB(1000,15,-3.0) PKD(5,3,3,0.10%,9348,0,1.00%,F,T)

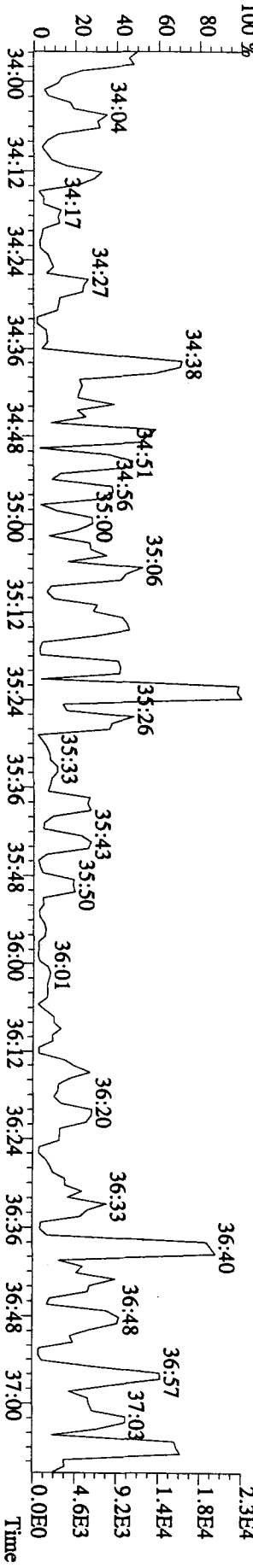
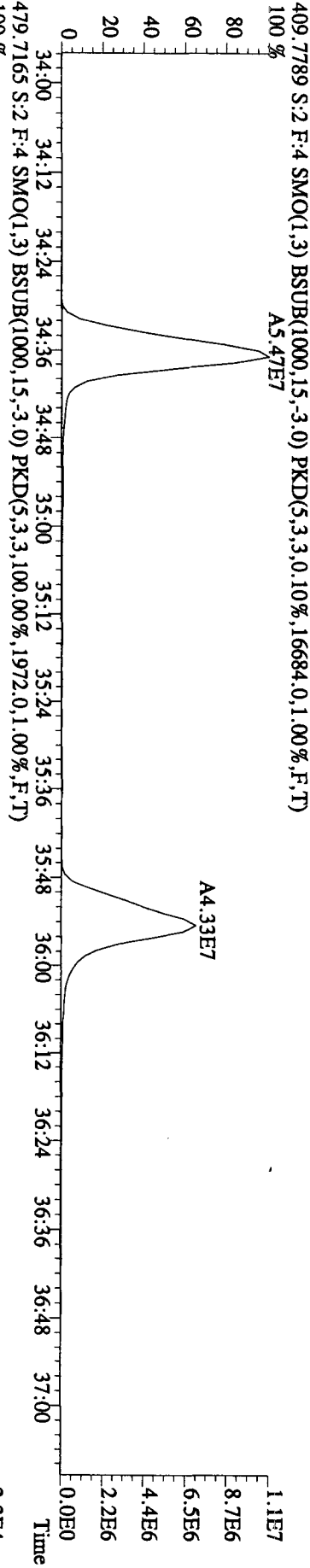
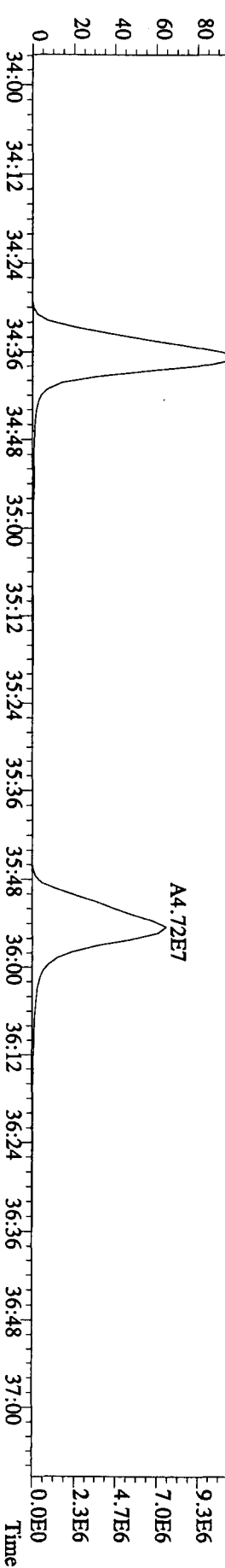
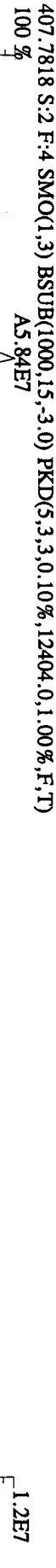
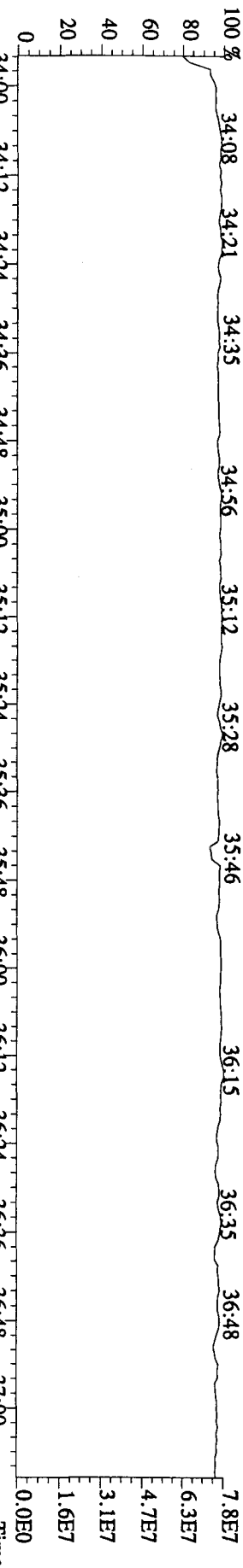


445.7555 S:2 F:3 SMO(1,3) BSUB(1000,15,-3.0) PKD(5,3,3,100.00%,1840,0,1.00%,F,T)




380.9760 S:2 F:3 SMO(1,3) PKD(5,3,3,100.00%,0.0,1.00%,F,T)

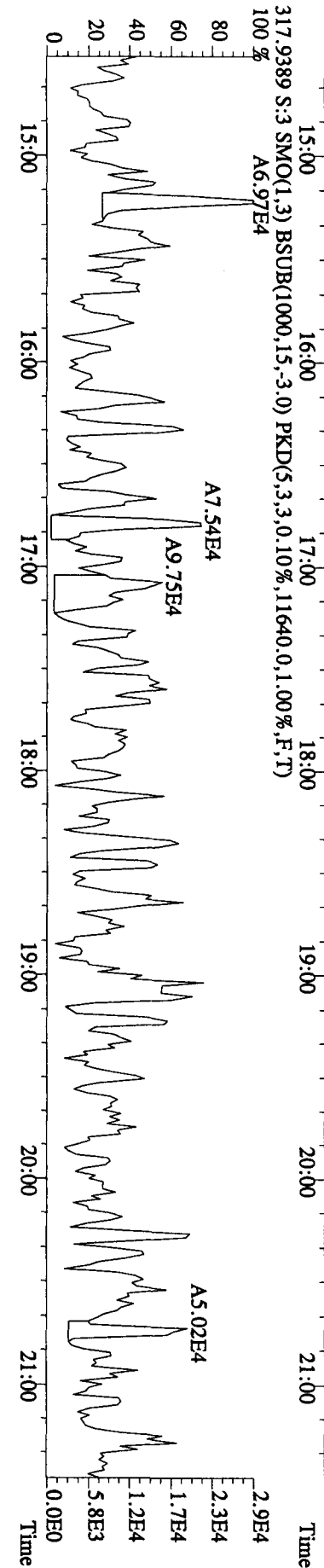
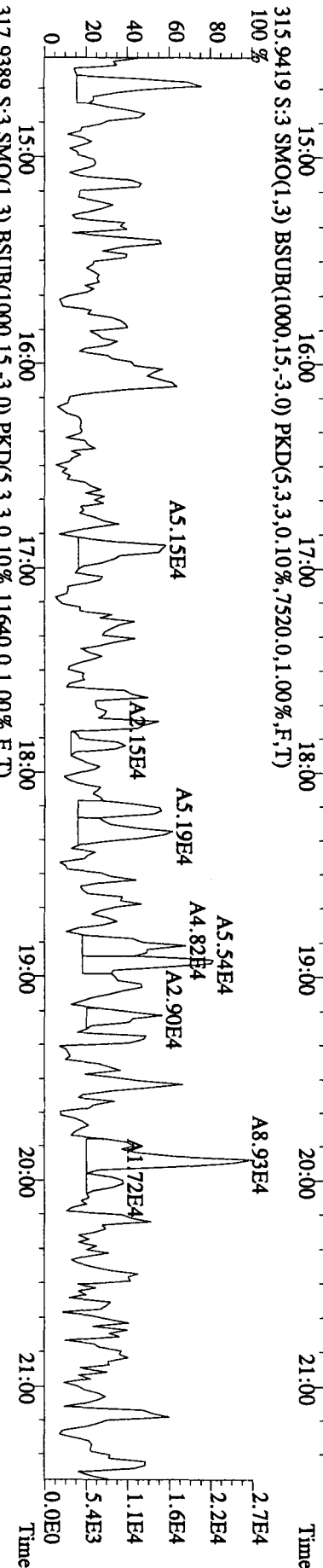
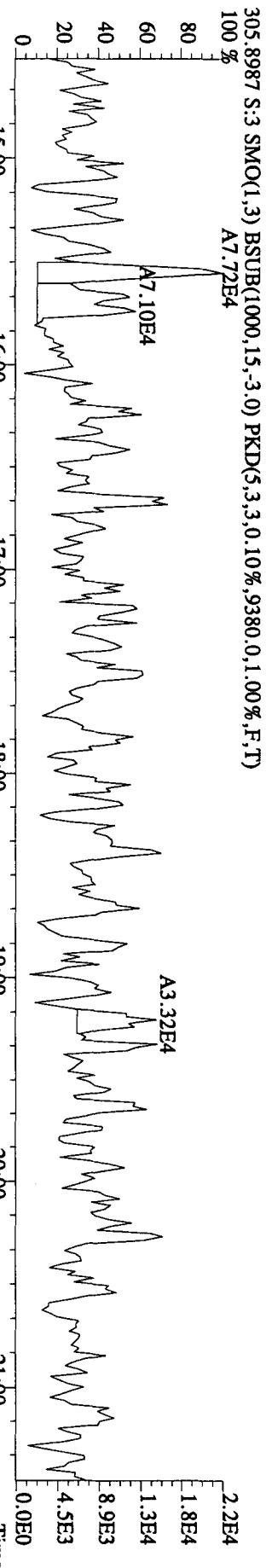
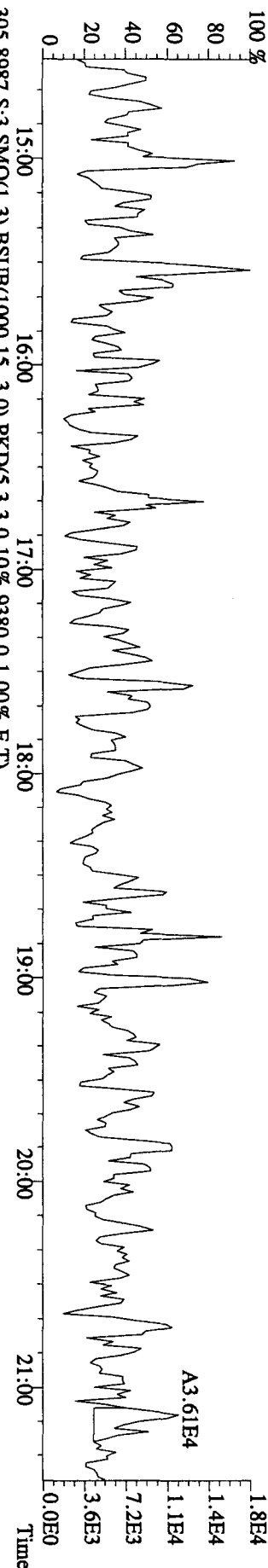




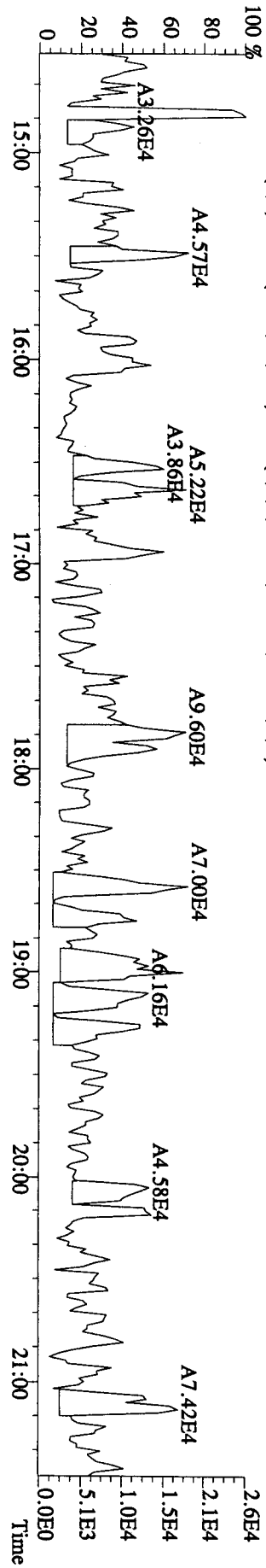
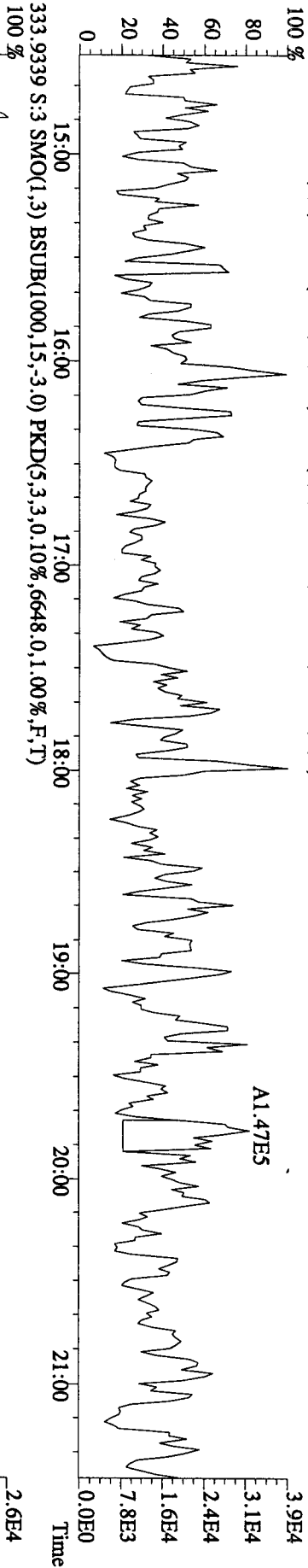
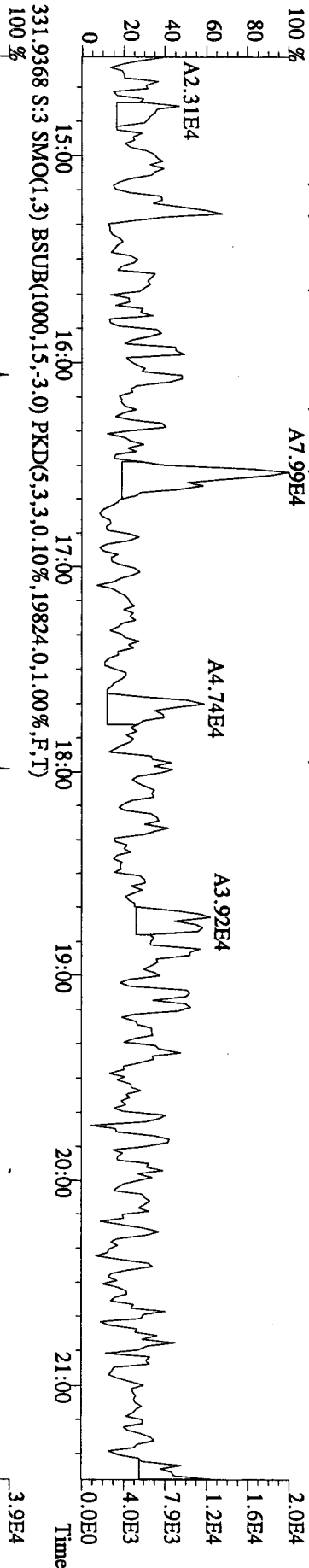
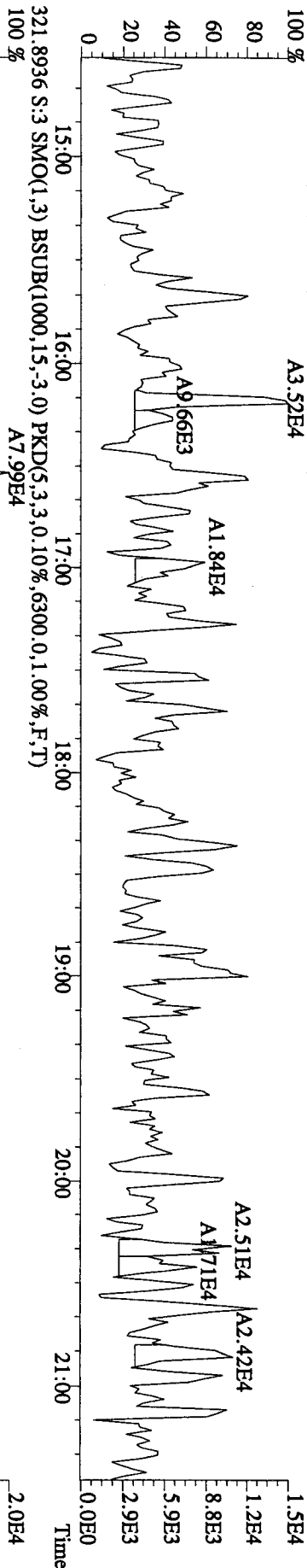
File:061A10A1D5 #1-161 Acq: 6-JAN-2010 22:51:45 GC EI+ Voltage SIR 70SE
 Sample#2 Text:CP0106 :DB-5 CPSM 3732-04 Exp:DIOXIN
 454.9728 S:2 F:5 SMO(1.3) PKD(5.3,3,100.00%,0.0,1.00%,F,T)
 100 % 37:21 37:38 37:51 38:00 38:08 38:21 38:33 38:43 38:51 39:07 39:20



File:06J10A10AID5 #1-411 Acq: 6-JAN-2010 23:33:33 GC EI+ Voltage SIR 70SE
 Sample#3 Text:SB0106 :Solvent Blank C-14 Exp:DIOXIN
 303.9016 S:3 SMO(1,3) BSUB(1000,15,-3.0) PKD(5,3,3,0.10%,7780.0,1.00%,F,T)
 100 %



File: 061A10A1D5 #1-411 Acq: 6-JAN-2010 23:33:33 GC EI+ Voltage SIR 70SE
 Sample#3 Text: SB0106 :Solvent Blank C-14 Exp: DIOXIN
 319.8965 S:3 SMO(1,3) BSUB(1000,15,-3,0) PKD(5,3,3,0.10%,5964,0.1,00%,F,T)
 A3.52E4

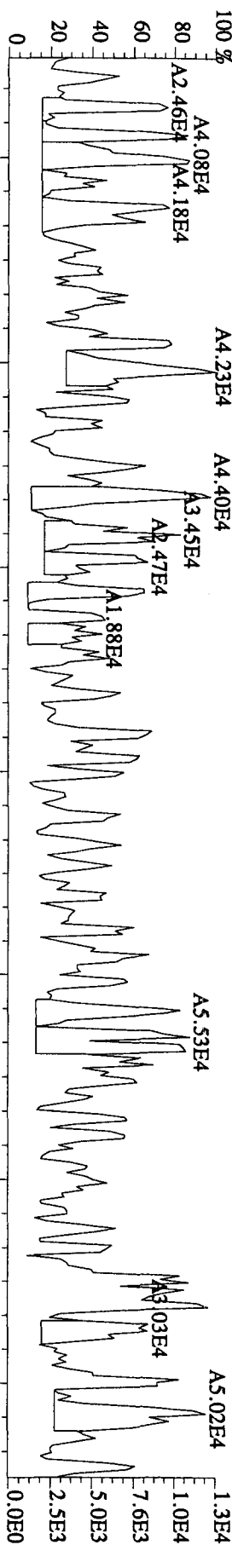


File:061A10A1D5 #1-411 Acq: 6-JAN-2010 23:33:33 GC EI+ Voltage SIR 70SE

Sample#3 Text:SB0106 :Solvent Blank C-14 Exp:DIOXIN

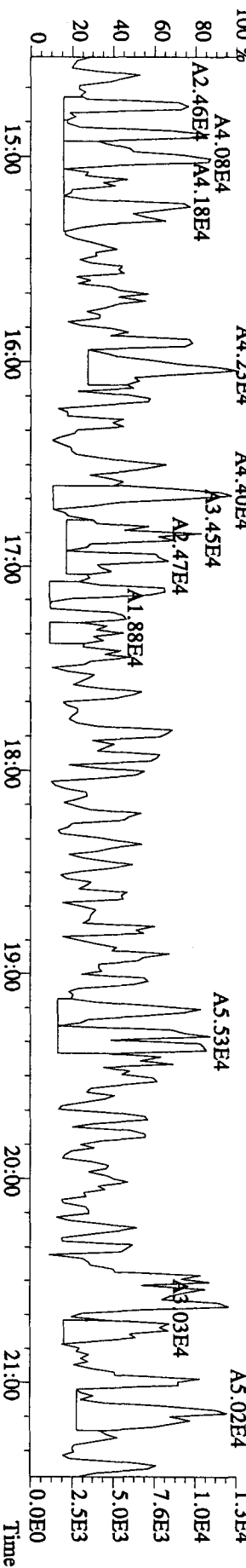
327.8847 S:3 SMO(1,3) BSUB(1000,15,-3,0) PKD(5,3,3,0.10%,4676,0.1,0.00%,F,T)

100% A4.08E4 A4.23E4 A4.40E4



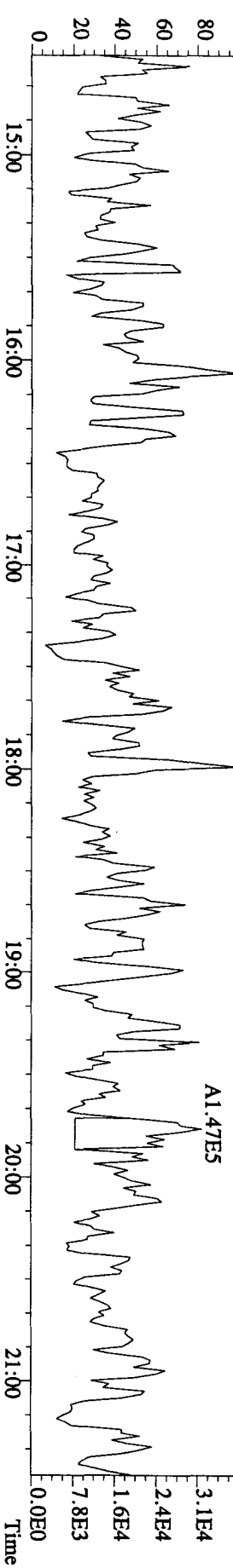
327.8847 S:3 SMO(1,3) BSUB(1000,15,-3,0) PKD(5,3,3,0.10%,4676,0.1,0.00%,F,T)

100% A4.08E4 A4.23E4 A4.40E4



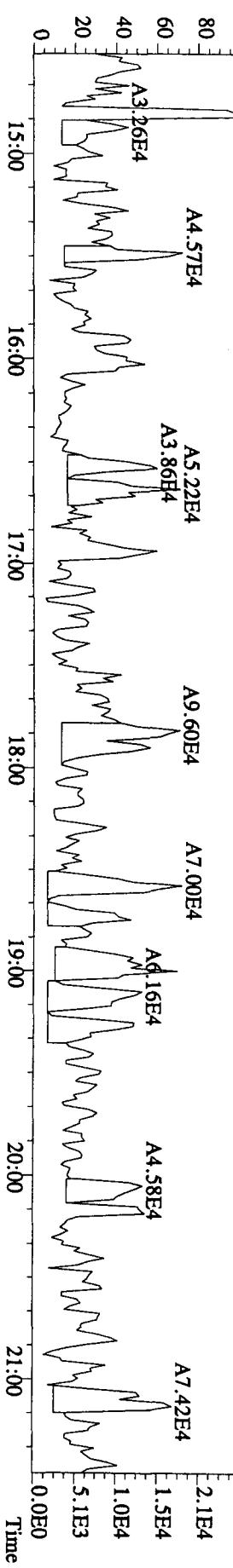
331.9368 S:3 SMO(1,3) BSUB(1000,15,-3,0) PKD(5,3,3,0.10%,19824,0.1,0.00%,F,T)

100%

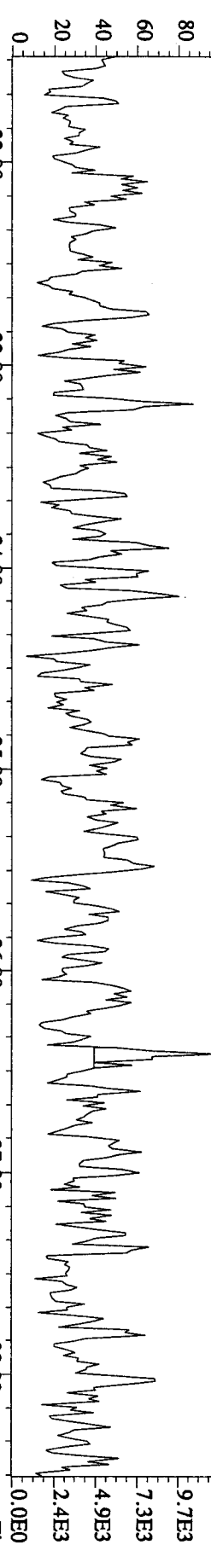


333.9339 S:3 SMO(1,3) BSUB(1000,15,-3,0) PKD(5,3,3,0.10%,6648,0.1,0.00%,F,T)

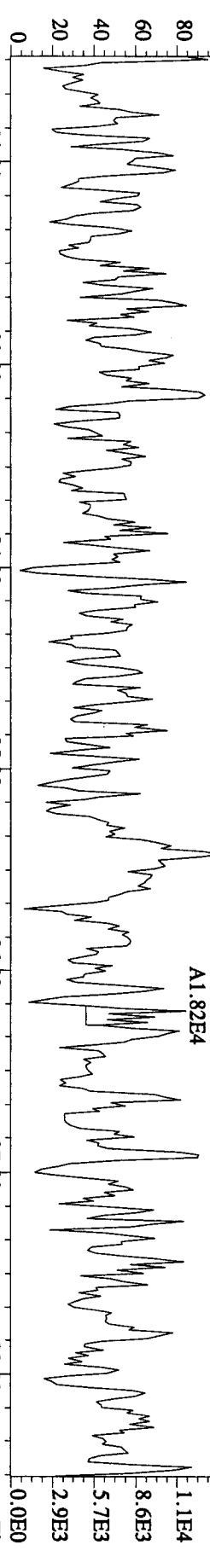
100%



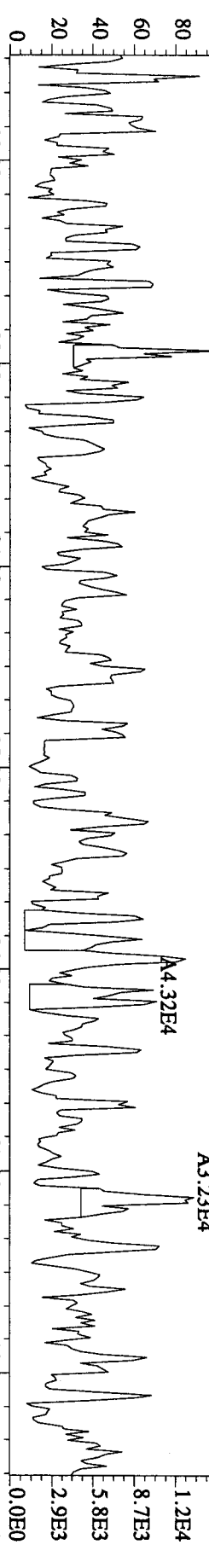
File: 061A10A1D5 #1-495 Acq: 6-JAN-2010 23:33:33 GC EI+ Voltage SIR 70SE
 Sample#3 Text: SB0106 : Solvent Blank C-14 Exp: DIOXIN
 339.8597 S:3 F:2 SMO(1,3) BSUB(1000,15,-3.0) PKD(5,3,3,0.10%,.5388,0,1.00%,F,T)
 100 %



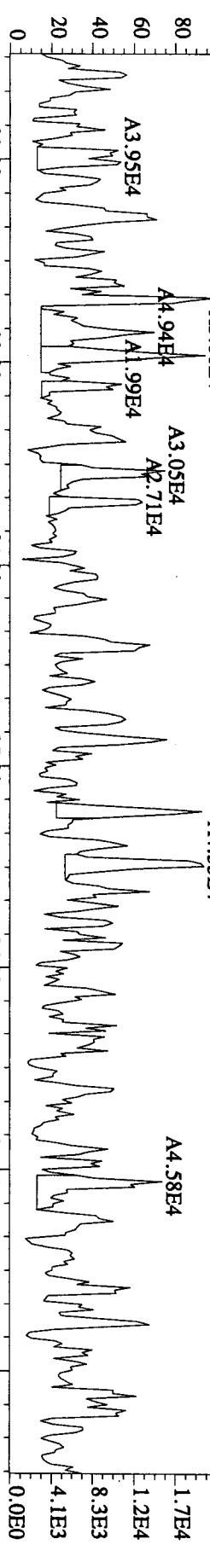
341.8567 S:3 F:2 SMO(1,3) BSUB(1000,15,-3.0) PKD(5,3,3,0.10%,.8604,0,1.00%,F,T)
 100 %



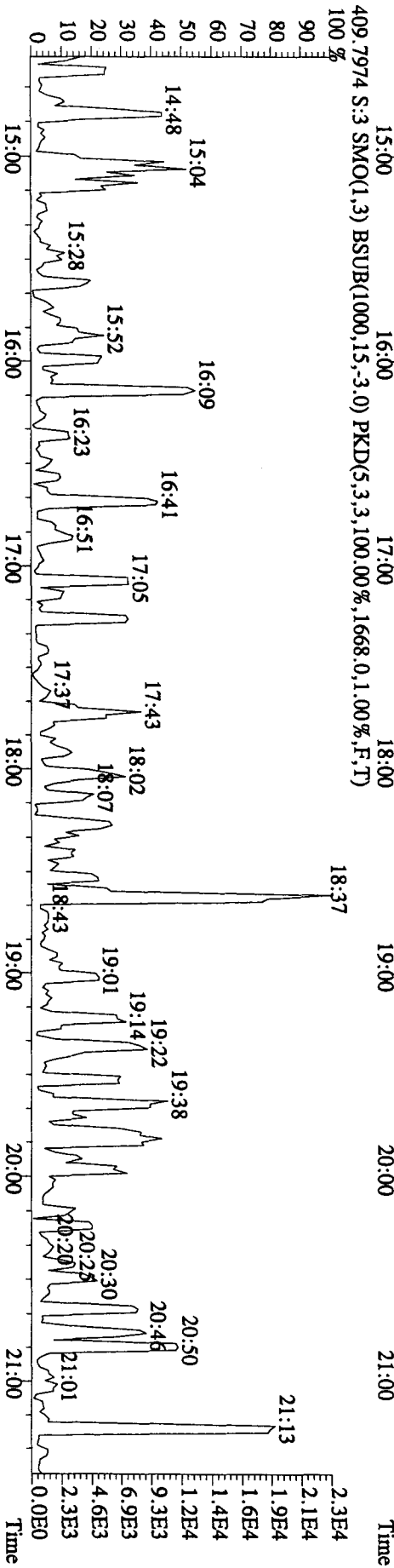
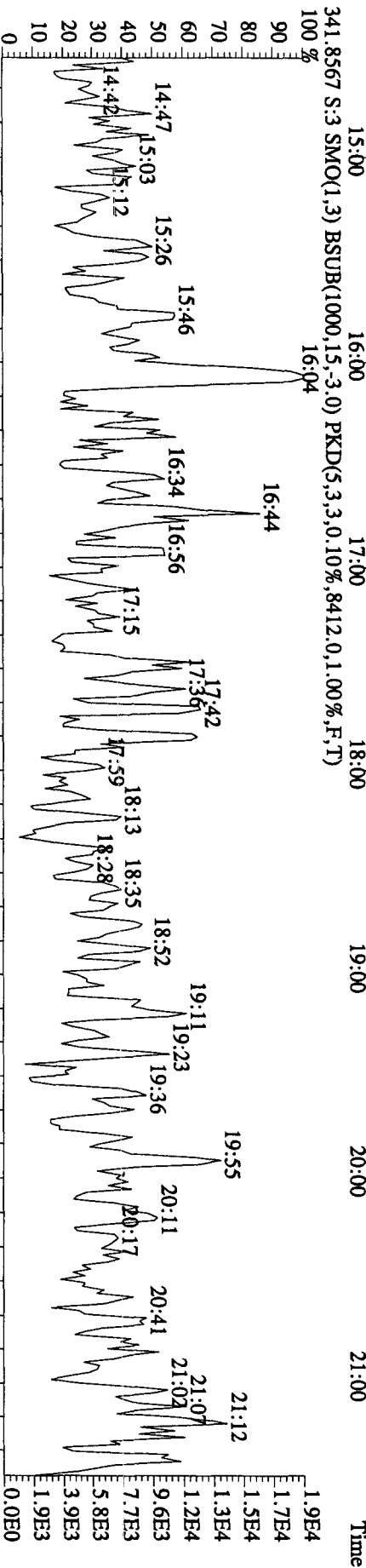
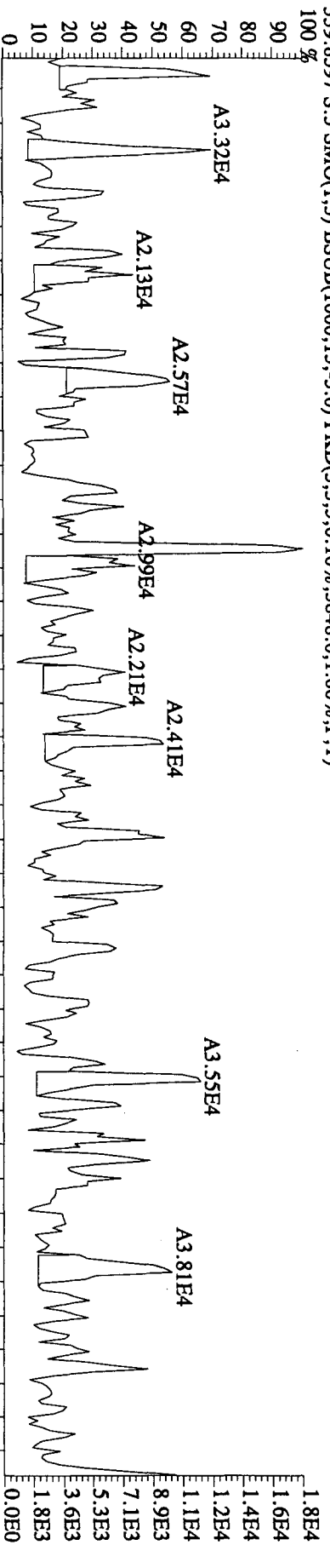
351.9000 S:3 F:2 SMO(1,3) BSUB(1000,15,-3.0) PKD(5,3,3,0.10%,.6636,0,1.00%,F,T)
 100 %



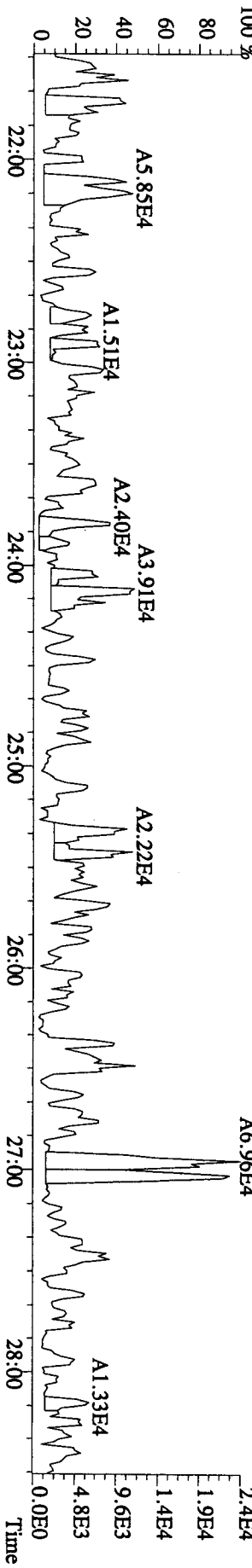
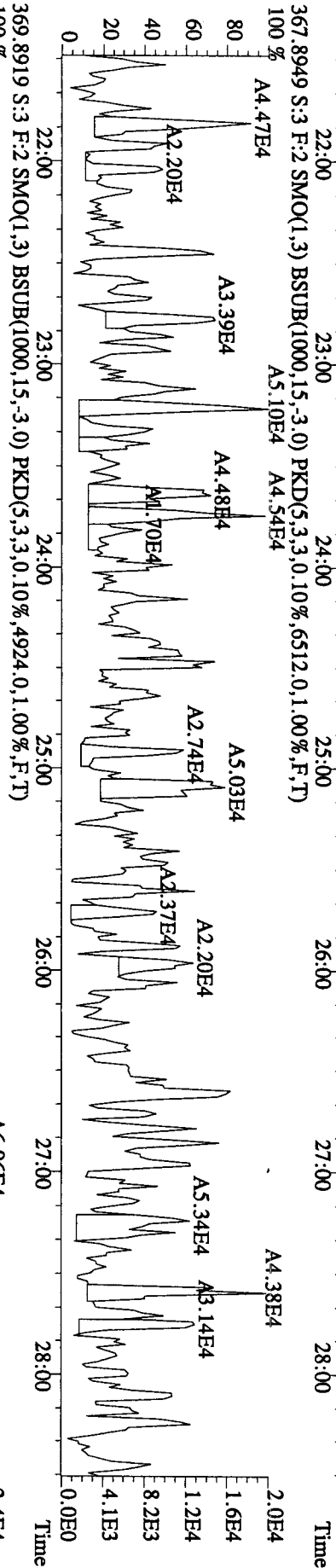
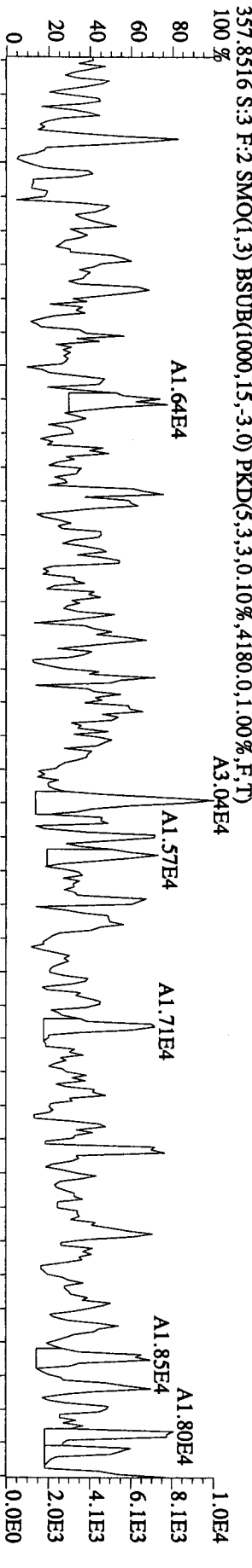
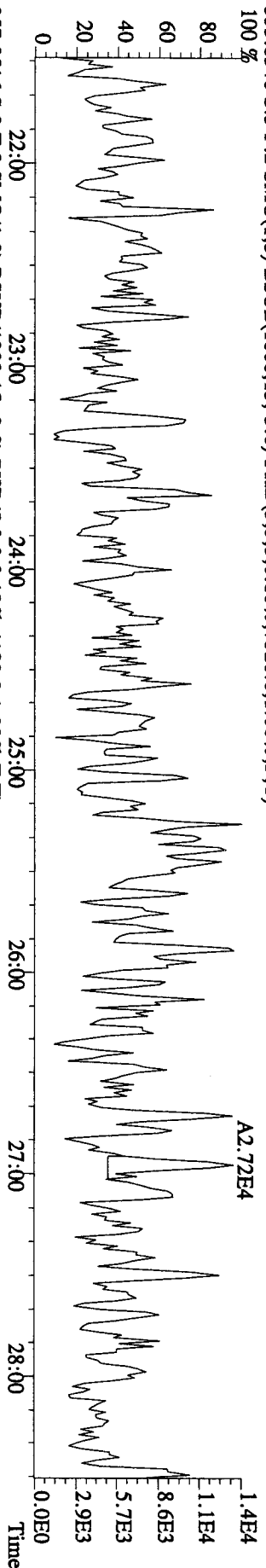
353.8970 S:3 F:2 SMO(1,3) BSUB(1000,15,-3.0) PKD(5,3,3,0.10%,.7180,0,1.00%,F,T)
 100 %

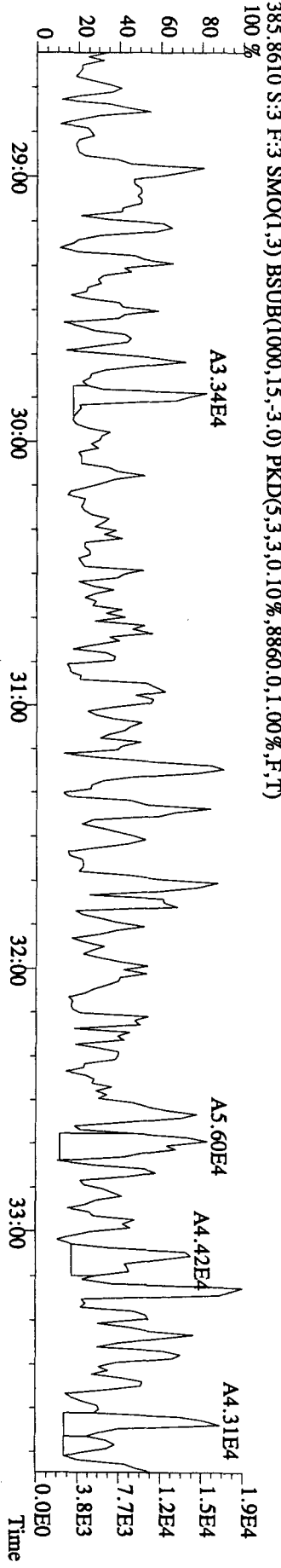
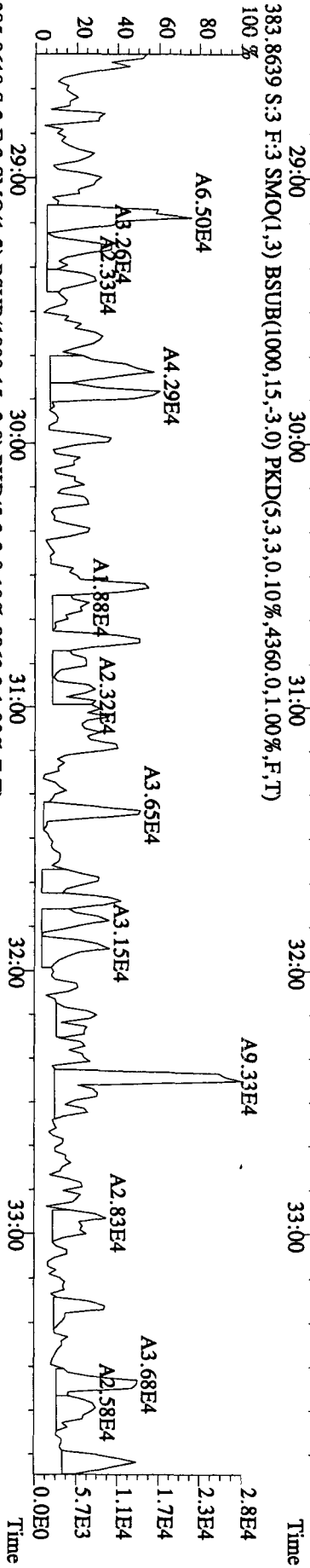
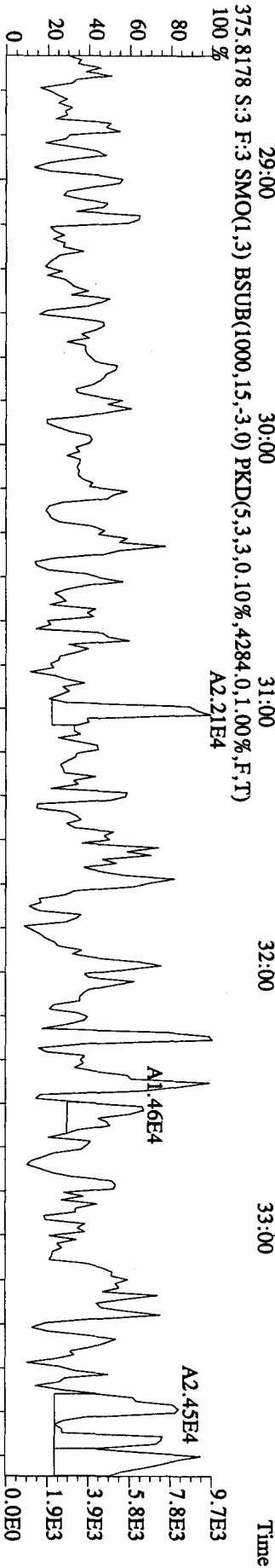
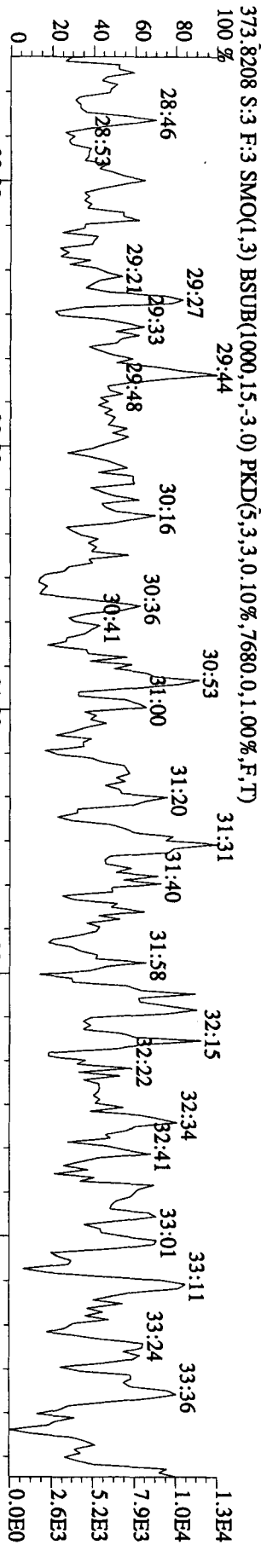


File:06JA10A1D5 #1-411 Acq: 6-JAN-2010 23:33:33 GC EI+ Voltage SIR 70SE
 Sample#3 Text:SB0106 :Solvent Blank C-14 Exp:DIOXIN
 339.8597 S:3 SMO(1,3) BSUB(1000,15,-3.0) PKD(5,3,3,0.10%,8412.0,1.00%,F,T)

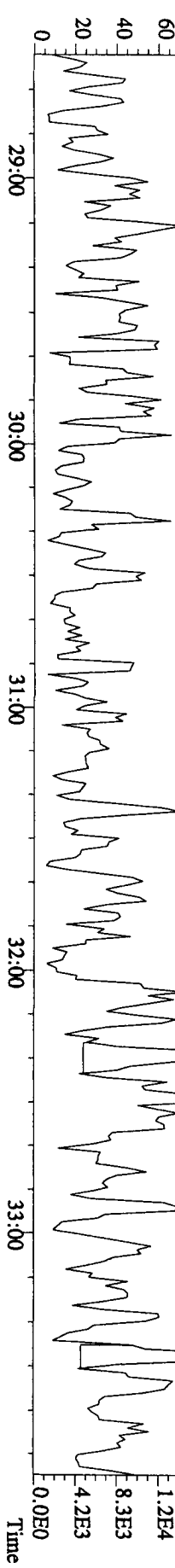
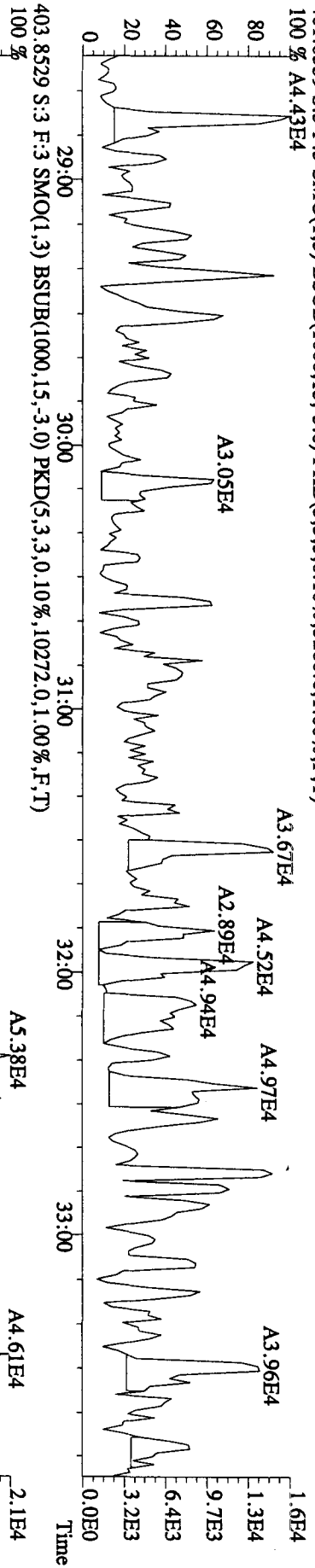
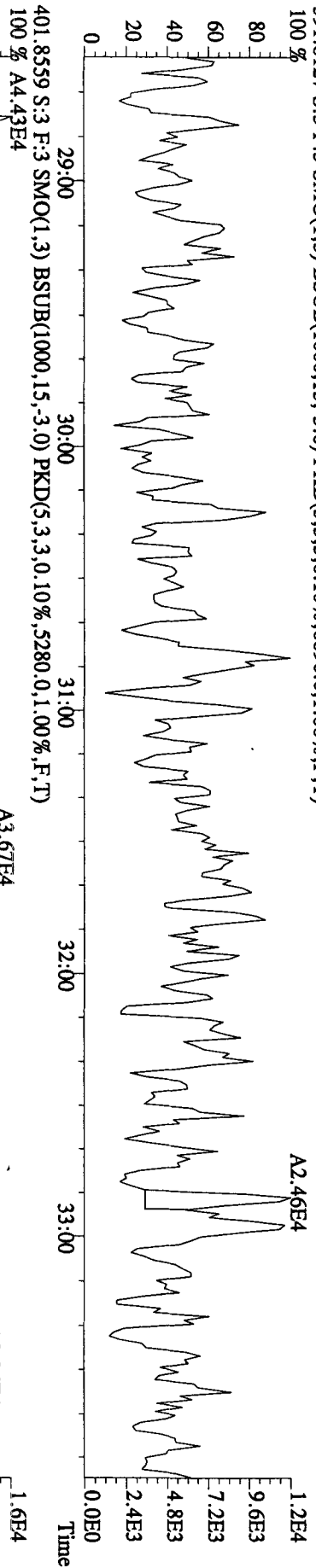
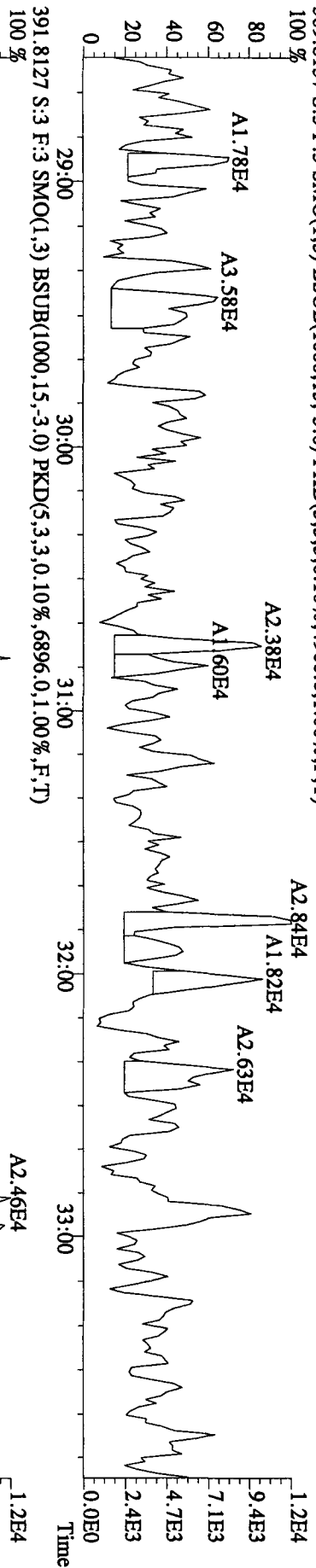


File:061A10A1D5 #1-495 Acq: 6-JAN-2010 23:33:33 GC EI+ Voltage SIR 70SE
 Sample#3 Text:SB0106 :Solvent Blank C-14 Exp:DIOXIN
 355.8546 S:3 F:2 SMO(1,3) BSUB(1000,15,-3.0) PKD(5,3,3,0.10%,7528.0,1.00%,F,T)
 100 %

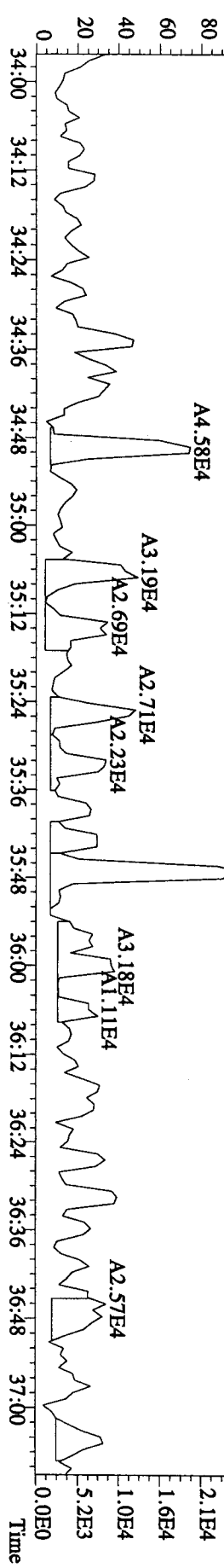
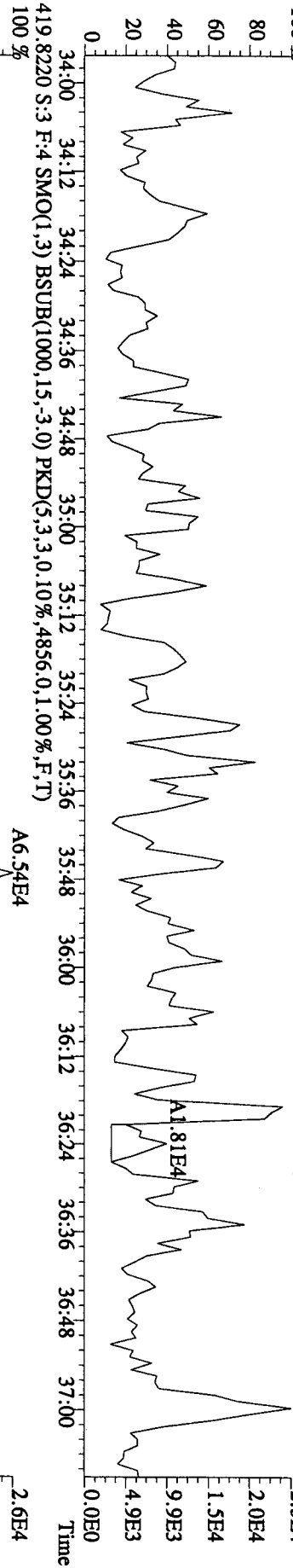
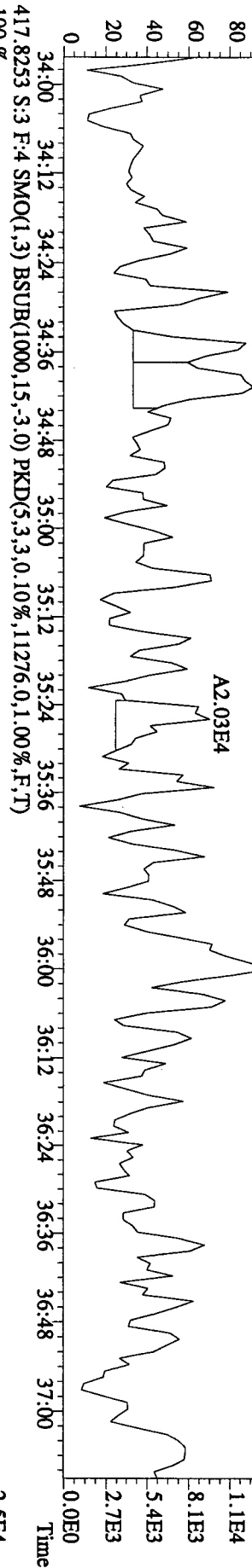
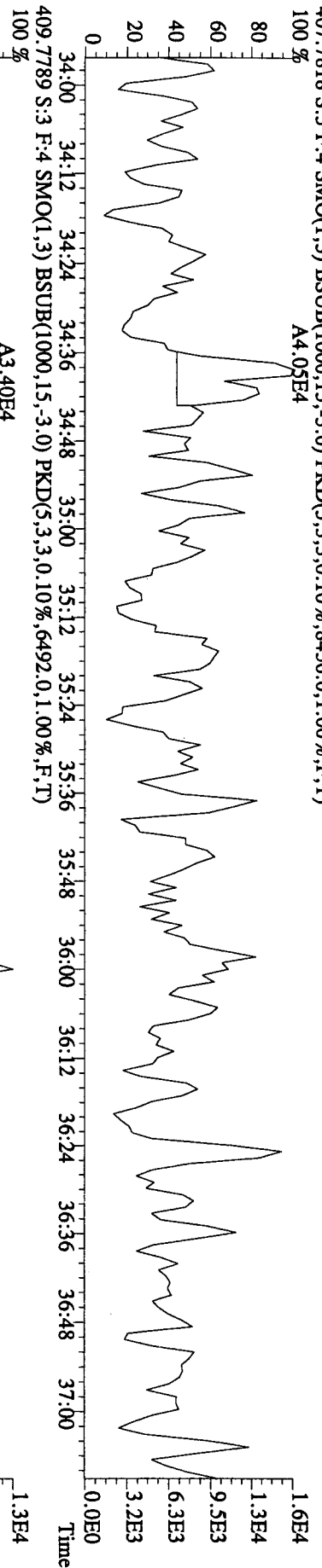


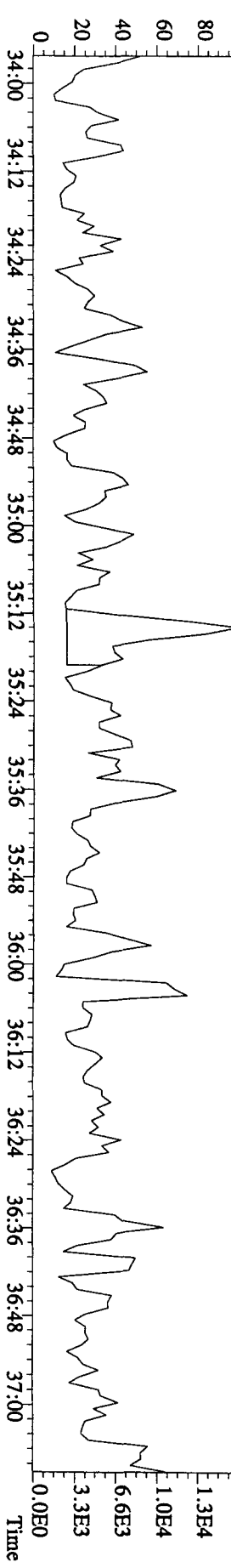

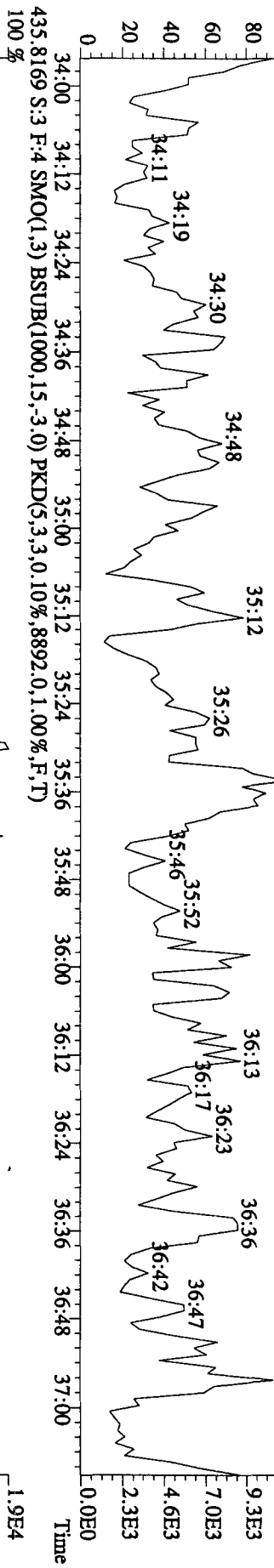
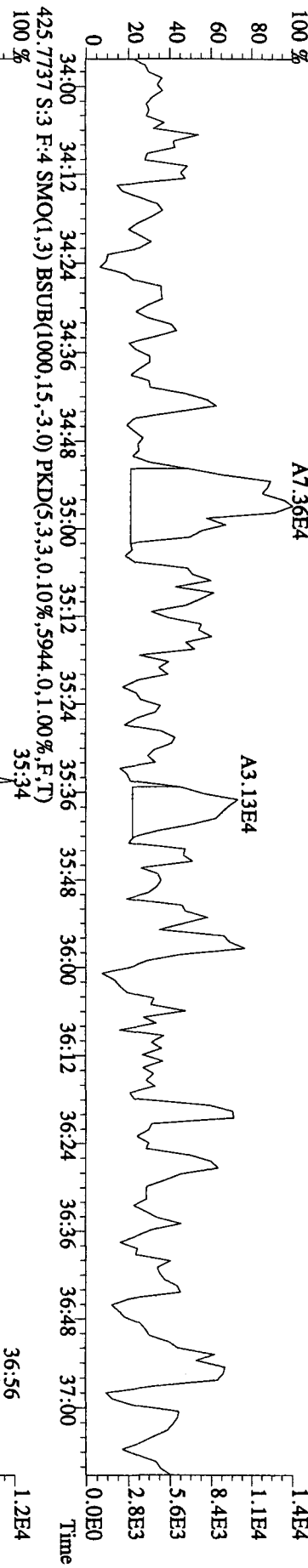


File:061A10A1D5 #1-362 Acq: 6-JAN-2010 23:33:33 GC EI+ Voltage SIR 70SE
 Sample#3 Text:SB0106 :Solvent Blank C-14 Exp:DIOXIN
 389.8157 S:3 F:3 SMO(1,3) BSUB(1000,15,-3,0) PKD(5,3,3,0.10%,4900,0.1,0.00%,F,T)
 100 %

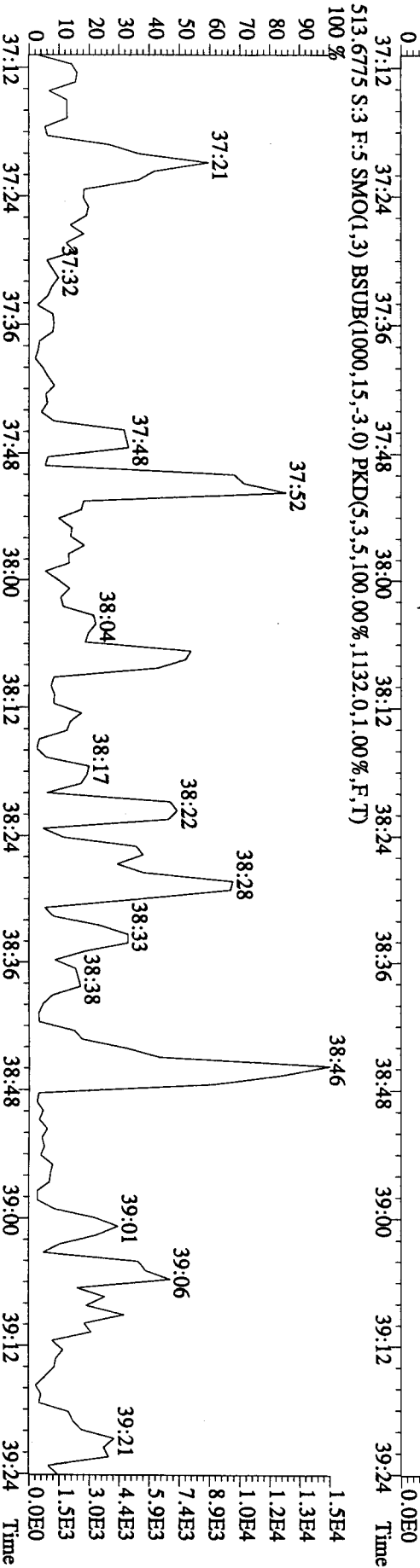
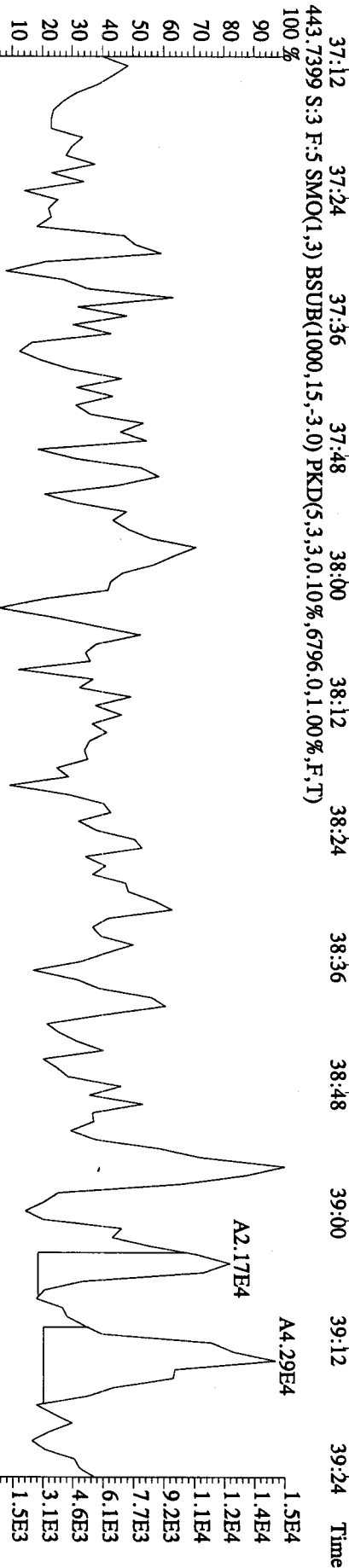
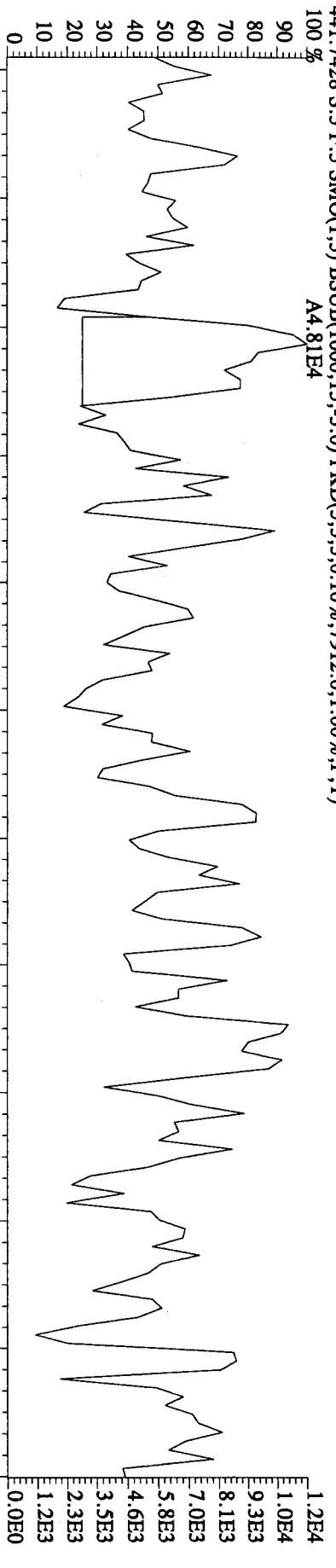


File:06J10A10AID5 #1-227 Acq: 6-JAN-2010 23:33:33 GC EI+ Voltage SIR 70SE
 Sample#3 Text:SB0106 :Solvent Blank C-14 Exp:DIOXIN
 407.7818 S.3 F:4 SMO(1,3) BSUB(1000,15,-3.0) PKD(5,3,3,0.10%,8456,0.1,00%,F,T)
 100 % A4.05E4

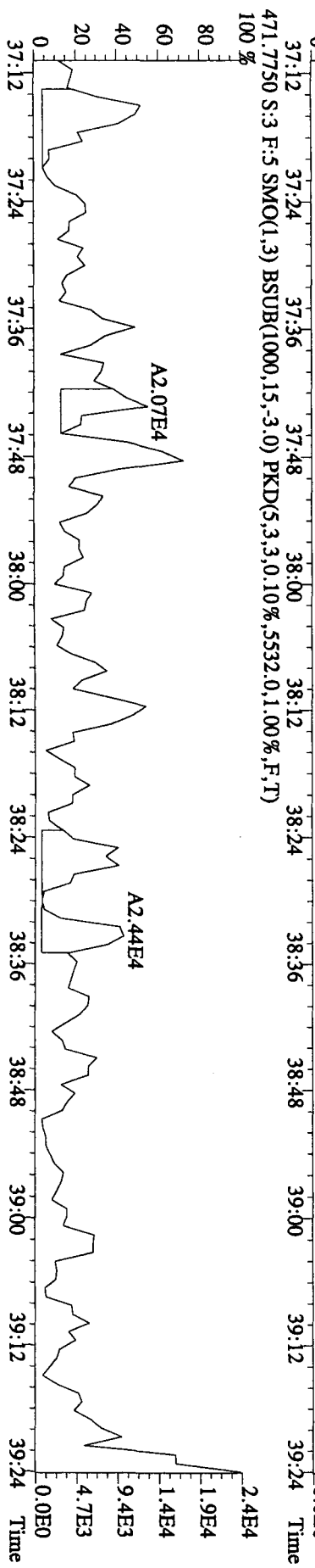
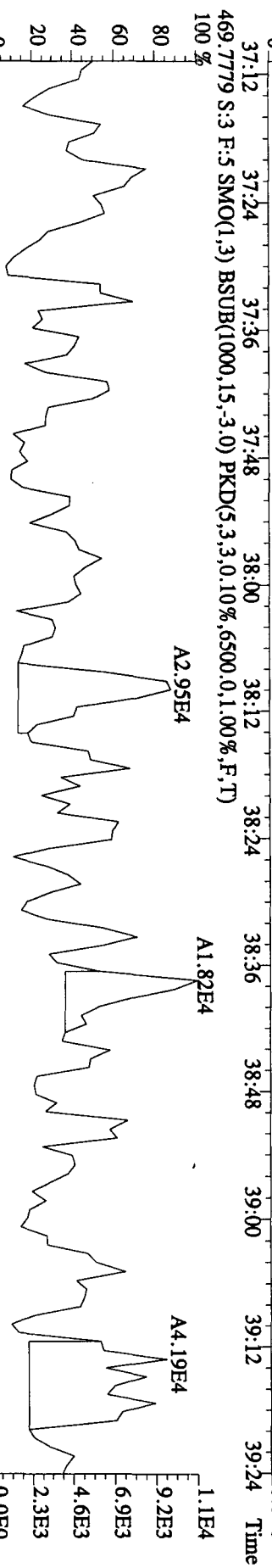
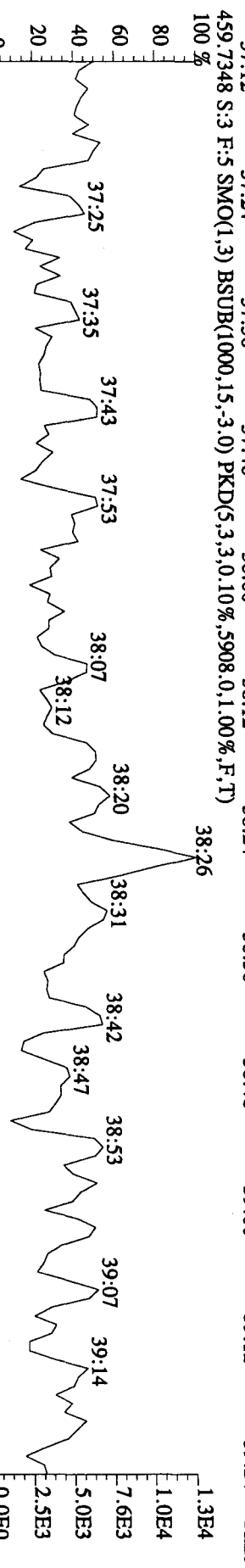
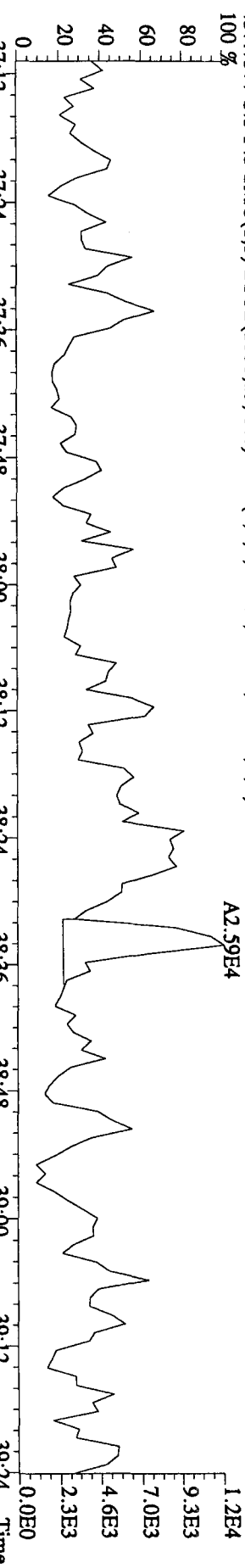


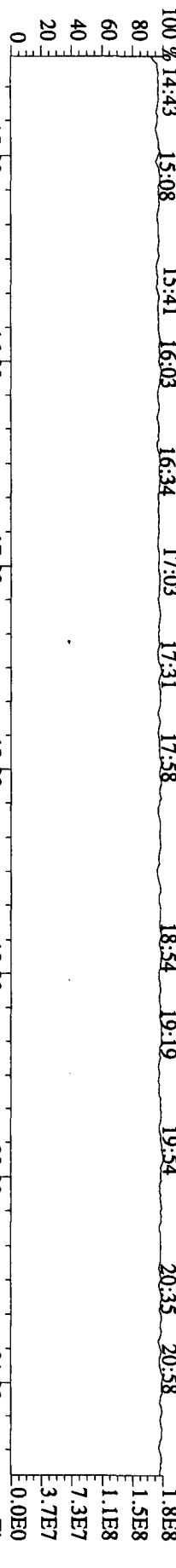
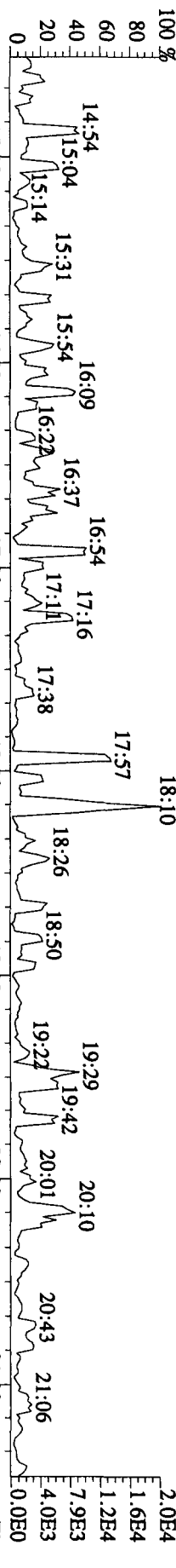
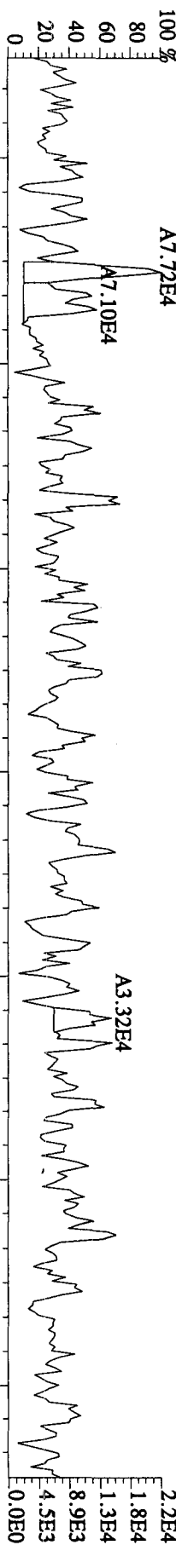
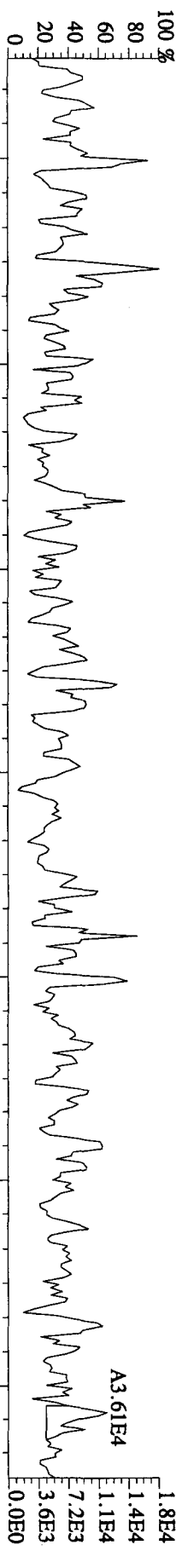
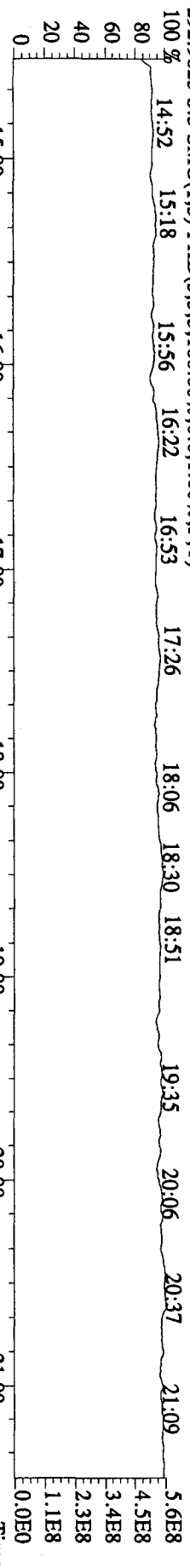


File: 06JAN10A101D5 #1-161 Acq: 6-JAN-2010 23:33:33 GC EI+ Voltage SIR 70SE
 Sample#3 Text: SB0106 : Solvent Blank C-14 Exp: DIOXIN
 441.7428 S:3 F:5 SMO(1,3) BSUB(1000,15,-3.0) PKD(5,3,3,0.10%,7912.0,1.00%,F,T)
 100% A4.81E4



File: 061A10A1D5 #1-161 Acq: 6-JAN-2010 23:33:33 GC EI+ Voltage SIR 70SE
 Sample#3 Text: SB0106 :Solvent Blank C-14 Exp: DIOXIN
 457.7377 S:3 F:5 SMO(1,3) BSUB(1000,15,-3.0) PKD(5,3,3,0.10%,4824.0,1.00%,F,T)



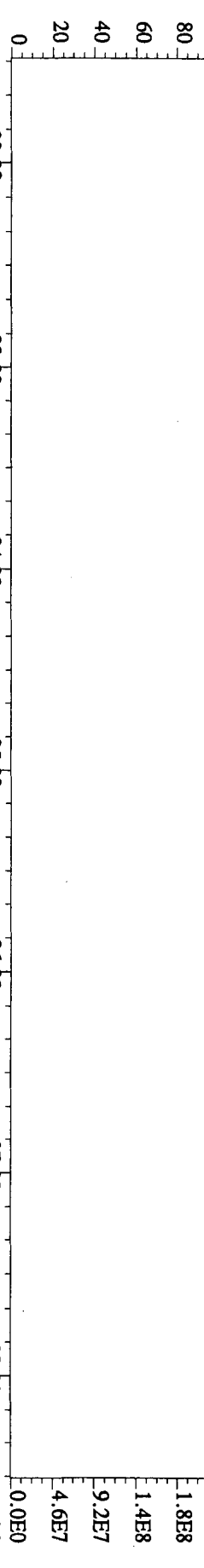


File:06JAI0AIDS #1-495 Acq: 6-JAN-2010 23:33:33 GC EI+ Voltage SIR 70SE

Sample#3 Text:SB0106 :Solvent Blank C-14 Exp:DIOXIN

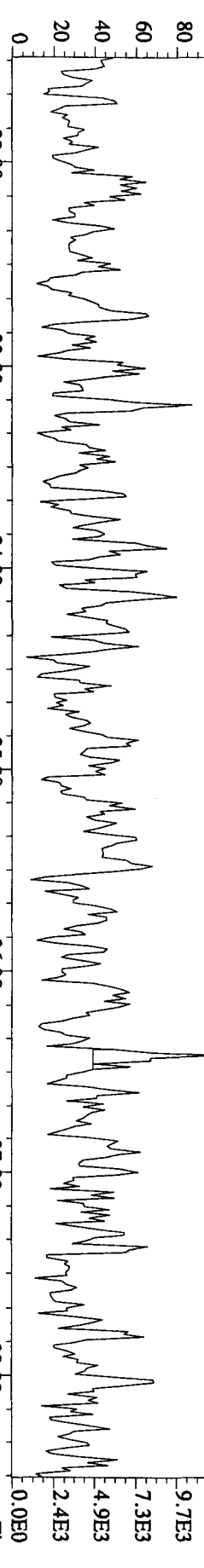
342.9792 S:3 F:2 SMO(1,3) PKD(5,3,3,100.00%,0.0,1.00%,F,T)

100 % 21:57 22:22 22:44 23:10 23:41 24:11 24:46 25:12 25:55 26:30 26:54 27:17 28:01



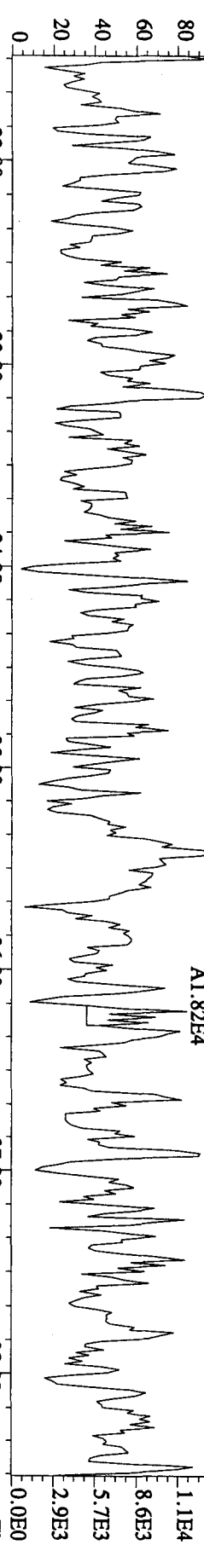
339.8597 S:3 F:2 SMO(1,3) BSUB(1000,15,-3.0) PKD(5,3,3,0.10%,5388,0,1.00%,F,T)

100 %



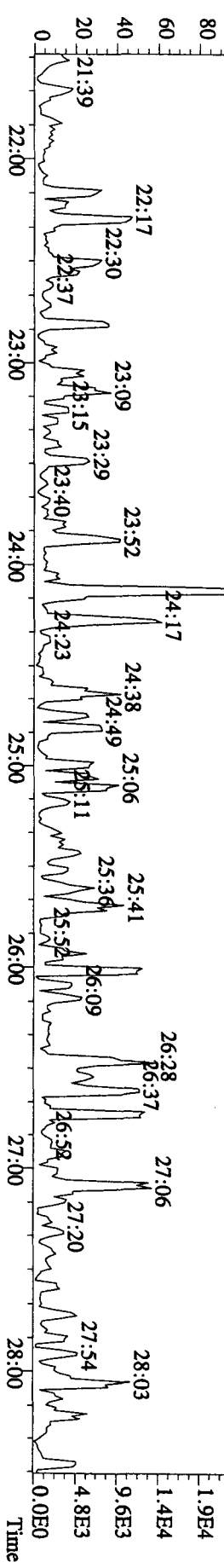
341.8567 S:3 F:2 SMO(1,3) BSUB(1000,15,-3.0) PKD(5,3,3,0.10%,8604,0,1.00%,F,T)

100 %



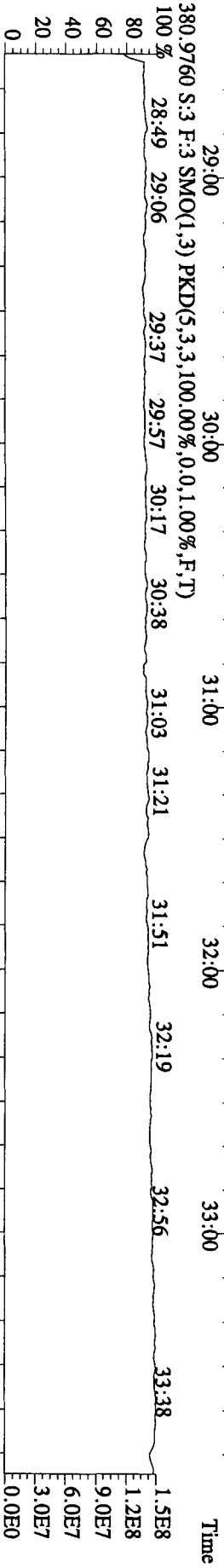
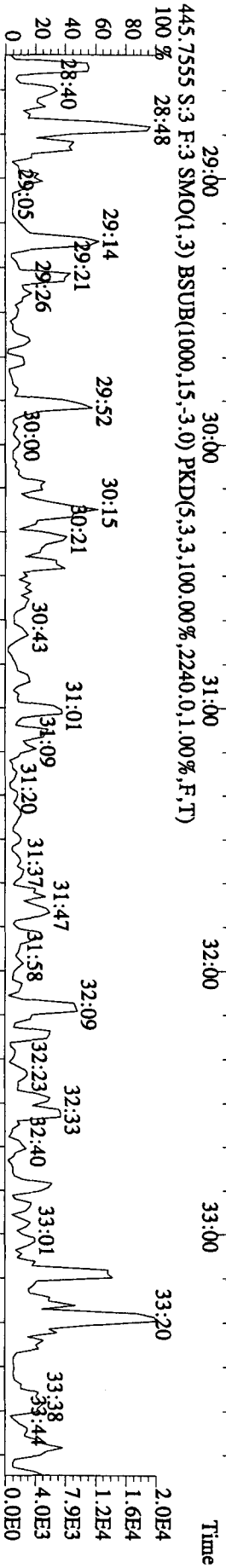
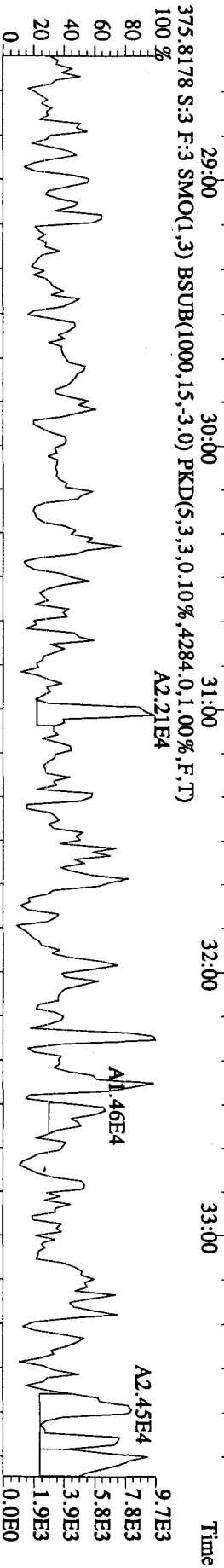
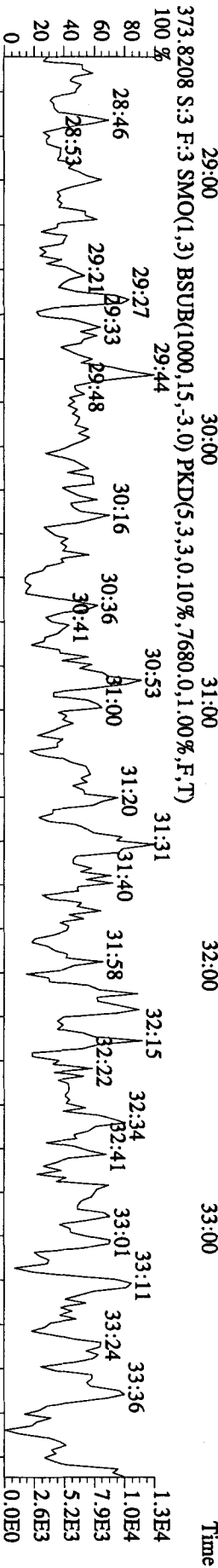
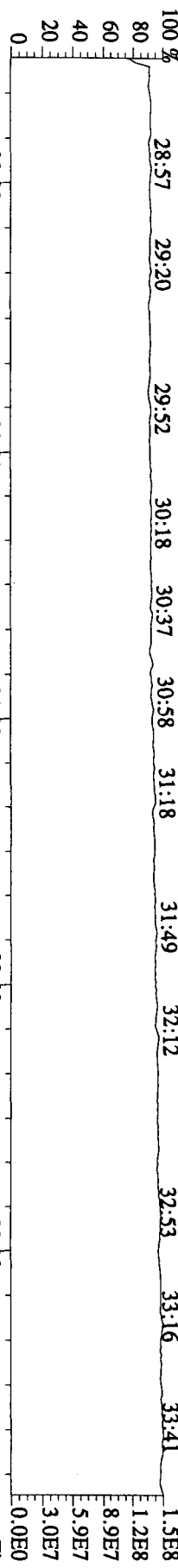
409.7974 S:3 F:2 SMO(1,3) BSUB(1000,15,-3.0) PKD(5,3,3,100.00%,1756,0,1.00%,F,T)

100 %



Sample#3 Text:SB0106 ;Solvent Blank C-14 Exp:DIOXIN


392.9760 S:3 F:3 SMO(1,3) PKD(5,3,3,100.00%,0.0,1.00%,F,T)



Sample#3 Text:SB0106 :Solvent Blank C-14 Exp:DIOXIN

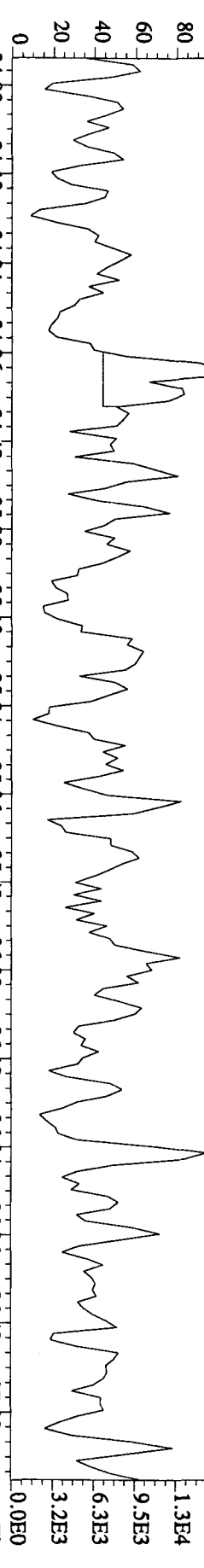
430.9728 S:3 F:4 SMO(1,3) PKD(5,3,3,100.00%,0.0,1.00%,F,T)

34:25 35:02 35:15 35:25 35:37 35:56 36:09 36:33 36:49 37:04 8.9E7



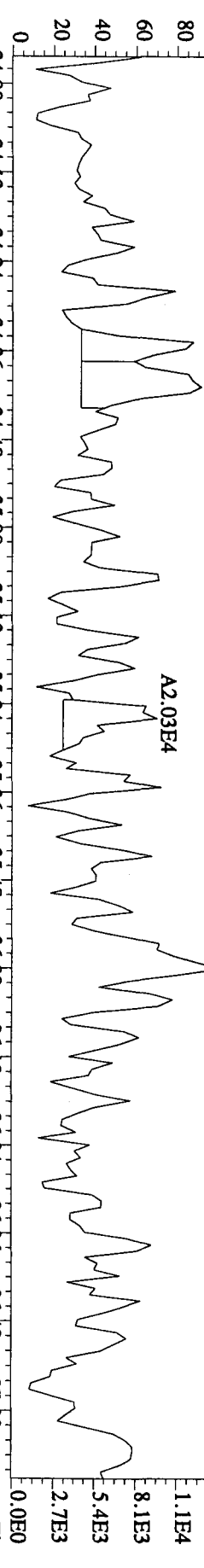
407.7818 S:3 F:4 SMO(1,3) BSUB(1000,15,-3.0) PKD(5,3,3,0.10%,8456,0,1.00%,F,T)

100% A4.05E4 1.6E4 1.3E4 9.5E3 6.3E3 3.2E3 0.0E0



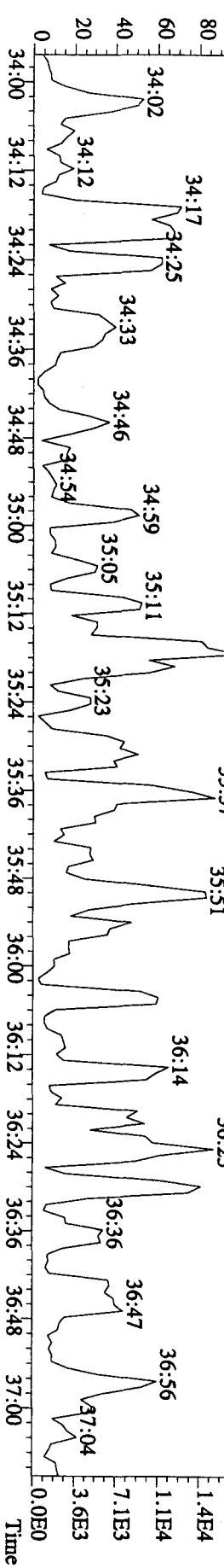
409.7789 S:3 F:4 SMO(1,3) BSUB(1000,15,-3.0) PKD(5,3,3,0.10%,6492,0,1.00%,F,T)

100% A3.40E4 1.3E4 1.1E4 8.1E3 5.4E3 2.7E3 0.0E0




479.7165 S:3 F:4 SMO(1,3) BSUB(1000,15,-3.0) PKD(5,3,3,100.00%,2304,0,1.00%,F,T)

100% 1.8E4 1.4E4 1.1E4 7.1E3 3.6E3 0.0E0



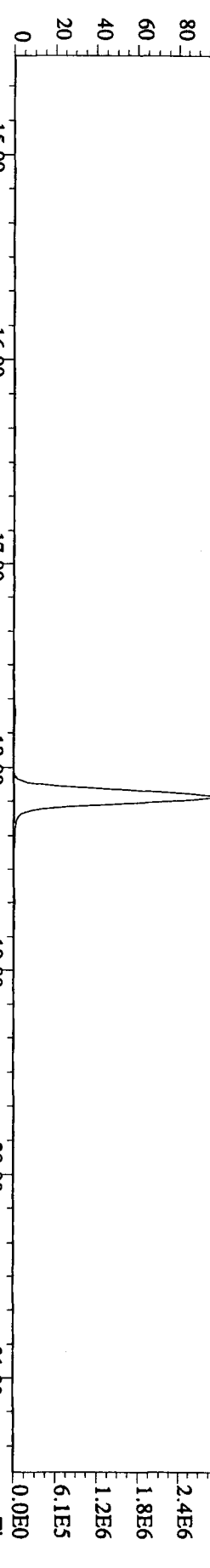
File:06J10A1D5 #1-161 Acq: 6-JAN-2010 23:33:33 GC EI+ Voltage SIR 70SE
 Sample#3 Text:SB0106 :Solvent Blank C-14 Exp:DIOXIN
 454.9728 S:3 F:5 SMO(1.3) PKD(5.3,3,100.00%.0.0,1.00%,F,T)
 100 % 37:21 37:31 37:48 37:59 38:12 38:20 38:28 38:50 39:05 39:13



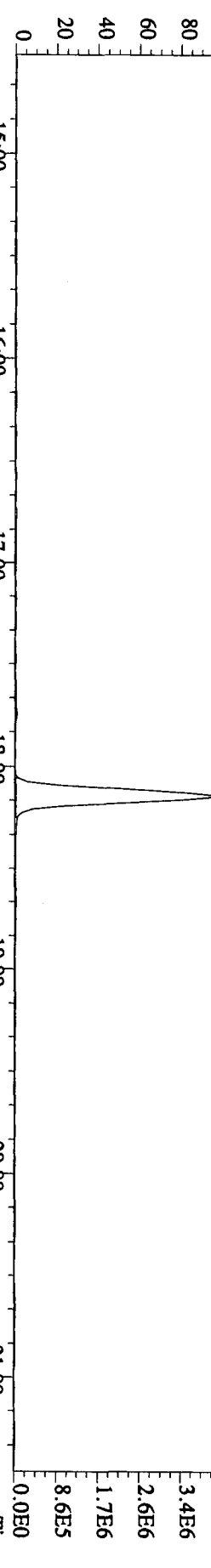
File:061A10A1D5 #1-411 Acq: 7-JAN-2010 07:55:09 GC EI + Voltage SIR 70SE

Sample#15 Text:ST0106A :CS3 09DXN425 Exp:DIOXIN

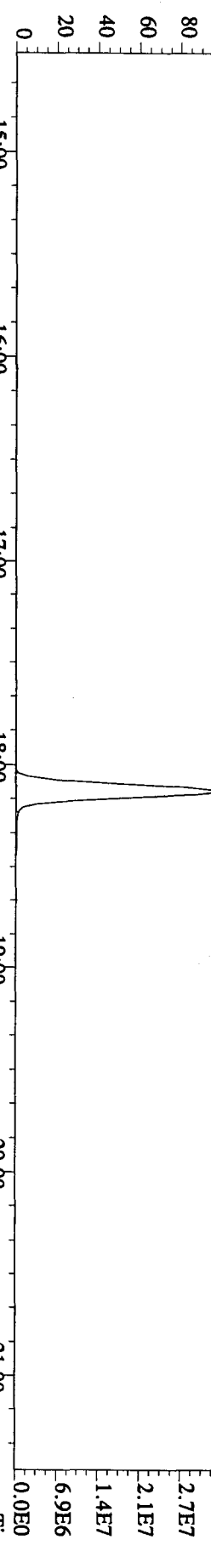
303.9016 S:15 SMO(1,3) BSUB(1000,15,-3.0) PKD(5,3,3,0.10%,17420.0,1.00%,F,T) A1.36E7



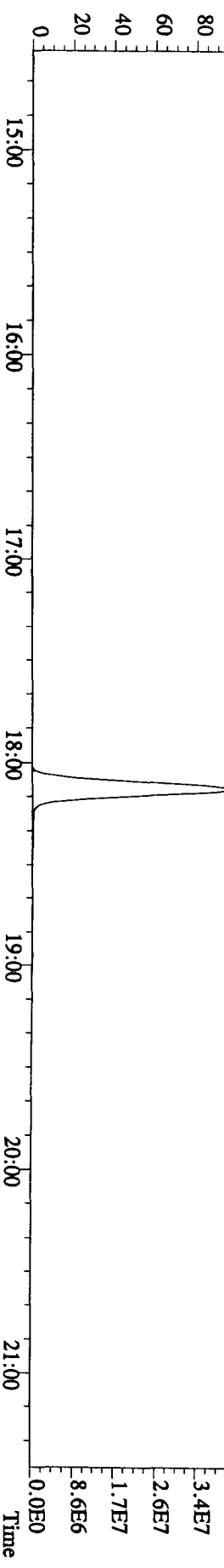
305.8987 S:15 SMO(1,3) BSUB(1000,15,-3.0) PKD(5,3,3,0.10%,10284.0,1.00%,F,T) A1.87E7



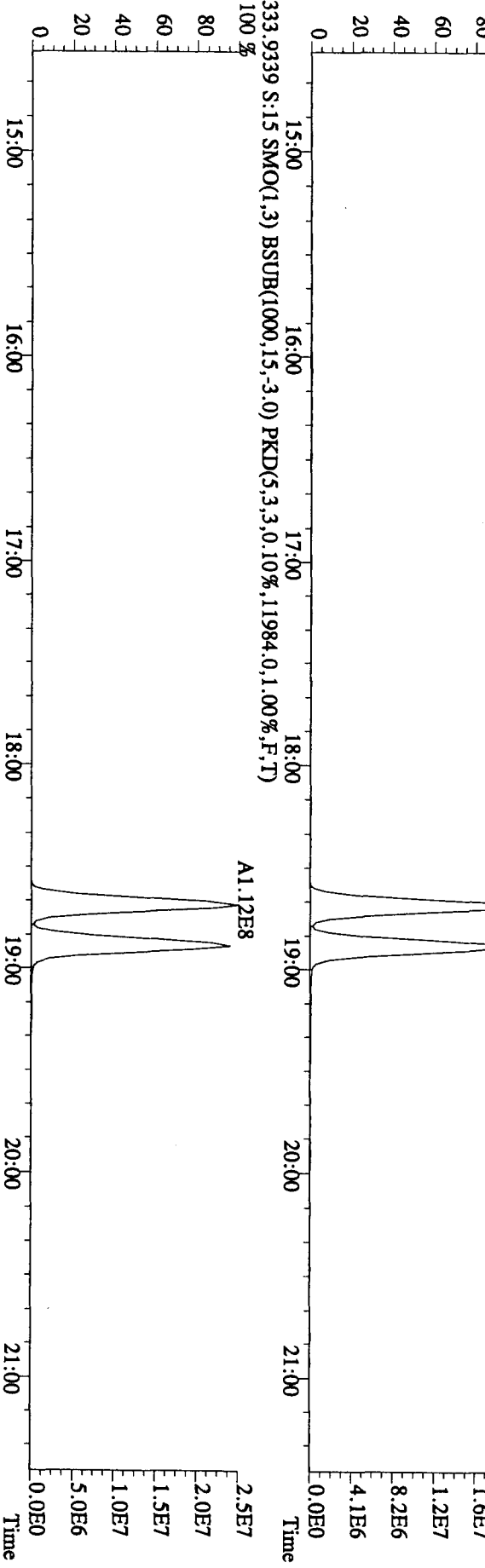

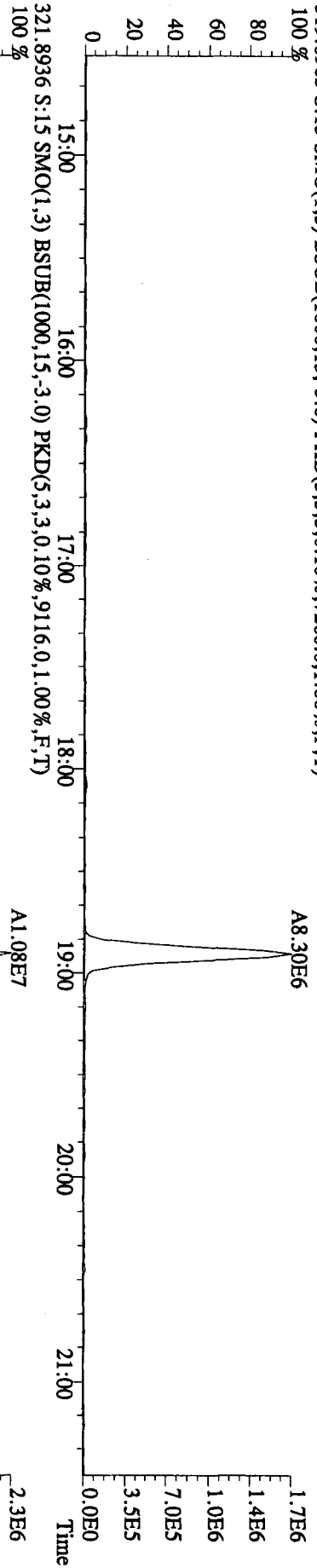
315.9419 S:15 SMO(1,3) BSUB(1000,15,-3.0) PKD(5,3,3,0.10%,9544.0,1.00%,F,T) A1.54E8



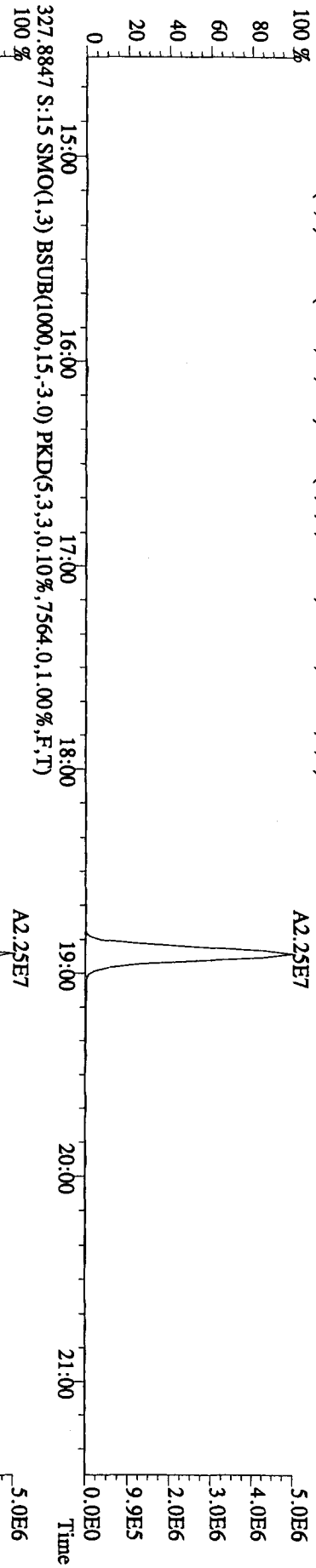
317.9389 S:15 SMO(1,3) BSUB(1000,15,-3.0) PKD(5,3,3,0.10%,17420.0,1.00%,F,T) A1.94E8



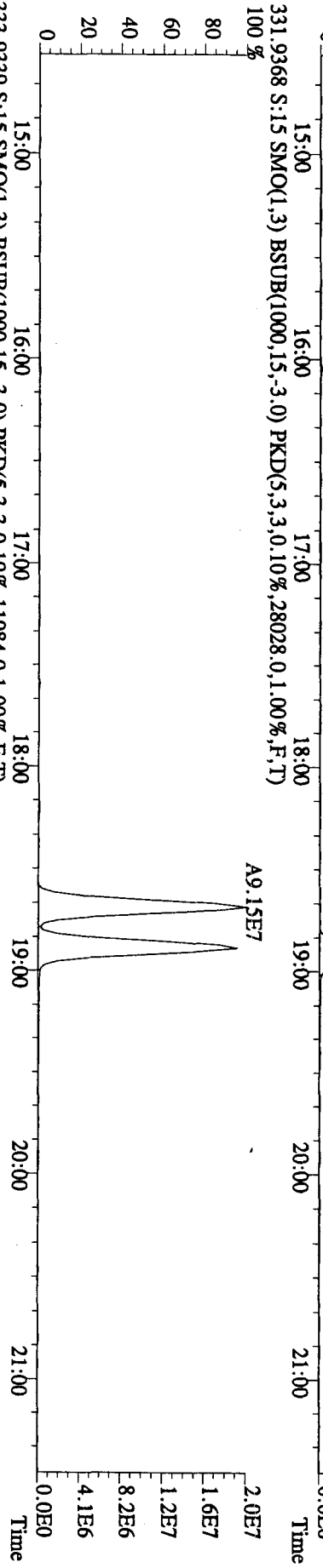
File:061A10A1D5 #1-411 Acq: 7-JAN-2010 07:55:09 GC.EI + Voltage SIR 70SE
 Sample#15 Text:ST0106A :CS3 09DXN425 Exp:DIOXIN
 319.8965 S:15 SMO(1,3) BSUB(1000,15,-3,0) PKD(5,3,3,0.10%,7268,0,1.00%,F,T)
 100 %



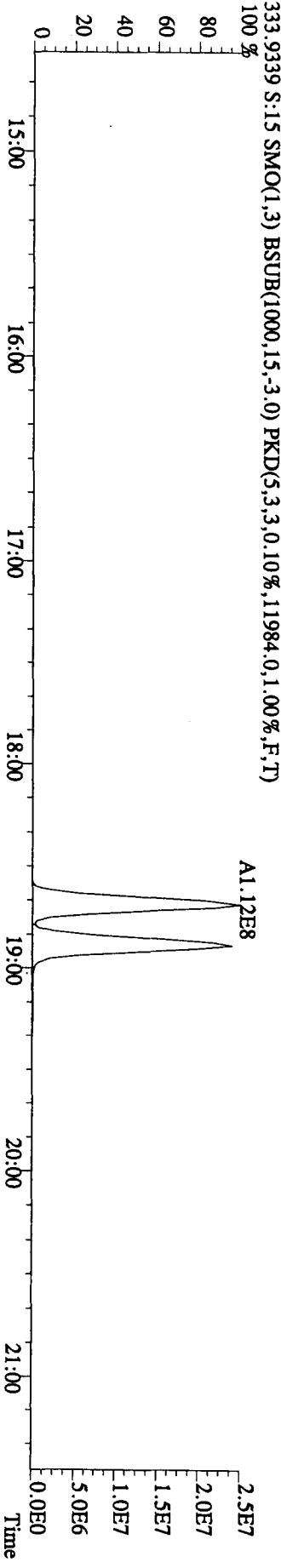
File:061A10A1D5 #1-411 Acq: 7-JAN-2010 07:55:09 GC EI+ Voltage SIR 70SE
 Sample#15 Text:ST0106A :CS3 09DXN425 Exp:DIOXIN
 327.8847 S:15 SMO(1,3) BSUB(1000,15,-3,0) PKD(5,3,3,0,10%,7564,0,1,00%,F,T)
 100 %



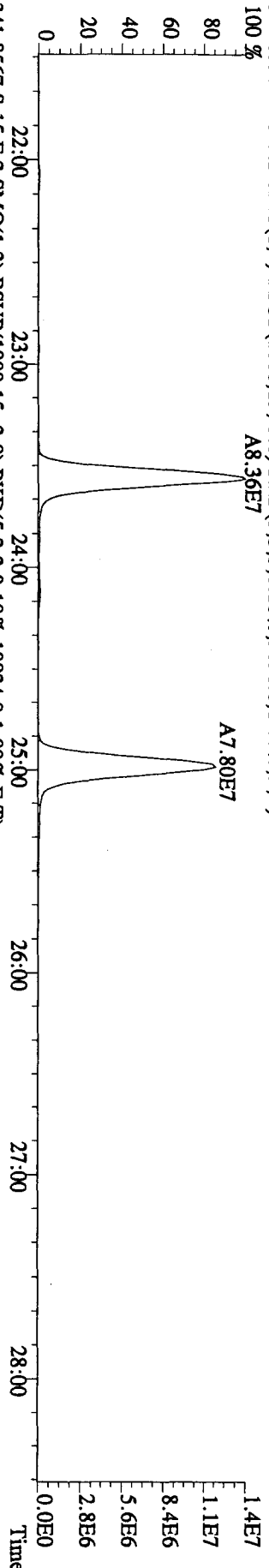
331.9368 S:15 SMO(1,3) BSUB(1000,15,-3,0) PKD(5,3,3,0,10%,28028,0,1,00%,F,T)
 100 %



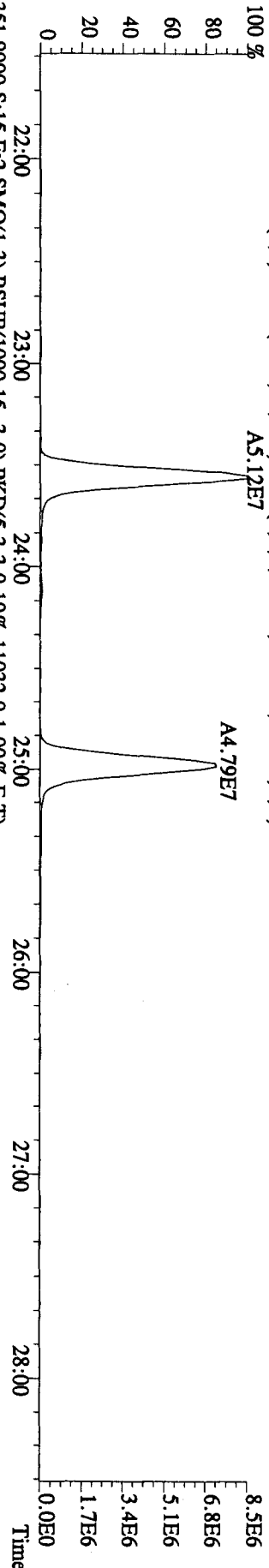
333.9339 S:15 SMO(1,3) BSUB(1000,15,-3,0) PKD(5,3,3,0,10%,11984,0,1,00%,F,T)
 100 %



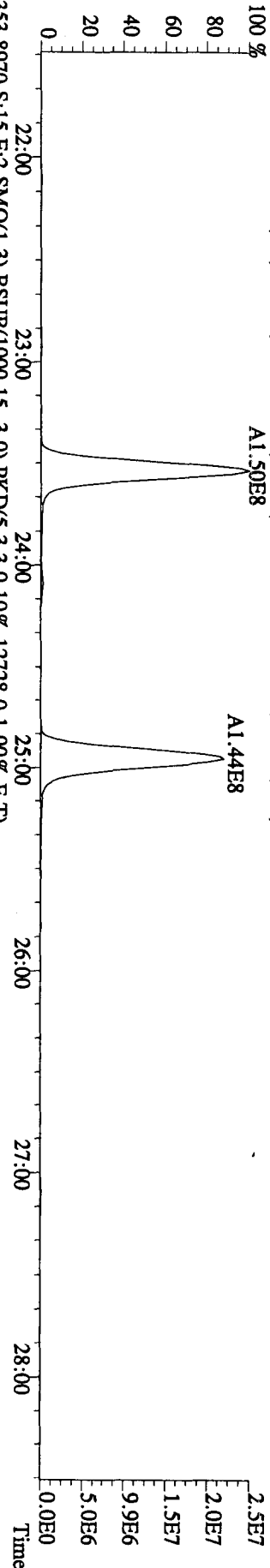
File:061A10A1D5 #1-495 Acq: 7-JAN-2010 07:55:09 GC.EI + Voltage SIR 70SE
 Sample#15 Text:ST0106A :CS3 09DXN425 Exp:DIOXIN
 339.8597 S:15 F:2 SMO(1,3) BSUB(1000,15,-3.0) PKD(5,3,3,0.10%,9096,0.1,00%,F,T)
 100%



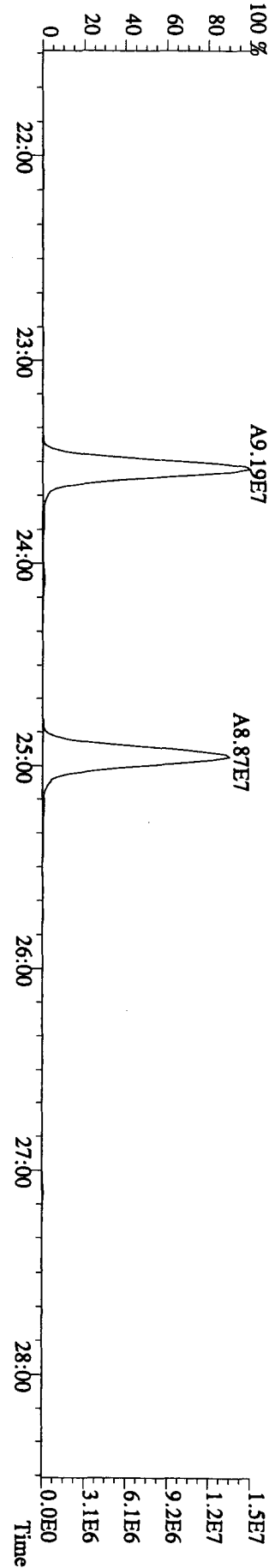
341.8567 S:15 F:2 SMO(1,3) BSUB(1000,15,-3.0) PKD(5,3,3,0.10%,10924,0.1,00%,F,T)
 100%



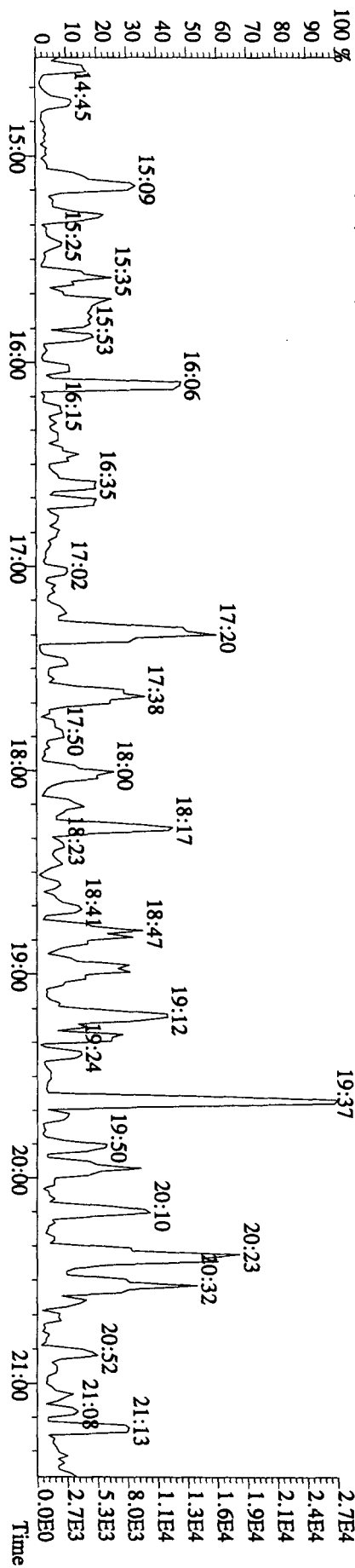
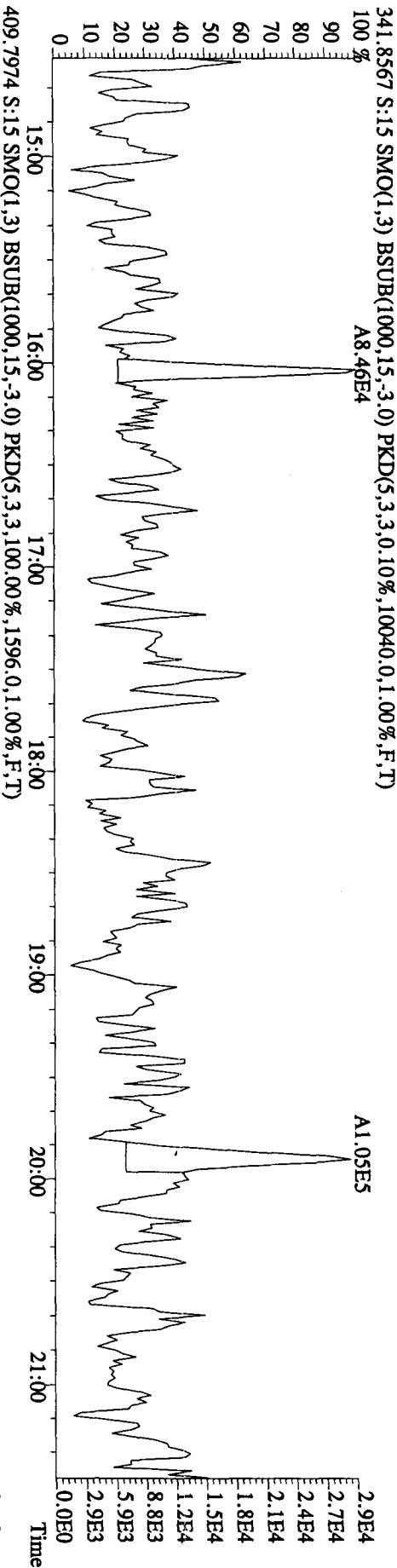
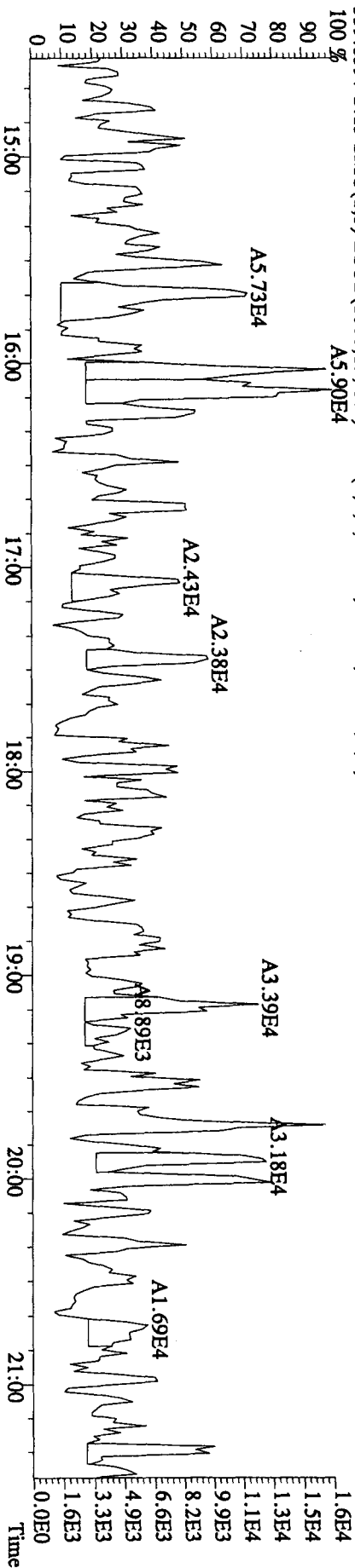
351.9000 S:15 F:2 SMO(1,3) BSUB(1000,15,-3.0) PKD(5,3,3,0.10%,11032,0.1,00%,F,T)
 100%



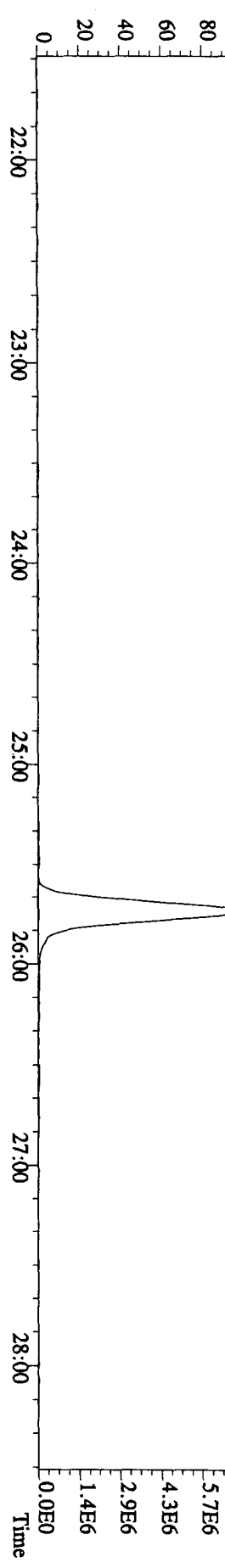
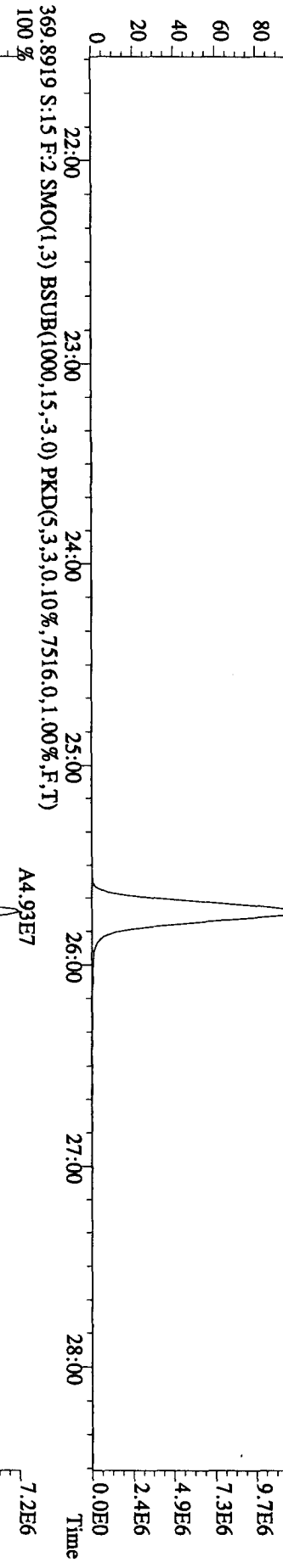
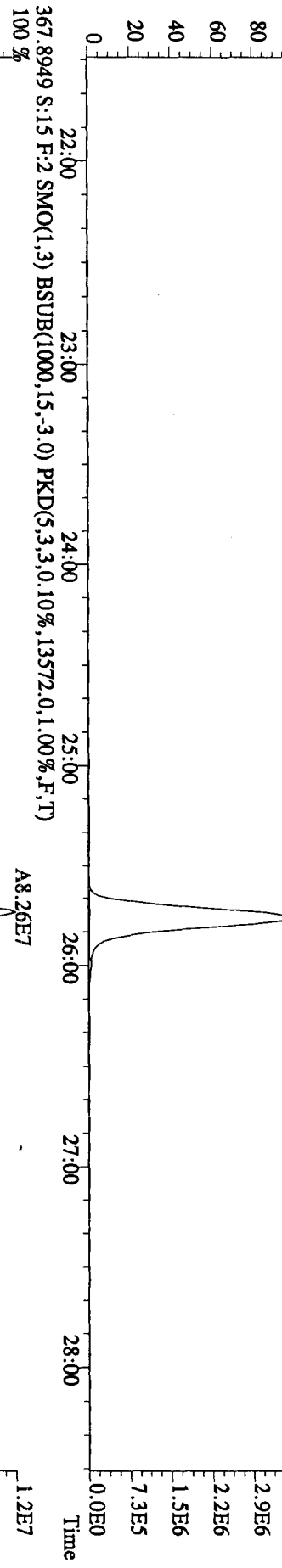
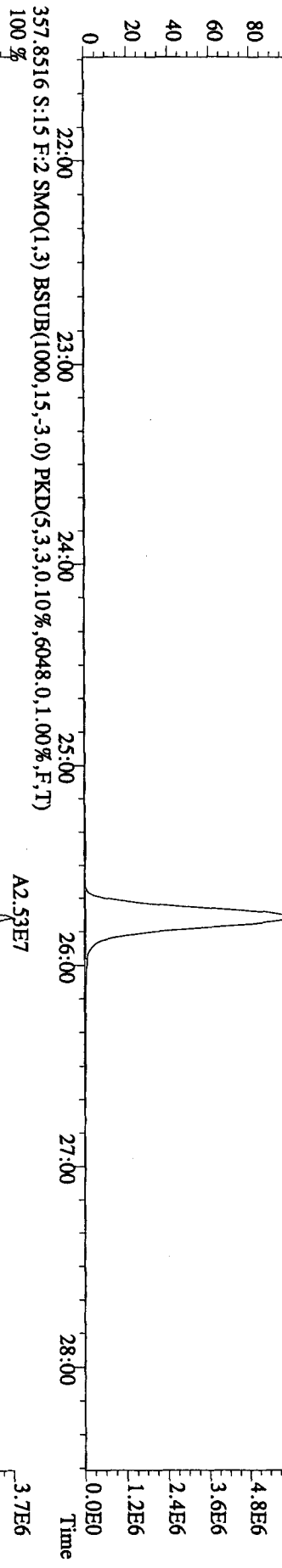
353.8970 S:15 F:2 SMO(1,3) BSUB(1000,15,-3.0) PKD(5,3,3,0.10%,12728,0.1,00%,F,T)
 100%



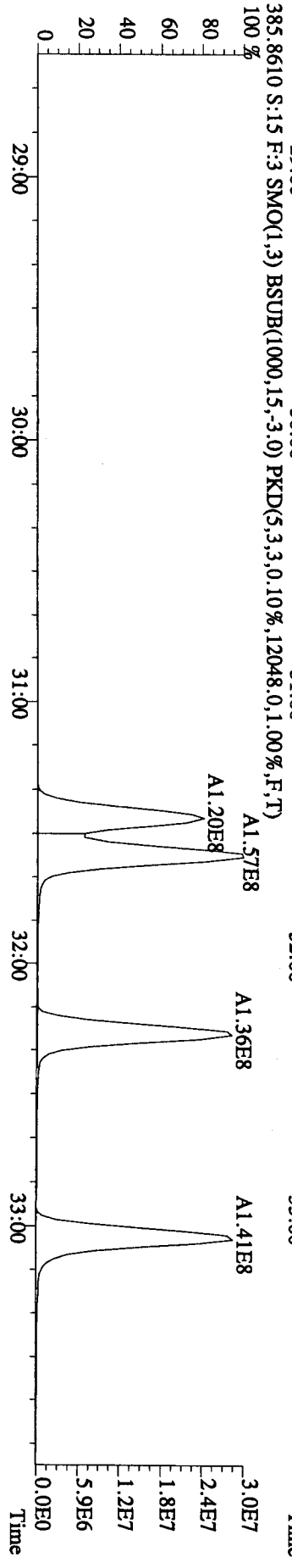
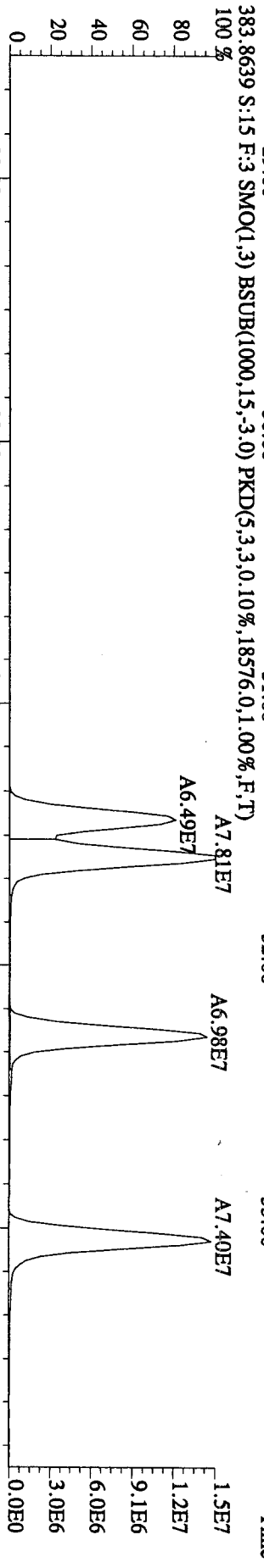
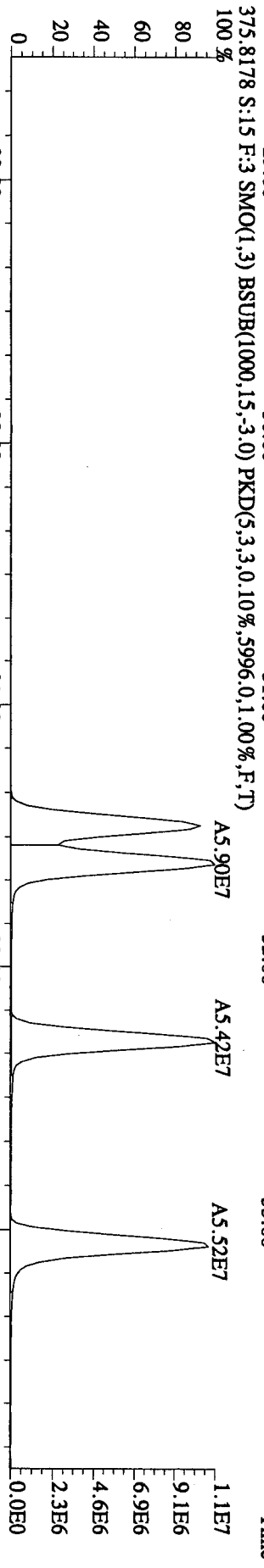
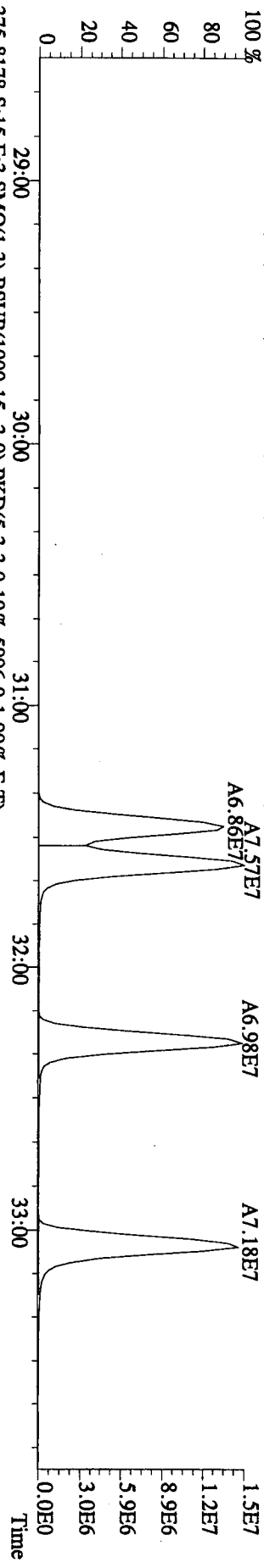
File:061A10A1D5 #1-411 Acq: 7-JAN-2010 07:55:09 GC EI + Voltage SIR 70SE
 Sample#15 Text:ST0106A :CS3 09DXN425 Exp:DIOXIN
 339,8597 S:15 SMO(1,3) BSUB(1000,15,-3,0) PKD(5,3,3,0,10%,4676,0,1,00%,F,T)
 100%



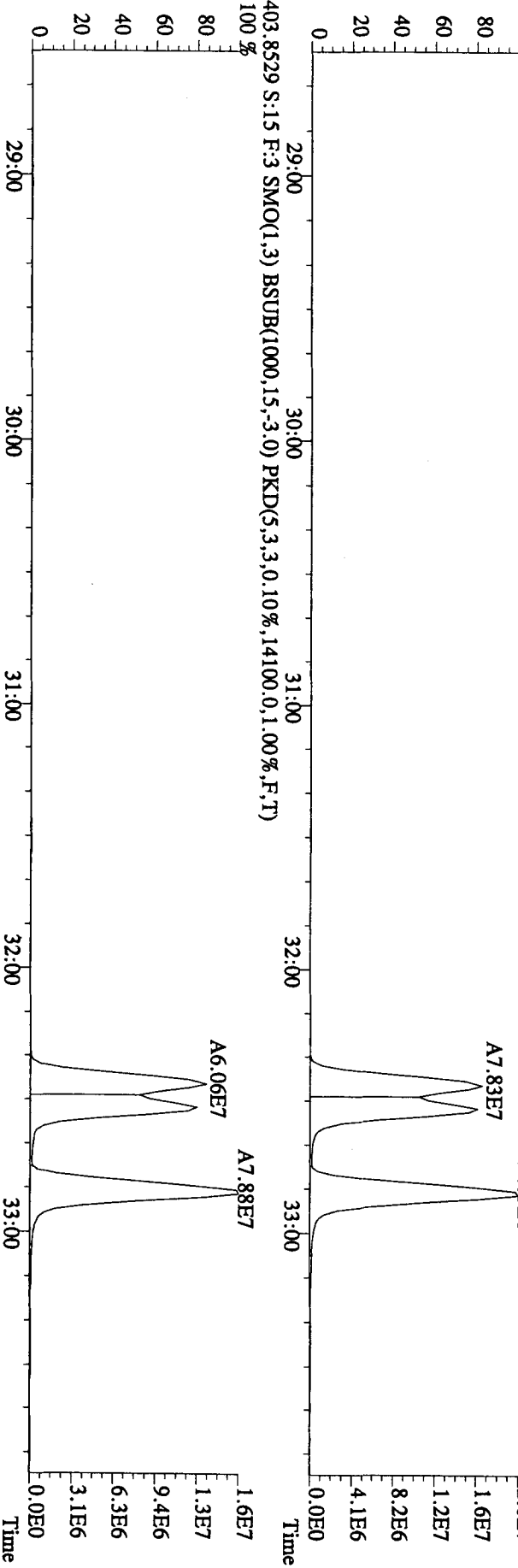
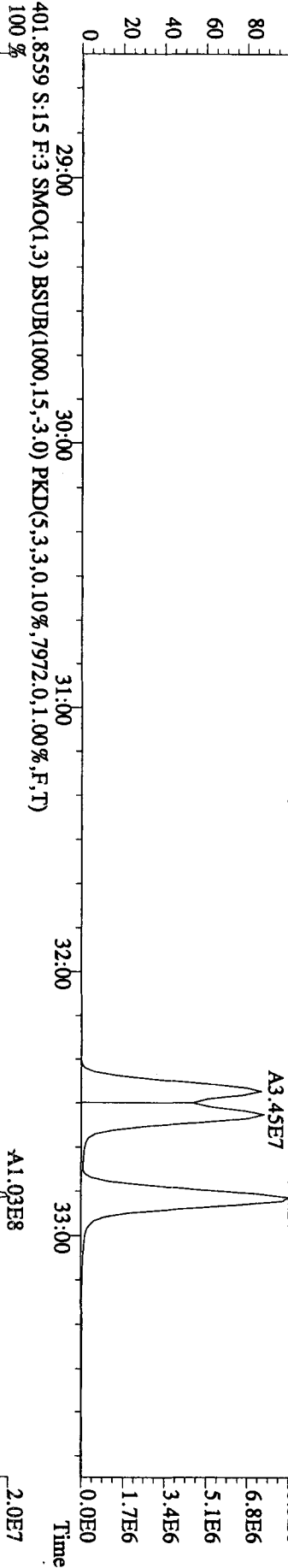
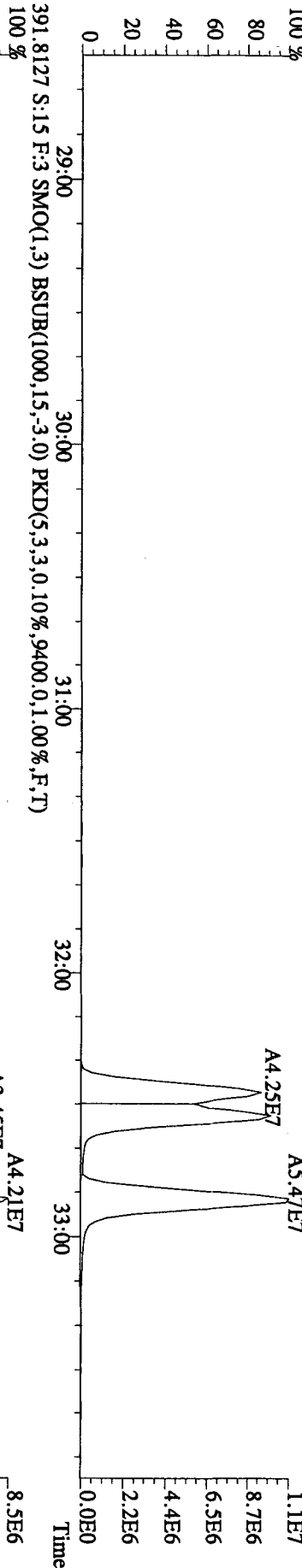
File:061A10A1D5 #1-495 Acq: 7-JAN-2010 07:55:09 GC EI+ Voltage SIR 70SE
 Sample#15 Text:ST0106A :CS3 09DXN425 Exp:DIOXIN
 355.8546 S:15 F:2 SMO(1,3) BSUB(1000,15,-3.0) PKD(5,3,3,0.10%,9564.0,1.00%,F,T)
 100%



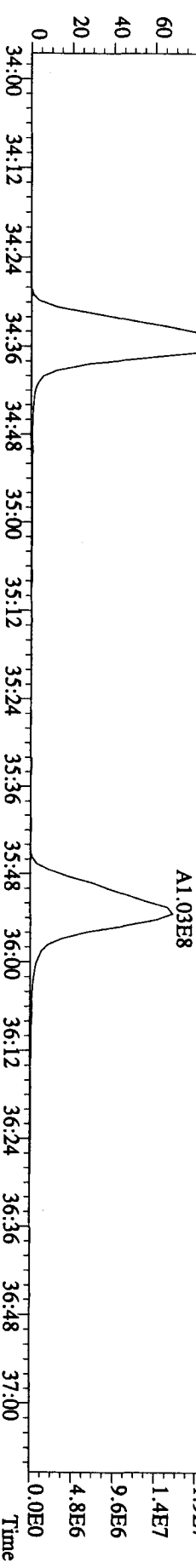
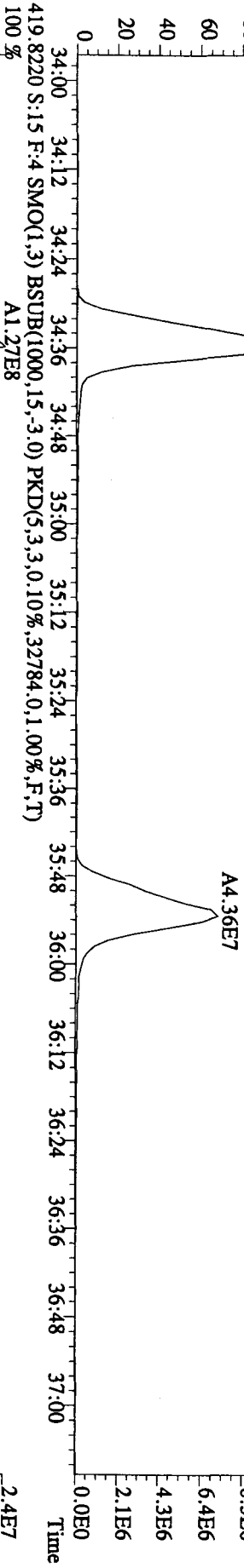
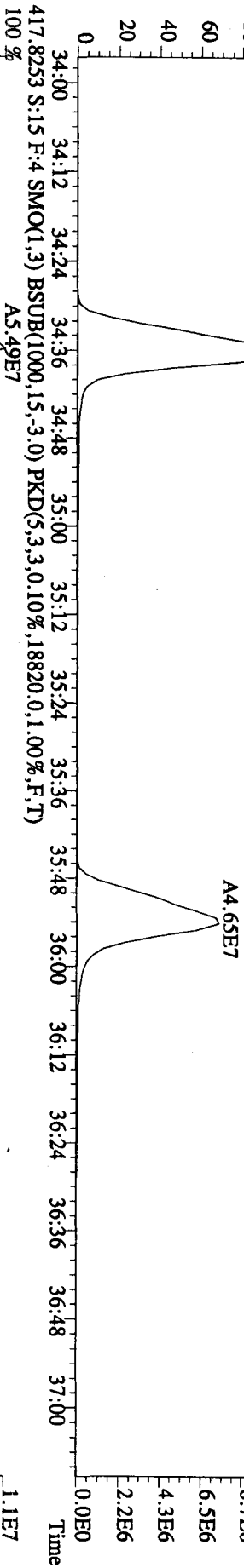
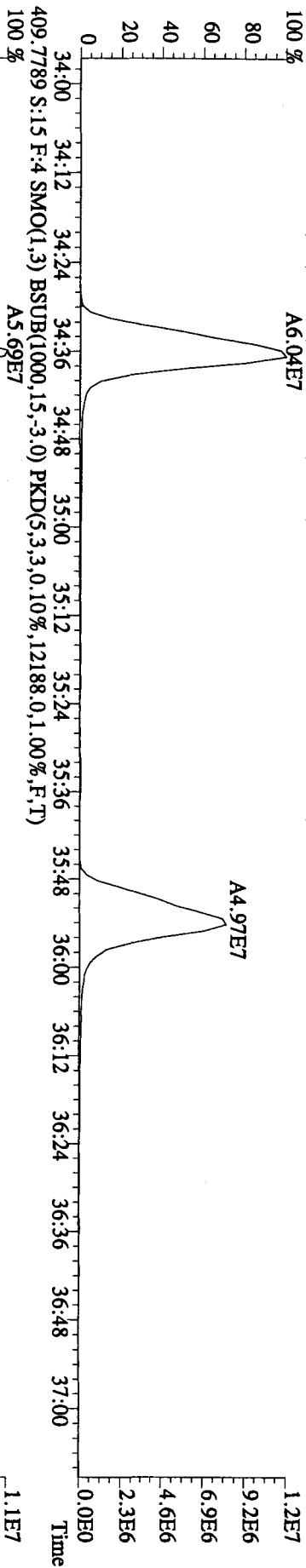
File:061A10A1D5 #1-362 Acq: 7-JAN-2010 07:55:09 GC EI + Voltage SIR 70SE
 Sample#15 Text:ST0106A :CS3 09DXN425 Exp:DIOXIN
 373.8208 S:15 F:3 SMO(1,3) BSUB(1000,15,-3.0) PKD(5,3,3,0.10%,7172.0,1.00%,F,T)



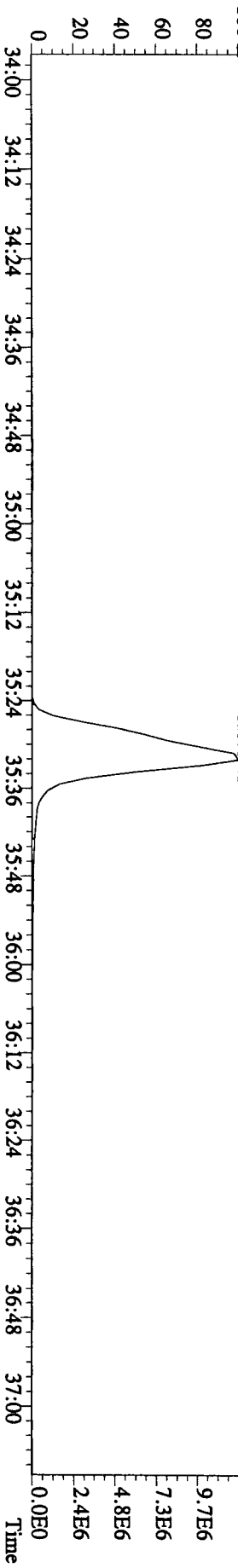
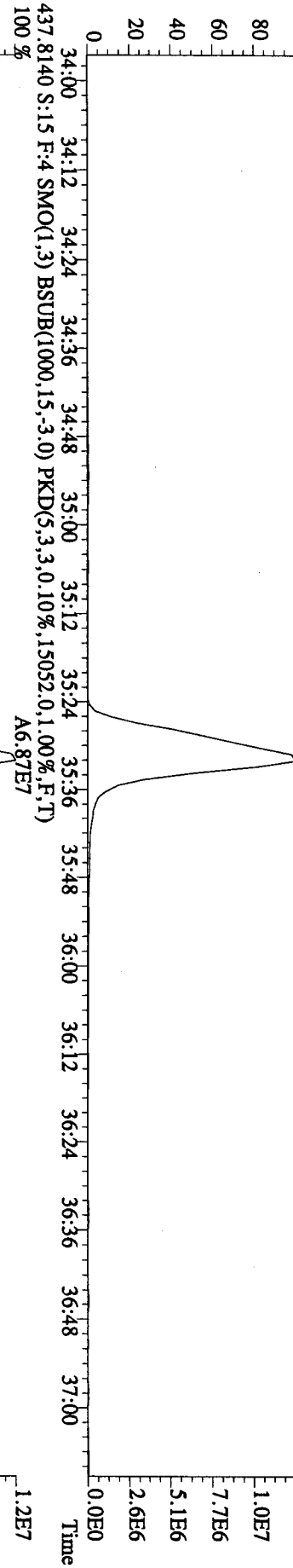
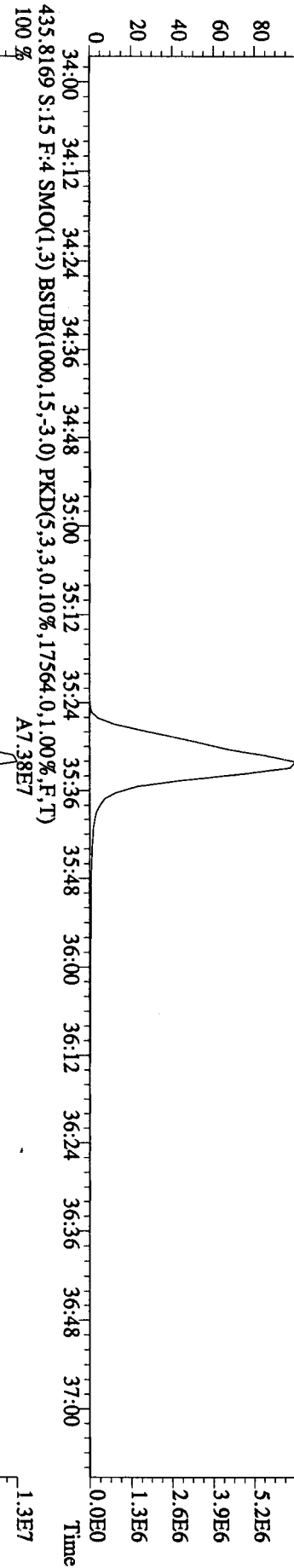
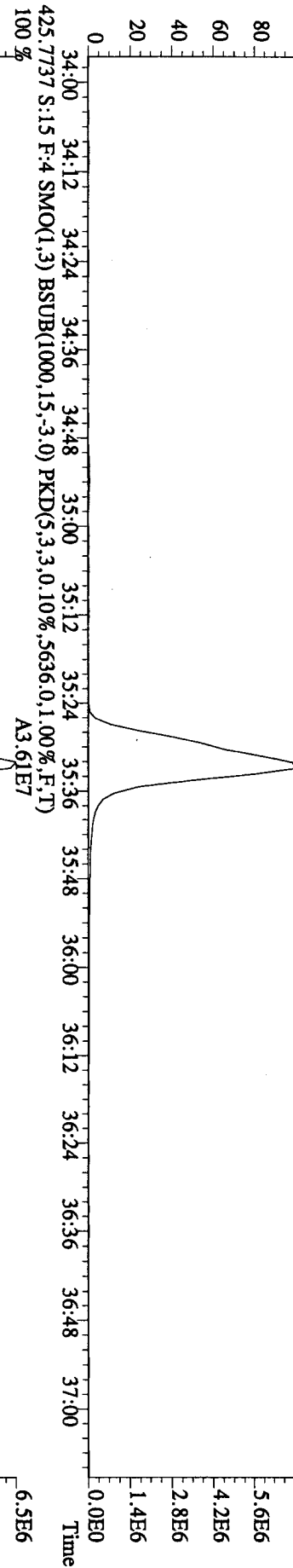
File:061A10A1D5 #1-362 Acq: 7-JAN-2010 07:55:09 GC EI+ Voltage SIR 70SE
 Sample#15 Text:ST0106A :CS3 09DXN425 Exp:DIOXIN
 389.8157 S:15 F:3 SMO(1,3) BSUB(1000,15,-3.0) PKD(5,3,3,0.10%,10032.0,1.00%,F,T)
 100%

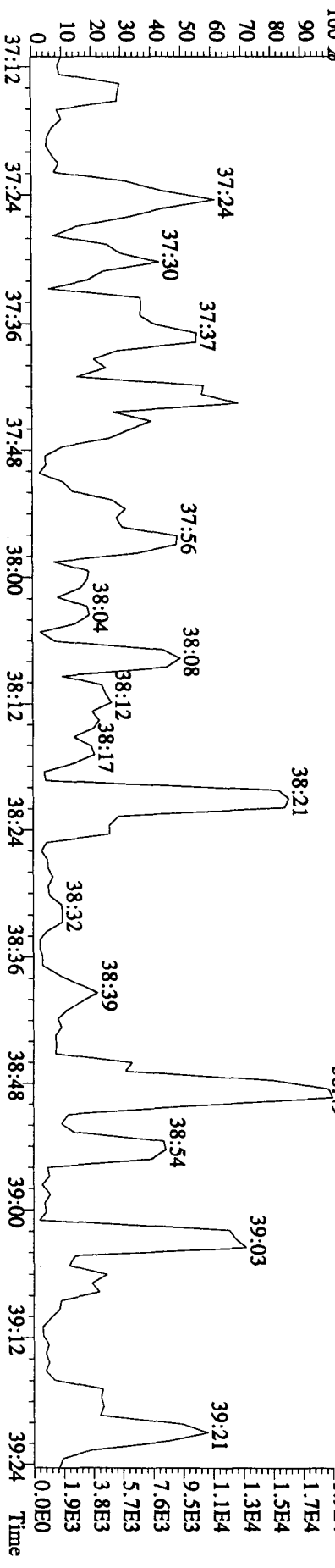

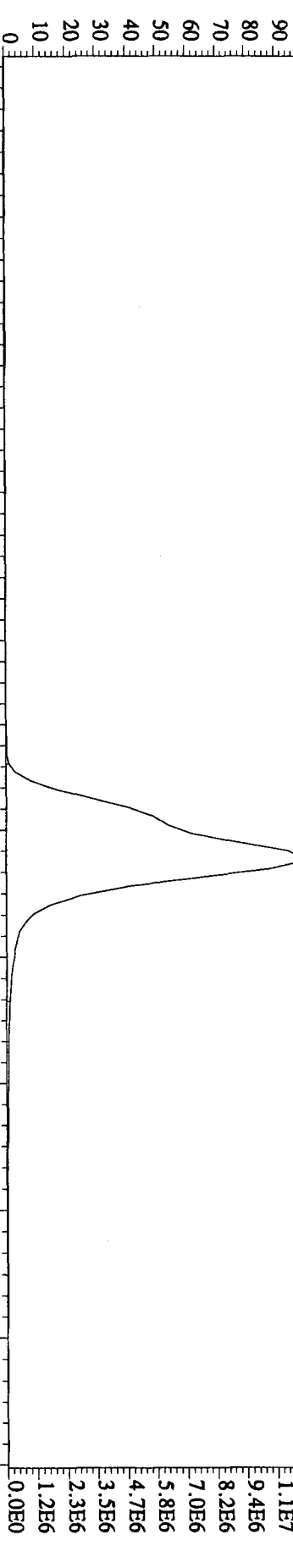


File:06JA10A1D5 #1-227 Acq: 7-JAN-2010 07:55:09 GC EI+ Voltage SIR 70SE
 Sample#15 Text:ST0106A :CS3 09DXN425 Exp:DIOXIN
 407.7818 S:15 F:4 SMO(1,3) BSUB(1000,15,-3.0) PKD(5,3,3,0.10%,16208,0,1.00%,F,T)
 100%



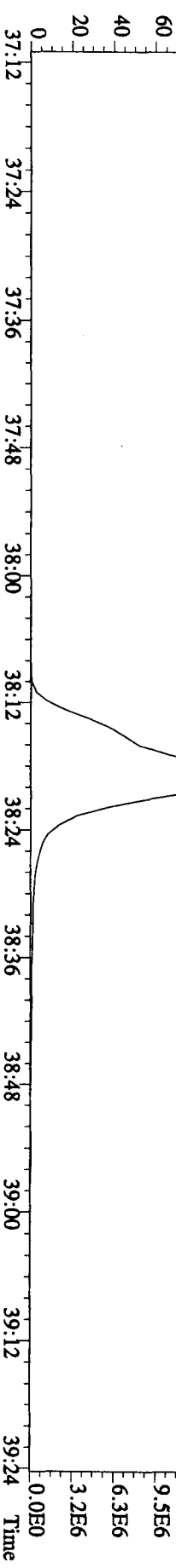
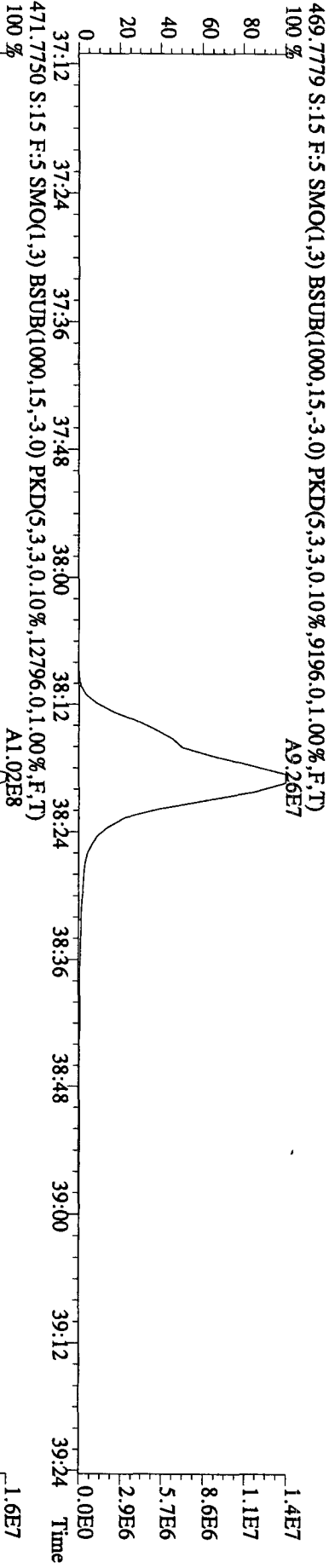
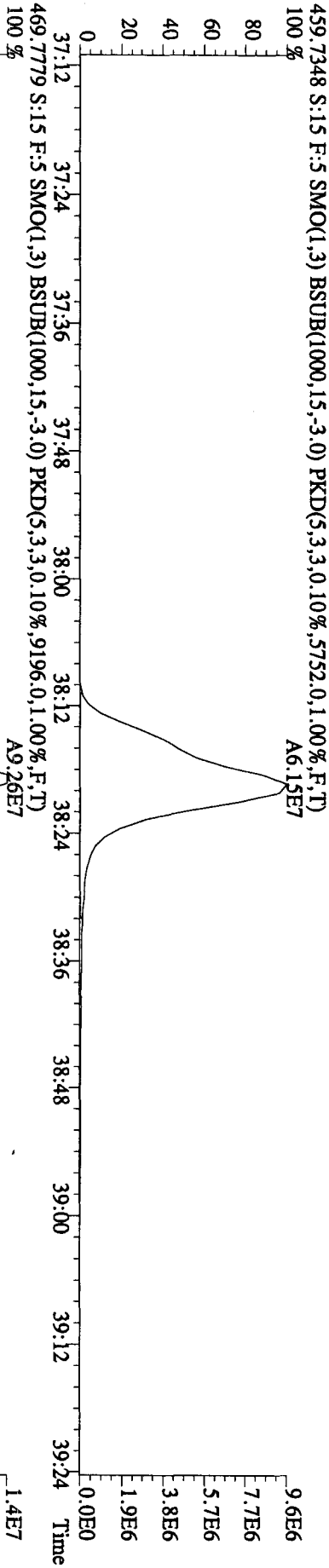
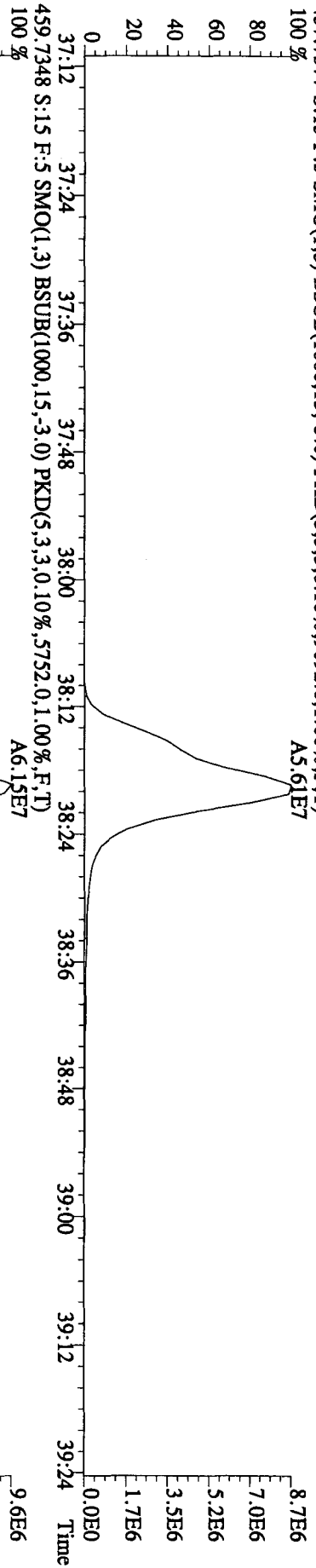
File:06JA10A1D5 #1-227 Acq: 7-JAN-2010 07:55:09 GC EI+ Voltage SIR 70SE
 Sample#15 Text:ST0106A :CS3 09DXN425 Exp:DIOXIN
 423.7766 S:15 F:4 SMO(1,3) BSUB(1000,15,-3.0) PKD(5,3,3,0.10%,11412.0,1.00%,F,T)
 100 % A3.93E7





File:061A10A1D5 #1-161 Acq: 7-JAN-2010 07:55:09 GC EI + Voltage SIR 70SE

Sample#15 Text:ST0106A :CS3 09DXN425 Exp:DIOXIN
457.7377 S:15 F:5 SMO(1,3) BSUB(1000,15,-3.0) PKD(5,3,3,0.10%,9092.0,1.00%,F,T)
100 % A5.61E7



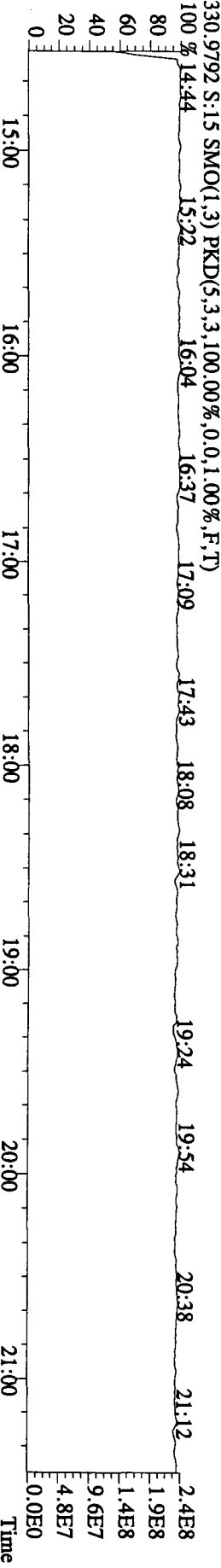
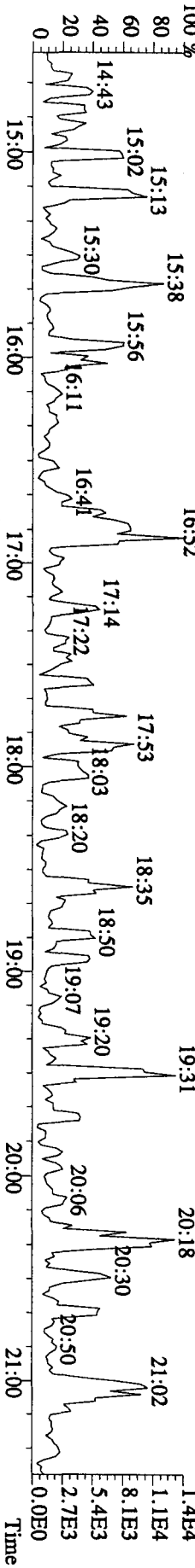
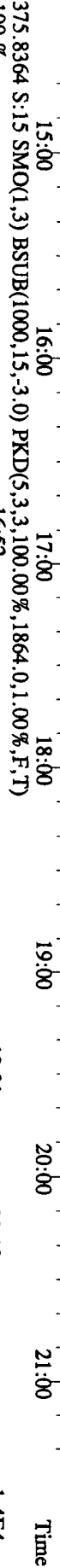
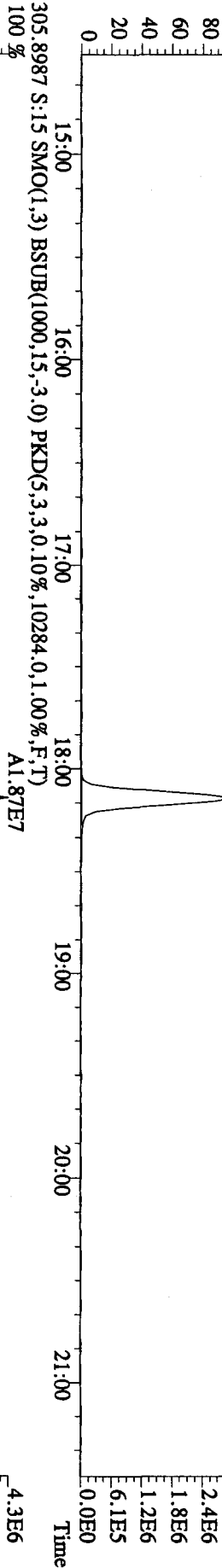
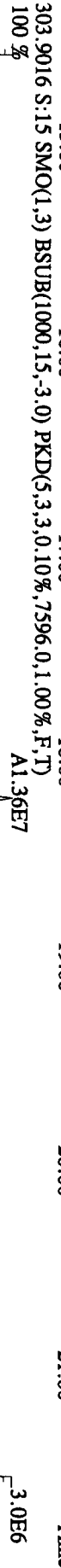
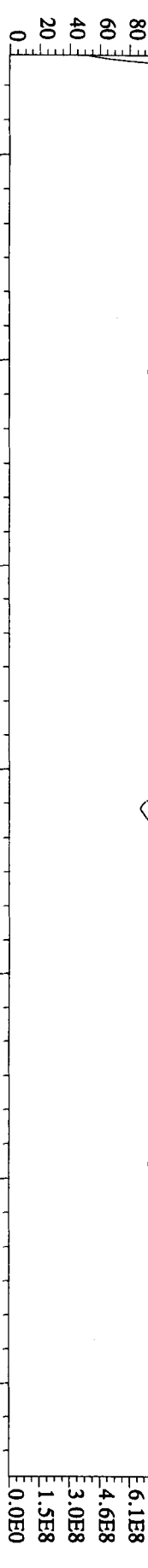
File:061A10A1D5 #1-411 Acq: 7-JAN-2010 07:55:09 GC EI + Voltage SIR 70SE

Sample#15 Text:ST0106A :CS3 09DXN425 Exp:DIOXIN

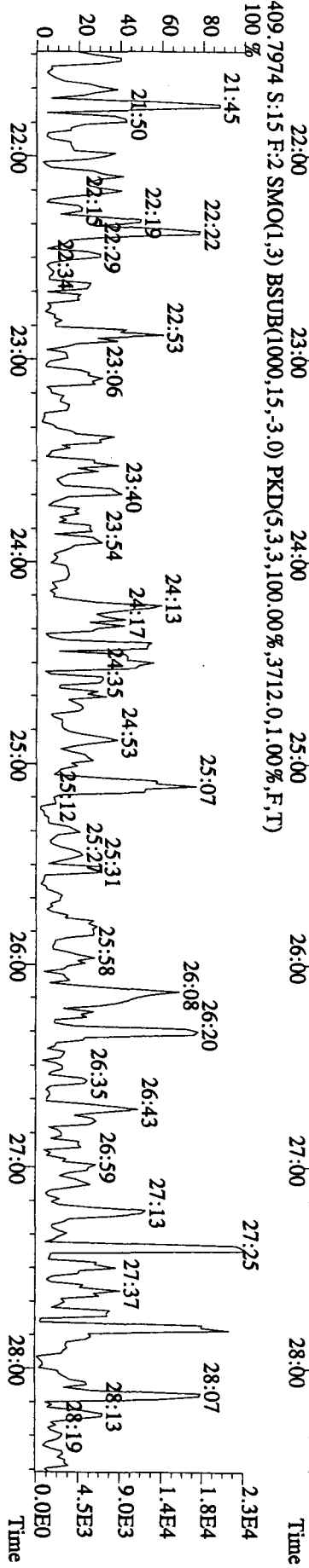
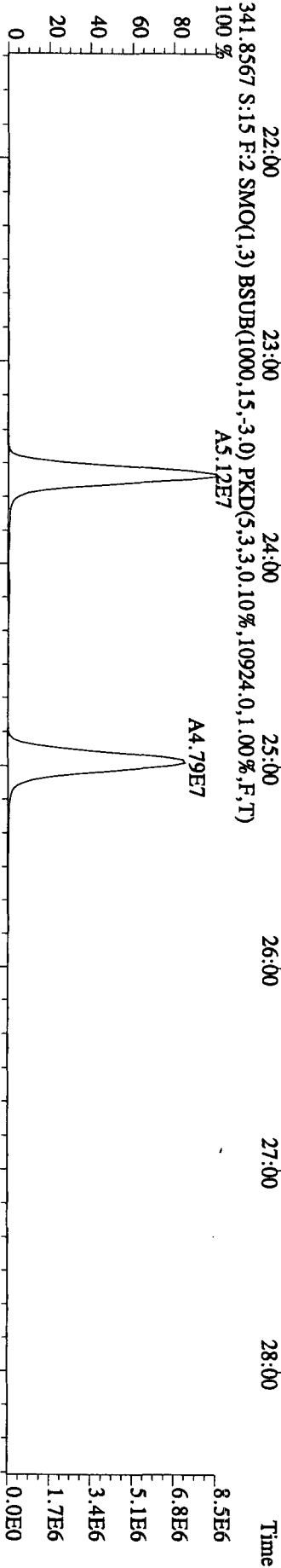
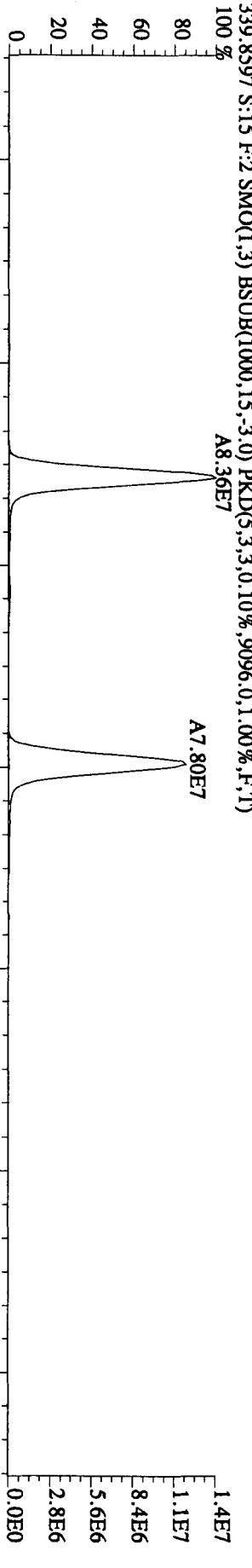
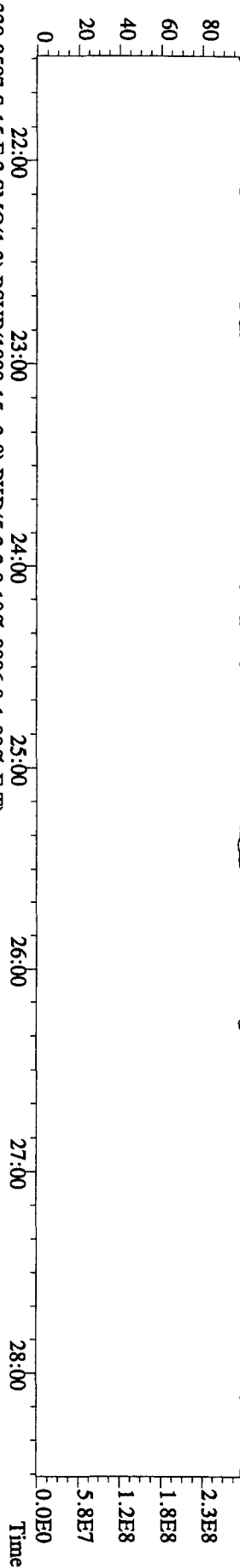
292.9825 S:15 SMO(1,3) PKD(5,3,5,100,00%,0,0,1,00%,F,T)

100% 14:45 15:08 15:31 15:54 16:19 17:07 17:39 18:02

18:56 19:23 19:49 20:16 20:53 21:26




File:061A10A1D5 #1-495 Acq: 7-JAN-2010 07:55:09 GC:EI + Voltage SIR 70SE
 Sample#15 Text:ST0106A :CS3 09DXN425 Exp:DIOXIN
 342.9792 S:15 F:2 SMO(1,3) PKD(5,3,3,100.00%,0.0,1.00%,F,T)
 100 %21:40 22:06 22:30 23:24 23:47 24:08 24:34 25:09 25:45 26:20 26:51 27:15 27:39 28:15



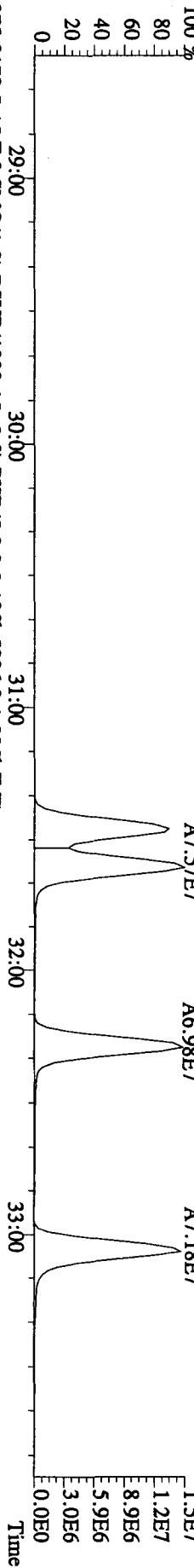
File:061A10A1D5 #1-362 Acq: 7-JAN-2010 07:55:09 GC EI + Voltage SIR 70SE

Sample#15 Text:ST0106A :CS3 09DXN425 Exp:DIOXIN

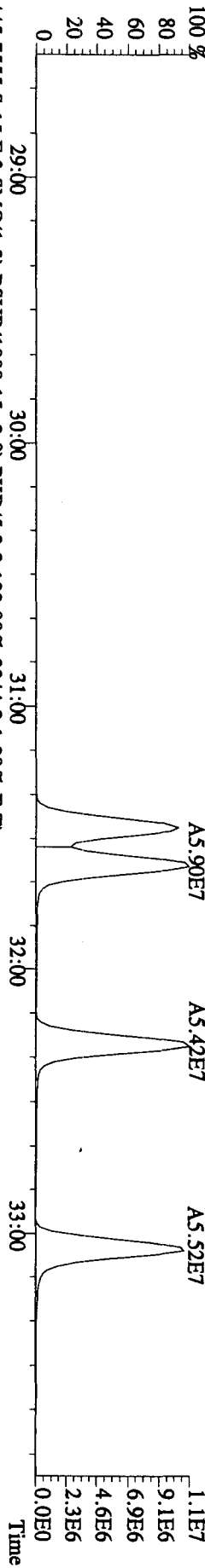
392.9760 S:15 F:3 SMO(1,3) PKD(5,3,3,100.00%,0.0,1.00%,F,T)



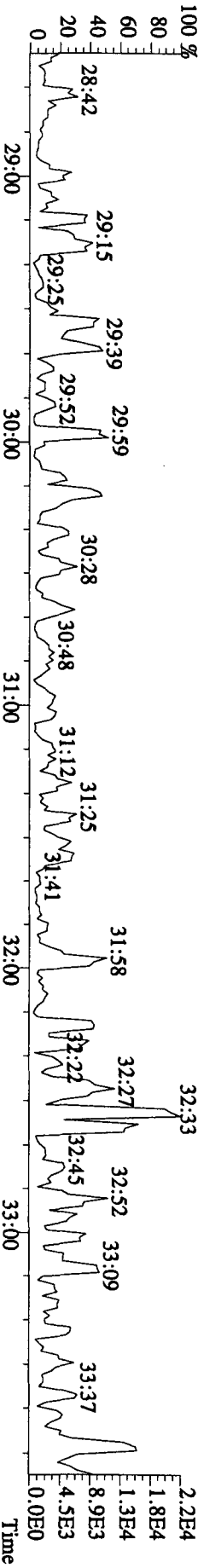
373.8208 S:15 F:3 SMO(1,3) BSUB(1000,15,-3.0) PKD(5,3,3,0.10%,7172.0,1.00%,F,T)



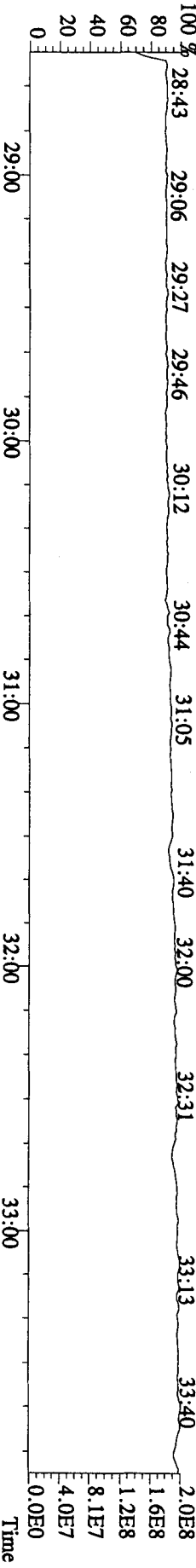
375.8178 S:15 F:3 SMO(1,3) BSUB(1000,15,-3.0) PKD(5,3,3,0.10%,5996.0,1.00%,F,T)



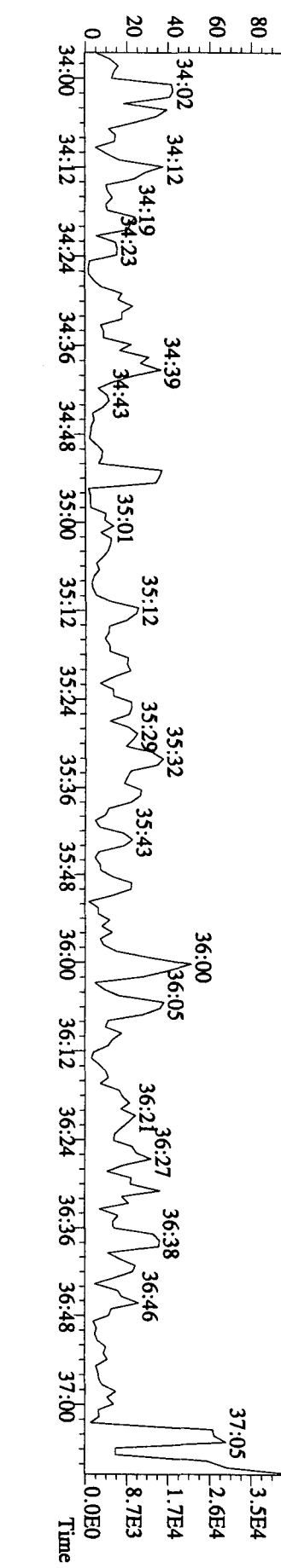
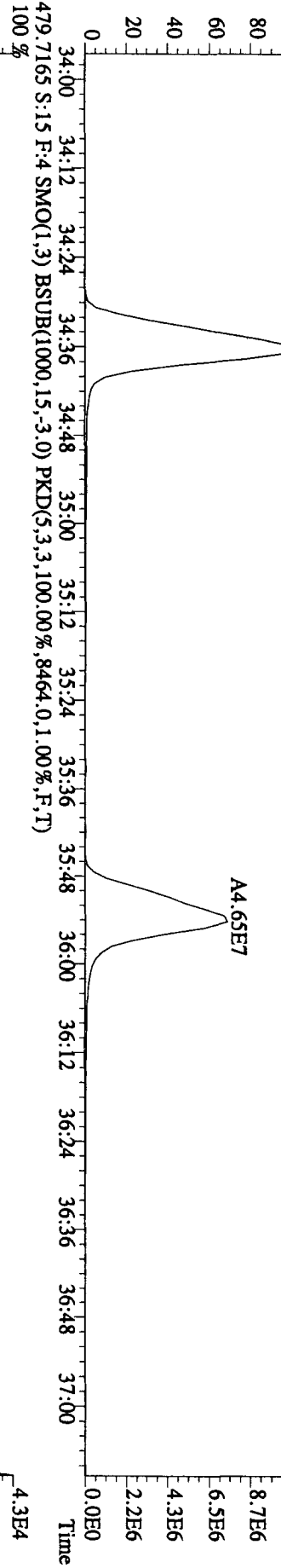
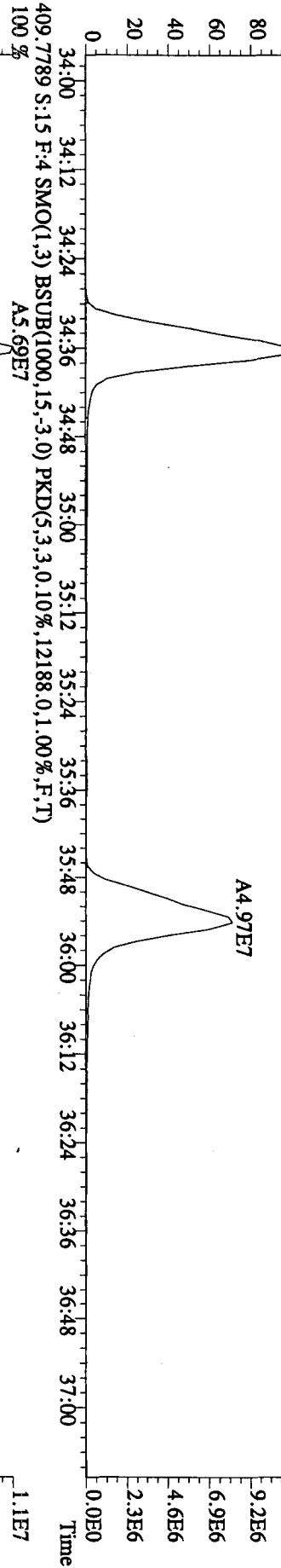

445.7555 S:15 F:3 SMO(1,3) BSUB(1000,15,-3.0) PKD(5,3,3,100.00%,2344.0,1.00%,F,T)



380.9760 S:15 F:3 SMO(1,3) PKD(5,3,3,100.00%,0.0,1.00%,F,T)



File:061A10A1D5 #1-227 Acq: 7-JAN-2010 07:55:09 GC EI+ Voltage SIR 70SE
 Sample#15 Text:ST0106A :CS3 09DXN425 Exp:DIOXIN
 430.9728 S:15 F:4 SMO(1,3) PKD(5,3,3,100.00%,0.0,1.00%,F,T)
 100% 34:04 34:24 34:36 35:03 35:24 35:38 36:07 36:29 36:39 36:57 1.2E8



File:061A10A1D5 #1-161 Acq: 7-JAN-2010 07:55:09 GC EI + Voltage SIR 70SE

Sample#15 Text:ST0106A :CS3 09DXN425 Exp:DIOXIN

454.9728 S:1.5 F:5 SMO(1,3) PKD(5,3,3,100.00%,0.0,1.00%,F,T)

100 % 37:28 37:44 38:07

90 38:30 38:41 38:48

80 39:07 39:18

70 1.1E8

60 9.9E7

50 8.8E7

40 7.7E7

30 6.6E7

20 5.5E7

10 4.4E7

0 3.3E7

0.0E0 2.2E7

37:12 37:24 37:36 37:48 38:00 38:12 38:24 38:36 38:48 39:00 39:12 39:24

Time

442.9728 S:1.5 F:5 SMO(1,3) PKD(5,3,3,100.00%,0.0,1.00%,F,T)

100 % 37:26 37:35 37:46 37:54 38:05 38:19 38:32 38:42 38:54 39:07 39:14

90 1.4E8

80 1.3E8

70 1.1E8

60 1.0E8

50 8.6E7

40 7.2E7

30 5.7E7

20 4.3E7

10 2.9E7

0 1.4E7

0.0E0

37:12 37:24 37:36 37:48 38:00 38:12 38:24 38:36 38:48 39:00 39:12 39:24

Time

442.9728 S:1.5 F:5 SMO(1,3) PKD(5,3,3,100.00%,0.0,1.00%,F,T)

100 % 37:26 37:35 37:46 37:54 38:05 38:19 38:32 38:42 38:54 39:07 39:14

90 1.4E8

80 1.3E8

70 1.1E8

60 1.0E8

50 8.6E7

40 7.2E7

30 5.7E7

20 4.3E7

10 2.9E7

0 1.4E7

0.0E0

Initial Calibration

Includes (as applicable):

runlog

standard raw data

statistical summary

ms tune data

Initial Calibration Checklist Dioxin Methods

ICAL ID (8290, 1613, T09, 23, 0023A, TETRAS) 1231091D5

Method ID 8290, 1613B, T09, 23, 0023A Date Scanned 01/11/10

Column ID DB5 Instrument ID 1D5

STD ID's ST1231(B, C, D, E, F) STD Solution 09DXN(422, 423, 425, 426, 456)

GC Program OCDD Multiplier Setting 270

Analyzed By A.M. Date Analyzed 12/31/09, ~~1/1/10~~ 1/4/10

Prepared By M.G. Date Prepared 1/4/10

Reviewed By JRB Date Reviewed 1/4/10

Curve summary present?	✓	✓
Hardcopies of chromatograms for CS1-CS5 present?	✓	✓
Copy of log-file present?	✓	✓
Static resolution check present?	✓	✓
Target file RT's correct?	✓	✓
%RSD within method-specified limits?*	✓	✓
Signal-to-noise criteria met?	✓	✓
Isotopic ratios within limits?	✓	✓
High point free of saturation?	✓	✓
Are chromatographic windows correct?	✓	✓
Manual reintegration's checked and hardcopies included?	✓	✓

COMMENTS:

CS2 Retention Times: 13C-1,2,3,4-TCDD 18:40
13C-1,2,3,7,8,9-HxCDD 32:49

*Method 8290/T09/M0023A: %RSD ≤20% for natives, ≤30% for labeled compounds; S/N ≥10
Method 1613B: %RSD ≤ 20% natives, ≤30% labeled compounds; S/N ≥10
Method 23: %RSD ≤ values specified in Table 5, Method 23; S/N ≥ 2.5

ST1231B :CS-1 09DXN422 ST1231C :CS-2 09DXN423 ST1231D :CS-3 09DXN425
 ST1231E :CS-4 09DXN426 ST1231F :CS-5 09DXN456

31DE09A1D531DE09A1D531DE09A1D531DE09A1D531DE09A1D531DE09A1D5

Name	Mean	S. D.	%RSD	RRF1	RRF2	RRF3	RRF4	RRF5
13C-1,2,3,4-TCDD	-	-	- %	-	-	-	-	-
13C-2,3,7,8-TCDF	1.566	0.079	5.03 %	1.52	1.48	1.64	1.53	1.66
2,3,7,8-TCDF	0.860	0.090	10.4 %	0.77	0.77	0.87	0.91	0.98
Total TCDF	0.860	0.090	10.4 %	0.77	0.77	0.87	0.91	0.98
13C-2,3,7,8-TCDD	0.993	0.079	7.91 %	0.93	0.93	1.01	0.97	1.12
2,3,7,8-TCDD	0.934	0.120	12.9 %	0.86	0.77	0.95	1.01	1.07
Total TCDD	0.934	0.120	12.9 %	0.86	0.77	0.95	1.01	1.07
37Cl-2,3,7,8-TCDD	2.218	0.347	15.7 %	2.02	1.82	2.18	2.33	2.74
13C-1,2,3,7,8-PeCDF	1.073	0.114	10.6 %	1.00	0.98	1.09	1.03	1.26
1,2,3,7,8-PeCDF	1.000	0.119	11.9 %	0.85	0.90	1.04	1.10	1.11
2,3,4,7,8-PeCDF	0.939	0.122	13.0 %	0.79	0.84	0.97	1.05	1.05
Total F2 PeCDF	0.969	0.120	12.4 %	0.82	0.87	1.01	1.08	1.08
Total F1 PeCDF	0.969	0.120	12.4 %	0.82	0.87	1.01	1.08	1.08
13C-1,2,3,7,8-PeCDD	0.666	0.081	12.1 %	0.61	0.59	0.67	0.67	0.80
1,2,3,7,8-PeCDD	0.929	0.127	13.7 %	0.79	0.81	0.94	1.04	1.06
Total PeCDD	0.929	0.127	13.7 %	0.79	0.81	0.94	1.04	1.06
13C-1,2,3,7,8-HxCDD	-	-	- %	-	-	-	-	-
13C-1,2,3,4,7,8-HxCDF	0.893	0.084	9.37 %	0.98	0.88	0.90	0.76	0.94
1,2,3,4,7,8-HxCDF	1.199	0.171	14.2 %	0.96	1.08	1.31	1.33	1.32
1,2,3,6,7,8-HxCDF	1.371	0.160	11.7 %	1.12	1.30	1.48	1.51	1.45
2,3,4,6,7,8-HxCDF	1.242	0.152	12.3 %	1.02	1.15	1.32	1.36	1.36
1,2,3,7,8,9-HxCDF	1.326	0.218	16.4 %	1.02	1.19	1.44	1.57	1.42
Total HxCDF	1.285	0.174	13.5 %	1.03	1.18	1.39	1.44	1.38
13C-1,2,3,6,7,8-HxCDD	0.732	0.084	11.4 %	0.83	0.69	0.75	0.61	0.78
1,2,3,4,7,8-HxCDD	0.970	0.170	17.5 %	0.74	0.88	0.98	1.15	1.11

1,2,3,6,7,8-HxCDD	1.058	0.118	11.2 %	0.88	1.01	1.09	1.16	1.15
1,2,3,7,8,9-HxCDD	1.275	0.243	19.0 %	0.92	1.19	1.33	1.57	1.37
Total HxCDD	1.101	0.175	15.9 %	0.84	1.02	1.14	1.30	1.21
13C-1,2,3,4,6,7,8-HpCDF	0.860	0.055	6.38 %	0.92	0.85	0.88	0.78	0.88
1,2,3,4,6,7,8-HpCDF	1.287	0.138	10.8 %	1.10	1.18	1.34	1.41	1.40
1,2,3,4,7,8,9-HpCDF	1.135	0.151	13.3 %	0.95	1.00	1.19	1.27	1.27
Total HpCDF	1.211	0.145	11.9 %	1.02	1.09	1.27	1.34	1.33
13C-1,2,3,4,6,7,8-HpCDD	0.752	0.046	6.08 %	0.80	0.74	0.75	0.68	0.79
1,2,3,4,6,7,8-HpCDD	0.998	0.122	12.2 %	0.85	0.88	1.05	1.10	1.10
Total HpCDD	0.998	0.122	12.2 %	0.85	0.88	1.05	1.10	1.10
13C-OCDD	0.564	0.039	6.86 %	0.58	0.54	0.57	0.51	0.61
OCDF	1.437	0.202	14.1 %	1.16	1.30	1.52	1.63	1.59
OCDD	1.110	0.128	11.5 %	0.96	0.98	1.16	1.23	1.22

Run #1 Filename 31DE09A1D5 S: 2 I: 1
 Acquired: 1-JAN-10 00:09:07 Processed: 4-JAN-10 07:30:47
 Run: 15SE098D2 Analyte: 8290 Cal: 82901231091D5

Comments:

Sample text: ST1231B :CS-1 09DXN422

Name	Resp	RA	RT	RRF	Mod?
13C-1,2,3,4-TCDD	326815000	0.81 y	18:42	-	100.00 n
13C-2,3,7,8-TCDF	495192000	0.78 y	18:09	1.52	100.00 n
2,3,7,8-TCDF	1909491	0.78 y	18:09	0.77	0.50 n
Total TCDF	-	- n	-	0.77	0.50 n
13C-2,3,7,8-TCDD	305230000	0.80 y	18:53	0.93	100.00 n
2,3,7,8-TCDD	1317770	0.78 y	18:56	0.86	0.50 n
Total TCDD	-	- n	-	0.86	0.50 n
37Cl-2,3,7,8-TCDD	3295720	1.00 y	18:56	2.02	0.50 n
13C-1,2,3,7,8-PeCDF	327775000	1.60 y	23:32	1.00	100.00 n
1,2,3,7,8-PeCDF	6958190	1.59 y	23:34	0.85	2.50 n
2,3,4,7,8-PeCDF	6434690	1.62 y	24:58	0.79	2.50 n
Total F2 PeCDF	-	- n	-	0.82	5.00 n
Total F1 PeCDF	-	- n	-	0.82	5.00 n
13C-1,2,3,7,8-PeCDD	198162800	1.64 y	25:44	0.61	100.00 n
1,2,3,7,8-PeCDD	3904960	1.46 y	25:45	0.79	2.50 n
Total PeCDD	-	- n	-	0.79	2.50 n
13C-1,2,3,7,8,9-HxCDD	246455000	1.30 y	32:51	-	100.00 n
13C-1,2,3,4,7,8-HxCDF	242322300	0.50 y	31:26	0.98	100.00 n
1,2,3,4,7,8-HxCDF	5809990	1.20 y	31:27	0.96	2.50 n
1,2,3,6,7,8-HxCDF	6810920	1.31 y	31:36	1.12	2.50 n
2,3,4,6,7,8-HxCDF	6178250	1.26 y	32:17	1.02	2.50 n
1,2,3,7,8,9-HxCDF	6177790	1.28 y	33:03	1.02	2.50 n
Total HxCDF	-	- n	-	1.03	10.00 n
13C-1,2,3,6,7,8-HxCDD	204409500	1.28 y	32:32	0.83	100.00 n
1,2,3,4,7,8-HxCDD	3765050	1.19 y	32:27	0.74	2.50 n
1,2,3,6,7,8-HxCDD	4473360	1.33 y	32:33	0.88	2.50 n
1,2,3,7,8,9-HxCDD	4685460	1.26 y	32:52	0.92	2.50 n
Total HxCDD	-	- n	-	0.84	7.50 n
13C-1,2,3,4,6,7,8-HpCDF	227457800	0.43 y	34:35	0.92	100.00 n
1,2,3,4,6,7,8-HpCDF	6254400	1.07 y	34:35	1.10	2.50 n
1,2,3,4,7,8,9-HpCDF	5396380	1.04 y	35:53	0.95	2.50 n
Total HpCDF	-	- n	-	1.02	5.00 n
13C-1,2,3,4,6,7,8-HpCDD	196980400	1.10 y	35:31	0.80	100.00 n
1,2,3,4,6,7,8-HpCDD	4184800	0.97 y	35:31	0.85	2.50 n
Total HpCDD	-	- n	-	0.85	2.50 n
13C-OCDD	287999000	0.90 y	38:18	0.58	200.00 n
OCDF	8341240	0.89 y	38:25	1.16	5.00 n

OCDD 6946490 0.88 y 38:19 0.96 5.00 n

Run #2 Filename 31DE09A1D5 S: 3 I: 1
 Acquired: 1-JAN-10 00:50:55 Processed: 4-JAN-10 07:30:48
 Run: 15SE098D2 Analyte: 8290 Cal: 82901231091D5

Comments:

Sample text: ST1231C :CS-2 09DXN423

Name	Resp	RA	RT	RRF	Mod?
13C-1,2,3,4-TCDD	338633000	0.80 y	18:40	-	100.00 n
13C-2,3,7,8-TCDF	501872000	0.80 y	18:07	1.48	100.00 n
2,3,7,8-TCDF	7721520	0.76 y	18:08	0.77	2.00 n
Total TCDF	-	- n	-	0.77	2.00 n
13C-2,3,7,8-TCDD	314535000	0.79 y	18:52	0.93	100.00 n
2,3,7,8-TCDD	4841990	0.72 y	18:53	0.77	2.00 n
Total TCDD	-	- n	-	0.77	2.00 n
37Cl-2,3,7,8-TCDD	12349320	1.00 y	18:53	1.82	2.00 n
13C-1,2,3,7,8-PeCDF	332660000	1.64 y	23:31	0.98	100.00 n
1,2,3,7,8-PeCDF	29926900	1.66 y	23:32	0.90	10.00 n
2,3,4,7,8-PeCDF	27858600	1.64 y	24:57	0.84	10.00 n
Total F2 PeCDF	-	- n	-	0.87	20.00 n
Total F1 PeCDF	-	- n	-	0.87	20.00 n
13C-1,2,3,7,8-PeCDD	200944100	1.64 y	25:42	0.59	100.00 n
1,2,3,7,8-PeCDD	16258920	1.63 y	25:44	0.81	10.00 n
Total PeCDD	-	- n	-	0.81	10.00 n
13C-1,2,3,7,8,9-HxCDD	271672000	1.29 y	32:50	-	100.00 n
13C-1,2,3,4,7,8-HxCDF	238064400	0.51 y	31:25	0.88	100.00 n
1,2,3,4,7,8-HxCDF	25643500	1.28 y	31:26	1.08	10.00 n
1,2,3,6,7,8-HxCDF	30902300	1.30 y	31:35	1.30	10.00 n
2,3,4,6,7,8-HxCDF	27314900	1.31 y	32:16	1.15	10.00 n
1,2,3,7,8,9-HxCDF	28395900	1.26 y	33:02	1.19	10.00 n
Total HxCDF	-	- n	-	1.18	40.00 n
13C-1,2,3,6,7,8-HxCDD	187073300	1.31 y	32:31	0.69	100.00 n
1,2,3,4,7,8-HxCDD	16376990	1.27 y	32:26	0.88	10.00 y
1,2,3,6,7,8-HxCDD	18917800	1.35 y	32:32	1.01	10.00 y
1,2,3,7,8,9-HxCDD	22185210	1.30 y	32:51	1.19	10.00 n
Total HxCDD	-	- n	-	1.02	30.00 n
13C-1,2,3,4,6,7,8-HpCDF	229668600	0.43 y	34:34	0.85	100.00 n
1,2,3,4,6,7,8-HpCDF	27134500	1.01 y	34:35	1.18	10.00 n
1,2,3,4,7,8,9-HpCDF	22973600	1.06 y	35:53	1.00	10.00 n
Total HpCDF	-	- n	-	1.09	20.00 n
13C-1,2,3,4,6,7,8-HpCDD	200876100	1.09 y	35:30	0.74	100.00 n
1,2,3,4,6,7,8-HpCDD	17730590	1.07 y	35:31	0.88	10.00 n
Total HpCDD	-	- n	-	0.88	10.00 n
13C-OCDD	295682000	0.89 y	38:18	0.54	200.00 n
OCDF	38310100	0.87 y	38:25	1.30	20.00 n

OCDD 28999100 0.89 y 38:19 0.98 20.00 n

Run #2 Filename 31DE09A1D5 S: 3 I: 1
 Acquired: 1-JAN-10 00:50:55 Processed: 4-JAN-10 07:30:48
 Run: 15SE098D2 Analyte: 8290 Cal: 82901231091D5

Comments:

Sample text: ST1231C :CS-2 09DXN423

Name	Resp	RA	RT	RRF		Mod?
13C-1,2,3,4-TCDD	338633000	0.80 y	18:40	-	100.00	n
13C-2,3,7,8-TCDF	501872000	0.80 y	18:07	1.48	100.00	n
2,3,7,8-TCDF	7721520	0.76 y	18:08	0.77	2.00	n
Total TCDF	-	- n	-	0.77	2.00	n
13C-2,3,7,8-TCDD	314535000	0.79 y	18:52	0.93	100.00	n
2,3,7,8-TCDD	4841990	0.72 y	18:53	0.77	2.00	n
Total TCDD	-	- n	-	0.77	2.00	n
37Cl-2,3,7,8-TCDD	12349320	1.00 y	18:53	1.82	2.00	n
13C-1,2,3,7,8-PeCDF	332660000	1.64 y	23:31	0.98	100.00	n
1,2,3,7,8-PeCDF	29926900	1.66 y	23:32	0.90	10.00	n
2,3,4,7,8-PeCDF	27858600	1.64 y	24:57	0.84	10.00	n
Total F2 PeCDF	-	- n	-	0.87	20.00	n
Total F1 PeCDF	-	- n	-	0.87	20.00	n
13C-1,2,3,7,8-PeCDD	200944100	1.64 y	25:42	0.59	100.00	n
1,2,3,7,8-PeCDD	16258920	1.63 y	25:44	0.81	10.00	n
Total PeCDD	-	- n	-	0.81	10.00	n
13C-1,2,3,7,8,9-HxCDD	271672000	1.29 y	32:50	-	100.00	n
13C-1,2,3,4,7,8-HxCDF	238064400	0.51 y	31:25	0.88	100.00	n
1,2,3,4,7,8-HxCDF	25643500	1.28 y	31:26	1.08	10.00	n
1,2,3,6,7,8-HxCDF	30902300	1.30 y	31:35	1.30	10.00	n
2,3,4,6,7,8-HxCDF	27314900	1.31 y	32:16	1.15	10.00	n
1,2,3,7,8,9-HxCDF	28395900	1.26 y	33:02	1.19	10.00	n
Total HxCDF	-	- n	-	1.18	40.00	n
13C-1,2,3,6,7,8-HxCDD	187073300	1.31 y	32:31	0.69	100.00	n
1,2,3,4,7,8-HxCDD	14931616	1.45 n	32:26	0.80	10.00	n
1,2,3,6,7,8-HxCDD	18826110	1.21 y	32:32	1.01	10.00	n
1,2,3,7,8,9-HxCDD	22185220	1.30 y	32:51	1.19	10.00	n
Total HxCDD	-	- n	-	1.00	30.00	n
13C-1,2,3,4,6,7,8-HpCDF	229668600	0.43 y	34:34	0.85	100.00	n
1,2,3,4,6,7,8-HpCDF	27134500	1.01 y	34:35	1.18	10.00	n
1,2,3,4,7,8,9-HpCDF	22973600	1.06 y	35:53	1.00	10.00	n
Total HpCDF	-	- n	-	1.09	20.00	n
13C-1,2,3,4,6,7,8-HpCDD	200876100	1.09 y	35:30	0.74	100.00	n
1,2,3,4,6,7,8-HpCDD	17730590	1.07 y	35:31	0.88	10.00	n
Total HpCDD	-	- n	-	0.88	10.00	n
13C-OCDD	295682000	0.89 y	38:18	0.54	200.00	n
OCDF	38310100	0.87 y	38:25	1.30	20.00	n
OCDD	28999100	0.89 y	38:19	0.98	20.00	n

Run #3 Filename 31DE09A1D5 S: 4 I: 1
 Acquired: 1-JAN-10 01:32:44 Processed: 4-JAN-10 07:30:49
 Run: 15SE098D2 Analyte: 8290 Cal: 82901231091D5

Comments:

Sample text: ST1231D :CS-3 09DXN425

Name	Resp	RA	RT	RRF		Mod?
13C-1,2,3,4-TCDD	307910000	0.80 y	18:40	-	100.00	n
13C-2,3,7,8-TCDF	506106000	0.79 y	18:06	1.64	100.00	n
2,3,7,8-TCDF	44200100	0.76 y	18:07	0.87	10.00	n
Total TCDF	-	- n	-	0.87	10.00	n
13C-2,3,7,8-TCDD	310374000	0.80 y	18:52	1.01	100.00	n
2,3,7,8-TCDD	29546200	0.79 y	18:53	0.95	10.00	n
Total TCDD	-	- n	-	0.95	10.00	n
37Cl-2,3,7,8-TCDD	67170000	1.00 y	18:53	2.18	10.00	n
13C-1,2,3,7,8-PeCDF	335656000	1.65 y	23:30	1.09	100.00	n
1,2,3,7,8-PeCDF	174948900	1.63 y	23:32	1.04	50.00	n
2,3,4,7,8-PeCDF	162654400	1.64 y	24:57	0.97	50.00	n
Total F2 PeCDF	-	- n	-	1.01	100.00	n
Total F1 PeCDF	-	- n	-	1.01	100.00	n
13C-1,2,3,7,8-PeCDD	205985000	1.67 y	25:42	0.67	100.00	n
1,2,3,7,8-PeCDD	97299200	1.65 y	25:43	0.94	50.00	n
Total PeCDD	-	- n	-	0.94	50.00	n
13C-1,2,3,7,8,9-HxCDD	264028000	1.28 y	32:49	-	100.00	n
13C-1,2,3,4,7,8-HxCDF	237779900	0.51 y	31:25	0.90	100.00	n
1,2,3,4,7,8-HxCDF	155946700	1.25 y	31:26	1.31	50.00	n
1,2,3,6,7,8-HxCDF	175881700	1.25 y	31:35	1.48	50.00	n
2,3,4,6,7,8-HxCDF	157470900	1.29 y	32:16	1.32	50.00	n
1,2,3,7,8,9-HxCDF	170784100	1.26 y	33:02	1.44	50.00	n
Total HxCDF	-	- n	-	1.39	200.00	n
13C-1,2,3,6,7,8-HxCDD	199181900	1.29 y	32:31	0.75	100.00	n
1,2,3,4,7,8-HxCDD	97513000	1.26 y	32:26	0.98	50.00	n
1,2,3,6,7,8-HxCDD	109018400	1.29 y	32:32	1.09	50.00	n
1,2,3,7,8,9-HxCDD	132727200	1.29 y	32:50	1.33	50.00	n
Total HxCDD	-	- n	-	1.14	150.00	n
13C-1,2,3,4,6,7,8-HpCDF	232544000	0.43 y	34:34	0.88	100.00	n
1,2,3,4,6,7,8-HpCDF	156361300	1.03 y	34:35	1.34	50.00	n
1,2,3,4,7,8,9-HpCDF	138612200	1.05 y	35:52	1.19	50.00	n
Total HpCDF	-	- n	-	1.27	100.00	n
13C-1,2,3,4,6,7,8-HpCDD	199167200	1.09 y	35:30	0.75	100.00	n
1,2,3,4,6,7,8-HpCDD	105004000	1.05 y	35:31	1.05	50.00	n
Total HpCDD	-	- n	-	1.05	50.00	n
13C-OCDD	301292000	0.91 y	38:17	0.57	200.00	n
OCDF	228515000	0.90 y	38:25	1.52	100.00	n
OCDD	174447000	0.89 y	38:18	1.16	100.00	n

Run #4 Filename 31DE09A1D5 S: 5 I: 1
Acquired: 1-JAN-10 02:14:32 Processed: 4-JAN-10 07:30:49
Run: 15SE098D2 Analyte: 8290 Cal: 82901231091D5

Comments:

Sample text: ST1231E :CS-4 09DXN426

Name	Resp	RA	RT	RRF		Mod?
13C-1,2,3,4-TCDD	360177000	0.81 y	18:40	-	100.00	n
13C-2,3,7,8-TCDF	552269000	0.80 y	18:06	1.53	100.00	n
2,3,7,8-TCDF	200867500	0.77 y	18:07	0.91	40.00	n
Total TCDF	-	- n	-	0.91	40.00	n
13C-2,3,7,8-TCDD	350941000	0.80 y	18:52	0.97	100.00	n
2,3,7,8-TCDD	141705800	0.77 y	18:53	1.01	40.00	n
Total TCDD	-	- n	-	1.01	40.00	n
37Cl-2,3,7,8-TCDD	335352000	1.00 y	18:53	2.33	40.00	n
13C-1,2,3,7,8-PeCDF	369215000	1.63 y	23:31	1.03	100.00	n
1,2,3,7,8-PeCDF	814732000	1.58 y	23:32	1.10	200.00	n
2,3,4,7,8-PeCDF	775079000	1.57 y	24:57	1.05	200.00	n
Total F2 PeCDF	-	- n	-	1.08	400.00	n
Total F1 PeCDF	-	- n	-	1.08	400.00	n
13C-1,2,3,7,8-PeCDD	239834200	1.64 y	25:42	0.67	100.00	n
1,2,3,7,8-PeCDD	500625000	1.60 y	25:44	1.04	200.00	n
Total PeCDD	-	- n	-	1.04	200.00	n
13C-1,2,3,7,8,9-HxCDD	359009000	1.24 y	32:50	-	100.00	n
13C-1,2,3,4,7,8-HxCDF	273599700	0.51 y	31:25	0.76	100.00	n
1,2,3,4,7,8-HxCDF	727822000	1.26 y	31:26	1.33	200.00	n
1,2,3,6,7,8-HxCDF	824043000	1.27 y	31:35	1.51	200.00	n
2,3,4,6,7,8-HxCDF	744600000	1.26 y	32:16	1.36	200.00	n
1,2,3,7,8,9-HxCDF	857140000	1.26 y	33:02	1.57	200.00	n
Total HxCDF	-	- n	-	1.44	800.00	n
13C-1,2,3,6,7,8-HxCDD	219899700	1.29 y	32:31	0.61	100.00	n
1,2,3,4,7,8-HxCDD	507310000	1.25 y	32:27	1.15	200.00	n
1,2,3,6,7,8-HxCDD	512249000	1.28 y	32:32	1.16	200.00	n
1,2,3,7,8,9-HxCDD	690425000	1.27 y	32:51	1.57	200.00	n
Total HxCDD	-	- n	-	1.30	600.00	n
13C-1,2,3,4,6,7,8-HpCDF	278355600	0.44 y	34:34	0.78	100.00	n
1,2,3,4,6,7,8-HpCDF	784068000	1.04 y	34:35	1.41	200.00	n
1,2,3,4,7,8,9-HpCDF	705553000	1.04 y	35:53	1.27	200.00	n
Total HpCDF	-	- n	-	1.34	400.00	n
13C-1,2,3,4,6,7,8-HpCDD	244993000	1.09 y	35:31	0.68	100.00	n
1,2,3,4,6,7,8-HpCDD	539498000	1.05 y	35:31	1.10	200.00	n
Total HpCDD	-	- n	-	1.10	200.00	n
13C-OCDD	366780000	0.90 y	38:18	0.51	200.00	n
OCDF	1195334000	0.91 y	38:25	1.63	400.00	n
OCDD	901352000	0.90 y	38:18	1.23	400.00	n

Run #5 Filename 31DE09A1D5 S: 6 I: 1
Acquired: 1-JAN-10 02:56:20 Processed: 4-JAN-10 07:30:50
Run: 15SE098D2 Analyte: 8290 Cal: 82901231091D5

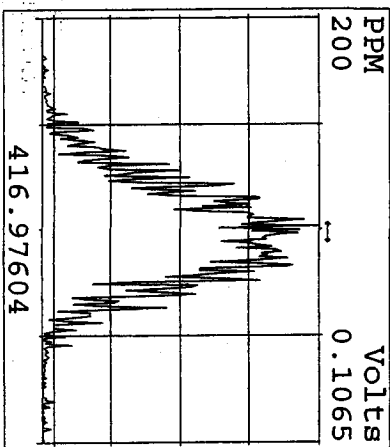
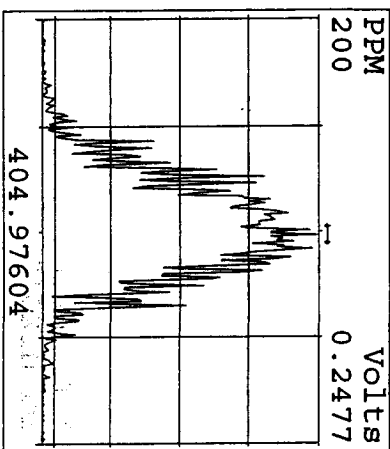
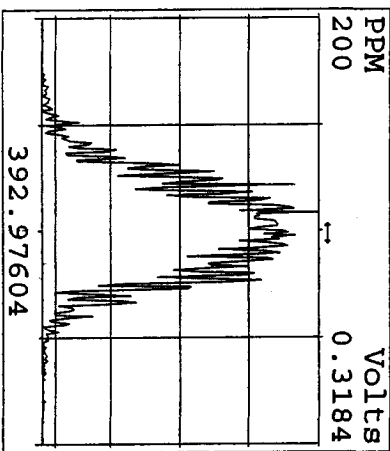
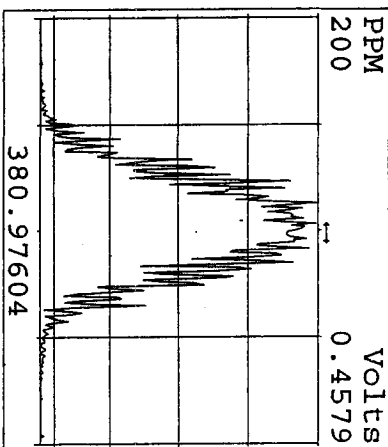
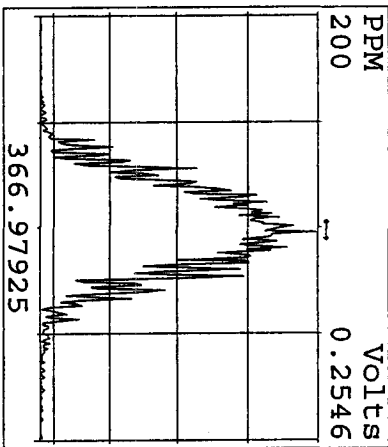
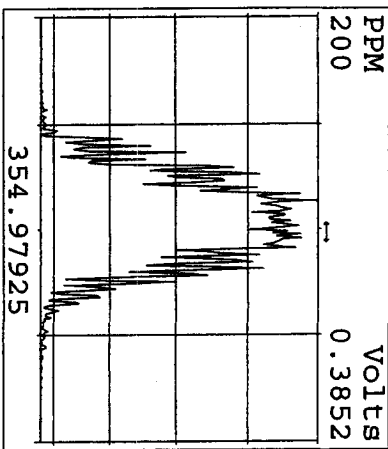
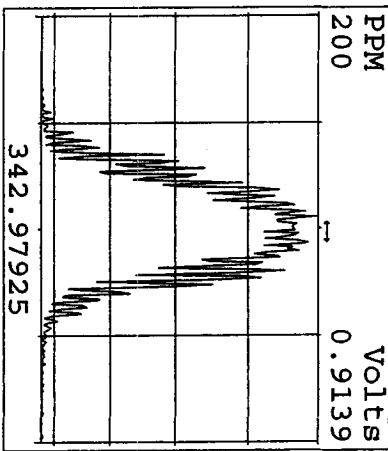
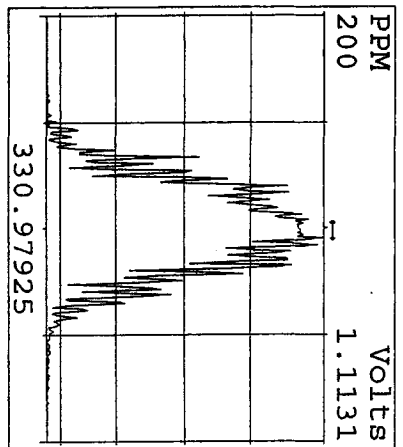
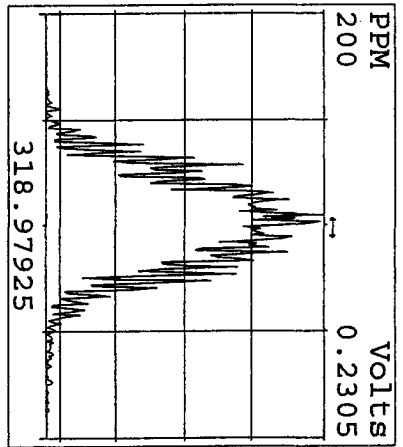
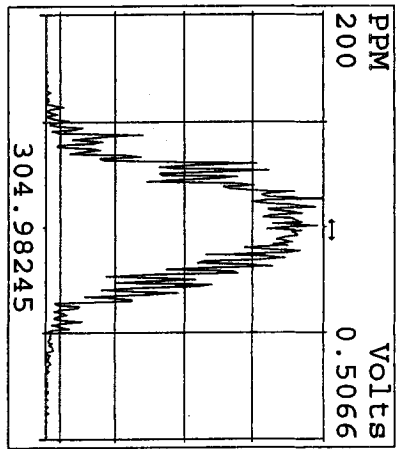
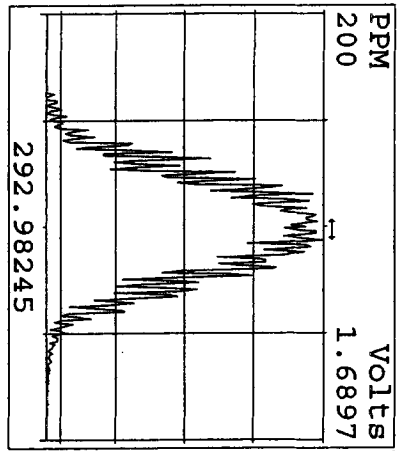
Comments:

Sample text: ST1231F :CS-5 09DXN456

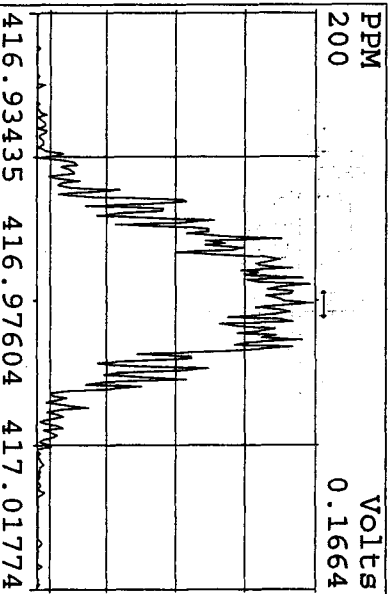
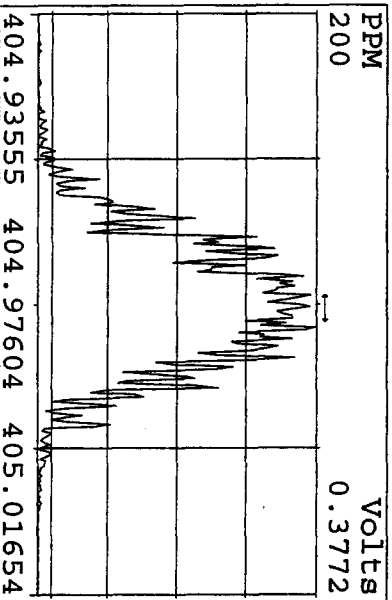
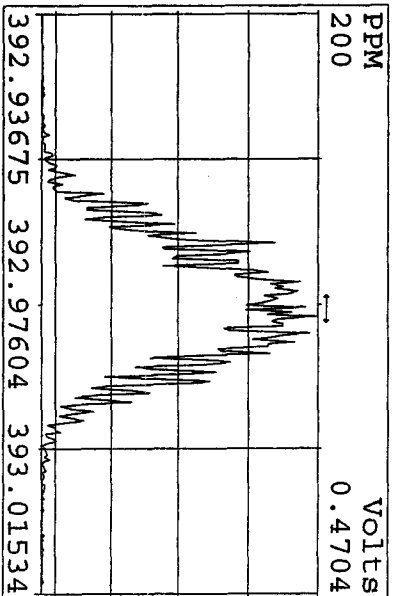
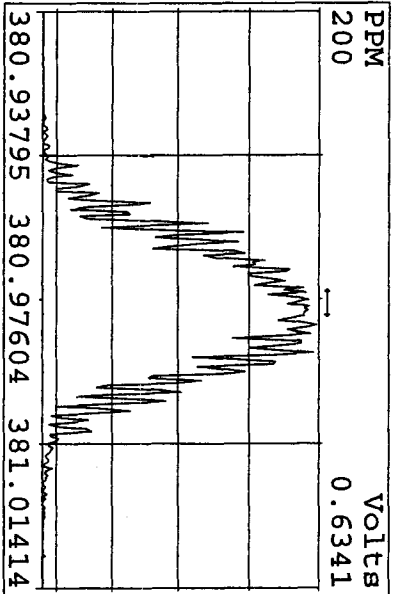
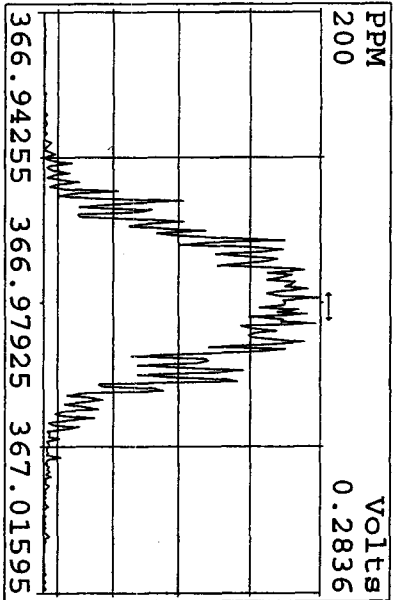
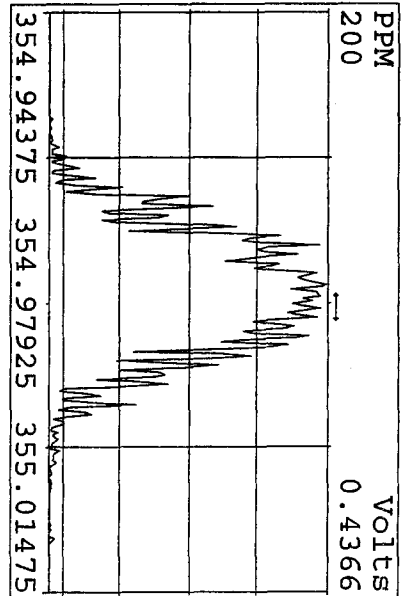
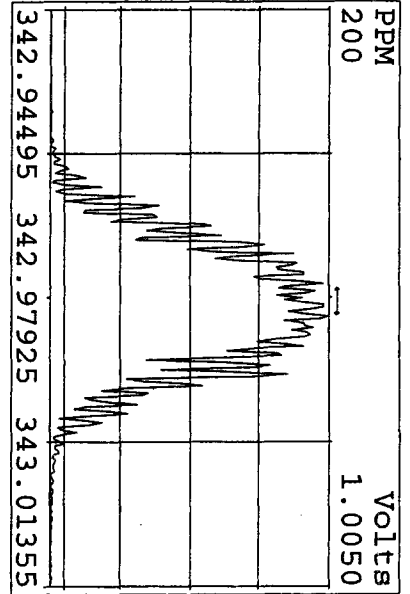
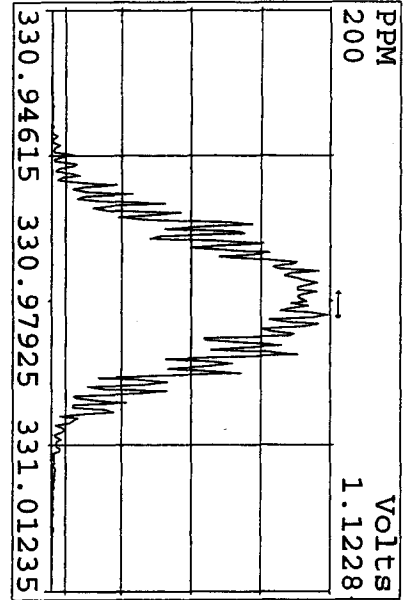
Name	Resp	RA	RT	RRF		Mod?
13C-1,2,3,4-TCDD	223948500	0.79 y	18:39	-	100.00	n
13C-2,3,7,8-TCDF	370833000	0.77 y	18:05	1.66	100.00	n
2,3,7,8-TCDF	724048000	0.76 y	18:06	0.98	200.00	n
Total TCDF	-	- n	-	0.98	200.00	n
13C-2,3,7,8-TCDD	251145000	0.80 y	18:51	1.12	100.00	n
2,3,7,8-TCDD	539625000	0.78 y	18:52	1.07	200.00	n
Total TCDD	-	- n	-	1.07	200.00	n
37C1-2,3,7,8-TCDD	1227666000	1.00 y	18:52	2.74	200.00	n
13C-1,2,3,7,8-PeCDF	283018000	1.63 y	23:30	1.26	100.00	n
1,2,3,7,8-PeCDF	3129820000	1.57 y	23:32	1.11	1000.00	n
2,3,4,7,8-PeCDF	2975790000	1.57 y	24:57	1.05	1000.00	n
Total F2 PeCDF	-	- n	-	1.08	2000.00	n
Total F1 PeCDF	-	- n	-	1.08	2000.00	n
13C-1,2,3,7,8-PeCDD	178526400	1.62 y	25:42	0.80	100.00	n
1,2,3,7,8-PeCDD	1892442000	1.58 y	25:44	1.06	1000.00	n
Total PeCDD	-	- n	-	1.06	1000.00	n
13C-1,2,3,7,8,9-HxCDD	230276000	1.29 y	32:50	-	100.00	n
13C-1,2,3,4,7,8-HxCDF	216892500	0.51 y	31:25	0.94	100.00	n
1,2,3,4,7,8-HxCDF	2857220000	1.24 y	31:27	1.32	1000.00	n
1,2,3,6,7,8-HxCDF	3141570000	1.26 y	31:35	1.45	1000.00	n
2,3,4,6,7,8-HxCDF	2944900000	1.25 y	32:16	1.36	1000.00	n
1,2,3,7,8,9-HxCDF	3069220000	1.26 y	33:03	1.42	1000.00	n
Total HxCDF	-	- n	-	1.38	4000.00	n
13C-1,2,3,6,7,8-HxCDD	178583200	1.27 y	32:31	0.78	100.00	n
1,2,3,4,7,8-HxCDD	1973363000	1.25 y	32:27	1.11	1000.00	n
1,2,3,6,7,8-HxCDD	2046135000	1.28 y	32:32	1.15	1000.00	n
1,2,3,7,8,9-HxCDD	2448250000	1.27 y	32:51	1.37	1000.00	n
Total HxCDD	-	- n	-	1.21	3000.00	n
13C-1,2,3,4,6,7,8-HpCDF	201777500	0.44 y	34:34	0.88	100.00	n
1,2,3,4,6,7,8-HpCDF	2821880000	1.05 y	34:35	1.40	1000.00	n
1,2,3,4,7,8,9-HpCDF	2558690000	1.04 y	35:53	1.27	1000.00	n
Total HpCDF	-	- n	-	1.33	2000.00	n
13C-1,2,3,4,6,7,8-HpCDD	180867800	1.08 y	35:31	0.79	100.00	n
1,2,3,4,6,7,8-HpCDD	1991700000	1.05 y	35:32	1.10	1000.00	n
Total HpCDD	-	- n	-	1.10	1000.00	n
13C-OCDD	281979000	0.89 y	38:19	0.61	200.00	n
OCDF	4472470000	0.91 y	38:26	1.59	2000.00	n
OCDD	3427190000	0.90 y	38:20	1.22	2000.00	n

Data file	Smp	Work Order	Sample ID	FV-uL	Method/Matrix	Box	Size	U
31DE09A1D5	1	CP1231A	DB-5 CPSM 3732-04				1.000	
31DE09A1D5	2	ST1231B	CS-1 09DXN422				1.000	
31DE09A1D5	3	ST1231C	CS-2 09DXN423				1.000	
31DE09A1D5	4	ST1231D	CS-3 09DXN425				1.000	
31DE09A1D5	5	ST1231E	CS-4 09DXN426				1.000	
31DE09A1D5	6	ST1231F	CS-5 09DXN456				1.000	
31DE09A1D5	7	SB1231C	Solvent Blank C-14				1.000	
31DE09A1D5	8	ST1231G	2nd Source 09DXN449	500	1613B/8290		1.000	
31DE09A1D5	9						1.000	
31DE09A1D5	10						1.000	
31DE09A1D5	11						1.000	
31DE09A1D5	12						1.000	
31DE09A1D5	13						1.000	
31DE09A1D5	14						1.000	
31DE09A1D5	15		AM 12-31-09				1.000	
31DE09A1D5	16						1.000	

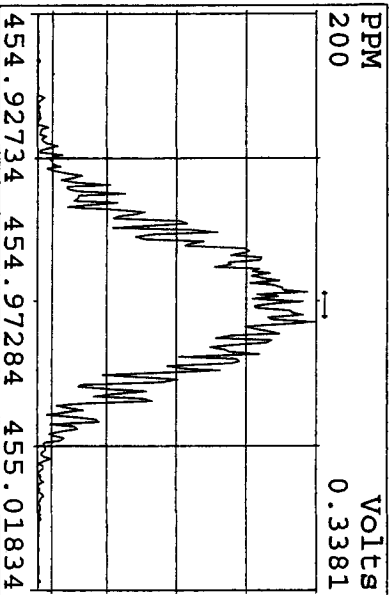
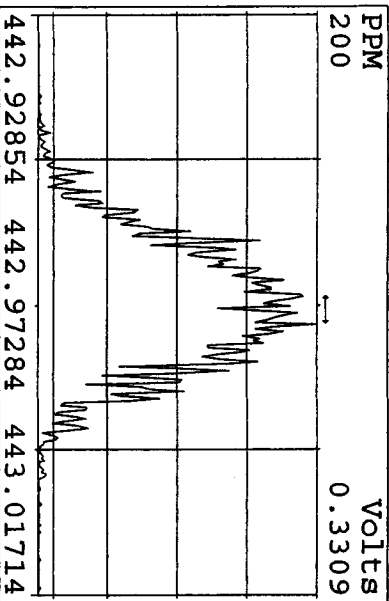
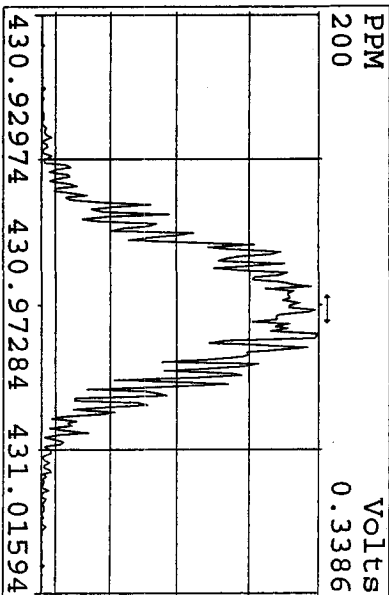
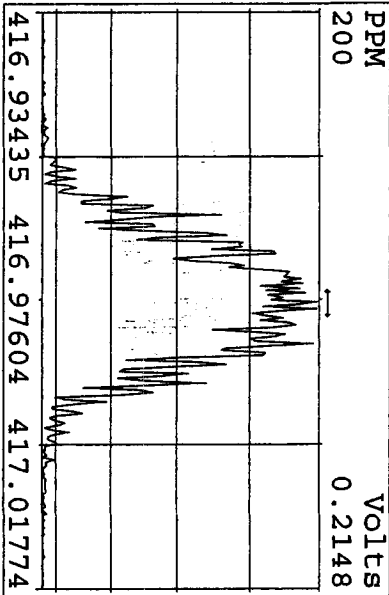
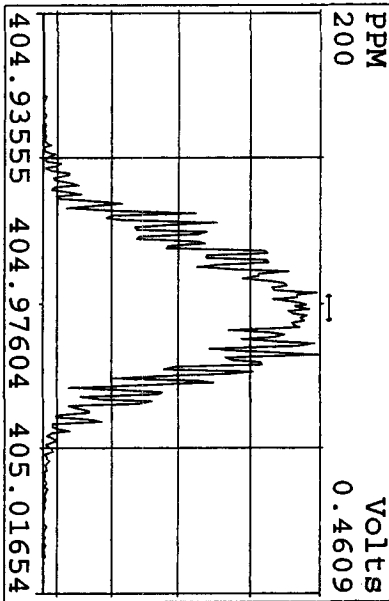
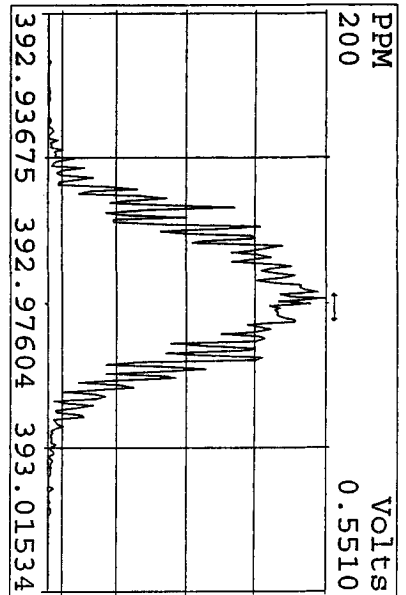
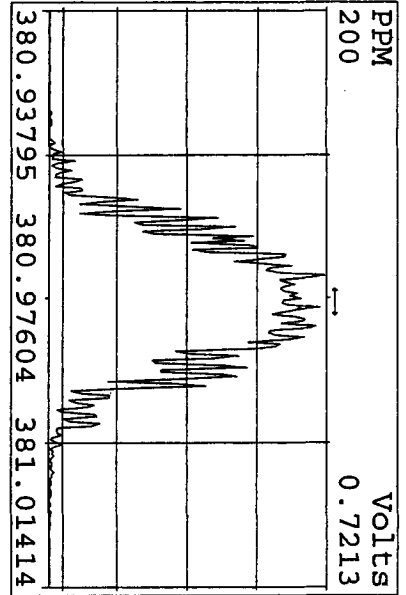
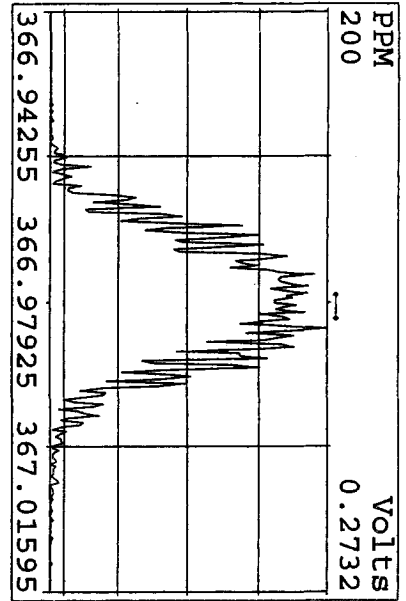
Peak Locate Examination:31-DEC-2009:23:19 File:31DE09A1D5
Experiment:DIOXIN Function:1 Reference:PFK



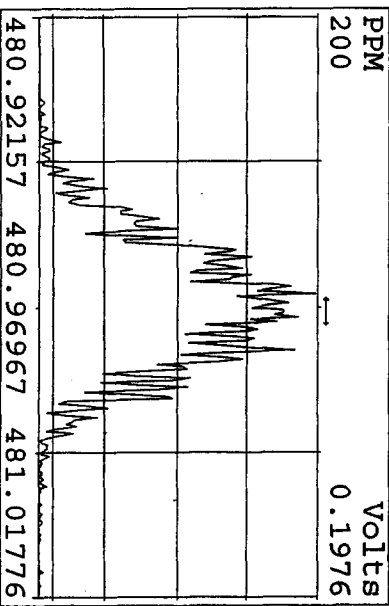
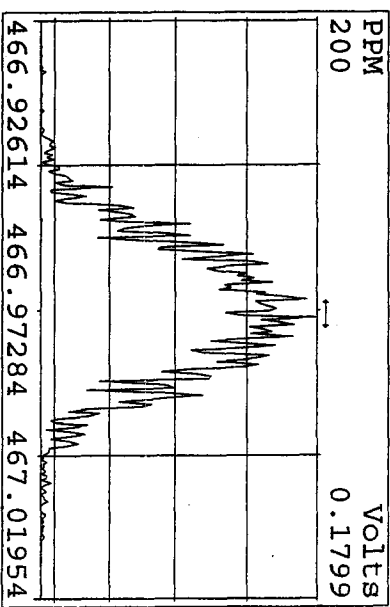
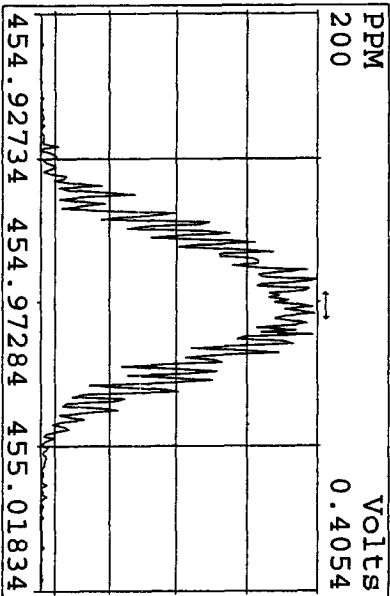
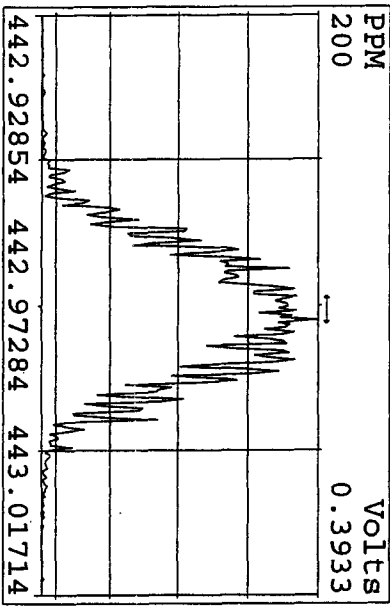
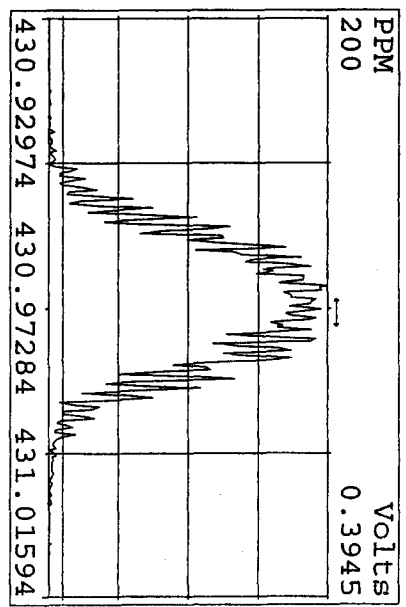
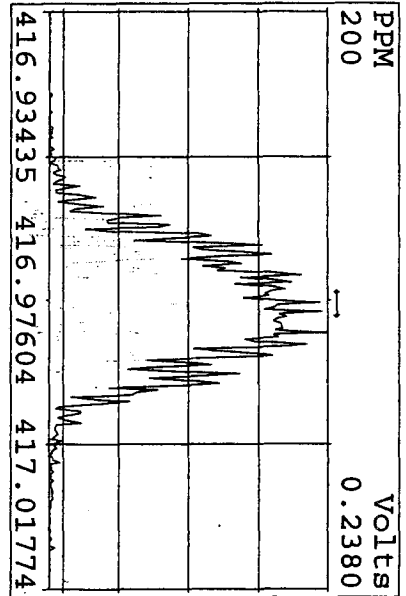
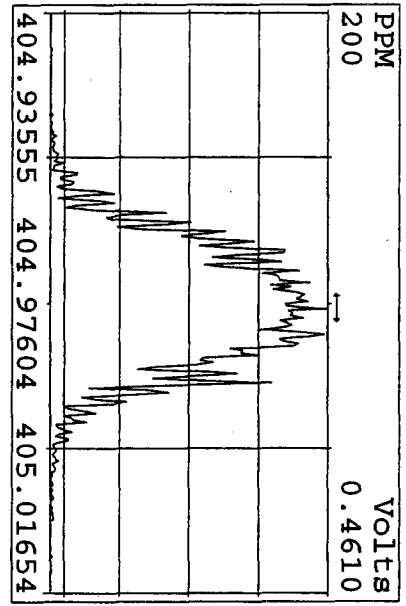
Peak Locate Examination: 31-DEC-2009: 23:20 File: 31DE09A1D5
 Experiment: DIOXIN Function: 2 Reference: PRK



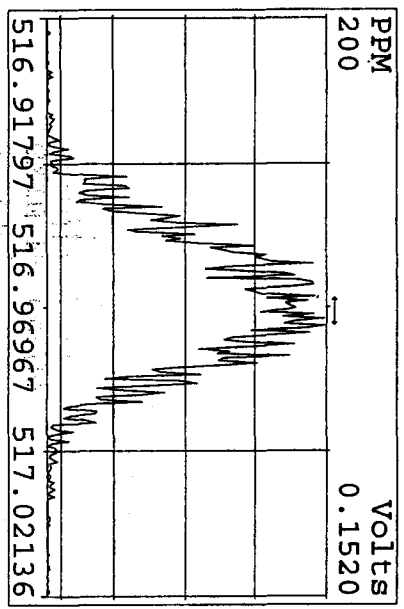
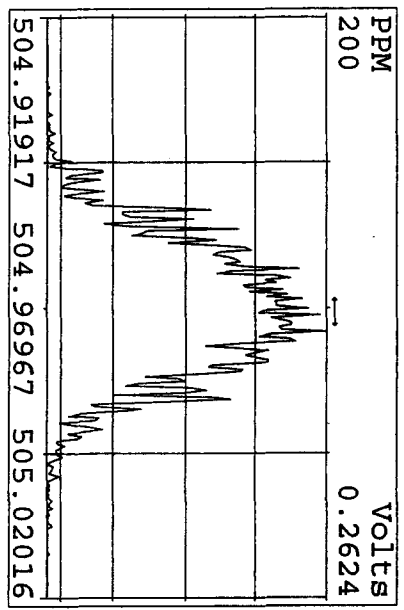
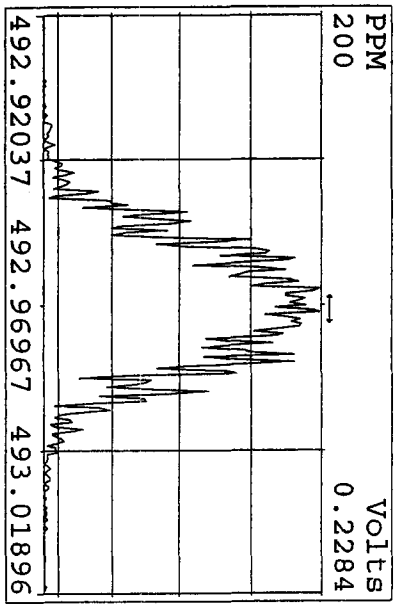
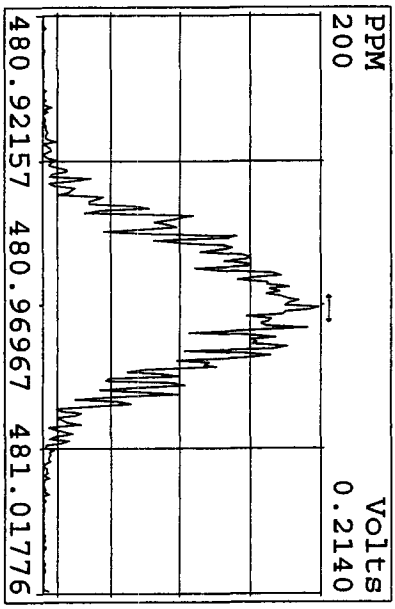
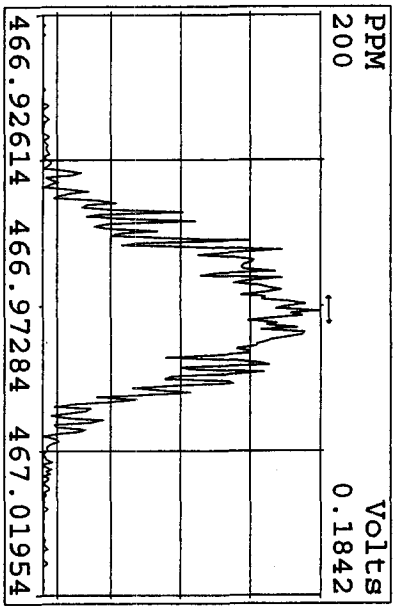
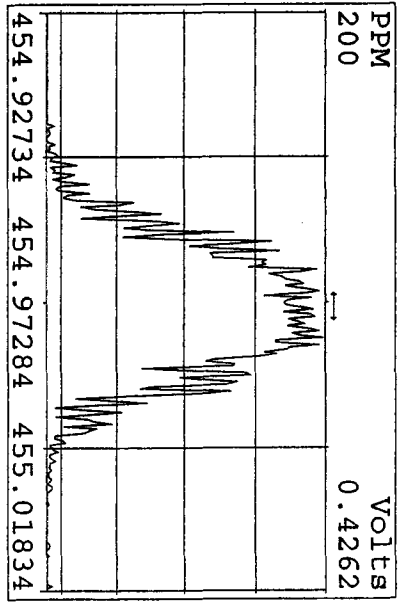
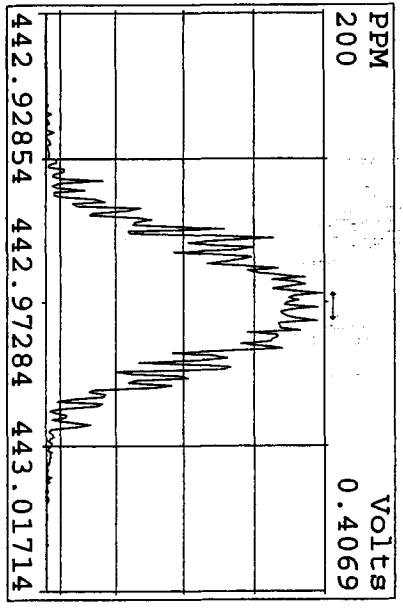
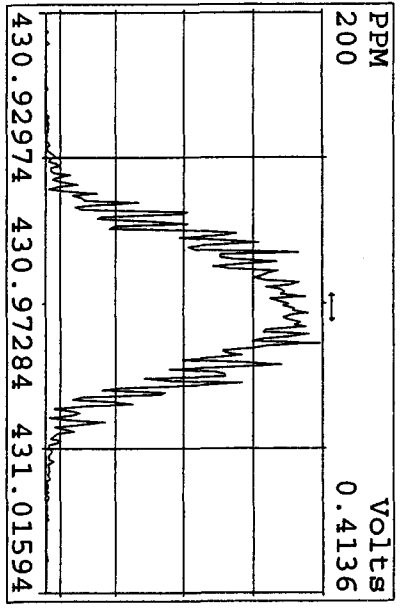
Peak Locate Examination:31-DEC-2009:23:21 File:31DE09A1D5
 Experiment:DIOXIN Function:3 Reference:PFK



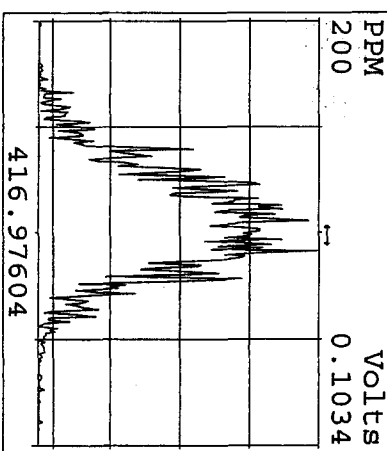
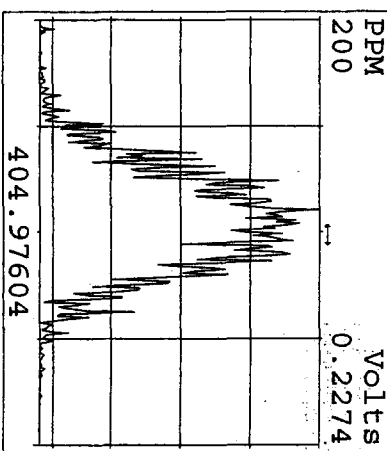
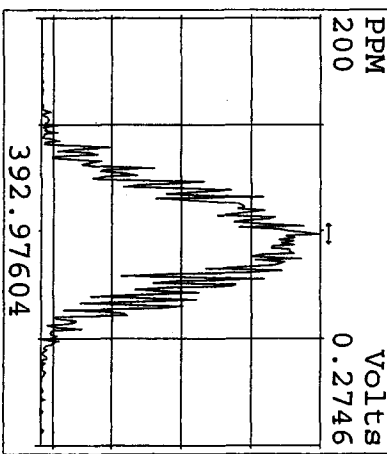
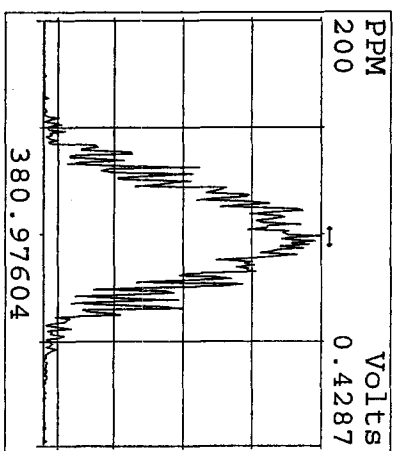
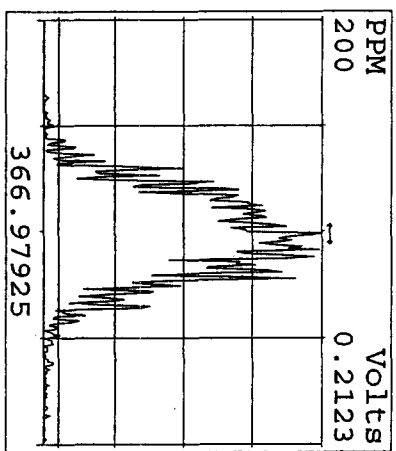
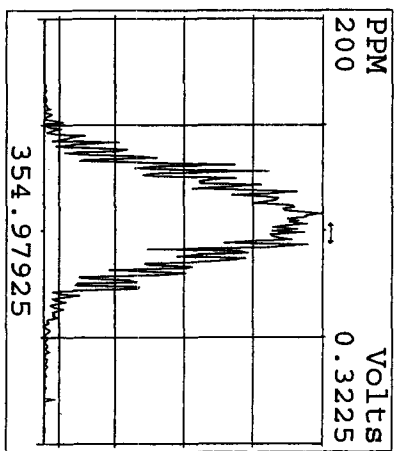
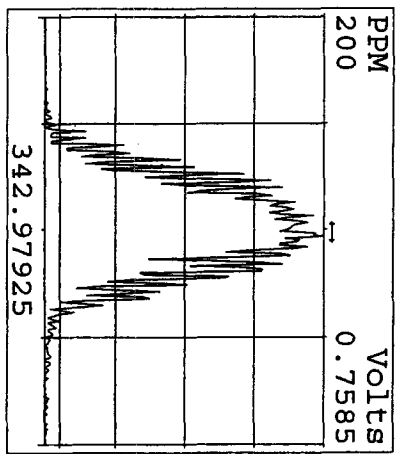
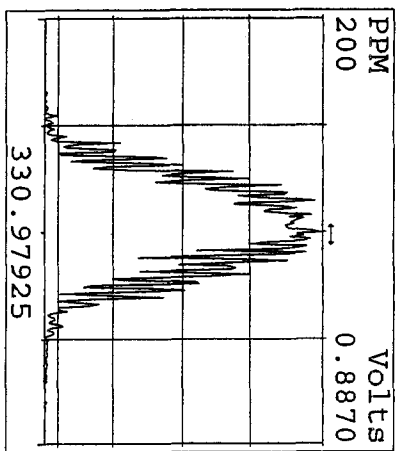
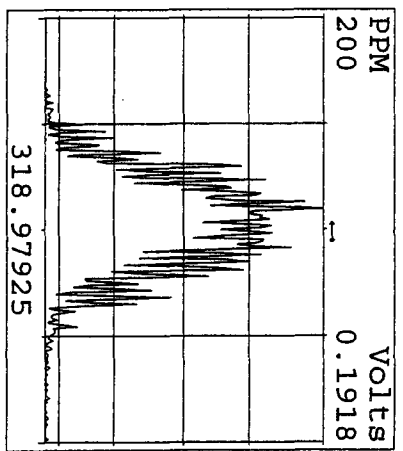
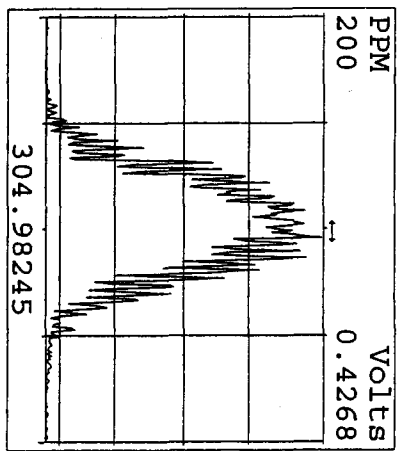
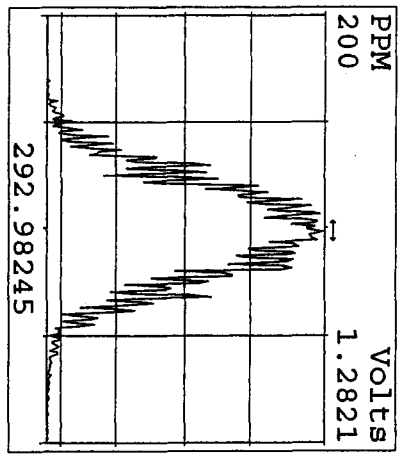
Peak Locate Examination:31-DEC-2009:23:22 File:31DE09A1D5
 Experiment:DIOXIN Function:4 Reference:PFK



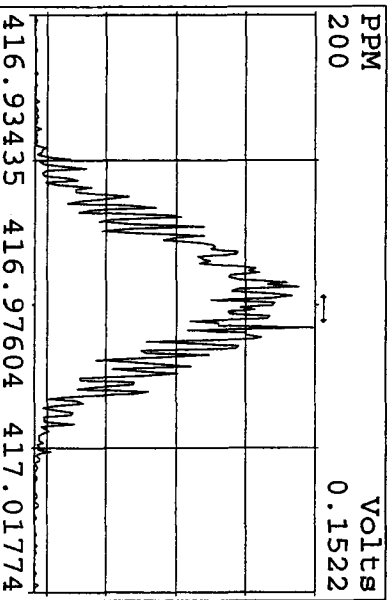
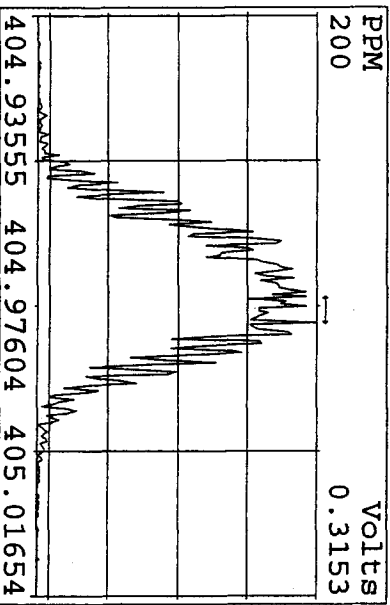
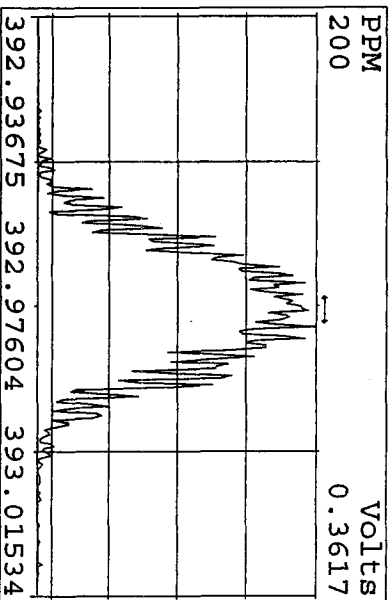
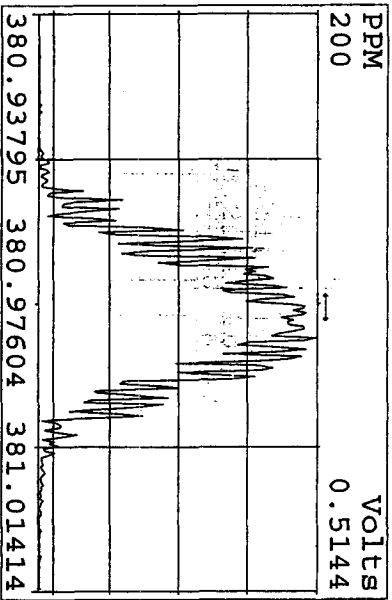
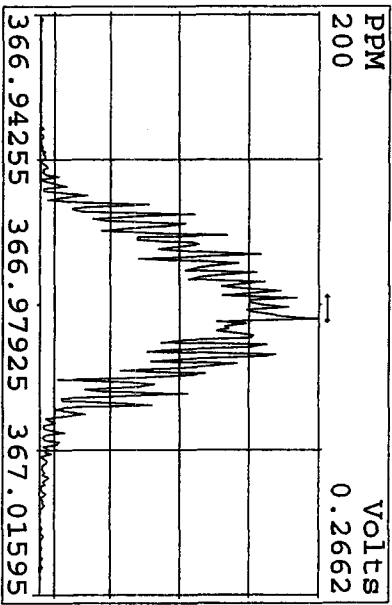
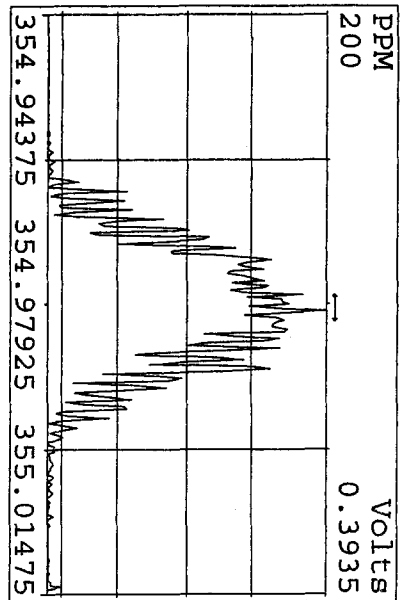
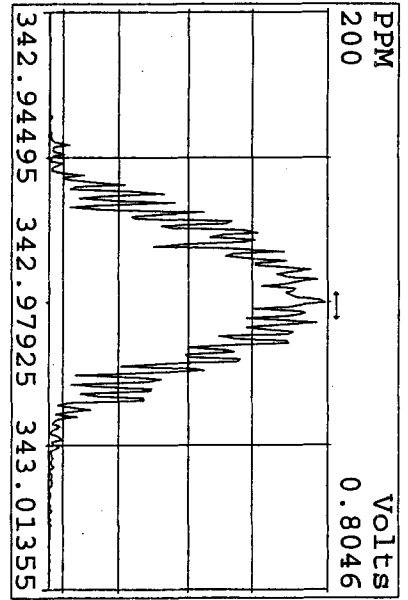
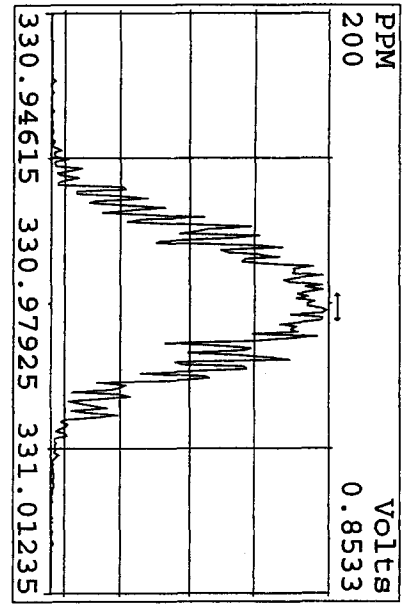
Peak Locate Examination:31-DEC-2009:23:24 File:31DE09A1D5
 Experiment:DIOXIN Function:5 Reference:PFK



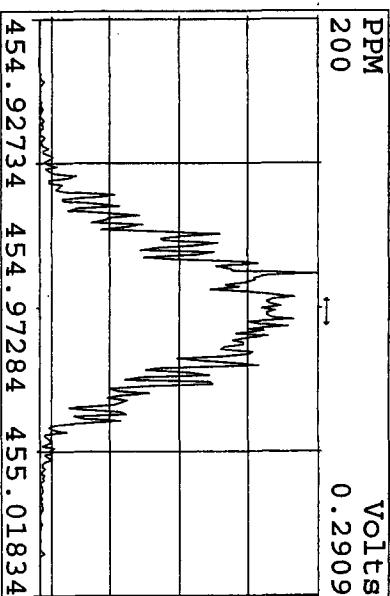
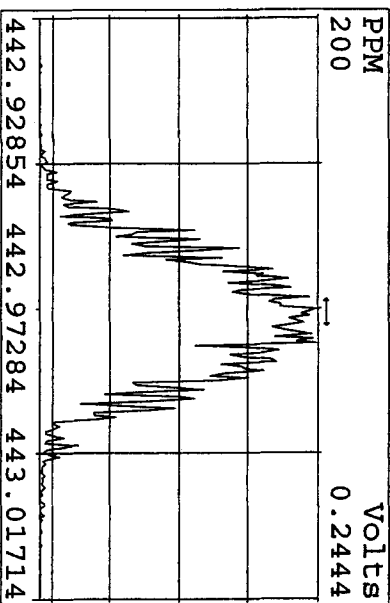
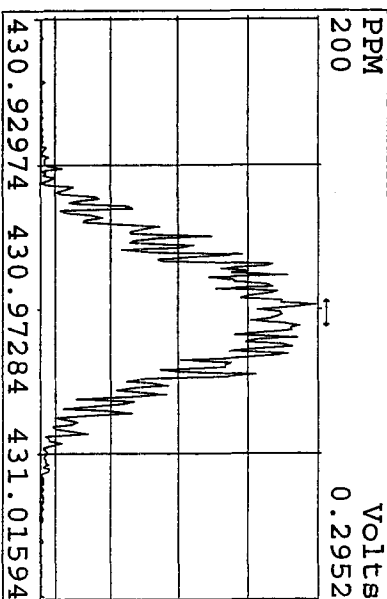
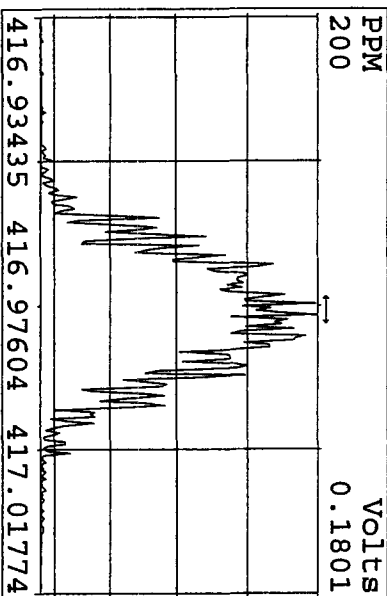
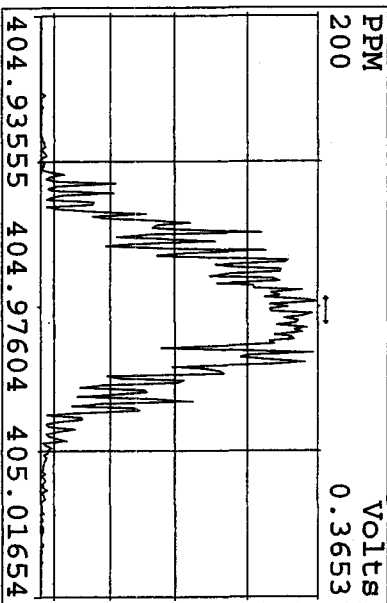
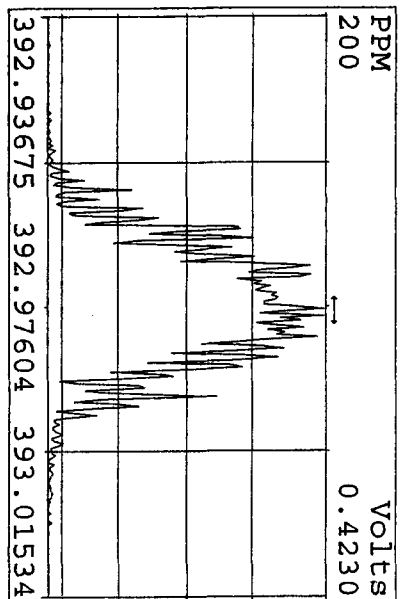
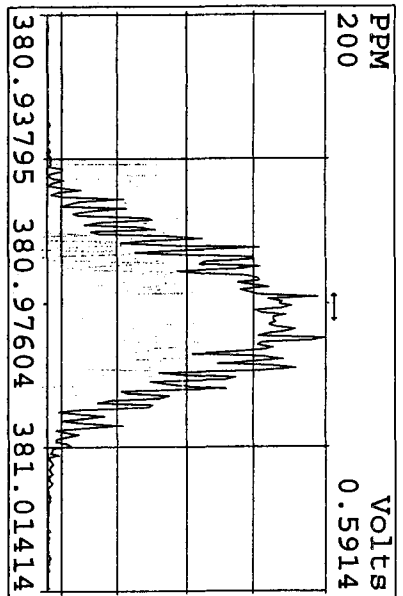
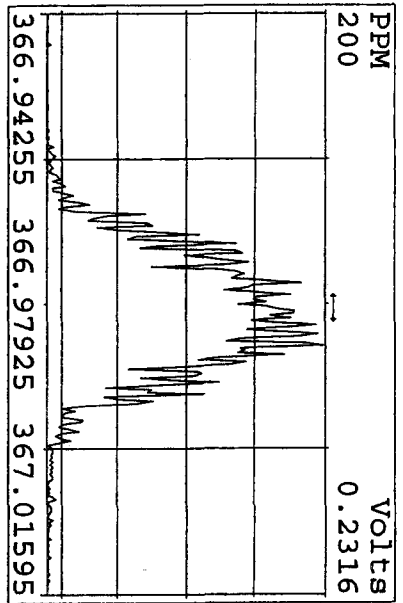
Peak Locate Examination: 1-JAN-2010:07:36 File:RSCHECK1D5
Experiment:DIOXIN Function:1 Reference:PFK



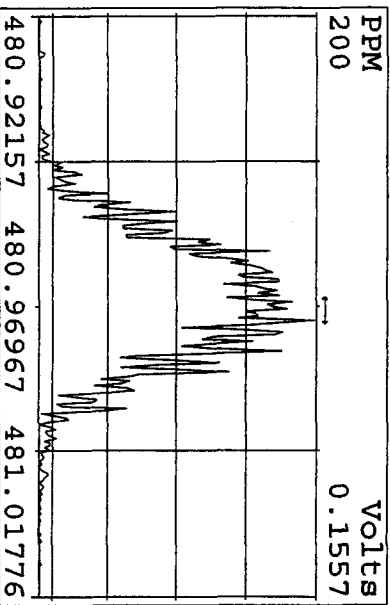
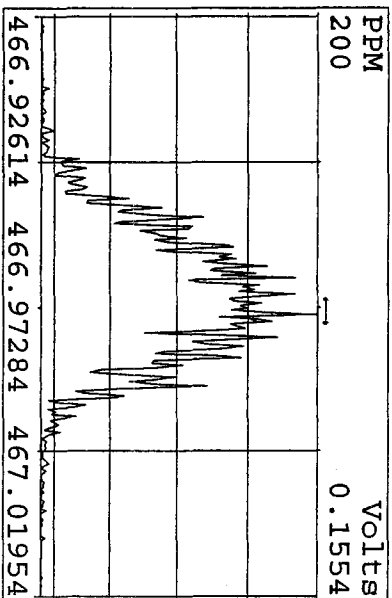
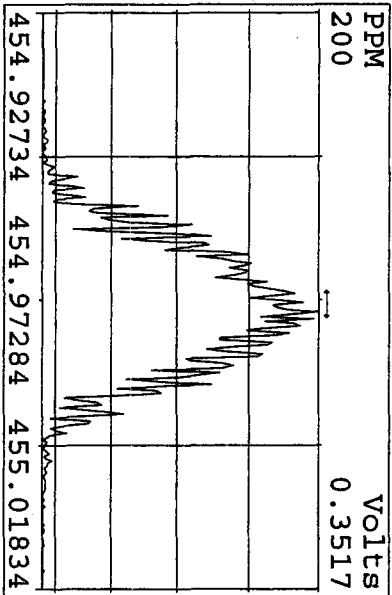
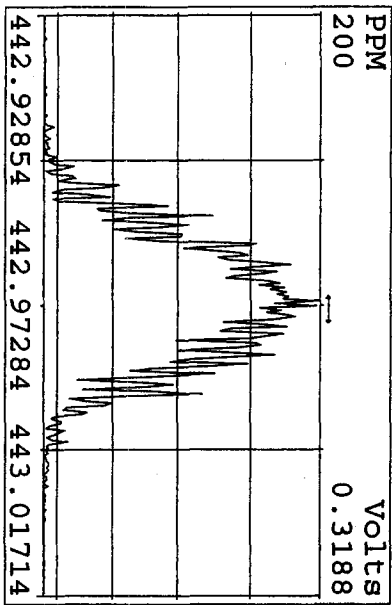
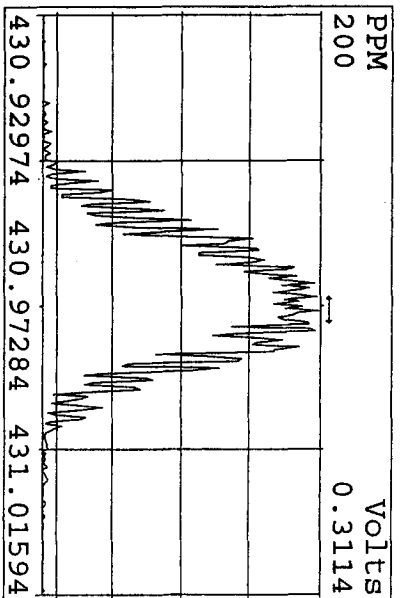
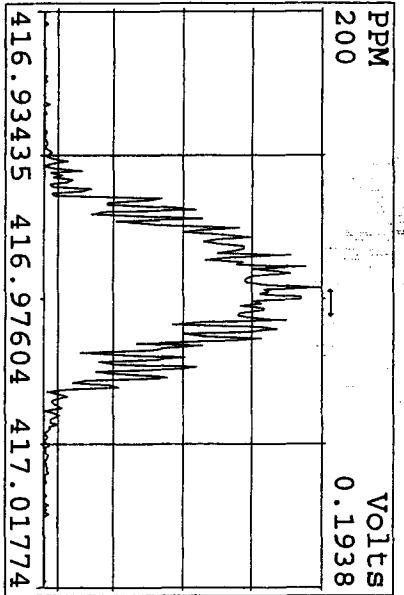
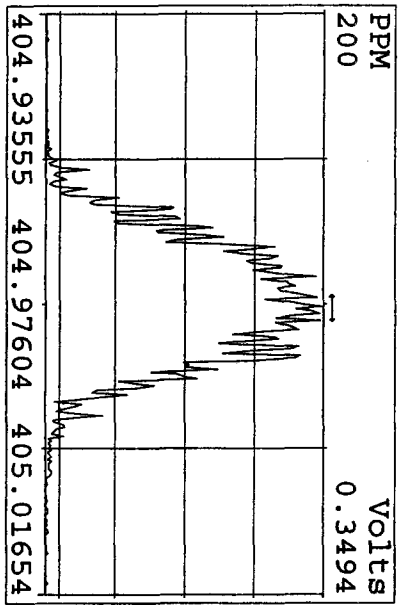
Peak Locate Examination: 1-JAN-2010:07:37 File:RESCHECK1.DS
 Experiment:DIOXIN Function:2 Reference:PFK



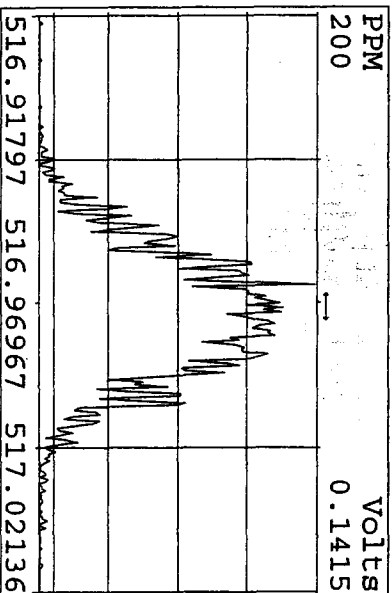
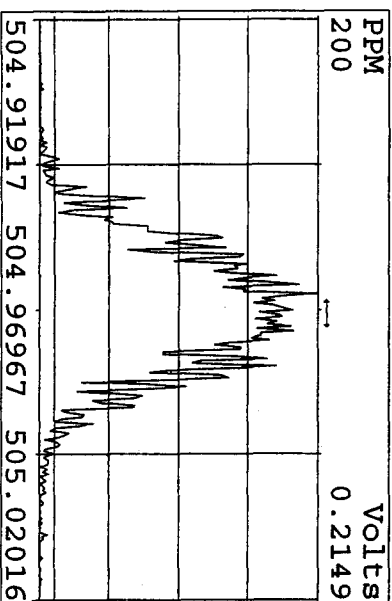
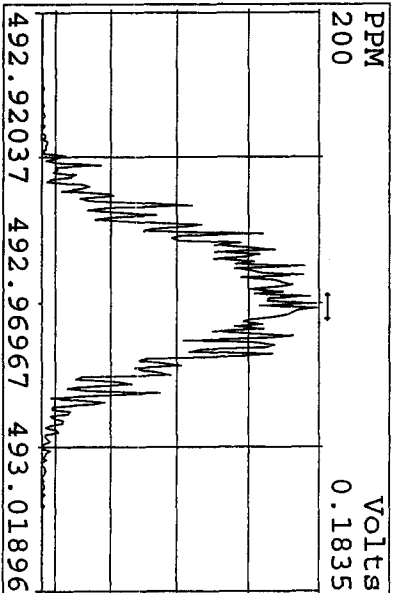
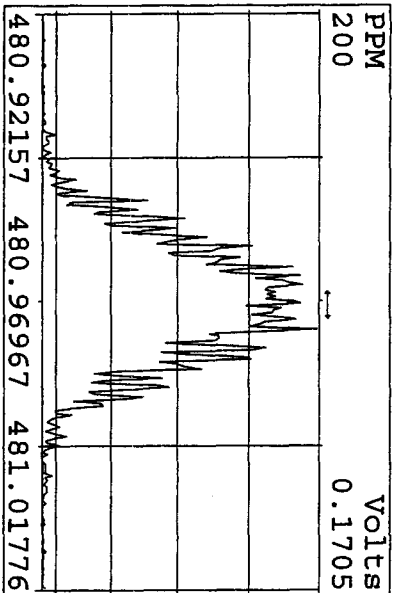
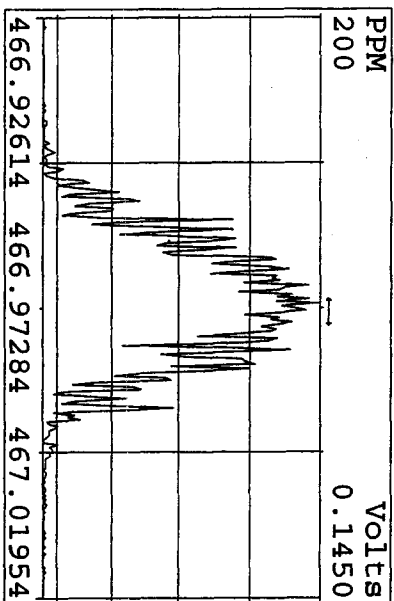
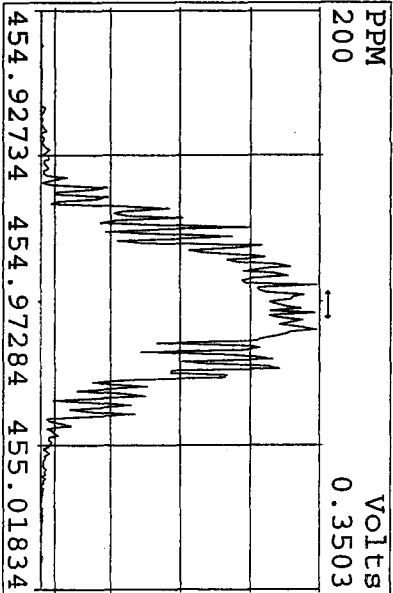
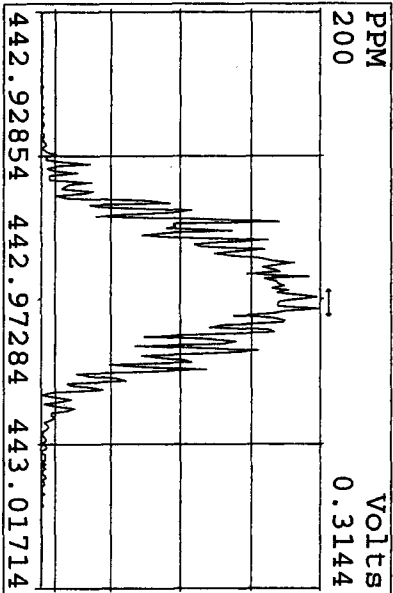
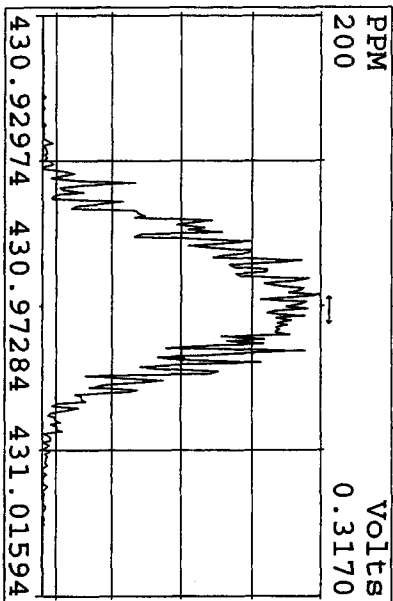
Peak Locate Examination: 1-JAN-2010:07:38 File:RESCHECK1D5
 Experiment:DIOXIN Function:3 Reference:PFK



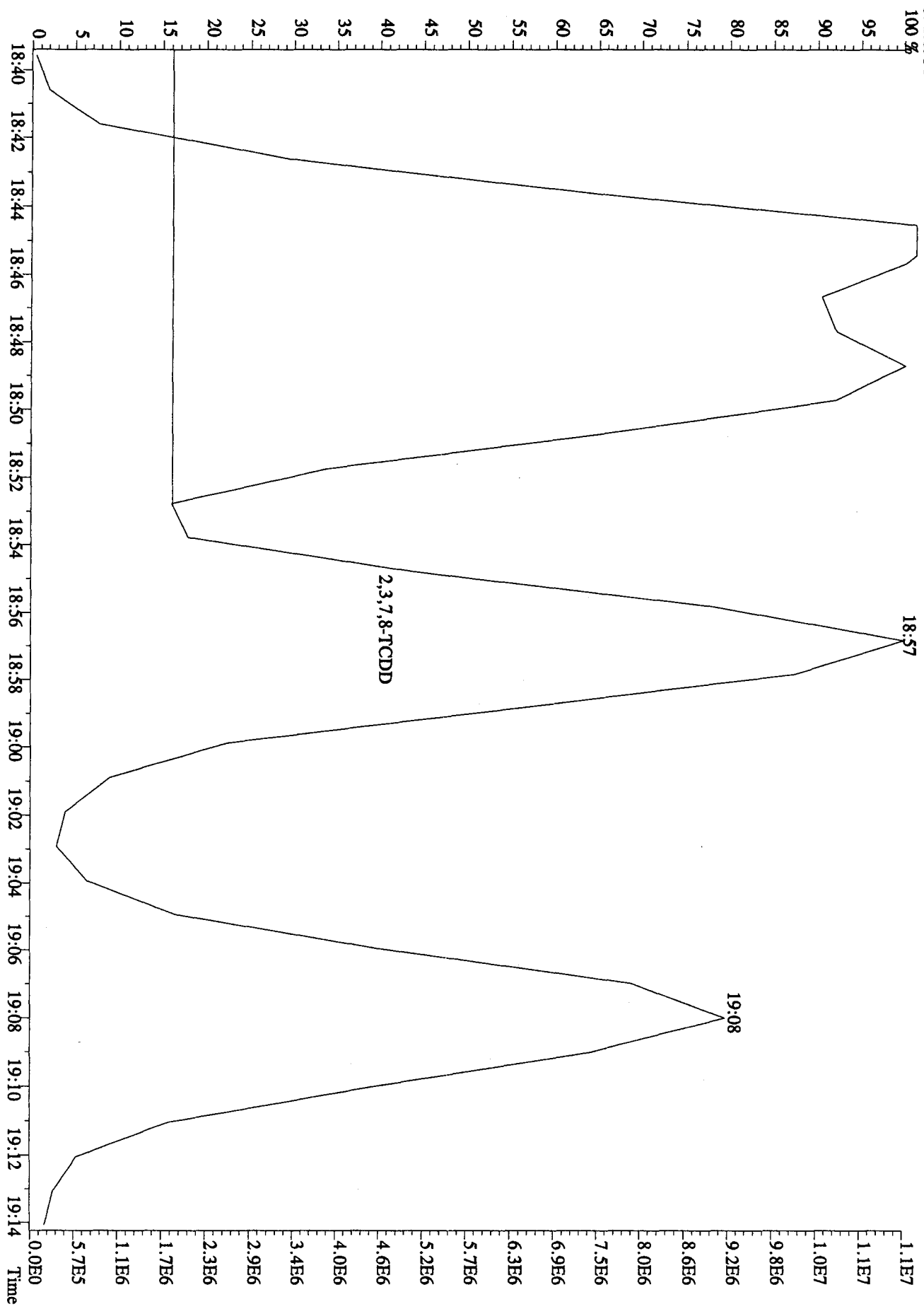
Peak Locate Examination: 14JAN-2010:07:39 File:RESCHECKID5
Experiment:DIOXIN Function:4 Reference:PFK



Peak Locate Examination: 1-JAN-2010:07:40 File:RESCHECKID5
 Experiment:DIOXIN Function:5 Reference:PFK



File:31DE09AIDS #1-410 Acq:31-DEC-2009 23:25:43 GC EI+ Voltage SIR 70SE
Sample#1 Text:CP1231A :DB-5 CPM 3732-04 Exp:DIOXIN
321.8936



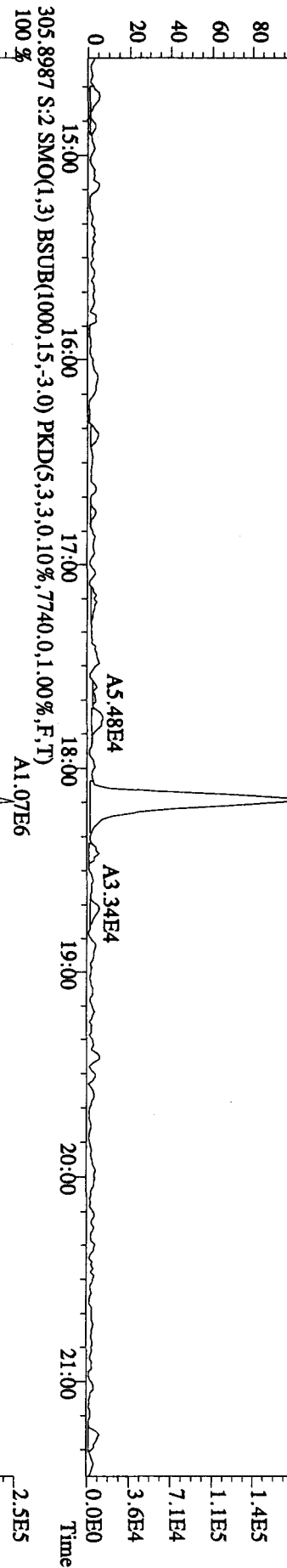
Run text: ST1231G Sample text: ST1231G :2nd Source 09DXN449
 Run #6 Filename: 31DE09A1D5 S: 8 I: 1 Results: 31DE09A1D51613
 Acquired: 1-JAN-10 04:19:56 Processed: 4-JAN-10 08:47:22
 Run: 31DE09A1D5 Analyte: 1613 Cal: 16131231091D5
 Factor 1: 400.000 Factor 2: 20.000 Sample size: 1.000000

Name	Resp	RA	RT	RRF	Conc	EDL	Rec	M
13C-1,2,3,4-TCDD	233268000	0.81 y	18:42	-	74.89	-	3.7	n
13C-2,3,7,8-TCDF	353417000	0.79 y	18:09	1.57	1934.92	1.89	96.7	n
2,3,7,8-TCDF	29473900	0.75 y	18:10	0.86	193.98	1.19	-	n
Total TCDF	29878342	0.71 y	17:44	0.86	196.64	1.19	-	n
13C-2,3,7,8-TCDD	237599000	0.79 y	18:54	0.99	2050.84	3.63	102.5	n
2,3,7,8-TCDD	20517060	0.77 y	18:55	0.93	184.95	1.19	-	n
Total TCDD	20584547	4.35 n	18:08	0.93	185.56	1.19	-	n
37Cl-2,3,7,8-TCDD	54584600	1.00 y	18:55	2.22	210.99	0.58	105.5	n
13C-1,2,3,7,8-PeCDF	258286200	1.61 y	23:34	1.07	2064.12	1.55	103.2	n
1,2,3,7,8-PeCDF	61444300	1.63 y	23:35	1.00	475.75	1.74	-	n
13C-2,3,4,7,8-PeCDF	243753700	1.62 y	24:59	1.03	2025.63	1.61	101.3	n
2,3,4,7,8-PeCDF	55918300	1.65 y	25:01	0.98	469.60	2.00	-	n
Total F2 PeCDF	119226673	0.82 n	22:06	0.99	960.37	1.86	-	n
Total F1 PeCDF	218994	0.56 n	16:04	0.99	1.76	1.60	-	n
13C-1,2,3,7,8-PeCDD	156506400	1.64 y	25:46	0.67	2013.73	1.54	100.7	n
1,2,3,7,8-PeCDD	33662100	1.63 y	25:48	0.93	462.96	2.68	-	n
Total PeCDD	33824671	3.66 n	25:27	0.93	465.20	2.68	-	n
13C-1,2,3,7,8,9-HxCDD	177940200	1.25 y	32:51	-	64.87	-	-	n
13C-1,2,3,4,7,8-HxCDF	184934800	0.51 y	31:27	0.89	2328.15	4.47	116.4	n
1,2,3,4,7,8-HxCDF	53136200	1.31 y	31:28	1.20	479.25	2.45	-	n
13C-1,2,3,6,7,8-HxCDF	244860900	0.52 y	31:36	1.14	2407.44	3.49	120.4	n
1,2,3,6,7,8-HxCDF	62674400	1.23 y	31:37	1.07	477.98	2.04	-	n
13C-2,3,4,6,7,8-HxCDF	206484200	0.51 y	32:17	0.99	2340.79	4.03	117.0	n
2,3,4,6,7,8-HxCDF	51999200	1.28 y	32:18	1.12	450.75	2.09	-	n
13C-1,2,3,7,8,9-HxCDF	200333300	0.51 y	33:03	1.07	2099.56	3.72	105.0	n
1,2,3,7,8,9-HxCDF	52210900	1.25 y	33:04	1.09	476.28	2.26	-	n
Total HxCDF	220020700	1.31 y	31:28	1.12	1884.27	2.20	-	n
13C-1,2,3,4,7,8-HxCDD	148948400	1.25 y	32:27	0.73	2291.14	1.29	114.6	n
1,2,3,4,7,8-HxCDD	35533800	1.25 y	32:28	0.97	493.76	1.44	-	n
13C-1,2,3,6,7,8-HxCDD	152466700	1.30 y	32:33	0.73	2340.82	1.29	117.0	n
1,2,3,6,7,8-HxCDD	38830200	1.26 y	32:34	1.06	481.27	1.47	-	n
1,2,3,7,8,9-HxCDD	40200100	1.26 y	32:52	1.27	419.65	1.16	-	n
Total HxCDD	114605618	3.00 n	32:17	1.10	1395.19	1.34	-	n
13C-1,2,3,4,6,7,8-HpCDF	173164700	0.43 y	34:36	0.86	2262.83	6.25	113.1	n
1,2,3,4,6,7,8-HpCDF	54083400	1.05 y	34:37	1.29	485.50	1.92	-	n
13C-1,2,3,4,7,8,9-HpCDF	152527600	0.42 y	35:53	0.77	2233.57	7.00	111.7	n
1,2,3,4,7,8,9-HpCDF	44615700	1.05 y	35:54	1.27	459.77	2.42	-	n
Total HpCDF	98699100	1.05 y	34:37	1.28	945.27	2.15	-	n

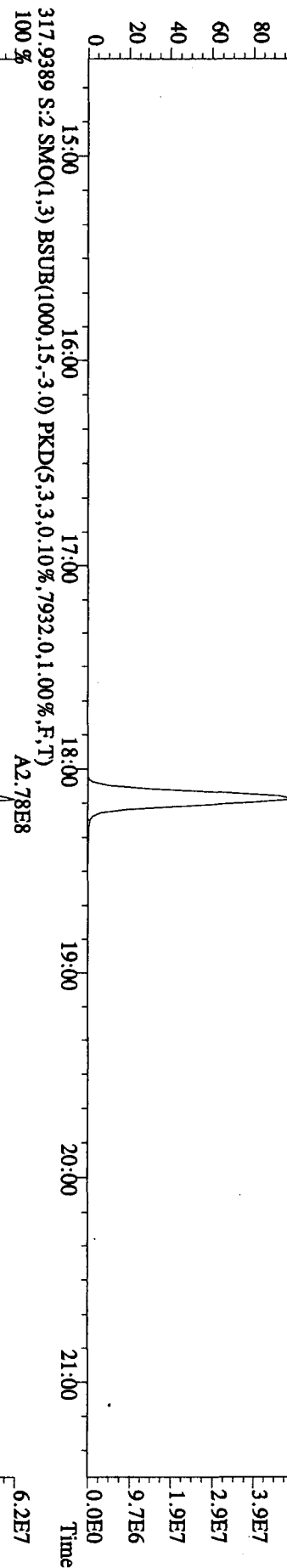
13C-1,2,3,4,6,7,8-HpCDD	150261100	1.06	y	35:32	0.75	2245.36	4.02	112.3	n
1,2,3,4,6,7,8-HpCDD	35301400	1.05	y	35:33	1.00	470.89	2.29	-	n
Total HpCDD	35553500	0.78	n	34:54	1.00	474.25	2.29	-	n
13C-OCDD	214408000	0.91	y	38:20	0.56	4269.63	4.55	106.7	n
OCDF	71179900	0.89	y	38:28	1.44	923.89	2.51	-	n
OCDD	55918600	0.88	y	38:20	1.11	940.23	2.77	-	n

File: 31DE09AID5 #1-411 Acq: 1-JAN-2010 00:09:07 GC EI+ Voltage SIR 70SE
Sample#2 Text: ST1231B .CS-1 09DXN422 Exp: DIOXIN

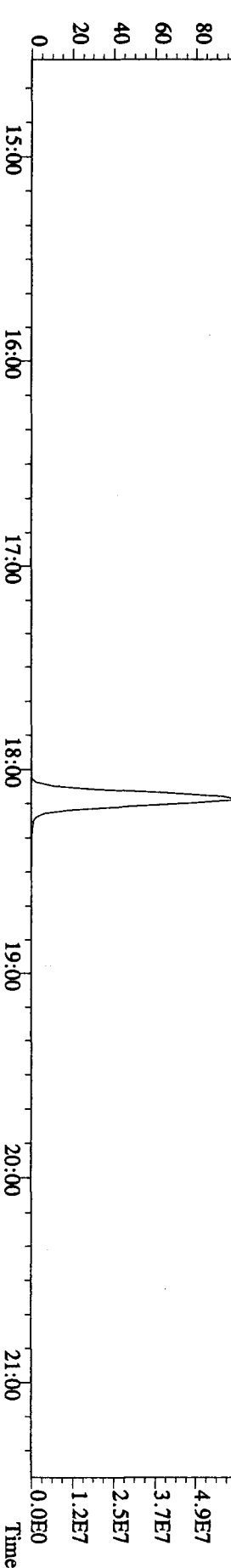
303.9016 S:2 SMO(1,3) BSUB(1000,15,-3.0) PKD(5,3,3,0.10%,4776.0,1.00%,F,T)
100%



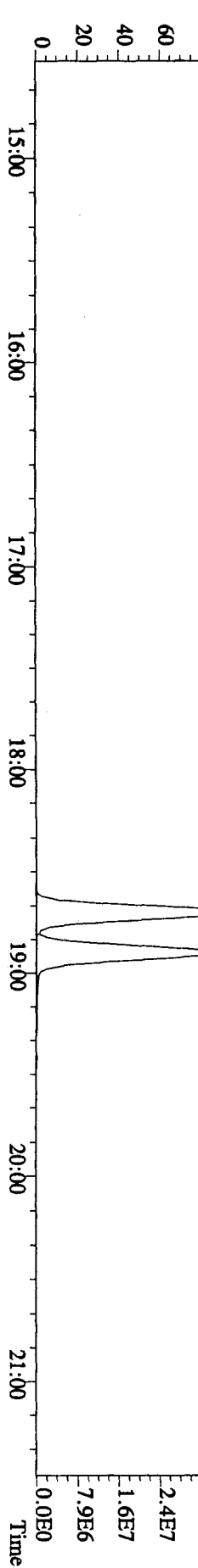
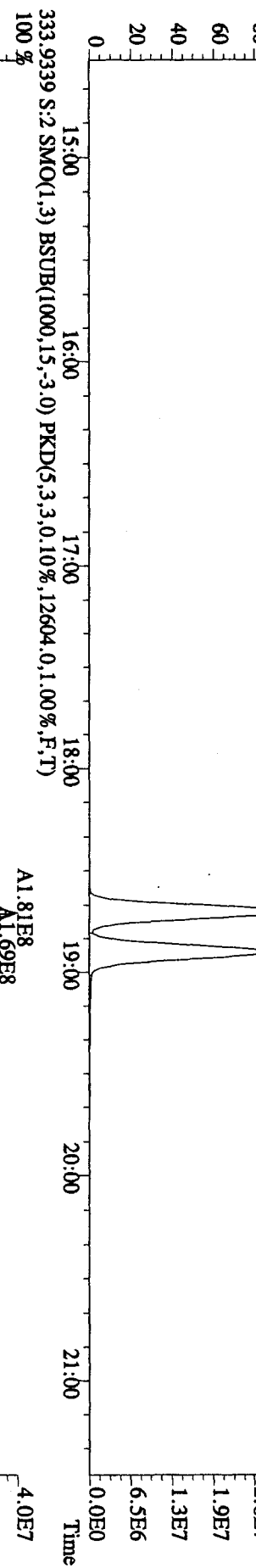
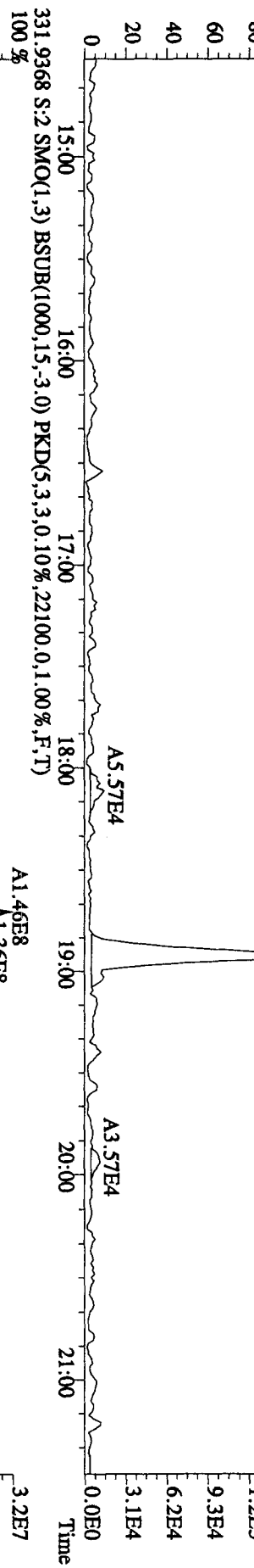
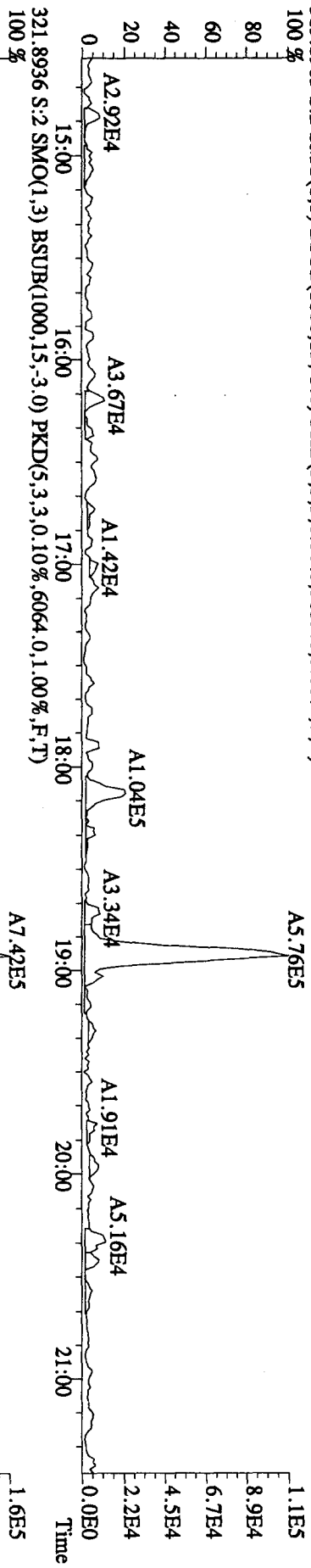
315.9419 S:2 SMO(1,3) BSUB(1000,15,-3.0) PKD(5,3,3,0.10%,13648.0,1.00%,F,T)
100%



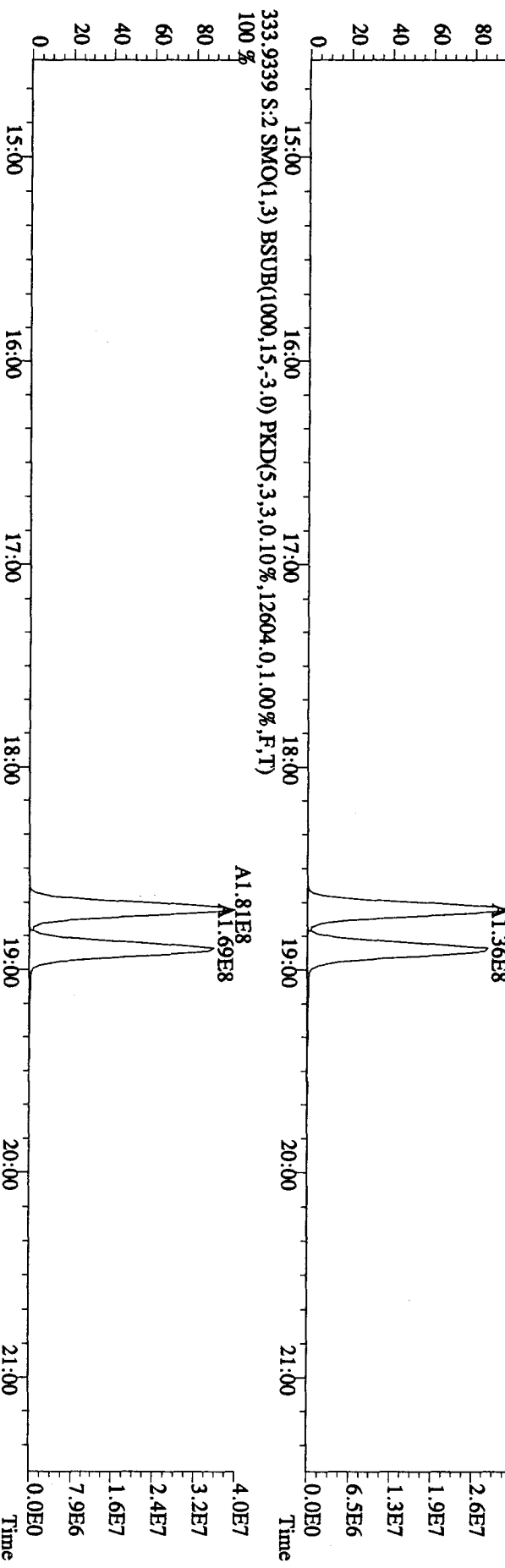
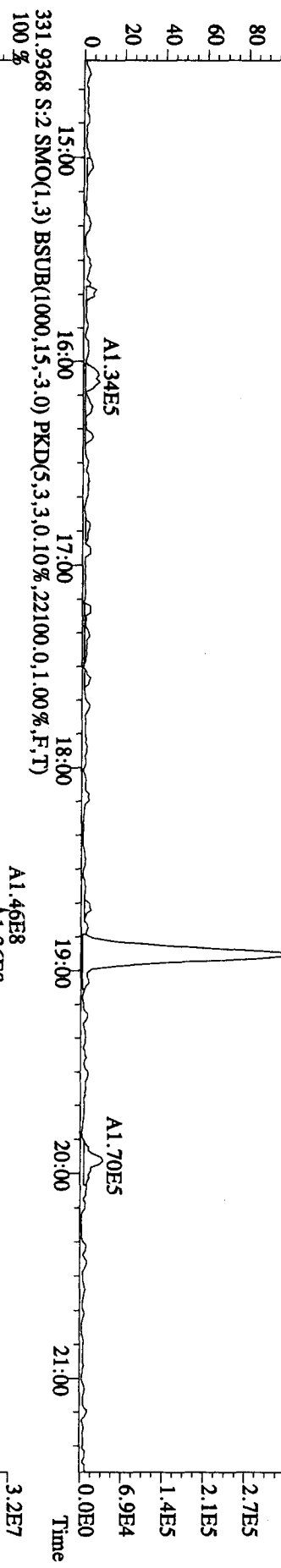
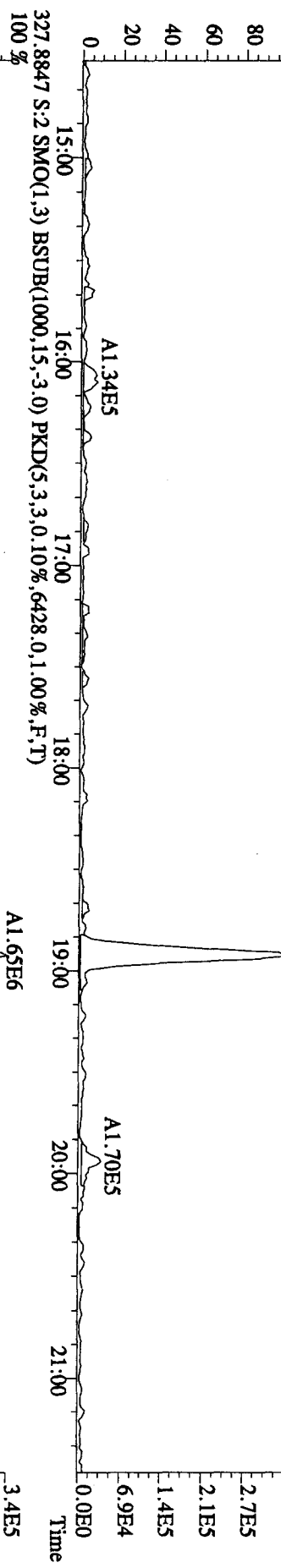
317.9389 S:2 SMO(1,3) BSUB(1000,15,-3.0) PKD(5,3,3,0.10%,7932.0,1.00%,F,T)
100%



File: 31DE09A1D5 #1-411 Acq: 1-JAN-2010 00:09:07 GC EI+ Voltage SIR 70SE
 Sample#2 Text: ST1231B :CS-1 09DXN422 Exp: DIOXIN
 319.8965 S:2 SMO(1,3) BSUB(1000,15,-3,0) PKD(5,3,3,0,10%,3832,0,1,00%,F,T)
 100 %



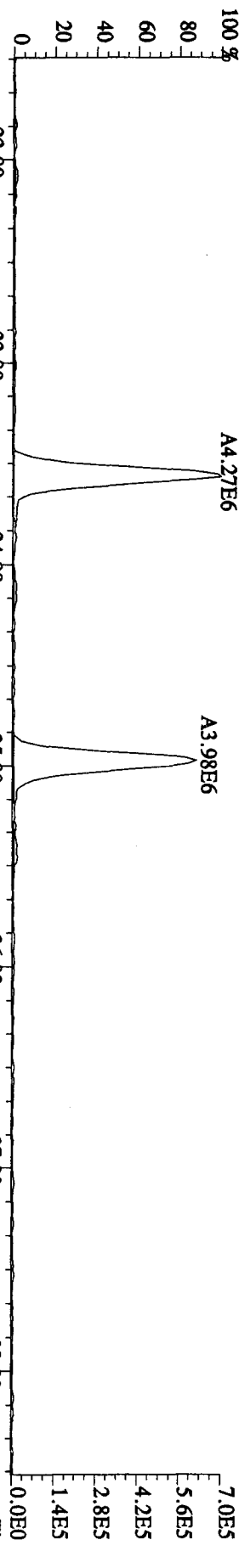
File:31DE09A1D5 #1-411 Acq: 1-JAN-2010 00:09:07 GC EI+ Voltage SIR 70SE
 Sample#2 Text:ST1231B :CS-1 09DXN422 Exp:DIOXIN
 327.8847 S:2 SMO(1,3) BSUB(1000,15,-3.0) PKD(5,3,3,0.10%,6428,0.1,00%,F,T)
 100 %



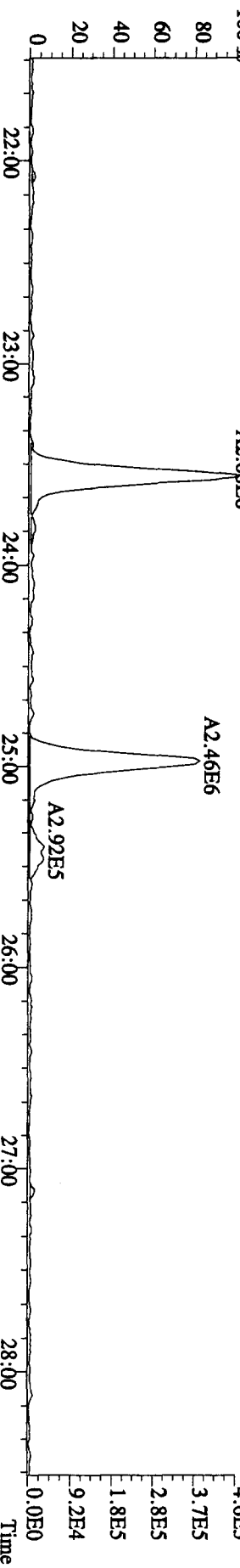
File:31DE09A1D5 #1-495 Acq: 1-JAN-2010 00:09:07 GC EI+ Voltage SIR 70SE

Sample#2 Text:ST1231B :CS-1 09DXN422 Exp:DIOXIN

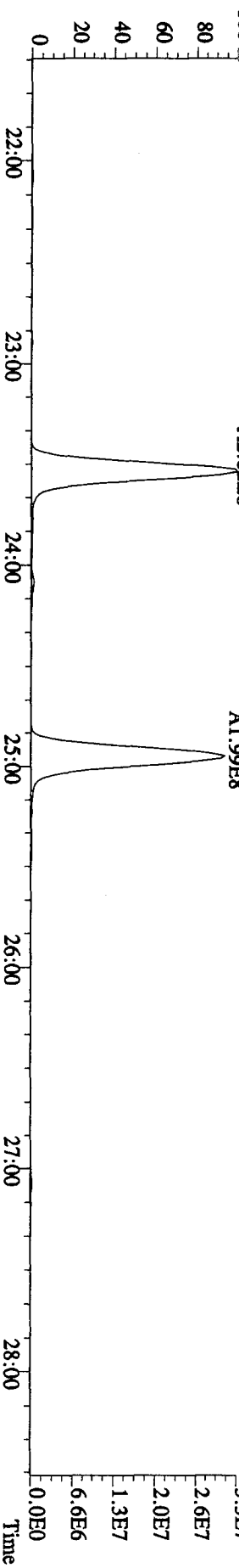
339.8597 S:2 F:2 SMO(1,3) BSUB(1000,15,-3,0) PKD(5,3,3,0,10%,4700,0,1,00%,F,T) 100% A4.27E6



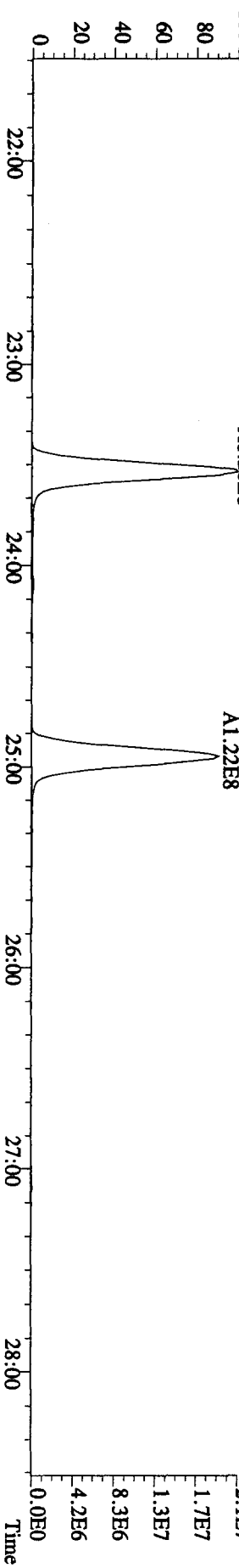
341.8567 S:2 F:2 SMO(1,3) BSUB(1000,15,-3,0) PKD(5,3,3,0,10%,5860,0,1,00%,F,T) 100% A2.68E6



351.9000 S:2 F:2 SMO(1,3) BSUB(1000,15,-3,0) PKD(5,3,3,0,10%,9020,0,1,00%,F,T) 100% A2.02E8



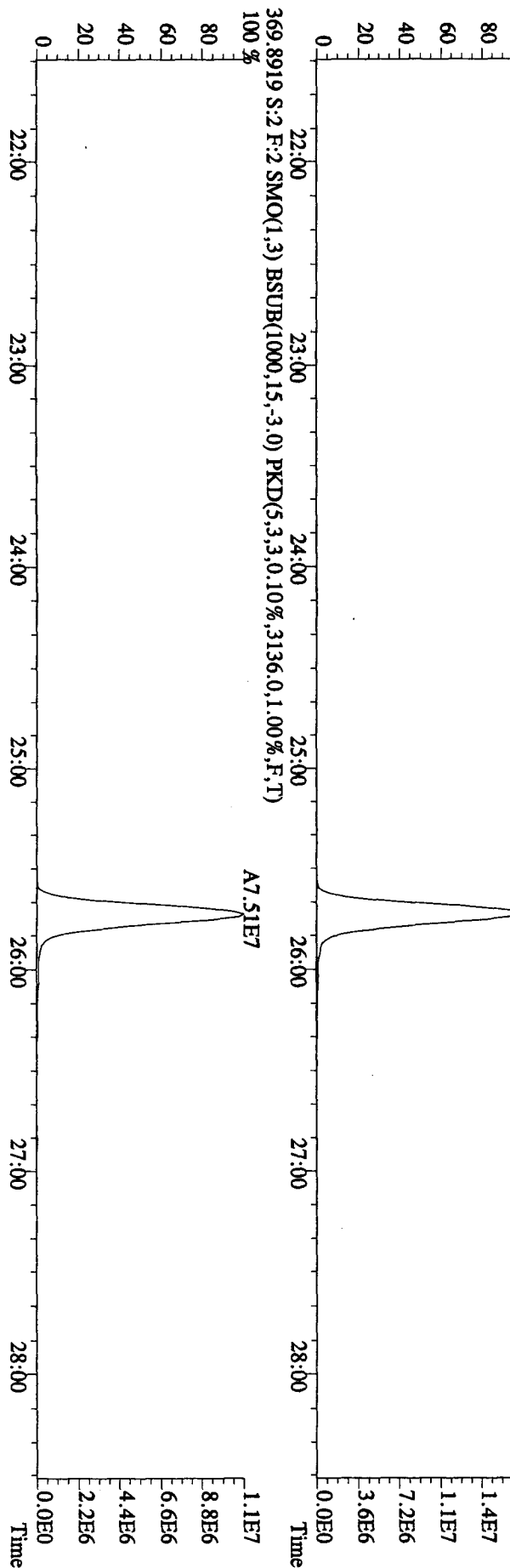
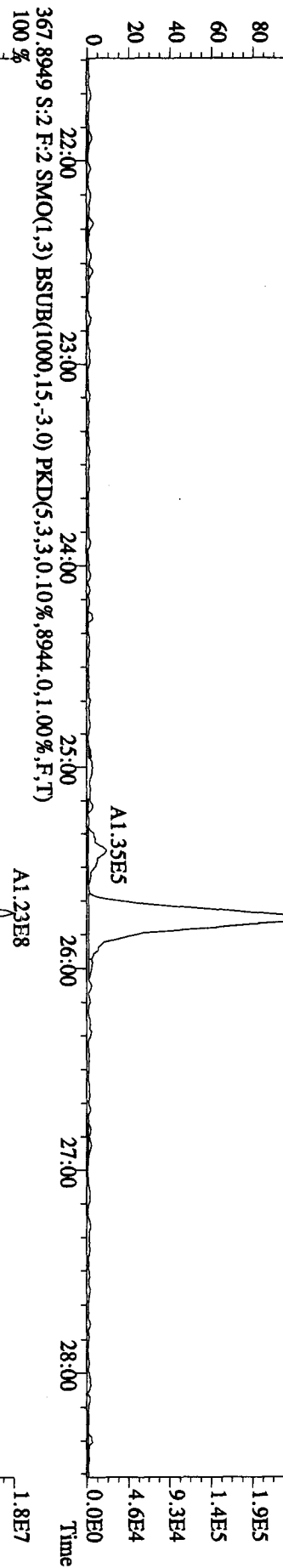
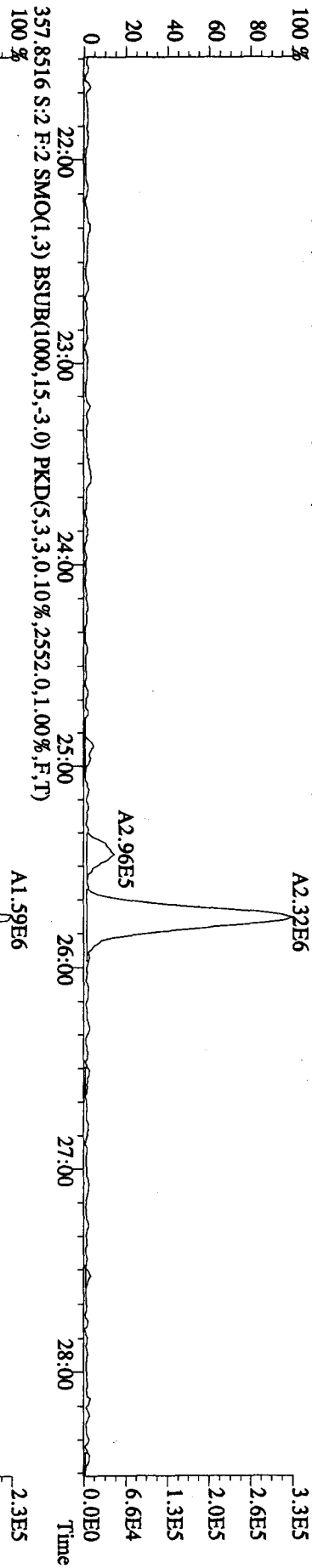
353.8970 S:2 F:2 SMO(1,3) BSUB(1000,15,-3,0) PKD(5,3,3,0,10%,10368,0,1,00%,F,T) 100% A1.26E8



File:31DE09AID5 #1-495 Acq: 1-JAN-2010 00:09:07 GC EI+ Voltage SIR 70SE

Sample#2 Text:ST1231B :CS-1 09DDXN422 Exp:DIOXIN

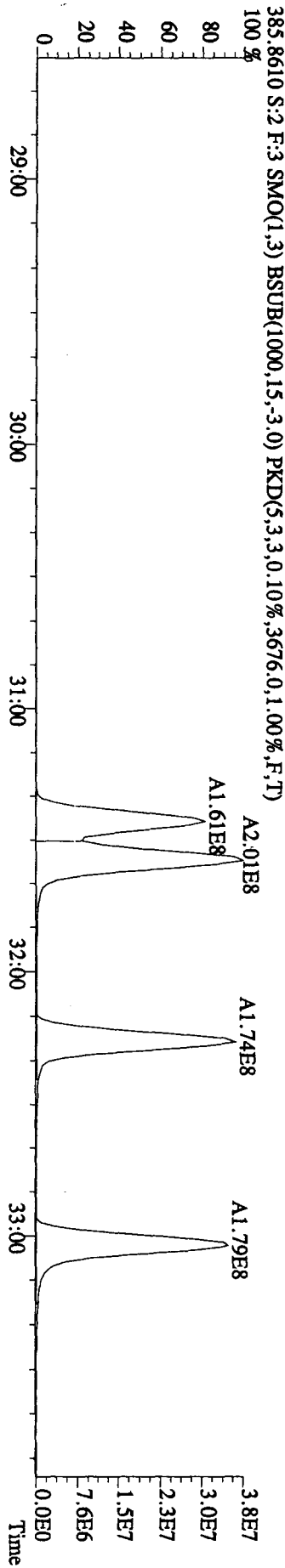
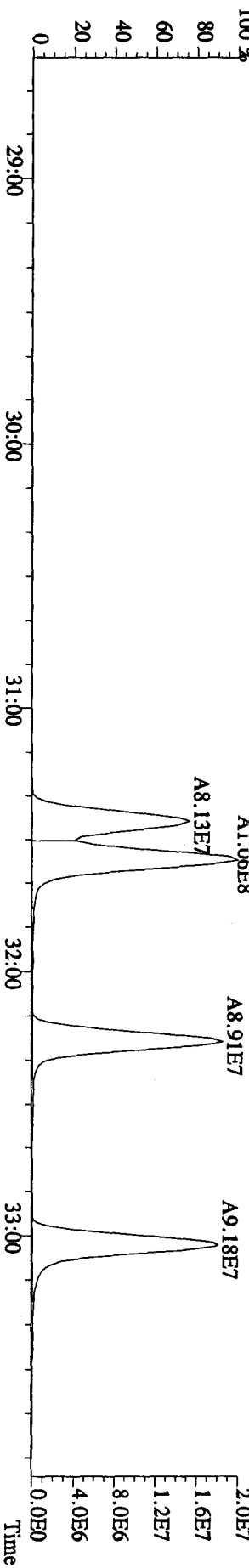
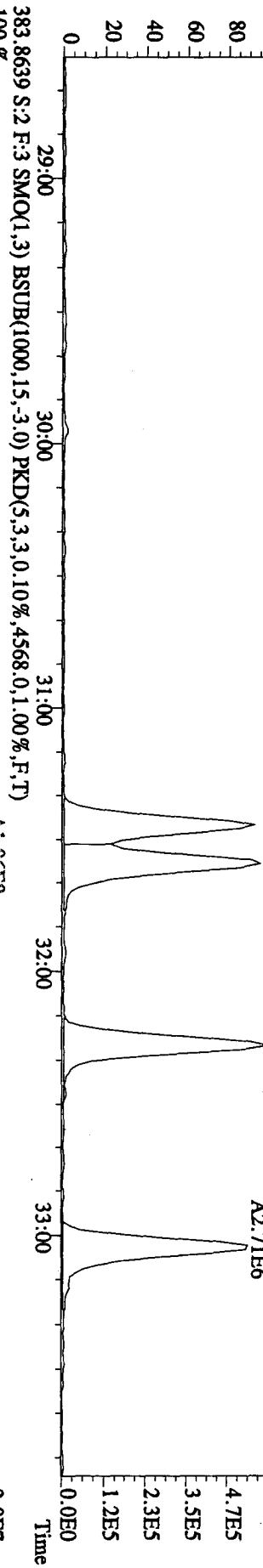
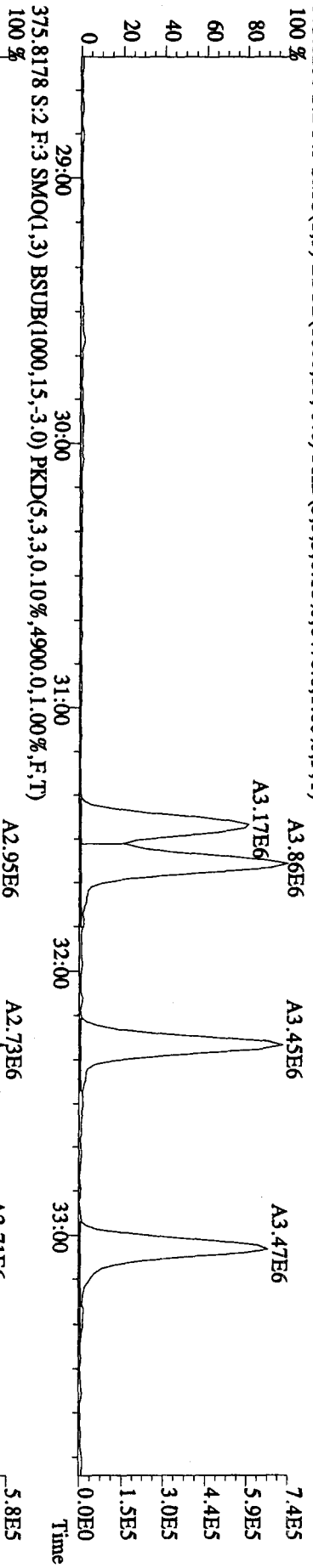
355.8546 S:2 F:2 SMO(1,3) BSUB(1000,15,-3.0) PKD(5,3,3,0.10%,5340,0.1,00%,F,T)



File:31IDE09AID5 #1-361 Acq: 1-JAN-2010 00:09:07 GC EI+ Voltage SIR 70SE

Sample#2 Text:ST1231B :CS-1 09DXN422 Exp:DIOXIN

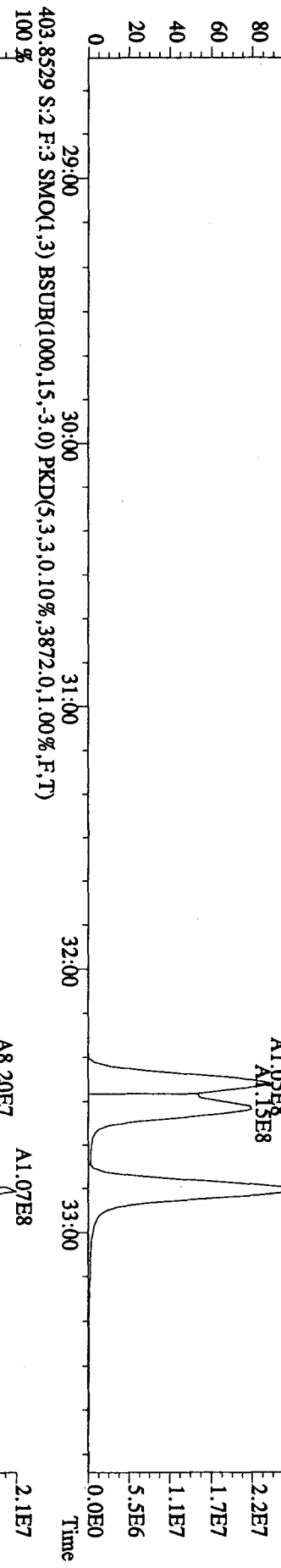
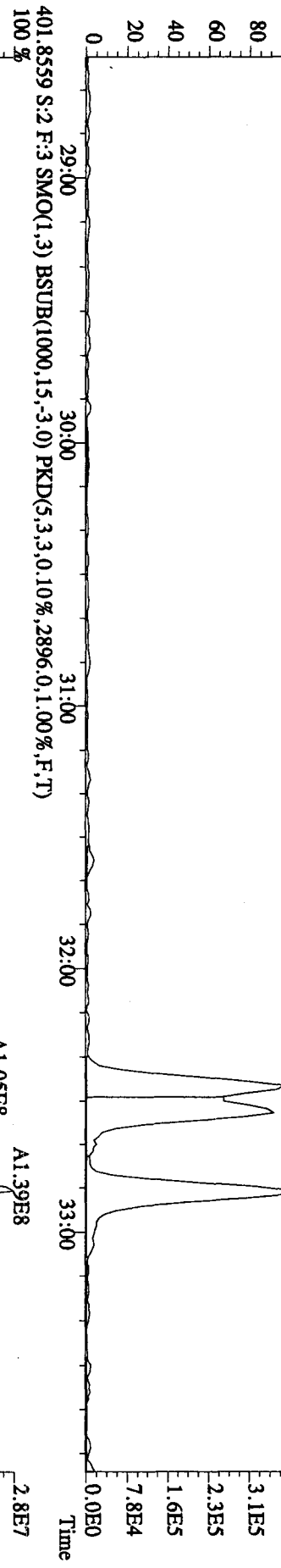
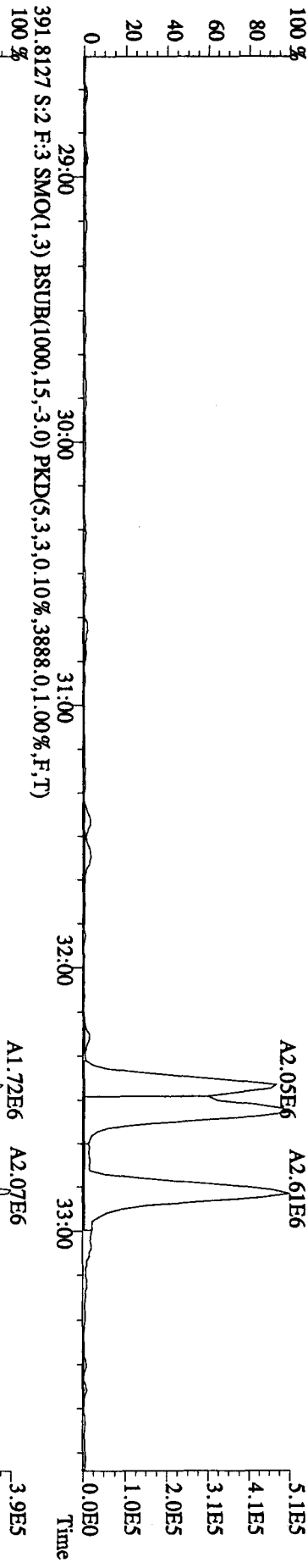
373.8208 S:2 F:3 SMO(1,3) BSUB(1000,15,-3,0) PKD(5,3,3,0.10%,6476,0.1,00%,F,T)



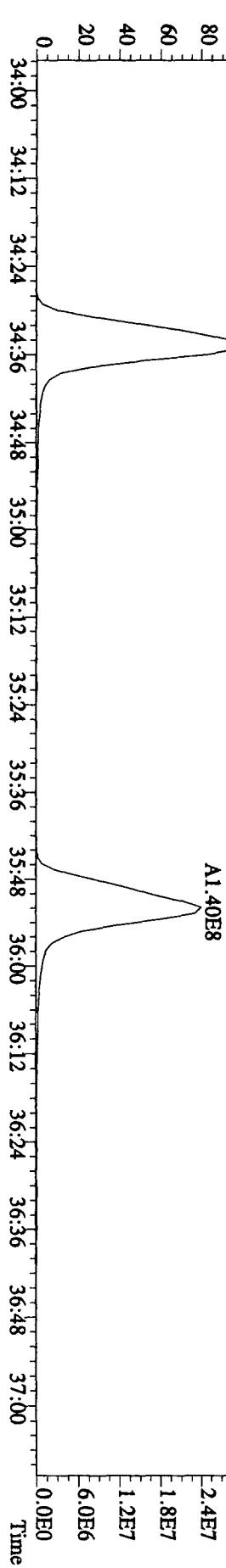
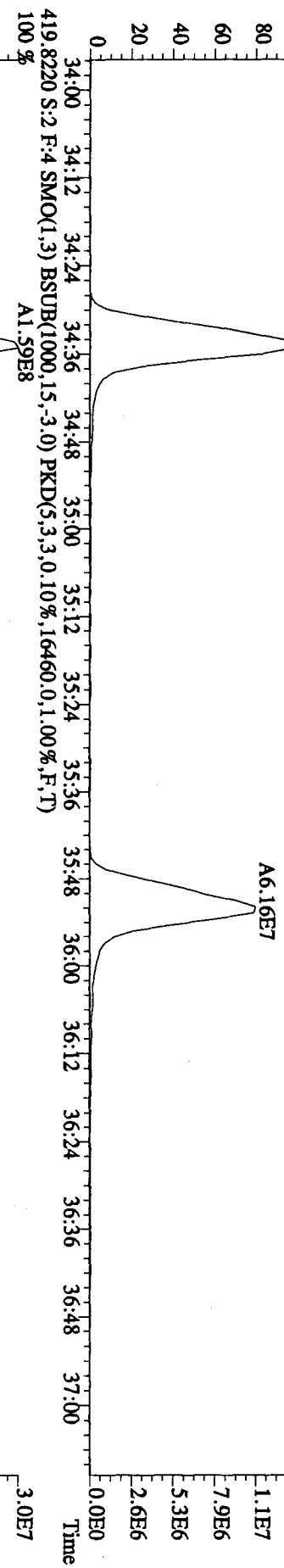
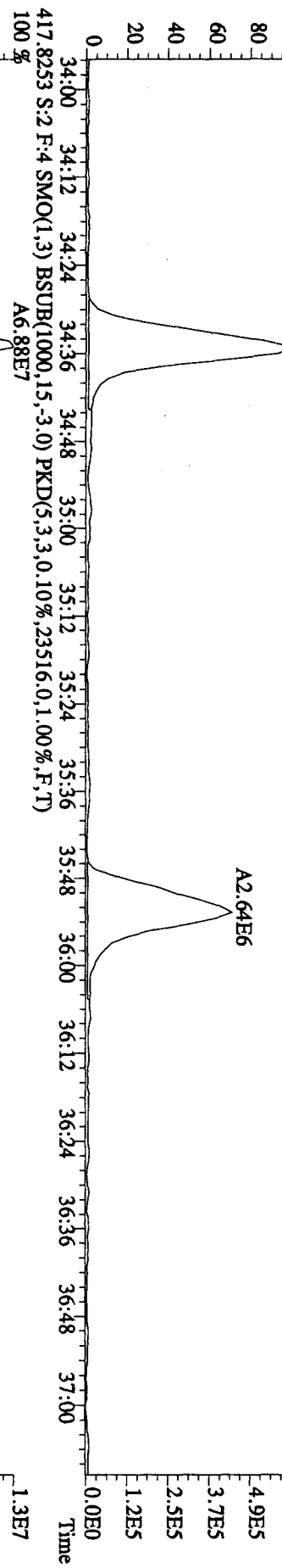
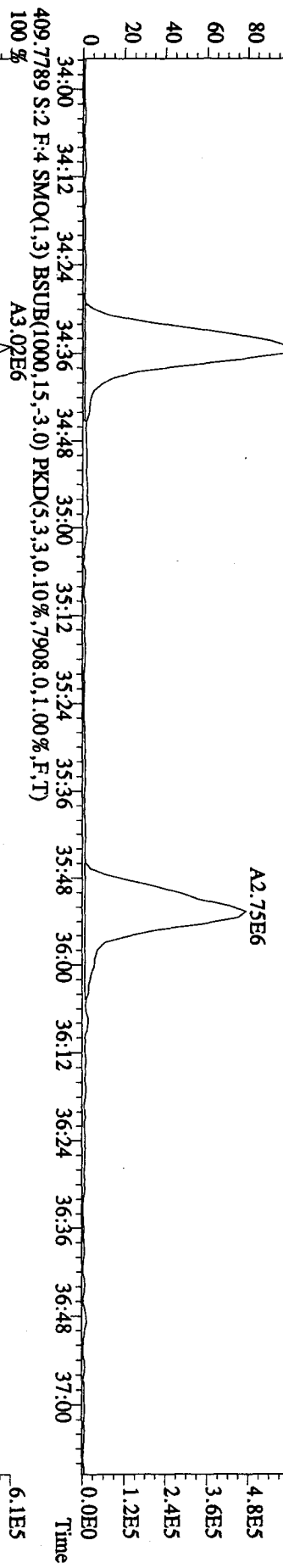
File:31DE09A1D5 #1-361 Acq: 1-IAN-2010 00:09:07 GC EI+ Voltage SIR 70SE

Sample#2 Text:ST1231B :CS-1 09DXN422 Exp:DIOXIN

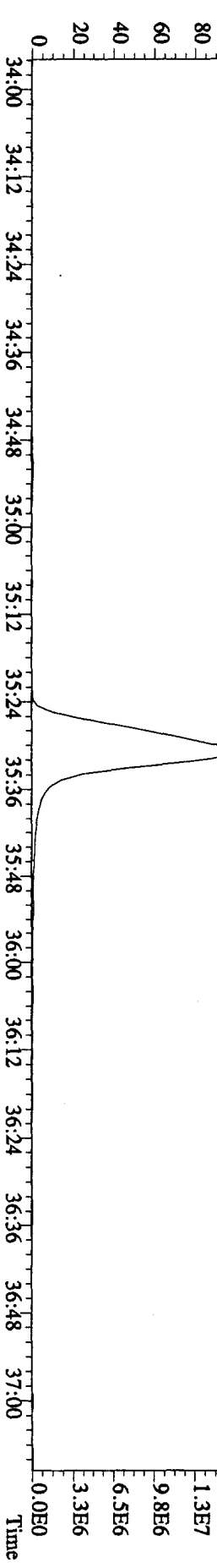
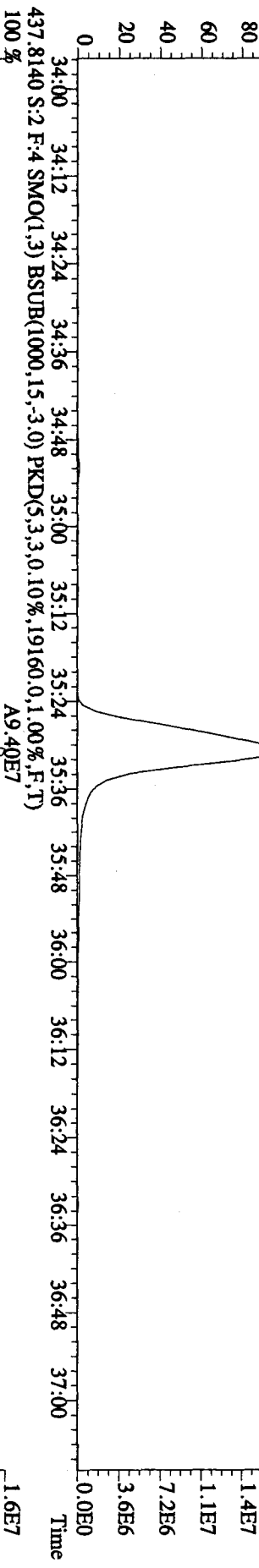
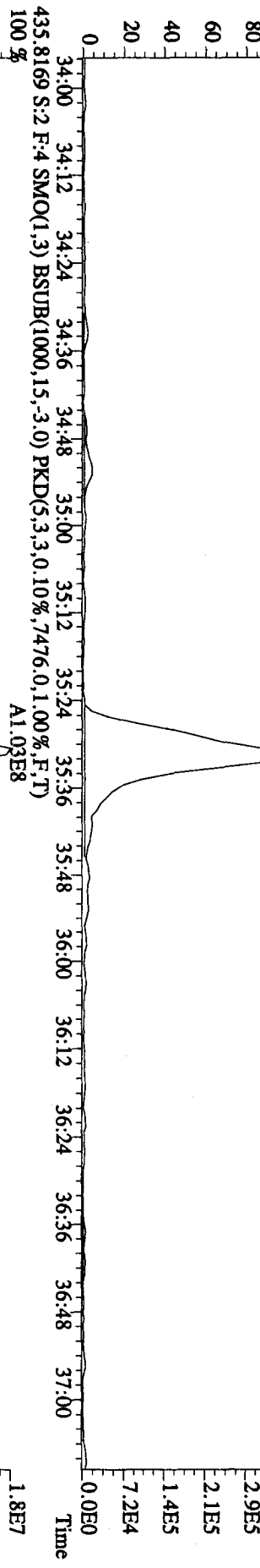
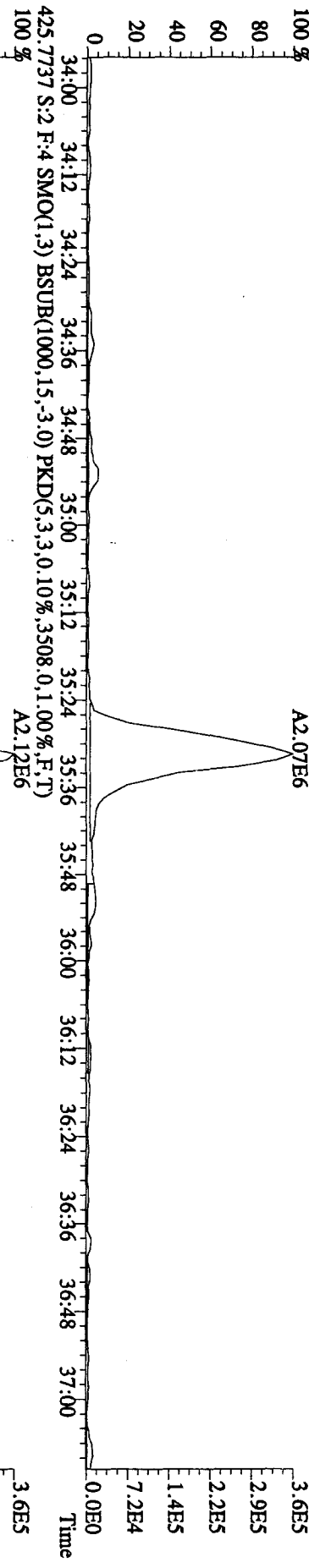
389.8157 S:2 F:3 SMO(1,3) BSUB(1000,15,-3.0) PKD(5,3,3,0,10%,3464,0,1,00%,F,T)



Sample#2 Text:ST1231B :CS-1 09DXN422 Exp:DIOXIN
407.7818 S:2 F:4 SMO(1,3) BSUB(1000,15,-3,0) PKD(5,3,3,0,10%,7184,0,1,00%,F,T)



File:31DE09A1D5 #1-228 Acq: 1-JAN-2010 00:09:07 GC EI+ Voltage SIR 70SE
 Sample#2 Text:ST1231B :CS-1 09DXN422 Exp:DIOXIN
 423.7766 S:2 F:4 SMO(1,3) BSUB(1000,15,-3.0) PKD(5,3,3,0,10%,3468,0,1.00%,F,T)
 100 % A2.07E6



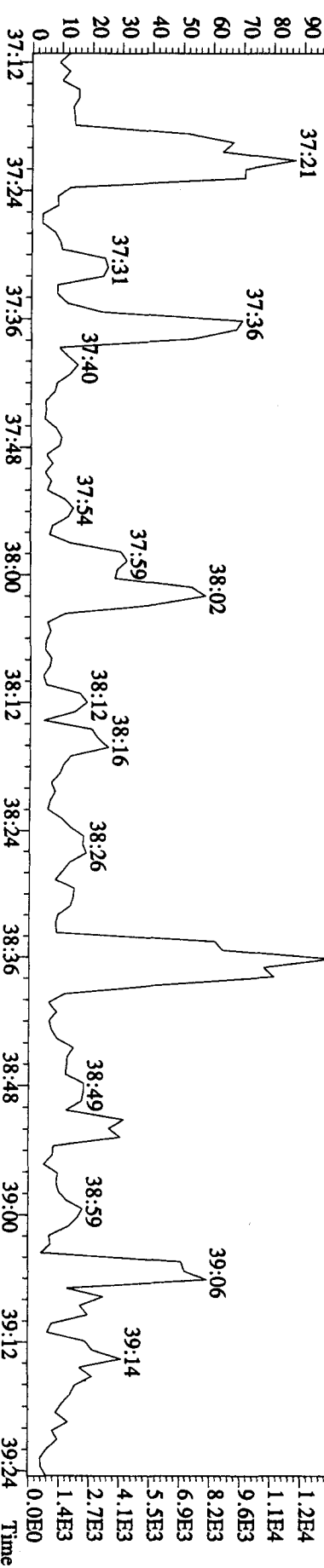
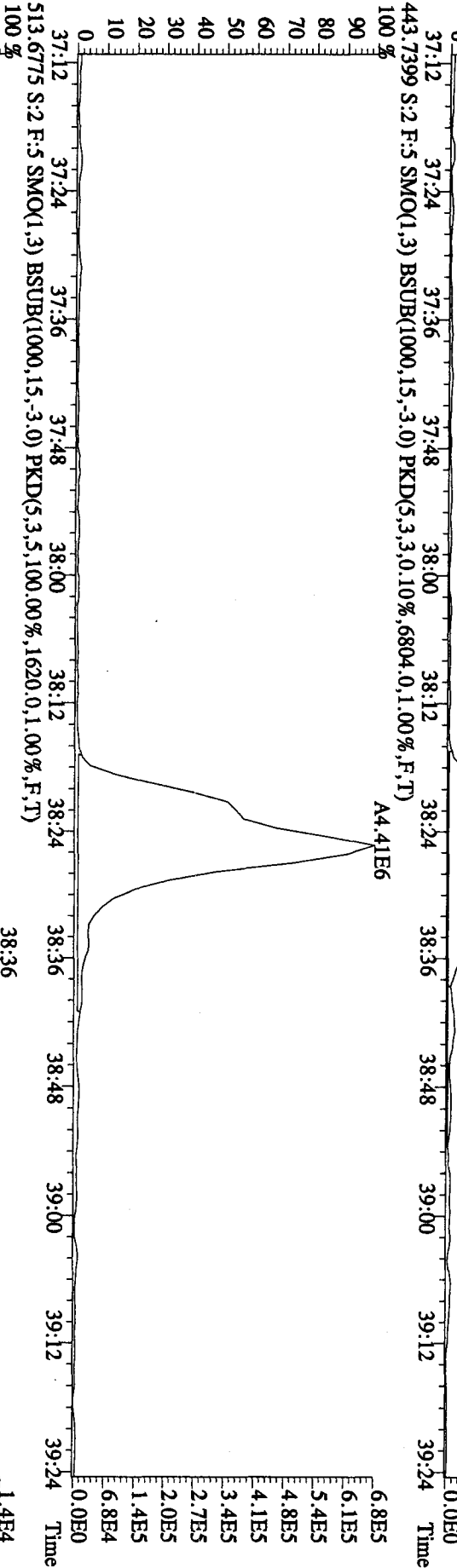
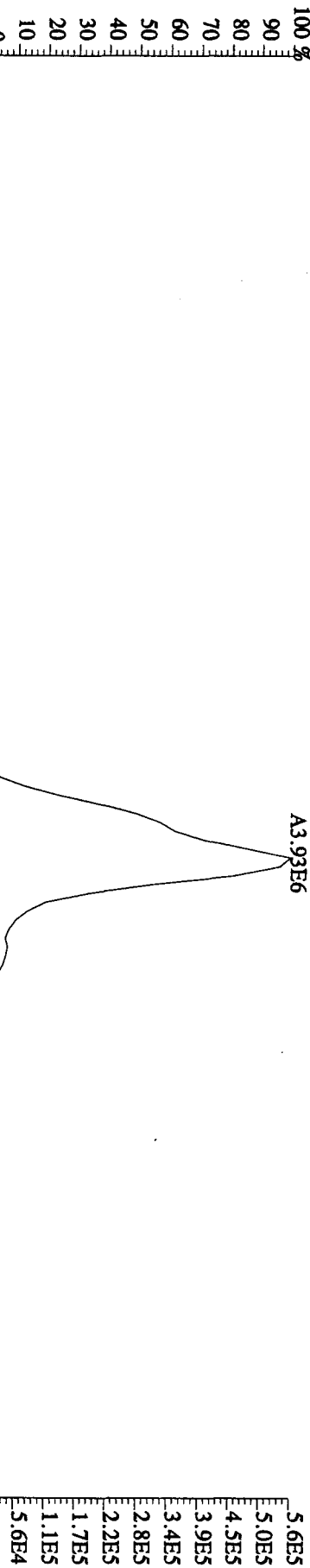
File:31DE09AID5 #1-161 Acq: 1-JAN-2010 00:09:07 GC EI+ Voltage SIR 70SE

Sample#2 Text:ST1231B :CS-1 09DDXN422

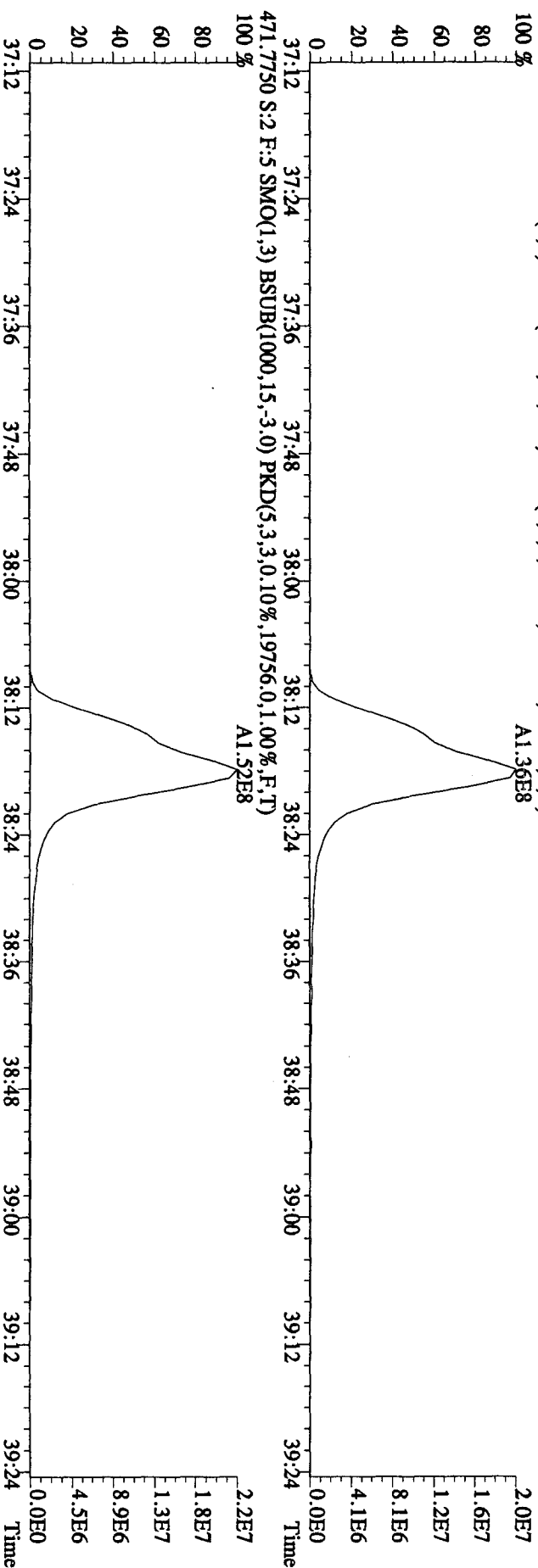
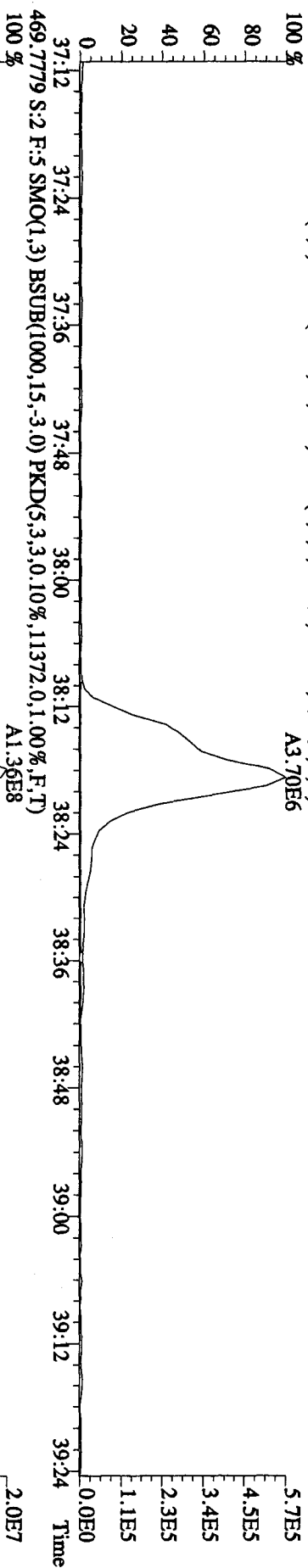
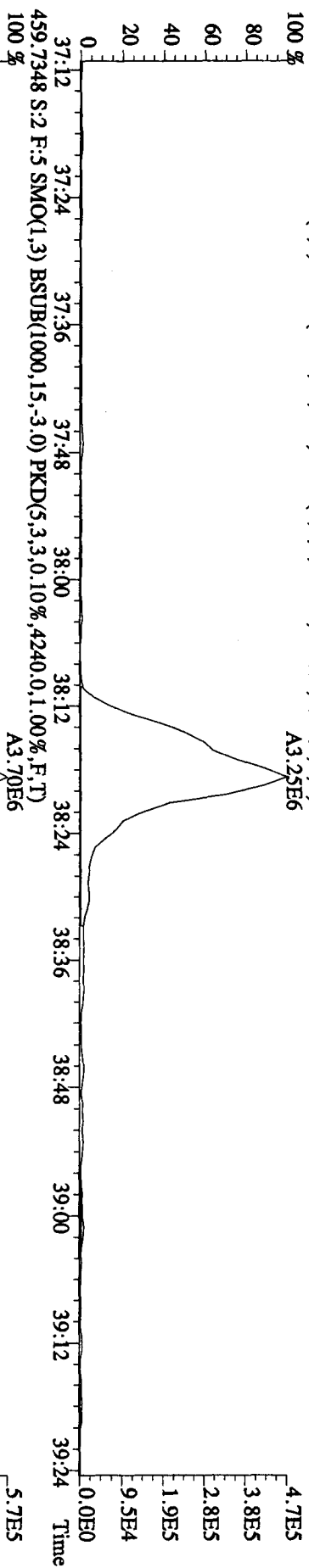
Exp:DIOXIN

441.7428 S:2 F:5 SMO(1.3) BSUB(1000,15,-3.0) PKD(5,3,3,0.10%,3772.0,1.00%,F,T)

A3.93E6

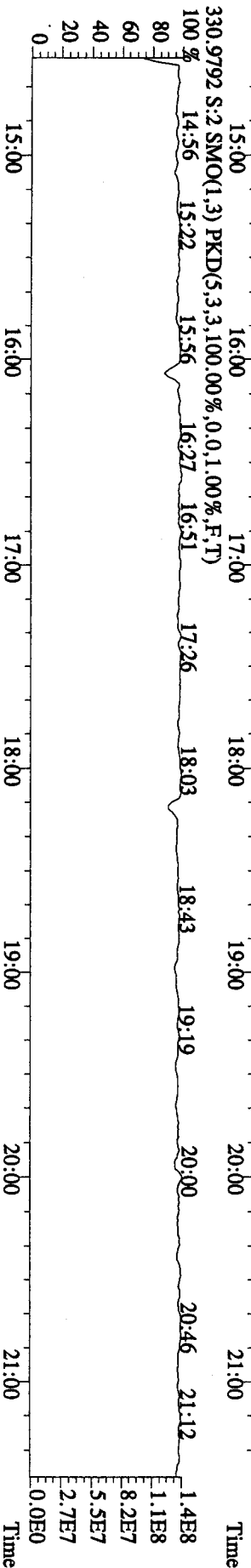
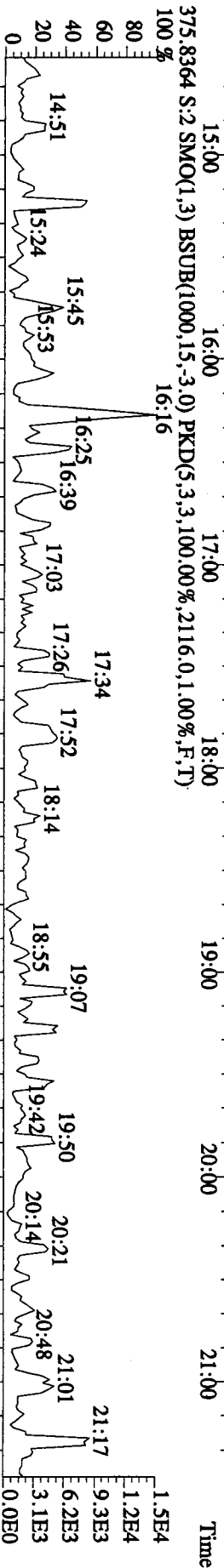
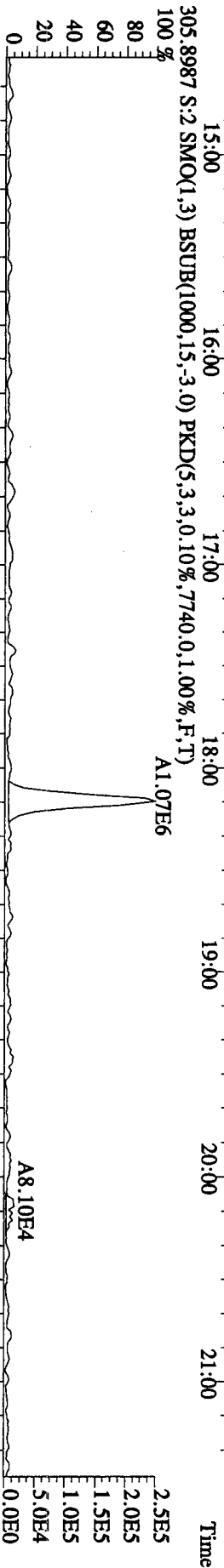
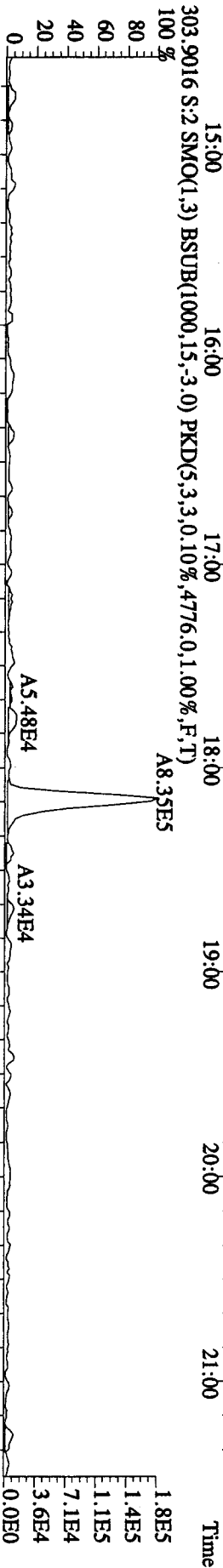
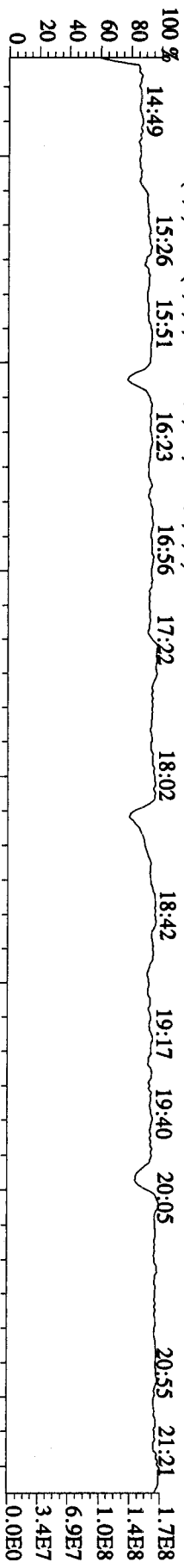


File:31DE09A1D5 #1-161 Acq: 1-JAN-2010 00:09:07 GC EI+ Voltage SIR 70SE
 Sample#2 Text:ST1231B :CS-1 09DXN422 Exp:DIOXIN
 457.7377 S:2 F:5 SMO(1,3) BSUB(1000,15,-3,0) PKD(5,3,3,0,10%,2760,0,1,00%,F,T)
 100 % A3.25E6



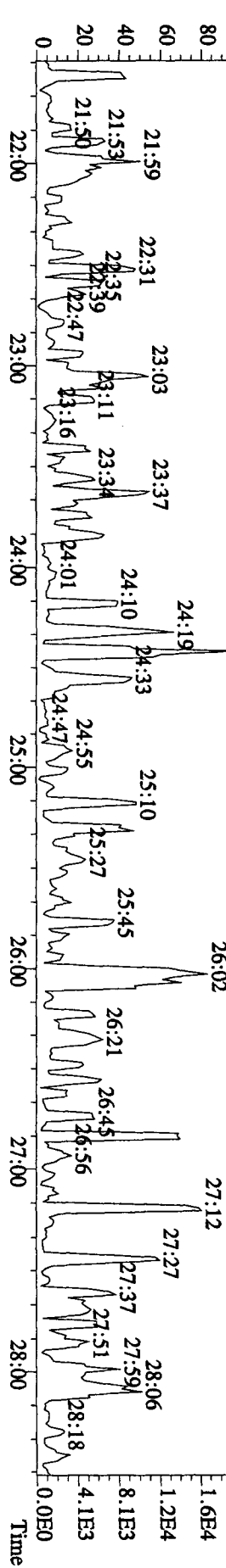
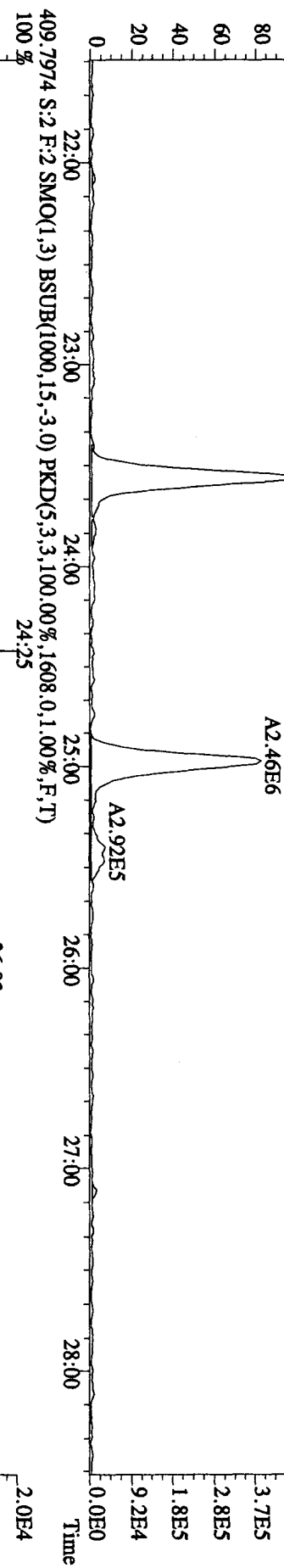
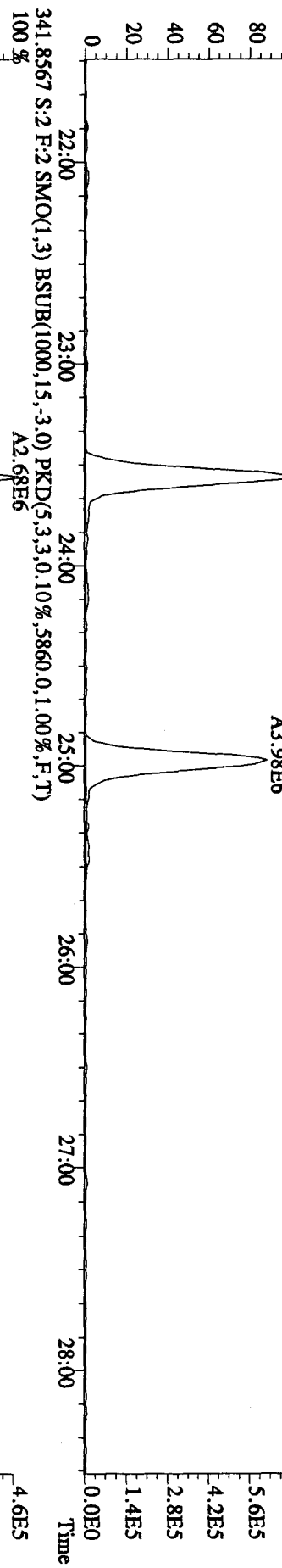

File:31DE09A1D5 #1-411 Acq: 1-JAN-2010 00:09:07 GC EI + Voltage SIR 70SE

Sample#2 Text:ST1231B :CS-1 09DXN422 Exp:DIOXIN

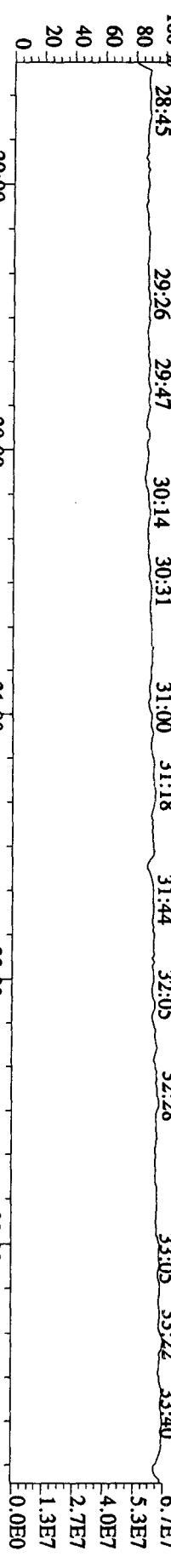


File: 31DE09A1D5 #1-495 Acq: 1-JAN-2010 00:09:07 GC EI+ Voltage SIR 70SE
 Sample#2 Text: ST1231B : CS-1 09DXN422 Exp: DIOXIN

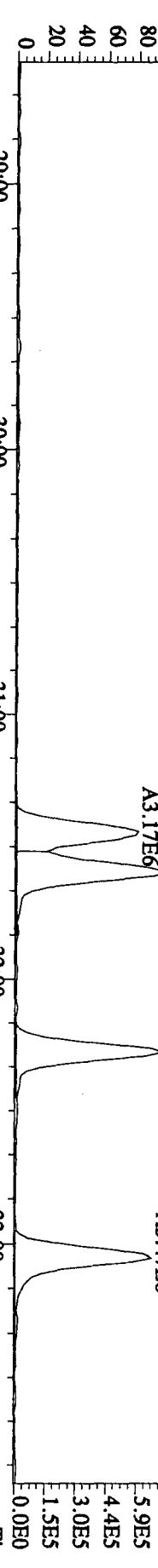
342.9792 S:2 F:2 SMO(1,3) PKD(5,3,3,100.00%,0.0,1.00%,F,T)
 100% 21:47 22:18 23:03 23:37 24:00 24:22 24:46 25:18 25:39 26:02 26:41 27:17 27:53



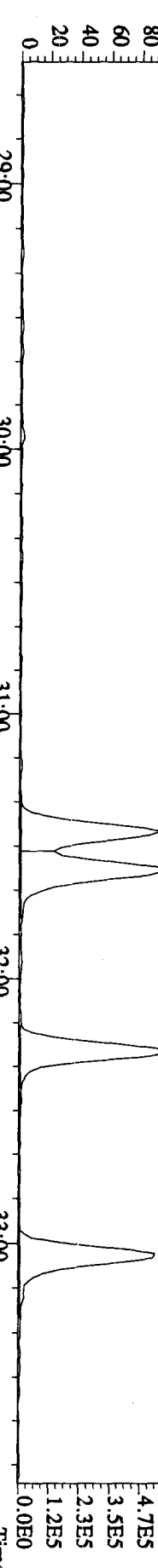
File: 31DE09A1D5 #1-361 Acq: 1-JAN-2010 00:09:07 GC EI+ Voltage SIR 70SE
 Sample#2 Text: ST1231B :CS-1 09DXN422 Exp: DIOXIN
 392.9760 S:2 F:3 SMO(1,3) PKD(5,3,3,100.00%,0.0,1.00%,F,T)
 100% 28:45 29:26 29:47 30:14 30:31 31:00 31:18 31:44 32:05 32:28 33:05 33:22 33:40 6.7E7



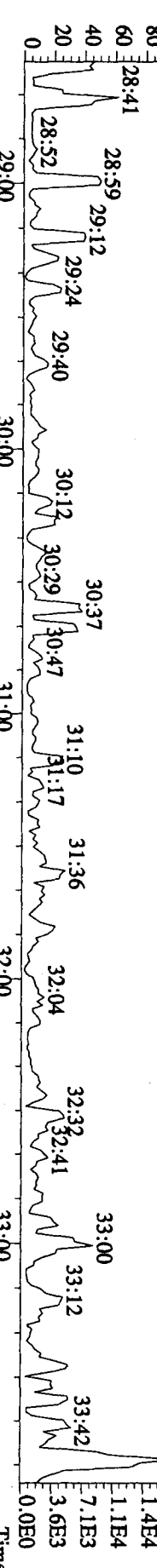
373.8208 S:2 F:3 SMO(1,3) BSUB(1000,15,-3.0) PKD(5,3,3,0.10%,6476,0.1,0.00%,F,T)
 100% 29:00 30:00 31:00 32:00 33:00 7.4E5
 A3.86E6
 A3.17E6
 A3.45E6
 A3.47E6
 5.9E5
 4.4E5
 3.0E5
 1.5E5
 Time



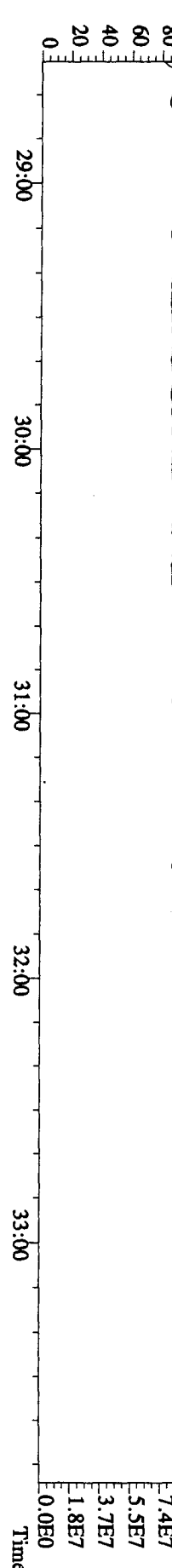
375.8178 S:2 F:3 SMO(1,3) BSUB(1000,15,-3.0) PKD(5,3,3,0.10%,4900,0.1,0.00%,F,T)
 100% 29:00 30:00 31:00 32:00 33:00 5.8E5
 A2.95E6
 A2.73E6
 A2.71E6
 4.7E5
 3.5E5
 2.3E5
 1.2E5
 Time



445.7555 S:2 F:3 SMO(1,3) BSUB(1000,15,-3.0) PKD(5,3,3,100.00%,2040,0.1,0.00%,F,T)
 100% 29:00 30:00 31:00 32:00 33:00 1.8E4
 1.4E4
 1.1E4
 7.1E3
 3.6E3
 Time



380.9760 S:2 F:3 SMO(1,3) PKD(5,3,3,100.00%,0.0,1.00%,F,T)
 100% 29:00 29:02 29:35 29:57 30:21 30:46 31:05 31:23 31:53 32:10 32:32 33:03 33:20 33:42 9.2E7
 7.4E7
 5.5E7
 3.7E7
 1.8E7
 0.0E0
 Time



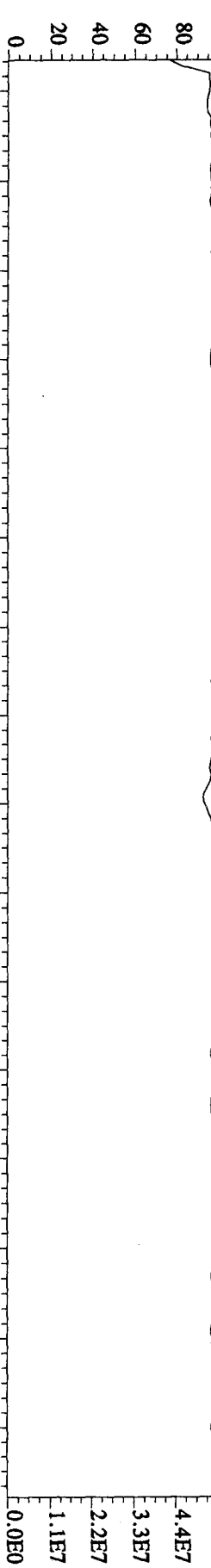
File:31DE09A1D5 #1-228 Acq: 1-JAN-2010 00:09:07 GC EI + Voltage SIR 70SE

Sample#2 Text:ST1231B :CS-1 09DXN422 Exp:DIOXIN

430.9728 S:2 F:4 SMO(1,3) PKD(5,3,3,100.00%,0.0,1.00%,F,T)

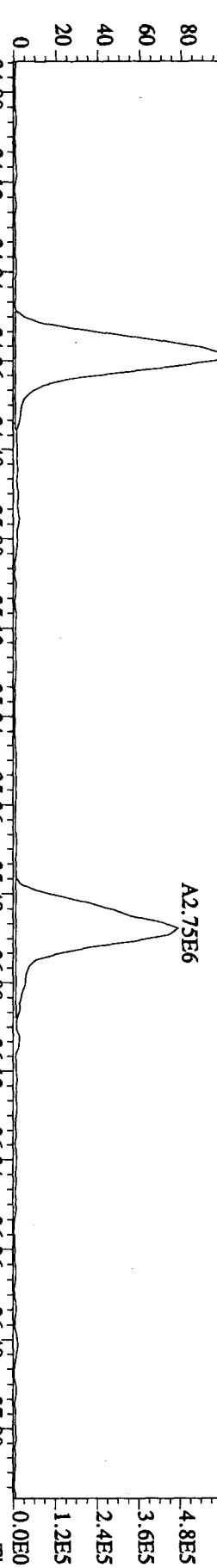
100 % 34:28 34:39 34:53 35:12 35:25

35:54 36:08 36:32 36:45 37:03



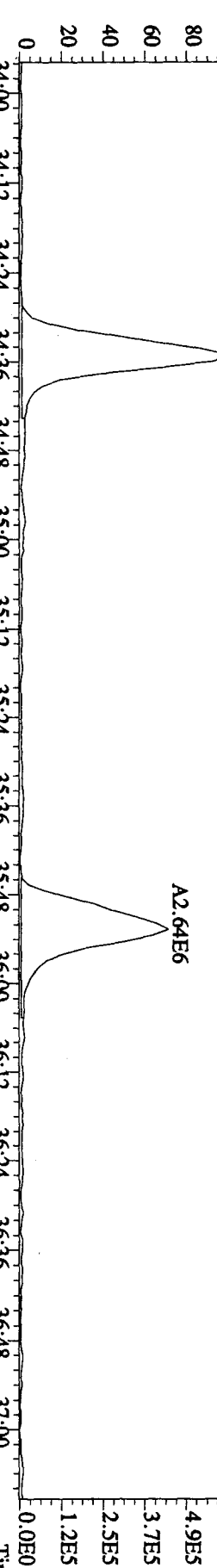
407.7818 S:2 F:4 SMO(1,3) BSUB(1000,15,-3.0) PKD(5,3,3,0.10%,7184,0,1.00%,F,T)

100 % 34:00 34:12 34:24 34:36 34:48 35:00 35:12 35:24 35:36 35:48 36:00 36:12 36:24 36:36 36:48 37:00



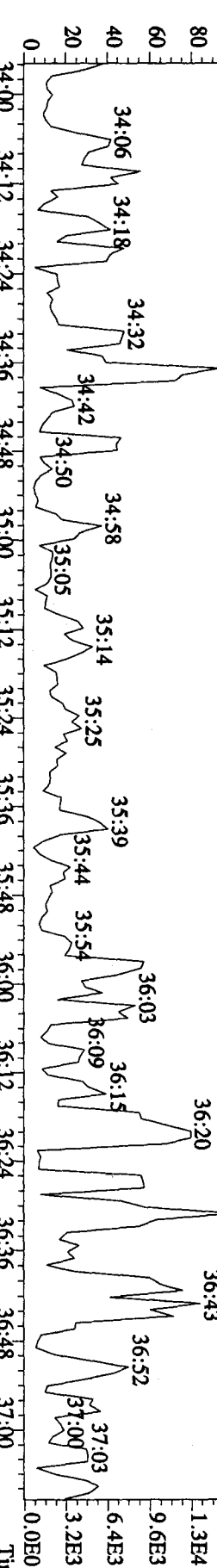
409.7789 S:2 F:4 SMO(1,3) BSUB(1000,15,-3.0) PKD(5,3,3,0.10%,7908,0,1.00%,F,T)

100 % 34:00 34:12 34:24 34:36 34:48 35:00 35:12 35:24 35:36 35:48 36:00 36:12 36:24 36:36 36:48 37:00



479.7165 S:2 F:4 SMO(1,3) BSUB(1000,15,-3.0) PKD(5,3,3,100.00%,4120,0,1.00%,F,T)

100 % 34:00 34:12 34:24 34:36 34:48 35:00 35:12 35:24 35:36 35:48 36:00 36:12 36:24 36:36 36:48 37:00




File:31DE09A1D5 #1-161 Acq: 1-JAN-2010 00:09:07 GC EI + Voltage SIR 70SE

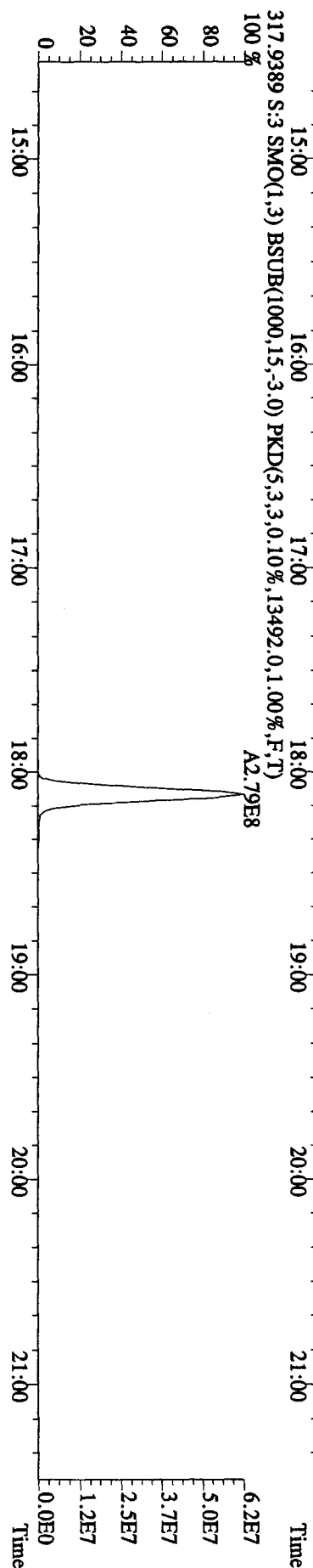
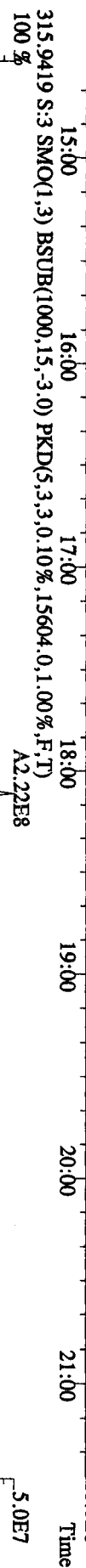
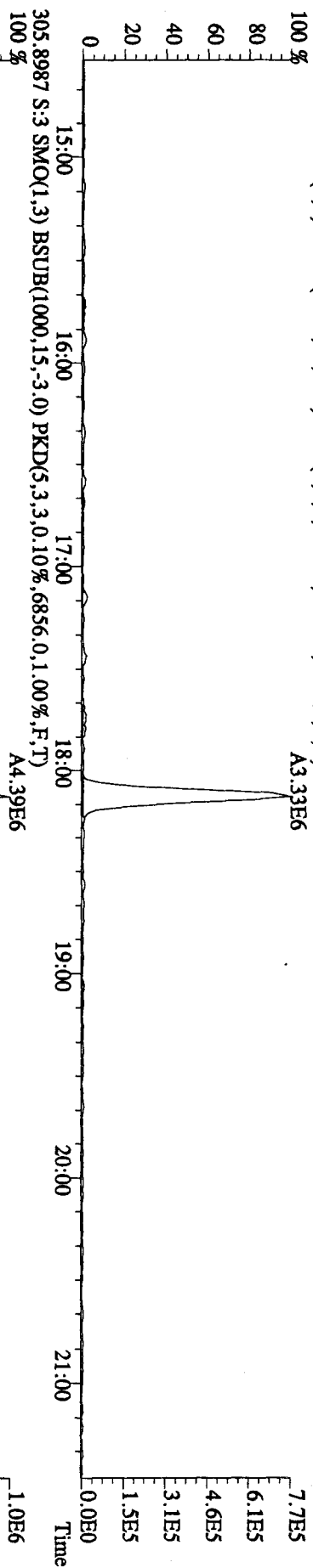
Sample#2 Text:ST1231B :CS-1 09DXN422 Exp:DIOXIN

454.9728 S.2 F:5 SMO(1.3) PKD(5.3,3,100.00%,0.0,1.00%,F,T)

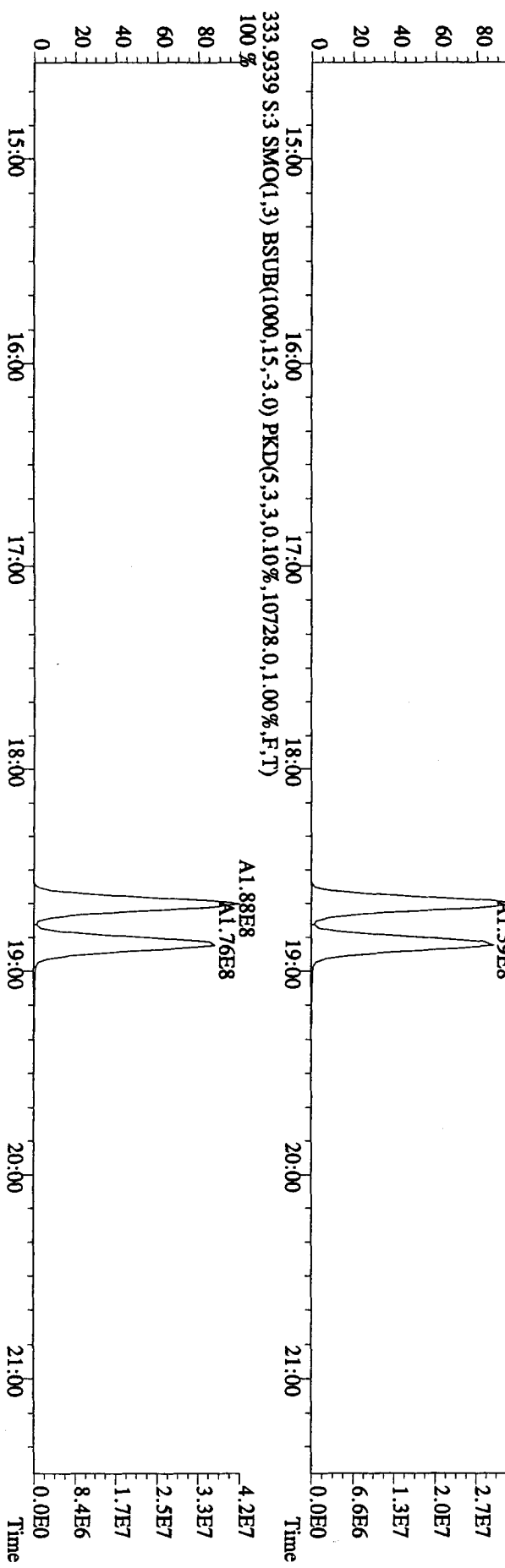
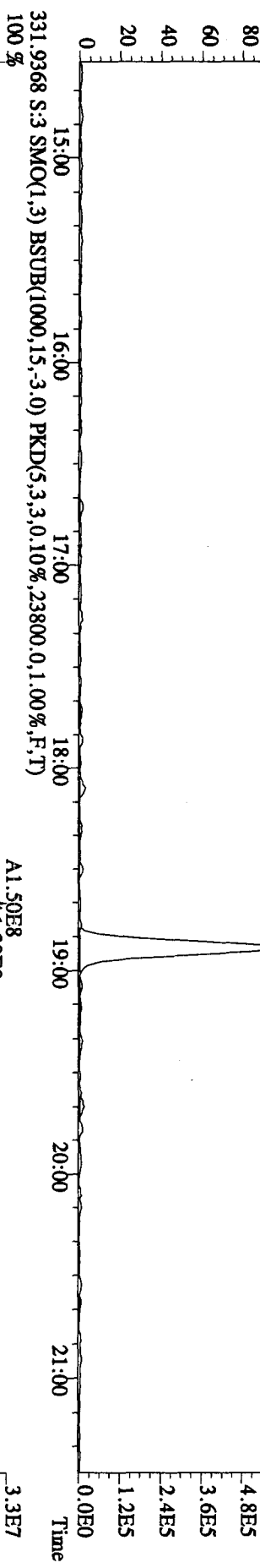
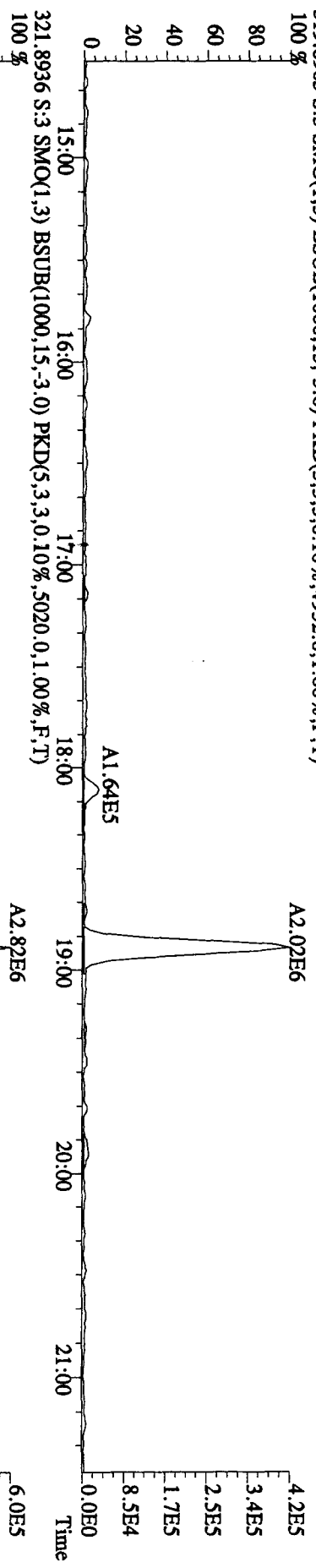
100 % 37:20 37:33 37:45 37:52 38:05 38:19 38:29 38:40 38:57 39:07 39:23 5.6E7



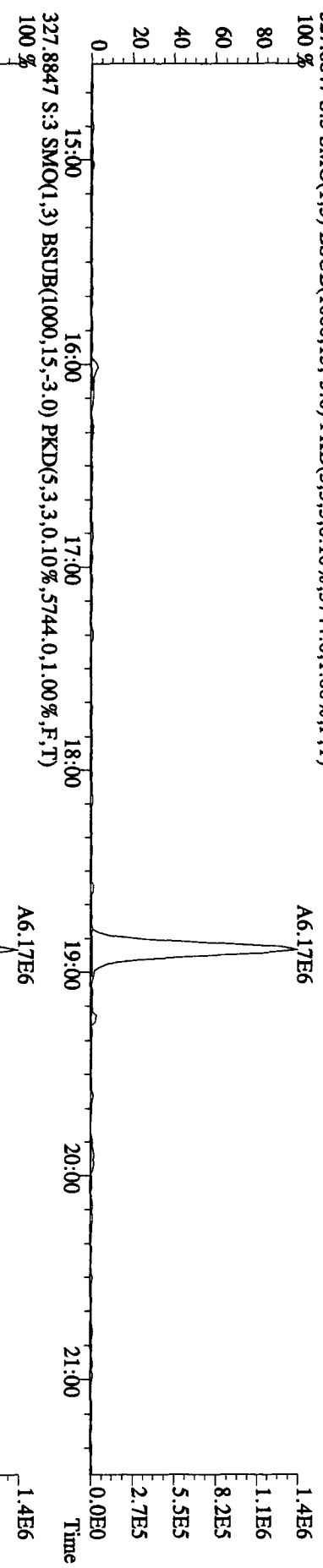
File:31DE09A1D5 #1-411 Acq: 1-JAN-2010 00:50:55 GC EI+ Voltage SIR 70SE
 Sample#3 Text:ST1231C :CS-2 09DXN423 Exp:DIOXIN
 303 9016 S:3 SMO(1,3) BSUB(1000,15,-3,0) PKD(5,3,3,0.10%,5052.0,1.00%,F,T)
 100 %



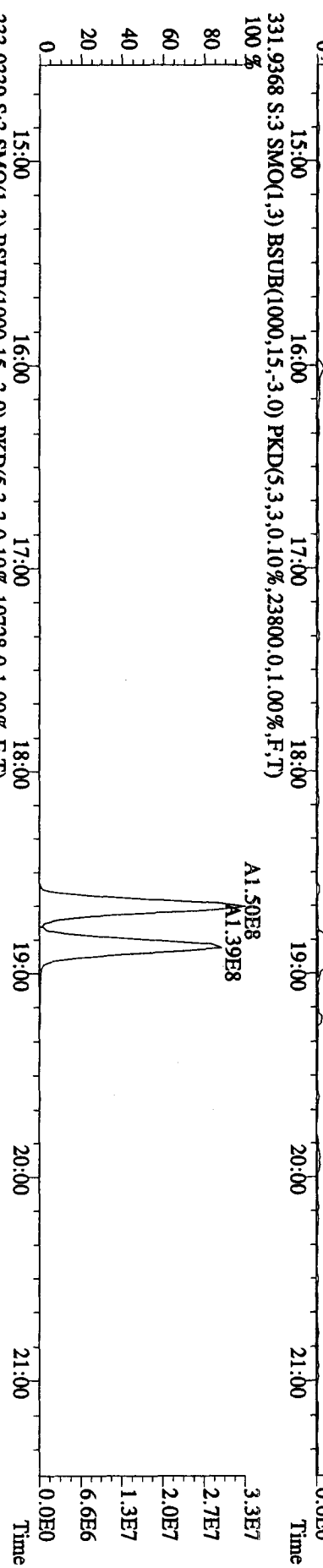
File:31DE09A1D5 #1-411 Acq: 1-JAN-2010 00:50:55 GC EI+ Voltage SIR 70SE
 Sample#3 Text:ST1231C :CS-2 09DXN423 Exp:DIOXIN
 319.8965 S:3 SMO(1,3) BSUB(1000,15,-3,0) PKD(5,3,3,0,10%,4932,0,1,00%,F,T)
 100 %



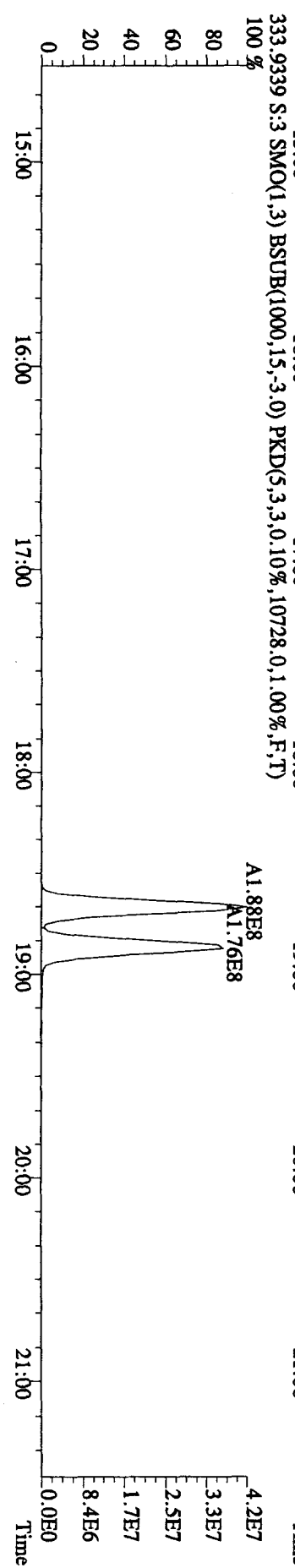
File: 31DE09A1D5 #1-411 Acq: 1-JAN-2010 00:50:55 GC EI+ Voltage SIR 70SE
 Sample#3 Text: ST1231C :CS-2 09DXN423 Exp: DIOXIN
 327.8847 S:3 SMO(1.3) BSUB(1000,15,-3.0) PKD(5,3,3,0,10%,5744,0,1,00%,F,T)
 100%



331.9368 S:3 SMO(1.3) BSUB(1000,15,-3.0) PKD(5,3,3,0,10%,23800,0,1,00%,F,T)
 100%



333.9339 S:3 SMO(1.3) BSUB(1000,15,-3.0) PKD(5,3,3,0,10%,10728,0,1,00%,F,T)
 100%



File:31DE09A1D5 #1-495 Acq: 1-JAN-2010 00:50:55 GC EI+ Voltage SIR 70SE

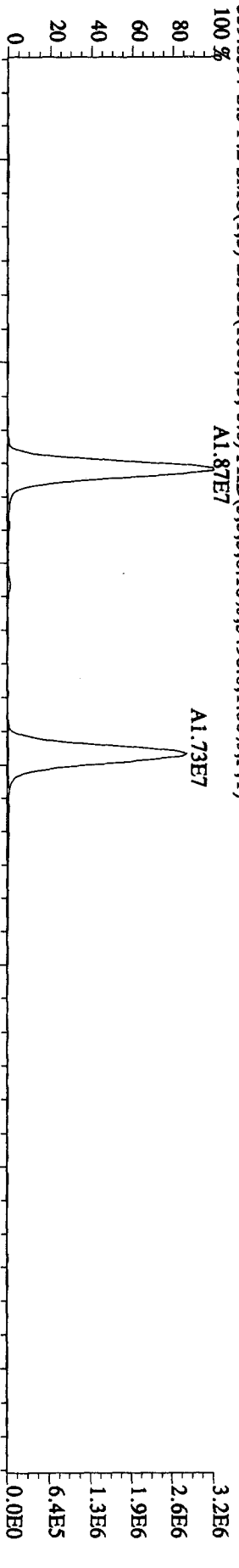
Sample#3 Text:ST1231C :CS-2 09DXN423

Exp:DIOXIN

339.8597 S:3 F:2 SMO(1,3) BSUB(1000,15,-3,0) PKD(5,3,3,0,10%,5496.0,1.00%,F,T)

A1.87E7

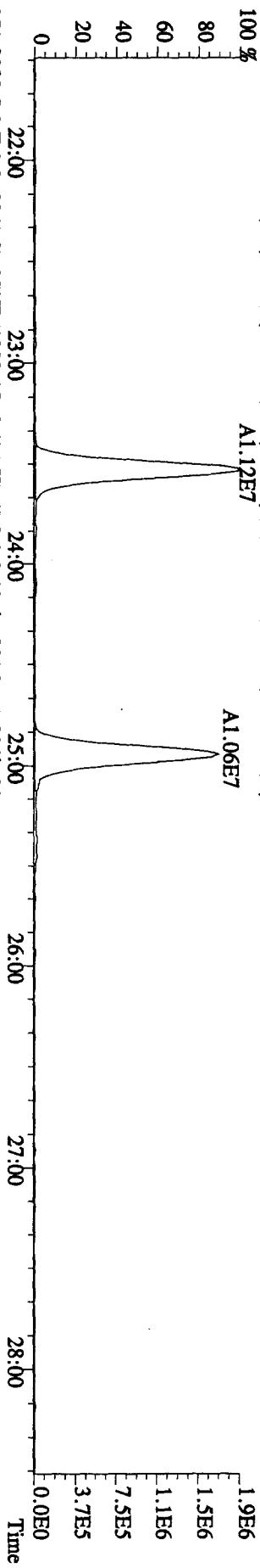
A1.73E7



341.8567 S:3 F:2 SMO(1,3) BSUB(1000,15,-3,0) PKD(5,3,3,0,10%,6964.0,1.00%,F,T)

A1.12E7

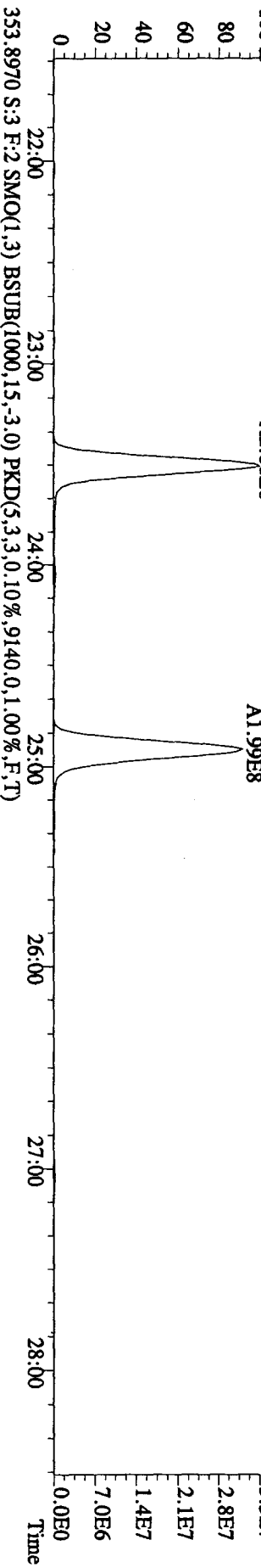
A1.06E7



351.9000 S:3 F:2 SMO(1,3) BSUB(1000,15,-3,0) PKD(5,3,3,0,10%,13396.0,1.00%,F,T)

A2.06E8

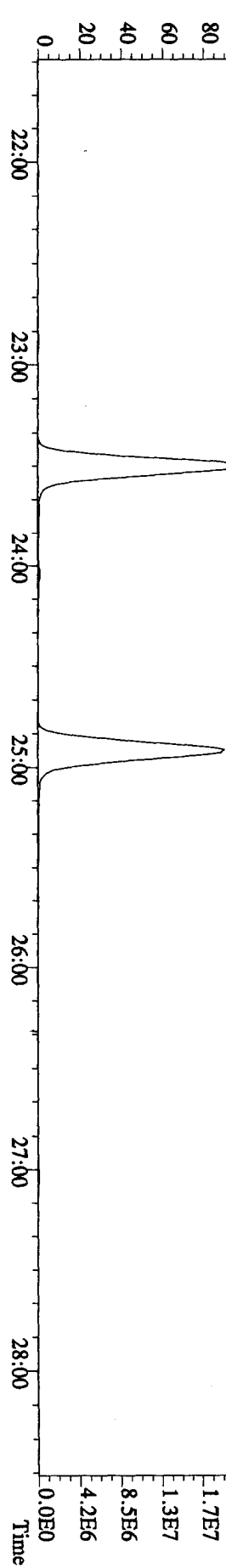
A1.99E8



353.8970 S:3 F:2 SMO(1,3) BSUB(1000,15,-3,0) PKD(5,3,3,0,10%,9140.0,1.00%,F,T)

A1.26E8

A1.20E8



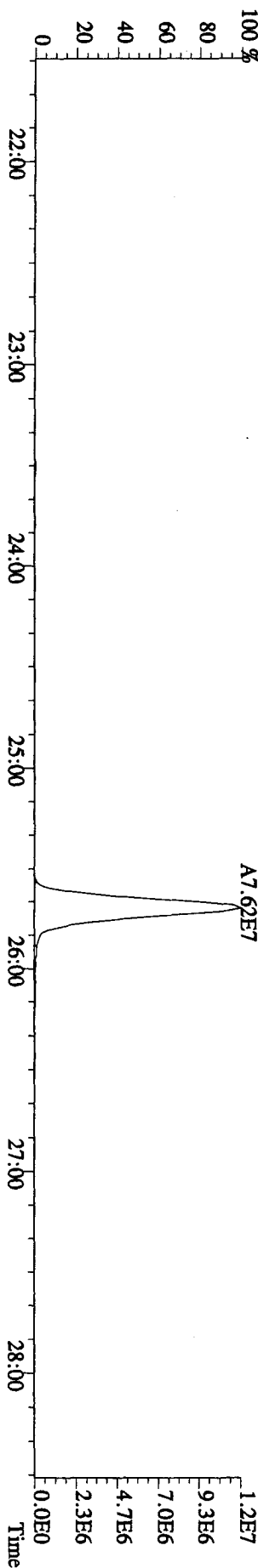
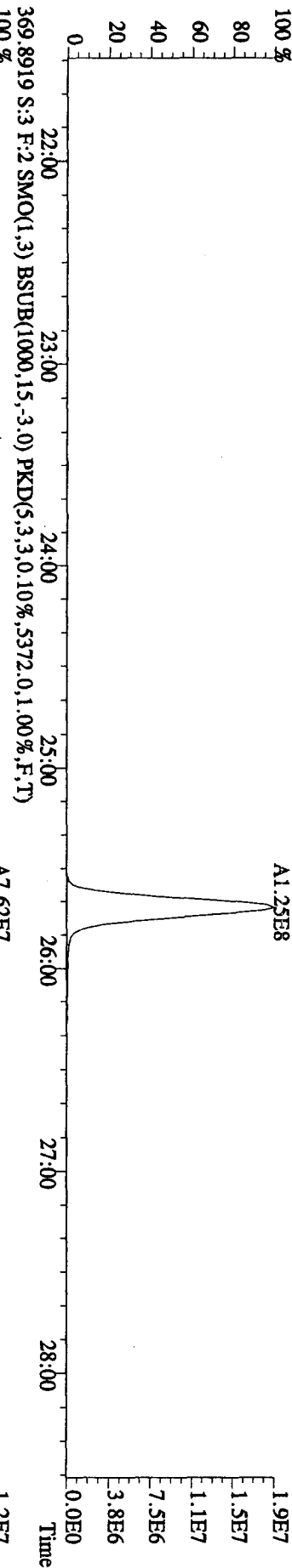
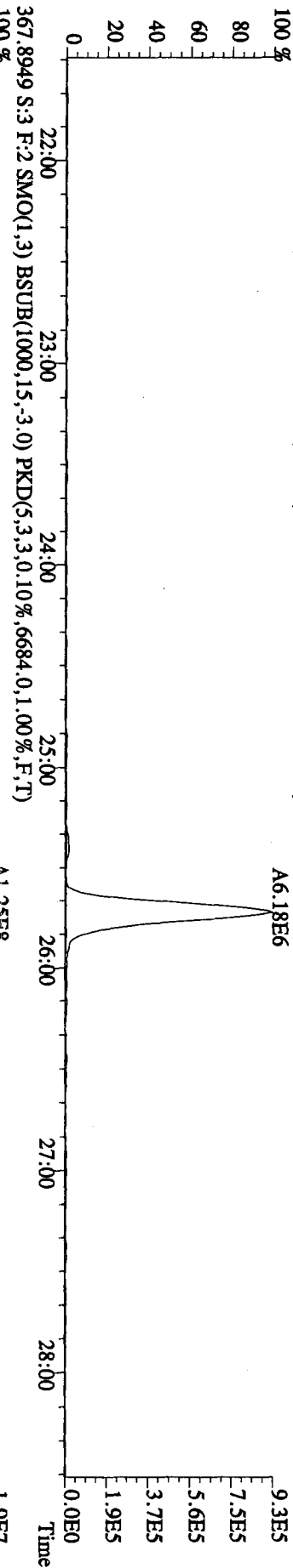
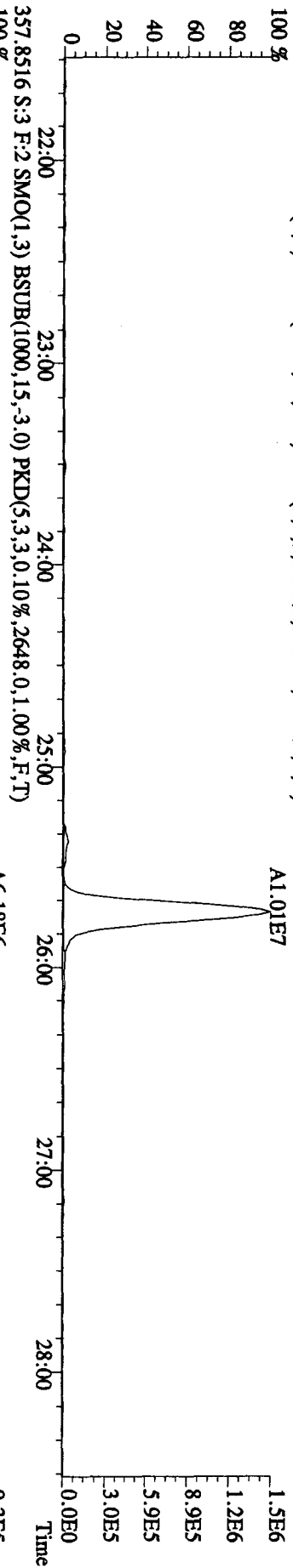
File:31DE09A1D5 #1-495 Acq: 1-JAN-2010 00:50:55 GC EI+ Voltage SIR 70SE

Sample#3 Text:ST1231C :CS-2 09DXN423

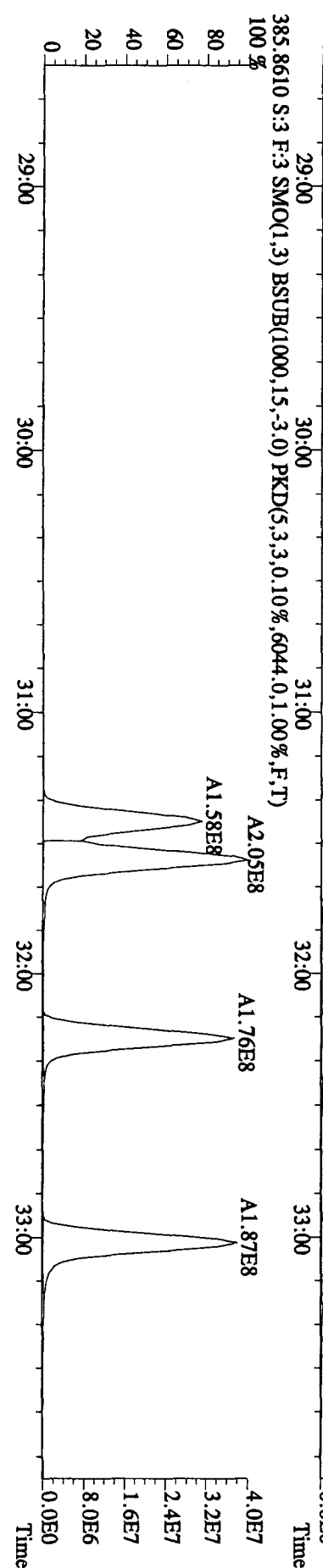
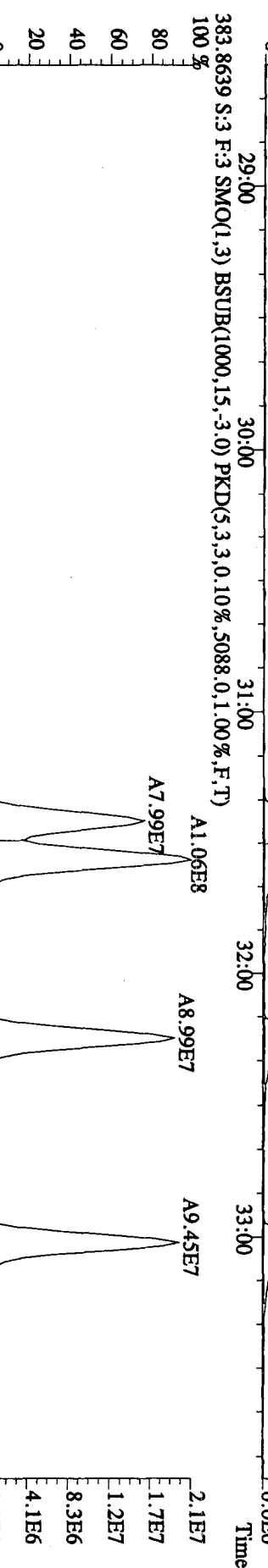
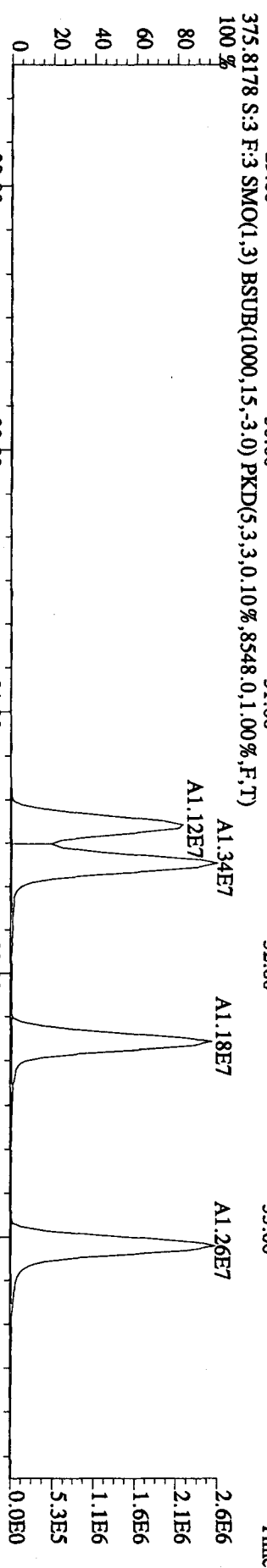
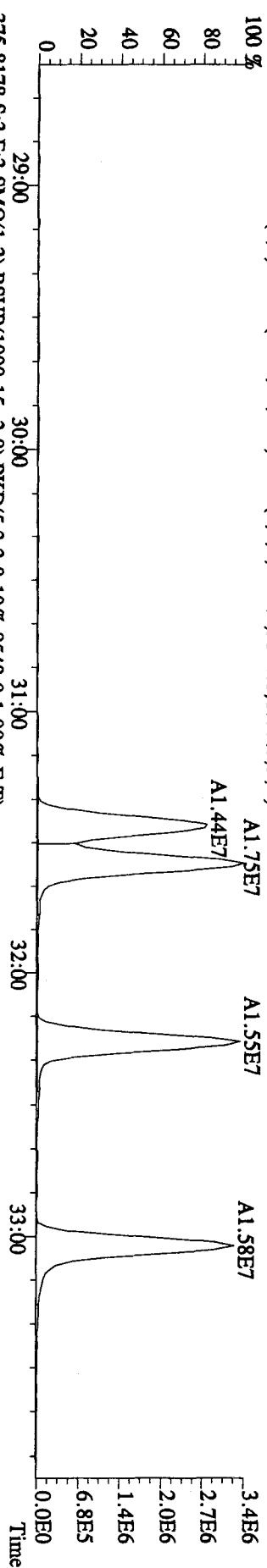
Exp:DIOXIN

355.8546 S:3 F:2 SMO(1.3) BSUB(1000,15,-3.0) PKD(5,3,3,0,10%,5316,0,1,100%,F,T)




100 %



File:31DE09AID5 #1-362 Acq: 1-JAN-2010 00:50:55 GC EI+ Voltage SIR 70SE
 Sample#3 Text:ST1231C :CS-2 09DXN423 Exp:DIOXIN
 373.8208 S:3 F:3 SMO(1,3) BSUB(1000,15,-3,0) PKD(5,3,3,0,10%,9584,0,1,00%,F,T)



File:31DE09A1D5 #1-362 Acq: 1-JAN-2010 00:50:55 GC EI+ Voltage SIR 70SE
 Sample#3 Text:ST1231C :CS-2 09DXN423 Exp:DIOXIN
 389.8157 S:3 F:3 SMO(1,3) BSUB(1000,15,-3,0) PKD(5,3,3,0,10%,4340,0,1,00%,F,T)
 100 %

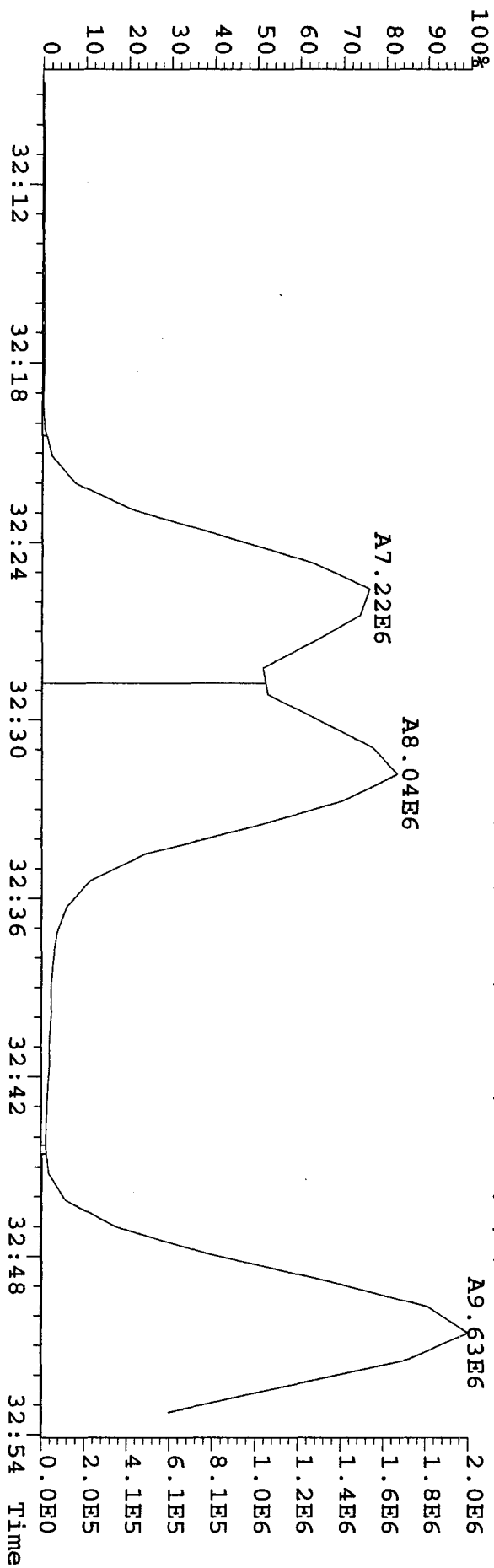
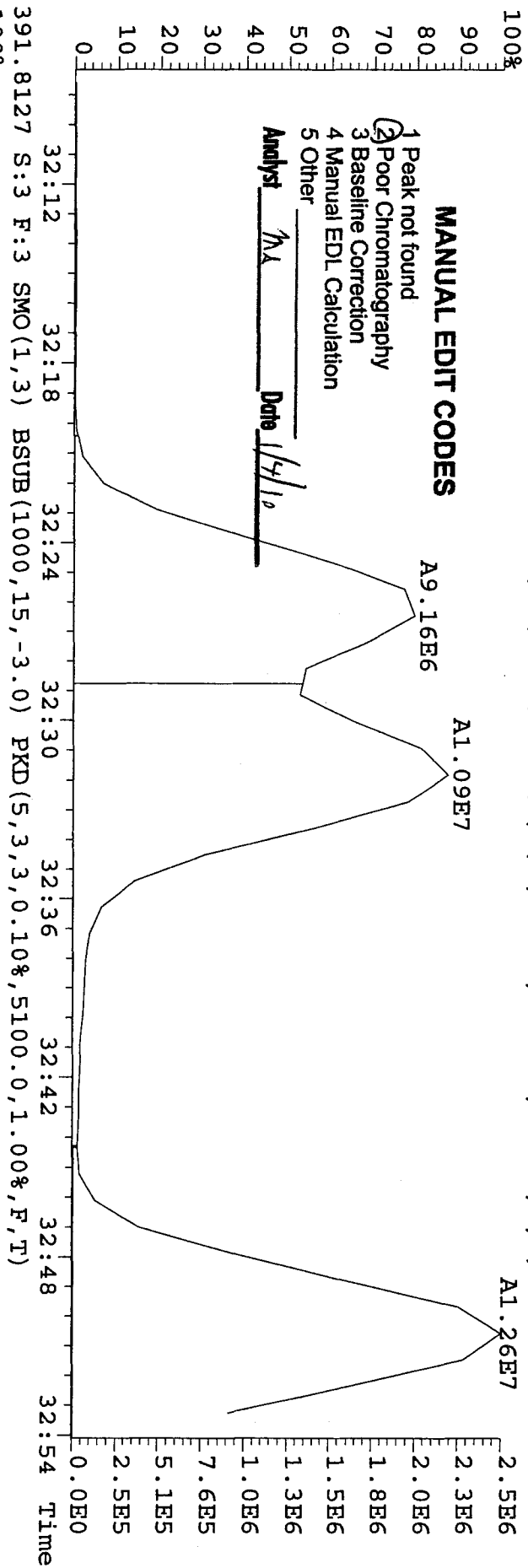


File: 31DE09A1D5 #1-362 Acq: 1-JAN-2010 00:50:55 GC EI+ Voltage SIR 70SE
 Sample#3 Text: ST1231C :CS-2 09DXN423 Exp: DIOXIN
 389.8157 S:3 F:3 SMO(1,3) BSUB(1000,15,-3.0) PKD(5,3,3,0.10%,4340.0,1.00%,F,T)

MANUAL EDIT CODES

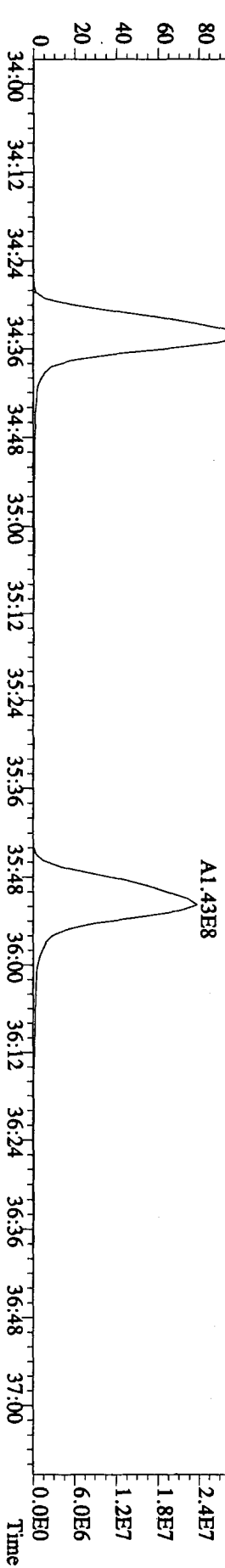
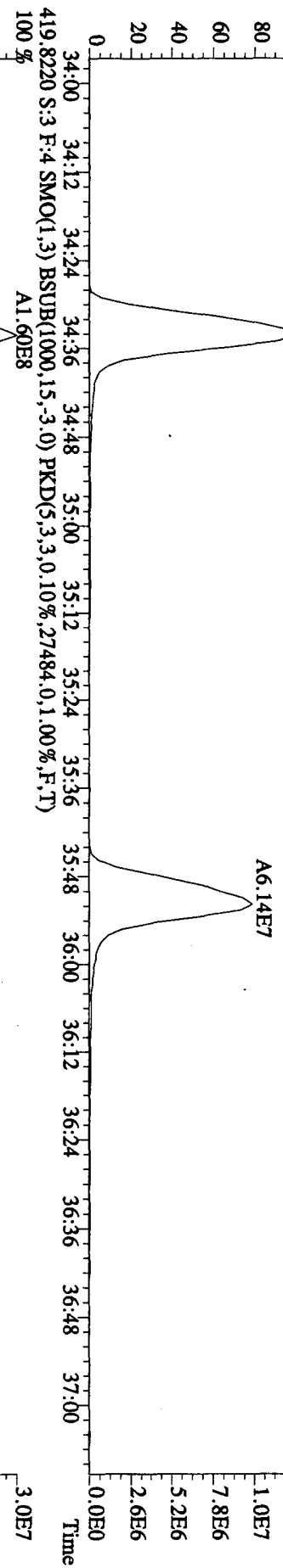
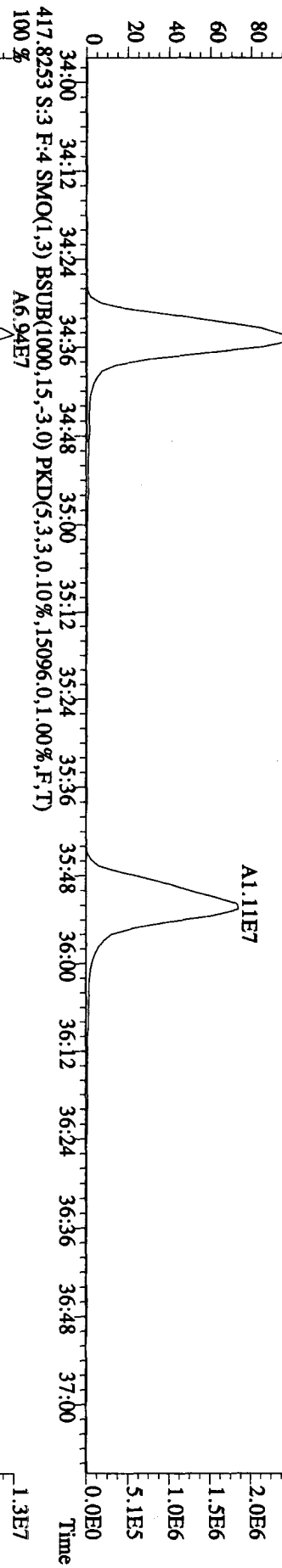
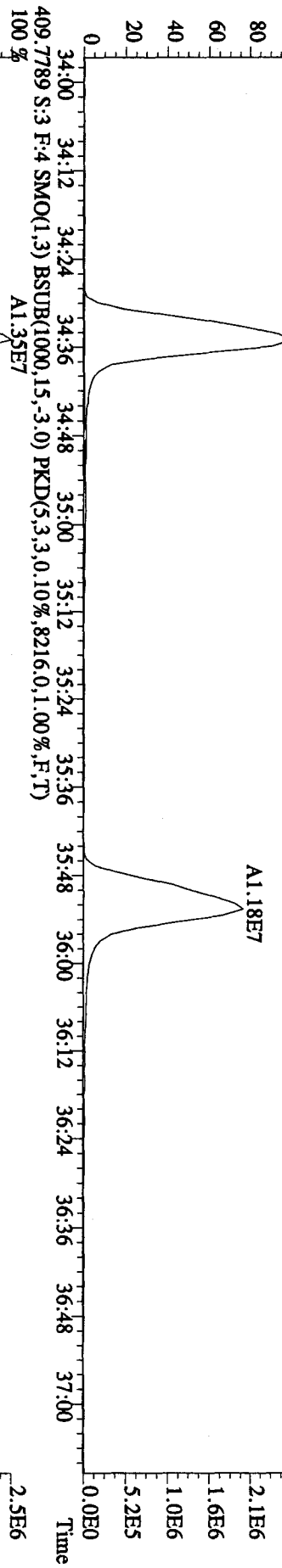
- 1 Peak not found
- 2 Poor Chromatography
- 3 Baseline Correction
- 4 Manual EDL Calculation
- 5 Other

Analyst NA Date 1/4/10



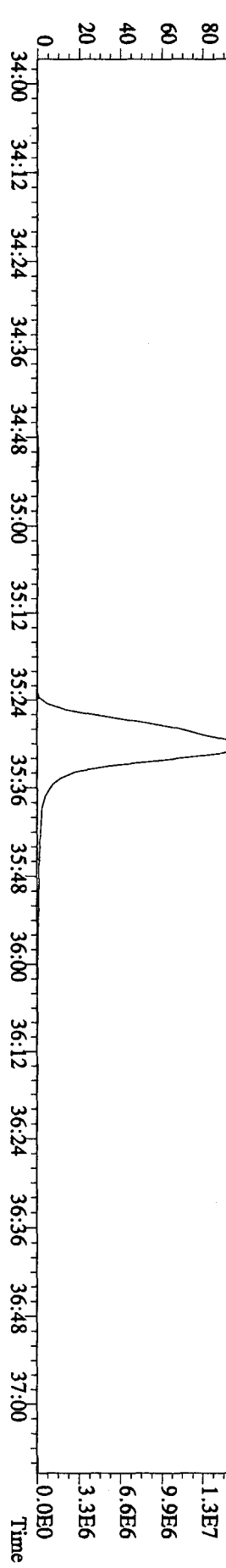
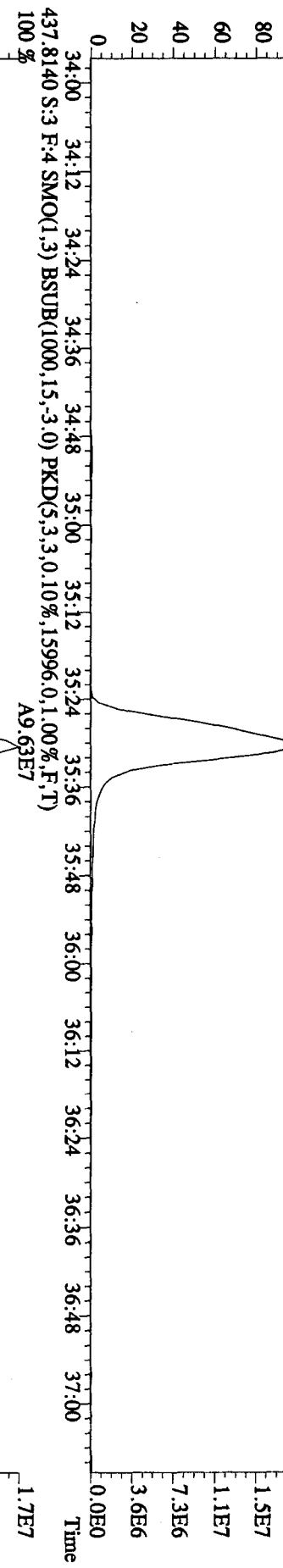
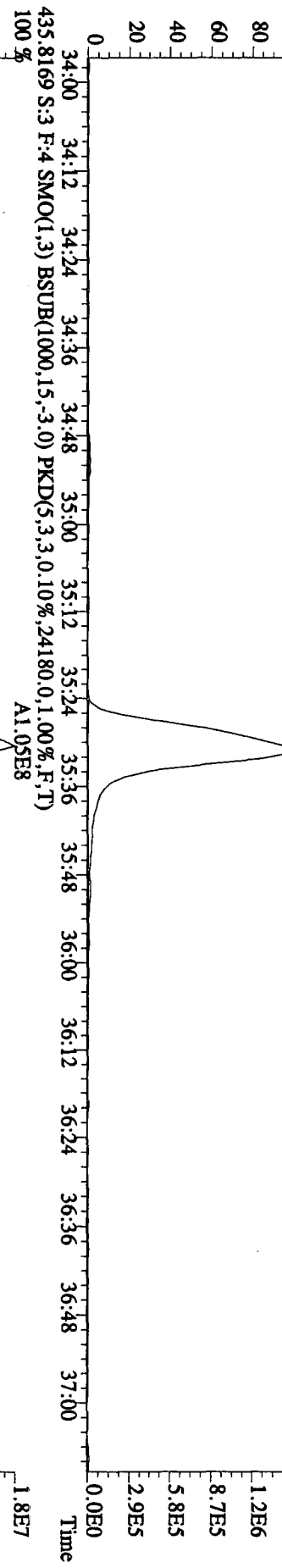
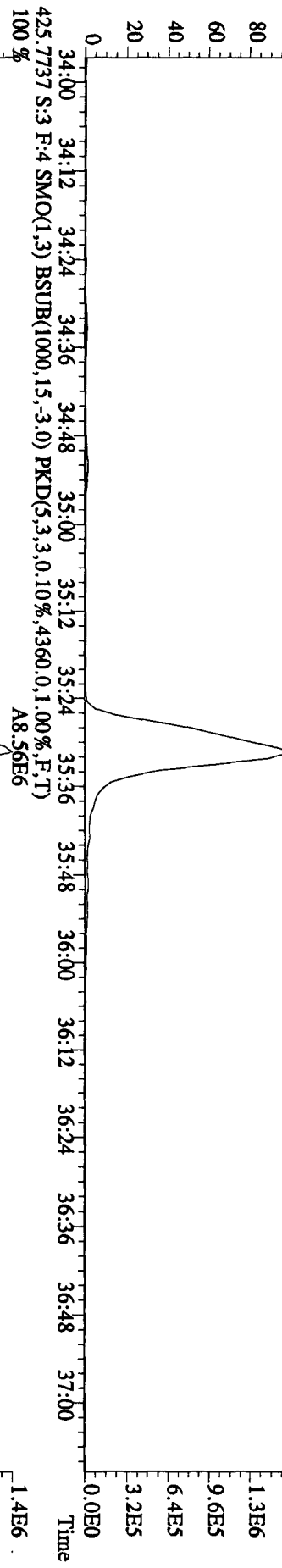
File:31DE09A1D5 #1-227 Acq: 1-JAN-2010 00:50:55 GC EI+ Voltage SIR 70SE

Sample#3 Text:ST1231C :CS-2 09DXN423 Exp:DIOXIN
407.7818 S:3 F:4 SMO(1.3) BSUB(1000,15,-3.0) PKD(5.3,3.0,10%,7212.0,1.00%,F,T)
100 %



File:31DE09A1IDS #1-227 Acq: 1-JAN-2010 00:50:55 GC EI+ Voltage SIR 70SE

Sample#3 Text:ST1231C :CS-2 09DXN423 Exp:DIOXIN
423.7766 S:3 F:4 SMO(1.3) BSUB(1000,15,-3.0) PKD(5,3,3,0,10%,.3908,0,1.00%,F,T)
100% A9.17E6



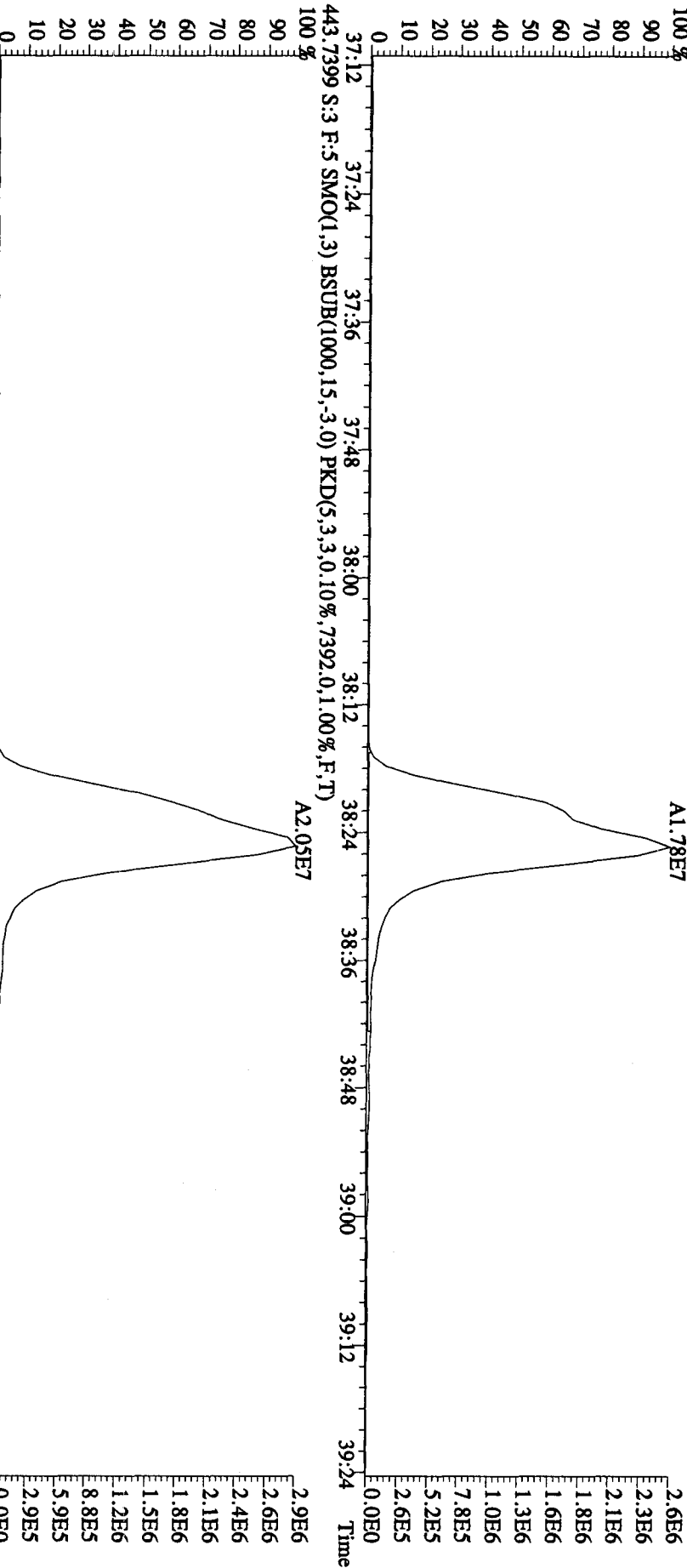
File:31DE09A1D5 #1-161 Acq: 1-JAN-2010 00:50:55 GC EI+ Voltage SIR 70SE

Sample#3 Text:ST1231C :CS-2 09DXN423

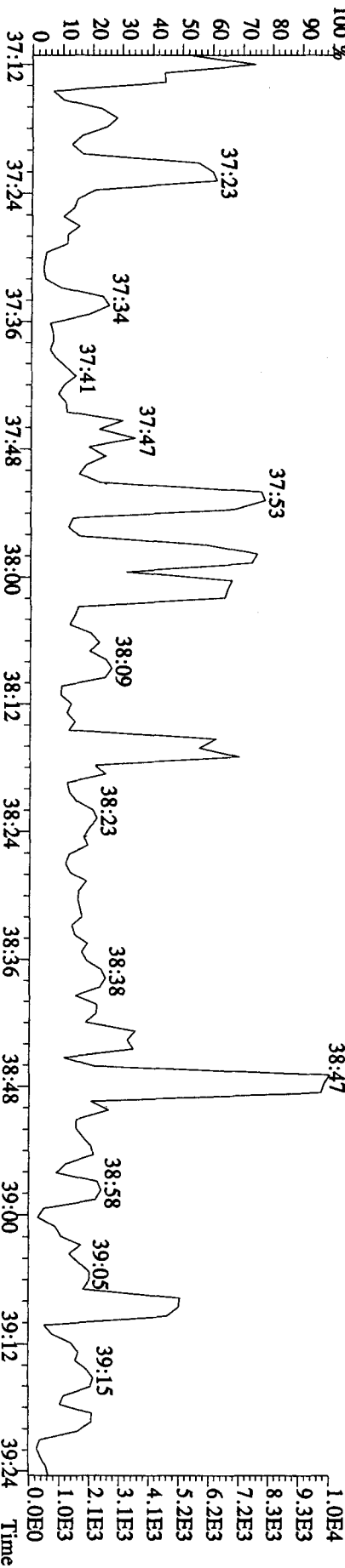
Exp:DIOXIN

441.7428 S:3 F:5 SMO(1,3) BSUB(1000,15,-3.0) PKD(5,3,0.10%,8956.0,1.00%,F,T)

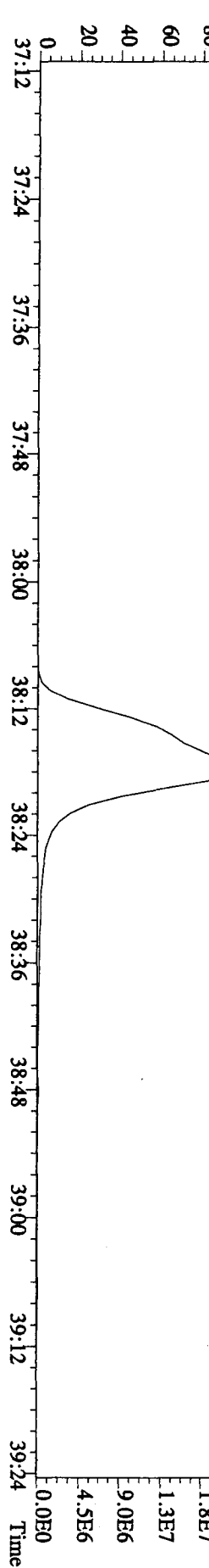
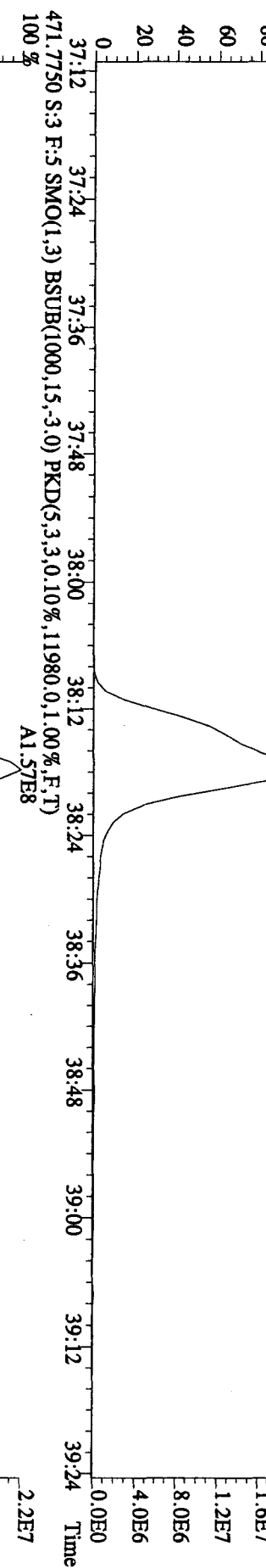
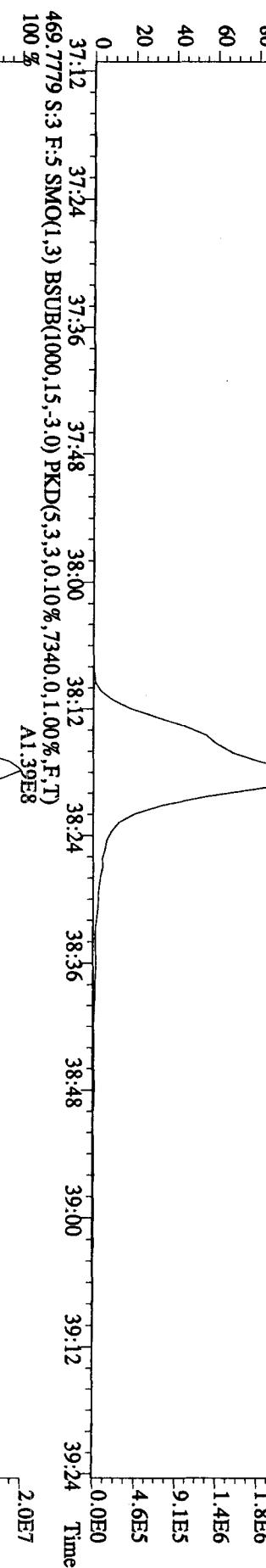
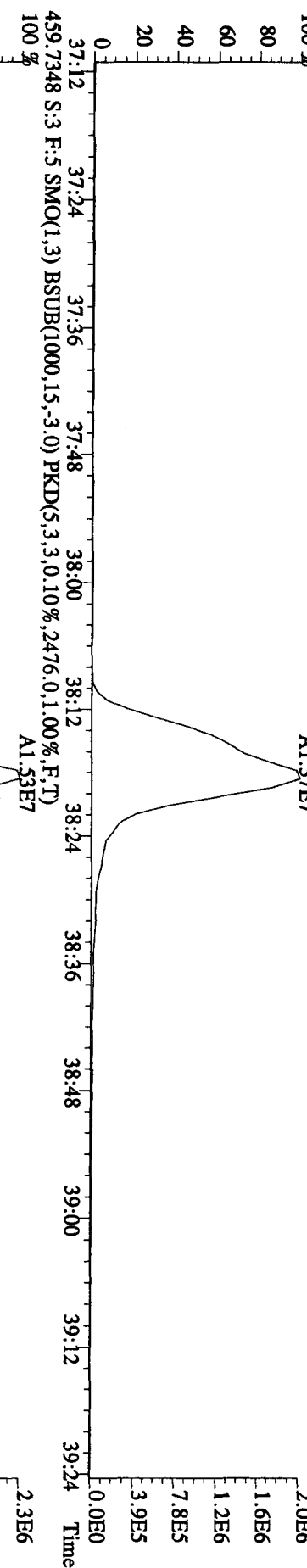
A1.78E7



513.6775 S:3 F:5 SMO(1,3) BSUB(1000,15,-3.0) PKD(5,3,0.10%,2364.0,1.00%,F,T)




File:31DE09A1D5 #1-161 Acq: 1-JAN-2010 00:50:55 GC EI+ Voltage SIR 70SE
 Sample#3 Text:ST1231C :CS-2 09DXN423 Exp:DIOXIN
 457.7377 S:3 F:5 SMO(1,3) BSUB(1000,15,-3,0) PKD(5,3,3,0.10%,5116,0,1.00%,F,T)
 100 %



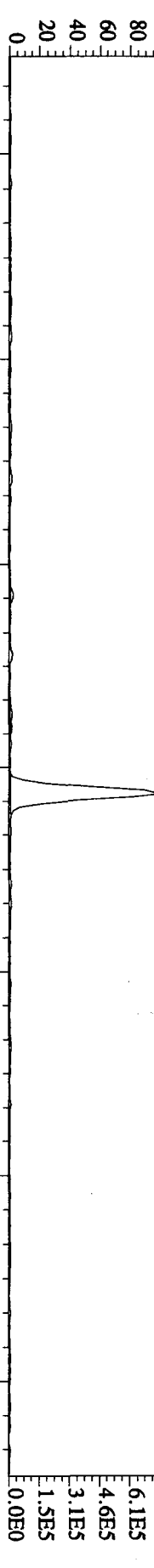
File:31DE09A1D5 #1-411 Acq: 1-JAN-2010 00:50:55 GC EI+ Voltage SIR 70SE

Sample#3 Text:ST1231C :CS-2 09DXN423 Exp:DIOXIN

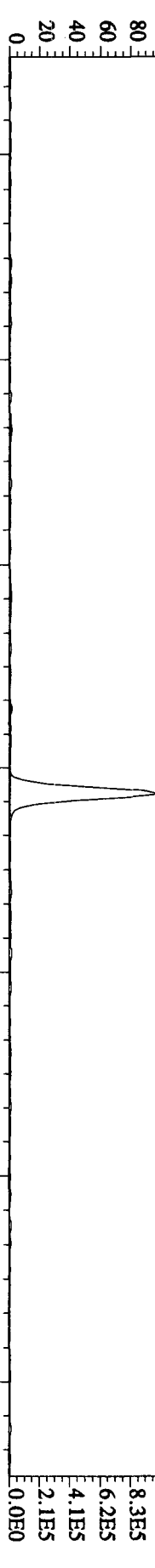
292.9825 S:3 SMO(1,3) PKD(5,3,5,100.00%,0.0,1.00%,F,T) 100% 14:49 15:18 15:49 16:28 17:09 17:54 18:39 19:30 20:31 21:03



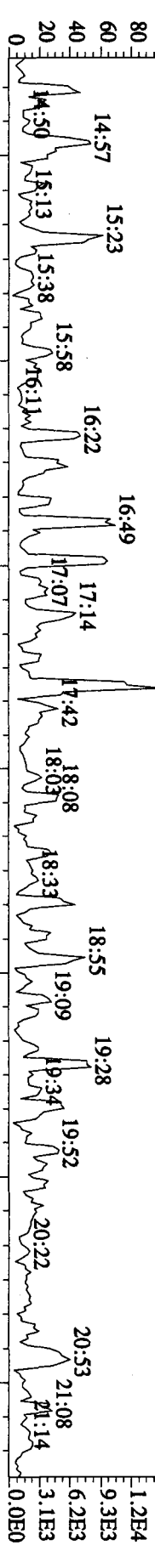
303.9016 S:3 SMO(1,3) BSUB(1000,15,3,0) PKD(5,3,3,0,10%,5052,0,1,00%,F,T) 100% 14:49 15:18 15:49 16:28 17:09 17:54 18:39 19:30 20:31 21:03



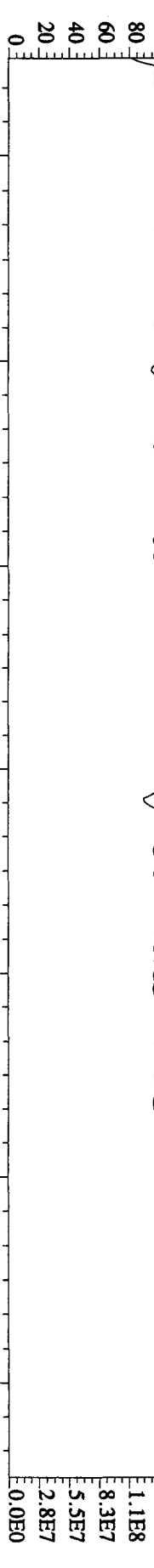
305.8987 S:3 SMO(1,3) BSUB(1000,15,3,0) PKD(5,3,3,0,10%,6856,0,1,00%,F,T) 100% 14:49 15:18 15:49 16:28 17:09 17:54 18:39 19:30 20:31 21:03



375.8364 S:3 SMO(1,3) BSUB(1000,15,3,0) PKD(5,3,3,100.00%,2192,0,1,00%,F,T) 100% 14:49 15:18 15:49 16:28 17:09 17:54 18:39 19:30 20:31 21:03




330.9792 S:3 SMO(1,3) PKD(5,3,3,100.00%,0,0,1,00%,F,T) 100% 14:49 15:18 15:49 16:28 17:09 17:54 18:39 19:30 20:31 21:03



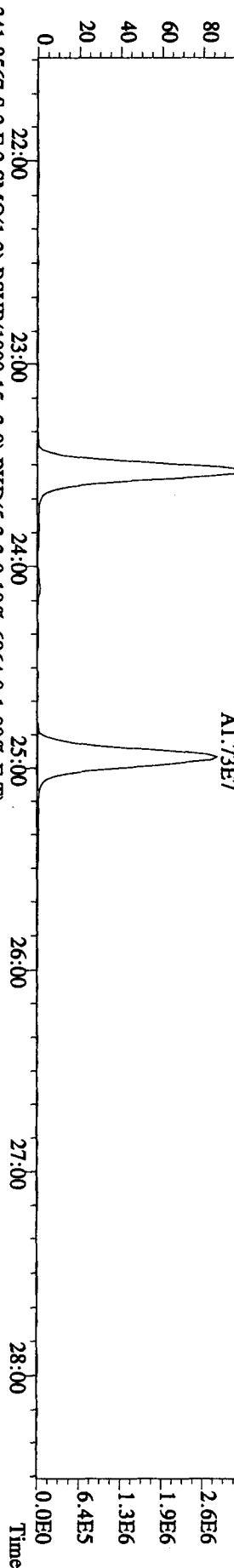
File:31DE09A1D5 #1-495 Acq: 1-JAN-2010 00:50:55 GC EI+ Voltage SIR 70SE

Sample#3 Text:ST1231C :CS-2 09DXN423 Exp:DIOXIN

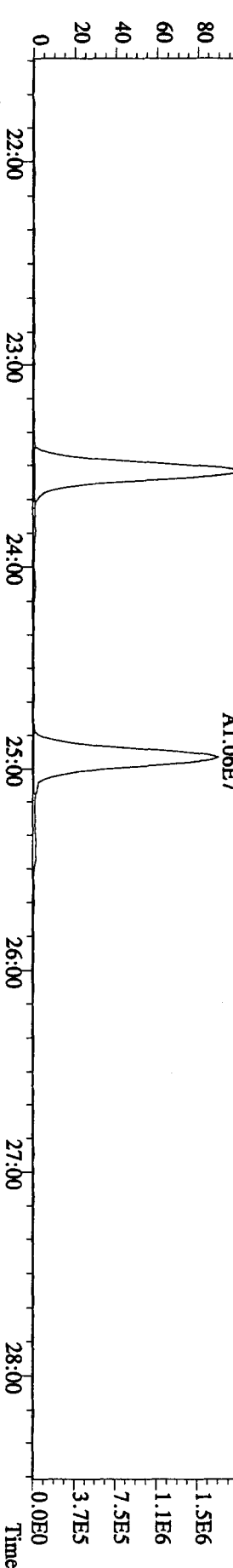
342.9792 S:3 F:2 SMO(1.3) PKD(5.3,3,100.00%,0.0,1.00%,F,T) 21:57 22:27 23:01 23:34 23:58 24:26 25:03 25:45 26:29 27:01 27:44 28:26



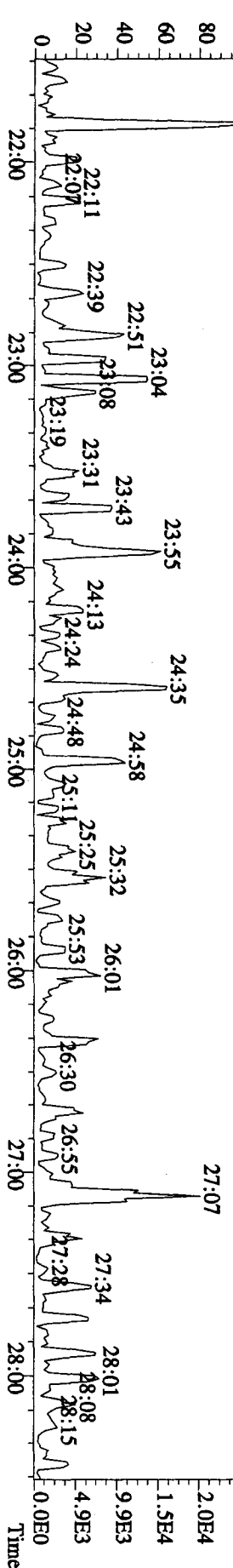
339.8597 S:3 F:2 SMO(1.3) BSUB(1000,15,-3.0) PKD(5.3,3,0.10%,5496.0,1.00%,F,T) 21:57 22:27 23:01 23:34 23:58 24:26 25:03 25:45 26:29 27:01 27:44 28:26

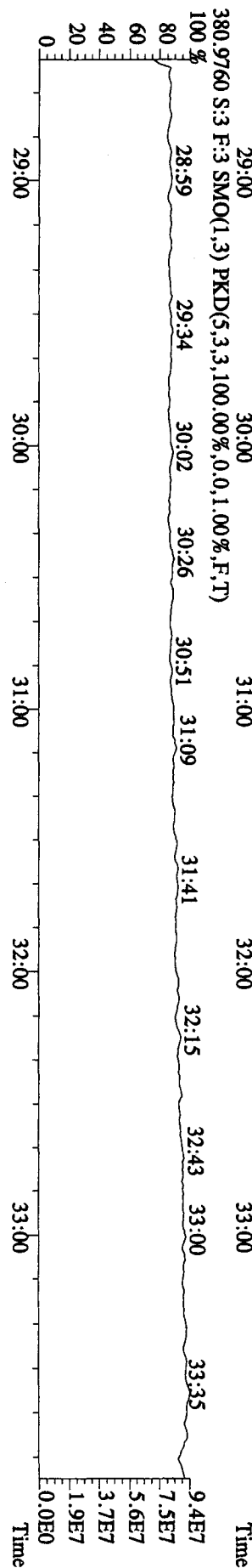

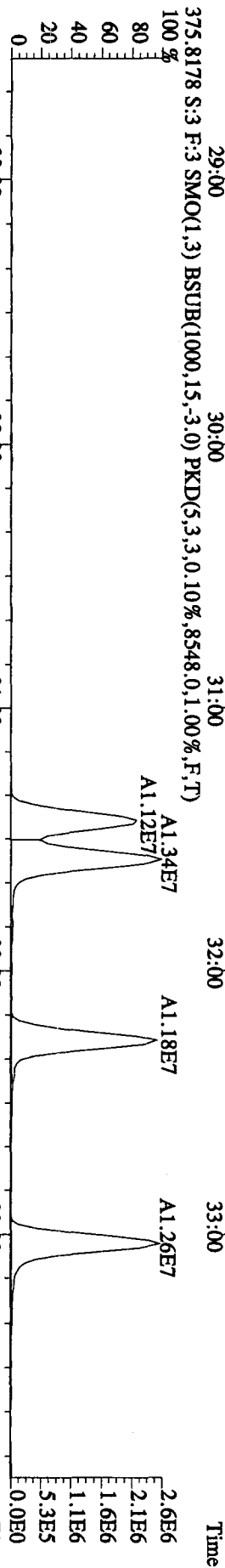
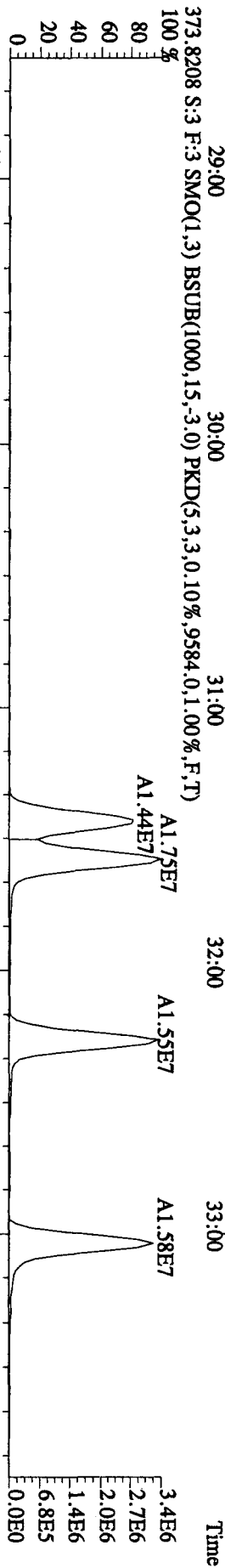



341.8567 S:3 F:2 SMO(1.3) BSUB(1000,15,-3.0) PKD(5.3,3,0.10%,6964.0,1.00%,F,T) 21:57 22:27 23:01 23:34 23:58 24:26 25:03 25:45 26:29 27:01 27:44 28:26



409.7974 S:3 F:2 SMO(1.3) BSUB(1000,15,-3.0) PKD(5.3,3,100.00%,1524.0,1.00%,F,T) 21:57 22:27 23:01 23:34 23:58 24:26 25:03 25:45 26:29 27:01 27:44 28:26




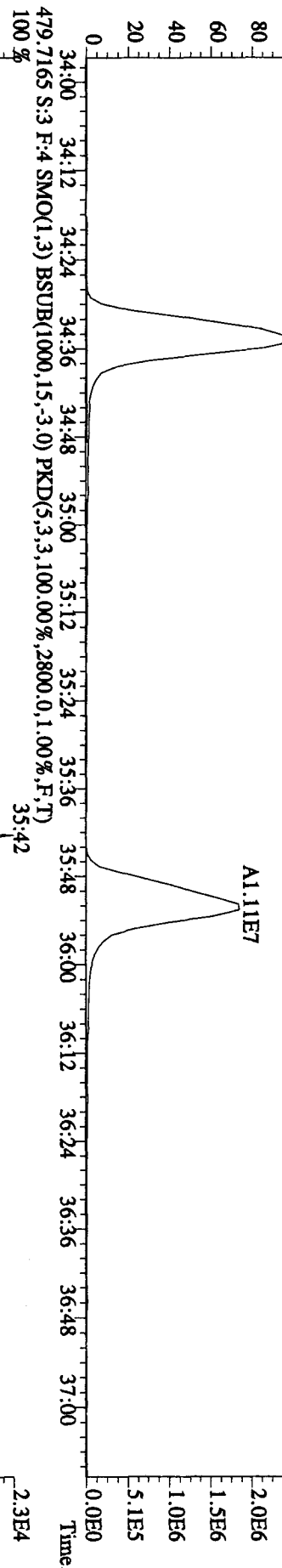
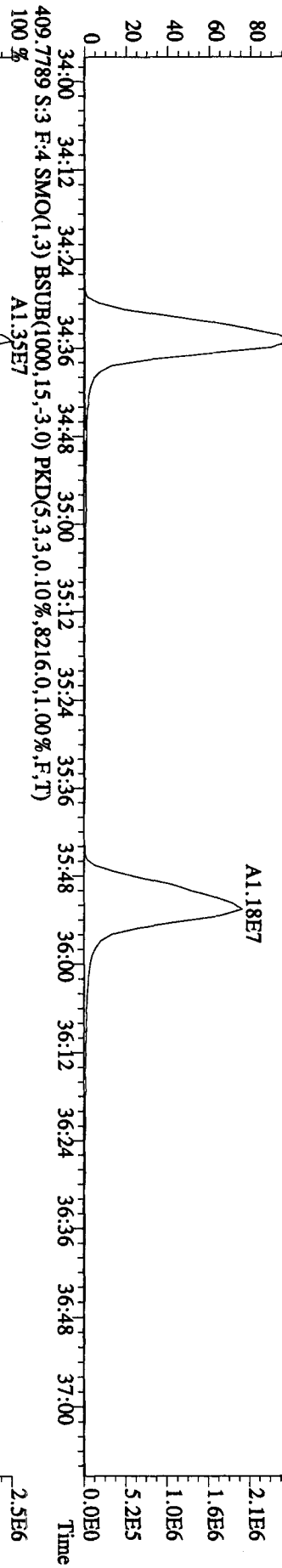
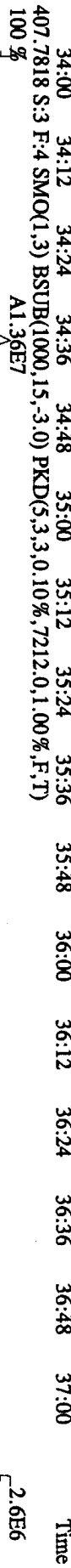
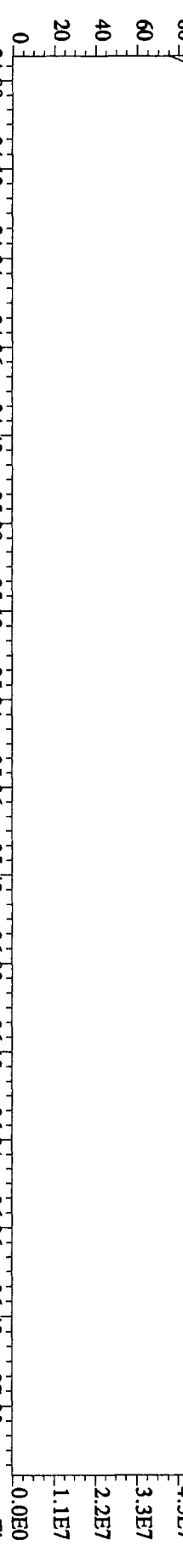


File:31DE09A1D5 #1-227 Acq: 1-JAN-2010 00:50:55 GC EI + Voltage SIR 70SE

Sample#3 Text:ST1231C :CS-2,09DXN423 Exp:DIOXIN

430.9728 S:3 F:4 SMO(1,3) PKD(5,3,3,100.00%,0.0,1.00%,F,T)

100 % 34:10 34:45 35:04 35:15 35:25 35:40 36:01 36:22 36:43 37:00



File:3IDF09A1D5 #1-161 Acq: 1-JAN-2010 00:50:55 GC EI + Voltage SIR 70SE

Sample#3 Text:ST1231C :CS-2 09DXN423 Exp:DIOXIN

454.9728 S.3 F:5 SMO(1.3) PKD(5.3,3,100.00%,0.0,1.00%,F,T)

100 % 37:16 37:28 37:39 37:51 38:01

38:18 38:30 38:39 38:48 38:56 39:07 39:19

5.6E7

5.1E7

4.5E7

3.9E7

3.4E7

2.8E7

2.3E7

1.7E7

1.1E7

5.6E6

0.0E0

37:12 37:24 37:36 37:48 38:00 38:12 38:24 38:36 38:48 39:00 39:12 39:24

Time

442.9728 S.3 F:5 SMO(1.3) PKD(5.3,3,100.00%,0.0,1.00%,F,T)

100 % 37:17 37:37 37:48 37:56 38:04 38:15 38:24 38:40 38:51 38:59 39:12

5.2E7

4.7E7

4.2E7

3.6E7

3.1E7

2.6E7

2.1E7

1.6E7

1.0E7

5.2E6

0.0E0

37:12 37:24 37:36 37:48 38:00 38:12 38:24 38:36 38:48 39:00 39:12 39:24

Time

0.0E0

5.2E6

1.0E7

1.6E7

2.1E7

2.6E7

3.1E7

3.6E7

4.2E7

4.7E7

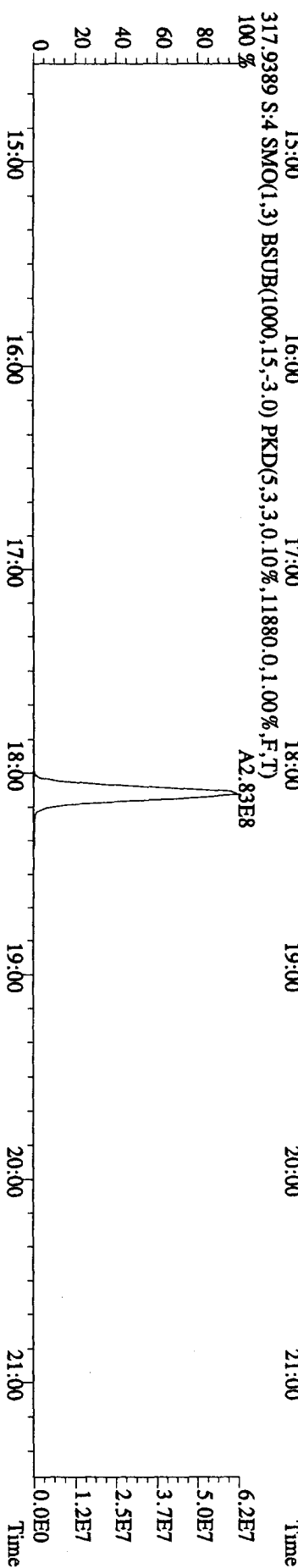
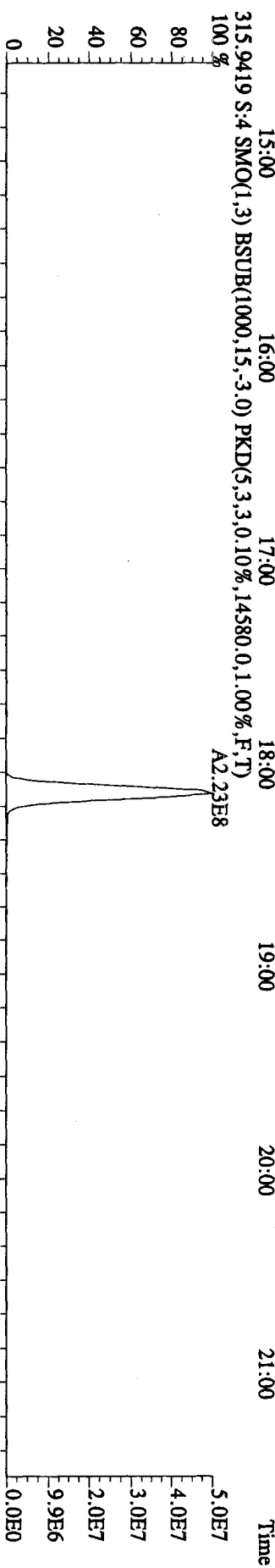
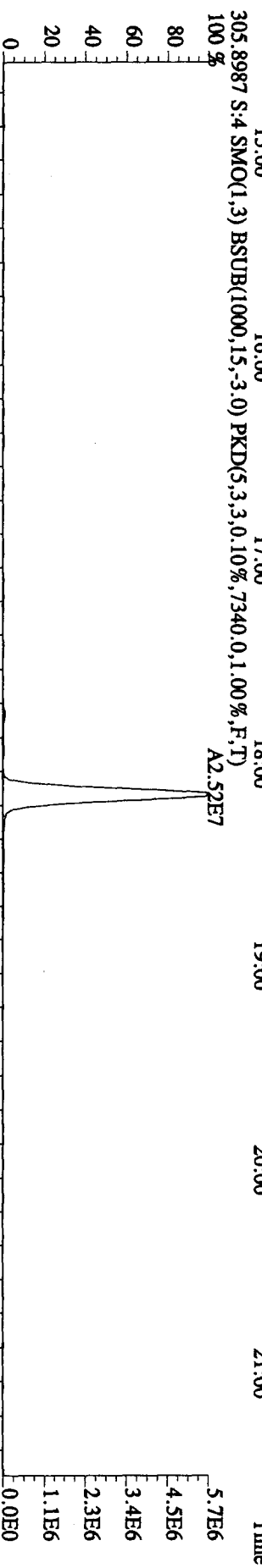
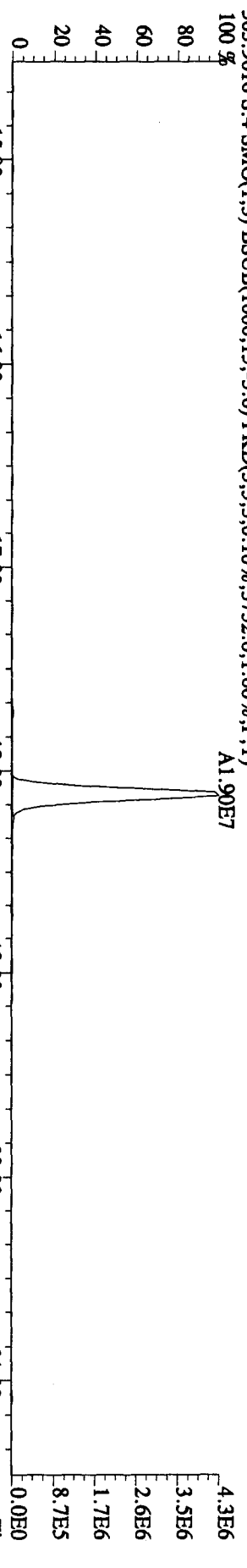
5.2E7

0.0E0

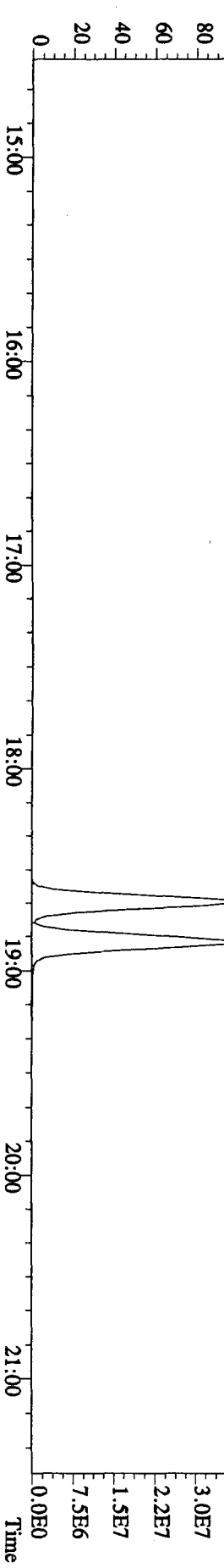
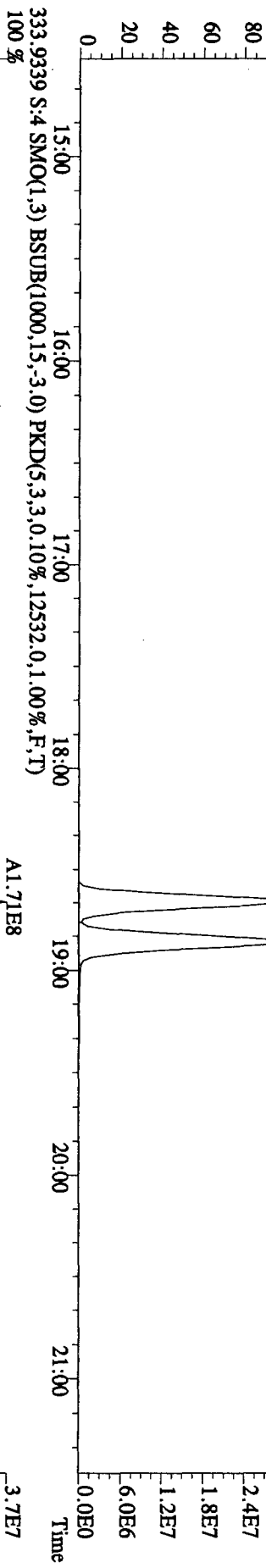

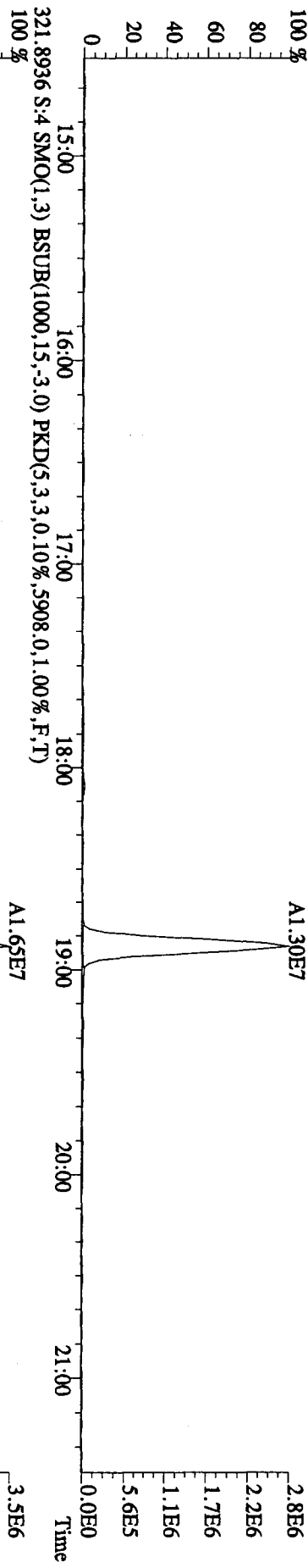
37:12 37:24 37:36 37:48 38:00 38:12 38:24 38:36 38:48 39:00 39:12 39:24

Time

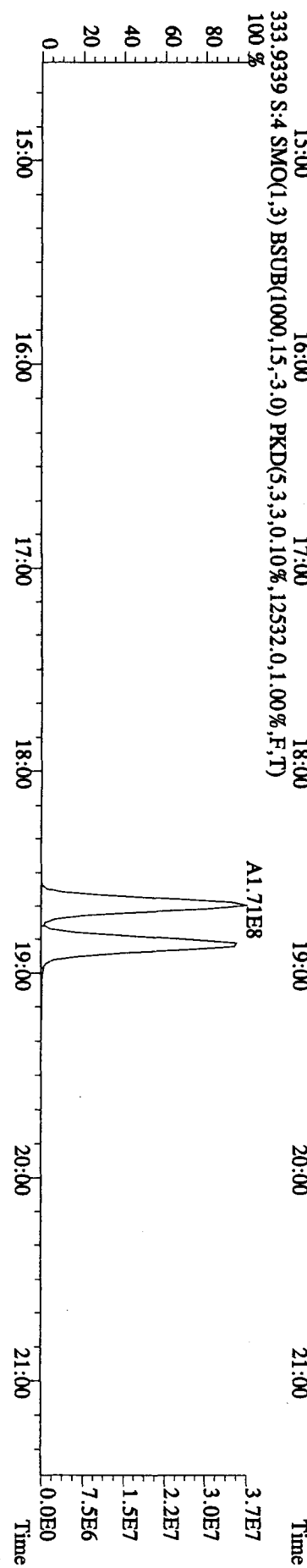
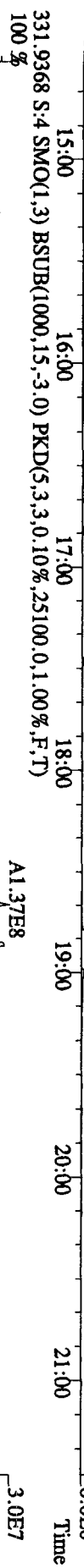
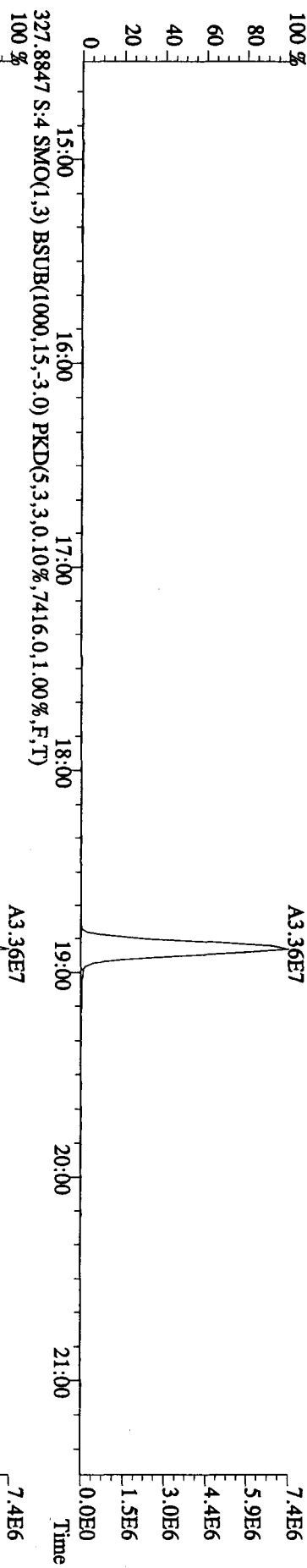
File:31DE09A1D5 #1-411 Acq: 1-JAN-2010 01:32:44 GC EI+ Voltage SIR 70SE
 Sample#4 Text:ST1231D :CS-3 09DXN425 Exp:DIOXIN
 303.9016 S:4 SMO(1,3) BSUB(1000,15,-3,0) PKD(5,3,3,0.10%,3752.0,1.00%,F,T)



File:31DE09A1D5 #1-411 Acq: 1-JAN-2010 01:32:44 GC EI+ Voltage SIR 70SE
 Sample#4 Text:ST1231D :CS-3 09DXN425 Exp:DIOXIN
 319.8965 S:4 SMO(1,3) BSUB(1000,15,-3,0) PKD(5,3,3,0,10%,5572,0,1,00%,F,T)
 100 %



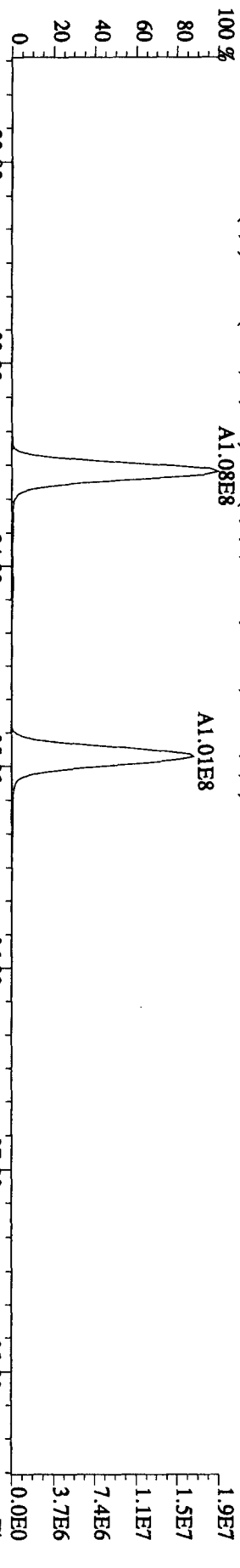
File:31DE09A1D5 #1-411 Acq: 1-JAN-2010 01:32:44 GC EI + Voltage SIR 70SE
Sample#4 Text:ST1231D :CS-3 09DDXN425 Exp:DIOXIN
327.8847 S:4 SMO(1,3) BSUB(1000,15,-3,0) PKD(5,3,3,0.10%,7416,0,1.00%,F,T)



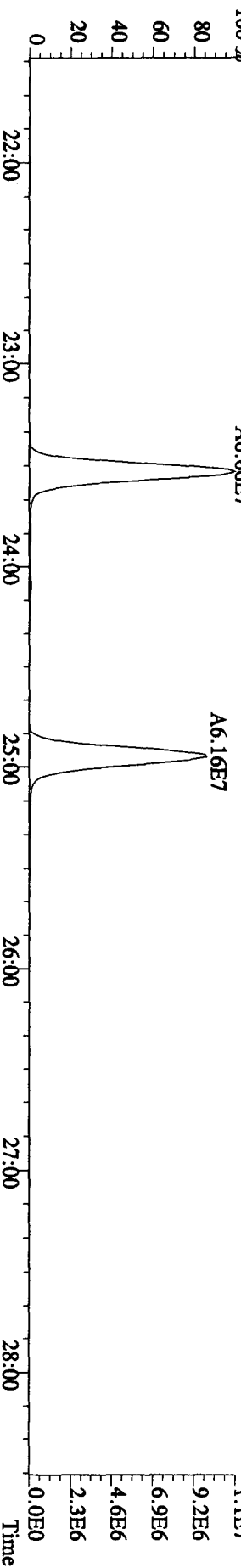
File: 31DE09A1D5 #1-495 Acq: 1-JAN-2010 01:32:44 GC EI+ Voltage SIR 70SE

Sample#4 Text: ST1231D :CS-3 09DXN425 Exp: DIOXIN

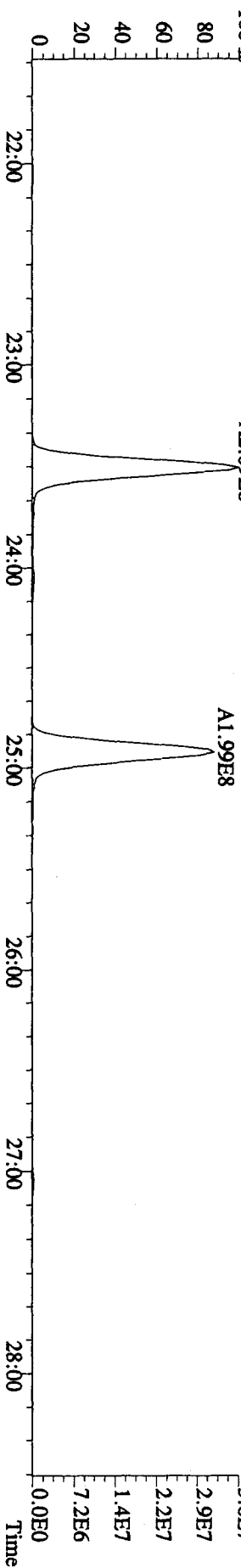
339.8597 S:4 F:2 SMO(1,3) BSUB(1000,15,-3,0) PKD(5,3,3,0,10%,5428,0,1,00%,F,T) 100% A1.08E8



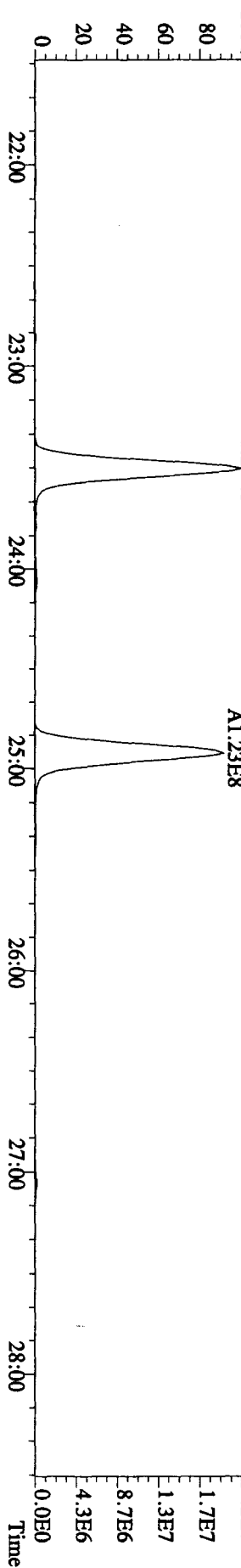
341.8567 S:4 F:2 SMO(1,3) BSUB(1000,15,-3,0) PKD(5,3,3,0,10%,7612,0,1,00%,F,T) 100% A6.66E7



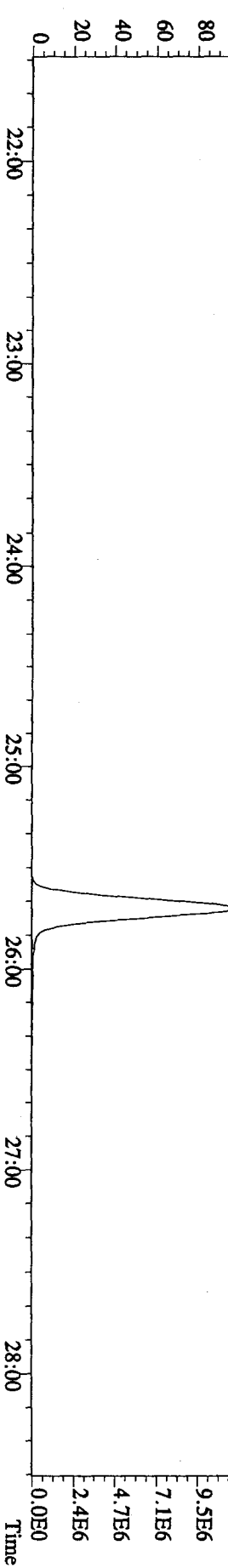
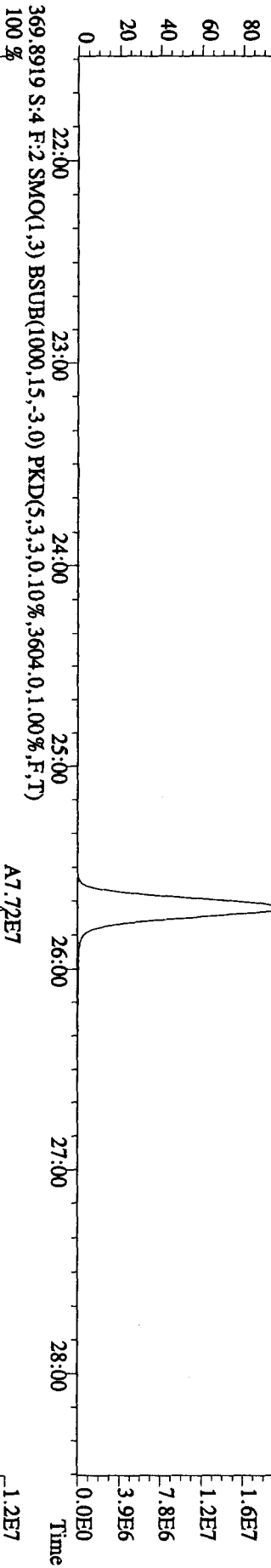
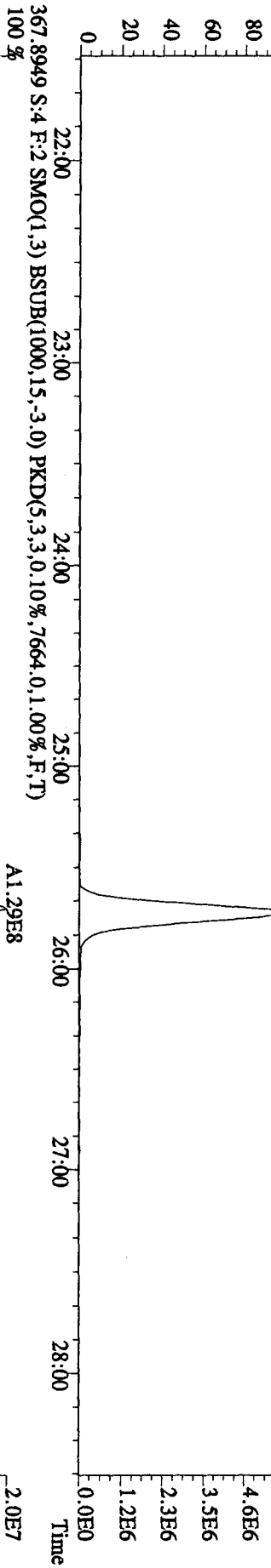
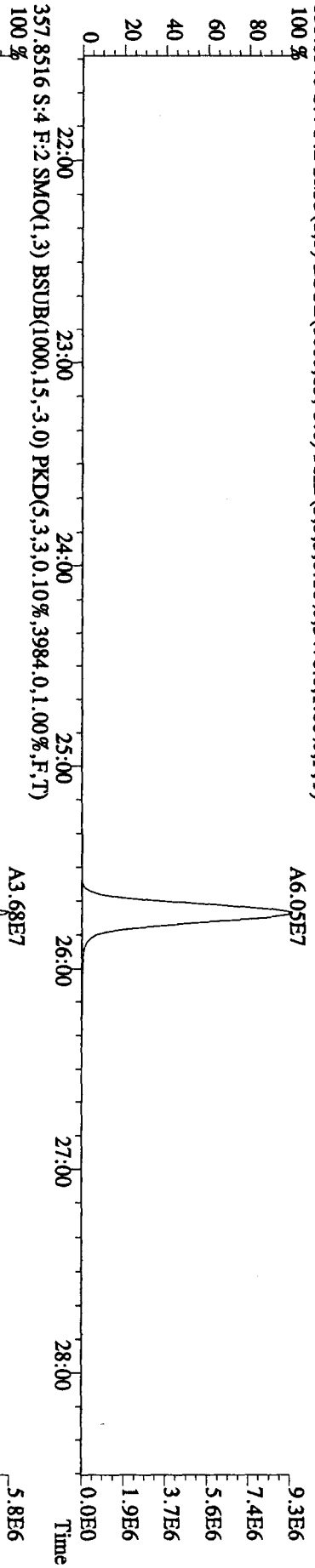
351.9000 S:4 F:2 SMO(1,3) BSUB(1000,15,-3,0) PKD(5,3,3,0,10%,7836,0,1,00%,F,T) 100% A2.09E8



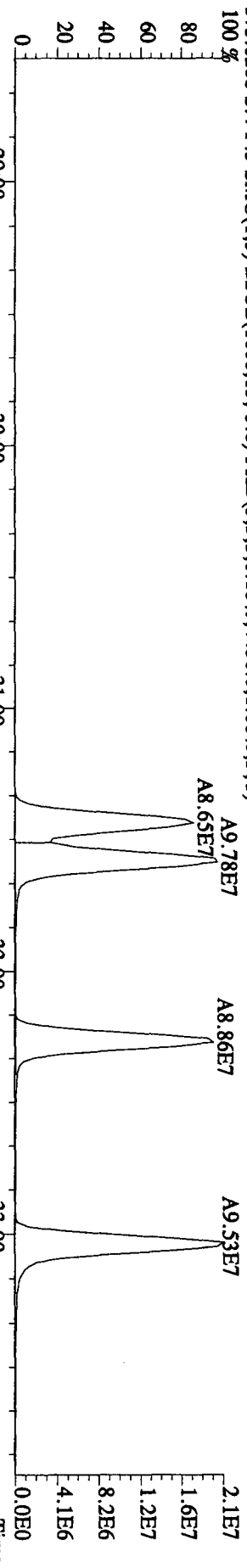
353.8970 S:4 F:2 SMO(1,3) BSUB(1000,15,-3,0) PKD(5,3,3,0,10%,6728,0,1,00%,F,T) 100% A1.27E8



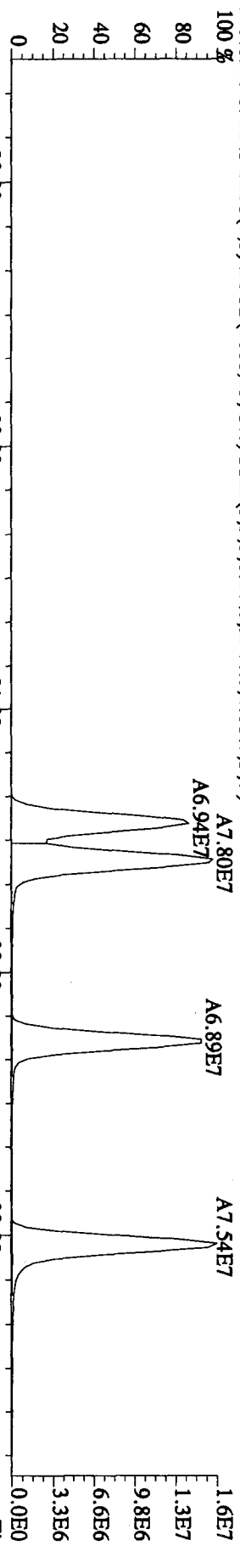
File: 31DE09A1D5 #1-495 Acq: 1-JAN-2010 01:32:44 GC EI+ Voltage SIR 70SE
 Sample#4 Text: ST1231D :CS-3 09DXN425 Exp: DIOXIN
 355,8546 S:4 F:2 SMO(1,3) BSUB(1000,15,-3,0) PKD(5,3,3,0.10%,.5476,0.1,0.00%,F,T)
 100 %



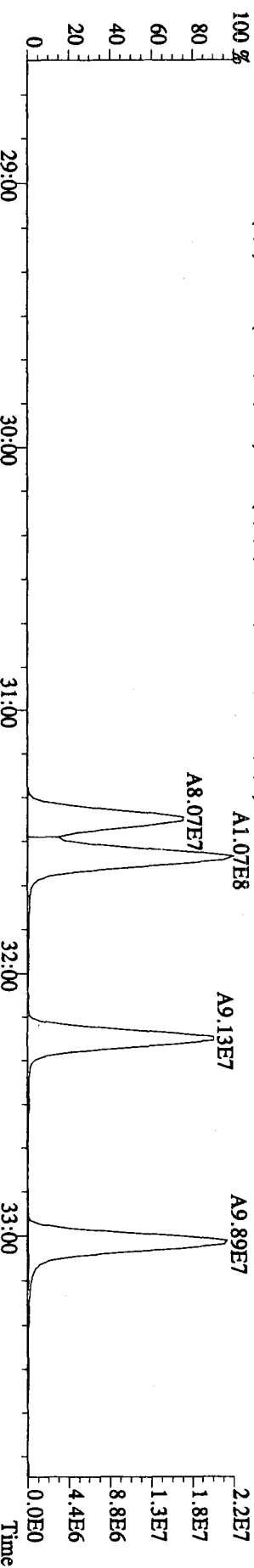
File:31DE09A1D5 #1-362 Acq: 1-JAN-2010 01:32:44 GC EI + Voltage SIR 70SE
 Sample#4 Text:ST1231D :CS-3 09DXN425 Exp:DIOXIN
 373 8208 S:4 F:3 SMO(1,3) BSUB(1000,15,-3.0) PKD(5,3,3,0,10%,4436,0,1,00%,F,T)



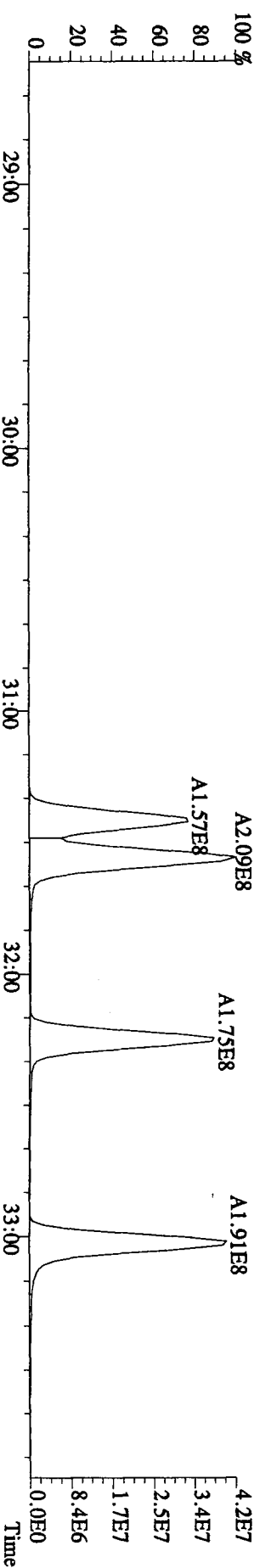
375 8178 S:4 F:3 SMO(1,3) BSUB(1000,15,-3.0) PKD(5,3,3,0,10%,2944,0,1,00%,F,T)



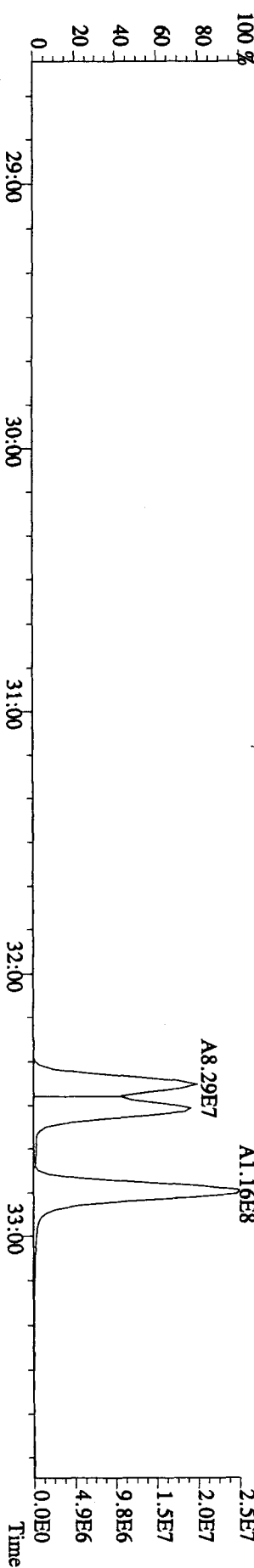

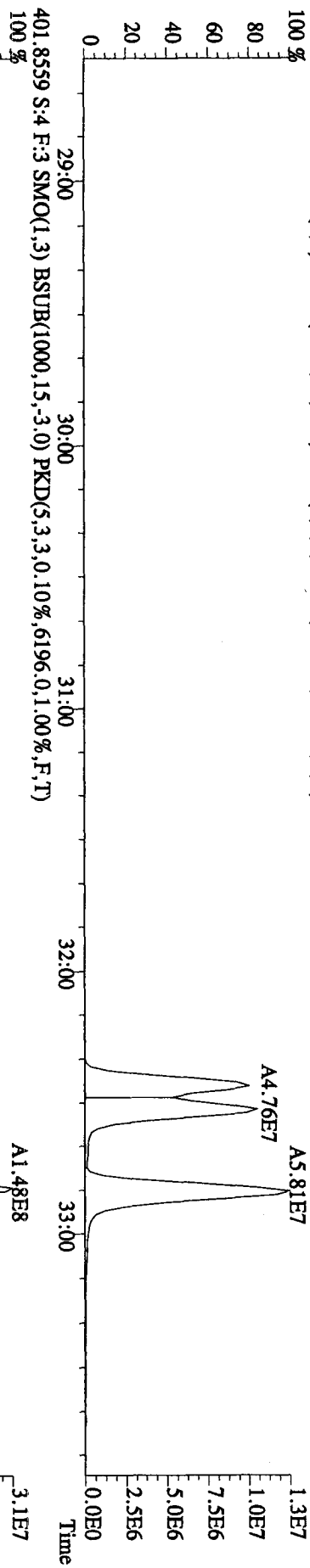
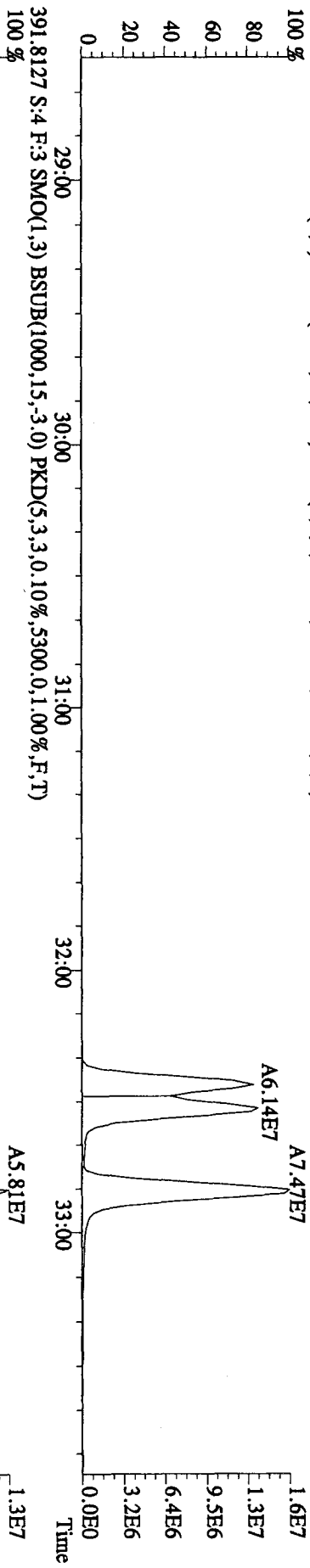
383 8639 S:4 F:3 SMO(1,3) BSUB(1000,15,-3.0) PKD(5,3,3,0,10%,4020,0,1,00%,F,T)



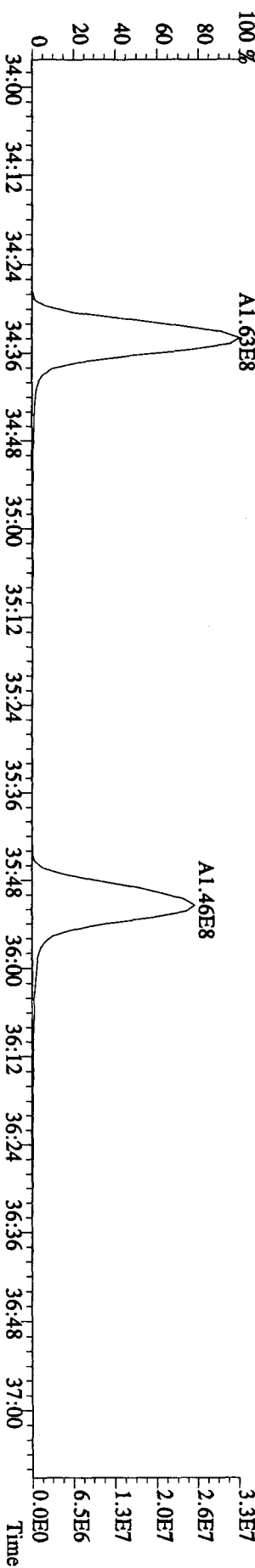
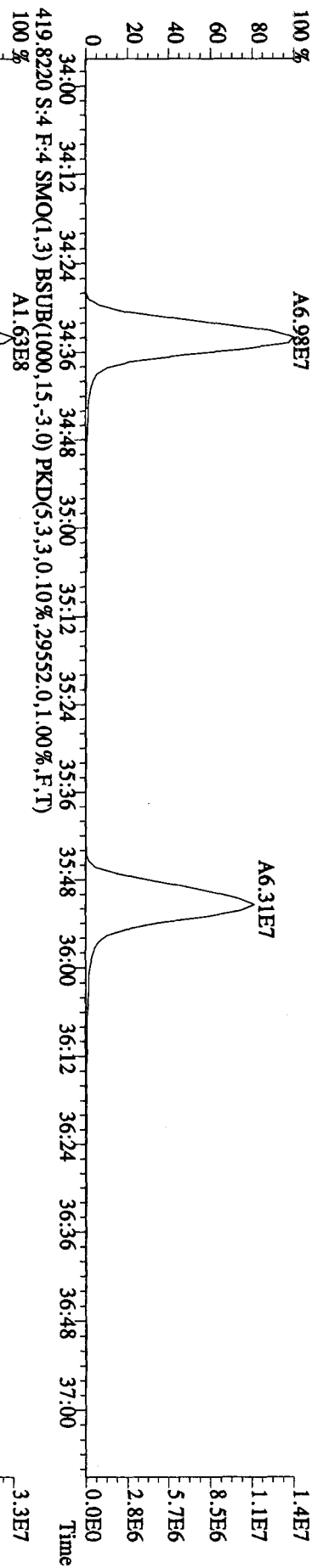
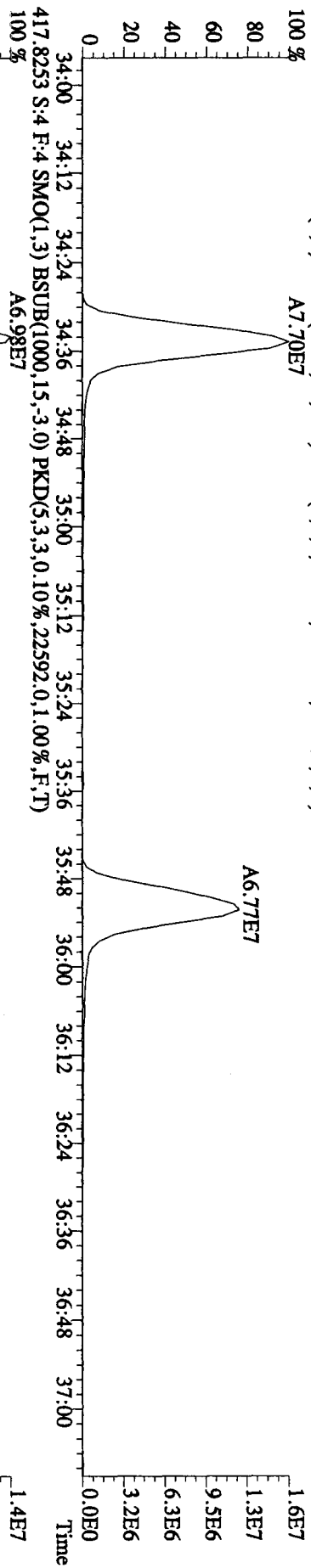
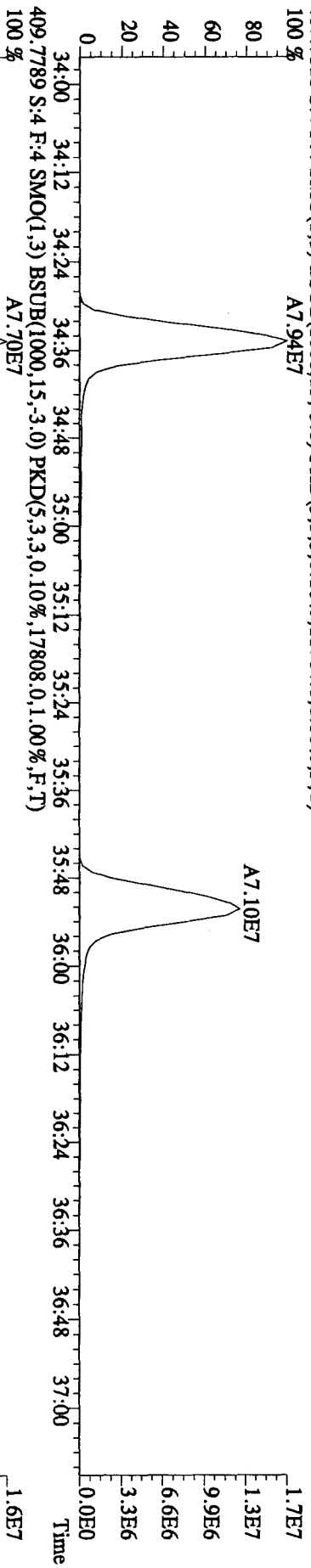
385 8610 S:4 F:3 SMO(1,3) BSUB(1000,15,-3.0) PKD(5,3,3,0,10%,5368,0,1,00%,F,T)



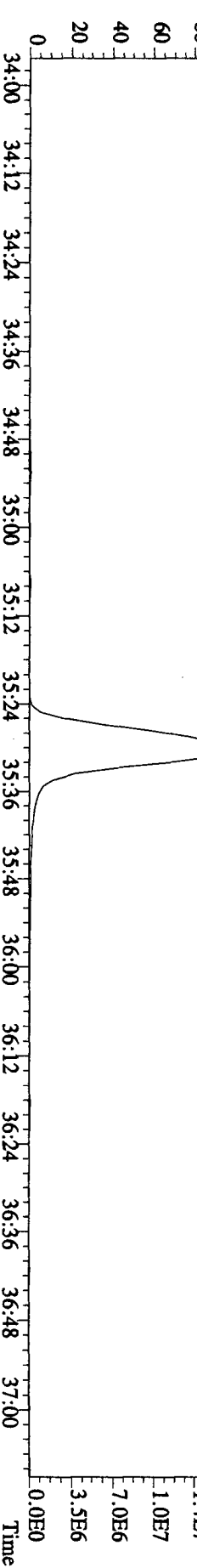
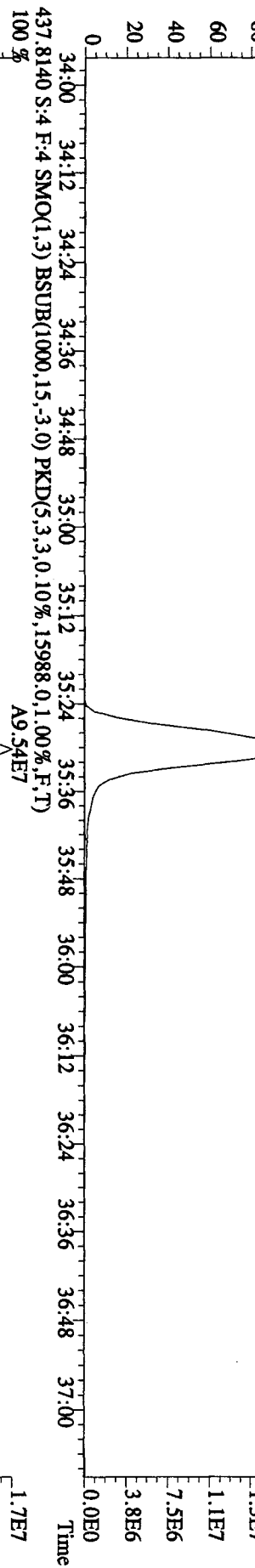
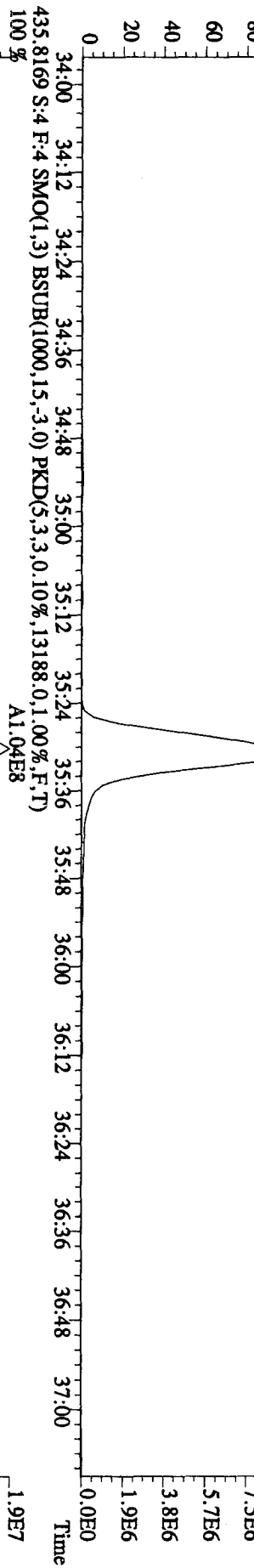
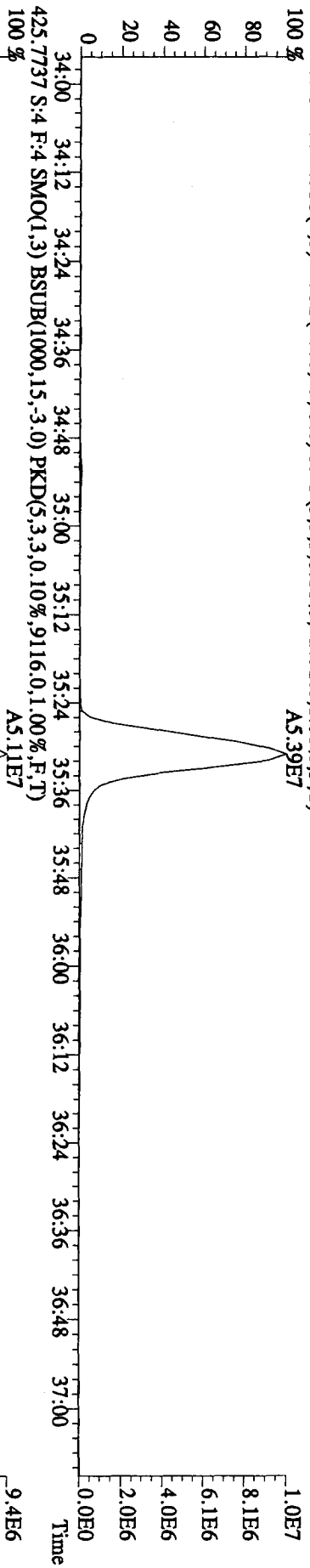
File:31DE09A1D5 #1-362 Acq: 1-JAN-2010 01:32:44 GC EI+ Voltage SIR 70SE
 Sample#4 Text:ST1231D :CS-3 09DXN425 Exp:DIOXIN
 389.8157 S:4 F:3 SMO(1,3) BSUB(1000,15,-3.0) PKD(5,3,3,0.10%,3668,0.1,0.00%,F,T)



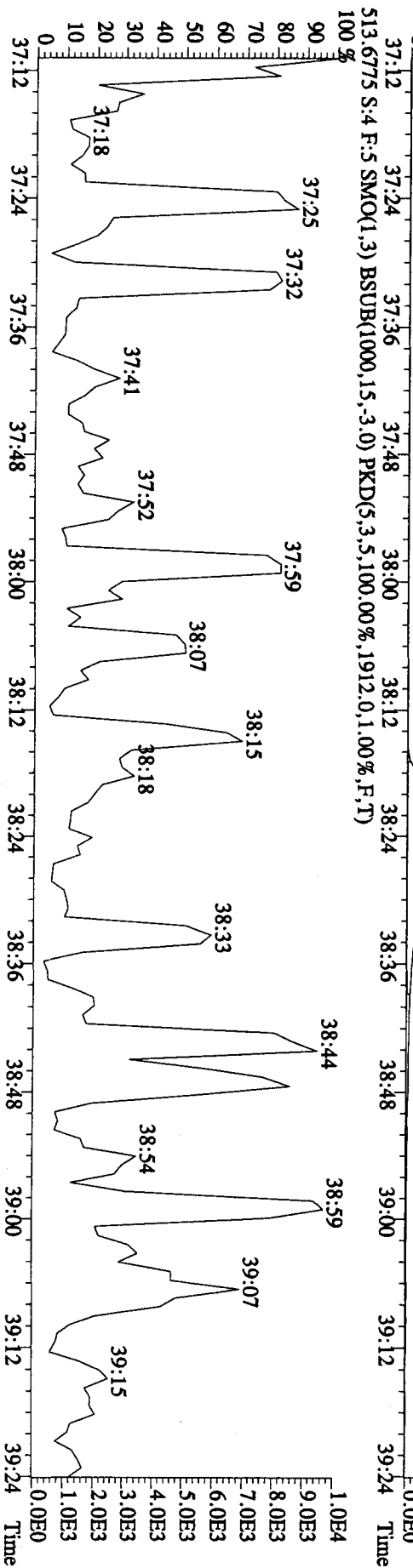
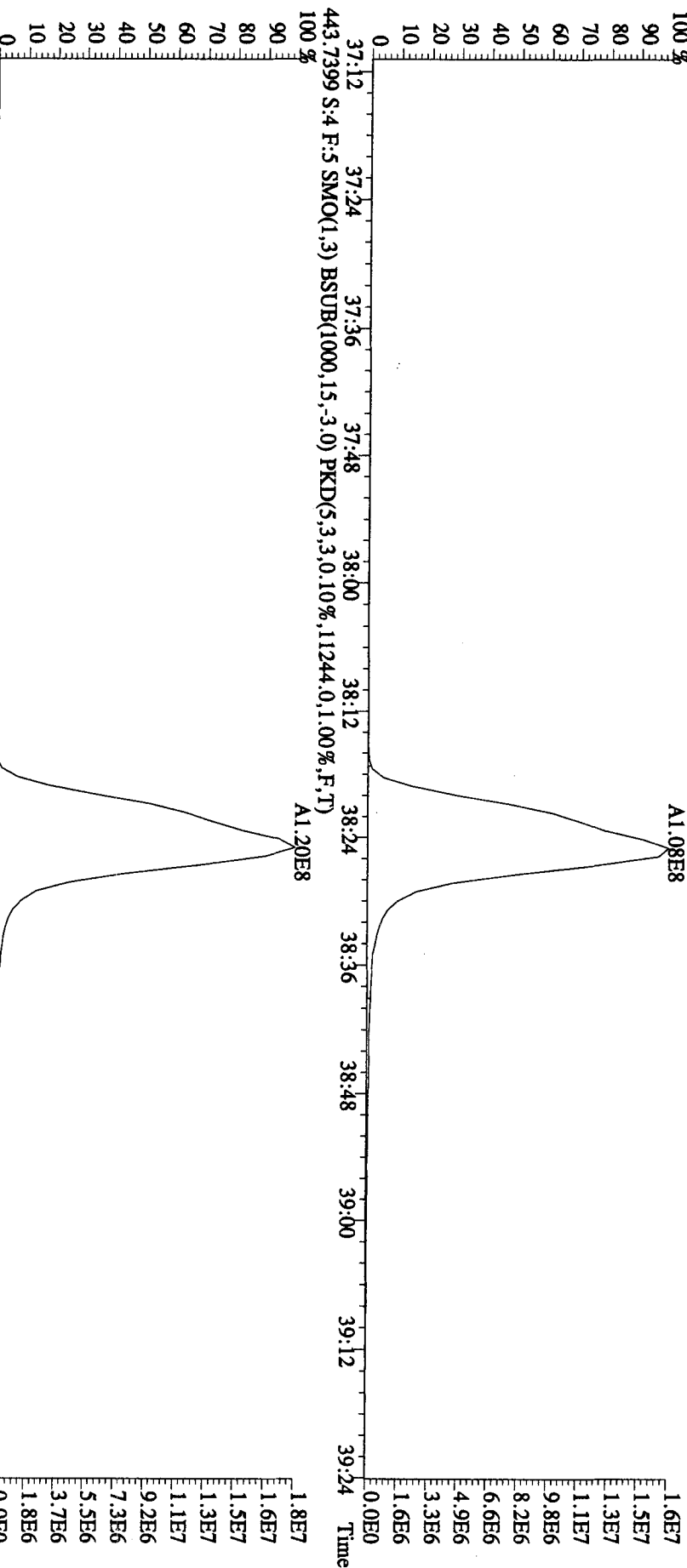
File:31DE09AIDS #1-227 Acq: 1-JAN-2010 01:32:44 GC EI + Voltage SIR 70SE
 Sample#4 Tert:ST1231D :CS-3 09DXN425 Exp:DIOXIN
 407.7818 S:4 F:4 SMO(1,3) BSUB(1000,15,-3.0) PKD(5,3,3,0.10%,11764.0,1.00%,F,T)
 100%



File:31DE09A1D5 #1-227 Acq: 1-JAN-2010 01:32:44 GC EI + Voltage SIR 70SE
 Sample#4 Text:ST1231D :CS-3 09DXN425 Exp:DIOXIN
 423.7766 S:4 F:4 SMO(1,3) BSUB(1000,15,-3.0) PKD(5,3,3,0.10%,12792.0,1.00%,F,T)
 100 % A5.39E7

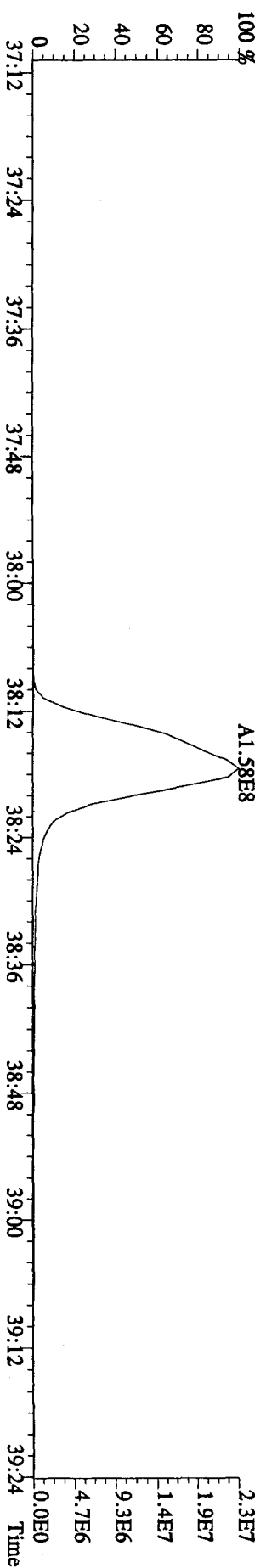
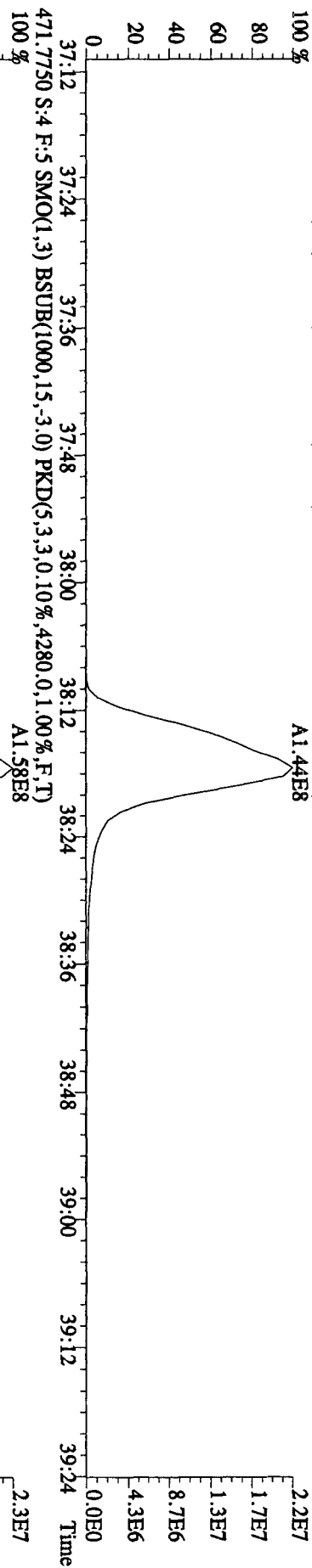
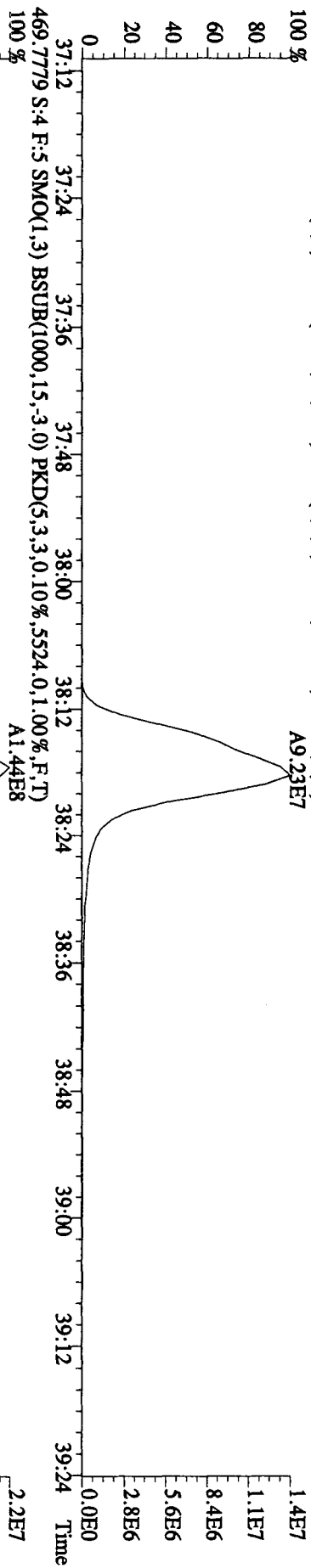
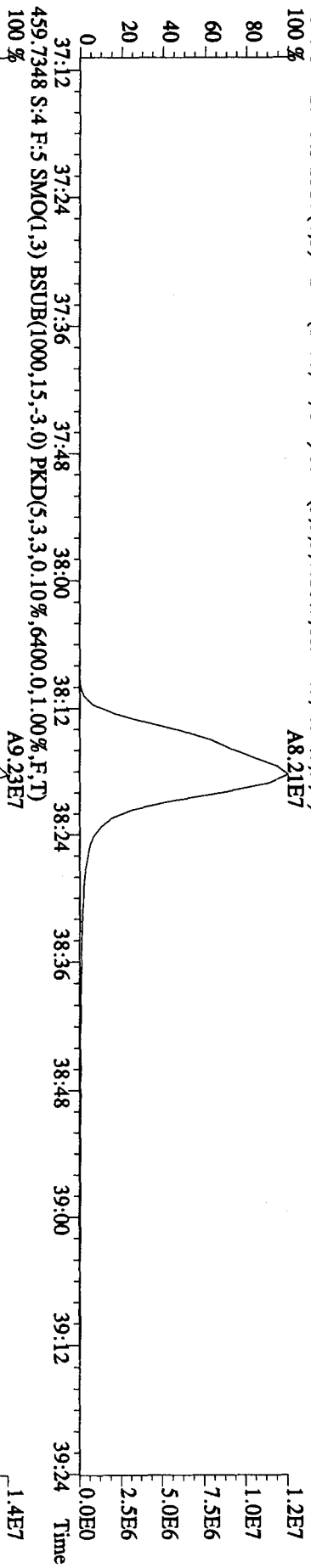


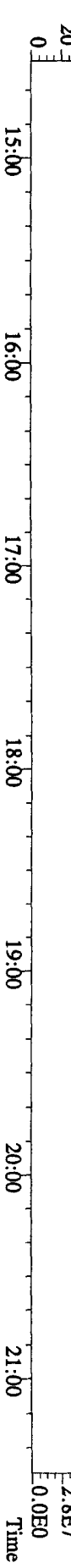
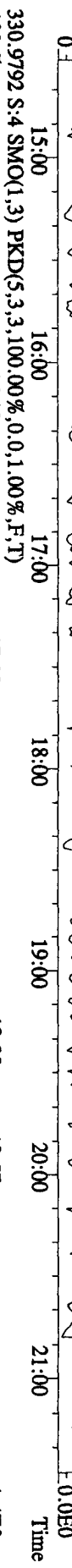
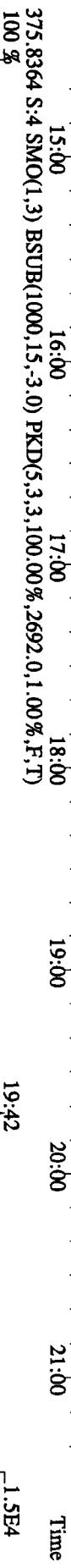
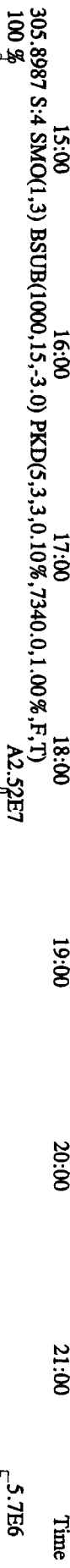
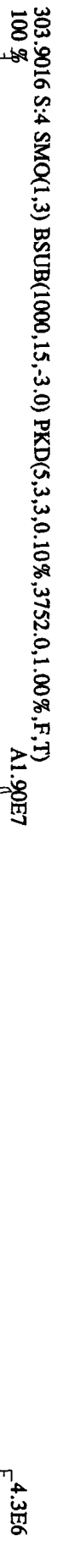
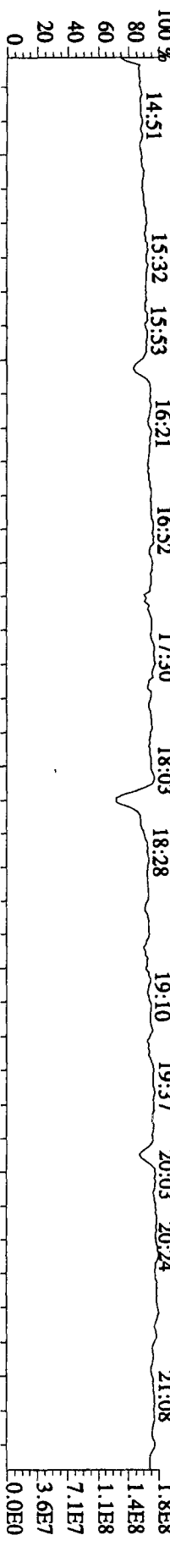
File:31DE09A1D5 #1-161 Acq: 1-JAN-2010 01:32:44 GC EI+ Voltage SIR 70SE
 Sample#4 Text:ST1231D :CS-3 09DXN425 Exp:DIOXIN
 441.7428 S:4 F:5 SMO(1,3) BSUB(1000,15,-3.0) PKD(5,3,3,0.10%,10364.0,1.00%,F,T)



File:31DE09A1D5 #1-161 Acq: 1-JAN-2010 01:32:44 GC EI+ Voltage SIR 70SE

Sample#4 Text:ST1231D :CS-3 09DXN425 Exp:DIOXIN
457.7377 S:4 F:5 SMO(1,3) BSUB(1000,15,-3.0) PKD(5,3,3,0.10%,18944.0,1.00%,F,T)
100% A8.21E7






File:31IDE09A1D5 #1-495 Acq: 1-JAN-2010 01:32:44 GC EI+ Voltage SIR 70SE

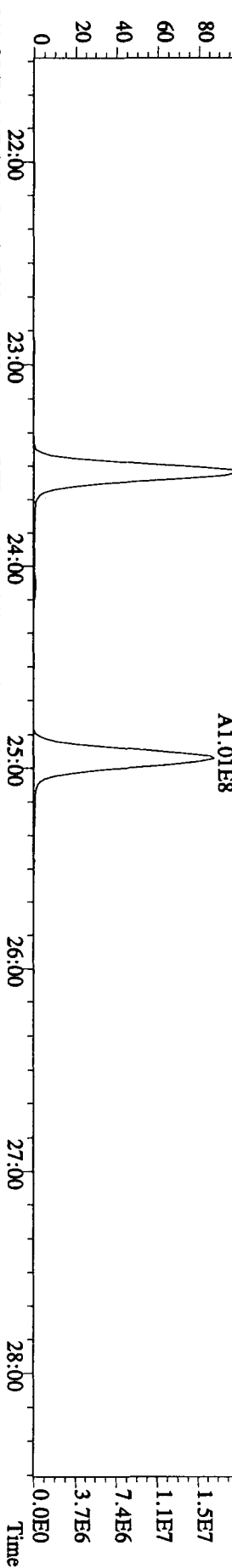
Sample#4 Text:ST1231D :CS-3 09DXN425 Exp:DIOXIN

342.9792 S:4 F:2 SMO(1,3) PKD(5,3,3,100.00%,0.0,1.00%,F,T)

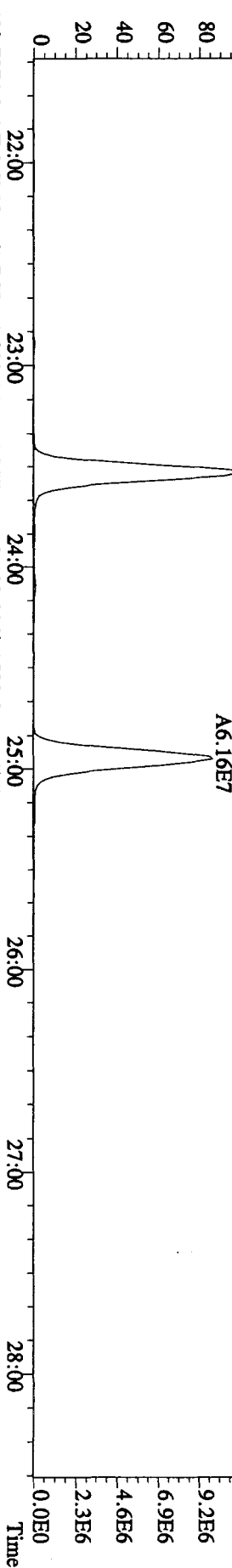
100 % 21:49 22:14 23:00 23:30 24:01 24:22 24:44 25:19 25:47 26:16 26:56 27:30 27:58



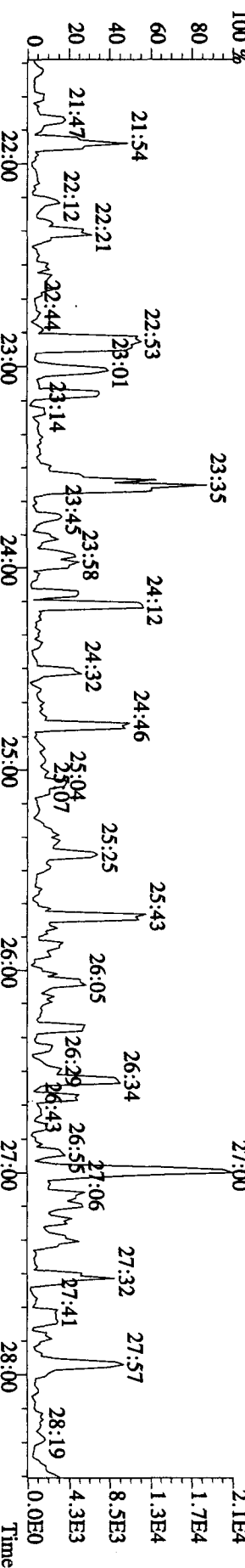
339.8597 S:4 F:2 SMO(1,3) BSUB(1000,15,-3,0) PKD(5,3,3,0.10%,5428,0.1,00%,F,T)



341.8567 S:4 F:2 SMO(1,3) BSUB(1000,15,-3,0) PKD(5,3,3,0.10%,7612,0.1,00%,F,T)




409.7974 S:4 F:2 SMO(1,3) BSUB(1000,15,-3,0) PKD(5,3,3,100.00%,1580,0.1,00%,F,T)



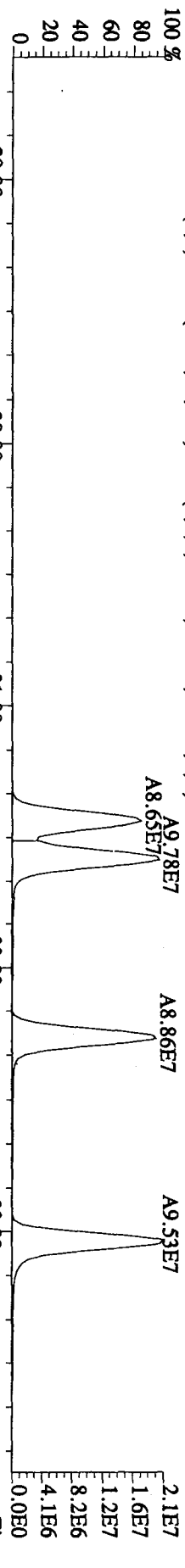
File:31DE09A1D5 #1-362 Acq: 1-JAN-2010 01:32:44 GC EI+ Voltage SIR 70SE

Sample#4 Text:ST1231D :CS-3 09DXN425 Exp:DIOXIN

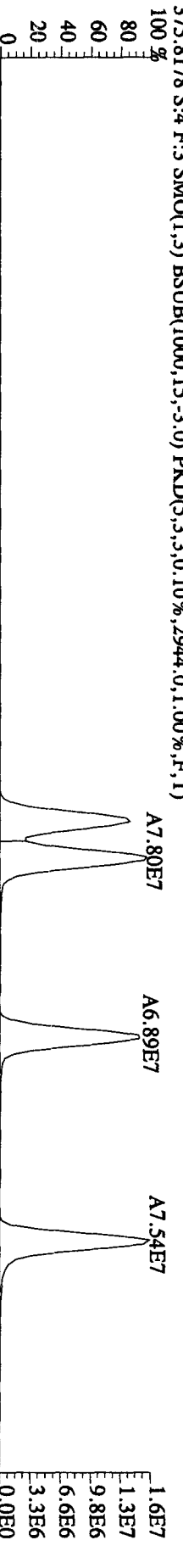
392.9760 S:4 F:3 SMO(1,3) PKD(5,3,3,100,00%,0,0,1,00%,F,T)




373.8208 S:4 F:3 SMO(1,3) BSUB(1000,15,-3,0) PKD(5,3,3,0,10%,4436,0,1,00%,F,T)




375.8178 S:4 F:3 SMO(1,3) BSUB(1000,15,-3,0) PKD(5,3,3,0,10%,2944,0,1,00%,F,T)



445.7555 S:4 F:3 SMO(1,3) BSUB(1000,15,-3,0) PKD(5,3,3,100,00%,2064,0,1,00%,F,T)



380.9760 S:4 F:3 SMO(1,3) PKD(5,3,3,100,00%,0,0,1,00%,F,T)

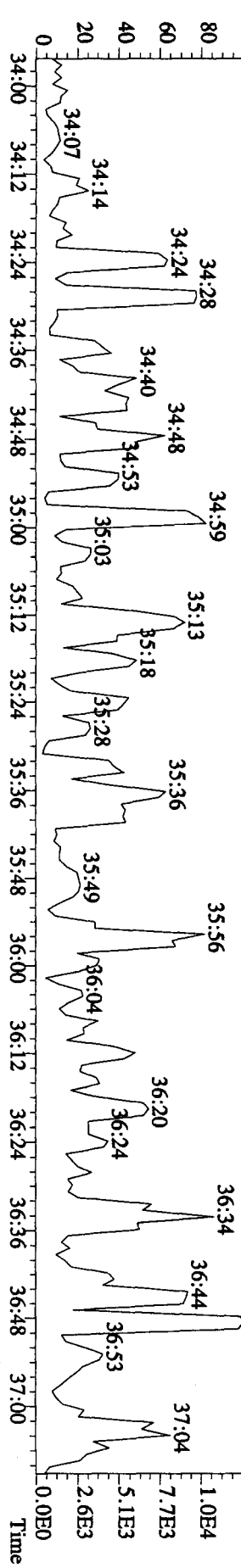
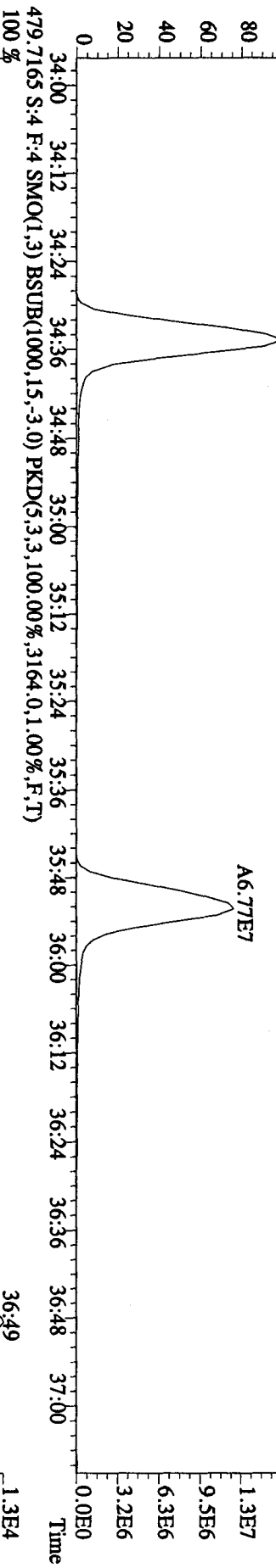
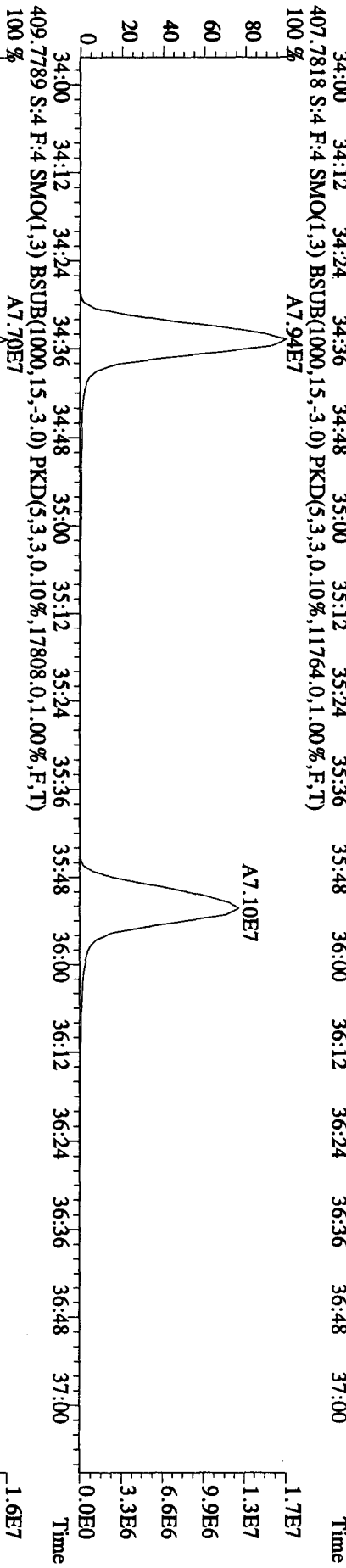
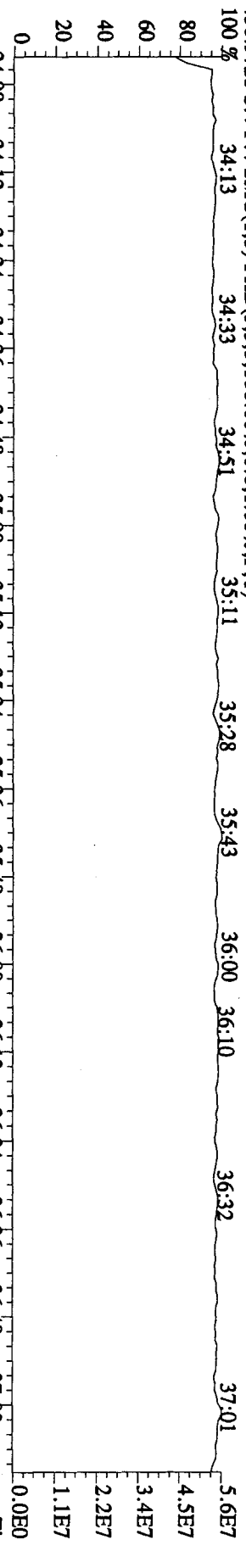


File: 31DE09A1D5 #1-227 Acq: 1-JAN-2010 01:32:44 GC EI+ Voltage SIR 70SE


Sample#4 Text: ST1231D :CS-3 09DDXN425 Exp: DIOXIN

430.9728 S:4 F:4 SMO(1,3) PKD(5,3,3,100.00%,0.0,1.00%,F,T)

100% 34:13 34:33 34:51 35:11 35:28 35:43 36:00 36:10 36:32 37:01



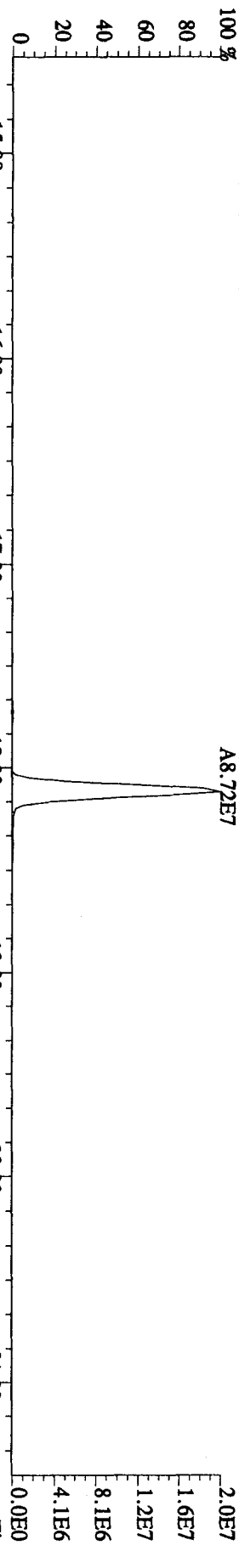
File: 31DE09A1D5 #1-161 Acq: 1-JAN-2010 01:32:44 GC EI + Voltage SIR 70SE
 Sample#4 Text: ST1231D :CS-3 09DXN425 Exp: DIOXIN
 454.9728 S:4 F:5 SMO(1,3) PKD(5,3,3,100.00%,0.0,1.00%,F,T)



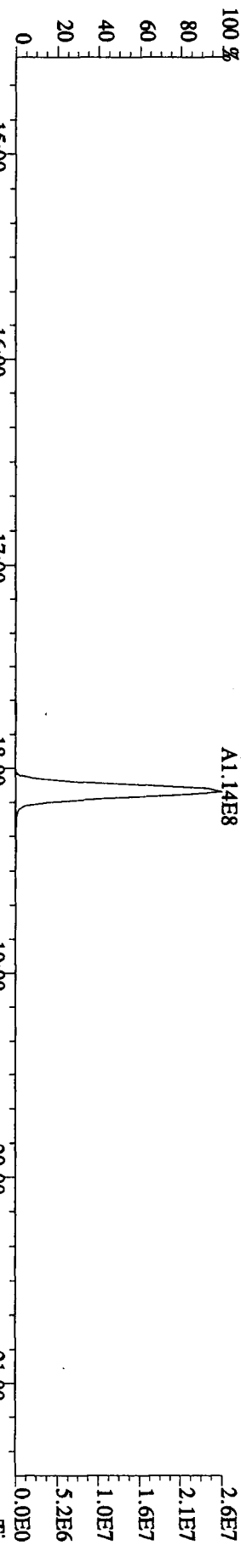
File:31DE09A1D5 #1-410 Acq: 1-JAN-2010 02:14:32 GC EI+ Voltage SIR 70SE

Sample#5 Text:ST1231E :CS-4 09DXN426 Exp:DIOXIN

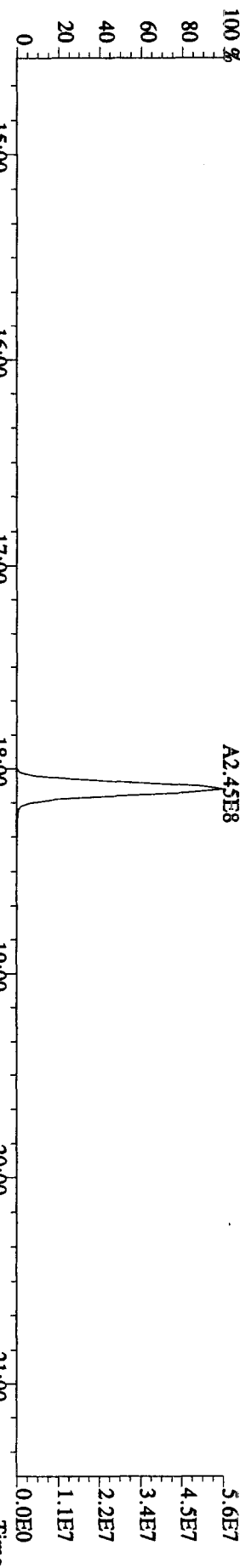
303.9016 S:5 SMO(1,3) BSUB(1000,15,-3,0) PKD(5,3,3,0,10%,7872,0,1,00%,F,T) 100% A8.72E7



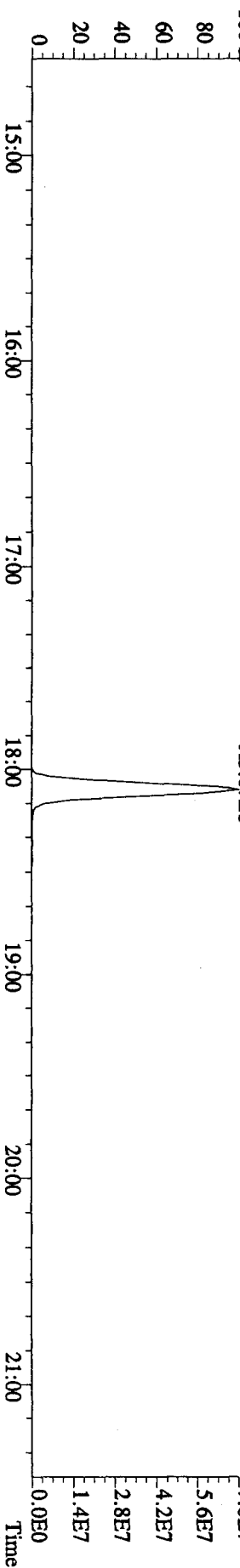
305.8987 S:5 SMO(1,3) BSUB(1000,15,-3,0) PKD(5,3,3,0,10%,7356,0,1,00%,F,T) 100% A1.14E8



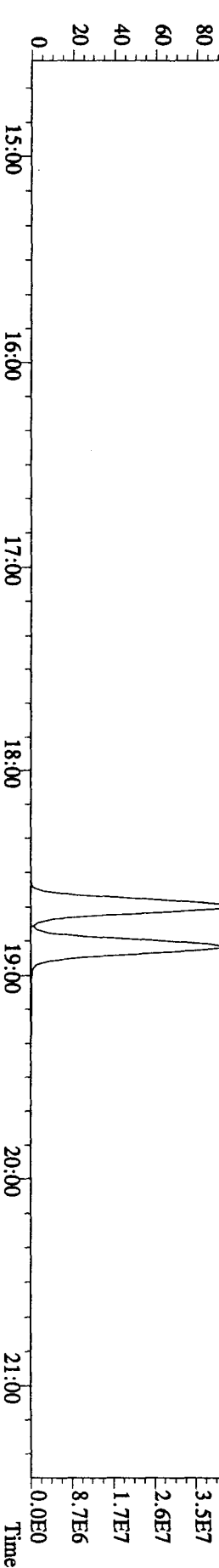
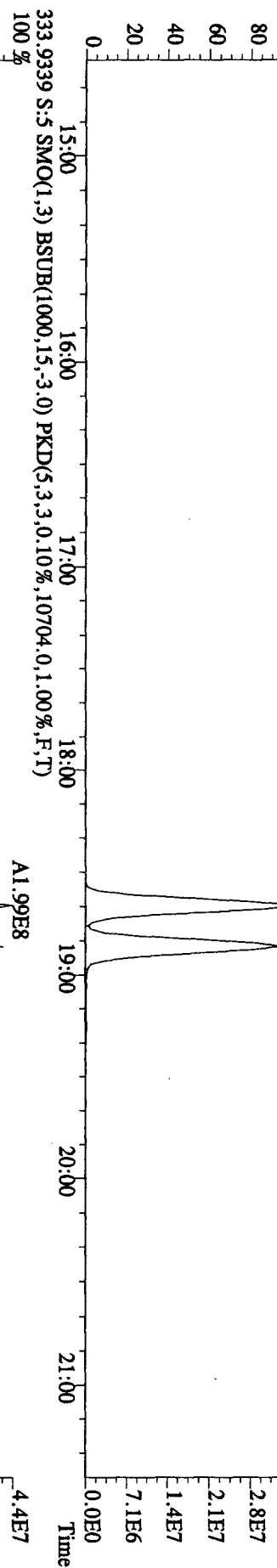

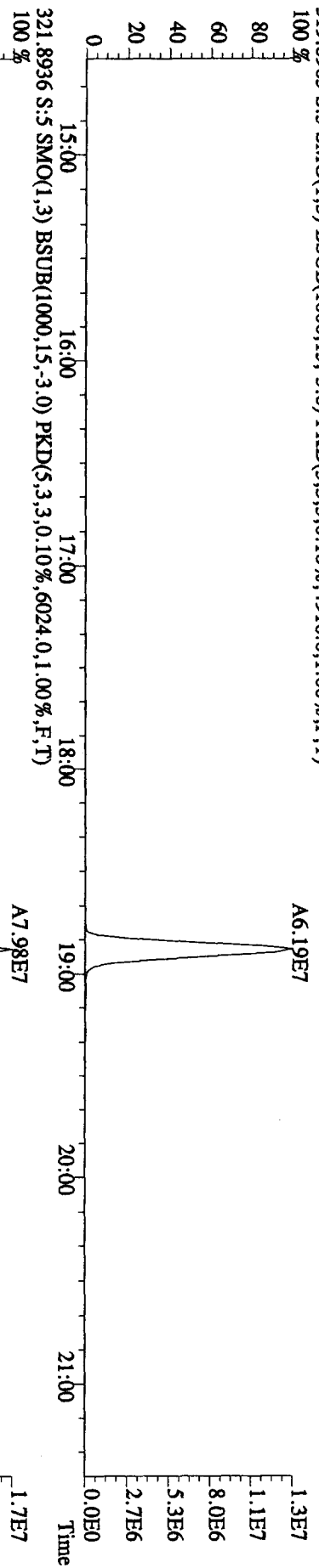
315.9419 S:5 SMO(1,3) BSUB(1000,15,-3,0) PKD(5,3,3,0,10%,13056,0,1,00%,F,T) 100% A2.45E8



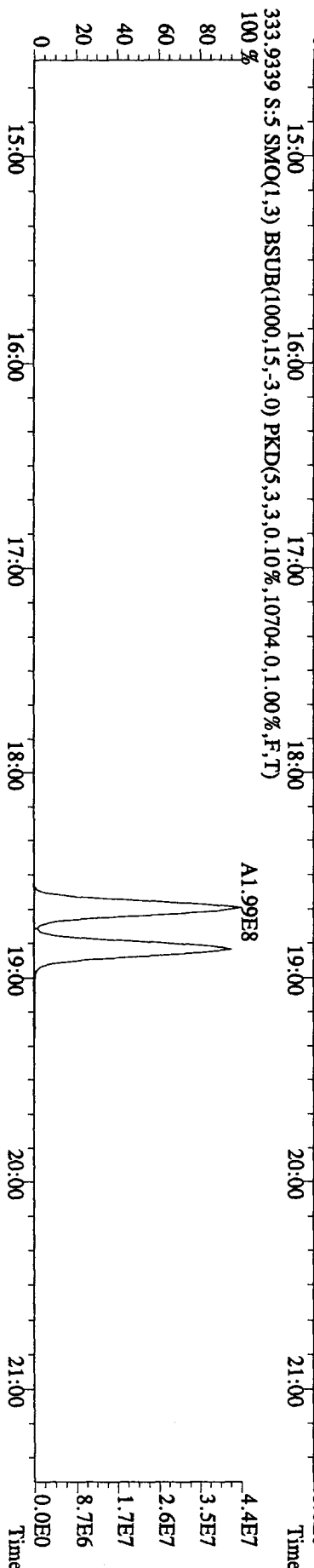
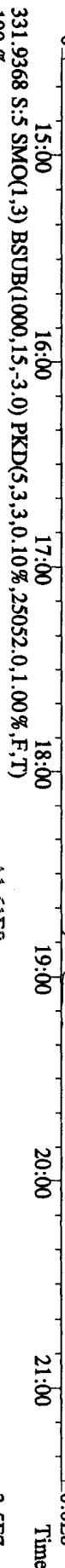
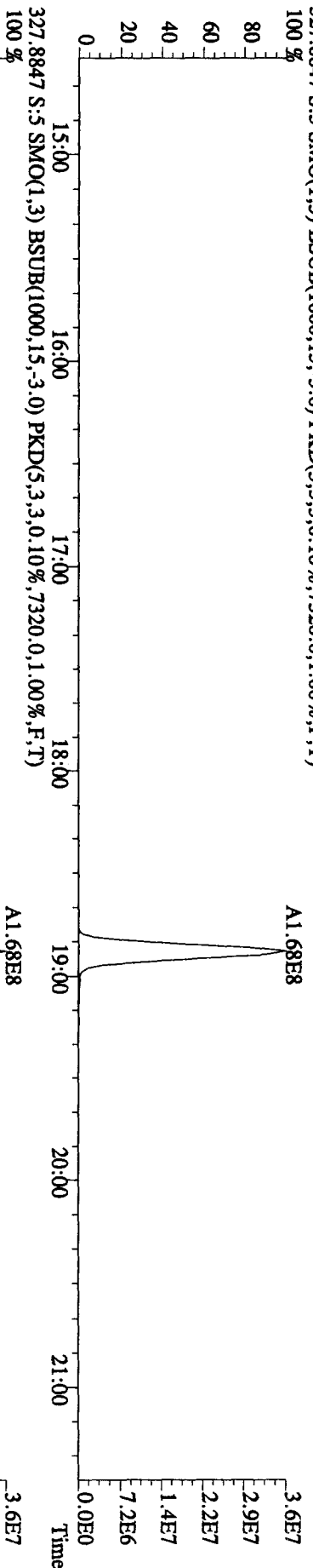
317.9389 S:5 SMO(1,3) BSUB(1000,15,-3,0) PKD(5,3,3,0,10%,12436,0,1,00%,F,T) 100% A3.07E8



File:31DE09A1D5 #1-410 Acq: 1-JAN-2010 02:14:32 GC EI + Voltage SIR 70SE
 Sample#5 Text:ST1231E :CS-4 09DXN426 Exp:DIOXIN
 319.8965 S:5 SMO(1,3) BSUB(1000,15,-3,0) PKD(5,3,3,0,10%,4916,0,1,00%,F,T)



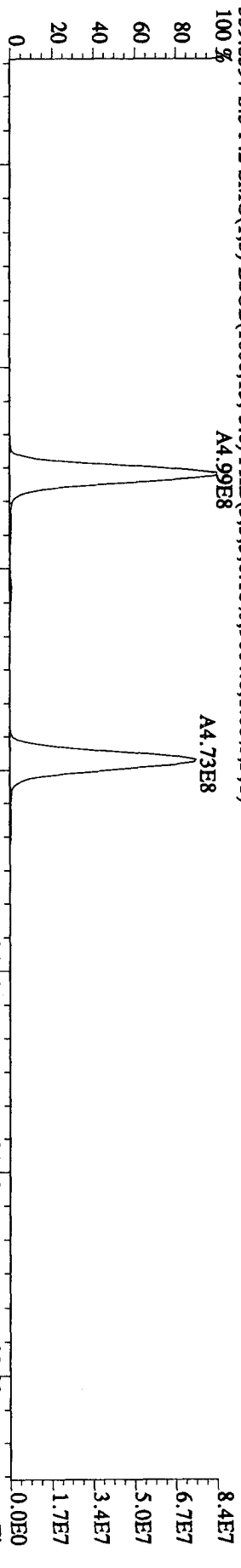
File: 31DE09A1D5 #1-410 Acq: 1-JAN-2010 02:14:32 GC EI + Voltage SIR 70SE
 Sample#5 Text: ST1231E :CS-4 09DXN426 Exp: DIOXIN
 327.8847 S:5 SMO(1,3) BSUB(1000,15,-3,0) PKD(5,3,3,0,10%,7320,0,1,00%,F,T)



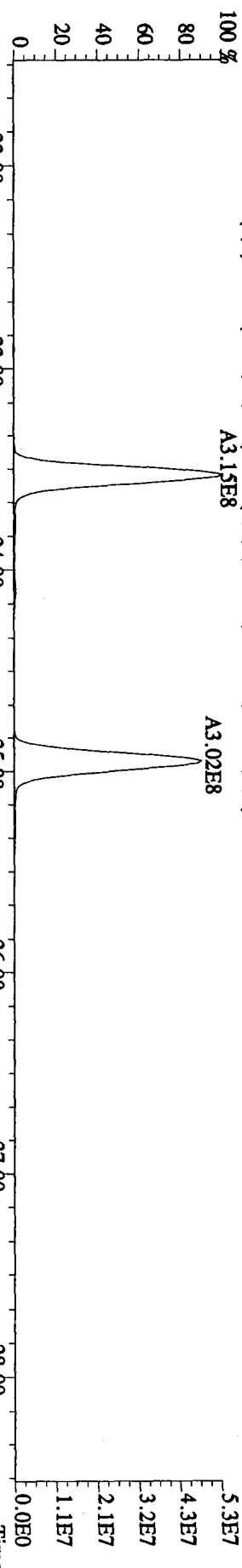
File:31DE09A1D5 #1-496 Acq: 1-JAN-2010 02:14:32 GC EI+ Voltage SIR 70SE

Sample#5 Text:ST1231E :CS-4 09DXN426 Exp:DIOXIN

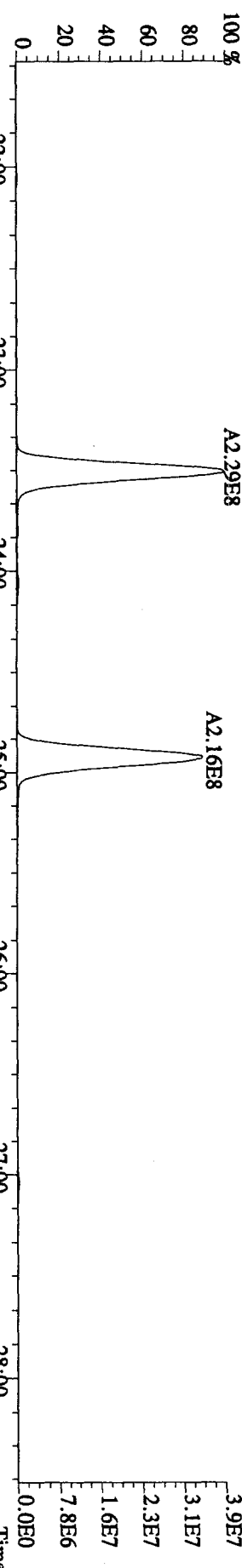
339.8597 S:5 F:2 SMO(1,3) BSUB(1000,15,-3,0) PKD(5,3,3,0.10%,9004.0,1.00%,F,T)



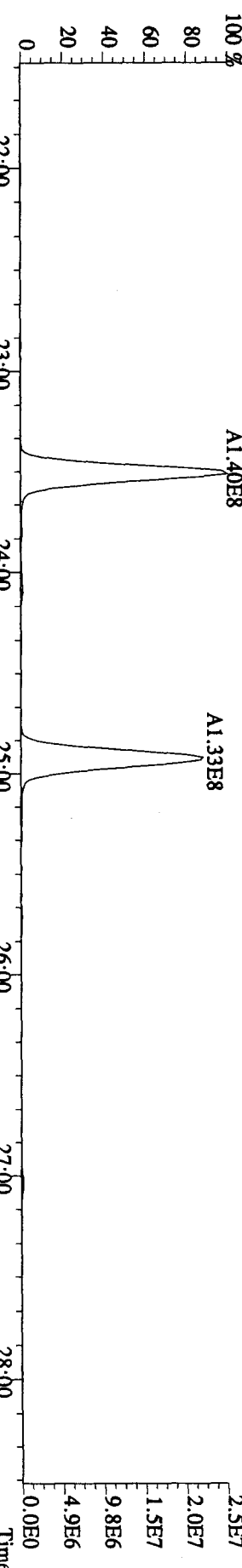
341.8567 S:5 F:2 SMO(1,3) BSUB(1000,15,-3,0) PKD(5,3,3,0.10%,10060.0,1.00%,F,T)



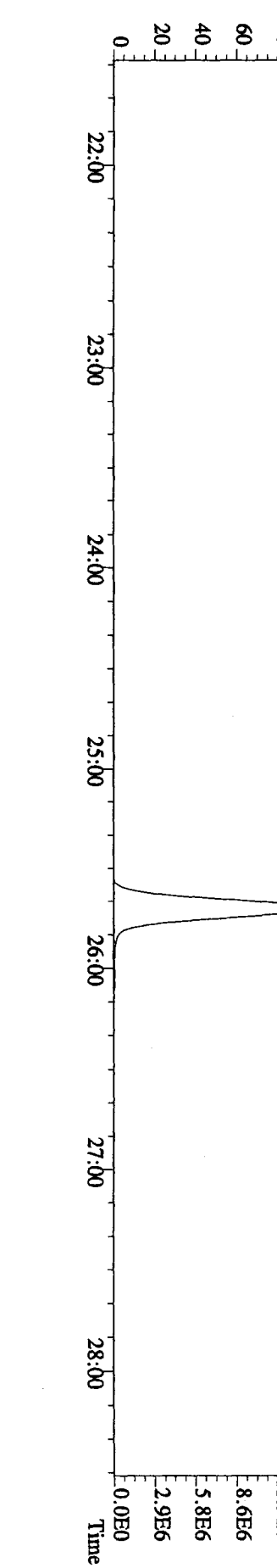
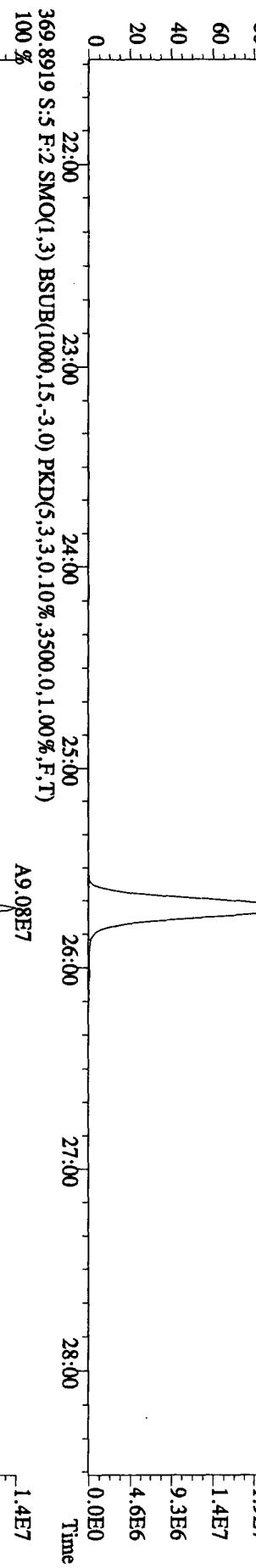
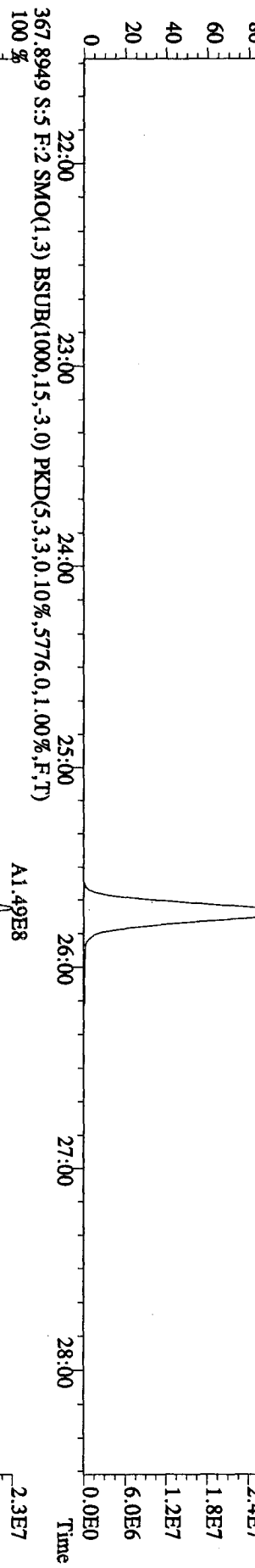
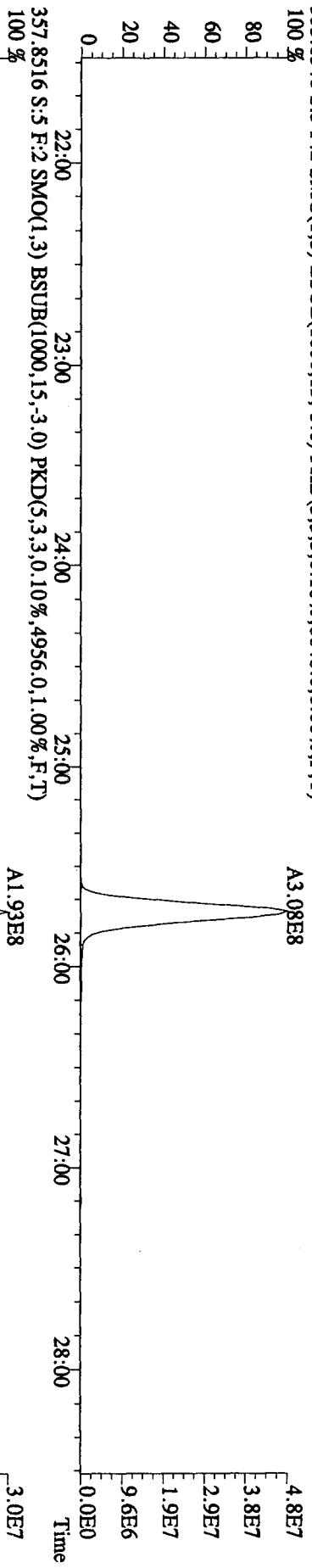
351.9000 S:5 F:2 SMO(1,3) BSUB(1000,15,-3,0) PKD(5,3,3,0.10%,8136.0,1.00%,F,T)



353.8970 S:5 F:2 SMO(1,3) BSUB(1000,15,-3,0) PKD(5,3,3,0.10%,7612.0,1.00%,F,T)



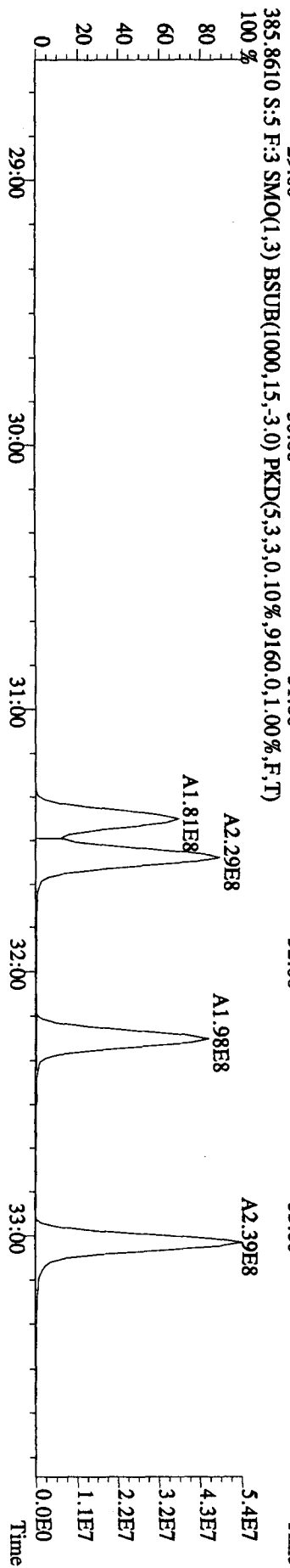
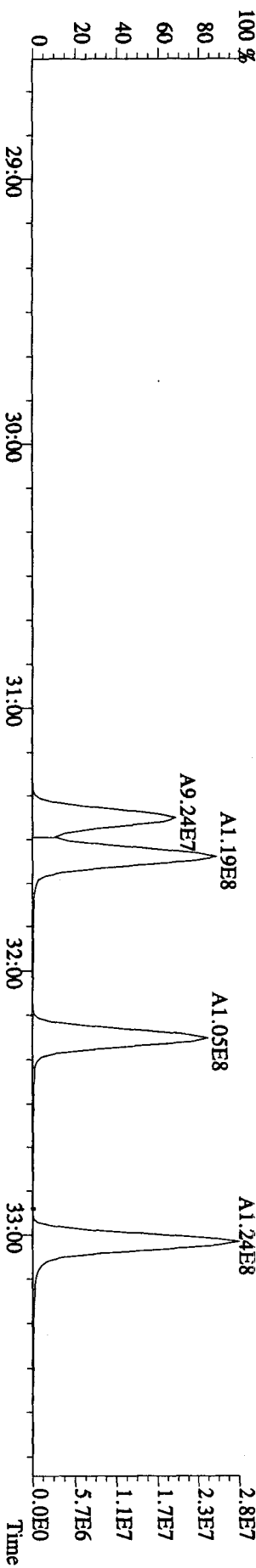
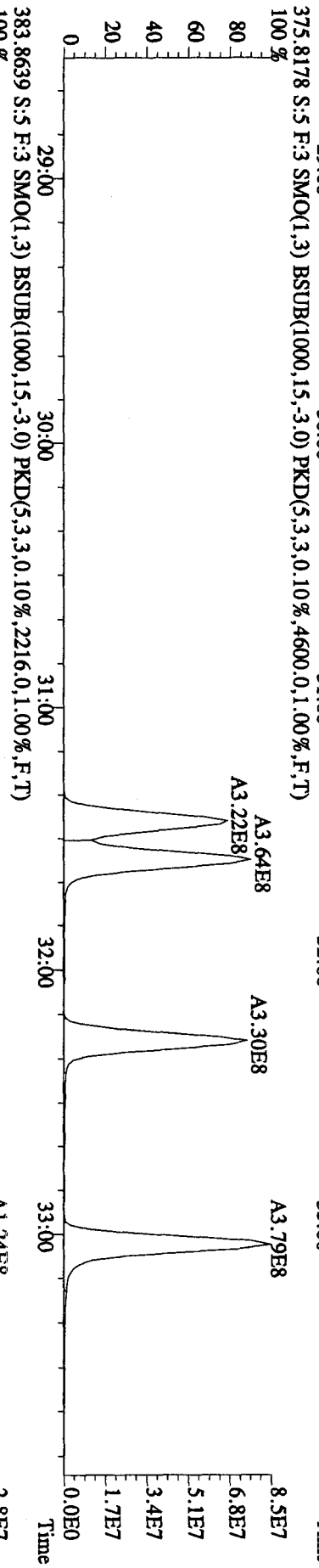
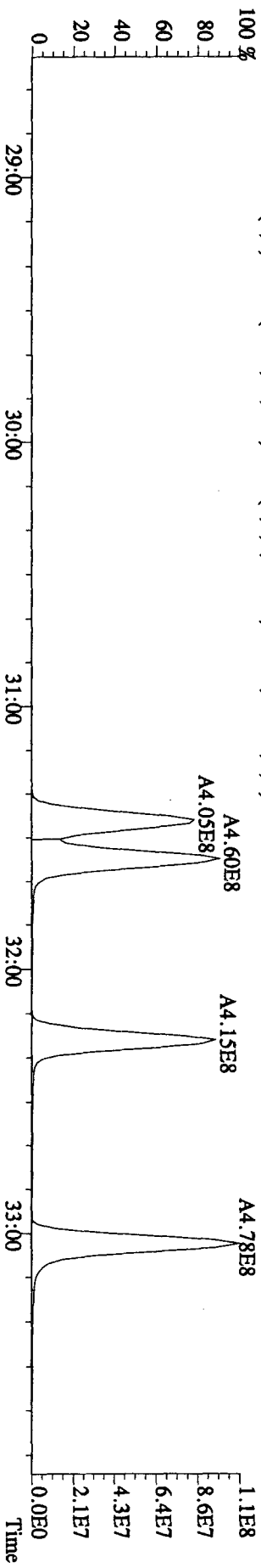
File:31DE09A1D5 #1-496 Acq: 1-JAN-2010 02:14:32 GC EI+ Voltage SIR 70SE
 Sample#5 Text:ST1231E :CS-4 09DXN426 Exp:DIOXIN
 355 8546 S:5 F:2 SMO(1,3) BSUB(1000,15,-3.0) PKD(5,3,3,0.10%,6848.0,1.00%,F,T)
 100 %



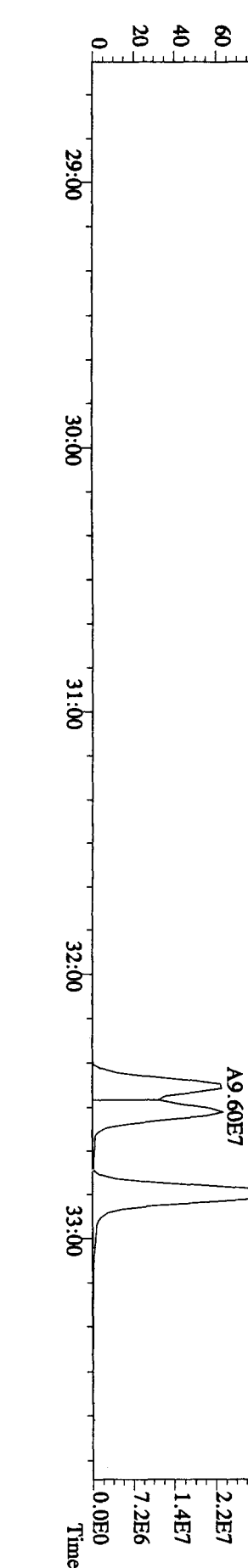

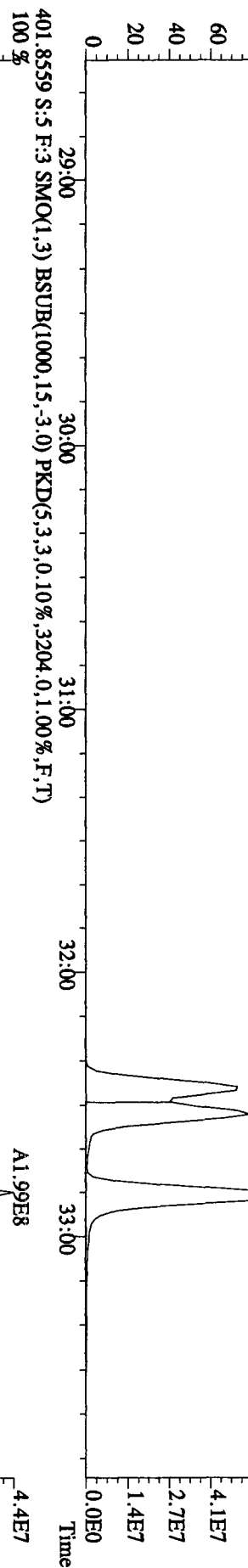
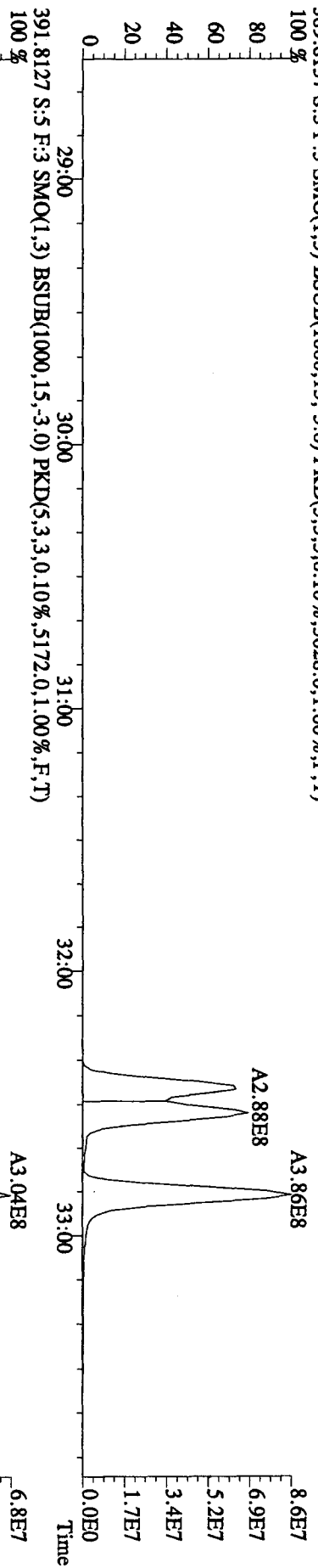
File:31IDE09A1D5 #1-361 Acq: 1-JAN-2010 02:14:32 GC EI+ Voltage SIR 70SE

Sample#5 Text:ST1231E :CS-4 09DXN426 Exp:DIOXIN

373,8208 S:5 F:3 SMO(1,3) BSUB(1000,15,-3,0) PKD(5,3,3,0,10%,4496,0,1.00%,F,T)



File: 31DE09A1D5 #1-361 Acq: 1-JAN-2010 02:14:32 GC EI+ Voltage SIR 70SE
 Sample#5 Text: ST1231E :CS-4 09DXN426 Exp: DIOXIN
 389.8157 S:5 F:3 SMO(1,3) BSUB(1000,15,-3,0) PKD(5,3,3,0,10%,3028,0,1,00%,F,T)
 100 %

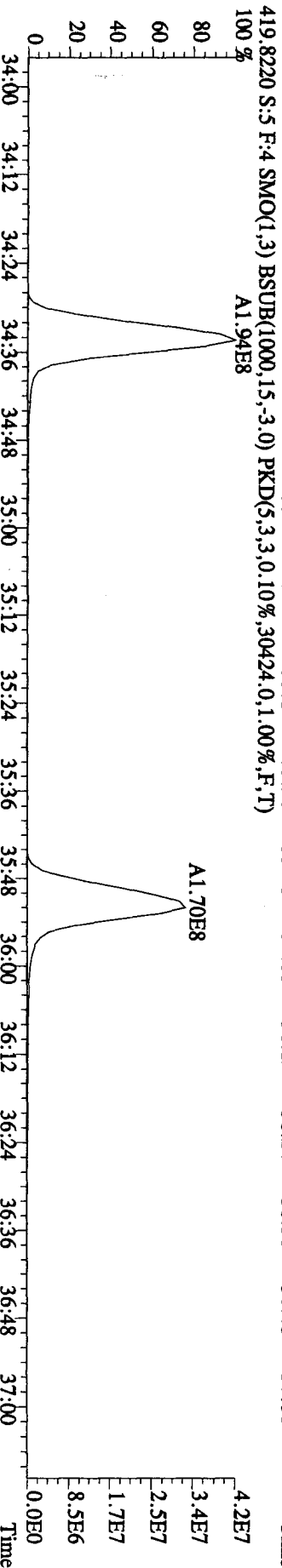
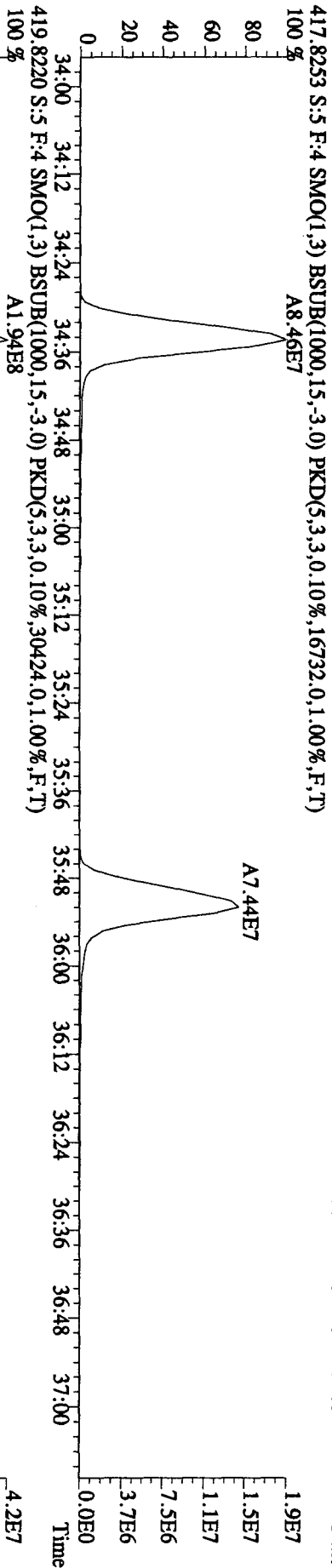
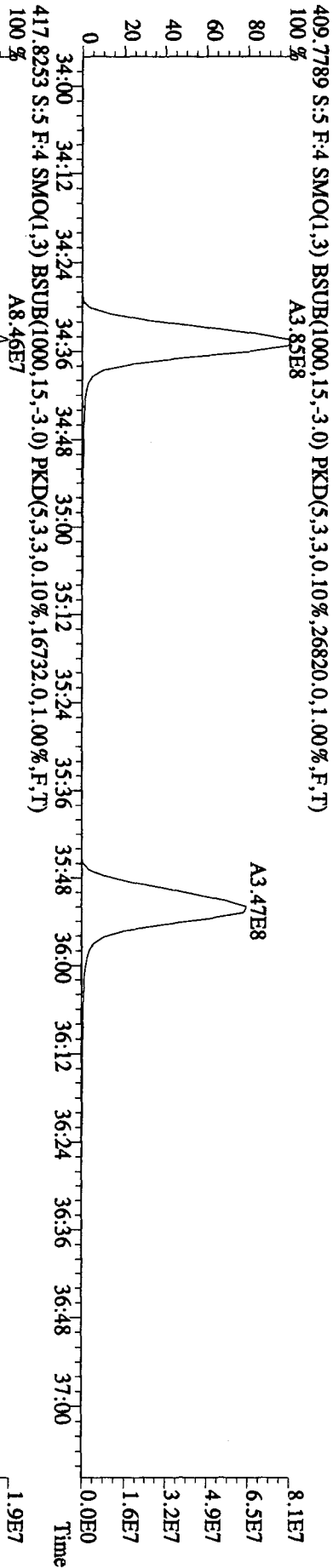
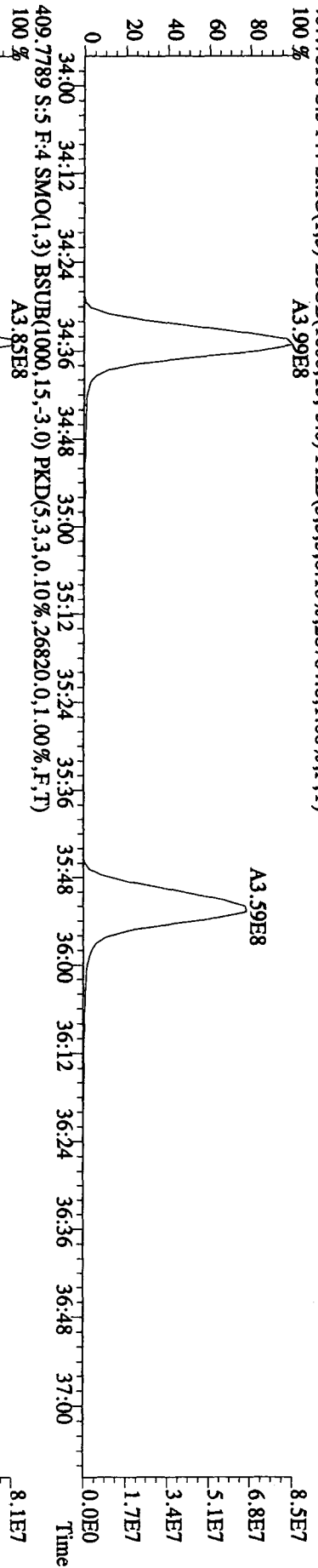


File:31DE09A1D5 #1-228 Acq: 1-JAN-2010 02:14:32 GC EI+ Voltage SIR 70SE

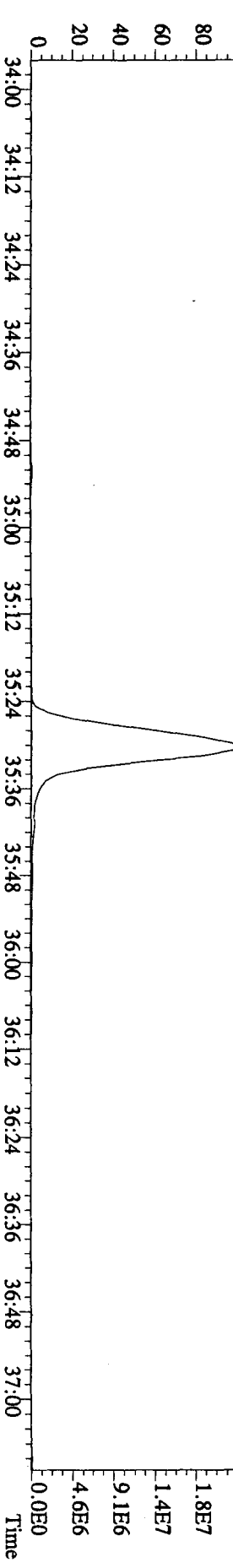
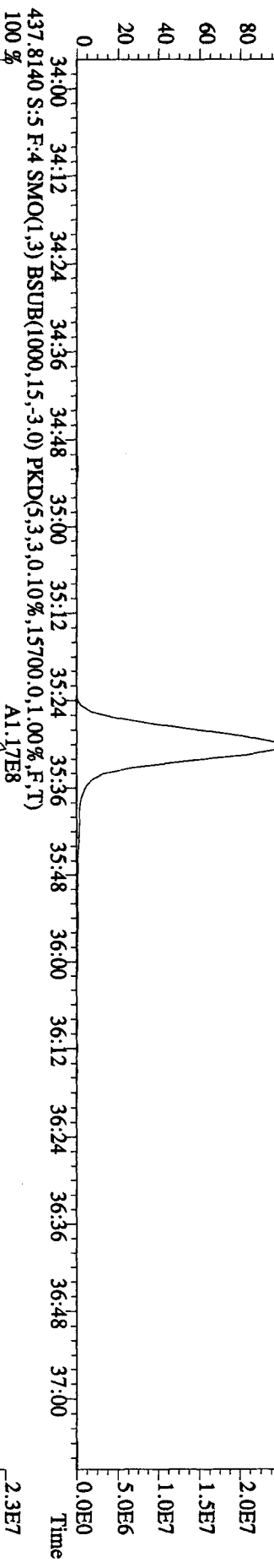
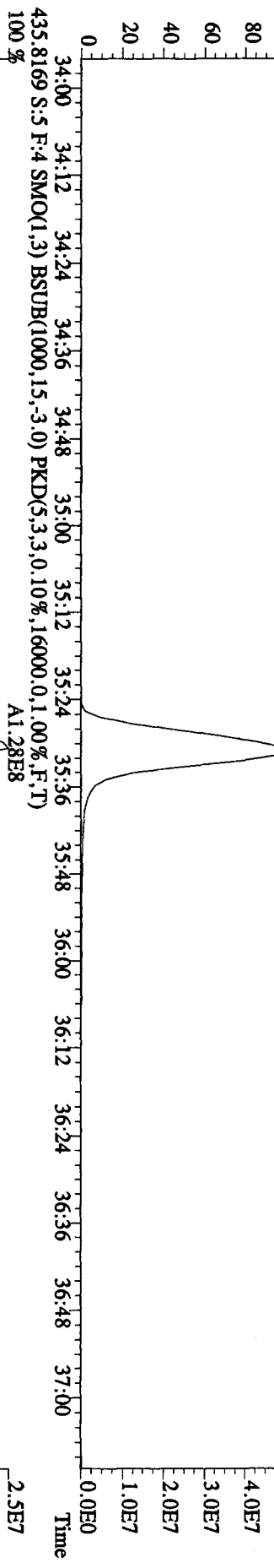
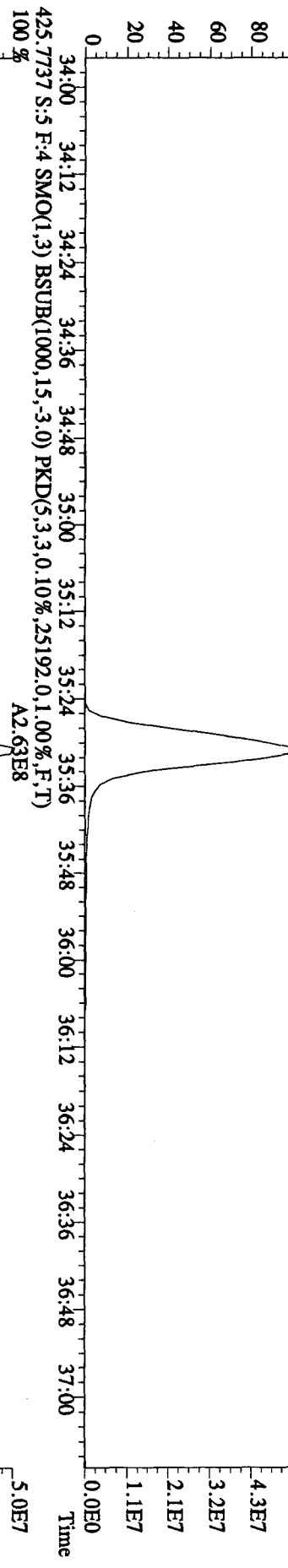
Sample#5 Text:ST1231E :CS-4 09DXN426

Exp:DIOXIN

407.7818 S:5 F:4 SMO(1,3) BSUB(1000,15,-3,0) PKD(5,3,3,0,10%,26764,0,1,00%,F,T)



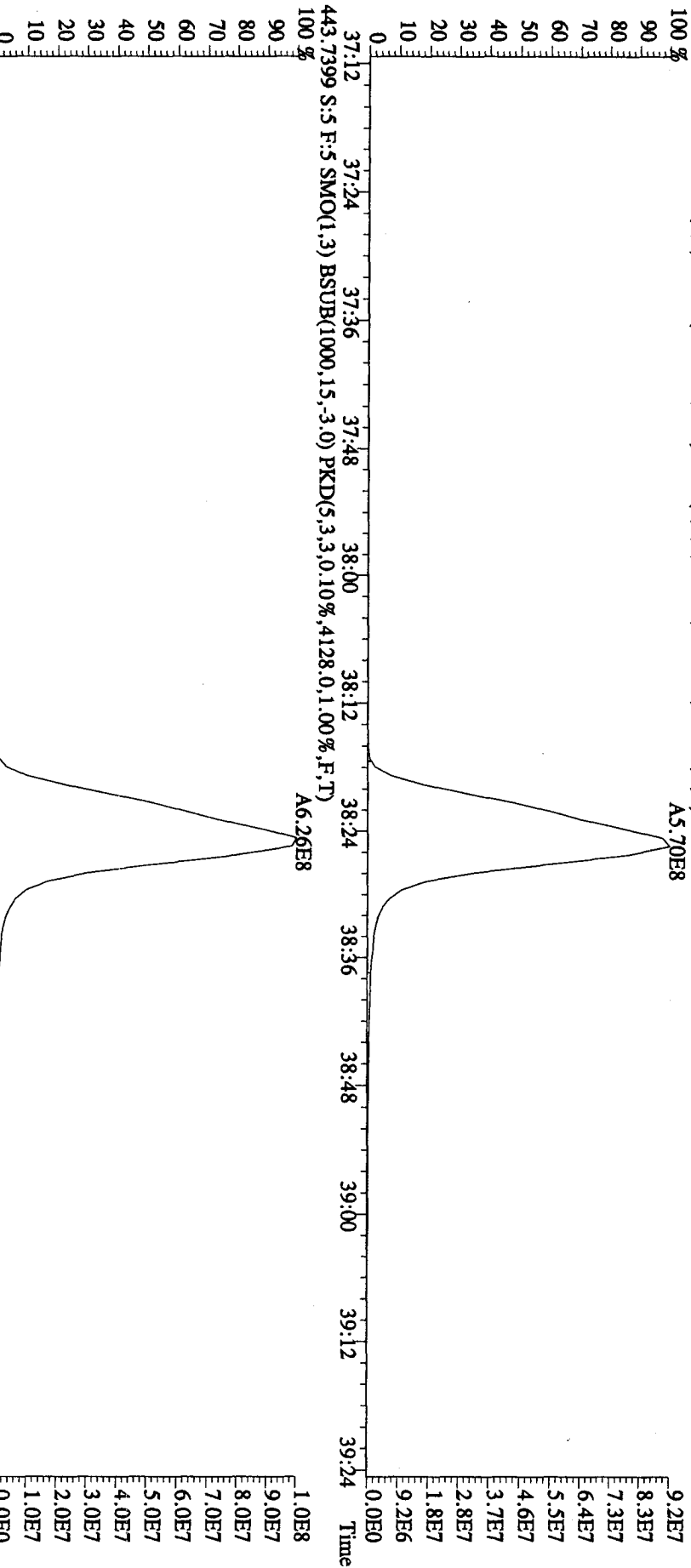
File:31DE09A1D5 #1-228 Acq: 1-JAN-2010 02:14:32 GC EI+ Voltage SIR 70SE
 Sample#5 Text:ST1231E :CS-4 09DXN426 Exp:DIOXIN
 423.7766 S.S.F:4 SMO(1,3) BSUB(1000,15,-3.0) PKD(5,3,3,0,10%,22832.0,1.00%,F,T)
 100 % A2.77E8



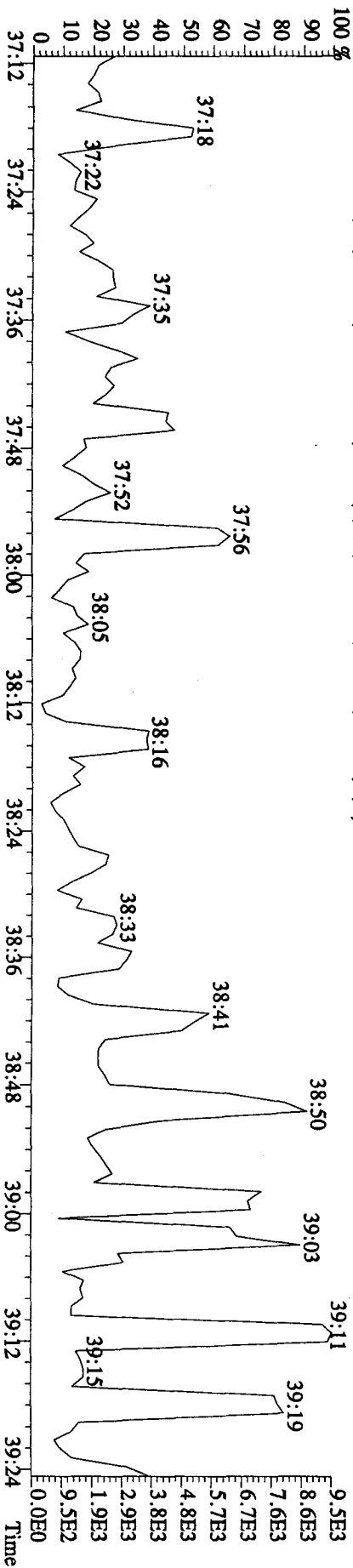
File: 31DE09A1D5 #1-161 Acq: 1-JAN-2010 02:14:32 GC EI+ Voltage SIR 70SE

Sample#5 Text: ST1231E :CS-4 09DXN426 Exp: DIOXIN

441.7428 S:5 F:5 SMO(1,3) BSUB(1000,15,-3.0) PKD(5,3,0.10%,32256.0,1.00%,F,T)

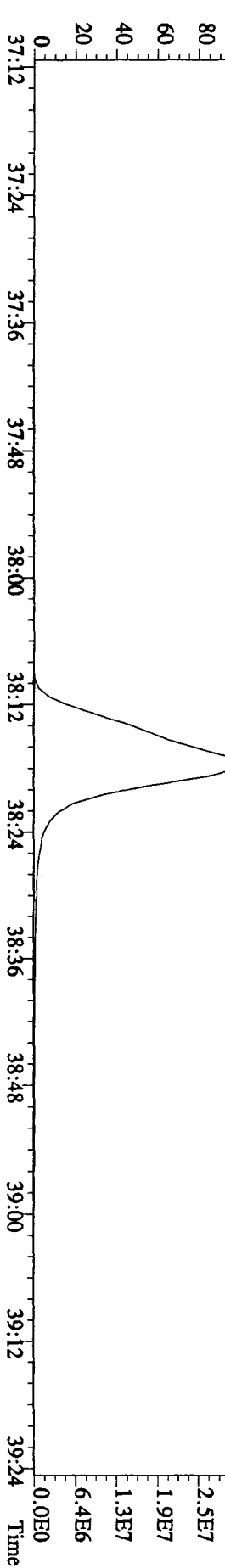
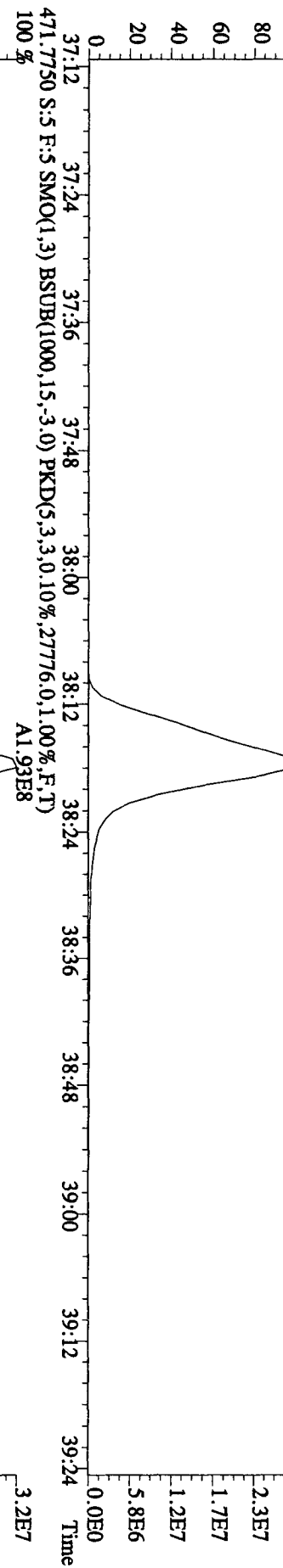
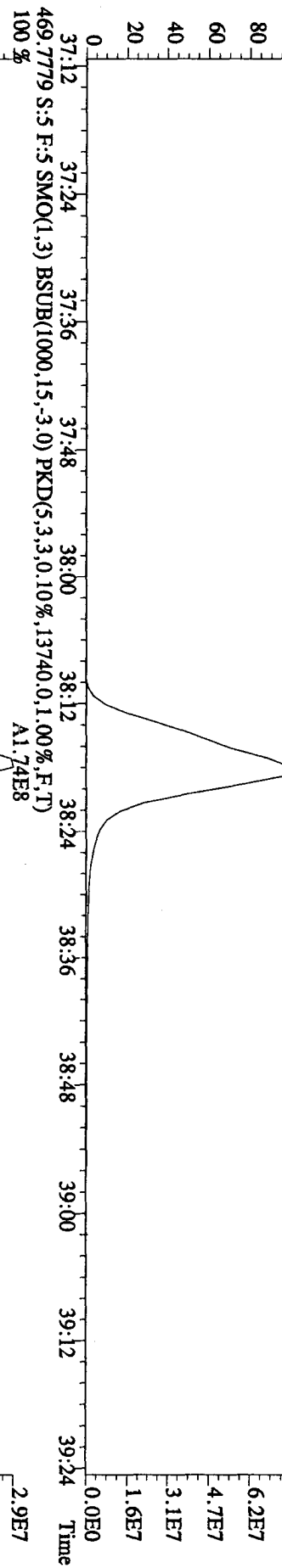
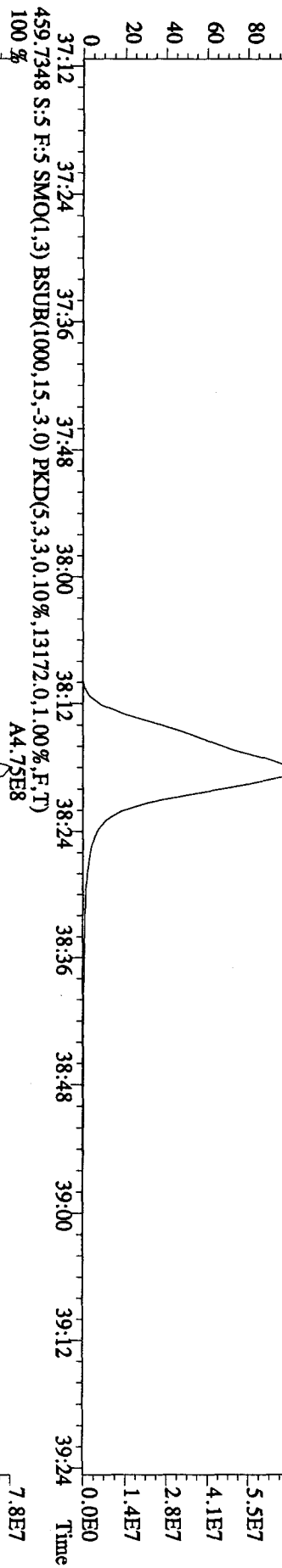


513.6775 S:5 F:5 SMO(1,3) BSUB(1000,15,-3.0) PKD(5,3,0.10%,2216.0,1.00%,F,T)



File:31DE09A1D5 #1-161 Acq: 1 JAN-2010 02:14:32 GC EI+ Voltage SIR 70SE

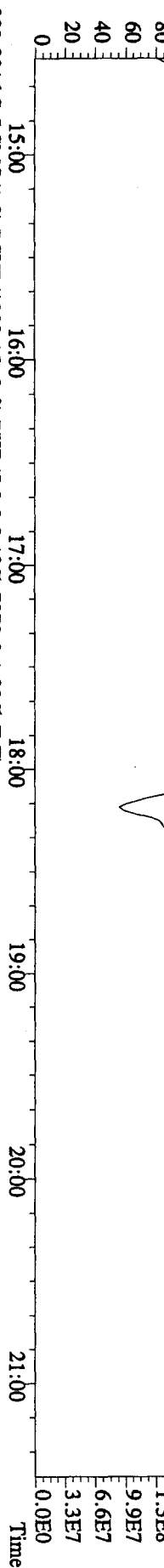
Sample#5 Text:ST1231E :CS-4 09DXN426 Exp:DIOXIN
457.7377 S.S.F:5 SMO(1.3) BSUB(1000,15,-3.0) PKD(5,3,3,0.10%,17292.0,1.00%,F,T)
100 % A4.26E8



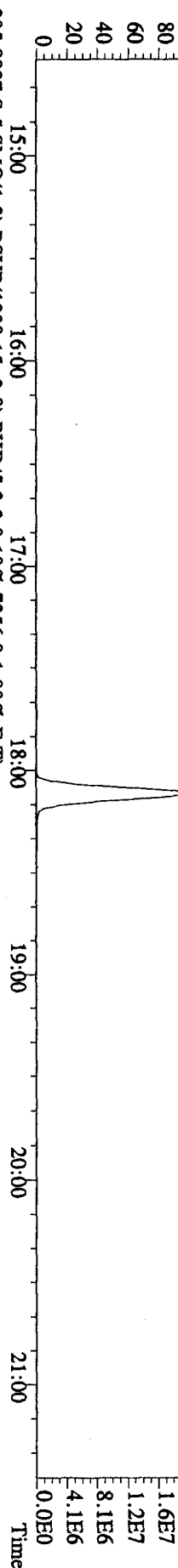
File:31DE09A1D5 #1-410 Acq: 1-JAN-2010 02:14:32 GC EI+ Voltage SIR 70SE

Sample#5 Text:ST1231E :CS-4 09DDXN426 Exp:DIOXIN

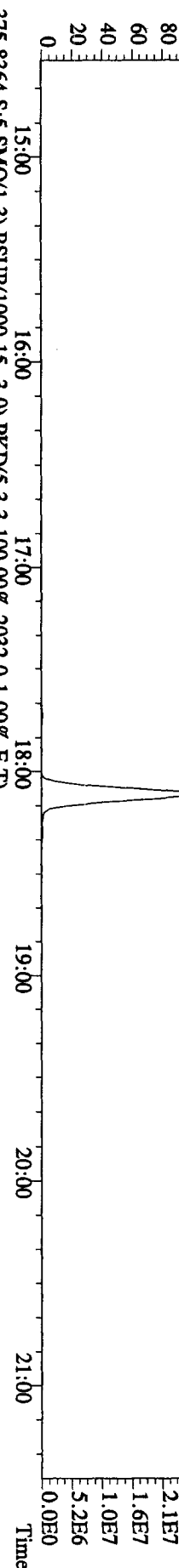
292.9825 S:5 SMO(1,3) PKD(5,3,5,100,00%,0,0,1,00%,F,T)



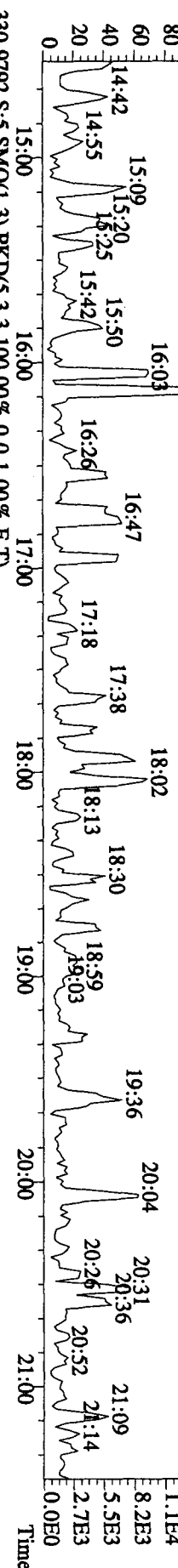
303.9016 S:5 SMO(1,3) BSUB(1000,15,-3,0) PKD(5,3,3,0,10%,7872,0,1,00%,F,T)



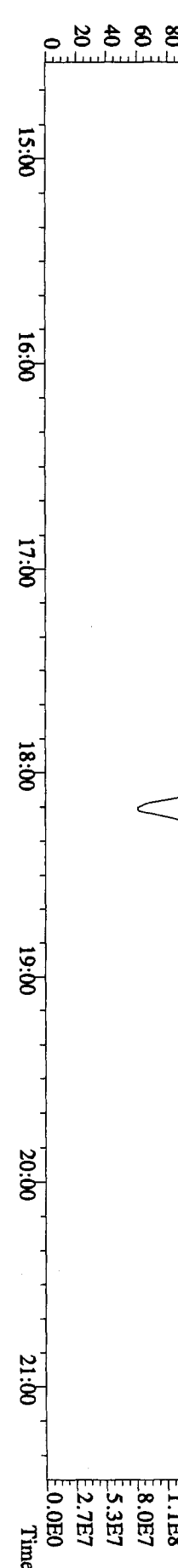
305.8987 S:5 SMO(1,3) BSUB(1000,15,-3,0) PKD(5,3,3,0,10%,7356,0,1,00%,F,T)



375.8364 S:5 SMO(1,3) BSUB(1000,15,-3,0) PKD(5,3,3,100,00%,2032,0,1,00%,F,T)



330.9792 S:5 SMO(1,3) PKD(5,3,3,100,00%,0,0,1,00%,F,T)

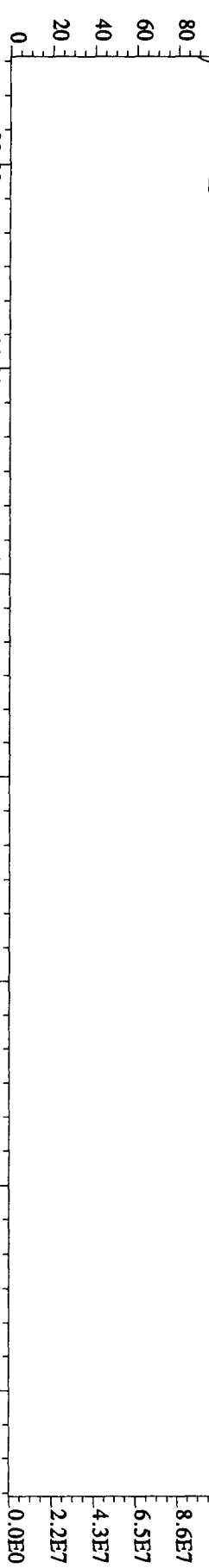


File: 31DE09A1D5 #1-496 Acq: 1-JAN-2010 02:14:32 GC EI + Voltage SIR 70SE

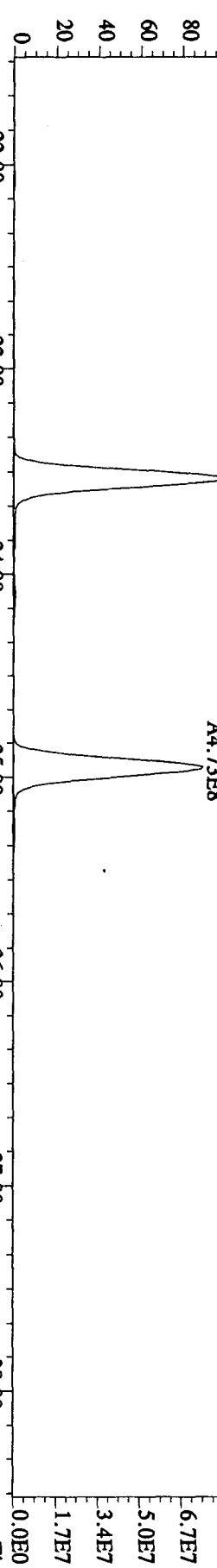
Sample#5 Text: ST1231E : CS-4 09DXN426 Exp: DIOXIN

342.9792 S:5 F:2 SMO(1,3) PKD(5,3,3,100.00%,0.0,1.00%,F,T)

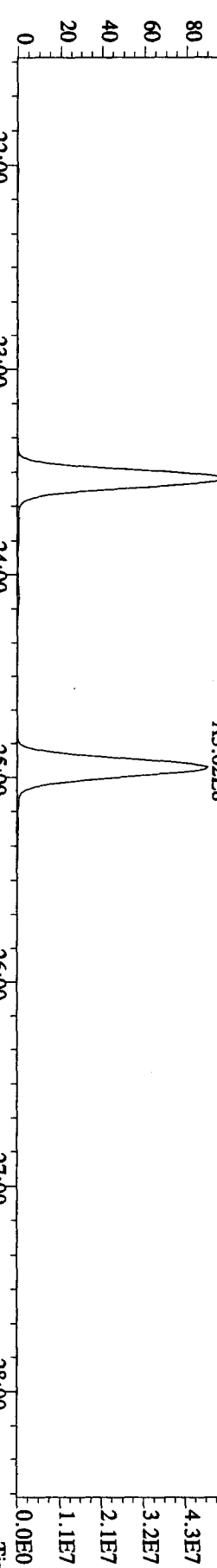
1.1E8



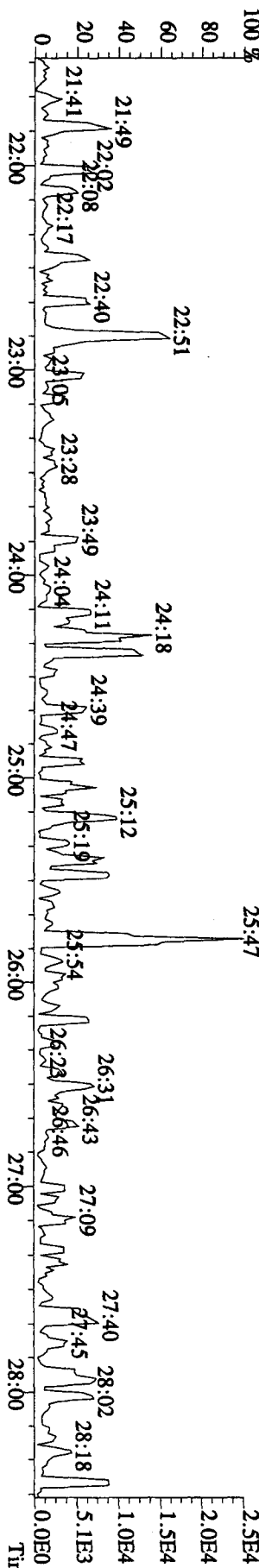
339.8597 S:5 F:2 SMO(1,3) BSUB(1000,15,-3.0) PKD(5,3,3,0.10%,9004,0,1.00%,F,T)



341.8567 S:5 F:2 SMO(1,3) BSUB(1000,15,-3.0) PKD(5,3,3,0.10%,10060,0,1.00%,F,T)




409.7974 S:5 F:2 SMO(1,3) BSUB(1000,15,-3.0) PKD(5,3,3,100.00%,1624,0,1.00%,F,T)



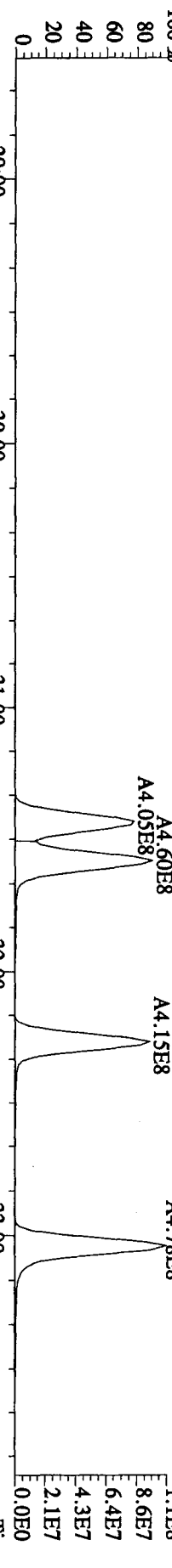
File:31DE09A1D5 #1-361 Acq: 1-JAN-2010 02:14:32 GC EI+ Voltage SIR 70SE

Sample#5 Text:ST1231E :CS-4 09DXN426 Exp:DIOXIN

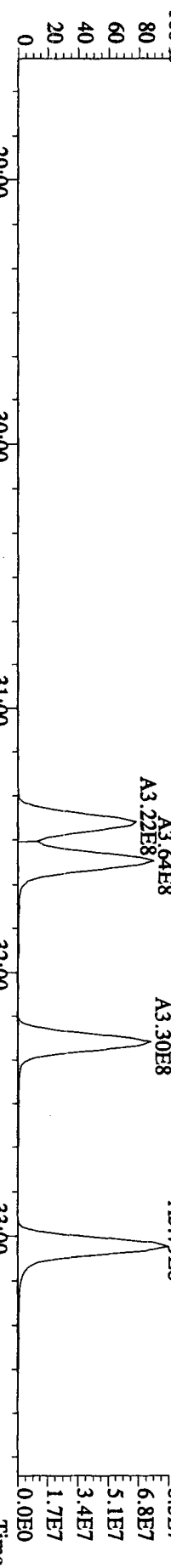
392.9760 S:5 F:3 SMO(1,3) PKD(5,3,3,100.00%,0.0,1.00%,F,T)



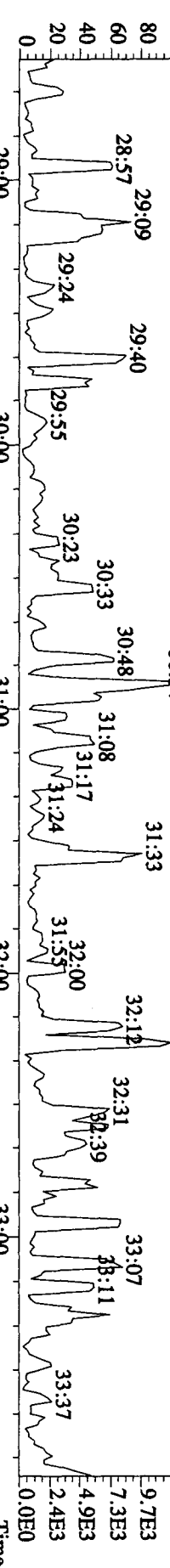
373.8208 S:5 F:3 SMO(1,3) BSUB(1000,15,-3.0) PKD(5,3,3,0.10%,4496.0,1.00%,F,T)



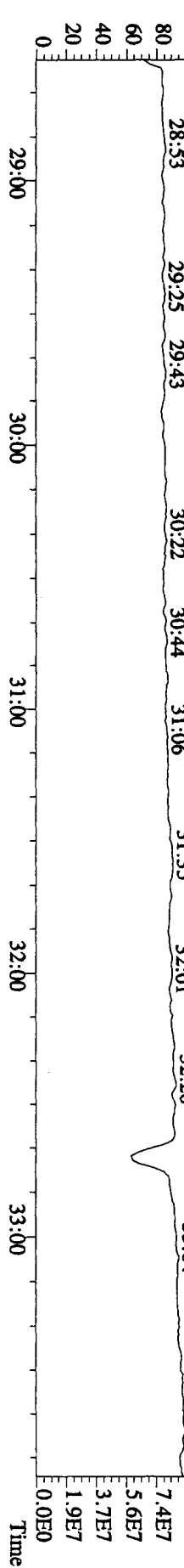
375.8178 S:5 F:3 SMO(1,3) BSUB(1000,15,-3.0) PKD(5,3,3,0.10%,4600.0,1.00%,F,T)

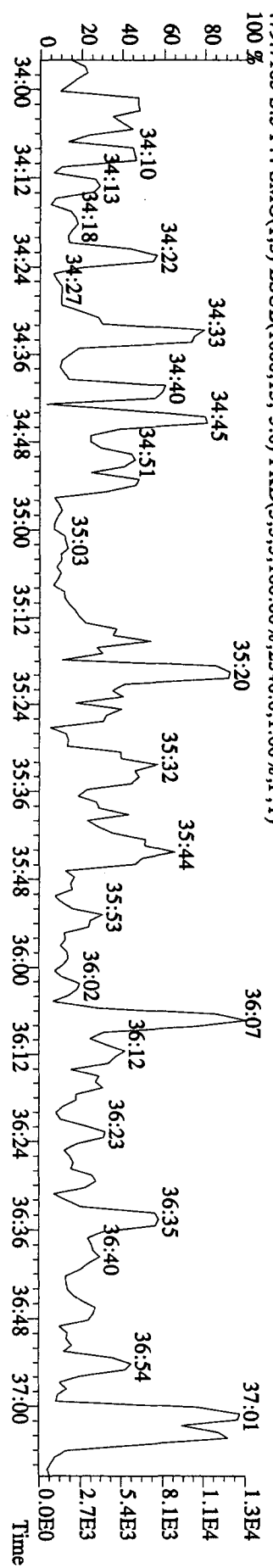
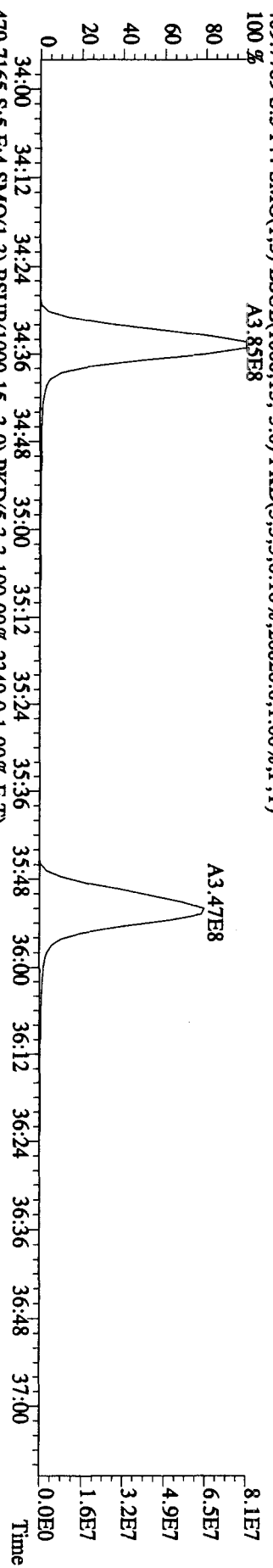
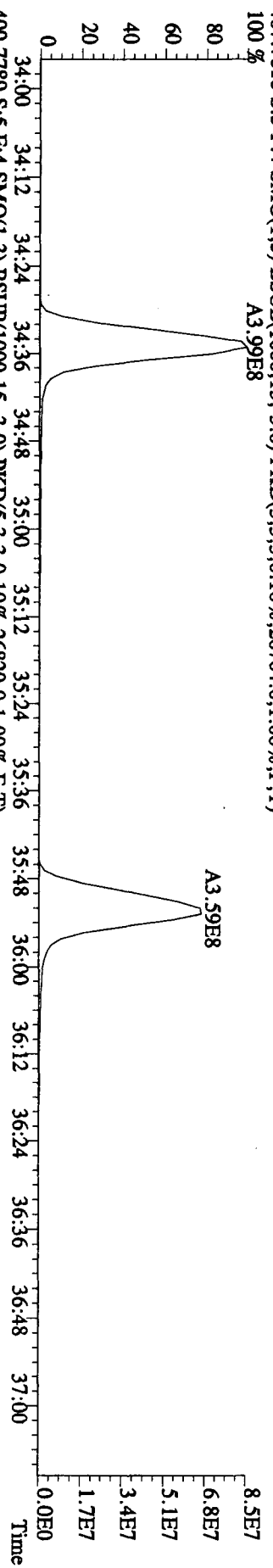
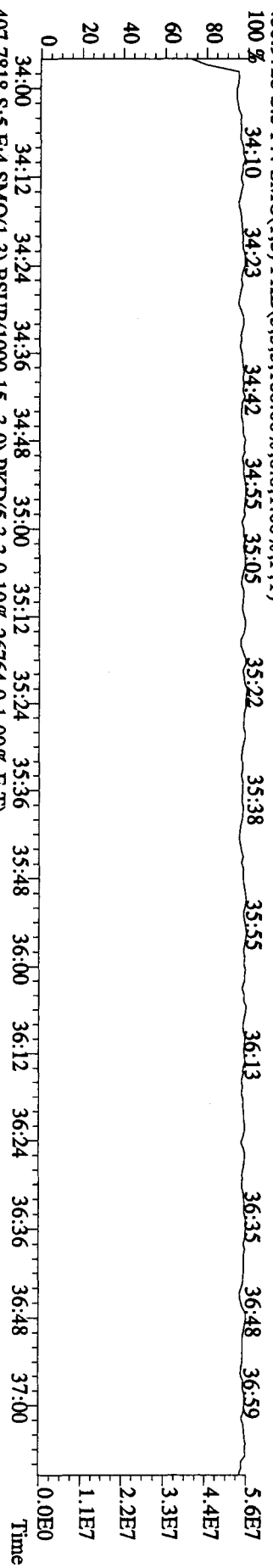


445.7555 S:5 F:3 SMO(1,3) BSUB(1000,15,-3.0) PKD(5,3,3,100.00%,1648.0,1.00%,F,T)



380.9760 S:5 F:3 SMO(1,3) PKD(5,3,3,100.00%,0.0,1.00%,F,T)






File:3IDEG09A1D5 #1-161 Acq: 1-JAN-2010 02:14:32 GC EI+ Voltage SIR 70SE

Sample#5 Text:ST1231E :CS-4 09DXN426 Exp:DIOXIN

454.9728 S:5 F:5 SMO(1,3) PKD(5,3,3,100.00%,0.0,1.00%,F,T)

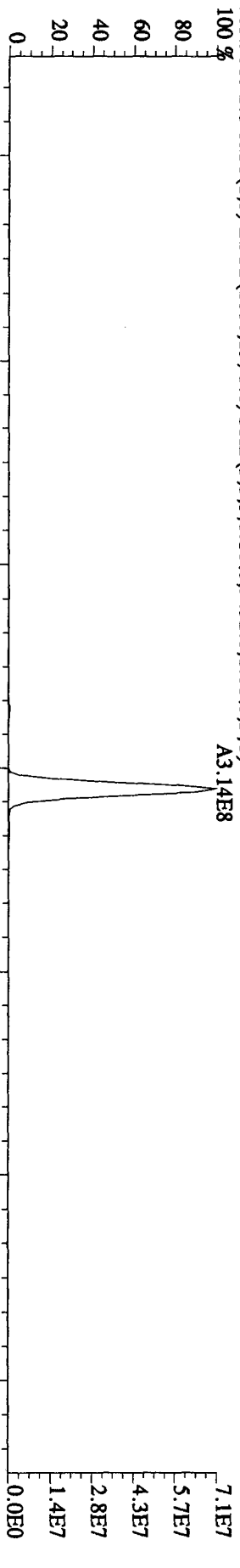
100 % 37:16 37:27 37:43 37:50 38:02 38:12 38:22 38:30 38:39 38:53 39:15



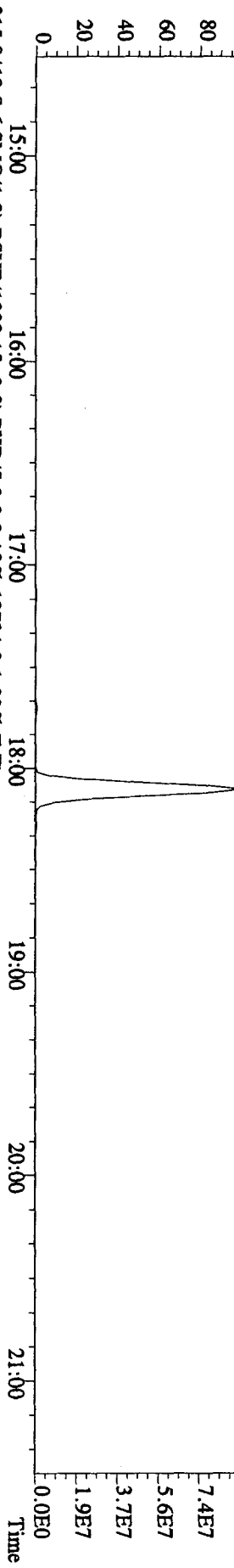
File:31DE09AIDS #1-411 Acq: 1-JAN-2010 02:56:20 GC EI+ Voltage SIR 70SE

Sample#6 Text:ST1231F :CS-5 09DXN456 Exp:DIOXIN

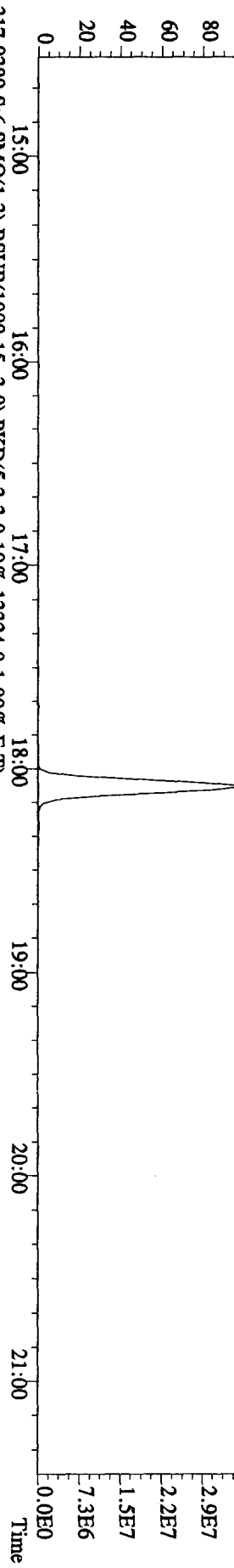
303.9016 S:6 SMO(1,3) BSUB(1000,15,-3,0) PKD(5,3,3,0,10%,9492,0,1,00%,F,T)



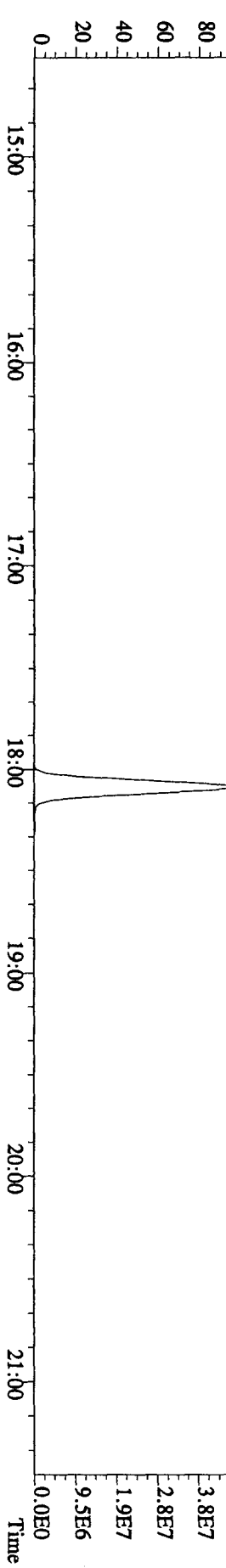
305.8987 S:6 SMO(1,3) BSUB(1000,15,-3,0) PKD(5,3,3,0,10%,9552,0,1,00%,F,T)



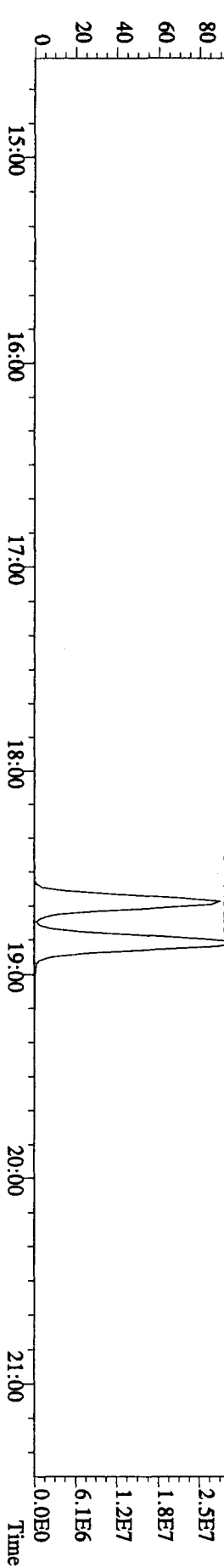
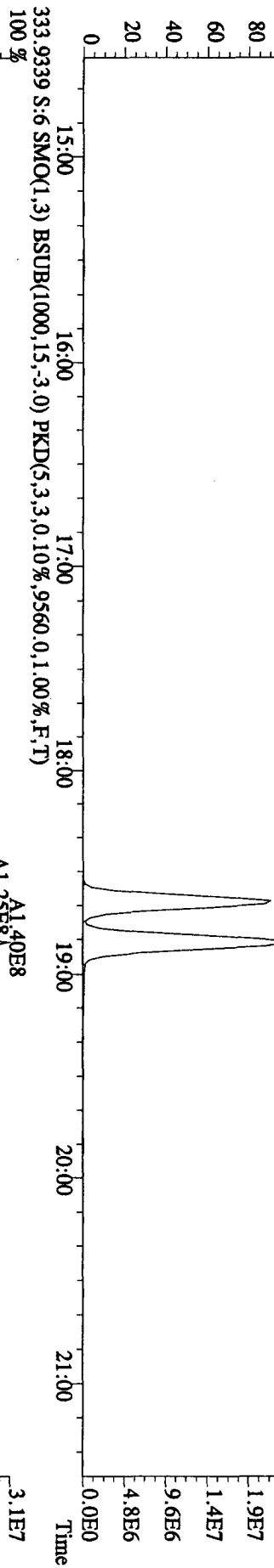

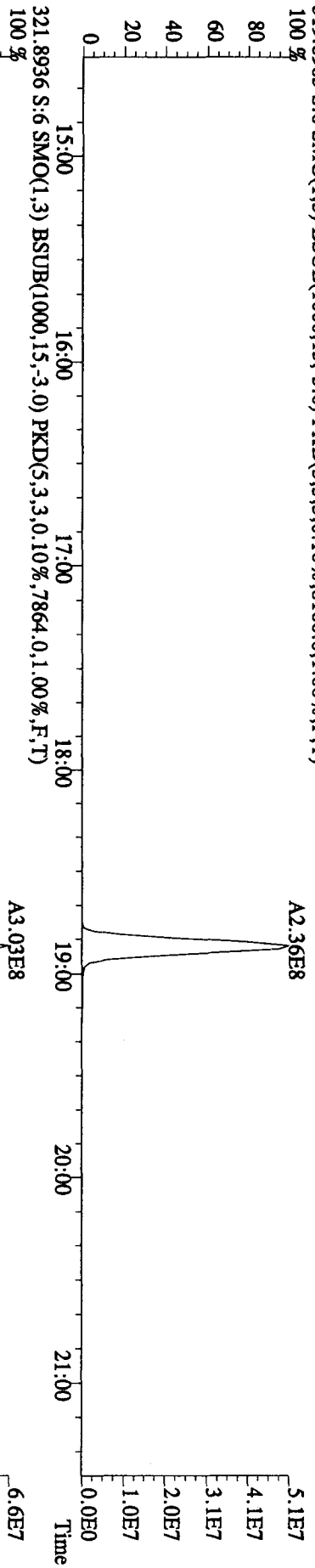
315.9419 S:6 SMO(1,3) BSUB(1000,15,-3,0) PKD(5,3,3,0,10%,13724,0,1,00%,F,T)



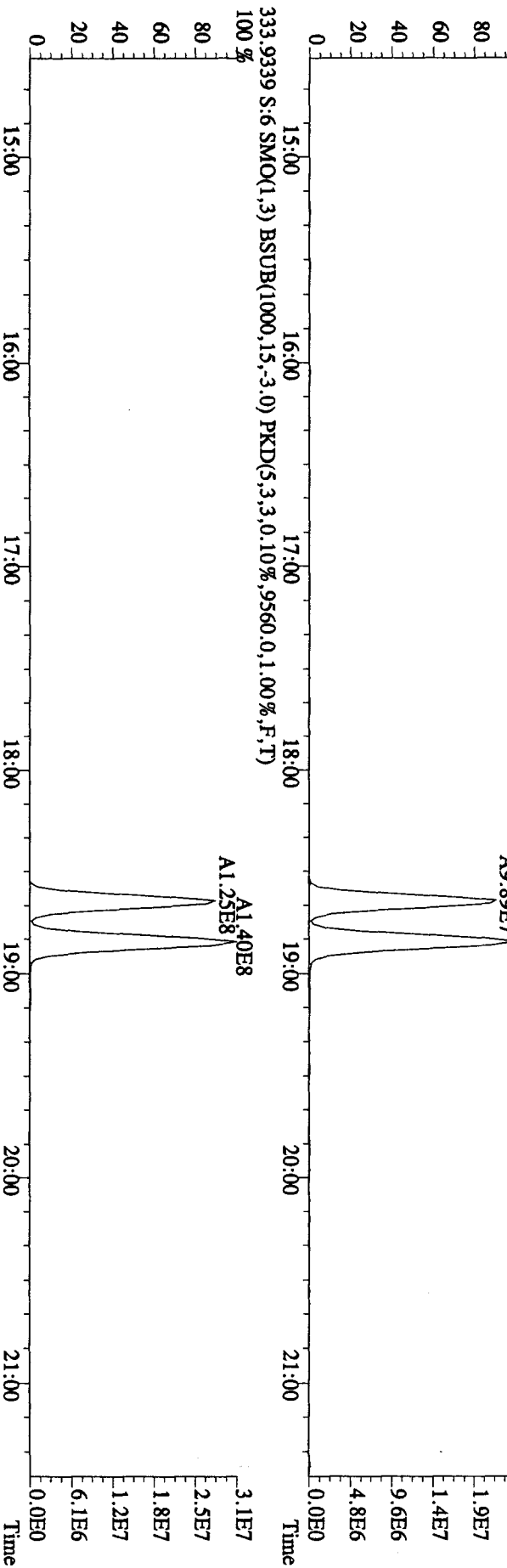

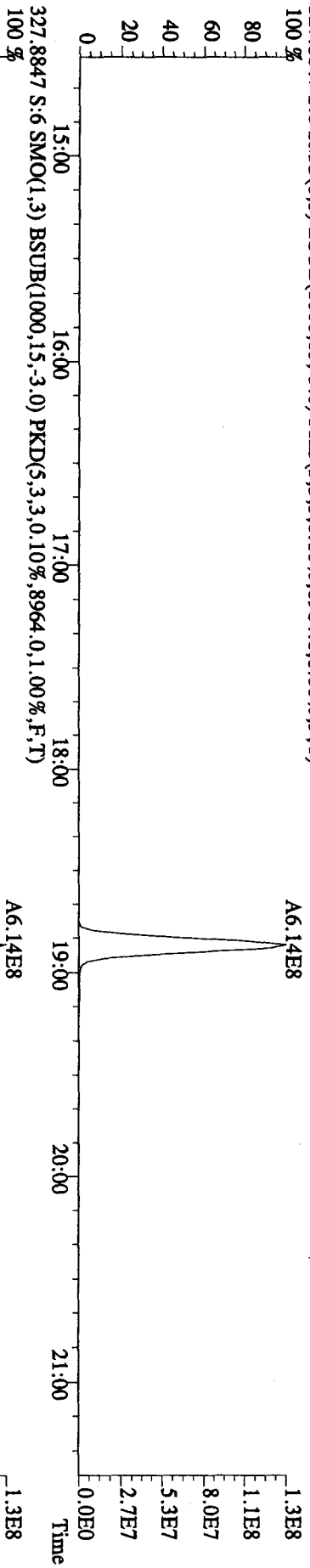
317.9389 S:6 SMO(1,3) BSUB(1000,15,-3,0) PKD(5,3,3,0,10%,13324,0,1,00%,F,T)



File:31DE09A1D5 #1-411 Acq: 1-JAN-2010 02:56:20 GC EI+ Voltage SIR 70SE
 Sample#6 Text:ST1231F :CS-5 09DXN456 Exp:DIOXIN
 319.8965 S:6 SMO(1,3) BSUB(1000,15,-3,0) PKD(5,3,3,0,10%,8180,0,1,00%,F,T)



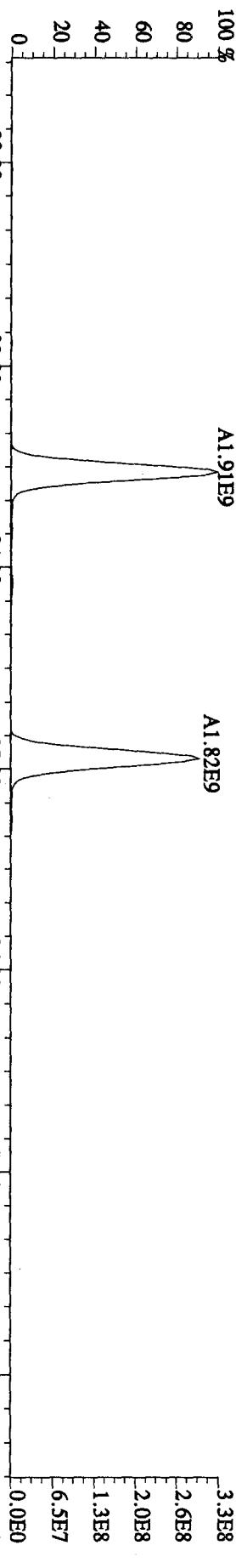
File:31DE09A1D5 #1-411 Acq: 1-JAN-2010 02:56:20 GC EI+ Voltage SIR 70SE
 Sample#6 Text:ST1231F :CS-5 09DXN456 Exp:DIOXIN
 327.8847 S:6 SMO(1,3) BSUB(1000,15,-3,0) PKD(5,3,3,0.10%,8964,0,1.00%,F,T)



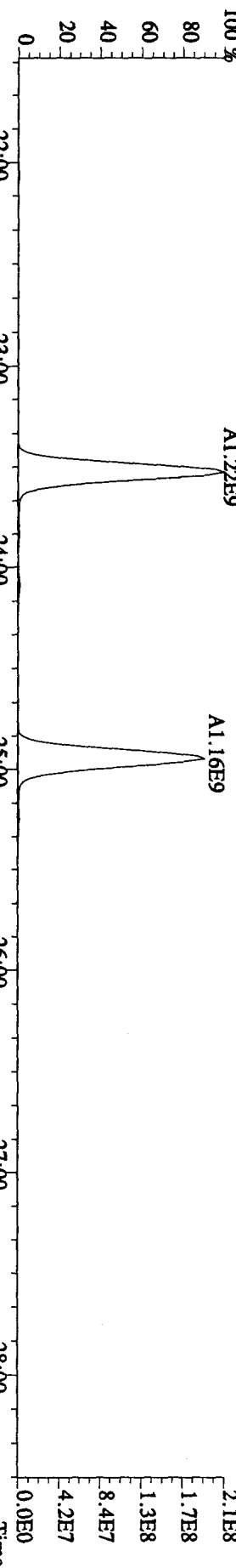
File:31DE09A1D5 #1-495 Acq: 1-JAN-2010 02:56:20 GC EI+ Voltage SIR 70SE

Sample#6 Text:ST1231F :CS-5 09DXN456 Exp:DIOXIN

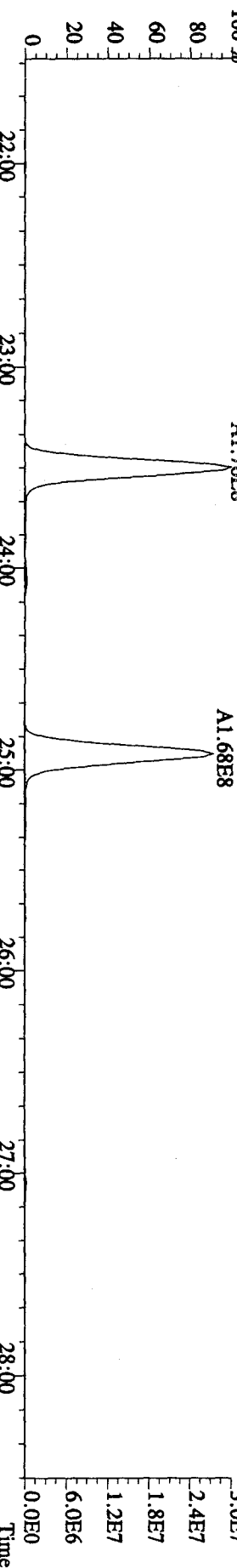
339.8597 S:6 F:2 SMO(1.3) BSUB(1000,15,-3.0) PKD(5,3,3,0.10%,21616.0,1.00%,F,T) A1.91E9



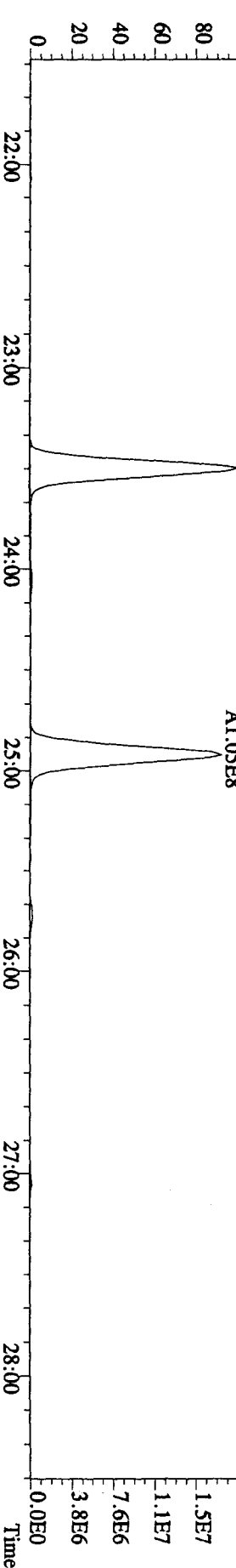
341.8567 S:6 F:2 SMO(1.3) BSUB(1000,15,-3.0) PKD(5,3,3,0.10%,11104.0,1.00%,F,T) A1.22E9



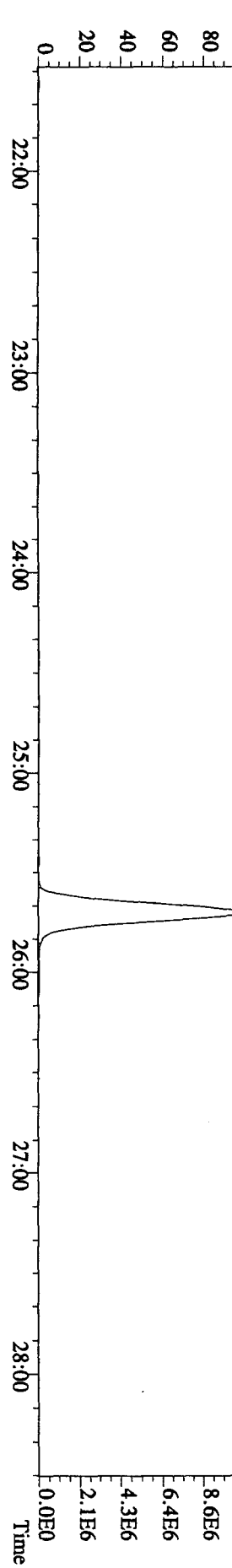
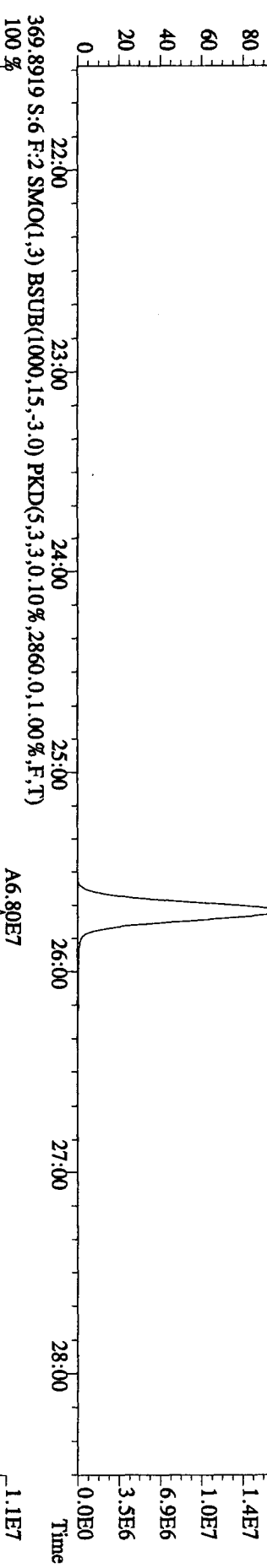
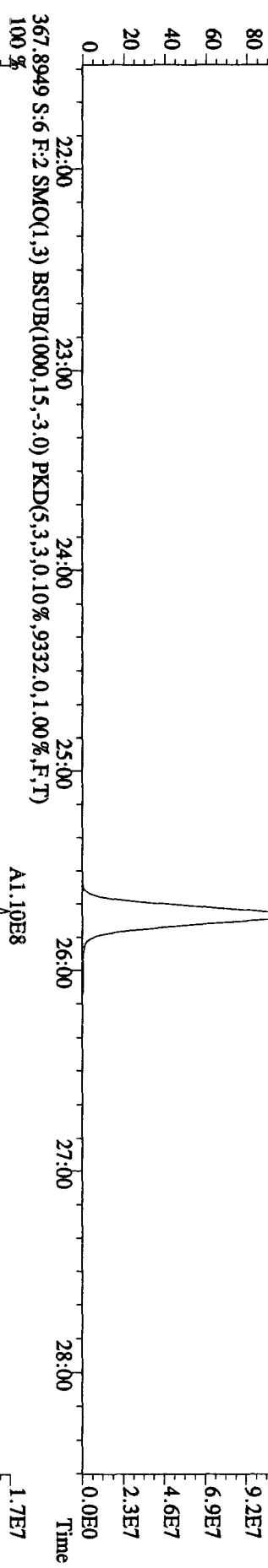
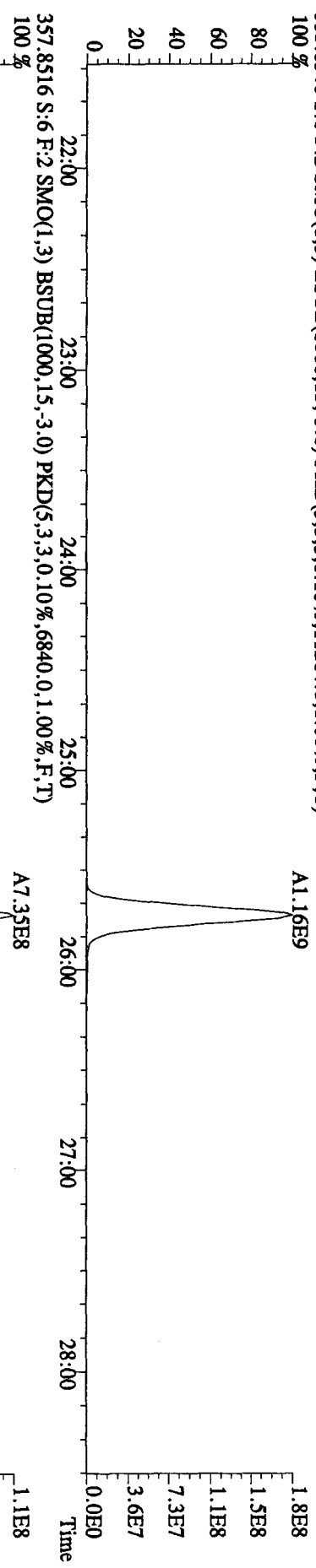
351.9000 S:6 F:2 SMO(1.3) BSUB(1000,15,-3.0) PKD(5,3,3,0.10%,5164.0,1.00%,F,T) A1.76E8

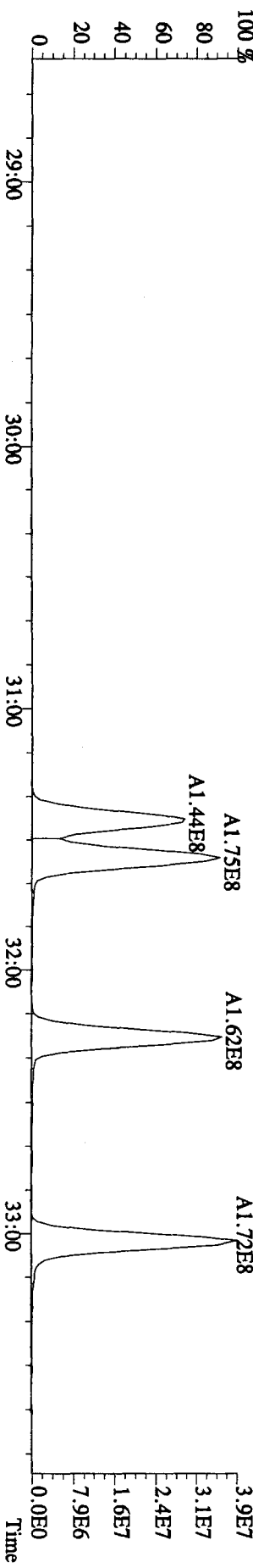
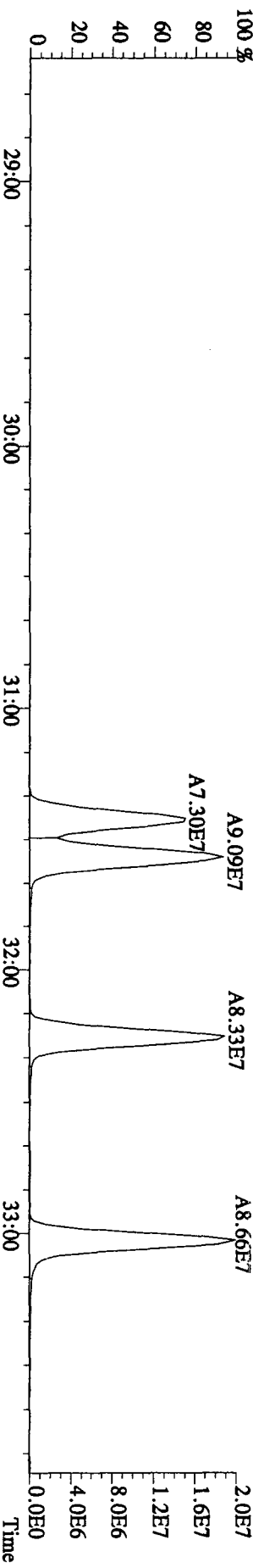
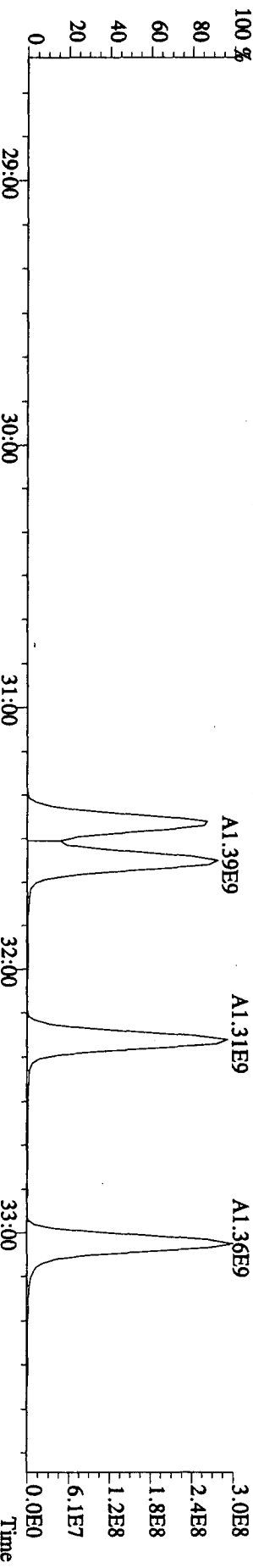
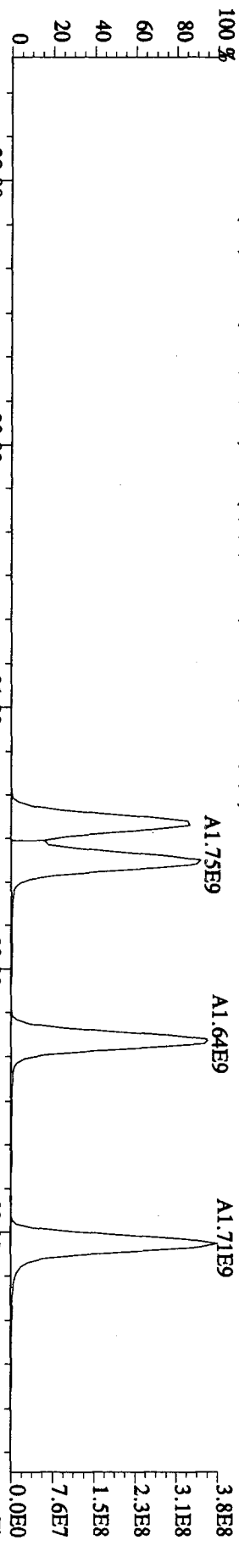


353.8970 S:6 F:2 SMO(1.3) BSUB(1000,15,-3.0) PKD(5,3,3,0.10%,8524.0,1.00%,F,T) A1.07E8






File:31DE99AIDS #1-495 Acq: 1-JAN-2010 02:56:20 GC EI+ Voltage SIR 70SE
 Sample#6 Text:ST1231F :CS-5 09DXN456 Exp:DIOXIN
 355,8546 S:6 F:2 SMO(1,3) BSUB(1000,15,-3,0) PKD(5,3,3,0,10%,11264,0,1,00%,F,T)

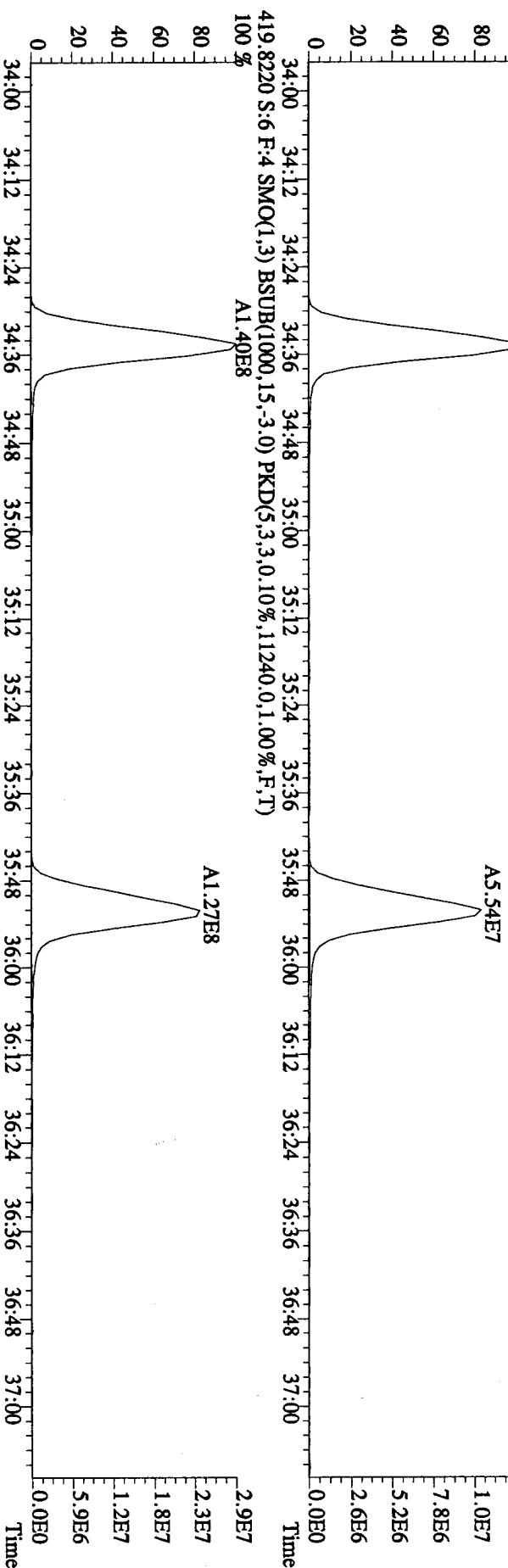
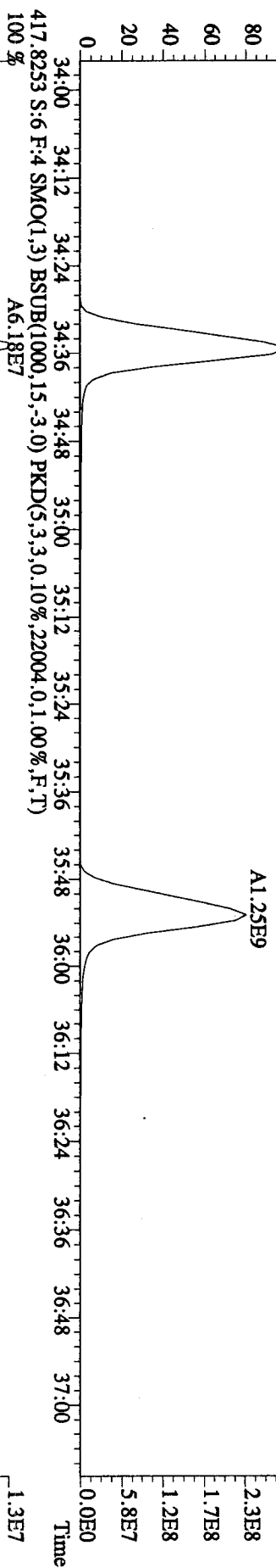
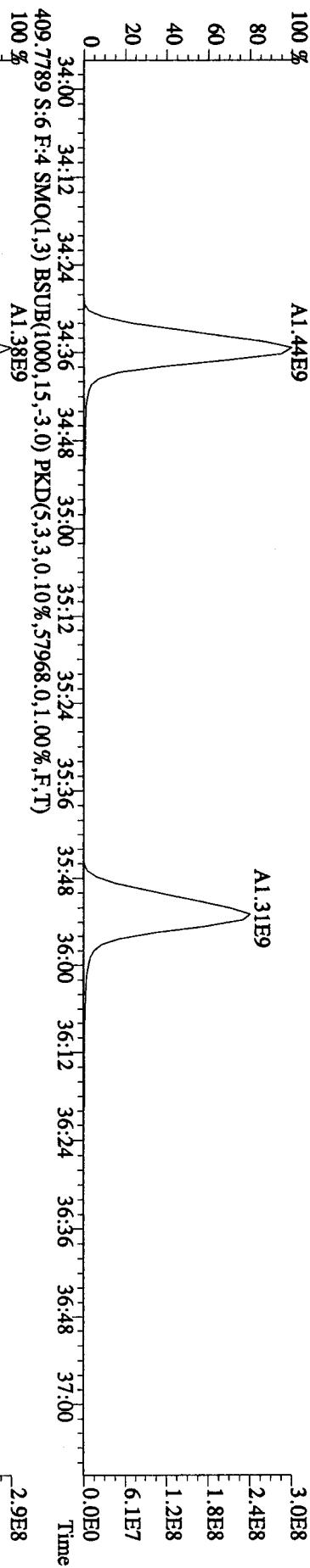




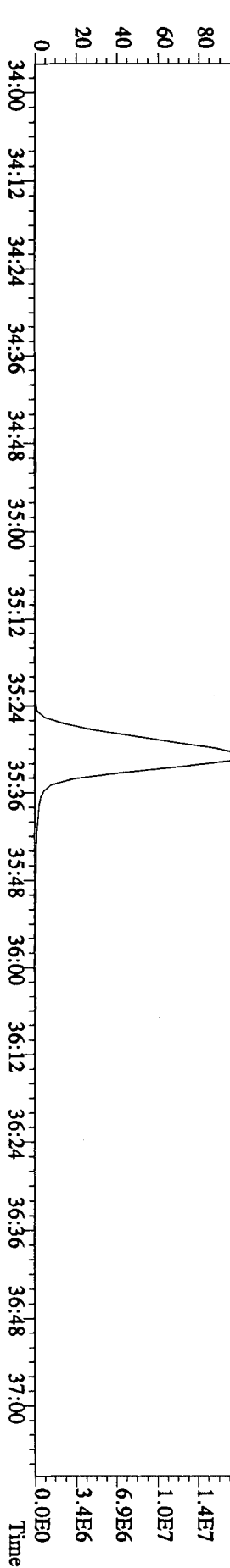
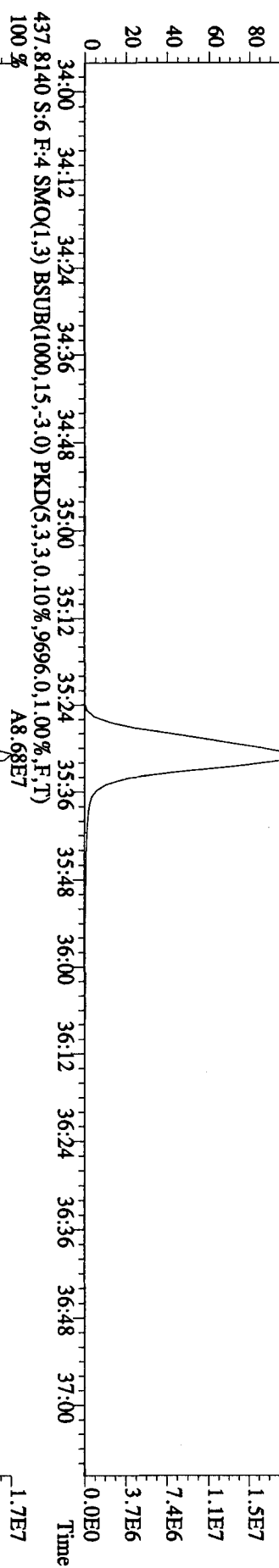
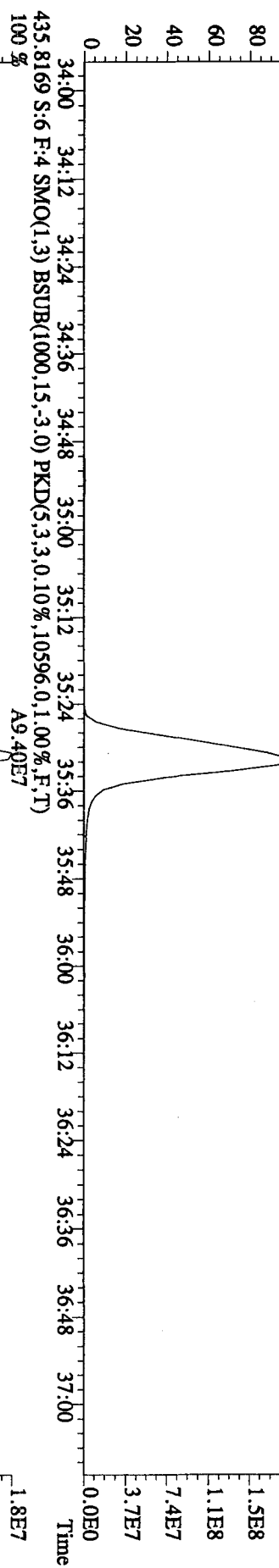
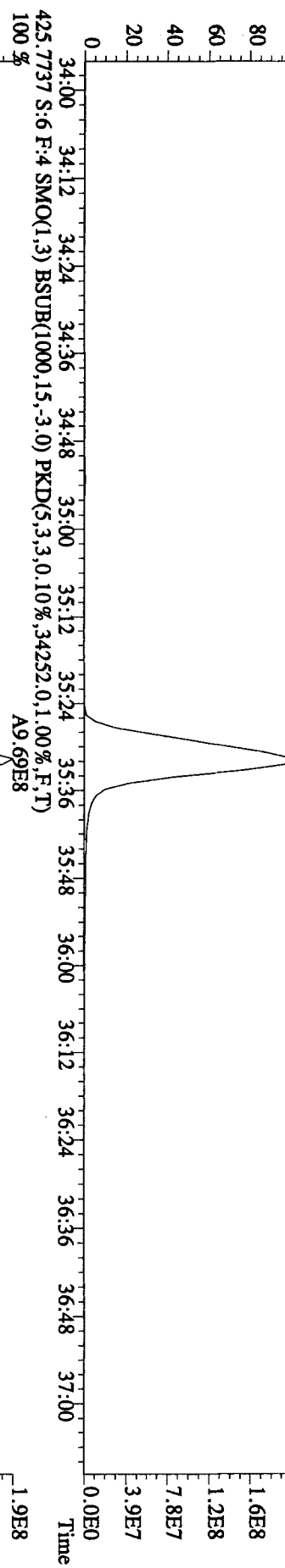
File: 31DE09A1D5 #1-362 Acq: 1-JAN-2010 02:56:20 GC EI+ Voltage SIR 70SE
 Sample#6 Text: ST1231F :CS-5 09DXN456 Exp: DIOXIN
 389.8157 S:6 F:3 SMO(1,3) BSUB(1000,15,-3,0) PKD(5,3,3,0,10%,3000,0,1,00%,F,T)



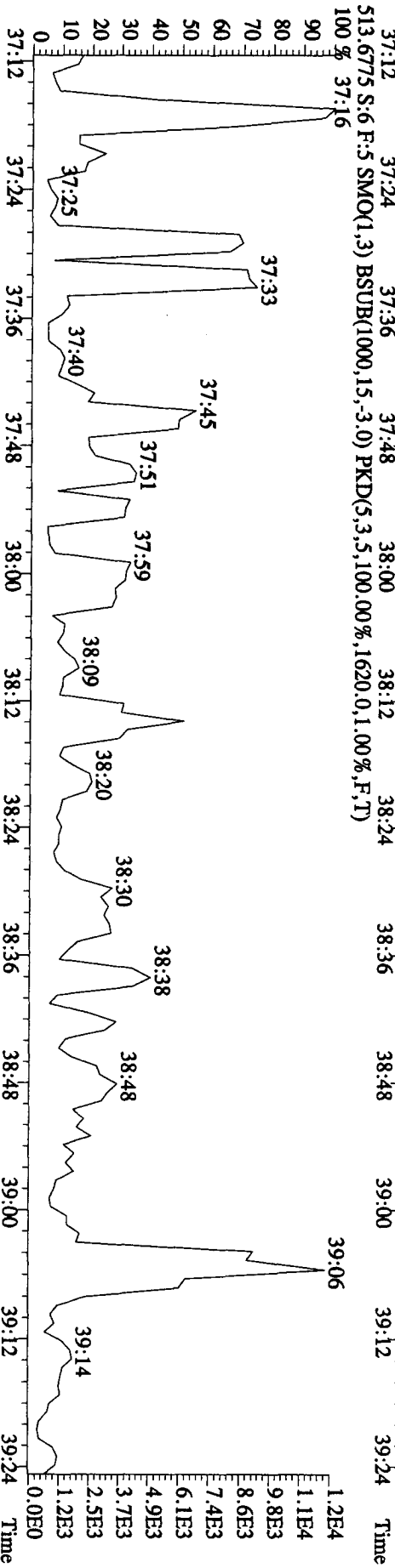
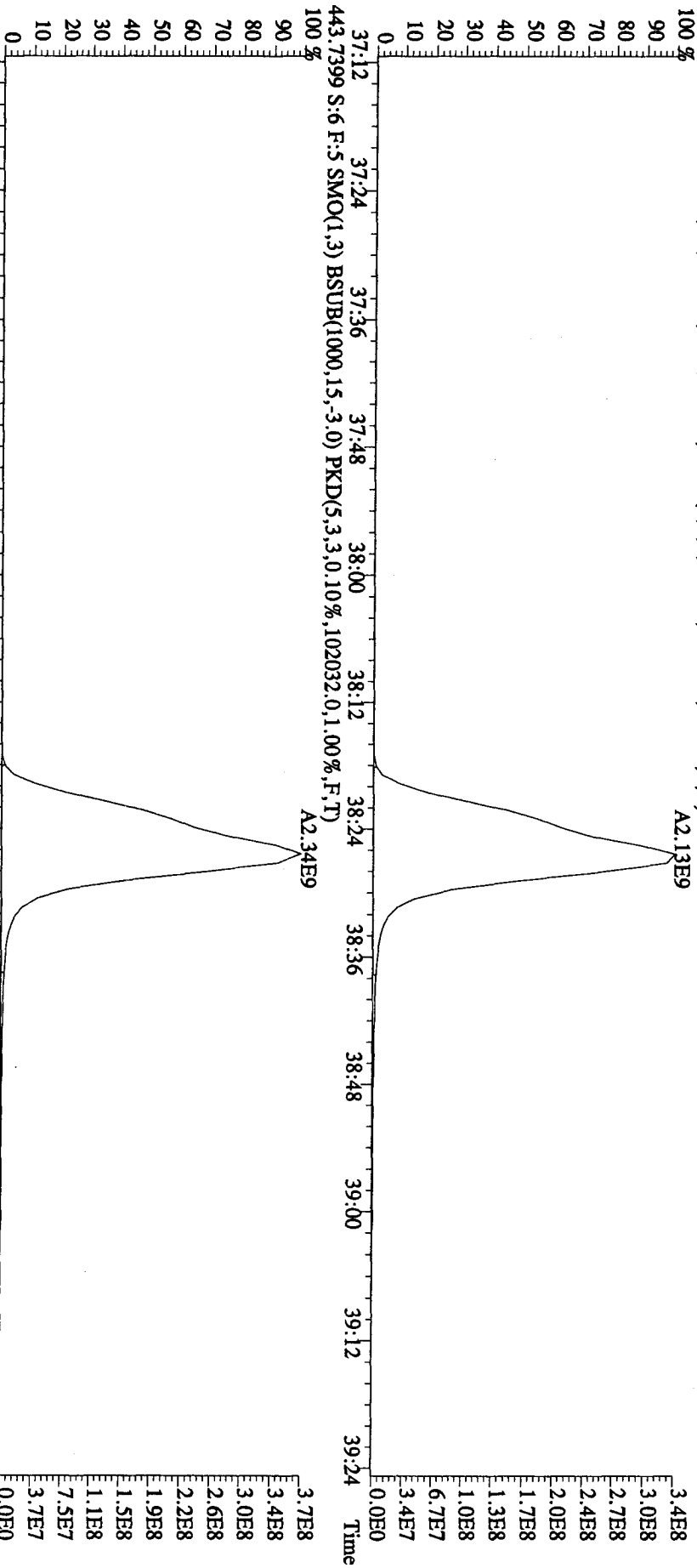
File:31DE09A1D5 #1-228 Acq: 1-JAN-2010 02:56:20 GC EI+ Voltage SIR 70SE
 Sample#6 Text:ST1231F :CS-5 09DDXN456 Exp:DIOXIN
 407.7818 S:6 F:4 SMO(1,3) BSUB(1000,15,-3,0) PKD(5,3,3,0.10%,34380,0.1,00%,F,T)
 100 % A1.44E9



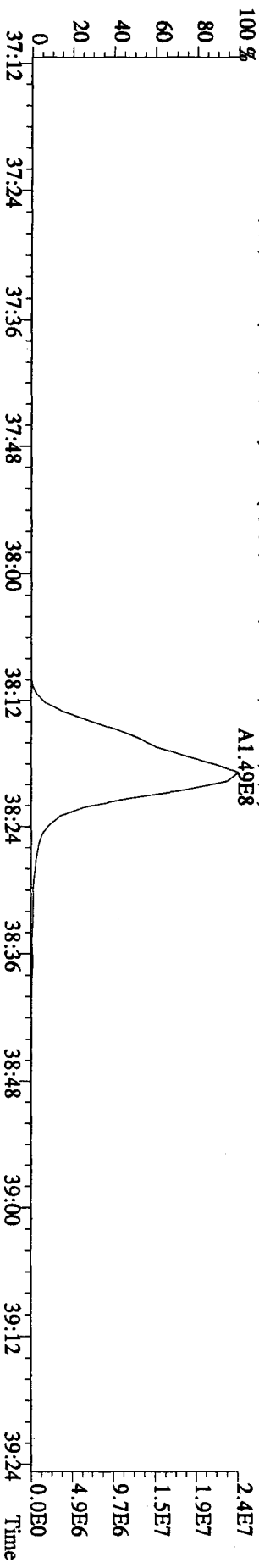
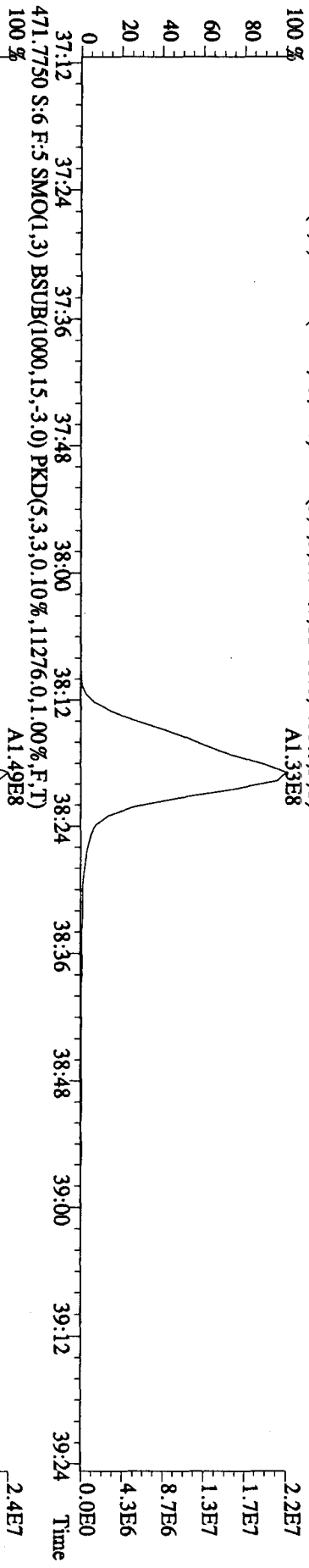
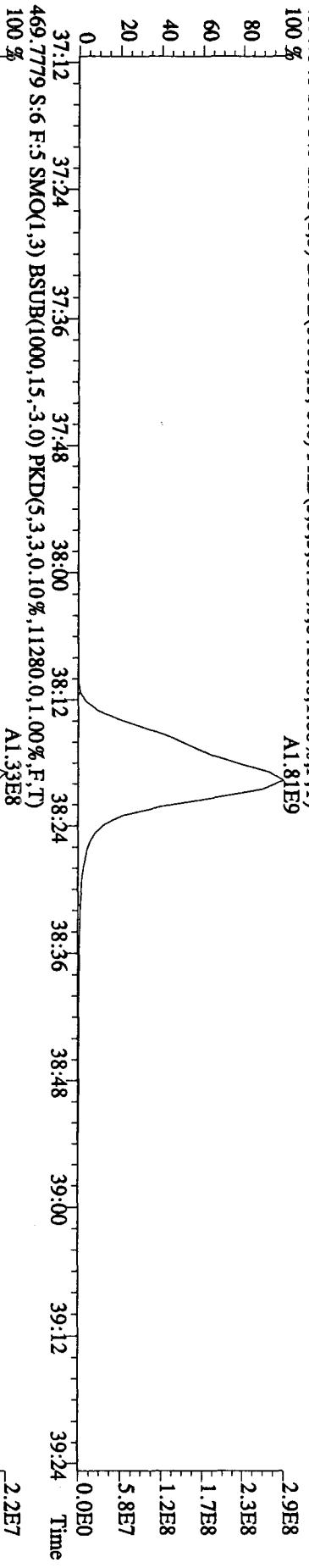
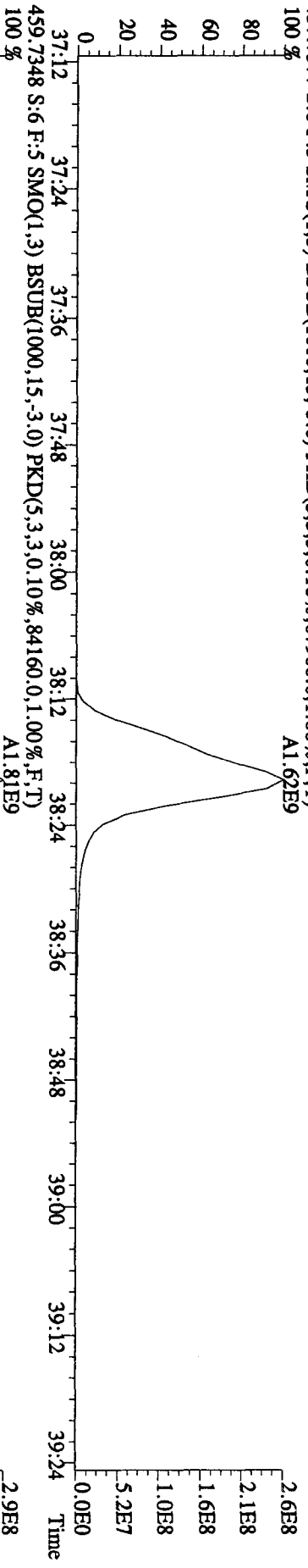
File:31DE09A1D5 #1-228 Acq: 1-JAN-2010 02:56:20 GC EI+ Voltage SIR 70SE
 Sample#6 Text:ST1231F :CS-5 09DXN456 Exp:DIOXIN
 423.7766 S:6 F:4 SMO(1,3) BSUB(1000,15,-3.0) PKD(5,3,3,0.10%,38388.0,1.00%,F,T)
 100 % A1.02E9



File:31DE09A1D5 #1-161 Acq: 1-JAN-2010 02:56:20 GC EI+ Voltage SIR 70SE
 Sample#6 Text:ST1231F :CS-5 09DDXN456 Exp:DIOXIN
 441.7428 S:6 F:5 SMO(1,3) BSUB(1000,15,-3.0) PKD(5,3,3,0.10%,72084,0.1,00%,F,T)
 100%



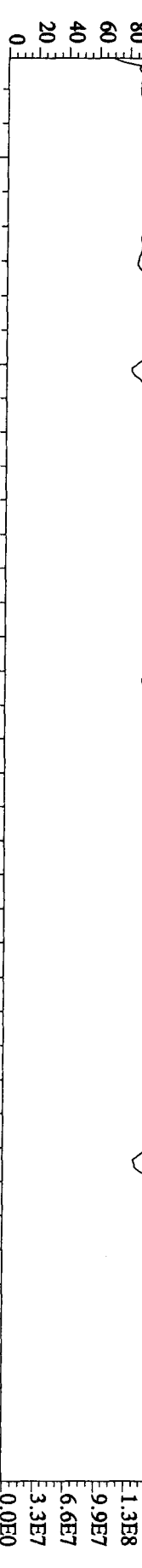
File:31DE09A1D5 #1-161 Acq: 1-JAN-2010 02:56:20 GC EI+ Voltage SIR 70SE
 Sample#6 Text:ST1231F :CS-5 09DXN456 Exp:DIOXIN
 457.7377 S:6 F:5 SMO(1,3) BSUB(1000,15,-3.0) PKD(5,3,3,0,10%,67900,0,1.00%,F,T)
 100 %




File:31DE09A1D5 #1-411 Acq: 1-JAN-2010 02:56:20 GC EI + Voltage SIR 70SE

Sample#6 Text:ST1231F :CS-5 09DXN456 Exp:DIOXIN

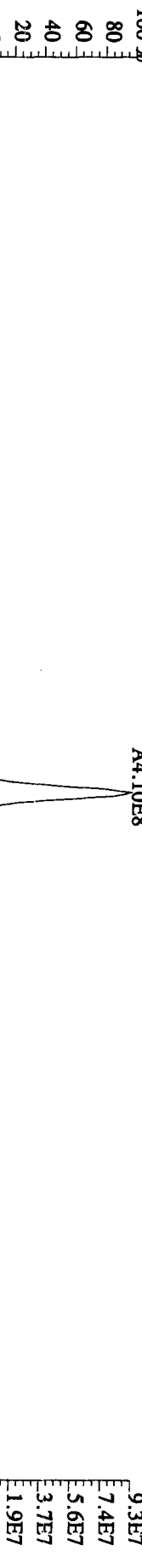
292.9825 S:6 SMO(1,3) PKD(5,3,5,100.00%,0.0,1.00%,F,T)



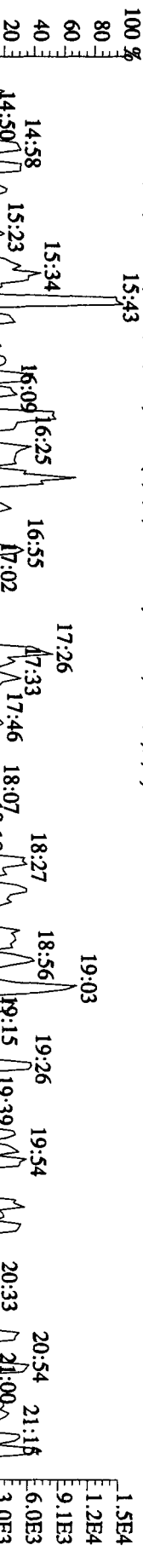
303.9016 S:6 SMO(1,3) BSUB(1000,15,-3,0) PKD(5,3,3,0.10%,9492.0,1.00%,F,T)




305.8987 S:6 SMO(1,3) BSUB(1000,15,-3,0) PKD(5,3,3,0.10%,9552.0,1.00%,F,T)



375.8364 S:6 SMO(1,3) BSUB(1000,15,-3,0) PKD(5,3,3,100.00%,2384.0,1.00%,F,T)



330.9792 S:6 SMO(1,3) PKD(5,3,3,100.00%,0.0,1.00%,F,T)



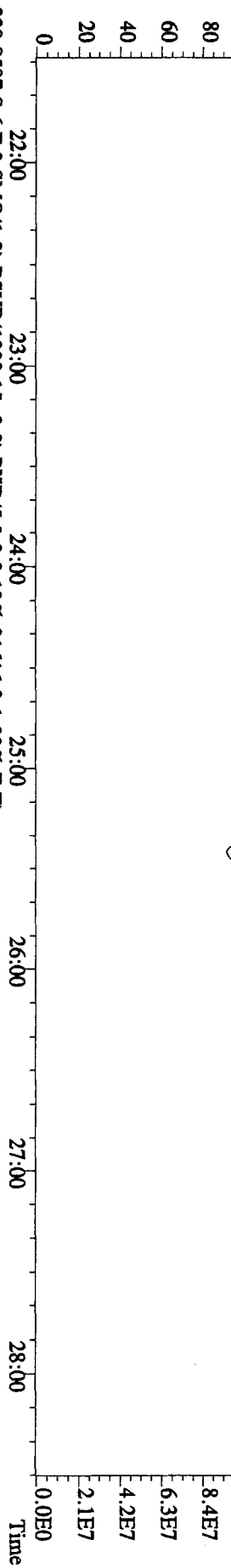
1.4E8
1.1E8
8.1E7
5.4E7
2.7E7
0.0E0

File:31DE09A1D5 #1-495 Acq: 1-JAN-2010 02:56:20 GC EI + Voltage SIR 70SE

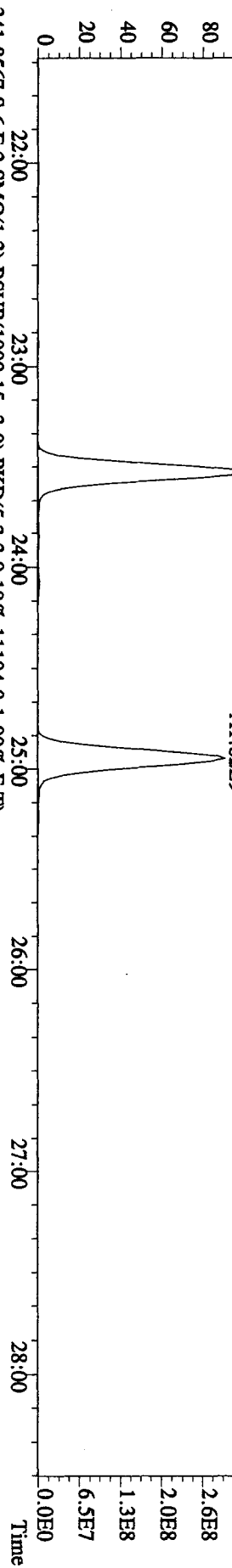
Sample#6 Text:ST1231F :CS-5 09DXN456 Exp:DIOXIN

342.9792 S:6 F:2 SMO(1,3) PKD(5,3,3,100.00%,0.0,1.00%,F,T)

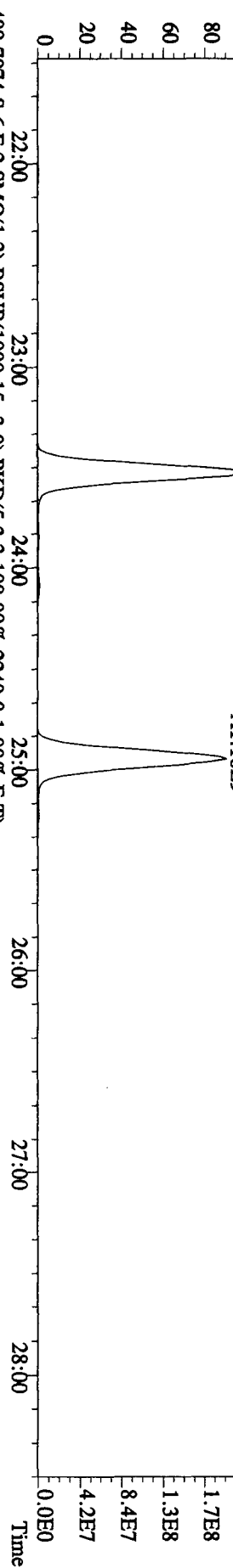
100 % 21:55 22:29 23:01 23:33 23:56 24:29 24:54 25:17 25:46 26:13 26:46 27:13 27:36 28:18



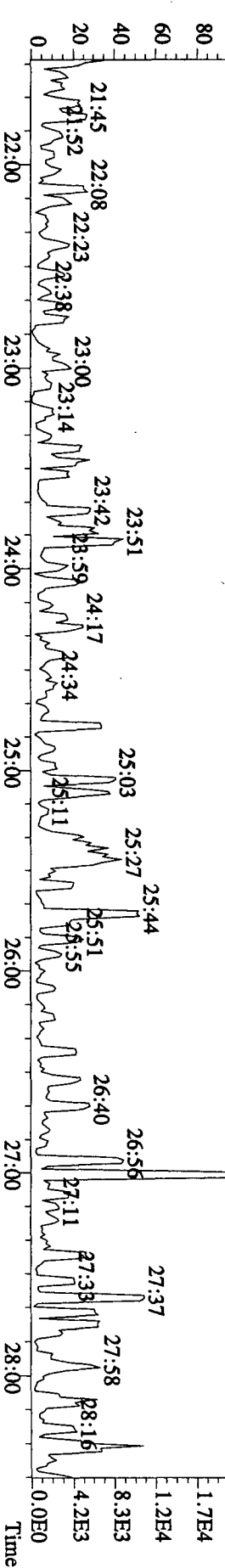
339.8597 S:6 F:2 SMO(1,3) BSUB(1000,15,-3,0) PKD(5,3,3,0.10%,21616,0,1.00%,F,T)




341.8567 S:6 F:2 SMO(1,3) BSUB(1000,15,-3,0) PKD(5,3,3,0.10%,11104,0,1.00%,F,T)

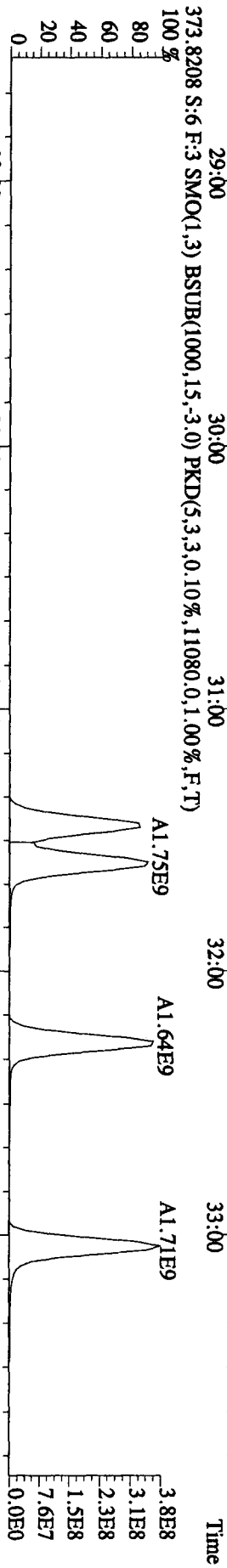


409.7974 S:6 F:2 SMO(1,3) BSUB(1000,15,-3,0) PKD(5,3,3,100.00%,2240,0,1.00%,F,T)

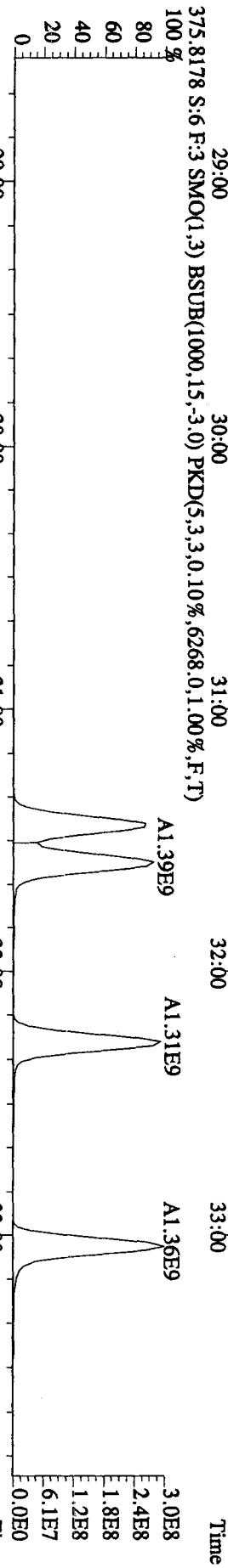





373.8208 S:6 F:3 SMO(1,3) BSUB(1000,15,-3.0) PKD(5,3,3,0.10%,11080,0.1,0.00%,F,T)



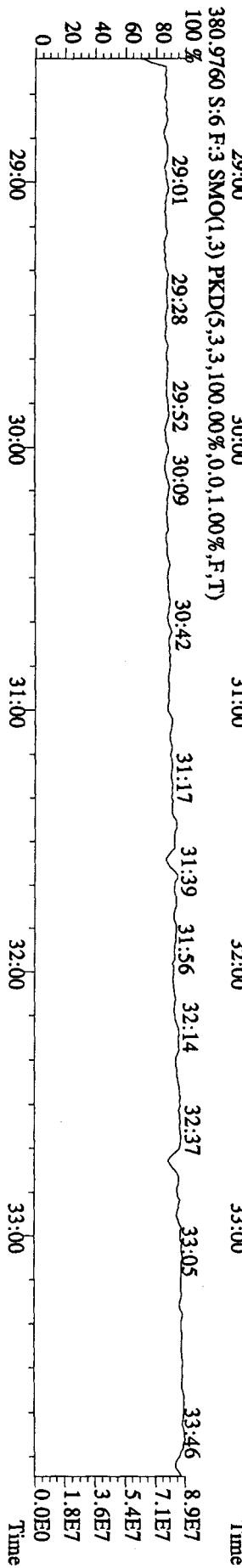
375.8178 S:6 F:3 SMO(1,3) BSUB(1000,15,-3.0) PKD(5,3,3,0.10%,6268,0.1,0.00%,F,T)



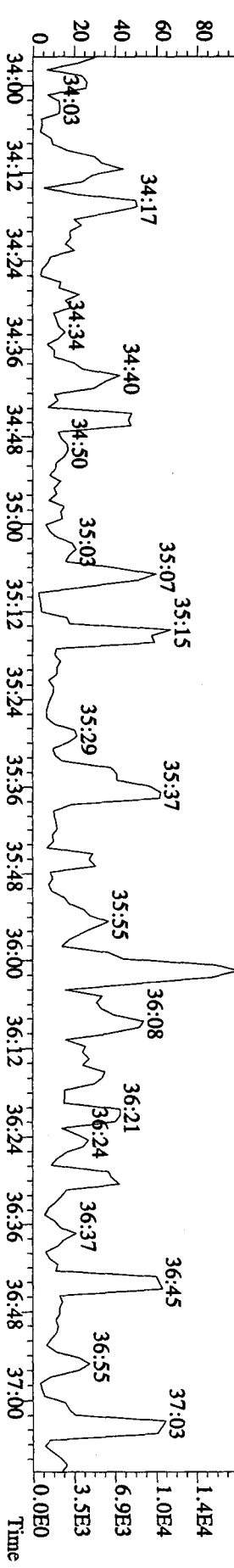
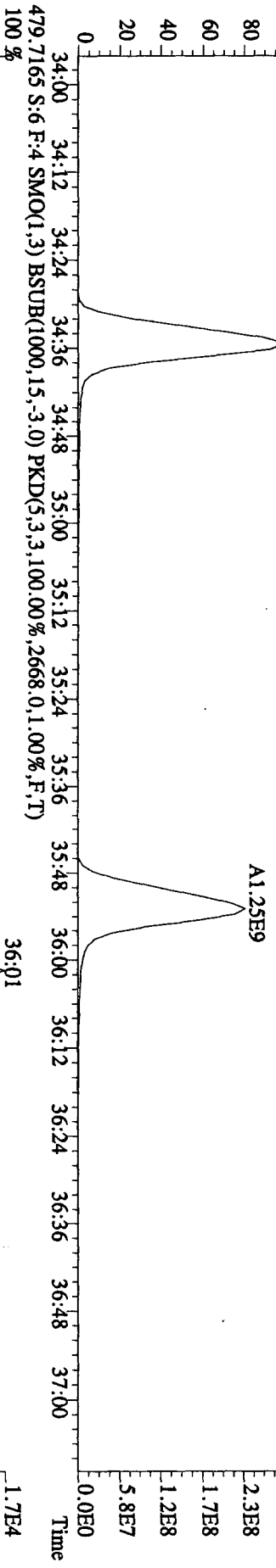
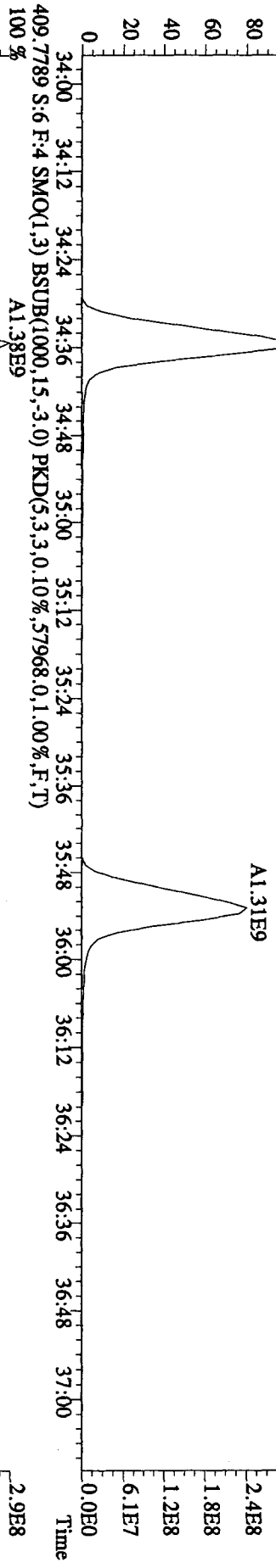
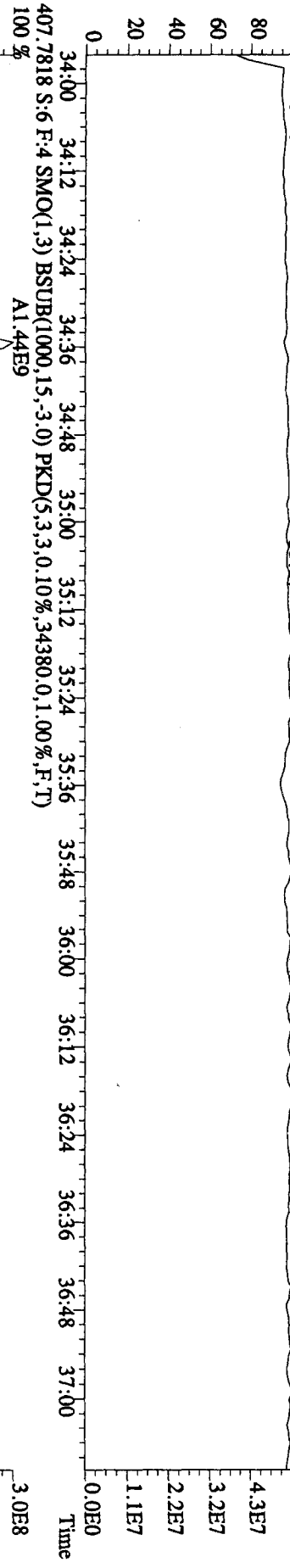
445.7555 S:6 F:3 SMO(1,3) BSUB(1000,15,-3.0) PKD(5,3,3,100.00%,1868,0.1,0.00%,F,T)




380.9760 S:6 F:3 SMO(1,3) PKD(5,3,3,100.00%,0.0,1.00%,F,T)



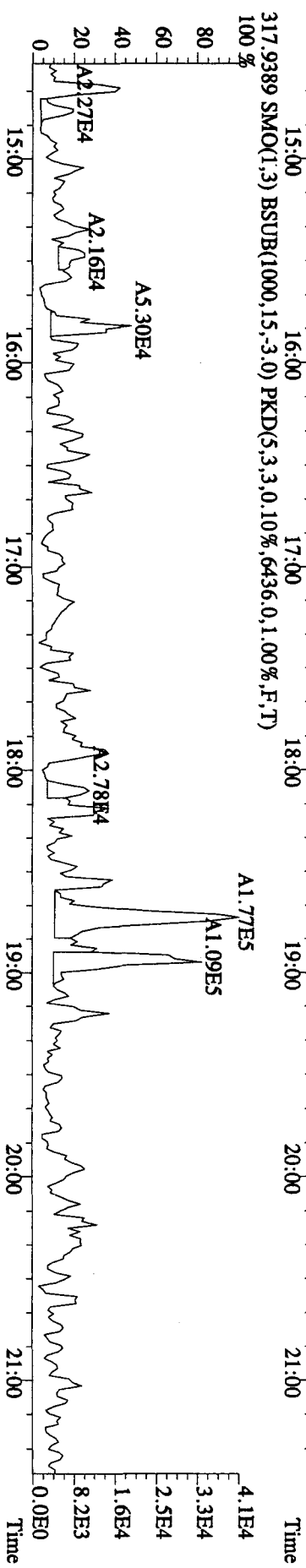

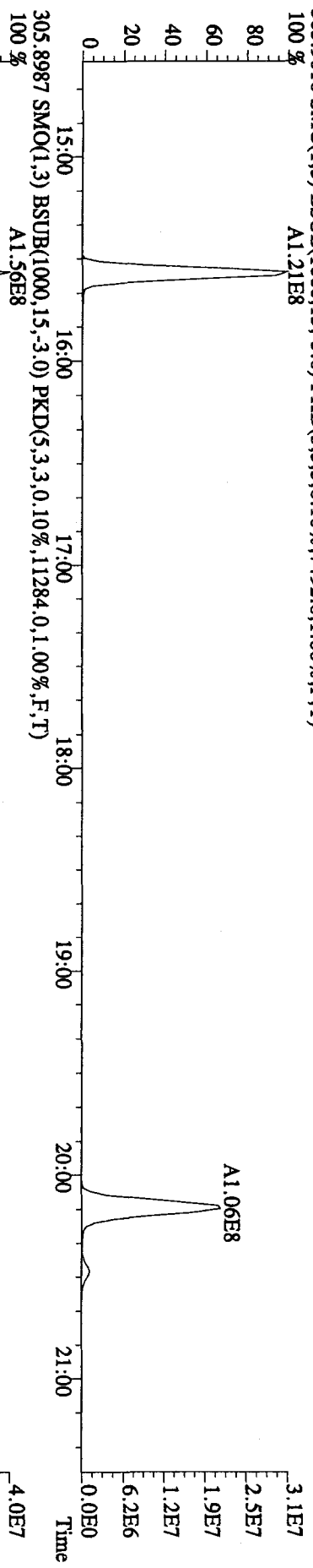
File:31IDE9AID5 #1-228 Acq: 1-JAN-2010 02:56:20 GC EI+ Voltage SIR 70SE
 Sample#6 Text:ST1231F :CS-5 09DXN456 Exp:DIOXIN
 430.9728 S:6 F:4 SMO(1,3) PKD(5,3,3,100,00%,0,0,1,00%,F,T)
 100% 34:07 34:26 34:47 35:07 35:17 35:48 36:04 36:18 36:45 36:59
 5.4E7



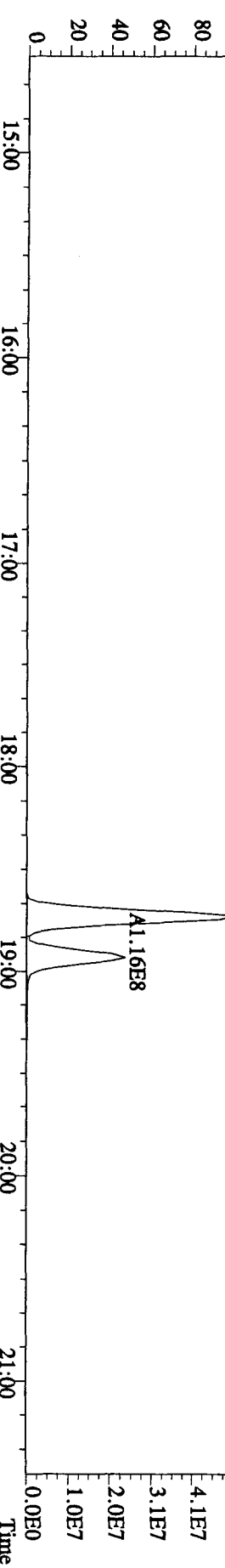
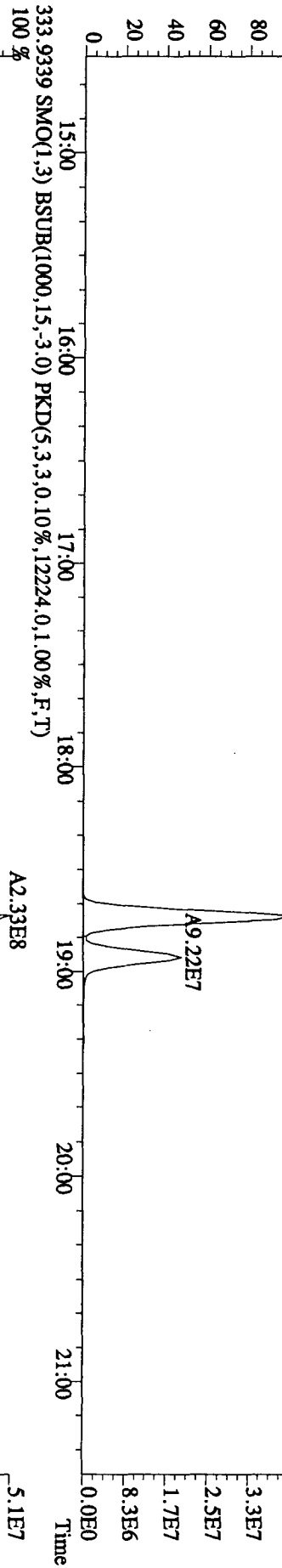
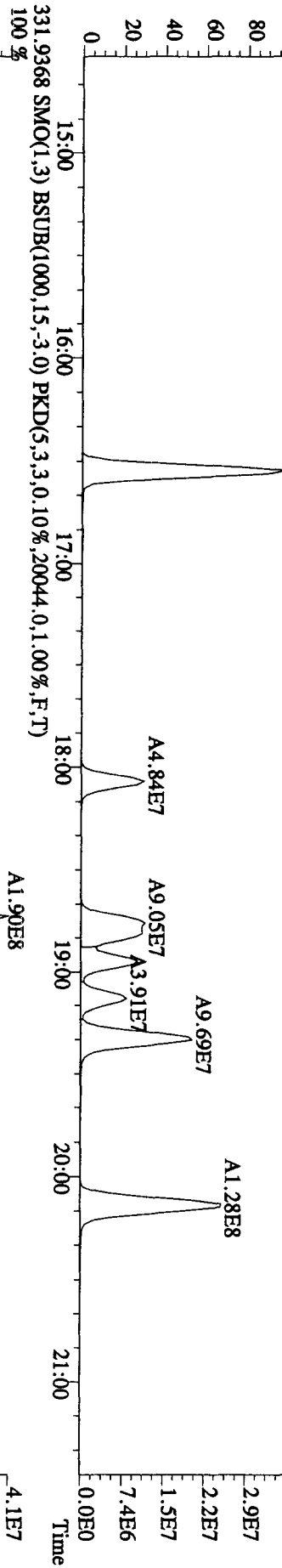
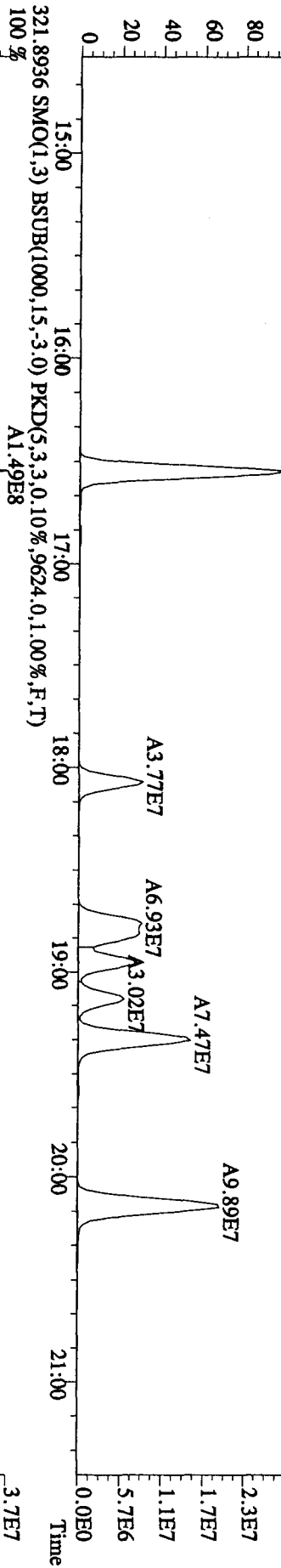
File:31DE09AID5 #1-161 Acq: 1-JAN-2010 02:56:20 GC EI+ Voltage SIR 70SE
 Sample#6 Text:ST1231F :CS-5 09DXN456 Exp:DIOXIN
 454.9728 S:6 F:5 SMO(1,3) PKD(5,3,3,100.00%,0.0,1.00%,F,T)
 100% 37:25 37:38 37:56 38:09 38:21 38:38 38:54 39:02 39:19



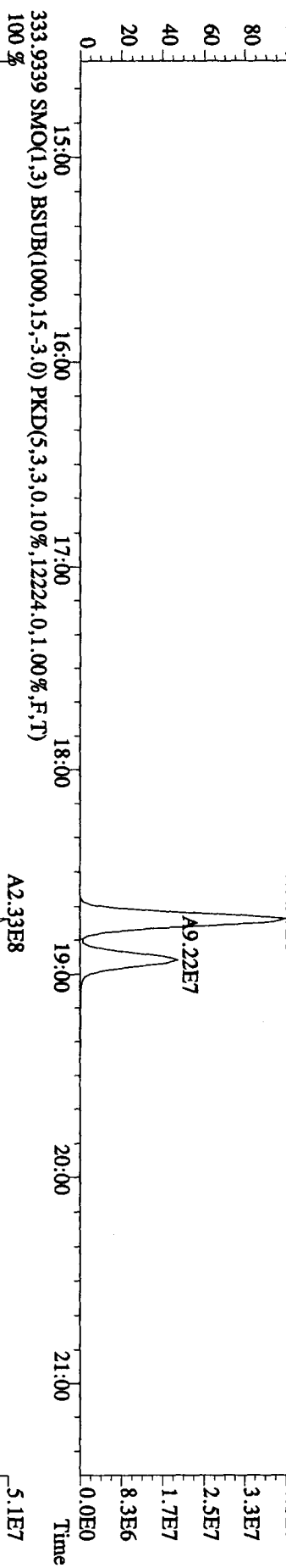
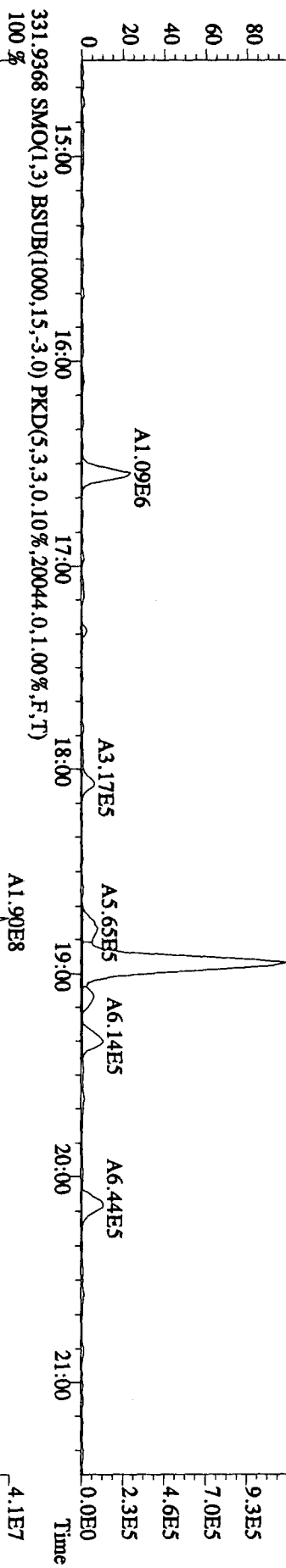
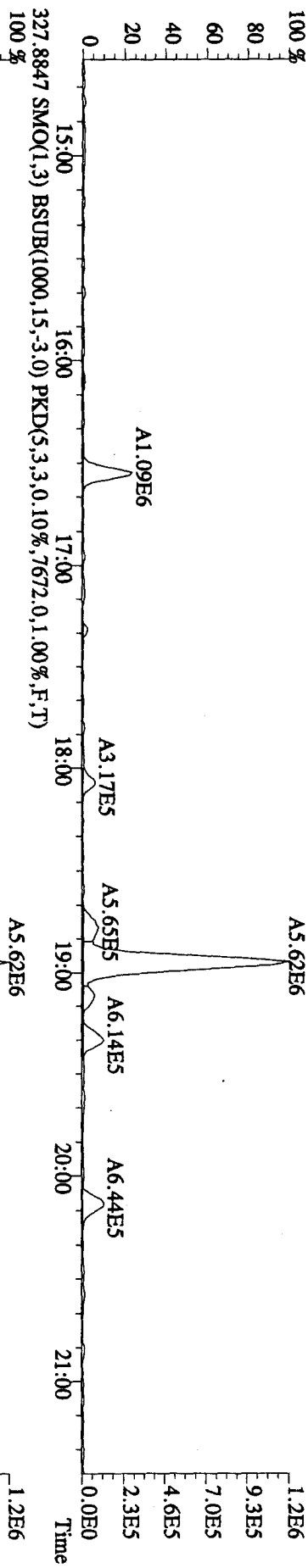
File:31DE09A1D5 #1-410 Acq:31-DEC-2009 23:25:43 GC EI + Voltage SIR 70SE
 Sample#1 Text:CP1231A :DB-5 CPSM 3732-04 Exp.:DIOXIN
 303.9016 SMO(1,3) BSUB(1000,15,-3.0) PKD(5,3,3,0.10%,7492.0,1.00%,F,T)
 100 % A1.21E8



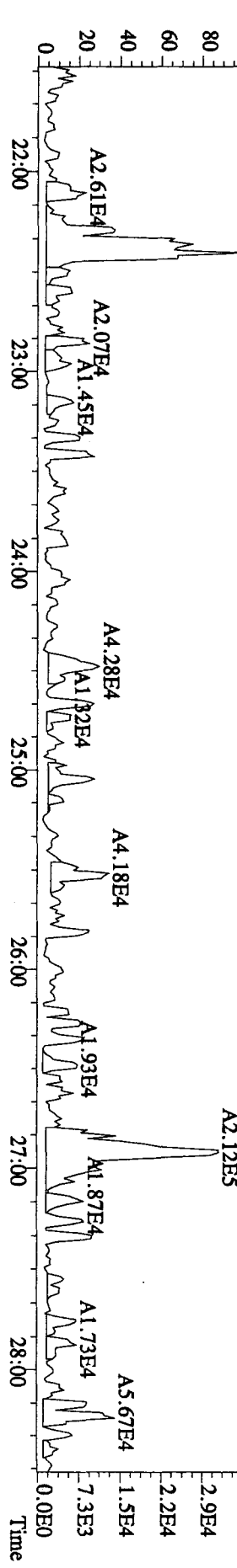
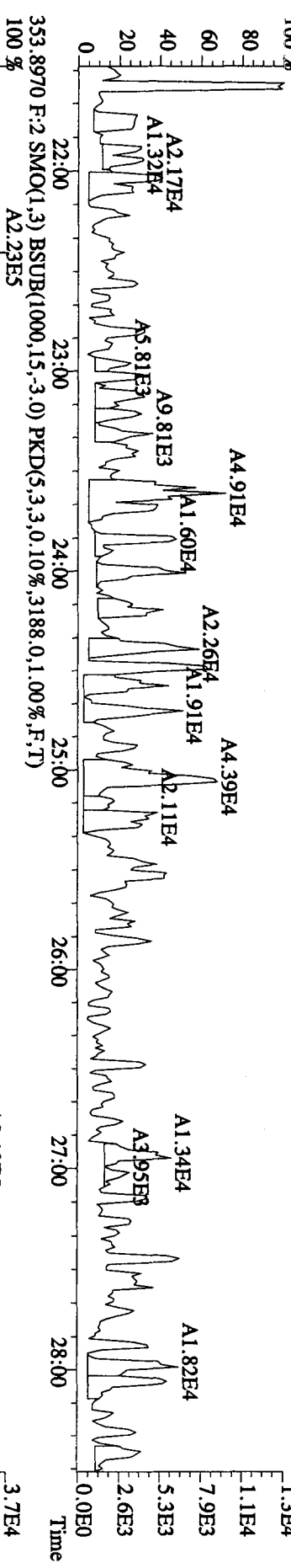
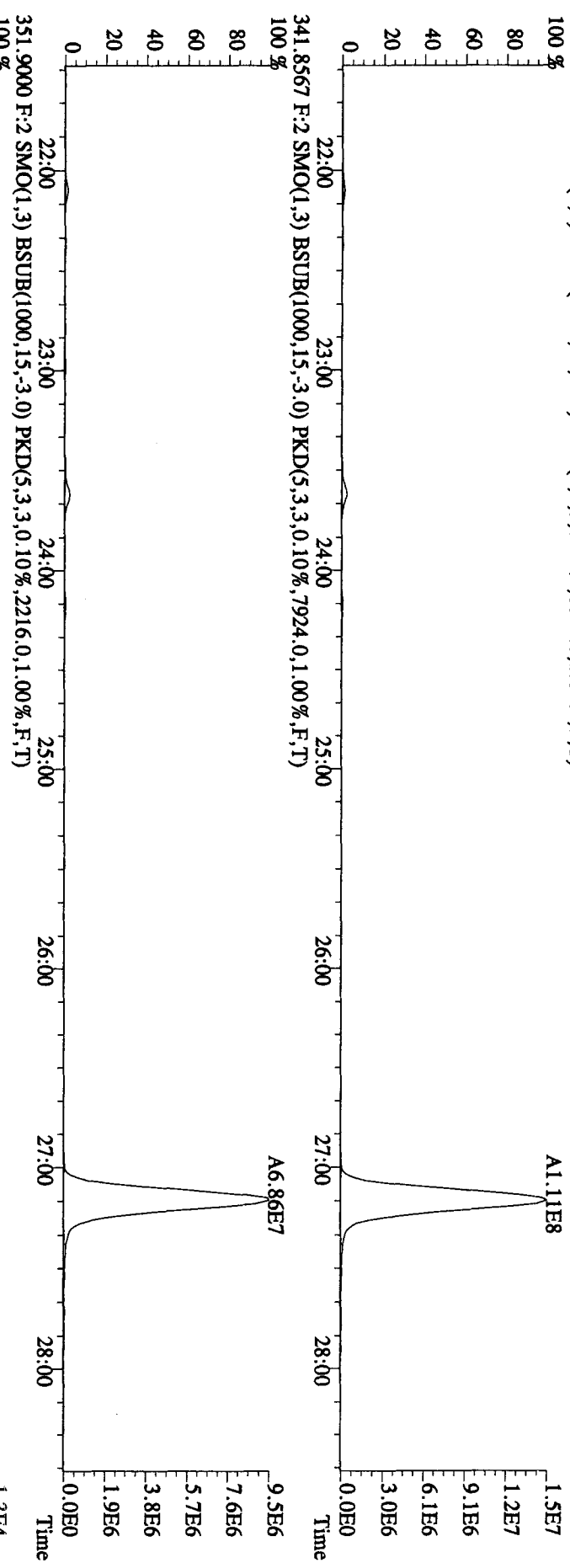
File: 31DE09A1D5 #1-410 Acq: 31-DEC-2009 23:25:43 GC EI+ Voltage SIR 70SE
 Sample#1 Text: CPI231A :DB-5 CPSM 3732-04 Exp: DIOXIN
 319.8965 SMO(1,3) BSUB(1000,15,-3,0) PKD(5,3,3,0,10%,7364,0,1,00%,F,T)
 100% A1.15E8



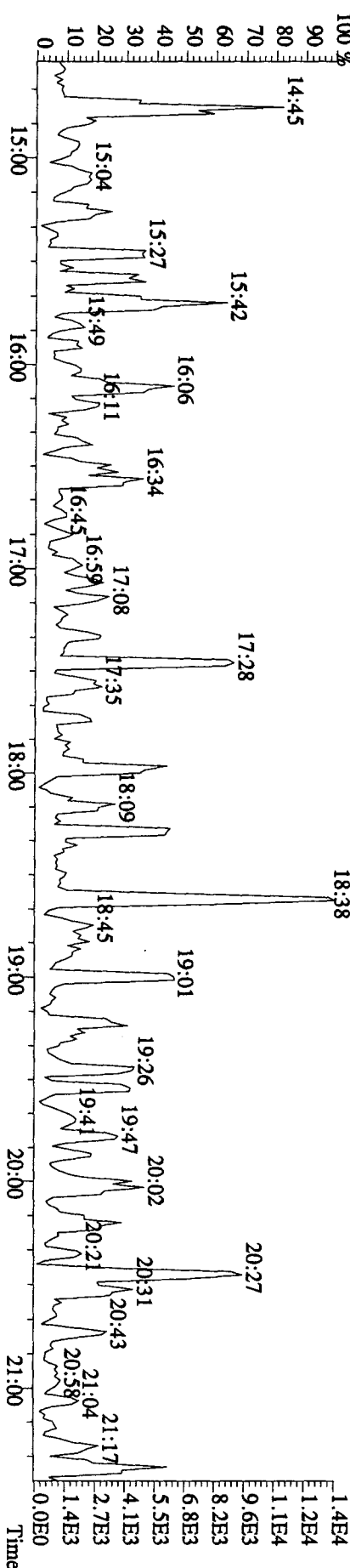

File:31DE09A1D5 #1-410 Acq:31-DEC-2009 23:25:43 GC EI+ Voltage SIR 70SE
 Sample#1 Text:CP1231A :DB-5 CPSM 3732-04 Exp:DIOXIN
 327.8847 SMO(1,3) BSUB(1000,15,-3.0) PKD(5,3,3,0.10%,7672.0,1.00%,F,T)
 100 %



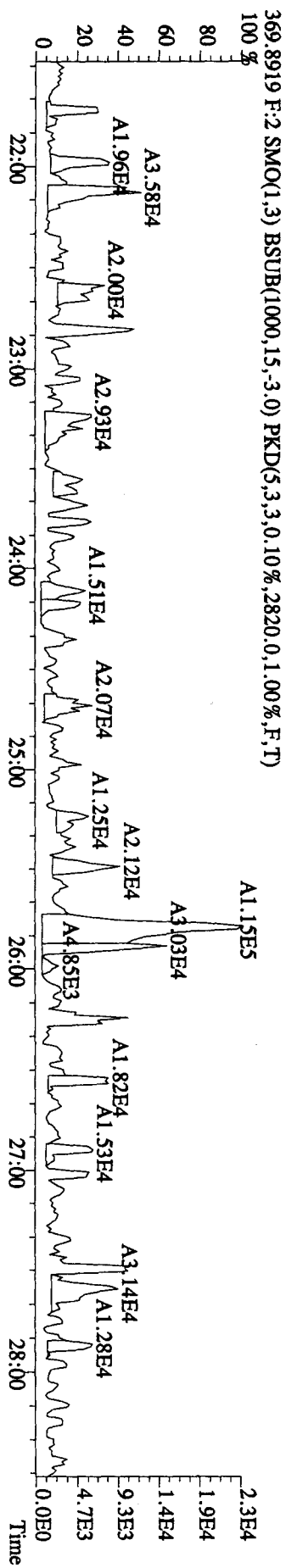
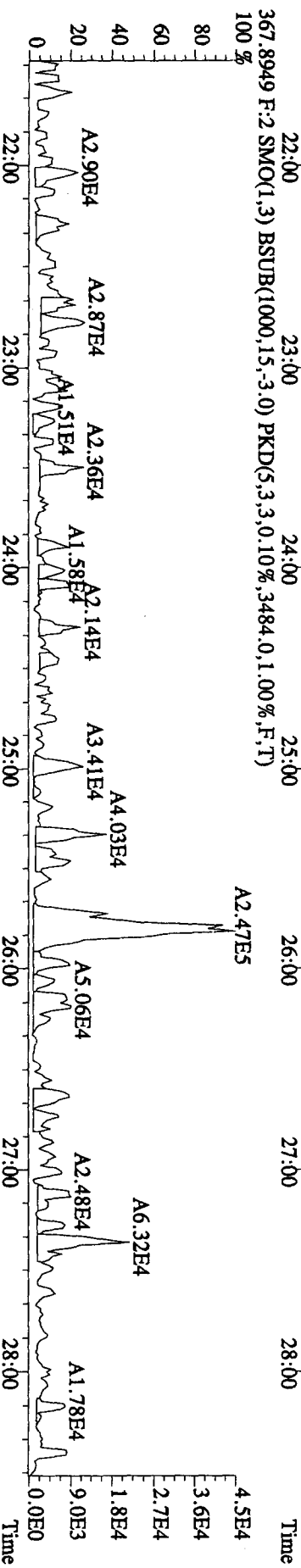

File:31DE09A1D5 #1-496 Acq:31-DEC-2009 23:25:43 GC EI+ Voltage SIR 70SE
 Sample#1 Text:CP1231A :DB-5 CP5M 3732-04 Exp:DIOXIN
 339.8597 F:2 SMO(1,3) BSUB(1000,15,-3.0) PKD(5,3,3,0.10%,6040.0,1.00%,F,T)



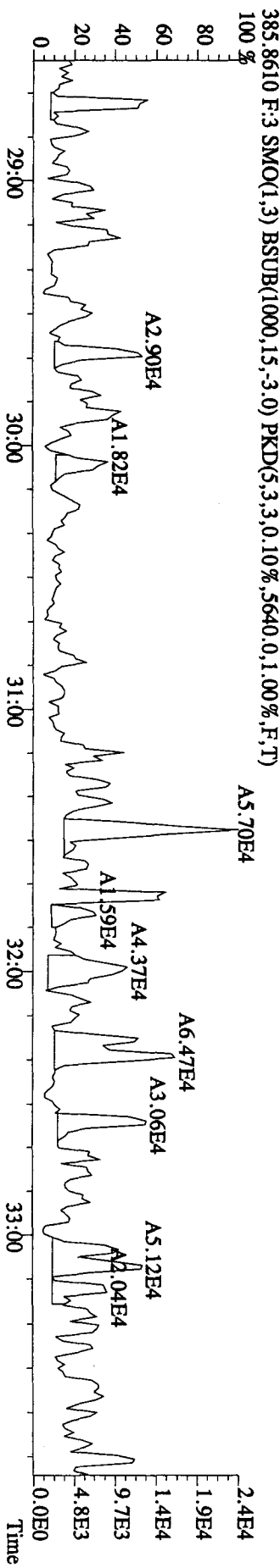
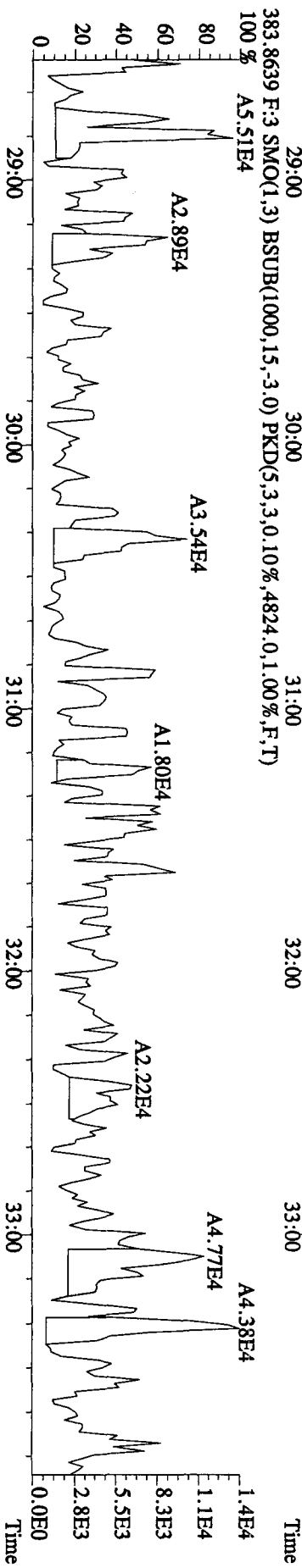
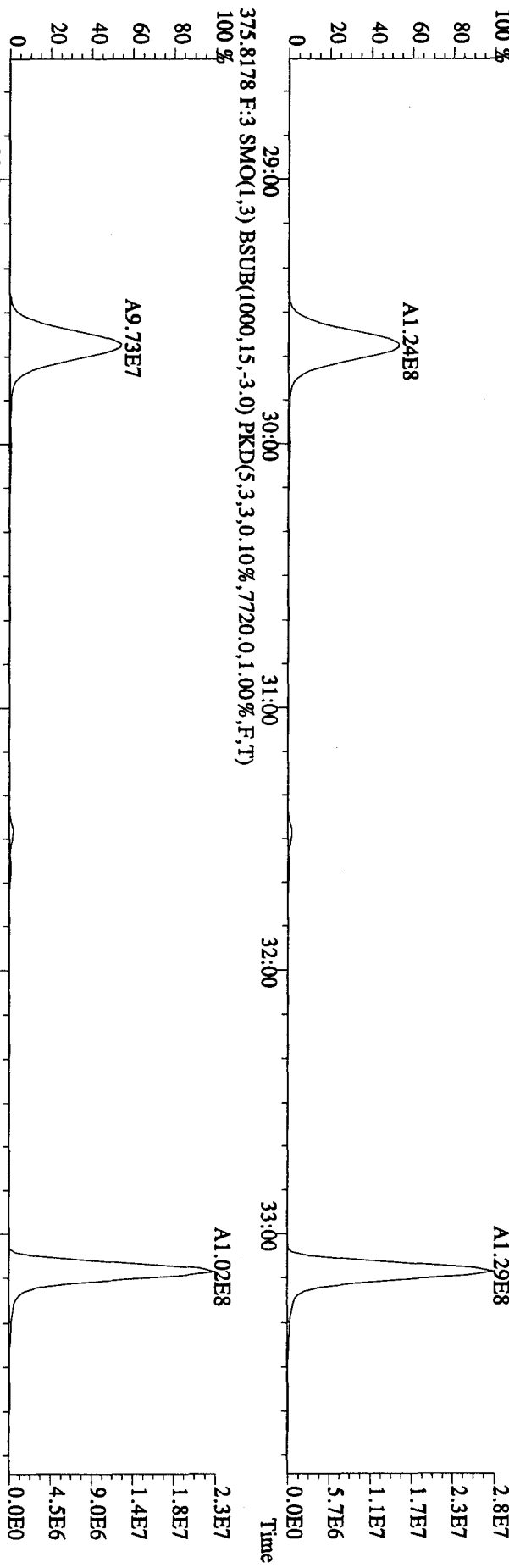
File:31DE09A1D5 #1-410 Acq:31-DEC-2009 23:25:43 GC EI + Voltage SIR 70SE
 Sample#1 Text:CP1231A :DB-5 CPSM 3732-04 Exp:DIOXIN
 339.8597 SMO(1,3) BSUB(1000,15,-3.0) PKD(5,3,0.10%,4608.0,1.00%,F,T)



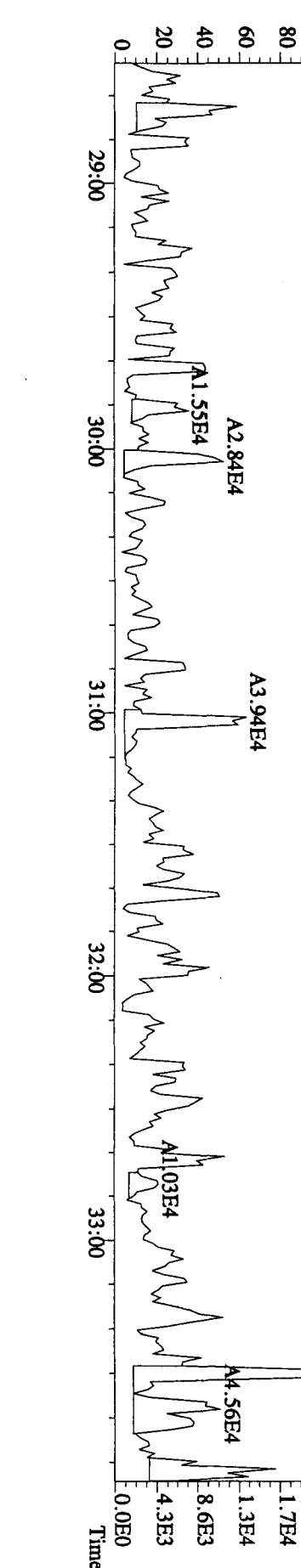
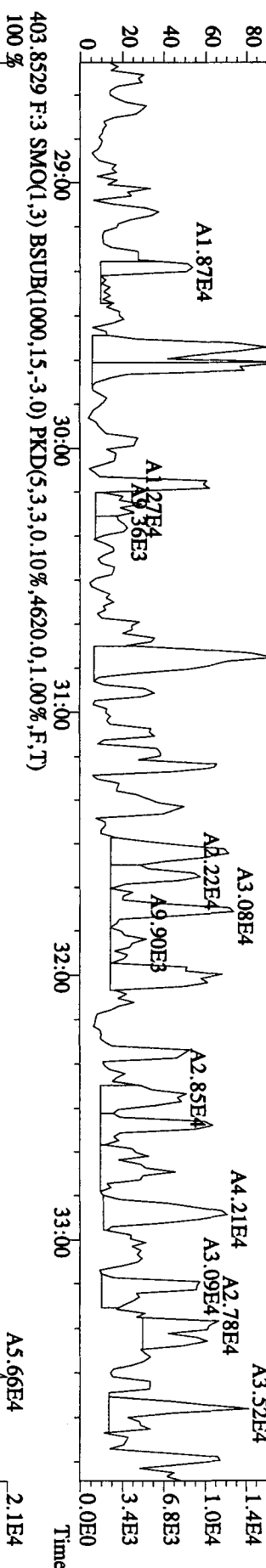
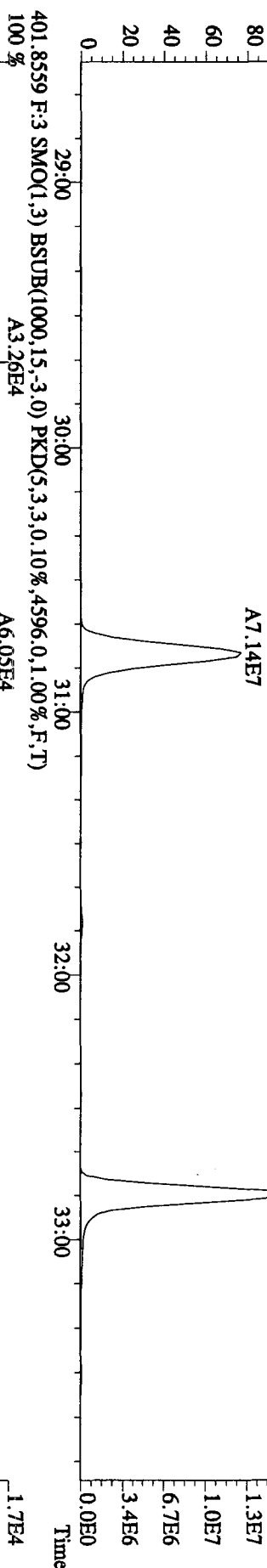
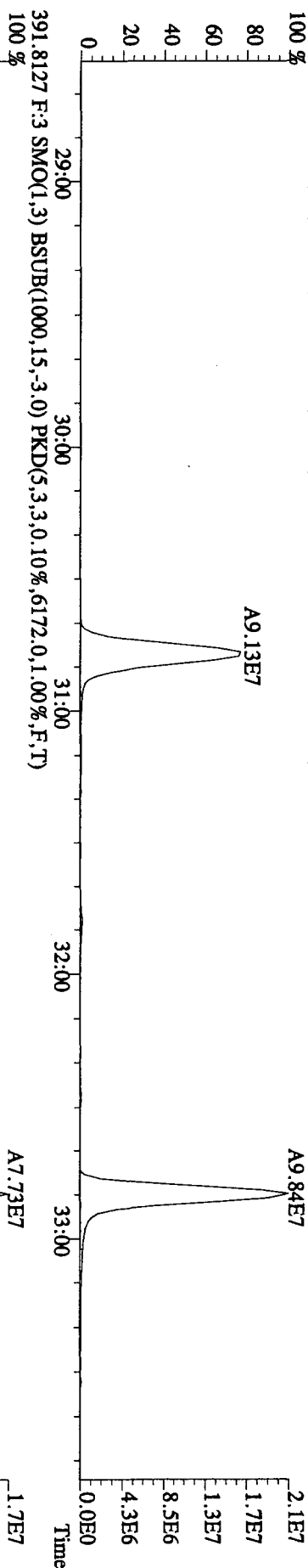
File: 31DE09A1D5 #1-496 Acq: 31-DEC-2009 23:25:43 GC EI+ Voltage SIR 70SE
 Sample#1 Text: CP1231A :DB-5 CP5M 3732-04 Exp: DIOXIN
 357.8516 F:2 SMO(1,3) BSUB(1000,15,-3.0) PKD(5,3,3,0.10%,9928.0,1.00%,F,T)
 100% A1.07E8



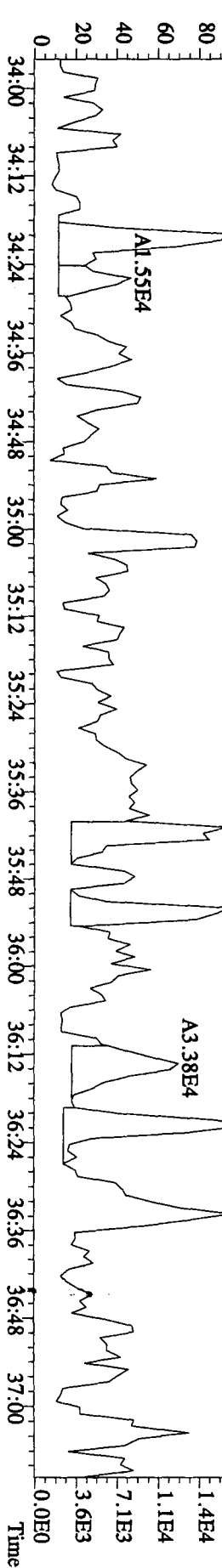
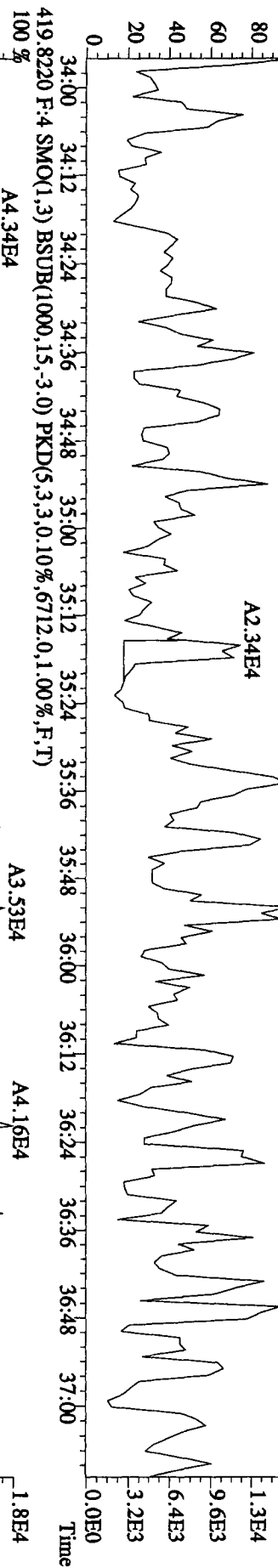
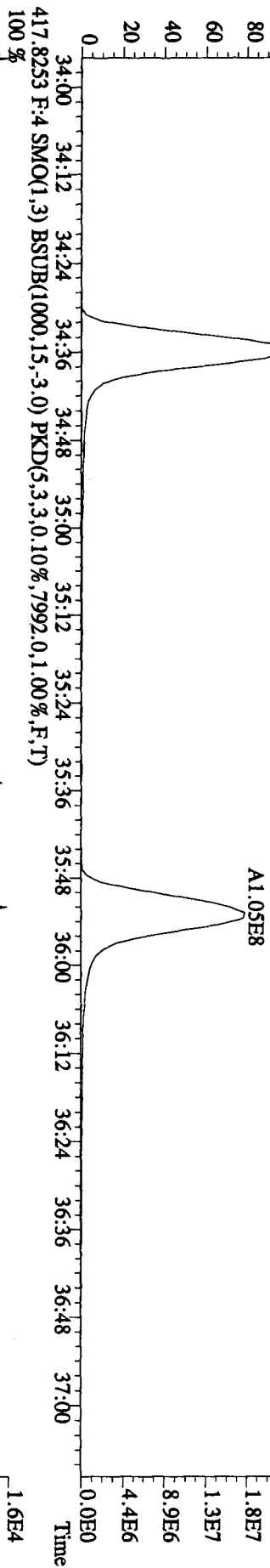
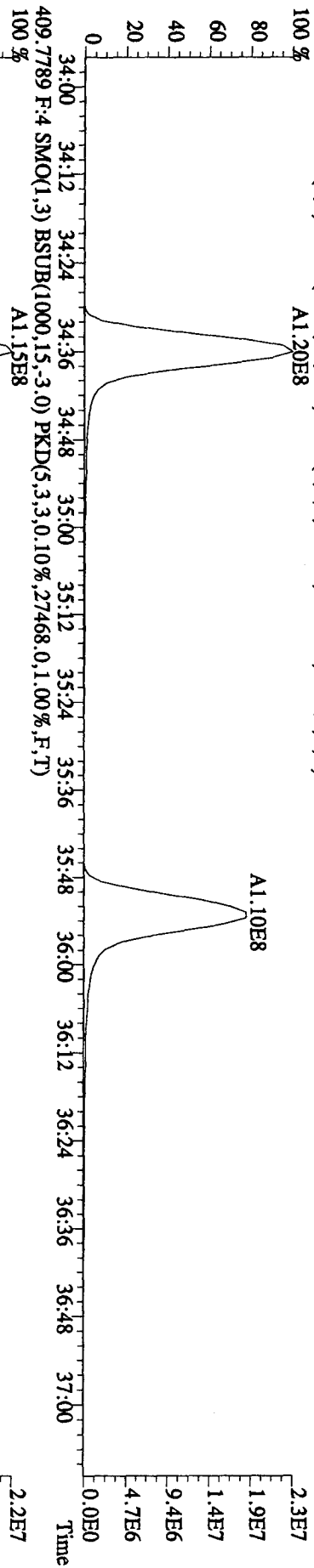
File:31DE09A1D5 #1-361 Acq:31-DEC-2009 23:25:43 GC EI+ Voltage S1R 70SE
 Sample#1 Text:CP1231A :DB-5 CPSM 3732-04 Exp:DIOXIN
 373.8208 F:3 SMO(1,3) BSUB(1000,15,-3.0) PKD(5,3,3,0.10%,16148.0,1.00%,F,T)



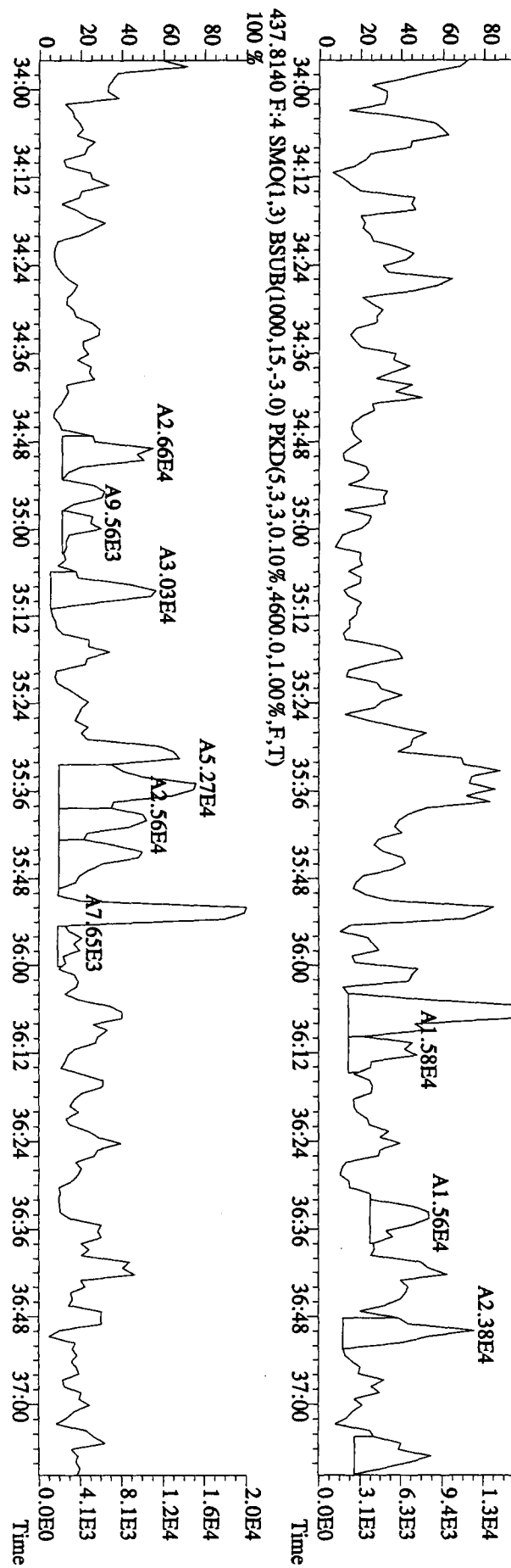
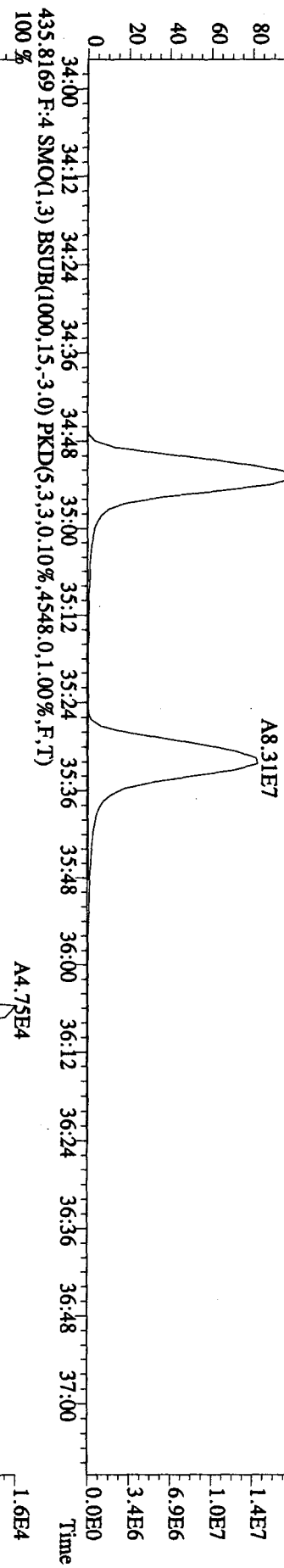
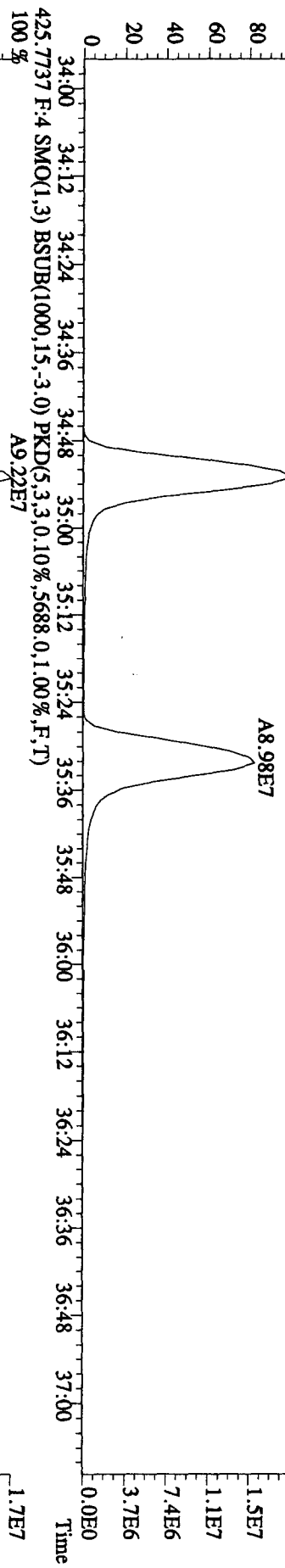
File:31DE09A1D5 #1-361 Acq:31-DEC-2009 23:25:43 GC EI+ Voltage SIR 70SE
 Sample#1 Text:CP1231A :DB-5 CP5M 3732-04 Exp:DIOXIN
 389.8157 F:3 SMO(1,3) BSUB(1000,15,-3,0) PKD(5,3,3,0,10%,9424,0,1,00%,F,T)
 100 %



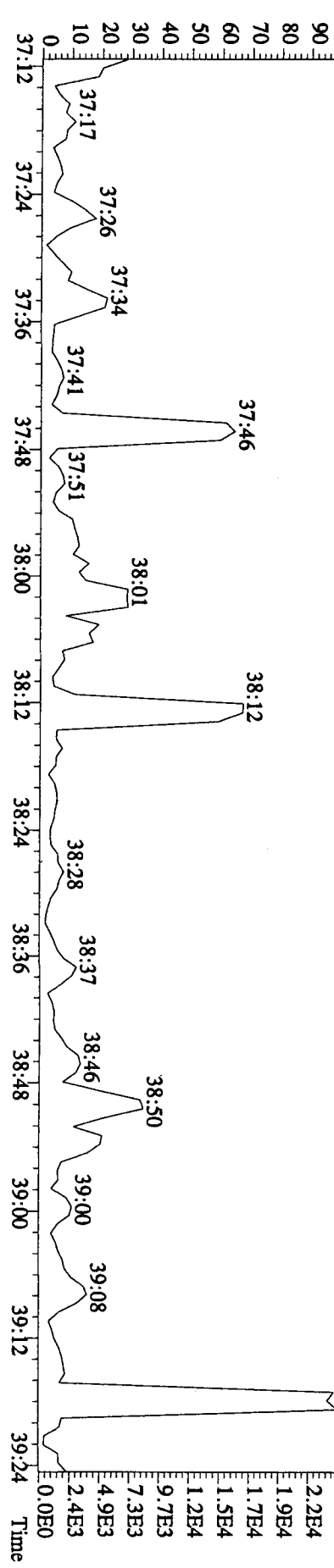
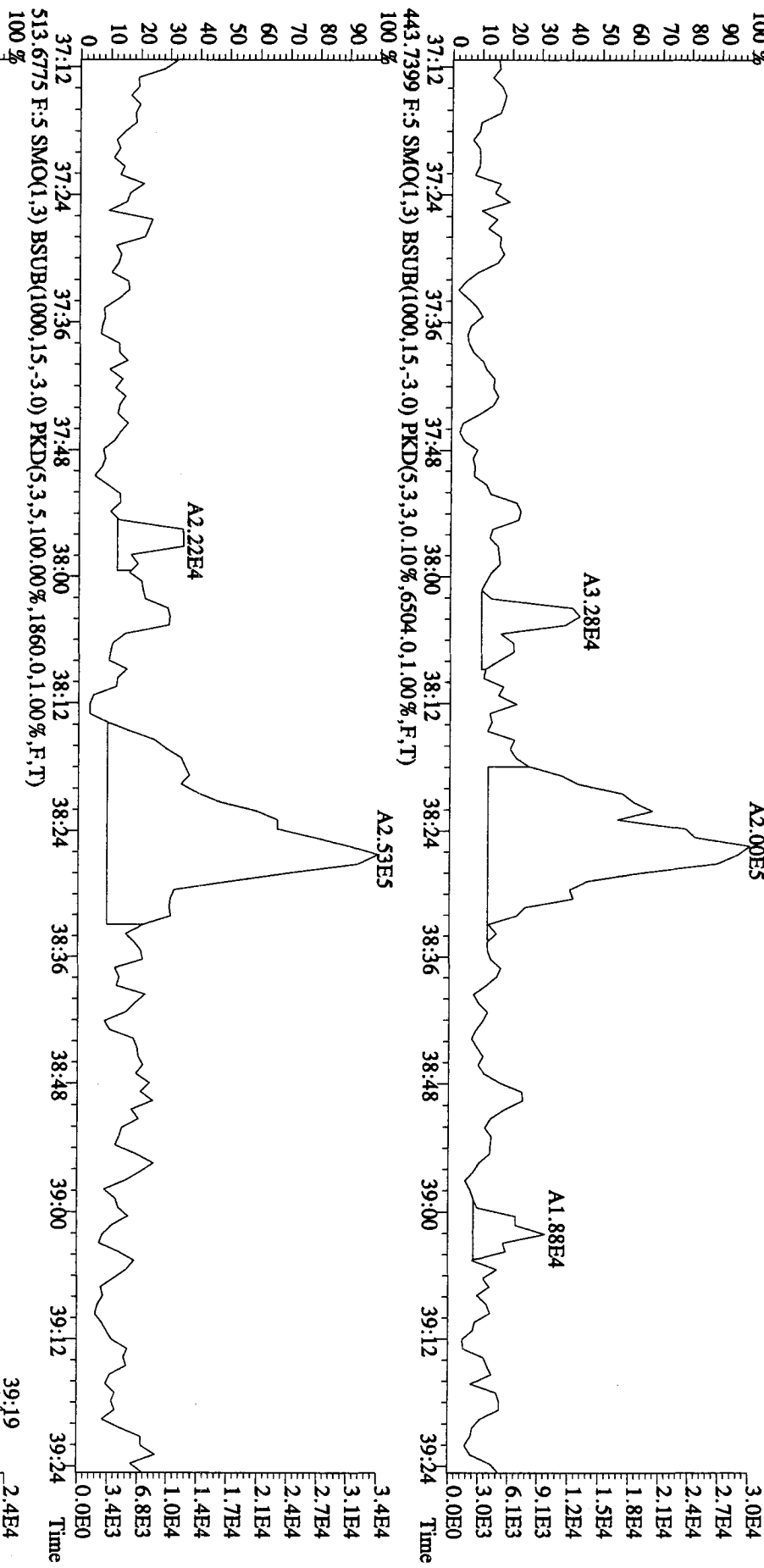
File:31DEC09A1D5 #1-228 Acq:31-DEC-2009 23:25:43 GC EI+ Voltage SIR 70SE
 Sample#1 Text:CP1231A :DB-5 CPISM 3732-04 Exp:DIOXIN
 407.7818 F:4 SMO(1,3) BSUB(1000,15,-3.0) PKD(5,3,3,0.10%,27224.0,1.00%,F,T)
 100%



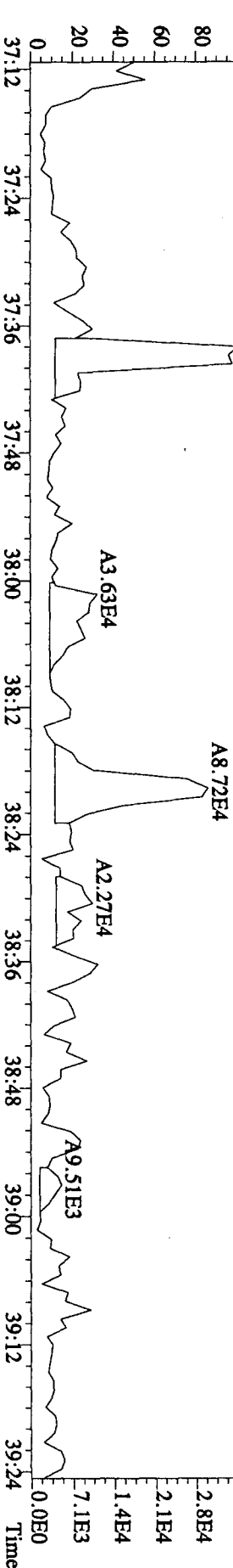
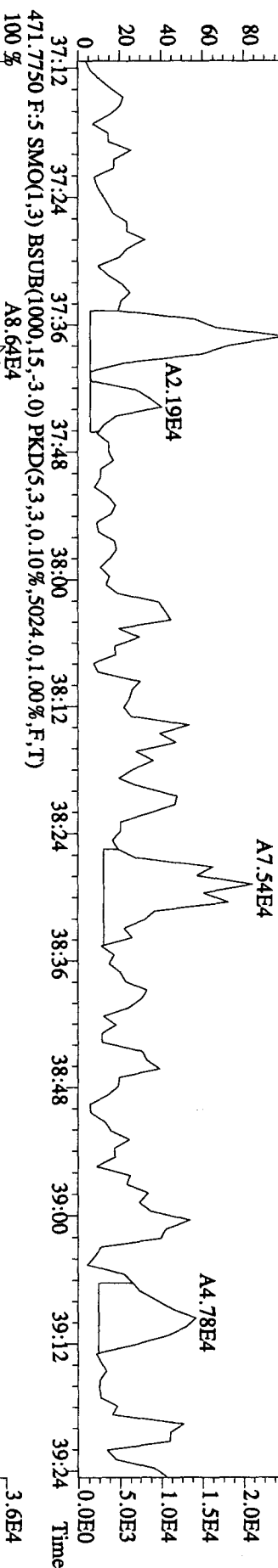
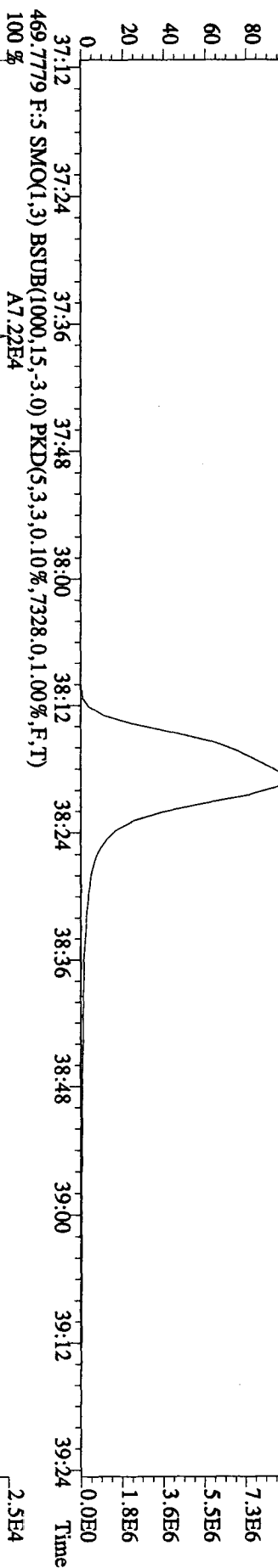
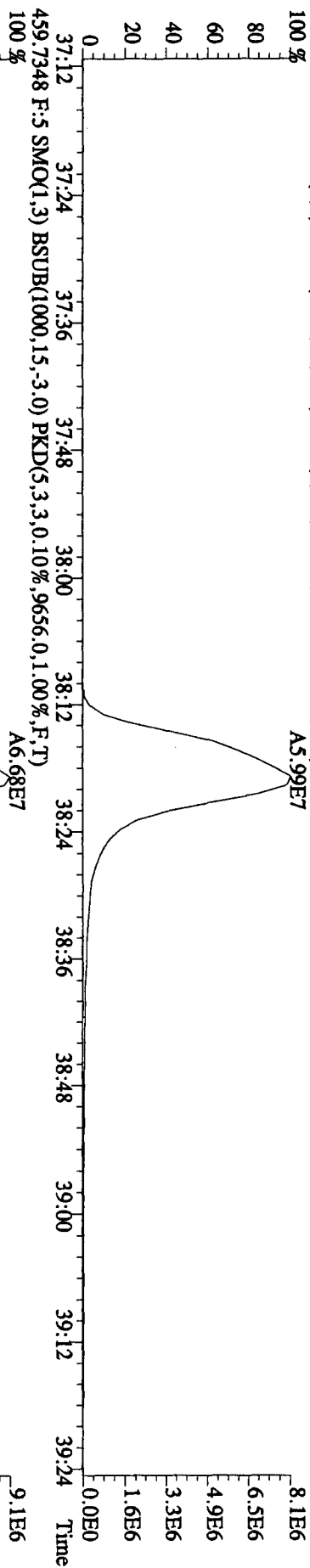
File:31DE09A1D5 #1-228 Acq:31-DEC-2009 23:25:43 GC EI+ Voltage SIR 70SE
 Sample#1 Text:CP1231A :DB-5 CPSM 3732-04 Exp:DIOXIN
 425.7766 F:4 SMO(1,3) BSUB(1000,15,-3.0) PKD(5,3,3,0,10%,5688,0,1,00%,F,T)
 109.71E7



File:31DE09A1D5 #1-161 Acq:31-DEC-2009 23:25:43 GC EI + Voltage SIR 70SE
 Sample#1 Text:CP1231A :DB-5 CPSM 3732-04 Exp:DIOXIN
 441.7428 F:5 SMO(1,3) BSUB(1000,15,-3.0) PKD(5,3,3,0,1.0%,4780,0,1,00%,F,T)
 100%




File:31DE09A1D5 #1-161 Acq:31-DEC-2009 23:25:43 GC EI+ Voltage SIR 70SE
 Sample#1 Text:CP1231A :DB-5 CPISM 3732-04 Exp:DIOXIN
 457.7377 F:5 SMO(1,3) BSUB(1000,15,-3.0) PKD(5,3,3,0.10%,7308,0.1,0.0%,F,T)
 100 %



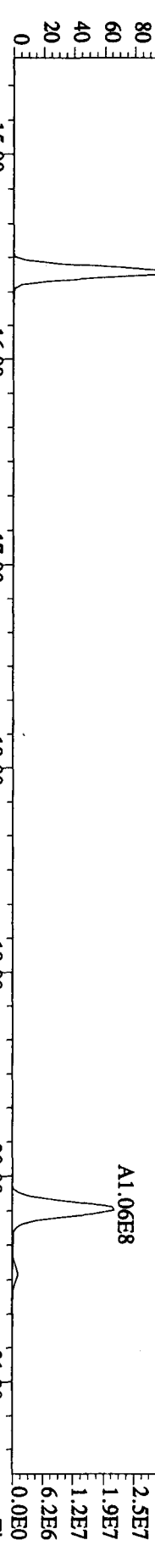
File:31DE09A1D5 #1-410 Acq:31-DEC-2009 23:25:43 GC EI+ Voltage SIR 70SE

Sample#1 Text:CP1231A :DB-5 CPSM 3732-04 Exp:DIOXIN

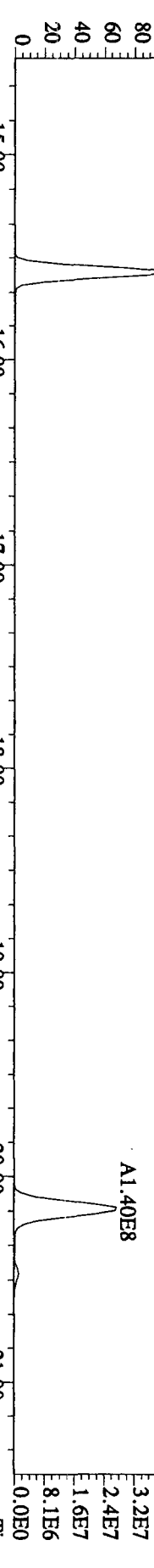
292.9825 SMO(1.3) PKD(5.3,5.100.00%,0.0,1.00%,F,T) 14:52 15:26 15:55 16:20 16:57 17:31 18:07 18:42 19:03 19:45 20:07 20:38 21:16



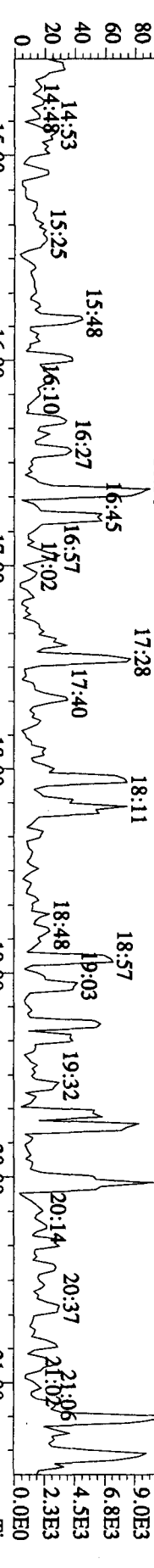
303.9016 SMO(1.3) BSUB(1000,15,-3.0) PKD(5.3,3.0,10%,7492.0,1.00%,F,T)



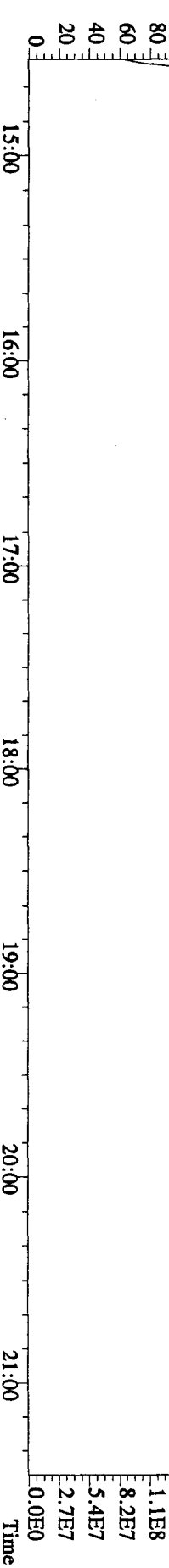
305.8987 SMO(1.3) BSUB(1000,15,-3.0) PKD(5.3,3.0,10%,11284.0,1.00%,F,T)



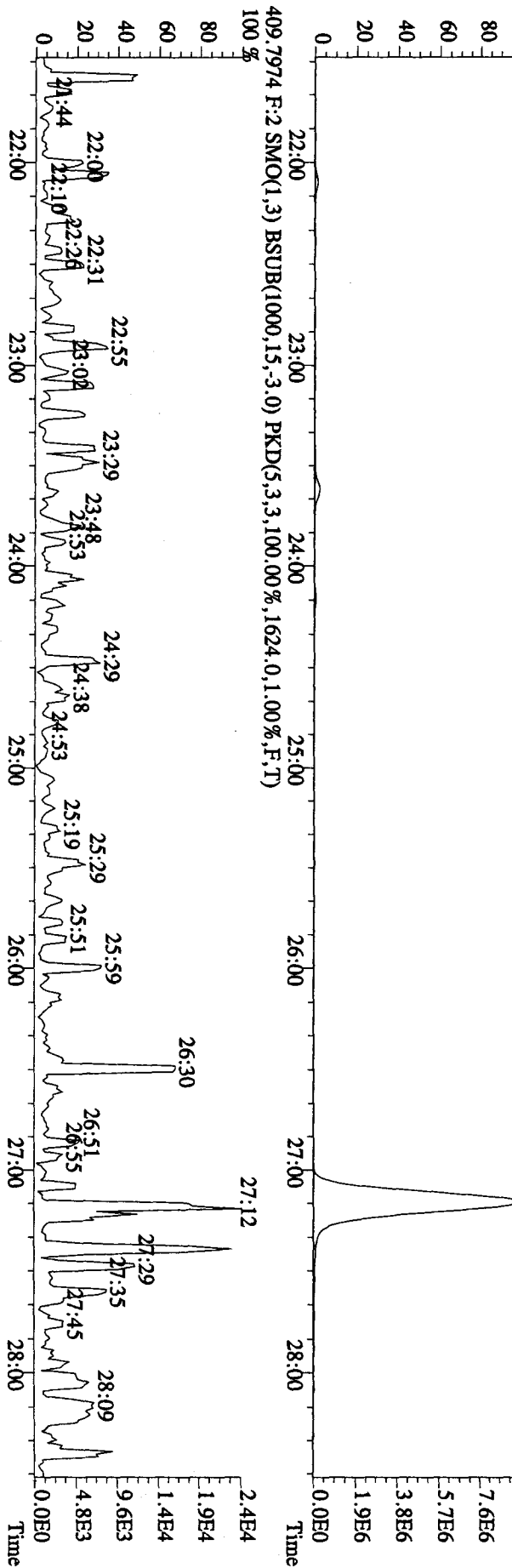
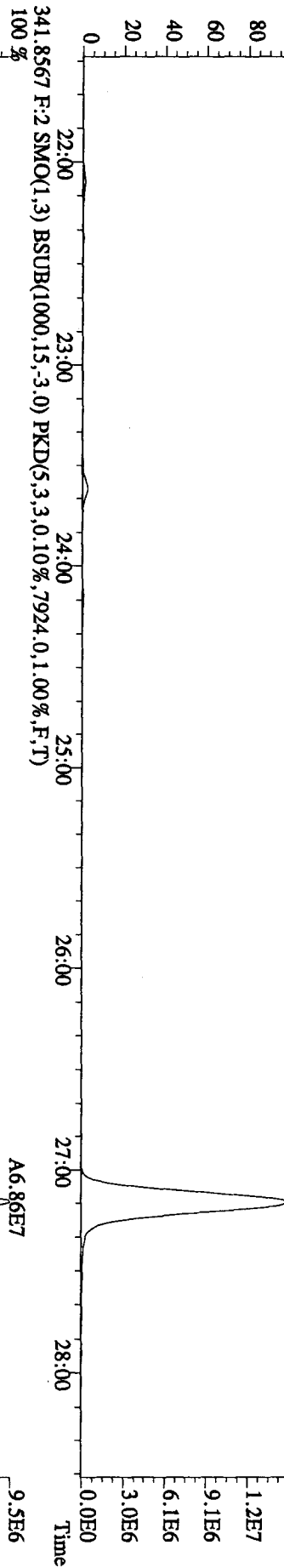

375.8364 SMO(1.3) BSUB(1000,15,-3.0) PKD(5.3,3.100.00%,1960.0,1.00%,F,T)



330.9792 SMO(1.3) PKD(5.3,3.100.00%,0.0,1.00%,F,T)



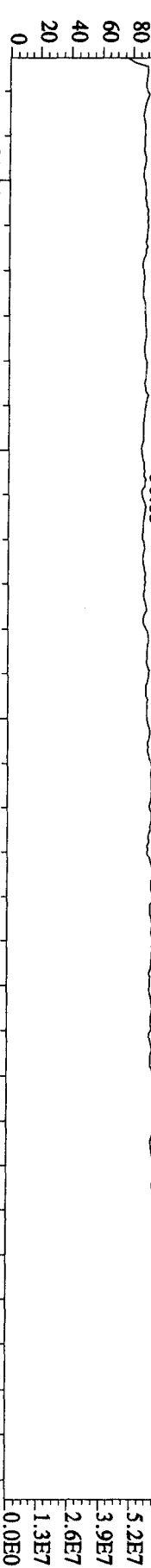
File: 31DE09A1D5 #1-496 Acq: 31-DEC-2009 23:25:43 GC EI + Voltage SIR 70SE
 Sample#1 Text: CP1231A :DB-5 CPSM 3732-04 Exp: DIOXIN
 342.9792 F:2 SMO(1,3) PKD(5,3,3,100.00%,0.0,1.00%,F,T)
 100 % 22:14 22:55 23:31 24:03 24:29 24:56 25:34 26:09 26:40 27:23 27:50 28:29




File:31DE09A1D5 #1-361 Acq:31-DEC-2009 23:25:43 GC EI+ Voltage SIR 70SE

Sample#1 Text:CP1231A :DB-5 CPM 3732-04 Exp:DIOXIN

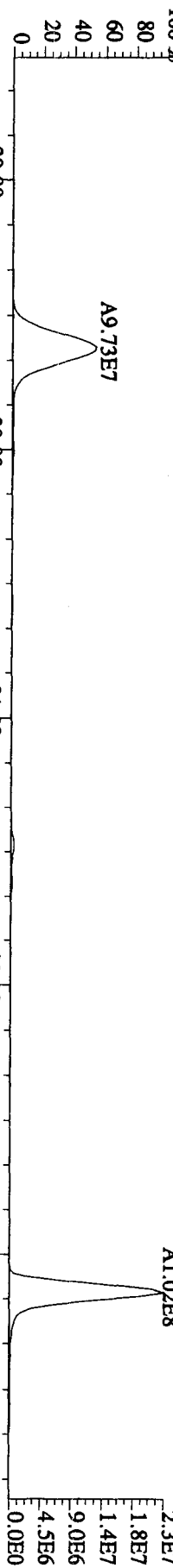
392.9760 F:3 SMO(1,3) PKD(5,3,3,100.00%,0.0,1.00%,F,T)



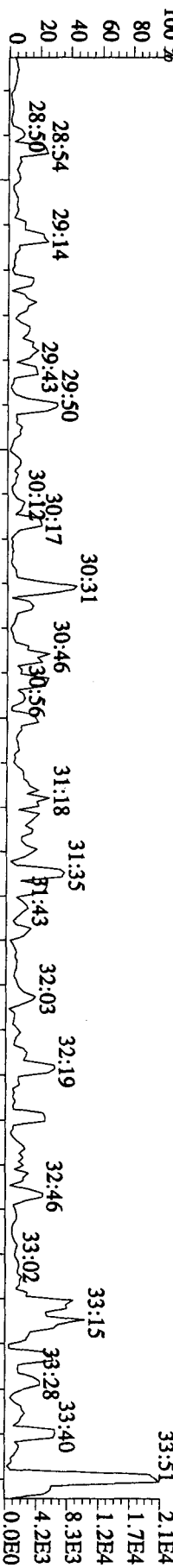
373.8208 F:3 SMO(1,3) BSUB(1000,15,-3.0) PKD(5,3,3,0.10%,16148.0,1.00%,F,T)




375.8178 F:3 SMO(1,3) BSUB(1000,15,-3.0) PKD(5,3,3,0.10%,7720.0,1.00%,F,T)

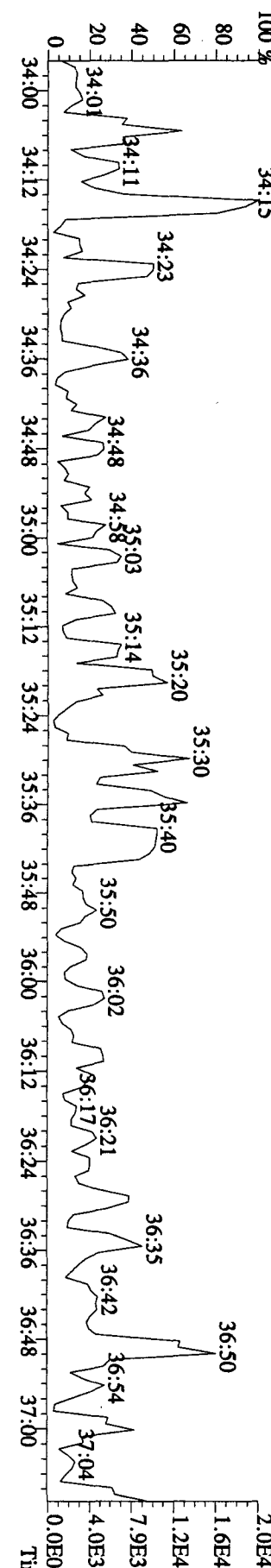
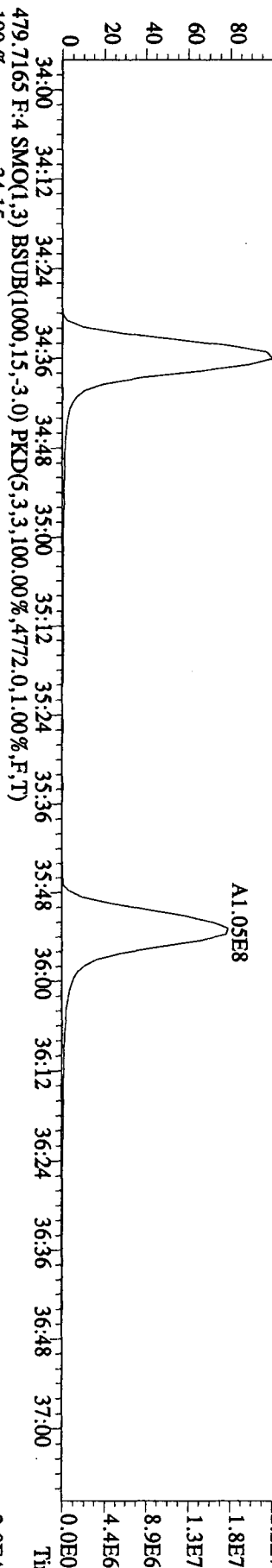
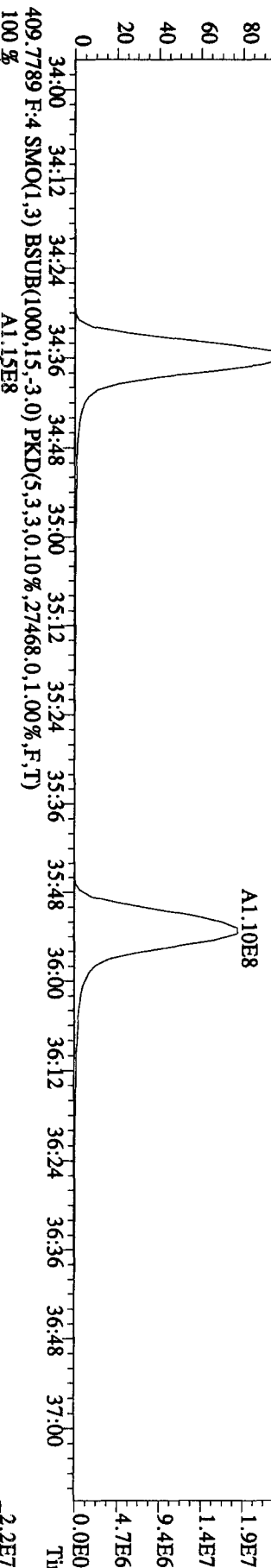



445.7555 F:3 SMO(1,3) BSUB(1000,15,-3.0) PKD(5,3,3,100.00%,1952.0,1.00%,F,T)



380.9760 F:3 SMO(1,3) PKD(5,3,3,100.00%,0.0,1.00%,F,T)



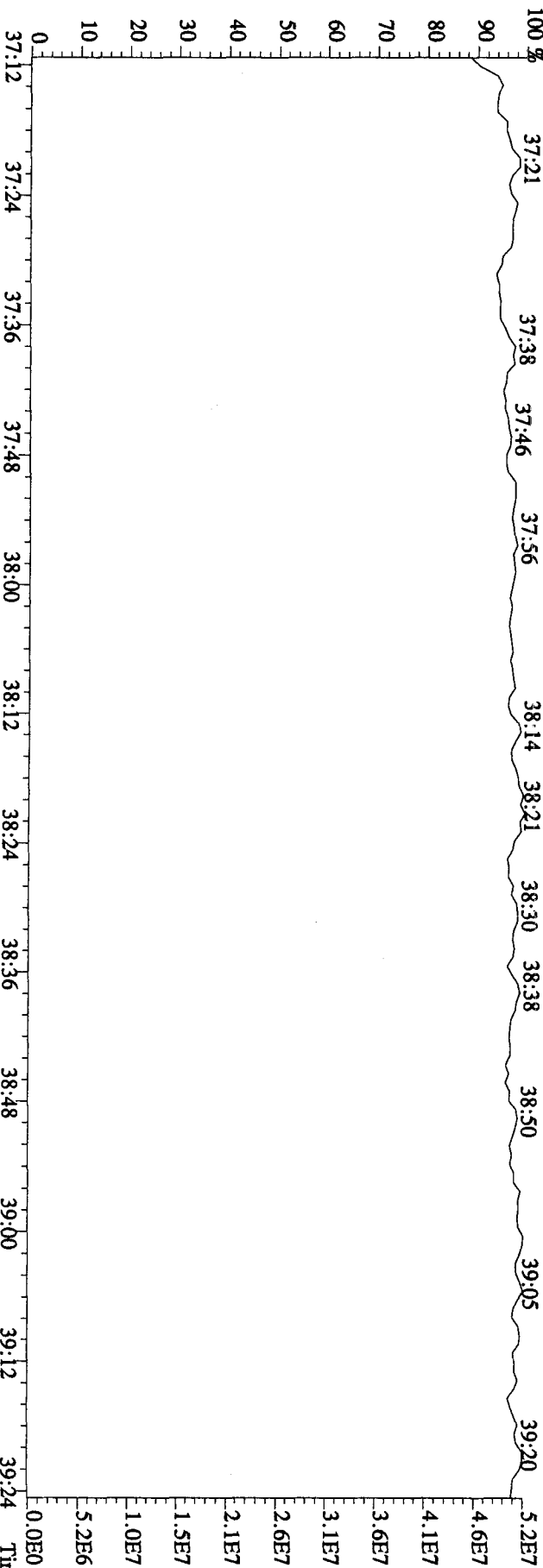
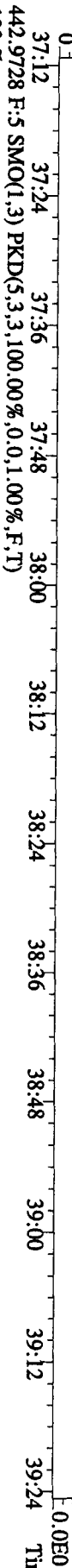


File:31DE09A1D5 #1-161 Acq:31-DEC-2009 23:25:43 GC EI+ Voltage SIR 70SE

Sample#1 Text:CPI231A :DB-5 CPSM 3732-04 Exp:DIOXIN

454.9728 F:5 SMO(1.3) PKD(5,3,3,100.00%,0.0,1.00%,F,T)

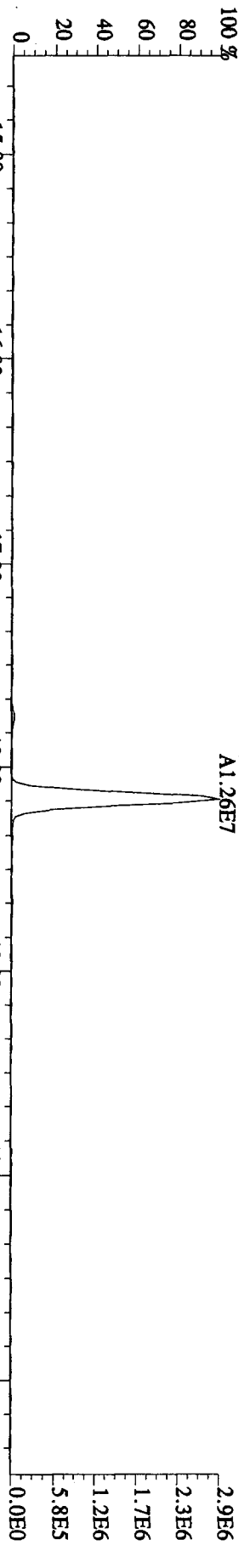
100 %



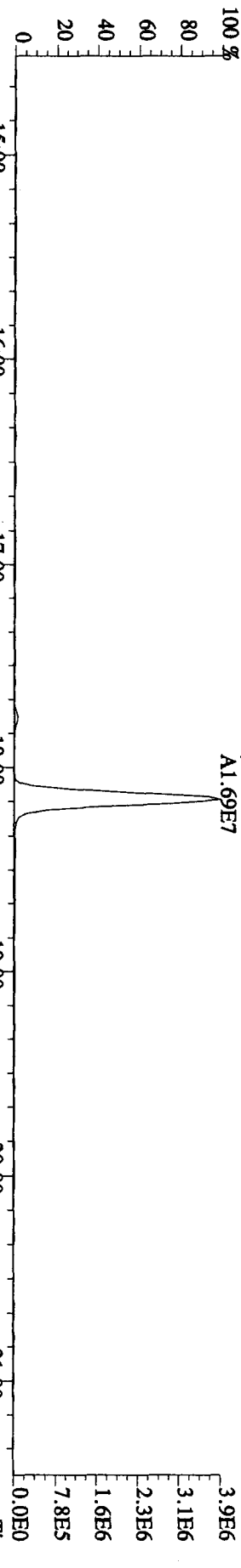
File:31DE09A1D5 #1-411 Acq: 1-JAN-2010 04:19:56 GC EI+ Voltage SIR 70SE

Sample#8 Text:ST1231G :2nd Source 09DXN449 Exp:DIOXIN

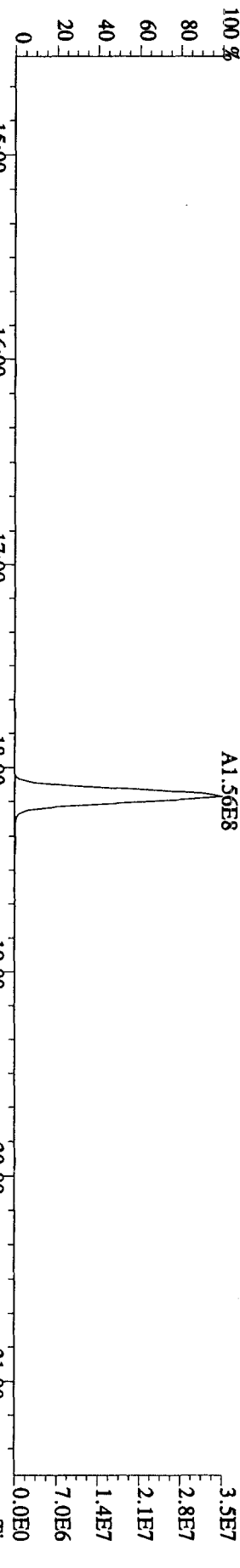
303.9016 S:8 SMO(1,3) BSUB(1000,15,-3,0) PKD(5,3,3,0,10%,6072,0,1,00%,F,T) 100% A1.26E7



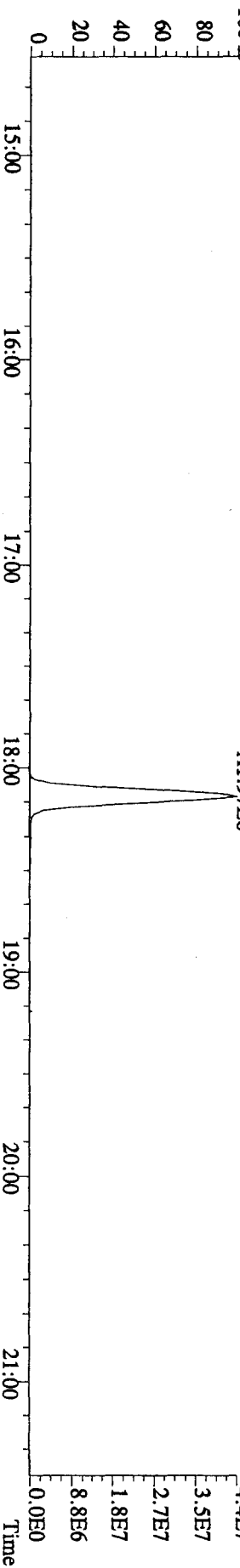
305.8987 S:8 SMO(1,3) BSUB(1000,15,-3,0) PKD(5,3,3,0,10%,7420,0,1,00%,F,T) 100% A1.69E7



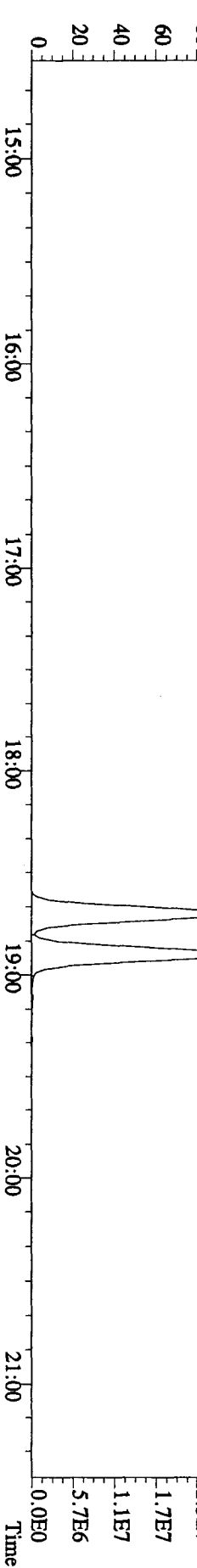
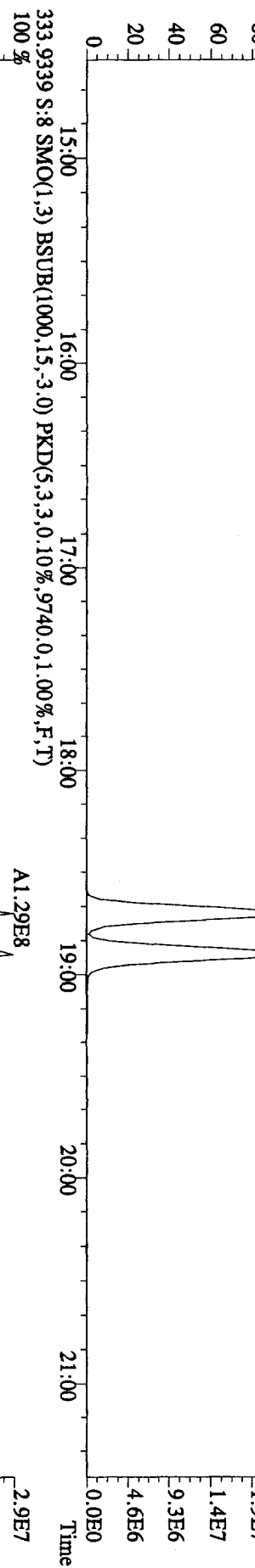

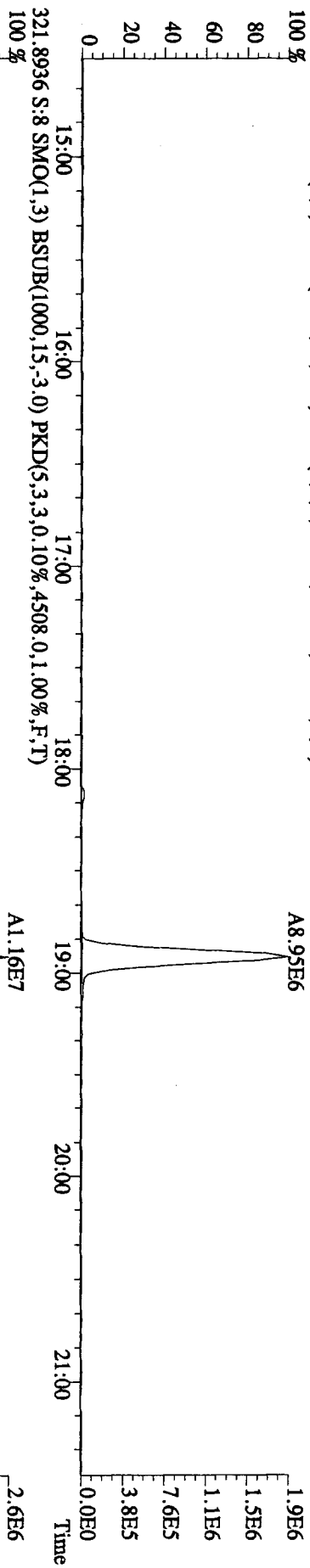
315.9419 S:8 SMO(1,3) BSUB(1000,15,-3,0) PKD(5,3,3,0,10%,15844,0,1,00%,F,T) 100% A1.56E8



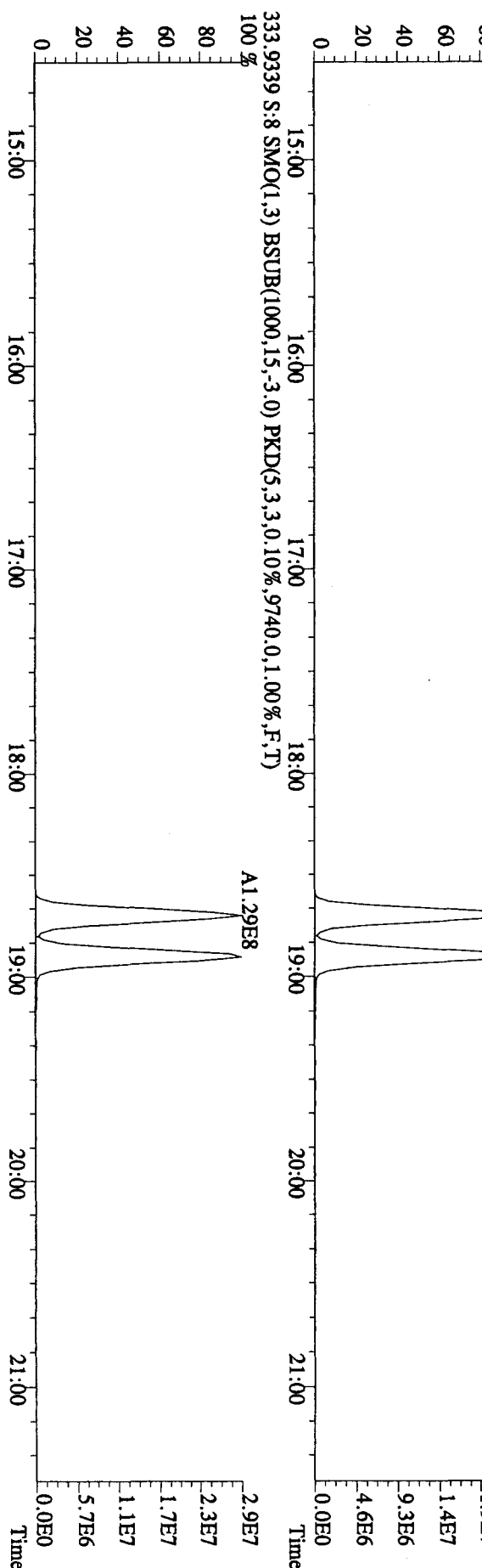

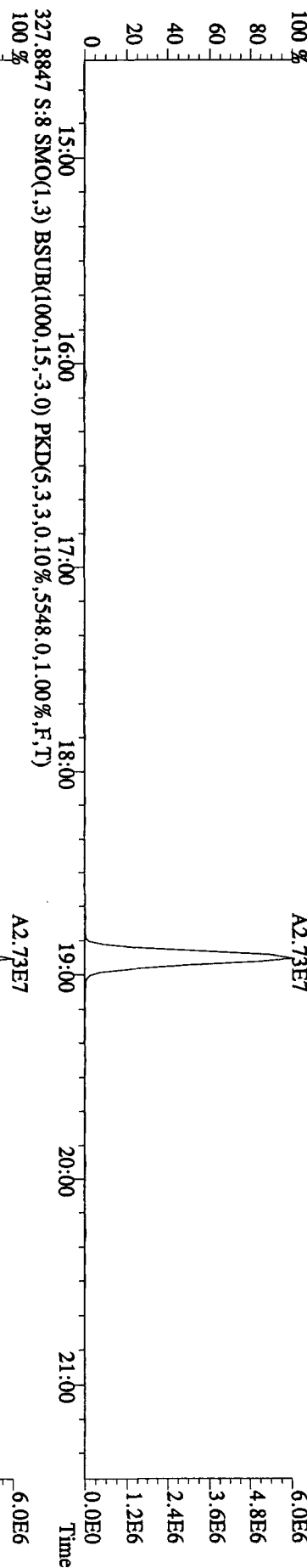
317.9389 S:8 SMO(1,3) BSUB(1000,15,-3,0) PKD(5,3,3,0,10%,9692,0,1,00%,F,T) 100% A1.97E8



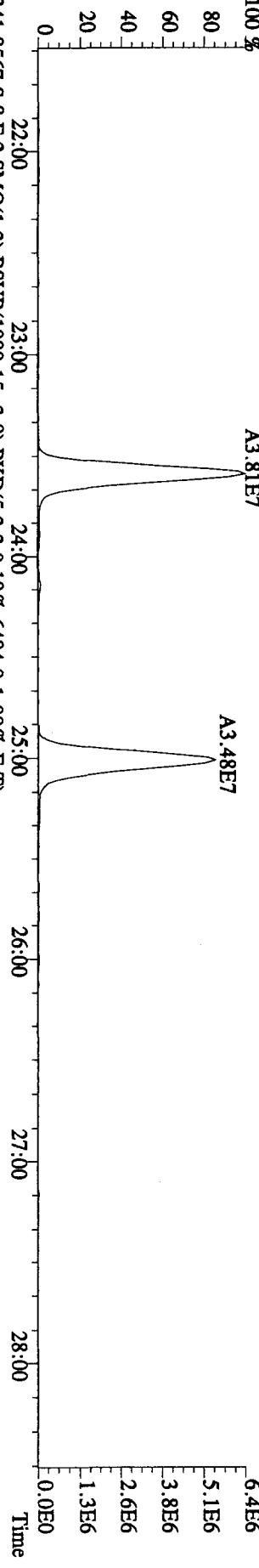
File:31DE09A1D5 #1-411 Acq: 1-JAN-2010 04:19:56 GC EI+ Voltage SIR 70SE
 Sample#8 Text:ST1231G .2nd Source 09DDXN449 Exp:DIOXIN
 319.8965 S:8 SMO(1,3) BSUB(1000,15,-3.0) PKD(5,3,3,0.10%,4932.0,1.00%,F,T)
 100 %



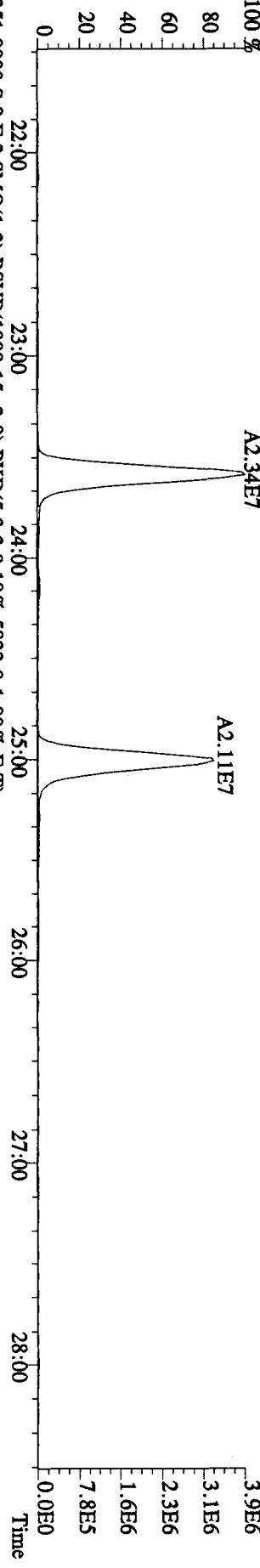
File:31DE09A1D5 #1-411 Acq: 1-JAN-2010 04:19:56 GC EI+ Voltage SIR 70SE
 Sample#8 Text:ST1231G :2nd Source 09DXN449 Exp:DIOXIN
 327.8847 S:8 SMO(1,3) BSUB(1000,15,-3,0) PKD(5,3,3,0,10%,5548,0,1,00%,F,T)
 100 %



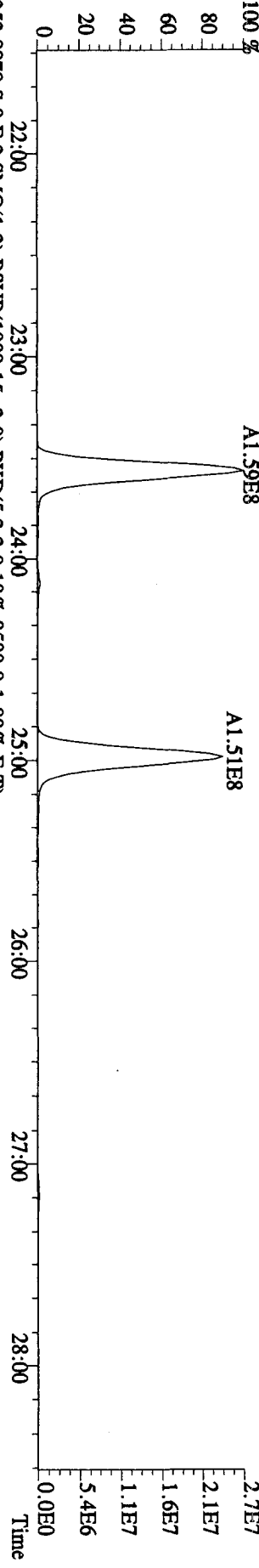
File:31DE09A1D5 #1-495 Acq: 1-JAN-2010 04:19:56 GC EI + Voltage SIR 70SE
 Sample#8 Text:ST1231G :2nd Source 09DXN449 Exp:DIOXIN
 339.8597 S:8 F:2 SMO(1,3) BSUB(1000,15,-3.0) PKD(5,3,3,0.10%,6180.0,1.00%,F,T)
 100 %



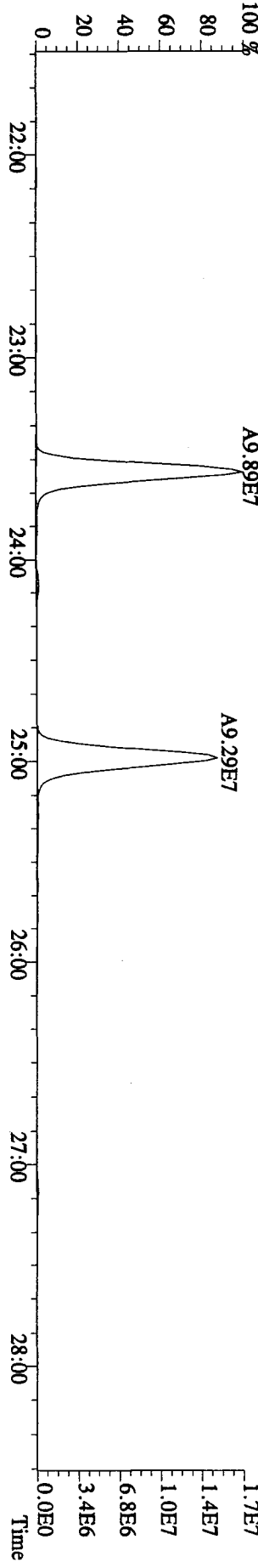
341.8567 S:8 F:2 SMO(1,3) BSUB(1000,15,-3.0) PKD(5,3,3,0.10%,6484.0,1.00%,F,T)
 100 %



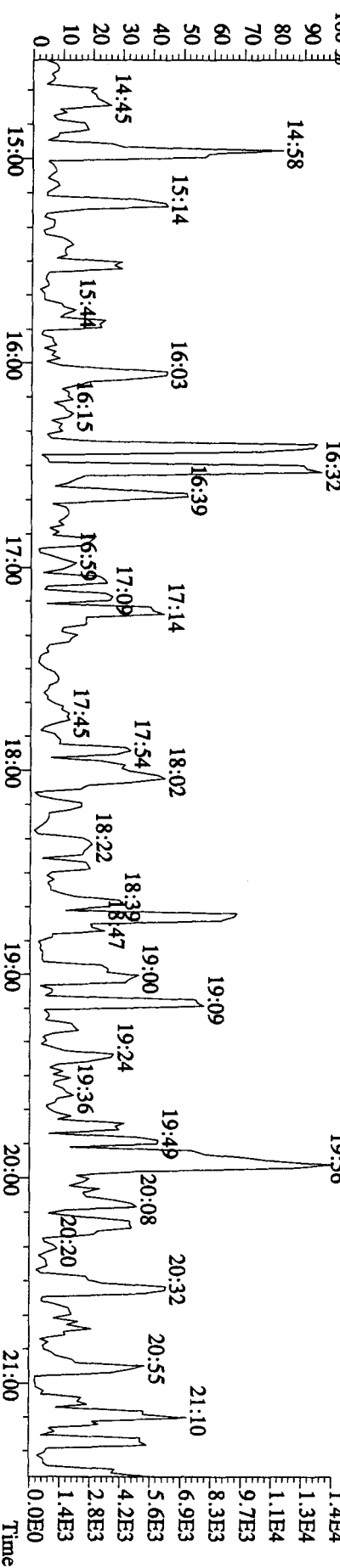
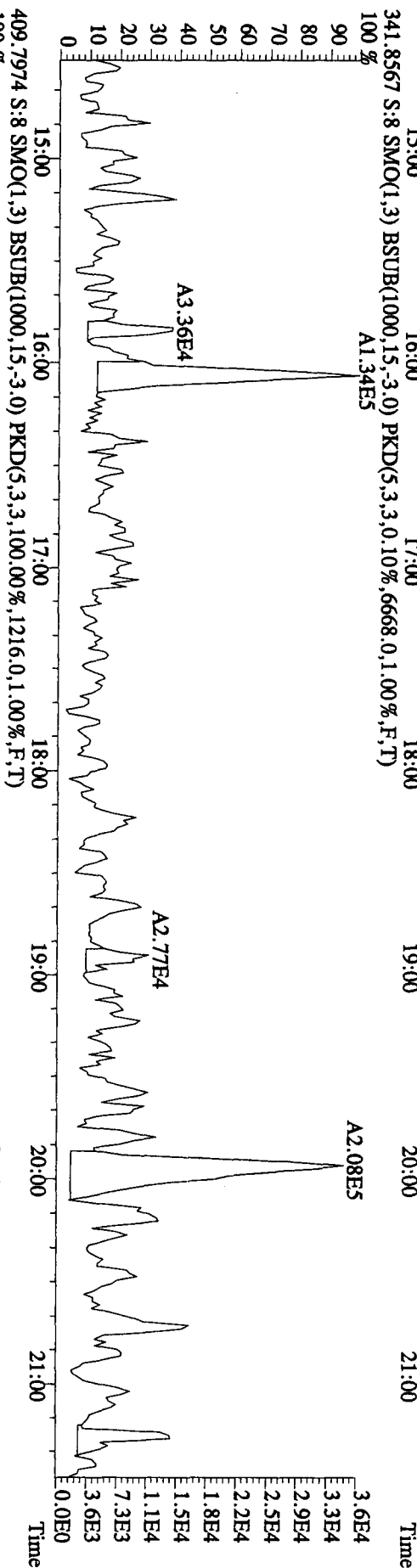
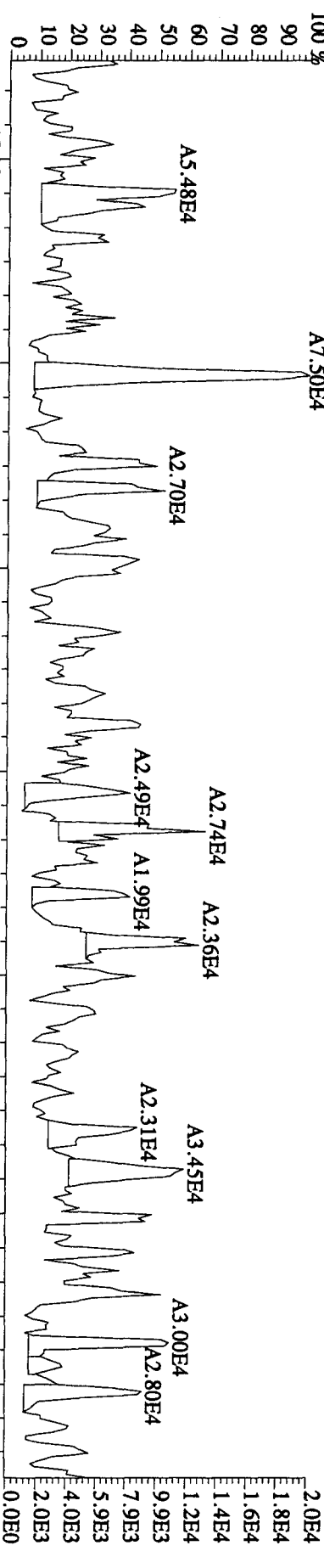
351.9000 S:8 F:2 SMO(1,3) BSUB(1000,15,-3.0) PKD(5,3,3,0.10%,5832.0,1.00%,F,T)
 100 %



353.8970 S:8 F:2 SMO(1,3) BSUB(1000,15,-3.0) PKD(5,3,3,0.10%,8500.0,1.00%,F,T)
 100 %



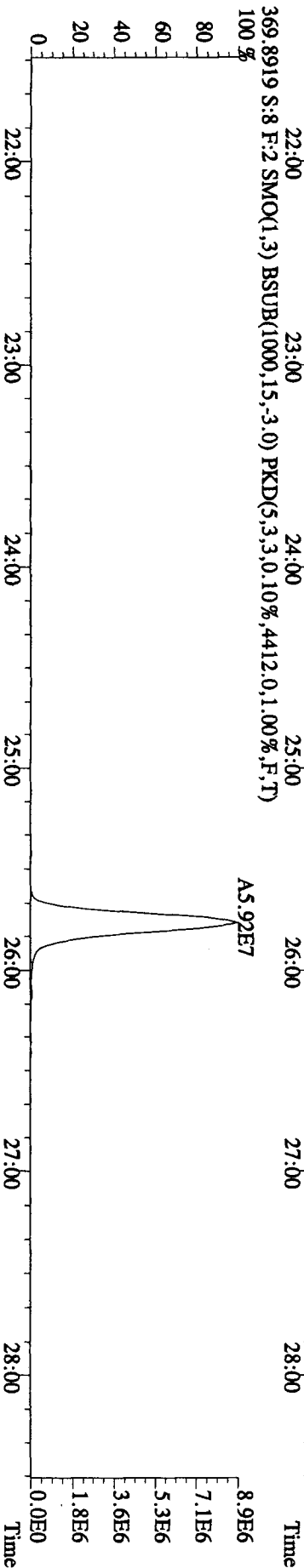
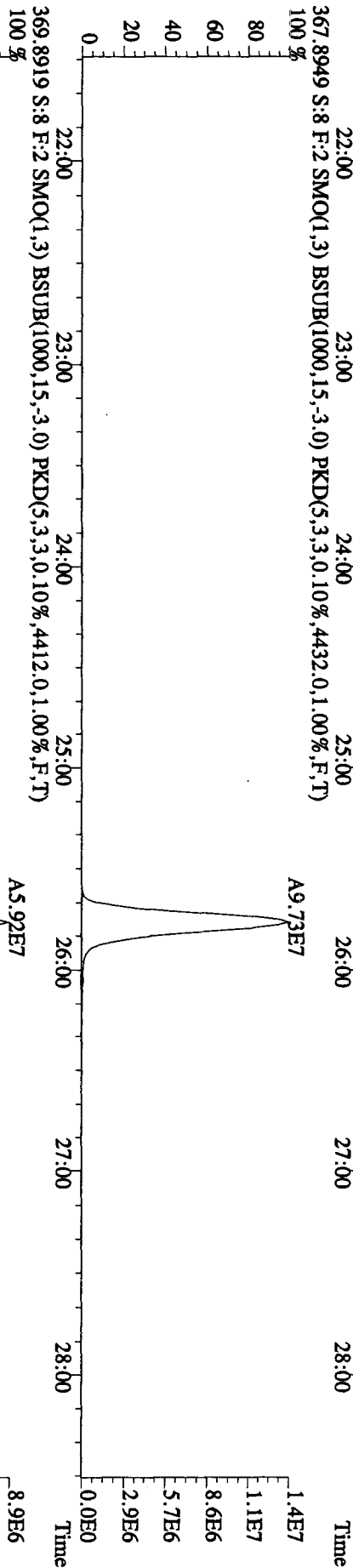
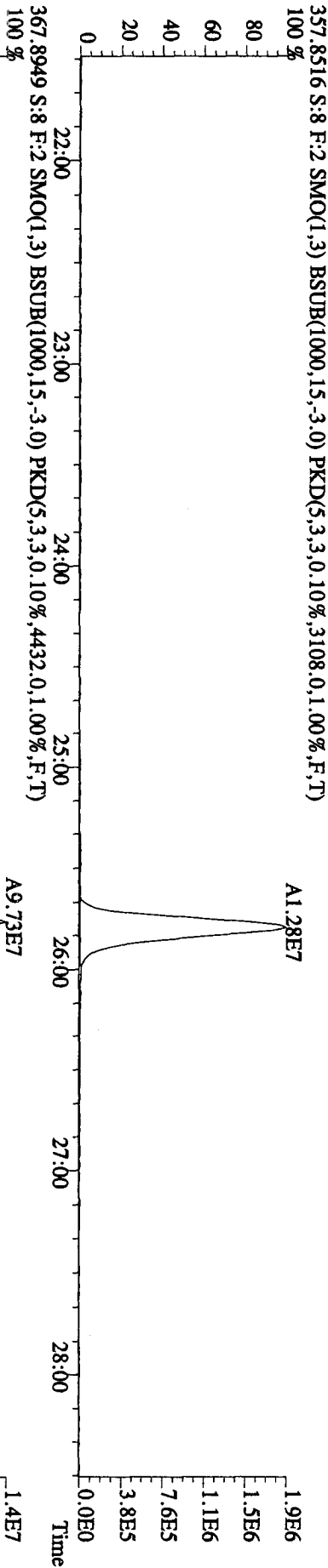
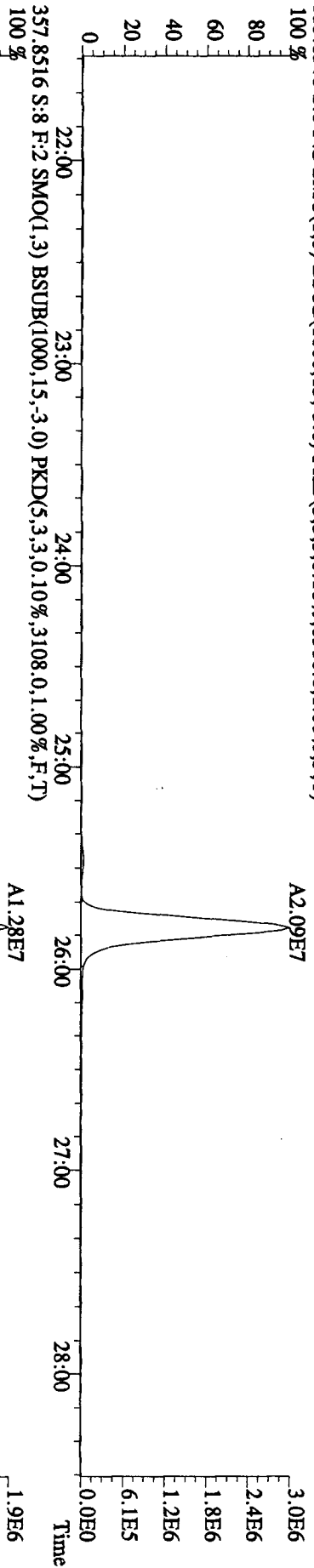
File:31DE09A1D5 #1-411 Acq: 1-JAN-2010 04:19:56 GC EI+ Voltage SIR 70SE
 Sample#8 Text:ST1231G :2nd Source 09DXN449 Exp:DIOXIN
 339.8597 S:8 SMO(1,3) BSUB(1000,15,-3.0) PKD(5,3,3,0.10%,4176.0,1.00%,F,T)
 100 %

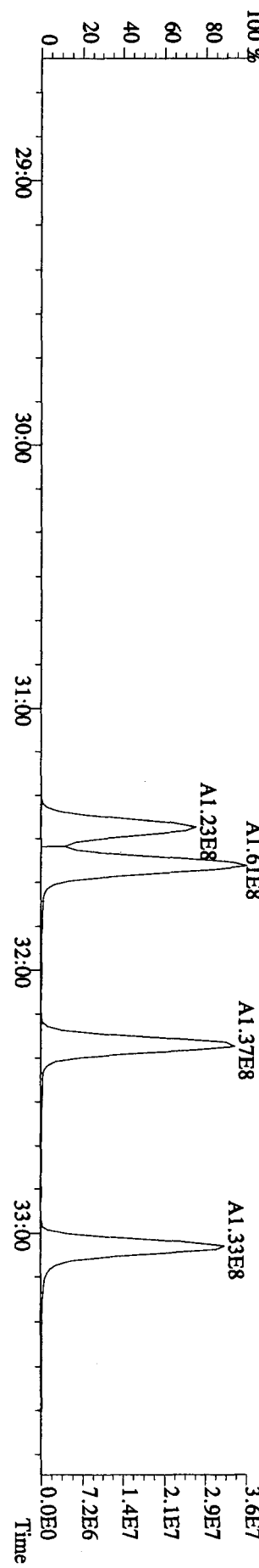
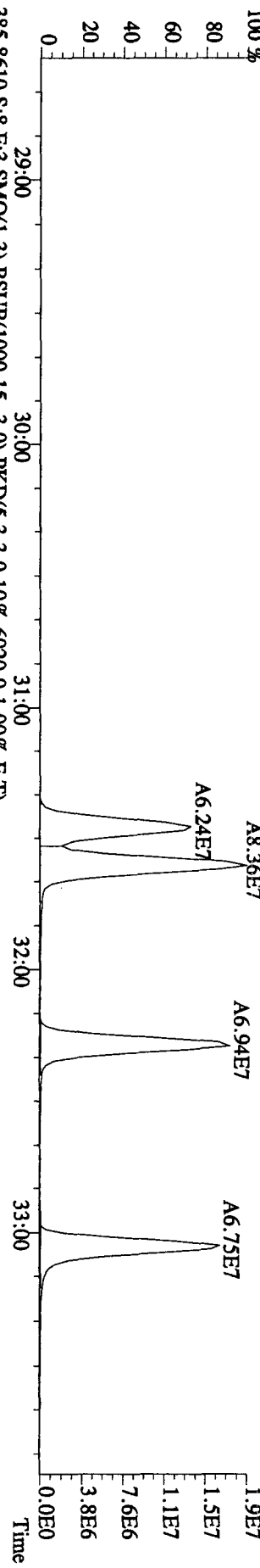
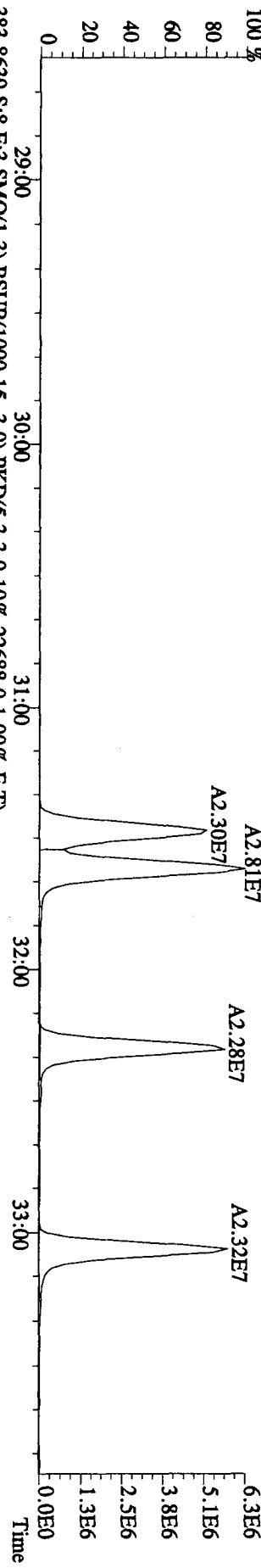
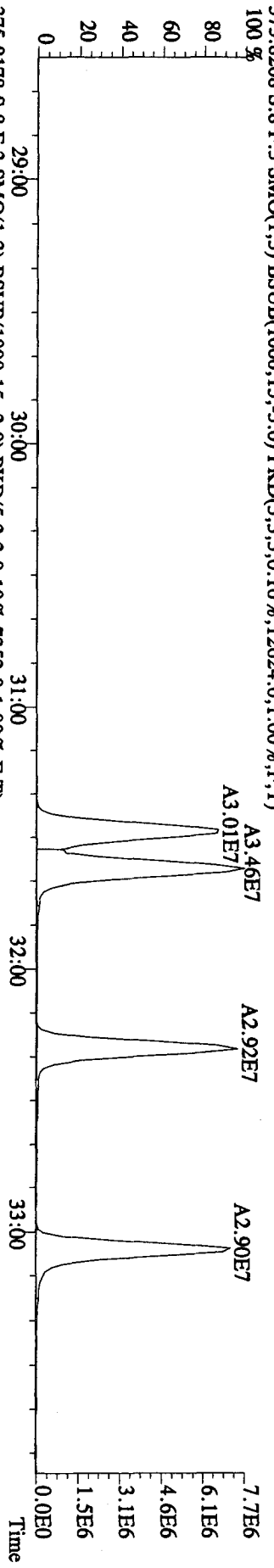


File:31DE09AID5 #1-495 Acq: 1-JAN-2010 04:19:56 GC EI+ Voltage SIR 70SE

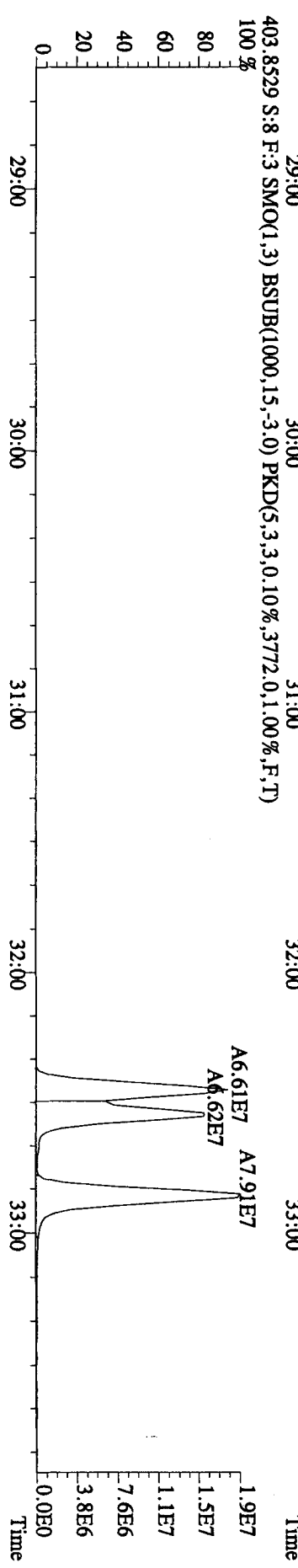
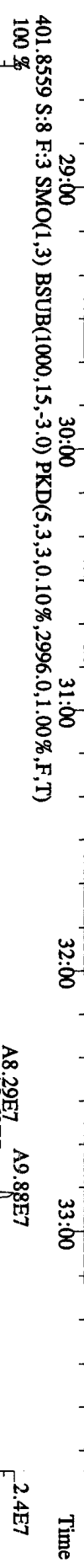
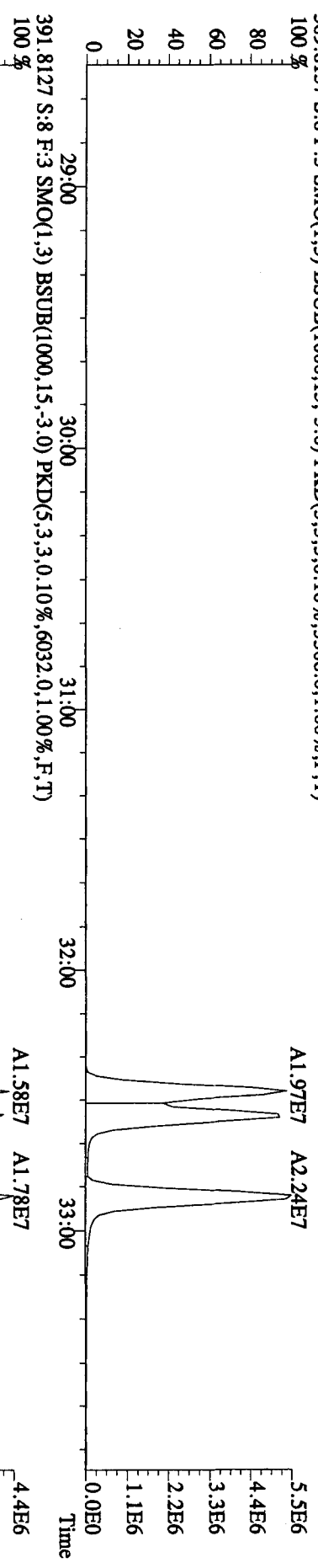
Sample#8 Text:ST1231G :2nd Source 09DXN449 Exp:DIOXIN

355.8546 S:8 F:2 SMO(1,3) BSUB(1000,15,-3.0) PKD(5,3,3,0.10%,6516.0,1.00%,F,T) 100 %

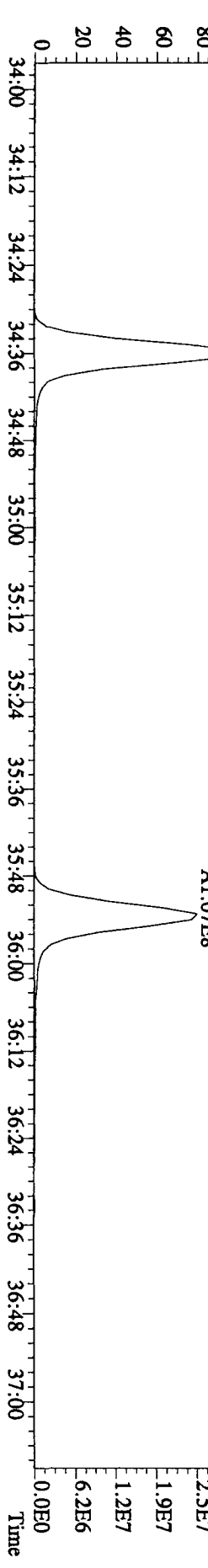
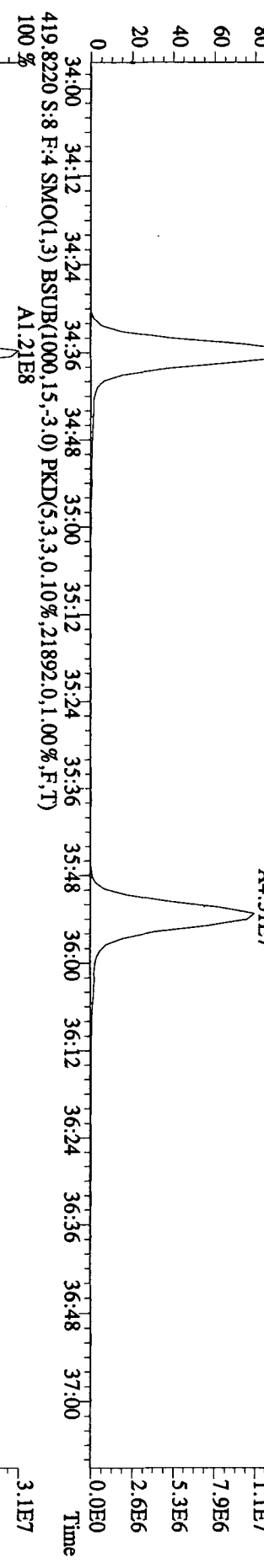
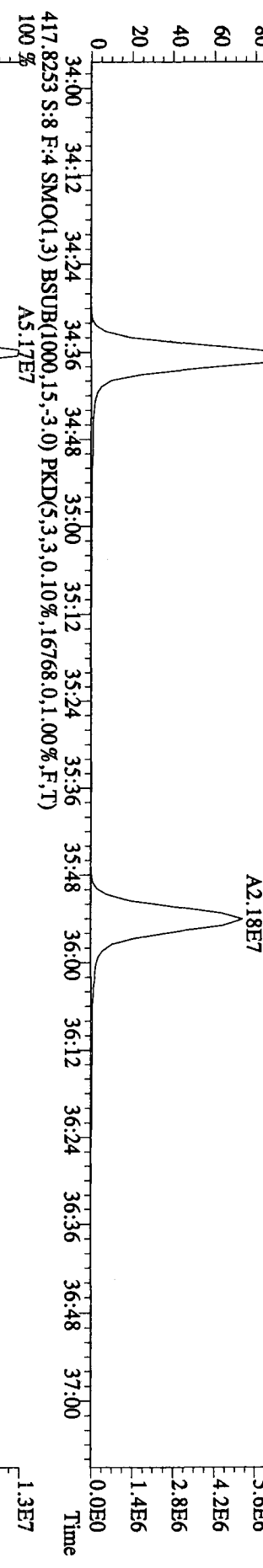
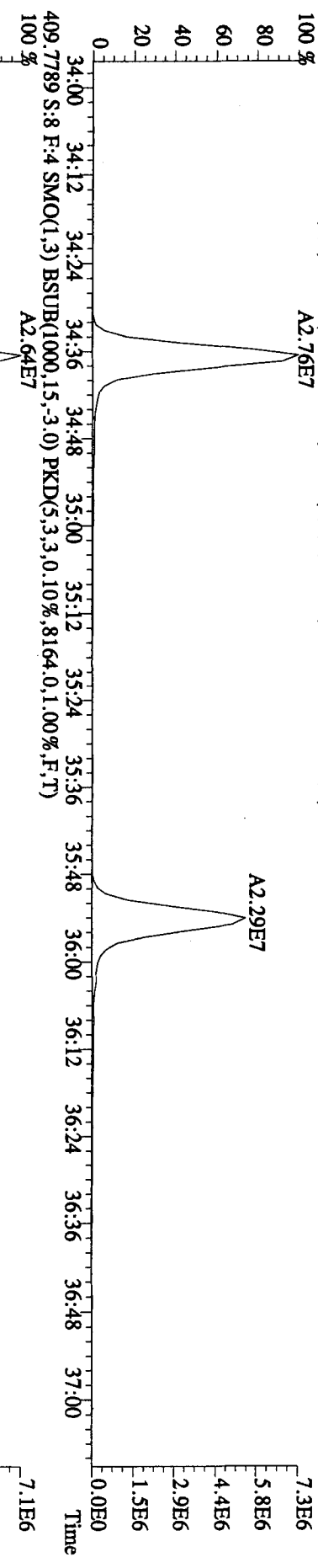




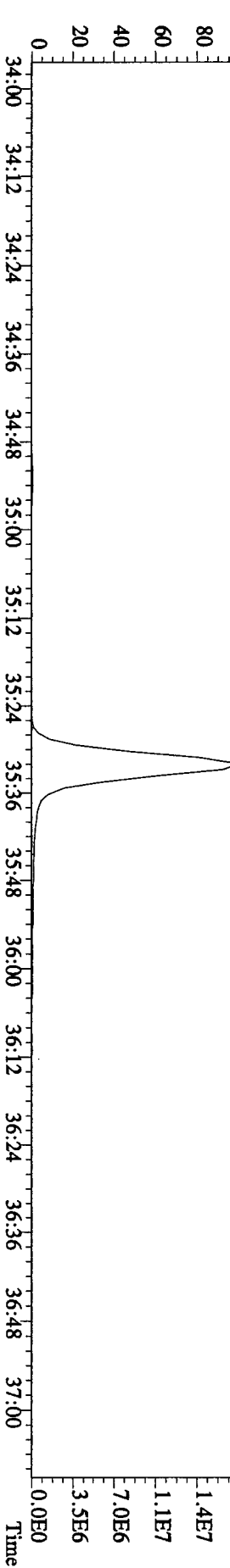
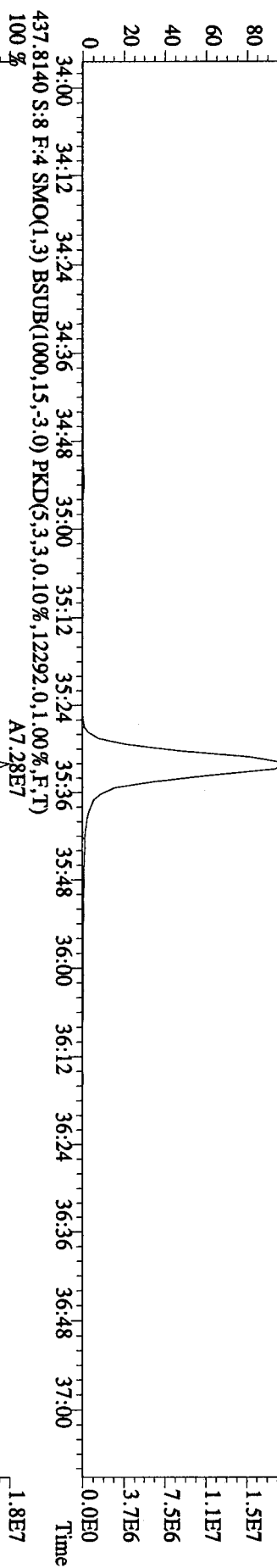
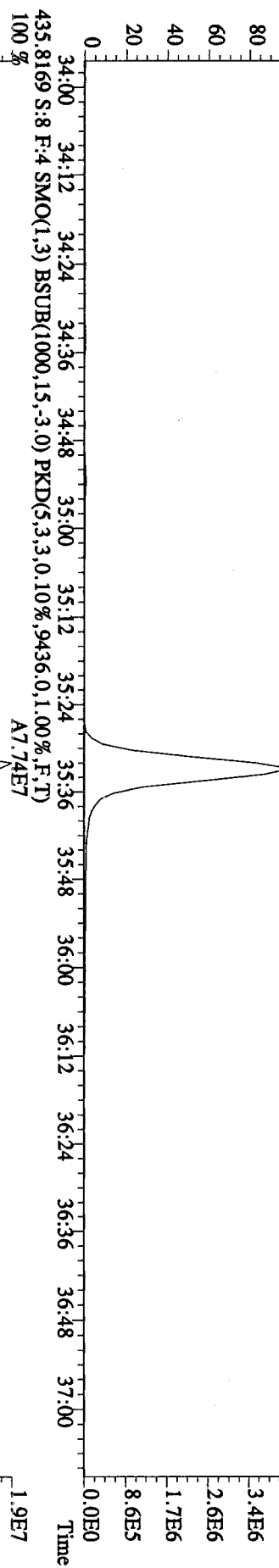
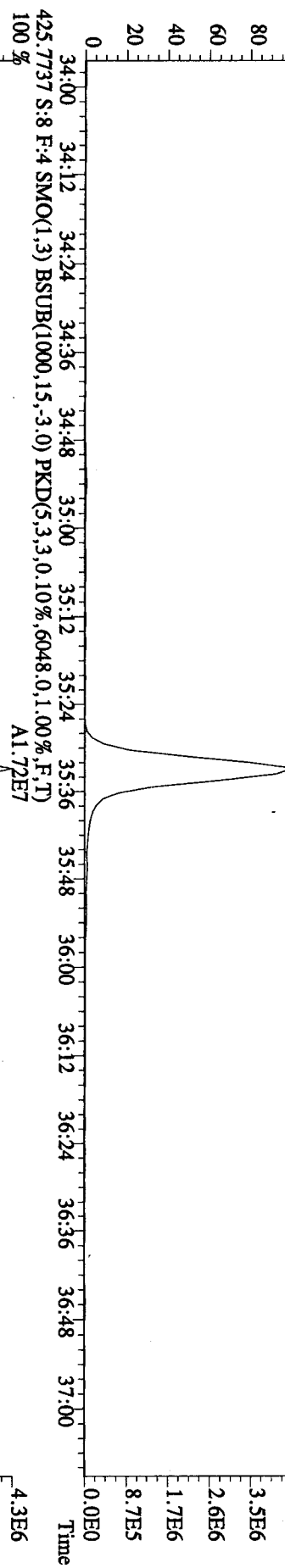
File:31DE09AID5 #1-362 Acq: 1-JAN-2010 04:19:56 GC EI+ Voltage SIR 70SE
 Sample#8 Text:ST1231G :2nd Source 09DXN449 Exp:DIOXIN
 389.8157 S:8 F:3 SMO(1,3) BSUB(1000,15,-3,0) PKD(5,3,3,0,10%,3308,0,1,00%,F,T)
 100%



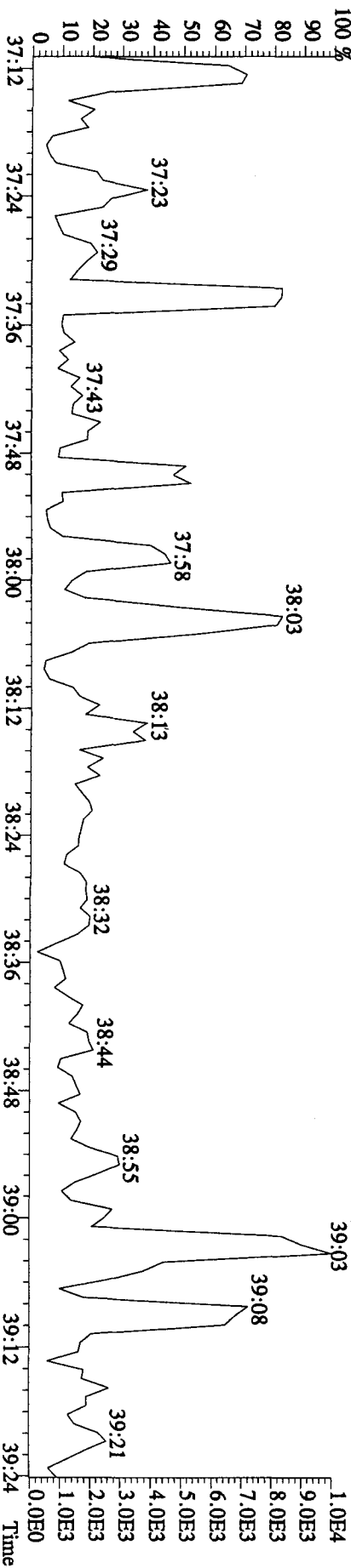
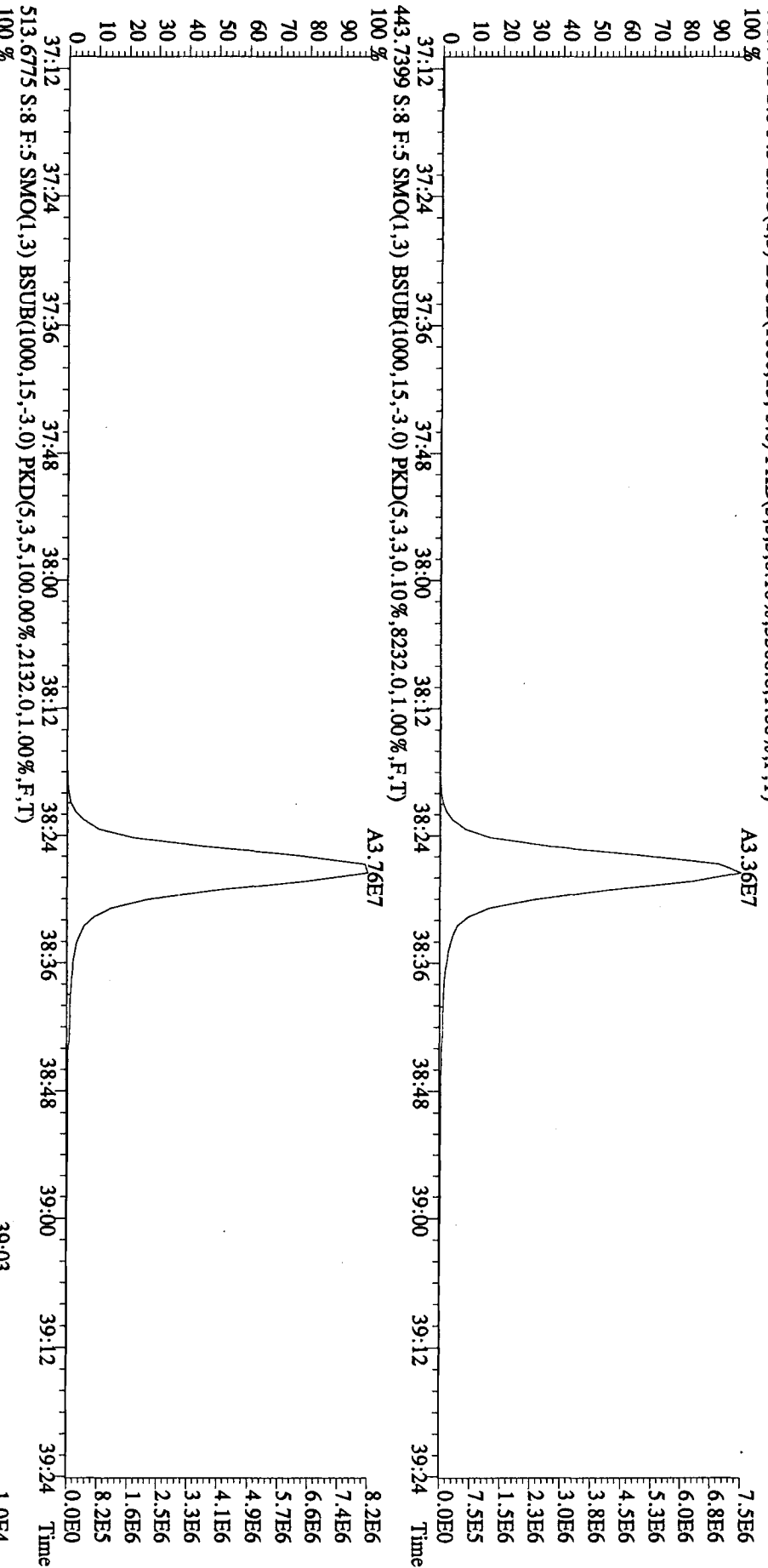
File:31DE09A1D5 #1-227 Acq: 1-JAN-2010 04:19:56 GC EI+ Voltage SIR 70SE
 Sample#8 Text:ST1231G :2nd Source 09DXN449 Exp:DIOXIN
 407.7818 S:8 F:4 SMO(1,3) BSUB(1000,15,-3.0) PKD(5,3,3,0.10%,1.0016,0.1,0.00%,F,T)
 100 %



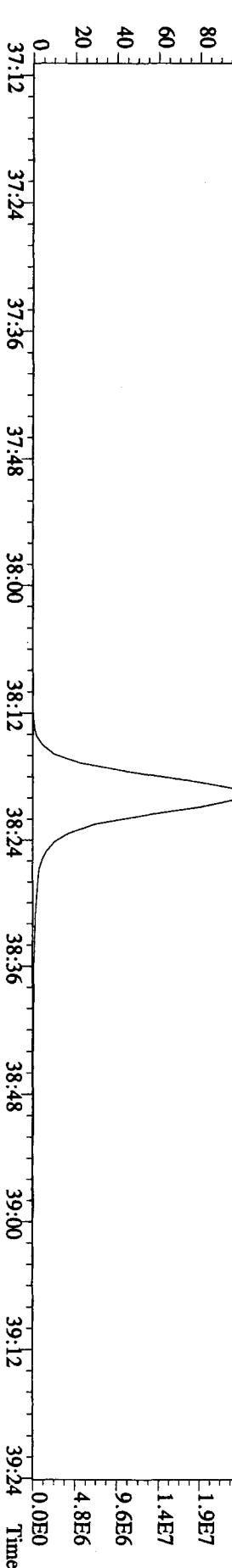
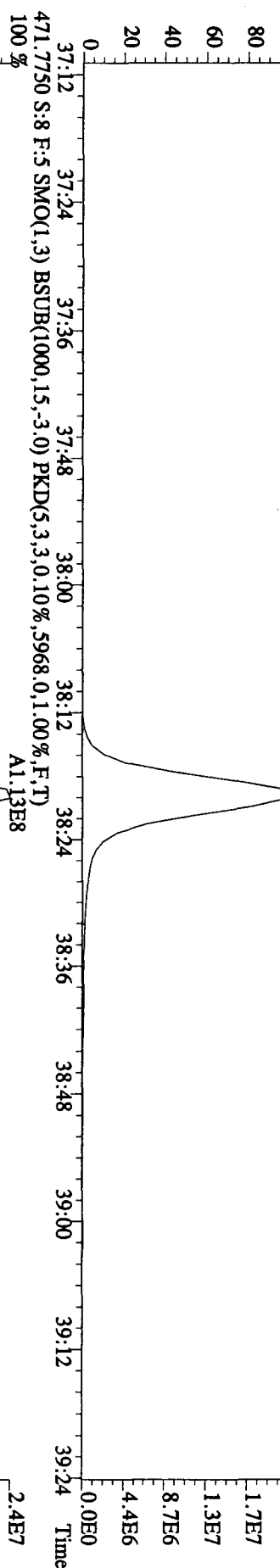
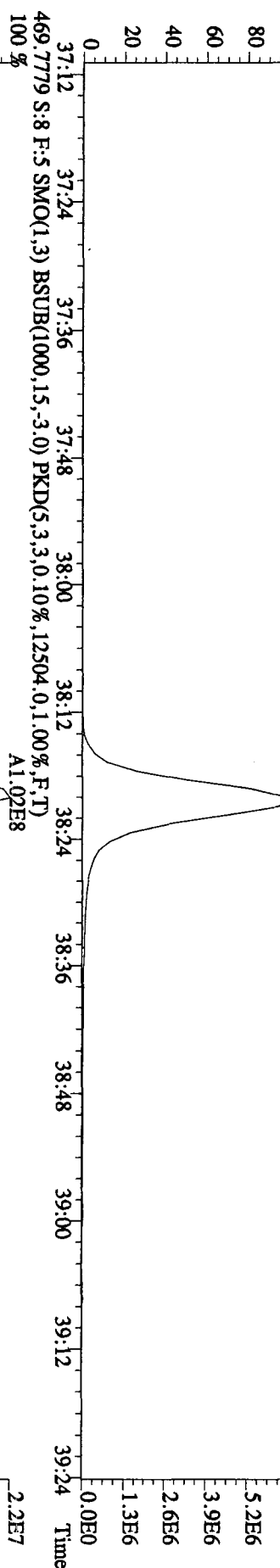
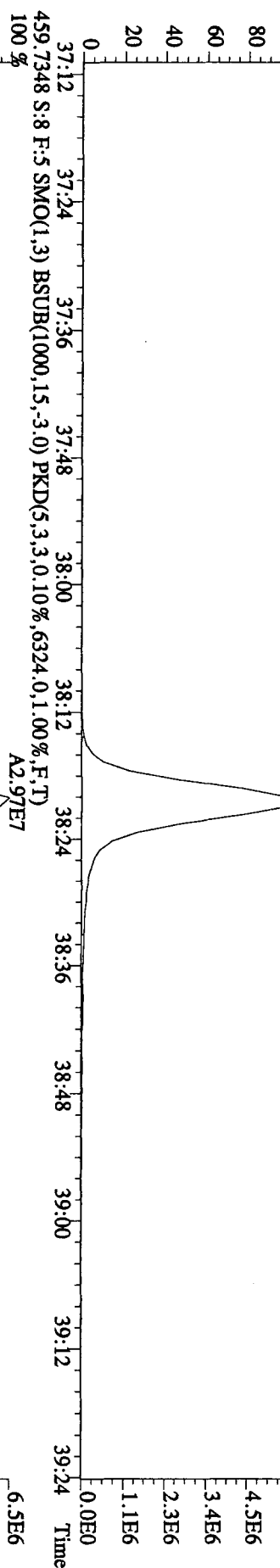
File:31DE09A1ID5 #1-227 Acq: 1-JAN-2010 04:19:56 GC EI + Voltage SIR 70SE
 Sample#8 Text:ST1231G :2nd Source 09DXN449 Exp:DIOXIN
 423.7737 S:8 F:4 SMO(1,3) BSUB(1000,15,-3.0) PKD(5,3,3,0,10%,7756,0,1.00%,F,T)
 100% A1.81E7



File:31IDE09A1D5 #1-161 Acq: 1-JAN-2010 04:19:56 GC EI + Voltage SIR 70SE
 Sample#8 Text:ST1231G :2nd Source 09DXN449 Exp:DIOXIN
 441.7428 S:8 F:5 SMO(1,3) BSUB(1000,15,-3.0) PKD(5,3,0.10%,.5508,0.1,0.00%,F,T)



File:31DE09A1D5 #1-161 Acq: 1-JAN-2010 04:19:56 GC EI + Voltage SIR 70SE
 Sample#8 Text:ST1231G :2nd Source 09DPXN449 Exp:DIOXIN
 457.7377 S:8 F:5 SMO(1,3) BSUB(1000,15,-3.0) PKD(5,3,3,0.10%,5416.0,1.00%,F,T)
 100 % A2.62E7

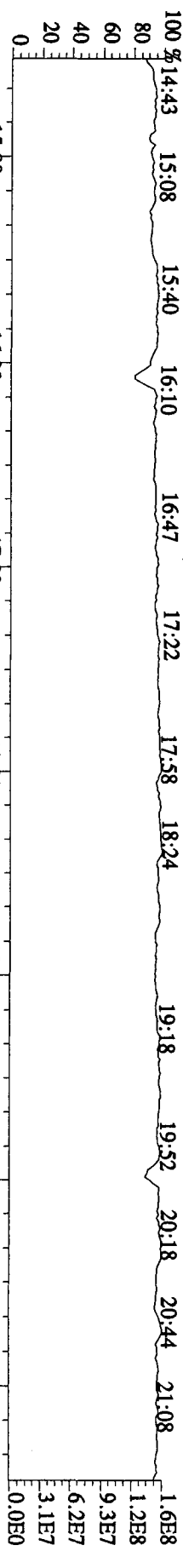


File:31DE09A1D5 #1-411 Acq: 1-JAN-2010 04:19:56 GC EI + Voltage SIR 70SE

Sample#8 Text:ST1231G :2nd Source 09DXN449 Exp:DIOXIN

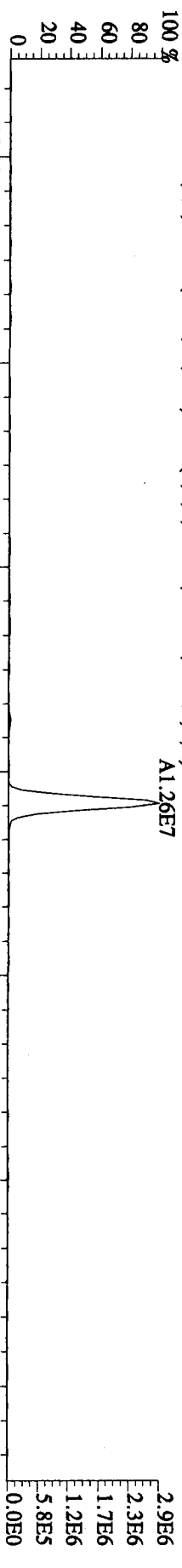
292.9825 S:8 SMO(1,3) PKD(5,3,5,100,00%,0,0,1,00%,F,T)

100 % 14:43 15:08 15:40 16:10 16:47 17:22 17:58 18:24 19:18 19:52 20:18 20:44 21:08



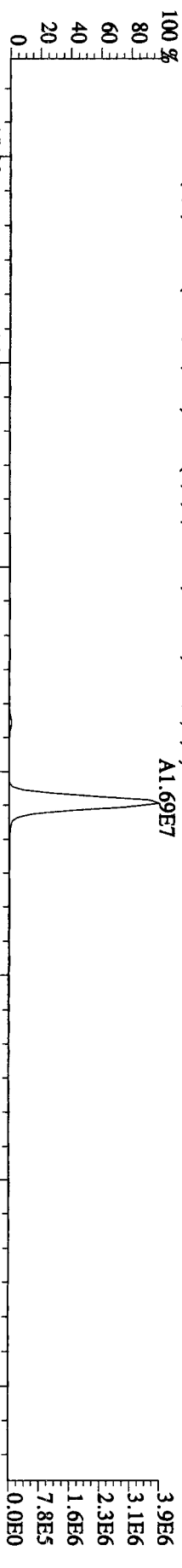
303.9016 S:8 SMO(1,3) BSUB(1000,15,-3,0) PKD(5,3,3,0,10%,6072,0,1,00%,F,T)

100 %



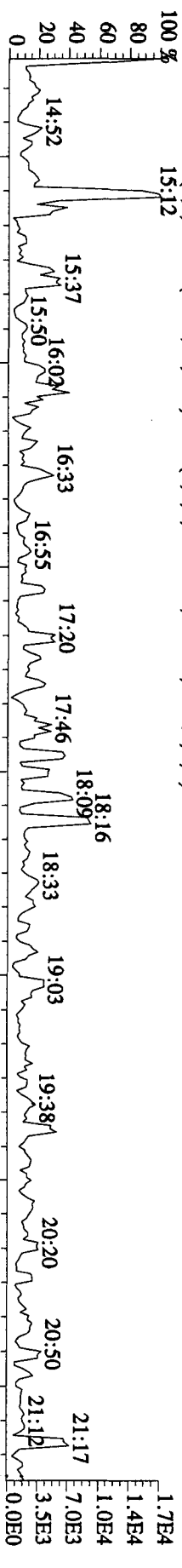
305.8987 S:8 SMO(1,3) BSUB(1000,15,-3,0) PKD(5,3,3,0,10%,7420,0,1,00%,F,T)

100 %




375.8364 S:8 SMO(1,3) BSUB(1000,15,-3,0) PKD(5,3,3,100,00%,2352,0,1,00%,F,T)

100 %

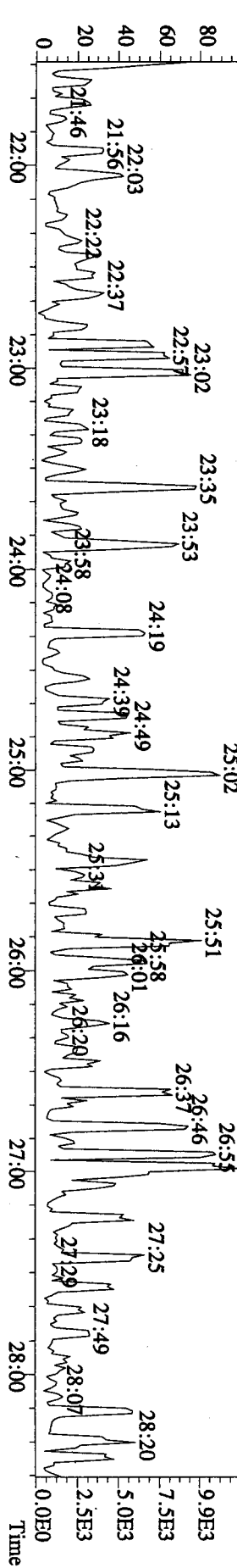
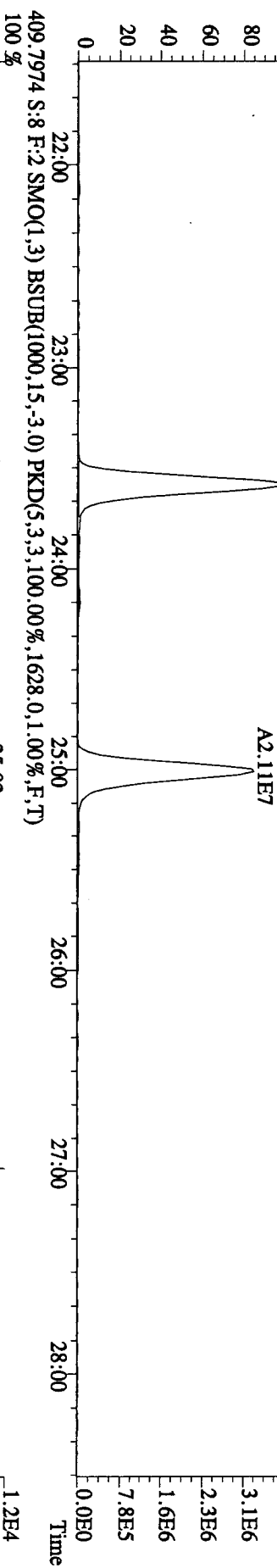
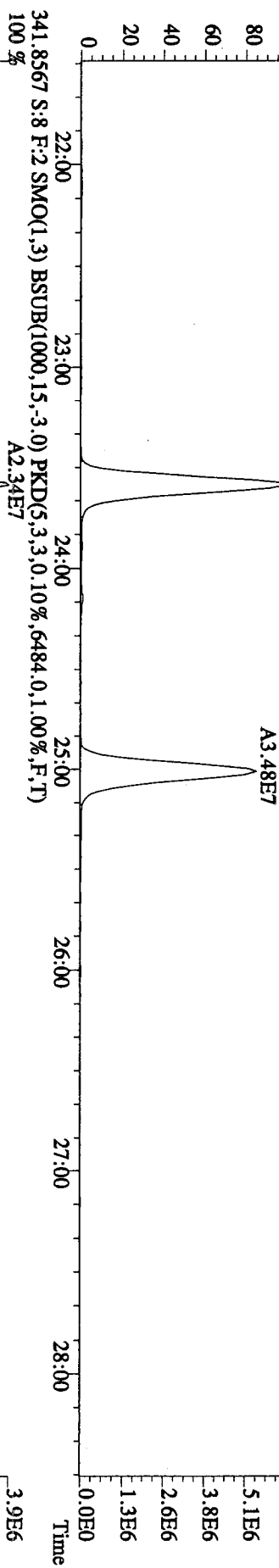



330.9792 S:8 SMO(1,3) PKD(5,3,3,100,00%,0,0,1,00%,F,T)

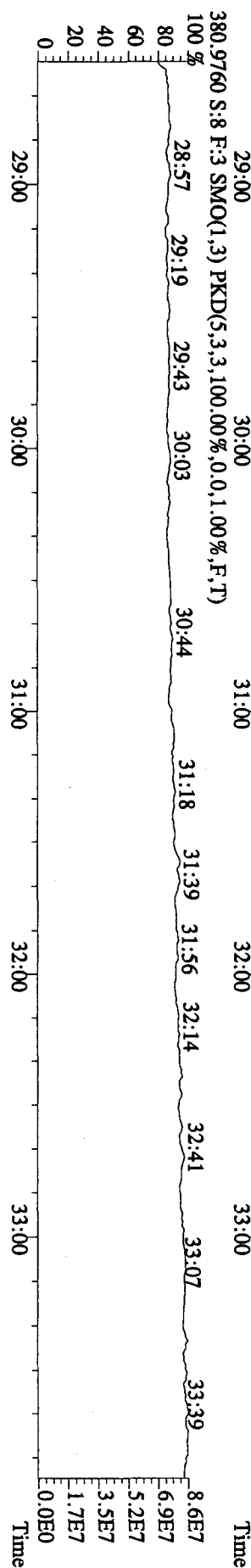
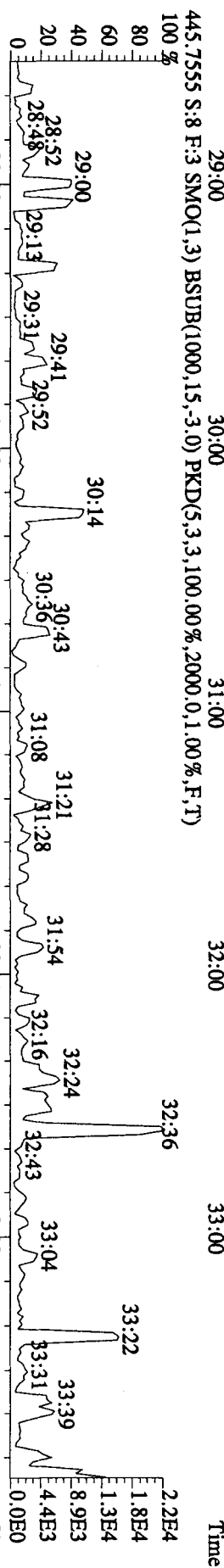
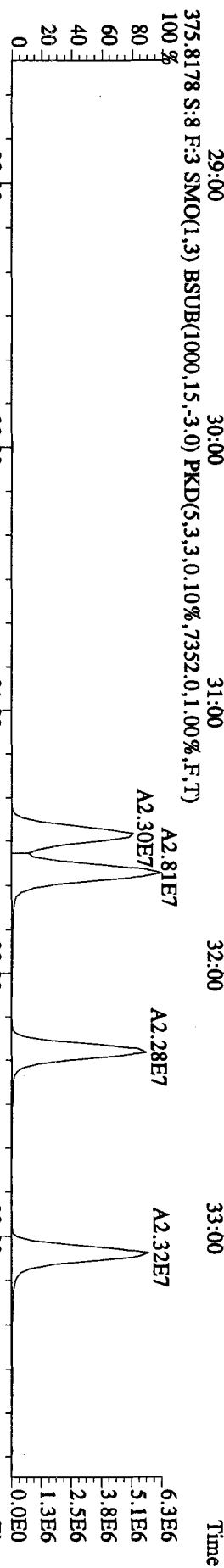
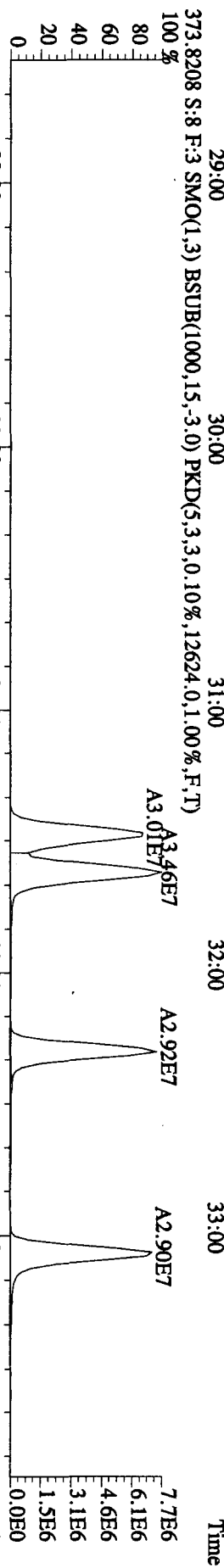
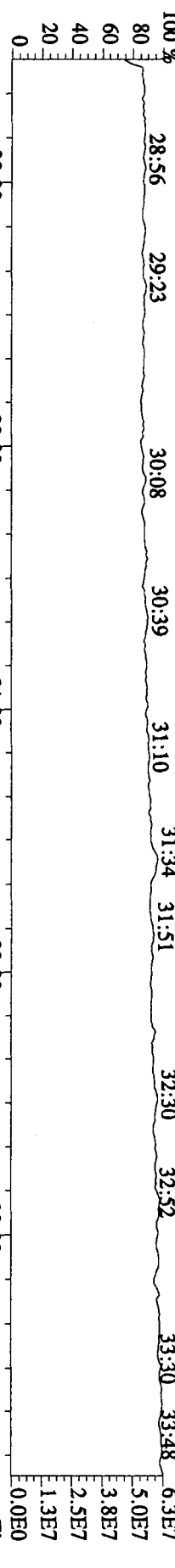
100 %



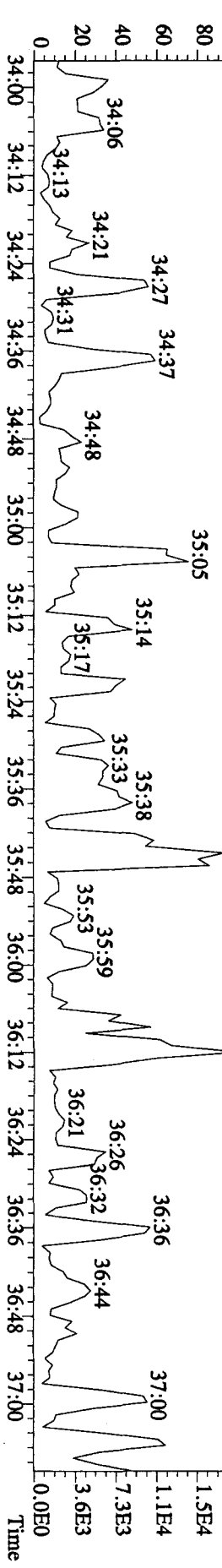
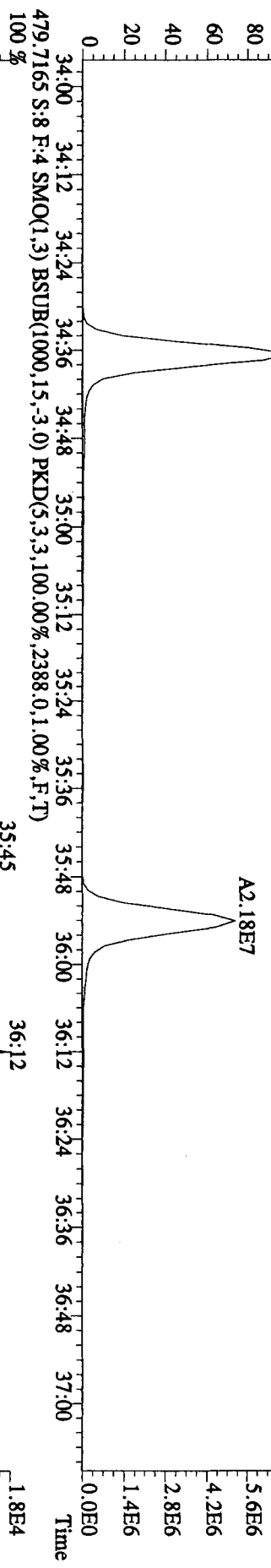
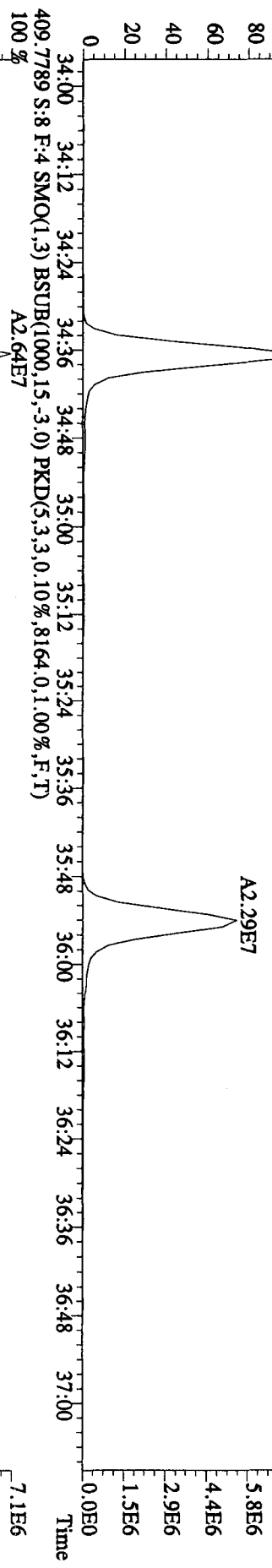

File:31DE09A1D5 #1-495 Acq: 1-JAN-2010 04:19:56 GC EI+ Voltage SIR 70SE
 Sample#8 Text:ST1231G 2nd Source 09DXN449 Exp:DIOXIN
 342.9792 S:8 F:2 SMO(1,3) PKD(5,3,3,100.00%,0.0,1.00%,F,T)
 100% 21:53 22:14 22:40 23:13 23:46 24:27 25:08 25:54 26:19 26:42 27:11 27:38 28:18




File:31DDE09A1D5 #1-362 Acq: 1-JAN-2010 04:19:56 GC EI+ Voltage SIR 70SE
 Sample#8 Text:ST1231G :2nd Source 09DXN449 Exp:DIOXIN
 392.9760 S:8 F:3 SMO(1,3) PKD(5,3,3,100.00%,0.0,1.00%,F,T)



File:31DE09AID5 #1-227 Acq: 1-JAN-2010 04:19:56 GC EI + Voltage SIR 70SE
 Sample#8 Text:ST1231G :2nd Source 09DXN449 Exp:DIOXIN
 430.9728 S:8 F:4 SMO(1,3) PKD(5,3,3,100,00%,0,0,1,00%,F,T)



File:31DE09A1D5 #1-161 Acq: 1-JAN-2010 04:19:56 GC EI+ Voltage SIR 70SE
 Sample#8 Text:ST1231G :2nd Source 09DXN449 Exp:DIOXIN
 454.9728 S:8 F:5 SMO(1,3) PKD(5,3,3,100.00%,0.0,1.00%,F,T)



Sample Extraction/Preparation Log
Copies and Checklists

Data Checklist
HRGCMS/LRGCMS Analyses

THE LEADER IN ENVIRONMENTAL TESTING

Batch #: 9364154 Method ID: 8290

Data Analyst: SM **DB-5** NA **DB-225**
 Date initiated: 01/11/10
 Reviewer: msw
 Date reviewed: 1/12/10

QA/QC verification:	<u>Initiated</u> DB-5	<u>Reviewed</u> DB-5	<u>Initiated</u> DB-225 (High Res Only)	<u>Reviewed</u> DB-225 (High Res Only)
-Daily standard package(s) present?	/	✓		
-Method Blank present?	/	✓		
-LCS/DCS copy present and meets native recovery criteria?	/	✓		
-Internal standard recoveries within limits?*	/	✓		
-Ion ratios within + 15% of theoretical values?	See NCM	See NCM		
-Other QC (Dup,MS,SD) within specs?*	NA	NA		

Sample Analysis:	<u>Initiated</u> DB-5	<u>Reviewed</u> DB-5	<u>Initiated</u> DB-225 (High Res Only)	<u>Reviewed</u> DB-225 (High Res Only)
-Correct sample aliquot used?	/	✓		
-All raw data present?	/	✓		
-Standard target DL's used? If RL's are used specify: _____	/	✓		
-DL's below TDL / LCL (please circle)?	/	✓		
-All positives reported at levels greater than method blank DL's?	/	✓		
-Correct RRF's used for method?	/	✓		
-Internal standard amounts correct for method?	/	✓		
-Target analytes are not saturated?	/	✓		
-Dilution/splitting of extract taken into account?	NA	NA		
-Have dilution calculations been verified?	NA	NA		
-Has a manual calculation for the sequence(s) been verified?	/	✓		
-Are retention times (RT) correct?	/	✓		
-Manual integrations checked?	/	✓		

Comments: (Use other side if necessary)

*** Recovery limits:**

NCASI 551:	40-120%***
Method 8290:	40-135%***
Method 1613:	25-150%***
Method 23:	40-130%***(C14-C16), 25-130%(C17-8), 70-130%(surr.)
PCBs:	25-150%***
Method 8280:	40-120%***
DFLM01.0:	25-150%***
Method 1614:	25-150%***

****RPD limits:**

50%
20%
50%
50%
50%

*** Lower recoveries are acceptable if I.S. S/N ≥ 10:1 and DL's are <LCL for target analytes.

**TestAmerica West Sacramento
High Resolution Prep Log
Dioxin/Furan AQ Extraction**

Box # 78 19
 Shared QC Batch: 9363257
 Shares QC With: NA

TestAmerica

THE LEADER IN ENVIRONMENTAL TESTING

Internal COC:	
Delivered to Inst.:	<u>2-1-10</u>
Inst Receipt:	

Batch: 9364154
 MS Run #:
 Prep Date: 12/30/2009
 Method: IN 8290
 Matrix: I WATER
 Extraction: 09 LIQ/LIQ, SEP FUNNEL (PAH,P/P,TPH,Dioxin) - Nominal
 QC: 01 STANDARD TEST SET
 SAC: IN - I - 09 - 01

Prep Reagents		
Reagent	Supplier	Lot #
DCM	Baker	<u>H33503</u>
Hexane	Baker	<u>H33E04</u>
H2SO4	Baker	<u>NA</u>
20% DCM:Hexane	NA	<u>3630-44D</u>
65% DCM:Hexane	NA	<u>3630-45A</u>
1:1 DCM:Cyclohexane	NA	<u>NA</u>
75:20:5 DCM:Hexane:Benzene	NA	<u>NA</u>
Silica Gel	<u>Whatman</u>	<u>22-22</u>
Acid Alumina	<u>MPBio</u>	<u>18</u>
5% Carbon:Silica Gel	<u>NA</u>	<u>NA</u>

Extraction Table							
Sample ID	Suff	Work Order	Extraction Hold Time Expires	Sample size * 1000mL nom.	Final Volume		Analysis Hold Time Expires
					200 0	Other	
G9L180646 - 11		LRDQ41AA	1/16/2010	<u>1032.0</u>	<u>1-11</u>		2/13/2010
G9L300000 - 154	B	LRP3D1AA	1/16/2010	<u>1000.0</u>	<u>2</u>		2/13/2010
G9L300000 - 154	C	LRP3D1AC	1/16/2010	<u>1000.0</u>	<u>1-410</u>		2/13/2010

* See attached sheet for sample volumes recorded from scale

Comments/NCMs: Spiked BL samples on BATCH 9363257

	ID	Spike Exp Date:	Spiked By:	Witnessed By:	Date:
Internal Standard All Samples	<u>M1099N430</u>	<u>10/31/10</u>	<u>BL</u>	<u>[Signature]</u>	<u>12/30/09</u>
Spike Mix LCS/LCSD/MS/MS	<u>---</u>	<u>---</u>	<u>---</u>	<u>---</u>	<u>---</u>
Cleanup Standard All Samples	<u>1.0mL 09DXN418</u>	<u>12/16/2010</u>	<u>T.L</u>	<u>[Signature]</u>	<u>01/04/10</u>
Recovery Standard All Samples	<u>1.0mL 09DXN388</u>	<u>11-19-10</u>	<u>L</u>	<u>[Signature]</u>	<u>1-4-10</u>
Liq Liq Extraction Analyst/Date	<u>BL 12/30/09</u>				
		Split/Archive Analyst/Date	Option C Analyst/Date	IFB Analyst/Date	D2 Analyst/Date
		<u>---</u>	<u>---</u>	<u>T.L 01/04/10</u>	<u>---</u>

Preparation Data Review Checklist

Prep Batch(es) 9364154 Test: 8290
 Prep Date: 12/30/09 Holding Times: 1/16/10 NCM: Y N

A. Spike Witness/Batch setup	Spike Witness	Reviewer
1. Holding times checked? NCMs filed as appropriate	/	/
2. QAS checked for QC instructions (LCS, LCSD, MS,MSD, etc)	/	/
3. Amount of samples in hood match amount of samples on bench sheet. Sample IDS match.	/	NA
4. Worksheets have been checked for required spiking compounds	/	/
5. Spiking volumes are correctly documented	/	/
6. Std ID numbers on spike labels match numbers on bench sheet	/	NA
7. Expiration dates have been checked	/	/
8. Calibration expiration dates on pipettors have been checked	/	NA
9. Spiker and spike witness have signed and dated bench sheet	/	/
B. Weights and Volumes		
1. Recorded weights are in anticipated range	NA	/
2. Balance upload or raw data for weights is included	NA	/
3. Weights and volumes have been transcribed correctly to LIMS.	NA	/
4. Weights are not targeted to meet exact weights.	NA	/
5. Each weight or volume measurement is a unique record (no dittos or line downs)	NA	/
C. Standards and Reagents		
1. Lot numbers for all reagents, including clean up stages, are recorded.	NA	/
2. Are dates and analysts for cleanups recorded?	NA	/
3. Are correct IDs used for standards? Are expiration dates to day/month/year, when listed?	NA	/
D. Documentation		
1. Are all nonconformances documented appropriately?	NA	/
2. QuantIMs entry correct, including dates and times.	NA	/
3. Are all fields completed?	NA	/

Spike witness: [Signature]
 2nd Level Reviewer: [Signature]
 Comments:

Date: 12/30/09
 Date: 1/4/10

RQC058

TestAmerica Laboratories, Inc.
EXTRACTION BENCH WORKSHEET

Run Date: 1/04/10
Time: 12:48:55

LEV	LEV	LEV
<u>1</u>	<u>1</u>	<u>2</u>
Y	Y	Y
Y	Y	Y
-	-	-

Blank - Weights/Volumes
 Check - Spike & Surrogate Worksheet
 MS/MSD - Vial contains correct volume
 - Labels, greenbars, worksheets
 - computer batch: correct & all match
 - Anomalies to Extraction Method

Extractionist: 403613 Brent Ginn

Concentrationist: 006625 Elizabeth Nguyen

Reviewer/Date: NGUYENE / 1/04/10

EXTR	ANL	LOT#	MSRUN#	TEST
EXPR	DUE	WORK	ORDER	FLGS
1/16/10	1/07/10	LRDQ4-1-AA	G9L180646-011	09 IN WATER

COMMENTS: 1032.0mL NA NA DCM 300.0 C-14 20.0 1.0ML IS09DXN430

EXTR	ANL	LOT#	MSRUN#	TEST
EXPR	DUE	WORK	ORDER	FLGS
1/16/10	0/00/00	LRP3D-1-AAB	G9L300000-154	09 IN WATER

COMMENTS: 1000.0mL NA NA DCM 300.0 C-14 20.0 1.0ML IS09DXN430

EXTR	ANL	LOT#	MSRUN#	TEST
EXPR	DUE	WORK	ORDER	FLGS
1/16/10	0/00/00	LRP3D-1-ACC	G9L300000-154	09 IN WATER

COMMENTS: 1000.0mL NA NA DCM 300.0 C-14 20.0 50UL NS09DXN409 1.0ML IS09DXN430

Expanded Deliverable
 COC Completed
 Y Bench Sheet Copied
 Package Submitted to Analytical Group
 Bench Sheet Copied per COC

 * QC BATCH: 9364154 *
 * PREP DATE: 12/30/09 9:00
 * COMP DATE: 1/04/10 15:00

Dioxins/Furans, HRGC/HRMS (8290)
LIQ/LIQ, SEP FUNNEL (PAH,P/P,TPH,Dioxin) - Nominal

INIT/FIN	PH'S	SOLVENTS	EXTRACTION	VOL	EXCHANGE	VOL	SPIKE	STANDARD/ SURROGATE ID
WT/VOL	ADJ1	ADJ2	ADJ2	ADJ2	ADJ2	ADJ2	ADJ2	ADJ2
1032.0mL	NA	NA	NA	NA	DCM	300.0	C-14	20.0
20.00uL								
1000.0mL	NA	NA	NA	NA	DCM	300.0	C-14	20.0
20.00uL								
1000.0mL	NA	NA	NA	NA	DCM	300.0	C-14	20.0
20.00uL								

R = RUSH C = CLP
 E = EPA 600 D = EXP. DEL)
 M = CLIENT REQ MS/MSD

NUMBER OF WORK ORDERS IN BATCH: 3

SOLID, D 2216-90, Percent Moisture

% Moisture/Solid Worksheet

QCBATCH: 9363211

Analyzed by: BAYNESJ

Report created: 12/30/09 10:00:25 AM

Lot ID	WorkOrder	Pan Tare	Sample Wet Wt	Sample Dry Wt	Wt Diff (Water)	Percent Water	Percent Solid	Reporting Limit	Foot Note	Date Time
G9L150577-1	LQ5331AC	1.40	6.33	2.36	3.97	80.53	19.47	0.1		12/30/09 9:40:10 AM
G9L150577-1	LQ5331AD	1.38	6.04	2.31	3.73	80.04	19.96	0.1		12/30/09 9:40:24 AM
G9L180645-1	LRDQN1AA	1.40	3.54	3.44	0.10	4.67	95.33	0.1		12/30/09 9:40:38 AM
G9L180646-1	LRDQQ1AC	1.40	6.35	5.71	0.64	12.93	87.07	0.1		12/30/09 9:40:47 AM
G9L180646-2	LRDQR1AC	1.37	6.57	5.90	0.67	12.88	87.12	0.1		12/30/09 9:40:58 AM
G9L180646-3	LRDQT1AC	1.40	8.52	8.08	0.44	6.18	93.82	0.1		12/30/09 9:41:10 AM
G9L180646-4	LRDQV1AC	1.37	9.67	9.24	0.43	5.18	94.82	0.1		12/30/09 9:41:20 AM
G9L180646-5	LRDQW1AC	1.36	8.05	7.69	0.36	5.38	94.62	0.1		12/30/09 9:41:31 AM
G9L180646-6	LRDQX1AC	1.41	9.17	8.79	0.38	4.90	95.10	0.1		12/30/09 9:41:41 AM
G9L180646-7	LRDQ01AC	1.39	8.66	8.35	0.31	4.26	95.74	0.1		12/30/09 9:41:49 AM
G9L180646-8	LRDQ11AC	1.39	7.18	7.03	0.15	2.59	97.41	0.1		12/30/09 9:41:58 AM
G9L180646-9	LRDQ21AC	1.38	8.50	8.20	0.30	4.21	95.79	0.1		12/30/09 9:42:05 AM
G9L180646-10	LRDQ31AC	1.37	7.54	7.33	0.21	3.40	96.60	0.1		12/30/09 9:42:16 AM
G9L220509-1	LRHEQ1AA	1.37	6.81	4.79	2.02	37.13	62.87	0.1		12/30/09 9:42:28 AM
G9L240504-1	LRMCT1AA	1.39	9.68	8.97	0.71	8.56	91.44	0.1		12/30/09 9:42:37 AM
G9L280447-1	LRNG21AA	1.39	10.23	8.73	1.50	16.97	83.03	0.1		12/30/09 9:42:47 AM
G9L280447-3	LRNG41AA	1.40	8.02	7.00	1.02	15.41	84.59	0.1		12/30/09 9:42:56 AM
G9L280447-5	LRNG61AA	1.37	13.34	11.56	1.78	14.87	85.13	0.1		12/30/09 9:43:06 AM
G9L280447-7	LRNG81AA	1.39	10.55	8.59	1.96	21.40	78.60	0.1		12/30/09 9:43:19 AM
G9L280447-9	LRNHA1AA	1.39	10.53	9.76	0.77	8.42	91.58	0.1		12/30/09 9:43:32 AM
G9L280447-11	LRNHD1AA	1.41	9.38	8.00	1.38	17.31	82.69	0.1		12/30/09 9:43:42 AM

All weights are in grams.

Sample weights (wet & dry) include the weight (tare) of the sample pan.

Wt. Diff. = sample wet weight (+ tare) - sample dry weight (+ tare).

% Water = (Wt. Diff/(sample wet weight - pan tare))*100

% Solid = 100 - percent Water