

January 13, 2010

TestAmerica Project Number: G9L170524

PO/Contract:

Cindy Arnold
Tronox LLC / AIU Henderson, NV
PO Box 268859
Oklahoma City, OK 73126-8859

Dear Ms. Arnold,

This report contains the analytical results for the samples received under chain of custody by TestAmerica on December 17, 2009. These samples are associated with your Henderson NV project.

The test results in this report meet all NELAC requirements for parameters that accreditation is required or available. Any exceptions to NELAC requirements are noted in the case narrative. The case narrative is an integral part of this report.

If you have any questions, please feel free to call me at (916) 374-4383.

Sincerely,



DAVID R. ALLTUCKER
Project Manager

Table of Contents

TestAmerica West Sacramento Project Number G9L170524

Case Narrative

Quality Assurance Program

Sample Description Information

Chain of Custody Documentation

SOLID, 8290, Dioxins/Furans

Samples: 1, 2, 3, 4, 5, 6, 7, 8, 9, 10, 11, 12, 13

Sample Data Sheets

Method Blank Reports

Laboratory QC Reports

SOLID, D 2216-90, Percent Moisture

Samples: 1, 2, 3, 4, 5, 6, 7, 8, 9, 10, 11, 12, 13

Sample Data Sheets

Laboratory QC Reports

Raw Data Package

Case Narrative

TestAmerica West Sacramento Project Number G9L170524

SOLID, 8290, Dioxins/Furans

Sample(s): 1, 2, 3, 4, 5, 6, 7, 8, 9, 10, 11, 12, 13

Several analytes in each sample have been qualified with a "Q" flag due to the ion abundance ratios being outside of criteria. The analytes have been reported as an "estimated maximum possible concentration" (EMPC) because the quantitation is based on the theoretical ion abundance ratio for these analytes.

The matrix spike/matrix spike duplicate (MS/MSD) associated with this extraction batch has recoveries for several analytes outside the established control limits. Acceptable laboratory control sample (LCS) data demonstrate that the analytical system is in control. This anomaly is most likely matrix related.

Various analytes in these samples exhibited elevated noise or matrix interferences requiring the detection limits to be raised appropriately. These analytes were flagged with the "G" qualifier.

The concentrations of various analytes in these samples exceeded the upper quantitation level of the initial calibration curve, but the peaks did not saturate the instrument detector. Historical data indicates that for the isotope dilution method, dilution and re-analysis will not produce significantly different results from those reported with the "E" qualifier.

Sample(s): 1, 2, 3, 4, 5, 7, 8, 9, 10, 11, 12, 13

The result for 2, 3, 7, 8-TCDF is reported from the confirmation analysis that occurred on January 8, 2009.

Sample(s): 2, 3, 4, 10, 12

Various internal standard recoveries are lower than the method recommended goal. Generally, data quality is not considered affected if the internal standard signal-to-noise ratio is greater than 10:1, which is achieved for all internal standards in the sample. All detection limits are below the lower calibration limit and there is no adverse impact on data quality.

Sample(s): 3

The recovery standard 13C-1,2,3,4-TCDD has an ion abundance ratio outside of acceptance criteria. The theoretical area for the recovery standard was used to quantitate the related internal standard recoveries. There is no impact on the data quality as a result of this anomaly.

Case Narrative

TestAmerica West Sacramento Project Number G9L170524

Sample(s): 5, 6, 7, 8, 9, 10, 11, 12, 13

The bracketing continuing calibration standard, analyzed January 6, 2009 at 18:06, has 1,2,3,4,7,8-HxCDD with percent difference values that are between the method recommended criteria of 20% to 25% deviation from the initial calibration curve. Per method guidelines, an average relative response factor (RRF) is calculated from bracketing continuing calibration standards and is used to quantitate any positive results in the associated samples for the affected analytes. There is no impact on the data as a result of this anomaly.

Sample(s): 6

The result for 2, 3, 7, 8-TCDF is reported from the confirmation analysis that occurred on January , 2009.

There were no other anomalies associated with this project.

TestAmerica Laboratories West Sacramento Certifications/Accreditations

Certifying State	Certificate #	Certifying State	Certificate #
Alaska	UST-055	New York*	11666
Arizona	AZ0708	Oregon*	CA 200005
Arkansas	88-0691	Pennsylvania	68-1272
California*	01119CA	South Carolina	87014
Colorado	NA	Texas	T104704399-08-TX
Connecticut	PH-0691	Utah*	QUAN1
Florida*	E87570	Virginia	00178
Georgia	960	Washington	C1281
Hawaii	NA	West Virginia	9930C, 334
Illinois	200060	Wisconsin	998204680
Kansas*	E-10375	NFESC	NA
Louisiana*	30612	USACE	NA
Michigan	9947	USDA Foreign Plant	37-82605
Nevada	CA44	USDA Foreign Soil	P330-09-00055
New Jersey*	CA005	US Fish & Wildlife	LE148388-0
New Mexico	NA	Guam	09-014r

*NELAP accredited. A more detailed parameter list is available upon request. Updated 3/25/2009

QC Parameter Definitions

QC Batch: The QC batch consists of a set of up to 20 field samples that behave similarly (i.e., same matrix) and are processed using the same procedures, reagents, and standards at the same time.

Method Blank: An analytical control consisting of all reagents, which may include internal standards and surrogates, and is carried through the entire analytical procedure. The method blank is used to define the level of laboratory background contamination.

Laboratory Control Sample and Laboratory Control Sample Duplicate (LCS/LCSD): An aliquot of blank matrix spiked with known amounts of representative target analytes. The LCS (and LCSD as required) is carried through the entire analytical process and is used to monitor the accuracy of the analytical process independent of potential matrix effects. If an LCSD is performed, it may also be used to evaluate the precision of the process.

Duplicate Sample (DU): Different aliquots of the same sample are analyzed to evaluate the precision of an analysis.

Surrogates: Organic compounds not expected to be detected in field samples, which behave similarly to target analytes. These are added to every sample within a batch at a known concentration to determine the efficiency of the sample preparation and analytical process.

Matrix Spike and Matrix Spike Duplicate (MS/MSD): An MS is an aliquot of a matrix fortified with known quantities of specific compounds and subjected to an entire analytical procedure in order to indicate the appropriateness of the method for a particular matrix. The percent recovery for the respective compound(s) is then calculated. The MSD is a second aliquot of the same matrix as the matrix spike, also spiked, in order to determine the precision of the method.

Isotope Dilution: For isotope dilution methods, isotopically labeled analogs (internal standards) of the native target analytes are spiked into the sample at time of extraction. These internal standards are used for quantitation, and monitor and correct for matrix effects. Since matrix effects on method performance can be judged by the recovery of these analogs, there is little added benefit of performing MS/MSD for these methods. MS/MSD are only performed for client or QAPP requirements.

Control Limits: The reported control limits are either based on laboratory historical data, method requirements, or project data quality objectives. The control limits represent the estimated uncertainty of the test results.

Sample Summary

TestAmerica West Sacramento Project Number G9L170524

<u>WO#</u>	<u>Sample #</u>	<u>Client Sample ID</u>	<u>Sampling Date</u>	<u>Received Date</u>
LQ86P	1	SA104-1BR	12/16/2009 07:20 AM	12/17/2009 09:20 AM
LQ86X	2	SA104-1.5BR	12/16/2009 07:25 AM	12/17/2009 09:20 AM
LQ867	3	SA129-1BR	12/16/2009 08:00 AM	12/17/2009 09:20 AM
LQ87A	4	SA129-1.5BR	12/16/2009 08:05 AM	12/17/2009 09:20 AM
LQ87E	5	SA165-1BR	12/16/2009 09:25 AM	12/17/2009 09:20 AM
LQ87J	6	SA165-1.5BR	12/16/2009 09:30 AM	12/17/2009 09:20 AM
LQ87L	7	SA58-1BR	12/16/2009 10:50 AM	12/17/2009 09:20 AM
LQ87M	8	SA58-1.5BR	12/16/2009 10:55 AM	12/17/2009 09:20 AM
LQ87Q	9	SA187-1BR	12/16/2009 11:25 AM	12/17/2009 09:20 AM
LQ87R	10	SA187-1.5BR	12/16/2009 11:30 AM	12/17/2009 09:20 AM
LQ87W	11	SA114-1BR	12/16/2009 11:50 AM	12/17/2009 09:20 AM
LQ870	12	SA114-1.5BR	12/16/2009 11:55 AM	12/17/2009 09:20 AM
LQ873	13	SA129009-1.5BR	12/16/2009 08:05 AM	12/17/2009 09:20 AM

Notes(s):

- The analytical results of the samples listed above are presented on the following pages.
- All calculations are performed before rounding to avoid round-off errors in calculated results.
- Results noted as "ND" were not detected at or above the stated limit.
- This report must not be reproduced, except in full, without the written approval of the laboratory.
- Results for the following parameters are never reported on a dry weight basis: color, corrosivity, density, flashpoint, ignitability, layers, odor, paint filter test, pH, porosity, pressure, reactivity, redox potential, specific gravity, spot tests, solids, solubility, temperature, viscosity, and weight.

Required Ship to Lab:
Lab Name: TestAmerica
Address: 880 Riverside Parkway
West Sacramento, CA 95605
Lab P/N: Jill Killmann
Phone/Fax: (916) 373-5800
Lab P/N: jill.killmann@TestAmerica.com
Applicable Lab Quote #:

Required Project Information:
Site ID #: _____
Project #: 2027.001
Site Address: 560 W Lake Mead Drive
City: Henderson State, Zip: NV
Site PM Name: Derrick Willis
Phone/Fax: (949) 375-7004
Site PM Email: derrick.willis@ngem.com

Required Invoice Information:
Send Invoices to: Susan Crowley - Trontox LLC
Address: PO Box 55
City/Prov: Henderson, NV 89009 Phone #: (949) 260-9293 (NGEM)
PO #: _____
Send EDD to: frank.hagar@ngem.com
CC Hardcopy report to: PDF Electronic Version Only
CC Hardcopy report to:

COC # 02027.001.01335
Total # of Samples 22
Event Complete? _____

ITEM #	SAMPLE ID Samples IDs MUST BE UNIQUE	SAMPLE LOCATION	MATRIX CODE	G-GRAB C-COMP	SAMPLE TYPE	SAMPLE DATE	SAMPLE TIME	# OF CONTAINERS	Comments/Lab Sample I.D.	Analysis		Regular	X	Rush	Mark One
										Preservative	Filed				
1	SA104-1BR	SA104	SO	G	N	12/16/2009	07:20	1	4 oz glass	X					
2	SA104-1.5BR	SA104	SO	G	N	12/16/2009	07:25	1	4 oz glass	X					
3	SA129-1BR_MSD	SA129	SO	G	MSD	12/16/2009	08:00	1	4 oz glass	X					
4	SA129-1BR_MS	SA129	SO	G	MS	12/16/2009	08:00	1	4 oz glass	X					
5	SA129-1BR	SA129	SO	G	N	12/16/2009	08:00	1	4 oz glass	X					
6	SA129-1BR_FD	SA129	SO	G	FD	12/16/2009	08:00	1	4 oz glass	X					
7	SA129-1.5BR	SA129	SO	G	N	12/16/2009	08:05	1	4 oz glass	X					
8	SA165-1BR	SA165	SO	G	N	12/16/2009	09:25	1	4 oz glass	X					
9	SA165-1.5BR	SA165	SO	G	N	12/16/2009	09:30	1	4 oz glass	X					
10	SA196-1BR	SA196	SO	G	N	12/16/2009	10:30	1	4 oz glass	X					
11	SA196-1.5BR	SA196	SO	G	N	12/16/2009	10:35	1	4 oz glass	X					
12	SA58-1BR	SA58	SO	G	N	12/16/2009	10:50	1	4 oz glass	X					
13	SA58-1.5BR	SA58	SO	G	N	12/16/2009	10:55	1	4 oz glass	X					
14	SA187-1BR_MSD	SA187	SO	G	MSD	12/16/2009	11:25	1	4 oz glass	X					
15	SA187-1BR_MS	SA187	SO	G	MS	12/16/2009	11:25	1	4 oz glass	X					
16	SA187-1BR_FD	SA187	SO	G	FD	12/16/2009	11:25	1	4 oz glass	X					
17	SA187-1BR	SA187	SO	G	N	12/16/2009	11:25	1	4 oz glass	X					
18	SA187-1.5BR	SA187	SO	G	N	12/16/2009	11:30	1	4 oz glass	X					
19	SA114-1BR	SA114	SO	G	N	12/16/2009	11:50	1	4 oz glass	X					
20	SA114-1.5BR	SA114	SO	G	N	12/16/2009	11:55	1	4 oz glass	X					

RELINQUISHED BY / AFFILIATION: _____ DATE: 12/16/09 TIME: 14:45
ACCEPTED BY / AFFILIATION: _____ DATE: 12/16/09 TIME: 14:45
SHIPPER NAME AND SIGNATURE: Dana R. Brown
DATE SHIPPED: 12-16-09
TIME SHIPPED: 14:45
SHIPPING METHOD: (mark as appropriate)
ANALYSIS: Phb-Down, Furans, SO
MARK ONE: _____
TEMP IN COOLER: _____
SAMPLES ON ICE? _____
SAMPLE INTACT? _____
TRIP BLANK? _____

Additional Comments/Special Instructions:
 - = not rec'd
 x = rec'd MS/MSD
 Rec'd SA129009-1.5 BR (ops)
 hot on box

CLIENT TRONOX PM DA LOG # 62493

LOT# (QUANTIMS ID) G9L170524 QUOTE# 84087 LOCATION W22D

DATE RECEIVED 12/17/09 TIME RECEIVED 0920 Checked (✓)

DELIVERED BY FEDEX ON TRAC CLIENT
 GOLDENSTATE UPS GO-GETTERS OTHER
 TAL COURIER TAL SF VALLEY LOGISTICS

CUSTODY SEAL STATUS INTACT BROKEN N/A

CUSTODY SEAL #(S) Seal

SHIPPING CONTAINER(S) TAL CLIENT N/A

COC #(S) 02027.001.01335

TEMPERATURE BLANK Observed: 2 Corrected: 2

SAMPLE TEMPERATURE - (TEMPERATURES ARE IN °C)
Observed: 3, 2, 2 Average 2 Corrected Average 2

LABORATORY THERMOMETER ID:
IR UNIT: #4 #5 OTHER

CV 12/17/09
Initials Date

pH MEASURED YES ANOMALY N/A

LABELLED BY.....

LABELS CHECKED BY.....

PEER REVIEW NA

SHORT HOLD TEST NOTIFICATION

SAMPLE RECEIVING

WETCHEM N/A

VOA-ENCORES N/A

METALS NOTIFIED OF FILTER/PRESERVE VIA VERBAL & EMAIL N/A

COMPLETE SHIPMENT RECEIVED IN GOOD CONDITION WITH APPROPRIATE TEMPERATURES, CONTAINERS, PRESERVATIVES N/A

CLOUSEAU TEMPERATURE EXCEEDED (2 °C - 6 °C)*1 N/A

WET ICE BLUE ICE GEL PACK NO COOLING AGENTS USED PM NOTIFIED

CV 12/17/09
Initials Date

Notes SA129-1BR-MSD, SA129-1BR-MS, SA129-1BR-FD, SA196-1BR, SA196-1.5BR, SA187-1BR-MSD, SA187-1BR-MS, SA187-1BR-FD were not rec'd but is listed on the COC

*1 Acceptable temperature range for State of Wisconsin samples is ≤4°C.
Rec'd SA129-1.5BR-MS, SA129-1.5BRMSD, & SA129009-1.5BR not listed on the COC.

Lot
ID:

G9L170524

	1	2	3	4	5	6	7	8	9	10	11	12	13	14	15	16	17	18	19	20
VOA*	/	/	/	/	/	/	/	/	/	/	/	/	/	/	/	/	/	/	/	/
VOAh*	/	/	/	/	/	/	/	/	/	/	/	/	/	/	/	/	/	/	/	/
AGB																				
AGBs																				
250AGB																				
250AGBs																				
250AGBn																				
500AGB																				
___AGJ																				
500AGJ																				
250AGJ																				
125AGJ																				
___CGJ																				
500CGJ																				
250CGJ																				
125CGJ	/	/	/	3	/	/	/	/	/	/	/	/	/	/						
PJ																				
PJn																				
500PJ																				
500PJn																				
500PJna																				
500PJzn/na																				
250PJ																				
250PJn																				
250PJna																				
250PJzn/na																				
Acetate Tube																				
___"CT																				
Encore																				
Folder/filter																				
PUF																				
Petri/Filter																				
XAD Trap																				
Ziploc																				

h = hydrochloric acid s = sulfuric acid na = sodium hydroxide n = nitric acid zn = zinc acetate

Number of VOAs with air bubbles present / total number of VOA's

SOLID, 8290, Dioxins/Furans

Northgate Environmental Management, Inc.

Sample ID: SA104-1BR

Trace Level Organic Compounds

SW846 8290

Lot - Sample #....:	G9L170524 - 001	Work Order #....:	LQ86P1AC	Matrix....:	SOLID
Date Sampled....:	12/16/09	Date Received....:	12/17/09	Instrument ID....:	3D5
Prep Date....:	12/23/09	Analysis Date....:	01/06/10	% Moisture....:	6.1
Prep Batch #:	9357203	Dilution Factor....:	0.97	Units....:	pg/g
Initial Wgt/Vol :	10.3 g	Analyst ID....:	Sylvia H. Krenn		

PARAMETER	RESULT	REPORTING LIMIT	TEF FACTOR	TEQ CONCENTRATION
2,3,7,8-TCDD	0.65	0.52	1.0	0.65
1,2,3,7,8-PeCDD	1.4 J	2.6	1.0	1.4
1,2,3,4,7,8-HxCDD	0.78 J	2.6	0.1	0.078
1,2,3,6,7,8-HxCDD	2.3 J	2.6	0.1	0.23
1,2,3,7,8,9-HxCDD	1.7 J	2.6	0.1	0.17
1,2,3,4,6,7,8-HpCDD	7.9	2.6	0.01	0.079
OCDD	11	5.2	0.0003	0.0033
2,3,7,8-TCDF	16 CON B G	0.77	0.1	1.6
1,2,3,7,8-PeCDF	24	2.6	0.03	0.72
2,3,4,7,8-PeCDF	14	2.6	0.3	4.2
1,2,3,4,7,8-HxCDF	42 B	2.6	0.1	4.2
1,2,3,6,7,8-HxCDF	34 B	2.6	0.1	3.4
2,3,4,6,7,8-HxCDF	8.5	2.6	0.1	0.85
1,2,3,7,8,9-HxCDF	4.4	2.6	0.1	0.44
1,2,3,4,6,7,8-HpCDF	130 B	2.6	0.01	1.3
1,2,3,4,7,8,9-HpCDF	44	2.6	0.01	0.44
OCDF	330 B	5.2	0.0003	0.099
Total TEQ Concentration				20

INTERNAL STANDARDS	PERCENT RECOVERY	RECOVERY LIMITS
13C-2,3,7,8-TCDD	63	40 - 135
13C-1,2,3,7,8-PeCDD	63	40 - 135
13C-1,2,3,6,7,8-HxCDD	71	40 - 135
13C-1,2,3,4,6,7,8-HpCDD	68	40 - 135
13C-OCDD	67	40 - 135
13C-2,3,7,8-TCDF	69	40 - 135
13C-1,2,3,7,8-PeCDF	56	40 - 135
13C-1,2,3,4,7,8-HxCDF	59	40 - 135
13C-1,2,3,4,6,7,8-HpCDF	63	40 - 135

QUALIFIERS

Results and reporting limits have been adjusted for dry weight

Northgate Environmental Management, Inc.

Sample ID: SA104-1BR

Trace Level Organic Compounds

SW846 8290

Lot - Sample #....:	G9L170524 - 001	Work Order #....:	LQ86P1AC	Matrix....:	SOLID
Date Sampled....:	12/16/09	Date Received....:	12/17/09	Instrument ID....:	3D5
Prep Date....:	12/23/09	Analysis Date....:	01/06/10	% Moisture....:	6.1
Prep Batch #:	9357203	Dilution Factor....:	0.97	Units....:	pg/g
Initial Wgt/Vol :	10.3 g	Analyst ID....:	Sylvia H. Krenn		

Notes:

WHO TEFs for human risk assessment based on the conclusions of the World Health Organization meeting in Geneva, Switzerland, June 2005

B Method blank contamination. The associated method blank contains the target analyte at a reportable level
CON Confirmation analysis.
G Elevated reporting limit The reporting limit is elevated due to matrix interference.
J Estimated Result.

Northgate Environmental Management, Inc.

Client Sample ID: SA104-1BR

Trace Level Organic Compounds

Lot-Sample #...: G9L170524-001 Work Order #...: LQ86P1AC Matrix.....: SOLID
 Date Sampled...: 12/16/09 Date Received...: 12/17/09
 Prep Date.....: 12/23/09 Analysis Date...: 01/06/10
 Prep Batch #...: 9357203
 Dilution Factor: 0.97
 % Moisture.....: 6.1

PARAMETER	RESULT	DETECTION LIMIT	UNITS	METHOD
2,3,7,8-TCDD	0.65	0.52	pg/g	SW846 8290
1,2,3,7,8-PeCDD	1.4 J	2.6	pg/g	SW846 8290
1,2,3,4,7,8-HxCDD	0.78 J	2.6	pg/g	SW846 8290
1,2,3,6,7,8-HxCDD	2.3 J	2.6	pg/g	SW846 8290
1,2,3,7,8,9-HxCDD	1.7 J	2.6	pg/g	SW846 8290
1,2,3,4,6,7,8-HpCDD	7.9	2.6	pg/g	SW846 8290
OCDD	11	5.2	pg/g	SW846 8290
2,3,7,8-TCDF	16 CON, B, G	0.77	pg/g	SW846 8290
1,2,3,7,8-PeCDF	24	2.6	pg/g	SW846 8290
2,3,4,7,8-PeCDF	14	2.6	pg/g	SW846 8290
1,2,3,4,7,8-HxCDF	42 B	2.6	pg/g	SW846 8290
1,2,3,6,7,8-HxCDF	34 B	2.6	pg/g	SW846 8290
2,3,4,6,7,8-HxCDF	8.5	2.6	pg/g	SW846 8290
1,2,3,7,8,9-HxCDF	4.4	2.6	pg/g	SW846 8290
1,2,3,4,6,7,8-HpCDF	130 B	2.6	pg/g	SW846 8290
1,2,3,4,7,8,9-HpCDF	44	2.6	pg/g	SW846 8290
OCDF	330 B	5.2	pg/g	SW846 8290

INTERNAL STANDARDS	PERCENT RECOVERY	RECOVERY LIMITS
13C-2,3,7,8-TCDD	63	(40 - 135)
13C-1,2,3,7,8-PeCDD	63	(40 - 135)
13C-1,2,3,6,7,8-HxCDD	71	(40 - 135)
13C-1,2,3,4,6,7,8-HpCDD	68	(40 - 135)
13C-OCDD	67	(40 - 135)
13C-2,3,7,8-TCDF	69	(40 - 135)
13C-1,2,3,7,8-PeCDF	56	(40 - 135)
13C-1,2,3,4,7,8-HxCDF	59	(40 - 135)
13C-1,2,3,4,6,7,8-HpCDF	63	(40 - 135)

NOTE (S) :

Results and reporting limits have been adjusted for dry weight.

J Estimated result. Result is less than the reporting limit.

CON Confirmation analysis.

B Method blank contamination. The associated method blank contains the target analyte at a reportable level.

G Elevated reporting limit. The reporting limit is elevated due to matrix interference.

Northgate Environmental Management, Inc.

Sample ID: SA104-1.5BR

Trace Level Organic Compounds

SW846 8290

Lot - Sample #....: G9L170524 - 002
 Date Sampled....: 12/16/09
 Prep Date....: 12/23/09
 Prep Batch #: 9357203
 Initial Wgt/Vol : 10.15 g

Work Order #....: LQ86X1AC
 Date Received....: 12/17/09
 Analysis Date....: 01/06/10
 Dilution Factor....: 0.98
 Analyst ID....: Sylvia H. Krenn

Matrix....: SOLID
 Instrument ID....: 3D5
 % Moisture....: 6.4
 Units....: pg/g

PARAMETER	RESULT	REPORTING LIMIT	TEF FACTOR	TEQ CONCENTRATION
2,3,7,8-TCDD	0.17 J Q	0.53	1.0	0.17
1,2,3,7,8-PeCDD	ND	2.6	1.0	0
1,2,3,4,7,8-HxCDD	ND	2.6	0.1	0
1,2,3,6,7,8-HxCDD	0.25 J Q	2.6	0.1	0.025
1,2,3,7,8,9-HxCDD	ND	2.6	0.1	0
1,2,3,4,6,7,8-HpCDD	1.0 J	2.6	0.01	0.010
OCDD	5.2 J	5.3	0.0003	0.0016
2,3,7,8-TCDF	1.3 CON B G	0.71	0.1	0.13
1,2,3,7,8-PeCDF	1.2 J Q	2.6	0.03	0.036
2,3,4,7,8-PeCDF	ND	2.6	0.3	0
1,2,3,4,7,8-HxCDF	3.7 B	2.6	0.1	0.37
1,2,3,6,7,8-HxCDF	2.7 B	2.6	0.1	0.27
2,3,4,6,7,8-HxCDF	0.60 J Q	2.6	0.1	0.060
1,2,3,7,8,9-HxCDF	0.51 J Q	2.6	0.1	0.051
1,2,3,4,6,7,8-HpCDF	10 B	2.6	0.01	0.10
1,2,3,4,7,8,9-HpCDF	4.8	2.6	0.01	0.048
OCDF	28 B	5.3	0.0003	0.0084

Total TEQ Concentration

1.3

INTERNAL STANDARDS	PERCENT RECOVERY	RECOVERY LIMITS
13C-2,3,7,8-TCDD	63	40 - 135
13C-1,2,3,7,8-PeCDD	56	40 - 135
13C-1,2,3,6,7,8-HxCDD	55	40 - 135
13C-1,2,3,4,6,7,8-HpCDD	36 *	40 - 135
13C-OCDD	21 *	40 - 135
13C-2,3,7,8-TCDF	69	40 - 135
13C-1,2,3,7,8-PeCDF	52	40 - 135
13C-1,2,3,4,7,8-HxCDF	47	40 - 135
13C-1,2,3,4,6,7,8-HpCDF	33 *	40 - 135

QUALIFIERS

Results and reporting limits have been adjusted for dry weight.

Northgate Environmental Management, Inc.

Sample ID: SA104-1.5BR

Trace Level Organic Compounds

SW846 8290

Lot - Sample #....:	G9L170524 - 002	Work Order #....:	LQ86X1AC	Matrix....:	SOLID
Date Sampled....:	12/16/09	Date Received....:	12/17/09	Instrument ID....:	3D5
Prep Date....:	12/23/09	Analysis Date....:	01/06/10	% Moisture....:	6.4
Prep Batch #:	9357203	Dilution Factor....:	0.98	Units....:	pg/g
Initial Wgt/Vol :	10.15 g	Analyst ID....:	Sylvia H. Krenn		

Notes:

WHO TEFs for human risk assessment based on the conclusions of the World Health Organization meeting in Geneva, Switzerland, June 2005

- * Surrogate recovery is outside stated control limits.
- B Method blank contamination The associated method blank contains the target analyte at a reportable level.
- CON Confirmation analysis.
- G Elevated reporting limit. The reporting limit is elevated due to matrix interference
- J Estimated Result
- Q Estimated maximum possible concentration (EMPC).

Northgate Environmental Management, Inc.

Client Sample ID: SA104-1.5BR

Trace Level Organic Compounds

Lot-Sample #...: G9L170524-002 Work Order #...: LQ86X1AC Matrix.....: SOLID
 Date Sampled...: 12/16/09 Date Received...: 12/17/09
 Prep Date.....: 12/23/09 Analysis Date...: 01/06/10
 Prep Batch #...: 9357203
 Dilution Factor: 0.98
 % Moisture.....: 6.4

PARAMETER	RESULT	DETECTION LIMIT	UNITS	METHOD
2,3,7,8-TCDD	0.17 J,Q	0.53	pg/g	SW846 8290
1,2,3,7,8-PeCDD	ND	2.6	pg/g	SW846 8290
1,2,3,4,7,8-HxCDD	ND	2.6	pg/g	SW846 8290
1,2,3,6,7,8-HxCDD	0.25 J,Q	2.6	pg/g	SW846 8290
1,2,3,7,8,9-HxCDD	ND	2.6	pg/g	SW846 8290
1,2,3,4,6,7,8-HpCDD	1.0 J	2.6	pg/g	SW846 8290
OCDD	5.2 J	5.3	pg/g	SW846 8290
2,3,7,8-TCDF	1.3 CON,B,G	0.71	pg/g	SW846 8290
1,2,3,7,8-PeCDF	1.2 J,Q	2.6	pg/g	SW846 8290
2,3,4,7,8-PeCDF	ND	2.6	pg/g	SW846 8290
1,2,3,4,7,8-HxCDF	3.7 B	2.6	pg/g	SW846 8290
1,2,3,6,7,8-HxCDF	2.7 B	2.6	pg/g	SW846 8290
2,3,4,6,7,8-HxCDF	0.60 J,Q	2.6	pg/g	SW846 8290
1,2,3,7,8,9-HxCDF	0.51 J,Q	2.6	pg/g	SW846 8290
1,2,3,4,6,7,8-HpCDF	10 B	2.6	pg/g	SW846 8290
1,2,3,4,7,8,9-HpCDF	4.8	2.6	pg/g	SW846 8290
OCDF	28 B	5.3	pg/g	SW846 8290

INTERNAL STANDARDS	PERCENT RECOVERY	RECOVERY LIMITS
13C-2,3,7,8-TCDD	63	(40 - 135)
13C-1,2,3,7,8-PeCDD	56	(40 - 135)
13C-1,2,3,6,7,8-HxCDD	55	(40 - 135)
13C-1,2,3,4,6,7,8-HpCDD	36 *	(40 - 135)
13C-OCDD	21 *	(40 - 135)
13C-2,3,7,8-TCDF	69	(40 - 135)
13C-1,2,3,7,8-PeCDF	52	(40 - 135)
13C-1,2,3,4,7,8-HxCDF	47	(40 - 135)
13C-1,2,3,4,6,7,8-HpCDF	33 *	(40 - 135)

NOTE (S) :

Results and reporting limits have been adjusted for dry weight.

J Estimated result. Result is less than the reporting limit.

Q Estimated maximum possible concentration (EMPC).

CON Confirmation analysis.

B Method blank contamination. The associated method blank contains the target analyte at a reportable level.

G Elevated reporting limit. The reporting limit is elevated due to matrix interference.

* Surrogate recovery is outside stated control limits.

Northgate Environmental Management, Inc.

Sample ID: SA129-1BR

Trace Level Organic Compounds

SW846 8290

Lot - Sample #....:	G9L170524 - 003	Work Order #....:	LQ8671AC	Matrix.....:	SOLID
Date Sampled....:	12/16/09	Date Received....:	12/17/09	Instrument ID....:	3D5
Prep Date....:	12/23/09	Analysis Date....:	01/06/10	% Moisture....:	8.6
Prep Batch #:	9357203	Dilution Factor....:	0.96	Units.....:	pg/g
Initial Wgt/Vol :	10.32 g	Analyst ID....:	Sylvia H. Krenn		

PARAMETER	RESULT	REPORTING LIMIT	TEF FACTOR	TEQ CONCENTRATION
2,3,7,8-TCDD	34 G Q	2.0	1.0	34
1,2,3,7,8-PeCDD	120	2.6	1.0	120
1,2,3,4,7,8-HxCDD	81	2.6	0.1	8.1
1,2,3,6,7,8-HxCDD	180	2.6	0.1	18
1,2,3,7,8,9-HxCDD	96	2.6	0.1	9.6
1,2,3,4,6,7,8-HpCDD	870 G	4.8	0.01	8.7
OCDD	1500	5.3	0.0003	0.45
2,3,7,8-TCDF	2100 CON E B G D	30	0.1	210
1,2,3,7,8-PeCDF	2000 E	2.6	0.03	60
2,3,4,7,8-PeCDF	1100 E	2.6	0.3	330
1,2,3,4,7,8-HxCDF	6100 E B	2.6	0.1	610
1,2,3,6,7,8-HxCDF	3900 E B	2.6	0.1	390
2,3,4,6,7,8-HxCDF	780	2.6	0.1	78
1,2,3,7,8,9-HxCDF	280	2.6	0.1	28
1,2,3,4,6,7,8-HpCDF	15000 E B	2.6	0.01	150
1,2,3,4,7,8,9-HpCDF	6000 E G	2.9	0.01	60
OCDF	50000 E B	5.3	0.0003	15
Total TEQ Concentration				2100

INTERNAL STANDARDS	PERCENT RECOVERY	RECOVERY LIMITS
13C-2,3,7,8-TCDD	66	40 - 135
13C-1,2,3,7,8-PeCDD	69	40 - 135
13C-1,2,3,6,7,8-HxCDD	92	40 - 135
13C-1,2,3,4,6,7,8-HpCDD	49	40 - 135
13C-OCDD	68	40 - 135
13C-2,3,7,8-TCDF	92	40 - 135
13C-1,2,3,7,8-PeCDF	103	40 - 135
13C-1,2,3,4,7,8-HxCDF	84	40 - 135
13C-1,2,3,4,6,7,8-HpCDF	82	40 - 135

QUALIFIERS

Results and reporting limits have been adjusted for dry weight

Northgate Environmental Management, Inc.

Sample ID: SA129-1BR

Trace Level Organic Compounds

SW846 8290

Lot - Sample #....:	G9L170524 - 003	Work Order #....:	LQ8671AC	Matrix....:	SOLID
Date Sampled....:	12/16/09	Date Received....:	12/17/09	Instrument ID....:	3D5
Prep Date....:	12/23/09	Analysis Date....:	01/06/10	% Moisture....:	8.6
Prep Batch #:	9357203	Dilution Factor....:	0.96	Units....:	pg/g
Initial Wgt/Vol :	10.32 g	Analyst ID....:	Sylvia H. Krenn		

Notes:

WHO TEFs for human risk assessment based on the conclusions of the World Health Organization meeting in Geneva, Switzerland, June 2005

B Method blank contamination. The associated method blank contains the target analyte at a reportable level.
CON Confirmation analysis.
D Result was obtained from the analysis of a dilution
E Estimated result Result concentration exceeds the calibration range
G Elevated reporting limit. The reporting limit is elevated due to matrix interference.
Q Estimated maximum possible concentration (EMPC)

Northgate Environmental Management, Inc.

Client Sample ID: SA129-1BR

Trace Level Organic Compounds

Lot-Sample #...: G9L170524-003 Work Order #...: LQ8671AC Matrix.....: SOLID
 Date Sampled...: 12/16/09 Date Received...: 12/17/09
 Prep Date.....: 12/23/09 Analysis Date...: 01/06/10
 Prep Batch #...: 9357203
 Dilution Factor: 0.96
 % Moisture.....: 8.6

PARAMETER	RESULT	DETECTION LIMIT	UNITS	METHOD
2,3,7,8-TCDD	34 G,Q	2.0	pg/g	SW846 8290
1,2,3,7,8-PeCDD	120	2.6	pg/g	SW846 8290
1,2,3,4,7,8-HxCDD	81	2.6	pg/g	SW846 8290
1,2,3,6,7,8-HxCDD	180	2.6	pg/g	SW846 8290
1,2,3,7,8,9-HxCDD	96	2.6	pg/g	SW846 8290
1,2,3,4,6,7,8-HpCDD	870 G	4.8	pg/g	SW846 8290
OCDD	1500	5.3	pg/g	SW846 8290
2,3,7,8-TCDF	2100 CON, E, B, G,	30	pg/g	SW846 8290
1,2,3,7,8-PeCDF	2000 E	2.6	pg/g	SW846 8290
2,3,4,7,8-PeCDF	1100 E	2.6	pg/g	SW846 8290
1,2,3,4,7,8-HxCDF	6100 E, B	2.6	pg/g	SW846 8290
1,2,3,6,7,8-HxCDF	3900 E, B	2.6	pg/g	SW846 8290
2,3,4,6,7,8-HxCDF	780	2.6	pg/g	SW846 8290
1,2,3,7,8,9-HxCDF	280	2.6	pg/g	SW846 8290
1,2,3,4,6,7,8-HpCDF	15000 E, B	2.6	pg/g	SW846 8290
1,2,3,4,7,8,9-HpCDF	6000 E, G	2.9	pg/g	SW846 8290
OCDF	50000 E, B	5.3	pg/g	SW846 8290

INTERNAL STANDARDS	PERCENT RECOVERY	RECOVERY LIMITS
13C-2,3,7,8-TCDD	66	(40 - 135)
13C-1,2,3,7,8-PeCDD	69	(40 - 135)
13C-1,2,3,6,7,8-HxCDD	92	(40 - 135)
13C-1,2,3,4,6,7,8-HpCDD	49	(40 - 135)
13C-OCDD	68	(40 - 135)
13C-2,3,7,8-TCDF	92	(40 - 135)
13C-1,2,3,7,8-PeCDF	103	(40 - 135)
13C-1,2,3,4,7,8-HxCDF	84	(40 - 135)
13C-1,2,3,4,6,7,8-HpCDF	82	(40 - 135)

NOTE (S) :

Results and reporting limits have been adjusted for dry weight.

G Elevated reporting limit. The reporting limit is elevated due to matrix interference.

Q Estimated maximum possible concentration (EMPC).

CON Confirmation analysis.

E Estimated result. Result concentration exceeds the calibration range.

B Method blank contamination. The associated method blank contains the target analyte at a reportable level.

D Result was obtained from the analysis of a dilution.

Northgate Environmental Management, Inc.

Sample ID: SA129-1.5BR

Trace Level Organic Compounds

SW846 8290

Lot - Sample #....: G9L170524 - 004
 Date Sampled....: 12/16/09
 Prep Date....: 12/23/09
 Prep Batch #: 9357203
 Initial Wgt/Vol : 10.27 g

Work Order #....: LQ87A1AC
 Date Received....: 12/17/09
 Analysis Date....: 01/06/10
 Dilution Factor....: 0.97
 Analyst ID....: Sylvia H. Krenn

Matrix....: SOLID
 Instrument ID....: 3D5
 % Moisture....: 8.8
 Units.....: pg/g

PARAMETER	RESULT		REPORTING LIMIT	TEF FACTOR	TEQ CONCENTRATION
2,3,7,8-TCDD	27	G Q	0.66	1.0	27
1,2,3,7,8-PeCDD	80		2.7	1.0	80
1,2,3,4,7,8-HxCDD	45		2.7	0.1	4.5
1,2,3,6,7,8-HxCDD	91		2.7	0.1	9.1
1,2,3,7,8,9-HxCDD	70		2.7	0.1	7.0
1,2,3,4,6,7,8-HpCDD	310		2.7	0.01	3.1
OCDD	540		5.3	0.0003	0.16
2,3,7,8-TCDF	2700	CON E G B	2.4	0.1	270
1,2,3,7,8-PeCDF	2000	E	2.7	0.03	60
2,3,4,7,8-PeCDF	1100	E	2.7	0.3	330
1,2,3,4,7,8-HxCDF	3300	E B	2.7	0.1	330
1,2,3,6,7,8-HxCDF	2100	E B	2.7	0.1	210
2,3,4,6,7,8-HxCDF	420		2.7	0.1	42
1,2,3,7,8,9-HxCDF	340		2.7	0.1	34
1,2,3,4,6,7,8-HpCDF	8600	E B	2.7	0.01	86
1,2,3,4,7,8,9-HpCDF	3700	E	2.7	0.01	37
OCDF	24000	E B	5.3	0.0003	7.2

Total TEQ Concentration

1500

INTERNAL STANDARDS	PERCENT RECOVERY	RECOVERY LIMITS
13C-2,3,7,8-TCDD	63	40 - 135
13C-1,2,3,7,8-PeCDD	63	40 - 135
13C-1,2,3,6,7,8-HxCDD	64	40 - 135
13C-1,2,3,4,6,7,8-HpCDD	61	40 - 135
13C-OCDD	58	40 - 135
13C-2,3,7,8-TCDF	62	40 - 135
13C-1,2,3,7,8-PeCDF	64	40 - 135
13C-1,2,3,4,7,8-HxCDF	64	40 - 135
13C-1,2,3,4,6,7,8-HpCDF	60	40 - 135

QUALIFIERS

Results and reporting limits have been adjusted for dry weight.

Northgate Environmental Management, Inc.

Sample ID: SA129-1.5BR

Trace Level Organic Compounds

SW846 8290

Lot - Sample #....:	G9L170524 - 004	Work Order #....:	LQ87A1AC	Matrix....:	SOLID
Date Sampled....:	12/16/09	Date Received....:	12/17/09	Instrument ID....:	3D5
Prep Date....:	12/23/09	Analysis Date....:	01/06/10	% Moisture....:	8.8
Prep Batch #:	9357203	Dilution Factor....:	0.97	Units.....:	pg/g
Initial Wgt/Vol :	10.27 g	Analyst ID....:	Sylvia H. Krenn		

Notes:

WHO TEFs for human risk assessment based on the conclusions of the World Health Organization meeting in Geneva, Switzerland, June 2005

B Method blank contamination The associated method blank contains the target analyte at a reportable level
CON Confirmation analysis
E Estimated result. Result concentration exceeds the calibration range
G Elevated reporting limit. The reporting limit is elevated due to matrix interference
Q Estimated maximum possible concentration (EMPC)

Northgate Environmental Management, Inc.

Client Sample ID: SA129-1.5BR

Trace Level Organic Compounds

Lot-Sample #...: G9L170524-004 Work Order #...: LQ87A1AC Matrix.....: SOLID
 Date Sampled...: 12/16/09 Date Received...: 12/17/09
 Prep Date.....: 12/23/09 Analysis Date...: 01/06/10
 Prep Batch #...: 9357203
 Dilution Factor: 0.97
 % Moisture.....: 8.8

PARAMETER	RESULT	DETECTION LIMIT	UNITS	METHOD
2,3,7,8-TCDD	27 G,Q	0.66	pg/g	SW846 8290
1,2,3,7,8-PeCDD	80	2.7	pg/g	SW846 8290
1,2,3,4,7,8-HxCDD	45	2.7	pg/g	SW846 8290
1,2,3,6,7,8-HxCDD	91	2.7	pg/g	SW846 8290
1,2,3,7,8,9-HxCDD	70	2.7	pg/g	SW846 8290
1,2,3,4,6,7,8-HpCDD	310	2.7	pg/g	SW846 8290
OCDD	540	5.3	pg/g	SW846 8290
2,3,7,8-TCDF	2700 CON,E,G,B	2.4	pg/g	SW846 8290
1,2,3,7,8-PeCDF	2000 E	2.7	pg/g	SW846 8290
2,3,4,7,8-PeCDF	1100 E	2.7	pg/g	SW846 8290
1,2,3,4,7,8-HxCDF	3300 E,B	2.7	pg/g	SW846 8290
1,2,3,6,7,8-HxCDF	2100 E,B	2.7	pg/g	SW846 8290
2,3,4,6,7,8-HxCDF	420	2.7	pg/g	SW846 8290
1,2,3,7,8,9-HxCDF	340	2.7	pg/g	SW846 8290
1,2,3,4,6,7,8-HpCDF	8600 E,B	2.7	pg/g	SW846 8290
1,2,3,4,7,8,9-HpCDF	3700 E	2.7	pg/g	SW846 8290
OCDF	24000 E,B	5.3	pg/g	SW846 8290

INTERNAL STANDARDS	PERCENT RECOVERY	RECOVERY LIMITS
13C-2,3,7,8-TCDD	63	(40 - 135)
13C-1,2,3,7,8-PeCDD	63	(40 - 135)
13C-1,2,3,6,7,8-HxCDD	64	(40 - 135)
13C-1,2,3,4,6,7,8-HpCDD	61	(40 - 135)
13C-OCDD	58	(40 - 135)
13C-2,3,7,8-TCDF	62	(40 - 135)
13C-1,2,3,7,8-PeCDF	64	(40 - 135)
13C-1,2,3,4,7,8-HxCDF	64	(40 - 135)
13C-1,2,3,4,6,7,8-HpCDF	60	(40 - 135)

NOTE (S) :

Results and reporting limits have been adjusted for dry weight.

G Elevated reporting limit. The reporting limit is elevated due to matrix interference.

Q Estimated maximum possible concentration (EMPC).

CON Confirmation analysis.

E Estimated result. Result concentration exceeds the calibration range.

B Method blank contamination. The associated method blank contains the target analyte at a reportable level.

Northgate Environmental Management, Inc.

Sample ID: SA165-1BR

Trace Level Organic Compounds

SW846 8290

Lot - Sample #....:	G9L170524 - 005	Work Order #....:	LQ87E1AC	Matrix....:	SOLID
Date Sampled....:	12/16/09	Date Received....:	12/17/09	Instrument ID....:	3D5
Prep Date....:	12/23/09	Analysis Date....:	01/06/10	% Moisture....:	24
Prep Batch #:	9357203	Dilution Factor....:	0.98	Units.....:	pg/g
Initial Wgt/Vol :	10.2 g	Analyst ID....:	Sylvia H. Krenn		

PARAMETER	RESULT	REPORTING LIMIT	TEF FACTOR	TEQ CONCENTRATION
2,3,7,8-TCDD	11 G	0.95	1.0	11
1,2,3,7,8-PeCDD	ND G	3.3	1.0	0
1,2,3,4,7,8-HxCDD	23	3.2	0.1	2.3
1,2,3,6,7,8-HxCDD	37	3.2	0.1	3.7
1,2,3,7,8,9-HxCDD	37	3.2	0.1	3.7
1,2,3,4,6,7,8-HpCDD	160	3.2	0.01	1.6
OCDD	2100	6.5	0.0003	0.63
2,3,7,8-TCDF	390 CON E G B	3.0	0.1	39
1,2,3,7,8-PeCDF	370	3.2	0.03	11
2,3,4,7,8-PeCDF	240	3.2	0.3	72
1,2,3,4,7,8-HxCDF	690 G B	3.4	0.1	69
1,2,3,6,7,8-HxCDF	410 B	3.2	0.1	41
2,3,4,6,7,8-HxCDF	100	3.2	0.1	10.0
1,2,3,7,8,9-HxCDF	55 G	3.3	0.1	5.5
1,2,3,4,6,7,8-HpCDF	1400 E B	3.2	0.01	14
1,2,3,4,7,8,9-HpCDF	680	3.2	0.01	6.8
OCDF	3900 E B	6.5	0.0003	1.2

Total TEQ Concentration

290

INTERNAL STANDARDS	PERCENT RECOVERY	RECOVERY LIMITS
13C-2,3,7,8-TCDD	62	40 - 135
13C-1,2,3,7,8-PeCDD	58	40 - 135
13C-1,2,3,6,7,8-HxCDD	71	40 - 135
13C-1,2,3,4,6,7,8-HpCDD	68	40 - 135
13C-OCDD	69	40 - 135
13C-2,3,7,8-TCDF	66	40 - 135
13C-1,2,3,7,8-PeCDF	55	40 - 135
13C-1,2,3,4,7,8-HxCDF	60	40 - 135
13C-1,2,3,4,6,7,8-HpCDF	61	40 - 135

QUALIFIERS

Results and reporting limits have been adjusted for dry weight.

Northgate Environmental Management, Inc.

Sample ID: SA165-1BR

Trace Level Organic Compounds

SW846 8290

Lot - Sample #....:	G9L170524 - 005	Work Order #....:	LQ87E1AC	Matrix....:	SOLID
Date Sampled....:	12/16/09	Date Received....:	12/17/09	Instrument ID....:	3D5
Prep Date....:	12/23/09	Analysis Date....:	01/06/10	% Moisture....:	24
Prep Batch #:	9357203	Dilution Factor....:	0.98	Units....:	pg/g
Initial Wgt/Vol :	10.2 g	Analyst ID....:	Sylvia H. Krenn		

Notes:

WHO TEFs for human risk assessment based on the conclusions of the World Health Organization meeting in Geneva, Switzerland, June 2005

B Method blank contamination. The associated method blank contains the target analyte at a reportable level.
CON Confirmation analysis
E Estimated result Result concentration exceeds the calibration range.
G Elevated reporting limit. The reporting limit is elevated due to matrix interference

Northgate Environmental Management, Inc.

Client Sample ID: SA165-1BR

Trace Level Organic Compounds

Lot-Sample #...: G9L170524-005 Work Order #...: LQ87E1AC Matrix.....: SOLID
 Date Sampled...: 12/16/09 Date Received...: 12/17/09
 Prep Date.....: 12/23/09 Analysis Date...: 01/06/10
 Prep Batch #...: 9357203
 Dilution Factor: 0.98
 % Moisture.....: 24

PARAMETER	RESULT	DETECTION LIMIT	UNITS	METHOD
2,3,7,8-TCDD	11 G	0.95	pg/g	SW846 8290
1,2,3,7,8-PeCDD	ND G	3.3	pg/g	SW846 8290
1,2,3,4,7,8-HxCDD	23	3.2	pg/g	SW846 8290
1,2,3,6,7,8-HxCDD	37	3.2	pg/g	SW846 8290
1,2,3,7,8,9-HxCDD	37	3.2	pg/g	SW846 8290
1,2,3,4,6,7,8-HpCDD	160	3.2	pg/g	SW846 8290
OCDD	2100	6.5	pg/g	SW846 8290
2,3,7,8-TCDF	390 CON, E, G, B	3.0	pg/g	SW846 8290
1,2,3,7,8-PeCDF	370	3.2	pg/g	SW846 8290
2,3,4,7,8-PeCDF	240	3.2	pg/g	SW846 8290
1,2,3,4,7,8-HxCDF	690 G, B	3.4	pg/g	SW846 8290
1,2,3,6,7,8-HxCDF	410 B	3.2	pg/g	SW846 8290
2,3,4,6,7,8-HxCDF	100	3.2	pg/g	SW846 8290
1,2,3,7,8,9-HxCDF	55 G	3.3	pg/g	SW846 8290
1,2,3,4,6,7,8-HpCDF	1400 E, B	3.2	pg/g	SW846 8290
1,2,3,4,7,8,9-HpCDF	680	3.2	pg/g	SW846 8290
OCDF	3900 E, B	6.5	pg/g	SW846 8290

INTERNAL STANDARDS	PERCENT RECOVERY	RECOVERY LIMITS
13C-2,3,7,8-TCDD	62	(40 - 135)
13C-1,2,3,7,8-PeCDD	58	(40 - 135)
13C-1,2,3,6,7,8-HxCDD	71	(40 - 135)
13C-1,2,3,4,6,7,8-HpCDD	68	(40 - 135)
13C-OCDD	69	(40 - 135)
13C-2,3,7,8-TCDF	66	(40 - 135)
13C-1,2,3,7,8-PeCDF	55	(40 - 135)
13C-1,2,3,4,7,8-HxCDF	60	(40 - 135)
13C-1,2,3,4,6,7,8-HpCDF	61	(40 - 135)

NOTE (S) :

Results and reporting limits have been adjusted for dry weight.

G Elevated reporting limit. The reporting limit is elevated due to matrix interference.

CON Confirmation analysis.

E Estimated result. Result concentration exceeds the calibration range.

B Method blank contamination. The associated method blank contains the target analyte at a reportable level.

Northgate Environmental Management, Inc.

Sample ID: SA165-1.5BR

Trace Level Organic Compounds

SW846 8290

Lot - Sample #....: G9L170524 - 006
 Date Sampled....: 12/16/09
 Prep Date....: 12/23/09
 Prep Batch #: 9357203
 Initial Wgt/Vol : 10.09 g

Work Order #....: LQ87J1AC
 Date Received....: 12/17/09
 Analysis Date....: 01/06/10
 Dilution Factor....: 0.99
 Analyst ID....: Sylvia H. Krenn

Matrix....: SOLID
 Instrument ID....: 3D5
 % Moisture....: 18
 Units....: pg/g

PARAMETER	RESULT		REPORTING LIMIT	TEF FACTOR	TEQ CONCENTRATION
2,3,7,8-TCDD	ND		0.61	1.0	0
1,2,3,7,8-PeCDD	ND		3.0	1.0	0
1,2,3,4,7,8-HxCDD	ND		3.0	0.1	0
1,2,3,6,7,8-HxCDD	ND		3.0	0.1	0
1,2,3,7,8,9-HxCDD	0.66	J	3.0	0.1	0.066
1,2,3,4,6,7,8-HpCDD	ND		3.0	0.01	0
OCDD	ND		6.1	0.0003	0
2,3,7,8-TCDF	3.5	CON G B Q	1.1	0.1	0.35
1,2,3,7,8-PeCDF	ND		3.0	0.03	0
2,3,4,7,8-PeCDF	ND		3.0	0.3	0
1,2,3,4,7,8-HxCDF	2.1	J B	3.0	0.1	0.21
1,2,3,6,7,8-HxCDF	1.4	J B	3.0	0.1	0.14
2,3,4,6,7,8-HxCDF	ND		3.0	0.1	0
1,2,3,7,8,9-HxCDF	ND		3.0	0.1	0
1,2,3,4,6,7,8-HpCDF	4.1	B	3.0	0.01	0.041
1,2,3,4,7,8,9-HpCDF	ND		3.0	0.01	0
OCDF	7.9	B	6.1	0.0003	0.0024
Total TEQ Concentration					0.81

INTERNAL STANDARDS	PERCENT RECOVERY	RECOVERY LIMITS
13C-2,3,7,8-TCDD	64	40 - 135
13C-1,2,3,7,8-PeCDD	56	40 - 135
13C-1,2,3,6,7,8-HxCDD	86	40 - 135
13C-1,2,3,4,6,7,8-HpCDD	74	40 - 135
13C-OCDD	62	40 - 135
13C-2,3,7,8-TCDF	66	40 - 135
13C-1,2,3,7,8-PeCDF	53	40 - 135
13C-1,2,3,4,7,8-HxCDF	57	40 - 135
13C-1,2,3,4,6,7,8-HpCDF	63	40 - 135

QUALIFIERS

Results and reporting limits have been adjusted for dry weight.

Northgate Environmental Management, Inc.

Sample ID: SA165-1.5BR

Trace Level Organic Compounds

SW846 8290

Lot - Sample #....:	G9L170524 - 006	Work Order #....:	LQ87J1AC	Matrix....:	SOLID
Date Sampled....:	12/16/09	Date Received....:	12/17/09	Instrument ID....:	3D5
Prep Date....:	12/23/09	Analysis Date....:	01/06/10	% Moisture....:	18
Prep Batch #:	9357203	Dilution Factor....:	0.99	Units....:	pg/g
Initial Wgt/Vol :	10.09 g	Analyst ID....:	Sylvia H. Krenn		

Notes:

WHO TEFs for human risk assessment based on the conclusions of the World Health Organization meeting in Geneva, Switzerland, June 2005

B Method blank contamination. The associated method blank contains the target analyte at a reportable level.
CON Confirmation analysis.
G Elevated reporting limit. The reporting limit is elevated due to matrix interference.
J Estimated Result.
Q Estimated maximum possible concentration (EMPC).

Northgate Environmental Management, Inc.

Client Sample ID: SA165-1.5BR

Trace Level Organic Compounds

Lot-Sample #...: G9L170524-006 Work Order #...: LQ87J1AC Matrix.....: SOLID
 Date Sampled...: 12/16/09 Date Received...: 12/17/09
 Prep Date.....: 12/23/09 Analysis Date...: 01/06/10
 Prep Batch #...: 9357203
 Dilution Factor: 0.99
 % Moisture.....: 18

PARAMETER	RESULT	DETECTION LIMIT	UNITS	METHOD
2,3,7,8-TCDD	ND	0.61	pg/g	SW846 8290
1,2,3,7,8-PeCDD	ND	3.0	pg/g	SW846 8290
1,2,3,4,7,8-HxCDD	ND	3.0	pg/g	SW846 8290
1,2,3,6,7,8-HxCDD	ND	3.0	pg/g	SW846 8290
1,2,3,7,8,9-HxCDD	0.66 J	3.0	pg/g	SW846 8290
1,2,3,4,6,7,8-HpCDD	ND	3.0	pg/g	SW846 8290
OCDD	ND	6.1	pg/g	SW846 8290
2,3,7,8-TCDF	3.5 CON,G,B,Q	1.1	pg/g	SW846 8290
1,2,3,7,8-PeCDF	ND	3.0	pg/g	SW846 8290
2,3,4,7,8-PeCDF	ND	3.0	pg/g	SW846 8290
1,2,3,4,7,8-HxCDF	2.1 J,B	3.0	pg/g	SW846 8290
1,2,3,6,7,8-HxCDF	1.4 J,B	3.0	pg/g	SW846 8290
2,3,4,6,7,8-HxCDF	ND	3.0	pg/g	SW846 8290
1,2,3,7,8,9-HxCDF	ND	3.0	pg/g	SW846 8290
1,2,3,4,6,7,8-HpCDF	4.1 B	3.0	pg/g	SW846 8290
1,2,3,4,7,8,9-HpCDF	ND	3.0	pg/g	SW846 8290
OCDF	7.9 B	6.1	pg/g	SW846 8290

INTERNAL STANDARDS	PERCENT RECOVERY	RECOVERY LIMITS
13C-2,3,7,8-TCDD	64	(40 - 135)
13C-1,2,3,7,8-PeCDD	56	(40 - 135)
13C-1,2,3,6,7,8-HxCDD	86	(40 - 135)
13C-1,2,3,4,6,7,8-HpCDD	74	(40 - 135)
13C-OCDD	62	(40 - 135)
13C-2,3,7,8-TCDF	66	(40 - 135)
13C-1,2,3,7,8-PeCDF	53	(40 - 135)
13C-1,2,3,4,7,8-HxCDF	57	(40 - 135)
13C-1,2,3,4,6,7,8-HpCDF	63	(40 - 135)

NOTE (S) :

Results and reporting limits have been adjusted for dry weight.

J Estimated result. Result is less than the reporting limit.

CON Confirmation analysis.

G Elevated reporting limit. The reporting limit is elevated due to matrix interference.

B Method blank contamination. The associated method blank contains the target analyte at a reportable level.

Q Estimated maximum possible concentration (EMPC).

Northgate Environmental Management, Inc.

Sample ID: SA58-1BR

Trace Level Organic Compounds

SW846 8290

Lot - Sample #....:	G9L170524 - 007	Work Order #....:	LQ87L1AC	Matrix....:	SOLID
Date Sampled....:	12/16/09	Date Received....:	12/17/09	Instrument ID....:	3D5
Prep Date....:	12/23/09	Analysis Date....:	01/06/10	% Moisture....:	6.7
Prep Batch #:	9357203	Dilution Factor....:	0.91	Units.....:	pg/g
Initial Wgt/Vol :	10.89 g	Analyst ID....:	Sylvia H. Krenn		

PARAMETER	RESULT		REPORTING LIMIT	TEF FACTOR	TEQ CONCENTRATION
2,3,7,8-TCDD	28		0.49	1.0	28
1,2,3,7,8-PeCDD	81		2.5	1.0	81
1,2,3,4,7,8-HxCDD	65		2.5	0.1	6.5
1,2,3,6,7,8-HxCDD	110		2.5	0.1	11
1,2,3,7,8,9-HxCDD	97		2.5	0.1	9.7
1,2,3,4,6,7,8-HpCDD	440		2.5	0.01	4.4
OCDD	450		4.9	0.0003	0.14
2,3,7,8-TCDF	800	CON E G B	1.4	0.1	80
1,2,3,7,8-PeCDF	1300	E	2.5	0.03	39
2,3,4,7,8-PeCDF	780		2.5	0.3	230
1,2,3,4,7,8-HxCDF	2600	E G B	2.6	0.1	260
1,2,3,6,7,8-HxCDF	1800	E B	2.5	0.1	180
2,3,4,6,7,8-HxCDF	510	G	2.5	0.1	51
1,2,3,7,8,9-HxCDF	260	G	2.5	0.1	26
1,2,3,4,6,7,8-HpCDF	7100	E G B	2.9	0.01	71
1,2,3,4,7,8,9-HpCDF	3600	E G	3.5	0.01	36
OCDF	21000	E G B	5.3	0.0003	6.3
Total TEQ Concentration					1100

INTERNAL STANDARDS	PERCENT RECOVERY	RECOVERY LIMITS
13C-2,3,7,8-TCDD	65	40 - 135
13C-1,2,3,7,8-PeCDD	61	40 - 135
13C-1,2,3,6,7,8-HxCDD	59	40 - 135
13C-1,2,3,4,6,7,8-HpCDD	47	40 - 135
13C-OCDD	40	40 - 135
13C-2,3,7,8-TCDF	66	40 - 135
13C-1,2,3,7,8-PeCDF	59	40 - 135
13C-1,2,3,4,7,8-HxCDF	54	40 - 135
13C-1,2,3,4,6,7,8-HpCDF	44	40 - 135

QUALIFIERS

Results and reporting limits have been adjusted for dry weight.

Northgate Environmental Management, Inc.

Sample ID: SA58-1BR

Trace Level Organic Compounds

SW846 8290

Lot - Sample #....:	G9L170524 - 007	Work Order #....:	LQ87L1AC	Matrix....:	SOLID
Date Sampled....:	12/16/09	Date Received....:	12/17/09	Instrument ID....:	3D5
Prep Date....:	12/23/09	Analysis Date....:	01/06/10	% Moisture....:	6.7
Prep Batch #:	9357203	Dilution Factor....:	0.91	Units....:	pg/g
Initial Wgt/Vol :	10.89 g	Analyst ID....:	Sylvia H. Krenn		

Notes:

WHO TEFs for human risk assessment based on the conclusions of the World Health Organization meeting in Geneva, Switzerland, June 2005.

- B Method blank contamination. The associated method blank contains the target analyte at a reportable level
- CON Confirmation analysis.
- E Estimated result Result concentration exceeds the calibration range.
- G Elevated reporting limit. The reporting limit is elevated due to matrix interference.

Northgate Environmental Management, Inc.

Client Sample ID: SA58-1BR

Trace Level Organic Compounds

Lot-Sample #...: G9L170524-007 Work Order #...: LQ87L1AC Matrix.....: SOLID
 Date Sampled...: 12/16/09 Date Received...: 12/17/09
 Prep Date.....: 12/23/09 Analysis Date...: 01/06/10
 Prep Batch #...: 9357203
 Dilution Factor: 0.91
 % Moisture.....: 6.7

PARAMETER	RESULT	DETECTION LIMIT	UNITS	METHOD
2,3,7,8-TCDD	28	0.49	pg/g	SW846 8290
1,2,3,7,8-PeCDD	81	2.5	pg/g	SW846 8290
1,2,3,4,7,8-HxCDD	65	2.5	pg/g	SW846 8290
1,2,3,6,7,8-HxCDD	110	2.5	pg/g	SW846 8290
1,2,3,7,8,9-HxCDD	97	2.5	pg/g	SW846 8290
1,2,3,4,6,7,8-HpCDD	440	2.5	pg/g	SW846 8290
OCDD	450	4.9	pg/g	SW846 8290
2,3,7,8-TCDF	800 CON,E,G,B	1.4	pg/g	SW846 8290
1,2,3,7,8-PeCDF	1300 E	2.5	pg/g	SW846 8290
2,3,4,7,8-PeCDF	780	2.5	pg/g	SW846 8290
1,2,3,4,7,8-HxCDF	2600 E,G,B	2.6	pg/g	SW846 8290
1,2,3,6,7,8-HxCDF	1800 E,B	2.5	pg/g	SW846 8290
2,3,4,6,7,8-HxCDF	510 G	2.5	pg/g	SW846 8290
1,2,3,7,8,9-HxCDF	260 G	2.5	pg/g	SW846 8290
1,2,3,4,6,7,8-HpCDF	7100 E,G,B	2.9	pg/g	SW846 8290
1,2,3,4,7,8,9-HpCDF	3600 E,G	3.5	pg/g	SW846 8290
OCDF	21000 E,G,B	5.3	pg/g	SW846 8290

INTERNAL STANDARDS	PERCENT RECOVERY	RECOVERY LIMITS
13C-2,3,7,8-TCDD	65	(40 - 135)
13C-1,2,3,7,8-PeCDD	61	(40 - 135)
13C-1,2,3,6,7,8-HxCDD	59	(40 - 135)
13C-1,2,3,4,6,7,8-HpCDD	47	(40 - 135)
13C-OCDD	40	(40 - 135)
13C-2,3,7,8-TCDF	66	(40 - 135)
13C-1,2,3,7,8-PeCDF	59	(40 - 135)
13C-1,2,3,4,7,8-HxCDF	54	(40 - 135)
13C-1,2,3,4,6,7,8-HpCDF	44	(40 - 135)

NOTE (S) :

Results and reporting limits have been adjusted for dry weight.

CON Confirmation analysis.

E Estimated result. Result concentration exceeds the calibration range.

G Elevated reporting limit. The reporting limit is elevated due to matrix interference.

B Method blank contamination. The associated method blank contains the target analyte at a reportable level.

Northgate Environmental Management, Inc.

Sample ID: SA58-1.5BR

Trace Level Organic Compounds

SW846 8290

Lot - Sample #....: G9L170524 - 008	Work Order #....: LQ87M1AC	Matrix....: SOLID
Date Sampled....: 12/16/09	Date Received....: 12/17/09	Instrument ID....: 3D5
Prep Date....: 12/23/09	Analysis Date....: 01/06/10	% Moisture....: 7.0
Prep Batch #: 9357203	Dilution Factor....: 0.97	Units....: pg/g
Initial Wgt/Vol : 10.24 g	Analyst ID....: Sylvia H. Krenn	

<u>PARAMETER</u>	<u>RESULT</u>	<u>REPORTING LIMIT</u>	<u>TEF FACTOR</u>	<u>TEQ CONCENTRATION</u>
2,3,7,8-TCDD	15	0.52	1.0	15
1,2,3,7,8-PeCDD	40	2.6	1.0	40
1,2,3,4,7,8-HxCDD	27	2.6	0.1	2.7
1,2,3,6,7,8-HxCDD	48	2.6	0.1	4.8
1,2,3,7,8,9-HxCDD	42	2.6	0.1	4.2
1,2,3,4,6,7,8-HpCDD	170	2.6	0.01	1.7
OCDD	180	5.2	0.0003	0.054
2,3,7,8-TCDF	370	CON E B G	0.1	37
1,2,3,7,8-PeCDF	620		0.03	19
2,3,4,7,8-PeCDF	360		0.3	110
1,2,3,4,7,8-HxCDF	1100	E B	0.1	110
1,2,3,6,7,8-HxCDF	780	B	0.1	78
2,3,4,6,7,8-HxCDF	200		0.1	20
1,2,3,7,8,9-HxCDF	130		0.1	13
1,2,3,4,6,7,8-HpCDF	2900	E B	0.01	29
1,2,3,4,7,8,9-HpCDF	1500	E	0.01	15
OCDF	8700	E B	0.0003	2.6
Total TEQ Concentration				500

<u>INTERNAL STANDARDS</u>	<u>PERCENT RECOVERY</u>	<u>RECOVERY LIMITS</u>
13C-2,3,7,8-TCDD	67	40 - 135
13C-1,2,3,7,8-PeCDD	66	40 - 135
13C-1,2,3,6,7,8-HxCDD	69	40 - 135
13C-1,2,3,4,6,7,8-HpCDD	60	40 - 135
13C-OCDD	48	40 - 135
13C-2,3,7,8-TCDF	71	40 - 135
13C-1,2,3,7,8-PeCDF	63	40 - 135
13C-1,2,3,4,7,8-HxCDF	60	40 - 135
13C-1,2,3,4,6,7,8-HpCDF	53	40 - 135

QUALIFIERS

Results and reporting limits have been adjusted for dry weight.

Northgate Environmental Management, Inc.

Sample ID: SA58-1.5BR

Trace Level Organic Compounds

SW846 8290

Lot - Sample #....:	G9L170524 - 008	Work Order #....:	LQ87M1AC	Matrix....:	SOLID
Date Sampled....:	12/16/09	Date Received....:	12/17/09	Instrument ID....:	3D5
Prep Date....:	12/23/09	Analysis Date....:	01/06/10	% Moisture....:	7.0
Prep Batch #:	9357203	Dilution Factor....:	0.97	Units.....:	pg/g
Initial Wgt/Vol :	10.24 g	Analyst ID....:	Sylvia H. Krenn		

Notes:

WHO TEFs for human risk assessment based on the conclusions of the World Health Organization meeting in Geneva, Switzerland, June 2005.

B Method blank contamination. The associated method blank contains the target analyte at a reportable level.
CON Confirmation analysis.
E Estimated result. Result concentration exceeds the calibration range
G Elevated reporting limit. The reporting limit is elevated due to matrix interference

Northgate Environmental Management, Inc.

Client Sample ID: SA58-1.5BR

Trace Level Organic Compounds

Lot-Sample #...: G9L170524-008 Work Order #...: LQ87M1AC Matrix.....: SOLID
 Date Sampled...: 12/16/09 Date Received...: 12/17/09
 Prep Date.....: 12/23/09 Analysis Date...: 01/06/10
 Prep Batch #...: 9357203
 Dilution Factor: 0.97
 % Moisture.....: 7.0

PARAMETER	RESULT	DETECTION LIMIT	UNITS	METHOD
2,3,7,8-TCDD	15	0.52	pg/g	SW846 8290
1,2,3,7,8-PeCDD	40	2.6	pg/g	SW846 8290
1,2,3,4,7,8-HxCDD	27	2.6	pg/g	SW846 8290
1,2,3,6,7,8-HxCDD	48	2.6	pg/g	SW846 8290
1,2,3,7,8,9-HxCDD	42	2.6	pg/g	SW846 8290
1,2,3,4,6,7,8-HpCDD	170	2.6	pg/g	SW846 8290
OCDD	180	5.2	pg/g	SW846 8290
2,3,7,8-TCDF	370 CON, E, B, G	0.69	pg/g	SW846 8290
1,2,3,7,8-PeCDF	620	2.6	pg/g	SW846 8290
2,3,4,7,8-PeCDF	360	2.6	pg/g	SW846 8290
1,2,3,4,7,8-HxCDF	1100 E, B	2.6	pg/g	SW846 8290
1,2,3,6,7,8-HxCDF	780 B	2.6	pg/g	SW846 8290
2,3,4,6,7,8-HxCDF	200	2.6	pg/g	SW846 8290
1,2,3,7,8,9-HxCDF	130	2.6	pg/g	SW846 8290
1,2,3,4,6,7,8-HpCDF	2900 E, B	2.6	pg/g	SW846 8290
1,2,3,4,7,8,9-HpCDF	1500 E	2.6	pg/g	SW846 8290
OCDF	8700 E, B	5.2	pg/g	SW846 8290

INTERNAL STANDARDS	PERCENT RECOVERY	RECOVERY LIMITS
13C-2,3,7,8-TCDD	67	(40 - 135)
13C-1,2,3,7,8-PeCDD	66	(40 - 135)
13C-1,2,3,6,7,8-HxCDD	69	(40 - 135)
13C-1,2,3,4,6,7,8-HpCDD	60	(40 - 135)
13C-OCDD	48	(40 - 135)
13C-2,3,7,8-TCDF	71	(40 - 135)
13C-1,2,3,7,8-PeCDF	63	(40 - 135)
13C-1,2,3,4,7,8-HxCDF	60	(40 - 135)
13C-1,2,3,4,6,7,8-HpCDF	53	(40 - 135)

NOTE (S) :

Results and reporting limits have been adjusted for dry weight.

CON Confirmation analysis.

E Estimated result. Result concentration exceeds the calibration range.

B Method blank contamination. The associated method blank contains the target analyte at a reportable level.

G Elevated reporting limit. The reporting limit is elevated due to matrix interference.

Northgate Environmental Management, Inc.

Sample ID: SA187-1BR

Trace Level Organic Compounds

SW846 8290

Lot - Sample #....:	G9L170524 - 009	Work Order #....:	LQ87Q1AC	Matrix....:	SOLID
Date Sampled....:	12/16/09	Date Received....:	12/17/09	Instrument ID....:	3D5
Prep Date....:	12/23/09	Analysis Date....:	01/06/10	% Moisture....:	6.7
Prep Batch #:	9357203	Dilution Factor....:	0.96	Units....:	pg/g
Initial Wgt/Vol :	10.38 g	Analyst ID....:	Sylvia H. Krenn		

PARAMETER	RESULT	REPORTING LIMIT	TEF FACTOR	TEQ CONCENTRATION
2,3,7,8-TCDD	6.0 Q	0.52	1.0	6.0
1,2,3,7,8-PeCDD	21	2.6	1.0	21
1,2,3,4,7,8-HxCDD	14	2.6	0.1	1.4
1,2,3,6,7,8-HxCDD	27	2.6	0.1	2.7
1,2,3,7,8,9-HxCDD	24	2.6	0.1	2.4
1,2,3,4,6,7,8-HpCDD	110	2.6	0.01	1.1
OCDD	170	5.2	0.0003	0.051
2,3,7,8-TCDF	190 CON G B	1.7	0.1	19
1,2,3,7,8-PeCDF	340	2.6	0.03	10
2,3,4,7,8-PeCDF	190	2.6	0.3	57
1,2,3,4,7,8-HxCDF	620 B	2.6	0.1	62
1,2,3,6,7,8-HxCDF	460 B	2.6	0.1	46
2,3,4,6,7,8-HxCDF	120	2.6	0.1	12
1,2,3,7,8,9-HxCDF	51	2.6	0.1	5.1
1,2,3,4,6,7,8-HpCDF	1900 E B	2.6	0.01	19
1,2,3,4,7,8,9-HpCDF	660	2.6	0.01	6.6
OCDF	4500 E B	5.2	0.0003	1.4

Total TEQ Concentration

270

INTERNAL STANDARDS	PERCENT RECOVERY	RECOVERY LIMITS
13C-2,3,7,8-TCDD	57	40 - 135
13C-1,2,3,7,8-PeCDD	56	40 - 135
13C-1,2,3,6,7,8-HxCDD	70	40 - 135
13C-1,2,3,4,6,7,8-HpCDD	62	40 - 135
13C-OCDD	63	40 - 135
13C-2,3,7,8-TCDF	57	40 - 135
13C-1,2,3,7,8-PeCDF	51	40 - 135
13C-1,2,3,4,7,8-HxCDF	59	40 - 135
13C-1,2,3,4,6,7,8-HpCDF	53	40 - 135

QUALIFIERS

Results and reporting limits have been adjusted for dry weight

Northgate Environmental Management, Inc.

Sample ID: SA187-1BR

Trace Level Organic Compounds

SW846 8290

Lot - Sample #....:	G9L170524 - 009	Work Order #....:	LQ87Q1AC	Matrix....:	SOLID
Date Sampled....:	12/16/09	Date Received....:	12/17/09	Instrument ID....:	3D5
Prep Date....:	12/23/09	Analysis Date....:	01/06/10	% Moisture....:	6.7
Prep Batch #:	9357203	Dilution Factor....:	0.96	Units....:	pg/g
Initial Wgt/Vol :	10.38 g	Analyst ID....:	Sylvia H. Krenn		

Notes:

WHO TEFs for human risk assessment based on the conclusions of the World Health Organization meeting in Geneva, Switzerland, June 2005

B Method blank contamination. The associated method blank contains the target analyte at a reportable level
CON Confirmation analysis
E Estimated result Result concentration exceeds the calibration range
G Elevated reporting limit. The reporting limit is elevated due to matrix interference
Q Estimated maximum possible concentration (EMPC).

Northgate Environmental Management, Inc.

Client Sample ID: SA187-1BR

Trace Level Organic Compounds

Lot-Sample #...: G9L170524-009 Work Order #...: LQ87Q1AC Matrix.....: SOLID
 Date Sampled...: 12/16/09 Date Received...: 12/17/09
 Prep Date.....: 12/23/09 Analysis Date...: 01/06/10
 Prep Batch #...: 9357203
 Dilution Factor: 0.96
 % Moisture.....: 6.7

PARAMETER	RESULT	DETECTION LIMIT	UNITS	METHOD
2,3,7,8-TCDD	6.0 Q	0.52	pg/g	SW846 8290
1,2,3,7,8-PeCDD	21	2.6	pg/g	SW846 8290
1,2,3,4,7,8-HxCDD	14	2.6	pg/g	SW846 8290
1,2,3,6,7,8-HxCDD	27	2.6	pg/g	SW846 8290
1,2,3,7,8,9-HxCDD	24	2.6	pg/g	SW846 8290
1,2,3,4,6,7,8-HpCDD	110	2.6	pg/g	SW846 8290
OCDD	170	5.2	pg/g	SW846 8290
2,3,7,8-TCDF	190 CON,G,B	1.7	pg/g	SW846 8290
1,2,3,7,8-PeCDF	340	2.6	pg/g	SW846 8290
2,3,4,7,8-PeCDF	190	2.6	pg/g	SW846 8290
1,2,3,4,7,8-HxCDF	620 B	2.6	pg/g	SW846 8290
1,2,3,6,7,8-HxCDF	460 B	2.6	pg/g	SW846 8290
2,3,4,6,7,8-HxCDF	120	2.6	pg/g	SW846 8290
1,2,3,7,8,9-HxCDF	51	2.6	pg/g	SW846 8290
1,2,3,4,6,7,8-HpCDF	1900 E,B	2.6	pg/g	SW846 8290
1,2,3,4,7,8,9-HpCDF	660	2.6	pg/g	SW846 8290
OCDF	4500 E,B	5.2	pg/g	SW846 8290

INTERNAL STANDARDS	PERCENT RECOVERY	RECOVERY LIMITS
13C-2,3,7,8-TCDD	57	(40 - 135)
13C-1,2,3,7,8-PeCDD	56	(40 - 135)
13C-1,2,3,6,7,8-HxCDD	70	(40 - 135)
13C-1,2,3,4,6,7,8-HpCDD	62	(40 - 135)
13C-OCDD	63	(40 - 135)
13C-2,3,7,8-TCDF	57	(40 - 135)
13C-1,2,3,7,8-PeCDF	51	(40 - 135)
13C-1,2,3,4,7,8-HxCDF	59	(40 - 135)
13C-1,2,3,4,6,7,8-HpCDF	53	(40 - 135)

NOTE (S) :

Results and reporting limits have been adjusted for dry weight.

Q Estimated maximum possible concentration (EMPC).

CON Confirmation analysis.

G Elevated reporting limit. The reporting limit is elevated due to matrix interference.

B Method blank contamination. The associated method blank contains the target analyte at a reportable level.

E Estimated result. Result concentration exceeds the calibration range.

Northgate Environmental Management, Inc.

Sample ID: SA187-1.5BR

Trace Level Organic Compounds

SW846 8290

Lot - Sample #....: G9L170524 - 010	Work Order #....: LQ87R1AC	Matrix....: SOLID
Date Sampled....: 12/16/09	Date Received....: 12/17/09	Instrument ID....: 3D5
Prep Date....: 12/23/09	Analysis Date....: 01/06/10	% Moisture....: 7.9
Prep Batch #: 9357203	Dilution Factor....: 0.98	Units.....: pg/g
Initial Wgt/Vol : 10.16 g	Analyst ID....: Sylvia H. Krenn	

PARAMETER	RESULT	REPORTING LIMIT	TEF FACTOR	TEQ CONCENTRATION
2,3,7,8-TCDD	ND	0.53	1.0	0
1,2,3,7,8-PeCDD	ND	2.7	1.0	0
1,2,3,4,7,8-HxCDD	ND	2.7	0.1	0
1,2,3,6,7,8-HxCDD	0.98 J	2.7	0.1	0.098
1,2,3,7,8,9-HxCDD	0.68 J Q	2.7	0.1	0.068
1,2,3,4,6,7,8-HpCDD	3.2	2.7	0.01	0.032
OCDD	5.1 J	5.3	0.0003	0.0015
2,3,7,8-TCDF	5.1 CON B G	0.97	0.1	0.51
1,2,3,7,8-PeCDF	10	2.7	0.03	0.30
2,3,4,7,8-PeCDF	5.3	2.7	0.3	1.6
1,2,3,4,7,8-HxCDF	20 B	2.7	0.1	2.0
1,2,3,6,7,8-HxCDF	15 B	2.7	0.1	1.5
2,3,4,6,7,8-HxCDF	4.3	2.7	0.1	0.43
1,2,3,7,8,9-HxCDF	2.7	2.7	0.1	0.27
1,2,3,4,6,7,8-HpCDF	60 B	2.7	0.01	0.60
1,2,3,4,7,8,9-HpCDF	30	2.7	0.01	0.30
OCDF	180 B	5.3	0.0003	0.054
Total TEQ Concentration				7.8

INTERNAL STANDARDS	PERCENT RECOVERY	RECOVERY LIMITS
13C-2,3,7,8-TCDD	62	40 - 135
13C-1,2,3,7,8-PeCDD	52	40 - 135
13C-1,2,3,6,7,8-HxCDD	61	40 - 135
13C-1,2,3,4,6,7,8-HpCDD	35 *	40 - 135
13C-OCDD	20 *	40 - 135
13C-2,3,7,8-TCDF	65	40 - 135
13C-1,2,3,7,8-PeCDF	49	40 - 135
13C-1,2,3,4,7,8-HxCDF	43	40 - 135
13C-1,2,3,4,6,7,8-HpCDF	29 *	40 - 135

QUALIFIERS

Results and reporting limits have been adjusted for dry weight

Northgate Environmental Management, Inc.

Sample ID: SA187-1.5BR

Trace Level Organic Compounds

SW846 8290

Lot - Sample #....:	G9L170524 - 010	Work Order #....:	LQ87R1AC	Matrix....:	SOLID
Date Sampled....:	12/16/09	Date Received....:	12/17/09	Instrument ID....:	3D5
Prep Date....:	12/23/09	Analysis Date....:	01/06/10	% Moisture....:	7.9
Prep Batch #:	9357203	Dilution Factor....:	0.98	Units.....:	pg/g
Initial Wgt/Vol :	10.16 g	Analyst ID....:	Sylvia H. Krenn		

Notes:

WHO TEFs for human risk assessment based on the conclusions of the World Health Organization meeting in Geneva, Switzerland, June 2005

- * Surrogate recovery is outside stated control limits
- B Method blank contamination. The associated method blank contains the target analyte at a reportable level
- CON Confirmation analysis.
- G Elevated reporting limit. The reporting limit is elevated due to matrix interference.
- J Estimated Result.
- Q Estimated maximum possible concentration (EMPC).

Northgate Environmental Management, Inc.

Client Sample ID: SA187-1.5BR

Trace Level Organic Compounds

Lot-Sample #...: G9L170524-010 Work Order #...: LQ87R1AC Matrix.....: SOLID
 Date Sampled...: 12/16/09 Date Received...: 12/17/09
 Prep Date.....: 12/23/09 Analysis Date...: 01/06/10
 Prep Batch #...: 9357203
 Dilution Factor: 0.98
 % Moisture.....: 7.9

PARAMETER	RESULT	DETECTION LIMIT	UNITS	METHOD
2,3,7,8-TCDD	ND	0.53	pg/g	SW846 8290
1,2,3,7,8-PeCDD	ND	2.7	pg/g	SW846 8290
1,2,3,4,7,8-HxCDD	ND	2.7	pg/g	SW846 8290
1,2,3,6,7,8-HxCDD	0.98 J	2.7	pg/g	SW846 8290
1,2,3,7,8,9-HxCDD	0.68 J,Q	2.7	pg/g	SW846 8290
1,2,3,4,6,7,8-HpCDD	3.2	2.7	pg/g	SW846 8290
OCDD	5.1 J	5.3	pg/g	SW846 8290
2,3,7,8-TCDF	5.1 CON,B,G	0.97	pg/g	SW846 8290
1,2,3,7,8-PeCDF	10	2.7	pg/g	SW846 8290
2,3,4,7,8-PeCDF	5.3	2.7	pg/g	SW846 8290
1,2,3,4,7,8-HxCDF	20 B	2.7	pg/g	SW846 8290
1,2,3,6,7,8-HxCDF	15 B	2.7	pg/g	SW846 8290
2,3,4,6,7,8-HxCDF	4.3	2.7	pg/g	SW846 8290
1,2,3,7,8,9-HxCDF	2.7	2.7	pg/g	SW846 8290
1,2,3,4,6,7,8-HpCDF	60 B	2.7	pg/g	SW846 8290
1,2,3,4,7,8,9-HpCDF	30	2.7	pg/g	SW846 8290
OCDF	180 B	5.3	pg/g	SW846 8290

INTERNAL STANDARDS	PERCENT RECOVERY	RECOVERY LIMITS
13C-2,3,7,8-TCDD	62	(40 - 135)
13C-1,2,3,7,8-PeCDD	52	(40 - 135)
13C-1,2,3,6,7,8-HxCDD	61	(40 - 135)
13C-1,2,3,4,6,7,8-HpCDD	35 *	(40 - 135)
13C-OCDD	20 *	(40 - 135)
13C-2,3,7,8-TCDF	65	(40 - 135)
13C-1,2,3,7,8-PeCDF	49	(40 - 135)
13C-1,2,3,4,7,8-HxCDF	43	(40 - 135)
13C-1,2,3,4,6,7,8-HpCDF	29 *	(40 - 135)

NOTE (S) :

Results and reporting limits have been adjusted for dry weight.

J Estimated result. Result is less than the reporting limit.

Q Estimated maximum possible concentration (EMPC).

CON Confirmation analysis.

B Method blank contamination. The associated method blank contains the target analyte at a reportable level.

G Elevated reporting limit. The reporting limit is elevated due to matrix interference.

* Surrogate recovery is outside stated control limits.

Northgate Environmental Management, Inc.

Sample ID: SA114-1BR

Trace Level Organic Compounds

SW846 8290

Lot - Sample #....:	G9L170524 - 011	Work Order #....:	LQ87W1AC	Matrix.....:	SOLID
Date Sampled....:	12/16/09	Date Received....:	12/17/09	Instrument ID....:	3D5
Prep Date....:	12/23/09	Analysis Date....:	01/06/10	% Moisture....:	6.5
Prep Batch #:	9357203	Dilution Factor....:	0.98	Units.....:	pg/g
Initial Wgt/Vol :	10.11 g	Analyst ID....:	Sylvia H. Krenn		

PARAMETER	RESULT	REPORTING LIMIT	TEF FACTOR	TEQ CONCENTRATION
2,3,7,8-TCDD	0.29 J	0.53	1.0	0.29
1,2,3,7,8-PeCDD	0.81 J	2.6	1.0	0.81
1,2,3,4,7,8-HxCDD	0.69 J Q	2.6	0.1	0.069
1,2,3,6,7,8-HxCDD	1.1 J	2.6	0.1	0.11
1,2,3,7,8,9-HxCDD	1.0 J	2.6	0.1	0.10
1,2,3,4,6,7,8-HpCDD	4.5	2.6	0.01	0.045
OCDD	4.2 J	5.3	0.0003	0.0013
2,3,7,8-TCDF	6.1 CON B	0.53	0.1	0.61
1,2,3,7,8-PeCDF	8.6	2.6	0.03	0.26
2,3,4,7,8-PeCDF	5.3	2.6	0.3	1.6
1,2,3,4,7,8-HxCDF	18 B	2.6	0.1	1.8
1,2,3,6,7,8-HxCDF	13 B	2.6	0.1	1.3
2,3,4,6,7,8-HxCDF	3.5	2.6	0.1	0.35
1,2,3,7,8,9-HxCDF	1.7 J	2.6	0.1	0.17
1,2,3,4,6,7,8-HpCDF	47 B	2.6	0.01	0.47
1,2,3,4,7,8,9-HpCDF	20	2.6	0.01	0.20
OCDF	120 B	5.3	0.0003	0.036
Total TEQ Concentration				8.2

INTERNAL STANDARDS	PERCENT RECOVERY	RECOVERY LIMITS
13C-2,3,7,8-TCDD	65	40 - 135
13C-1,2,3,7,8-PeCDD	63	40 - 135
13C-1,2,3,6,7,8-HxCDD	67	40 - 135
13C-1,2,3,4,6,7,8-HpCDD	57	40 - 135
13C-OCDD	45	40 - 135
13C-2,3,7,8-TCDF	69	40 - 135
13C-1,2,3,7,8-PeCDF	58	40 - 135
13C-1,2,3,4,7,8-HxCDF	51	40 - 135
13C-1,2,3,4,6,7,8-HpCDF	49	40 - 135

QUALIFIERS
Results and reporting limits have been adjusted for dry weight.

Northgate Environmental Management, Inc.

Sample ID: SA114-1BR

Trace Level Organic Compounds

SW846 8290

Lot - Sample #....:	G9L170524 - 011	Work Order #....:	LQ87W1AC	Matrix....:	SOLID
Date Sampled....:	12/16/09	Date Received....:	12/17/09	Instrument ID....:	3D5
Prep Date....:	12/23/09	Analysis Date....:	01/06/10	% Moisture....:	6.5
Prep Batch #:	9357203	Dilution Factor....:	0.98	Units....:	pg/g
Initial Wgt/Vol :	10.11 g	Analyst ID....:	Sylvia H. Krenn		

Notes:

WHO TEFs for human risk assessment based on the conclusions of the World Health Organization meeting in Geneva, Switzerland, June 2005

B Method blank contamination. The associated method blank contains the target analyte at a reportable level.
CON Confirmation analysis
J Estimated Result.
Q Estimated maximum possible concentration (EMPC).

Northgate Environmental Management, Inc.

Client Sample ID: SA114-1BR

Trace Level Organic Compounds

Lot-Sample #...: G9L170524-011 Work Order #...: LQ87W1AC Matrix.....: SOLID
 Date Sampled...: 12/16/09 Date Received...: 12/17/09
 Prep Date.....: 12/23/09 Analysis Date...: 01/06/10
 Prep Batch #...: 9357203
 Dilution Factor: 0.98
 % Moisture.....: 6.5

PARAMETER	RESULT	DETECTION LIMIT	UNITS	METHOD
2,3,7,8-TCDD	0.29 J	0.53	pg/g	SW846 8290
1,2,3,7,8-PeCDD	0.81 J	2.6	pg/g	SW846 8290
1,2,3,4,7,8-HxCDD	0.69 J,Q	2.6	pg/g	SW846 8290
1,2,3,6,7,8-HxCDD	1.1 J	2.6	pg/g	SW846 8290
1,2,3,7,8,9-HxCDD	1.0 J	2.6	pg/g	SW846 8290
1,2,3,4,6,7,8-HpCDD	4.5	2.6	pg/g	SW846 8290
OCDD	4.2 J	5.3	pg/g	SW846 8290
2,3,7,8-TCDF	6.1 CON,B	0.53	pg/g	SW846 8290
1,2,3,7,8-PeCDF	8.6	2.6	pg/g	SW846 8290
2,3,4,7,8-PeCDF	5.3	2.6	pg/g	SW846 8290
1,2,3,4,7,8-HxCDF	18 B	2.6	pg/g	SW846 8290
1,2,3,6,7,8-HxCDF	13 B	2.6	pg/g	SW846 8290
2,3,4,6,7,8-HxCDF	3.5	2.6	pg/g	SW846 8290
1,2,3,7,8,9-HxCDF	1.7 J	2.6	pg/g	SW846 8290
1,2,3,4,6,7,8-HpCDF	47 B	2.6	pg/g	SW846 8290
1,2,3,4,7,8,9-HpCDF	20	2.6	pg/g	SW846 8290
OCDF	120 B	5.3	pg/g	SW846 8290

INTERNAL STANDARDS	PERCENT RECOVERY	RECOVERY LIMITS
13C-2,3,7,8-TCDD	65	(40 - 135)
13C-1,2,3,7,8-PeCDD	63	(40 - 135)
13C-1,2,3,6,7,8-HxCDD	67	(40 - 135)
13C-1,2,3,4,6,7,8-HpCDD	57	(40 - 135)
13C-OCDD	45	(40 - 135)
13C-2,3,7,8-TCDF	69	(40 - 135)
13C-1,2,3,7,8-PeCDF	58	(40 - 135)
13C-1,2,3,4,7,8-HxCDF	51	(40 - 135)
13C-1,2,3,4,6,7,8-HpCDF	49	(40 - 135)

NOTE (S) :

Results and reporting limits have been adjusted for dry weight.

J Estimated result. Result is less than the reporting limit.

Q Estimated maximum possible concentration (EMPC).

CON Confirmation analysis.

B Method blank contamination. The associated method blank contains the target analyte at a reportable level.

Northgate Environmental Management, Inc.

Sample ID: SA114-1.5BR

Trace Level Organic Compounds

SW846 8290

Lot - Sample #....:	G9L170524 - 012	Work Order #....:	LQ8701AC	Matrix....:	SOLID
Date Sampled....:	12/16/09	Date Received....:	12/17/09	Instrument ID....:	3D5
Prep Date....:	12/23/09	Analysis Date....:	01/06/10	% Moisture....:	6.7
Prep Batch #:	9357203	Dilution Factor....:	0.92	Units....:	pg/g
Initial Wgt/Vol :	10.83 g	Analyst ID....:	Sylvia H. Krenn		

PARAMETER	RESULT	REPORTING LIMIT	TEF FACTOR	TEQ CONCENTRATION
2,3,7,8-TCDD	ND	0.49	1.0	0
1,2,3,7,8-PeCDD	ND	2.5	1.0	0
1,2,3,4,7,8-HxCDD	0.31 J	2.5	0.1	0.031
1,2,3,6,7,8-HxCDD	0.46 J Q	2.5	0.1	0.046
1,2,3,7,8,9-HxCDD	0.36 J Q	2.5	0.1	0.036
1,2,3,4,6,7,8-HpCDD	1.5 Q J	2.5	0.01	0.015
OCDD	2.3 J	4.9	0.0003	0.00069
2,3,7,8-TCDF	3.1 CON G B	0.53	0.1	0.31
1,2,3,7,8-PeCDF	3.9	2.5	0.03	0.12
2,3,4,7,8-PeCDF	2.1 J	2.5	0.3	0.63
1,2,3,4,7,8-HxCDF	7.3 B	2.5	0.1	0.73
1,2,3,6,7,8-HxCDF	6.4 B	2.5	0.1	0.64
2,3,4,6,7,8-HxCDF	1.5 J	2.5	0.1	0.15
1,2,3,7,8,9-HxCDF	0.60 J	2.5	0.1	0.060
1,2,3,4,6,7,8-HpCDF	21 B	2.5	0.01	0.21
1,2,3,4,7,8,9-HpCDF	7.8 Q	2.5	0.01	0.078
OCDF	60 B	4.9	0.0003	0.018
Total TEQ Concentration				3.1

INTERNAL STANDARDS	PERCENT RECOVERY	RECOVERY LIMITS
13C-2,3,7,8-TCDD	67	40 - 135
13C-1,2,3,7,8-PeCDD	58	40 - 135
13C-1,2,3,6,7,8-HxCDD	71	40 - 135
13C-1,2,3,4,6,7,8-HpCDD	53	40 - 135
13C-OCDD	32 *	40 - 135
13C-2,3,7,8-TCDF	76	40 - 135
13C-1,2,3,7,8-PeCDF	56	40 - 135
13C-1,2,3,4,7,8-HxCDF	54	40 - 135
13C-1,2,3,4,6,7,8-HpCDF	48	40 - 135

QUALIFIERS
Results and reporting limits have been adjusted for dry weight

Northgate Environmental Management, Inc.

Sample ID: SA114-1.5BR

Trace Level Organic Compounds

SW846 8290

Lot - Sample #....:	G9L170524 - 012	Work Order #....:	LQ8701AC	Matrix....:	SOLID
Date Sampled....:	12/16/09	Date Received....:	12/17/09	Instrument ID....:	3D5
Prep Date....:	12/23/09	Analysis Date....:	01/06/10	% Moisture....:	6.7
Prep Batch #:	9357203	Dilution Factor....:	0.92	Units....:	pg/g
Initial Wgt/Vol :	10.83 g	Analyst ID....:	Sylvia H. Krenn		

Notes:

WHO TEFs for human risk assessment based on the conclusions of the World Health Organization meeting in Geneva, Switzerland, June 2005

- * Surrogate recovery is outside stated control limits
- B Method blank contamination. The associated method blank contains the target analyte at a reportable level.
- CON Confirmation analysis.
- G Elevated reporting limit The reporting limit is elevated due to matrix interference
- J Estimated Result.
- Q Estimated maximum possible concentration (EMPC).

Northgate Environmental Management, Inc.

Client Sample ID: SA114-1.5BR

Trace Level Organic Compounds

Lot-Sample #...: G9L170524-012 Work Order #...: LQ8701AC Matrix.....: SOLID
 Date Sampled...: 12/16/09 Date Received...: 12/17/09
 Prep Date.....: 12/23/09 Analysis Date...: 01/06/10
 Prep Batch #...: 9357203
 Dilution Factor: 0.92
 % Moisture.....: 6.7

PARAMETER	RESULT	DETECTION LIMIT	UNITS	METHOD
2,3,7,8-TCDD	ND	0.49	pg/g	SW846 8290
1,2,3,7,8-PeCDD	ND	2.5	pg/g	SW846 8290
1,2,3,4,7,8-HxCDD	0.31 J	2.5	pg/g	SW846 8290
1,2,3,6,7,8-HxCDD	0.46 J,Q	2.5	pg/g	SW846 8290
1,2,3,7,8,9-HxCDD	0.36 J,Q	2.5	pg/g	SW846 8290
1,2,3,4,6,7,8-HpCDD	1.5 Q,J	2.5	pg/g	SW846 8290
OCDD	2.3 J	4.9	pg/g	SW846 8290
2,3,7,8-TCDF	3.1 CON,G,B	0.53	pg/g	SW846 8290
1,2,3,7,8-PeCDF	3.9	2.5	pg/g	SW846 8290
2,3,4,7,8-PeCDF	2.1 J	2.5	pg/g	SW846 8290
1,2,3,4,7,8-HxCDF	7.3 B	2.5	pg/g	SW846 8290
1,2,3,6,7,8-HxCDF	6.4 B	2.5	pg/g	SW846 8290
2,3,4,6,7,8-HxCDF	1.5 J	2.5	pg/g	SW846 8290
1,2,3,7,8,9-HxCDF	0.60 J	2.5	pg/g	SW846 8290
1,2,3,4,6,7,8-HpCDF	21 B	2.5	pg/g	SW846 8290
1,2,3,4,7,8,9-HpCDF	7.8 Q	2.5	pg/g	SW846 8290
OCDF	60 B	4.9	pg/g	SW846 8290

INTERNAL STANDARDS	PERCENT RECOVERY	RECOVERY LIMITS
13C-2,3,7,8-TCDD	67	(40 - 135)
13C-1,2,3,7,8-PeCDD	58	(40 - 135)
13C-1,2,3,6,7,8-HxCDD	71	(40 - 135)
13C-1,2,3,4,6,7,8-HpCDD	53	(40 - 135)
13C-OCDD	32 *	(40 - 135)
13C-2,3,7,8-TCDF	76	(40 - 135)
13C-1,2,3,7,8-PeCDF	56	(40 - 135)
13C-1,2,3,4,7,8-HxCDF	54	(40 - 135)
13C-1,2,3,4,6,7,8-HpCDF	48	(40 - 135)

NOTE (S) :

Results and reporting limits have been adjusted for dry weight.

J Estimated result. Result is less than the reporting limit.

Q Estimated maximum possible concentration (EMPC).

CON Confirmation analysis.

G Elevated reporting limit. The reporting limit is elevated due to matrix interference.

B Method blank contamination. The associated method blank contains the target analyte at a reportable level.

* Surrogate recovery is outside stated control limits.

Northgate Environmental Management, Inc.

Sample ID: SA129009-1.5BR

Trace Level Organic Compounds

SWS46 8290

Lot - Sample #....: G9L170524 - 013
 Date Sampled....: 12/16/09
 Prep Date....: 12/23/09
 Prep Batch #: 9357203
 Initial Wgt/Vol : 10.14 g

Work Order #....: LQ8731AC
 Date Received....: 12/17/09
 Analysis Date....: 01/06/10
 Dilution Factor....: 0.98
 Analyst ID....: Sylvia H. Krenn

Matrix....: SOLID
 Instrument ID....: 3D5
 % Moisture....: 8.9
 Units....: pg/g

PARAMETER	RESULT	REPORTING LIMIT	TEF FACTOR	TEQ CONCENTRATION
2,3,7,8-TCDD	36 G Q	5.9	1.0	36
1,2,3,7,8-PeCDD	87	2.7	1.0	87
1,2,3,4,7,8-HxCDD	78	2.7	0.1	7.8
1,2,3,6,7,8-HxCDD	110	2.7	0.1	11
1,2,3,7,8,9-HxCDD	78	2.7	0.1	7.8
1,2,3,4,6,7,8-HpCDD	370	2.7	0.01	3.7
OCDD	590	5.4	0.0003	0.18
2,3,7,8-TCDF	2100 CON E G B D	20	0.1	210
1,2,3,7,8-PeCDF	1800 E	2.7	0.03	54
2,3,4,7,8-PeCDF	1000	2.7	0.3	300
1,2,3,4,7,8-HxCDF	3700 E B	2.7	0.1	370
1,2,3,6,7,8-HxCDF	2600 E B	2.7	0.1	260
2,3,4,6,7,8-HxCDF	560	2.7	0.1	56
1,2,3,7,8,9-HxCDF	450	2.7	0.1	45
1,2,3,4,6,7,8-HpCDF	9700 E B	2.7	0.01	97
1,2,3,4,7,8,9-HpCDF	4700 E	2.7	0.01	47
OCDF	27000 E B	5.4	0.0003	8.1

Total TEQ Concentration

1600

INTERNAL STANDARDS	PERCENT RECOVERY	RECOVERY LIMITS
13C-2,3,7,8-TCDD	69	40 - 135
13C-1,2,3,7,8-PeCDD	63	40 - 135
13C-1,2,3,6,7,8-HxCDD	67	40 - 135
13C-1,2,3,4,6,7,8-HpCDD	61	40 - 135
13C-OCDD	57	40 - 135
13C-2,3,7,8-TCDF	93	40 - 135
13C-1,2,3,7,8-PeCDF	89	40 - 135
13C-1,2,3,4,7,8-HxCDF	69	40 - 135
13C-1,2,3,4,6,7,8-HpCDF	60	40 - 135

QUALIFIERS

Results and reporting limits have been adjusted for dry weight.

Northgate Environmental Management, Inc.

Sample ID: SA129009-1.5BR

Trace Level Organic Compounds

SW846 8290

Lot - Sample #....:	G9L170524 - 013	Work Order #....:	LQ8731AC	Matrix....:	SOLID
Date Sampled....:	12/16/09	Date Received....:	12/17/09	Instrument ID....:	3D5
Prep Date....:	12/23/09	Analysis Date....:	01/06/10	% Moisture....:	8.9
Prep Batch #:	9357203	Dilution Factor....:	0.98	Units.....:	pg/g
Initial Wgt/Vol :	10.14 g	Analyst ID....:	Sylvia H. Krenn		

Notes:

WHO TEFs for human risk assessment based on the conclusions of the World Health Organization meeting in Geneva, Switzerland, June 2005

- B Method blank contamination. The associated method blank contains the target analyte at a reportable level
- CON Confirmation analysis.
- D Result was obtained from the analysis of a dilution.
- E Estimated result Result concentration exceeds the calibration range.
- G Elevated reporting limit. The reporting limit is elevated due to matrix interference.
- Q Estimated maximum possible concentration (EMPC)

Northgate Environmental Management, Inc.

Client Sample ID: SA129009-1.5BR

Trace Level Organic Compounds

Lot-Sample #...: G9L170524-013 Work Order #...: LQ8731AC Matrix.....: SOLID
 Date Sampled...: 12/16/09 Date Received...: 12/17/09
 Prep Date.....: 12/23/09 Analysis Date...: 01/06/10
 Prep Batch #...: 9357203
 Dilution Factor: 0.98
 % Moisture.....: 8.9

PARAMETER	RESULT	DETECTION LIMIT	UNITS	METHOD
2,3,7,8-TCDD	36 G,Q	5.9	pg/g	SW846 8290
1,2,3,7,8-PeCDD	87	2.7	pg/g	SW846 8290
1,2,3,4,7,8-HxCDD	78	2.7	pg/g	SW846 8290
1,2,3,6,7,8-HxCDD	110	2.7	pg/g	SW846 8290
1,2,3,7,8,9-HxCDD	78	2.7	pg/g	SW846 8290
1,2,3,4,6,7,8-HpCDD	370	2.7	pg/g	SW846 8290
OCDD	590	5.4	pg/g	SW846 8290
2,3,7,8-TCDF	2100 CON, E, G, B,	20	pg/g	SW846 8290
1,2,3,7,8-PeCDF	1800 E	2.7	pg/g	SW846 8290
2,3,4,7,8-PeCDF	1000	2.7	pg/g	SW846 8290
1,2,3,4,7,8-HxCDF	3700 E, B	2.7	pg/g	SW846 8290
1,2,3,6,7,8-HxCDF	2600 E, B	2.7	pg/g	SW846 8290
2,3,4,6,7,8-HxCDF	560	2.7	pg/g	SW846 8290
1,2,3,7,8,9-HxCDF	450	2.7	pg/g	SW846 8290
1,2,3,4,6,7,8-HpCDF	9700 E, B	2.7	pg/g	SW846 8290
1,2,3,4,7,8,9-HpCDF	4700 E	2.7	pg/g	SW846 8290
OCDF	27000 E, B	5.4	pg/g	SW846 8290

INTERNAL STANDARDS	PERCENT RECOVERY	RECOVERY LIMITS
13C-2,3,7,8-TCDD	69	(40 - 135)
13C-1,2,3,7,8-PeCDD	63	(40 - 135)
13C-1,2,3,6,7,8-HxCDD	67	(40 - 135)
13C-1,2,3,4,6,7,8-HpCDD	61	(40 - 135)
13C-OCDD	57	(40 - 135)
13C-2,3,7,8-TCDF	93	(40 - 135)
13C-1,2,3,7,8-PeCDF	89	(40 - 135)
13C-1,2,3,4,7,8-HxCDF	69	(40 - 135)
13C-1,2,3,4,6,7,8-HpCDF	60	(40 - 135)

NOTE (S) :

Results and reporting limits have been adjusted for dry weight.

G Elevated reporting limit. The reporting limit is elevated due to matrix interference.

Q Estimated maximum possible concentration (EMPC).

CON Confirmation analysis.

E Estimated result. Result concentration exceeds the calibration range.

B Method blank contamination. The associated method blank contains the target analyte at a reportable level.

D Result was obtained from the analysis of a dilution.

QC DATA ASSOCIATION SUMMARY

G9L170524

Sample Preparation and Analysis Control Numbers

<u>SAMPLE#</u>	<u>MATRIX</u>	<u>ANALYTICAL METHOD</u>	<u>LEACH BATCH #</u>	<u>PREP BATCH #</u>	<u>MS RUN#</u>
001	SOLID	SW846 8290		9357203	9362216
	SOLID	ASTM D 2216-90		9356293	9356166
002	SOLID	SW846 8290		9357203	9362216
	SOLID	ASTM D 2216-90		9356293	9356166
003	SOLID	SW846 8290		9357203	9362216
	SOLID	ASTM D 2216-90		9356293	9356166
004	SOLID	SW846 8290		9357203	9362216
	SOLID	ASTM D 2216-90		9356293	9356166
005	SOLID	SW846 8290		9357203	9362216
	SOLID	ASTM D 2216-90		9356293	9356166
006	SOLID	SW846 8290		9357203	9362216
	SOLID	ASTM D 2216-90		9356293	9356166
007	SOLID	SW846 8290		9357203	9362216
	SOLID	ASTM D 2216-90		9356293	9356166
008	SOLID	SW846 8290		9357203	9362216
	SOLID	ASTM D 2216-90		9356293	9356166
009	SOLID	SW846 8290		9357203	9362216
	SOLID	ASTM D 2216-90		9356293	9356166
010	SOLID	SW846 8290		9357203	9362216
	SOLID	ASTM D 2216-90		9356293	9356166
011	SOLID	SW846 8290		9357203	9362216
	SOLID	ASTM D 2216-90		9356293	9356166
012	SOLID	SW846 8290		9357203	9362216
	SOLID	ASTM D 2216-90		9356293	9356166
013	SOLID	SW846 8290		9357203	9362216
	SOLID	ASTM D 2216-90		9356293	9356166

METHOD BLANK REPORT

Trace Level Organic Compounds

Client Lot #...: G9L170524
 MB Lot-Sample #: G9L230000-203

Work Order #...: LRJM41AA

Matrix.....: SOLID

Analysis Date...: 01/06/10
 Dilution Factor: 1

Prep Date.....: 12/23/09
 Prep Batch #...: 9357203

PARAMETER	RESULT	DETECTION		
		LIMIT	UNITS	METHOD
2,3,7,8-TCDD	ND	0.50	pg/g	SW846 8290
1,2,3,7,8-PeCDD	ND	2.5	pg/g	SW846 8290
1,2,3,4,7,8-HxCDD	ND	2.5	pg/g	SW846 8290
1,2,3,6,7,8-HxCDD	ND	2.5	pg/g	SW846 8290
1,2,3,7,8,9-HxCDD	ND	2.5	pg/g	SW846 8290
1,2,3,4,6,7,8-HpCDD	ND	2.5	pg/g	SW846 8290
OCDD	ND	5.0	pg/g	SW846 8290
2,3,7,8-TCDF	ND CON,G	0.50	pg/g	SW846 8290
1,2,3,7,8-PeCDF	ND	2.5	pg/g	SW846 8290
2,3,4,7,8-PeCDF	ND	2.5	pg/g	SW846 8290
1,2,3,4,7,8-HxCDF	0.80 J,Q	2.5	pg/g	SW846 8290
1,2,3,6,7,8-HxCDF	0.85 J	2.5	pg/g	SW846 8290
2,3,4,6,7,8-HxCDF	ND	2.5	pg/g	SW846 8290
1,2,3,7,8,9-HxCDF	ND	2.5	pg/g	SW846 8290
1,2,3,4,6,7,8-HpCDF	0.94 J	2.5	pg/g	SW846 8290
1,2,3,4,7,8,9-HpCDF	ND	2.5	pg/g	SW846 8290
OCDF	3.2 J	5.0	pg/g	SW846 8290

INTERNAL STANDARDS	PERCENT	RECOVERY
	RECOVERY	LIMITS
13C-2,3,7,8-TCDD	60	(40 - 135)
13C-1,2,3,7,8-PeCDD	53	(40 - 135)
13C-1,2,3,6,7,8-HxCDD	78	(40 - 135)
13C-1,2,3,4,6,7,8-HpCDD	73	(40 - 135)
13C-OCDD	75	(40 - 135)
13C-2,3,7,8-TCDF	65	(40 - 135)
13C-1,2,3,7,8-PeCDF	53	(40 - 135)
13C-1,2,3,4,7,8-HxCDF	63	(40 - 135)
13C-1,2,3,4,6,7,8-HpCDF	71	(40 - 135)

NOTE (S) :

Calculations are performed before rounding to avoid round-off errors in calculated results.

CON Confirmation analysis.

G Elevated reporting limit. The reporting limit is elevated due to matrix interference.

J Estimated result. Result is less than the reporting limit.

Q Estimated maximum possible concentration (EMPC).

LABORATORY CONTROL SAMPLE EVALUATION REPORT

Trace Level Organic Compounds

Client Lot #...: G9L170524 Work Order #...: LRJM41AC Matrix.....: SOLID
 LCS Lot-Sample#: G9L230000-203
 Prep Date.....: 12/23/09 Analysis Date...: 01/06/10
 Prep Batch #...: 9357203
 Dilution Factor: 1

<u>PARAMETER</u>	<u>PERCENT RECOVERY</u>	<u>RECOVERY LIMITS</u>	<u>METHOD</u>
2,3,7,8-TCDD	93	(77 - 130)	SW846 8290
1,2,3,7,8-PeCDD	97	(79 - 134)	SW846 8290
1,2,3,4,7,8-HxCDD	89	(65 - 144)	SW846 8290
1,2,3,6,7,8-HxCDD	96	(73 - 147)	SW846 8290
1,2,3,7,8,9-HxCDD	82	(80 - 143)	SW846 8290
1,2,3,4,6,7,8-HpCDD	96	(86 - 134)	SW846 8290
OCDD	100	(80 - 137)	SW846 8290
2,3,7,8-TCDF	98	(79 - 137)	SW846 8290
1,2,3,7,8-PeCDF	96	(81 - 134)	SW846 8290
2,3,4,7,8-PeCDF	102	(76 - 132)	SW846 8290
1,2,3,4,7,8-HxCDF	100	(72 - 140)	SW846 8290
1,2,3,6,7,8-HxCDF	110	(63 - 152)	SW846 8290
2,3,4,6,7,8-HxCDF	108	(72 - 151)	SW846 8290
1,2,3,7,8,9-HxCDF	94	(72 - 152)	SW846 8290
1,2,3,4,6,7,8-HpCDF	98	(81 - 137)	SW846 8290
1,2,3,4,7,8,9-HpCDF	96	(79 - 139)	SW846 8290
OCDF	102	(75 - 141)	SW846 8290

<u>INTERNAL STANDARD</u>	<u>PERCENT RECOVERY</u>	<u>RECOVERY LIMITS</u>
13C-2,3,7,8-TCDD	62	(40 - 135)
13C-1,2,3,7,8-PeCDD	58	(40 - 135)
13C-1,2,3,6,7,8-HxCDD	79	(40 - 135)
13C-1,2,3,4,6,7,8-HpCDD	75	(40 - 135)
13C-OCDD	83	(40 - 135)
13C-2,3,7,8-TCDF	57	(40 - 135)
13C-1,2,3,7,8-PeCDF	53	(40 - 135)
13C-1,2,3,4,7,8-HxCDF	66	(40 - 135)
13C-1,2,3,4,6,7,8-HpCDF	73	(40 - 135)

NOTE (S) :

Calculations are performed before rounding to avoid round-off errors in calculated results.

Bold print denotes control parameters

LABORATORY CONTROL SAMPLE DATA REPORT

Trace Level Organic Compounds

Client Lot #...: G9L170524 Work Order #...: LRJM41AC Matrix.....: SOLID
 LCS Lot-Sample#: G9L230000-203
 Prep Date.....: 12/23/09 Analysis Date...: 01/06/10
 Prep Batch #...: 9357203
 Dilution Factor: 1

<u>PARAMETER</u>	<u>SPIKE AMOUNT</u>	<u>MEASURED AMOUNT</u>	<u>UNITS</u>	<u>PERCENT RECOVERY</u>	<u>METHOD</u>
2,3,7,8-TCDD	20.0	18.7	pg/g	93	SW846 8290
1,2,3,7,8-PeCDD	100	97.0	pg/g	97	SW846 8290
1,2,3,4,7,8-HxCDD	100	89.4	pg/g	89	SW846 8290
1,2,3,6,7,8-HxCDD	100	96.4	pg/g	96	SW846 8290
1,2,3,7,8,9-HxCDD	100	82.0	pg/g	82	SW846 8290
1,2,3,4,6,7,8-HpCDD	100	95.8	pg/g	96	SW846 8290
OCDD	200	200	pg/g	100	SW846 8290
2,3,7,8-TCDF	20.0	19.6	pg/g	98	SW846 8290
1,2,3,7,8-PeCDF	100	96.3	pg/g	96	SW846 8290
2,3,4,7,8-PeCDF	100	102	pg/g	102	SW846 8290
1,2,3,4,7,8-HxCDF	100	100	pg/g	100	SW846 8290
1,2,3,6,7,8-HxCDF	100	110	pg/g	110	SW846 8290
2,3,4,6,7,8-HxCDF	100	108	pg/g	108	SW846 8290
1,2,3,7,8,9-HxCDF	100	94.3	pg/g	94	SW846 8290
1,2,3,4,6,7,8-HpCDF	100	97.7	pg/g	98	SW846 8290
1,2,3,4,7,8,9-HpCDF	100	95.9	pg/g	96	SW846 8290
OCDF	200	205	pg/g	102	SW846 8290

<u>INTERNAL STANDARD</u>	<u>PERCENT RECOVERY</u>	<u>RECOVERY LIMITS</u>
13C-2,3,7,8-TCDD	62	(40 - 135)
13C-1,2,3,7,8-PeCDD	58	(40 - 135)
13C-1,2,3,6,7,8-HxCDD	79	(40 - 135)
13C-1,2,3,4,6,7,8-HpCDD	75	(40 - 135)
13C-OCDD	83	(40 - 135)
13C-2,3,7,8-TCDF	57	(40 - 135)
13C-1,2,3,7,8-PeCDF	53	(40 - 135)
13C-1,2,3,4,7,8-HxCDF	66	(40 - 135)
13C-1,2,3,4,6,7,8-HpCDF	73	(40 - 135)

NOTE (S) :

Calculations are performed before rounding to avoid round-off errors in calculated results.
 Bold print denotes control parameters

MATRIX SPIKE SAMPLE EVALUATION REPORT

Trace Level Organic Compounds

Client Lot #...: G9L170524 Work Order #...: LQ87A1AD-MS Matrix.....: SOLID
 MS Lot-Sample #: G9L170524-004 LQ87A1AE-MSD
 Date Sampled...: 12/16/09 Date Received...: 12/17/09
 Prep Date.....: 12/23/09 Analysis Date...: 01/06/10
 Prep Batch #...: 9357203
 Dilution Factor: 0.97 % Moisture.....: 8.8

PARAMETER	PERCENT RECOVERY	RECOVERY LIMITS	RPD	RPD LIMITS	METHOD
2,3,7,8-TCDD	87 G,Q	(77 - 130)			SW846 8290
	119 Q	(77 - 130)	12	(0-30)	SW846 8290
1,2,3,7,8-PeCDD	90	(79 - 134)			SW846 8290
	113	(79 - 134)	11	(0-29)	SW846 8290
1,2,3,4,7,8-HxCDD	105	(65 - 144)			SW846 8290
	101	(65 - 144)	5.8	(0-36)	SW846 8290
1,2,3,6,7,8-HxCDD	82	(73 - 147)			SW846 8290
	118	(73 - 147)	17	(0-36)	SW846 8290
1,2,3,7,8,9-HxCDD	41 a	(80 - 143)			SW846 8290
	62 a	(80 - 143)	16	(0-31)	SW846 8290
1,2,3,4,6,7,8-HpCDD	79 a	(86 - 134)			SW846 8290
	248 a,p	(86 - 134)	36	(0-28)	SW846 8290
OCDD	77 a	(80 - 137)			SW846 8290
	190 a	(80 - 137)	28	(0-32)	SW846 8290
2,3,7,8-TCDF	0.0	(79 - 137)			SW846 8290
	Qualifiers: a,CON,E,G,B				
	76	(79 - 137)	0.0	(0-30)	SW846 8290
	Qualifiers: a,CON,E,G,B				
1,2,3,7,8-PeCDF	0.0 a,E	(81 - 134)			SW846 8290
	185 a,E	(81 - 134)	0.0	(0-27)	SW846 8290
2,3,4,7,8-PeCDF	0.0 a,E	(76 - 132)			SW846 8290
	111 E	(76 - 132)	0.0	(0-31)	SW846 8290
1,2,3,4,7,8-HxCDF	827 a,E,B	(72 - 140)			SW846 8290
	1840 a,E,	(72 - 140)	22	(0-32)	SW846 8290
1,2,3,6,7,8-HxCDF	49 a,E,B	(63 - 152)			SW846 8290
	524 a,E,B	(63 - 152)	21	(0-38)	SW846 8290
2,3,4,6,7,8-HxCDF	114	(72 - 151)			SW846 8290
	192 a	(72 - 151)	13	(0-35)	SW846 8290
1,2,3,7,8,9-HxCDF	115	(72 - 152)			SW846 8290
	76	(72 - 152)	10	(0-36)	SW846 8290
1,2,3,4,6,7,8-HpCDF	0.0 a,E,B	(81 - 137)			SW846 8290
	1290 a,E,	(81 - 137)	0.0	(0-33)	SW846 8290
1,2,3,4,7,8,9-HpCDF	111 E	(79 - 139)			SW846 8290
	1330 a,E	(79 - 139)	28	(0-35)	SW846 8290
OCDF	260 a,E,B	(75 - 141)			SW846 8290
	3760 a,E,	(75 - 141)	26	(0-45)	SW846 8290

(Continued on next page)

MATRIX SPIKE SAMPLE EVALUATION REPORT

Trace Level Organic Compounds

Client Lot #...: G9L170524 **Work Order #...**: LQ87A1AD-MS **Matrix.....**: SOLID
MS Lot-Sample #: G9L170524-004 LQ87A1AE-MSD

<u>INTERNAL STANDARDS</u>	<u>PERCENT RECOVERY</u>	<u>RECOVERY LIMITS</u>
13C-2,3,7,8-TCDD	59	(40 - 135)
	61	(40 - 135)
13C-1,2,3,7,8-PeCDD	56	(40 - 135)
	60	(40 - 135)
13C-1,2,3,6,7,8-HxCDD	61	(40 - 135)
	61	(40 - 135)
13C-1,2,3,4,6,7,8-HpCDD	53	(40 - 135)
	39 *	(40 - 135)
13C-OCDD	44	(40 - 135)
	39 *	(40 - 135)
13C-2,3,7,8-TCDF	61	(40 - 135)
	78	(40 - 135)
13C-1,2,3,7,8-PeCDF	62	(40 - 135)
	72	(40 - 135)
13C-1,2,3,4,7,8-HxCDF	58	(40 - 135)
	60	(40 - 135)
13C-1,2,3,4,6,7,8-HpCDF	50	(40 - 135)
	48	(40 - 135)

NOTE (S) :

-
- Calculations are performed before rounding to avoid round-off errors in calculated results.
 - Bold print denotes control parameters
 - Results and reporting limits have been adjusted for dry weight.
 - Q Estimated maximum possible concentration (EMPC).
 - a Spiked analyte recovery is outside stated control limits.
 - p Relative percent difference (RPD) is outside stated control limits
 - * Surrogate recovery is outside stated control limits.
 - CON Confirmation analysis.
 - E Estimated result. Result concentration exceeds the calibration range.
 - G Elevated reporting limit. The reporting limit is elevated due to matrix interference.
 - B Method blank contamination. The associated method blank contains the target analyte at a reportable level.

MATRIX SPIKE SAMPLE DATA REPORT

Trace Level Organic Compounds

Client Lot #...: G9L170524 Work Order #...: LQ87A1AD-MS Matrix.....: SOLID
 MS Lot-Sample #: G9L170524-004 LQ87A1AE-MSD
 Date Sampled...: 12/16/09 Date Received...: 12/17/09
 Prep Date.....: 12/23/09 Analysis Date...: 01/06/10
 Prep Batch #...: 9357203
 Dilution Factor: 0.97 % Moisture.....: 8.8

PARAMETER	SAMPLE	SPIKE	MEASRD	UNITS	PERCNT		METHOD
	AMOUNT	AMT	AMOUNT		RECVRY	RPD	
2,3,7,8-TCDD	27	21.5	45.8	pg/g	87 G,Q		SW846 8290
	27	20.6	51.7	pg/g	119 Q	12	SW846 8290
1,2,3,7,8-PeCDD	80	107	177	pg/g	90		SW846 8290
	80	103	197	pg/g	113	11	SW846 8290
1,2,3,4,7,8-HxCDD	45	107	158	pg/g	105		SW846 8290
	45	103	149	pg/g	101	5.8	SW846 8290
1,2,3,6,7,8-HxCDD	91	107	179	pg/g	82		SW846 8290
	91	103	213	pg/g	118	17	SW846 8290
1,2,3,7,8,9-HxCDD	70	107	114	pg/g	41 a		SW846 8290
	70	103	134	pg/g	62 a	16	SW846 8290
1,2,3,4,6,7,8-HpCDD	310	107	394	pg/g	79 a		SW846 8290
	310	103	565	pg/g	248	36	SW846 8290
OCDD	Qualifiers: a,p						
	540	215	704	pg/g	77 a		SW846 8290
2,3,7,8-TCDF	540	206	929	pg/g	190 a	28	SW846 8290
	2700	215	2350	pg/g	0.0		SW846 8290
1,2,3,7,8-PeCDF	Qualifiers: a,CON,E,G,B						
	2700	207	2850	pg/g	76	0.0	SW846 8290
2,3,4,7,8-PeCDF	Qualifiers: a,CON,E,G,B						
	2000	107	1900	pg/g	0.0		SW846 8290
1,2,3,4,7,8-HxCDF	Qualifiers: a,E						
	2000	103	2160	pg/g	185	0.0	SW846 8290
1,2,3,4,7,8-HxCDF	Qualifiers: a,E						
	1100	107	1130	pg/g	0.0		SW846 8290
1,2,3,4,7,8-HxCDF	Qualifiers: a,E						
	1100	103	1260	pg/g	111 E	0.0	SW846 8290
1,2,3,6,7,8-HxCDF	3300	107	4150	pg/g	827		SW846 8290
	Qualifiers: a,E,B						
1,2,3,6,7,8-HxCDF	3300	103	5170	pg/g	1840	22	SW846 8290
	Qualifiers: a,E,B						
2,3,4,6,7,8-HxCDF	2100	107	2130	pg/g	49		SW846 8290
	Qualifiers: a,E,B						
1,2,3,4,6,7,8-HxCDF	2100	103	2620	pg/g	524	21	SW846 8290
	Qualifiers: a,E,B						
1,2,3,7,8,9-HxCDF	420	107	538	pg/g	114		SW846 8290
	420	103	613	pg/g	192 a	13	SW846 8290
1,2,3,4,6,7,8-HpCDF	340	107	468	pg/g	115		SW846 8290
	340	103	423	pg/g	76	10	SW846 8290
1,2,3,4,6,7,8-HpCDF	8600	107	8450	pg/g	0.0		SW846 8290
	Qualifiers: a,E,B						
1,2,3,4,6,7,8-HpCDF	8600	103	9920	pg/g	1290	0.0	SW846 8290
	Qualifiers: a,E,B						

(Continued on next page)

MATRIX SPIKE SAMPLE DATA REPORT

Trace Level Organic Compounds

Client Lot #...: G9L170524 **Work Order #...**: LQ87A1AD-MS **Matrix.....**: SOLID
MS Lot-Sample #: G9L170524-004 LQ87A1AE-MSD

PARAMETER	SAMPLE	SPIKE	MEASRD	UNITS	PERCNT		METHOD
	AMOUNT	AMT	AMOUNT		RECVRY	RPD	
1,2,3,4,7,8,9-HpCDF	3700	107	3790	pg/g	111 E		SW846 8290
	3700	103	5040	pg/g	1330	28	SW846 8290
	Qualifiers: a,E						
OCDF	24000	215	24300	pg/g	260		SW846 8290
	24000	206	31500	pg/g	3760	26	SW846 8290
	Qualifiers: a,E,B						

INTERNAL STANDARDS	PERCENT	RECOVERY
	RECOVERY	LIMITS
13C-2,3,7,8-TCDD	59	(40 - 135)
	61	(40 - 135)
13C-1,2,3,7,8-PeCDD	56	(40 - 135)
	60	(40 - 135)
13C-1,2,3,6,7,8-HxCDD	61	(40 - 135)
	61	(40 - 135)
13C-1,2,3,4,6,7,8-HpCDD	53	(40 - 135)
	39 *	(40 - 135)
13C-OCDD	44	(40 - 135)
	39 *	(40 - 135)
13C-2,3,7,8-TCDF	61	(40 - 135)
	78	(40 - 135)
13C-1,2,3,7,8-PeCDF	62	(40 - 135)
	72	(40 - 135)
13C-1,2,3,4,7,8-HxCDF	58	(40 - 135)
	60	(40 - 135)
13C-1,2,3,4,6,7,8-HpCDF	50	(40 - 135)
	48	(40 - 135)

NOTE (S) :

- Calculations are performed before rounding to avoid round-off errors in calculated results.
- Bold print denotes control parameters
- Results and reporting limits have been adjusted for dry weight.
- Q Estimated maximum possible concentration (EMPC).
- a Spiked analyte recovery is outside stated control limits.
- p Relative percent difference (RPD) is outside stated control limits.
- * Surrogate recovery is outside stated control limits.
- CON Confirmation analysis.
- E Estimated result. Result concentration exceeds the calibration range.
- G Elevated reporting limit. The reporting limit is elevated due to matrix interference.
- B Method blank contamination. The associated method blank contains the target analyte at a reportable level.

ICV/CCV
Run Logs

Test America – West Sacramento



THE LEADER IN ENVIRONMENTAL TESTING

Initial Calibration Checklist
Dioxin Methods

ICAL ID ICA123120093D5(8290, 1613, TETRAS)

Method ID 8290, 1613B, Tetras Date Scanned 01/11/10

Column ID DB5 Instrument ID 3D5

STD ID's ST1231(B,C,D,E,F) STD Solution 09DXN422(23,25,26,56)

GC Program DIOXIN Multiplier Setting 350

Analyzed By JRB Date Analyzed 12/31/09

Prepared By JRB Date Prepared 01/04/10

Reviewed By M.G. Date Reviewed 1/6/10

ANALYSIS OFFICIAL	INITIALED	REVIEWED
Curve summary present?	✓	✓
Hardcopies of chromatograms for CS1-CS5 present?	✓	✓
Copy of log-file present?	✓	✓
Static resolution check present?	✓	✓
Target file RT's correct?	✓	✓
%RSD within method-specified limits?*	✓	✓
Signal-to-noise criteria met?	✓	✓
Isotopic ratios within limits?	✓	✓
High point free of saturation?	✓	✓
Are chromatographic windows correct?	✓	✓
Manual reintegration's checked and hardcopies included?	NA	NA

COMMENTS: CS3 13C-1,2,3,4-TCDD RT = 18.54 min 13C-1,2,3,7,8,9-HxCDD RT = 32.62 min

*Method 8290/TO9/M0023A: %RSD ≤20% for natives, ≤30% for labeled compounds; S/N ≥10
 Method 1613B: %RSD ≤ 20% natives, ≤30% labeled compounds; S/N ≥10
 Method 23: %RSD ≤ values specified in Table 5, Method 23; S/N ≥ 2.5

Dataset: C:\MassLynx\Default.pro\CA123120093D58290.qld

Last Altered: Thursday, December 31, 2009 13:37:23 Pacific Standard Time

Printed: Thursday, December 31, 2009 13:38:33 Pacific Standard Time

Method: C:\MassLynx\Default.PRO\MethDB\82903D5.mdb 31 Dec 2009 10:05:23
 Calibration: 31 Dec 2009 13:37:23

#	Name	RRF Mean	RRF SD	RRF %Rt SD
1	13C-1,2,3,4-TCDD	1.00000	0.00000	0.00000
2				
3	13C-2,3,7,8-TCDF	1.55387	0.10195	6.56127
4	2,3,7,8-TCDF	1.00894	0.03940	3.90512
5	Total TCDFs	1.00894	0.03940	3.90512
6				
7	13C-2,3,7,8-TCDD	0.93654	0.08265	8.82467
8	2,3,7,8-TCDD	1.13162	0.06094	5.38546
9	Total TCDDs	1.13162	0.06094	5.38546
10				
11	37CL-2,3,7,8-TCDD	1.13700	0.09172	8.06695
12				
13	13C-1,2,3,7,8-PeCDF	1.21534	0.12934	10.64235
14	1,2,3,7,8-PeCDF	1.03079	0.04663	4.52356
15	2,3,4,7,8-PeCDF	0.96399	0.04086	4.23834
16	Total F2 PeCDFs	0.99739	0.04369	4.38021
17	Total F1 PeCDFs	0.99739	0.04369	4.38021
18				
19	13C-1,2,3,7,8-PeCDD	0.74736	0.08018	10.72899
20	1,2,3,7,8-PeCDD	1.05672	0.03490	3.30300
21	Total PeCDDs	1.05672	0.03490	3.30300
22				
23	13C-1,2,3,7,8,9-HxCDD	1.00000	0.00000	0.00000
24				
25	13C-1,2,3,4,7,8-HxCDF	0.91641	0.07223	7.88160
26	1,2,3,4,7,8-HxCDF	1.24280	0.05687	4.57635
27	1,2,3,6,7,8-HxCDF	1.49524	0.06359	4.24985
28	2,3,4,6,7,8-HxCDF	1.31114	0.08139	6.20792
29	1,2,3,7,8,9-HxCDF	1.29097	0.15794	12.23447
30	Total HxCDFs	1.33529	0.08589	6.43214
31				
32	13C-1,2,3,6,7,8-HxCDD	0.80919	0.05547	6.85475
33	1,2,3,4,7,8-HxCDD	0.93261	0.05959	6.38974
34	1,2,3,6,7,8-HxCDD	1.18024	0.05154	4.36672
35	1,2,3,7,8,9-HxCDD	1.28282	0.21352	16.64444
36	Total HxCDDs	1.13189	0.10452	9.23374
37				
38	13C-1,2,3,4,6,7,8-HpCDF	0.81080	0.04083	5.03638
39	1,2,3,4,6,7,8-HpCDF	1.36387	0.07395	5.42218
40	1,2,3,4,7,8,9-HpCDF	1.11483	0.05881	6.17218
41	Total HpCDFs	1.23935	0.07020	5.66394
42				
43	13C-1,2,3,4,6,7,8-HpCDD	0.70743	0.03465	4.89747
44	1,2,3,4,6,7,8-HpCDD	1.04312	0.04748	4.55165
45	Total HpCDDs	1.04312	0.04748	4.55165
46				
47	13C-OCDD	0.51880	0.04360	8.40429

Dataset: C:\MassLynx\Default.pro\CA123120093D58290.qld

Last Altered: Thursday, December 31, 2009 13:37:23 Pacific Standard Time

Printed: Thursday, December 31, 2009 13:38:33 Pacific Standard Time

#	Name	RRF Mean	RRF SD	RRF %Rel SD
48	OCDF	1.40213	0.13119	9.35683
49	OCDD	1.19691	0.05139	4.29389
50				
51				
52	Function 1 PFK			
53	Function 2 PFK	16743.46550	16630.81420	99.32719
54	Function 3 PFK	7909.22500	521.22114	6.59004
55	Function 4 PFK	14980.66300	0.00000	0.00000
56	Function 5 PFK	3947.90350	3001.02553	76.01568
57	TCDF PCDPE	30.01200	0.00000	0.00000
58	F1 PeCDF PCDPE	45.97250	34.38590	74.79666
59	F2 PeCDF PCDPE	17.77400	16.24159	91.37835
60	HXCDF PCDPE	18.61100	20.51602	110.23600
61	HPCDF PCDPE	75.50100	34.84622	46.15333
62	OCDF PCDPE	85.06150	155.80506	183.16755

Dataset: C:\MassLynx\Default.pro\CA123120093D58290.qld

Last Altered: Thursday, December 31, 2009 13:37:23 Pacific Standard Time

Printed: Thursday, December 31, 2009 13:40:37 Pacific Standard Time

Method: C:\MassLynx\Default.PRO\MethDB\82903D5.mdb 31 Dec 2009 10:05:23

Calibration: 31 Dec 2009 13:37:23

Name: 31DE093D5_4, Date: 31-Dec-2009, Time: 10:01:21, ID: ST1231B, Description: CS-4 09DXN426

#	Name	Trace	RT	Response	RRF	Mod Date	Ratio	Ratio Flag
1	13C-1,2,3,4-TCDD	331.9368	18.56	1420005	1.00000		0.816	NO
2								
3	13C-2,3,7,8-TCDF	315.9419	18.01	2089299	1.47133		0.822	NO
4	2,3,7,8-TCDF	303.9016	18.03	879286	1.05213		0.802	NO
5	Total TCDFs	303.9016						
6								
7	13C-2,3,7,8-TCDD	331.9368	18.75	1221308	0.86007		0.837	NO
8	2,3,7,8-TCDD	319.8965	18.78	578690	1.18457		0.750	NO
9	Total TCDDs	319.8965						
10								
11	37CL-2,3,7,8-TCDD	327.8847	18.78	626572	1.10312			
12								
13	13C-1,2,3,7,8-PeCDF	351.9000	23.36	1622108	1.14233		1.650	NO
14	1,2,3,7,8-PeCDF	339.8597	23.39	3446922	1.06248		1.579	NO
15	2,3,4,7,8-PeCDF	339.8597	24.80	3199584	0.98624		1.569	NO
16	Total F2 PeCDFs	339.8597						
17	Total F1 PeCDFs	339.8597						
18								
19	13C-1,2,3,7,8-PeCDD	367.8949	25.54	1017507	0.71655		1.586	NO
20	1,2,3,7,8-PeCDD	355.8546	25.58	2197910	1.06005		1.577	NO
21	Total PeCDDs	355.8546						
22								
23	13C-1,2,3,7,8,9-HxCDD	401.8559	32.63	1329255	1.00000		1.169	NO
24								
25	13C-1,2,3,4,7,8-HxCDF	383.8639	31.28	1117948	0.84103		0.516	NO
26	1,2,3,4,7,8-HxCDF	373.8208	31.30	2917985	1.30506		1.222	NO
27	1,2,3,6,7,8-HxCDF	373.8208	31.44	3473916	1.55370		1.219	NO
28	2,3,4,6,7,8-HxCDF	373.8208	32.10	3085947	1.38018		1.222	NO
29	1,2,3,7,8,9-HxCDF	373.8208	32.82	3188715	1.42615		1.131	NO
30	Total HxCDFs	373.8208						
31								
32	13C-1,2,3,6,7,8-HxCDD	401.8559	32.34	997196	0.75019		1.323	NO
33	1,2,3,4,7,8-HxCDD	389.8157	32.26	1907055	0.95621		1.269	NO
34	1,2,3,6,7,8-HxCDD	389.8157	32.35	2500551	1.25379		1.294	NO
35	1,2,3,7,8,9-HxCDD	389.8157	32.65	3069165	1.53890		1.285	NO
36	Total HxCDDs	389.8157						
37								
38	13C-1,2,3,4,6,7,8-HpCDF	417.8253	34.18	1017841	0.76572		0.460	NO
39	1,2,3,4,6,7,8-HpCDF	407.7818	34.19	2934211	1.44139		1.081	NO
40	1,2,3,4,7,8,9-HpCDF	407.7818	35.30	2337867	1.14844		1.036	NO
41	Total HpCDFs	407.7818						
42								
43	13C-1,2,3,4,6,7,8-HpCDD	435.8169	34.98	904632	0.68056		1.075	NO
44	1,2,3,4,6,7,8-HpCDD	423.7766	34.99	1932789	1.06827		1.055	NO
45	Total HpCDDs	423.7766						
46								

Dataset: C:\MassLynx\Default.pro\ICA123120093D58290.qld

Last Altered: Thursday, December 31, 2009 13:37:23 Pacific Standard Time

Printed: Thursday, December 31, 2009 13:40:37 Pacific Standard Time

Name: 31DE093D5_4, Date: 31-Dec-2009, Time: 10:01:21, ID: ST1231B, Description: CS-4 09DXN426

#	Name	Trace	RT	Response	RRF	Mod.Date	Ratio	Ratio Flag
47	13C-OCDD	469.7779	37.44	1273461	0.47901		0.925	NO
48	OCDF	441.7428	37.54	3877326	1.52236		0.916	NO
49	OCDD	457.7377	37.45	3194833	1.25439		0.872	NO
50								
51								
52	Function 1 PFK	330.97...						
53	Function 2 PFK	342.97...	22.50	4984	4983.7...			
54	Function 3 PFK	380.97...	29.27	7541	7540.6...			
55	Function 4 PFK	430.97...						
56	Function 5 PFK	442.97...	39.30	6070	6069.9...			
57	TCDF PCDPE	375.8364						
58	F1 PeCDF PCDPE	409.79...						
59	F2 PeCDF PCDPE	409.7974						
60	HXCDF PCDPE	445.7555	33.02	24	23.836...			
61	HPCDF PCDPE	479.7165						
62	OCDF PCDPE	513.67...						

Dataset: C:\MassLynx\Default.pro\CA123120093D58290.qld

Last Altered: Thursday, December 31, 2009 13:37:23 Pacific Standard Time

Printed: Thursday, December 31, 2009 13:40:37 Pacific Standard Time

Name: 31DE093D5_5, Date: 31-Dec-2009, Time: 10:45:57, ID: ST1231C, Description: CS-3 09DXN425

#	Name	Trace	RJ	Response	RRF	Mod. Date	Ratio	Ratio/Flag
1	13C-1,2,3,4-TCDD	331.9368	18.54	1312762	1.00000		0.804	NO
2								
3	13C-2,3,7,8-TCDF	315.9419	17.98	2114301	1.61057		0.813	NO
4	2,3,7,8-TCDF	303.9016	18.01	218298	1.03248		0.798	NO
5	Total TCDFs	303.9016						
6								
7	13C-2,3,7,8-TCDD	331.9368	18.74	1272310	0.96919		0.796	NO
8	2,3,7,8-TCDD	319.8965	18.75	137033	1.07704		0.806	NO
9	Total TCDDs	319.8965						
10								
11	37CL-2,3,7,8-TCDD	327.8847	18.75	145624	1.10929			
12								
13	13C-1,2,3,7,8-PeCDF	351.9000	23.34	1576437	1.20085		1.626	NO
14	1,2,3,7,8-PeCDF	339.8597	23.36	835224	1.05964		1.593	NO
15	2,3,4,7,8-PeCDF	339.8597	24.77	781078	0.99094		1.568	NO
16	Total F2 PeCDFs	339.8597						
17	Total F1 PeCDFs	339.8597						
18								
19	13C-1,2,3,7,8-PeCDD	367.8949	25.52	982379	0.74833		1.649	NO
20	1,2,3,7,8-PeCDD	355.8546	25.56	516887	1.05232		1.599	NO
21	Total PeCDDs	355.8546						
22								
23	13C-1,2,3,7,8,9-HxCDD	401.8559	32.62	1198576	1.00000		1.335	NO
24								
25	13C-1,2,3,4,7,8-HxCDF	383.8639	31.27	1082151	0.90286		0.527	NO
26	1,2,3,4,7,8-HxCDF	373.8208	31.29	681870	1.26021		1.236	NO
27	1,2,3,6,7,8-HxCDF	373.8208	31.43	850724	1.57228		1.275	NO
28	2,3,4,6,7,8-HxCDF	373.8208	32.09	736683	1.36152		1.248	NO
29	1,2,3,7,8,9-HxCDF	373.8208	32.82	735482	1.35930		1.219	NO
30	Total HxCDFs	373.8208						
31								
32	13C-1,2,3,6,7,8-HxCDD	401.8559	32.33	949380	0.79209		1.303	NO
33	1,2,3,4,7,8-HxCDD	389.8157	32.25	470443	0.99105		1.224	NO
34	1,2,3,6,7,8-HxCDD	389.8157	32.34	555757	1.17078		1.284	NO
35	1,2,3,7,8,9-HxCDD	389.8157	32.63	653835	1.37739		1.207	NO
36	Total HxCDDs	389.8157						
37								
38	13C-1,2,3,4,6,7,8-HpCDF	417.8253	34.18	956415	0.79796		0.442	NO
39	1,2,3,4,6,7,8-HpCDF	407.7818	34.19	670059	1.40119		1.046	NO
40	1,2,3,4,7,8,9-HpCDF	407.7818	35.30	555302	1.16122		1.050	NO
41	Total HpCDFs	407.7818						
42								
43	13C-1,2,3,4,6,7,8-HpCDD	435.8169	34.98	844966	0.70497		1.069	NO
44	1,2,3,4,6,7,8-HpCDD	423.7766	34.99	439061	1.03924		1.080	NO
45	Total HpCDDs	423.7766						
46								
47	13C-OCDD	469.7779	37.44	1212003	0.50560		0.878	NO
48	OCDF	441.7428	37.54	885223	1.46076		0.931	NO
49	OCDD	457.7377	37.45	756308	1.24803		0.893	NO

Dataset: C:\MassLynx\Default.pro\CA123120093D58290.qld

Last Altered: Thursday, December 31, 2009 13:37:23 Pacific Standard Time

Printed: Thursday, December 31, 2009 13:40:37 Pacific Standard Time

Name: 31DE093D5_5, Date: 31-Dec-2009, Time: 10:45:57, ID: ST1231C, Description: CS-3 09DXN425

#	Name	Trace	RT	Response	RRF	Mod Date	Ratio	Ratio Flag
50								
51								
52	Function 1 PFK	330.97...						
53	Function 2 PFK	342.97...						
54	Function 3 PFK	380.97...						
55	Function 4 PFK	430.97...						
56	Function 5 PFK	442.97...						
57	TCDF PCDPE	375.8364						
58	F1 PeCDF PCDPE	409.79...	18.72		22 21.658...			
59	F2 PeCDF PCDPE	409.7974	22.10		19 19.066...			
60	HXCDF PCDPE	445.7555	33.08		17 16.703...			
61	HPCDF PCDPE	479.7165						
62	OCDF PCDPE	513.67...	37.57		7 6.61200			

Dataset: C:\MassLynx\Default\prol\CA123120093D58290.qld

Last Altered: Thursday, December 31, 2009 13:37:23 Pacific Standard Time

Printed: Thursday, December 31, 2009 13:40:37 Pacific Standard Time

Name: 31DE093D5_6, Date: 31-Dec-2009, Time: 11:27:05, ID: ST1231D, Description: CS-2 09DXN423

#	Name	Trace	RT	Response	RRF	Mod.Date	Ratio	Ratio Flag
1	13C-1,2,3,4-TCDD	331.9368	18.54	1339894	1.00000		0.803	NO
2								
3	13C-2,3,7,8-TCDF	315.9419	18.00	1933751	1.44321		0.805	NO
4	2,3,7,8-TCDF	303.9016	18.01	37379	0.96648		0.790	NO
5	Total TCDFs	303.9016						
6								
7	13C-2,3,7,8-TCDD	331.9368	18.74	1192946	0.89033		0.794	NO
8	2,3,7,8-TCDD	319.8965	18.75	25320	1.06122		0.769	NO
9	Total TCDDs	319.8965						
10								
11	37CL-2,3,7,8-TCDD	327.8847	18.75	27694	1.03345			
12								
13	13C-1,2,3,7,8-PeCDF	351.9000	23.34	1495722	1.11630		1.583	NO
14	1,2,3,7,8-PeCDF	339.8597	23.36	145439	0.97236		1.500	NO
15	2,3,4,7,8-PeCDF	339.8597	24.76	137024	0.91610		1.557	NO
16	Total F2 PeCDFs	339.8597						
17	Total F1 PeCDFs	339.8597						
18								
19	13C-1,2,3,7,8-PeCDD	367.8949	25.52	908118	0.67775		1.648	NO
20	1,2,3,7,8-PeCDD	355.8546	25.54	92439	1.01792		1.647	NO
21	Total PeCDDs	355.8546						
22								
23	13C-1,2,3,7,8,9-HxCDD	401.8559	32.61	1135542	1.00000		1.258	NO
24								
25	13C-1,2,3,4,7,8-HxCDF	383.8639	31.27	997611	0.87853		0.525	NO
26	1,2,3,4,7,8-HxCDF	373.8208	31.28	122414	1.22707		1.318	NO
27	1,2,3,6,7,8-HxCDF	373.8208	31.41	145606	1.45954		1.271	NO
28	2,3,4,6,7,8-HxCDF	373.8208	32.08	123386	1.23682		1.254	NO
29	1,2,3,7,8,9-HxCDF	373.8208	32.81	116973	1.17253		1.197	NO
30	Total HxCDFs	373.8208						
31								
32	13C-1,2,3,6,7,8-HxCDD	401.8559	32.31	891525	0.78511		1.247	NO
33	1,2,3,4,7,8-HxCDD	389.8157	32.24	77130	0.86515		1.403	NO
34	1,2,3,6,7,8-HxCDD	389.8157	32.33	101689	1.14062		1.197	NO
35	1,2,3,7,8,9-HxCDD	389.8157	32.62	98034	1.09962		1.285	NO
36	Total HxCDDs	389.8157						
37								
38	13C-1,2,3,4,6,7,8-HpCDF	417.8253	34.16	898132	0.79093		0.446	NO
39	1,2,3,4,6,7,8-HpCDF	407.7818	34.16	118917	1.32405		1.035	NO
40	1,2,3,4,7,8,9-HpCDF	407.7818	35.28	96704	1.07673		1.027	NO
41	Total HpCDFs	407.7818						
42								
43	13C-1,2,3,4,6,7,8-HpCDD	435.8169	34.97	768463	0.67674		1.074	NO
44	1,2,3,4,6,7,8-HpCDD	423.7766	34.98	81291	1.05784		1.112	NO
45	Total HpCDDs	423.7766						
46								
47	13C-OCDD	469.7779	37.43	1098842	0.48384		0.910	NO
48	OCDF	441.7428	37.53	148220	1.34888		0.859	NO
49	OCDD	457.7377	37.44	127501	1.16032		0.916	NO

Dataset: C:\MassLynx\Default\prol\CA123120093D58290.qld

Last Altered: Thursday, December 31, 2009 13:37:23 Pacific Standard Time

Printed: Thursday, December 31, 2009 13:40:37 Pacific Standard Time

Name: 31DE093D5_6, Date: 31-Dec-2009, Time: 11:27:05, ID: ST1231D, Description: CS-2 09DXN423

#	Name	Trace	RT	Response	RRF	Mod.Date	Ratio	Ratio Flag
50								
51								
52	Function 1 PFK	330.97...						
53	Function 2 PFK	342.97...	22.42	28503	28503...			
54	Function 3 PFK	380.97...	29.26	8278	8277.7...			
55	Function 4 PFK	430.97...						
56	Function 5 PFK	442.97...						
57	TCDF PCDPE	375.8364						
58	F1 PeCDF PCDPE	409.79...						
59	F2 PeCDF PCDPE	409.7974	22.16	1	0.92500			
60	HXCDF PCDPE	445.7555	33.04	51	50.659...			
61	HPCDF PCDPE	479.7165	35.32	51	50.861...			
62	OCDF PCDPE	513.67...	37.52	1	1.15200			

Dataset: C:\MassLynx\Default.pro\ICA123120093D58290.qid

Last Altered: Thursday, December 31, 2009 13:37:23 Pacific Standard Time

Printed: Thursday, December 31, 2009 13:40:37 Pacific Standard Time

Name: 31DE093D5_7, Date: 31-Dec-2009, Time: 12:09:24, ID: ST1231E, Description: CS-1 09DXN422

#	Name	Trace	RT	Response	RRF	Mod Date	Ratio	Ratio Flag
1	13C-1,2,3,4-TCDD	331.9368	18.54	1272298	1.00000		0.794	NO
2								
3	13C-2,3,7,8-TCDF	315.9419	18.00	1973915	1.55146		0.810	NO
4	2,3,7,8-TCDF	303.9016	18.01	9551	0.96771		0.862	NO
5	Total TCDFs	303.9016						
6								
7	13C-2,3,7,8-TCDD	331.9368	18.74	1141541	0.89723		0.800	NO
8	2,3,7,8-TCDD	319.8965	18.75	6822	1.19524		0.720	NO
9	Total TCDDs	319.8965						
10								
11	37CL-2,3,7,8-TCDD	327.8847	18.75	7372	1.15886			
12								
13	13C-1,2,3,7,8-PeCDF	351.9000	23.34	1498651	1.17791		1.635	NO
14	1,2,3,7,8-PeCDF	339.8597	23.38	37025	0.98823		1.488	NO
15	2,3,4,7,8-PeCDF	339.8597	24.77	34603	0.92357		1.578	NO
16	Total F2 PeCDFs	339.8597						
17	Total F1 PeCDFs	339.8597						
18								
19	13C-1,2,3,7,8-PeCDD	367.8949	25.53	904029	0.71055		1.635	NO
20	1,2,3,7,8-PeCDD	355.8546	25.56	23291	1.03055		1.717	NO
21	Total PeCDDs	355.8546						
22								
23	13C-1,2,3,7,8,9-HxCDD	401.8559	32.62	1010615	1.00000		1.170	NO
24								
25	13C-1,2,3,4,7,8-HxCDF	383.8639	31.27	1043345	1.03239		0.516	NO
26	1,2,3,4,7,8-HxCDF	373.8208	31.29	30099	1.15396		1.236	NO
27	1,2,3,6,7,8-HxCDF	373.8208	31.43	37165	1.42484		1.276	NO
28	2,3,4,6,7,8-HxCDF	373.8208	32.09	31536	1.20905		1.331	NO
29	1,2,3,7,8,9-HxCDF	373.8208	32.81	28076	1.07639		1.296	NO
30	Total HxCDFs	373.8208						
31								
32	13C-1,2,3,6,7,8-HxCDD	401.8559	32.33	907121	0.89759		1.256	NO
33	1,2,3,4,7,8-HxCDD	389.8157	32.25	19787	0.87251		1.351	NO
34	1,2,3,6,7,8-HxCDD	389.8157	32.34	25573	1.12765		1.294	NO
35	1,2,3,7,8,9-HxCDD	389.8157	32.63	23257	1.02552		1.194	NO
36	Total HxCDDs	389.8157						
37								
38	13C-1,2,3,4,6,7,8-HpCDF	417.8253	34.16	881865	0.87260		0.433	NO
39	1,2,3,4,6,7,8-HpCDF	407.7818	34.18	27677	1.25539		1.017	NO
40	1,2,3,4,7,8,9-HpCDF	407.7818	35.30	22317	1.01226		1.025	NO
41	Total HpCDFs	407.7818						
42								
43	13C-1,2,3,4,6,7,8-HpCDD	435.8169	34.98	771327	0.76323		1.038	NO
44	1,2,3,4,6,7,8-HpCDD	423.7766	34.98	18586	0.96386		1.078	NO
45	Total HpCDDs	423.7766						
46								
47	13C-OCDD	469.7779	37.43	1098084	0.54328		0.889	NO
48	OCDF	441.7428	37.54	32874	1.19749		0.957	NO
49	OCDD	457.7377	37.45	31350	1.14199		0.882	NO

Dataset: C:\MassLynx\Default.pro\ICA123120093D58290.qld

Last Altered: Thursday, December 31, 2009 13:37:23 Pacific Standard Time

Printed: Thursday, December 31, 2009 13:40:37 Pacific Standard Time

Name: 31DE093D5_7, Date: 31-Dec-2009, Time: 12:09:24, ID: ST1231E, Description: CS-1 09DXN422

#	Name	Trace	Rf	Response	RRF	Mod.Date	Ratio	Ratio Flag
50								
51								
52	Function 1 PFK	330.97...						
53	Function 2 PFK	342.97...						
54	Function 3 PFK	380.97...						
55	Function 4 PFK	430.97...						
56	Function 5 PFK	442.97...						
57	TCDF PCDPE	375.8364						
58	F1 PeCDF PCDPE	409.79...						
59	F2 PeCDF PCDPE	409.7974						
60	HXCDF PCDPE	445.7555	33.03		1	1.29700		
61	HPCDF PCDPE	479.7165						
62	OCDF PCDPE	513.67...	37.58		14	13.843...		

Dataset: C:\MassLynx\Default.pro\CA123120093D58290.qld

Last Altered: Thursday, December 31, 2009 13:37:23 Pacific Standard Time

Printed: Thursday, December 31, 2009 13:40:37 Pacific Standard Time

Name: 31DE093D5_8, Date: 31-Dec-2009, Time: 12:51:47, ID: ST1231F, Description: CS-5 09DXN456

#	Name	Trace	RT	Response	RRF	Mod Date	Ratio	Ratio Flag
1	13C-1,2,3,4-TCDD	331.9368	18.53	793468	1.00000		0.793	NO
2								
3	13C-2,3,7,8-TCDF	315.9419	17.98	1343177	1.69279		0.811	NO
4	2,3,7,8-TCDF	303.9016	18.00	2755940	1.02590		0.782	NO
5	Total TCDFs	303.9016						
6								
7	13C-2,3,7,8-TCDD	331.9368	18.74	845739	1.06588		0.763	NO
8	2,3,7,8-TCDD	319.8965	18.75	1928287	1.14000		0.783	NO
9	Total TCDDs	319.8965						
10								
11	37CL-2,3,7,8-TCDD	327.8847	18.75	2031754	1.28030			
12								
13	13C-1,2,3,7,8-PeCDF	351.9000	23.35	1142051	1.43932		1.597	NO
14	1,2,3,7,8-PeCDF	339.8597	23.38	12234024	1.07123		1.572	NO
15	2,3,4,7,8-PeCDF	339.8597	24.80	11455794	1.00309		1.556	NO
16	Total F2 PeCDFs	339.8597						
17	Total F1 PeCDFs	339.8597						
18								
19	13C-1,2,3,7,8-PeCDD	367.8949	25.56	701127	0.88362		1.658	NO
20	1,2,3,7,8-PeCDD	355.8546	25.58	7731709	1.10275		1.594	NO
21	Total PeCDDs	355.8546						
22								
23	13C-1,2,3,7,8,9-HxCDD	401.8559	32.63	890496	1.00000		1.300	NO
24								
25	13C-1,2,3,4,7,8-HxCDF	383.8639	31.28	825687	0.92722		0.513	NO
26	1,2,3,4,7,8-HxCDF	373.8208	31.30	10467074	1.26768		1.246	NO
27	1,2,3,6,7,8-HxCDF	373.8208	31.44	12144612	1.47085		1.241	NO
28	2,3,4,6,7,8-HxCDF	373.8208	32.09	11296523	1.36814		1.190	NO
29	1,2,3,7,8,9-HxCDF	373.8208	32.82	11728682	1.42048		1.192	NO
30	Total HxCDFs	373.8208						
31								
32	13C-1,2,3,6,7,8-HxCDD	401.8559	32.34	731065	0.82096		1.292	NO
33	1,2,3,4,7,8-HxCDD	389.8157	32.25	7150555	0.97810		1.267	NO
34	1,2,3,6,7,8-HxCDD	389.8157	32.35	8833819	1.20835		1.291	NO
35	1,2,3,7,8,9-HxCDD	389.8157	32.65	10035157	1.37268		1.295	NO
36	Total HxCDDs	389.8157						
37								
38	13C-1,2,3,4,6,7,8-HpCDF	417.8253	34.18	736263	0.82680		0.459	NO
39	1,2,3,4,6,7,8-HpCDF	407.7818	34.18	10288154	1.39735		1.038	NO
40	1,2,3,4,7,8,9-HpCDF	407.7818	35.30	8654961	1.17553		1.044	NO
41	Total HpCDFs	407.7818						
42								
43	13C-1,2,3,4,6,7,8-HpCDD	435.8169	34.98	633728	0.71166		1.081	NO
44	1,2,3,4,6,7,8-HpCDD	423.7766	34.99	6884594	1.08636		1.038	NO
45	Total HpCDDs	423.7766						
46								
47	13C-OCDD	469.7779	37.43	1036980	0.58225		0.897	NO
48	OCDF	441.7428	37.53	15359181	1.48114		0.922	NO
49	OCDD	457.7377	37.44	12234312	1.17980		0.874	NO

Dataset: C:\MassLynx\Default.pro\CA123120093D58290.qld

Last Altered: Thursday, December 31, 2009 13:37:23 Pacific Standard Time

Printed: Thursday, December 31, 2009 13:40:37 Pacific Standard Time

Name: 31DE093D5_8, Date: 31-Dec-2009, Time: 12:51:47, ID: ST1231F, Description: CS-5 09DXN456

#	Name	Trace	RT	Response	RRF	Mod.Date	Ratio	Ratio Flag
50								
51								
52	Function 1 PFK	330.97...						
53	Function 2 PFK	342.97...						
54	Function 3 PFK	380.97...						
55	Function 4 PFK	430.97...	34.75	14981	14980...			
56	Function 5 PFK	442.97...	39.26	1826	1825.8...			
57	TCDF PCDPE	375.8364	14.93	30	30.012...			
58	F1 PeCDF PCDPE	409.79...	18.68	70	70.287...			
59	F2 PeCDF PCDPE	409.7974	22.01	33	33.331...			
60	HXCDF PCDPE	445.7555	32.99	1	0.56000			
61	HPCDF PCDPE	479.7165	35.31	100	100.14...			
62	OCDF PCDPE	513.67...	37.54	319	318.63...			

Sample List Report

MassLynx 4.1

Sample List: C:\MassLynx\Default.pro\Sampledb\31DE093D5.SPL
Last Modified: Thursday, December 31, 2009 11:35:40 Pacific Standard Time
Printed: Thursday, December 31, 2009 14:26:38 Pacific Standard Time

Page 1 of 2

Page Position (1, 1)

	File Name	File Text	Sample ID	Meth/Matrix	BOX #	Sample Size	Units	Bottle	FV_uL
1	31DE093D5_1	CS-3 09DXN384	ST1231	---	---	1.000000	---	Tray01:1	---
2	31DE093D5_2	DB5 CPSM 3732-04	CP1231	---	---	1.000000	---	Tray01:2	---
3	31DE093D5_3	CS-5 09DXN455	ST1231A	---	---	1.000000	---	Tray01:3	---
4	31DE093D5_4	CS-4 09DXN426	ST1231B	---	---	1.000000	---	Tray01:4	---
5	31DE093D5_5	CS-3 09DXN425	ST1231C	---	---	1.000000	---	Tray01:5	---
6	31DE093D5_6	CS-2 09DXN423	ST1231D	---	---	1.000000	---	Tray01:6	---
7	31DE093D5_7	CS-1 09DXN422	ST1231E	---	---	1.000000	---	Tray01:7	---
8	31DE093D5_8	CS-5 09DXN456	ST1231F	---	---	1.000000	---	Tray01:8	---
9	31DE093D5_9	Solvent Blank C-14	SB1231	---	---	1.000000	---	Tray01:9	---
10	31DE093D5_10	2nd Source 09DXN300	ST1231G	1613B/8290	---	1.000000	---	Tray01:10	20
11	31DE093D5_11	DB5 CPSM 3732-04	CP1231A	---	---	1.000000	---	Tray01:11	---

Sample List Report

MassLynx 4.1

Sample List: C:\MassLynx\Default.pro\Sampled\31DE093D5.SPL
 Last Modified: Thursday, December 31, 2009 11:35:40 Pacific Standard Time
 Printed: Thursday, December 31, 2009 14:26:38 Pacific Standard Time

Page 2 of 2

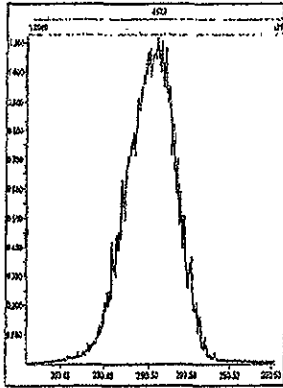
Page Position (2, 1)

Inj Vol	Sam Typ	Analyst	MS File	Inl File	ConA	ConB	ConC	ConD	ConE	ConF	ConG
2.000000	Analyte	JRB	Dioxin3D5	dioxin	10	50	100	100	200	10	100
2.000000	Analyte	JRB	Dioxin3D5	dioxin	---	---	---	---	---	---	---
2.000000	Standard	JRB	Dioxin3D5	dioxin	200	1000	2000	100	200	200	100
2.000000	Standard	JRB	Dioxin3D5	dioxin	40	200	400	100	200	40	100
2.000000	Standard	JRB	Dioxin3D5	dioxin	10	50	100	100	200	10	100
2.000000	Standard	JRB	Dioxin3D5	dioxin	2	10	20	100	200	2	100
2.000000	Standard	JRB	Dioxin3D5	dioxin	0.5	2.5	5	100	200	0.5	100
2.000000	Standard	JRB	Dioxin3D5	dioxin	200	1000	2000	100	200	200	100
2.000000	Analyte	JRB	Dioxin3D5	dioxin	---	---	---	---	---	---	---
2.000000	Analyte	JRB	Dioxin3D5	dioxin	---	---	---	2000	4000	200	2000
2.000000	Analyte	JRB	Dioxin3D5	dioxin	---	---	---	---	---	---	---

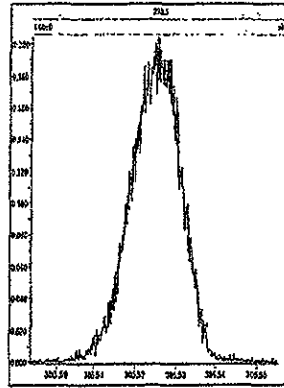
File: Experiment: Dioxin3D5.exp Reference: Pfk.ref Function: 1 @ 200 (ppm)

Printed: Thursday, December 31, 2009 08:18:58 Pacific Standard Time

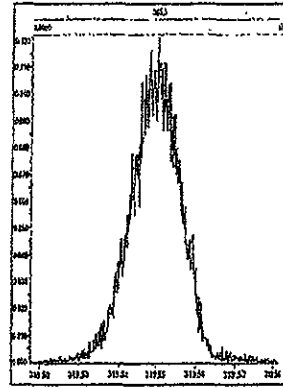
M 292.9824 R 11163



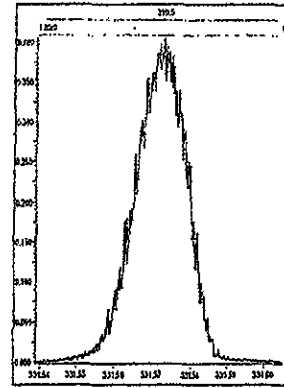
M 304.9824 R 11162



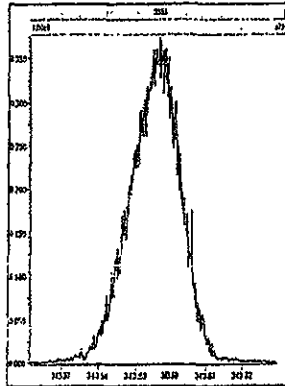
M 318.9792 R 10823



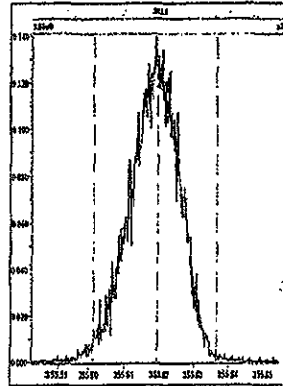
M 330.9792 R 10822



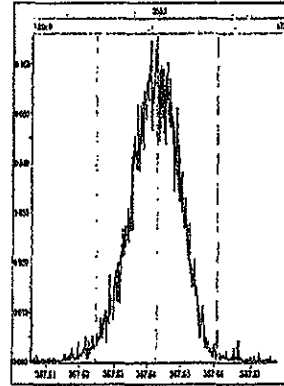
M 342.9792 R 10779



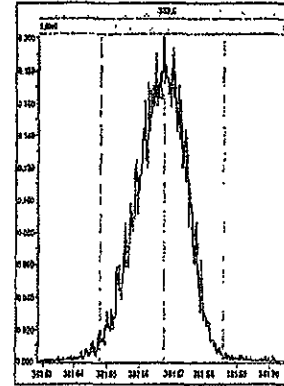
M 354.9792 R 11059



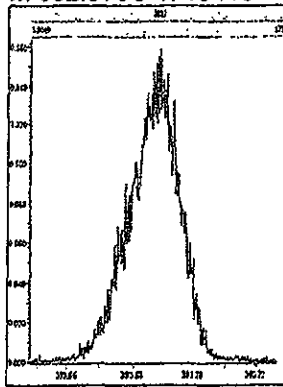
M 366.9792 R 11412



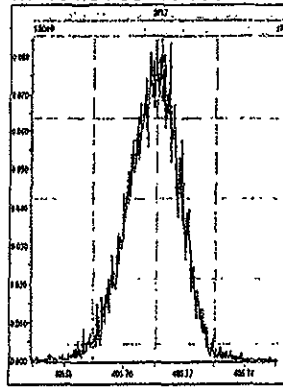
M 380.9760 R 10505



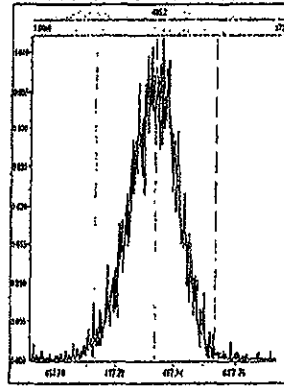
M 392.9760 R 10416



M 404.9760 R 10503



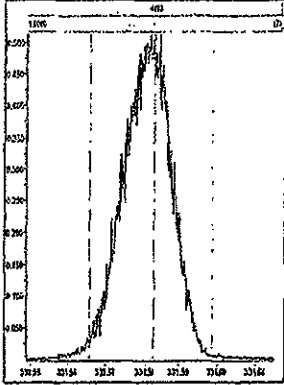
M 416.9760 R 11470



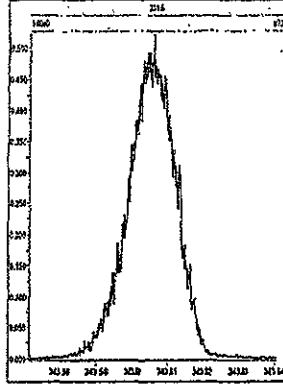
File: Experiment Dioxin3D5.exp Reference: Pfk.ref Function: 2 @ 200 (ppm)

Printed: Thursday, December 31, 2009 08:19:21 Pacific Standard Time

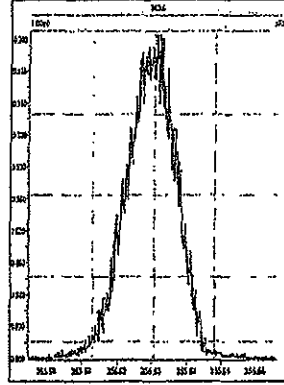
M 330.9792 R 11057



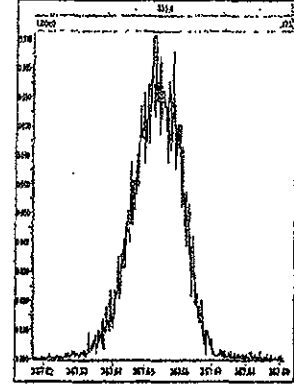
M 342.9792 R 11209



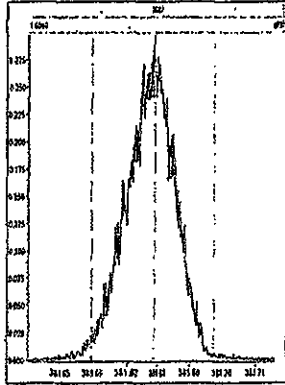
M 354.9792 R 11213



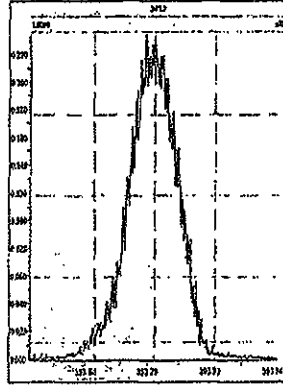
M 366.9792 R 11963



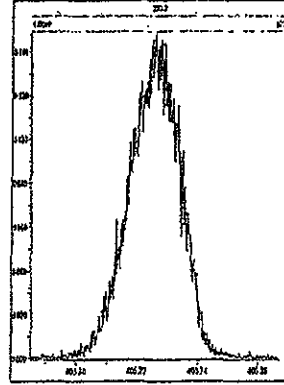
M 380.9760 R 10685



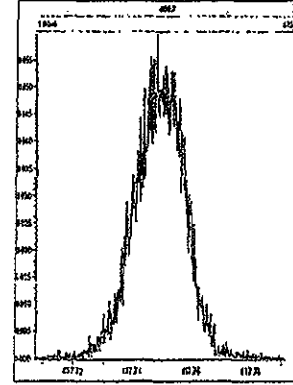
M 392.9760 R 11574



M 404.9760 R 11110



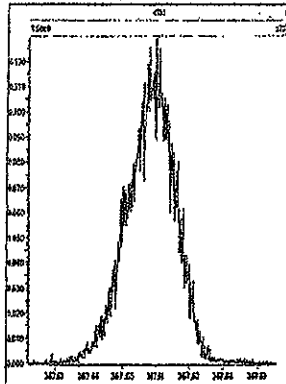
M 416.9760 R 10967



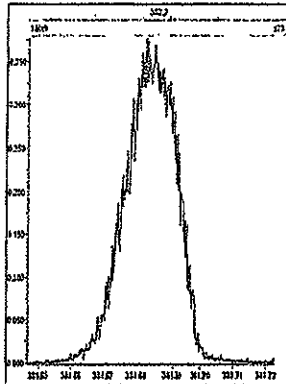
File: Experiment: Dioxin3D5.exp Reference: Pfk.ref Function: 3 @ 200 (ppm)

Printed: Thursday, December 31, 2009 08:19:50 Pacific Standard Time

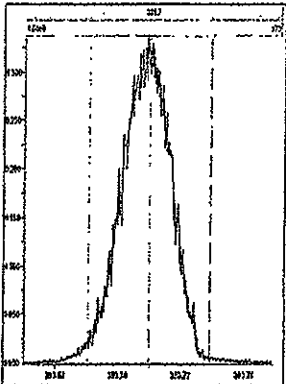
M 366.9792 R 11518



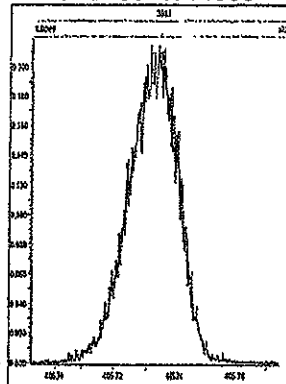
M 380.9760 R 11162



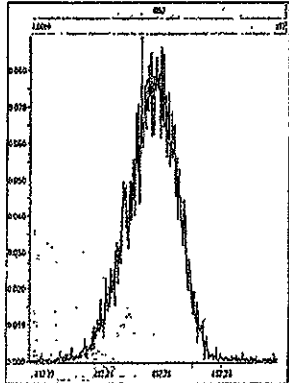
M 392.9760 R 11062



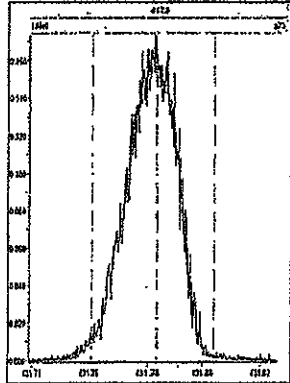
M 404.9760 R 11363



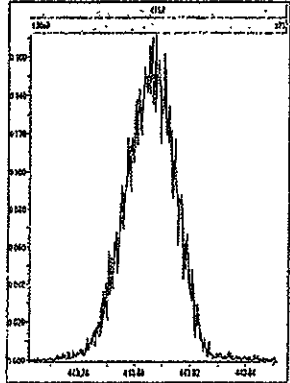
M 416.9760 R 10868



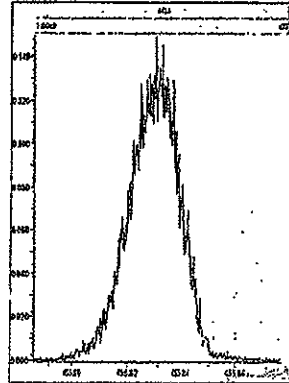
M 430.9728 R 10915



M 442.9728 R 10774



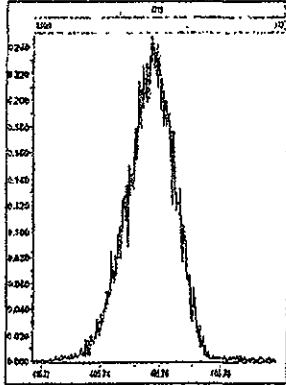
M 454.9728 R 11309



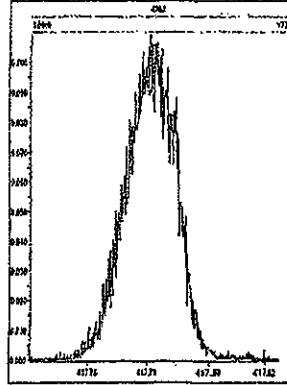
File: Experiment: Dioxin3D5.exp Reference: Pfk.ref Function: 4 @ 200 (ppm)

Printed: Thursday, December 31, 2009 08:20:17 Pacific Standard Time

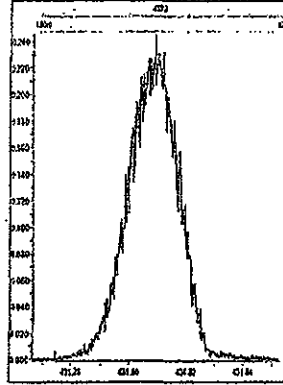
M 404.9760 R 11211



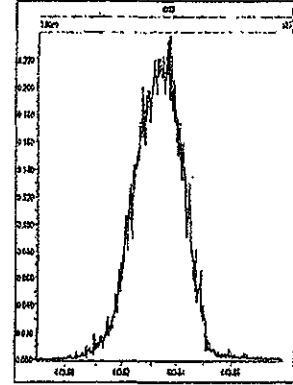
M 416.9760 R 11261



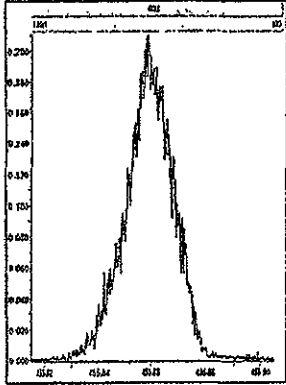
M 430.9728 R 10916



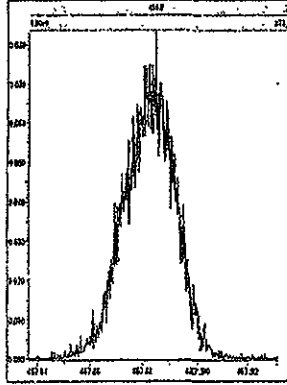
M 442.9728 R 11519



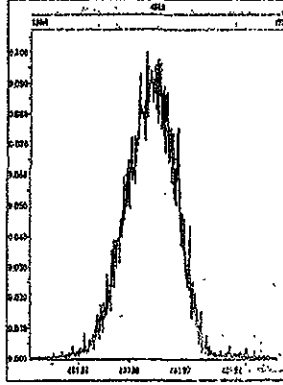
M 454.9728 R 11466



M 466.9728 R 11793



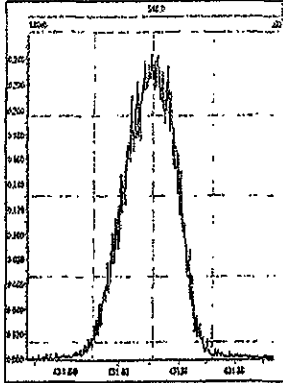
M 480.9696 R 11309



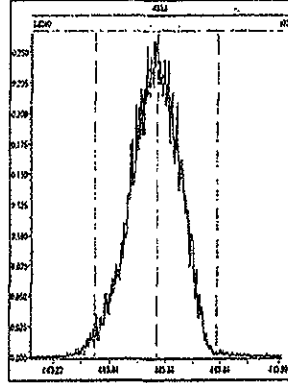
File: Experiment Dioxin3D5.exp Reference: Pfk.ref Function: 5 @ 200 (ppm)

Printed: Thursday, December 31, 2009 08:20:54 Pacific Standard Time

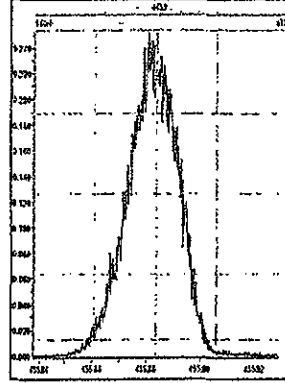
M 430.9728 R 10965



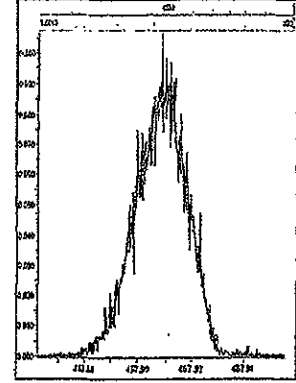
M 442.9728 R 10916



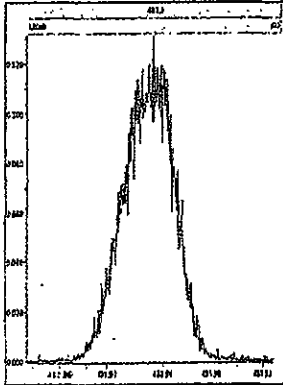
M 454.9728 R 10915



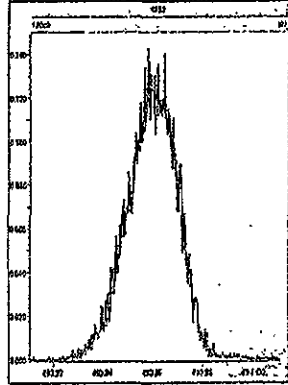
M 466.9728 R 10681



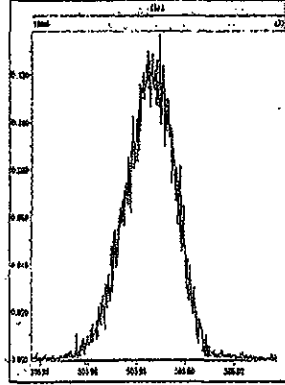
M 480.9696 R 11162



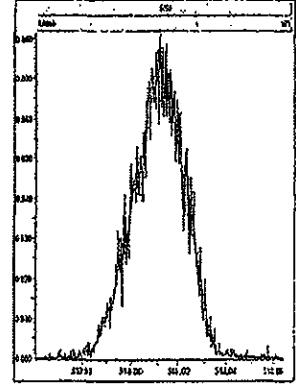
M 492.9696 R 10965



M 504.9696 R 10504



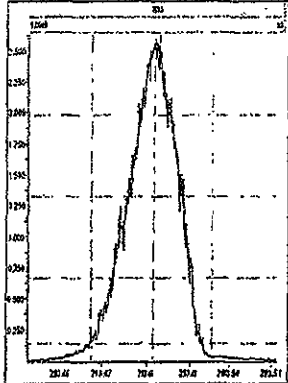
M 516.9697 R 11463



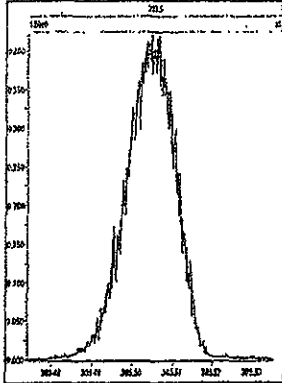
File: Experiment: Dioxin3D5.exp Reference: Pfk.ref Function: 1 @ 200 (ppm)

Printed: Thursday, December 31, 2009 16:33:01 Pacific Standard Time

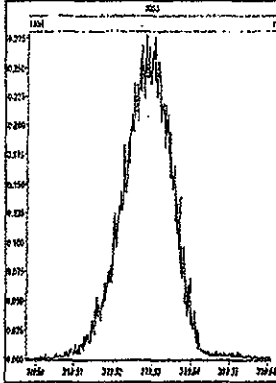
M 292.9824 R 11162



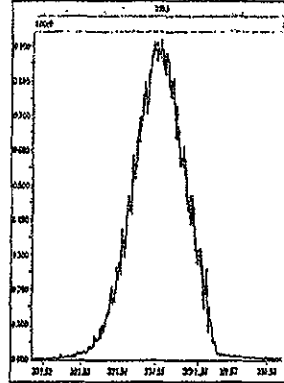
M 304.9824 R 11062



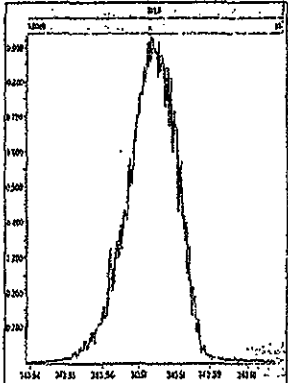
M 318.9792 R 11013



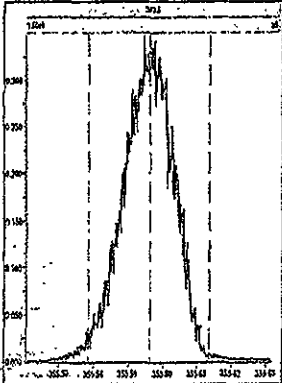
M 330.9792 R 10592



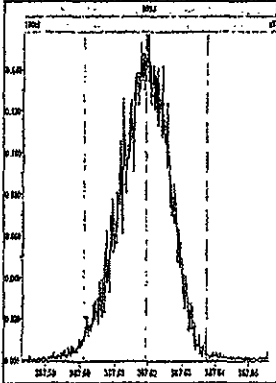
M 342.9792 R 10920



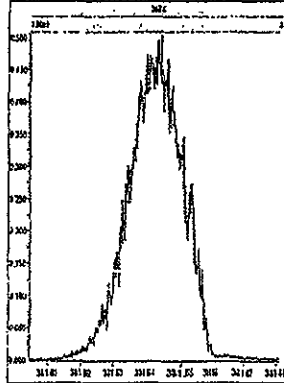
M 354.9792 R 11113



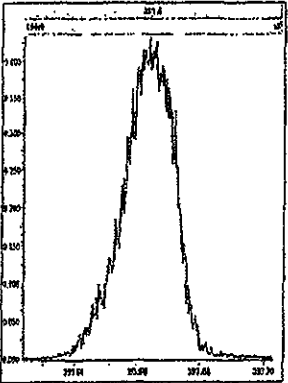
M 366.9792 R 10870



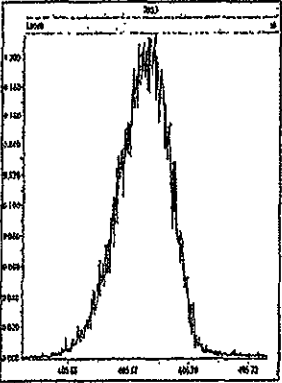
M 380.9760 R 10961



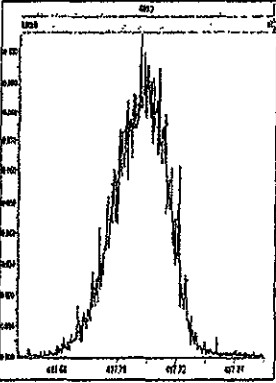
M 392.9760 R 10683



M 404.9760 R 10248



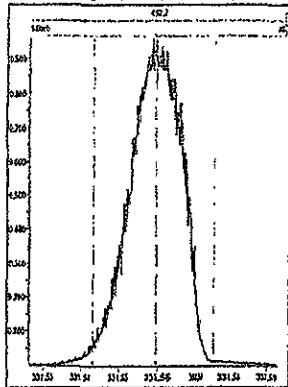
M 416.9760 R 10289



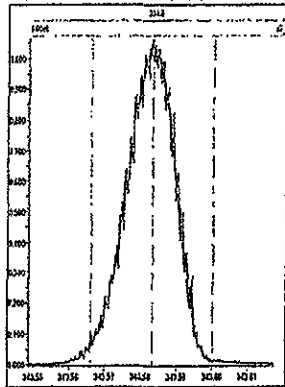
File: Experiment: Dioxin3D5.exp Reference: Pfk.ref Function: 2 @ 200 (ppm)

Printed: Thursday, December 31, 2009 16:34:31 Pacific Standard Time

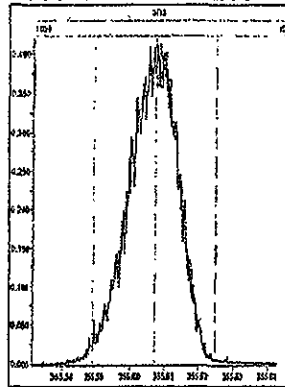
M 330.9792 R 11110



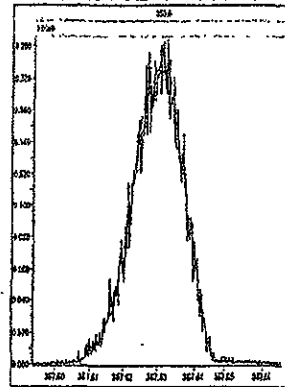
M 342.9792 R 10920



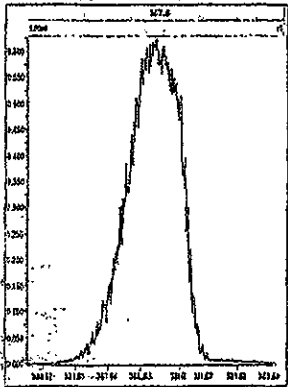
M 354.9792 R 11208



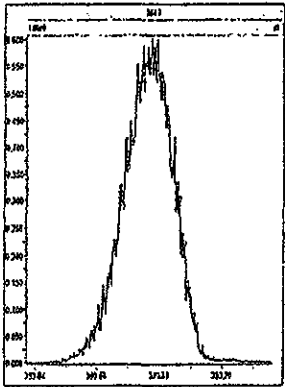
M 366.9792 R 11416



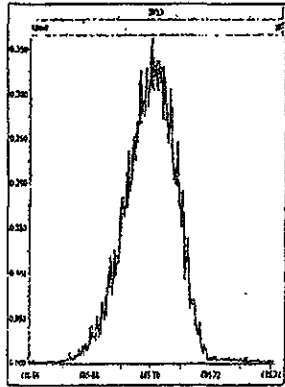
M 380.9760 R 11161



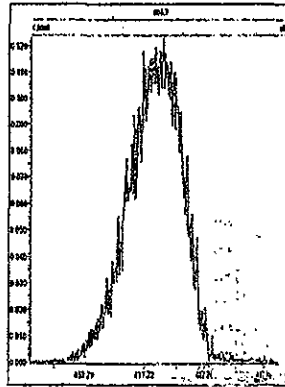
M 392.9760 R 11261



M 404.9760 R 10916



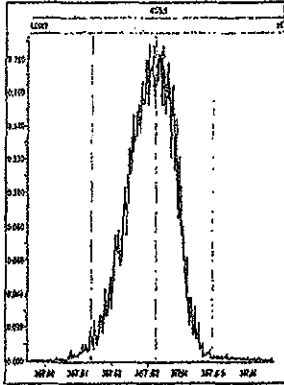
M 416.9760 R 10546



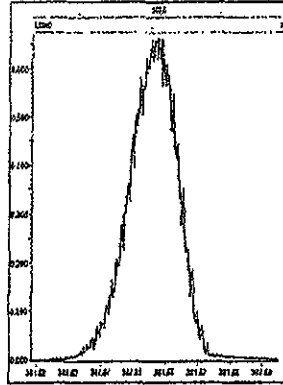
File: Experiment: Dioxin3D5.exp Reference: Pfk.ref Function: 3 @ 200 (ppm)

Printed: Thursday, December 31, 2009 16:36:49 Pacific Standard Time

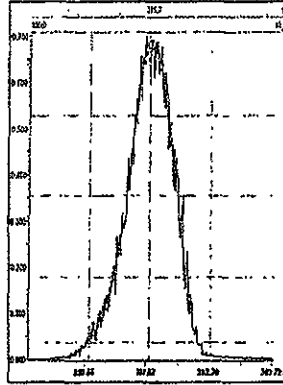
M 366.9792 R 11464



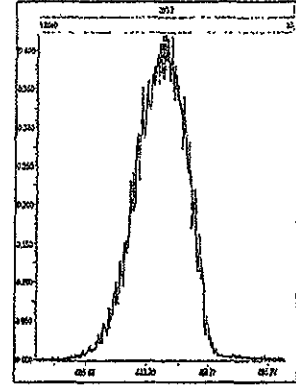
M 380.9760 R 11262



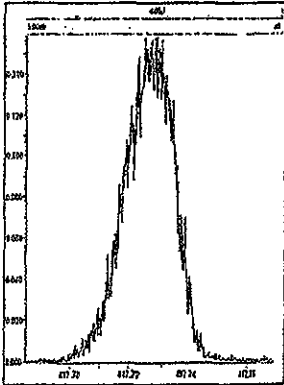
M 392.9760 R 10917



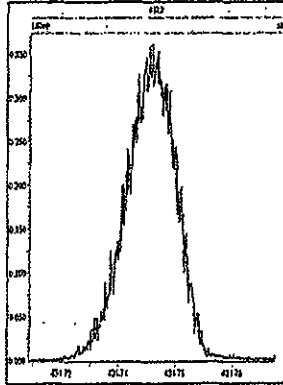
M 404.9760 R 10683



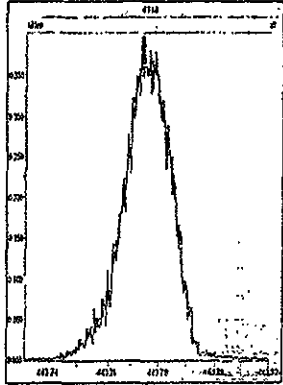
M 416.9760 R 11213



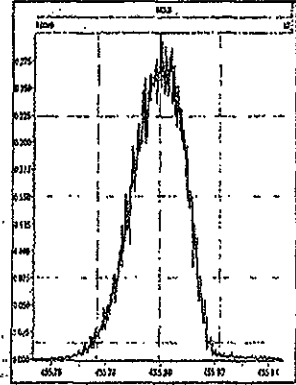
M 430.9728 R 10774



M 442.9728 R 10866



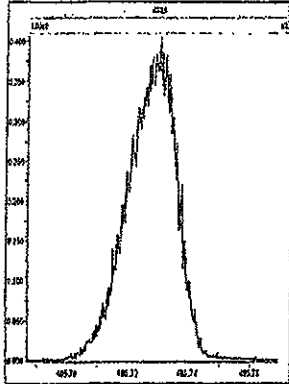
M 454.9728 R 10917



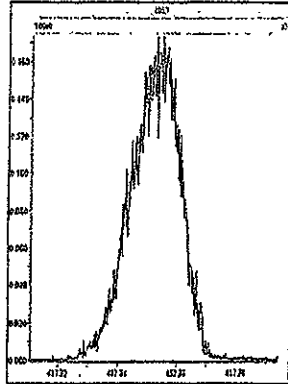
File: Experiment: Dioxin3D5.exp Reference: Pfk.ref Function: 4 @ 200 (ppm)

Printed: Thursday, December 31, 2009 16:38:32 Pacific Standard Time

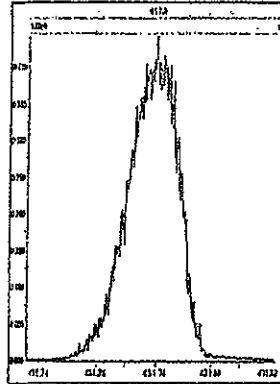
M 404.9760 R 10916



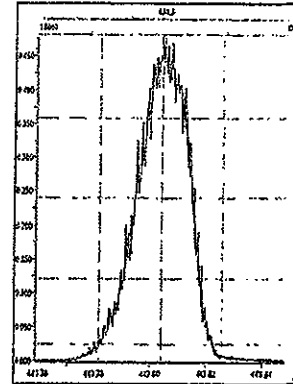
M 416.9760 R 11681



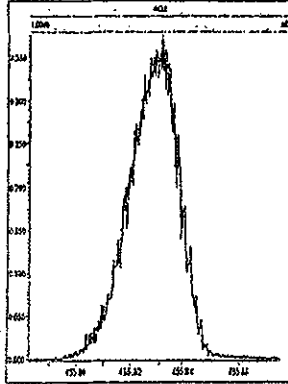
M 430.9728 R 11012



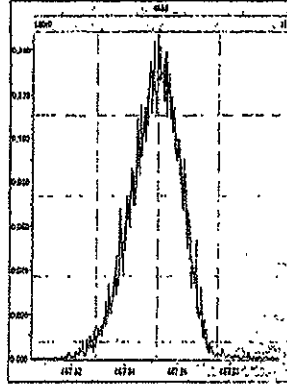
M 442.9728 R 10731



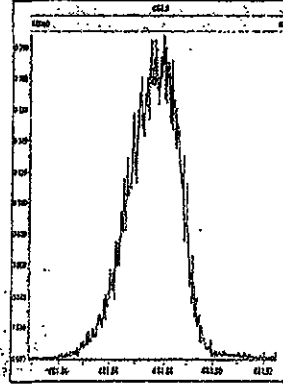
M 454.9728 R 10870



M 466.9728 R 11468



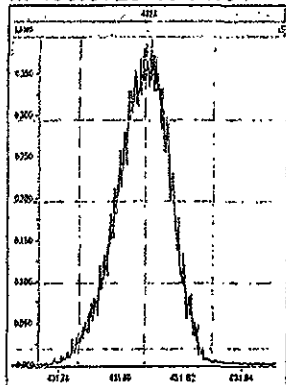
M 480.9696 R 10729



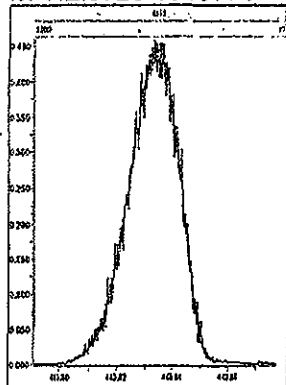
File: Experiment: Dioxin3D5.exp Reference: Pfk.ref Function: 5 @ 200 (ppm)

Printed: Thursday, December 31, 2009 16:39:20 Pacific Standard Time

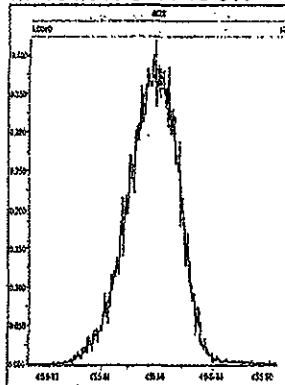
M 430.9728 R 11061



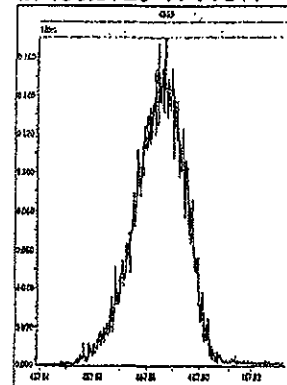
M 442.9728 R 10774



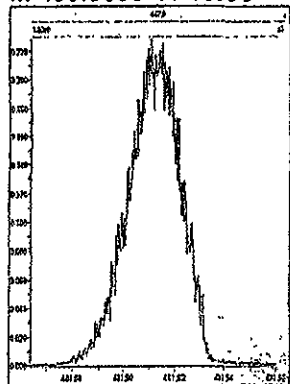
M 454.9728 R 10595



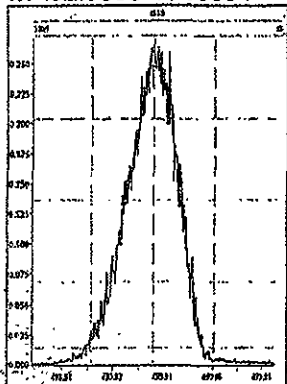
M 466.9728 R 11014



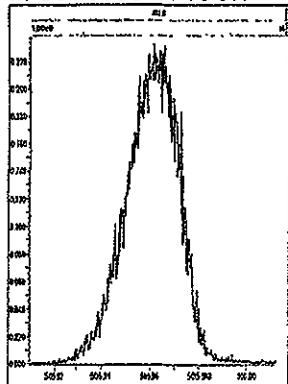
M 480.9696 R 10505



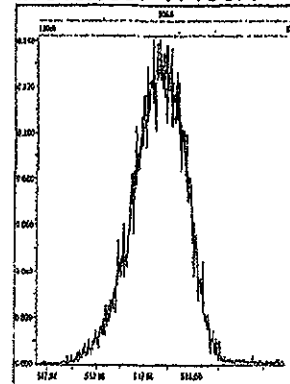
M 492.9696 R 10504

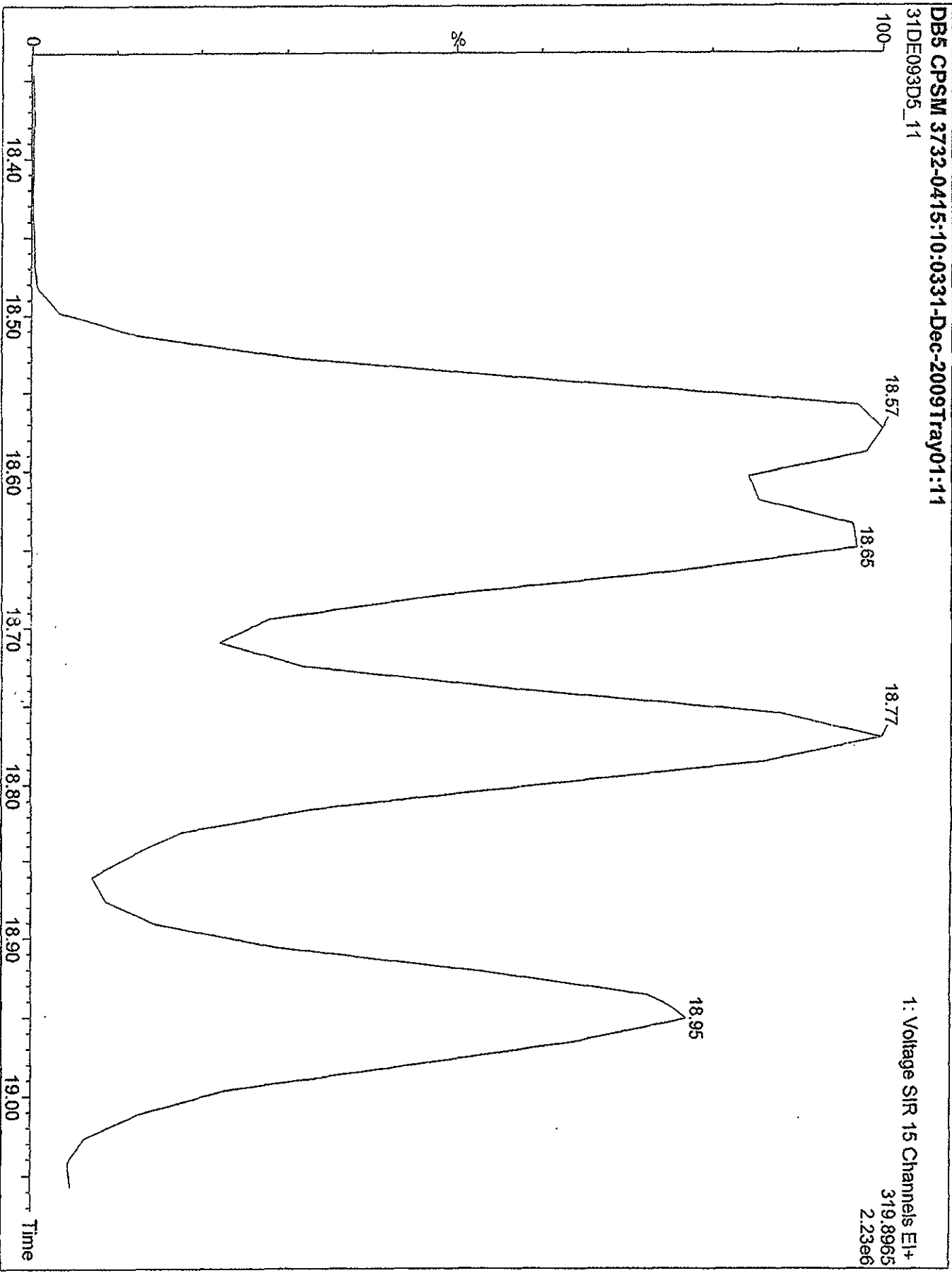


M 504.9696 R 10869



M 516.9697 R 10871





Quantity Sample Summary Report MassLynx 4.1

Dataset: C:\MassLynx\Default\prot31DE093D51613.qld

Last Altered: Monday, January 04, 2010 10:57:03 Pacific Standard Time
 Printed: Monday, January 04, 2010 10:57:45 Pacific Standard Time

Method: C:\MassLynx\Default\PROIMethodB161338D5.mdb 04 Jan 2010 10:11:47
 Calibration: C:\MassLynx\Default\PROICurveDB\ICA123120093D51613.cdb 04 Jan 2010 10:06:26

Name: 31DE093D5_10, Date: 31-Dec-2009, Time: 14:27:48, ID: ST1231G, Description: 2nd Source 09DXN300, Task:

Name	Trace	Sample Size	RT	Ptd RT	RR	RRM	Abs Resp	Conc	EMRC	%Rec	EDL	Ratio	Ptd Ratio	Ratio	Mod Date
1 13C-1,2,3,4-TCDD	331.9368	1.000	18.54	18.53	1.000	1.000	1063948.84	2000.0000	2000.0000	100.0	2.1118	0.820	0.770	NO	
3 13C-2,3,7,8-TCDF	315.9419	1.000	17.98	18.01	1.554	1.554	1712789.94	2066.2115	2066.2115	103.3	1.5189	0.809	0.770	NO	
4 2,3,7,8-TCDF	303.9016	1.000	18.00	18.00	1.009	1.009	161177.95	186.5371	186.5371		0.5204	0.818	0.770	NO	
5 Total TCDFs	303.9016	1.000		21.44	1.009			186.5371	186.5371		0.5204				
7 13C-2,3,7,8-TCDD	331.9368	1.000	18.74	18.74	0.937	0.937	1059406.47	2120.4276	2120.4276	106.0	2.2549	0.796	0.770	NO	
8 2,3,7,8-TCDD	319.8965	1.000	18.75	18.77	1.132	1.132	113366.15	189.1262	189.1262		0.6492	0.785	0.770	NO	
9 Total TCDDs	319.8965	1.000		22.69	1.132			189.1262	189.1262		0.6492				
1 37CL-2,3,7,8-TCDD	327.8847	1.000	18.75	18.77	1.137	1.137	130237.05	214.7136	0.0000	107.4	0.4963				
3 13C-1,2,3,7,8-PeCDF	351.9000	1.000	23.35	23.35	1.215	1.215	1365433.44	2106.0024	2106.0024	105.3	4.4658	1.587	1.550	NO	
4 1,2,3,7,8-PeCDF	339.8597	1.000	23.37	23.38	1.031	1.031	342023.53	486.0103	486.0103		1.3910	1.597	1.550	NO	
5 13C-2,3,4,7,8-PeCDF	351.9000	1.000	24.75	24.76	1.162	1.162	1308203.25	2110.6471	2110.6471	105.5	4.6924	1.588	1.550	NO	
6 2,3,4,7,8-PeCDF	339.8597	1.000	24.79	24.78	1.009	1.009	315626.23	478.1879	478.1879		1.5357	1.567	1.550	NO	
7 Total F2 PeCDFs	339.8597	1.000		34.47	1.020			964.1982	964.1982		1.4614				
8 Total F1 PeCDFs	339.8597	1.000		36.56	1.020			0.1380	0.0586		0.4218				
0 13C-1,2,3,7,8-PeCDD	367.8949	1.000	25.53	25.53	0.747	0.747	837136.19	2099.6740	2099.6740	105.0	3.1501	1.627	1.550	NO	
1 1,2,3,7,8-PeCDD	355.8546	1.000	25.56	25.57	1.057	1.057	208896.13	472.2864	472.2864		1.7729	1.565	1.550	NO	
2 Total PeCDDs	355.8546	1.000		31.10	1.057			472.2864	472.2864		1.7729				
4 13C-1,2,3,7,8,9-HxCDD	401.8559	1.000	32.62	32.63	1.000	1.000	840037.28	2000.0000	2000.0000	100.0	2.6101	1.400	1.240	NO	
5 13C-1,2,3,4,7,8-HxCDF	383.8639	1.000	31.27	31.27	0.918	0.918	923643.31	2395.8349	2395.8349	119.8	5.3192	0.506	0.510	NO	
7 1,2,3,4,7,8-HxCDF	373.8208	1.000	31.29	31.29	1.243	1.243	268153.58	467.2708	467.2708		1.4546	1.213	1.240	NO	
8 13C-1,2,3,6,7,8-HxCDF	383.8639	1.000	31.41	31.41	1.187	1.187	1218976.28	2445.4451	2445.4451	122.3	4.1139	0.528	0.510	NO	
9 1,2,3,6,7,8-HxCDF	373.8208	1.000	31.43	31.43	1.142	1.142	325230.11	467.1510	467.1510		1.3328	1.231	1.240	NO	
0 13C-2,3,4,6,7,8-HxCDF	383.8639	1.000	32.08	32.08	1.016	1.016	992183.03	2324.5818	2324.5818	116.2	4.8045	0.535	0.510	NO	
31 2,3,4,6,7,8-HxCDF	373.8208	1.000	32.09	32.09	1.190	1.190	278103.55	471.2123	471.2123		1.3581	1.289	1.240	NO	

Quantity Sample Summary Report MassLynx 4.1

Dataset: C:\MassLynx\Default\proj31DE093D51613.qld

Last Altered: Monday, January 04, 2010 10:57:03 Pacific Standard Time
 Printed: Monday, January 04, 2010 10:57:45 Pacific Standard Time

Name: 31DE093D5_10, Date: 31-Dec-2009, Time: 14:27:48, ID: ST1231G, Description: 2nd Source 09DXN300, Task:

Name	Tag	Sample Size	RT	Prod RT	RRF	M	Abs Resp	Conc	EMPC	%Rec	EDL	Ratio	Prod Ratio	Ratio	Mod Date
2 13C-1,2,3,7,8,9-HxCDF	389.8639	1.000	32.79	32.79	1.018	888742.63	2078.4664	2078.4664	103.9	4.7958	0.522	0.510	NO		
3 1,2,3,7,8,9-HxCDF	373.8208	1.000	32.81	32.81	1.126	248286.28	498.2449	498.2449	103.9	1.7126	1.365	1.240	NO		
4 Total HxCDFs	373.8208	1.000			0.00		1901.8790	1901.8790		1.4471					
5															
6 13C-1,2,3,4,7,8-HxCDD	401.8559	1.000	32.24	32.24	0.718	673843.38	2234.9032	2234.9032	111.7	3.6360	1.300	1.240	NO		
7 1,2,3,4,7,8-HxCDD	389.8157	1.000	32.25	32.25	1.057	179712.40	504.5186	504.5186		1.5332	1.272	1.240	NO		
8 13C-1,2,3,6,7,8-HxCDD	401.8559	1.000	32.33	32.33	0.810	847160.59	2489.9660	2489.9660	124.5	3.2222	1.308	1.240	NO		
9 1,2,3,6,7,8-HxCDD	389.8157	1.000	32.34	32.34	1.182	232090.67	463.6093	463.6093		1.3176	1.264	1.240	NO		
10 1,2,3,7,8,9-HxCDD	389.8157	1.000	32.63	32.62	1.364	210828.04	406.5224	406.5224		1.1625	1.241	1.240	NO		
11 Total HxCDDs	389.8157	1.000			0.00		1374.6482	1374.6482		1.3201					
12															
13 13C-1,2,3,4,6,7,8-HpCDF	417.8253	1.000	34.16	34.16	0.815	754409.53	2204.4010	2204.4010	110.2	12.0478	0.436	0.440	NO		
14 1,2,3,4,6,7,8-HpCDF	407.7818	1.000	34.18	34.18	1.364	246718.95	479.3936	479.3936		2.4607	1.014	1.040	NO		
15 13C-1,2,3,4,7,8,9-HpCDF	417.8253	1.000	35.28	35.28	0.667	588461.06	2094.7122	2094.7122	104.7	14.7268	0.469	0.440	NO		
16 1,2,3,4,7,8,9-HpCDF	407.7818	1.000	35.30	35.28	1.362	190674.20	477.5916	477.5916		4.0540	1.055	1.040	NO		
17 Total HpCDFs	407.7818	1.000			0.00		956.9852	956.9852		3.1572					
18															
19 13C-1,2,3,4,6,7,8-HpCDD	435.8169	1.000	34.98	34.97	0.711	634049.66	2123.3684	2123.3684	106.2	12.0746	1.080	1.040	NO		
20 1,2,3,4,6,7,8-HpCDD	423.7766	1.000	34.99	34.99	1.043	158412.43	479.0310	479.0310		2.5464	1.073	1.040	NO		
21 Total HpCDDs	423.7766	1.000			0.00		479.0310	479.0310		2.5464					
22															
23 13C-OCDD	469.7779	1.000	37.44	37.43	0.517	887719.00	4084.7112	4084.7112	102.1	12.5247	0.943	0.890	NO		
24 OCDF	441.7428	1.000	37.64	37.64	1.413	295313.45	941.8005	941.8005		4.5476	0.978	0.890	NO		
25 OCDD	457.7377	1.000	37.45	37.45	1.206	249846.99	933.8515	933.8515		3.8918	0.871	0.890	NO		
26															
27															
28 Function 1 PFK	330.97920	1.000	17.38	17.33	14433.000	10697.79	0.7412	74.1	1.3264						
29 Function 3 PFK	380.97600	1.000		31.80	2690.700			0.0000							
30 Function 2 PFK	342.97920	1.000	26.29	26.26	6523.000	5050.04	0.7742	77.4	2.1924						
31 Function 4 PFK	430.97290	1.000	34.55	34.60	4976.100	3729.16	0.7494	74.9	2.3327						
32 Function 5 PFK	442.97280	1.000	39.86	39.82	5611.100	13594.92	2.4228	242.3	3.4365						
33 TCDF PCDFE	376.8364	1.000	20.06	20.06	40.321	51.51	1.2775	127.8	0.2318						
34 F1 PCDF PCDFE	409.79740	1.000	18.24	18.24	63.097			0.0000							
35 F2 PCDF PCDFE	409.7974	1.000	21.71	21.71	48.006			0.0000							
36 HxCDF PCDFE	445.7555	1.000	33.25	33.31	2.541	8.51	3.3499	335.0	4.8540						

Quantify Sample Summary Report MassLynx 4.1

Dataset: C:\MassLynx\Default\proj\31DE093D5\613.qld

Last Altered: Monday, January 04, 2010 10:57:03 Pacific Standard Time
 Printed: Monday, January 04, 2010 10:57:45 Pacific Standard Time

Name: 31DE093D5_10, Date: 31-Dec-2009, Time: 14:27:48, ID: ST1231G, Description: 2nd Source 09DXN300, Task:

Name	Trace	Sample Size	RT	Prd RT	RRF M	Abs Resp	Conc	EMPG	%Rec	EDL	Ratio	Prd Ratio	Ratio	Mod Date
67 HPcdf PCDFPE	479.7165	1.000	35.91	35.84	34.039	22.01	0.6466		64.7	0.2362				
68 OCDF PCDFPE	513.67750	1.000	38.96	38.98	1.599	58.85	36.7960		367...	6.2463				

5 3
 1 1

Initial Calibration Checklist
Dioxin Methods

ICAL ID (DB225, DB225AIR) 0104105DZ

Method ID 8290, 1613B, 23, 0023A, TO9 Date Scanned _____

Column ID DB225 Instrument ID 502

STD ID's ST0104(D, E, F, H, G) STD Solution 09DXN(422, 423, 425, 426, 456)

GC Program DB225 Multiplier Setting 820

Analyzed By A.M. Date Analyzed 1/4/10

Prepared By M.G. Date Prepared 1/5/10

Reviewed By MGo Date Reviewed 1/5/10

TEST CONDITION	INITIATED	REVIEWED
Curve summary present?	✓	✓
Hardcopies of chromatograms for CS1-CS5 present?	✓	✓
Copy of log-file present?	✓	✓
Static resolution check present?	✓	✓
Target file RT's correct?	✓	✓
%RSD within method-specified limits?*	✓ (1)	(1)
Signal-to-noise criteria met?	✓	✓
Isotopic ratios within limits?	✓	✓
High point free of saturation?	✓	✓
Are chromatographic windows correct?	✓	✓
Manual reintegration's checked and hardcopies included?	✓	✓

COMMENTS: (1) CRS failed (26.2%) + (26.9%) ∴ use for TCDF confirmation only. Do not report CRS using this ICV.
JEAL CS3 1.234 TCDF RT = 14:31

*Method 8290/TO9/M0023A: %RSD ≤ 20% for natives, ≤ 30% for labeled compounds; S/N ≥ 10
Method 1613B: %RSD ≤ 20% natives, ≤ 30% labeled compounds; S/N ≥ 10
Method 23: %RSD ≤ values specified in Table 5, Method 23; S/N ≥ 2.5

Run: 04JA10A5D2 Analyte: DB225 Cal: DB2250104105D2

ST0104D : CS-1 09DXN422 ST0104E : CS-2 09DXN423 ST0104F : CS-3 09DXN425
 ST0104G : CS-5 09DXN456 ST0104H : CS-4 09DXN426

04JA10B5D204JA10B5D204JA10B5D204JA10B5D204JA10B5D204JA10B5D204JA10B5D2

Name	Mean	S. D.	%RSD	RRF1	RRF2	RRF3	RRF4	RRF5
13C-1,2,3,4-TCDD	-	-	- %	-	-	-	-	-
13C-2,3,7,8-TCDF	1.664	0.062	3.75 %	1.65	1.58	1.73	1.72	1.64
2,3,7,8-TCDF	1.014	0.078	7.69 %	1.14	0.94	0.97	1.01	1.00
13C-2,3,7,8-TCDD	0.951	0.045	4.78 %	0.98	0.90	0.99	0.98	0.91
2,3,7,8-TCDD	1.183	0.038	3.23 %	1.19	1.21	1.12	1.18	1.22
37Cl-2,3,7,8-TCDD	2.068	0.541	26.2 %	2.60	2.20	1.15	2.23	2.16

Run #1 Filename 04JA10B5D2 S: 3 I: 1
Acquired: 4-JAN-10 22:54:06 Processed: 5-JAN-10 07:29:29
Run: 04JA10A5D2 Analyte: DB225 Cal: DB2250104105D2

Comments:

Sample text: ST0104D :CS-1 09DXN422

Name	Resp	RA	RT	RRF		Mod?
13C-1,2,3,4-TCDD	251267000	0.74 y	14:22	-	100.00	n
13C-2,3,7,8-TCDF	413691000	0.80 y	15:29	1.646	100.00	n
2,3,7,8-TCDF	2044403	0.94 n	15:30	0.988	0.50	n
13C-2,3,7,8-TCDD	246414000	0.74 y	14:09	0.981	100.00	n
2,3,7,8-TCDD	1464885	0.85 y	14:11	1.189	0.50	n
37Cl-2,3,7,8-TCDD	3270460	1.00 y	14:10	2.603	0.50	n

Run #1 Filename 04JA10B5D2 S: 3 I: 1
Acquired: 4-JAN-10 22:54:06 Processed: 5-JAN-10 07:29:29
Run: 04JA10A5D2 Analyte: DB225 Cal: DB2250104105D2
Comments:
Sample text: ST0104D :CS-1 09DXN422

Name	Resp	RA	RT	RRF		Mod?
13C-1,2,3,4-TCDD	251267000	0.74 y	14:22	-	100.00	n
13C-2,3,7,8-TCDF	413691000	0.80 y	15:29	1.646	100.00	n
2,3,7,8-TCDF	2366310	0.82 y	15:30	1.144	0.50	y
13C-2,3,7,8-TCDD	246414000	0.74 y	14:09	0.981	100.00	n
2,3,7,8-TCDD	1464885	0.85 y	14:11	1.189	0.50	n
37Cl-2,3,7,8-TCDD	3270460	1.00 y	14:10	2.603	0.50	n

Run #2 Filename 04JA10B5D2 S: 4 I: 1
Acquired: 4-JAN-10 23:31:09 Processed: 5-JAN-10 07:29:30
Run: 04JA10A5D2 Analyte: DB225 Cal: DB2250104105D2
Comments:

Sample text: ST0104E :CS-2 09DXN423

Name	Resp	RA	RT	RRF		Mod?
13C-1,2,3,4-TCDD	266401000	0.74 y	14:21	-	100.00	n
13C-2,3,7,8-TCDF	420343000	0.82 y	15:28	1.578	100.00	n
2,3,7,8-TCDF	7934710	0.83 y	15:29	0.944	2.00	n
13C-2,3,7,8-TCDD	239289000	0.76 y	14:08	0.898	100.00	n
2,3,7,8-TCDD	5783460	0.83 y	14:09	1.208	2.00	n
37Cl-2,3,7,8-TCDD	11695680	1.00 y	14:09	2.195	2.00	n

Run #3 Filename 04JA10B5D2 S: 5 I: 1
Acquired: 5-JAN-10 00:08:17 Processed: 5-JAN-10 07:29:30
Run: 04JA10A5D2 Analyte: DB225 Cal: DB2250104105D2

Comments:

Sample text: ST0104F :CS-3 09DXN425

Name	Resp	RA	RT	RRF		Mod?
13C-1,2,3,4-TCDD	122886700	0.75 y	14:21	-	100.00	n
13C-2,3,7,8-TCDF	212032300	0.81 y	15:28	1.725	100.00	n
2,3,7,8-TCDF	20479400	0.82 y	15:29	0.966	10.00	n
13C-2,3,7,8-TCDD	121954600	0.77 y	14:08	0.992	100.00	n
2,3,7,8-TCDD	13669350	0.79 y	14:09	1.121	10.00	n
37Cl-2,3,7,8-TCDD	14173780	1.00 y	14:09	1.153	10.00	n

Run #4 Filename 04JA10B5D2 S: 6 I: 1
Acquired: 5-JAN-10 00:45:19 Processed: 5-JAN-10 07:29:30
Run: 04JA10A5D2 Analyte: DE225 Cal: DE2250104105D2
Comments:
Sample text: ST0104G :CS-5 09DXN456

Name	Resp	RA	RT	RRF		Mod?
13C-1,2,3,4-TCDD	175057200	0.77 y	14:22	-	100.00	n
13C-2,3,7,8-TCDF	301911000	0.81 y	15:29	1.725	100.00	n
2,3,7,8-TCDF	611201000	0.80 y	15:30	1.012	200.00	n
13C-2,3,7,8-TCDD	171409900	0.74 y	14:09	0.979	100.00	n
2,3,7,8-TCDD	403135000	0.80 y	14:11	1.176	200.00	n
37Cl-2,3,7,8-TCDD	779324000	1.00 y	14:10	2.226	200.00	n

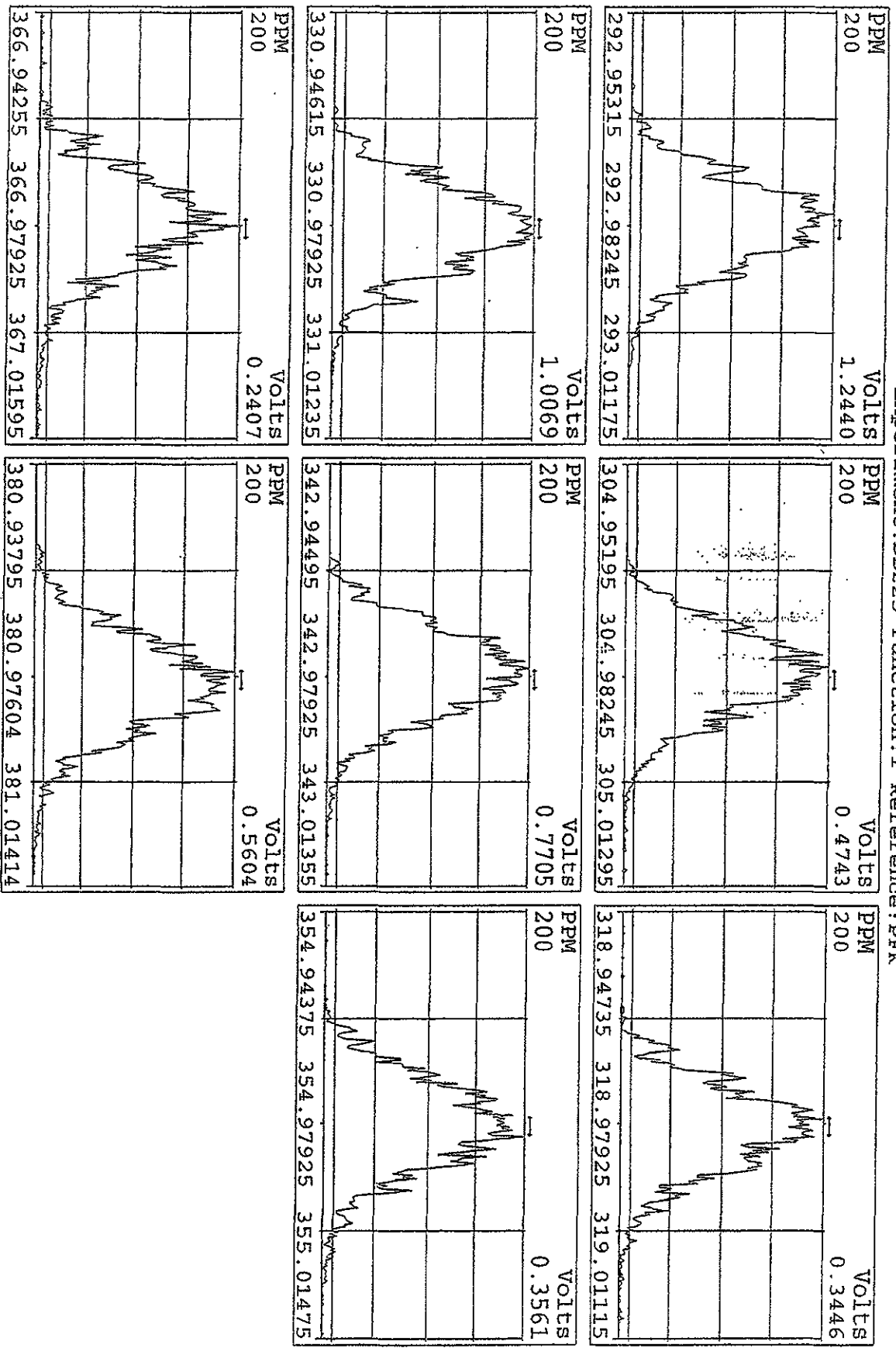
Run #5 Filename 04JA10B5D2 S: 7 I: 1
Acquired: 5-JAN-10 01:22:21 Processed: 5-JAN-10 07:29:31
Run: 04JA10A5D2 Analyte: DB225 Cal: DB2250104105D2

Comments:

Sample text: ST0104H :CS-4 09DXN426

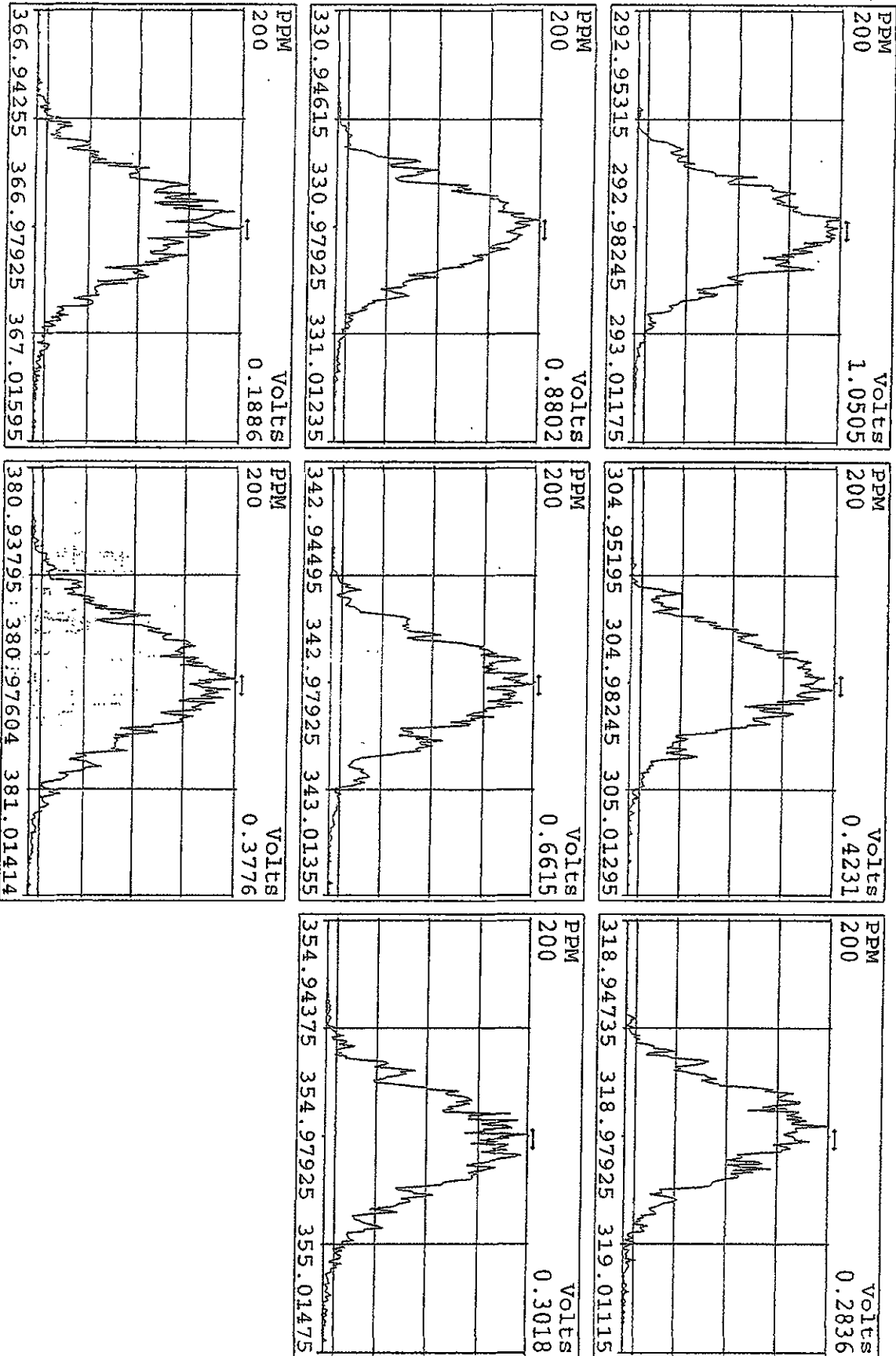
Name	Resp	RA	RT	RRF		Mod?
13C-1,2,3,4-TCDD	266035000	0.75 y	14:22	-	100.00	n
13C-2,3,7,8-TCDF	437272000	0.82 y	15:29	1.644	100.00	n
2,3,7,8-TCDF	175195400	0.81 y	15:30	1.002	40.00	n
13C-2,3,7,8-TCDD	240856000	0.75 y	14:09	0.905	100.00	n
2,3,7,8-TCDD	117378400	0.80 y	14:10	1.218	40.00	n
37Cl-2,3,7,8-TCDD	230058000	1.00 y	14:10	2.162	40.00	n

Peak Locate Examination: 4-JAN-2010:21:33 File:04JA10B5D2
 Experiment:DB225 Function:1 Reference:PK

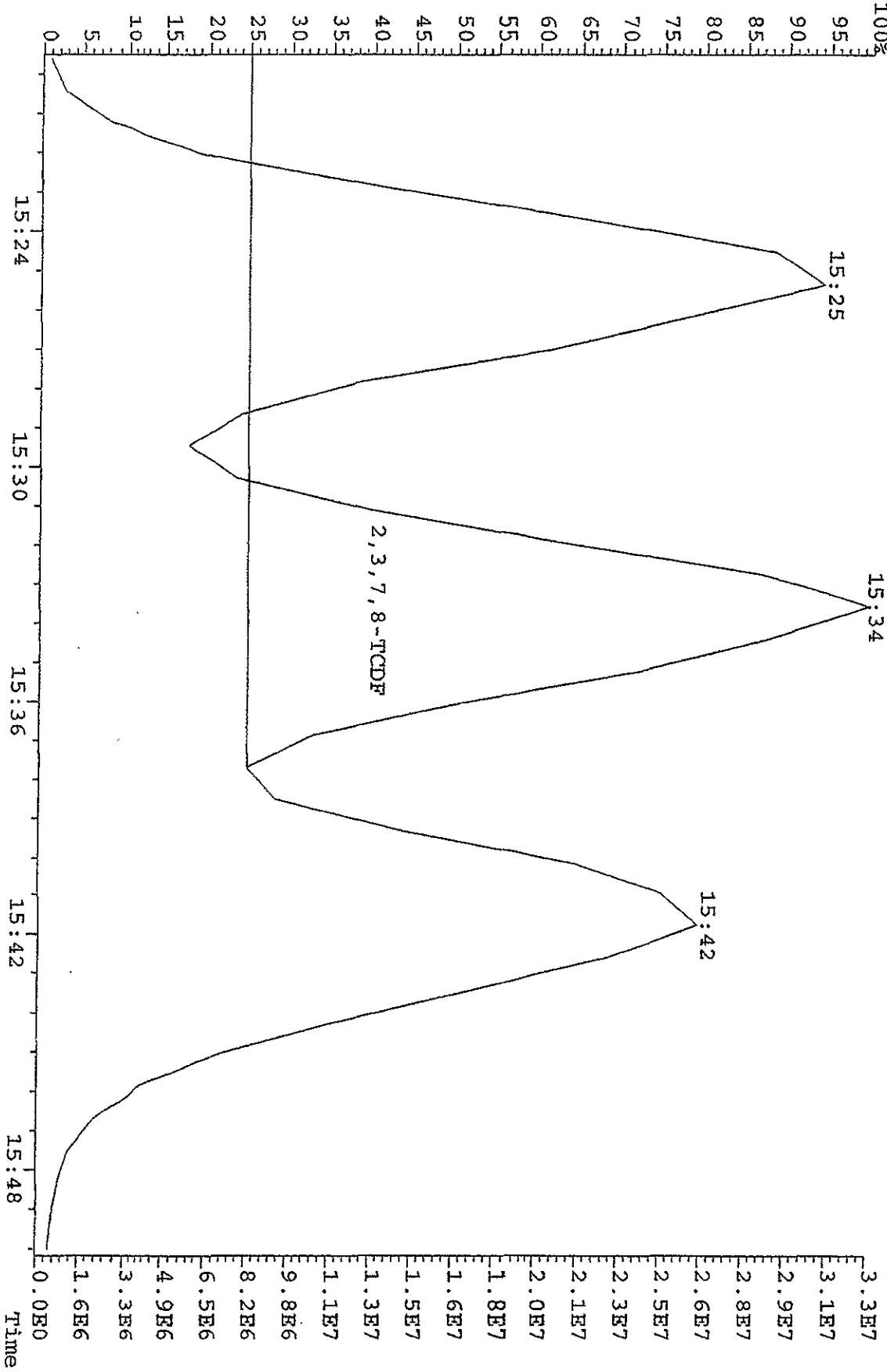


4-10-10

Peak Locate Examination: 5-JAN-2010:07:37 File:ENDRES04JA10B5D2
 Experiment:DB225 Function:1 Reference:PRK



File: 04JJA10B5D2 #1-1242 Acq: 4-JAN-2010 22:17:05 GC FI+ Voltage SIR 70SE
 303.9016 S:2 BSUB(128,15,~3.0) Exp:DB225 Noise:3300
 Sample Text:CP0104C :DB225 CPSM 3732-01



3.3E7
 3.1E7
 2.9E7
 2.8E7
 2.6E7
 2.5E7
 2.3E7
 2.1E7
 2.0E7
 1.8E7
 1.6E7
 1.5E7
 1.3E7
 1.1E7
 9.8E6
 8.2E6
 6.5E6
 4.9E6
 3.3E6
 1.6E6
 0.0E0
 Time

Run text: ST0104I Sample text: ST0104I :2nd Source 09DXN449
Run #6 Filename: 04JA10B5D2 S: 8 I: 1 Results: 04JA10B5D2DB225
Acquired: 5-JAN-10 01:59:23 Processed: 5-JAN-10 07:32:10
Run: 04JA10B5D2 Analyte: DB225 Cal: DB2250104105D2
Factor 1: 400.000 Factor 2: 20.000 Sample size: 1.000000

Name	Resp	RA	RT	RRF	Conc	EDL	Rec	M
13C-1,2,3,4-TCDD	231493400	0.75 y	14:21	-	107.01	-	-	n
13C-2,3,7,8-TCDF	411344000	0.79 y	15:29	1.66	2136.22	5.10	106.8	n
2,3,7,8-TCDF	39223200	0.79 y	15:30	1.01	188.17	2.13	-	n
13C-2,3,7,8-TCDD	223989400	0.75 y	14:08	0.95	2034.51	6.92	101.7	n
2,3,7,8-TCDD	26173300	0.82 y	14:09	1.18	197.63	2.54	-	n
37Cl-2,3,7,8-TCDD	54459400	1.00 y	14:09	2.07	227.53	1.20	113.8	n

Method ID 8290

Associated ICAL ICA123120093D58290

Column ID DB5

Instrument ID 3D5

STD ID ST0105A, ST0105B

STD Solution 09DXN425

Analyzed by AM, JRB

Date Analyzed 01/05/10, 01/06/10

Std. Pkg. By JRB

Date Std. Pkg. Assembled 01/06/10

Std. Pkg. Reviewed By M.G.

Date Std. Pkg. Reviewed 1/6/10

DAILY STANDARD PACKAGE	INITIATED	REVIEWED
Standard, CPSM, and Solvent Blank present?	✓	✓
Copy of log-file and Beginning Static Resolution present?	✓	✓
CPSM blow up present?	✓	✓
Curve Summary present?	✓	✓
Summary of Method criteria present or documented below?	✓	✓
Daily standard within method specified limits?*	✓	✓
Analyte retention times correct?	✓	✓
Isotopic ratios within limits?	✓	✓
CPSM valley ≤ method specified limits? **	✓	✓
Are chromatographic windows correct?	✓	✓
Samples analyzed within 12 hrs of daily standard?	✓	✓
Manual reintegration's checked and hardcopies included?	NA	NA
Ending Standard present?	✓	✓
Ending Static Resolutions present	✓	✓
Absolute retention times for 13C12-1,2,3,4-TCDD and 13C12-1,2,3,7,8,9-HxCDD are within +/- 15 seconds of the retention times in the Initial Calibration? (required for all 1613B samples)	NA	NA

COMMENTS: _____

* Method 8290/TO9/M0023A: (beginning) ≤ 20% from curve RRFs for native analytes, ≤ 30% from curve RRFs for labeled compounds.

Method 8290/TO9/M0023A: (ending) ≤ 25% from curve RRFs for native analytes, ≤ 35% from curve RRFs for labeled compounds.

Method 23: See Method 23 Daily Standard Criteria, Table 5.

Method 1613B: See, Method 1613B or Method 1613B Tetras Daily Standard Criteria,

** Method 23/0023A CPSM Criteria: 25% valley between 2378 TCDF (DB-225)/TCDD (DB-5) and its closest eluters normalized to the smallest peak of the triplet

Method 1613B/8290/TO9 CPSM Criteria: 25% valley between 2378 TCDF (DB-225)/TCDD (DB-5) and its closest eluters normalized to the 2378 peak.

Dataset: C:\MassLynx\Default.pro\05JA103D58290A.qld

Last Altered: Wednesday, January 06, 2010 10:22:19 Pacific Standard Time

Printed: Wednesday, January 06, 2010 10:22:54 Pacific Standard Time

Method: C:\MassLynx\Default.pro\Methdb\82903D5.mdb 04 Jan 2010 09:44:45

Calibration: C:\MassLynx\Default.pro\Curvedb\ICA123120093D58290.cdb 31 Dec 2009 13:37:23

Name: 05JA103D5_2, Date: 05-Jan-2010, Time: 23:43:09, ID: ST0105A, Description: CS-3 09DXN425

#	Name	Response	RT	Pred.RT	RRF	M	RRF	Conc.	%Dev	%Rec	Mod.D.	Ratio	Ratio Flag
1	13C-1,2,3,4-TCDD	787308	18.57	18.59	1.00000	1.00000	100.00	0.0	100.0			0.808	NO
2													
3	13C-2,3,7,8-TCDF	1205551	18.03	17.98	1.55387	1.53123	98.54	-1.5	98.5			0.806	NO
4	2,3,7,8-TCDF	108125	18.04	18.04	1.00894	0.89690	8.89	-11.1	88.9			0.825	NO
5	Total TCDFs			21.44	1.00894		8.89						
6													
7	13C-2,3,7,8-TCDD	760930	18.79	18.77	0.93654	0.96650	103.20	3.2	103.2			0.784	NO
8	2,3,7,8-TCDD	78298	18.80	18.79	1.13162	1.02898	9.09	-9.1	90.9			0.780	NO
9	Total TCDDs			19.55	1.13162		9.09						
10													
11	37CL-2,3,7,8-TCDD	86928	18.80	18.79	1.13700	1.10411	9.71	-2.9	97.1				
12													
13	13C-1,2,3,7,8-PeCDF	857925	23.41	23.37	1.21534	1.08969	89.66	-10.3	89.7			1.525	NO
14	1,2,3,7,8-PeCDF	419821	23.43	23.43	1.03079	0.97869	47.47	-5.1	94.9			1.529	NO
15	2,3,4,7,8-PeCDF	391151	24.86	24.84	0.96399	0.91185	47.30	-5.4	94.6			1.557	NO
16	Total F2 PeCDFs			34.47	0.99739		94.77						
17	Total F1 PeCDFs			36.56	0.99739								
18													
19	13C-1,2,3,7,8-PeCDD	564014	25.60	25.55	0.74736	0.71638	95.85	-4.1	95.9			1.583	NO
20	1,2,3,7,8-PeCDD	285076	25.64	25.63	1.05672	1.01088	47.83	-4.3	95.7			1.596	NO
21	Total PeCDDs			31.10	1.05672		47.83						
22													
23	13C-1,2,3,7,8,9-HxCDD	680709	32.65	32.61	1.00000	1.00000	100.00	0.0	100.0			1.305	NO
24													
25	13C-1,2,3,4,7,8-HxCDF	565675	31.32	31.31	0.91641	0.83101	90.68	-9.3	90.7			0.520	NO
26	1,2,3,4,7,8-HxCDF	342322	31.33	31.32	1.24280	1.21031	48.69	-2.6	97.4			1.318	NO
27	1,2,3,6,7,8-HxCDF	435012	31.46	31.46	1.49624	1.53803	51.40	2.8	102.8			1.181	NO
28	2,3,4,6,7,8-HxCDF	385908	32.12	32.13	1.31114	1.36442	52.03	4.1	104.1			1.271	NO
29	1,2,3,7,8,9-HxCDF	372498	32.84	32.86	1.29097	1.31701	51.01	2.0	102.0			1.261	NO
30	Total HxCDFs			0.00	1.33529		203.13						
31													
32	13C-1,2,3,6,7,8-HxCDD	585400	32.35	32.37	0.80919	0.85999	106.28	6.3	106.3			1.316	NO
33	1,2,3,4,7,8-HxCDD	258463	32.28	32.26	0.93261	0.88303	47.34	-5.3	94.7			1.237	NO
34	1,2,3,6,7,8-HxCDD	327675	32.36	32.36	1.18024	1.11949	47.43	-5.1	94.9			1.254	NO
35	1,2,3,7,8,9-HxCDD	353643	32.66	32.64	1.28282	1.20821	47.09	-5.8	94.2			1.206	NO
36	Total HxCDDs			0.00	1.13189		141.86						
37													
38	13C-1,2,3,4,6,7,8-HpCDF	571763	34.20	34.19	0.81080	0.83995	103.60	3.6	103.6			0.433	NO
39	1,2,3,4,6,7,8-HpCDF	377910	34.20	34.21	1.36387	1.32191	48.46	-3.1	96.9			1.060	NO
40	1,2,3,4,7,8,9-HpCDF	315708	35.32	35.33	1.11483	1.10433	49.53	-0.9	99.1			1.010	NO
41	Total HpCDFs			0.00	1.23935		97.99						
42													
43	13C-1,2,3,4,6,7,8-HpCDD	544537	35.00	35.01	0.70743	0.79996	113.08	13.1	113.1			1.040	NO
44	1,2,3,4,6,7,8-HpCDD	271016	35.02	35.00	1.04312	0.99540	47.71	-4.6	95.4			1.003	NO
45	Total HpCDDs			0.04	1.04312		48.78						

Dataset: C:\MassLynx\Default.pro\05JA103D58290A.qld

Last Altered: Wednesday, January 06, 2010 10:22:19 Pacific Standard Time

Printed: Wednesday, January 06, 2010 10:22:54 Pacific Standard Time

Name: 05JA103D5_2, Date: 05-Jan-2010, Time: 23:43:09, ID: ST0105A, Description: CS-3 09DXN425

#	Name	Response	RT	Pred.RT	RRF M	RRF	Conc.	%Dev	%Rec	Mod.D	Ratio	Ratio Flag
47	13C-OCDD	889760	37.46	37.45	0.51880	0.65355	251.95	26.0	126.0		0.913	NO
48	OCDF	576089	37.58	37.58	1.40213	1.29493	92.35	-7.6	92.4		0.925	NO
49	OCDD	506931	37.47	37.47	1.19691	1.13948	95.20	-4.8	95.2		0.881	NO
50												
51												
52	Function 1 PFK			14.26								
53	Function 2 PFK	30677	22.49	22.48	16743....	30677....	1.83	83.2	183.2			
54	Function 3 PFK			29.28	7909.2...							
55	Function 4 PFK			34.81	14980....							
56	Function 5 PFK			39.31	3947.9...							
57	TCDF PCDPE			15.01	30.012...							
58	F1 PeCDF PCDPE			18.68	45.972...							
59	F2 PeCDF PCDPE			22.10	17.774...							
60	HXCDF PCDPE			33.02	18.611...							
61	HPCDF PCDPE	4	35.42	35.33	75.501...	4.27600	0.06	-94.3	5.7			
62	OCDF PCDPE			37.54	85.061...							

Dataset: C:\MassLynx\Default.pro\05JA103D58290A.qld

Last Altered: Wednesday, January 06, 2010 10:22:19 Pacific Standard Time

Printed: Wednesday, January 06, 2010 10:26:12 Pacific Standard Time

Method: C:\MassLynx\Default.pro\Methdb\82903D5.mdb 04 Jan 2010 09:44:45

Calibration: C:\MassLynx\Default.pro\Curvedb\CA123120093D58290.cdb 31 Dec 2009 13:37:23

Name: 05JA103D5_15, Date: 06-Jan-2010, Time: 08:52:01, ID: ST0105B, Description: CS-3 09DXN425

#	Name	Response	RT	Pred.RT	RRF:M	RRF	Conc	%Dev	%Rec	Mod.D	Ratio	Ratio Flag
1	13C-1,2,3,4-TCDD	780778	18.57	18.59	1.00000	1.00000	100.00	0.0	100.0		0.811	NO
2												
3	13C-2,3,7,8-TCDF	1161723	18.03	17.98	1.55387	1.48790	95.75	-4.2	95.8		0.788	NO
4	2,3,7,8-TCDF	104436	18.04	18.04	1.00894	0.89897	8.91	-10.9	89.1		0.774	NO
5	Total TCDFs			21.44	1.00894		8.91					
6												
7	13C-2,3,7,8-TCDD	738809	18.77	18.77	0.93654	0.94625	101.04	1.0	101.0		0.805	NO
8	2,3,7,8-TCDD	75712	18.78	18.79	1.13162	1.02478	9.06	-9.4	90.6		0.799	NO
9	Total TCDDs			19.55	1.13162		9.06					
10												
11	37CL-2,3,7,8-TCDD	83906	18.78	18.79	1.13700	1.07465	9.45	-5.5	94.5			
12												
13	13C-1,2,3,7,8-PeCDF	824513	23.39	23.37	1.21534	1.05601	86.89	-13.1	86.9		1.691	NO
14	1,2,3,7,8-PeCDF	397098	23.42	23.41	1.03079	0.96323	46.72	-6.6	93.4		1.555	NO
15	2,3,4,7,8-PeCDF	377823	24.83	24.82	0.96399	0.91648	47.54	-4.9	95.1		1.576	NO
16	Total F2 PeCDFs			34.47	0.99739		94.26					
17	Total F1 PeCDFs			36.56	0.99739							
18												
19	13C-1,2,3,7,8-PeCDD	559524	25.59	25.55	0.74736	0.71662	95.89	-4.1	95.9		1.585	NO
20	1,2,3,7,8-PeCDD	274116	25.61	25.61	1.05672	0.97982	46.36	-7.3	92.7		1.609	NO
21	Total PeCDDs			31.10	1.05672		46.36					
22												
23	13C-1,2,3,7,8,9-HxCDD	664299	32.65	32.61	1.00000	1.00000	100.00	0.0	100.0		1.156	NO
24												
25	13C-1,2,3,4,7,8-HxCDF	584280	31.30	31.31	0.91641	0.87954	95.98	-4.0	96.0		0.507	NO
26	1,2,3,4,7,8-HxCDF	346357	31.32	31.31	1.24280	1.18558	47.70	-4.6	95.4		1.238	NO
27	1,2,3,6,7,8-HxCDF	416845	31.46	31.45	1.49624	1.42687	47.68	-4.6	95.4		1.288	NO
28	2,3,4,6,7,8-HxCDF	370272	32.12	32.11	1.31114	1.26745	48.33	-3.3	96.7		1.206	NO
29	1,2,3,7,8,9-HxCDF	377147	32.84	32.85	1.29097	1.29098	50.00	0.0	100.0		1.255	NO
30	Total HxCDFs			0.00	1.33529		193.71					
31												
32	13C-1,2,3,6,7,8-HxCDD	608087	32.35	32.37	0.80919	0.91538	113.12	13.1	113.1		1.250	NO
33	1,2,3,4,7,8-HxCDD	243661	32.28	32.26	0.93261	0.80140	42.97	-14.1	85.9		1.244	NO
34	1,2,3,6,7,8-HxCDD	332981	32.36	32.36	1.18024	1.09518	46.40	-7.2	92.8		1.299	NO
35	1,2,3,7,8,9-HxCDD	344312	32.66	32.64	1.28282	1.13244	44.14	-11.7	88.3		1.257	NO
36	Total HxCDDs			0.00	1.13189		133.50					
37												
38	13C-1,2,3,4,6,7,8-HpCDF	573596	34.20	34.19	0.81080	0.86346	106.49	6.5	106.5		0.436	NO
39	1,2,3,4,6,7,8-HpCDF	387265	34.21	34.21	1.36387	1.35030	49.50	-1.0	99.0		0.932	NO
40	1,2,3,4,7,8,9-HpCDF	319374	35.33	35.33	1.11483	1.11359	49.94	-0.1	99.9		1.055	NO
41	Total HpCDFs			0.00	1.23935		99.45					
42												
43	13C-1,2,3,4,6,7,8-HpCDD	558154	35.00	35.01	0.70743	0.84021	118.77	18.8	118.8		1.048	NO
44	1,2,3,4,6,7,8-HpCDD	279102	35.02	35.00	1.04312	1.00009	47.94	-4.1	95.9		1.002	NO
45	Total HpCDDs			0.04	1.04312		47.94					
46												

Dataset: C:\MassLynx\Default.pro\05JA103D58290A.q\d

Last Altered: Wednesday, January 06, 2010 10:22:19 Pacific Standard Time

Printed: Wednesday, January 06, 2010 10:26:12 Pacific Standard Time

Sample Name: 05JA103D5_15, Date: 06-Jan-2010, Time: 08:52:01, ID: ST0105B, Description: CS-3 09DXN425

#	Name	Response	RT	Pred.RT	RRF	M	RRF	Conc	%Dev	%Rec	Mod.D	Ratio	Ratio Flag
47	13C-OCDD	893837	37.46	37.45	0.51880		0.67277	259.36	29.7	129.7		0.918	NO
48	OCDF	577675	37.58	37.58	1.40213		1.29257	92.19	-7.8	92.2		0.914	NO
49	OCDD	491427	37.47	37.47	1.19691		1.09959	91.87	-8.1	91.9		0.857	NO
50													
51													
52	Function 1 PFK			14.26									
53	Function 2 PFK			22.48	16743...								
54	Function 3 PFK			29.28	7909.2...								
55	Function 4 PFK			34.81	14980...								
56	Function 5 PFK			39.31	3947.9...								
57	TCDF PCDPE	19	15.05	15.01	30.012...		18.616...	0.62	-38.0	62.0			
58	F1 PeCDF PCDPE			18.68	45.972...								
59	F2 PeCDF PCDPE	27	22.10	22.10	17.774...		26.981...	1.52	51.8	151.8			
60	HXCDF PCDPE	75	33.00	33.02	18.611...		75 038...	4.03	303.2	403.2			
61	HPCDF PCDPE			35.33	75.501...								
62	OCDF PCDPE			37.54	85.061...								

Sample List Report

MassLynx 4.1

Sample List: C:\MassLynx\Default.pro\Sampled\b\05JA103D5.SPL
 Last Modified: Wednesday, January 06, 2010 00:06:00 Pacific Standard Time
 Printed: Wednesday, January 06, 2010 00:06:07 Pacific Standard Time

Page 1 of 2

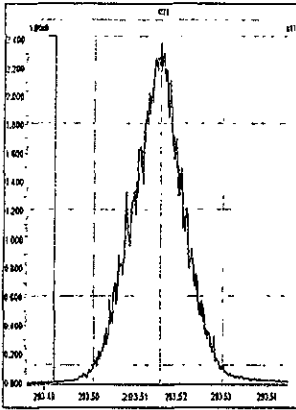
Page Position (1, 1)

File Name	File Text	Sample ID	Meth/Matrix	BOX #	Sample Size	Units	Bottle	FV_uL	
1	O5JA103D5_1	CS-3 09DXN425	ST0105	---	1.000000	---	Tray01:1	---	
2	O5JA103D5_2	CS-3 09DXN425	ST0105A	---	1.000000	---	Tray01:2	---	
3	O5JA103D5_3	DB5 CPSM 3732-04	CP0105	---	1.000000	---	Tray01:3	---	
4	O5JA103D5_4	Solvent Blank C-14	SB0105	---	1.000000	---	Tray01:4	---	
5	O5JA103D5_5	G9L230000-203B	LRJM4-1-AA	8290/Solid	74	10.000000	g	Tray01:5	10
6	O5JA103D5_6	G9L230000-203C	LRJM4-1-AC	8290/Solid	74	10.000000	g	Tray01:6	10
7	O5JA103D5_7	G9L220000-324C RI	LRG29-1-AC	1613B/Water	74	1.000000	L	Tray01:7	10
8	O5JA103D5_8	G9L170524-1	LQ86P-1-AC	8290/Solid	74	10.300000	g	Tray01:8	10
9	O5JA103D5_9	G9L170524-2	LQ86X-1-AC	8290/Solid	74	10.150000	g	Tray01:9	10
10	O5JA103D5_10	G9L170524-3	LQ867-1-AC	8290/Solid	74	10.320000	g	Tray01:10	10
11	O5JA103D5_11	G9L170524-4	LQ87A-1-AC	8290/Solid	74	10.270000	g	Tray01:11	10
12	O5JA103D5_12	G9L170524-4MS	LQ87A-1-AD	8290/Solid	74	10.210000	g	Tray01:12	10
13	O5JA103D5_13	G9L170524-4SD	LQ87A-1-AE	8290/Solid	74	10.620000	g	Tray01:13	10
14	O5JA103D5_14	Solvent Blank C-14	SB0105A	---	1.000000	---	Tray01:14	---	
15	O5JA103D5_15	CS-3 09DXN425	ST0105B	---	1.000000	---	Tray01:2	---	
16	O5JA103D5_16	CS-3 09DXN425	ST0105C	---	1.000000	---	Tray01:2	---	
17	O5JA103D5_17	DB5 CPSM 3732-04	CP0105A	---	1.000000	---	Tray01:3	---	
18	O5JA103D5_18	Solvent Blank C-14	SB0105B	---	1.000000	---	Tray01:18	---	
19	O5JA103D5_19	G9L170524-5	LQ87E-1-AC	8290/Solid	74	10.200000	g	Tray01:19	10
20	O5JA103D5_20	G9L170524-6	LQ87J-1-AC	8290/Solid	74	10.090000	g	Tray01:20	10
21	O5JA103D5_21	G9L170524-7	LQ87L-1-AC	8290/Solid	74	10.890000	g	Tray01:21	10
22	O5JA103D5_22	G9L170524-8	LQ87M-1-AC	8290/Solid	74	10.240000	g	Tray01:22	10
23	O5JA103D5_23	G9L170524-9	LQ87Q-1-AC	8290/Solid	74	10.380000	g	Tray01:23	10
24	O5JA103D5_24	G9L170524-10	LQ87R-1-AC	8290/Solid	74	10.160000	g	Tray01:24	10
25	O5JA103D5_25	G9L170524-11	LQ87W-1-AC	8290/Solid	74	10.110000	g	Tray01:25	10
26	O5JA103D5_26	G9L170524-12	LQ87O-1-AC	8290/Solid	74	10.830000	g	Tray01:26	10
27	O5JA103D5_27	G9L170524-13	LQ873-1-AC	8290/Solid	74	10.140000	g	Tray01:27	10
28	O5JA103D5_28	Solvent Blank C-14	SB0105C	---	1.000000	---	Tray01:28	---	
29	O5JA103D5_29	CS-3 09DXN425	ST0105D	---	1.000000	---	Tray01:2	---	

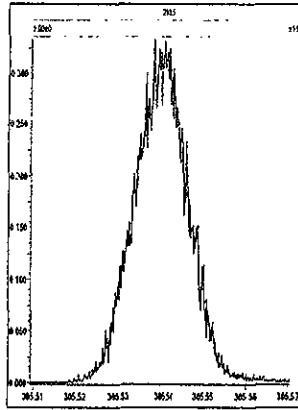
File: Experiment: Dioxin3D5.exp Reference: Pfk.ref Function: 1 @ 200 (ppm)

Printed: Tuesday, January 05, 2010 22:52:33 Pacific Standard Time

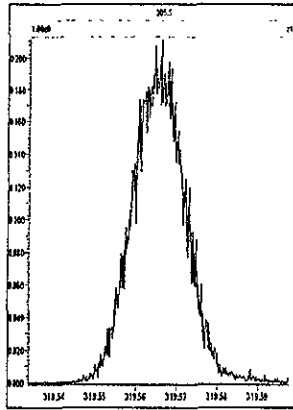
M 292.9824 R 10333



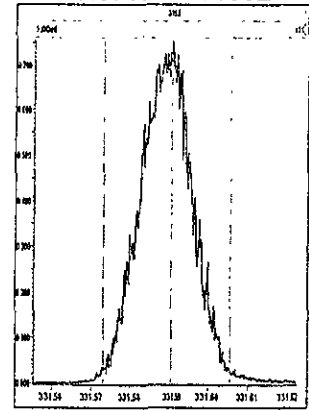
M 304.9824 R 10772



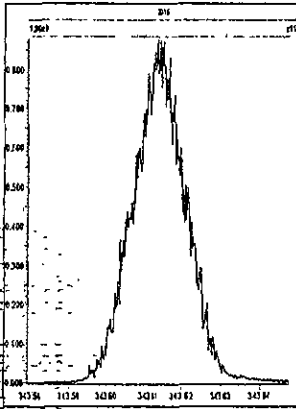
M 318.9792 R 10966



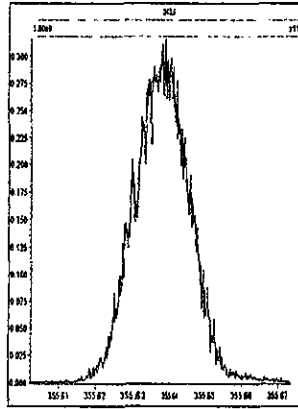
M 330.9792 R 11062



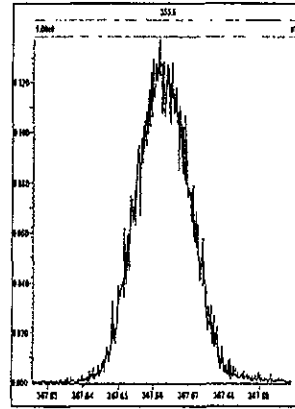
M 342.9792 R 10916



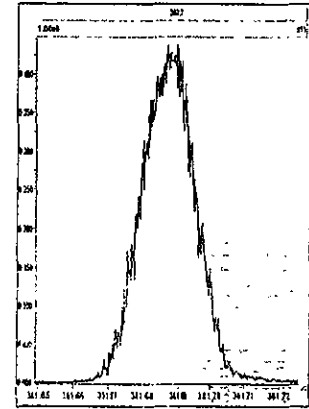
M 354.9792 R 10915



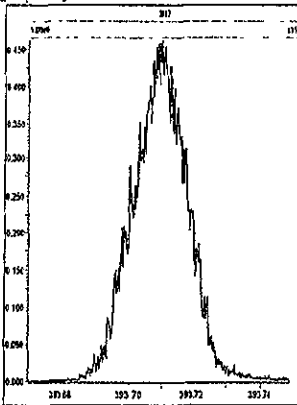
M 366.9792 R 11258



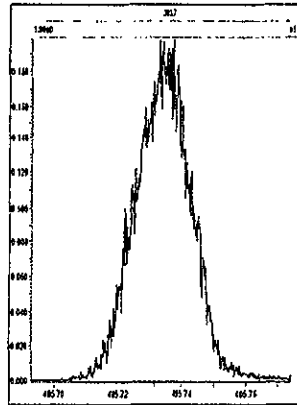
M 380.9760 R 11063



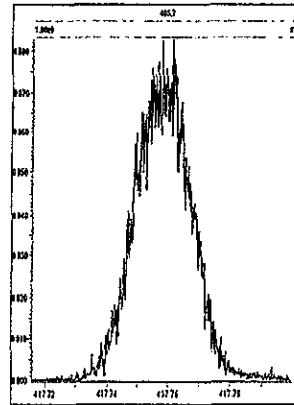
M 392.9760 R 11211



M 404.9760 R 10917



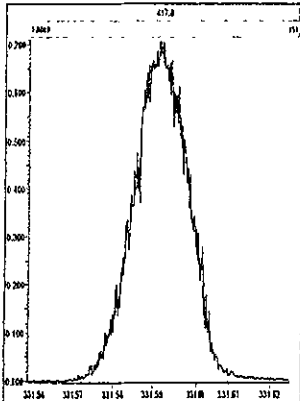
M 416.9760 R 11260



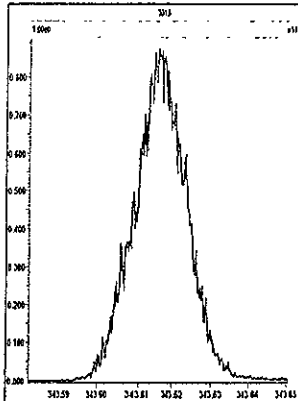
File: Experiment: Dioxin3D5.exp Reference: Pfk.ref Function: 2 @ 200 (ppm)

Printed: Tuesday, January 05, 2010 22:54:28 Pacific Standard Time

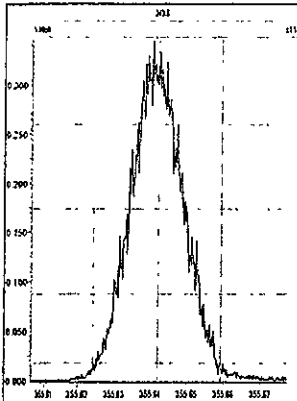
M 330.9792 R 10730



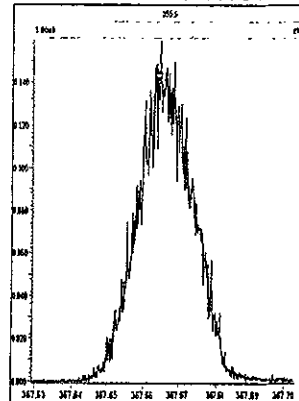
M 342.9792 R 10637



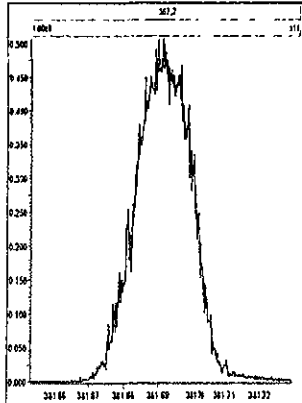
M 354.9792 R 10774



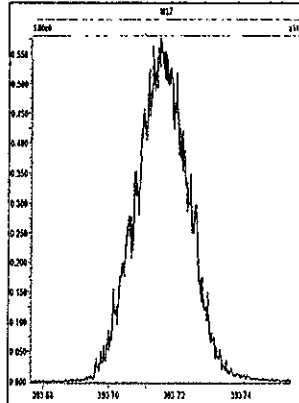
M 366.9792 R 10967



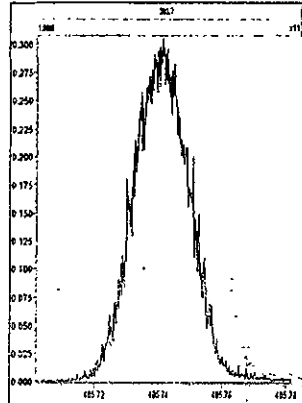
M 380.9760 R 11212



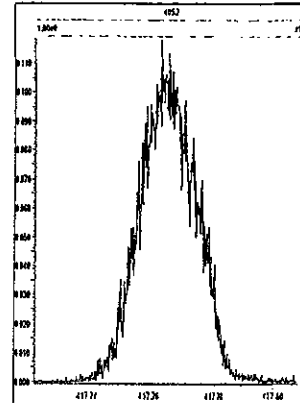
M 392.9760 R 10776



M 404.9760 R 10917



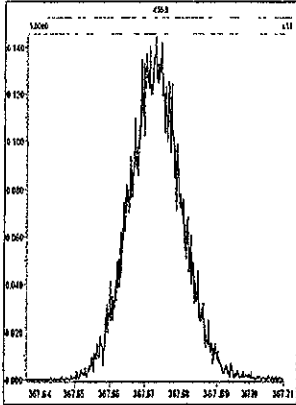
M 416.9760 R 11311



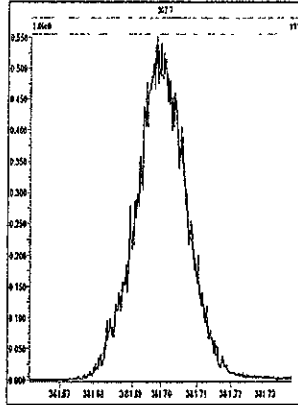
File: Experiment: Dioxin3D5.exp Reference: Pfk.ref Function: 3 @ 200 (ppm)

Printed: Tuesday, January 05, 2010 22:55:10 Pacific Standard Time

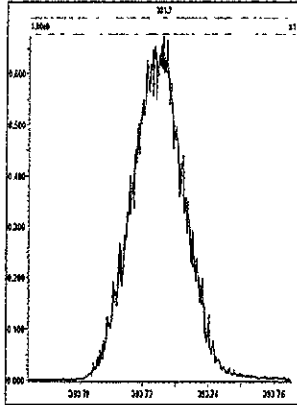
M 366.9792 R 11310



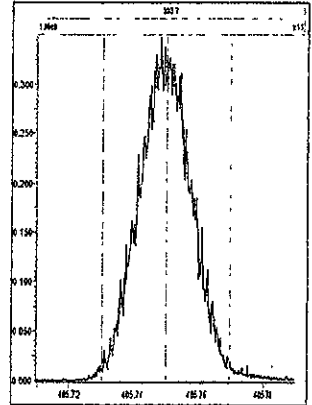
M 380.9760 R 11059



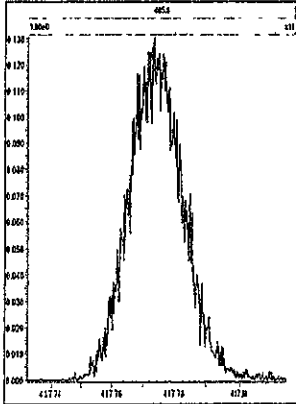
M 392.9760 R 11258



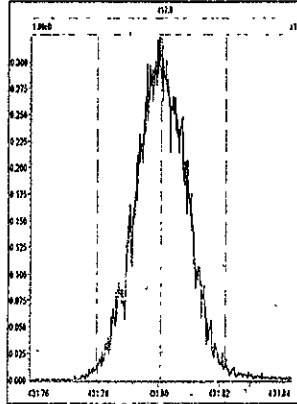
M 404.9760 R 11062



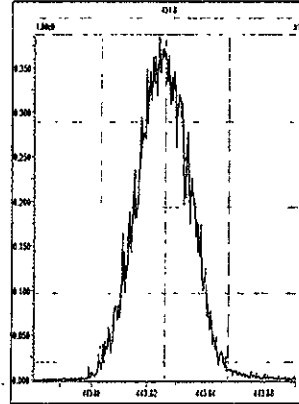
M 416.9760 R 11311



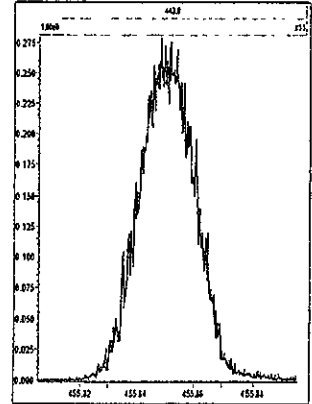
M 430.9728 R 11061



M 442.9728 R 11163



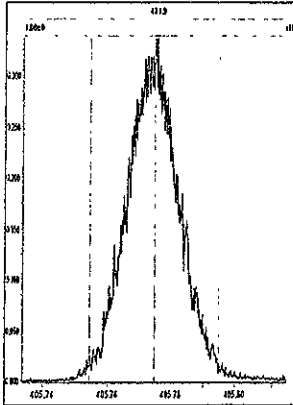
M 454.9728 R 10915



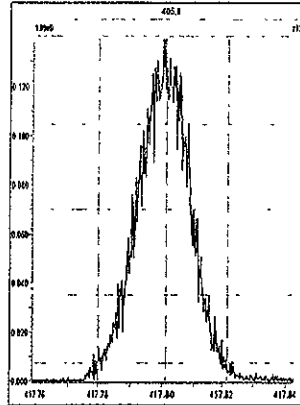
File: Experiment: Dioxin3D5.exp Reference: Pfk.ref Function: 4 @ 200 (ppm)

Printed: Tuesday, January 05, 2010 22:56:17 Pacific Standard Time

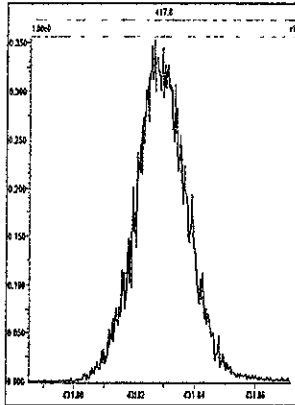
M 404.9760 R 10374



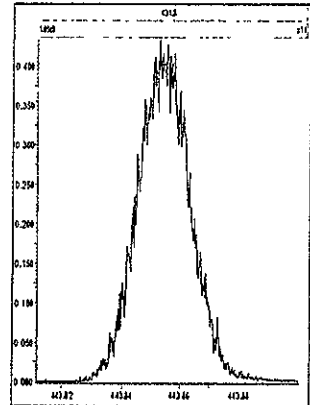
M 416.9760 R 10917



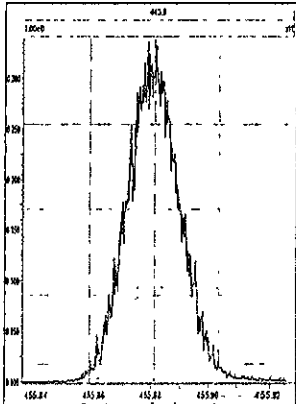
M 430.9728 R 10965



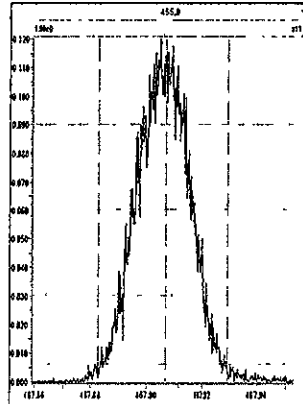
M 442.9728 R 11114



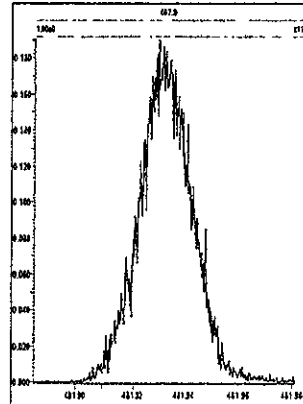
M 454.9728 R 10778



M 466.9728 R 10966



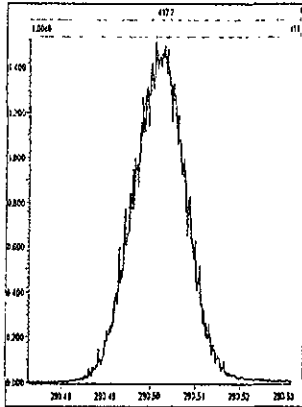
M 480.9696 R 11683



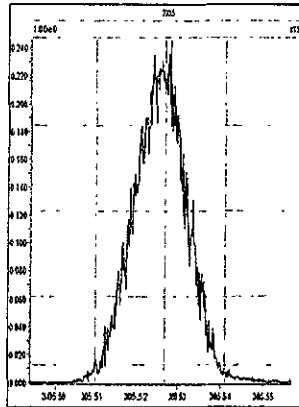
File: Experiment: Dioxin3D5.exp Reference: Pfk.ref Function: 1 @ 200 (ppm)

Printed: Wednesday, January 06, 2010 09:35:28 Pacific Standard Time

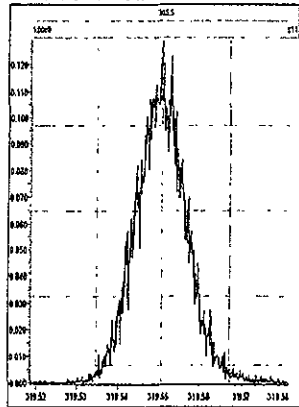
M 292.9824 R 10686



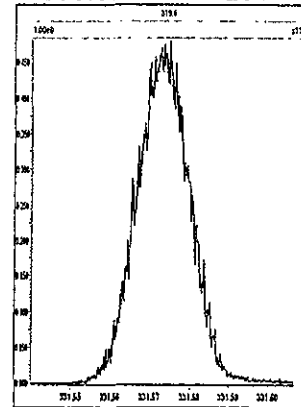
M 304.9824 R 11212



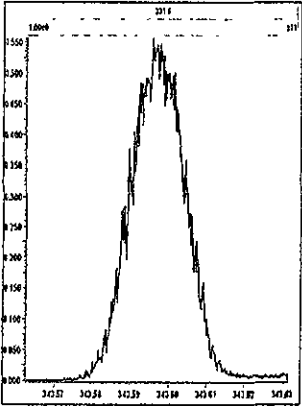
M 318.9792 R 11364



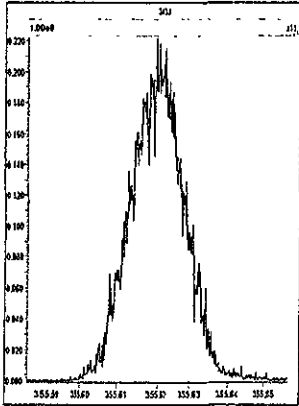
M 330.9792 R 11261



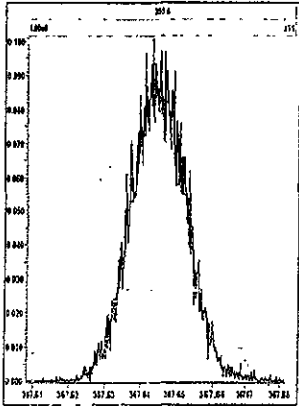
M 342.9792 R 10821



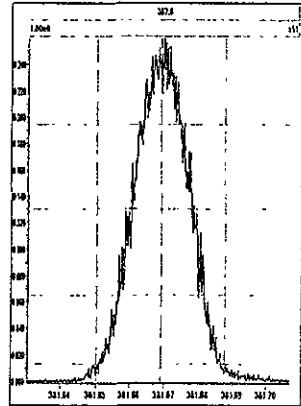
M 354.9792 R 11413



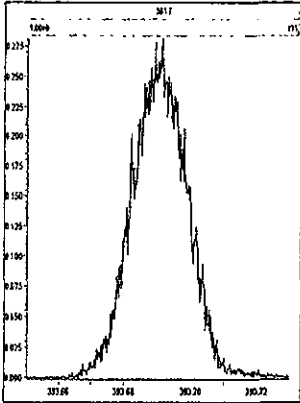
M 366.9792 R 10461



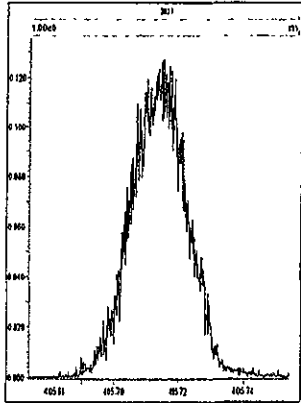
M 380.9760 R 10639



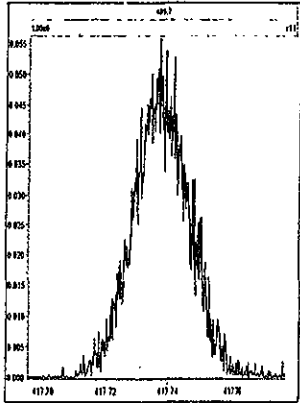
M 392.9760 R 10729



M 404.9760 R 10548



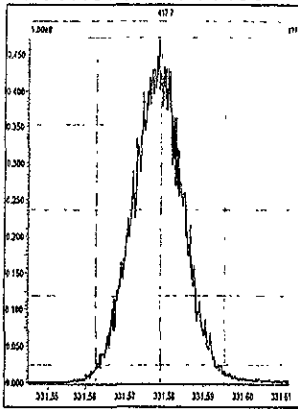
M 416.9760 R 10967



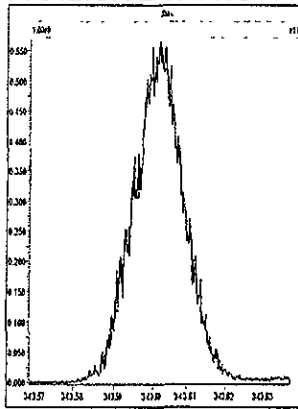
File: Experiment: Dioxin3D5.exp Reference: Pfk.ref Function: 2 @ 200 (ppm)

Printed: Wednesday, January 06, 2010 09:36:06 Pacific Standard Time

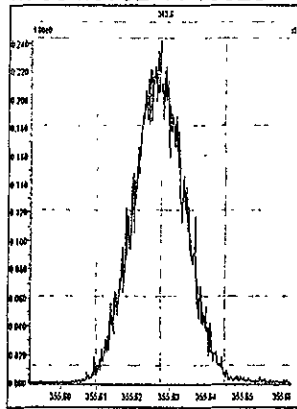
M 330.9792 R 11160



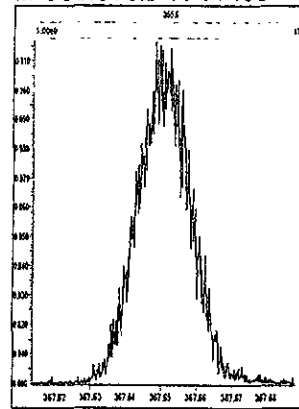
M 342.9792 R 11061



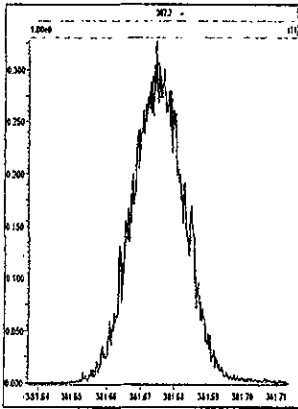
M 354.9792 R 10820



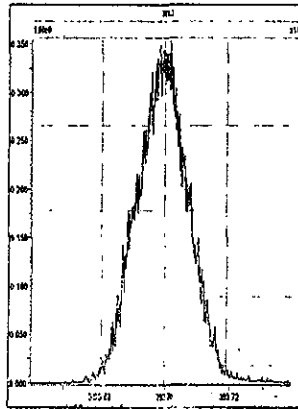
M 366.9792 R 11469



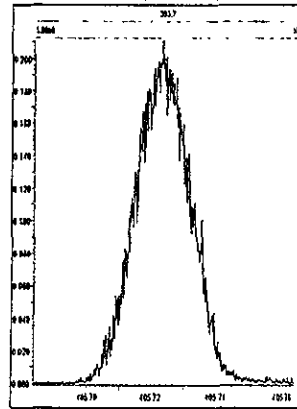
M 380.9760 R 10773



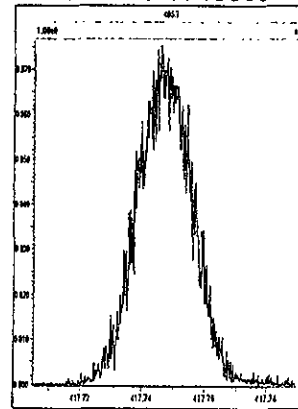
M 392.9760 R 11013



M 404.9760 R 10916



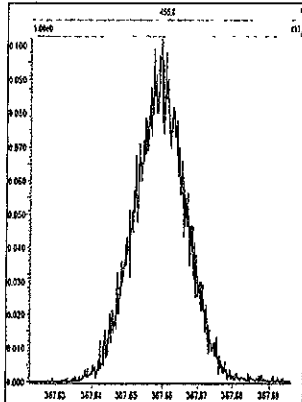
M 416.9760 R 10503



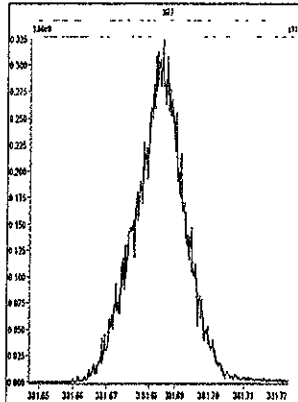
File: Experiment: Dioxin3D5.exp Reference: Pfk.ref Function: 3 @ 200 (ppm)

Printed: Wednesday, January 06, 2010 09:36:48 Pacific Standard Time

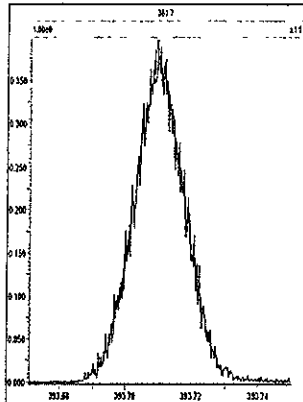
M 366.9792 R 10962



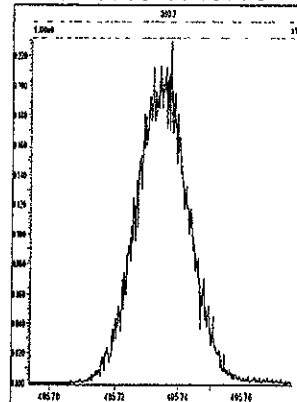
M 380.9760 R 10824



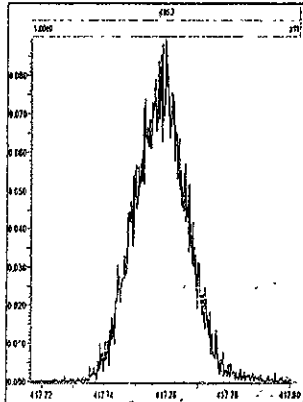
M 392.9760 R 11313



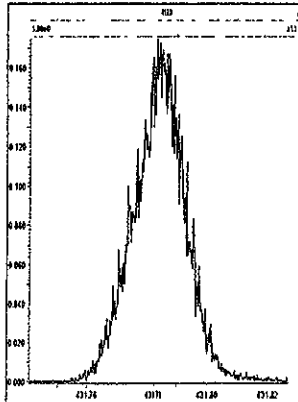
M 404.9760 R 10775



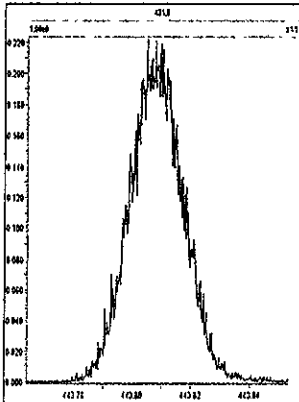
M 416.9760 R 11847



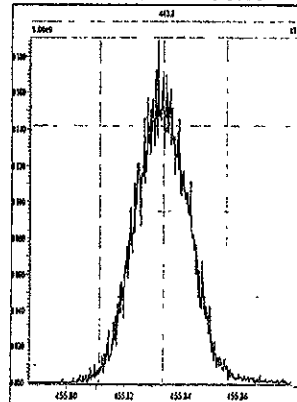
M 430.9728 R 10774



M 442.9728 R 10919



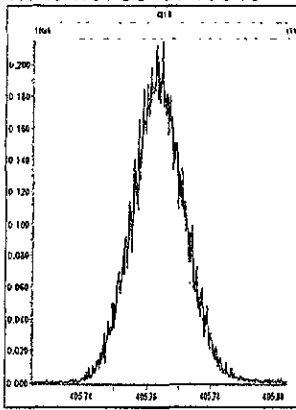
M 454.9728 R 10823



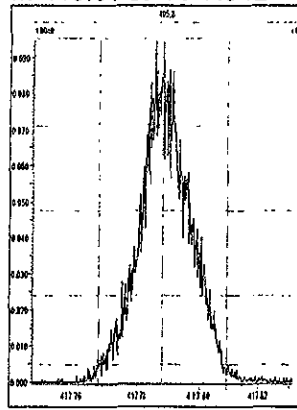
File: Experiment: Dioxin3D5.exp Reference: Pfk.ref Function: 4 @ 200 (ppm)

Printed: Wednesday, January 06, 2010 09:37:27 Pacific Standard Time

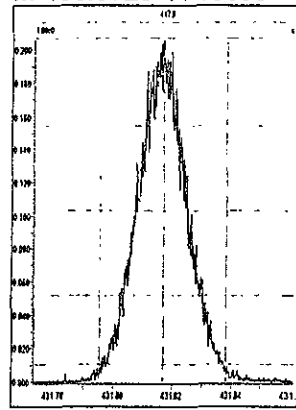
M 404.9760 R 10819



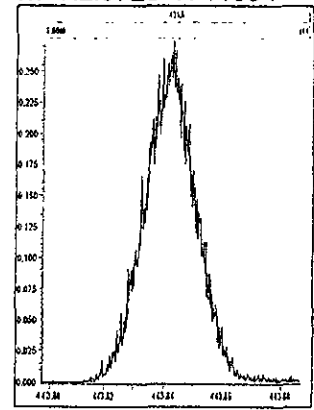
M 416.9760 R 11312



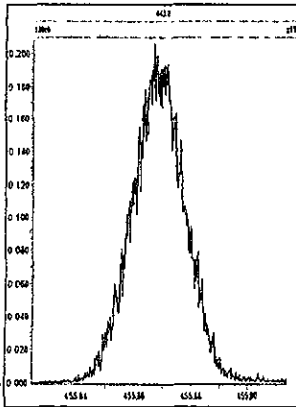
M 430.9728 R 10593



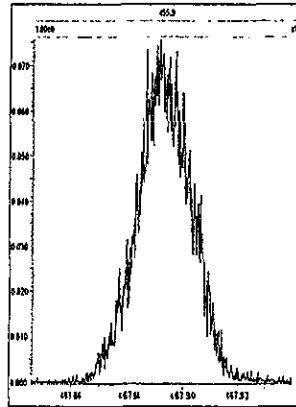
M 442.9728 R 11064



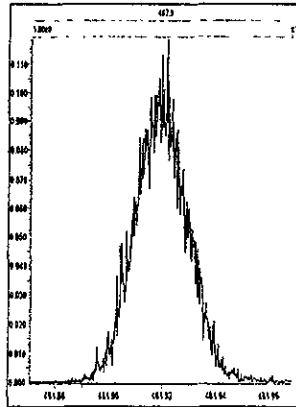
M 454.9728 R 10919



M 466.9728 R 11059



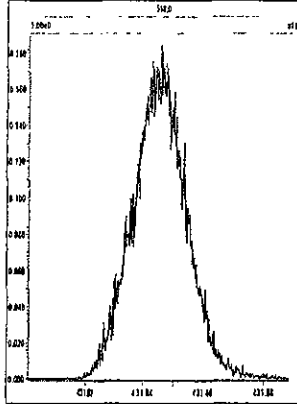
M 480.9696 R 10823



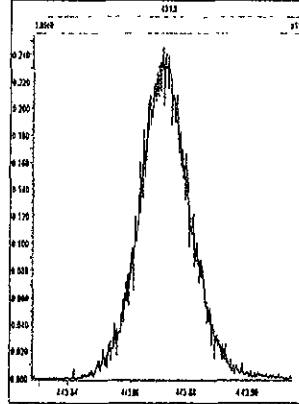
File: Experiment: Dioxin3D5.exp Reference: Pfk.ref Function: 5 @200 (ppm)

Printed: Wednesday, January 06, 2010 09:38:23 Pacific Standard Time

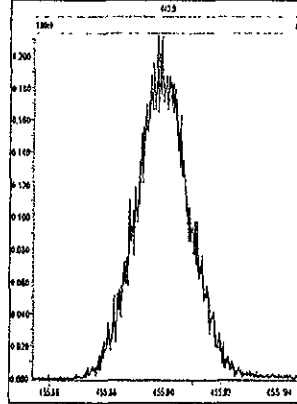
M 430.9728 R 10917



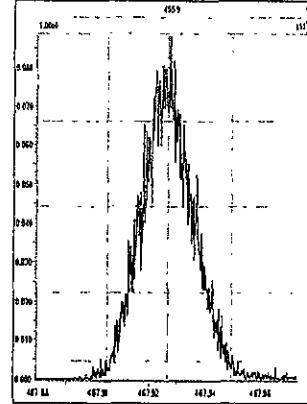
M 442.9728 R 10593



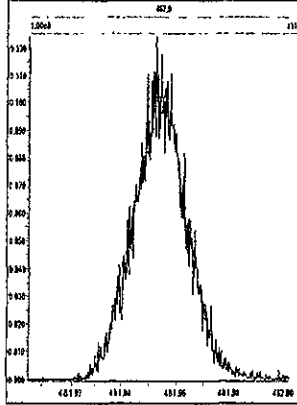
M 454.9728 R 10775



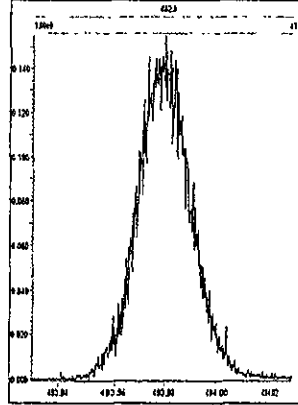
M 466.9728 R 11519



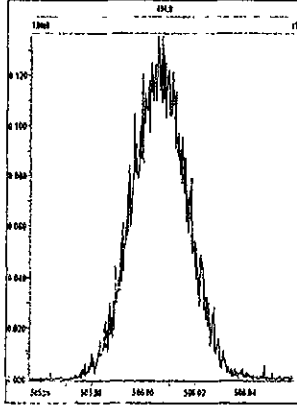
M 480.9696 R 10640



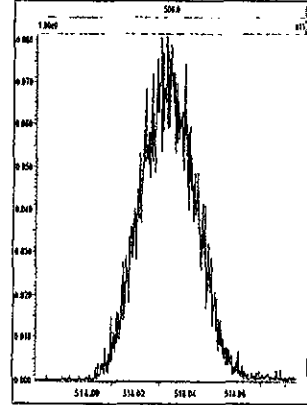
M 492.9696 R 10594



M 504.9696 R 10504



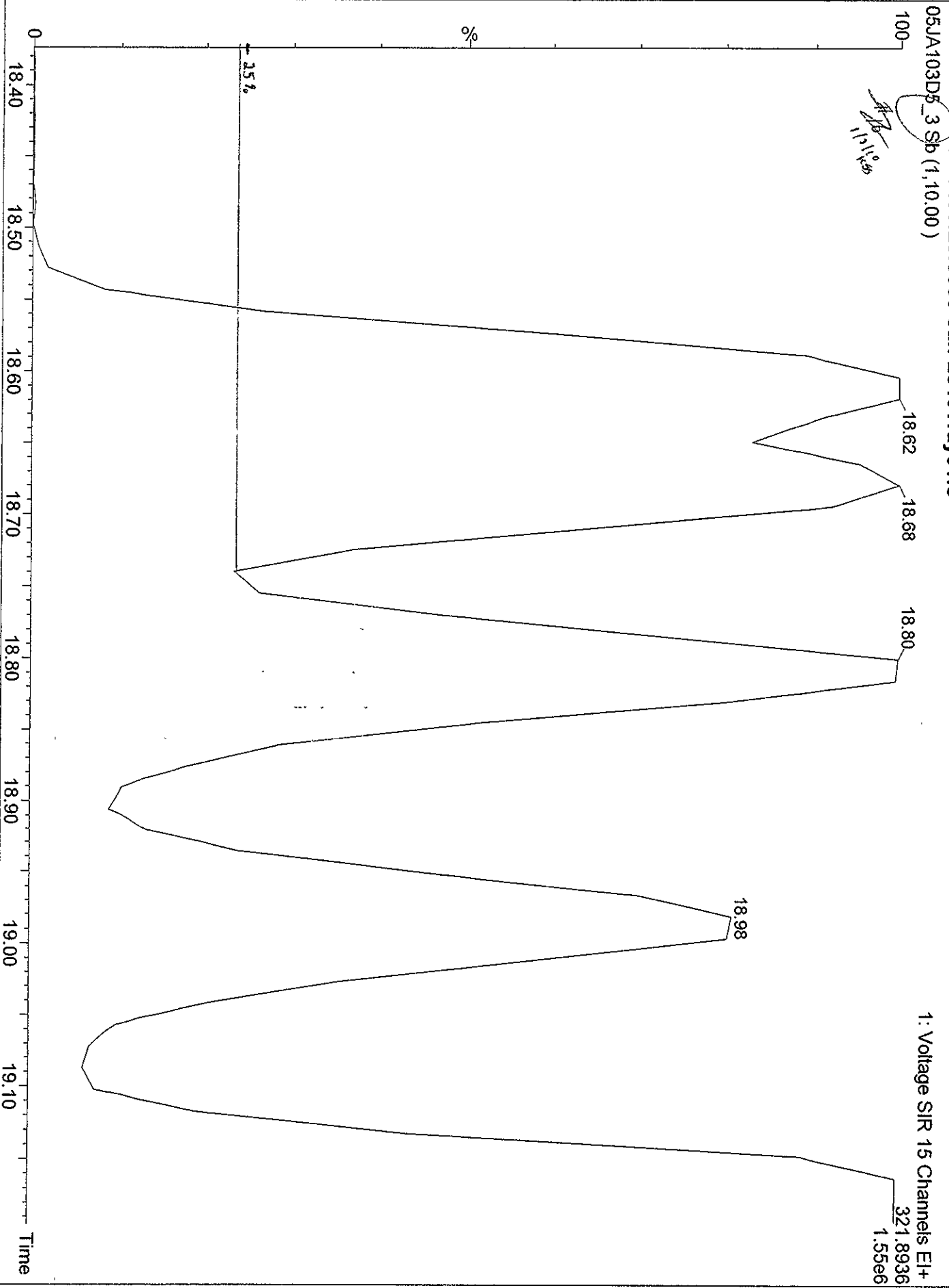
M 516.9697 R 10419



DB5 CPSM 3732-0400:25:3606-Jan-2010Tray01:3

05JA103D5_3 Sp (1,10.00)

Handwritten signature
1/11/10



Dataset: C:\MassLynx\Default.pro\05JA103D58290A.qld

Last Altered: Wednesday, January 06, 2010 10:22:19 Pacific Standard Time

Printed: Wednesday, January 06, 2010 10:23:10 Pacific Standard Time

Method: C:\MassLynx\Default.pro\Methdb\82903D5.mdb 04 Jan 2010 09:44:45

Calibration: C:\MassLynx\Default.pro\Curvedb\ICA123120093D58290.cdb 31 Dec 2009 13:37:23

#	Name	RRF Mean	RRF SD	RRF %Rel SD
1	13C-1,2,3,4-TCDD	1.00000	0.00000	0.00000
2				
3	13C-2,3,7,8-TCDF	1.55387	0.10195	6.56127
4	2,3,7,8-TCDF	1.00894	0.03940	3.90512
5	Total TCDFs	1.00894	0.03940	3.90512
6				
7	13C-2,3,7,8-TCDD	0.93654	0.08265	8.82467
8	2,3,7,8-TCDD	1.13162	0.06094	5.38546
9	Total TCDDs	1.13162	0.06094	5.38546
10				
11	37CL-2,3,7,8-TCDD	1.13700	0.09172	8.06695
12				
13	13C-1,2,3,7,8-PeCDF	1.21534	0.12934	10.64235
14	1,2,3,7,8-PeCDF	1.03079	0.04663	4.52356
15	2,3,4,7,8-PeCDF	0.96399	0.04086	4.23834
16	Total F2 PeCDFs	0.99739	0.04369	4.38021
17	Total F1 PeCDFs	0.99739	0.04369	4.38021
18				
19	13C-1,2,3,7,8-PeCDD	0.74736	0.08018	10.72899
20	1,2,3,7,8-PeCDD	1.05672	0.03490	3.30300
21	Total PeCDDs	1.05672	0.03490	3.30300
22				
23	13C-1,2,3,7,8,9-HxCDD	1.00000	0.00000	0.00000
24				
25	13C-1,2,3,4,7,8-HxCDF	0.91641	0.07223	7.88160
26	1,2,3,4,7,8-HxCDF	1.24280	0.05687	4.57635
27	1,2,3,6,7,8-HxCDF	1.49624	0.06359	4.24985
28	2,3,4,6,7,8-HxCDF	1.31114	0.08139	6.20792
29	1,2,3,7,8,9-HxCDF	1.29097	0.15794	12.23447
30	Total HxCDFs	1.33529	0.08589	6.43214
31				
32	13C-1,2,3,6,7,8-HxCDD	0.80919	0.05547	6.85475
33	1,2,3,4,7,8-HxCDD	0.93261	0.05959	6.38974
34	1,2,3,6,7,8-HxCDD	1.18024	0.05154	4.36672
35	1,2,3,7,8,9-HxCDD	1.28282	0.21352	16.64444
36	Total HxCDDs	1.13189	0.10452	9.23374
37				
38	13C-1,2,3,4,6,7,8-HpCDF	0.81080	0.04083	5.03538
39	1,2,3,4,6,7,8-HpCDF	1.36387	0.07395	5.42218
40	1,2,3,4,7,8,9-HpCDF	1.11483	0.06881	6.17218
41	Total HpCDFs	1.23935	0.07020	5.66394
42				
43	13C-1,2,3,4,6,7,8-HpCDD	0.70743	0.03465	4.89747
44	1,2,3,4,6,7,8-HpCDD	1.04312	0.04748	4.55165
45	Total HpCDDs	1.04312	0.04748	4.55165
46	99L170524			
47	13C-OCDD	0.51880	0.04360	8.40429

Dataset: C:\MassLynx\Default.pro\05JA103D58290A.qld

Last Altered: Wednesday, January 06, 2010 10:22:19 Pacific Standard Time

Printed: Wednesday, January 06, 2010 10:23:10 Pacific Standard Time

#	Name	RRF Mean	RRF SD	RRF %Ret SD
48	OCDF	1.40213	0.13119	9.35683
49	OCDD	1.19691	0.05139	4.29389
50				
51				
52	Function 1 PFK			
53	Function 2 PFK	16743.46550	16630.81420	99.32719
54	Function 3 PFK	7909.22500	521.22114	6.59004
55	Function 4 PFK	14980.66300	0.00000	0.00000
56	Function 5 PFK	3947.90350	3001.02553	76.01568
57	TCDF PCDPE	30.01200	0.00000	0.00000
58	F1 PeCDF PCDPE	45.97250	34.38590	74.79666
59	F2 PeCDF PCDPE	17.77400	16.24159	91.37835
60	HXCDF PCDPE	18.61100	20.51602	110.23600
61	HPCDF PCDPE	75.50100	34.84622	46.15333
62	OCDF PCDPE	85.06150	155.80506	183.16755

Daily Calibration Checklist Dioxin Methods

Method ID 8290

Associated ICAL ICA123120093D58290

Column ID DB5

Instrument ID 3D5

STD ID ST0105B, ST0105C

STD Solution 09DXN425

Analyzed by AM, JRB

Date Analyzed 01/06/10, 01/06/10

Std. Pkg. By JRB

Date Std. Pkg. Assembled 01/07/10

Std. Pkg. Reviewed By KSS

Date Std. Pkg. Reviewed 01-07-10

DAILY STANDARD PACKAGE	INITIATED	REVIEWED
Standard, CPSM, and Solvent Blank present?	✓	✓
Copy of log-file and Beginning Static Resolution present?	✓	✓
CPSM blow up present?	✓	✓
Curve Summary present?	✓	✓
Summary of Method criteria present or documented below?	✓	✓
Daily standard within method specified limits?*	* ✓	* ✓
Analyte retention times correct?	✓	✓
Isotopic ratios within limits?	✓	✓
CPSM valley ≤ method specified limits? **	✓	✓
Are chromatographic windows correct?	✓	✓
Samples analyzed within 12 hrs of daily standard?	✓	✓
Manual reintegration's checked and hardcopies included?	NA	NA
Ending Standard present?	✓	✓
Ending Static Resolutions present	✓	✓
Absolute retention times for 13C12-1,2,3,4-TCDD and 13C12-1,2,3,7,8,9-HxCDD are within +/- 15 seconds of the retention times in the Initial Calibration? (required for all 1613B samples)	NA	NA

COMMENTS: * See observation 07-0101421. Average RRF for 1,2,3,4,7,8-HxCDD is 0.7524 and needs to be used to quantitate the bracketed samples.

* Method 8290/TO9/M0023A: (beginning) ≤ 20% from curve RRFs for native analytes, ≤ 30% from curve RRFs for labeled compounds.

Method 8290/TO9/M0023A: (ending) ≤ 25% from curve RRFs for native analytes, ≤ 35% from curve RRFs for labeled compounds.

Method 23: See Method 23 Daily Standard Criteria, Table 5.

Method 1613B: See, Method 1613B or Method 1613B Tetras Daily Standard Criteria,

** Method 23/0023A CPSM Criteria: 25% valley between 2378 TCDF (DB-225)/TCDD (DB-5) and its closest eluters normalized to the smallest peak of the triplet

Method 1613B/8290/TO9 CPSM Criteria: 25% valley between 2378 TCDF (DB-225)/TCDD (DB-5) and its closest eluters normalized to the 2378 peak.

Dataset: C:\MassLynx\Default.pro\05JA103D58290B.qld

Last Altered: Wednesday, January 06, 2010 15:37:38 Pacific Standard Time

Printed: Wednesday, January 06, 2010 15:47:13 Pacific Standard Time

Method: C:\MassLynx\Default.pro\Methdb\82903D5.mdb 06 Jan 2010 12:46:02

Calibration: C:\MassLynx\Default.pro\Curvedb\ICA123120093D58290.cdb 31 Dec 2009 13:37:23

Name: 05JA103D5_15, Date: 06-Jan-2010, Time: 08:52:01, ID: ST0105B, Description: CS-3 09DXN425

#	Name	Response	RT	Pred:RT	RRF M	RRF	Conc	%Dev	%Rec	Mod.D	Ratio	Ratio Flag
1	13C-1,2,3,4-TCDD	780778	18.57	18.59	1.00000	1.00000	100.00	0.0	100.0		0.811	NO
2												
3	13C-2,3,7,8-TCDF	1161723	18.03	17.98	1.55387	1.48790	95.75	-4.2	95.8		0.788	NO
4	2,3,7,8-TCDF	104436	18.04	18.04	1.00894	0.89897	8.91	-10.9	89.1		0.774	NO
5	Total TCDFs			21.44	1.00894		8.91					
6												
7	13C-2,3,7,8-TCDD	738809	18.77	18.77	0.93654	0.94625	101.04	1.0	101.0		0.805	NO
8	2,3,7,8-TCDD	75712	18.78	18.79	1.13162	1.02478	9.06	-9.4	90.6		0.799	NO
9	Total TCDDs			19.55	1.13162		9.06					
10												
11	37CL-2,3,7,8-TCDD	83906	18.78	18.79	1.13700	1.07465	9.45	-5.5	94.5			
12												
13	13C-1,2,3,7,8-PeCDF	824513	23.39	23.37	1.21534	1.05601	86.89	-13.1	86.9		1.691	NO
14	1,2,3,7,8-PeCDF	397098	23.42	23.41	1.03079	0.96323	46.72	-6.6	93.4		1.555	NO
15	2,3,4,7,8-PeCDF	377823	24.83	24.82	0.96399	0.91648	47.54	-4.9	95.1		1.576	NO
16	Total F2 PeCDFs			34.47	0.99739		94.26					
17	Total F1 PeCDFs			36.56	0.99739							
18												
19	13C-1,2,3,7,8-PeCDD	559524	25.59	25.55	0.74736	0.71662	95.89	-4.1	95.9		1.585	NO
20	1,2,3,7,8-PeCDD	274116	25.61	25.61	1.05672	0.97982	46.36	-7.3	92.7		1.609	NO
21	Total PeCDDs			31.10	1.05672		46.36					
22												
23	13C-1,2,3,7,8,9-HxCDD	664299	32.65	32.61	1.00000	1.00000	100.00	0.0	100.0		1.156	NO
24												
25	13C-1,2,3,4,7,8-HxCDF	584280	31.30	31.31	0.91641	0.87954	95.98	-4.0	96.0		0.507	NO
26	1,2,3,4,7,8-HxCDF	346357	31.32	31.31	1.24280	1.18558	47.70	-4.6	95.4		1.238	NO
27	1,2,3,6,7,8-HxCDF	416845	31.46	31.45	1.49624	1.42687	47.68	-4.6	95.4		1.288	NO
28	2,3,4,6,7,8-HxCDF	370272	32.12	32.11	1.31114	1.26745	48.33	-3.3	96.7		1.206	NO
29	1,2,3,7,8,9-HxCDF	377147	32.84	32.85	1.29097	1.29098	50.00	0.0	100.0		1.255	NO
30	Total HxCDFs			0.00	1.33529		193.71					
31												
32	13C-1,2,3,6,7,8-HxCDD	608087	32.35	32.37	0.80919	0.91538	113.12	13.1	113.1		1.250	NO
33	1,2,3,4,7,8-HxCDD	243661	32.28	32.26	0.93261	0.80140	42.97	-14.1	85.9		1.244	NO
34	1,2,3,6,7,8-HxCDD	332981	32.36	32.36	1.18024	1.09518	46.40	-7.2	92.8		1.299	NO
35	1,2,3,7,8,9-HxCDD	344312	32.66	32.64	1.28282	1.13244	44.14	-11.7	88.3		1.257	NO
36	Total HxCDDs			0.00	1.13189		133.50					
37												
38	13C-1,2,3,4,6,7,8-HpCDF	573596	34.20	34.19	0.81080	0.86346	106.49	6.5	106.5		0.436	NO
39	1,2,3,4,6,7,8-HpCDF	387265	34.21	34.21	1.36387	1.35030	49.50	-1.0	99.0		0.932	NO
40	1,2,3,4,7,8,9-HpCDF	319374	35.33	35.33	1.11483	1.11359	49.94	-0.1	99.9		1.055	NO
41	Total HpCDFs			0.00	1.23935		99.45					
42												
43	13C-1,2,3,4,6,7,8-HpCDD	558154	35.00	35.01	0.70743	0.84021	118.77	18.8	118.8		1.048	NO
44	1,2,3,4,6,7,8-HpCDD	279102	35.02	35.00	1.04312	1.00009	47.94	-4.1	95.9		1.002	NO
45	Total HpCDDs			0.01	1.04312		47.94					

Dataset: C:\MassLynx\Default.pro\05JA103D58290B.qld

Last Altered: Wednesday, January 06, 2010 15:37:38 Pacific Standard Time

Printed: Wednesday, January 06, 2010 15:47:13 Pacific Standard Time

Name: 05JA103D5_15, Date: 06-Jan-2010, Time: 08:52:01, ID: ST0105B, Description: CS-3 09DXN425

#	Name	Response	RT	Pred. RT	RRF M	RRF	Conc.	%Dev	%Rec	Mod:D...	Ratio	Ratio Flag
47	13C-OCDD	893837	37.46	37.45	0.51880	0.67277	259.36	29.7	129.7		0.918	NO
48	OCDF	577675	37.58	37.58	1.40213	1.29257	92.19	-7.8	92.2		0.914	NO
49	OCDD	491427	37.47	37.47	1.19691	1.09959	91.87	-8.1	91.9		0.857	NO
50												
51												
52	Function 1 PFK			14.26								
53	Function 2 PFK			22.48	16743....							
54	Function 3 PFK			29.28	7909.2...							
55	Function 4 PFK			34.81	14980....							
56	Function 5 PFK			39.31	3947.9...							
57	TCDF PCDPE	19	15.05	15.01	30.012...	18.616...	0.62	-38.0	62.0			
58	F1 PeCDF PCDPE			18.68	45.972...							
59	F2 PeCDF PCDPE	27	22.10	22.10	17.774...	26.981...	1.52	51.8	151.8			
60	HXCDF PCDPE	75	33.00	33.02	18.611...	75.038...	4.03	303.2	403.2			
61	HPCDF PCDPE			35.33	75.501...							
62	OCDF PCDPE			37.54	85.061...							

Dataset: C:\MassLynx\Default.pro\05JA103D58290B.qld

Last Altered: Thursday, January 07, 2010 11:09:21 Pacific Standard Time

Printed: Thursday, January 07, 2010 11:09:53 Pacific Standard Time

Method: C:\MassLynx\Default.PRO\MethDB\82903D5.mdb 06 Jan 2010 12:46:02

Calibration: C:\MassLynx\Default.PRO\CurveDB\ICA123120093D58290.cdb 31 Dec 2009 13:37:23

Name: 05JA103D5_28, Date: 06-Jan-2010, Time: 18:06:28, ID: ST0105C, Description: CS-3 09DXN425

#	Name	Response	RT	Pred.RT	RRF M	RRF	Conc.	%Dev	%Rec	Mod.D.	Ratio	Ratio Flag
1	13C-1,2,3,4-TCDD	778356	18.57	18.60	1.00000	1.00000	100.00	0.0	100.0		0.765	NO
2												
3	13C-2,3,7,8-TCDF	1205605	18.04	17.98	1.55387	1.54891	99.68	-0.3	99.7		0.798	NO
4	2,3,7,8-TCDF	110974	18.06	18.06	1.00894	0.92048	9.12	-8.8	91.2		0.756	NO
5	Total TCDFs			21.44	1.00894		9.12					
6												
7	13C-2,3,7,8-TCDD	739567	18.78	18.77	0.93654	0.95017	101.46	1.5	101.5		0.745	NO
8	2,3,7,8-TCDD	78781	18.80	18.79	1.13162	1.06524	9.41	-5.9	94.1		0.818	NO
9	Total TCDDs			19.55	1.13162		9.41					
10												
11	37CL-2,3,7,8-TCDD	83727	18.80	18.79	1.13700	1.07569	9.46	-5.4	94.6			
12												
13	13C-1,2,3,7,8-PeCDF	847704	23.42	23.37	1.21534	1.08910	89.61	-10.4	89.6		1.576	NO
14	1,2,3,7,8-PeCDF	401103	23.44	23.44	1.03079	0.94633	45.90	-8.2	91.8		1.497	NO
15	2,3,4,7,8-PeCDF	379571	24.86	24.86	0.96399	0.89553	46.45	-7.1	92.9		1.539	NO
16	Total F2 PeCDFs			34.47	0.99739		92.35					
17	Total F1 PeCDFs			36.56	0.99739							
18												
19	13C-1,2,3,7,8-PeCDD	561859	25.61	25.55	0.74736	0.72185	96.59	-3.4	96.6		1.579	NO
20	1,2,3,7,8-PeCDD	284572	25.65	25.64	1.05672	1.01296	47.93	-4.1	95.9		1.582	NO
21	Total PeCDDs			31.10	1.05672		47.93					
22												
23	13C-1,2,3,7,8,9-HxCDD	708817	32.66	32.61	1.00000	1.00000	100.00	0.0	100.0		1.313	NO
24												
25	13C-1,2,3,4,7,8-HxCDF	544583	31.33	31.32	0.91641	0.76830	83.84	-16.2	83.8		0.531	NO
26	1,2,3,4,7,8-HxCDF	338175	31.34	31.34	1.24280	1.24196	49.97	-0.1	99.9		1.226	NO
27	1,2,3,6,7,8-HxCDF	428520	31.48	31.47	1.49624	1.57375	52.59	5.2	105.2		1.190	NO
28	2,3,4,6,7,8-HxCDF	371890	32.14	32.14	1.31114	1.36578	52.08	4.2	104.2		1.249	NO
29	1,2,3,7,8,9-HxCDF	362981	32.86	32.88	1.29097	1.33306	51.63	3.3	103.3		1.193	NO
30	Total HxCDFs			0.00	1.33529		206.27					
31												
32	13C-1,2,3,6,7,8-HxCDD	625362	32.36	32.38	0.80919	0.88226	109.03	9.0	109.0		1.144	NO
33	1,2,3,4,7,8-HxCDD	219914	32.29	32.27	0.93261	0.70332	37.71	-24.6	75.4		1.218	NO
34	1,2,3,6,7,8-HxCDD	357880	32.38	32.37	1.18024	1.14455	48.49	-3.0	97.0		1.249	NO
35	1,2,3,7,8,9-HxCDD	352166	32.68	32.65	1.28282	1.12628	43.90	-12.2	87.8		1.211	NO
36	Total HxCDDs			0.00	1.13189		130.09					
37												
38	13C-1,2,3,4,6,7,8-HpCDF	554532	34.21	34.20	0.81080	0.78233	96.49	-3.5	96.5		0.446	NO
39	1,2,3,4,6,7,8-HpCDF	367915	34.22	34.22	1.36387	1.32694	48.65	-2.7	97.3		0.987	NO
40	1,2,3,4,7,8,9-HpCDF	302749	35.35	35.34	1.11483	1.09191	48.97	-2.1	97.9		0.987	NO
41	Total HpCDFs			0.00	1.23935		97.62					
42												
43	13C-1,2,3,4,6,7,8-HpCDD	537612	35.03	35.02	0.70743	0.75846	107.21	7.2	107.2		1.146	NO
44	1,2,3,4,6,7,8-HpCDD	261225	35.04	35.03	1.04312	0.97180	46.58	-6.8	93.2		1.065	NO
45	Total HpCDDs			0.06	1.04312		46.58					

Dataset: C:\MassLynx\Default.pro\05JA103D58290B.qld

Last Altered: Thursday, January 07, 2010 11:09:21 Pacific Standard Time

Printed: Thursday, January 07, 2010 11:09:53 Pacific Standard Time

Name: 05JA103D5_28, Date: 06-Jan-2010, Time: 18:06:28, ID: ST0105C, Description: CS-3 09DXN425

#	Name	Response	RT	Pred.RT	RRF M	RRF	Conc	%Dev	%Rec	Mod.D	Ratio	Ratio Flag
47	13C-OCDD	843021	37.49	37.46	0.51880	0.59467	229.25	14.6	114.6		0.887	NO
48	OCDF	537235	37.60	37.60	1.40213	1.27455	90.90	-9.1	90.9		0.853	NO
49	OCDD	466398	37.50	37.50	1.19691	1.10649	92.45	-7.6	92.4		0.875	NO
50												
51												
52	Function 1 PFK			14.26								
53	Function 2 PFK	882	22.45	22.48	16743...	881.73...	0.05	-94.7	5.3			
54	Function 3 PFK			29.28	7909.2...							
55	Function 4 PFK			34.81	14980...							
56	Function 5 PFK			39.31	3947.9...							
57	TCDF PCDPE			15.01	30.012...							
58	F1 PeCDF PCDPE			18.68	45.972...							
59	F2 PeCDF PCDPE	39	22.19	22.10	17.774...	39.425...	2.22	121.8	221.8			
60	HXCDF PCDPE			33.02	18.611...							
61	HPCDF PCDPE			35.33	75.501...							
62	OCDF PCDPE	67	37.62	37.54	85.061...	66.610...	0.78	-21.7	78.3			

Sample List Report

MassLynx 4.1

Sample List: C:\MassLynx\Default.pro\Sampledb\05JA103D5.SPL
 Last Modified: Wednesday, January 06, 2010 17:00:26 Pacific Standard Time
 Printed: Wednesday, January 06, 2010 17:00:31 Pacific Standard Time

Page 1 of 2

Page Position (1, 1)

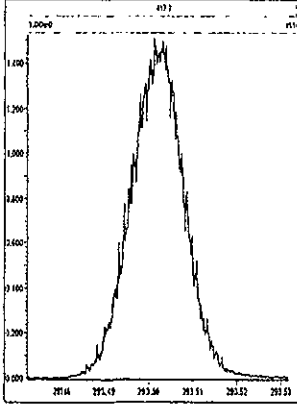
File Name	File Text	Sample ID	Meth/Matrix	BOX #	Sample Size	Units	Bottle	FV_uL	
1	05JA103D5_1	CS-3 09DXN425	STO105	---	---	1.000000	---	Tray01:1	---
2	05JA103D5_2	CS-3 09DXN425	STO105A	---	---	1.000000	---	Tray01:2	---
3	05JA103D5_3	DB5 CPSM 3732-04	CP0105	---	---	1.000000	---	Tray01:3	---
4	05JA103D5_4	Solvent Blank C-14	SB0105	---	---	1.000000	---	Tray01:4	---
5	05JA103D5_5	G9L230000-203B	LRJM4-1-AA	8290/Solid	74	10.000000	g	Tray01:5	10
6	05JA103D5_6	G9L230000-203C	LRJM4-1-AC	8290/Solid	74	10.000000	g	Tray01:6	10
7	05JA103D5_7	G9L220000-324C RI	LRG29-1-AC	1613B/Water	74	1.000000	L	Tray01:7	10
8	05JA103D5_8	G9L170524-1	LQ86P-1-AC	8290/Solid	74	10.300000	g	Tray01:8	10
9	05JA103D5_9	G9L170524-2	LQ86X-1-AC	8290/Solid	74	10.150000	g	Tray01:9	10
10	05JA103D5_10	G9L170524-3	LQ867-1-AC	8290/Solid	74	10.320000	g	Tray01:10	10
11	05JA103D5_11	G9L170524-4	LQ87A-1-AC	8290/Solid	74	10.270000	g	Tray01:11	10
12	05JA103D5_12	G9L170524-4MS	LQ87A-1-AD	8290/Solid	74	10.210000	g	Tray01:12	10
13	05JA103D5_13	G9L170524-4SD	LQ87A-1-AE	8290/Solid	74	10.620000	g	Tray01:13	10
14	05JA103D5_14	Solvent Blank C-14	SB0105A	---	---	1.000000	---	Tray01:14	---
15	05JA103D5_15	CS-3 09DXN425	STO105B	---	---	1.000000	---	Tray01:2	---
16	05JA103D5_16	DB5 CPSM 3732-04	CP0105A	---	---	1.000000	---	Tray01:3	---
17	05JA103D5_17	Solvent Blank C-14	SB0105B	---	---	1.000000	---	Tray01:18	---
18	05JA103D5_18	G9L170524-5	LQ87E-1-AC	8290/Solid	74	10.200000	g	Tray01:19	10
19	05JA103D5_19	G9L170524-6	LQ87J-1-AC	8290/Solid	74	10.090000	g	Tray01:20	10
20	05JA103D5_20	G9L170524-7	LQ87L-1-AC	8290/Solid	74	10.890000	g	Tray01:21	10
21	05JA103D5_21	G9L170524-8	LQ87M-1-AC	8290/Solid	74	10.240000	g	Tray01:22	10
22	05JA103D5_22	G9L170524-9	LQ87Q-1-AC	8290/Solid	74	10.380000	g	Tray01:23	10
23	05JA103D5_23	G9L170524-10	LQ87R-1-AC	8290/Solid	74	10.160000	g	Tray01:24	10
24	05JA103D5_24	G9L170524-11	LQ87W-1-AC	8290/Solid	74	10.110000	g	Tray01:25	10
25	05JA103D5_25	G9L170524-12	LQ870-1-AC	8290/Solid	74	10.830000	g	Tray01:26	10
26	05JA103D5_26	G9L170524-13	LQ873-1-AC	8290/Solid	74	10.140000	g	Tray01:27	10
27	05JA103D5_27	Solvent Blank C-14	SB0105C	---	---	1.000000	---	Tray01:4	---
28	05JA103D5_28	CS-3 09DXN425	STO105C	---	---	1.000000	---	Tray01:1	---

*logfile v0
 JRB 1/6/10*

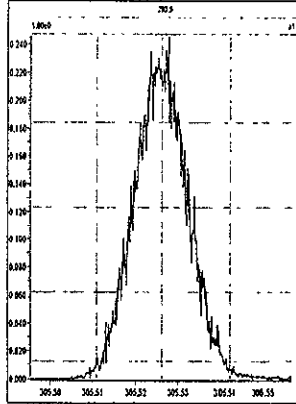
File: Experiment: Dioxin3D5.exp Reference: Pfk.ref Function: 1 @ 200 (ppm)

Printed: Wednesday, January 06, 2010 09:35:28 Pacific Standard Time

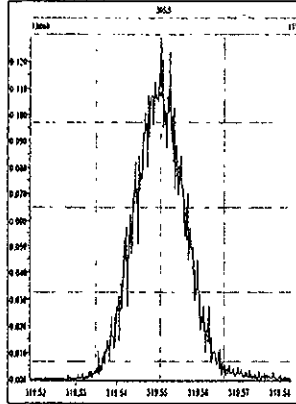
M 292.9824 R 10686



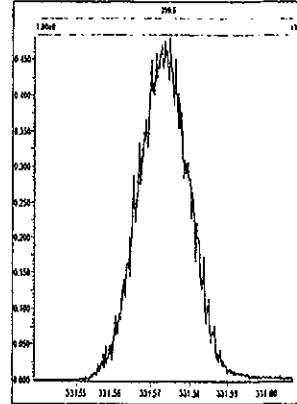
M 304.9824 R 11212



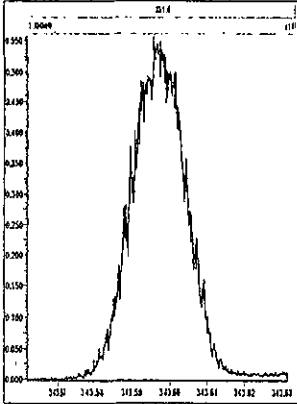
M 318.9792 R 11364



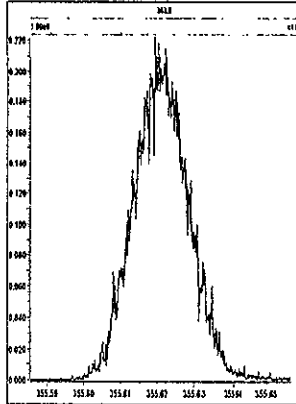
M 330.9792 R 11261



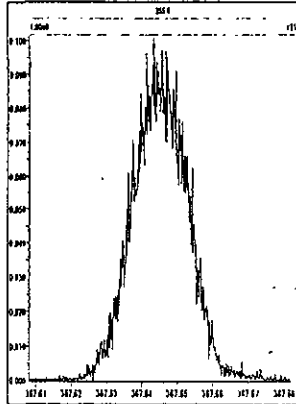
M 342.9792 R 10821



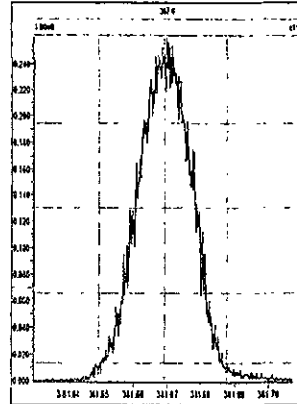
M 354.9792 R 11413



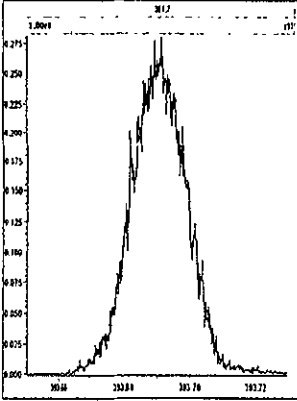
M 366.9792 R 10461



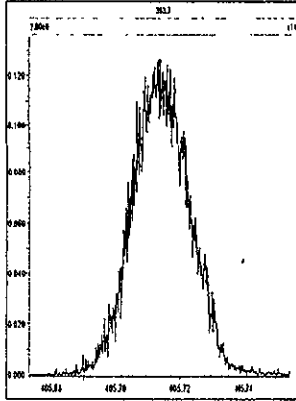
M 380.9760 R 10639



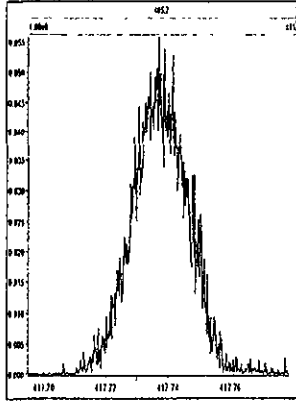
M 392.9760 R 10729



M 404.9760 R 10548



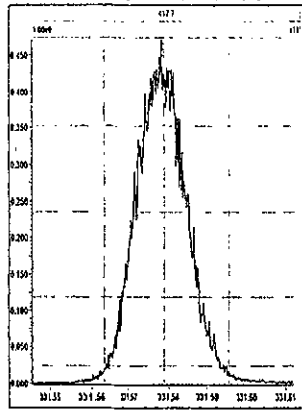
M 416.9760 R 10967



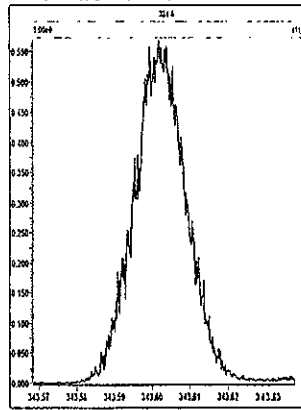
File: Experiment: Dioxin3D5.exp Reference: Pfk.ref Function: 2 @ 200 (ppm)

Printed: Wednesday, January 06, 2010 09:36:06 Pacific Standard Time

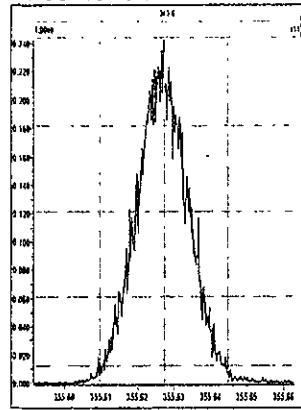
M 330.9792 R 11160



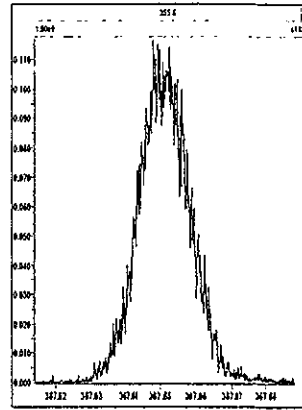
M 342.9792 R 11061



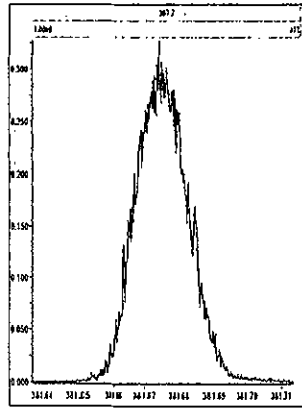
M 354.9792 R 10820



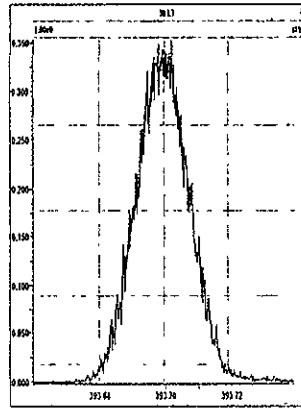
M 366.9792 R 11469



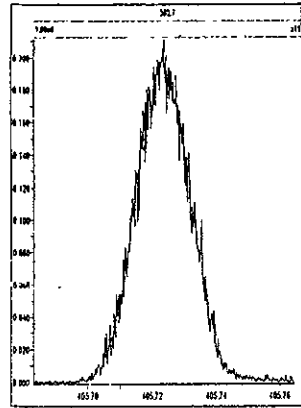
M 380.9760 R 10773



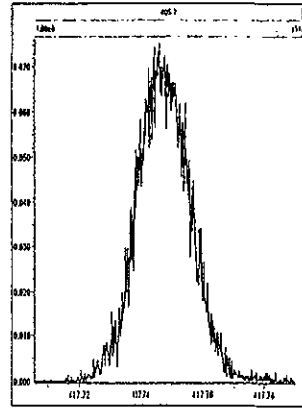
M 392.9760 R 11013



M 404.9760 R 10916



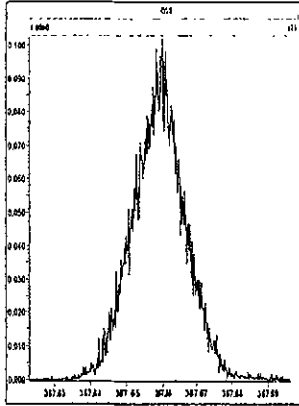
M 416.9760 R 10503



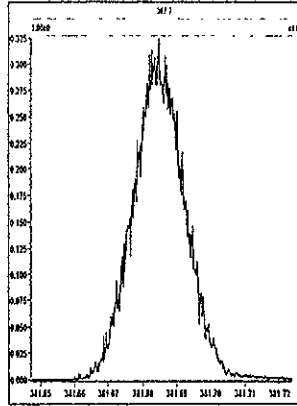
File: Experiment: Dioxin3D5.exp Reference: Pfk.ref Function: 3 @ 200 (ppm)

Printed: Wednesday, January 06, 2010 09:36:48 Pacific Standard Time

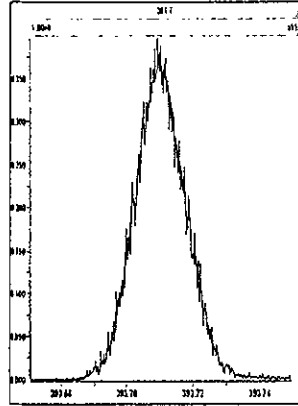
M 366.9792 R 10962



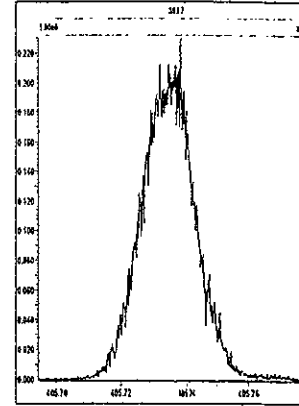
M 380.9760 R 10824



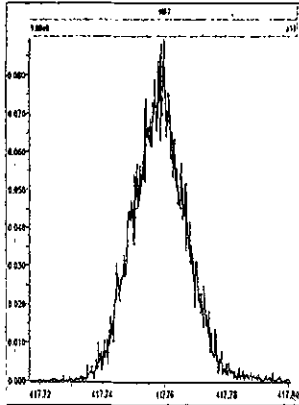
M 392.9760 R 11313



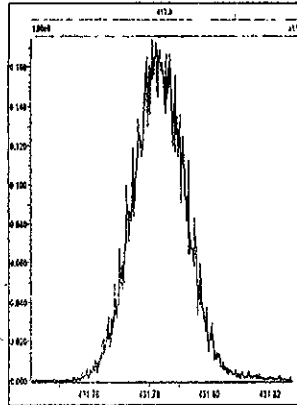
M 404.9760 R 10775



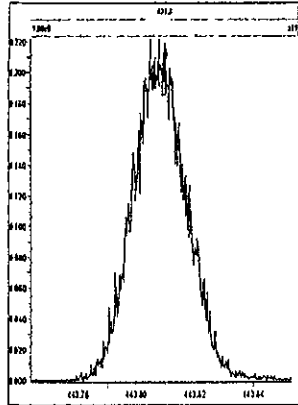
M 416.9760 R 11847



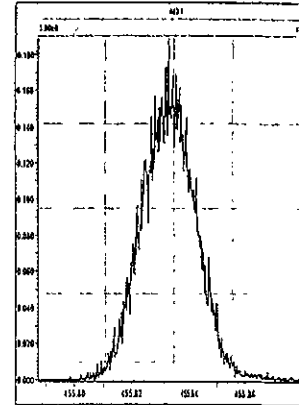
M 430.9728 R 10774



M 442.9728 R 10919



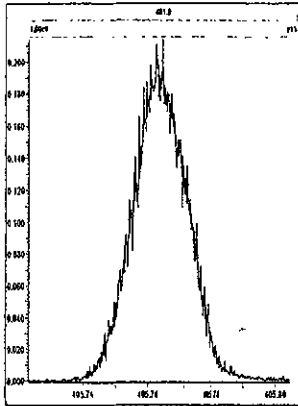
M 454.9728 R 10823



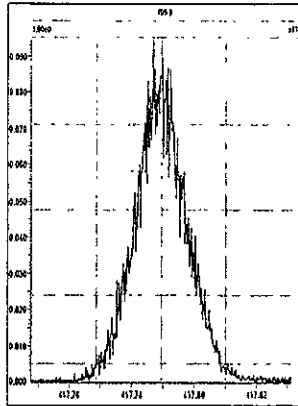
File: Experiment: Dioxin3D5.exp Reference: Pfk.ref Function: 4 @ 200 (ppm)

Printed: Wednesday, January 06, 2010 09:37:27 Pacific Standard Time

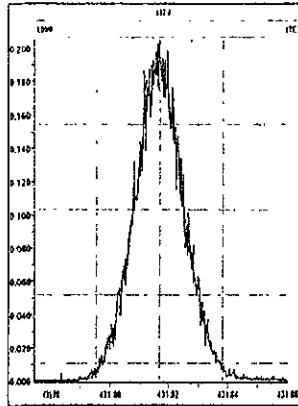
M 404.9760 R 10819



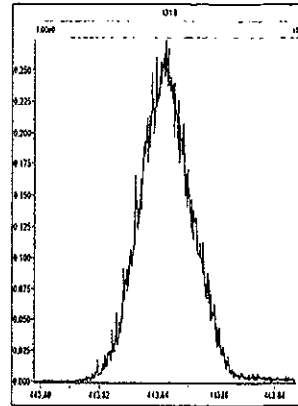
M 416.9760 R 11312



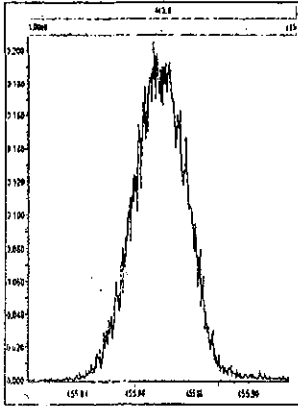
M 430.9728 R 10593



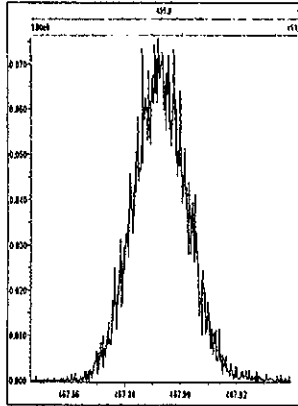
M 442.9728 R 11064



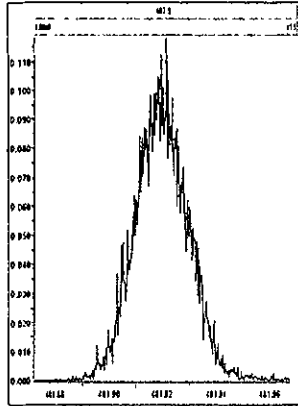
M 454.9728 R 10919



M 466.9728 R 11059



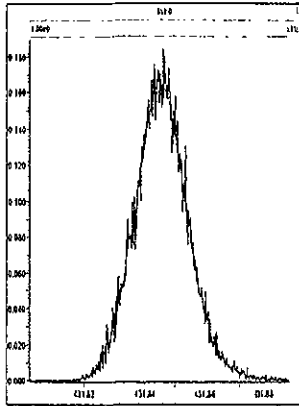
M 480.9696 R 10823



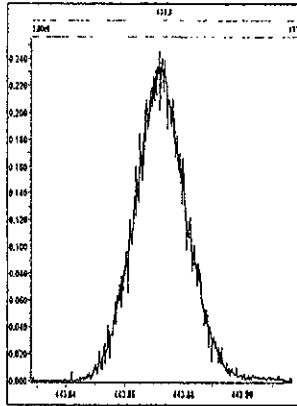
File: Experiment: Dioxin3D5.exp Reference: Pfk.ref Function: 5 @ 200 (ppm)

Printed: Wednesday, January 06, 2010 09:38:23 Pacific Standard Time

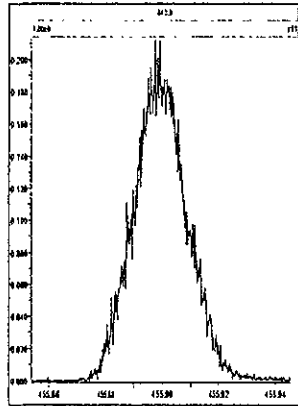
M 430.9728 R 10917



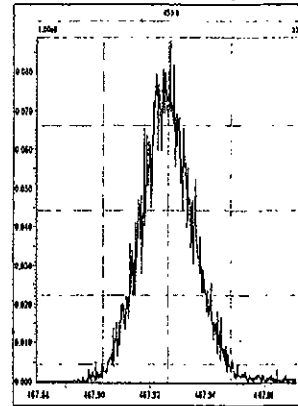
M 442.9728 R 10593



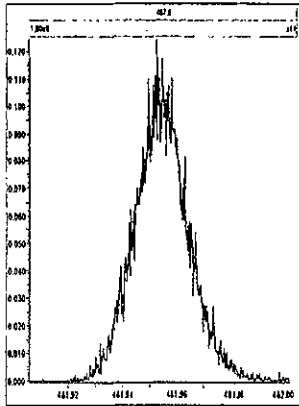
M 454.9728 R 10775



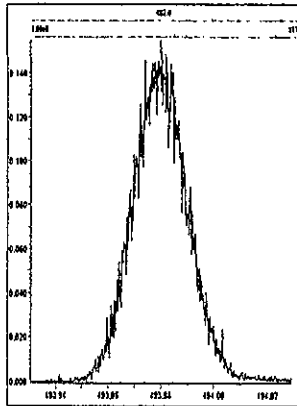
M 466.9728 R 11519



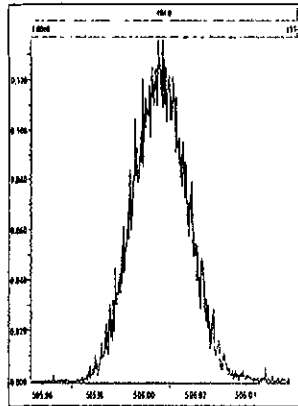
M 480.9696 R 10640



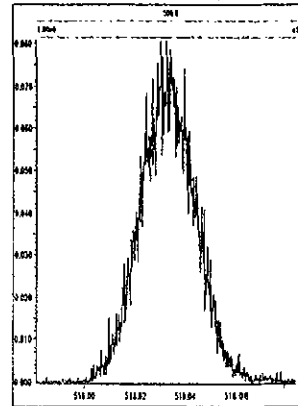
M 492.9696 R 10594



M 504.9696 R 10504



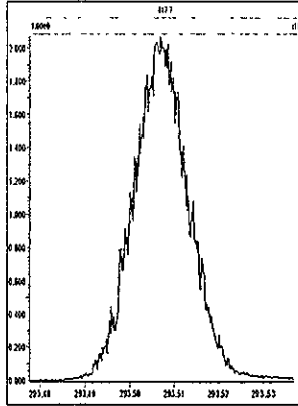
M 516.9697 R 10419



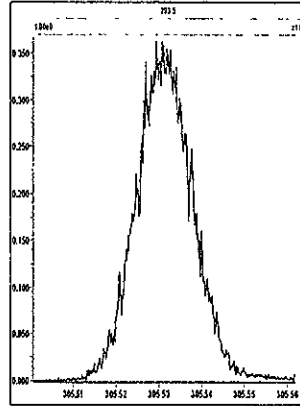
File: Experiment: Dioxin3D5.exp Reference: Pfk.ref Function: 1 @ 200 (ppm)

Printed: Wednesday, January 06, 2010 18:58:19 Pacific Standard Time

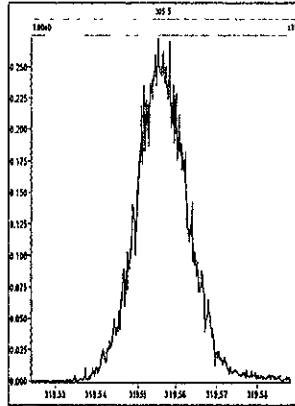
M 292.9824 R 10248



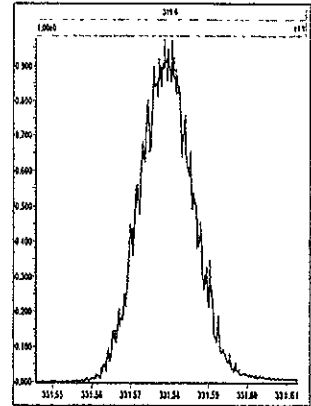
M 304.9824 R 10247



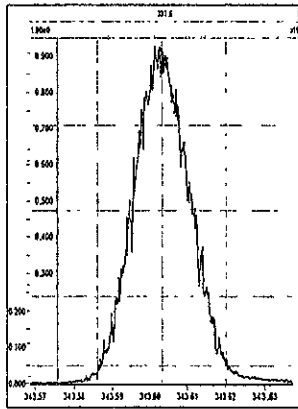
M 318.9792 R 11738



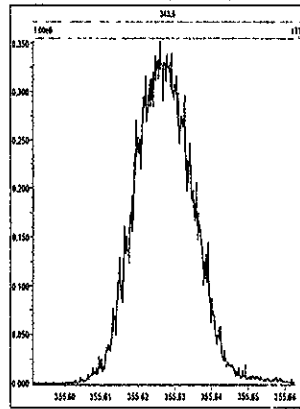
M 330.9792 R 10330



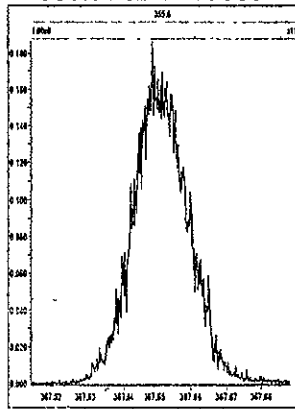
M 342.9792 R 10161



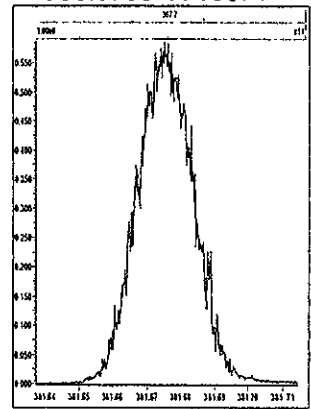
M 354.9792 R 10591



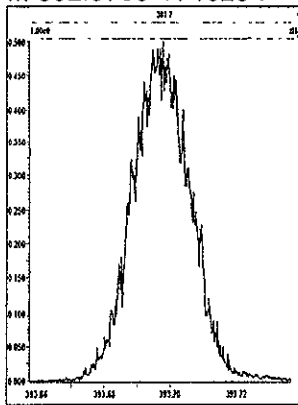
M 366.9792 R 10685



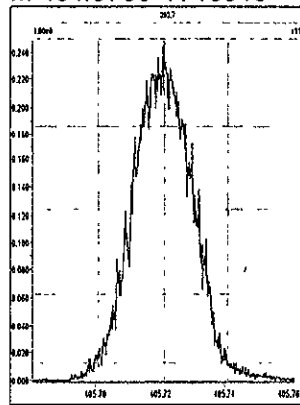
M 380.9760 R 10871



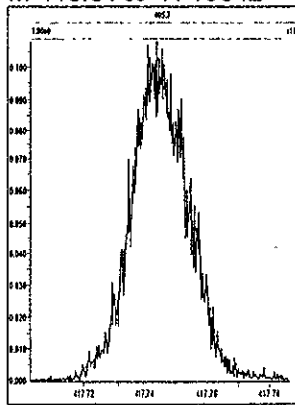
M 392.9760 R 10204



M 404.9760 R 10916



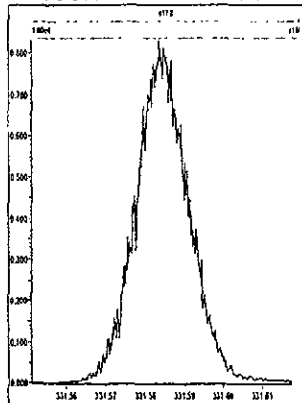
M 416.9760 R 10042



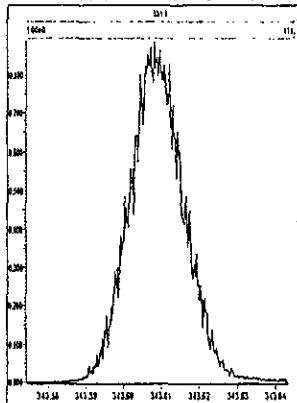
File: Experiment: Dioxin3D5.exp Reference: Pfk.ref Function: 2 @ 200 (ppm)

Printed: Wednesday, January 06, 2010 18:59:34 Pacific Standard Time

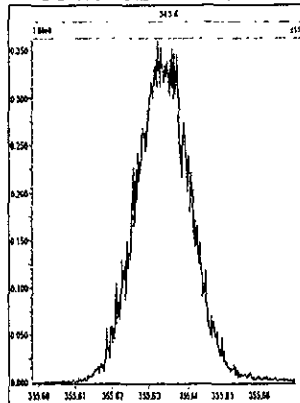
M 330.9792 R 10330



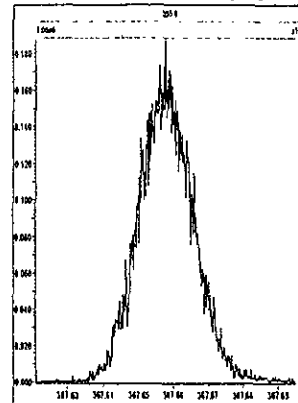
M 342.9792 R 10120



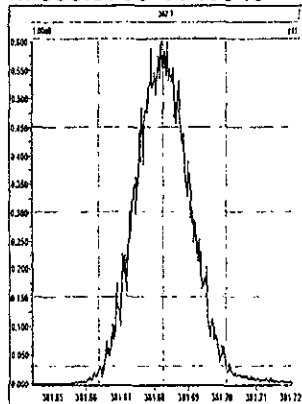
M 354.9792 R 10502



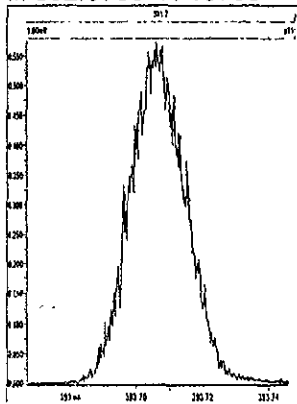
M 366.9792 R 11010



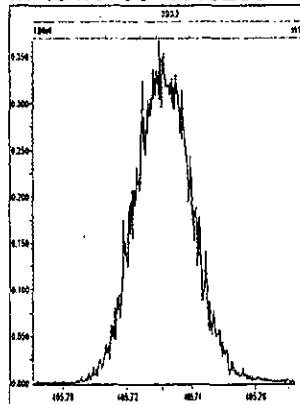
M 380.9760 R 10545



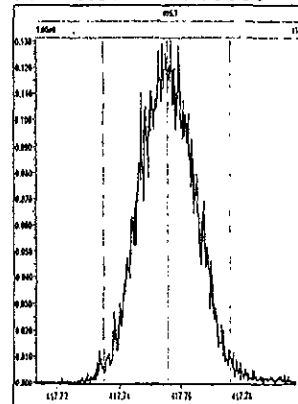
M 392.9760 R 10730



M 404.9760 R 10288



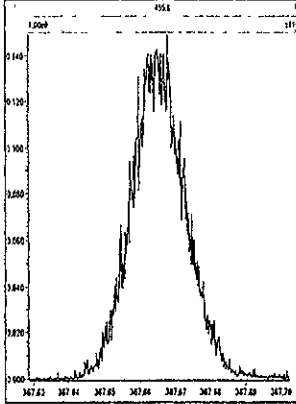
M 416.9760 R 10039



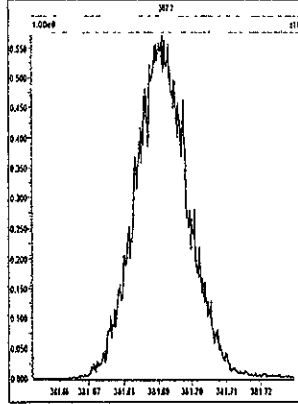
File: Experiment: Dioxin3D5.exp Reference: Pfk.ref Function: 3 @ 200 (ppm)

Printed: Wednesday, January 06, 2010 19:01:03 Pacific Standard Time

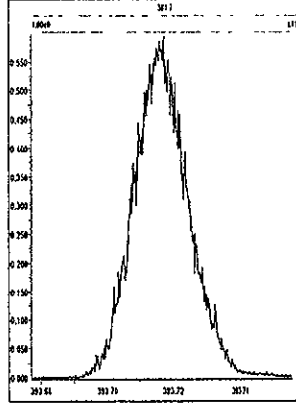
M 366.9792 R 10418



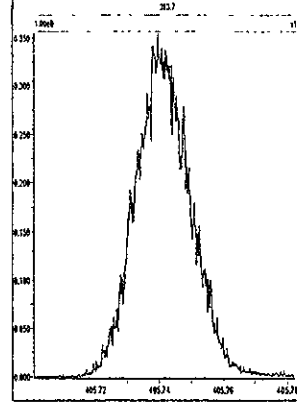
M 380.9760 R 11059



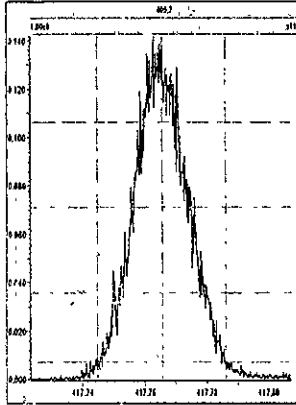
M 392.9760 R 10417



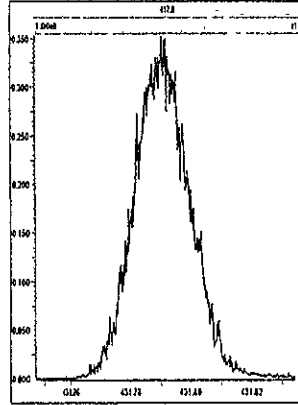
M 404.9760 R 10121



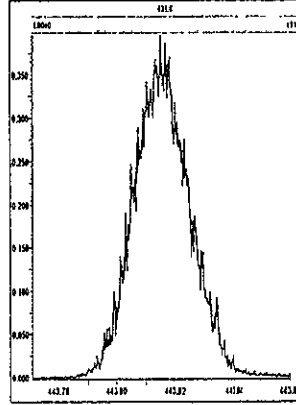
M 416.9760 R 10503



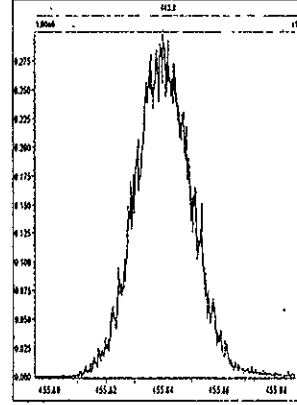
M 430.9728 R 10415



M 442.9728 R 10458



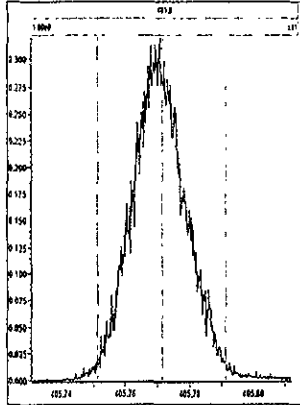
M 454.9728 R 10001



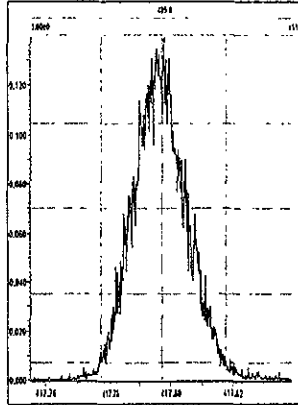
File: Experiment: Dioxin3D5.exp Reference: Pfk.ref Function: 4 @ 200 (ppm)

Printed: Wednesday, January 06, 2010 19:02:12 Pacific Standard Time

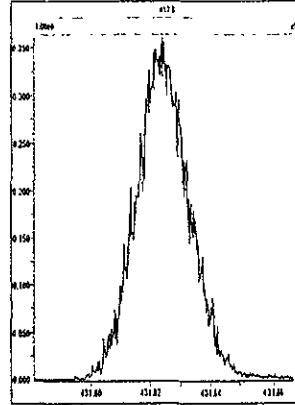
M 404.9760 R 10374



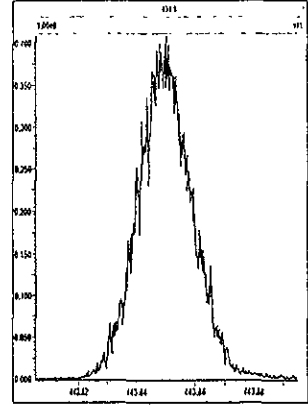
M 416.9760 R 11211



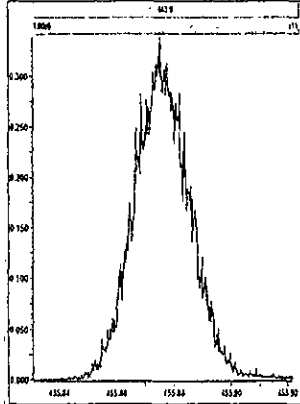
M 430.9728 R 10638



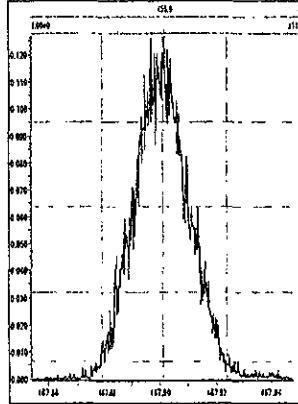
M 442.9728 R 10964



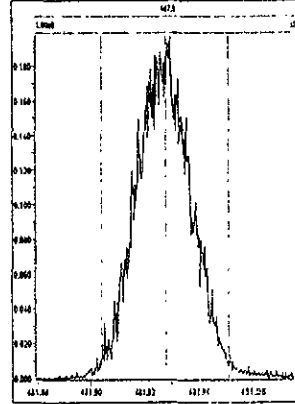
M 454.9728 R 10332



M 466.9728 R 10122



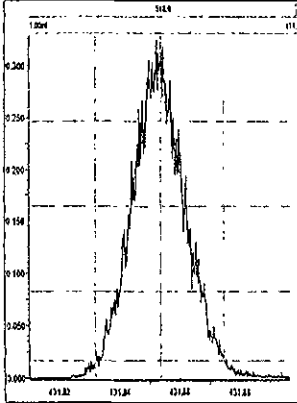
M 480.9696 R 10163



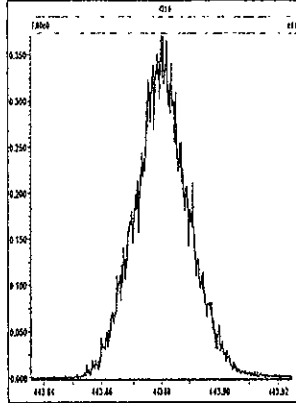
File: Experiment: Dioxin3D5.exp Reference: Pfk.ref Function: 5 @ 200 (ppm)

Printed: Wednesday, January 06, 2010 19:03:32 Pacific Standard Time

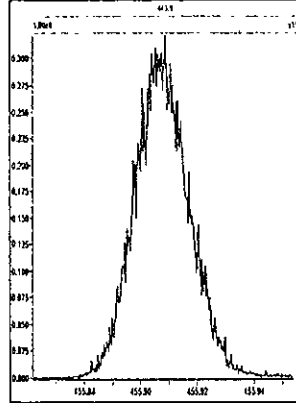
M 430.9728 R 10457



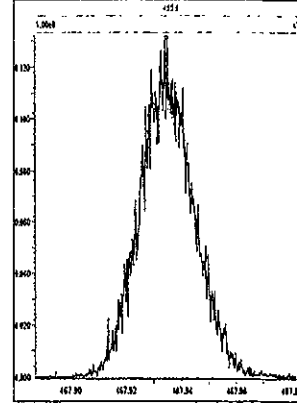
M 442.9728 R 10040



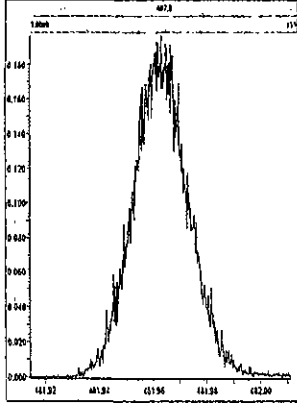
M 454.9728 R 10162



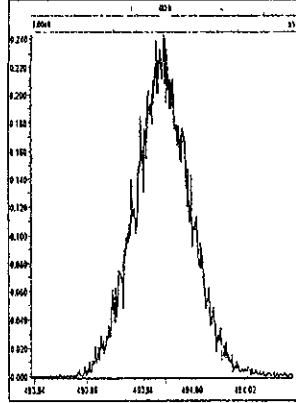
M 466.9728 R 10329



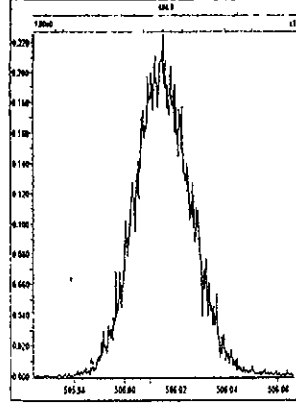
M 480.9696 R 10774



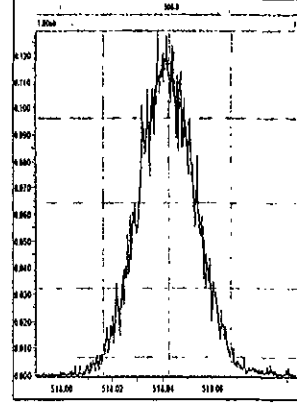
M 492.9696 R 10041

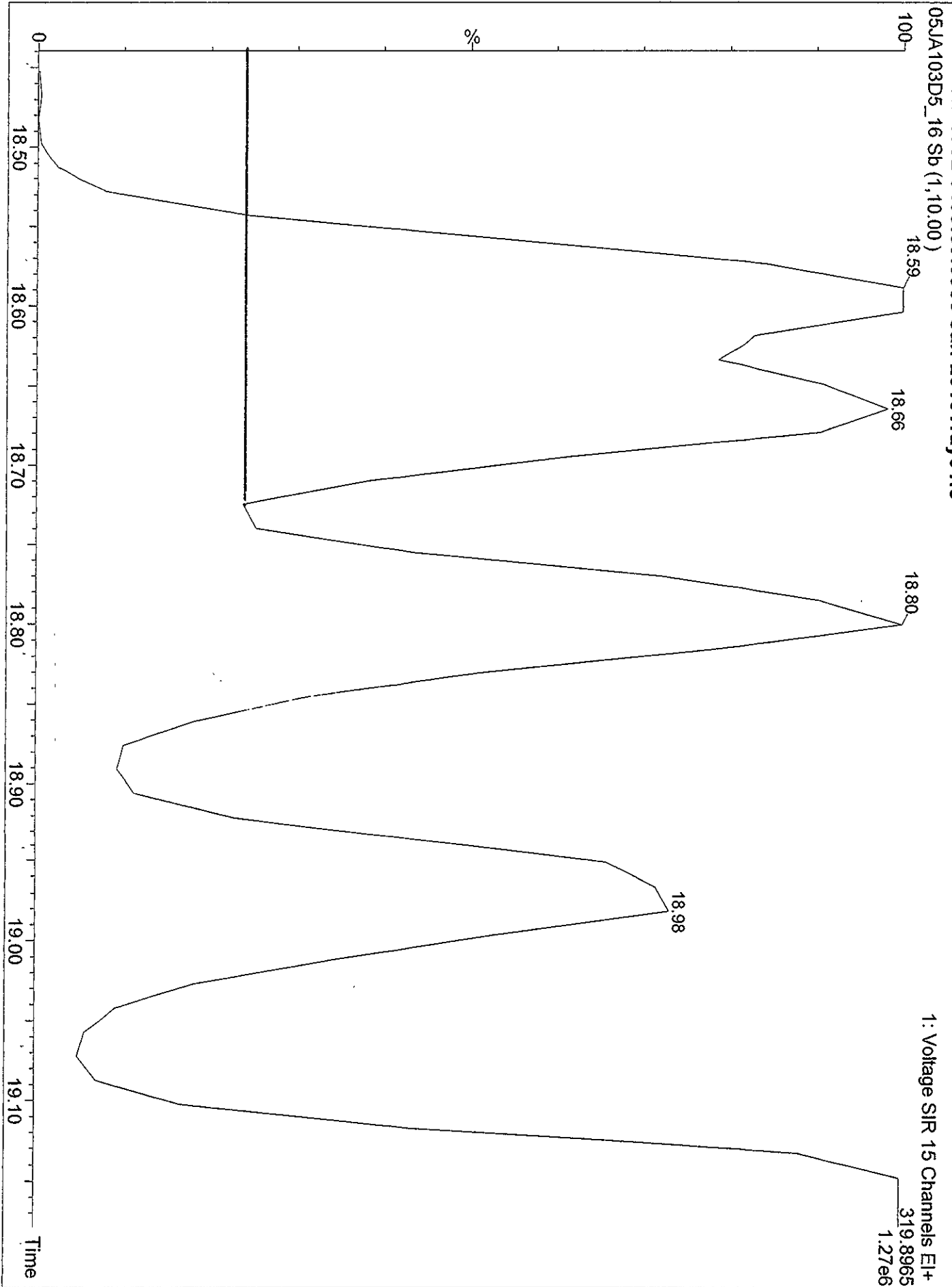


M 504.9696 R 10204



M 516.9697 R 10327





1: Voltage SIR 15 Channels EI+
319,8965
1.27e6

Dataset: C:\MassLynx\Default.pro\05JA103D58290B.qld

Last Altered: Wednesday, January 06, 2010 15:37:38 Pacific Standard Time

Printed: Wednesday, January 06, 2010 15:47:31 Pacific Standard Time

Method: C:\MassLynx\Default.pro\Methdb\82903D5.mdb 06 Jan 2010 12:46:02

Calibration: C:\MassLynx\Default.pro\Curvedb\ICA123120093D58290.cdb 31 Dec 2009 13:37:23

#	Name	RRF Mean	RRF SD	RRF %Rel SD
1	13C-1,2,3,4-TCDD	1.00000	0.00000	0.00000
2				
3	13C-2,3,7,8-TCDF	1.55387	0.10195	6.56127
4	2,3,7,8-TCDF	1.00894	0.03940	3.90512
5	Total TCDFs	1.00894	0.03940	3.90512
6				
7	13C-2,3,7,8-TCDD	0.93654	0.08265	8.82467
8	2,3,7,8-TCDD	1.13162	0.06094	5.38546
9	Total TCDDs	1.13162	0.06094	5.38546
10				
11	37CL-2,3,7,8-TCDD	1.13700	0.09172	8.06695
12				
13	13C-1,2,3,7,8-PeCDF	1.21534	0.12934	10.64235
14	1,2,3,7,8-PeCDF	1.03079	0.04663	4.52356
15	2,3,4,7,8-PeCDF	0.96399	0.04086	4.23834
16	Total F2 PeCDFs	0.99739	0.04369	4.38021
17	Total F1 PeCDFs	0.99739	0.04369	4.38021
18				
19	13C-1,2,3,7,8-PeCDD	0.74736	0.08018	10.72899
20	1,2,3,7,8-PeCDD	1.05672	0.03490	3.30300
21	Total PeCDDs	1.05672	0.03490	3.30300
22				
23	13C-1,2,3,7,8,9-HxCDD	1.00000	0.00000	0.00000
24				
25	13C-1,2,3,4,7,8-HxCDF	0.91641	0.07223	7.88160
26	1,2,3,4,7,8-HxCDF	1.24280	0.05687	4.57635
27	1,2,3,6,7,8-HxCDF	1.49624	0.06359	4.24985
28	2,3,4,6,7,8-HxCDF	1.31114	0.08139	6.20792
29	1,2,3,7,8,9-HxCDF	1.29097	0.15794	12.23447
30	Total HxCDFs	1.33529	0.08589	6.43214
31				
32	13C-1,2,3,6,7,8-HxCDD	0.80919	0.05547	6.85475
33	1,2,3,4,7,8-HxCDD	0.93261	0.05959	6.38974
34	1,2,3,6,7,8-HxCDD	1.18024	0.05154	4.36672
35	1,2,3,7,8,9-HxCDD	1.28282	0.21352	16.64444
36	Total HxCDDs	1.13189	0.10452	9.23374
37				
38	13C-1,2,3,4,6,7,8-HpCDF	0.81080	0.04083	5.03538
39	1,2,3,4,6,7,8-HpCDF	1.36387	0.07395	5.42218
40	1,2,3,4,7,8,9-HpCDF	1.11483	0.06881	6.17218
41	Total HpCDFs	1.23935	0.07020	5.66394
42				
43	13C-1,2,3,4,6,7,8-HpCDD	0.70743	0.03465	4.89747
44	1,2,3,4,6,7,8-HpCDD	1.04312	0.04748	4.55165
45	Total HpCDDs	1.04312	0.04748	4.55165
46				
47	13C-OCDD	0.51880	0.04360	8.40429

Dataset: C:\MassLynx\Default.pro\05JA103D58290B.qld

Last Altered: Wednesday, January 06, 2010 15:37:38 Pacific Standard Time

Printed: Wednesday, January 06, 2010 15:47:31 Pacific Standard Time

#	Name	RRF Mean	RRF SD	RRF %Rel SD
48	OCDF	1.40213	0.13119	9.35683
49	OCDD	1.19691	0.05139	4.29389
50				
51				
52	Function 1 PFK			
53	Function 2 PFK	16743.46550	16630.81420	99.32719
54	Function 3 PFK	7909.22500	521.22114	6.59004
55	Function 4 PFK	14980.66300	0.00000	0.00000
56	Function 5 PFK	3947.90350	3001.02553	76.01568
57	TCDF PCDPE	30.01200	0.00000	0.00000
58	F1 PeCDF PCDPE	45.97250	34.38590	74.79666
59	F2 PeCDF PCDPE	17.77400	16.24159	91.37835
60	HXCDF PCDPE	18.61100	20.51602	110.23600
61	HPCDF PCDPE	75.50100	34.84622	46.15333
62	OCDF PCDPE	85.06150	155.80506	183.16755

Daily Calibration Checklist
Dioxin Methods

Method ID 8290

Associated ICAL DB225610410502

Column ID DB225

Instrument ID 502

STD ID ST0106, ST0106A

STD Solution C53 09DXN425

Analyzed by MG

Date Analyzed 1/6/10

Std. Pkg. By KSS

Date Std. Pkg. Assembled 1/7/10

Std. Pkg. Reviewed By JRB

Date Std. Pkg. Reviewed 1/7/10

DAILY STANDARD PACKAGE	INITIATED	REVIEWED
Standard, CPSM, and Solvent Blank present?	✓	✓
Copy of log-file and Beginning Static Resolution present?	✓	✓
CPSM blow up present?	✓	✓
Curve Summary present?	✓	✓
Summary of Method criteria present or documented below?	✓	✓
Daily standard within method specified limits?	✓	✓
Analyte retention times correct?	✓	✓
Isotopic ratios within limits?	✓	✓
CPSM valley ≤ method specified limits?*	✓	✓
Are chromatographic windows correct?	✓	✓
Samples analyzed within 12 hrs of daily standard?	✓	✓
Manual reintegration's checked and hardcopies included?	NA	NA
Ending Standard present?	✓	✓
Ending Static Resolutions present	✓	✓
Absolute retention times for 13C12-1,2,3,4-TCDD and 13C12-1,2,3,7,8,9-HxCDD are within +/- 15 seconds of the retention times in the Initial Calibration? (required for all 1613B samples)	NA	NA

COMMENTS: _____

* Method 8290/TO9/M0023A: (beginning) ≤ 20% from curve RRFs for native analytes, ≤ 30% from curve RRFs for labeled compounds.
Method 8290/TO9/M0023A: (ending) ≤ 25% from curve RRFs for native analytes, ≤ 35% from curve RRFs for labeled compounds.
Method 23: See Method 23 Daily Standard Criteria, Table 5.
Method 1613B: See, Method 1613B or Method 1613B Tetras Daily Standard Criteria,
** Method 23/0023A CPSM Criteria: 25% valley between 2378 TCDF (DB-225)/TCDD (DB-5) and its closest eluters normalized to the smallest peak of the triplet
Method 1613B/8290/TO9 CPSM Criteria: 25% valley between 2378 TCDF (DB-225)/TCDD (DB-5) and its closest eluters normalized to the 2378 peak.

Run text: ST0106 File text: ST0106 :CS3 09DXN425
Run #6 Filename 06JA105D2 S: 1 I: 1
Acquired: 6-JAN-10 08:39:01 Processed: 6-JAN-10 15:52:30
Run: 06JA105D2 Analyte: DB225 Cal: DB2250104105D2 Results: 06JA105D2DB225

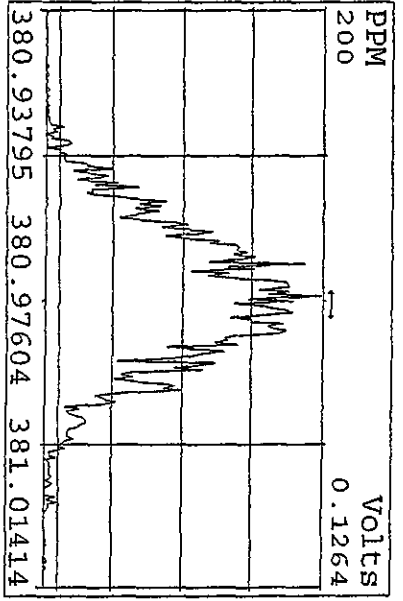
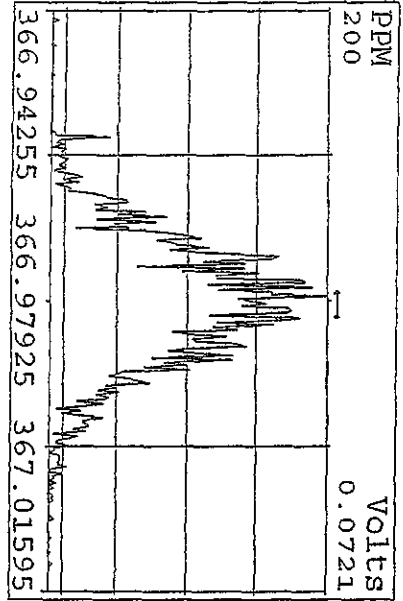
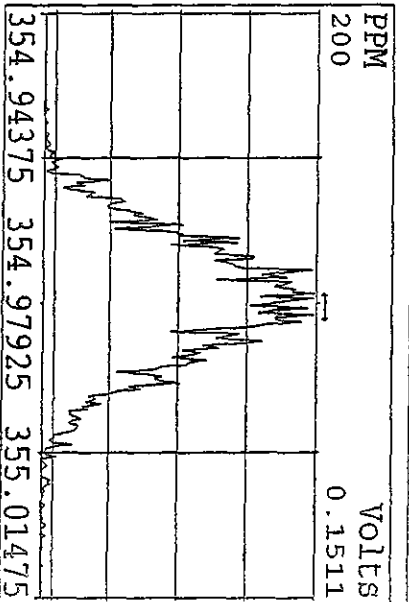
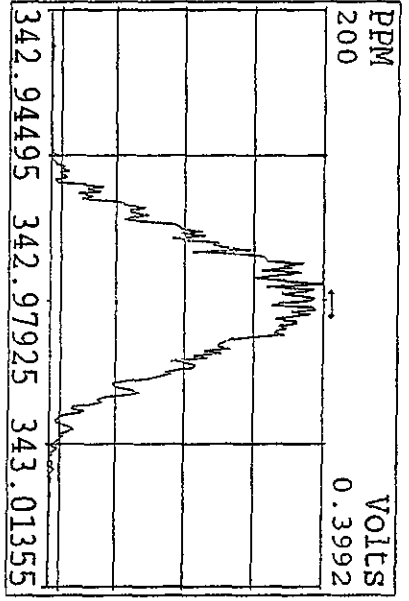
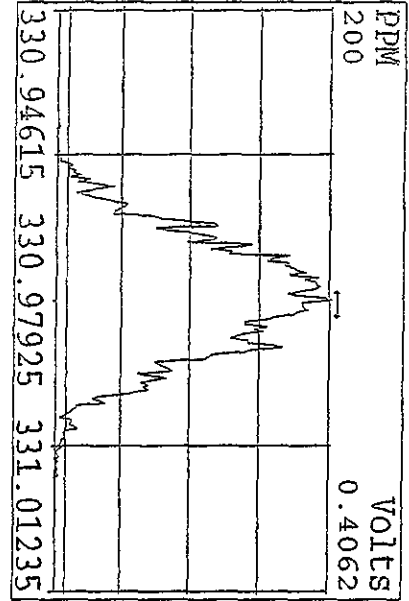
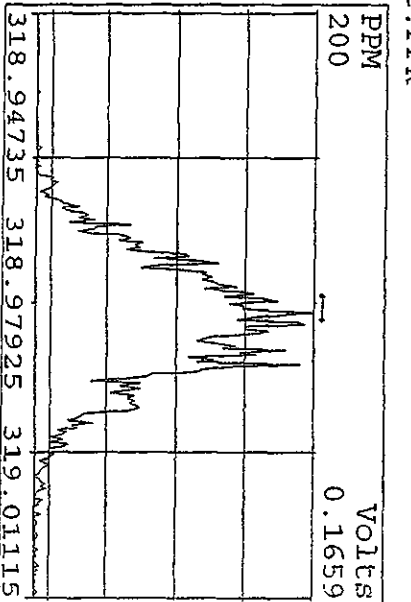
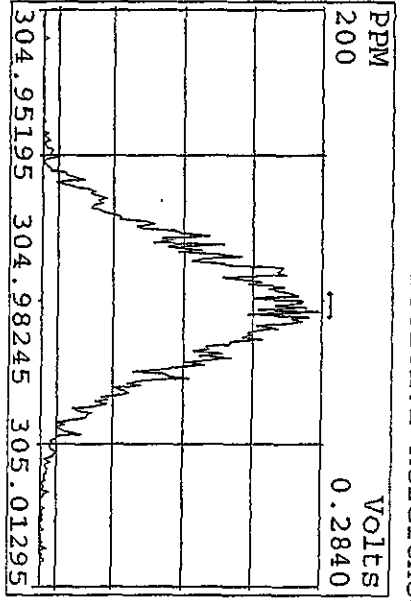
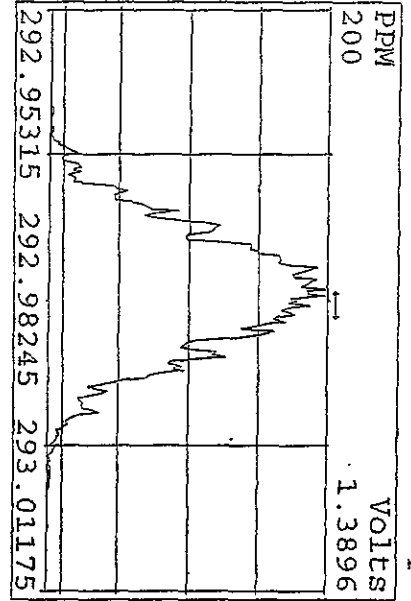
Name	Resp	RA	RT	RRF	Amount	Dev'n	Mod?
13C-1,2,3,4-TCDD	57517700	0.79 y	14:17	-	100.00	-	n
13C-2,3,7,8-TCDF	101213000	0.76 y	15:23	1.76	100.00	5.8	n
2,3,7,8-TCDF	10411010	0.75 y	15:24	1.03	10.00	1.5	n
13C-2,3,7,8-TCDD	56406600	0.77 y	14:04	0.98	100.00	3.1	n
2,3,7,8-TCDD	6807100	0.84 y	14:06	1.21	10.00	2.1	n
37Cl-2,3,7,8-TCDD	12874540	1.00 y	14:05	2.24	10.00	8.2	n

Run text: ST0106A File text: ST0106A :CS3 09DXN425
Run #22 Filename 06JA105D2 S: 18 I: 1
Acquired: 6-JAN-10 19:09:08 Processed: 6-JAN-10 19:42:26
Run: 06JA105D2 Analyte: DB225 Cal: DB2250104105D2 Results: 06JA105D2DB225

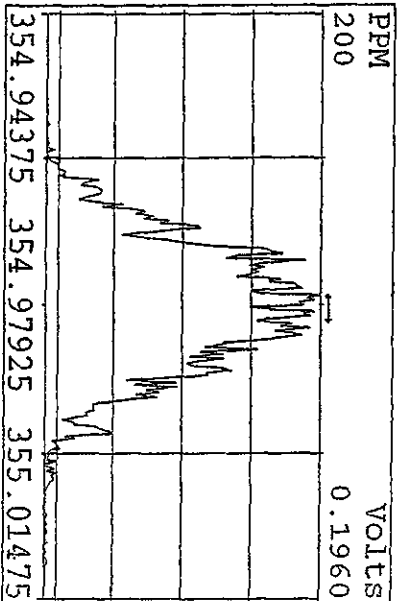
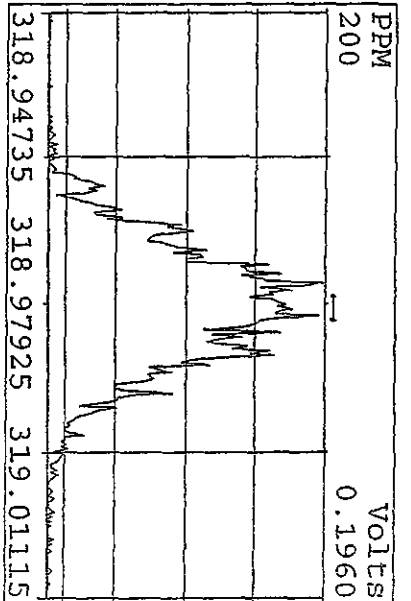
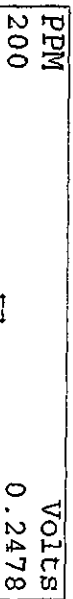
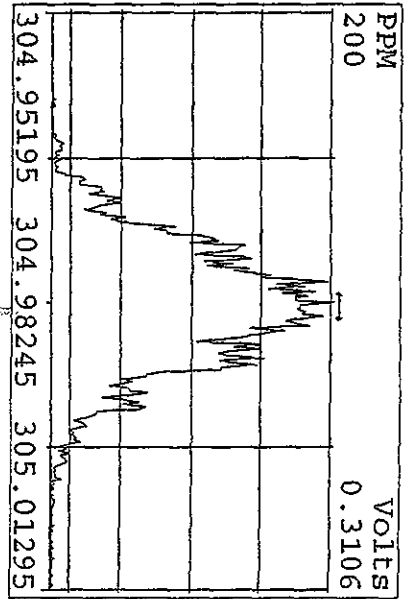
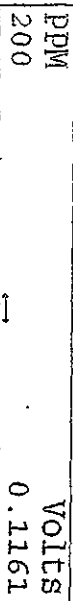
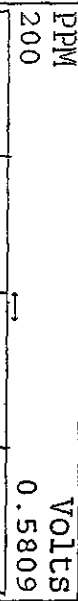
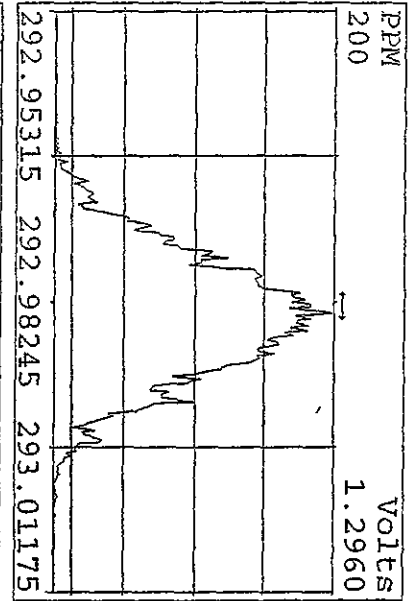
Name	Resp	RA	RT	RRF	Amount	Dev'n	Mod?
13C-1,2,3,4-TCDD	83726800	0.76 y	14:13	-	100.00	-	n
13C-2,3,7,8-TCDF	138968400	0.80 y	15:20	1.66	100.00	-0.2	n
2,3,7,8-TCDF	14106940	0.80 y	15:21	1.02	10.00	0.2	n
13C-2,3,7,8-TCDD	79931300	0.73 y	14:00	0.95	100.00	0.4	n
2,3,7,8-TCDD	9695080	0.80 y	14:01	1.21	10.00	2.6	n
37Cl-2,3,7,8-TCDD	17877520	1.00 y	14:01	2.14	10.00	3.3	n

Data file	Smp	Work Order	Sample ID	FV-uL	Method/Matrix	Box	Size	U
06JA105D2	1	ST0106	CS3 09DXN425				1.000	
06JA105D2	2	CP0106	DB-225 CPSM 3732-01				1.000	
06JA105D2	3	SB0106	Solvent Blank C-14				1.000	
06JA105D2	4	LQ9AD-1-AC	G9L170538-11	10	8290/SOLID	73	10.000	g
06JA105D2	5	LQ9AE-1-AC	G9L170538-12	10	8290/SOLID		10.010	g
06JA105D2	6	LQ9FL-1-AC	G9L170538-15	10	8290/SOLID		10.200	g
06JA105D2	7	LQ9FH-1-AC	G9L170538-13 (10x)	10	8290/SOLID		10.070	g
06JA105D2	8	LQ9FJ-1-AC	G9L170538-14 (10x)	10	8290/SOLID		10.380	g
06JA105D2	9	LQ9FP-1-AC	G9L170538-16 (10x)	10	8290/SOLID		10.360	g
06JA105D2	10	LQ9FP-1-AD	G9L170538-16S (10x)	10	8290/SOLID		10.160	g
06JA105D2	11	LQ9FP-1-AE	G9L170538-16D (10x)	10	8290/SOLID		10.230	g
06JA105D2	12	LQ9FX-1-AC	G9L170538-19 (10x)	10	8290/SOLID		10.030	g
06JA105D2	13	LQ9AC-1-AC	G9L170538-10	10	8290/SOLID		10.410	g
06JA105D2	14	LQ87A-1-AC	G9L170524-4	10	8290/SOLID	74	10.270	g
06JA105D2	15	LQ87A-1-AD	G9L170524-4MS	10	8290/SOLID		10.210	g
06JA105D2	16	LQ87A-1-AE	G9L170524-4SD	10	8290/SOLID		10.620	g
06JA105D2	17	SB0106A	Solvent Blank C-14				1.000	
06JA105D2	18	ST0106A	CS3 09DXN425				1.000	
06JA105D2	19						1.000	
06JA105D2	20						1.000	
06JA105D2	21						1.000	
06JA105D2	22						1.000	
06JA105D2	23		MG 01/06/10				1.000	

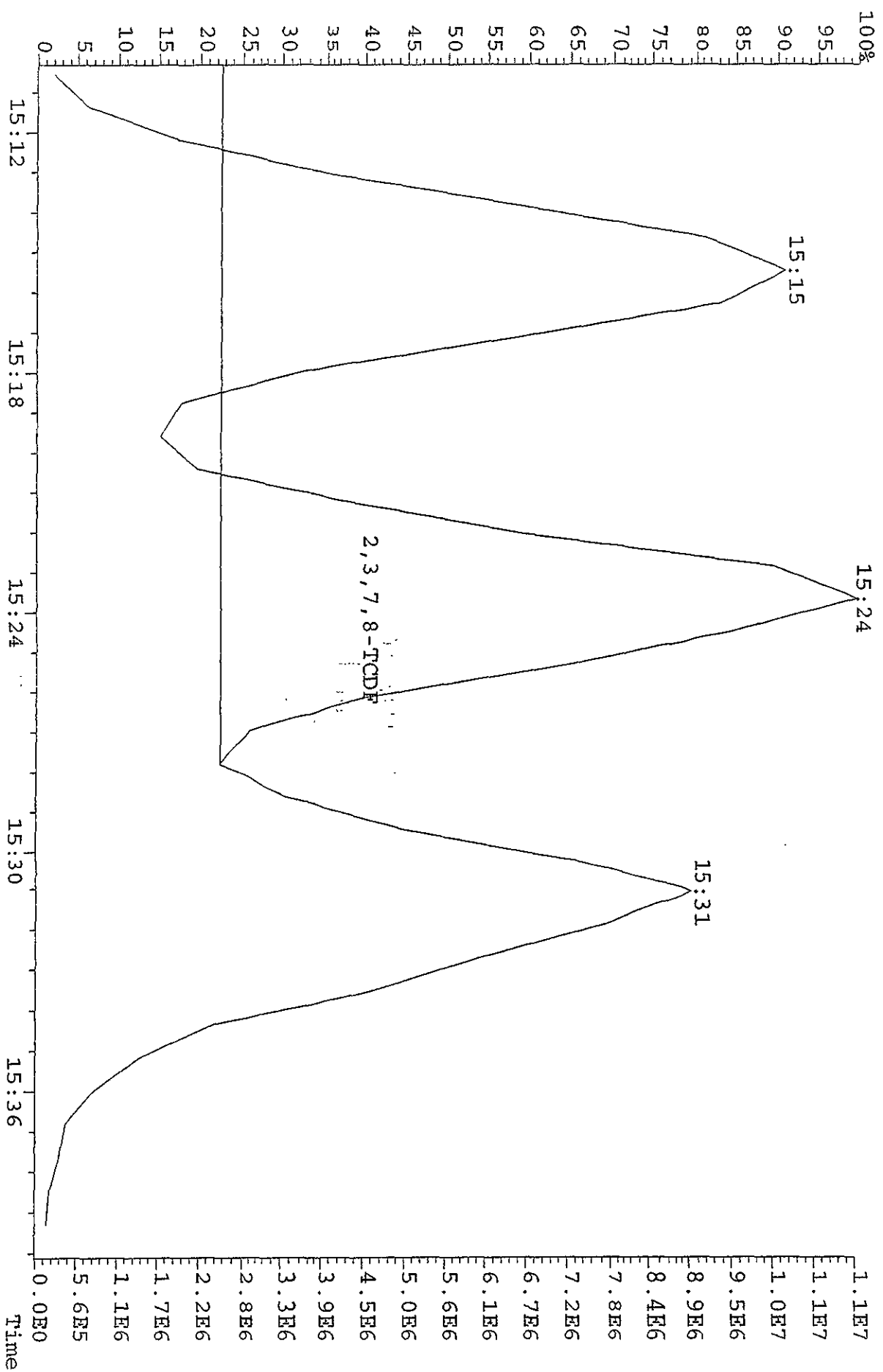
Peak Locate Examination: 6-JAN-2010:08:38 File:06JJA105D2
 Experiment:DB225 Function:1 Reference:PFK



Peak Locate Examination: 6-JAN-2010:19:54 File:RFSCHK06JA105D2
 Experiment:DB225 Function:1 Reference:PFK



File: 06JA105D2 #1-1218 Acq: 6-JAN-2010 09:16:02 GC EI+ Voltage SIR 70SE
305.8987 S:2 Exp:DB225



Run: 06JA105D2 Analyte: DB225HRS Cal: DB2250104105D2

ST0104D :CS-1 09DXN422 ST0104E :CS-2 09DXN423 ST0104F :CS-3 09DXN425
 ST0104G :CS-5 09DXN456 ST0104H :CS-4 09DXN426

04JA10B5D204JA10B5D204JA10B5D204JA10B5D204JA10B5D2

Name	Mean	S. D.	%RSD	RRF1	RRF2	RRF3	RRF4	RRF5
13C-1,2,3,4-TCDD	-	-	- %	-	-	-	-	-
13C-2,3,7,8-TCDF	1.664	0.062	3.75 %	1.65	1.58	1.73	1.72	1.64
2,3,7,8-TCDF	1.014	0.078	7.69 %	1.14	0.94	0.97	1.01	1.00
13C-2,3,7,8-TCDD	0.951	0.045	4.78 %	0.98	0.90	0.99	0.98	0.91
2,3,7,8-TCDD	1.183	0.038	3.23 %	1.19	1.21	1.12	1.18	1.22
37Cl-2,3,7,8-TCDD	2.068	0.541	26.2 %	2.60	2.20	1.15	2.23	2.16

Daily Calibration Checklist
Dioxin Methods

Method ID 8290

Associated ICAL DB225010410502

Column ID DB225

Instrument ID 502

STD ID ST0107B, ST0107C

STD Solution OADXN425 c53

Analyzed by AM

Date Analyzed 1/7/10, 1/8/10

Std. Pkg. By KSS

Date Std. Pkg. Assembled 1/8/10

Std. Pkg. Reviewed By SK

Date Std. Pkg. Reviewed 1/8/10

DAILY STANDARD PACKAGE	INITIATED	REVIEWED
Standard, CPSM, and Solvent Blank present?	✓	✓
Copy of log-file and Beginning Static Resolution present?	✓	✓
CPSM blow up present?	✓	✓
Curve Summary present?	✓	✓
Summary of Method criteria present or documented below?	✓	✓
Daily standard within method specified limits?*	✓	✓
Analyte retention times correct?	✓	✓
Isotopic ratios within limits?	✓	✓
CPSM valley ≤ method specified limits?***	✓	✓
Are chromatographic windows correct?	✓	✓
Samples analyzed within 12 hrs of daily standard?	✓	✓
Manual reintegration's checked and hardcopies included?	NA	NA
Ending Standard present?	✓	✓
Ending Static Resolutions present	✓	✓
Absolute retention times for 13C12-1,2,3,4-TCDD and 13C12-1,2,3,7,8,9-HxCDD are within +/- 15 seconds of the retention times in the Initial Calibration? (required for all 1613B samples)	NA	NA

COMMENTS: _____

* Method 8290/TO9/M0023A: (beginning) ≤ 20% from curve RRFs for native analytes, ≤ 30% from curve RRFs for labeled compounds.
 Method 8290/TO9/M0023A: (ending) ≤ 25% from curve RRFs for native analytes, ≤ 35% from curve RRFs for labeled compounds.
 Method 23: See Method 23 Daily Standard Criteria, Table 5.
 Method 1613B: See, Method 1613B or Method 1613B Tetras Daily Standard Criteria,
 ** Method 23/0023A CPSM Criteria: 25% valley between 2378 TCDF (DB-225)/TCDD (DB-5) and its closest eluters normalized to the smallest peak of the triplet
 Method 1613B/8290/TO9 CPSM Criteria: 25% valley between 2378 TCDF (DB-225)/TCDD (DB-5) and its closest eluters normalized to the 2378 peak.

Run text: ST0107B

File text: ST0107B :CS3 09DXN425

Run #6 Filename 07JA10C5D2 S: 1

I: 1

Acquired: 7-JAN-10 23:43:52

Processed: 8-JAN-10 00:10:20

Run: 07JA10C5D2 Analyte: DB225

Cal: DB2250104105D2

Results: 07JA10C5D2DB225

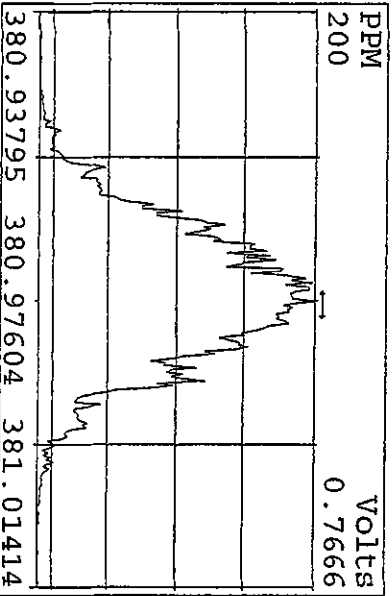
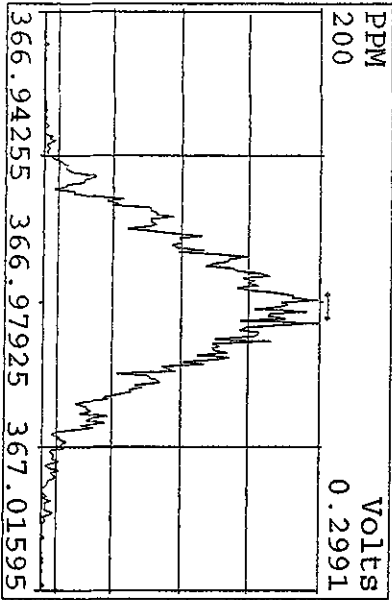
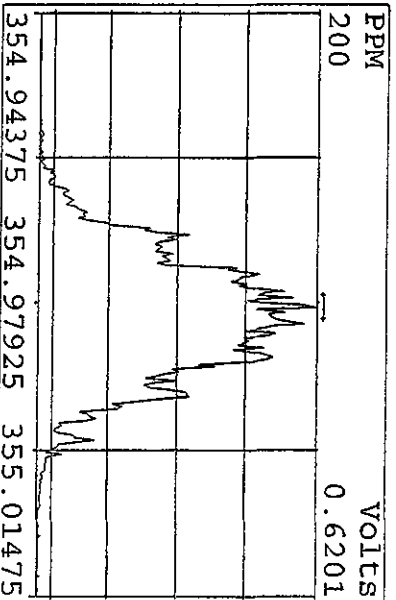
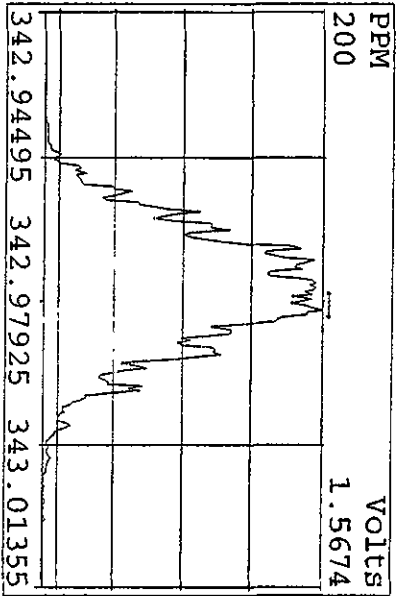
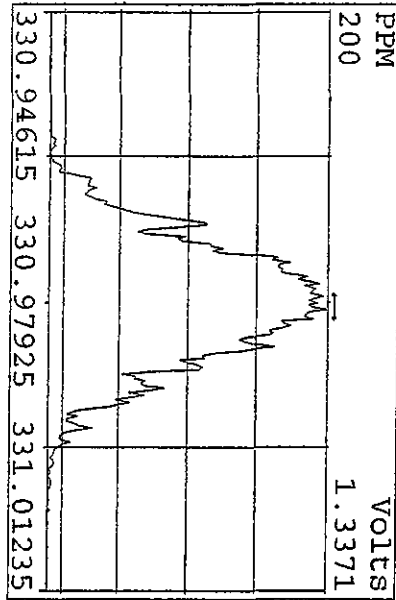
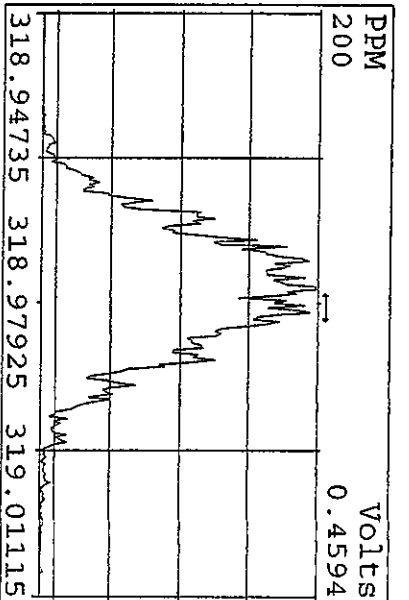
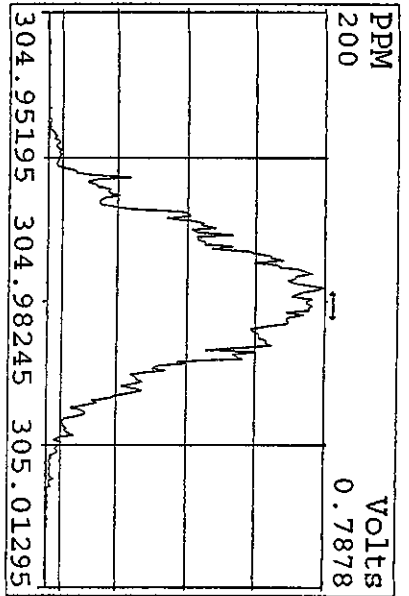
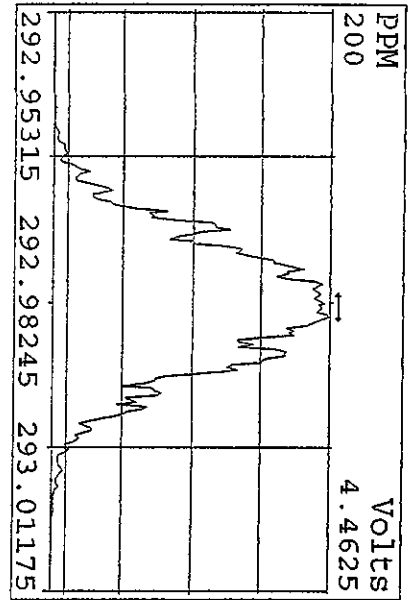
Name	Resp	RA	RT	RRF	Amount	Dev'n	Mod?
13C-1,2,3,4-TCDD	116962000	0.78 y	14:09	-	100.00	-	n
13C-2,3,7,8-TCDF	209567000	0.76 y	15:15	1.79	100.00	7.7	n
2,3,7,8-TCDF	21557980	0.81 y	15:15	1.03	10.00	1.5	n
13C-2,3,7,8-TCDD	114285800	0.77 y	13:54	0.98	100.00	2.7	n
2,3,7,8-TCDD	14249270	0.74 y	13:55	1.25	10.00	5.4	n
37C1-2,3,7,8-TCDD	27212800	1.00 y	13:55	2.33	10.00	12.5	n

Run text: ST0107C File text: ST0107C :CS3 09DXN425
 Run #21 Filename 07JA10C5D2 S: 18 I: 1
 Acquired: 8-JAN-10 10:13:37 Processed: 8-JAN-10 10:56:27
 Run: 07JA10C5D2 Analyte: DB225 Cal: DB2250104105D2 Results: 07JA10C5D2DB225

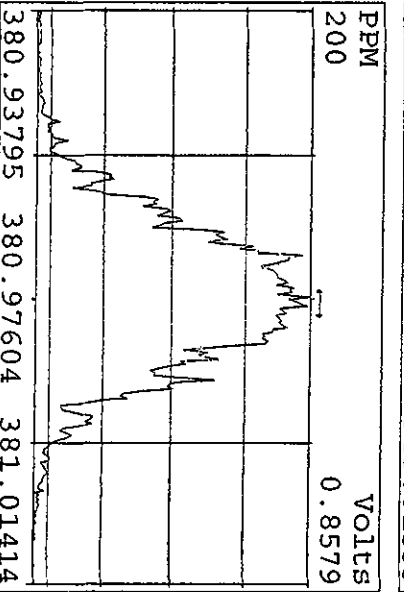
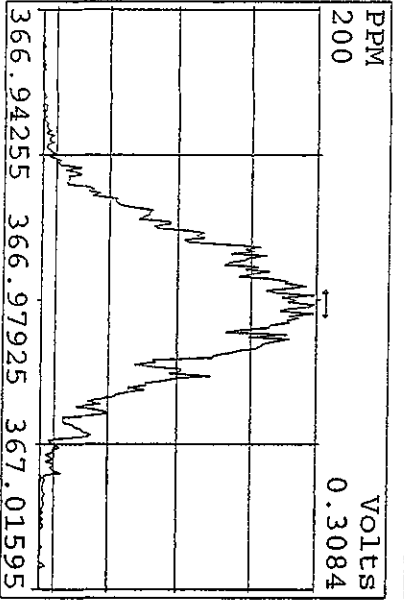
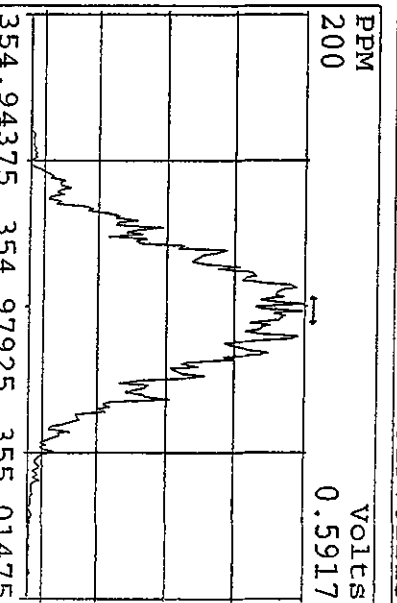
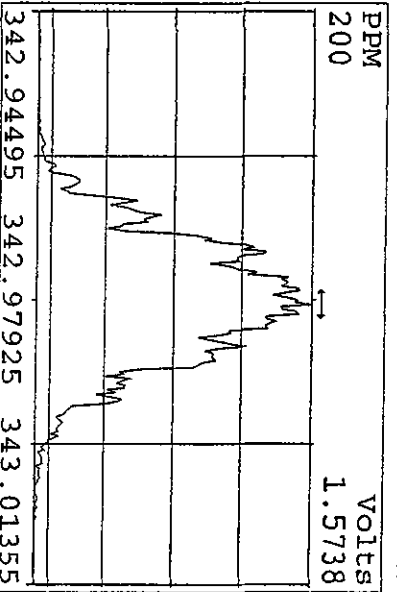
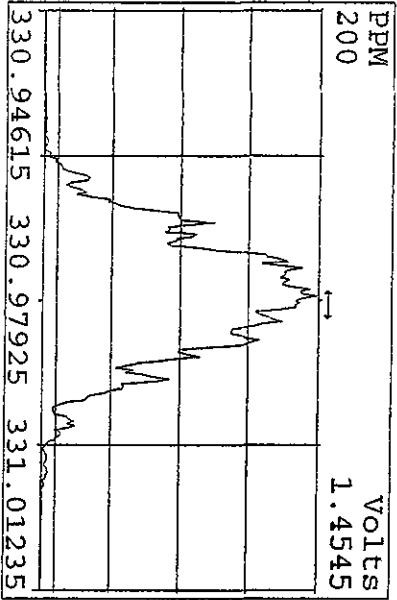
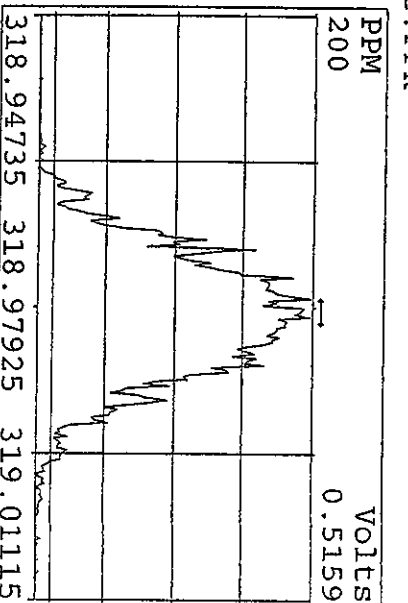
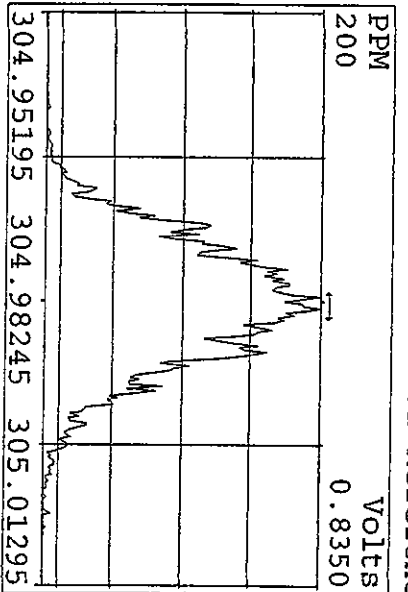
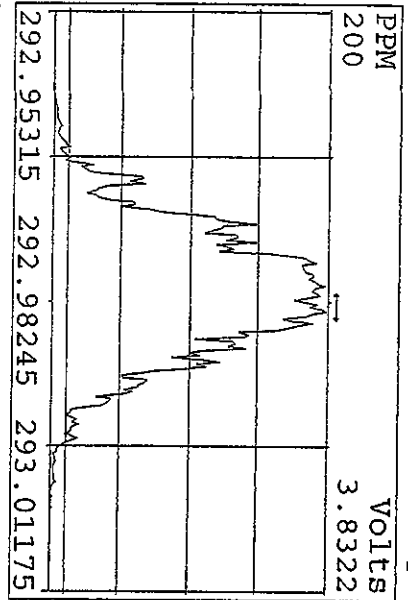
Name	Resp	RA	RT	RRF	Amount	Dev'n	Mod?
13C-1,2,3,4-TCDD	123088568	0.76 y	14:08	-	100.00	-	n
13C-2,3,7,8-TCDF	232677128	0.78 y	15:13	1.89	100.00	13.6	n
2,3,7,8-TCDF	23686547	0.78 y	15:15	1.02	10.00	0.4	n
13C-2,3,7,8-TCDD	124316100	0.76 y	13:53	1.01	100.00	6.2	n
2,3,7,8-TCDD	16058481	0.77 y	13:54	1.29	10.00	9.2	n
37Cl-2,3,7,8-TCDD	30777386	1.00 y	13:54	2.50	10.00	20.9	n

data file	Smp	Work Order	Sample ID	FV-uL	Method/Matrix	Box	Size	U
07JA10C5D2	1	ST0107B	CS3 09DXN425				1.000	
07JA10C5D2	2	CP0107A	DB-225 CPSM 3732-01				1.000	
07JA10C5D2	3	SB0107B	Solvent Blank C-14				1.000	
07JA10C5D2	4	LRJM4 -1-AA	G9L230000-203B	10	8290/SOLID	74	10.000 g	
07JA10C5D2	5	LQ86X-1-AC	G9L170524-2	10	8290/SOLID		10.150 g	
07JA10C5D2	6	LQ87J-1-AC	G9L170524-6	10	8290/SOLID		10.090 g	
07JA10C5D2	7	LQ87R-1-AC	G9L170524-10	10	8290/SOLID		10.160 g	
07JA10C5D2	8	LQ87W-1-AC	G9L170524-11	10	8290/SOLID		10.110 g	
07JA10C5D2	9	LQ87O-1-AC	G9L170524-12	10	8290/SOLID		10.830 g	
07JA10C5D2	10	LQ86P-1-AC	G9L170524-1	10	8290/SOLID		10.300 g	
07JA10C5D2	11	LQ87Q-1-AC	G9L170524-9	10	8290/SOLID		10.380 g	
07JA10C5D2	12	LQ87E-1-AC	G9L170524-5	10	8290/SOLID		10.200 g	
07JA10C5D2	13	LQ87M-1-AC	G9L170524-8	10	8290/SOLID		10.240 g	
07JA10C5D2	14	LQ873-1-AC	G9L170524-13	10	8290/SOLID		10.140 g	
07JA10C5D2	15	LQ87L-1-AC	G9L170524-7	10	8290/SOLID		10.890 g	
07JA10C5D2	16	LQ867-1-AC	G9L170524-3	10	8290/SOLID		10.320 g	
07JA10C5D2	17	SB0107C	Solvent Blank C-14				1.000	
07JA10C5D2	18	ST0107C	CS3 09DXN425				1.000	
07JA10C5D2	19						1.000	
07JA10C5D2	20						1.000	
07JA10C5D2	21						1.000	
07JA10C5D2	22						1.000	
07JA10C5D2	23						1.000	
07JA10C5D2	24						1.000	
07JA10C5D2	25		AM 01-07-10		LOGFILE ✓ ¹⁰		1.000	
07JA10C5D2	26				01-08-10 KES		1.000	

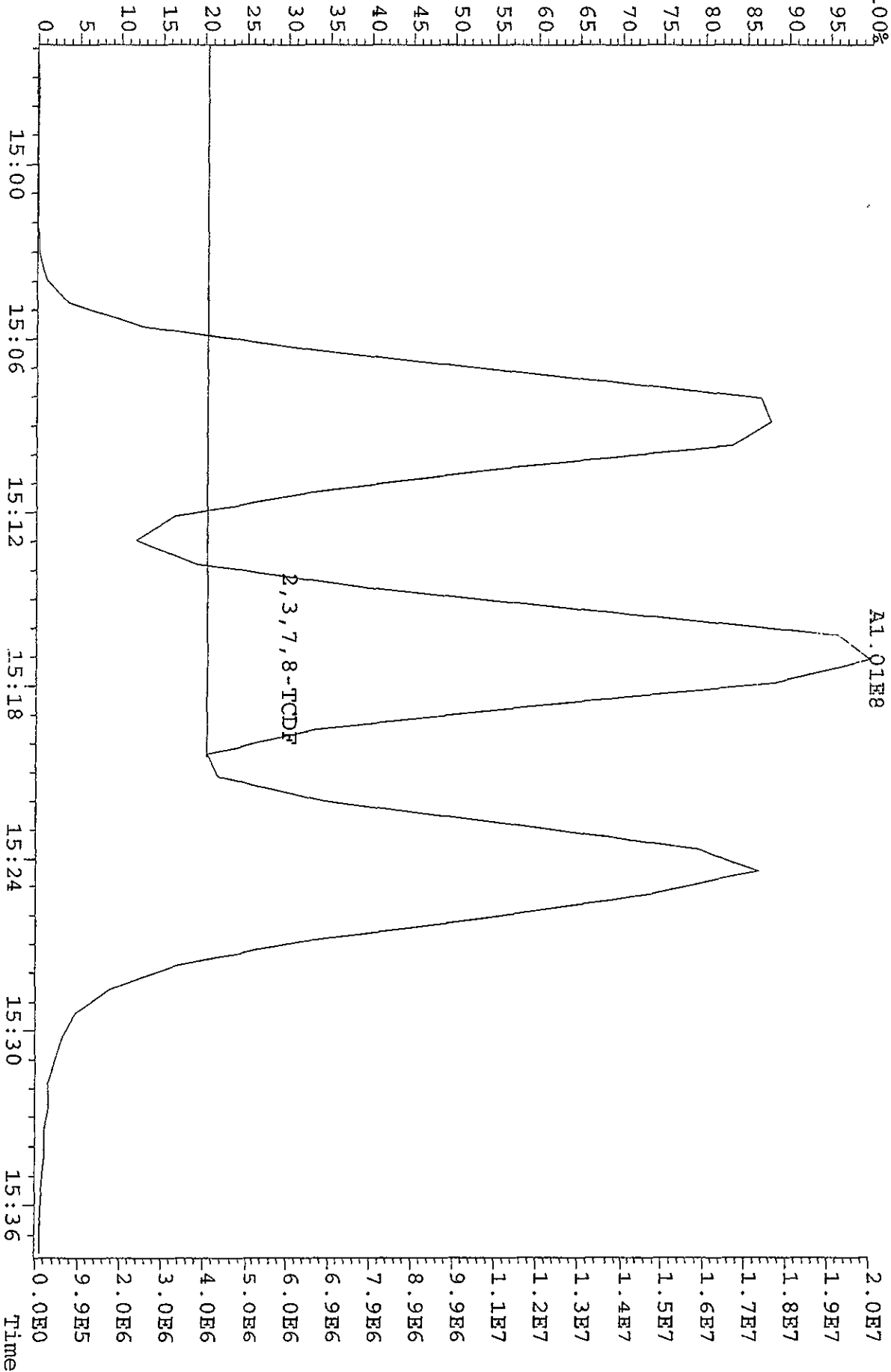
Peak Locate Examination: 7-JAN-2010:23:43 File:07JA10C5D2
 Experiment:DB225 Function:1 Reference:PFK



Peak Locate Examination: 8-JAN-2010:10:59 File:ENDRES07JA10C5D2
 Experiment:DB225 Function:1 Reference:PFK



File: 07JAI0C5D2 #1-1242 Acq: 8-JAN-2010 00:20:54 GC FI+ Voltage SIR 70SE
 303.9016 S:2 BSUB(128,15,-3.0) Exp:DB225 Noise:3334
 Sample Text:CP0107A :DB-225 CPSM 3732-01



Run: 07JJA10C5D2 Analyte: DB225 Cal: DB2250104105D2

ST0104D :CS-1 09DXN422 ST0104E :CS-2 09DXN423 ST0104F :CS-3 09DXN425
 ST0104G :CS-5 09DXN456 ST0104H :CS-4 09DXN426

Name	Mean	S. D.	%RSD	04JJA10B5D204JJA10B5D204JJA10B5D204JJA10B5D204JJA10B5D2										
				S3	S4	S5	S6	S7	RRF1	RRF2	RRF3	RRF4	RRF5	
13C-1,2,3,4-TCDD	-	-	-	-	-	-	-	-	-	-	-	-	-	-
13C-2,3,7,8-TCDF	1.664	0.062	3.75 %	1.65	1.58	1.73	1.72	1.64	1.14	0.94	0.97	1.01	1.00	1.00
2,3,7,8-TCDF	1.014	0.078	7.69 %	1.14	0.94	0.97	1.01	1.00	1.14	0.94	0.97	1.01	1.00	1.00
13C-2,3,7,8-TCDD	0.951	0.045	4.78 %	0.98	0.90	0.99	0.98	0.91	0.98	0.90	0.99	0.98	0.91	0.91
2,3,7,8-TCDD	1.183	0.038	3.23 %	1.19	1.21	1.12	1.18	1.22	1.19	1.21	1.12	1.18	1.22	1.22
37Cl-2,3,7,8-TCDD	2.068	0.541	26.2 %	2.60	2.20	1.15	2.23	2.16	2.60	2.20	1.15	2.23	2.16	2.16

Method ID 8290
 Column ID DB225
 STD ID ST0108, ST0108A
 Analyzed by KSS
 Std. Pkg. By KSS
 Std. Pkg. Reviewed By AM

Associated ICAL DB225010410502
 Instrument ID 502
 STD Solution C93 19024425
 Date Analyzed 01-08-10
 Date Std. Pkg. Assembled 01-11-10
 Date Std. Pkg. Reviewed 1-11-10

DAILY STANDARD PACKAGE	INITIATED	REVIEWED
Standard, CPSM, and Solvent Blank present?	✓	✓
Copy of log-file and Beginning Static Resolution present?	✓	✓
CPSM blow up present?	✓	✓
Curve Summary present?	✓	✓
Summary of Method criteria present or documented below?	✓	✓
Daily standard within method specified limits?	✓	✓
Analyte retention times correct?	✓	✓
Isotopic ratios within limits?	✓	✓
CPSM valley ≤ method specified limits?***	✓	✓
Are chromatographic windows correct?	✓	✓
Samples analyzed within 12 hrs of daily standard?	✓	✓
Manual reintegration's checked and hardcopies included?	NA	NA
Ending Standard present?	✓	✓
Ending Static Resolutions present	✓	✓
Absolute retention times for 13C12-1,2,3,4-TCDD and 13C12-1,2,3,7,8,9-HxCDD are within +/- 15 seconds of the retention times in the Initial Calibration? (required for all 1613B samples)	NA	NA

COMMENTS: _____

* Method 8290/TO9/M0023A: (beginning) ≤ 20% from curve RRFs for native analytes, ≤ 30% from curve RRFs for labeled compounds.
 Method 8290/TO9/M0023A: (ending) ≤ 25% from curve RRFs for native analytes, ≤ 35% from curve RRFs for labeled compounds.
 Method 23: See Method 23 Daily Standard Criteria, Table 5.
 Method 1613B: See, Method 1613B or Method 1613B Tetras Daily Standard Criteria,
 ** Method 23/0023A CPSM Criteria: 25% valley between 2378 TCDF (DB-225)/TCDD (DB-5) and its closest eluters normalized to the smallest peak of the triplet
 Method 1613B/8290/TO9 CPSM Criteria: 25% valley between 2378 TCDF (DB-225)/TCDD (DB-5) and its closest eluters normalized to the 2378 peak.

Run text: ST0108

File text: CS3 09DXN425

Run #6 Filename 08JA10A5D2 S: 1

I: 1

Acquired: 8-JAN-10 13:13:46

Processed: 8-JAN-10 13:37:12

Run: 04JA10A5D2 Analyte: DB225

Cal: DB2250104105D2

Results: 08JA10A5D2DB225

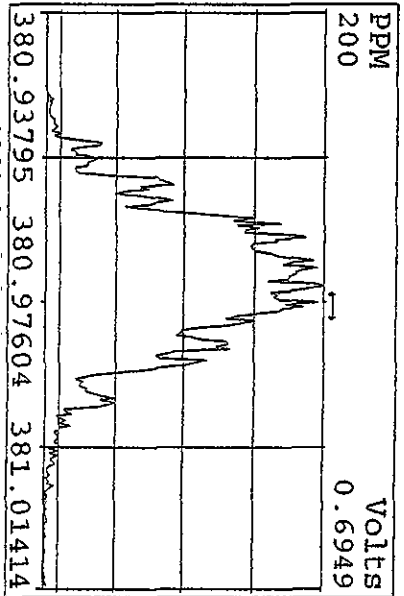
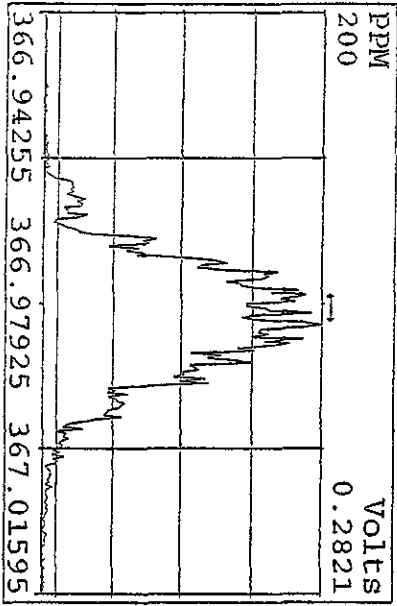
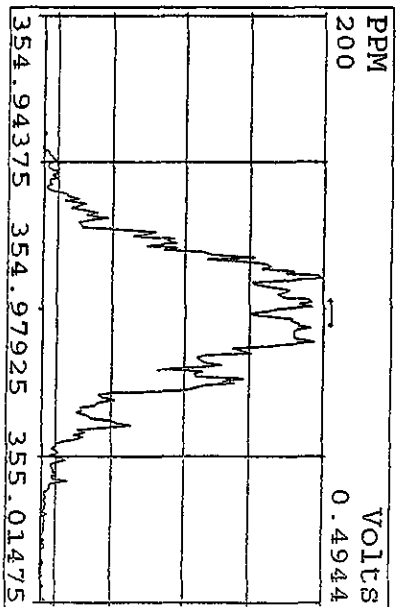
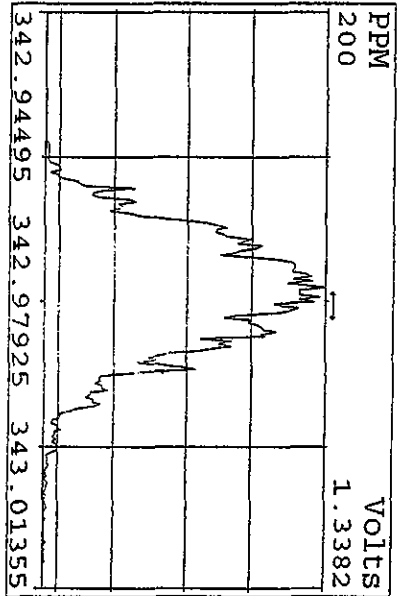
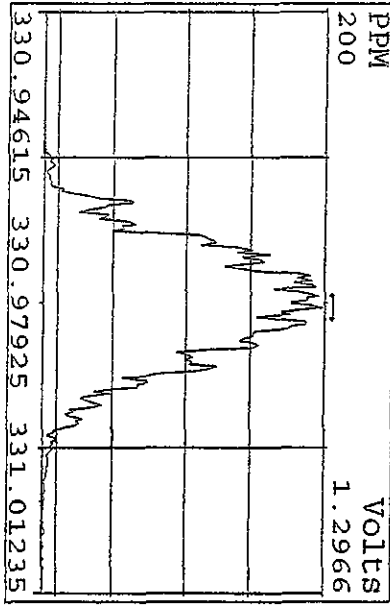
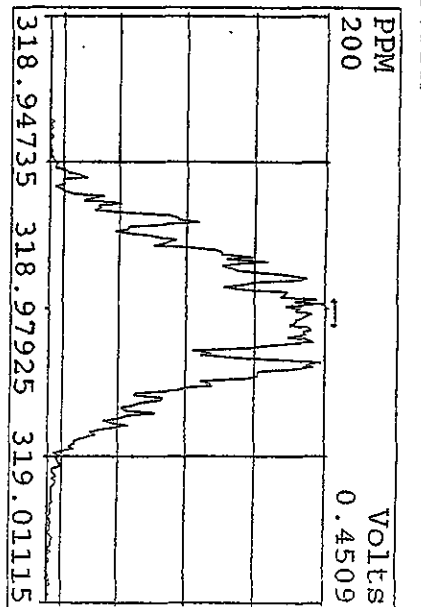
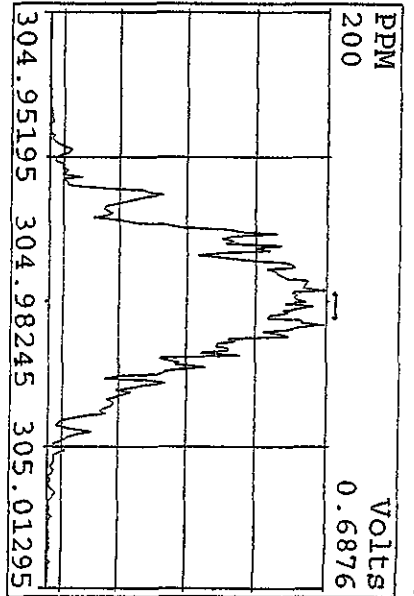
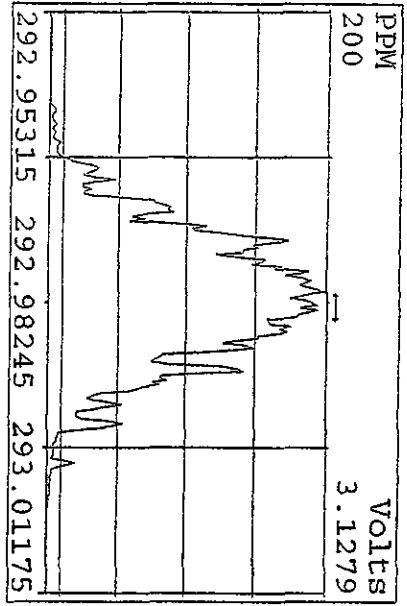
Name	Resp	RA	RT	RRF	Amount	Dev'n	Mod?
13C-1,2,3,4-TCDD	116311500	0.77 y	14:20	-	100.00	-	n
13C-2,3,7,8-TCDF	187371600	0.80 y	15:27	1.61	100.00	-3.2	n
2,3,7,8-TCDF	18337510	0.81 y	15:28	0.98	10.00	-3.4	n
13C-2,3,7,8-TCDD	111887100	0.74 y	14:06	0.96	100.00	1.1	n
2,3,7,8-TCDD	13102510	0.80 y	14:06	1.17	10.00	-1.0	n
37Cl-2,3,7,8-TCDD	25617200	1.00 y	14:06	2.20	10.00	6.5	n

Run text: ST0108A File text: ST0108A :CS3 09DXN425
 Run #18 Filename 08JA10A5D2 S: 15 I: 1
 Acquired: 8-JAN-10 21:52:18 Processed: 8-JAN-10 22:33:05
 Run: 08JA10A5D2 Analyte: DB225 Cal: DB2250104105D2 Results: 08JA10A5D2DB225

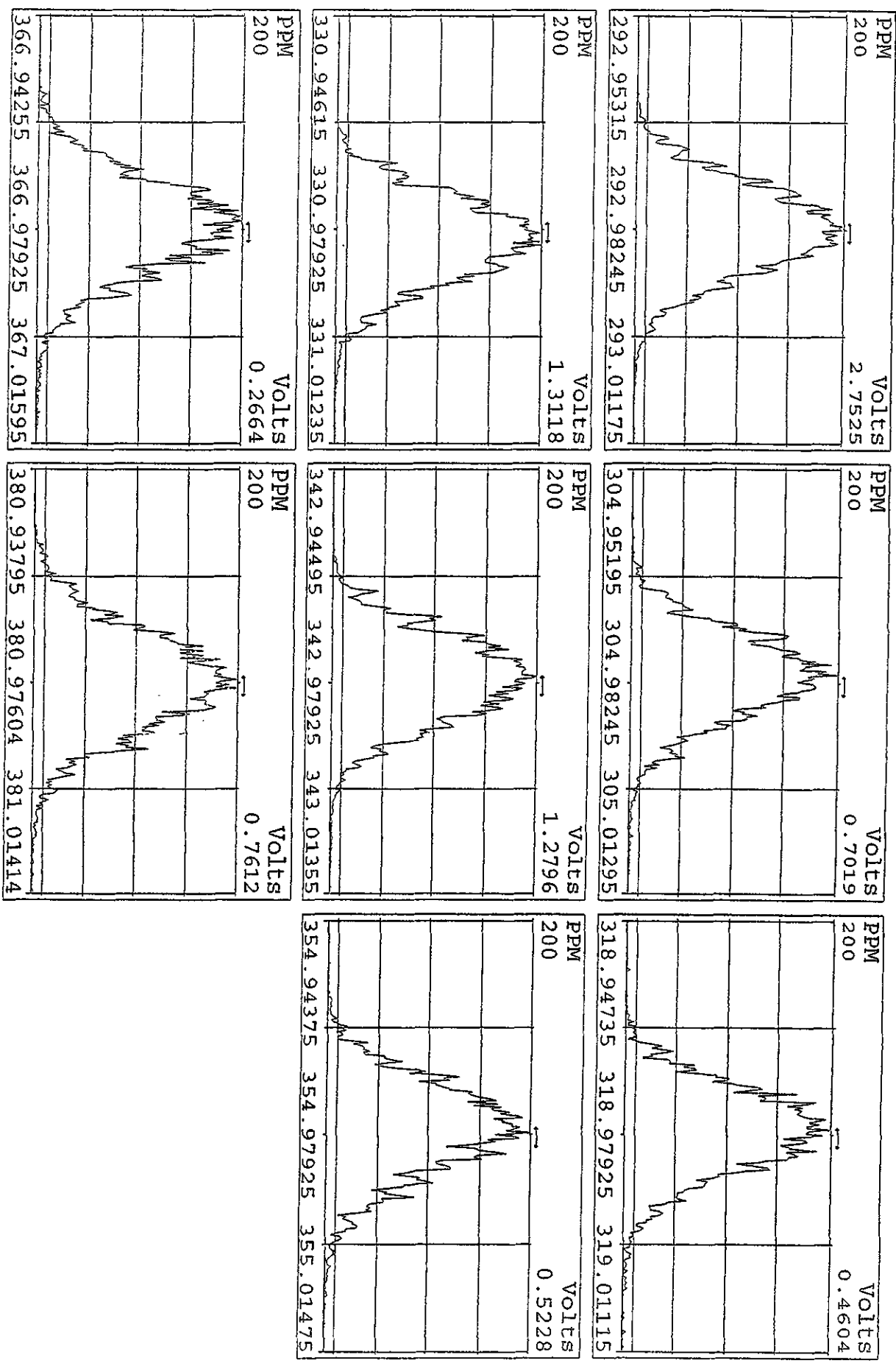
Name	Resp	RA	RT	RRF	Amount	Dev'n	Mod?
13C-1,2,3,4-TCDD	118896900	0.76 y	14:18	-	100.00	-	n
13C-2,3,7,8-TCDF	200967300	0.78 y	15:25	1.69	100.00	1.6	n
2,3,7,8-TCDF	20584390	0.78 y	15:27	1.02	10.00	1.1	n
13C-2,3,7,8-TCDD	117876100	0.74 y	14:04	0.99	100.00	4.2	n
2,3,7,8-TCDD	14252450	0.78 y	14:04	1.21	10.00	2.2	n
37Cl-2,3,7,8-TCDD	27168000	1.00 y	14:04	2.29	10.00	10.5	n

Data file	Smp	Work Order	Sample ID	FV-uL	Method/Matrix	Box	Size	U
08JA10A5D2	1	ST0108	CS3 09DXN425				1.000	
08JA10A5D2	2	CP0108	DB-225 CPSM 3732-01				1.000	
08JA10A5D2	3	SB0108	Solvent Blank C-14				1.000	
08JA10A5D2	4	LQ873-1-AC	G9L170524-13(20X)	10	8290/SOLID	74	10.140	g
08JA10A5D2	5	LQ867-1-AC	G9L170524-3(20X)	10	8290/SOLID		10.320	g
08JA10A5D2	6	LQ6PT-1-AAB	G9L160000-229 (494-1MB)	20	8290/SOLID	68	10.000	g
08JA10A5D2	7	LQVFP-1-AA	G9L100449-1	20	1613B/WATER	76	1.064	L
08JA10A5D2	8	LQ9JA-1-AA	G9L170573-1	20	1613B/WATER		1.027	L
08JA10A5D2	9	LQ50V-2-AW	D9L150568-1RX	20	8290/SOLID	75	10.130	g
08JA10A5D2	10	LQ512-1-AAB	G9L150000-467 (571-1MB)	20	8290/SOLID	67	10.000	g
08JA10A5D2	11	LQOQM-1-AA	D9L110571-2	20	8290/SOLID		10.320	g
08JA10A5D2	12	LQOQP-1-AA	D9L110571-3	20	8290/SOLID		10.700	g
08JA10A5D2	13	LQOQT-1-AA	D9L110571-4	20	8290/SOLID		10.320	g
08JA10A5D2	14	SB0108A	Solvent Blank C-14				1.000	
08JA10A5D2	15	ST0108A	CS3 09DXN425				1.000	
08JA10A5D2	16						1.000	
08JA10A5D2	17						1.000	
08JA10A5D2	18						1.000	
08JA10A5D2	19						1.000	
08JA10A5D2	20						1.000	
08JA10A5D2	21						1.000	
08JA10A5D2	22		KSS 01-08-10				1.000	
9JA10A5D2	23						1.000	

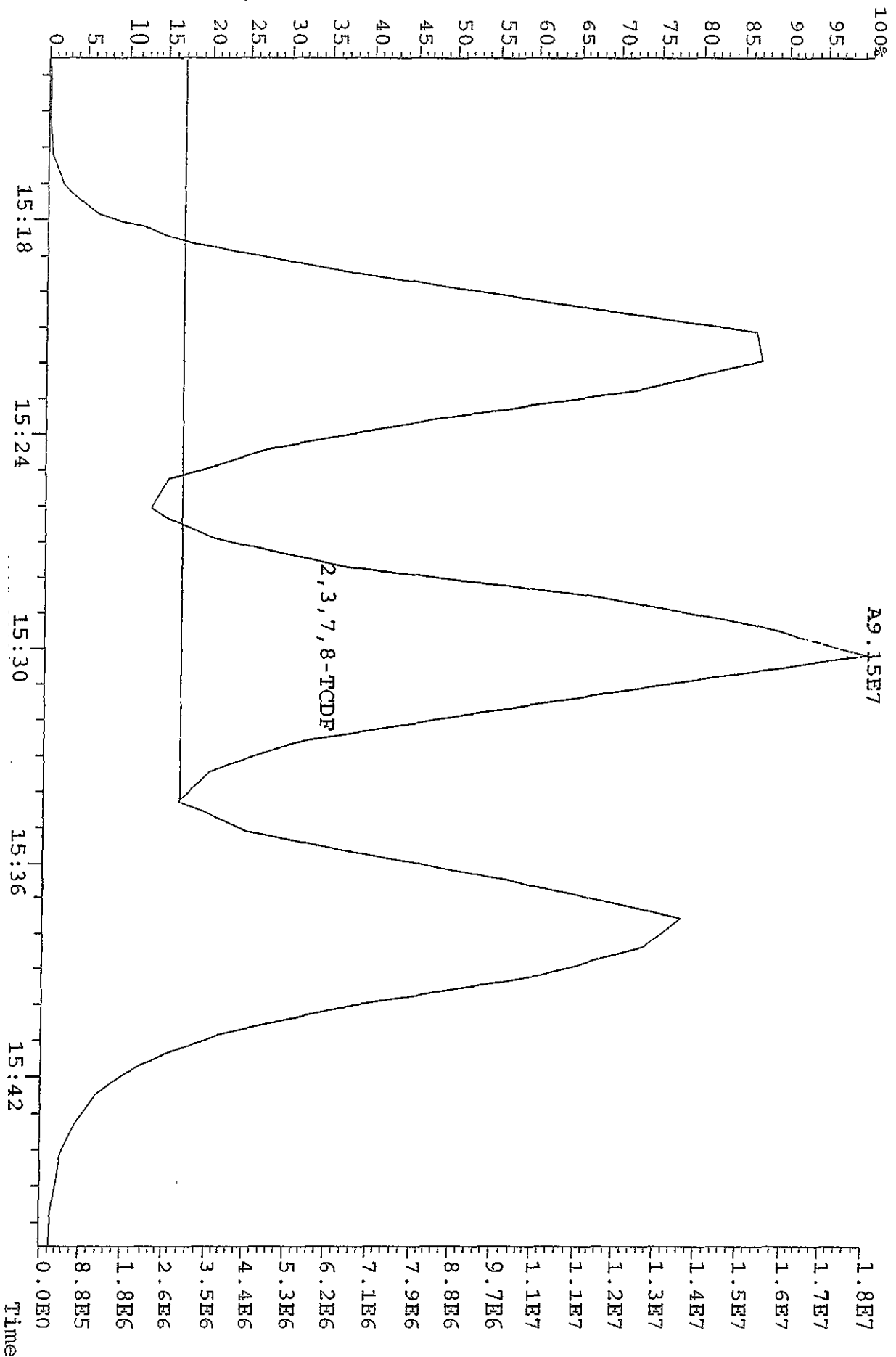
Peak Locate Examination: 8-JAN-2010:13:13 File:08JA10A5D2
 Experiment:DB225 Function:1 Reference:PFK



Peak Locate Examination: 8-JAN-2010:22:42 File: RESCHK08JA10A5D2
 Experiment: DB25 Function: 1 Reference: PK



File: 08JAI0A5D2 #1-796 Acq: 8-JAN-2010 13:50:48 GC EI+ Voltage SIR 70SE
303.9016 S:2 BSUB(128,15,-3.0) Exp:DB225 Noise:5324



Run: 04JA10A5D2 Analyte: DB225 Cal: DB2250104105D2

ST0104D : CS-1 09DXN422 ST0104E : CS-2 09DXN423 ST0104F : CS-3 09DXN425
 ST0104G : CS-5 09DXN456 ST0104H : CS-4 09DXN426

04JA10B5D204JA10B5D204JA10B5D204JA10B5D204JA10B5D204JA10B5D2

Name	Mean	S. D.	%RSD	S3 RRF1	S4 RRF2	S5 RRF3	S6 RRF4	S7 RRF5
13C-1,2,3,4-TCDD	-	-	- %	-	-	-	-	-
13C-2,3,7,8-TCDF	1.664	0.062	3.75 %	1.65	1.58	1.73	1.72	1.64
2,3,7,8-TCDF	1.014	0.078	7.69 %	1.14	0.94	0.97	1.01	1.00
13C-2,3,7,8-TCDD	0.951	0.045	4.78 %	0.98	0.90	0.99	0.98	0.91
2,3,7,8-TCDD	1.183	0.038	3.23 %	1.19	1.21	1.12	1.18	1.22
37Cl-2,3,7,8-TCDD	2.068	0.541	26.2 %	2.60	2.20	1.15	2.23	2.16

SOLID, D 2216-90, Percent Moisture

Northgate Environmental Management, Inc.

Client Sample ID: SA104-1BR

General Chemistry

Lot-Sample #...: G9L170524-001 Work Order #...: LQ86P Matrix.....: SOLID
Date Sampled...: 12/16/09 Date Received...: 12/17/09
% Moisture.....: 6.1

<u>PARAMETER</u>	<u>RESULT</u>	<u>RL</u>	<u>UNITS</u>	<u>METHOD</u>	<u>PREPARATION- ANALYSIS DATE</u>	<u>PREP BATCH #</u>
Percent Moisture	6.1	0.10	%	ASTM D 2216-90	12/22-12/23/09	9356293

Dilution Factor: 1

Northgate Environmental Management, Inc.

Client Sample ID: SA104-1.5BR

General Chemistry

Lot-Sample #...: G9L170524-002
Date Sampled...: 12/16/09
% Moisture.....: 6.4

Work Order #...: LQ86X
Date Received...: 12/17/09

Matrix.....: SOLID

<u>PARAMETER</u>	<u>RESULT</u>	<u>RL</u>	<u>UNITS</u>	<u>METHOD</u>	<u>PREPARATION- ANALYSIS DATE</u>	<u>PREP BATCH #</u>
Percent Moisture	6.4	0.10	%	ASTM D 2216-90	12/22-12/23/09	9356293

Dilution Factor: 1

Northgate Environmental Management, Inc.

Client Sample ID: SA129-1BR

General Chemistry

Lot-Sample #...: G9L170524-003
Date Sampled...: 12/16/09
% Moisture.....: 8.6

Work Order #...: LQ867
Date Received...: 12/17/09

Matrix.....: SOLID

<u>PARAMETER</u>	<u>RESULT</u>	<u>RL</u>	<u>UNITS</u>	<u>METHOD</u>	<u>PREPARATION- ANALYSIS DATE</u>	<u>PREP BATCH #</u>
Percent Moisture	8.6	0.10	%	ASTM D 2216-90	12/22-12/23/09	9356293

Dilution Factor: 1

Northgate Environmental Management, Inc.

Client Sample ID: SA129-1.5BR

General Chemistry

Lot-Sample #...: G9L170524-004 Work Order #...: LQ87A Matrix.....: SOLID
Date Sampled...: 12/16/09 Date Received...: 12/17/09
% Moisture.....: 8.8

<u>PARAMETER</u>	<u>RESULT</u>	<u>RL</u>	<u>UNITS</u>	<u>METHOD</u>	<u>PREPARATION- ANALYSIS DATE</u>	<u>PREP BATCH #</u>
Percent Moisture	8.8	0.10	%	ASTM D 2216-90	12/22-12/23/09	9356293

Dilution Factor: 1

Northgate Environmental Management, Inc.

Client Sample ID: SA165-1BR

General Chemistry

Lot-Sample #...: G9L170524-005
Date Sampled...: 12/16/09
% Moisture.....: 24

Work Order #...: LQ87E
Date Received...: 12/17/09

Matrix.....: SOLID

<u>PARAMETER</u>	<u>RESULT</u>	<u>RL</u>	<u>UNITS</u>	<u>METHOD</u>	<u>PREPARATION- ANALYSIS DATE</u>	<u>PREP BATCH #</u>
Percent Moisture	24.4	0.10	%	ASTM D 2216-90	12/22-12/23/09	9356293

Dilution Factor: 1

Northgate Environmental Management, Inc.

Client Sample ID: SA165-1.5BR

General Chemistry

Lot-Sample #...: G9L170524-006
Date Sampled...: 12/16/09
% Moisture.....: 18

Work Order #...: LQ87J
Date Received...: 12/17/09

Matrix.....: SOLID

<u>PARAMETER</u>	<u>RESULT</u>	<u>RL</u>	<u>UNITS</u>	<u>METHOD</u>	<u>PREPARATION- ANALYSIS DATE</u>	<u>PREP BATCH #</u>
Percent Moisture	18.3	0.10	%	ASTM D 2216-90	12/22-12/23/09	9356293

Dilution Factor: 1

Northgate Environmental Management, Inc.

Client Sample ID: SA58-1BR

General Chemistry

Lot-Sample #...: G9L170524-007
Date Sampled...: 12/16/09
% Moisture.....: 6.7

Work Order #...: LQ87L
Date Received...: 12/17/09

Matrix.....: SOLID

<u>PARAMETER</u>	<u>RESULT</u>	<u>RL</u>	<u>UNITS</u>	<u>METHOD</u>	<u>PREPARATION- ANALYSIS DATE</u>	<u>PREP BATCH #</u>
Percent Moisture	6.7	0.10	%	ASTM D 2216-90	12/22-12/23/09	9356293

Dilution Factor: 1

Northgate Environmental Management, Inc.

Client Sample ID: SA58-1.5BR

General Chemistry

Lot-Sample #...: G9L170524-008 Work Order #...: LQ87M Matrix.....: SOLID
Date Sampled...: 12/16/09 Date Received...: 12/17/09
% Moisture.....: 7.0

<u>PARAMETER</u>	<u>RESULT</u>	<u>RL</u>	<u>UNITS</u>	<u>METHOD</u>	<u>PREPARATION- ANALYSIS DATE</u>	<u>PREP BATCH #</u>
Percent Moisture	7.0	0.10	%	ASTM D 2216-90	12/22-12/23/09	9356293

Dilution Factor: 1

Northgate Environmental Management, Inc.

Client Sample ID: SA187-1BR

General Chemistry

Lot-Sample #...: G9L170524-009
Date Sampled...: 12/16/09
% Moisture.....: 6.7

Work Order #...: LQ87Q
Date Received...: 12/17/09

Matrix.....: SOLID

<u>PARAMETER</u>	<u>RESULT</u>	<u>RL</u>	<u>UNITS</u>	<u>METHOD</u>	<u>PREPARATION- ANALYSIS DATE</u>	<u>PREP BATCH #</u>
Percent Moisture	6.7	0.10	%	ASTM D 2216-90	12/22-12/23/09	9356293

Dilution Factor: 1

Northgate Environmental Management, Inc.

Client Sample ID: SA187-1.5BR

General Chemistry

Lot-Sample #...: G9L170524-010
Date Sampled...: 12/16/09
% Moisture.....: 7.9

Work Order #...: LQ87R
Date Received...: 12/17/09

Matrix.....: SOLID

<u>PARAMETER</u>	<u>RESULT</u>	<u>RL</u>	<u>UNITS</u>	<u>METHOD</u>	<u>PREPARATION- ANALYSIS DATE</u>	<u>PREP BATCH #</u>
Percent Moisture	7.9	0.10	%	ASTM D 2216-90	12/22-12/23/09	9356293

Dilution Factor: 1

Northgate Environmental Management, Inc.

Client Sample ID: SA114-1BR

General Chemistry

Lot-Sample #...: G9L170524-011
Date Sampled...: 12/16/09
% Moisture.....: 6.5

Work Order #...: LQ87W
Date Received...: 12/17/09

Matrix.....: SOLID

<u>PARAMETER</u>	<u>RESULT</u>	<u>RL</u>	<u>UNITS</u>	<u>METHOD</u>	<u>PREPARATION- ANALYSIS DATE</u>	<u>PREP BATCH #</u>
Percent Moisture	6.5	0.10	%	ASTM D 2216-90	12/22-12/23/09	9356293

Dilution Factor: 1

Northgate Environmental Management, Inc.

Client Sample ID: SA114-1.5BR

General Chemistry

Lot-Sample #...: G9L170524-012

Work Order #...: LQ870

Matrix.....: SOLID

Date Sampled...: 12/16/09

Date Received...: 12/17/09

% Moisture.....: 6.7

<u>PARAMETER</u>	<u>RESULT</u>	<u>RL</u>	<u>UNITS</u>	<u>METHOD</u>	<u>PREPARATION- ANALYSIS DATE</u>	<u>PREP BATCH #</u>
Percent Moisture	6.7	0.10	%	ASTM D 2216-90	12/22-12/23/09	9356293

Dilution Factor: 1

Northgate Environmental Management, Inc.

Client Sample ID: SA129009-1.5BR

General Chemistry

Lot-Sample #...: G9L170524-013
Date Sampled...: 12/16/09
% Moisture.....: 8.9

Work Order #...: LQ873
Date Received...: 12/17/09

Matrix.....: SOLID

<u>PARAMETER</u>	<u>RESULT</u>	<u>RL</u>	<u>UNITS</u>	<u>METHOD</u>	<u>PREPARATION- ANALYSIS DATE</u>	<u>PREP BATCH #</u>
Percent Moisture	8.9	0.10	%	ASTM D 2216-90	12/22-12/23/09	9356293

Dilution Factor: 1

QC DATA ASSOCIATION SUMMARY

G9L170524

Sample Preparation and Analysis Control Numbers

<u>SAMPLE#</u>	<u>MATRIX</u>	<u>ANALYTICAL METHOD</u>	<u>LEACH BATCH #</u>	<u>PREP BATCH #</u>	<u>MS RUN#</u>
001	SOLID	SW846 8290		9357203	9362216
	SOLID	ASTM D 2216-90		9356293	9356166
002	SOLID	SW846 8290		9357203	9362216
	SOLID	ASTM D 2216-90		9356293	9356166
003	SOLID	SW846 8290		9357203	9362216
	SOLID	ASTM D 2216-90		9356293	9356166
004	SOLID	SW846 8290		9357203	9362216
	SOLID	ASTM D 2216-90		9356293	9356166
005	SOLID	SW846 8290		9357203	9362216
	SOLID	ASTM D 2216-90		9356293	9356166
006	SOLID	SW846 8290		9357203	9362216
	SOLID	ASTM D 2216-90		9356293	9356166
007	SOLID	SW846 8290		9357203	9362216
	SOLID	ASTM D 2216-90		9356293	9356166
008	SOLID	SW846 8290		9357203	9362216
	SOLID	ASTM D 2216-90		9356293	9356166
009	SOLID	SW846 8290		9357203	9362216
	SOLID	ASTM D 2216-90		9356293	9356166
010	SOLID	SW846 8290		9357203	9362216
	SOLID	ASTM D 2216-90		9356293	9356166
011	SOLID	SW846 8290		9357203	9362216
	SOLID	ASTM D 2216-90		9356293	9356166
012	SOLID	SW846 8290		9357203	9362216
	SOLID	ASTM D 2216-90		9356293	9356166
013	SOLID	SW846 8290		9357203	9362216
	SOLID	ASTM D 2216-90		9356293	9356166

SAMPLE DUPLICATE EVALUATION REPORT

General Chemistry

Client Lot #....: G9L170524

Work Order #....: LQ86P-SMP
LQ86P-DUP

Matrix.....: SOLID

Date Sampled....: 12/16/09

Date Received...: 12/17/09

% Moisture.....: 6.1

<u>PARAM</u>	<u>RESULT</u>	<u>DUPLICATE</u>	<u>UNITS</u>	<u>RPD</u>	<u>RPD</u>	<u>LIMIT</u>	<u>METHOD</u>	<u>PREPARATION-</u>	<u>PREP</u>
		<u>RESULT</u>						<u>ANALYSIS DATE</u>	<u>BATCH #</u>
Percent Moisture	6.1	5.7	%	7.2	(0-20)	ASTM D 2216-90	SD Lot-Sample #: G9L170524-001	12/22-12/23/09	9356293
Dilution Factor: 1									

SOLID, 8290, Dioxins/Furans

Raw Data Package

Run/Batch Data

Includes (as applicable):

runlogs

continuing calibration standards

interference/performance check standards

continuing calibration blanks

method blanks

ics

ms/sd

sample raw data

ms tune data

Quantity Sample Summary Report Masslynx 4.1

Dataset: V:\HighRes_Archive\3D5\Default.pro\05JA103D58290A.qld

Last Altered: Thursday, January 07, 2010 15:25:37 Pacific Standard Time
 Printed: Thursday, January 07, 2010 15:27:55 Pacific Standard Time

Method: C:\MassLynx\Default.PRO\MethDB\82903D5.mdb 04 Jan 2010 09:44:45
 Calibration: C:\MassLynx\Default.PRO\CurveDB\CA123120093D58290.cdb 31 Dec 2009 13:37:23

Name: 05JA103D5_5, Date: 06-Jan-2010, Time: 01:49:00, ID: LRJM4-1-AA, Description: G9L230000-203B, Task:

SR 1/7/10

#	Name	Trace	Sample Size	RT	Prod:RT	RRF	M...	Abs.Resp	Conc.	EMPC	%Rec	EDL	Ratio	Ratio Fl...	Mod Date
1	13C-1,2,3,4-TCDD	331.9368	10.000	18.59	18.59	1.00000		204090.91	100.0000	100.0000	100.0	0.43704	0.7928	NO	
2															
3	13C-2,3,7,8-TCDF	315.9419	10.000	18.03	17.98	1.55387		361966.83	114.1378	114.1378	57.1	0.35235	0.7895	NO	
4	2,3,7,8-TCDF	303.9016	10.000	18.06	18.04	1.00894		1077.43	0.5900	0.5512	0.0512	0.25907	0.8946	YES	07-Jan-10
5	Total TCDFs	303.9016	10.000			21.44	1.00894		1.5218	1.3595		0.25907			
6															
7	13C-2,3,7,8-TCDD	331.9368	10.000	18.78	18.79	0.93654		230407.58	120.5445	120.5445	60.3	0.46665	0.7640	NO	
8	2,3,7,8-TCDD	319.8965	10.000			18.80	1.13162		0.1117	0.4477		0.23900		NO	
9	Total TCDDs	319.8965	10.000			19.55	1.13162					0.23900			
10															
11	37Cl-2,3,7,8-TCDD	327.8847	10.000	18.80	18.80	1.13700		166005.56	71.5381	0.0000	89.4	0.14842			
12															
13	13C-1,2,3,7,8-PeCDF	351.9000	10.000	23.41	23.39	1.21534		260422.15	104.9920	104.9920	52.5	0.52684	1.5709	NO	
14	1,2,3,7,8-PeCDF	339.8597	10.000			23.43	1.03079					0.35737		NO	
15	2,3,4,7,8-PeCDF	339.8597	10.000			24.84	0.96399					0.38214		NO	
16	Total F2 PeCDFs	339.8597	10.000			34.47	0.99739		1.0406	0.6713		0.36934			
17	Total F1 PeCDFs	339.8597	10.000			36.56	0.99739					0.15562			
18															
19	13C-1,2,3,7,8-PeCDD	367.8949	10.000	25.60	25.57	0.74736		161905.16	106.1467	106.1467	53.1	0.51530	1.6628	NO	
20	1,2,3,7,8-PeCDD	355.8546	10.000			25.63	1.05672					0.29894		NO	
21	Total PeCDDs	355.8546	10.000			31.10	1.05672		0.2290	0.4424		0.29894			
22															
23	13C-1,2,3,7,8,9-HxCDD	401.8559	10.000	32.66	32.61	1.00000		140139.71	100.0000	100.0000	100.0	0.79472	1.1246	NO	
24															
25	13C-1,2,3,4,7,8-HxCDF	383.8639	10.000	31.32	31.32	0.91641		160825.09	125.2287	125.2287	62.6	1.95966	0.5077	NO	
26	1,2,3,4,7,8-HxCDF	373.8208	10.000	31.35	31.32	1.24280		1024.51	1.0252	0.8011	0.0252	0.42900	0.7624	YES	
27	1,2,3,6,7,8-HxCDF	373.8208	10.000	31.46	31.46	1.49624		1023.25	0.8505	0.8505		0.35633	1.3584	NO	
28	2,3,4,6,7,8-HxCDF	373.8208	10.000	32.36	32.13	1.31114		80.20	0.0761	0.0702		0.40664	1.0442	YES	
29	1,2,3,7,8,9-HxCDF	373.8208	10.000	32.84	32.86	1.29097		187.31	0.1804	0.4407		0.41299	1.0980	NO	
30	Total HxCDFs	373.8208	10.000			0.00	1.33529		3.4636	2.4795		0.39929			
31															

Quantity Sample Summary Report MassLynx 4.1

Dataset: V:\HighRes_Archive\3D5\Default\pro\05JA103D58290A.qld

Last Altered: Thursday, January 07, 2010 15:25:37 Pacific Standard Time
 Printed: Thursday, January 07, 2010 15:27:55 Pacific Standard Time

Name: 05JA103D5_5, Date: 06-Jan-2010, Time: 01:49:00, ID: LRJM4-1-AA, Description: G9L230000-203B, Task:

#	Name	Trace	Sample Size	RT	Pid:RT	RRF	M...	Abs:Resp	Conc.	EMPC	%Rec	EDL	Ratio	Ratio Fl...	Mod Date
32	13C-1,2,3,6,7,8-HxCDD	401.8559	10.000	32.36	32.38	0.80919		17782.18	156.8631	156.8631	78.4	0.98211	1.2663	NO	
33	1,2,3,4,7,8-HxCDD	389.8157	10.000	32.31	32.27	0.93261		64.53	0.0778	0.0671		0.27139	0.7750	YES	07-Jan-10
34	1,2,3,6,7,8-HxCDD	389.8157	10.000	32.40	32.37	1.18024		72.66	0.0692	0.0286		0.21445	0.2962	YES	
35	1,2,3,7,8,9-HxCDD	389.8157	10.000	32.65	32.65	1.28282		69.96	0.0613	0.0613		0.19730	1.3396	NO	07-Jan-10
36	Total HxCDDs	389.8157	10.000		0.00	1.13189			1.2775	0.0720		0.22361			
37															
38	13C-1,2,3,4,6,7,8-HpCDF	417.8253	10.000	34.20	34.20	0.81090		161863.60	142.4533	142.4533	71.2	3.01400	0.4122	NO	
39	1,2,3,4,6,7,8-HpCDF	407.7818	10.000	34.20	34.21	1.36387		1035.76	0.9384	0.9384		0.44809	1.0424	NO	07-Jan-10
40	1,2,3,4,7,8,9-HpCDF	407.7818	10.000		35.33	1.11483						0.54818		NO	
41	Total HpCDFs	407.7818	10.000		0.00	1.23935			0.9384	0.9384		0.49311			
42															
43	13C-1,2,3,4,6,7,8-HpCDD	435.8169	10.000	35.00	35.02	0.70743		144026.04	145.2768	145.2768	72.6	2.01837	0.9998	NO	
44	1,2,3,4,6,7,8-HpCDD	423.7766	10.000	35.04	35.00	1.04312		100.17	0.1333	0.1039		0.36699	1.6182	YES	
45	Total HpCDDs	423.7766	10.000		0.03	1.04312			0.6824	0.5485		0.36699			
46															
47	13C-OCDD	469.7779	10.000	37.47	37.47	0.51890		217114.56	298.6285	298.6285	74.7	2.92625	0.9037	NO	
48	OCDF	441.7428	10.000	37.59	37.59	1.40213		2403.92	3.1587	3.1587		0.49621	0.8405	NO	
49	OCDD	457.7377	10.000	37.51	37.49	1.19691		164.78	0.2536	0.2536		0.27369	0.9599	NO	
50															
51															
52	Function 1 PFK	330.97920	1.000		14.26										
53	Function 2 PFK	342.97920	1.000		22.48	16743...									
54	Function 3 PFK	380.97600	1.000		29.28	7909.2...									
55	Function 4 PFK	430.97290	1.000		34.81	14980...									
56	Function 5 PFK	442.97280	1.000	39.29	39.31	3947.9...		7360.73	1.8645		186.4	5.35101			
57	TCDF PCDFE	375.8364	1.000		15.01	30.012...						0.00000			
58	F1 PeCDF PCDFE	409.79740	1.000	18.63	18.68	45.972...		12.18	0.2649		26.5	0.24883			
59	F2 PeCDF PCDFE	409.7974	1.000	22.05	22.10	17.774...		28.67	1.6129		161.3	1.17852			
60	HxCDF PCDFE	445.7555	1.000		33.02	18.611...						0.00000			
61	HPCDF PCDFE	479.7165	1.000	35.39	35.33	75.501...		6.12	0.0810		8.1	0.11468			
62	OCDF PCDFE	513.67750	1.000	37.54	37.54	85.061...		0.63	0.0075		0.7	0.01367			

Dataset: C:\MassLynx\Default.pro\05JA103D58290A.qld

Last Altered: Wednesday, January 06, 2010 11:19:56 Pacific Standard Time
 Printed: Wednesday, January 06, 2010 11:20:33 Pacific Standard Time

Method: C:\MassLynx\Default.PRO\MethDB\82903D5.mdb 04 Jan 2010 09:44:45
 Calibration: C:\MassLynx\Default.PRO\CurveDB\ICA123120093D58290.cdb 31 Dec 2009 13:37:23

Name: 05JA103D5_5, Date: 06-Jan-2010, Time: 01:49:00, ID: LRJM4-1-AA, Description: G9L230000-203B, Task:

# Name	Trace	Sample Size	RT	Ptd RT	RRF	M	Abs Resp	Conc.	EMPC	%Rec	EDL	Ratio	Ptd Ratio	Ratio	Mod Date
1	13C-1,2,3,4-TCDD	331,9368	10,000	18.59	18.59	1.000	204090.91	100.0000	100.0000	100.0	0.4570	0.793	0.770	NO	
2															
3	13C-2,3,7,8-TCDF	315,9419	10,000	18.03	17.98	1.554	361966.83	114.1378	114.1378	57.1	0.3524	0.789	0.770	NO	
4	2,3,7,8-TCDF	303,9016	10,000	18.06	18.04	1.009	1262.96	0.6916	0.6916		0.2591	0.675	0.770	NO	
5	Total TCDFs	303,9016	10,000		21.44	1.009		1.6234	1.4999		0.2591				
6															
7	13C-2,3,7,8-TCDD	331,9368	10,000	18.79	18.79	0.937	230407.58	120.5445	120.5445	60.3	0.4666	0.764	0.770	NO	
8	2,3,7,8-TCDD	319,8965	10,000		18.80	1.132					0.2390		0.770	NO	
9	Total TCDDs	319,8965	10,000		19.55	1.132		0.1117	0.1117		0.2390				
10															
11	37CL-2,3,7,8-TCDD	327,8847	10,000	18.80	18.80	1.137	166005.56	71.5381	0.0000	89.4	0.1484				
12															
13	13C-1,2,3,7,8-PeCDF	351,9000	10,000	23.41	23.39	1.215	260422.15	104.9920	104.9920	52.5	0.5268	1.571	1.550	NO	
14	1,2,3,7,8-PeCDF	339,8597	10,000		23.43	1.031					0.3574		1.550	NO	
15	2,3,4,7,8-PeCDF	339,8597	10,000		24.84	0.964					0.3821		1.550	NO	
16	Total F2 PeCDFs	339,8597	10,000		34.47	0.997		1.0406	0.6713		0.3893				
17	Total F1 PeCDFs	339,8597	10,000		36.56	0.997					0.1556				
18															
19	13C-1,2,3,7,8-PeCDD	367,8949	10,000	25.60	25.57	0.747	161905.16	106.1467	106.1467	53.1	0.5153	1.663	1.550	NO	
20	1,2,3,7,8-PeCDD	355,8546	10,000		25.63	1.057					0.2989		1.550	NO	
21	Total PeCDDs	355,8546	10,000		31.10	1.057		0.2290	0.1424		0.2989				
22															
23	13C-1,2,3,7,8,9-HxCDD	401,8559	10,000	32.66	32.61	1.000	140139.71	100.0000	100.0000	100.0	0.7947	1.125	1.240	NO	
24															
25	13C-1,2,3,4,7,8-HxCDF	383,8639	10,000	31.32	31.32	0.916	160825.09	125.2287	125.2287	62.6	1.9597	0.508	0.510	NO	
26	1,2,3,4,7,8-HxCDF	373,8208	10,000	31.35	31.32	1.243	1024.51	1.0252	0.8011		0.4290	0.762	1.240	YES	
27	1,2,3,6,7,8-HxCDF	373,8208	10,000	31.46	31.46	1.496	1023.25	0.8505	0.8505		0.3563	1.358	1.240	NO	
28	2,3,4,6,7,8-HxCDF	373,8208	10,000	32.36	32.13	1.311	80.20	0.0761	0.0702		0.4066	1.044	1.240	YES	
29	1,2,3,7,8,9-HxCDF	373,8208	10,000	32.84	32.86	1.291	187.31	0.1804	0.1894		0.4130	1.098	1.240	NO	
30	Total HxCDFs	373,8208	10,000		0.00	1.335		3.4215	2.6851		0.3993				
31															

Dataset: C:\MassLynx\Default.pro\05JA103D58290A.qld

Last Altered: Wednesday, January 06, 2010 11:19:56 Pacific Standard Time
 Printed: Wednesday, January 06, 2010 11:20:33 Pacific Standard Time

Name: 05JA103D5_5, Date: 06-Jan-2010, Time: 01:49:00, ID: LRJM4-1-AA, Description: G9L230000-203B, Task:

#Name	Trace	Sample Size	RT	Prd:RT	RRF	M...	Abs Resp	Conc.	EMPC	%Rec	EDL	Ratio	Prd:Ratio	Ratio	Mod	Date
32 13C-1,2,3,6,7,8-HxCDD	401.8559	10.000	32.36	32.38	0.809	177882.18	156.8631	156.8631	78.4	0.9821	1.266	1.240		NO		
33 1,2,3,4,7,8-HxCDD	389.8157	10.000	32.33	32.27	0.933	133.00	0.1603	0.1603	71.2	0.2714	1.373	1.240		NO		
34 1,2,3,6,7,8-HxCDD	389.8157	10.000	32.50	32.37	1.180	137.67	0.1311	0.1200	72.6	0.2144	1.026	1.240		YES		
35 1,2,3,7,8,9-HxCDD	389.8157	10.000	32.61	32.65	1.283	141.98	0.1244	0.1016	74.7	0.1973	1.744	1.240		YES		
36 Total HxCDDs	389.8157	10.000		0.00	1.132		1.3458	0.9730		0.2236						
37																
38 13C-1,2,3,4,6,7,8-HpCDF	417.8253	10.000	34.20	34.20	0.811	161863.60	142.4533	142.4533	71.2	3.0140	0.412	0.440		NO		
39 1,2,3,4,6,7,8-HpCDF	407.7818	10.000	34.20	34.21	1.364	1366.80	1.2383	0.6702	72.6	0.4481	2.769	1.040		YES		
40 1,2,3,4,7,8,9-HpCDF	407.7818	10.000			1.115					0.5482		1.040		NO		
41 Total HpCDFs	407.7818	10.000			1.239		1.2383	0.6702		0.4931						
42																
43 13C-1,2,3,4,6,7,8-HpCDD	435.8169	10.000	35.00	35.02	0.707	144026.04	145.2768	145.2768	72.6	2.0184	1.000	1.040		NO		
44 1,2,3,4,6,7,8-HpCDD	423.7766	10.000	35.04	35.00	1.043	100.17	0.1333	0.1039	74.7	0.3670	1.618	1.040		YES		
45 Total HpCDDs	423.7766	10.000			1.043		0.6824	0.5485		0.3670						
46																
47 13C-OCDD	469.7779	10.000	37.47	37.46	0.519	217114.56	298.6285	298.6285	74.7	2.9263	0.904	0.890		NO		
48 OCDF	441.7428	10.000	37.59	37.59	1.402	2403.92	3.1587	3.1587	74.7	0.4962	0.840	0.890		NO		
49 OCDD	457.7377	10.000	37.51	37.49	1.197	164.78	0.2536	0.2536	74.7	0.2737	0.960	0.890		NO		
50																
51																
52 Function 1 PFK	330.97920	1.000		14.26												
53 Function 2 PFK	342.97920	1.000		22.48	16743...											
54 Function 3 PFK	380.97600	1.000		29.28	7909.2...											
55 Function 4 PFK	430.97290	1.000		34.81	14980...											
56 Function 5 PFK	442.97280	1.000		39.31	3947.9...	7360.73	1.8645		186.4	5.3510						
57 TCDF PCDFE	375.8364	1.000		15.01	30.012					0.0000						
58 F1 PaCDF PCDFE	409.79740	1.000		18.63	45.972	12.18	0.2649		26.5	0.2488						
59 F2 PaCDF PCDFE	409.7974	1.000		22.05	17.774	28.67	1.6129		161.3	1.1785						
60 HxCDF PCDFE	445.7555	1.000		33.02	18.611					0.0000						
61 HPCDF PCDFE	479.7165	1.000		35.39	75.501	6.12	0.0810		8.1	0.1147						
62 OCDF PCDFE	513.67750	1.000		37.54	85.061	0.63	0.0075		0.7	0.0139						

Quantity Sample Report Masslynx 4.1

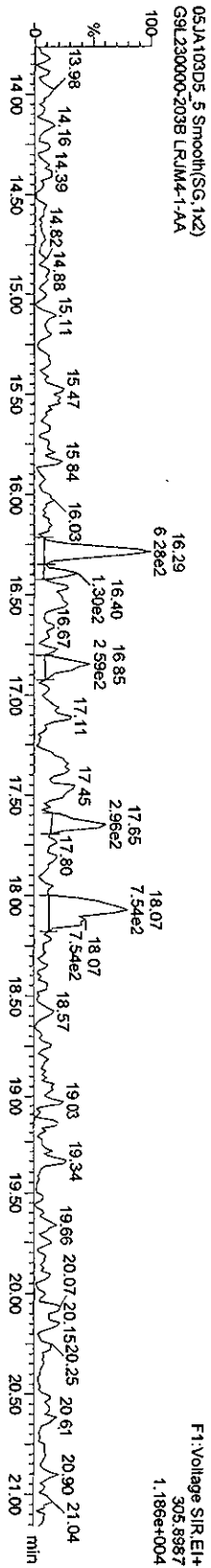
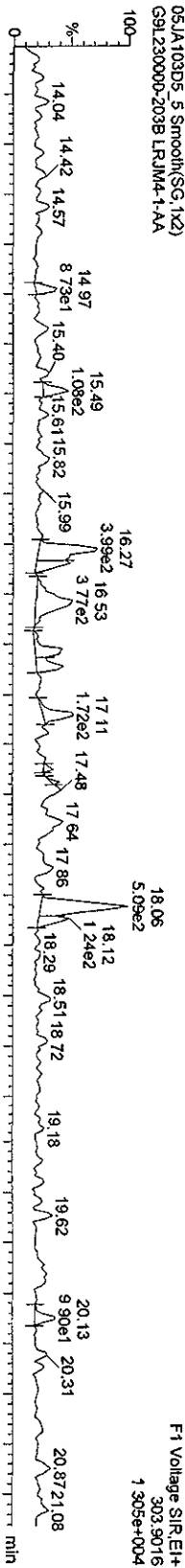
Dataset: C:\MassLynx\Default\prot05JA103D58290A.dld

Last Altered: Wednesday, January 06, 2010 11:19:56 Pacific Standard Time
Printed: Wednesday, January 06, 2010 11:21:10 Pacific Standard Time

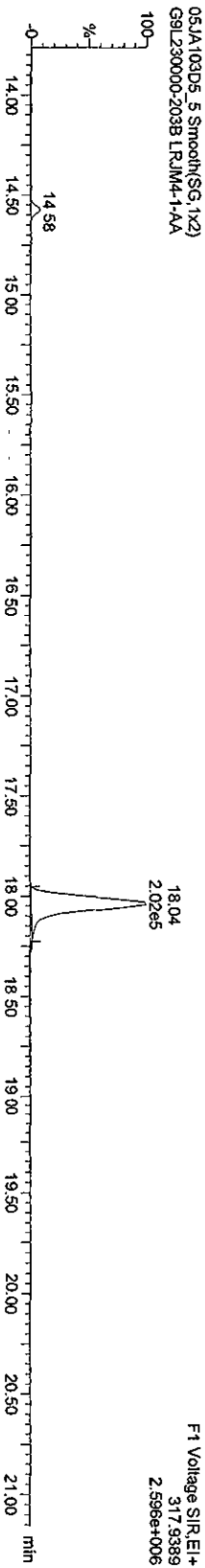

Method: C:\MassLynx\Default\PRO\Meth\DB182903D5.mdb 04 Jan 2010 09:44:45
Calibration: C:\MassLynx\Default\PRO\Curve\BICA123120093D58290.cdb 31 Dec 2009 13:37:23

Name: 05JA103D5_5, Date: 06-Jan-2010, Time: 01:49:00, ID: LRJMA-1-AA, Description: G9L230000-2038

TCDFs



13C-TCDF



Dataset: V:\HighRes_Archive\3D5\Default.pro\05JA103D58290A.qld

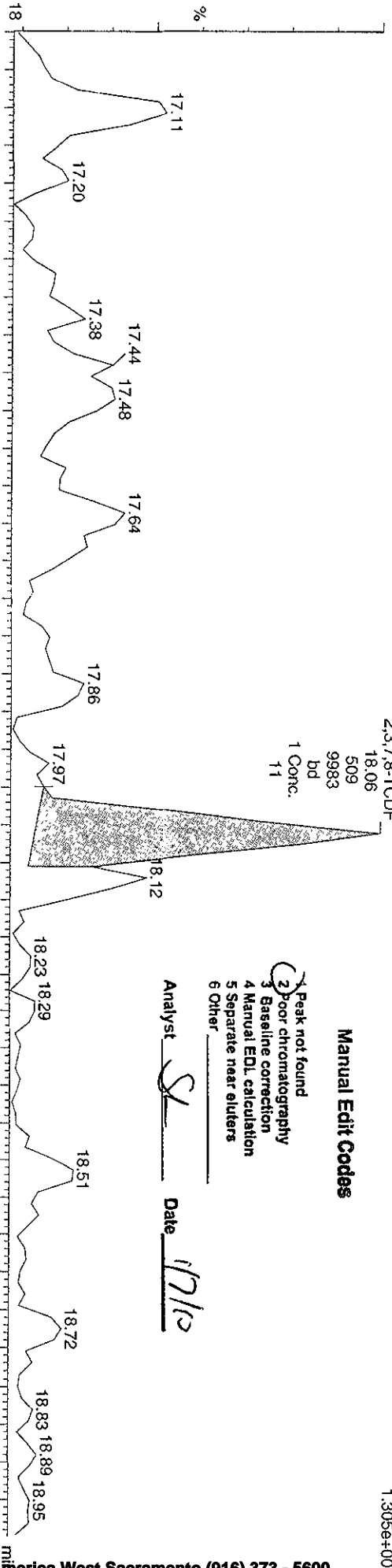
Last Altered: Thursday, January 07, 2010 15:25:37 Pacific Standard Time
Printed: Thursday, January 07, 2010 15:31:15 Pacific Standard Time

Method: C:\MassLynx\Default.PROMethDB\82903D5.mdb 04 Jan 2010 09:44:45
Calibration: C:\MassLynx\Default.PRO\CurveDB\ICA123120093D58290.cdb 31 Dec 2009 13:37:23

Sample Name: 05JA103D5_5

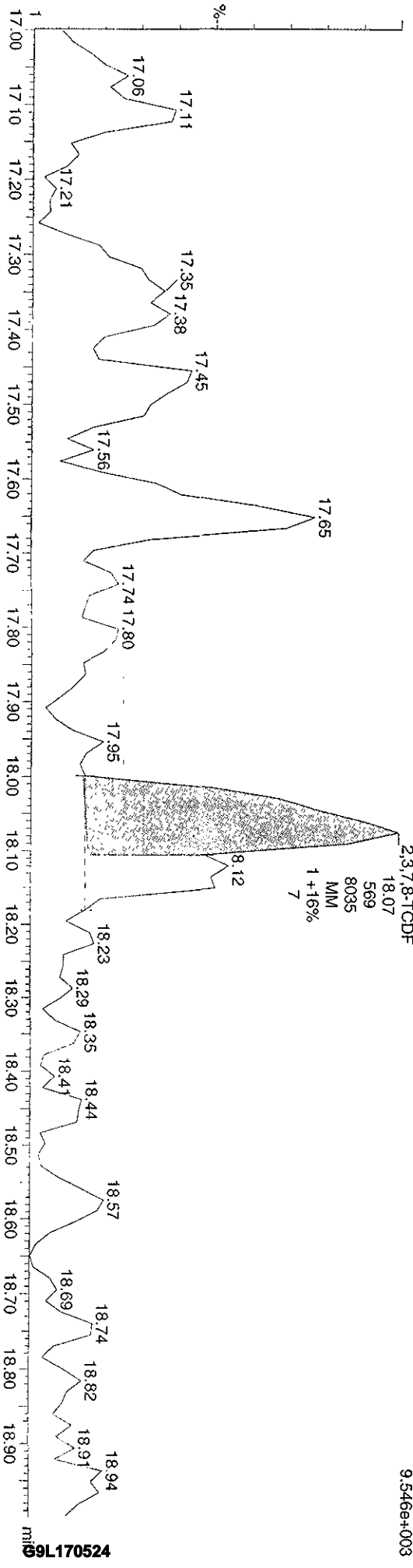
05JA103D5_5 Smooth(SG,1x2)
G9L230000-203B LRJM4-1-AA

F1:Voltage SIR,EL+
303.9016
1.305e+004



05JA103D5_5 Smooth(SG,1x2)
G9L230000-203B LRJM4-1-AA

F1:Voltage SIR,EL+
305.8987
9.546e+003



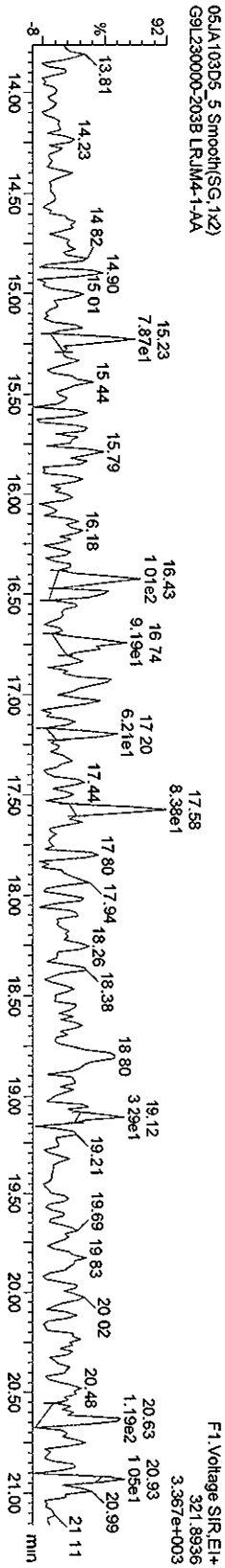
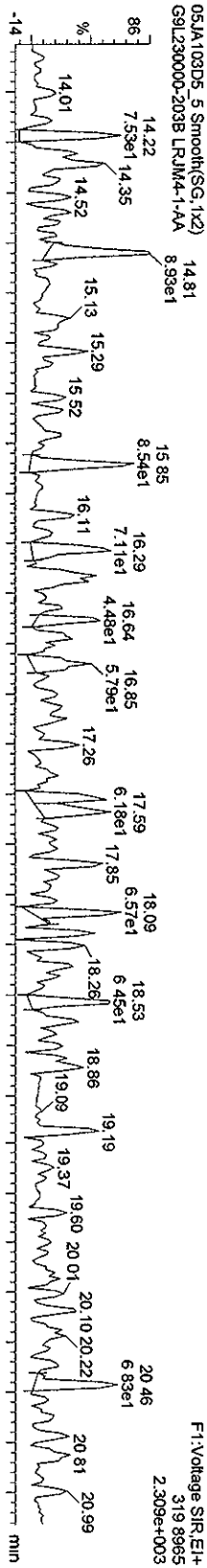
Quantity Sample Report MassLynx 4.1

Dataset: C:\MassLynx\Default\pro\05JAI03D58290A.qld



Last Altered: Wednesday, January 06, 2010 11:19:56 Pacific Standard Time
Printed: Wednesday, January 06, 2010 11:21:10 Pacific Standard Time

Name: 05JAI03D5_5, Date: 06-Jan-2010, Time: 01:49:00, ID: LRJM4-1AA, Description: G9L230000-203B

TCDDs



13C-TCDDs





Quantity Sample Report MassLynx 4.1

Dataset: C:\MassLynx\Default\proj\05JA103D58290A.qld

Last Altered: Wednesday, January 06, 2010 11:19:56 Pacific Standard Time
Printed: Wednesday, January 06, 2010 11:21:10 Pacific Standard Time

Name: 05JA103D5_5, Date: 06-Jan-2010, Time: 01:49:00, ID: LRJM4-1-AA, Description: G9L230000-203B



Quantity Sample Report MassLynx 4.1

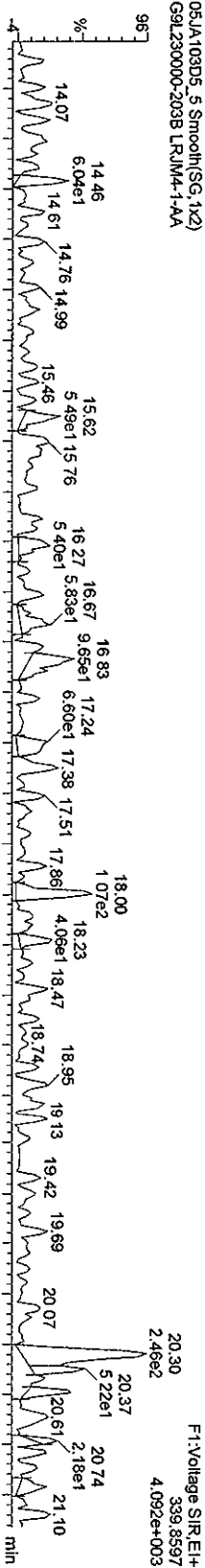
Dataset: C:\MassLynx\Default\pro\05JA103D58290A.qld

Last Altered: Wednesday, January 06, 2010 11:19:56 Pacific Standard Time
Printed: Wednesday, January 06, 2010 11:21:10 Pacific Standard Time

Name: 05JA103D5_5, Date: 06-Jan-2010, Time: 01:49:00, ID: LRJM4-1-AA, Description: G9L230000-203B

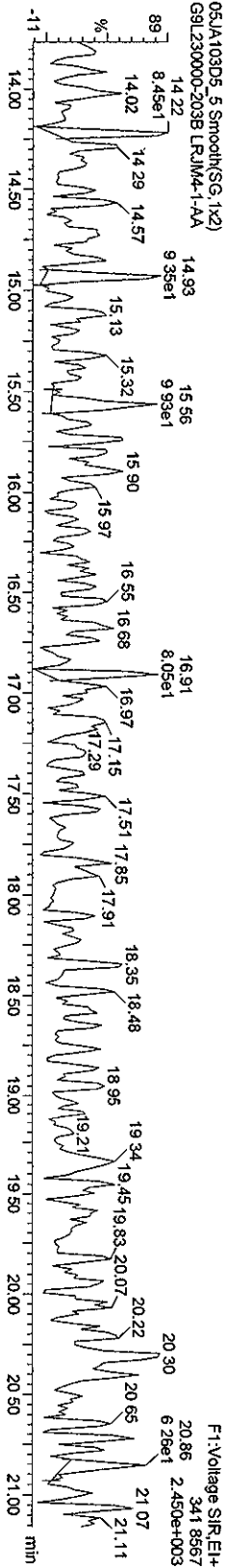
F1 PeCDFs

05JA103D5_5 Smooth(SG, 1x2)
G9L230000-203B LRJM4-1-AA



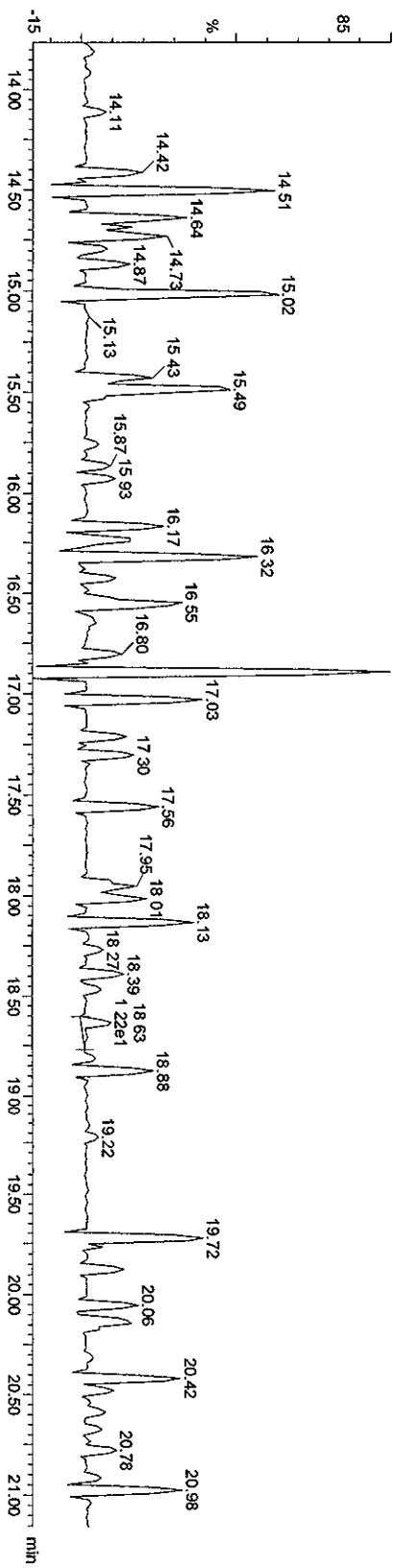
F1 PeCDFs

05JA103D5_5 Smooth(SG, 1x2)
G9L230000-203B LRJM4-1-AA



F1 PeCDFs

05JA103D5_5 Smooth(SG, 1x2)
G9L230000-203B LRJM4-1-AA



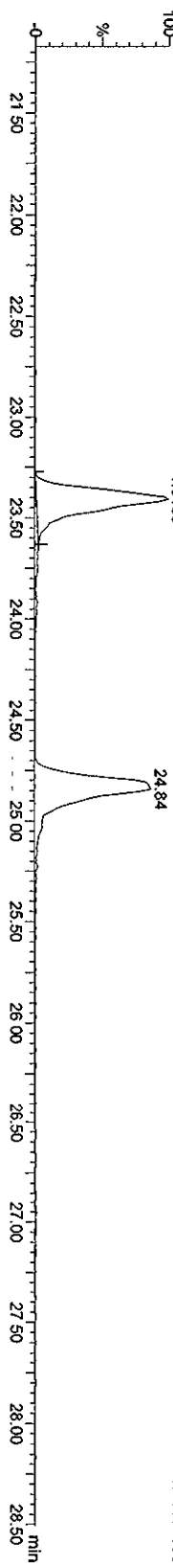
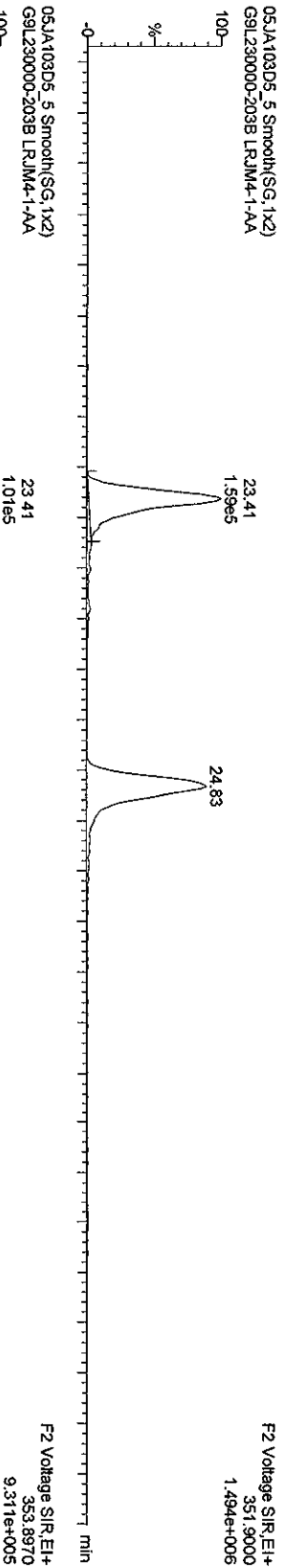
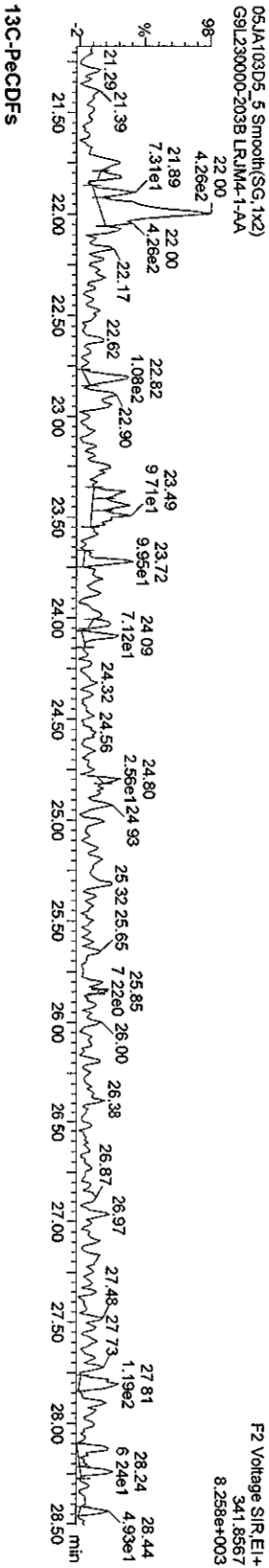
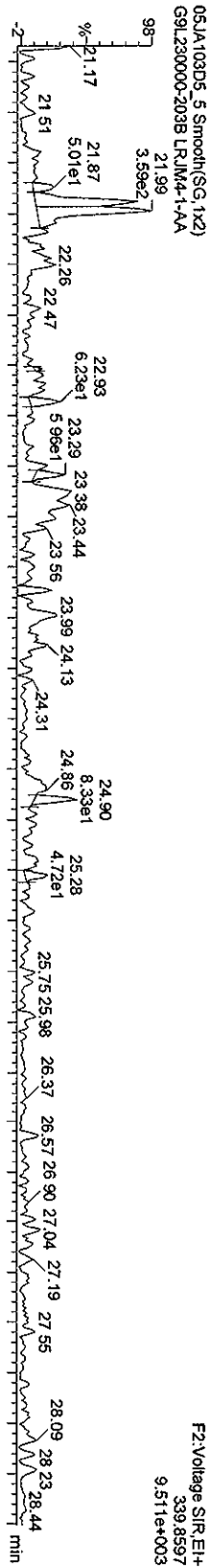
Quantity Sample Report MassLynx 4.1

Dataset: C:\MassLynx\Default.pro\05JA103D58290A.qld

Last Altered: Wednesday, January 06, 2010 11:19:56 Pacific Standard Time
Printed: Wednesday, January 06, 2010 11:21:10 Pacific Standard Time

Name: 05JA103D5_5, Date: 06-Jan-2010, Time: 01:49:00, ID: LRJM4-1-AA, Description: G9L230000-203B

PeCDFs



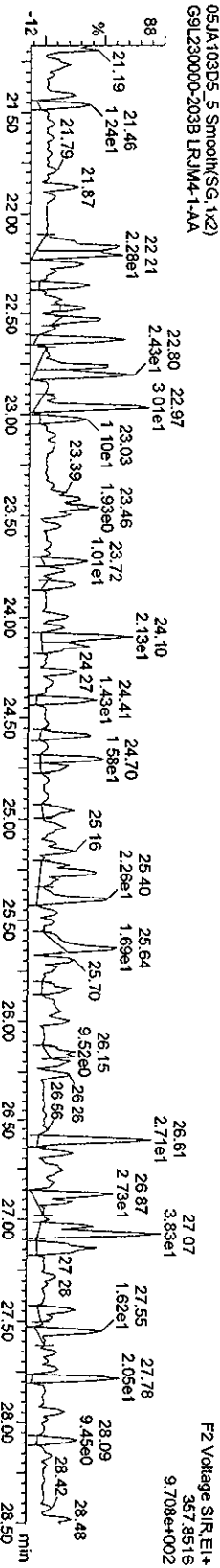
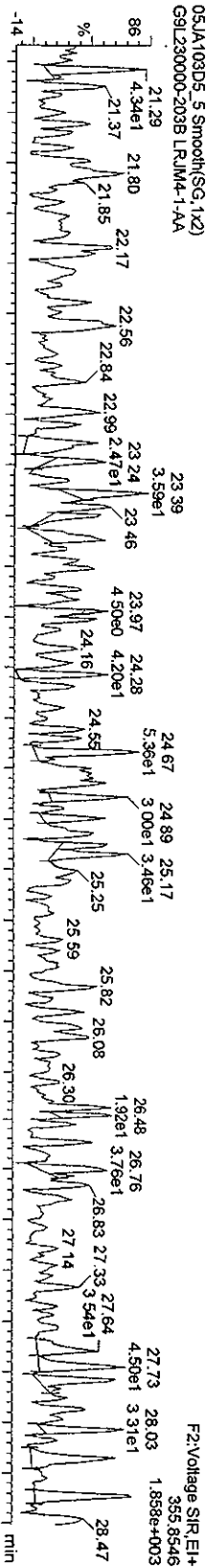
Quantity Sample Report MassLynx 4.1

Dataset: C:\MassLynx\Default\pro\05JA103D56290A.qld

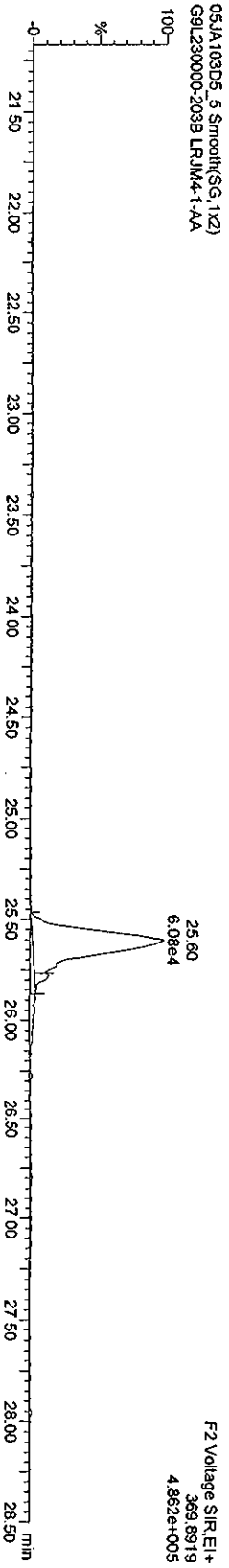

Last Altered: Wednesday, January 06, 2010 11:19:56 Pacific Standard Time
 Printed: Wednesday, January 06, 2010 11:21:10 Pacific Standard Time

Name: 05JA103D5_5, Date: 06-Jan-2010, Time: 01:49:00, ID: LRJM4-1-AA, Description: G9L230000-203B

PecDDs



13C-PecDD



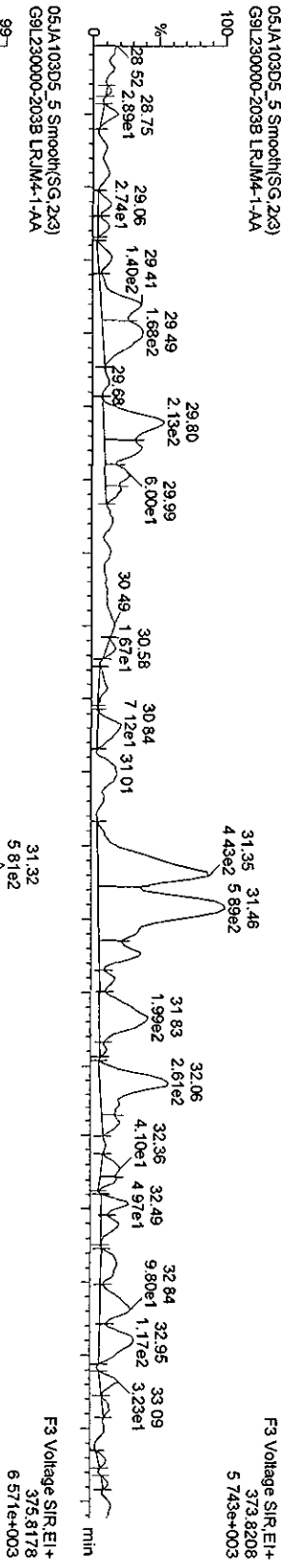
Quantity Sample Report MassLynx 4.1

Dataset: C:\MassLynx\Default\prof\05JA103D56290A.qld

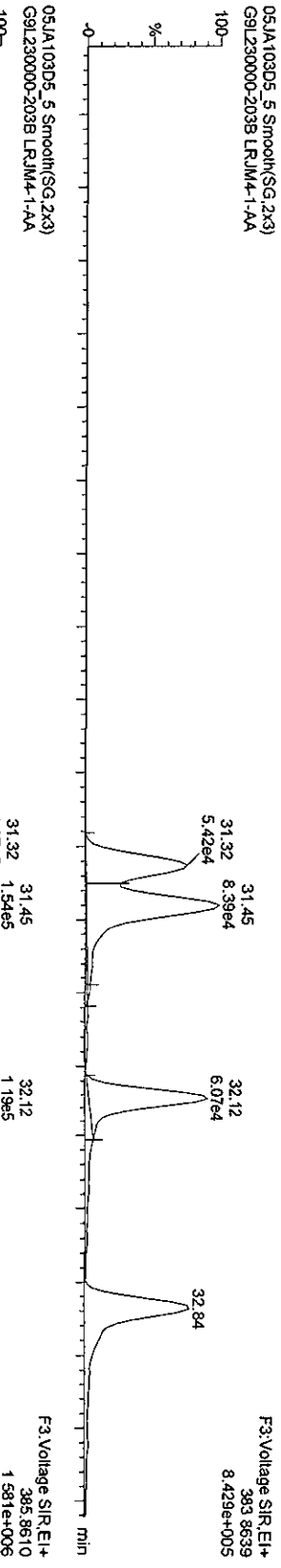
Last Altered: Wednesday, January 06, 2010 11:19:56 Pacific Standard Time
Printed: Wednesday, January 06, 2010 11:21:10 Pacific Standard Time

Name: 05JA103D5_5, Date: 06-Jan-2010, Time: 01:49:00, ID: LRJM4-1-AA, Description: G9L230000-203B

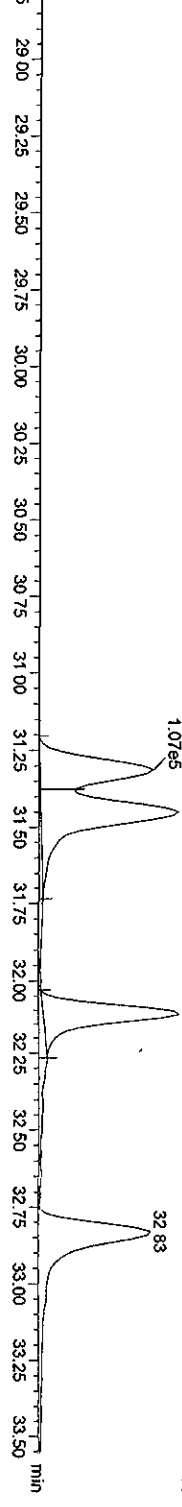
HxCDFs



13C-HxCDFs



05JA103D5_5



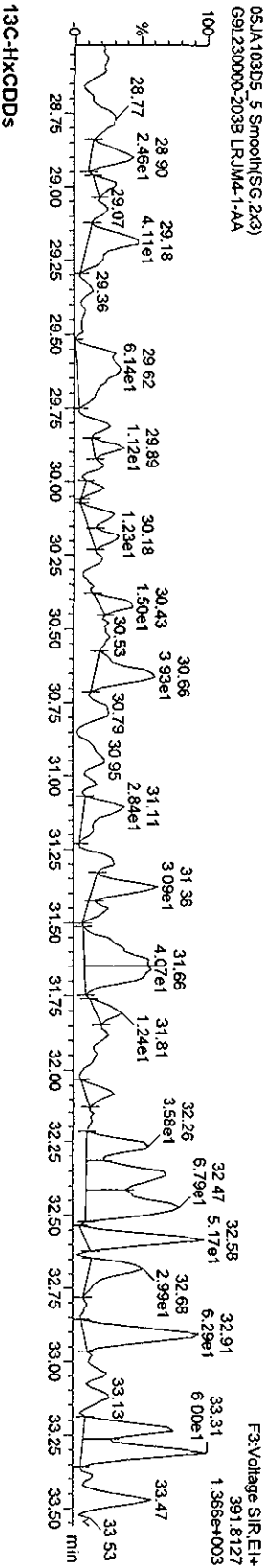
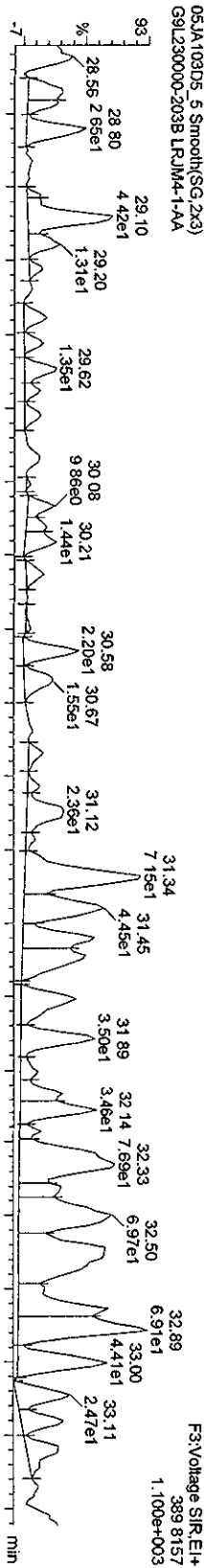
Quantity Sample Report Masslynx 4.1

Dataset: C:\Masslynx\Default.pro\05JA103D68290A.qld

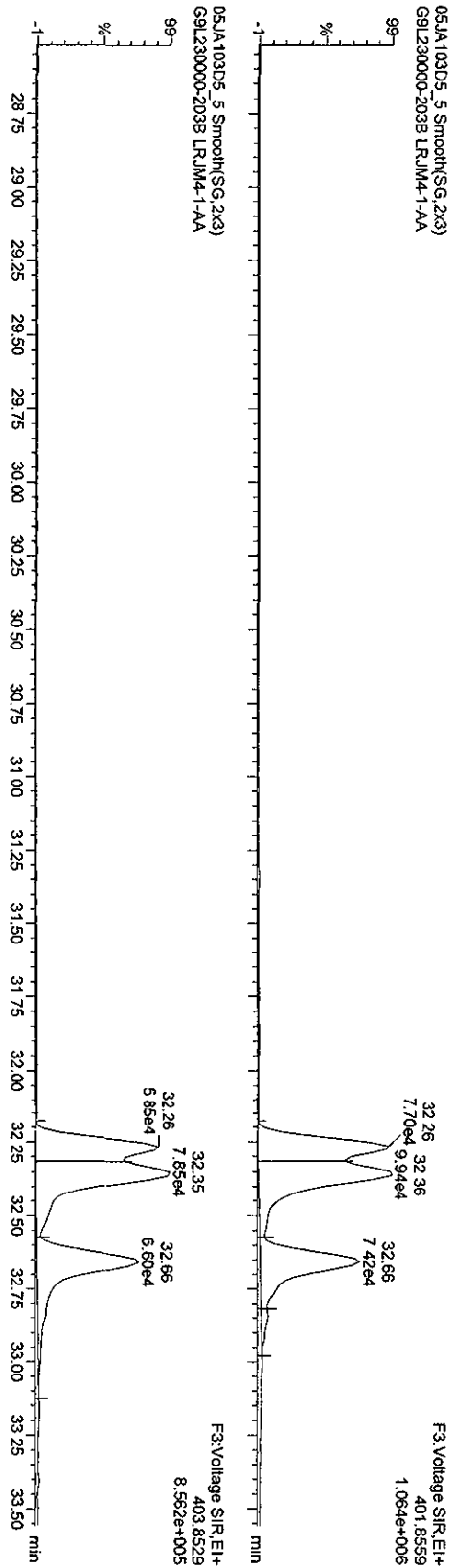
Last Altered: Wednesday, January 06, 2010 11:19:56 Pacific Standard Time
Printed: Wednesday, January 06, 2010 11:21:10 Pacific Standard Time

Name: 05JA103D5_5, Date: 06-Jan-2010, Time: 01:49:00, ID: LRJM4-1-AA, Description: G9L230000-203B

HxCDDs



13C-HxCDDs



Quantity Compound Report MassLynx 4.1

Dataset: V:\HighRes_Archive\3D5\Default.pro\05JA103D58290A.dld

Last Altered: Thursday, January 07, 2010 15:25:37 Pacific Standard Time

Printed: Thursday, January 07, 2010 15:27:24 Pacific Standard Time

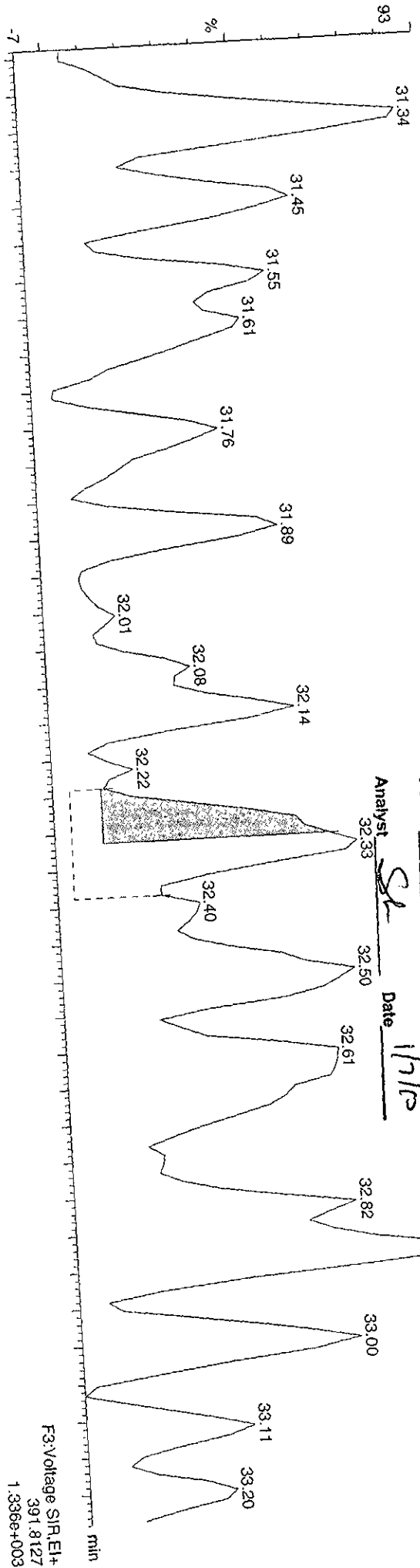
Manual Edit Codes

- 1 Peak not found
- 2 Poor chromatography
- 3 Baseline correction
- 4 Manual EOL calculation
- 5 Separate near eluters
- 6 Other

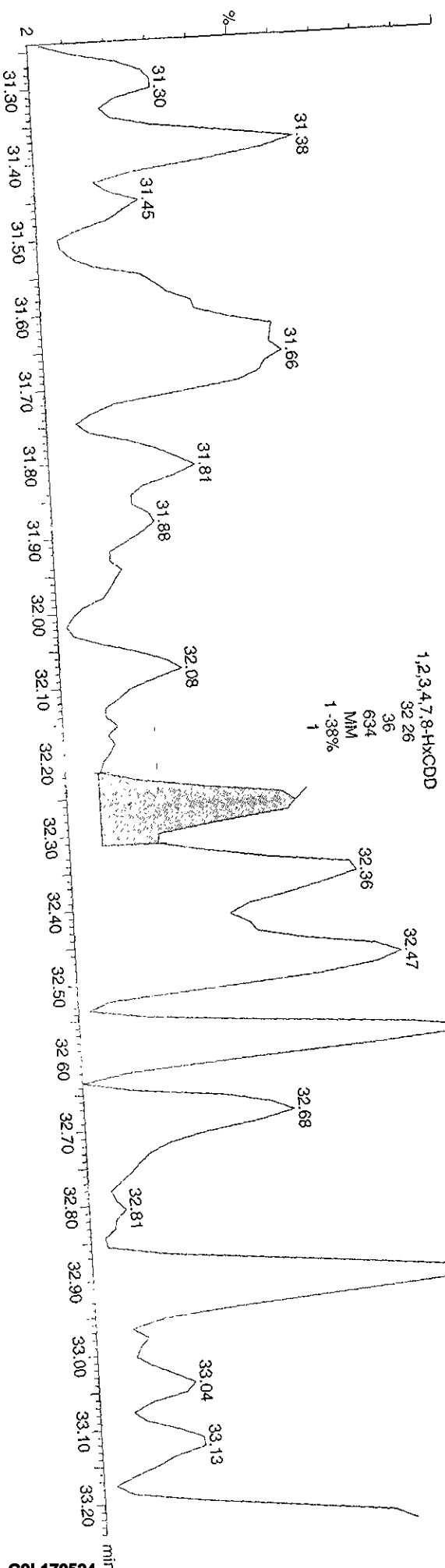
F3: Voltage S1R, EI+
389.8157
1.100e+003

Sample Name: 05JA103D5_5
05JA103D5_5 Smooth(SG,2x3)
G9L230000-203B LRUJN4-1-AA

Analyst SL Date 1/7/10



05JA103D5_5 Smooth(SG,2x3)
G9L230000-203B LRUJN4-1-AA



1,2,3,4,7,8,HXCDD
32.26
36
634
MM
1.38%
1

F3: Voltage S1R, EI+
391.8127
1.336e+003

Dataset: V:\HighRes_Archive\3D5\Default.pro\05JA103D58290A.qld

Last Altered: Thursday, January 07, 2010 15:25:37 Pacific Standard Time
 Printed: Thursday, January 07, 2010 15:27:24 Pacific Standard Time

Sample Name: 05JA103D5_5

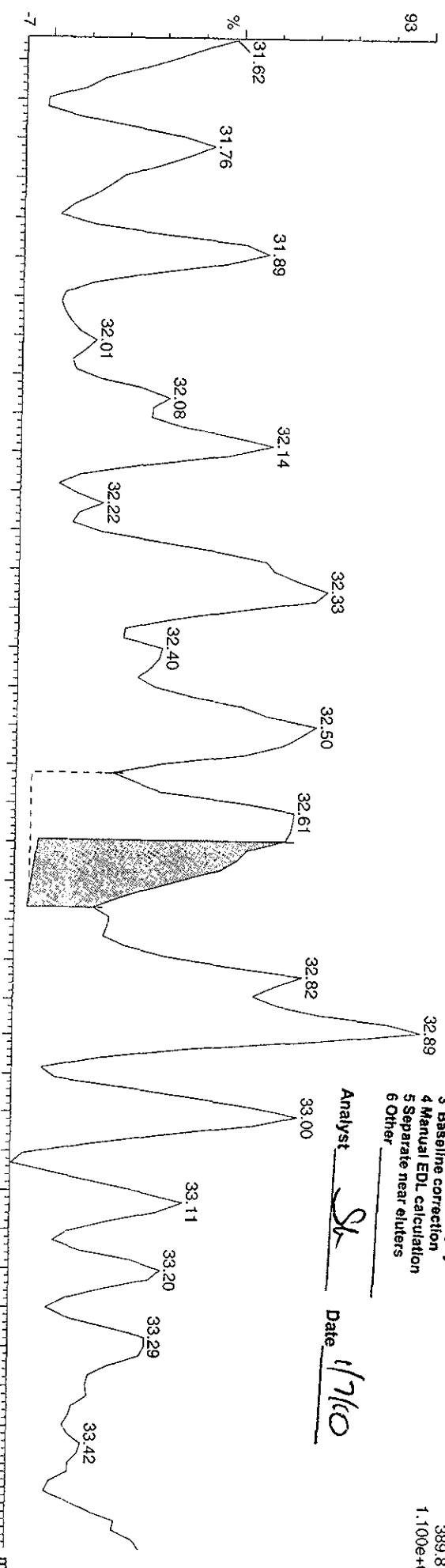
05JA103D5_5 Smooth(SG,2x3)
 G9L230000-203B LRM4-1-AA

Manual Edit Codes

- 1 Peak not found
- 2 Poor chromatography
- 3 Baseline correction
- 4 Manual EDL calculation
- 5 Separate near eluters
- 6 Other

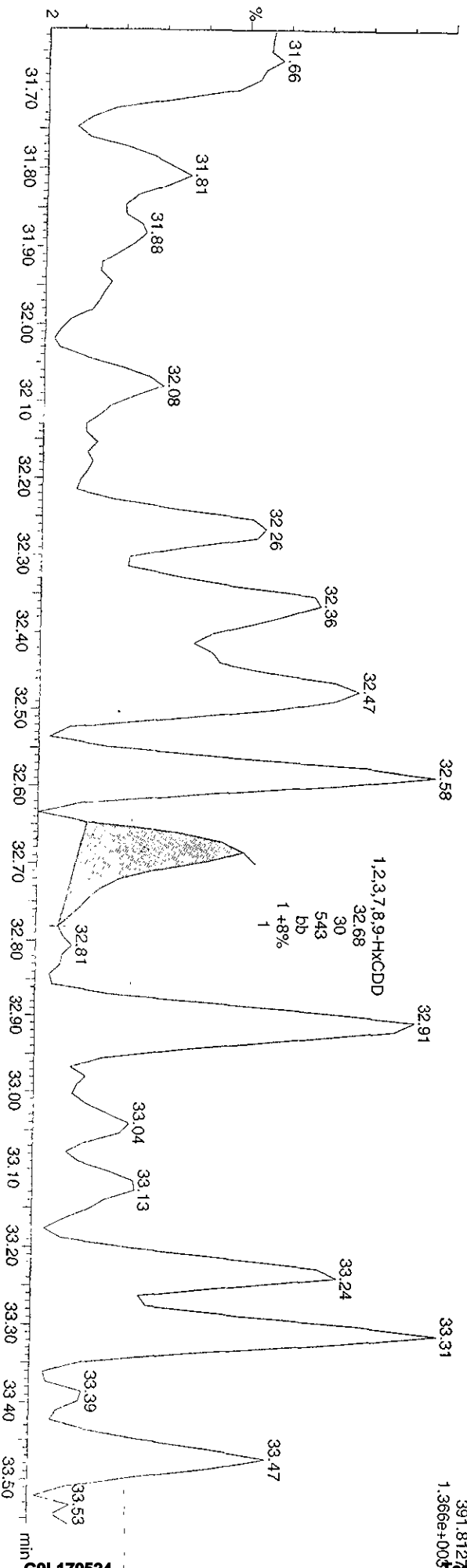
Analyst SK Date 1/7/10

F3:Voltage SIR,EI+
 389.8157
 1.100e+003



05JA103D5_5 Smooth(SG,2x3)
 G9L230000-203B LRM4-1-AA

F3:Voltage SIR,EI+
 391.812
 1.366e+003



1,2,3,7,8,9-HxCDD
 30
 543
 db
 1+8%
 1

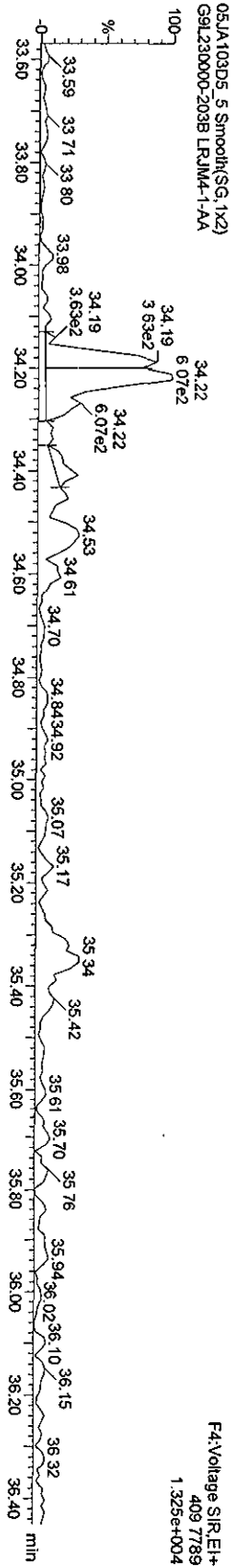
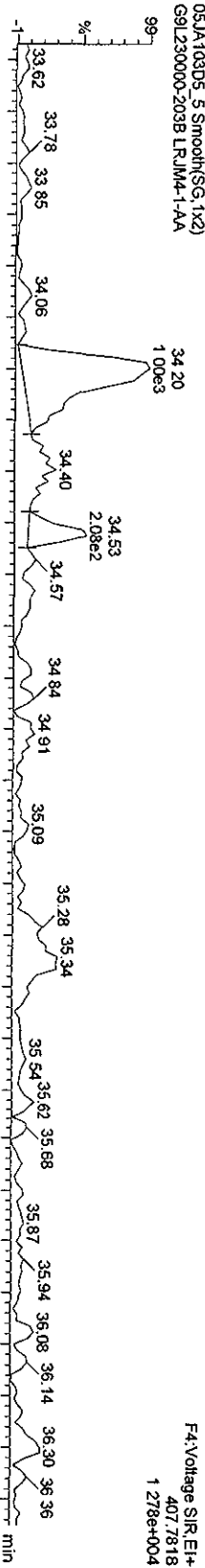
Quantity Sample Report MassLynx 4.1

Dataset: C:\MassLynx\Default\pro05JA103D58290A.qld

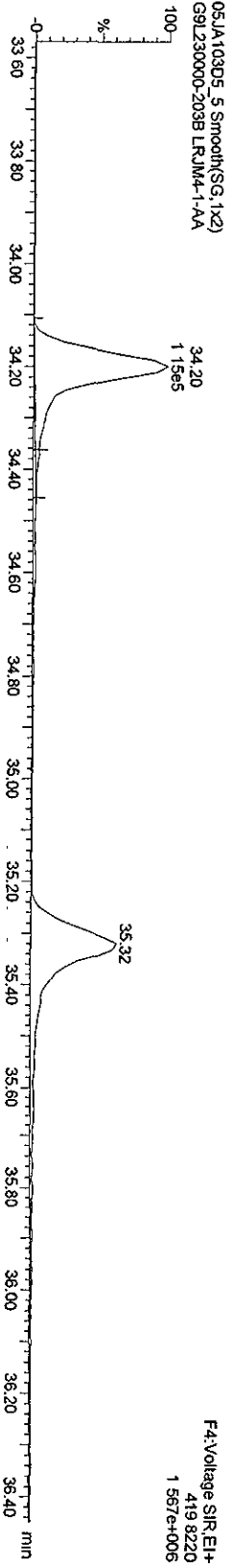

Last Altered: Wednesday, January 06, 2010 11:19:56 Pacific Standard Time
Printed: Wednesday, January 06, 2010 11:21:10 Pacific Standard Time

Name: 05JA103D5_5, Date: 06-Jan-2010, Time: 01:49:00, ID: LRJM4-1-AA, Description: G9L230000-203B

HPCDFs



13C-HPCDFs



Quantity Sample Report MassLynx 4.1

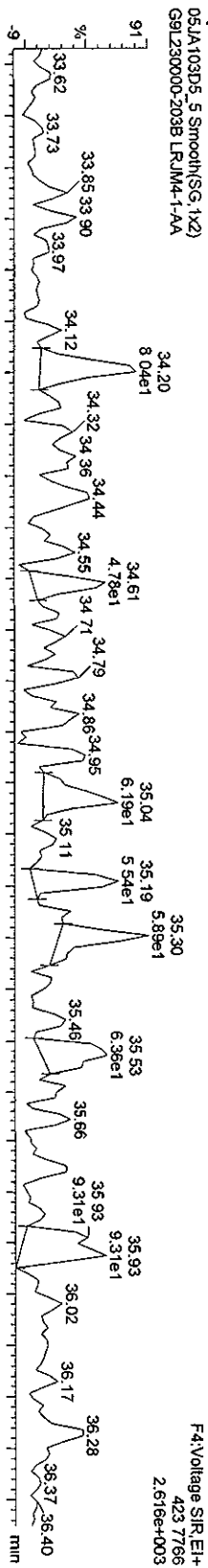
Dataset: C:\MassLynx\Default.pro\05JA103D56290A.qld

Last Altered: Wednesday, January 06, 2010 11:19:56 Pacific Standard Time
Printed: Wednesday, January 06, 2010 11:21:10 Pacific Standard Time

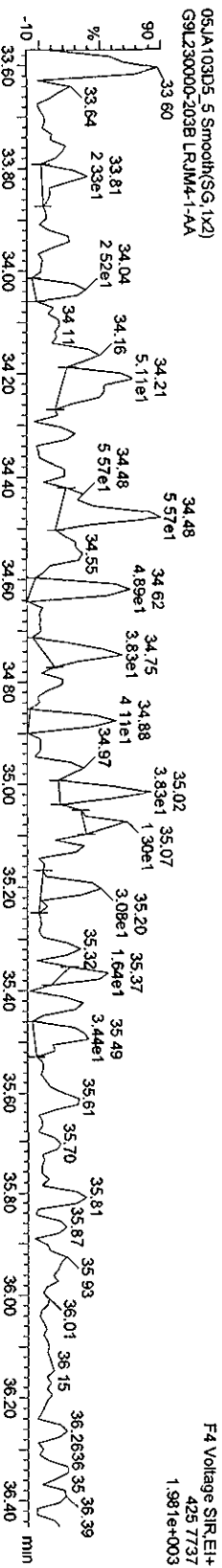
Name: 05JA103D5_5, Date: 06-Jan-2010, Time: 01:49:00, ID: LRJM4-1-AA, Description: G9L230000-203B

HPCDDs

05JA103D5_5 Smooth(SG, 1x2)
G9L230000-203B LRJM4-1-AA

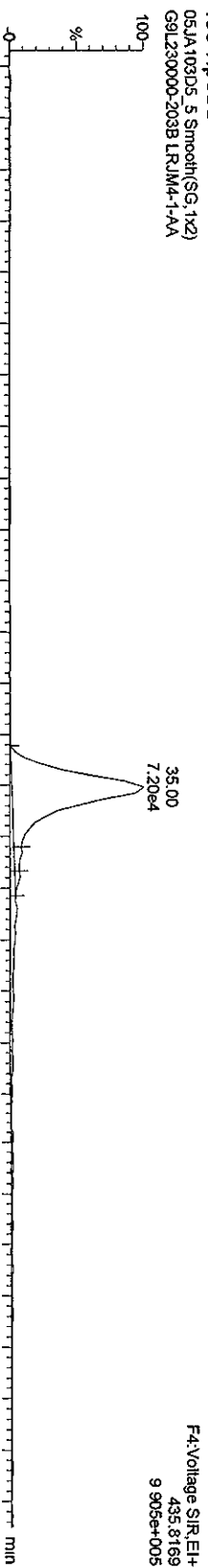


05JA103D5_5 Smooth(SG, 1x2)
G9L230000-203B LRJM4-1-AA

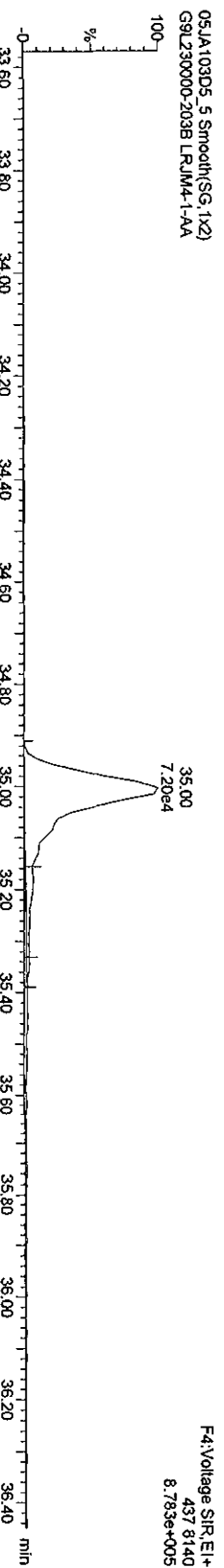


13C-HPCDD

05JA103D5_5 Smooth(SG, 1x2)
G9L230000-203B LRJM4-1-AA



05JA103D5_5 Smooth(SG, 1x2)
G9L230000-203B LRJM4-1-AA

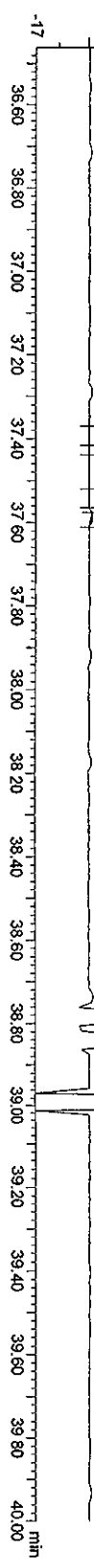


Quantity Sample Report Masslynx 4.1

Dataset: C:\Masslynx\Default\pro\05JA103D56290A.qld

Last Altered: Wednesday, January 06, 2010 11:19:56 Pacific Standard Time
Printed: Wednesday, January 06, 2010 11:21:10 Pacific Standard Time

Name: 05JA103D5_5, Date: 06-Jan-2010, Time: 01:49:00, ID: LRJM4-1-AA, Description: G9L230000-203B



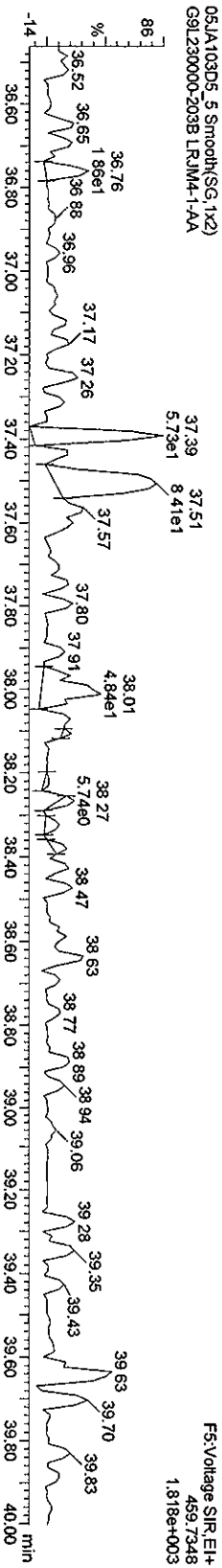
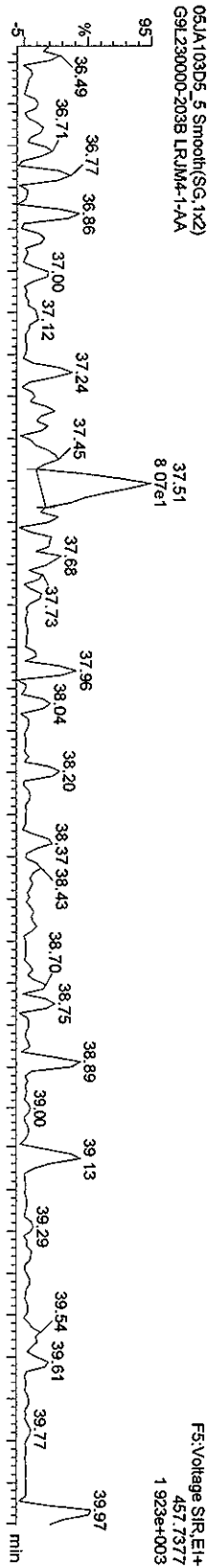
Quantity Sample Report Masslynx 4.1

Dataset: C:\Masslynx\Default\pro\05JA103D58290A.qld



Last Altered: Wednesday, January 06, 2010 11:19:56 Pacific Standard Time
Printed: Wednesday, January 06, 2010 11:21:10 Pacific Standard Time

Name: 05JA103D5_5, Date: 06-Jan-2010, Time: 01:48:00, ID: LRJM4-1-AA, Description: G9L230000-2038

OCDD



13C-OCDD

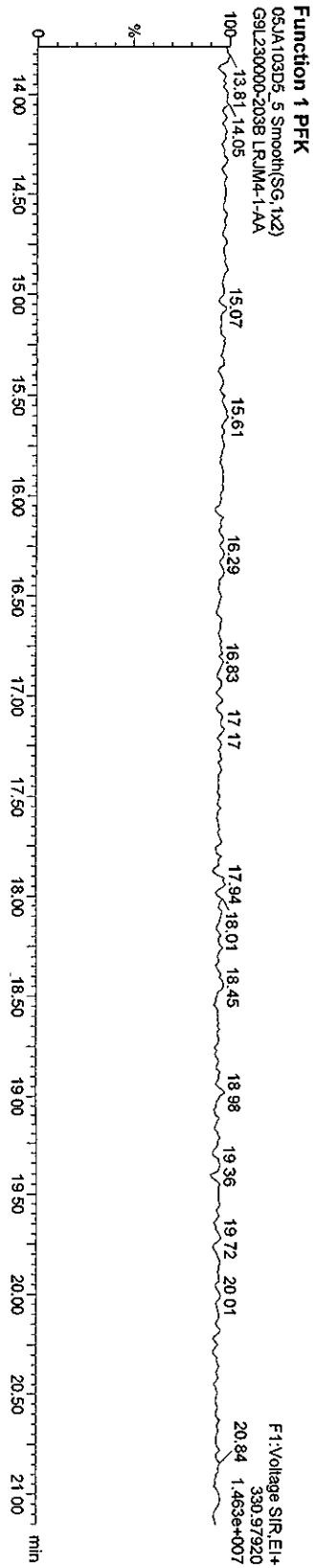
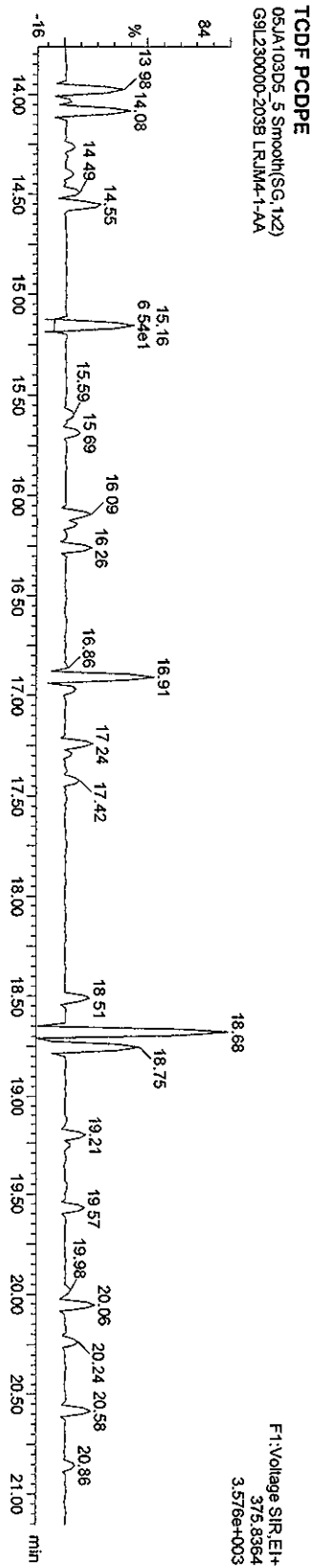
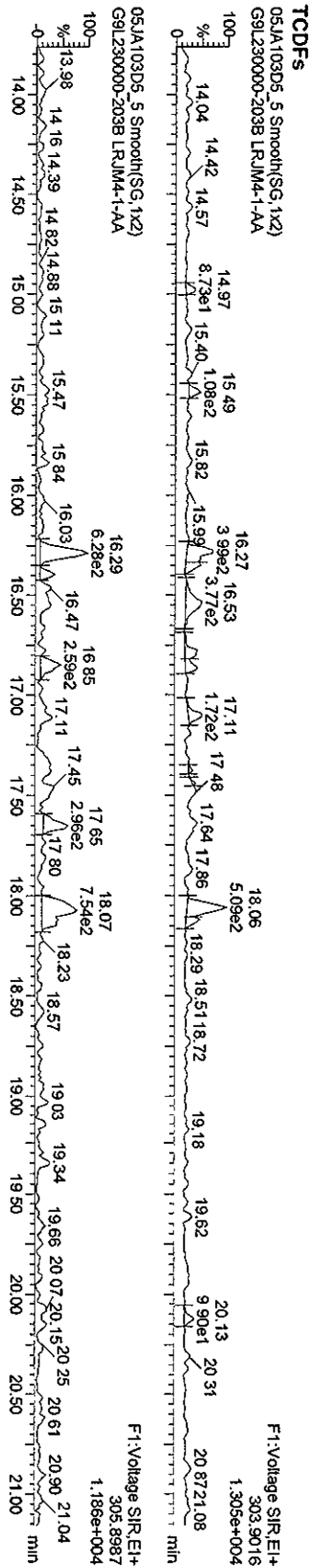


Quantity Sample Report Masslynx 4.1

Dataset: C:\MassLynx\Default\pro\05JA103D58290A.qld

Last Altered: Wednesday, January 06, 2010 11:19:56 Pacific Standard Time
 Printed: Wednesday, January 06, 2010 11:21:10 Pacific Standard Time

Name: 05JA103D5_5, Date: 06-Jan-2010, Time: 01:49:00, ID: LRJM4-1-AA, Description: G9L230000-203B




Quantity Sample Report Masslynx 4.1

Dataset: C:\Masslynx\Default\pro\05JA103D58290A.qld

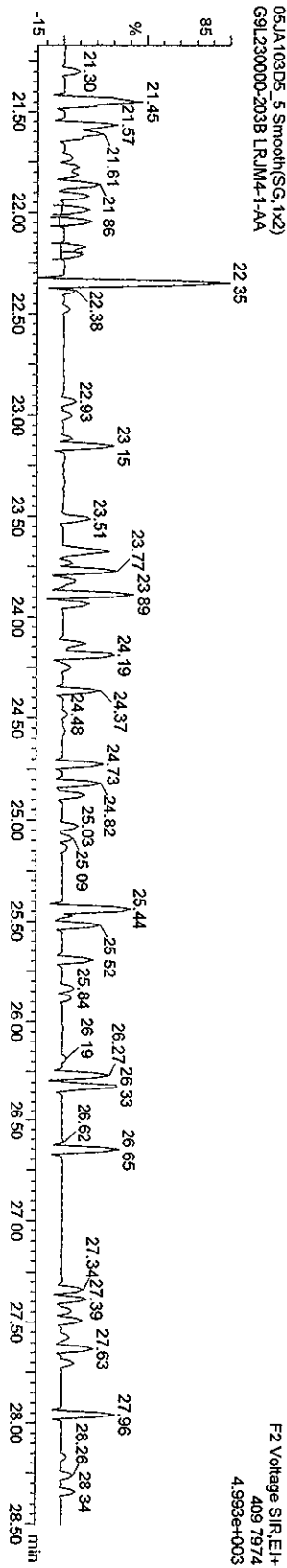
Last Altered: Wednesday, January 06, 2010 11:19:56 Pacific Standard Time
Printed: Wednesday, January 06, 2010 11:21:10 Pacific Standard Time

Name: 05JA103D5_5, Date: 06-Jan-2010, Time: 01:49:00, ID: LRJM4-1-AA, Description: G9L230000-203B

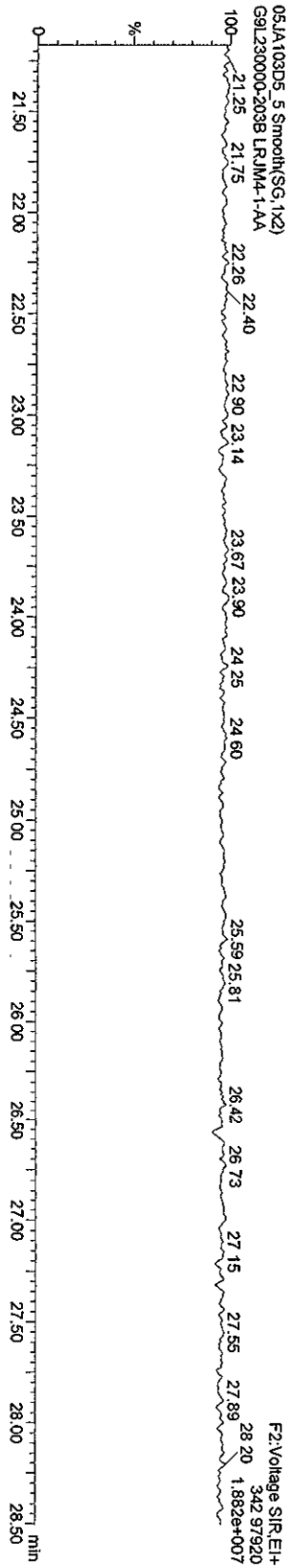
PeCDF



F2 PeCDF PCDFE



Function 2 PFK



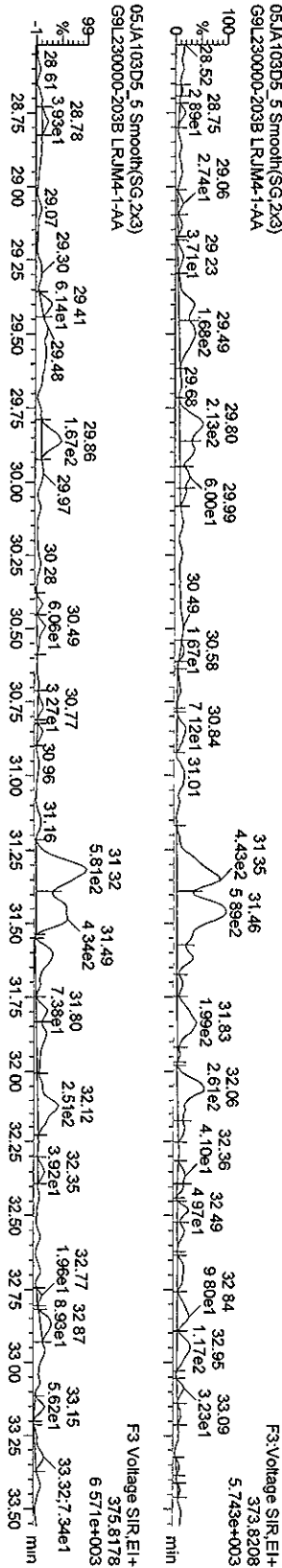
Quantity Sample Report MassLynx 4.1

Dataset: C:\MassLynx\Default\pro\05JA103D58290A.qld

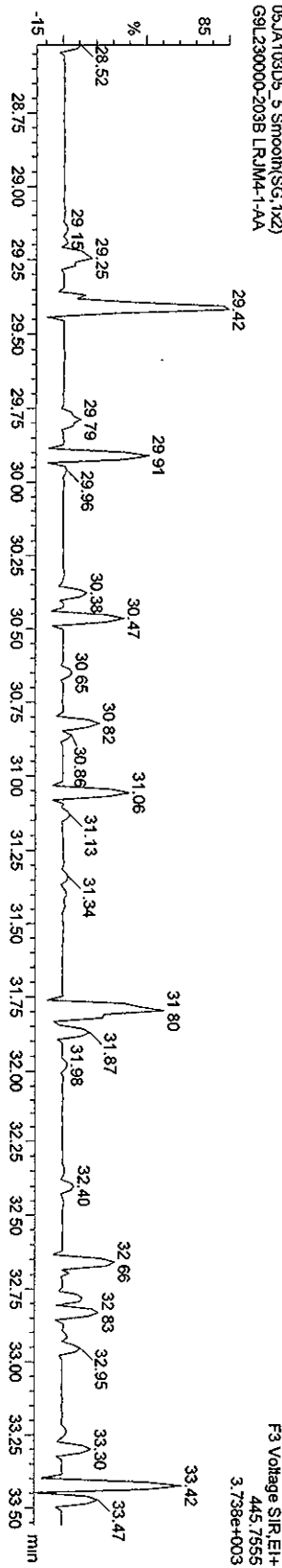
Last Altered: Wednesday, January 06, 2010 11:19:56 Pacific Standard Time
Printed: Wednesday, January 06, 2010 11:21:10 Pacific Standard Time

Name: 05JA103D5_5, Date: 06-Jan-2010, Time: 01:49:00, ID: LRJM4-1-AA, Description: G9L230000-203B

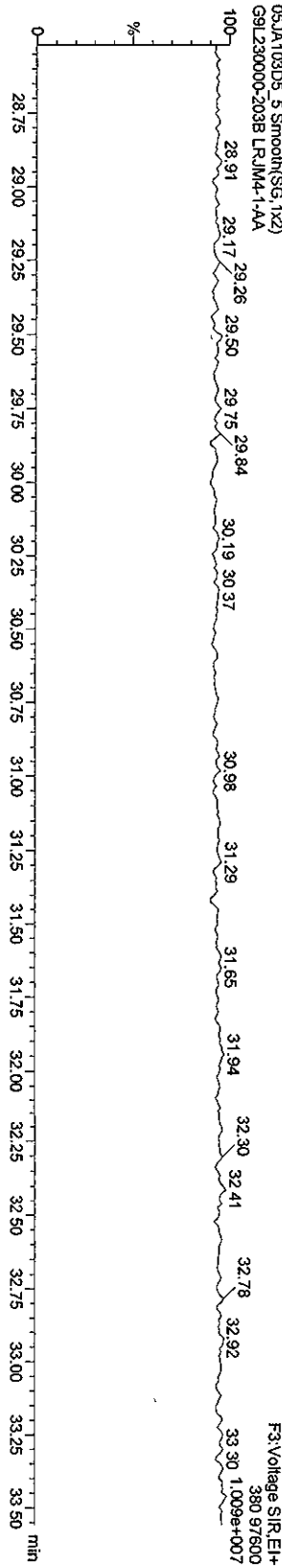
HXCDFS



HXCDF PCDFE



Function 3 PFK



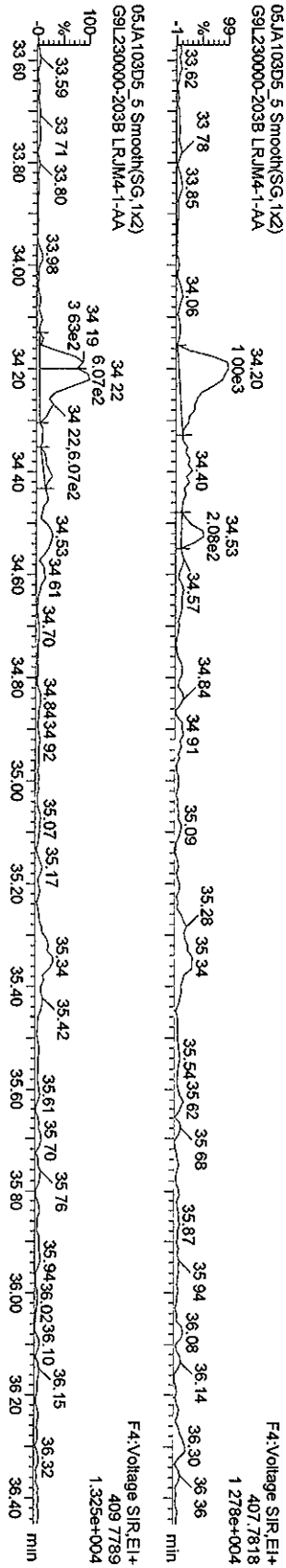
Quantify Sample Report Masslynx 4.1

Dataset: C:\MassLynx\Default\pro\05JA103D58290A.qld

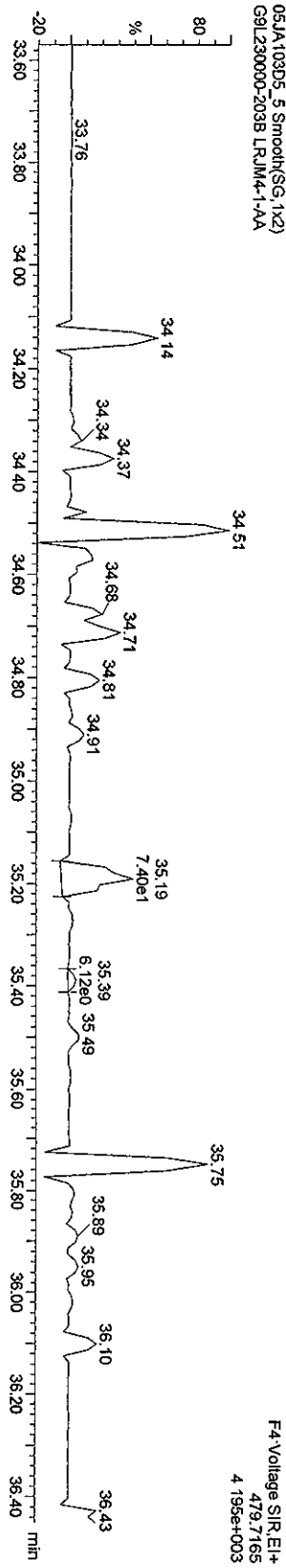
Last Altered: Wednesday, January 06, 2010 11:19:56 Pacific Standard Time
Printed: Wednesday, January 06, 2010 11:21:10 Pacific Standard Time

Name: 05JA103D5_5, Date: 06-Jan-2010, Time: 01:49:00, ID: LRM4-1-AA, Description: G9L230000-203B

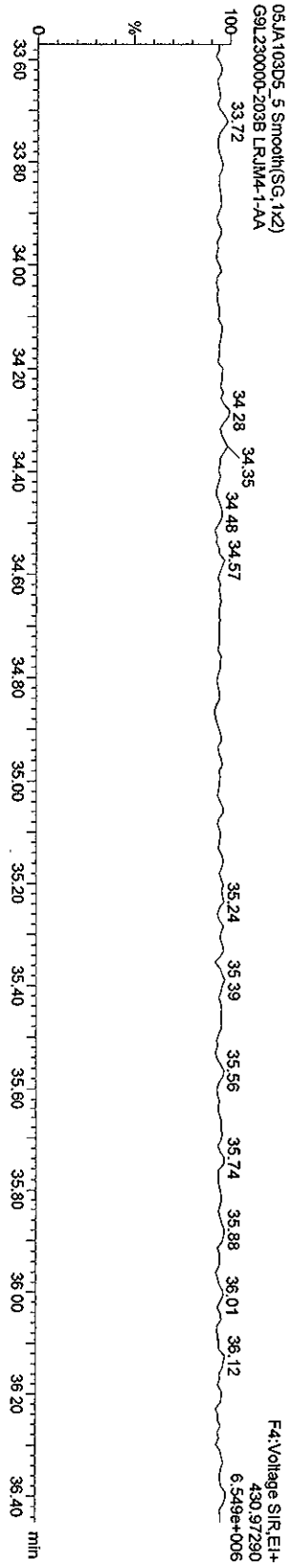
HPCDFs



HPCDF PCDFE



Function 4 PFK



Quantity Sample Report MassLynx 4.1

Dataset: C:\MassLynx\Default\prol05JA103D56290A.qld

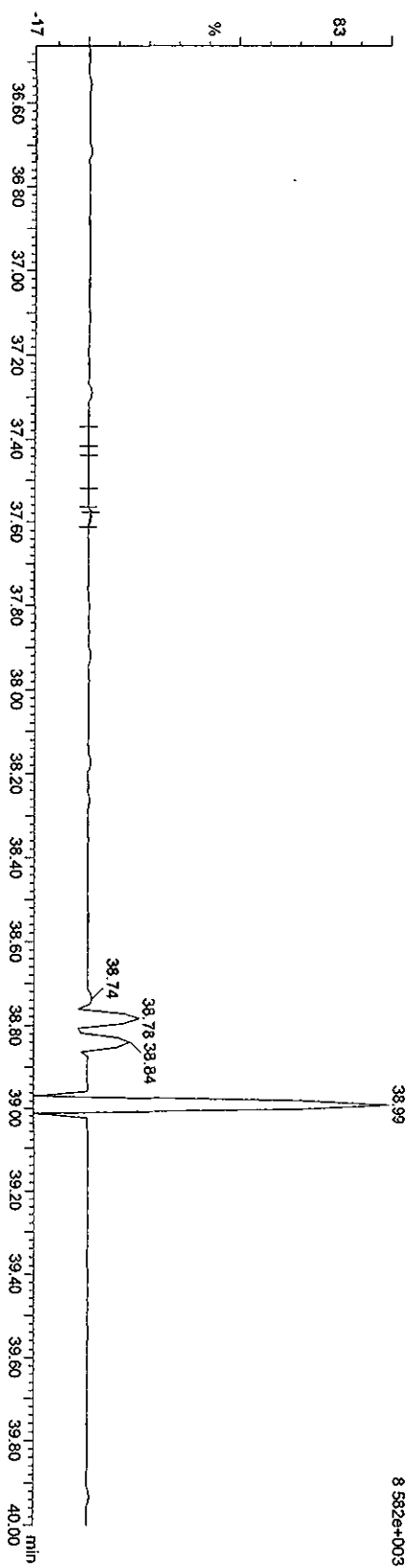
Last Altered: Wednesday, January 06, 2010 11:19:56 Pacific Standard Time
Printed: Wednesday, January 06, 2010 11:21:10 Pacific Standard Time

Name: 05JA103D5_5, Date: 06-Jan-2010, Time: 01:49:00, ID: LRJMA-1-AA, Description: G9L230000-203B

OCDF PCDDPE

05JA103D5_5 Smooth(SG:1x2)
G9L230000-203B LRJMA-1-AA


F5: Voltage SIR EI+
513.67750
8.582e+003



Function 5 PFK

05JA103D5_5 Smooth(SG:1x2)
G9L230000-203B LRJMA-1-AA

F5: Voltage SIR EI+
442.97280
9.016e+005

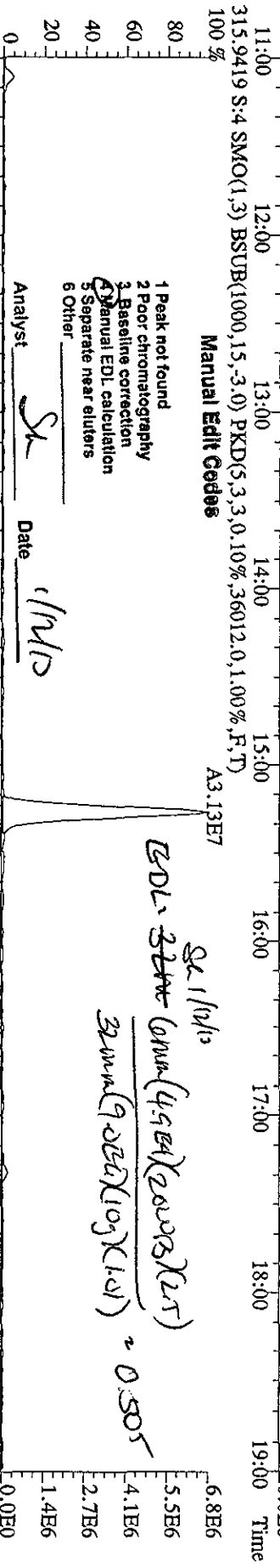
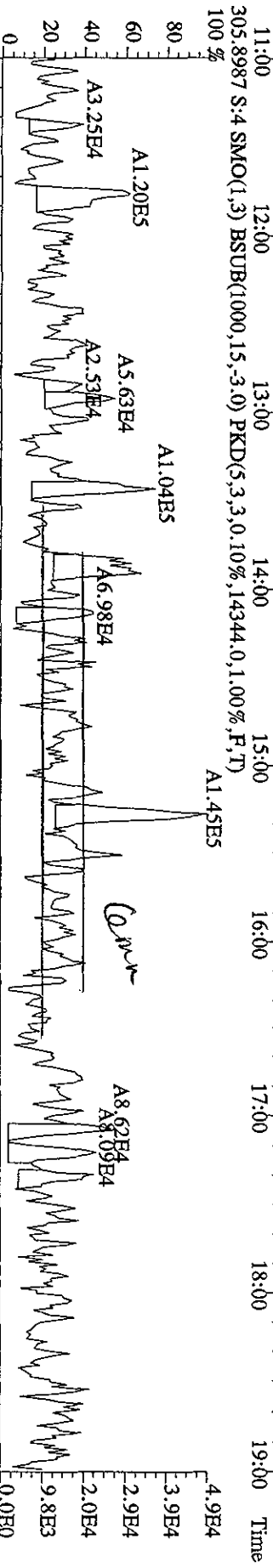
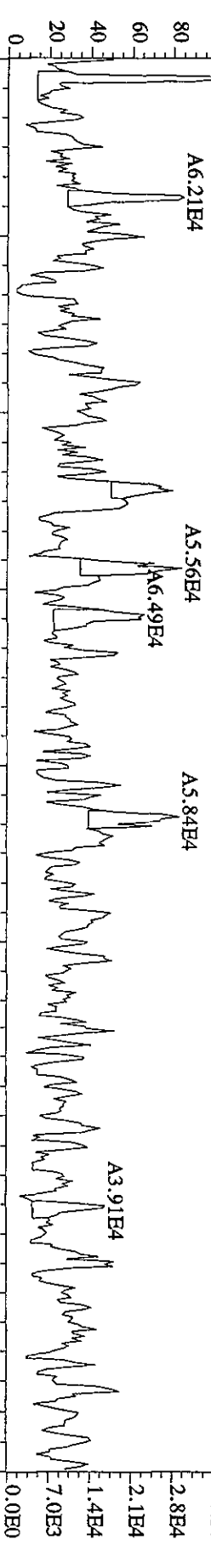


Run text: LRJM4-1-AA Sample text: LRJM4-1-AA :G9L230000-203B
 Run #8 Filename: 07JA10C5D2 S: 4 I: 1 Results: 07JA10C5D2DB225
 Acquired: 8-JAN-10 01:34:56 Processed: 8-JAN-10 09:58:15
 Run: 07JA10C5D2 Analyte: DB225HRS Cal: DB2250104105D2
 Factor 1: 1600.000 Factor 2: 20.000 Sample size: 10.00007g

Name	Resp	RA	RT	RRF	Conc	EDL	Rec	M
13C-1,2,3,4-TCDD	32983927	0.81 y	14:10	-	1.52	-	-	n
13C-2,3,7,8-TCDF	71830838	0.77 y	15:16	1.66	130.91	1.71	65.5	n
2,3,7,8-TCDF	134267	0.40 n	15:17	1.01	0.37 <i>LEOL</i>	0.98 <i>G</i> <u>0.505</u>	-	n
13C-2,3,7,8-TCDD	40285442	0.73 y	13:55	0.95	128.41	2.45	64.2	n
2,3,7,8-TCDD	*	* n	Not Fnd	1.18	*	1.61	-	n
37C1-2,3,7,8-TCDD	53386652	1.00 y	13:57	2.07	78.27	0.77	97.8	n

Sh 1/12/10

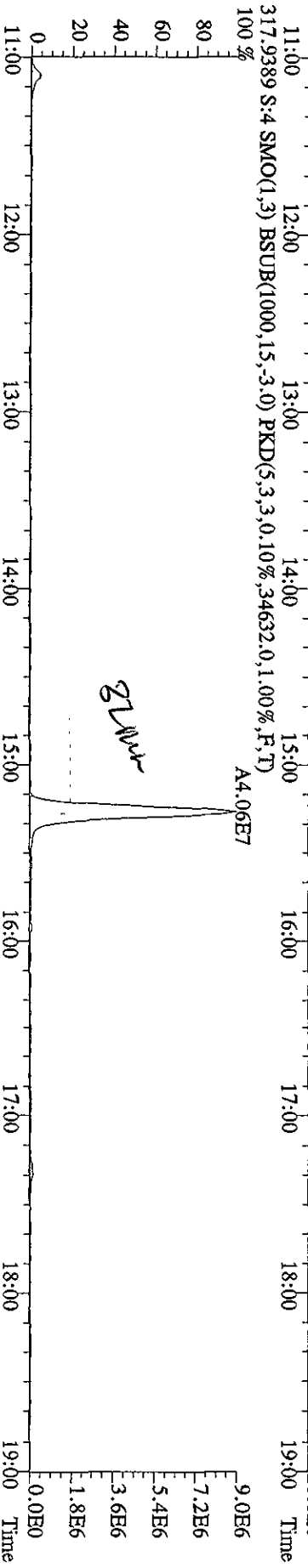
File:071A10C5D2 #1-1242 Acq: 8-JAN-2010 01:34:56 GC HI + Voltage SIR 70SE
 Sample#4 Text:LRM4-1-AA :G9L230000-203B Exp:DB225
 303.9016 S:4 SMO(1,3) BSUB(1000,15,-3.0) PKD(5,3,3,0.10%,11668.0,1.00%,F,T)
 100 %A9.24E4



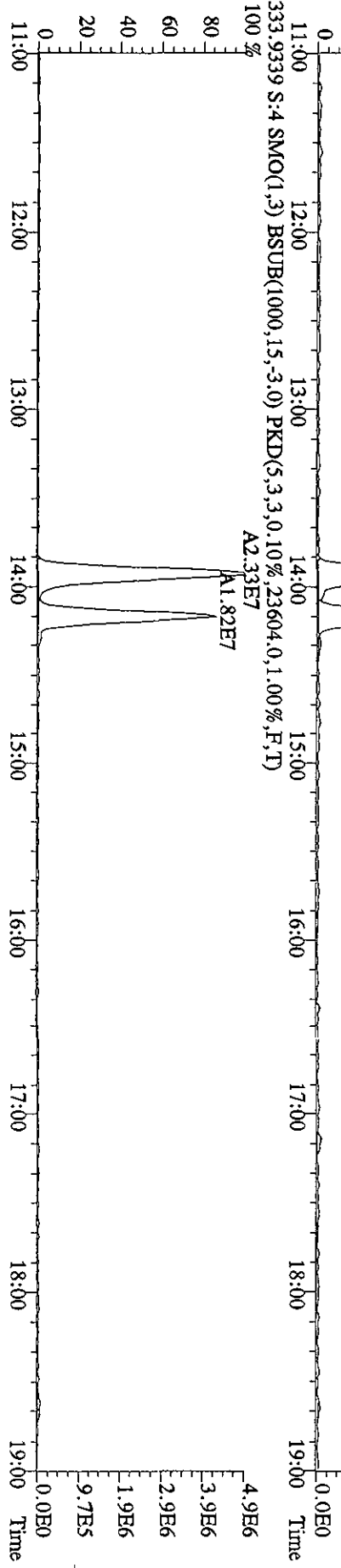
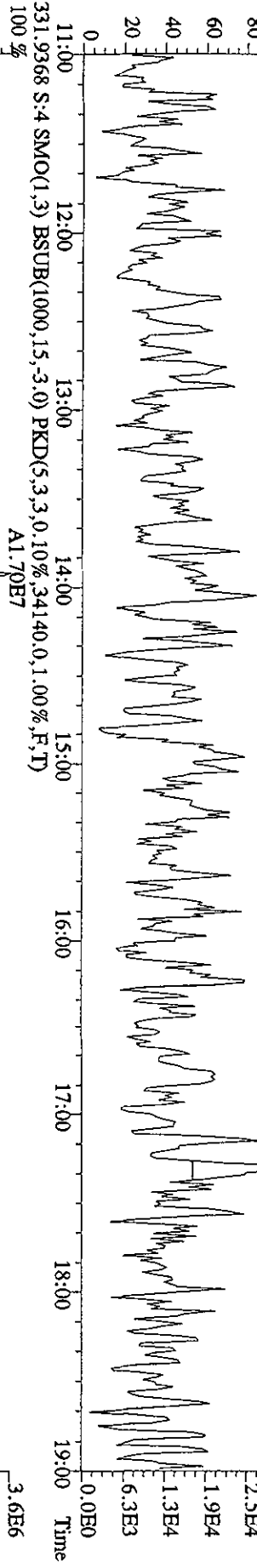
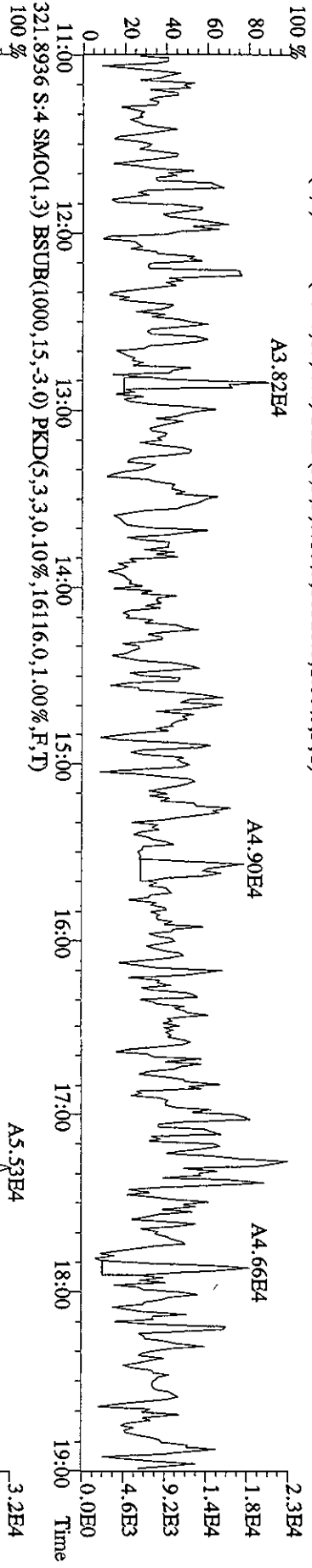
- 1 Peak not found
- 2 Poor chromatography
- 3 Baseline correction
- 4 Manual EDL calculation
- 5 Separate near eluters
- 6 Other

Analyst SK Date 1/11/10

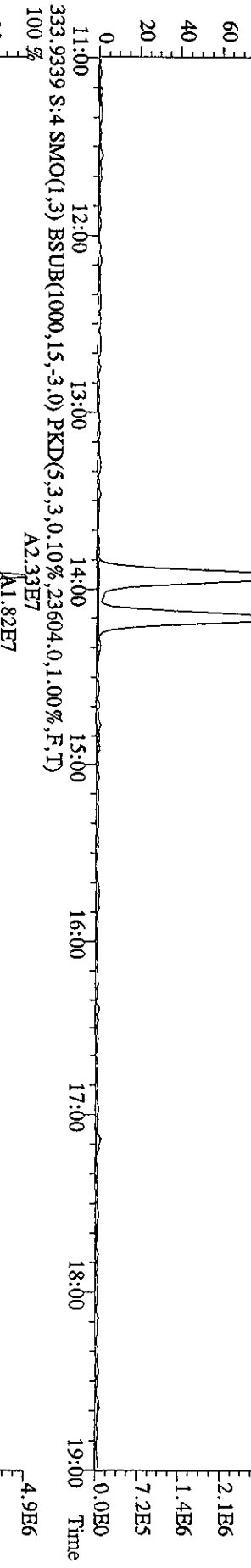

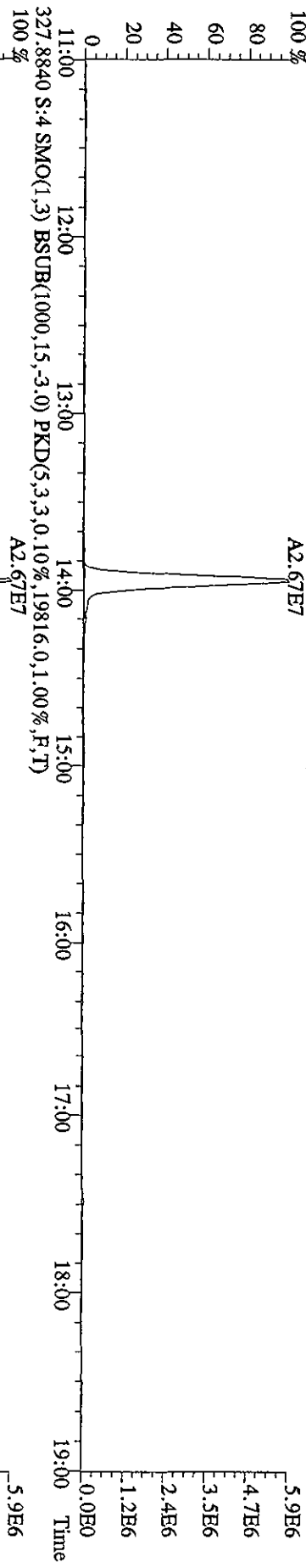
Manual Edit Codes
 EDL: 32W (4.9E4) (20003) (1.5)
32W (9.0E4) (109) (1.0) ~ 0.505



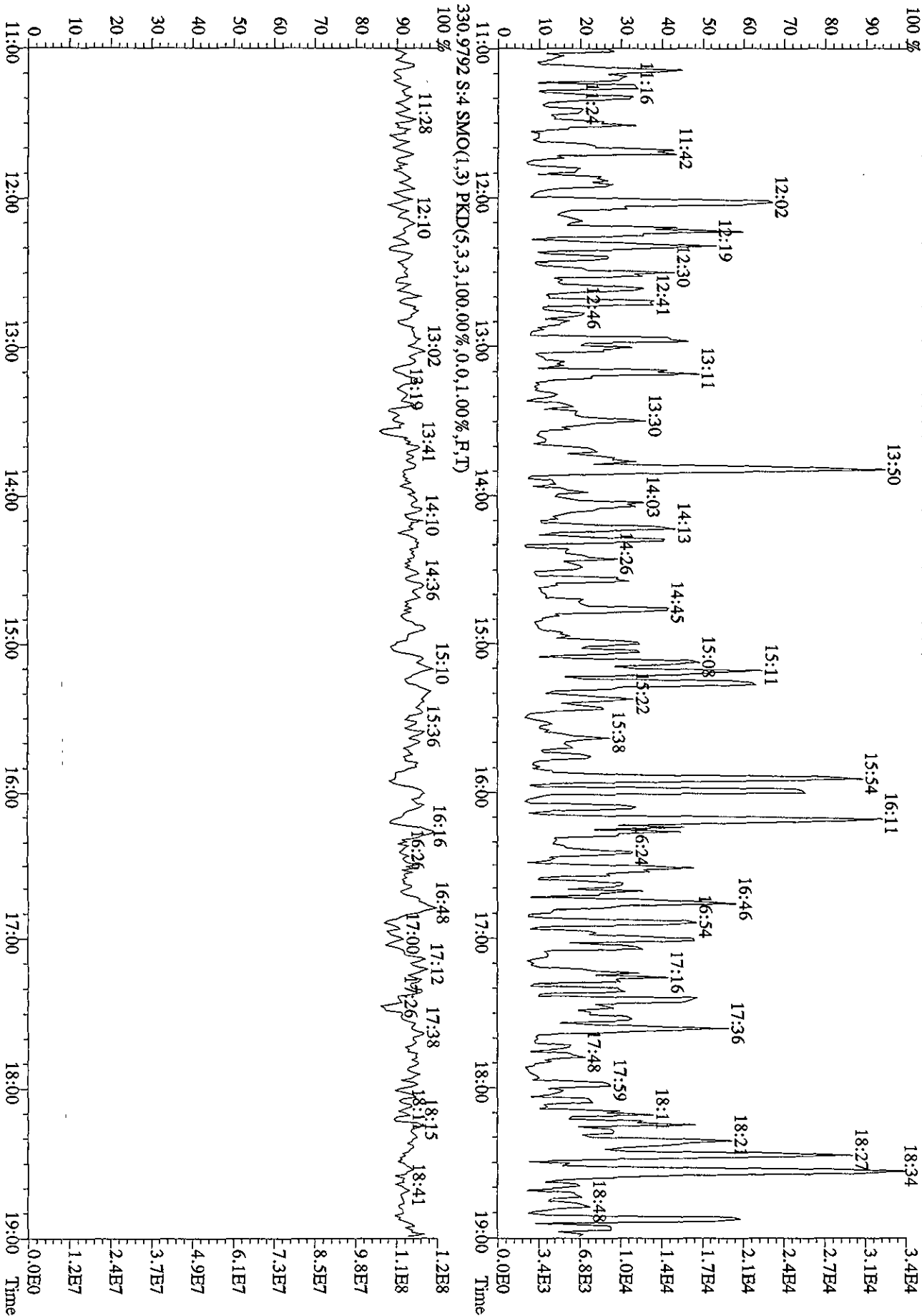
File:071A100C5D2 #1-1242 Acq: 8-JAN-2010 01:34:56 GC EI+ Voltage SFR 70SE
 Sample#4 Text:LRM4-1-AA :G9L230000-203B Exp:DB225
 319.8965 S:4 SMO(1,3) BSUB(1000,15,-3,0) PKD(5,3,3,0,10%,10528,0,1,00%,F,T)



File:071A10C5D2 #1-1242 Acq: 8-JAN-2010 01:34:56 GC EI+ Voltage SIR 70SE
 Sample#4 Text:LRM4-1-AA :G9L230000-203B Exp:DB225
 327.8840 S:4 SMO(1,3) BSUB(1000,15,-3.0) PKD(5,3,3,0.10%,19816.0,1.00%,F,T)
 100 % A2.67E7



File:071A10C5D2 #1-1242 Acq: 8-JAN-2010 01:34:56 GC EI+ Voltage SIR 70SE
 Sample#4 Text:LRM4-1-AA :G9L230000-203B Exp:DB225
 375.8364 S:4 SMO(1,3) BSUB(1000,15,-3.0) PKD(5,3,3,100.00%,6584.0,1.00%,F,T)



Quantity Sample Summary Report MassLynx 4.1

Dataset: V:\HighRes_Archive\3D5\Default.pro\05JA103D58290A.qid
 Last Altered: Thursday, January 07, 2010 15:37:24 Pacific Standard Time
 Printed: Thursday, January 07, 2010 15:39:32 Pacific Standard Time

Method: C:\MassLynx\Default.PRO\MethDB\82903D5.mdb 04 Jan 2010 09:44:45
 Calibration: C:\MassLynx\Default.PRO\CurvDB\ICA123120093D58290.cdb 31 Dec 2009 13:37:23

Name: 05JA103D5_6, Date: 06-Jan-2010, Time: 02:31:15, ID: LBJM4-1-AC, Description: G9L230000-203C, Task:

Sg
1/12/10

# Name	Trace	Sample Size	RT	Prd.RT	RRF M...	Abs.Resp	Conc.	EMPC	%Rec	EDL	Ratio	Ratio F...	Mod Date
1 13C-1,2,3,4-TCDD	331.9368	10,000	18.59	18.59	1.00000	262404.85	100.0000	100.0000	100.0	0.45189	0.8166	NO	
2													
3 13C-2,3,7,8-TCDF	315.9419	10,000	18.03	17.98	1.56387	465186.81	114.0880	114.0880	57.0	0.33261	0.7599	NO	
4 2,3,7,8-TCDF	303.9016	10,000	18.06	18.04	1.00894	45885.59	19.5530	19.5530		0.19367	0.7792	NO	
5 Total TCDFs	303.9016	10,000			21.44	1.00894	19.5530	19.5530		0.19367			
6													
7 13C-2,3,7,8-TCDD	331.9368	10,000	18.78	18.79	0.93654	305196.64	124.1888	124.1888	62.1	0.48251	0.7698	NO	
8 2,3,7,8-TCDD	319.8965	10,000	18.80	18.80	1.13162	32247.90	18.6747	18.6747		0.16243	0.7553	NO	
9 Total TCDDs	319.8965	10,000			19.55	1.13162	18.6747	18.6747		0.16243			
10													
11 37Cl-2,3,7,8-TCDD	327.8847	10,000	18.80	18.80	1.13700	222274.19	74.4999	0.0000	93.1	0.13012			
12													
13 13C-1,2,3,7,8-PeCDF	351.9000	10,000	23.40	23.39	1.21534	336435.17	105.4949	105.4949	52.7	0.52362	1.5652	NO	
14 1,2,3,7,8-PeCDF	339.8597	10,000	23.43	23.42	1.03079	167001.73	96.3118	96.3118		0.56123	1.5134	NO	
15 2,3,4,7,8-PeCDF	339.8597	10,000	24.84	24.83	0.96399	164889.92	101.6835	101.6835		0.60012	1.5550	NO	
16 Total F2 PeCDFs	339.8597	10,000			34.47	0.99739	197.9953	197.9953		0.58002			
17 Total F1 PeCDFs	339.8597	10,000			36.56	0.99739	0.2018	0.1764		0.23957			
18													
19 13C-1,2,3,7,8-PeCDD	367.8949	10,000	25.60	25.57	0.74736	227810.43	116.1639	116.1639	58.1	0.48465	1.5919	NO	
20 1,2,3,7,8-PeCDD	355.8546	10,000	25.63	25.63	1.05672	116738.02	96.9862	96.9862		0.60333	1.5859	NO	
21 Total PeCDDs	355.8546	10,000			31.10	1.05672	98.0923	97.8608		0.60333			
22													
23 13C-1,2,3,7,8,9-HxCDD	401.8559	10,000	32.65	32.61	1.00000	184484.30	100.0000	100.0000	100.0	0.67710	1.2737	NO	
24													
25 13C-1,2,3,4,7,8-HxCDF	383.8639	10,000	31.32	31.31	0.91641	222052.66	131.3433	131.3433	65.7	1.18368	0.5330	NO	
26 1,2,3,4,7,8-HxCDF	373.8208	10,000	31.33	31.32	1.24280	138386.71	100.2925	100.2925		0.44935	1.3257	NO	
27 1,2,3,6,7,8-HxCDF	373.8208	10,000	31.46	31.46	1.49624	182560.85	109.8954	109.8954		0.37323	1.2335	NO	
28 2,3,4,6,7,8-HxCDF	373.8208	10,000	32.13	32.13	1.31114	157691.20	108.3259	108.3259		0.42592	1.2501	NO	
29 1,2,3,7,8,9-HxCDF	373.8208	10,000	32.84	32.86	1.29097	135200.93	94.3274	94.3274		0.43258	1.2387	NO	
30 Total HxCDFs	373.8208	10,000			0.00	1.33529	412.8412	412.8412		0.41822			
31													

Quantity Sample Summary Report MassLynx 4.1

Dataset: V:\HighRes_Archive\3D51Default\pro\05JA103D58290A.qld

Last Altered: Thursday, January 07, 2010 15:37:24 Pacific Standard Time
 Printed: Thursday, January 07, 2010 15:39:32 Pacific Standard Time

Name: 05JA103D5_6, Date: 06-Jan-2010, Time: 02:31:15, ID: LRJM4-1-AC, Description: G9L230000-203C, Task:

#	Name	Trace	Sample Size	RT	Ptd RT	RRF M...	Abs Resp	Conc.	EMPC	%Rec	EDL	Ratio	Ratio Fl...	Mod Date
32	13C-1,2,3,6,7,8-HxCDD	401.8659	10.000	32.35	32.37	0.80919	234680.00	157.2050	157.2050	78.6	0.83677	1.3664	NO	07-Jan-10
33	1,2,3,4,7,8-HxCDD	389.8157	10.000	32.28	32.26	0.93261	97808.97	89.3788	89.3788		0.29134	1.2801	NO	07-Jan-10
34	1,2,3,6,7,8-HxCDD	389.8157	10.000	32.38	32.36	1.18024	133437.09	96.3520	96.3520		0.23021	1.2210	NO	07-Jan-10
35	1,2,3,7,8,9-HxCDD	389.8157	10.000	32.66	32.64	1.28282	123411.91	81.9870	81.9870		0.21180	1.1484	NO	
36	Total HxCDDs	389.8157	10.000		0.00	1.13189		267.7178	267.7178		0.24004		NO	
37														
38	13C-1,2,3,4,6,7,8-HpCDF	417.8253	10.000	34.20	34.19	0.81080	217698.82	145.5397	145.5397	72.8	2.68330	0.4507	NO	
39	1,2,3,4,6,7,8-HpCDF	407.7818	10.000	34.21	34.21	1.36387	145099.45	97.7384	97.7384		0.60611	1.0319	NO	
40	1,2,3,4,7,8,9-HpCDF	407.7818	10.000	35.33	35.33	1.11483	116314.59	95.8513	95.8513		0.74151	0.9825	NO	
41	Total HpCDFs	407.7818	10.000		0.00	1.23935		193.5897	193.5897		0.66701		NO	
42														
43	13C-1,2,3,4,6,7,8-HpCDD	435.8169	10.000	35.00	35.01	0.70743	196419.60	150.5019	150.5019	75.3	2.55869	1.1518	NO	
44	1,2,3,4,6,7,8-HpCDD	423.7766	10.000	35.02	35.00	1.04312	98151.06	95.8093	95.8093		0.68840	1.0439	NO	
45	Total HpCDDs	423.7766	10.000		0.03	1.04312		100.0989	98.5980		0.68840		NO	
46														
47	13C-OCDD	469.7779	10.000	37.46	37.45	0.51880	319000.27	333.2999	333.2999	83.3	2.70008	0.9798	NO	
48	OCDF	441.7428	10.000	37.58	37.58	1.40213	228797.91	204.6133	204.6133		0.78605	0.8662	NO	
49	OCDD	457.7377	10.000	37.47	37.47	1.19691	191021.53	200.1204	200.1204		0.78768	0.8625	NO	
50														
51														
52	Function 1 PFK	330.97920	1.000	14.28	14.26		15623.06							
53	Function 2 PFK	342.97920	1.000		22.48	16743.000								
54	Function 3 PFK	380.97600	1.000		29.28	7909.200								
55	Function 4 PFK	430.97290	1.000	34.82	34.81	14990.000	5983.20	0.3994		39.9	1.00727			
56	Function 5 PFK	442.97280	1.000		39.31	3947.900					0.00000			
57	TCDF PCDDPE	375.8364	1.000	15.06	15.01	30.0120	1.69	0.0561		5.6	1.26569			
58	F1 PeCDF PCDDPE	409.79740	1.000	18.75	18.68	45.9720	21.30	0.4633		46.3	0.23173			
59	F2 PeCDF PCDDPE	409.7974	1.000	22.10	22.10	17.7740	6.54	0.3678		36.8	3.30942			
60	HxCDF PCDDPE	445.7555	1.000	33.03	33.02	18.6110	60.22	3.2359		323.6	0.09273			
61	HPCDF PCDDPE	479.7165	1.000	35.40	35.33	75.5010	43.83	0.5805		58.1	0.76528			
62	OCDF PCDDPE	513.67750	1.000	37.47	37.54	85.0610	5.74	0.0674		6.7	0.00948			

Quantity Sample Summary Report MassLynx 4.1

Dataset: C:\MassLynx\Default\pro05JA103D58290A.qld

Last Altered: Wednesday, January 06, 2010 11:19:56 Pacific Standard Time
 Printed: Wednesday, January 06, 2010 11:20:33 Pacific Standard Time

Name: 05JA103D5_6, Date: 06-Jan-2010, Time: 02:31:15, ID: LRJM4-1-AC, Description: G9L230000-203C, Task:

#	Name	Trace	Sample Size	RT	Ptd.RT	RF.M.	Ads.Resp.	Conc.	EMPC	%Rec	EDL	Ratio	Ptd.Ratio	F.Ratio	ModDate
1	13C-1,2,3,4-TCDD	331.9368	10.000	18.59	18.59	1.000	262404.85	100.0000	100.0000	100.0	0.4519	0.817	0.770	NO	
2															
3	13C-2,3,7,8-TCDF	315.9419	10.000	18.03	17.98	1.554	465186.81	114.0880	114.0880	57.0	0.3326	0.760	0.770	NO	
4	2,3,7,8-TCDF	303.9016	10.000	18.06	18.04	1.009	45885.59	19.5530	19.5530		0.1937	0.779	0.770	NO	
5	Total TCDFs	303.9016	10.000		21.44	1.009		19.5530	19.5530		0.1937				
6															
7	13C-2,3,7,8-TCDD	331.9368	10.000	18.78	18.79	0.937	305196.64	124.1888	124.1888	62.1	0.4825	0.770	0.770	NO	
8	2,3,7,8-TCDD	319.8965	10.000	18.80	18.80	1.132	32247.90	18.6747	18.6747		0.1624	0.755	0.770	NO	
9	Total TCDDs	319.8965	10.000		19.55	1.132		18.6747	18.6747		0.1624				
10															
11	37CL-2,3,7,8-TCDD	327.8847	10.000	18.80	18.80	1.137	222274.19	74.4999	0.0000	93.1	0.1301				
12															
13	13C-1,2,3,7,8-PeCDF	351.9000	10.000	23.40	23.39	1.215	336435.17	105.4949	105.4949	52.7	0.5236	1.565	1.550	NO	
14	1,2,3,7,8-PeCDF	339.8597	10.000	23.43	23.42	1.031	167001.73	96.3118	96.3118		0.5612	1.513	1.550	NO	
15	2,3,4,7,8-PeCDF	339.8597	10.000	24.84	24.83	0.964	164889.92	101.6835	101.6835		0.6001	1.555	1.550	NO	
16	Total F2 PeCDFs	339.8597	10.000		34.47	0.997		197.9953	197.9953		0.5800				
17	Total F1 PeCDFs	339.8597	10.000		36.56	0.997		0.2018	0.1764		0.2396				
18															
19	13C-1,2,3,7,8-PeCDD	367.8949	10.000	25.60	25.57	0.747	227810.43	116.1639	116.1639	58.1	0.4846	1.592	1.550	NO	
20	1,2,3,7,8-PeCDD	355.8546	10.000	25.63	25.63	1.057	116738.02	96.9862	96.9862		0.6033	1.587	1.550	NO	
21	Total PeCDDs	355.8546	10.000		31.10	1.057		98.0923	97.8608		0.6033				
22															
23	13C-1,2,3,7,8,9-HxCDD	401.8559	10.000	32.65	32.61	1.000	184484.30	100.0000	100.0000	100.0	0.6771	1.274	1.240	NO	
24															
25	13C-1,2,3,4,7,8-HxCDF	383.8639	10.000	31.32	31.31	0.916	222052.66	131.3433	131.3433	65.7	1.1837	0.533	0.510	NO	
26	1,2,3,4,7,8-HxCDF	373.8208	10.000	31.33	31.32	1.243	138386.71	100.2925	100.2925		0.4493	1.326	1.240	NO	
27	1,2,3,6,7,8-HxCDF	373.8208	10.000	31.46	31.46	1.496	182560.85	109.8954	109.8954		0.3732	1.233	1.240	NO	
28	2,3,4,6,7,8-HxCDF	373.8208	10.000	32.13	32.13	1.311	157691.20	108.3259	108.3259		0.4259	1.250	1.240	NO	
29	1,2,3,7,8,9-HxCDF	373.8208	10.000	32.84	32.86	1.291	135200.93	94.3274	94.3274		0.4326	1.239	1.240	NO	
30	Total HxCDFs	373.8208	10.000		0.00	1.335		412.8412	412.8412		0.4182				
31															
32	13C-1,2,3,6,7,8-HxCDD	401.8559	10.000	32.35	32.37	0.809	247016.58	165.4689	148.8074	82.7	0.8368	1.491	1.240	YES	
33	1,2,3,4,7,8-HxCDD	389.8157	10.000	32.28	32.26	0.933	92739.69	80.5141	73.5635		0.3019	1.452	1.240	YES	
34	1,2,3,6,7,8-HxCDD	389.8157	10.000	32.38	32.36	1.180	138891.12	95.1443	95.1443		0.2385	1.123	1.240	NO	
35	1,2,3,7,8,9-HxCDD	389.8157	10.000	32.66	32.64	1.283	123411.91	77.8924	77.8924		0.2194	1.148	1.240	NO	

Dataset: C:\MassLynx\Default\pro\05JA103D58290A.qld

Last Altered: Wednesday, January 06, 2010 11:19:56 Pacific Standard Time
 Printed: Wednesday, January 06, 2010 11:20:33 Pacific Standard Time

Name: 05JA103D5_6, Date: 06-Jan-2010, Time: 02:31:15, ID: LRJM4-1-AC, Description: G9L230000-203C, Task:

#Name	Trace	Sample Size	RT	Ptd	RT	RRF	M...	Abs Resp	Conc.	EMPC	%Rec	EDL	Ratio	Ptd	Ratio	Ratio	Mod	Date	
36 Total HxCDDs	389.8157	10.000		0.00				1.132		246.6002		0.2487							
37																			
38 13C-1,2,3,4,6,7,8-HpCDF	417.8253	10.000	34.20	34.19	0.811		217698.82	145.5397	145.5397	145.5397	72.8	2.6633	0.451	0.440					
39 1,2,3,4,6,7,8-HpCDF	407.7818	10.000	34.21	34.21	1.364		145099.45	97.7384	97.7384	97.7384	72.8	0.6061	1.032	1.040					
40 1,2,3,4,7,8,9-HpCDF	407.7818	10.000	35.33	35.33	1.115		116314.59	95.8513	95.8513	95.8513	72.8	0.7415	0.982	1.040					
41 Total HpCDFs	407.7818	10.000		0.00	1.239			193.5897	193.5897	193.5897		0.6670							
42																			
43 13C-1,2,3,4,6,7,8-HpCDD	435.8169	10.000	35.00	35.01	0.707		196419.60	150.5019	150.5019	150.5019	75.3	2.5587	1.152	1.040					
44 1,2,3,4,6,7,8-HpCDD	423.7766	10.000	35.02	35.00	1.043		98151.06	95.8093	95.8093	95.8093	75.3	0.6884	1.044	1.040					
45 Total HpCDDs	423.7766	10.000		0.04	1.043			100.0989	98.5980	98.5980		0.6884							
46																			
47 13C-OCDD	469.7779	10.000	37.46	37.45	0.519		319000.27	333.2999	333.2999	333.2999	83.3	2.7001	0.980	0.890					
48 OCDF	441.7428	10.000	37.58	37.58	1.402		228797.91	204.6133	204.6133	204.6133	83.3	0.7861	0.866	0.890					
49 OCDD	457.7377	10.000	37.47	37.47	1.197		191021.53	200.1204	200.1204	200.1204	83.3	0.7877	0.862	0.890					
50																			
51																			
52 Function 1 PFK	330.97920	1.000	14.28	14.26			15623.06												
53 Function 2 PFK	342.97920	1.000		22.48	16743.0000														
54 Function 3 PFK	380.97600	1.000		29.28	7909.2.00000														
55 Function 4 PFK	430.97290	1.000	34.82	34.81	14980.00000		5983.20	0.3994			39.9	1.0073							
56 Function 5 PFK	442.97280	1.000		39.31	3947.9.00000														
57 TCDF PCDFE	375.8364	1.000	15.07	15.01	30.012		1.69	0.0561			5.6	1.2657							
58 F1 PeCDF PCDFE	409.79740	1.000	18.75	18.68	45.972		21.30	0.4633			46.3	0.2317							
59 F2 PeCDF PCDFE	409.7974	1.000	22.10	22.10	17.774		6.54	0.3678			36.8	3.3094							
60 HxCDF PCDFE	445.7555	1.000	33.03	33.02	18.611		60.22	3.2359			323.6	0.0927							
61 HPCDF PCDFE	479.7165	1.000	35.40	35.33	75.501		43.83	0.5805			58.1	0.7653							
62 OCDF PCDFE	513.67750	1.000	37.47	37.54	85.061		5.74	0.0674			6.7	0.0095							

Quantity Sample Report MassLynx 4.1


Dataset: C:\MassLynx\Default\pro\05JA103D58290A.qld

Last Altered: Wednesday, January 06, 2010 11:19:56 Pacific Standard Time
Printed: Wednesday, January 06, 2010 11:21:10 Pacific Standard Time

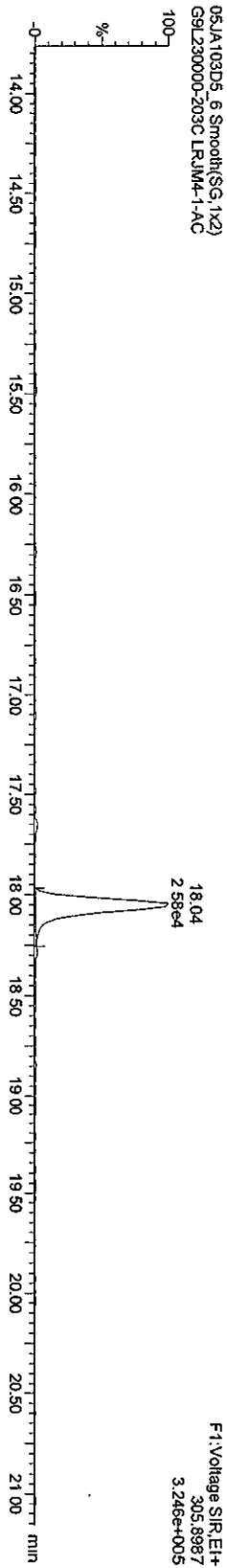
Name: 05JA103D5_6, Date: 06-Jan-2010, Time: 02:31:15, ID: LRJM4-1-AC, Description: G9L230000-203C

TCDFs

05JA103D5_6 Smooth(SG, 1x2)
G9L230000-203C LRJM4-1-AC

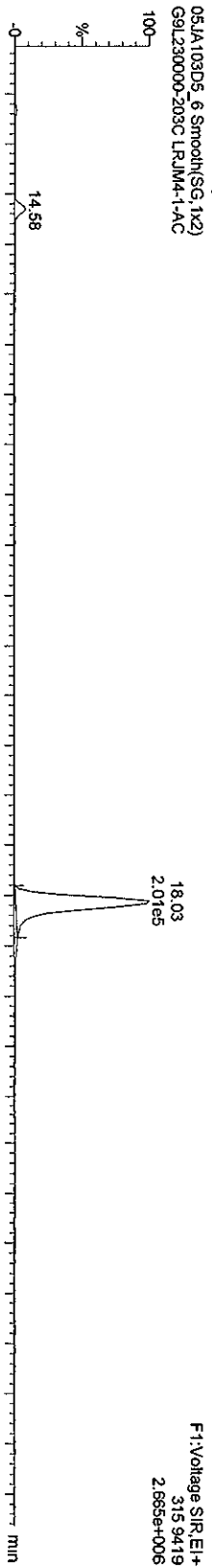


05JA103D5_6 Smooth(SG, 1x2)
G9L230000-203C LRJM4-1-AC

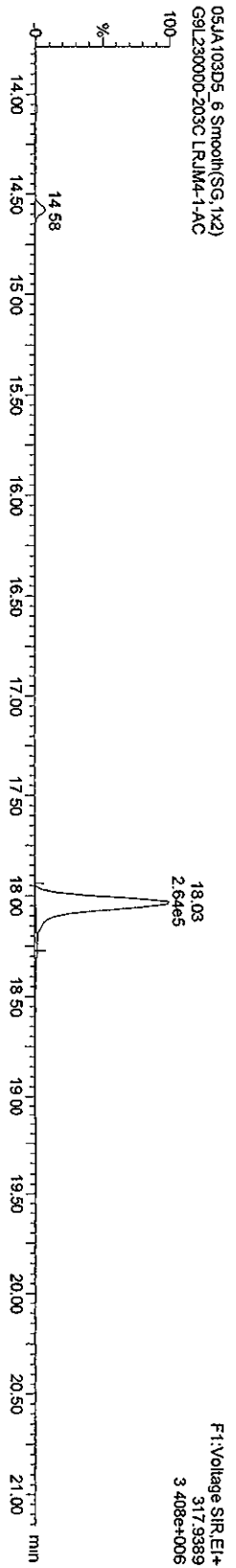


13C-TCDF

05JA103D5_6 Smooth(SG, 1x2)
G9L230000-203C LRJM4-1-AC



05JA103D5_6 Smooth(SG, 1x2)
G9L230000-203C LRJM4-1-AC



Quantity Sample Report MassLynx 4.1


Dataset: C:\MassLynx\Default\proj\05JA103D58290A.qld

Last Altered: Wednesday, January 06, 2010 11:19:56 Pacific Standard Time
Printed: Wednesday, January 06, 2010 11:21:10 Pacific Standard Time

Name: 05JA103D5_6, Date: 06-Jan-2010, Time: 02:31:15, ID: LRJM4-1-AC, Description: G9L230000-203C


TCDDs

05JA103D5_6 Smooth(SG, 1x2)
G9L230000-203C LRJM4-1-AC




13C-TCDDs

05JA103D5_6 Smooth(SG, 1x2)
G9L230000-203C LRJM4-1-AC



05JA103D5_6 Smooth(SG, 1x2)
G9L230000-203C LRJM4-1-AC



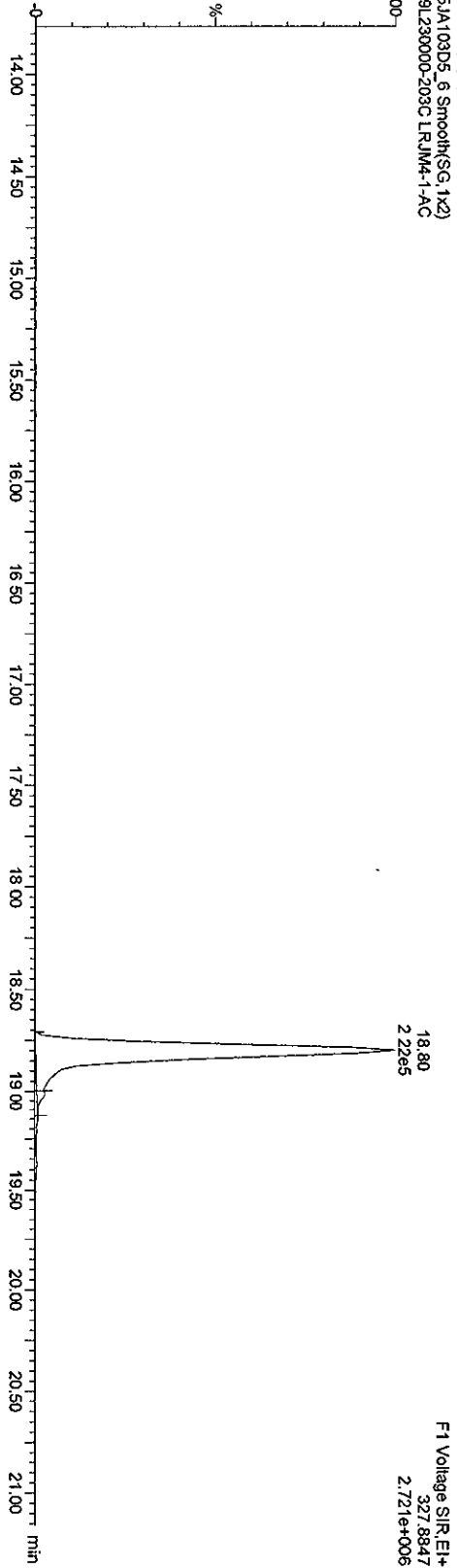
Quantity Sample Report Masslynx 4.1

Dataset: C:\Masslynx\Default.pro\05JA103D68290A.qld


Last Altered: Wednesday, January 06, 2010 11:19:56 Pacific Standard Time
Printed: Wednesday, January 06, 2010 11:21:10 Pacific Standard Time

Name: 05JA103D5_6, Date: 06-Jan-2010, Time: 02:31:15, ID: LRJM4-1-AC, Description: G9L230000-203C

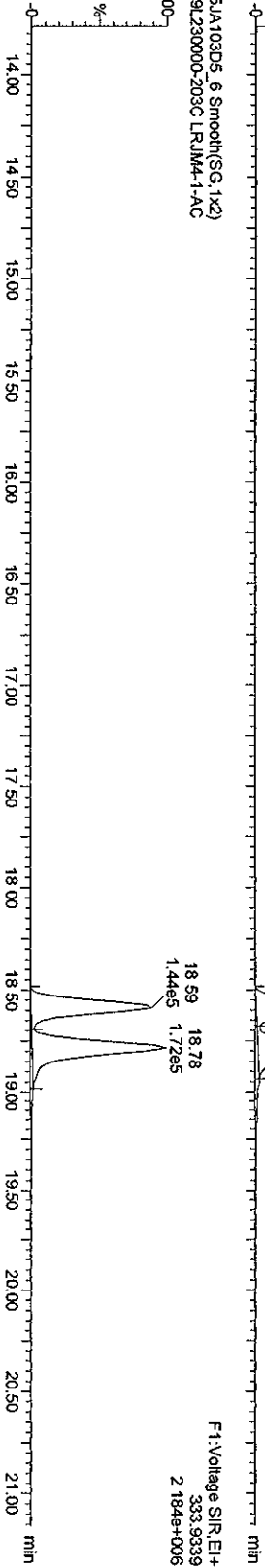
37CL-2,3,7,8-TCDD
05JA103D5_6 Smooth(SG, 1x2)
G9L230000-203C LRJM4-1-AC



13C-TCDDs
05JA103D5_6 Smooth(SG, 1x2)
G9L230000-203C LRJM4-1-AC



05JA103D5_6 Smooth(SG, 1x2)
G9L230000-203C LRJM4-1-AC

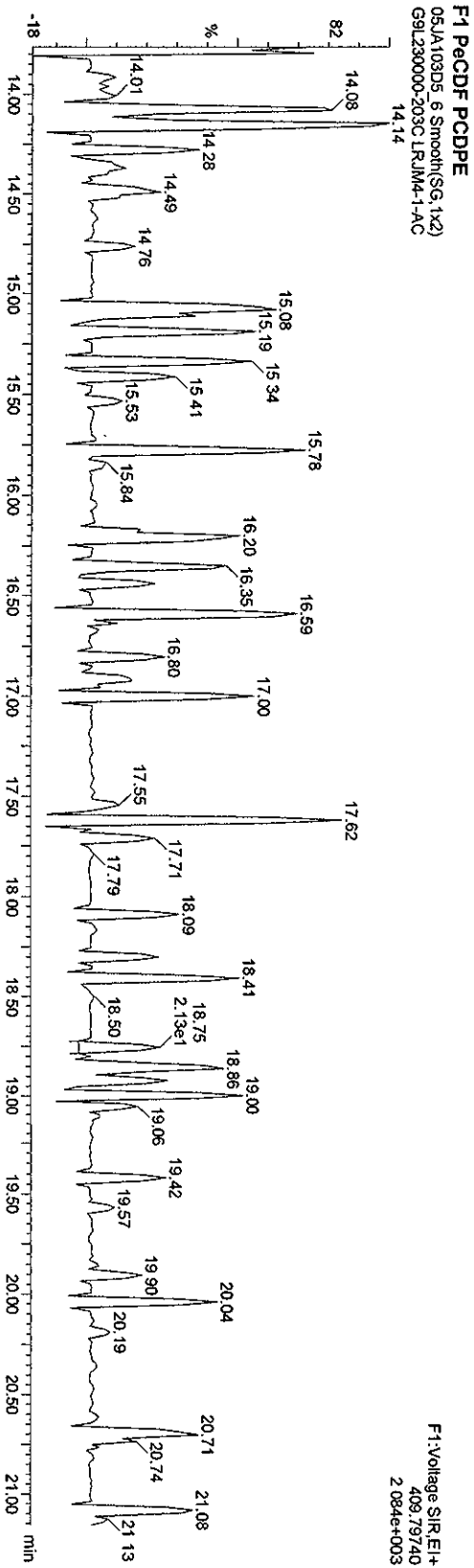
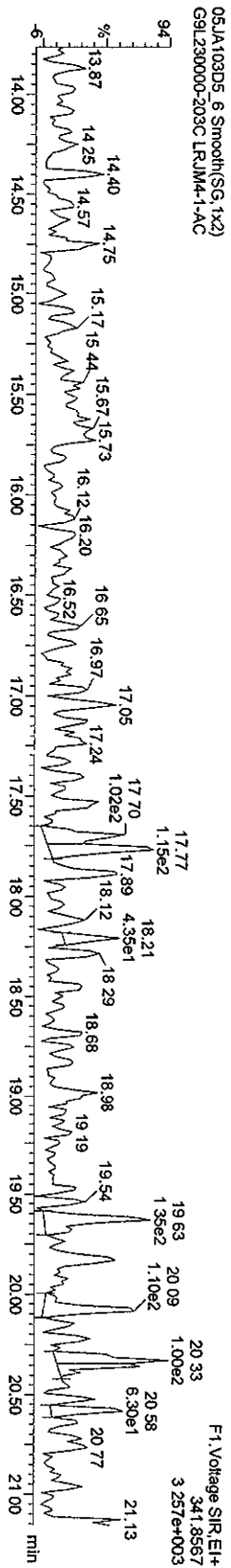
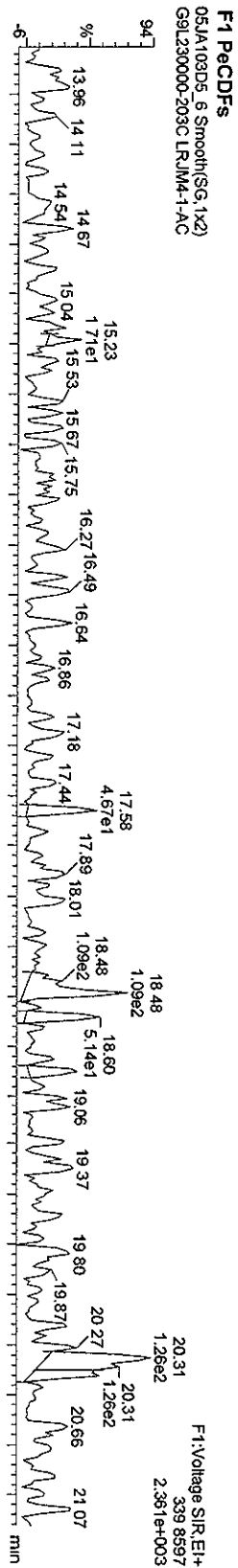


Quantity Sample Report MassLynx 4.1

Dataset: C:\MassLynx\Default\pro\05JA103D56290A.qld

Last Altered: Wednesday, January 06, 2010 11:19:56 Pacific Standard Time
Printed: Wednesday, January 06, 2010 11:21:10 Pacific Standard Time

Name: 05JA103D5_6, Date: 06-Jan-2010, Time: 02:31:15, ID: LRJM4-1-AC, Description: G9L230000-203C



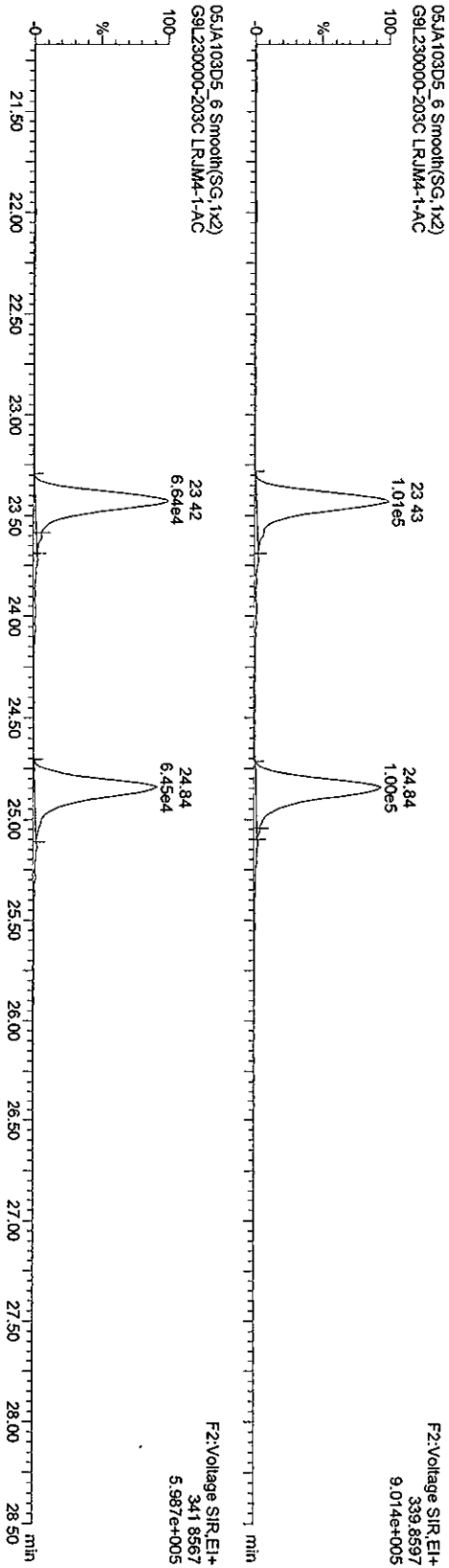
Quantity Sample Report MassLynx 4.1

Dataset: C:\MassLynx\Default.pro\05JA103D58290A.qld

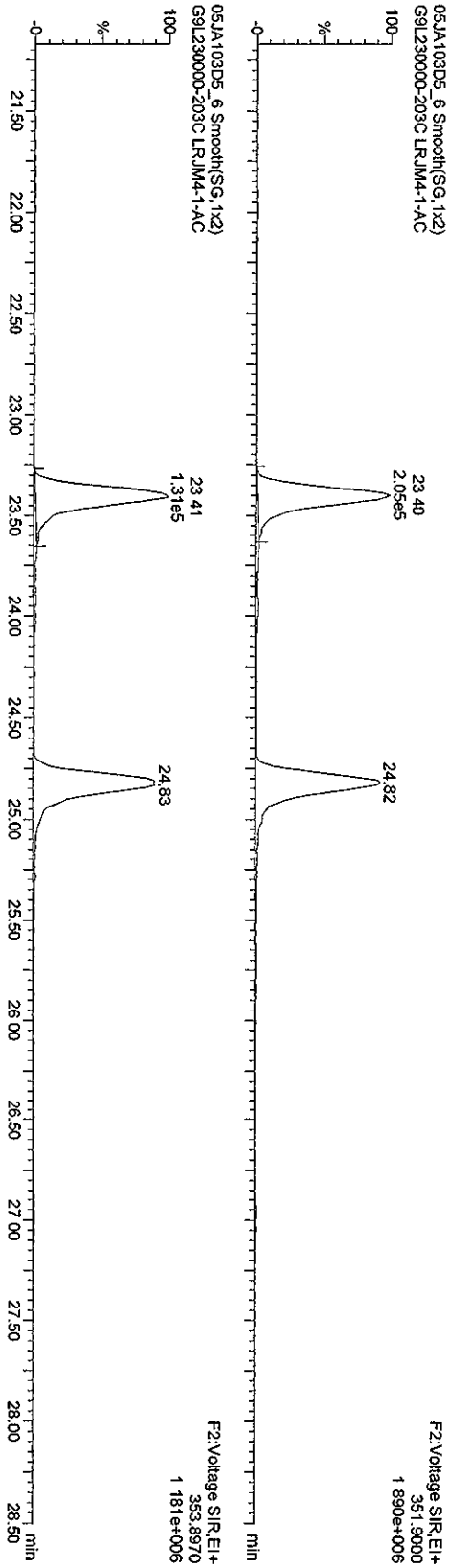
Last Altered: Wednesday, January 06, 2010 11:19:56 Pacific Standard Time
Printed: Wednesday, January 06, 2010 11:21:10 Pacific Standard Time

Name: 05JA103D5_6, Date: 06-Jan-2010, Time: 02:31:15, ID: LRJM4-1-AC, Description: G9L230000-203C

PeCDFs



13C-PeCDFs



Quantity Sample Report MassLynx 4.1


Dataset: C:\MassLynx\Default\proj\05JA103D58290A.qld

Last Altered: Wednesday, January 06, 2010 11:19:56 Pacific Standard Time
Printed: Wednesday, January 06, 2010 11:21:10 Pacific Standard Time


Name: 05JA103D5_6, Date: 06-Jan-2010, Time: 02:31:15, ID: LRJM4-1-AC, Description: G9L230000-203C

PeCDDs

05JA103D5_6 Smooth(SG, 1x2)
G9L230000-203C LRJM4-1-AC




05JA103D5_6 Smooth(SG, 1x2)
G9L230000-203C LRJM4-1-AC

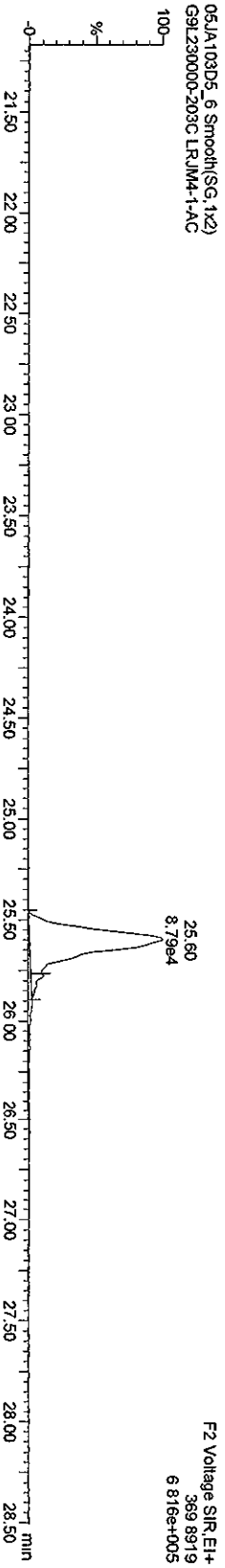


13C-PeCDD

05JA103D5_6 Smooth(SG, 1x2)
G9L230000-203C LRJM4-1-AC



05JA103D5_6 Smooth(SG, 1x2)
G9L230000-203C LRJM4-1-AC



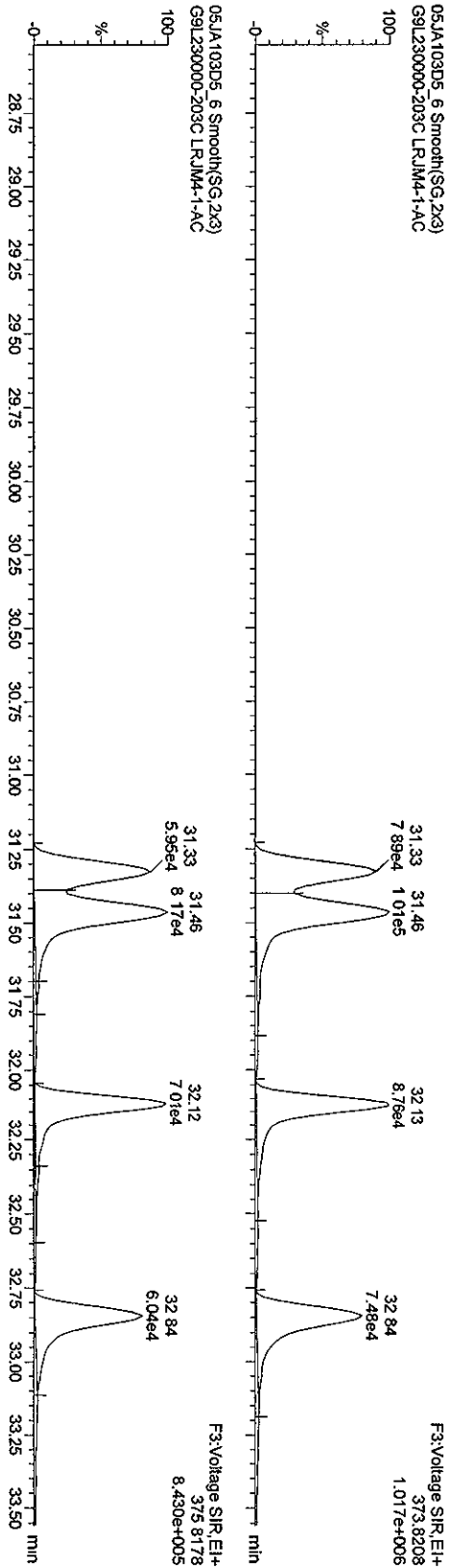
Quantity Sample Report MassLynx 4.1

Dataset: C:\MassLynx\Default\pro\05JA103D58290A.qtd

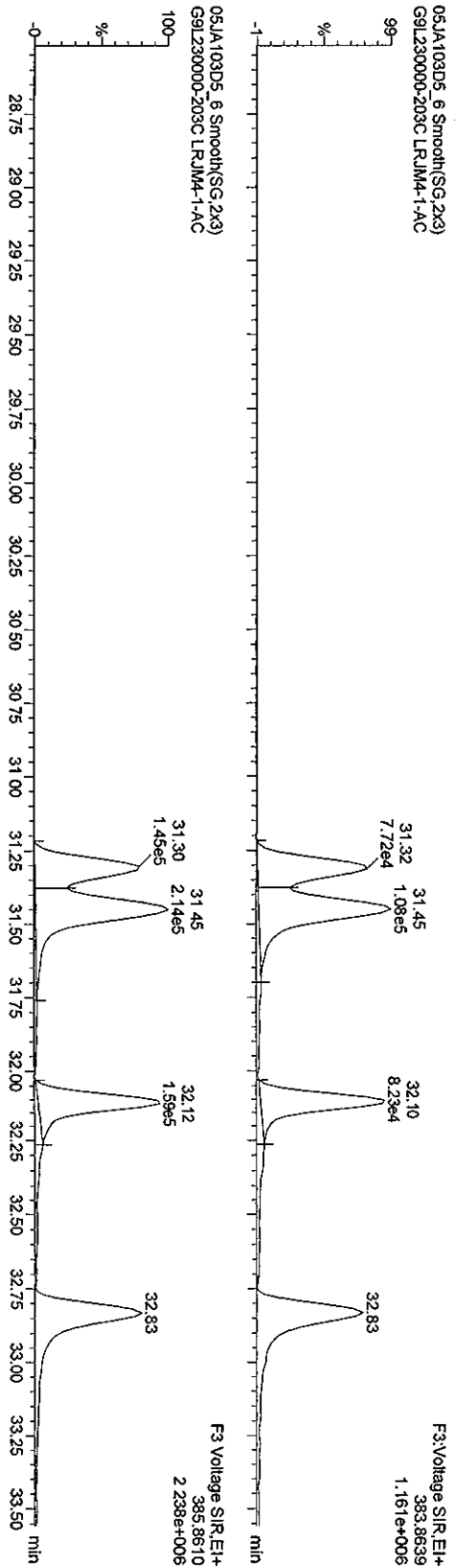
Last Altered: Wednesday, January 06, 2010 11:19:56 Pacific Standard Time
Printed: Wednesday, January 06, 2010 11:21:10 Pacific Standard Time

Name: 05JA103D5_6, Date: 06-Jan-2010, Time: 02:31:15, ID: LRJMA-1-AC, Description: G9L230000-203C

HxCDFs



13C-HxCDFs



Quantity Sample Report MassLynx 4.1


Dataset: C:\MassLynx\Default.pro\05JA103D58290A.qld

Last Altered: Wednesday, January 06, 2010 11:19:56 Pacific Standard Time
Printed: Wednesday, January 06, 2010 11:21:10 Pacific Standard Time

Name: 05JA103D5_6, Date: 06-Jan-2010, Time: 02:31:15, ID: LRJM4-1-AC, Description: G9L230000-203C


HxCDDs

05JA103D5_6 Smooth(SG,2x3)
G9L230000-203C LRJM4-1-AC




13C-HxCDDs

05JA103D5_6 Smooth(SG,2x3)
G9L230000-203C LRJM4-1-AC



05JA103D5_6 Smooth(SG,2x3)
G9L230000-203C LRJM4-1-AC



Dataset: V:\HighRes_Archive\3D5\Default.pro\05JA103D58290A.qld

Last Altered: Thursday, January 07, 2010 15:37:24 Pacific Standard Time

Printed: Thursday, January 07, 2010 15:38:53 Pacific Standard Time

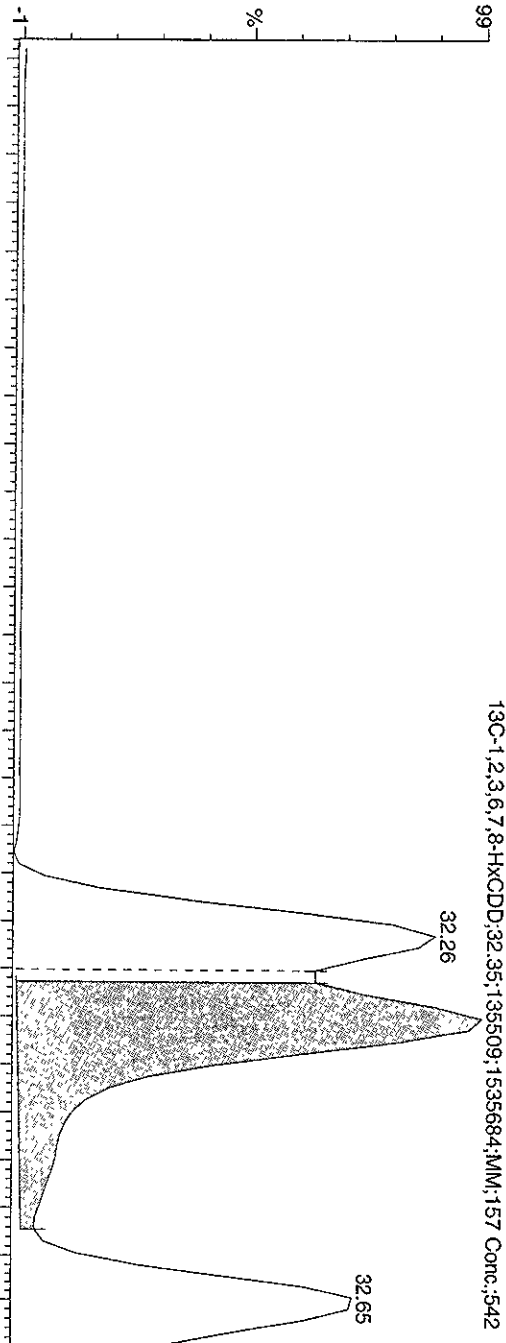
Method: C:\MassLynx\Default.PROMethDB\82903D5.mdb 04 Jan 2010 09:44:45
Calibration: C:\MassLynx\Default.PRO\CurveDB\ICA123120093D58290.cdb 31 Dec 2009 13:37:23

Sample Name: 05JA103D5_6

05JA103D5_6 Smooth(SG,2x3)
G9L230000-203C LRM4-1-AC

F3: Voltage SIR, EI+
401.8559

1.532e+006



Manual Edit Codes

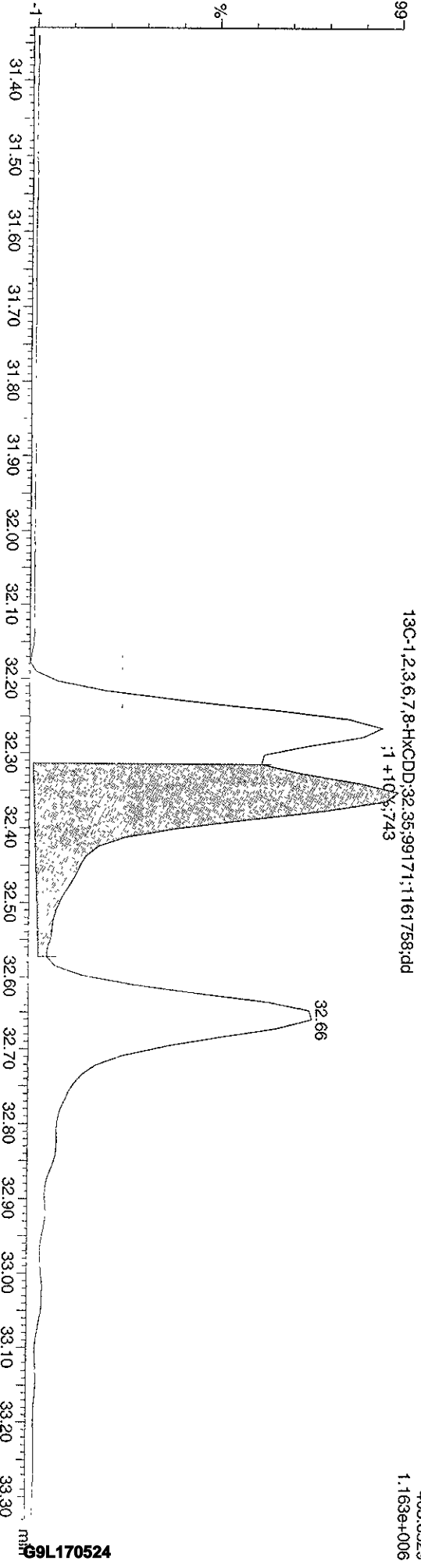
- 1 Peak not found
- 2 Poor chromatography
- 3 Baseline correction
- 4 Manual EDL calculation
- 5 Separate near eluters
- 6 Other

Analyst S Date 1/7/10

05JA103D5_6 Smooth(SG,2x3)
G9L230000-203C LRM4-1-AC

F3: Voltage SIR, EI+

403.8529
1.163e+006



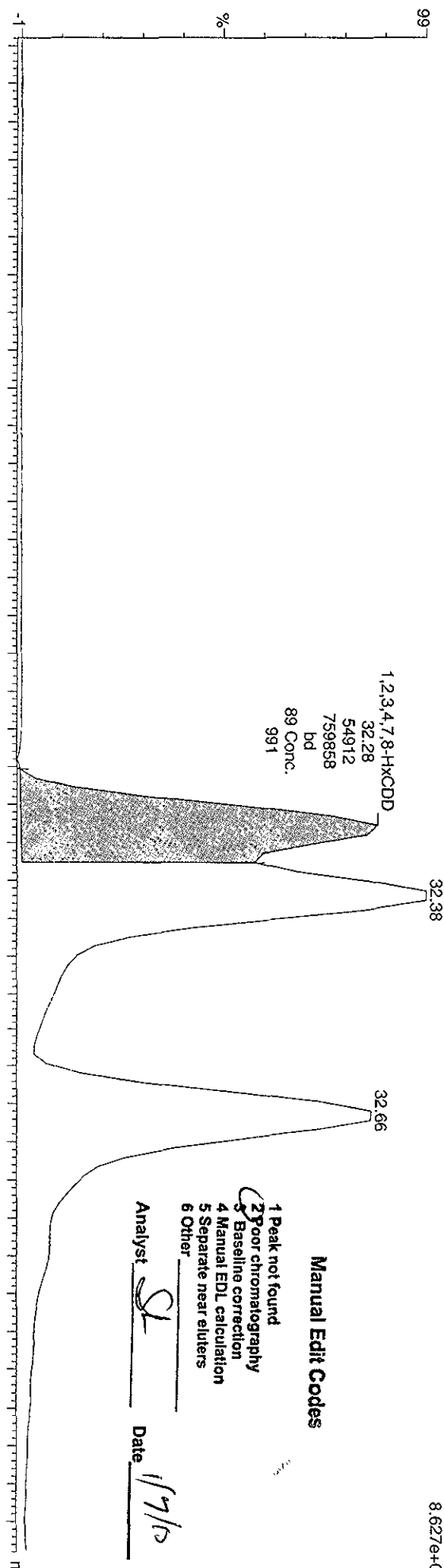
Dataset: V:\HighRes_Archive\3D5\Default.pro\05JA103D58290A.qld

Last Altered: Thursday, January 07, 2010 15:37:24 Pacific Standard Time
Printed: Thursday, January 07, 2010 15:38:53 Pacific Standard Time

Sample Name: 05JA103D5_6

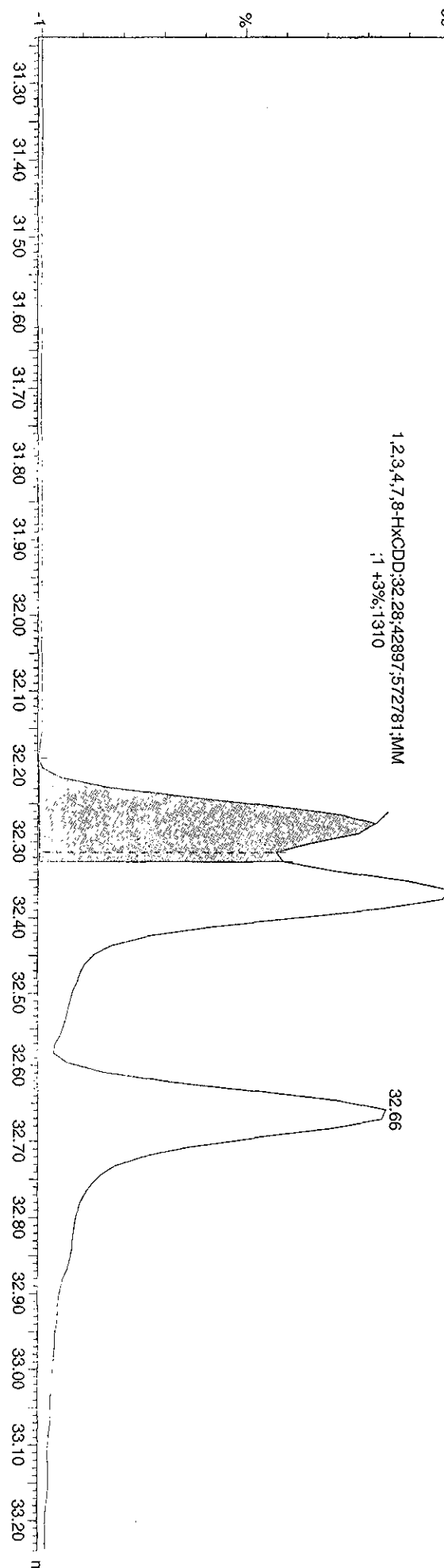
05JA103D5_6 Smooth(SG,2x3)
G9L230000-203C LRUJ4-1-AC

F3:Voltage SIR,EL+
389.8157
8.627e+005



05JA103D5_6 Smooth(SG,2x3)
G9L230000-203C LRUJ4-1-AC

F3:Voltage SIR,EL+
391.812
6.935e+005



Dataset: V:\HighRes_Archive\3D5IDDefault.pro\05JA103D56290A.qld

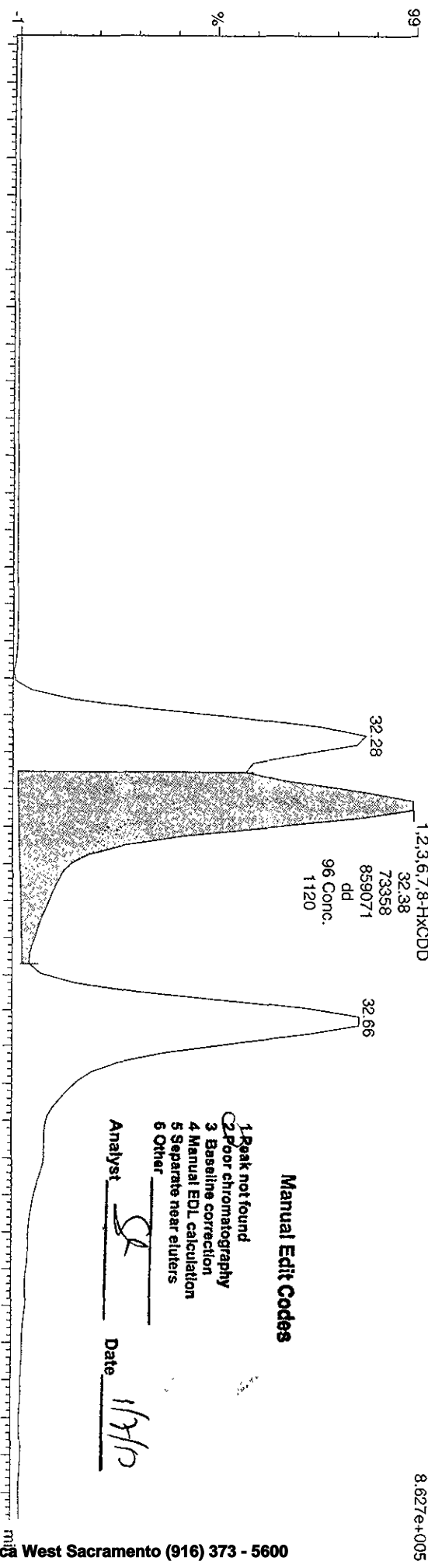
Last Altered: Thursday, January 07, 2010 15:37:24 Pacific Standard Time

Printed: Thursday, January 07, 2010 15:38:53 Pacific Standard Time

Sample Name: 05JA103D5_6

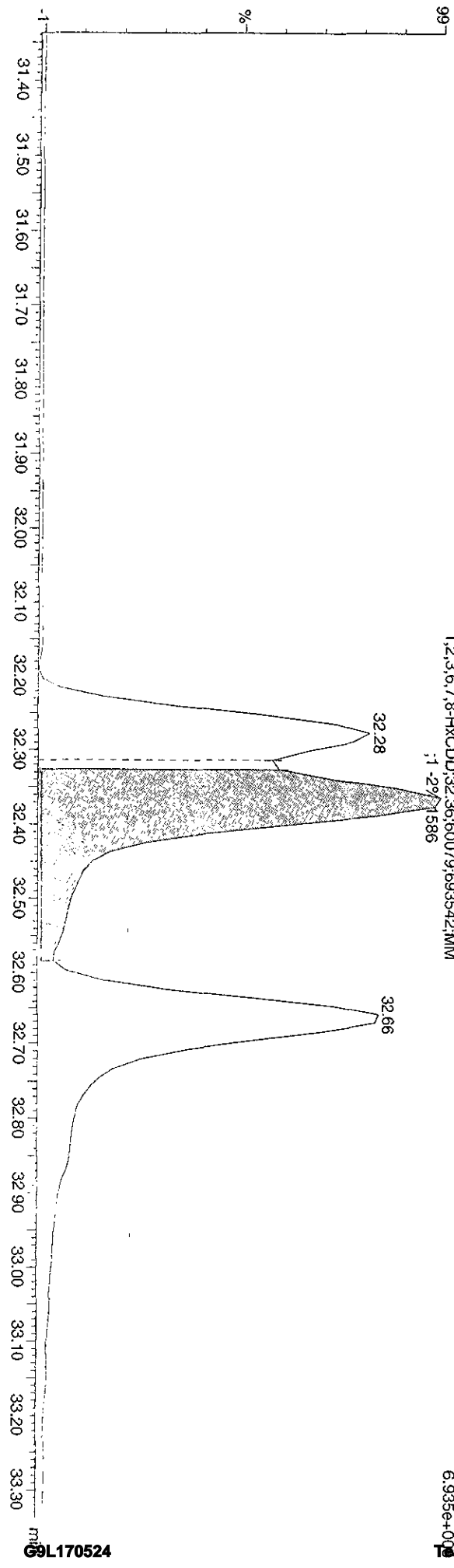
05JA103D5_6 Smooth(SG,2x3)
G9L230000-203C.LRJM4-1-AC

F3:Voltage S1R,E1+
389.8157
8.627e+005



05JA103D5_6 Smooth(SG,2x3)
G9L230000-203C.LRJM4-1-AC

F3:Voltage S1R,E1+
391.8128
6.935e+005





Quantity Sample Report MassLynx 4.1

Dataset: C:\MassLynx\Default.pro\05JA103D58290A.qld

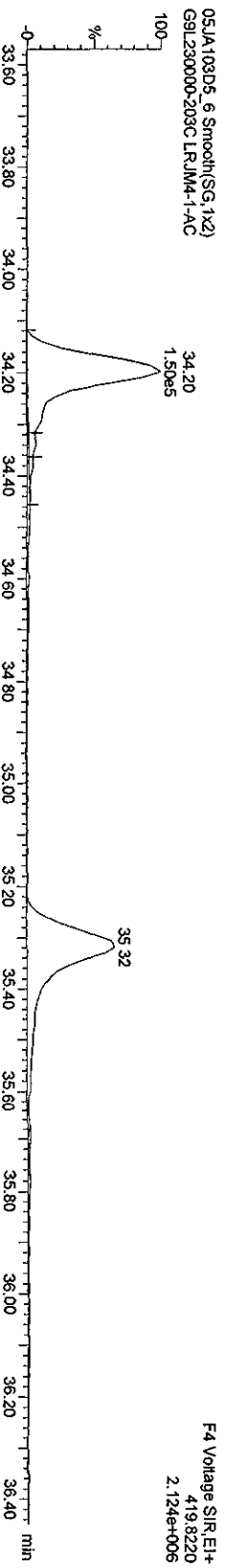

Last Altered: Wednesday, January 06, 2010 11:19:56 Pacific Standard Time
Printed: Wednesday, January 06, 2010 11:21:10 Pacific Standard Time

Name: 05JA103D5_6, Date: 06-Jan-2010, Time: 02:31:15, ID: LRJM4-1-AC, Description: G9L230000-203C

HpCDFs



13C-HpCDFs



Quantity Sample Report MassLynx 4.1

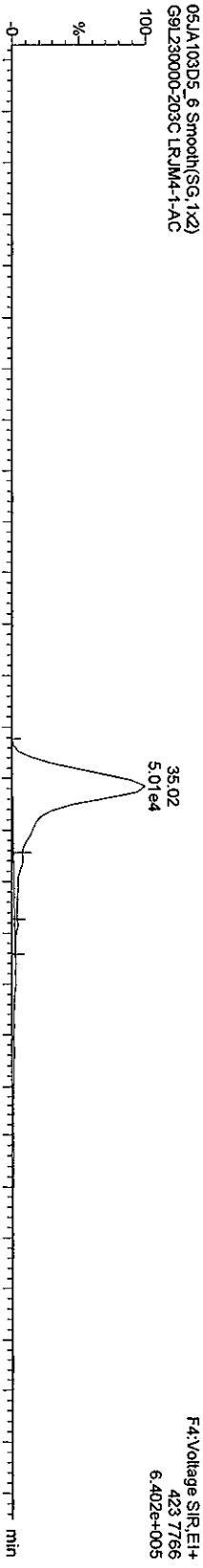
Dataset: C:\MassLynx\Default pro\05JA103D58290A.qld

Last Altered: Wednesday, January 06, 2010 11:19:56 Pacific Standard Time
Printed: Wednesday, January 06, 2010 11:21:10 Pacific Standard Time

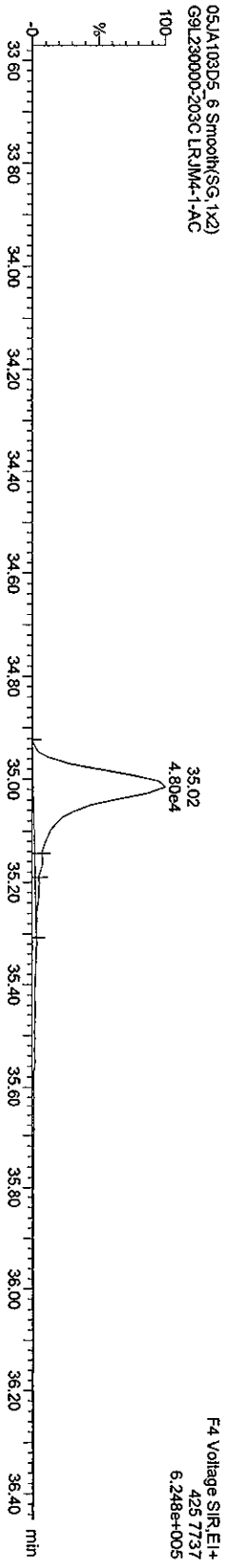
Name: 05JA103D5_6, Date: 06-Jan-2010, Time: 02:31:15, ID: LRJM4-1-AC, Description: G9L230000-203C

HpCDDs

05JA103D5_6 Smooth(SG, 1x2)
G9L230000-203C LRJM4-1-AC

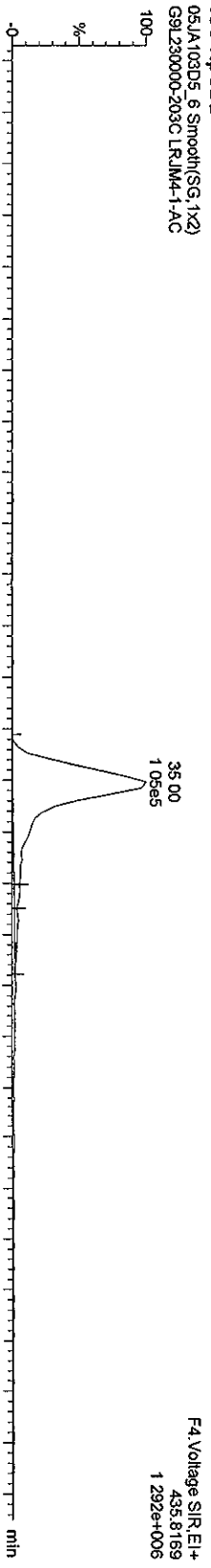


05JA103D5_6 Smooth(SG, 1x2)
G9L230000-203C LRJM4-1-AC

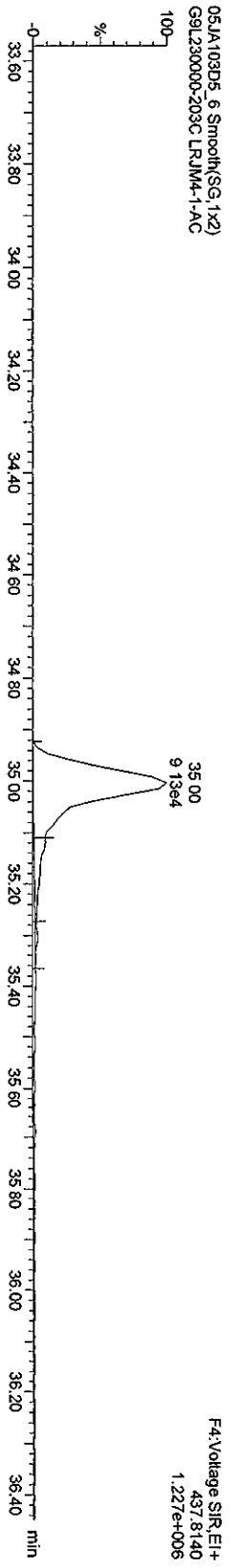


13C-HpCDD

05JA103D5_6 Smooth(SG, 1x2)
G9L230000-203C LRJM4-1-AC



05JA103D5_6 Smooth(SG, 1x2)
G9L230000-203C LRJM4-1-AC



Quantity Sample Report MassLynx 4.1


Dataset: C:\MassLynx\Default.pro\05JA103D56290A.qld

Last Altered: Wednesday, January 06, 2010 11:19:56 Pacific Standard Time
Printed: Wednesday, January 06, 2010 11:21:10 Pacific Standard Time


Name: 05JA103D5_6, Date: 06-Jan-2010, Time: 02:31:15, ID: LRJMA-1-AC, Description: G9L230000-203C

OCDFs

05JA103D5_6 Smooth(SG,1x2)
G9L230000-203C LRJMA-1-AC

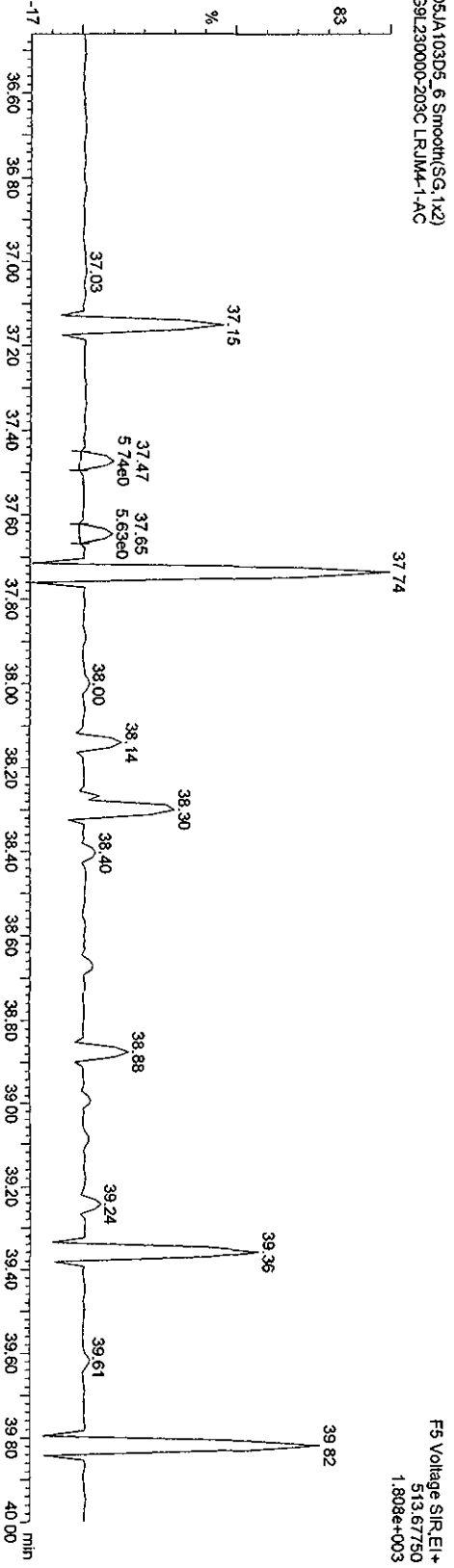


05JA103D5_6 Smooth(SG,1x2)
G9L230000-203C LRJMA-1-AC



OCDF PCDFE

05JA103D5_6 Smooth(SG,1x2)
G9L230000-203C LRJMA-1-AC



F5 Voltage SIR.EI+
513.67750
1.808e+003

F5 Voltage SIR.EI+
443.7399
1.280e+006

F5 Voltage SIR.EI+
441.7428
1.81e+006

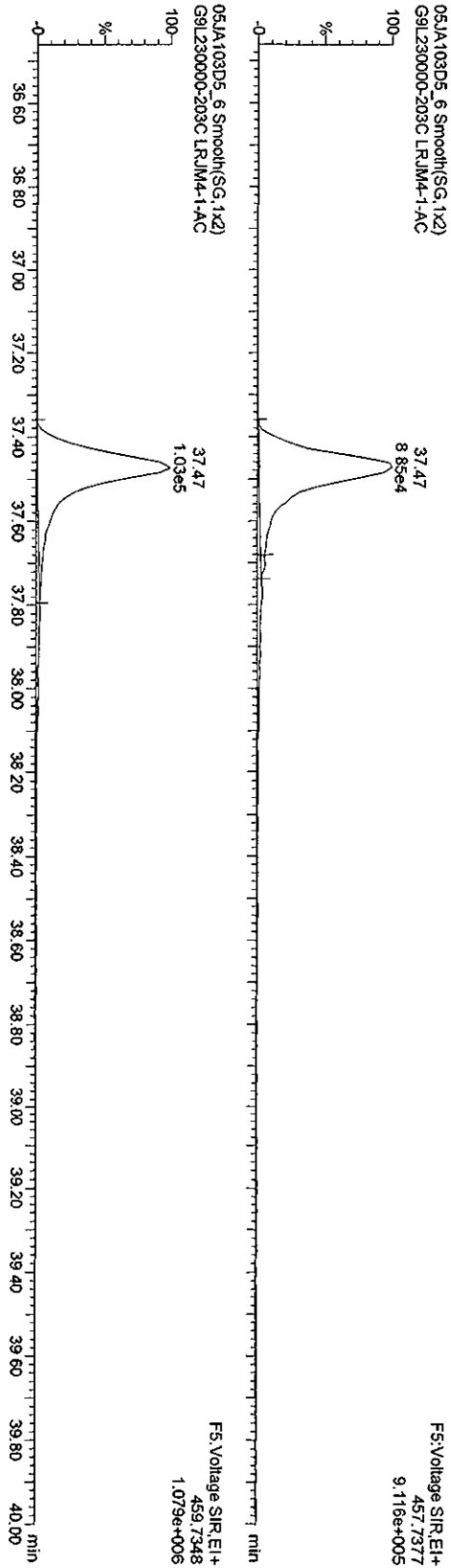
Quantity Sample Report MassLynx 4.1

Dataset: C:\MassLynx\Default\pro\05JA103D56290A.qld

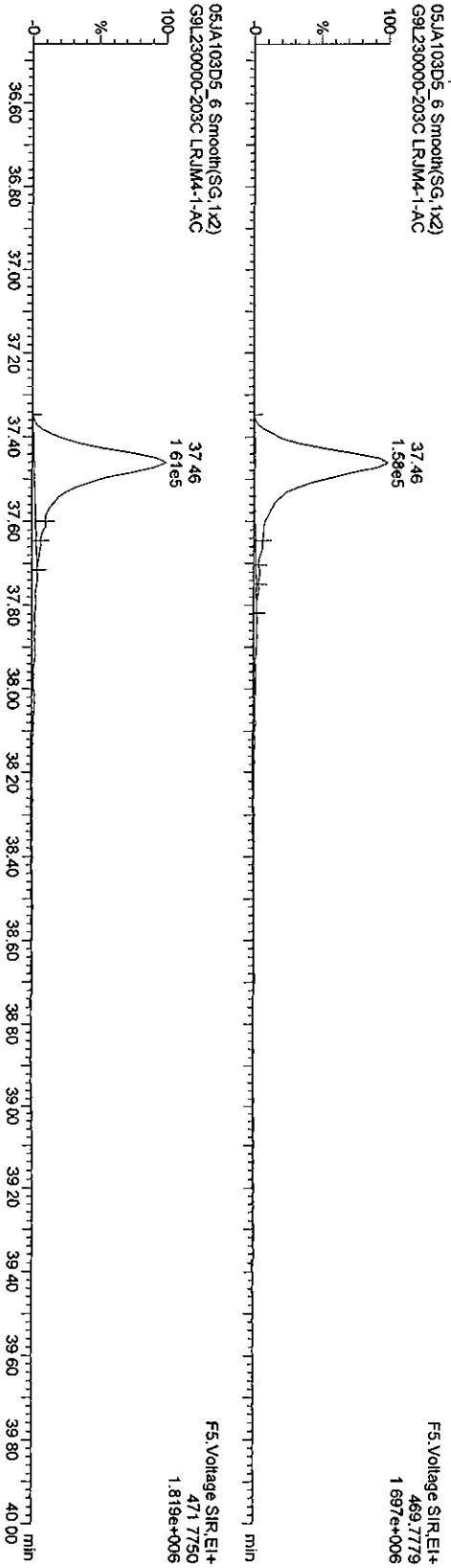
Last Altered: Wednesday, January 06, 2010 11:19:56 Pacific Standard Time
Printed: Wednesday, January 06, 2010 11:21:10 Pacific Standard Time

Name: 05JA103D5_6, Date: 06-Jan-2010, Time: 02:31:15, ID: LRJM4-1-AC, Description: G9L230000-203C

OCDD



13C-OCDD



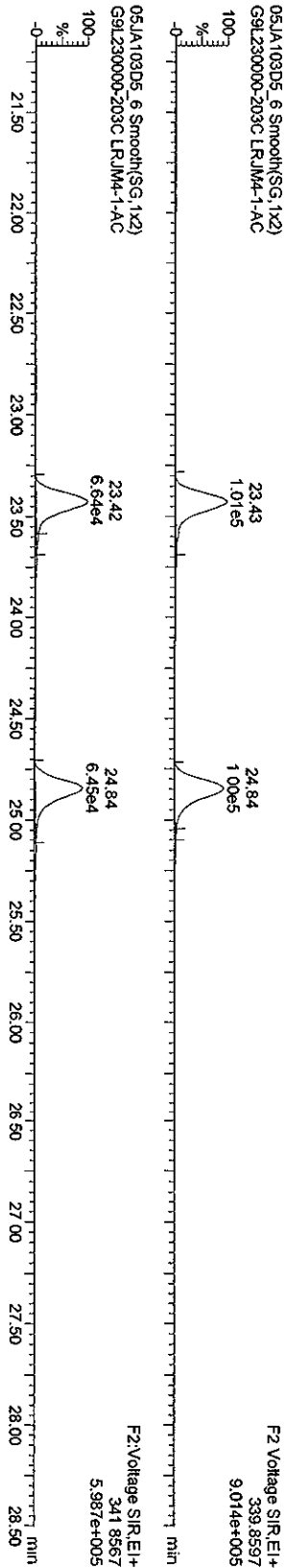
Quantity Sample Report MassLynx 4.1

Dataset: C:\MassLynx\Default\pro\05JA103D56290A.qld

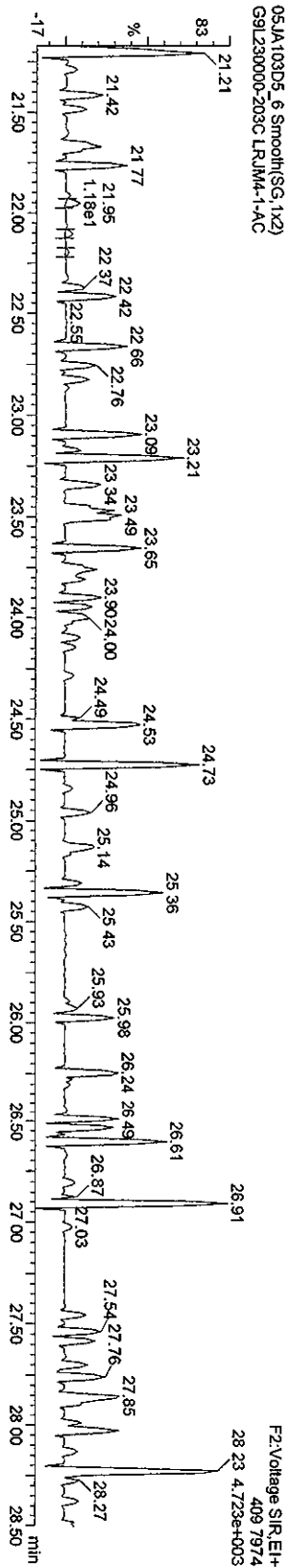
Last Altered: Wednesday, January 06, 2010 11:19:56 Pacific Standard Time
 Printed: Wednesday, January 06, 2010 11:21:10 Pacific Standard Time

Name: 05JA103D5_6, Date: 06-Jan-2010, Time: 02:31:15, ID: LRJM4-1-AC, Description: G9L230000-203C

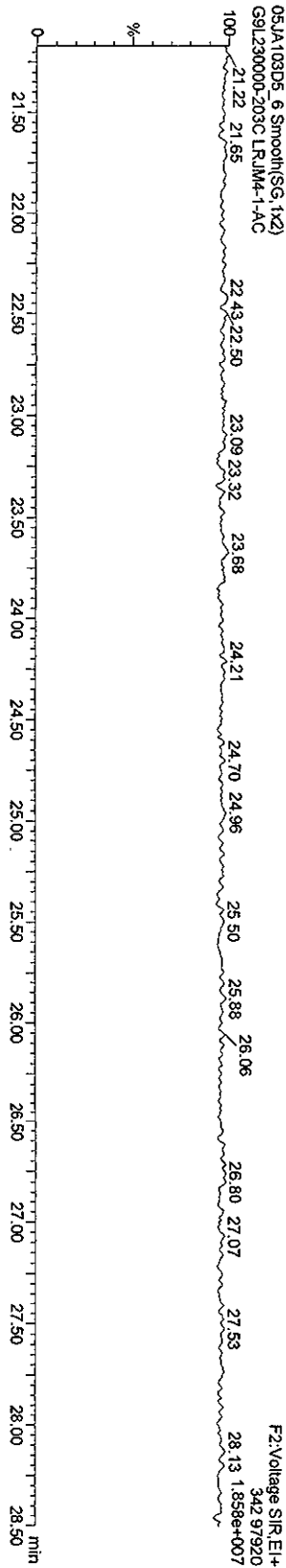
PcCDF



F2 PcCDF PCDFE



Function 2 PFK



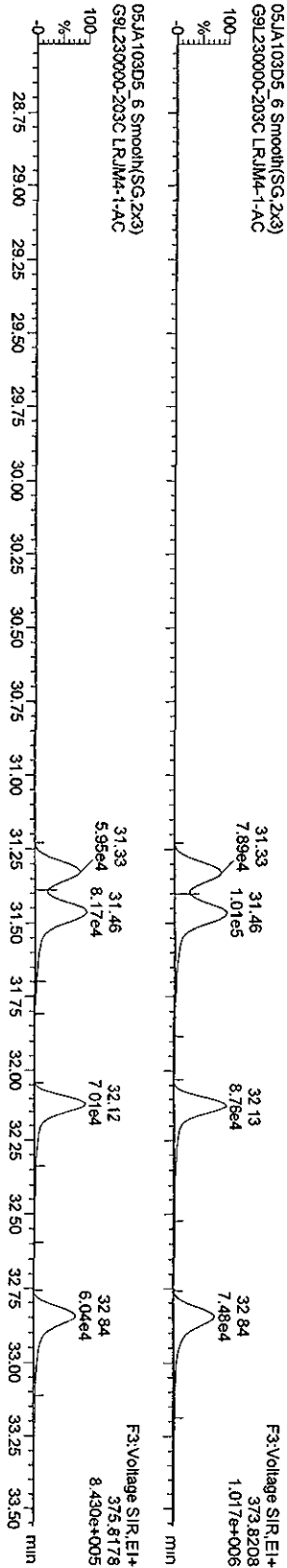
Quantity Sample Report MassLynx 4.1

Dataset: C:\MassLynx\Default.pro\05JA103D58290A.qld

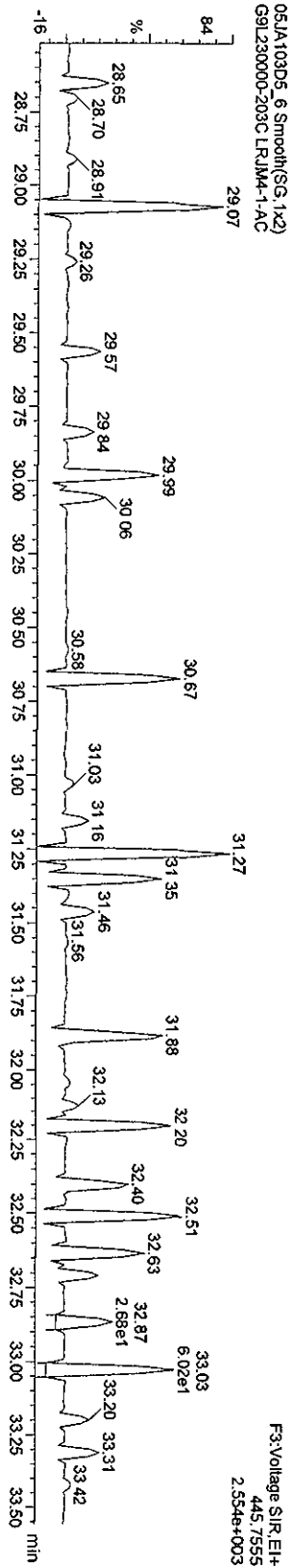
Last Altered: Wednesday, January 06, 2010 11:19:56 Pacific Standard Time
Printed: Wednesday, January 06, 2010 11:21:10 Pacific Standard Time

Name: 05JA103D5_6, Date: 06-Jan-2010, Time: 02:31:15, ID: LRJM4-1-AC, Description: G9L230000-203C

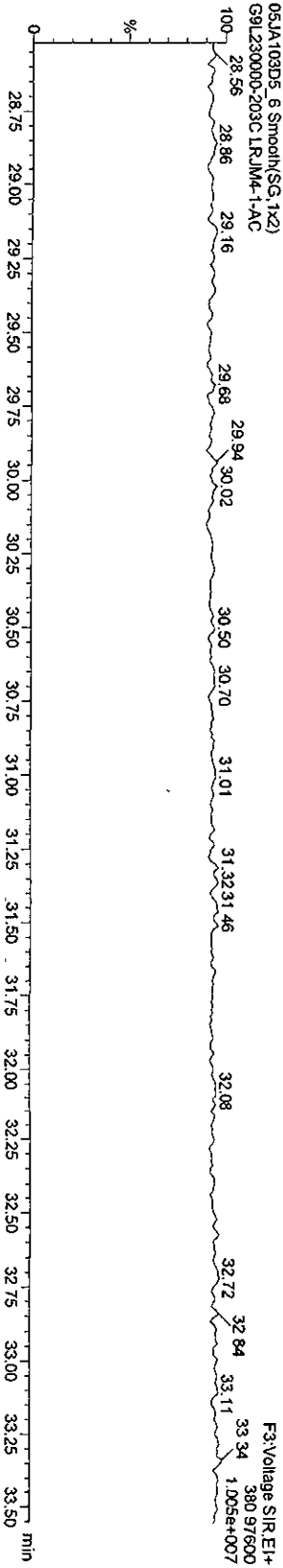
HxCDFs



HxCDF PCDFE



Function 3 PFK




Quantity Sample Report MassLynx 4.1

Dataset: C:\MassLynx\Default\pro\05JA103D56290A.qld

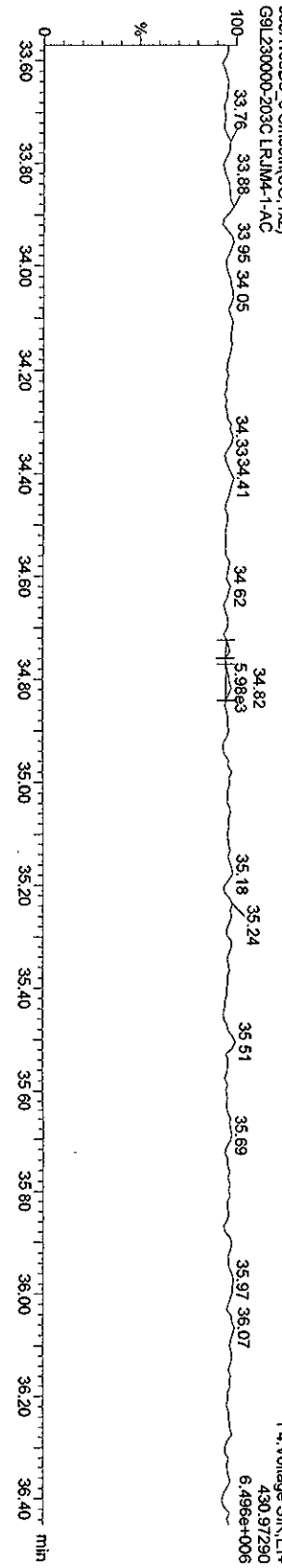
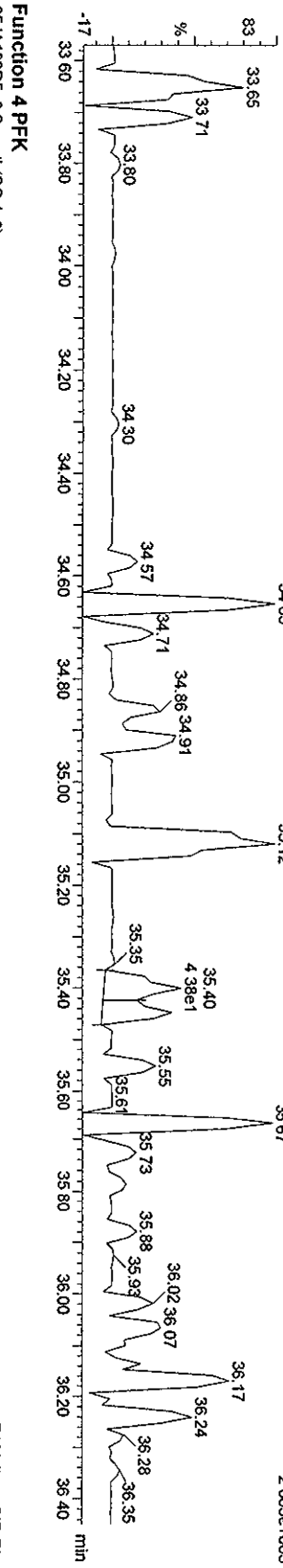

Last Altered: Wednesday, January 06, 2010 11:19:56 Pacific Standard Time
Printed: Wednesday, January 06, 2010 11:21:10 Pacific Standard Time

Name: 05JA103D5_6, Date: 06-Jan-2010, Time: 02:31:15, ID: LRJM4-1-AC, Description: G9L230000-203C

HPCDFs



HPCDF PCDFE



Quantity Sample Report Masslynx 4.1

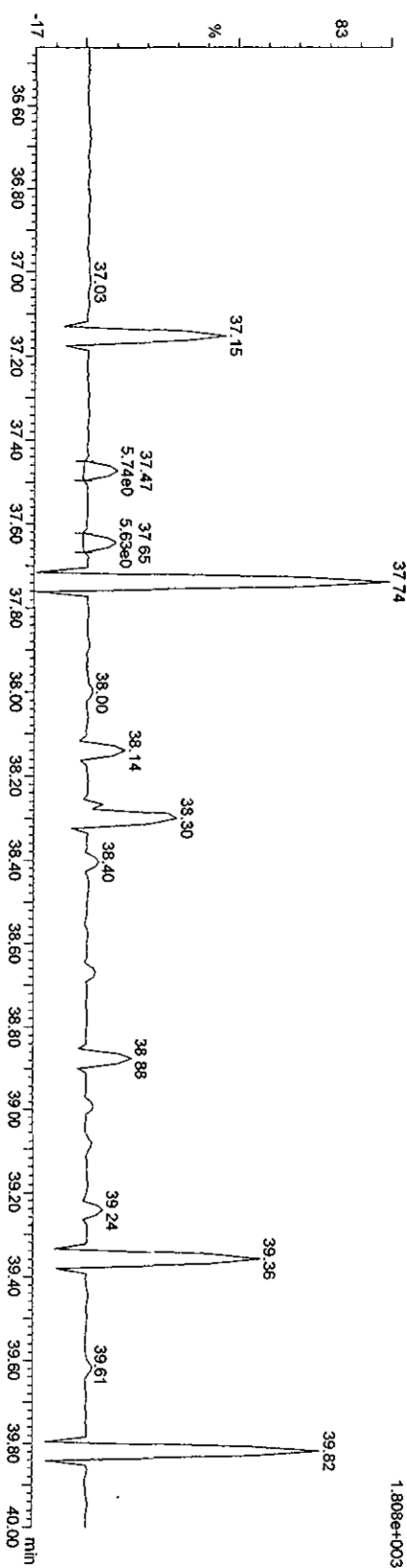
Dataset: C:\Masslynx\Default.pro\05JA103D56290A.qld

Last Altered: Wednesday, January 06, 2010 11:19:56 Pacific Standard Time
Printed: Wednesday, January 06, 2010 11:21:10 Pacific Standard Time

Name: 05JA103D5_6, Date: 06-Jan-2010, Time: 02:31:15, ID: LRJM4-1-AC, Description: G9L230000-203C

OCDP PCDPPE
05JA103D5_6 Smooth(SG, 1x2)
G9L230000-203C LRJM4-1-AC


FS: Voltage SIR.EI+
513.67750
1.808e+003



Function 5 PFK

05JA103D5_6 Smooth(SG, 1x2)
G9L230000-203C LRJM4-1-AC

FS: Voltage SIR.EI+
442.97260
8.905e+006



Quantity Sample Summary Report MassLynx 4.1

Dataset: V:\HighRes_Archive\3D5\Default.pro\05JA103D58290A.sk.qld

Last Altered: Friday, January 08, 2010 14:38:29 Pacific Standard Time
 Printed: Friday, January 08, 2010 14:39:31 Pacific Standard Time

Method: C:\MassLynx\Default.PROMethDB\82903D5.mdb 04 Jan 2010 09:44:45
 Calibration: C:\MassLynx\Default.PROMethDB\CA123120093D58290.cdb 31 Dec 2009 13:37:23

Name: 05JA103D5_8, Date: 06-Jan-2010, Time: 03:55:52, ID: LQ86P-1-AC, Description: G9L170524-1, Task:

82 1/8/10

# Name	Trace	Sample Size	RT	Ptd.RT	RRF M...	Abs.Resp	Conc.	EMPC	%Rec	EDL	Ratio	Ratio Fl...	Mod Date
1 13C-1,2,3,4-TCDD	331.9368	10.300	18.59	18.60	1.00000	345886.14	97.0874	97.0874	100.0	0.31026	0.8005	NO	
2													
3 13C-2,3,7,8-TCDF	315.9419	10.300	18.04	17.98	1.55387	627709.44	113.3894	113.3894	58.4	0.19862	0.7924	NO	
4 2,3,7,8-TCDF	303.9016	10.300	18.07	18.06	1.00894	89708.27	27.5043	27.5043	<i>See 05JA</i>	0.18358	0.7795	NO	
5 Total TCDFs	303.9016	10.300		21.44	1.00894		165.4464	165.234		0.18358			
6													
7 13C-2,3,7,8-TCDD	331.9368	10.300	18.78	18.79	0.99654	407284.83	122.0681	122.0681	62.9	0.33128	0.7483	NO	
8 2,3,7,8-TCDD	319.8965	10.300	18.80	18.80	1.13162	1458.61	0.6145	0.6145		0.16483	0.7300	NO	08-Jan-10
9 Total TCDDs	319.8965	10.300		19.55	1.13162		15.1017	14.5466		0.16483			
10													
11 37CL-2,3,7,8-TCDD	327.8847	10.300	18.80	18.80	1.13700	288310.53	71.1752	0.0000	91.6	0.15212			
12													
13 13C-1,2,3,7,8-PeCDF	351.9000	10.300	23.41	23.39	1.21534	472376.19	109.0987	109.0987	56.2	0.49309	1.6245	NO	
14 1,2,3,7,8-PeCDF	339.8597	10.300	23.42	23.43	1.03079	57194.46	22.8081	22.8081		0.53845	1.5559	NO	
15 2,3,4,7,8-PeCDF	339.8597	10.300	24.84	24.84	0.96399	31485.24	13.4258	13.4258		0.57576	1.4577	NO	
16 Total F2 PeCDFs	339.8597	10.300		34.47	0.99739		190.2899	189.5996		0.55648			
17 Total F1 PeCDFs	339.8597	10.300		36.56	0.99739		22.4883	22.4883		0.18392			
18													
19 13C-1,2,3,7,8-PeCDD	367.8949	10.300	25.60	25.57	0.74736	328413.66	123.3446	123.3446	63.5	0.36533	1.5374	NO	
20 1,2,3,7,8-PeCDD	355.8546	10.300	25.60	25.63	1.05672	2322.70	1.2996	1.2996		0.33768	1.5905	NO	08-Jan-10
21 Total PeCDDs	355.8546	10.300		31.10	1.05672		14.8717	12.0539		0.33768			
22													
23 13C-1,2,3,7,8,9-HxCDD	401.8559	10.300	32.66	32.61	1.00000	317440.06	97.0874	97.0874	100.0	0.43148	1.3415	NO	
24													
25 13C-1,2,3,4,7,8-HxCDF	383.8639	10.300	31.30	31.32	0.91641	346148.95	115.5248	115.5248	59.5	0.56776	0.4990	NO	
26 1,2,3,4,7,8-HxCDF	373.8208	10.300	31.32	31.31	1.24280	88041.26	39.7389	39.7389		0.44413	1.2482	NO	08-Jan-10
27 1,2,3,6,7,8-HxCDF	373.8208	10.300	31.46	31.45	1.49624	83876.62	31.4462	31.4462		0.36890	1.1529	NO	
28 2,3,4,6,7,8-HxCDF	373.8208	10.300	32.12	32.11	1.31114	18732.46	8.0145	8.0145		0.42098	1.1269	NO	
29 1,2,3,7,8,9-HxCDF	373.8208	10.300	32.87	32.85	1.29097	9562.25	4.1550	4.1550		0.42756	1.1178	NO	08-Jan-10
30 Total HxCDFs	373.8208	10.300		0.00	1.33529		217.6708	217.6708		0.41337			
31													

Quantity Sample Summary Report MassLynx 4.1

Dataset: V:\HighRes_Archive\3D5\Default.pro\05JA103D58290Aask.qld

Last Altered: Friday, January 08, 2010 14:38:29 Pacific Standard Time
 Printed: Friday, January 08, 2010 14:39:31 Pacific Standard Time

Name: 05JA103D5_8, Date: 06-Jan-2010, Time: 03:55:52, ID: LQ86P-1-AC, Description: G9L170524-1, Task:

#	Name	Trace	Sample Size	FT	Prod.RT	RHF M...	Abs.Resp	Conc.	EMPC	%Rec.	EDL	Ratio	Ratio Fl...	Mod Date
32	13C-1,2,3,6,7,8-HxCDD	401.8559	10,300	32.36	32.38	0.80919	364767.48	137.8690	137.8690	71.0	0.53323	1.2877	NO	
33	1,2,3,4,7,8-HxCDD	389.8157	10,300	32.28	32.27	0.93261	1275.96	0.7283	0.7283		0.27871	1.4171	NO	
34	1,2,3,6,7,8-HxCDD	389.8157	10,300	32.36	32.37	1.18024	4735.58	2.1359	2.1359		0.22023	1.1937	NO	
35	1,2,3,7,8,9-HxCDD	389.8157	10,300	32.66	32.65	1.28282	3946.35	1.6376	1.6376		0.20262	1.3223	NO	
36	Total HxCDDs	389.8157	10,300		0.00	1.13189		14.2826	13.7948		0.22964			
37														
38	13C-1,2,3,4,6,7,8-HpCDF	417.8253	10,300	34.20	34.20	0.81090	323436.09	122.0040	122.0040	62.8	1.20020	0.4384	NO	
39	1,2,3,4,6,7,8-HpCDF	407.7818	10,300	34.21	34.21	1.36387	266689.11	117.3911	117.3911		0.61563	1.0245	NO	
40	1,2,3,4,7,8,9-HpCDF	407.7818	10,300	35.32	35.33	1.11483	77309.99	41.6322	41.6322		0.75316	1.0162	NO	
41	Total HpCDFs	407.7818	10,300		0.00	1.23935		234.0155	234.0155		0.67749			
42														
43	13C-1,2,3,4,6,7,8-HpCDD	435.8169	10,300	35.00	35.02	0.70743	303465.69	131.2066	131.2066	67.6	1.25579	1.0791	NO	
44	1,2,3,4,6,7,8-HpCDD	423.7766	10,300	35.02	35.00	1.04312	12147.83	7.4511	7.4511		0.31113	0.9996	NO	
45	Total HpCDDs	423.7766	10,300		0.03	1.04312		11.9645	11.9645		0.31113			
46														
47	13C-OCDD	468.7779	10,300	37.46	37.47	0.51880	442710.05	260.9900	260.9900		1.41296	0.8808	NO	
48	OCDF	441.7428	10,300	37.58	37.58	1.40213	488128.75	305.3870	305.3870		0.64987	0.8896	NO	
49	OCDD	457.7377	10,300	37.47	37.47	1.19691	13784.86	10.1029	10.1029		0.23960	0.9016	NO	
50														
51														
52	Function 1 PFK	330.97920	1,000			14.26								
53	Function 2 PFK	342.97920	1,000			22.48	16743.00000				0.00000			
54	Function 3 PFK	380.97600	1,000			29.28	7909.20000				0.00000			
55	Function 4 PFK	430.97290	1,000			34.81	14980.00000				0.00000			
56	Function 5 PFK	442.97280	1,000			39.31	3947.90000				0.00000			
57	TCDF PCDDPE	375.8364	1,000			15.01	30.01200				0.00000			
58	F1 PCDF PCDDPE	409.79740	1,000	18.74		18.68	45.97200			366.1	0.33718			
59	F2 PCDF PCDDPE	409.7974	1,000			22.10	17.77400				0.00000			
60	HxCDF PCDDPE	445.7555	1,000			33.02	18.61100				0.00000			
61	HPCDF PCDDPE	479.7165	1,000			35.38	75.50100			3.9	0.47188			
62	OCDF PCDDPE	513.67750	1,000			37.45	85.06100			3.6	0.00641			

Quantify Sample Summary Report MassLynx 4.1

Dataset: C:\MassLynx\Default\pro05JA103D58290A.qld

Last Altered: Wednesday, January 06, 2010 11:19:56 Pacific Standard Time
 Printed: Wednesday, January 06, 2010 11:20:33 Pacific Standard Time

Name: 05JA103D5_8, Date: 06-Jan-2010, Time: 03:55:52, ID: LQ86P-1-AC, Description: G9L170524-1, Task:

#	Name	Trace	Sample Size	RT	Ptd.RT	RRF	M...	Abs.Resp	Conc.	EMPC	%Rec	EDL	Ratio	Ptd.Ratio	Ratio	ModDate
1	13C-1,2,3,4-TCDD		331.9368	10.300	18.59	18.60	1.000	345886.14	97.0874	97.0874	100.0	0.3103	0.800	0.770		NO
2																
3	13C-2,3,7,8-TCDF		315.9419	10.300	18.04	17.98	1.554	627709.44	113.3894	113.3894	58.4	0.1986	0.792	0.770		NO
4	2,3,7,8-TCDF		303.9016	10.300	18.07	18.06	1.009	89708.27	27.5043	27.5043	SEUDO	0.1836	0.780	0.770		NO
5	Total TCDFs		303.9016	10.300		21.44	1.009		165.4464	165.2234		0.1836				
6																
7	13C-2,3,7,8-TCDD		331.9368	10.300	18.78	18.79	0.937	407284.83	122.0681	122.0681	62.9	0.3313	0.748	0.770		NO
8	2,3,7,8-TCDD		319.8965	10.300	18.80	18.80	1.132	1105.00	0.4655	0.3650		0.1648	1.257	0.770		YES
9	Total TCDDs		319.8965	10.300		19.55	1.132		14.9527	14.2961		0.1648				
10																
11	37CL-2,3,7,8-TCDD		327.8847	10.300	18.80	18.80	1.137	288310.53	71.1752	0.0000	91.6	0.1521				
12																
13	13C-1,2,3,7,8-PeCDF		351.9000	10.300	23.41	23.39	1.215	472376.19	109.0987	109.0987	56.2	0.4931	1.625	1.550		NO
14	1,2,3,7,8-PeCDF		339.8597	10.300	23.42	23.43	1.031	57194.46	22.8081	22.8081		0.5385	1.556	1.550		NO
15	2,3,4,7,8-PeCDF		339.8597	10.300	24.84	24.84	0.964	31485.24	13.4258	13.4258		0.5758	1.458	1.550		NO
16	Total F2 PeCDFs		339.8597	10.300		34.47	0.997		190.2899	189.5226		0.5565				
17	Total F1 PeCDFs		339.8597	10.300		36.56	0.997		22.4883	22.4883		0.1839				
18																
19	13C-1,2,3,7,8-PeCDD		367.8949	10.300	25.60	25.57	0.747	328413.66	123.3446	123.3446	63.5	0.3653	1.537	1.550		NO
20	1,2,3,7,8-PeCDD		355.8546	10.300	25.60	25.63	1.057	1910.68	1.0691	0.9334		0.3377	1.131	1.550		YES
21	Total PeCDDs		355.8546	10.300		31.10	1.057		14.6412	11.6937		0.3377				
22																
23	13C-1,2,3,7,8,9-HxCDD		401.8559	10.300	32.66	32.61	1.000	317440.06	97.0874	97.0874	100.0	0.4315	1.341	1.240		NO
24																
25	13C-1,2,3,4,7,8-HxCDF		383.8639	10.300	31.30	31.32	0.916	346148.95	115.5248	115.5248	59.5	0.5678	0.489	0.510		NO
26	1,2,3,4,7,8-HxCDF		373.8208	10.300	31.32	31.31	1.243	116675.91	52.6636	52.6636		0.4441	1.224	1.240		NO
27	1,2,3,6,7,8-HxCDF		373.8208	10.300	31.46	31.45	1.496	83876.62	31.4462	31.4462		0.3689	1.153	1.240		NO
28	2,3,4,6,7,8-HxCDF		373.8208	10.300	32.12	32.11	1.311	18732.46	8.0145	8.0145		0.4210	1.127	1.240		NO
29	1,2,3,7,8,9-HxCDF		373.8208	10.300	32.90	32.85	1.291	29690.54	12.8578	12.8578		0.4276	1.191	1.240		NO
30	Total HxCDFs		373.8208	10.300		0.00	1.335		239.2983	239.2983		0.4134				
31																
32	13C-1,2,3,6,7,8-HxCDD		401.8559	10.300	32.36	32.38	0.809	364767.48	137.8690	137.8690	71.0	0.5332	1.288	1.240		NO
33	1,2,3,4,7,8-HxCDD		389.8157	10.300	32.28	32.27	0.933	1275.96	0.7283	0.7283		0.2787	1.417	1.240		NO
34	1,2,3,6,7,8-HxCDD		389.8157	10.300	32.36	32.37	1.180	4735.58	2.1359	2.1359		0.2202	1.194	1.240		NO
35	1,2,3,7,8,9-HxCDD		389.8157	10.300	32.66	32.65	1.283	3946.35	1.6376	1.6376		0.2026	1.322	1.240		NO

Dataset: C:\MassLynx\Default\pro05JA103D58290A.qld

Last Altered: Wednesday, January 06, 2010 11:19:56 Pacific Standard Time
 Printed: Wednesday, January 06, 2010 11:20:33 Pacific Standard Time

Name: 05JA103D5_8, Date: 06-Jan-2010, Time: 03:55:52, ID: LQ86P-1-AC, Description: G9L170524-1, Task:

#	Name	Trace	Sample Size	RT	Ptd	RT	RRF	M...	Abs	Resp	Conc.	EMPC	%Rec	EDL	Ratio	Ptd	Ratio	Ratio	Mod	Date
36	Total HxCDDs	389.8157	10.300		0.00			1.132		14.2826		13.7948		0.2296						
37																				
38	13C-1,2,3,4,6,7,8-HpCDF	417.8253	10.300	34.20	34.20	0.811		323436.09	122.0040	122.0040	62.8	1.2002	0.438	0.440						
39	1,2,3,4,6,7,8-HpCDF	407.7818	10.300	34.21	34.21	1.364		266889.11	117.3911	117.3911	61.56	0.6156	1.024	1.040						
40	1,2,3,4,7,8,9-HpCDF	407.7818	10.300	35.32	35.33	1.115		77309.99	41.6322	41.6322	3.9	0.7532	1.016	1.040						
41	Total HpCDFs	407.7818	10.300		0.00	1.239		234.0155	234.0155	234.0155	67.75	0.6775								
42																				
43	13C-1,2,3,4,6,7,8-HpCDD	435.8169	10.300	35.00	35.02	0.707		303485.69	131.2066	131.2066	67.6	1.2558	1.079	1.040						
44	1,2,3,4,6,7,8-HpCDD	423.7766	10.300	35.02	35.00	1.043		12147.83	7.4511	7.4511	0.3111	0.3111	1.000	1.040						
45	Total HpCDDs	423.7766	10.300		0.04	1.043		11.9645	11.9645	11.9645	0.3111	0.3111								
46																				
47	13C-OCDD	469.7779	10.300	37.46	37.46	0.519		442710.05	260.9900	260.9900	67.2	1.4130	0.881	0.890						
48	OCDF	441.7428	10.300	37.58	37.58	1.402		488128.75	305.3870	305.3870	6.499	0.6499	0.890	0.890						
49	OCDD	457.7377	10.300	37.47	37.47	1.197		13784.86	10.1029	10.1029	0.2396	0.2396	0.902	0.890						
50																				
51																				
52	Function 1 PFK	330.97920	1.000			14.26														
53	Function 2 PFK	342.97920	1.000			22.48	16743.0000													
54	Function 3 PFK	380.97600	1.000			29.28	7909.2000													
55	Function 4 PFK	430.97290	1.000			34.81	14980.0000													
56	Function 5 PFK	442.97280	1.000			39.31	3947.9000													
57	TCDF PCDFE	375.8364	1.000			15.01	30.012													
58	F1 PCDF PCDFE	409.79740	1.000	18.74	18.68	45.972		168.31	3.6612		366.1	0.3372	0.0000							
59	F2 PCDF PCDFE	409.7974	1.000			22.10	17.774													
60	HxCDF PCDFE	445.7555	1.000			33.02	18.611													
61	HPCDF PCDFE	479.7165	1.000	35.38	35.33	75.501		2.97	0.0393		3.9	0.4719								
62	OCDF PCDFE	513.67750	1.000	37.45	37.54	85.061		3.03	0.0356		3.6	0.0064								

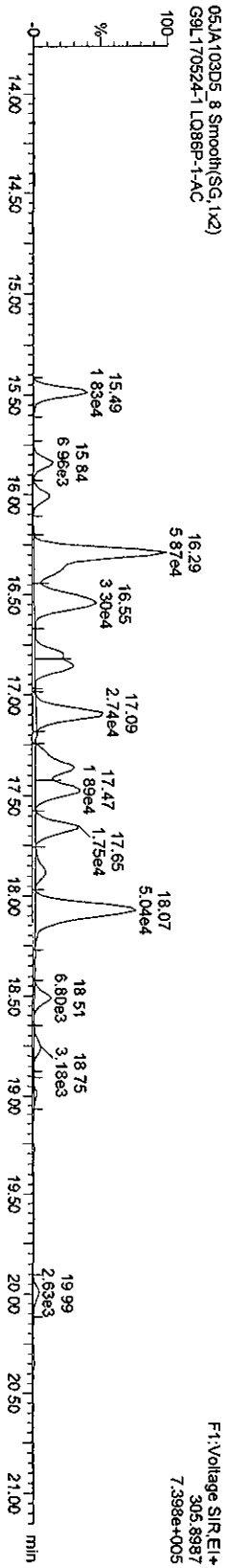
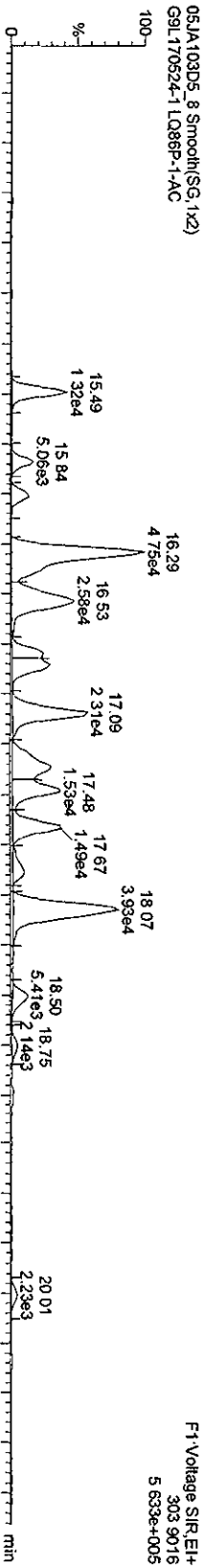
Quantity Sample Report MassLynx 4.1

Dataset C:\MassLynx\Default\pro\05JA103D58290A.qld

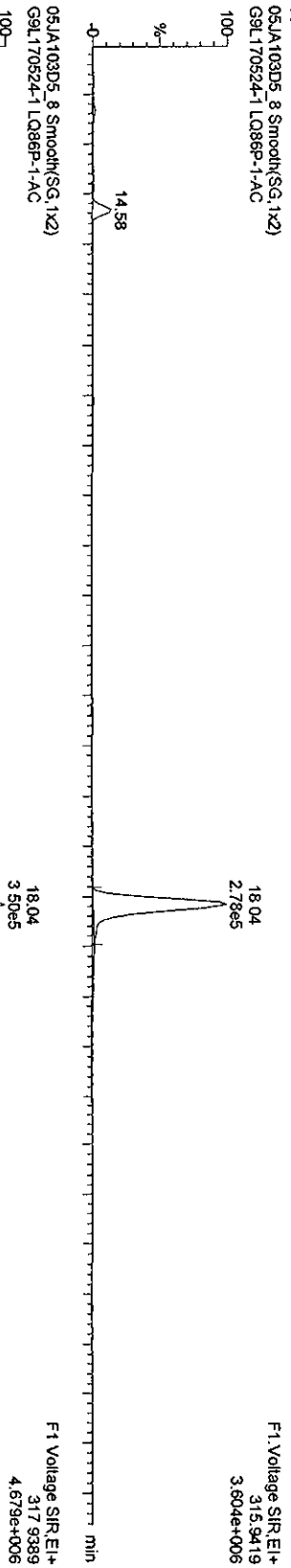
Last Altered: Wednesday, January 06, 2010 11:19:56 Pacific Standard Time
Printed: Wednesday, January 06, 2010 11:21:10 Pacific Standard Time

Name: 05JA103D5_8, Date: 06-Jan-2010, Time: 03:55:52, ID: LQ86P-1-AC, Description: G9L170524-1

TCDFs



13C-TCDF



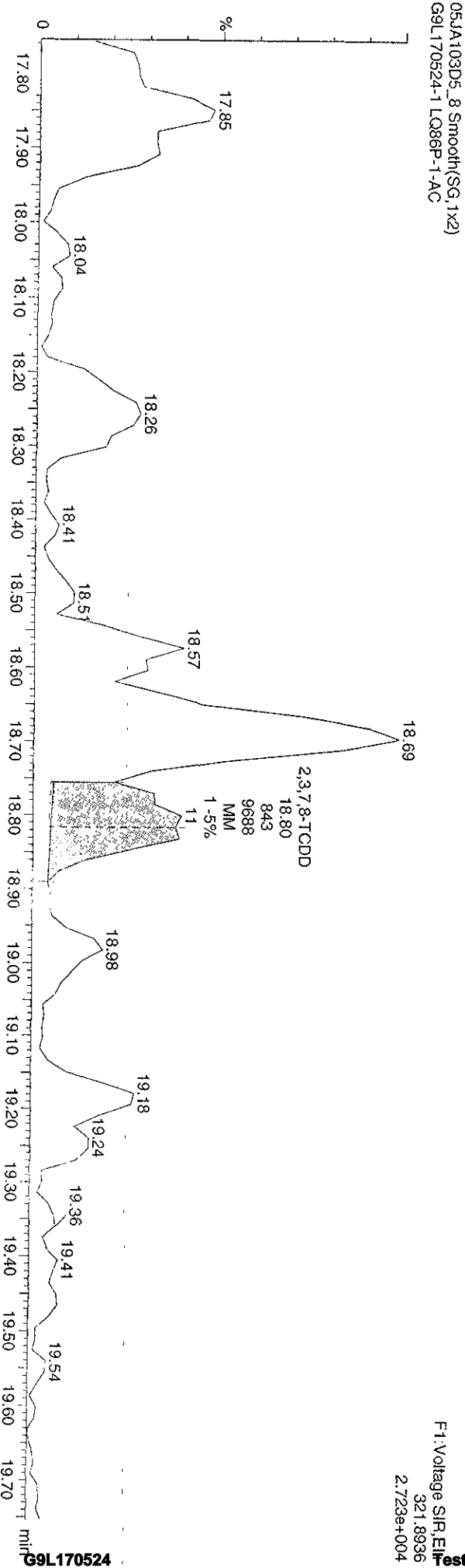
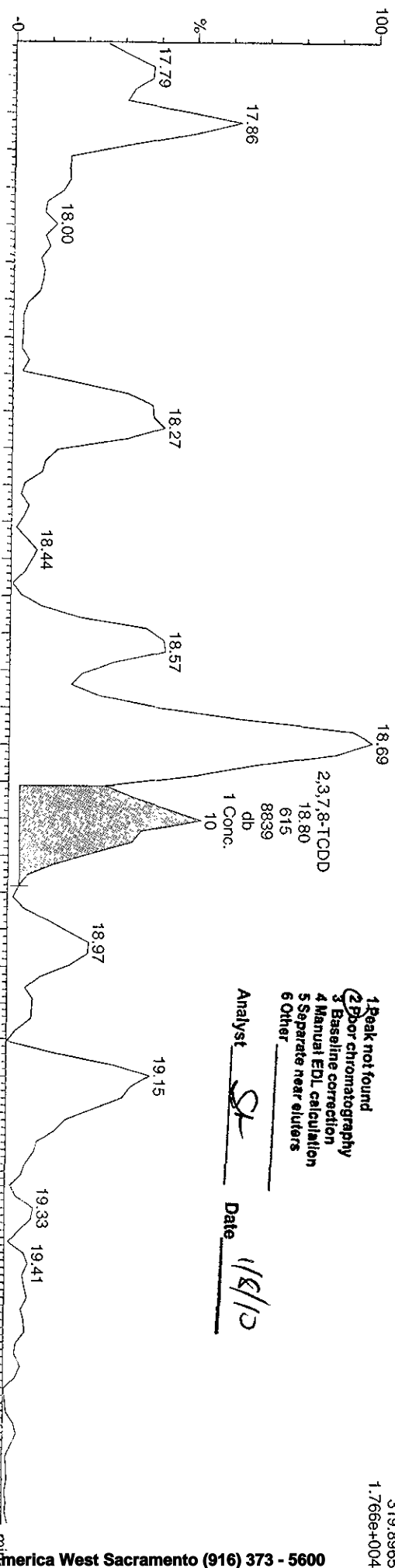
Dataset: V:\HighRes_Archive\3D5\Default.pro\05JA103D58290Ask.qld

Last Altered: Friday, January 08, 2010 07:43:28 Pacific Standard Time
Printed: Friday, January 08, 2010 07:45:14 Pacific Standard Time

Method: C:\MassLynx\Default.PRO\MethDB\82903D5.mdb 04 Jan 2010 09:44:45
Calibration: C:\MassLynx\Default.PRO\CurveDB\ICA123120093D58290.cdb 31 Dec 2009 13:37:23

Sample Name: 05JA103D5_8

05JA103D5_8 Smooth(SG, 1x2)
G9L170524-1 LQ86P-1-AC





Quantity Sample Report MassLynx 4.1

Dataset: C:\MassLynx\Default\prof\05JA103D58290A.qtd

Last Altered: Wednesday, January 06, 2010 11:19:56 Pacific Standard Time
Printed: Wednesday, January 06, 2010 11:21:10 Pacific Standard Time

Name: 05JA103D5_8, Date: 06-Jan-2010, Time: 03:55:52, ID: LQ86P-1-AC, Description: G9L170524-1

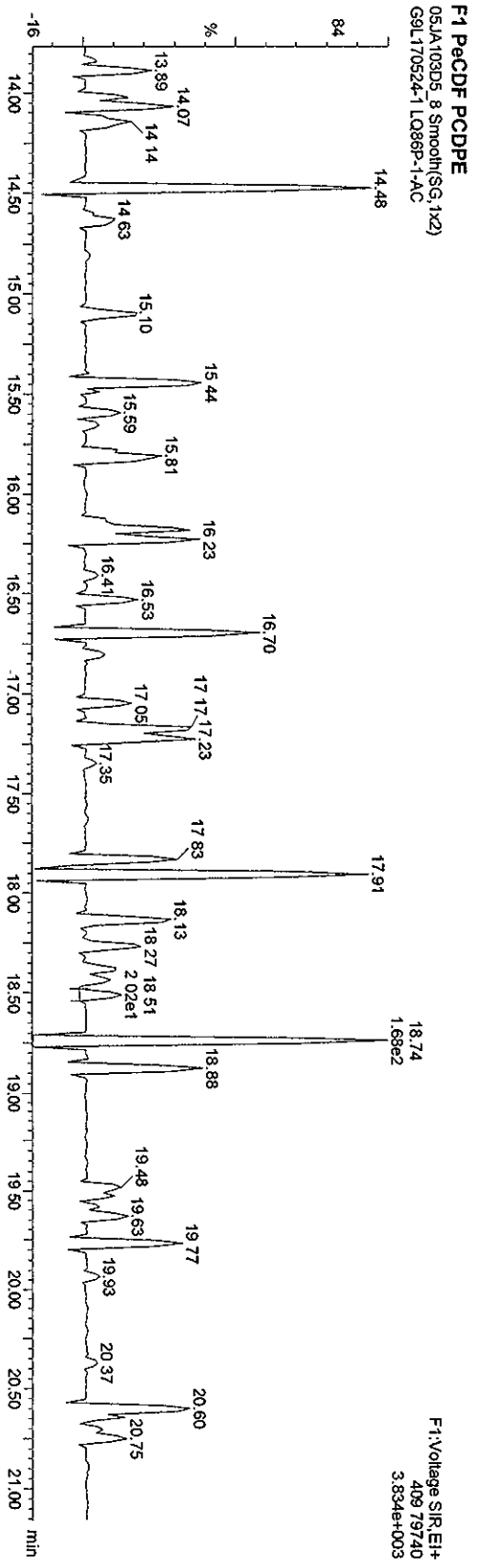
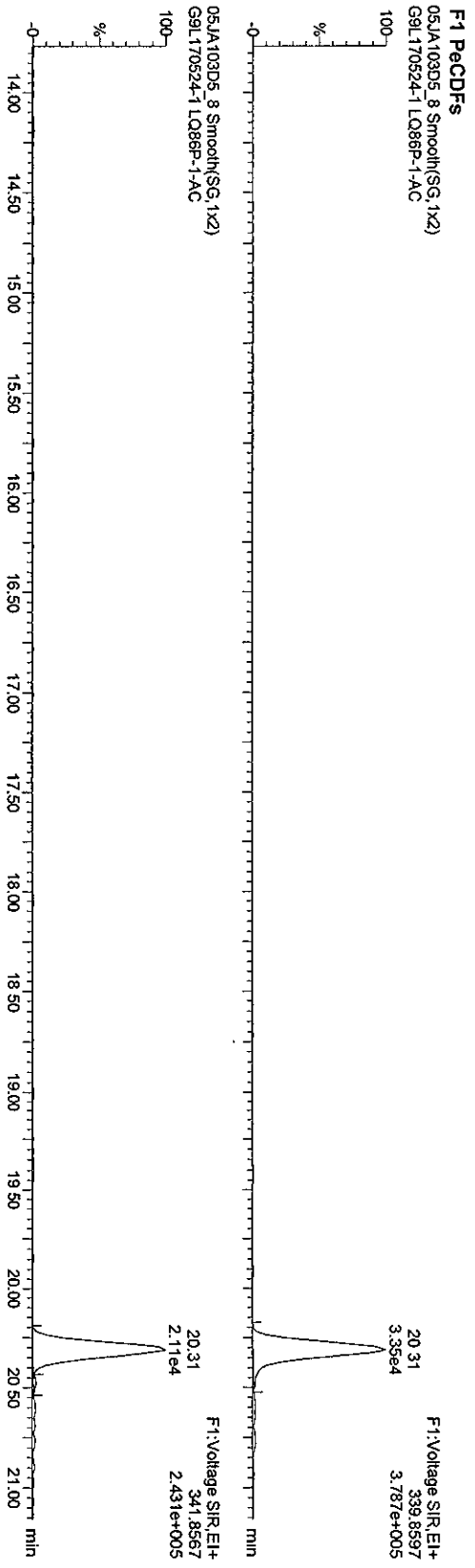


Quantify Sample Report MassLynx 4.1

Dataset: C:\MassLynx\Default\pro\05JA103D58290A.qld

Last Altered: Wednesday, January 06, 2010 11:19:56 Pacific Standard Time
Printed: Wednesday, January 06, 2010 11:21:10 Pacific Standard Time

Name: 05JA103D5_8, Date: 06-Jan-2010, Time: 03:55:52, ID: LQ86P-1-AC, Description: G9L170524-1



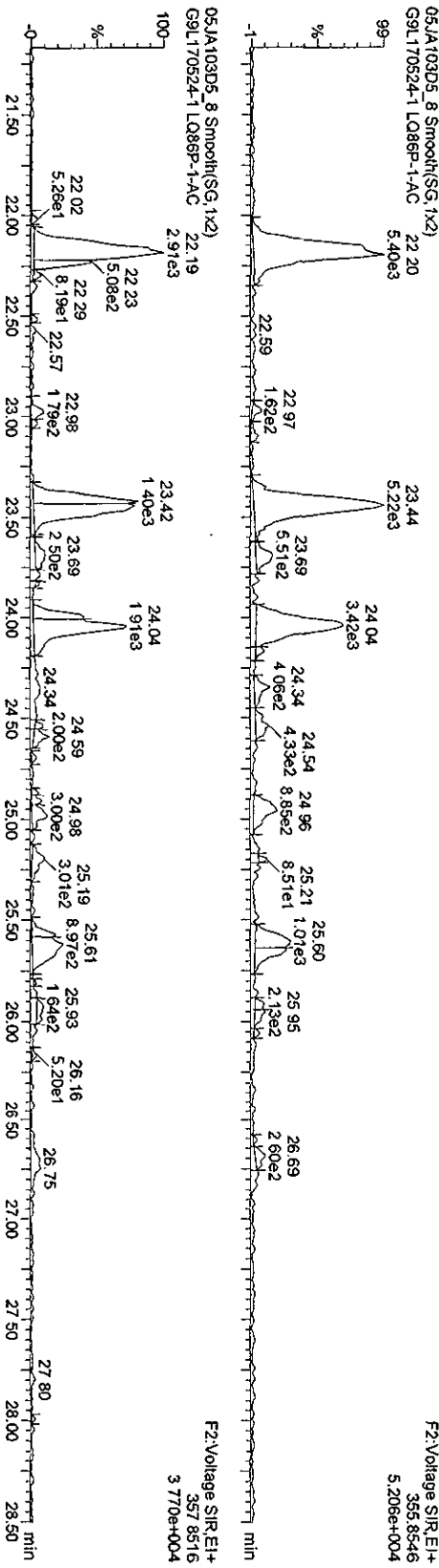
Quantity Sample Report MassLynx 4.1

Dataset: C:\MassLynx\Default\proj\05JA103D58290A.qld

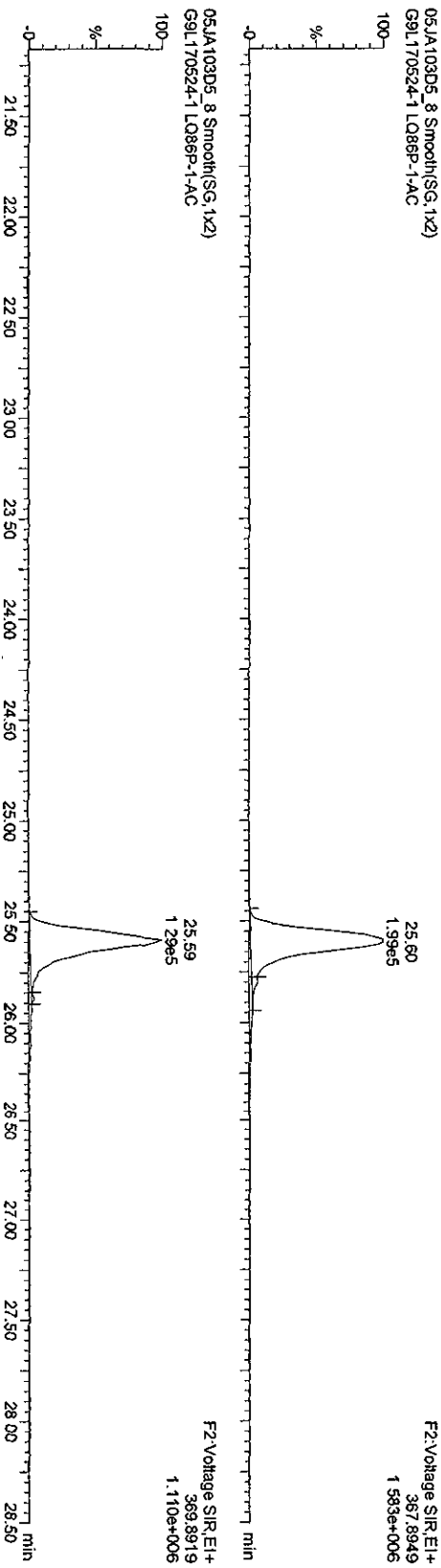
Last Altered: Wednesday, January 06, 2010 11:19:56 Pacific Standard Time
 Printed: Wednesday, January 06, 2010 11:21:10 Pacific Standard Time

Name: 05JA103D5_8, Date: 06-Jan-2010, Time: 03:55:52, ID: LQ86P-1-AC, Description: G9L170524-1

PecDDs



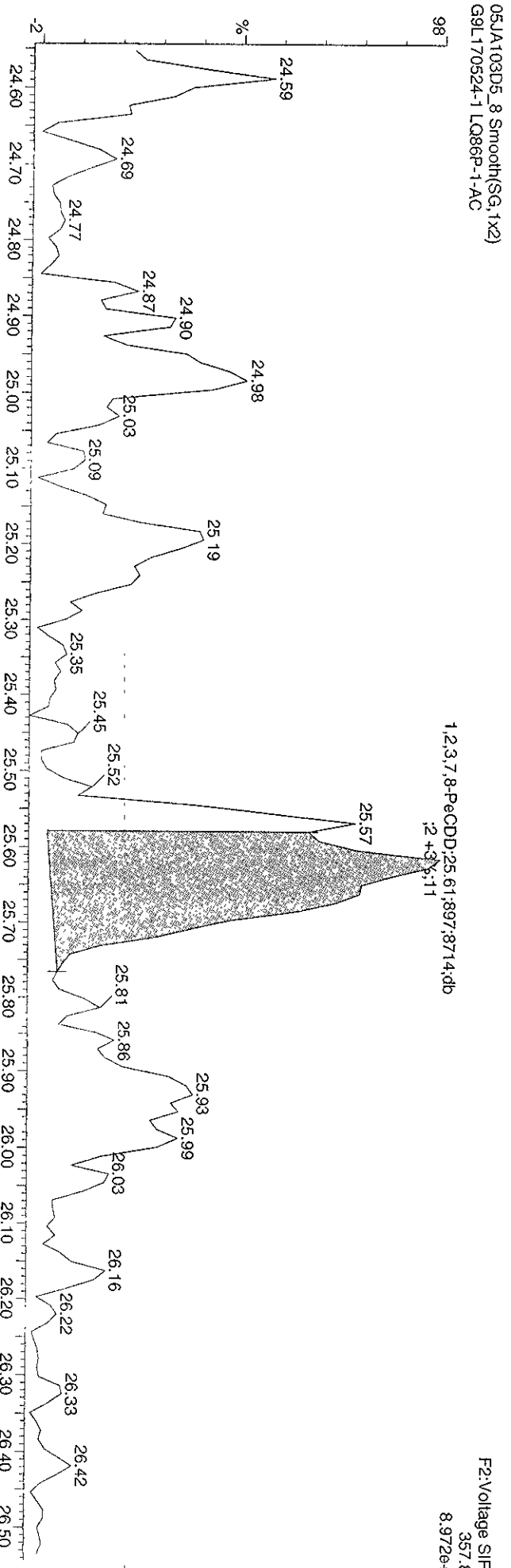
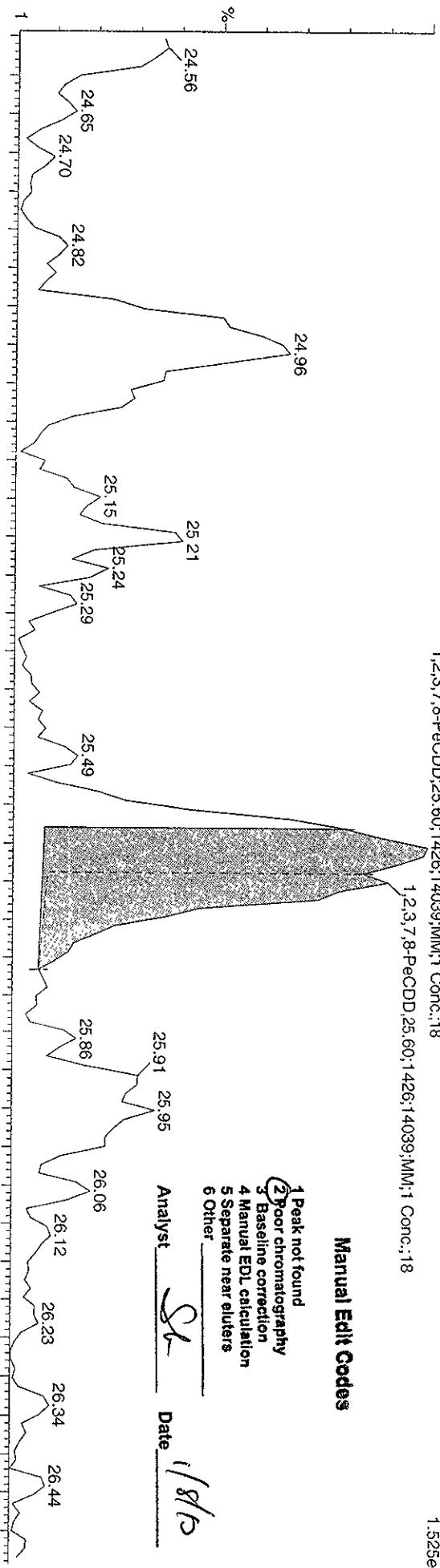
13C-PecDD



Dataset: V:\HighRes_Archive\3D5\Default.pro\05JA103D58290Ask.qld
Last Altered: Friday, January 08, 2010 07:43:28 Pacific Standard Time
Printed: Friday, January 08, 2010 07:45:14 Pacific Standard Time

Sample Name: 05JA103D5_8
05JA103D5_8 Smooth(SG, 1x2)
G9L170524-1 LQ86P-1-AC

F2: Voltage SIR, EI+
355.8546
1.525e+004



Quantity Sample Report MassLynx 4.1

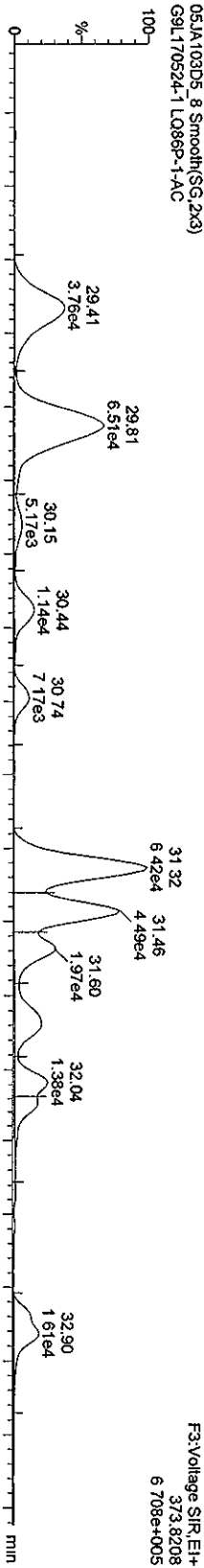
Dataset: C:\MassLynx\Default.pro\05JA103D58290A.qld

Last Altered: Wednesday, January 06, 2010 11:19:56 Pacific Standard Time
Printed: Wednesday, January 06, 2010 11:21:10 Pacific Standard Time

Name: 05JA103D5_8, Date: 06-Jan-2010, Time: 03:55:52, ID: LQ86P-1-AC, Description: G9L170524-1

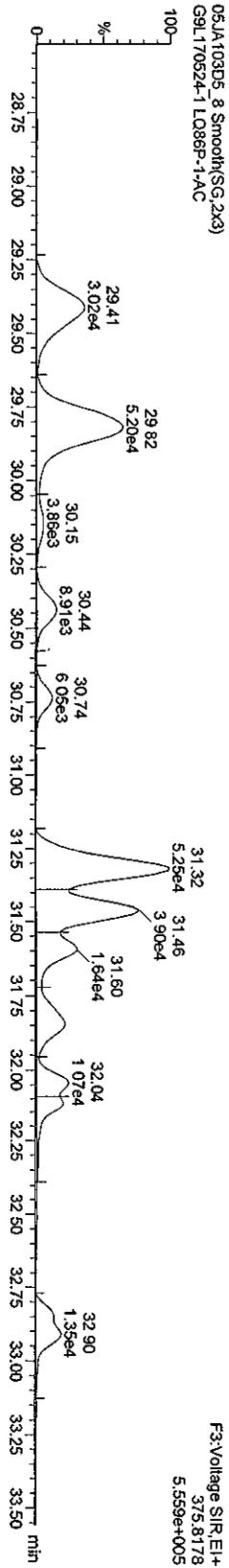
HxCDFs

05JA103D5_8 Smooth(SG, 2x3)
G9L170524-1 LQ86P-1-AC

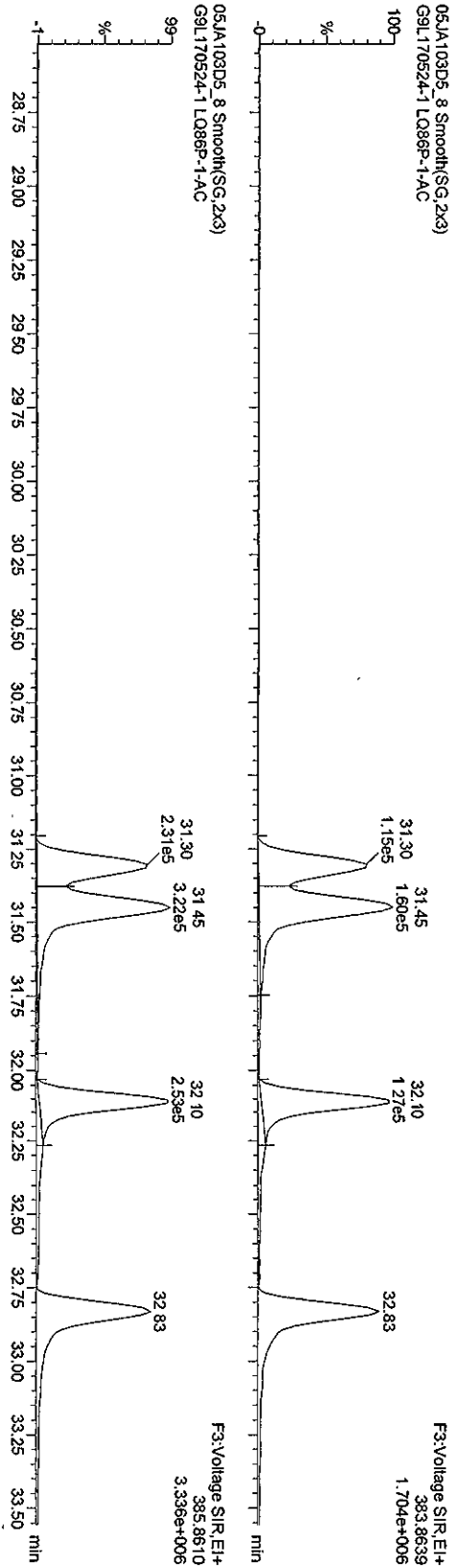


13C-HxCDFs

05JA103D5_8 Smooth(SG, 2x3)
G9L170524-1 LQ86P-1-AC



05JA103D5_8 Smooth(SG, 2x3)
G9L170524-1 LQ86P-1-AC



Dataset: V:\HighRes_Archive\3D5\Default.pro\05JA103D58290AAsk.qld

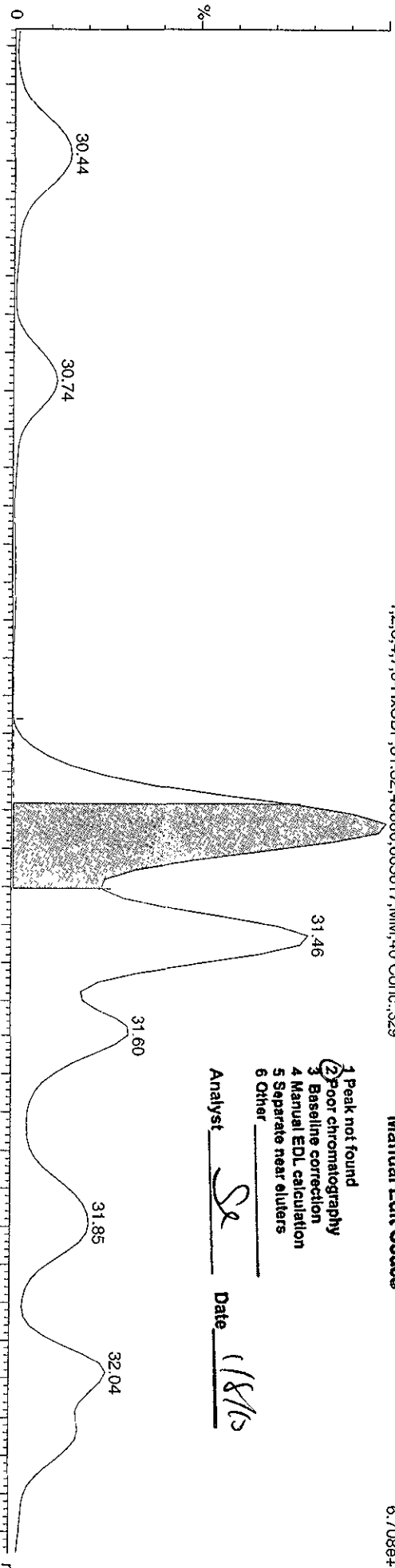
Last Altered: Friday, January 08, 2010 14:38:29 Pacific Standard Time
Printed: Friday, January 08, 2010 14:39:04 Pacific Standard Time

Method: C:\MassLynx\Default.PRO\MethDB\82903D5.mdb 04 Jan 2010 09:44:45
Calibration: C:\MassLynx\Default.PRO\CurveDB\ICA123120093D58290.cdb 31 Dec 2009 13:37:23

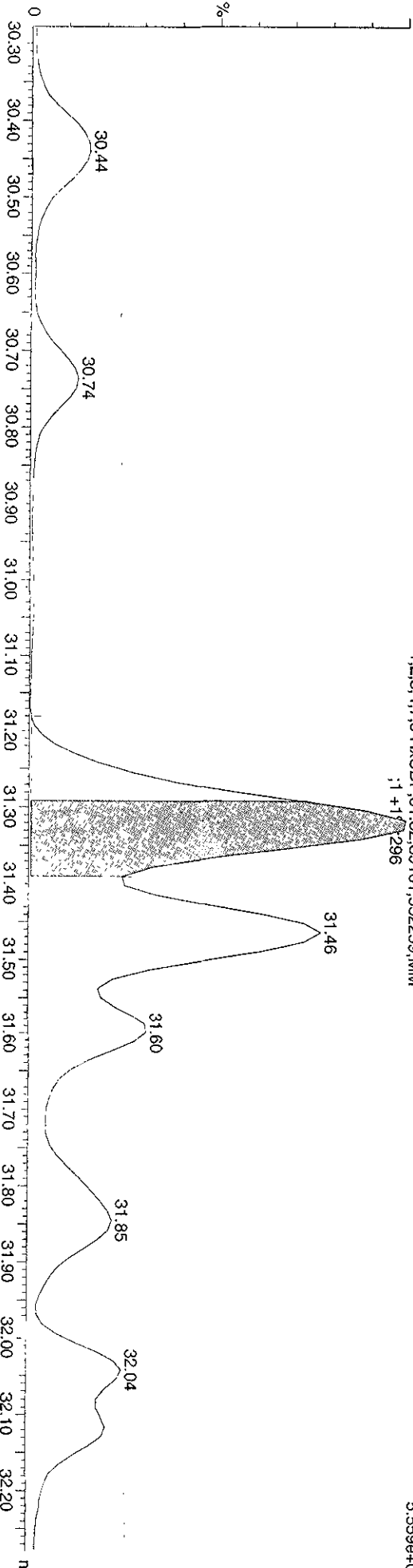
Sample Name: 05JA103D5_8

05JA103D5_8 Smooth(SG,2x3)
G9L170524-1 LO86P-1-AC

F3: Voltage SIR, EI+
373.8208
6.708e+005



05JA103D5_8 Smooth(SG,2x3)
G9L170524-1 LO86P-1-AC
F3: Voltage SIR, EI+
375.8178
5.559e+005
TestAmerica West Sacramento (916) 373 - 5600



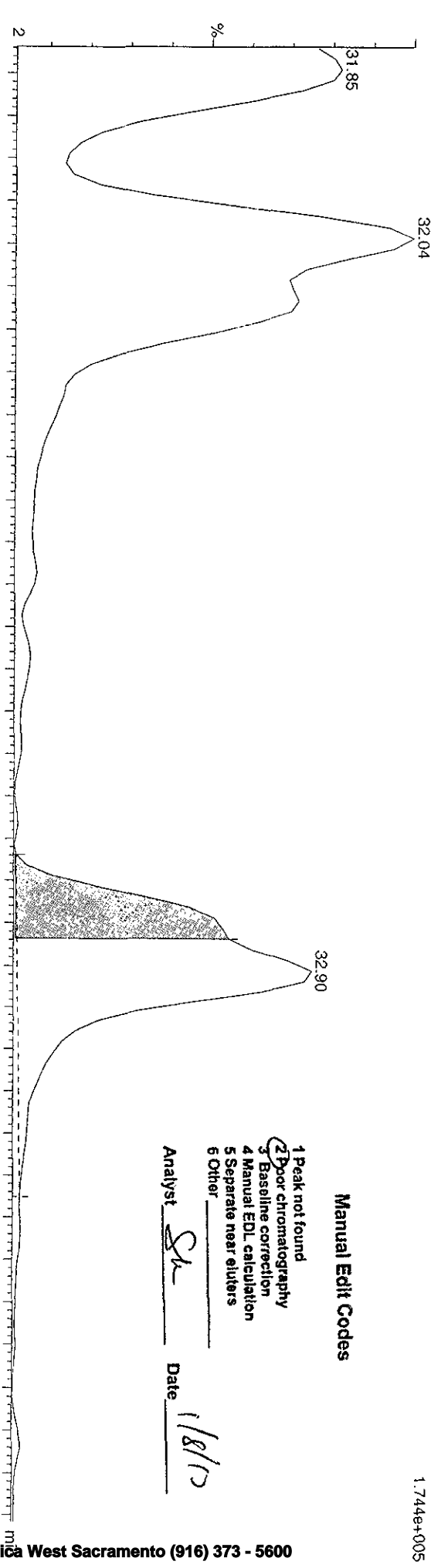
Dataset: V:\HighRes_Archive\3D5\Default.pro\05JA103D58290Ask.qld

Last Altered: Friday, January 08, 2010 07:43:28 Pacific Standard Time
Printed: Friday, January 08, 2010 07:45:14 Pacific Standard Time

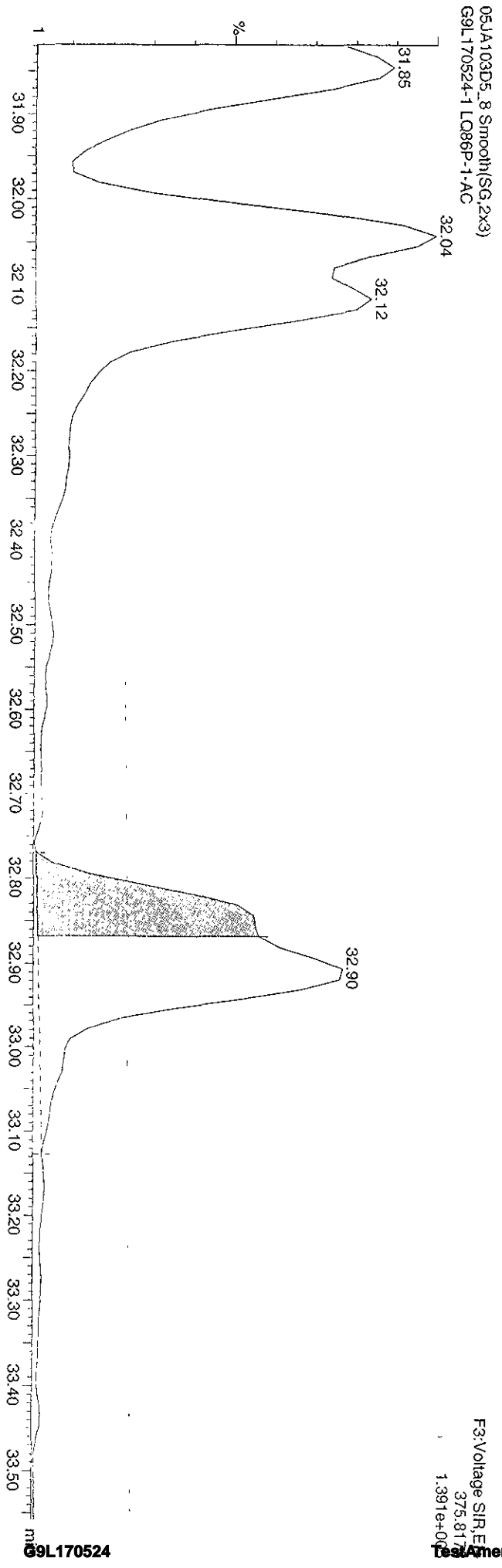
Sample Name: 05JA103D5_8

05JA103D5_8 Smooth(SG,2x3)
G9L170524-1 LO86P-1-AC

F3:Voltage SIR,EI+
373.8208
1.74e+005



F3:Voltage SIR,EI+
375.817
1.391e+005



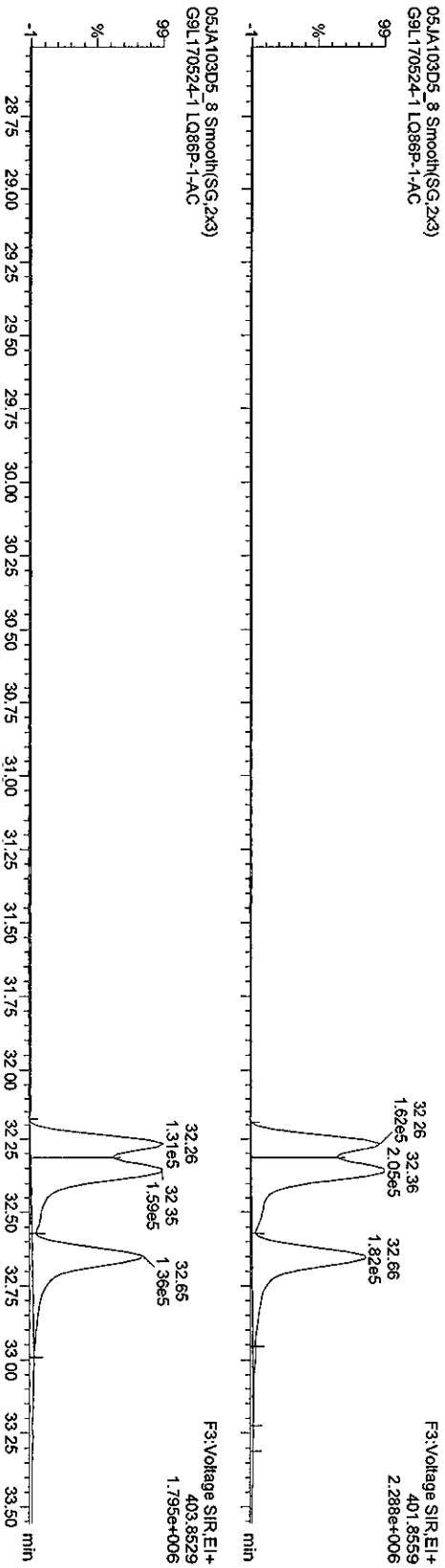
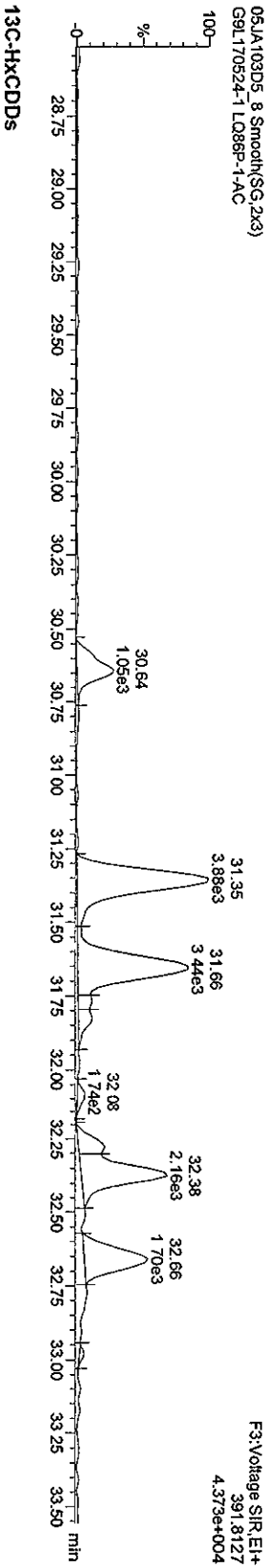
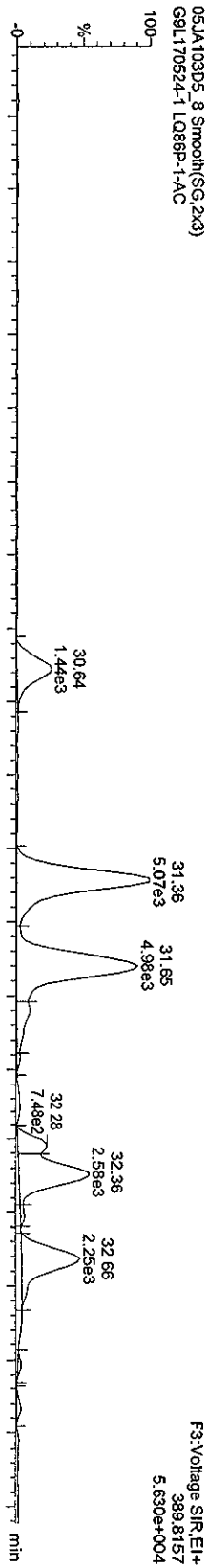
Quantity Sample Report MassLynx 4.1

Dataset: C:\MassLynx\Default\pro\05JA103D58290A.qld

Last Altered: Wednesday, January 06, 2010 11:19:56 Pacific Standard Time
Printed: Wednesday, January 06, 2010 11:21:10 Pacific Standard Time

Name: 05JA103D5_8, Date: 06-Jan-2010, Time: 03:55:52, ID: LQ86P-1-AC, Description: G9L170524-1

HXCDDs




Quantity Sample Report MassLynx 4.1

Dataset C:\MassLynx\Default\pro\05JA103D58290A.qld



Last Altered: Wednesday, January 06, 2010 11:19:56 Pacific Standard Time
Printed: Wednesday, January 06, 2010 11:21:10 Pacific Standard Time

Name: 05JA103D5_8, Date: 06-Jan-2010, Time: 03:55:52, ID: LQ86P-1-AC, Description: G9L170524-1

HpCDFs



13C-HpCDFs



Quantity Sample Report Masslynx 4.1

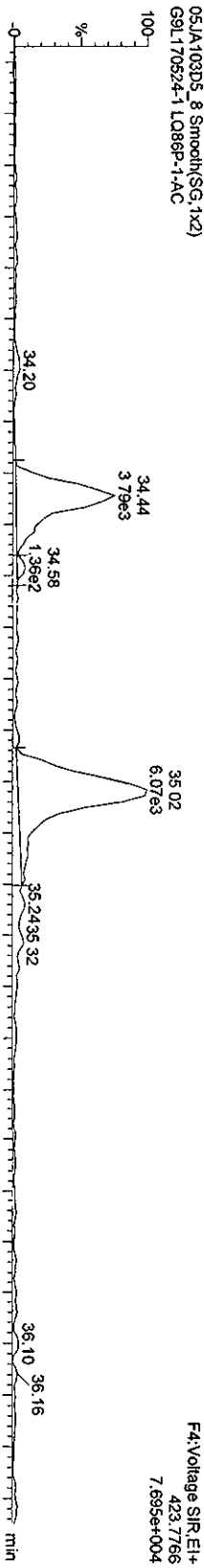
Dataset: C:\Masslynx\Default\pro\05JA103D58290A.qld

Last Altered: Wednesday, January 06, 2010 11:19:56 Pacific Standard Time
Printed: Wednesday, January 06, 2010 11:21:10 Pacific Standard Time

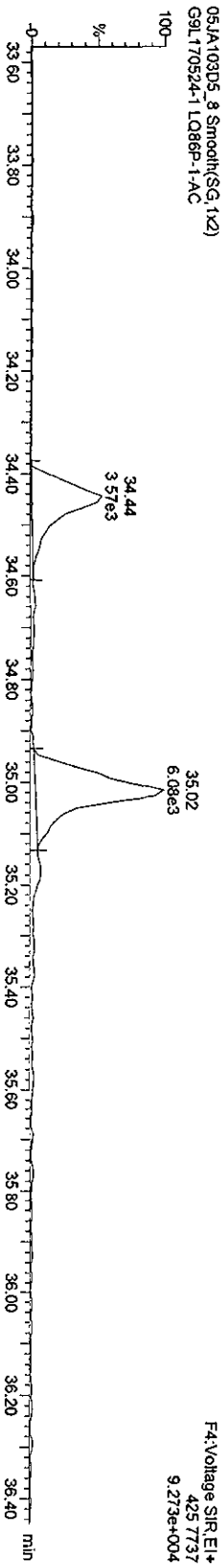
Name: 05JA103D5_8, Date: 06-Jan-2010, Time: 03:55:52, ID: LQ86P-1-AC, Description: G9L170524-1

HpCDDs

05JA103D5_8 Smooth(SG, 1x2)
G9L170524-1 LQ86P-1-AC

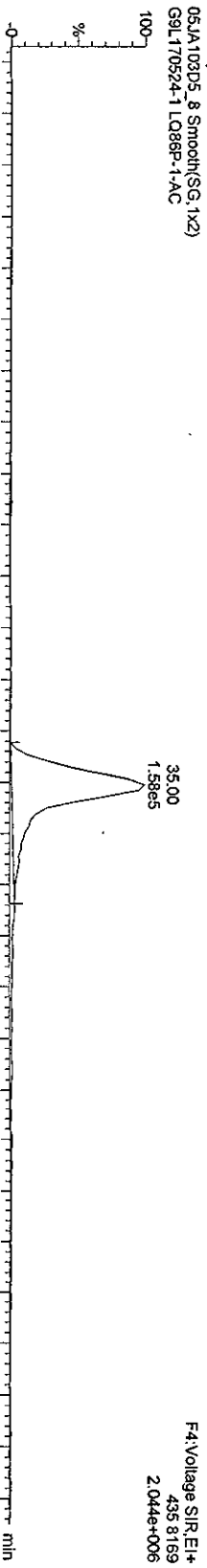


05JA103D5_8 Smooth(SG, 1x2)
G9L170524-1 LQ86P-1-AC

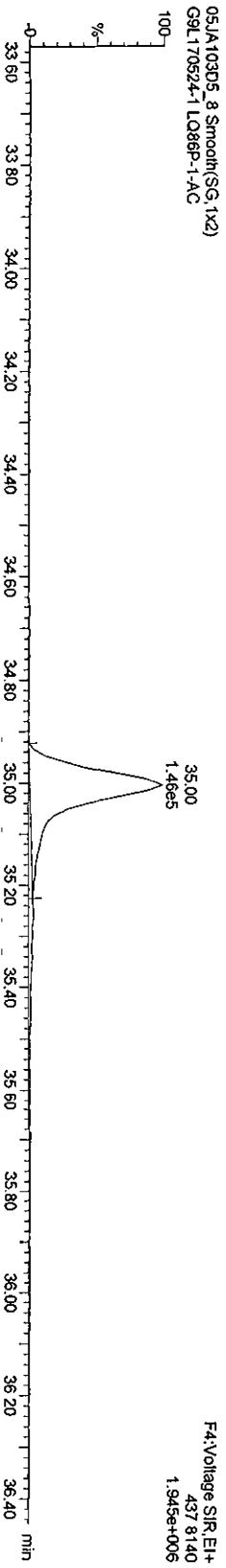


13C-HpCDD

05JA103D5_8 Smooth(SG, 1x2)
G9L170524-1 LQ86P-1-AC



05JA103D5_8 Smooth(SG, 1x2)
G9L170524-1 LQ86P-1-AC



Quantity Sample Report MassLynx 4.1


Dataset: C:\MassLynx\Default\pro\05JA103D58290A.qld

Last Altered: Wednesday, January 06, 2010 11:19:56 Pacific Standard Time
Printed: Wednesday, January 06, 2010 11:21:10 Pacific Standard Time


Name: 05JA103D5_8, Date: 06-Jan-2010, Time: 03:55:52, ID: LQ86P-1-AC, Description: G9L170524-1

OCDFs

05JA103D5_8 Smooth(SG, 1x2)
G9L170524-1 LQ86P-1-AC

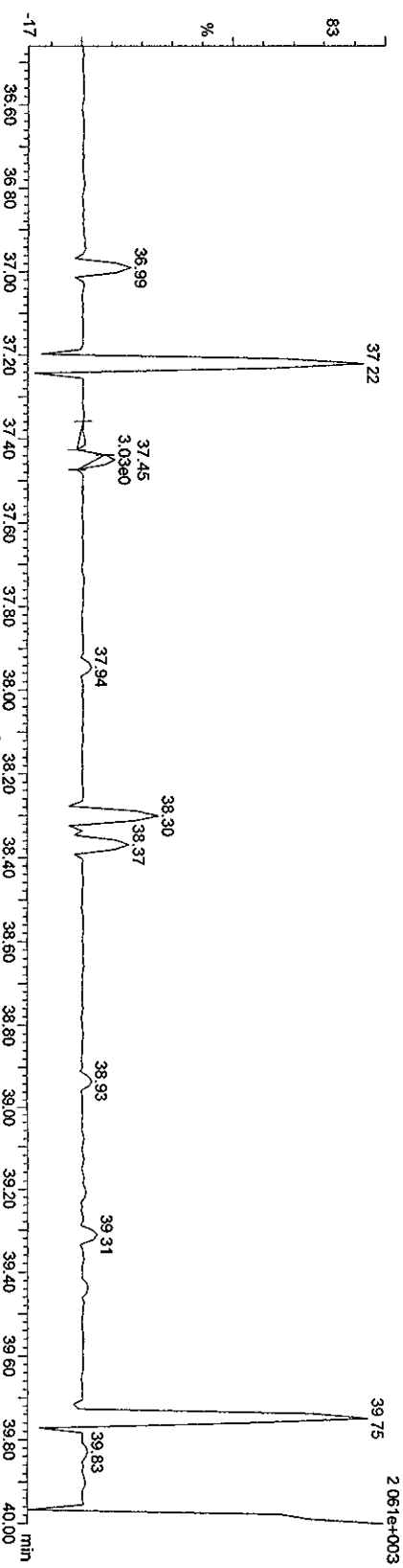


05JA103D5_8 Smooth(SG, 1x2)
G9L170524-1 LQ86P-1-AC



OCDF PCDPE

05JA103D5_8 Smooth(SG, 1x2)
G9L170524-1 LQ86P-1-AC



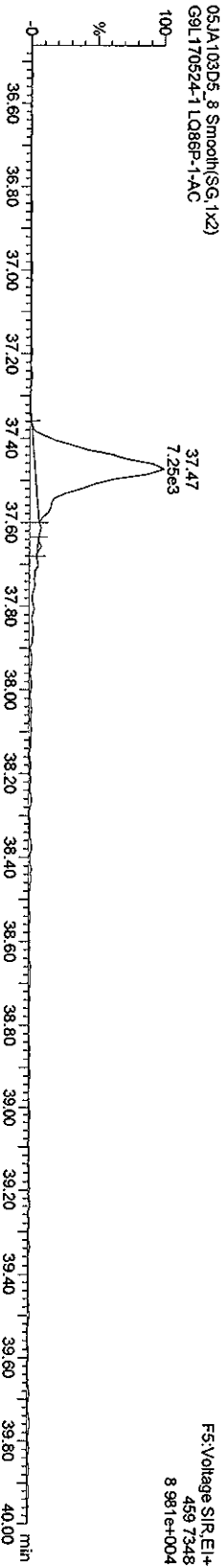

Quantity Sample Report Masslynx 4.1

Dataset: C:\Masslynx\Default\pro\05JA103D58290A.qld



Last Altered: Wednesday, January 06, 2010 11:19:56 Pacific Standard Time
Printed: Wednesday, January 06, 2010 11:21:10 Pacific Standard Time

Name: 05JA103D5_8, Date: 06-Jan-2010, Time: 03:55:52, ID: LQ86P-1-AC, Description: G9L170524-1

OCDD



13C-OCDD



Quantity Sample Report Masslynx 4.1

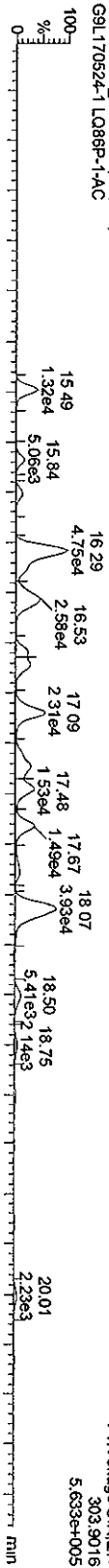
Dataset: C:\Masslynx\Default\proj\05JA103D58290A.qld

Last Altered: Wednesday, January 06, 2010 11:19:56 Pacific Standard Time
Printed: Wednesday, January 06, 2010 11:21:10 Pacific Standard Time


Name: 05JA103D5_8, Date: 06-Jan-2010, Time: 03:55:52, ID: LQ86P-1-AC, Description: G9L170524-1

TCDFs

05JA103D5_8 Smooth(SG, 1x2)
G9L170524-1 LQ86P-1-AC

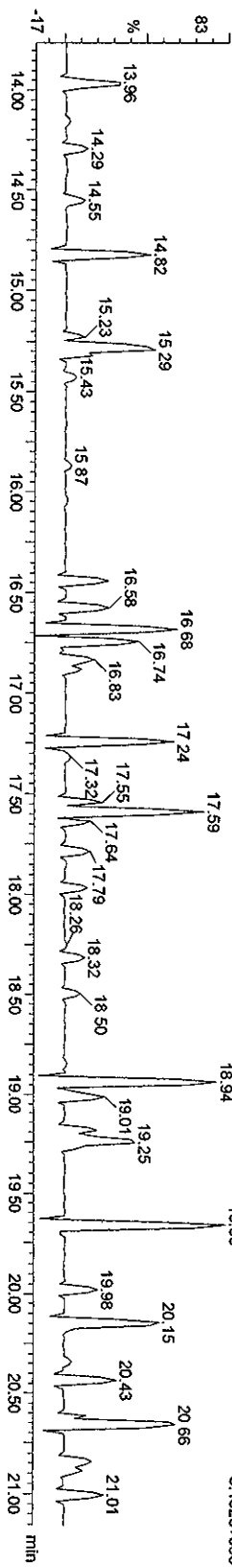


05JA103D5_8 Smooth(SG, 1x2)
G9L170524-1 LQ86P-1-AC



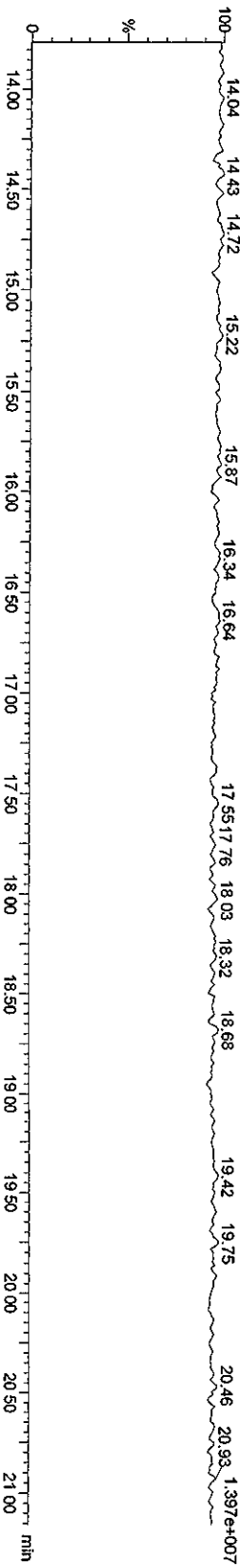
TCDF PCDPE

05JA103D5_8 Smooth(SG, 1x2)
G9L170524-1 LQ86P-1-AC



Function 1 PFK

05JA103D5_8 Smooth(SG, 1x2)
G9L170524-1 LQ86P-1-AC

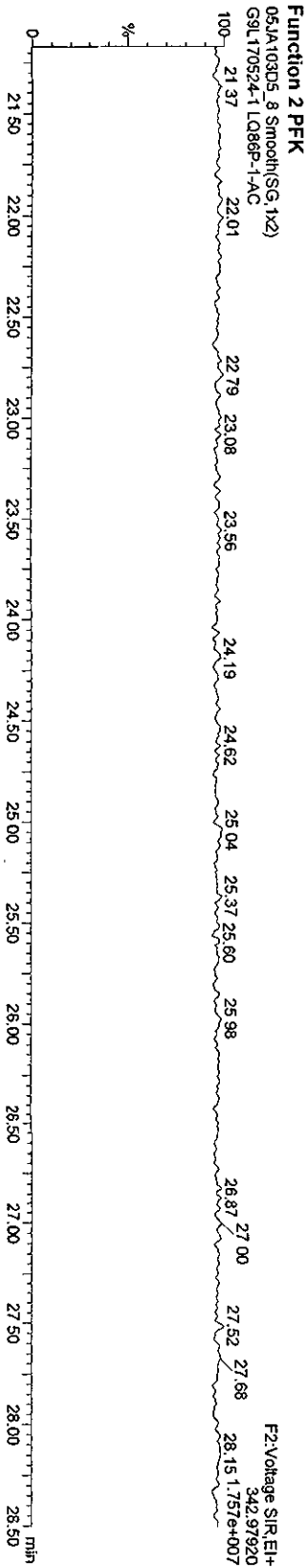
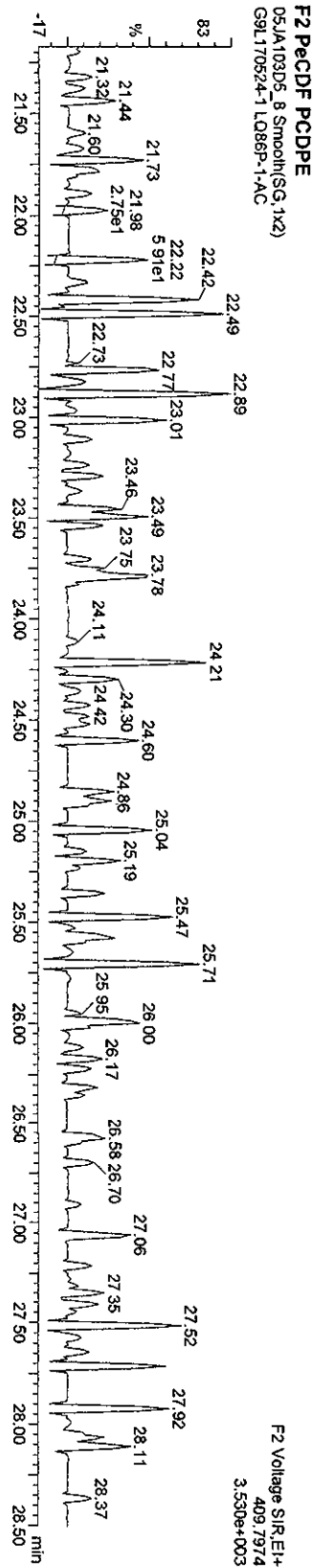
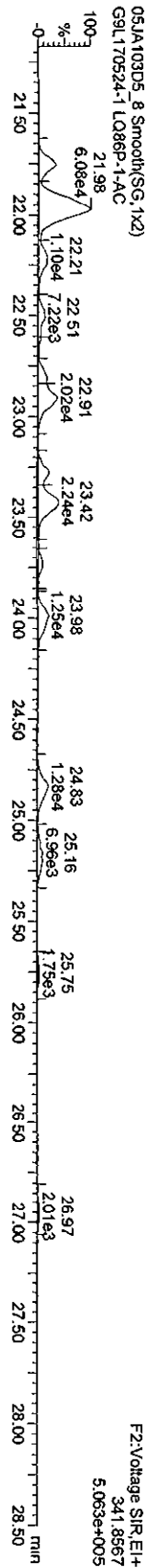
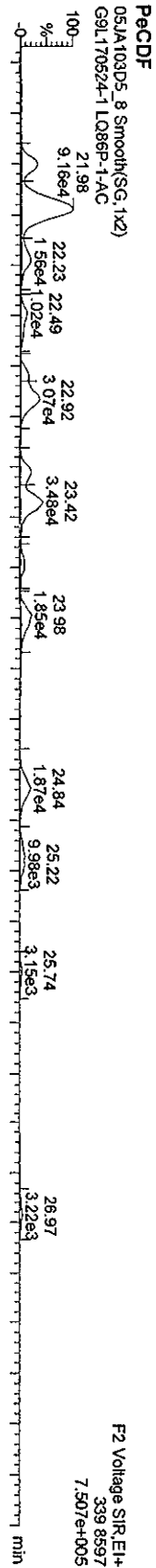


Quantity Sample Report Masslynx 4.1

Dataset: C:\Masslynx\Default\pro\05JA103D58290A.qld

Last Altered: Wednesday, January 06, 2010 11:19:56 Pacific Standard Time
Printed: Wednesday, January 06, 2010 11:21:10 Pacific Standard Time

Name: 05JA103D5_8, Date: 06-Jan-2010, Time: 03:55:52, ID: LQ86P-1-AC, Description: G9L170524-1



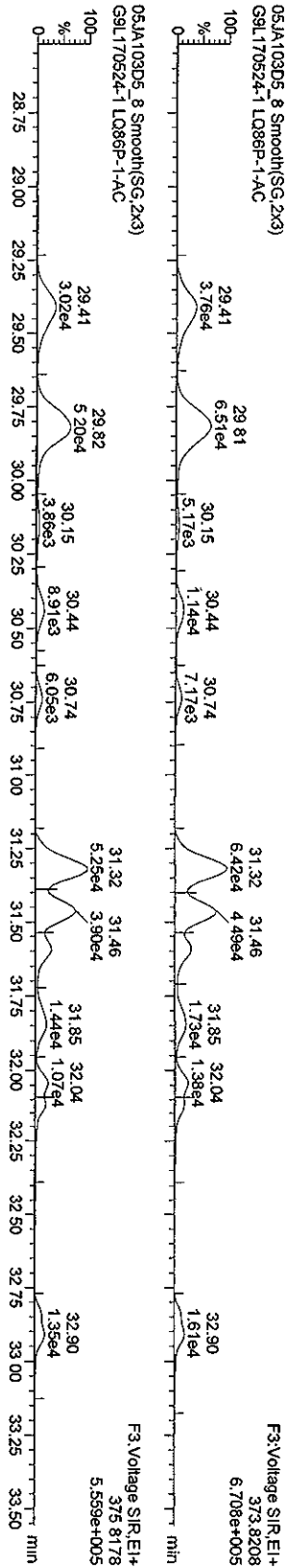
Quantity Sample Report MassLynx 4.1

Dataset: C:\MassLynx\Default\pro\05JA103D58290A.qld

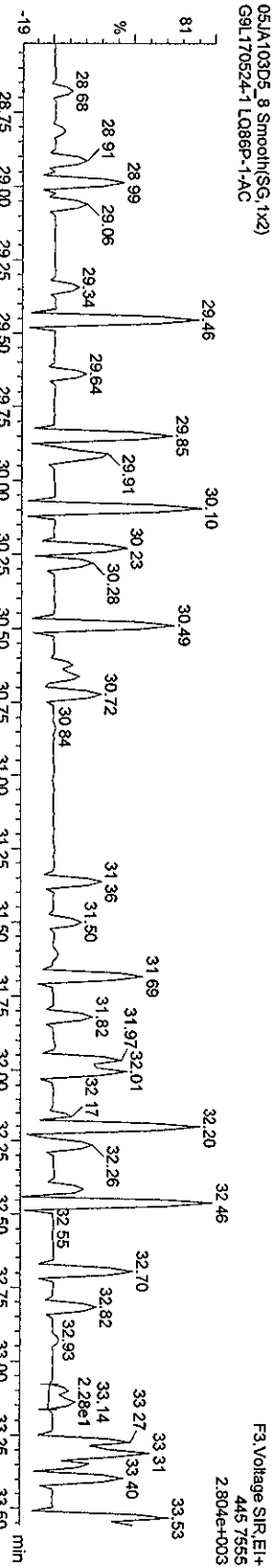
Last Altered: Wednesday, January 06, 2010 11:19:56 Pacific Standard Time
Printed: Wednesday, January 06, 2010 11:21:10 Pacific Standard Time

Name: 05JA103D5_8, Date: 06-Jan-2010, Time: 03:55:52, ID: LQ86P-1-AC, Description: G9L170524-1

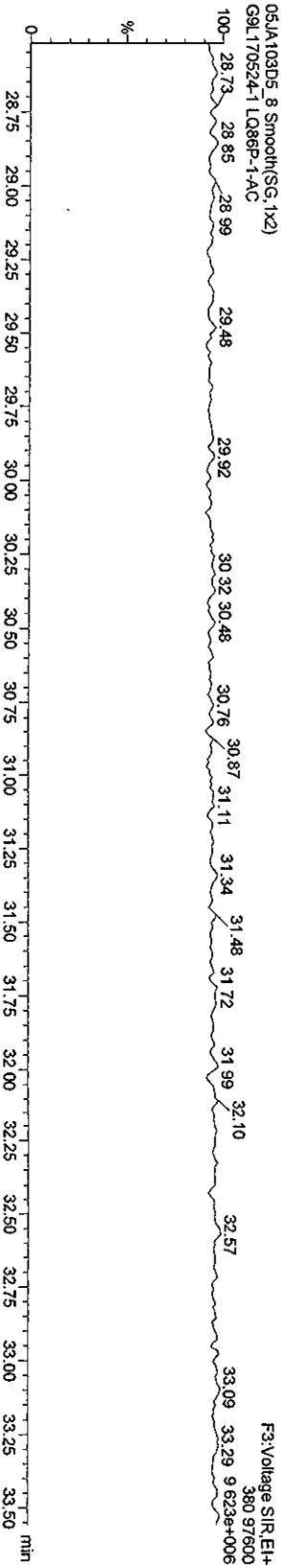
HXCDFS



HXCDF PCDFE



Function 3 PFK



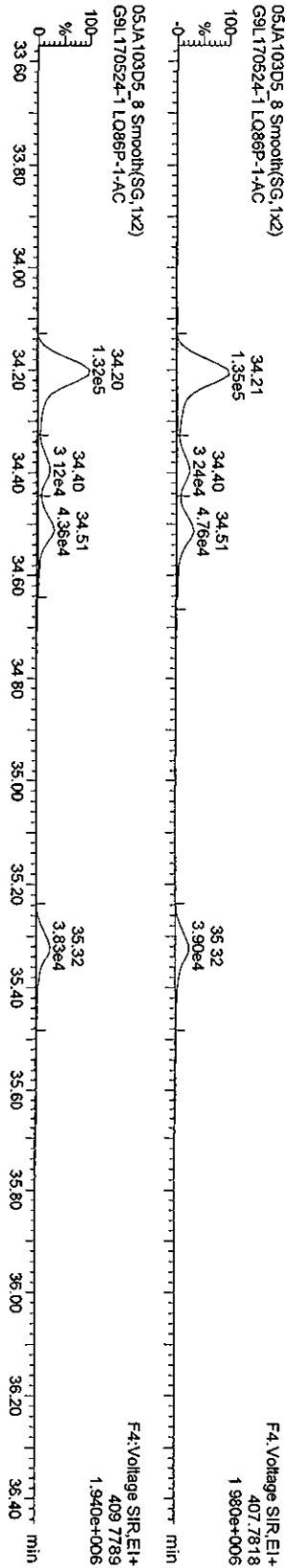
Quantity Sample Report MassLynx 4.1

Dataset: C:\MassLynx\Default.pro\05JA103D58290A.qld

Last Altered: Wednesday, January 06, 2010 11:19:56 Pacific Standard Time
 Printed: Wednesday, January 06, 2010 11:21:10 Pacific Standard Time

Name: 05JA103D5_8, Date: 06-Jan-2010, Time: 03:55:52, ID: LQ86P-1-AC, Description: G9L170524-1

HPCDFs



Quantify Sample Report Masslynx 4.1

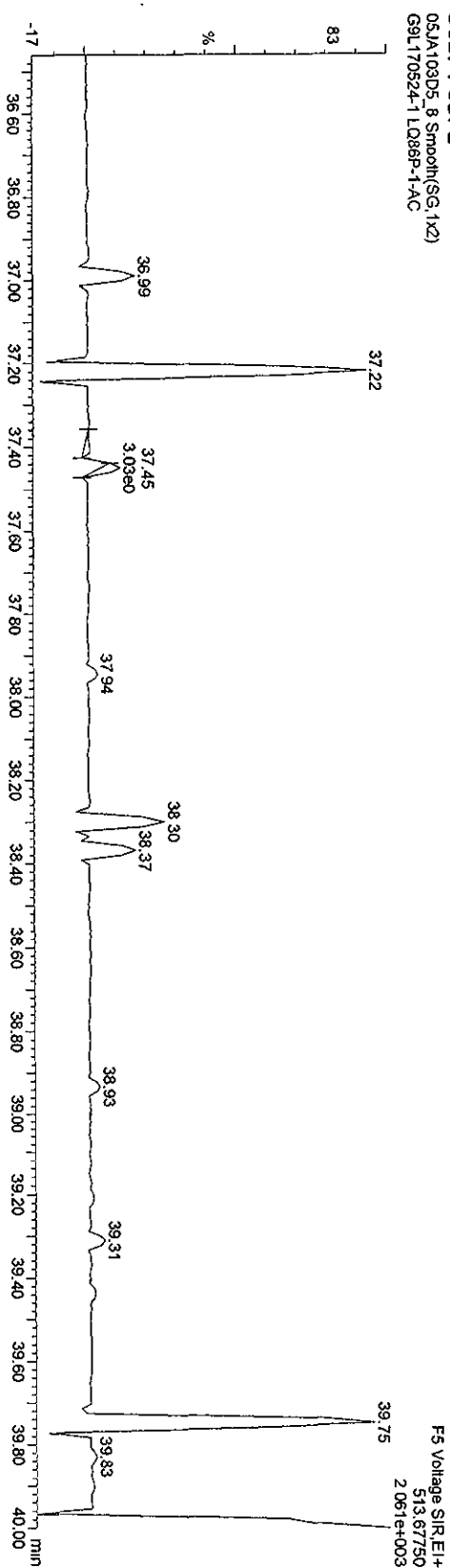
Dataset: C:\Masslynx\Default\prot05JA103D58290A.qld

Last Altered: Wednesday, January 06, 2010 11:19:56 Pacific Standard Time
Printed: Wednesday, January 06, 2010 11:21:10 Pacific Standard Time

Name: 05JA103D5_8, Date: 06-Jan-2010, Time: 03:55:52, ID: LQ86P-1-AC, Description: G9L170524-1

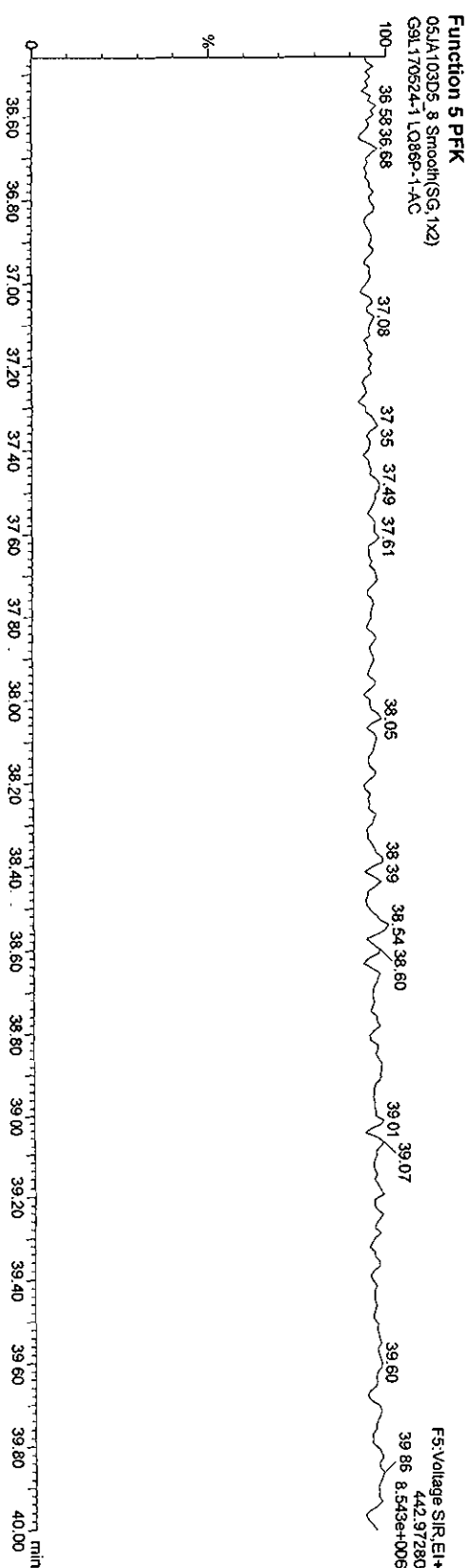
OCDF PCDDP

05JA103D5_8 Smooth(SG,1x2)
G9L170524-1 LQ86P-1-AC



Function 5 PFK

05JA103D5_8 Smooth(SG,1x2)
G9L170524-1 LQ86P-1-AC



Run text: LQ86P-1-AC Sample text: LQ86P-1-AC :G9L170524-1
 Run #14 Filename: 07JA10C5D2 S: 10 I: 1 Results: 07JA10C5D2DB225
 Acquired: 8-JAN-10 05:17:12 Processed: 8-JAN-10 09:58:17
 Run: 07JA10C5D2 Analyte: DB225HRS Cal: DB2250104105D2
 Factor 1: 1600.000 Factor 2: 20.000 Sample size: 10.3000g

Name	Resp	RA	RT	RRF	Conc	EDL	Rec	M
13C-1,2,3,4-TCDD	47012702	0.72 y	14:09	-	2.11	-	-	n
13C-2,3,7,8-TCDF	108561484	0.80 y	15:15	1.66	134.76	1.16	69.4	n
2,3,7,8-TCDF	8320129	0.81 y	15:16	1.01	14.68	0.72	-	n
13C-2,3,7,8-TCDD	58724456	0.71 y	13:55	0.95	127.50	1.72	65.7	n
2,3,7,8-TCDD	307864	0.50 n	13:55	1.18	0.86	1.17	-	n
37Cl-2,3,7,8-TCDD	81994464	1.00 y	13:55	2.07	81.88	0.53	105.4	n

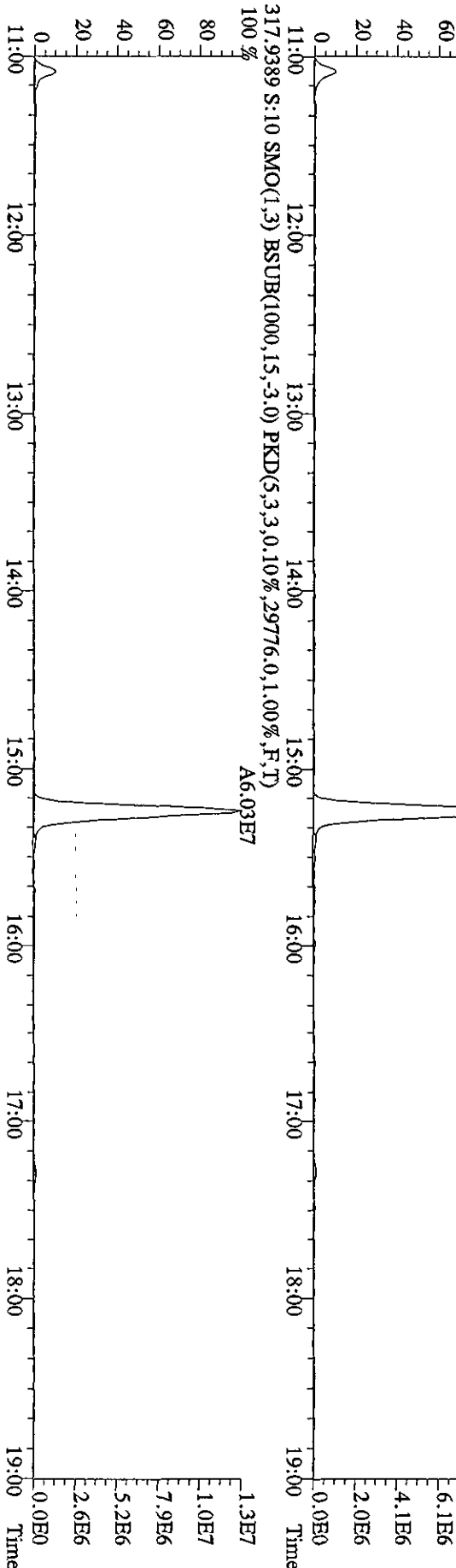
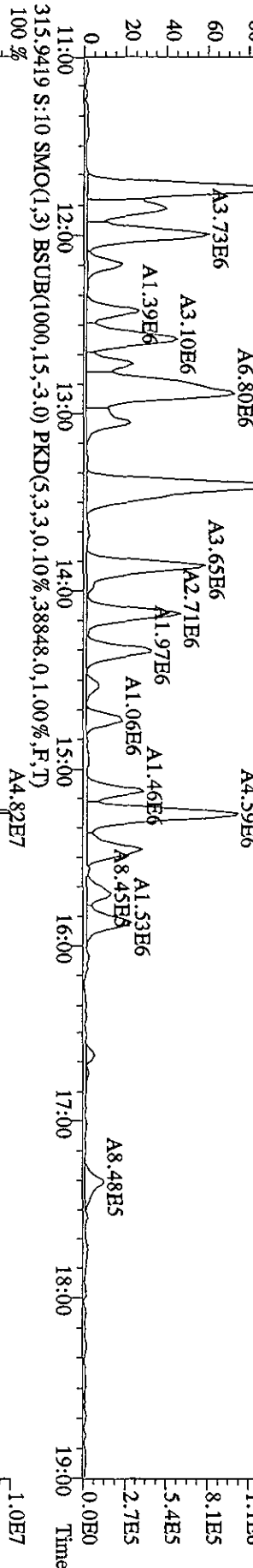
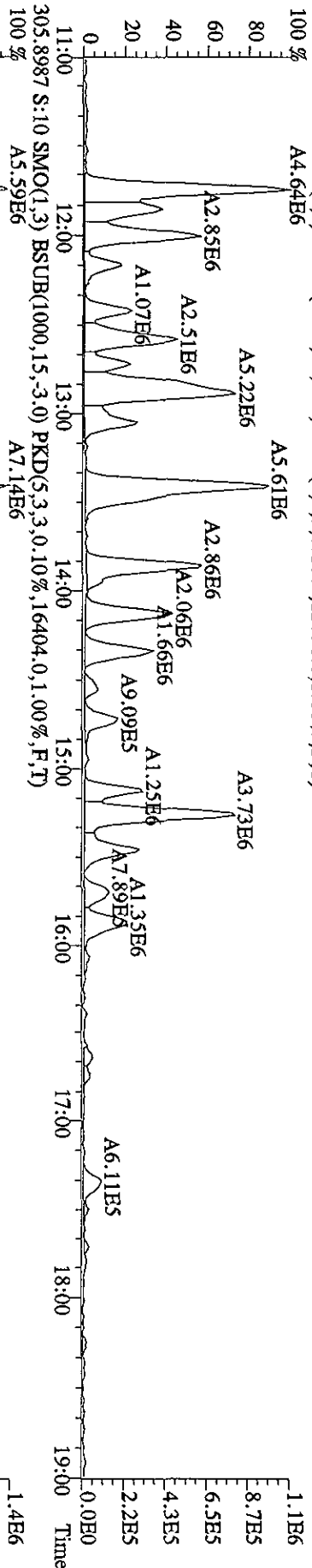
Sh 1/12/10

File:071A100C5D2 #1-1241 Acq: 8-JAN-2010 05:17:12 GC EI+ Voltage SIR 70SE

Sample#10 Text:LQ86P-1-AC :G9L170524-1

Exp:DB225

303.9016 S:10 SMO(1,3) BSUB(1000,15,-3.0) PKD(5,3,3,0.10%,12736,0,1.00%,F,T)

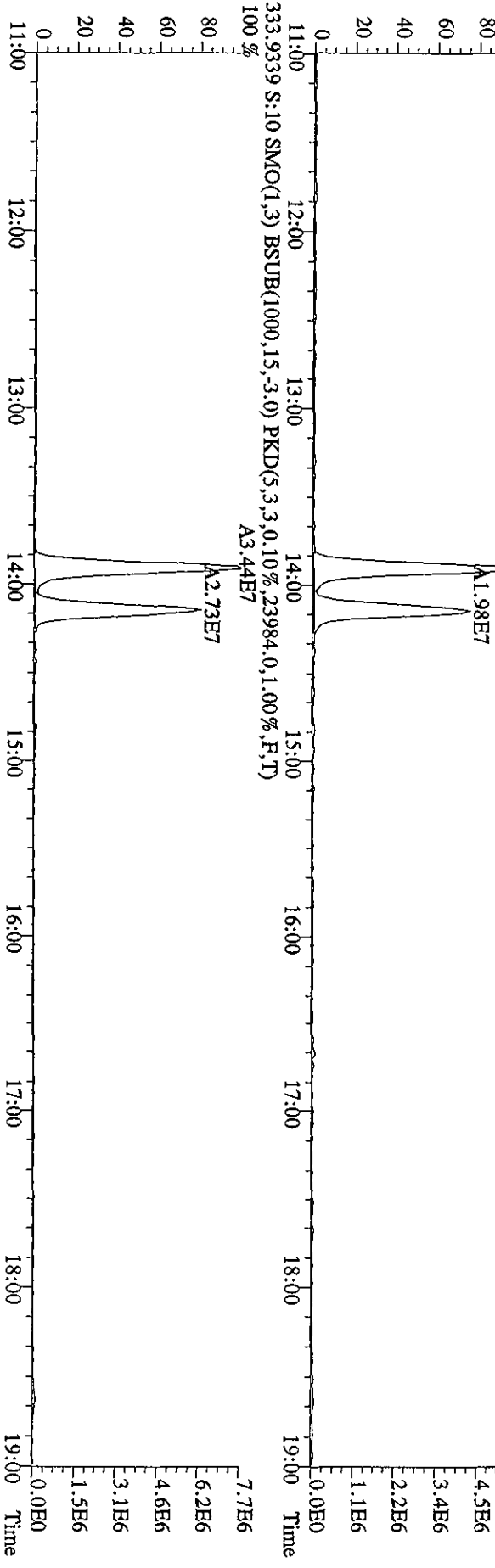
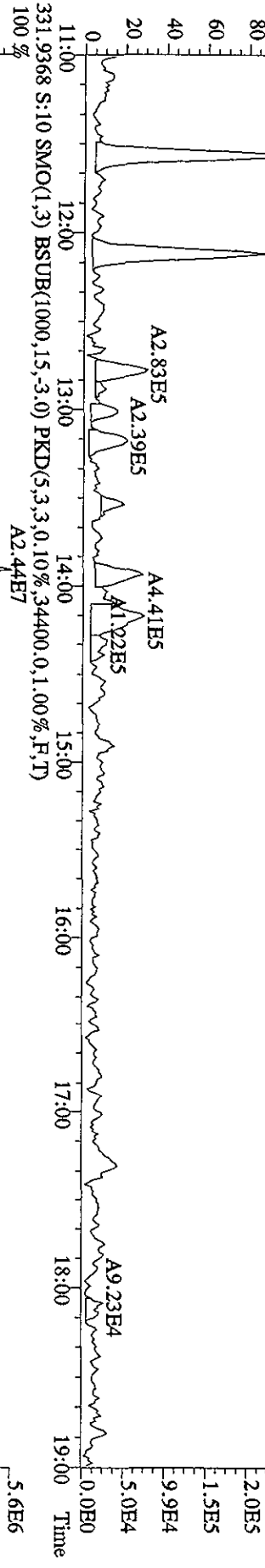
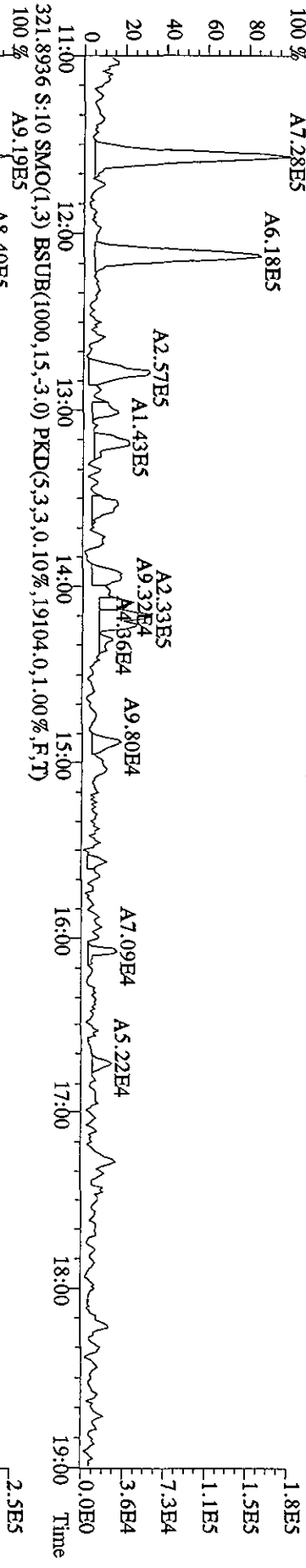


File:071A100C5D2 #1-1241 Acq: 8-JAN-2010 05:17:12 GC EI+ Voltage SFR 70SE



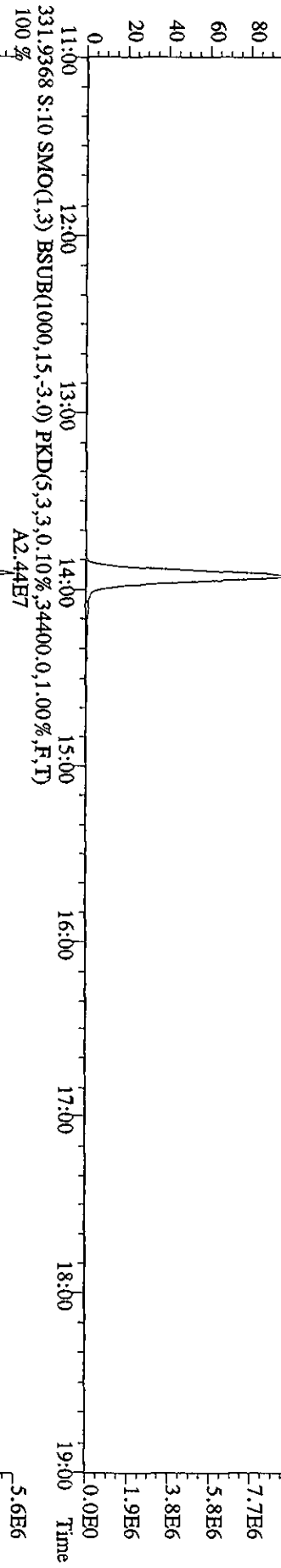

Sample#10 Text:LQ86P-1-AC :G9L170524-1

Exp:DB225

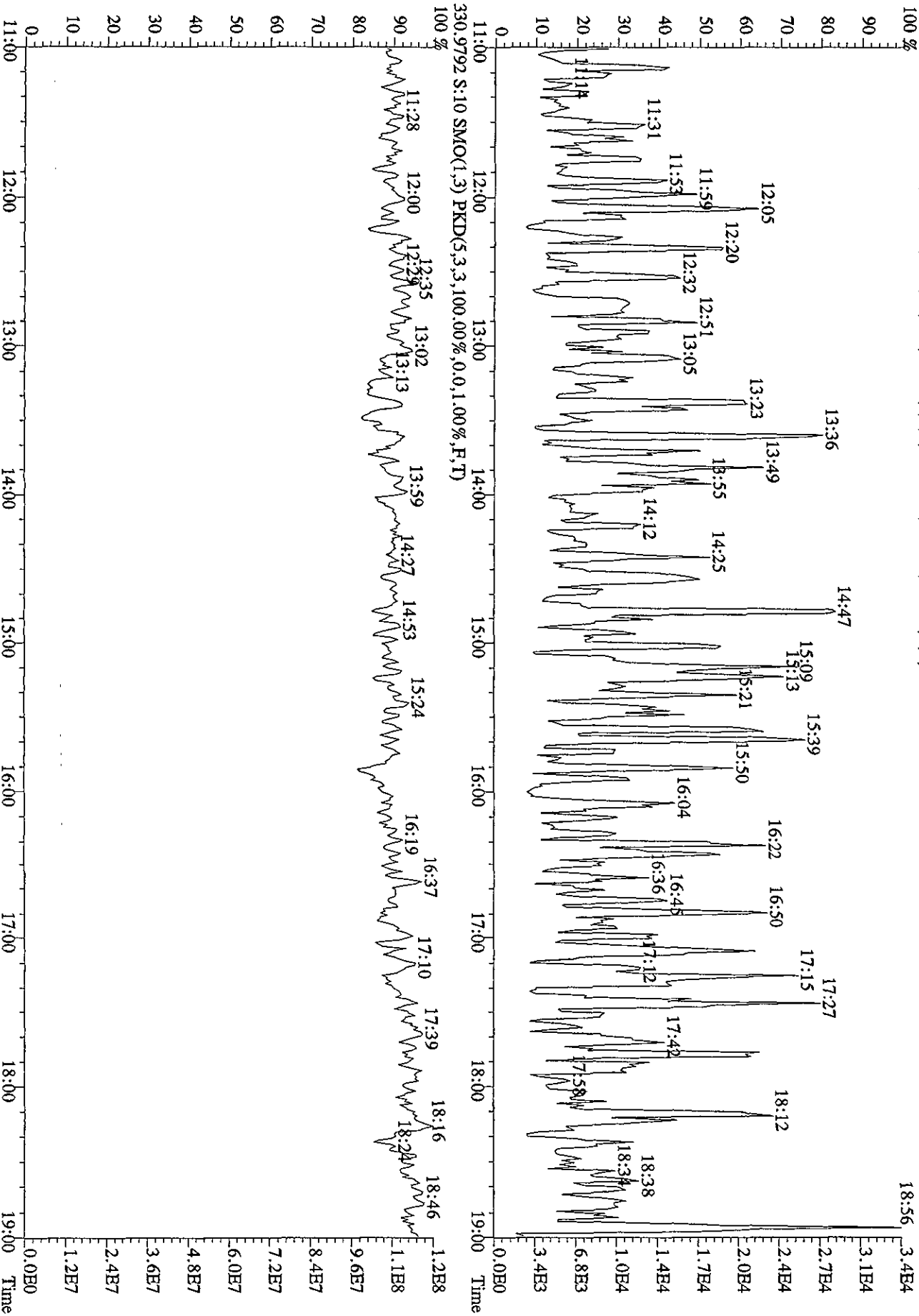
319.8965 S:10 SMO(1,3) BSUB(1000,15,-3.0) PKD(5,3,3,0,10%,12556,0,1,00%,F,T)



File:071A10C5D2 #1-1241 Acq: 8-JAN-2010 05:17:12 GC EI+ Voltage SIR 70SE
 Sample#10 Text:LQ86P-1-AC :G9L170524-1 Exp:DB225
 327.8840 S:10 SMO(1,3) BSUB(1000,15,-3.0) PKD(5,3,3,0,10%,19480,0,1,00%,F,T)
 100% A4.10E7



File:071A10C5D2 #1-1241 Acq: 8-JAN-2010 05:17:12 GC EI+ Voltage SIR 70SE
 Sample#10 Text:LQ86P-1-AC :G9L170524-1 Exp:DB225
 375.8364 S:10 SMO(1,3) BSUB(1000,15,-3.0) PKD(5,3,3,100.00%,9112.0,1.00%,F,T)



Quantity Sample Summary Report MassLynx 4.1

Dataset: V:\HighRes_Archive\3D5\Default.pro\05JA103D58290A.sk.qld

Last Altered: Friday, January 08, 2010 14:45:49 Pacific Standard Time
 Printed: Friday, January 08, 2010 14:46:18 Pacific Standard Time

Method: C:\MassLynx\Default.PRO\MethDB\82903D5.mdb 04 Jan 2010 09:44:45
 Calibration: C:\MassLynx\Default.PRO\CurveDB\CA123120093D58290.cdb 31 Dec 2009 13:37:23

Name: 05JA103D5_9, Date: 06-Jan-2010, Time: 04:38:08, ID: LQ86X-1-AC, Description: G9L170524-2, Task:

SL 1/8/10

#	Name	Trace	Sample Size	RT	Ptd.RT	RRF M...	Abs.Resp	Conc.	EMPC	%Rec	EDL	Ratio	Ratio F...	Mod Date
1	13C-1,2,3,4-TCDD	331.9368	10.150	18.59	18.60	1.00000	330002.13	98.5222	98.5222	100.0	0.43210	0.7796	NO	
2														
3	13C-2,3,7,8-TCDF	315.9419	10.150	18.04	17.98	1.55387	592532.38	113.8449	113.8449	57.8	0.18961	0.7636	NO	
4	2,3,7,8-TCDF	303.9016	10.150	18.09	18.06	1.00894	6817.94	2.2472	2.2472	0.17416	0.7525	0.7525	NO	
5	Total TCDFs	303.9016	10.150		21.44	1.00894		12.3695	10.8453		0.17416			
6														
7	13C-2,3,7,8-TCDD	331.9368	10.150	18.80	18.79	0.93654	390811.34	124.5830	124.5830	63.2	0.46138	0.7880	NO	
8	2,3,7,8-TCDD	319.8965	10.150	18.83	18.80	1.13162	406.71	0.1812	0.1591	0.12783	1.0161	1.0161	YES	
9	Total TCDDs	319.8965	10.150		19.55	1.13162		1.2179	1.0279		0.12783			
10														
11	37CL-2,3,7,8-TCDD	327.8847	10.150	18.82	18.80	1.13700	285463.28	74.9560	0.0000	95.1	0.11241			
12														
13	13C-1,2,3,7,8-PeCDF	351.9000	10.150	23.42	23.39	1.21534	414101.58	101.7246	101.7246	51.6	0.39313	1.5039	NO	
14	1,2,3,7,8-PeCDF	339.8597	10.150	23.44	23.45	1.03079	2963.87	1.3682	1.1285	0.28521	2.0917	2.0917	YES	
15	2,3,4,7,8-PeCDF	339.8597	10.150	24.86	24.86	0.96399	807.50	0.3986	0.0627	0.30498	15.2067	15.2067	YES	
16	Total F2 PeCDFs	339.8597	10.150		34.47	0.99739		8.4599	5.8056		0.29476			
17	Total F1 PeCDFs	339.8597	10.150		36.56	0.99739		1.4752	1.4752		0.21686			
18														
19	13C-1,2,3,7,8-PeCDD	367.8949	10.150	25.61	25.57	0.74736	274251.23	109.5557	109.5557	55.6	0.38565	1.6458	NO	
20	1,2,3,7,8-PeCDD	355.8546	10.150	25.64	25.64	1.05672		0.3115	0.1514	0.29868	1.6458	1.6458	NO	
21	Total PeCDDs	355.8546	10.150		31.10	1.05672					0.29868			
22														
23	13C-1,2,3,7,8,9-HxCDD	401.8559	10.150	32.66	32.61	1.00000	284920.23	98.5222	98.5222	100.0	0.41643	1.2291	NO	
24														
25	13C-1,2,3,4,7,8-HxCDF	383.8639	10.150	31.33	31.32	0.91641	245708.70	92.7134	92.7134	47.1	0.56420	0.5186	NO	
26	1,2,3,4,7,8-HxCDF	373.8208	10.150	31.34	31.34	1.24280	5301.49	3.4209	3.4209	0.49824	1.1200	1.1200	NO	08-Jan-10
27	1,2,3,6,7,8-HxCDF	373.8208	10.150	31.48	31.47	1.49624	4800.61	2.5730	2.5730	0.41384	1.2212	1.2212	NO	
28	2,3,4,6,7,8-HxCDF	373.8208	10.150	32.14	32.14	1.31114	1066.40	0.6461	0.5659	0.47227	0.9412	0.9412	YES	08-Jan-10
29	1,2,3,7,8,9-HxCDF	373.8208	10.150	32.89	32.88	1.29097	870.63	0.5408	0.4796	0.47964	0.9642	0.9642	YES	08-Jan-10
30	Total HxCDFs	373.8208	10.150		0.00	1.33529		13.9447	13.7094		0.46373			
31														

Quantity Sample Summary Report MassLynx 4.1

Dataset: V:\HighRes_Archive\3D5\Default.pro\05JA103D58290Ask.qld

Last Altered: Friday, January 08, 2010 14:45:49 Pacific Standard Time
 Printed: Friday, January 08, 2010 14:46:18 Pacific Standard Time

Name: 05JA103D5_9, Date: 06-Jan-2010, Time: 04:38:08, ID: LQ86X-1-AC, Description: G9L170524-2, Task:

# Name	Trace	Sample Size	RT	Ptd.RT	RRF	M.	Abs.Resp	Conc.	EMPC	%Rec	EDL	Ratio	Ratio F...	Mod Date
32 13C-1,2,3,6,7,8-HxCDD	401.8559	10.150	32.36	32.38	0.80919		252833.29	108.0425	108.0425	54.8	0.51462	1.2973	NO	
33 1,2,3,4,7,8-HxCDD	389.8157	10.150	32.33	32.27	0.93261		212.58	0.1776	0.1587		0.27014	1.5078	YES	08-Jan-10
34 1,2,3,6,7,8-HxCDD	389.8157	10.150	32.36	32.37	1.18024		505.49	0.3338	0.232376		0.21346	2.2192	YES	08-Jan-10
35 1,2,3,7,8,9-HxCDD	389.8157	10.150	32.67	32.65	1.28282		451.06	0.2740	0.48907		0.19639	2.2483	YES	
36 Total HxCDDs	389.8157	10.150		0.00	1.13189			2.0658	1.5798		0.22258			
37														
38 13C-1,2,3,4,6,7,8-HpCDF	417.8253	10.150	34.21	34.20	0.81080		151686.20	64.6906	64.6906	32.8	1.06539	0.4521	NO	
39 1,2,3,4,6,7,8-HpCDF	407.7818	10.150	34.21	34.22	1.36387		10086.86	9.6073	9.6073		0.34107	0.9529	NO	
40 1,2,3,4,7,8,9-HpCDF	407.7818	10.150	35.33	35.34	1.11483		3885.61	4.4693	4.4693		0.41726	0.9232	NO	
41 Total HpCDFs	407.7818	10.150		0.00	1.23935			20.4176	20.4176		0.37534			
42														
43 13C-1,2,3,4,6,7,8-HpCDD	435.8169	10.150	35.02	35.02	0.70743		146271.77	71.4970	71.4970	36.3	0.76654	1.0483	NO	
44 1,2,3,4,6,7,8-HpCDD	423.7766	10.150	35.00	35.02	1.04312		755.87	0.9761	0.9761		0.38716	0.9025	NO	08-Jan-10
45 Total HpCDDs	423.7766	10.150		0.05	1.04312			1.2352	1.4940		0.38716			
46														
47 13C-OCDD	469.7779	10.150	37.49	37.47	0.51880		122654.68	81.7520	81.7520	20.7	1.33195	0.9450	NO	
48 OCDF	441.7428	10.150	37.59	37.60	1.40213		11579.64	26.5349	26.5349		1.11711	0.8387	NO	08-Jan-10
49 OCDD	457.7377	10.150	37.50	37.50	1.19691		1824.60	4.8980	4.8980		0.61603	0.8585	NO	
50														
51														
52 Function 1 PFK	330.97920	1.000		14.26										
53 Function 2 PFK	342.97920	1.000	22.50	22.48	16743.000		20126.40	1.2020		120.2	1.81605			
54 Function 3 PFK	380.97600	1.000		29.28	7909.200						0.00000			
55 Function 4 PFK	430.97290	1.000		34.81	14980.000						0.00000			
56 Function 5 PFK	442.97280	1.000	39.33	39.31	3947.900		3815.86	0.9666		96.7	3.08978			
57 TCDF PCDDPE	375.8364	1.000	14.94	15.01	30.01200		75.54	2.5171		251.7	0.04605			
58 F1 PCDF PCDDPE	409.79740	1.000		18.68	45.97200						0.00000			
59 F2 PCDF PCDDPE	409.79740	1.000	22.15	22.10	17.77400		28.42	1.5989		159.9	0.79343			
60 HXCDF PCDDPE	445.7555	1.000	33.05	33.02	18.61100		41.85	2.2489		224.9	1.10141			
61 HPCDF PCDDPE	479.7165	1.000	35.35	35.33	75.50100		0.74	0.0098		1.0	0.34290			
62 OCDF PCDDPE	513.67750	1.000	37.54	37.54	85.06100		55.84	0.6565		65.6	0.00832			

Dataset: C:\MassLynx\Default.pro\05JA103D568290A.qld

Last Altered: Wednesday, January 06, 2010 11:19:56 Pacific Standard Time
 Printed: Wednesday, January 06, 2010 11:20:33 Pacific Standard Time

Name: 05JA103D5_9, Date: 06-Jan-2010, Time: 04:38:08, ID: LQ86X-1-AC, Description: G9L170524-2, Task:

#	Name	Trace	Sample Size	RT	Prd:RT	RRF	M	Abs:Resp	Conc.	EMFC	%Rec	EDL	Ratio	Prd:Ratio	Ratio	Mod:Date
1	13C-1,2,3,4-TCDD	331.9368	10.150	18.59	18.60	1.000		330002.13	98.5222	98.5222	100.0	0.4321	0.780	0.770		NO
2																
3	13C-2,3,7,8-TCDF	315.9419	10.150	18.04	17.98	1.554		592532.38	113.8449	113.8449	57.8	0.1896	0.764	0.770		NO
4	2,3,7,8-TCDF	303.9016	10.150	18.09	18.06	1.009		6817.94	2.2472	2.2472		0.1742	0.752	0.770		NO
5	Total TCDFs	303.9016	10.150		21.44	1.009			12.3695	10.8453		0.1742				
6																
7	13C-2,3,7,8-TCDD	331.9368	10.150	18.80	18.79	0.937		390811.34	124.5830	124.5830	63.2	0.4614	0.788	0.770		NO
8	2,3,7,8-TCDD	319.8965	10.150	18.83	18.80	1.132		406.71	0.1812	0.1591		0.1278	1.016	0.770		YES
9	Total TCDDs	319.8965	10.150		19.55	1.132			1.2179	1.0279		0.1278				
10																
11	37CL-2,3,7,8-TCDD	327.8847	10.150	18.82	18.80	1.137		285463.28	74.9560	0.0000	95.1	0.1124				
12																
13	13C-1,2,3,7,8-PeCDF	351.9000	10.150	23.42	23.39	1.215		414101.58	101.7246	101.7246	51.6	0.3831	1.504	1.550		NO
14	1,2,3,7,8-PeCDF	339.8597	10.150	23.44	23.44	1.031		2963.87	1.3682	1.1285		0.2852	2.092	1.550		YES
15	2,3,4,7,8-PeCDF	339.8597	10.150	24.86	24.86	0.964		807.50	0.3986	0.0627		0.3050	15.207	1.550		YES
16	Total F2 PeCDFs	339.8597	10.150		34.47	0.997			8.4599	5.8085		0.2948				
17	Total F1 PeCDFs	339.8597	10.150		36.56	0.997			1.4752	1.4752		0.2169				
18																
19	13C-1,2,3,7,8-PeCDD	367.8949	10.150	25.61	25.57	0.747		274251.23	109.5557	109.5557	55.6	0.3857	1.646	1.550		NO
20	1,2,3,7,8-PeCDD	355.8546	10.150		25.64	1.057			0.3115	0.1514		0.2987		1.550		NO
21	Total PeCDDs	355.8546	10.150		31.10	1.057						0.2987				
22																
23	13C-1,2,3,7,8,9-HxCDD	401.8559	10.150	32.66	32.61	1.000		284920.23	98.5222	98.5222	100.0	0.4164	1.229	1.240		NO
24																
25	13C-1,2,3,4,7,8-HxCDF	383.8639	10.150	31.33	31.32	0.916		245708.70	92.7134	92.7134	47.1	0.5642	0.519	0.510		NO
26	1,2,3,4,7,8-HxCDF	373.8208	10.150	31.34	31.34	1.243		6297.02	4.0633	4.0633		0.4982	1.079	1.240		NO
27	1,2,3,6,7,8-HxCDF	373.8208	10.150	31.48	31.47	1.496		4800.61	2.5730	2.5730		0.4138	1.221	1.240		NO
28	2,3,4,6,7,8-HxCDF	373.8208	10.150	32.14	32.14	1.311		1215.44	0.7494	0.5659		0.4723	0.728	1.240		YES
29	1,2,3,7,8,9-HxCDF	373.8208	10.150	32.89	32.88	1.291		1403.17	0.8716	0.7680		0.4796	1.542	1.240		YES
30	Total HxCDFs	373.8208	10.150		0.00	1.335			15.0151	14.6402		0.4637				
31																
32	13C-1,2,3,6,7,8-HxCDD	401.8559	10.150	32.36	32.38	0.809		252833.29	108.0425	108.0425	54.8	0.5146	1.297	1.240		NO
33	1,2,3,4,7,8-HxCDD	389.8157	10.150	32.36	32.27	0.933		650.25	0.5434	0.2939		0.2701	3.141	1.240		YES
34	1,2,3,6,7,8-HxCDD	389.8157	10.150	32.13	32.37	1.180		57.78	0.0382	0.0288		0.2135	1.966	1.240		YES
35	1,2,3,7,8,9-HxCDD	389.8157	10.150	32.67	32.65	1.283		451.06	0.2740	0.1890		0.1864	2.248	1.240		YES

Dataset: C:\MassLynx\Default.pro\05JA103D58290A.qld

Last Altered: Wednesday, January 06, 2010 11:19:56 Pacific Standard Time
 Printed: Wednesday, January 06, 2010 11:20:33 Pacific Standard Time

Name: 05JA103D5_9, Date: 06-Jan-2010, Time: 04:38:08, ID: LQ86X-1-AC, Description: G9L170524-2, Task:

#	Name	Trace	Sample Size	RT	Ptd	RT	RRF	M	Abs	Resp	Conc	EMPC	%Rec	EDL	Ratio	Ptd	Ratio	Ratio	Mod	Date	
36	Total HxCDDs	389.8157	10.150		0.00		1.132				2.0961	1.4816		0.2226							
37																					
38	13C-1,2,3,4,6,7,8-HpCDF	417.8253	10.150	34.21	34.20	0.811		151686.20	64.6906	64.6906	32.8	1.0654	0.452	0.440	NO						
39	1,2,3,4,6,7,8-HpCDF	407.7818	10.150	34.21	34.22	1.364		10086.86	9.6073	9.6073	0.3411	0.953	1.040	NO							
40	1,2,3,4,7,8,9-HpCDF	407.7818	10.150	35.33	35.34	1.115		3835.61	4.4693	4.4693	0.4173	0.923	1.040	NO							
41	Total HpCDFs	407.7818	10.150		0.00	1.239			20.4176	20.1129	0.3753										
42																					
43	13C-1,2,3,4,6,7,8-HpCDD	435.8169	10.150	35.02	35.02	0.707		146271.77	71.4970	71.4970	36.3	0.7665	1.048	1.040	NO						
44	1,2,3,4,6,7,8-HpCDD	423.7766	10.150	35.00	35.02	1.043		821.80	1.0613	1.0613	0.3872	1.068	1.040	NO							
45	Total HpCDDs	423.7766	10.150		0.05	1.043			1.3203	1.2791	0.3872										
46																					
47	13C-OCDD	469.7779	10.150	37.49	37.46	0.519		122654.68	81.7520	81.7520	20.7	1.3320	0.945	0.890	NO						
48	OCDF	441.7428	10.150	37.59	37.60	1.402		12723.32	29.1557	25.7030	1.1171	0.710	0.890	YES							
49	OCDD	457.7377	10.150	37.50	37.50	1.197		1824.60	4.8980	4.8980	0.6160	0.859	0.890	NO							
50																					
51																					
52	Function 1 PFK	330.97920	1.000		14.26																
53	Function 2 PFK	342.97920	1.000	22.50	22.48	16743...		20126.40	1.2020		120.2	1.8161									
54	Function 3 PFK	380.97600	1.000		29.28	7909.2...					0.0000										
55	Function 4 PFK	430.97290	1.000		34.81	14980...					0.0000										
56	Function 5 PFK	442.97280	1.000	39.34	39.31	3947.9...		3815.86	0.9666		96.7	3.0898									
57	TCDF PCDFE	375.8364	1.000	14.94	15.01	30.012		75.54	2.5171		251.7	0.0460									
58	F1 PCDF PCDFE	409.79740	1.000	22.15	18.68	45.972		28.42	1.5989		159.9	0.7934									
59	F2 PCDF PCDFE	409.7974	1.000	33.05	33.02	18.611		0.74	0.0098		1.0	0.3429									
60	HXCDF PCDFE	445.7555	1.000	35.35	35.33	75.501			0.6565		65.6	0.0083									
61	HPCDF PCDFE	479.7165	1.000	37.54	37.54	85.061															
62	OCDF PCDFE	513.67750	1.000																		

Quantity Sample Report Masslynx 4.1

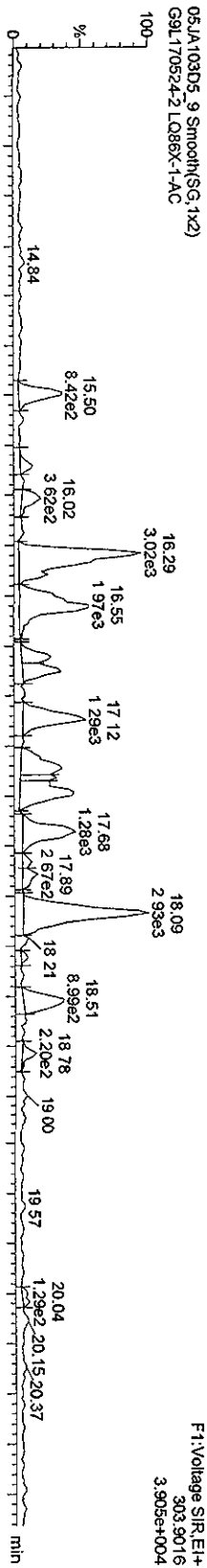
Dataset: C:\Masslynx\Default\pro\05JA103D58290A.qld

Last Altered: Wednesday, January 06, 2010 11:19:56 Pacific Standard Time
Printed: Wednesday, January 06, 2010 11:21:10 Pacific Standard Time

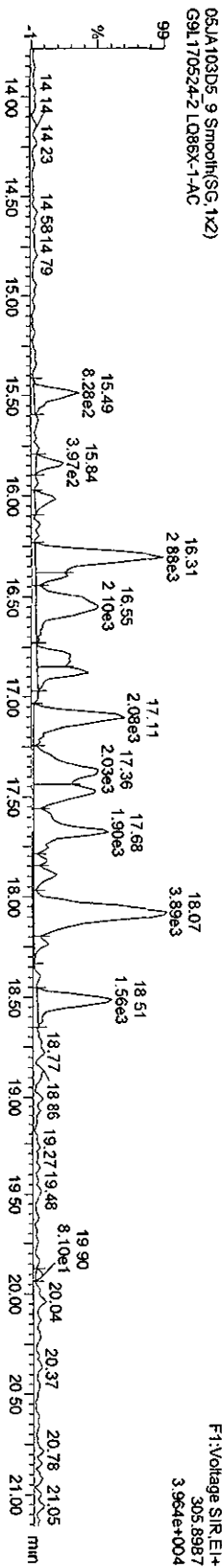
Name: 05JA103D5_9, Date: 06-Jan-2010, Time: 04:38:08, ID: LQ86X-1-AC, Description: G9L170524-2

TCDFs

05JA103D5_9 Smooth(SG, 1x2)
G9L170524-2 LQ86X-1-AC




05JA103D5_9 Smooth(SG, 1x2)
G9L170524-2 LQ86X-1-AC

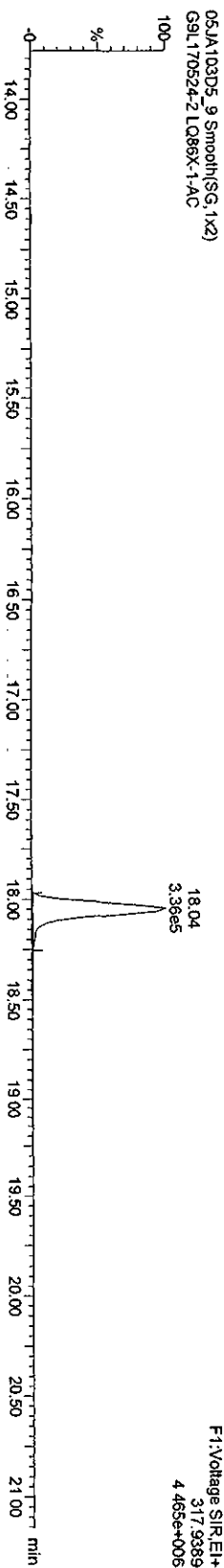


13C-TCDF

05JA103D5_9 Smooth(SG, 1x2)
G9L170524-2 LQ86X-1-AC



05JA103D5_9 Smooth(SG, 1x2)
G9L170524-2 LQ86X-1-AC



Quantity Sample Report MassLynx 4.1

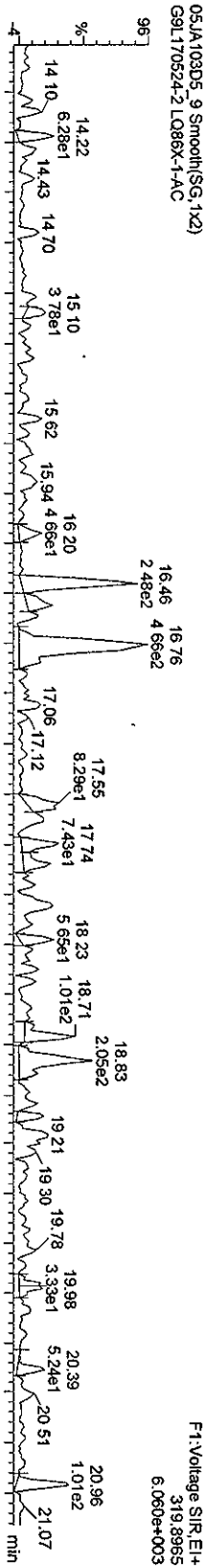
Dataset: C:\MassLynx\Default\pro\05JA103D58290A.qld

Last Altered: Wednesday, January 06, 2010 11:19:56 Pacific Standard Time
Printed: Wednesday, January 06, 2010 11:21:10 Pacific Standard Time

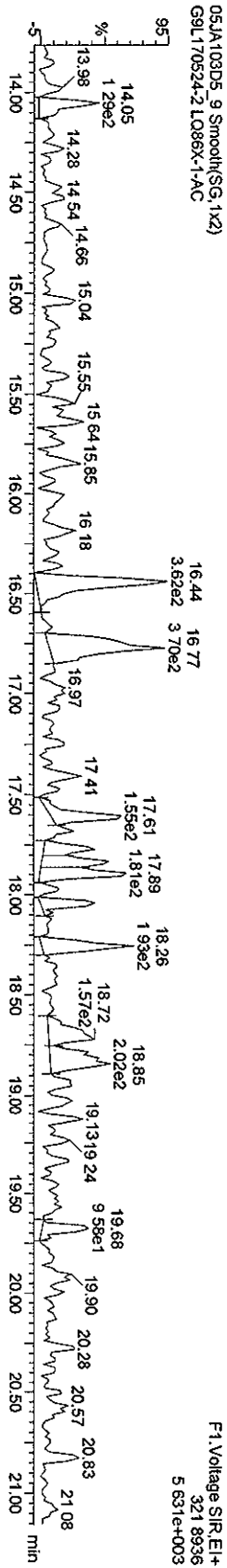
Name: 05JA103D5_9, Date: 06-Jan-2010, Time: 04:38:08, ID: LQ86X-1-AC, Description: G9L170524-2

TCDDs

05JA103D5_9 Smooth(SG, 1x2)
G9L170524-2 LQ86X-1-AC




05JA103D5_9 Smooth(SG, 1x2)
G9L170524-2 LQ86X-1-AC




13C-TCDDs

05JA103D5_9 Smooth(SG, 1x2)
G9L170524-2 LQ86X-1-AC



05JA103D5_9 Smooth(SG, 1x2)
G9L170524-2 LQ86X-1-AC



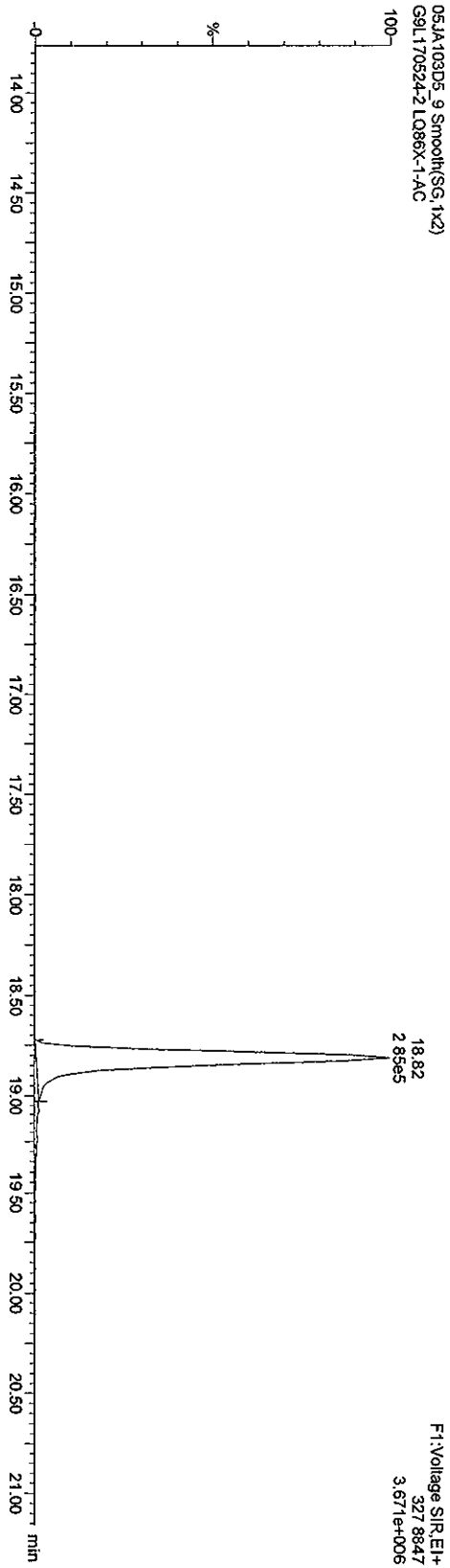
Quantity Sample Report MassLynx 4.1

Dataset: C:\MassLynx\Default\pro\05JA103D58290A.qld


Last Altered: Wednesday, January 06, 2010 11:19:56 Pacific Standard Time
Printed: Wednesday, January 06, 2010 11:21:10 Pacific Standard Time

Name: 05JA103D5_9, Date: 06-Jan-2010, Time: 04:38:08, ID: LQ86X-1-AC, Description: G9L170524-2

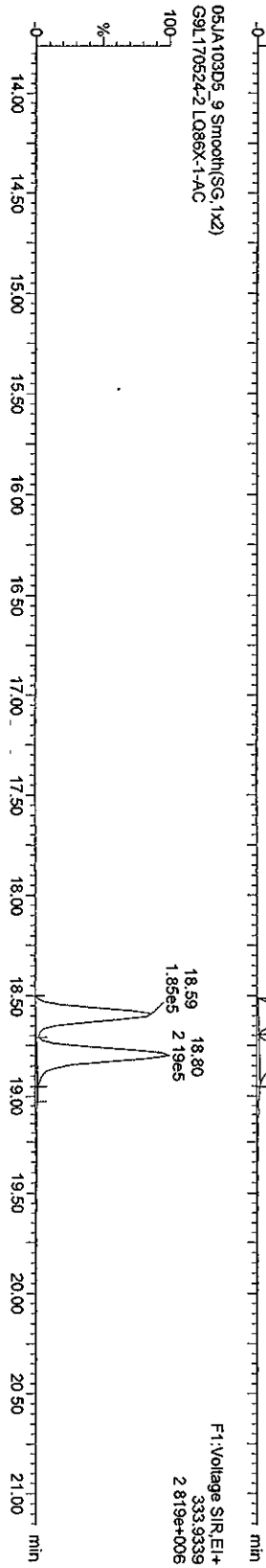
37CL-2,3,7,8-TCDD
05JA103D5_9 Smooth(SG, 1x2)
G9L170524-2 LQ86X-1-AC



13C-TCDDs
05JA103D5_9 Smooth(SG, 1x2)
G9L170524-2 LQ86X-1-AC



05JA103D5_9 Smooth(SG, 1x2)
G9L170524-2 LQ86X-1-AC



Quantity Sample Report MassLynx 4.1

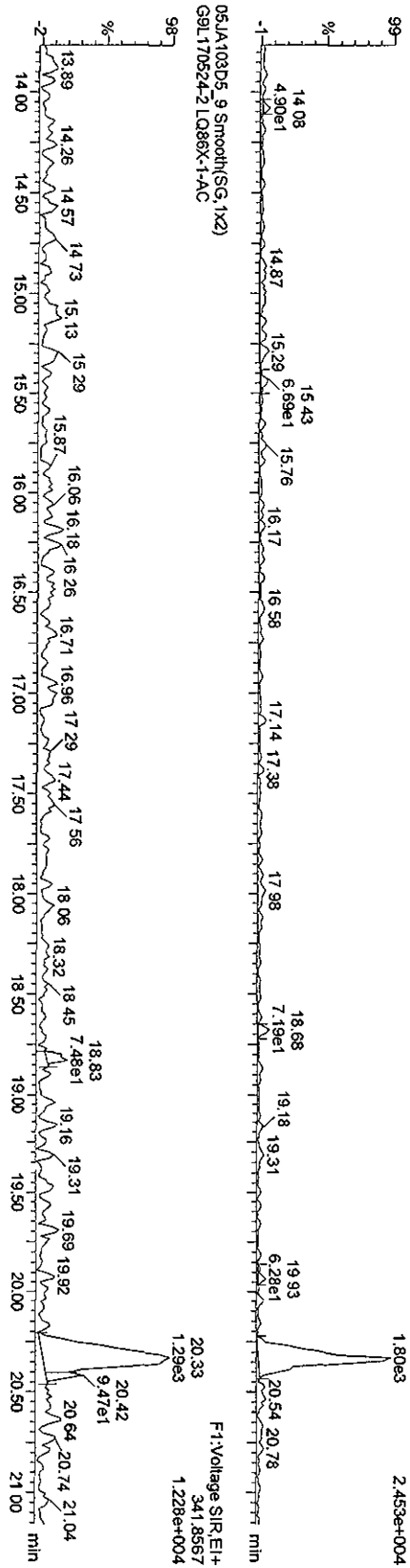
Dataset C:\MassLynx\Default.pro\05JA103D58290A.qtd

Last Altered: Wednesday, January 06, 2010 11:19:56 Pacific Standard Time
 Printed: Wednesday, January 06, 2010 11:21:10 Pacific Standard Time

Name: 05JA103D5_9, Date: 06-Jan-2010, Time: 04:38:08, ID: LQ86X-1-AC, Description: G9L170524-2

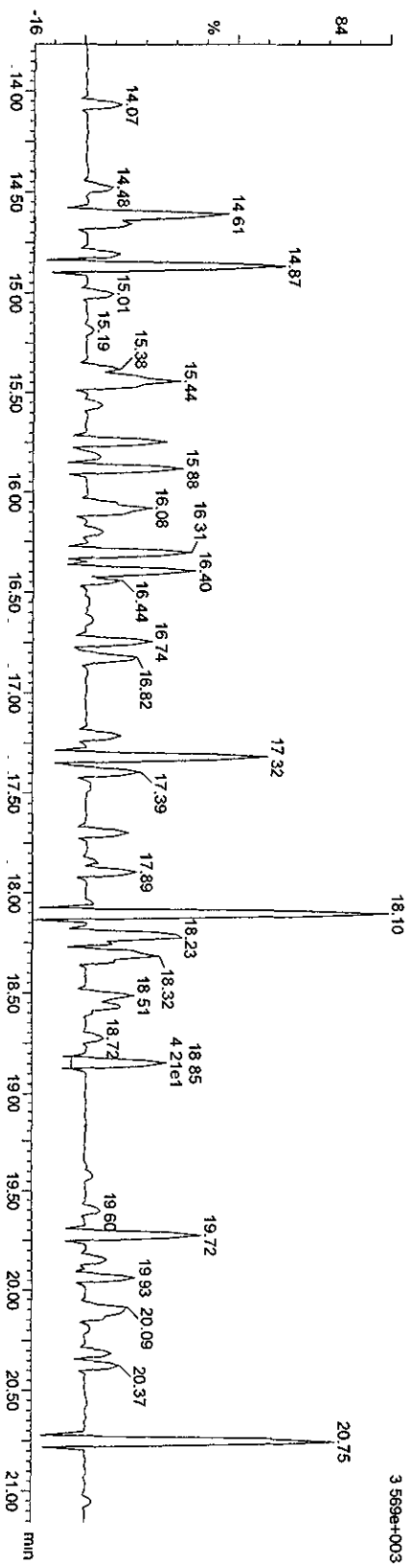
F1 PeCDFs

05JA103D5_9 Smooth(SG, 1x2)
 G9L170524-2 LQ86X-1-AC



F1 PeCDF PCDFE

05JA103D5_9 Smooth(SG, 1x2)
 G9L170524-2 LQ86X-1-AC



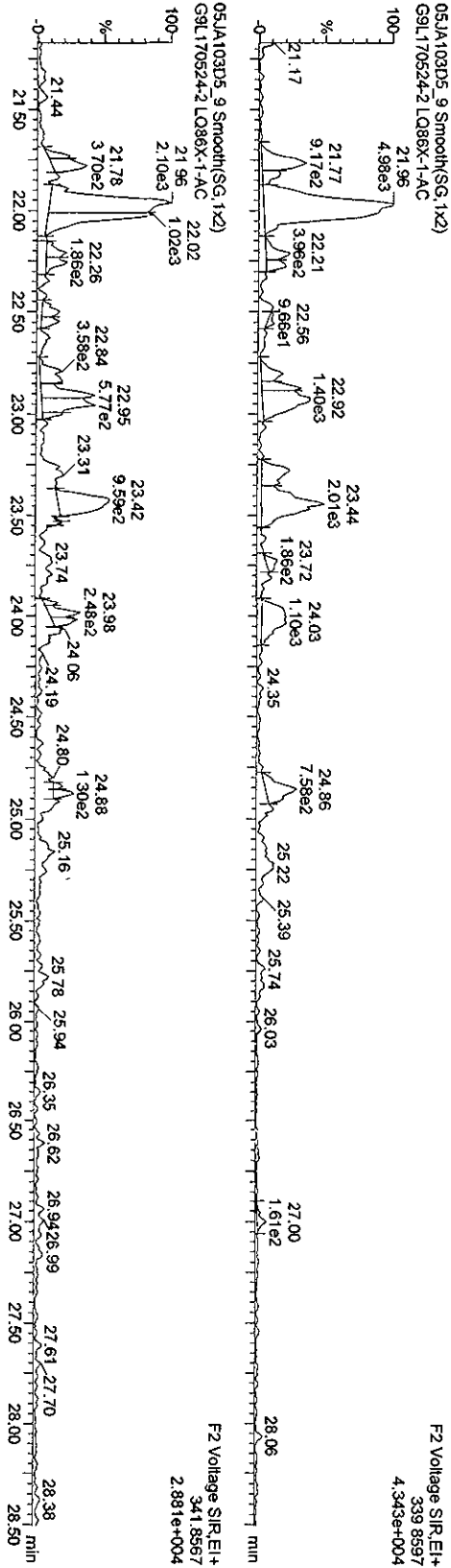
Quantity Sample Report Masslynx 4.1

Dataset: C:\Masslynx\Default\pro05JA103D58290A.qld

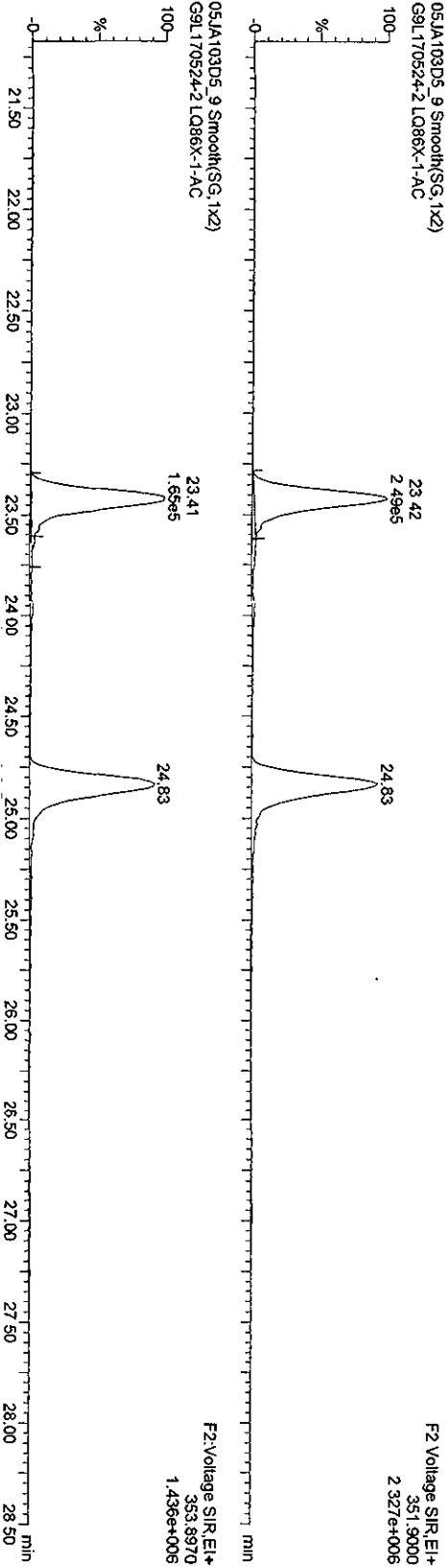
Last Altered: Wednesday, January 06, 2010 11:19:56 Pacific Standard Time
 Printed: Wednesday, January 06, 2010 11:21:10 Pacific Standard Time

Name: 05JA103D5_9, Date: 06-Jan-2010, Time: 04:38:08, ID: LQ86X-1-AC, Description: G9L170524-2

PeCDFs



13C-PeCDFs



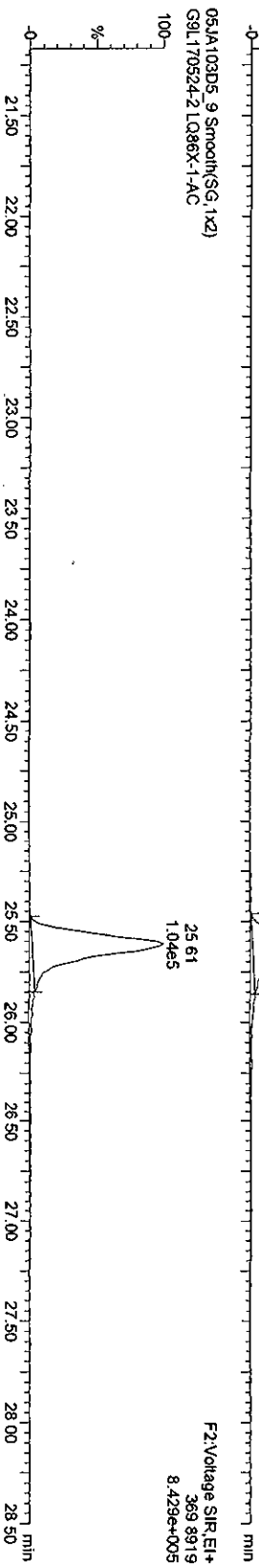
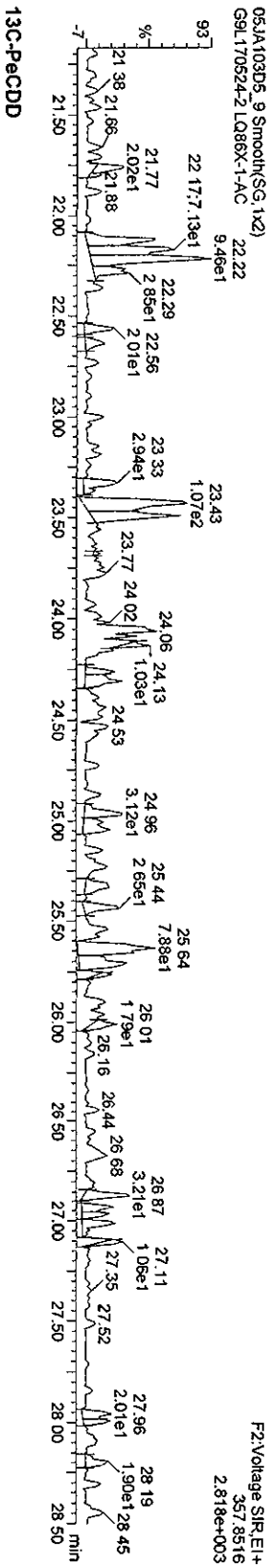
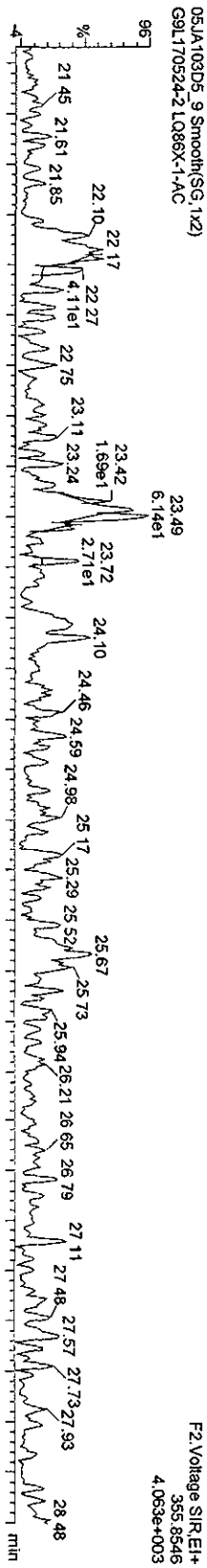
Quantity Sample Report Masslynx 4.1

Dataset: C:\Masslynx\Default\pro\05JA103D58290A.qld

Last Altered: Wednesday, January 06, 2010 11:19:56 Pacific Standard Time
Printed: Wednesday, January 06, 2010 11:21:10 Pacific Standard Time

Name: 05JA103D5_9, Date: 06-Jan-2010, Time: 04:38:08, ID: LQ86X-1-AC, Description: G9L170524-2

PcDDs



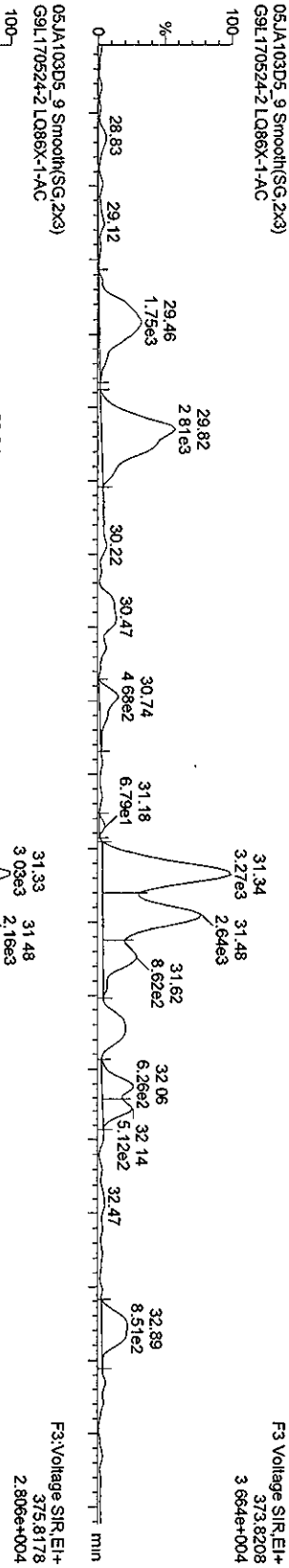
Quantity Sample Report MassLynx 4.1

Dataset: C:\MassLynx\Default.pro\05JA103D58290A.qld

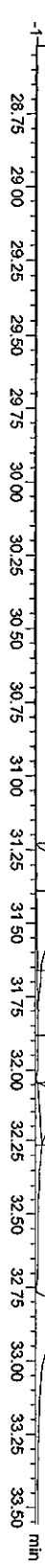
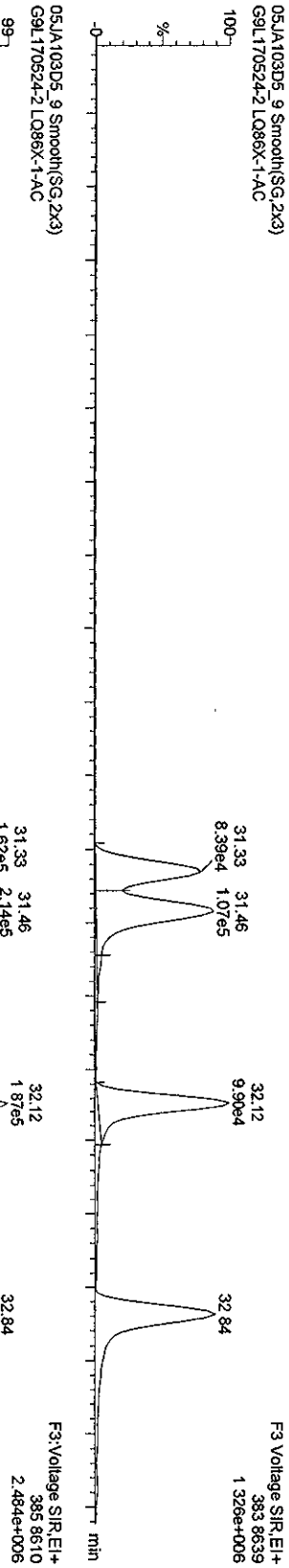
Last Altered: Wednesday, January 06, 2010 11:19:56 Pacific Standard Time
Printed: Wednesday, January 06, 2010 11:21:10 Pacific Standard Time

Name: 05JA103D5_9, Date: 06-Jan-2010, Time: 04:38:08, ID: LQ86X-1-AC, Description: G9L170524-2

HXCDFS



13C-HXCDFS



Dataset: V:\HighRes_Archive\3D5\Default.pro\05JA103D58290Ask.qld

Last Altered: Friday, January 08, 2010 14:45:49 Pacific Standard Time
Printed: Friday, January 08, 2010 14:47:54 Pacific Standard Time

Method: C:\MassLynx\Default.PROMethDB\82903D5.mdb 04 Jan 2010 09:44:45
Calibration: C:\MassLynx\Default.PRO\CurveDB\CA123120093D58290.cdb 31 Dec 2009 13:37:23

Sample Name: 05JA103D5_9

05JA103D5_9 Smooth(SG, 1x2)
G9L170524-2.LQ86X-1-AC

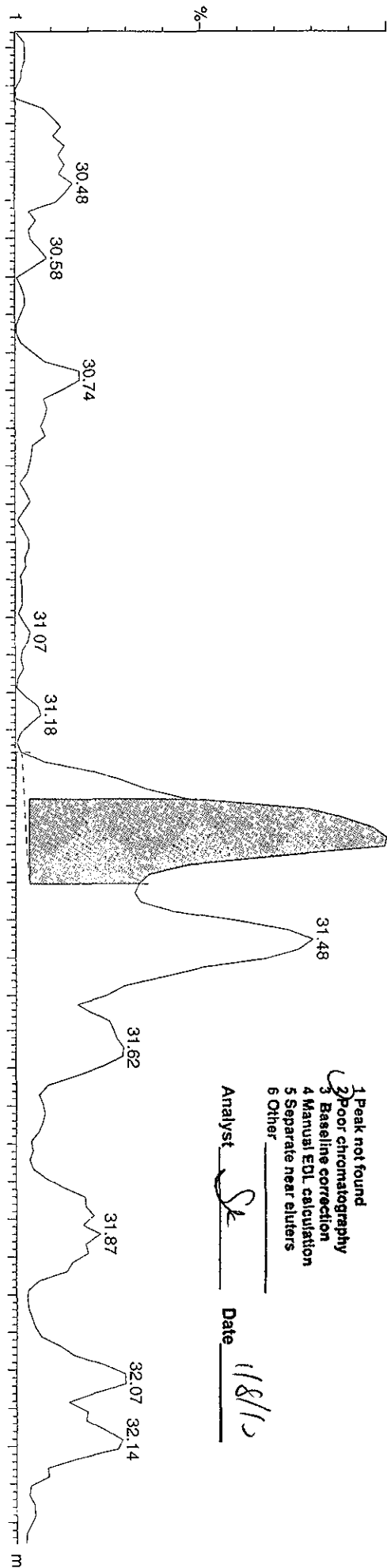
1,2,3,4,7,8-HxCDF;31.34;2801;35;15;1;MM;3 Conc.:17

Manual Edit Codes

F3:Voltage S/R,EI+
373.8208
3.671e+004

- 1 Peak not found
- 2 Poor chromatography
- 3 Baseline correction
- 4 Manual EDL calculation
- 5 Separate near eluters
- 6 Other

Analyst SK Date 1/8/10



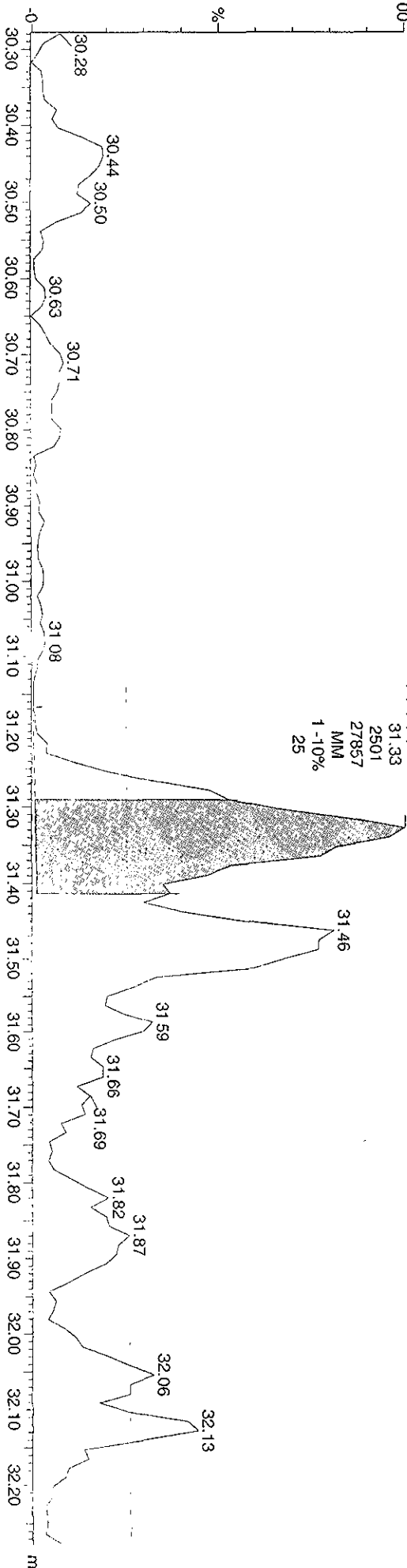
05JA103D5_9 Smooth(SG, 1x2)
G9L170524-2.LQ86X-1-AC

1,2,3,4,7,8-HxCDF

31.33
2501
27857
MM
1-10%
25

F3:Voltage S/R,EI+

375.8178
2.996e+004



Dataset: V:\HighRes_Archive\3D5\Default.pro\05JA103D58290Ask.qld

Last Altered: Friday, January 08, 2010 07:56:32 Pacific Standard Time
Printed: Friday, January 08, 2010 07:58:11 Pacific Standard Time

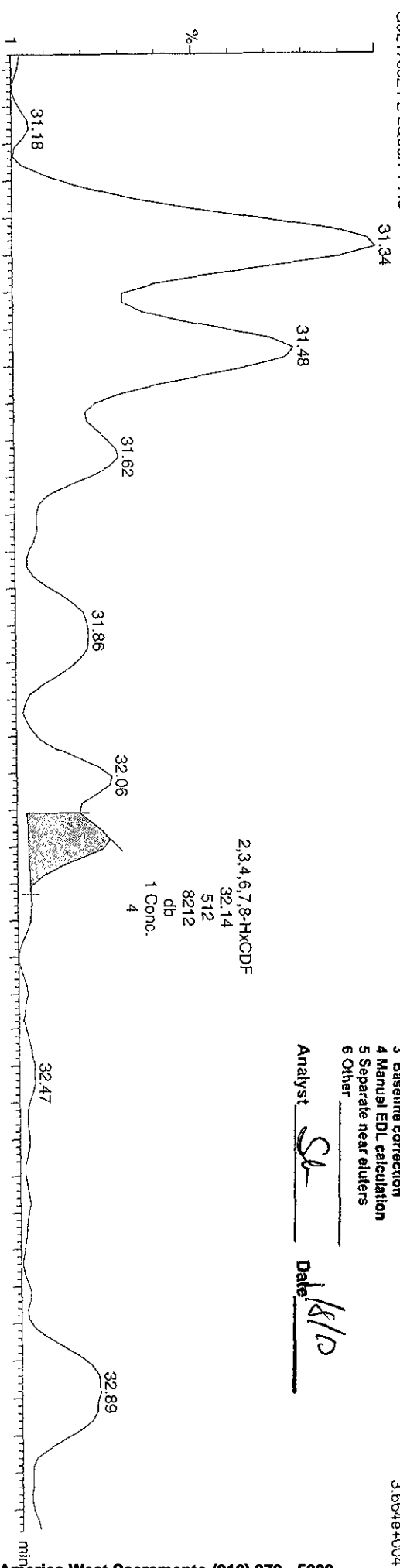
Method: C:\MassLynx\Default.PRO\MethDB\82903D5.mdb 04 Jan 2010 09:44:45
Calibration: C:\MassLynx\Default.PRO\CurveDB\ICA123120093D58290.cdb 31 Dec 2009 13:37:23

Manual Edit Codes

- 1 Peak not found
- 2 Poor chromatography
- 3 Baseline correction
- 4 Manual EDL calculation
- 5 Separate near eluters
- 6 Other

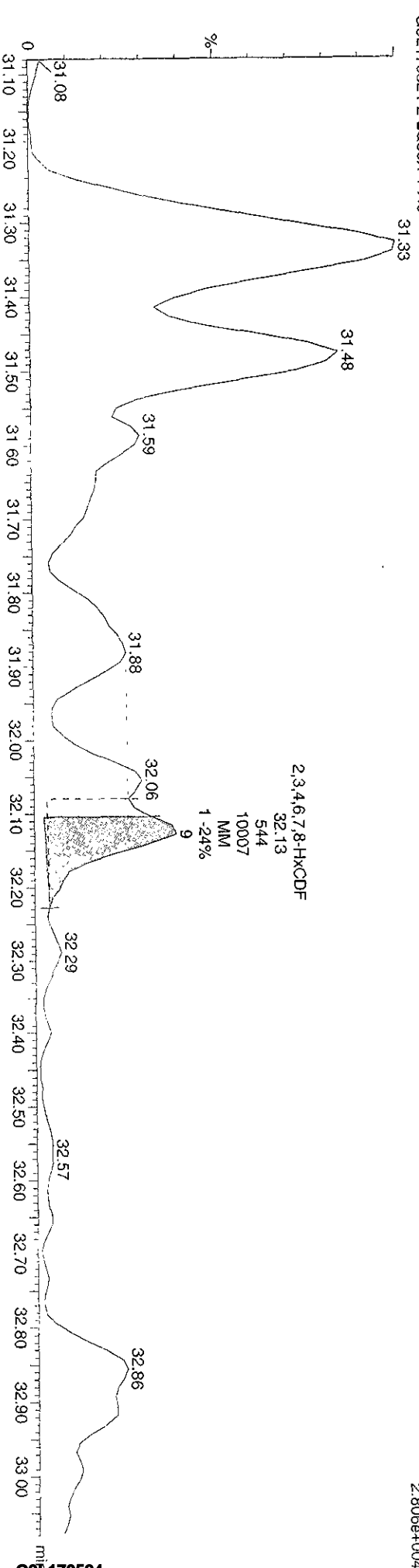
Analyst SL Date 1/8/10

F3:Voltage S/R,EI+
373.8208
3.664e+004



05JA103D5_9 Smooth(SG,2x3)
G9L170524-2 LO86X-1-AC

F3:Voltage S/R,EI+
375.8176
2.806e+004



Dataset: V:\HighRes_Archive\3D5\Default.pro\05JA103D58290Aask.qld

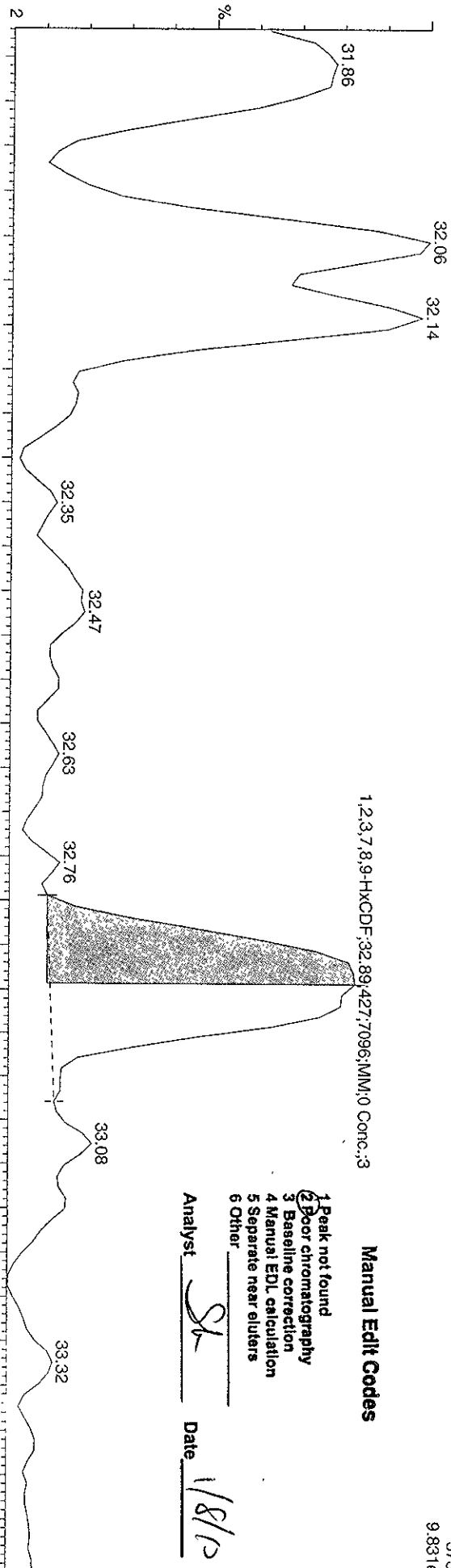
Last Altered: Friday, January 08, 2010 07:56:32 Pacific Standard Time

Printed: Friday, January 08, 2010 07:58:11 Pacific Standard Time

Sample Name: 05JA103D5_9

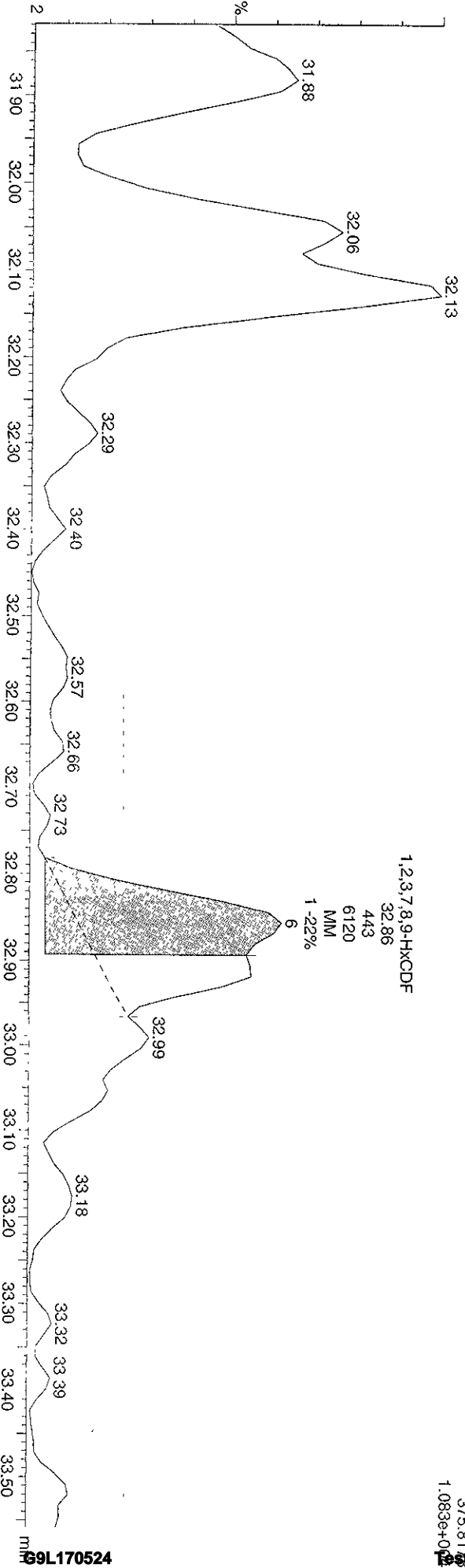
05JA103D5_9 Smooth(SG,2x3)
G9L170524-2.LQ86X-1-AC

F3:Voltage SIR, EI+
373.8208
9.831e+003



05JA103D5_9 Smooth(SG,2x3)
G9L170524-2.LQ86X-1-AC

F3:Voltage SIR, EI+
375.8108
1.083e+004



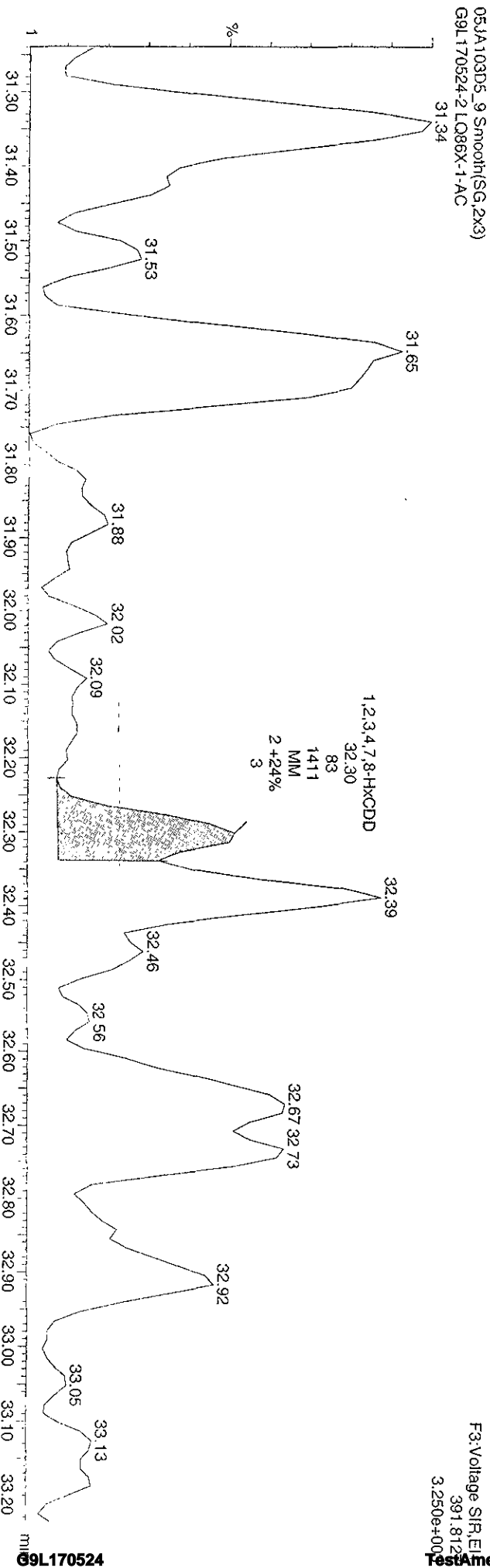
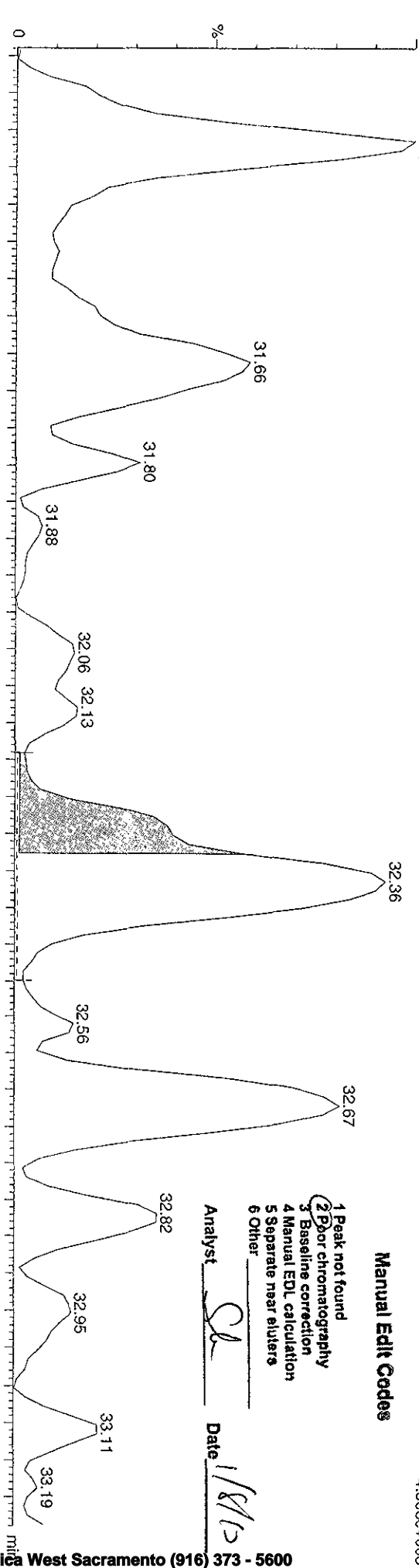
Dataset: V:\HighRes_Archive\3D5\Default.pro\05JA103D58290Ask.qld

Last Altered: Friday, January 08, 2010 07:56:32 Pacific Standard Time
Printed: Friday, January 08, 2010 07:58:11 Pacific Standard Time

Sample Name: 05JA103D5_9

05JA103D5_9 Smooth(SG,2x3)
G9L170524-2.LQ86X-1-AC

F3: Voltage S1R, EI+
389.8157
4.506e+003



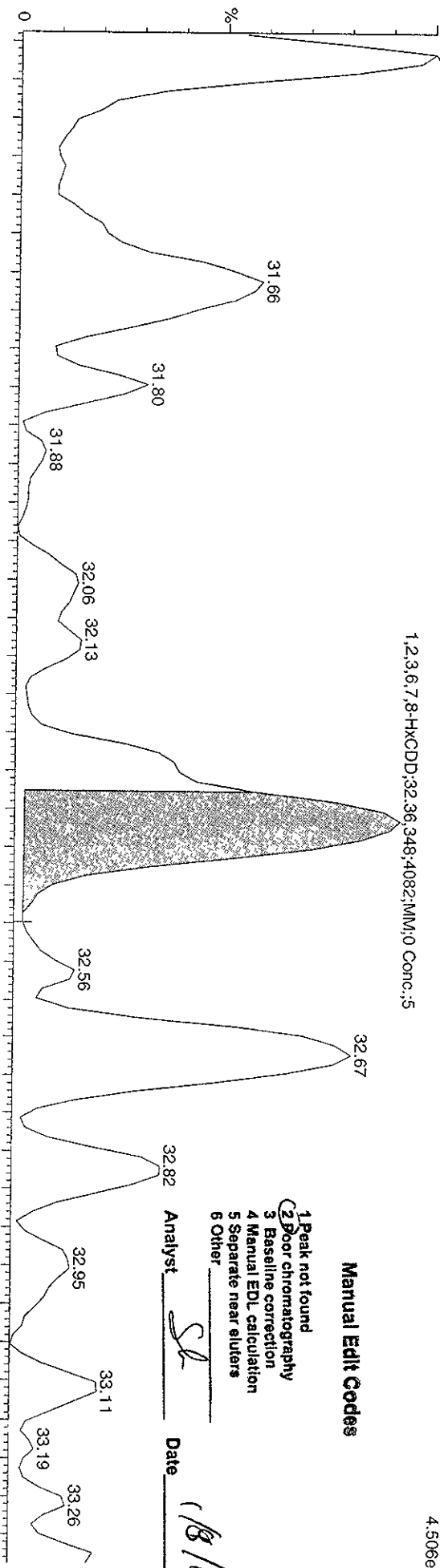
05JA103D5_9 Smooth(SG,2x3)
G9L170524-2.LQ86X-1-AC
F3: Voltage S1R, EI+
391.812
3.250e+003

Dataset: V:\HighRes_Archive\3D5\Default.pro\05JA103D56290AAsk.qld
Last Altered: Friday, January 08, 2010 07:56:32 Pacific Standard Time
Printed: Friday, January 08, 2010 07:58:11 Pacific Standard Time

Sample Name: 05JA103D5_9

05JA103D5_9 Smooth(SG,2x3)
G9L170524-2.LQ86X-1-AC

F3:Voltage SIR, EI+
389,8157
4.506e+003



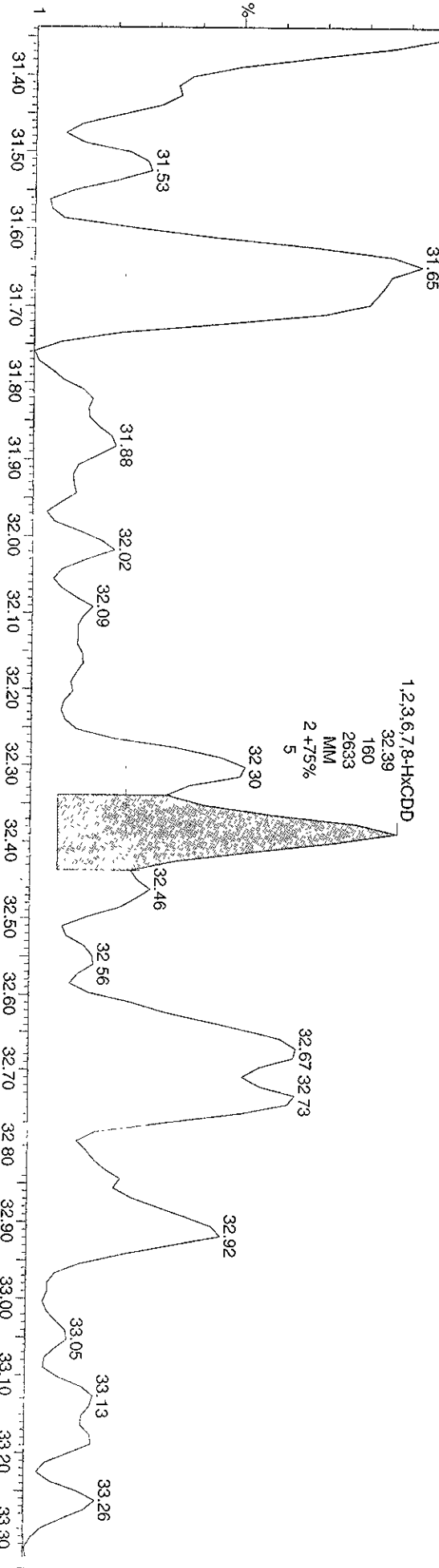
Manual Edit Codes

- 1 Peak not found
- 2 Poor chromatography
- 3 Baseline correction
- 4 Manual EDL calculation
- 5 Separate near eluters
- 6 Other

Analyst SL Date 1/8/10

05JA103D5_9 Smooth(SG,2x3)
G9L170524-2.LQ86X-1-AC

F3:Voltage SIR, EI+
391,8127
3.250e+003




Quantity Sample Report MassLynx 4.1

Dataset: C:\MassLynx\Default.pro\05JA103D58290A.qld

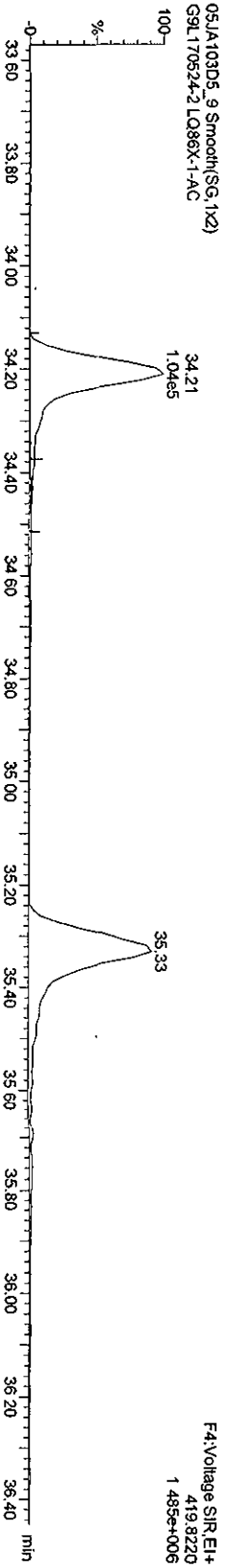

Last Altered: Wednesday, January 06, 2010 11:19:56 Pacific Standard Time
Printed: Wednesday, January 06, 2010 11:21:10 Pacific Standard Time

Name: 05JA103D5_9, Date: 06-Jan-2010, Time: 04:38:08, ID: LQ86X-1-AC, Description: G9L170524-2

HPCDFs



13C-HPCDFs



Quantity Sample Report Masslynx 4.1

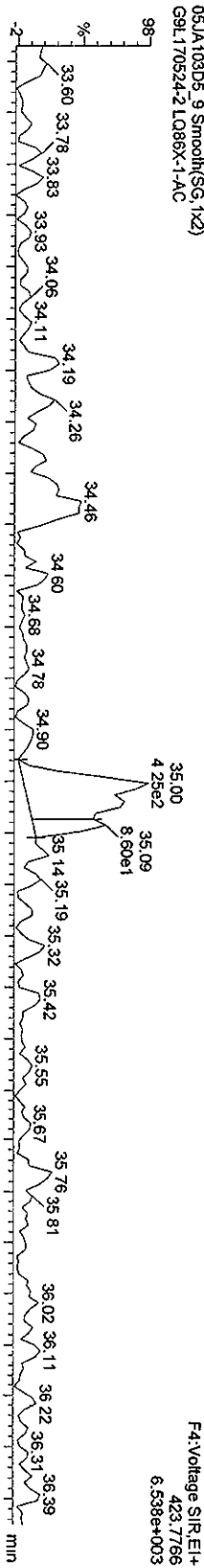
Dataset: C:\Masslynx\Default.pro\05JA103D56290A.qld

Last Altered: Wednesday, January 06, 2010 11:19:56 Pacific Standard Time
Printed: Wednesday, January 06, 2010 11:21:10 Pacific Standard Time

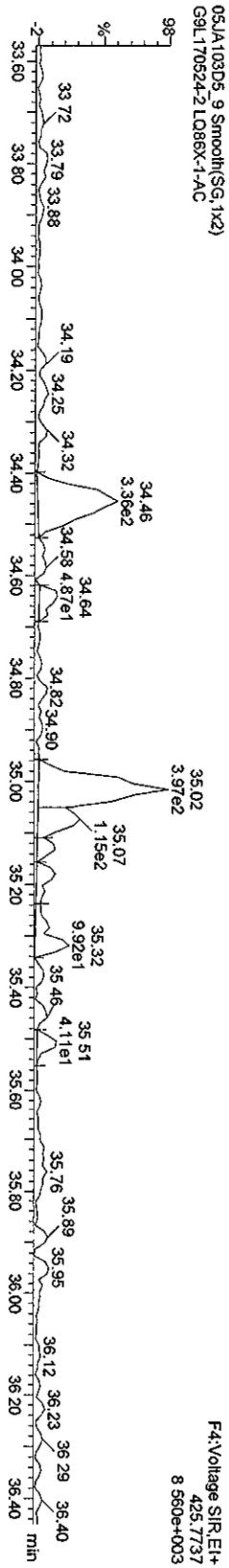
Name: 05JA103D5_9, Date: 06-Jan-2010, Time: 04:38:08, ID: LQ86X-1-AC, Description: G9L170524-2

HpCDDs

05JA103D5_9 Smooth(SG, 1x2)
G9L170524-2 LQ86X-1-AC

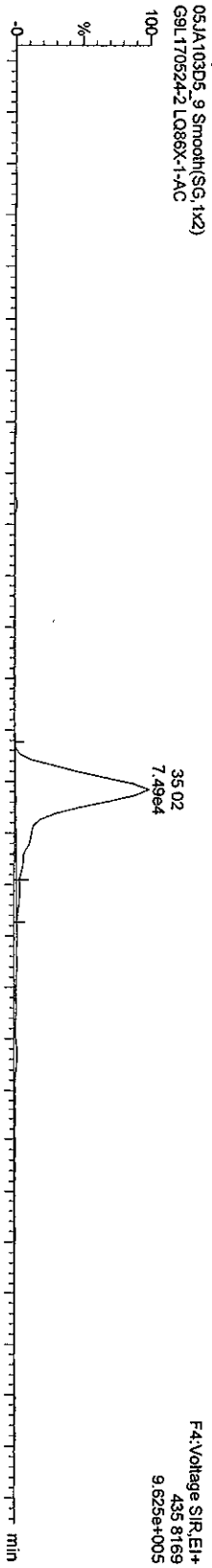


05JA103D5_9 Smooth(SG, 1x2)
G9L170524-2 LQ86X-1-AC

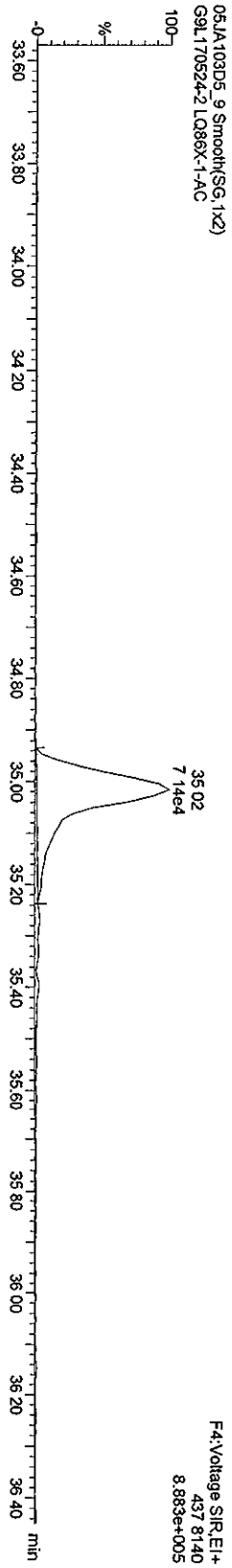


13C-HpCDD

05JA103D5_9 Smooth(SG, 1x2)
G9L170524-2 LQ86X-1-AC



05JA103D5_9 Smooth(SG, 1x2)
G9L170524-2 LQ86X-1-AC



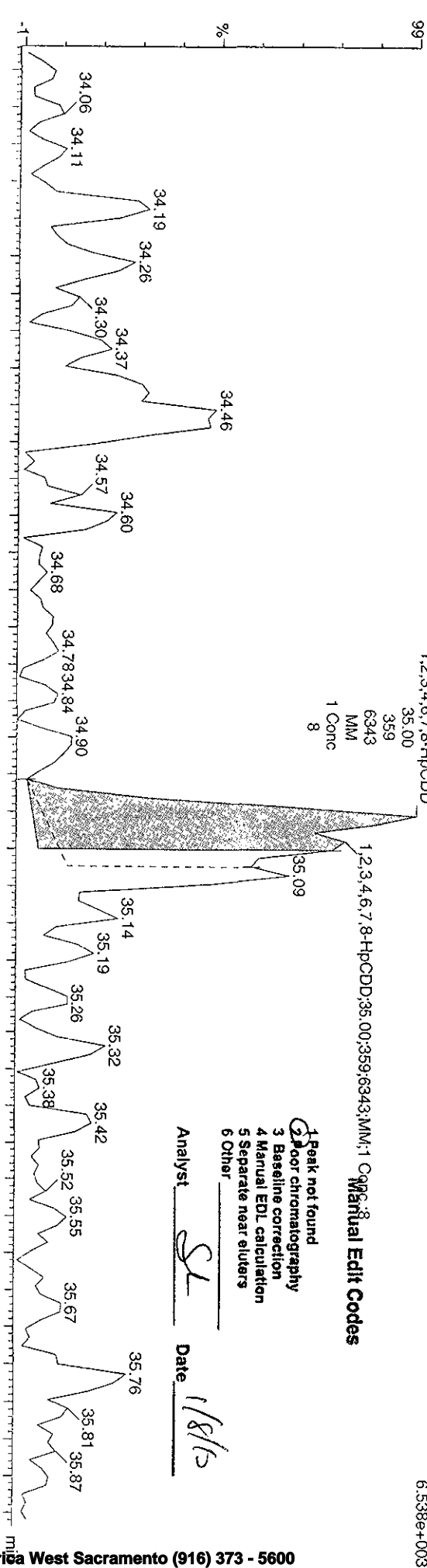
Dataset: V:\HighRes_Archive\3D5\Default.pro\05JA103D58290Ask.qld

Last Altered: Friday, January 08, 2010 07:56:32 Pacific Standard Time
Printed: Friday, January 08, 2010 07:58:11 Pacific Standard Time

Sample Name: 05JA103D5_9

05JA103D5_9 Smooth(SG, 1x2)
G9L170524-2.LQ86X-1.AC

F4:Voltage SIR,EI+
423.7766
6.538e+003

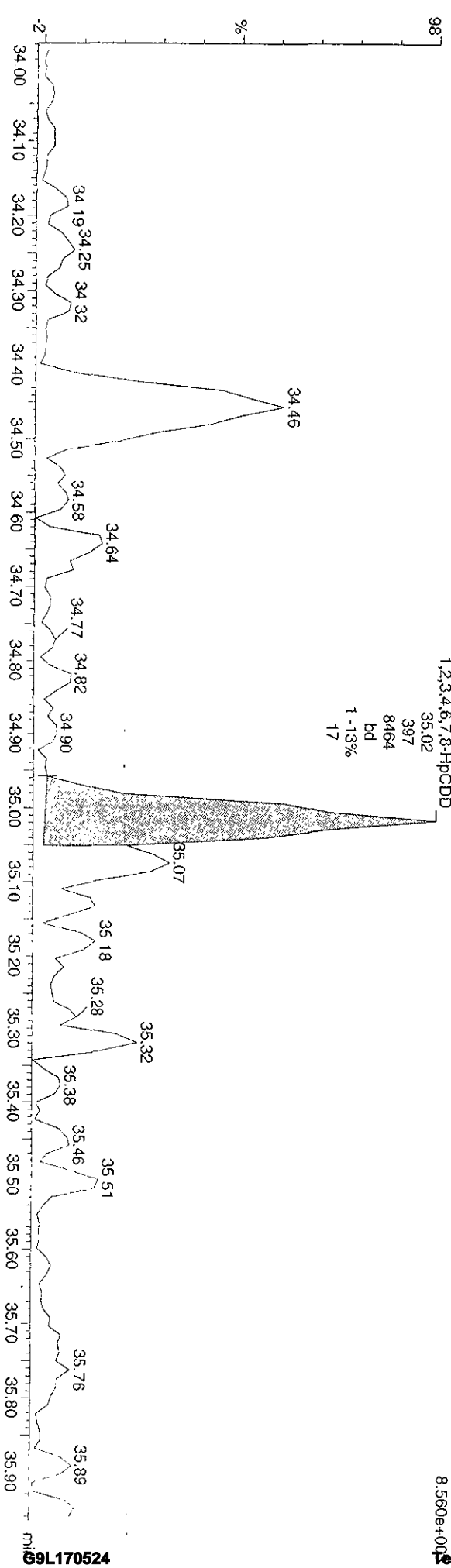


- 1 Peak not found
- 2 Poor chromatography
- 3 Baseline correction
- 4 Manual EDL calculation
- 5 Separate near eluters
- 6 Other

Analyst SL Date 1/8/10

05JA103D5_9 Smooth(SG, 1x2)
G9L170524-2.LQ86X-1.AC

F4:Voltage SIR,EI+
425.7738
8.560e+003



Quantity Sample Report MassLynx 4.1

Dataset: C:\MassLynx\Default\prof\05JA103D56290A.qld

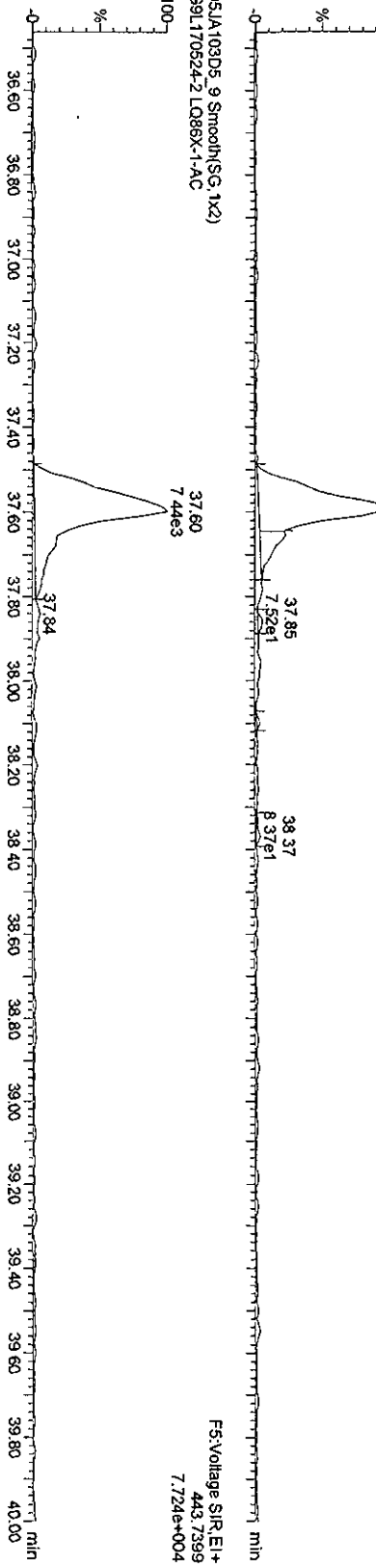
Last Altered: Wednesday, January 06, 2010 11:19:56 Pacific Standard Time
Printed: Wednesday, January 06, 2010 11:21:10 Pacific Standard Time

Name: 05JA103D5_9, Date: 06-Jan-2010, Time: 04:38:08, ID: LQ86X-1-AC, Description: G9L170524-2

OCDFs

05JA103D5_9 Smooth(SG, 1x2)
G9L170524-2 LQ86X-1-AC

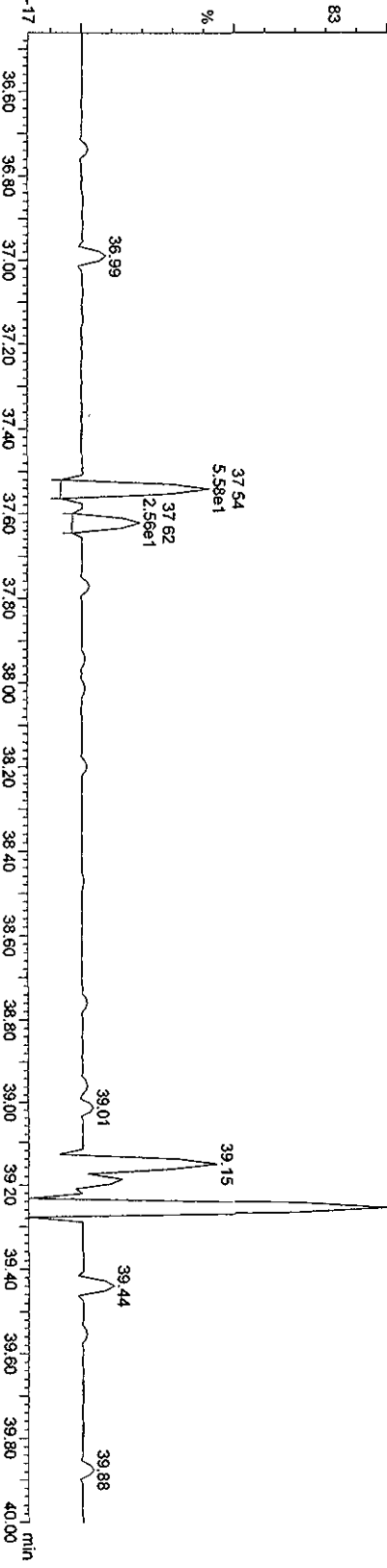
F5:Voltage SIR.EI+
441.7428
7.173e+004



OCDF PCDDPE

05JA103D5_9 Smooth(SG, 1x2)
G9L170524-2 LQ86X-1-AC

F5:Voltage SIR.EI+
513.67750
3.989e+003



Dataset: V:\HighRes_Archive\3D5\Default\pro\05JA103D58290Ask.qld

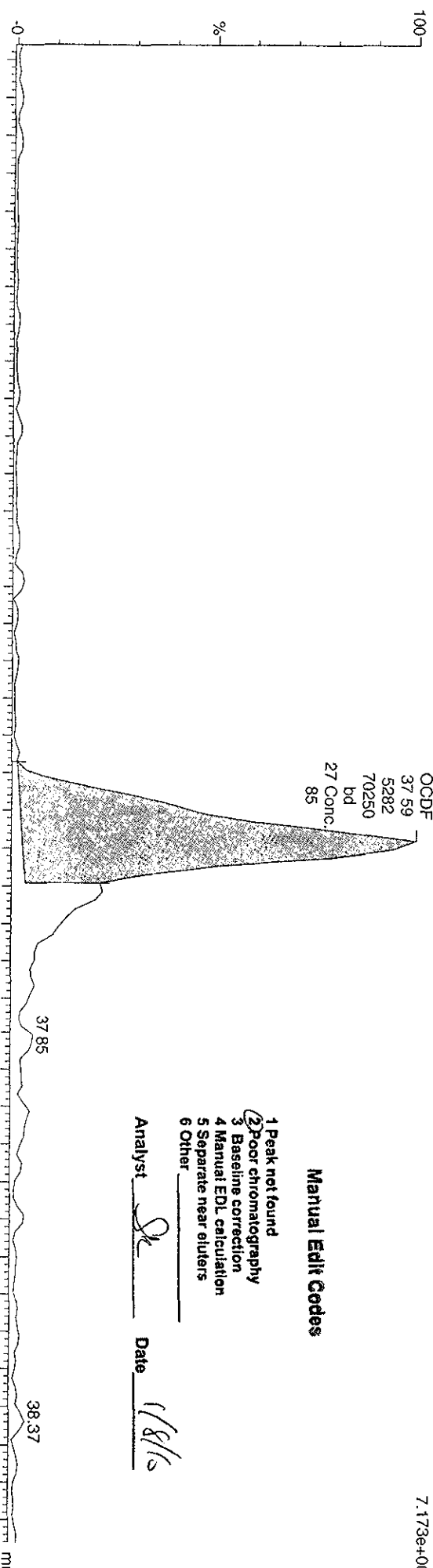
Last Altered: Friday, January 08, 2010 07:56:32 Pacific Standard Time

Printed: Friday, January 08, 2010 07:58:11 Pacific Standard Time

Sample Name: 05JA103D5_9

05JA103D5_9 Smooth(SG, 1x2)
G9L170524-2 LQ86X-1-AC

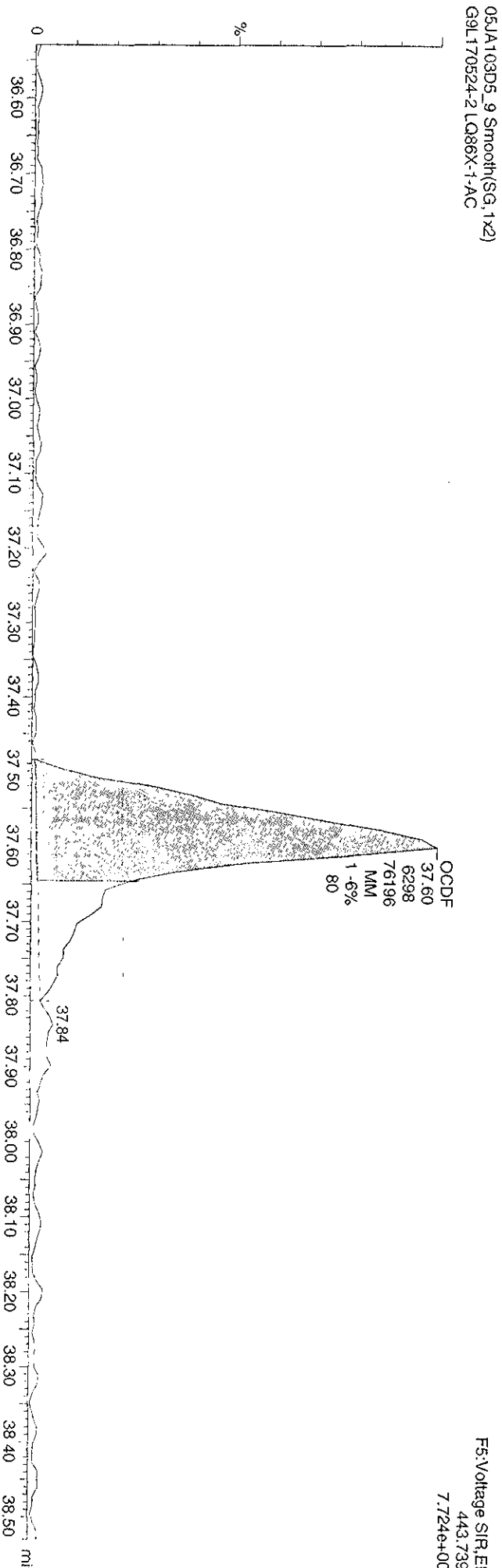
F5:Voltage SIR, EI+
441.7428
7.173e+004



Manual Edit Codes

- 1 Peak not found
- 2 Poor chromatography
- 3 Baseline correction
- 4 Manual EDL calculation
- 5 Separate near eluters
- 6 Other

Analyst Sk Date 1/8/10



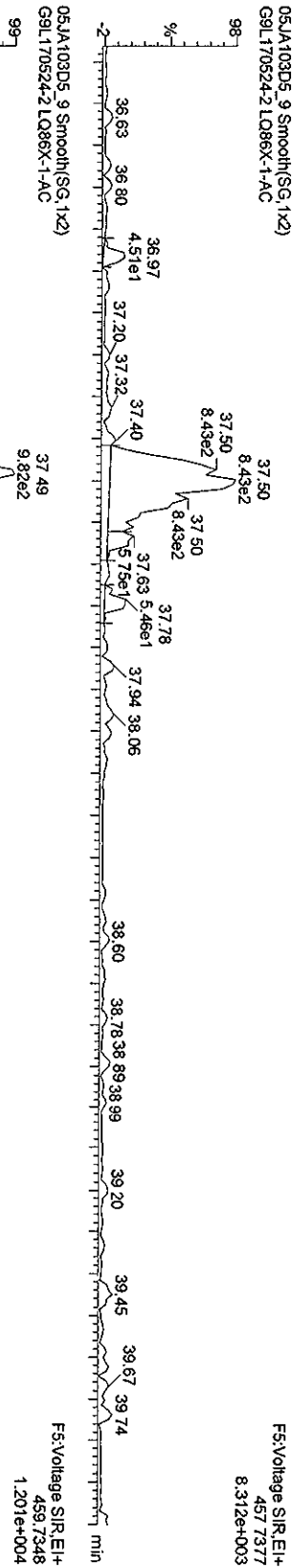
Quantity Sample Report MassLynx 4.1

Dataset: C:\MassLynx\Default\proj\05JA103D58290A.qld

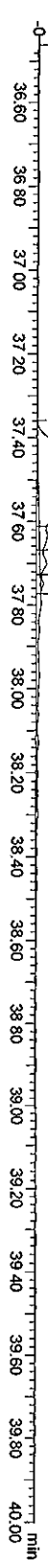
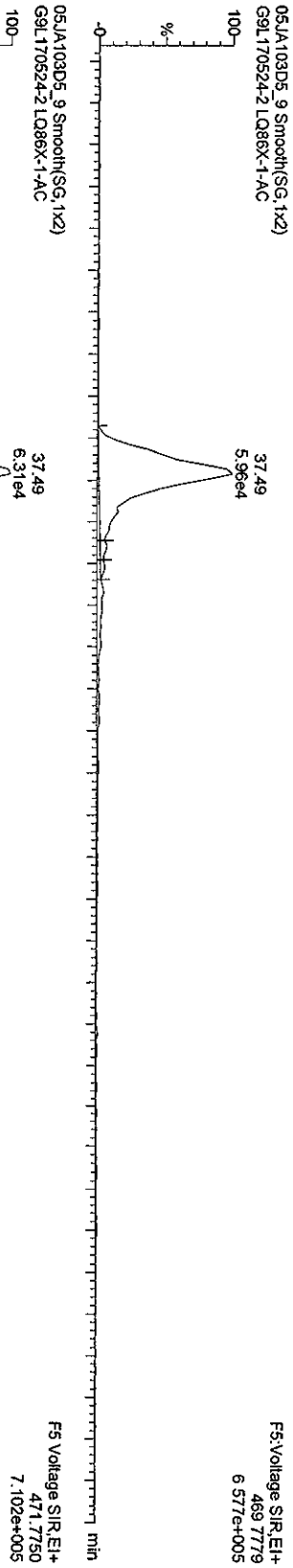
Last Altered: Wednesday, January 06, 2010 11:19:56 Pacific Standard Time
Printed: Wednesday, January 06, 2010 11:21:10 Pacific Standard Time

Name: 05JA103D5_9, Date: 06-Jan-2010, Time: 04:38:08, ID: LQ86X-1-AC, Description: G9L170524-2

OCDD



13C-OCDD



Quantity Sample Report MassLynx 4.1

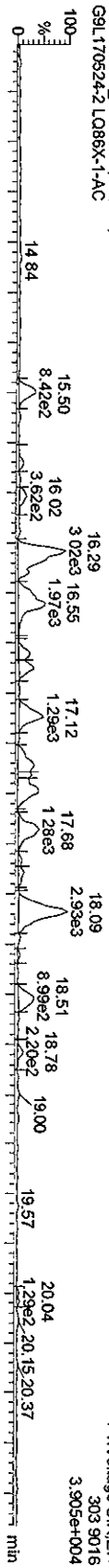
Dataset: C:\MassLynx\Default\pro\05JA103D58290A.qld

Last Altered: Wednesday, January 06, 2010 11:19:56 Pacific Standard Time
Printed: Wednesday, January 06, 2010 11:21:10 Pacific Standard Time

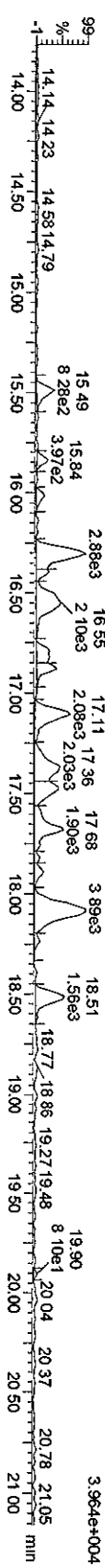
Name: 05JA103D5_9, Date: 06-Jan-2010, Time: 04:38:08, ID: LQ86X-1-AC, Description: G9L170524-2

TCDFs

05JA103D5_9 Smooth(SG, 1x2)
G9L170524-2 LQ86X-1-AC



05JA103D5_9 Smooth(SG, 1x2)
G9L170524-2 LQ86X-1-AC



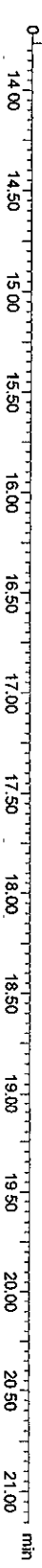
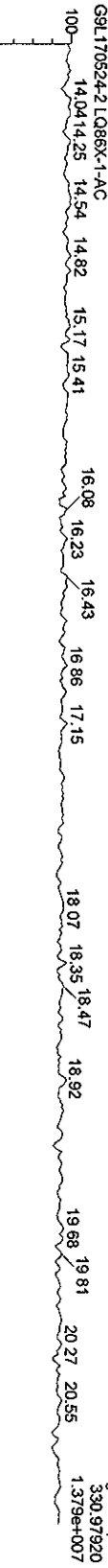
TCDF PCDPE

05JA103D5_9 Smooth(SG, 1x2)
G9L170524-2 LQ86X-1-AC



Function 1 PFK

05JA103D5_9 Smooth(SG, 1x2)
G9L170524-2 LQ86X-1-AC



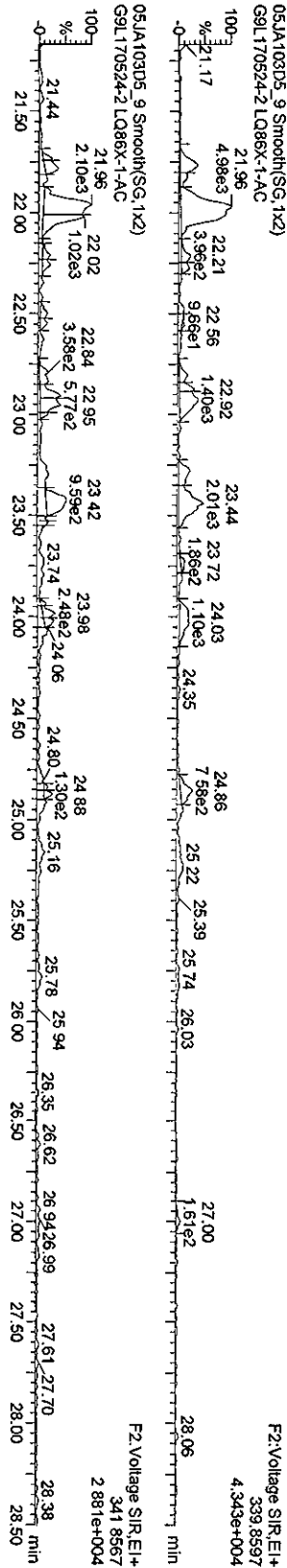
Quantity Sample Report Masslynx 4.1

Dataset: C:\MassLynx\Default\pro\05JA103D58290A.qld

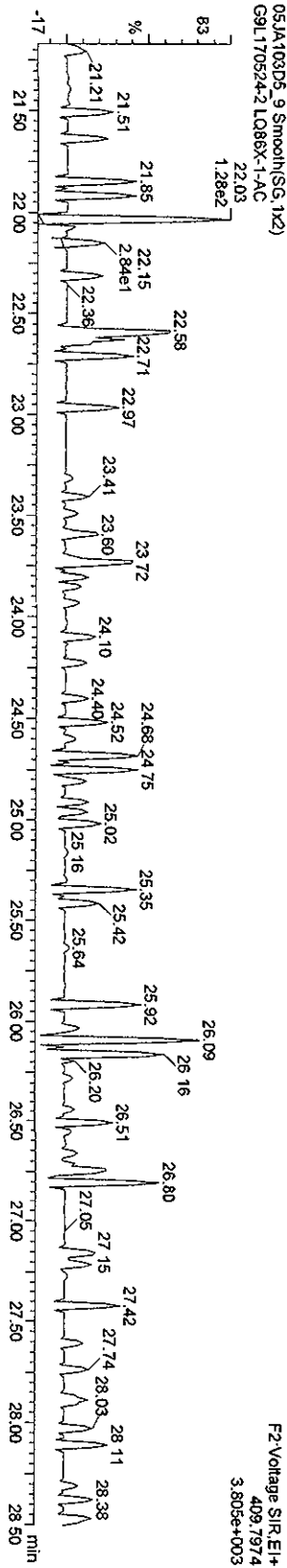
Last Altered: Wednesday, January 06, 2010 11:19:56 Pacific Standard Time
Printed: Wednesday, January 06, 2010 11:21:10 Pacific Standard Time

Name: 05JA103D5_9, Date: 06-Jan-2010, Time: 04:38:08, ID: LQ86X-1-AC, Description: G9L170524-2

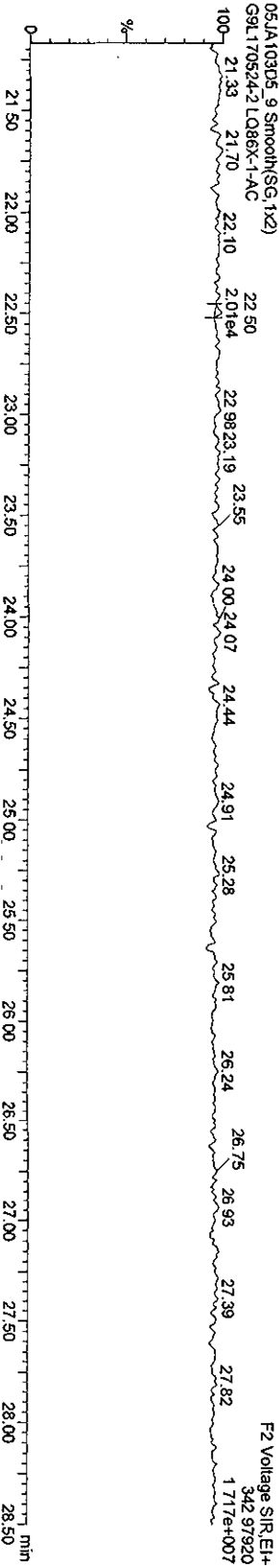
PeCDF



F2 PeCDF PCDPE



Function 2 PFK



Quantity Sample Report Masslynx 4.1

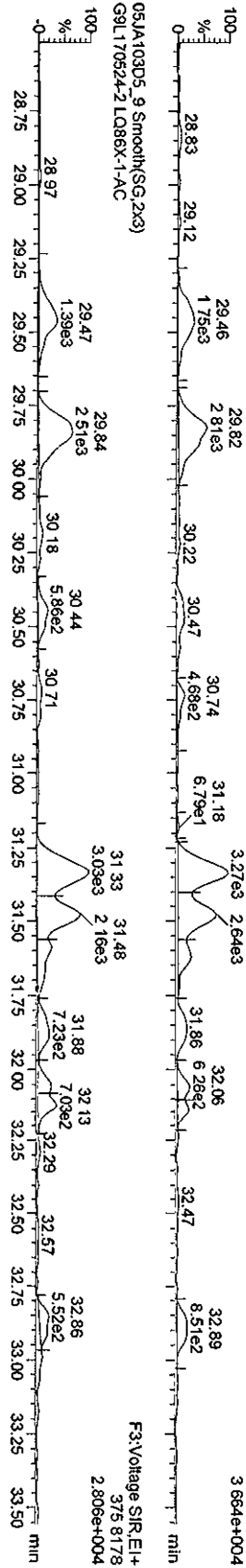
Dataset: C:\Masslynx\Default\pro\05JA103D58290A.qld

Last Altered: Wednesday, January 06, 2010 11:19:56 Pacific Standard Time
Printed: Wednesday, January 06, 2010 11:21:10 Pacific Standard Time

Name: 05JA103D5_9, Date: 06-Jan-2010, Time: 04:38:08, ID: LQ86X-1-AC, Description: G9L170524-2

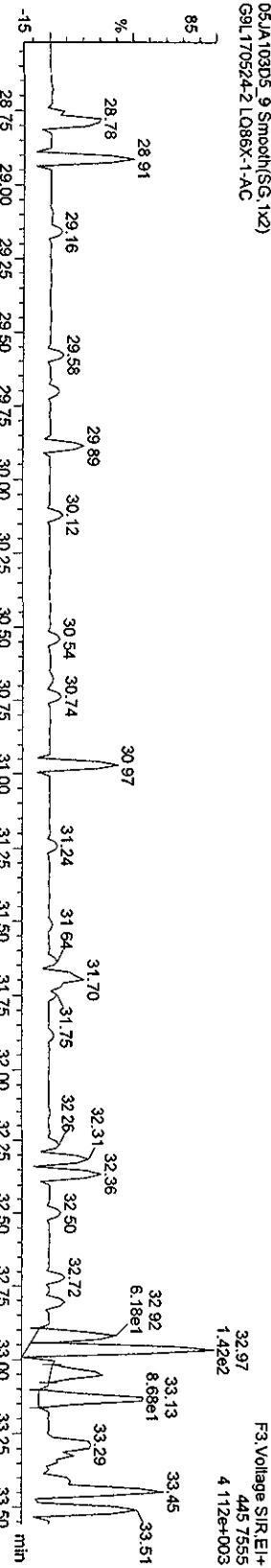
HXCDFS

05JA103D5_9 Smooth(SG,2x3)
G9L170524-2 LQ86X-1-AC



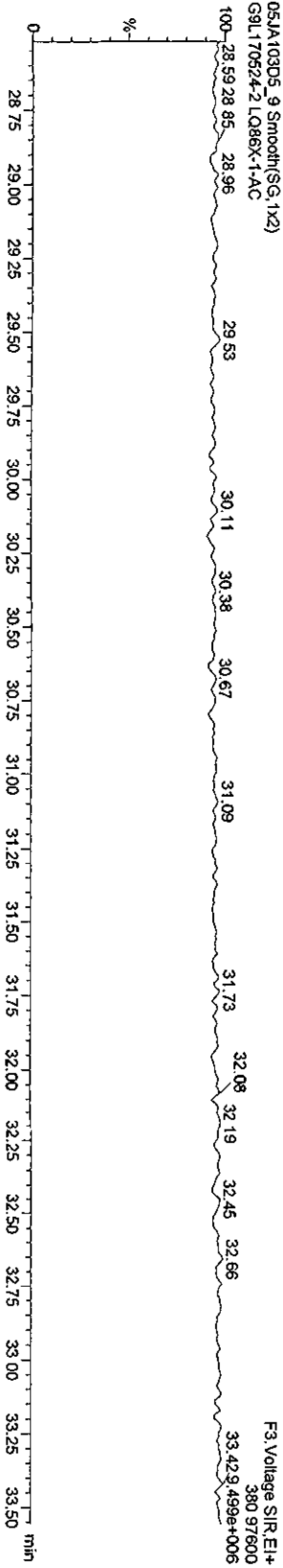
HXCDF PCDDPE

05JA103D5_9 Smooth(SG,1x2)
G9L170524-2 LQ86X-1-AC



Function 3 PFK

05JA103D5_9 Smooth(SG,1x2)
G9L170524-2 LQ86X-1-AC



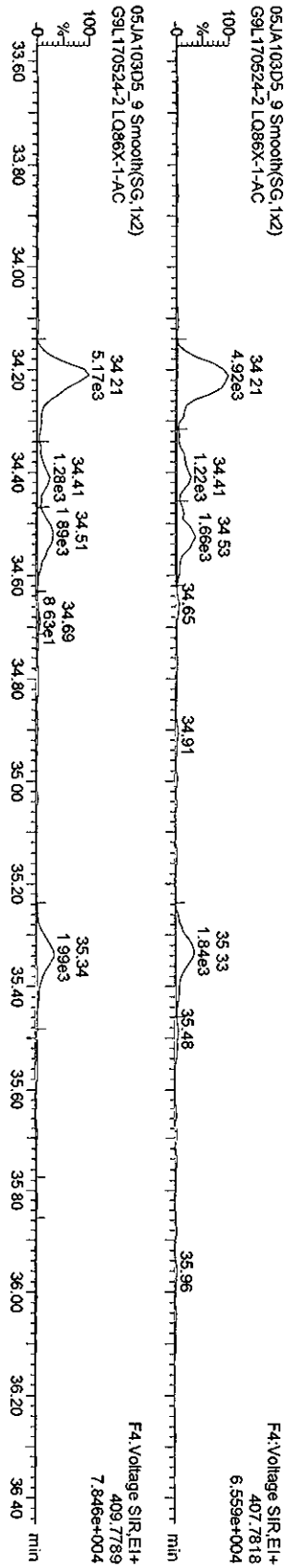
Quantity Sample Report Masstlynx 4.1

Dataset: C:\Masstlynx\Default\pro\05JA103D58290A.qld

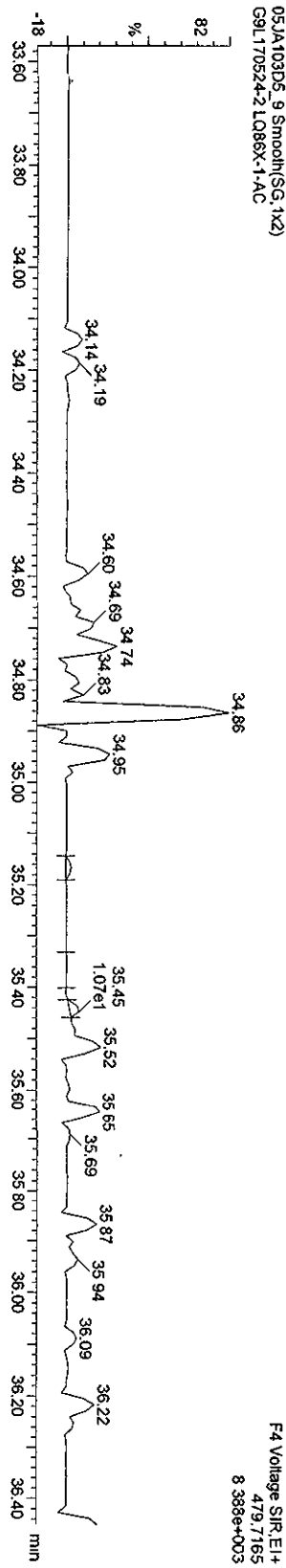
Last Altered: Wednesday, January 06, 2010 11:19:56 Pacific Standard Time
Printed: Wednesday, January 06, 2010 11:21:10 Pacific Standard Time

Name: 05JA103D5_9, Date: 06-Jan-2010, Time: 04:38:08, ID: LQ86X-1-AC, Description: G9L170524-2

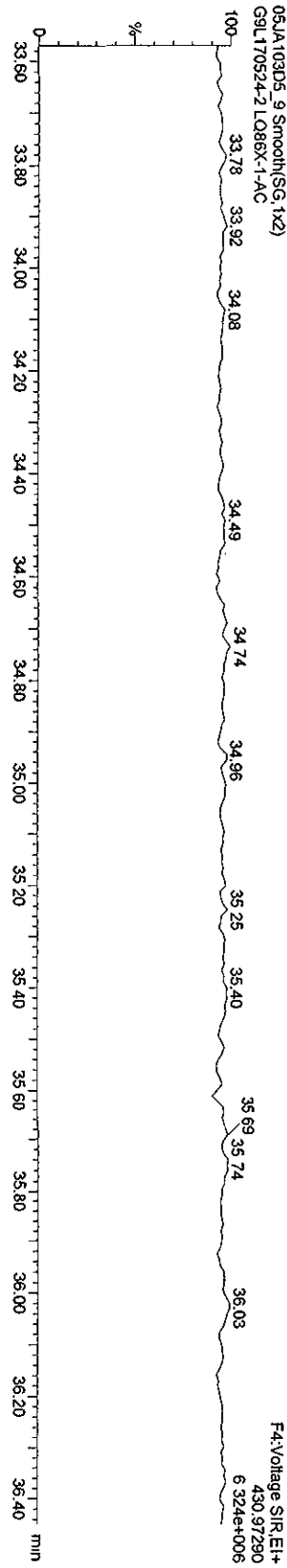
HPCDFs



HPCDF PCDFE



Function 4 PFK



Quantity Sample Report Masslynx 4.1

Dataset: C:\Masslynx\Default\proj\05JA103D58290A.qld

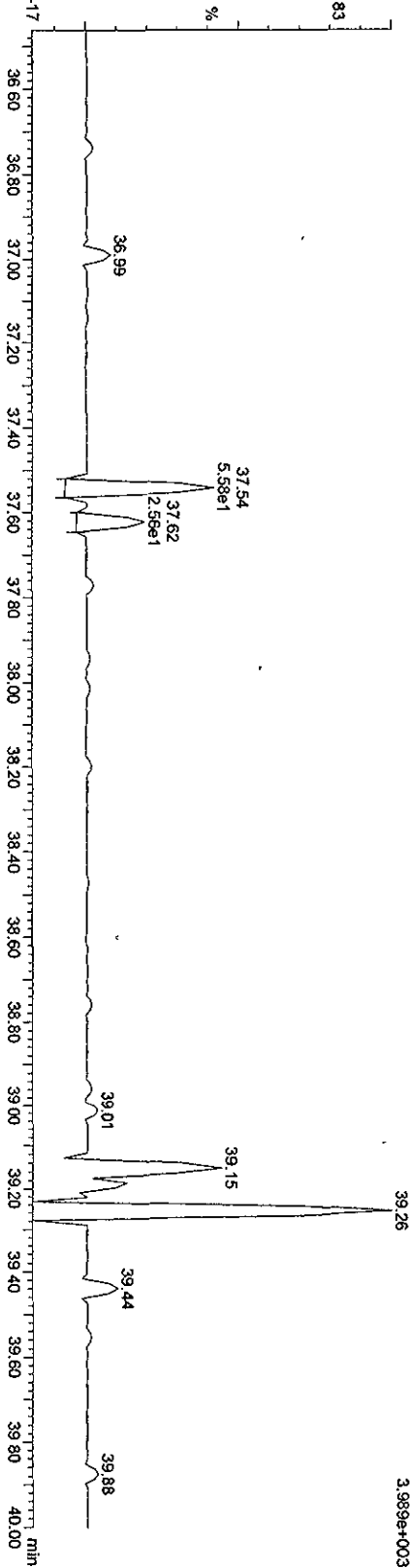
Last Altered: Wednesday, January 06, 2010 11:19:56 Pacific Standard Time
Printed: Wednesday, January 06, 2010 11:21:10 Pacific Standard Time

Name: 05JA103D5_9, Date: 06-Jan-2010, Time: 04:38:08, ID: LQ86X-1-AC, Description: G9L170524-2

OCDF PCDPE

05JA103D5_9 Smooth(SG,1x2)
G9L170524-2 LQ86X-1-AC

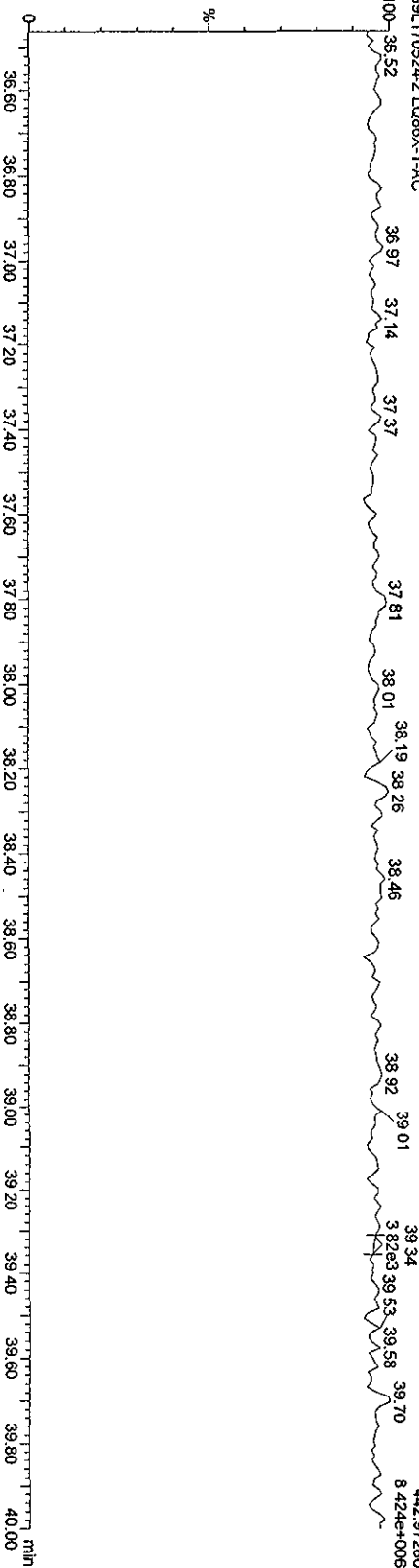
FS Voltage SIR, EI+
513 67750
3.989e+003



Function 5 PFK

05JA103D5_9 Smooth(SG,1x2)
G9L170524-2 LQ86X-1-AC

FS Voltage SIR, EI+
442 97280
8.42e+005



Run text: LQ86X-1-AC Sample text: LQ86X-1-AC :G9L170524-2
 Run #9 Filename: 07JA10C5D2 S: 5 I: 1 Results: 07JA10C5D2DB225
 Acquired: 8-JAN-10 02:11:58 Processed: 8-JAN-10 09:58:16
 Run: 07JA10C5D2 Analyte: DB225HRS Cal: DB2250104105D2
 Factor 1: 1600.000 Factor 2: 20.000 Sample size: 10.1500g

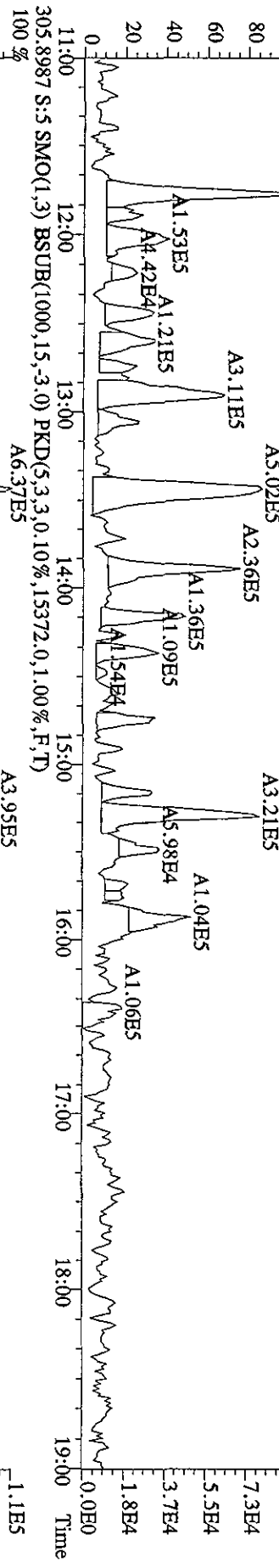
Name	Resp	RA	RT	RRF	Conc	EDL	Rec	M
13C-1,2,3,4-TCDD	47979250	0.78 y	14:10	-	2.19	-	-	n
13C-2,3,7,8-TCDF	110494632	0.79 y	15:16	1.66	136.39	1.15	69.2	n
2,3,7,8-TCDF	715922	0.81 y	15:18	1.01	1.26 <i>con</i>	<i>G</i> 0.66	-	n
13C-2,3,7,8-TCDD	57814564	0.72 y	13:56	0.95	124.81	1.58	63.3	n
2,3,7,8-TCDD	*	* n	NotFnd	1.18	*	1.13	-	n
37Cl-2,3,7,8-TCDD	80527392	1.00 y	13:57	2.07	79.96	0.50	101.5	n

See 1/12/10

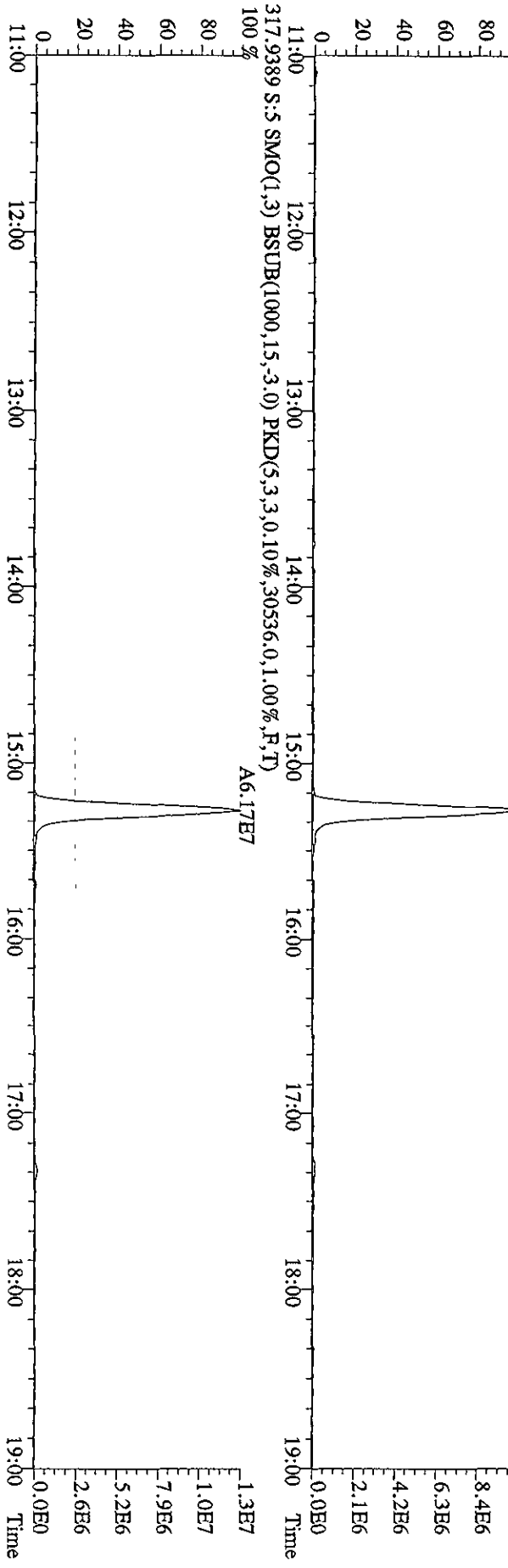
File:071A100C5D2 #1-1242 Acq: 8-JAN-2010 02:11:58 GC EI+ Voltage SIR 70SE

Sample#5 Text:LO86X-1-AC :G9L170524-2 Exp:DB225

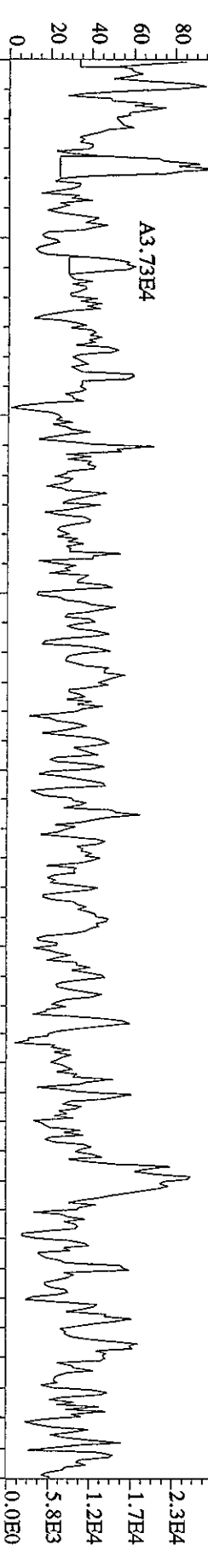
305.8987 S:5 SMO(1,3) BSUB(1000,15,-3.0) PKD(5,3,3,0.10%,15372.0,1.00%,F,T)



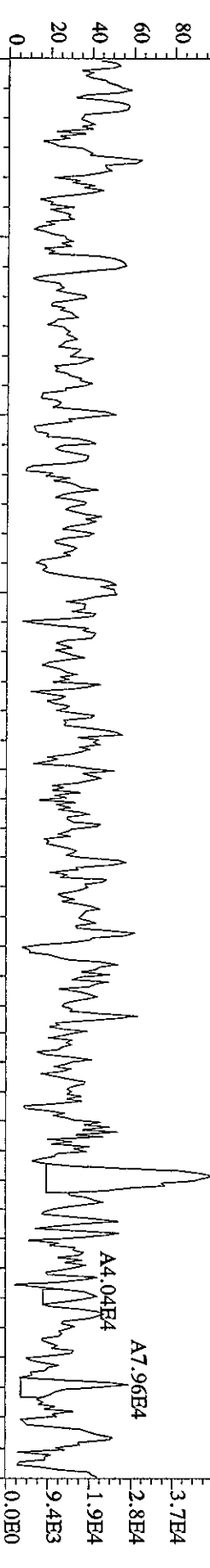
317.9389 S:5 SMO(1,3) BSUB(1000,15,-3.0) PKD(5,3,3,0.10%,30536.0,1.00%,F,T)



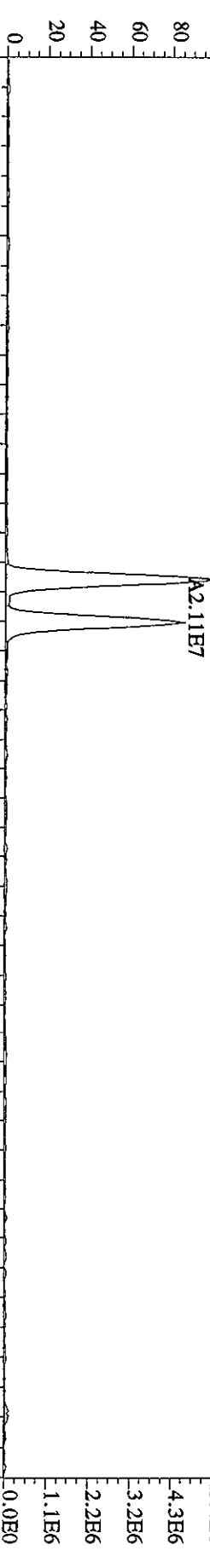
File:071A10CSD2 #1-1242 Acq: 8-JAN-2010 02:11:58 GC EI + Voltage SIR 70SE
 Sample#5 Text:LQ86X-1-AC :G9L170524-2 Exp:DB225
 319.8965 S:5 SMO(1,3) BSUB(1000,15,-3.0) PKD(5,3,3,0.10%,12000,0,1.00%,F,T)
 100% A1.02E5




321.8936 S:5 SMO(1,3) BSUB(1000,15,-3.0) PKD(5,3,3,0.10%,17116,0,1.00%,F,T)
 100%



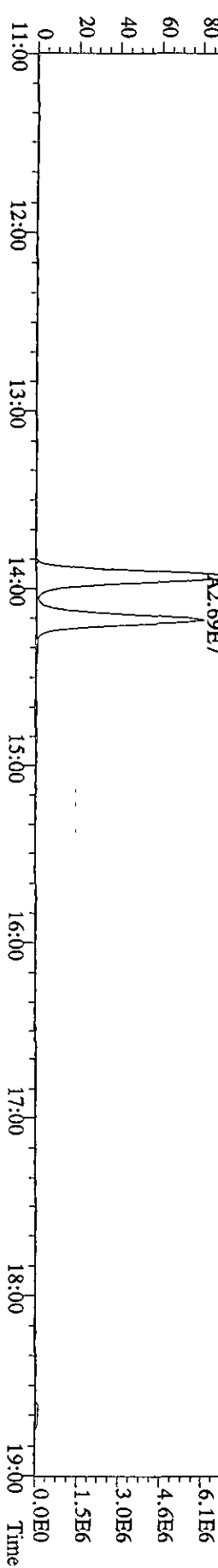
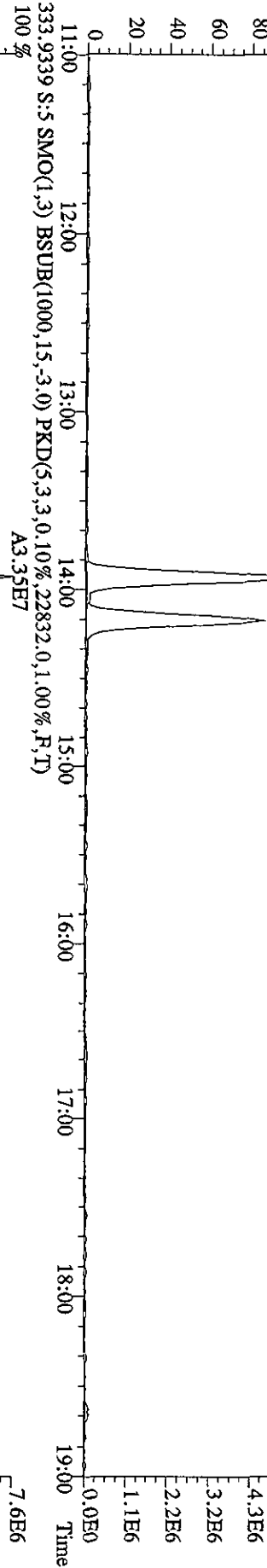


331.9368 S:5 SMO(1,3) BSUB(1000,15,-3.0) PKD(5,3,3,0.10%,31888,0,1.00%,F,T)
 100%



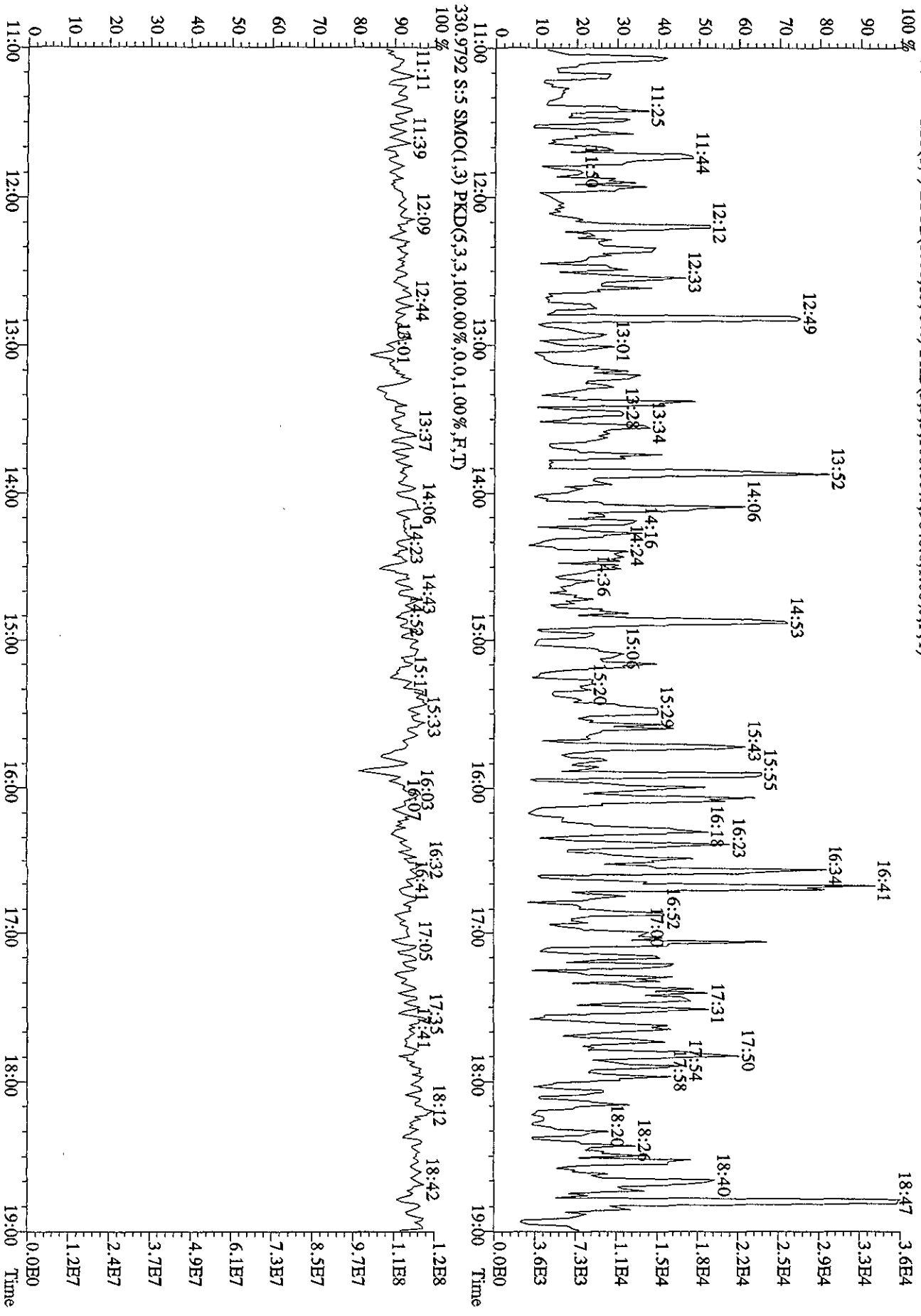
333.9339 S:5 SMO(1,3) BSUB(1000,15,-3.0) PKD(5,3,3,0.10%,22832,0,1.00%,F,T)
 100%



File:071A100C5D2 #1-1242 Acq: 8-JAN-2010 02:11:58 GC EI+ Voltage SIR 70SE
 Sample#5 Text:LO86X-1-AC :G9L170524-2 Exp:DB225
 327.8840 S:5 SMO(1,3) BSUB(1000,15,-3.0) PKD(5,3,3,0,10%,18892.0,1.00%,F,T) A4.03E7



File:071A10C5D2 #1-1242 Acq: 8-JAN-2010 02:11:58 GC EI+ Voltage SFR 70SE
 Sample#5 Text:LQ86X-1-AC :G9L170524-2 Exp:DB225
 375.8364 S:5 SMO(1.3) PKD(5,3,3,100.00%,0.0,1.00%,F,T)



Quantity Sample Summary Report MassLynx 4.1

Dataset: V:\HighRes_Archive\3D5\Default.pro\05JA103D58290Ask.qld

Last Altered: Friday, January 08, 2010 14:54:15 Pacific Standard Time
 Printed: Friday, January 08, 2010 14:55:19 Pacific Standard Time

Method: C:\MassLynx\Default.PRO\MethDB\82903D5.mdb 04 Jan 2010 09:44:45
 Calibration: C:\MassLynx\Default.PRO\CurveDB\CA123120093D58290.cdb 31 Dec 2009 13:37:23

Name: 05JA103D5_10, Date: 06-Jan-2010, Time: 05:20:27, ID: LQ867-1-AC, Description: G9L170524-3, Task:

Se 1/8/10

#	Name	Trace	Sample Size	RT	Prod RT	RRF	M...	Abs:Resp	Conc.	EMPC	%Rec	EDL	Ratio	Ratio Fl...	Mod Date
1	13C-1,2,3,4-TCDD	331.9368	10.320	18.77	18.78	1.00000		362491.00	96.8992	96.8992	100.0	0.68982	0.7349	NO	
2															
3	13C-2,3,7,8-TCDF	315.9419	10.320	18.23	17.98	1.55387		200342.34	34.4651	34.4651	17.8	847.61611	0.7154	NO	
4	2,3,7,8-TCDF	303.9016	10.320	18.21	18.24	1.00894		3543650.38	3397.5206	3397.5206	3.59399	0.6557	NO		
5	Total TCDFs	303.9016	10.320		21.44	1.00894		68204.1688	67172.6070						
6															
7	13C-2,3,7,8-TCDD	331.9368	10.320	18.94	18.97	0.93654		448725.89	128.0792	128.0792	66.1	0.73657	0.7773	NO	
8	2,3,7,8-TCDD	319.8965	10.320	18.94	18.98	1.13162		229406.47	87.5540	31.4257		1.80621	3.9313	YES	08-Jan-10
9	Total TCDDs	319.8965	10.320		19.55	1.13162		2793.4725	457.611			1.80621			
10															
11	37CL-2,3,7,8-TCDD	327.8847	10.320	18.95	18.98	1.13700		343387.41	80.7321	0.0000	104.1	0.40968			
12															
13	13C-1,2,3,7,8-PeCDF	351.9000	10.320	23.47	23.57	1.21534		903976.94	198.8302	198.8302	102.6	2.91712	1.7666	NO	08-Jan-10
14	1,2,3,7,8-PeCDF	339.8597	10.320	23.49	23.49	1.03079		8984954.75	1868.6969	1868.6969		1.41772	1.5390	NO	
15	2,3,4,7,8-PeCDF	339.8597	10.320	25.07	24.90	0.96399		4713067.63	1048.1522	1048.1522		1.51596	1.5545	NO	
16	Total F2 PeCDFs	339.8597	10.320		34.47	0.99739		11193.0596	11409.0596			1.46519			
17	Total F1 PeCDFs	339.8597	10.320		36.56	0.99739		967.4252	957.7208			0.27941			
18															
19	13C-1,2,3,7,8-PeCDD	367.8949	10.320	25.70	25.75	0.74736		371890.81	133.0172	133.0172	68.6	0.51832	1.6064	NO	
20	1,2,3,7,8-PeCDD	355.8546	10.320	25.72	25.72	1.05672		218556.81	107.7820	107.7820		2.06914	1.6093	NO	
21	Total PeCDDs	355.8546	10.320		31.10	1.05672		1023.0777	894.5095			2.06914			
22															
23	13C-1,2,3,7,8,9-HxCDD	401.8559	10.320	32.70	32.61	1.00000		280910.70	96.8992	96.8992	100.0	0.63588	1.2418	NO	
24															
25	13C-1,2,3,4,7,8-HxCDF	383.8639	10.320	31.33	31.36	0.91641		431843.25	162.5509	162.5509	83.9	9.67686	0.5371	NO	
26	1,2,3,4,7,8-HxCDF	373.8208	10.320	31.34	31.34	1.24280		15344933.00	5541.0114	5541.0114		1.15902	1.2448	NO	08-Jan-10
27	1,2,3,6,7,8-HxCDF	373.8208	10.320	31.49	31.47	1.49624		11978463.50	3592.7174	3592.7174		0.96270	1.2236	NO	
28	2,3,4,6,7,8-HxCDF	373.8208	10.320	32.12	32.14	1.31114		2078542.38	711.4329	711.4329		1.09861	1.3258	NO	08-Jan-10
29	1,2,3,7,8,9-HxCDF	373.8208	10.320	32.88	32.88	1.29097		741111.00	257.6272	257.6272		1.11577	1.2136	NO	
30	Total HxCDFs	373.8208	10.320		0.00	1.33529		20684.0421	20684.0421			1.07874			
31															

Quantity Sample Summary Report MassLynx 4.1

Dataset: V:\HighRes_Archive\3DS\Default\proj\05JA103D58290Ask.qld

Last Altered: Friday, January 08, 2010 14:54:15 Pacific Standard Time
 Printed: Friday, January 08, 2010 14:55:19 Pacific Standard Time

Name: 05JA103D5_10, Date: 06-Jan-2010, Time: 05:20:27, ID: LQ867-1-AC, Description: G9L170524-3, Task:

# Name	Trace	Sample Size	RT	Ptd.RT	RRF M...	Abs.Resp	Conc.	EMPC	%Rec	EDL	Ratio	Ratio Fl...	Mod Date
32 13C-1,2,3,6,7,8-HxCDD	401.8559	10.320	32.39	32.42	0.80919	416219.45	177.4287	177.4287	91.6	0.78582	1.2749	NO	08-Jan-10
33 1,2,3,4,7,8-HxCDD	389.8157	10.320	32.35	32.30	0.99261	149152.91	74.4667	74.4667	✓	1.40422	1.2214	NO	08-Jan-10
34 1,2,3,6,7,8-HxCDD	389.8157	10.320	32.40	32.40	1.18024	411307.23	162.2649	162.2649	✓	1.10960	1.3559	NO	08-Jan-10
35 1,2,3,7,8,9-HxCDD	389.8157	10.320	32.70	32.68	1.28282	242226.48	87.9191	87.9191	✓	1.02087	1.2997	NO	
36 Total HxCDDs	389.8157	10.320		0.00	1.13189		984.8456	9427239		1.15699			
37													
38 13C-1,2,3,4,6,7,8-HpCDF	417.8253	10.320	34.21	34.24	0.81080	371399.38	158.0076	158.0076	81.5	3.21820	0.4765	NO	
39 1,2,3,4,6,7,8-HpCDF	407.7818	10.320	34.22	34.22	1.36387	36521782.00	13972.9025	13972.9025	✓	2.20103	1.0299	NO	
40 1,2,3,4,7,8,9-HpCDF	407.7818	10.320	35.37	35.34	1.11483	11757332.00	5503.1045	5503.1045	✓	2.69272	1.0471	NO	
41 Total HpCDFs	407.7818	10.320		0.00	1.23935		27311.1475	27311.1475		2.42217			
42													
43 13C-1,2,3,4,6,7,8-HpCDD	435.8169	10.320	35.09	35.06	0.70743	192994.76	94.1053	94.1053	48.6	3.05009	1.0633	NO	08-Jan-10
44 1,2,3,4,6,7,8-HpCDD	423.7766	10.320	35.09	35.09	1.04312	829270.06	798.3042	798.3042	✓	4.40174	1.0713	NO	
45 Total HpCDDs	423.7766	10.320		0.12	1.04312		1504.0433	1504.0433		4.40174			
46													
47 13C-OCDD	469.7779	10.320	37.52	37.50	0.51880	396650.61	263.7325	263.7325	68.0	3.39199	0.9266	NO	08-Jan-10
48 OCDF	441.7428	10.320	37.63	37.63	1.40213	65755084.00	45826.2514	45826.2514	✓	3.42950	0.8914	NO	
49 OCDD	457.7377	10.320	37.53	37.53	1.19691	1687160.19	1377.4270	1377.4270	✓	1.59786	0.8884	NO	08-Jan-10
50													
51													
52 Function 1 PRK	330.97920	1.000		14.26									
53 Function 2 PRK	342.97920	1.000		22.48	16743....					0.00000			
54 Function 3 PRK	380.97600	1.000	29.34	29.28	7909.2..	4340.85	0.5488		54.9	1.69524			
55 Function 4 PRK	430.97290	1.000	34.85	34.81	14980.0..	220755.22	14.7359		1473.6	3.94761			
56 Function 5 PRK	442.97280	1.000	39.27	39.31	3947.9...	135205.45	34.2474		3424.7	37.91696			
57 TODF PCDFE	375.8364	1.000		15.01	30.012...					0.00000			
58 F1 PeCDF PCDFE	409.79740	1.000	22.09	18.68	45.972..					0.00000			
59 F2 PeCDF PCDFE	409.7974	1.000	22.09	22.10	17.774...	190.05	10.6924		1069.2	26.17182			
60 HxCDF PCDFE	445.7555	1.000	32.92	33.02	18.611...	824.97	44.3270		4432.7	25.30993			
61 HPCDF PCDFE	479.7165	1.000	35.34	35.33	75.501...	46.06	0.6101		61.0	5.44273			
62 OCDF PCDFE	513.67750	1.000		37.54	85.061...					0.00000			

Quantity Sample Summary Report MassLynx 4.1

Dataset: C:\MassLynx\Default\proj05JA103D568290A.qld

Last Altered: Wednesday, January 06, 2010 11:19:56 Pacific Standard Time
 Printed: Wednesday, January 06, 2010 11:20:33 Pacific Standard Time

Name: 05JA103D5_10, Date: 06-Jan-2010, Time: 05:20:27, ID: LQ867-1-AC, Description: G9L170524-3, Task:

#	Name	Trace	Sample Size	RT	Ptd.RT	RRF	M	Abs Resp	Conc	EMPC	%Rec	EDL	Ratio	Ptd.Ratio	Ratio	Mod	Date
1	13C-1,2,3,4-TCDD	331.9368	10.320	18.77	18.78	1.000		362491.00	96.8992	96.8992	100.0	0.6898	0.735	0.770			
2	3 13C-2,3,7,8-TCDF	315.9419	10.320	18.23	17.98	1.554		200342.34	34.4651	34.4651	17.8	847.6...	0.715	0.770			
4	2,3,7,8-TCDF	303.9016	10.320	18.21	18.24	1.009		3543650.38	3397.5206	3397.5206	3.5940		0.656	0.770			
5	Total TCDFs	303.9016	10.320		21.44	1.009		68204.1688	67473.6070		3.5940						
6	7 13C-2,3,7,8-TCDD	331.9368	10.320	18.94	18.97	0.937		448725.89	128.0792	128.0792	66.1	0.7366	0.777	0.770			
8	2,3,7,8-TCDD	319.8965	10.320	18.98	18.98	1.132		2705.9186	14.3354		1.8062		0.770				
9	Total TCDDs	319.8965	10.320		19.55	1.132					1.8062						
10	11 37CL-2,3,7,8-TCDD	327.8847	10.320	18.95	18.98	1.137		343387.41	80.7321	0.0000	104.1	0.4097					
12	13 13C-1,2,3,7,8-PeCDF	351.9000	10.320	23.47	23.57	1.215		910893.97	200.3516	180.9105	103.4	2.9171	1.824	1.550			
14	1,2,3,7,8-PeCDF	339.8597	10.320	23.49	23.49	1.031		8984954.75	1854.5067	1854.5067	1.4242		1.539	1.550			
15	2,3,4,7,8-PeCDF	339.8597	10.320	25.07	24.90	0.964		4773067.63	1040.1929	1040.1929	1.5229		1.555	1.550			
16	Total F2 PeCDFs	339.8597	10.320		34.47	0.997		11108.0632	11108.0632	11108.0632	1.4719						
17	Total F1 PeCDFs	339.8597	10.320		36.56	0.997		960.0789	924.6456		0.2807						
18	19 13C-1,2,3,7,8-PeCDD	367.8949	10.320	25.70	25.75	0.747		371890.81	133.0172	133.0172	68.6	0.5183	1.606	1.550			
20	1,2,3,7,8-PeCDD	365.8546	10.320	25.72	25.72	1.057		218559.81	107.7820	107.7820	2.0691		1.609	1.550			
21	Total PeCDDs	365.8546	10.320		31.10	1.057		1023.0777	894.5095		2.0691						
22	23 13C-1,2,3,7,8,9-HxCDD	401.8559	10.320	32.70	32.61	1.000		280910.70	96.8992	96.8992	100.0	0.6359	1.242	1.240			
24	26 13C-1,2,3,4,7,8-HxCDF	383.8639	10.320	31.33	31.36	0.916		431843.25	162.5509	162.5509	83.9	9.6769	0.537	0.510			
26	1,2,3,4,7,8-HxCDF	373.8208	10.320	31.34	31.34	1.243		18979055.00	6853.2824	6853.2824	1.1590		1.232	1.240			
27	1,2,3,6,7,8-HxCDF	373.8208	10.320	31.49	31.47	1.496		11978463.50	3592.7174	3592.7174	0.9627		1.224	1.240			
28	2,3,4,6,7,8-HxCDF	373.8208	10.320	32.08	32.14	1.311		5148503.50	1762.5458	1762.5458	1.0986		1.262	1.240			
29	1,2,3,7,8,9-HxCDF	373.8208	10.320	32.88	32.88	1.291		741111.00	257.6272	257.6272	1.1158		1.214	1.240			
30	Total HxCDFs	373.8208	10.320		0.00	1.335		23047.4260	23047.4260		1.0787						
31	32 13C-1,2,3,6,7,8-HxCDD	401.8559	10.320	32.39	32.42	0.809		531306.06	226.4886	174.7083	116.9	0.7868	1.904	1.240			
33	1,2,3,4,7,8-HxCDD	389.8157	10.320	32.40	32.30	0.933		564977.36	220.9728	220.9728	1.6433		1.323	1.240			
34	1,2,3,6,7,8-HxCDD	389.8157	10.320	32.54	32.40	1.180		149996.97	46.3573	18.5309	1.2985		4.604	1.240			
35	1,2,3,7,8,9-HxCDD	389.8157	10.320	32.70	32.68	1.283		242226.48	68.8749	68.8749	1.1947		1.300	1.240			

Dataset: C:\MassLynx\Default\proj05JA103D58290A.qid

Last Altered: Wednesday, January 06, 2010 11:19:56 Pacific Standard Time
 Printed: Wednesday, January 06, 2010 11:20:33 Pacific Standard Time

Name: 05JA103D5_10, Date: 06-Jan-2010, Time: 05:20:27, ID: LQ867-1-AC, Description: G9L170524-3, Task:

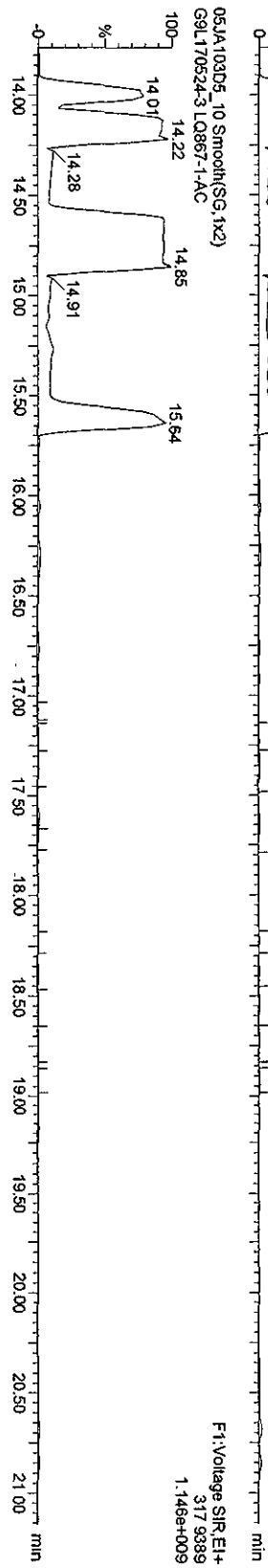
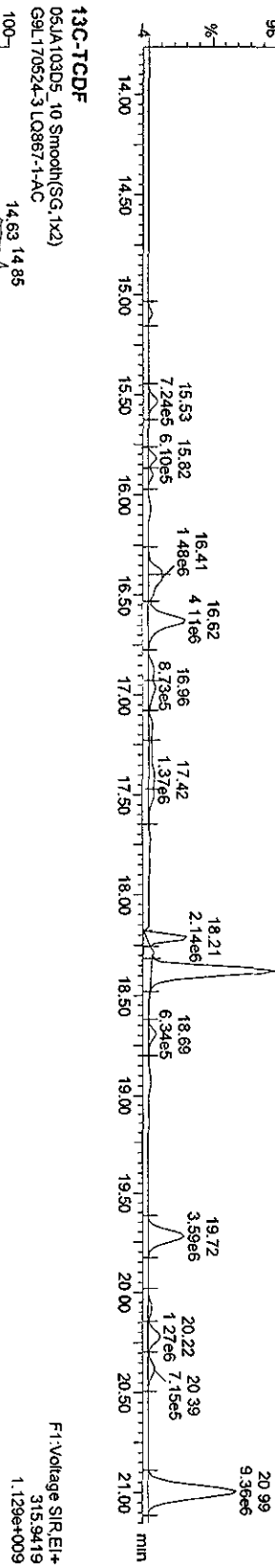
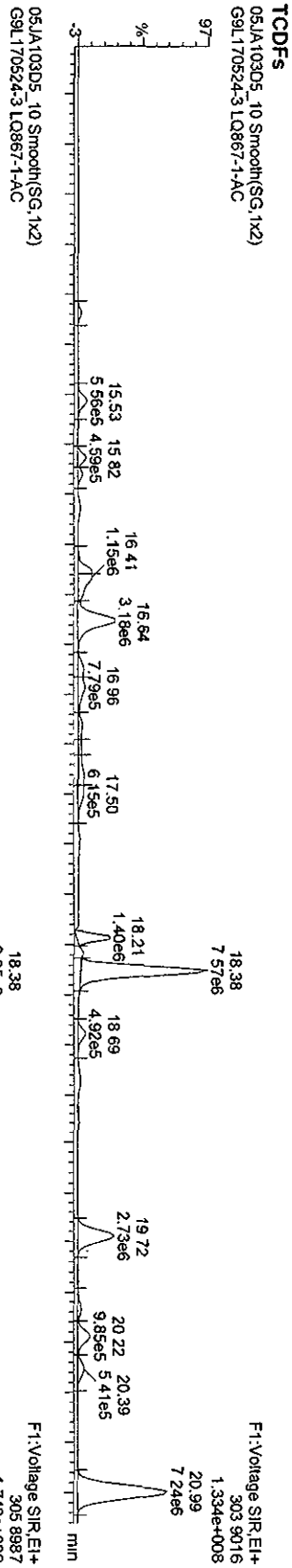
#	Name	Trace	Sample Size	RT	Ptd.RT	RRF	M	Abs.Resp	Conc.	EMPC	%Rec	EDL	Ratio	Ptd.Ratio	Ratio	Mod	Date
36	Total HxCDDs	389.8157	10.320					0.00	1.132	805.0570	774.0353	1.3540					
37																	
38	13C-1,2,3,4,6,7,8-HpCDF	417.8253	10.320	34.21	34.24	0.811		371399.38	158.0076	158.0076	81.5	3.2182	0.476	0.440		NO	
39	1,2,3,4,6,7,8-HpCDF	407.7818	10.320	34.22	34.22	1.364		36521782.00	13972.9025	13972.9025	2.2010	1.030	1.040		NO		
40	1,2,3,4,7,8,9-HpCDF	407.7818	10.320	35.37	35.34	1.115		11757332.00	5503.1045	5503.1045	2.6927	1.047	1.040		NO		
41	Total HpCDFs	407.7818	10.320			0.00			27311.1475	27311.1475		2.4222					
42																	
43	13C-1,2,3,4,6,7,8-HpCDD	435.8169	10.320	35.09	35.05	0.707		192994.76	94.1053	94.1053	48.6	3.0501	1.063	1.040		NO	
44	1,2,3,4,6,7,8-HpCDD	423.7766	10.320	35.09	35.09	1.043		829270.06	798.3042	798.3042	4.4017	1.071	1.040		NO		
45	Total HpCDDs	423.7766	10.320			0.12			1504.0433	1504.0433		4.4017					
46																	
47	13C-OCDD	469.7779	10.320	37.52	37.50	0.519		352759.52	234.5494	203.5713	60.5	3.3920	1.178	0.890		YES	
48	OCDF	441.7428	10.320	37.63	37.63	1.402		65755084.00	51528.0517	51528.0517	3.8662	0.891	0.890		NO		
49	OCDD	457.7377	10.320	37.53	37.53	1.197		1538205.81	1412.0697	1256.9495	1.7967	0.722	0.890		YES		
50																	
51																	
52	Function 1 PFK	330.97920	1.000	14.26													
53	Function 2 PFK	342.97920	1.000	22.48	16743...												
54	Function 3 PFK	360.97600	1.000	29.34	29.28	7909.2...		4340.85	0.5488		54.9	1.6952					
55	Function 4 PFK	430.97290	1.000	34.85	34.81	14980...		220753.22	14.7359		147...	3.9476					
56	Function 5 PFK	442.97280	1.000	39.27	39.31	3947.9...		135205.45	34.2474		342...	37.9170					
57	TCDF PCDFE	375.8364	1.000	15.01	30.012												
58	F1 PCDF PCDFE	409.79740	1.000	18.68	45.972												
59	F2 PCDF PCDFE	409.7974	1.000	22.09	22.10	17.774		190.05	10.6924		106...	26.1718					
60	HxCDF PCDFE	445.7555	1.000	32.92	33.02	18.611		824.97	44.3270		443...	25.3099					
61	HPCDF PCDFE	479.7165	1.000	35.34	35.33	75.501		46.06	0.6101		61.0	5.4427					
62	OCDF PCDFE	513.67750	1.000	37.54	85.061												

Quantity Sample Report Masslynx 4.1

Dataset: C:\MassLynx\Default\proj\05JA103D58290A.qld

Last Altered: Wednesday, January 06, 2010 11:19:56 Pacific Standard Time
 Printed: Wednesday, January 06, 2010 11:21:10 Pacific Standard Time

Name: 05JA103D5_10, Date: 06-Jan-2010, Time: 05:20:27, ID: LQ867-1-AC, Description: G9L170524-3



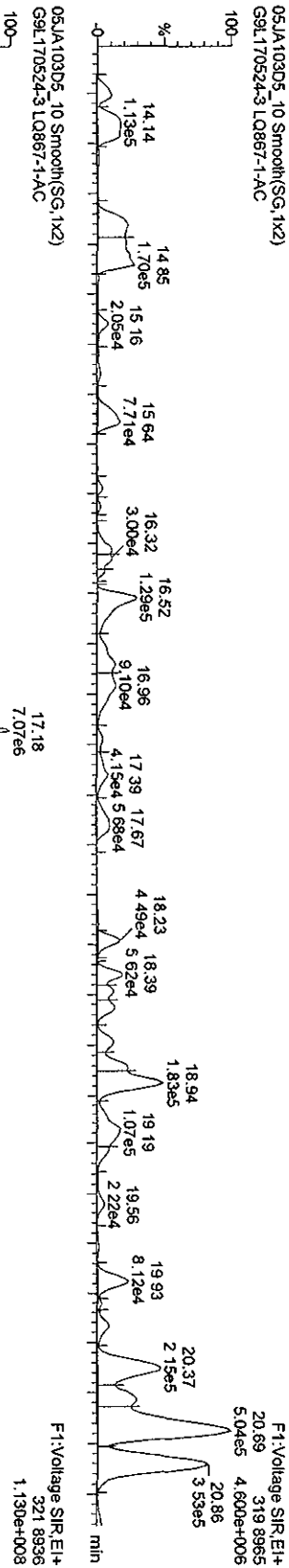
Quantity Sample Report Masslynx 4.1

Dataset: C:\Masslynx\Default\pro05JA103D58290A.qld

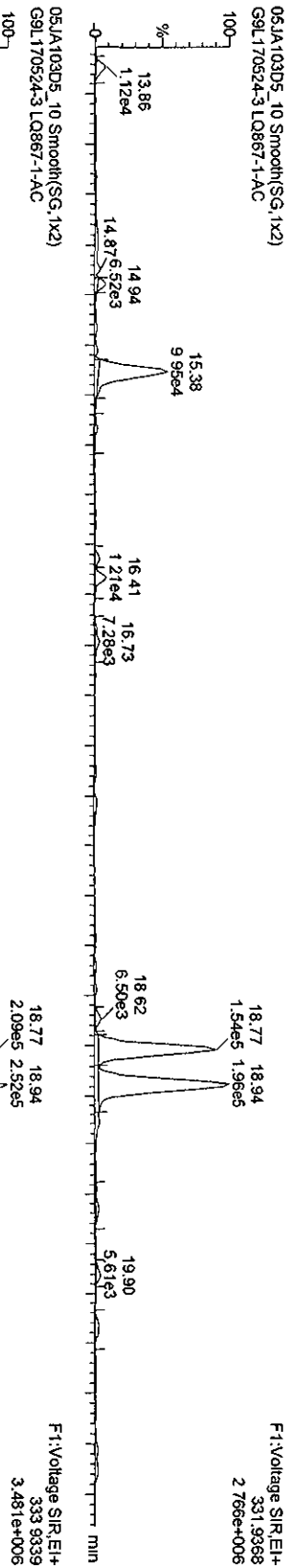
Last Altered: Wednesday, January 06, 2010 11:19:56 Pacific Standard Time
 Printed: Wednesday, January 06, 2010 11:21:10 Pacific Standard Time

Name: 05JA103D5_10, Date: 06-Jan-2010, Time: 05:20:27, ID: LQ867-1-AC, Description: G9L170524-3


TCDDs



13C-TCDDs



TCDDs



Dataset: V:\HighRes_Archive\3D5\Default.pro\05JA103D58290Ask.qld

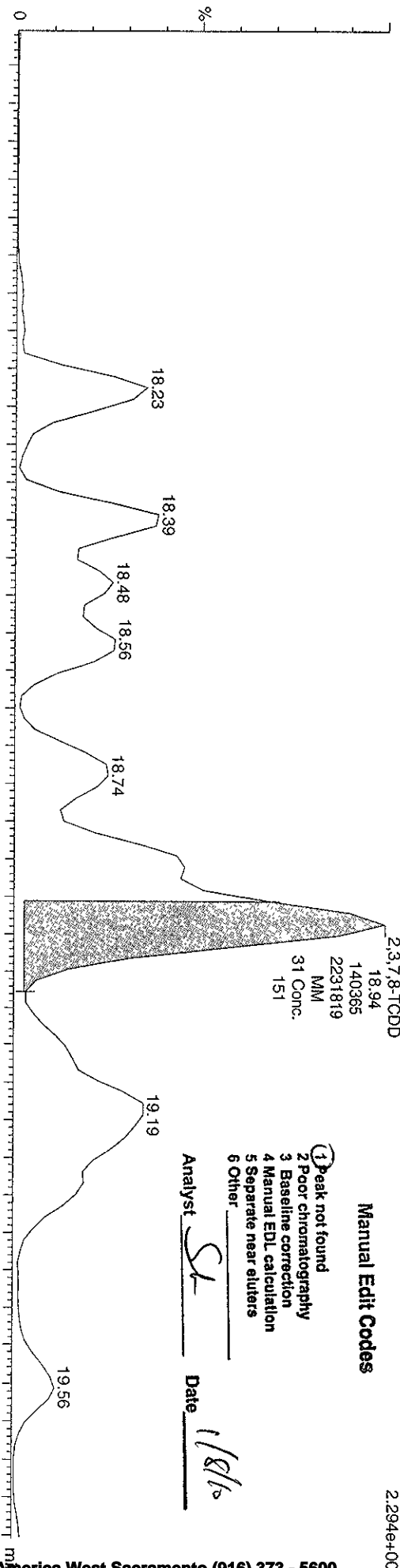
Last Altered: Friday, January 08, 2010 08:13:46 Pacific Standard Time
Printed: Friday, January 08, 2010 08:14:54 Pacific Standard Time

Method: C:\MassLynx\Default.PROMethDB\82903D5.mdb 04 Jan 2010 09:44:45
Calibration: C:\MassLynx\Default.PRO\CurveDB\CA123120093D58290.cdb 31 Dec 2009 13:37:23

Sample Name: 05JA103D5_10

05JA103D5_10 Smooth(SG,1x2)
G9L170524-3.LQ867-1-AC

F1: Voltage SIR, EI+
319.8965
2.294e+006



2,3,7,8-TCDD
18.94
140365
2231819
MM
31 Conc.
151

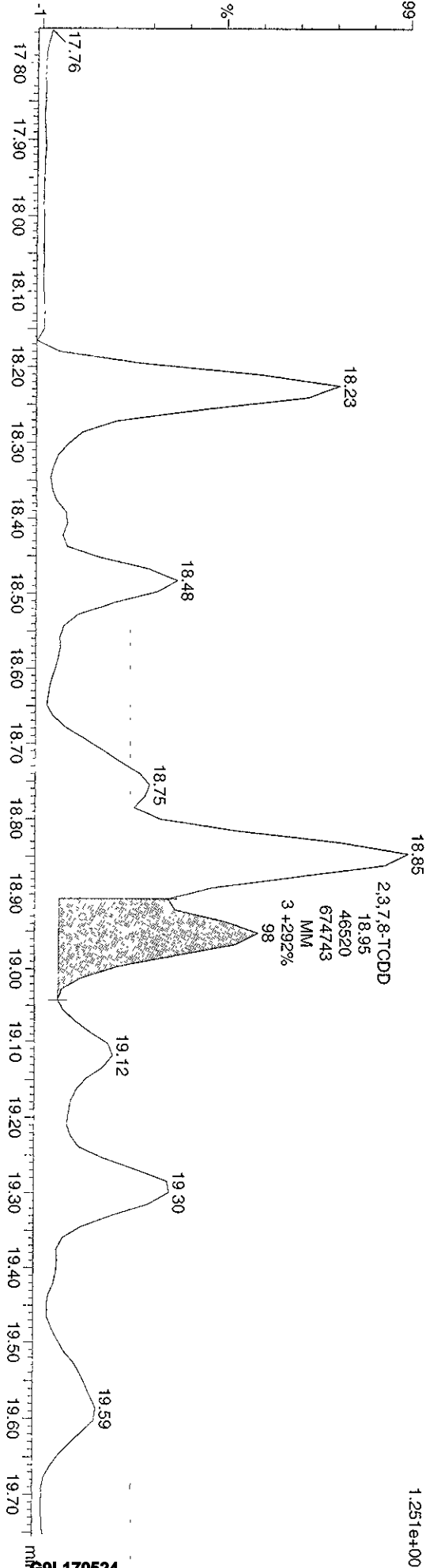
Manual Edit Codes

- 1 Peak not found
- 2 Poor chromatography
- 3 Baseline correction
- 4 Manual EDL calculation
- 5 Separate near eluters
- 6 Other

Analyst SL Date 1/8/10

05JA103D5_10 Smooth(SG,1x2)
G9L170524-3.LQ867-1-AC

F1: Voltage SIR, EI+
321.8936
1.251e+006



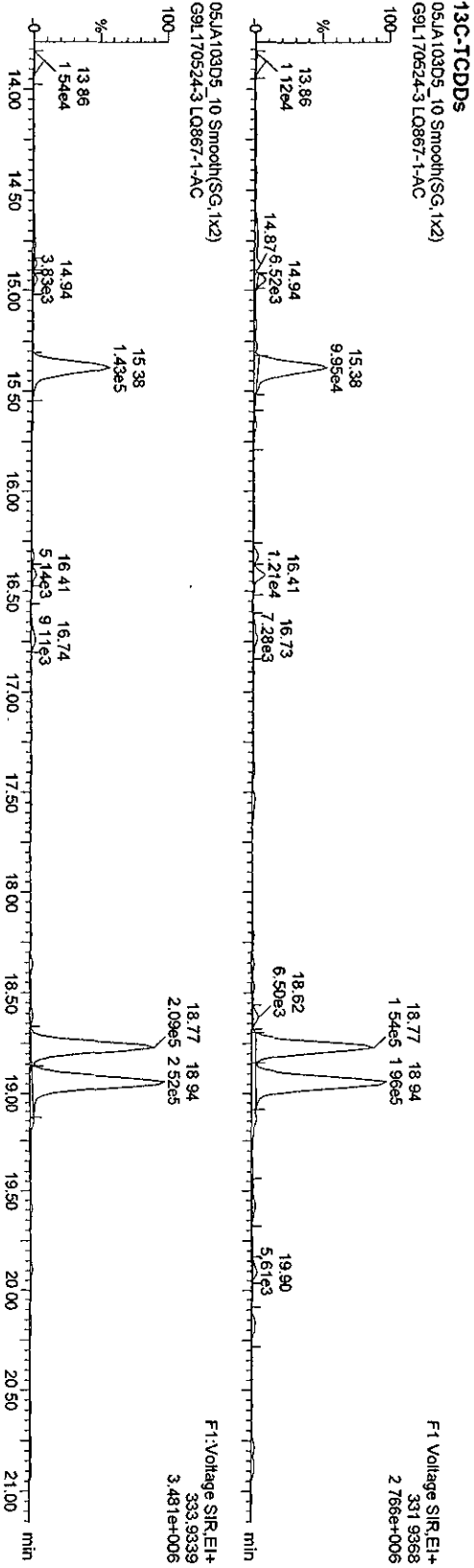
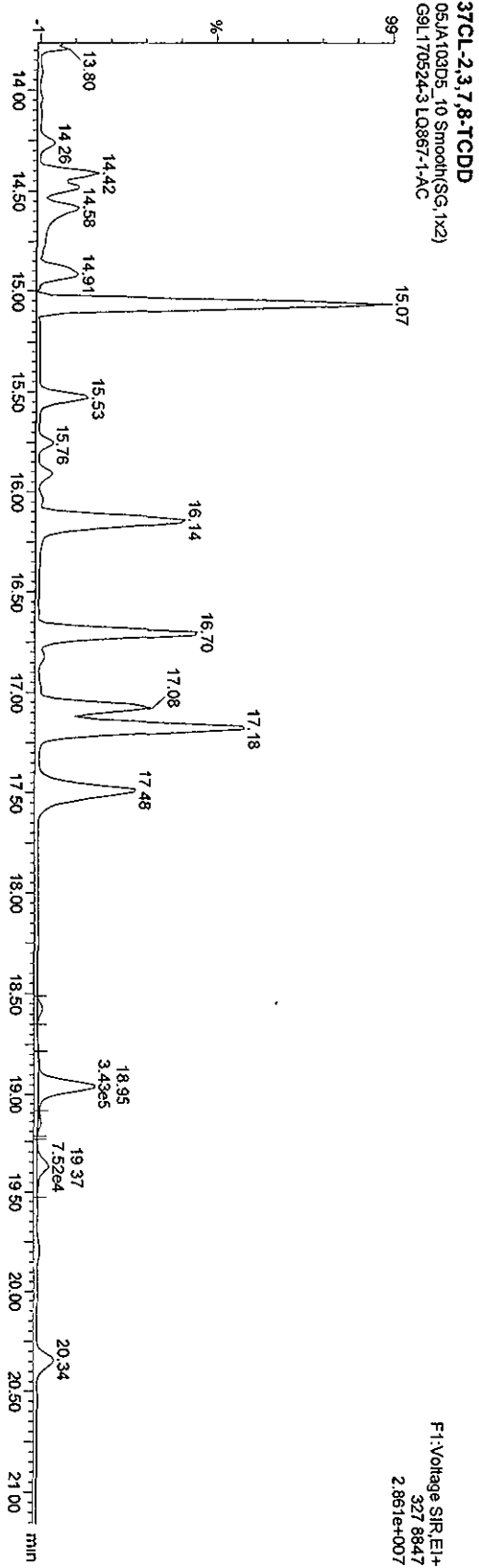
2,3,7,8-TCDD
18.95
46520
674743
MM
3 +292%
98

Quantity Sample Report MassLynx 4.1

Dataset: C:\MassLynx\Default\pro05JA103D58290A.qtd

Last Altered: Wednesday, January 06, 2010 11:19:56 Pacific Standard Time
Printed: Wednesday, January 06, 2010 11:21:10 Pacific Standard Time

Name: 05JA103D5_10, Date: 06-Jan-2010, Time: 05:20:27, ID: LQ867-1-AC, Description: G9L170524-3



Quantity Sample Report Masslynx 4.1

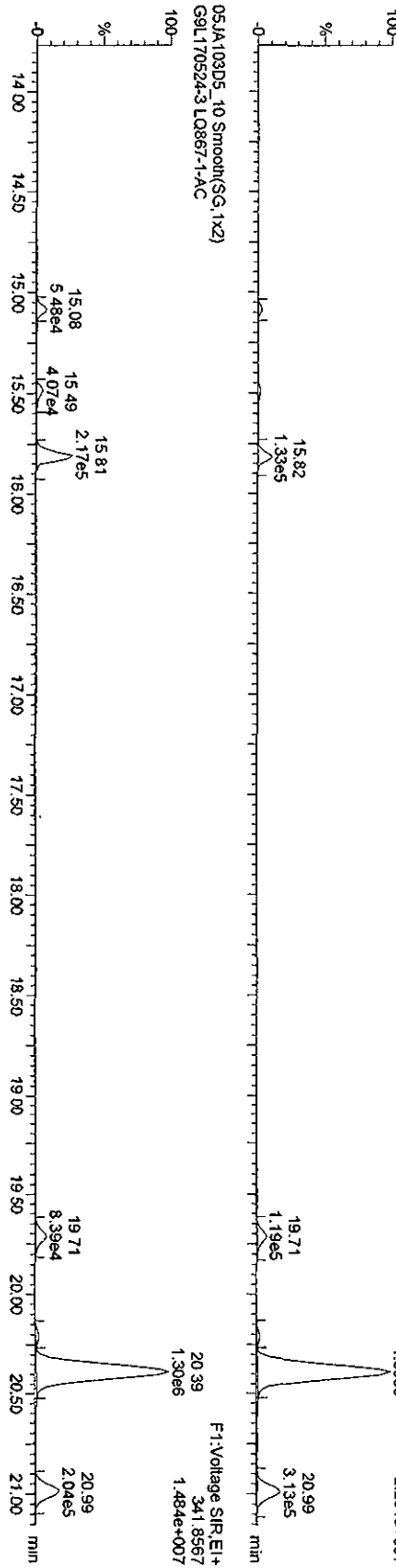
Dataset: C:\MassLynx\Default\pro\05JA103D56290A.qld

Last Altered: Wednesday, January 06, 2010 11:19:56 Pacific Standard Time
Printed: Wednesday, January 06, 2010 11:21:10 Pacific Standard Time

Name: 05JA103D5_10, Date: 06-Jan-2010, Time: 05:20:27, ID: LQ867-1-AC, Description: G9L170524-3

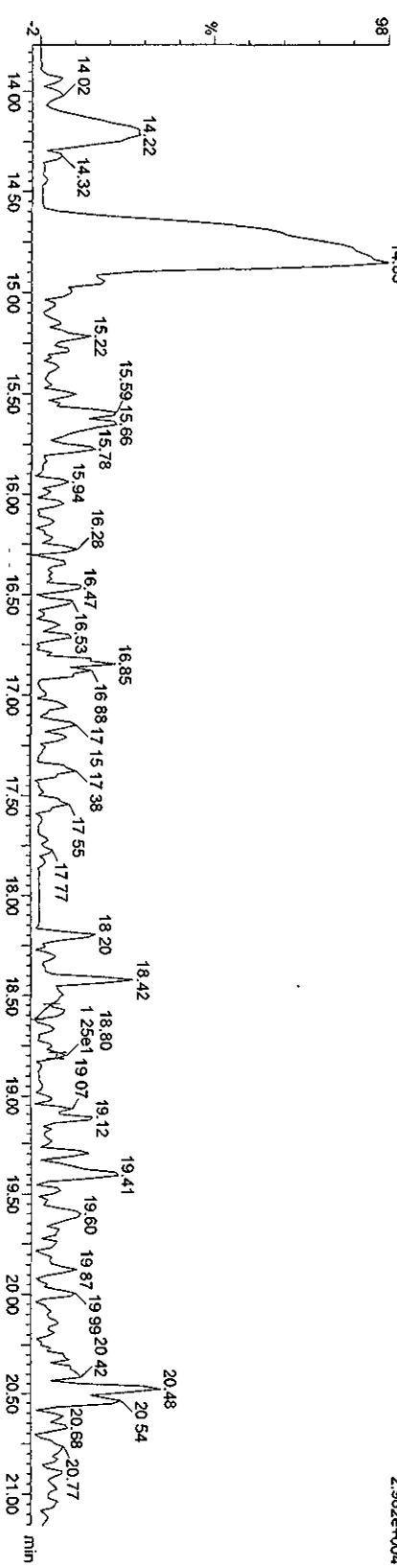
F1 PeCDFs

05JA103D5_10 Smooth(SG, 1x2)
G9L170524-3 LQ867-1-AC



F1 PeCDF PCDPE

05JA103D5_10 Smooth(SG, 1x2)
G9L170524-3 LQ867-1-AC



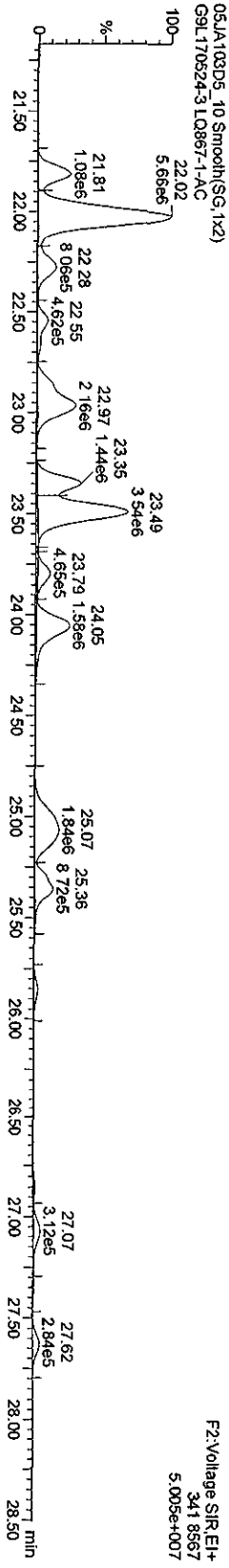
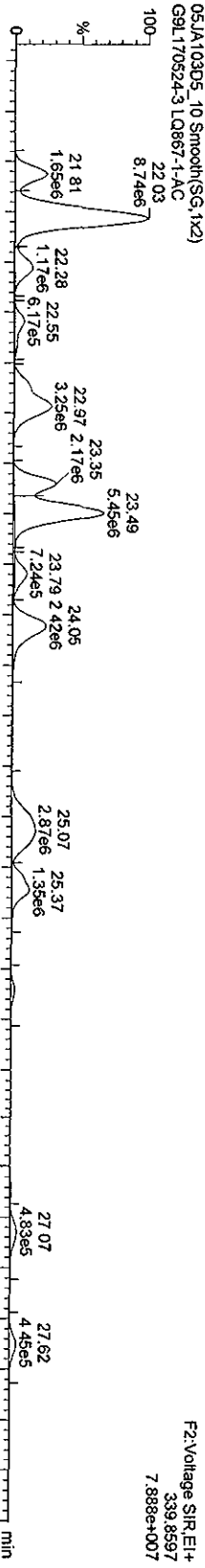
Quantity Sample Report MassLynx 4.1

Dataset: C:\MassLynx\Default.pro\05JA103D58290A.qld

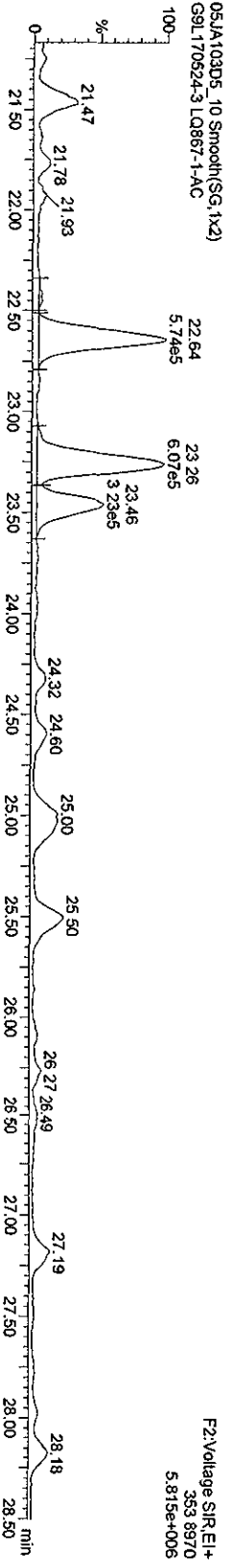
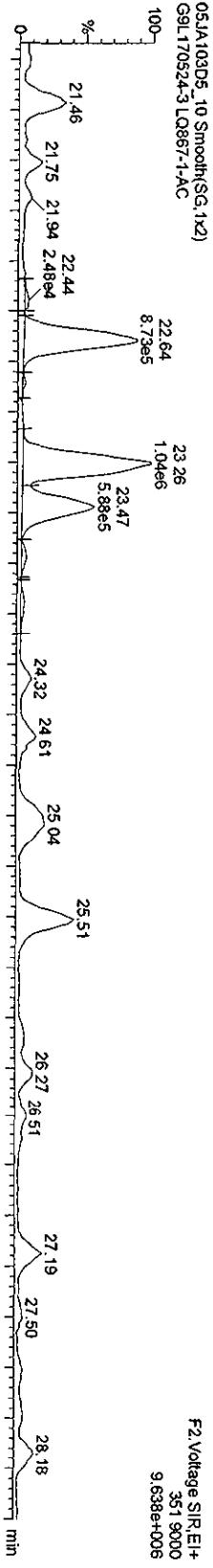
Last Altered: Wednesday, January 06, 2010 11:19:56 Pacific Standard Time
Printed: Wednesday, January 06, 2010 11:21:10 Pacific Standard Time

Name: 05JA103D5_10, Date: 06-Jan-2010, Time: 05:20:27, ID: LQ867-1-AC, Description: G9L170524-3

PeCDFs



13C-PeCDDs

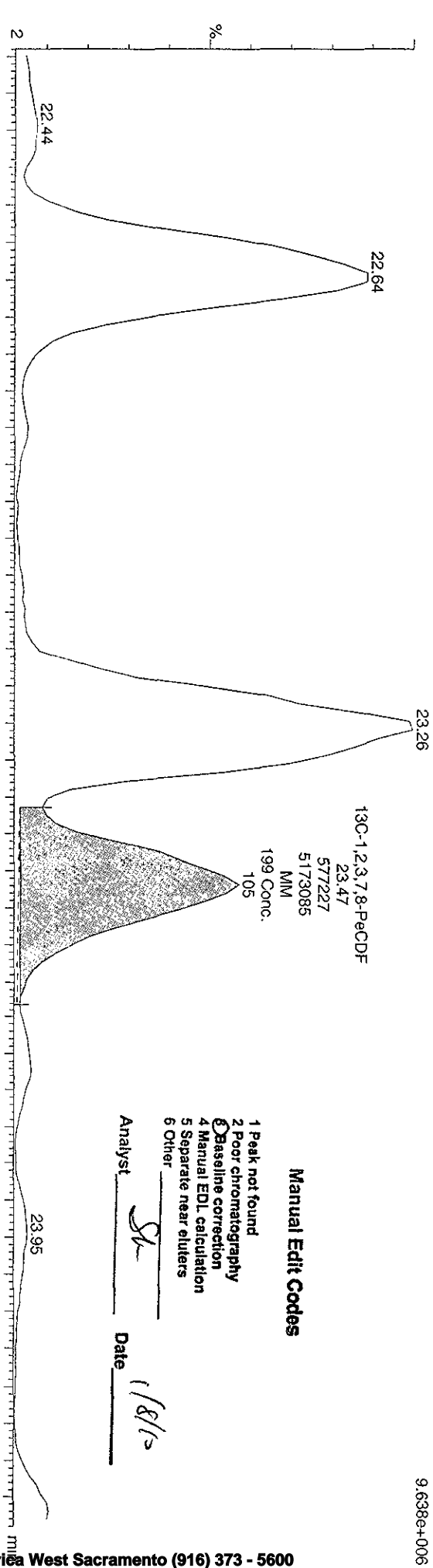


Dataset: V:\HighRes_Archive\3D5\Default.pro\05JA103D58290Ask.qld
Last Altered: Friday, January 08, 2010 08:13:46 Pacific Standard Time
Printed: Friday, January 08, 2010 08:14:54 Pacific Standard Time

Sample Name: 05JA103D5_10

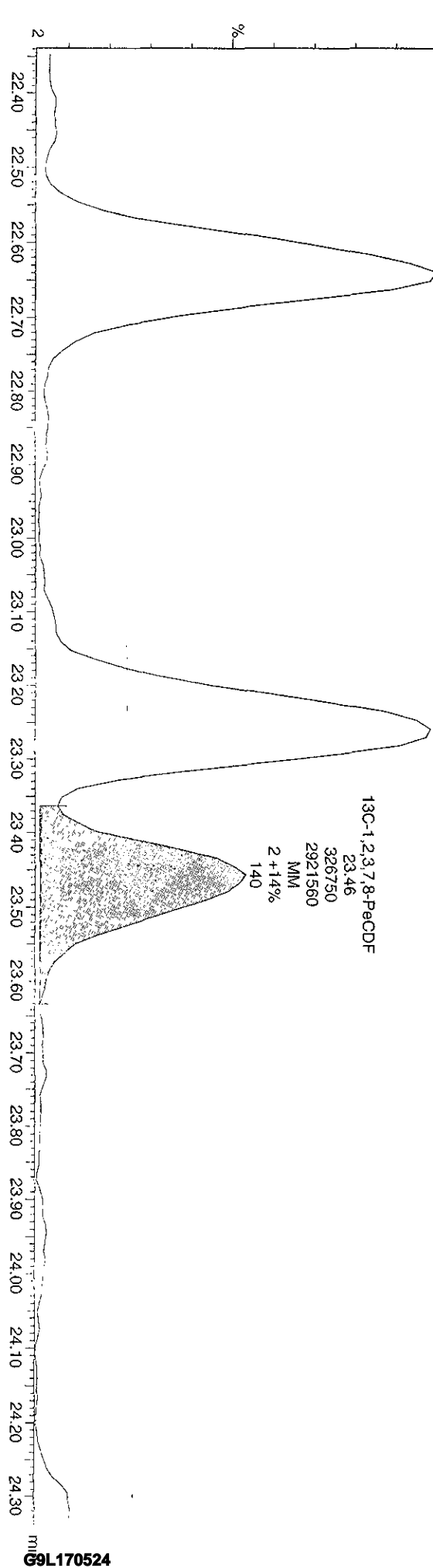
05JA103D5_10 Smooth(SG, 1x2)
G9L170524-3.LQ867-1-AC

F2:Voltage SIR, EI+
351.9000
9.638e+006



05JA103D5_10 Smooth(SG, 1x2)
G9L170524-3.LQ867-1-AC

F2:Voltage SIR, EI+
353.8970
5.815e+006



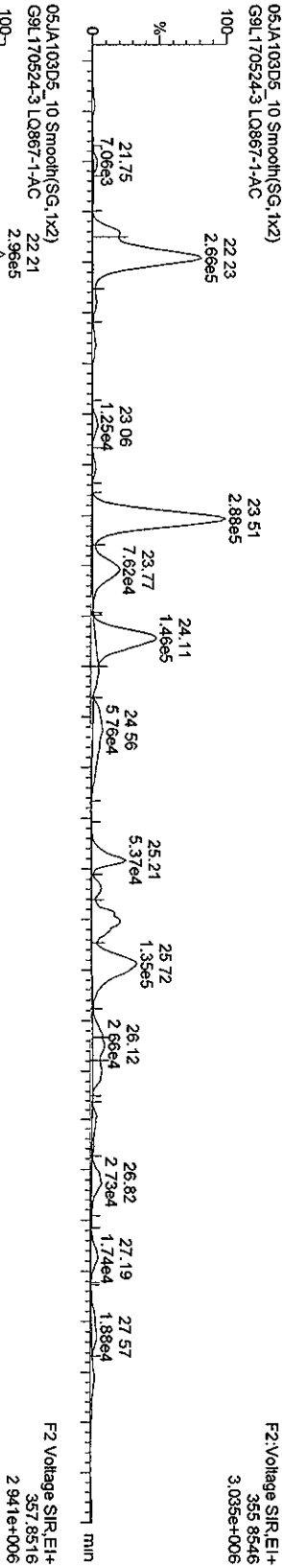
Quantity Sample Report Masslynx 4.1

Dataset: C:\MassLynx\Default.pro\05JA103D56290A.qld

Last Altered: Wednesday, January 06, 2010 11:19:56 Pacific Standard Time
Printed: Wednesday, January 06, 2010 11:21:10 Pacific Standard Time

Name: 05JA103D5_10, Date: 06-Jan-2010, Time: 05:20:27, ID: LQ867-1-AC, Description: G9L170524-3

PeCDDs



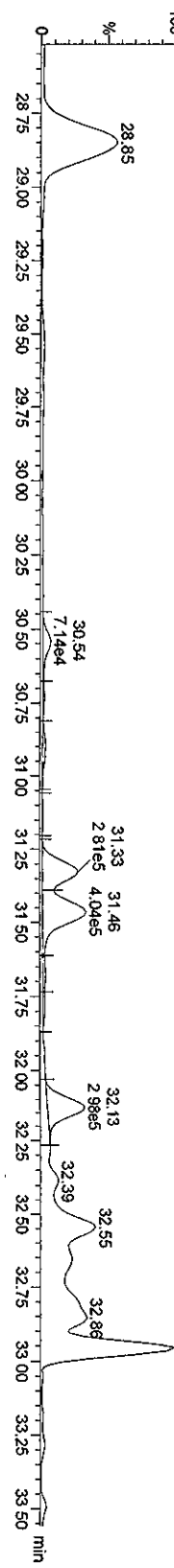
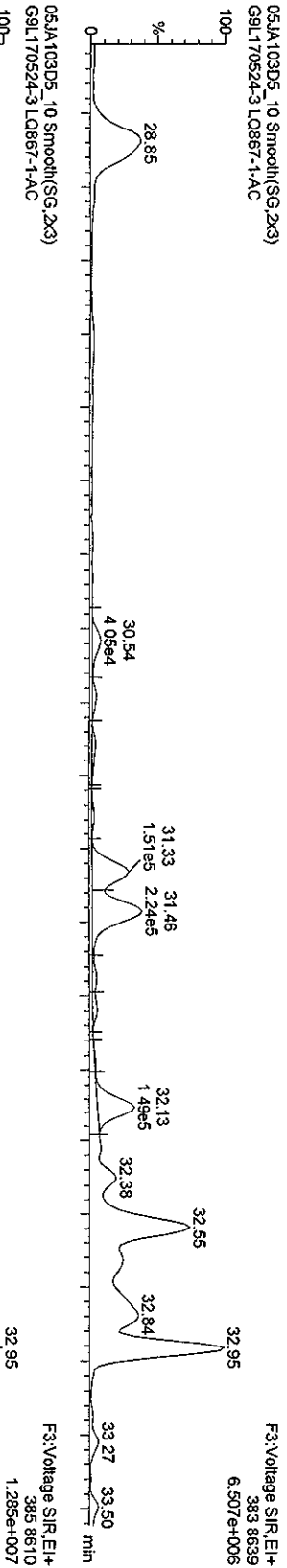
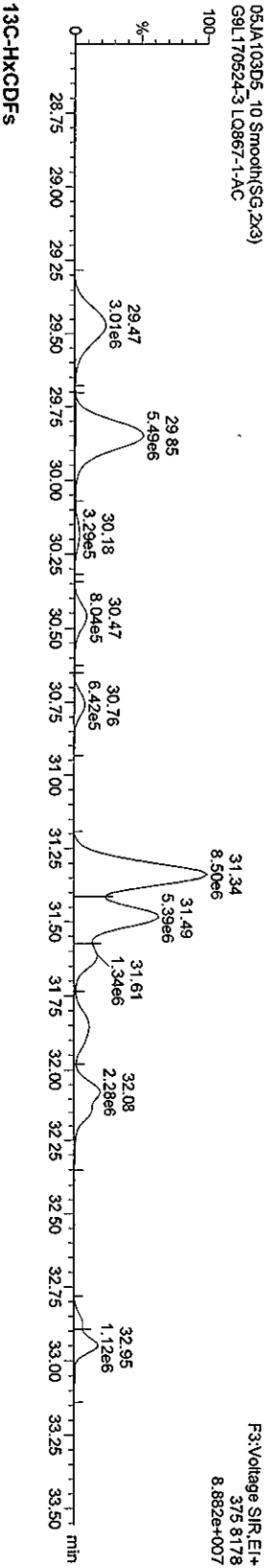
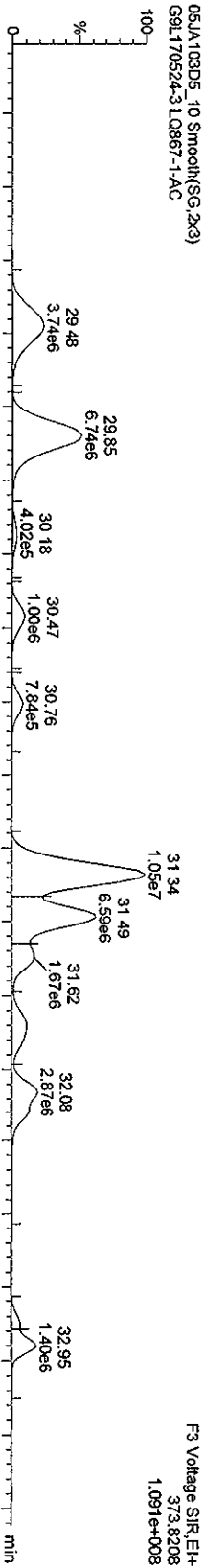
Quantity Sample Report MassLynx 4.1

Dataset: C:\MassLynx\Default\pro\05JA103D58290A.qld

Last Altered: Wednesday, January 06, 2010 11:19:56 Pacific Standard Time
Printed: Wednesday, January 06, 2010 11:21:10 Pacific Standard Time

Name: 05JA103D5_10, Date: 06-Jan-2010, Time: 05:20:27, ID: LQ867-1-AC, Description: G9L170524-3

HXCDFs



Dataset: V:\HighRes_Archive\3D5\Default.pro\05JA103D58290Ask.qld

Last Altered: Friday, January 08, 2010 14:54:15 Pacific Standard Time

Printed: Friday, January 08, 2010 14:54:29 Pacific Standard Time

Method: C:\MassLynx\Default.PROMethDB\82903D5.mdb 04 Jan 2010 09:44:45
Calibration: C:\MassLynx\Default.PRO\CurveDB\CA123120093D58290.cdb 31 Dec 2009 13:37:23

Sample Name: 05JA103D5_10

05JA103D5_10 Smooth(SG,2x3)
G9L170524-3 LQ867-1-AC

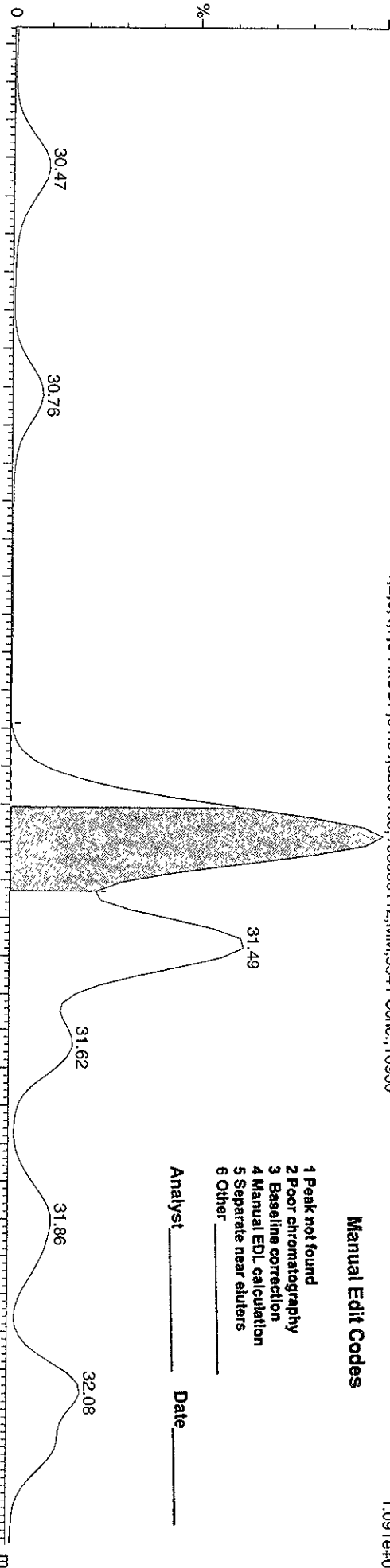
1,2,3,4,7,8-HxCDF;31.34;8509185;108980112;MM;5541 Conc.;10930

F3:Voltage SIR, EI+
373.8208
1.091e+008

Manual Edit Codes

- 1 Peak not found
- 2 Poor chromatography
- 3 Baseline correction
- 4 Manual EDL calculation
- 5 Separate near eluters
- 6 Other _____

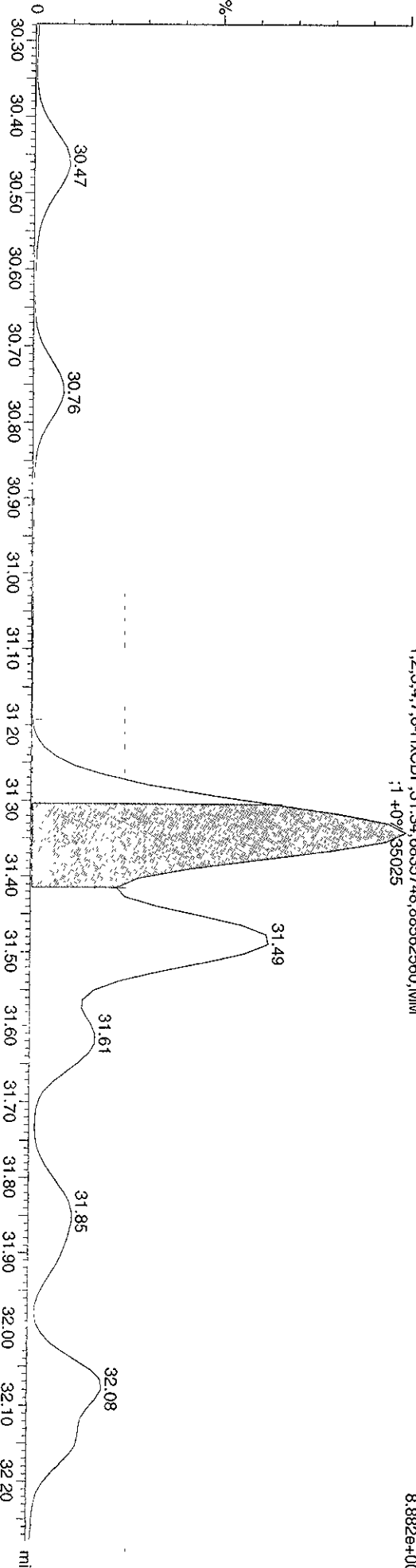
Analyst _____ Date _____



1,2,3,4,7,8-HxCDF;31.34;8835748;88562560;MM

F3:Voltage SIR, EI+
375.8178
8.882e+007

05JA103D5_10 Smooth(SG,2x3)
G9L170524-3 LQ867-1-AC



1,2,3,4,7,8-HxCDF;31.34;8835748;88562560;MM

F3:Voltage SIR, EI+
375.8178
8.882e+007

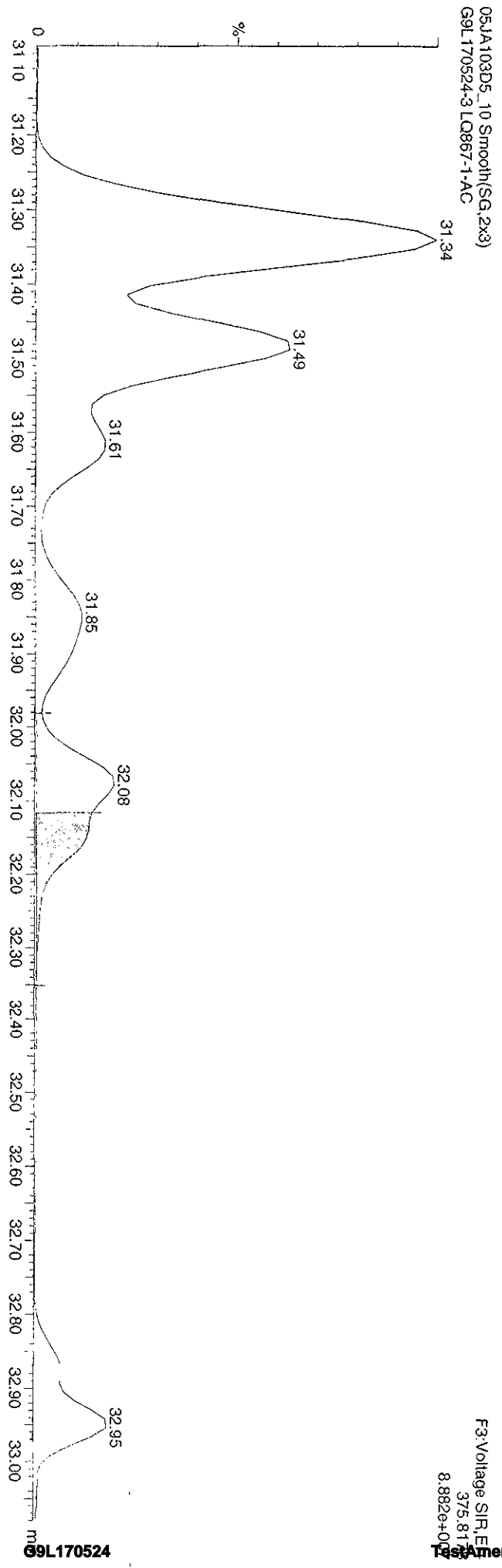
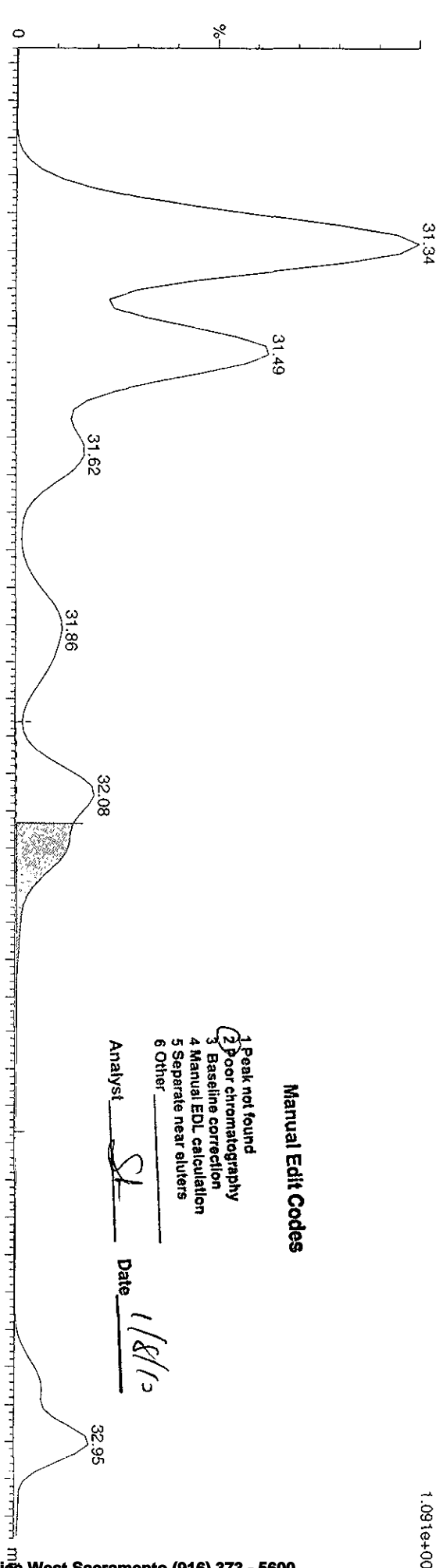
Dataset: V:\HighRes_Archive\3D5\Default.pro\05JA103D58290Ask.qld

Last Altered: Friday, January 08, 2010 08:13:46 Pacific Standard Time
Printed: Friday, January 08, 2010 08:14:54 Pacific Standard Time

Sample Name: 05JA103D5_10

05JA103D5_10 Smooth(SG,2x3)
G9L170524-3.L0867-1-AC

F3:Voltage SIR.EI+
373.8208
1.091e+008





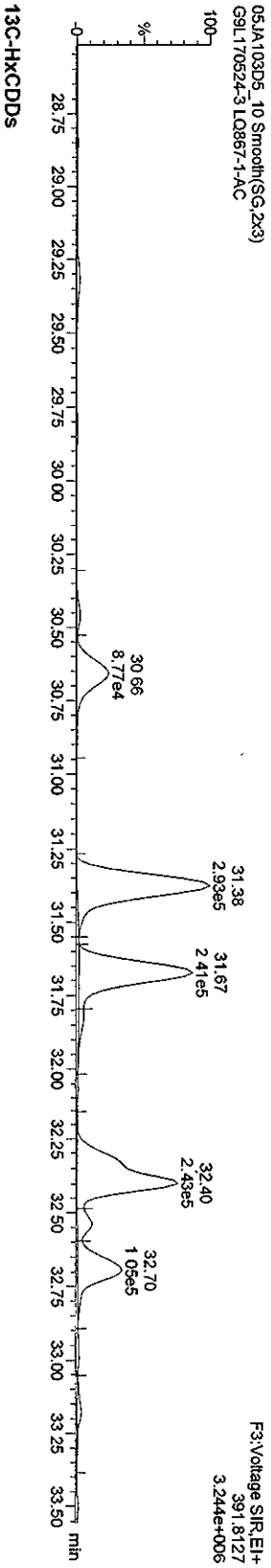
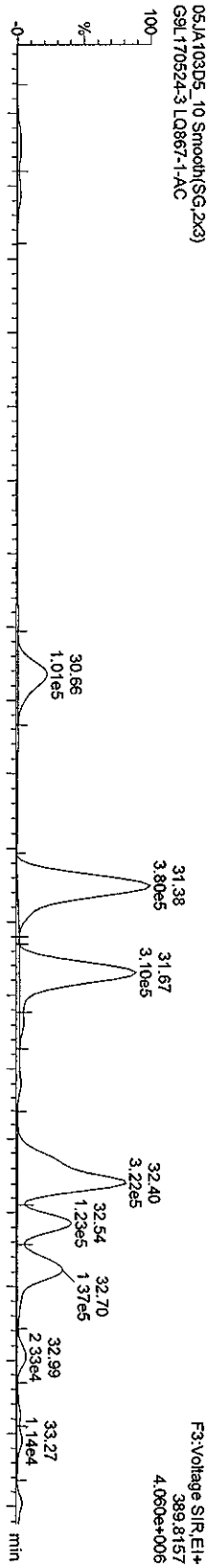
Quantity Sample Report **MassLynx 4.1**

Dataset: C:\MassLynx\Default\pro\05JA103D58290A.qld

Last Altered: Wednesday, January 06, 2010 11:19:56 Pacific Standard Time
Printed: Wednesday, January 06, 2010 11:21:10 Pacific Standard Time

Name: 05JA103D5_10, Date: 06-Jan-2010, Time: 05:20:27, ID: LQ867-1-AC, Description: G9L170524-3

HXCDDs



Dataset: V:\HighRes_Archive\3D5\Default.pro\05JA103D58290Ask.qld

Last Altered: Friday, January 08, 2010 08:13:46 Pacific Standard Time

Printed: Friday, January 08, 2010 08:14:54 Pacific Standard Time

Sample Name: 05JA103D5_10

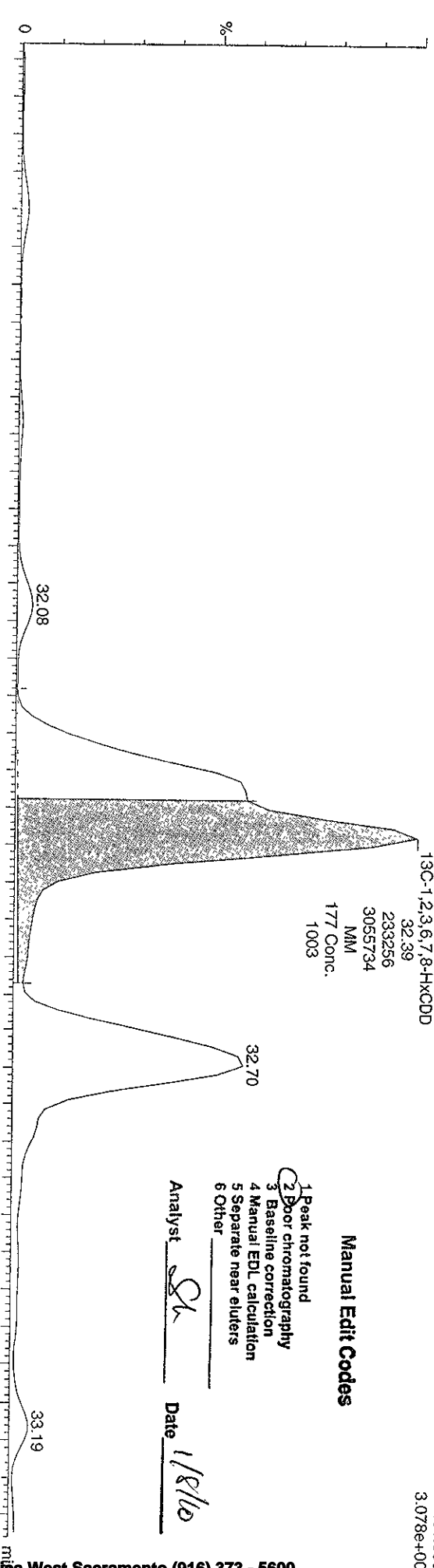
05JA103D5_10 Smooth(SG,2x3)
G9L170524-3 LQ867-1-AC

F3:Voltage SIR,EI+
401.8559
3.078e+006

Manual Edit Codes

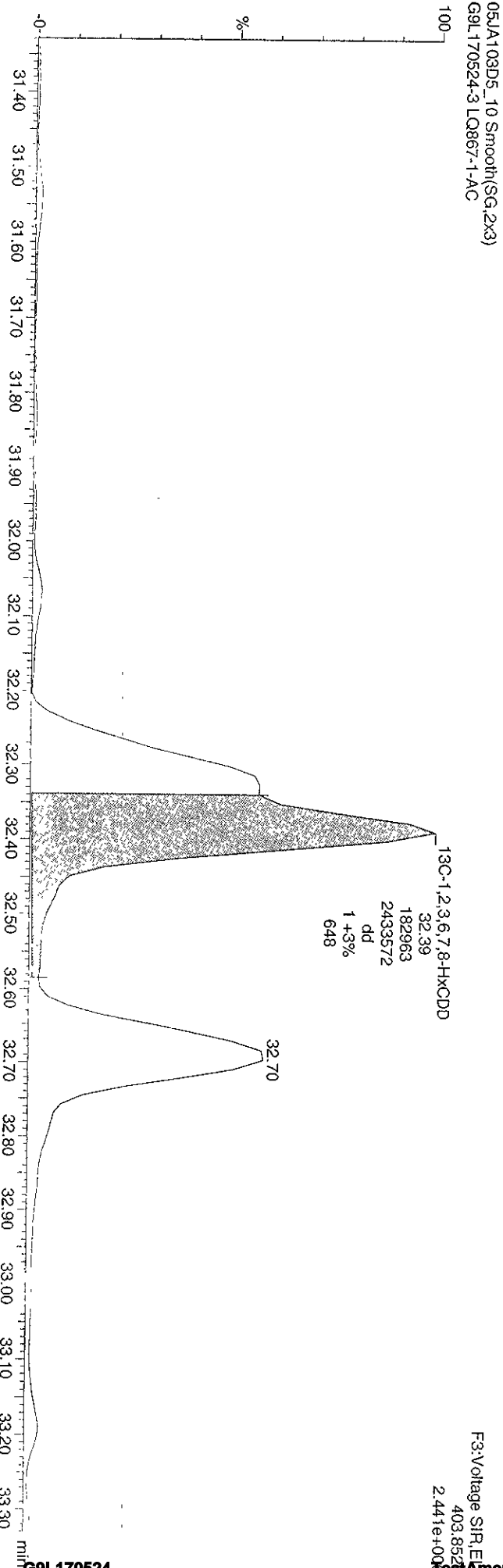
- 1 Peak not found
- 2 Poor chromatography
- 3 Baseline correction
- 4 Manual EDL calculation
- 5 Separate near eluters
- 6 Other

Analyst SK Date 1/8/10



13C-1,2,3,6,7,8-HxCDD
32.39
233256
3055734
MM
177 Conc.
1003

13C-1,2,3,6,7,8-HxCDD
32.39
182963
2433572
dd
1 +3%
648



F3:Voltage SIR,EI+
403.8522
2.441e+006

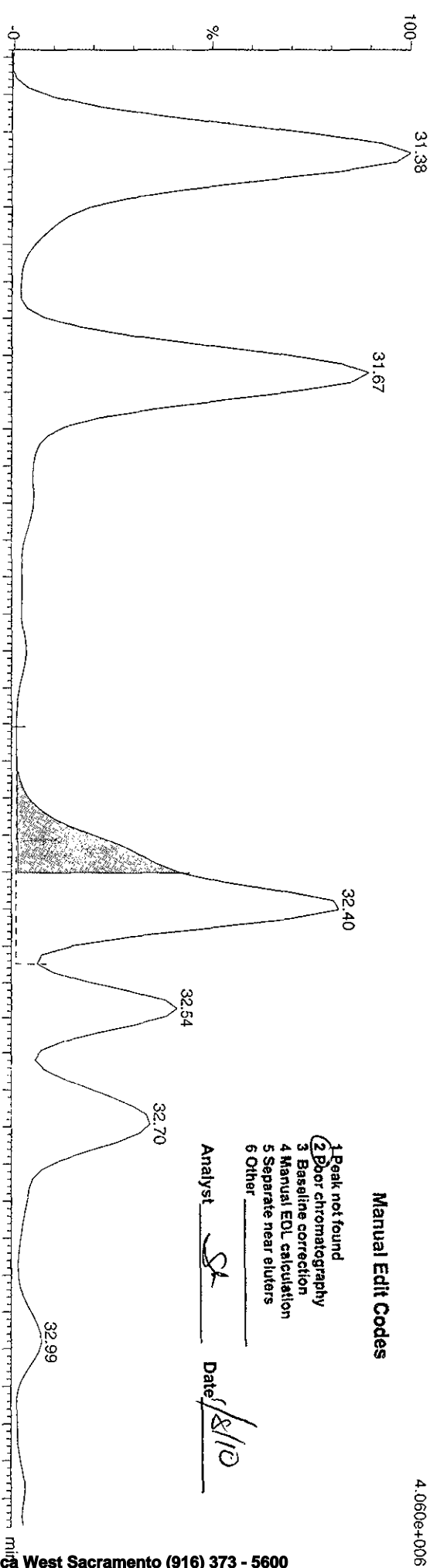
Dataset: V:\HighRes_Archive\3D5\Default.pro\05JA103D58290Ask.qld

Last Altered: Friday, January 08, 2010 08:13:46 Pacific Standard Time
Printed: Friday, January 08, 2010 08:14:54 Pacific Standard Time

Sample Name: 05JA103D5_10

05JA103D5_10 Smooth(SG,2x3)
G9L170524-3.LQ867-1.AC

F3:Voltage SIR,EL+
389.8157
4.060e+006



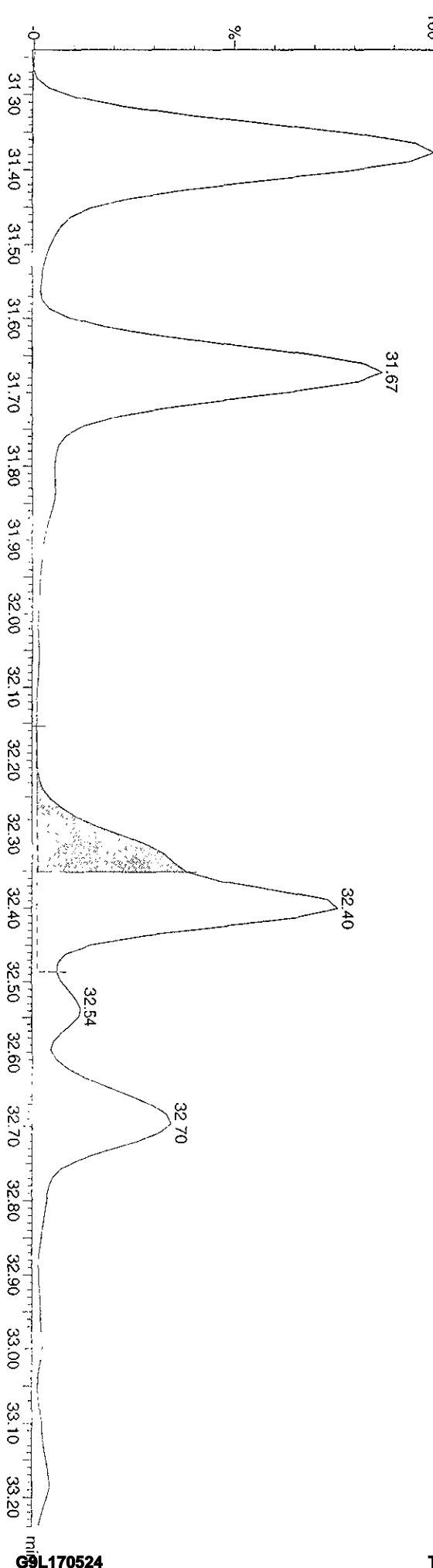
Manual Edit Codes

- 1 Peak not found
- 2 Poor chromatography
- 3 Baseline correction
- 4 Manual EDL calculation
- 5 Separate near eluters
- 6 Other

Analyst St Date 1/8/10

05JA103D5_10 Smooth(SG,2x3)
G9L170524-3.LQ867-1.AC

F3:Voltage SIR,EL+
391.812
3.244e+006

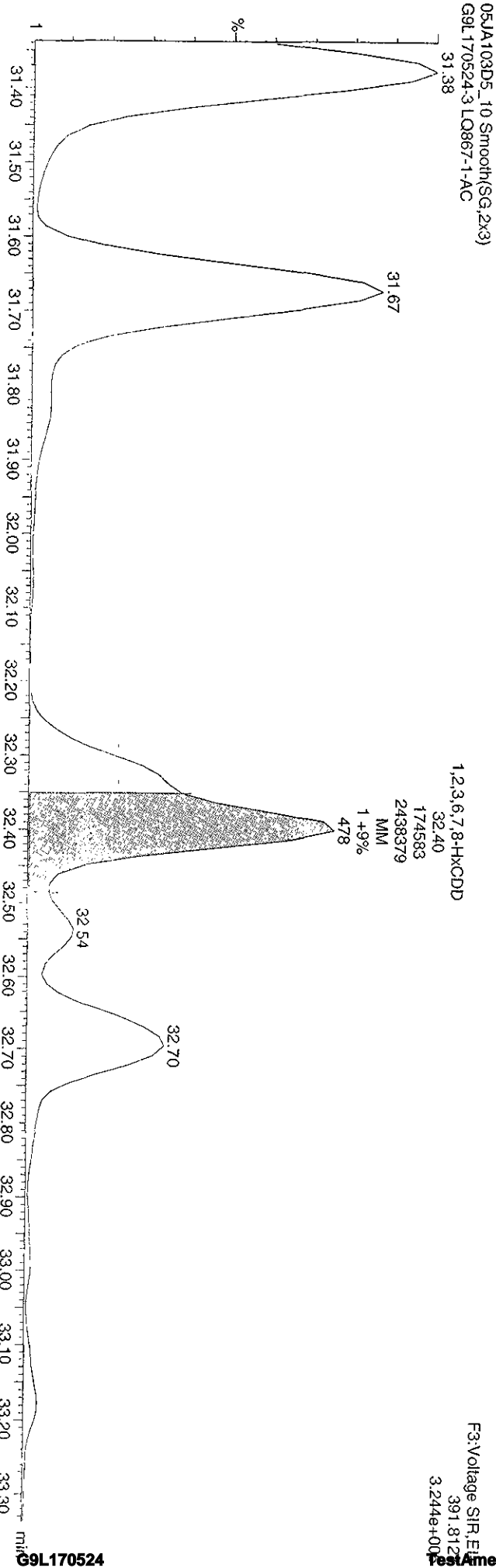
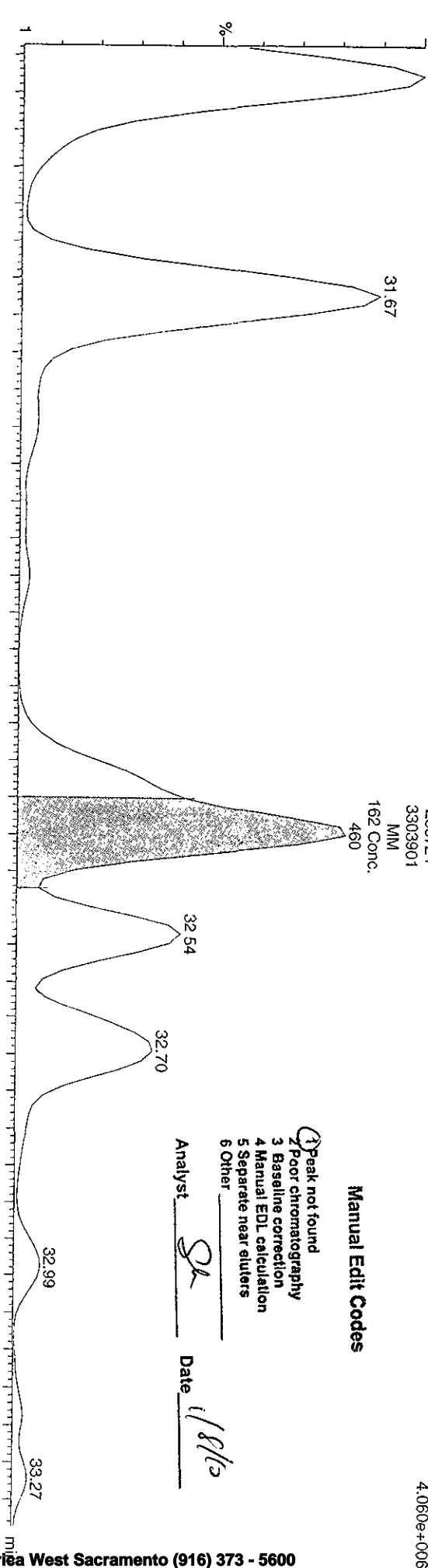


Dataset: V:\HighRes_Archive\3D5\Default.pro\05JA103D58290A.sk.qld

Last Altered: Friday, January 08, 2010 08:13:46 Pacific Standard Time
Printed: Friday, January 08, 2010 08:14:54 Pacific Standard Time

Sample Name: 05JA103D5_10

05JA103D5_10 Smooth(SG,2x3)
G9L170524-3.LQ867-1.AC



F3:Voltage SIR.EI+
389,8157
4.060e+006

F3:Voltage SIR.EI+
391,812
3.244e+006



Quantity Sample Report MassLynx 4.1

Dataset: C:\MassLynx\Default\pro\05JA103D58290A.qld

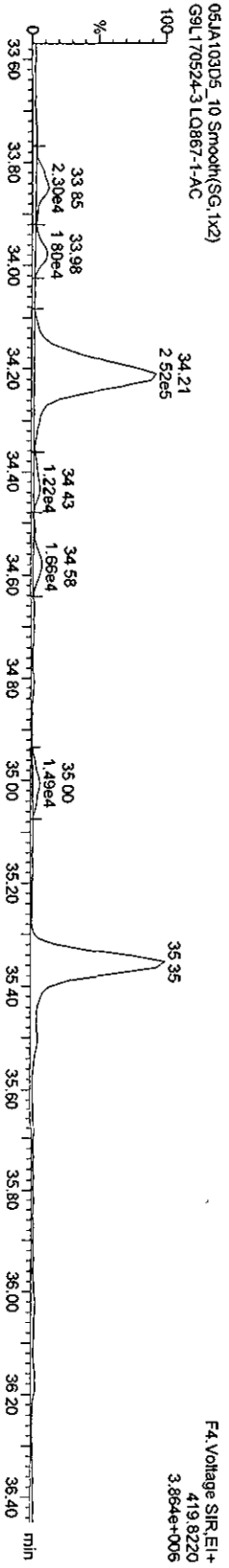
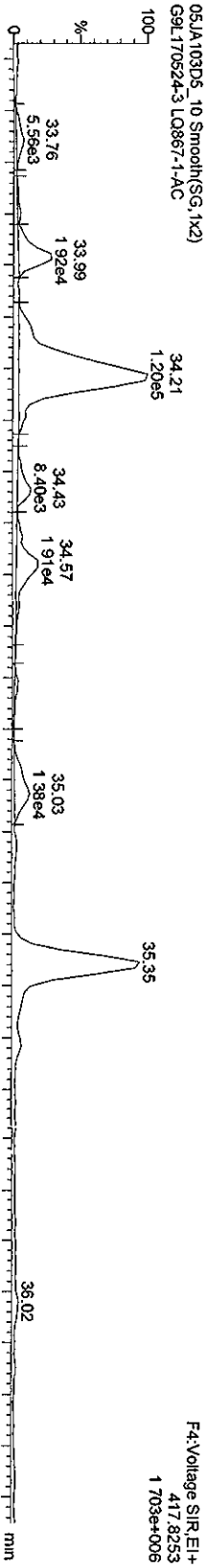
Last Altered: Wednesday, January 06, 2010 11:19:56 Pacific Standard Time
Printed: Wednesday, January 06, 2010 11:21:10 Pacific Standard Time

Name: 05JA103D5_10, Date: 06-Jan-2010, Time: 05:20:27, ID: LQ867-1-AC, Description: G9L170524-3

HPCDFs



13C-HPCDFs



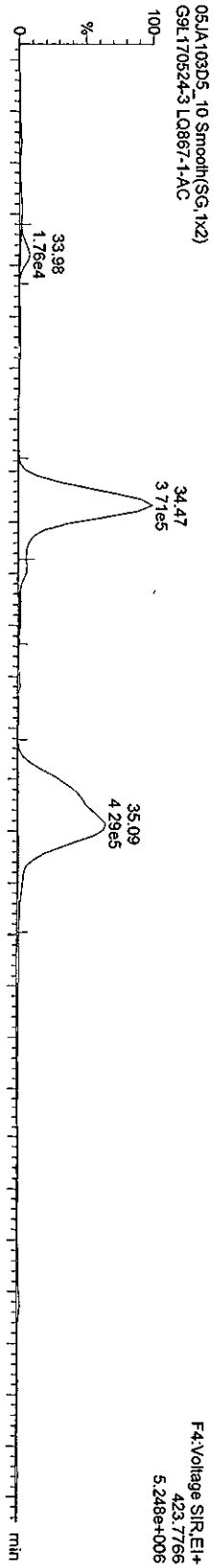
Quantity Sample Report MassLynx 4.1

Dataset: C:\MassLynx\Default\prof05JA103D58290A.qld

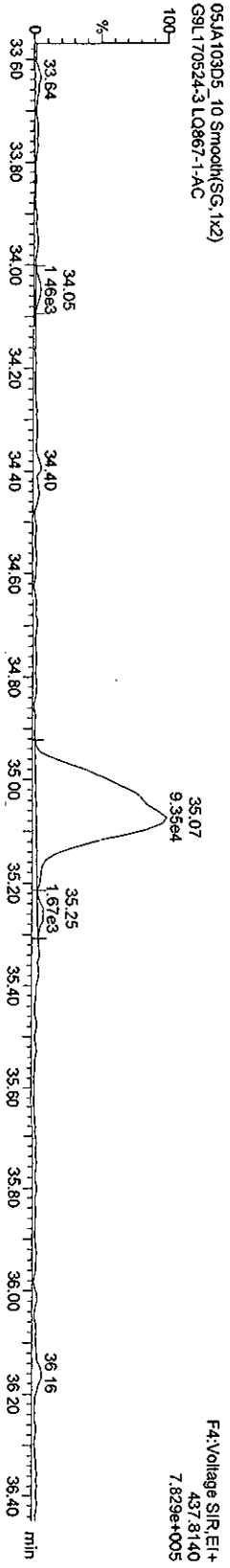
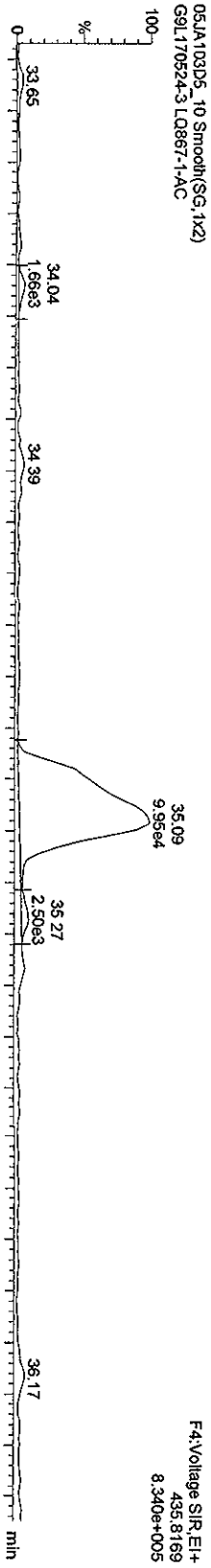
Last Altered: Wednesday, January 06, 2010 11:19:56 Pacific Standard Time
Printed: Wednesday, January 06, 2010 11:21:10 Pacific Standard Time

Name: 05JA103D5_10, Date: 06-Jan-2010, Time: 05:20:27, ID: LQ867-1-AC, Description: G9L170524-3

HPCDDs



13C-HPCDD



Quantity Sample Report MassLynx 4.1

Dataset: C:\MassLynx\Default.pro\05JA103D58290A.qld

Last Altered: Wednesday, January 06, 2010 11:19:56 Pacific Standard Time
Printed: Wednesday, January 06, 2010 11:21:10 Pacific Standard Time

Name: 05JA103D5_10, Date: 06-Jan-2010, Time: 05:20:27, ID: LQ867-1-AC, Description: G9L170524-3


OCDFs

05JA103D5_10 Smooth(SG, 1x2)
G9L170524-3 LQ867-1-AC



F5:Voltage SIR.EI+
441.7428
3.124e+008

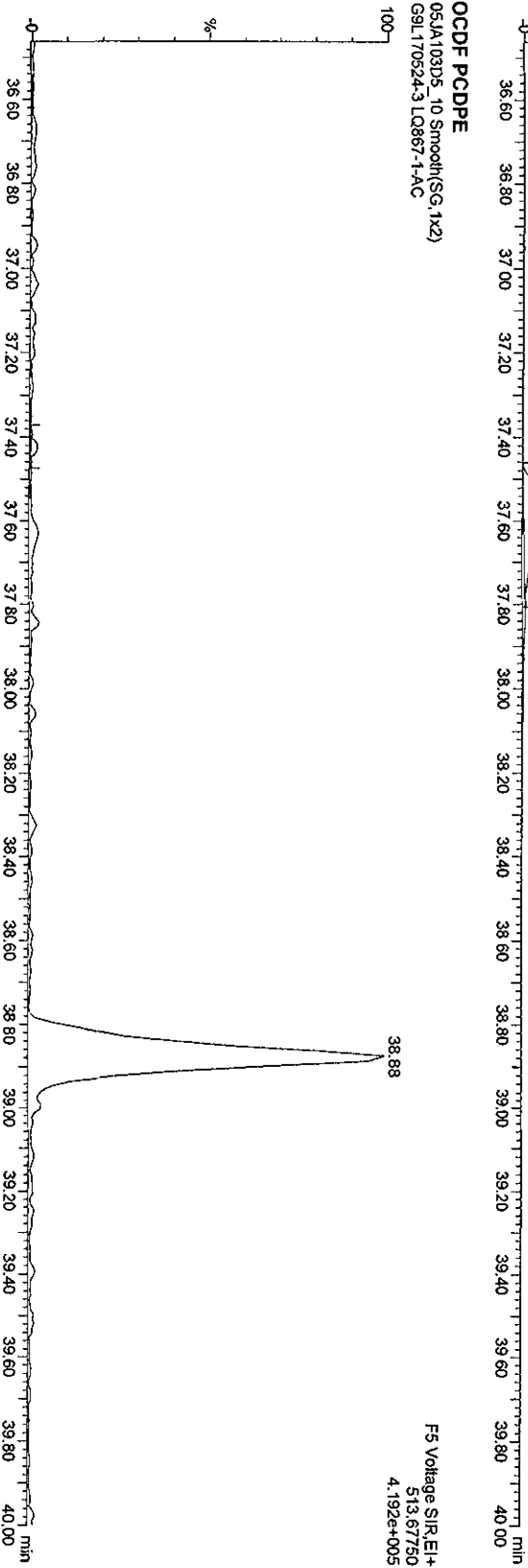
05JA103D5_10 Smooth(SG, 1x2)
G9L170524-3 LQ867-1-AC



F5:Voltage SIR.EI+
443.7399
3.441e+008

OCDF PCDBE

05JA103D5_10 Smooth(SG, 1x2)
G9L170524-3 LQ867-1-AC



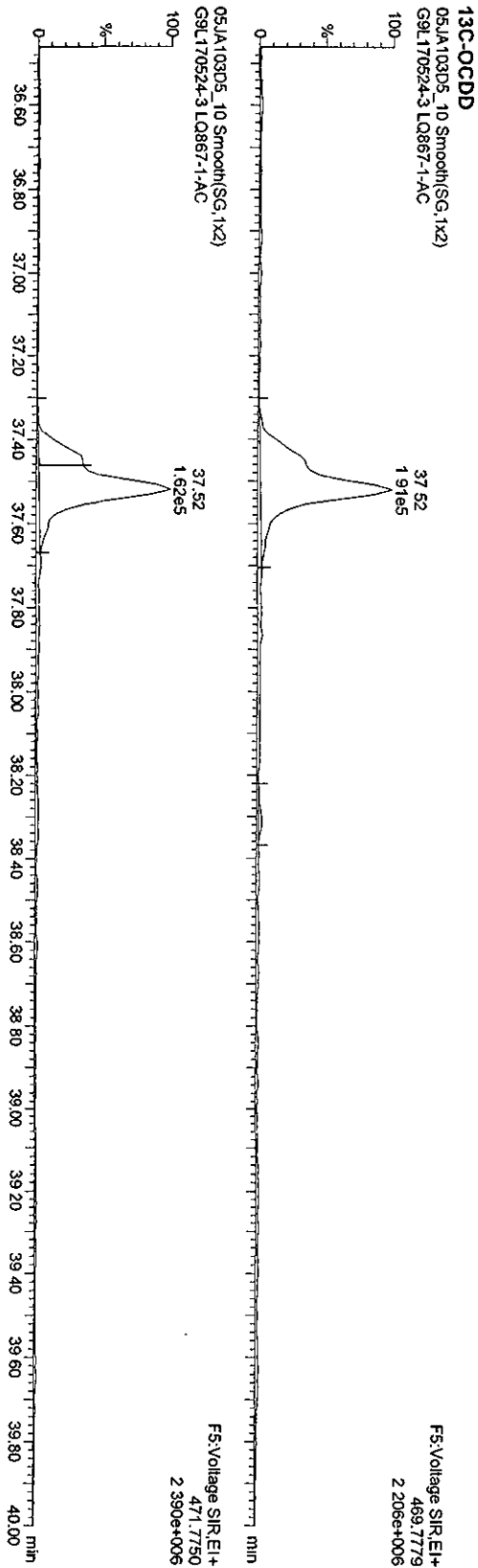
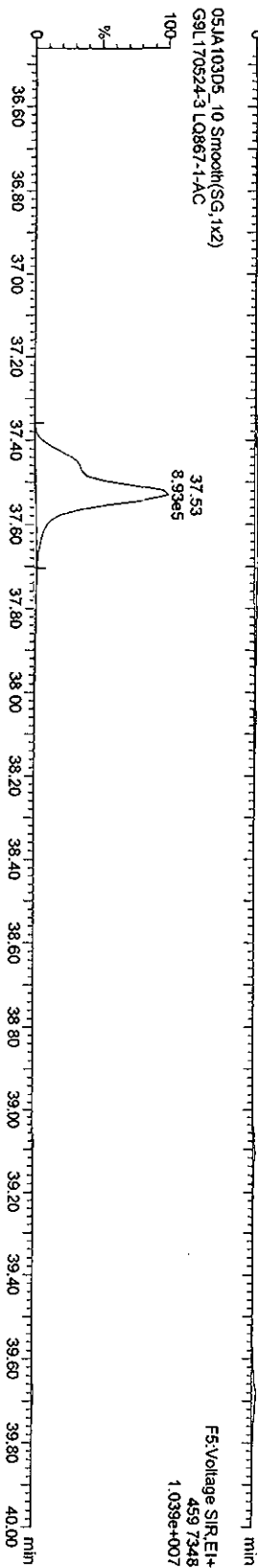
F5:Voltage SIR.EI+
513.67750
4.192e+005

Quantity Sample Report MassLynx 4.1

Dataset: C:\MassLynx\Default\prof05JA103D58290A.qld

Last Altered: Wednesday, January 06, 2010 11:19:56 Pacific Standard Time
Printed: Wednesday, January 06, 2010 11:21:10 Pacific Standard Time

Name: 05JA103D5_10, Date: 06-Jan-2010, Time: 05:20:27, ID: LQ867-1-AC, Description: G9L170524-3



Dataset: V:\HighRes_Archive\3D5\Default.pro\05JA103D58290Ask.dld

Last Altered: Friday, January 08, 2010 08:13:46 Pacific Standard Time

Printed: Friday, January 08, 2010 08:14:54 Pacific Standard Time

Sample Name: 05JA103D5_10

05JA103D5_10 Smooth(SG, 1x2)
G9L170524-3.LQ867-1-AC

F5: Voltage S1R.EI+
469.7779
2.206e+006

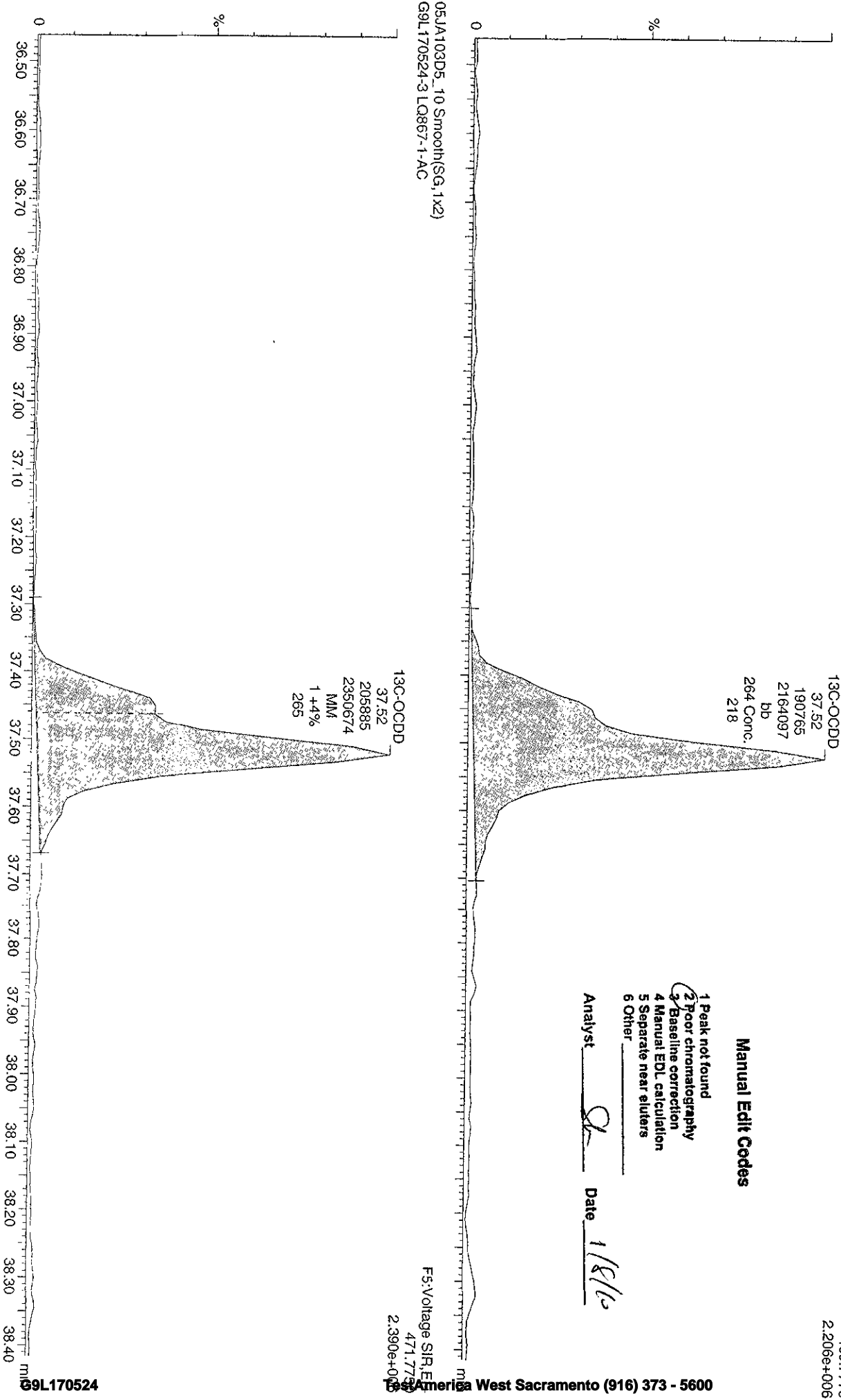
Manual Edit Codes

- 1 Peak not found
- 2 Poor chromatography
- 3 Baseline correction
- 4 Manual EDL calculation
- 5 Separate near eluters
- 6 Other

Analyst SK Date 1/8/10

F5: Voltage S1R.EI+
471.7739
2.390e+006

05JA103D5_10 Smooth(SG, 1x2)
G9L170524-3.LQ867-1-AC



Dataset: V:\HighRes_Archive\3D5\Default.pro\05JA103D58290Ask.qld

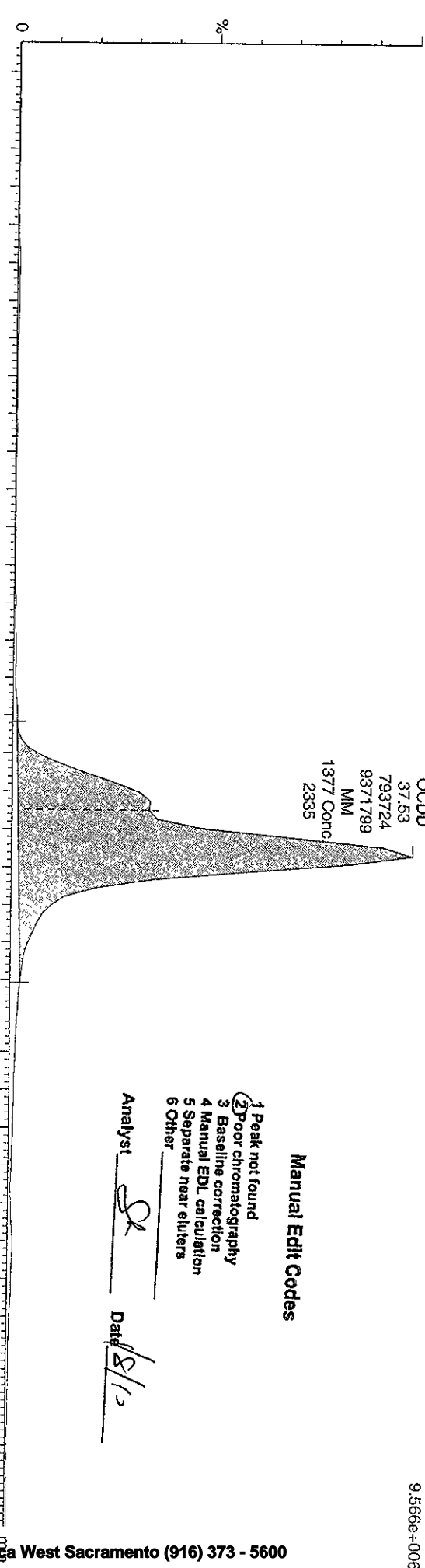
Last Altered: Friday, January 08, 2010 08:13:46 Pacific Standard Time

Printed: Friday, January 08, 2010 08:14:54 Pacific Standard Time

Sample Name: 05JA103D5_10

05JA103D5_10 Smooth(SG,1x2)
G9L170524-3.LQ867-1.AC

F5: Voltage S1R, E1+
457.7377
9.566e+006



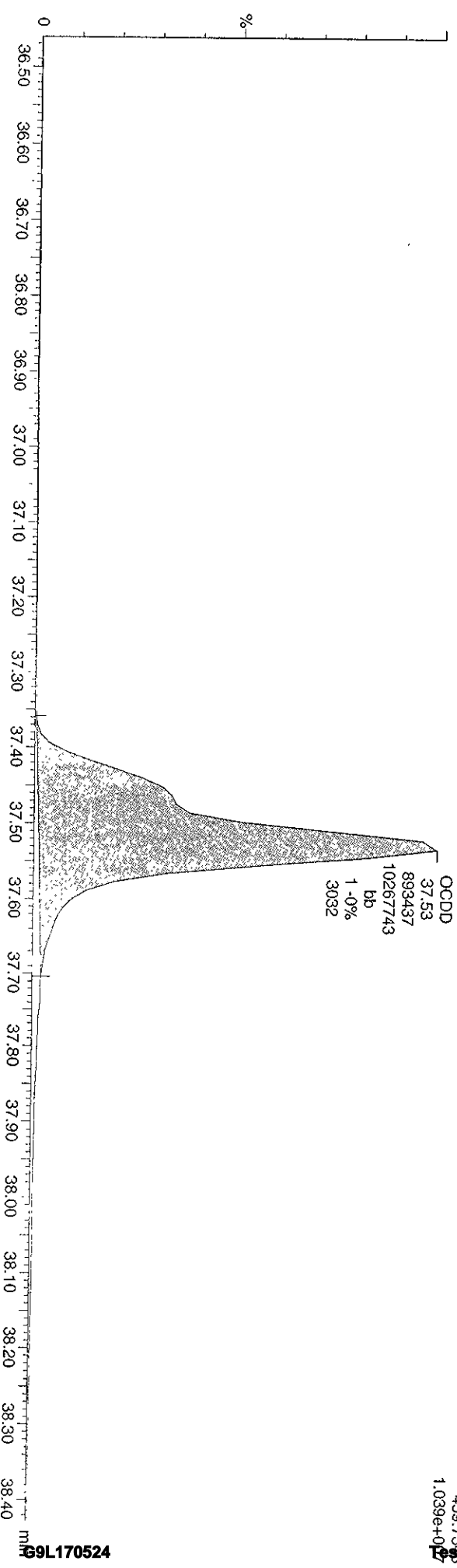
Manual Edit Codes

- 1 Peak not found
- 2 Poor chromatography
- 3 Baseline correction
- 4 Manual EDL calculation
- 5 Separate near eluters
- 6 Other

Analyst SK Date 1/8/10

05JA103D5_10 Smooth(SG,1x2)
G9L170524-3.LQ867-1.AC

F5: Voltage S1R, E1+
459.7388
1.039e+007



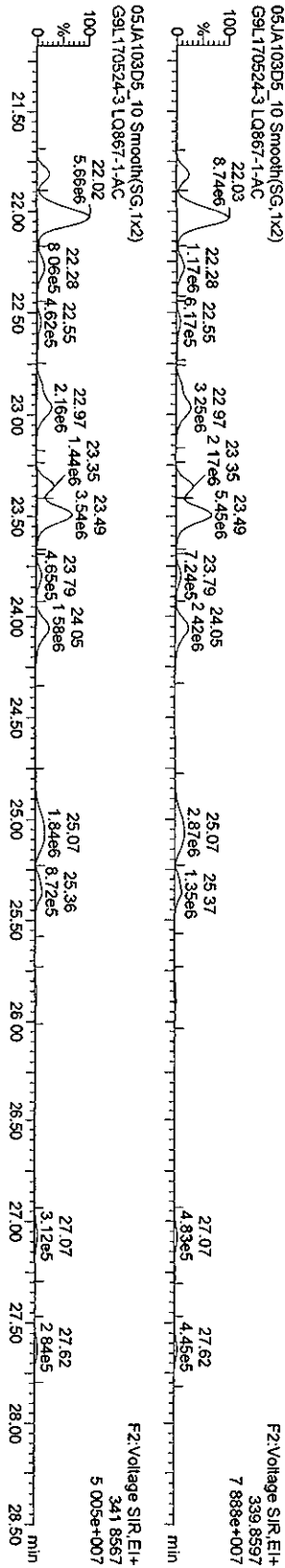
Quantity Sample Report Masslynx 4.1

Dataset: C:\Masslynx\Default\proj\05JA103D58290A.qld

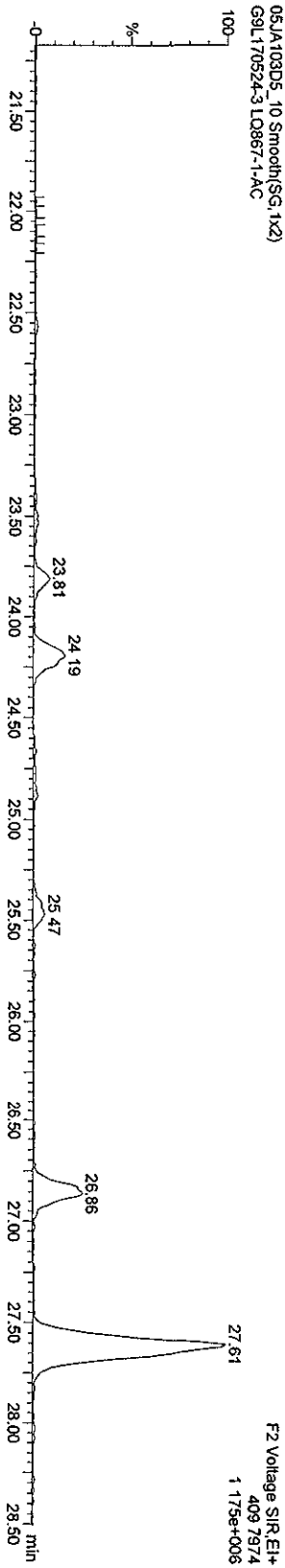
Last Altered: Wednesday, January 06, 2010 11:19:56 Pacific Standard Time
Printed: Wednesday, January 06, 2010 11:21:10 Pacific Standard Time

Name: 05JA103D5_10, Date: 06-Jan-2010, Time: 05:20:27, ID: LQ867-1-AC, Description: G9L170524-3

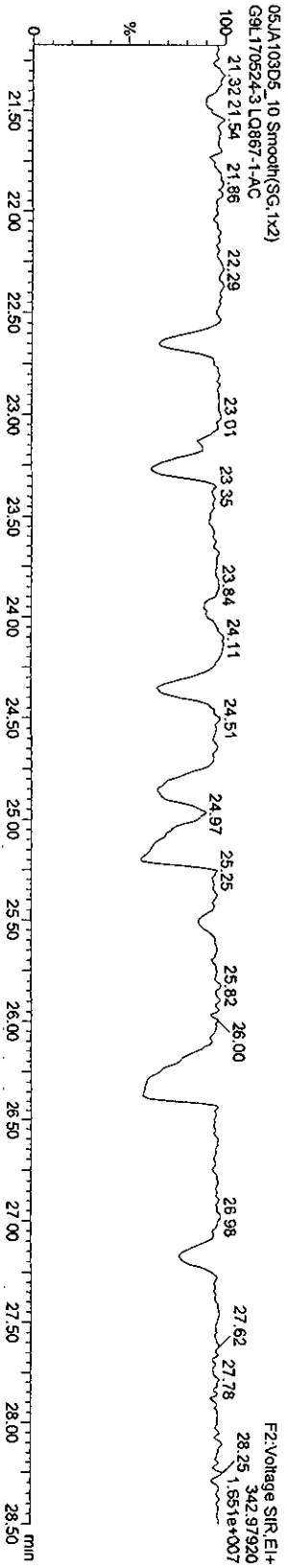
PeCDF



F2 PeCDF PCDPE



Function 2 PFK



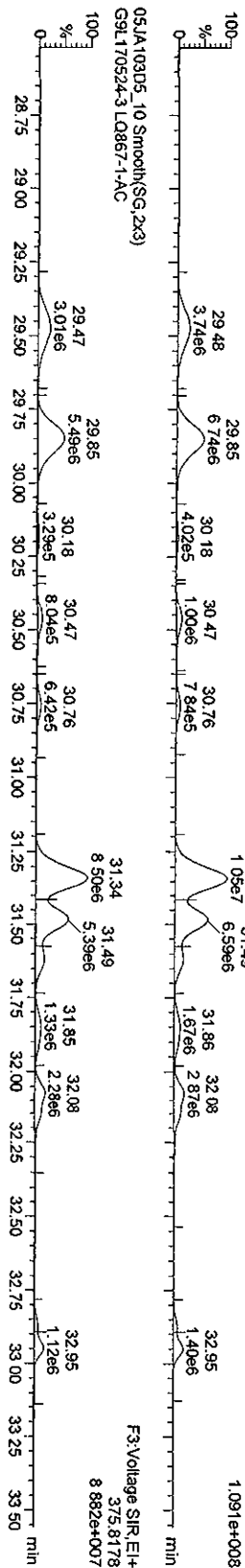
Quantity Sample Report Masslynx 4.1

Dataset: C:\Masslynx\Default\pro05JA103D58290A.qld

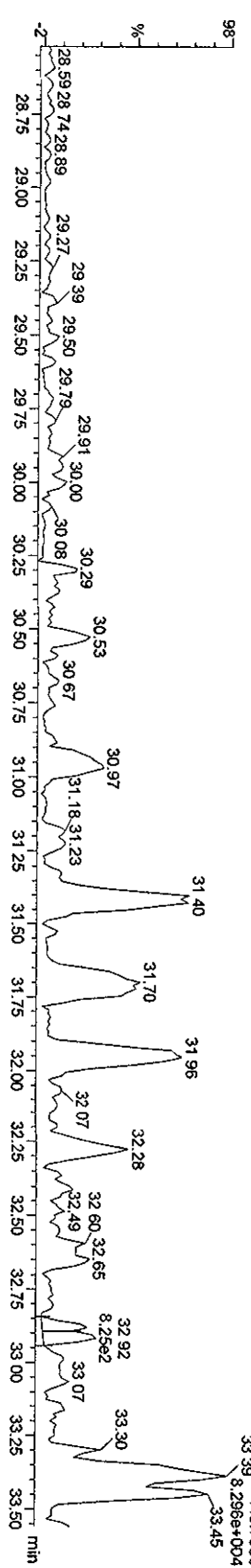
Last Altered: Wednesday, January 06, 2010 11:19:56 Pacific Standard Time
Printed: Wednesday, January 06, 2010 11:21:10 Pacific Standard Time

Name: 05JA103D5_10, Date: 06-Jan-2010, Time: 05:20:27, ID: LQ867-1-AC, Description: G9L170524-3

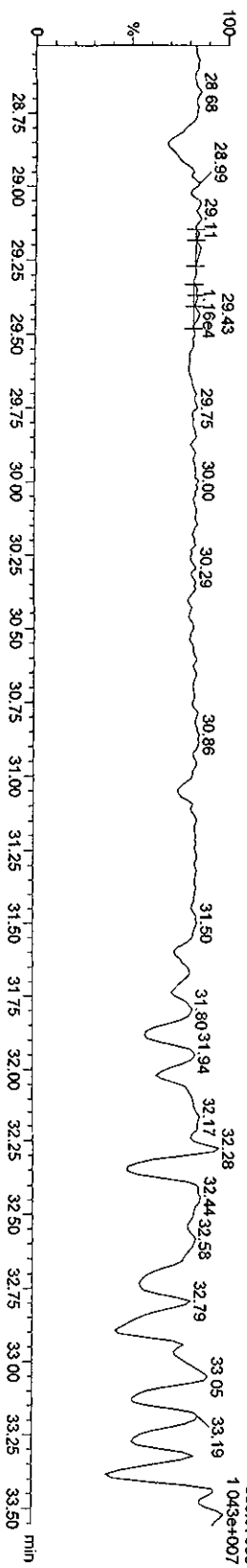
HXCDFs
05JA103D5_10 Smooth(SG,2x3)
G9L170524-3 LQ867-1-AC



HXCDF PCDPE
05JA103D5_10 Smooth(SG,1x2)
G9L170524-3 LQ867-1-AC



Function 3 PFK
05JA103D5_10 Smooth(SG,1x2)
G9L170524-3 LQ867-1-AC



Quantity Sample Report Masslynx 4.1

Dataset: C:\Masslynx\Default\pro\05JA103D58290A.qld

Last Altered: Wednesday, January 06, 2010 11:19:56 Pacific Standard Time
Printed: Wednesday, January 06, 2010 11:21:10 Pacific Standard Time


Name: 05JA103D5_10, Date: 06-Jan-2010, Time: 05:20:27, ID: LQ867-1-AC, Description: G9L170524-3

HPCDFs

05JA103D5_10 Smooth(SG, 1x2)
G9L170524-3 LQ867-1-AC

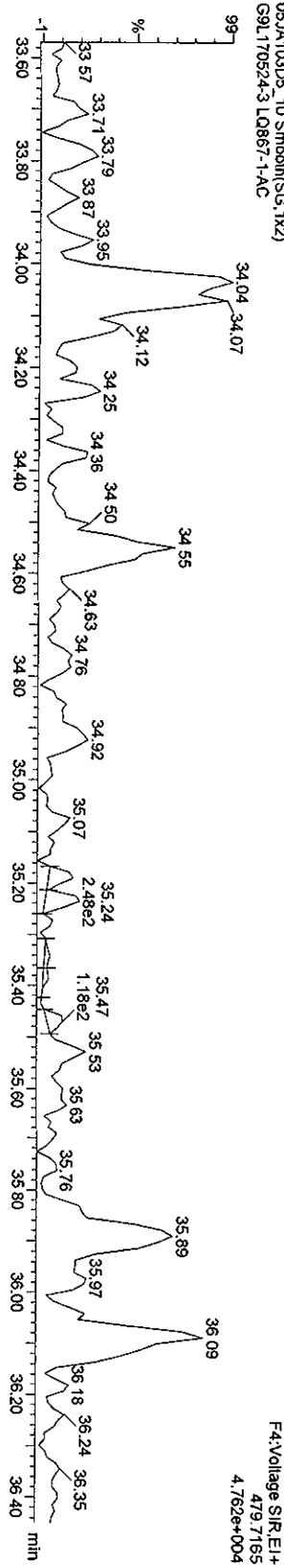


05JA103D5_10 Smooth(SG, 1x2)
G9L170524-3 LQ867-1-AC



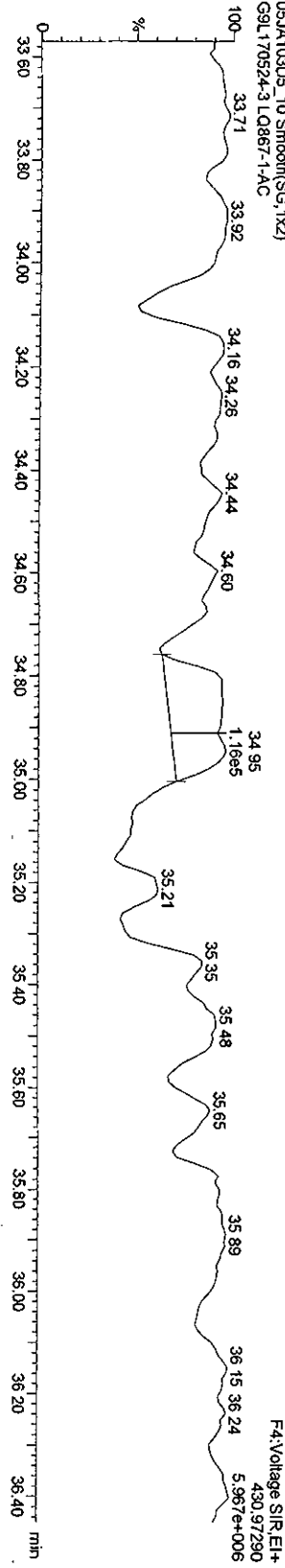
HPCDF PCDFE

05JA103D5_10 Smooth(SG, 1x2)
G9L170524-3 LQ867-1-AC



Function 4 PFK

05JA103D5_10 Smooth(SG, 1x2)
G9L170524-3 LQ867-1-AC



Quantity Sample Report MassLynx 4.1

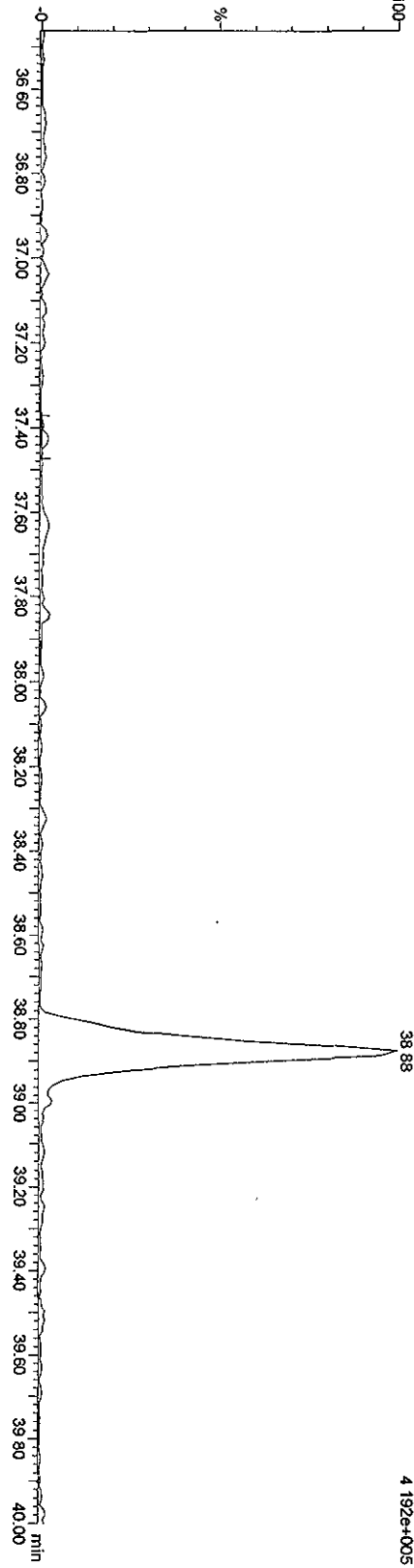
Dataset: C:\MassLynx\Default.pro\05JA103D58290A.qld

Last Altered: Wednesday, January 06, 2010 11:19:56 Pacific Standard Time
Printed: Wednesday, January 06, 2010 11:21:10 Pacific Standard Time

Name: 05JA103D5_10, Date: 06-Jan-2010, Time: 05:20:27, ID: LQ867-1-AC, Description: G9L170524-3

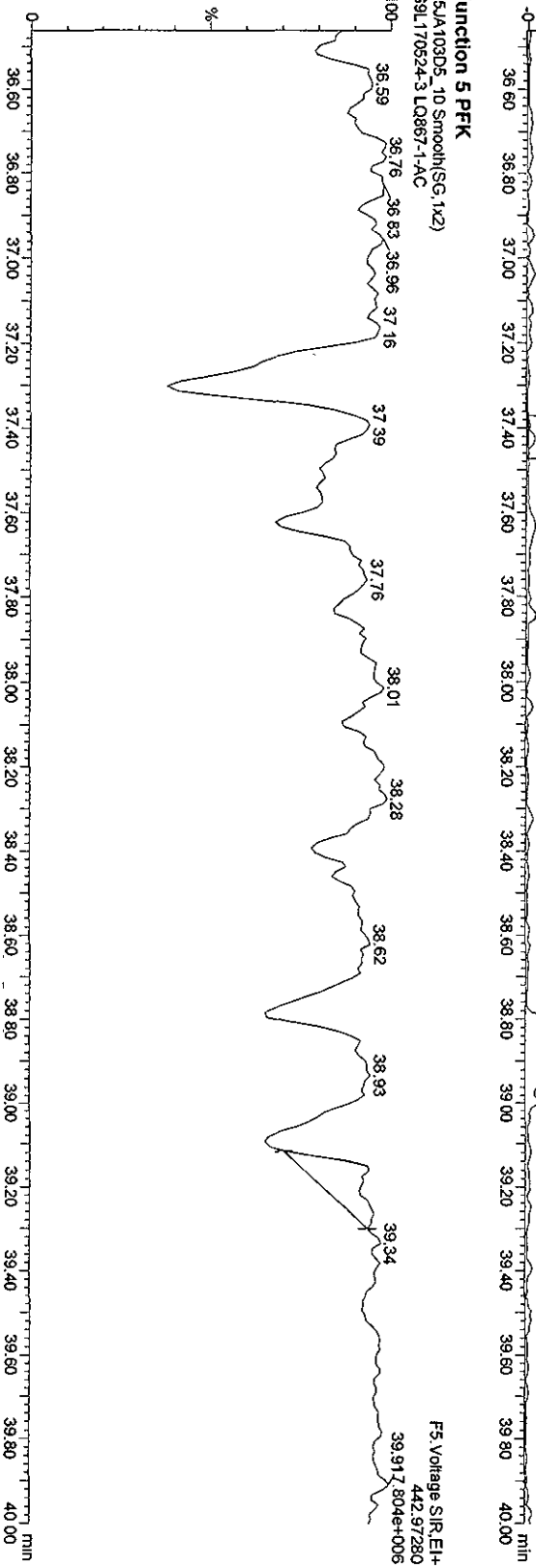
OCDP PCDPE

05JA103D5_10 Smooth(SG, 1x2)
G9L170524-3 LQ867-1-AC



Function 5 PFK

05JA103D5_10 Smooth(SG, 1x2)
G9L170524-3 LQ867-1-AC



Run text: LQ867-1-AC Sample text: LQ867-1-AC :G9L170524-3(20X)
 Run #9 Filename: 08JA10A5D2 S: 5 I: 1 Results: 08ja10a5d2db225
 Acquired: 8-JAN-10 15:41:54 Processed: 8-JAN-10 16:23:10
 Run: 08JA10A5D2 Analyte: DB225HRS Cal: DB2250104105D2
 Factor 1: 1600.000 Factor 2: 20.000 Sample size: 10.32 g

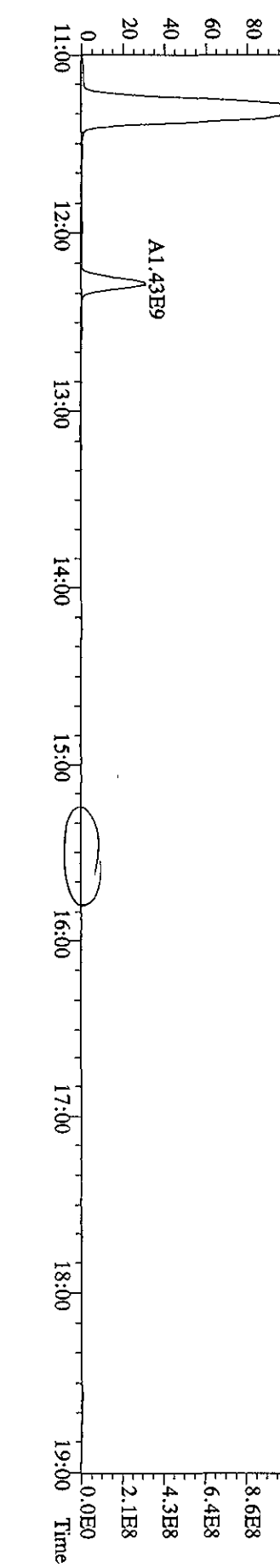
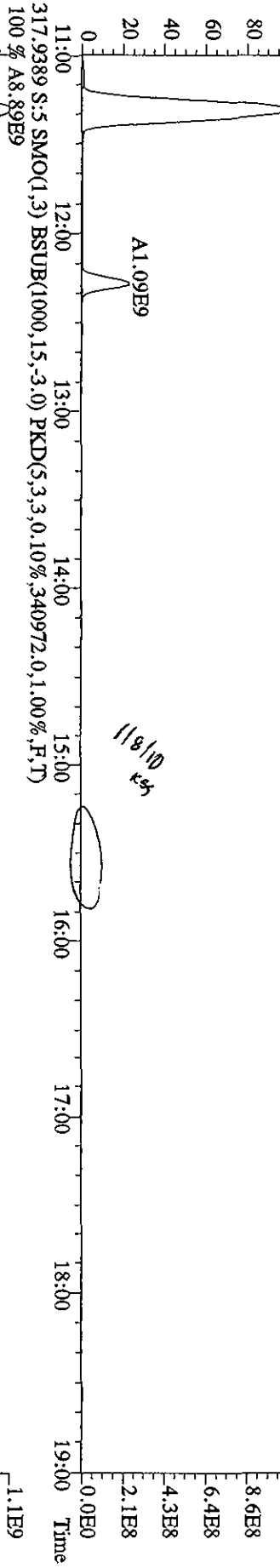
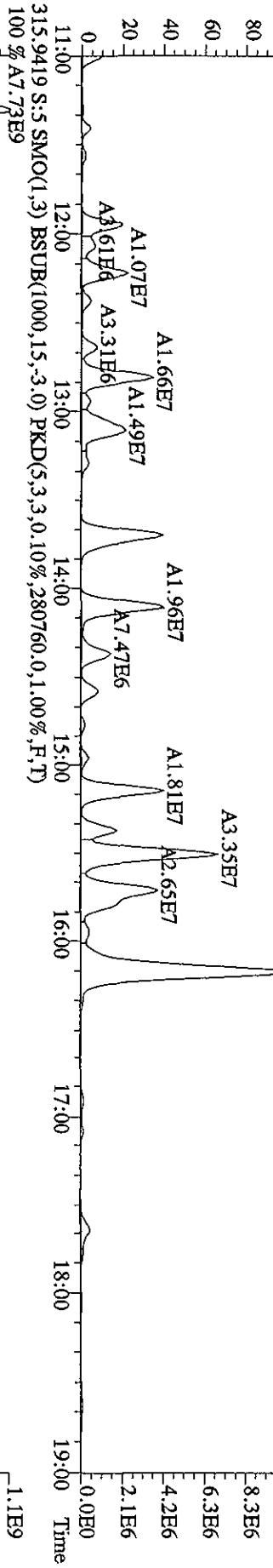
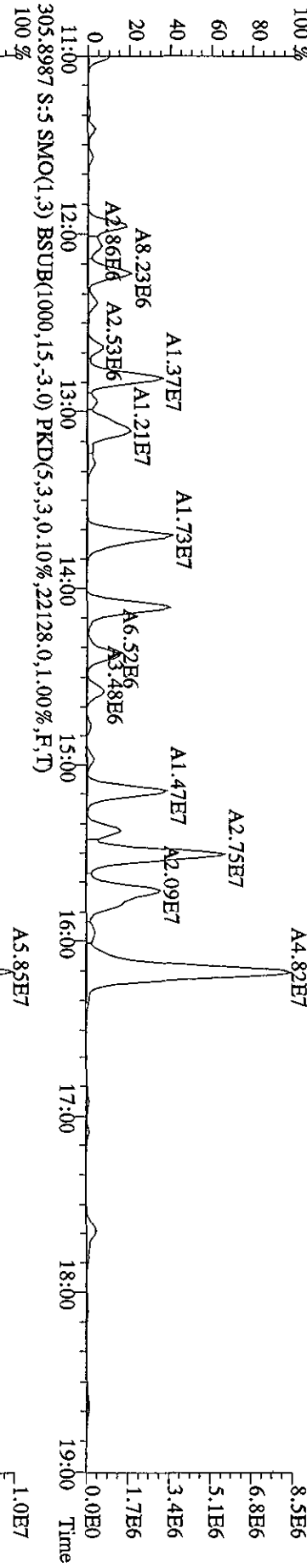
Name	Resp	RA	RT	RRF	Conc	EDL	Rec	M
13C-1,2,3,4-TCDD	1964576	0.97 (n)	14:24	-	0.09	-	-	n
13C-2,3,7,8-TCDF	5971626	1.23 (n)	15:30	1.66	177.05	233.25	91.4	y
2,3,7,8-TCDF	60971500	0.82 y	15:30	1.01	1952.34	27.14 _G	-	n
13C-2,3,7,8-TCDD	2307115	0.64 n	14:09	0.95	119.64	40.19	61.7	n
2,3,7,8-TCDD	*	* n	NotFnd	1.18	*	32.51	-	n
37Cl-2,3,7,8-TCDD	3209880	1.00 y	14:10	2.07	76.56	13.22	98.8	n

Sh 1/12/10

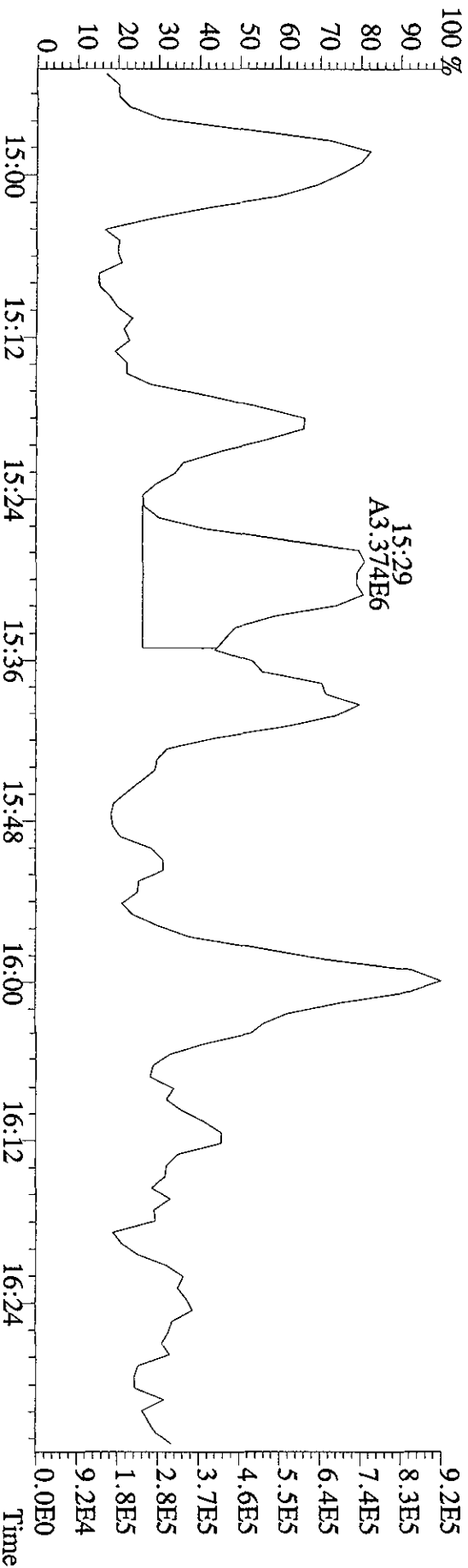
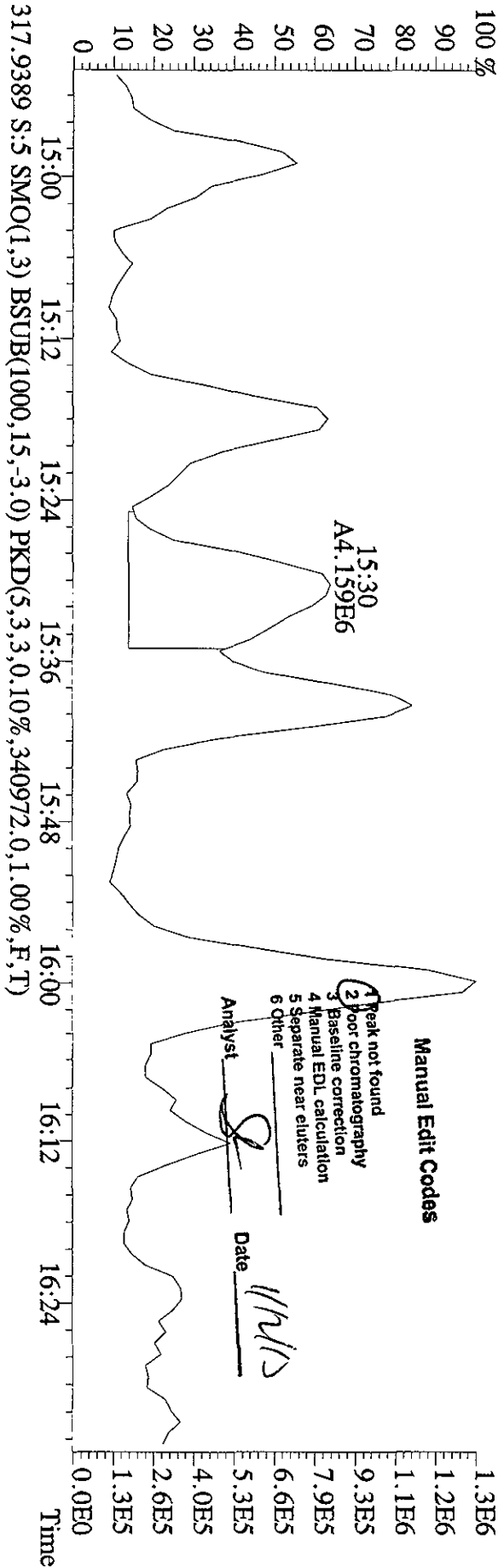
Run text: LQ867-1-AC Sample text: LQ867-1-AC :G9L170524-3(20X)
 Run #9 Filename: 08JA10A5D2 S: 5 I: 1 Results: 08JA10A5D2DB225
 Acquired: 8-JAN-10 15:41:54 Processed: 8-JAN-10 16:23:10
 Run: 08JA10A5D2 Analyte: DB225HRS Cal: DB2250104105D2
 Factor 1: 1600.000 Factor 2: 20.000 Sample size: 10.32007g

Name	Resp	RA	RT	RRF	Conc	EDL	Rec	M
13C-1,2,3,4-TCDD	1964570	0.97 n	14:24	-	0.09	-	-	n
13C-2,3,7,8-TCDF	*	* n	NotFnd	1.66	*	233.25	*	n
2,3,7,8-TCDF	60971446	0.82 y	15:30	1.01	*	*	-	n
13C-2,3,7,8-TCDD	2307120	0.64 n	14:09	0.95	119.64	40.19	61.7	n
2,3,7,8-TCDD	*	* n	NotFnd	1.18	*	32.51	-	n
37Cl-2,3,7,8-TCDD	3209889	1.00 y	14:10	2.07	76.56	13.22	98.8	n

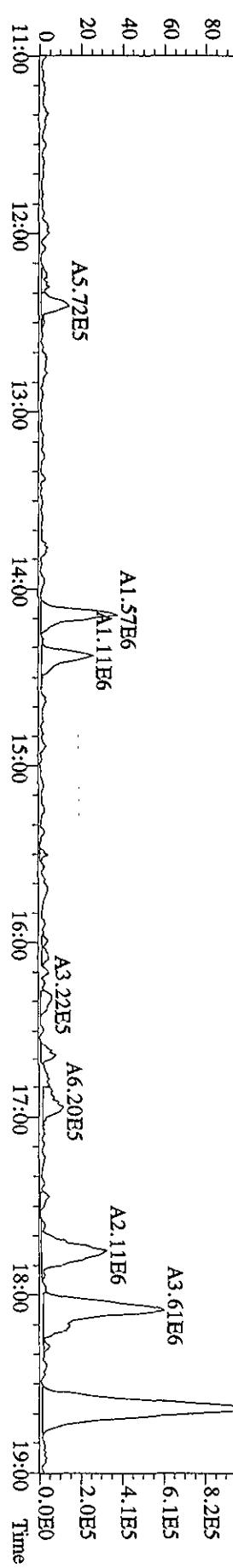
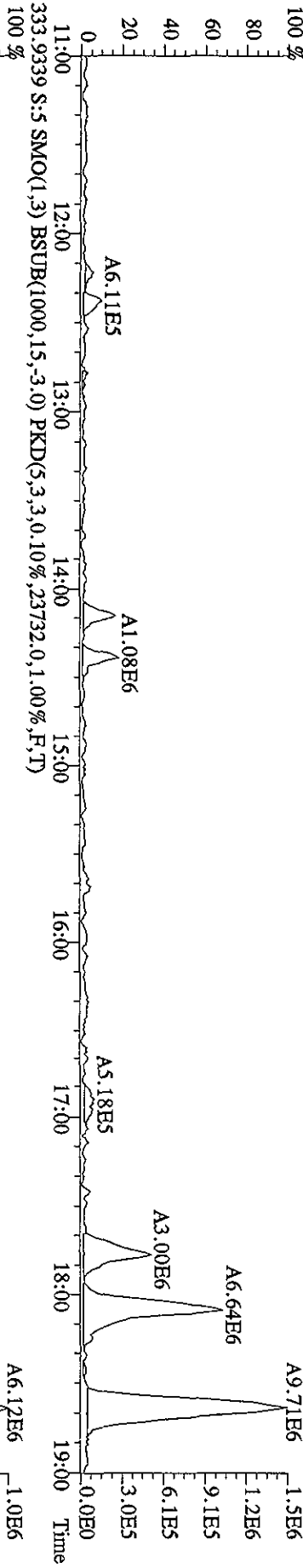
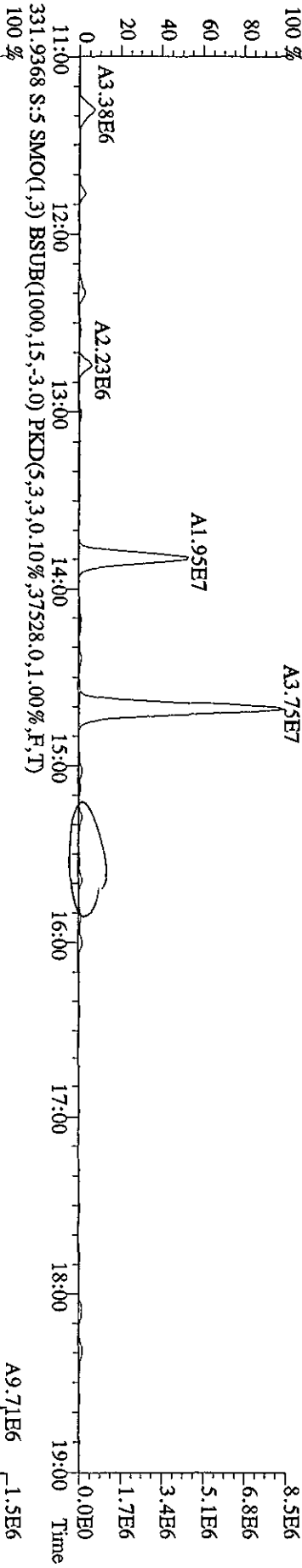
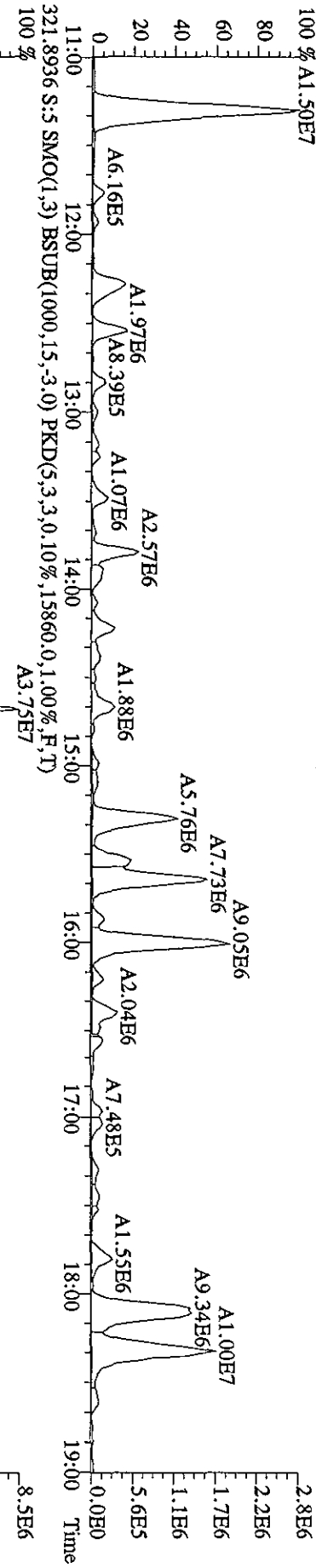
File:081A10A5D2 #1-1242 Acq: 8-JAN-2010 15:41:54 GC EI+ Voltage SIR 70SE
 Sample#5 Text:LQ867-1-AC :G9L170524-3(20X) Exp:DB225
 303.9016 S:5 SMO(1,3) BSUB(1000,15,-3.0) PKD(5,3,3,0,10%,21548,0,1.00%,F,T)

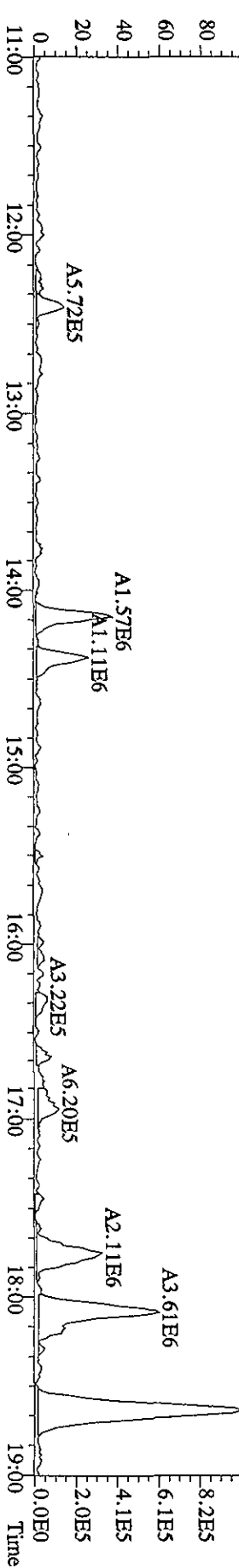
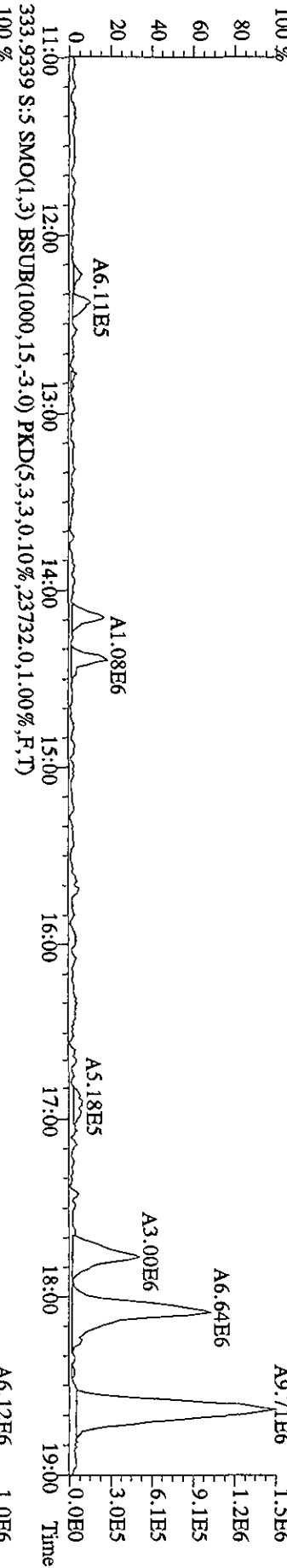
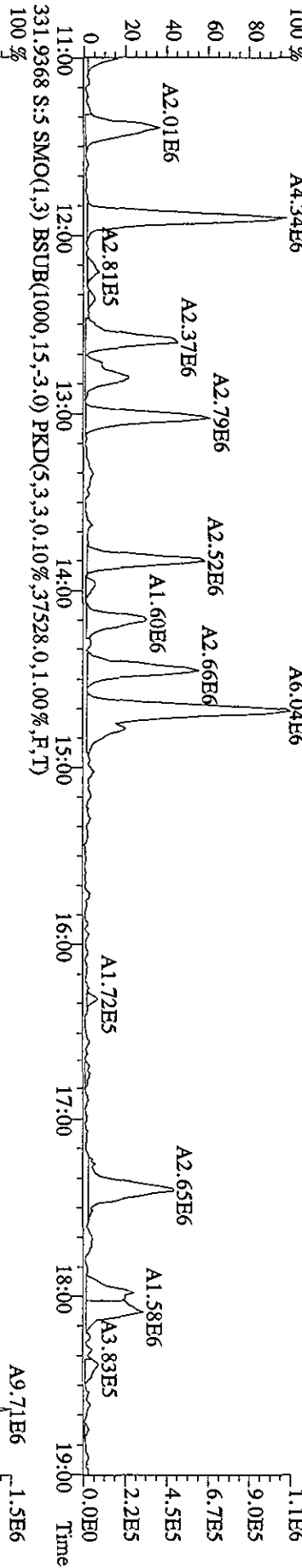
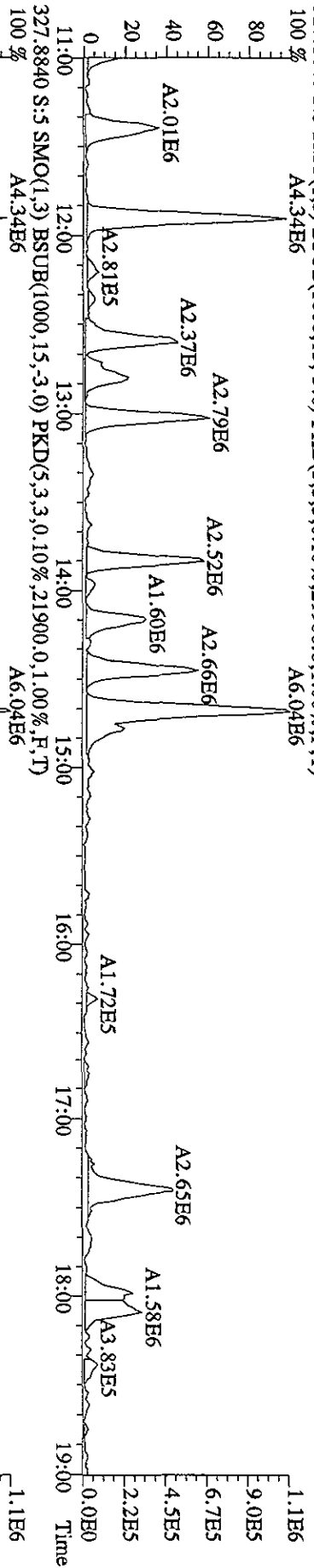


File:081A10A5D2 #1-1242 Acq: 8-JAN-2010 15:41:54 GC EI+ Voltage SIR 70SE
 Sample#5 Text:LQ867-1-AC :G9L170524-3(Exp:DB225
 315.9419 S:5 SMO(1,3) BSUB(1000,15,-3.0) PKD(5,3,3,0.10%,280760.0,1.00%,F,T)

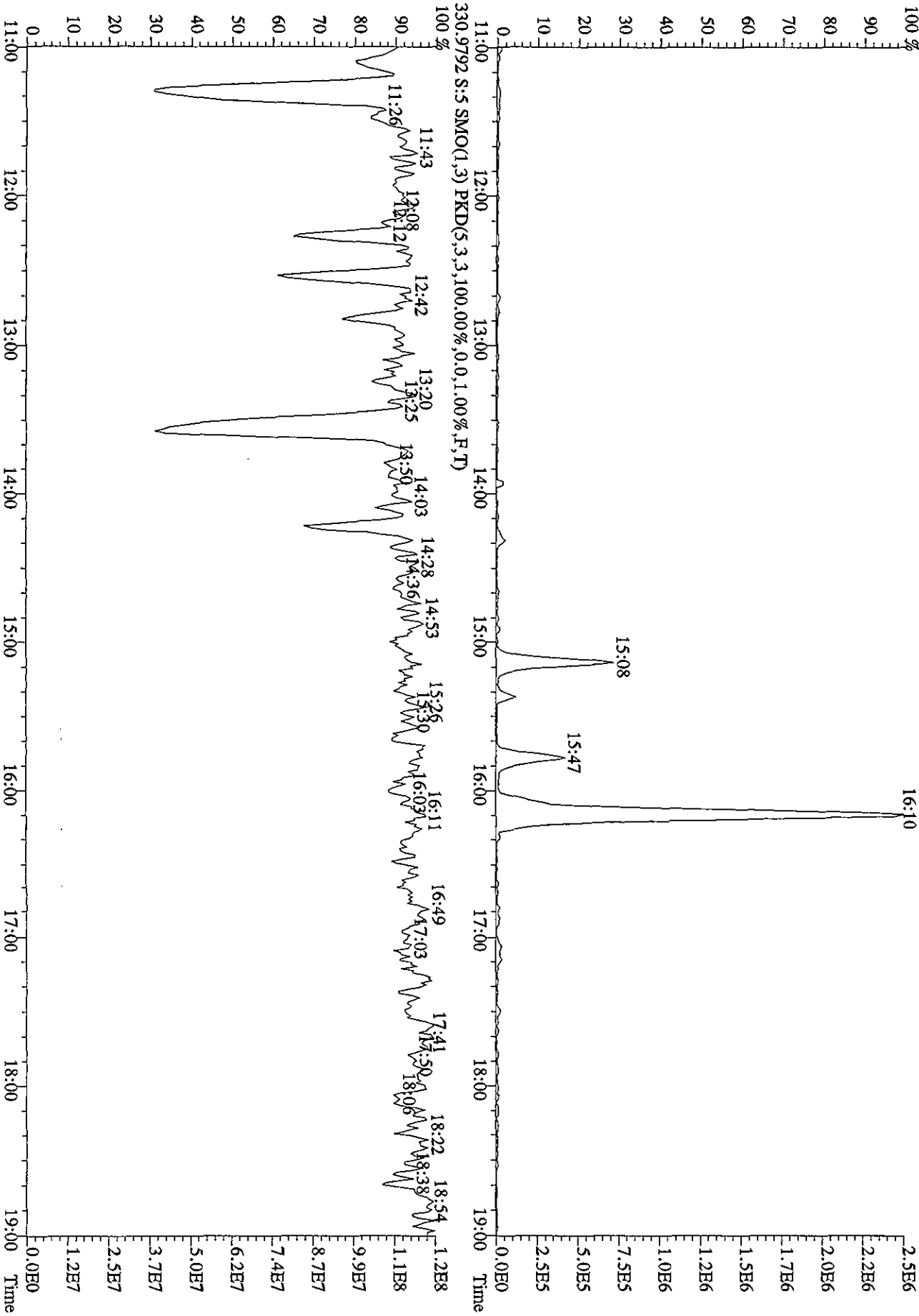


File:081A10A5D2 #1-1242 Acq: 8-JAN-2010 15:41:54 GC EI+ Voltage SIR 70SE
 Sample#5 Text:LO867-1-AC :G9L170524-3(20X) Exp:DB225
 319.8965 S:5 SMO(1,3) BSUB(1000,15,-3,0) PKD(5,3,3,0,10%,15860,0,1.00%,F,T)
 100% A1.50E7





File:081A10A5D2 #1-1242 Acq: 8-JAN-2010 15:41:54 GC EI+ Voltage SIR 70SE
 Sample#5 Text:LO867-1-AC :G9L170524-3(20X) Exp:DB225
 375.8364 S:5 SMO(1.3) BSUB(1000,15,-3.0) PKD(5.3,3,100.00%,5664.0,1.00%,F,T)



Quantity Sample Summary Report MassLynx 4.1

Dataset: V:\HighRes_Archive\3D5\Default.pro\05JA103D58290Ask.qld

Last Altered: Friday, January 08, 2010 14:58:32 Pacific Standard Time
 Printed: Friday, January 08, 2010 14:59:03 Pacific Standard Time

Method: C:\Masslynx\Default.PRO\Meth\B182903D5.mdb 04 Jan 2010 09:44:45
 Calibration: C:\Masslynx\Default.PRO\Curve\B123120093D58290.cdb 31 Dec 2009 13:37:23

Name: 05JA103D5_11, Date: 06-Jan-2010, Time: 06:02:45, ID: LQ87A-1-AC, Description: G9L170524-4, Task:

SL 11815

#	Name	Trace	Sample Size	RT	Ptd. RT	RRF	M...	Abs. Resp	Conc	EMPC	%Rec	EID	Ratio	Ratio F...	Mod Date
1	13C-1,2,3,4-TCDD	331.9368	10.270	18.57	18.60	1.00000		392348.67	97.3710	97.3710	100.0	0.53547	0.7824	NO	
2															
3	13C-2,3,7,8-TCDF	315.9419	10.270	18.04	17.98	1.56387		725064.84	115.8026	115.8026	59.5	1.93289	0.7725	NO	
4	2,3,7,8-TCDF	303.9016	10.270	18.06	18.06	1.00894		12420256.00	3306.3356	3306.3356	100.0	0.37989	0.7768	NO	
5	Total TCDFs	303.9016	10.270		21.44	1.00894			10118.8510	10118.8510			0.37989		
6															
7	13C-2,3,7,8-TCDD	331.9368	10.270	18.78	18.77	0.93654		462908.41	122.6668	122.6668	63.0	0.57175	0.7995	NO	
8	2,3,7,8-TCDD	319.8965	10.270	18.80	18.79	1.13162		85688.34	31.8557	24.8298		0.59937	1.2708	YES	
9	Total TCDDs	319.8965	10.270		19.55	1.13162			351.9538	285.4537			0.59937		
10															
11	37CL-2,3,7,8-TCDD	327.8847	10.270	18.80	18.79	1.13700		326336.41	71.2298	0.0000	91.4	0.29917			
12															
13	13C-1,2,3,7,8-PeCDF	351.9000	10.270	23.39	23.37	1.21534		606074.14	123.7614	123.7614	63.6	1.21681	1.5981	NO	
14	1,2,3,7,8-PeCDF	339.8597	10.270	23.41	23.41	1.03079		5760001.50	1795.5042	1795.5042		1.00967	1.5310	NO	
15	2,3,4,7,8-PeCDF	339.8597	10.270	24.86	24.82	0.96399		3142232.88	1047.3894	1047.3894		1.07964	1.5028	NO	
16	Total F2 PeCDFs	339.8597	10.270		34.47	0.99739			9660.8679	9660.8679			1.04348		
17	Total F1 PeCDFs	339.8597	10.270		36.56	0.99739			619.5125	607.8582			0.61147		
18															
19	13C-1,2,3,7,8-PeCDD	367.8949	10.270	25.59	25.55	0.74736		369787.02	122.7944	122.7944	63.1	0.51302	1.6036	NO	
20	1,2,3,7,8-PeCDD	355.8546	10.270	25.61	25.61	1.05672		146720.11	73.1204	73.1204		0.85571	1.5315	NO	
21	Total PeCDDs	355.8546	10.270		31.10	1.05672			460.1749	448.8408			0.85571		
22															
23	13C-1,2,3,7,8,9-HxCDD	401.8559	10.270	32.65	32.61	1.00000		368225.20	97.3710	97.3710	100.0	0.77611	1.2757	NO	
24															
25	13C-1,2,3,4,7,8-HxCDF	383.8639	10.270	31.29	31.31	0.91641		432579.47	124.8226	124.8226	64.1	0.86119	0.5184	NO	
26	1,2,3,4,7,8-HxCDF	373.8208	10.270	31.30	31.30	1.24280		8218805.25	2977.1603	2977.1603		0.99275	1.2218	NO	08-Jan-10
27	1,2,3,6,7,8-HxCDF	373.8208	10.270	31.45	31.43	1.49624		6307719.25	1897.8583	1897.8583		0.82459	1.2171	NO	
28	2,3,4,6,7,8-HxCDF	373.8208	10.270	32.10	32.10	1.31114		1104238.44	379.1468	379.1468		0.94100	1.2604	NO	
29	1,2,3,7,8,9-HxCDF	373.8208	10.270	32.83	32.84	1.29097		902058.31	314.5666	314.5666		0.95571	1.2112	NO	
30	Total HxCDFs	373.8208	10.270		0.00	1.33529			11922.3042	11922.3042			0.92398		
31															

Quantity Sample Summary Report MassLynx 4.1

Dataset: V:\HighRes_Archive\3D5\Default.pro\05JA103D58290Ask.qld

Last Altered: Friday, January 08, 2010 14:58:32 Pacific Standard Time
 Printed: Friday, January 08, 2010 14:59:03 Pacific Standard Time

Name: 05JA103D5_11, Date: 06-Jan-2010, Time: 06:02:45, ID: LQ87A-1-AQ, Description: G9L170524-4, Task:

#	Name	Trace	Sample Size	RT	Prd.RT	RRF	M...	Abs.Resp	Conc.	EMPC	%Rec	EDL	Ratio	Ratio	Fl...	Mod Date
32	13C-1,2,3,6,7,8-HxCDD	401.8559	10,270	32.35	32.37	0.80919		381963.38	124.8209	124.8209	64.1	0.95911	1.2999		NO	
33	1,2,3,4,7,8-HxCDD	389.8157	10,270	32.28	32.26	0.93261		74603.82	40.7851	40.7851		0.60375	1.2753		NO	
34	1,2,3,6,7,8-HxCDD	389.8157	10,270	32.36	32.36	1.18024		192318.02	83.0784	83.0784		0.47708	1.2923		NO	
35	1,2,3,7,8,9-HxCDD	389.8157	10,270	32.65	32.64	1.28282		161603.80	64.2278	64.2278		0.43893	1.2181		NO	
36	Total HxCDDs	389.8157	10,270		0.00	1.13189			475.8144	468.2992		0.49746				
37																
38	13C-1,2,3,4,6,7,8-HpCDF	417.8253	10,270	34.19	34.19	0.81080		358391.68	116.8850	116.8850	60.0	1.42305	0.4643		NO	
39	1,2,3,4,6,7,8-HpCDF	407.7818	10,270	34.19	34.20	1.36387		19688516.00	7844.0464	7844.0464		1.06876	1.0354		NO	
40	1,2,3,4,7,8,9-HpCDF	407.7818	10,270	35.31	35.32	1.11483		6867923.75	3347.4720	3347.4720		1.30750	1.0410		NO	
41	Total HpCDFs	407.7818	10,270		0.00	1.23935			14907.6931	14907.6931		1.17614				
42																
43	13C-1,2,3,4,6,7,8-HpCDD	435.8169	10,270	35.00	35.01	0.70743		316879.50	118.4477	118.4477	60.8	2.33552	1.0319		NO	
44	1,2,3,4,6,7,8-HpCDD	423.7766	10,270	35.02	35.00	1.04312		478058.09	281.6526	281.6526		1.02489	1.0214		NO	
45	Total HpCDDs	423.7766	10,270		0.03	1.04312			436.8067	436.8067		1.02489				
46																
47	13C-OCDD	469.7779	10,270	37.46	37.45	0.51880		439661.80	224.0982	224.0982	57.5	1.23517	0.9118		NO	
48	OCDF	441.7428	10,270	37.56	37.58	1.40213		34232342.00	21628.1941	21628.1941		2.40626	0.8915		NO	
49	OCDD	457.7377	10,270	37.47	37.47	1.19691		662873.88	490.6162	490.6162		1.12400	0.8656		NO	
50																
51																
52	Function 1 PFK	330.97920	1,000	14.19	14.26			87226.63								
53	Function 2 PFK	342.97920	1,000		22.48	16743....										
54	Function 3 PFK	380.97600	1,000	29.30	29.28	7909.2...		13045.21	1.6494		164.9	2.31099				
55	Function 4 PFK	430.97290	1,000		34.81	14980....										
56	Function 5 PFK	442.97280	1,000		39.31	3947.9...										
57	TODF PCDDPE	375.8364	1,000		15.01	30.012...										
58	F1 PeCDF PCDDPE	409.79740	1,000		18.68	45.972...										
59	F2 PeCDF PCDDPE	409.7974	1,000		22.10	17.774...										
60	HxCDF PCDDPE	445.7555	1,000		33.02	18.611...										
61	HpCDF PCDDPE	479.7165	1,000	35.32	35.33	75.501..		145.69	1.9297		193.0	3.15168				
62	OCDF PCDDPE	513.67750	1,000	37.58	37.54	85.061..		70.51	0.8289		82.9	0.24676				

Dataset: C:\MassLynx\Default.pro\05JA103D58290A.qld

Last Altered: Wednesday, January 06, 2010 11:19:56 Pacific Standard Time
 Printed: Wednesday, January 06, 2010 11:20:33 Pacific Standard Time

Name: 05JA103D5_11, Date: 06-Jan-2010, Time: 06:02:45, ID: LQ87A-1-AC, Description: G9L170524-4, Task:

SL/18/10

#Name	Trace	Sample Size	RT	Ptd.RT	RRF.M.	Abs.Resp.	Conc.	EMPC	%Rec	EDL	Ratio	Ptd.Ratio	Ratio	Mod.Date
1	13C-1,2,3,4-TCDD	331.9368	10.270	18.57	18.60	1.000	392348.67	97.3710	97.3710	100.0	0.5385	0.782	0.770	NO
2														
3	13C-2,3,7,8-TCDF	315.9419	10.270	18.04	17.98	1.554	725064.84	115.8026	115.8026	59.5	1.9329	0.772	0.770	NO
4	2,3,7,8-TCDF	303.9016	10.270	18.06	18.06	1.009	12420256.00	3306.3356	3306.3356	0.0205	0.3799	0.777	0.770	NO
5	Total TCDFs	303.9016	10.270		21.44	1.009		10118.8510	10118.8510		0.3799			
6														
7	13C-2,3,7,8-TCDD	331.9368	10.270	18.78	18.77	0.937	462908.41	122.6668	122.6668	63.0	0.5718	0.800	0.770	NO
8	2,3,7,8-TCDD	319.8965	10.270	18.80	18.79	1.132	85688.34	31.8557	24.8298	Q	0.5994	1.271	0.770	YES
9	Total TCDDs	319.8965	10.270		19.55	1.132		352.0465	265.6176		0.5994			
10														
11	37CL-2,3,7,8-TCDD	327.8847	10.270	18.80	18.79	1.137	326336.41	71.2298	0.0000	91.4	0.2992			
12														
13	13C-1,2,3,7,8-PeCDF	351.9000	10.270	23.39	23.37	1.215	606074.14	123.7614	123.7614	63.6	1.2168	1.598	1.550	NO
14	1,2,3,7,8-PeCDF	339.8597	10.270	23.41	23.41	1.031	5760001.50	1795.5042	1795.5042		1.0097	1.531	1.550	NO
15	2,3,4,7,8-PeCDF	339.8597	10.270	24.86	24.82	0.964	3142292.88	1047.3894	1047.3894		1.0796	1.503	1.550	NO
16	Total F2 PeCDFs	339.8597	10.270		34.47	0.997		9660.8679	9660.8679		1.0435			
17	Total F1 PeCDFs	339.8597	10.270		36.56	0.997		619.5125	607.8862		0.6115			
18														
19	13C-1,2,3,7,8-PeCDD	367.8949	10.270	25.59	25.55	0.747	369787.02	122.7944	122.7944	63.1	0.5130	1.604	1.550	NO
20	1,2,3,7,8-PeCDD	355.8546	10.270	25.61	25.61	1.057	146720.11	73.1204	73.1204		0.8557	1.532	1.550	NO
21	Total PeCDDs	355.8546	10.270		31.10	1.057		460.1749	448.8408		0.8557			
22														
23	13C-1,2,3,7,8,9-HxCDD	401.8559	10.270	32.65	32.61	1.000	366225.20	97.3710	97.3710	100.0	0.7761	1.276	1.240	NO
24														
25	13C-1,2,3,4,7,8-HxCDF	383.8639	10.270	31.29	31.31	0.916	432579.47	124.8226	124.8226	64.1	0.8612	0.518	0.510	NO
26	1,2,3,4,7,8-HxCDF	373.8208	10.270	31.30	31.30	1.243	10764071.00	3899.1513	3899.1513		0.9927	1.207	1.240	NO
27	1,2,3,6,7,8-HxCDF	373.8208	10.270	31.46	31.43	1.496	6307719.25	1897.8583	1897.8583		0.8246	1.217	1.240	NO
28	2,3,4,6,7,8-HxCDF	373.8208	10.270	32.10	32.10	1.311	1104238.44	379.1468	379.1468		0.9410	1.260	1.240	NO
29	1,2,3,7,8,9-HxCDF	373.8208	10.270	32.83	32.84	1.291	902058.31	314.5666	314.5666		0.9557	1.211	1.240	NO
30	Total HxCDFs	373.8208	10.270		0.00	1.335		12844.2952	12844.2952		0.9240			
31														
32	13C-1,2,3,6,7,8-HxCDD	401.8559	10.270	32.35	32.37	0.809	381963.38	124.8209	124.8209	64.1	0.9591	1.300	1.240	NO
33	1,2,3,4,7,8-HxCDD	389.8157	10.270	32.28	32.26	0.933	74603.82	40.7851	40.7851		0.6038	1.275	1.240	NO
34	1,2,3,6,7,8-HxCDD	389.8157	10.270	32.36	32.36	1.180	192318.02	83.0784	83.0784		0.4771	1.292	1.240	NO
35	1,2,3,7,8,9-HxCDD	389.8157	10.270	32.65	32.64	1.283	161603.80	64.2278	64.2278		0.4389	1.218	1.240	NO

Quantity Sample Summary Report MassLynx 4.1

Dataset: C:\MassLynx\Default\pro05JA103D58290A.qld

Last Altered: Wednesday, January 06, 2010 11:19:56 Pacific Standard Time
 Printed: Wednesday, January 06, 2010 11:20:33 Pacific Standard Time

Name: 05JA103D5_11, Date: 06-Jan-2010, Time: 06:02:45, ID: LQ87A-1-AC, Description: G9L170524-4, Task:

#Name	Trace	Sample Size	RT	Ptd.RT	RRF	Advs Resp	Conc	EMPC	%Rec	EDL	Ratio	Ptd.Ratio	Ratio	Mod Date
36 Total HxCDDs	389.8157	10.270			0.00	1.132	475.8144	468.7292		0.4975				
37														
38 13C-1,2,3,4,6,7,8-HpCDF	417.8253	10.270	34.19	34.19	0.811	358391.68	116.8850	116.8850	60.0	1.4230	0.464	0.440	NO	
39 1,2,3,4,6,7,8-HpCDF	407.7818	10.270	34.19	34.20	1.364	19688516.00	7844.0464	7844.0464		1.0688	1.035	1.040	NO	
40 1,2,3,4,7,8,9-HpCDF	407.7818	10.270	35.31	35.32	1.115	6867923.75	3347.4720	3347.4720		1.3075	1.041	1.040	NO	
41 Total HpCDFs	407.7818	10.270			0.00	1.239	14907.6931	14907.6931		1.1761				
42														
43 13C-1,2,3,4,6,7,8-HpCDD	435.8169	10.270	35.00	35.01	0.707	316879.50	118.4477	118.4477	60.8	2.3355	1.032	1.040	NO	
44 1,2,3,4,6,7,8-HpCDD	423.7766	10.270	35.02	35.00	1.043	478058.09	281.6526	281.6526		1.0249	1.021	1.040	NO	
45 Total HpCDDs	423.7766	10.270			0.04	1.043	436.8067	436.8067		1.0249				
46														
47 13C-OCDD	469.7779	10.270	37.46	37.45	0.519	439661.80	224.0982	224.0982	57.5	1.2352	0.912	0.890	NO	
48 OCDF	441.7428	10.270	37.57	37.58	1.402	34232342.00	21628.1941	21628.1941		2.4063	0.891	0.890	NO	
49 OCDD	457.7377	10.270	37.47	37.47	1.197	662873.88	490.6162	490.6162		1.1240	0.866	0.890	NO	
50														
51														
52 Function 1 PFK	330.97920	1.000	14.19	14.26		87226.63								
53 Function 2 PFK	342.97920	1.000		22.48	16743.0000									
54 Function 3 PFK	380.97600	1.000	29.30	29.28	7909.2000	13045.21	1.6494		164.9	2.3110				
55 Function 4 PFK	430.97290	1.000		34.81	14980.0000									
56 Function 5 PFK	442.97280	1.000		39.31	3947.9000									
57 TCDF PCDDPE	375.8364	1.000		15.01	30.012									
58 F1 PCDF PCDDPE	409.79740	1.000		18.68	45.972									
59 F2 PCDF PCDDPE	409.7974	1.000		22.10	17.774									
60 HXCDF PCDDPE	445.7555	1.000		33.02	18.611									
61 HPCDF PCDDPE	479.7165	1.000	35.32	35.33	75.501	145.69	1.9297		193.0	3.1517				
62 OCDF PCDDPE	513.67750	1.000	37.58	37.54	85.061	70.51	0.8289		82.9	0.2488				

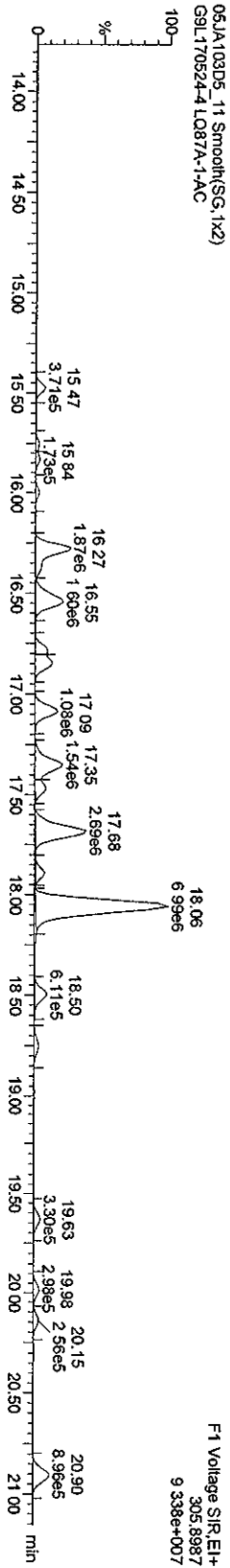
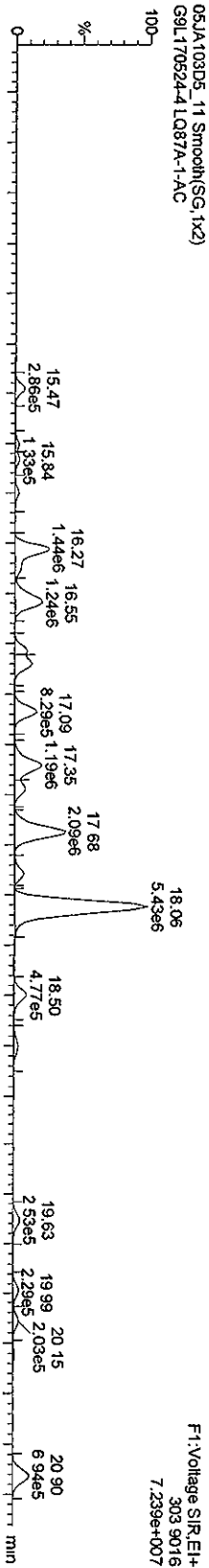
Quantity Sample Report Masslynx 4.1

Dataset: C:\Masslynx\Default\pro\05JA103D58290A.qld



Last Altered: Wednesday, January 06, 2010 11:19:56 Pacific Standard Time
 Printed: Wednesday, January 06, 2010 11:21:10 Pacific Standard Time

Name: 05JA103D5_11, Date: 06-Jan-2010, Time: 06:02:45, ID: LQ87A-1-AC, Description: G9L170524-4

TCDFs



13C-TCDF



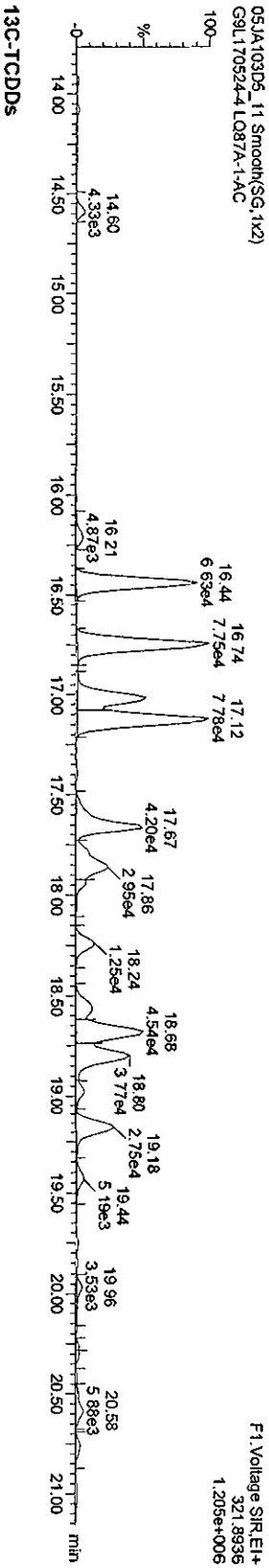
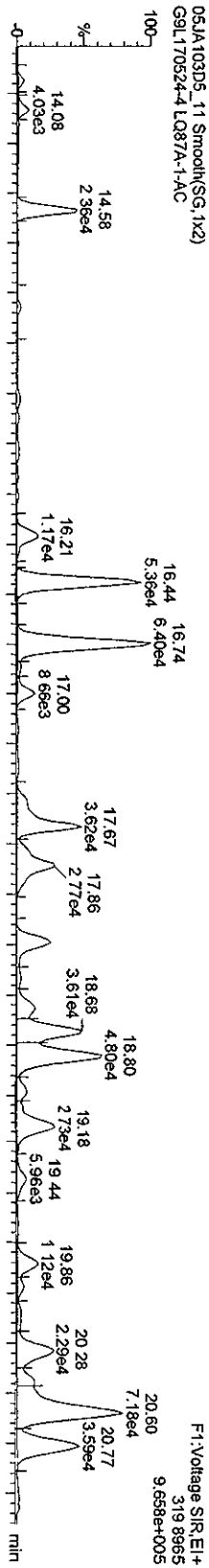
Quantity Sample Report Masslynx 4.1

Dataset: C:\Masslynx\Default\pro\05JA103D58290A.qld



Last Altered: Wednesday, January 06, 2010 11:19:56 Pacific Standard Time
 Printed: Wednesday, January 06, 2010 11:21:10 Pacific Standard Time

Name: 05JA103D5_11, Date: 06-Jan-2010, Time: 06:02:45, ID: LQ87A-1-AC, Description: G9L1705244

TCDDs



13C-TCDDs



Quantity Sample Report Masslynx 4.1

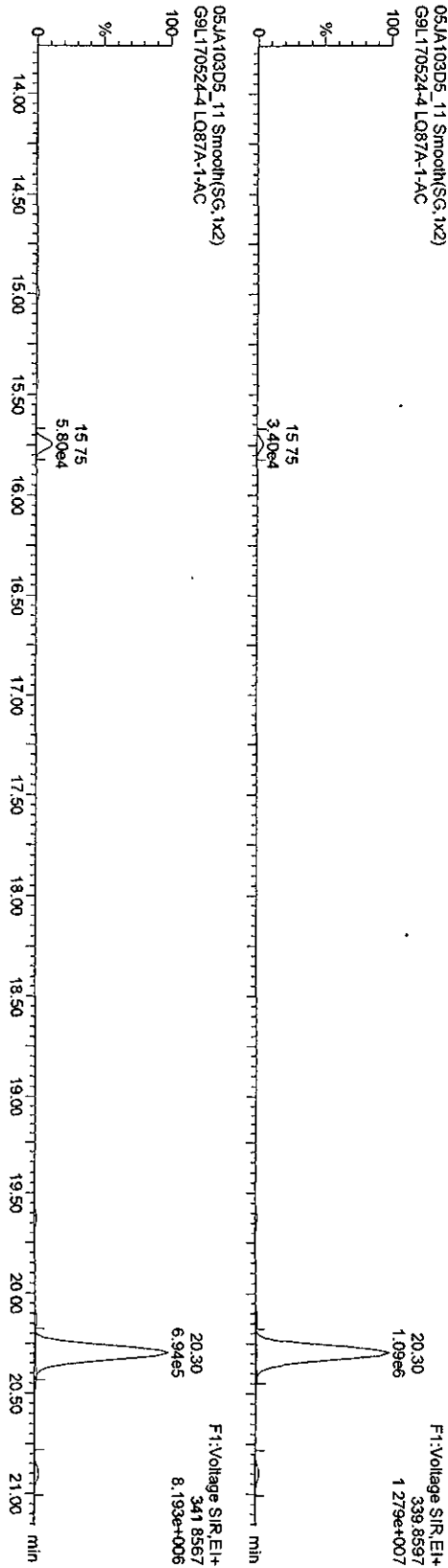
Dataset: C:\Masslynx\Default\pro\05JA103D58290A.qld

Last Altered: Wednesday, January 06, 2010 11:19:56 Pacific Standard Time
Printed: Wednesday, January 06, 2010 11:21:10 Pacific Standard Time

Name: 05JA103D5_11, Date: 06-Jan-2010, Time: 06:02:45, ID: LQ87A-1-AC, Description: G9L170524-4

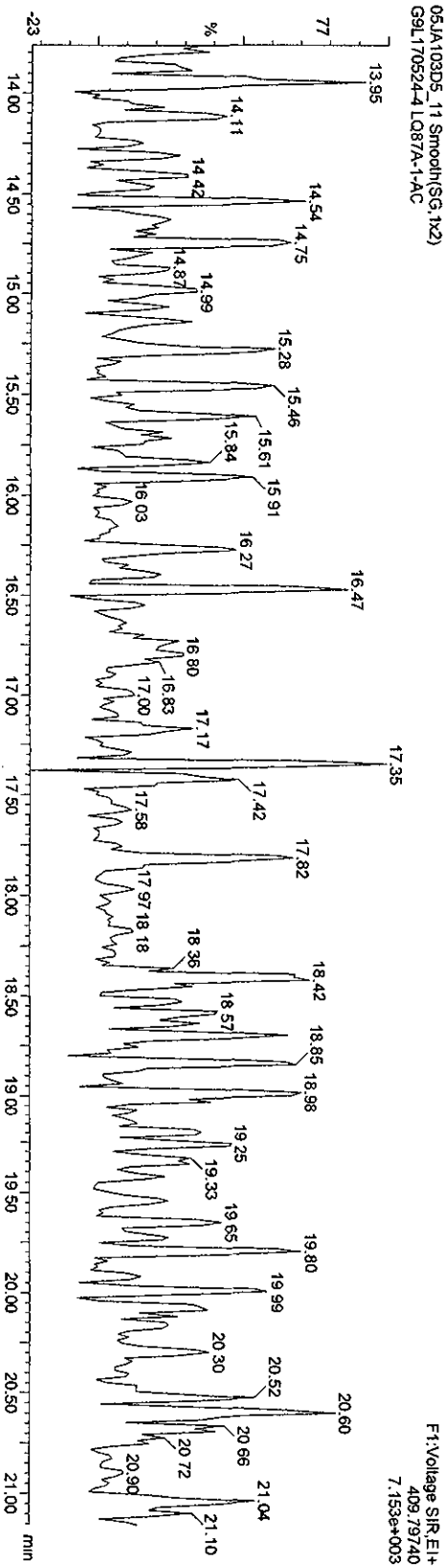
F1 PCDfS

05JA103D5_11 Smooth(SG, 1x2)
G9L170524-4 LQ87A-1-AC



F1 PCDfP PCDPE

05JA103D5_11 Smooth(SG, 1x2)
G9L170524-4 LQ87A-1-AC



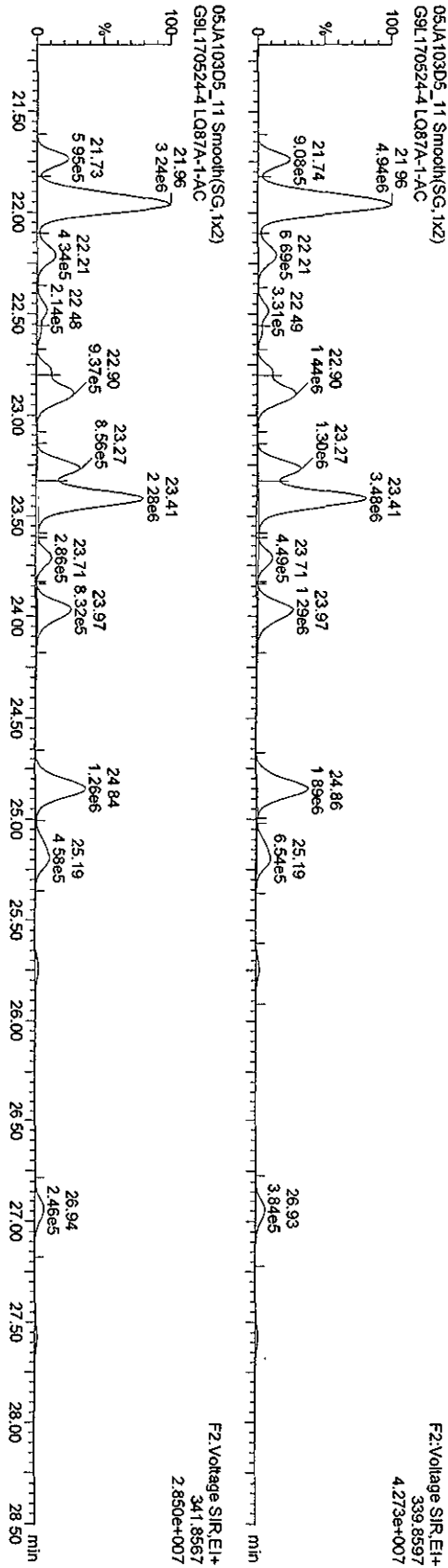
Quantity Sample Report MassLynx 4.1

Dataset C:\MassLynx\Default\05JA103D58290A.qld

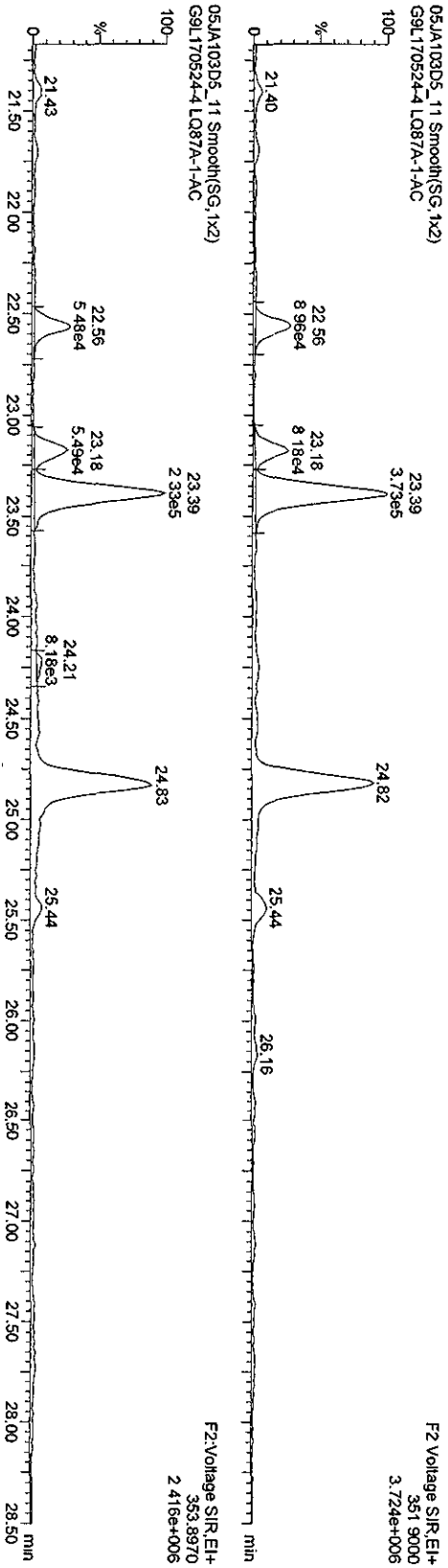
Last Altered: Wednesday, January 06, 2010 11:19:56 Pacific Standard Time
Printed: Wednesday, January 06, 2010 11:21:10 Pacific Standard Time

Name: 05JA103D5_11, Date: 06-Jan-2010, Time: 06:02:45, ID: LQ87A-1-AC, Description: G9L170524-4

PeCDFs



13C-PeCDFs




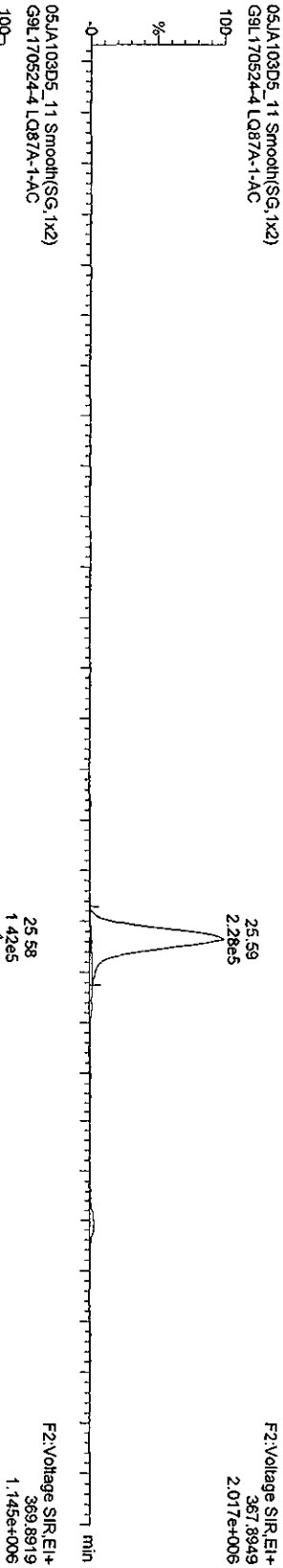
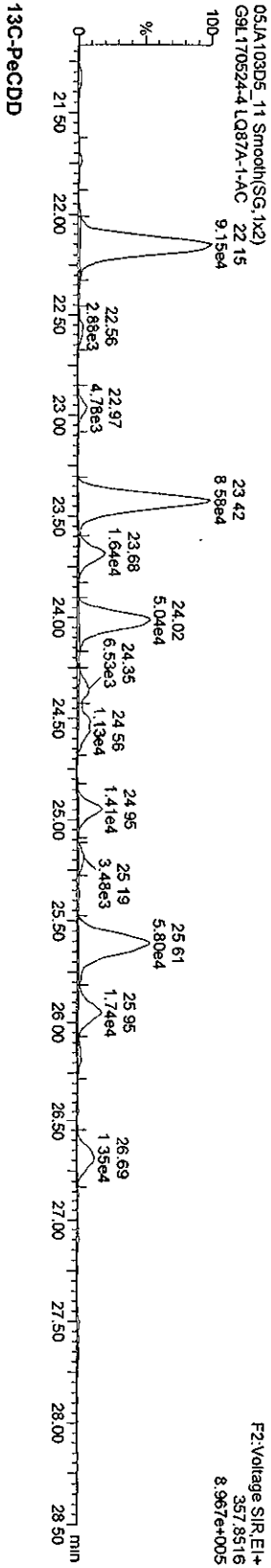
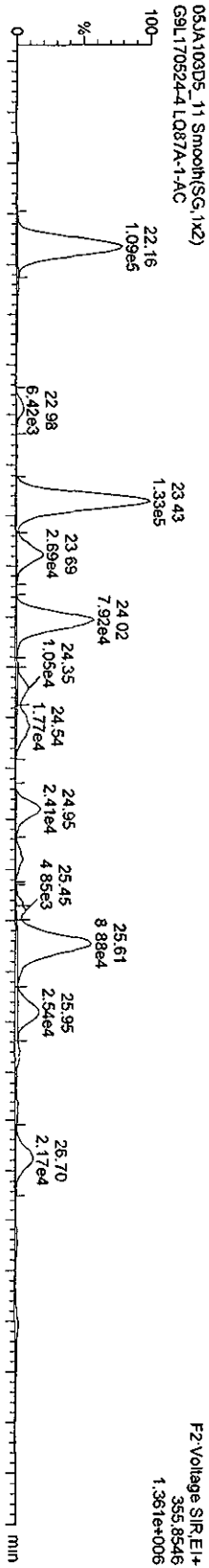
Quantity Sample Report MassLynx 4.1

Dataset: C:\MassLynx\Default\pro05JA103D58290A.qld

Last Altered: Wednesday, January 06, 2010 11:19:56 Pacific Standard Time
 Printed: Wednesday, January 06, 2010 11:21:10 Pacific Standard Time

Name: 05JA103D5_11, Date: 06-Jan-2010, Time: 06:02:45, ID: LQ87A-1-AC, Description: G9L170524-4

PeCDDs



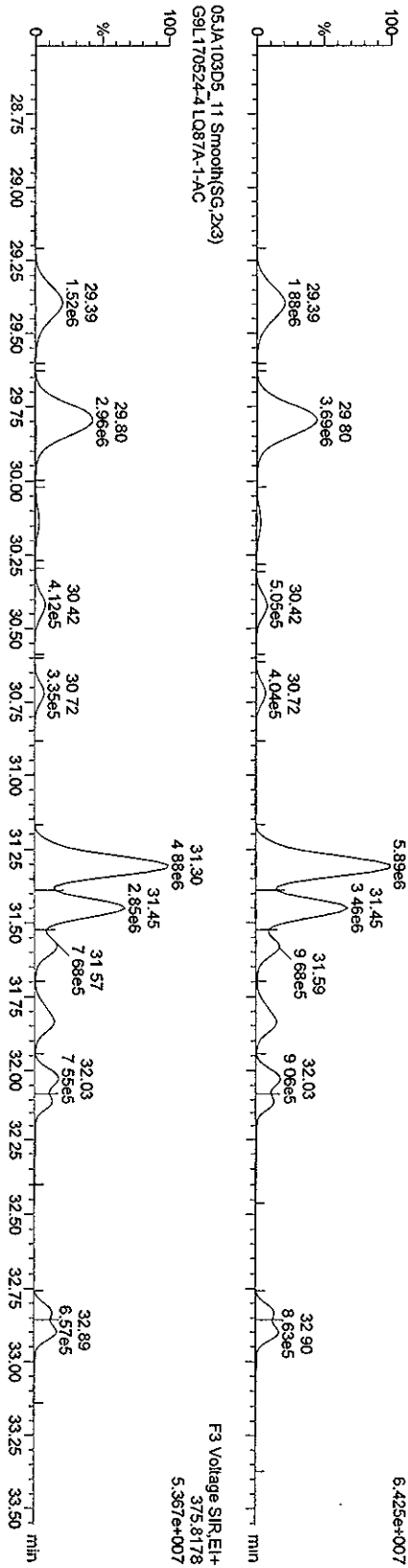
Quantity Sample Report MassLynx 4.1

Dataset: C:\MassLynx\Default\pro\05JA103D58290A.qld

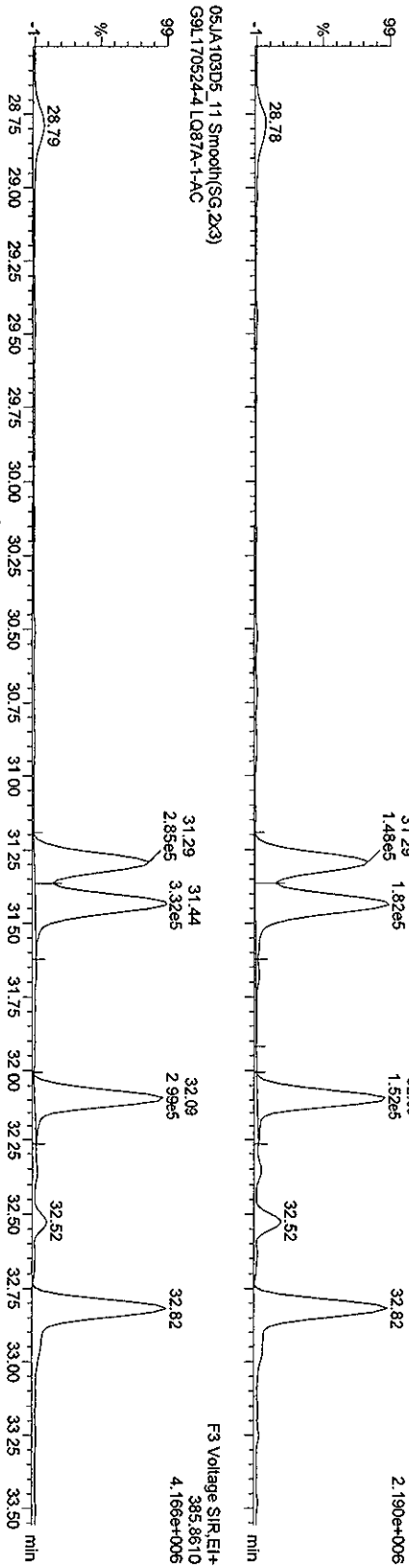
Last Altered: Wednesday, January 06, 2010 11:19:56 Pacific Standard Time
 Printed: Wednesday, January 06, 2010 11:21:10 Pacific Standard Time

Name: 05JA103D5_11, Date: 06-Jan-2010, Time: 06:02:45, ID: LQ87A-1-AC, Description: G9L170524-4

HXCDFS
 05JA103D5_11 Smooth(SG,2x3)
 G9L170524-4 LQ87A-1-AC



13C-HXCDFS
 05JA103D5_11 Smooth(SG,2x3)
 G9L170524-4 LQ87A-1-AC



Dataset: V:\HighRes_Archive\3D5\Default:pro\05JA103D58290Ask.qld

Last Altered: Friday, January 08, 2010 14:58:32 Pacific Standard Time

Printed: Friday, January 08, 2010 15:00:26 Pacific Standard Time

Method: C:\MassLynx\Default.PRO\MethDB\82903D5.mdb 04 Jan 2010 09:44:45
Calibration: C:\MassLynx\Default.PRO\CurveDB\CA123120093D58290.cdb 31 Dec 2009 13:37:23

Sample Name: 05JA103D5_11

05JA103D5_11 Smooth(SG,2x3)
G9L170524-4 LQ87A-1-AC

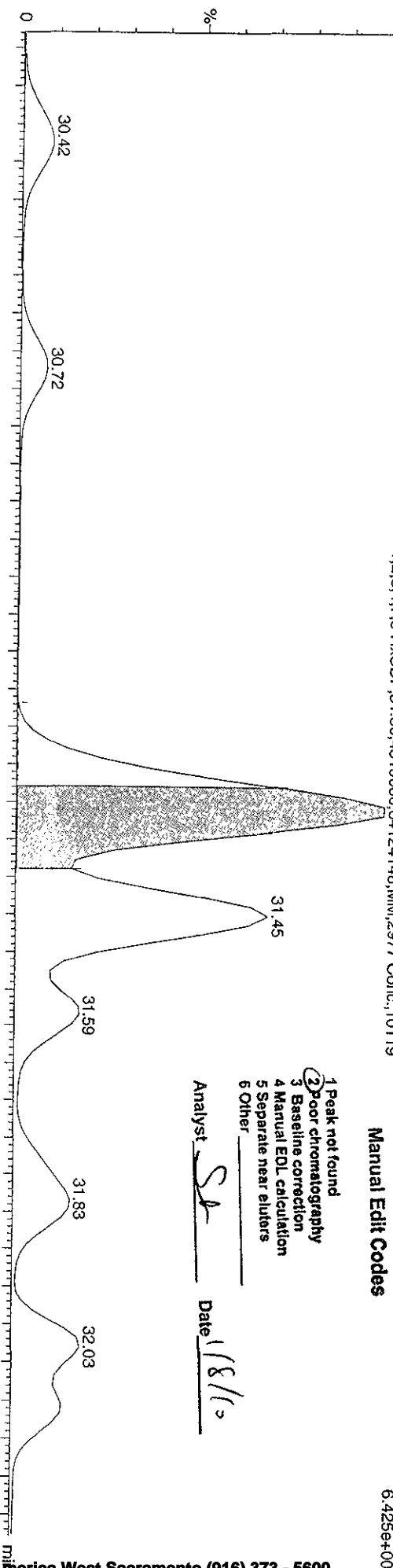
F3: Voltage SIR, EI+
373.8208
6.425e+007

1,2,3,4,7,8-HxCDF:31.30;4519660;64124148;MM:2977 Conc.:10119

Manual Edit Codes

- 1 Peak not found
- 2 Poor chromatography
- 3 Baseline correction
- 4 Manual EOL calculation
- 5 Separate near eluters
- 6 Other

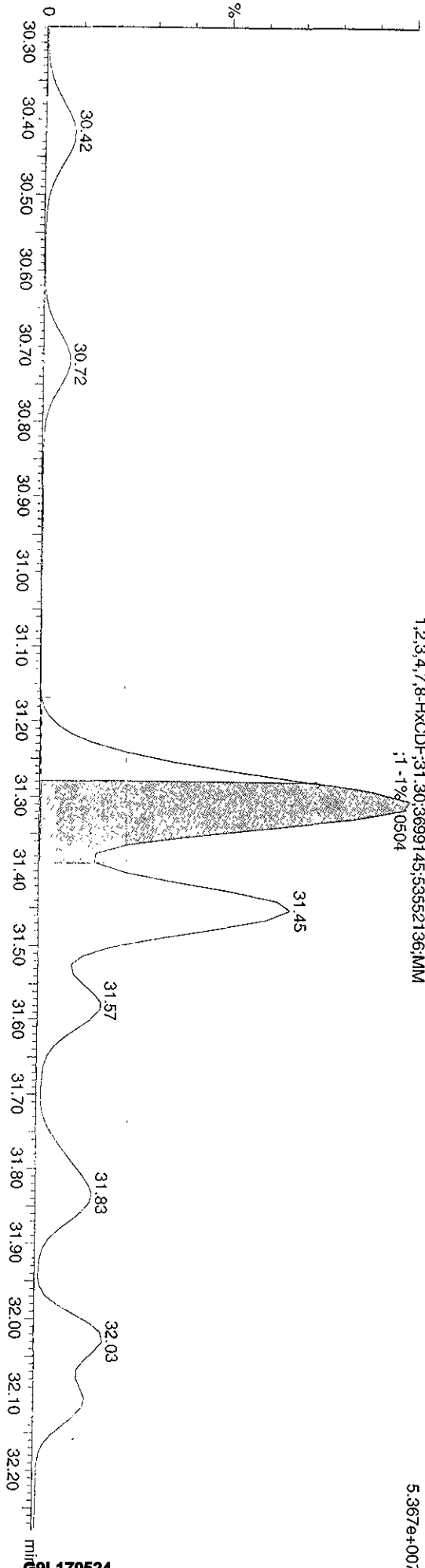
Analyst SL Date 1/8/10



05JA103D5_11 Smooth(SG,2x3)
G9L170524-4 LQ87A-1-AC

1,2,3,4,7,8-HxCDF:31.30;3699145;53552136;MM
:1 -1% / 0504

F3: Voltage SIR, EI+
375.8178
5.367e+007



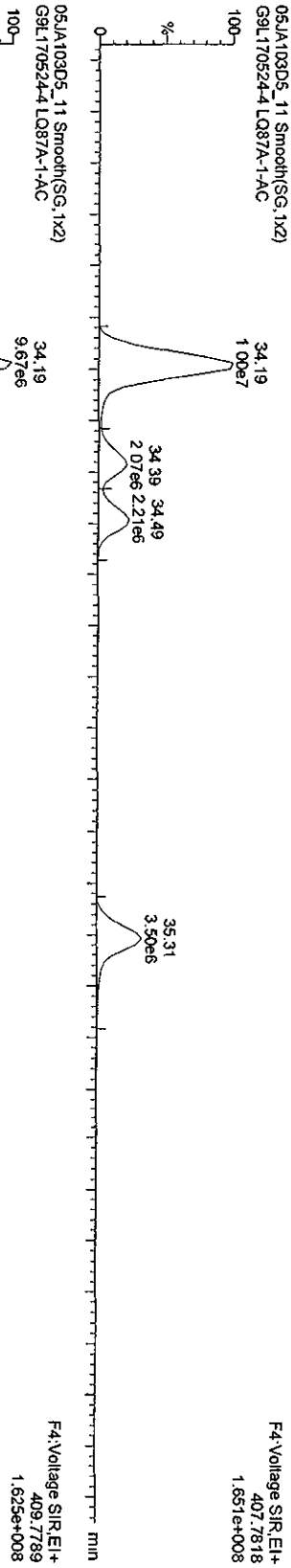
Quantity Sample Report MassLynx 4.1

Dataset: C:\MassLynx\Default\prot05JA103D58290A.qld

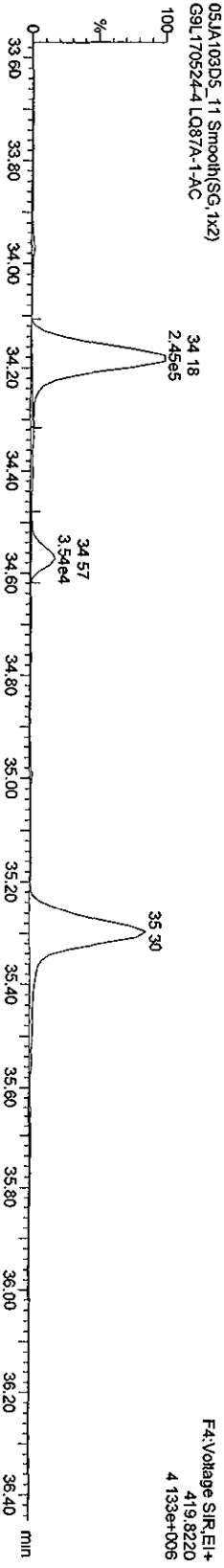
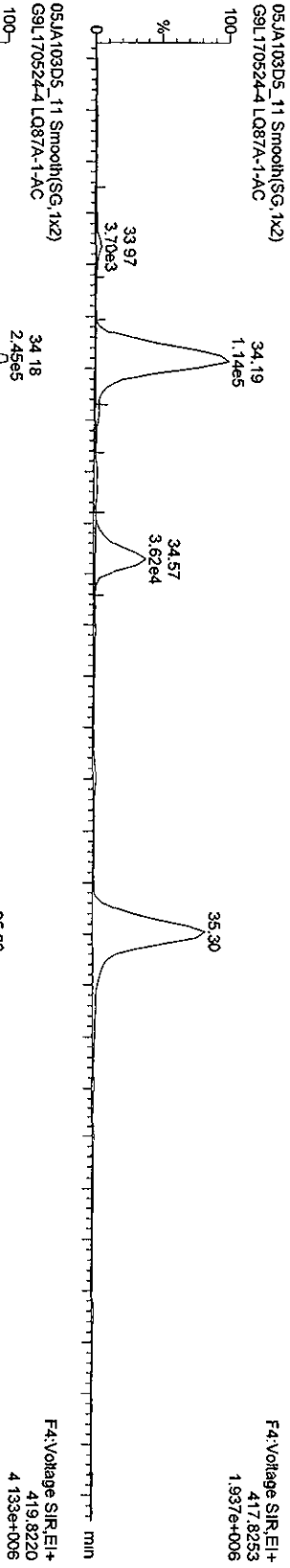
Last Altered: Wednesday, January 06, 2010 11:19:56 Pacific Standard Time
Printed: Wednesday, January 06, 2010 11:21:10 Pacific Standard Time

Name: 05JA103D5_11, Date: 06-Jan-2010, Time: 06:02:45, ID: LQ87A-1-AC, Description: G9L170524-4

HPCDFs



¹³C-HPCDFs



Quantity Sample Report MassLynx 4.1

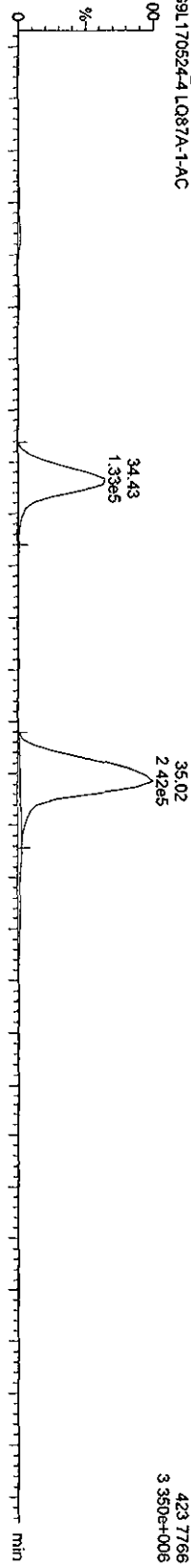
Dataset: C:\MassLynx\Default\prof05JA103D58290A.qld

Last Altered: Wednesday, January 06, 2010 11:19:56 Pacific Standard Time
Printed: Wednesday, January 06, 2010 11:21:10 Pacific Standard Time

Name: 05JA103D5_11, Date: 06-Jan-2010, Time: 06:02:45, ID: LQ87A-1-AC, Description: G9L170524-4

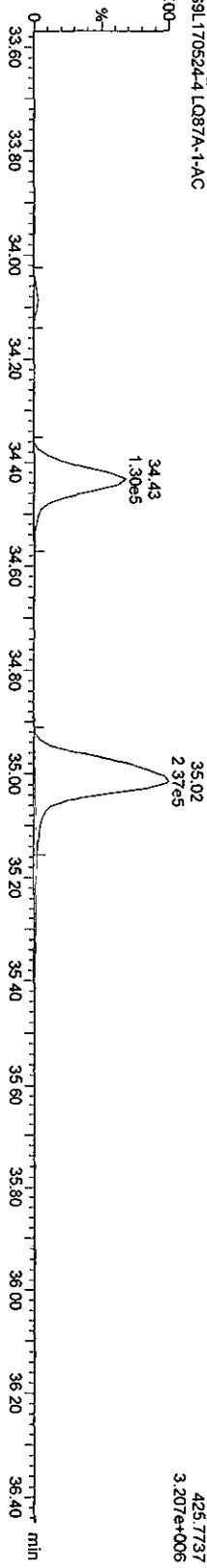
HplcDds

05JA103D5_11 Smooth(SG, 1x2)
G9L170524-4 LQ87A-1-AC



F4: Voltage SIR.EI+
423.7766
3.350e+006

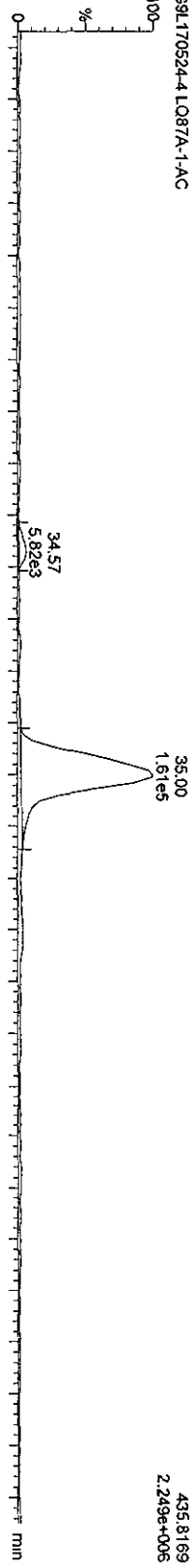
05JA103D5_11 Smooth(SG, 1x2)
G9L170524-4 LQ87A-1-AC



F4: Voltage SIR.EI+
425.7737
3.207e+006

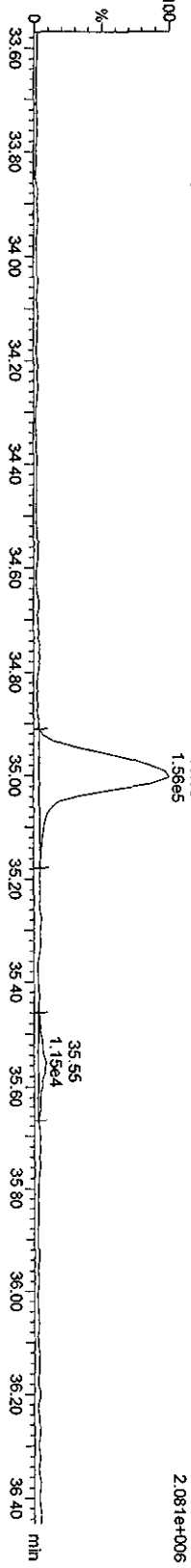
¹³C-HplcDds

05JA103D5_11 Smooth(SG, 1x2)
G9L170524-4 LQ87A-1-AC



F4: Voltage SIR.EI+
435.8169
2.249e+006

05JA103D5_11 Smooth(SG, 1x2)
G9L170524-4 LQ87A-1-AC



F4: Voltage SIR.EI+
437.8140
2.081e+006

Quantity Sample Report MassLynx 4.1

Dataset: C:\MassLynx\Default\pro05JA103D58290A.qld

Last Altered: Wednesday, January 06, 2010 11:19:56 Pacific Standard Time

Printed: Wednesday, January 06, 2010 11:21:10 Pacific Standard Time

Name: 05JA103D5_11, Date: 06-Jan-2010, Time: 06:02:45, ID: LQ87A-1-AC, Description: G9L170524-4

OCDFs

05JA103D5_11 Smooth(SG,1x2)
G9L170524-4 LQ87A-1-AC

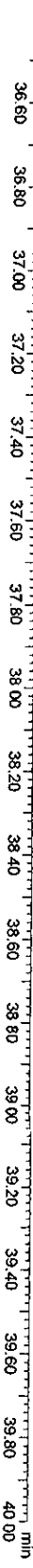


05JA103D5_11 Smooth(SG,1x2)
G9L170524-4 LQ87A-1-AC



OCDF PCDPE

05JA103D5_11 Smooth(SG,1x2)
G9L170524-4 LQ87A-1-AC



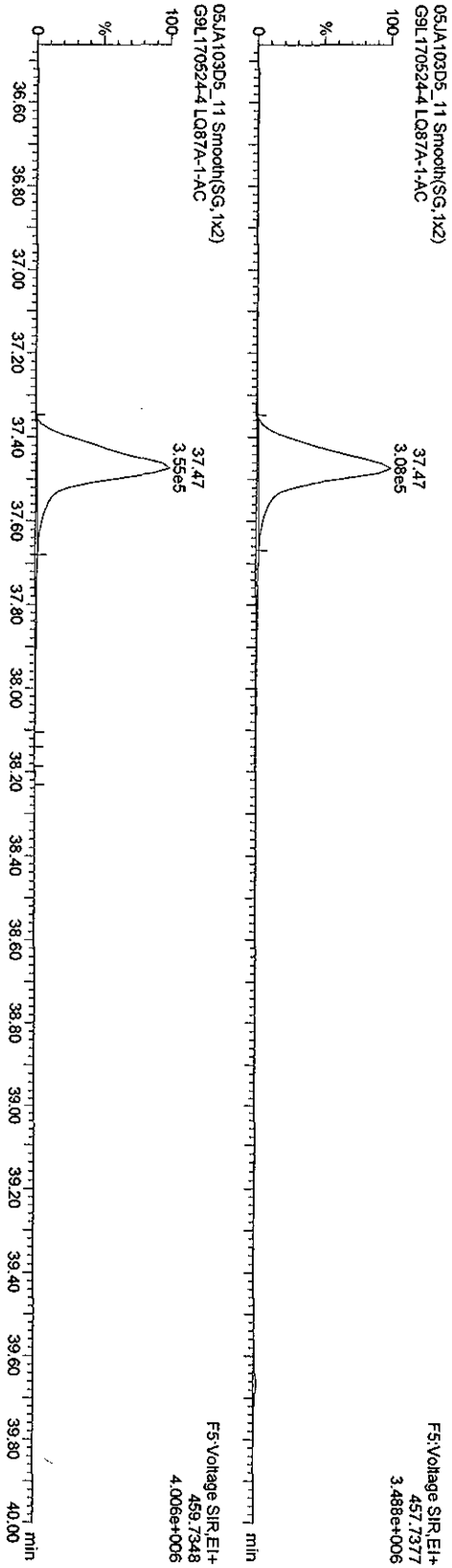
Quantity Sample Report MassLynx 4.1

Dataset: C:\MassLynx\Default\prot05JA103D58290A.qld


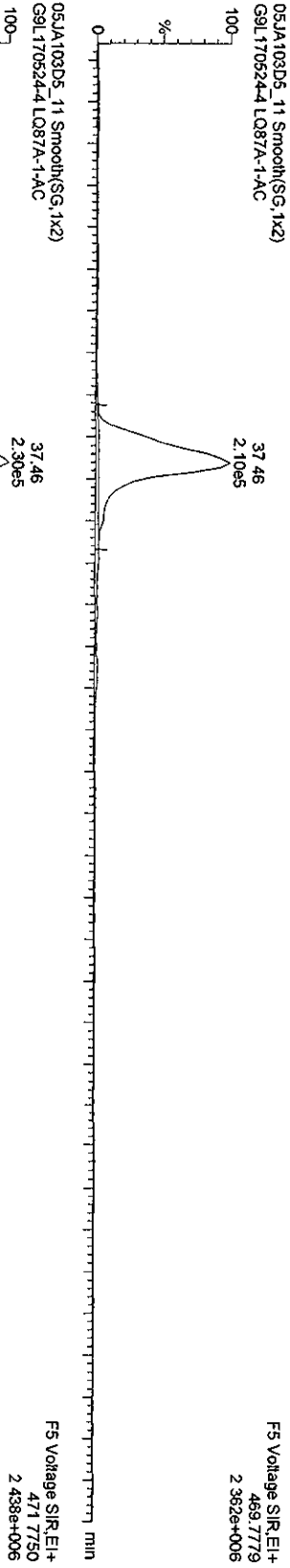
Last Altered: Wednesday, January 06, 2010 11:19:56 Pacific Standard Time
Printed: Wednesday, January 06, 2010 11:21:10 Pacific Standard Time

Name: 05JA103D5_11, Date: 06-Jan-2010, Time: 06:02:45, ID: LQ87A-1-AC, Description: G9L1705244

OCDD



13C-OCDD

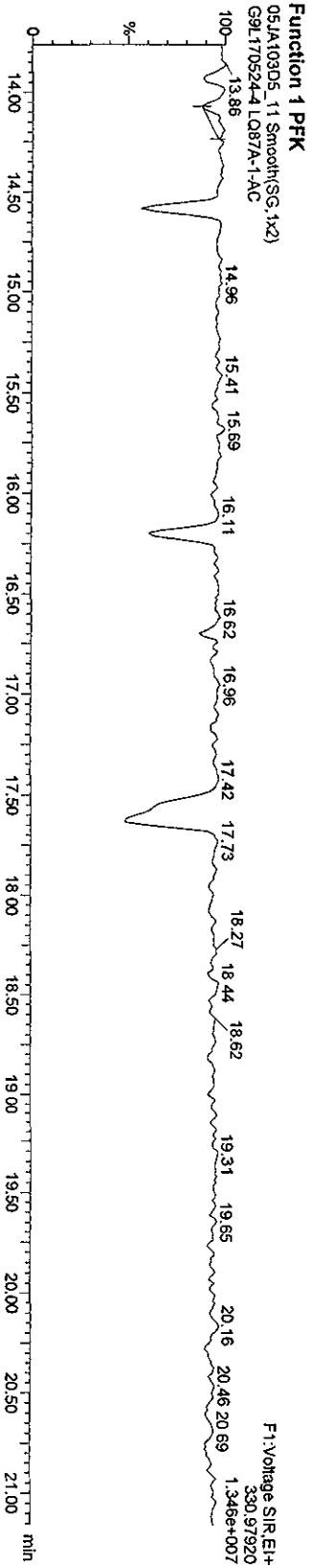
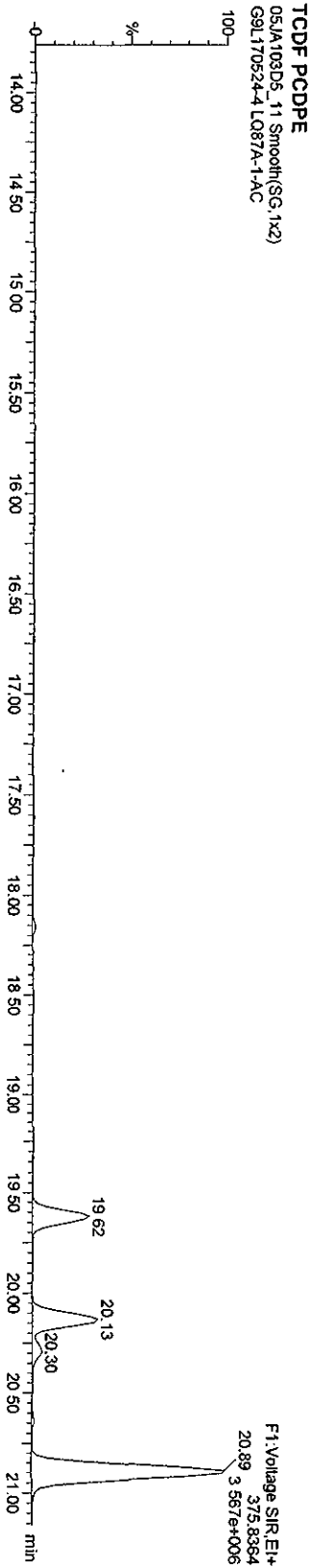
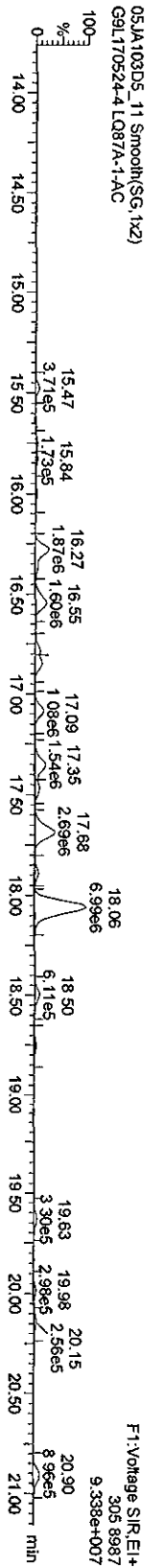
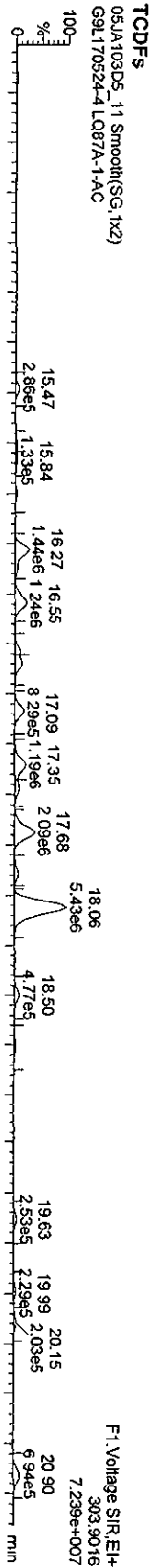


Quantity Sample Report MassLynx 4.1

Dataset: C:\MassLynx\Default.pro\05JA103D58290A.qld

Last Altered: Wednesday, January 06, 2010 11:19:56 Pacific Standard Time
Printed: Wednesday, January 06, 2010 11:21:10 Pacific Standard Time

Name: 05JA103D5_11, Date: 06-Jan-2010, Time: 06:02:45, ID: LQ87A-1-AC, Description: G9L170524-4



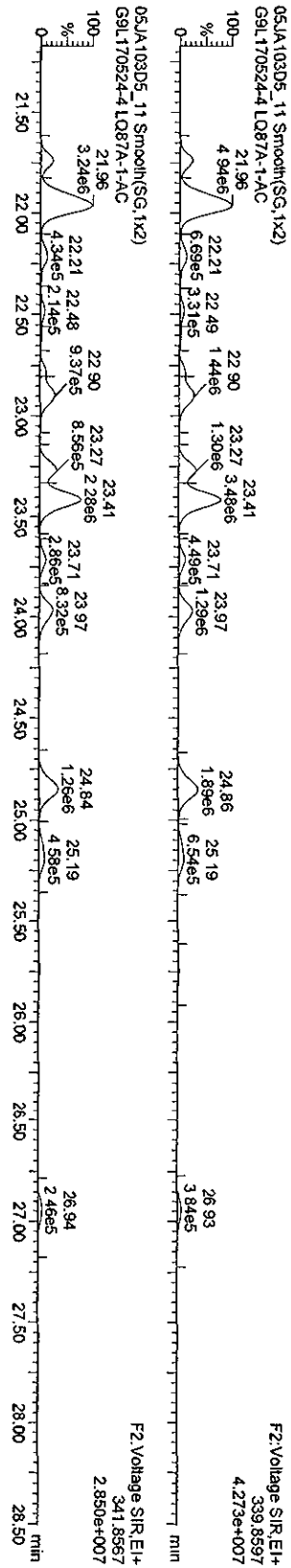
Quantity Sample Report MassLynx 4.1

Dataset: C:\MassLynx\Default.pro\05JA103D568290A.qld

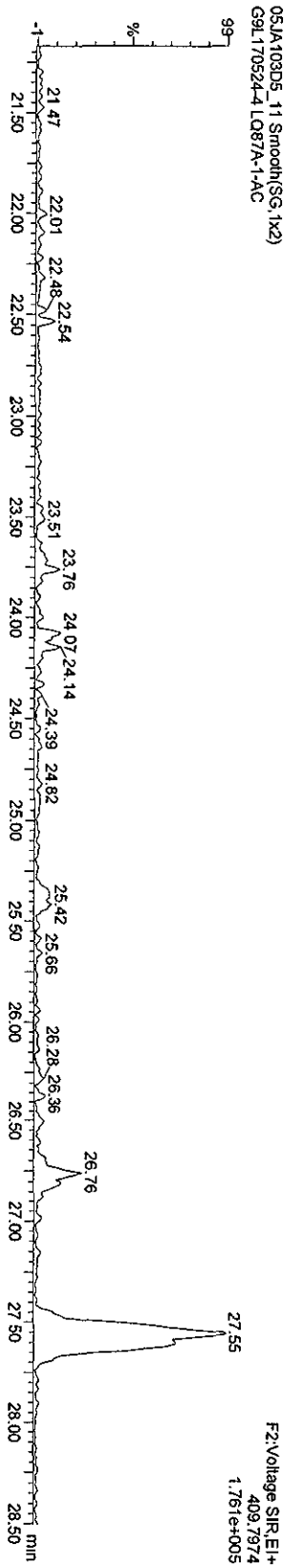
Last Altered: Wednesday, January 06, 2010 11:19:56 Pacific Standard Time
 Printed: Wednesday, January 06, 2010 11:21:10 Pacific Standard Time

Name: 05JA103D5_11, Date: 06-Jan-2010, Time: 06:02:45, ID: LQ87A-1-AC, Description: G9L170524-4

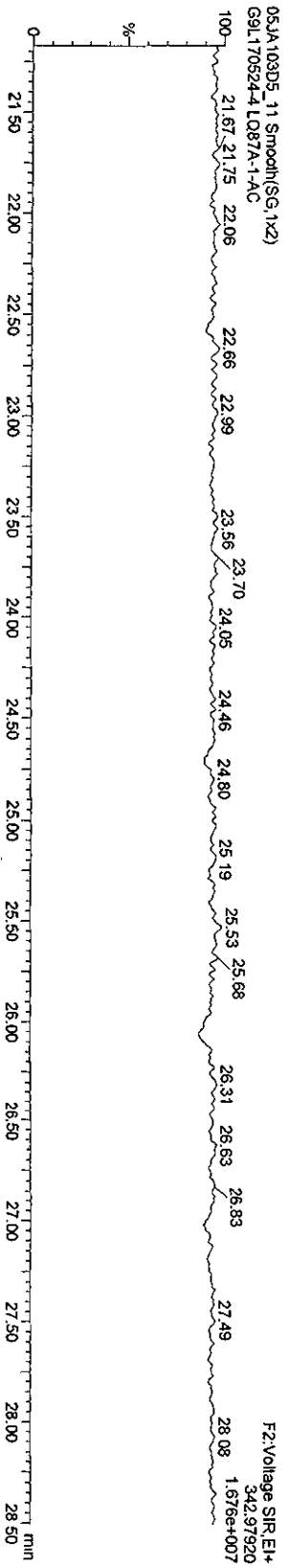
PeCDF



F2 PeCDF PCDPE



Function 2 PFK



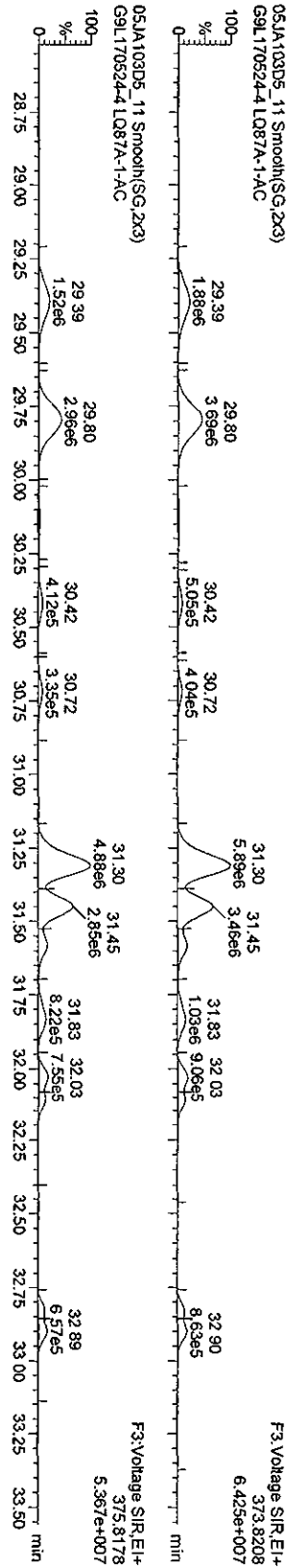
Quantity Sample Report MassLynx 4.1

Dataset: C:\MassLynx\Default\pro05JA103D568290A.qld

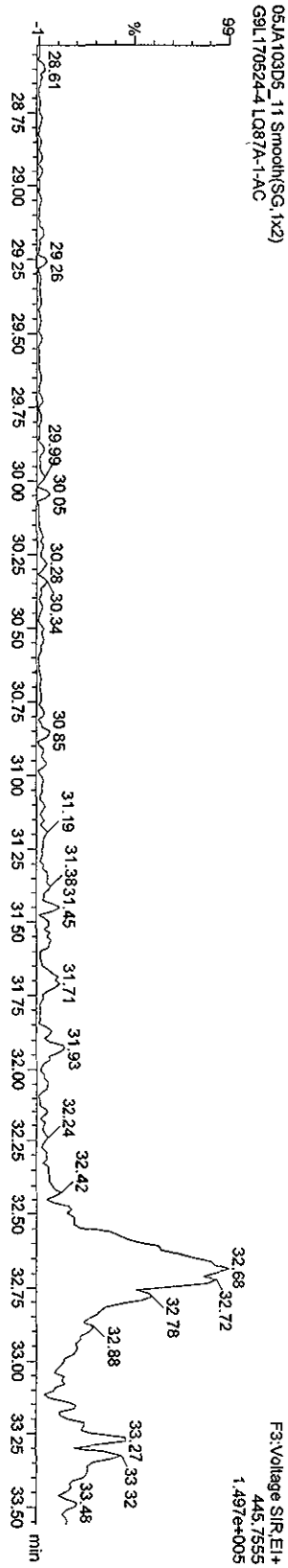
Last Altered: Wednesday, January 06, 2010 11:19:56 Pacific Standard Time
Printed: Wednesday, January 06, 2010 11:21:10 Pacific Standard Time

Name: 05JA103D5_11, Date: 06-Jan-2010, Time: 06:02:45, ID: LQ87A-1-AC, Description: G9L170524-4

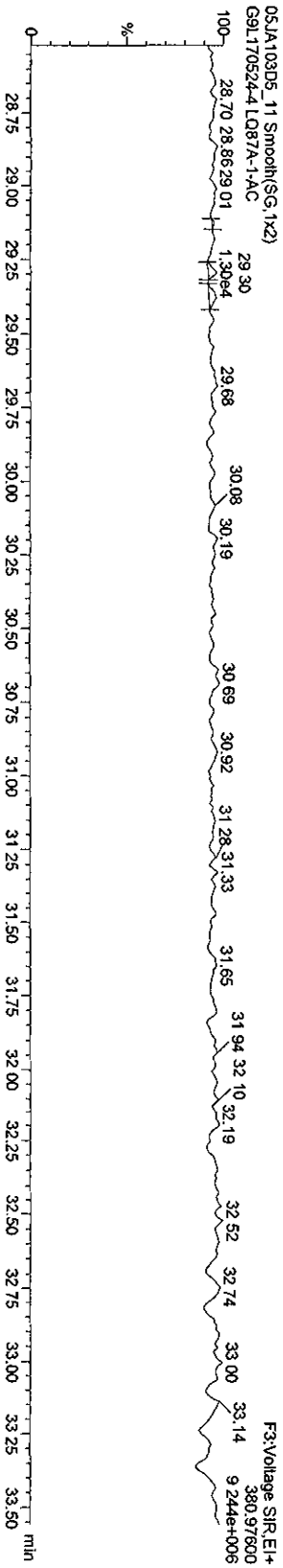
HXCDFS



HXCDF PCDDPE



Function 3 PFK



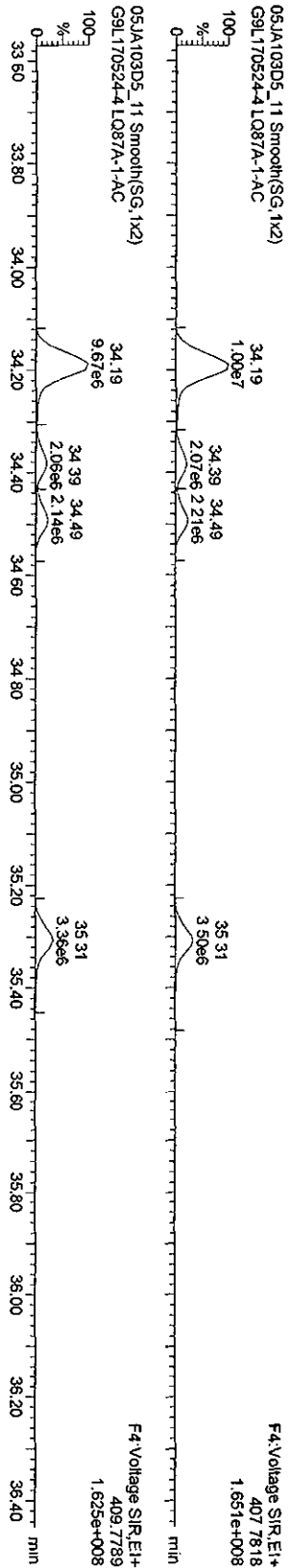
Quantity Sample Report MassLynx 4.1

Dataset: C:\MassLynx\Default\pro\05JA103D58290A.qld

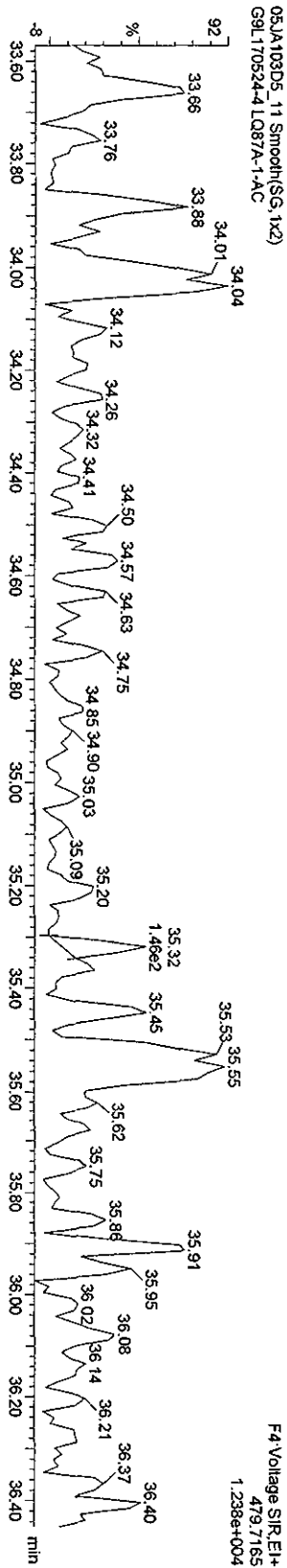
Last Altered: Wednesday, January 06, 2010 11:19:56 Pacific Standard Time
Printed: Wednesday, January 06, 2010 11:21:10 Pacific Standard Time

Name: 05JA103D5_11, Date: 06-Jan-2010, Time: 06:02:45, ID: LQ87A-1-AC, Description: G9L170524-4

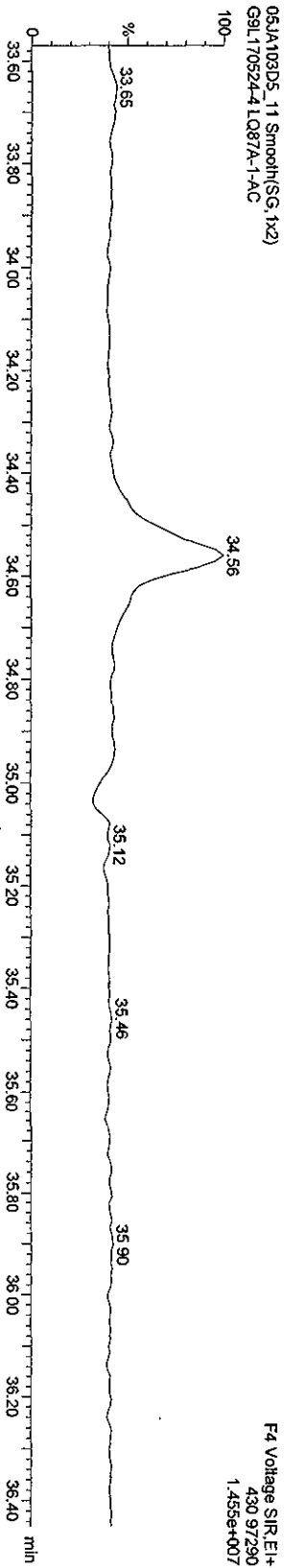
HPCDFs



HPCDF PCDFE



Function 4 PFK



Quantity Sample Report MassLynx 4.1

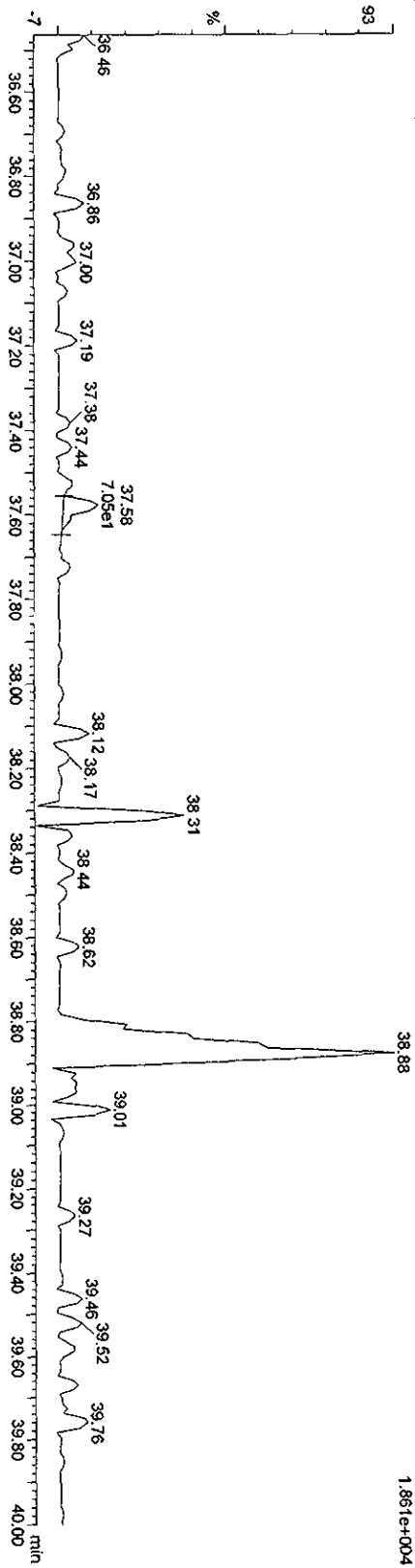
Dataset: C:\MassLynx\Default\pro\05JA103D58290A.qld

Last Altered: Wednesday, January 06, 2010 11:19:56 Pacific Standard Time
Printed: Wednesday, January 06, 2010 11:21:10 Pacific Standard Time

Name: 05JA103D5_11, Date: 06-Jan-2010, Time: 06:02:45, ID: LQ87A-1-AC, Description: G9L170524-4

OCDF PCDFPE
05JA103D5_11 Smooth(SG,1x2)
G9L170524-4 LQ87A-1-AC

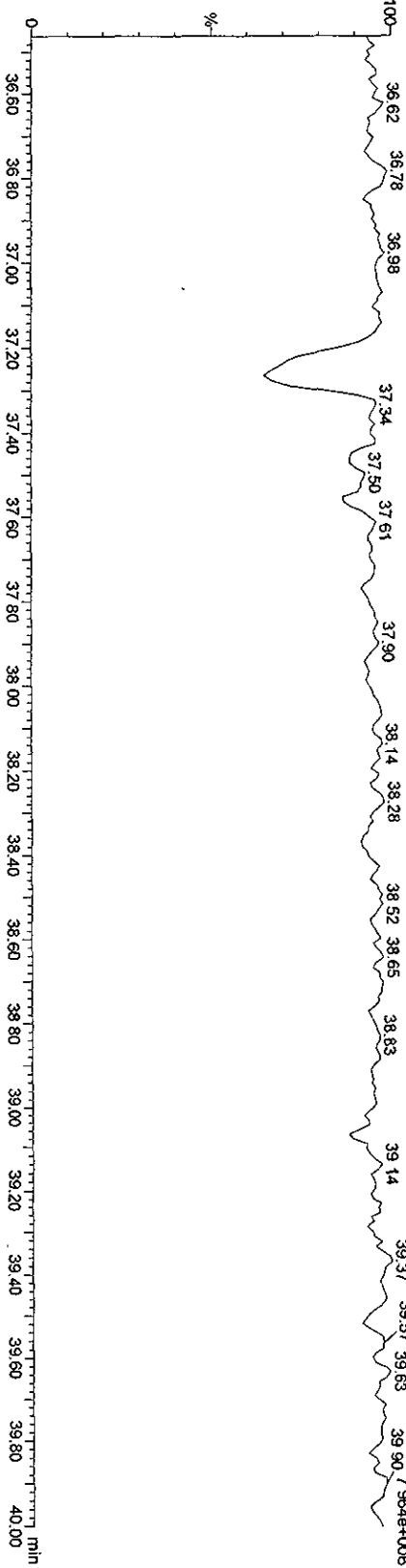
FS:Voltage SIR,EI+
513.67750
1.861e+004



Function 5 PFK

05JA103D5_11 Smooth(SG,1x2)
G9L170524-4 LQ87A-1-AC

FS:Voltage SIR,EI+
442.97280
7.964e+006

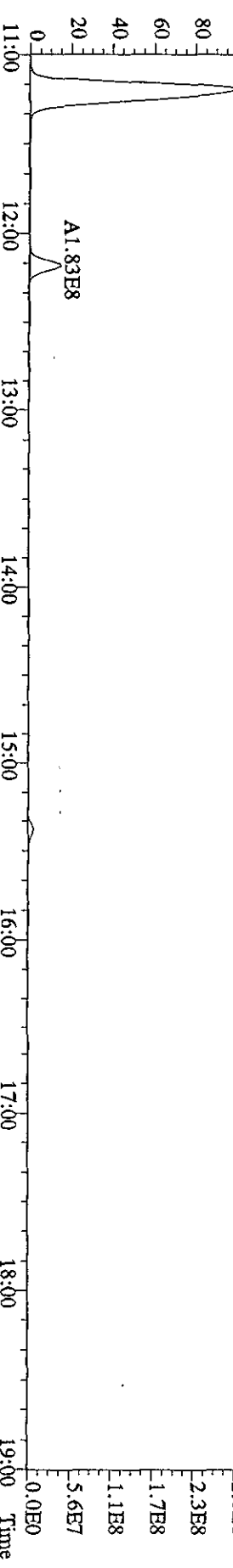
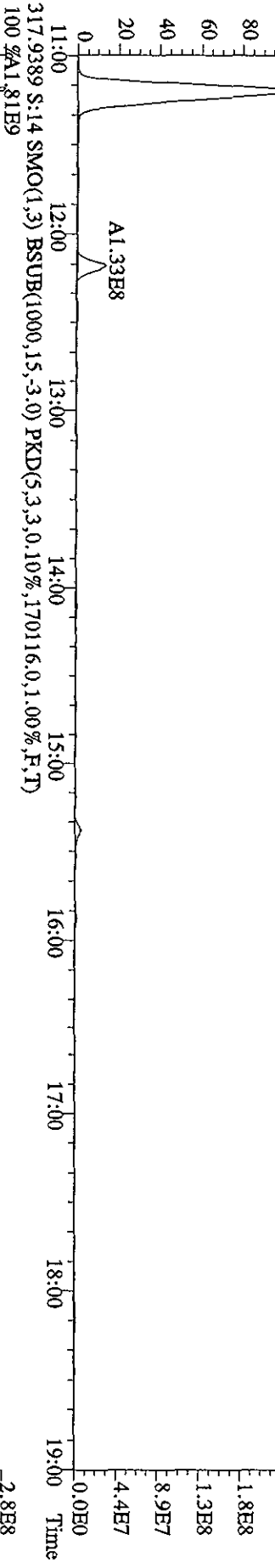
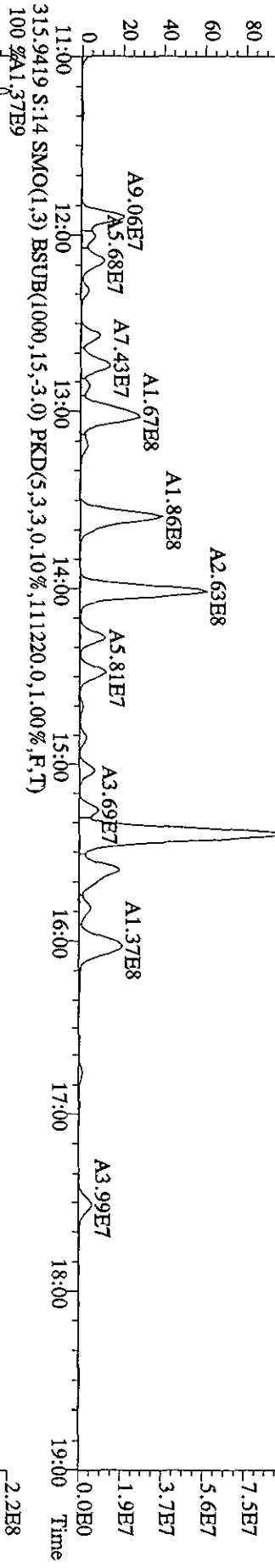
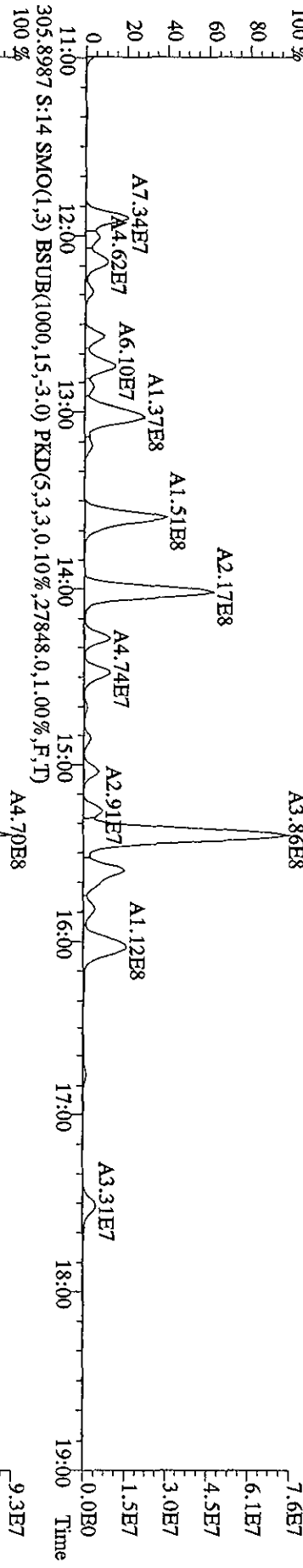


Run text: LQ87A-1-AC Sample text: LQ87A-1-AC :G9L170524-4
 Run #19 Filename: 06JA105D2 S: 14 I: 1 Results: 06JA105D2DB225
 Acquired: 6-JAN-10 16:40:51 Processed: 6-JAN-10 19:42:25
 Run: 06JA105D2 Analyte: DB225HRS Cal: DB2250104105D2
 Factor 1: 1600.000 Factor 2: 20.000 Sample size: 10.2700g

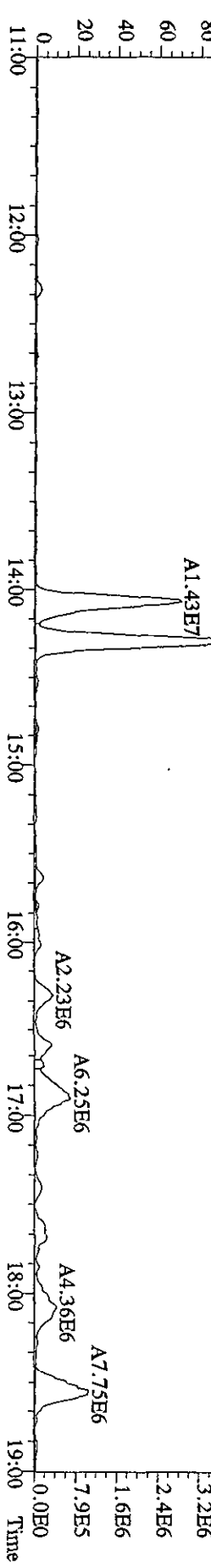
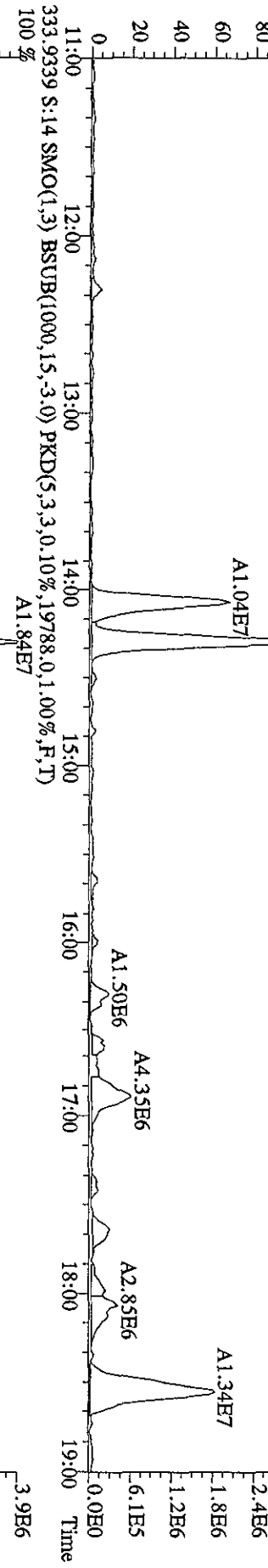
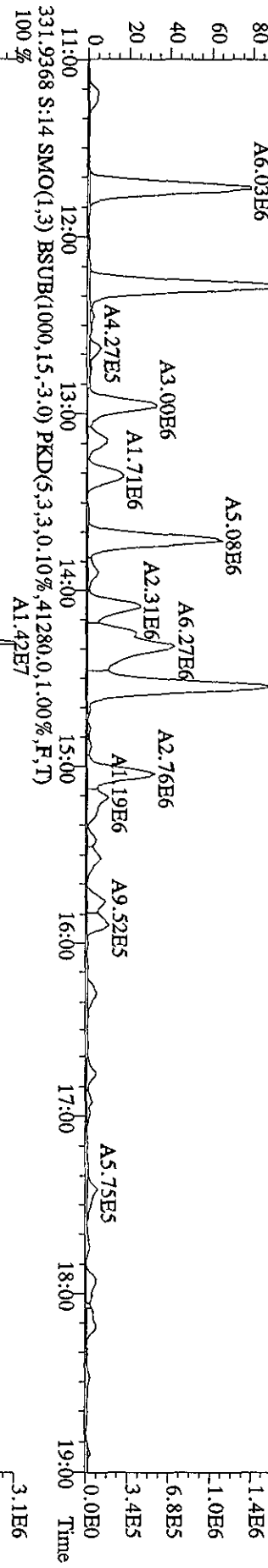
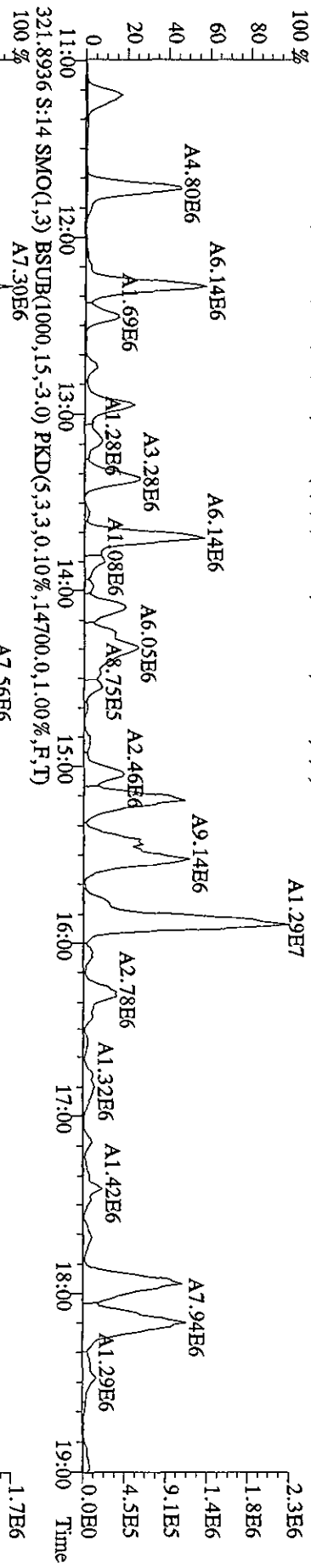
Name	Resp	RA	RT	RRF	Conc	EDL	Rec	M
13C-1,2,3,4-TCDD	32646400	0.77 y	14:17	-	1.47	-	-	n
13C-2,3,7,8-TCDF	66971000	0.79 y	15:23	1.66	120.07	7.08	61.7	n
2,3,7,8-TCDF	856105000	0.82 y	15:24	1.01	2456.24 <i>con</i>	2.20 <i>g</i>	-	n
13C-2,3,7,8-TCDD	24679600	0.73 y	14:04	0.95	77.39	2.69	39.7	n
2,3,7,8-TCDD	4089939	1.11 n	14:06	1.18	27.29	2.80	-	n
37C1-2,3,7,8-TCDD	33064600	1.00 y	14:05	2.07	47.69	0.83	61.2	n

See Intro

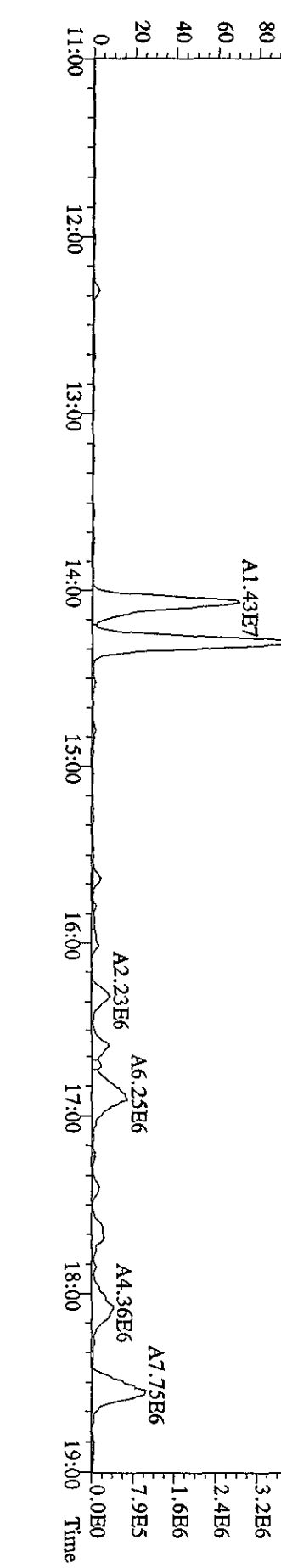
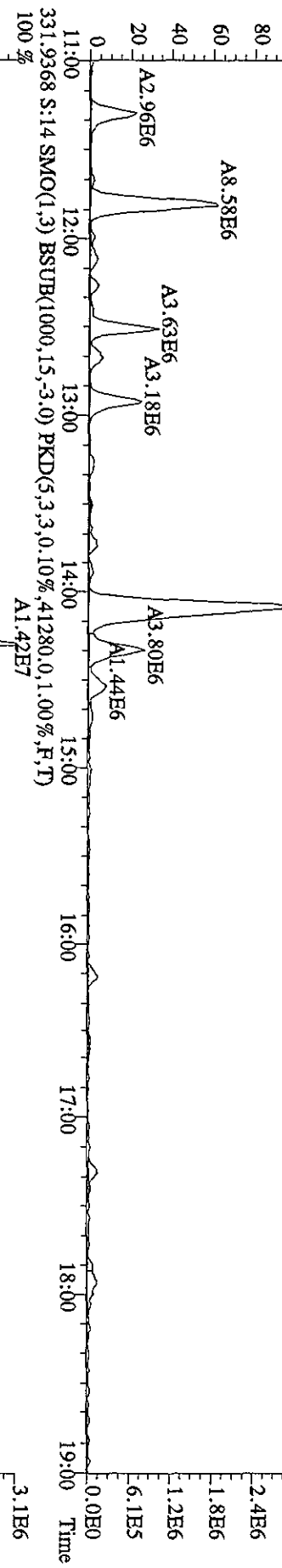
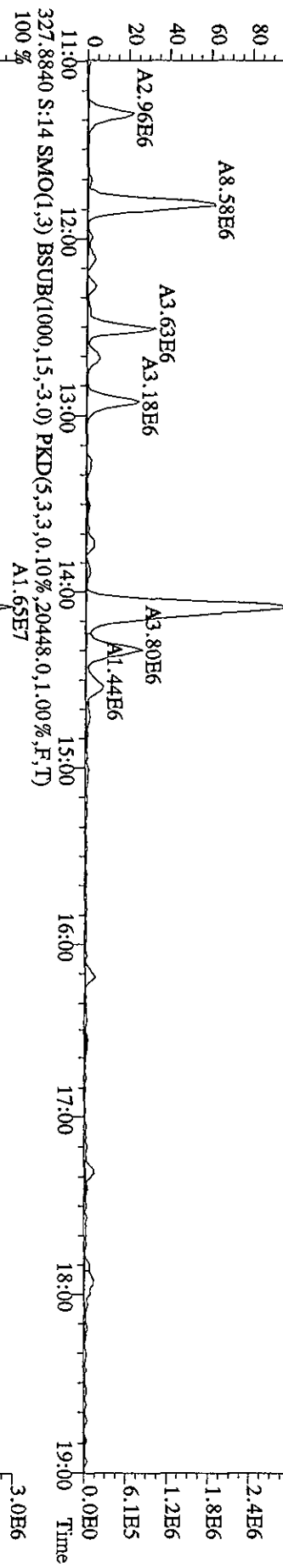
File:061A105D2 #1-1242 Acq: 6-JAN-2010 16:40:51 GC EI+ Voltage SIR 70SE
 Sample#14 Text:LQ87A-1-AC :G9L170524-4 Exp:DB225
 303.9016 S:14 SMO(1,3) BSUB(1000,15,-3.0) PKD(5,3,3,0.10%,23280.0,1.00%,F,T)



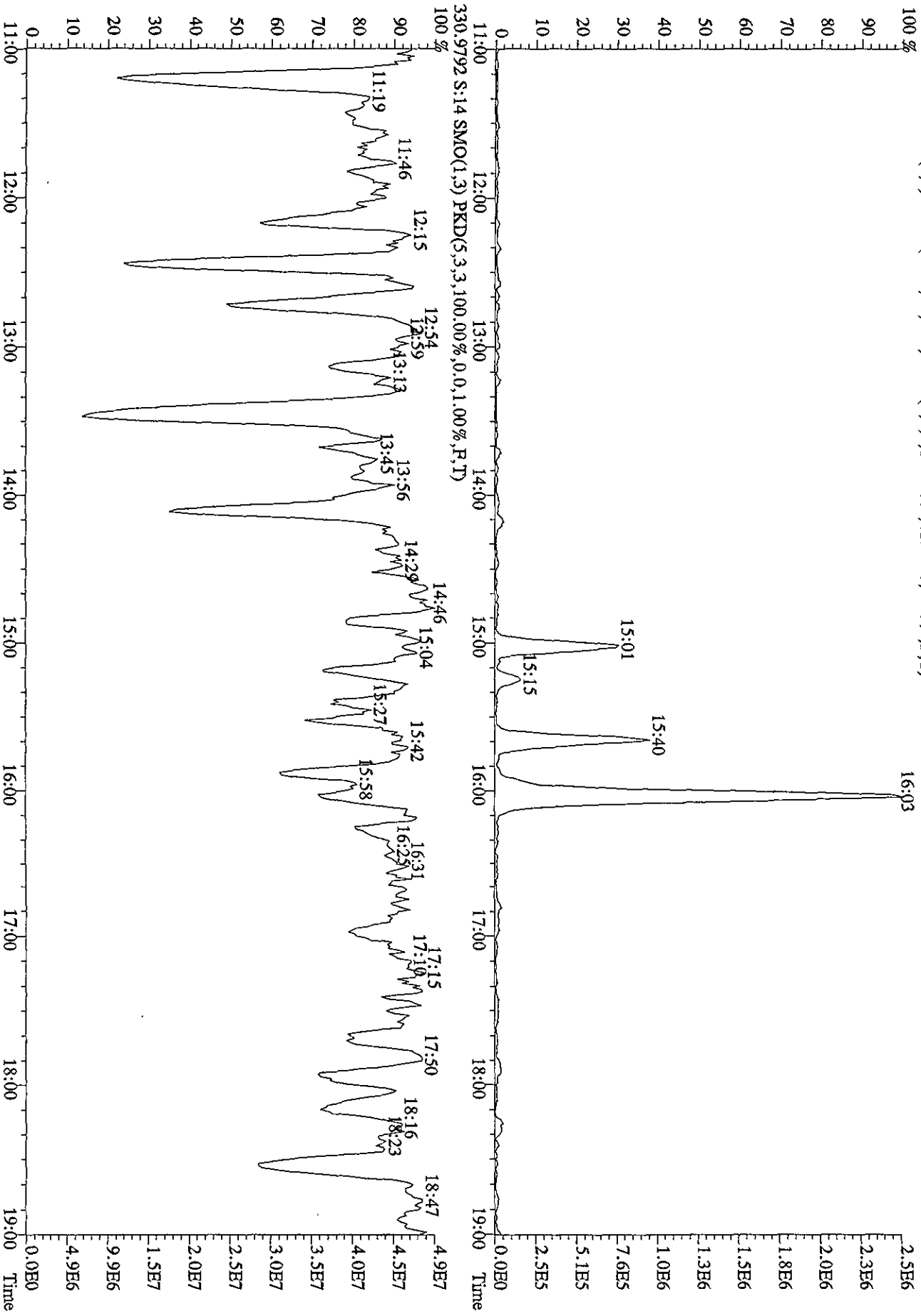
File:06JAI05D2 #1-1242 Acq: 6-JAN-2010 16:40:51 GC EI+ Voltage SIR 70SE
 Sample#14 Text:L087A-1-AC :G9L170524-4 Exp:DB225
 319.8965 S:14 SMO(1,3) BSUB(1000,15,-3.0) PKD(5,3,3,0,10%,12808,0,1.00%,F,T)



File:06JAI05D2 #1-1242 Acq: 6-JAN-2010 16:40:51 GC EI+ Voltage SIR 70SE
 Sample#14 Text:LO87A-1-AC :G9L170524-4 Exp:DB225
 327.8840 S:14 SMO(1,3) BSUB(1000,15,-3.0) PKD(5,3,3,0,10%,20448,0,1.00%,F,T)
 100%



File: 061A105D2 #1-1242 Acq: 6-JAN-2010 16:40:51 GC EI+ Voltage SIR 70SE
 Sample#14 Text: LQ87A-1-AC :G9L170524-4 Exp: DB225
 375.8364 S:14 SMO(1,3) BSUB(1000,15,-3.0) PKD(5,3,3,100.00%,11184,0,1.00%,F,T)



Quantity Sample Summary Report MassLynx 4.1

Dataset: C:\MassLynx\Default\pro105JA103D58290A.qld

Last Altered: Wednesday, January 06, 2010 11:19:56 Pacific Standard Time
 Printed: Wednesday, January 06, 2010 11:20:33 Pacific Standard Time

Name: 05JA103D5_12, Date: 06-Jan-2010, Time: 06:45:03, ID: LQ87A-1-AD, Description: G9L170524-4MS, Task:

Handwritten signature and date: 01/06/10

#	Name	Trace	Sample Size	RT	Pd	RT	RRF	M	Ads	Resp	Conc	EMPC	%Rec	EDL	Ratio	Pd	Ratio	Ratio	Mod	Date	
1	13C-1,2,3,4-TCDD	331.9368	10.210	18.59	18.60	1.000			355607.52	97.9432	97.9432	100.0	0.4766	0.803	0.770						
2																					
3	13C-2,3,7,8-TCDF	315.9419	10.210	18.04	17.98	1.554			624596.81	110.7101	110.7101	56.5	4.1532	0.830	0.770						
4	2,3,7,8-TCDF	303.9016	10.210	18.06	18.06	1.009			10095330.50	3138.0418	3138.0418	0.4911		0.778	0.770						
5	Total TCDFs	303.9016	10.210		21.44	1.009				9473.7414	9473.7414	0.4911									
6																					
7	13C-2,3,7,8-TCDD	331.9368	10.210	18.78	18.79	0.937			395867.81	116.4201	116.4201	59.4	0.5089	0.757	0.770						
8	2,3,7,8-TCDD	319.8965	10.210	18.82	18.80	1.132			141131.37	61.7133	41.7932		1.3777	1.614	0.770						
9	Total TCDDs	319.8965	10.210		19.55	1.132				508.1853	262.2647		1.3777								
10																					
11	37CL-2,3,7,8-TCDD	327.8847	10.210	18.82	18.80	1.137			301536.00	73.0434	0.0000	93.2	0.2433								
12																					
13	13C-1,2,3,7,8-PeCDF	351.9000	10.210	23.40	23.39	1.215			536906.55	121.6757	121.6757	62.1	1.0206	1.650	1.550						
14	1,2,3,7,8-PeCDF	339.8597	10.210	23.42	23.42	1.031			4902579.88	1735.2428	1735.2428		0.9262	1.532	1.550						
15	2,3,4,7,8-PeCDF	339.8597	10.210	24.86	24.83	0.964			2714706.63	1027.4393	1027.4393		0.9904	1.548	1.550						
16	Total F2 PeCDFs	339.8597	10.210		34.47	0.997				8540.6022	8452.3733		0.9572								
17	Total F1 PeCDFs	339.8597	10.210		36.56	0.997				559.7572	548.2666		0.5569								
18																					
19	13C-1,2,3,7,8-PeCDD	367.8949	10.210	25.59	25.57	0.747			295170.38	108.7791	108.7791	55.5	0.4000	1.668	1.550						
20	1,2,3,7,8-PeCDD	355.8546	10.210	25.61	25.61	1.057			257148.55	161.4941	161.4941		1.7710	1.709	1.550						
21	Total PeCDDs	355.8546	10.210		31.10	1.057				533.9413	489.9886		1.7710								
22																					
23	13C-1,2,3,7,8,9-HxCDD	401.8559	10.210	32.65	32.61	1.000			321393.53	97.9432	97.9432	100.0	0.5388	1.337	1.240						
24																					
25	13C-1,2,3,4,7,8-HxCDF	383.8639	10.210	31.30	31.31	0.916			343810.82	114.3320	114.3320	58.4	1.2878	0.520	0.510						
26	1,2,3,4,7,8-HxCDF	373.8208	10.210	31.32	31.31	1.243			8260789.00	3787.0943	3787.0943		0.8564	1.228	1.240						
27	1,2,3,6,7,8-HxCDF	373.8208	10.210	31.45	31.45	1.496			5108616.25	1945.6772	1945.6772		0.7113	1.238	1.240						
28	2,3,4,6,7,8-HxCDF	373.8208	10.210	32.12	32.11	1.311			1129926.38	491.0048	491.0048		0.8118	1.128	1.240						
29	1,2,3,7,8,9-HxCDF	373.8208	10.210	32.83	32.85	1.291			967112.97	426.8214	426.8214		0.8244	1.181	1.240						
30	Total HxCDFs	373.8208	10.210		0.00	1.335				12534.7943	12534.7943		0.7971								
31																					
32	13C-1,2,3,6,7,8-HxCDD	401.8559	10.210	32.35	32.37	0.809			317123.77	119.4306	119.4306	61.0	0.6658	1.360	1.240						
33	1,2,3,4,7,8-HxCDD	389.8157	10.210	32.28	32.26	0.933			217352.52	143.9602	143.9602		0.4659	1.292	1.240						
34	1,2,3,6,7,8-HxCDD	389.8157	10.210	32.36	32.36	1.180			311759.30	163.1643	163.1643		0.3681	1.306	1.240						
35	1,2,3,7,8,9-HxCDD	389.8157	10.210	32.66	32.64	1.283			216203.95	104.1053	104.1053		0.3387	1.312	1.240						

Dataset: C:\MassLynx\Default\proj05JA103D58290A.qld

Last Altered: Wednesday, January 06, 2010 11:19:56 Pacific Standard Time
 Printed: Wednesday, January 06, 2010 11:20:33 Pacific Standard Time

Name: 05JA103D5_12, Date: 06-Jan-2010, Time: 06:45:03, ID: LQ87A-1-AD, Description: G9L170524-AMS, Task:

#	Name	Trace	Sample Size	RT	Prd	RT	RRF	M	Abs	Resp	Conc	EMPC	%Rec	EDL	Ratio	Prd	Ratio	Ratio	Mod	Date	
36	Total HxCDDs	389.8157	10.210		0.00			1.132			670.7914	652.3474		0.3839							
37																					
38	13C-1,2,3,4,6,7,8-HpCDF	417.8253	10.210	34.19	34.19	0.811			262174.13	98.5398	7709.1647	98.5398	50.3	1.6108	0.455	0.440					
39	1,2,3,4,6,7,8-HpCDF	407.7818	10.210	34.20	34.20	1.364			14072374.00	7709.1647	7709.1647	7709.1647	17.595	1.7595	1.019	1.040					
40	1,2,3,4,7,8,9-HpCDF	407.7818	10.210	35.31	35.32	1.115			5156975.25	3456.2036	3456.2036	3456.2036	2.1525	2.1525	1.026	1.040					
41	Total HpCDFs	407.7818	10.210			0.00		1.239			15112.6903	15112.6903		1.9363							
42																					
43	13C-1,2,3,4,6,7,8-HpCDD	435.8169	10.210	35.00	35.01	0.707			238546.90	102.7608	102.7608	102.7608	52.5	1.6986	1.109	1.040					
44	1,2,3,4,6,7,8-HpCDD	423.7766	10.210	35.02	35.00	1.043			466469.33	359.3435	359.3435	359.3435	0.7250	0.7250	1.045	1.040					
45	Total HpCDDs	423.7766	10.210			0.04		1.043			493.9829	493.9829		0.7250							
46																					
47	13C-OCDD	469.7779	10.210	37.46	37.45	0.519			290174.44	170.4511	170.4511	170.4511	43.5	2.0981	0.905	0.890					
48	OCDF	441.7428	10.210	37.57	37.58	1.402			22989495.00	22136.9283	22136.9283	22136.9283	3.1982	3.1982	0.880	0.890					
49	OCDD	457.7377	10.210	37.47	37.47	1.197			569263.91	642.1387	642.1387	642.1387	1.2359	1.2359	0.890	0.890					
50																					
51																					
52	Function 1 PFK	330.97920	1.000	14.28	14.26				81586.66					0.0000							
53	Function 2 PFK	342.97920	1.000		22.48	16743...								0.0000							
54	Function 3 PFK	380.97800	1.000		29.28	7909.2..								0.0000							
55	Function 4 PFK	430.97290	1.000		34.81	14980..								0.0000							
56	Function 5 PFK	442.97280	1.000		39.31	3947.9...								0.0000							
57	TCDF PCDDPE	375.8364	1.000	15.04	15.01	30.012			99.48	3.3146			331.5	23.3583							
58	F1 PeCDF PCDDPE	409.79740	1.000		18.68	45.972								0.0000							
59	F2 PeCDF PCDDPE	409.7974	1.000	22.14	22.10	17.774			233.29	13.1256			131...	15.1784							
60	HxCDF PCDDPE	445.7555	1.000	32.98	33.02	18.611			491.65	26.4173			264...	36.3822							
61	HPCDF PCDDPE	479.7165	1.000		35.33	75.501								0.0000							
62	OCDF PCDDPE	513.67750	1.000		37.54	85.061								0.0000							

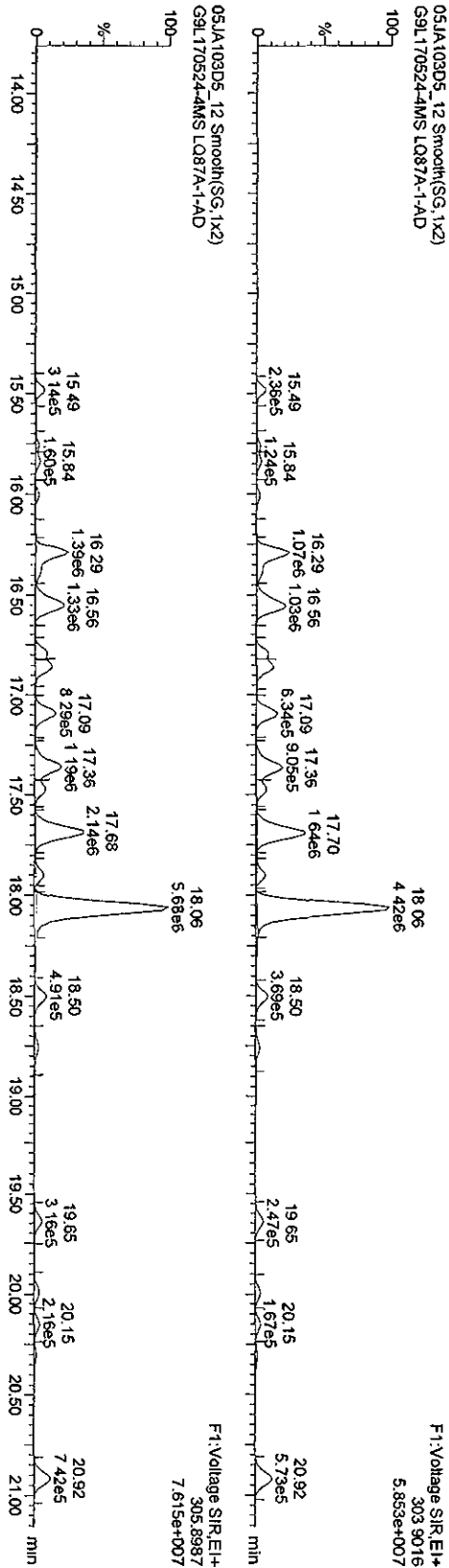
Quantity Sample Report MassLynx 4.1

Dataset: C:\MassLynx\Default\proj\05JA103D58290A.qld

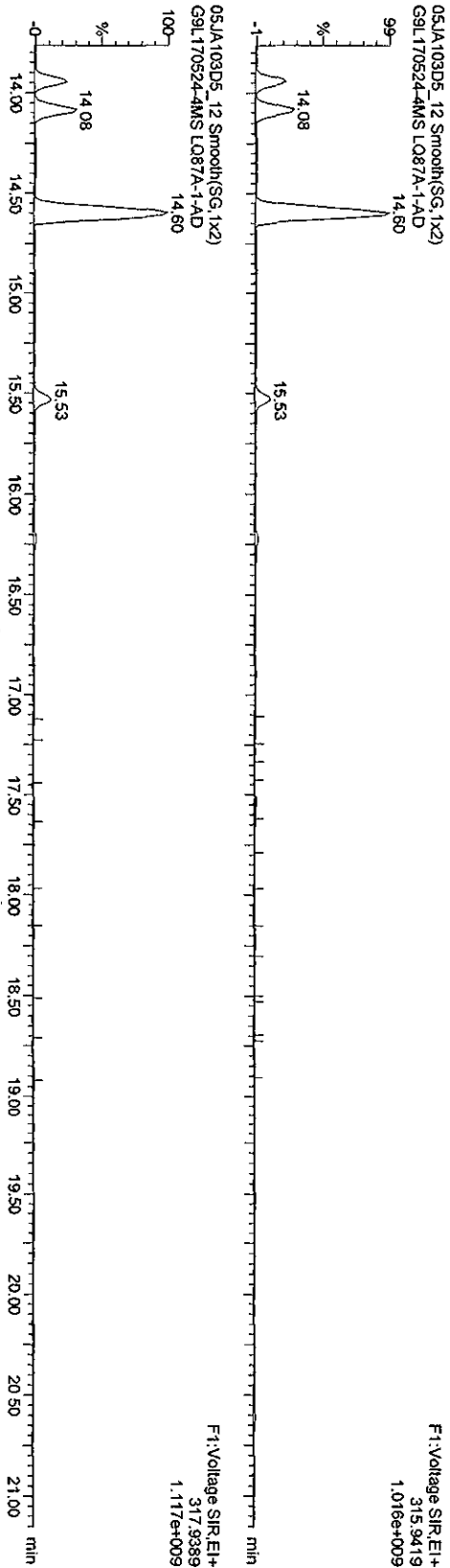
Last Altered: Wednesday, January 06, 2010 11:19:56 Pacific Standard Time
 Printed: Wednesday, January 06, 2010 11:21:10 Pacific Standard Time

Name: 05JA103D5_12, Date: 06-Jan-2010, Time: 06:45:03, ID: LQ87A-1-AD, Description: G9L170524-4MS

TCDFs



13C-TCDF



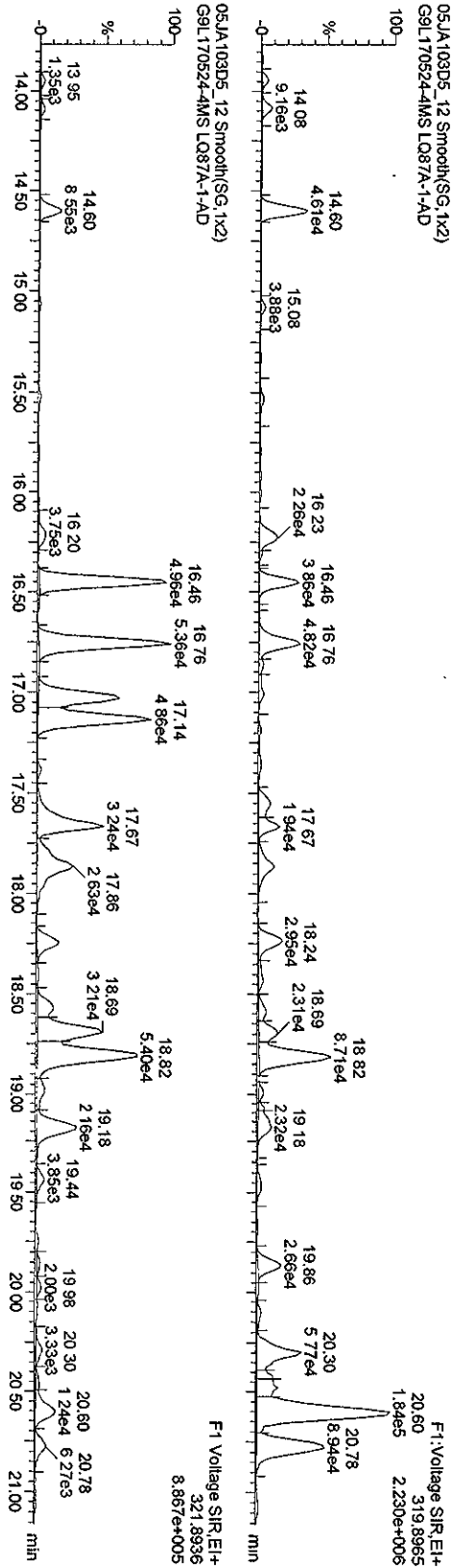
Quantity Sample Report Masslynx 4.1

Dataset: C:\Masslynx\Default\pro\05JA103D58290A.qld

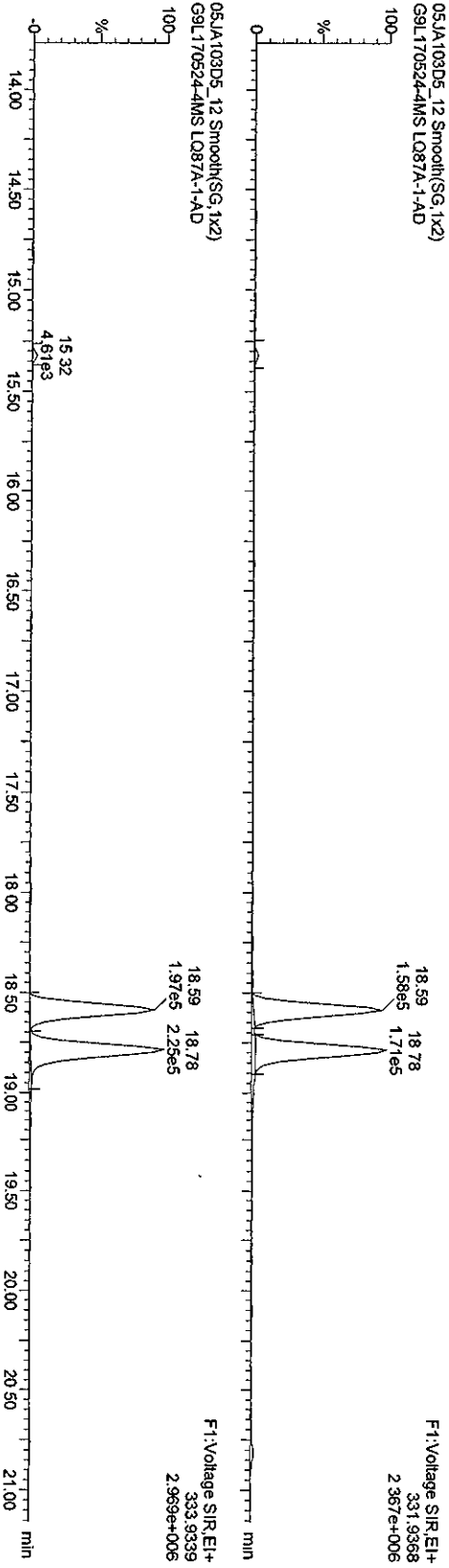
Last Altered: Wednesday, January 06, 2010 11:19:56 Pacific Standard Time
Printed: Wednesday, January 06, 2010 11:21:10 Pacific Standard Time

Name: 05JA103D5_12, Date: 06-Jan-2010, Time: 06:45:03, ID: LQ87A-1-AD, Description: G9L170524-4MS

TCDDs



13C-TCDDs



Quantity Sample Report MassLynx 4.1

Dataset: C:\MassLynx\Default\pro\05JA103D58290A.qld

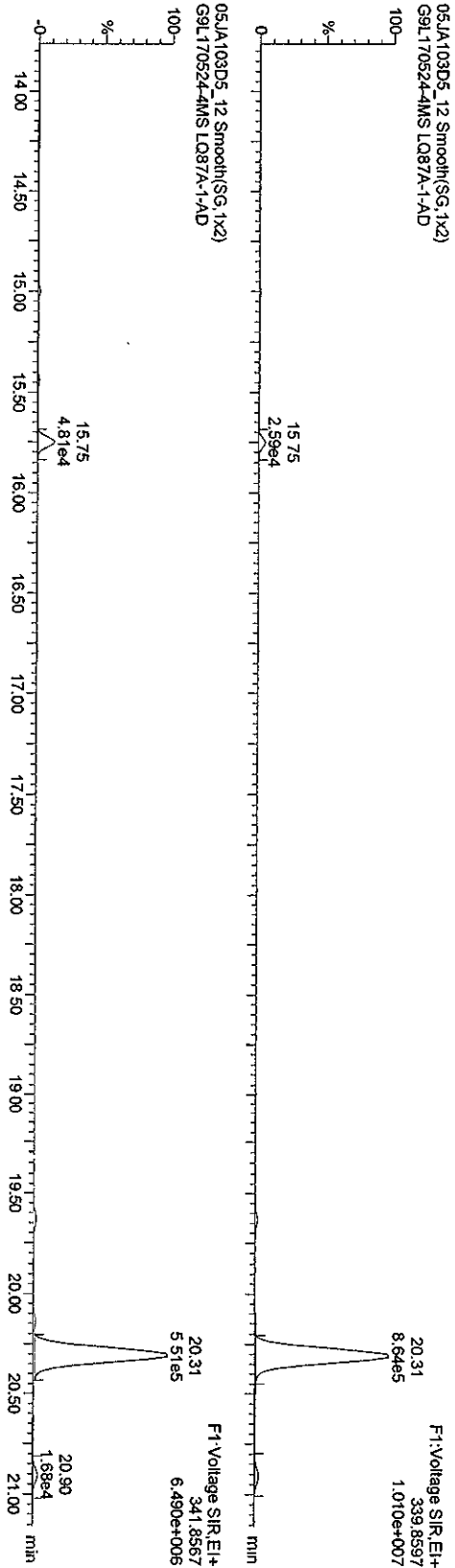
Last Altered: Wednesday, January 06, 2010 11:19:56 Pacific Standard Time

Printed: Wednesday, January 06, 2010 11:21:10 Pacific Standard Time

Name: 05JA103D5_12, Date: 06-Jan-2010, Time: 06:45:03, ID: LQ87A-1-AD, Description: G9L170524-4MS

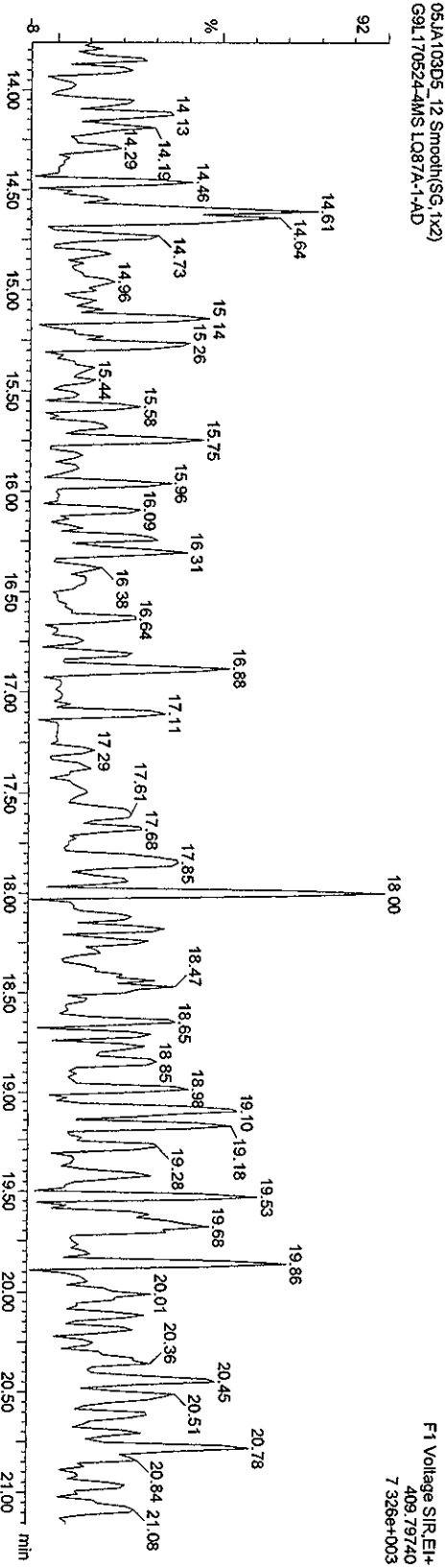
F1 PeCDFs

05JA103D5_12 Smooth(SG,1x2)
G9L170524-4MS LQ87A-1-AD



F1 PeCDF PCDPE

05JA103D5_12 Smooth(SG,1x2)
G9L170524-4MS LQ87A-1-AD

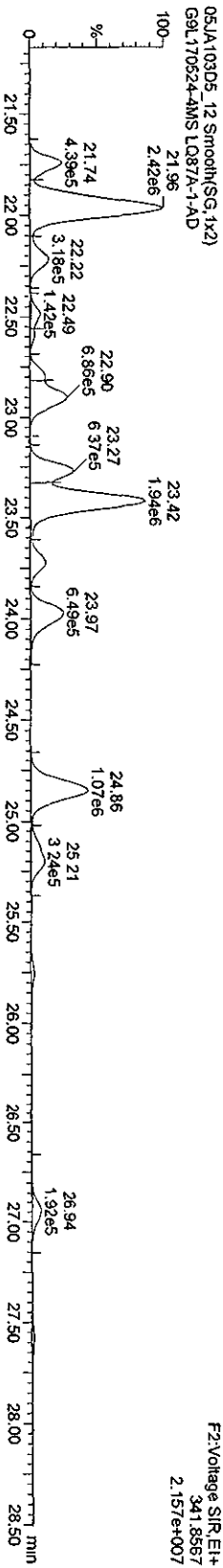



Quantity Sample Report Masslynx 4.1

Dataset: C:\Masslynx\Default\pro05JA103D58290A.qld

Last Altered: Wednesday, January 06, 2010 11:19:56 Pacific Standard Time
Printed: Wednesday, January 06, 2010 11:21:10 Pacific Standard Time

Name: 05JA103D5_12, Date: 06-Jan-2010, Time: 06:45:03, ID: LQ87A-1-AD, Description: G9L170524-4MS



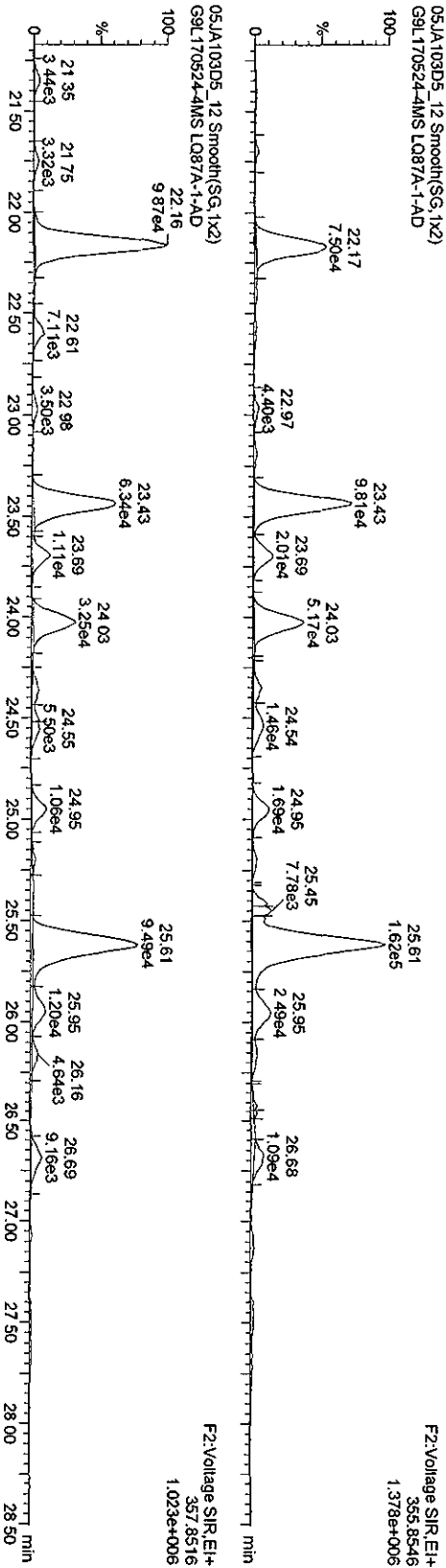
Quantity Sample Report MassLynx 4.1

Dataset: C:\MassLynx\Default.pro\05JA103D58290A.qld

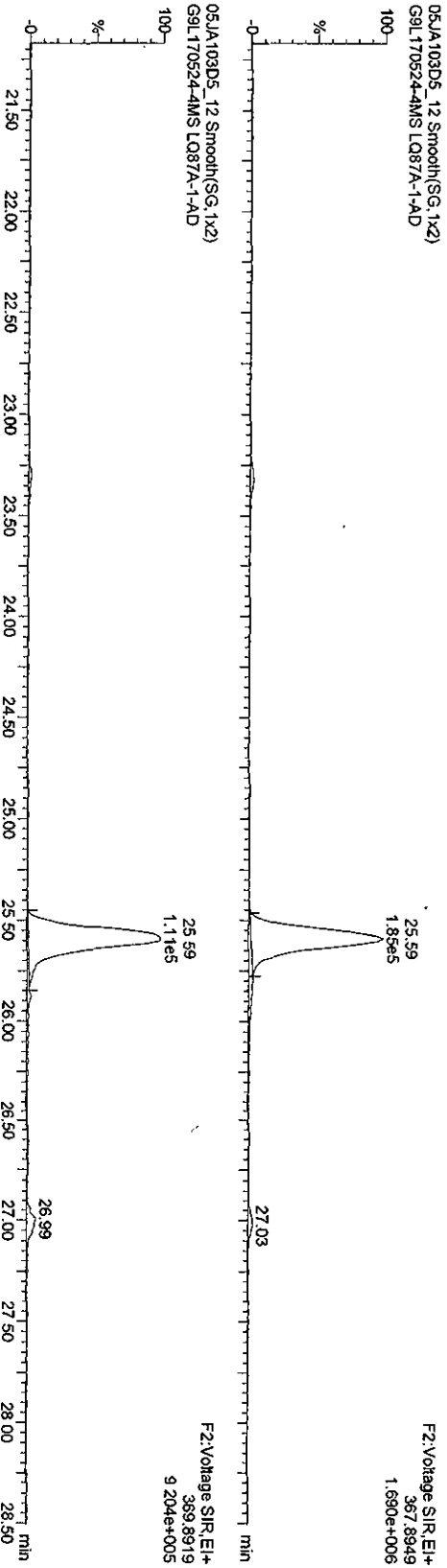
Last Altered: Wednesday, January 06, 2010 11:19:56 Pacific Standard Time
Printed: Wednesday, January 06, 2010 11:21:10 Pacific Standard Time

Name: 05JA103D5_12, Date: 06-Jan-2010, Time: 06:45:03, ID: LQ87A-1-AD, Description: G9L170524-4MS

PeCDDs



13C-PeCDD



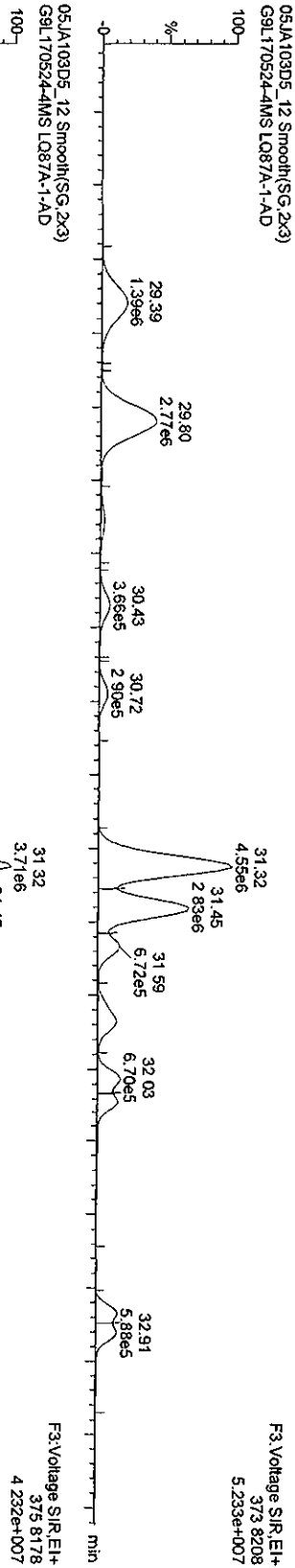
Quantity Sample Report Masslynx 4.1

Dataset: C:\MassLynx\Default\pro05JA103D58290A.qld

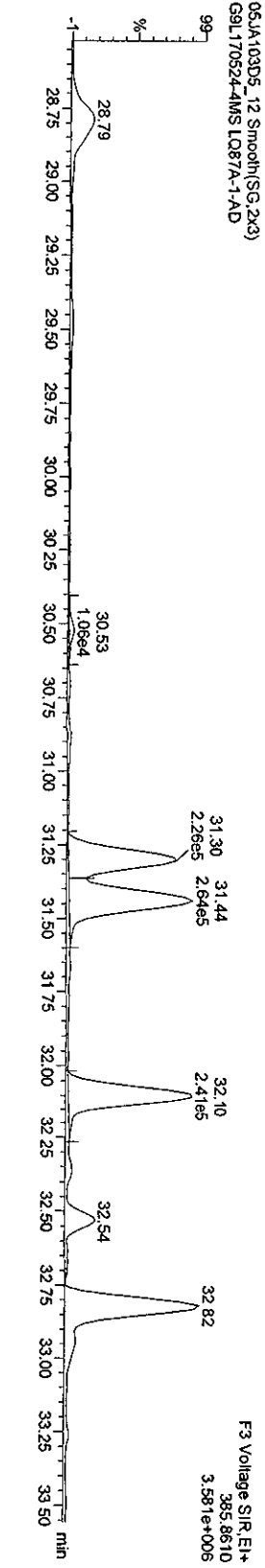
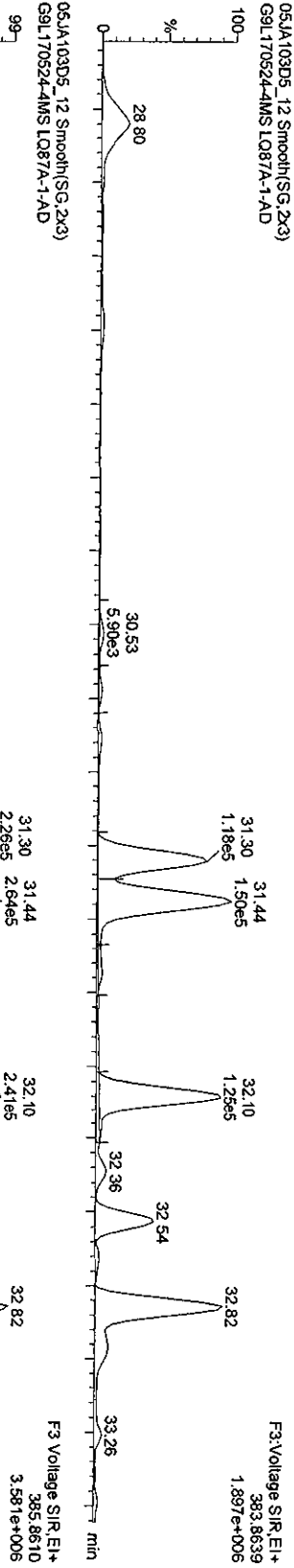
Last Altered: Wednesday, January 06, 2010 11:19:56 Pacific Standard Time
Printed: Wednesday, January 06, 2010 11:21:10 Pacific Standard Time

Name: 05JA103D5_12, Date: 06-Jan-2010, Time: 06:45:03, ID: LQ87A-1-AD, Description: G9L170524-4MS

HxCDFs



13C-HxCDFs



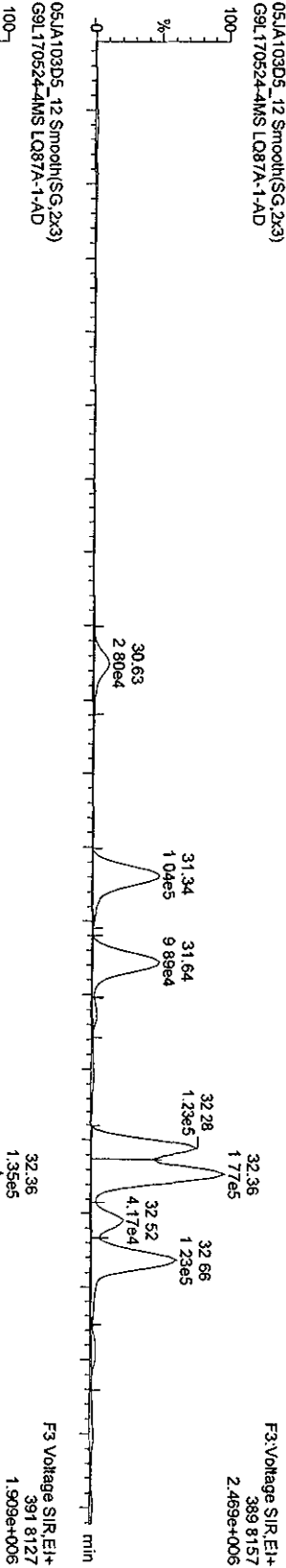
Quantity Sample Report MassLynx 4.1

Dataset: C:\MassLynx\Default\pro05JA103D58290A.qld

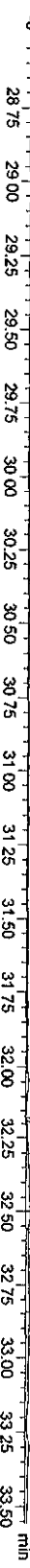

Last Altered: Wednesday, January 06, 2010 11:19:56 Pacific Standard Time
Printed: Wednesday, January 06, 2010 11:21:10 Pacific Standard Time

Name: 05JA103D5_12, Date: 06-Jan-2010, Time: 06:46:03, ID: LQ87A-1-AD, Description: G9L170524-4MS

HxCDDs



13C-HxCDDs

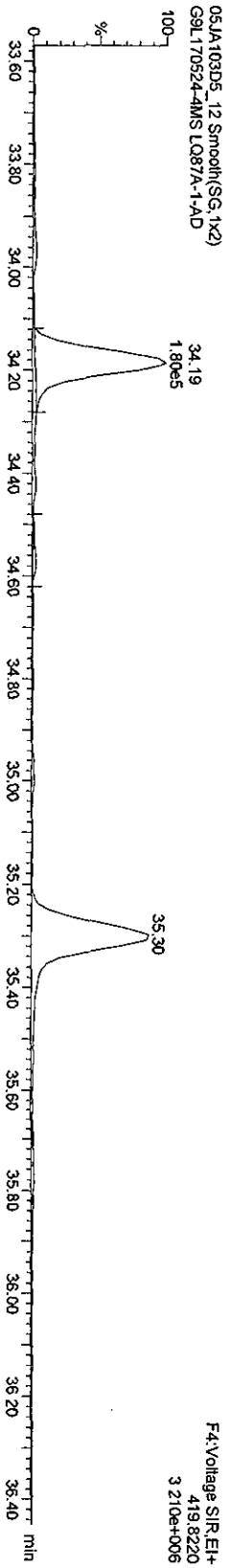
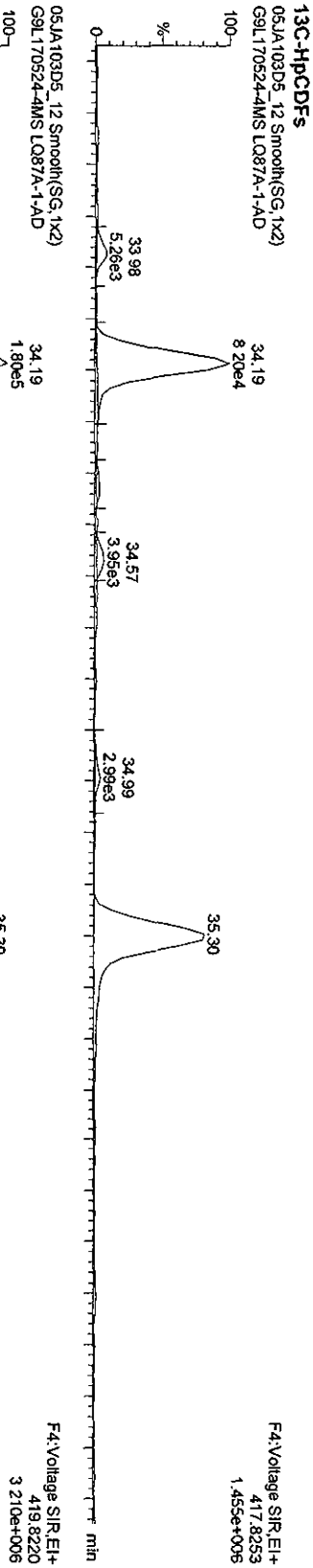
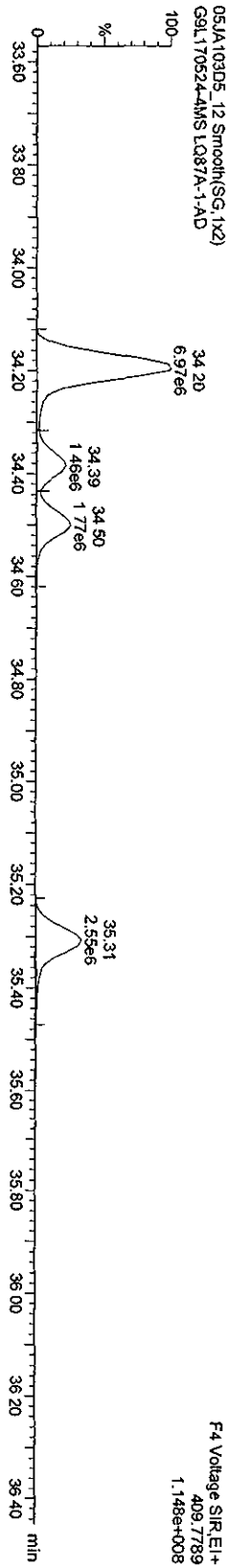


Quantity Sample Report MassLynx 4.1

Dataset: C:\MassLynx\Default.pro\05JA103D58290A.qtd

Last Altered: Wednesday, January 06, 2010 11:19:56 Pacific Standard Time
Printed: Wednesday, January 06, 2010 11:21:10 Pacific Standard Time

Name: 05JA103D5_12, Date: 06-Jan-2010, Time: 06:45:03, ID: LQ87A-1-AD, Description: G9L170524-4MS



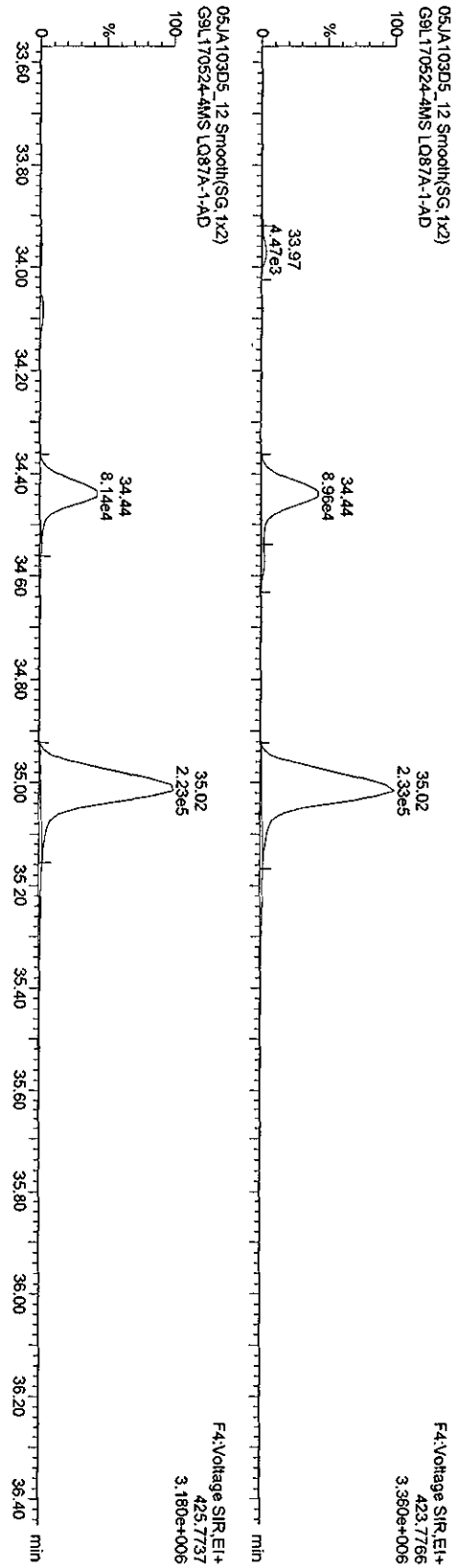
Quantity Sample Report MassLynx 4.1

Dataset: C:\MassLynx\Default\pro05JA103D58290A.dld

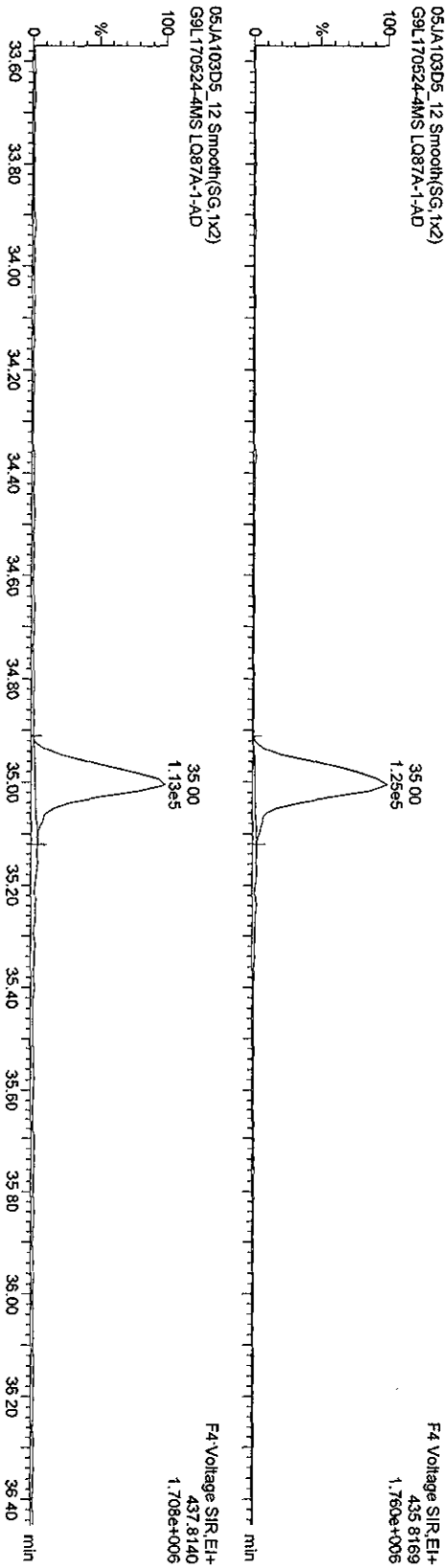
Last Altered: Wednesday, January 06, 2010 11:19:56 Pacific Standard Time
Printed: Wednesday, January 06, 2010 11:21:10 Pacific Standard Time

Name: 05JA103D5_12, Date: 06-Jan-2010, Time: 06:45:03, ID: LQ87A-1-AD, Description: G9L170524-4MS

HPLC DDS



13C-HPLC D D



Quantity Sample Report MassLynx 4.1

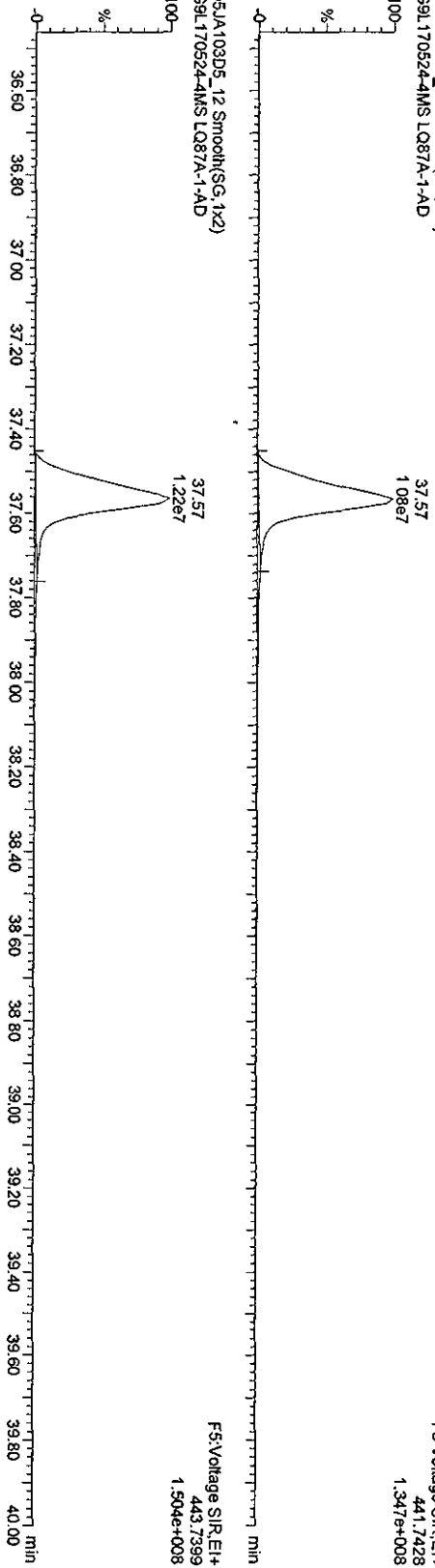
Dataset: C:\MassLynx\Default.pro\05JA103D58290A.d\data

Last Altered: Wednesday, January 06, 2010 11:19:56 Pacific Standard Time
Printed: Wednesday, January 06, 2010 11:21:10 Pacific Standard Time

Name: 05JA103D5_12, Date: 06-Jan-2010, Time: 06:45:03, ID: LQ87A-1-AD, Description: G9L170524-4MS

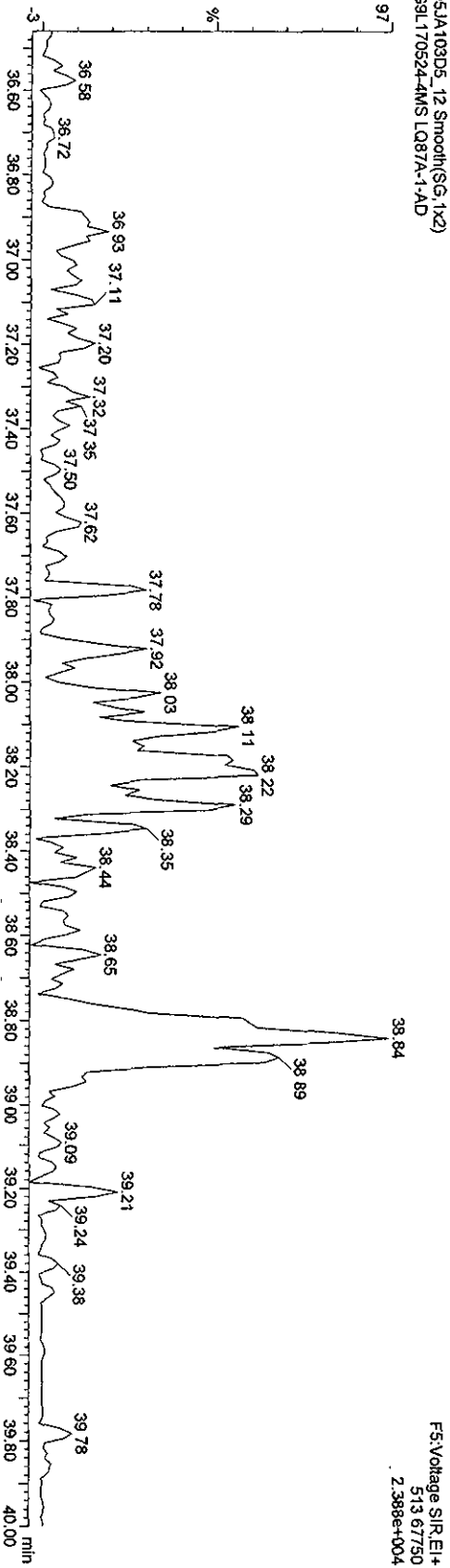
OCDFs

05JA103D5_12 Smooth(SG, 1x2)
G9L170524-4MS LQ87A-1-AD



OCDF PCDDPE

05JA103D5_12 Smooth(SG, 1x2)
G9L170524-4MS LQ87A-1-AD



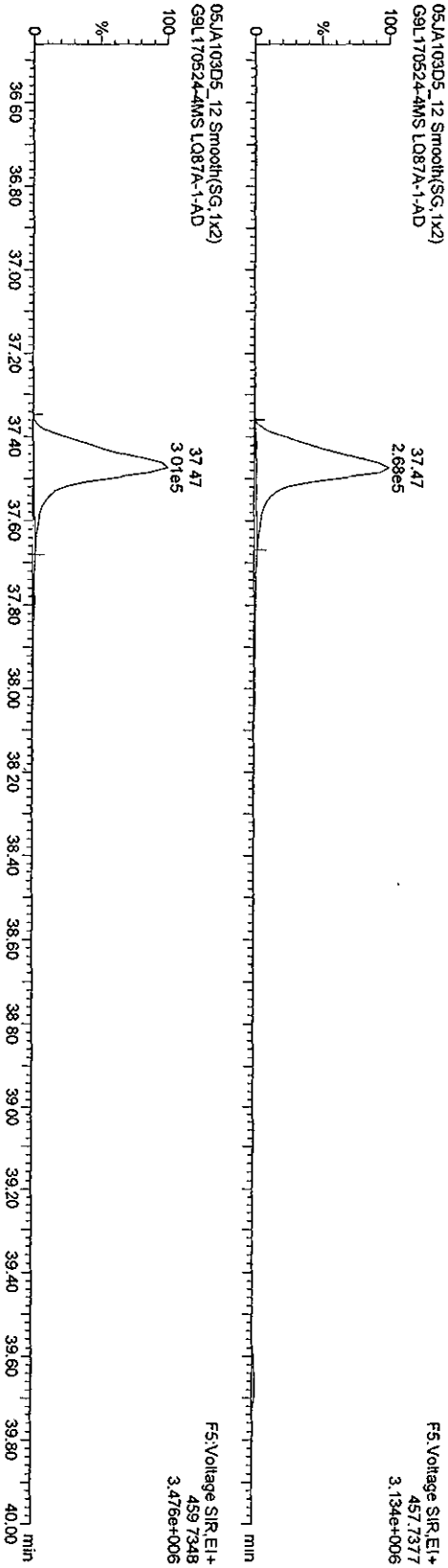
Quantity Sample Report MassLynx 4.1

Dataset: C:\MassLynx\Default\pro\05JA103D58290A.qld

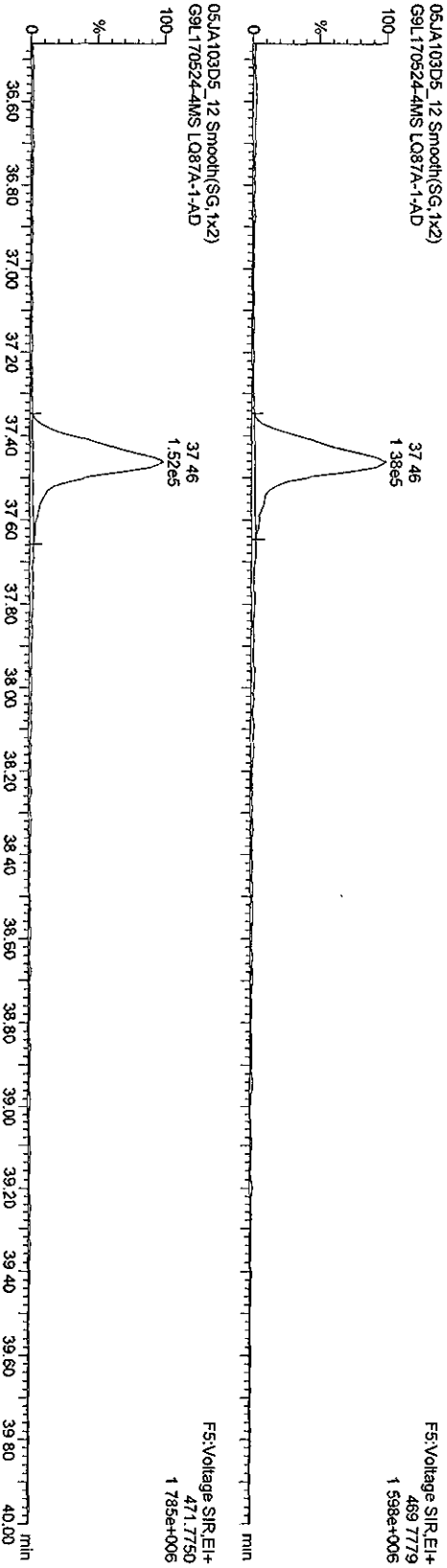
Last Altered: Wednesday, January 06, 2010 11:19:56 Pacific Standard Time
Printed: Wednesday, January 06, 2010 11:21:10 Pacific Standard Time

Name: 05JA103D5_12, Date: 06-Jan-2010, Time: 06:45:03, ID: LQ87A-1-AD, Description: G9L170524-4MS

OCDD



13C-OCDD

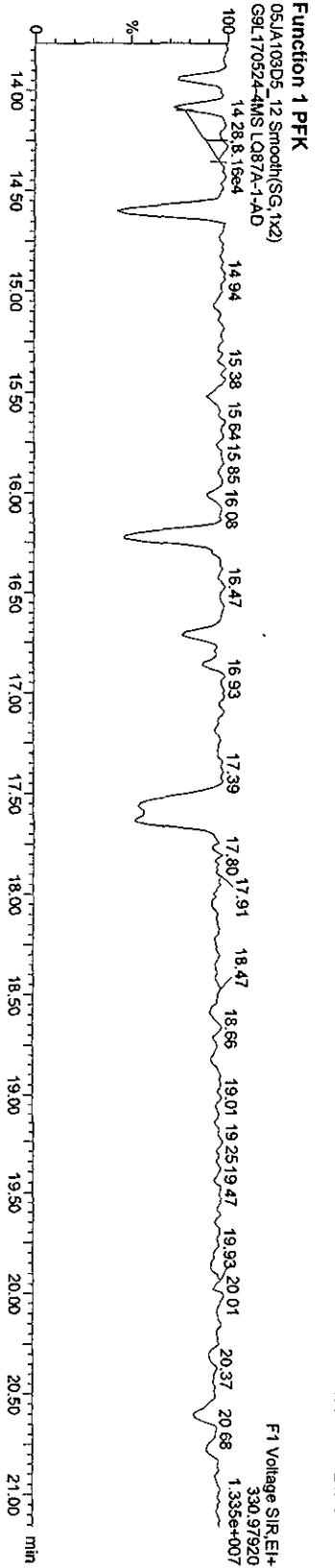
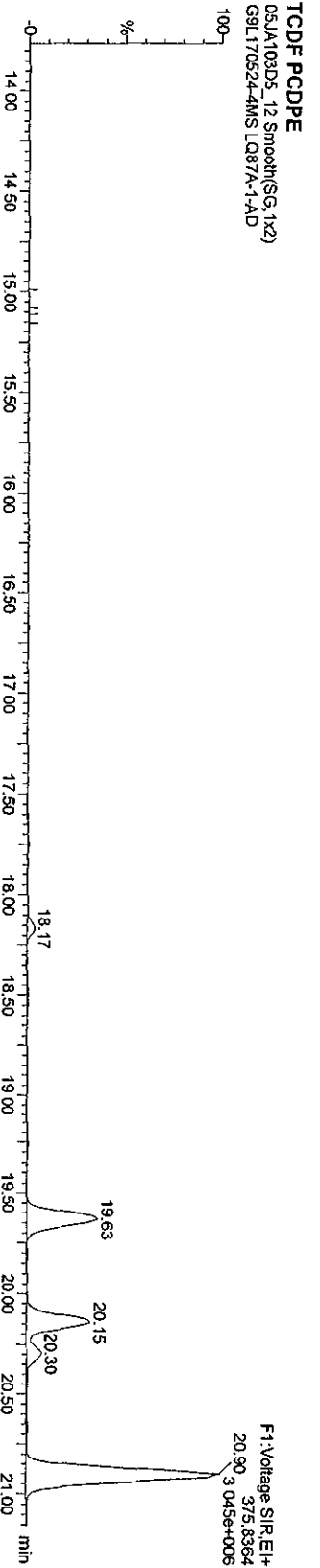
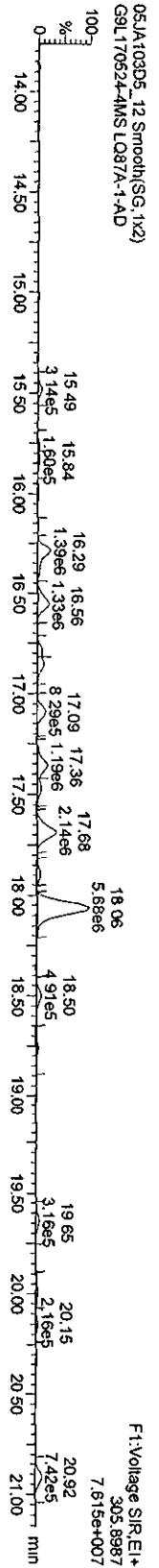
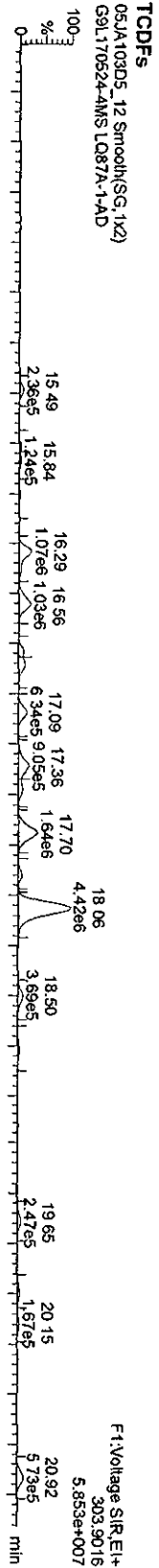


Quantity Sample Report Masslynx 4.1

Dataset: C:\Masslynx\Default\pro05JA103D58290A.qld

Last Altered: Wednesday, January 06, 2010 11:19:56 Pacific Standard Time
 Printed: Wednesday, January 06, 2010 11:21:10 Pacific Standard Time

Name: 05JA103D5_12, Date: 06-Jan-2010, Time: 06:45:03, ID: LQ87A-1-AD, Description: G9L170524-4MS



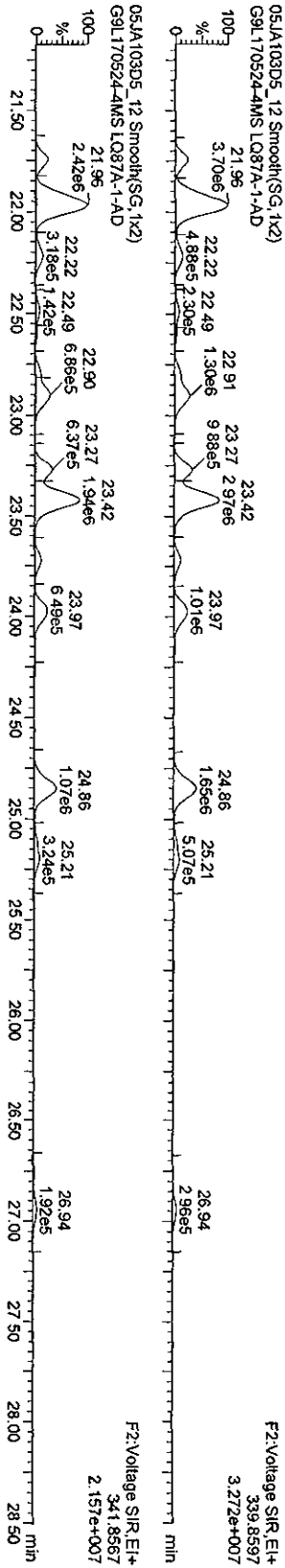
Quantity Sample Report Masslynx 4.1

Dataset: C:\MassLynx\Default.pro\05JA103D58290A.qld

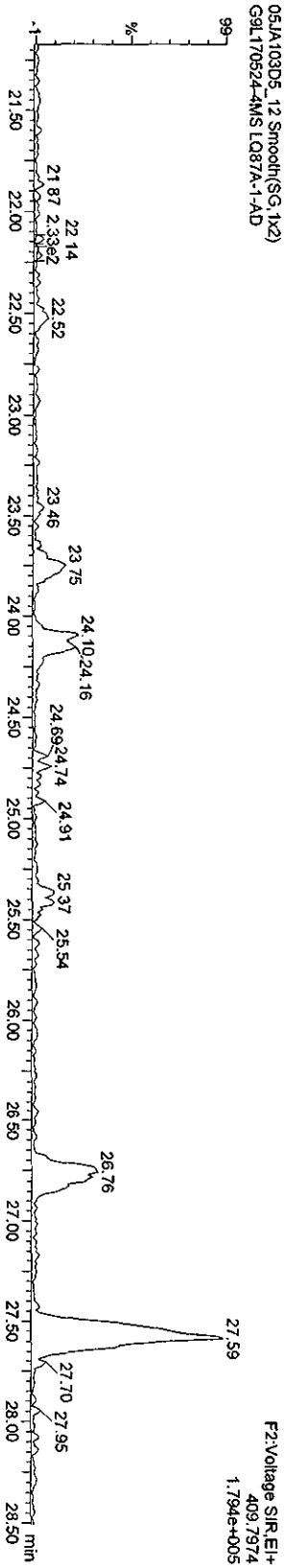
Last Altered: Wednesday, January 06, 2010 11:19:56 Pacific Standard Time
Printed: Wednesday, January 06, 2010 11:21:10 Pacific Standard Time

Name: 05JA103D5_12, Date: 06-Jan-2010, Time: 06:45:03, ID: LQ87A-1-AD, Description: G9L170524-4MS

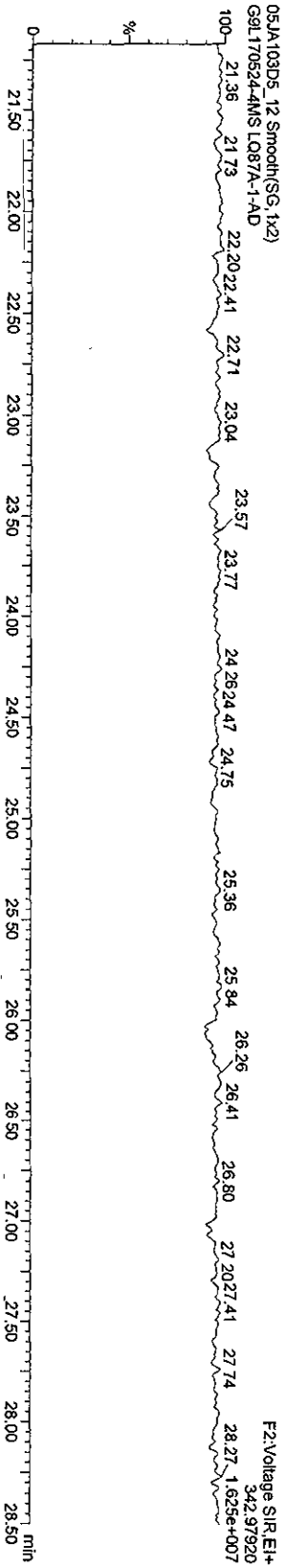
PeCDF



F2 PeCDF PCDPE



Function 2 PFK



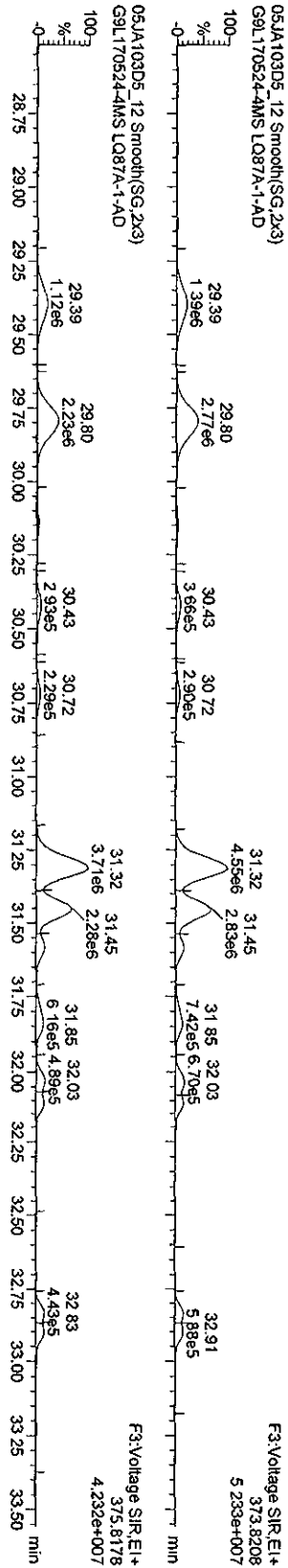
Quantity Sample Report Masslynx 4.1

Dataset: C:\Masslynx\Default.pro\05JA103D58290A.qld

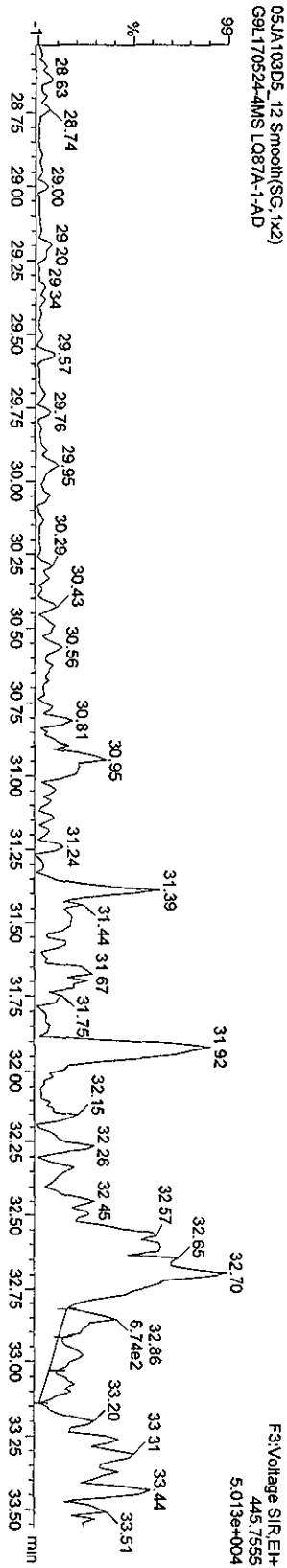
Last Altered: Wednesday, January 06, 2010 11:19:56 Pacific Standard Time
Printed: Wednesday, January 06, 2010 11:21:10 Pacific Standard Time

Name: 05JA103D5_12, Date: 06-Jan-2010, Time: 06:46:03, ID: LQ87A-1-AD, Description: G9L170524-4MS

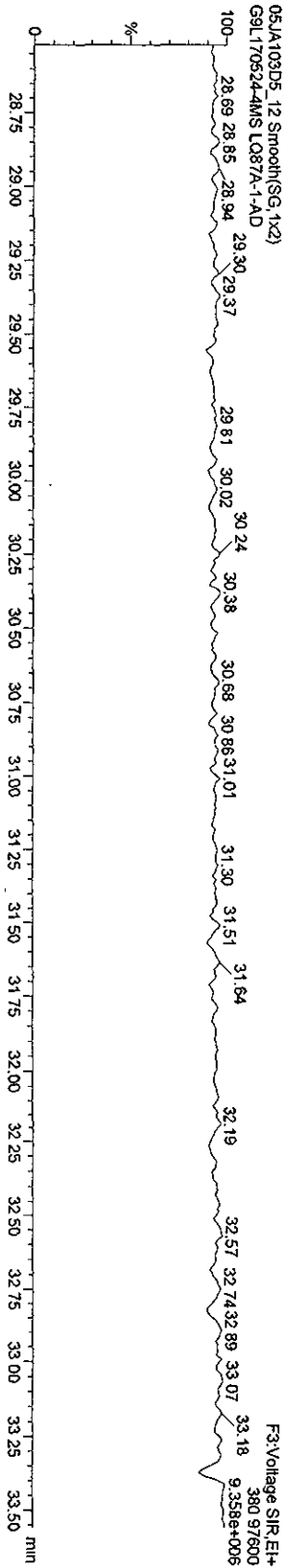
HxCDFs



HxCDF PCDFE



Function 3 PFK



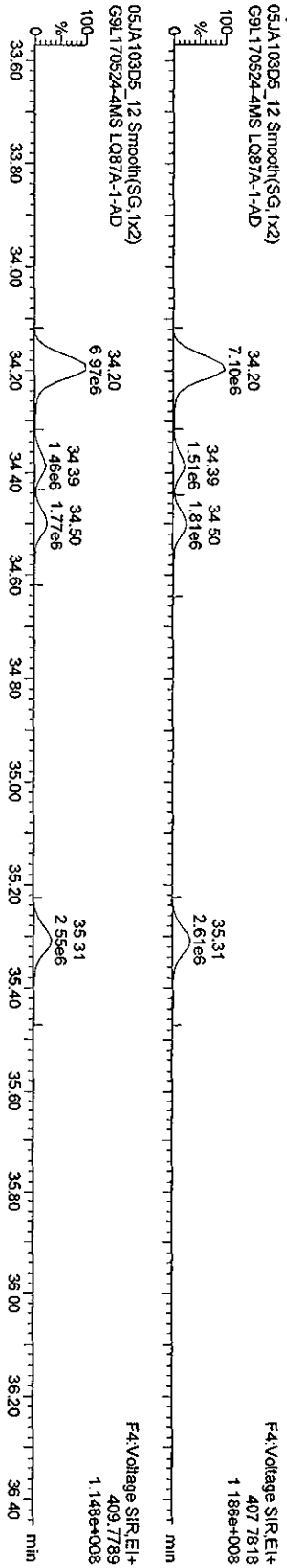
Quantity Sample Report MassLynx 4.1

Dataset: C:\MassLynx\Default\pro05JA103D58290A.qld

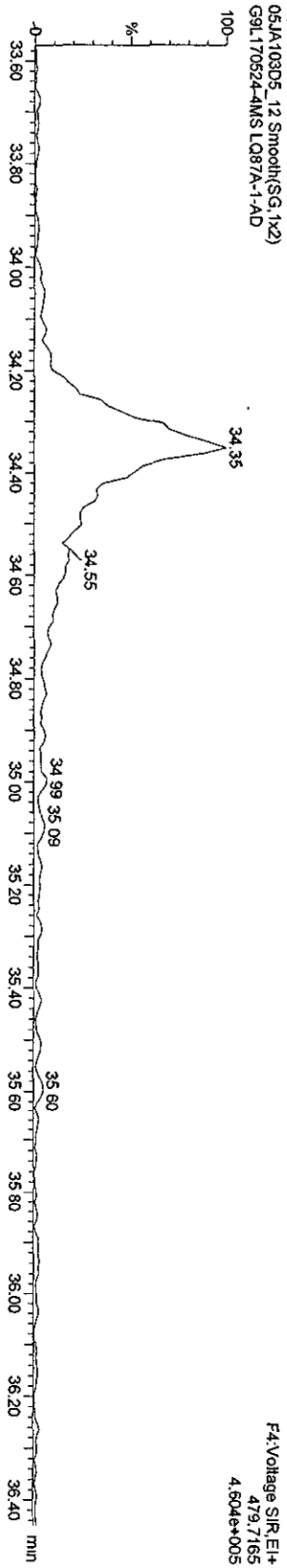
Last Altered: Wednesday, January 06, 2010 11:19:56 Pacific Standard Time
Printed: Wednesday, January 06, 2010 11:21:10 Pacific Standard Time

Name: 05JA103D5_12, Date: 06-Jan-2010, Time: 06:45:03, ID: LQ87A-1-AD, Description: G9L170524-4MS

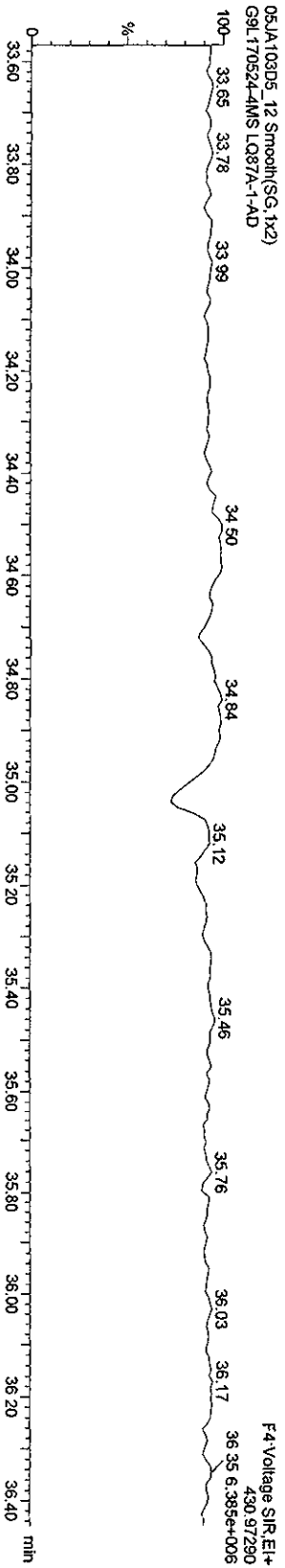
HPCDFS



HPCDF PCDBE



Function 4 PFK



Quantity Sample Report Masslynx 4.1

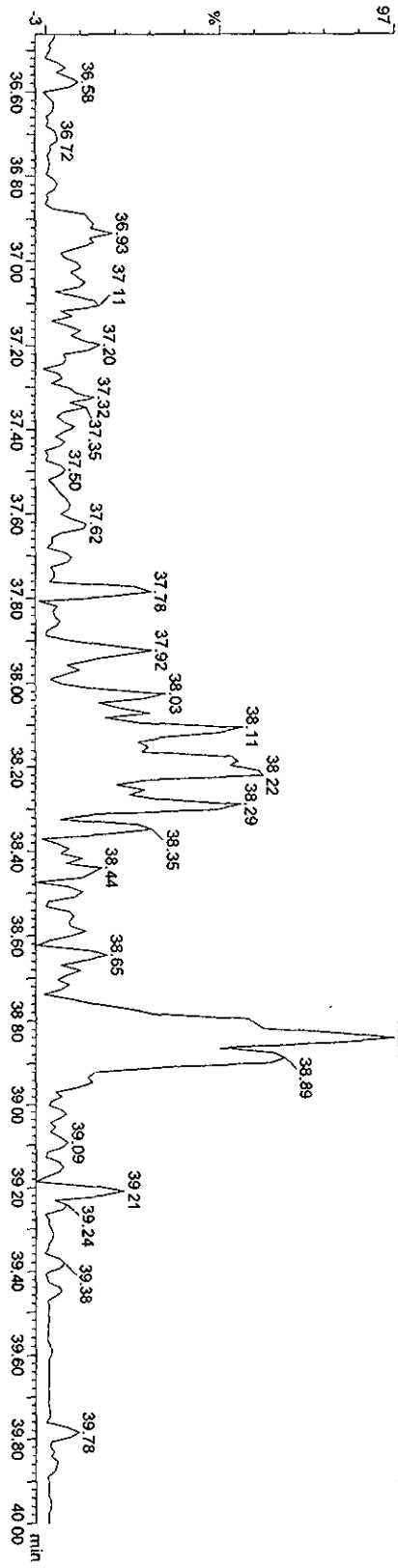
Dataset: C:\Masslynx\Default\pro05JA103D58290A.qld

Last Altered: Wednesday, January 06, 2010 11:19:56 Pacific Standard Time
Printed: Wednesday, January 06, 2010 11:21:10 Pacific Standard Time

Name: 05JA103D5_12, Date: 06-Jan-2010, Time: 06:45:03, ID: LQ87A-1-AD, Description: G9L170524-4MS

OCDF PCDFPE
05JA103D5_12 Smooth(SG,1x2)
G9L170524-4MS LQ87A-1-AD

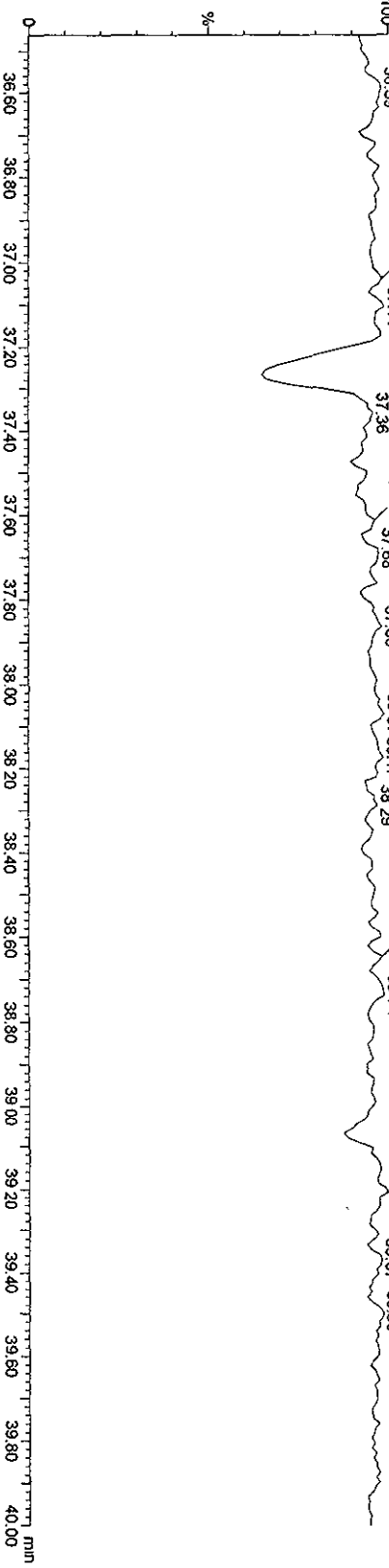
F5.Voltage SIR.EI+
513.67750
2.388e+004



Function 5 PFK

05JA103D5_12 Smooth(SG,1x2)
G9L170524-4MS LQ87A-1-AD

F5.Voltage SIR.EI+
442.87280
7.929e+006



Run text: LQ87A-1-AD Sample text: LQ87A-1-AD :G9L170524-4MS
 Run #20 Filename: 06JA105D2 S: 15 I: 1 Results: 06JA105D2DB225
 Acquired: 6-JAN-10 17:17:52 Processed: 6-JAN-10 19:42:26
 Run: 06JA105D2 Analyte: DB225HRS Cal: DB2250104105D2
 Factor 1: 1600.000 Factor 2: 20.000 Sample size: 10.2100g

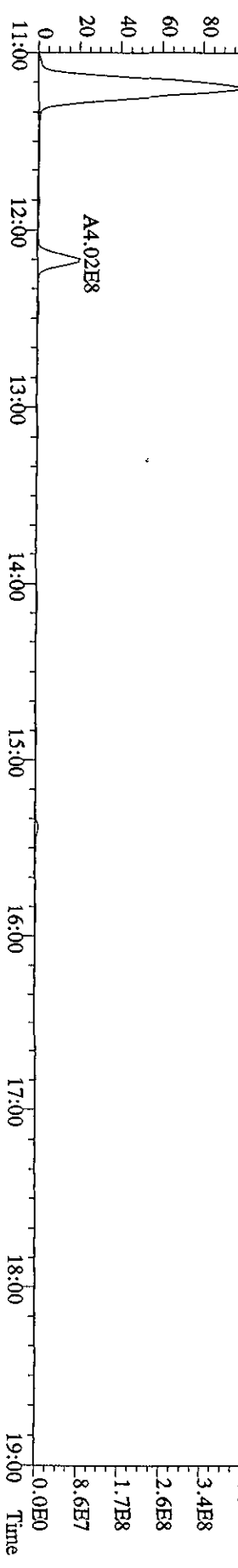
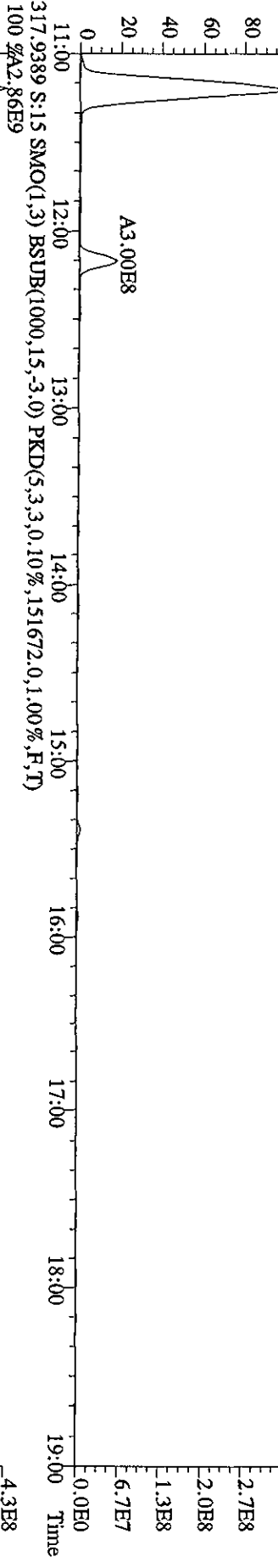
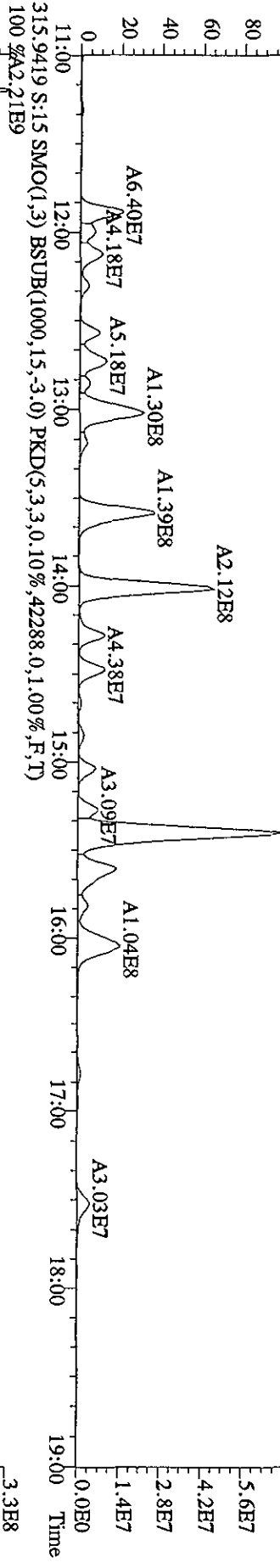
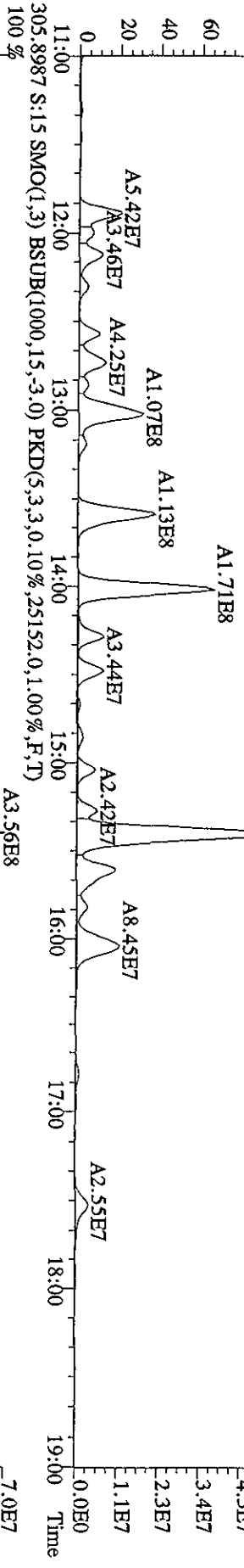
Name	Resp	RA	RT	RRF	Conc	EDL	Rec	M
13C-1,2,3,4-TCDD	28848400	0.76 y	14:18	-	1.31	-	-	n
13C-2,3,7,8-TCDF	58097700	0.86 y	15:23	1.66	118.57	5.23	60.5	n
2,3,7,8-TCDF	644783000	0.81 y	15:24	1.01	2145.01 <i>LM GB</i>	2.52	-	n
13C-2,3,7,8-TCDD	16113510	0.74 y	14:03	0.95	57.52	2.17	29.4	n
2,3,7,8-TCDD	3970800	1.60 n	14:06	1.18	40.82	5.63	-	n
37Cl-2,3,7,8-TCDD	20038400	1.00 y	14:04	2.07	32.90	0.88	42.0	n

See 1/12/10

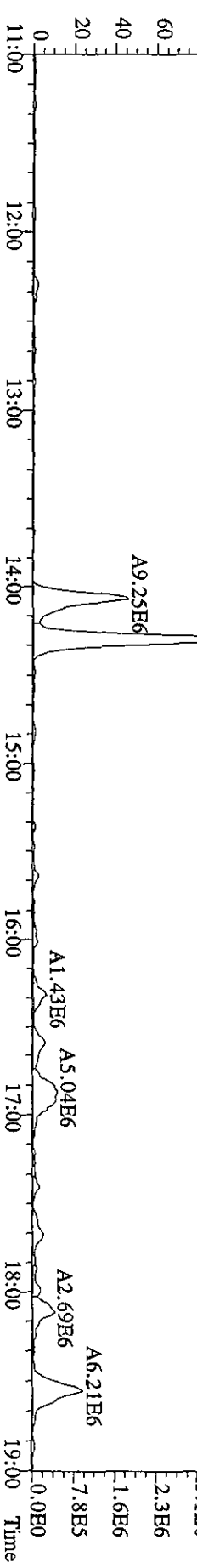
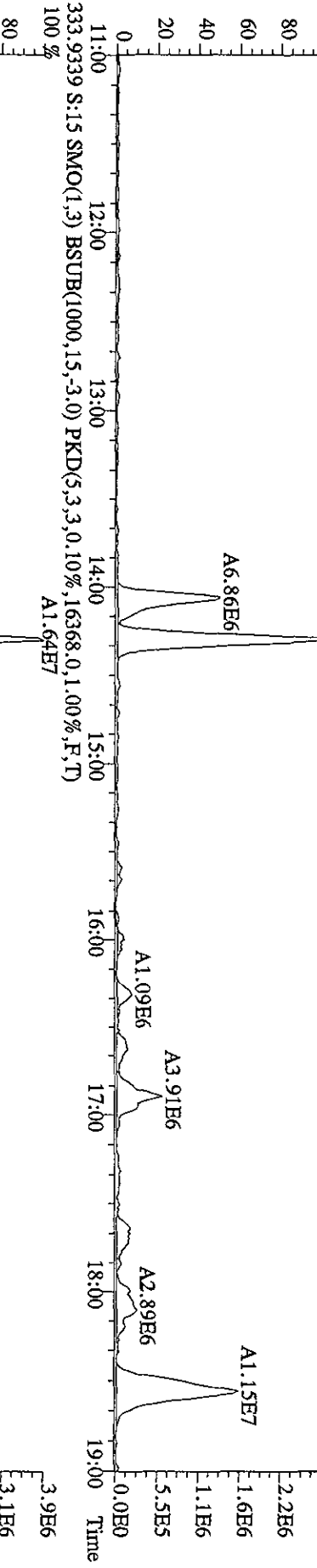
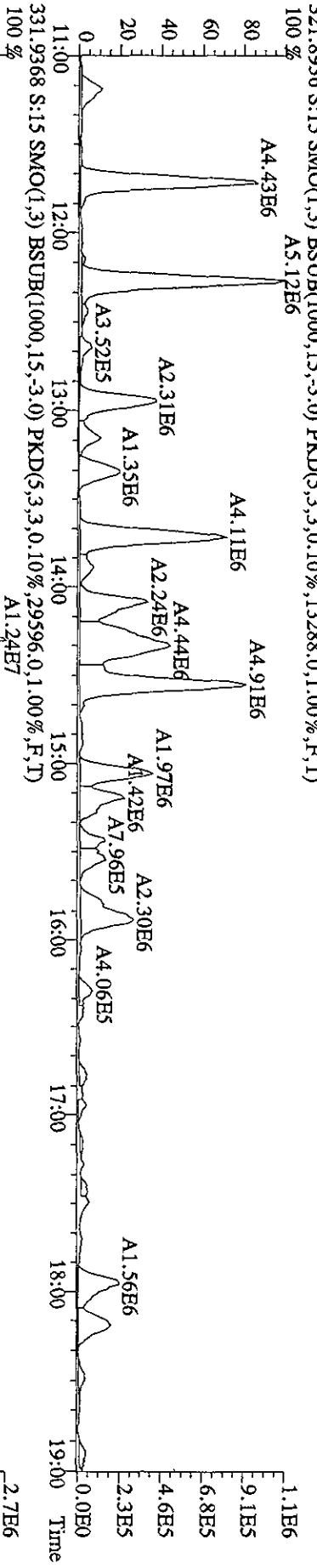
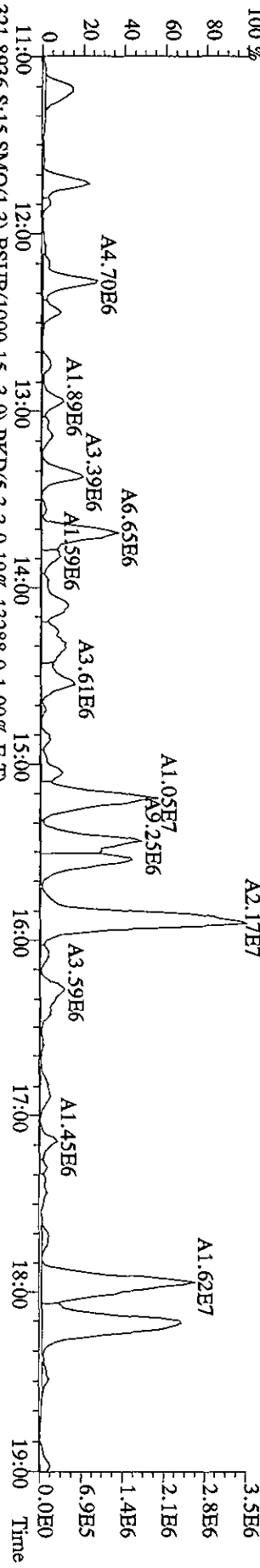
File:061A105D2 #1-1242 Acq: 6-JAN-2010 17:17:52 GC EI+ Voltage SIR 70SE

Sample#15 Text:LQ87A-1-AD :G9L170524-4MS Exp:DB225

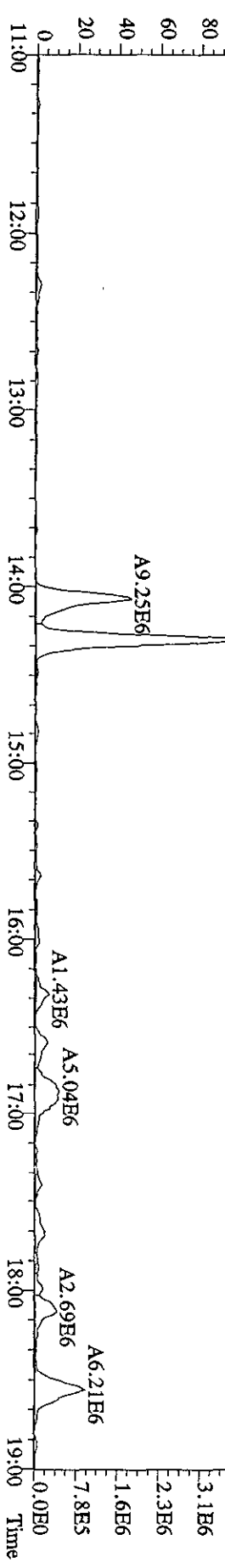
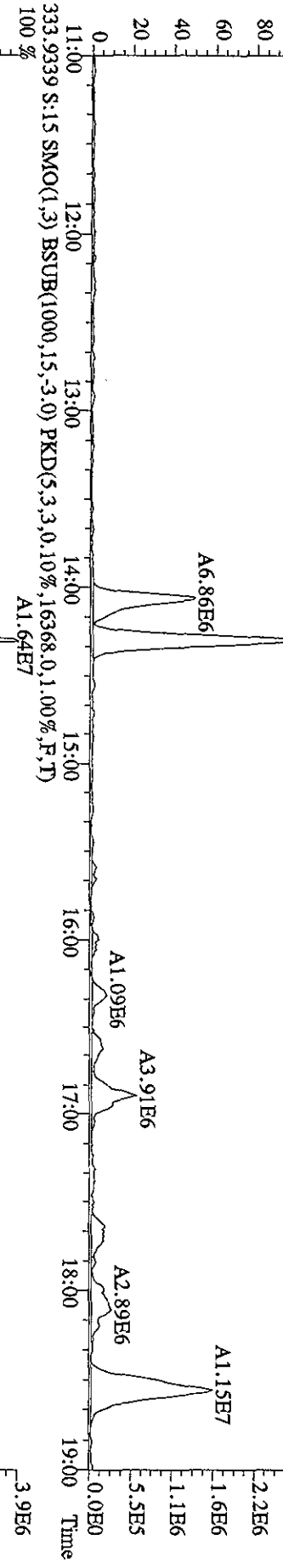
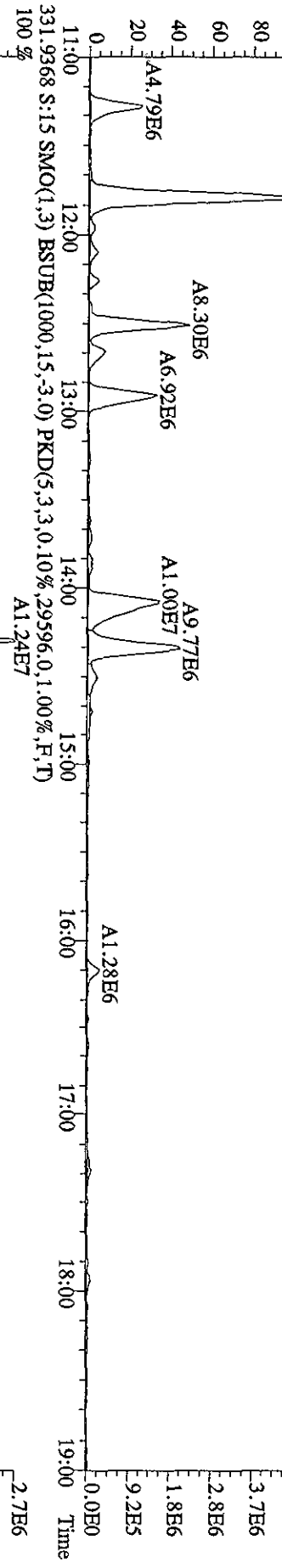
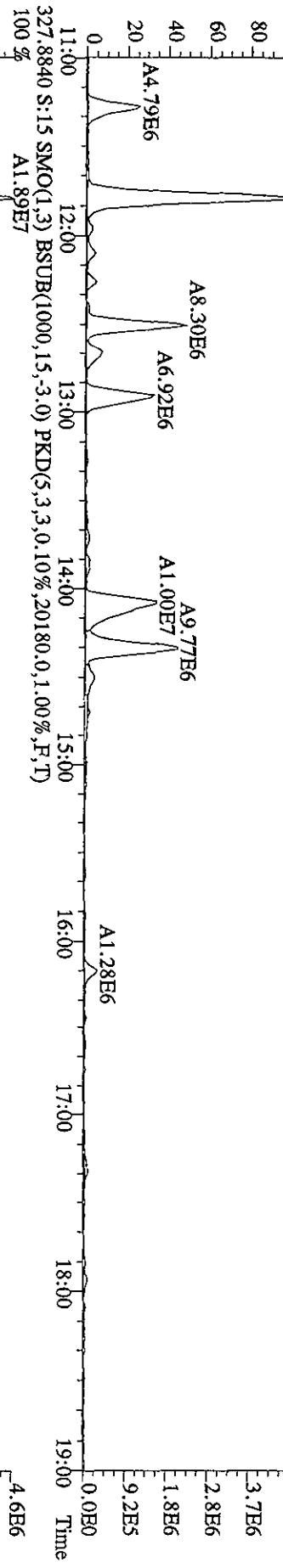
303.9016 S:15 SMO(1,3) BSUB(1000,15,-3.0) PKD(5,3,3,0.10%,24460,0,1.00%,F,T)



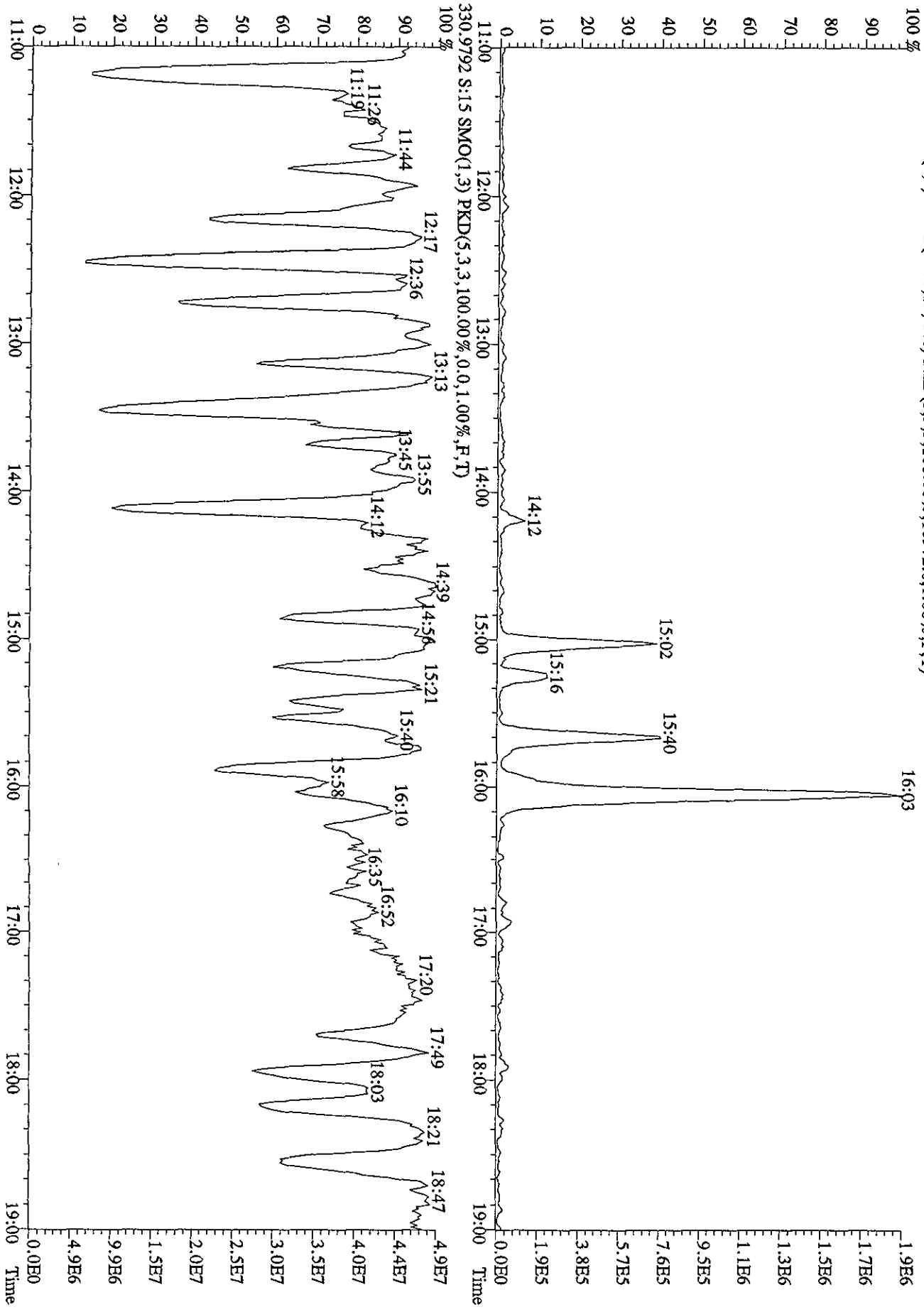
File:061A105D2 #1-1242 Acq: 6-JAN-2010 17:17:52 GC EI+ Voltage SIR 70SE
 Sample#15 Text:LQ87A-1-AD :G9L170524-4MS Exp:DB225
 319.8965 S:15 SMO(1,3) BSUB(1000,15,-3.0) PKD(5,3,3,0.10%,22420,0.1,00%,F,T)



File:06A105D2 #1-1242 Acq: 6-JAN-2010 17:17:52 GC EI+ Voltage SIR 70SE
 Sample#15 Text:LO87A-1-AD :G9L170524-4MS Exp:DB225
 327.8840 S:15 SMO(1,3) BSUB(1000,15,-3.0) PKD(5,3,3,0,10%,20180.0,1.00%,F,T)
 100% A1.89E7



File:061A105D2 #1-1242 Acq: 6-JAN-2010 17:17:52 GC EI+ Voltage SIR 70SE
 Sample#15 Text:1Q87A-1-AD :G9L170524-4MS Exp:DB225
 375.8364 S:15 SMO(1,3) BSUB(1000,15,-3.0) PKD(5,3,3,100.00%,16972.0,1.00%,F,T)



Dataset: C:\MassLynx\Default.pro\05JA103D56290A.qld

Last Altered: Wednesday, January 06, 2010 11:19:56 Pacific Standard Time
 Printed: Wednesday, January 06, 2010 11:20:33 Pacific Standard Time

Name: 05JA103D5_13, Date: 06-Jan-2010, Time: 07:27:22, ID: LQ87A-1-AE, Description: G9L170524-4SD, Task:

SL 1/8/10

#	Name	Trace	Sample Size	RT	Ptd RT	RRF	M...	Abs Resp	Conc.	EMPC	%Rec	EDL	Ratio	Ptd Ratio	Ratio	Mod Date
1	13C-1,2,3,4-TCDD	331.9368	10.620	18.60	18.49	1.000		867053.13	94.1620	94.1620	100.0	0.2696	0.826	0.770		NO
2																
3	13C-2,3,7,8-TCDF	315.9419	10.620	17.94	17.98	1.554		201121.98	14.0564	11.3753	7.5	8.3808	1.187	0.770		YES
4	2,3,7,8-TCDF	303.9016	10.620	17.95	17.95	1.009		1602490.56	1487.2197	1312.8558	7.9991	7.9991	0.623	0.770		YES
5	Total TCDFs	303.9016	10.620			1.009			82529.5175	82355.1537	0.992	7.9991				
6																
7	13C-2,3,7,8-TCDD	331.9368	10.620	18.80	18.80	0.937		989234.31	114.7106	114.7106	60.9	0.2879	0.796	0.770		NO
8	2,3,7,8-TCDD	319.8965	10.620	18.83	18.82	1.132		392812.88	66.0835	47.1706		0.2669	1.480	0.770		YES
9	Total TCDDs	319.8965	10.620			1.132			521.8399	311.4096		0.2669				
10																
11	37CL-2,3,7,8-TCDD	327.8847	10.620	18.83	18.82	1.137		765254.25	73.0927	0.0000	97.0	0.2088				
12																
13	13C-1,2,3,7,8-PeCDF	351.9000	10.620	23.42	23.40	1.215		1508695.25	134.8135	134.8135	71.6	0.9305	1.642	1.550		NO
14	1,2,3,7,8-PeCDF	339.8597	10.620	23.43	23.44	1.031		16261906.50	1969.2708	1969.2708		0.5691	1.526	1.550		NO
15	2,3,4,7,8-PeCDF	339.8597	10.620	24.90	24.86	0.964		8899127.50	1152.3359	1152.3359		0.6085	1.498	1.550		NO
16	Total F2 PeCDFs	339.8597	10.620			0.997			9508.5183	9410.5295		0.5881				
17	Total F1 PeCDFs	339.8597	10.620			0.997			538.5004	529.0910		0.2187				
18																
19	13C-1,2,3,7,8-PeCDD	367.8949	10.620	25.61	25.58	0.747		779202.94	113.2269	113.2269	60.1	0.2655	1.595	1.550		NO
20	1,2,3,7,8-PeCDD	355.8546	10.620	25.64	25.64	1.057		786124.59	179.7991	179.7991		1.4397	1.570	1.550		NO
21	Total PeCDDs	355.8546	10.620			1.057			645.8658	606.4352		1.4397				
22																
23	13C-1,2,3,7,8,9-HxCDD	401.8559	10.620	32.66	32.61	1.000		829059.59	94.1620	94.1620	100.0	0.3874	1.310	1.240		NO
24																
25	13C-1,2,3,4,7,8-HxCDF	383.8639	10.620	31.32	31.32	0.916		909349.50	112.7020	112.7020	59.8	0.4939	0.535	0.510		NO
26	1,2,3,4,7,8-HxCDF	373.8208	10.620	31.33	31.32	1.243		28290869.00	4714.3391	4714.3391		0.6621	1.242	1.240		NO
27	1,2,3,6,7,8-HxCDF	373.8208	10.620	31.46	31.46	1.496		17277399.00	2391.3921	2391.3921		0.5416	1.243	1.240		NO
28	2,3,4,6,7,8-HxCDF	373.8208	10.620	32.13	32.13	1.311		3543633.25	559.7245	559.7245		0.6181	1.260	1.240		NO
29	1,2,3,7,8,9-HxCDF	373.8208	10.620	32.86	32.86	1.291		2404722.75	385.7660	385.7660		0.6278	1.200	1.240		NO
30	Total HxCDFs	373.8208	10.620			1.335			15232.8720	15232.8720		0.6069				
31																
32	13C-1,2,3,6,7,8-HxCDD	401.8559	10.620	32.36	32.38	0.809		819618.78	115.0406	115.0406	61.1	0.4788	1.305	1.240		NO
33	1,2,3,4,7,8-HxCDD	389.8157	10.620	32.29	32.27	0.933		551616.84	135.9043	135.9043		0.3878	1.233	1.240		NO
34	1,2,3,6,7,8-HxCDD	389.8157	10.620	32.38	32.37	1.180		997986.66	194.2892	194.2892		0.3064	1.295	1.240		NO
35	1,2,3,7,8,9-HxCDD	389.8157	10.620	32.67	32.65	1.283		664520.66	122.6067	122.6067		0.2819	1.299	1.240		NO

Dataset: C:\MassLynx\Default\pro105JA103D58290A.qld

Last Altered: Wednesday, January 06, 2010 11:19:56 Pacific Standard Time
 Printed: Wednesday, January 06, 2010 11:20:33 Pacific Standard Time

Name: 05JA103D5_13, Date: 06-Jan-2010, Time: 07:27:22, ID: LQ87A-1-AE, Description: G9L170524-4SD, Task:

# Name	Trace	Sample Size	RT	Pd:RT	RRF: M...	Abs Resp	Conc	EMPC	%Rec	EDL	Ratio	Pd:Ratio	Ratio	Mod:Date
36 Total HxCDDs	389.8157	10.620		0.00	1.132		815.1076	799.3617		0.3195				
37														
38 13C-1,2,3,4,6,7,8-HpCDF	417.8253	10.620	34.20	34.20	0.811	640386.06	89.7049	89.7049	47.6	0.5634	0.448	0.440		NO
39 1,2,3,4,6,7,8-HpCDF	407.7818	10.620	34.21	34.21	1.364	41991310.00	9054.1685	9054.1685	47.6	0.7857	1.031	1.040		NO
40 1,2,3,4,7,8,9-HpCDF	407.7818	10.620	35.32	35.33	1.115	17446962.00	4602.2825	4602.2825	81.9	0.9612	1.020	1.040		NO
41 Total HpCDFs	407.7818	10.620			0.00		18339.9528	18339.9528		0.8646				
42														
43 13C-1,2,3,4,6,7,8-HpCDD	435.8169	10.620	35.03	35.02	0.707	457271.77	73.4143	73.4143	39.0	0.6786	1.072	1.040		NO
44 1,2,3,4,6,7,8-HpCDD	423.7766	10.620	35.04	35.03	1.043	1305441.56	515.4140	515.4140	39.0	1.2793	1.070	1.040		NO
45 Total HpCDDs	423.7766	10.620			0.06		773.5039	773.5039		1.2793				
46														
47 13C-OCDD	469.7779	10.620	37.50	37.46	0.519	661874.47	144.9002	144.9002	38.5	0.7575	0.915	0.890		NO
48 OCDF	441.7428	10.620	37.60	37.61	1.402	70717434.00	28701.1414	28701.1414	38.5	2.7815	0.903	0.890		NO
49 OCDD	457.7377	10.620	37.51	37.51	1.197	1783427.63	847.9211	847.9211	81.9	1.5140	0.911	0.890		NO
50														
51														
52 Function 1 PFK	330.97920	1.000			14.26									
53 Function 2 PFK	342.97920	1.000			22.48	16743.0000				0.0000				
54 Function 3 PFK	380.97600	1.000			29.28	7909.2000				0.0000				
55 Function 4 PFK	430.97290	1.000			34.81	14980.0000				143.0000	7.7371			
56 Function 5 PFK	442.97280	1.000			39.34	3947.9000				81.9000	2.6611			
57 TCDF PCDFE	375.8364	1.000			15.01	30.012				0.0000				
58 F1 PeCDF PCDFE	409.79740	1.000			18.68	45.972				438.8000	4.7111			
59 F2 PeCDF PCDFE	409.7974	1.000			22.10	17.774				0.0000				
60 HxCDF PCDFE	445.7555	1.000			33.02	18.611				0.0000				
61 HpCDF PCDFE	479.7165	1.000			35.33	75.501				0.0000				
62 OCDF PCDFE	513.67750	1.000			37.54	85.061				0.0000				

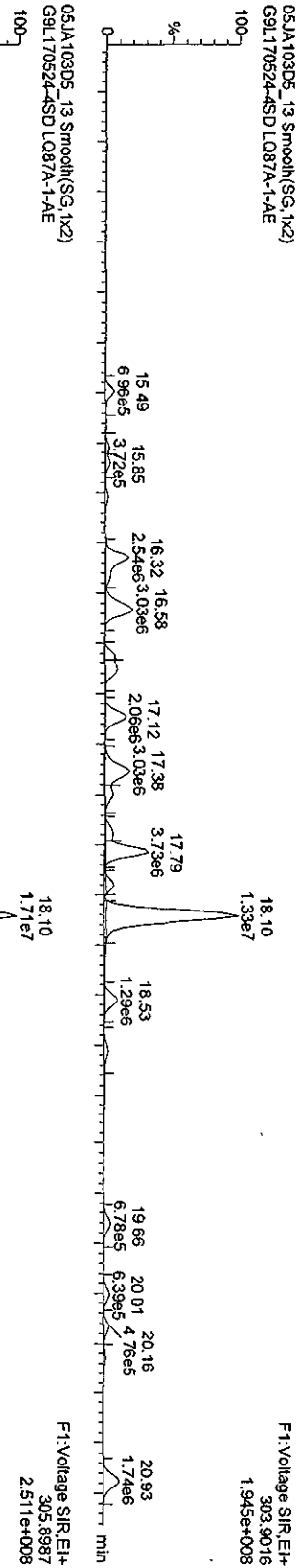
Quantity Sample Report Masslynx 4.1

Dataset: C:\Masslynx\Default\prot05JA103D58290A.qld


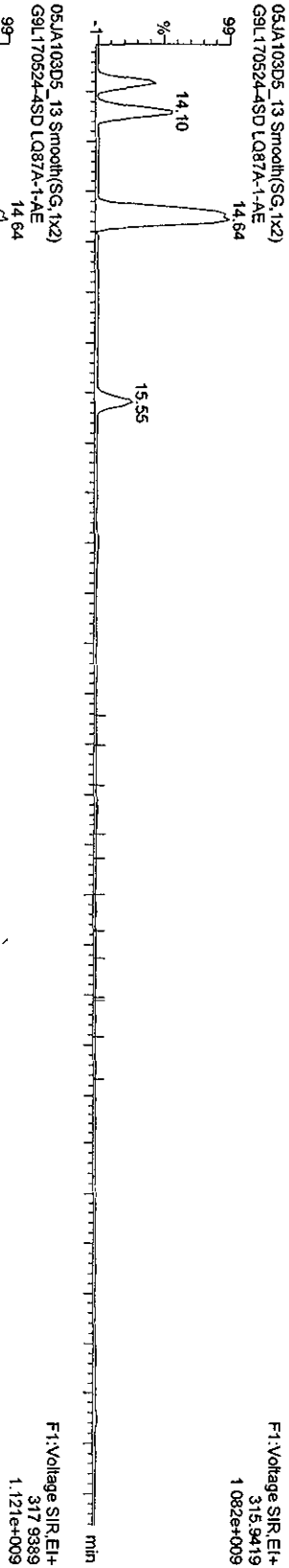
Last Altered: Wednesday, January 06, 2010 11:19:56 Pacific Standard Time
 Printed: Wednesday, January 06, 2010 11:21:10 Pacific Standard Time

Name: 05JA103D5_13, Date: 06-Jan-2010, Time: 07:27:22, ID: LQ87A-1-AE, Description: G9L170524-4SD

TCDFs



13C-TCDF



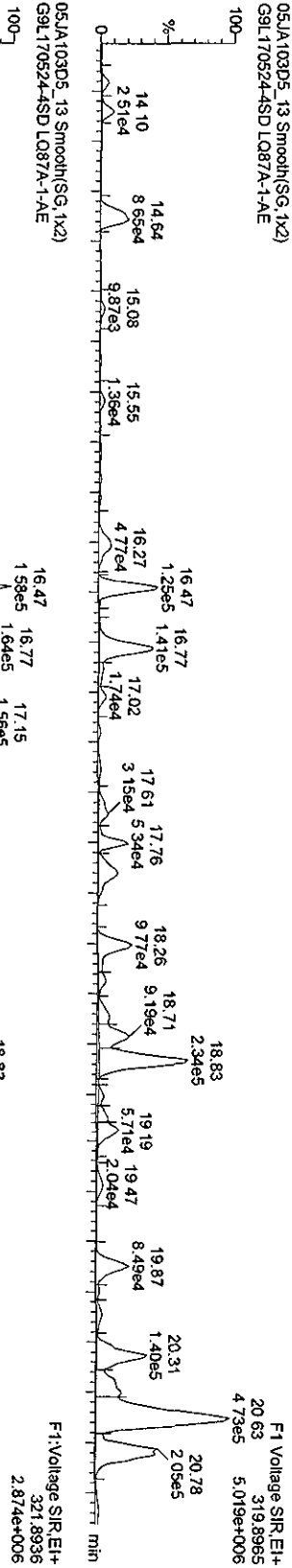
Quantity Sample Report Masslynx 4.1

Dataset: C:\Masslynx\Default\pro05JA103D58290A.qld


Last Altered: Wednesday, January 06, 2010 11:19:56 Pacific Standard Time
Printed: Wednesday, January 06, 2010 11:21:10 Pacific Standard Time

Name: 05JA103D5_13, Date: 06-Jan-2010, Time: 07:27:22, ID: LQ87A-1-AE, Description: G9L170524-4SD


TCDDs



13C-TCDDs



TCDDs



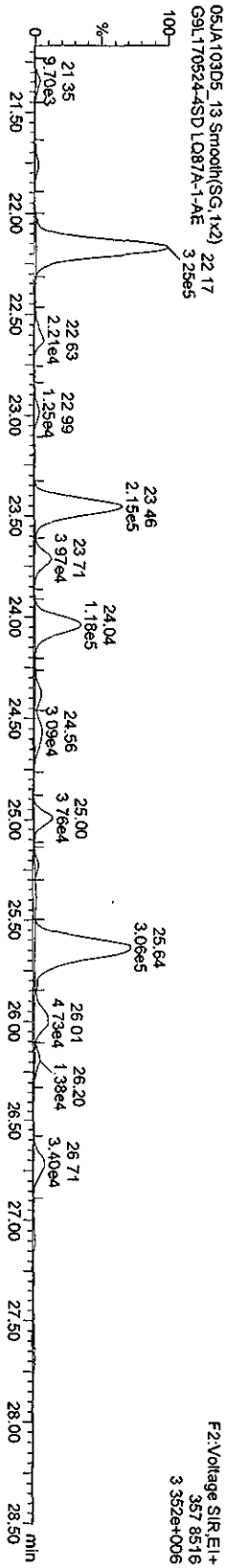
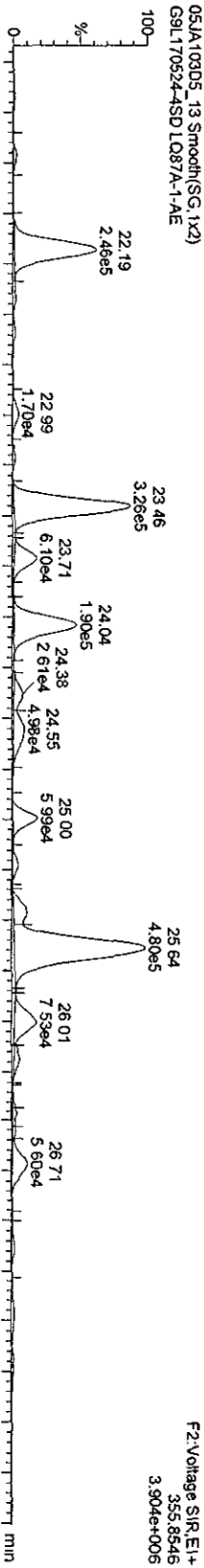
Quantity Sample Report Masslynx 4.1

Dataset: C:\MassLynx\Default\prot05JA103D58290A.qld

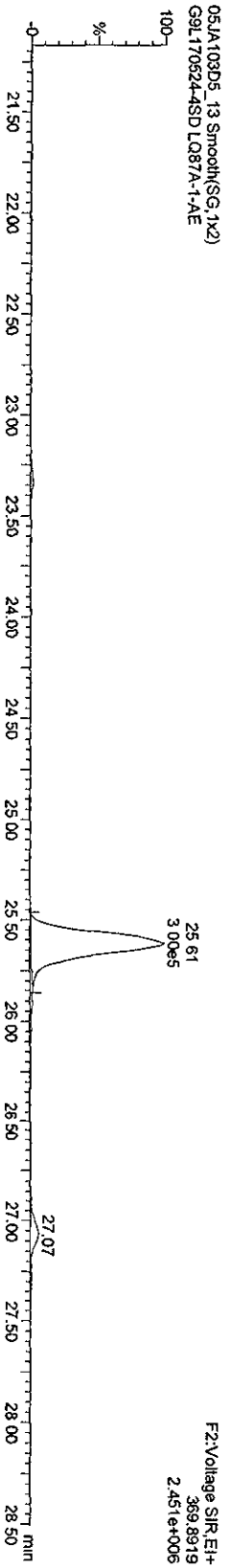

Last Altered: Wednesday, January 06, 2010 11:19:56 Pacific Standard Time
 Printed: Wednesday, January 06, 2010 11:21:10 Pacific Standard Time

Name: 05JA103D5_13, Date: 06-Jan-2010, Time: 07:27:22, ID: LQ87A-1-AE, Description: G9L170524-4SD

PeCDDs



13C-PeCDD



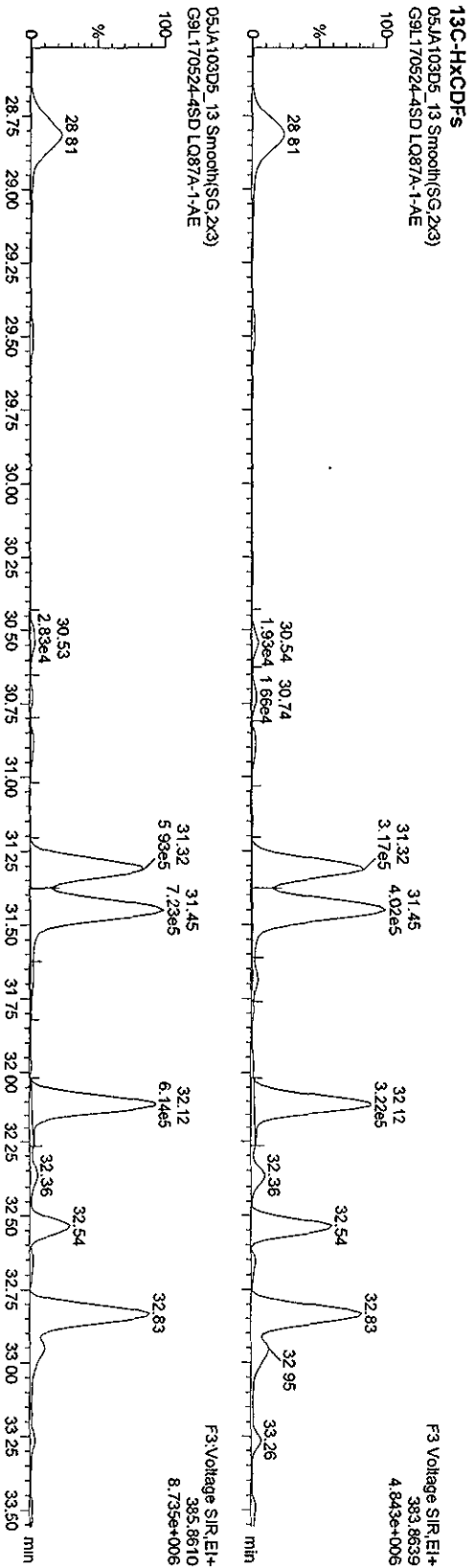
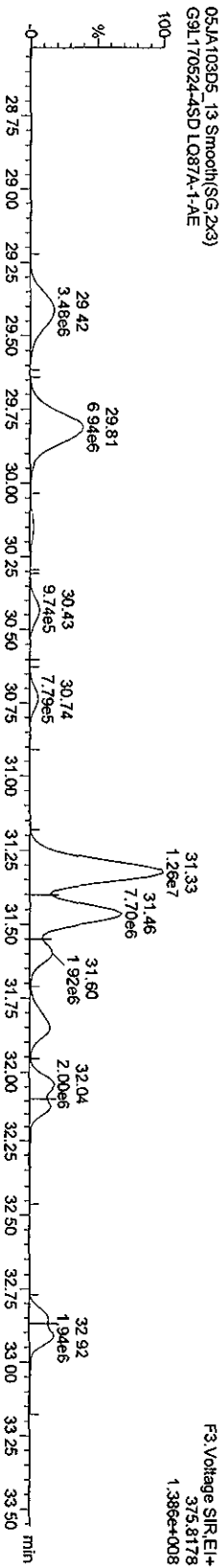
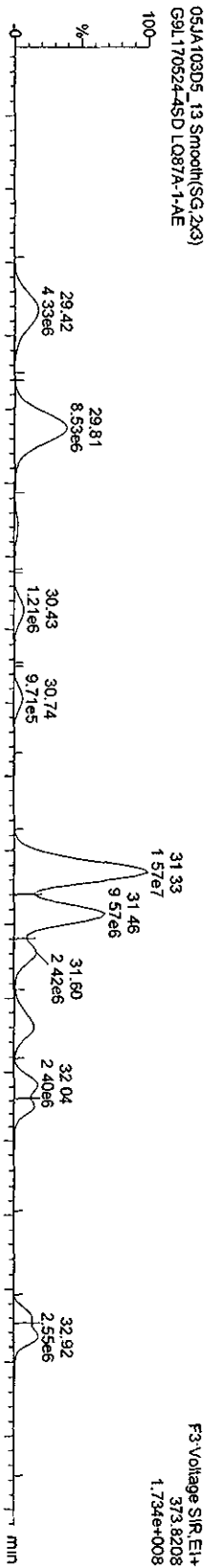
Quantity Sample Report MassLynx 4.1

Dataset: C:\MassLynx\Default\pro05JA103D58290A.qld

Last Altered: Wednesday, January 06, 2010 11:19:56 Pacific Standard Time
Printed: Wednesday, January 06, 2010 11:21:10 Pacific Standard Time

Name: 05JA103D5_13, Date: 06-Jan-2010, Time: 07:27:22, ID: LQ87A-1-AE, Description: G9L170524-4SD

HxCDFs



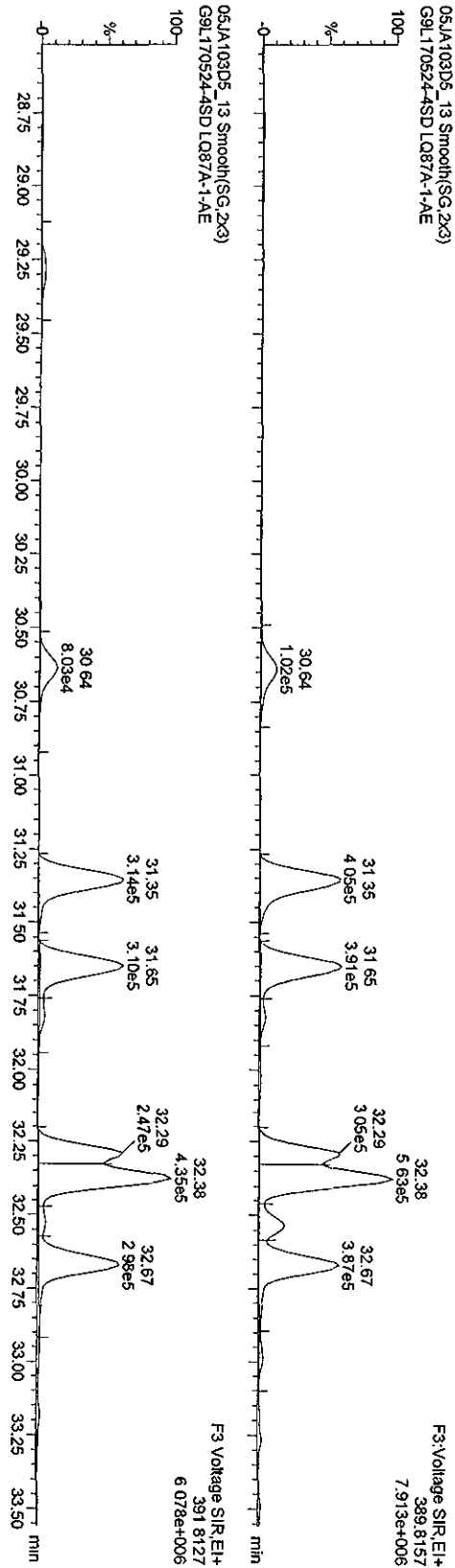
Quantity Sample Report MassLynx 4.1

Dataset: C:\MassLynx\Default\pro\05JA103D58290A.qld

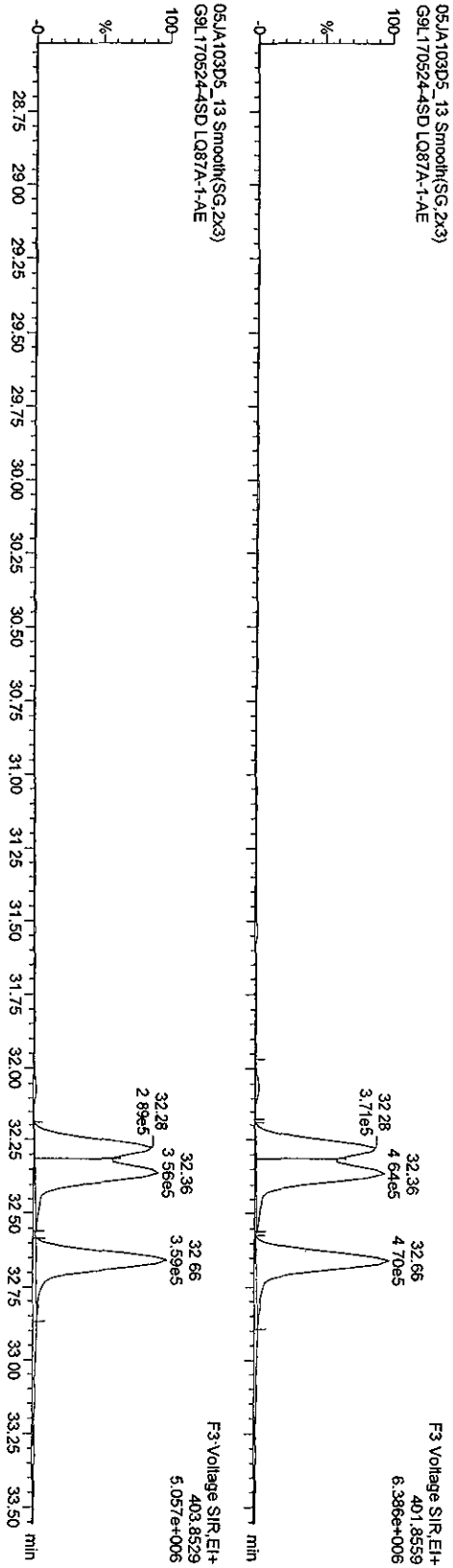
Last Altered: Wednesday, January 06, 2010 11:19:56 Pacific Standard Time
Printed: Wednesday, January 06, 2010 11:21:10 Pacific Standard Time

Name: 05JA103D5_13, Date: 06-Jan-2010, Time: 07:27:22, ID: LQ87A-1-AE, Description: G9L170524-4SD

HxCDDs

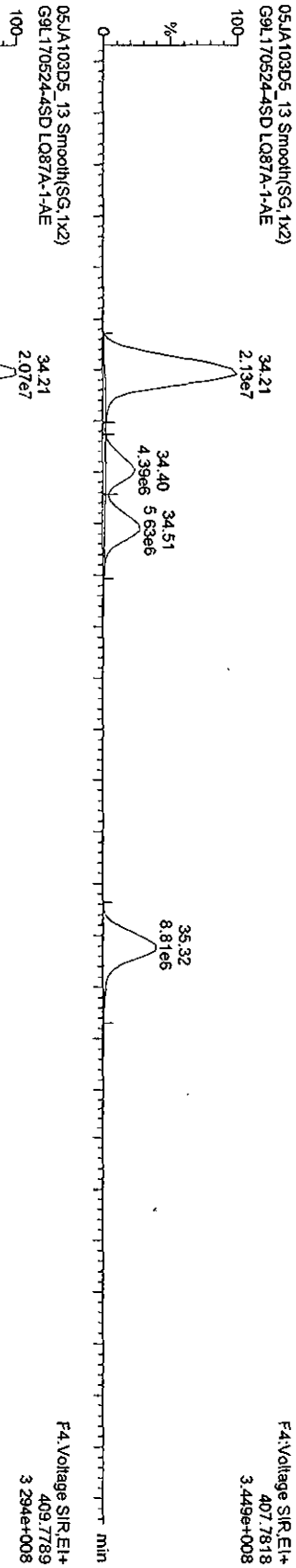


13C-HxCDDs

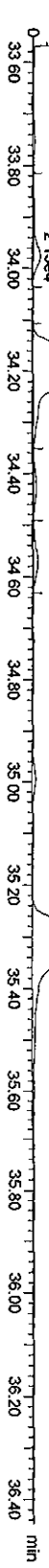
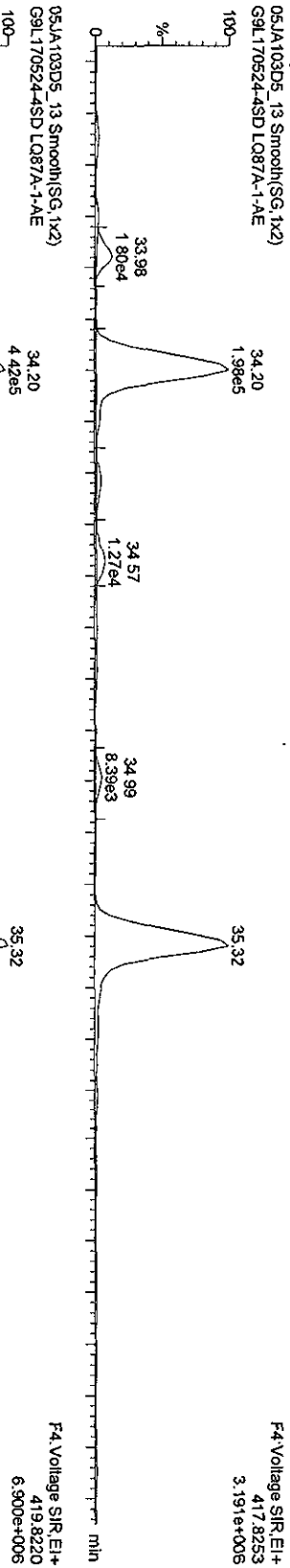


Name: 05JA103D5_13, Date: 06-Jan-2010, Time: 07:27:22, ID: LQ87A-1-AE, Description: G9L170524-4SD

HpCDFs



13C-HpCDFs



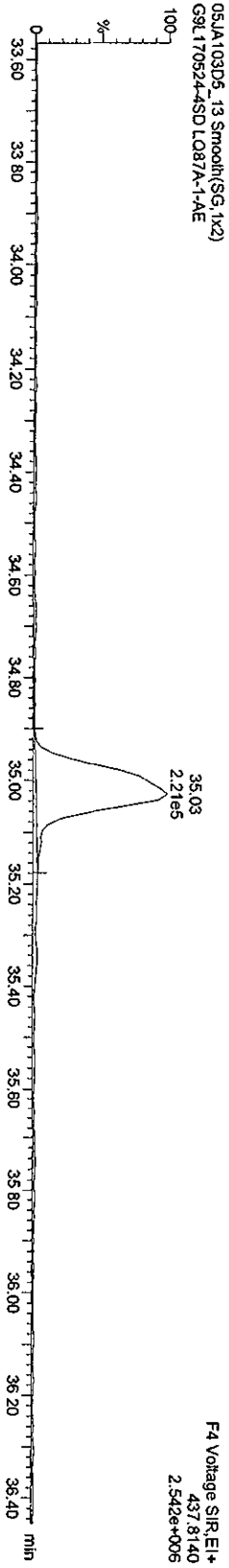
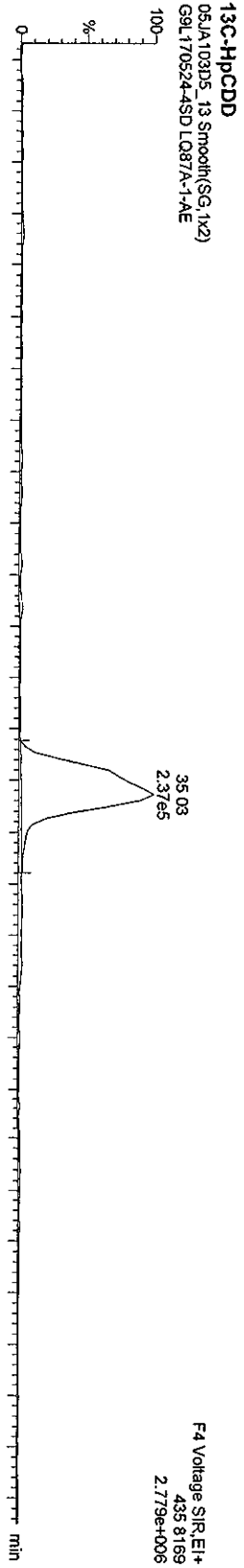
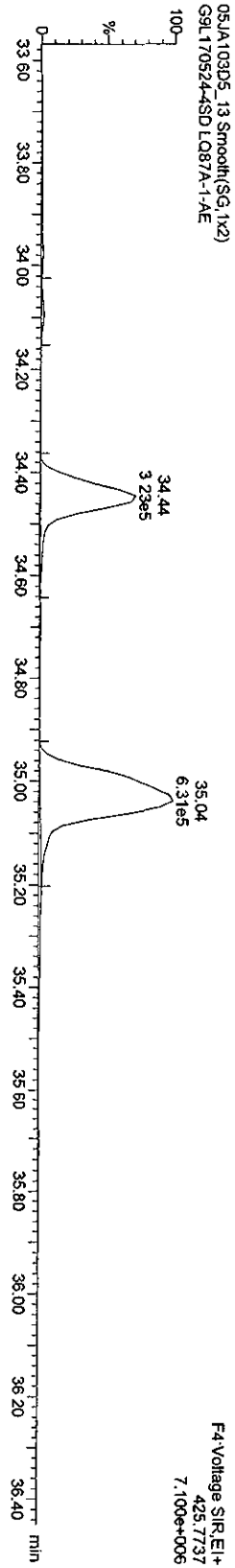
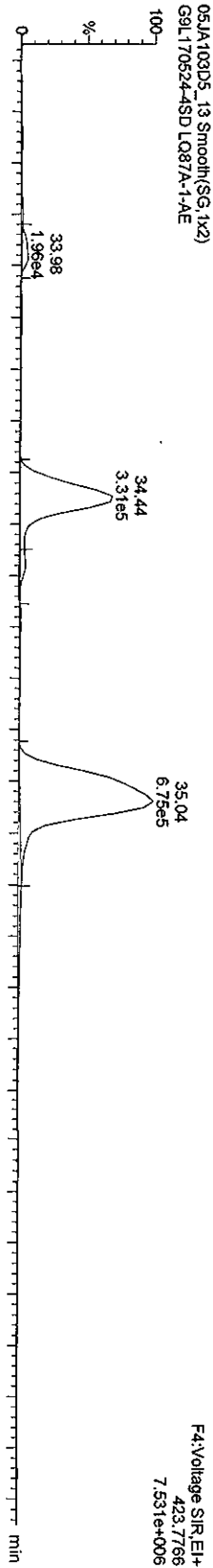
Quantity Sample Report MassLynx 4.1

Dataset: C:\MassLynx\Default\pro\05JA103D58290A.qld

Last Altered: Wednesday, January 06, 2010 11:19:56 Pacific Standard Time
Printed: Wednesday, January 06, 2010 11:21:10 Pacific Standard Time

Name: 05JA103D5_13, Date: 06-Jan-2010, Time: 07:27:22, ID: LQ87A-1-AE, Description: G9L170524-4SD

HPCDDs

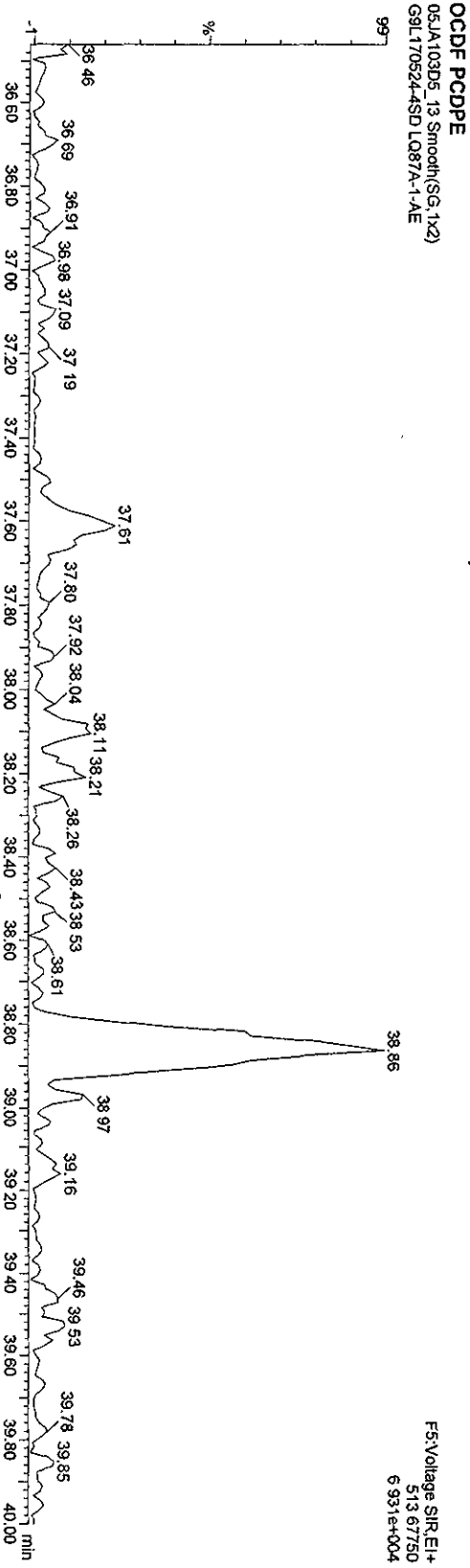



Quantity Sample Report MassLynx 4.1

Dataset: C:\MassLynx\Default\prot05JA103D58290A.qld

Last Altered: Wednesday, January 06, 2010 11:19:56 Pacific Standard Time
Printed: Wednesday, January 06, 2010 11:21:10 Pacific Standard Time

Name: 05JA103D5_13, Date: 06-Jan-2010, Time: 07:27:22, ID: LQ87A-1-AE, Description: G9L170524-4SD



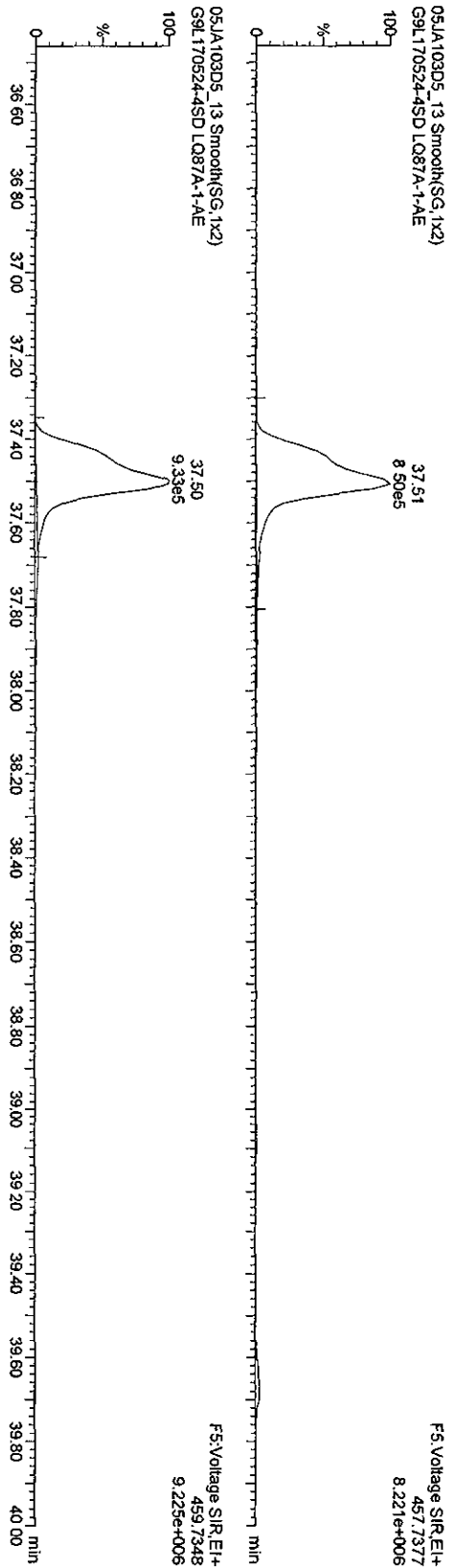
Quantity Sample Report MassLynx 4.1

Dataset: C:\MassLynx\Default.pro\05JJA103D58290A.qld

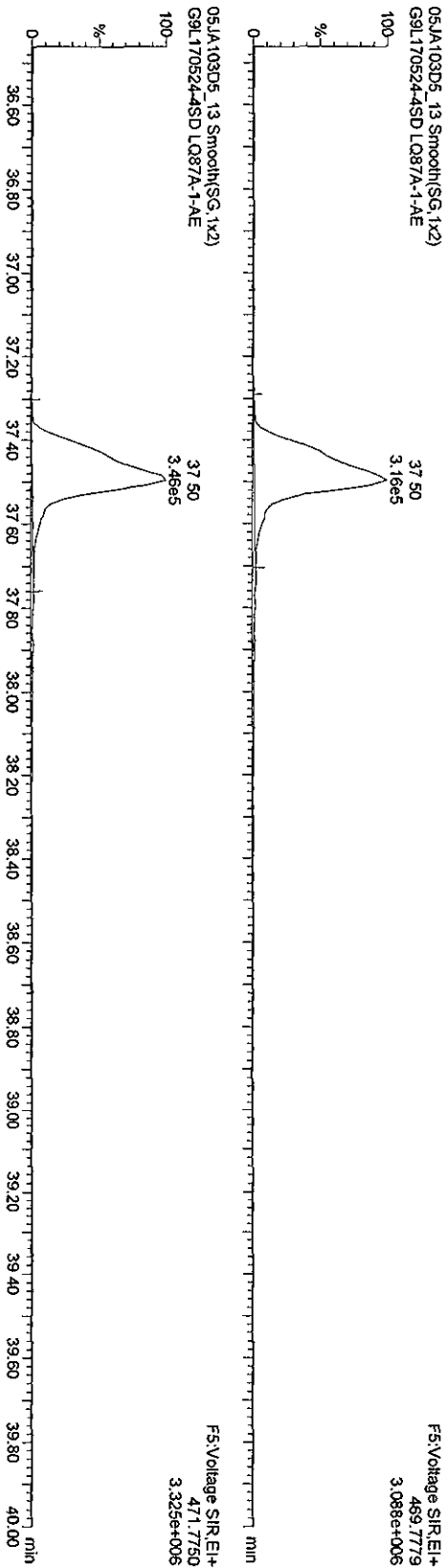
Last Altered: Wednesday, January 06, 2010 11:19:56 Pacific Standard Time
Printed: Wednesday, January 06, 2010 11:21:10 Pacific Standard Time

Name: 05JJA103D5_13, Date: 06-Jan-2010, Time: 07:27:22, ID: LQ87A-1-AE, Description: G9L170524-4SD

OCDD



13C-OCDD

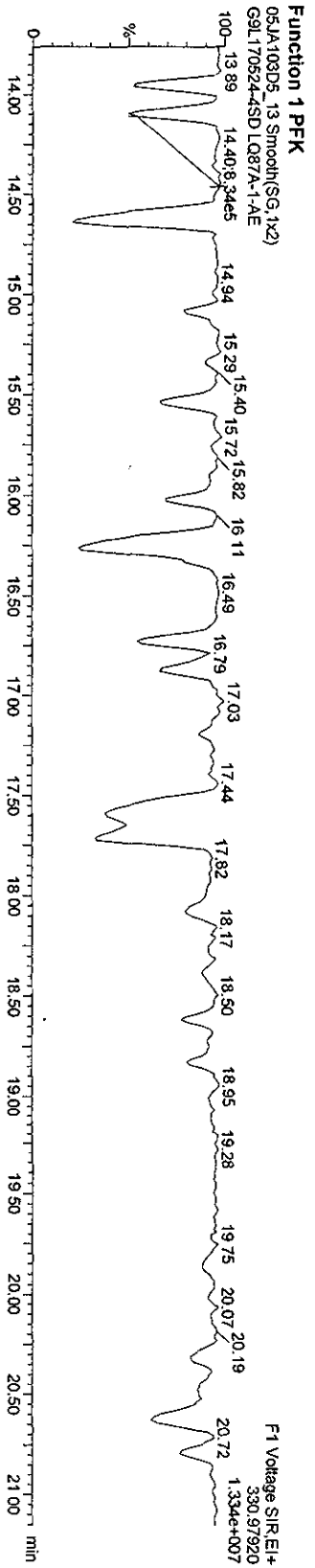
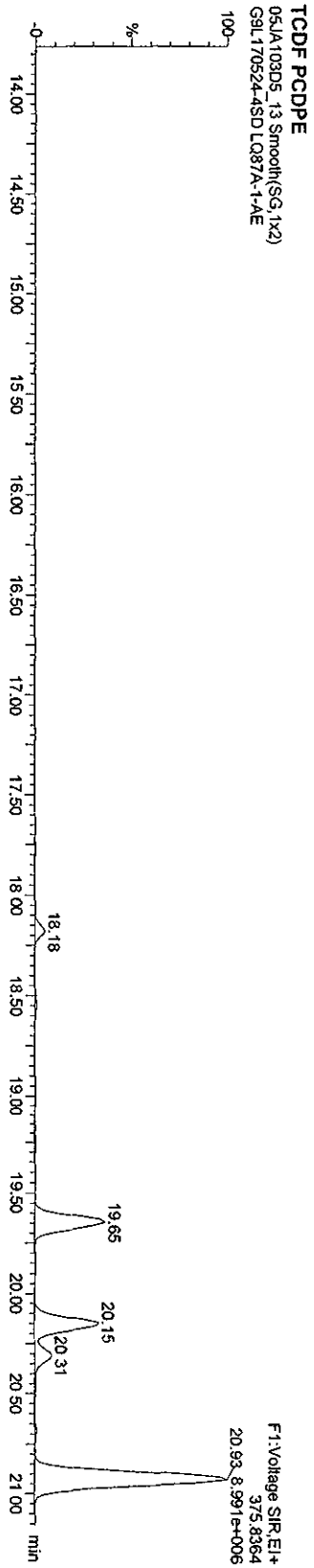
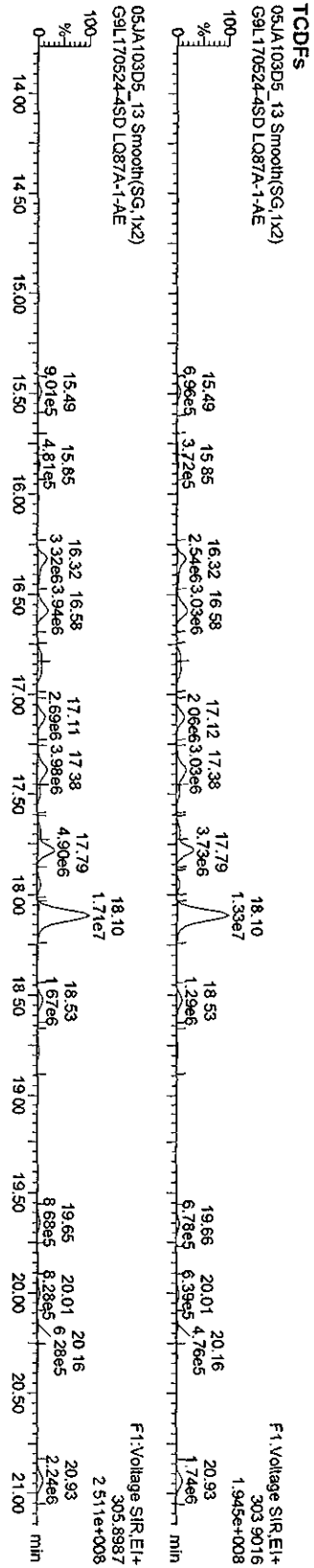


Quantity Sample Report MassLynx 4.1

Dataset: C:\MassLynx\Default\pro05JA103D58290A.qld

Last Altered: Wednesday, January 06, 2010 11:19:56 Pacific Standard Time
 Printed: Wednesday, January 06, 2010 11:21:10 Pacific Standard Time

Name: 05JA103D5_13, Date: 06-Jan-2010, Time: 07:27:22, ID: LQ87A-1-AE, Description: G9L170524-4SD



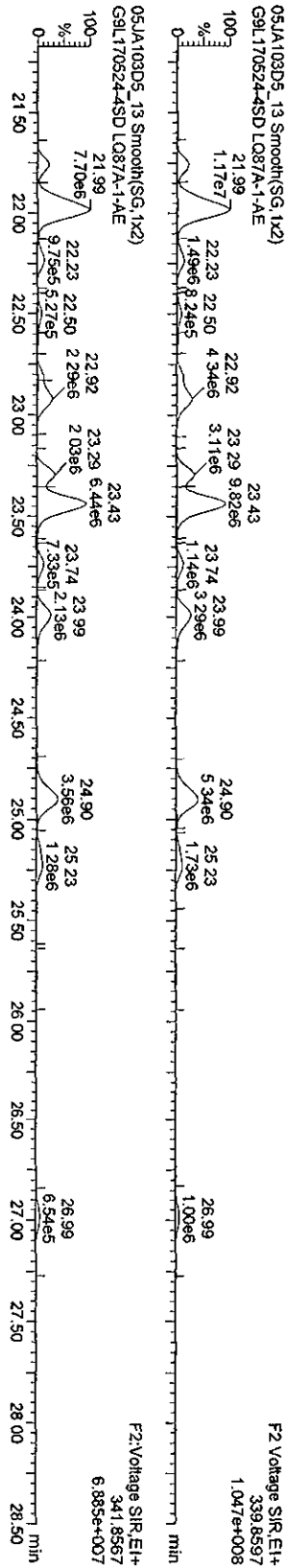
Quantity Sample Report MassLynx 4.1

Dataset: C:\MassLynx\Default\pro05JA103D58290A.qld

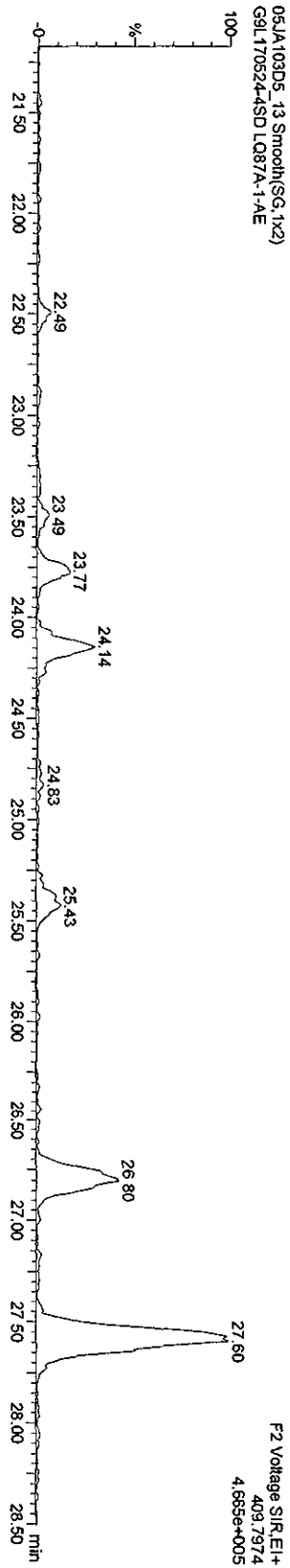
Last Altered: Wednesday, January 06, 2010 11:19:56 Pacific Standard Time
Printed: Wednesday, January 06, 2010 11:21:10 Pacific Standard Time

Name: 05JA103D5_13, Date: 06-Jan-2010, Time: 07:27:22, ID: LQ87A-1-AE, Description: G9L170524-4SD

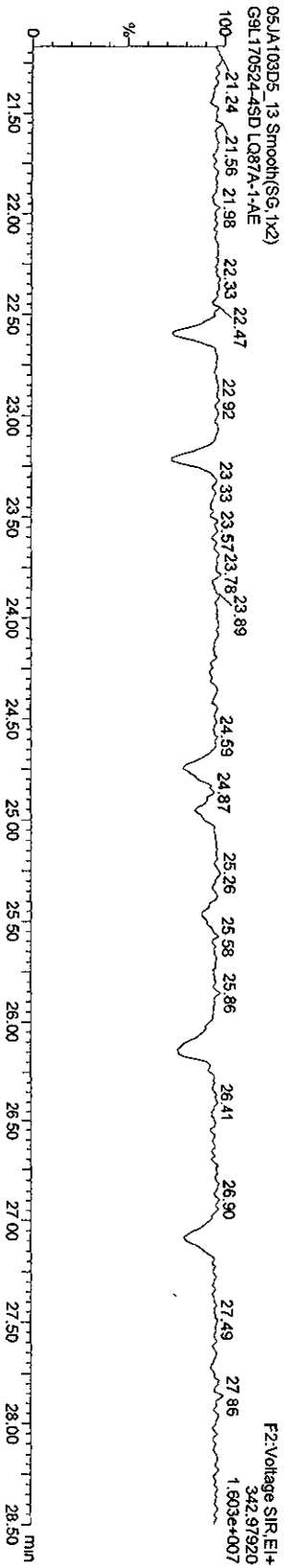
PeCDFE



F2 PeCDFE PCDFE



Function 2 PFK



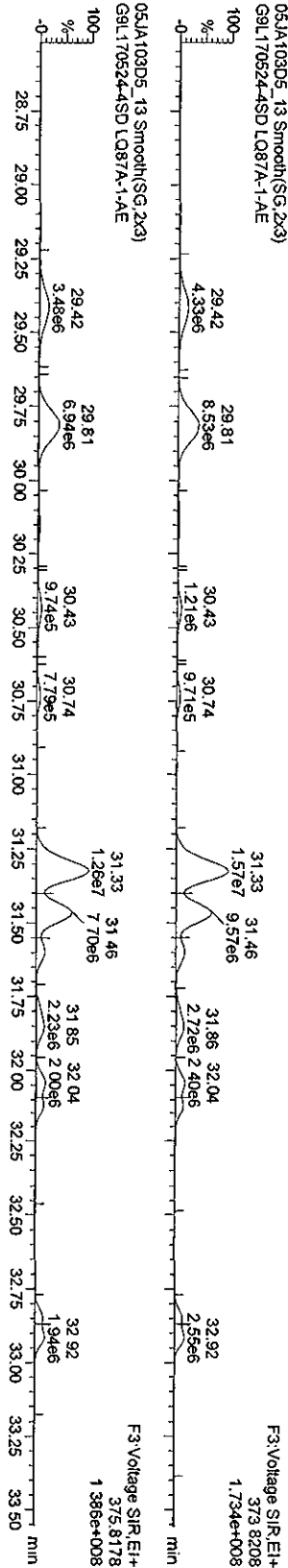
Quantity Sample Report MassLynx 4.1

Dataset: C:\MassLynx\Default\pro05JA103D58290A.qld

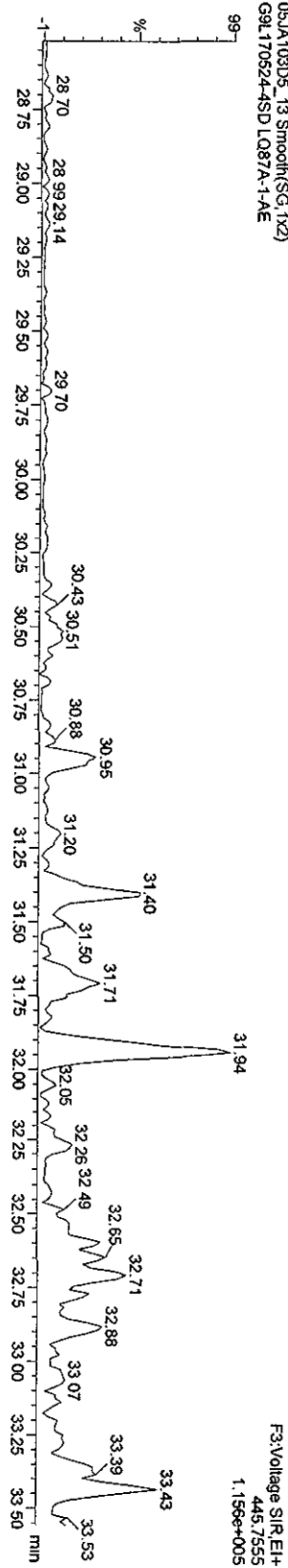
Last Altered: Wednesday, January 06, 2010 11:19:56 Pacific Standard Time
Printed: Wednesday, January 06, 2010 11:21:10 Pacific Standard Time

Name: 05JA103D5_13, Date: 06-Jan-2010, Time: 07:27:22, ID: LQ87A-1-AE, Description: G9L170524-4SD

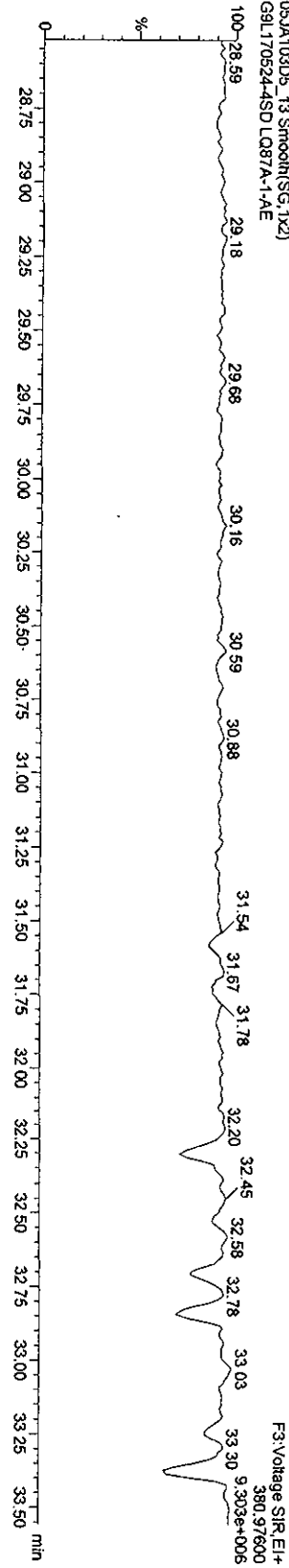
HxCDFs



HxCDF PCDPE



Function 3 PFK



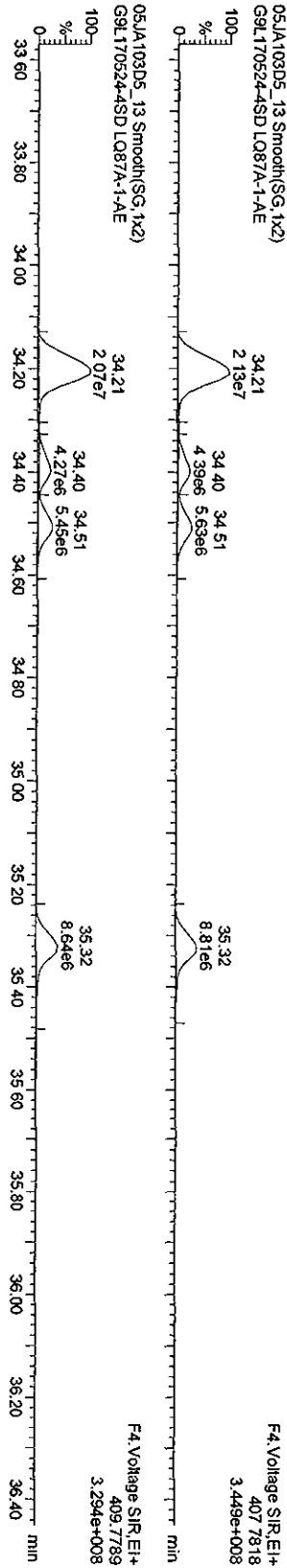
Quantity Sample Report MassLynx 4.1

Dataset: C:\MassLynx\Default\prol05JA103D58290A.qld

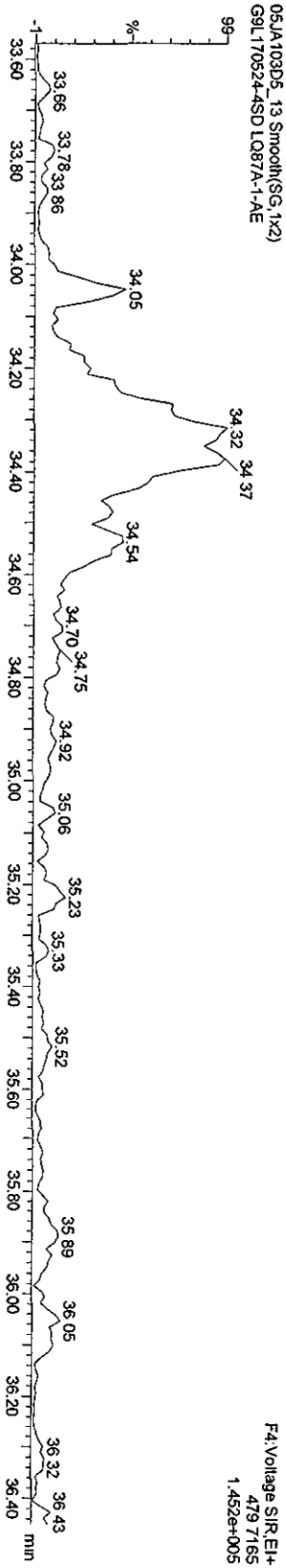
Last Allered: Wednesday, January 06, 2010 11:19:56 Pacific Standard Time
Printed: Wednesday, January 06, 2010 11:21:10 Pacific Standard Time

Name: 05JA103D5_13, Date: 06-Jan-2010, Time: 07:27:22, ID: LQ87A-1-AE, Description: G9L170524-4SD

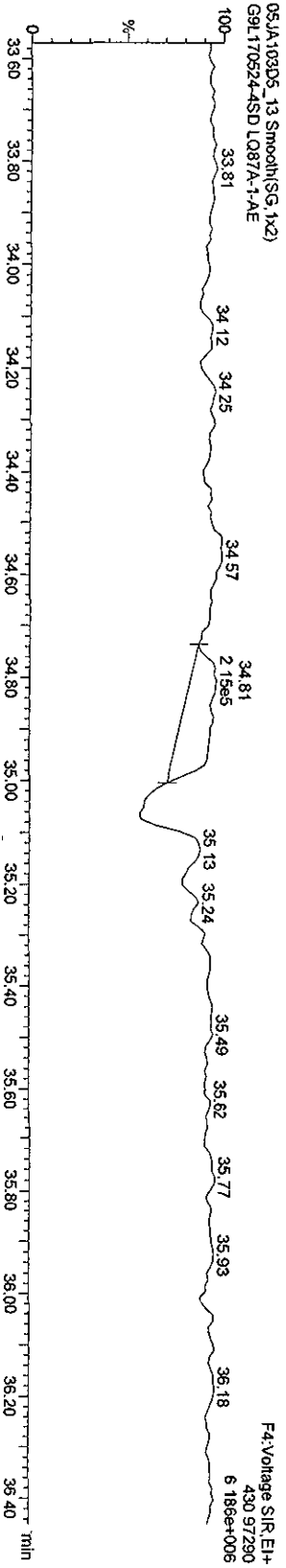
HPCDFs



HPCDF PCDFE



Function 4 PFK



Quantity Sample Report MassLynx 4.1

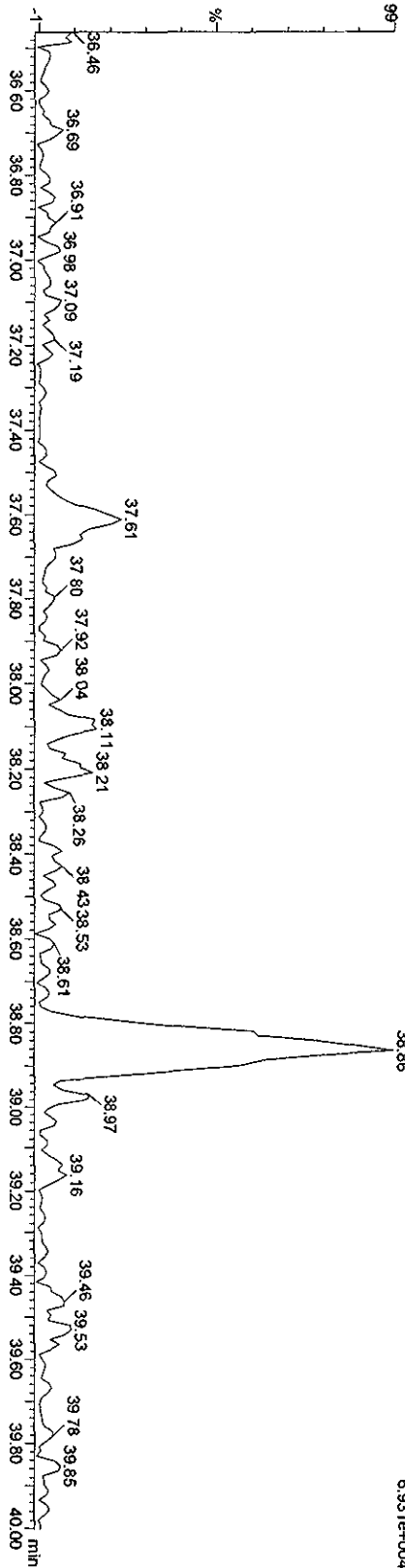
Dataset: C:\MassLynx\Default.pro\05JA103D58290A.qld

Last Altered: Wednesday, January 06, 2010 11:19:56 Pacific Standard Time
Printed: Wednesday, January 06, 2010 11:21:10 Pacific Standard Time

Name: 05JA103D5_13, Date: 06-Jan-2010, Time: 07:27:22, ID: LQ87A-1-AE, Description: G9L170524-4SD

OCDF PCDFPE
05JA103D5_13 Smooth(SG, 1x2)
G9L170524-4SD LQ87A-1-AE

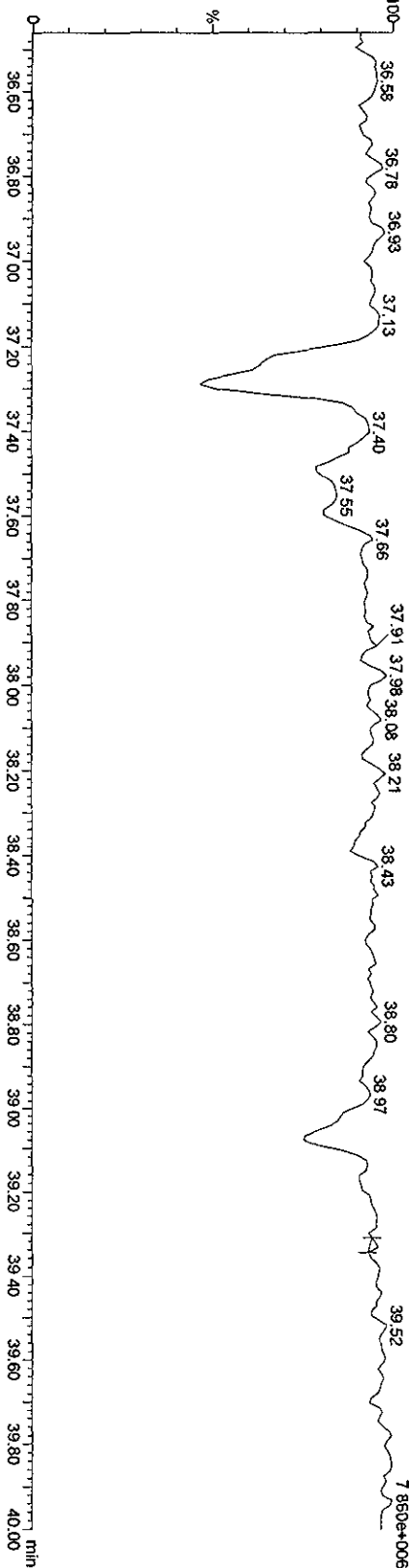
FS:Voltage SIR.EI+
513.67750
6.931e+004



Function 5 PFK

05JA103D5_13 Smooth(SG, 1x2)
G9L170524-4SD LQ87A-1-AE

FS:Voltage SIR.EI+
442.97280
7.850e+006



Run text: LQ87A-1-AE Sample text: LQ87A-1-AE :G9L170524-4SD
 Run #21 Filename: 06JA105D2 S: 16 I: 1 Results: 06ja105d2db225
 Acquired: 6-JAN-10 17:55:01 Processed: 6-JAN-10 19:42:26
 Run: 06JA105D2 Analyte: DB225HRS Cal: DB2250104105D2
 Factor 1: 1600.000 Factor 2: 20.000 Sample size: 10.62 g

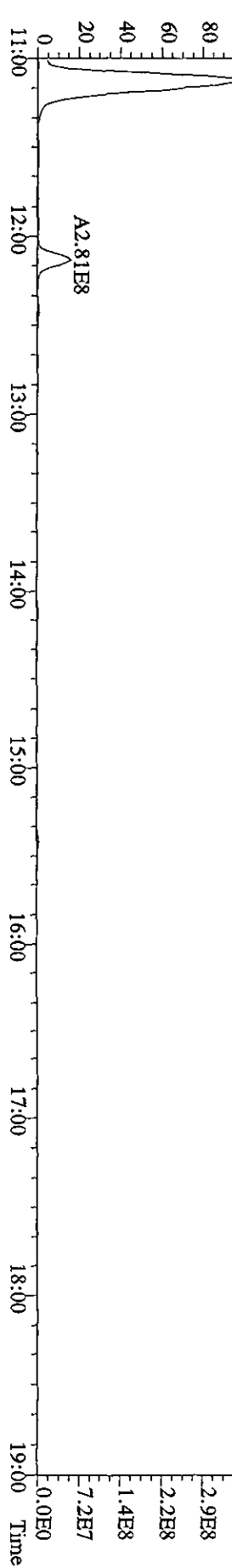
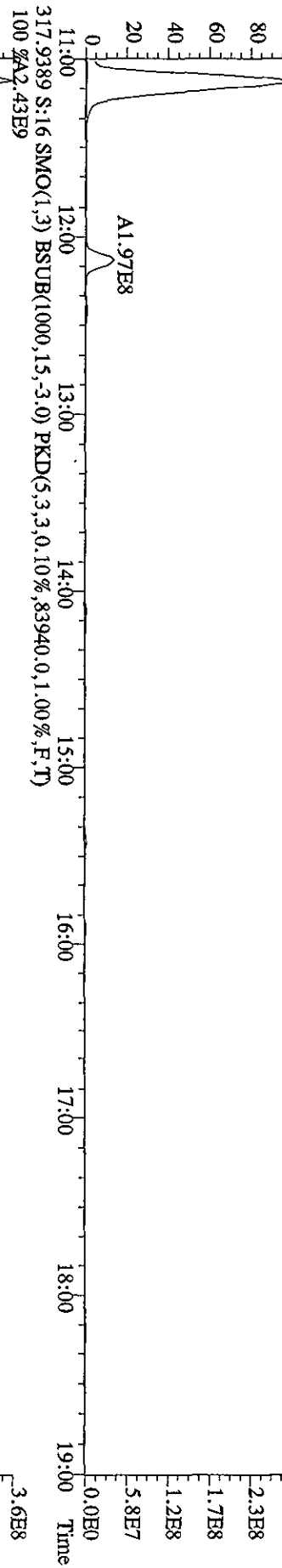
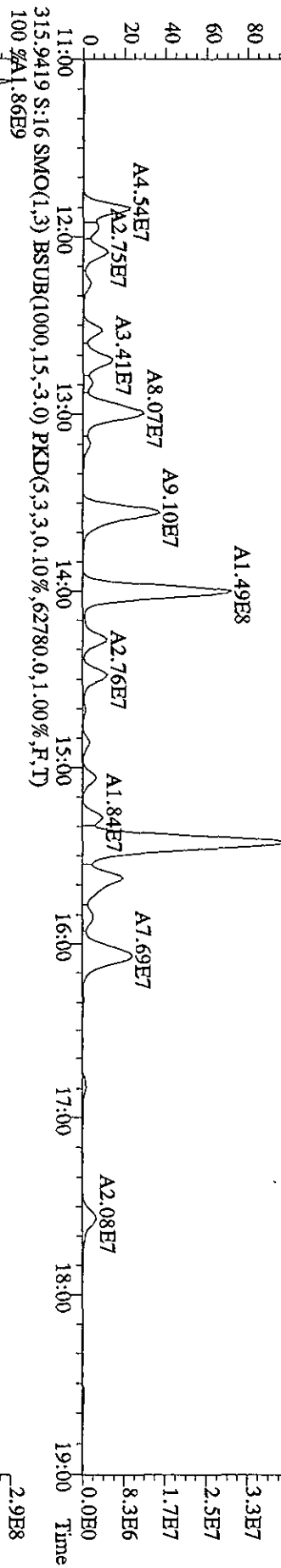
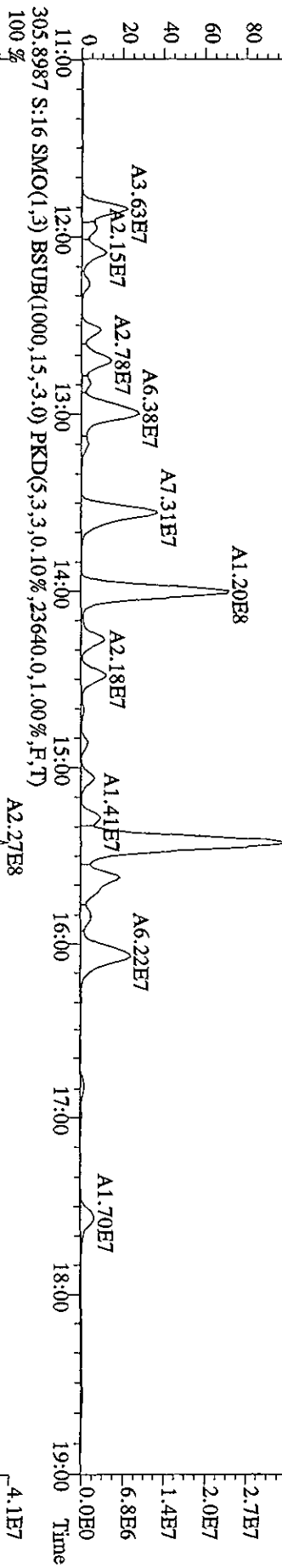
Name	Resp	RA	RT	RRF	Conc	EDL	Rec	M
13C-1,2,3,4-TCDD	14031790	0.68 y	14:18	-	0.61	-	-	n
13C-2,3,7,8-TCDF	29464800	0.87 y	15:24	1.66	118.85	8.79	63.1	y
2,3,7,8-TCDF	412321000	0.82 y	15:25	1.01	2600.21 <i>lm</i>	4.74 <i>G</i>	-	n
13C-2,3,7,8-TCDD	10148550	0.79 y	14:03	0.95	71.60	5.24	38.0	n
2,3,7,8-TCDD	2898074	1.37 n	14:06	1.18	45.48	9.39	-	n
37Cl-2,3,7,8-TCDD	14187020	1.00 y	14:05	2.07	46.04	1.55	61.1	n

SK 1/14/10

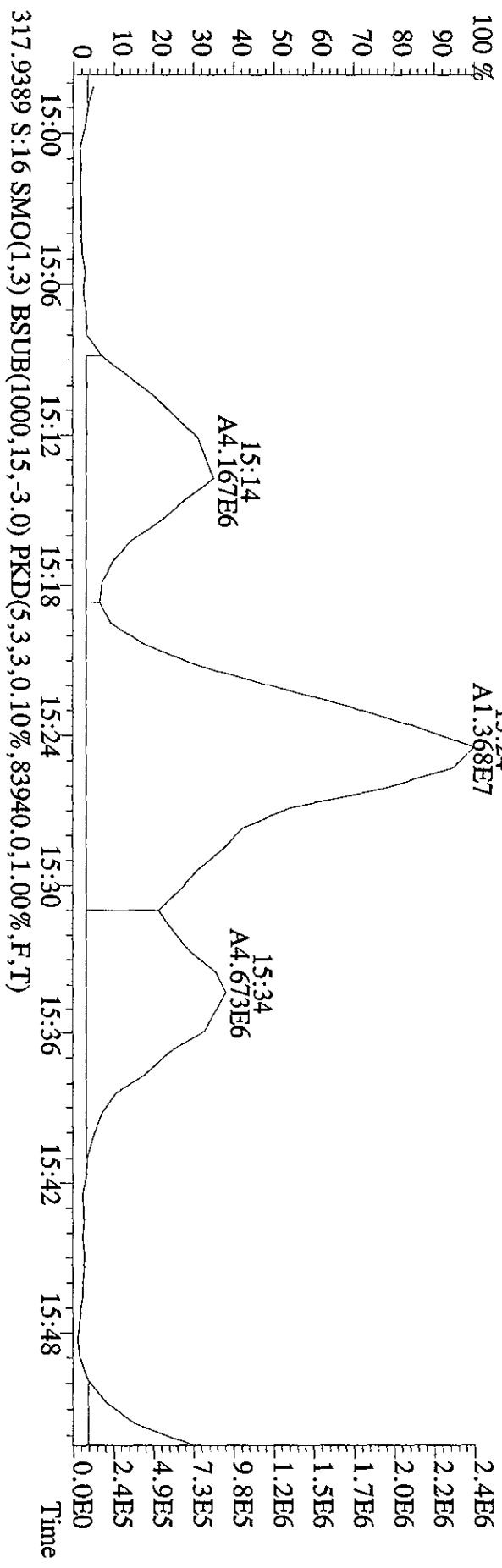
Run text: LQ87A-1-AE Sample text: LQ87A-1-AE :G9L170524-4SD
 Run #21 Filename: 06JA105D2 S: 16 I: 1 Results: 06JA105D2DB225
 Acquired: 6-JAN-10 17:55:01 Processed: 6-JAN-10 19:42:26
 Run: 06JA105D2 Analyte: DB225HRS Cal: DB2250104105D2
 Factor 1: 1600.000 Factor 2: 20.000 Sample size: 10.6200g

Name	Resp	RA	RT	RRF	Conc	EDL	Rec	M
13C-1,2,3,4-TCDD	14031790	0.68 y	14:18	-	0.61	-	-	n
13C-2,3,7,8-TCDF	24735927	0.98 n	15:24	1.66	99.78	8.79	53.0	n
2,3,7,8-TCDF	412321000	0.82 y	15:25	1.01	3097.31	5.47	-	n
13C-2,3,7,8-TCDD	10148550	0.79 y	14:03	0.95	71.60	5.24	38.0	n
2,3,7,8-TCDD	2898074	1.37 n	14:06	1.18	45.48	9.39	-	n
37Cl-2,3,7,8-TCDD	14187020	1.00 y	14:05	2.07	46.04	1.55	61.1	n

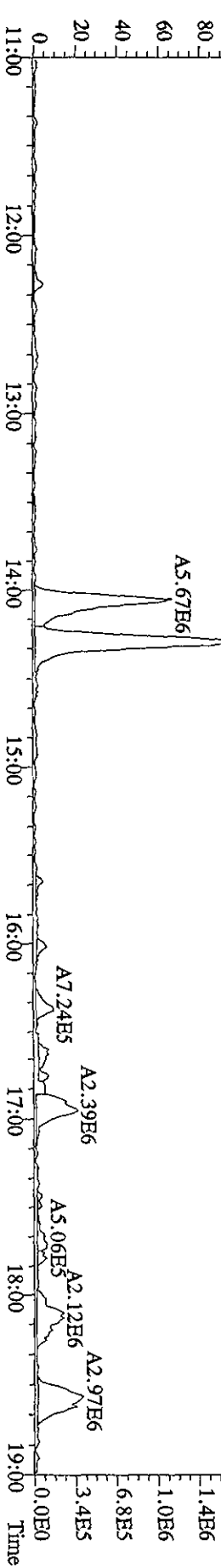
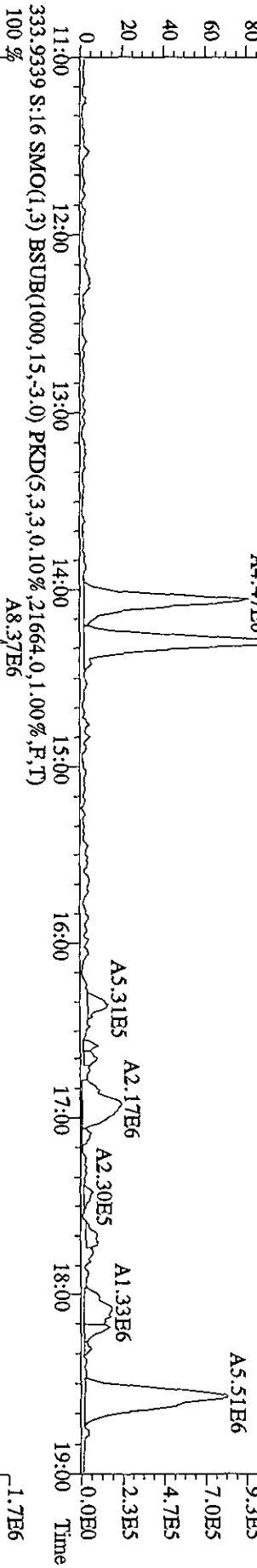
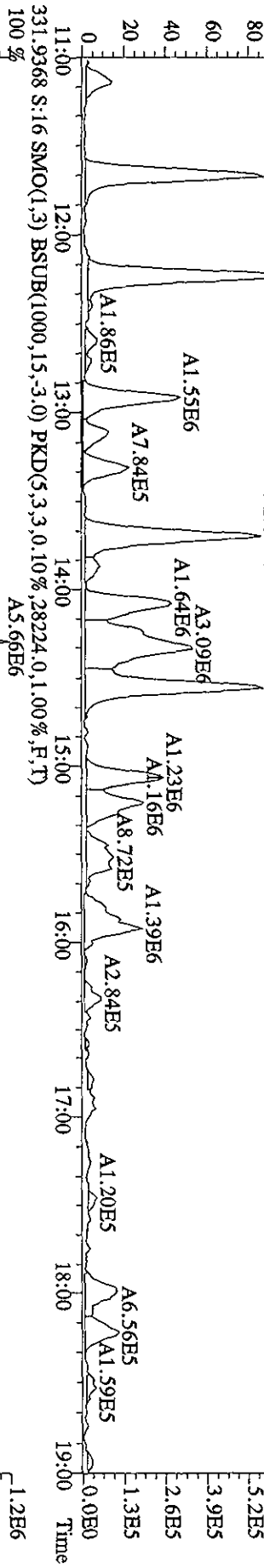
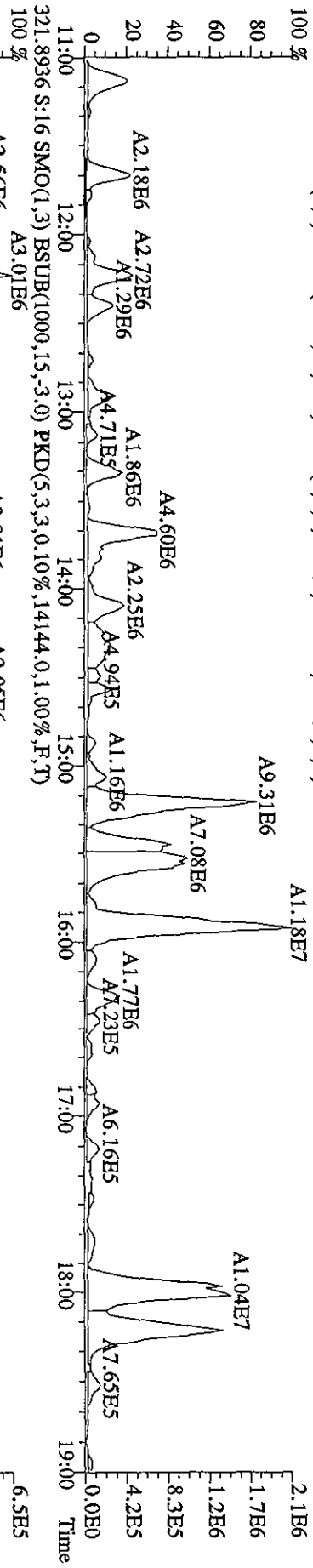
File:06JAI05D2 #1-1242 Acq: 6-JAN-2010 17:55:01 GC EI+ Voltage SIR 70SE
 Sample#16 Text:LO87A-1-AE :G9L170524-4SD Exp:DB225
 303.9016 S:16 SMO(1,3) BSUB(1000,15,-3.0) PKD(5,3,3,0.10%,21140,0.1,0.00%,F,T)



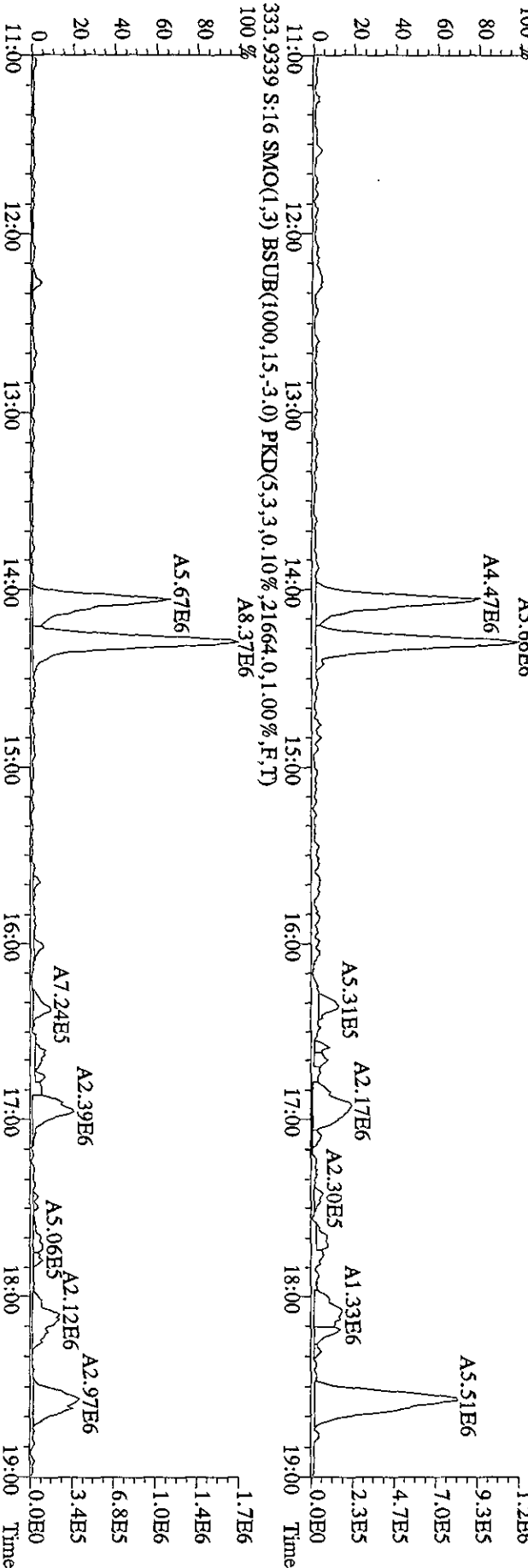
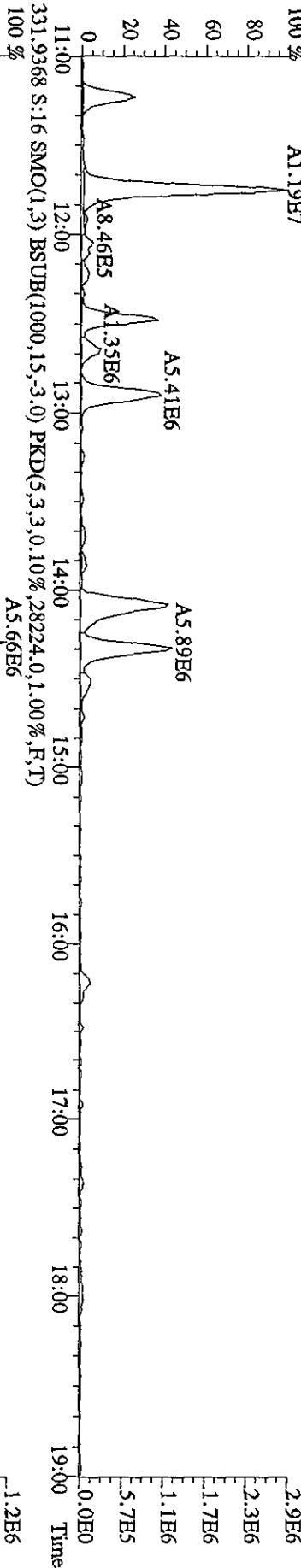
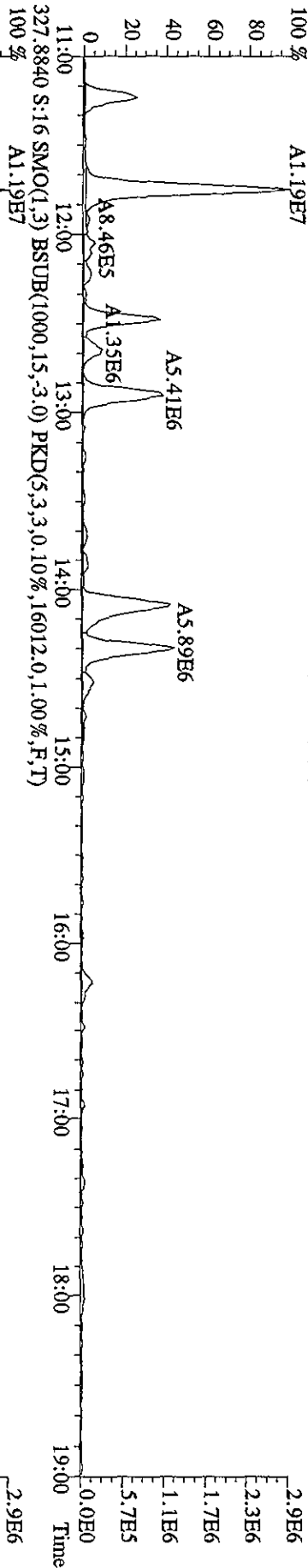
File:06JA10SD2 #1-1242 Acq: 6-JAN-2010 17:55:01 GC EI+ Voltage SIR 70SE
 Sample#16 Text:LO87A-1-AE :G9L170524-4S Exp:DB225
 315.9419 S:16 SMO(1,3) BSUB(1000,15,-3.0) PKD(5,3,3,0.10%,62780.0,1.00%,F,T)



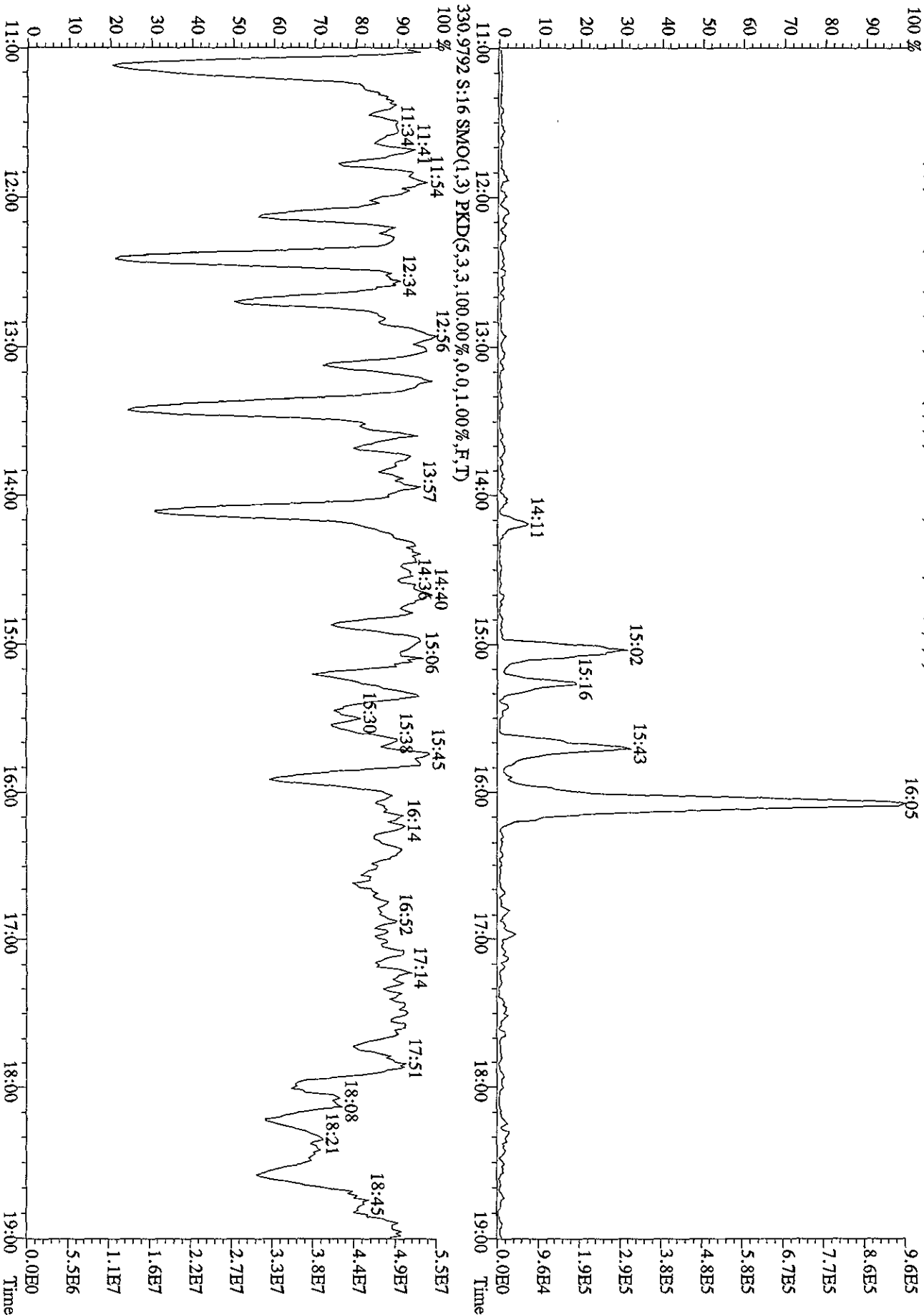
File:061A105D2 #1-1242 Acq: 6-JAN-2010 17:55:01 GC FI+ Voltage SIR 70SE
 Sample#16 Text:LQ87A-1-AE :G9L170524-4SD Exp:DB225
 319.8965 S:16 SMO(1,3) BSUB(1000,15,-3,0) PKD(5,3,3,0,10%,26188,0,1,00%,F,T)



File:061A105D2 #1-1242 Acq: 6-JAN-2010 17:55:01 GC FI+ Voltage SIR 70SE
 Sample#16 Text:LO87A-1-AE :G9L170524-4SD Exp:DB225
 327.8840 S:1.6 SMO(1,3) BSUB(1000,15,-3.0) PKD(5,3,3,0.10%,16012.0,1.00%,F,T)
 100 % A1.19E7



File:061A105D2 #1-1242 Acq: 6-JAN-2010 17:55:01 GC EI+ Voltage SIR 70SB
 Sample#16 Text:LQ87A-1-AE :G9L170524-4SD Exp:DB225
 375.8364 S:16 SMO(1,3) BSUB(1000,15,-3.0) PKD(5,3,3,100.00%,9004.0,1.00%,F,T)
 100%



Quantity Sample Summary Report MassLynx 4.1

Dataset: V:\HighRes_Archive\3D5\Default\pro105JA103D58290Bsk.qld

Last Altered: Friday, January 08, 2010 15:04:28 Pacific Standard Time
 Printed: Friday, January 08, 2010 15:05:14 Pacific Standard Time

Method: C:\MassLynx\Default\PRO\MethDB\B2903D5.mdb 06 Jan 2010 12:46:02
 Calibration: C:\MassLynx\Default\PRO\CurveDB\CA123120093D58290.cdb 31 Dec 2009 13:37:23

Name: 05JA103D5_18, Date: 06-Jan-2010, Time: 11:03:22, ID: LQ87E-1-AC, Description: G9L170524-5, Task:

SK 1/8/10

# Name	Trace	Sample Size	RT	Prd RT	RRF	M	Abs Resp	Conc	EMPC	%Rec	EDL	Ratio	Ratio Fl...	Mod Date
1 13C-1,2,3,4-TCDD	331.9368	10.200	18.66	18.62	1.00000		417885.72	98.0392	98.0392	100.0	0.76147	0.7941	NO	
2														
3 13C-2,3,7,8-TCDF	315.9419	10.200	18.06	17.98	1.55387		658597.94	99.4368	99.4368	50.7	3.35300	0.7577	NO	
4 2,3,7,8-TCDF	303.9916	10.200	18.07	18.07	1.00894		1704461.38	502.9564	502.9564	<i>See DB</i>	0.82804	0.7710	NO	
5 Total TCDFs	303.9916	10.200					2551.7724	2551.7724			0.82804			
6														
7 13C-2,3,7,8-TCDD	331.9368	10.200	18.88	18.86	0.93654		482064.08	120.7596	120.7596	61.6	0.81307	0.7704	NO	
8 2,3,7,8-TCDD	319.8965	10.200	18.91	18.88	1.13162		22516.72	8.4528	8.4528		0.72130	0.8139	NO	08-Jan-10
9 Total TCDDs	319.8965	10.200					296.7883	296.7883	193.8257		0.72130			
10														
11 37Cl-2,3,7,8-TCDD	327.8847	10.200	18.89	18.88	1.13700		322403.16	66.5243	0.0000	84.8	0.87693			
12														
13 13C-1,2,3,7,8-PeCDF	351.9000	10.200	23.41	23.46	1.21534		554987.31	107.1340	107.1340	54.6	0.73035	1.5951	NO	
14 1,2,3,7,8-PeCDF	339.8597	10.200	23.43	23.43	1.08079		816208.47	279.7550	279.7550		1.87464	1.5698	NO	
15 2,3,4,7,8-PeCDF	339.8597	10.200	24.87	24.84	0.96399		485735.36	178.0222	178.0222		2.00454	1.5843	NO	
16 Total F2 PeCDFs	339.8597	10.200					2234.0081	2234.0081	2199.8593		1.93741			
17 Total F1 PeCDFs	339.8597	10.200					352.5720	352.5720	366.9762		0.88561			
18														
19 13C-1,2,3,7,8-PeCDD	367.8949	10.200	25.66	25.64	0.74736		360628.61	113.2066	113.2066	57.7	1.26385	1.5600	NO	
20 1,2,3,7,8-PeCDD	355.8546	10.200	25.66	25.68	1.05672				122.7736		<u>2.50339</u>		NO	
21 Total PeCDDs	355.8546	10.200					526.1774	526.1774			2.50339			
22														
23 13C-1,2,3,7,8,9-HxCDD	401.8559	10.200	32.66	32.61	1.00000		339952.91	98.0392	98.0392	100.0	0.42718	1.2319	NO	
24														
25 13C-1,2,3,4,7,8-HxCDF	383.8639	10.200	31.32	31.32	0.91641		371692.02	116.9703	116.9703	59.7	0.78148	0.5162	NO	
26 1,2,3,4,7,8-HxCDF	373.8208	10.200	31.33	31.32	1.24280		1221297.56	518.4035	518.4035		<u>2.58316</u>	1.2242	NO	08-Jan-10
27 1,2,3,6,7,8-HxCDF	373.8208	10.200	31.46	31.46	1.49624		872145.59	307.4917	307.4917		2.14560	1.2577	NO	
28 2,3,4,6,7,8-HxCDF	373.8208	10.200	32.13	32.13	1.31114		189144.85	76.1013	76.1013		2.44851	1.2778	NO	
29 1,2,3,7,8,9-HxCDF	373.8208	10.200	32.87	32.86	1.29097		102547.94	41.9042	41.9042		2.48677	1.1840	NO	08-Jan-10
30 Total HxCDFs	373.8208	10.200					2236.2706	2236.2706	2236.2706		2.40423			
31														

Quantity Sample Summary Report MassLynx 4.1

Dataset: V:\HighRes_Archive\3D5\Default.pro\05JA103D58290Bsk.qld

Last Altered: Friday, January 08, 2010 15:04:28 Pacific Standard Time
 Printed: Friday, January 08, 2010 15:05:14 Pacific Standard Time

Name: 05JA103D5_18, Date: 06-Jan-2010, Time: 11:03:22, ID: LQ87E-1-AC, Description: G9L170524-5, Task:

#	Name	Trace	Sample Size	RT	Prd.RT	RRF M...	Abs.Resp	Conc.	EMPC	%Rec	EDL	Ratio	Ratio F...	Mod Date
32	13C-1,2,3,6,7,8-HxCDD	401.8659	10.200	32.36	32.38	0.80919	391265.08	139.4446	139.4446	71.1	0.52791	1.2685	NO	
33	1,2,3,4,7,8-HxCDD	389.8157	10.200	32.29	32.27	0.99291	26389.43	14.1805	14.1805	11.57	0.71035	1.2330	NO	
34	1,2,3,6,7,8-HxCDD	389.8157	10.200	32.38	32.37	1.18024	65130.37	27.6549	27.6549	11.57	0.56131	1.2036	NO	
35	1,2,3,7,8,9-HxCDD	389.8157	10.200	32.66	32.65	1.28282	71410.68	27.8969	27.8969	11.57	0.51642	1.1027	NO	
36	Total HxCDDs	389.8157	10.200		0.00	1.13189		198.4337	191.1345		0.58529			
37														
38	13C-1,2,3,4,6,7,8-HpCDF	417.8253	10.200	34.20	34.20	0.81080	335012.83	119.1591	119.1591	60.8	2.38118	0.4298	NO	
39	1,2,3,4,6,7,8-HpCDF	407.7818	10.200	34.21	34.21	1.36387	2398830.13	1029.4219	1029.4219	11.57	1.81830	1.0277	NO	
40	1,2,3,4,7,8,9-HpCDF	407.7818	10.200	35.32	35.33	1.11483	971772.84	510.1795	510.1795	11.57	2.22449	1.0355	NO	
41	Total HpCDFs	407.7818	10.200		0.00	1.23935		2303.5854	2303.5854		2.00099			
42														
43	13C-1,2,3,4,6,7,8-HpCDD	435.8169	10.200	35.00	35.02	0.70743	329500.77	134.3241	134.3241	68.5	2.36623	1.0988	NO	
44	1,2,3,4,6,7,8-HpCDD	423.7766	10.200	35.02	35.00	1.04312	218395.34	124.5904	124.5904	11.57	1.79527	1.0363	NO	
45	Total HpCDDs	423.7766	10.200		0.03	1.04312		223.5329	223.5329		1.79527			
46														
47	13C-OCDD	469.7779	10.200	37.46	37.47	0.51880	483093.47	268.5442	268.5442	68.5	5.96531	0.9217	NO	
48	OCDF	441.7428	10.200	37.56	37.58	1.40213	5140287.50	2975.9724	2975.9724	11.57	1.73230	0.8748	NO	
49	OCDD	457.7377	10.200	37.47	37.47	1.19691	2300510.13	1560.2454	1560.2454	11.57	1.51049	0.8672	NO	
50														
51														
52	Function 1 PFK	330.97920	1.000	14.25	14.26		691740.19							
53	Function 2 PFK	342.97920	1.000		22.48	16743...					0.00000			
54	Function 3 PFK	380.97600	1.000		29.28	7909.2...					0.00000			
55	Function 4 PFK	430.97290	1.000		34.81	14980...					0.00000			
56	Function 5 PFK	442.97280	1.000	39.30	39.31	3947.9...	17621.90	4.4635	4.4635	446.3	5.96261			
57	TCDF PCDFE	375.8364	1.000	14.96	15.01	30.012...	541.33	18.0370	18.0370	1803.7	28.52816			
58	F1 PCDF PCDFE	409.79740	1.000		18.68	45.972...					0.00000			
59	F2 PCDF PCDFE	409.7974	1.000	22.13	22.10	17.774...	342.42	19.2653	19.2653	1926.5	29.61645			
60	HxCDF PCDFE	445.7555	1.000		33.02	18.611...					0.00000			
61	HPCDF PCDFE	479.7165	1.000		35.33	75.501...					0.00000			
62	OCDF PCDFE	513.67750	1.000		37.54	85.061...					0.00000			

Quantity Sample Summary Report MassLynx 4.1

Dataset: C:\MassLynx\Default.pro\05JA103D58290B.qld

Last Altered: Wednesday, January 06, 2010 13:32:01 Pacific Standard Time
 Printed: Wednesday, January 06, 2010 13:33:02 Pacific Standard Time

Method: C:\MassLynx\Default.pro\Method\82903D5.mdb 06 Jan 2010 12:46:02
 Calibration: C:\MassLynx\Default.pro\Curve\B\CA123120093D58290.cdb 31 Dec 2009 13:37:23

Name: 05JA103D5_18, Date: 06-Jan-2010, Time: 11:03:22, ID: LQ87E-1-AC, Description: G9L170524-5, Task:

#	Name	Trace	Sample Size	RT	Prd.	RT	RRF	M...	Abs Resp	Conc.	EMPC	%Rec	EDL	Ratio	Prd.	Ratio	Ratio	Mod	Date	
1	13C-1,2,3,4-TCDD	331.9368	10.200	18.66	18.62	1.000			417885.72	98.0392	98.0392	100.0	0.7615	0.794	0.770					
2																				
3	13C-2,3,7,8-TCDF	315.9419	10.200	18.06	17.98	1.554			658597.94	99.4368	99.4368	50.7	3.3530	0.758	0.770					
4	2,3,7,8-TCDF	303.9016	10.200	18.07	18.07	1.009			1704461.38	502.9564	502.9564	90.8	0.8280	0.771	0.770					
5	Total TCDFs	303.9016	10.200		21.44	1.009			2551.7724	2551.7724	2551.7724	90.8	0.8280							
6																				
7	13C-2,3,7,8-TCDD	331.9368	10.200	18.88	18.86	0.937			482064.08	120.7596	120.7596	61.6	0.8131	0.770	0.770					
8	2,3,7,8-TCDD	319.8965	10.200	18.91	18.88	1.132			20654.61	7.4241	6.4276	0.7213	1.044	0.770						
9	Total TCDDs	319.8965	10.200		19.55	1.132			295.7595	295.7595	191.5984	0.7213								
10																				
11	37Cl-2,3,7,8-TCDD	327.8847	10.200	18.89	18.88	1.137			322403.16	66.5243	0.0000	84.8	0.8769							
12																				
13	13C-1,2,3,7,8-PeCDF	351.9000	10.200	23.41	23.46	1.215			554987.31	107.1340	107.1340	54.6	0.7303	1.595	1.550					
14	1,2,3,7,8-PeCDF	339.8597	10.200	23.43	23.43	1.031			816208.47	279.7550	279.7550	1.8746	1.570	1.550						
15	2,3,4,7,8-PeCDF	339.8597	10.200	24.87	24.84	0.964			485735.36	178.0222	178.0222	2.0045	1.584	1.550						
16	Total F2 PeCDFs	339.8597	10.200		34.47	0.997			2234.0081	2199.8593	2199.8593	1.9374								
17	Total F1 PeCDFs	339.8597	10.200		36.56	0.997			352.5720	306.3762	306.3762	0.8856								
18																				
19	13C-1,2,3,7,8-PeCDD	367.8949	10.200	25.66	25.64	0.747			360628.61	113.2066	113.2066	57.7	1.2638	1.560	1.550					
20	1,2,3,7,8-PeCDD	355.8546	10.200	25.68	25.68	1.057			526.1774	177.7736	177.7736	2.5034								
21	Total PeCDDs	355.8546	10.200		31.10	1.057														
22																				
23	13C-1,2,3,7,8,9-HxCDD	401.8559	10.200	32.66	32.61	1.000			339952.91	98.0392	98.0392	100.0	0.4272	1.232	1.240					
24																				
25	13C-1,2,3,4,7,8-HxCDF	383.8639	10.200	31.32	31.32	0.916			371692.02	116.9703	116.9703	59.7	0.7815	0.516	0.510					
26	1,2,3,4,7,8-HxCDF	373.8208	10.200	31.33	31.32	1.243			1415741.50	600.9391	600.9391	2.5832	1.211	1.240						
27	1,2,3,6,7,8-HxCDF	373.8208	10.200	31.46	31.46	1.496			872145.59	307.4917	307.4917	2.1456	1.258	1.240						
28	2,3,4,6,7,8-HxCDF	373.8208	10.200	32.13	32.13	1.311			189144.85	76.1013	76.1013	2.4485	1.278	1.240						
29	1,2,3,7,8,9-HxCDF	373.8208	10.200	32.92	32.86	1.291			370681.53	151.4718	151.4718	2.4868	1.248	1.240						
30	Total HxCDFs	373.8208	10.200		0.00	1.335			2428.3737	2428.3737	2428.3737	2.4042								
31																				

Dataset: C:\MassLynx\Default\pro05JA103D58290B.qld

Last Altered: Wednesday, January 06, 2010 13:32:01 Pacific Standard Time
 Printed: Wednesday, January 06, 2010 13:33:02 Pacific Standard Time

Name: 05JA103D5_18, Date: 06-Jan-2010, Time: 11:03:22, ID: LQ87E-1-AC, Description: G9L170524-5, Task:

#Name	Trace	Sample Size	RT	Prd:RT	RRF	M...	Abs Resp	Conc.	EMPC	%Rec	EDL	Ratio	Prd:Ratio	Ratio	Mod Date
32 13C-1,2,3,6,7,8-HKCDD	401.8559	10.200	32.36	32.38	0.809		391265.08	139.4446	139.4446	71.1	0.5279	1.269	1.240	NO	
33 1,2,3,4,7,8-HKCDD	389.8157	10.200	32.29	32.27	0.9830	7524	26389.43	14.1805	14.1805		0.7104	1.233	1.240	NO	
34 1,2,3,6,7,8-HKCDD	389.8157	10.200	32.38	32.37	1.180		65130.37	27.6549	27.6549		0.5613	1.204	1.240	NO	
35 1,2,3,7,8,9-HKCDD	389.8157	10.200	32.66	32.65	1.283		71410.68	27.8969	27.8969		0.5164	1.103	1.240	NO	
36 Total HxCDDs	389.8157	10.200		0.00	1.132			198.4337	191.1315		0.5853				
37															
38 13C-1,2,3,4,6,7,8-HpCDF	417.8253	10.200	34.20	34.20	0.811		335012.83	119.1591	119.1591	60.8	2.3812	0.430	0.440	NO	
39 1,2,3,4,6,7,8-HpCDF	407.7818	10.200	34.21	34.21	1.364		2398830.13	1029.4219	1029.4219		1.8183	1.028	1.040	NO	
40 1,2,3,4,7,8,9-HpCDF	407.7818	10.200	35.32	35.33	1.115		971772.84	510.1795	510.1795		2.2245	1.036	1.040	NO	
41 Total HpCDFs	407.7818	10.200		0.00	1.239			2303.5854	2303.5854		2.0010				
42															
43 13C-1,2,3,4,6,7,8-HpCDD	435.8169	10.200	35.00	35.02	0.707		3289500.77	134.3241	134.3241	68.5	2.3662	1.099	1.040	NO	
44 1,2,3,4,6,7,8-HpCDD	423.7766	10.200	35.02	35.00	1.043		218395.34	124.5904	124.5904		1.7953	1.036	1.040	NO	
45 Total HpCDDs	423.7766	10.200		0.04	1.043			223.5329	223.5329		1.7953				
46															
47 13C-OCDD	469.7779	10.200	37.46	37.46	0.519		483093.47	268.5442	268.5442	68.5	5.9653	0.922	0.890	NO	
48 OCDF	441.7428	10.200	37.57	37.58	1.402		5140287.50	2975.9724	2975.9724		1.7323	0.875	0.890	NO	
49 OCDD	457.7377	10.200	37.47	37.47	1.197		2300510.13	1560.2454	1560.2454		1.5105	0.867	0.890	NO	
50															
51															
52 Function 1 PFK	330.97920	1.000	14.25	14.26			691740.19								
53 Function 2 PFK	342.97920	1.000		22.48	16743...						0.0000				
54 Function 3 PFK	380.97600	1.000		29.28	7909.2...						0.0000				
55 Function 4 PFK	430.97290	1.000		34.81	14980...						0.0000				
56 Function 5 PFK	442.97280	1.000	39.30	39.31	3947.9...		17621.30	4.4635		446.3	5.9626				
57 TCDF PCDFE	375.8364	1.000	14.96	15.01	30.012		541.33	18.0370		180...	28.5282				
58 F1 PeCDF PCDFE	409.79740	1.000		18.68	45.972					0.0000					
59 F2 PeCDF PCDFE	409.7974	1.000	22.13	22.10	17.774		342.42	19.2653		192...	29.6165				
60 HxCDF PCDFE	445.7555	1.000		33.02	18.611					0.0000					
61 HpCDF PCDFE	479.7165	1.000		35.33	75.501					0.0000					
62 OCDF PCDFE	513.67750	1.000		37.54	85.061					0.0000					

Quantity Sample Report MassLynx 4.1

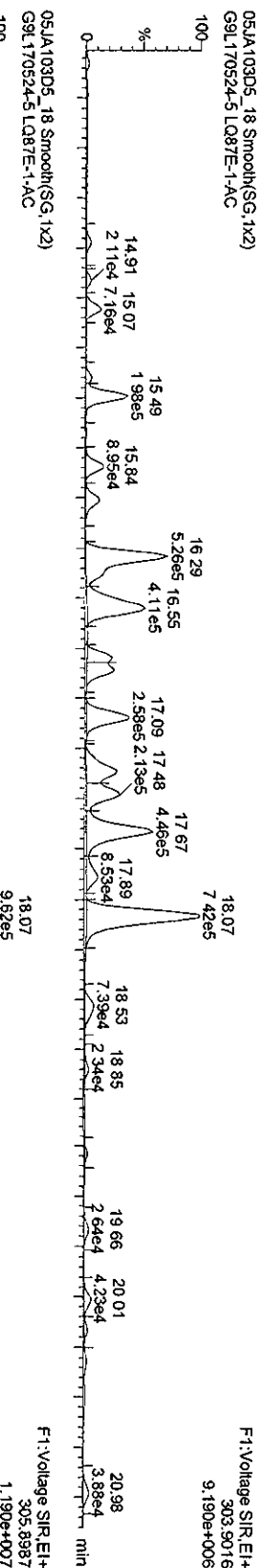
Dataset: C:\MassLynx\Default\pro05JA103D582908.qld

Last Altered: Wednesday, January 06, 2010 15:37:38 Pacific Standard Time
 Printed: Wednesday, January 06, 2010 15:39:18 Pacific Standard Time

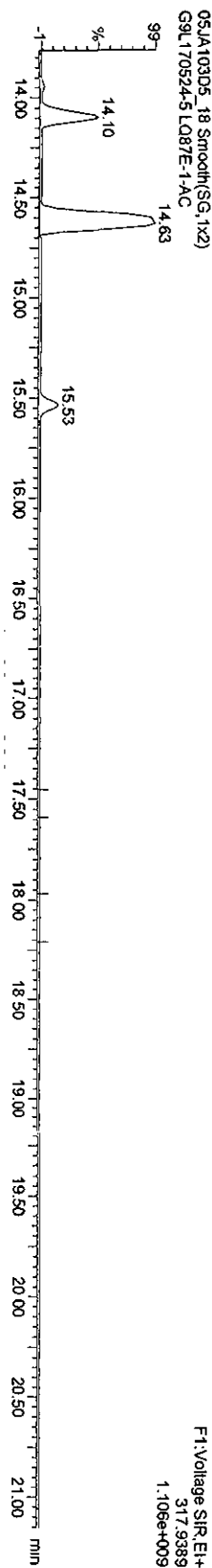

Method: C:\MassLynx\Default\pro1Methdb\82903D5.mdb 06 Jan 2010 12:46:02
 Calibration: C:\MassLynx\Default\pro1Curredb\ICA123120093D58290.cdb 31 Dec 2009 13:37:23

Name: 05JA103D5_18, Date: 06-Jan-2010, Time: 11:03:22, ID: LQ87E-1-AC, Description: G9L170524-5

TCDFs



13C-TCDF



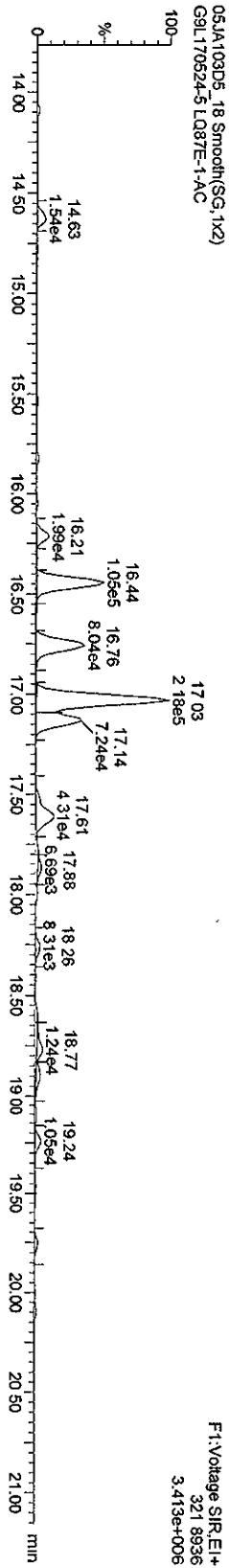
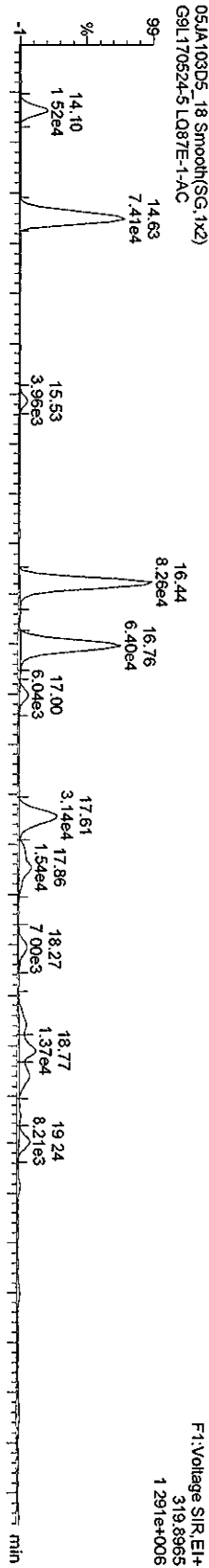
Quantity Sample Report MassLynx 4.1

Dataset: C:\MassLynx\Default\pro\05JA103D58290B.qld

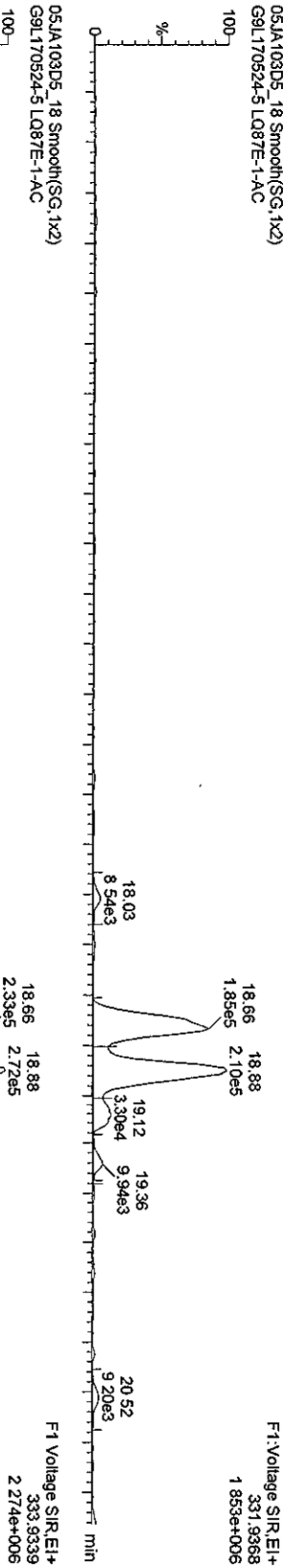
Last Altered: Wednesday, January 06, 2010 15:37:38 Pacific Standard Time
Printed: Wednesday, January 06, 2010 15:39:18 Pacific Standard Time

Name: 05JA103D5_18, Date: 06-Jan-2010, Time: 11:03:22, ID: L087E-1-AC, Description: G9L170524-5

TCDDs



13C-TCDDs



Dataset: V:\HighRes_Archive\3D5\Default.pro\05JA103D58290Bsk.qld

Last Altered: Friday, January 08, 2010 08:57:29 Pacific Standard Time
Printed: Friday, January 08, 2010 09:00:49 Pacific Standard Time

Manual Edit Codes

Method: C:\MassLynx\Default.PRO\MethDB\82903D5.mdb 06 Jan 2010 12:46:02
Calibration: C:\MassLynx\Default.PRO\CurveDB\ICA123120093D58290.cdb 31 Dec 2009 13:37:23

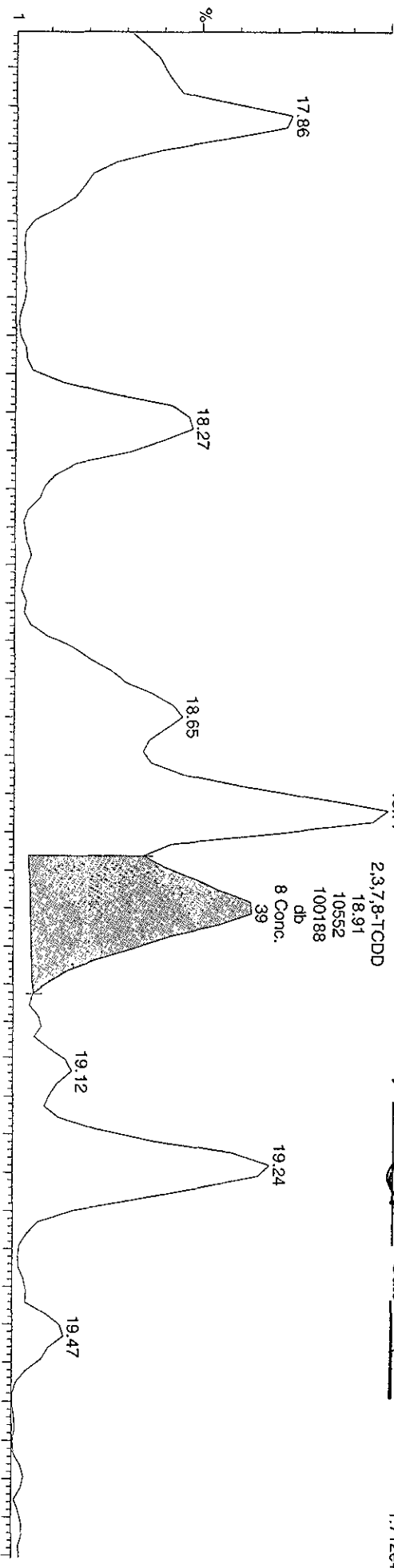
Sample Name: 05JA103D5_18

05JA103D5_18 Smooth(SG,1x2)
G9L170524-5 LQ87E-1-AC

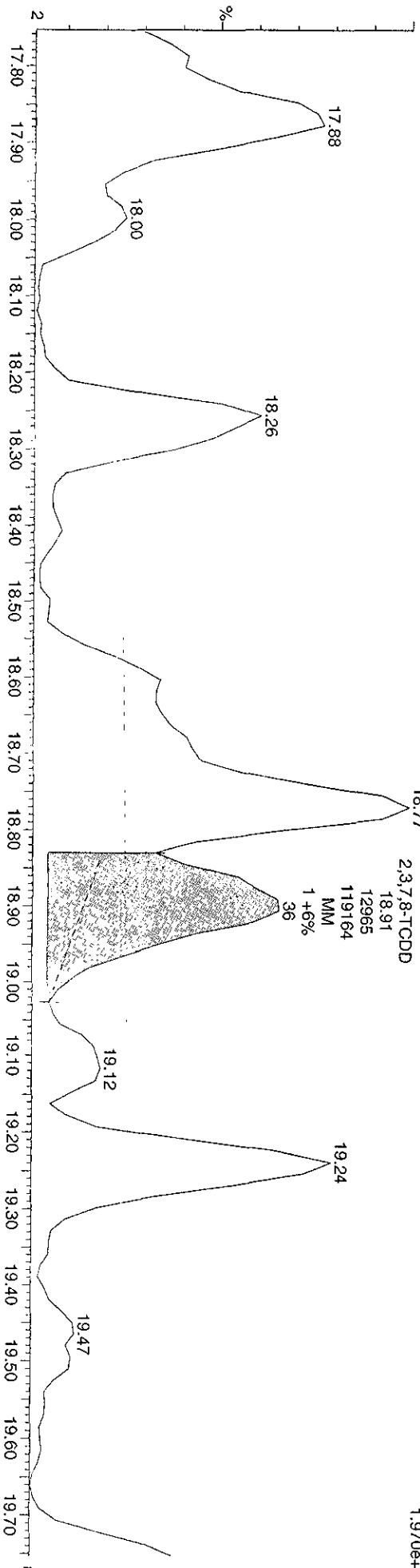
- 1 Peak not found
- 2 Poor chromatography
- 3 Baseline correction
- 4 Manual EDL calculation
- 5 Separate near eluters
- 6 Other

Analyst: SL Date: 1/8/10

F1:Voltage SIR, EI+
319.8965
1.712e+005



05JA103D5_18 Smooth(SG,1x2)
G9L170524-5 LQ87E-1-AC
F1:Voltage SIR, EI+
321.8936
1.970e+005
TestAmerica West Sacramento (916) 373 - 5600

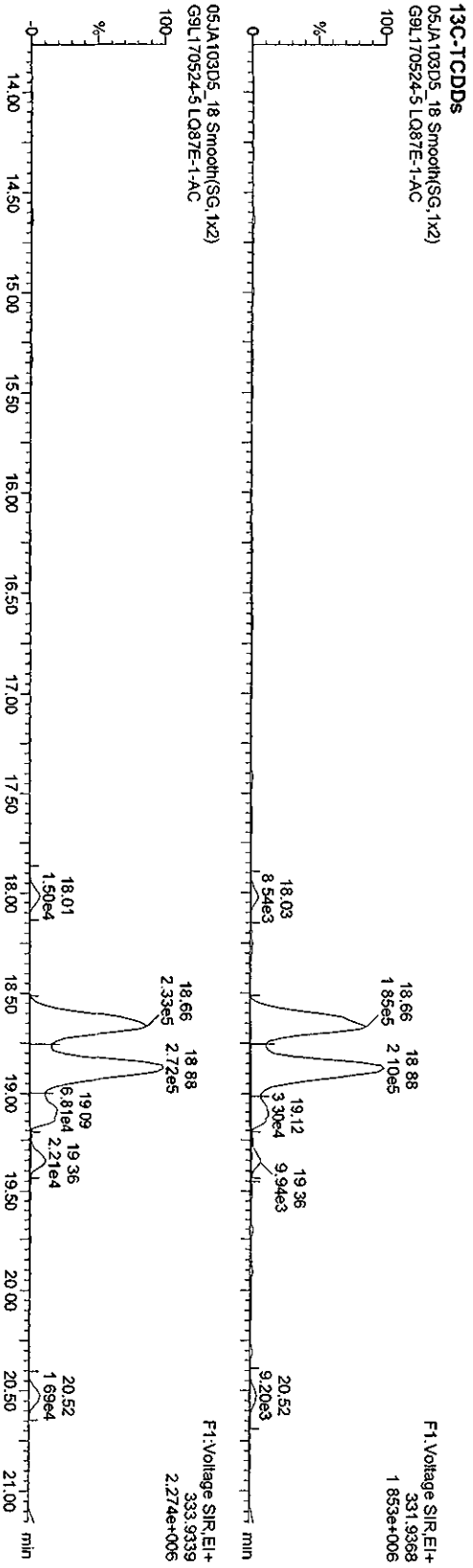
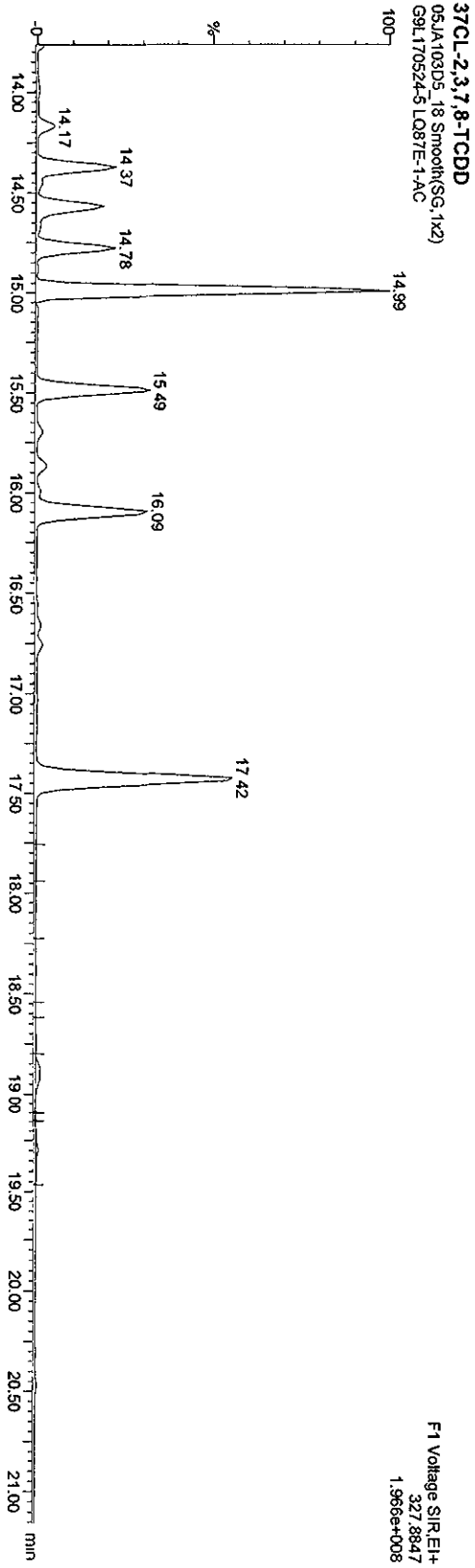


Quantity Sample Report Masslynx 4.1

Dataset: C:\Masslynx\Default\prot05JA103D58290B.qld

Last Altered: Wednesday, January 06, 2010 15:37:38 Pacific Standard Time
Printed: Wednesday, January 06, 2010 15:39:18 Pacific Standard Time

Name: 05JA103D5_18, Date: 06-Jan-2010, Time: 11:03:22, ID: LQ87E-1-AC, Description: G9L170524-5



05JA103D5_18 Smooth(SG,1x2)
G9L170524-5 LQ87E-1-AC

F1: Voltage SIR, EI+
333.9339
2.274e+006

Quantity Sample Report MassLynx 4.1

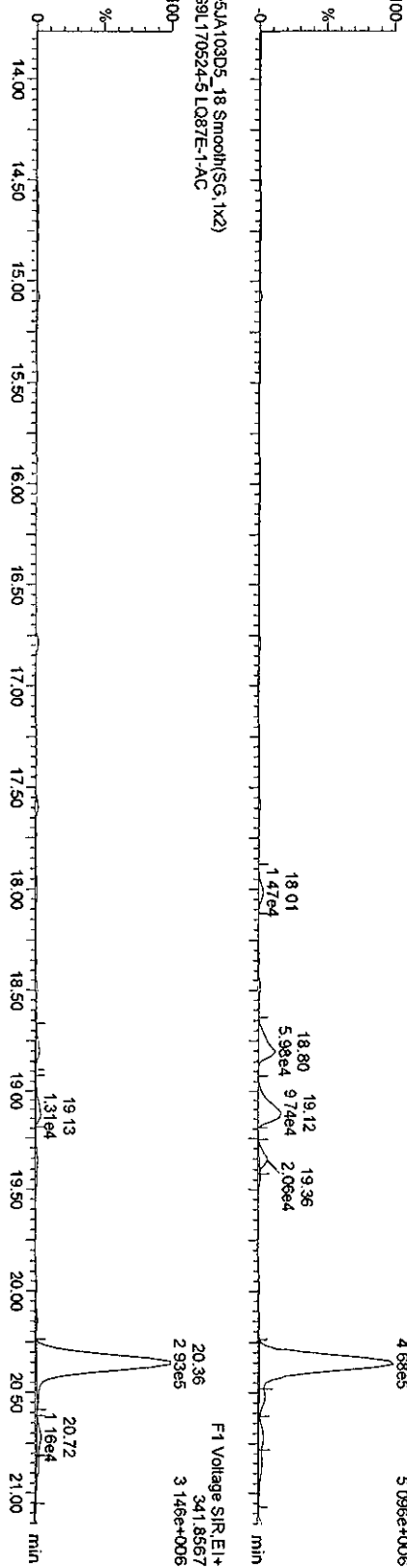
Dataset: C:\MassLynx\Default\prof\05JA103D58290B.qld

Last Altered: Wednesday, January 06, 2010 15:37:38 Pacific Standard Time
Printed: Wednesday, January 06, 2010 15:39:18 Pacific Standard Time

Name: 05JA103D5_18, Date: 06-Jan-2010, Time: 11:03:22, ID: LQ87E-1-AC, Description: G9L170524-5

F1 PeCDFs

05JA103D5_18 Smooth(SG, 1x2)
G9L170524-5 LQ87E-1-AC

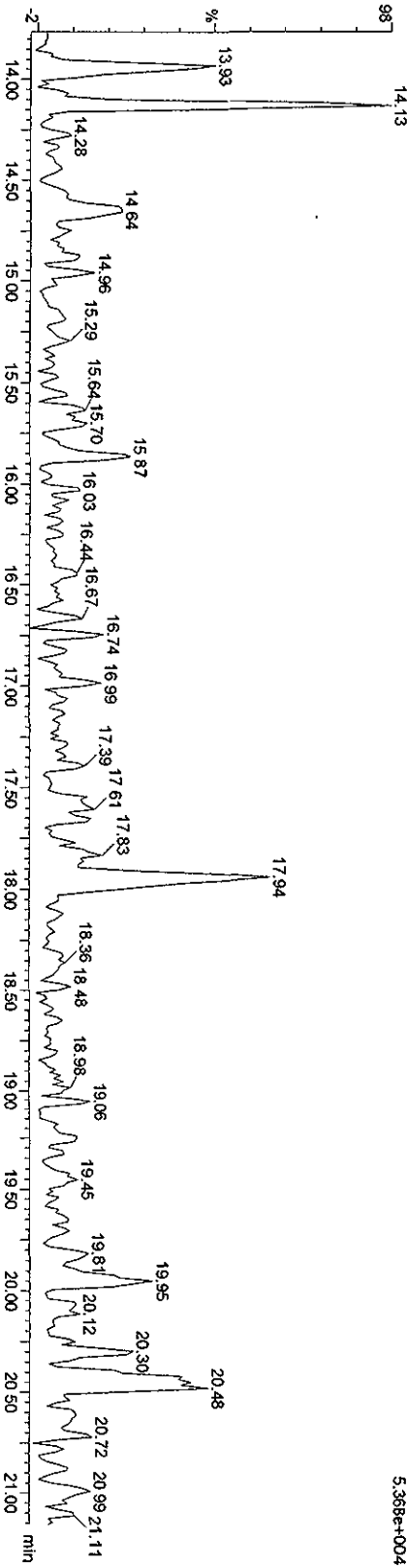


F1:Voltage SIR_EI+
339.8597
5.096e+006

F1:Voltage SIR_EI+
341.8567
3.148e+006

F1 PaCDF PCDPE

05JA103D5_18 Smooth(SG, 1x2)
G9L170524-5 LQ87E-1-AC



F1:Voltage SIR_EI+
409.79740
5.368e+004

Dataset: V:\HighRes_Archive\3D5\Default.pro\05JA103D58290Bsk.qld

Last Altered: Friday, January 08, 2010 15:04:28 Pacific Standard Time

Printed: Friday, January 08, 2010 15:04:47 Pacific Standard Time

Method: C:\MassLynx\Default.PRO\MethDB\82903D5.mdb 06 Jan 2010 12:46:02
Calibration: C:\MassLynx\Default.PRO\CurveDB\ICA123120093D58290.cdb 31 Dec 2009 13:37:23

Sample Name: 05JA103D5_18

05JA103D5_18 Smooth(SG,2x3)
G9L170524-5 LQ87E-1-AC

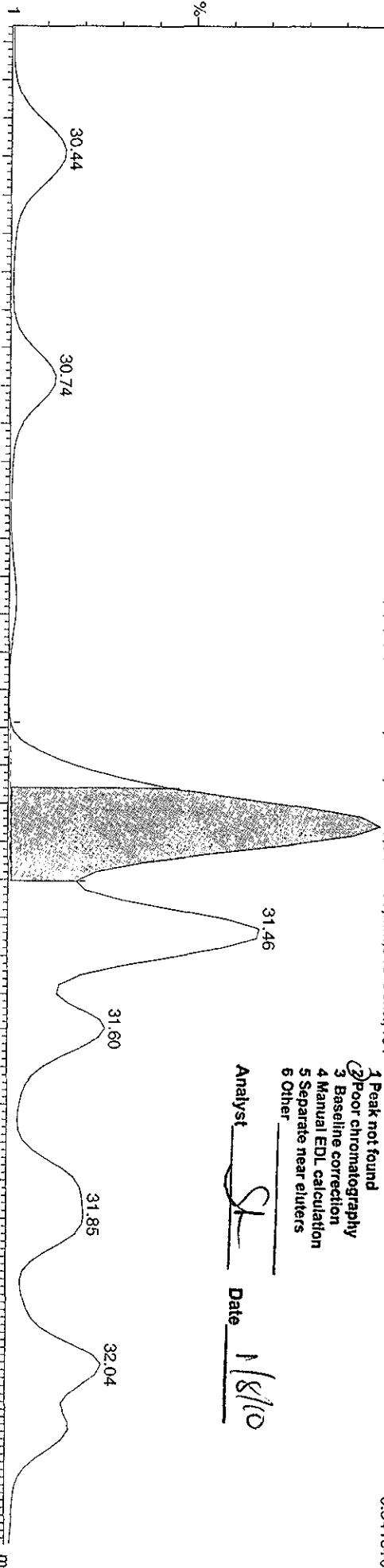
Manual Edit Codes

- 1 Peak not found
- 2 Poor chromatography
- 3 Baseline correction
- 4 Manual EDL calculation
- 5 Separate near eluters
- 6 Other

Analyst SL Date 1/8/10

1,2,3,4,7,8-HXCDF:31.33;672198;8425600,MM;518 Conc.;464

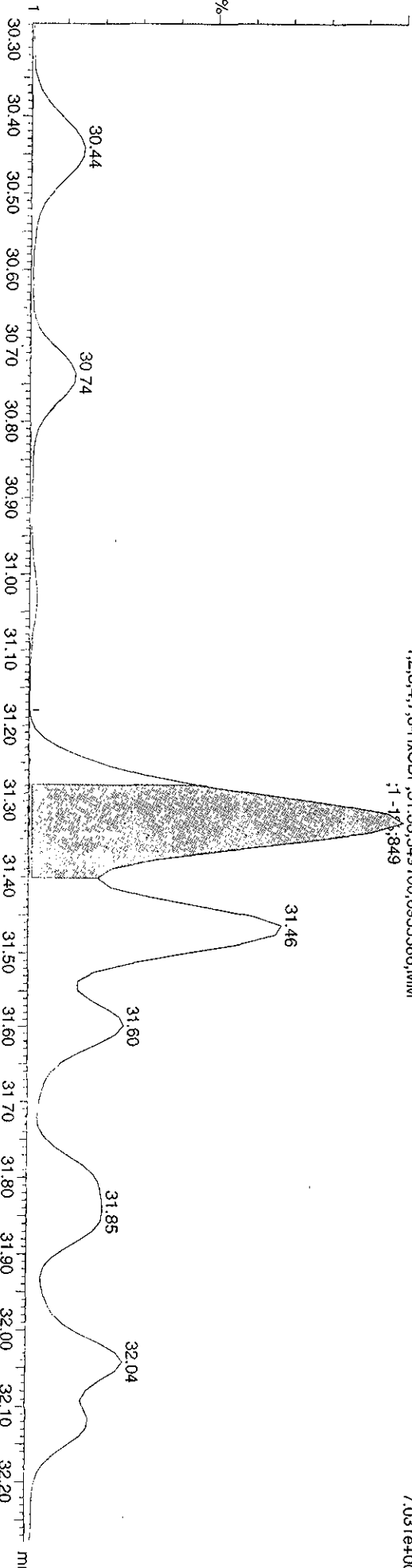
F3:Voltage S1R,E1+
373.8208
8.541e+006



05JA103D5_18 Smooth(SG,2x3)
G9L170524-5 LQ87E-1-AC

1,2,3,4,7,8-HXCDF:31.33;549100;69355686,MM
:1-178;849

F3:Voltage S1R,E1+
375.8178
7.031e+006



Dataset: V:\HighRes_Archive\3D5\Default.pro\05JA103D58290Bsk.qld

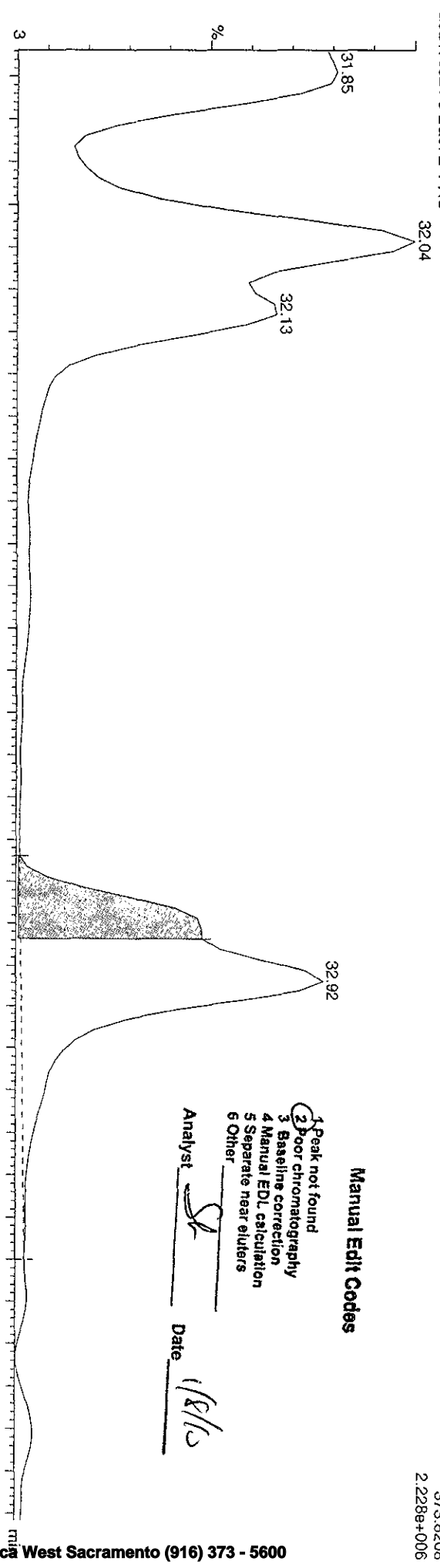
Last Altered: Friday, January 08, 2010 08:57:29 Pacific Standard Time

Printed: Friday, January 08, 2010 09:00:49 Pacific Standard Time

Sample Name: 05JA103D5_18

05JA103D5_18 Smooth(SG,2x3)
G9L170524-5 LQ87E-1-AC


F3:Voltage SIR.EI+
373.8208
2.228e+006



Manual Edit Codes

- 1 Peak not found
- 2 Poor chromatography
- 3 Baseline correction
- 4 Manual EDL calculation
- 5 Separate near eluters
- 6 Other

Analyst SL Date 1/8/10



F3:Voltage SIR.EI+
375.8177
1.832e+006

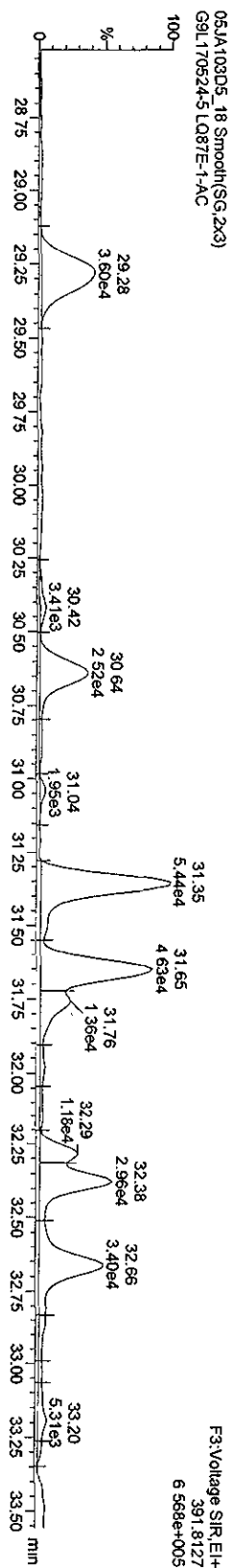
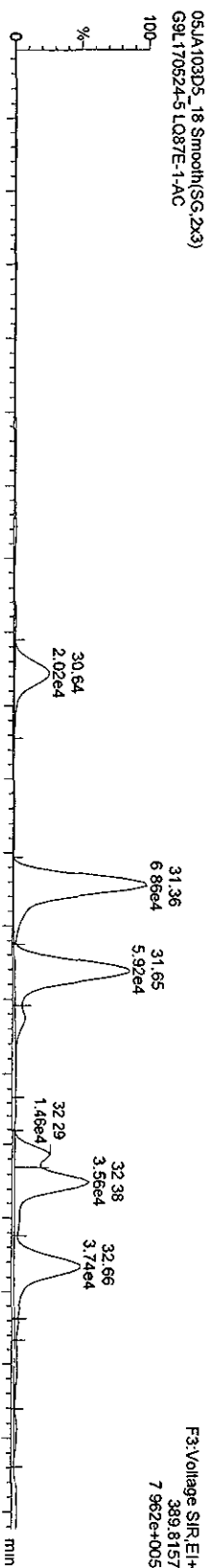
Quantity Sample Report MassLynx 4.1

Dataset: C:\MassLynx\Default\prof\05JA103D582908.qld



Last Altered: Wednesday, January 06, 2010 15:37:38 Pacific Standard Time
 Printed: Wednesday, January 06, 2010 15:39:18 Pacific Standard Time

Name: 05JA103D5_18, Date: 06-Jan-2010, Time: 11:03:22, ID: LQ87E-1-AC, Description: G9L170524-5

HxCDDs



13C-HxCDDs



Quantity Sample Report Masslynx 4.1


Dataset: C:\Masslynx\Default\pro\05JA103D58290B.qld

Last Altered: Wednesday, January 06, 2010 15:37:38 Pacific Standard Time
Printed: Wednesday, January 06, 2010 15:39:18 Pacific Standard Time


Name: 05JA103D5_18, Date: 06-Jan-2010, Time: 11:03:22, ID: LQ87E-1-AC, Description: G9L170524-5

HPCDFs

05JA103D5_18 Smooth(SG, 1x2)
G9L170524-5 LQ87E-1-AC




05JA103D5_18 Smooth(SG, 1x2)
G9L170524-5 LQ87E-1-AC




13C-HPCDFs

05JA103D5_18 Smooth(SG, 1x2)
G9L170524-5 LQ87E-1-AC



05JA103D5_18 Smooth(SG, 1x2)
G9L170524-5 LQ87E-1-AC



Quantity Sample Report Masslynx 4.1

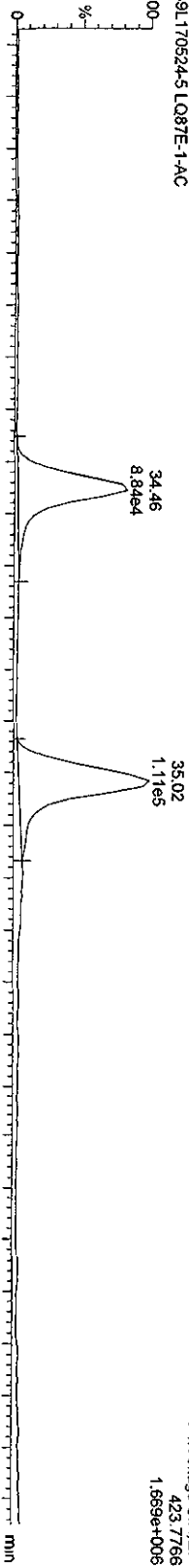
Dataset: C:\Masslynx\Default.pro\05JA103D58290B.qld

Last Altered: Wednesday, January 06, 2010 15:37:38 Pacific Standard Time
Printed: Wednesday, January 06, 2010 15:39:18 Pacific Standard Time

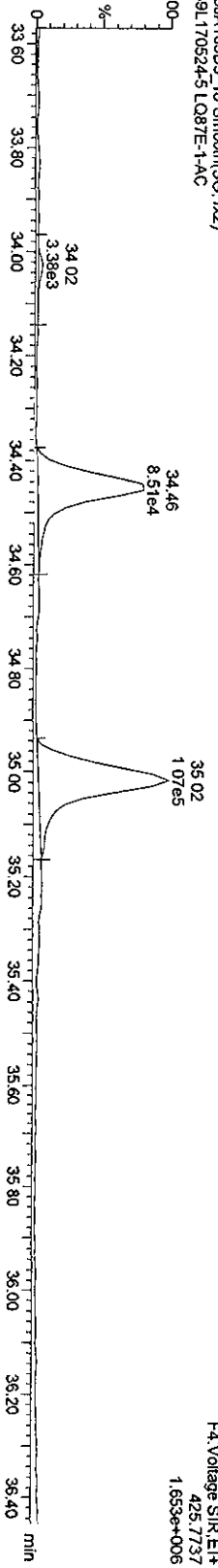
Name: 05JA103D5_18, Date: 06-Jan-2010, Time: 11:03:22, ID: LQ87E-1-AC, Description: G9L170524-5

HpCDDs

05JA103D5_18 Smooth(SG, 1x2)
G9L170524-5 LQ87E-1-AC

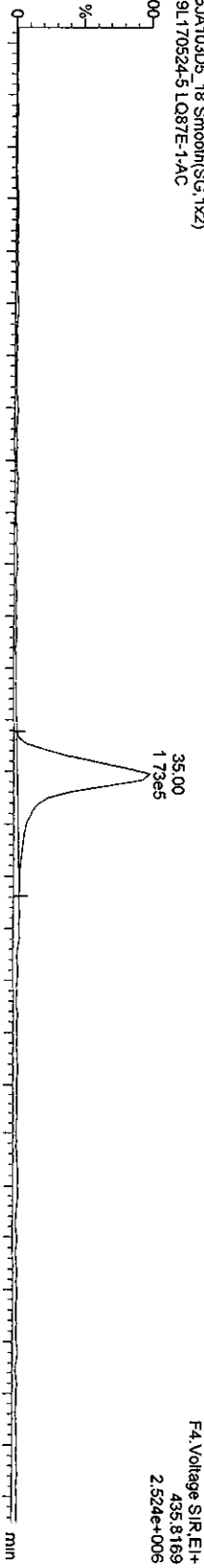


05JA103D5_18 Smooth(SG, 1x2)
G9L170524-5 LQ87E-1-AC

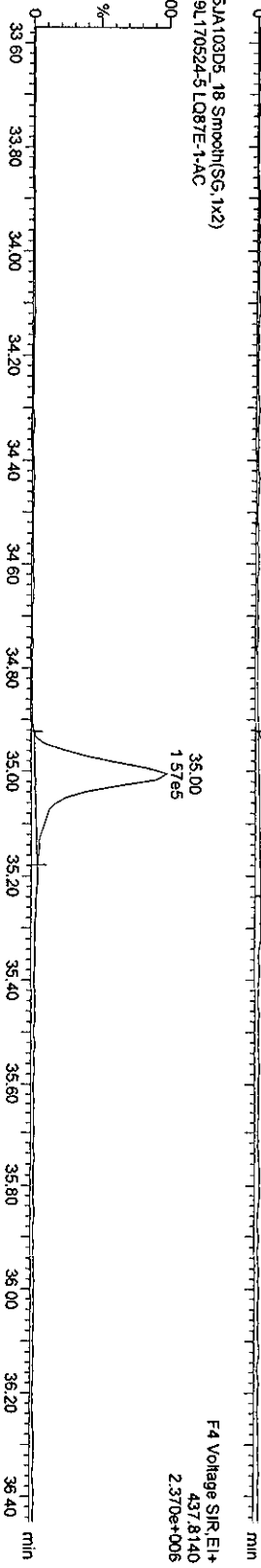


13C-HpCDD

05JA103D5_18 Smooth(SG, 1x2)
G9L170524-5 LQ87E-1-AC



05JA103D5_18 Smooth(SG, 1x2)
G9L170524-5 LQ87E-1-AC



Quantity Sample Report MassLynx 4.1

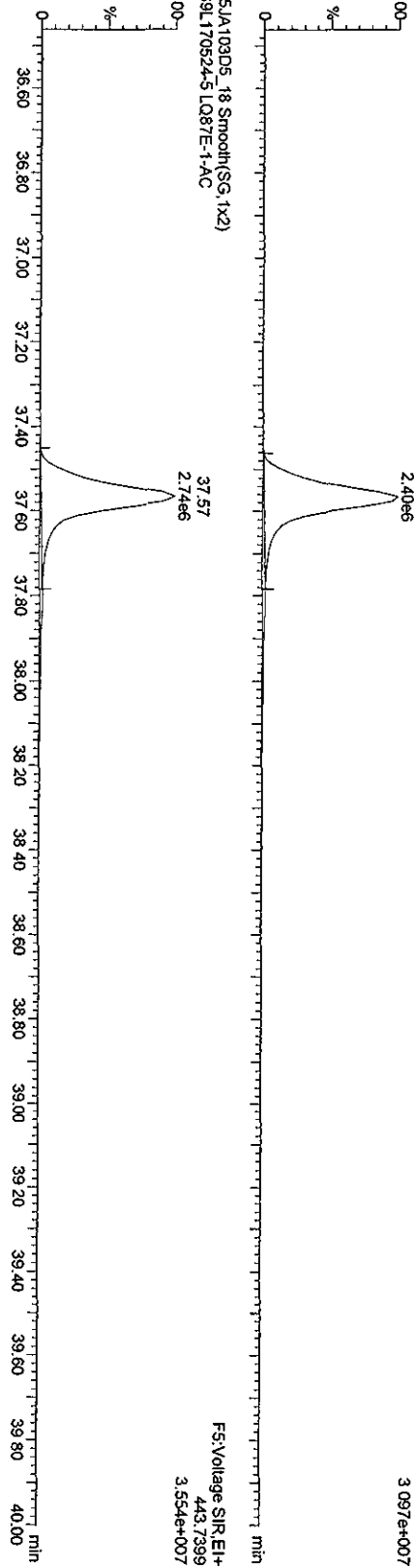
Dataset: C:\MassLynx\Default\prot05JA103D58290B.qld

Last Altered: Wednesday, January 06, 2010 15:37:38 Pacific Standard Time
Printed: Wednesday, January 06, 2010 15:39:18 Pacific Standard Time

Name: 05JA103D5_18, Date: 06-Jan-2010, Time: 11:03:22, ID: LQ87E-1-AC, Description: G9L170524-5

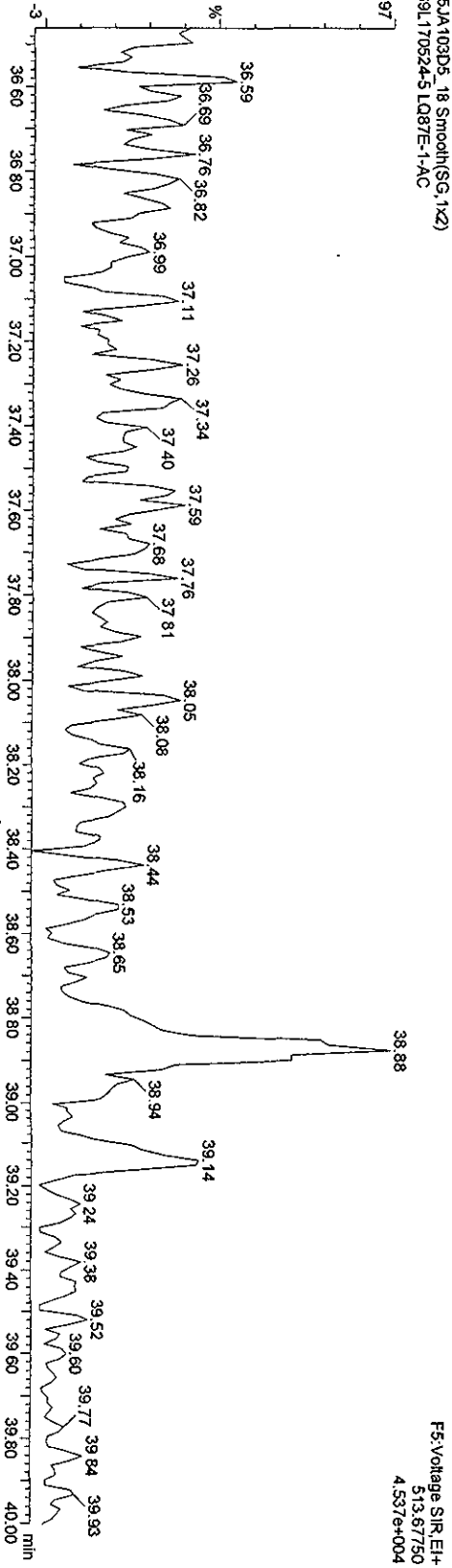
OCDFs

05JA103D5_18 Smooth(SG, 1x2)
G9L170524-5 LQ87E-1-AC



OCDF PCDBE

05JA103D5_18 Smooth(SG, 1x2)
G9L170524-5 LQ87E-1-AC



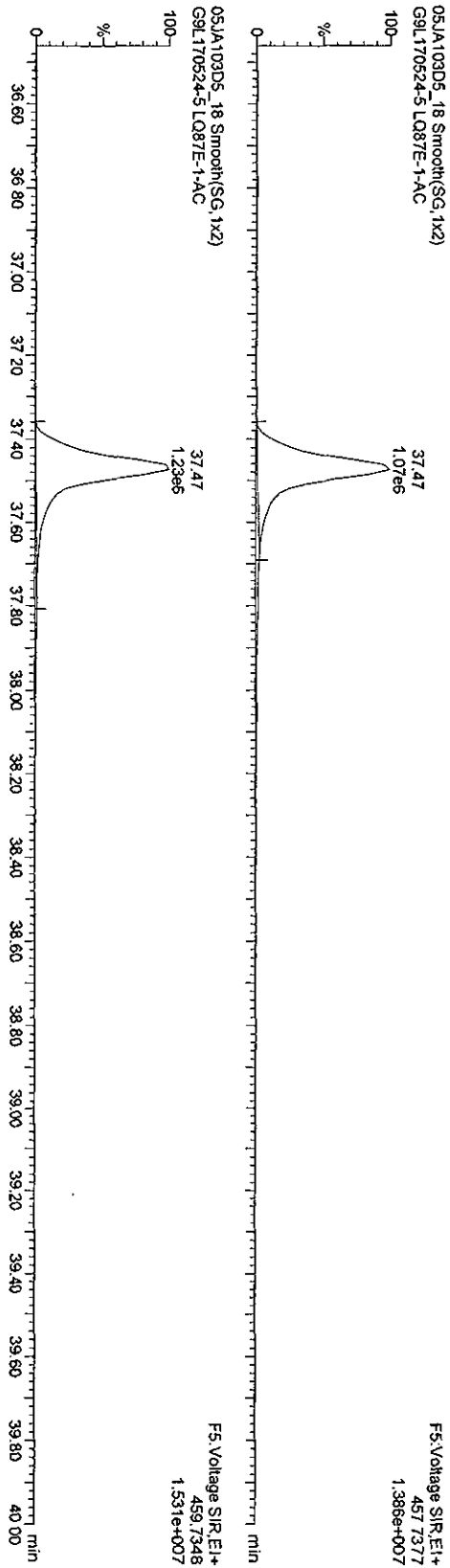
Quantity Sample Report MassLynx 4.1

Dataset: C:\MassLynx\Default\pro05JA103D582908.qld

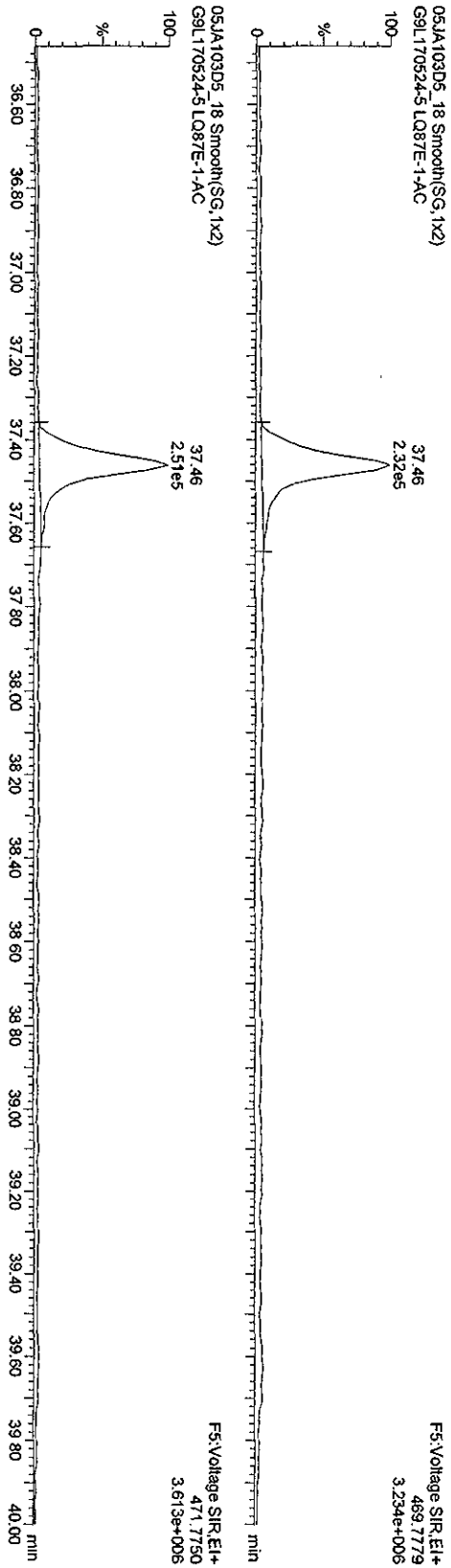
Last Altered: Wednesday, January 06, 2010 15:37:38 Pacific Standard Time
Printed: Wednesday, January 06, 2010 15:39:18 Pacific Standard Time

Name: 05JA103D5_18, Date: 06-Jan-2010, Time: 11:03:22, ID: LQ87E-1-AC, Description: G9L170524-5

OCDD



13C-OCDD



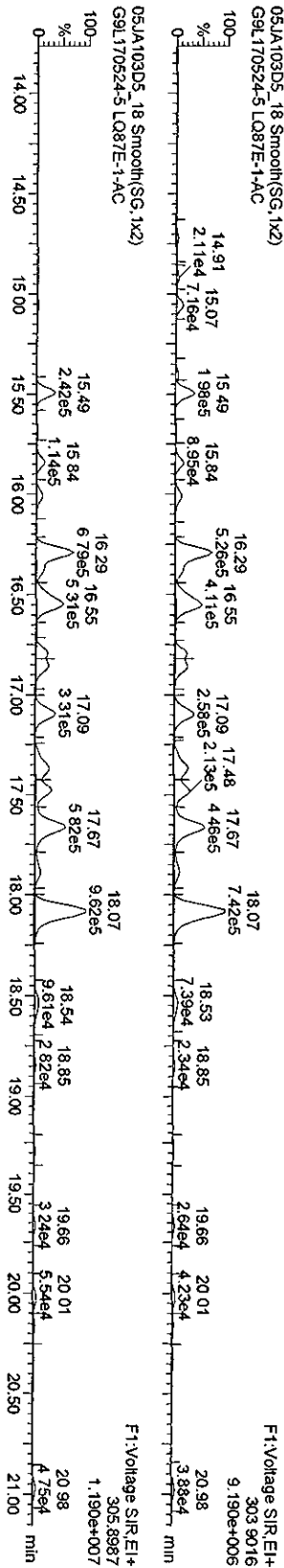
Quantity Sample Report MassLynx 4.1

Dataset: C:\MassLynx\Default\pro05JA103D58290B.qld

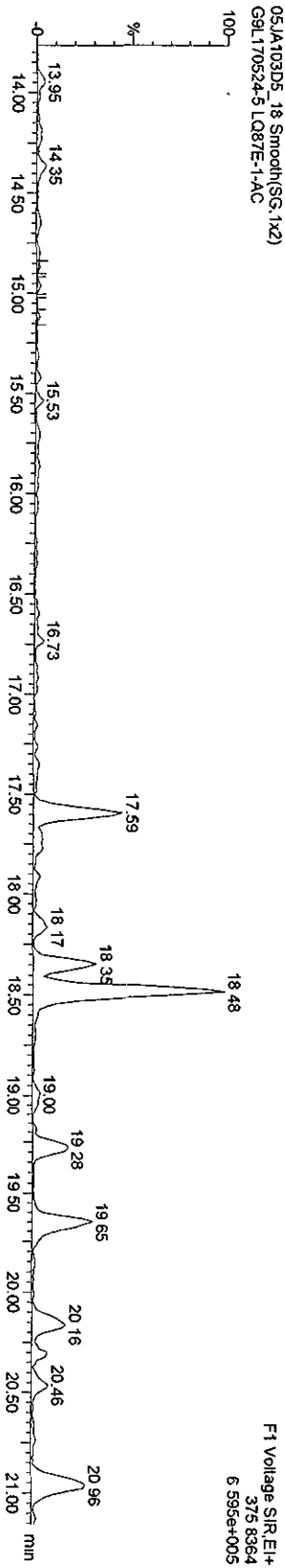
Last Altered: Wednesday, January 06, 2010 15:37:38 Pacific Standard Time
Printed: Wednesday, January 06, 2010 15:39:18 Pacific Standard Time

Name: 05JA103D5_18, Date: 06-Jan-2010, Time: 11:03:22, ID: LQ87E-1-AC, Description: G9L170524-5

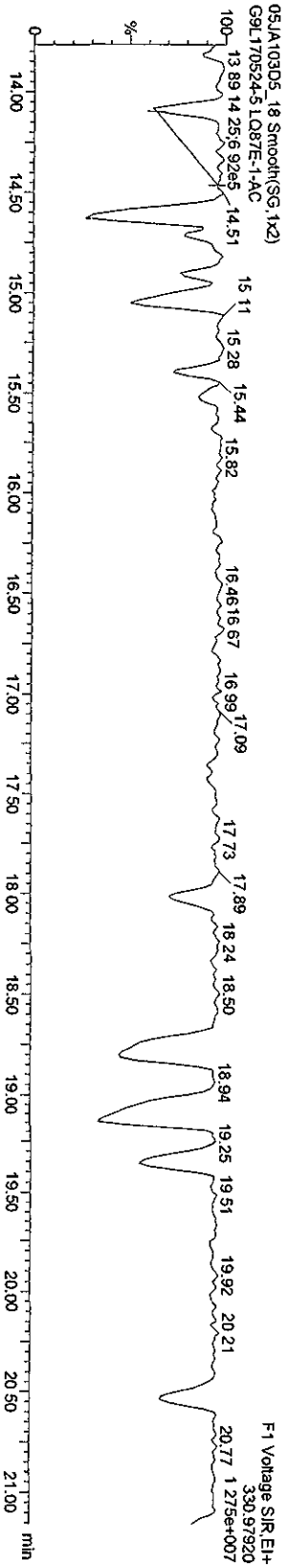
TCDFs



TCDF PCDFE



Function 1 PFK



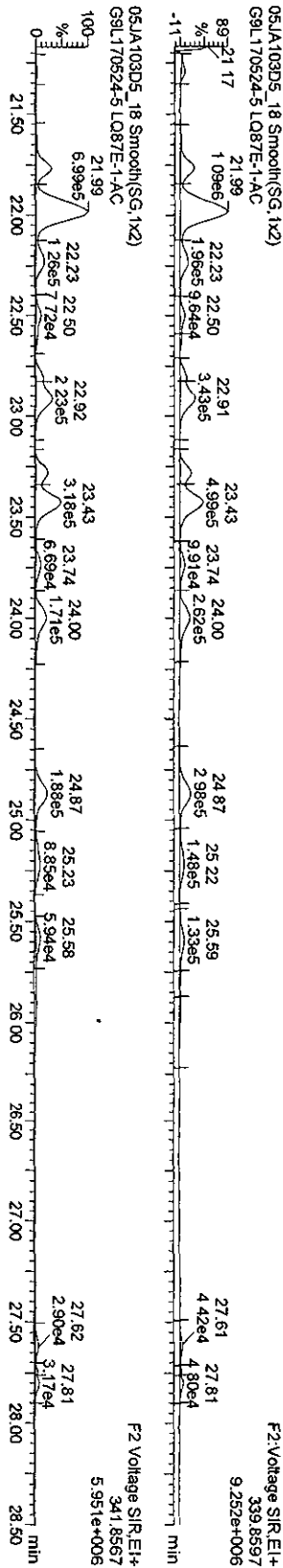
Quantity Sample Report MassLynx 4.1

Dataset: C:\MassLynx\Default\pro05JA103D582908.qld

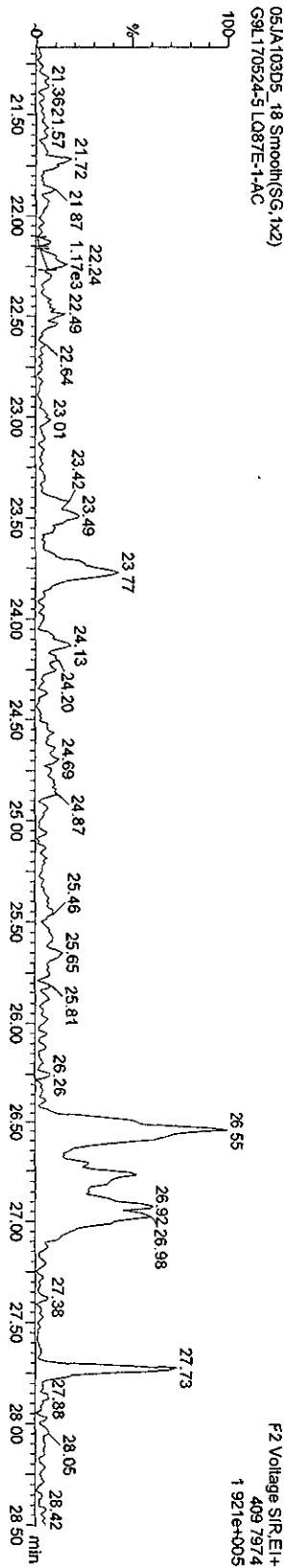
Last Altered: Wednesday, January 06, 2010 15:37:38 Pacific Standard Time
Printed: Wednesday, January 06, 2010 15:39:18 Pacific Standard Time

Name: 05JA103D5_18, Date: 06-Jan-2010, Time: 11:03:22, ID: LQ87E-1-AC, Description: G9L170524-5

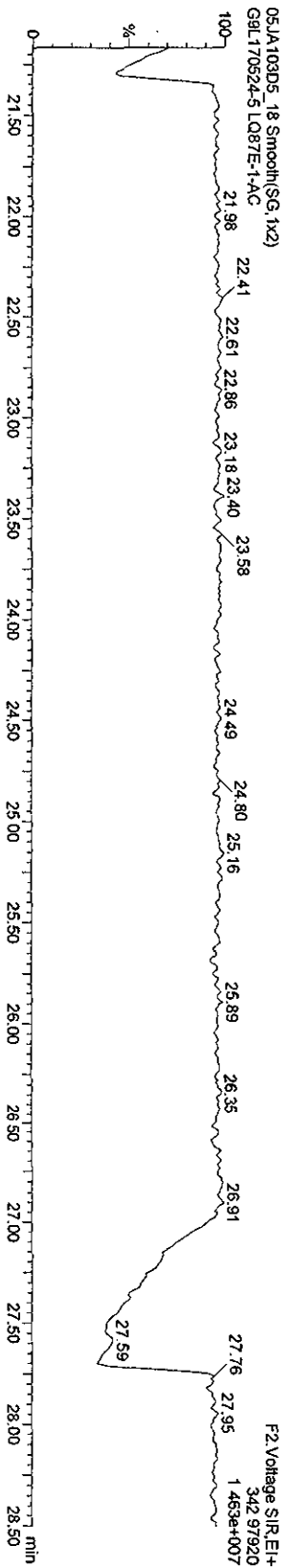
PCDF



F2 PCDF PCDFE



Function 2 PFK



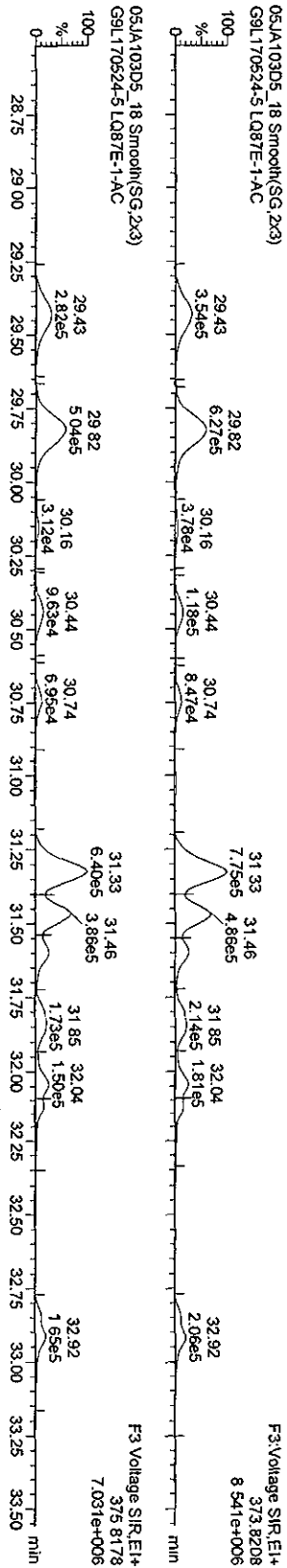
Quantity Sample Report MassLynx 4.1

Dataset: C:\MassLynx\Default.pro\05JA103D582908.qld

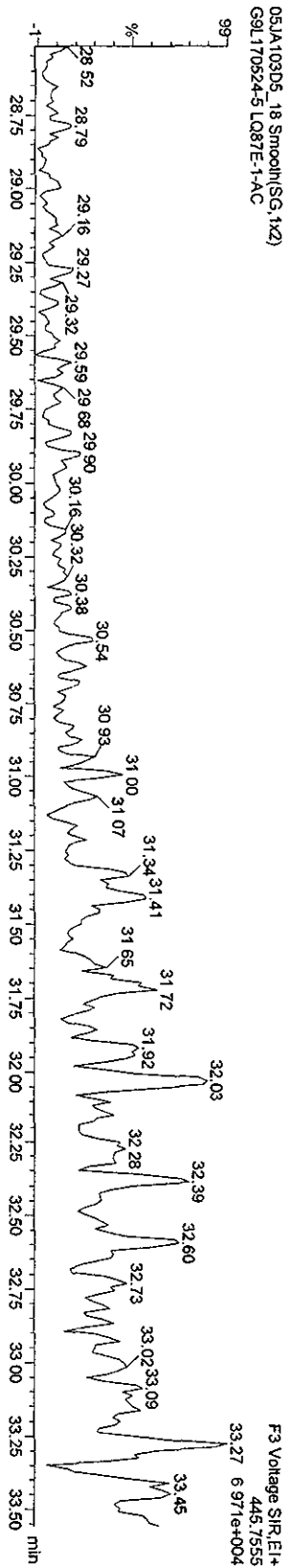
Last Altered: Wednesday, January 06, 2010 15:37:38 Pacific Standard Time
Printed: Wednesday, January 06, 2010 15:39:18 Pacific Standard Time

Name: 05JA103D5_18, Date: 06-Jan-2010, Time: 11:03:22, ID: LQ87E-1-AC, Description: G9L170524-5

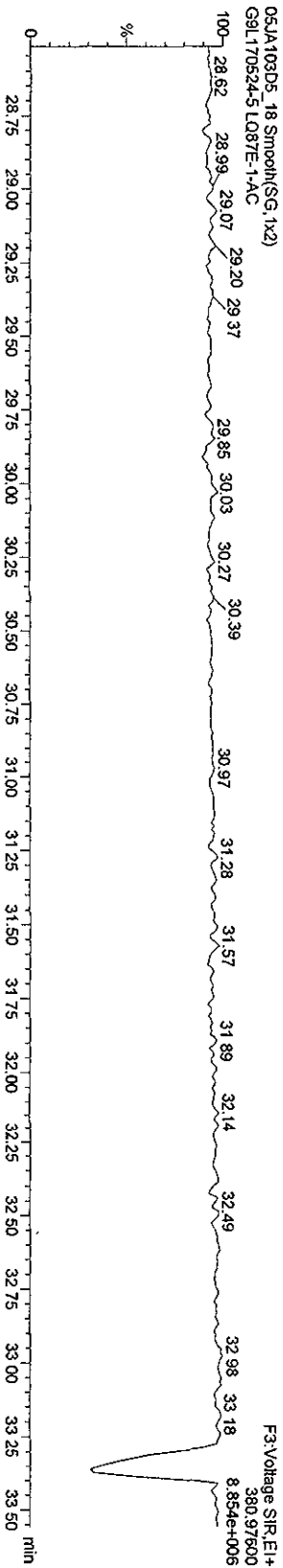
HxCDFs



HxCDF PCDFE



Function 3 PFK



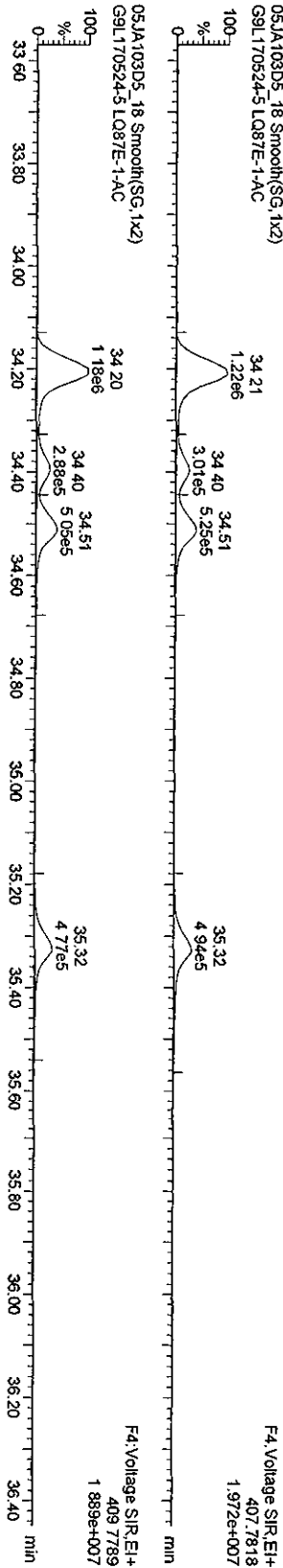
Quantity Sample Report MassLynx 4.1

Dataset: C:\MassLynx\Default\proj\05JA103D582908.qld

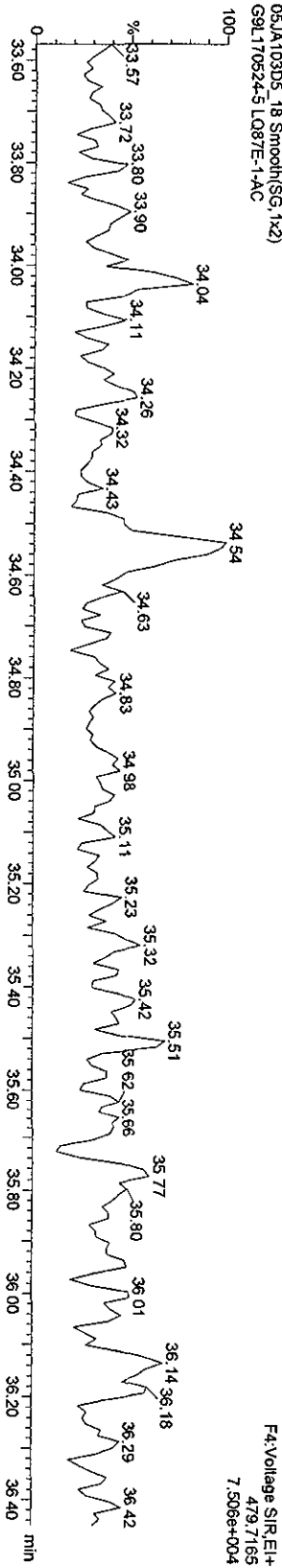
Last Altered: Wednesday, January 06, 2010 15:37:38 Pacific Standard Time
Printed: Wednesday, January 06, 2010 15:39:18 Pacific Standard Time

Name: 05JA103D5_18, Date: 06-Jan-2010, Time: 11:03:22, ID: LQ87E-1-AC, Description: G9L170524-5

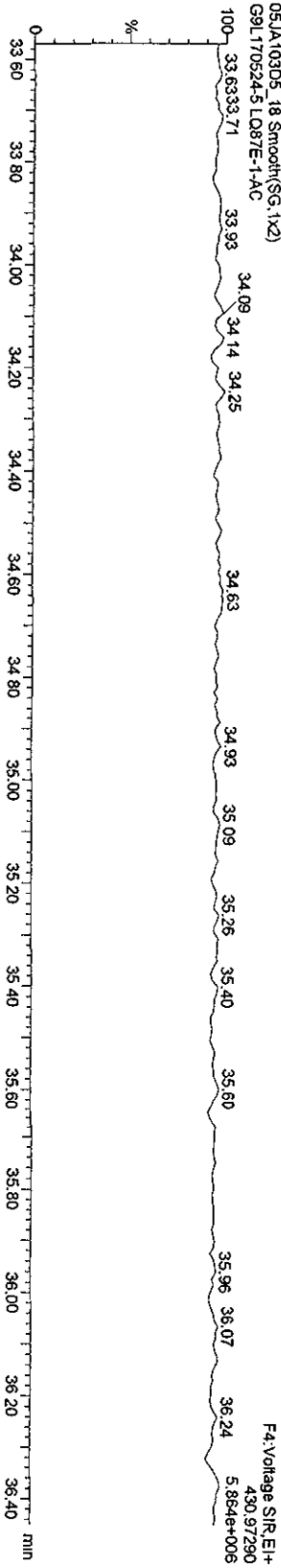
HPCDFs



HPCDF PCDBE



Function 4 PFK



Quantity Sample Report MassLynx 4.1

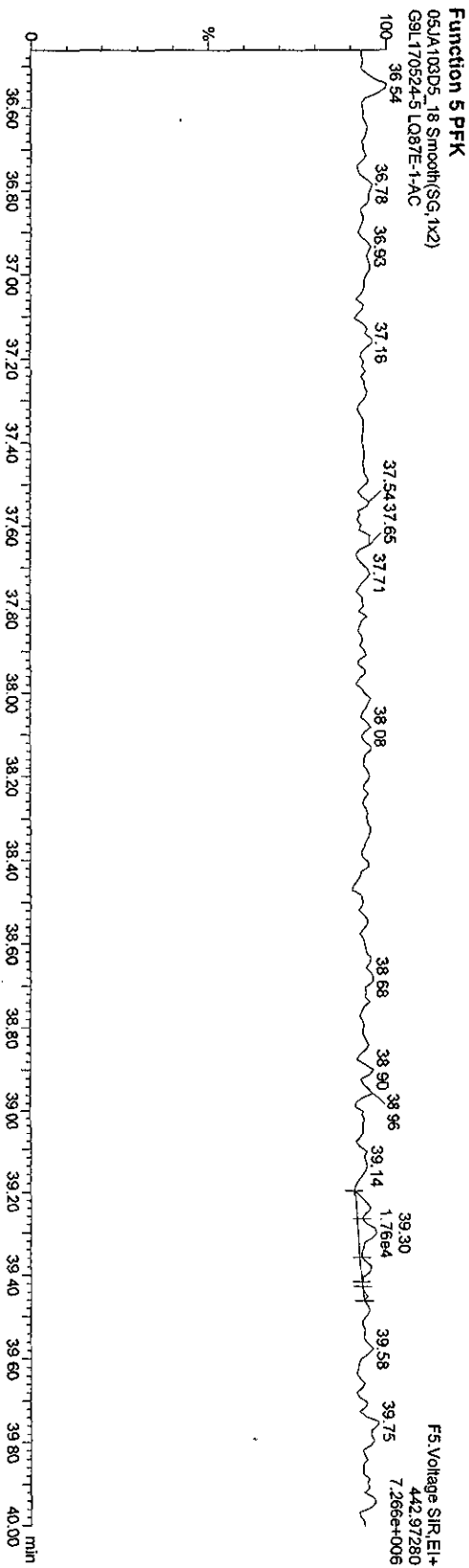
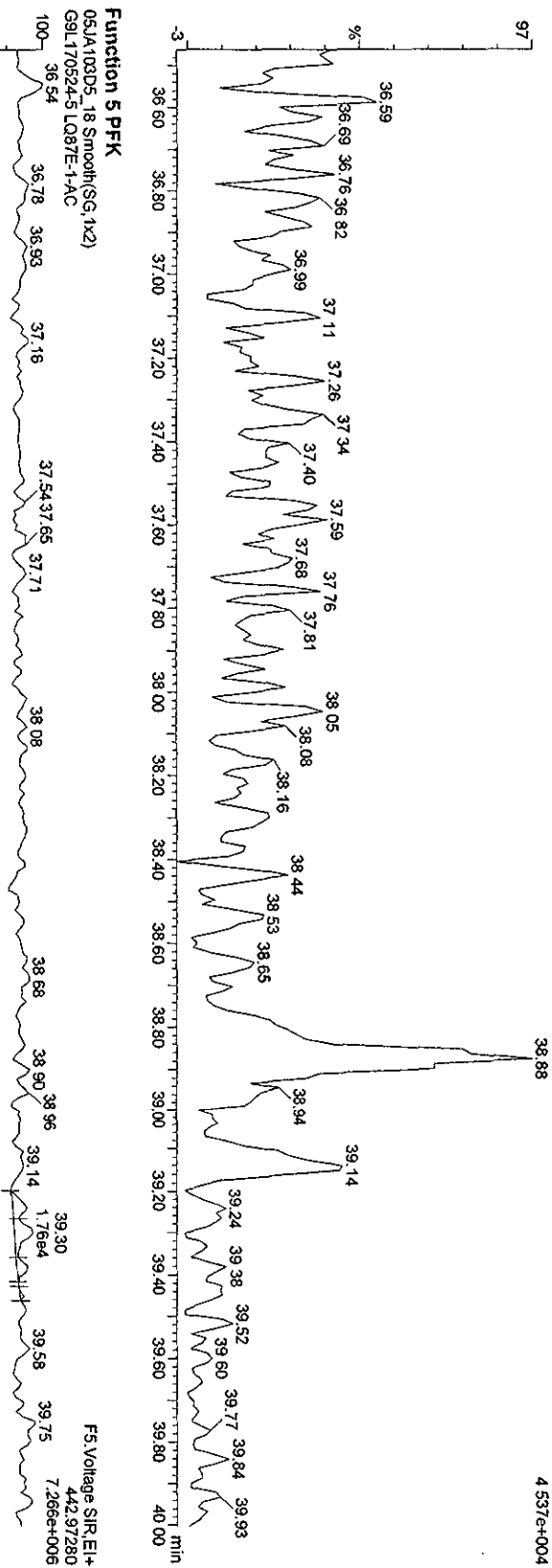
Dataset: C:\MassLynx\Default.pro\05JA103D582908.qld

Last Altered: Wednesday, January 06, 2010 15:37:38 Pacific Standard Time
Printed: Wednesday, January 06, 2010 15:39:18 Pacific Standard Time

Name: 05JA103D5_18, Date: 06-Jan-2010, Time: 11:03:22, ID: LQ87E-1-AC, Description: G9L170524-5

OCDP PCDPPE
05JA103D5_18 Smoother(SG:1x2)
G9L170524-5 LQ87E-1-AC

F5:Voltage SIR.EI+
513 67750
4.537e+004

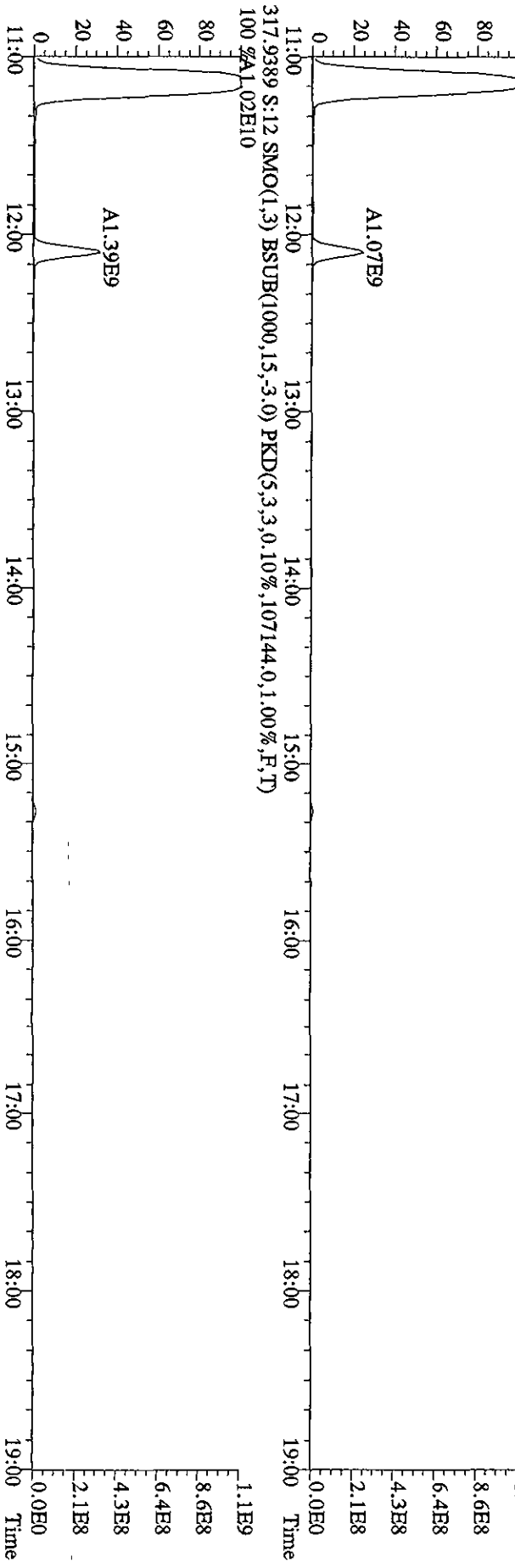
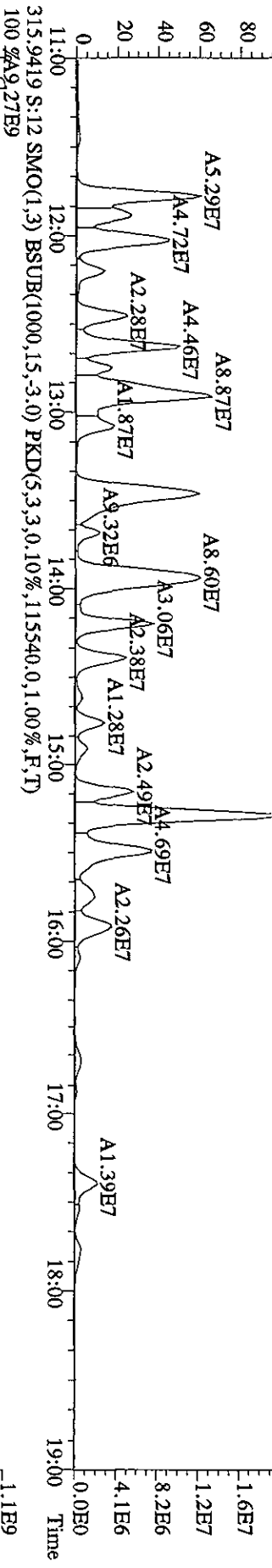
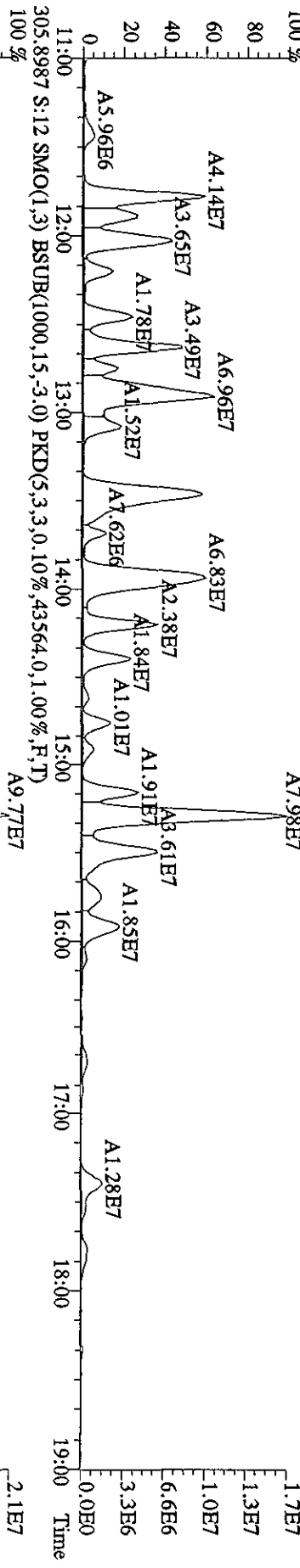


Run text: LQ87E-1-AC Sample text: LQ87E-1-AC :G9L170524-5
 Run #16 Filename: 07JA10C5D2 S: 12 I: 1 Results: 07JA10C5D2DB225
 Acquired: 8-JAN-10 06:31:20 Processed: 8-JAN-10 09:58:17
 Run: 07JA10C5D2 Analyte: DB225HRS Cal: DB2250104105D2
 Factor 1: 1600.000 Factor 2: 20.000 Sample size: 10.2000µg

Name	Resp	RA	RT	RRF	Conc	EDL	Rec	M
13C-1,2,3,4-TCDD	52481264	0.74 y	14:13	-	2.38	-	-	n
13C-2,3,7,8-TCDF	115932688	0.77 y	15:17	1.66	130.18	3.10	66.4	n
2,3,7,8-TCDF	177499024	0.82 y	15:18	1.01	296.20 <i>ca</i>	2.28	-	n
13C-2,3,7,8-TCDD	*	* n	NotFnd	0.95	*	2.18	*	n
2,3,7,8-TCDD	*	* n	NotFnd	1.18	*	*	-	n
37Cl-2,3,7,8-TCDD	*	* n	NotFnd	2.07	*	1.41	*	n

See 1/12/10

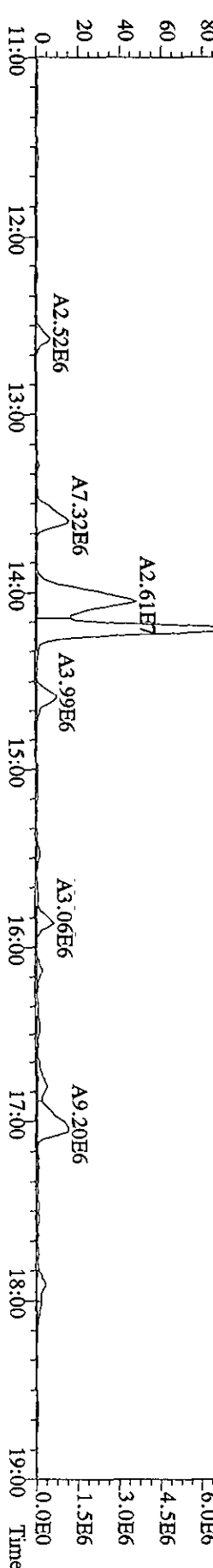
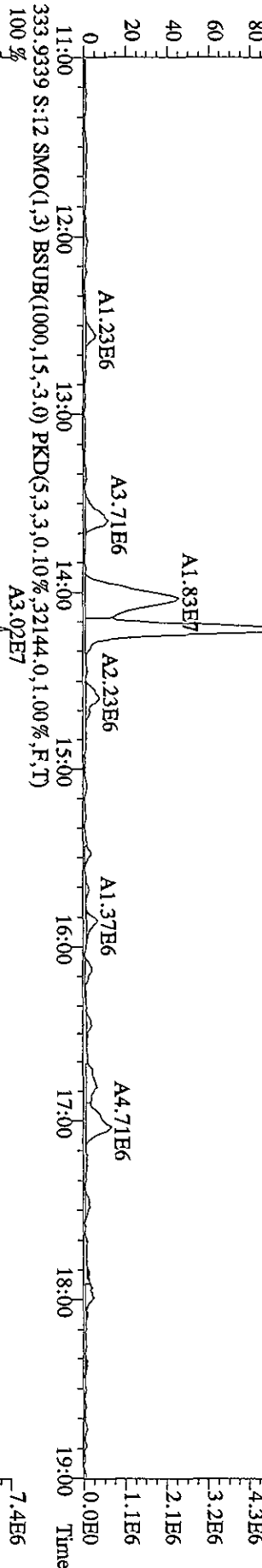
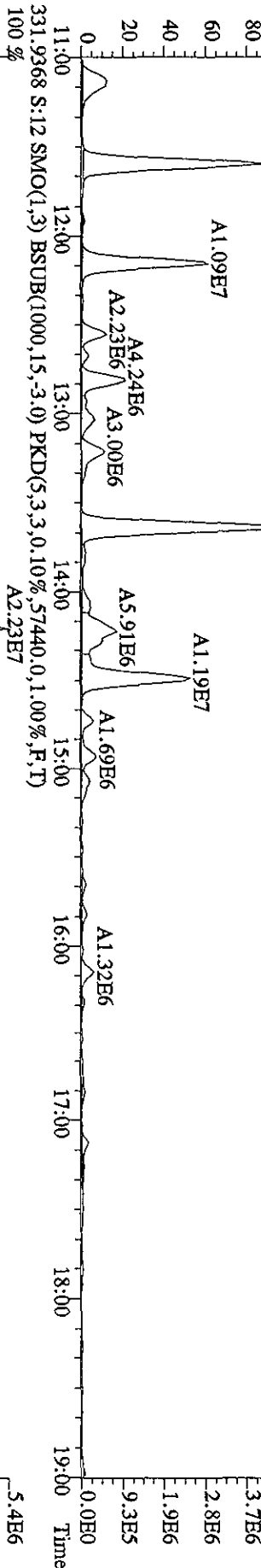
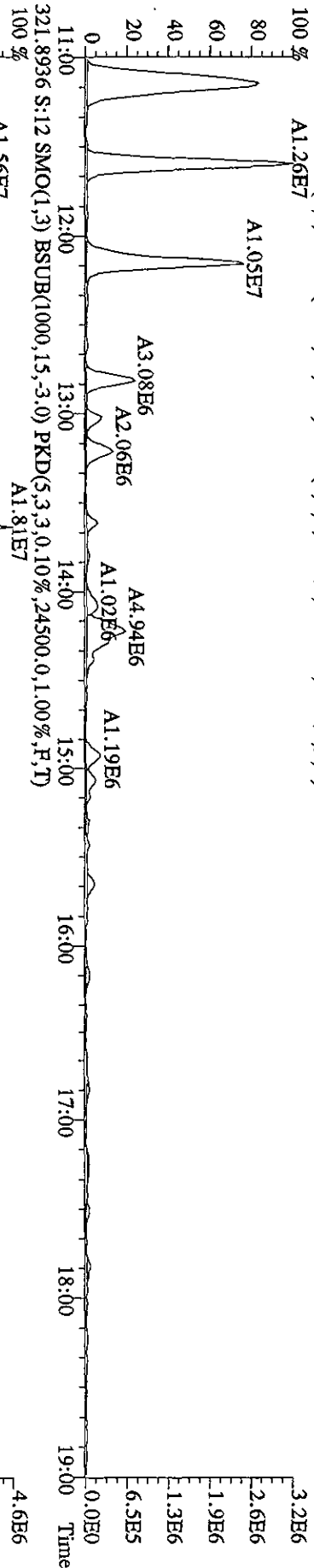
File:071A10C5D2 #1-1241 Acq: 8-JAN-2010 06:31:20 GC EI+ Voltage SIR 70SE
 Sample#12 Text:LQ87E-1-AC :G9L170524-5 Exp:DB225
 303.9016 S:12 SMO(1,3) BSUB(1000,15,-3.0) PKD(5,3,3,0,10%,56200,0,1.00%,F,T)



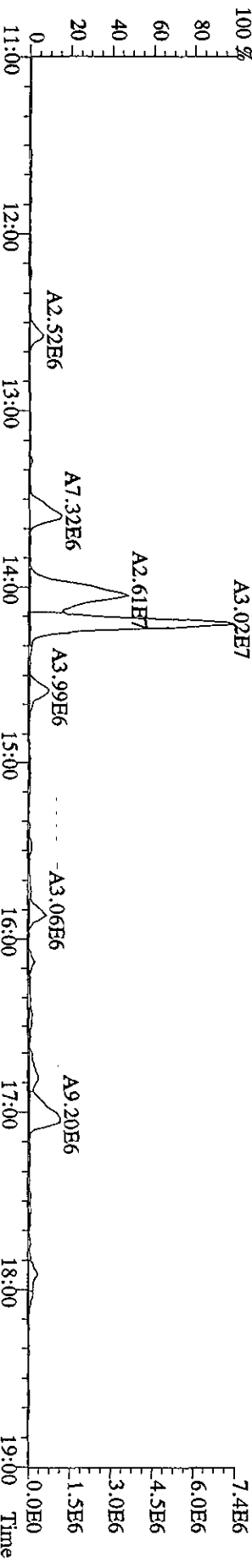
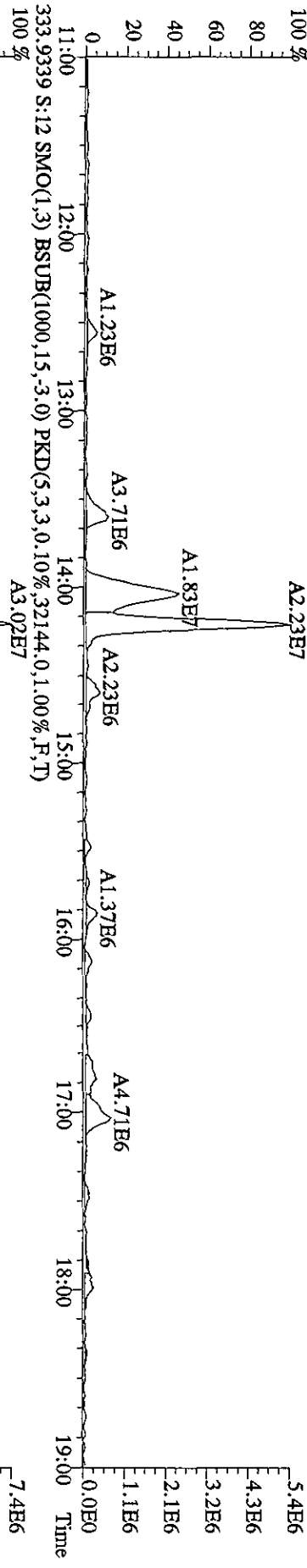
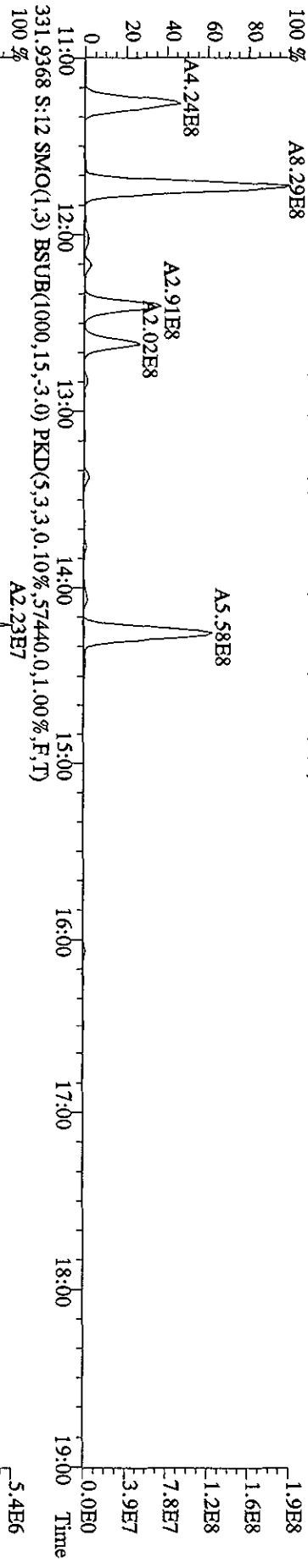
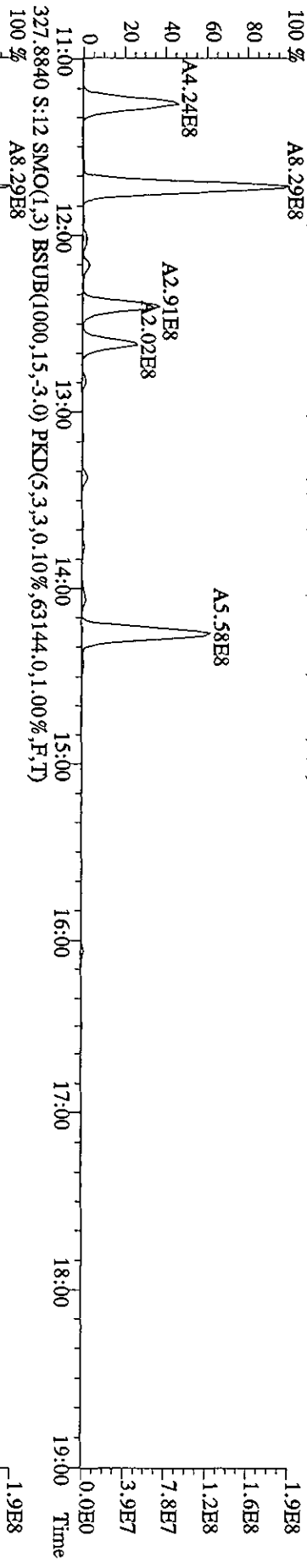
File:071A10C5D2 #1-1241 Acq: 8-JAN-2010 06:31:20 GC EI+ Voltage SIR 70SE

Exp:DB225

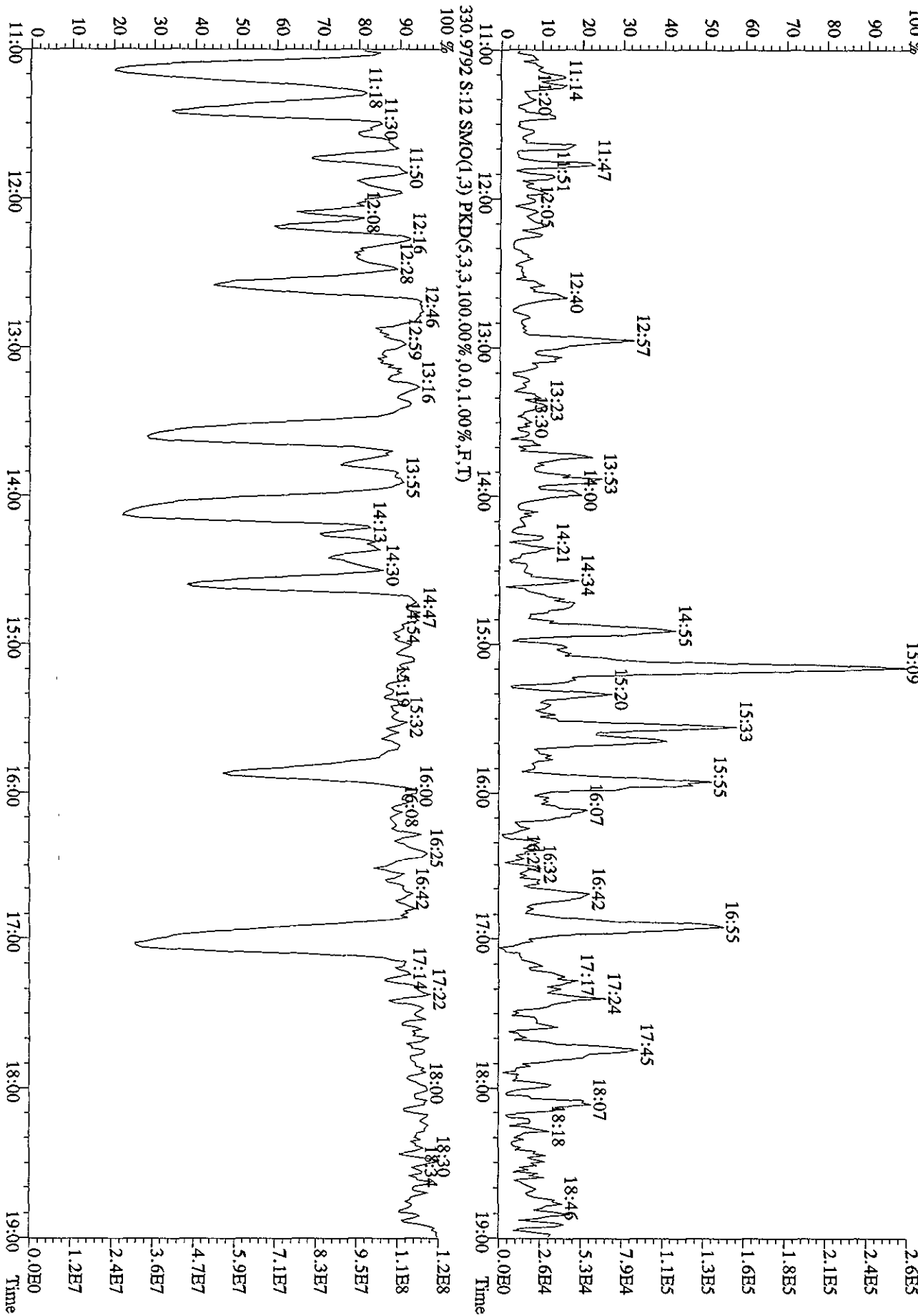
Sample#12 Text:Q87E-1-AC :G9L170524-5
319.8965 S:12 SMO(1,3) BSUB(1000,15,-3.0) PKD(5,3,3,0.10%,27800,0.1,0.00%,F,T)



File:071A10C5D2 #1-1241 Acq: 8-JAN-2010 06:31:20 GC EI+ Voltage SIR 70SE
 Sample#12 Text:LQ87E-1-AC :G9L170524-5 Exp:DB225
 327.8840 S:12 SMO(1,3) BSUB(1000,15,-3.0) PKD(5,3,3,0,10%,63144,0,1,00%,F,T)
 100 % A8.29E8



File:07JA10C5D2 #1-1241 Acq: 8-JAN-2010 06:31:20 GC EI+ Voltage SIR 70SE
 Sample#12 Text:LQ87E-1-AC :G9L170524-5 Exp:DB225
 375.8364 S:12 SMO(1,3) BSUB(1000,15,-3.0) PKD(5,3,3,100.00%,24232.0,1.00%,F,T) 15:09



Quantity Sample Summary Report MassLynx 4.1

Dataset: V:\HighRes_Archive\3D5\Default.pro\05JA103D58290Bsk.qld

Last Altered: Friday, January 08, 2010 13:43:43 Pacific Standard Time
 Printed: Friday, January 08, 2010 13:46:36 Pacific Standard Time

Method: C:\MassLynx\Default.PRO\MethDB\82903D5.mdb_06 Jan 2010 12:46:02
 Calibration: C:\MassLynx\Default.PRO\CurveDB\CA123120093D58290.cdb 31 Dec 2009 13:37:23

Name: 05JA103D5_19, Date: 06-Jan-2010, Time: 11:45:37, ID: LQ87J-1-AC, Description: G9L170524-6, Task:

Handwritten signature and date: 1/8/10

#	Name	Trace	Sample Size	RT	Ptd RT	RRF M...	Abs Resp	Conc	EMPC	%Rec	EDL	Ratio	Ratio F...	Mod Date
1	13C-1,2,3,4-TCDD	331.9368	10.090	18.59	18.60	1.00000	196977.36	99.1080	99.1080	100.0	0.94653	0.8144	NO	
2														
3	13C-2,3,7,8-TCDF	315.9419	10.090	18.04	17.98	1.55387	351609.13	113.8510	113.8510	57.4	0.74176	0.7797	NO	
4	2,3,7,8-TCDF	303.9016	10.090	18.07	18.06	1.00894	11639.36	6.5034	6.5034	100.0	0.55408	0.7026	NO	
5	Total TCDFs	303.9016	10.090		21.44	1.00894		16.5483	16.5419	<i>50.0</i>	0.55408			
6														
7	13C-2,3,7,8-TCDD	331.9368	10.090	18.80	18.79	0.93654	237236.61	127.4526	127.4526	64.3	1.01067	0.7384	NO	
8	2,3,7,8-TCDD	319.8965	10.090		18.80	1.13162		1.3162	1.0231	100.0	0.49011		NO	
9	Total TCDDs	319.8965	10.090		19.55	1.13162								
10														
11	37CL-2,3,7,8-TCDD	327.8847	10.090	18.82	18.80	1.13700	158801.11	70.2724	0.0000	88.6	0.61901			
12														
13	13C-1,2,3,7,8-PeCDF	351.9000	10.090	23.42	23.39	1.21534	252276.34	104.4410	104.4410	52.7	1.18006	1.7497	NO	
14	1,2,3,7,8-PeCDF	339.8597	10.090	23.43	23.44	1.03079	371.22	0.2830	0.2299	100.0	0.95490	2.2226	YES	
15	2,3,4,7,8-PeCDF	339.8597	10.090		24.85	0.96399		2.9892	2.7792	100.0	1.02107		NO	
16	Total F2 PeCDFs	339.8597	10.090		34.47	0.99739		0.9762	0.9050	100.0	0.98688			
17	Total F1 PeCDFs	339.8597	10.090		36.56	0.99739					0.98456			
18														
19	13C-1,2,3,7,8-PeCDD	367.8949	10.090	25.65	25.57	0.74736	164915.71	111.0258	111.0258	56.0	0.89303	1.4836	NO	
20	1,2,3,7,8-PeCDD	355.8546	10.090		25.67	1.05672		0.90126		100.0	0.90126		NO	
21	Total PeCDDs	355.8546	10.090		31.10	1.05672					0.27126			
22														
23	13C-1,2,3,7,8,9-HxCDD	401.8559	10.090	32.68	32.61	1.00000	168713.01	99.1080	99.1080	100.0	1.82045	1.3306	NO	
24														
25	13C-1,2,3,4,7,8-HxCDF	383.8639	10.090	31.34	31.34	0.91641	176136.61	112.9071	112.9071	57.0	1.89497	0.4574	NO	
26	1,2,3,4,7,8-HxCDF	373.8208	10.090	31.35	31.35	1.24280	1905.84	1.7257	1.7257	100.0	0.84475	1.2215	NO	08-Jan-10
27	1,2,3,6,7,8-HxCDF	373.8208	10.090	31.51	31.48	1.49624	1544.34	1.1615	1.1615	100.0	0.70166	1.1470	NO	08-Jan-10
28	2,3,4,6,7,8-HxCDF	373.8208	10.090	32.14	32.15	1.31114	555.73	0.4770	0.2453	100.0	0.80072	0.6687	YES	
29	1,2,3,7,8,9-HxCDF	373.8208	10.090	32.94	32.89	1.29097	408.12	0.3558	0.2388	100.0	0.81323	0.5911	YES	
30	Total HxCDFs	373.8208	10.090		0.00	1.33529		7.1313	5.6802	100.0	0.78624			
31														

Quantity Sample Summary Report MassLynx 4.1

Dataset: V:\HighRes_Archive\3D5\Default.pro\05JA103D58290Bsk.qld

Last Altered: Friday, January 08, 2010 13:43:43 Pacific Standard Time
 Printed: Friday, January 08, 2010 13:46:36 Pacific Standard Time

Name: 05JA103D5_19, Date: 06-Jan-2010, Time: 11:45:37, ID: LQ87J-1-AC, Description: G9L170524-6, Task:

#	Name	Trace	Sample Size	RT	Ptd.RT	RF M.	Abs.Resp	Conc.	EMPC	%Rec	EDL	Ratio	Ratio Fl...	Mod Date
32	13C-1,2,3,6,7,8-HxCDD	401.8559	10.090	32.38	32.40	0.80919	233669.13	169.6333	169.6333	85.6	2.24972	1.3047	NO	
33	1,2,3,4,7,8-HxCDD	389.8157	10.090	32.31	32.28	0.93261	171.16	0.1557	0.0972		0.44365	2.7820	YES	
34	1,2,3,6,7,8-HxCDD	389.8157	10.090	32.49	32.38	1.18024	124.99	0.0898	0.0767		0.35057	1.6233	YES	
35	1,2,3,7,8,9-HxCDD	389.8157	10.090	32.67	32.67	1.28282	811.36	0.5365	0.5365		0.32253	1.4105	NO	
36	Total HxCDDs	389.8157	10.090			0.00	1.13189	2.2504	1.6982		0.36554		NO	
37														
38	13C-1,2,3,4,6,7,8-HpCDF	417.8253	10.090	34.22	34.23	0.81080	172387.96	124.8970	124.8970	63.0	3.28825	0.4348	NO	
39	1,2,3,4,6,7,8-HpCDF	407.7818	10.090	34.25	34.24	1.36387	4017.34	3.3869	3.3869		1.00577	1.1389	NO	08-Jan-10
40	1,2,3,4,7,8,9-HpCDF	407.7818	10.090			35.35	1.11483				1.23045		NO	
41	Total HpCDFs	407.7818	10.090			0.00	1.23935	4.2024	4.0628		1.10682		NO	
42														
43	13C-1,2,3,4,6,7,8-HpCDD	435.8169	10.090	35.04	35.04	0.70743	176113.63	146.2412	146.2412	73.8	8.69385	1.0586	NO	
44	1,2,3,4,6,7,8-HpCDD	423.7766	10.090	35.06	35.04	1.04312	198.99	0.2147	0.2147		0.61693	1.1523	NO	
45	Total HpCDDs	423.7766	10.090			0.07	1.04312	0.5156	0.5084		0.61693		NO	
46														
47	13C-OCDD	469.7779	10.090	37.52	37.49	0.51880	216520.95	245.1679	245.1679	61.8	6.51158	0.9032	NO	08-Jan-10
48	OCDF	441.7428	10.090	37.66	37.63	1.40213	4912.85	6.4153	6.4153		1.28334	0.9201	NO	
49	OCDD	457.7377	10.090	37.54	37.53	1.19691	720.22	1.1017	0.9999		1.22825	1.1036	YES	
50														
51														
52	Function 1 PFK	330.97920	1.000	14.28	14.26		23781.78							
53	Function 2 PFK	342.97920	1.000		22.48	16743.00000								
54	Function 3 PFK	380.97600	1.000		29.28	7909.20000								
55	Function 4 PFK	430.97290	1.000		34.81	14980.00000								
56	Function 5 PFK	442.97280	1.000		39.31	3947.90000								
57	TCDF PCDFE	375.8364	1.000	14.91	15.01	30.01200	211.65	7.0523		705.2	11.72405			
58	F1 PCDF PCDFE	409.79740	1.000		18.68	45.97200					0.00000			
59	F2 PCDF PCDFE	409.7974	1.000		22.10	17.77400					0.00000			
60	HxCDF PCDFE	445.7555	1.000		33.02	18.61100					0.00000			
61	HpCDF PCDFE	479.7165	1.000	35.31	35.33	75.50100	199.31	2.6398		264.0	3.94890			
62	OCDF PCDFE	513.67750	1.000	37.50	37.54	85.06100	2.03	0.0239		2.4	0.26063			

Dataset: C:\MassLynx\Default.pro\05JA103D58290B.qld

Last Altered: Wednesday, January 06, 2010 13:32:01 Pacific Standard Time
 Printed: Wednesday, January 06, 2010 13:33:02 Pacific Standard Time

Name: 05JA103D5_19, Date: 06-Jan-2010, Time: 11:45:37, ID: LQ87J-1-AC, Description: G9L170524-6, Task:

#	Name	Trace	Sample Size	RT	Ptd:RT	RRF	M	Abs. Resp.	Conc.	EMPC	%Rec	EDL	Ratio	Ptd:Ratio	Ratio	Mod Date
1	13C-1,2,3,4-TCDD	331.9368	10.090	18.59	18.60	1.000		196977.36	99.1080	99.1080	100.0	0.9465	0.814	0.770		NO
2																
3	13C-2,3,7,8-TCDF	315.9419	10.090	18.04	17.98	1.554		351609.13	113.8510	113.8510	57.4	0.7418	0.780	0.770		NO
4	2,3,7,8-TCDF	303.9016	10.090	18.07	18.06	1.009		11639.36	6.5034	6.5034	0.5541	0.703	0.770		NO	
5	Total TCDFs	303.9016	10.090		21.44	1.009			16.5483	16.2819	0.5541					
6																
7	13C-2,3,7,8-TCDD	331.9368	10.090	18.80	18.79	0.937		237236.61	127.4526	127.4526	64.3	1.0107	0.738	0.770		NO
8	2,3,7,8-TCDD	319.8965	10.090		18.80	1.132						0.4901		0.770		NO
9	Total TCDDs	319.8965	10.090		19.55	1.132			1.3162	1.0231		0.4801				
10																
11	37CL-2,3,7,8-TCDD	327.8847	10.090	18.82	18.80	1.137		168801.11	70.2724	0.0000	88.6	0.6190				
12																
13	13C-1,2,3,7,8-PeCDF	351.9000	10.090	23.42	23.39	1.215		252276.34	104.4410	104.4410	52.7	1.1801	1.750	1.550		NO
14	1,2,3,7,8-PeCDF	339.8597	10.090	23.43	23.44	1.031		371.22	0.2830	0.2239		0.9549	2.223	1.550		YES
15	2,3,4,7,8-PeCDF	339.8597	10.090		24.86	0.964						1.0211		1.550		NO
16	Total F2 PeCDFs	339.8597	10.090		34.47	0.997			2.9892	2.7759		0.9869				
17	Total F1 PeCDFs	339.8597	10.090		36.56	0.997			0.9762	0.6060		0.9846				
18																
19	13C-1,2,3,7,8-PeCDD	367.8949	10.090	25.65	25.57	0.747		164915.71	111.0258	111.0258	56.0	0.8930	1.484	1.550		NO
20	1,2,3,7,8-PeCDD	355.8546	10.090		25.67	1.057						0.9013		1.550		NO
21	Total PeCDDs	355.8546	10.090		31.10	1.057						0.2713				
22																
23	13C-1,2,3,7,8,9-HxCDD	401.8559	10.090	32.68	32.61	1.000		168713.01	99.1080	99.1080	100.0	1.8205	1.331	1.240		NO
24																
25	13C-1,2,3,4,7,8-HxCDF	383.8639	10.090	31.34	31.34	0.916		176136.61	112.9071	112.9071	57.0	1.8950	0.457	0.510		NO
26	1,2,3,4,7,8-HxCDF	373.8208	10.090	31.35	31.35	1.243		2343.68	2.1222	2.1222		0.8448	1.067	1.240		NO
27	1,2,3,6,7,8-HxCDF	373.8208	10.090	31.51	31.48	1.496		2091.38	1.5730	1.3530		0.7017	1.604	1.240		YES
28	2,3,4,6,7,8-HxCDF	373.8208	10.090	32.14	32.15	1.311		555.73	0.4770	0.3453		0.8007	0.669	1.240		YES
29	1,2,3,7,8,9-HxCDF	373.8208	10.090	32.94	32.89	1.291		408.12	0.3558	0.2388		0.8132	0.591	1.240		YES
30	Total HxCDFs	373.8208	10.090		0.00	1.335			7.9392	6.4682		0.7862				
31																
32	13C-1,2,3,6,7,8-HxCDD	401.8559	10.090	32.38	32.40	0.809		233669.13	169.6333	169.6333	85.6	2.2497	1.305	1.240		NO
33	1,2,3,4,7,8-HxCDD	389.8157	10.090	32.31	32.29	0.938		171.16	0.1557	0.0922		0.4437	2.782	1.240		YES
34	1,2,3,6,7,8-HxCDD	389.8157	10.090	32.49	32.38	1.180		124.99	0.0898	0.0767		0.3506	1.623	1.240		YES
35	1,2,3,7,8,9-HxCDD	389.8157	10.090	32.67	32.67	1.283		811.36	0.5365	0.5365		0.3225	1.411	1.240		NO

Dataset: C:\MassLynx\Default\pro105JA103D58290B.qld

Last Altered: Wednesday, January 06, 2010 13:32:01 Pacific Standard Time
 Printed: Wednesday, January 06, 2010 13:33:02 Pacific Standard Time

Name: 05JA103D5_19, Date: 06-Jan-2010, Time: 11:45:37, ID: LQ87J-1-AC, Description: G9L170524-6, Task:

#	Name	Trace	Sample Size	RT	Ptd.RT	RRF	M...	Ads.Resp.	Conc.	EMPC	%Rec	EDL	Ratio	Ptd.Ratio	Ratio	Mod	Date
36	Total HxCDDs	389.8157	10.090				0.00	1.132		1.5932		0.3655					
37																	
38	13C-1,2,3,4,6,7,8-HpCDF	417.8253	10.090	34.22	34.23	0.811	172387.96	124.8970	124.8970	63.0	3.2883	0.435	0.440				
39	1,2,3,4,6,7,8-HpCDF	407.7818	10.090	34.25	34.23	1.364	3393.52	2.8609	2.1573		1.0058	1.705	1.040				YES
40	1,2,3,4,7,8,9-HpCDF	407.7818	10.090			35.35					1.2304		1.040				NO
41	Total HpCDFs	407.7818	10.090			0.00		3.6765	2.8332		1.1068						
42																	
43	13C-1,2,3,4,6,7,8-HpCDD	435.8169	10.090	35.04	35.04	0.707	176113.63	146.2412	146.2412	73.8	8.6939	1.059	1.040				NO
44	1,2,3,4,6,7,8-HpCDD	423.7766	10.090	35.06	35.04	1.043	198.99	0.2147	0.2147		0.6169	1.152	1.040				NO
45	Total HpCDDs	423.7766	10.090			0.07		0.5156	0.2684		0.6169						
46																	
47	13C-OCDD	469.7779	10.090	37.52	37.49	0.519	200463.61	226.9861	226.9861	57.3	6.5116	0.762	0.890				NO
48	OCDF	441.7428	10.090	37.66	37.63	1.402	4912.85	6.9291	6.9291		1.1723	0.920	0.890				NO
49	OCDD	457.7377	10.090	37.54	37.53	1.197	720.22	1.1900	1.0692		1.1220	1.104	0.890				YES
50																	
51																	
52	Function 1 PFK	330.97920	1.000	14.28	14.26		23781.78										
53	Function 2 PFK	342.97920	1.000		22.48	16743.0000					0.0000						
54	Function 3 PFK	380.97600	1.000		29.28	7909.2000					0.0000						
55	Function 4 PFK	430.97290	1.000		34.81	14980.0000					0.0000						
56	Function 5 PFK	442.97280	1.000		39.31	3947.9000					0.0000						
57	TCDF PCDFE	375.8364	1.000	14.91	15.01	30.012	211.65	7.0523		705.2	11.7240						
58	F1 PeCDF PCDFE	409.79740	1.000		18.68	45.972					0.0000						
59	F2 PeCDF PCDFE	409.7974	1.000		22.10	17.774					0.0000						
60	HxCDF PCDFE	445.7555	1.000		33.02	18.611					0.0000						
61	HPCDF PCDFE	479.7165	1.000	36.31	35.33	75.501	199.31	2.6398		264.0	3.9489						
62	OCDF PCDFE	513.67750	1.000	37.50	37.54	85.061	2.03	0.0239		2.4	0.2606						

Quantity Sample Report Masslynx 4.1

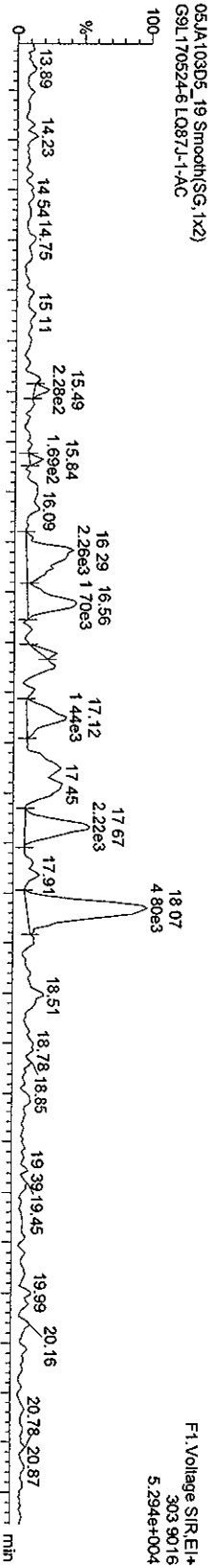
Dataset: C:\MassLynx\Default\pro05JA103D568290B.qld

Last Altered: Wednesday, January 06, 2010 15:37:38 Pacific Standard Time
Printed: Wednesday, January 06, 2010 15:39:18 Pacific Standard Time

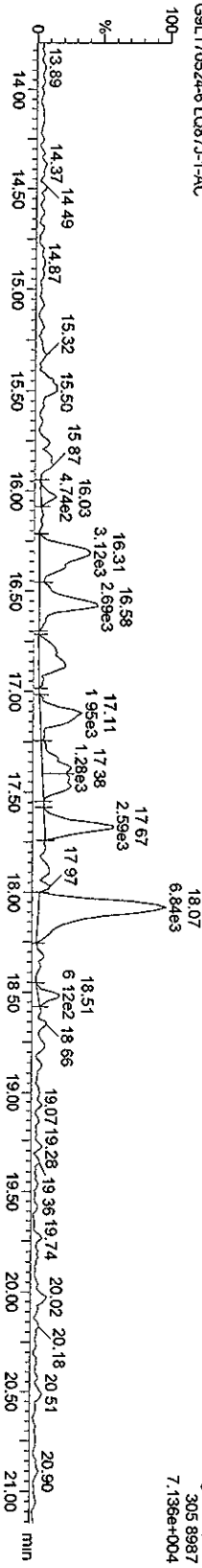
Name: 05JA103D5_19, Date: 06-Jan-2010, Time: 11:45:37, ID: LQ87J-1-AC, Description: G9L170524-6

TCDFS

05JA103D5_19 Smooth(SG,1x2)
G9L170524-6 LQ87J-1-AC




05JA103D5_19 Smooth(SG,1x2)
G9L170524-6 LQ87J-1-AC




13C-TCDF

05JA103D5_19 Smooth(SG,1x2)
G9L170524-6 LQ87J-1-AC



05JA103D5_19 Smooth(SG,1x2)
G9L170524-6 LQ87J-1-AC




Quantity Sample Report Masslynx 4.1

Dataset: C:\Masslynx\Default\pro05JA103D58290B.qld

Last Altered: Wednesday, January 06, 2010 15:37:38 Pacific Standard Time
 Printed: Wednesday, January 06, 2010 15:39:18 Pacific Standard Time

Name: 05JA103D5_19, Date: 06-Jan-2010, Time: 11:45:37, ID: LQ87J-1-AC, Description: G9L170524-6

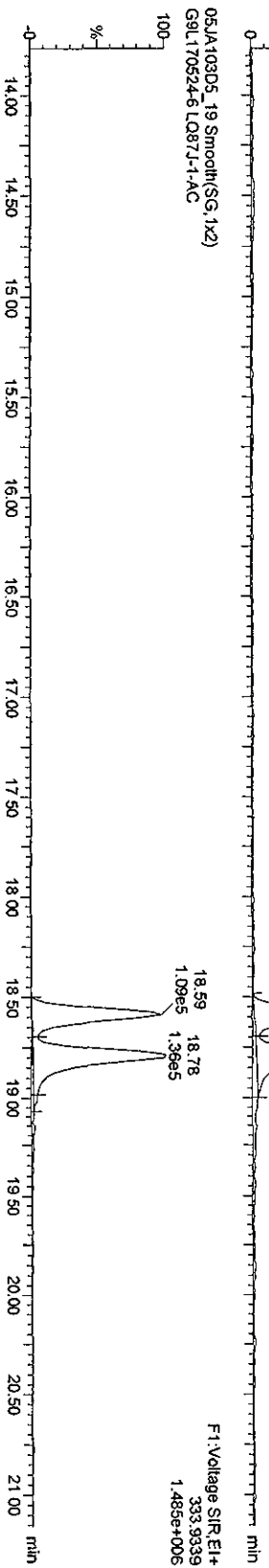


Quantity Sample Report MassLynx 4.1

Dataset: C:\MassLynx\Default\proj\05JA103D58290B.qld

Last Altered: Wednesday, January 06, 2010 15:37:38 Pacific Standard Time
Printed: Wednesday, January 06, 2010 15:39:18 Pacific Standard Time

Name: 05JA103D5_19, Date: 06-Jan-2010, Time: 11:45:37, ID: LQ87J-1-AC, Description: G9L170524-6



Quantity Sample Report MassLynx 4.1

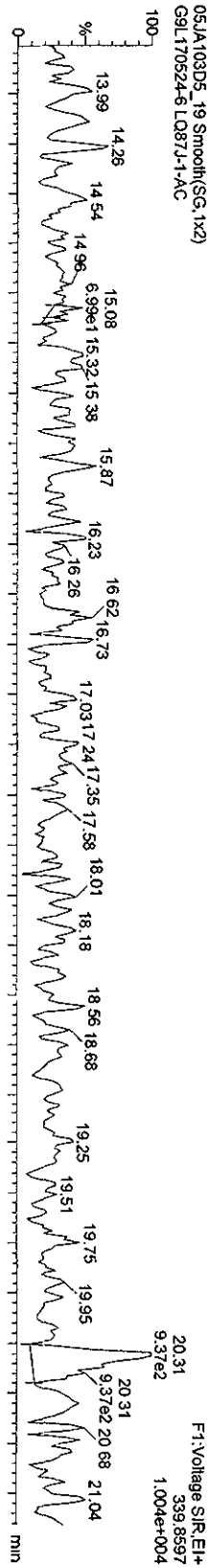
Dataset: C:\MassLynx\Default pro\05JA103D582908.qld

Last Altered: Wednesday, January 06, 2010 15:37:38 Pacific Standard Time
Printed: Wednesday, January 06, 2010 15:39:18 Pacific Standard Time

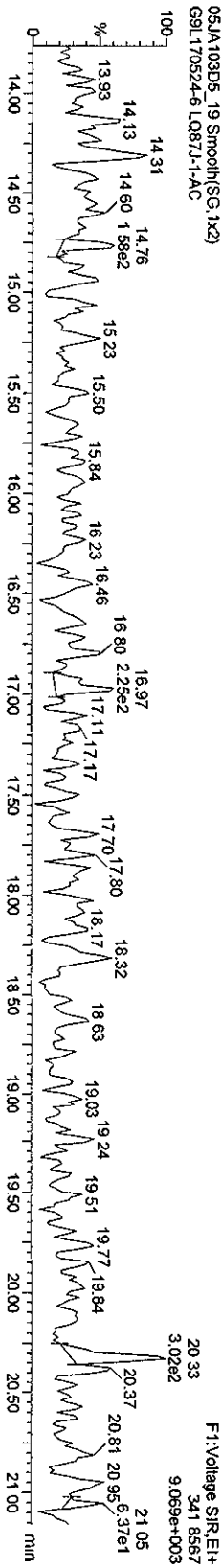
Name: 05JA103D5_19, Date: 06-Jan-2010, Time: 11:45:37, ID: LQ87J-1-AC, Description: G9L170524-6

F1 PeCDFs

05JA103D5_19 Smooth(SG, 1x2)
G9L170524-6 LQ87J-1-AC

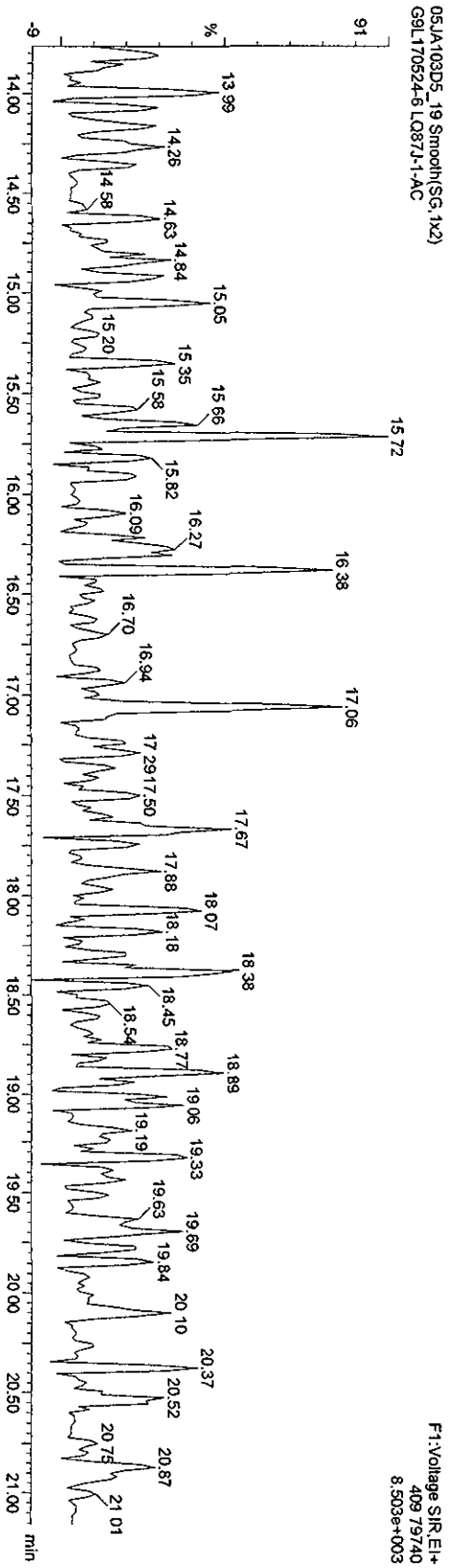


05JA103D5_19 Smooth(SG, 1x2)
G9L170524-6 LQ87J-1-AC



F1 PeCDF PeCDPE

05JA103D5_19 Smooth(SG, 1x2)
G9L170524-6 LQ87J-1-AC



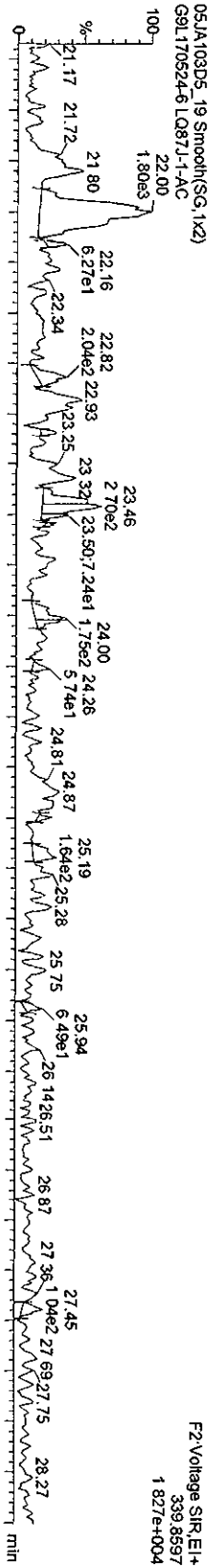
Quantity Sample Report Masslynx 4.1

Dataset: C:\Masslynx\Default\pro05JA103D58290B.d\td

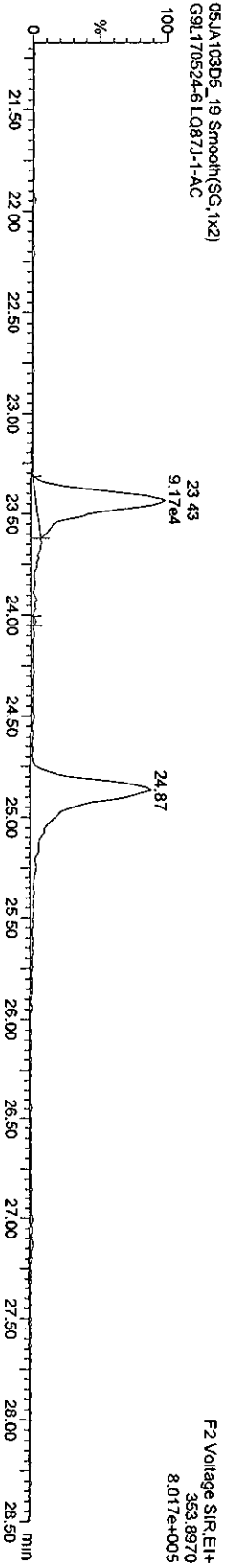
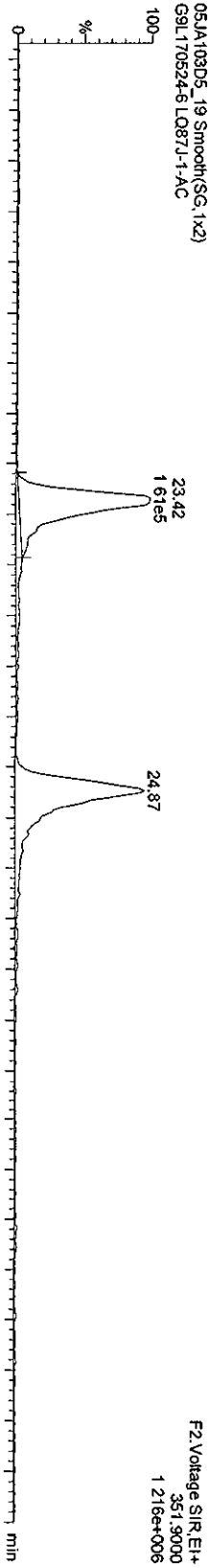
Last Altered: Wednesday, January 06, 2010 15:37:38 Pacific Standard Time
Printed: Wednesday, January 06, 2010 15:39:18 Pacific Standard Time

Name: 05JA103D5_19, Date: 06-Jan-2010, Time: 11:45:37, ID: LQ87J-1-AC, Description: G9L170524-6

PeCDFs



13C-PeCDFs

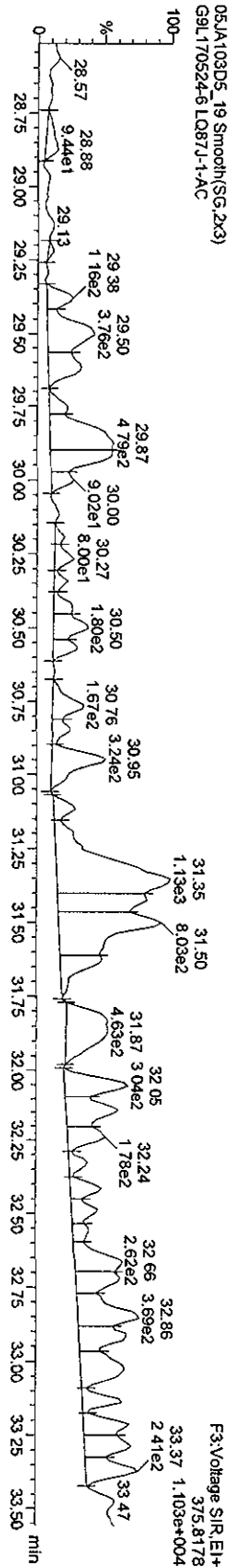
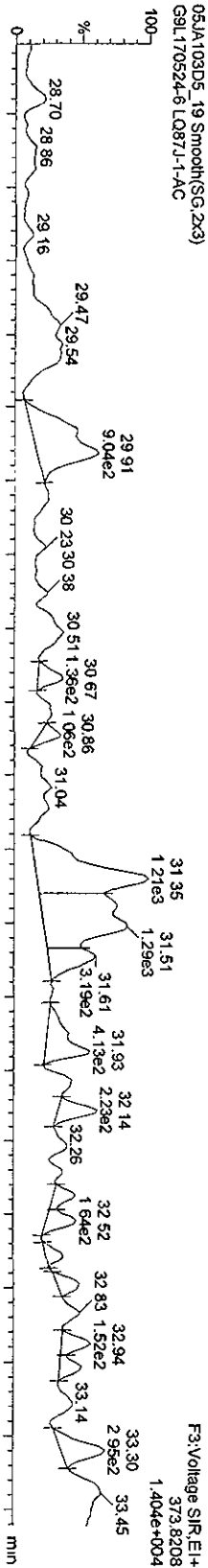


Dataset: C:\MassLynx\Default\pro05JA103D562908.qld

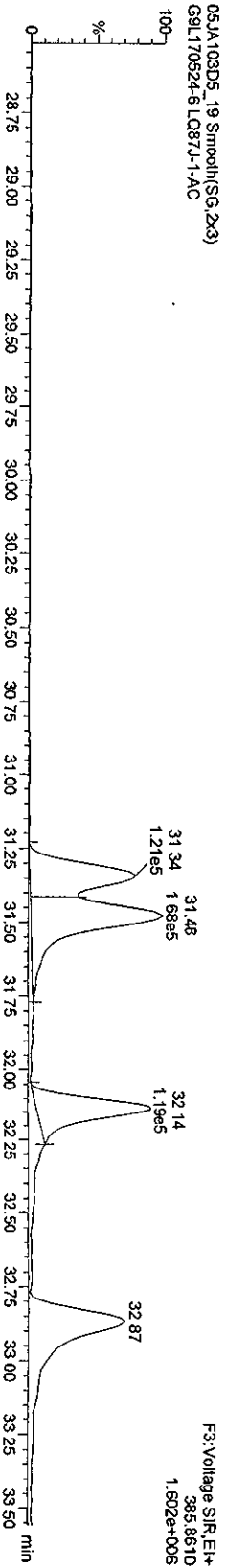
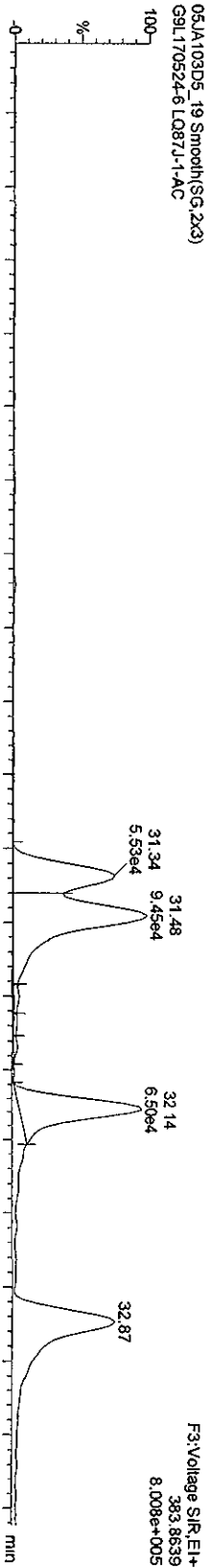
Last Altered: Wednesday, January 06, 2010 15:37:38 Pacific Standard Time
Printed: Wednesday, January 06, 2010 15:39:18 Pacific Standard Time

Name: 05JA103D5_19, Date: 06-Jan-2010, Time: 11:45:37, ID: LQ87J-1-AC, Description: G9L170524-6

HCDFS



13C-HCDFS



Dataset: V:\HighRes_Archive\3D5\Default.pro\05JA103D58290Bsk.qld

Last Altered: Friday, January 08, 2010 13:43:43 Pacific Standard Time

Printed: Friday, January 08, 2010 13:45:40 Pacific Standard Time

Manual Edit Codes

- 1 Peak not found
- 2 Poor chromatography
- 3 Baseline correction
- 4 Manual EDL calculation
- 5 Separate near eluters
- 6 Other

Method: C:\Masslynx\Default.PRO\MethDB\82903D5.mdb 06 Jan 2010 12:46:02

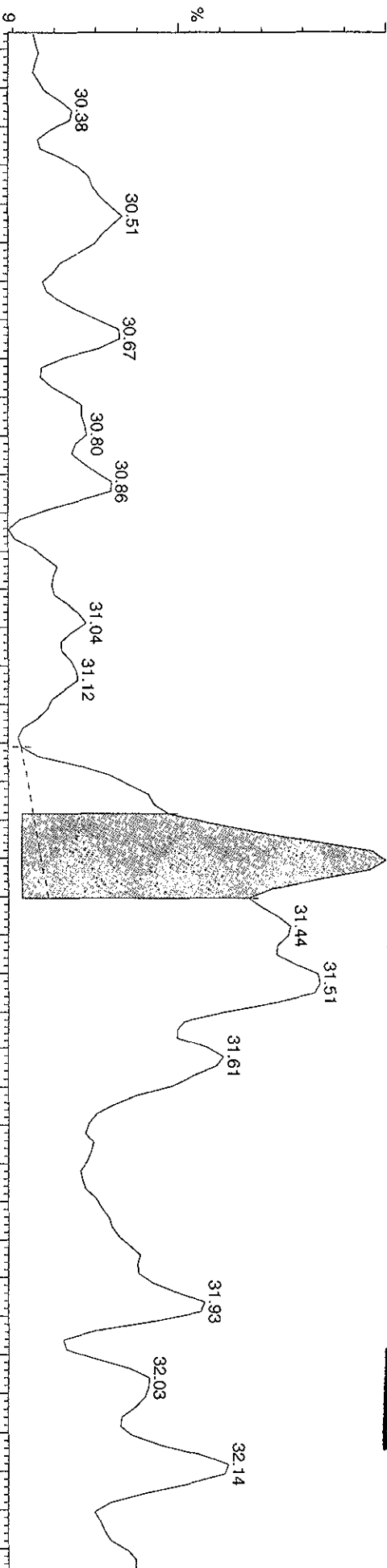
Calibration: C:\Masslynx\Default.PRO\CurveDB\CA123120093D58290.cdb 31 Dec 2009 13:37:23

Sample Name: 05JA103D5_19

05JA103D5_19 Smooth(SG,2x3)

1,2,3,4,7,8-HXCDF;31.35;1048,12334;MM;2 Conc.;7

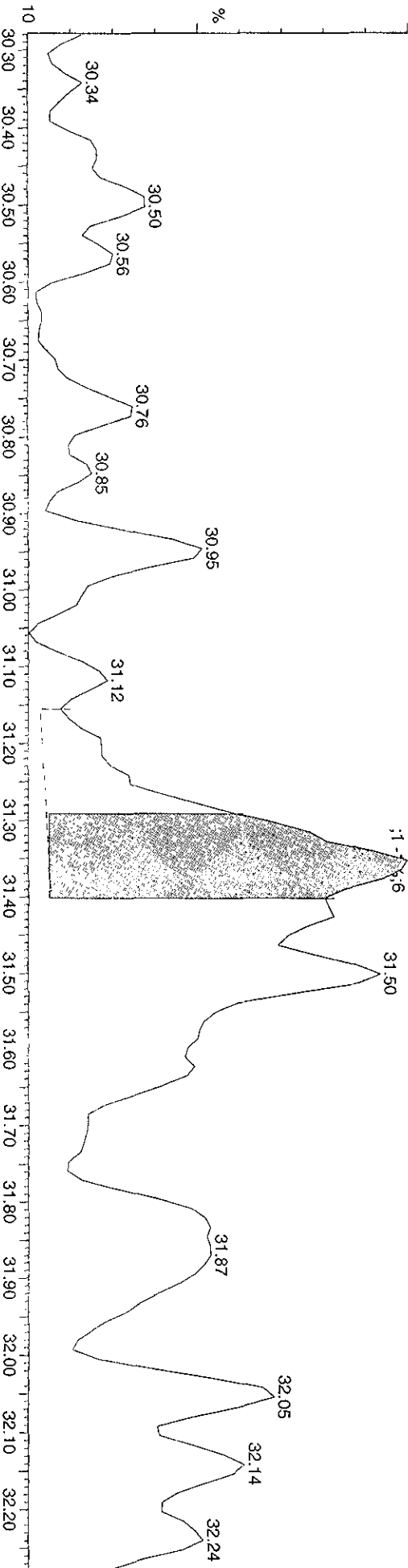
F3:Voltage SIR,EI+ 373.8208 1.404e+004



05JA103D5_19 Smooth(SG,2x3)

G9L170524-6 LQ87J-1-AC

F3:Voltage SIR,EI+ 375.8176 1.103e+004



Dataset: V:\HighRes_Archive\3D5\Default.pro\05JA103D58290Bsk.qld

Manual Edit Codes

Last Altered: Friday, January 08, 2010 13:43:43 Pacific Standard Time

Printed: Friday, January 08, 2010 13:45:40 Pacific Standard Time

- 1 Peak not found
- 2 Poor chromatography
- 3 Baseline correction
- 4 Manual EDL calculation
- 5 Separate near eluters
- 6 Other

Sample Name: 05JA103D5_19

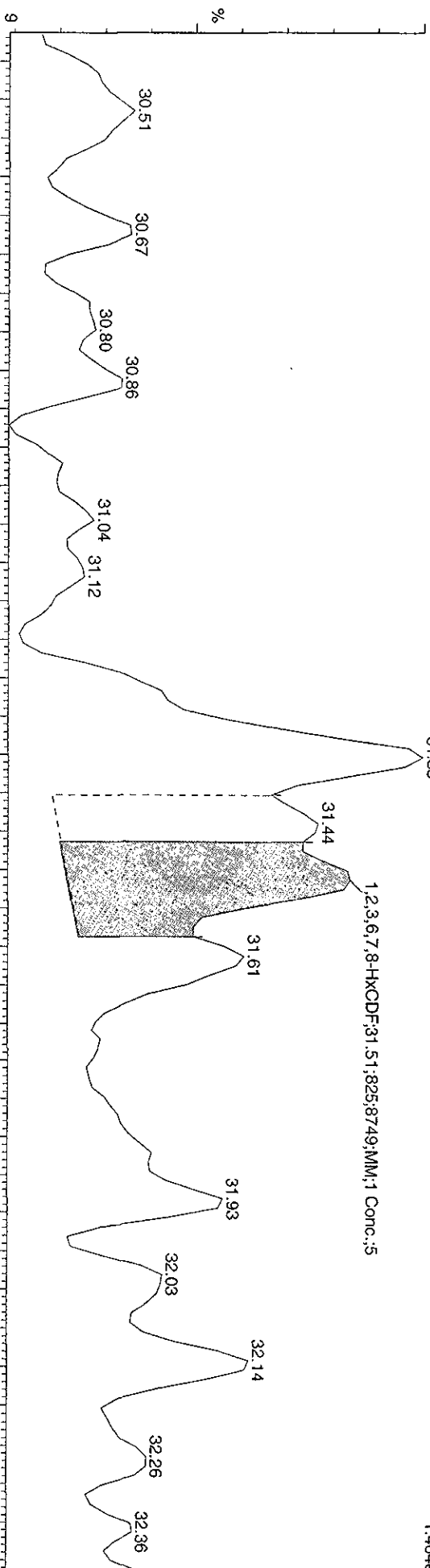
05JA103D5_19 Smooth(SG,2x3)

G9L170524-6.LQ87J-1.AC

Analyst SR

Date 1/8/10

F3: Voltage S1R, EI+
373.8208
1.404e+004

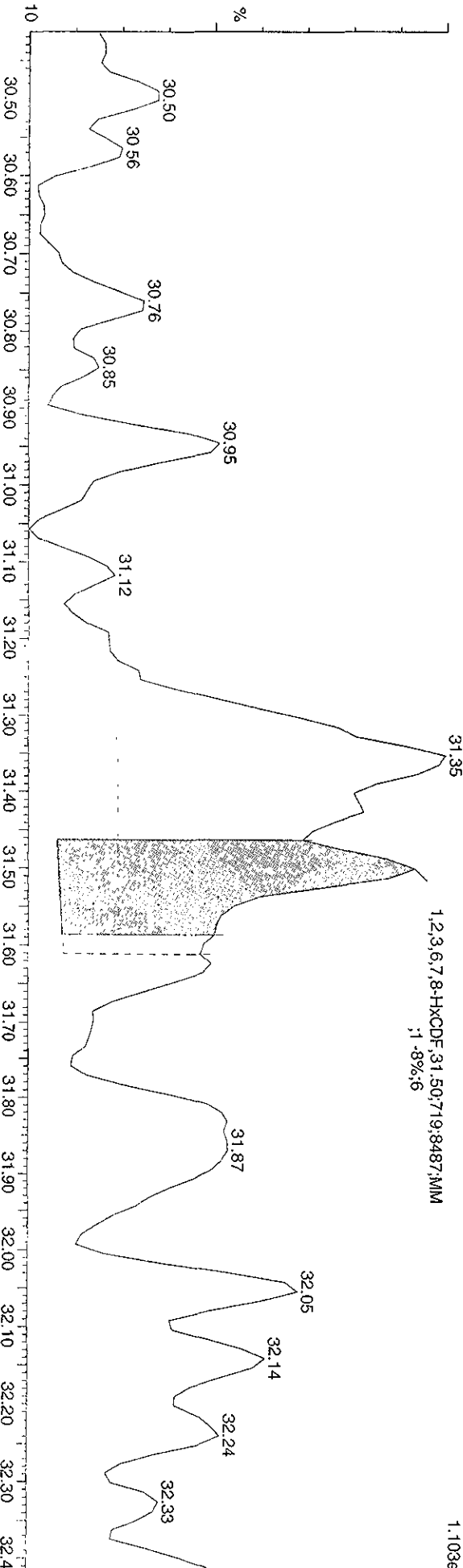


1,2,3,6,7,8-HXCDF;31.51;825;8749;MM;1 Conc.;5

05JA103D5_19 Smooth(SG,2x3)

G9L170524-6.LQ87J-1.AC

F3: Voltage S1R, EI+
375.817
1.103e+000



1,2,3,6,7,8-HXCDF;31.50;719;8487;MM
;1 -8%;6

Quantity Sample Report MassLynx 4.1

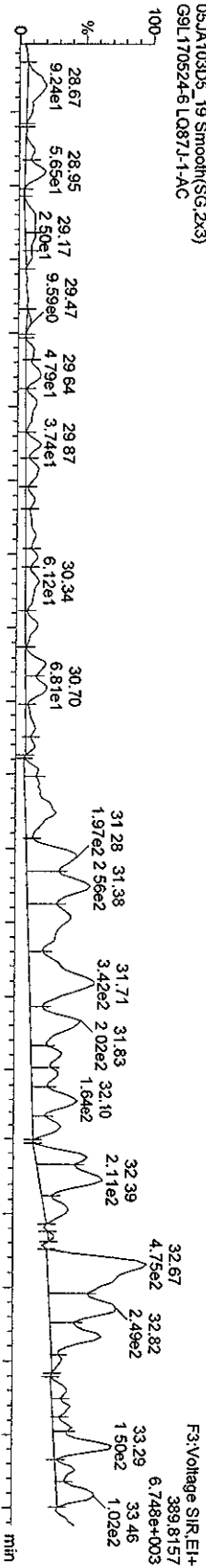
Dataset: C:\MassLynx\Default\pro05JA103D58290B.qld

Last Altered: Wednesday, January 06, 2010 15:37:38 Pacific Standard Time
Printed: Wednesday, January 06, 2010 15:39:18 Pacific Standard Time

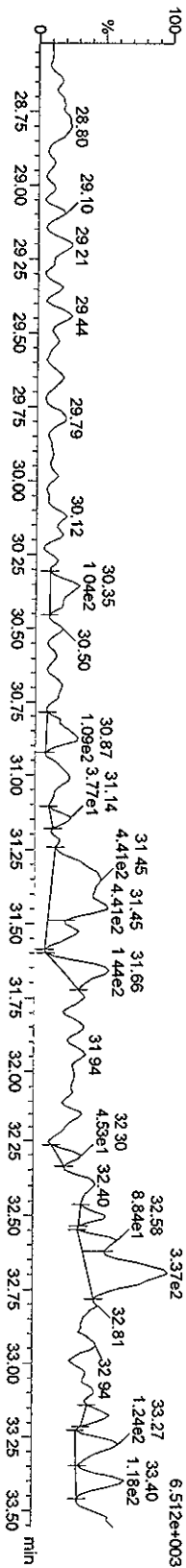
Name: 05JA103D5_19, Date: 06-Jan-2010, Time: 11:45:37, ID: LQ87J-1-AC, Description: G9L170524-6

HXCDDs

05JA103D5_19 Smooth(SG,2x3)
G9L170524-6 LQ87J-1-AC




05JA103D5_19 Smooth(SG,2x3)
G9L170524-6 LQ87J-1-AC




13C-HXCDDs

05JA103D5_19 Smooth(SG,2x3)
G9L170524-6 LQ87J-1-AC



05JA103D5_19 Smooth(SG,2x3)
G9L170524-6 LQ87J-1-AC



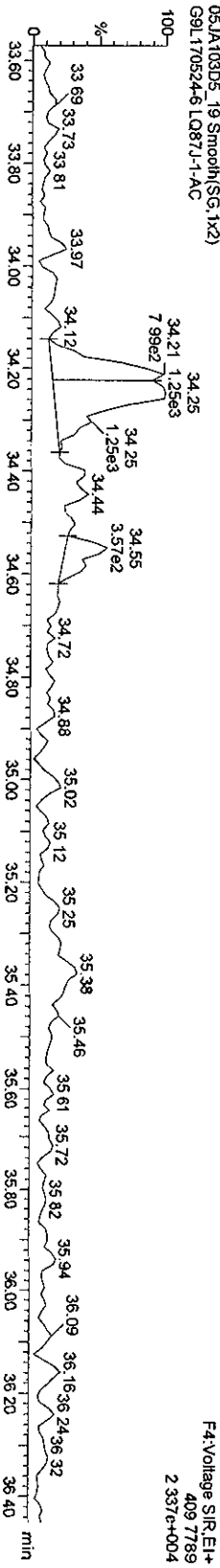
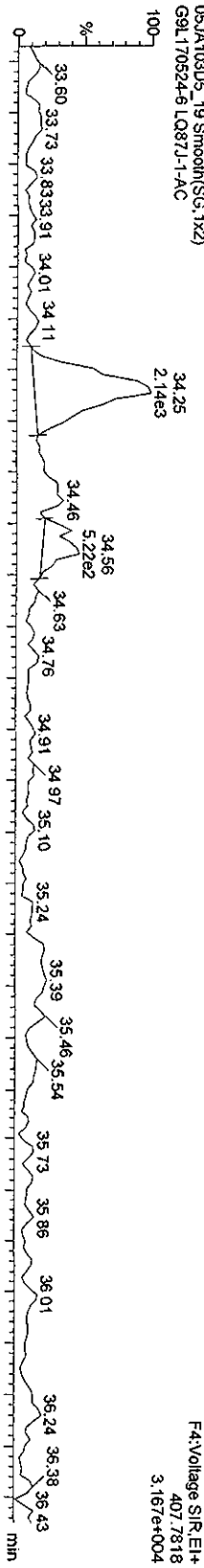
Quantity Sample Report MassLynx 4.1

Dataset: C:\MassLynx\Default.pro\05JA103D582908.qld



Last Altered: Wednesday, January 06, 2010 15:37:38 Pacific Standard Time
Printed: Wednesday, January 06, 2010 15:39:18 Pacific Standard Time

Name: 05JA103D5_19, Date: 06-Jan-2010, Time: 11:45:37, ID: LQ87J-1-AC, Description: G9L170524-6

HPCDFs



13C-HPCDFs



Dataset: V:\HighRes_Archive\3D5\Default.pro\05JA103D58290Bsk.qld

Last Altered: Friday, January 08, 2010 13:43:43 Pacific Standard Time
Printed: Friday, January 08, 2010 13:45:40 Pacific Standard Time

Sample Name: 05JA103D5_19

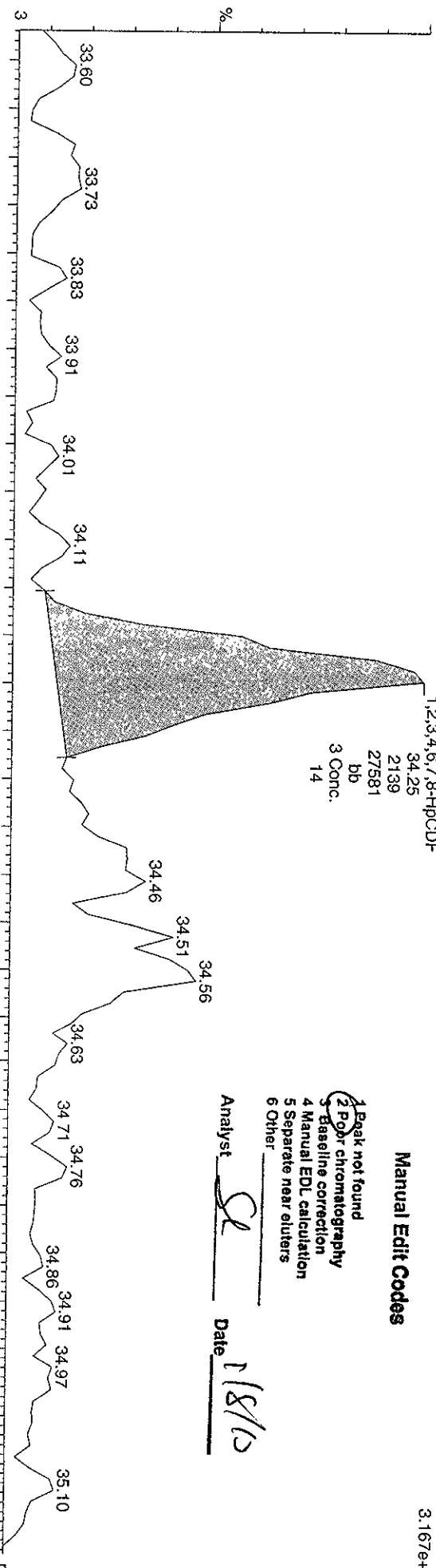
05JA103D5_19 Smooth(SG,1x2)
G9L170524-6.LQ87J-1.AC

F4:Voltage SIR, EI+
407.7818
3.167e+004

Manual Edit Codes

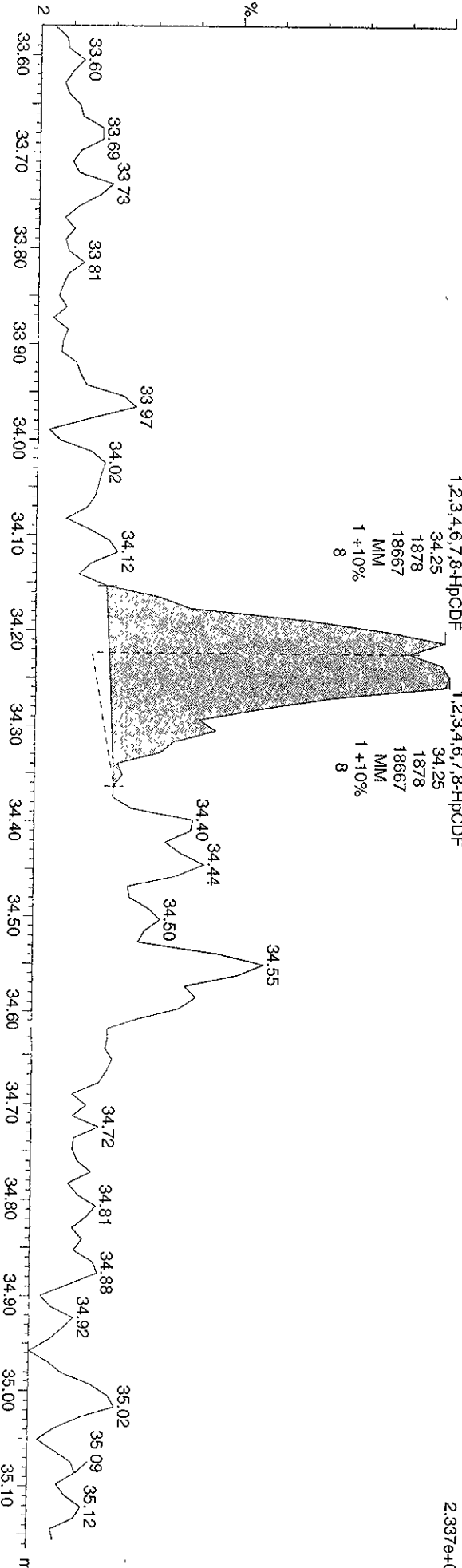
- 1 Peak not found
- 2 Poor chromatography
- 3 Baseline correction
- 4 Manual EDL calculation
- 5 Separate near eluters
- 6 Other

Analyst SL Date 1/8/10



05JA103D5_19 Smooth(SG,1x2)
G9L170524-6.LQ87J-1.AC

F4:Voltage SIR, EI+
409.7788
2.337e+004



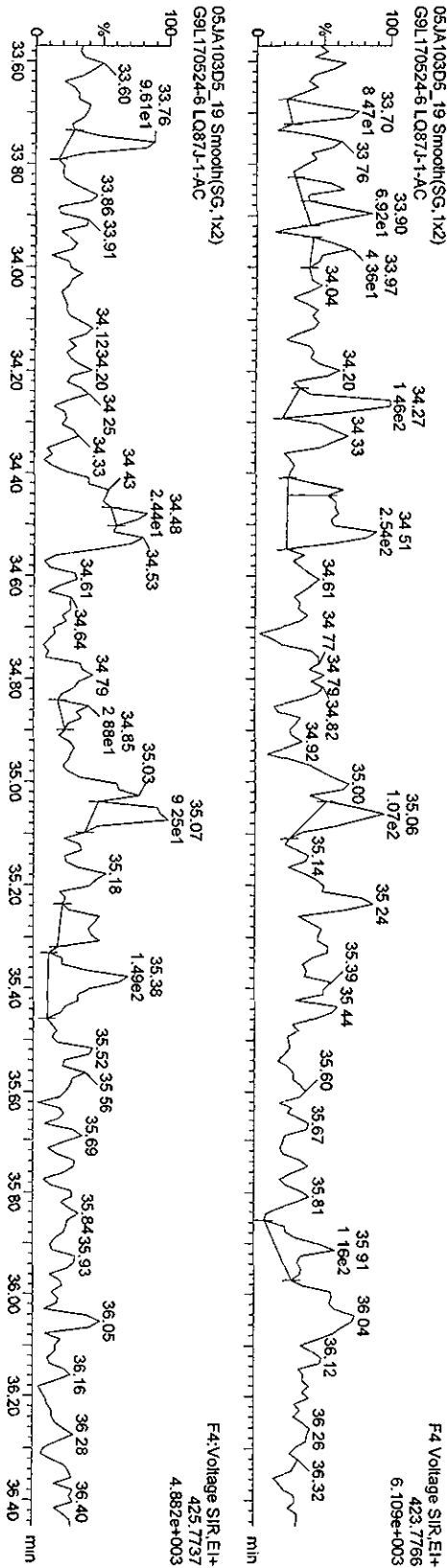
Quantity Sample Report MassLynx 4.1

Dataset: C:\MassLynx\Default\pro\05JA103D58290B.qld

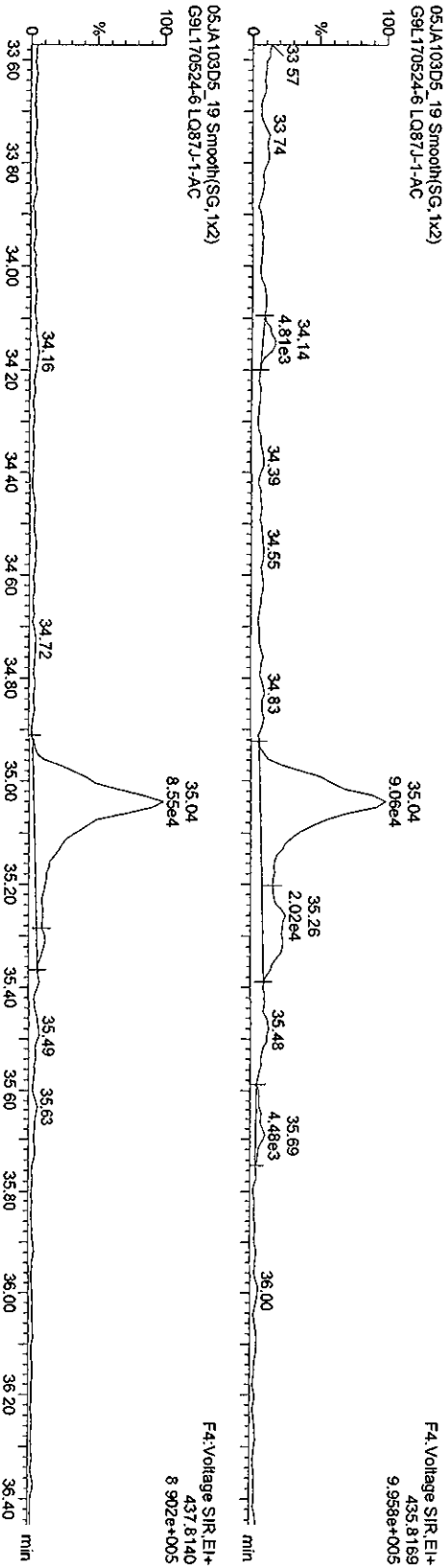
Last Altered: Wednesday, January 06, 2010 15:37:38 Pacific Standard Time
Printed: Wednesday, January 06, 2010 15:39:18 Pacific Standard Time

Name: 05JA103D5_19, Date: 06-Jan-2010, Time: 11:45:37, ID: LQ87J-1-AC, Description: G9L170524-6

HpCDDs



13C-HpCDD



Quantity Sample Report MassLynx 4.1

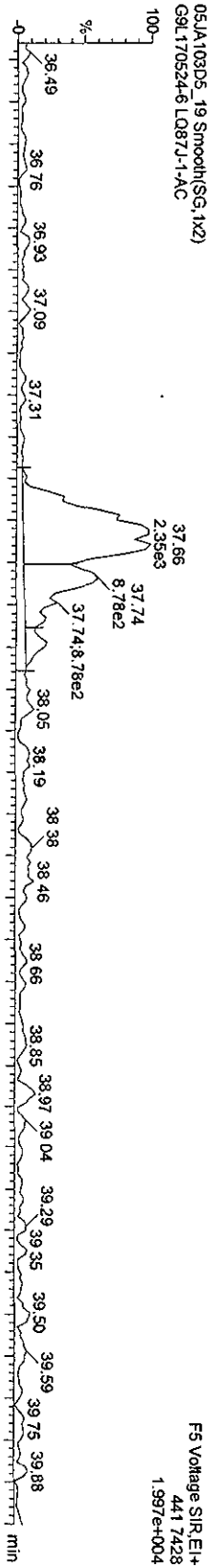
Dataset C:\MassLynx\Default\pro05JA103D58290B.qld

Last Altered: Wednesday, January 06, 2010 15:37:38 Pacific Standard Time
Printed: Wednesday, January 06, 2010 15:39:18 Pacific Standard Time

Name: 05JA103D5_19, Date: 06-Jan-2010, Time: 11:45:37, ID: LQ87J-1-AC, Description: G9L170524-6

OCDFs

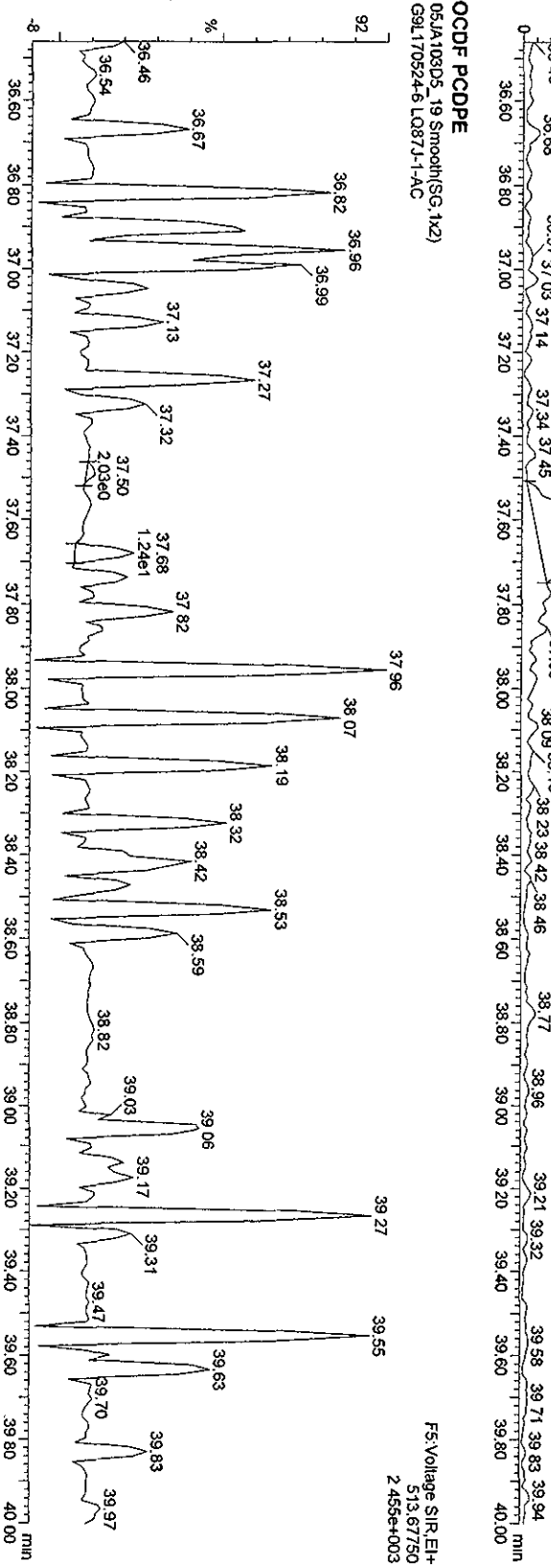
05JA103D5_19 Smooth(SG, 1x2)
G9L170524-6 LQ87J-1-AC



F5: Voltage SIR.EI+
441.7428
1.997e+004

OCDF PCDFE

05JA103D5_19 Smooth(SG, 1x2)
G9L170524-6 LQ87J-1-AC



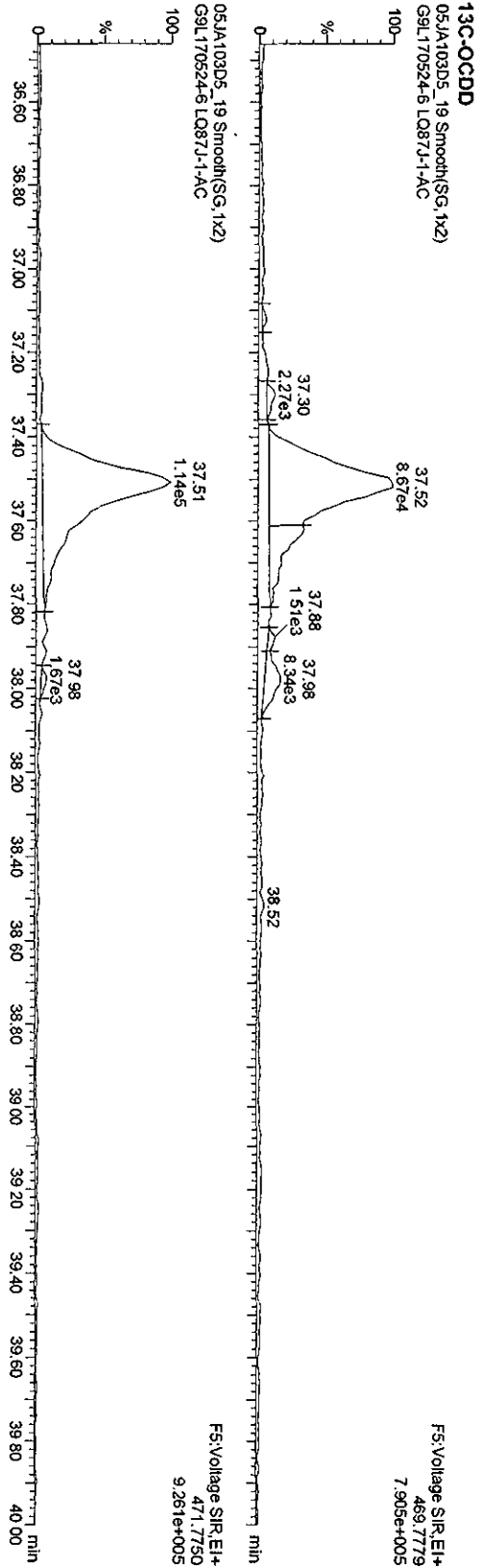
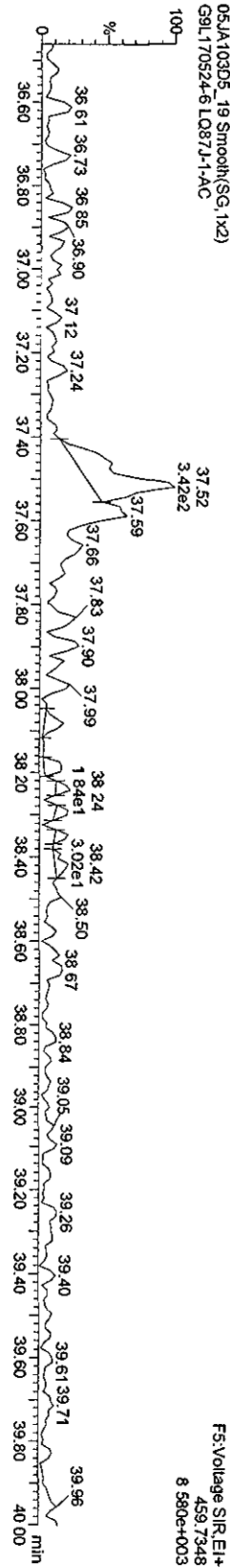
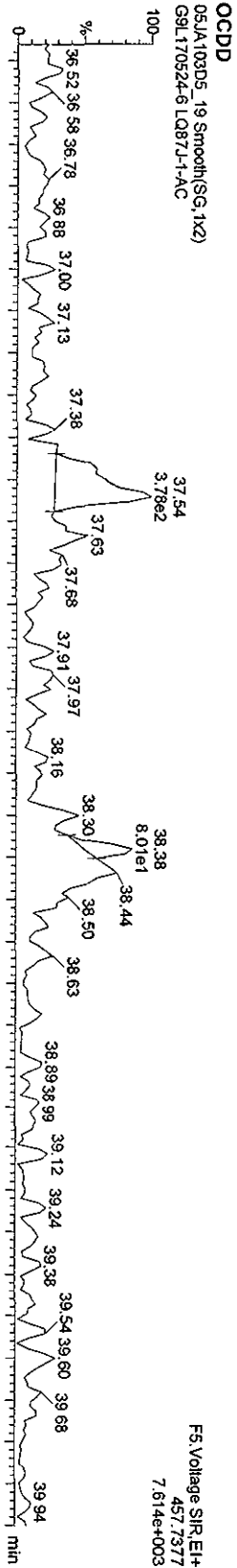
F5: Voltage SIR.EI+
513.67750
2.455e+003

Quantity Sample Report MassLynx 4.1

Dataset: C:\MassLynx\Default\prof05JA103D562908.qld

Last Altered: Wednesday, January 06, 2010 15:37:38 Pacific Standard Time
Printed: Wednesday, January 06, 2010 15:39:18 Pacific Standard Time

Name: 05JA103D5_19, Date: 06-Jan-2010, Time: 11:45:37, ID: LQ87J-1-AC, Description: G9L170524-6



Dataset: V:\HighRes_Archive\3D5\Default.pro\05JA103D568290Bsk.qld

Last Altered: Friday, January 08, 2010 13:43:43 Pacific Standard Time

Printed: Friday, January 08, 2010 13:45:40 Pacific Standard Time

Sample Name: 05JA103D5_19

05JA103D5_19.Smooth(SG,1x2)

G9L170524-6.LQ87J-1-AC

F5:Voltage SIR,EI+

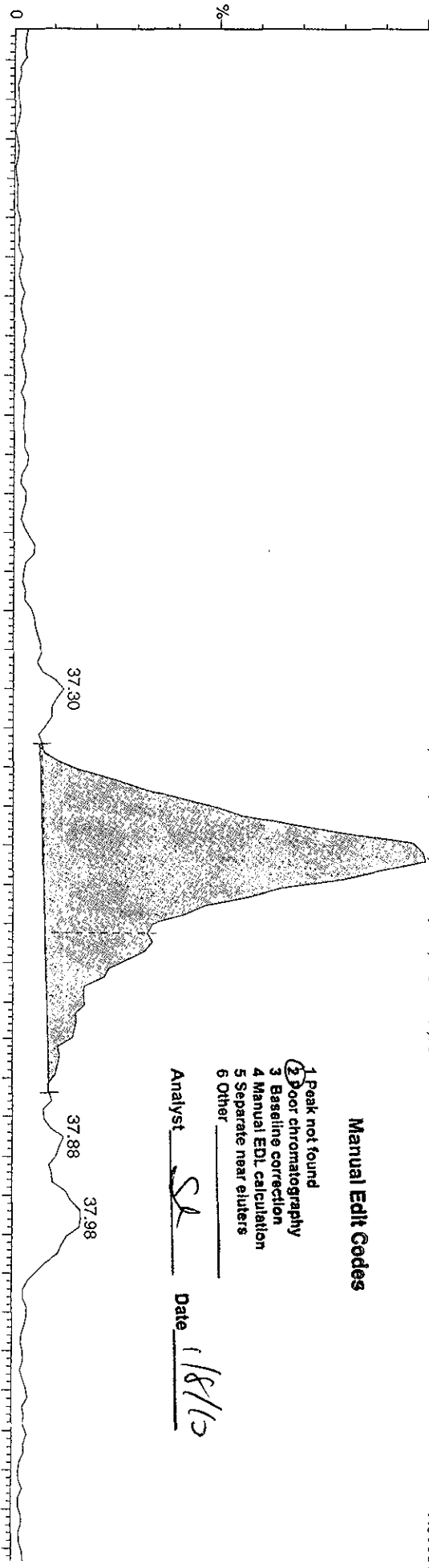
469.7779

7.905e+005

Manual Edit Codes

- 1 Peak not found
- 2 Poor chromatography
- 3 Baseline correction
- 4 Manual EDL calculation
- 5 Separate near eluters
- 6 Other

Analyst SK Date 1/8/10



05JA103D5_19.Smooth(SG,1x2)

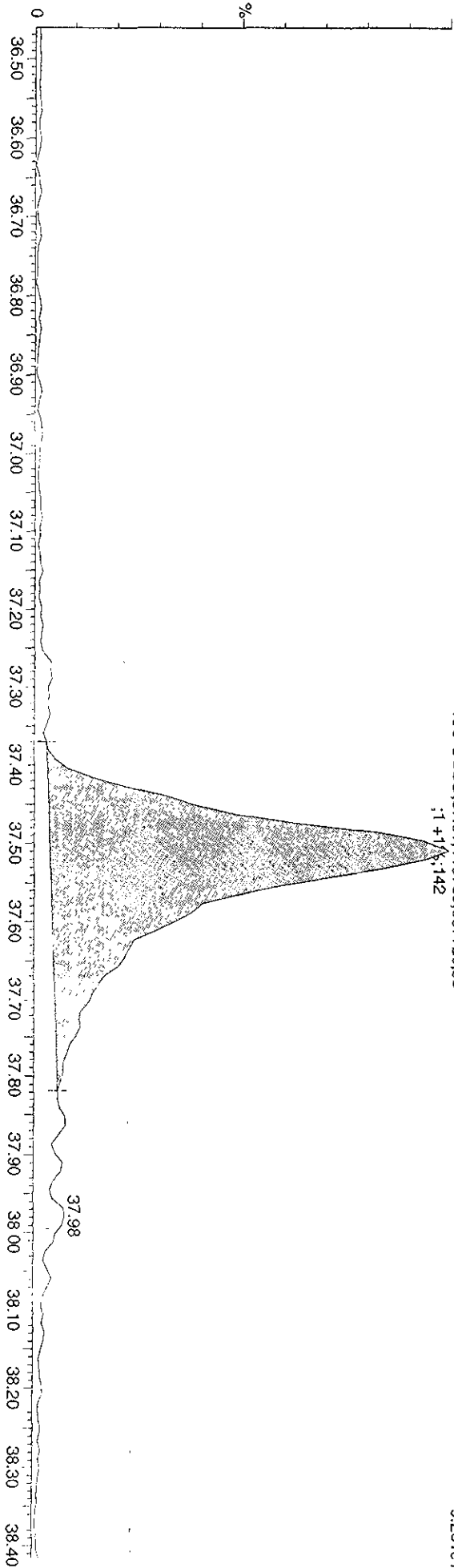
G9L170524-6.LQ87J-1-AC

F5:Voltage SIR,EI+

471.775

9.261e+005

13C-OCDD;37.51;113769;887720;bb
;1+1/8;142

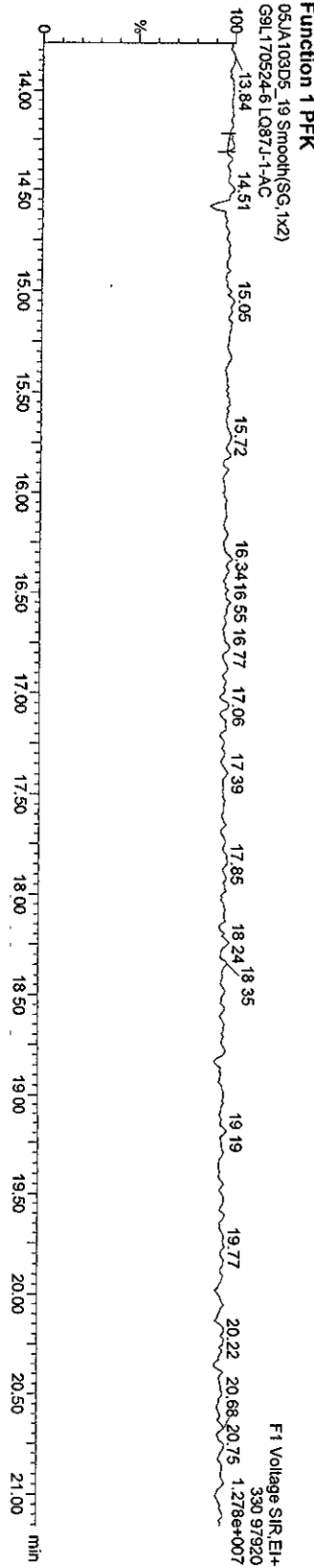
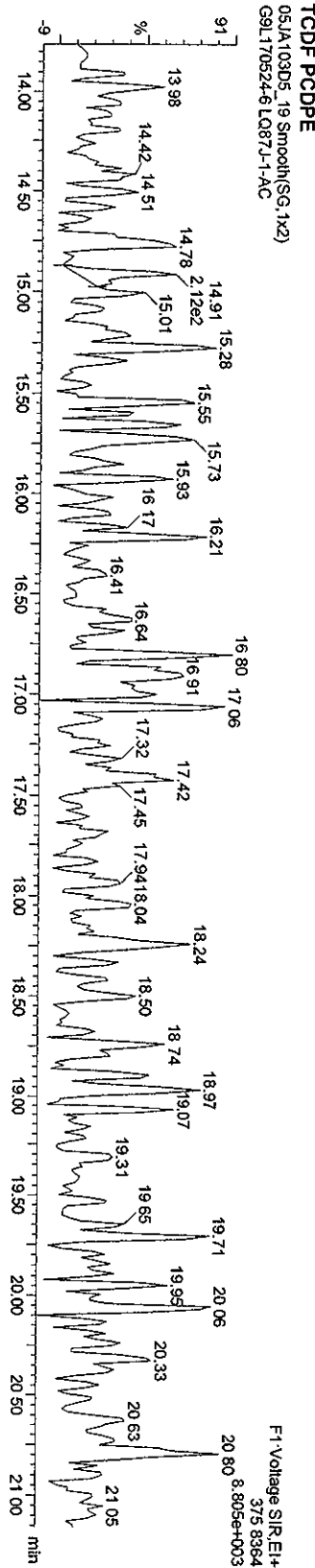
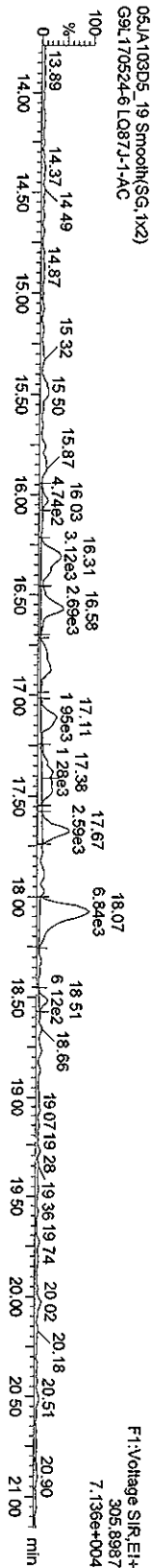
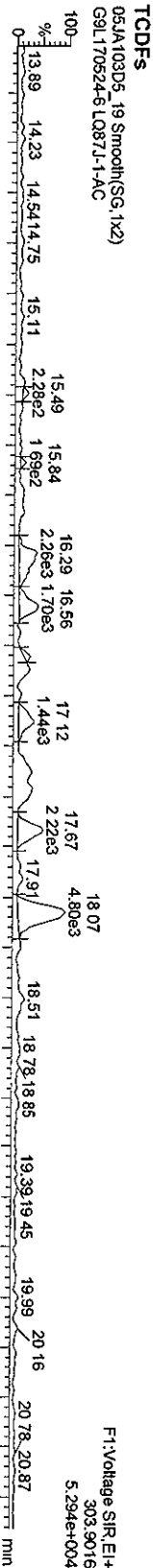


Quantity Sample Report Masslynx 4.1

Dataset: C:\Masslynx\Default\pro05JA103D58290B.d\td

Last Altered: Wednesday, January 06, 2010 15:37:38 Pacific Standard Time
Printed: Wednesday, January 06, 2010 15:39:18 Pacific Standard Time

Name: 05JA103D5_19, Date: 06-Jan-2010, Time: 11:45:37, ID: LQ87J-1-AC, Description: G9L170524-6



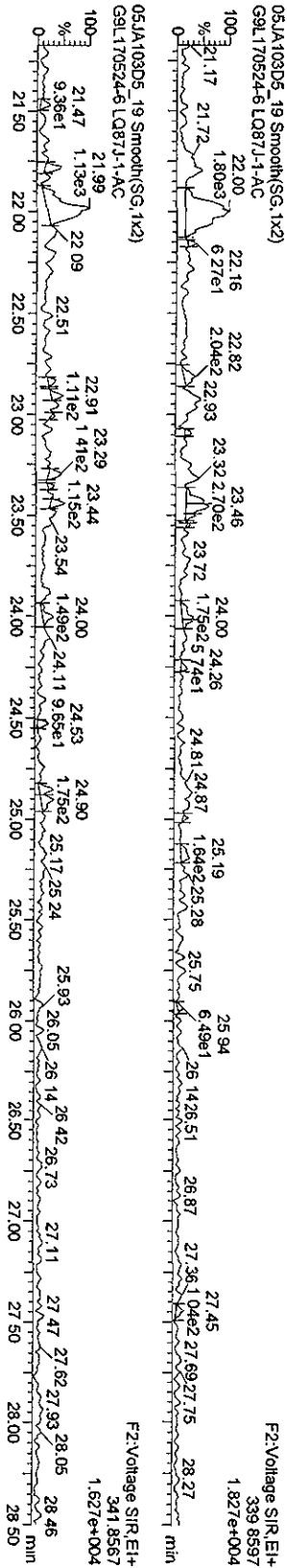
Quantity Sample Report Masslynx 4.1

Dataset: C:\MassLynx\Default\pro\05JA103D58290B.qld

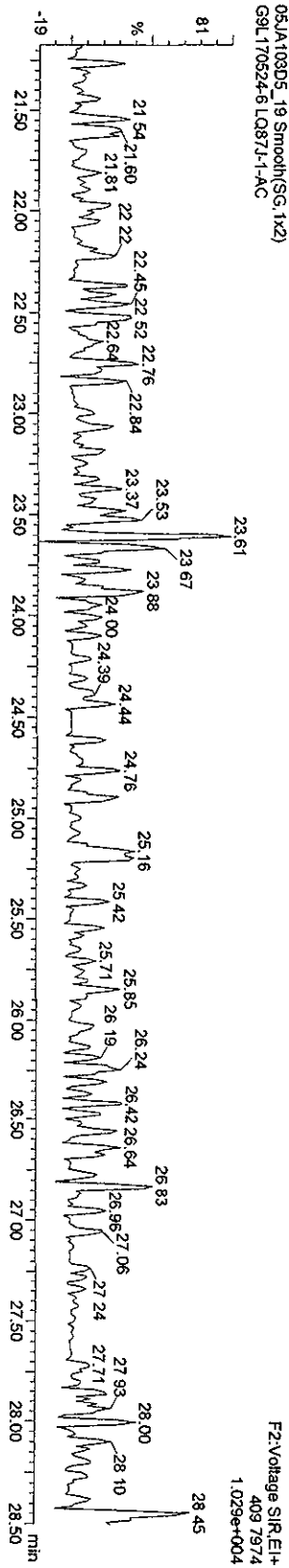
Last Altered: Wednesday, January 06, 2010 15:37:38 Pacific Standard Time
Printed: Wednesday, January 06, 2010 15:39:18 Pacific Standard Time

Name: 05JA103D5_19, Date: 06-Jan-2010, Time: 11:45:37, ID: LQ87J-1-AC, Description: G9L170524-6

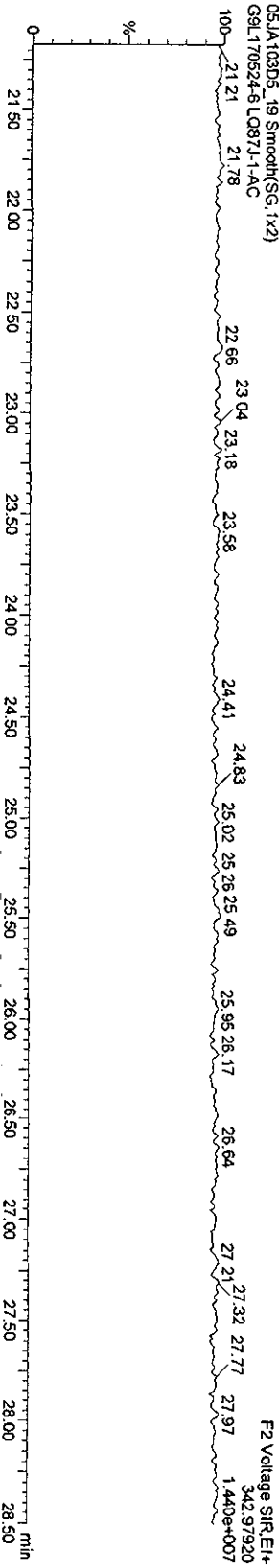
PeCDF



F2 PeCDF PCDDPE



Function 2 PFK



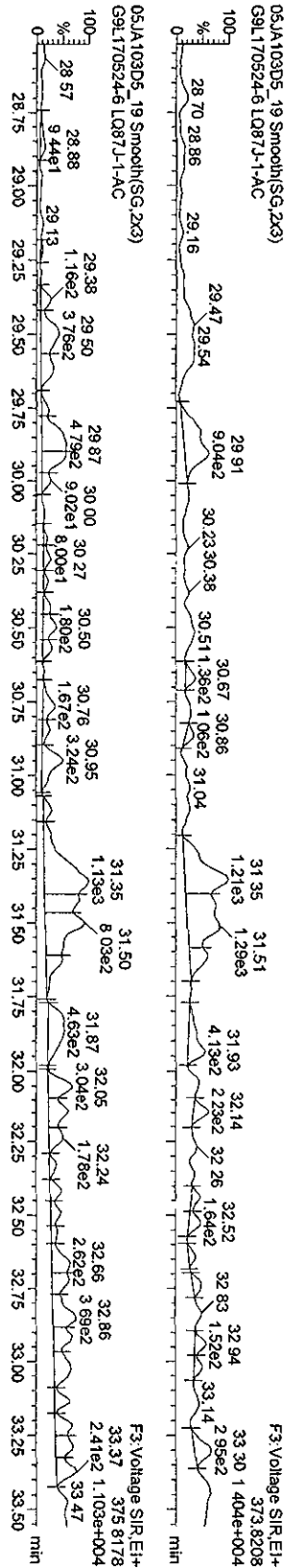
Quantity Sample Report MassLynx 4.1

Dataset: C:\MassLynx\Default\pro05JA103D58290B.qld

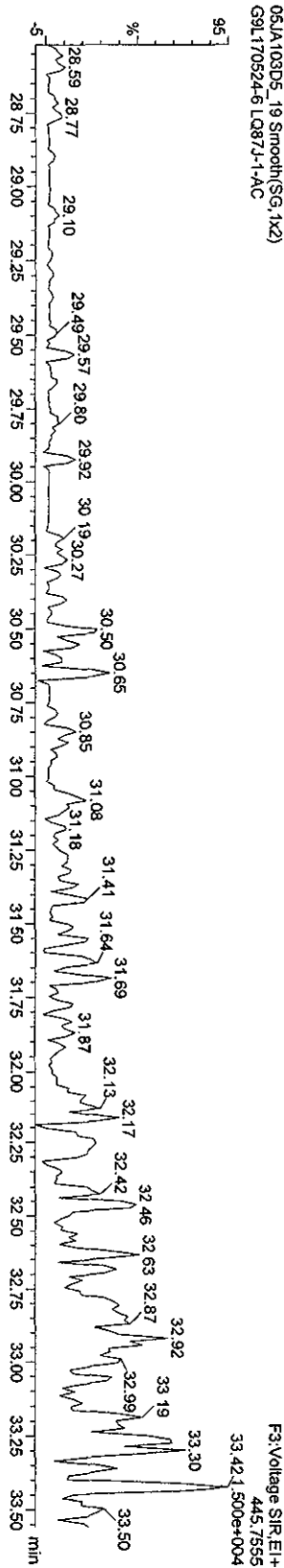
Last Altered: Wednesday, January 06, 2010 15:37:38 Pacific Standard Time
Printed: Wednesday, January 06, 2010 15:39:18 Pacific Standard Time

Name: 05JA103D5_19, Date: 06-Jan-2010, Time: 11:45:37, ID: LQ87J-1-AC, Description: G9L170524-6

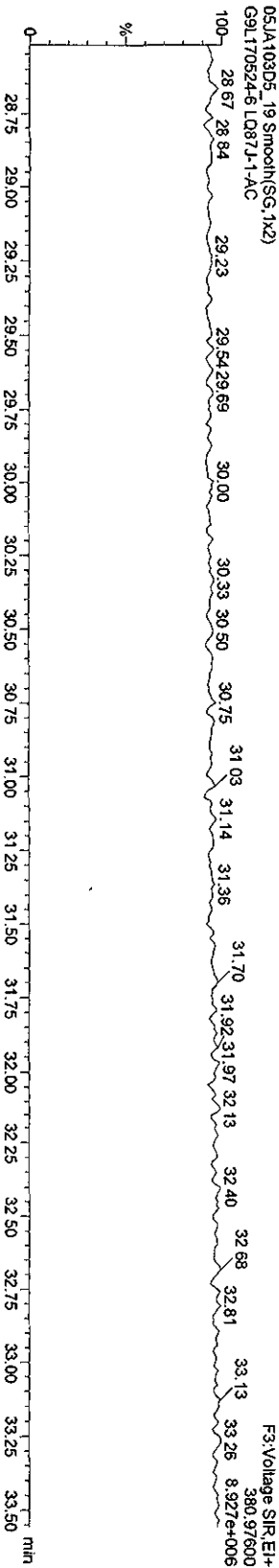
HXCDFs



HXCDF PCDDP



Function 3 PFK



Quantity Sample Report MassLynx 4.1

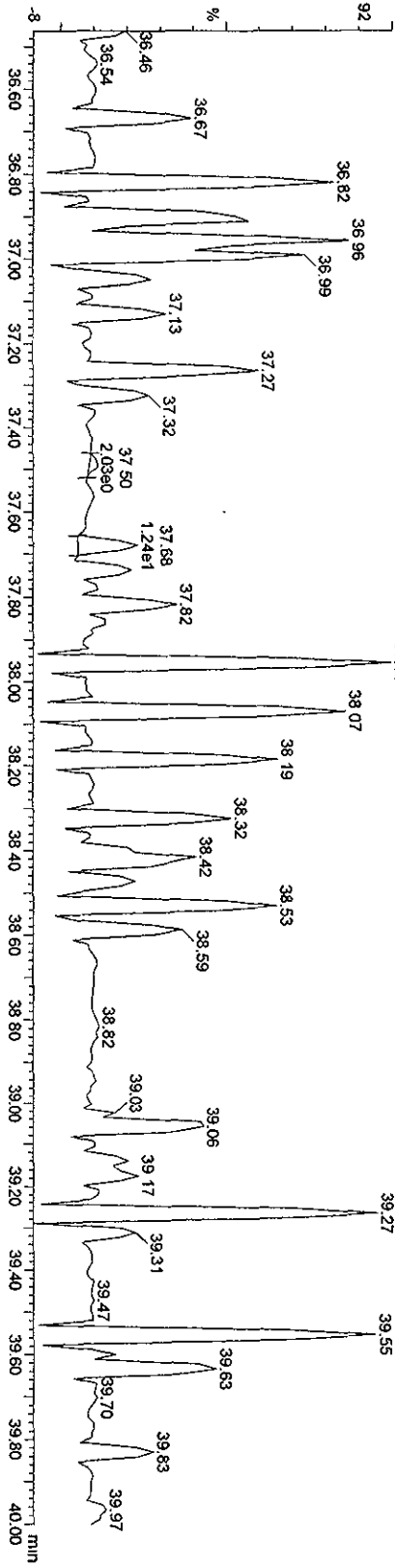
Dataset: C:\MassLynx\Default\prof\05JA103D58290B.qld

Last Altered: Wednesday, January 06, 2010 15:37:38 Pacific Standard Time
Printed: Wednesday, January 06, 2010 15:39:18 Pacific Standard Time

Name: 05JA103D5_19, Date: 06-Jan-2010, Time: 11:45:37, ID: LQ87J-1-AC, Description: G9L170524-6

OCDF PCDDPE
05JA103D5_19 Smooth(SG, 1x2)
G9L170524-6 LQ87J-1-AC

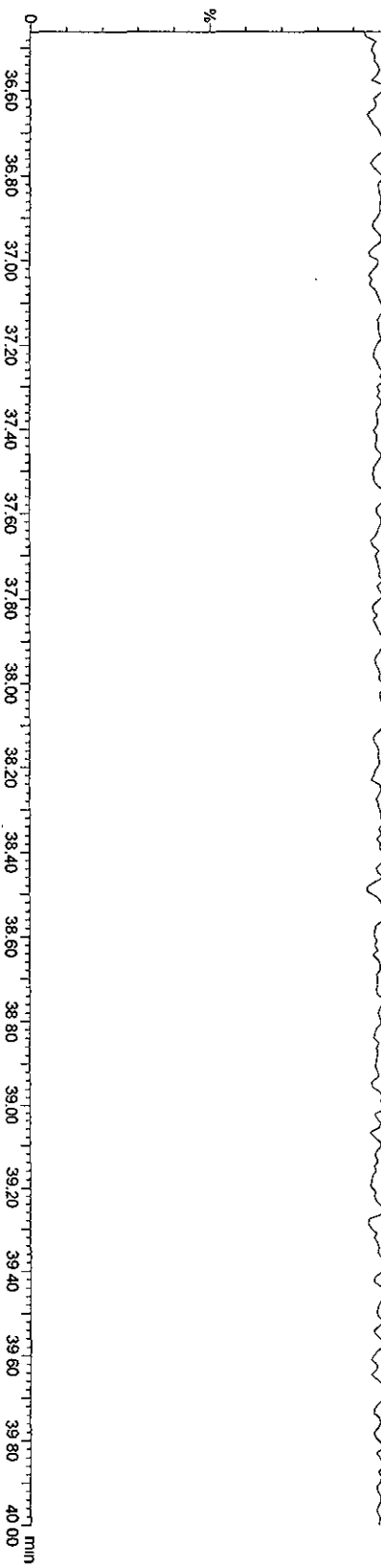
F5, Voltage SIR, EI+
513 67750
2.455e+003



Function 5 PFK

05JA103D5_19 Smooth(SG, 1x2)
G9L170524-6 LQ87J-1-AC

F5, Voltage SIR, EI+
442.97280
7.278e+005

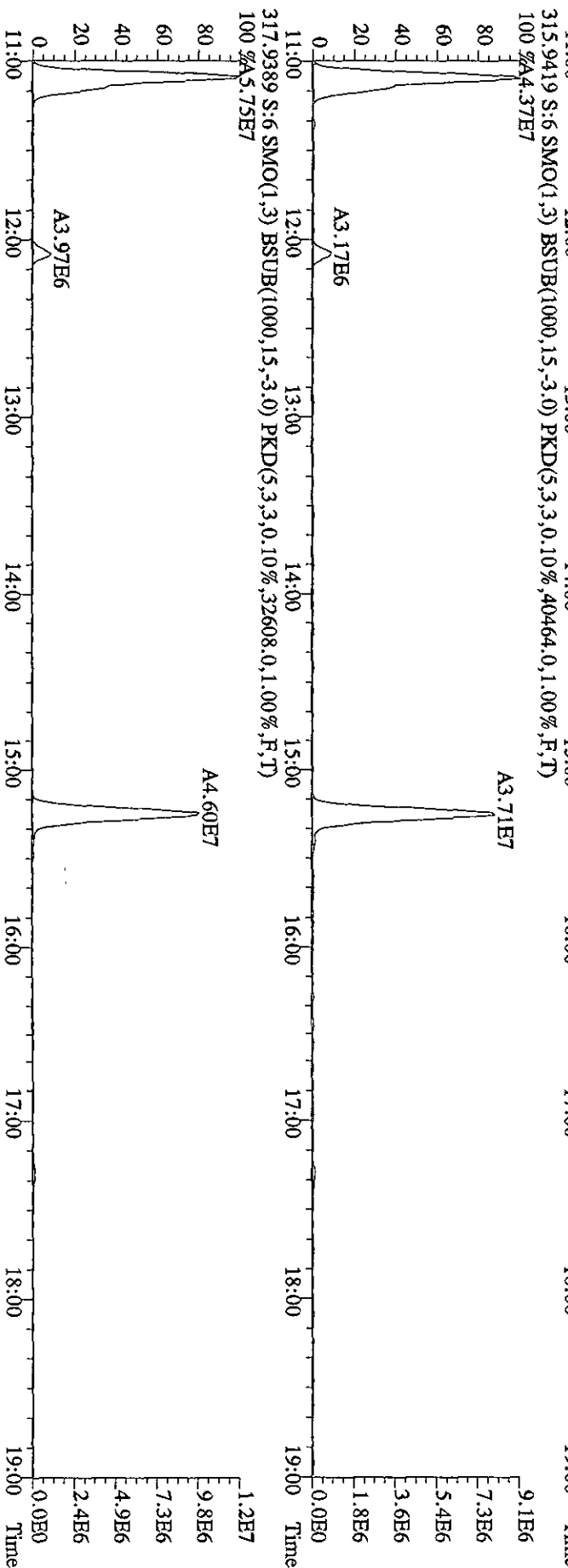
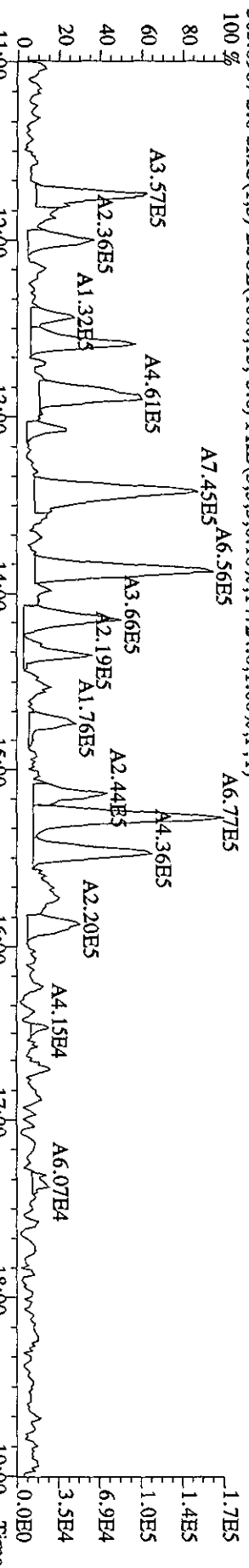
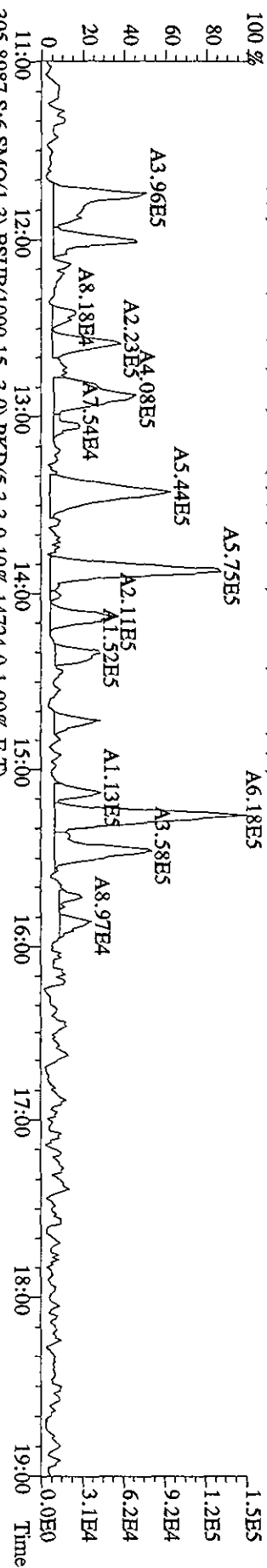


Run text: LQ87J-1-AC Sample text: LQ87J-1-AC :G9L170524-6
 Run #10 Filename: 07JA10C5D2 S: 6 I: 1 Results: 07JA10C5D2DB225
 Acquired: 8-JAN-10 02:48:59 Processed: 8-JAN-10 09:58:16
 Run: 07JA10C5D2 Analyte: DB225HRS Cal: DB2250104105D2
 Factor 1: 1600.000 Factor 2: 20.000 Sample size: 10.09007g

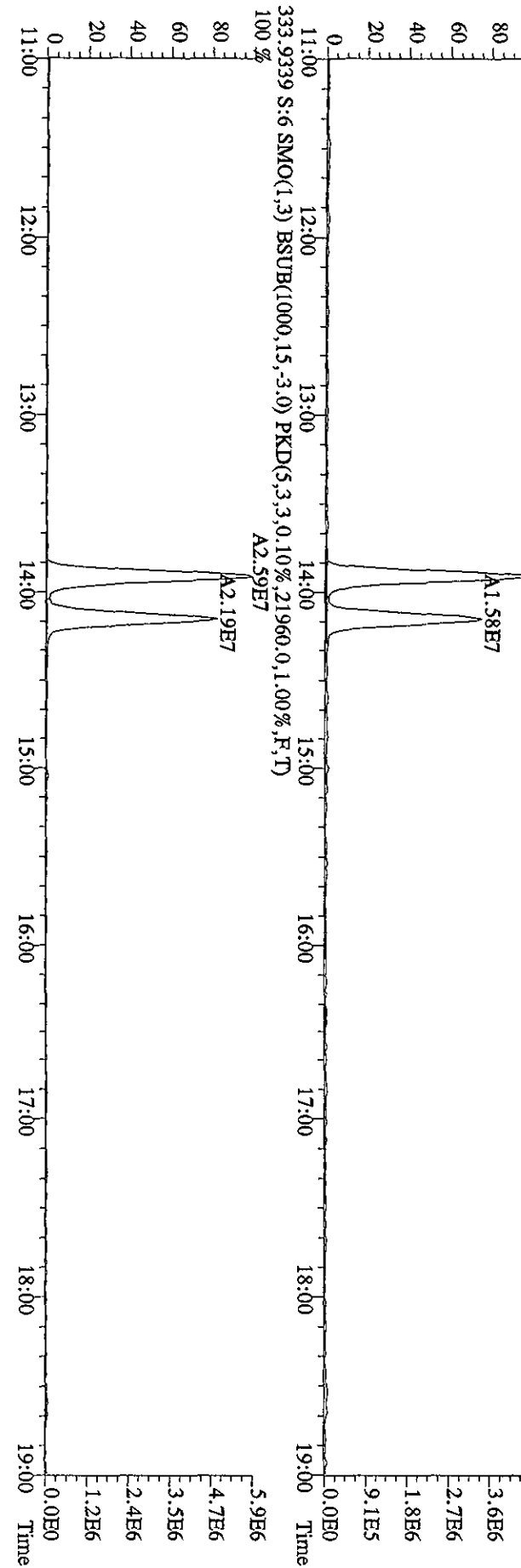
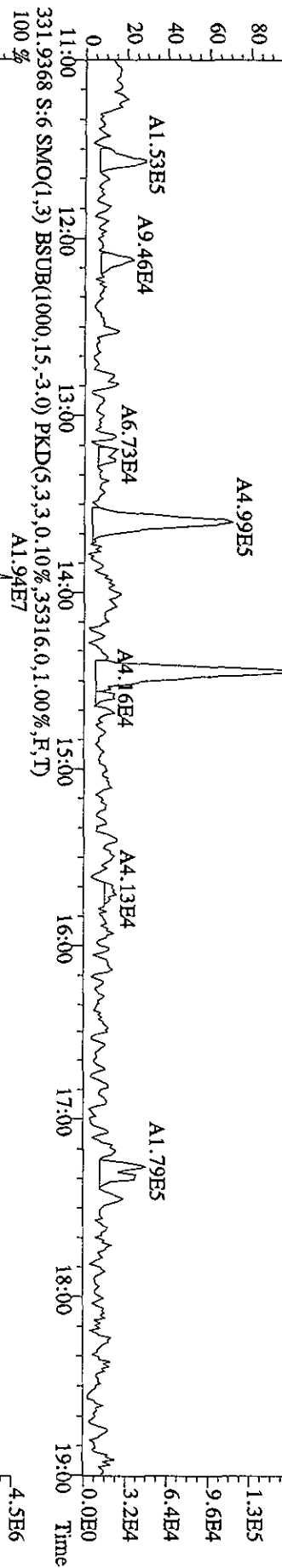
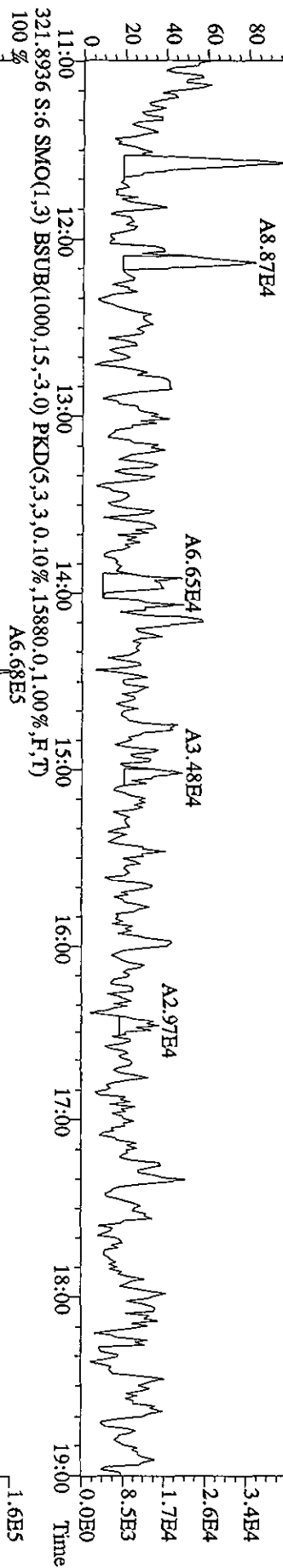
Name	Resp	RA	RT	RRF	Conc	EDL	Rec	M
13C-1,2,3,4-TCDD	37694013	0.72 y	14:09	-	1.73	-	-	n
13C-2,3,7,8-TCDF	83093112	0.81 y	15:15	1.66	131.33	1.59	66.3	n
2,3,7,8-TCDF	1198392	0.91 n	15:15	1.01	2.82 <i>em-Q 6</i>	0.86	-	n
13C-2,3,7,8-TCDD	45354644	0.75 y	13:55	0.95	125.37	2.18	63.3	n
2,3,7,8-TCDD	*	* n	NotFnd	1.18	*	1.34	-	n
37Cl-2,3,7,8-TCDD	59356812	1.00 y	13:56	2.07	75.47	0.72	95.2	n

Se 1/12/10

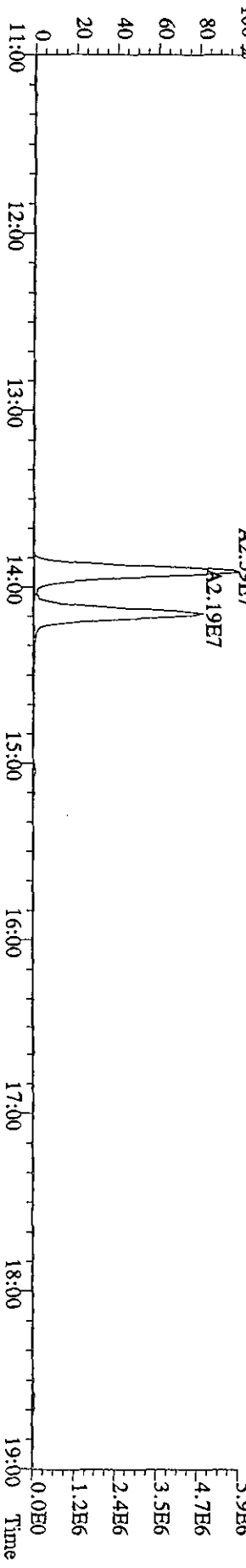
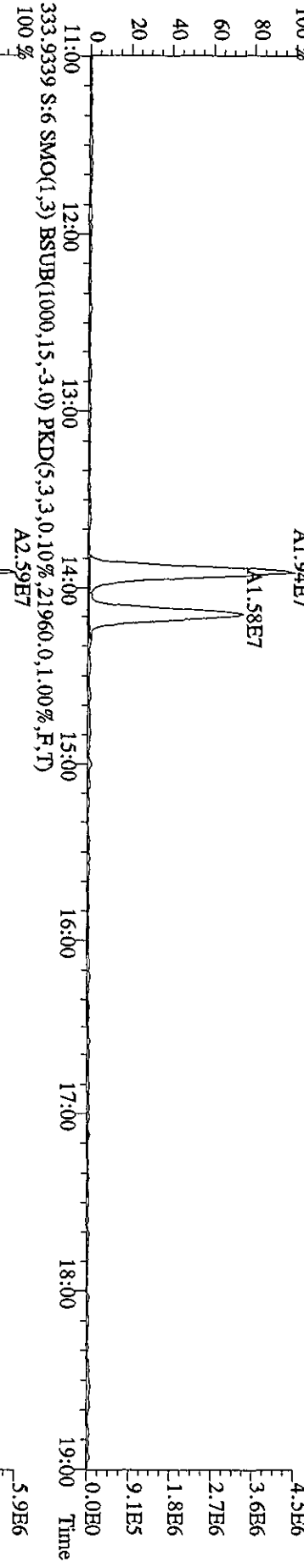


File:071A10C5D2 #1-1242 Acq: 8-JAN-2010 02:48:59 GC HI + Voltage SIR 70SE
 Sample#6 Text:LQ871-1-AC :G9L170524-6 Exp:DB225
 303.9016 S:6 SMO(1,3) BSUB(1000,15,-3,0) PKD(5,3,3,0.10%,11352.0,1.00%,F,T)
 100 %




File:07JA100C5D2 #1-1242 Acq: 8-JAN-2010 02:48:59 GC FI+ Voltage SIR 70SE
 Sample#6 Text:LQ871-1-AC :G9L170524-6 Exp:DB225
 319.8965 S:6 SMO(1,3) BSUB(1000,15,-3.0) PKD(5,3,3,0.10%,11988.0,1.00%,F,T)



File:071A10C5D2 #1-1242 Acq: 8-JAN-2010 02:48:59 GC EI+ Voltage SIR 70SE
 Sample#6 Text:LO87J-1-AC :G9L170524-6 Exp:DB225
 327.8840 S:6 SMO(1,3) BSUB(1000,15,-3,0) PKD(5,3,3,0,10%,20608,0,1,00%,F,T) A2.97E7



File:071A10C5D2 #1-1242 Acq: 8-JAN-2010 02:48:59 GC EI+ Voltage SFR 70SE
 Sample#6 Text:1Q871-1-AC :G9L170524-6 Exp:DB225
 375.8364 S:6 SMO(1,3) BSUB(1000,15,-3.0) PKD(5,3,3,100.00%,3072.0,1.00%,F,T)



Quantity Sample Summary Report MassLynx 4.1

Dataset: V:\HighRes_Archive\3D5\Default.pro\05JA103D56290Bsk.qld

Last Altered: Friday, January 08, 2010 15:09:11 Pacific Standard Time
 Printed: Friday, January 08, 2010 15:09:37 Pacific Standard Time

Method: C:\MassLynx\Default.PRO\Method\B182903D5.mdb 06 Jan 2010 12:46:02
 Calibration: C:\MassLynx\Default.PRO\Curved\B182903D58290.cdb 31 Dec 2009 13:37:23

Name: 05JA103D5_20, Date: 06-Jan-2010, Time: 12:27:56, ID: LQ87L-1-AQ, Description: G9L170524-7, Task:

Handwritten signature and date: 1/8/10

#	Name	Trace	Sample Size	FT	Prd.RT	RRF M...	Abs.Resp	Conc.	EM/PC	%Rec	EDL	Ratio	Ratio Fi...	Mod Date
1	13C-1,2,3,4-TCDD	331.9368	10.890	18.59	18.60	1.00000	289891.81	91.8274	91.8274	100.0	0.40215	0.7934	NO	
2	13C-2,3,7,8-TCDF	315.9419	10.890	18.04	17.98	1.55387	560888.61	114.3397	114.3397	62.3	0.68711	0.7856	NO	
3	2,3,7,8-TCDF	303.9016	10.890	18.07	18.06	1.00894	4805257.50	1559.4658	1559.4658	Set 0.921	0.99792	0.7659	NO	
4	Total TCDFs	303.9016	10.890		21.44	1.00894		9148.0967	9148.0967		0.99792			
5	13C-2,3,7,8-TCDD	331.9368	10.890	18.78	18.79	0.93654	354670.08	119.9596	119.9596	65.3	0.42940	0.7955	NO	
6	2,3,7,8-TCDD	319.8965	10.890	18.82	18.80	1.13162	56109.25	25.6752	25.6752		0.42025	0.7110	NO	
7	Total TCDDs	319.8965	10.890		19.55	1.13162		817.6654	811.2775		0.42025			
8	137CL-2,3,7,8-TCDD	327.8847	10.890	18.82	18.80	1.13700	243971.83	67.9696	0.0000	92.5	0.38660			
9	13C-1,2,3,7,8-PeCDF	351.9000	10.890	23.40	23.39	1.21534	414573.02	108.0536	108.0536	58.8	0.53959	1.5598	NO	
10	1,2,3,7,8-PeCDF	339.8597	10.890	23.42	23.42	1.03079	2829755.88	1216.1302	1216.1302		1.53809	1.5371	NO	
11	2,3,4,7,8-PeCDF	339.8597	10.890	24.84	24.83	0.96399	1598639.50	730.5122	730.5122		1.64468	1.5291	NO	
12	Total F2 PeCDFs	339.8597	10.890		34.47	0.99739		10015.6234	10015.6234		1.58960			
13	Total F1 PeCDFs	339.8597	10.890		36.56	0.99739		853.8666	853.8666		0.40879			
14	13C-1,2,3,7,8-PeCDD	367.8949	10.890	25.60	25.57	0.74736	264625.64	112.1599	112.1599	61.1	0.45327	1.6215	NO	
15	1,2,3,7,8-PeCDD	355.8546	10.890	25.64	25.63	1.05672	115418.83	75.8033	75.8033		1.62104	1.6763	NO	
16	Total PeCDDs	355.8546	10.890		31.10	1.05672		855.8447	840.9224		1.62104			
17	13C-1,2,3,7,8-HxCDF	401.8559	10.890	32.65	32.61	1.00000	260318.94	91.8274	91.8274	100.0	0.44317	1.3018	NO	
18	1,2,3,4,7,8-HxCDF	383.8639	10.890	31.30	31.31	0.91641	259018.45	99.7030	99.7030	54.3	0.91842	0.5306	NO	
19	2,3,6,7,8-HxCDF	373.8208	10.890	31.32	31.31	1.24280	4255482.63	2427.8403	2427.8403		2.45403	1.2336	NO	08-Jan-10
20	1,2,3,6,7,8-HxCDF	373.8208	10.890	31.46	31.45	1.49624	3608968.38	1710.2211	1710.2211		2.03835	1.2357	NO	
21	2,3,4,6,7,8-HxCDF	373.8208	10.890	32.12	32.11	1.31114	881117.59	476.4926	476.4926		2.32612	1.2598	NO	
22	1,2,3,7,8,9-HxCDF	373.8208	10.890	32.84	32.85	1.29097	433265.88	237.9634	237.9634		2.36246	1.2032	NO	
23	Total HxCDFs	373.8208	10.890		0.00	1.33529		11797.5984	11797.5984		2.28405			

Quantity Sample Summary Report MassLynx 4.1

Dataset: V:\HighRes_Archive\3D5\Default.pro\05JA103D58290Bsk.qld

Last Altered: Friday, January 08, 2010 15:09:11 Pacific Standard Time
 Printed: Friday, January 08, 2010 15:09:37 Pacific Standard Time

Name: 05JA103D5_20, Date: 06-Jan-2010, Time: 12:27:56, ID: LQ87L-1-AC, Description: G9L170524-7, Task:

#	Name	Trace	Sample Size	HT	Prd.FT	RRF	M...	Ads.Resp	Conc.	EMPC	%Rec	EDL	Ratio	Ratio Fl...	Mod Date
32	13C-1,2,3,6,7,8-HxCDD	401.8559	10.890	32.35	32.37	0.80919		246855.30	107.6114	107.6114	58.6	0.54767	1.4152	NO	
33	1,2,3,4,7,8-HxCDD	389.8157	10.890	32.28	32.26	0.93281	0.732	61709.08	49.2278	49.2278	61.044	0.51717	1.1785	NO	
34	1,2,3,6,7,8-HxCDD	389.8157	10.890	32.38	32.36	1.18024		165941.44	104.6032	104.6032		0.40866	1.2085	NO	
35	1,2,3,7,8,9-HxCDD	389.8157	10.890	32.66	32.64	1.28282		155948.03	90.4427	90.4427		0.37598	1.1939	NO	
36	Total HxCDDs	389.8157	10.890		0.00	1.13189			707.2272	707.2272		0.42611		NO	
37															
38	13C-1,2,3,4,6,7,8-HpCDF	417.8253	10.890	34.19	34.19	0.81080		183725.94	79.9322	79.9322	43.5	1.73748	0.4452	NO	
39	1,2,3,4,6,7,8-HpCDF	407.7818	10.890	34.20	34.20	1.36387		8998278.50	6595.0276	6595.0276		2.69460	0.9868	NO	
40	1,2,3,4,7,8,9-HpCDF	407.7818	10.890	35.32	35.32	1.11483		3706020.13	3322.9918	3322.9918		3.29654	1.0324	NO	
41	Total HpCDFs	407.7818	10.890		0.00	1.23935			14061.8126	13898.7566		2.96533		NO	
42															
43	13C-1,2,3,4,6,7,8-HpCDD	435.8169	10.890	35.00	35.01	0.70743		172829.16	86.0790	86.0790	46.9	1.67892	1.0468	NO	
44	1,2,3,4,6,7,8-HpCDD	423.7766	10.890	35.02	35.00	1.04312		406641.63	414.7319	414.7319		1.70208	1.0484	NO	
45	Total HpCDDs	423.7766	10.890		0.03	1.04312			615.5968	615.5968		1.70208		NO	
46															
47	13C-OCDD	469.7779	10.890	37.46	37.45	0.51880		215012.09	146.1951	146.1951	39.8	2.34427	0.9054	NO	
48	OCDF	441.7428	10.890	37.56	37.58	1.40213		16400536.00	19982.0524	19982.0524		4.91666	0.9340	NO	
49	OCDD	457.7377	10.890	37.46	37.47	1.19691		296662.13	423.2773	423.2773		2.23370	0.9504	NO	
50															
51															
52	Function 1 PFK	330.97920	1.000		14.26										
53	Function 2 PFK	342.97920	1.000		22.48	16743.000									
54	Function 3 PFK	380.97600	1.000		29.31	7909.200		20761.49	2.6250		262.5	3.34700			
55	Function 4 PFK	430.97290	1.000		34.81	14980.000						0.00000			
56	Function 5 PFK	442.97280	1.000		39.31	3947.900						0.00000			
57	TCDF PCDFE	375.8364	1.000	15.05	15.01	30.01200		27.45	0.9145		91.5	11.69707			
58	F1 PCDF PCDFE	409.79740	1.000	18.68	18.68	45.97200		575.32	12.5145		1251.4	3.87827			
59	F2 PCDF PCDFE	409.7974	1.000	22.06	22.10	17.77400		212.75	11.9699		1197.0	16.37071			
60	HxCDF PCDFE	445.7555	1.000		33.02	18.61100						0.00000			
61	HpCDF PCDFE	479.7165	1.000		35.33	75.50100						0.00000			
62	OCDF PCDFE	513.67750	1.000	37.51	37.54	85.06100		35.56	0.4180		41.8	0.75789			

Dataset: C:\MassLynx\Default\proj05JA103D58290B.qld

Last Altered: Wednesday, January 06, 2010 13:32:01 Pacific Standard Time
 Printed: Wednesday, January 06, 2010 13:33:02 Pacific Standard Time

Name: 05JA103D5_20, Date: 06-Jan-2010, Time: 12:27:56, ID: LQ87L-1-AC, Description: G9L170524-7, Task:

See 1/6/10

# Name	Trace	Sample Size	RT	Ptd/RT	RRF M...	Abs Resp	Conc.	EMPC	%Rec	EDL	Ratio	Ptd Ratio	Ratio	Mod Date
1 13C-1,2,3,4-TCDD	331.9368	10.890	18.59	18.60	1.000	289891.81	91.8274	91.8274	100.0	0.4022	0.793	0.770	NO	
2														
3 13C-2,3,7,8-TCDF	315.9419	10.890	18.04	17.98	1.554	560888.61	114.3397	114.3397	62.3	0.6871	0.786	0.770	NO	
4 2,3,7,8-TCDF	303.9016	10.890	18.07	18.06	1.009	4805257.50	1559.4658	1559.4658	90	0.9979	0.766	0.770	NO	
5 Total TCDFs	303.9016	10.890		21.44	1.009		9148.0967	9148.0967	0.9979					
6														
7 13C-2,3,7,8-TCDD	331.9368	10.890	18.78	18.79	0.937	354670.08	119.9596	119.9596	65.3	0.4294	0.795	0.770	NO	
8 2,3,7,8-TCDD	319.8965	10.890	18.82	18.80	1.132	56109.25	25.6752	25.6752		0.4203	0.711	0.770	NO	
9 Total TCDDs	319.8965	10.890		19.55	1.132		817.6654	811.2475		0.4203				
10														
11 37CL-2,3,7,8-TCDD	327.8847	10.890	18.82	18.80	1.137	243971.83	67.9696	0.0000	92.5	0.3866				
12														
13 13C-1,2,3,7,8-PeCDF	351.9000	10.890	23.40	23.39	1.215	414573.02	108.0536	108.0536	58.8	0.5386	1.560	1.550	NO	
14 1,2,3,7,8-PeCDF	339.8597	10.890	23.42	23.42	1.031	2829755.88	1216.1302	1216.1302		1.5381	1.537	1.550	NO	
15 2,3,4,7,8-PeCDF	339.8597	10.890	24.84	24.83	0.964	1589639.50	730.5122	730.5122		1.6447	1.529	1.550	NO	
16 Total F2 PeCDFs	339.8597	10.890		34.47	0.997		10015.6234	10015.6234		1.5896				
17 Total F1 PeCDFs	339.8597	10.890		36.56	0.997		853.8666	853.8666		0.4088				
18														
19 13C-1,2,3,7,8-PeCDD	367.8949	10.890	25.60	25.57	0.747	264625.64	112.1599	112.1599	61.1	0.4533	1.622	1.550	NO	
20 1,2,3,7,8-PeCDD	355.8546	10.890	25.64	25.63	1.057	115418.83	75.8033	75.8033		1.6210	1.676	1.550	NO	
21 Total PeCDDs	355.8546	10.890		31.10	1.057		855.8447	840.9724		1.6210				
22														
23 13C-1,2,3,7,8,9-HxCDD	401.8559	10.890	32.65	32.61	1.000	260318.94	91.8274	91.8274	100.0	0.4432	1.302	1.240	NO	
24														
25 13C-1,2,3,4,7,8-HxCDF	383.8639	10.890	31.30	31.31	0.916	259018.45	99.7030	99.7030	54.3	0.9184	0.531	0.510	NO	
26 1,2,3,4,7,8-HxCDF	373.8208	10.890	31.32	31.31	1.243	5202031.00	2967.8656	2967.8656		2.4540	1.217	1.240	NO	
27 1,2,3,6,7,8-HxCDF	373.8208	10.890	31.46	31.45	1.496	3608968.38	1710.2211	1710.2211		2.0383	1.236	1.240	NO	
28 2,3,4,6,7,8-HxCDF	373.8208	10.890	32.12	32.11	1.311	881117.59	476.4926	476.4926		2.3261	1.260	1.240	NO	
29 1,2,3,7,8,9-HxCDF	373.8208	10.890	32.84	32.85	1.291	433265.88	237.9634	237.9634		2.3625	1.203	1.240	NO	
30 Total HxCDFs	373.8208	10.890		0.00	1.335		12337.6237	12337.6237		2.2841				
31														
32 13C-1,2,3,6,7,8-HxCDD	401.8559	10.890	32.35	32.37	0.809	246855.30	107.6114	107.6114	58.6	0.5477	1.415	1.240	NO	
33 1,2,3,4,7,8-HxCDD	389.8157	10.890	32.28	32.26	0.980	61709.08	49.2278	49.2278	0.411	0.5172	1.179	1.240	NO	
34 1,2,3,6,7,8-HxCDD	389.8157	10.890	32.38	32.36	1.180	165941.44	104.6032	104.6032		0.4087	1.209	1.240	NO	
35 1,2,3,7,8,9-HxCDD	389.8157	10.890	32.66	32.64	1.283	155948.03	90.4427	90.4427		0.3760	1.194	1.240	NO	

Dataset: C:\MassLynx\Default\proj05JA103D58290B.qld

Last Altered: Wednesday, January 06, 2010 13:32:01 Pacific Standard Time

Printed: Wednesday, January 06, 2010 13:33:02 Pacific Standard Time

Name: 05JA103D5_20, Date: 06-Jan-2010, Time: 12:27:56, ID: LQ87L-1-AC, Description: G9L170524-7, Task:


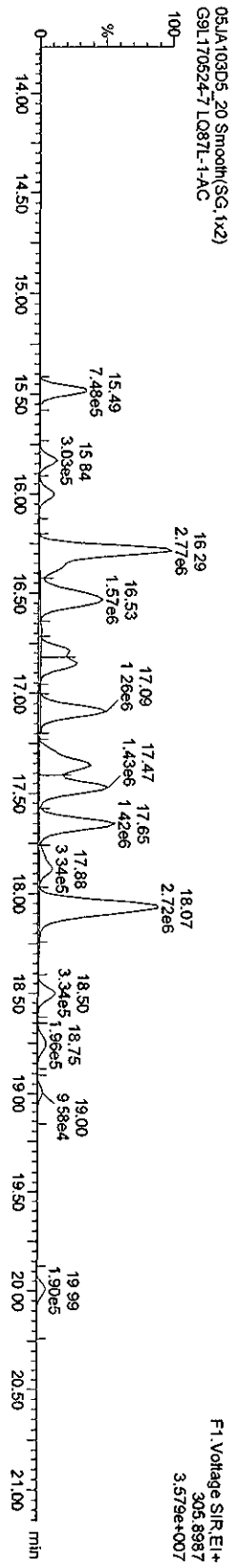
# Name	Trace	Sample Size	RT	Ptd.RT	RRF	M...	Abs Resp.	Conc.	EMPC	%Rec	EDL	Ratio	Ptd.Ratio	Ratio	Mod	Date
36 Total HxCDDs	389.8157	10.890		0.00	1.132			707.2272	703.9917		0.4261					
37																
38 13C-1,2,3,4,6,7,8-HpCDF	417.8253	10.890	34.19	34.19	0.811		183725.94	79.9322	79.9322	43.5	1.7375	0.445	0.440			
39 1,2,3,4,6,7,8-HpCDF	407.7818	10.890	34.20	34.20	1.364		8998278.50	6595.0276	6595.0276	125...	2.6946	0.987	1.040			
40 1,2,3,4,7,8,9-HpCDF	407.7818	10.890	35.32	35.32	1.115		3706020.13	3322.9918	3322.9918	119...	3.2965	1.032	1.040			
41 Total HpCDFs	407.7818	10.890			0.00			14061.8126	13898.4966		2.9653					
42																
43 13C-1,2,3,4,6,7,8-HpCDD	435.8169	10.890	35.00	35.01	0.707		172629.16	86.0790	86.0790	46.9	1.6789	1.047	1.040			
44 1,2,3,4,6,7,8-HpCDD	423.7766	10.890	35.02	35.00	1.043		406641.63	414.7319	414.7319	1.7021	1.7021	1.048	1.040			
45 Total HpCDDs	423.7766	10.890			0.04			615.5968	615.5968		1.7021					
46																
47 13C-OCDD	469.7779	10.890	37.46	37.45	0.519		215012.09	146.1951	146.1951	39.8	2.3443	0.905	0.890			
48 OCDF	441.7428	10.890	37.57	37.58	1.402		16400536.00	19982.0524	19982.0524	4.9167	4.9167	0.934	0.890			
49 OCDD	457.7377	10.890	37.46	37.47	1.197		296562.13	423.2773	423.2773	2.2337	2.2337	0.950	0.890			
50																
51																
52 Function 1 PFK	330.97920	1.000			14.26											
53 Function 2 PFK	342.97920	1.000			22.48											
54 Function 3 PFK	380.97600	1.000	29.31	29.28	7909.2...		20761.49	2.6250		262.5	3.3470					
55 Function 4 PFK	430.97290	1.000			34.81											
56 Function 5 PFK	442.97280	1.000			39.31											
57 TCDF PCDDPE	375.8364	1.000	15.05	15.01	30.012		27.45	0.9145		91.5	11.6971					
58 F1 PeCDF PCDDPE	409.79740	1.000	18.68	18.68	45.972		575.32	12.5145		125...	3.8783					
59 F2 PeCDF PCDDPE	409.7974	1.000	22.06	22.10	17.774		212.75	11.9699		119...	16.3707					
60 HxCDF PCDDPE	445.7555	1.000			33.02											
61 HpCDF PCDDPE	479.7165	1.000			35.33											
62 OCDF PCDDPE	513.67750	1.000	37.51	37.54	85.061		35.56	0.4180		41.8	0.7579					

Quantity Sample Report Masslynx 4.1

Dataset: C:\MassLynx\Default\pro\05JA103D58290B.qld

Last Altered: Wednesday, January 06, 2010 15:37:38 Pacific Standard Time
Printed: Wednesday, January 06, 2010 15:39:18 Pacific Standard Time

Name: 05JA103D5_20, Date: 06-Jan-2010, Time: 12:27:56, ID: LQ87L-1-AC, Description: G9L170524-7



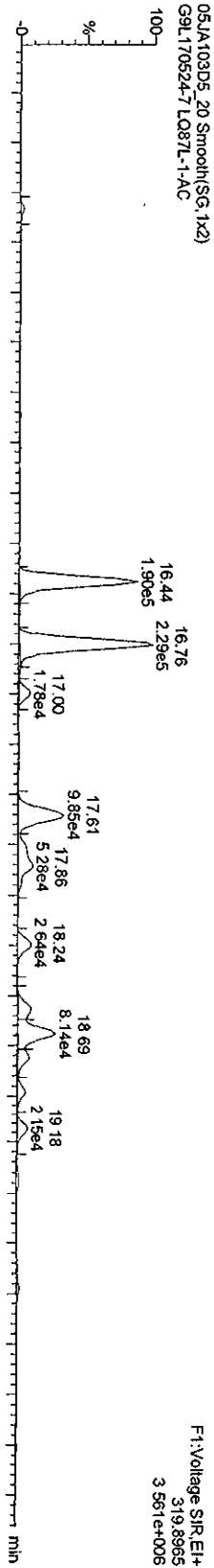
Quantity Sample Report MassLynx 4.1

Dataset: C:\MassLynx\Default.pro\05JA103D582908.qld

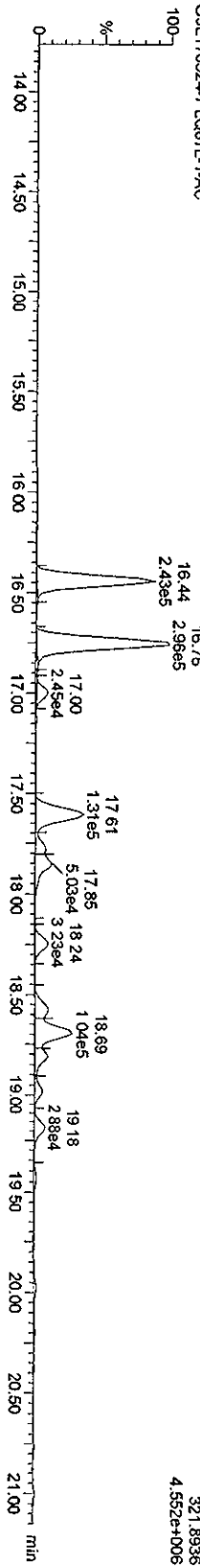
Last Altered: Wednesday, January 06, 2010 15:37:38 Pacific Standard Time
Printed: Wednesday, January 06, 2010 15:39:18 Pacific Standard Time

Name: 05JA103D5_20, Date: 06-Jan-2010, Time: 12:27:56, ID: LQ87L-1-AC, Description: G9L170524-7


TCDDs




05JA103D5_20 Smooth(SG, 1x2)



13C-TCDDs



05JA103D5_20 Smooth(SG, 1x2)




Quantity Sample Report MassLynx 4.1

Dataset: C:\MassLynx\Default\proj\05JA103D58290B.qld

Last Altered: Wednesday, January 06, 2010 15:37:38 Pacific Standard Time
Printed: Wednesday, January 06, 2010 15:39:18 Pacific Standard Time

Name: 05JA103D5_20, Date: 06-Jan-2010, Time: 12:27:56, ID: LQ87L-1-AC, Description: G9L170524-7



Quantity Sample Report MassLynx 4.1

Dataset: C:\MassLynx\Default\pro\05JA103D58290B.qld

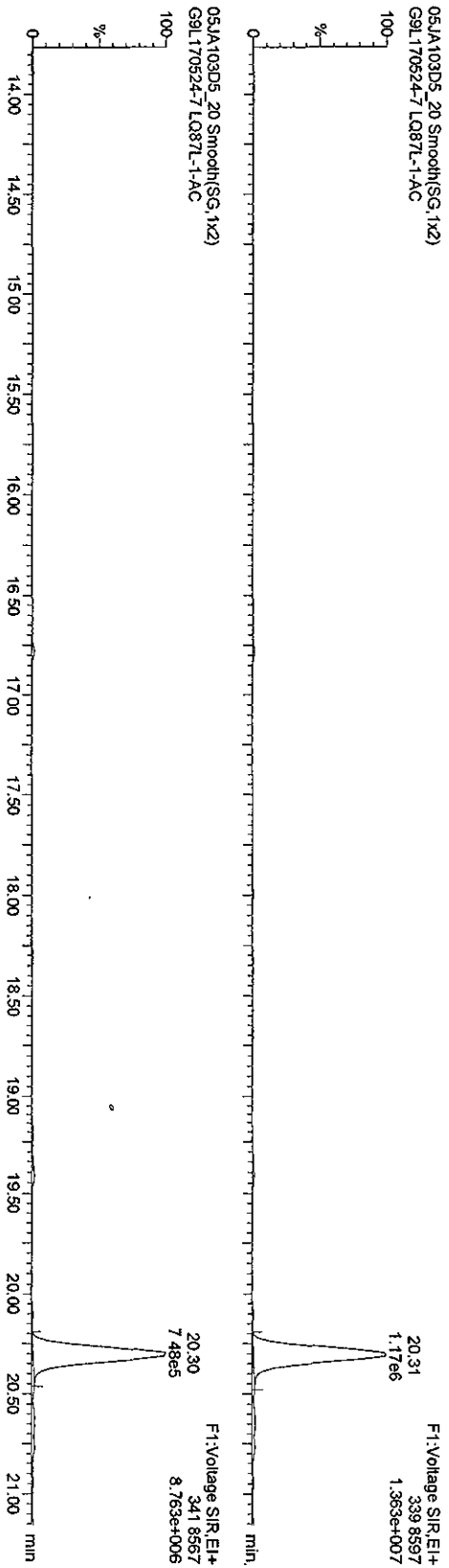
Last Altered: Wednesday, January 06, 2010 15:37:38 Pacific Standard Time

Printed: Wednesday, January 06, 2010 15:39:18 Pacific Standard Time

Name: 05JA103D5_20, Date: 06-Jan-2010, Time: 12:27:56, ID: LQ87L-1-AC, Description: G9L170524-7

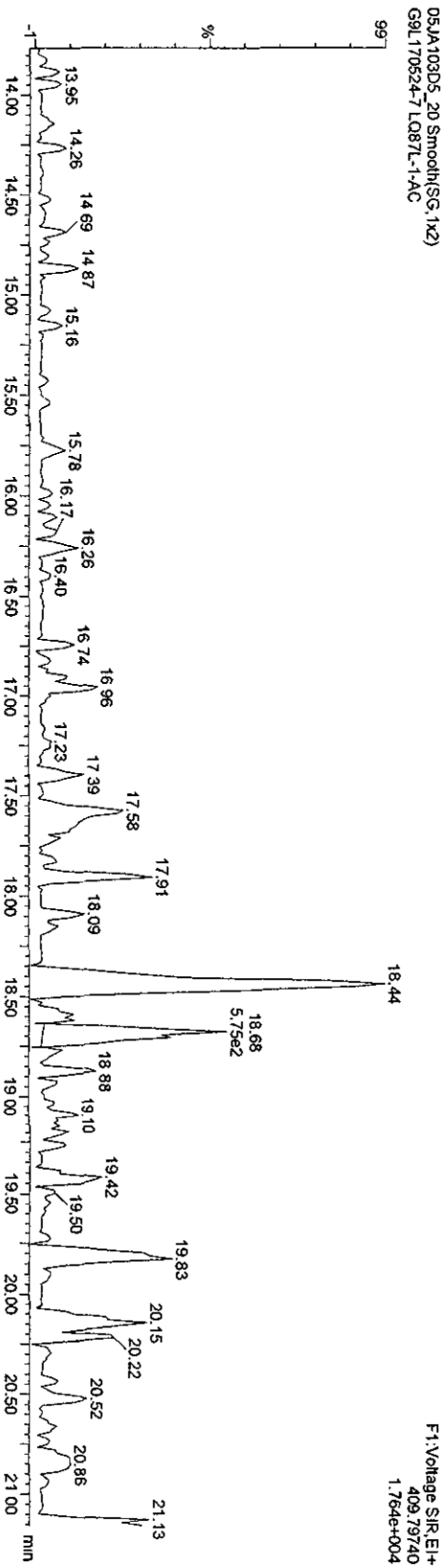
F1 PeCDFs

05JA103D5_20 Smooth(SG, 1x2)
G9L170524-7 LQ87L-1-AC



F1 PeCDF PCDFE

05JA103D5_20 Smooth(SG, 1x2)
G9L170524-7 LQ87L-1-AC



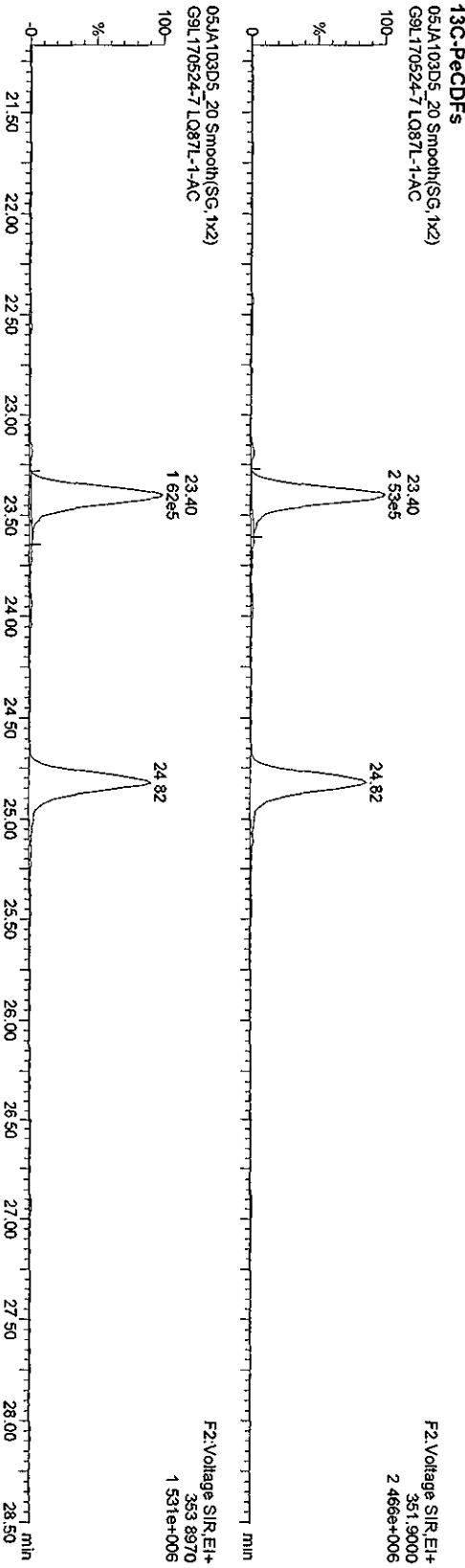
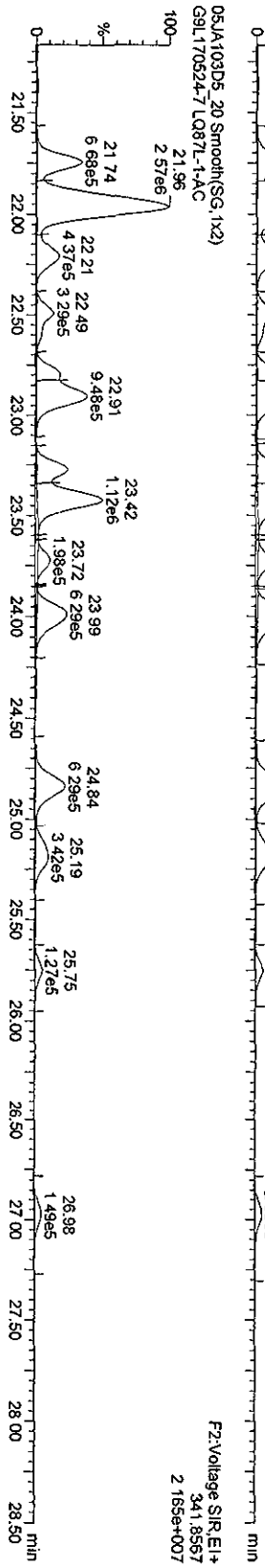
F1: Voltage SIR.EI+
409.79740
1.764e+004

Quantity Sample Report MassLynx 4.1

Dataset: C:\MassLynx\Default\pro05JA103D58290B.qld

Last Altered: Wednesday, January 06, 2010 15:37:38 Pacific Standard Time
Printed: Wednesday, January 06, 2010 15:39:18 Pacific Standard Time

Name: 05JA103D5_20, Date: 06-Jan-2010, Time: 12:27:56, ID: LQ87L-1-AC, Description: G9L170524-7


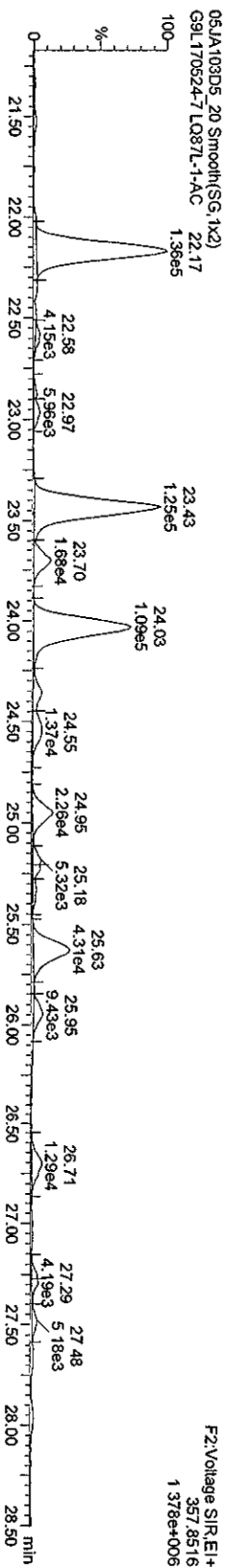


Quantity Sample Report Masslynx 4.1

Dataset: C:\Masslynx\Default\proj\05JA103D58290B.d\td

Last Altered: Wednesday, January 06, 2010 15:37:38 Pacific Standard Time
 Printed: Wednesday, January 06, 2010 15:39:18 Pacific Standard Time

Name: 05JA103D5_20, Date: 06-Jan-2010, Time: 12:27:56, ID: LQ87L-1-AC, Description: G9L170524-7



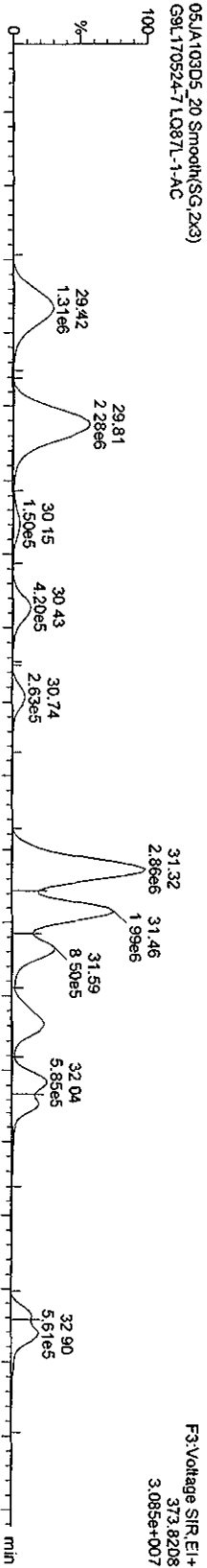
Quantity Sample Report Masslynx 4.1

Dataset: C:\Masslynx\Default\pro\05JA103D58290B.qld

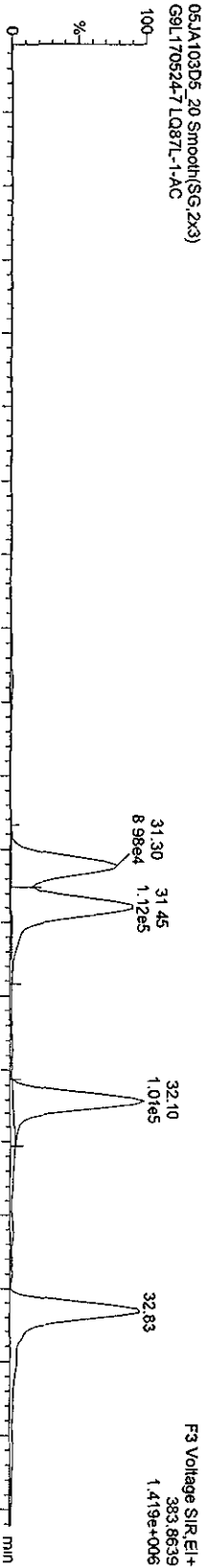
Last Altered: Wednesday, January 06, 2010 15:37:38 Pacific Standard Time
 Printed: Wednesday, January 06, 2010 15:39:18 Pacific Standard Time

Name: 05JA103D5_20, Date: 06-Jan-2010, Time: 12:27:56, ID: LQ87L-1-AC, Description: G9L170524-7

HxCDFs



13C-HxCDFs



13C-HxCDFs



Dataset: V:\HighRes_Archive\3D5\Default.pro\05JA103D58290Bsk.qld

Last Altered: Friday, January 08, 2010 15:09:11 Pacific Standard Time

Printed: Friday, January 08, 2010 15:10:55 Pacific Standard Time

Method: C:\MassLynx\Default.PRO\MethDB\82903D5.mdb 06 Jan 2010 12:46:02
Calibration: C:\MassLynx\Default.PRO\CurrveDB\CA123120093D58290.cdb 31 Dec 2009 13:37:23

Sample Name: 05JA103D5_20

05JA103D5_20 Smooth(SG,2x3)
G9L170524-7 LQ87L-1-AC

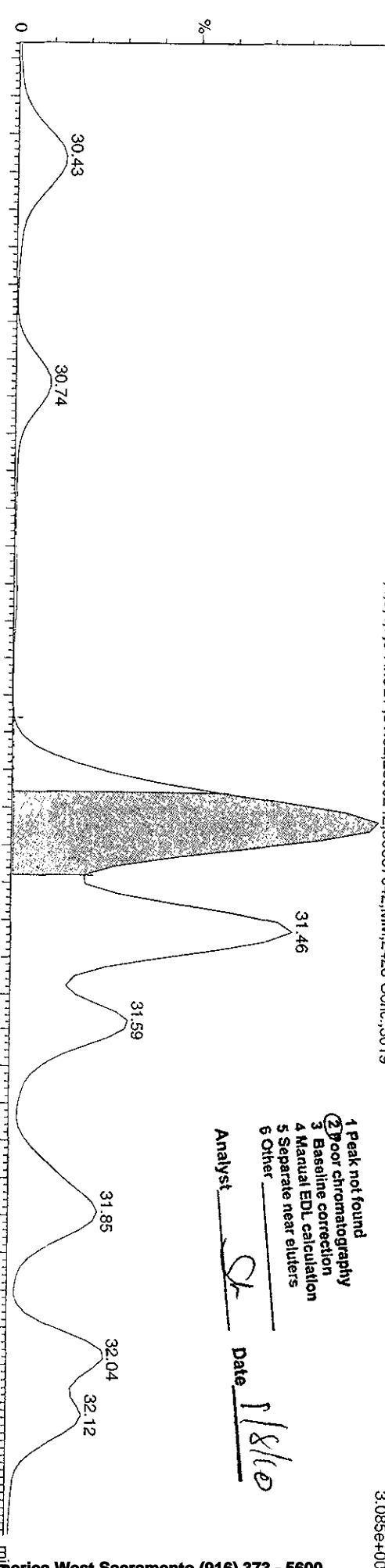
1,2,3,4,7,8-HxCDF;31.32;2350242;30657042;MM;2428 Conc.:3019

Manual Edit Codes

- 1 Peak not found
- 2 Poor chromatography
- 3 Baseline correction
- 4 Manual EDL calculation
- 5 Separate near eluters
- 6 Other

Analyst SR Date 1/8/10

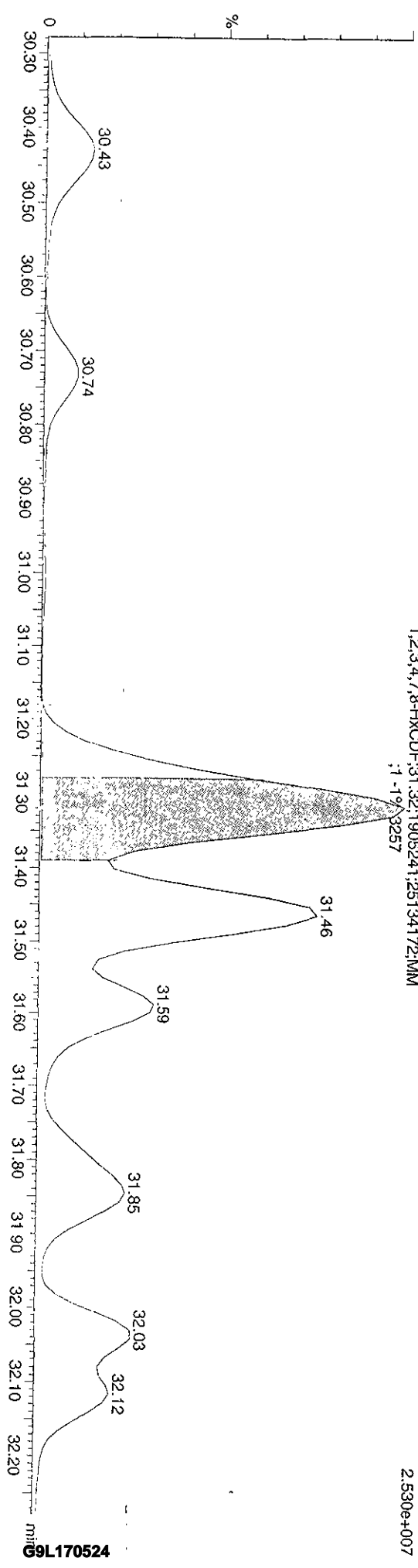
F3:Voltage SIR.EI+
373.8208
3.085e+007



05JA103D5_20 Smooth(SG,2x3)
G9L170524-7 LQ87L-1-AC

1,2,3,4,7,8-HxCDF;31.32;1905241;25134172;MM
1 - 1% 3257

F3:Voltage SIR.EI+
375.8178
2.530e+007



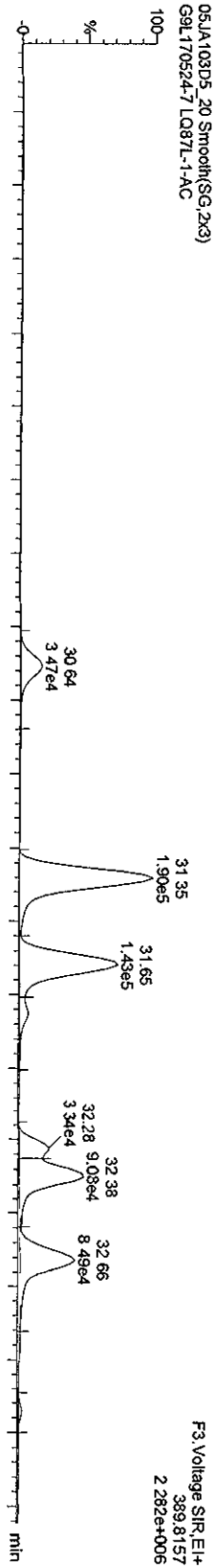
Quantity Sample Report Masslynx 4.1

Dataset: C:\MassLynx\Default\pro\05JA103D56290B.qld

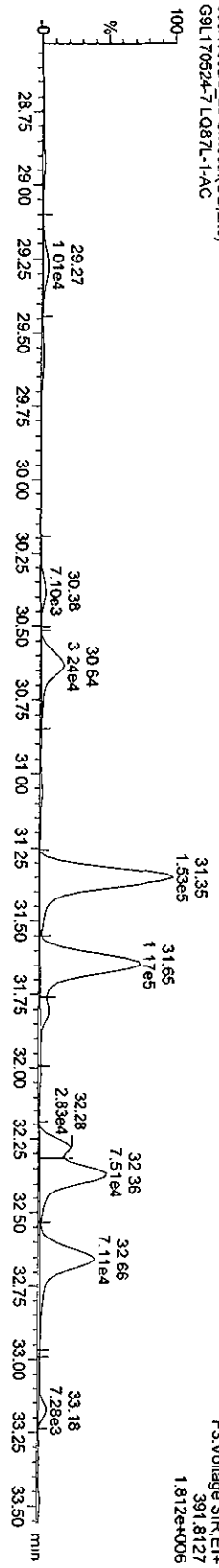
Last Altered: Wednesday, January 06, 2010 15:37:38 Pacific Standard Time
Printed: Wednesday, January 06, 2010 15:39:18 Pacific Standard Time

Name: 05JA103D5_20, Date: 06-Jan-2010, Time: 12:27:56, ID: LQ87L-1-AC, Description: G9L170524-7


HxCDDs
05JA103D5_20 Smooth(SG,2x3)
G9L170524-7 LQ87L-1-AC




05JA103D5_20 Smooth(SG,2x3)
G9L170524-7 LQ87L-1-AC



13C-HxCDDs
05JA103D5_20 Smooth(SG,2x3)
G9L170524-7 LQ87L-1-AC



05JA103D5_20 Smooth(SG,2x3)
G9L170524-7 LQ87L-1-AC



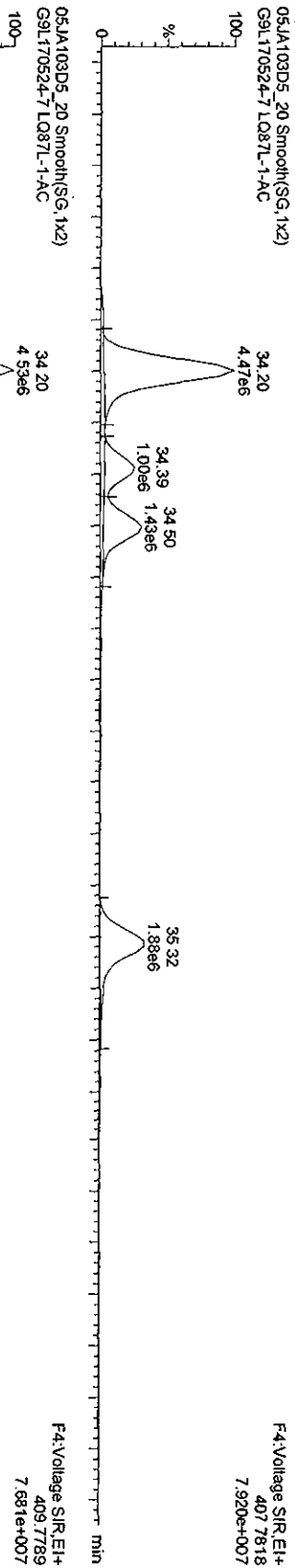
Quantity Sample Report MassLynx 4.1

Dataset C:\MassLynx\Default\05JA103D58290B.qld


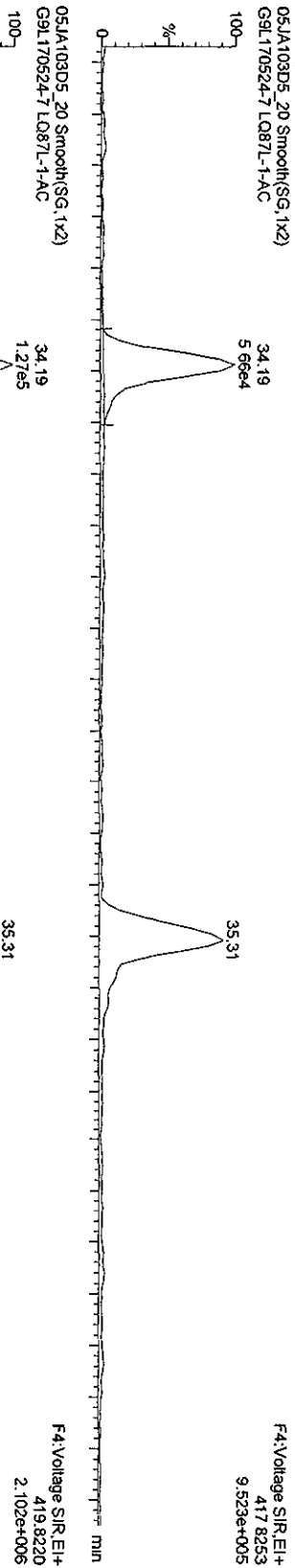
Last Altered: Wednesday, January 06, 2010 15:37:38 Pacific Standard Time
Printed: Wednesday, January 06, 2010 15:39:18 Pacific Standard Time

Name: 05JA103D5_20, Date: 06-Jan-2010, Time: 12:27:56, ID: LQ87L-1-AC, Description: G9L170524-7

HPCDFs



13C-HP CDFs



Quantity Sample Report MassLynx 4.1

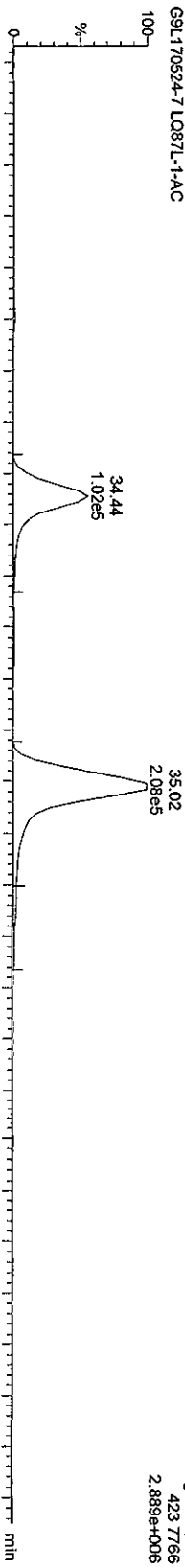
Dataset: C:\MassLynx\Default\pro\05JA103D58290B.qld

Last Altered: Wednesday, January 06, 2010 15:37:38 Pacific Standard Time
Printed: Wednesday, January 06, 2010 15:39:18 Pacific Standard Time

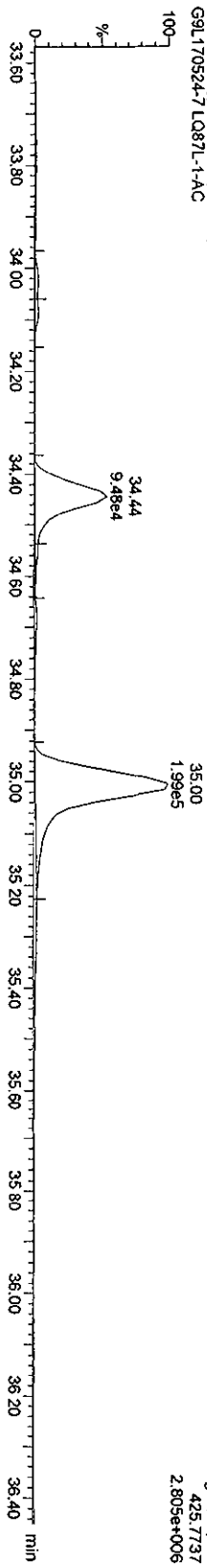
Name: 05JA103D5_20, Date: 06-Jan-2010, Time: 12:27:56, ID: LQ87L-1-AC, Description: G9L170524-7

HpCDDs

05JA103D5_20 Smooth(SG,1x2)
G9L170524-7 LQ87L-1-AC

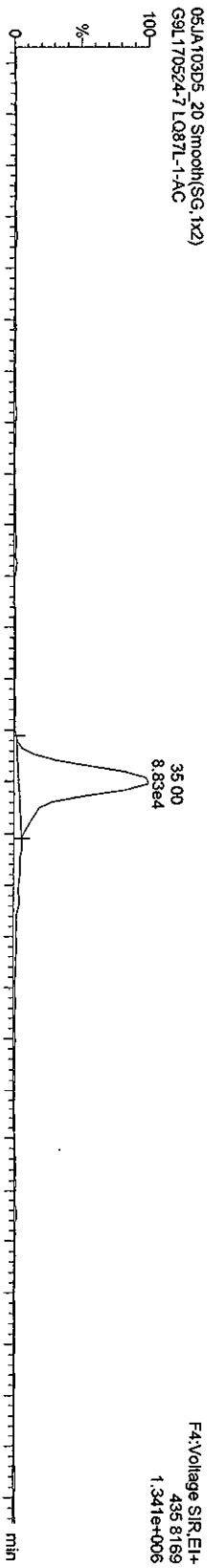


05JA103D5_20 Smooth(SG,1x2)
G9L170524-7 LQ87L-1-AC

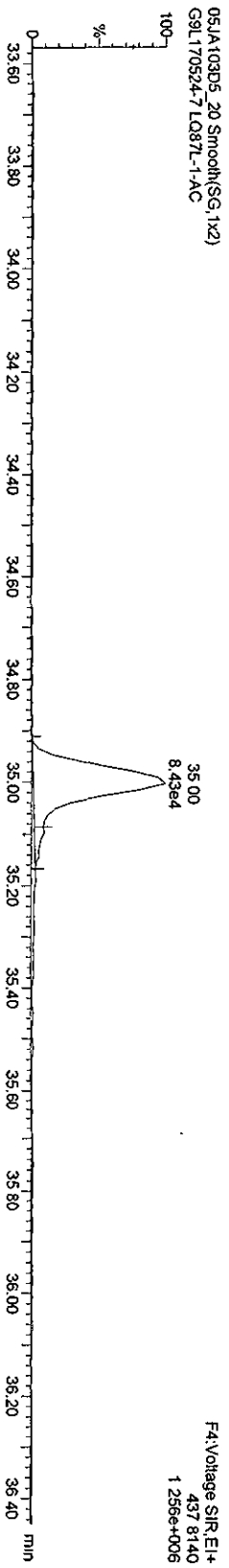


13C-HpCDD

05JA103D5_20 Smooth(SG,1x2)
G9L170524-7 LQ87L-1-AC



05JA103D5_20 Smooth(SG,1x2)
G9L170524-7 LQ87L-1-AC



Quantity Sample Report Masslynx 4.1


Dataset: C:\Masslynx\Default.pro\05JA103D58290B.qld

Last Altered: Wednesday, January 06, 2010 15:37:38 Pacific Standard Time
Printed: Wednesday, January 06, 2010 15:39:18 Pacific Standard Time


Name: 05JA103D5_20, Date: 06-Jan-2010, Time: 12:27:56, ID: LQ87L-1-AC, Description: G9L170524-7

OCDFs

05JA103D5_20 Smooth(SG, 1x2)
G9L170524-7 LQ87L-1-AC

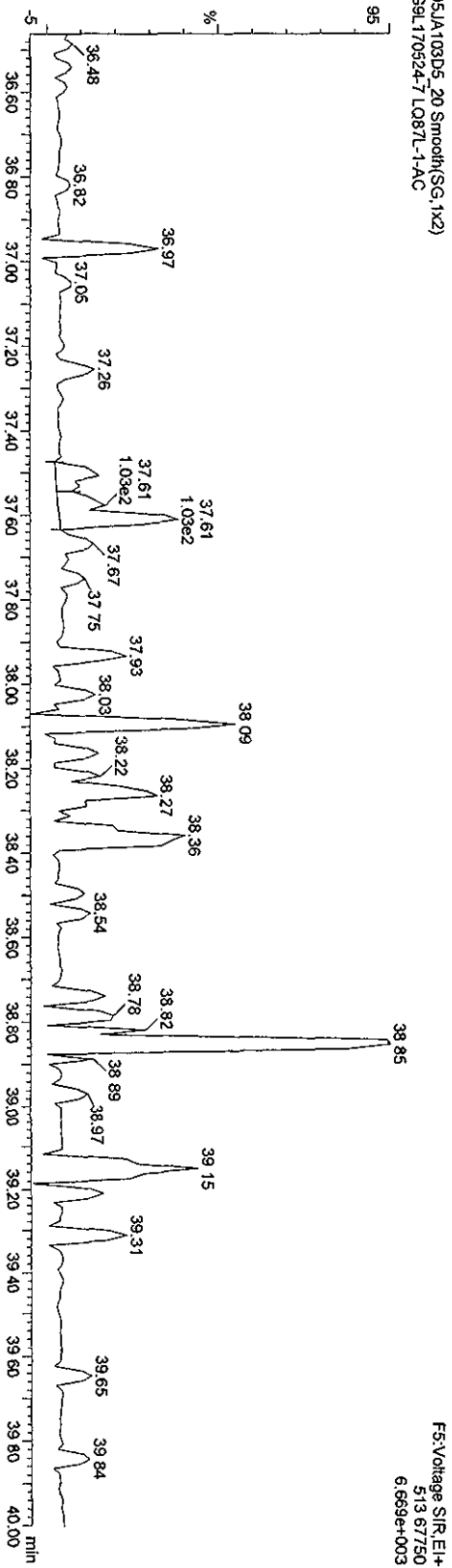


05JA103D5_20 Smooth(SG, 1x2)
G9L170524-7 LQ87L-1-AC



OCDf PCDFE

05JA103D5_20 Smooth(SG, 1x2)
G9L170524-7 LQ87L-1-AC



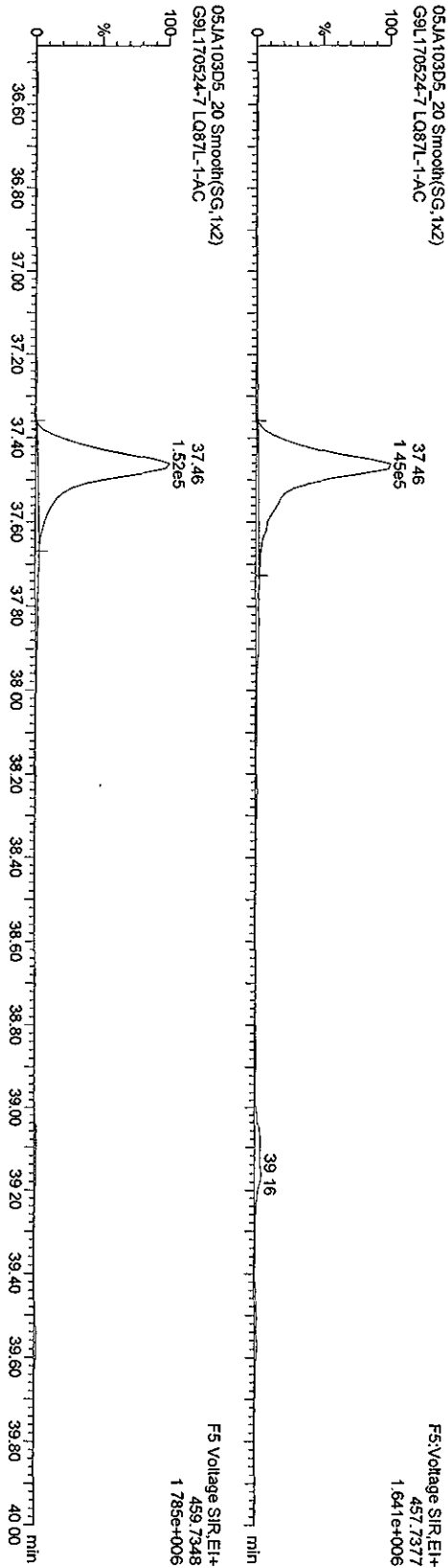
Quantity Sample Report MassLynx 4.1

Dataset: C:\MassLynx\Default\prot05JA103D56290B.qld

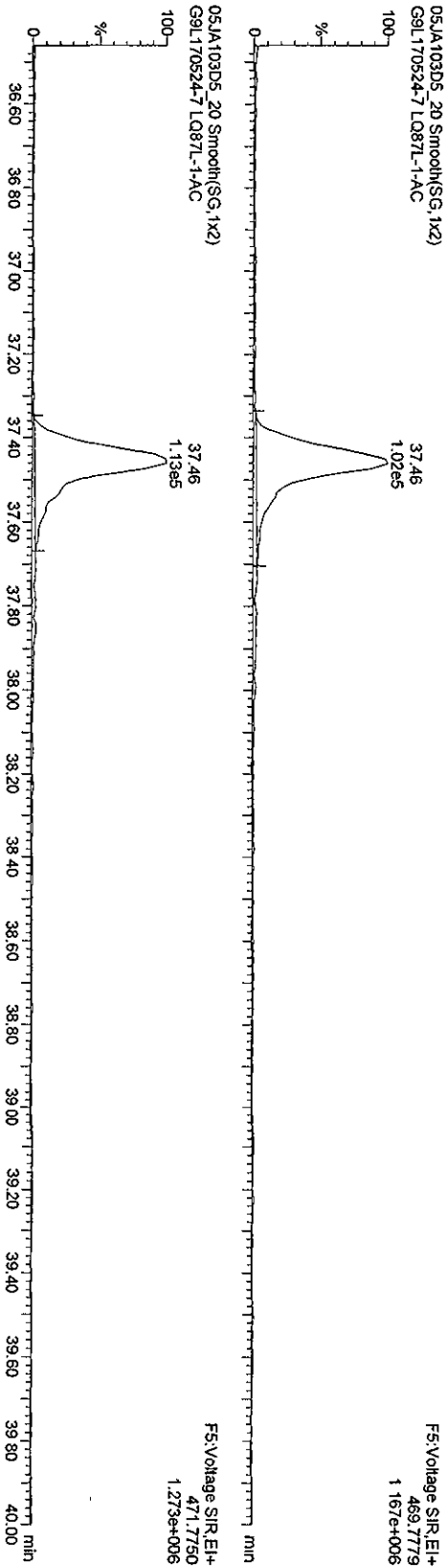
Last Altered: Wednesday, January 06, 2010 15:37:38 Pacific Standard Time
Printed: Wednesday, January 06, 2010 15:39:18 Pacific Standard Time

Name: 05JA103D5_20, Date: 06-Jan-2010, Time: 12:27:56, ID: LQ87L-1-AC, Description: G9L170524-7

OCDD



13C-OCDD



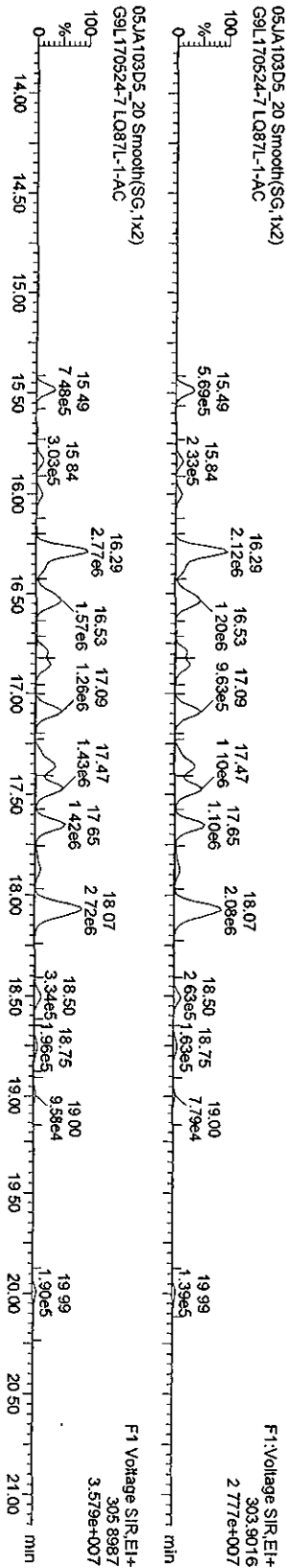
Quantity Sample Report MassLynx 4.1

Dataset: C:\MassLynx\Default\proj\05JA103D58290B.qld

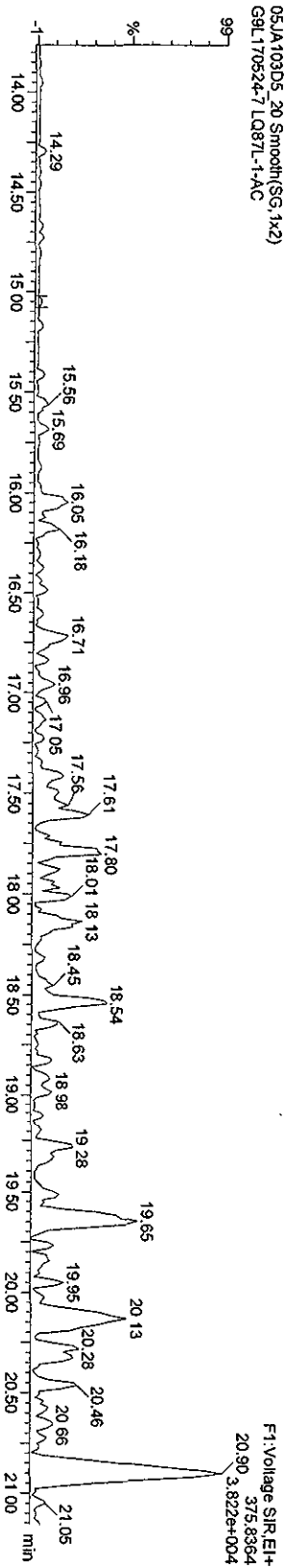
Last Altered: Wednesday, January 06, 2010 15:37:38 Pacific Standard Time
Printed: Wednesday, January 06, 2010 15:39:18 Pacific Standard Time

Name: 05JA103D5_20, Date: 06-Jan-2010, Time: 12:27:56, ID: LQ87L-1-AC, Description: G9L170524-7

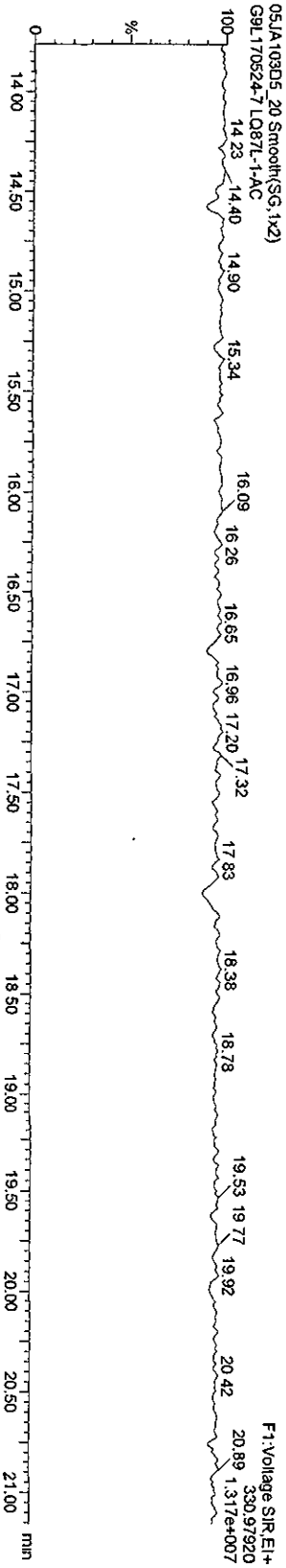
TCDFs



TCDF PCDFE



Function 1 PFK

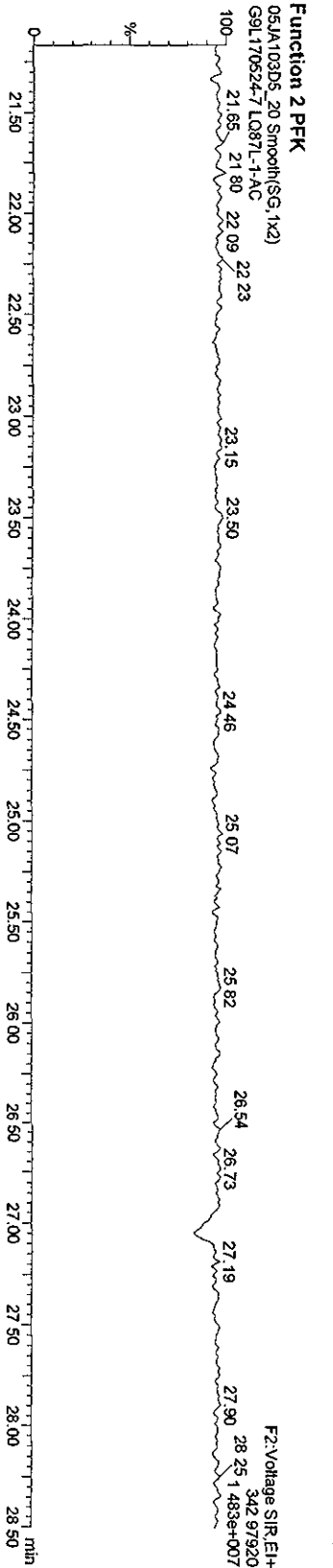
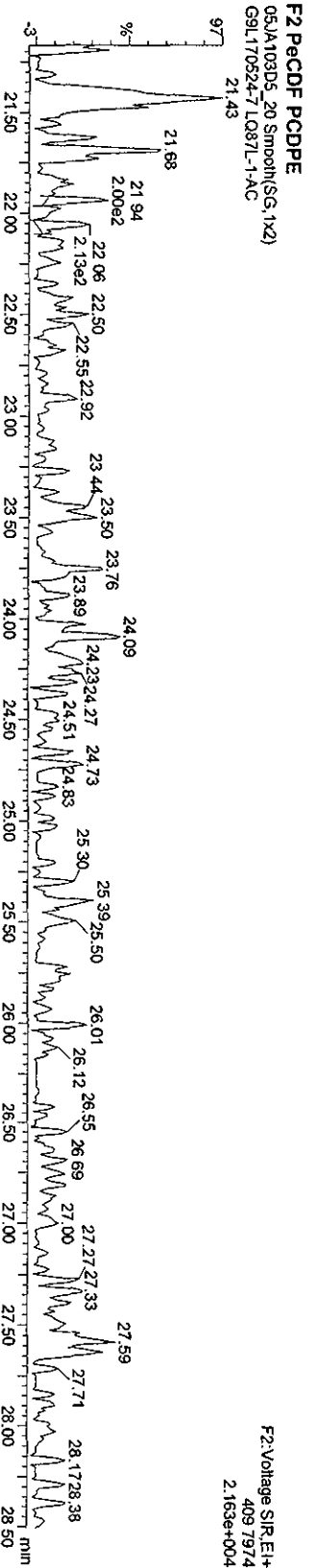

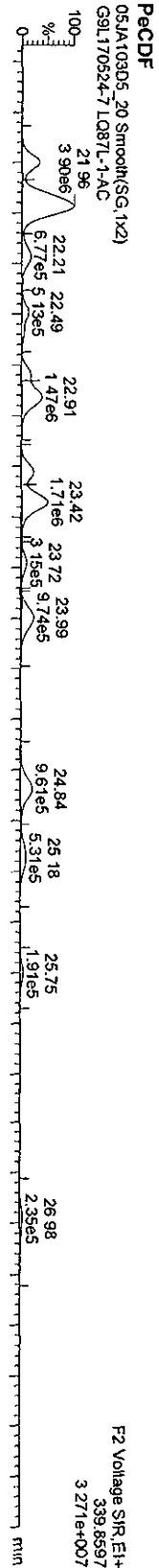


Quantity Sample Report **MassLynx 4.1**

Dataset: C:\MassLynx\Default\pro105JA103D58290B.qld

Last Altered: Wednesday, January 06, 2010 15:37:38 Pacific Standard Time
 Printed: Wednesday, January 06, 2010 15:39:18 Pacific Standard Time

Name: 05JA103D5_20, Date: 06-Jan-2010, Time: 12:27:56, ID: LQ87L-1-AC, Description: G9L170524-7



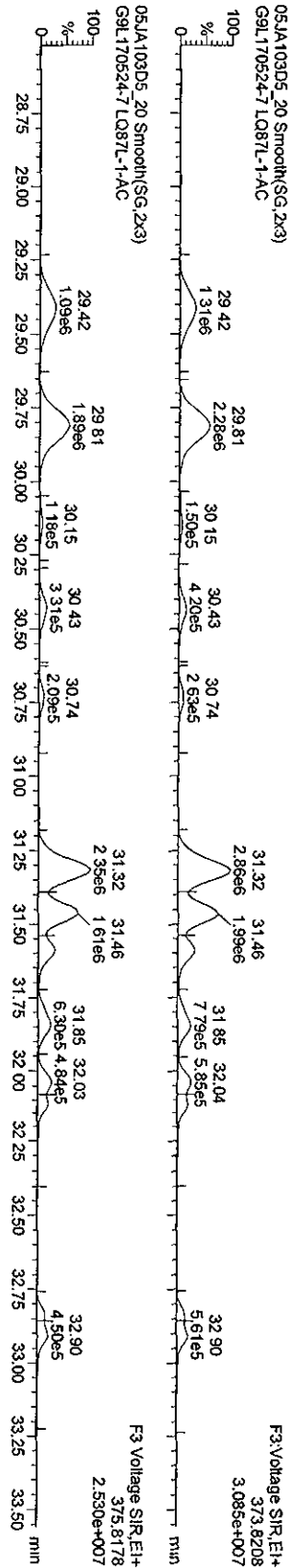
Quantity Sample Report MassLynx 4.1

Dataset: C:\MassLynx\Default\pro05JA103D582908.qld

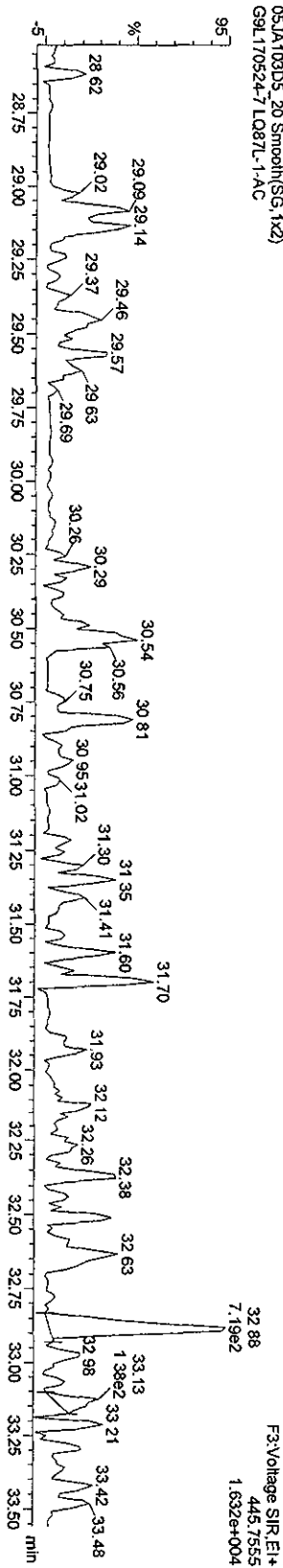
Last Altered: Wednesday, January 06, 2010 15:37:38 Pacific Standard Time
Printed: Wednesday, January 06, 2010 15:39:18 Pacific Standard Time

Name: 05JA103D5_20, Date: 06-Jan-2010, Time: 12:27:56, ID: LQ87L-1-AC, Description: G9L170524-7

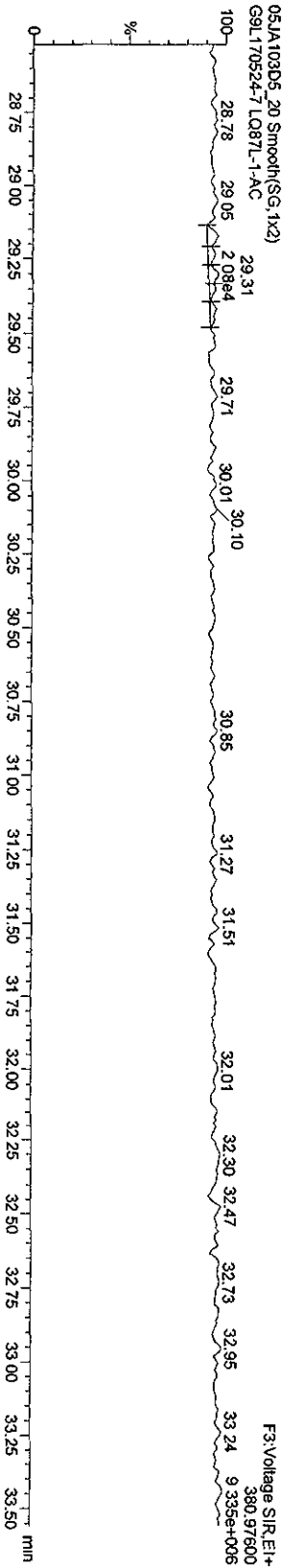
HxCDFs



HxCDF PCDFE



Function 3 PFK



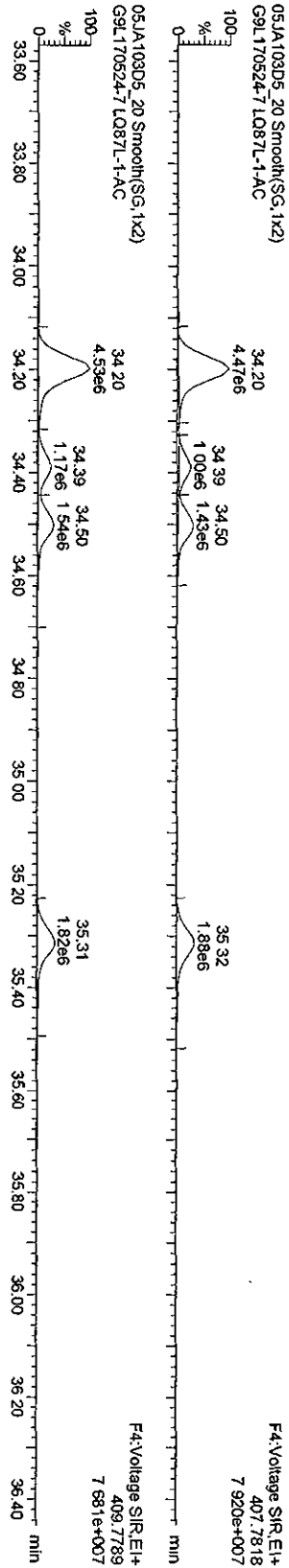
Quantity Sample Report Masslynx 4.1

Dataset: C:\Masslynx\Default\pro05JA103D582908.d\id

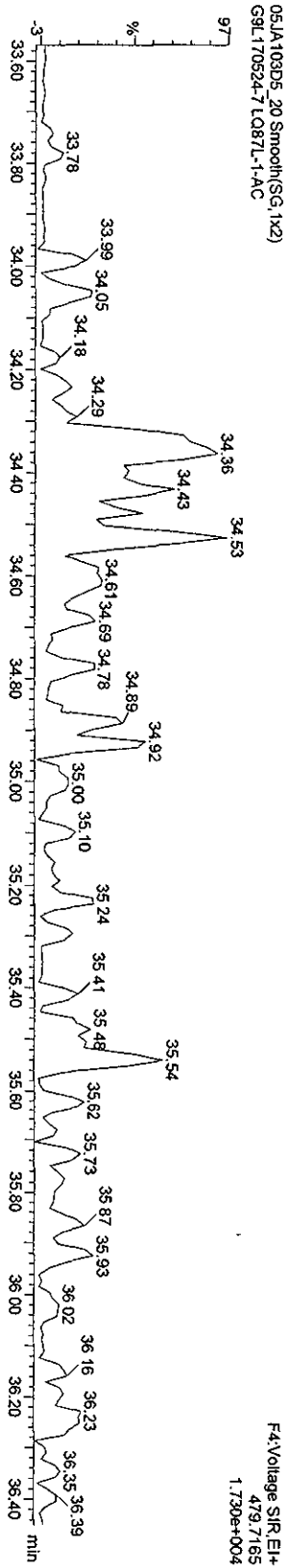
Last Altered: Wednesday, January 06, 2010 15:37:38 Pacific Standard Time
Printed: Wednesday, January 06, 2010 15:39:18 Pacific Standard Time

Name: 05JA103D5_20, Date: 06-Jan-2010, Time: 12:27:56, ID: LQ87L-1-AC, Description: G9L170524-7

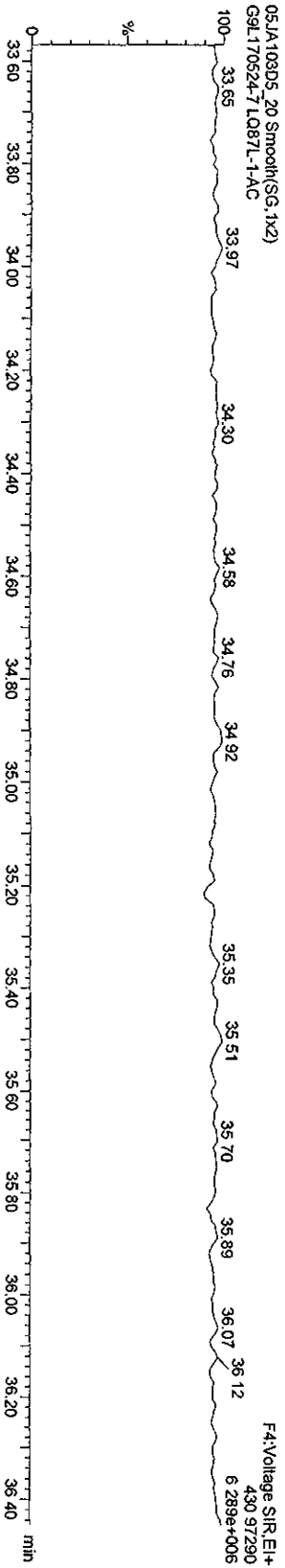
HPCDFs



HPCDF PCDDPE



Function 4 PFK



Quantity Sample Report MassLynx 4.1

Dataset: C:\MassLynx\Default\pro\05JA103D58290B.qld

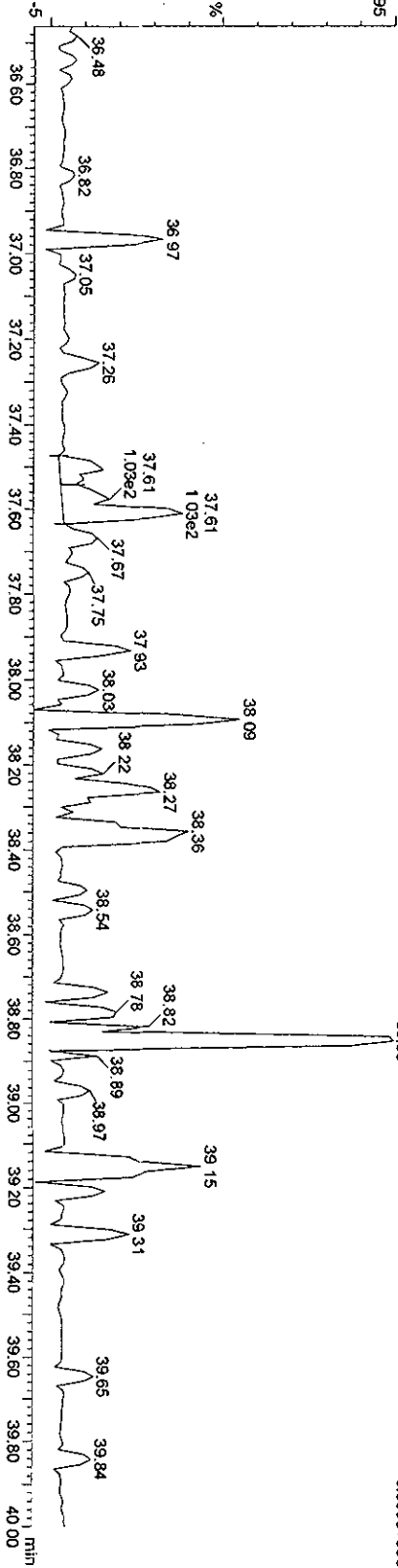
Last Altered: Wednesday, January 06, 2010 15:37:38 Pacific Standard Time

Printed: Wednesday, January 06, 2010 15:39:18 Pacific Standard Time

Name: 05JA103D5_20, Date: 06-Jan-2010, Time: 12:27:56, ID: LQ87L-1-AC, Description: G9L170524-7

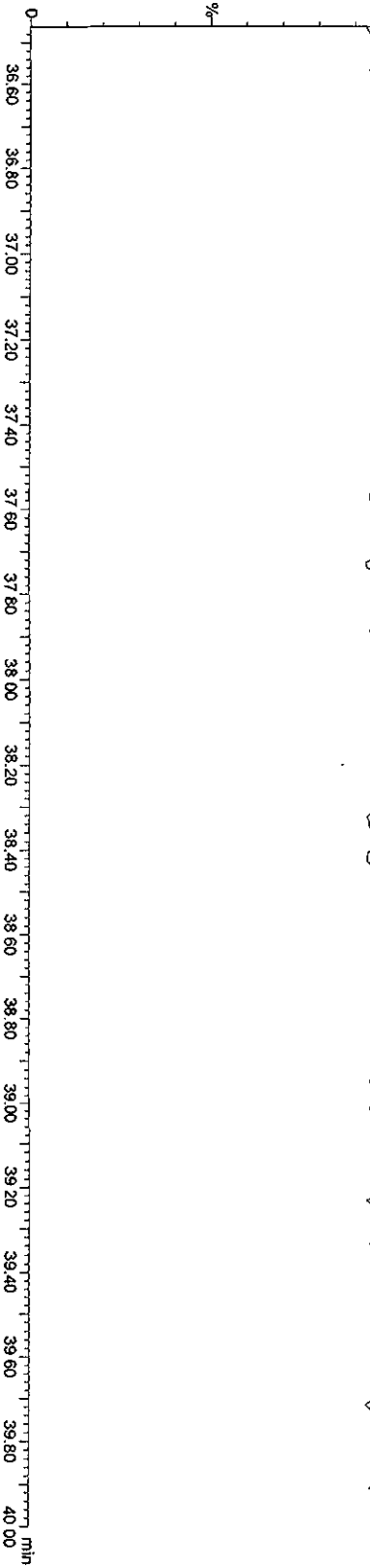
OCDF PCDDPE
05JA103D5_20 Smooth(SG, 1x2)
G9L170524-7 LQ87L-1-AC

FS: Voltage SIR.EI+
513.67750
6.669e+003



Function 5 PFK
05JA103D5_20 Smooth(SG, 1x2)
G9L170524-7 LQ87L-1-AC

FS: Voltage SIR.EI+
442.97280
7.398e+006

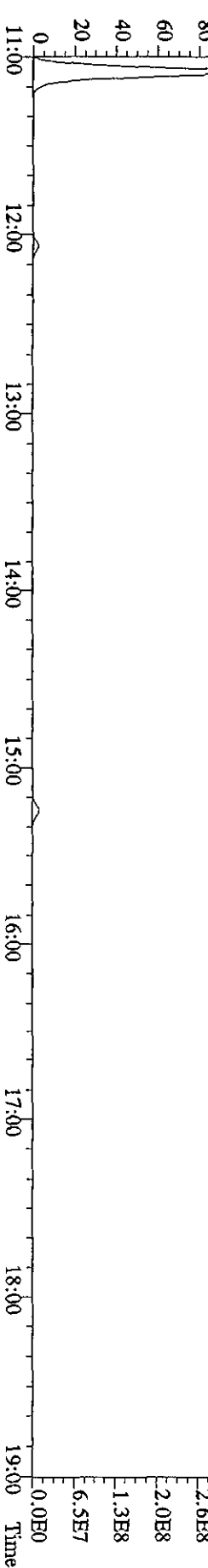
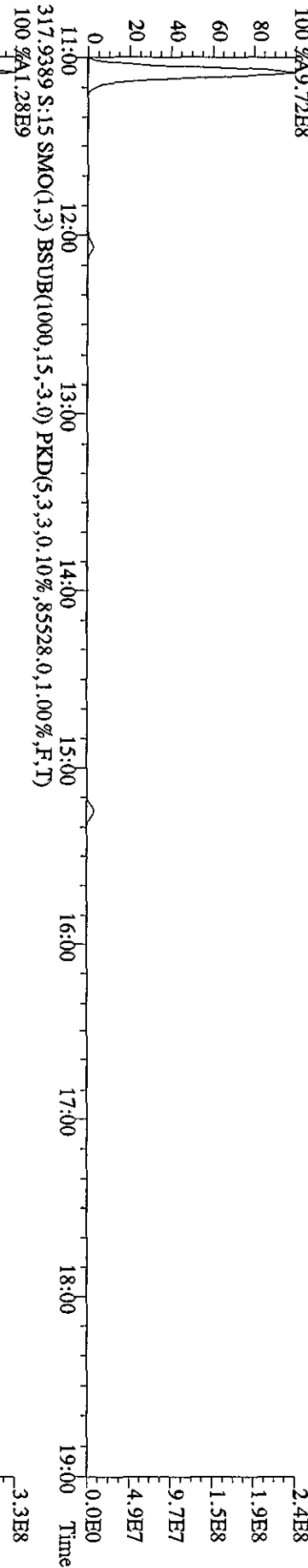
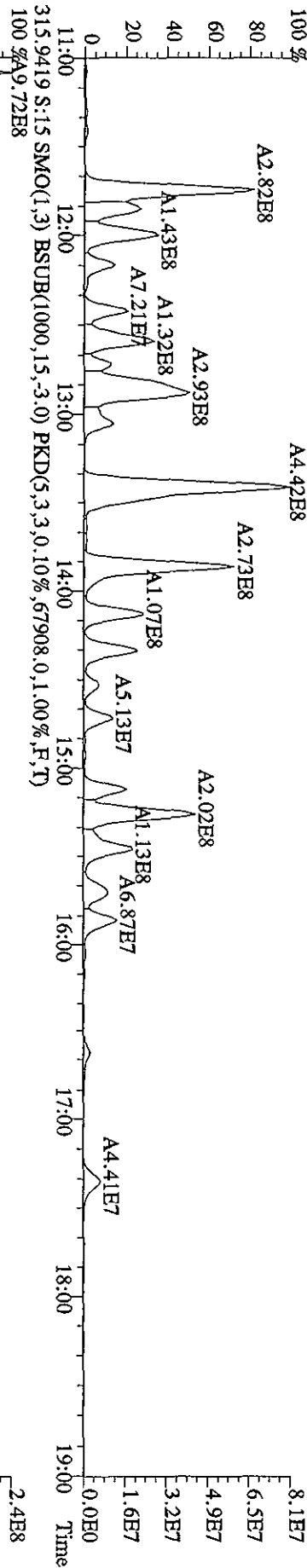
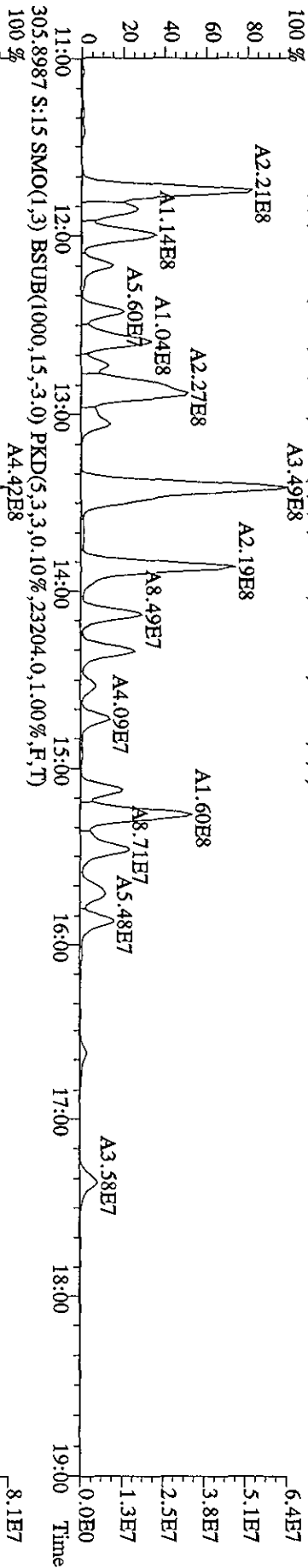


Run text: LQ87L-1-AC Sample text: LQ87L-1-AC :G9L170524-7
 Run #19 Filename: 07JA10C5D2 S: 15 I: 1 Results: 07JA10C5D2DB225
 Acquired: 8-JAN-10 08:22:30 Processed: 8-JAN-10 09:58:18
 Run: 07JA10C5D2 Analyte: DB225HRS Cal: DB2250104105D2
 Factor 1: 1600.000 Factor 2: 20.000 Sample size: 10.89007g

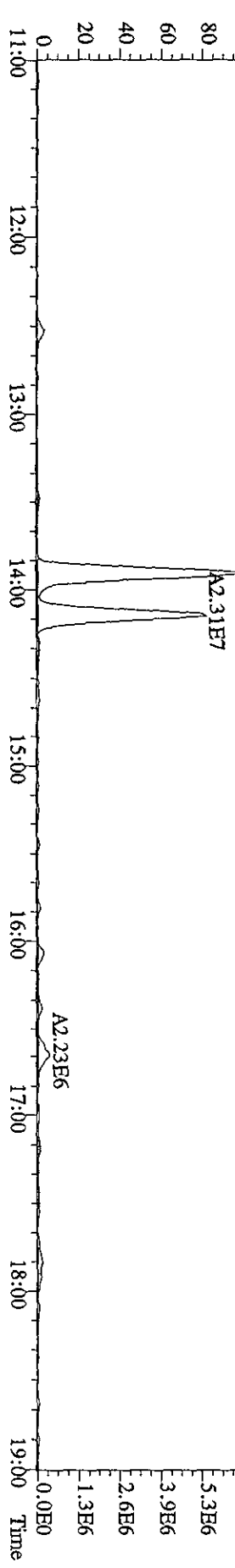
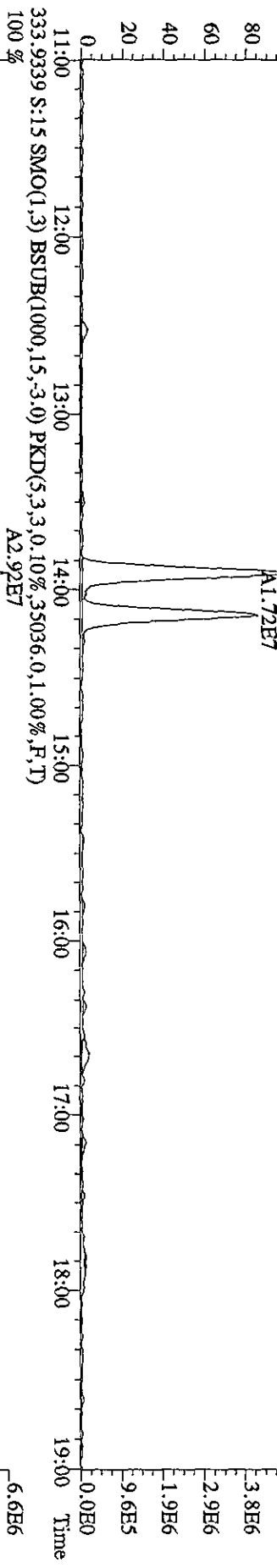
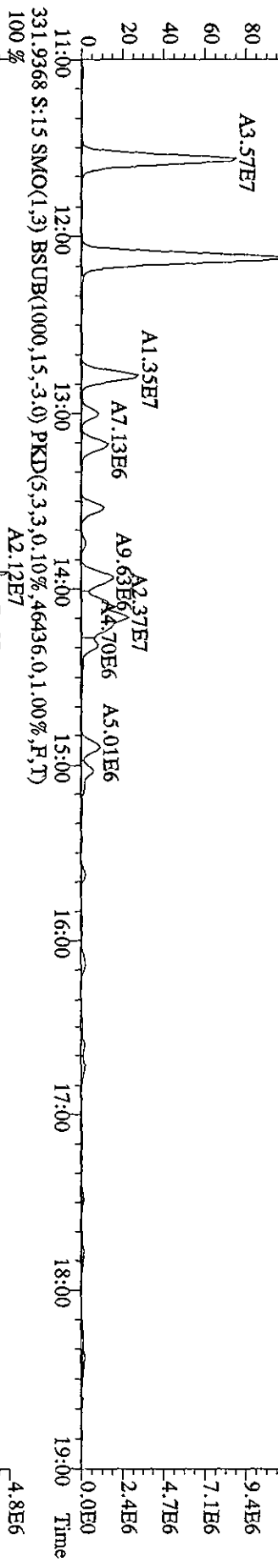
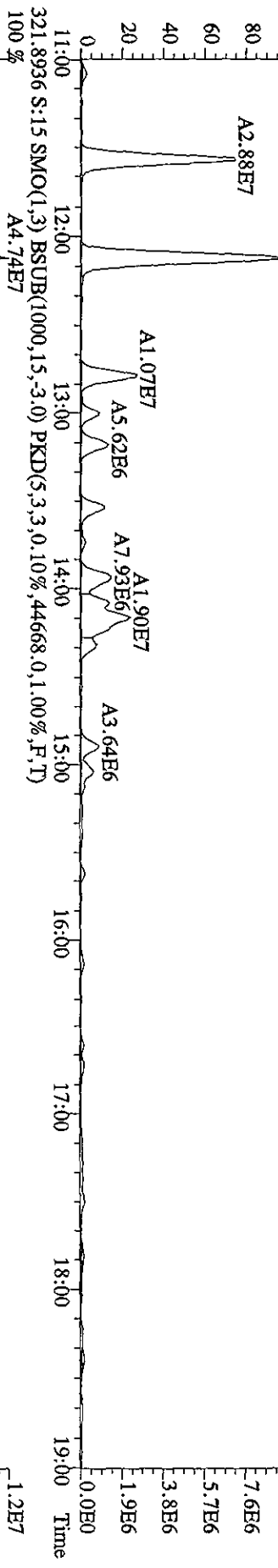
Name	Resp	RA	RT	RRF	Conc	EDL	Rec	M
13C-1,2,3,4-TCDD	40299368	0.74 y	14:09	-	1.71	-	-	n
13C-2,3,7,8-TCDF	88582304	0.81 y	15:15	1.66	121.33	2.67	66.1	n
2,3,7,8-TCDF	362604464	0.79 y	15:16	1.01	741.75 <i>umb</i>	1.31	-	n
13C-2,3,7,8-TCDD	50337116	0.73 y	13:54	0.95	120.59	2.48	65.7	n
2,3,7,8-TCDD	17560947	0.82 y	13:56	1.18	54.18	3.90	-	n
37C1-2,3,7,8-TCDD	71520776	1.00 y	13:56	2.07	78.81	1.30	107.3	n

See 1/12/10

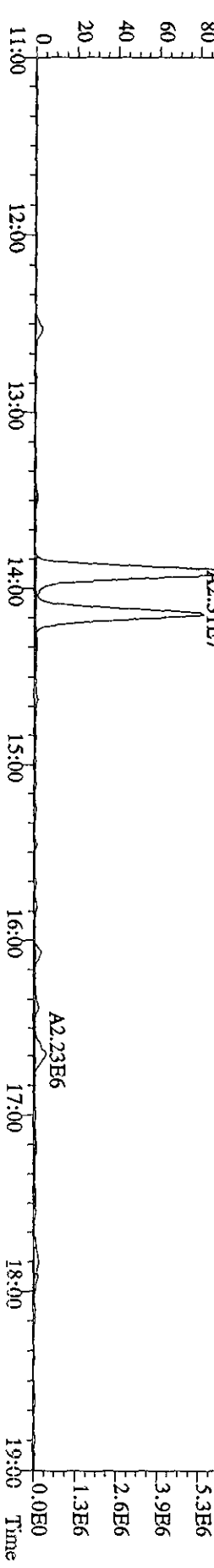
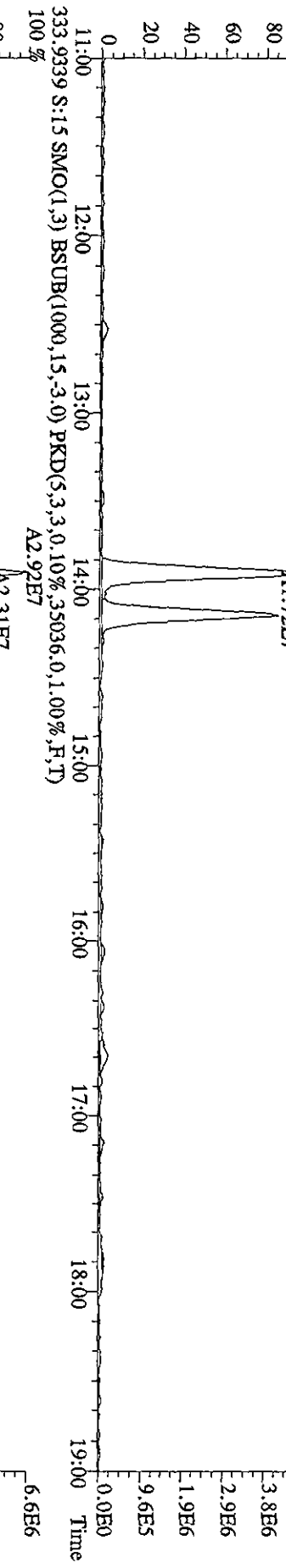
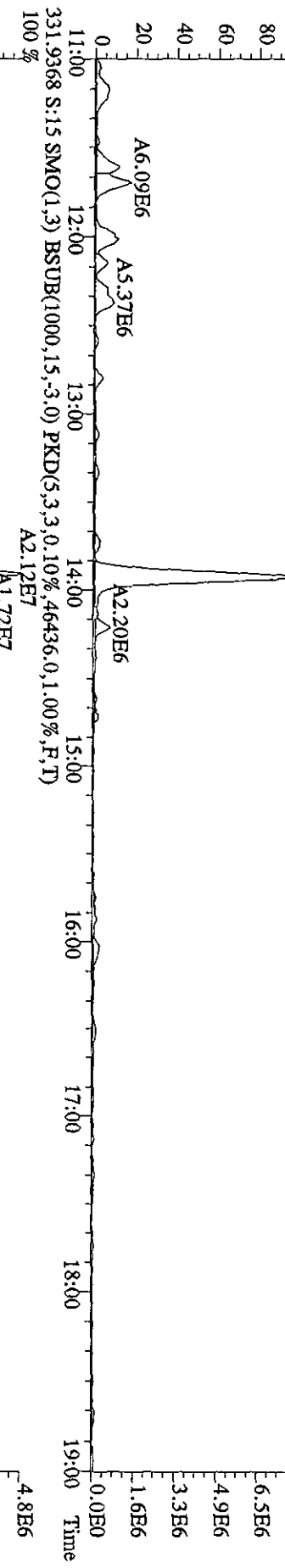
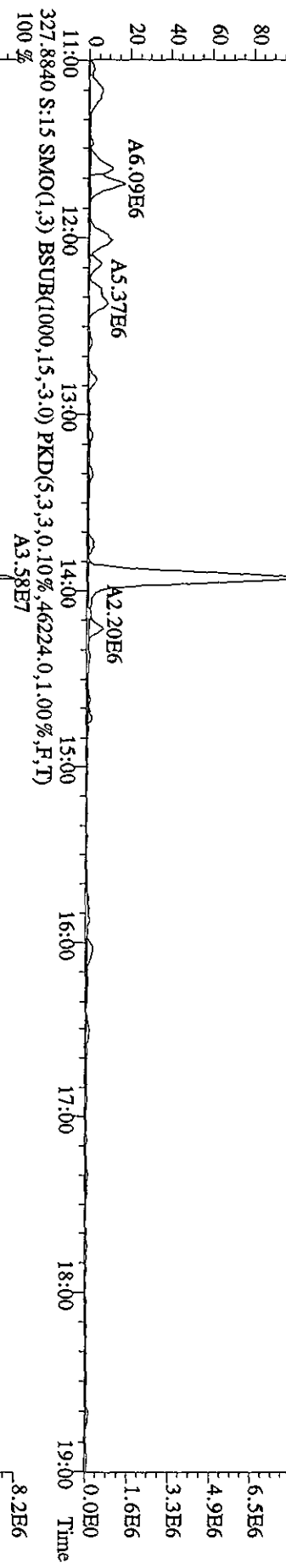
File:071A10C5D2 #1-1242 Acq: 8-JAN-2010 08:22:30 GC EI+ Voltage SIR 70SE
 Sample#15 Text:LO87L-1-AC :G9L170524-7 Exp:DB225
 303.9016 S:15 SMO(1,3) BSUB(1000,15,-3,0) PKD(5,3,3,0,10%,22996,0,1,00%,F,T)
 100% A3.49E8



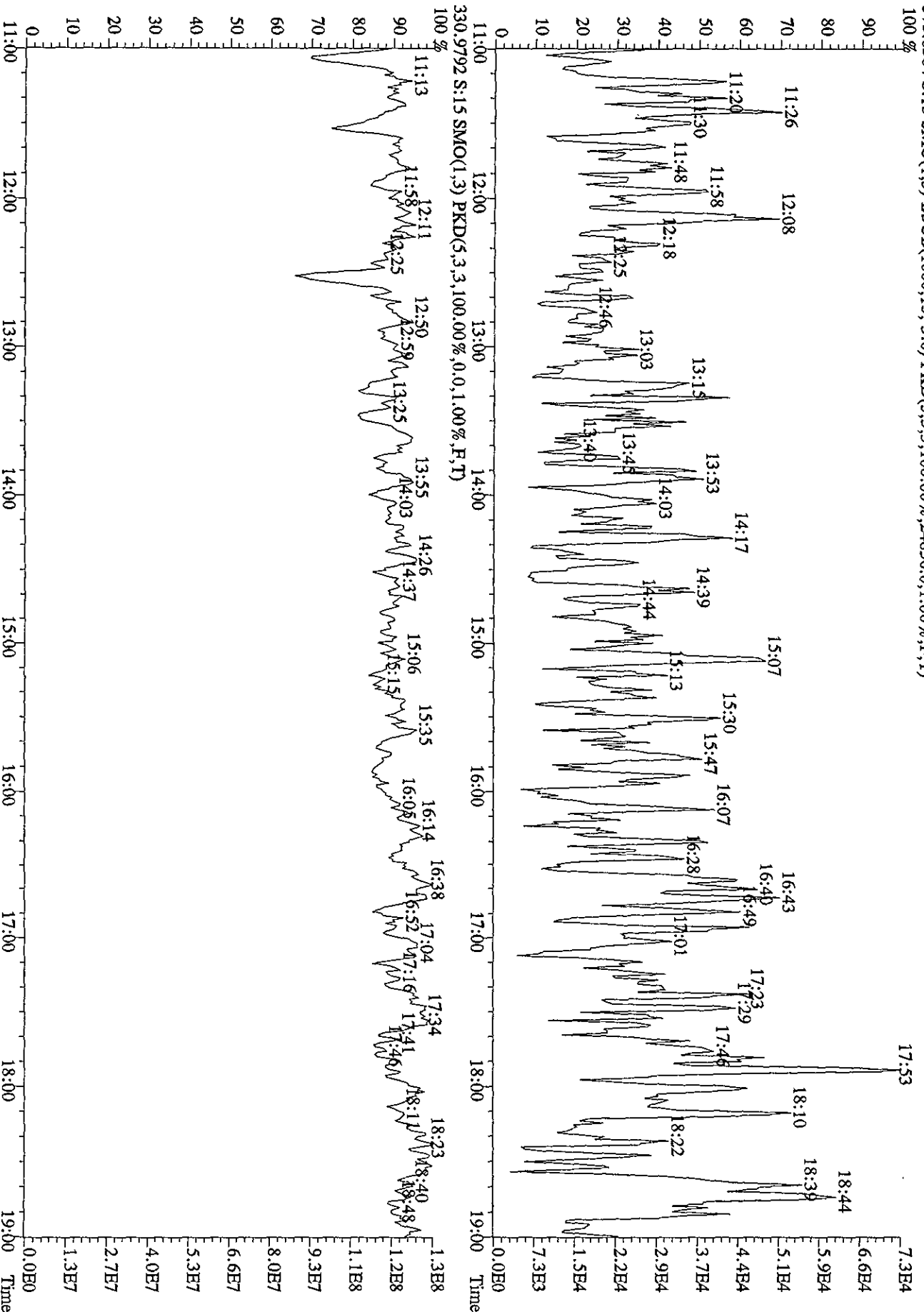
File:071A10CSD2 #1-1242 Acq: 8-JAN-2010 08:22:30 GC EI+ Voltage SIR 70SE
 Sample#15 Text:LQ87L-1-AC :G9L170524-7 Exp:DB225
 319.8965 S:15 SMO(1,3) BSUB(1000,15,-3.0) PKD(5,3,3,0.10%,50024.0,1.00%,F,T)
 100% A3.84E7



File:071A10CSD2 #1-1242 Acq: 8-JAN-2010 08:22:30 GC EI+ Voltage SIR 70SE
 Sample#15 Texr:LQ87L-1-AC ;G9L170524-7 Exp:DB225
 327.8840 S:15 SMO(1,3) BSUB(1000,15,-3.0) PKD(5,3,3,0,10%,46224.0,1.00%,F,T) A3.58E7



File:07JA10C5D2 #1-1242 Acq: 8-JAN-2010 08:22:30 GC EI+ Voltage SUR 70SE
 Sample#15 Text:LO87L-1-AC :G9L170524-7 Exp:DB225
 375.8364 S:15 SMO(1,3) BSUB(1000,15,3.0) PKD(5,3,3,100.00%,24856,0,1.00%,F,T)



Quantity Sample Summary Report MassLynx 4.1

Dataset: V:\HighRes_Archive\3D5\Default.pro\05JA103D58290Bsk.qld

Last Altered: Friday, January 08, 2010 15:13:45 Pacific Standard Time
 Printed: Friday, January 08, 2010 15:14:28 Pacific Standard Time

Method: C:\MassLynx\Default.PRO\MethDB\82903D5.mdb 06 Jan 2010 12:46:02
 Calibration: C:\MassLynx\Default.PRO\CurvedB\CA123120093D58290.cdb 31 Dec 2009 13:37:23

Name: 05JA103D5_21, Date: 06-Jan-2010, Time: 13:10:16, ID: LQ87M-1-AC, Description: G9L170524-8, Task:

SL 1/6/10

# Name	Trace	Sample Size	RT	Prod RT	RPF M...	Abs Resp	Conc.	EMPC	%Rec	EDL	Ratio	Ratio FI...	Mod Date
1 13C-1,2,3,4-TCDD	331.9368	10.240	18.59	18.60	1.00000	408136.88	97.6563	97.6563	100.0	0.29554	0.8057	NO	
2													
3 13C-2,3,7,8-TCDF	315.9419	10.240	18.04	17.98	1.55987	831674.00	128.0653	128.0653	65.6	0.40527	0.7931	NO	
4 2,3,7,8-TCDF	303.9016	10.240	18.07	18.06	1.00894	3124061.50	727.1603	727.1603	See 05/21/04	0.33042	0.7679	NO	
5 Total TCDFs	303.9016	10.240			1.00894		4147.5148	4147.5148		0.33042			
6													
7 13C-2,3,7,8-TCDD	331.9368	10.240	18.80	18.79	0.93654	513197.83	131.1153	131.1153	67.1	0.31557	0.7627	NO	
8 2,3,7,8-TCDD	319.8965	10.240	18.82	18.80	1.13162	41050.11	13.8058	13.8058		0.26901	0.7916	NO	
9 Total TCDDs	319.8965	10.240			1.13162		394.4637	394.4637		0.26901			
10													
11 37CL-2,3,7,8-TCDD	327.8847	10.240	18.82	18.80	1.13700	353494.94	74.3903	0.0000	95.2	0.31675			
12													
13 13C-1,2,3,7,8-PeCDF	351.9000	10.240	23.41	23.39	1.21534	620498.84	122.1623	122.1623	62.5	0.41698	1.5653	NO	
14 1,2,3,7,8-PeCDF	339.8597	10.240	23.43	23.43	1.03079	1891014.38	577.4494	577.4494		0.73694	1.6078	NO	
15 2,3,4,7,8-PeCDF	339.8597	10.240	24.84	24.84	0.96399	1023989.03	334.3583	334.3583		0.78801	1.5522	NO	
16 Total P2 PeCDFs	339.8597	10.240			0.99739		4726.9926	4726.9926		0.76162			
17 Total F1 PeCDFs	339.8597	10.240			0.99739		368.5777	368.5777		0.45292			
18													
19 13C-1,2,3,7,8-PeCDD	367.8949	10.240	25.60	25.57	0.74736	403556.86	129.2017	129.2017	66.2	0.37446	1.6265	NO	
20 1,2,3,7,8-PeCDD	355.8546	10.240	25.64	25.63	1.05672	81412.34	37.2869	37.2869		0.72705	1.5219	NO	
21 Total PeCDDs	355.8546	10.240			1.05672		407.2748	402.8466		0.72705			
22													
23 13C-1,2,3,7,8,9-HxCDD	401.8559	10.240	32.66	32.61	1.00000	388338.14	97.6563	97.6563	100.0	0.79541	1.3887	NO	
24													
25 13C-1,2,3,4,7,8-HxCDF	383.8639	10.240	31.32	31.32	0.91641	425730.27	116.8250	116.8250	59.8	0.52426	0.5137	NO	
26 1,2,3,4,7,8-HxCDF	373.8208	10.240	31.33	31.32	1.24280	2791415.63	1030.4333	1030.4333		1.34219	1.2138	NO	08-Jan-10
27 1,2,3,6,7,8-HxCDF	373.8208	10.240	31.46	31.46	1.48624	2379222.13	729.5050	729.5050		1.11484	1.2318	NO	
28 2,3,4,6,7,8-HxCDF	373.8208	10.240	32.13	32.13	1.31114	542158.89	189.7025	189.7025		1.27222	1.2167	NO	
29 1,2,3,7,8,9-HxCDF	373.8208	10.240	32.84	32.86	1.29097	347570.94	123.5160	123.5160		1.29210	1.2253	NO	
30 Total HxCDFs	373.8208	10.240			1.33529		5159.9626	5154.8066		1.24922			
31													

Quantity Sample Summary Report Masslynx 4.1

Dataset: V:\HighRes_Archive\3D5\Default.pr0\5JA103D58290Bsk.qld

Last Altered: Friday, January 08, 2010 15:13:45 Pacific Standard Time
 Printed: Friday, January 08, 2010 15:14:28 Pacific Standard Time

Name: 05JA103D5_21, Date: 06-Jan-2010, Time: 13:10:16, ID: L087M-1-AC, Description: G9L170524-8, Task:

# Name	Trace	Sample Size	RT	Prod RT	RRF M...	Abs Resp	Conc	EMPC	%Rec	EDL	Ratio	Ratio F...	Mod Date
32 13C-1,2,3,6,7,8-HxCDD	401.8559	10,240	32.36	32.38	0.80919	432307.48	134.3483	134.3483	68.8	0.98297	1.2857	NO	
33 1,2,3,4,7,8-HxCDD	389.8157	10,240	32.29	32.27	0.99261	41835.29	20.2667	20.2667	25.13	0.36506	1.1023	NO	
34 1,2,3,6,7,8-HxCDD	389.8157	10,240	32.38	32.37	1.18024	116688.95	44.7370	44.7370		0.28846	1.2192	NO	
35 1,2,3,7,8,9-HxCDD	389.8157	10,240	32.66	32.65	1.28282	109941.15	38.7197	38.7197		0.26539	1.2053	NO	
36 Total HxCDDs	389.8157	10,240		0.00	1.13189		296.7667	294.8042		0.30078			
37													
38 13C-1,2,3,4,6,7,8-HpCDF	417.8253	10,240	34.19	34.20	0.81080	333621.80	103.4735	103.4735	53.0	1.35486	0.4319	NO	
39 1,2,3,4,6,7,8-HpCDF	407.7818	10,240	34.20	34.20	1.36387	6230294.75	2674.2977	2674.2977		1.14156	1.0589	NO	
40 1,2,3,4,7,8,9-HpCDF	407.7818	10,240	35.32	35.32	1.11483	2621569.25	1376.6603	1376.6603		1.39657	0.9921	NO	
41 Total HpCDFs	407.7818	10,240		0.00	1.23935		5727.7537	5727.7537		1.25625			
42													
43 13C-1,2,3,4,6,7,8-HpCDD	435.8169	10,240	35.00	35.02	0.70743	332673.80	118.2565	118.2565	60.5	1.74408	1.0971	NO	
44 1,2,3,4,6,7,8-HpCDD	423.7766	10,240	35.02	35.00	1.04312	287657.14	161.9028	161.9028		0.73858	1.0239	NO	
45 Total HpCDDs	423.7766	10,240		0.03	1.04312		237.4774	237.4774		0.73858			
46													
47 13C-OCDD	469.7779	10,240	37.46	37.47	0.51880	387917.36	189.0324	188.0324	48.1	1.46584	0.9334	NO	
48 OCDF	441.7428	10,240	37.56	37.58	1.40213	11290166.00	8108.3778	8108.3778		2.36595	0.8549	NO	
49 OCDD	457.7377	10,240	37.47	37.47	1.19691	199352.61	167.7192	167.7192		0.98879	0.8796	NO	
50													
51													
52 Function 1 PFK	330.97920	1,000	14.26	14.26		16870.59							
53 Function 2 PFK	342.97920	1,000	22.41	22.48	16743.000	14166.93	0.8461		84.6	1.37237			
54 Function 3 PFK	380.97600	1,000		29.28	7909.200					0.00000			
55 Function 4 PFK	430.97290	1,000	34.83	34.81	14980.000	3857.15	0.2575		25.7	1.31391			
56 Function 5 PFK	442.97280	1,000		39.31	3947.900					0.00000			
57 Tcdf PCDPE	375.8364	1,000	14.98	15.01	30.01200	130.11	4.3353		433.5	7.80140			
58 F1 PcdPF PCDPE	409.79740	1,000	18.69	18.68	45.97200	425.08	9.2464		924.6	8.69731			
59 F2 PcdPF PCDPE	409.7974	1,000		22.10	17.77400					0.00000			
60 HxCDF PCDPE	445.7555	1,000		33.02	18.61100					0.00000			
61 HPCDF PCDPE	479.7165	1,000		35.33	75.50100					0.00000			
62 OCDF PCDPE	513.67750	1,000	37.59	37.54	85.06100	104.40	1.2273		122.7	0.66962			

Dataset: C:\MassLynx\Default.pro\05JA103D58290B.qld

Last Altered: Wednesday, January 06, 2010 15:37:38 Pacific Standard Time
 Printed: Wednesday, January 06, 2010 15:38:42 Pacific Standard Time

Method: C:\MassLynx\Default.pro\Method\82903D5.mdb 06 Jan 2010 12:46:02
 Calibration: C:\MassLynx\Default.pro\Curved\ICA123120093D58290.cdb 31 Dec 2009 13:37:23

Name: 05JA103D5_21, Date: 06-Jan-2010, Time: 13:10:16, ID: LQ87M-1-AG, Description: G9L170524-8, Task:

SL 1/6/05

# Name	Trace	Sample Size	RT	Prod. RT	RRF	M...	Abs Resp	Conc.	EMPC	%Rec.	EDL	Ratio	Prod. Ratio	Ratio ...	Mod Date
1 13C-1,2,3,4-TCDD	331.9368	10.240	18.59	18.60	1.000		40813688	97.6563	97.6563	100.0	0.2955	0.806	0.770	NO	
2															
3 13C-2,3,7,8-TCDF	315.9419	10.240	18.04	17.98	1.554		831674.00	128.0653	128.0653	65.6	0.4053	0.793	0.770	NO	
4 2,3,7,8-TCDF	303.9016	10.240	18.07	18.06	1.009		3124061.50	727.1603	727.1603	Si	0.3304	0.768	0.770	NO	
5 Total TCDFs	303.9016	10.240		21.44	1.009			4147.5148	4147.5148	0.60x	0.3304				
6															
7 13C-2,3,7,8-TCDD	331.9368	10.240	18.80	18.79	0.937		513197.83	131.1153	131.1153	67.1	0.3156	0.763	0.770	NO	
8 2,3,7,8-TCDD	319.8965	10.240	18.82	18.80	1.132		41050.11	13.8058	13.8058		0.2690	0.792	0.770	NO	
9 Total TCDDs	319.8965	10.240		19.55	1.132			394.4537	394.4537		0.2690				
10															
11 37CL-2,3,7,8-TCDD	327.8847	10.240	18.82	18.80	1.137		353494.94	74.3903	0.0000	95.2	0.3167				
12															
13 13C-1,2,3,7,8-PeCDF	351.9000	10.240	23.41	23.39	1.215		620498.84	122.1623	122.1623	62.5	0.4170	1.565	1.550	NO	
14 1,2,3,7,8-PeCDF	339.8597	10.240	23.43	23.43	1.031		1891014.38	577.4494	577.4494		0.7369	1.608	1.550	NO	
15 2,3,4,7,8-PeCDF	339.8597	10.240	24.84	24.84	0.964		10293989.03	334.3583	334.3583		0.7880	1.552	1.550	NO	
16 Total F2 PeCDFs	339.8597	10.240		34.47	0.997			4726.9926	4726.9926		0.7616				
17 Total F1 PeCDFs	339.8597	10.240		36.56	0.997			368.5777	368.5777		0.4529				
18															
19 13C-1,2,3,7,8-PeCDD	367.8949	10.240	25.60	25.57	0.747		403556.86	129.2017	129.2017	66.2	0.3745	1.626	1.550	NO	
20 1,2,3,7,8-PeCDD	355.8546	10.240	25.64	25.63	1.057		81412.34	37.2869	37.2869		0.7271	1.522	1.550	NO	
21 Total PeCDDs	355.8546	10.240		31.10	1.057			407.2748	402.8486		0.7271				
22															
23 13C-1,2,3,7,8,9-HxCDD	401.8559	10.240	32.66	32.61	1.000		388338.14	97.6563	97.6563	100.0	0.7954	1.389	1.240	NO	
24															
25 13C-1,2,3,4,7,8-HxCDF	383.8639	10.240	31.32	31.32	0.916		425730.27	116.8250	116.8250	59.8	0.5243	0.514	0.510	NO	
26 1,2,3,4,7,8-HxCDF	373.8208	10.240	31.33	31.32	1.243		3594057.13	1326.7233	1326.7233		1.3422	1.201	1.240	NO	
27 1,2,3,6,7,8-HxCDF	373.8208	10.240	31.46	31.46	1.496		2379222.13	729.5050	729.5050		1.1148	1.232	1.240	NO	
28 2,3,4,6,7,8-HxCDF	373.8208	10.240	32.13	32.13	1.311		542158.89	189.7025	189.7025		1.2722	1.217	1.240	NO	
29 1,2,3,7,8,9-HxCDF	373.8208	10.240	32.84	32.86	1.291		347570.94	123.5160	123.5160		1.2921	1.225	1.240	NO	
30 Total HxCDFs	373.8208	10.240		0.00	1.335			5456.2526	5456.1566		1.2492				
31															

Dataset: C:\MassLynx\Default\pro05JA103D58290B.qld

Last Altered: Wednesday, January 06, 2010 15:37:38 Pacific Standard Time
 Printed: Wednesday, January 06, 2010 15:38:42 Pacific Standard Time

Name: 05JA103D5_21, Date: 06-Jan-2010, Time: 13:10:16, ID: LQ87M-1-AC, Description: G9L170524-8, Task:

# Name	Trace	Sample Size	RT	Ptd RT	RRF M...	Abs Resp	Conc.	EMPC	%Rec	EDL	Ratio	Ptd Ratio	Ratio	Mod Date
32 13C-1,2,3,6,7,8-HxCDD	401.8559	10.240	32.36	32.38	0.809	432307.48	134.3483	134.3483	68.8	0.9830	1.286	1.240	NO	
33 1,2,3,4,7,8-HxCDD	389.8157	10.240	32.29	32.27	0.989	41835.29	20.2667	20.2667	13.1	0.3651	1.102	1.240	NO	
34 1,2,3,6,7,8-HxCDD	389.8157	10.240	32.38	32.37	1.180	116868.95	44.7370	44.7370		0.2885	1.219	1.240	NO	
35 1,2,3,7,8,9-HxCDD	389.8157	10.240	32.66	32.65	1.283	109941.15	38.7197	38.7197		0.2654	1.205	1.240	NO	
36 Total HxCDDs	389.8157	10.240		0.00	1.132		296.7667	296.7667		0.3008				
37														
38 13C-1,2,3,4,6,7,8-HpCDF	417.8253	10.240	34.19	34.20	0.811	333621.80	103.4735	103.4735	53.0	1.3549	0.432	0.440	NO	
39 1,2,3,4,6,7,8-HpCDF	407.7818	10.240	34.20	34.20	1.364	6230294.75	2674.2977	2674.2977		1.1416	1.059	1.040	NO	
40 1,2,3,4,7,8,9-HpCDF	407.7818	10.240	35.32	35.32	1.115	2621569.25	1376.6603	1376.6603		1.3966	0.992	1.040	NO	
41 Total HpCDFs	407.7818	10.240		0.00	1.239		5727.7537	5727.7537		1.2563				
42														
43 13C-1,2,3,4,6,7,8-HpCDD	435.8169	10.240	35.00	35.02	0.707	332673.80	118.2565	118.2565	60.5	1.7441	1.097	1.040	NO	
44 1,2,3,4,6,7,8-HpCDD	423.7766	10.240	35.02	35.00	1.043	287657.14	161.9028	161.9028		0.7386	1.024	1.040	NO	
45 Total HpCDDs	423.7766	10.240		0.04	1.043		237.4774	237.4774		0.7386				
46														
47 13C-OCDD	469.7779	10.240	37.46	37.46	0.519	387917.36	188.0324	188.0324	48.1	1.4658	0.933	0.890	NO	
48 OCDF	441.7428	10.240	37.57	37.58	1.402	11290166.00	8108.3778	8108.3778		2.3660	0.855	0.890	NO	
49 OCDD	457.7377	10.240	37.47	37.47	1.197	199352.61	167.7192	167.7192		0.9888	0.880	0.890	NO	
50														
51														
52 Function 1 PFK	330.97920	1.000	14.26	14.26		16870.59								
53 Function 2 PFK	342.97920	1.000	22.41	22.48	16743.000	14166.93	0.8461		84.6	1.3724				
54 Function 3 PFK	380.97600	1.000		29.28	7909.200					0.0000				
55 Function 4 PFK	430.97290	1.000	34.83	34.81	14980.000	3857.15	0.2575		25.7	1.3139				
56 Function 5 PFK	442.97280	1.000		39.31	3947.900					0.0000				
57 TCDF PCDFE	375.8364	1.000	14.97	15.01	30.012	130.11	4.3353		433.5	7.8014				
58 F1 PCDF PCDFE	409.79740	1.000	18.69	18.68	45.972	425.08	9.2464		924.6	8.6973				
59 F2 PCDF PCDFE	409.7974	1.000		22.10	17.774					0.0000				
60 HxCDF PCDFE	445.7555	1.000		33.02	18.611					0.0000				
61 HPCDF PCDFE	479.7165	1.000		35.33	75.501					0.0000				
62 OCDF PCDFE	513.67750	1.000	37.59	37.54	85.061	104.40	1.2273		122.7	0.6696				

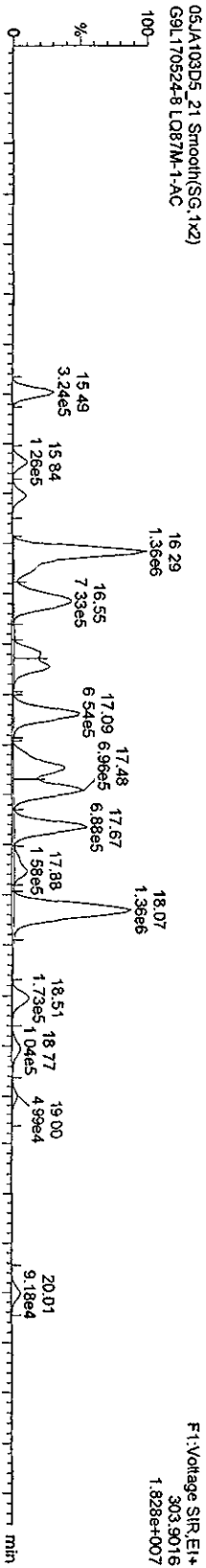
Quantify Sample Report MassLynx 4.1

Dataset: C:\MassLynx\Default\pro05JA103D58290B.qld

Last Altered: Wednesday, January 06, 2010 15:37:38 Pacific Standard Time
Printed: Wednesday, January 06, 2010 15:39:18 Pacific Standard Time


Name: 05JA103D5_21, Date: 06-Jan-2010, Time: 13:10:16, ID: LQ87M-1-AC, Description: G9L170524-8

TCDFS



05JA103D5_21 Smooth(SG, 1x2)
G9L170524-8 LQ87M-1-AC
F1:Voltage SIR, EI+
303.9076
1.828e+007

13C-TCDF



05JA103D5_21 Smooth(SG, 1x2)
G9L170524-8 LQ87M-1-AC
F1:Voltage SIR, EI+
315.9419
8.571e+006



05JA103D5_21 Smooth(SG, 1x2)
G9L170524-8 LQ87M-1-AC
F1:Voltage SIR, EI+
317.9389
8.571e+006

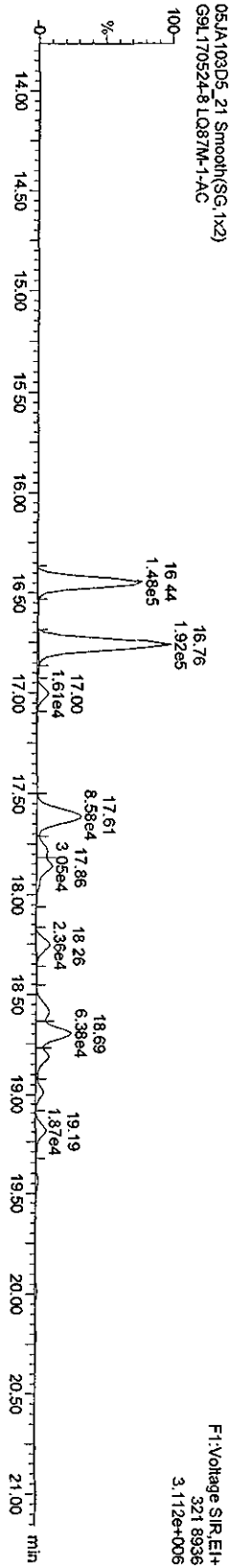
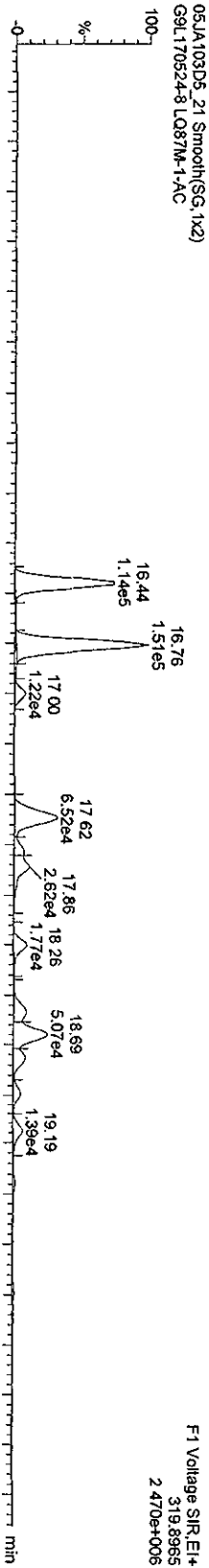
Quantity Sample Report MassLynx 4.1

Dataset: C:\MassLynx\Default\pro05JA103D582908.d\td



Last Altered: Wednesday, January 06, 2010 15:37:38 Pacific Standard Time
Printed: Wednesday, January 06, 2010 15:39:18 Pacific Standard Time

Name: 05JA103D5_21, Date: 06-Jan-2010, Time: 13:10:16, ID: LQ87M-1-AC, Description: G9L170524-8

TCDDs



13C-TCDDs

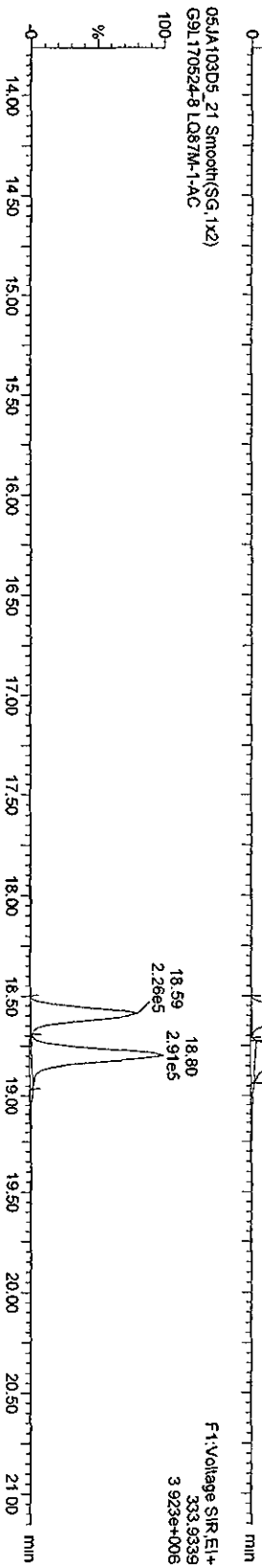




Quantity Sample Report MassLynx 4.1

Dataset: C:\MassLynx\Default\prot\05JA103D58290B.qld

Last Altered: Wednesday, January 06, 2010 15:37:38 Pacific Standard Time
Printed: Wednesday, January 06, 2010 15:39:18 Pacific Standard Time

Name: 05JA103D5_21, Date: 06-Jan-2010, Time: 13:10:16, ID: LQ87M-1-AC, Description: G9L170524-8

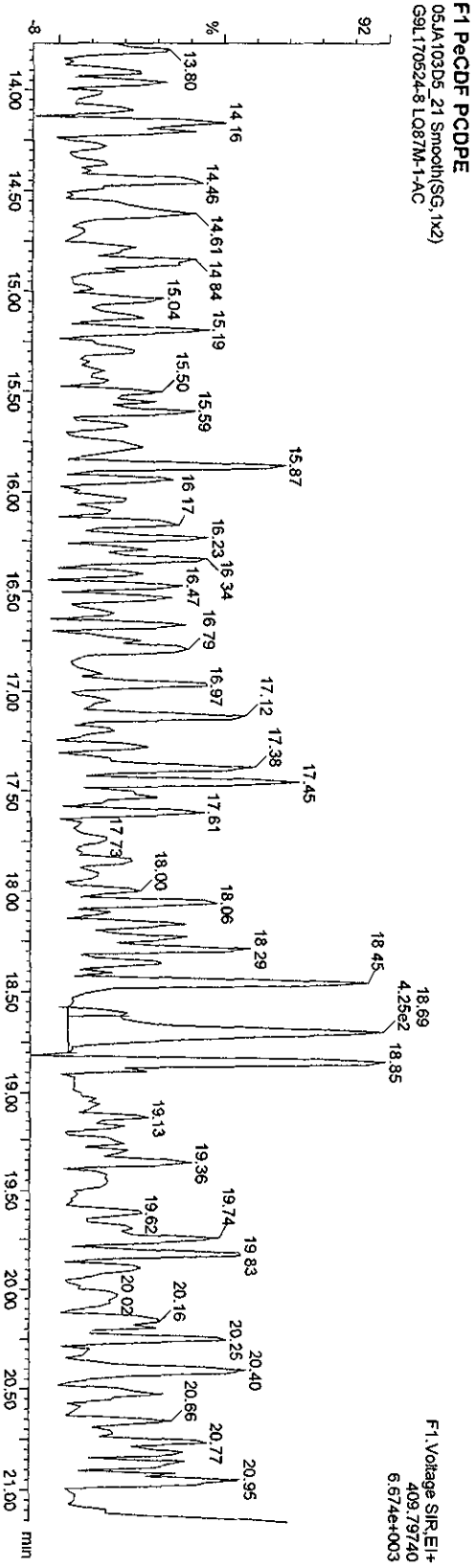
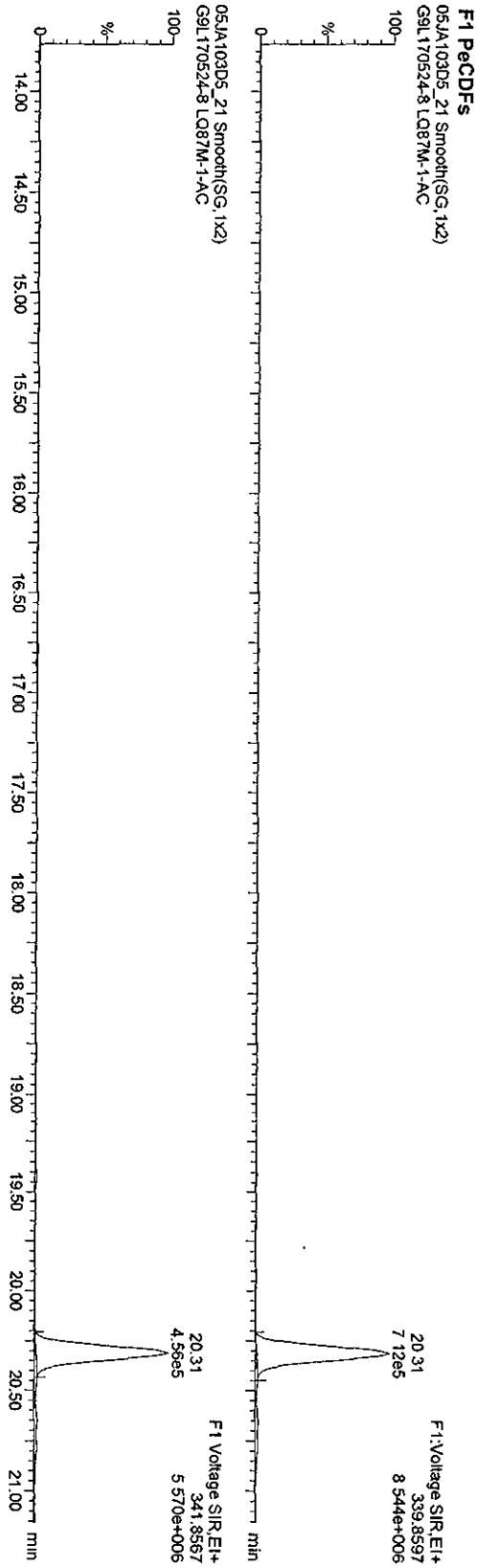


Quantity Sample Report MassLynx 4.1

Dataset: C:\MassLynx\Default\pro\05JA103D58290B.qld

Last Altered: Wednesday, January 06, 2010 15:37:38 Pacific Standard Time
Printed: Wednesday, January 06, 2010 15:39:18 Pacific Standard Time

Name: 05JA103D5_21, Date: 06-Jan-2010, Time: 13:10:16, ID: LQ87M-1-AC, Description: G9L170524-8



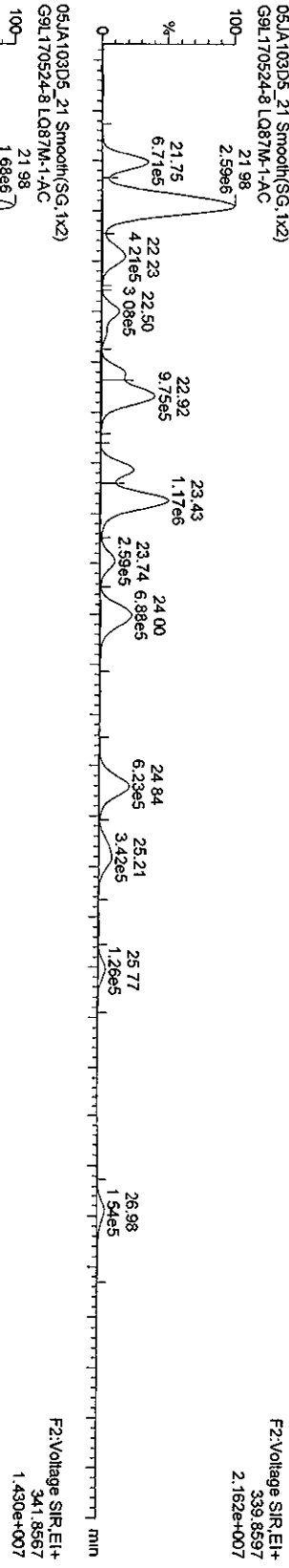
Quantity Sample Report MassLynx 4.1

Dataset: C:\MassLynx\Default\prof05JA103D562908.qld

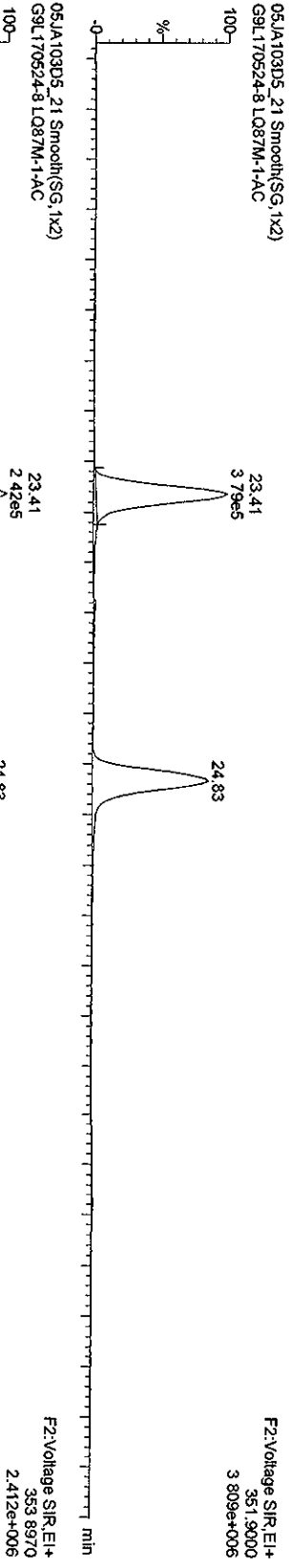
Last Altered: Wednesday, January 06, 2010 15:37:38 Pacific Standard Time
Printed: Wednesday, January 06, 2010 15:39:18 Pacific Standard Time

Name: 05JA103D5_21, Date: 06-Jan-2010, Time: 13:10:16, ID: LQ87M-1-AC, Description: G9L170524-8

PeCDFs



13C-PeCDFs



13C-PeCDFs



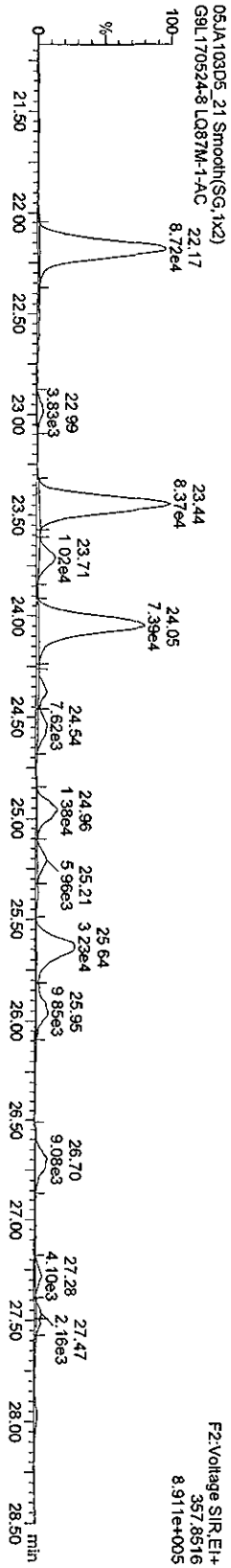
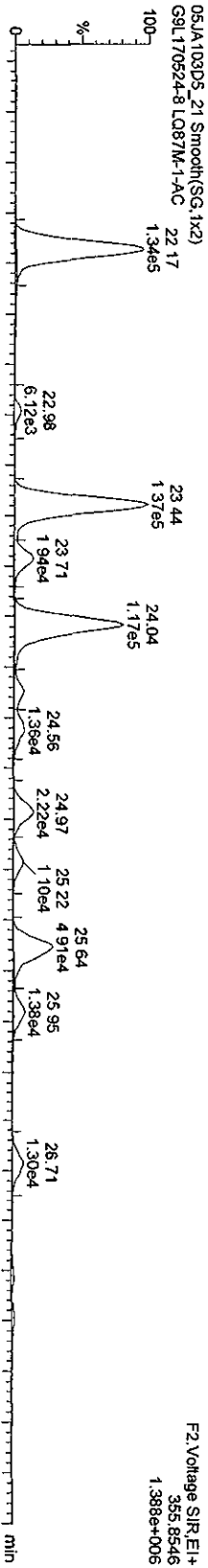
Quantity Sample Report Masslynx 4.1

Dataset: C:\Masslynx\Default\pro05JA103D568290B.qld

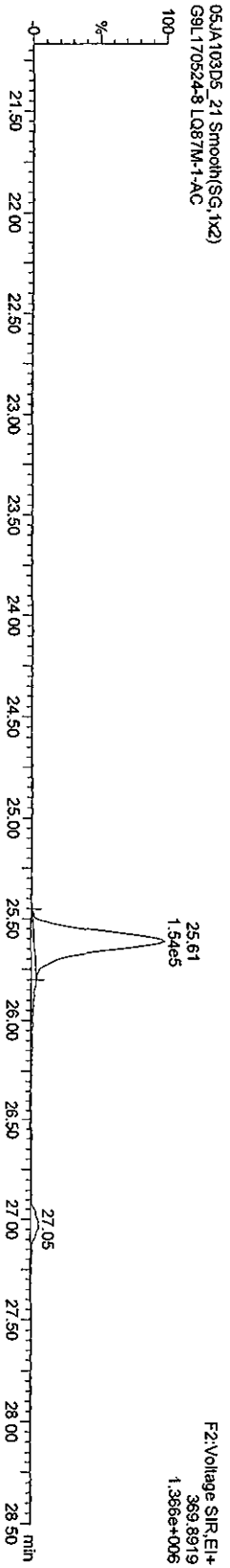

Last Altered: Wednesday, January 06, 2010 15:37:38 Pacific Standard Time
 Printed: Wednesday, January 06, 2010 15:39:18 Pacific Standard Time

Name: 05JA103D5_21, Date: 06-Jan-2010, Time: 13:10:16, ID: LQ87M-1-AC, Description: G9L170524-8

PecDDs



13C-PecDD



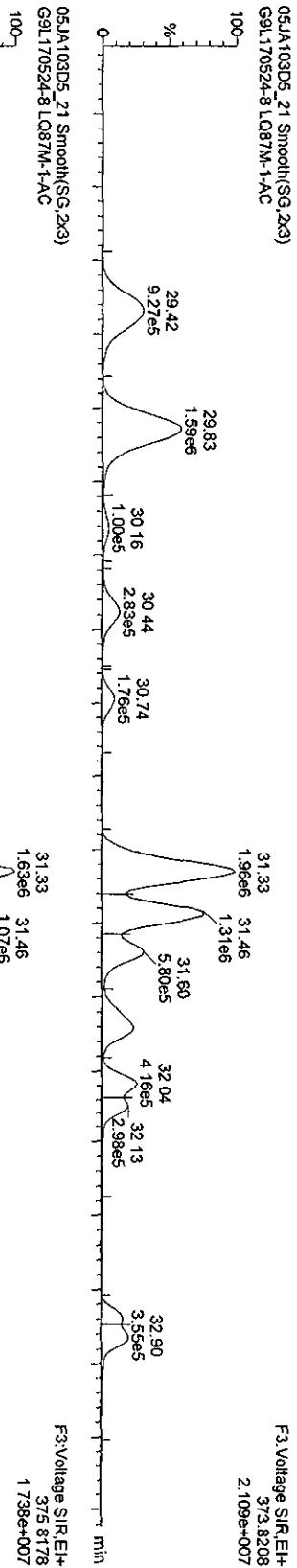
Quantity Sample Report MassLynx 4.1

Dataset: C:\MassLynx\Default\proj\05JA103D58290B.dld

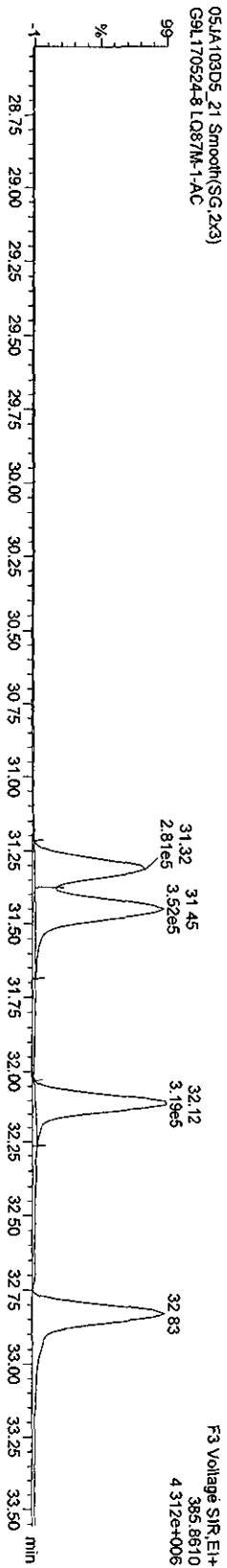
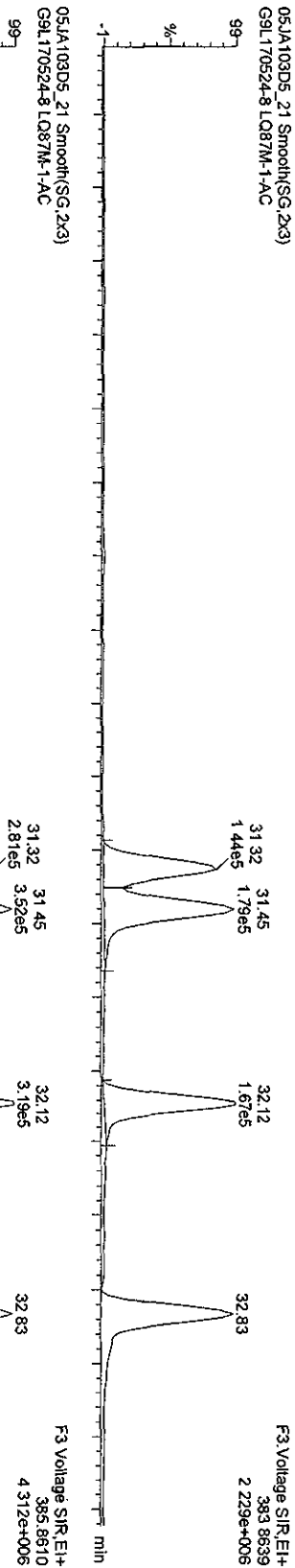
Last Altered: Wednesday, January 06, 2010 15:37:38 Pacific Standard Time
Printed: Wednesday, January 06, 2010 15:39:18 Pacific Standard Time

Name: 05JA103D5_21, Date: 06-Jan-2010, Time: 13:10:16, ID: LQ87M-1-AC, Description: G9L170524-8

HxCDFs



13C-HxCDFs



Dataset: V:\HighRes_Archive\3D5\Default.pro\05JA103D58290Bsk.qld

Last Altered: Friday, January 08, 2010 15:13:45 Pacific Standard Time

Printed: Friday, January 08, 2010 15:14:01 Pacific Standard Time

Method: C:\MassLynx\Default.PRO\MethDB\82903D5.mdb 06 Jan 2010 12:46:02

Calibration: C:\MassLynx\Default.PRO\CurveDB\CA123120093D58290.cdb 31 Dec 2009 13:37:23

Sample Name: 05JA103D5_21

05JA103D5_21 Smooth(SG,2x3)
G9L170524-8.LQ87M-1.AC

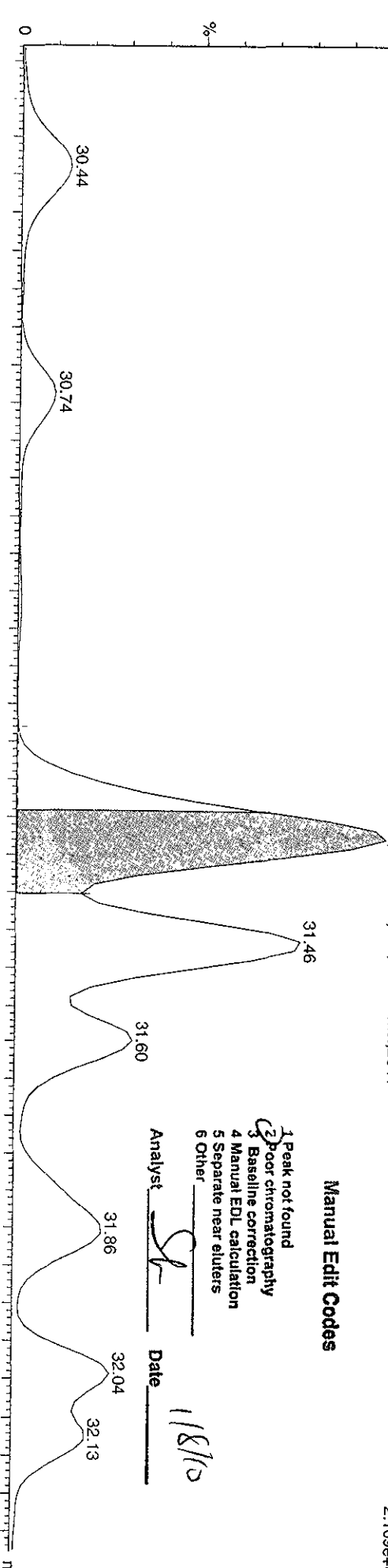
F3:Voltage SIR,EL+
373.8208
2.109e+007

1,2,3,4,7,8-HXCDF;31.33;1580473;20988842;MM;1030 Conc.:2641

Manual Edit Codes

- 1 Peak not found
- 2 Poor chromatography
- 3 Baseline correction
- 4 Manual EDL calculation
- 5 Separate near eluters
- 6 Other

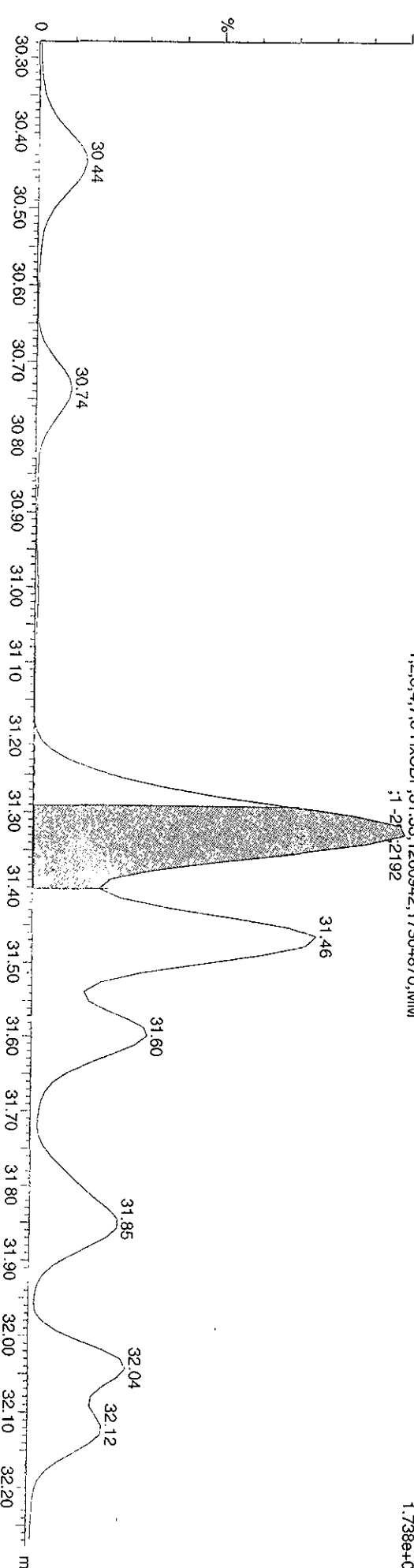
Analyst SL Date 1/8/10



05JA103D5_21 Smooth(SG,2x3)
G9L170524-8.LQ87M-1.AC

1,2,3,4,7,8-HXCDF;31.33;1260942;17304870;MM
;1-2;2192

F3:Voltage SIR,EL+
375.8178
1.738e+007

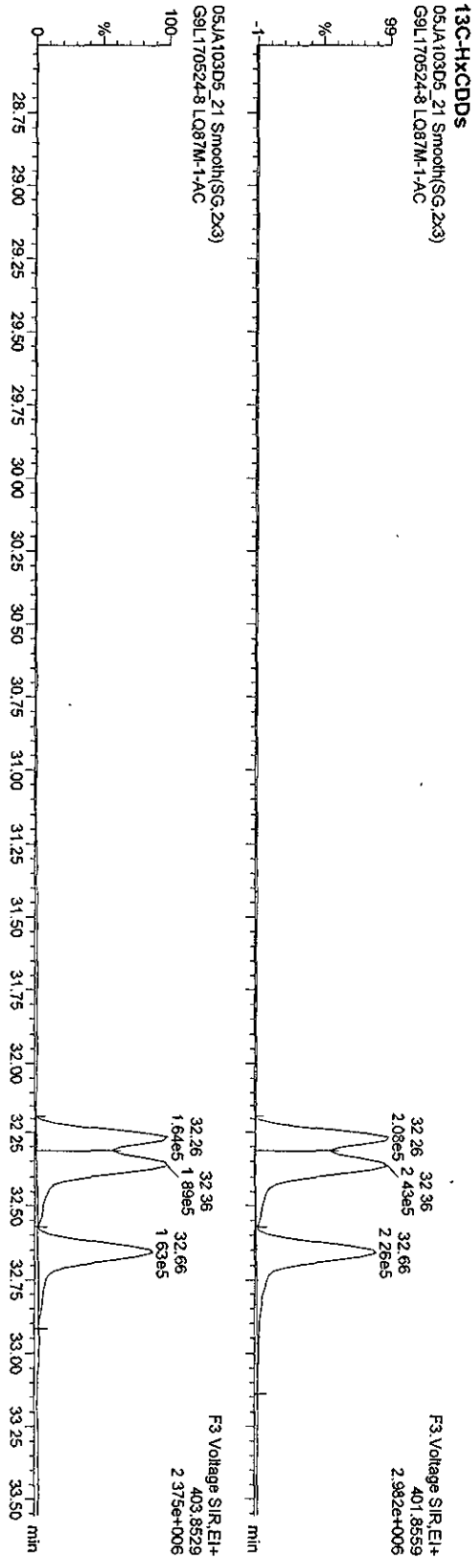
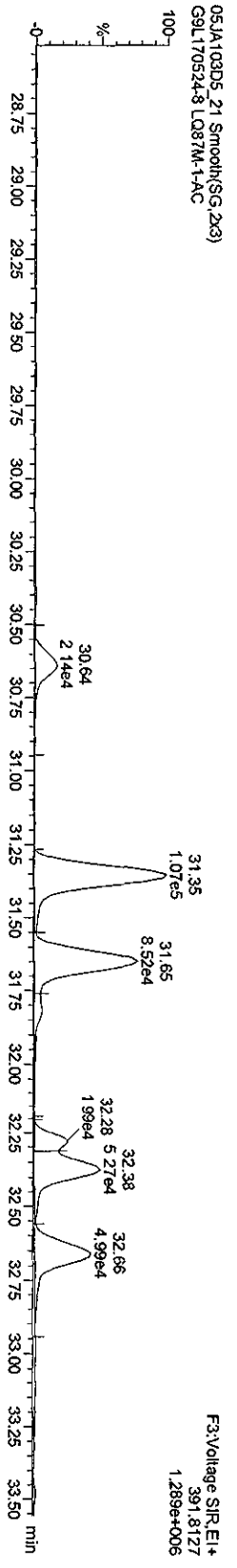


Quantify Sample Report MassLynx 4.1

Dataset: C:\MassLynx\Default.pro\05JA103D56290B.qld

Last Altered: Wednesday, January 06, 2010 15:37:38 Pacific Standard Time
Printed: Wednesday, January 06, 2010 15:39:18 Pacific Standard Time

Name: 05JA103D5_21, Date: 06-Jan-2010, Time: 13:10:16, ID: LQ87M-1-AC, Description: G9L170524-8




Quantity Sample Report MassLynx 4.1

Dataset: C:\MassLynx\Default.pro\05JA103D582908.qld


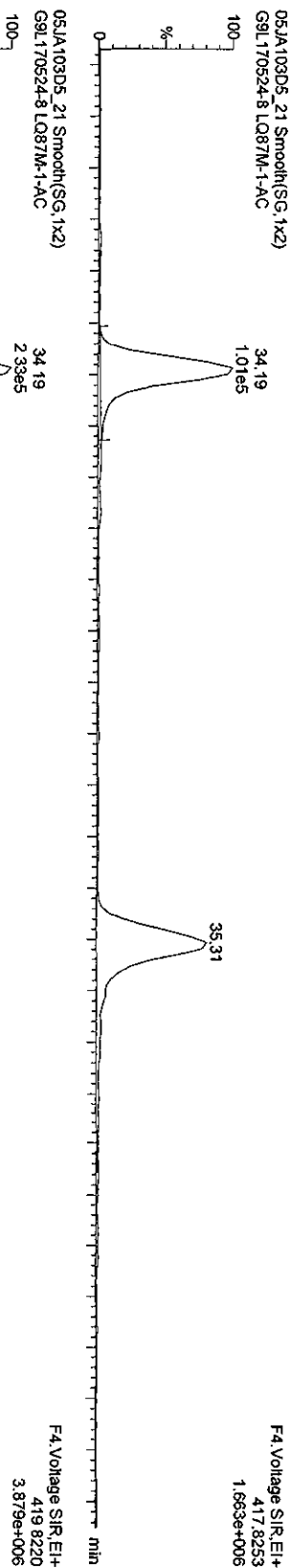
Last Altered: Wednesday, January 06, 2010 15:37:38 Pacific Standard Time
Printed: Wednesday, January 06, 2010 15:39:18 Pacific Standard Time

Name: 05JA103D5_21, Date: 06-Jan-2010, Time: 13:10:16, ID: LQ87M-1-AC, Description: G9L170524-8

HPCDFs



¹³C-HPCDFs



Quantity Sample Report MassLynx 4.1

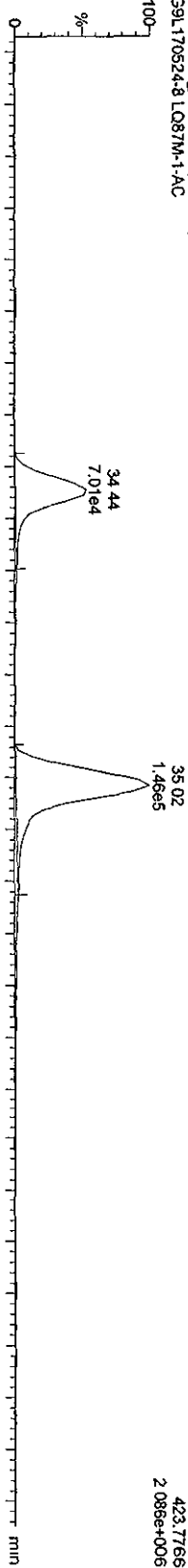
Dataset: C:\MassLynx\Default.pro\05JA103D582908.qld

Last Altered: Wednesday, January 06, 2010 15:37:38 Pacific Standard Time
Printed: Wednesday, January 06, 2010 15:39:18 Pacific Standard Time

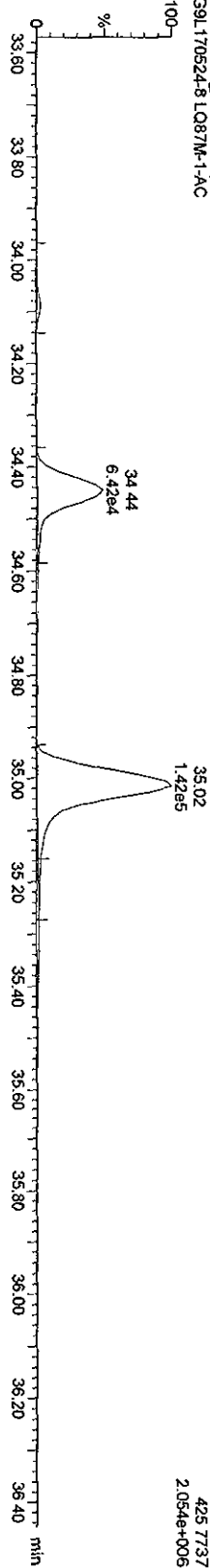
Name: 05JA103D5_21, Date: 06-Jan-2010, Time: 13:10:16, ID: LQ87M-1-AC, Description: G9L170524-8

HpCDDs

05JA103D5_21 Smooh(SG,1x2)
G9L170524-8 LQ87M-1-AC

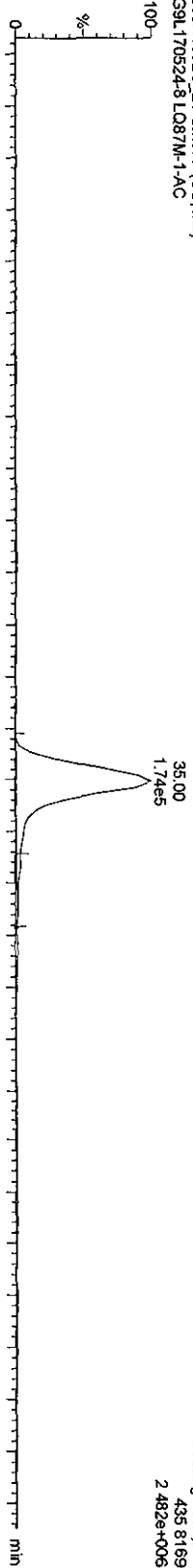


05JA103D5_21 Smooh(SG,1x2)
G9L170524-8 LQ87M-1-AC

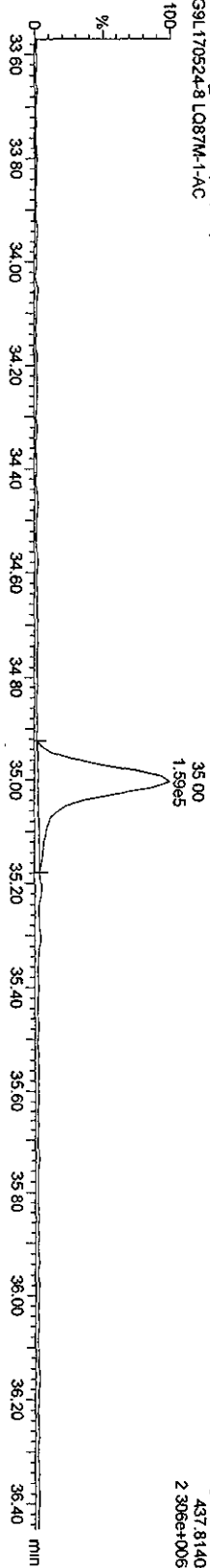


13C-HpCDD

05JA103D5_21 Smooh(SG,1x2)
G9L170524-8 LQ87M-1-AC



05JA103D5_21 Smooh(SG,1x2)
G9L170524-8 LQ87M-1-AC



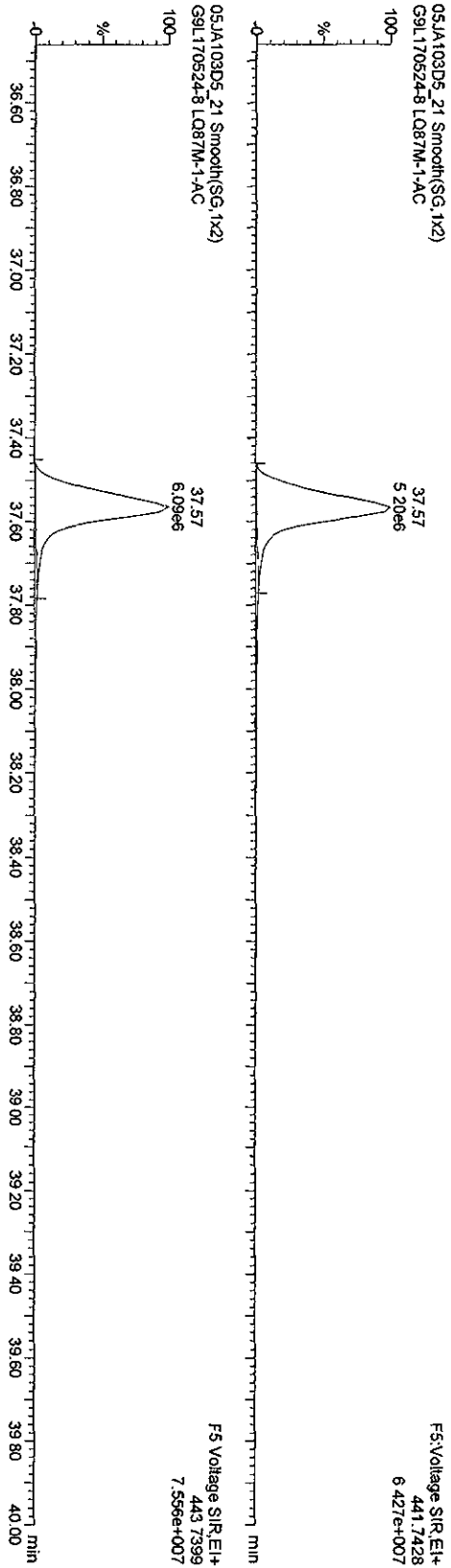
Quantity Sample Report MassLynx 4.1

Dataset: C:\MassLynx\Default\pro05JA103D582908.qld

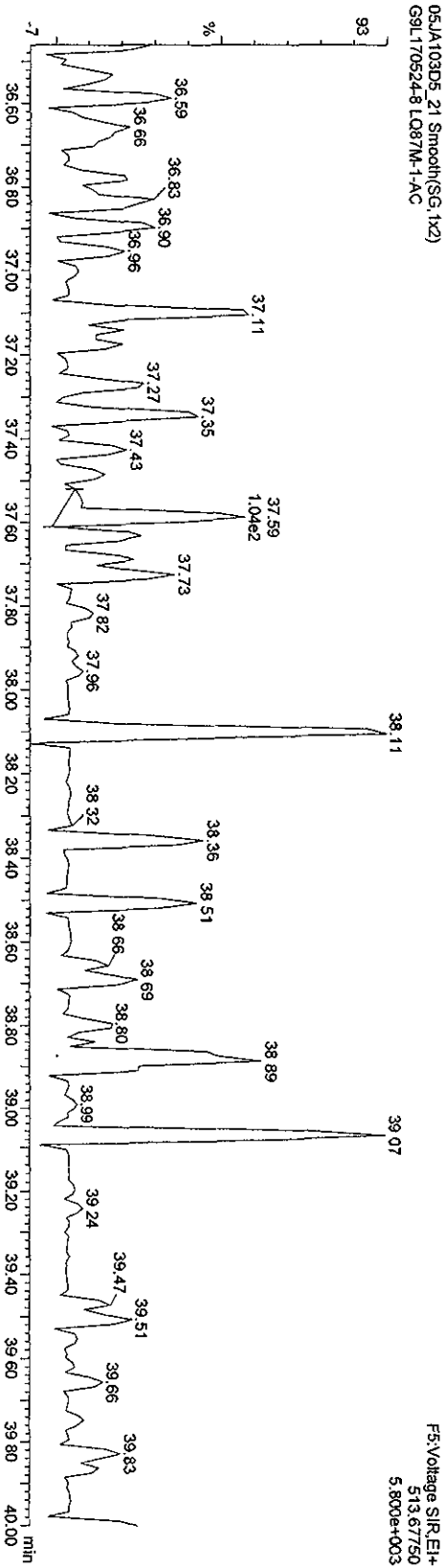
Last Altered: Wednesday, January 06, 2010 15:37:38 Pacific Standard Time
Printed: Wednesday, January 06, 2010 15:39:18 Pacific Standard Time

Name: 05JA103D5_21, Date: 06-Jan-2010, Time: 13:10:16, ID: LQ87M-1-AC, Description: G9L170524-8

OCDFs



OCDF PCDDPE



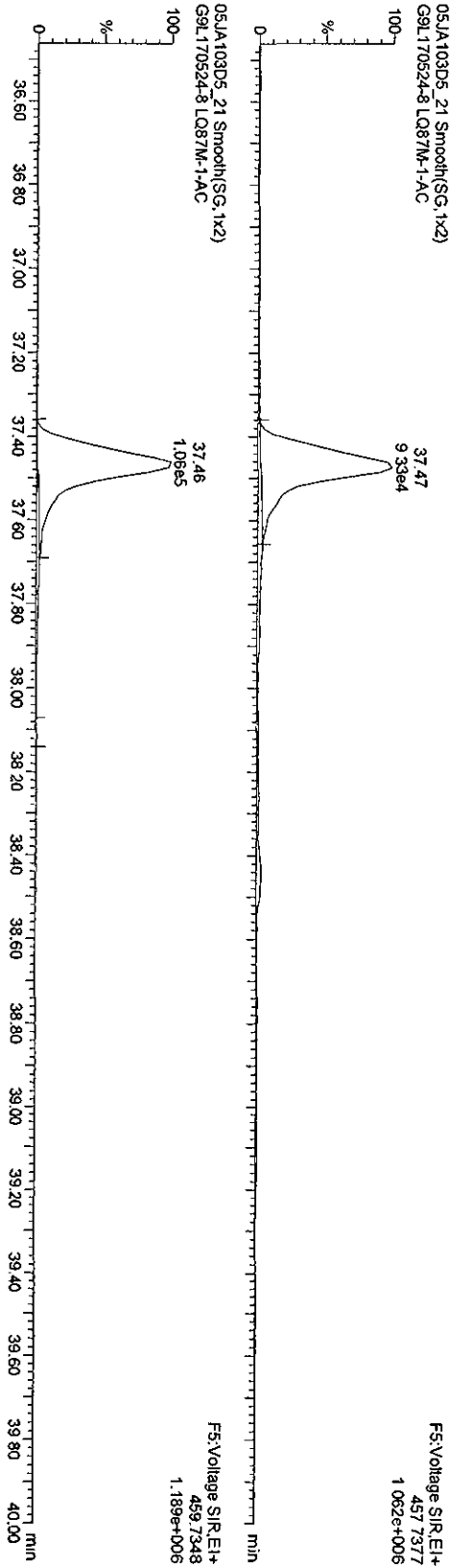
Quantity Sample Report MassLynx 4.1

Dataset: C:\MassLynx\Default.pro\05JA103D58290B.qld

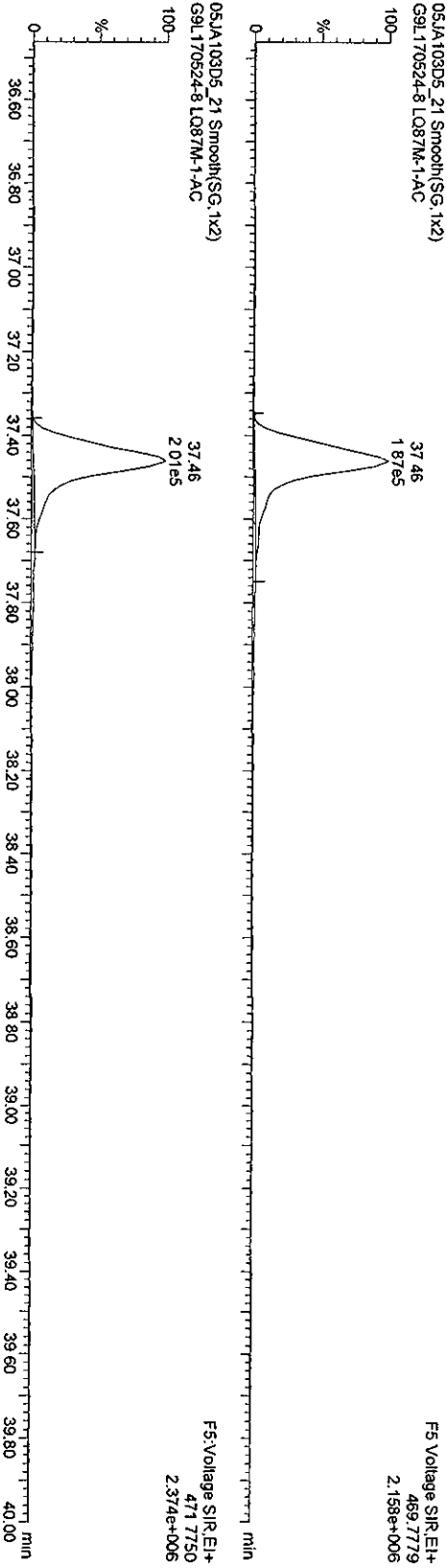
Last Altered: Wednesday, January 06, 2010 15:37:38 Pacific Standard Time
Printed: Wednesday, January 06, 2010 15:39:18 Pacific Standard Time

Name: 05JA103D5_21, Date: 06-Jan-2010, Time: 13:10:16, ID: LQ87M-1-AC, Description: G9L170524-8

OCDD



13C-OCDD



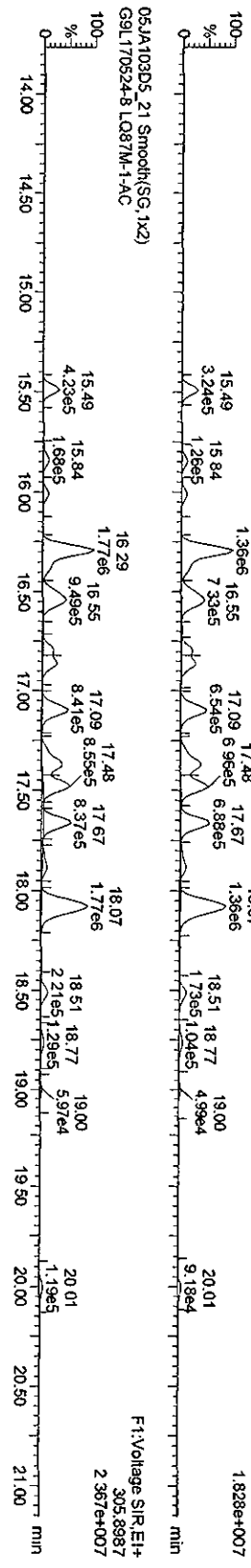
Quantity Sample Report Masslynx 4.1

Dataset: C:\MassLynx\Default\05JA103D562908.qld

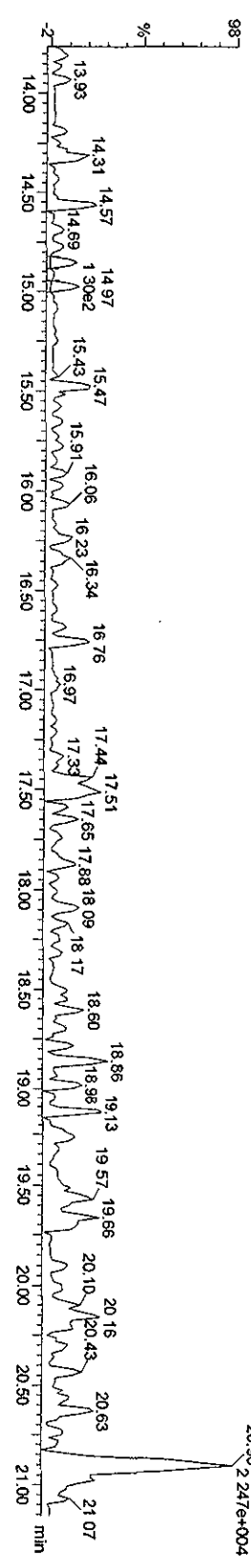
Last Altered: Wednesday, January 06, 2010 15:37:38 Pacific Standard Time
Printed: Wednesday, January 06, 2010 15:39:18 Pacific Standard Time

Name: 05JA103D5_21, Date: 06-Jan-2010, Time: 13:10:16, ID: LQ87M-1-AC, Description: G9L170524-8

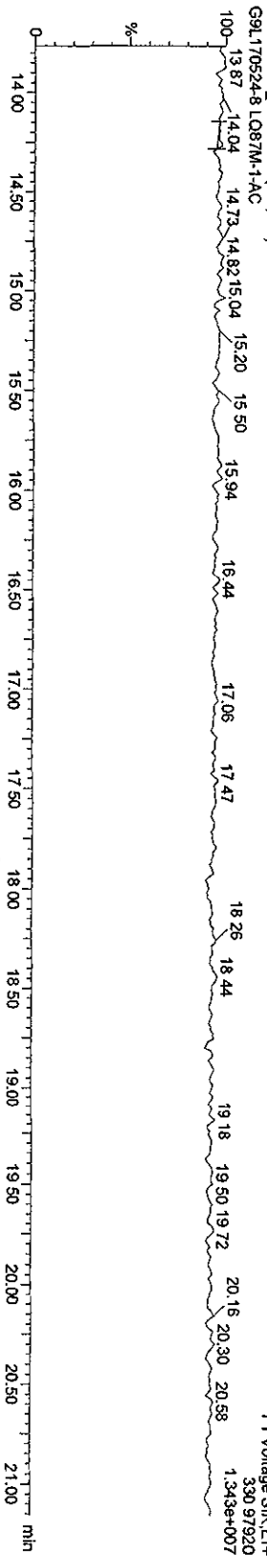
TCDFs
05JA103D5_21 Smooth(SG, 1x2)
G9L170524-8 LQ87M-1-AC



TCDF PCDFE
05JA103D5_21 Smooth(SG, 1x2)
G9L170524-8 LQ87M-1-AC



Function 1 PFK
05JA103D5_21 Smooth(SG, 1x2)
G9L170524-8 LQ87M-1-AC




Quantity Sample Report MassLynx 4.1

Dataset: C:\MassLynx\Default\pro05JA103D58290B.qld

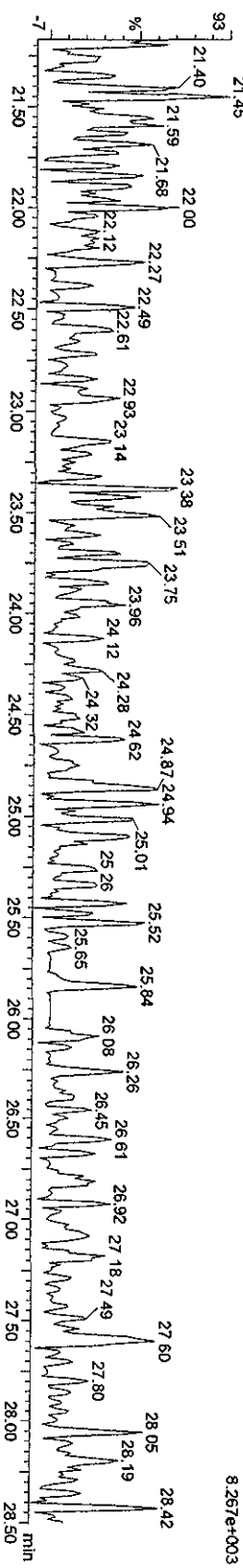
Last Altered: Wednesday, January 06, 2010 15:37:38 Pacific Standard Time
Printed: Wednesday, January 06, 2010 15:39:18 Pacific Standard Time

Name: 05JA103D5_21, Date: 06-Jan-2010, Time: 13:10:16, ID: LQ87M-1-AC, Description: G9L170524-8

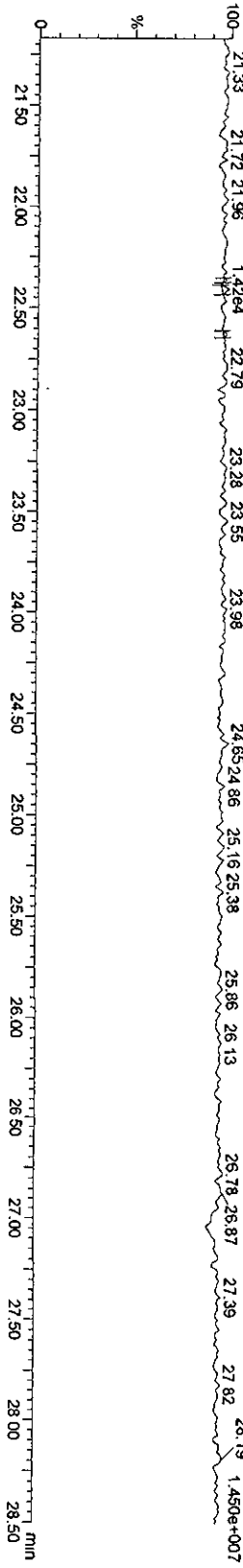
PECDF
05JA103D5_21 Smooth(SG,1x2)
G9L170524-8 LQ87M-1-AC



F2 PCDF PCDFE
05JA103D5_21 Smooth(SG,1x2)
G9L170524-8 LQ87M-1-AC



Function 2 PFK
05JA103D5_21 Smooth(SG,1x2)
G9L170524-8 LQ87M-1-AC



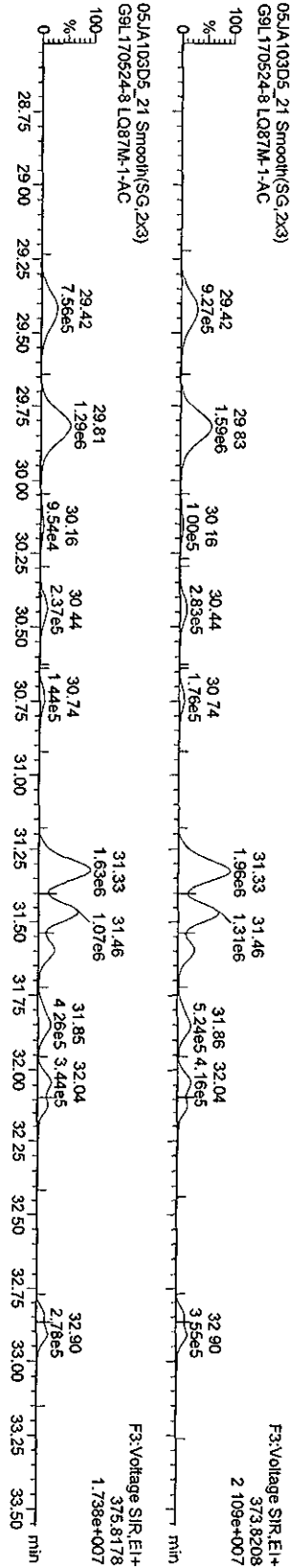
Quantity Sample Report MassLynx 4.1

Dataset C:\MassLynx\Default\pro05JA103D582908.qld

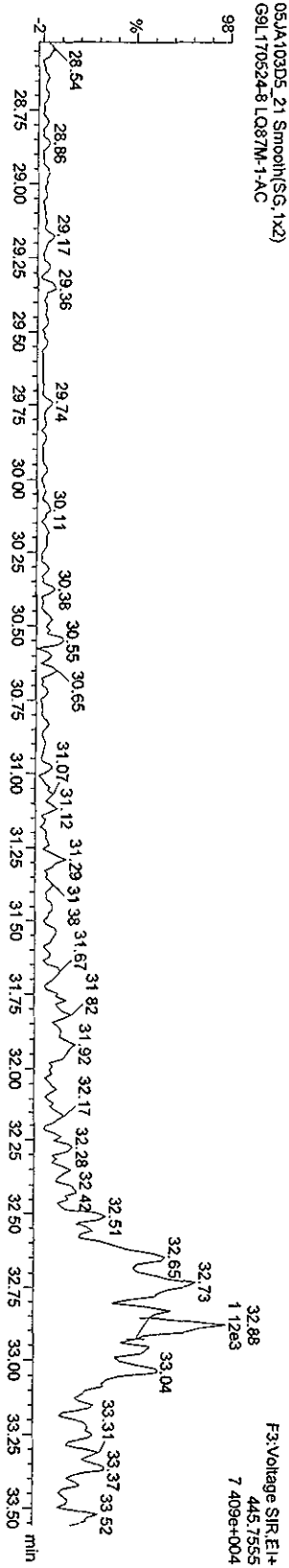
Last Altered: Wednesday, January 06, 2010 15:37:38 Pacific Standard Time
 Printed: Wednesday, January 06, 2010 15:39:18 Pacific Standard Time

Name: 05JA103D5_21, Date: 06-Jan-2010, Time: 13:10:16, ID: LQ87M-1-A-C, Description: G9L170524-8

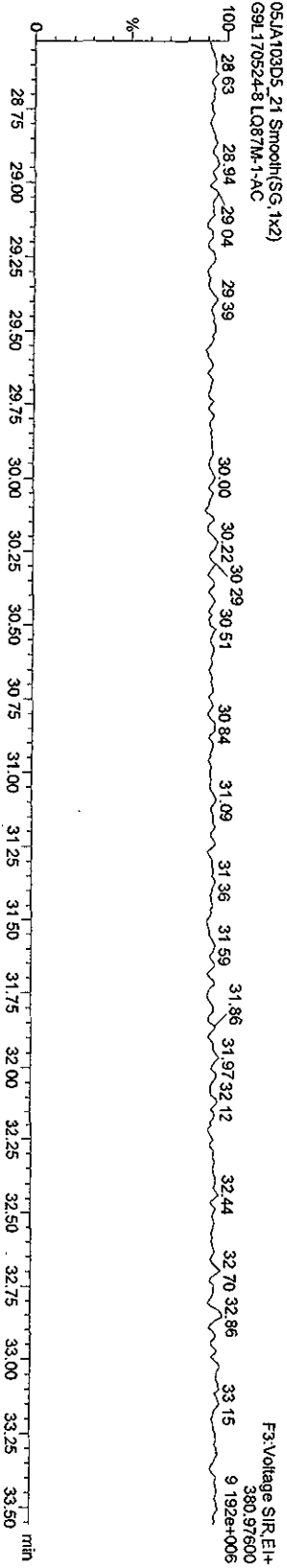
HxCDFs



HxCDF PCDFE



Function 3 PFK



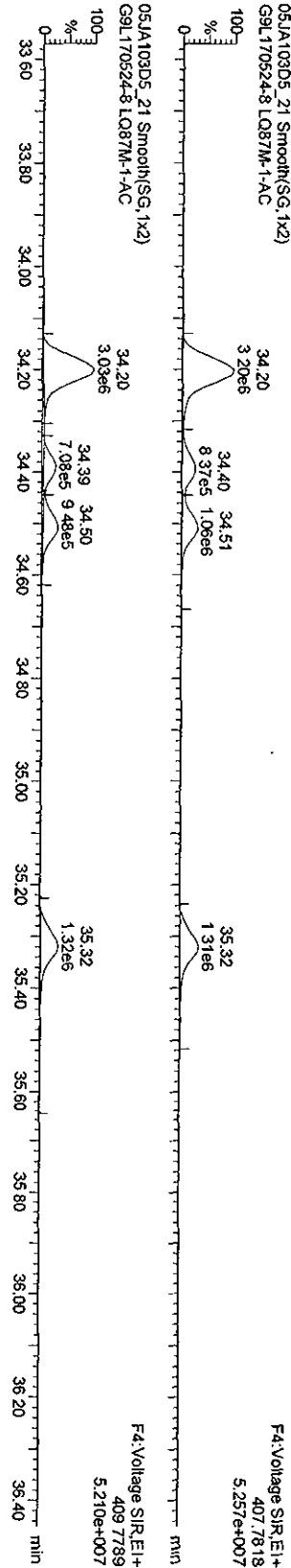
Quantity Sample Report MassLynx 4.1

Dataset: C:\MassLynx\Default.pro\05JA103D582908.qld

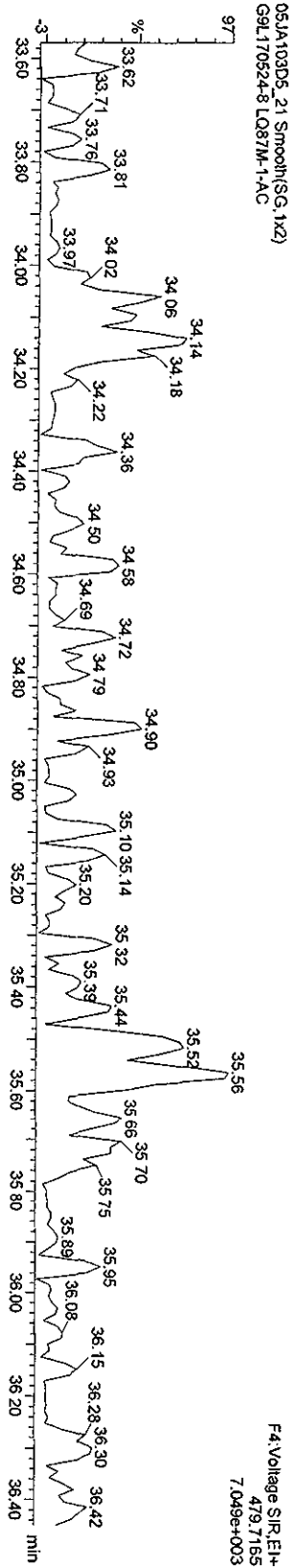
Last Altered: Wednesday, January 06, 2010 15:37:38 Pacific Standard Time
Printed: Wednesday, January 06, 2010 15:39:18 Pacific Standard Time

Name: 05JA103D5_21, Date: 06-Jan-2010, Time: 13:10:16, ID: LQ87M-1-AC, Description: G9L170524-8

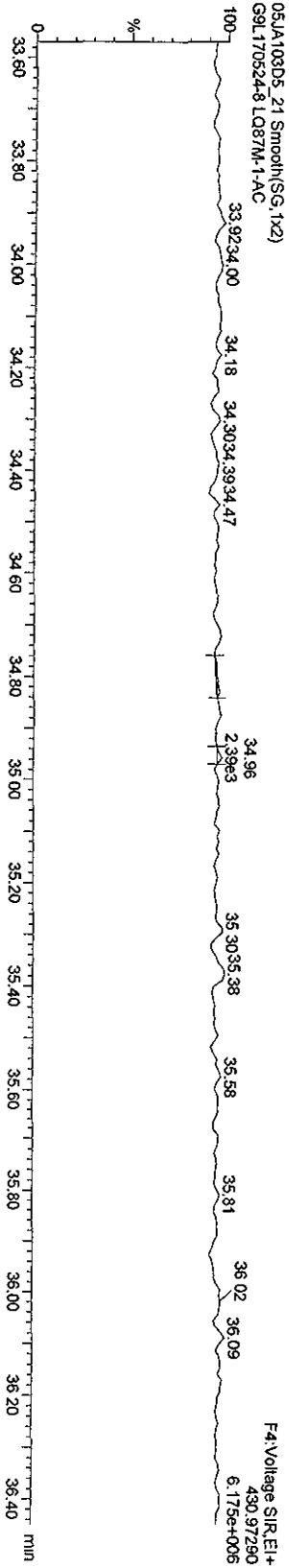
HpCDFs



HpCDF PCDDPE



Function 4 PFK



Quantity Sample Report MassLynx 4.1

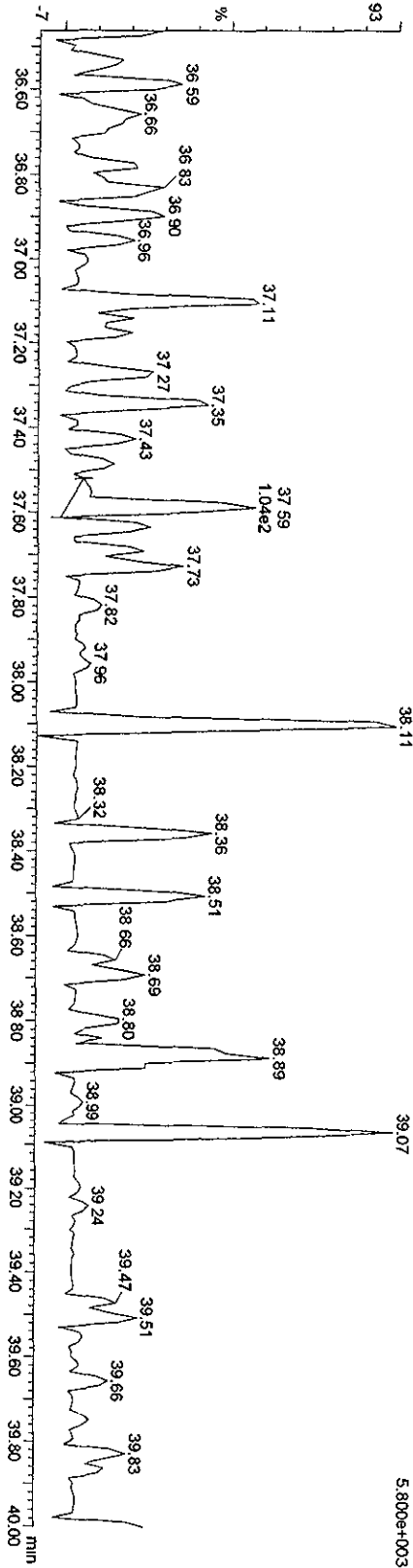
Dataset: C:\MassLynx\Default\pro05JA103D582908.dld

Last Altered: Wednesday, January 06, 2010 15:37:38 Pacific Standard Time
Printed: Wednesday, January 06, 2010 15:39:18 Pacific Standard Time

Name: 05JA103D5_21, Date: 06-Jan-2010, Time: 13:10:16, ID: LQ87M-1-AC, Description: G9L170524-8

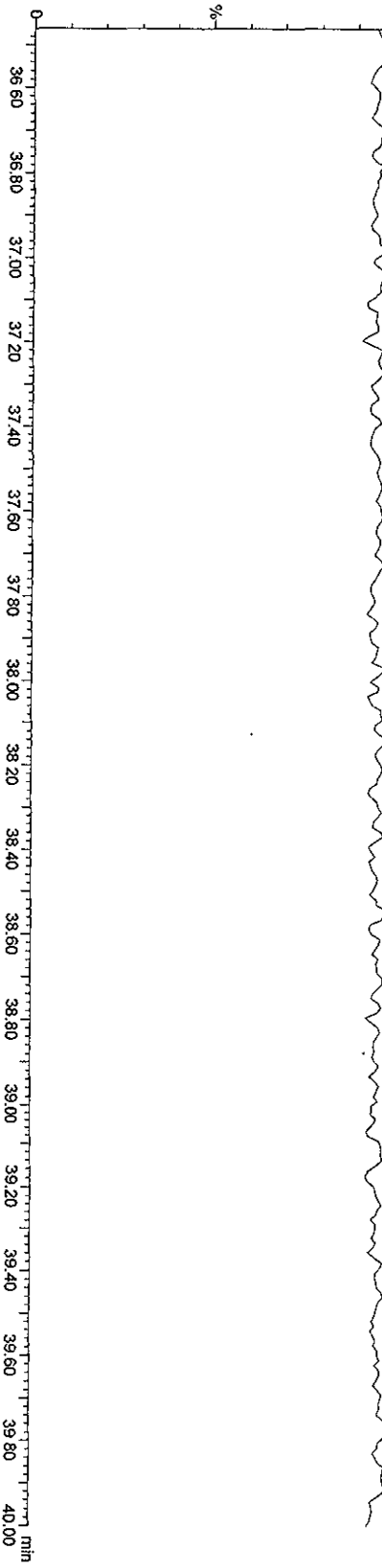
OCDF PCDPE
05JA103D5_21 Smooth(SG, 1x2)
G9L170524-8 LQ87M-1-AC

F5.Voltage SIR.EI+
513.67750
5.800e+003



Function 5 PFK
05JA103D5_21 Smooth(SG, 1x2)
G9L170524-8 LQ87M-1-AC

F5.Voltage SIR.EI+
442.97280
7.267e+006

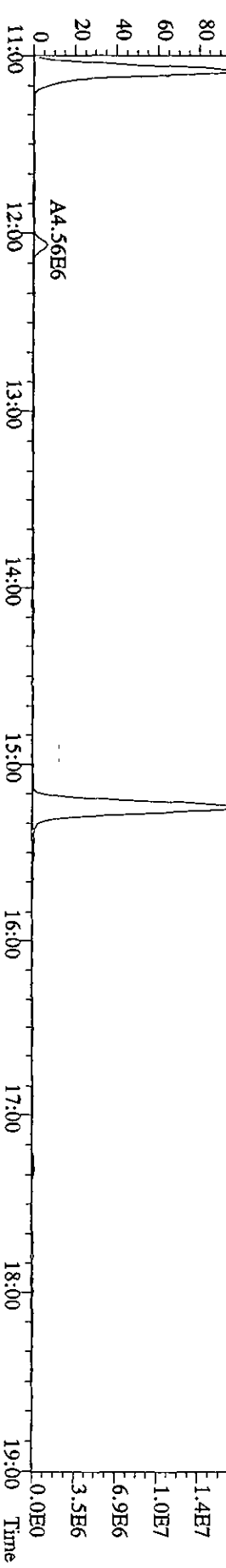
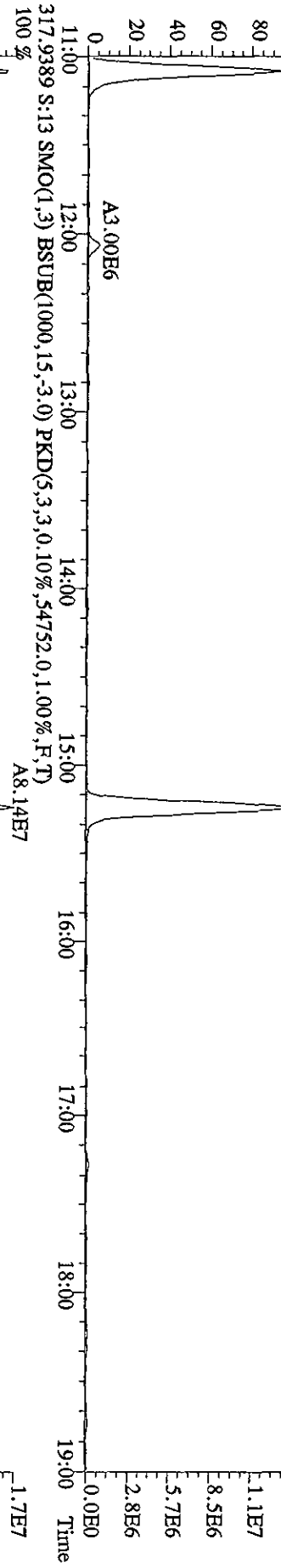
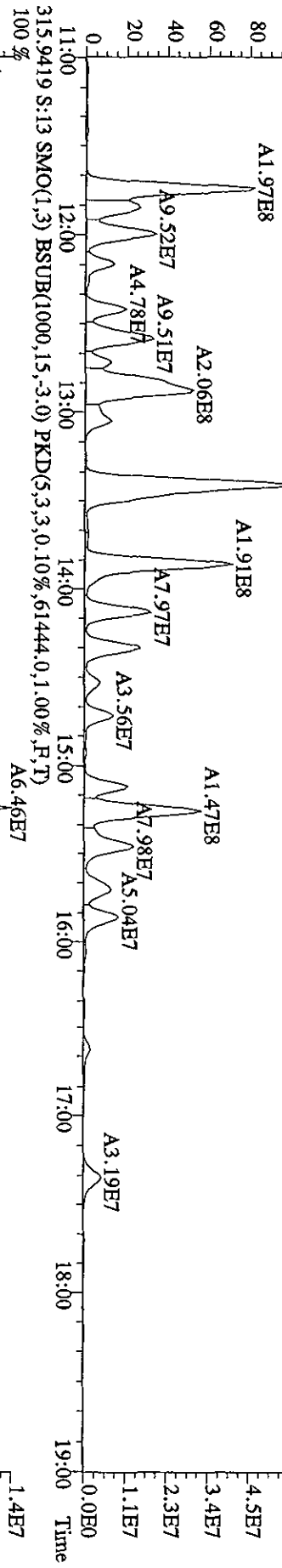
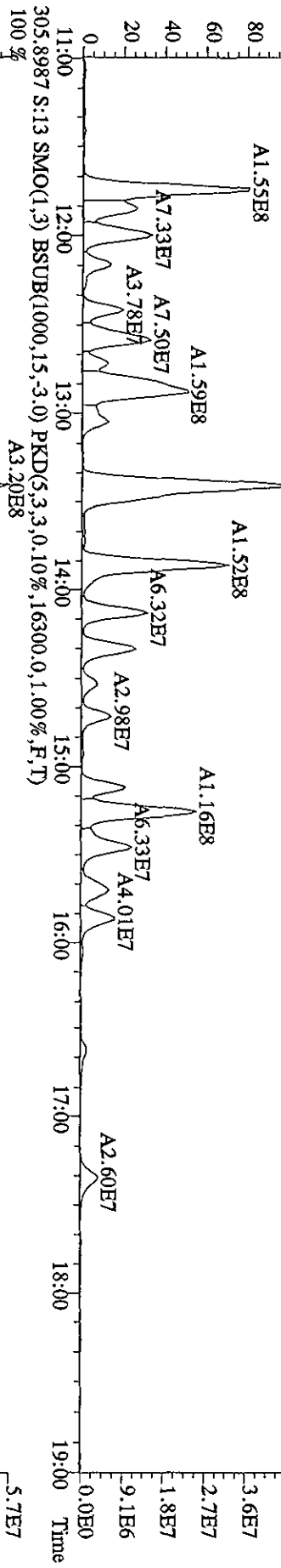


Run text: LQ87M-1-AC Sample text: LQ87M-1-AC :G9L170524-8
 Run #17 Filename: 07JA10C5D2 S: 13 I: 1 Results: 07JA10C5D2DB225
 Acquired: 8-JAN-10 07:08:26 Processed: 8-JAN-10 09:58:18
 Run: 07JA10C5D2 Analyte: DB225HRS Cal: DB2250104105D2
 Factor 1: 1600.000 Factor 2: 20.000 Sample size: 10.2400µg

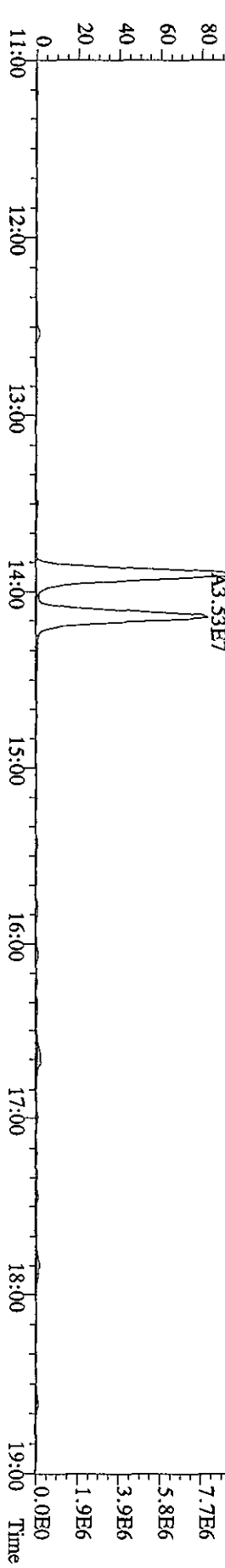
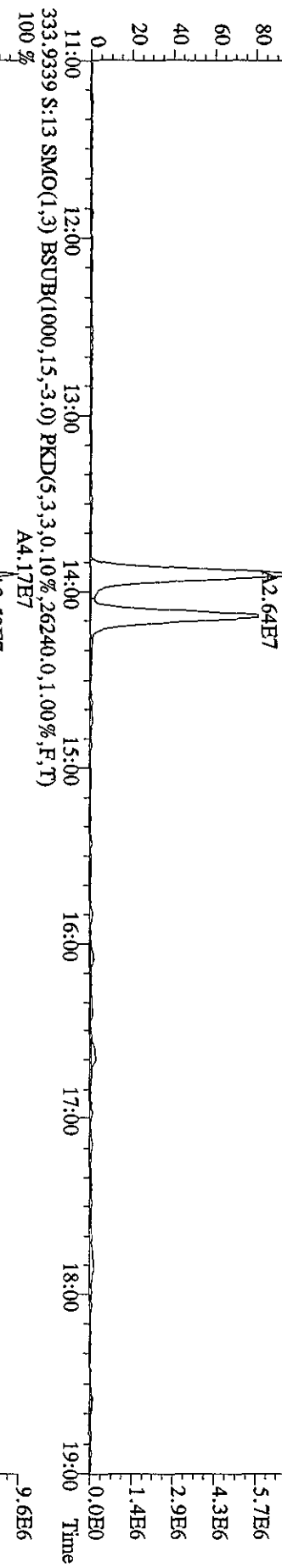
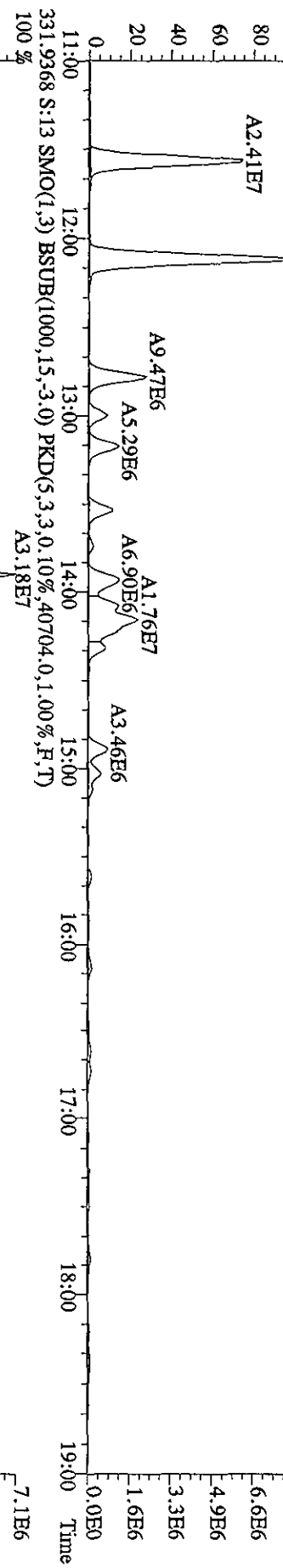
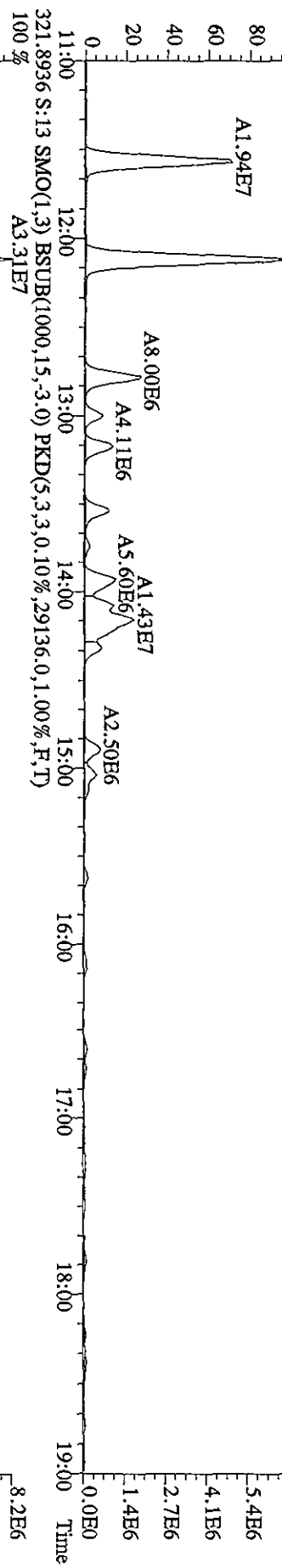
Name	Resp	RA	RT	RRF	Conc	EDL	Rec	M
13C-1,2,3,4-TCDD	61716426	0.75 y	14:08	-	2.79	-	-	n
13C-2,3,7,8-TCDF	145953516	0.79 y	15:14	1.66	138.82	1.49	71.1	n
2,3,7,8-TCDF	263159512	0.79 y	15:15	1.01	347.46 <i>CBG</i>	0.64	-	n
13C-2,3,7,8-TCDD	73486900	0.76 y	13:54	0.95	122.25	1.50	62.6	n
2,3,7,8-TCDD	12500365	0.81 y	13:56	1.18	28.10	1.71	-	n
37C1-2,3,7,8-TCDD	100807352	1.00 y	13:56	2.07	77.14	0.89	98.7	n

Sum 10

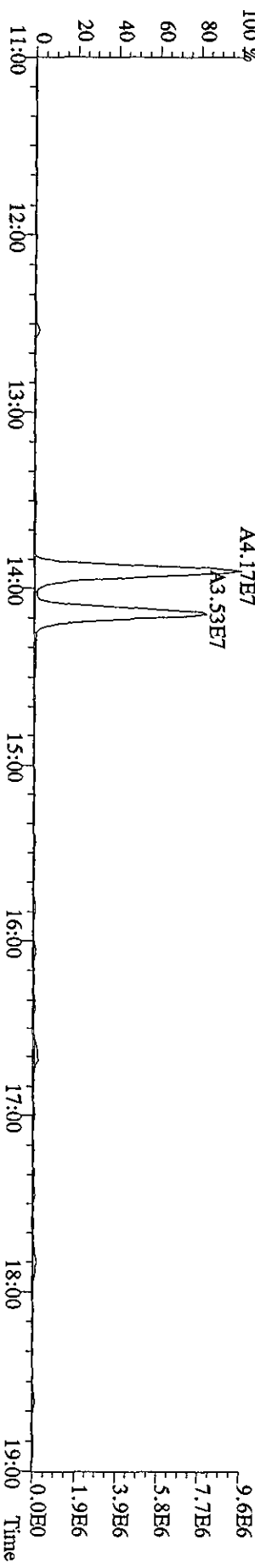
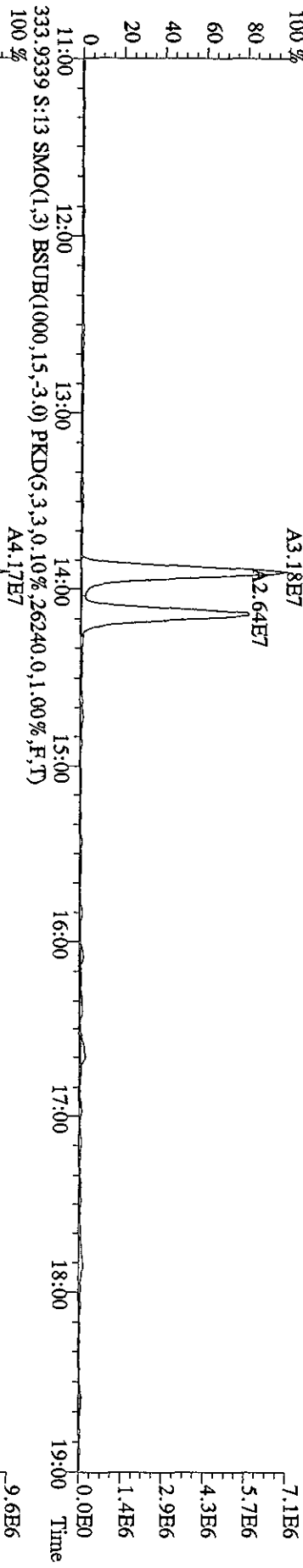
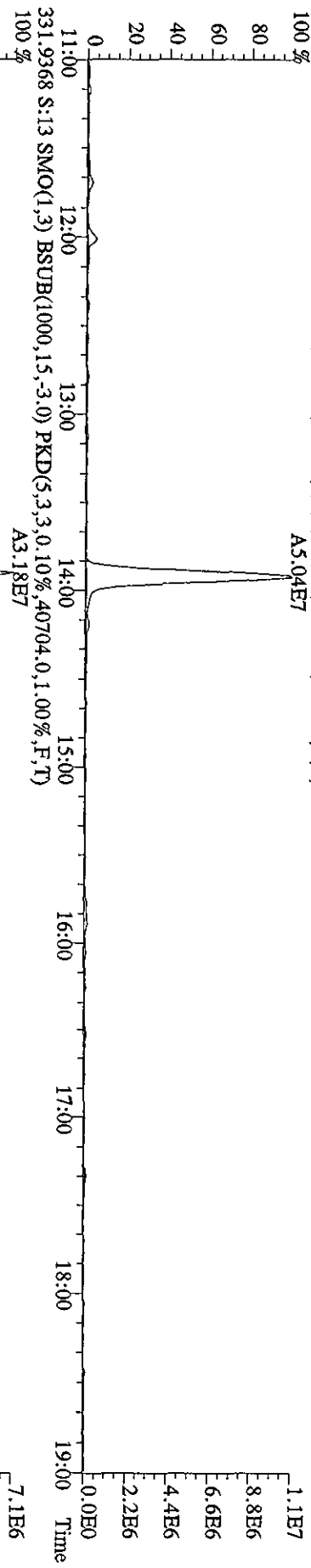
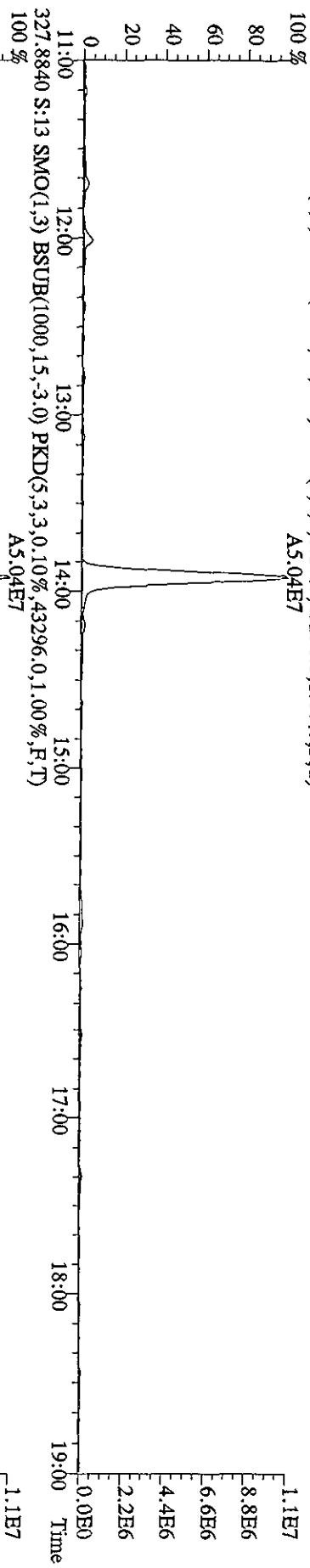
File:071A10C5D2 #1-1241 Acq: 8-JAN-2010 07:08:26 GC EI+ Voltage SIR 70SE
 Sample#13 Text:LQ87M-1-AC :G9L170524-8 Exp:DB225
 303.9016 S:13 SMO(1,3) BSUB(1000,15,-3.0) PKD(5,3,3,0,10%,18680,0,1,00%,F,T)
 100%



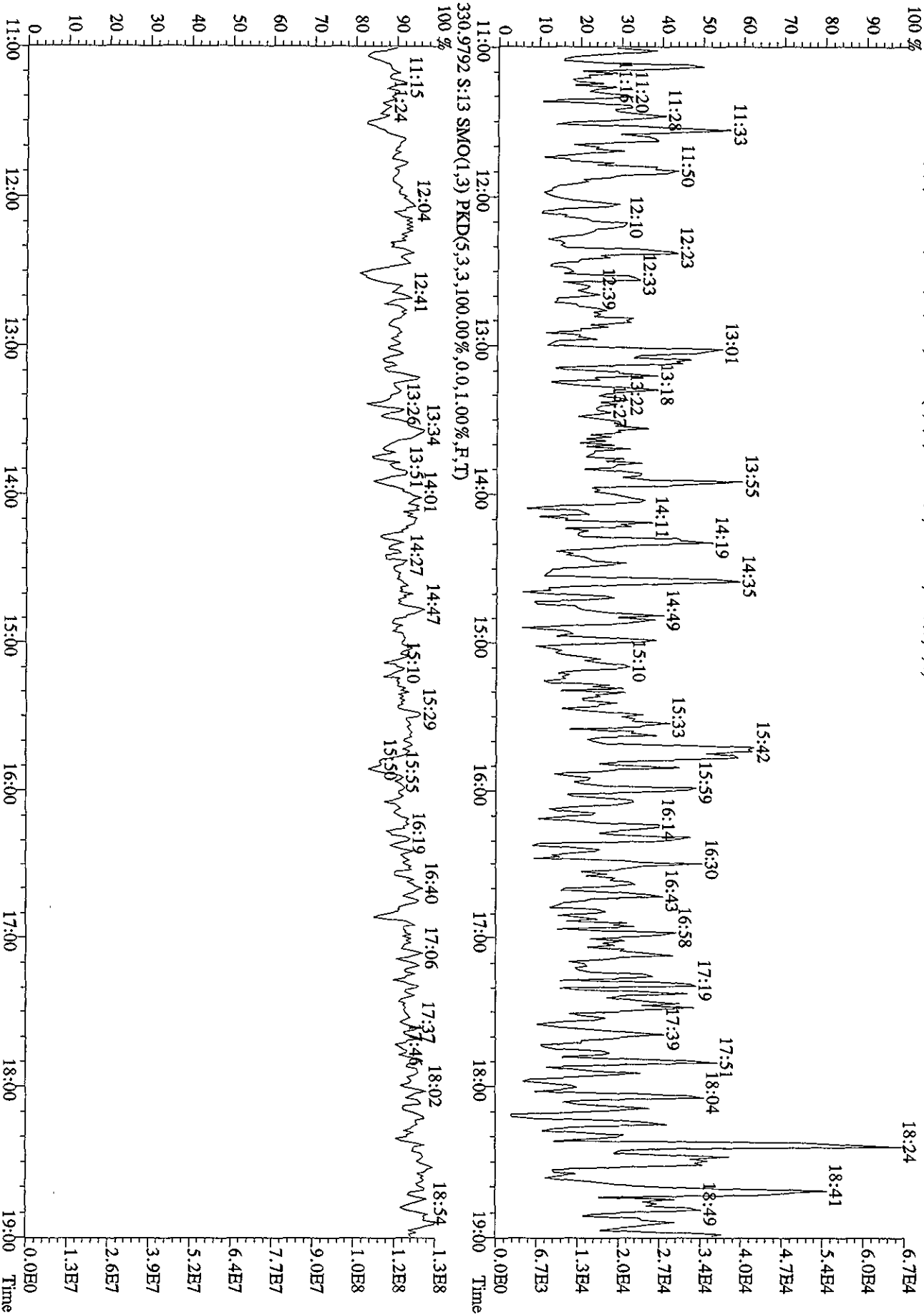
File:071A10C5D2 #1-1241 Acq: 8-JAN-2010 07:08:26 GC EI+ Voltage SIR 70SE
 Sample#13 Text:LO87M-1-AC :G9L170524-8 Exp:DB225
 319.8965 S:13 SMO(1,3) BSUB(1000,15,-3,0) PKD(5,3,3,0,10%,28436,0,1,00%,F,T)
 100%



File:071A10C5D2 #1-1241 Acq: 8-JAN-2010 07:08:26 GC EI + Voltage SIR 70SE
 Sample#13 Text:1.Q87M-1-AC :G9L170524-8 Exp:DB225
 327.8840 S:13 SMO(1,3) BSUB(1000,15,-3.0) PKD(5,3,3,0.10%,43296,0.1,00%,F,T)
 100% A5.04E7



File:071A10C5D2 #1-1241 Acq: 8-JAN-2010 07:08:26 GC EI+ Voltage SIR 70SE
 Sample#13 Text:LO87M-1-AC :G9L170524-8 Exp:DB225
 375.8364 S:13 SMO(1,3) BSUBR(1000,15,-3.0) PKD(5,3,3,100.00%,20880.0,1.00%,F,T)



Quantity Sample Summary Report MassLynx 4.1

Dataset: V:\HighRes_Archive\3D5\Default.pro\05JA103D58290Bsk.qld

Last Altered: Friday, January 08, 2010 15:17:30 Pacific Standard Time
 Printed: Friday, January 08, 2010 15:17:51 Pacific Standard Time

Method: C:\MassLynx\Default.PRO\MethDB\82903D5.mdb 06 Jan 2010 12:46:02
 Calibration: C:\MassLynx\Default.PRO\CurveDB\ICA123120093D58290.cdb 31 Dec 2009 13:37:23

Name: 05JA103D5_22, Date: 06-Jan-2010, Time: 13:52:36, ID: LQ87Q-1-AC, Description: G9L170524-9, Task:

Sk 1/8/10

#	Name	Trace	Sample Size	RT	Ptd.PT	RRF	M...	Abs.Resp	Conc.	EMPC	%Rec	EDL	Ratio	Ratio Fl...	Mod Date
1	13C-1,2,3,4-TCDD	331.9368	10.380	18.60	18.62	1.00000		258825.04	96.3391	96.3391	100.0	0.62270	0.7862	NO	
2															
3	13C-2,3,7,8-TCDF	315.9419	10.380	18.06	17.98	1.55387		423346.78	101.4091	101.4091	52.6	0.52821	0.7948	NO	
4	2,3,7,8-TCDF	303.9016	10.380	18.09	18.07	1.00894		699295.31	288.3843	288.3843	0.65210	0.62506	0.7694	NO	
5	Total TCDFs	303.9016	10.380			21.44	1.00894		2255.5779	2245.5901		0.62506			
6															
7	13C-2,3,7,8-TCDD	331.9368	10.380	18.82	18.80	0.93654		273759.43	108.8027	108.8027	56.5	0.66489	0.7041	NO	
8	2,3,7,8-TCDD	319.8965	10.380	18.83	18.82	1.13162		9634.95	5.9926	5.6162		0.28268	0.8886	YES	08-Jan-10
9	Total TCDDs	319.8965	10.380			19.35	1.13162		425.2636	297.4618		0.28268			
10															
11	37Cl-2,3,7,8-TCDD	327.8847	10.380	18.83	18.82	1.13700		224422.02	73.4684	0.0000	95.3	0.50789			
12															
13	13C-1,2,3,7,8-PeCDF	351.9000	10.380	23.42	23.40	1.21534		319751.99	97.9291	97.9291	50.8	0.57127	1.6189	NO	
14	1,2,3,7,8-PeCDF	339.8597	10.380	23.44	23.44	1.03079		541617.67	316.6228	316.6228		1.10748	1.5879	NO	
15	2,3,4,7,8-PeCDF	339.8597	10.380	24.88	24.85	0.96399		281803.83	176.1546	176.1546		1.18423	1.5834	NO	
16	Total F2 PeCDFs	339.8597	10.380			34.47	0.99739		2825.5520	2822.7813		1.14457			
17	Total F1 PeCDFs	339.8597	10.380			36.56	0.99739		452.9304	452.6604		0.71941			
18															
19	13C-1,2,3,7,8-PeCDD	367.8949	10.380	25.64	25.58	0.74736		217035.61	108.0928	108.0928	56.1	0.65272	1.7328	NO	
20	1,2,3,7,8-PeCDD	355.8546	10.380	25.66	25.66	1.05672		23853.98	20.0403	20.0403		1.35348	1.7820	NO	
21	Total PeCDDs	355.8546	10.380			31.10	1.05672		303.9581	296.7024		1.35348			
22															
23	13C-1,2,3,7,8,9-HxCDD	401.8559	10.380	32.67	32.61	1.00000		220813.79	96.3391	96.3391	100.0	1.09085	1.4107	NO	
24															
25	13C-1,2,3,4,7,8-HxCDF	383.8639	10.380	31.33	31.33	0.91641		237683.06	113.1582	113.1582	58.7	0.69677	0.5125	NO	
26	1,2,3,4,7,8-HxCDF	373.8208	10.380	31.34	31.34	1.24280		884693.41	577.0681	577.0681		1.73452	1.2381	NO	08-Jan-10
27	1,2,3,6,7,8-HxCDF	373.8208	10.380	31.49	31.47	1.48624		790831.38	428.4657	428.4657		1.44071	1.2103	NO	
28	2,3,4,6,7,8-HxCDF	373.8208	10.380	32.14	32.14	1.31114		179439.95	110.9442	110.9442		1.64411	1.1991	NO	
29	1,2,3,7,8,9-HxCDF	373.8208	10.380	32.88	32.88	1.29097		76408.66	47.9801	47.9801		1.66980	1.2053	NO	08-Jan-10
30	Total HxCDFs	373.8208	10.380			0.00	1.33529		2963.2224	2963.2224		1.61438			
31															

Quantity Sample Summary Report MassLynx 4.1

Dataset: V:\HighRes_Archive\3D5\Default.pro\05JA103D56290Bsk.qld

Last Altered: Friday, January 08, 2010 15:17:30 Pacific Standard Time
 Printed: Friday, January 08, 2010 15:17:51 Pacific Standard Time

Name: 05JA103D5_22, Date: 06-Jan-2010, Time: 13:52:36, ID: LQ87Q-1-AC, Description: G9L170524-9, Task:

# Name	Trace	Sample Size	RT	Ptd RT	RRF M...	Abs Resp	Conc.	EMPC	%Rec	EDL	Ratio	Ratio Fl...	Mod Date
32 13C-1,2,3,6,7,8-HKCDD	401.8559	10,380	32.38	32.39	0.80919	250930.64	135.2405	135.2405	70.2	1.34807	1.3078	NO	
33 1,2,3,4,7,8-HKCDD	389.8157	10,380	32.30	32.28	0.9326	12686.19	10.4493	10.4493	2.5	0.73873	1.2438	NO	
34 1,2,3,6,7,8-HKCDD	389.8157	10,380	32.39	32.38	1.18024	38530.10	25.0774	25.0774	7.2	0.58373	1.2453	NO	
35 1,2,3,7,8,9-HKCDD	389.8157	10,380	32.68	32.67	1.28282	37039.50	22.1795	22.1795	6.5	0.53705	1.3687	NO	
36 Total HxCDDs	389.8157	10,380		0.00	1.13189		188.9497	186.5452		0.60867		NO	
37													
38 13C-1,2,3,4,6,7,8-HpCDF	417.8253	10,380	34.21	34.21	0.81080	191645.54	103.1240	103.1240	53.5	1.69052	0.4542	NO	
39 1,2,3,4,6,7,8-HpCDF	407.7818	10,380	34.22	34.22	1.36387	2366453.38	1744.4456	1744.4456		1.42442	1.0208	NO	
40 1,2,3,4,7,8,9-HpCDF	407.7818	10,380	35.34	35.34	1.11483	687296.81	619.8236	619.8236		1.74261	1.0512	NO	
41 Total HpCDFs	407.7818	10,380		0.00	1.23935		3408.0249	3408.0249		1.56753		NO	
42													
43 13C-1,2,3,4,6,7,8-HpCDD	435.8169	10,380	35.03	35.03	0.70743	193379.26	119.2622	119.2622	61.9	2.64430	1.0438	NO	
44 1,2,3,4,6,7,8-HpCDD	423.7766	10,380	35.04	35.03	1.04312	105022.87	100.3169	100.3169		0.85811	1.1018	NO	
45 Total HpCDDs	423.7766	10,380		0.06	1.04312		155.9703	155.9703		0.85811		NO	
46													
47 13C-OCDD	469.7779	10,380	37.49	37.48	0.51880	290175.09	244.0282	244.0282	63.3	2.96020	0.9223	NO	
48 OCDF	441.7428	10,380	37.59	37.60	1.40213	4397877.88	4165.4171	4165.4171		2.13015	0.8385	NO	
49 OCDD	457.7377	10,380	37.50	37.50	1.19691	138993.28	154.2185	154.2185		1.34846	0.9238	NO	
50													
51													
52 Function 1 PFK	330.97920	1,000		14.26									
53 Function 2 PFK	342.97920	1,000	22.50	22.48	16743...	23006.12	1.3740	1.3740	137.4	2.81813			
54 Function 3 PFK	380.97600	1,000	29.32	29.28	7909.2...	5722.73	0.7236	0.7236	72.4	3.09575			
55 Function 4 PFK	430.97290	1,000	34.82	34.81	14980...	19487.06	1.3008	1.3008	130.1	1.75632			
56 Function 5 PFK	442.97280	1,000	39.31	39.47	9...					0.00000			
57 TCDF PCDDPE	375.8364	1,000	15.01	15.01	30.012...					0.00000			
58 F1 PeCDF PCDDPE	409.79740	1,000	18.62	18.68	45.972...	52.89	1.1504	1.1504	115.0	3.99803			
59 F2 PeCDF PCDDPE	409.7974	1,000	22.10	22.10	17.774...					0.00000			
60 HxCDF PCDDPE	445.7555	1,000	33.02	33.02	18.611...					0.00000			
61 HPCDF PCDDPE	479.7165	1,000	35.38	35.33	75.501...	274.15	3.6311	3.6311	363.1	10.36796			
62 OCDF PCDDPE	513.67750	1,000	37.54	37.54	85.061...					0.00000			

Dataset: C:\MassLynx\Default.pro\05JA103D58290B.qld

Last Altered: Wednesday, January 06, 2010 15:37:38 Pacific Standard Time
 Printed: Wednesday, January 06, 2010 15:38:42 Pacific Standard Time

Name: 05JA103D5_22, Date: 06-Jan-2010, Time: 13:52:36, ID: LQ87Q-1-AC, Description: G9L170524-9, Task:

#Name	Trace	Sample Size	RT	Ptd:RT	RRF	M...	Abs.Resp	Conc.	EMPC	%Rec	EDL	Ratio	Ptd:Ratio	Ratio	Mod Date
1 13C-1,2,3,4-TCDD	331.9368	10.380	18.60	18.62	1.000	268825.04	96.3391	96.3391	100.0	0.6227	0.786	0.770	NO		
2															
3 13C-2,3,7,8-TCDF	315.9419	10.380	18.06	17.98	1.554	423346.78	101.4091	101.4091	52.6	0.5282	0.795	0.770	NO		
4 2,3,7,8-TCDF	303.9016	10.380	18.09	18.07	1.009	639295.31	288.3843	288.3843	58.0	0.6251	0.769	0.770	NO		
5 Total TCDFs	303.9016	10.380			21.44	1.009	2255.5779	2245.5901		0.6251					
6															
7 13C-2,3,7,8-TCDD	331.9368	10.380	18.82	18.80	0.937	273759.43	108.8027	108.8027	56.5	0.6649	0.704	0.770	NO		
8 2,3,7,8-TCDD	319.8965	10.380	18.71	18.82	1.132	28042.03	17.4411	14.0908		0.2827	1.191	0.770	YES		
9 Total TCDDs	319.8965	10.380			19.55	1.132	419.2710	291.8656		0.2827					
10															
11 37CL-2,3,7,8-TCDD	327.8847	10.380	18.83	18.82	1.137	224422.02	73.4684	0.0000	95.3	0.5079					
12															
13 13C-1,2,3,7,8-PeCDF	351.9000	10.380	23.42	23.40	1.215	319751.99	97.9291	97.9291	50.8	0.5713	1.619	1.550	NO		
14 1,2,3,7,8-PeCDF	339.8597	10.380	23.44	23.44	1.031	541617.67	316.6228	316.6228		1.1075	1.588	1.550	NO		
15 2,3,4,7,8-PeCDF	339.8597	10.380	24.88	24.86	0.964	281803.83	176.1546	176.1546		1.1842	1.583	1.550	NO		
16 Total F2 PeCDFs	339.8597	10.380			34.47	0.997	2825.5520	2823.7813		1.1446					
17 Total F1 PeCDFs	339.8597	10.380			36.56	0.997	452.9304	452.9304		0.7194					
18															
19 13C-1,2,3,7,8-PeCDD	367.8949	10.380	25.64	25.58	0.747	217035.61	108.0928	108.0928	56.1	0.6527	1.733	1.550	NO		
20 1,2,3,7,8-PeCDD	355.8546	10.380	25.66	25.66	1.057	23853.98	20.0403	20.0403		1.3535	1.782	1.550	NO		
21 Total PeCDDs	355.8546	10.380			31.10	1.057	303.9581	296.7074		1.3535					
22															
23 13C-1,2,3,7,8,9-HxCDD	401.8559	10.380	32.67	32.61	1.000	220813.79	96.3391	96.3391	100.0	1.0908	1.411	1.240	NO		
24															
25 13C-1,2,3,4,7,8-HxCDF	383.8639	10.380	31.33	31.33	0.916	237683.06	113.1582	113.1582	58.7	0.6968	0.512	0.510	NO		
26 1,2,3,4,7,8-HxCDF	373.8208	10.380	31.34	31.34	1.243	1102315.31	719.0186	719.0186		1.7345	1.231	1.240	NO		
27 1,2,3,6,7,8-HxCDF	373.8208	10.380	31.49	31.47	1.496	790831.38	428.4657	428.4657		1.4407	1.210	1.240	NO		
28 2,3,4,6,7,8-HxCDF	373.8208	10.380	32.14	32.14	1.311	179439.95	110.9442	110.9442		1.6441	1.199	1.240	NO		
29 1,2,3,7,8,9-HxCDF	373.8208	10.380	32.93	32.88	1.291	237388.19	149.0657	149.0657		1.6698	1.248	1.240	NO		
30 Total HxCDFs	373.8208	10.380			0.00	1.335	3206.2585	3206.2585		1.6144					
31															
32 13C-1,2,3,6,7,8-HxCDD	401.8559	10.380	32.38	32.39	0.809	250830.64	135.2405	135.2405	70.2	1.3481	1.308	1.240	NO		
33 1,2,3,4,7,8-HxCDD	389.8157	10.380	32.30	32.29	0.934	126986.19	10.4493	10.4493		0.7387	1.244	1.240	NO		
34 1,2,3,6,7,8-HxCDD	389.8157	10.380	32.39	32.38	1.180	38530.10	25.0774	25.0774		0.5837	1.245	1.240	NO		
35 1,2,3,7,8,9-HxCDD	389.8157	10.380	32.68	32.67	1.283	37039.50	22.1795	22.1795		0.5371	1.369	1.240	NO		

Dataset: C:\MassLynx\Default\pro05JA103D58290B.qld

Last Altered: Wednesday, January 06, 2010 15:37:38 Pacific Standard Time
 Printed: Wednesday, January 06, 2010 15:38:42 Pacific Standard Time

Name: 05JA103D5_22, Date: 06-Jan-2010, Time: 13:52:36, ID: LQ87Q-1-AC, Description: G9L170524-9, Task:

#	Name	Trace	Sample Size	RT	Prd RT	RRF	M...	Ads Resp	Conc	EMPC	%Rec	EDL	Ratio	Prd Ratio	Ratio	Mod Date
36	Total HxCDDs	389.8157	10.380		0.00	1.132			188.9497	186.5452		0.6087				
37																
38	13C-1,2,3,4,6,7,8-HpCDF	417.8253	10.380	34.21	34.21	0.811		191645.54	103.1240	103.1240	53.5	1.6805	0.454	0.440		NO
39	1,2,3,4,6,7,8-HpCDF	407.7818	10.380	34.22	34.22	1.364		2366453.38	1744.4456	1744.4456	1.4244	1.4244	1.021	1.040		NO
40	1,2,3,4,7,8,9-HpCDF	407.7818	10.380	35.34	35.34	1.115		687296.81	619.8236	619.8236	1.7426	1.7426	1.051	1.040		NO
41	Total HpCDFs	407.7818	10.380		0.00	1.239			3408.0249	3408.0249		1.5675				
42																
43	13C-1,2,3,4,6,7,8-HpCDD	435.8169	10.380	35.03	35.03	0.707		193379.26	119.2622	119.2622	61.9	2.6443	1.044	1.040		NO
44	1,2,3,4,6,7,8-HpCDD	423.7766	10.380	35.04	35.03	1.043		105022.87	100.3169	100.3169	0.8581	0.8581	1.102	1.040		NO
45	Total HpCDDs	423.7766	10.380		0.06	1.043			155.9703	155.9703		0.8581				
46																
47	13C-OCDD	469.7779	10.380	37.48	37.48	0.519		290175.09	244.0282	244.0282	63.3	2.9602	0.922	0.890		NO
48	OCDF	441.7428	10.380	37.59	37.60	1.402		4397877.88	4165.4171	4165.4171	2.1302	2.1302	0.838	0.890		NO
49	OCDD	457.7377	10.380	37.50	37.50	1.197		138993.28	154.2185	154.2185	1.3485	1.3485	0.924	0.890		NO
50																
51																
52	Function 1 PFK	330.97920	1.000		14.26											
53	Function 2 PFK	342.97920	1.000	22.50	22.48	16743.000		23006.12	1.3740		137.4	2.8181				
54	Function 3 PFK	380.97600	1.000	29.32	29.28	7909.200		5722.73	0.7236		72.4	3.0958				
55	Function 4 PFK	430.97290	1.000	34.82	34.81	14980.000		19487.06	1.3008		130.1	1.7563				
56	Function 5 PFK	442.97280	1.000		39.31	3947.900						0.0000				
57	TCDF PCDFE	375.8364	1.000		15.01	30.012						0.0000				
58	F1 PCDF PCDFE	409.79740	1.000	18.62	18.68	45.972		52.89	1.1504		115.0	3.9980				
59	F2 PCDF PCDFE	409.7974	1.000		22.10	17.774						0.0000				
60	HXCDF PCDFE	445.7555	1.000		33.02	18.611						0.0000				
61	HPCDF PCDFE	479.7165	1.000	35.38	35.33	75.501		274.15	3.6311		363.1	10.3680				
62	OCDF PCDFE	513.67750	1.000		37.54	85.061						0.0000				

Quantity Sample Report MassLynx 4.1

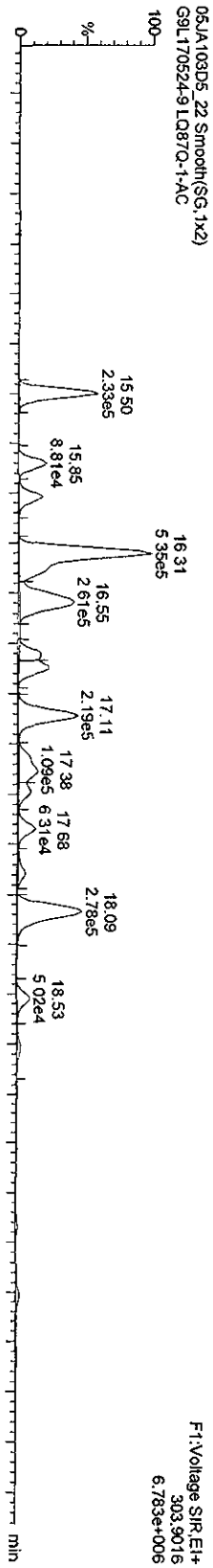
Dataset: C:\MassLynx\Default\proj\05JA103D58290B.qld

Last Altered: Wednesday, January 06, 2010 15:37:38 Pacific Standard Time
Printed: Wednesday, January 06, 2010 15:39:18 Pacific Standard Time

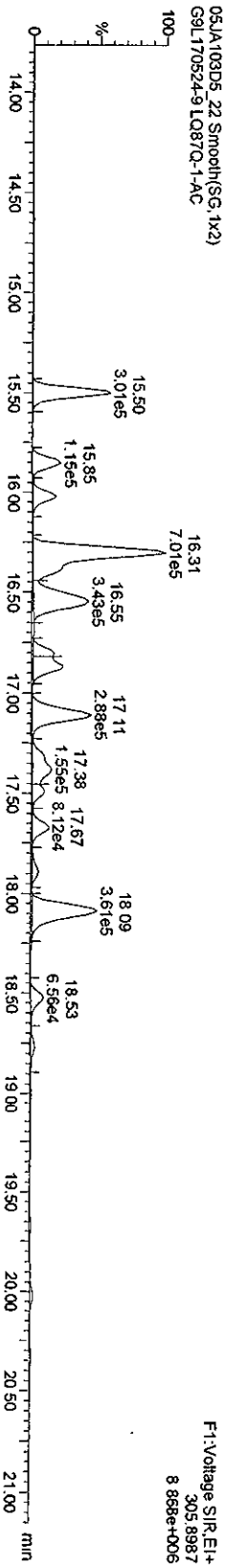
Name: 05JA103D5_22, Date: 06-Jan-2010, Time: 13:52:36, ID: LQ87Q-1-AC, Description: G9L170524-9

TCDs

05JA103D5_22 Smooth(SG, 1x2)
G9L170524-9 LQ87Q-1-AC




05JA103D5_22 Smooth(SG, 1x2)
G9L170524-9 LQ87Q-1-AC

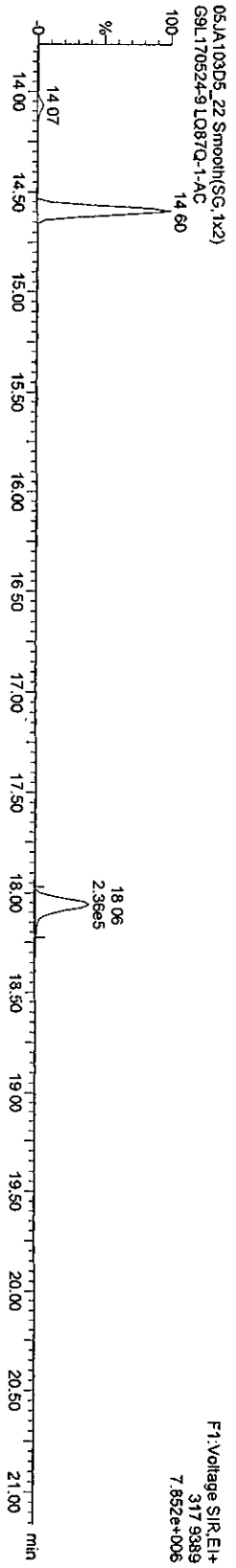


13C-TCDF

05JA103D5_22 Smooth(SG, 1x2)
G9L170524-9 LQ87Q-1-AC



05JA103D5_22 Smooth(SG, 1x2)
G9L170524-9 LQ87Q-1-AC



Dataset: V:\HighRes_Archive\3D5\Default.pro\05JA103D58290Bsk.qld

Last Altered: Friday, January 08, 2010 14:25:02 Pacific Standard Time
Printed: Friday, January 08, 2010 14:27:54 Pacific Standard Time

Method: C:\MassLynx\Default.PRO\MethDB\82903D5.mdb 06 Jan 2010 12:46:02
Calibration: C:\MassLynx\Default.PRO\CurveDB\ICA123120093D58290.cdb 31 Dec 2009 13:37:23

Sample Name: 05JA103D5_22

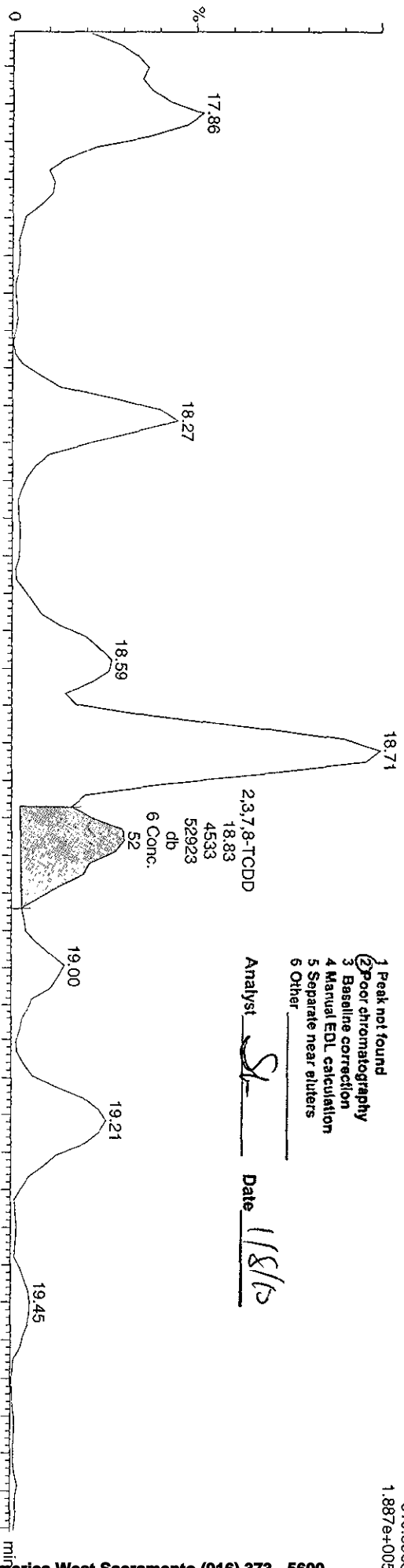
05JA103D5_22 Smooth(SG, 1x2)
G9L170524-9.LQ87Q-1.AC

F1:Voltage S1R, EI+
319.8965
1.887e+005

Manual Edit Codes

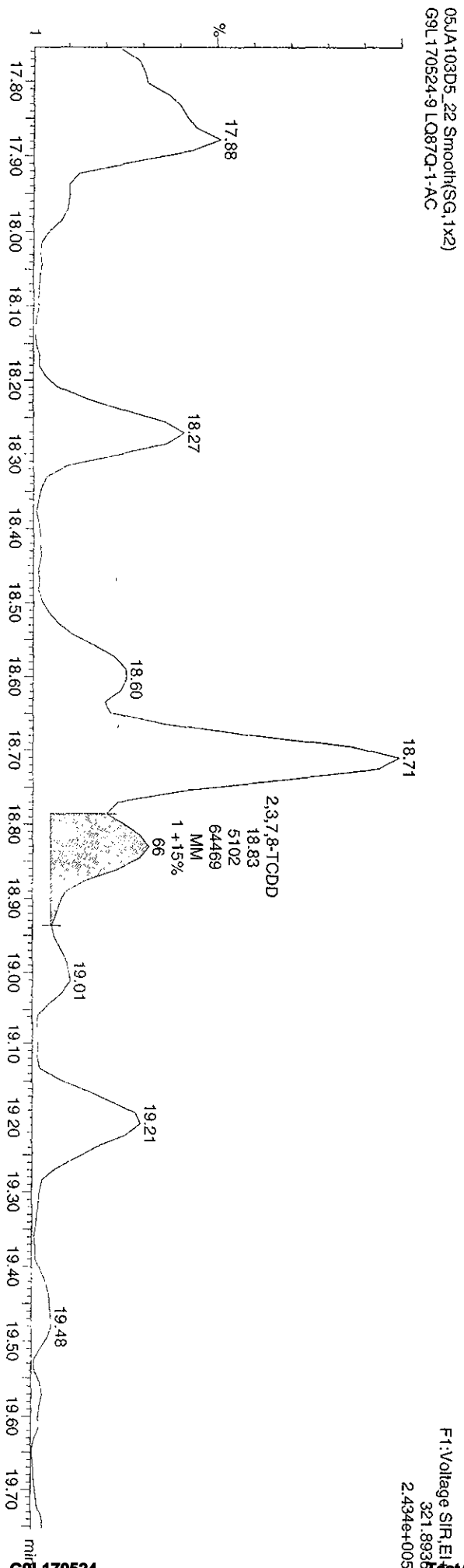
- 1 Peak not found
- 2 Poor chromatography
- 3 Baseline correction
- 4 Manual EDL calculation
- 5 Separate near eluters
- 6 Other

Analyst SL Date 1/8/10



2,3,7,8-TCDD
18.83
4533
52923
db
6 Conc.
52

F1:Voltage S1R, EI+
321.8936
2.434e+005



2,3,7,8-TCDD
18.83
5102
64469
MM
1 +15%
66

Quantity Sample Report MassLynx 4.1

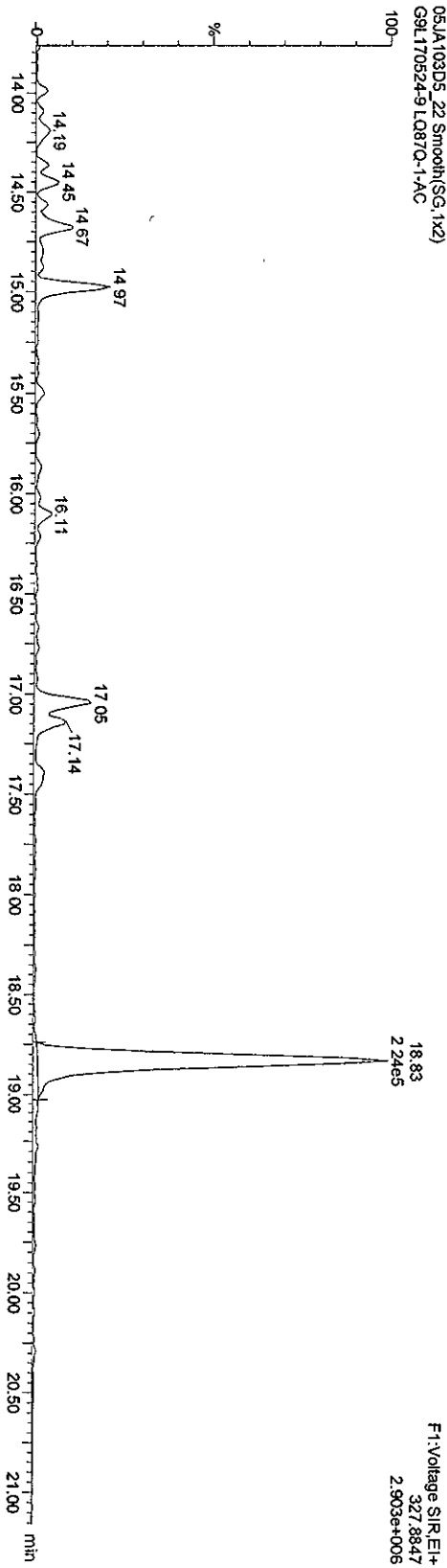
Dataset: C:\MassLynx\Default\pro\05JA103D56290B.qld

Last Altered: Wednesday, January 06, 2010 15:37:38 Pacific Standard Time

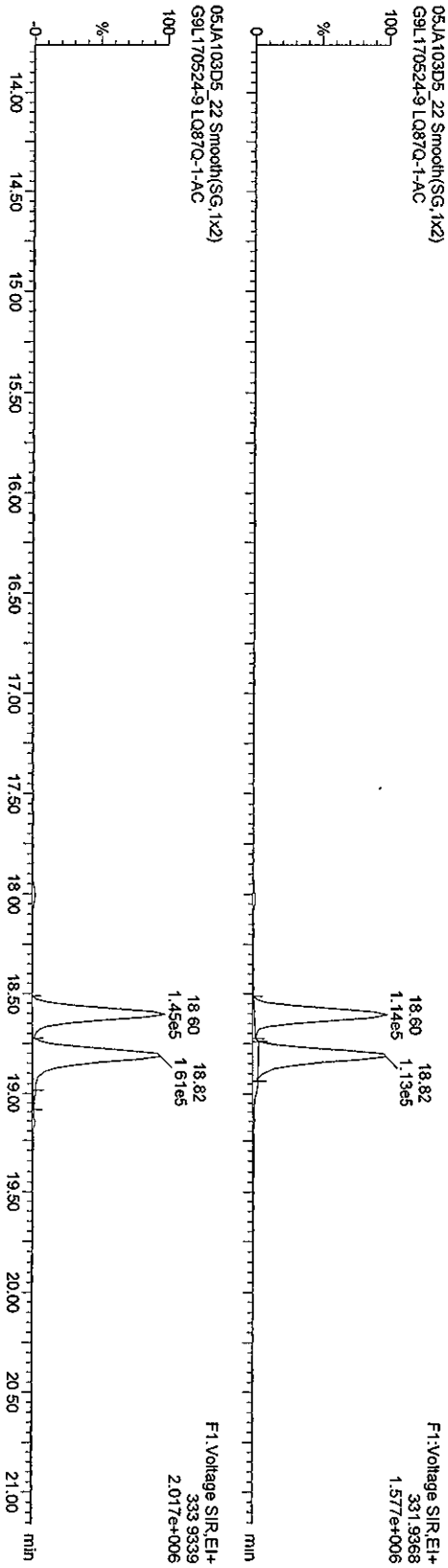
Printed: Wednesday, January 06, 2010 15:39:18 Pacific Standard Time

Name: 05JA103D5_22, Date: 06-Jan-2010, Time: 13:52:36, ID: LQ87Q-1-AC, Description: G9L170524-9

37CL-2,3,7,8-TCDD
05JA103D5_22 Smooth(SG, 1x2)
G9L170524-9 LQ87Q-1-AC



13C-TCDDs
05JA103D5_22 Smooth(SG, 1x2)
G9L170524-9 LQ87Q-1-AC

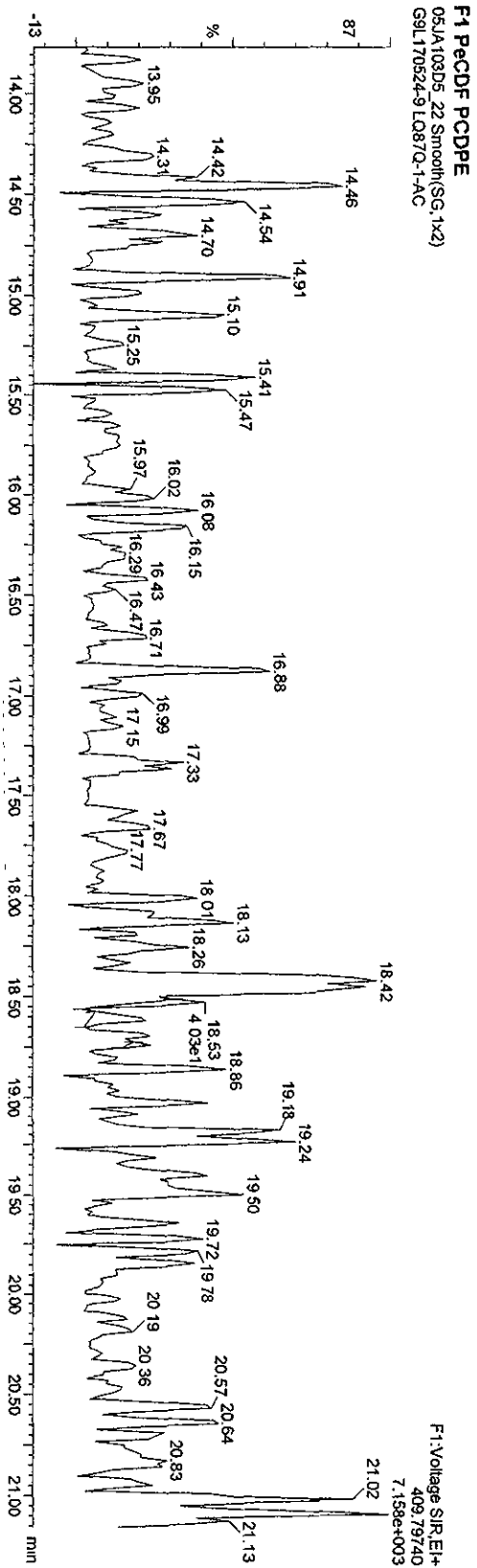
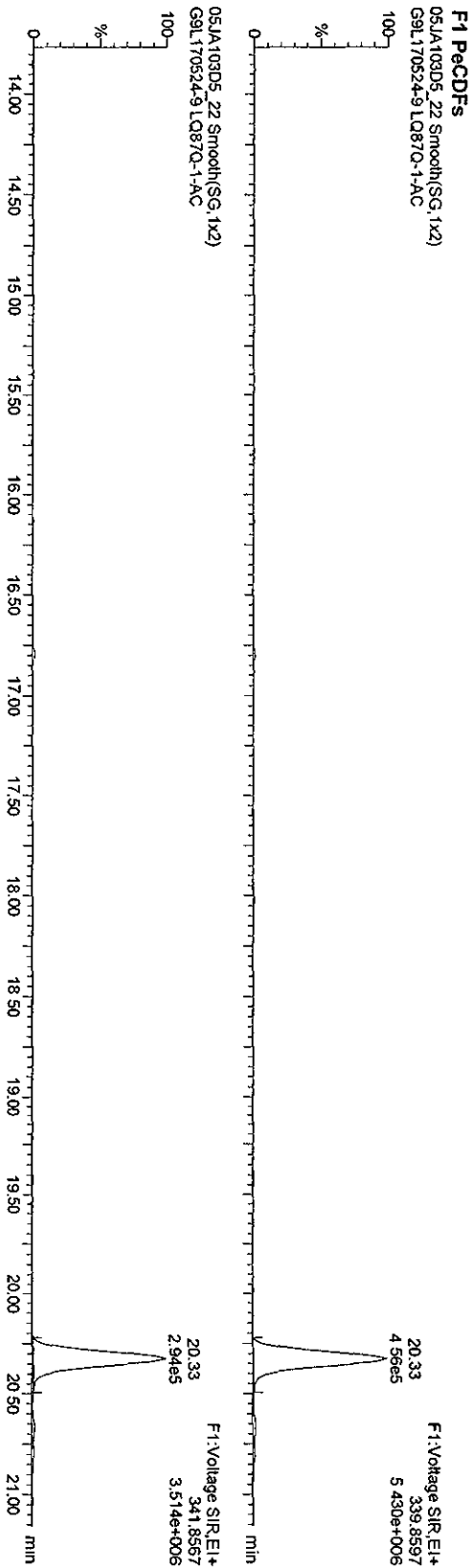


Quantity Sample Report Masslynx 4.1

Dataset: C:\MassLynx\Default\pro05JA103D582908.d\id

Last Altered: Wednesday, January 06, 2010 15:37:38 Pacific Standard Time
Printed: Wednesday, January 06, 2010 15:39:18 Pacific Standard Time

Name: 05JA103D5_22, Date: 06-Jan-2010, Time: 13:52:36, ID: LQ87Q-1-AC, Description: G9L170524-9



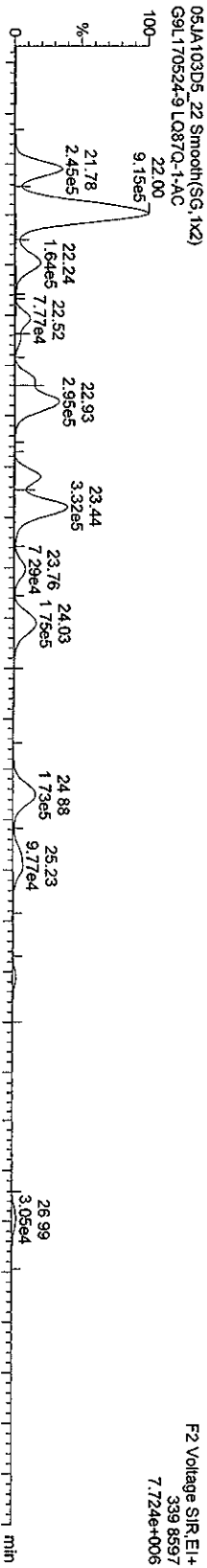
Quantity Sample Report Masslynx 4.1

Dataset: C:\Masslynx\Default\proj\05JA103D58290B.qld

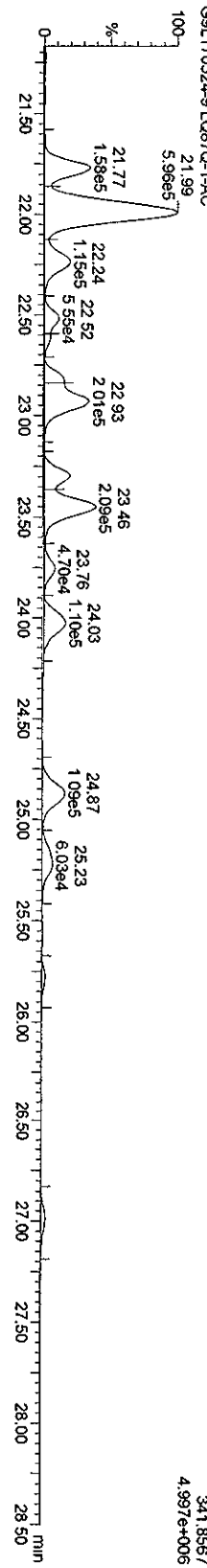
Last Altered: Wednesday, January 06, 2010 15:37:38 Pacific Standard Time
Printed: Wednesday, January 06, 2010 15:39:18 Pacific Standard Time

Name: 05JA103D5_22, Date: 06-Jan-2010, Time: 13:52:36, ID: LQ87Q-1-AC, Description: G9L170524-9

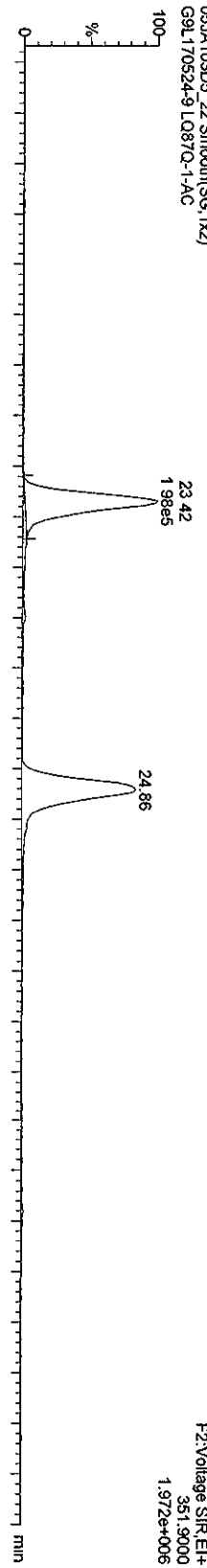
PeCDFs



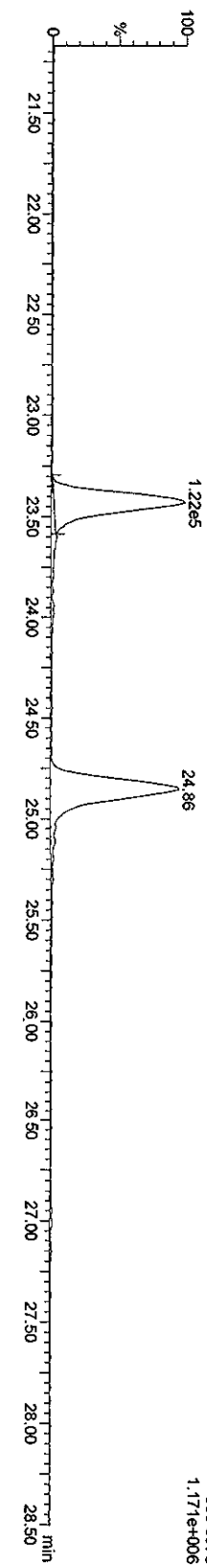
13C-PeCDFs



13C-PeCDFs



13C-PeCDFs



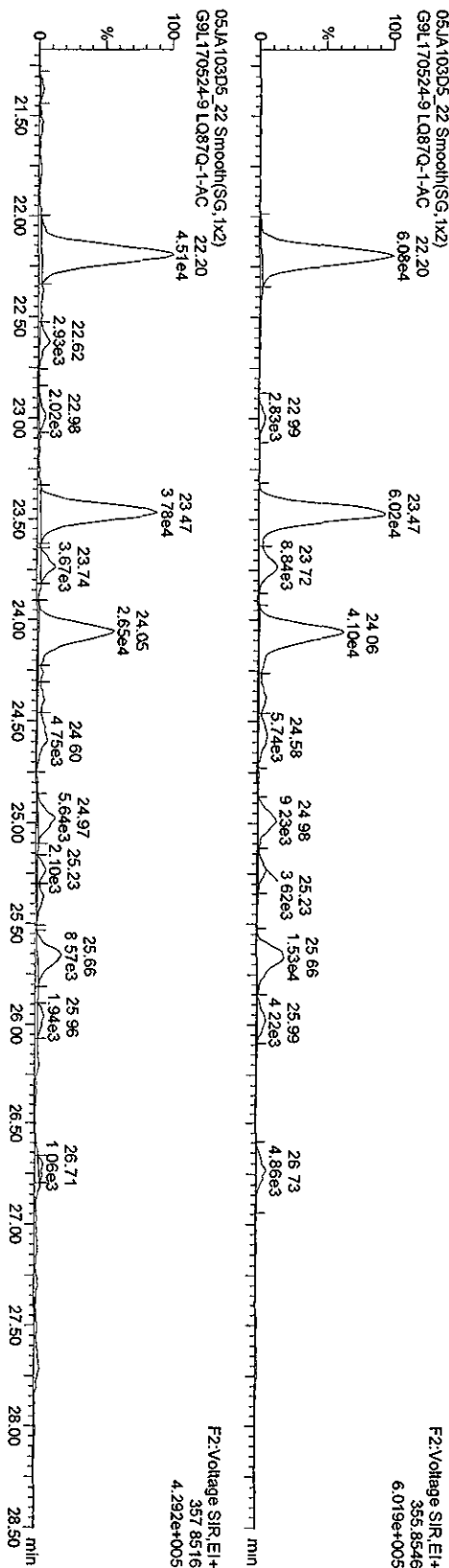
Quantity Sample Report MassLynx 4.1

Dataset: C:\MassLynx\Default\prof\05JA103D56290B.qld

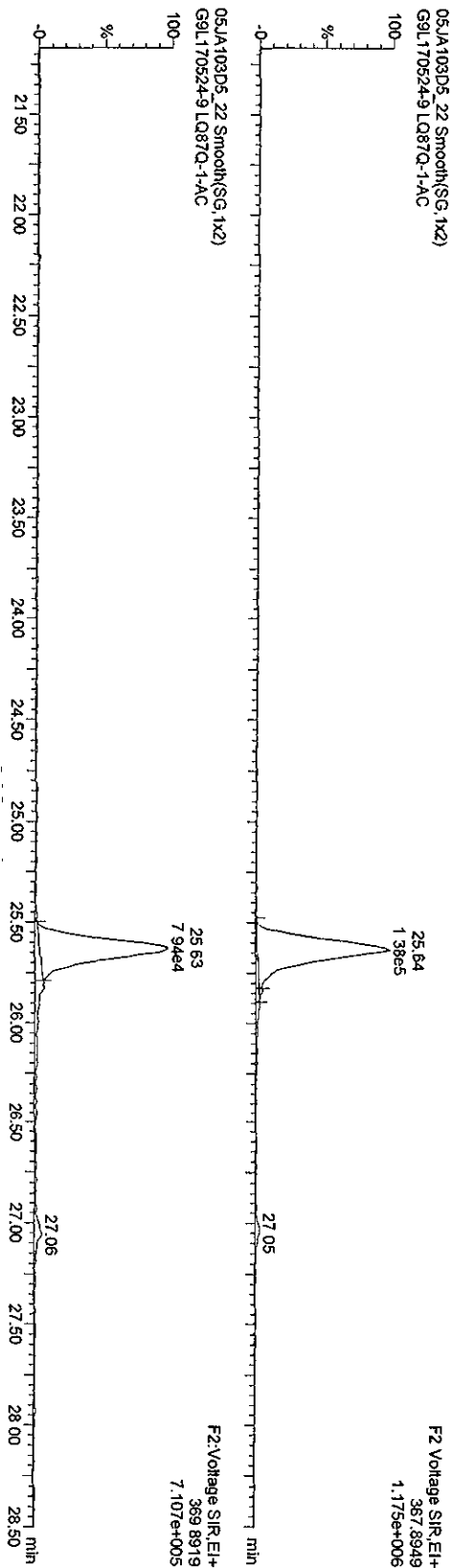
Last Altered: Wednesday, January 06, 2010 15:37:38 Pacific Standard Time
Printed: Wednesday, January 06, 2010 15:39:18 Pacific Standard Time

Name: 05JA103D5_22, Date: 06-Jan-2010, Time: 13:52:36, ID: LQ87Q-1-AC, Description: G9L170524-9

PeCDDs



13C-PeCDD



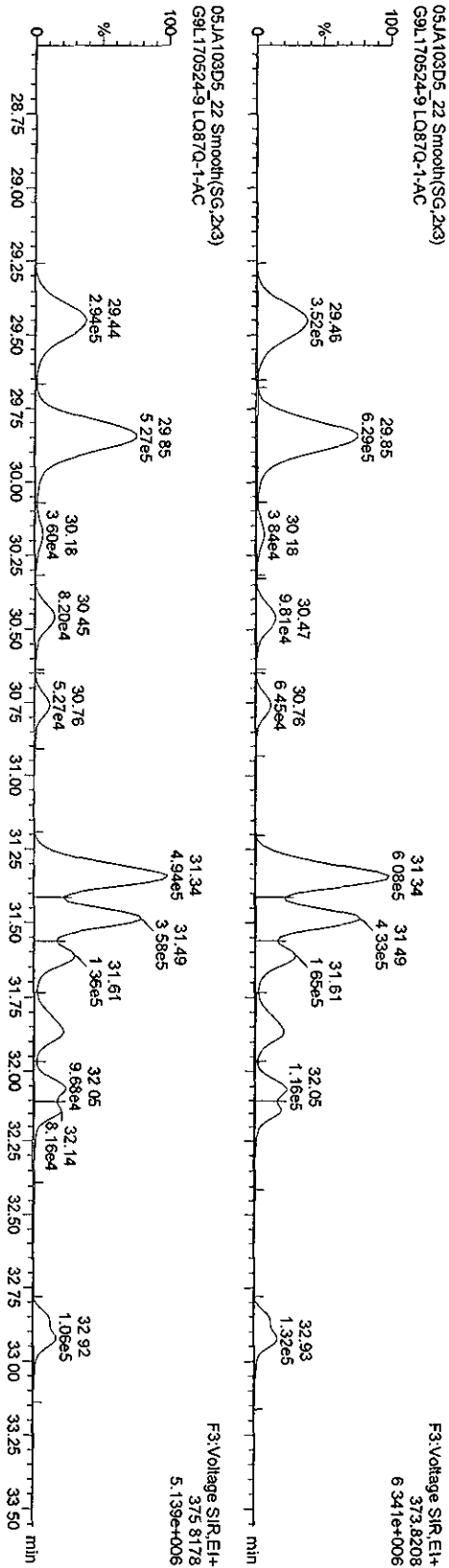
Quantity Sample Report MassLynx 4.1

Dataset: C:\MassLynx\Default\pro05JA103D582908.qld

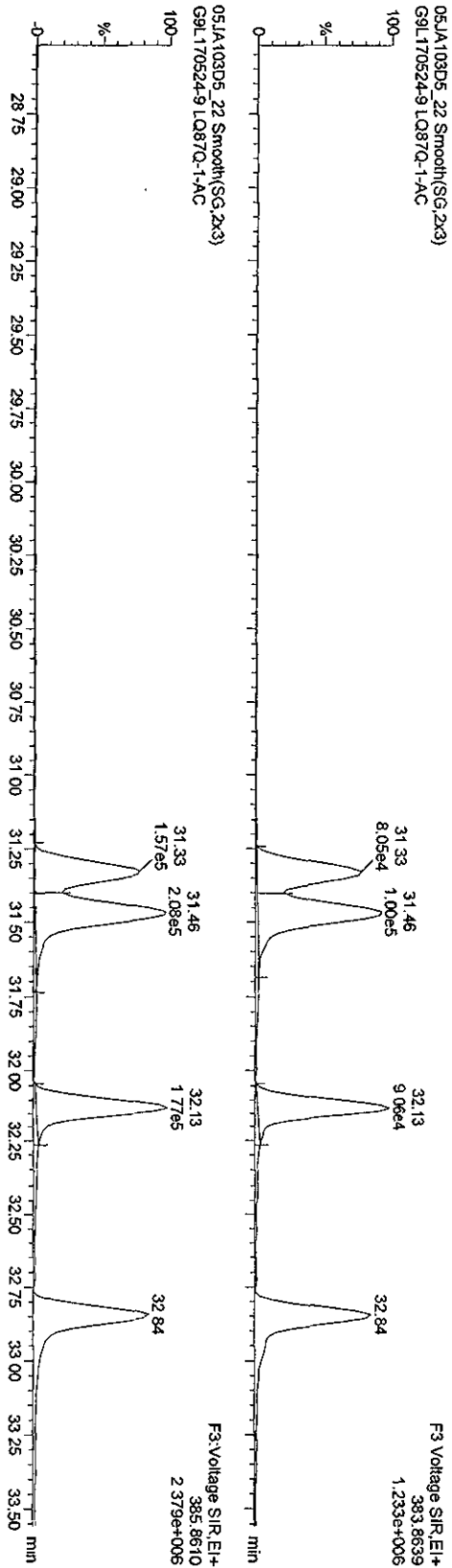
Last Altered: Wednesday, January 06, 2010 15:37:38 Pacific Standard Time
Printed: Wednesday, January 06, 2010 15:39:18 Pacific Standard Time

Name: 05JA103D5_22, Date: 06-Jan-2010, Time: 13:52:36, ID: LQ87Q-1-AC, Description: G9L170524-9

HxCDFs



13C-HxCDFs



Dataset: V:\HighRes_Archive\3D5\Default.pro\05JA103D58290Bsk.qld

Last Altered: Friday, January 08, 2010 15:17:30 Pacific Standard Time

Printed: Friday, January 08, 2010 15:19:09 Pacific Standard Time

Method: C:\MassLynx\Default.PRO\MethDB\82903D5.mdb 06 Jan 2010 12:46:02

Calibration: C:\MassLynx\Default.PRO\CurveDB\CA123120093D58290.cdb 31 Dec 2009 13:37:23

Sample Name: 05JA103D5_22

05JA103D5_22 Smooth(SG,2x3)

G9L170524-9.L087Q-1.AC

Manual Edit Codes

- 1 Peak not found
- 2 Poor chromatography
- 3 Baseline correction
- 4 Manual EDL calculation
- 5 Separate near eluters
- 6 Other

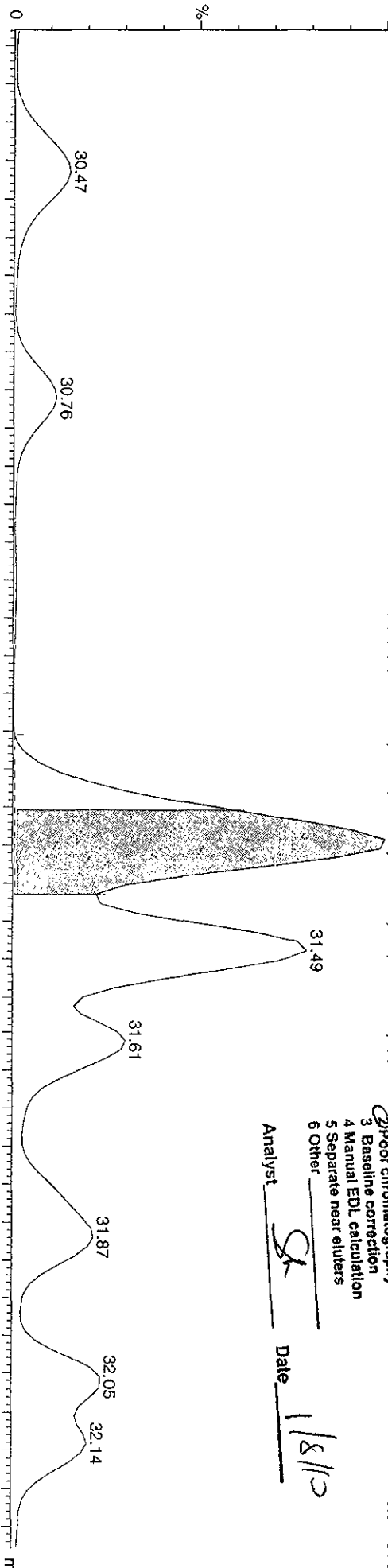
Analyst SK

Date 1/8/10

F3:Voltage SIR,EL+

373.8208

6.341e+006



05JA103D5_22 Smooth(SG,2x3)

G9L170524-9.L087Q-1.AC

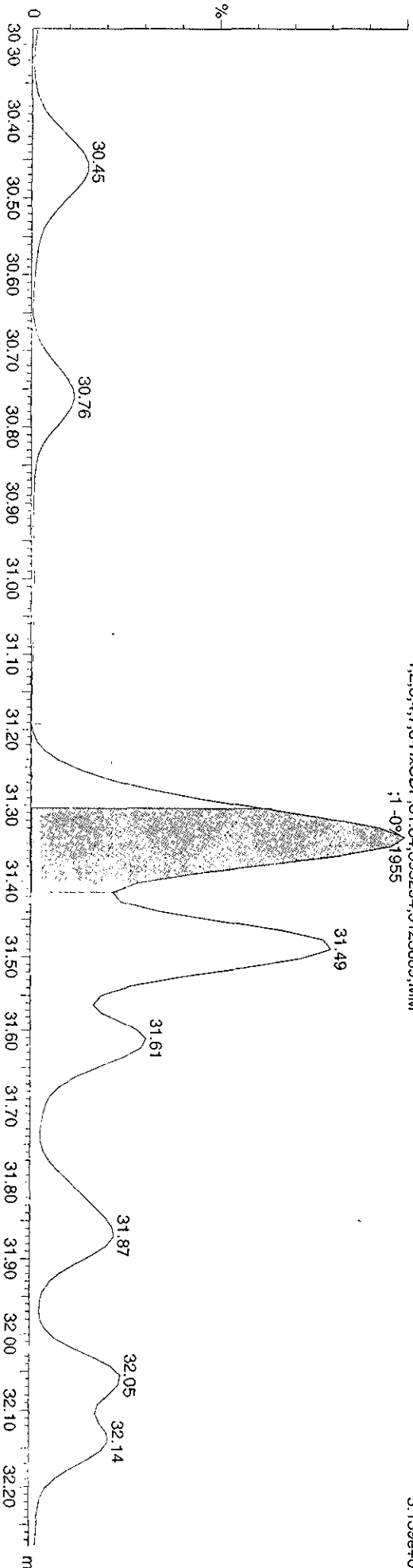
1,2,3,4,7,8-HXCDF;31.34:395294;5123889;MM

1.07e+1955

F3:Voltage SIR,EL+

375.8178

5.139e+006



Dataset: V:\HighRes_Archive\3D5\Default.pro\05JA103D568290Bsk.qld

Last Altered: Friday, January 08, 2010 14:25:02 Pacific Standard Time

Printed: Friday, January 08, 2010 14:27:54 Pacific Standard Time

Sample Name: 05JA103D5_22

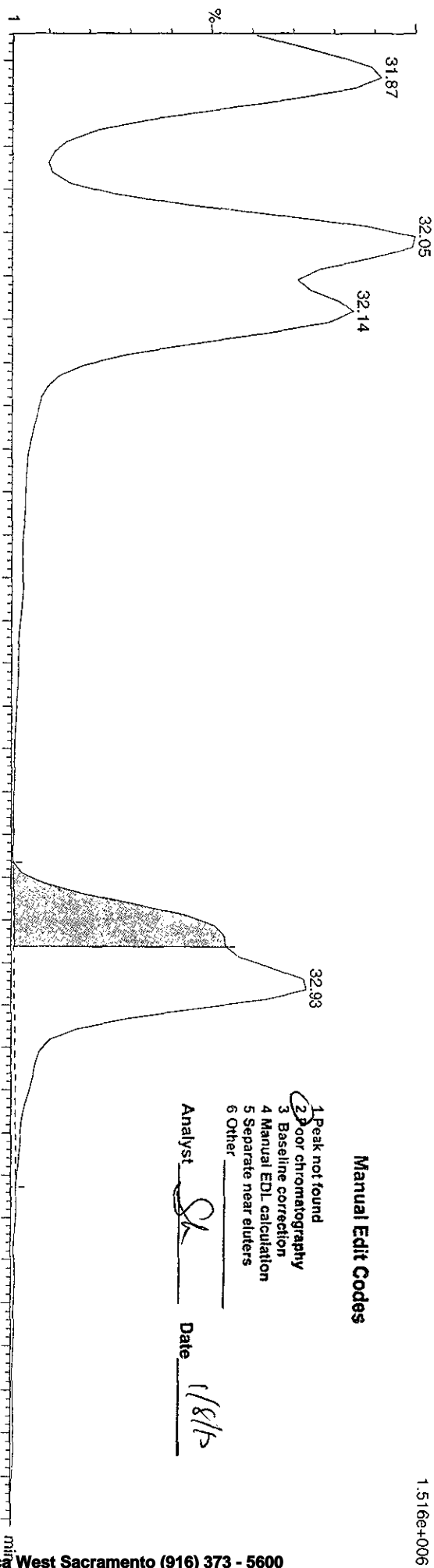
05JA103D5_22 Smooth(SG,2x3)

G9L170524-9 LQ87Q-1-AC

F3: Voltage S1R, E1+

373.8208

1.516e+006




05JA103D5_22 Smooth(SG,2x3)

G9L170524-9 LQ87Q-1-AC

F3: Voltage S1R, E1+

375.817

1.245e+006



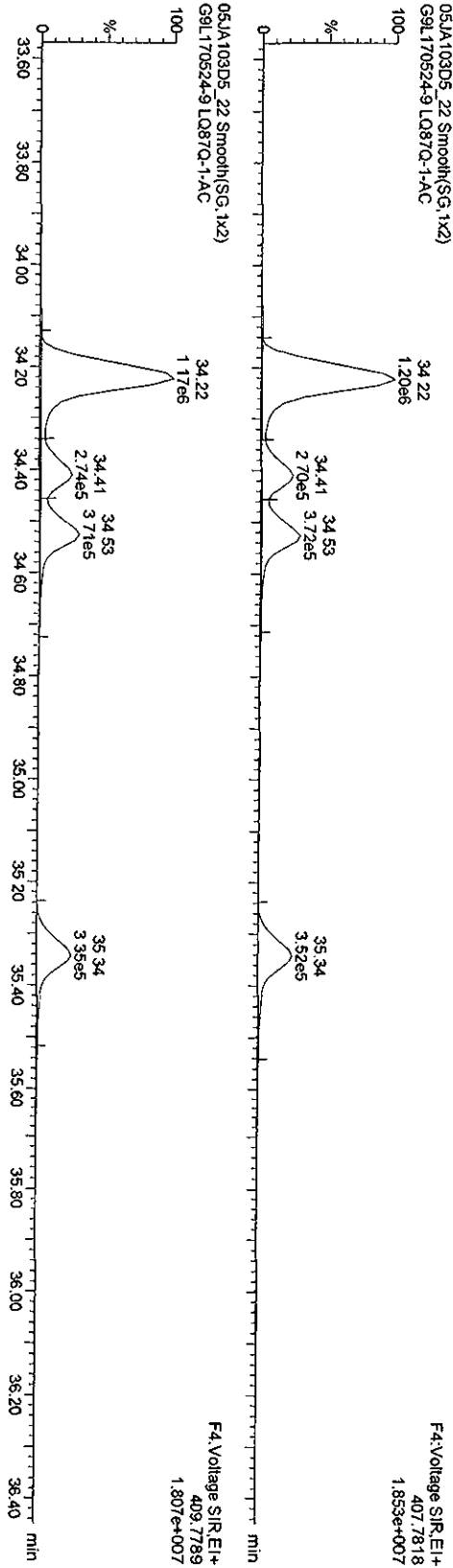
Quantity Sample Report MassLynx 4.1

Dataset: C:\MassLynx\Default.pro\05JA103D582908.q\d

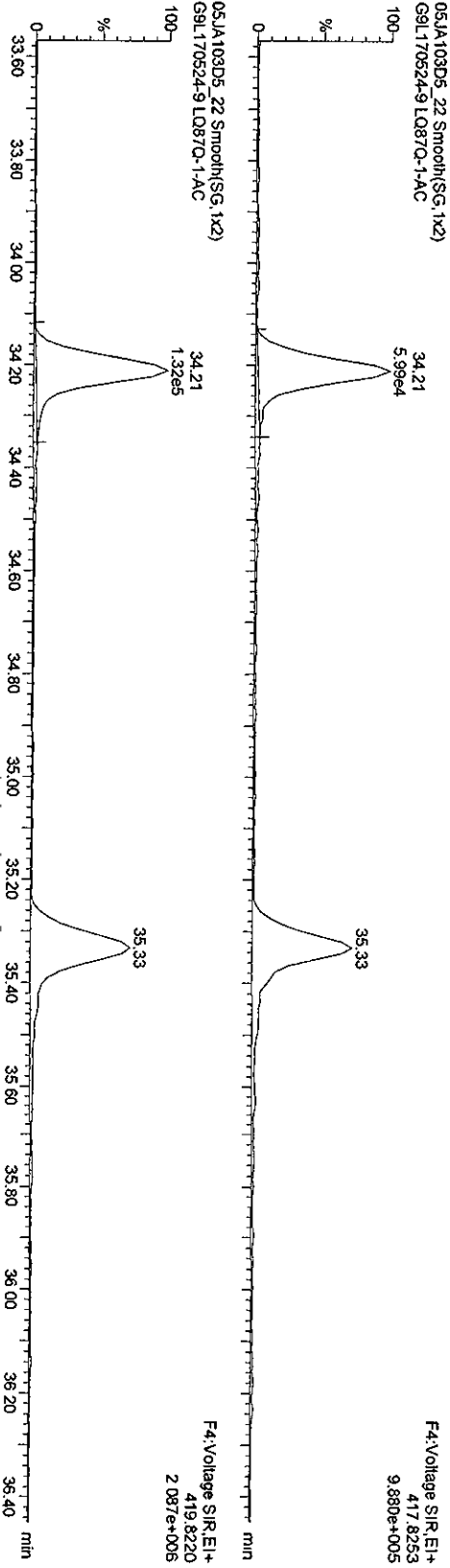
Last Altered: Wednesday, January 06, 2010 15:37:38 Pacific Standard Time
Printed: Wednesday, January 06, 2010 15:39:18 Pacific Standard Time

Name: 05JA103D5_22, Date: 06-Jan-2010, Time: 13:52:36, ID: LQ87Q-1-AC, Description: G9L170524-9

HPCDFs



13C-HPCDFs



Quantity Sample Report MassLynx 4.1

Dataset: C:\MassLynx\Default\proj\05JA103D568290B.qld

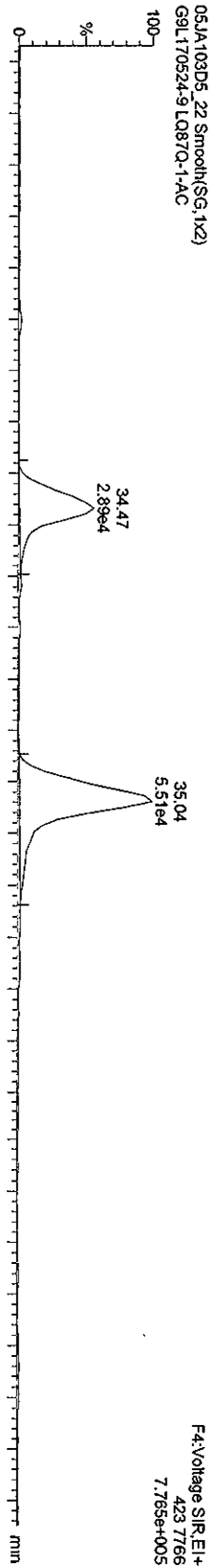
Last Altered: Wednesday, January 06, 2010 15:37:38 Pacific Standard Time

Printed: Wednesday, January 06, 2010 15:39:18 Pacific Standard Time

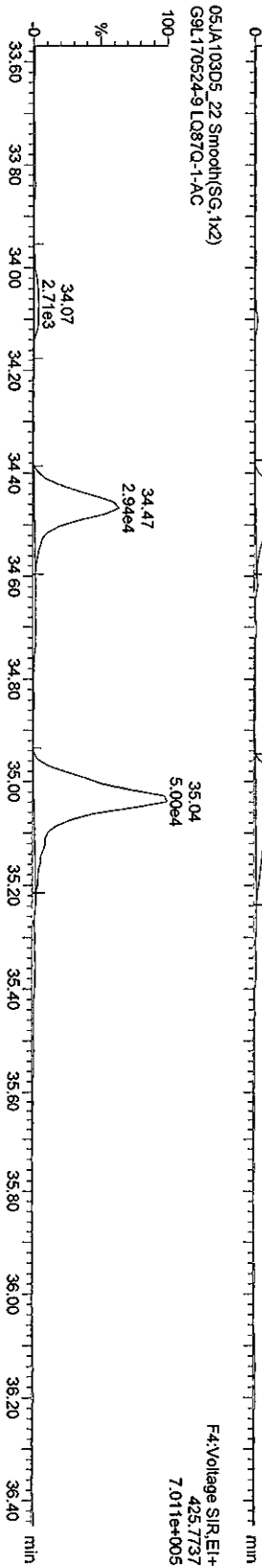
Name: 05JA103D5_22, Date: 06-Jan-2010, Time: 13:52:36, ID: LQ87Q-1-AC, Description: G9L170524-9

HpCDDs

05JA103D5_22 Smooth(SG, 1x2)
G9L170524-9 LQ87Q-1-AC

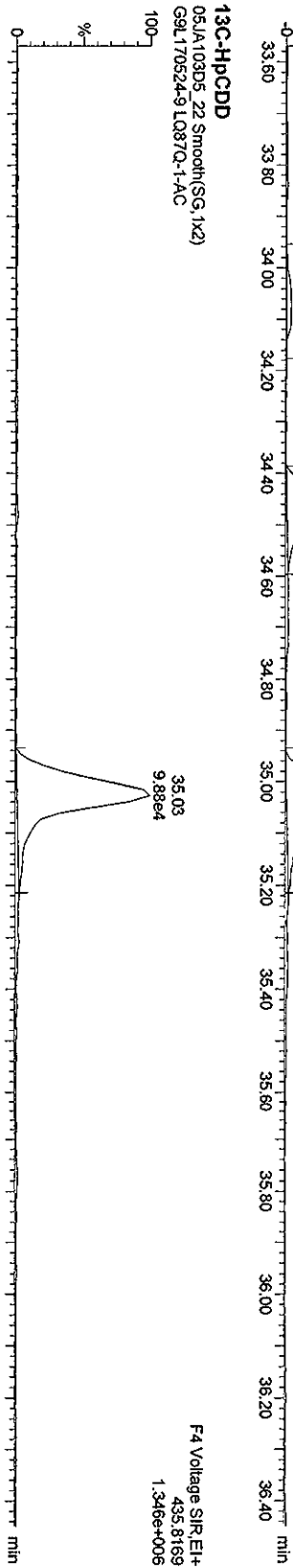


05JA103D5_22 Smooth(SG, 1x2)
G9L170524-9 LQ87Q-1-AC

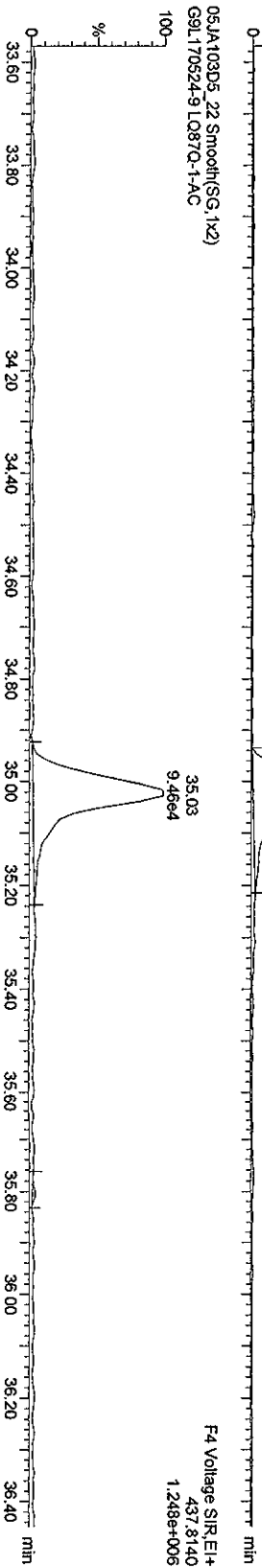


13C-HpCDD

05JA103D5_22 Smooth(SG, 1x2)
G9L170524-9 LQ87Q-1-AC



05JA103D5_22 Smooth(SG, 1x2)
G9L170524-9 LQ87Q-1-AC



Quantity Sample Report MassLynx 4.1

Dataset: C:\MassLynx\Default.pro\05JA103D582908.qld


Last Altered: Wednesday, January 06, 2010 15:37:38 Pacific Standard Time
Printed: Wednesday, January 06, 2010 15:39:18 Pacific Standard Time

Name: 05JA103D5_22, Date: 06-Jan-2010, Time: 13:52:36, ID: LQ87Q-1-AC, Description: G9L170524-9

OCDFs

05JA103D5_22 Smooth(SG,1x2)


G9L170524-9 LQ87Q-1-AC



F5: Voltage SIR.EI+
441.7428
2.555e+007

05JA103D5_22 Smooth(SG,1x2)

G9L170524-9 LQ87Q-1-AC

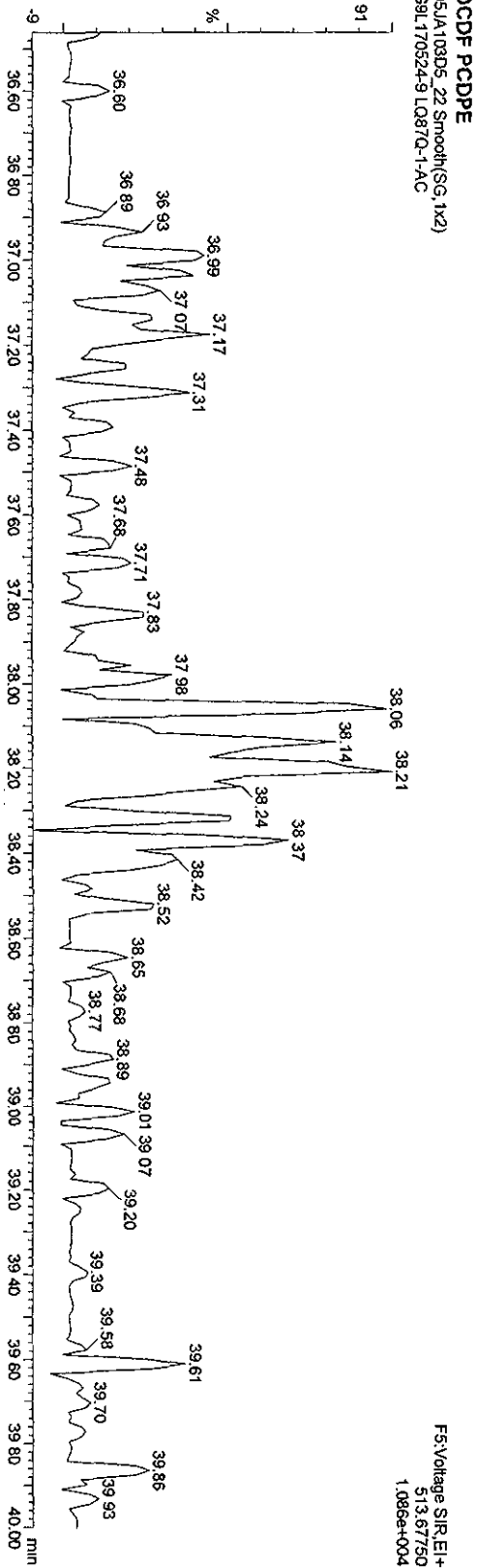


F5: Voltage SIR.EI+
443.7399
2.941e+007

OCDF PCDFE

05JA103D5_22 Smooth(SG,1x2)

G9L170524-9 LQ87Q-1-AC



F5: Voltage SIR.EI+
513.6750
1.086e+004

Quantity Sample Report MassLynx 4.1

Dataset: C:\MassLynx\Default\pro\05JA103D568290B.qld

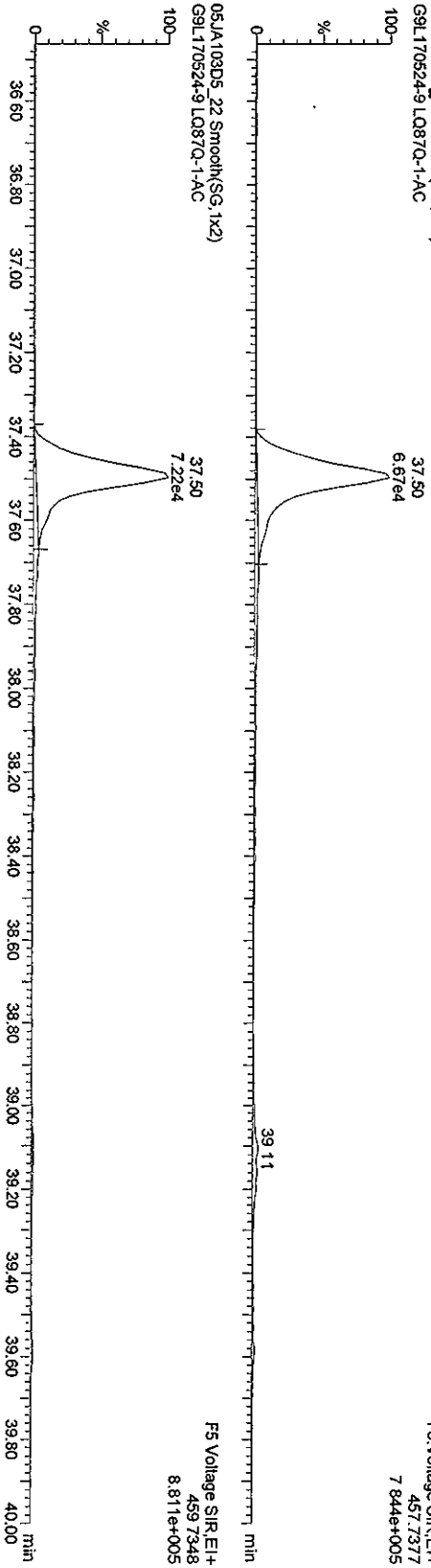
Last Altered: Wednesday, January 06, 2010 15:37:38 Pacific Standard Time

Printed: Wednesday, January 06, 2010 15:39:18 Pacific Standard Time

Name: 05JA103D5_22, Date: 06-Jan-2010, Time: 13:52:36, ID: L087Q-1-AC, Description: G9L170524-9

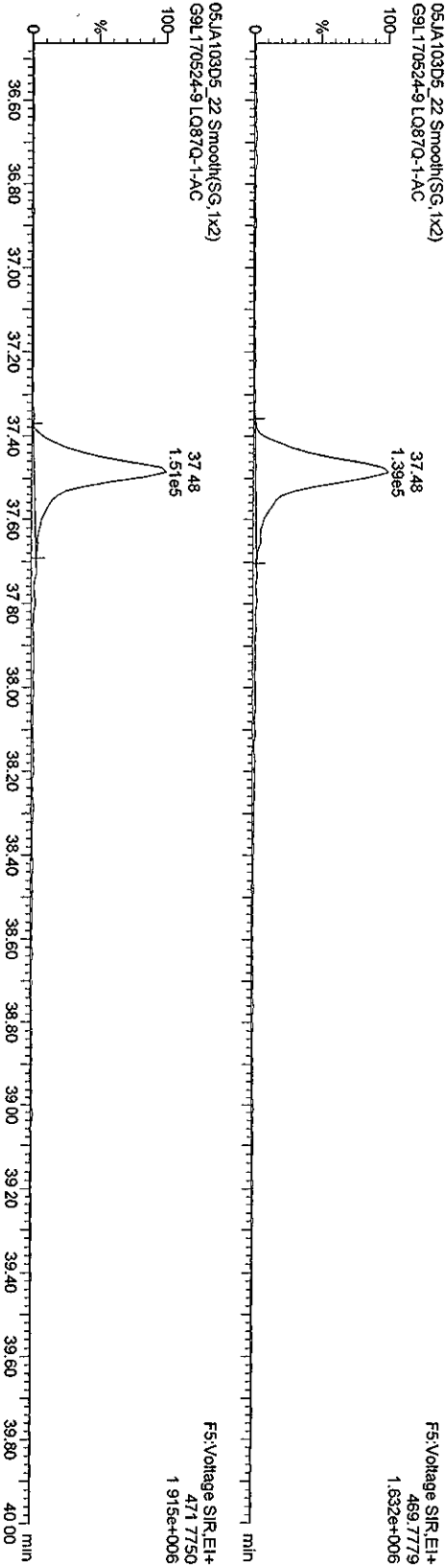
OCDD

05JA103D5_22 Smooth(SG, 1x2)
G9L170524-9 L087Q-1-AC



13C-OCDD

05JA103D5_22 Smooth(SG, 1x2)
G9L170524-9 L087Q-1-AC



05JA103D5_22

05JA103D5_22 Smooth(SG, 1x2)
G9L170524-9 L087Q-1-AC




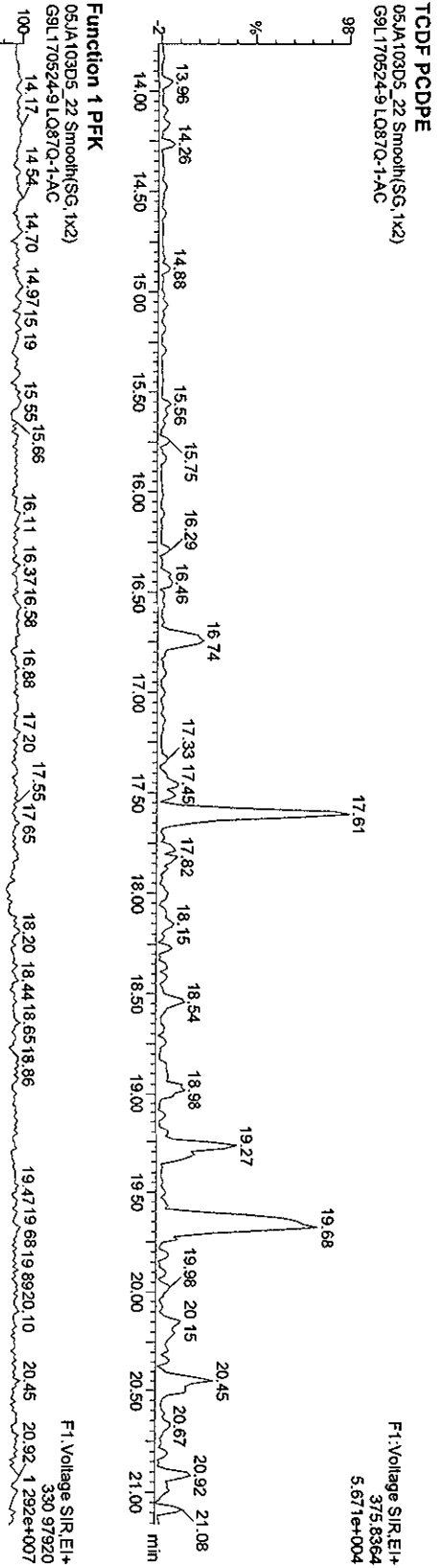
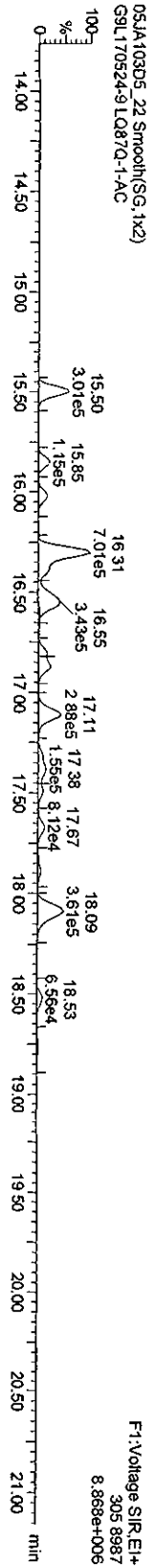
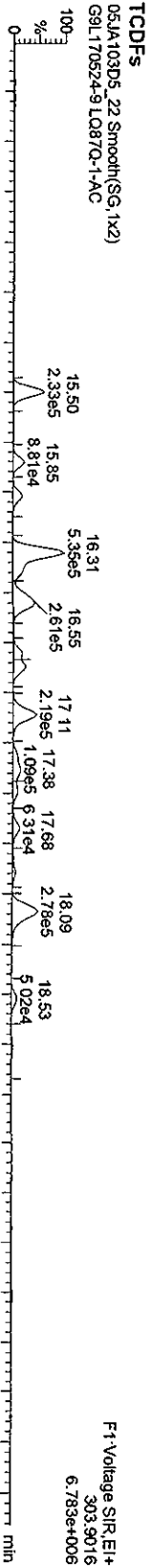
Quantity Sample Report MassLynx 4.1

Dataset: C:\MassLynx\Default\pro\05JA103D58290B.qld

Last Altered: Wednesday, January 06, 2010 15:37:38 Pacific Standard Time

Printed: Wednesday, January 06, 2010 15:39:18 Pacific Standard Time

Name: 05JA103D5_22 Date: 06-Jan-2010 Time: 13:52:36 ID: L087Q-1-AC, Description: G9L170524-9




Quantity Sample Report Masslynx 4.1

Dataset: C:\Masslynx\Default\pro\05JA103D568290B.qld

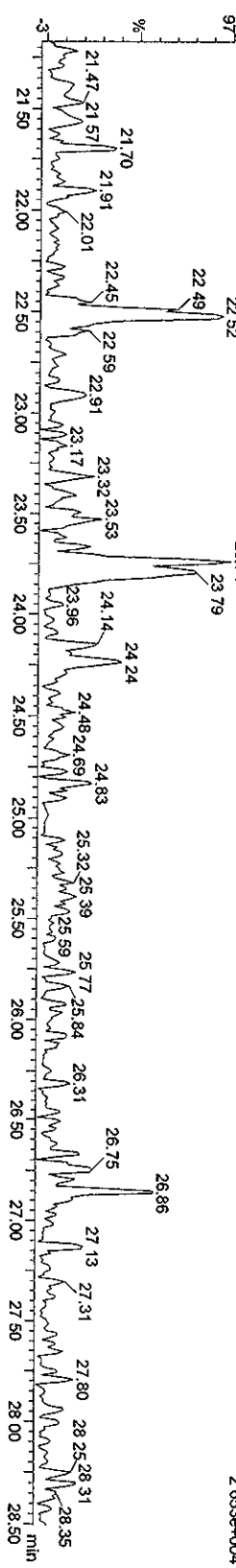
Last Altered: Wednesday, January 06, 2010 15:37:38 Pacific Standard Time
Printed: Wednesday, January 06, 2010 15:39:18 Pacific Standard Time

Name: 05JA103D5_22, Date: 06-Jan-2010, Time: 13:52:36, ID: L087Q-1-AC, Description: G9L170524-9

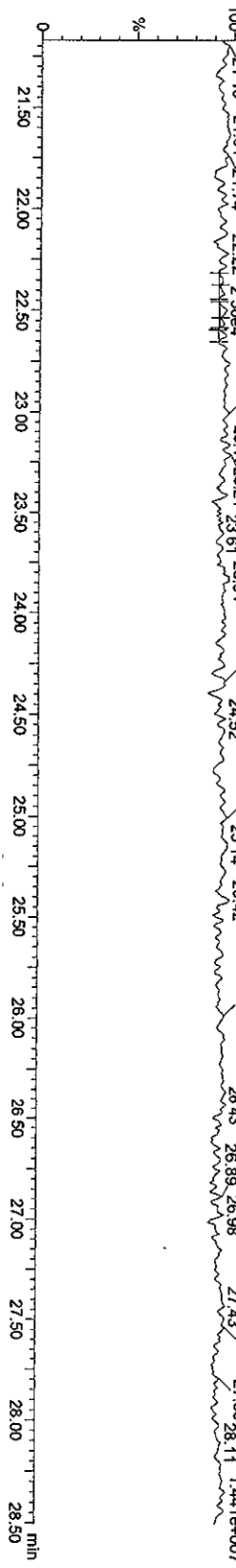
PeCDF
05JA103D5_22 Smooth(SG, 1x2)
G9L170524-9 L087Q-1-AC



F2 PeCDF PCDPE
05JA103D5_22 Smooth(SG, 1x2)
G9L170524-9 L087Q-1-AC



Function 2 PFK
05JA103D5_22 Smooth(SG, 1x2)
G9L170524-9 L087Q-1-AC



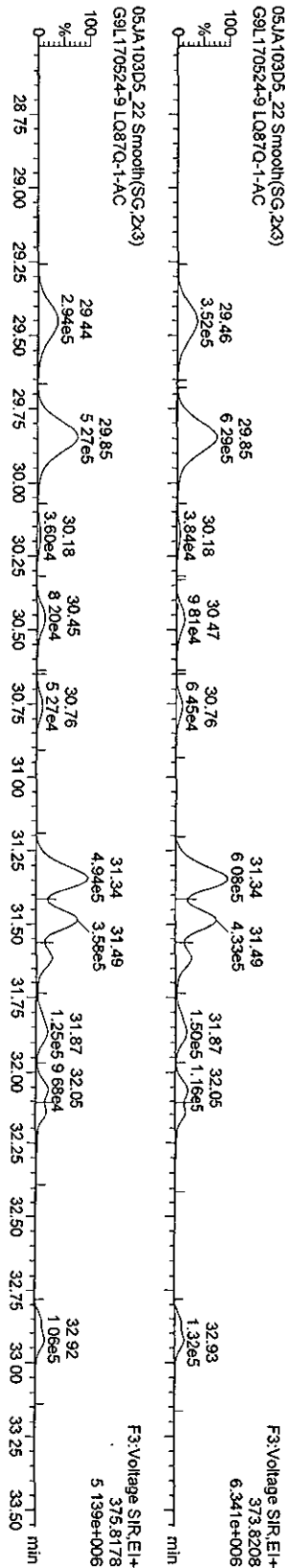
Quantity Sample Report Masslynx 4.1

Dataset: C:\Masslynx\Default pro\05JA103D56290B.qld

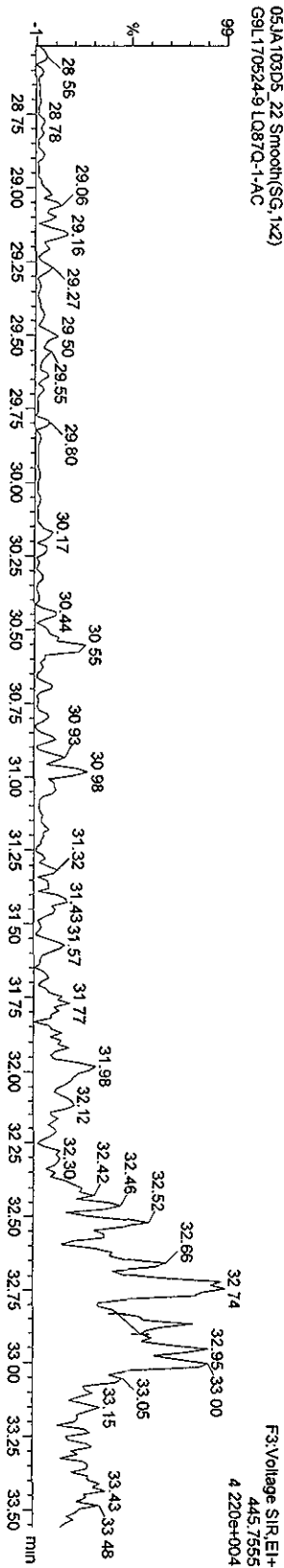
Last Altered: Wednesday, January 06, 2010 15:37:38 Pacific Standard Time
Printed: Wednesday, January 06, 2010 15:39:18 Pacific Standard Time

Name: 05JA103D5_22, Date: 06-Jan-2010, Time: 13:52:36, ID: LQ87Q-1-AC, Description: G9L170524-9

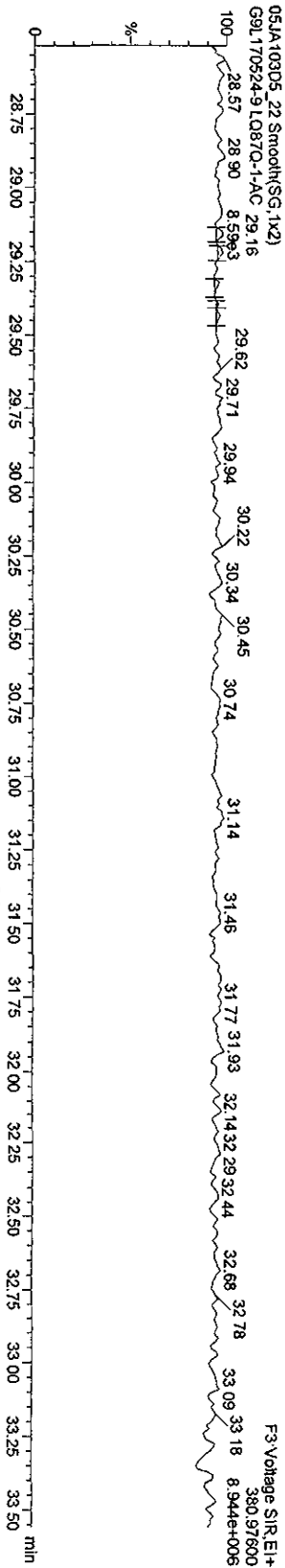
HXCDFs



HXCDF PCDPE



Function 3 PFK



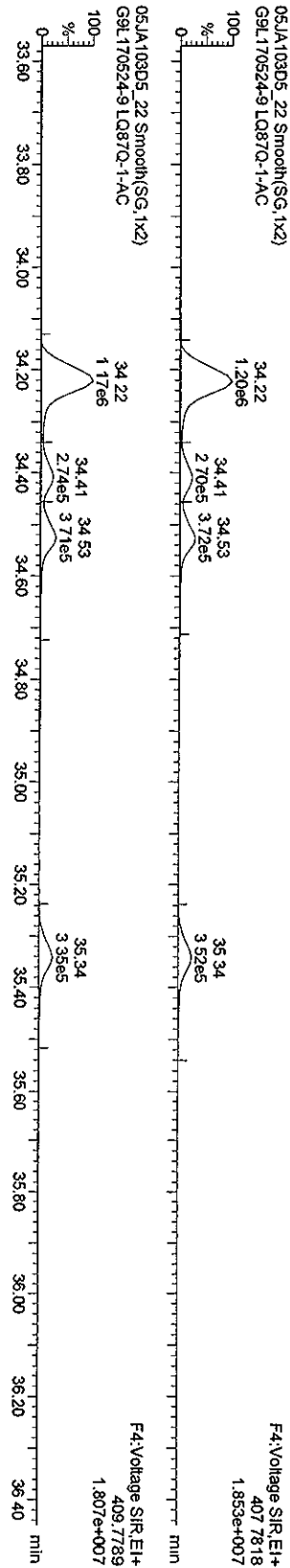
Quantity Sample Report Masslynx 4.1

Dataset: C:\MassLynx\Default\pro\05JA103D56290B.qld

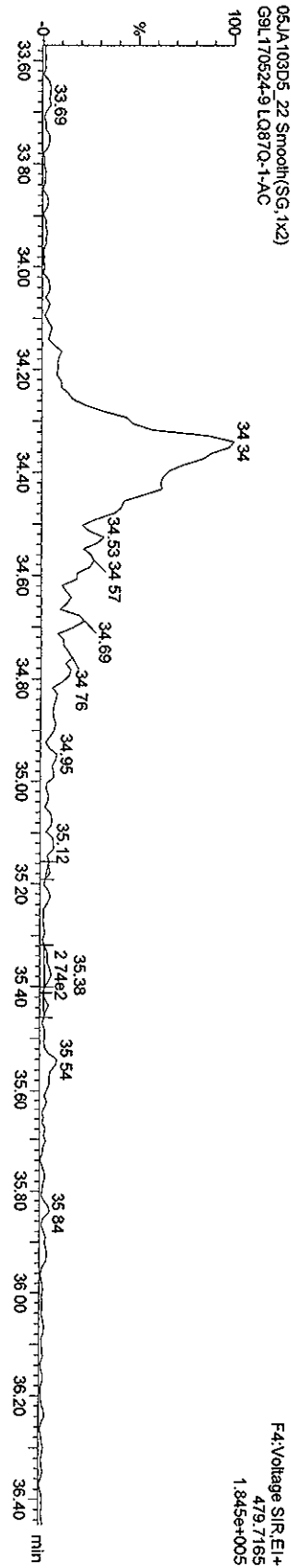
Last Altered: Wednesday, January 06, 2010 15:37:38 Pacific Standard Time
Printed: Wednesday, January 06, 2010 15:39:18 Pacific Standard Time

Name: 05JA103D5_22, Date: 06-Jan-2010, Time: 13:52:36, ID: LQ87Q-1-AC, Description: G9L170524-9

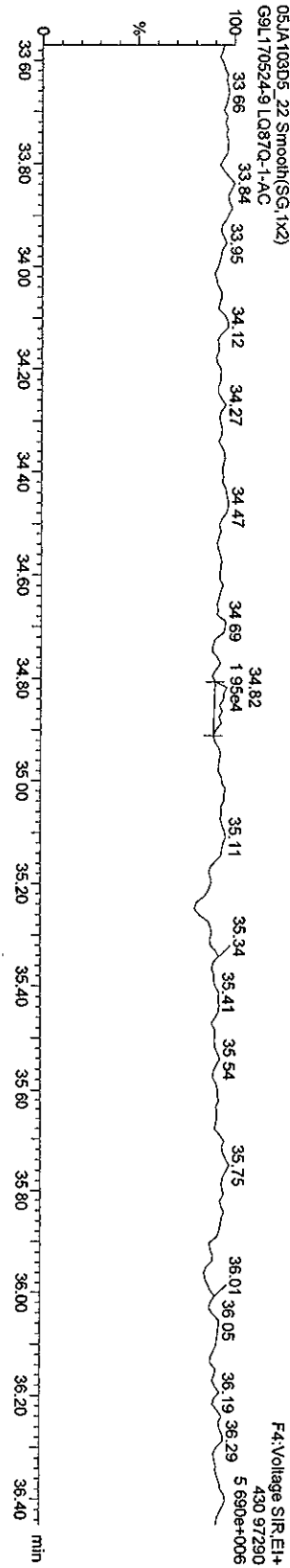
HPCDFs



HPCDF PCDFE



Function 4 PFK



Quantity Sample Report MassLynx 4.1

Dataset: C:\MassLynx\Default\pro\05JA103D56290B.qld

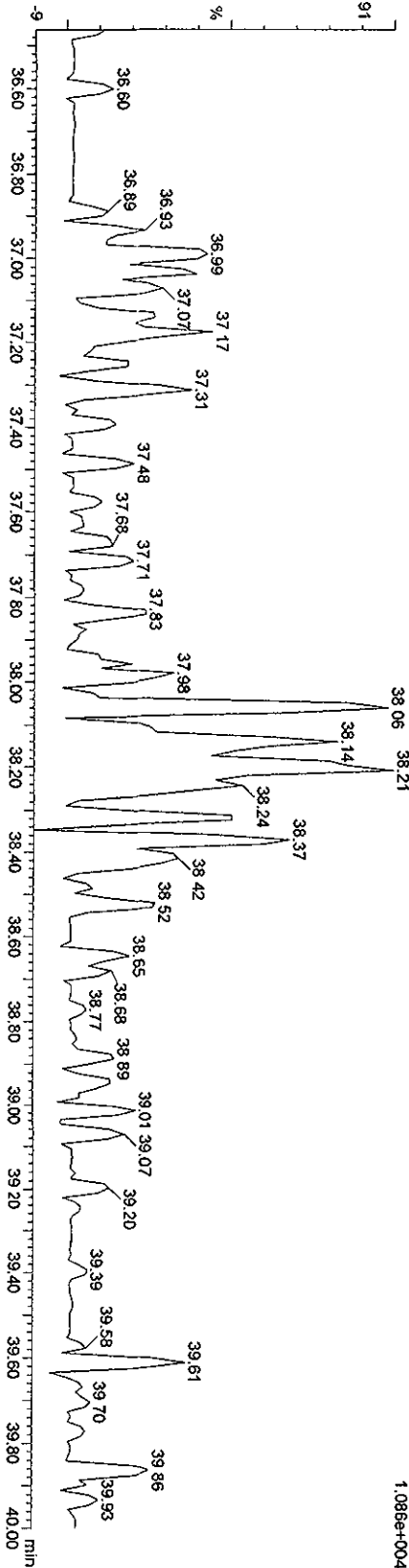
Last Altered: Wednesday, January 06, 2010 15:37:38 Pacific Standard Time
Printed: Wednesday, January 06, 2010 15:39:18 Pacific Standard Time

Name: 05JA103D5_22, Date: 06-Jan-2010, Time: 13:52:36, ID: LQ87Q-1.AC, Description: G9L170524-9

OCDF PCDFE

05JA103D5_22 Smooth(SG, 1x2)
G9L170524-9 LQ87Q-1.AC

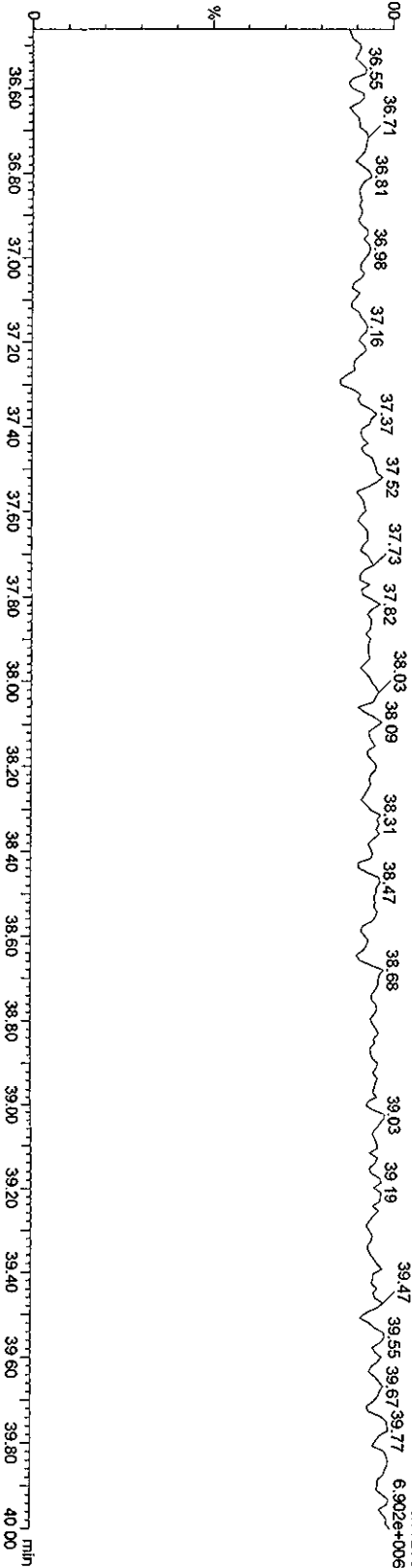
FS Voltage S/R E1+
513.67750
1.086e+004



Function 5 PFK

05JA103D5_22 Smooth(SG, 1x2)
G9L170524-9 LQ87Q-1.AC

FS Voltage S/R E1+
442.91780
6.902e+006

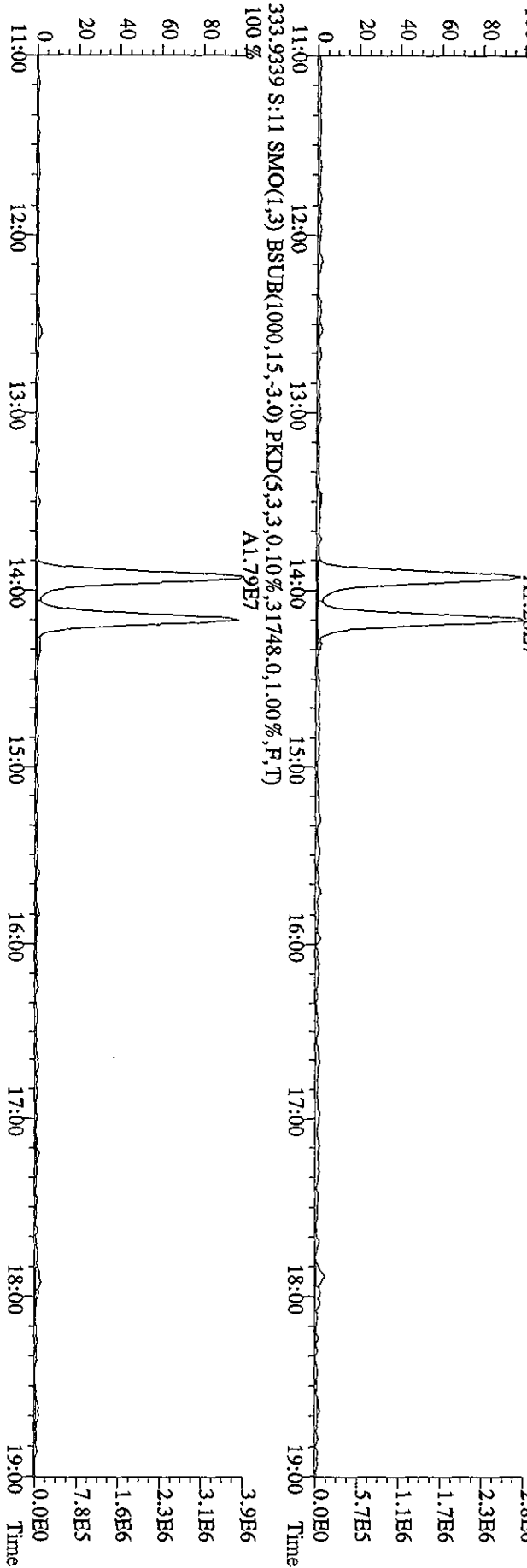
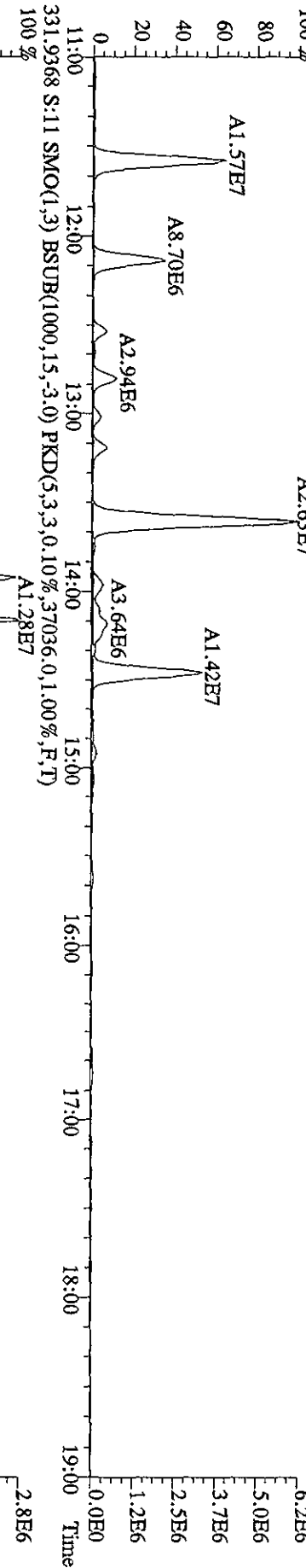
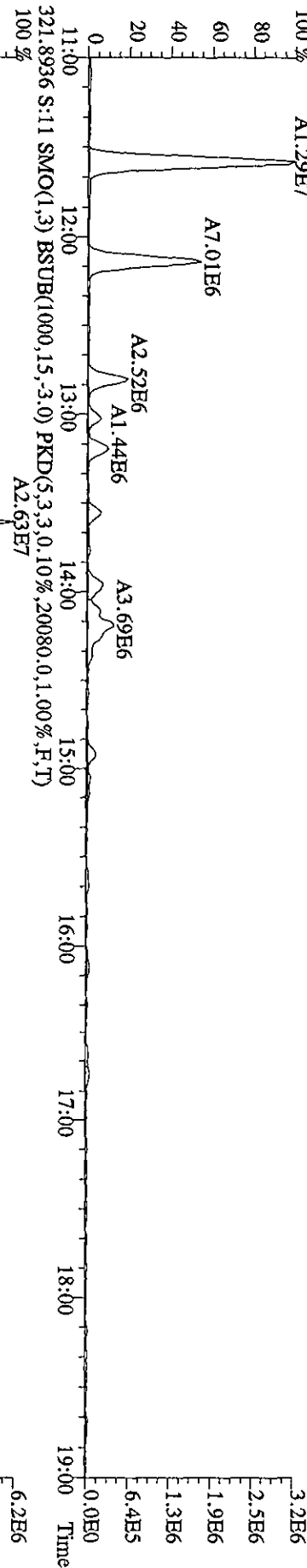


Run text: LQ87Q-1-AC Sample text: LQ87Q-1-AC :G9L170524-9
 Run #15 Filename: 07JA10C5D2 S: 11 I: 1 Results: 07JA10C5D2DB225
 Acquired: 8-JAN-10 05:54:13 Processed: 8-JAN-10 09:58:17
 Run: 07JA10C5D2 Analyte: DB225HRS Cal: DB2250104105D2
 Factor 1: 1600.000 Factor 2: 20.000 Sample size: 10.3800g

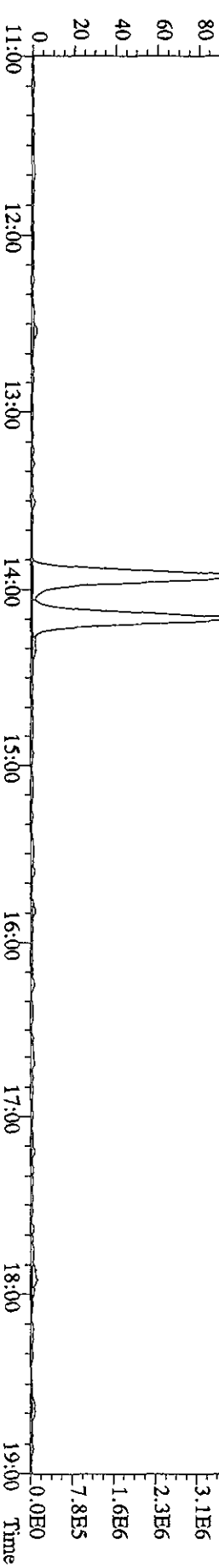
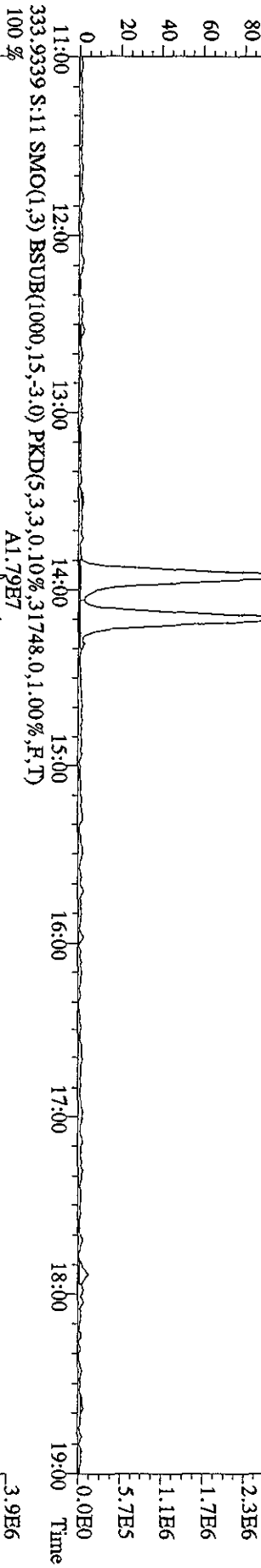
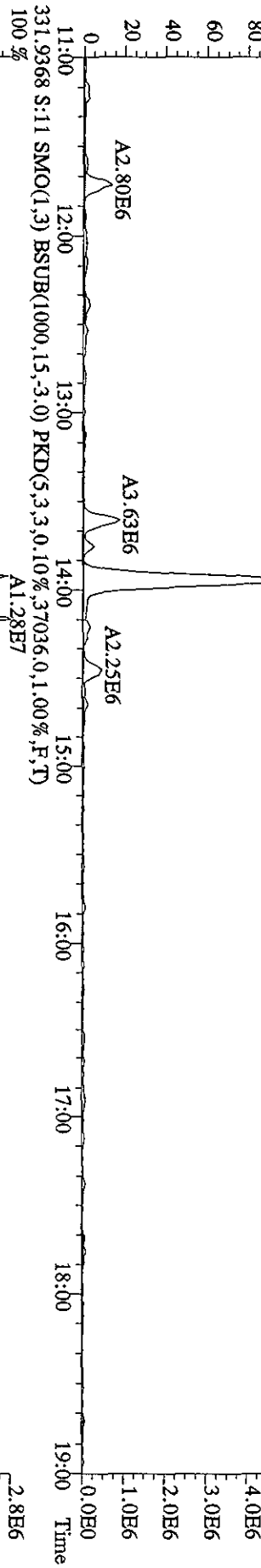
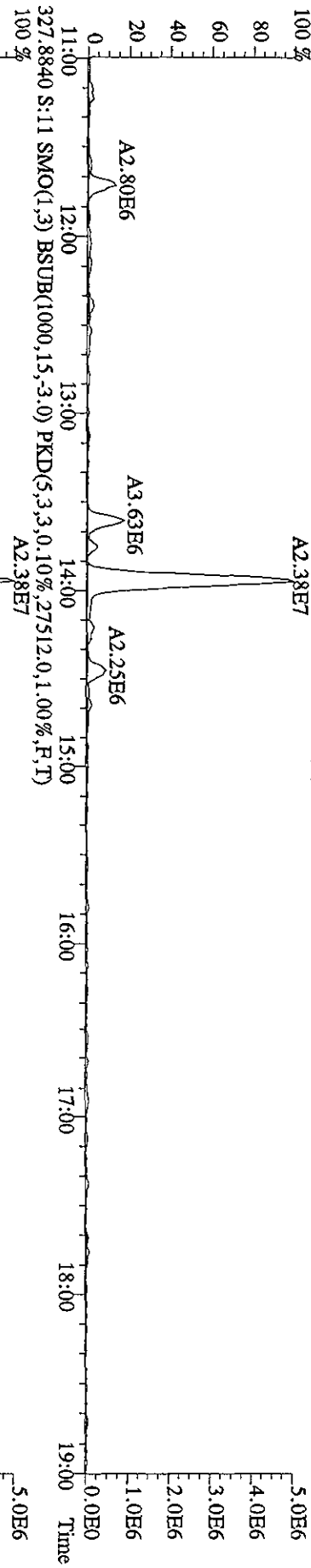
Name	Resp	RA	RT	RRF	Conc	EDL	Rec	M
13C-1,2,3,4-TCDD	29397977	0.77 y	14:10	-	1.31	-	-	n
13C-2,3,7,8-TCDF	56227672	0.85 y	15:16	1.66	110.76	2.14	57.5	n
2,3,7,8-TCDF	52659610	0.80 y	15:17	1.01	178.05 <i>cm 14</i>	1.63	-	n
13C-2,3,7,8-TCDD	31101837	0.74 y	13:55	0.95	107.16	3.17	55.6	n
2,3,7,8-TCDD	2944164	0.83 y	13:58	1.18	15.42	2.76	-	n
37Cl-2,3,7,8-TCDD	47593000	1.00 y	13:57	2.07	75.42	1.17	97.9	n

See 1/12/10

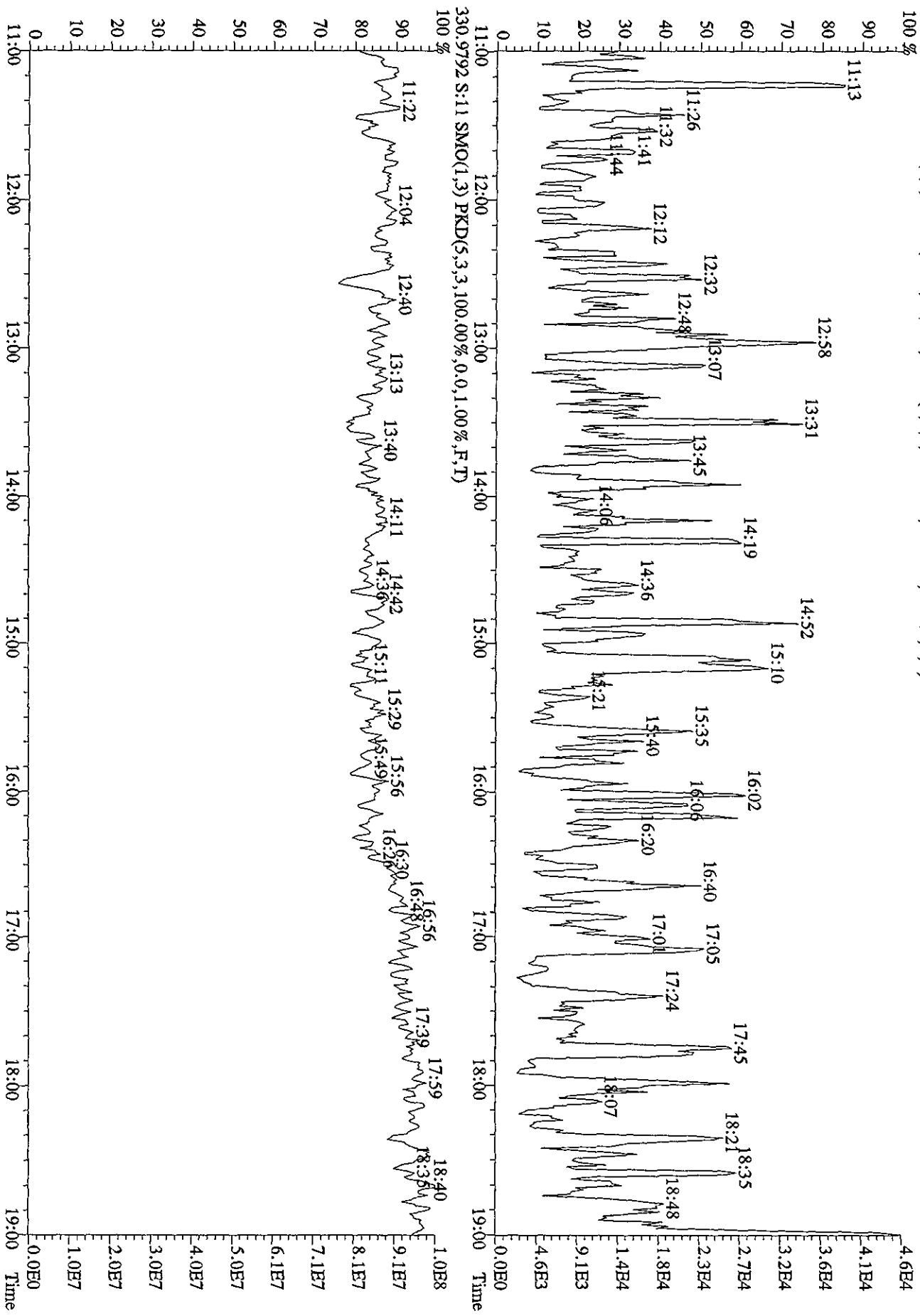
File:071A10C5D2 #1-1242 Acq: 8-JAN-2010 05:54:13 GC EI+ Voltage SIR 70SE
 Sample#11 Text:LO87Q-1-AC :G9L170524-9 Exp:DB225
 319.8965 S:11 SMO(1,3) BSUB(1000,15,-3.0) PKD(5,3,3,0,10%,17464,0,1,00%,F,T)
 100 % A1.29E7



File:071A10C5D2 #1-1242 Acq: 8-JAN-2010 05:54:13 GC EI+ Voltage SIR 70SE
 Sample#11 Text:LQ87Q-1-AC :G9L170524-9 Exp:DB225
 327.8840 S:11 SMO(1.3) BSUB(1000,15,-3.0) PKD(5,3,3,0,10%,27512.0,1.00%,F,T) A2.38E7
 100 %



File:07JA10C5D2 #1-1242 Acq: 8-JAN-2010 05:54:13 GC EI+ Voltage SIR 70SE
 Sample#11 Text:1.Q870-1-AC :G9L170524-9 Exp:DB225
 375.8364 S:11 SMO(1,3) BSUB(1000,15,-3.0) PKD(5,3,100.00%,11120.0,1.00%,F,T)



Quantity Sample Summary Report MassLynx 4.1

Dataset: V:\HighRes_Archive\3D5\Default\pro\05JA103D56290Bsk.qld

Last Altered: Friday, January 08, 2010 15:31:42 Pacific Standard Time
 Printed: Friday, January 08, 2010 15:33:11 Pacific Standard Time

Method: C:\MassLynx\Default\PRO\MethDB\82903D5.mdb 06 Jan 2010 12:46:02
 Calibration: C:\MassLynx\Default\PRO\CurveDB\ICA123120093D56290.cdb 31 Dec 2009 13:37:23

Name: 05JA103D5_23, Date: 06-Jan-2010, Time: 14:34:50, ID: LQ87R-1-AC, Description: G9L170524-10, Task:

Handwritten signature and date: 1/8/10

# Name	Trace	Sample Size	RT	Prod RT	RRF M...	Abs Resp	Conc.	EMPC	%Rec	EDL	Ratio	Ratio Fi...	Mod Date
1 13C-1,2,3,4-TCDD	331.9368	10.160	18.59	18.60	1.00000	254563.86	98.4252	98.4252	100.0	0.44789	0.8164	NO	
2													
3 13C-2,3,7,8-TCDF	315.9419	10.160	18.04	17.98	1.55387	468156.55	116.4890	116.4890	59.2	0.37745	0.7683	NO	
4 2,3,7,8-TCDF	303.9016	10.160	18.07	18.06	1.00894	20891.52	8.7066	8.7066	See 0520	0.27203	0.8315	NO	
5 Total TCDFs	303.9016	10.160		21.44	1.00894		55.0163	53.0706		0.27203			
6													
7 13C-2,3,7,8-TCDD	331.9368	10.160	18.80	18.79	0.93654	296180.68	122.2759	122.2759	62.1	0.47824	0.7574	NO	
8 2,3,7,8-TCDD	319.8965	10.160	18.80	18.80	1.13162		3.6919	3.2466		0.31362		NO	
9 Total TCDDs	319.8965	10.160		19.55	1.13162					0.31362			
10													
11 37CL-2,3,7,8-TCDD	327.8847	10.160	18.82	18.80	1.13700	211664.41	71.9774	0.0000	91.4	0.20145		NO	
12													
13 13C-1,2,3,7,8-PeCDF	351.9000	10.160	23.43	23.39	1.21534	305091.50	97.0603	97.0603	49.3	0.65958	1.6617	NO	
14 1,2,3,7,8-PeCDF	339.8597	10.160	23.46	23.46	1.03079	14935.74	9.3490	9.3490		0.71564	1.4991	NO	
15 2,3,4,7,8-PeCDF	339.8597	10.160	24.88	24.87	0.96399	7322.66	4.9012	4.9012		0.76523	1.3802	NO	08-Jan-10
16 Total F2 PeCDFs	339.8597	10.160		34.47	0.99739		58.0032	57.1079		0.73961			
17 Total F1 PeCDFs	339.8597	10.160		36.56	0.99739		6.4803	6.4803		0.51126			
18													
19 13C-1,2,3,7,8-PeCDD	367.8949	10.160	25.65	25.57	0.74736	197649.59	102.2527	102.2527	51.9	0.39984	1.7340	NO	
20 1,2,3,7,8-PeCDD	355.8546	10.160	25.67	25.67	1.05672		2.9781	2.0140		0.72162		NO	
21 Total PeCDDs	355.8546	10.160		31.10	1.05672					0.72162			
22													
23 13C-1,2,3,7,8,9-HxCDD	401.8559	10.160	32.67	32.61	1.00000	224241.50	98.4252	98.4252	100.0	0.60745	1.2696	NO	
24													
25 13C-1,2,3,4,7,8-HxCDF	383.8639	10.160	31.34	31.33	0.91641	177479.52	85.0060	85.0060	43.2	0.75653	0.5181	NO	
26 1,2,3,4,7,8-HxCDF	373.8208	10.160	31.35	31.35	1.24280	20277.75	18.0970	18.0970		0.77027	1.3489	NO	08-Jan-10
27 1,2,3,6,7,8-HxCDF	373.8208	10.160	31.49	31.48	1.49624	18835.23	13.9623	13.9623		0.63980	1.2001	NO	
28 2,3,4,6,7,8-HxCDF	373.8208	10.160	32.14	32.15	1.31114	4645.58	3.9299	3.9299		0.73012	1.1117	NO	08-Jan-10
29 1,2,3,7,8,9-HxCDF	373.8208	10.160	32.90	32.89	1.29097	2878.99	2.4735	2.4735		0.74153	1.1718	NO	08-Jan-10
30 Total HxCDFs	373.8208	10.160		0.00	1.33529		87.7545	86.3506		0.71692			
31													

Quantity Sample Summary Report MassLynx 4.1

Dataset: V:\HighRes_Archive\3D5\Default\proj05JA103D58290Bsk.qld

Last Altered: Friday, January 08, 2010 15:31:42 Pacific Standard Time
 Printed: Friday, January 08, 2010 15:33:11 Pacific Standard Time

Name: 05JA103D5_23, Date: 06-Jan-2010, Time: 14:34:50, ID: LQ87R-1-AC, Description: G9L170524-10, Task:

# Name	Trace	Sample Size	RT	Pid/RT	RRF M...	Abs Resp	Conc.	EMPC	%Rec	EDL	Ratio	Ratio F...	Mod Date
32 13C-1,2,3,6,7,8-HxCDD	401.8559	10.160	32.38	32.39	0.80919	221256.02	120.0148	120.0148	61.0	0.75069	1.2785	NO	08-Jan-10
33 1,2,3,4,7,8-HxCDD	389.8157	10.160	32.34	32.28	0.93261	378.17	0.3608	0.9071	0.38347	1.3481	NO	08-Jan-10	
34 1,2,3,6,7,8-HxCDD	389.8157	10.160	32.40	32.38	1.18024	1203.34	0.9071	0.9071	0.30302	1.1675	NO	08-Jan-10	
35 1,2,3,7,8,9-HxCDD	389.8157	10.160	32.70	32.67	1.28282	986.58	0.6842	0.6292	0.27878	1.0367	YES	08-Jan-10	
36 Total HxCDDs	389.8157	10.160		0.00	1.13189		4.7005	4.2811	0.31596				
37													
38 13C-1,2,3,4,6,7,8-HpCDF	417.8253	10.160	34.22	34.21	0.81080	104070.09	56.3379	56.3379	28.6	1.48273	0.4543	NO	
39 1,2,3,4,6,7,8-HpCDF	407.7818	10.160	34.22	34.24	1.36387	40050.71	55.5451	55.5451	1.71773	1.0412	NO		
40 1,2,3,4,7,8,9-HpCDF	407.7818	10.160	35.37	35.35	1.11483	16101.43	27.3190	27.3190	2.10145	1.0585	NO		
41 Total HpCDFs	407.7818	10.160		0.00	1.23935		122.5099	114.1658	1.89032				
42													
43 13C-1,2,3,4,6,7,8-HpCDD	435.8169	10.160	35.04	35.03	0.70743	110062.66	68.2884	68.2884	34.7	2.54777	1.0431	NO	
44 1,2,3,4,6,7,8-HpCDD	423.7766	10.160	35.05	35.04	1.04312	1711.19	2.9340	2.9340	0.96311	1.1127	NO	08-Jan-10	
45 Total HpCDDs	423.7766	10.160		0.07	1.04312		3.8603	3.8603	0.96311				
46													
47 13C-OCDD	469.7779	10.160	37.51	37.48	0.51880	91899.08	77.7508	77.7508	19.7	3.16312	0.9777	NO	
48 OCDF	441.7428	10.160	37.61	37.62	1.40213	55758.03	170.3630	170.3630	2.88208	0.9710	NO		
49 OCDD	457.7377	10.160	37.52	37.52	1.19691	1313.26	4.7005	4.7005	1.33654	0.8726	NO	08-Jan-10	
50													
51													
52 Function 1 PFK	330.97920	1.000				14.26							
53 Function 2 PFK	342.97920	1.000				22.48							
54 Function 3 PFK	380.97600	1.000	29.23			29.28			1.0591				
55 Function 4 PFK	430.97290	1.000				34.81			105.9				
56 Function 5 PFK	442.97280	1.000				39.31			0.00000				
57 TPDF PCDFE	375.8364	1.000				15.01			0.00000				
58 F1 PaCDF PCDFE	409.79740	1.000				18.68			0.00000				
59 F2 PaCDF PCDFE	409.7974	1.000	22.14			22.10			329.8				
60 HxCDF PCDFE	445.7555	1.000				33.02			0.00000				
61 HpCDF PCDFE	479.7165	1.000				35.33			0.00000				
62 OCDF PCDFE	513.67750	1.000				37.54			0.00000				

Dataset: C:\MassLynx\Default\pro105JA103D58290B.qld

Last Altered: Wednesday, January 06, 2010 15:37:38 Pacific Standard Time
 Printed: Wednesday, January 06, 2010 15:38:42 Pacific Standard Time

Name: 05JA103D5_23, Date: 06-Jan-2010, Time: 14:34:50, ID: LQ87R-1-AC, Description: G9L170524-10, Task:

# Name	Trace	Sample Size	RT	Prod RT	RRF M	Abs Resp	Conc	EMPC	%Rec	EDL	Ratio	Prod Ratio	Ratio	Mod Date
1	13C-1,2,3,4-TCDD	331.9368	10.160	18.59	18.60	1.000	254563.86	98.4252	98.4252	100.0	0.4479	0.816	0.770	NO
2	3 13C-2,3,7,8-TCDF	315.9419	10.160	18.04	17.98	1.554	468156.55	116.4890	116.4890	59.2	0.3775	0.768	0.770	NO
	4 2,3,7,8-TCDF	303.9016	10.160	18.07	18.06	1.009	20891.52	8.7066	8.7066		0.2720	0.831	0.770	NO
	5 Total TCDFs	303.9016	10.160			2.563	55.0163	53.0706			0.2720			
6	7 13C-2,3,7,8-TCDD	331.9368	10.160	18.80	18.79	0.937	296180.68	122.2759	122.2759	62.1	0.4782	0.757	0.770	NO
	8 2,3,7,8-TCDD	319.8965	10.160			1.132					0.3136		0.770	NO
	9 Total TCDDs	319.8965	10.160			1.132					0.3136			
10	11 37CL-2,3,7,8-TCDD	327.8847	10.160	18.82	18.80	1.137	211664.41	71.9774	0.0000	91.4	0.2014			
12	13 13C-1,2,3,7,8-PeCDF	351.9000	10.160	23.43	23.39	1.215	305091.50	97.0603	97.0603	49.3	0.6596	1.662	1.550	NO
	14 1,2,3,7,8-PeCDF	339.8597	10.160	23.46	23.46	1.031	14935.74	9.3490	9.3490		0.7156	1.499	1.550	NO
	15 2,3,4,7,8-PeCDF	339.8597	10.160	24.88	24.87	0.964	6646.65	4.4487	3.9890		0.7652	1.198	1.550	YES
	16 Total F2 PeCDFs	339.8597	10.160			0.997		57.5508	56.1957		0.7396			
	17 Total F1 PeCDFs	339.8597	10.160			0.997		6.4803	6.4803		0.5113			
18	19 13C-1,2,3,7,8-PeCDD	367.8949	10.160	25.65	25.57	0.747	197649.59	102.2527	102.2527	51.9	0.3998	1.734	1.550	NO
	20 1,2,3,7,8-PeCDD	355.8546	10.160			1.057		25.67	25.67		0.7216		1.550	NO
	21 Total PeCDDs	355.8546	10.160			1.057		2.9781	2.0140		0.7216			
22	23 13C-1,2,3,7,8,9-HxCDD	401.8559	10.160	32.67	32.61	1.000	224241.50	98.4252	98.4252	100.0	0.6075	1.270	1.240	NO
24	25 13C-1,2,3,4,7,8-HxCDF	383.8639	10.160	31.34	31.33	0.916	177479.52	85.0060	85.0060	43.2	0.7565	0.518	0.510	NO
	26 1,2,3,4,7,8-HxCDF	373.8208	10.160	31.35	31.35	1.243	26532.76	22.7869	22.7869		0.7703	1.328	1.240	NO
	27 1,2,3,6,7,8-HxCDF	373.8208	10.160	31.49	31.48	1.496	18835.23	13.9623	13.9623		0.6398	1.200	1.240	NO
	28 2,3,4,6,7,8-HxCDF	373.8208	10.160	32.14	32.15	1.311	3921.42	3.3173	2.7545		0.7301	1.698	1.240	YES
	29 1,2,3,7,8,9-HxCDF	373.8208	10.160	32.92	32.89	1.291	6657.85	5.7201	5.2547		0.7415	1.035	1.240	YES
	30 Total HxCDFs	373.8208	10.160			1.335		95.0785	92.6463		0.7169			
31	32 13C-1,2,3,6,7,8-HxCDD	401.8559	10.160	32.38	32.39	0.809	221256.02	120.0148	120.0148	61.0	0.7507	1.279	1.240	NO
	33 1,2,3,4,7,8-HxCDD	389.8157	10.160	32.28	32.29	0.830	241.94	0.2308	0.1566		0.3635	0.601	1.240	YES
	34 1,2,3,6,7,8-HxCDD	389.8157	10.160	32.40	32.38	1.180	1344.80	1.0137	1.0137		0.3030	1.422	1.240	NO
	35 1,2,3,7,8,9-HxCDD	389.8157	10.160	32.70	32.67	1.283	1140.19	0.7908	0.7908		0.2788	1.121	1.240	NO

Dataset: C:\Masslynx\Default\pro05JA103D58290B.qld

Last Altered: Wednesday, January 06, 2010 15:37:38 Pacific Standard Time

Printed: Wednesday, January 06, 2010 15:38:42 Pacific Standard Time

Name: 05JA103D5_23, Date: 06-Jan-2010, Time: 14:34:50, ID: LQ87R-1-AC, Description: G9L170524-10, Task:

#	Name	Trace	Sample Size	RT	Prd. RT	RRF	M...	Abs. Resp	Conc.	EMPC	%Rec	EDL	Ratio	Prd. Ratio	Ratio	Mod Date
36	Total HxCDDs	389.8157	10.160		0.00	1.132			4.7837	4.2951		0.3160				
37																
38	13C-1,2,3,4,6,7,8-HpCDF	417.8253	10.160	34.22	34.21	0.811		104070.09	56.3379	56.3379	28.6	1.4827	0.454	0.440		NO
39	1,2,3,4,6,7,8-HpCDF	407.7818	10.160	34.22	34.23	1.364		40050.71	55.5451	55.5451		1.7177	1.041	1.040		NO
40	1,2,3,4,7,8,9-HpCDF	407.7818	10.160	35.37	35.35	1.115		16101.43	27.3190	27.3190		2.1015	1.059	1.040		NO
41	Total HpCDFs	407.7818	10.160		0.00	1.239			122.5099	114.1658		1.8903				
42																
43	13C-1,2,3,4,6,7,8-HpCDD	435.8169	10.160	35.04	35.03	0.707		110062.66	68.2884	68.2884	34.7	2.5478	1.043	1.040		NO
44	1,2,3,4,6,7,8-HpCDD	423.7766	10.160	35.05	35.04	1.043		1807.00	3.0983	2.6980		0.9631	1.343	1.040		YES
45	Total HpCDDs	423.7766	10.160		0.07	1.043			4.0245	3.4595		0.9631				
46																
47	13C-OCDD	469.7779	10.160	37.51	37.48	0.519		91899.08	77.7508	77.7508	19.7	3.1631	0.978	0.890		NO
48	OCDF	441.7428	10.160	37.61	37.62	1.402		55758.03	170.3630	170.3630		2.8221	0.971	0.890		NO
49	OCDD	457.7377	10.160	37.52	37.52	1.197		1186.71	4.2476	3.6876		1.3365	0.692	0.890		YES
50																
51																
52	Function 1 PFK	330.97920	1.000		14.26											
53	Function 2 PFK	342.97920	1.000		22.48	16743.0000										
54	Function 3 PFK	380.97600	1.000	29.23	29.28	7909.2...		8376.55	1.0591		105.9	2.9540				
55	Function 4 PFK	430.97290	1.000		34.81	14980.0000										
56	Function 5 PFK	442.97280	1.000		39.31	3947.9...										
57	TCDF PCDFE	375.8364	1.000		15.01	30.012										
58	F1 PCDF PCDFE	409.79740	1.000		18.68	45.972										
59	F2 PCDF PCDFE	409.7974	1.000	22.14	22.10	17.774		58.62	3.2979		329.8	8.9728				
60	HxCDF PCDFE	445.7555	1.000		33.02	18.611										
61	HpCDF PCDFE	479.7165	1.000		35.33	75.501										
62	OCDF PCDFE	513.67750	1.000		37.54	85.061										

Quantity Sample Report MassLynx 4.1

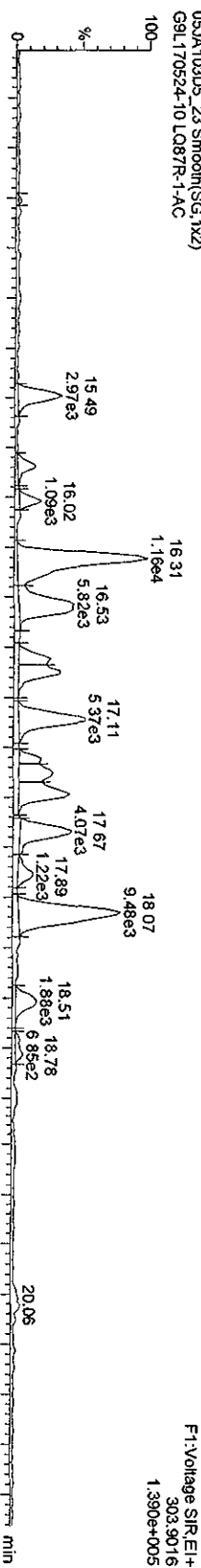
Dataset: C:\MassLynx\Default.pro\05JA103D58290B.qld

Last Altered: Wednesday, January 06, 2010 15:37:38 Pacific Standard Time
Printed: Wednesday, January 06, 2010 15:39:18 Pacific Standard Time

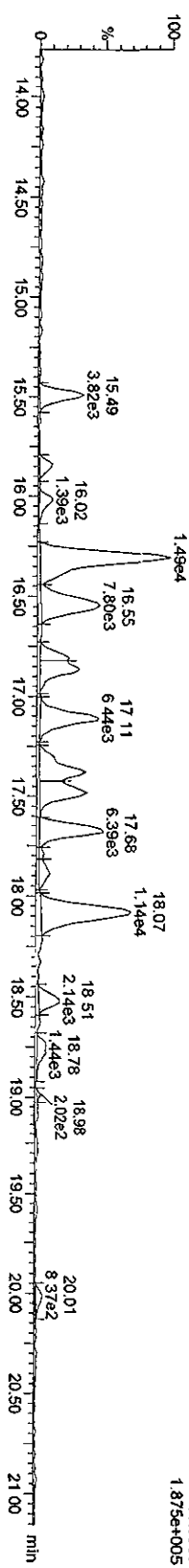
Name: 05JA103D5_23, Date: 06-Jan-2010, Time: 14:34:50, ID: LQ87R-1-AC, Description: G9L170524-10

TCDFs

05JA103D5_23 Smooth(SG, 1x2)
G9L170524-10 LQ87R-1-AC




05JA103D5_23 Smooth(SG, 1x2)
G9L170524-10 LQ87R-1-AC




13C-TCDF

05JA103D5_23 Smooth(SG, 1x2)
G9L170524-10 LQ87R-1-AC



05JA103D5_23 Smooth(SG, 1x2)
G9L170524-10 LQ87R-1-AC



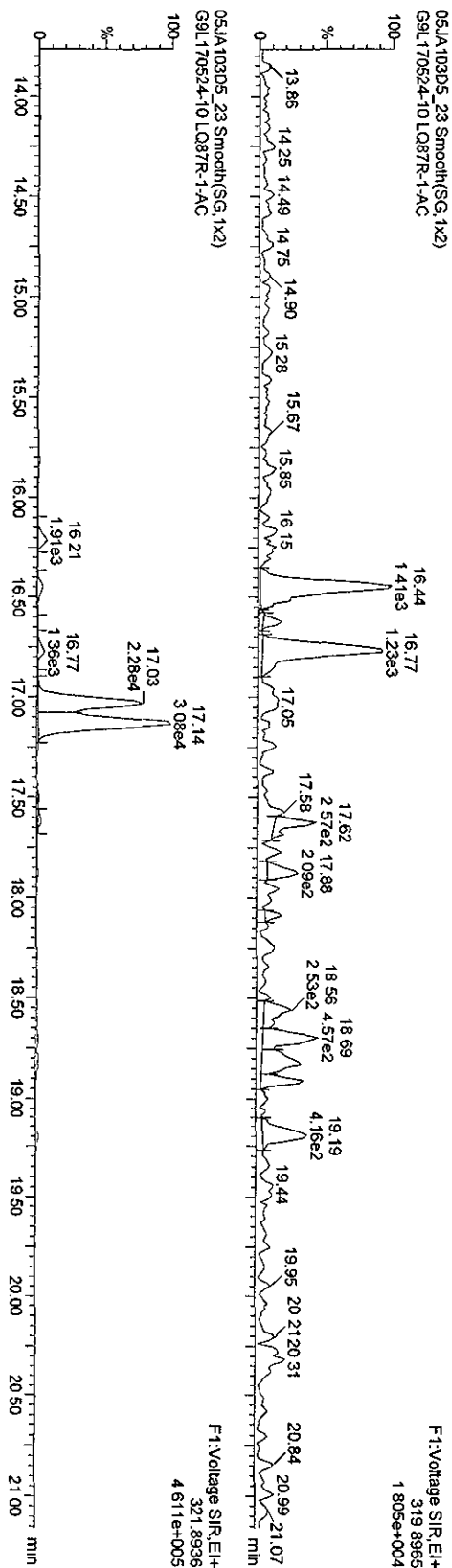
Quantity Sample Report Masslynx 4.1

Dataset: C:\Masslynx\Default\prof\05JA103D582908.qld

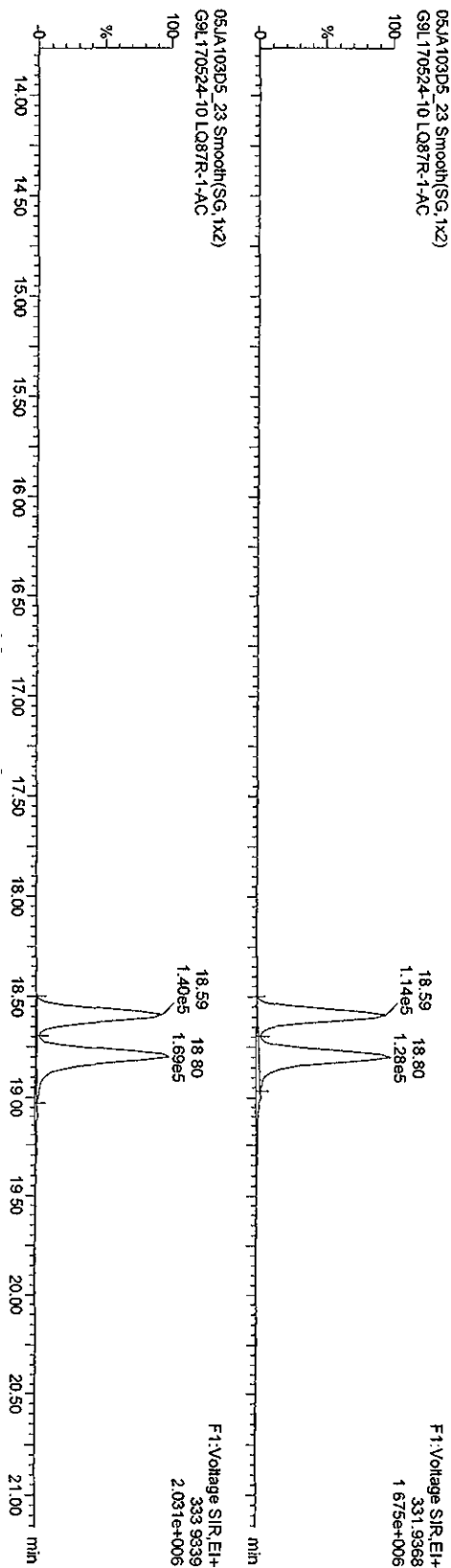
Last Altered: Wednesday, January 06, 2010 15:37:38 Pacific Standard Time
Printed: Wednesday, January 06, 2010 15:39:18 Pacific Standard Time

Name: 05JA103D5_23, Date: 06-Jan-2010, Time: 14:34:50, ID: LQ87R-1-AC, Description: G9L170524-10

TCDDs



13C-TCDDs



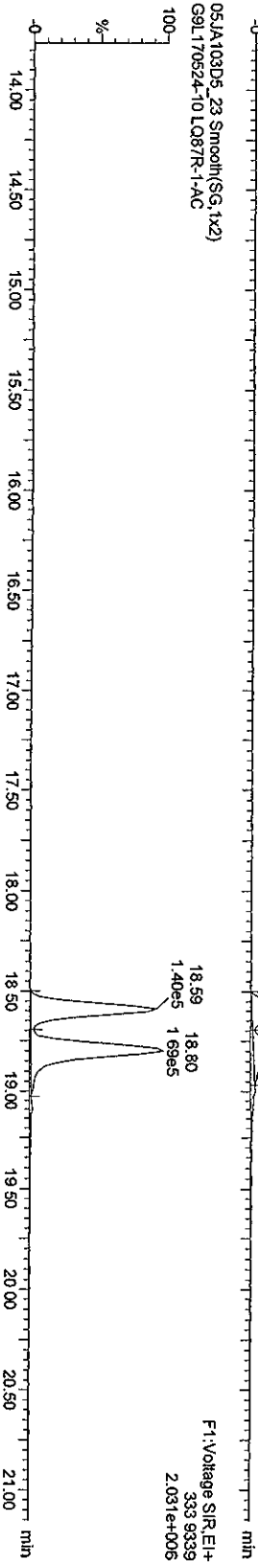

Quantity Sample Report MassLynx 4.1

Dataset: C:\MassLynx\Default\pro\05JA103D56290B.qld

Last Altered: Wednesday, January 06, 2010 15:37:38 Pacific Standard Time

Printed: Wednesday, January 06, 2010 15:39:18 Pacific Standard Time

Name: 05JA103D5_23, Date: 06-Jan-2010, Time: 14:34:50, ID: LQ87R-1-AC, Description: G9L170524-10



Quantity Sample Report MassLynx 4.1

Dataset: C:\MassLynx\Default.pro\05JA103D568290B.qld

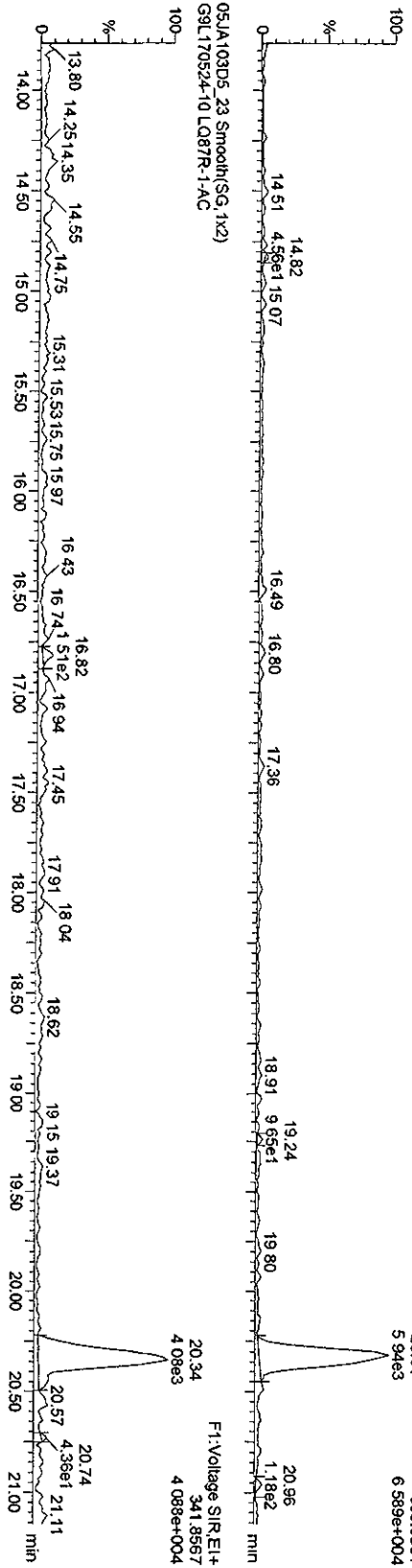
Last Altered: Wednesday, January 06, 2010 15:37:38 Pacific Standard Time

Printed: Wednesday, January 06, 2010 15:39:18 Pacific Standard Time

Name: 05JA103D5_23, Date: 06-Jan-2010, Time: 14:34:50, ID: LQ87R-1-AC, Description: G9L170524-10

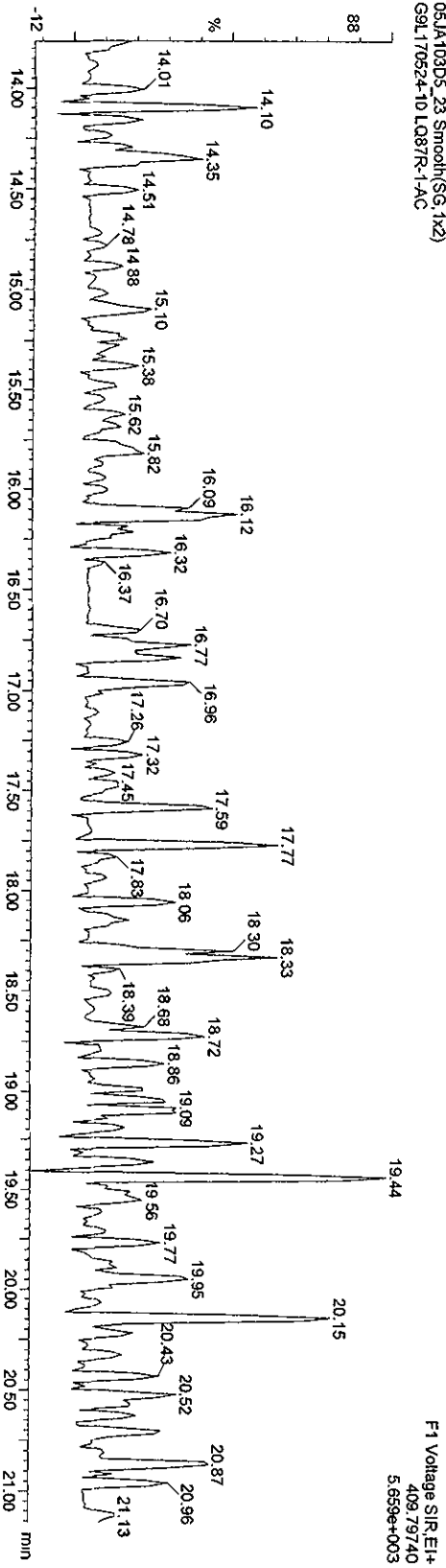
F1 PCCDFs

05JA103D5_23 Smooth(SG, 1x2)
G9L170524-10 LQ87R-1-AC



F1 PCCDF PCCDF

05JA103D5_23 Smooth(SG, 1x2)
G9L170524-10 LQ87R-1-AC



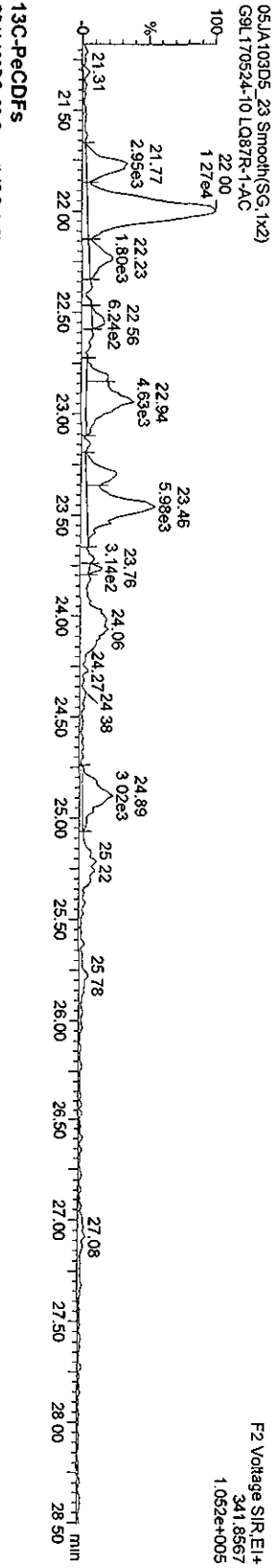
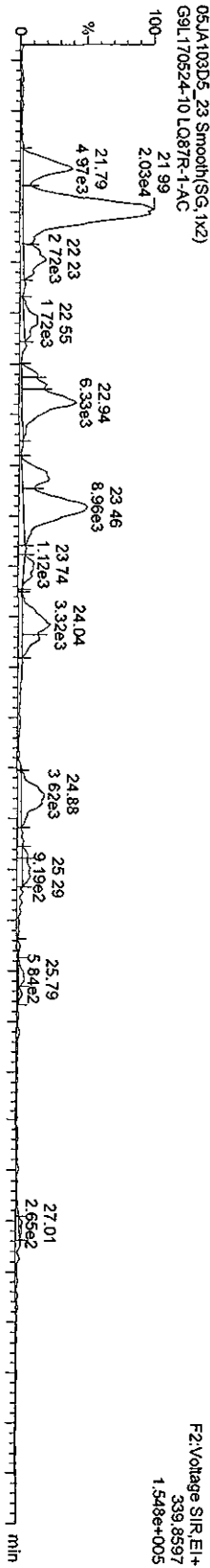
Quantity Sample Report MassLynx 4.1

Dataset: C:\MassLynx\Default\pro05JJA103D58290B.qld

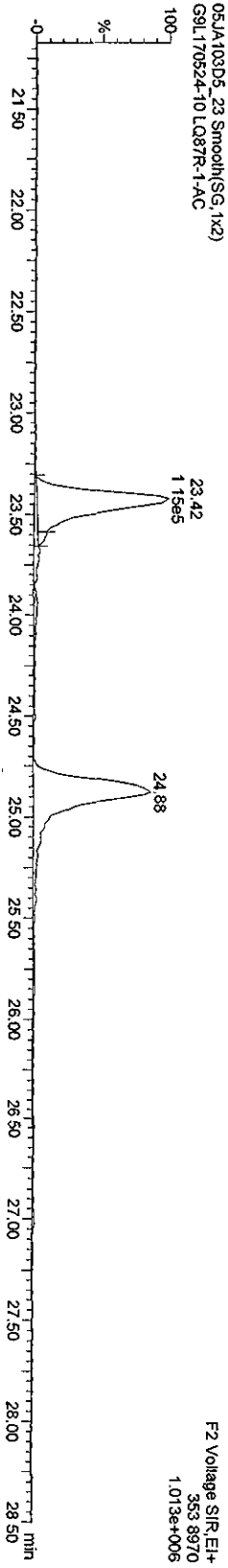
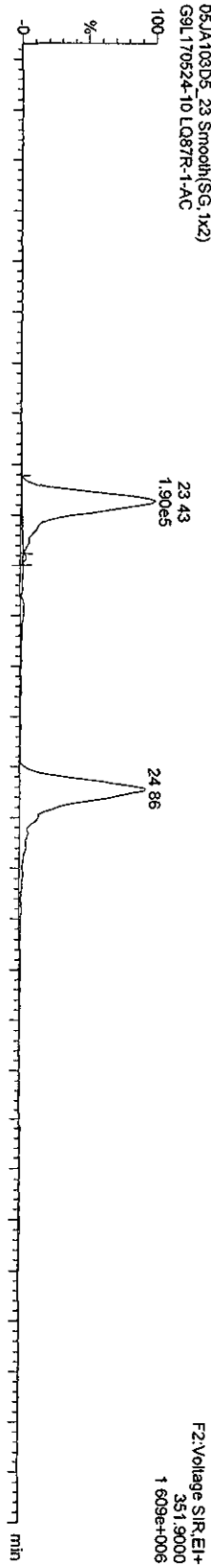
Last Altered: Wednesday, January 06, 2010 15:37:38 Pacific Standard Time
Printed: Wednesday, January 06, 2010 15:39:18 Pacific Standard Time

Name: 05JJA103D5_23, Date: 06-Jan-2010, Time: 14:34:50, ID: LQ87R-1-AC, Description: G9L170524-10

PeCDFs



13C-PeCDFs



Dataset: V:\HighRes_Archive\3D5\Default.pro\05JA103D58290Bsk.qld

Last Altered: Friday, January 08, 2010 15:31:42 Pacific Standard Time

Printed: Friday, January 08, 2010 15:32:16 Pacific Standard Time

Method: C:\MassLynx\Default.PRO\MethDB\82903D5.mdb 06 Jan 2010 12:46:02
Calibration: C:\MassLynx\Default.PRO\CurveDB\ICA123120093D58290.cdb 31 Dec 2009 13:37:23

Sample Name: 05JA103D5_23


05JA103D5_23 Smooth(SG, 1x2)
G9L170524-10 LQ87R-1-AC

Manual Edit Codes

- 1 Peak not found
- 2 Poor chromatography
- 3 Baseline correction
- 4 Manual EDL calculation
- 5 Separate near eluters
- 6 Other

2,3,4,7,8-PeCDF:24.88;4246;29862;MM;5 Conc.:?Analyst: SK Date: 1/8/10

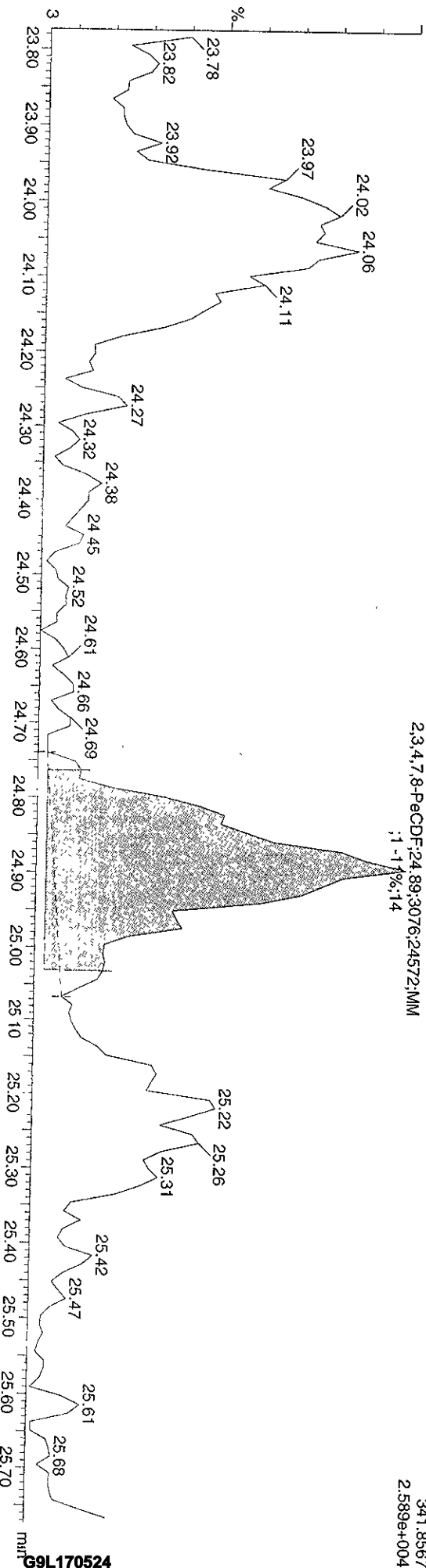
F2:Voltage SIR,EL+
339,8597
3.752e+004



05JA103D5_23 Smooth(SG, 1x2)
G9L170524-10 LQ87R-1-AC

2,3,4,7,8-PeCDF:24.89;3076;24572;MM
:1-1%:14

F2:Voltage SIR,EL+
341,8567
2.589e+004



Quantity Sample Report MassLynx 4.1

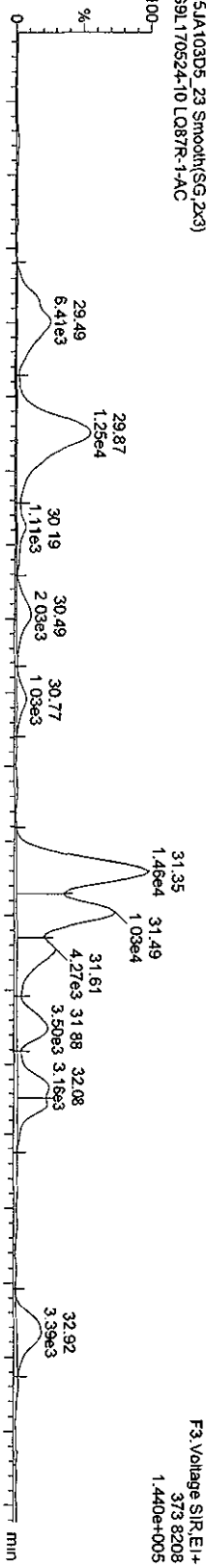
Dataset: C:\MassLynx\Default.pro\05JA103D56290B.qld

Last Altered: Wednesday, January 06, 2010 15:37:38 Pacific Standard Time
 Printed: Wednesday, January 06, 2010 15:39:18 Pacific Standard Time

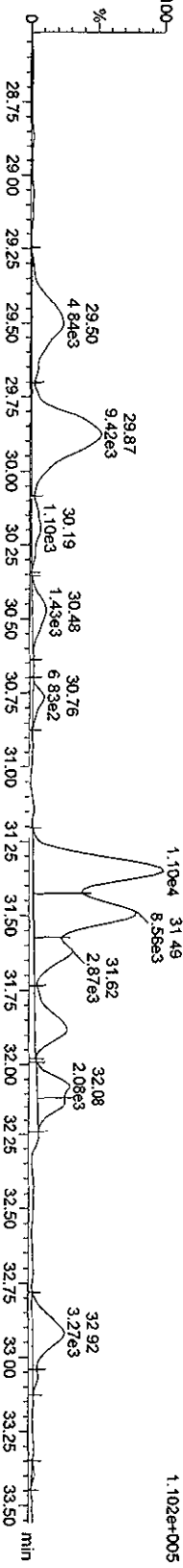
Name: 05JA103D5_23, Date: 06-Jan-2010, Time: 14:34:50, ID: LQ87R-1-AC, Description: G9L170524-10

HXCDFS

05JA103D5_23 Smooth(SG, 2x3)
 G9L170524-10 LQ87R-1-AC

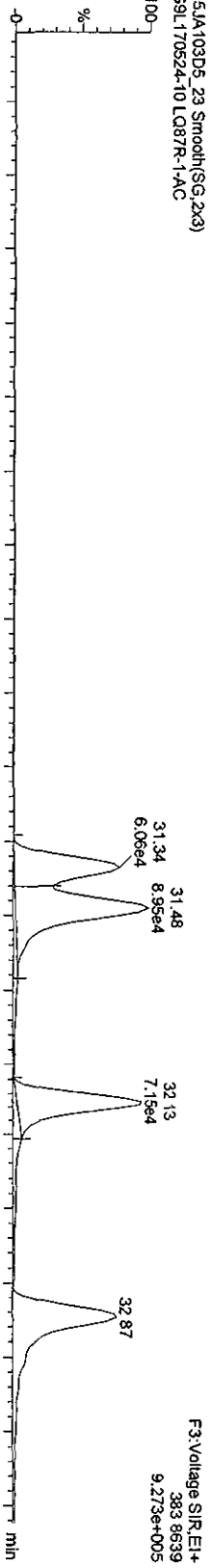


05JA103D5_23 Smooth(SG, 2x3)
 G9L170524-10 LQ87R-1-AC

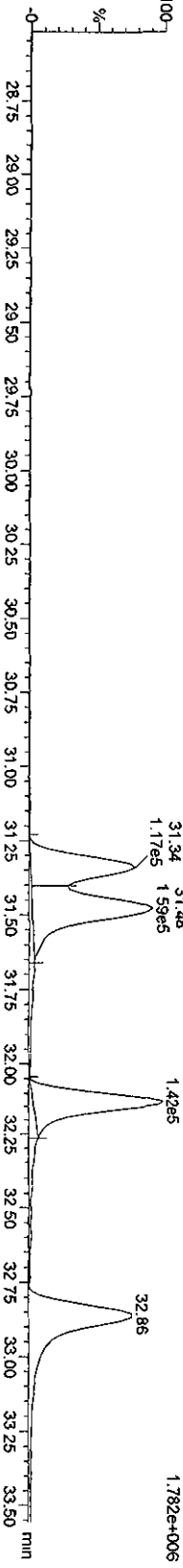


13C-HXCDFS

05JA103D5_23 Smooth(SG, 2x3)
 G9L170524-10 LQ87R-1-AC



05JA103D5_23 Smooth(SG, 2x3)
 G9L170524-10 LQ87R-1-AC



Dataset: V:\HighRes_Archive\3D5\Default.pro\05JA103D58290Bsk.qld

Last Altered: Friday, January 08, 2010 15:31:42 Pacific Standard Time
Printed: Friday, January 08, 2010 15:32:16 Pacific Standard Time

Sample Name: 05JA103D5_23

05JA103D5_23 Smooth(SG,2x3)
G9L170524-10 LQ87R-1-AC

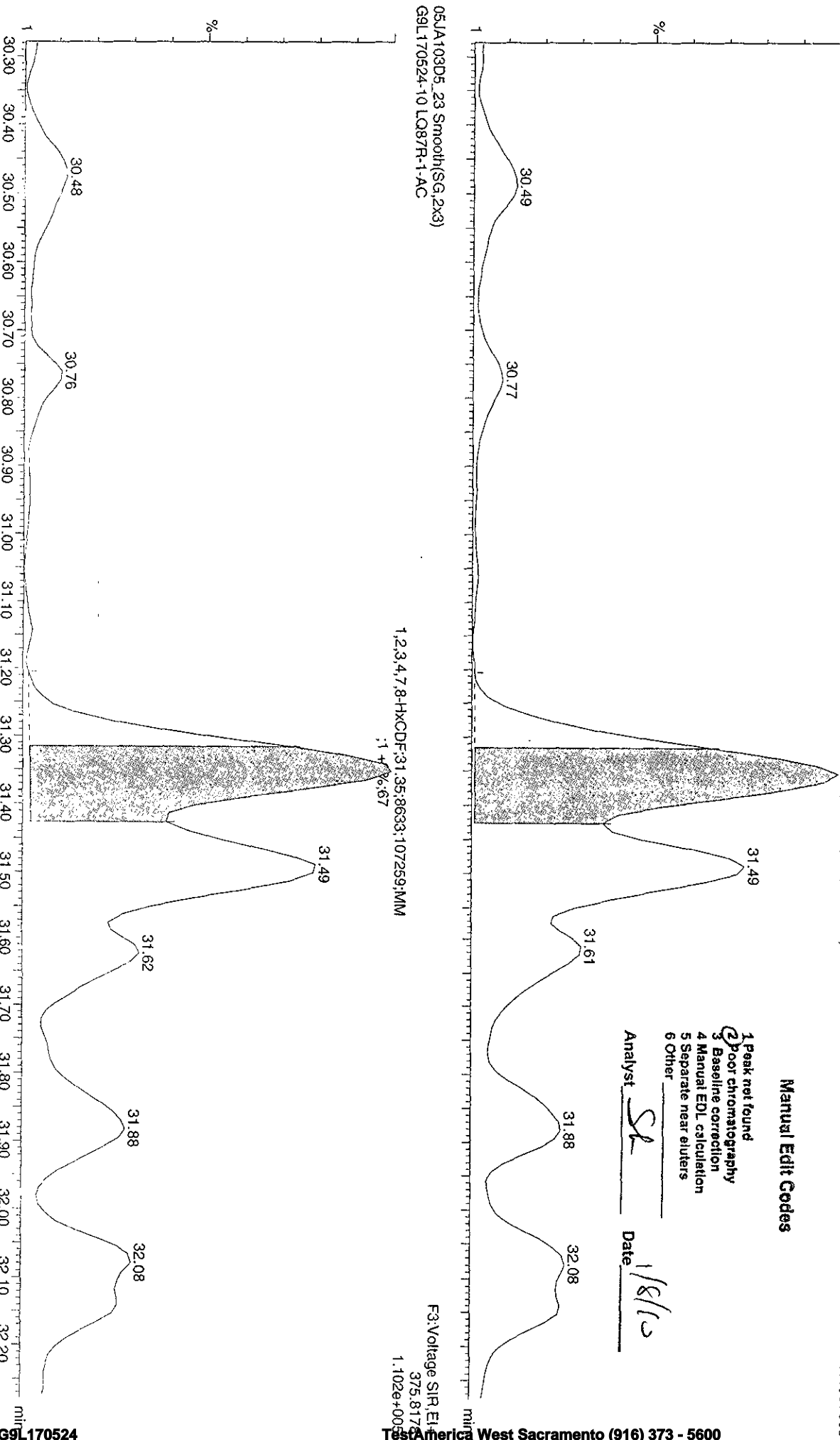
1,2,3,4,7,8-HxCDF;31.35;11645;142073;MM;18 Conc.;78

F3:Voltage SIR,EI+
373.8208
1.440e+005

Manual Edit Codes

- 1 Peak not found
- 2 Poor chromatography
- 3 Baseline correction
- 4 Manual EDL calculation
- 5 Separate near eluters
- 6 Other

Analyst SL Date 1/8/10



Dataset: V:\HighRes_Archive\3D5\Default.pro\05JA103D58290Bsk.qld

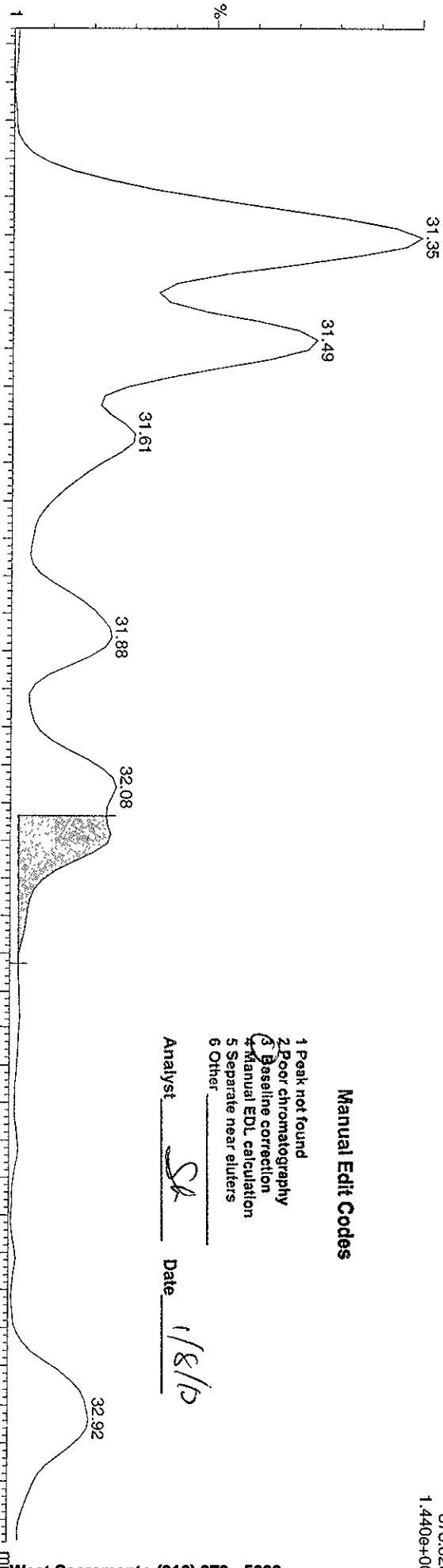
Last Altered: Friday, January 08, 2010 15:31:42 Pacific Standard Time

Printed: Friday, January 08, 2010 15:32:16 Pacific Standard Time

Sample Name: 05JA103D5_23

05JA103D5_23 Smooth(SG,2x3)
G9L170524-10 LQ87R-1-AC

F3:Voltage SIR, EI+
373.8208
1.440e+005



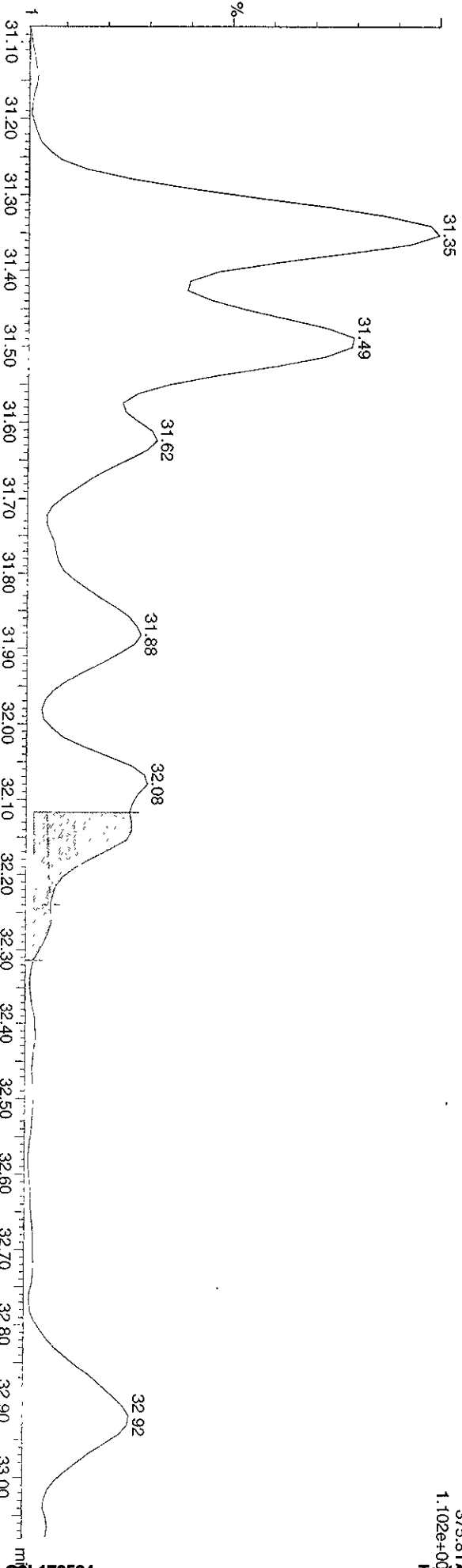
Manual Edit Codes

- 1 Peak not found
- 2 Poor chromatography
- 3 Baseline correction
- 4 Manual EDL calculation
- 5 Separate near eluters
- 6 Other

Analyst SK Date 1/8/10

05JA103D5_23 Smooth(SG,2x3)
G9L170524-10 LQ87R-1-AC

F3:Voltage SIR, EI+
375.8170
1.102e+005



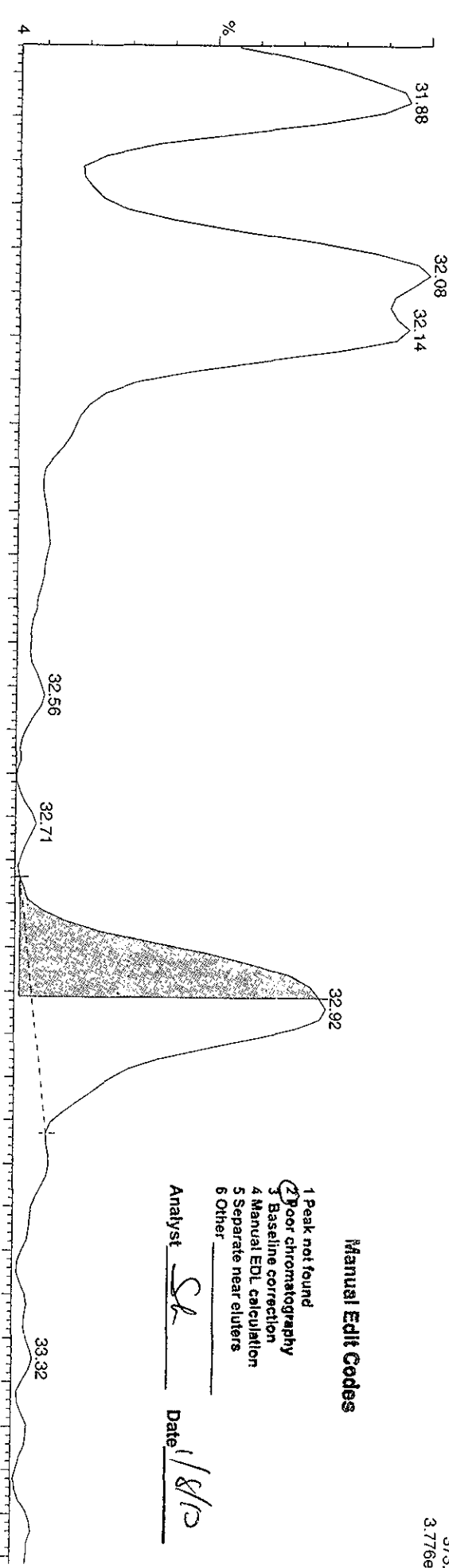
Dataset: V:\HighRes_Archive\3D5\Default.pro\05JA103D58290Bsk.qld

Last Altered: Friday, January 08, 2010 15:31:42 Pacific Standard Time
Printed: Friday, January 08, 2010 15:32:16 Pacific Standard Time

Sample Name: 05JA103D5_23

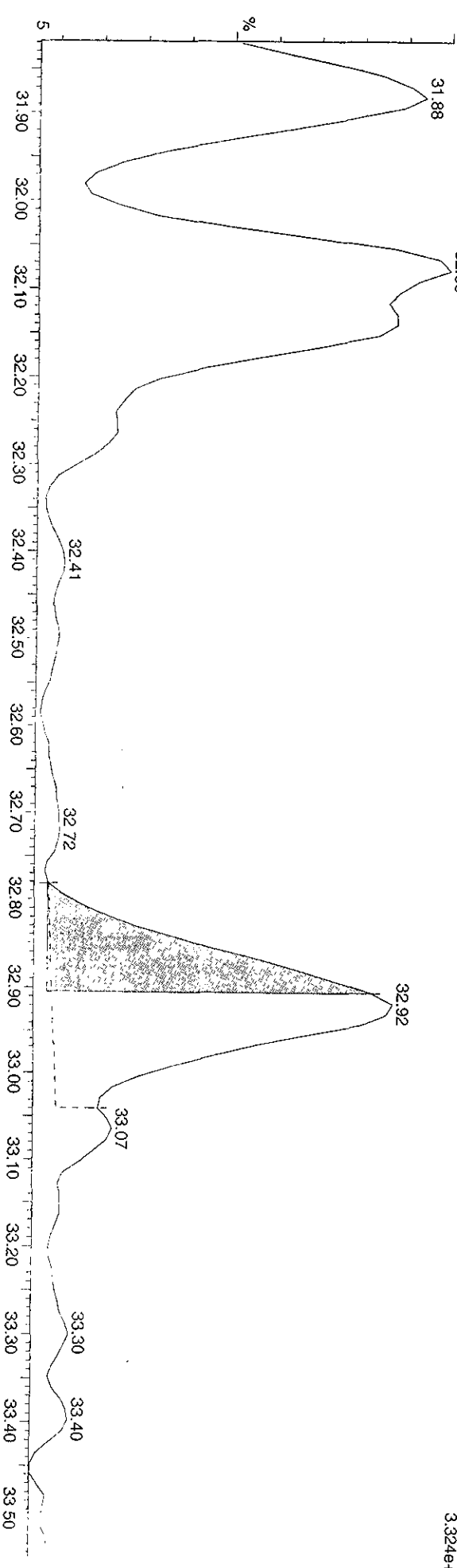
05JA103D5_23 Smooth(SG,2x3)
G9L170524-10 LQ87R-1-AC

F3:Voltage SIR, EI+
373.8208
3.776e+004



05JA103D5_23 Smooth(SG,2x3)
G9L170524-10 LQ87R-1-AC

F3:Voltage SIR, EI+
375.8178
3.324e+004



Quantity Sample Report MassLynx 4.1

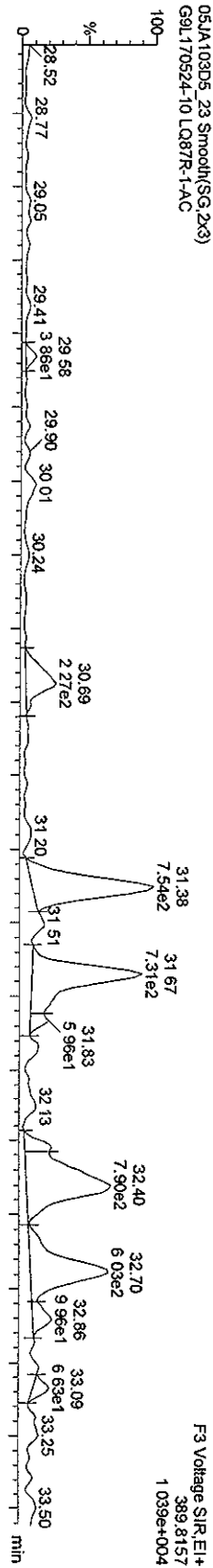
Dataset: C:\MassLynx\Default\pro\05JA103D56290B.qld

Last Altered: Wednesday, January 06, 2010 15:37:38 Pacific Standard Time
Printed: Wednesday, January 06, 2010 15:39:18 Pacific Standard Time

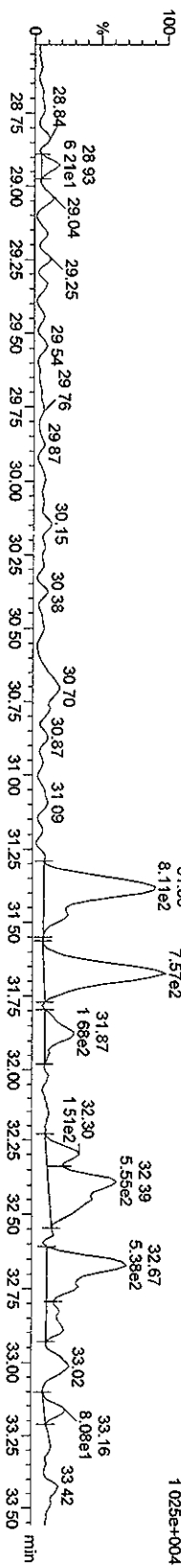
Name: 05JA103D5_23, Date: 06-Jan-2010, Time: 14:34:50, ID: LQ87R-1-AC, Description: G9L170524-10

HxCDDs

05JA103D5_23 Smooth(SG,2x3)
G9L170524-10 LQ87R-1-AC




05JA103D5_23 Smooth(SG,2x3)
G9L170524-10 LQ87R-1-AC




13C-HxCDDs

05JA103D5_23 Smooth(SG,2x3)
G9L170524-10 LQ87R-1-AC



05JA103D5_23 Smooth(SG,2x3)
G9L170524-10 LQ87R-1-AC



Quantity Compound Report MassLynx 4.1

Dataset: V:\HighRes_Archive\3D5\Default.pro\05JA103D58290Bsk.qld

Last Altered: Friday, January 08, 2010 15:31:42 Pacific Standard Time
Printed: Friday, January 08, 2010 15:32:16 Pacific Standard Time

Manual Edit Codes

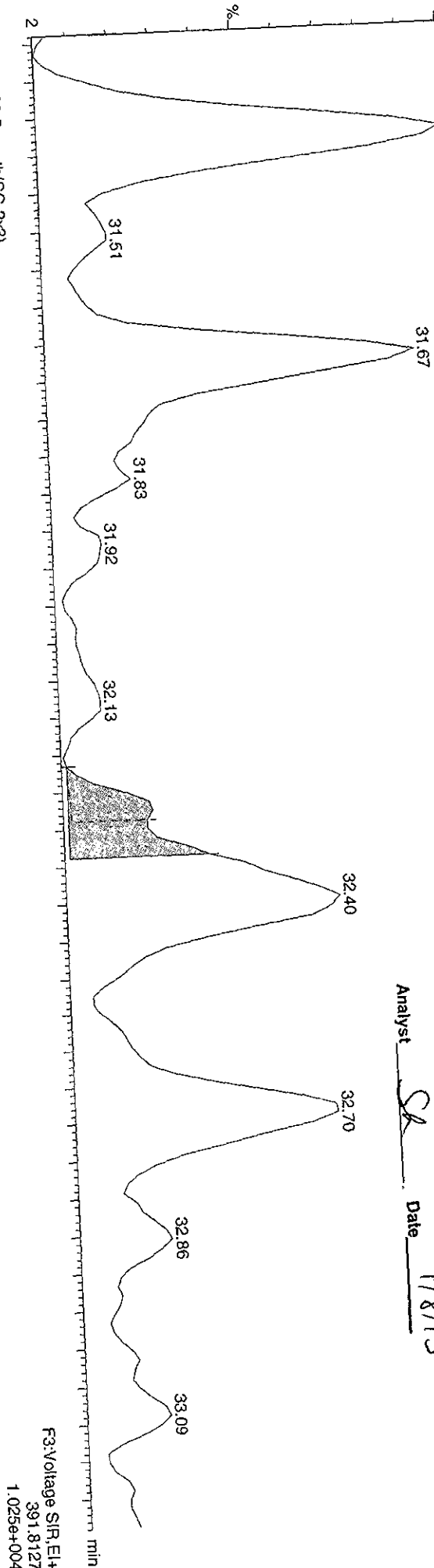
- 1 Peak not found
- 2 Poor chromatography
- 3 Baseline correction
- 4 Manual EDL calculation
- 5 Separate near eluters
- 6 Other

F3:Voltage SIR, EI+
389.8157
1.039e+004

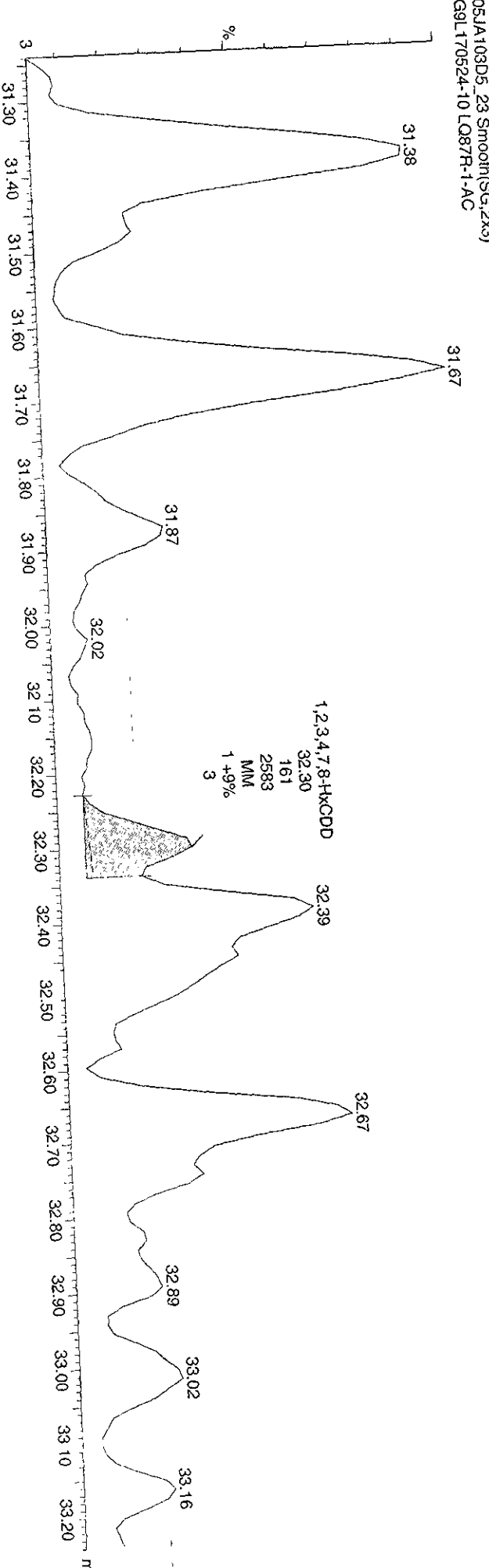
Sample Name: 05JA103D5_23

05JA103D5_23 Smooth(SG,2x3)
G9L170524-10 LQ87R-1-AC

Analyst SA Date 1/8/10



F3:Voltage SIR, EI+
391.8127
1.025e+004



1,2,3,4,7,8-HxCDD
32.30
161
2583
MM
1 +9%
3

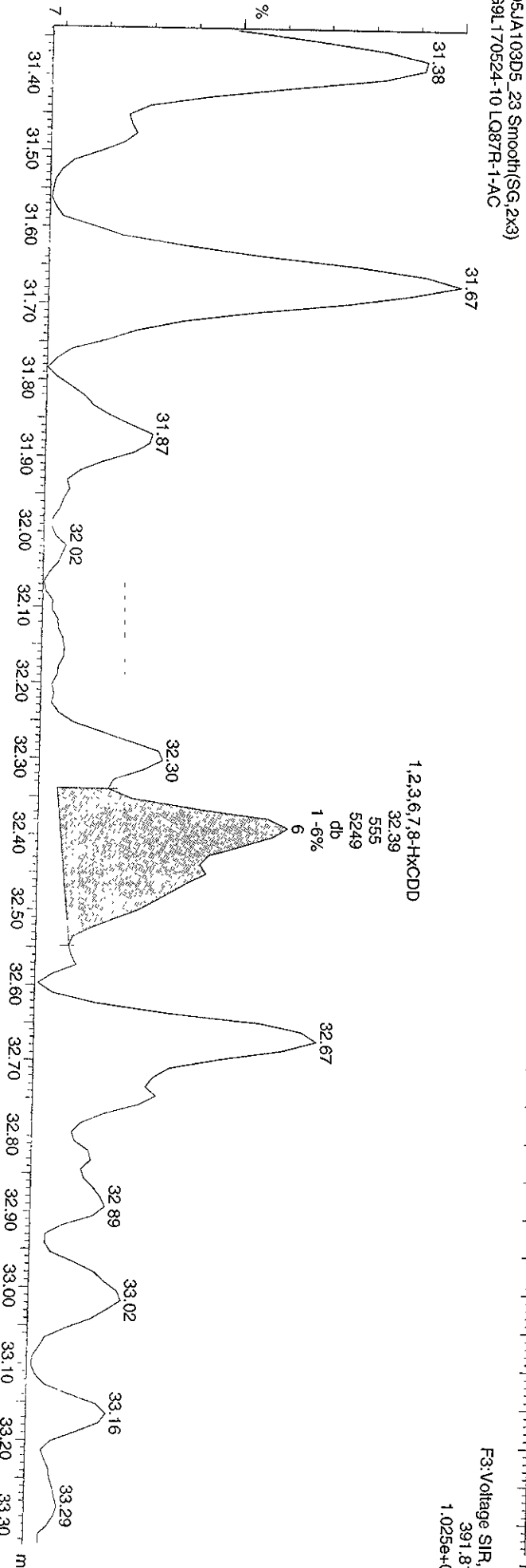
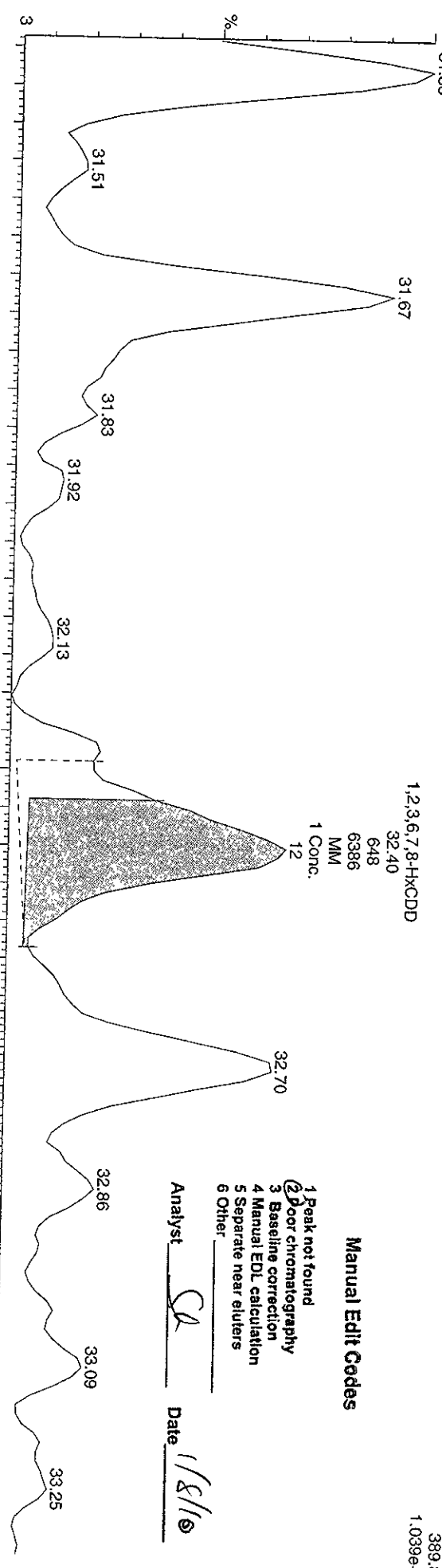
Dataset: V:\HighRes_Archive\3D5\Default.pro\05JA103D58290Bsk.qld

Last Altered: Friday, January 08, 2010 15:31:42 Pacific Standard Time
Printed: Friday, January 08, 2010 15:32:16 Pacific Standard Time

Sample Name: 05JA103D5_23

05JA103D5_23 Smooth(SG,2x3)
G9L170524-10 L087R-1-AC

F3:Voltage SIR,El+
389.8157
1.039e+004



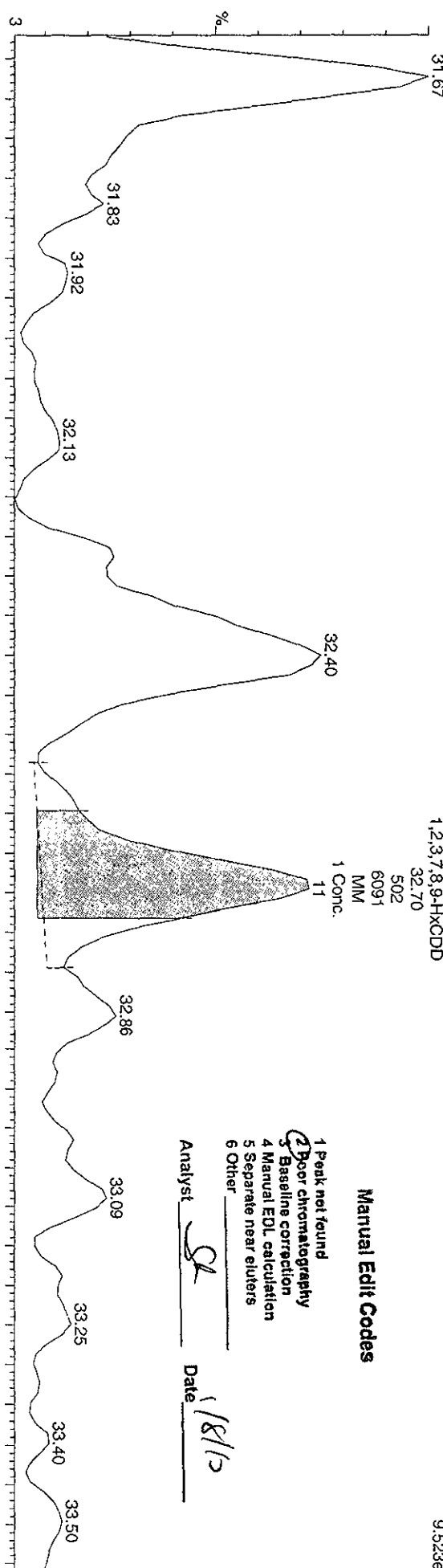
Dataset: V:\HighRes_Archive\3D5\Default.pro\05JA103D58290Bsk.dld

Last Altered: Friday, January 08, 2010 15:31:42 Pacific Standard Time
Printed: Friday, January 08, 2010 15:32:16 Pacific Standard Time

Sample Name: 05JA103D5_23

05JA103D5_23 Smooth(SG,2x3)
G9L170524-10 LQ87R-1-AC

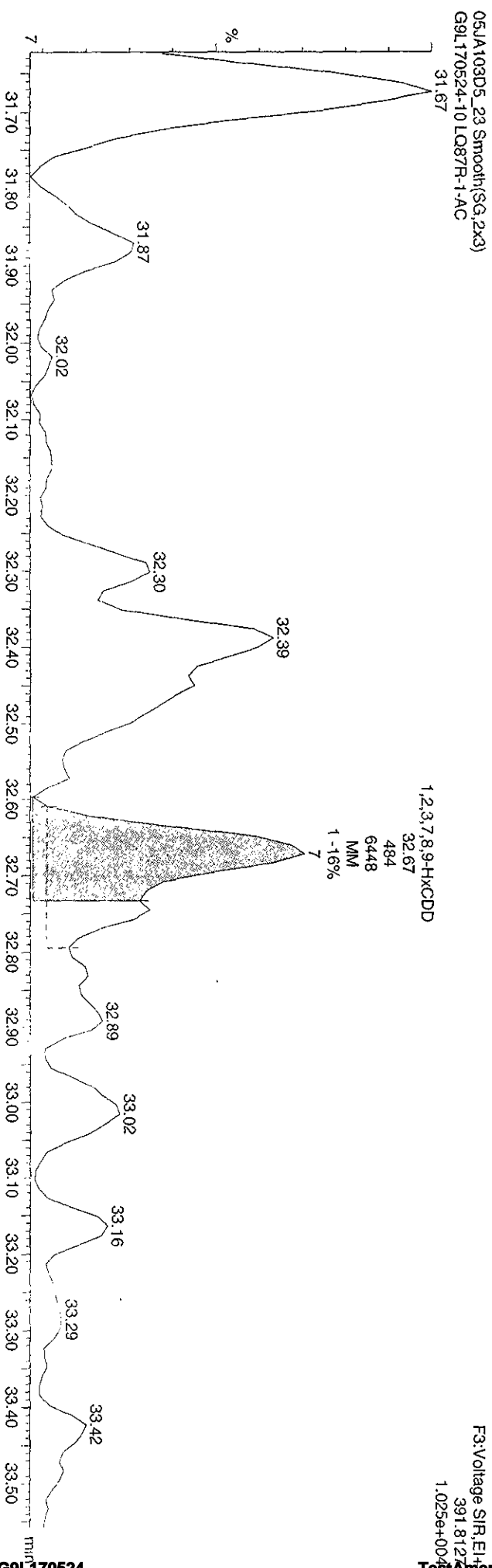
F3: Voltage S1R, EI+
389.8157
9.523e+003



Manual Edit Codes

- 1 Peak not found
- 2 Poor chromatography
- 3 Baseline correction
- 4 Manual EDL calculation
- 5 Separate near eluters
- 6 Other

Analyst: SA Date: 1/8/10



F3: Voltage S1R, EI+
391.8127
1.025e+004


Quantity Sample Report MassLynx 4.1

Dataset: C:\MassLynx\Default\pro05JA103D58290B.qld


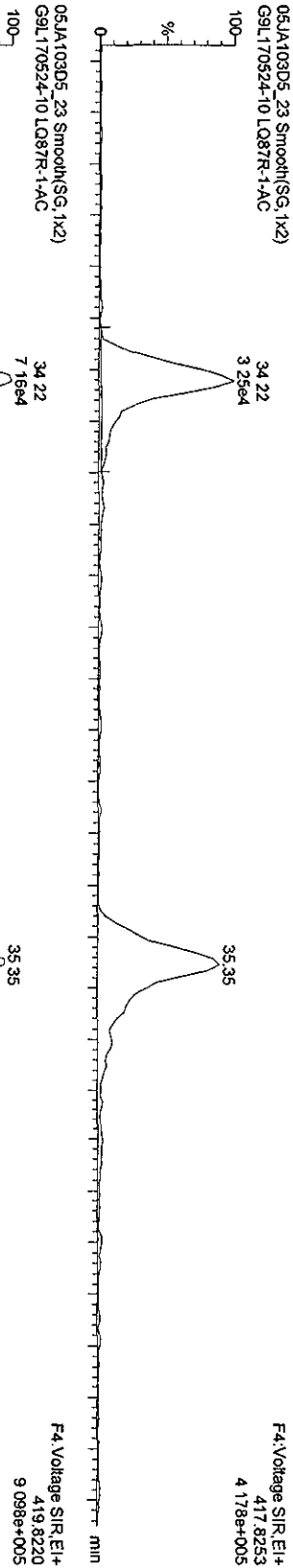
Last Altered: Wednesday, January 06, 2010 15:37:38 Pacific Standard Time
Printed: Wednesday, January 06, 2010 15:39:18 Pacific Standard Time

Name: 05JA103D5_23, Date: 06-Jan-2010, Time: 14:34:50, ID: LQ87R-1-AC, Description: G9L170524-10

HpCDFs



13C-HpCDFs



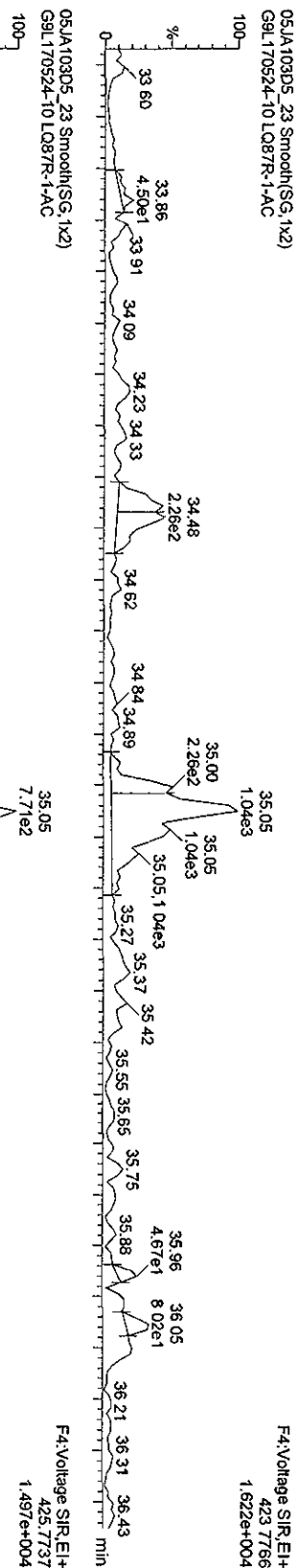
Quantity Sample Report Masslynx 4.1

Dataset: C:\Masslynx\Default\prot05JA103D58290B.qld

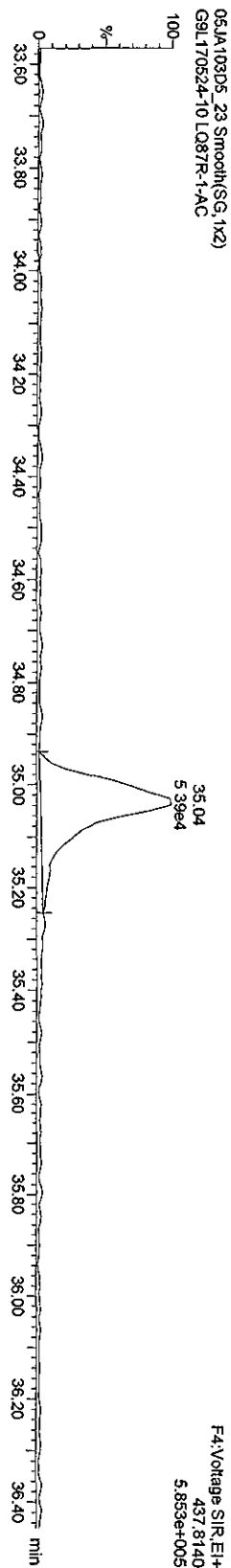
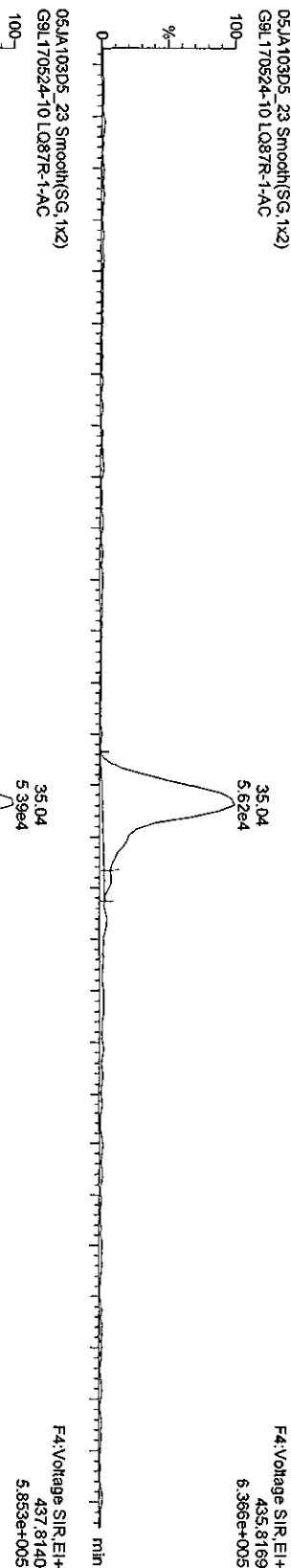
Last Altered: Wednesday, January 06, 2010 15:37:38 Pacific Standard Time
Printed: Wednesday, January 06, 2010 15:39:18 Pacific Standard Time

Name: 05JA103D5_23, Date: 06-Jan-2010, Time: 14:34:50, ID: L087R-1-AC, Description: G9L170524-10

HPCDDs



13C-HPCDD



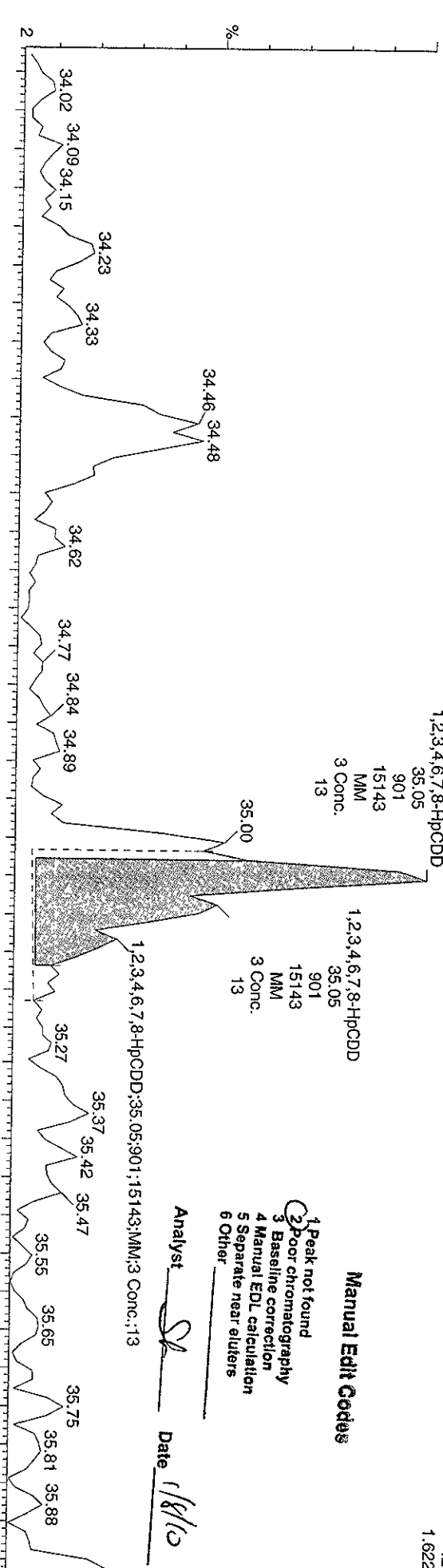
Dataset: V:\HighRes_Archive\3D5\Default.pro\05JA103D58290Bsk.qld

Last Altered: Friday, January 08, 2010 15:31:42 Pacific Standard Time
Printed: Friday, January 08, 2010 15:32:16 Pacific Standard Time

Sample Name: 05JA103D5_23

05JA103D5_23 Smooth(SG, 1x2)
G9L170524-10 LQ87R-1-AC

F4: Voltage SIR, EI+
423.7766
1.622e+004



Manual Edit Codes

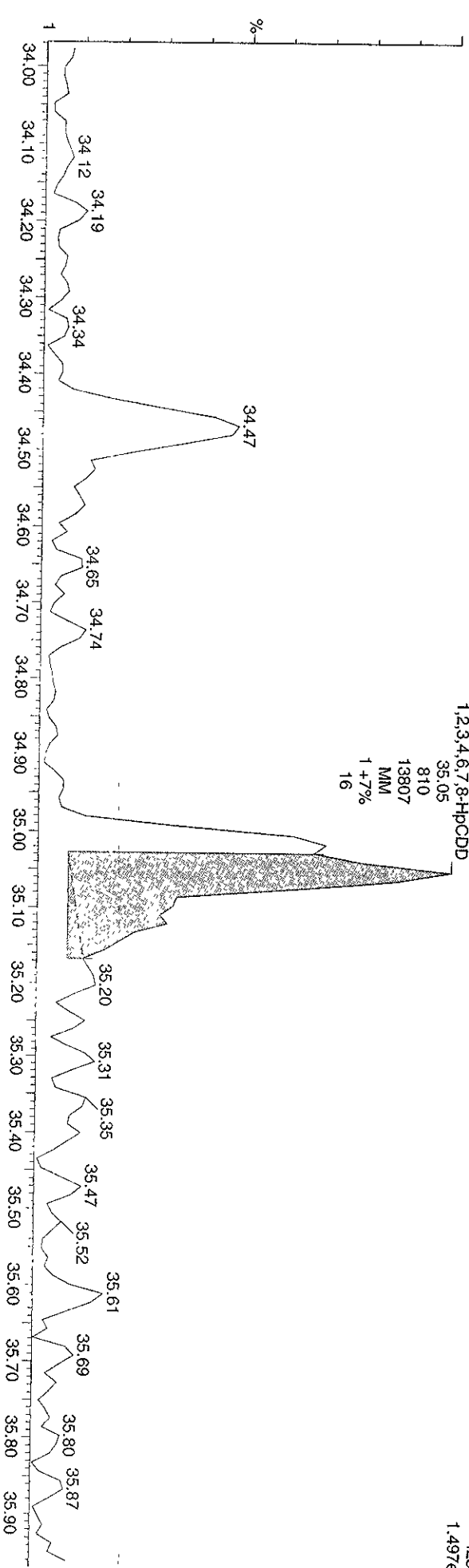
- 1 Peak not found
- 2 Poor chromatography
- 3 Baseline correction
- 4 Manual EDL calculation
- 5 Separate near eluters
- 6 Other

Analyst *SL*

Date *1/8/10*

05JA103D5_23 Smooth(SG, 1x2)
G9L170524-10 LQ87R-1-AC

F4: Voltage SIR, EI+
425.7766
1.497e+004

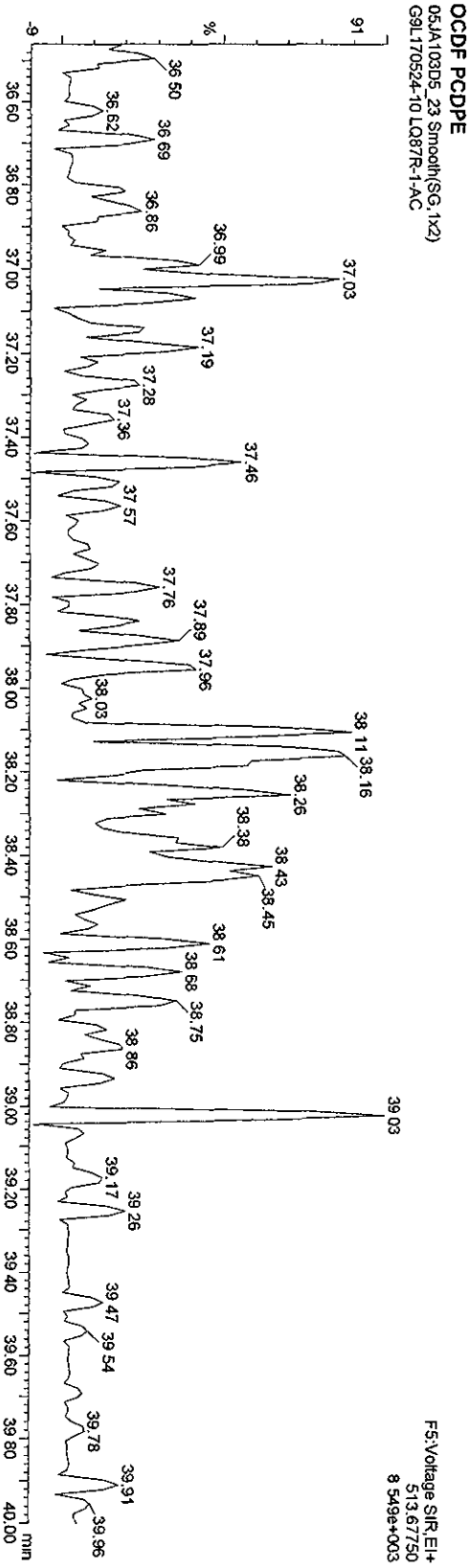
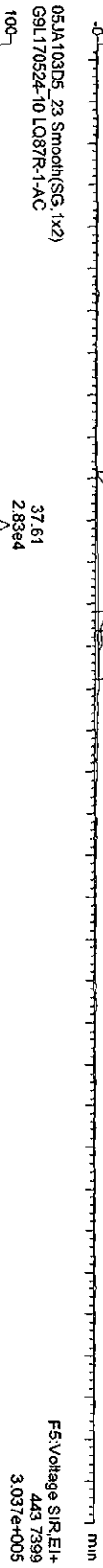


Quantity Sample Report MassLynx 4.1

Dataset: C:\MassLynx\Default\pro\05JA103D56290B.qld

Last Altered: Wednesday, January 06, 2010 15:37:38 Pacific Standard Time
Printed: Wednesday, January 06, 2010 15:39:18 Pacific Standard Time

Name: 05JA103D5_23, Date: 06-Jan-2010, Time: 14:34:50, ID: LQ87R-1-AC, Description: G9L170524-10



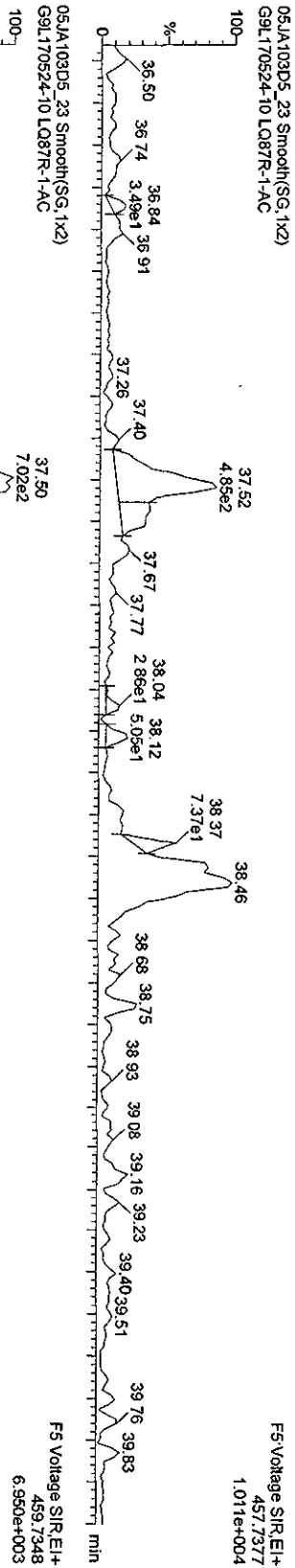
Quantity Sample Report Masslynx 4.1

Dataset: C:\Masslynx\Default\pro\05JA103D56290B.qld

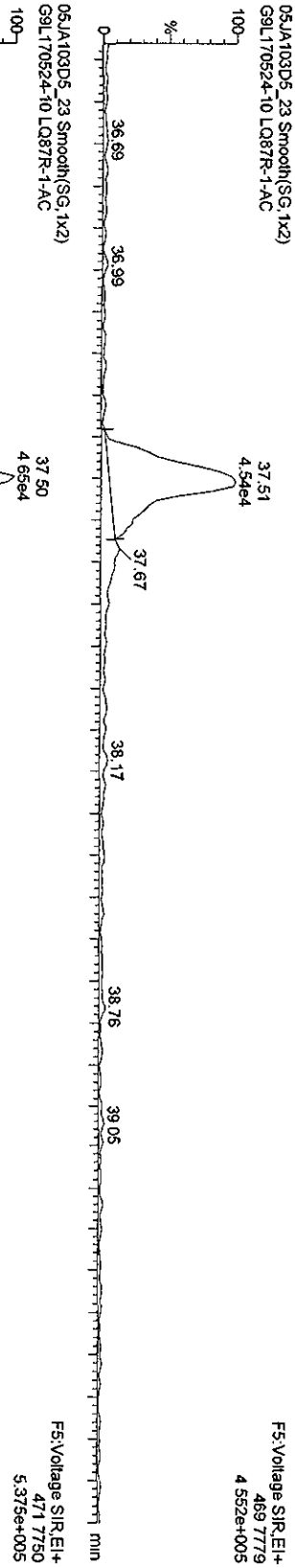
Last Altered: Wednesday, January 06, 2010 15:37:38 Pacific Standard Time
Printed: Wednesday, January 06, 2010 15:39:18 Pacific Standard Time

Name: 05JA103D5_23, Date: 06-Jan-2010, Time: 14:34:50, ID: LQ87R-1-AC, Description: G9L170524-10


OCDD



13C-OCDD



05JA103D5_23



Quantity Compound Report MassLynx 4.1

Dataset: V:\HighRes_Archive\3D5\Default.pro\05JA103D58290Bsk.qld

Last Altered: Friday, January 08, 2010 15:31:42 Pacific Standard Time

Printed: Friday, January 08, 2010 15:32:39 Pacific Standard Time

Method: C:\MassLynx\Default.PROMethDB\82903D5.mdb 06 Jan 2010 12:46:02
Calibration: C:\MassLynx\Default.PRO\CurveDB\ICA123120093D58290.cdb 31 Dec 2009 13:37:23

Sample Name: 05JA103D5_23

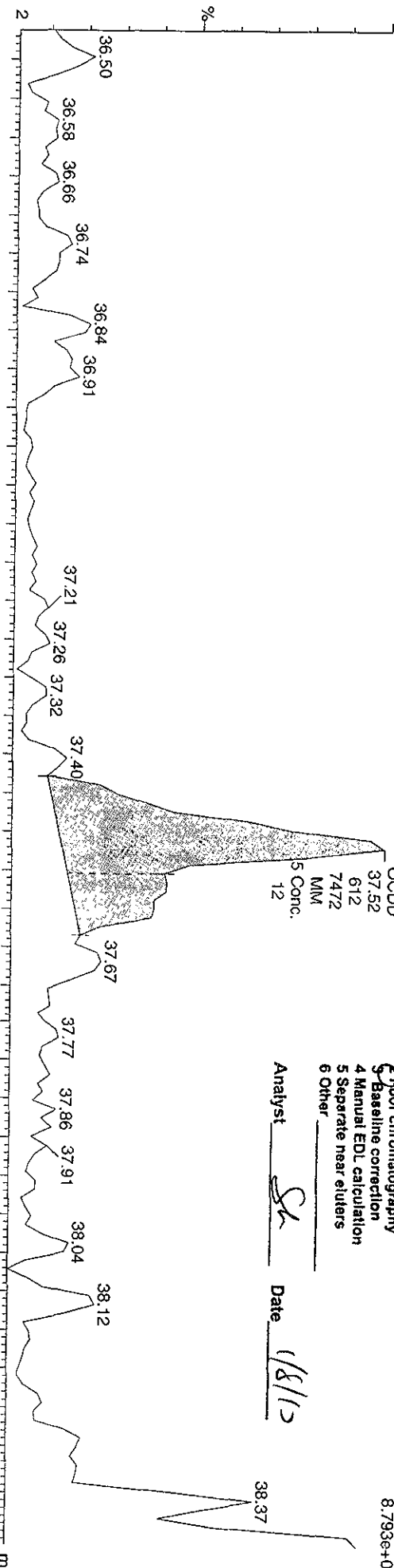
05JA103D5_23 Smooth(SG, 1x2)
G9L170524-10 LQ87R-1-AC

Manual Edit Codes

- 1 Peak not found
- 2 Poor chromatography
- 3 Baseline correction
- 4 Manual EDL calculation
- 5 Separate near eluters
- 6 Other

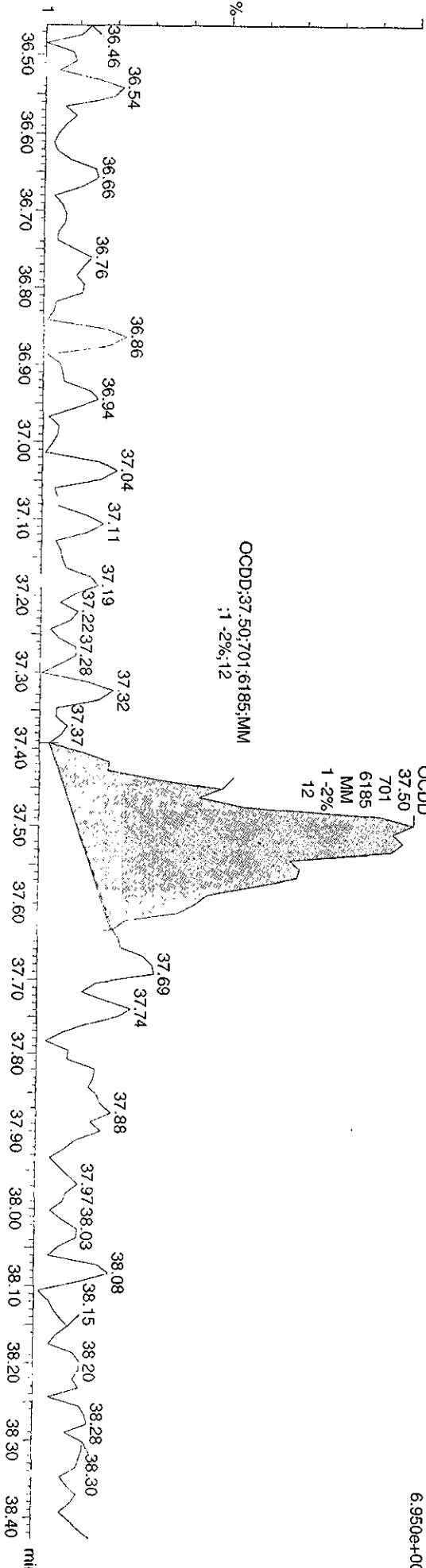
Analyst SK

Date 1/8/10



F5:Voltage SIR,E+
457.7377
8.793e+003

05JA103D5_23 Smooth(SG, 1x2)
G9L170524-10 LQ87R-1-AC



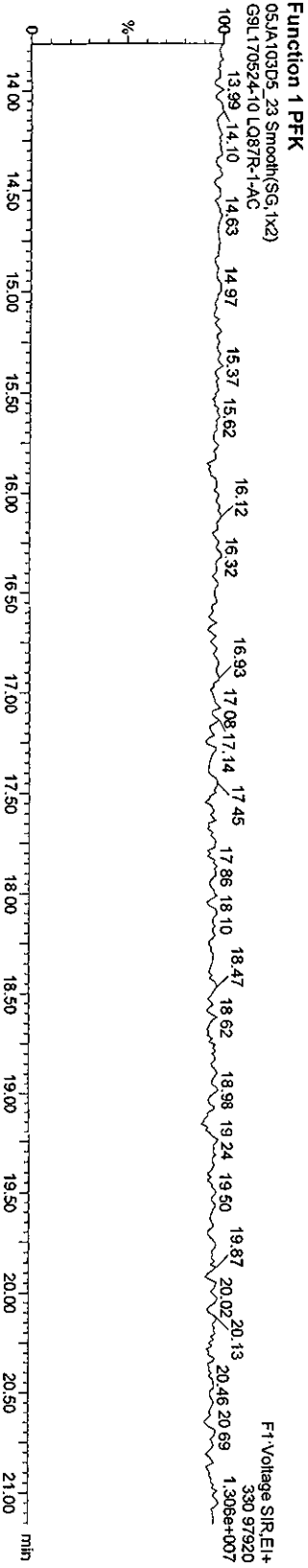
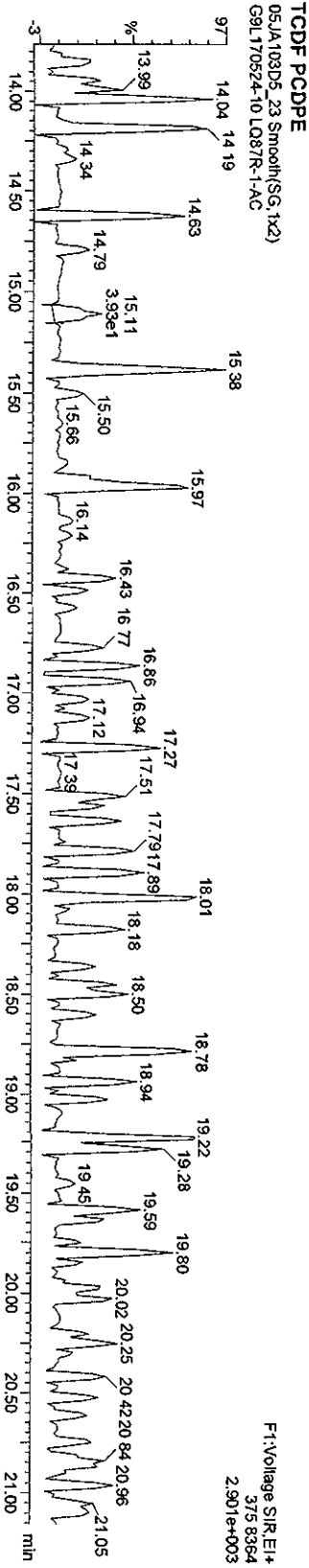
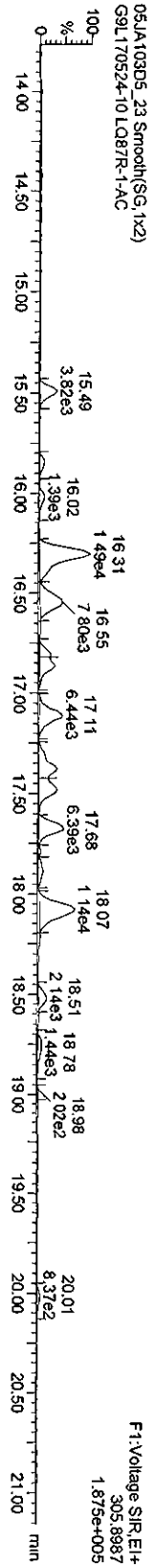
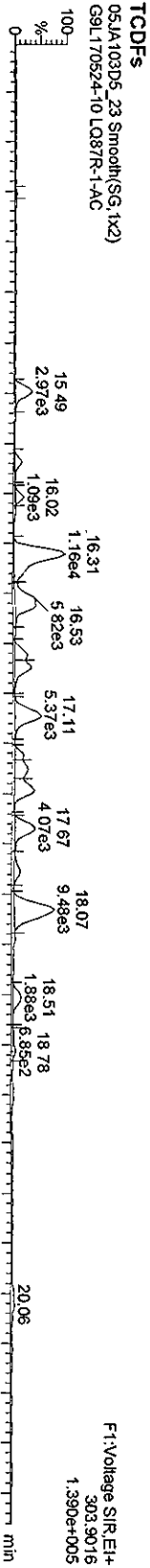
F5:Voltage SIR,E+
459.7348
6.950e+003

Quantity Sample Report MassLynx 4.1

Dataset: C:\MassLynx\Default\pro\05JA103D58290B.qld

Last Altered: Wednesday, January 06, 2010 15:37:38 Pacific Standard Time
Printed: Wednesday, January 06, 2010 15:39:18 Pacific Standard Time

Name: 05JA103D5_23, Date: 06-Jan-2010, Time: 14:34:50, ID: LQ87R-1-AC, Description: G9L170524-10



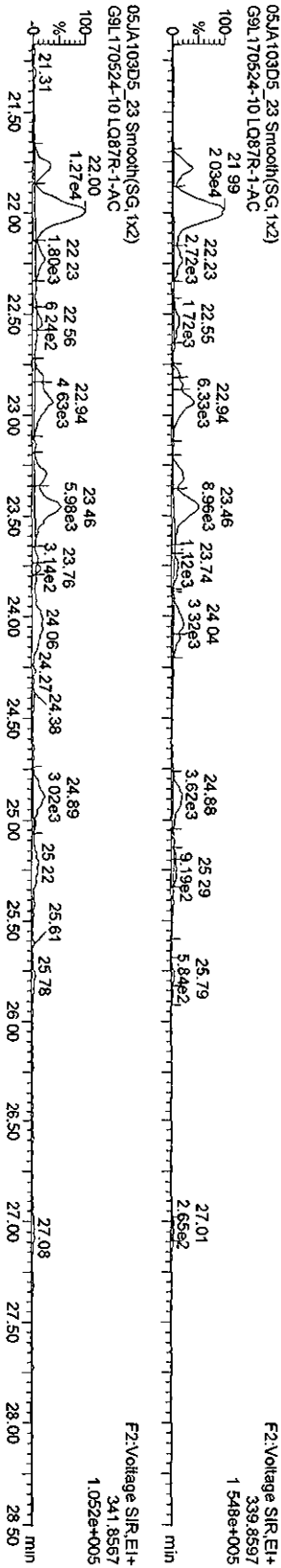
Quantity Sample Report Masslynx 4.1

Dataset: C:\MassLynx\Default\prof05JA103D582908.d\id

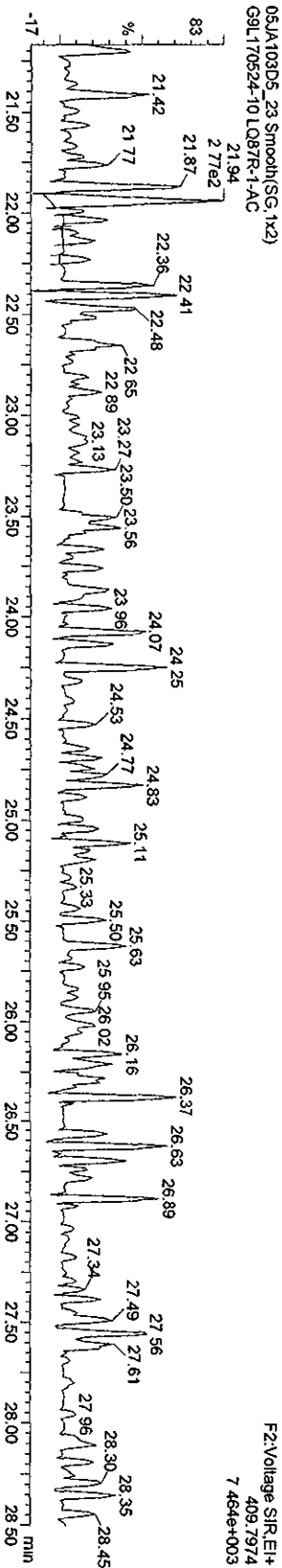
Last Altered: Wednesday, January 06, 2010 15:37:38 Pacific Standard Time
Printed: Wednesday, January 06, 2010 15:39:18 Pacific Standard Time

Name: 05JA103D5_23, Date: 06-Jan-2010, Time: 14:34:50, ID: LQ87R-1-AC, Description: G9L170524-10

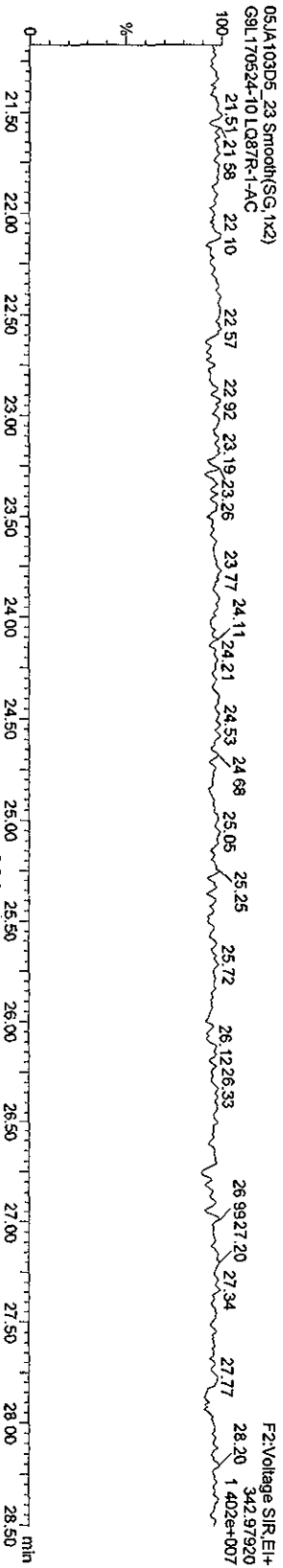
PeCDFE



F2 PeCDFE PCDFE



Function 2 PFK



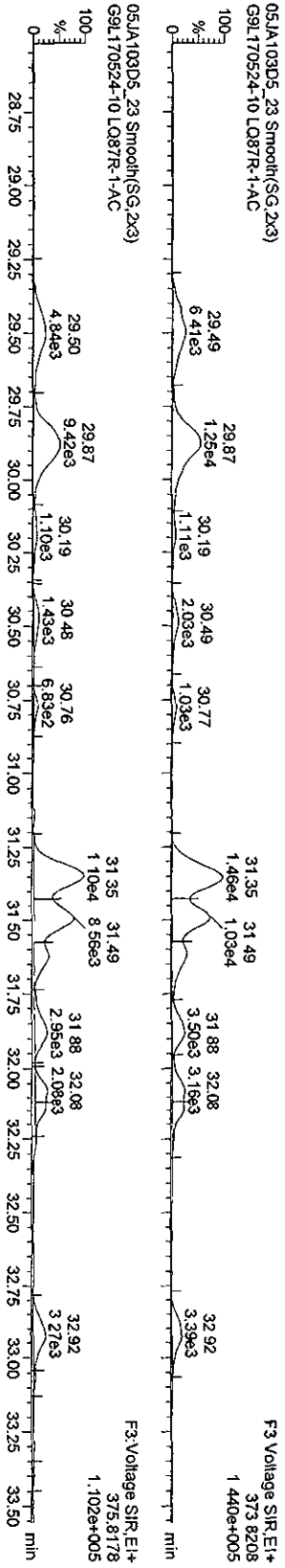
Quantity Sample Report Masslynx 4.1

Dataset: C:\Masslynx\Default\pro05JA103D58290B.qld

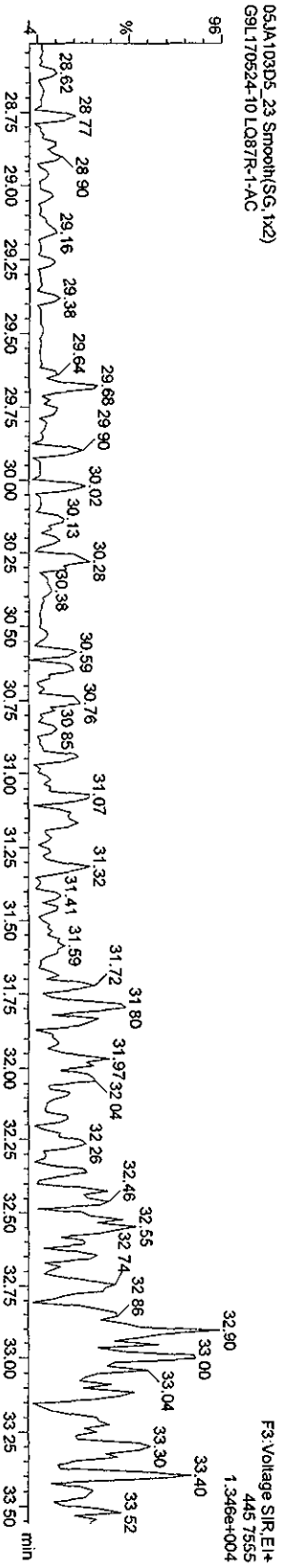
Last Altered: Wednesday, January 06, 2010 15:37:38 Pacific Standard Time
Printed: Wednesday, January 06, 2010 15:39:18 Pacific Standard Time

Name: 05JA103D5_23, Date: 06-Jan-2010, Time: 14:34:50, ID: L087R-1-AC, Description: G9L170524-10

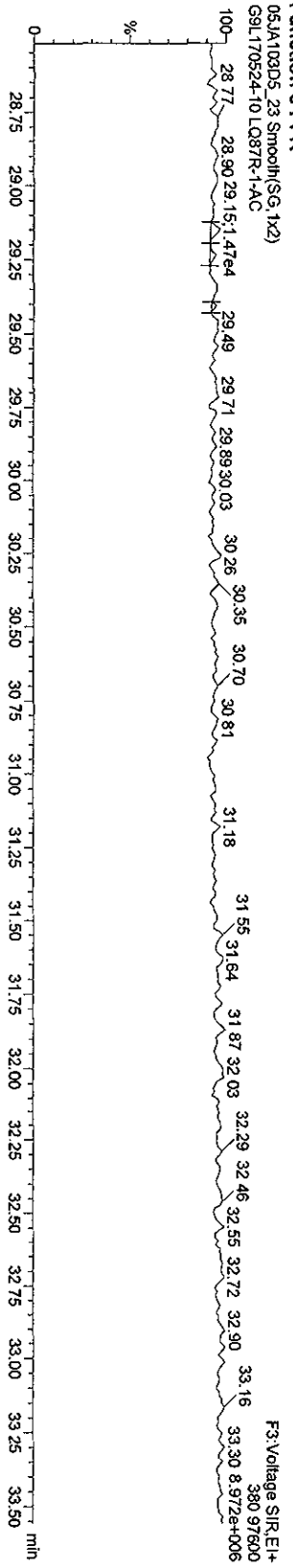
HXCDFS



HXCDF PCDPE



Function 3 PFK



Quantity Sample Report Masslynx 4.1


Dataset: C:\Masslynx\Default\prod5JA103D58290B.qld

Last Altered: Wednesday, January 06, 2010 15:37:38 Pacific Standard Time
 Printed: Wednesday, January 06, 2010 15:39:18 Pacific Standard Time


Name: 05JA103D5_23, Date: 05-Jan-2010, Time: 14:34:50, ID: LQ87R-1-AC, Description: G9L170524-10

HPCDFS

05JA103D5_23 Smooth(SG, 1x2)
 G9L170524-10 LQ87R-1-AC

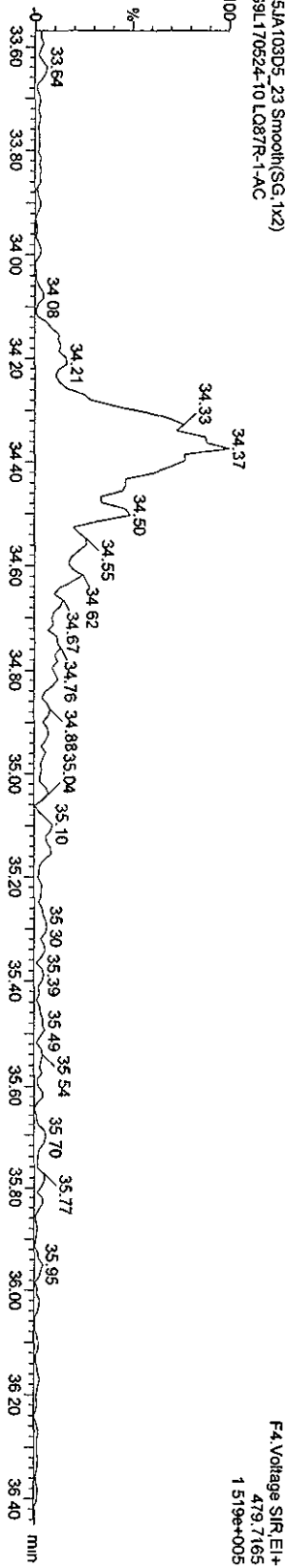


05JA103D5_23 Smooth(SG, 1x2)
 G9L170524-10 LQ87R-1-AC



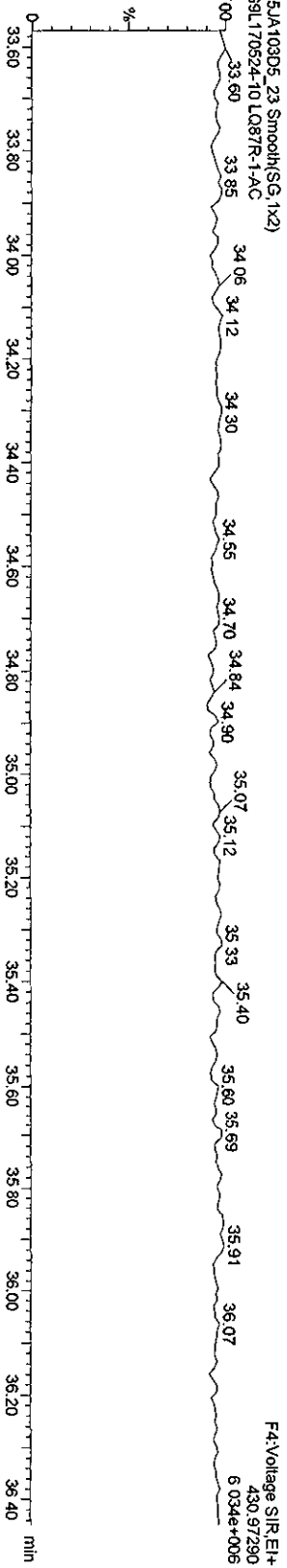
HPCDFE PCDFE

05JA103D5_23 Smooth(SG, 1x2)
 G9L170524-10 LQ87R-1-AC



Function 4 PFK

05JA103D5_23 Smooth(SG, 1x2)
 G9L170524-10 LQ87R-1-AC



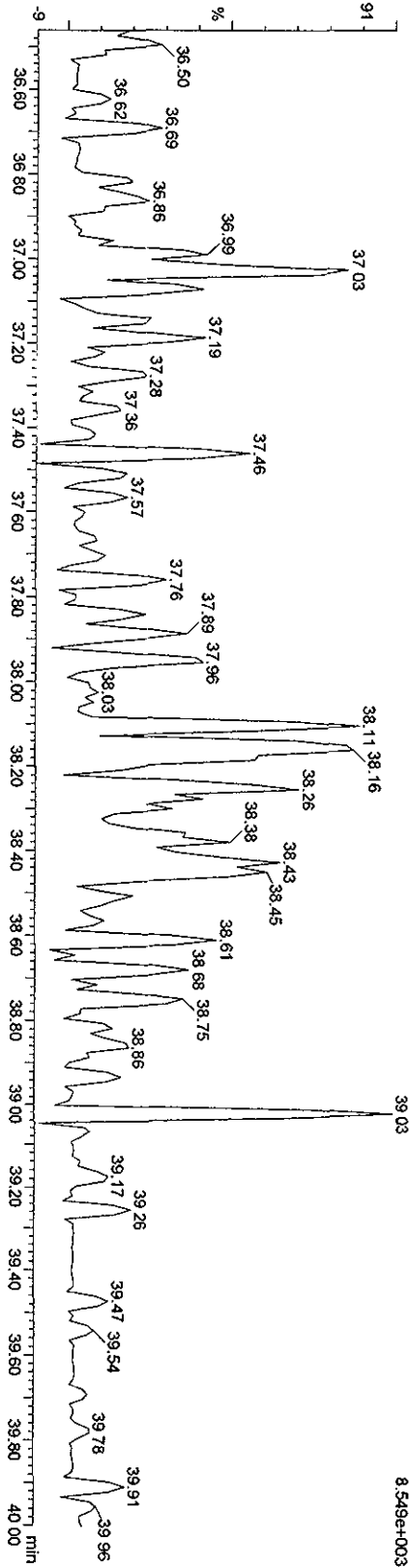
Quantity Sample Report MassLynx 4.1

Dataset: C:\MassLynx\Default\pro05JA103D58290B.qld

Last Altered: Wednesday, January 06, 2010 15:37:38 Pacific Standard Time
Printed: Wednesday, January 06, 2010 15:39:18 Pacific Standard Time

Name: 05JA103D5_23, Date: 06-Jan-2010, Time: 14:34:50, ID: LQ87R-1-AC, Description: G9L170524-10

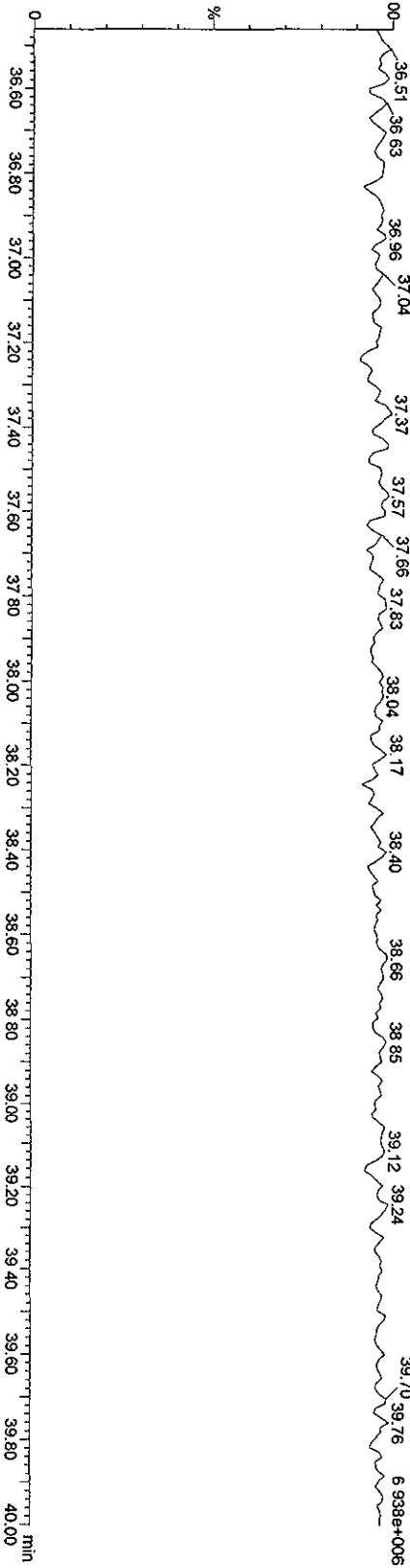
OCDF PCDDPE
05JA103D5_23 Smooth(SG, 1x2)
G9L170524-10 LQ87R-1-AC



FS:Voltage SIR.EI+
513.67750
8.549e+003

Function 5 PFK

05JA103D5_23 Smooth(SG, 1x2)
G9L170524-10 LQ87R-1-AC



FS:Voltage SIR.EI+
442.97280
6.938e+006

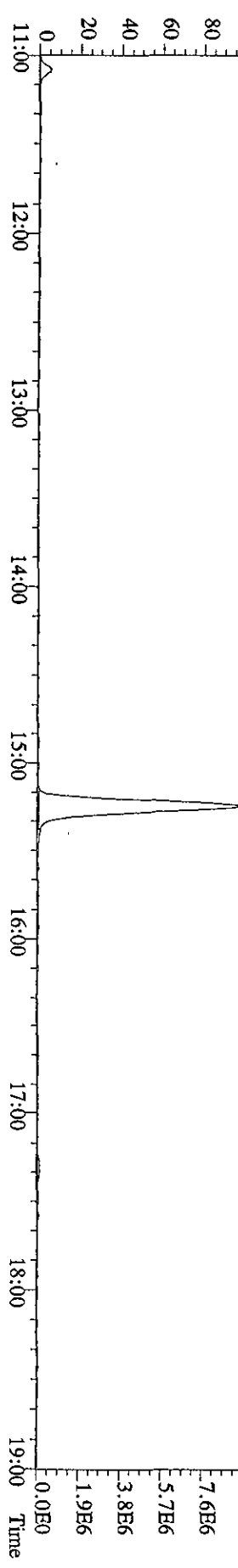
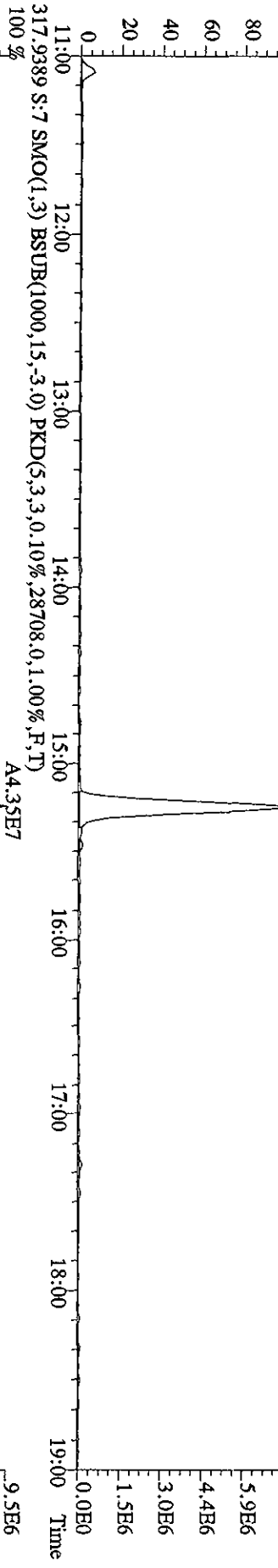
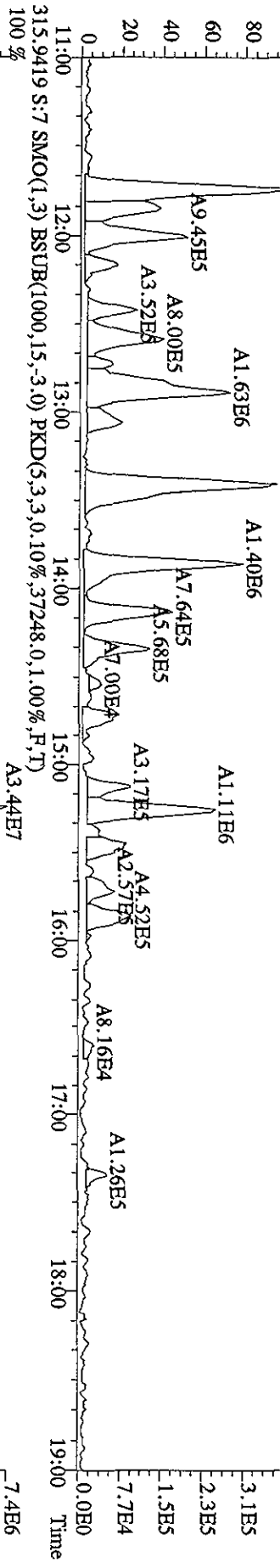
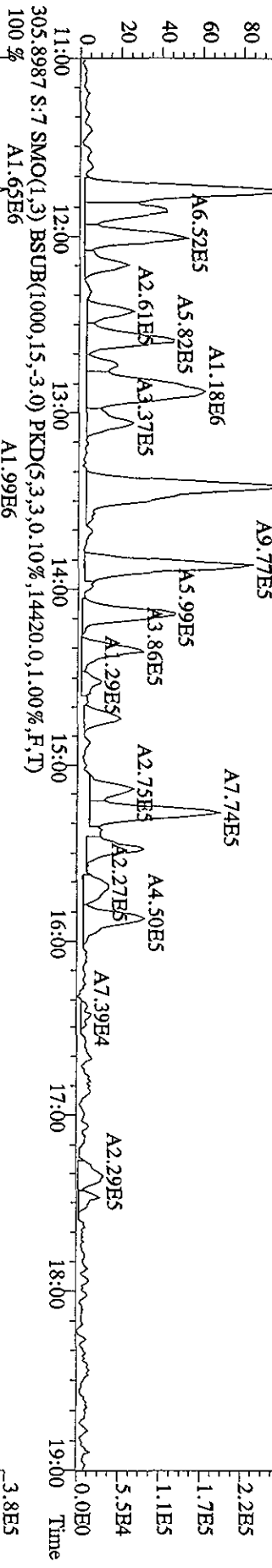
Run text: LQ87R-1-AC Sample text: LQ87R-1-AC :G9L170524-10
 Run #11 Filename: 07JA10C5D2 S: 7 I: 1 Results: 07JA10C5D2DB225
 Acquired: 8-JAN-10 03:26:02 Processed: 8-JAN-10 09:58:16
 Run: 07JA10C5D2 Analyte: DB225HRS Cal: DB2250104105D2
 Factor 1: 1600.000 Factor 2: 20.000 Sample size: 10.16007g

Name	Resp	RA	RT	RRF	Conc	EDL	Rec	M
13C-1,2,3,4-TCDD	35960350	0.73 y	14:09	-	1.64	-	-	n
13C-2,3,7,8-TCDF	77909932	0.79 y	15:15	1.66	128.18	1.42	65.1	n
2,3,7,8-TCDF	1881197	0.70 y	15:16	1.01	4.69	0.89	-	n
13C-2,3,7,8-TCDD	42996404	0.75 y	13:55	0.95	123.72	2.17	62.9	n
2,3,7,8-TCDD	*	* n	NotFnd	1.18	*	1.48	-	n
37C1-2,3,7,8-TCDD	58781332	1.00 y	13:56	2.07	77.80	0.75	98.8	n

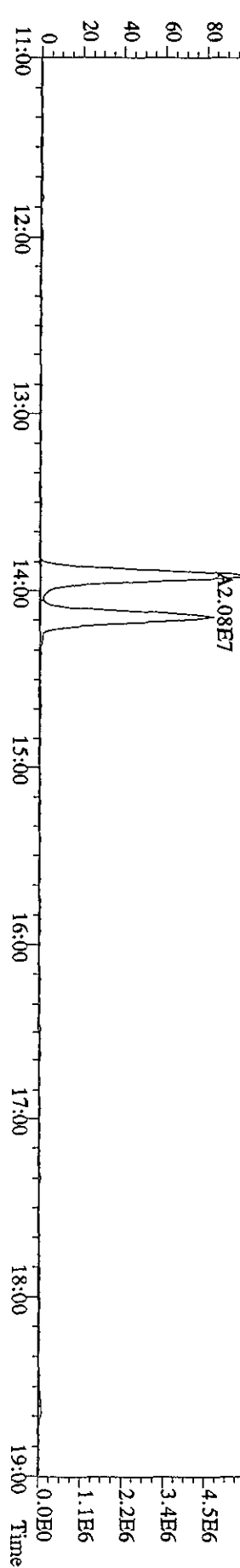
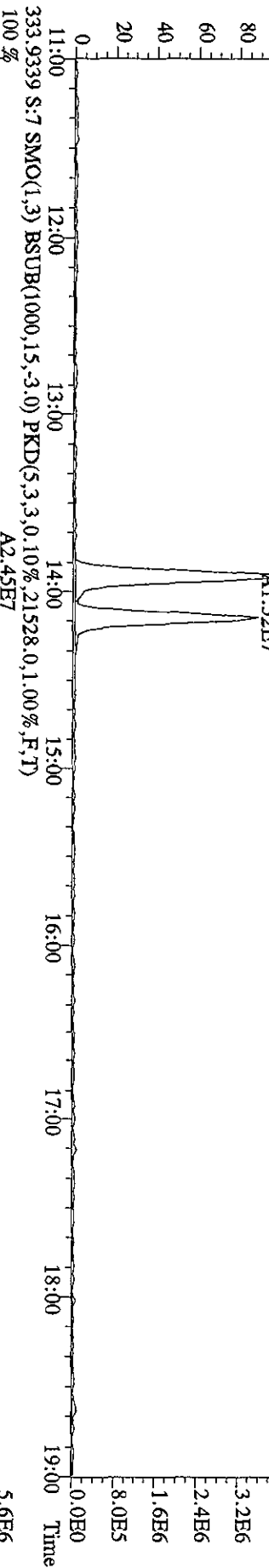
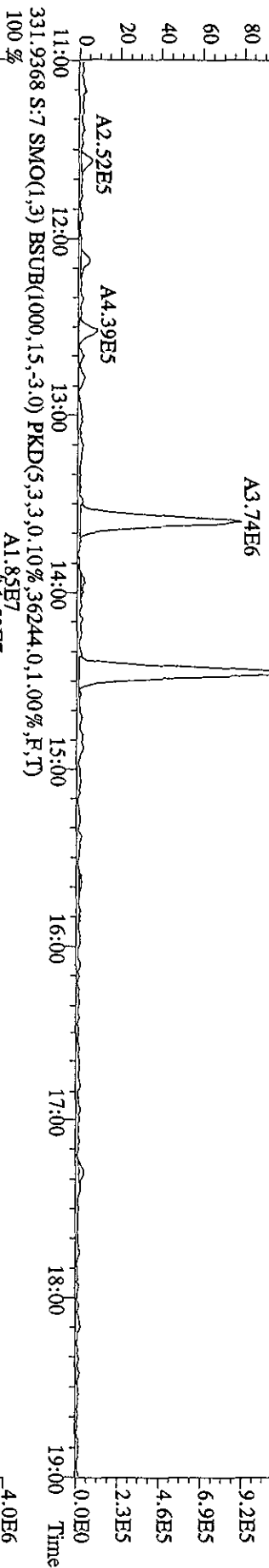
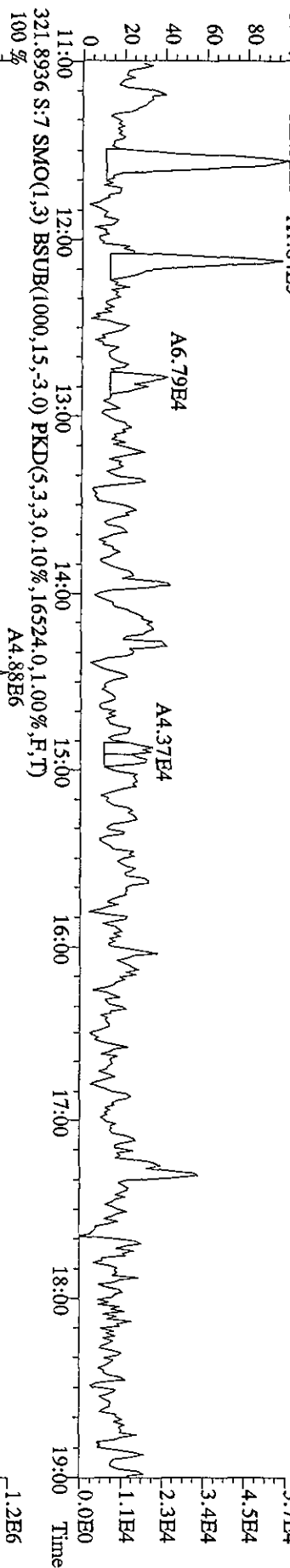
See G

Jan 11/10

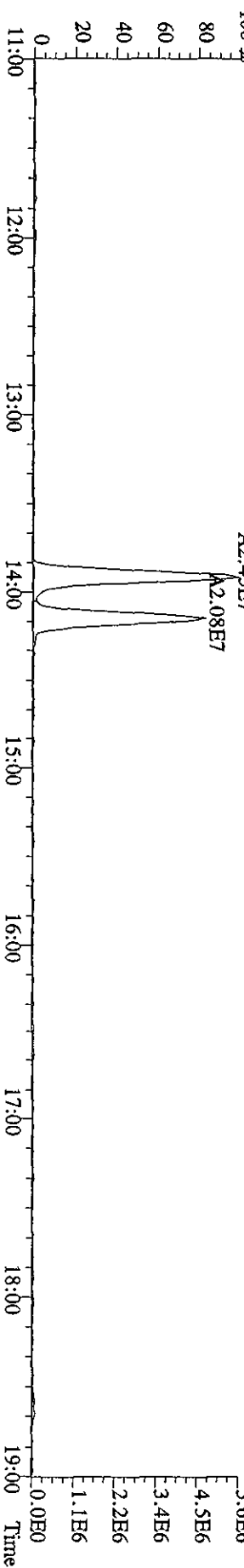
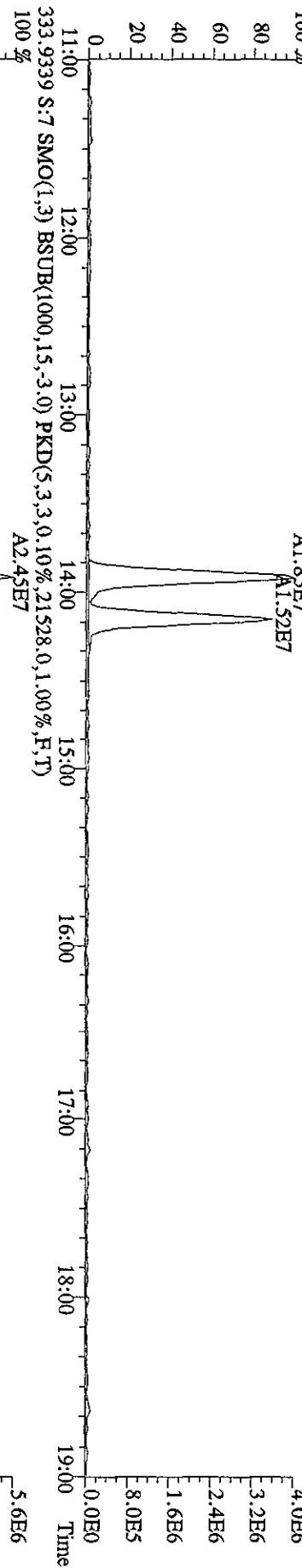
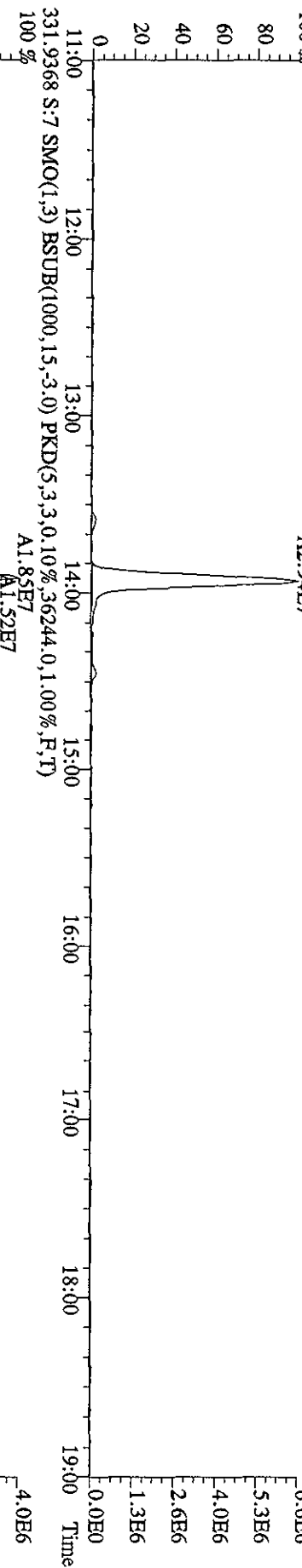
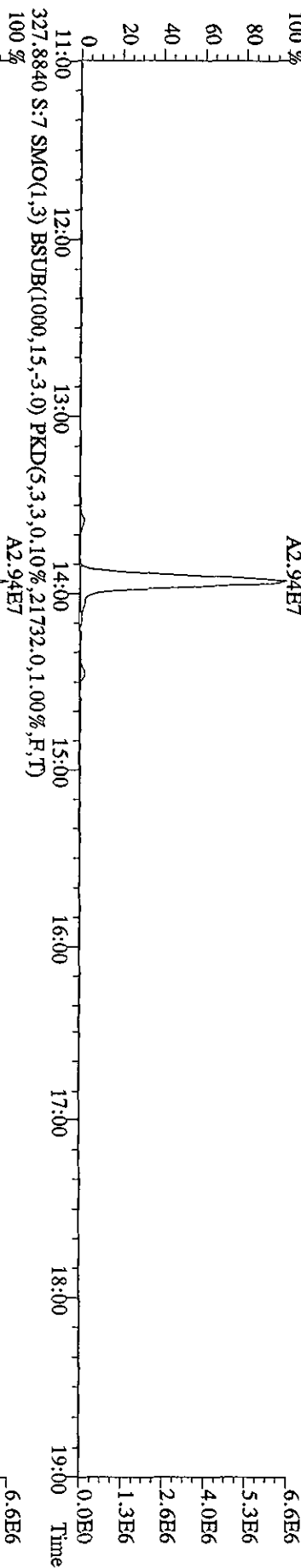
File:071A10C5D2 #1-1242 Acq: 8-JAN-2010 03:26:02 GC EI + Voltage SIR 70SE
 Sample#7 Text:1Q87R-1-AC :G9L170524-10 Exp:DB225
 303.9016 S:7 SMO(1,3) BSUB(1000,15,-3,0) PKD(5,3,3,0,10%,11156,0,1,00%,F,T)
 100% A1.17E6 A1.53E6



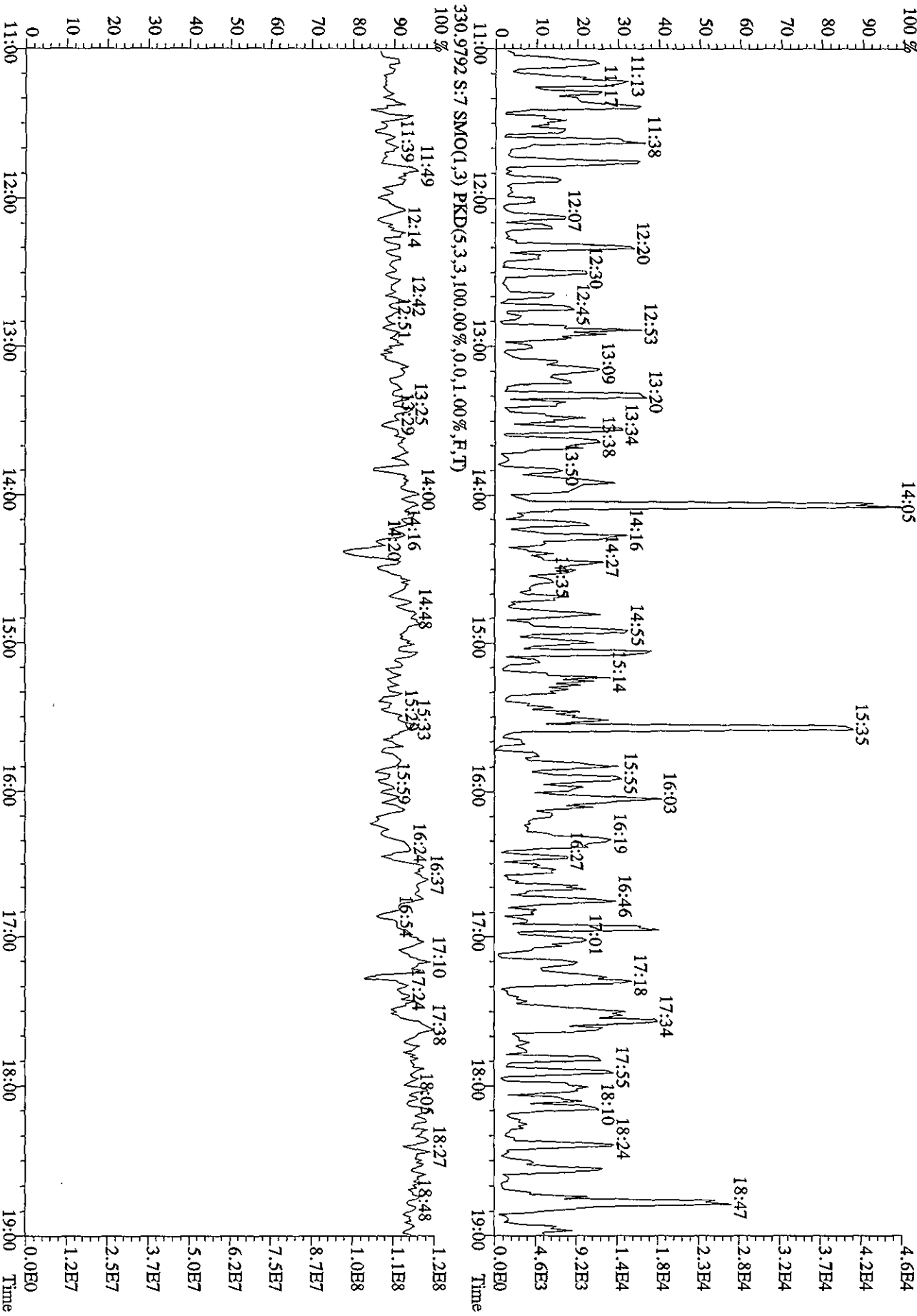
File: 07JA100CSD2 #1-1242 Acq: 8-JAN-2010 03:26:02 GC EI+ Voltage SIR 70SE
 Sample#7 Text: LQ87R-1-AC : G9L170524-10 Exp: DB225
 319.8965 S:7 SMO(1,3) BSUB(1000,15,-3.0) PKD(5,3,3,0,10%,16524.0,1.00%,F,T)
 100% A2.52E5 A1.84E5



File:071A10C5D2 #1-1242 Acq: 8-JAN-2010 03:26:02 GC EI+ Voltage SIR 70SE
Sample#7 Text:LQ87R-1-AC :G9L170524-10 Exp:DB225
327.8840 S:7 SMO(1,3) BSUB(1000,15,-3,0) PKD(5,3,3,0,10%,21732.0,1.00%,F,T)
100% A2.94E7



File:071A10C5D2 #1-1242 Acq: 8-JAN-2010 03:26:02 GC EI+ Voltage SIR 70SE
 Sample#7 Text:LQ87R-1-AC :G9L170524-10 Exp:DB225
 375.8364 S:7 SMO(1,3) BSUB(1000,15,-3.0) PKD(5,3,3,100.00%,1898.0,1.00%,F,T)
 14:05



Quantity Sample Summary Report MassLynx 4.1

Dataset: V:\HighRes_Archive\3D5\Default.pro\05JA103D56290Bsk.qld

Last Altered: Friday, January 08, 2010 15:53:52 Pacific Standard Time
 Printed: Friday, January 08, 2010 15:54:33 Pacific Standard Time

Method: C:\MassLynx\Default.PRO\MethDB\62903D5.mdb 06 Jan 2010 12:46:02
 Calibration: C:\MassLynx\Default.PRO\CurvedB\CA123120093D56290.cdb 31 Dec 2009 13:37:23

Name: 05JA103D5_24, Date: 06-Jan-2010, Time: 15:17:09, ID: LQ87W-1-AC, Description: G9L170524-11, Task:

Handwritten signature and date: 1/8/10

#	Name	Trace	Sample Size	RT	Ptd RT	RRF	M...	Abs Resp	Conc	EMPC	%Rec	EDL	Ratio	Ratio Fl...	Mod Date
1	13C-1,2,3,4-TCDD	331.9368	10.110	18.59	18.60	1.00000		741949.63	98.9120	98.9120	100.0	0.17241	0.8173	NO	
2															
3	13C-2,3,7,8-TCDF	315.9419	10.110	18.04	17.98	1.55387		1459196.56	125.1908	125.1908	63.3	0.19050	0.7883	NO	
4	2,3,7,8-TCDF	303.9016	10.110	18.07	18.06	1.00894		77880.55	10.4647	10.4647		0.07668	0.7468	NO	
5	Total TCDFs	303.9016	10.110		21.44	1.00894			57.0606	56.7844		0.07668			
6															
7	13C-2,3,7,8-TCDD	331.9368	10.110	18.78	18.79	0.99654		902466.78	128.4636	128.4636	64.9	0.18409	0.7796	NO	
8	2,3,7,8-TCDD	319.8965	10.110	18.78	18.80	1.13162		1382.11	0.2677	0.2677		0.11024	0.7125	NO	08-Jan-10
9	Total TCDDs	319.8965	10.110		19.55	1.13162			7.8996	7.4819		0.11024			
10															
11	37CL-2,3,7,8-TCDD	327.8847	10.110	18.82	18.80	1.13700		658200.38	77.1740	0.0000	97.5	0.07763			
12															
13	13C-1,2,3,7,8-PeCDF	351.9000	10.110	23.42	23.39	1.21534		1041388.84	114.2324	114.2324	57.7	0.22498	1.5628	NO	
14	1,2,3,7,8-PeCDF	339.8597	10.110	23.46	23.45	1.03079		43648.16	8.0438	8.0438		0.29717	1.4834	NO	08-Jan-10
15	2,3,4,7,8-PeCDF	339.8597	10.110	24.88	24.86	0.96399		25338.64	4.9932	4.9932		0.31776	1.4449	NO	
16	Total F2 PeCDFs	339.8597	10.110		34.47	0.99739			63.9494	62.1870		0.30712			
17	Total F1 PeCDFs	339.8597	10.110		36.56	0.99739			4.6505	4.6505		0.11747			
18															
19	13C-1,2,3,7,8-PeCDD	367.8949	10.110	25.63	25.57	0.74736		702193.34	125.2566	125.2566	63.3	0.22939	1.5568	NO	
20	1,2,3,7,8-PeCDD	355.8546	10.110	25.66	25.65	1.05672		2849.99	0.7598	0.7598		0.19702	1.6089	NO	08-Jan-10
21	Total PeCDDs	355.8546	10.110		31.10	1.05672			7.9494	7.9494		0.19702			
22															
23	13C-1,2,3,7,8,9-HxCDD	401.8559	10.110	32.66	32.61	1.00000		702450.53	98.9120	98.9120	100.0	0.24425	1.2108	NO	
24															
25	13C-1,2,3,4,7,8-HxCDF	383.8639	10.110	31.33	31.32	0.91641		660704.36	101.5200	101.5200	51.3	0.31720	0.5185	NO	
26	1,2,3,4,7,8-HxCDF	373.8208	10.110	31.34	31.34	1.24280		69023.93	16.6292	16.6292		0.20898	1.2572	NO	08-Jan-10
27	1,2,3,6,7,8-HxCDF	373.8208	10.110	31.49	31.47	1.49624		60066.71	12.0200	12.0200		0.17359	1.2573	NO	
28	2,3,4,6,7,8-HxCDF	373.8208	10.110	32.13	32.14	1.31114		14267.77	3.2582	3.2582		0.19809	1.3520	NO	08-Jan-10
29	1,2,3,7,8,9-HxCDF	373.8208	10.110	32.88	32.88	1.29097		7030.51	1.6306	1.6306		0.20119	1.1447	NO	08-Jan-10
30	Total HxCDFs	373.8208	10.110		0.00	1.33529			73.5362	73.5362		0.19451			
31															

Quantity Sample Summary Report MassLynx 4.1

Dataset: V:\HighRes_Archive\3D5\Default.pro\05JA103D56290Bsk.qld

Last Altered: Friday, January 08, 2010 15:53:52 Pacific Standard Time
 Printed: Friday, January 08, 2010 15:54:33 Pacific Standard Time

Name: 05JA103D5_24, Date: 06-Jan-2010, Time: 15:17:09, ID: LQ87W-1-AC, Description: G9L170524-11, Task:

# Name	Trace	Sample Size	RT	Ptd.RT	RF	M...	Abs.Resp	Conc.	EMPC	%Rec	EDL	Ratio	Ratio F...	Mod Date
32 13C-1,2,3,6,7,8-HxCDD	401.8559	10.110	32.36	32.38	0.80919	761625.84	132.5331	132.5331	67.0	0.30184	1.1584	NO		
33 1,2,3,4,7,8-HxCDD	389.8157	10.110	32.30	32.27	0.99281	2086.03	0.5810	0.5810	1.0352	0.08233	1.0726	NO	08-Jan-10	
34 1,2,3,6,7,8-HxCDD	389.8157	10.110	32.38	32.37	1.18024	4703.91	1.0352	1.0352	0.9355	0.07575	1.0880	NO	08-Jan-10	
35 1,2,3,7,8,9-HxCDD	389.8157	10.110	32.67	32.65	1.28282	4620.11	0.9355	0.9355	0.9355	0.08585		NO	08-Jan-10	
36 Total HxCDDs	389.8157	10.110		0.00	1.13189		7.0876	6.9736						
37														
38 13C-1,2,3,4,6,7,8-HpCDF	417.8253	10.110	34.21	34.20	0.81080	555766.05	96.5183	96.5183	48.8	0.72258	0.4424	NO		
39 1,2,3,4,6,7,8-HpCDF	407.7818	10.110	34.22	34.22	1.36387	167462.01	43.7048	43.7048		0.24677	1.0093	NO		
40 1,2,3,4,7,8,9-HpCDF	407.7818	10.110	35.34	35.34	1.11483	58086.02	18.5459	18.5459		0.30189	0.9868	NO		
41 Total HpCDFs	407.7818	10.110		0.00	1.23935		90.2951	90.2951		0.27156		NO		
42														
43 13C-1,2,3,4,6,7,8-HpCDD	435.8169	10.110	35.02	35.02	0.70743	568962.78	113.2488	113.2488	57.2	0.61537	1.0847	NO		
44 1,2,3,4,6,7,8-HpCDD	423.7766	10.110	35.03	35.02	1.04312	12595.69	4.1984	4.1984		0.16901	0.8933	NO	08-Jan-10	
45 Total HpCDDs	423.7766	10.110		0.05	1.04312		6.1166	6.1166		0.16901		NO		
46														
47 13C-OCDD	469.7779	10.110	37.49	37.47	0.51880	662158.16	179.7208	179.7208	45.4	0.63787	0.9460	NO		
48 OCDF	441.7428	10.110	37.60	37.60	1.40213	266341.06	113.5006	113.5006		0.51565	0.8892	NO		
49 OCDD	457.7377	10.110	37.50	37.50	1.19691	7912.68	3.9501	3.9501		0.23884	0.8085	NO		
50														
51														
52 Function 1 PFK	330.97920	1.000		14.26										
53 Function 2 PFK	342.97920	1.000		22.48	16743....					0.00000				
54 Function 3 PFK	380.97600	1.000		29.28	7909.2....					0.00000				
55 Function 4 PFK	430.97290	1.000		34.81	14980....					0.00000				
56 Function 5 PFK	442.97280	1.000		39.31	3947.9....					0.00000				
57 TDCF PCDDPE	375.8364	1.000	14.94	15.01	30.012....	7.10	0.2367	0.2367	23.7	1.40175				
58 F1 PeCDF PCDDPE	409.79740	1.000	18.68	18.68	45.972....	84.41	1.8362	1.8362	183.6	1.46119				
59 F2 PeCDF PCDDPE	409.7974	1.000		22.10	17.774....					0.00000				
60 HxCDF PCDDPE	445.7555	1.000		33.02	18.611....					0.00000				
61 HpCDF PCDDPE	479.7165	1.000		35.33	75.501....					0.00000				
62 OCDF PCDDPE	513.67750	1.000		37.54	85.061....					0.00000				

Dataset: C:\MassLynx\Default.pro\05JA103D58290B.qld

Last Altered: Wednesday, January 06, 2010 16:22:58 Pacific Standard Time
 Printed: Wednesday, January 06, 2010 16:23:56 Pacific Standard Time

Method: C:\MassLynx\Default.PRO\MethDB\82903D5.mdb 06 Jan 2010 12:46:02
 Calibration: C:\MassLynx\Default.PRO\CurveDB\ICA123120093D58290.cdb 31 Dec 2009 13:37:23

Name: 05JA103D5_24, Date: 06-Jan-2010, Time: 15:17:09, ID: LQ87W-1-AC, Description: G9L170524-11, Task:

# Name	Trace	Sample Size	RT	Prd.RT	RRF M...	Abs.Resp	Conc.	EMPC	%Rec.	EDL	Ratio	Prd.Ratio	Ratio	Mod Date
1 13C-1,2,3,4-TCDD	331.9368	10.110	18.59	18.60	1.000	741949.63	98.9120	98.9120	100.0	0.1724	0.817	0.770	NO	
2														
3 13C-2,3,7,8-TCDF	315.9419	10.110	18.04	17.98	1.554	1459196.56	125.1908	125.1908	63.3	0.1905	0.788	0.770	NO	
4 2,3,7,8-TCDF	303.9016	10.110	18.07	18.06	1.009	77880.55	10.4647	10.4647	0.0767	0.0767	0.747	0.770	NO	
5 Total TCDFs	303.9016	10.110		21.44	1.009		57.0606	56.7344	0.0767	0.0767				
6														
7 13C-2,3,7,8-TCDD	331.9368	10.110	18.78	18.79	0.937	902466.78	128.4636	128.4636	64.9	0.1841	0.780	0.770	NO	
8 2,3,7,8-TCDD	319.8965	10.110	18.78	18.80	1.132	1953.79	0.3785	0.3039	0.1102	0.1102	0.537	0.770	YES	
9 Total TCDDs	319.8965	10.110		19.55	1.132		8.0103	7.5180	0.1102	0.1102				
10														
11 37CL-2,3,7,8-TCDD	327.8847	10.110	18.82	18.80	1.137	658200.38	77.1740	0.0000	97.5	0.0776				
12														
13 13C-1,2,3,7,8-PeCDF	351.9000	10.110	23.42	23.39	1.215	1041388.84	114.2324	114.2324	57.7	0.2250	1.563	1.550	NO	
14 1,2,3,7,8-PeCDF	339.8597	10.110	23.46	23.44	1.031	47294.95	8.7159	8.1423	0.2972	0.2972	1.314	1.550	YES	
15 2,3,4,7,8-PeCDF	339.8597	10.110	24.88	24.86	0.964	25338.64	4.9932	4.9932	0.3178	0.3178	1.445	1.550	NO	
16 Total F2 PeCDFs	339.8597	10.110		34.47	0.997		64.6215	63.2854	0.3071	0.3071				
17 Total F1 PeCDFs	339.8597	10.110		36.56	0.997		4.6505	4.6505	0.1175	0.1175				
18														
19 13C-1,2,3,7,8-PeCDD	367.8949	10.110	25.63	25.57	0.747	702193.34	125.2566	125.2566	63.3	0.2300	1.557	1.550	NO	
20 1,2,3,7,8-PeCDD	355.8546	10.110	25.66	25.65	1.057	2389.96	0.6372	0.4238	0.1970	0.1970	2.834	1.550	YES	
21 Total PeCDDs	355.8546	10.110		31.10	1.057		7.8215	7.2888	0.1970	0.1970				
22														
23 13C-1,2,3,7,8,9-HxCDD	401.8559	10.110	32.66	32.61	1.000	702450.53	98.9120	98.9120	100.0	0.2442	1.211	1.240	NO	
24														
25 13C-1,2,3,4,7,8-HxCDF	383.8639	10.110	31.33	31.32	0.916	660704.36	101.5200	101.5200	51.3	0.3172	0.519	0.510	NO	
26 1,2,3,4,7,8-HxCDF	373.8208	10.110	31.34	31.34	1.243	86704.83	20.8889	20.8889	0.2090	0.2090	1.244	1.240	NO	
27 1,2,3,6,7,8-HxCDF	373.8208	10.110	31.49	31.47	1.496	60066.71	12.0200	12.0200	0.1736	0.1736	1.257	1.240	NO	
28 2,3,4,6,7,8-HxCDF	373.8208	10.110	32.07	32.14	1.311	23382.12	5.3396	3.8412	0.1981	0.1981	0.662	1.240	YES	
29 1,2,3,7,8,9-HxCDF	373.8208	10.110	32.92	32.88	1.291	23507.64	5.4521	5.4521	0.2012	0.2012	1.196	1.240	NO	
30 Total HxCDFs	373.8208	10.110		0.00	1.335		83.6988	82.2004	0.1945	0.1945				
31														

Dataset: C:\MassLynx\Default\pro105JA103D58290B.qld

Last Altered: Wednesday, January 06, 2010 16:22:58 Pacific Standard Time
 Printed: Wednesday, January 06, 2010 16:23:56 Pacific Standard Time

Name: 05JA103D5_24, Date: 06-Jan-2010, Time: 15:17:09, ID: LQ87W-1-AC, Description: G9L170524-11, Task:

# Name	Trace	Sample Size	RT	Prd:RT	RRF	M...	Abs Resp	Conc	EMPC	%Rec	EDL	Ratio	Prd:Ratio	Ratio	Mod Date
32 13C-1,2,3,6,7,8-HxCDD	401.8559	10.110	32.36	32.38	0.809		761625.84	132.5331	132.5331	67.0	0.3018	1.158	1.240	NO	
33 1,2,3,4,7,8-HxCDD	389.8157	10.110	32.30	32.27	0.980	1524	1919.63	0.5346	0.4342		0.1042	0.817	1.240	YES	
34 1,2,3,6,7,8-HxCDD	389.8157	10.110	32.38	32.37	1.180		4865.35	1.0707	1.0707		0.0823	1.144	1.240	NO	
35 1,2,3,7,8,9-HxCDD	389.8157	10.110	32.67	32.65	1.283		4705.72	0.9528	0.8805		0.0757	1.047	1.240	YES	
36 Total HxCDDs	389.8157	10.110		0.00	1.132			7.0942	6.8704		0.0858				
37															
38 13C-1,2,3,4,6,7,8-HpCDF	417.8253	10.110	34.21	34.20	0.811		555766.05	96.5183	96.5183	48.8	0.7226	0.442	0.440	NO	
39 1,2,3,4,6,7,8-HpCDF	407.7818	10.110	34.22	34.22	1.364		167462.01	43.7048	43.7048		0.2468	1.009	1.040	NO	
40 1,2,3,4,7,8,9-HpCDF	407.7818	10.110	35.34	35.34	1.115		58086.02	18.5459	18.5459		0.3019	0.987	1.040	NO	
41 Total HpCDFs	407.7818	10.110		0.00	1.239			90.2951	90.2951		0.2716				
42															
43 13C-1,2,3,4,6,7,8-HpCDD	435.8169	10.110	35.02	35.02	0.707		568962.78	113.2488	113.2488	57.2	0.6154	1.085	1.040	NO	
44 1,2,3,4,6,7,8-HpCDD	423.7766	10.110	35.03	35.02	1.043		13016.40	4.3386	3.8856		0.1690	0.840	1.040	YES	
45 Total HpCDDs	423.7766	10.110		0.05	1.043			6.2568	5.8038		0.1690				
46															
47 13C-OCDD	469.7779	10.110	37.49	37.46	0.519		662158.16	179.7208	179.7208	45.4	0.6379	0.946	0.890	NO	
48 OCDF	441.7428	10.110	37.60	37.60	1.402		266341.06	113.5006	113.5006		0.5157	0.889	0.890	NO	
49 OCDD	457.7377	10.110	37.50	37.50	1.197		7912.68	3.9501	3.9501		0.2388	0.808	0.890	NO	
50															
51															
52 Function 1 PFK	330.97920	1.000		14.26											
53 Function 2 PFK	342.97920	1.000		22.48	16743...										
54 Function 3 PFK	380.97600	1.000		29.28	7909.2...										
55 Function 4 PFK	430.97290	1.000		34.81	14980...										
56 Function 5 PFK	442.97280	1.000		39.31	3947.9...										
57 TCDF PCDFE	375.8364	1.000	14.94	15.01	30.012		7.10	0.2367		23.7	1.4018				
58 F1 PCDF PCDFE	409.79740	1.000	18.68	18.68	45.972		84.41	1.8362		183.6	1.4612				
59 F2 PCDF PCDFE	409.7974	1.000		22.10	17.774										
60 HxCDF PCDFE	445.7555	1.000		33.02	18.611										
61 HPCDF PCDFE	479.7165	1.000		35.33	75.501										
62 OCDF PCDFE	513.67750	1.000		37.54	85.061										

Quantity Sample Report MassLynx 4.1

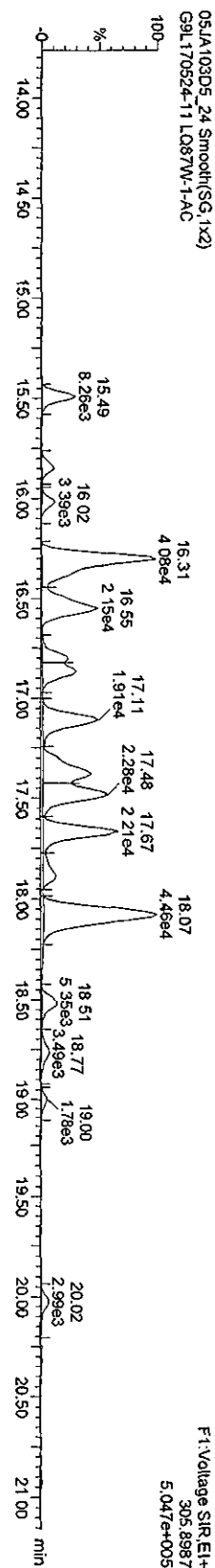
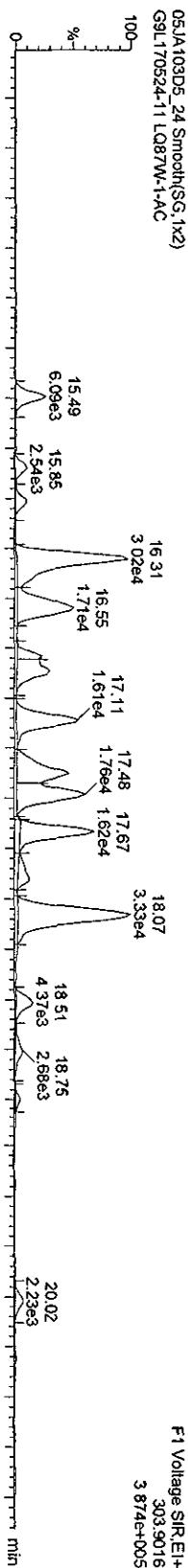
Dataset: C:\MassLynx\Default.pro\05JA103D582908.qld

Last Altered: Wednesday, January 06, 2010 16:22:58 Pacific Standard Time
Printed: Wednesday, January 06, 2010 16:24:16 Pacific Standard Time

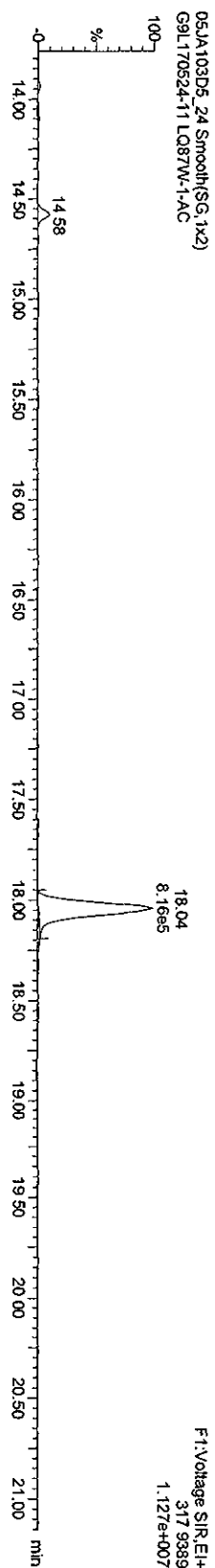

Method: C:\MassLynx\Default.PRO\Meth\DB182903D5.mdb 06 Jan 2010 12:46:02
Calibration: C:\MassLynx\Default.PRO\Cure\DB1CA123120093D58290.cdb 31 Dec 2009 13:37:23

Name: 05JA103D5_24, Date: 06-Jan-2010, Time: 15:17:09, ID: LQ87W-1-AC, Description: G9L170524-11

TCDFs



13C-TCDF



Dataset: V:\HighRes_Archive\3D5\Default\pro\05JA103D58290Bsk.qld

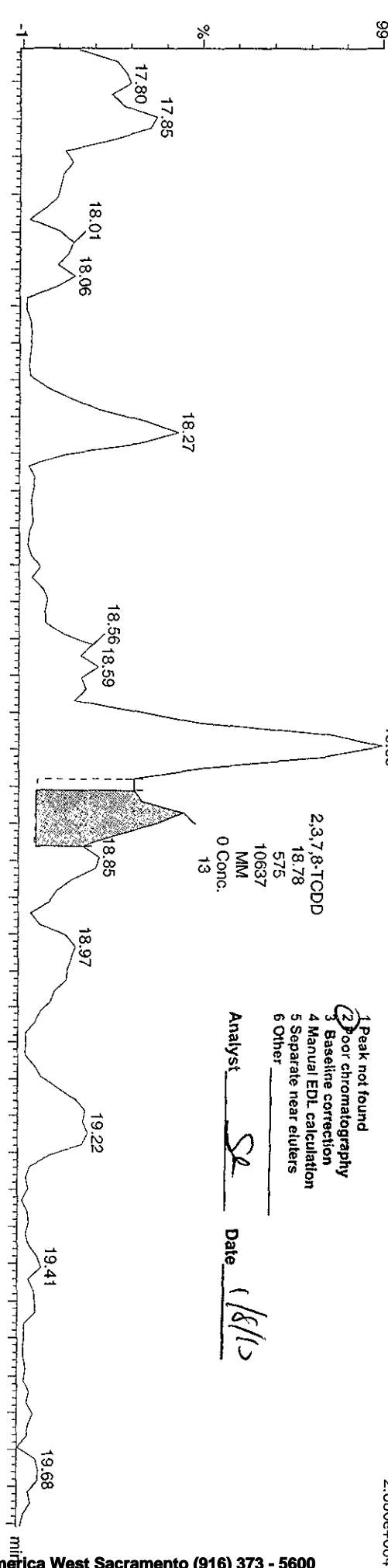
Last Altered: Friday, January 08, 2010 15:53:52 Pacific Standard Time
Printed: Friday, January 08, 2010 15:56:23 Pacific Standard Time

Method: C:\MassLynx\Default.PRO\MethDB\82903D5.mdb 06 Jan 2010 12:46:02
Calibration: C:\MassLynx\Default.PRO\CurveDB\ICA123120093D58290.cdb 31 Dec 2009 13:37:23

Sample Name: 05JA103D5_24

05JA103D5_24 Smooth(SG,1x2)
G9L170524-11 LQ87W-1-AC

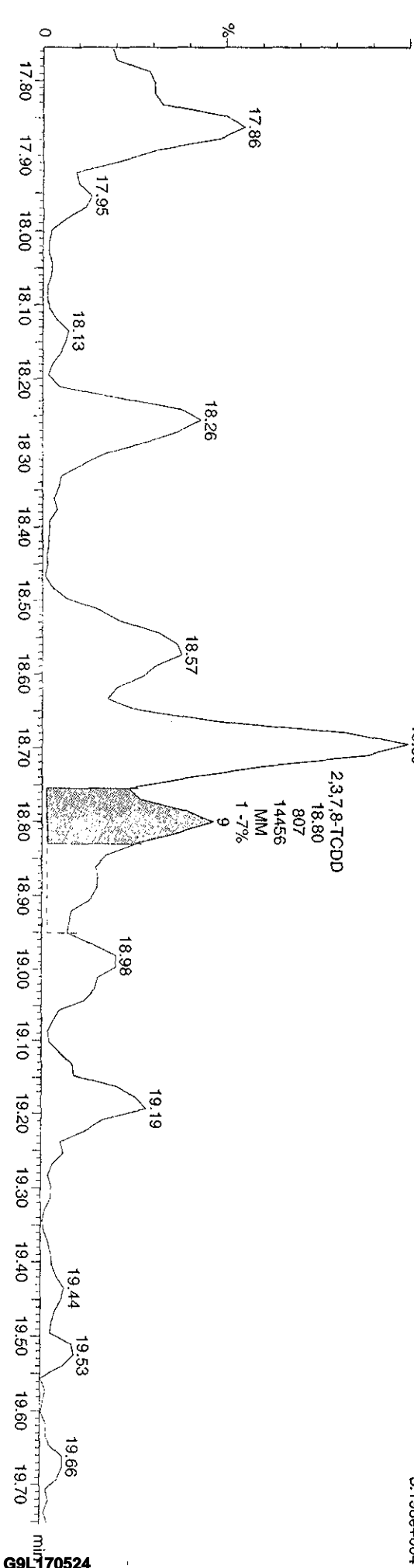
F1:Voltage SIR,EI+
319.8965
2.600e+004



05JA103D5_24 Smooth(SG,1x2)
G9L170524-11 LQ87W-1-AC

F1:Voltage SIR,EI+
321.893
3.198e+004

TestAmerica West Sacramento (916) 373 - 5600




Quantity Sample Report MassLynx 4.1

Dataset: C:\MassLynx\Default.pro\05JA103D58290B.dld

Last Altered: Wednesday, January 06, 2010 16:22:58 Pacific Standard Time

Printed: Wednesday, January 06, 2010 16:24:16 Pacific Standard Time

Name: 05JA103D5_24, Date: 06-Jan-2010, Time: 16:17:09, ID: LQ87W-1-AC, Description: G9L170524-11



Quantity Sample Report MassLynx 4.1

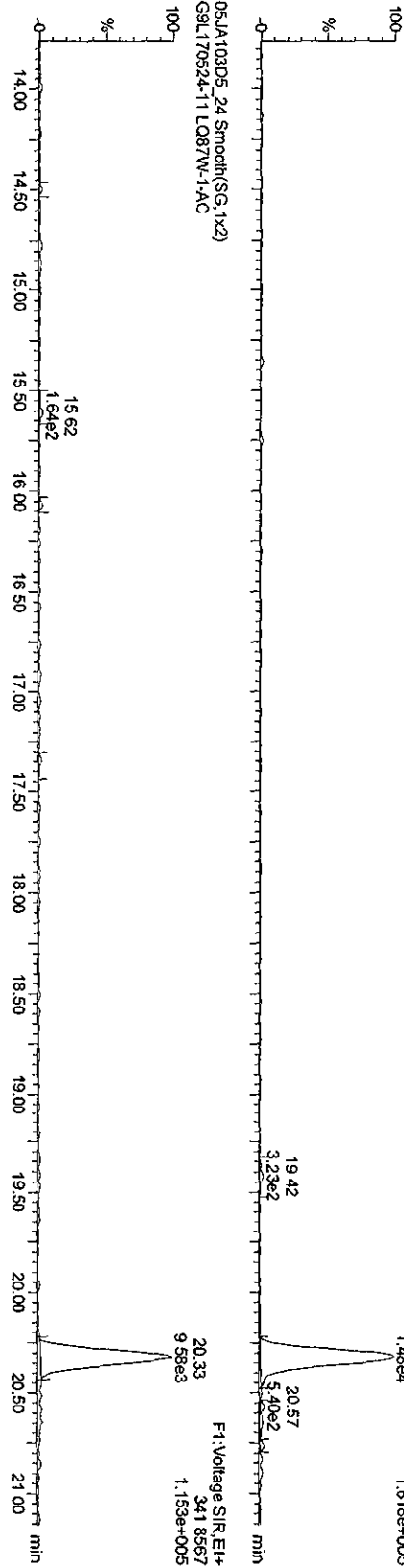
Dataset: C:\MassLynx\Default\proj\05JJA103D58290B.qtd

Last Altered: Wednesday, January 06, 2010 16:22:58 Pacific Standard Time
Printed: Wednesday, January 06, 2010 16:24:16 Pacific Standard Time

Name: 05JJA103D5_24, Date: 06-Jan-2010, Time: 15:17:09, ID: LQ87W-1-AC, Description: G9L170524-11

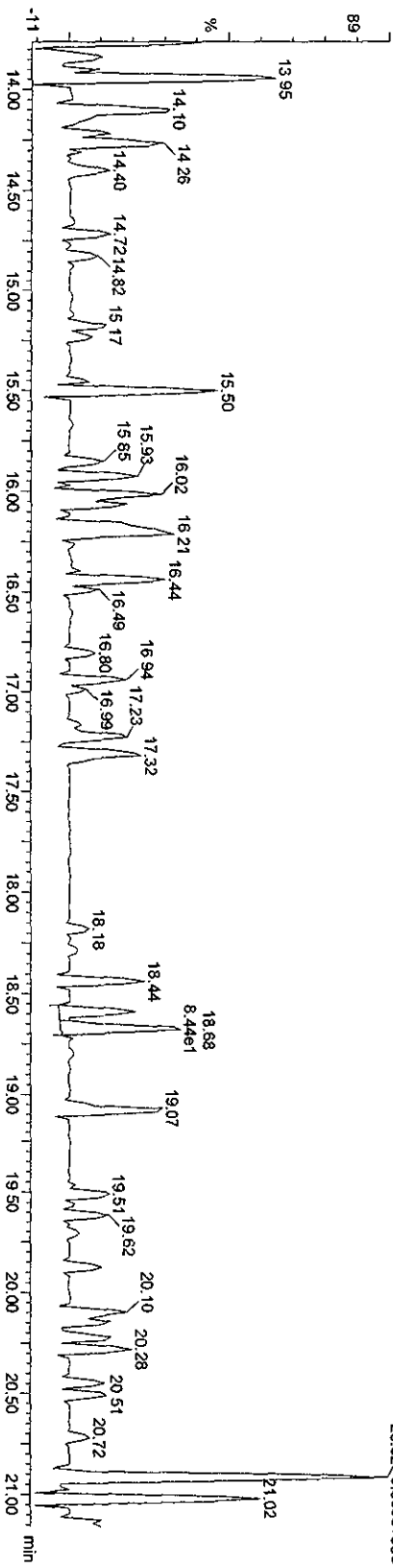
F1 PeCDFs

05JJA103D5_24 Smooth(SG, 1x2)
G9L170524-11 LQ87W-1-AC



F1 PeCDF PCDPE

05JJA103D5_24 Smooth(SG, 1x2)
G9L170524-11 LQ87W-1-AC



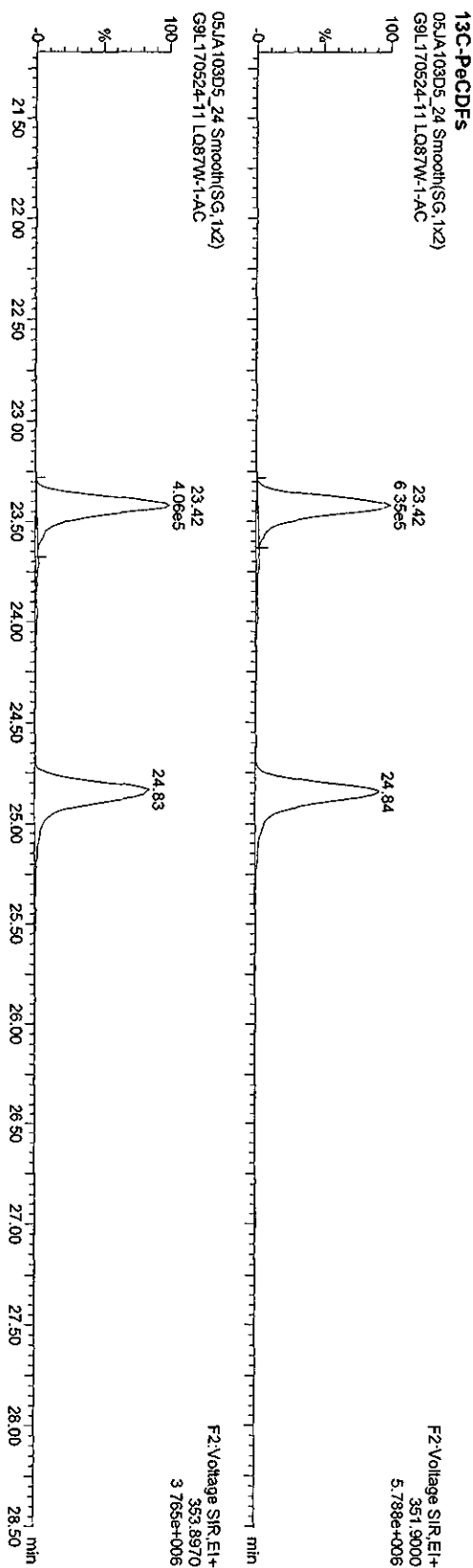
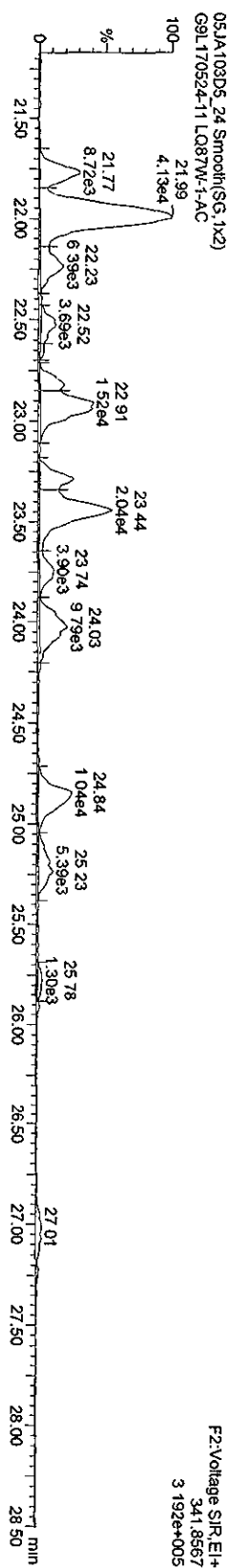
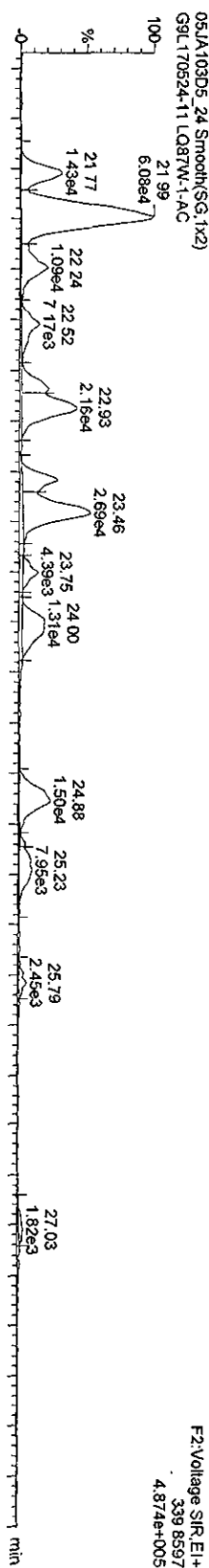
Quantity Sample Report Masslynx 4.1

Dataset: C:\Masslynx\Default\pro\05JA103D582905.d\id

Last Altered: Wednesday, January 06, 2010 16:22:58 Pacific Standard Time
 Printed: Wednesday, January 06, 2010 16:24:16 Pacific Standard Time

Name: 05JA103D5_24, Date: 06-Jan-2010, Time: 15:17:09, ID: LQ87W-1-AC, Description: G9L170524-11

PeCDFs



Dataset: V:\HighRes_Archive\3D5\Default.pro\05JA103D58290Bsk.qld

Last Altered: Friday, January 08, 2010 15:53:52 Pacific Standard Time
Printed: Friday, January 08, 2010 15:56:23 Pacific Standard Time

Sample Name: 05JA103D5_24

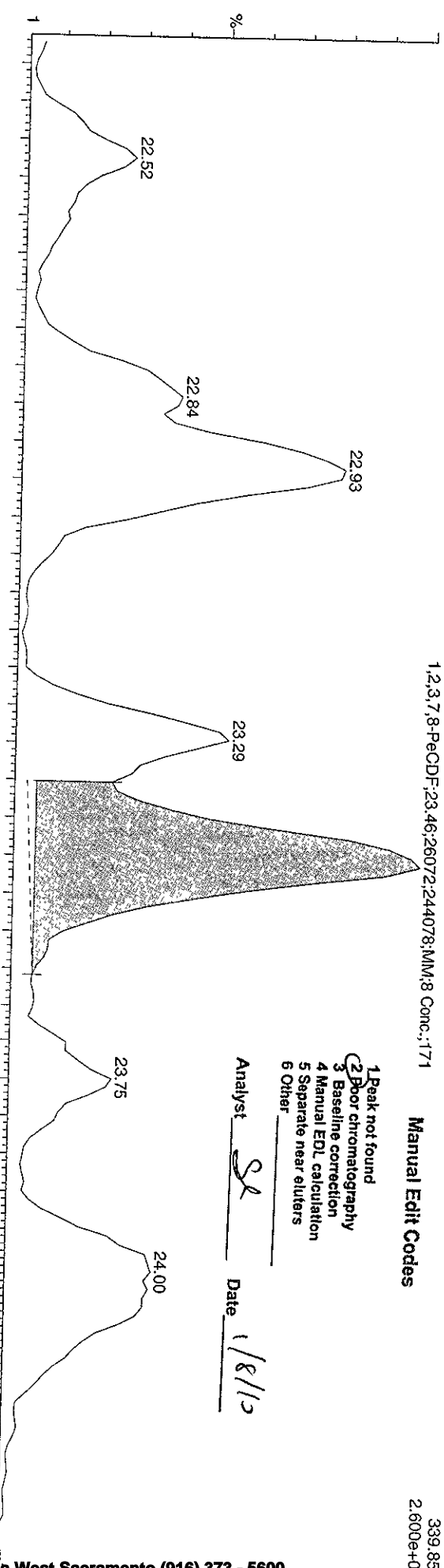
05JA103D5_24 Smooth(SG,1x2)
G9L170524-11 LO87W-1-AC

F2:Voltage SIR,EH+
339.8597
2.600e+005

Manual Edit Codes

- 1 Peak not found
- 2 Poor chromatography
- 3 Baseline correction
- 4 Manual EDL calculation
- 5 Separate near eluters
- 6 Other

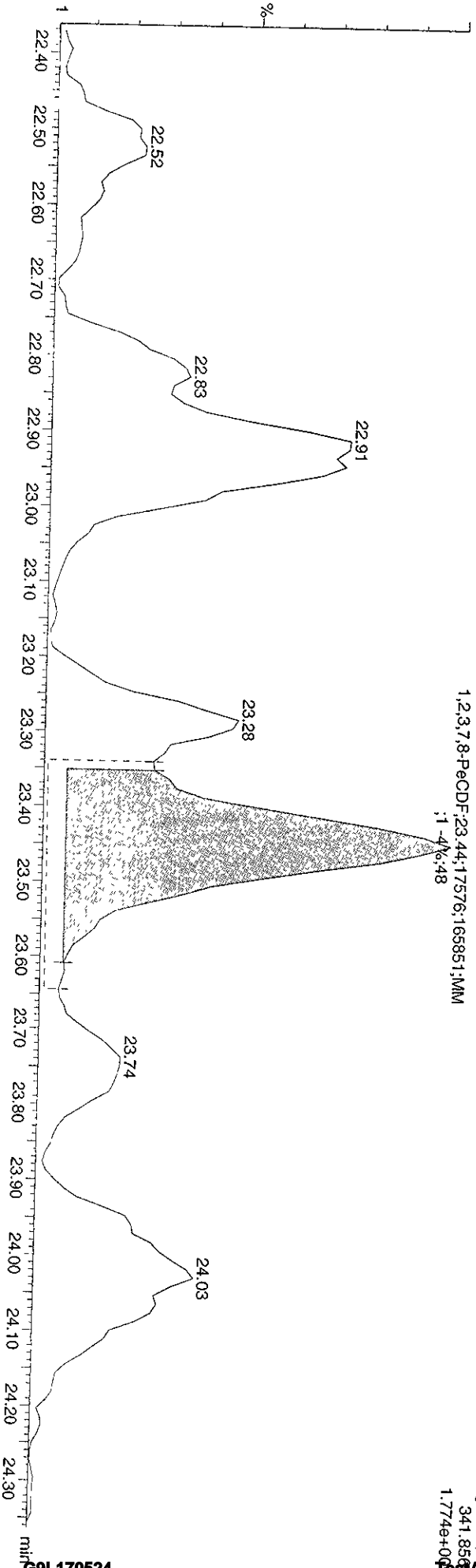
Analyst SL Date 1/8/10



05JA103D5_24 Smooth(SG,1x2)
G9L170524-11 LO87W-1-AC

1,2,3,7,8-PeCDF:23.44;17576;165851;MM
:1-4%;48

F2:Voltage SIR,EH+
341.8508
1.774e+005



Dataset: V:\HighRes_Archive\3D5\Default.pro\05JA103D58290Bsk.qld

Last Altered: Friday, January 08, 2010 15:53:52 Pacific Standard Time
Printed: Friday, January 08, 2010 15:56:23 Pacific Standard Time

Sample Name: 05JA103D5_24

05JA103D5_24 Smooth(SG, 1x2)
G9L170524-11 LQ87W-1-AC

F2: Voltage SIR, EI+
355, 8546
1, 855e+004

Manual Edit Codes

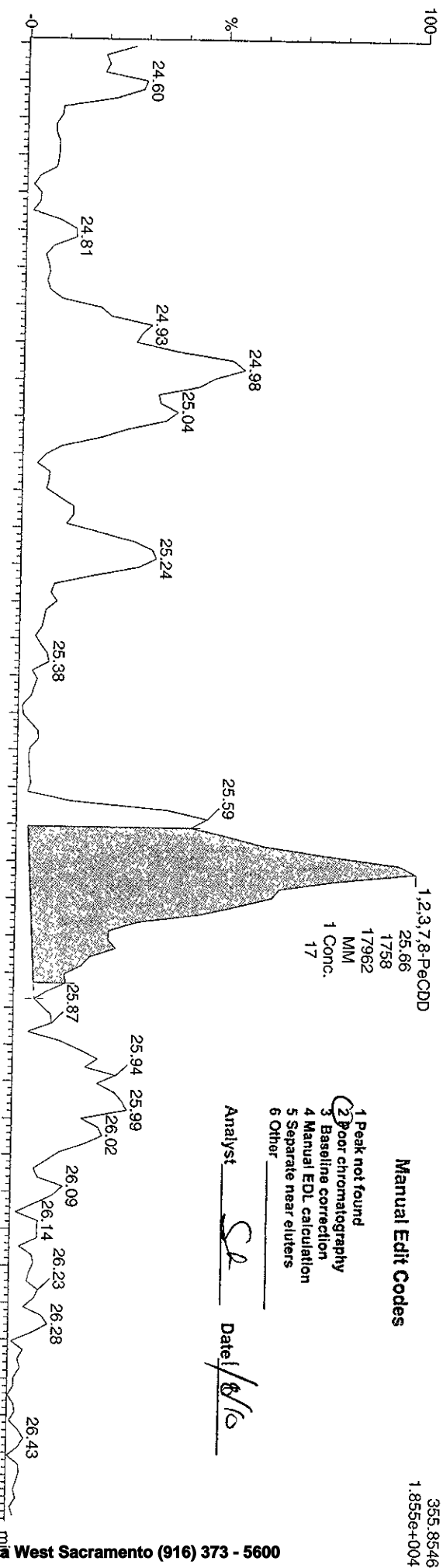
- 1 Peak not found
- 2 Poor chromatography
- 3 Baseline correction
- 4 Manual EDL calculation
- 5 Separate near eluters
- 6 Other

Analyst

SL

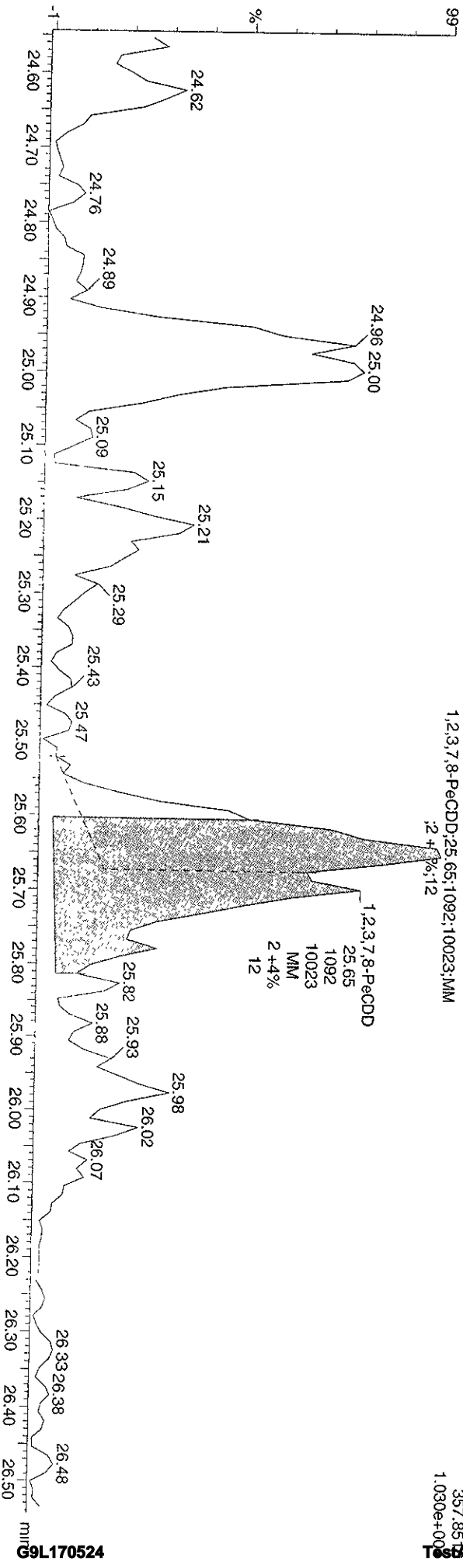
Date

1/8/10



05JA103D5_24 Smooth(SG, 1x2)
G9L170524-11 LQ87W-1-AC

F2: Voltage SIR, EI+
357, 8546
1, 030e+004



Dataset: V:\HighRes_Archive\3D5\Default.pro\05JA103D58290Bsk.qld

Last Altered: Friday, January 08, 2010 15:53:52 Pacific Standard Time

Printed: Friday, January 08, 2010 15:56:23 Pacific Standard Time

Sample Name: 05JA103D5_24

05JA103D5_24 Smooth(SG,2x3)
G9L170524-11 LQ87W-1-AC

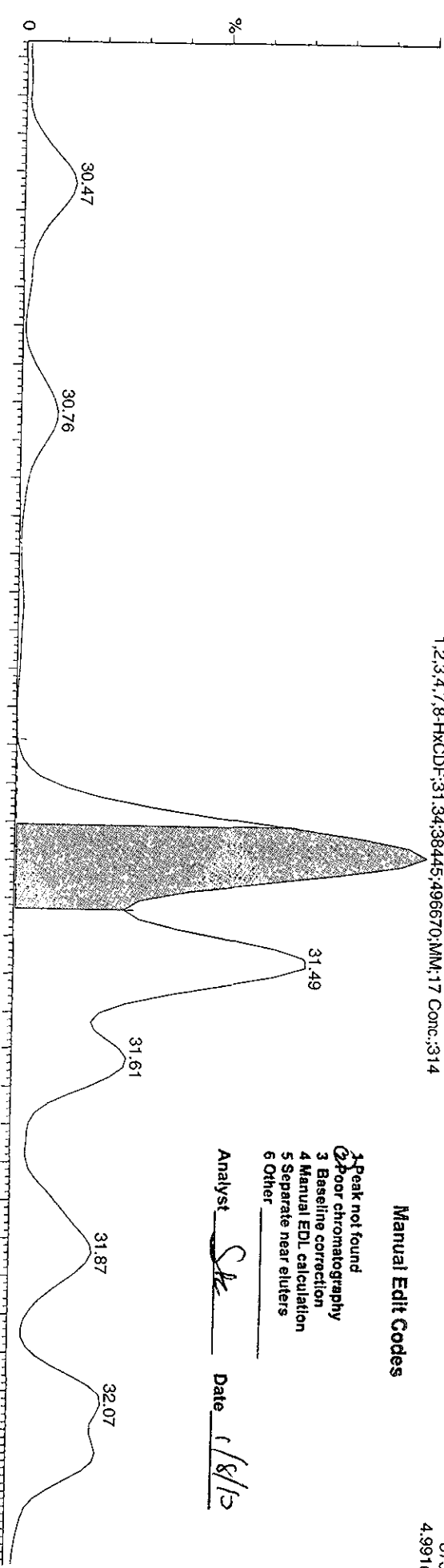
F3: Voltage S1R, EI+

373.8208
4.991e+005

Manual Edit Codes

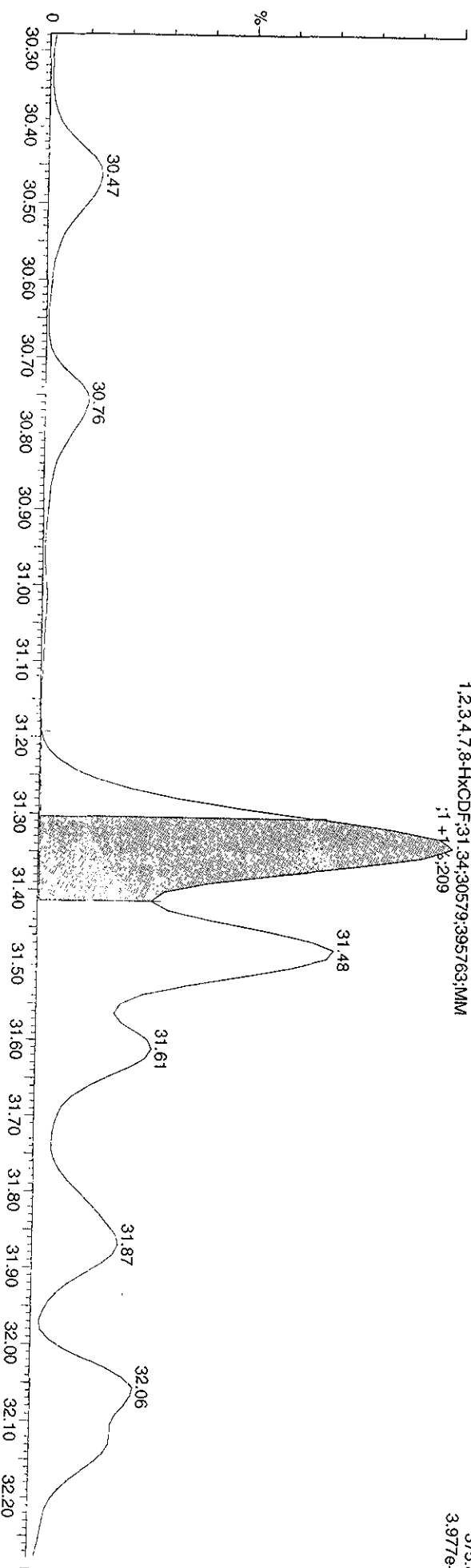
- 1 Peak not found
- 2 Poor chromatography
- 3 Baseline correction
- 4 Manual EDL calculation
- 5 Separate near eluters
- 6 Other

Analyst SK Date 1/8/10



1,2,3,4,7,8-HxCDF;31.34;30579;395763;MM
;1+1%;:209

F3: Voltage S1R, EI+
375.8175
3.977e+005



Dataset: V:\HighRes_Archive\3D5\Default.pro\05JA103D58290Bsk.qld

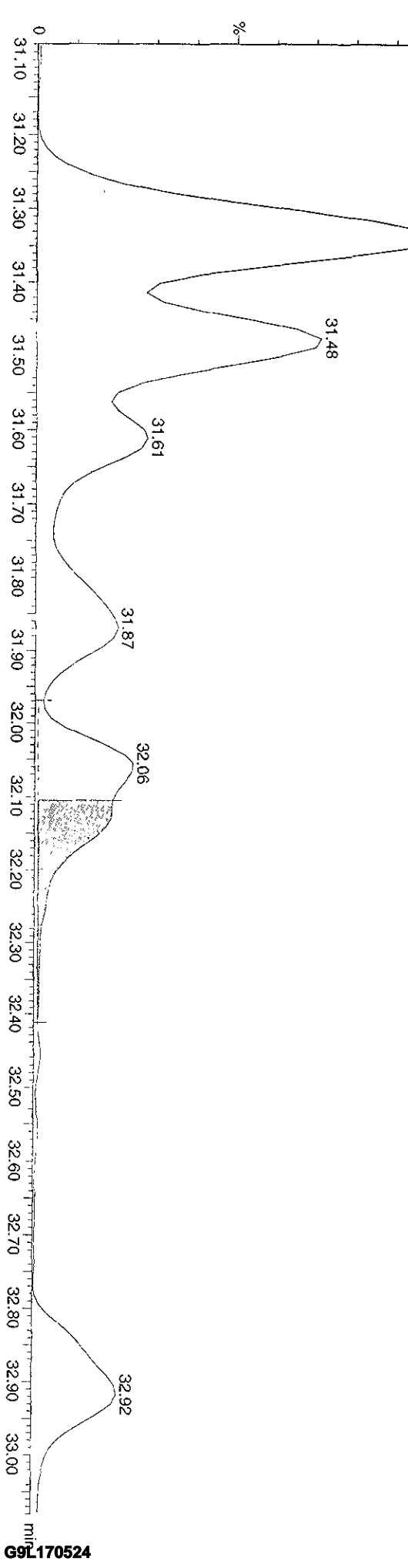
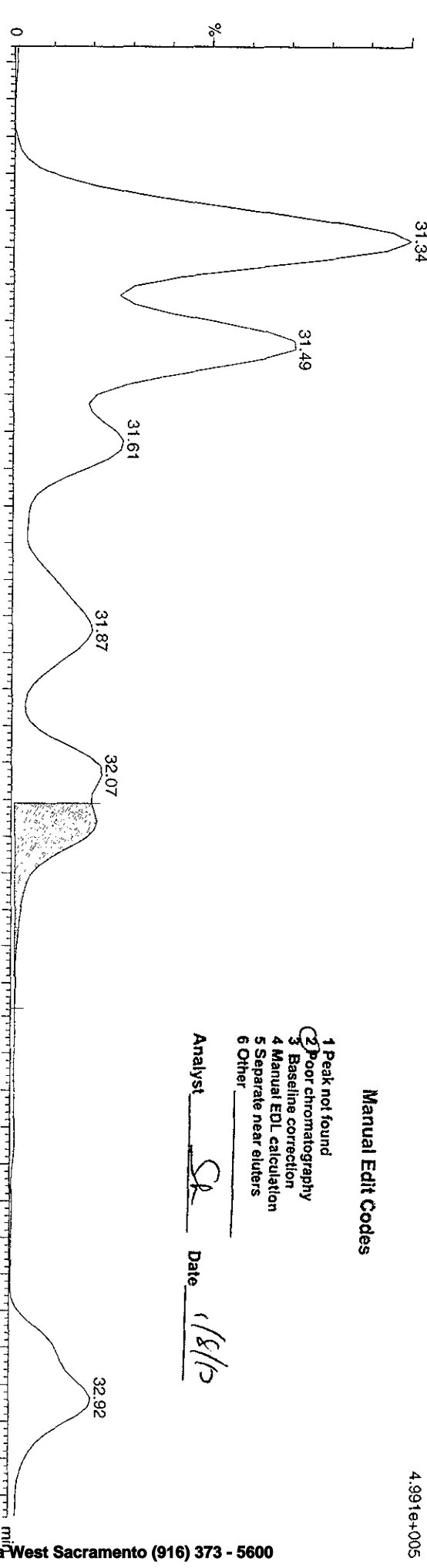
Last Altered: Friday, January 08, 2010 15:53:52 Pacific Standard Time

Printed: Friday, January 08, 2010 15:56:23 Pacific Standard Time

Sample Name: 05JA103D5_24

05JA103D5_24 Smooth(SG,2x3)
G9L170524-11 LQ87W-1-AC

F3:Voltage S1R,E1+
373.8208
4.991e+005

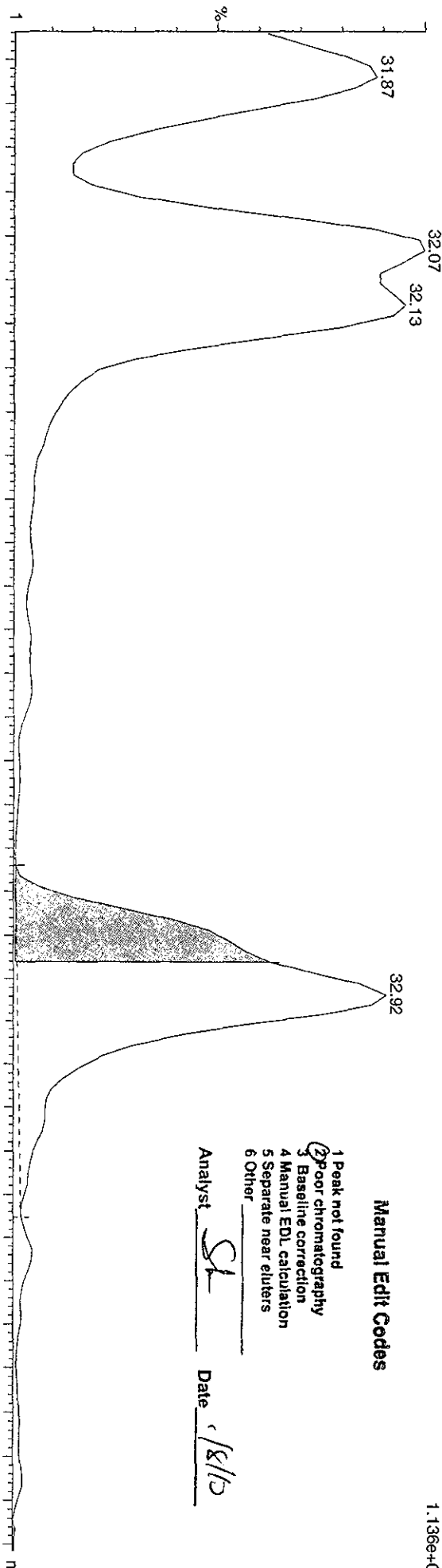


Dataset: V:\HighRes_Archive\3D5\Default.pro\05JA103D58290Bsk.qld
Last Altered: Friday, January 08, 2010 15:53:52 Pacific Standard Time
Printed: Friday, January 08, 2010 15:56:23 Pacific Standard Time

Sample Name: 05JA103D5_24

05JA103D5_24 Smooth(SG,2x3)
G9L170524-11 LQ87W-1-AC

F3:Voltage SIR,EI+
373.8208
1.136e+005



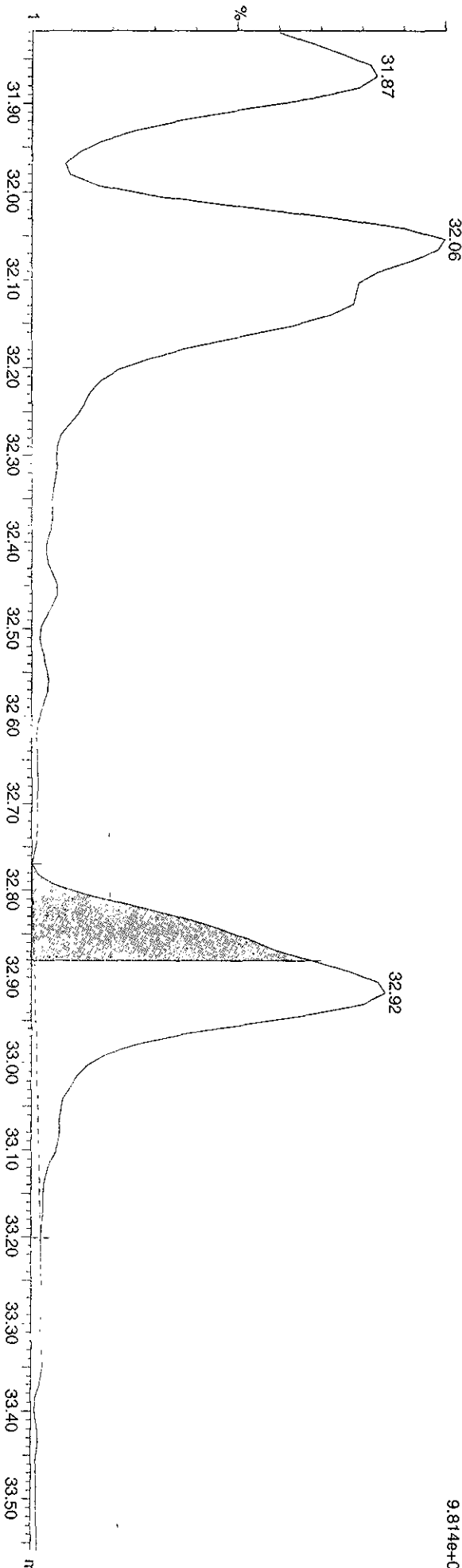
Manual Edit Codes

- 1 Peak not found
- 2 Poor chromatography
- 3 Baseline correction
- 4 Manual EDL calculation
- 5 Separate near eluters
- 6 Other

Analyst SL Date 1/8/10

05JA103D5_24 Smooth(SG,2x3)
G9L170524-11 LQ87W-1-AC

F3:Voltage SIR,EI+
375.817
9.814e+005



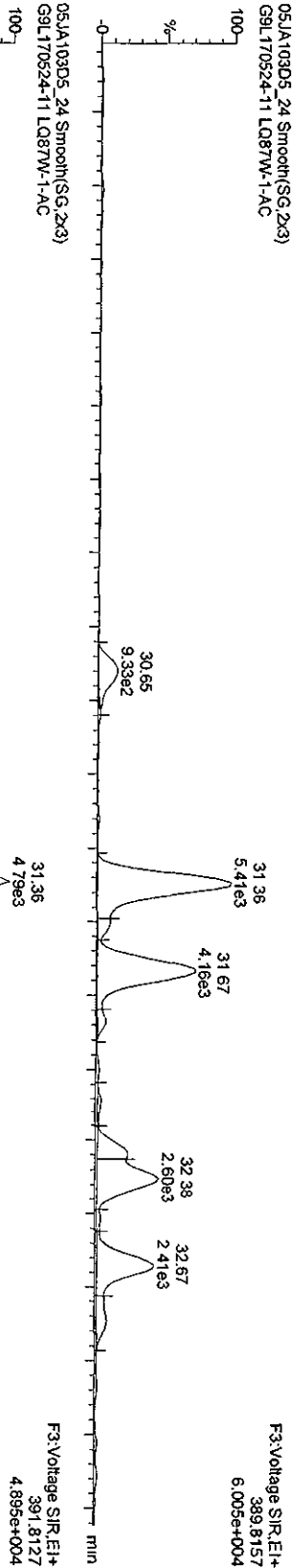
Quantity Sample Report MassLynx 4.1

Dataset: C:\MassLynx\Default\pro\05JA103D58290B.qld



Last Altered: Wednesday, January 06, 2010 16:22:58 Pacific Standard Time
Printed: Wednesday, January 06, 2010 16:24:16 Pacific Standard Time

Name: 05JA103D5_24, Date: 06-Jan-2010, Time: 15:17:09, ID: LQ87W-1-AC, Description: G9L170524-11

HXCDDs



13C-HXCDDs



Dataset: V:\HighRes_Archive\3D5\Default:pro\05JA103D58290Bsk.qld

Last Altered: Friday, January 08, 2010 15:53:52 Pacific Standard Time

Printed: Friday, January 08, 2010 15:56:40 Pacific Standard Time

Method: C:\MassLynx\Default.PRO\MethDB\82903D5.mdb 06 Jan 2010 12:46:02
Calibration: C:\MassLynx\Default.PRO\CurveDB\ICA123120093D58290.cdb 31 Dec 2009 13:37:23

Sample Name: 05JA103D5_24

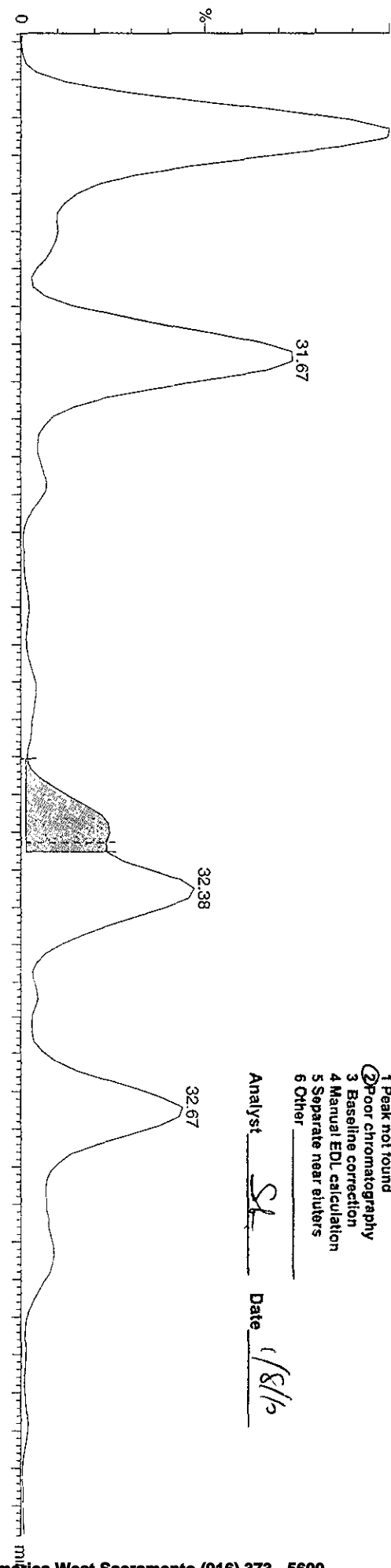
05JA103D5_24 Smooth(SG,2x3)
G9L170524-11 LQ87W-1-AC

Manual Edit Codes

- 1 Peak not found
- 2 Poor chromatography
- 3 Baseline correction
- 4 Manual EDL calculation
- 5 Separate near eluters
- 6 Other

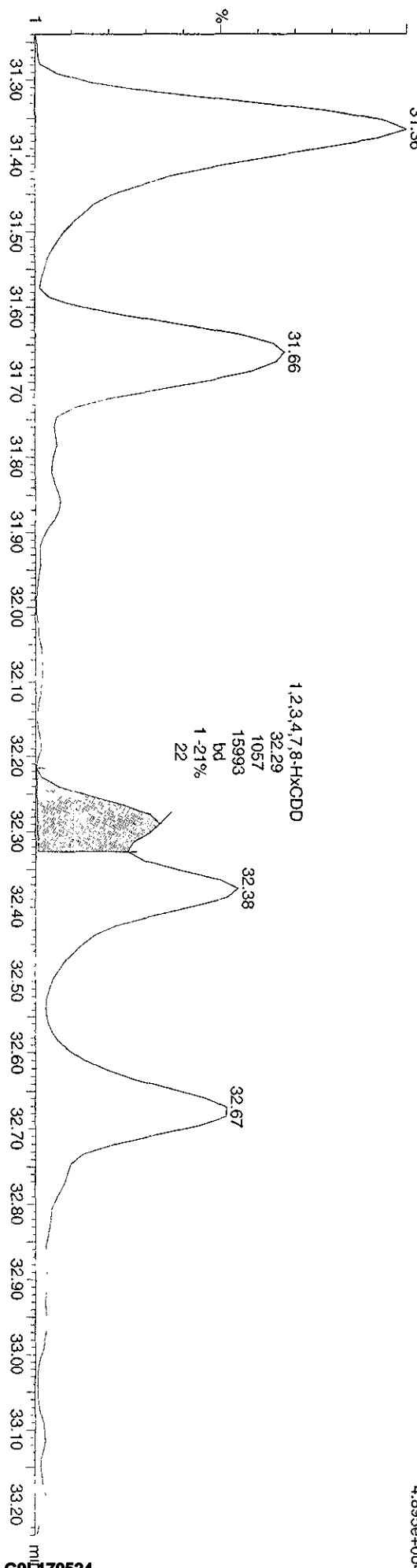
Analyst SL Date 1/8/10

F3:Voltage SIR.EI+
389.8157
6.005e+004



05JA103D5_24 Smooth(SG,2x3)
G9L170524-11 LQ87W-1-AC

F3:Voltage SIR.EI+
391.8129
4.895e+004



1,2,3,4,7,8-HxCDD
32.29
1057
15993
bd
1-21%
22

Dataset: V:\HighRes_Archive\3D5\Default.pro\05JA103D58290Bsk.qld

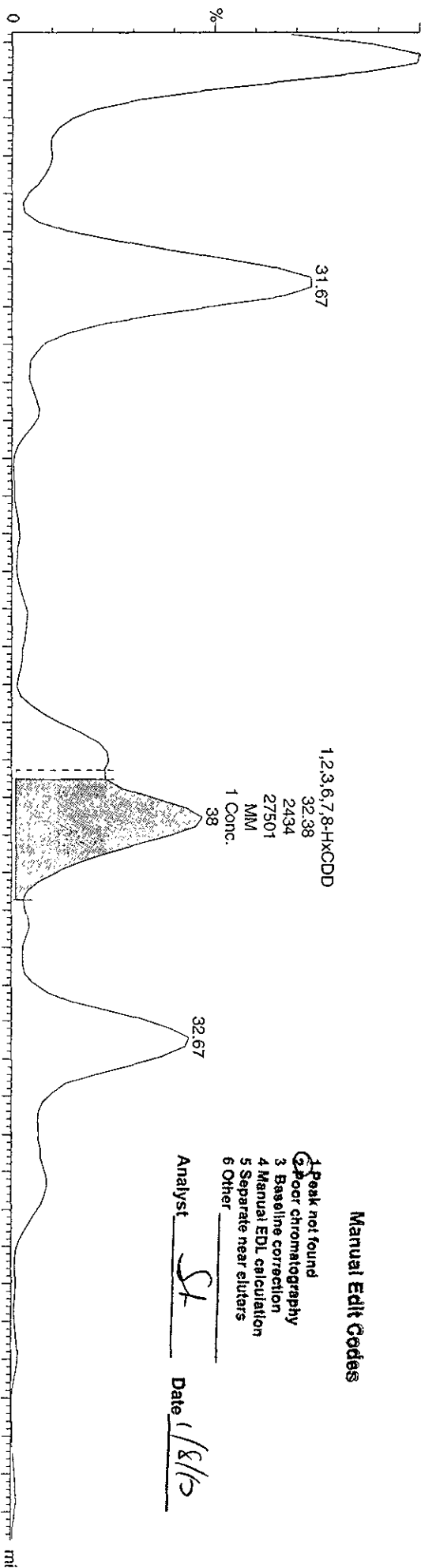
Last Altered: Friday, January 08, 2010 15:53:52 Pacific Standard Time

Printed: Friday, January 08, 2010 15:56:40 Pacific Standard Time

Sample Name: 05JA103D5_24

05JA103D5_24 Smooth(SG,2x3)
G9L170524-11 LQ87W-1-AC

F3:Voltage S1R,E1+
389.8157
6.005e+004



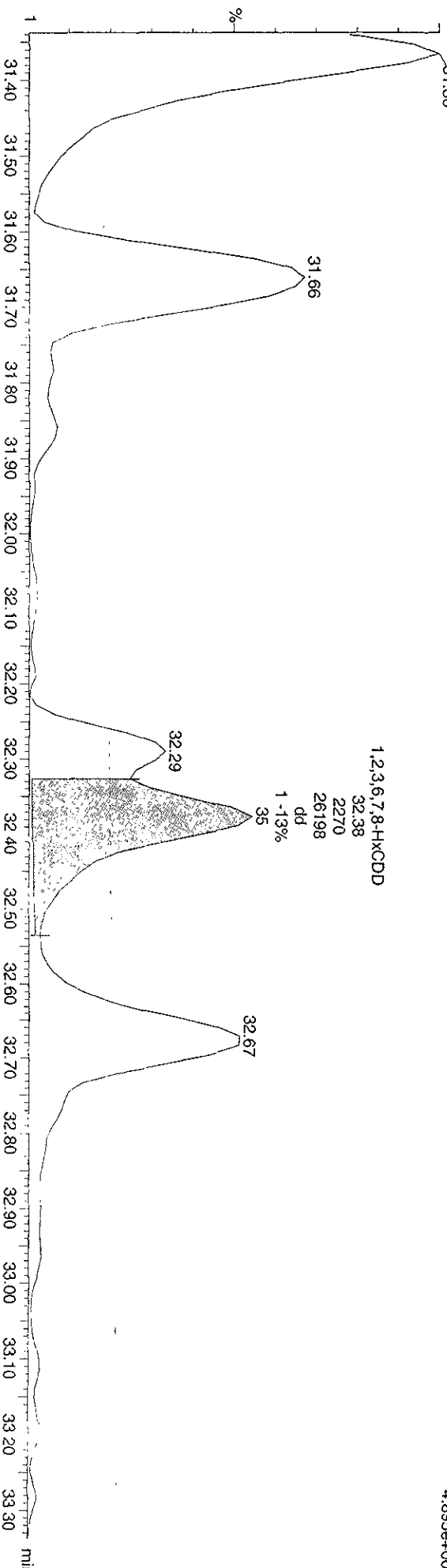
Manual Edit Codes

- 1 Peak not found
- 2 Poor chromatography
- 3 Baseline correction
- 4 Manual EDL calculation
- 5 Separate near eluters
- 6 Other

Analyst St Date 1/8/10

05JA103D5_24 Smooth(SG,2x3)
G9L170524-11 LQ87W-1-AC

F3:Voltage S1R,E1+
391.812
4.895e+000



1,2,3,6,7,8-HxCDD

35
1 -13%

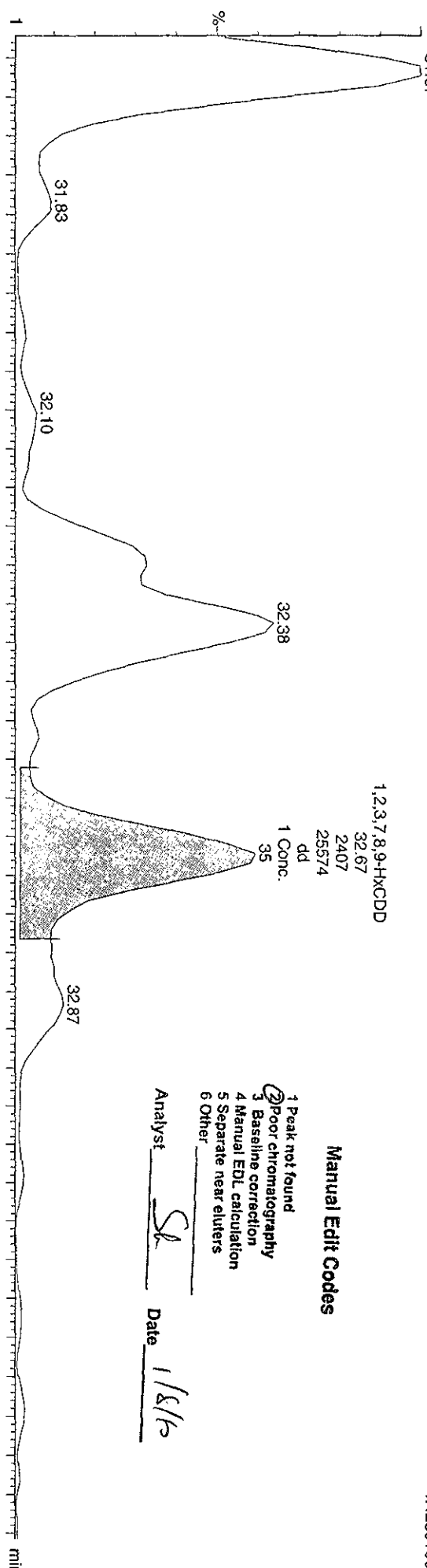
Dataset: V:\HighRes_Archive\3D5\Default.pro\05JA103D58290Bsk.qld

Last Altered: Friday, January 08, 2010 15:53:52 Pacific Standard Time
Printed: Friday, January 08, 2010 15:56:40 Pacific Standard Time

Sample Name: 05JA103D5_24

05JA103D5_24 Smooth(SG,2x3)
G9L170524-11 L087W-1-AC

F3: Voltage S1R, EI+
389.8157
4.425e+004



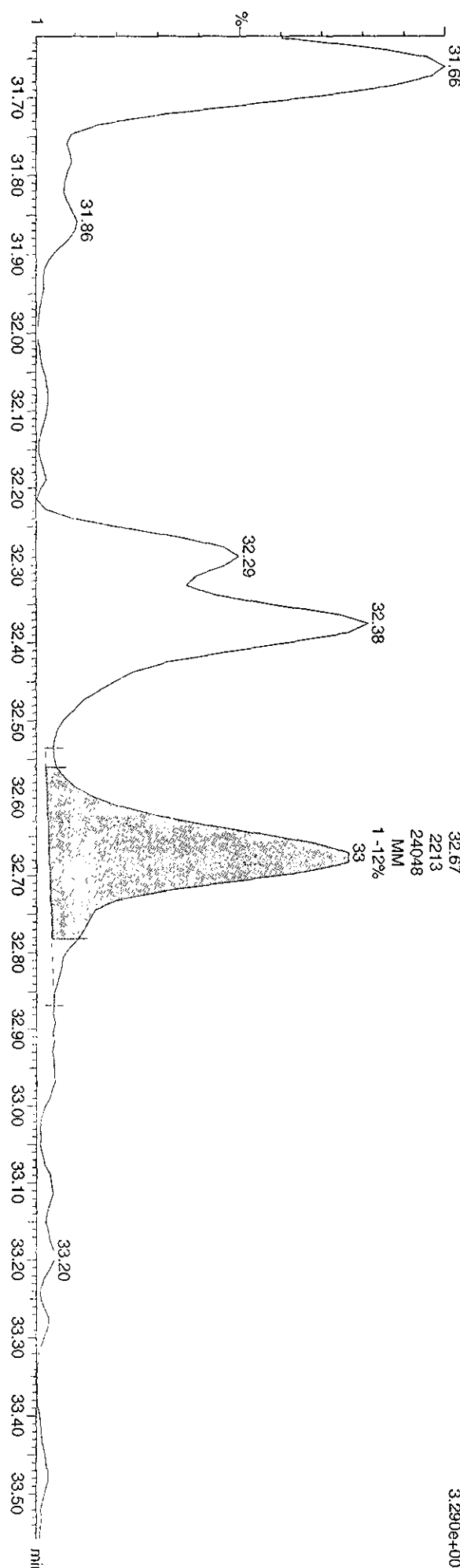
05JA103D5_24 Smooth(SG,2x3)
G9L170524-11 L087W-1-AC

F3: Voltage S1R, EI+
391.8172
3.290e+000

Manual Edit Codes

- 1 Peak not found
- 2 Poor chromatography
- 3 Baseline correction
- 4 Manual EDL calculation
- 5 Separate near eluters
- 6 Other

Analyst SL Date 1/8/10



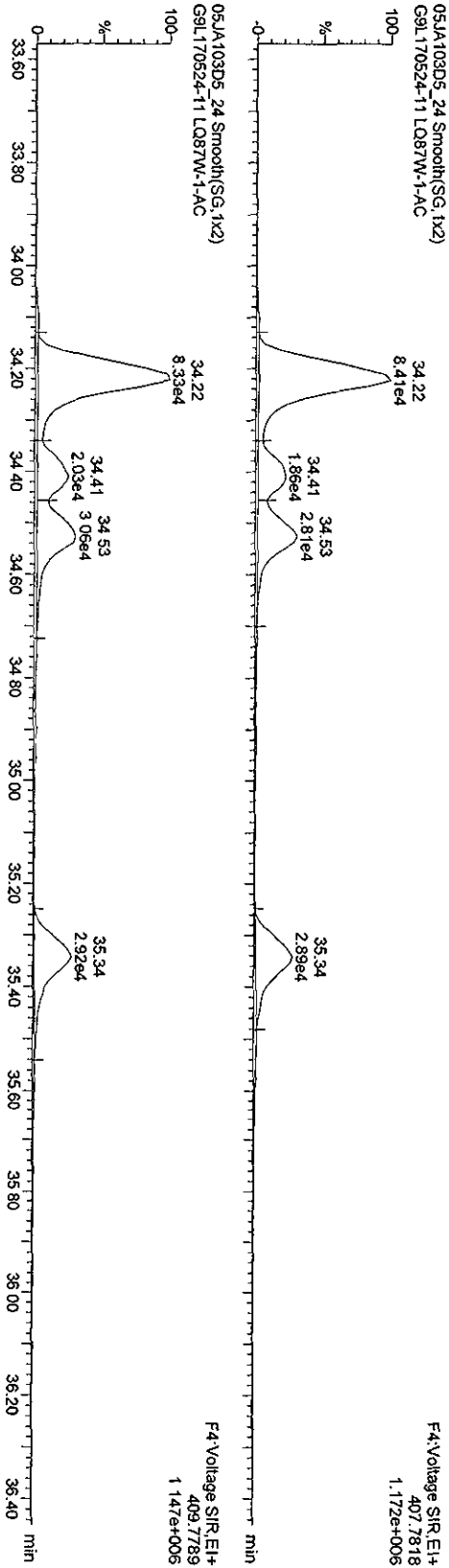
Quantity Sample Report MassLynx 4.1

Dataset: C:\MassLynx\Default.pro\05JA103D582908.d

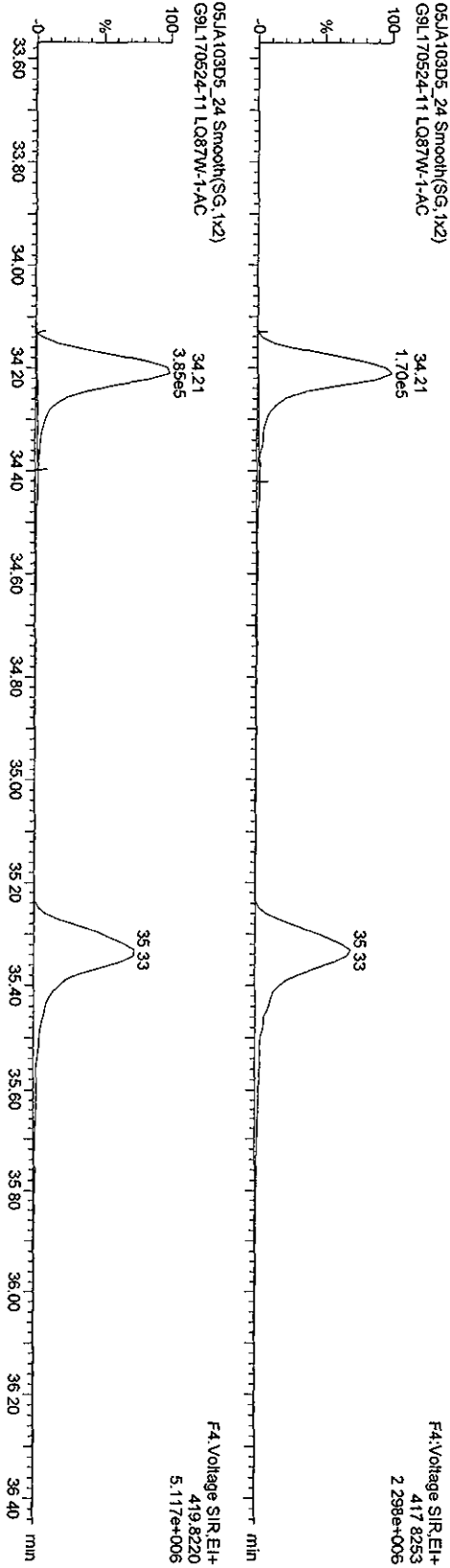
Last Altered: Wednesday, January 06, 2010 16:22:58 Pacific Standard Time
Printed: Wednesday, January 06, 2010 16:24:16 Pacific Standard Time

Name: 05JA103D5_24, Date: 06-Jan-2010, Time: 15:17:09, ID: LQ87W-1-AC, Description: G9L170524-11

HPCDFS



¹³C-HPCDFS



Quantity Sample Report MassLynx 4.1

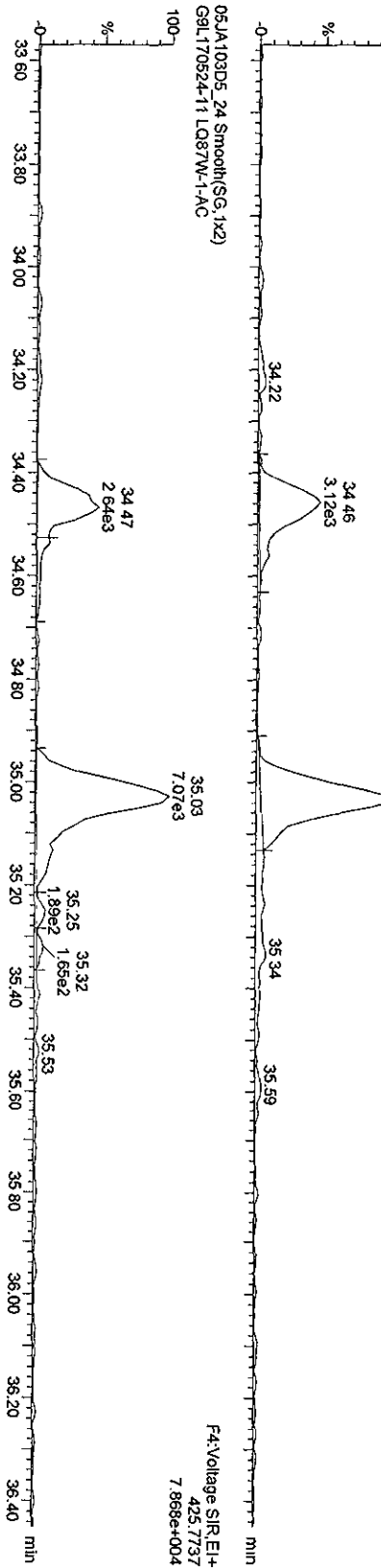
Dataset: C:\MassLynx\Default.pro\05JA103D58290B.qld

Last Altered: Wednesday, January 06, 2010 16:22:58 Pacific Standard Time
Printed: Wednesday, January 06, 2010 16:24:16 Pacific Standard Time

Name: 05JA103D5_24, Date: 06-Jan-2010, Time: 15:17:09, ID: LQ87W-1-AC, Description: G9L170524-11

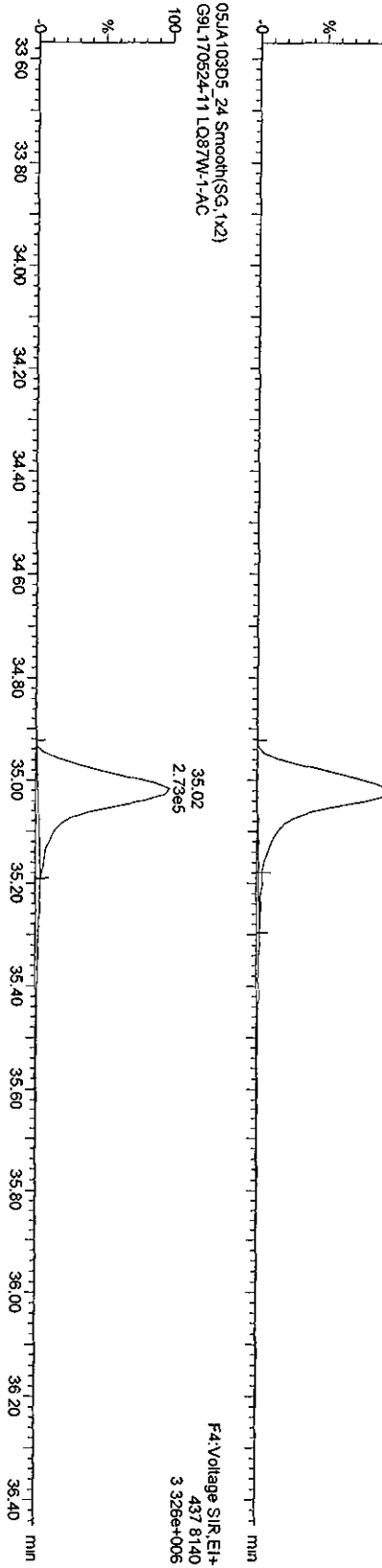
HPCDDs

05JA103D5_24 Smooth(SG, 1x2)
G9L170524-11 LQ87W-1-AC



13C-HPCDD

05JA103D5_24 Smooth(SG, 1x2)
G9L170524-11 LQ87W-1-AC



05JA103D5_24 Smooth(SG, 1x2)
G9L170524-11 LQ87W-1-AC

F4:Voltage SIR.EI+
437.8140
3.326e+006

Dataset: V:\HighRes_Archive\3D5\Default.pro\05JA103D58290Bsk.qld

Last Altered: Friday, January 08, 2010 15:53:52 Pacific Standard Time
Printed: Friday, January 08, 2010 15:56:40 Pacific Standard Time

Sample Name: 05JA103D5_24

05JA103D5_24 Smooth(SG,1x2)
G9L170524-11 LQ87W-1-AC

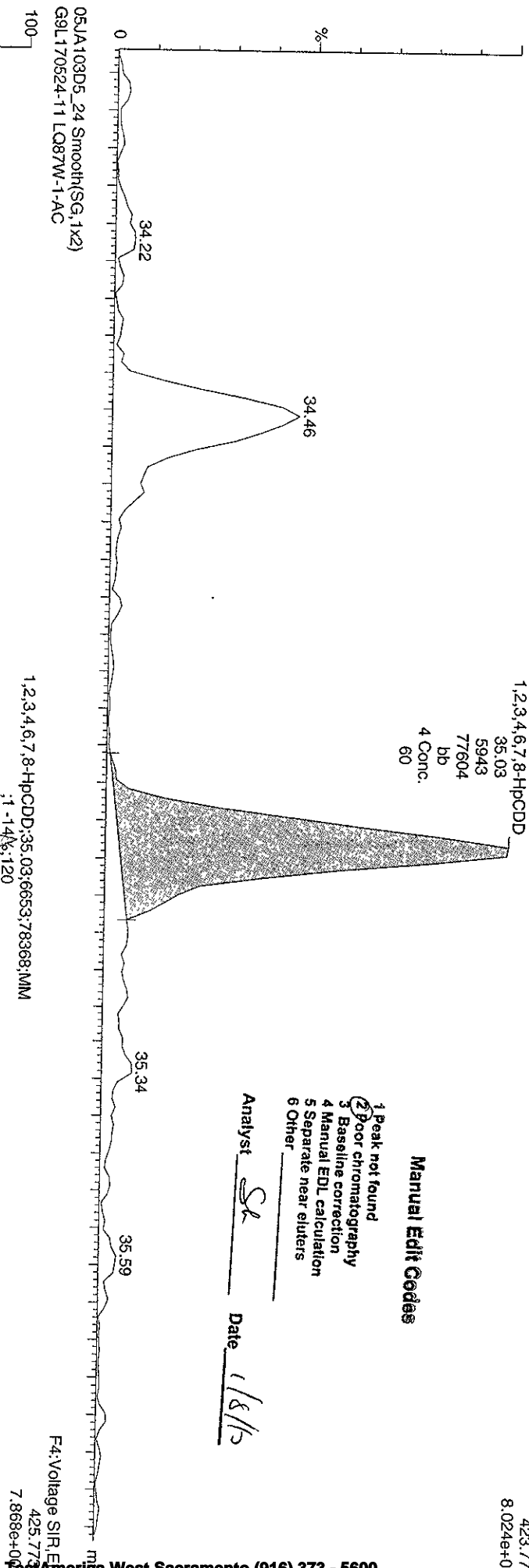
F4: Voltage SIR.EI+
423.7766
8.024e+004

1,2,3,4,6,7,8-HpCDD
35.03
5943
77604
bb
4 Conc.
60

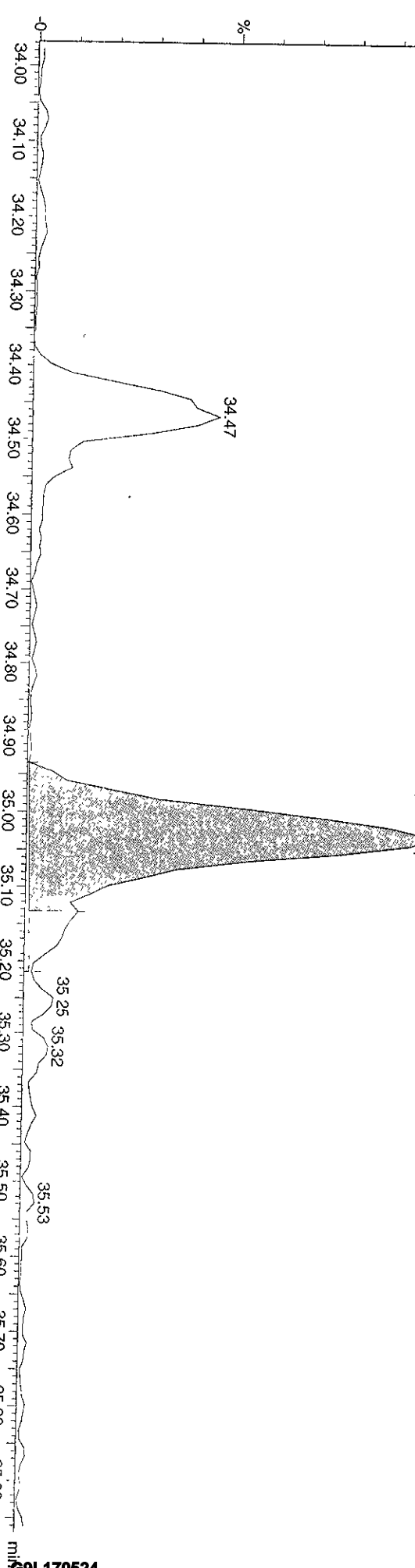
Manual Edit Codes

- 1 Peak not found
- 2 Poor chromatography
- 3 Baseline correction
- 4 Manual EDL calculation
- 5 Separate near eluters
- 6 Other

Analyst SK Date 1/8/10



F4: Voltage SIR.EI+
425.7733
7.868e+004

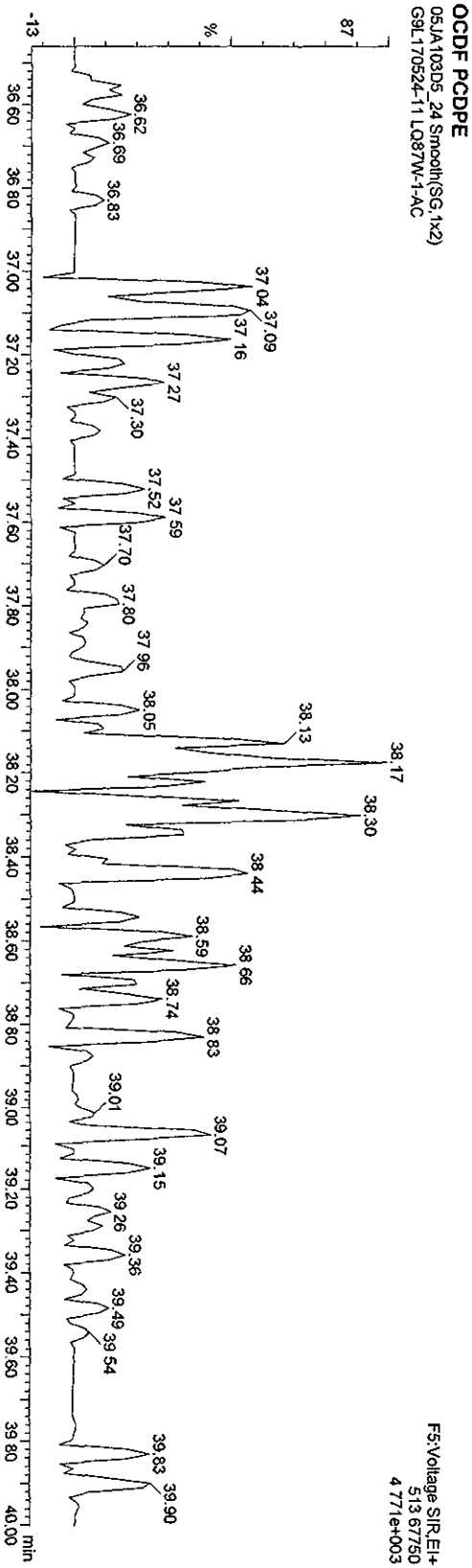
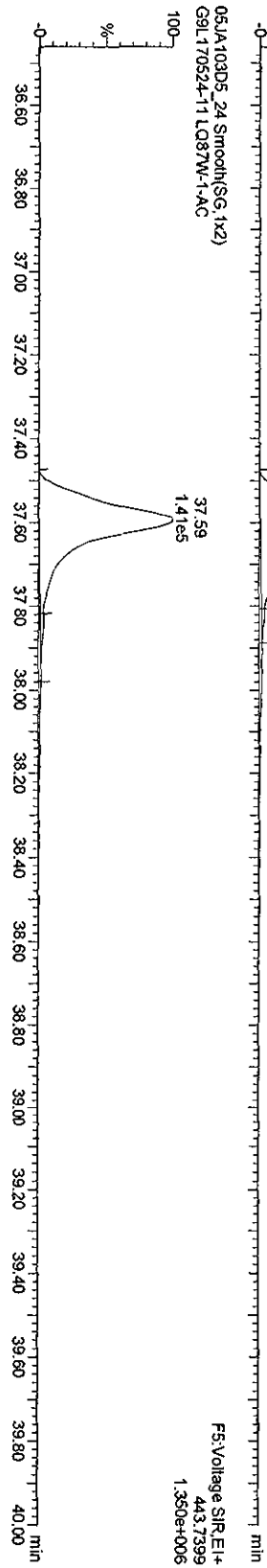


Quantity Sample Report MassLynx 4.1

Dataset: C:\MassLynx\Default.pro\05JA103D58290B.qld

Last Altered: Wednesday, January 06, 2010 16:22:58 Pacific Standard Time
Printed: Wednesday, January 06, 2010 16:24:16 Pacific Standard Time

Name: 05JA103D5_24, Date: 06-Jan-2010, Time: 15:17:09, ID: LQ87W-1-AC, Description: G9L170524-11




Quantity Sample Report Masslynx 4.1

Dataset: C:\MassLynx\Default.pro\05JA103D582908.d\d

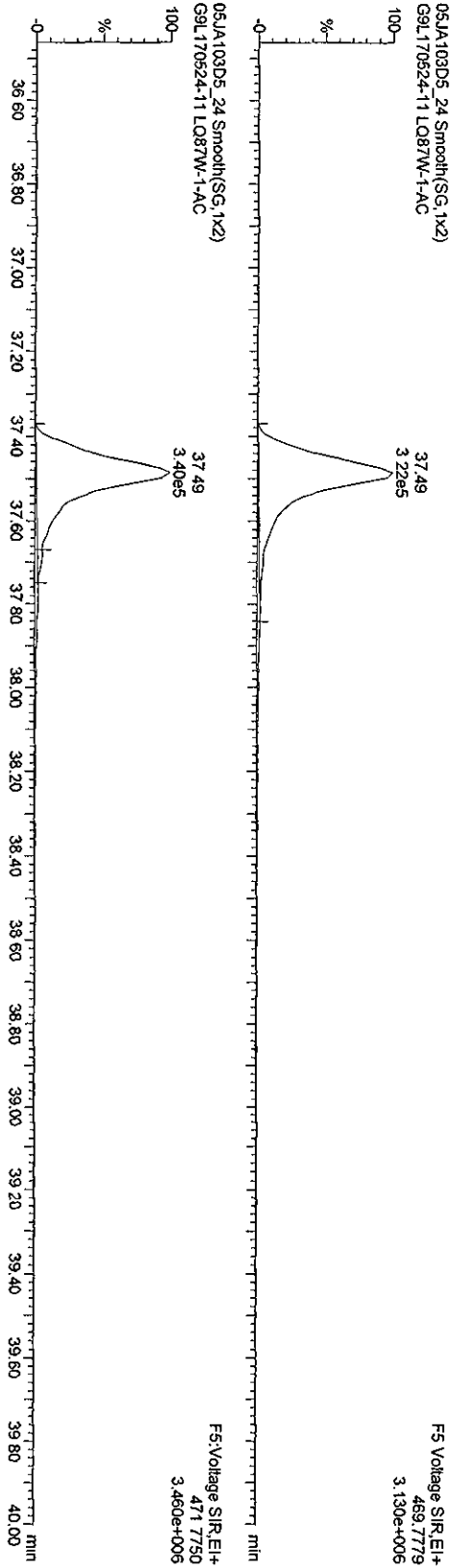
Last Altered: Wednesday, January 06, 2010 16:22:58 Pacific Standard Time
Printed: Wednesday, January 06, 2010 16:24:16 Pacific Standard Time

Name: 05JA103D5_24, Date: 06-Jan-2010, Time: 15:17:09, ID: LQ87W-1-AC, Description: G9L170524-11

OCDD



13C-OCDD



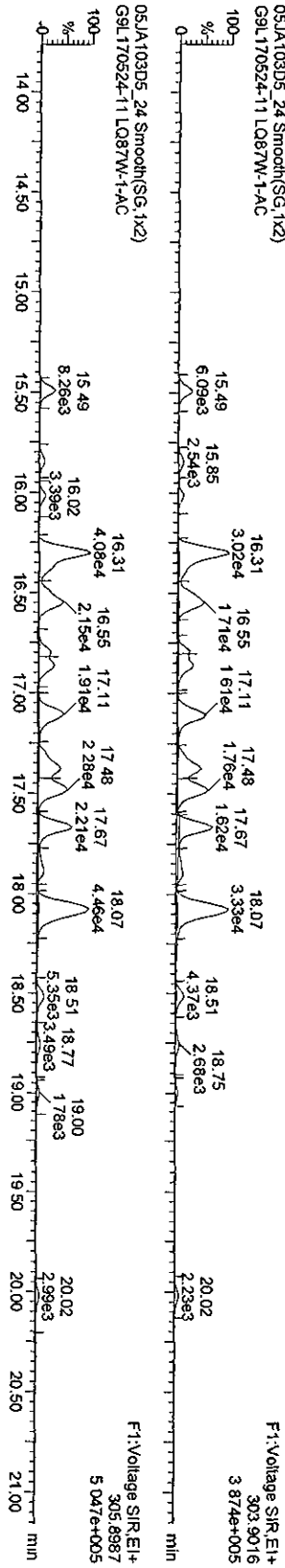
Quantity Sample Report MassLynx 4.1

Dataset: C:\MassLynx\Default\prot05JA103D582908.qld

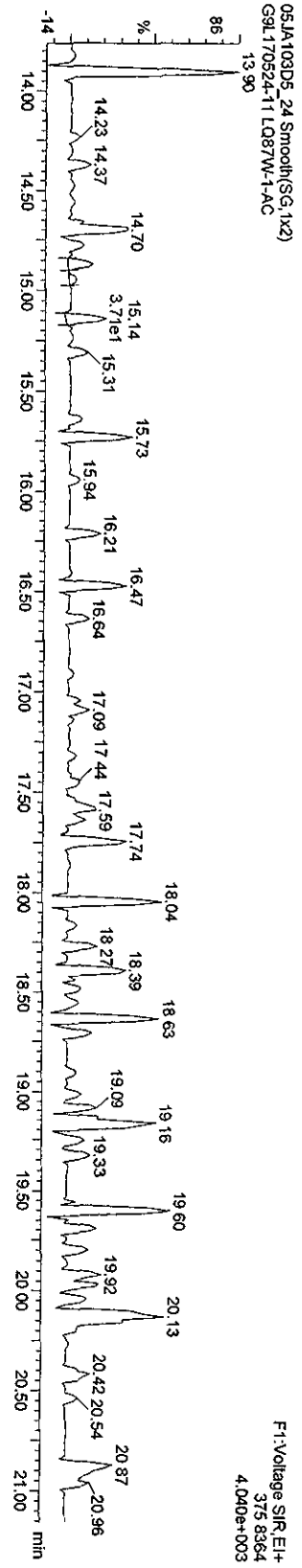
Last Altered: Wednesday, January 06, 2010 16:22:58 Pacific Standard Time
 Printed: Wednesday, January 06, 2010 16:24:16 Pacific Standard Time

Name: 05JA103D5_24, Date: 06-Jan-2010, Time: 15:17:09, ID: LQ87W-1-AC, Description: G9L170524-11

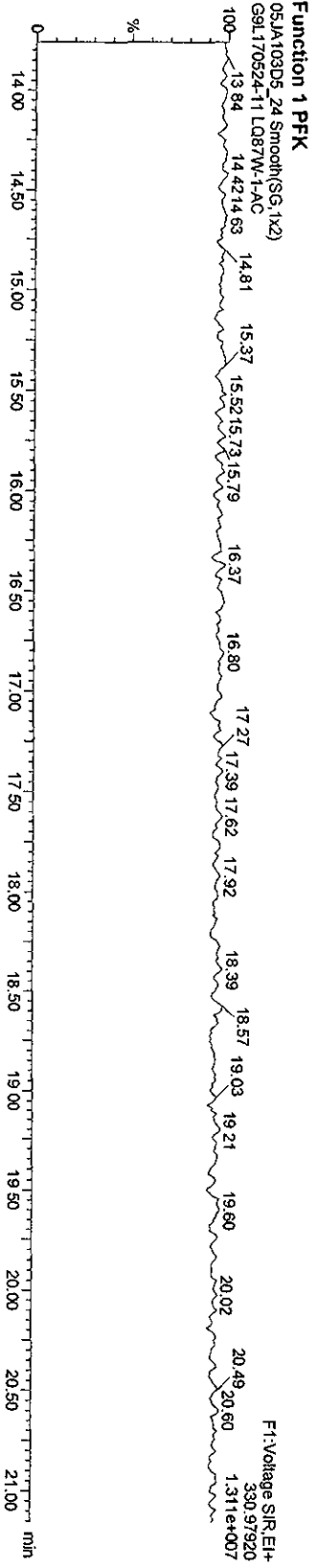
TCDFs
 05JA103D5_24 Smooth(SG, 1x2)
 G9L170524-11 LQ87W-1-AC



TCDFs PCDFE
 05JA103D5_24 Smooth(SG, 1x2)
 G9L170524-11 LQ87W-1-AC



Function 1 PFK
 05JA103D5_24 Smooth(SG, 1x2)
 G9L170524-11 LQ87W-1-AC

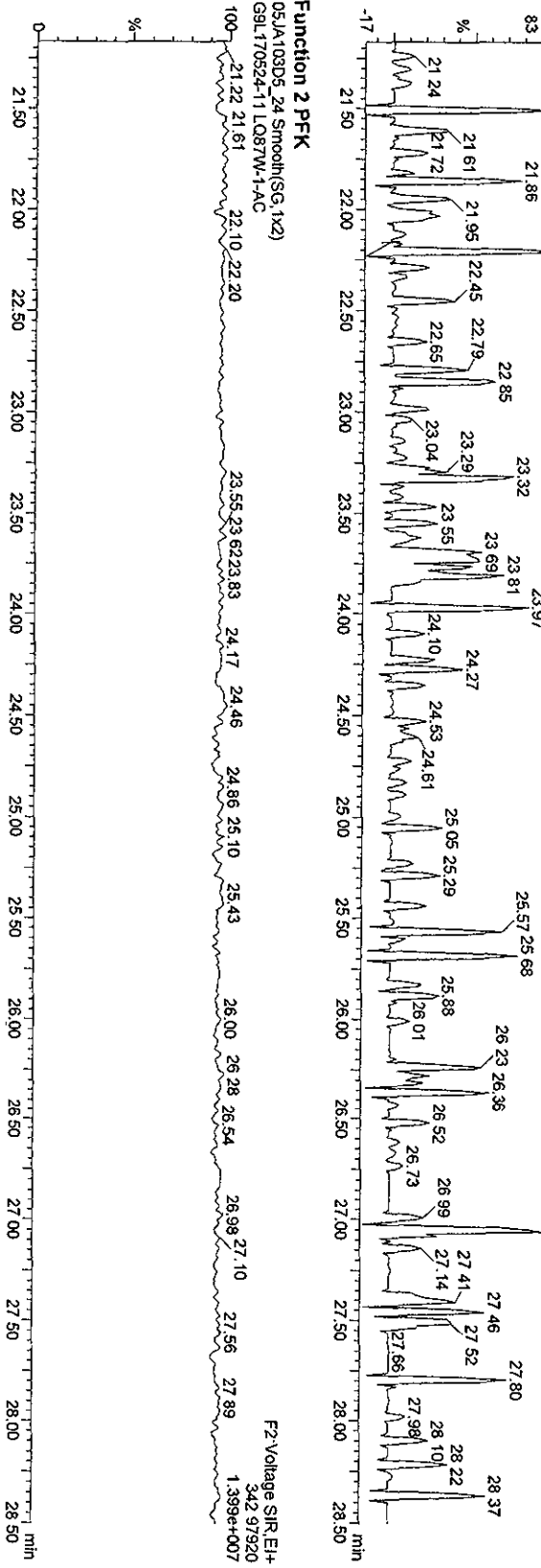
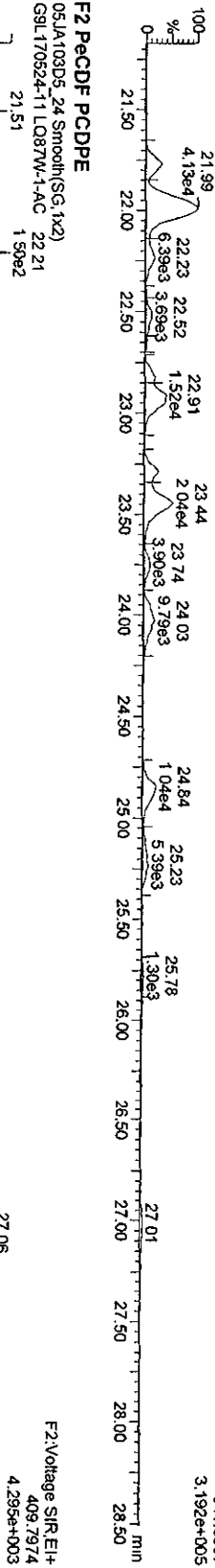
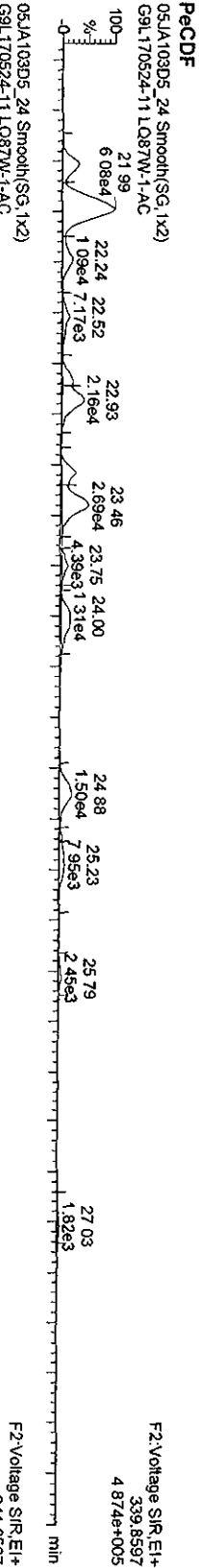


Quantity Sample Report MassLynx 4.1

Dataset: C:\MassLynx\Default\prof\05JA103D582908.qld

Last Altered: Wednesday, January 06, 2010 16:22:58 Pacific Standard Time
 Printed: Wednesday, January 06, 2010 16:24:16 Pacific Standard Time

Name: 05JA103D5_24, Date: 06-Jan-2010, Time: 15:17:09, ID: LQ87W-1-AC, Description: G9L170524-11



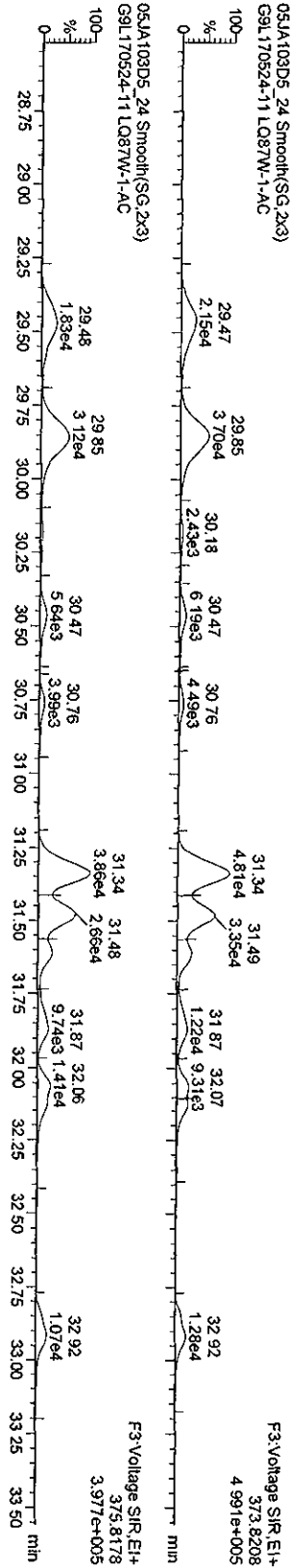
Quantity Sample Report MassLynx 4.1

Dataset: C:\MassLynx\Default\05JA103D582908.d\d

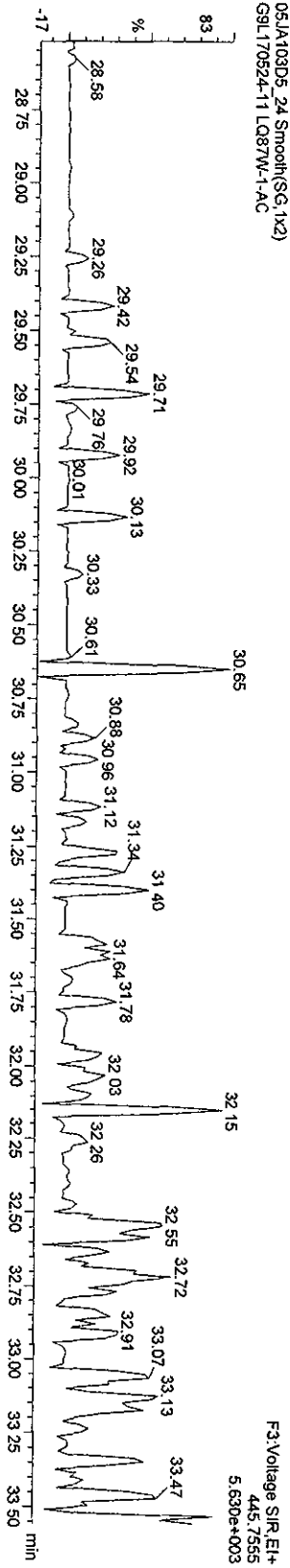
Last Altered: Wednesday, January 06, 2010 16:22:58 Pacific Standard Time
 Printed: Wednesday, January 06, 2010 16:24:16 Pacific Standard Time

Name: 05JA103D5_24, Date: 05-Jan-2010, Time: 15:17:09, ID: LQ87W-1-AC, Description: G9L170524-11

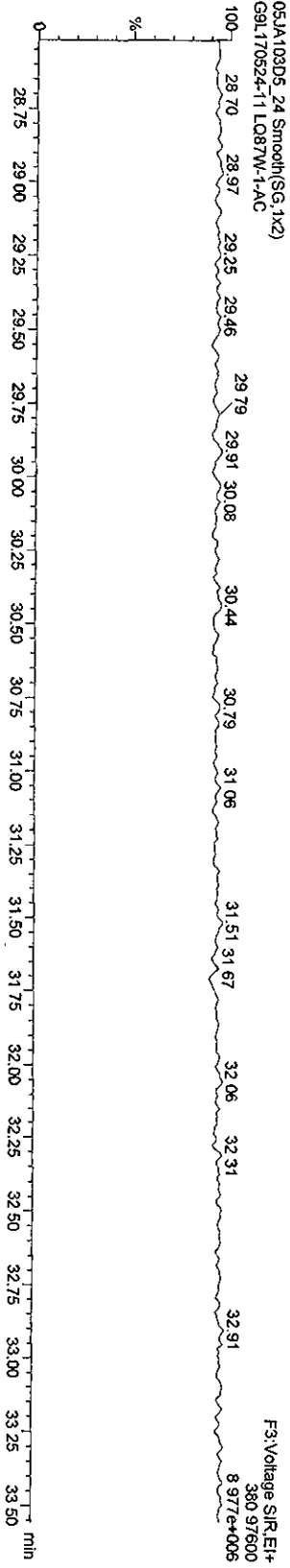
HxCDFs



HxCDF PCDFE



Function 3 PFK



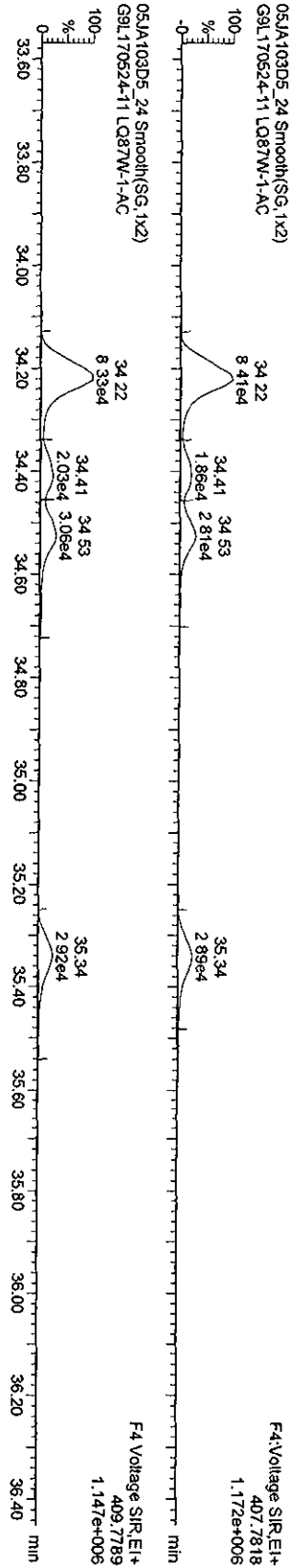
Quantity Sample Report MassLynx 4.1

Dataset: C:\MassLynx\Default.pro\05JA103D582908.qld

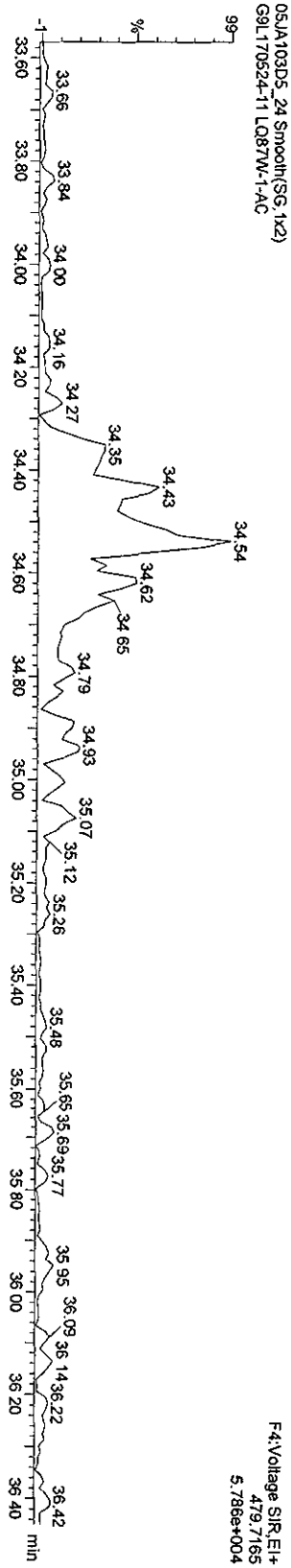
Last Altered: Wednesday, January 06, 2010 16:22:58 Pacific Standard Time
 Printed: Wednesday, January 06, 2010 16:24:16 Pacific Standard Time

Name: 05JA103D5_24, Date: 06-Jan-2010, Time: 15:17:09, ID: LQ87W-1-AC, Description: G9L170524-11

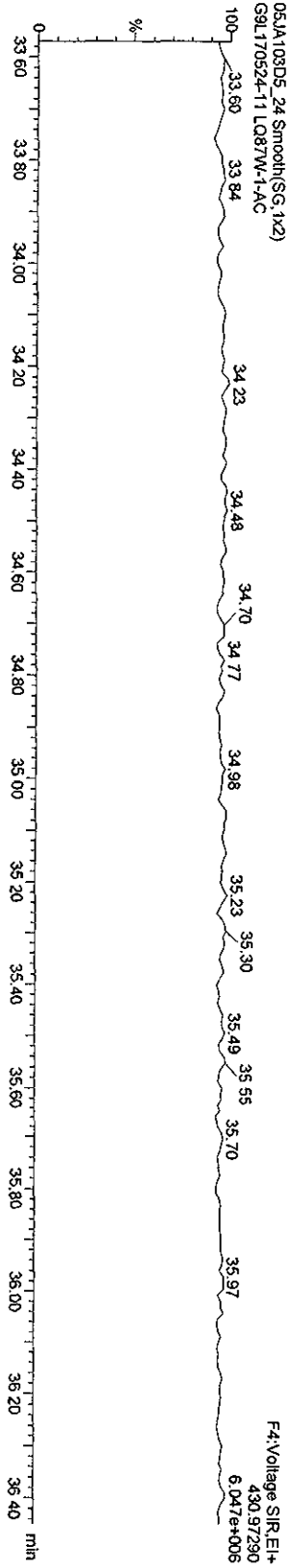
HPCDFs



HPCDF PCDPE



Function 4 PFK



Quantity Sample Report MassLynx 4.1

Dataset: C:\MassLynx\Default\pro05JA103D582908.qld

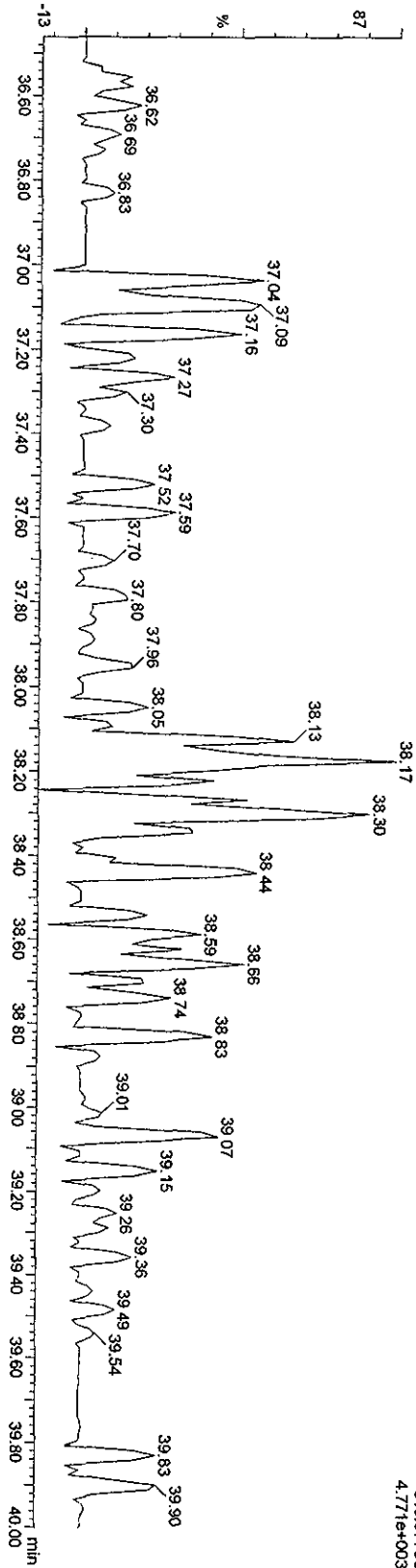
Last Altered: Wednesday, January 06, 2010 16:22:58 Pacific Standard Time
Printed: Wednesday, January 06, 2010 16:24:16 Pacific Standard Time

Name: 05JA103D5_24, Date: 06-Jan-2010, Time: 15:17:09, ID: LQ87W-1-AC, Description: G9L170524-11

OCDF PCDDPE

05JA103D5_24 Smooth(SG, 1x2)
G9L170524-11 LQ87W-1-AC

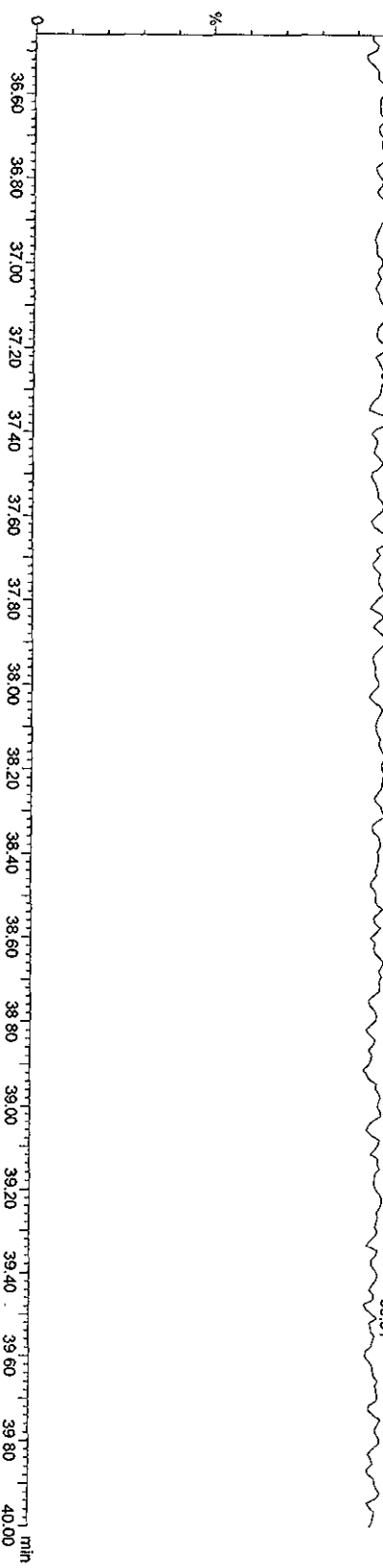
F5 Voltage SIR.EI+
513.67750
4.771e+003



Function 5 PFK

05JA103D5_24 Smooth(SG, 1x2)
G9L170524-11 LQ87W-1-AC

F5 Voltage SIR.EI+
442.97280
6.397e+006

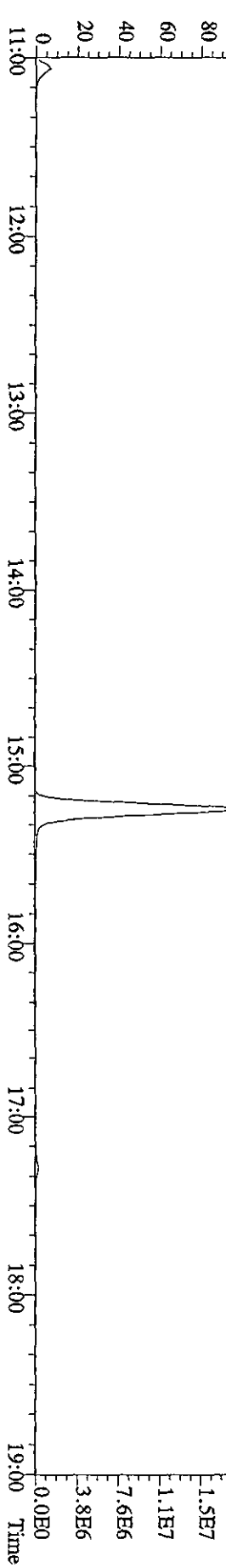
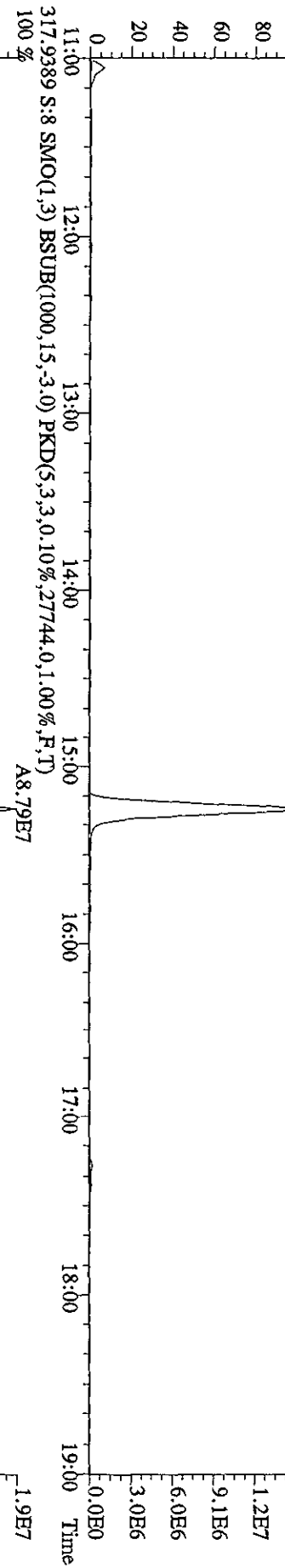
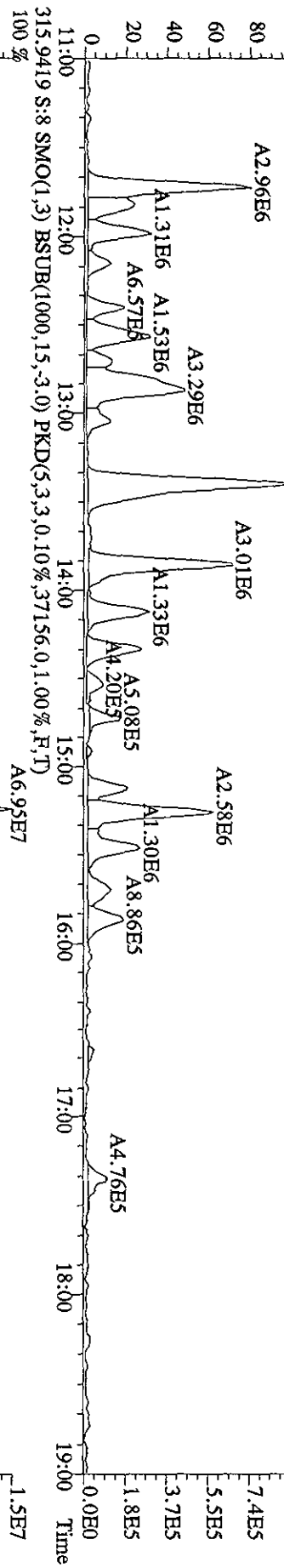
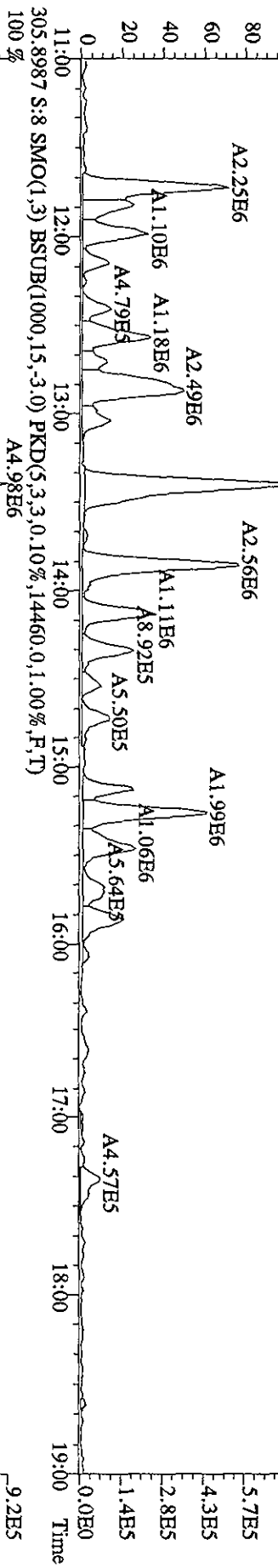


Run text: LQ87W-1-AC Sample text: LQ87W-1-AC :G9L170524-11
 Run #12 Filename: 07JA10C5D2 S: 8 I: 1 Results: 07JA10C5D2DB225
 Acquired: 8-JAN-10 04:03:03 Processed: 8-JAN-10 09:58:16
 Run: 07JA10C5D2 Analyte: DB225HRS Cal: DB2250104105D2
 Factor 1: 1600.000 Factor 2: 20.000 Sample size: 10.11007g

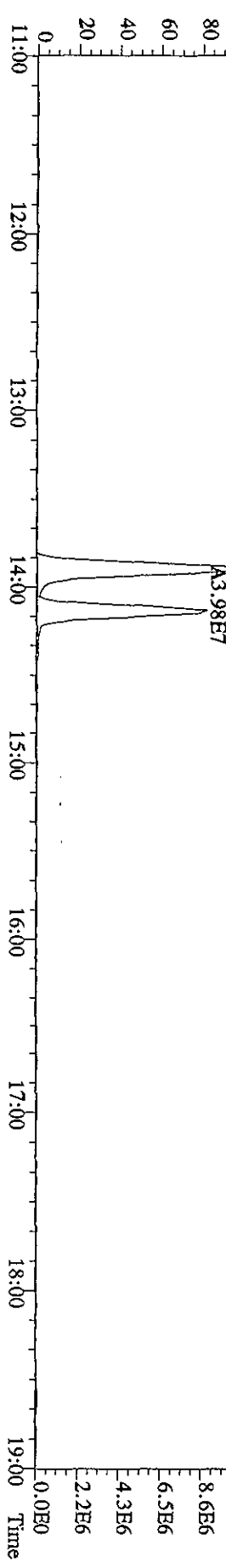
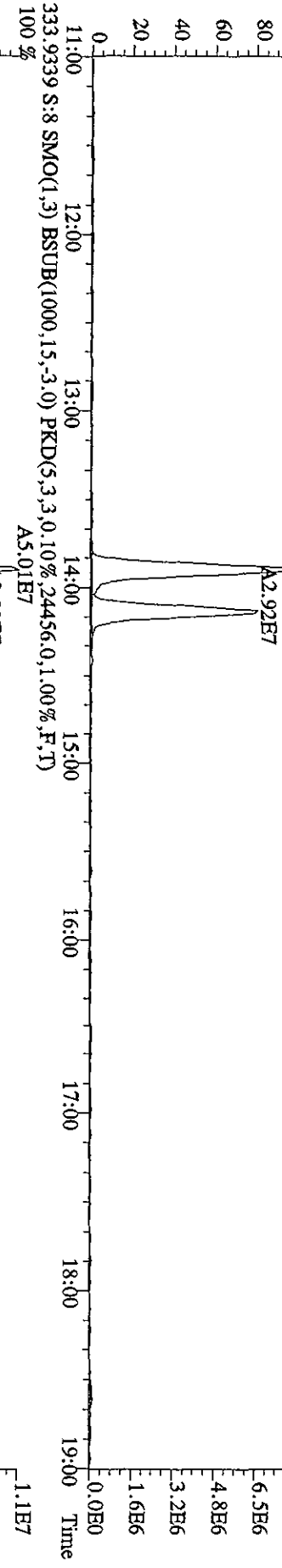
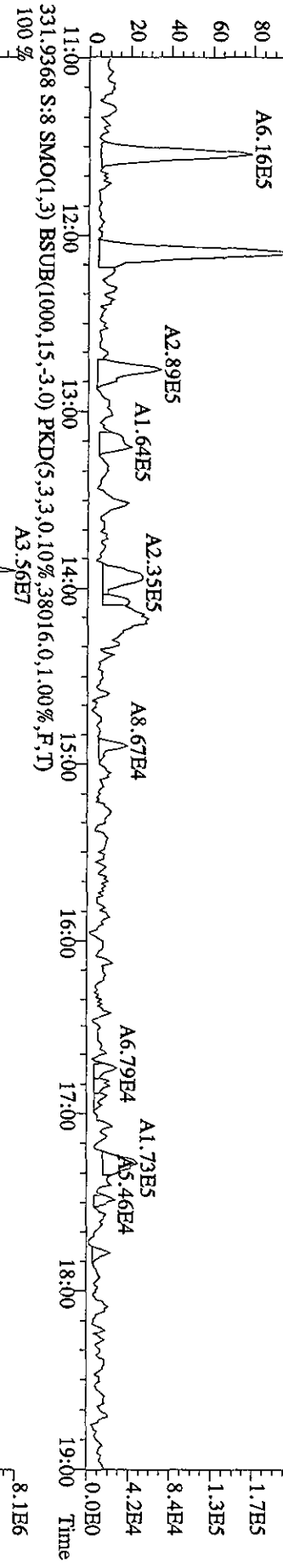
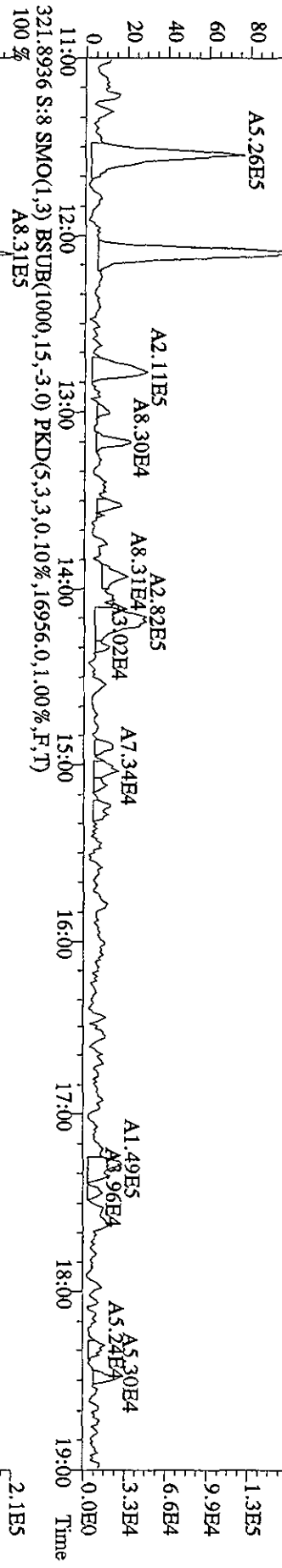
Name	Resp	RA	RT	RRF	Conc	EDL	Rec	M
13C-1,2,3,4-TCDD	68961064	0.73 y	14:08	-	3.15	-	-	n
13C-2,3,7,8-TCDF	157376440	0.79 y	15:14	1.66	135.69	0.75	68.6	n
2,3,7,8-TCDF	4573775	0.77 y	15:15	1.01	5.67 <i>Can B</i>	0.46	-	n
13C-2,3,7,8-TCDD	85735988	0.71 y	13:54	0.95	129.29	1.27	65.4	n
2,3,7,8-TCDD	191045	0.35 n	13:56	1.18	0.37	0.76	-	n
37Cl-2,3,7,8-TCDD	117452032	1.00 y	13:55	2.07	81.47	0.36	103.0	n

8/1/12/12

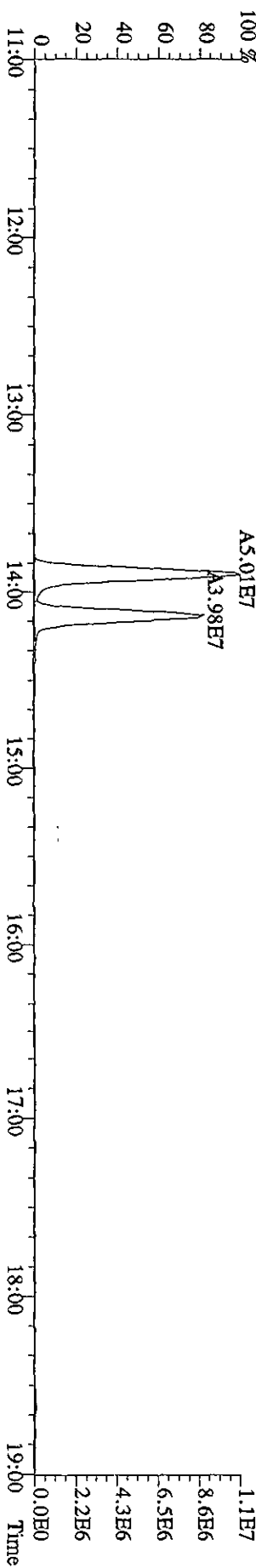
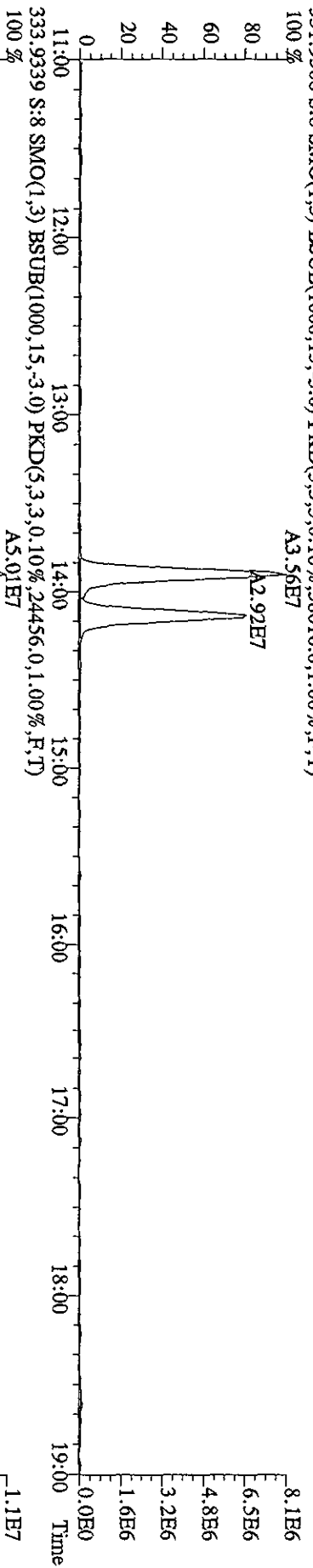
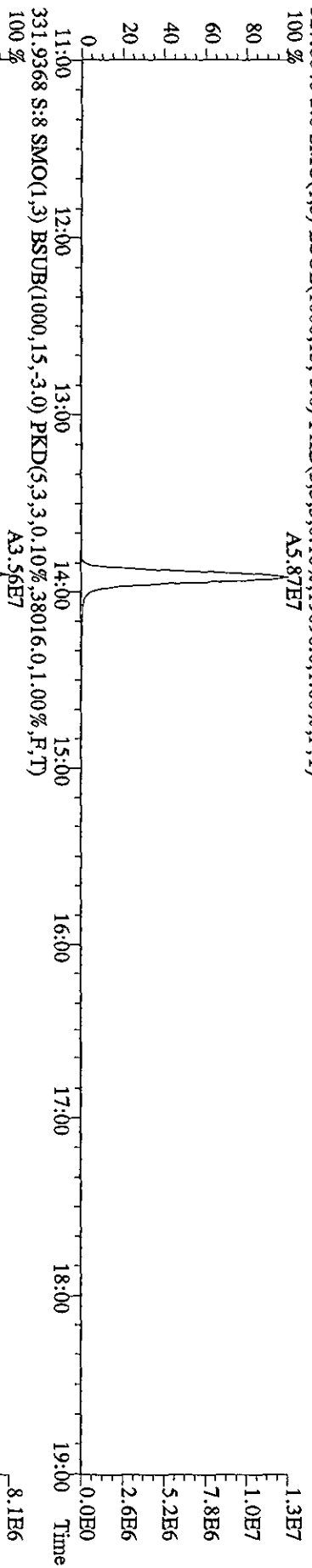
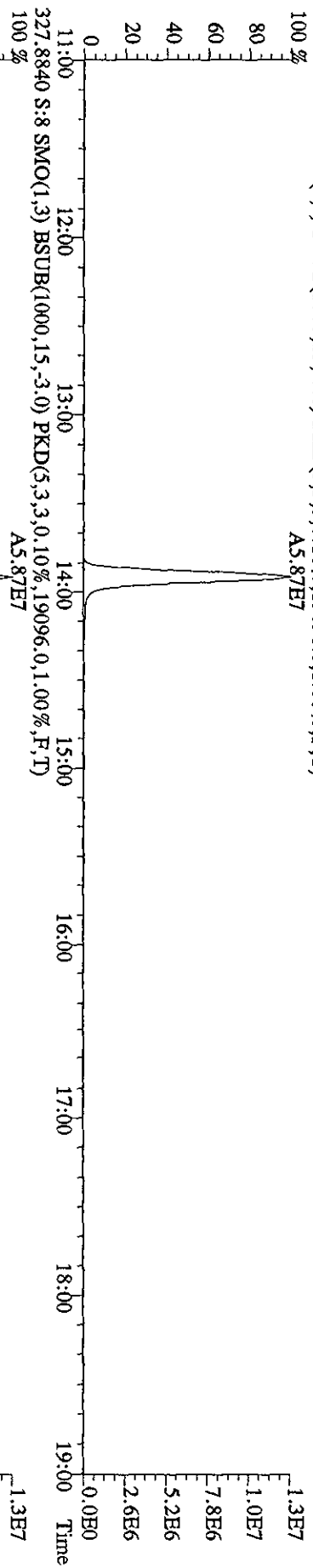
File:071A10C5D2 #1-1242 Acq: 8-JAN-2010 04:03:03 GC BI+ Voltage SIR 70SE
 Sample#8 Text:LO87W-1-AC :G9L170524-11 Exp:DB225
 303.9016 S:8 SMO(1,3) BSUB(1000,15,-3.0) PKD(5,3,3,0.10%,12488.0,1.00%,F,T)
 100%



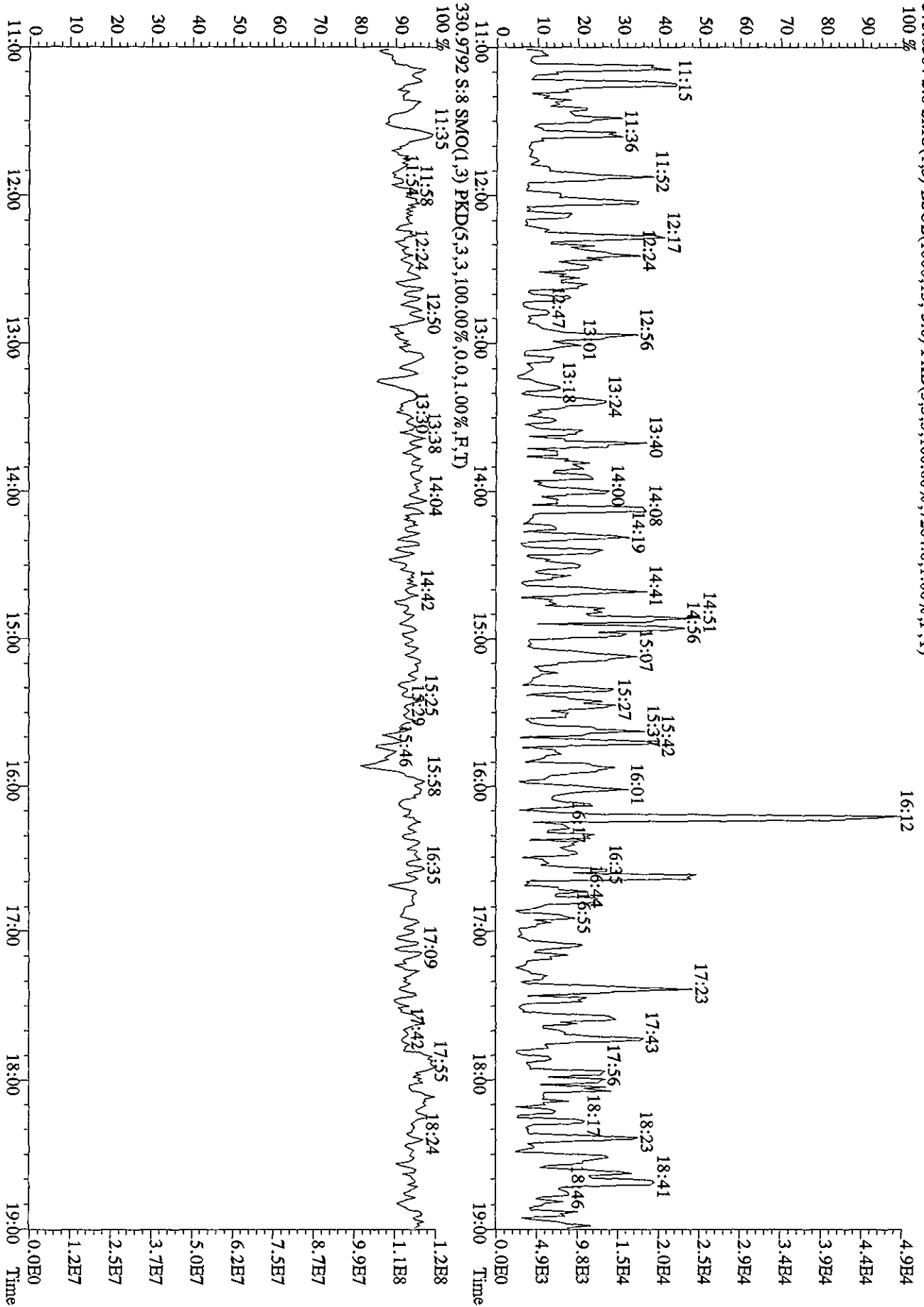
File:071A100C5D2 #1-1242 Acq: 8-JAN-2010 04:03:03 GC EI+ Voltage SIR 70SE
 Sample#8 Text:LQ8TW-1-AC :G9L170524-11 Exp:DB225
 319.8965 S:8 SMO(1,3) BSUB(1000,15,-3,0) PKD(5,3,3,0,10%,11592,0,1,00%,F,T)
 100% A6.46E5



File:071A10C5D2 #1-1242 Acq: 8-JAN-2010 04:03:03 GC EI+ Voltage SIR 70SE
Sample#8 Text:LO87W-1-AC :G9L170524-11 Exp:DB225
327.8840 S:8 SMO(1,3) BSUB(1000,15,-3.0) PKD(5,3,3,0,10%,19096,0,1,00%,F,T)
100% A5.87E7



File:071A10C5D2 #1-1242 Acq: 8-JAN-2010 04:03:03 GC EI+ Voltage SIR 70SE
 Sample#8 Text:LO87W-1-AC :G9L170524-11 Exp:DB225
 375.8364 S:8 SMO(1.3) BSUB(1000,15,-3.0) PKD(5,3,3,100.00%,7284.0,1.00%,F,T)



Quantity Sample Summary Report MassLynx 4.1

Dataset: V:\HighRes_Archive\3D5\Default.pro\05JA103D58290Bsk.qld

Last Altered: Friday, January 08, 2010 16:12:51 Pacific Standard Time
 Printed: Friday, January 08, 2010 16:14:29 Pacific Standard Time

Method: C:\MassLynx\Default.PRO\Method\82903D5.mdb 06 Jan 2010 12:46:02
 Calibration: C:\MassLynx\Default.PRO\CurveDB\CA123120093D58290.cdb 31 Dec 2009 13:37:23

Name: 05JA103D5_25, Date: 06-Jan-2010, Time: 15:59:27, ID: LC870-1-AC, Description: G9L170524-12, Task:

SL 1/8/10

#	Name	Trace	Sample Size	RT	Prd RT	RRF M...	Abs Resp	Conc.	EMPC	%Rec	EDL	Ratio	Ratio F...	Mod Date
1	13C-1,2,3,4-TCDD	331.9368	10.830	18.60	18.62	1.00000	393569.81	92.3361	92.3361	100.0	0.27963	0.8251	NO	
2	3 13C-2,3,7,8-TCDF	315.9419	10.830	18.06	17.98	1.55387	769770.47	116.2239	116.2239	62.9	0.26510	0.8085	NO	
4	2,3,7,8-TCDF	303.9016	10.830	18.07	18.07	1.00894	21932.86	5.2152	5.2152	Selec	0.11854	0.7166	NO	
5	Total TCDFs	303.9016	10.830		21.44	1.00894		28.9796	28.9796		0.11854			
6	7 13C-2,3,7,8-TCDD	331.9368	10.830	18.80	18.80	0.93654	493713.63	123.6800	123.6800	67.0	0.29857	0.7993	NO	
8	2,3,7,8-TCDD	319.8965	10.830	18.83	18.82	1.13162	259.91	0.0859	0.0859		0.17575	0.3522	YES	08-Jan-10
9	Total TCDDs	319.8965	10.830		19.55	1.13162		3.0377	2.8402		0.17575			
10	11 37Cl-2,3,7,8-TCDD	327.8847	10.830	18.82	18.82	1.13700	325309.91	67.1252	0.0000	90.9	0.11513			
12	13 13C-1,2,3,7,8-PeCDF	351.9000	10.830	23.43	23.40	1.21534	596135.61	103.4967	103.4967	56.0	0.41540	1.5828	NO	
14	1,2,3,7,8-PeCDF	339.8597	10.830	23.46	23.46	1.03079	10879.54	3.6355	3.6355		0.43322	1.6398	NO	
15	2,3,4,7,8-PeCDF	339.8597	10.830	24.98	24.87	0.96399	5361.89	1.9159	1.9159		0.46324	1.6203	NO	
16	Total F2 PeCDFs	339.8597	10.830		34.47	0.99739		28.1838	26.8244		0.44773			
17	Total F1 PeCDFs	339.8597	10.830		36.56	0.99739		3.0239	3.0239		0.19386			
18	19 13C-1,2,3,7,8-PeCDD	367.8949	10.830	25.66	25.58	0.74736	343423.06	107.8074	107.8074	58.4	0.39599	1.5387	NO	
20	1,2,3,7,8-PeCDD	355.8546	10.830	25.72	25.68	1.05672	97.80	0.0498	0.0498		0.26196	0.3622	YES	
21	Total PeCDDs	355.8546	10.830		31.10	1.05672		3.0222	2.6889		0.26196			
22	23 13C-1,2,3,7,8,9-HxCDD	401.8559	10.830	32.68	32.61	1.00000	322720.69	92.3361	92.3361	100.0	0.41473	1.2291	NO	
24	25 13C-1,2,3,4,7,8-HxCDF	383.8639	10.830	31.34	31.34	0.91641	318871.89	99.5571	99.5571	53.9	0.98576	0.5303	NO	
25	1,2,3,4,7,8-HxCDF	373.8208	10.830	31.35	31.35	1.24280	14684.91	6.8432	6.8432		0.27512	1.1698	NO	08-Jan-10
27	1,2,3,6,7,8-HxCDF	373.8208	10.830	31.50	31.48	1.49624	15333.71	5.9351	5.9351		0.22851	1.3099	NO	
28	2,3,4,6,7,8-HxCDF	373.8208	10.830	32.12	32.15	1.31114	3152.43	1.3925	1.3925		0.26078	1.3805	NO	08-Jan-10
29	1,2,3,7,8,9-HxCDF	373.8208	10.830	32.89	32.89	1.29097	1249.73	0.5606	0.5606		0.26485	1.2669	NO	08-Jan-10
30	Total HxCDFs	373.8208	10.830		0.00	1.33529		32.6852	32.6852		0.25606			
31														

Quantity Sample Summary Report MassLynx 4.1

Dataset: V:\HighRes_Archive\3D51Default\pro\05JA103D58290Bsk.qld

Last Altered: Friday, January 08, 2010 16:12:51 Pacific Standard Time
 Printed: Friday, January 08, 2010 16:14:29 Pacific Standard Time

Name: 05JA103D5_25, Date: 06-Jan-2010, Time: 15:59:27, ID: LQ870-1-AC, Description: G9L170524-12, Task:

# Name	Trace	Sample Size	RT	Prd RT	RRF M...	Abs Resp	Conc.	EMPC	%Rec	EDL	Ratio	Ratio Fi...	Mod Date
32 13C-1,2,3,6,7,8-HxCDD	401.8559	10.830	32.38	32.40	0.80919	369578.94	130.3241	130.3241	70.6	0.51252	1.1285	NO	08-Jan-10
33 1,2,3,4,7,8-HxCDD	389.8157	10.830	32.34	32.28	0.99267	429.64	0.2308	0.2308	0.16094	1.0639	NO	08-Jan-10	
34 1,2,3,6,7,8-HxCDD	389.8157	10.830	32.39	32.38	1.18024	1115.08	0.4734	0.4246	0.12718	1.4975	YES	08-Jan-10	
35 1,2,3,7,8,9-HxCDD	389.8157	10.830	32.68	32.67	1.28282	931.73	0.3639	0.3340	0.11701	1.4405	YES	08-Jan-10	
36 Total HxCDDs	389.8157	10.830		0.00	1.13189		3.6209	3.4578		0.13261			
37													
38 13C-1,2,3,4,6,7,8-HpCDF	417.8253	10.830	34.22	34.23	0.81080	249461.60	88.0305	88.0305	47.7	1.04975	0.4523	NO	
39 1,2,3,4,6,7,8-HpCDF	407.7818	10.830	34.24	34.24	1.36387	36384.18	19.7486	19.7486		0.33728	1.0506	NO	
40 1,2,3,4,7,8,9-HpCDF	407.7818	10.830	35.37	35.35	1.11483	12411.52	8.2416	7.3070		0.41262	0.8248	YES	
41 Total HpCDFs	407.7818	10.830		0.00	1.23935		40.6935	39.7588		0.37117			
42													
43 13C-1,2,3,4,6,7,8-HpCDD	435.8169	10.830	35.04	35.04	0.70743	243157.44	98.3442	98.3442	53.3	0.81957	0.9940	NO	
44 1,2,3,4,6,7,8-HpCDD	423.7766	10.830	35.04	35.04	1.04312	2114.31	1.5394	1.3761		0.28948	1.2822	YES	
45 Total HpCDDs	423.7766	10.830		0.07	1.04312		2.6899	2.3642		0.28948			
46													
47 13C-OCDD	469.7779	10.830	37.51	37.49	0.51880	211898.16	116.8626	116.8626	31.6	1.42871	0.9222	NO	
48 OCDD	441.7428	10.830	37.62	37.62	1.40213	44992.17	55.9312	55.9312		0.96921	0.7935	NO	
49 OCDD	457.7877	10.830	37.54	37.52	1.19691	1450.94	2.1130	2.1130		1.40759	0.9563	NO	08-Jan-10
50													
51													
52 Function 1 PFK	330.97920	1.000	14.29	14.26		19136.97							
53 Function 2 PFK	342.97920	1.000		22.48	16743....					0.00000			
54 Function 3 PFK	380.97600	1.000		29.28	7909.2...					0.00000			
55 Function 4 PFK	430.97290	1.000		34.81	14980....					0.00000			
56 Function 5 PFK	442.97280	1.000	39.32	39.31	3947.9...	10221.16	2.5690		258.9	6.88274			
57 TCDF PCDFE	375.8364	1.000		15.01	30.012...					0.00000			
58 F1 PeCDF PCDFE	409.79740	1.000		18.68	45.972...					0.00000			
59 F2 PeCDF PCDFE	409.7974	1.000		22.10	17.774...					0.00000			
60 HxCDF PCDFE	445.7555	1.000	33.08	33.02	18.611...	71.36	3.8345		383.5	0.15946			
61 HpCDF PCDFE	479.7165	1.000		35.33	75.501...					0.00000			
62 OCDF PCDFE	513.67750	1.000	37.52	37.54	85.061...	164.57	1.9348		193.5	0.07314			

Dataset: C:\MassLynx\Default\pro105JA103D58290B.qld

Last Altered: Wednesday, January 06, 2010 16:41:53 Pacific Standard Time
 Printed: Wednesday, January 06, 2010 16:42:49 Pacific Standard Time

Method: C:\MassLynx\Default\PRO10methDB182903D5.mdb 06 Jan 2010 12:46:02
 Calibration: C:\MassLynx\Default\PRO10CurveDB1CA123120093D58290.cdb 31 Dec 2009 13:37:23

Name: 05JA103D5_25, Date: 06-Jan-2010, Time: 15:59:27, ID: LQ870-1-AC, Description: G9L170524-12, Task:

# Name	Trace	Sample Size	RT	Prd:RT	RRF:M	Abs Resp	Conc	EMPC	%Rec	EDL	Ratio	Prd:Ratio	Ratio	Mod:Date
1 13C-1,2,3,4-TCDD	331.9368	10.830	18.60	18.62	1.000	393569.81	92.3361	92.3361	100.0	0.2796	0.825	0.770	NO	
2														
3 13C-2,3,7,8-TCDF	315.9419	10.830	18.06	17.98	1.554	769770.47	116.2239	116.2239	62.9	0.2851	0.809	0.770	NO	
4 2,3,7,8-TCDF	303.9016	10.830	18.07	18.07	1.009	21932.86	5.2152	5.2152	Suppl	0.1185	0.717	0.770	NO	
5 Total TCDFs	303.9016	10.830		21.44	1.009		28.9796	28.2916		0.1185				
6														
7 13C-2,3,7,8-TCDD	331.9368	10.830	18.80	18.80	0.937	493713.63	123.6800	123.6800	67.0	0.2986	0.799	0.770	NO	
8 2,3,7,8-TCDD	319.8965	10.830	18.71	18.82	1.132	793.27	0.2622	0.2428		0.1758	0.912	0.770	YES	
9 Total TCDDs	319.8965	10.830		19.55	1.132		2.9518	2.7887		0.1758				
10														
11 37CL-2,3,7,8-TCDD	327.8847	10.830	18.82	18.82	1.137	325309.91	67.1252	0.0000	90.9	0.1151				
12														
13 13C-1,2,3,7,8-PeCDD	351.9000	10.830	23.43	23.40	1.215	536135.61	103.4967	103.4967	56.0	0.4154	1.583	1.550	NO	
14 1,2,3,7,8-PeCDF	339.8597	10.830	23.46	23.46	1.031	10879.54	3.6355	3.6355		0.4332	1.640	1.550	NO	
15 2,3,4,7,8-PeCDF	339.8597	10.830	24.88	24.87	0.964	5361.89	1.9159	1.9159		0.4632	1.620	1.550	NO	
16 Total F2 PeCDFs	339.8597	10.830		34.47	0.997		28.1838	26.8244		0.4477				
17 Total F1 PeCDFs	339.8597	10.830		36.56	0.997		3.0239	3.0239		0.1939				
18														
19 13C-1,2,3,7,8-PeCDD	367.8949	10.830	25.66	25.58	0.747	343423.06	107.8074	107.8074	58.4	0.3960	1.539	1.550	NO	
20 1,2,3,7,8-PeCDD	355.8546	10.830	25.72	25.68	1.057	97.80	0.0498	0.0218		0.2620	0.362	1.550	YES	
21 Total PeCDDs	355.8546	10.830		31.10	1.057		3.0222	2.4689		0.2620				
22														
23 13C-1,2,3,7,8,9-HxCDD	401.8559	10.830	32.68	32.61	1.000	322720.69	92.3361	92.3361	100.0	0.4147	1.229	1.240	NO	
24														
25 13C-1,2,3,4,7,8-HxCDF	383.8639	10.830	31.34	31.34	0.916	318871.89	99.5571	99.5571	53.9	0.9858	0.530	0.510	NO	
26 1,2,3,4,7,8-HxCDF	373.8208	10.830	31.35	31.35	1.243	20532.93	9.5683	9.5683		0.2751	1.180	1.240	NO	
27 1,2,3,6,7,8-HxCDF	373.8208	10.830	31.50	31.48	1.496	15333.71	5.9351	5.9351		0.2285	1.310	1.240	NO	
28 2,3,4,6,7,8-HxCDF	373.8208	10.830	32.09	32.15	1.311	5380.55	2.3766	1.5021		0.2608	2.544	1.240	YES	
29 1,2,3,7,8,9-HxCDF	373.8208	10.830	32.94	32.89	1.291	5105.55	2.2904	2.2904		0.2649	1.352	1.240	NO	
30 Total HxCDFs	373.8208	10.830		0.00	1.335		38.1243	37.2497		0.2561				
31														

Dataset: C:\Masslynx\Default\pro05JA103D58290B.qld

Last Altered: Wednesday, January 06, 2010 16:41:53 Pacific Standard Time
 Printed: Wednesday, January 06, 2010 16:42:49 Pacific Standard Time

Name: 05JA103D5_25, Date: 06-Jan-2010, Time: 15:59:27, ID: LQ870-1-AC, Description: G9L170524-12, Task:

#	Name	Trace	Sample Size	RT	Prd	RRF	M	Abs	Resp	Conc	EMPC	%Rec	EDL	Ratio	Prd	Ratio	Ratio	Mod	Date
32	13C-1,2,3,6,7,8-HxCDD	401.8559	10.830	32.38	32.40	0.809		368578.94	130.3241	130.3241	70.6	0.5125	1.125	1.240					
33	1,2,3,4,7,8-HxCDD	389.8157	10.830	32.39	32.29	0.993	0.754	1546.96	0.8311	0.6495	0.1609	0.1609	1.866	1.240					
34	1,2,3,6,7,8-HxCDD	389.8157	10.830	32.68	32.38	1.180		1073.15	0.4856	0.3630	0.1272	1.811	1.240						
35	1,2,3,7,8,9-HxCDD	389.8157	10.830	33.11	32.67	1.283		85.47	0.0334	0.0209	0.1170	0.529	1.240						
36	Total HxCDDs	389.8157	10.830		0.00	1.132			3.8350	3.4783	0.1326								
37																			
38	13C-1,2,3,4,6,7,8-HpCDF	417.8253	10.830	34.22	34.23	0.811		249461.60	88.0305	88.0305	47.7	1.0497	0.452	0.440					
39	1,2,3,4,6,7,8-HpCDF	407.7818	10.830	34.23	34.23	1.364		36384.18	19.7486	19.7486	0.3373	1.051	1.040						
40	1,2,3,4,7,8,9-HpCDF	407.7818	10.830	35.37	35.35	1.115		12411.52	8.2416	7.3070	0.4126	0.825	1.040						
41	Total HpCDFs	407.7818	10.830		0.00	1.239			40.6935	39.7589	0.3712								
42																			
43	13C-1,2,3,4,6,7,8-HpCDD	435.8169	10.830	35.04	35.04	0.707		243157.44	98.3442	98.3442	53.3	0.8196	0.994	1.040					
44	1,2,3,4,6,7,8-HpCDD	423.7766	10.830	35.04	35.04	1.043		2114.31	1.5394	1.3761	0.2895	1.282	1.040						
45	Total HpCDDs	423.7766	10.830		0.07	1.043			2.6899	2.3642	0.2895								
46																			
47	13C-OCDD	469.7779	10.830	37.51	37.49	0.519		211898.16	116.8626	116.8626	31.6	1.4287	0.922	0.890					
48	OCDF	441.7428	10.830	37.62	37.62	1.402		44992.17	55.9312	55.9312	0.9692	0.794	0.890						
49	OCDD	457.7377	10.830	37.54	37.52	1.197		1604.37	2.3364	2.0414	1.4076	1.163	0.890						
50																			
51																			
52	Function 1 PFK	330.97920	1.000	14.29	14.26			19136.97											
53	Function 2 PFK	342.97920	1.000		22.48	16743...													
54	Function 3 PFK	380.97600	1.000		29.28	7909.2...													
55	Function 4 PFK	430.97290	1.000		34.81	14980...													
56	Function 5 PFK	442.97280	1.000	39.32	39.31	3947.9...		10221.16	2.5890		258.9	6.8827							
57	TCDF PCDFE	375.8364	1.000		15.01	30.012													
58	F1 PeCDF PCDFE	409.79740	1.000		18.68	45.972													
59	F2 PeCDF PCDFE	409.7974	1.000		22.10	17.774													
60	HxCDF PCDFE	445.7555	1.000	33.08	33.02	18.611		71.36	3.8345		383.5	0.1585							
61	HPCDF PCDFE	479.7165	1.000		35.33	75.501													
62	OCDF PCDFE	513.67750	1.000	37.52	37.54	85.061		164.57	1.9348		193.5	0.0731							

Quantity Sample Report Masslynx 4.1

Dataset: C:\MassLynx\Default\prot05JA103D58290B.d\id

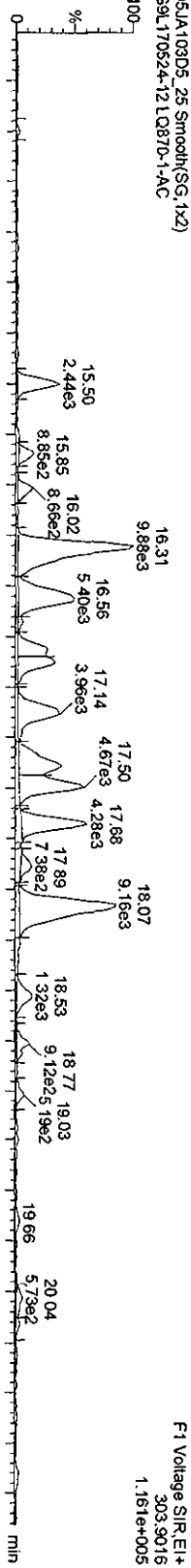
Last Altered: Wednesday, January 06, 2010 16:41:53 Pacific Standard Time
Printed: Wednesday, January 06, 2010 16:42:25 Pacific Standard Time

Method: C:\MassLynx\Default\PRO\Meth\DB182903D5.mdb 06 Jan 2010 12:46:02
Calibration: C:\MassLynx\Default\PRO\Curve\DB1CA123120093D58290.cdb 31 Dec 2009 13:37:23

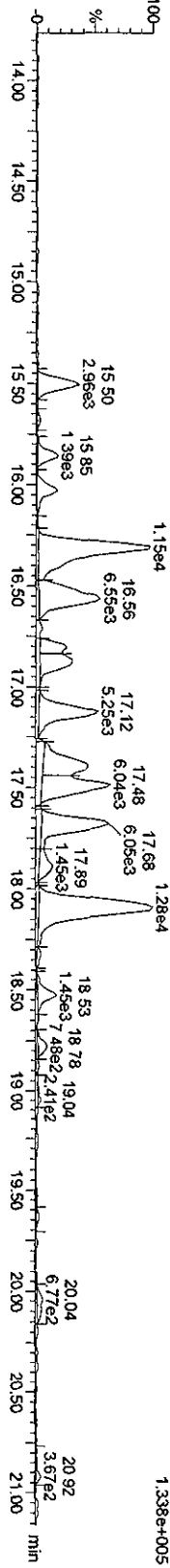
Name: 05JA103D5_25, Date: 06-Jan-2010, Time: 15:59:27, ID: LQ870-1-AC, Description: G9L170524-12

TCDFs

05JA103D5_25 Smooth(SG, 1x2)
G9L170524-12 LQ870-1-AC




05JA103D5_25 Smooth(SG, 1x2)
G9L170524-12 LQ870-1-AC




13C-TCDF

05JA103D5_25 Smooth(SG, 1x2)
G9L170524-12 LQ870-1-AC



05JA103D5_25 Smooth(SG, 1x2)
G9L170524-12 LQ870-1-AC



Quantity Sample Report Masslynx 4.1

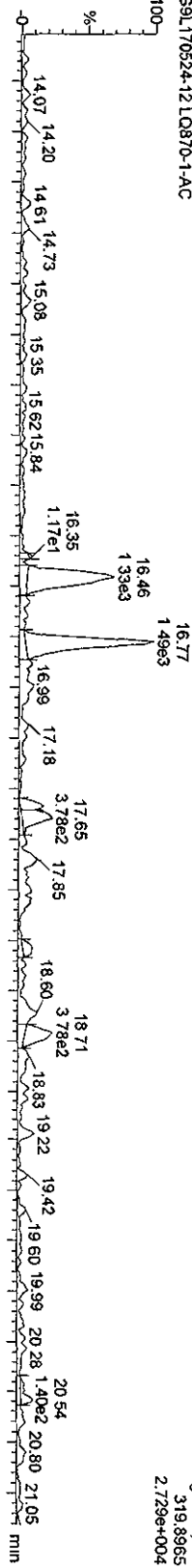
Dataset: C:\Masslynx\Default\pro05JA103D582908.d\id

Last Altered: Wednesday, January 06, 2010 16:41:53 Pacific Standard Time
 Printed: Wednesday, January 06, 2010 16:42:25 Pacific Standard Time

Name: 05JA103D5_25, Date: 06-Jan-2010, Time: 15:59:27, ID: LQ870-1-AC, Description: G9L170524-12

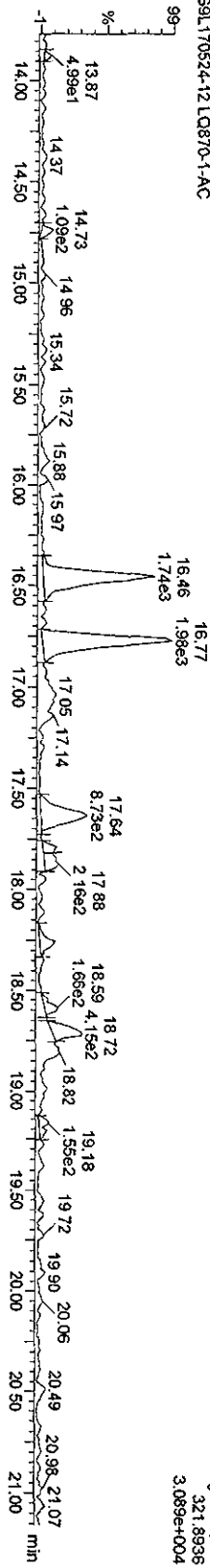
TCDDs

05JA103D5_25 Smooth(SG, 1x2)
 G9L170524-12 LQ870-1-AC



F1 Voltage SIR.EI+
 319.8965
 2.729e+004


05JA103D5_25 Smooth(SG, 1x2)
 G9L170524-12 LQ870-1-AC



F1 Voltage SIR.EI+
 321.8936
 3.089e+004


13C-TCDDs

05JA103D5_25 Smooth(SG, 1x2)
 G9L170524-12 LQ870-1-AC



F1 Voltage SIR.EI+
 331.9368
 2.652e+006

05JA103D5_25 Smooth(SG, 1x2)
 G9L170524-12 LQ870-1-AC



F1 Voltage SIR.EI+
 333.9339
 3.274e+006

Dataset: V:\HighRes_Archive\3D5\Default.pro\05JA103D568290Bsk.qld

Last Altered: Friday, January 08, 2010 16:12:51 Pacific Standard Time
Printed: Friday, January 08, 2010 16:13:32 Pacific Standard Time

Method: C:\MassLynx\Default.PRO\MethDB\82903D5.mdb 06 Jan 2010 12:46:02
Calibration: C:\MassLynx\Default.PRO\CurvEDB\ICA123120093D58290.cdb 31 Dec 2009 13:37:23

Sample Name: 05JA103D5_25

05JA103D5_25 Smooth(SG,1x2)
G9L170524-12 LO870-1-AC

Manual Edit Codes

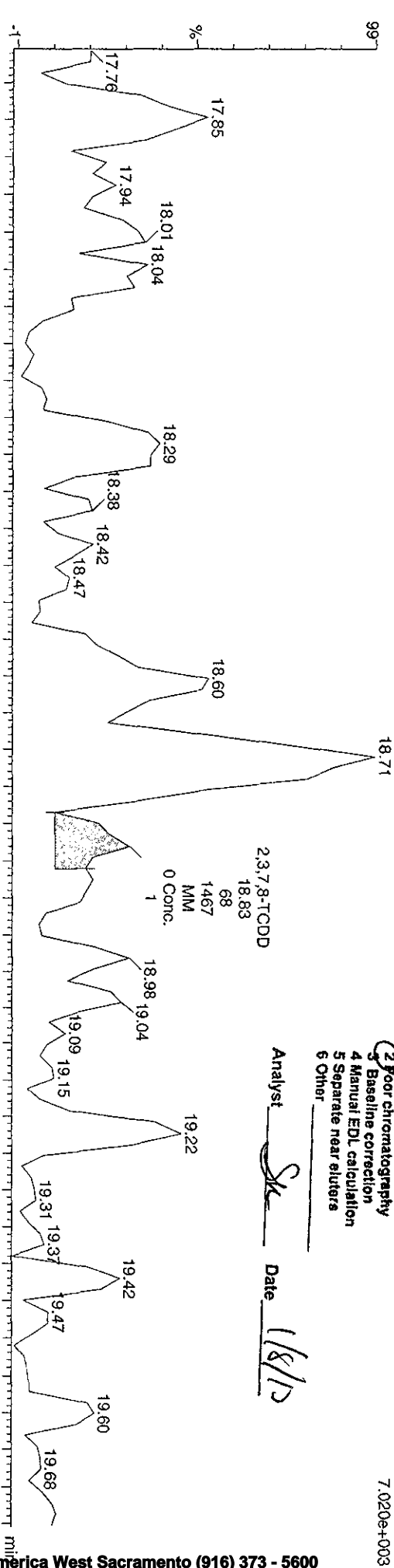
- 1 Peak not found
- 2 Poor chromatography
- 3 Baseline correction
- 4 Manual EDL calculation
- 5 Separate near sluters
- 6 Other

Analyst

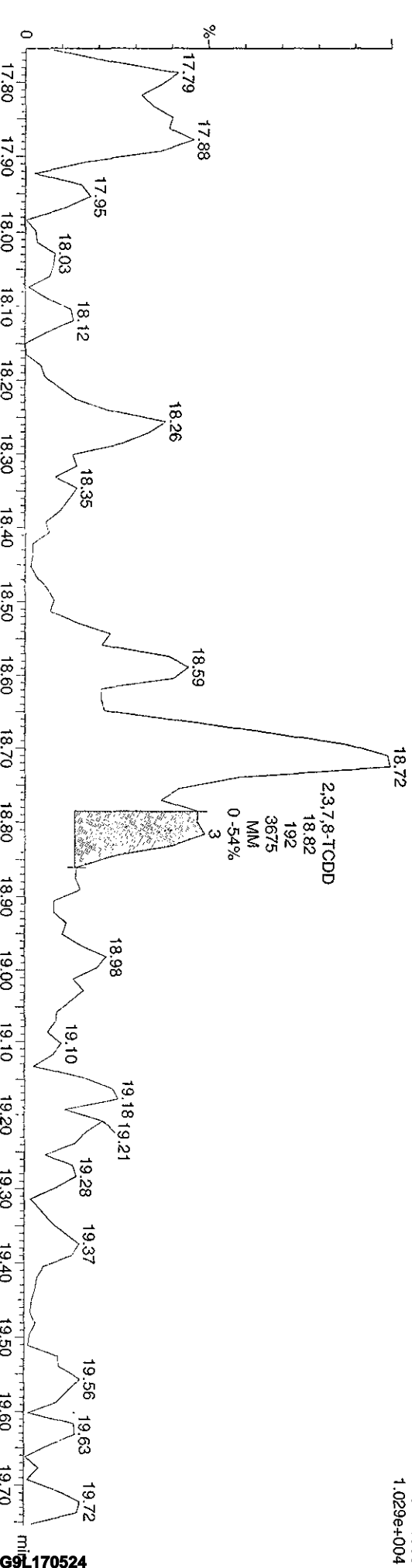
SK Date 1/8/10

F1: Voltage SIR, EI+

319.8965
7.020e+003



05JA103D5_25 Smooth(SG,1x2)
G9L170524-12 LO870-1-AC



F1: Voltage SIR, EI+

321.8939
1.029e+004

Quantity Sample Report Masslynx 4.1

Dataset: C:\Masslynx\Default\pro\05JA103D58290B.qld

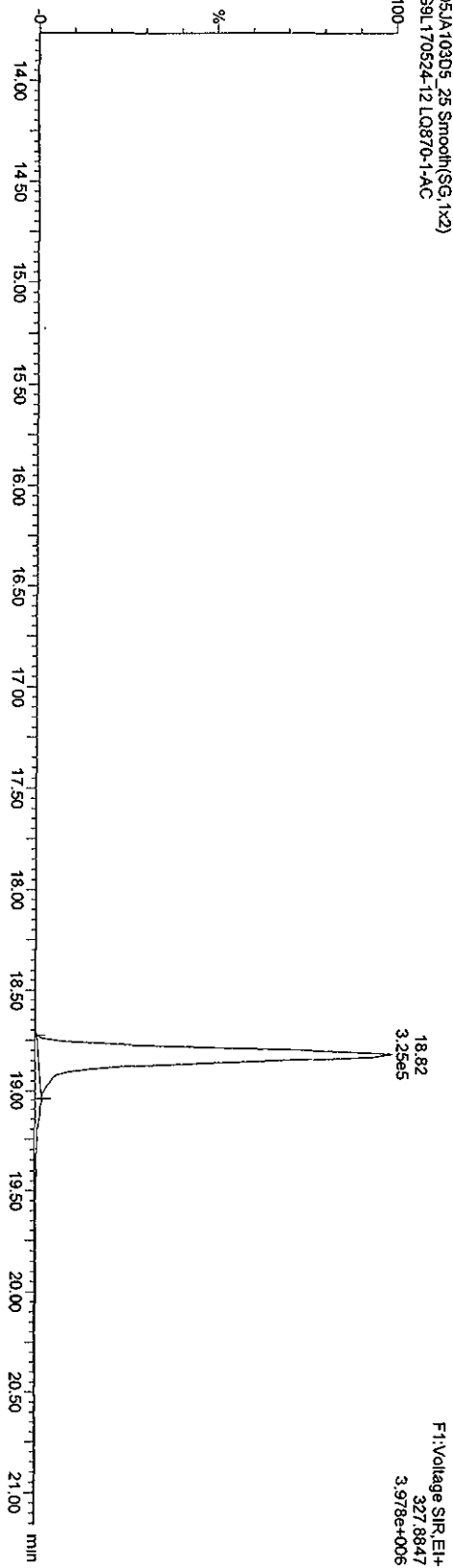
Last Altered: Wednesday, January 06, 2010 16:41:53 Pacific Standard Time

Printed: Wednesday, January 06, 2010 16:42:25 Pacific Standard Time

Name: 05JA103D5_25, Date: 06-Jan-2010, Time: 15:59:27, ID: LQ870-1-AC, Description: G9L170524-12

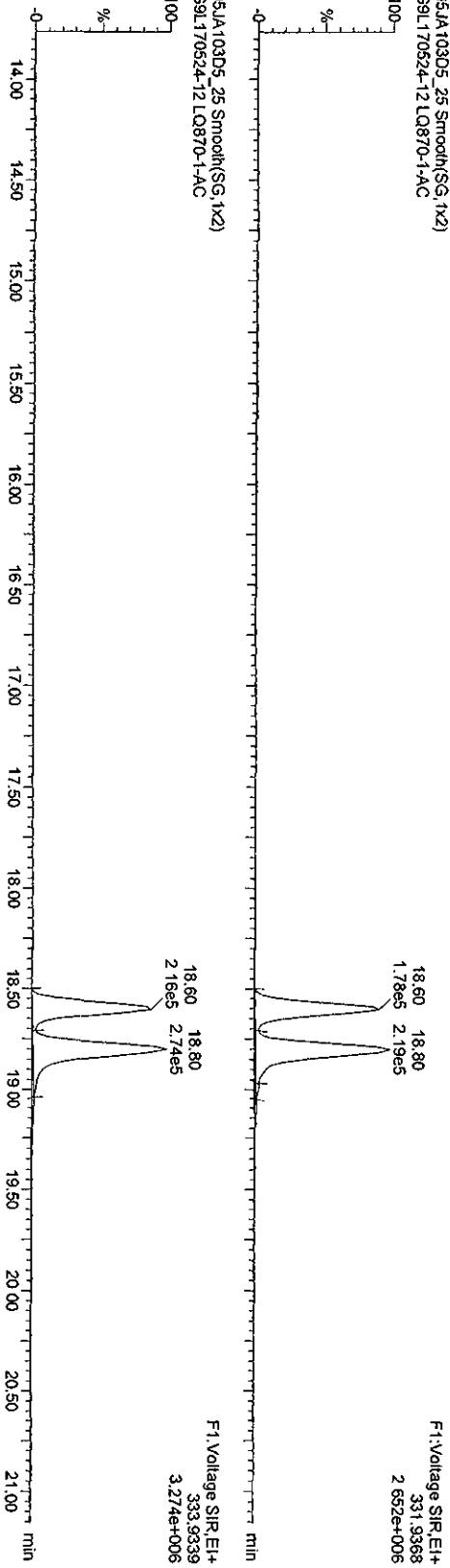
37Cl-2,3,7,8-TCDD

05JA103D5_25 Smooth(SG,1x2)
G9L170524-12 LQ870-1-AC




13C-1CDDs

05JA103D5_25 Smooth(SG,1x2)
G9L170524-12 LQ870-1-AC



05JA103D5_25 Smooth(SG,1x2)
G9L170524-12 LQ870-1-AC



Quantity Sample Report MassLynx 4.1

Dataset: C:\MassLynx\Default\pro105\JA103D58290B.qid


Last Altered: Wednesday, January 06, 2010 16:41:53 Pacific Standard Time

Printed: Wednesday, January 06, 2010 16:42:25 Pacific Standard Time

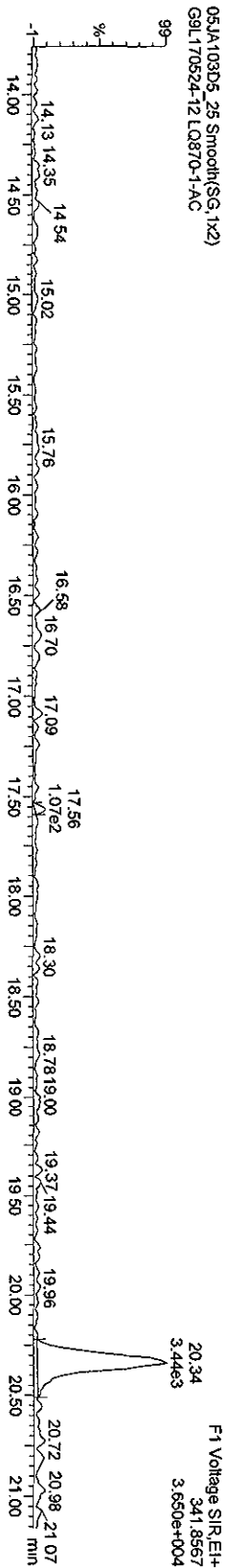
Name: 05JA103D5_25, Date: 06-Jan-2010, Time: 15:59:27, ID: LQ870-1-AC, Description: G9L170524-12

F1 PeCDFs

05JA103D5_25 Smooth(SG,1x2)
G9L170524-12 LQ870-1-AC

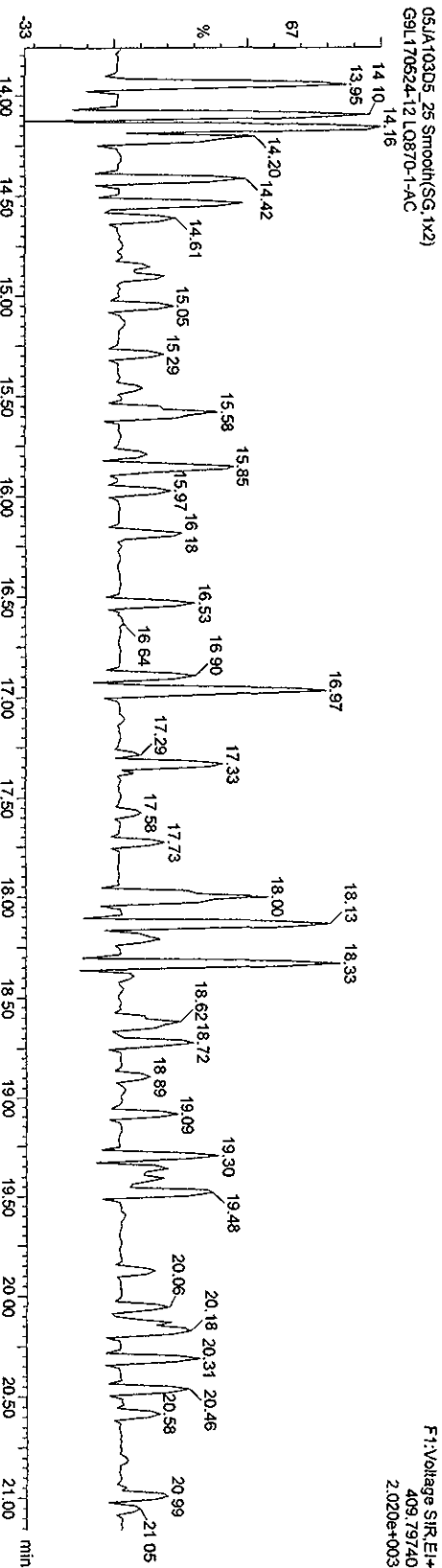


05JA103D5_25 Smooth(SG,1x2)
G9L170524-12 LQ870-1-AC



F1 PeCDF PCDPE

05JA103D5_25 Smooth(SG,1x2)
G9L170524-12 LQ870-1-AC



F1: Voltage SIR.EI+
409.79740
2.020e+003

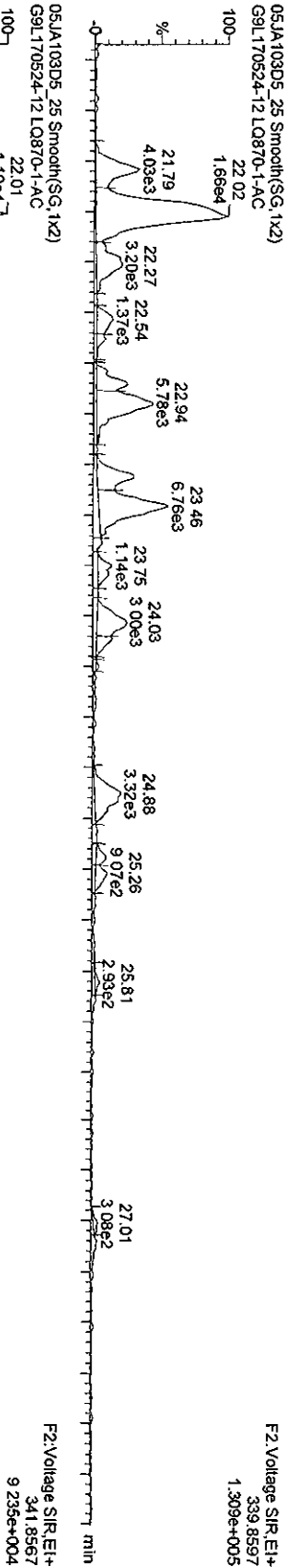
Quantity Sample Report Masslynx 4.1

Dataset: C:\MassLynx\Default\pro\05JA103D56290B.qld

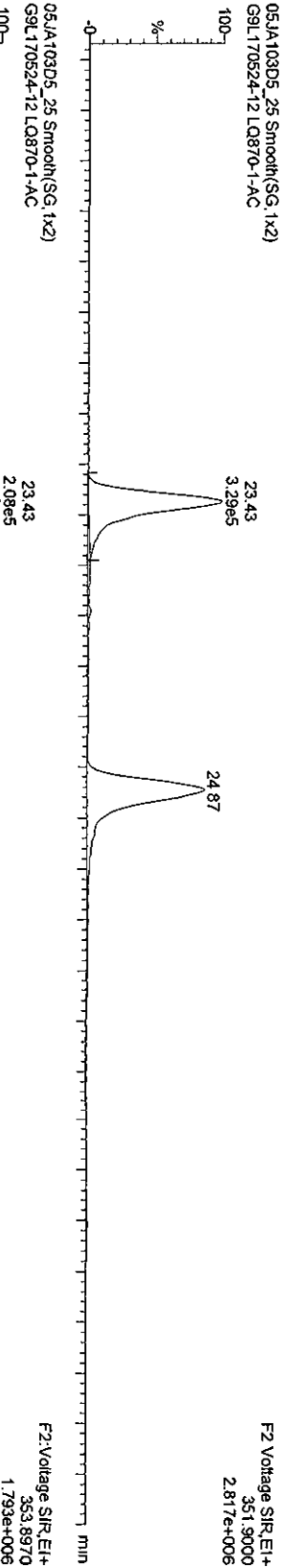
Last Altered: Wednesday, January 06, 2010 16:41:53 Pacific Standard Time
Printed: Wednesday, January 06, 2010 16:42:25 Pacific Standard Time

Name: 05JA103D5_25, Date: 06-Jan-2010, Time: 15:59:27, ID: LQ870-1-AC, Description: G9L170524-12

PeCDFs



13C-PeCDFs



05JA103D5_25



Quantity Sample Report MassLynx 4.1

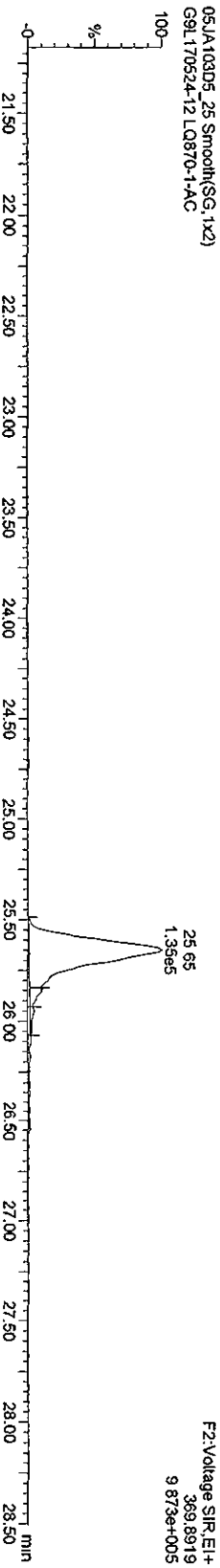

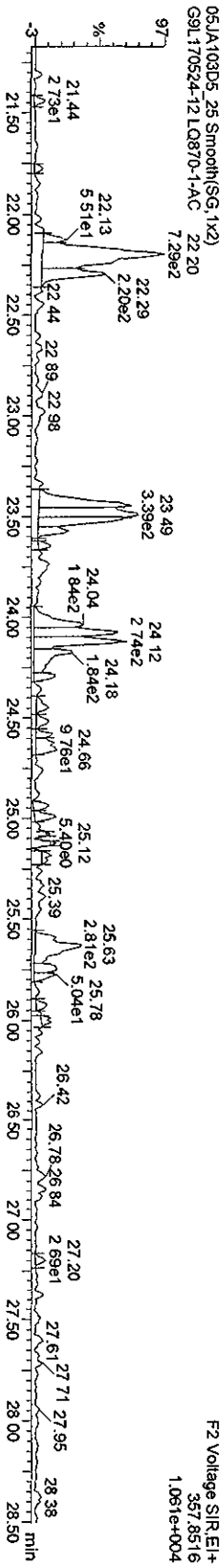
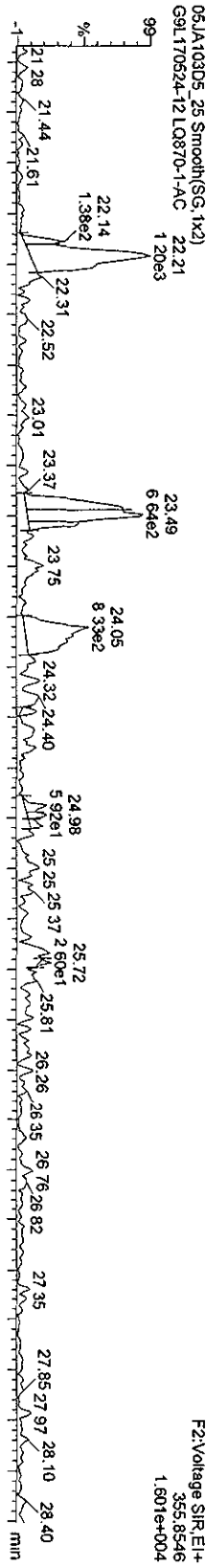
Dataset: C:\MassLynx\Default\pro\05JA103D58290B.qld

Last Altered: Wednesday, January 06, 2010 16:41:53 Pacific Standard Time

Printed: Wednesday, January 06, 2010 16:42:25 Pacific Standard Time

Name: 05JA103D5_25, Date: 06-Jan-2010, Time: 15:59:27, ID: LQ870-1-A-C, Description: G9L170524-12

PeCDDs



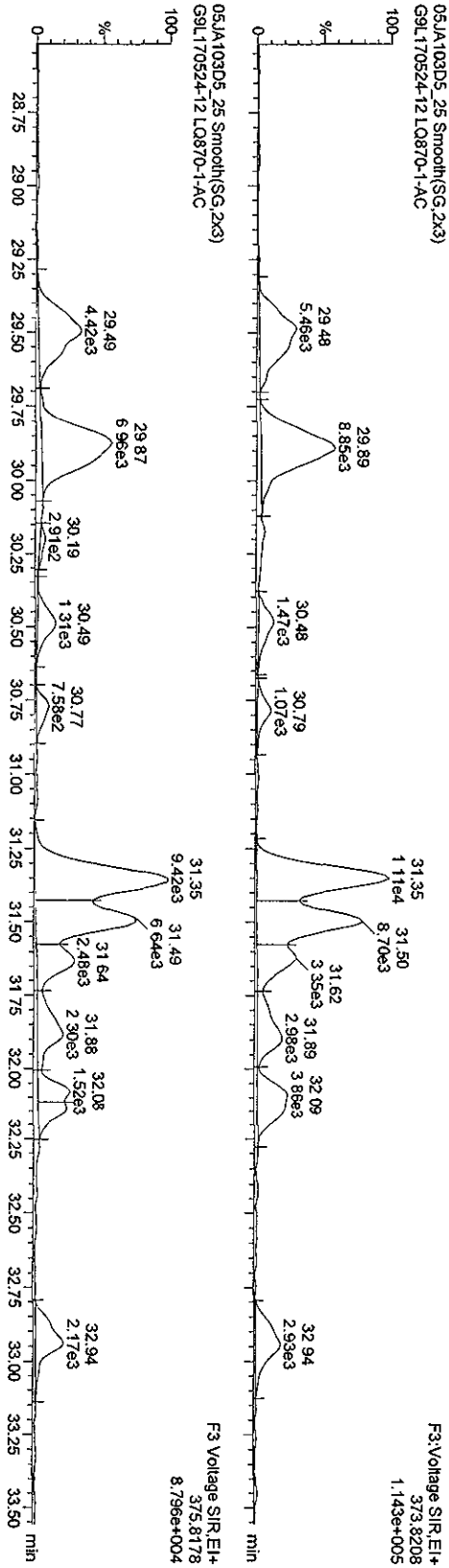
Quantity Sample Report MassLynx 4.1

Dataset: C:\MassLynx\Default\pro05JA103D582908.qld

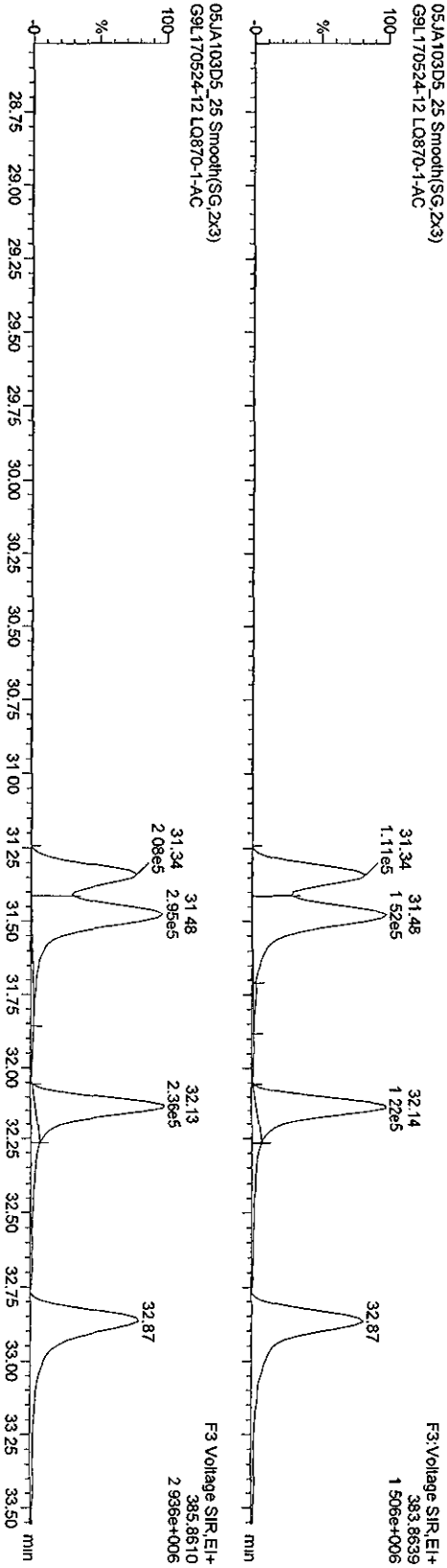
Last Altered: Wednesday, January 06, 2010 16:41:53 Pacific Standard Time
Printed: Wednesday, January 06, 2010 16:42:25 Pacific Standard Time

Name: 05JA103D5_25, Date: 06-Jan-2010, Time: 15:59:27, ID: LQ870-1-AC, Description: G9L170524-12

HxCDFs



13C-HxCDFs



Dataset: V:\HighRes_Archive\3D5\Default.pro\05JA103D58290Bsk.qld

Last Altered: Friday, January 08, 2010 16:12:51 Pacific Standard Time

Printed: Friday, January 08, 2010 16:13:32 Pacific Standard Time

Sample Name: 05JA103D5_25

05JA103D5_25 Smooth(SG,2x3)
G9L170524-12.LQ870-1-AC

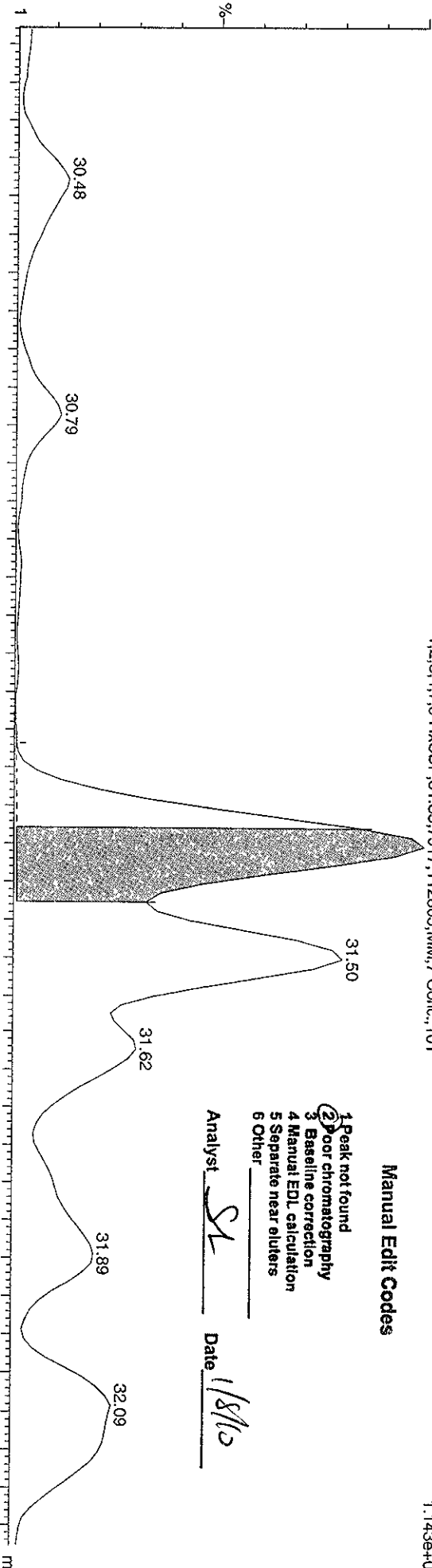
F3:Voltage SIR, EI+
373.8208
1.143e+005

1,2,3,4,7,8-HXCDF:31.35;7917-112805;MM;7 Conc.:101

Manual Edit Codes

- 1 Peak not found
- 2 poor chromatography
- 3 Baseline correction
- 4 Manual EDL calculation
- 5 Separate near eluters
- 6 Other

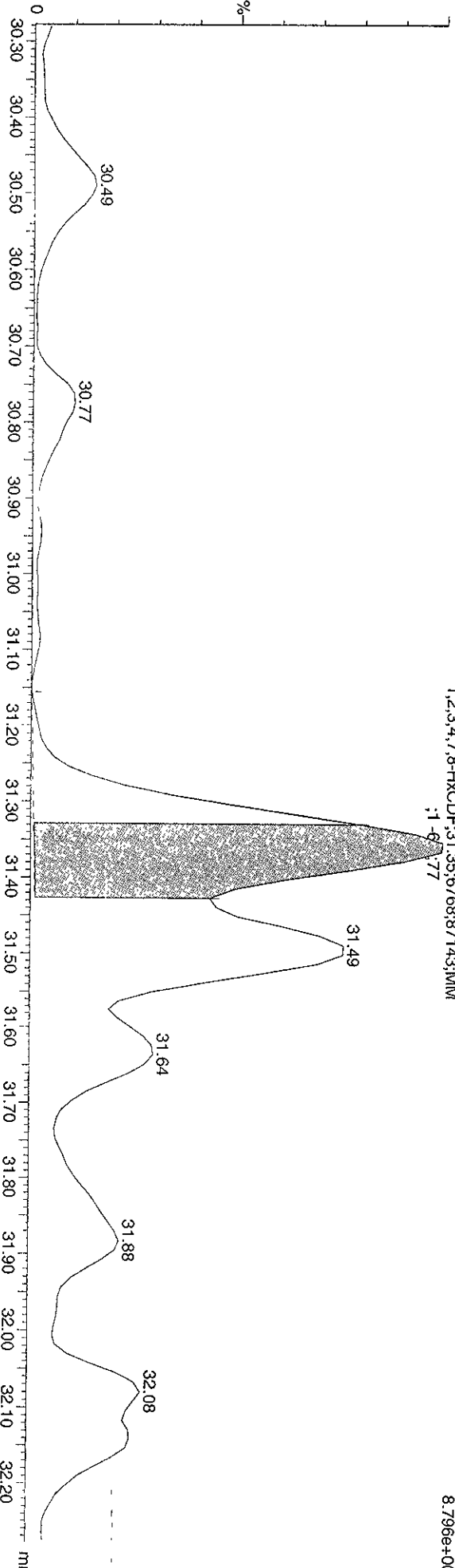
Analyst SL Date 1/8/10



05JA103D5_25 Smooth(SG,2x3)
G9L170524-12.LQ870-1-AC

F3:Voltage SIR, EI+
375.8175
8.796e+005

1,2,3,4,7,8-HXCDF:31.35;6768;87143;MM



Dataset: V:\HighRes_Archive\3D5\Default.pro\05JA103D58290Bsk.qld

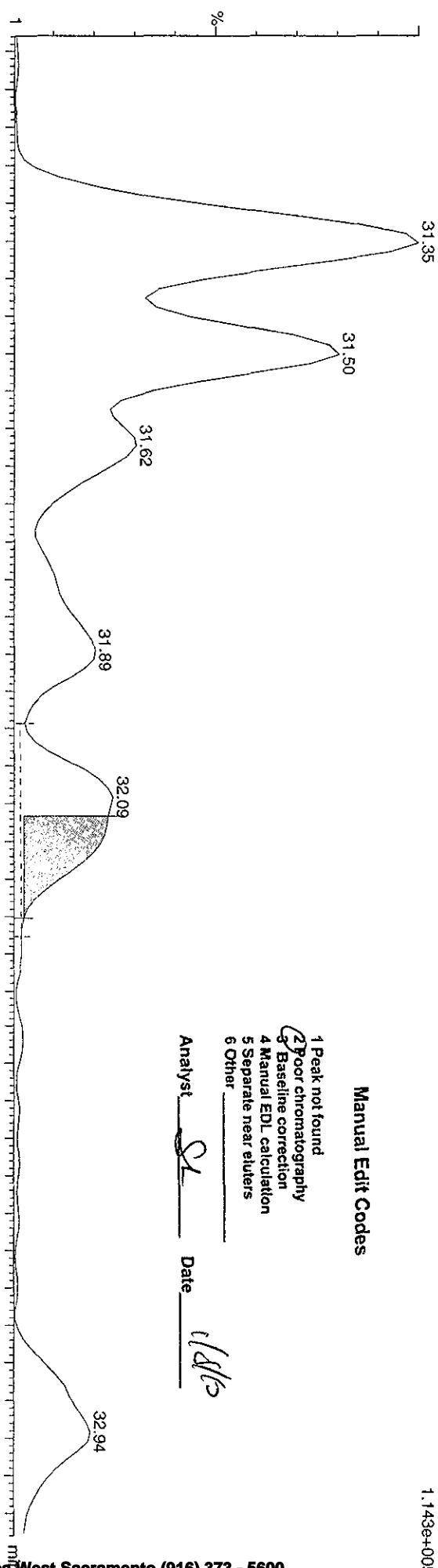
Last Altered: Friday, January 08, 2010 16:12:51 Pacific Standard Time

Printed: Friday, January 08, 2010 16:13:32 Pacific Standard Time

Sample Name: 05JA103D5_25

05JA103D5_25 Smooth(SG,2x3)
G9L170524-12 LQ870-1-AC

F3:Voltage SIR,EL+
373.8208
1.143e+005



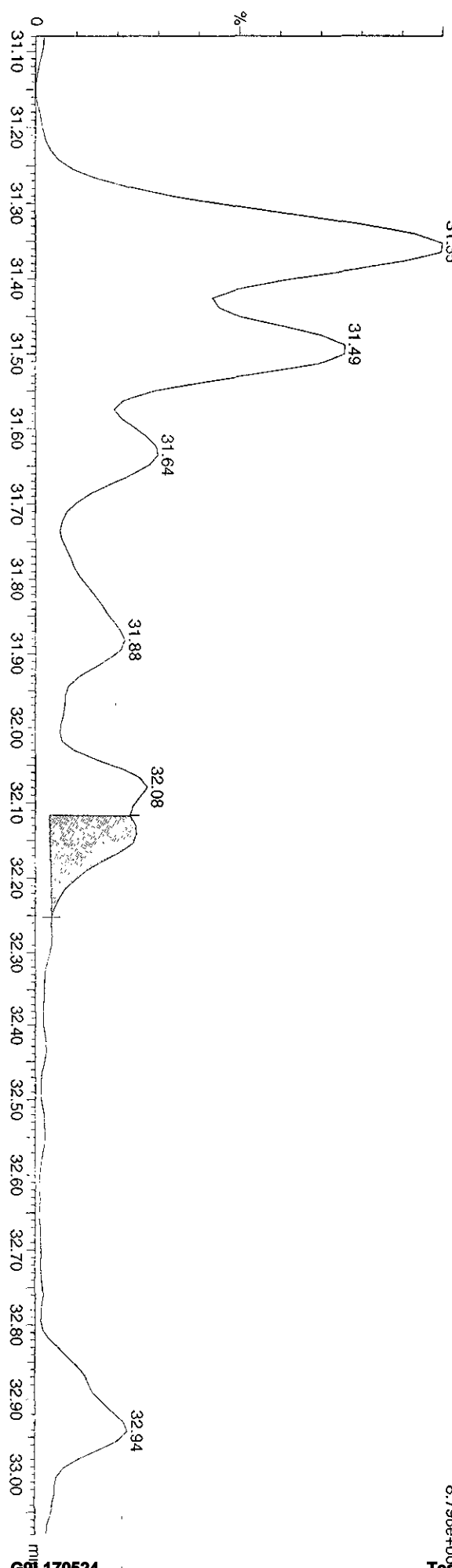
Manual Edit Codes

- 1 Peak not found
- 2 Poor chromatography
- 3 Baseline correction
- 4 Manual EDL calculation
- 5 Separate near eluters
- 6 Other

Analyst SL Date 1/8/10

05JA103D5_25 Smooth(SG,2x3)
G9L170524-12 LQ870-1-AC

F3:Voltage SIR,EL+
375.8177
8.796e+005



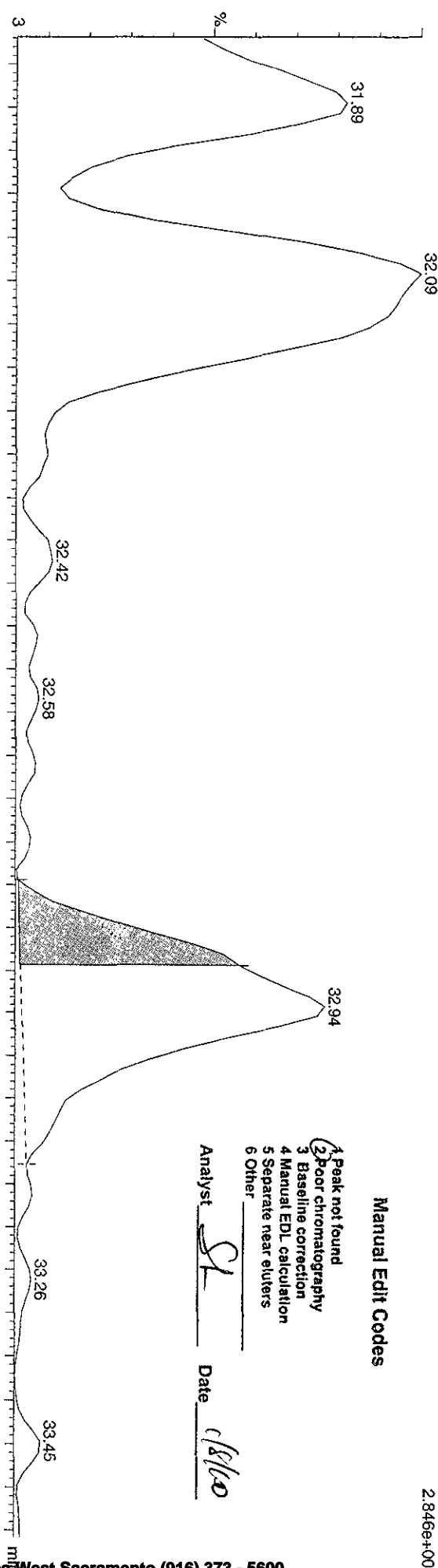
Dataset: V:\HighRes_Archive\3D5\Default.pro\05JA103D58290Bsk.qld

Last Altered: Friday, January 08, 2010 16:12:51 Pacific Standard Time
Printed: Friday, January 08, 2010 16:13:32 Pacific Standard Time

Sample Name: 05JA103D5_25

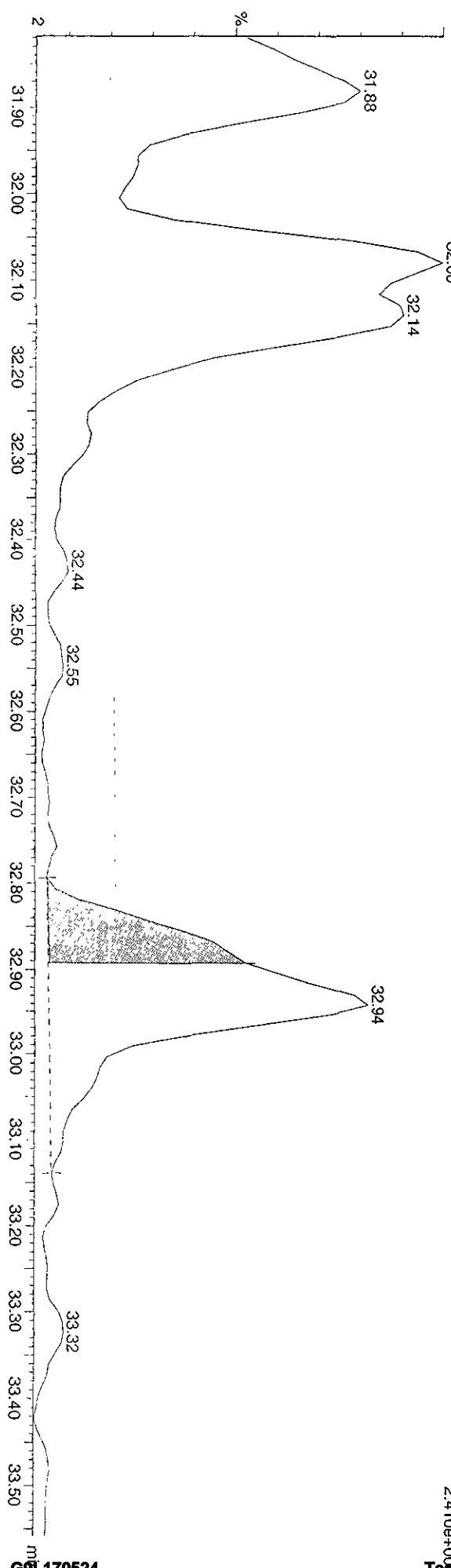
05JA103D5_25 Smooth(SG,2x3)
G9L170524-12 LQ870-1-AC

F3:Voltage SIR,EI+
373.8208
2.846e+004



05JA103D5_25 Smooth(SG,2x3)
G9L170524-12 LQ870-1-AC

F3:Voltage SIR,EI+
375.8172
2.410e+004



Quantity Sample Report MassLynx 4.1

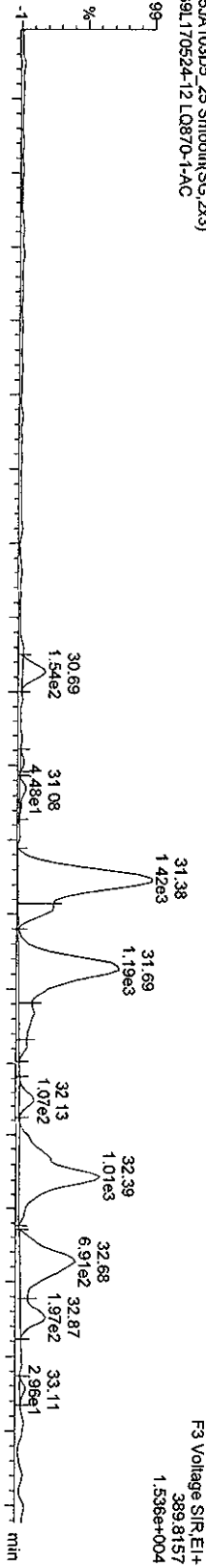
Dataset: C:\MassLynx\Default\pro05JA103D58290B.qld

Last Altered: Wednesday, January 06, 2010 16:41:53 Pacific Standard Time
Printed: Wednesday, January 06, 2010 16:42:25 Pacific Standard Time

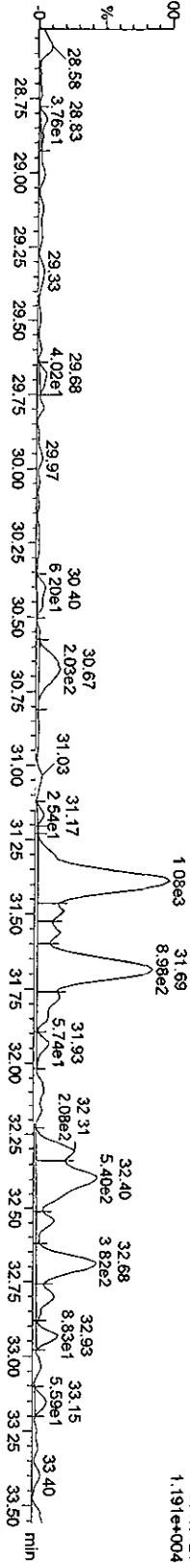
Name: 05JA103D5_25, Date: 06-Jan-2010, Time: 15:59:27, ID: LQ870-1-AC, Description: G9L170524-12

HxCDDs

05JA103D5_25 Smooth(SG,2x3)
G9L170524-12 LQ870-1-AC




05JA103D5_25 Smooth(SG,2x3)
G9L170524-12 LQ870-1-AC

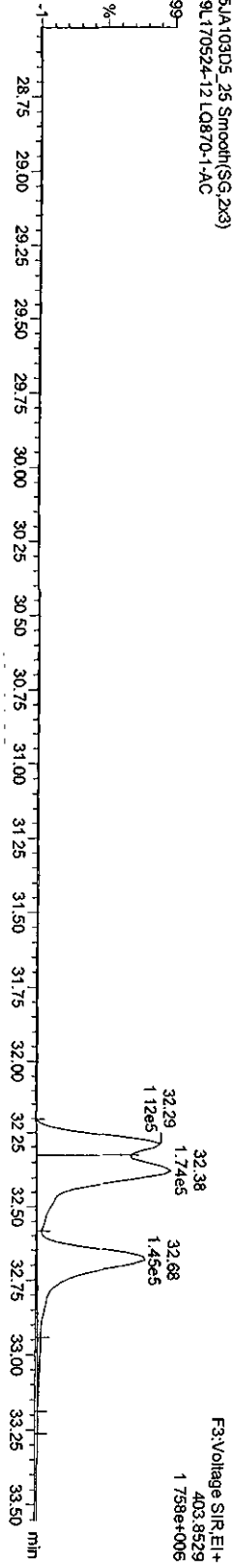


13C-HxCDDs

05JA103D5_25 Smooth(SG,2x3)
G9L170524-12 LQ870-1-AC



05JA103D5_25 Smooth(SG,2x3)
G9L170524-12 LQ870-1-AC



Dataset: V:\HighRes_Archive\3D5\Default.pro\05JA103D58290Bsk.qld

Last Altered: Friday, January 08, 2010 16:12:51 Pacific Standard Time

Printed: Friday, January 08, 2010 16:13:32 Pacific Standard Time

Sample Name: 05JA103D5_25

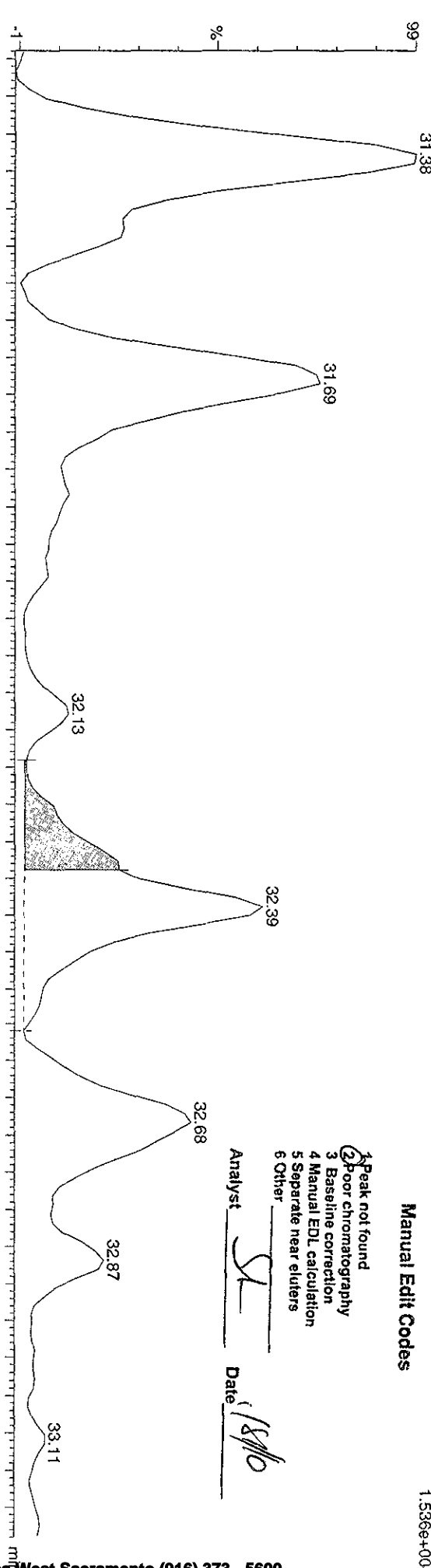
05JA103D5_25 Smooth(SG,2x3)
G9L170524-12.L0870-1-AC

F3:Voltage SIR.EI+
389.8157
1.536e+004

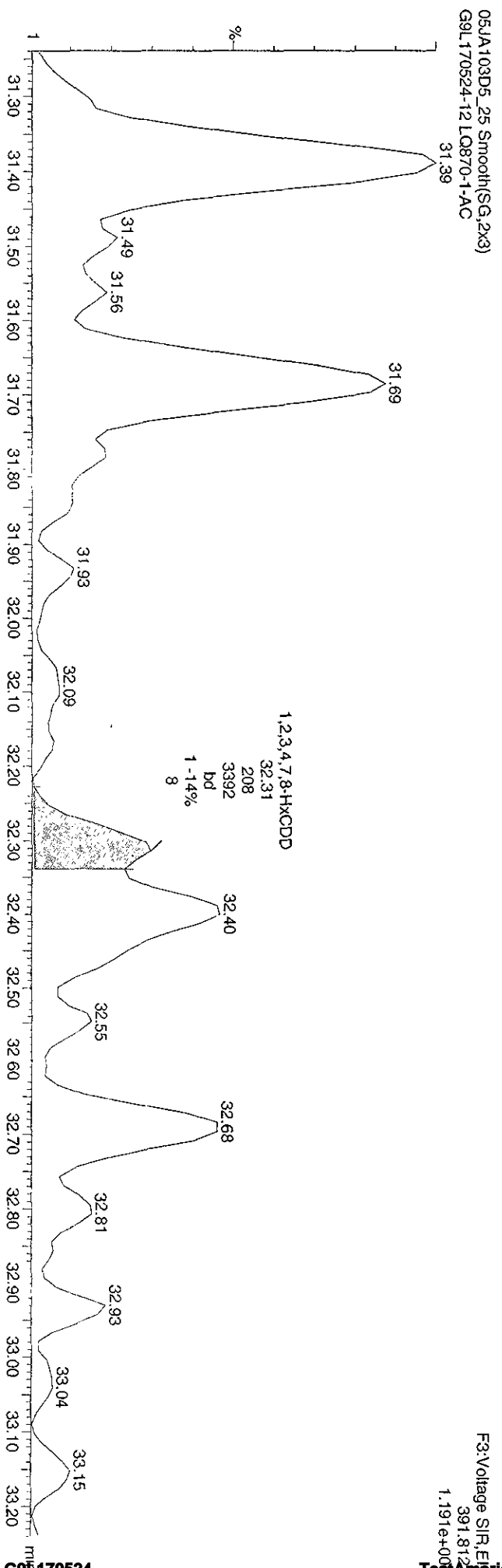
Manual Edit Codes

- 1 Peak not found
- 2 Poor chromatography
- 3 Baseline correction
- 4 Manual EDL calculation
- 5 Separate near eluters
- 6 Other

Analyst: SL Date: 1/8/10



F3:Voltage SIR.EI+
391.812
1.191e+000



1,2,3,4,7,8-HxCDD
32.31
208
3392
bd
1 -14%
8

Dataset: V:\HighRes_Archive\3D5\Default.pro\05JA103D58290Bsk.qld

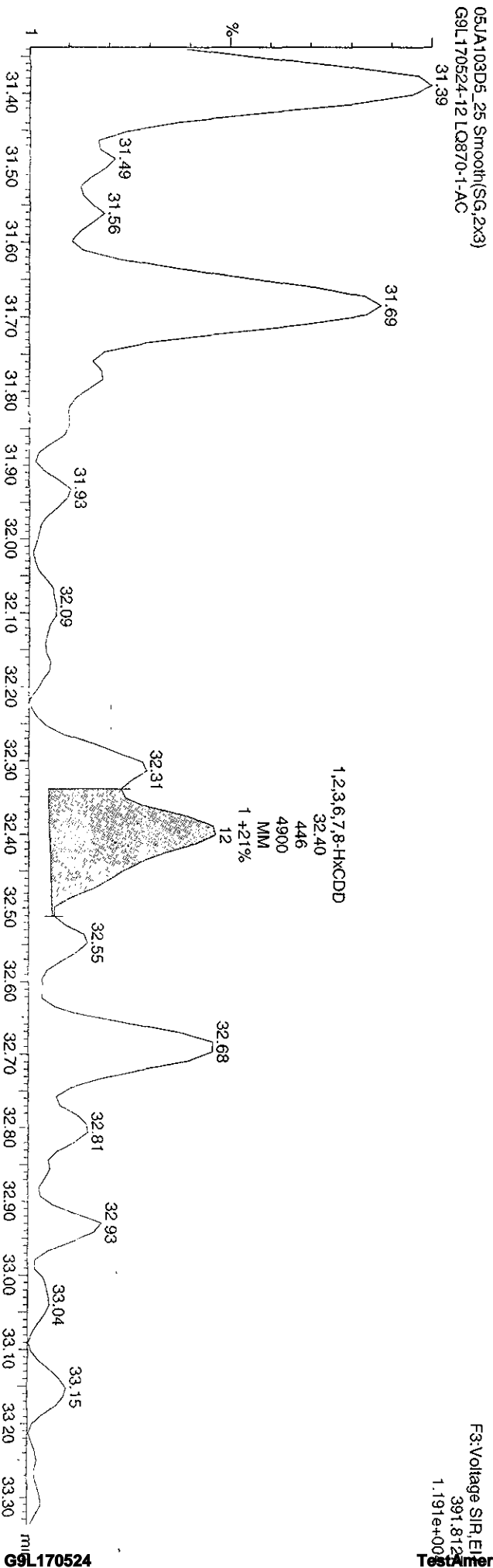
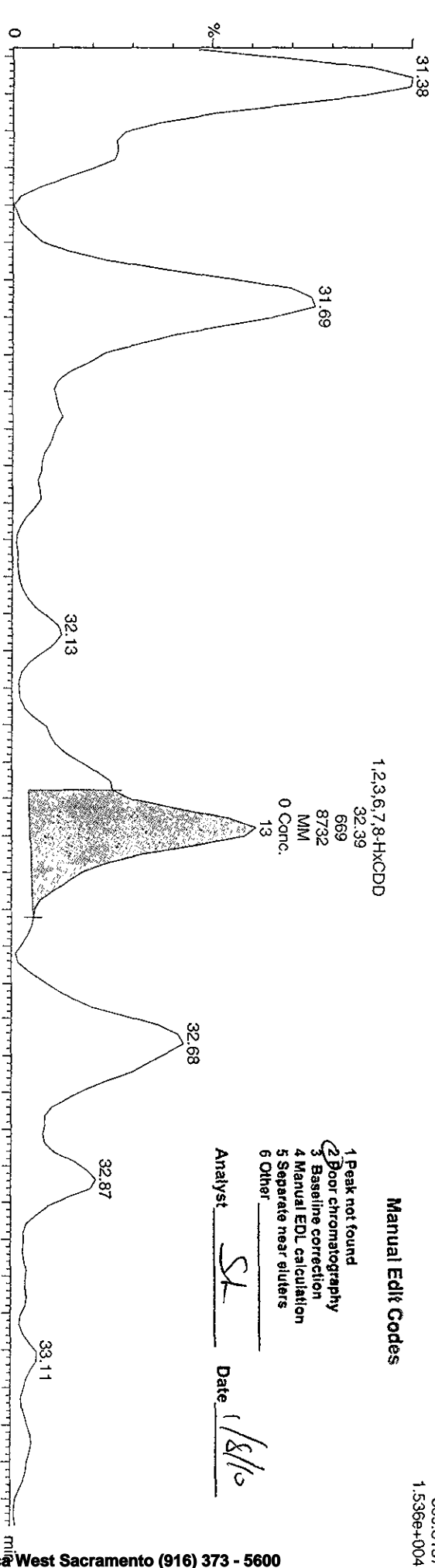
Last Altered: Friday, January 08, 2010 16:12:51 Pacific Standard Time

Printed: Friday, January 08, 2010 16:13:32 Pacific Standard Time

Sample Name: 05JA103D5_25

05JA103D5_25 Smooth(SG,2x3)
G9L170524-12 LQ870-1-AC

F3:Voltage S1R,EI+
389,8157
1.536e+004



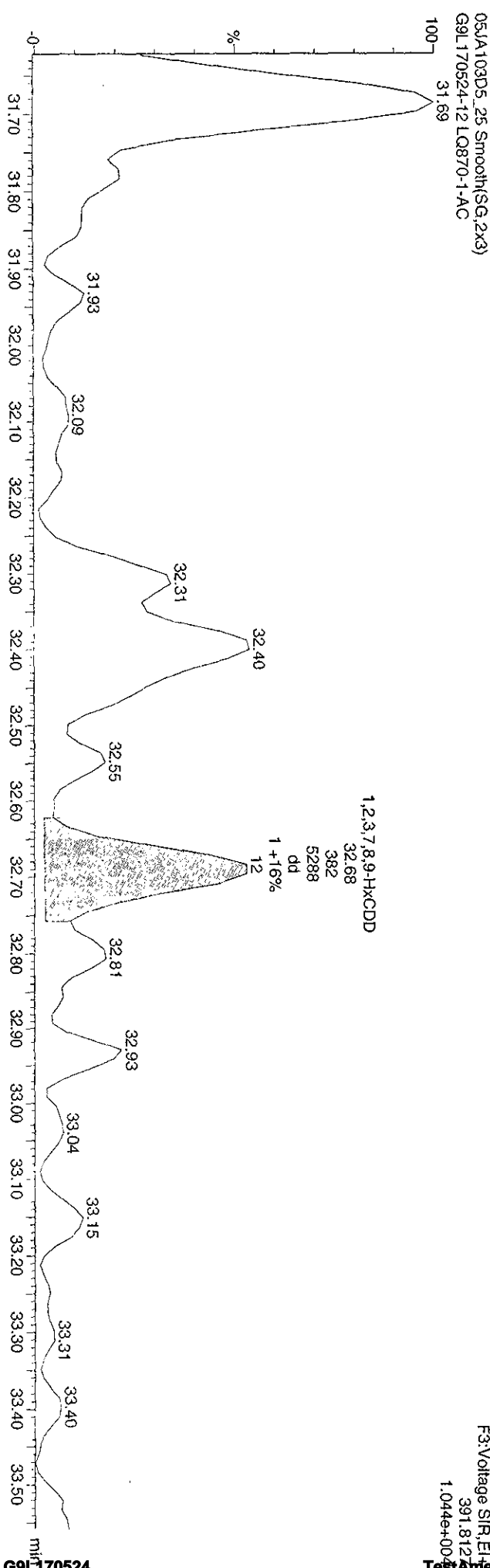
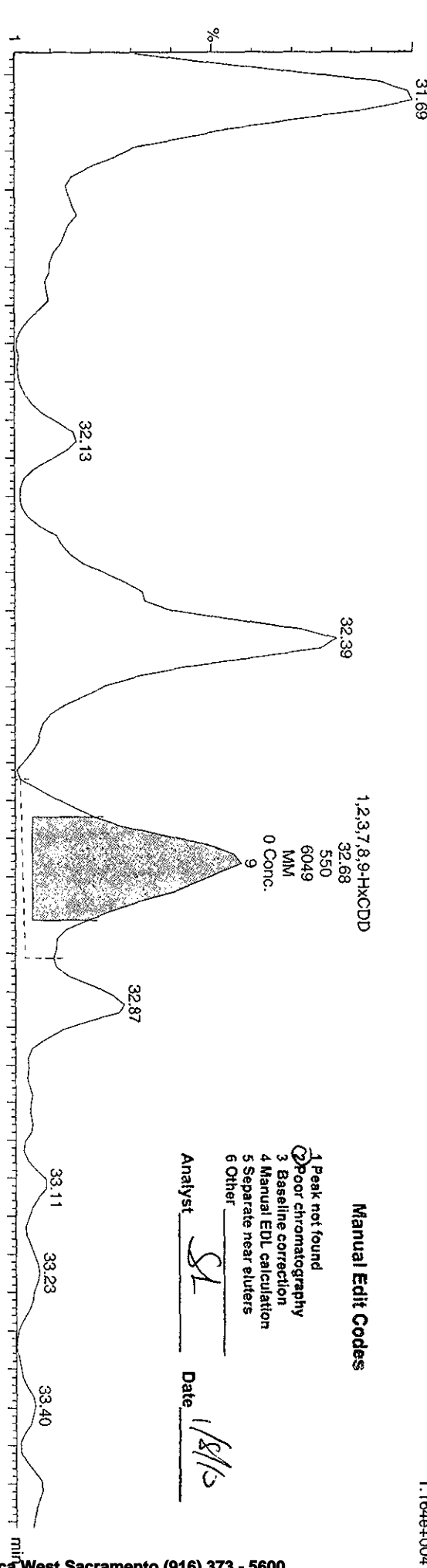
Dataset: V:\HighRes_Archive\3D5\Default.pro\05JA103D58290Bsk.qld

Last Altered: Friday, January 08, 2010 16:12:51 Pacific Standard Time
Printed: Friday, January 08, 2010 16:13:32 Pacific Standard Time

Sample Name: 05JA103D5_25

05JA103D5_25 Smooth(SG,2x3)
G9L170524-12 LQ870-1-AC

F3:Voltage SIR,El+
389.8157
1.164e+004



Quantity Sample Report MassLynx 4.1


Dataset: C:\MassLynx\Default\prof\05JA103D58290B.qld

Last Altered: Wednesday, January 06, 2010 16:41:53 Pacific Standard Time
Printed: Wednesday, January 06, 2010 16:42:25 Pacific Standard Time


Name: 05JA103D5_25, Date: 06-Jan-2010, Time: 15:59:27, ID: LQ870-1-AC, Description: G9L170524-12

HPCDFs

05JA103D5_25 Smooth(SG, 1x2)
G9L170524-12 LQ870-1-AC




05JA103D5_25 Smooth(SG, 1x2)
G9L170524-12 LQ870-1-AC




13C-HPCDFs

05JA103D5_25 Smooth(SG, 1x2)
G9L170524-12 LQ870-1-AC



05JA103D5_25 Smooth(SG, 1x2)
G9L170524-12 LQ870-1-AC

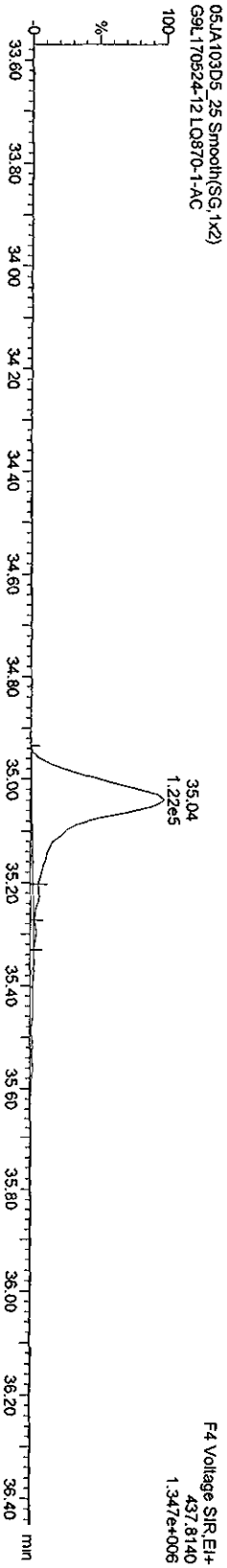
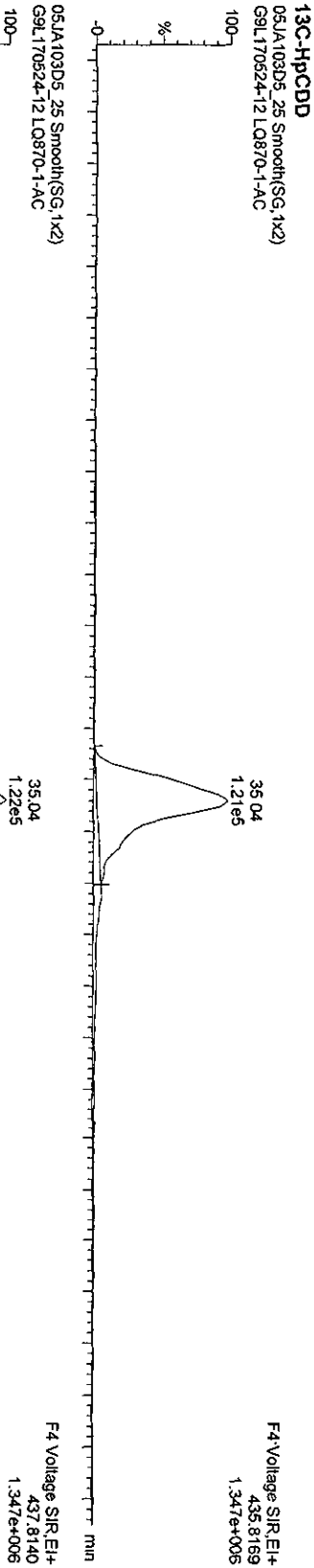
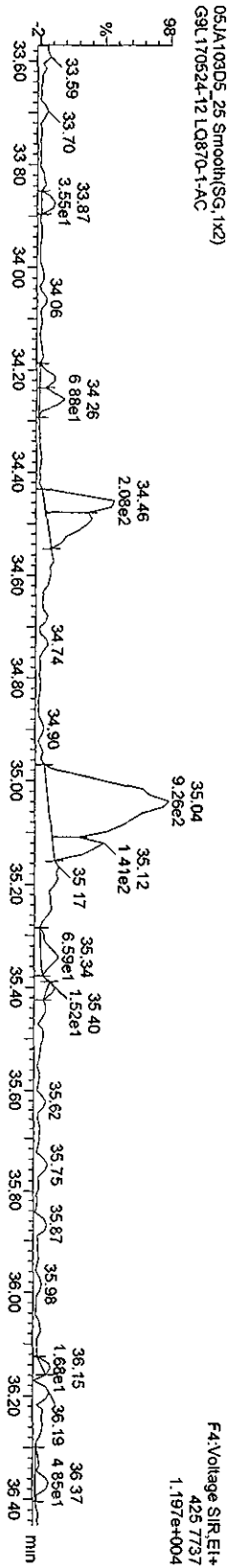
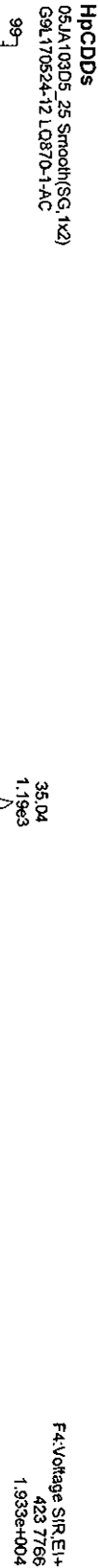


Quantity Sample Report MassLynx 4.1

Dataset: C:\MassLynx\Default\prot05JA103D582908.qld

Last Altered: Wednesday, January 06, 2010 16:41:53 Pacific Standard Time
Printed: Wednesday, January 06, 2010 16:42:25 Pacific Standard Time

Name: 05JA103D5_25, Date: 06-Jan-2010, Time: 15:59:27, ID: LQ870-1-AC, Description: G9L170524-12

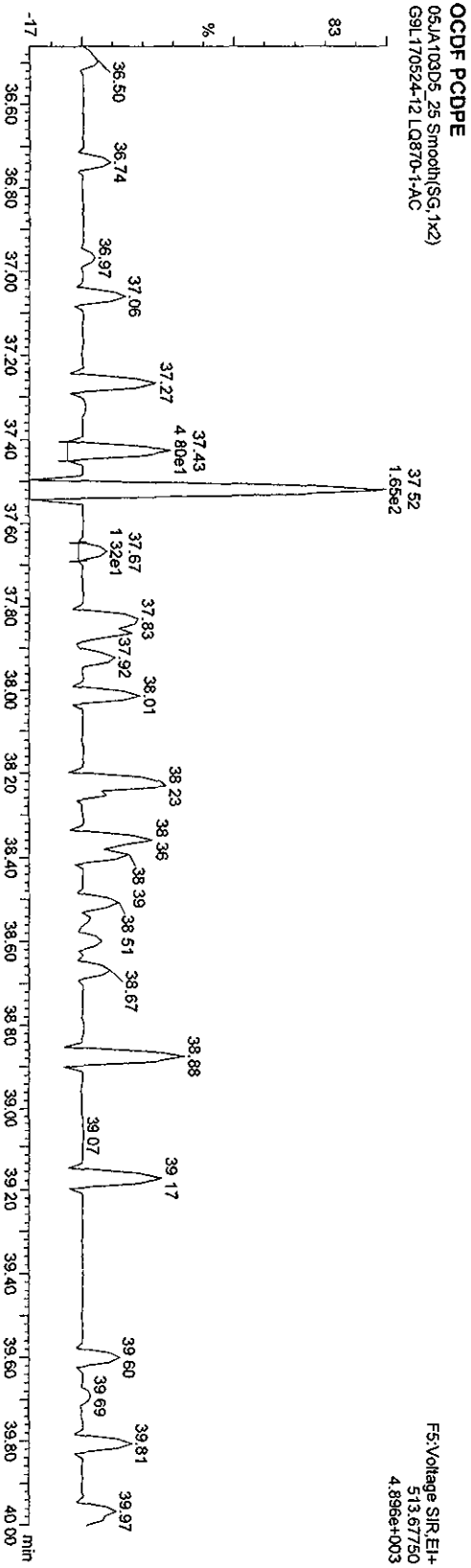
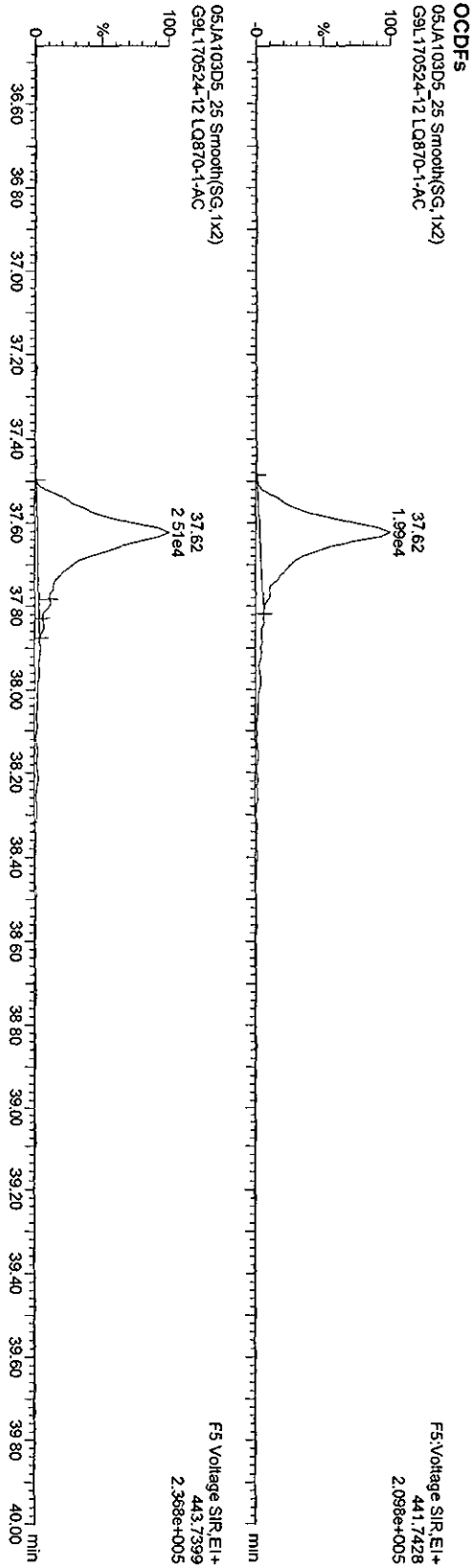


Quantity Sample Report MassLynx 4.1

Dataset: C:\MassLynx\Default.pro\05JA103D582908.qtd

Last Altered: Wednesday, January 06, 2010 16:41:53 Pacific Standard Time
Printed: Wednesday, January 06, 2010 16:42:25 Pacific Standard Time

Name: 05JA103D5_25, Date: 06-Jan-2010, Time: 15:59:27, ID: LQ870-1-AC, Description: G9L170524-12



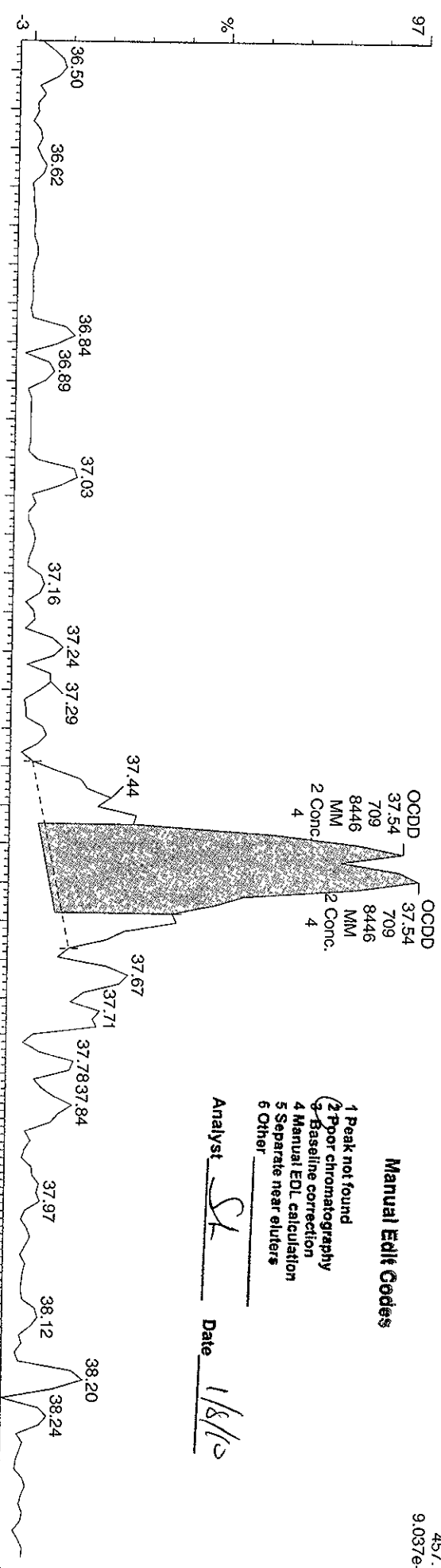
Dataset: V:\HighRes_Archive\3D5\Default.pro\05JA103D58290Bsk.qld

Last Altered: Friday, January 08, 2010 16:12:51 Pacific Standard Time
 Printed: Friday, January 08, 2010 16:13:32 Pacific Standard Time

Sample Name: 05JA103D5_25

05JA103D5_25 Smooth(SG,1x2)
 G9L170524-12 LQ870-1-AC

F5:Voltage SIR.EI+
 457.7377
 9.037e+003

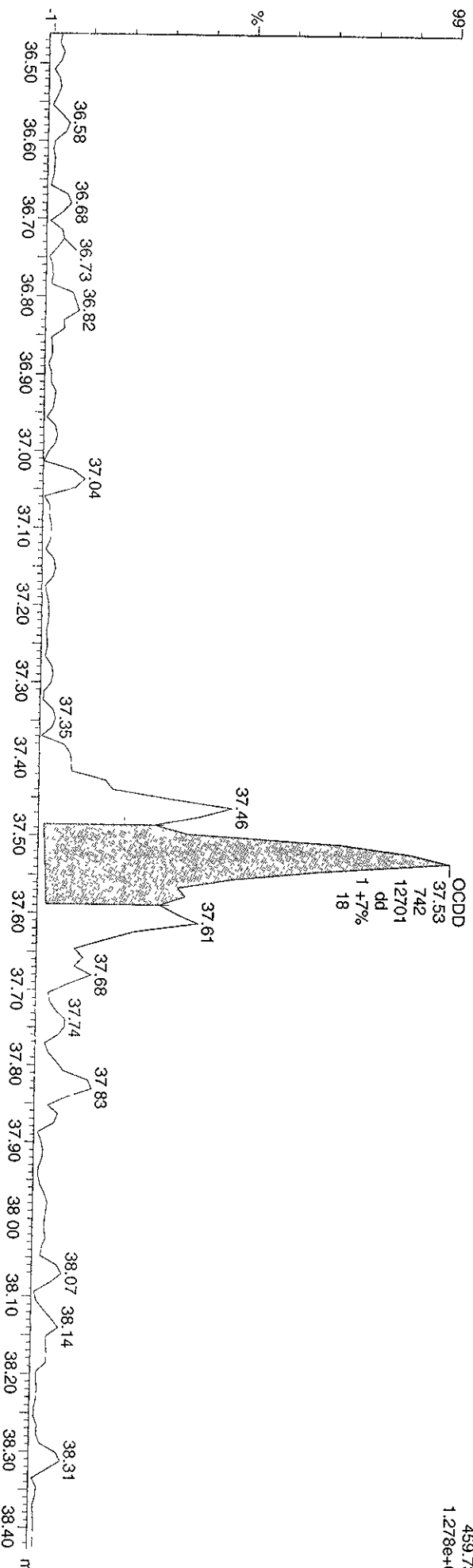


- Manual Edit Codes**
- 1 Peak not found
 - 2 Poor chromatography
 - 3 Baseline correction
 - 4 Manual EDL calculation
 - 5 Separate near eluters
 - 6 Other

Analyst SK Date 1/8/10

05JA103D5_25 Smooth(SG,1x2)
 G9L170524-12 LQ870-1-AC

F5:Voltage SIR.EI+
 459.7318
 1.278e+003

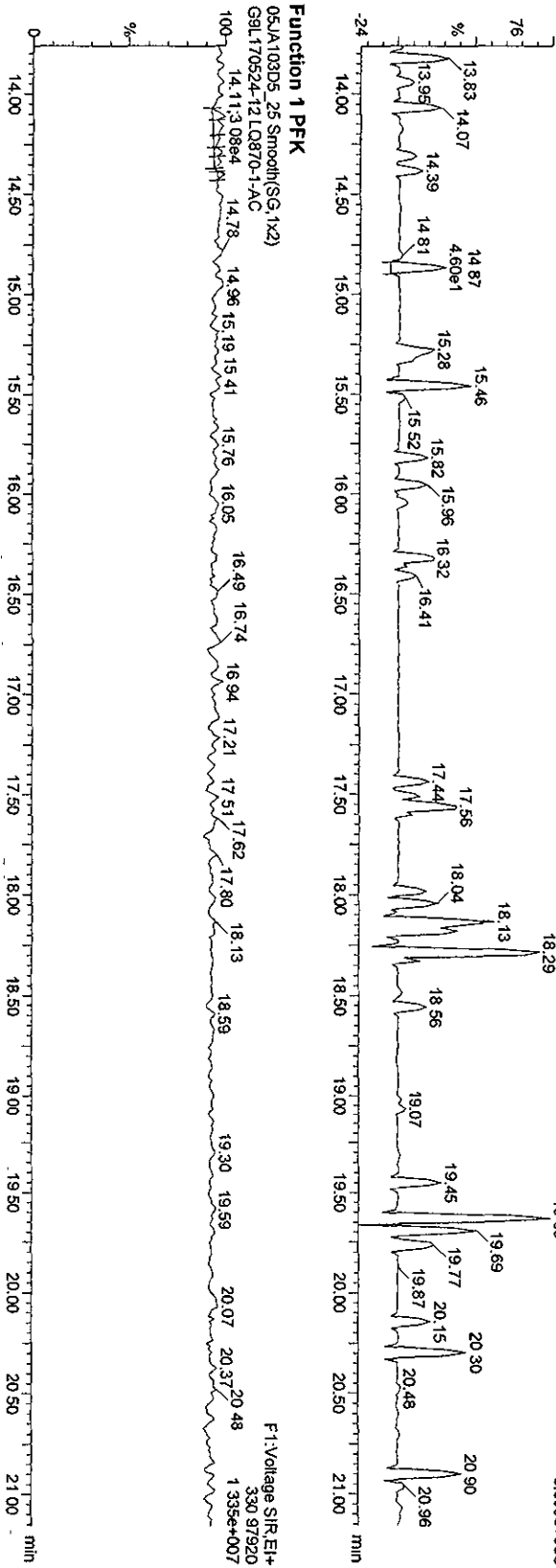
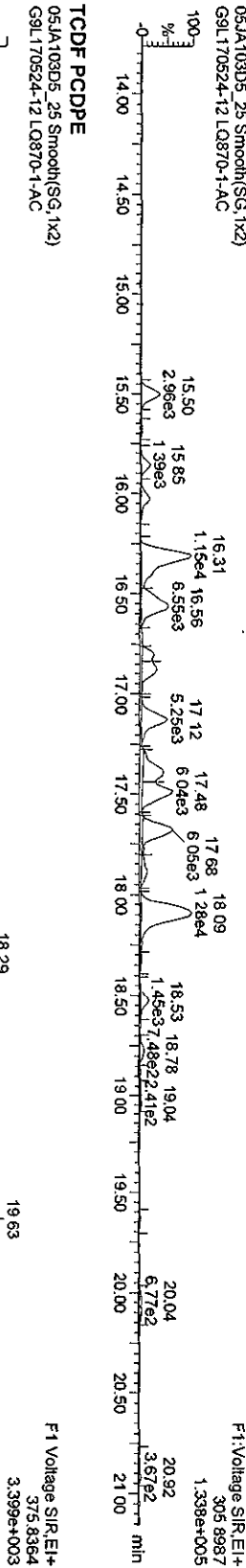
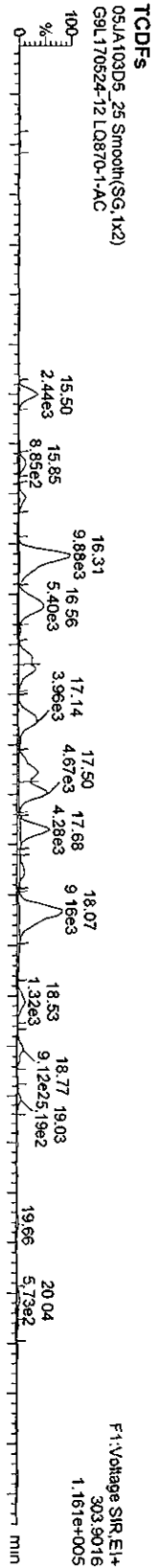


Quantity Sample Report MassLynx 4.1

Dataset: C:\MassLynx\Default\prot05JA103D58290B.dld

Last Altered: Wednesday, January 06, 2010 16:41:53 Pacific Standard Time
 Printed: Wednesday, January 06, 2010 16:42:25 Pacific Standard Time

Name: 05JA103D5_25, Date: 06-Jan-2010, Time: 15:59:27, ID: LQ870-1-AC, Description: G9L170524-12



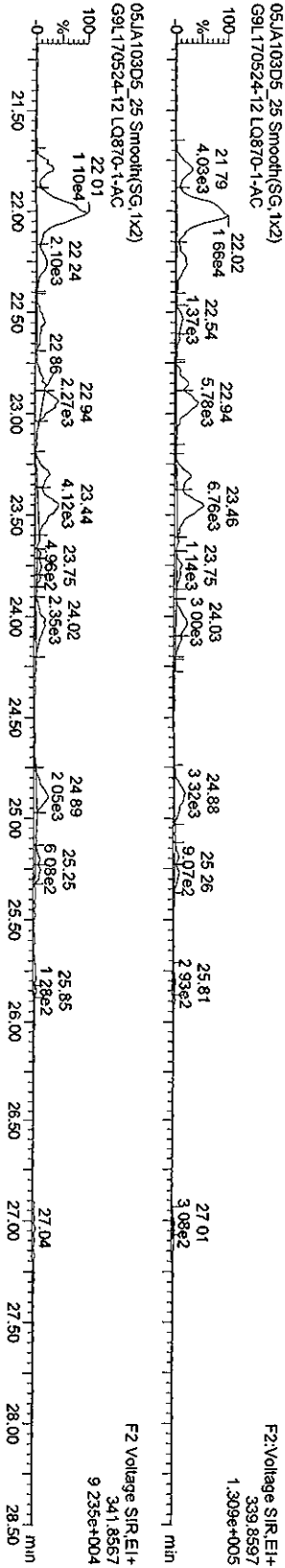
Quantity Sample Report Masslynx 4.1

Dataset: C:\Masslynx\Default\prot05JA103D582908.dld

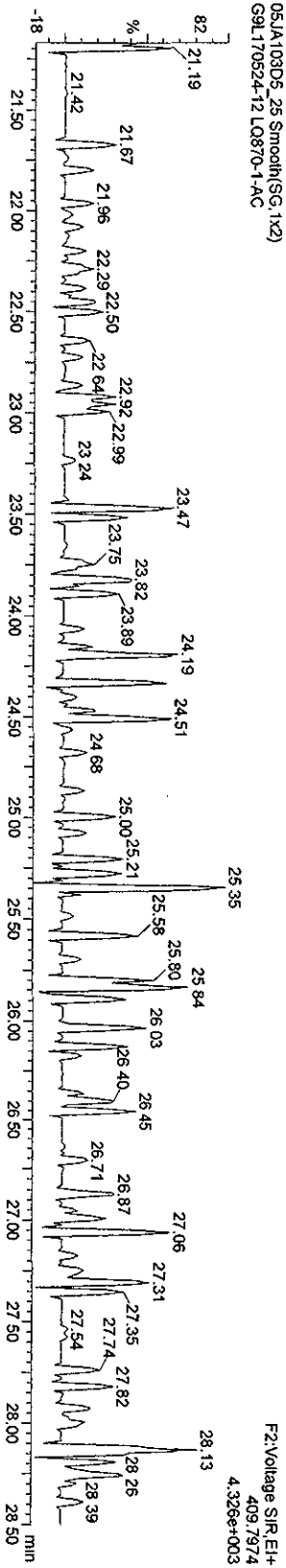
Last Altered: Wednesday, January 06, 2010 16:41:53 Pacific Standard Time
Printed: Wednesday, January 06, 2010 16:42:25 Pacific Standard Time

Name: 05JA103D5_25, Date: 06-Jan-2010, Time: 15:59:27, ID: LQ870-1-AC, Description: G9L170524-12


PeCDF



F2 PeCDF PCDPE



Function 2 PFK



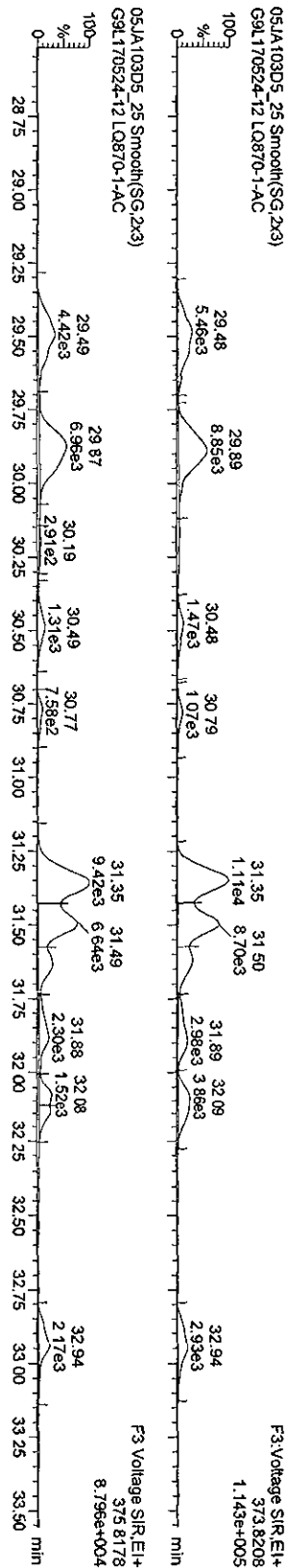
Quantity Sample Report Masslynx 4.1

Dataset: C:\MassLynx\Default\pro05JA103D582908.d\data

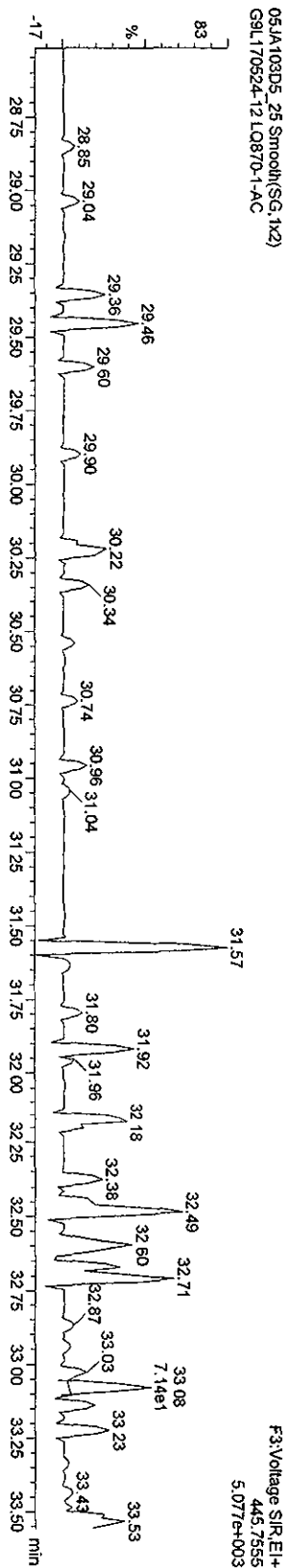
Last Altered: Wednesday, January 06, 2010 16:41:53 Pacific Standard Time
 Printed: Wednesday, January 06, 2010 16:42:25 Pacific Standard Time

Name: 05JA103D5_25, Date: 06-Jan-2010, Time: 15:59:27, ID: LQ870-1-AC, Description: G9L170524-12

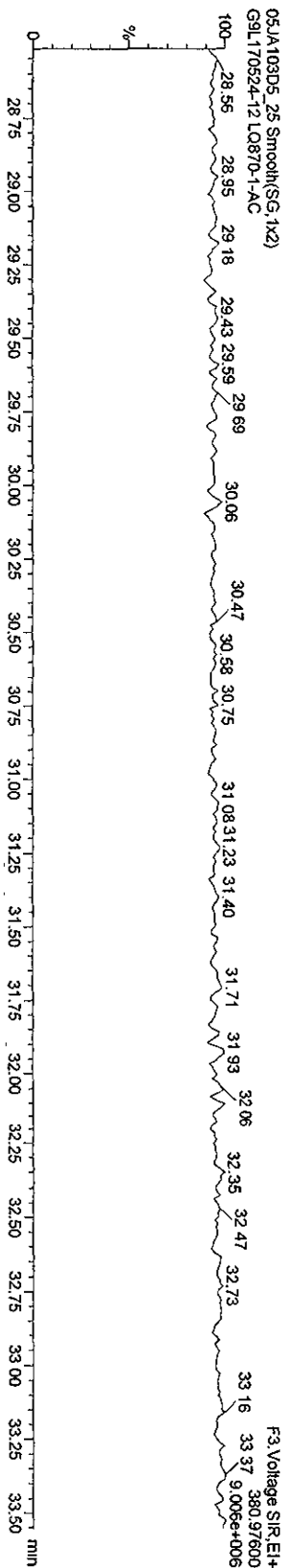
HxCDFs



HxCDF PCDDPE



Function 3 PFK



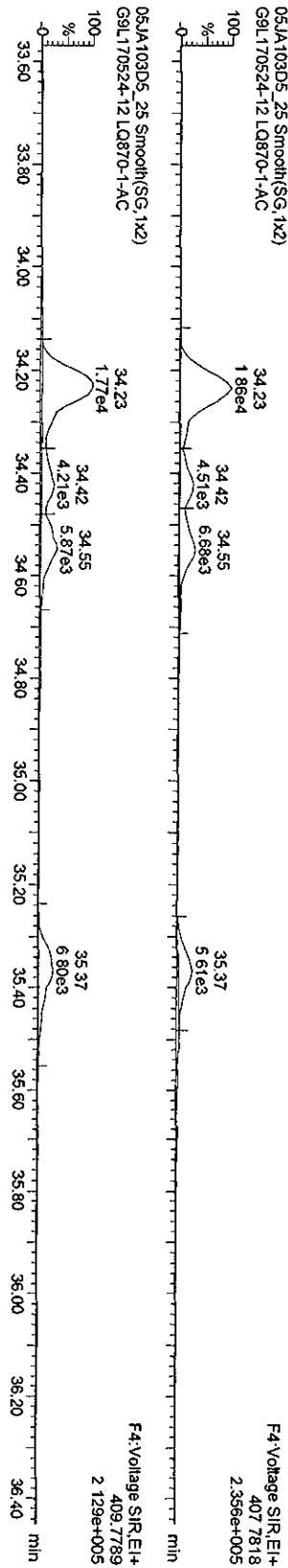
Quantity Sample Report MassLynx 4.1

Dataset: C:\MassLynx\Default\05JA103D58290B.qld

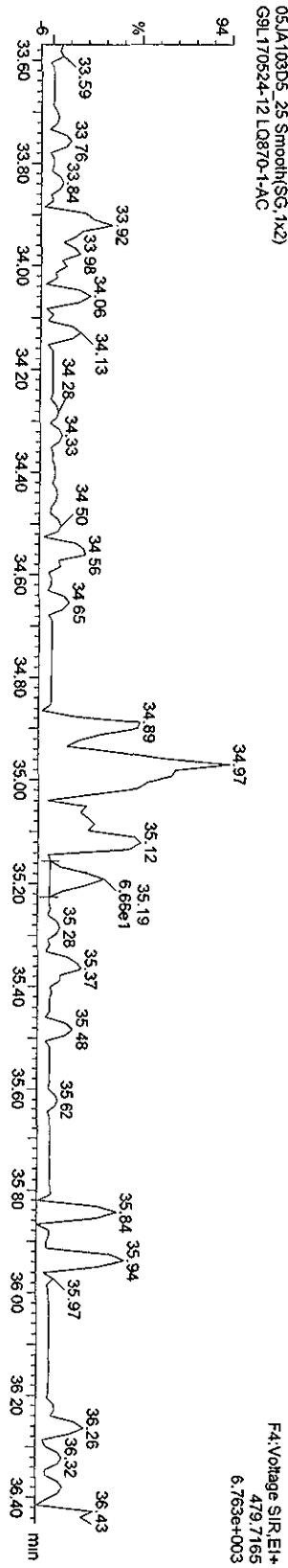
Last Altered: Wednesday, January 06, 2010 16:41:53 Pacific Standard Time
Printed: Wednesday, January 06, 2010 16:42:25 Pacific Standard Time

Name: 05JA103D5_25, Date: 06-Jan-2010, Time: 15:59:27, ID: LQ870-1-AC, Description: G9L170524-12

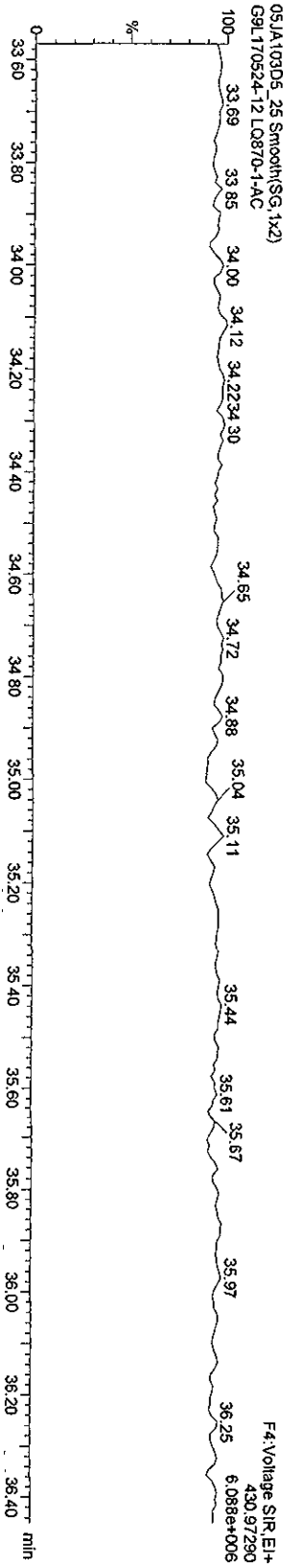
HPCDFs



HPCDF PCDDPE



Function 4 PFK



Quantity Sample Report MassLynx 4.1

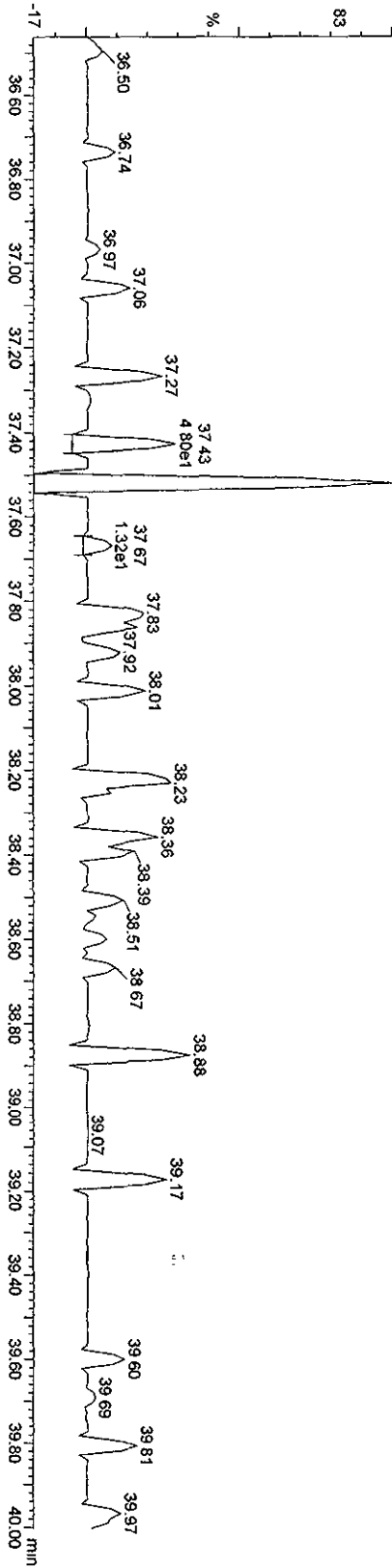
Dataset: C:\MassLynx\Default.pro\05JA103D582908.d\q

Last Altered: Wednesday, January 06, 2010 16:41:53 Pacific Standard Time
Printed: Wednesday, January 06, 2010 16:42:25 Pacific Standard Time

Name: 05JA103D5_25, Date: 06-Jan-2010, Time: 16:59:27, ID: LQ870-1-AC, Description: G9L170524-12

OCDF PCDFE
05JA103D5_25 Smooth(SG,1x2)
G9L170524-12 LQ870-1-AC

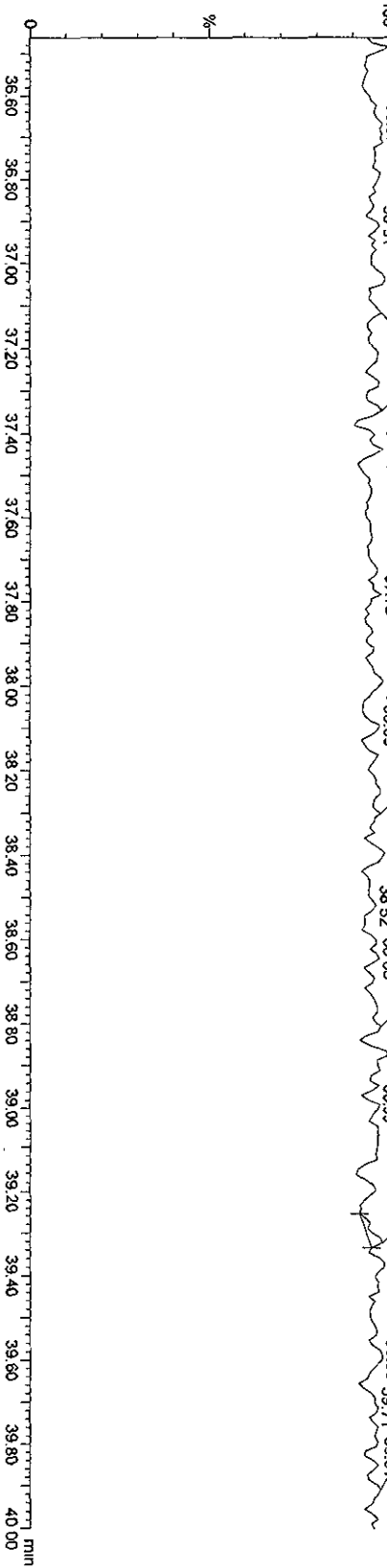
F5:Voltage SIR.EI+
513.67750
4.896e+003



Function 5 PFK

05JA103D5_25 Smooth(SG,1x2)
G9L170524-12 LQ870-1-AC

F5:Voltage SIR.EI+
442.97280
7.018e+006

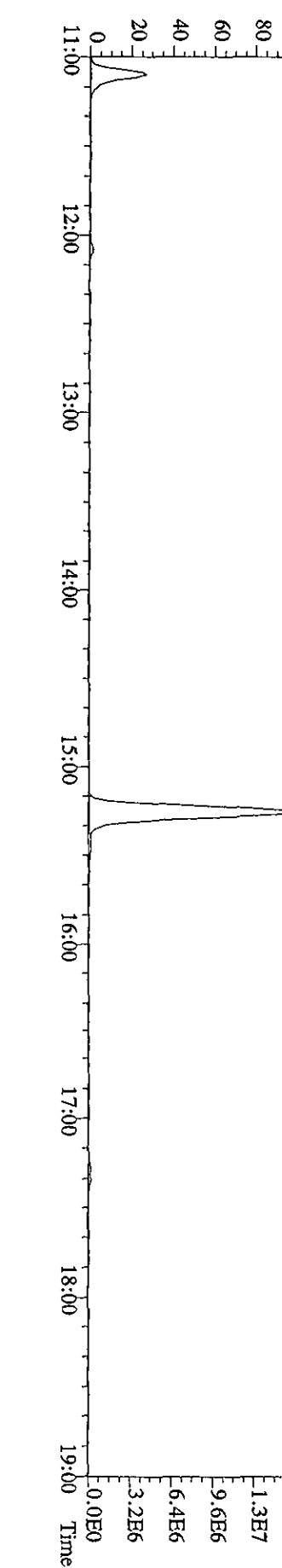
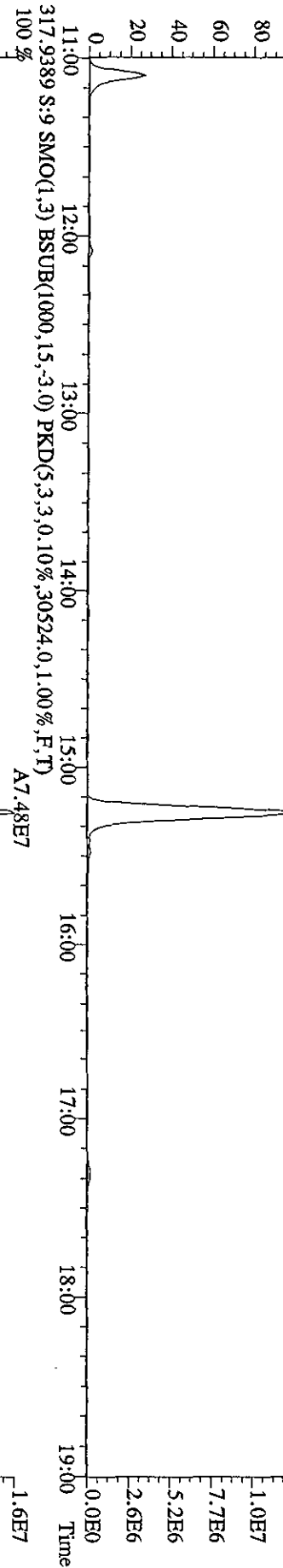
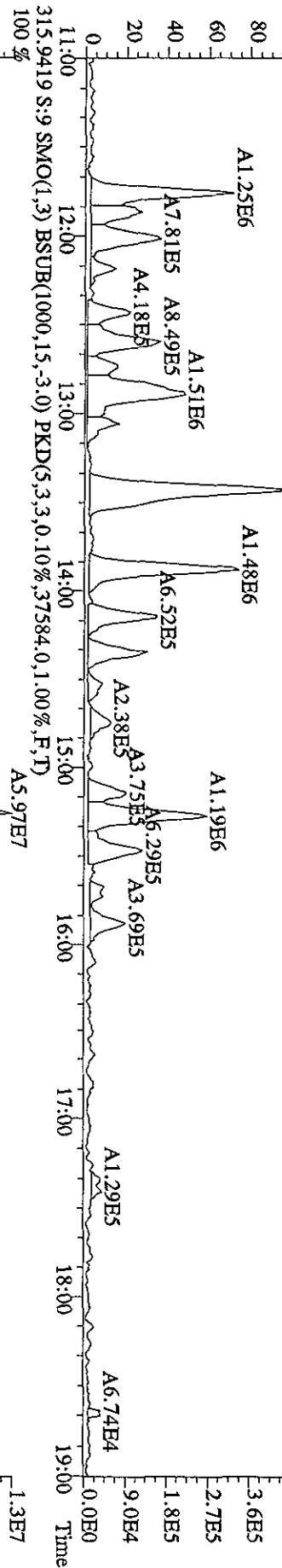
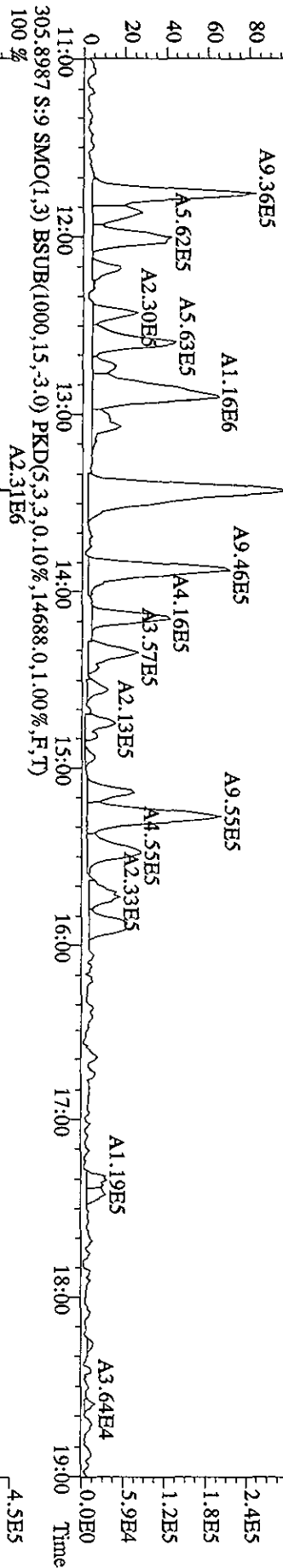


Run text: LQ870-1-AC Sample text: LQ870-1-AC :G9L170524-12
 Run #13 Filename: 07JA10C5D2 S: 9 I: 1 Results: 07JA10C5D2DB225
 Acquired: 8-JAN-10 04:40:05 Processed: 8-JAN-10 09:58:17
 Run: 07JA10C5D2 Analyte: DB225HRS Cal: DB2250104105D2
 Factor 1: 1600.000 Factor 2: 20.000 Sample size: 10.83007g

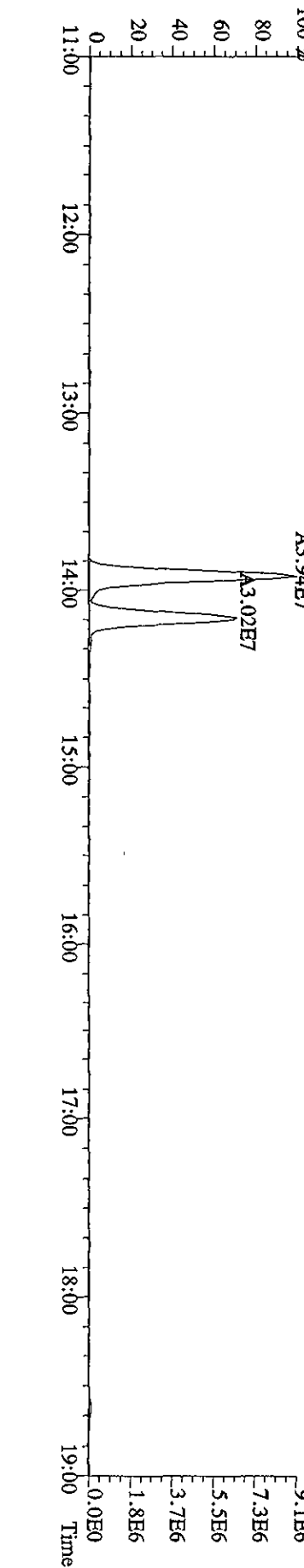
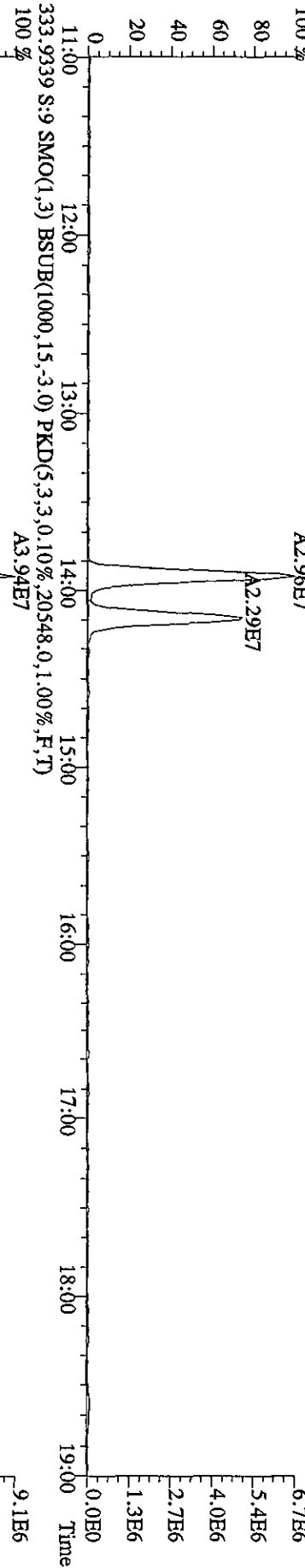
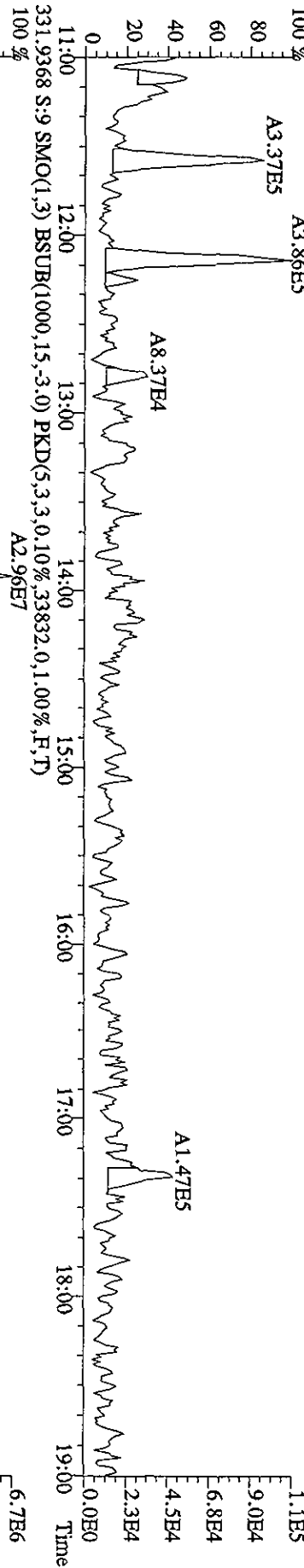
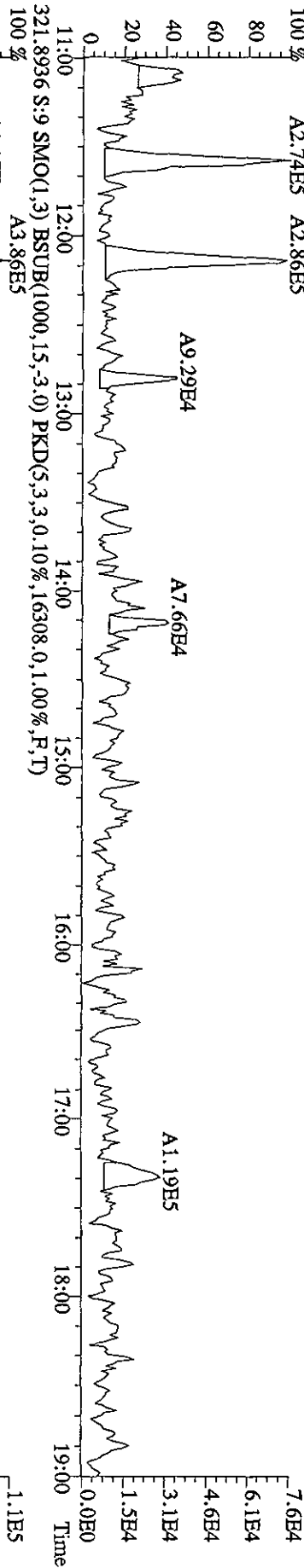
Name	Resp	RA	RT	RRF	Conc	EDL	Rec	M
13C-1,2,3,4-TCDD	53026874	0.76 y	14:09	-	2.26	-	-	n
13C-2,3,7,8-TCDF	134475216	0.80 y	15:16	1.66	140.76	0.99	76.2	n
2,3,7,8-TCDF	2144335	0.80 y	15:16	1.01	2.91 <i>na</i>	0.49 <i>G</i>	-	n
13C-2,3,7,8-TCDD	69010390	0.75 y	13:55	0.95	126.34	1.38	68.4	n
2,3,7,8-TCDD	*	* n	NotFnd	1.18	*	0.83	-	n
37Cl-2,3,7,8-TCDD	92346736	1.00 y	13:56	2.07	77.76	0.47	105.3	n

Sh 1/12/10

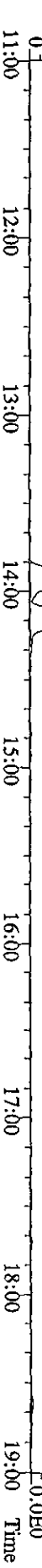
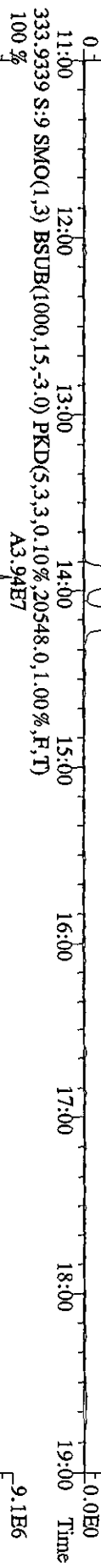
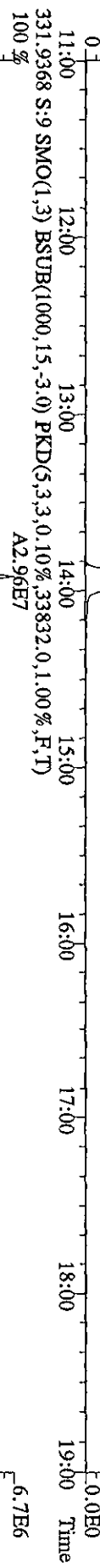

File:071A10CSD2 #1-1242 Acq: 8-JAN-2010 04:40:05 GC EI+ Voltage SIR 70SE
 Sample#9 Text:LQ870-1-AC :G9L170524-12 Exp:DB225
 303.9016 S:9 SMO(1,3) BSUB(1000,15,-3.0) PKD(5,3,3,0,10%,11428.0,1.00%,F,T)
 A1.73E6



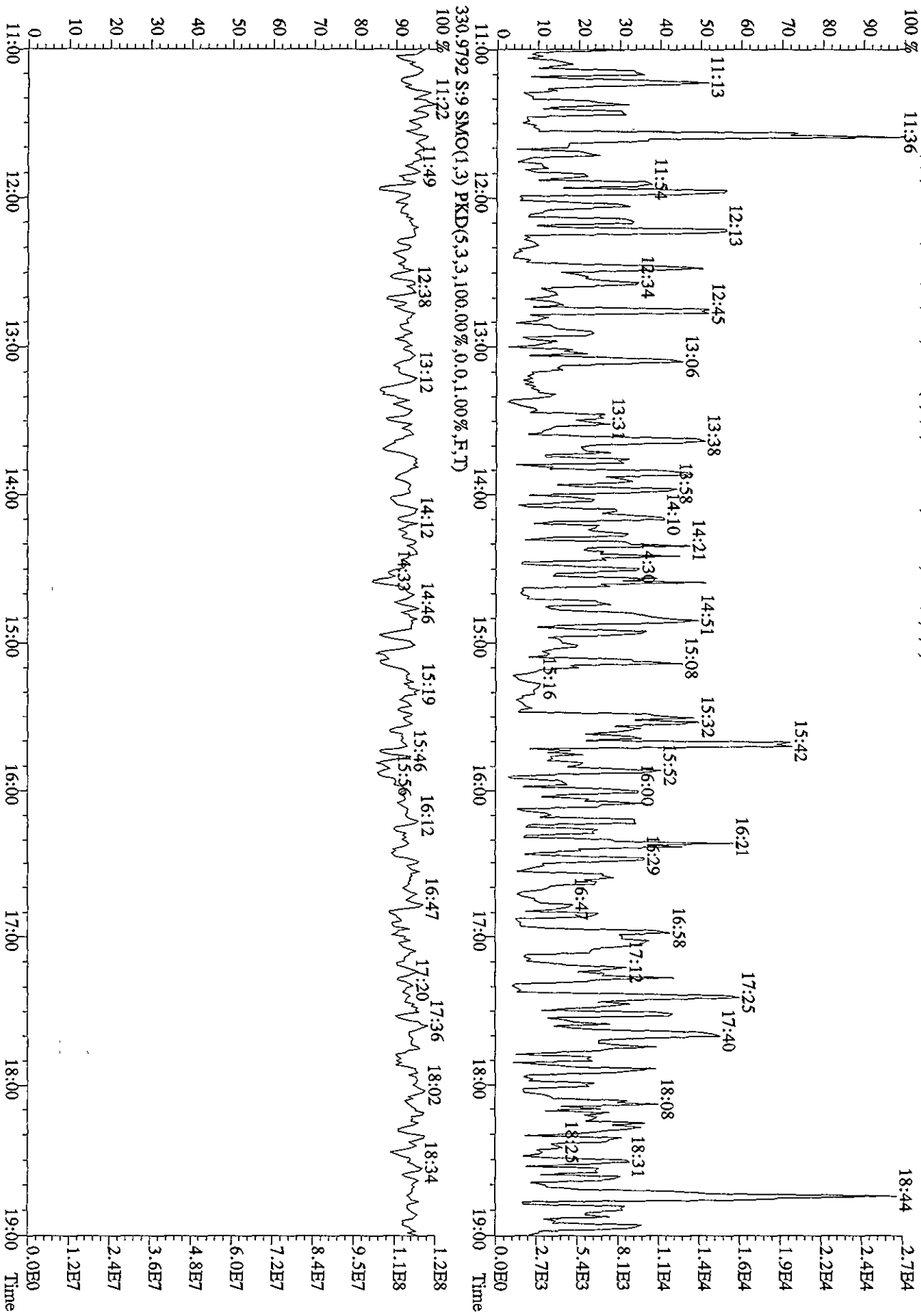
File:071A10C5D2 #1-1242 Acq: 8-JAN-2010 04:40:05 GC EI+ Voltage SIR 70SE
 Sample#9 Text:LO870-1-AC :G9L170524-12 Exp:DB225
 319.8965 S:9 SMO(1,3) BSUB(1000,15,-3.0) PKD(5,3,3,0.10%,11728.0,1.00%,F,T)
 100 % A2.74E5 A2.86E5



File:071A10C5D2 #1-1242 Acq: 8-JAN-2010 04:40:05 GC EI+ Voltage SIR 70SE
 Sample#9 Text:LQ870-1-AC :G9L170524-12 Exp:DB225
 327.8840 S:9 SMO(1,3) BSUB(1000,15,-3.0) PKD(5,3,3,0,10%,20016.0,1.00%,F,T)
 100% A4.62E7



File:071A10C5D2 #1-1242 Acq: 8-JAN-2010 04:40:05 GC EI+ Voltage SIR 70SE
 Sample#9 Text:LO870-1-AC :G9L170524-12 Exp:DB225
 375.8364 S:9 SMO(1,3) BSUB(1000,15,-3.0) PKD(5,3,3,100.00%,3316.0,1.00%,F,T)



Quantity Sample Summary Report MassLynx 4.1

Dataset: V:\HighRes_Archive\3D5\Default.pro\05JA103D58290Bsk.qld

Last Altered: Friday, January 08, 2010 16:23:44 Pacific Standard Time
 Printed: Friday, January 08, 2010 16:24:39 Pacific Standard Time

Method: C:\MassLynx\Default.PROMethD\B2903D5.mdb 06 Jan 2010 12:46:02
 Calibration: C:\MassLynx\Default.PRO\CurveD\CA123120093D58290.cdb 31 Dec 2009 13:37:23

Name: 05JA103D5_26, Date: 06-Jan-2010, Time: 16:41:46, ID: LQ873-1-AC, Description: G9L170524-13, Task:

SL 1/8/10

# Name	Trace	Sample Size	RT	Prod RT	RRF M.	Abs Resp	Conc.	EMPC	%Rec	EDL	Ratio	Ratio Fl.	Mod Date
1 13C-1,2,3,4-TCDD	331.9368	10.140	18.60	18.46	1.00000	345076.81	98.6193	98.6193	100.0	0.44210	0.7958	NO	
2													
3 13C-2,3,7,8-TCDF	315.9419	10.140	17.91	17.98	1.55387	131151.79	24.1215	20.9889	12.2	30.44828	1.0342	YES	
4 2,3,7,8-TCDF	303.9016	10.140	17.94	17.92	1.00894	604680.47	901.3167	901.3167	100.0	3.85779	0.7495	NO	
5 Total TCDFs	303.9016	10.140			21.44	1.00894	55899.2116	55899.2116		3.85779			
6													
7 13C-2,3,7,8-TCDD	331.9368	10.140	18.82	18.80	0.99654	445024.22	135.8014	135.8014	68.9	0.47206	0.7618	NO	
8 2,3,7,8-TCDD	319.8965	10.140	18.83	18.82	1.13162	222879.84	87.2932	33.0846	2	5.39913	3.6701	YES	
9 Total TCDDs	319.8965	10.140			19.55	1.13162	845.9570	342.9703		5.39913			
10													
11 37CL-2,3,7,8-TCDD	327.8847	10.140	18.83	18.82	1.13700	318333.56	80.0143	0.0000	101.4	0.37936			
12													
13 13C-1,2,3,7,8-PeCDF	351.9000	10.140	23.42	23.40	1.21534	746503.31	175.5416	175.5416	89.0	1.42205	1.6978	NO	
14 1,2,3,7,8-PeCDF	339.8597	10.140	23.44	23.44	1.03079	6438278.00	1650.2892	1650.2892		0.72805	1.5995	NO	
15 2,3,4,7,8-PeCDF	339.8597	10.140	24.89	24.85	0.96399	3390303.25	929.2372	929.2372		0.77850	1.5325	NO	
16 Total F2 PeCDFs	339.8597	10.140			34.47	0.99739	8355.9715	8442.3993		0.75243			
17 Total F1 PeCDFs	339.8597	10.140			36.56	0.99739	517.9152	505.7461		0.28177			
18													
19 13C-1,2,3,7,8-PeCDD	367.8949	10.140	25.61	25.58	0.74736	326111.27	124.7043	124.7043	63.2	0.45354	1.5242	NO	
20 1,2,3,7,8-PeCDD	355.8546	10.140	25.65	25.64	1.05672	137842.02	78.8949	78.8949		1.39405	1.6632	NO	
21 Total PeCDDs	355.8546	10.140			31.10	1.05672	622.8169	596.5284		1.39405			
22													
23 13C-1,2,3,7,8,9-HxCDD	401.8559	10.140	32.66	32.61	1.00000	310912.86	98.6193	98.6193	100.0	0.38244	1.0759	NO	
24													
25 13C-1,2,3,4,7,8-HxCDF	383.8639	10.140	31.32	31.32	0.91641	392797.98	135.9577	135.9577	68.9	1.55279	0.5084	NO	
26 1,2,3,4,7,8-HxCDF	373.8208	10.140	31.33	31.32	1.24280	8257033.75	3336.1589	3336.1589		1.96092	1.2573	NO	08-Jan-10
27 1,2,3,6,7,8-HxCDF	373.8208	10.140	31.48	31.46	1.49624	6947413.25	2331.5445	2331.5445		1.62876	1.2477	NO	
28 2,3,4,6,7,8-HxCDF	373.8208	10.140	32.13	32.13	1.31114	1330986.31	509.7383	509.7383		1.85870	1.2814	NO	
29 1,2,3,7,8,9-HxCDF	373.8208	10.140	32.86	32.86	1.29097	1054538.69	410.1754	410.1754		1.88775	1.2021	NO	08-Jan-10
30 Total HxCDFs	373.8208	10.140			0.00	1.33529	13748.9777	13748.9777		1.82509			
31													

Quantity Sample Summary Report MassLynx 4.1

Dataset: V:\HighRes_Archive\3D5\Default.pro\05JA103D58290Bsk.qld

Last Altered: Friday, January 08, 2010 16:23:44 Pacific Standard Time
 Printed: Friday, January 08, 2010 16:24:39 Pacific Standard Time

Name: 05JA103D5_26, Date: 06-Jan-2010, Time: 16:41:46, ID: LQ873-1-AC, Description: G9L170524-13, Task:

# Name	Trace	Sample Size	RT	Pid:RT	RRF M...	ADS Resp	Contc	EMPC	%Rec	EDL	Ratio	Ratio F...	Mod Date
32 13C-1,2,3,6,7,8-HxCDD	401.8559	10.140	32.36	32.38	0.80919	337025.75	132.1101	132.1101	67.0	0.47263	1.2543	NO	
33 1,2,3,4,7,8-HxCDD	389.8157	10.140	32.29	32.27	0.98261015	191294.42	57.2895	57.2895	71.04	1.09498	1.3286	NO	
34 1,2,3,6,7,8-HxCDD	389.8157	10.140	32.38	32.37	1.18024	204495.92	101.4014	101.4014		0.86523	1.3672	NO	
35 1,2,3,7,8,9-HxCDD	389.8157	10.140	32.67	32.65	1.28282	155553.80	70.8736	70.8736		0.79604	1.2228	NO	
36 Total HxCDDs	389.8157	10.140		0.00	1.13189		623.9442	576.8057		0.90219			
37													
38 13C-1,2,3,4,6,7,8-HpCDF	417.8253	10.140	34.20	34.20	0.81080	302195.81	118.2215	118.2215	59.9	1.35025	0.4444	NO	
39 1,2,3,4,6,7,8-HpCDF	407.7818	10.140	34.21	34.21	1.36387	18413149.00	8811.6493	8811.6493		1.81612	1.0023	NO	
40 1,2,3,4,7,8,9-HpCDF	407.7818	10.140	35.32	35.33	1.11483	7257769.25	4249.0966	4249.0966		2.22182	1.0233	NO	
41 Total HpCDFs	407.7818	10.140		0.00	1.23935		17959.8845	17959.8845		1.99859			
42													
43 13C-1,2,3,4,6,7,8-HpCDD	435.8169	10.140	35.02	35.02	0.70743	269063.26	120.6408	120.6408	61.2	0.84796	1.0640	NO	
44 1,2,3,4,6,7,8-HpCDD	423.7766	10.140	35.03	35.02	1.04312	473699.30	332.8956	332.8956		0.91755	1.0580	NO	
45 Total HpCDDs	423.7766	10.140		0.05	1.04312		529.6532	516.5650		0.91755			
46													
47 13C-OCDD	469.7779	10.140	37.47	37.47	0.51880	370446.16	226.4915	226.4915	57.4	1.51222	0.9279	NO	
48 OCDD	441.7428	10.140	37.59	37.59	1.40213	32720081.00	24849.8713	24849.8713		3.68125	0.8965	NO	
49 OCDD	457.7377	10.140	37.49	37.49	1.19691	599978.03	533.7924	533.7924		1.66483	0.8545	NO	
50													
51													
52 Function 1 PFK	330.97920	1.000	14.22	14.26		230147.63				0.00000			
53 Function 2 PFK	342.97920	1.000		22.48	16743...					0.00000			
54 Function 3 PFK	380.97600	1.000		29.28	7909.2...					0.00000			
55 Function 4 PFK	430.97290	1.000		34.81	14980....					0.00000			
56 Function 5 PFK	442.97280	1.000		39.31	3947.9...					0.00000			
57 TPDF PCDFE	375.8364	1.000	15.05	15.01	30.012...	52.89	1.7623		176.2	16.57627			
58 F1 PeCDF PCDFE	409.79740	1.000		18.68	45.972...					0.00000			
59 F2 PeCDF PCDFE	409.7974	1.000		22.10	17.774...					0.00000			
60 HXCDF PCDFE	445.7555	1.000		33.02	18.611...					0.00000			
61 HPDF PCDFE	479.7165	1.000	35.27	35.33	75.501...	177.67	2.3532		235.3	4.29643			
62 OCDF PCDFE	513.67750	1.000		37.54	85.061...					0.00000			

Dataset: C:\MassLynx\Default\pro05JJA103D58290B.qtd

Last Altered: Wednesday, January 06, 2010 17:23:19 Pacific Standard Time

Printed: Wednesday, January 06, 2010 17:24:17 Pacific Standard Time

Method: C:\MassLynx\Default\PROI\MethodB182903D5.mdb 06 Jan 2010 12:46:02
 Calibration: C:\MassLynx\Default\PROI\CurveDB\CA123120093D58290.cdb 31 Dec 2009 13:37:23

Name: 05JA103D5_26, Date: 06-Jan-2010, Time: 16:41:46, ID: LQ873-1-AC, Description: G9L170524-13, Task:

#	Name	Trace	Sample Size	RT	Prd	RT	RRF	M	Abs.Resp.	Conc.	EMPC	%Rec	EDL	Ratio	Prd.Ratio	Ratio	Mod	Date
1	13C-1,2,3,4-TCDD	331.9368	10.140	18.60	18.46	1.000			345076.81	98.6193	98.6193	100.0	0.4421	0.796	0.770		NO	
2																		
3	13C-2,3,7,8-TCDF	315.9419	10.140	17.91	17.98	1.554			131151.79	24.1215	20.9889	12.2	30.4483	1.034	0.770		YES	
4	2,3,7,8-TCDF	303.9016	10.140	17.94	17.92	1.009			604680.47	901.3167	901.3167	100.0	3.8578	0.750	0.770		NO	
5	Total TCDFs	303.9016	10.140		21.44	1.009			55899.2116	55899.2116	55899.2116	100.0	3.8578					
6																		
7	13C-2,3,7,8-TCDD	331.9368	10.140	18.82	18.80	0.937			445024.22	135.8014	135.8014	68.9	0.4721	0.762	0.770		NO	
8	2,3,7,8-TCDD	319.8965	10.140	18.83	18.82	1.132			222879.84	87.2932	33.0846	5.3991	5.3991	3.670	0.770		YES	
9	Total TCDDs	319.8965	10.140		19.55	1.132			845.9570	845.9570	342.9703	5.3991	5.3991					
10																		
11	37CL-2,3,7,8-TCDD	327.8847	10.140	18.83	18.82	1.137			318333.56	80.0143	0.0000	101.4	0.3794					
12																		
13	13C-1,2,3,7,8-PeCDF	351.9000	10.140	23.42	23.40	1.215			746503.31	175.5416	175.5416	89.0	1.4220	1.698	1.550		NO	
14	1,2,3,7,8-PeCDF	339.8597	10.140	23.44	23.44	1.031			6438278.00	1650.2892	1650.2892	100.0	0.7281	1.599	1.550		NO	
15	2,3,4,7,8-PeCDF	339.8597	10.140	24.89	24.86	0.964			3390303.25	929.2372	929.2372	100.0	0.7785	1.533	1.550		NO	
16	Total F2 PeCDFs	339.8597	10.140		34.47	0.997			8355.9715	8242.3993	8242.3993	100.0	0.7524					
17	Total F1 PeCDFs	339.8597	10.140		36.56	0.997			517.9152	517.9152	505.1461	0.2818	0.2818					
18																		
19	13C-1,2,3,7,8-PeCDD	367.8949	10.140	25.61	25.58	0.747			326111.27	124.7043	124.7043	63.2	0.4535	1.524	1.550		NO	
20	1,2,3,7,8-PeCDD	355.8546	10.140	25.65	25.64	1.057			137842.02	78.8949	78.8949	100.0	1.3940	1.663	1.550		NO	
21	Total PeCDDs	355.8546	10.140		31.10	1.057			622.8169	622.8169	526.5284	1.3940	1.3940					
22																		
23	13C-1,2,3,7,8,9-HxCDD	401.8559	10.140	32.66	32.61	1.000			310912.86	98.6193	98.6193	100.0	0.3824	1.076	1.240		NO	
24																		
25	13C-1,2,3,4,7,8-HxCDF	383.8639	10.140	31.32	31.32	0.916			392797.98	135.9577	135.9577	68.9	1.5528	0.508	0.510		NO	
26	1,2,3,4,7,8-HxCDF	373.8208	10.140	31.33	31.32	1.243			10957954.00	4427.4345	4427.4345	100.0	1.9609	1.237	1.240		NO	
27	1,2,3,6,7,8-HxCDF	373.8208	10.140	31.48	31.46	1.496			6947413.25	2331.5445	2331.5445	100.0	1.6288	1.248	1.240		NO	
28	2,3,4,6,7,8-HxCDF	373.8208	10.140	32.13	32.13	1.311			1330986.31	509.7383	509.7383	100.0	1.8587	1.281	1.240		NO	
29	1,2,3,7,8,9-HxCDF	373.8208	10.140	32.86	32.86	1.291			966461.28	375.9166	340.5034	1.8877	1.8877	1.473	1.240		YES	
30	Total HxCDFs	373.8208	10.140		0.00	1.335			14805.9945	14770.5813	14770.5813	100.0	1.8251					
31																		

Dataset: C:\MassLynx\Default\proj05JJA103D56290B.qld

Last Altered: Wednesday, January 06, 2010 17:23:19 Pacific Standard Time
 Printed: Wednesday, January 06, 2010 17:24:17 Pacific Standard Time

Name: 05JJA103D5_26, Date: 06-Jan-2010, Time: 16:41:46, ID: LQ873-1-AC, Description: G9L170524-13, Task:

#	Name	Trace	Sample Size	RT	Prod.RT	RT BRE M	Abs Resp	Conc	EMPC	%Rec	EDL	Ratio	ProdRatio	Ratio	Mod Date
32	13C-1,2,3,6,7,8-HxCDD	401.8559	10.140	32.36	32.38	0.809	337025.75	132.1101	132.1101	67.0	0.4726	1.254	1.240	NO	
33	1,2,3,4,7,8-HxCDD	389.8157	10.140	32.29	32.27	0.9830	91294.42	57.2895	57.2895	1.0950	1.0950	1.329	1.240	NO	
34	1,2,3,6,7,8-HxCDD	389.8157	10.140	32.38	32.37	1.180	204495.92	101.4014	101.4014	0.8652	1.367	1.240	NO		
35	1,2,3,7,8,9-HxCDD	389.8157	10.140	32.67	32.65	1.283	155353.80	70.8736	70.8736	0.7960	1.223	1.240	NO		
36	Total HxCDDs	389.8157	10.140		0.00	1.132		623.9442	576.6851		0.9022				
37															
38	13C-1,2,3,4,6,7,8-HpCDF	417.8253	10.140	34.20	34.20	0.811	302195.81	118.2215	118.2215	59.9	1.3503	0.444	0.440	NO	
39	1,2,3,4,6,7,8-HpCDF	407.7818	10.140	34.21	34.21	1.364	18413149.00	8811.6493	8811.6493	1.8161	1.8161	1.002	1.040	NO	
40	1,2,3,4,7,8,9-HpCDF	407.7818	10.140	35.32	35.33	1.115	7257769.25	4249.0966	4249.0966	2.2218	2.2218	1.023	1.040	NO	
41	Total HpCDFs	407.7818	10.140		0.00	1.239		17959.8845	17959.8845		1.9986				
42															
43	13C-1,2,3,4,6,7,8-HpCDD	435.8169	10.140	35.02	35.02	0.707	269063.26	120.6408	120.6408	61.2	0.8480	1.064	1.040	NO	
44	1,2,3,4,6,7,8-HpCDD	423.7766	10.140	35.03	35.02	1.043	473699.30	332.8956	332.8956	0.9176	0.9176	1.058	1.040	NO	
45	Total HpCDDs	423.7766	10.140		0.05	1.043		529.6532	516.5650		0.9176				
46															
47	13C-OCDD	469.7779	10.140	37.47	37.46	0.519	370446.16	226.4915	226.4915	57.4	1.7737	0.928	0.890	NO	
48	OCDF	441.7428	10.140	37.59	37.59	1.402	32720081.00	24849.8713	24849.8713	3.6587	3.6587	0.897	0.890	NO	
49	OCDD	457.7377	10.140	37.49	37.49	1.197	599978.03	533.7924	533.7924	1.6236	1.6236	0.854	0.890	NO	
50															
51															
52	Function 1 PFK	330.97920	1.000	14.22	14.26		230147.63								
53	Function 2 PFK	342.97920	1.000		22.48	16743...					0.0000				
54	Function 3 PFK	360.97600	1.000		29.28	7909.2...					0.0000				
55	Function 4 PFK	430.97290	1.000		34.81	14980...					0.0000				
56	Function 5 PFK	442.97280	1.000		39.31	3947.9...					0.0000				
57	TCDF PCDFE	375.8364	1.000	15.05	15.01	30.012	52.89	1.7623		176.2	16.5763				
58	F1 PCDF PCDFE	409.79740	1.000		18.68	45.972					0.0000				
59	F2 PCDF PCDFE	409.7974	1.000		22.10	17.774					0.0000				
60	HxCDF PCDFE	445.7555	1.000		33.02	18.611					0.0000				
61	HPCDF PCDFE	479.7165	1.000	35.27	35.33	75.501	177.67	2.3532		235.3	4.2964				
62	OCDF PCDFE	513.67750	1.000		37.54	85.061					0.0000				

Quantity Sample Report MassLynx 4.1

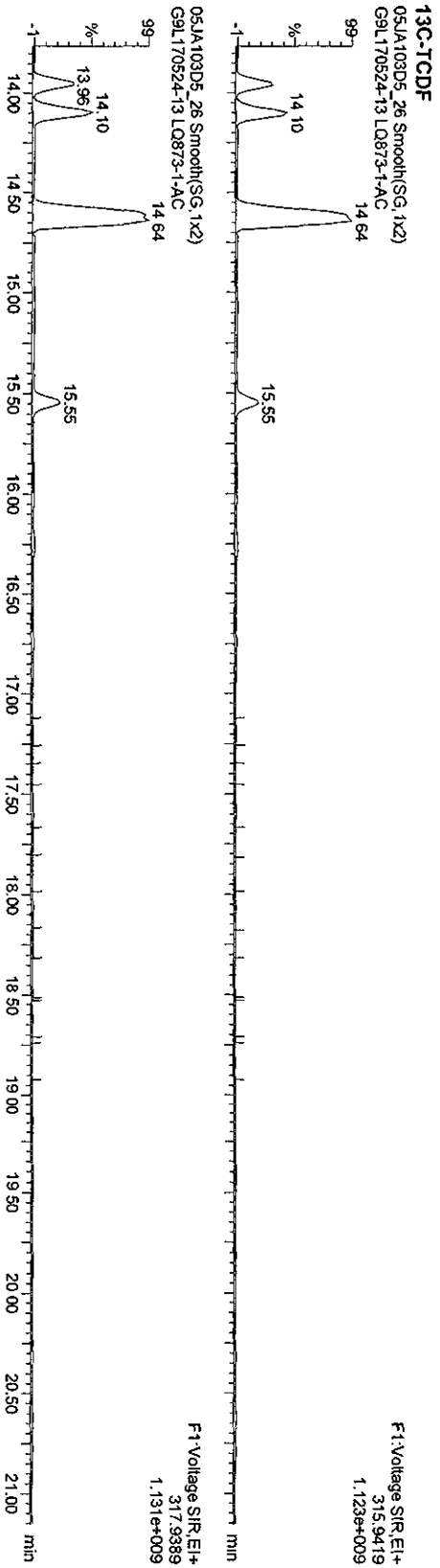
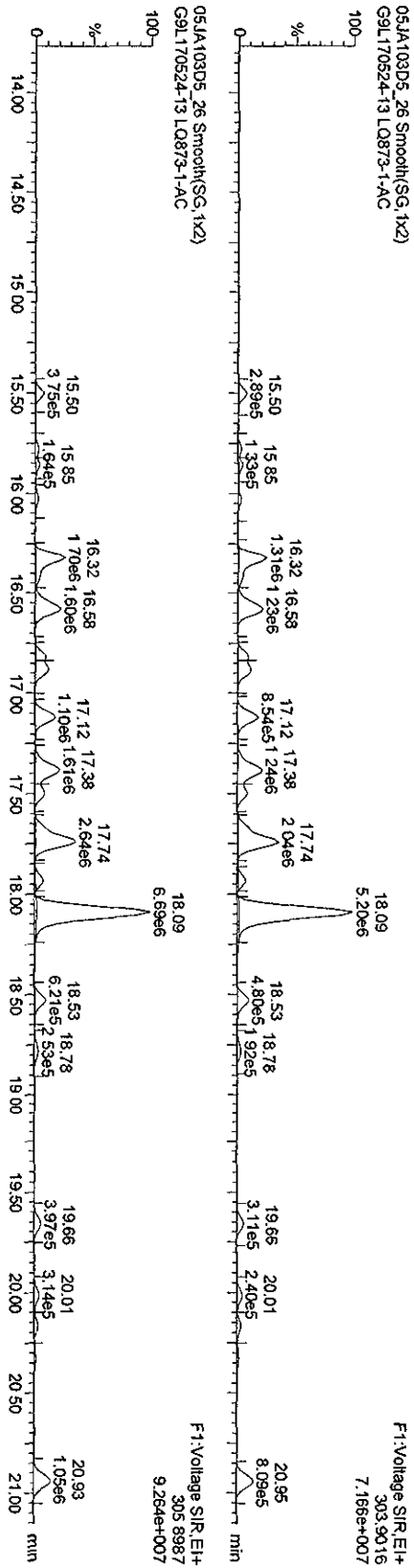
Dataset: C:\MassLynx\Default.pro\05JA103D58290B.qld

Last Altered: Wednesday, January 06, 2010 17:23:19 Pacific Standard Time
Printed: Wednesday, January 06, 2010 17:24:37 Pacific Standard Time

Method: C:\MassLynx\Default.PRO\MethDB\82903D5.mdb 06 Jan 2010 12:46:02
Calibration: C:\MassLynx\Default.PRO\CurveDB\NCA123120093D58290.cdb 31 Dec 2009 13:37:23

Name: 05JA103D5_26, Date: 06-Jan-2010, Time: 16:41:46, ID: LQ873-1-AC, Description: G9L170524-13

TCDFs



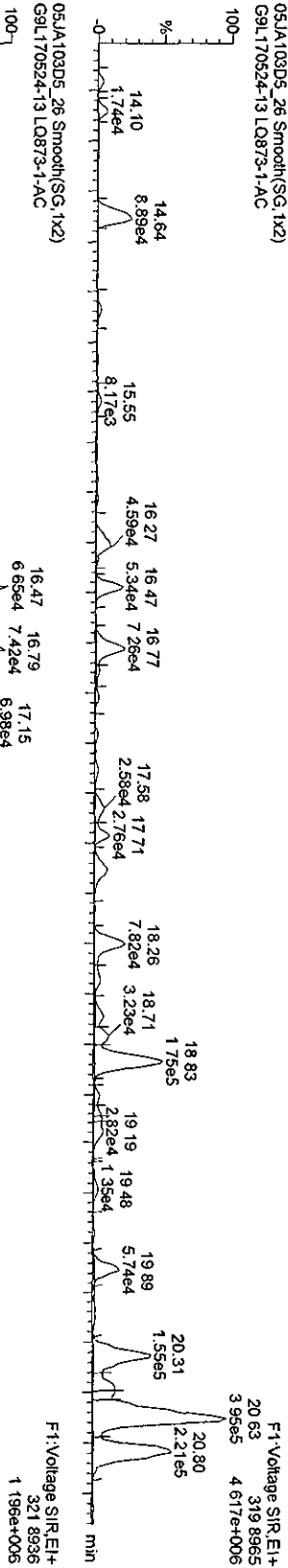
Quantity Sample Report MassLynx 4.1

Dataset: C:\MassLynx\Default\prob05JA103D582908.qld

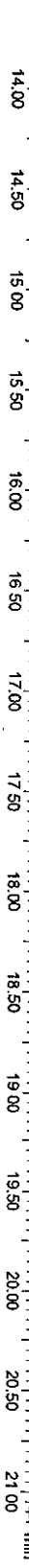

Last Altered: Wednesday, January 06, 2010 17:23:19 Pacific Standard Time
 Printed: Wednesday, January 06, 2010 17:24:37 Pacific Standard Time

Name: 05JA103D5_26, Date: 06-Jan-2010, Time: 16:41:46, ID: LQ873-1-AC, Description: G9L170524-13

TCDDs



13C-TCDDs

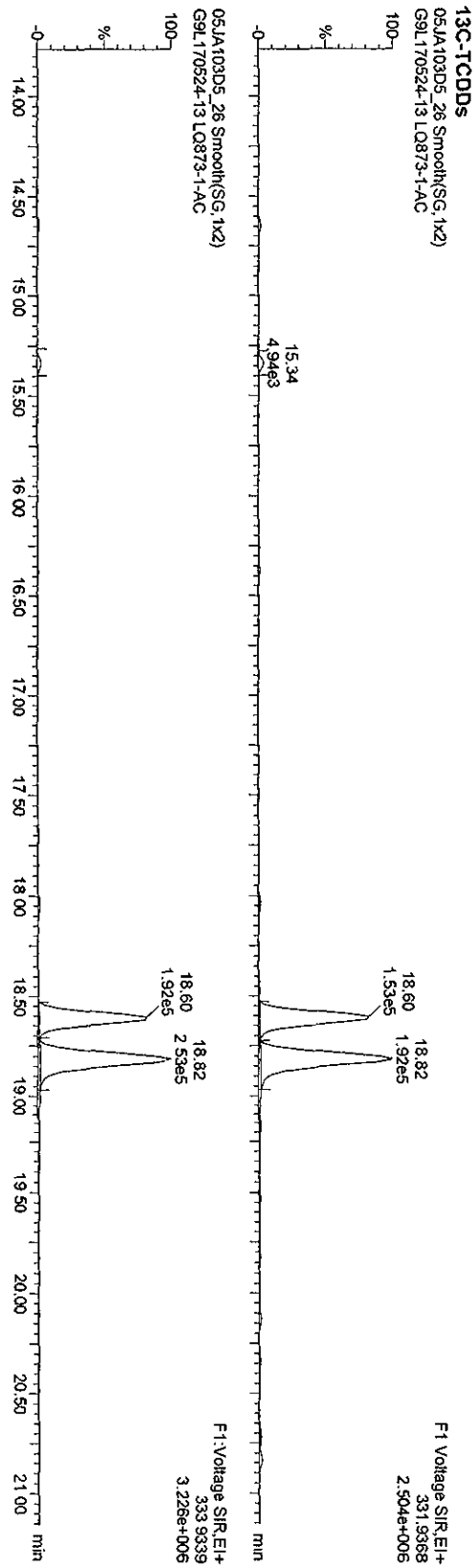
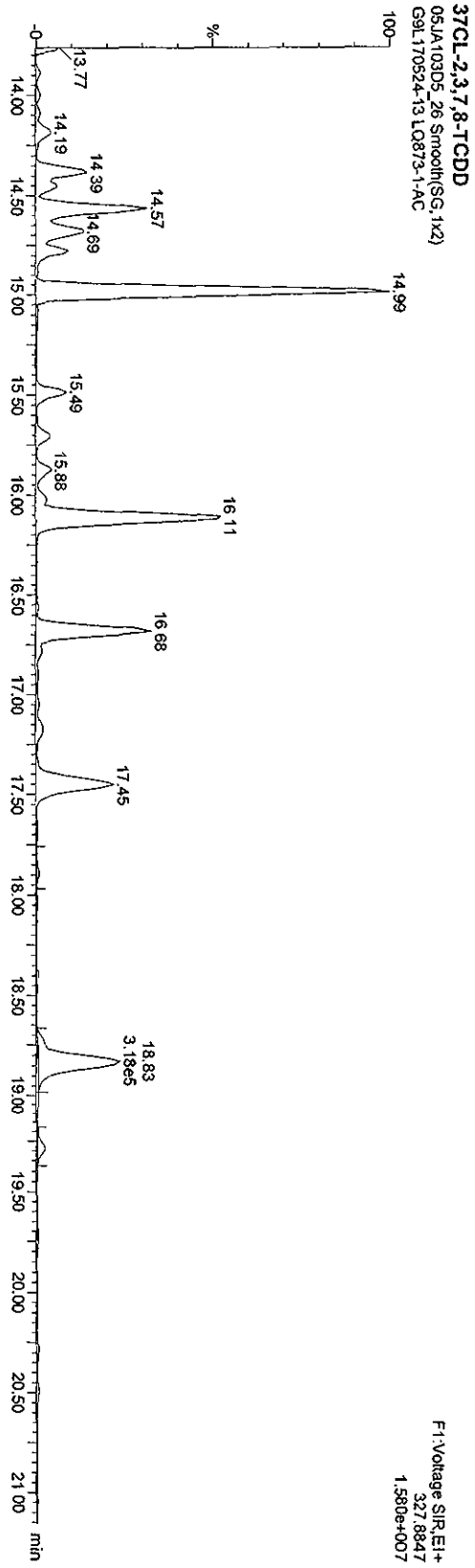


Quantity Sample Report MassLynx 4.1

Dataset: C:\MassLynx\Default\prot05JA103D582908.dld

Last Altered: Wednesday, January 06, 2010 17:23:19 Pacific Standard Time
Printed: Wednesday, January 06, 2010 17:24:37 Pacific Standard Time

Name: 05JA103D5_26, Date: 06-Jan-2010, Time: 16:41:46, ID: LQ873-1-AC, Description: G9L170524-13

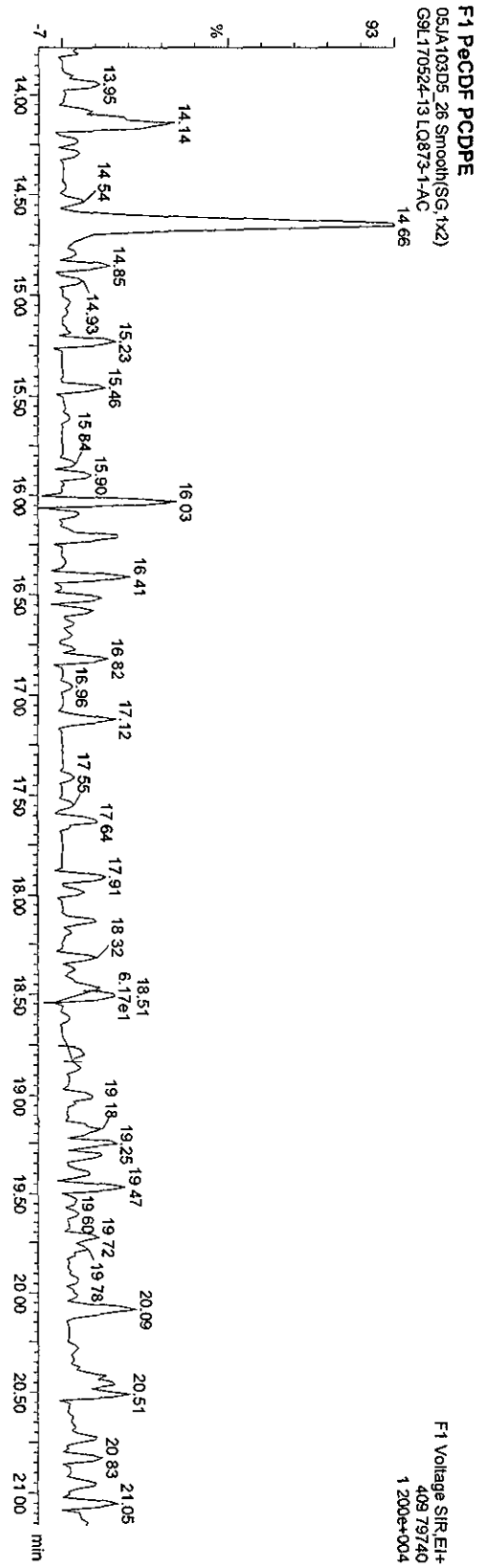
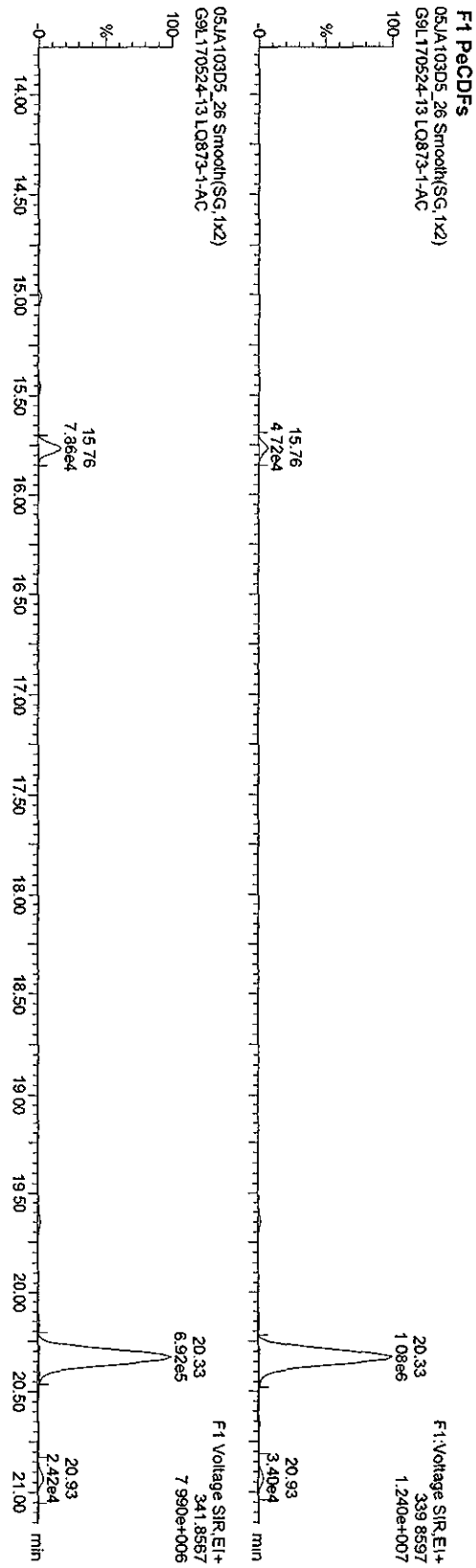


Quantity Sample Report MassLynx 4.1

Dataset: C:\MassLynx\Default\pro\05JA103D582908.qld

Last Altered: Wednesday, January 06, 2010 17:23:19 Pacific Standard Time
 Printed: Wednesday, January 06, 2010 17:24:37 Pacific Standard Time

Name: 05JA103D5_26, Date: 06-Jan-2010, Time: 16:41:46, ID: LQ873-1-AC, Description: G9L170524-13



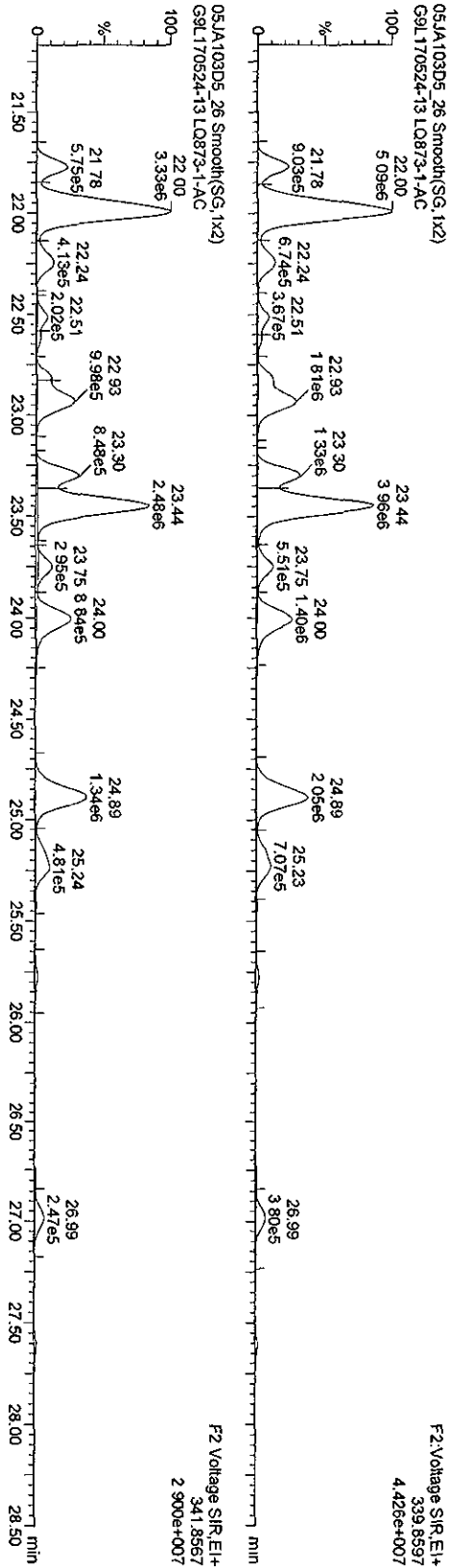
Quantity Sample Report MassLynx 4.1

Dataset: C:\MassLynx\Default\pro05JA103D58290B.qld

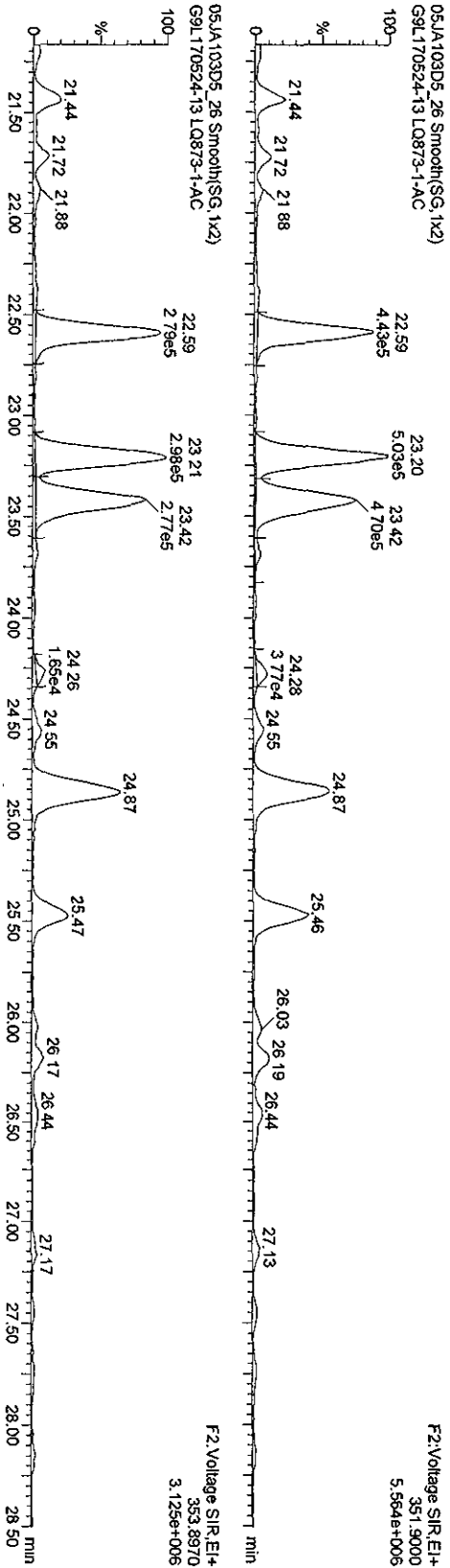
Last Altered: Wednesday, January 06, 2010 17:23:19 Pacific Standard Time
Printed: Wednesday, January 06, 2010 17:24:37 Pacific Standard Time

Name: 05JA103D5_26, Date: 06-Jan-2010, Time: 16:41:46, ID: LQ873-1-AC, Description: G9L170524-13

PeCDFs



13C-PeCDFs



Quantity Sample Report Masslynx 4.1

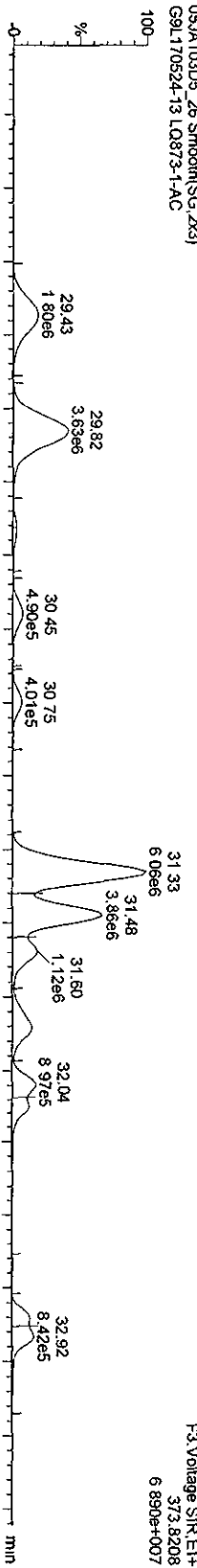
Dataset: C:\Masslynx\Default\proj\05JA103D58290B.qld

Last Altered: Wednesday, January 06, 2010 17:23:19 Pacific Standard Time
Printed: Wednesday, January 06, 2010 17:24:37 Pacific Standard Time

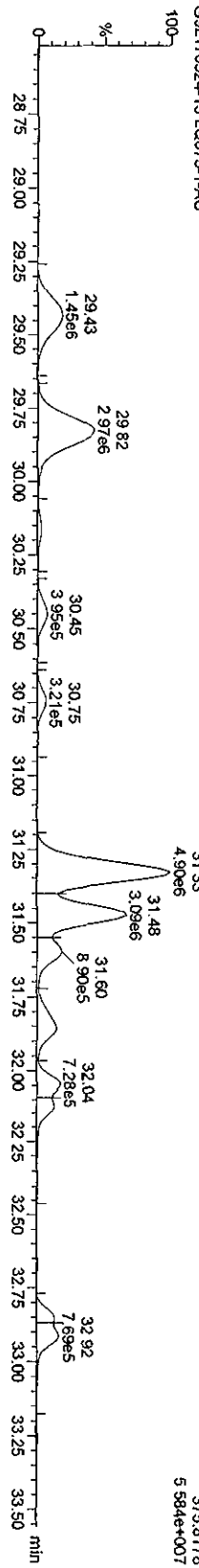
Name: 05JA103D5_26, Date: 06-Jan-2010, Time: 16:41:46, ID: LQ873-1-AC, Description: G9L170524-13

HxCDFs

05JA103D5_26 Smooth(SG, 2x3)
G9L170524-13 LQ873-1-AC

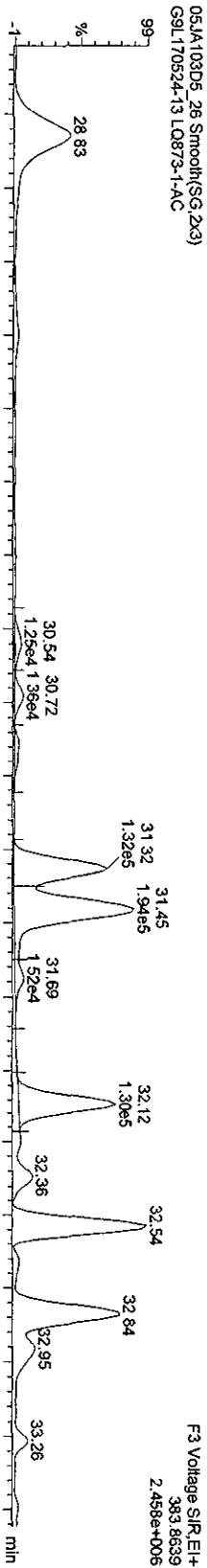


05JA103D5_26 Smooth(SG, 2x3)
G9L170524-13 LQ873-1-AC

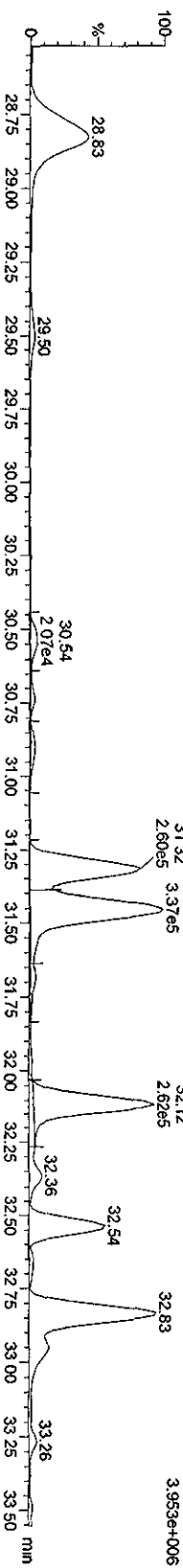


13C-HxCDFs

05JA103D5_26 Smooth(SG, 2x3)
G9L170524-13 LQ873-1-AC



05JA103D5_26 Smooth(SG, 2x3)
G9L170524-13 LQ873-1-AC



Dataset: V:\HighRes_Archive\3D5\Default.pro\05JA103D58290Bsk.qld

Last Altered: Friday, January 08, 2010 16:23:44 Pacific Standard Time

Printed: Friday, January 08, 2010 16:29:53 Pacific Standard Time

Method: C:\MassLynx\Default.PRO\MethDB\82903D5.mdb 06 Jan 2010 12:46:02
Calibration: C:\MassLynx\Default.PRO\CurveDB\ICA123120093D58290.cdb 31 Dec 2009 13:37:23

Sample Name: 05JA103D5_26

05JA103D5_26 Smooth(SG,2x3)
G9L170524-13 LQ873-1-AC

1,2,3,4,7,8-HXCDF;31.33;4599054;68784192;MM;3336 Conc.:3777

Manual Edit Codes

F3:Voltage SIR,EI+
373.8208
6.890e+007

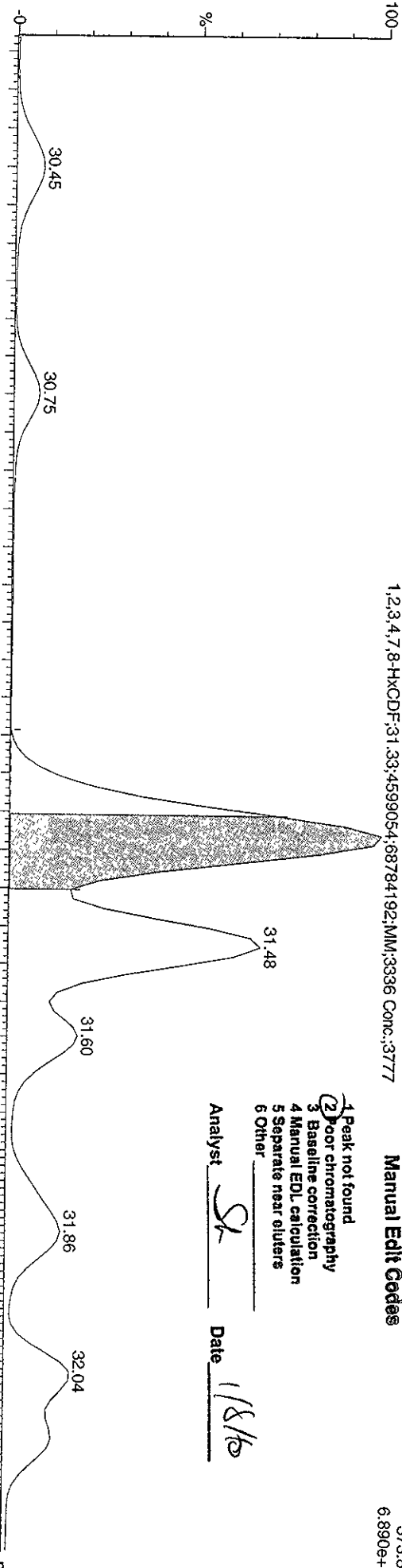
- 1 Peak not found
- 2 Poor chromatography
- 3 Baseline correction
- 4 Manual EDL calculation
- 5 Separate near eluters
- 6 Other

Analyst

SK

Date

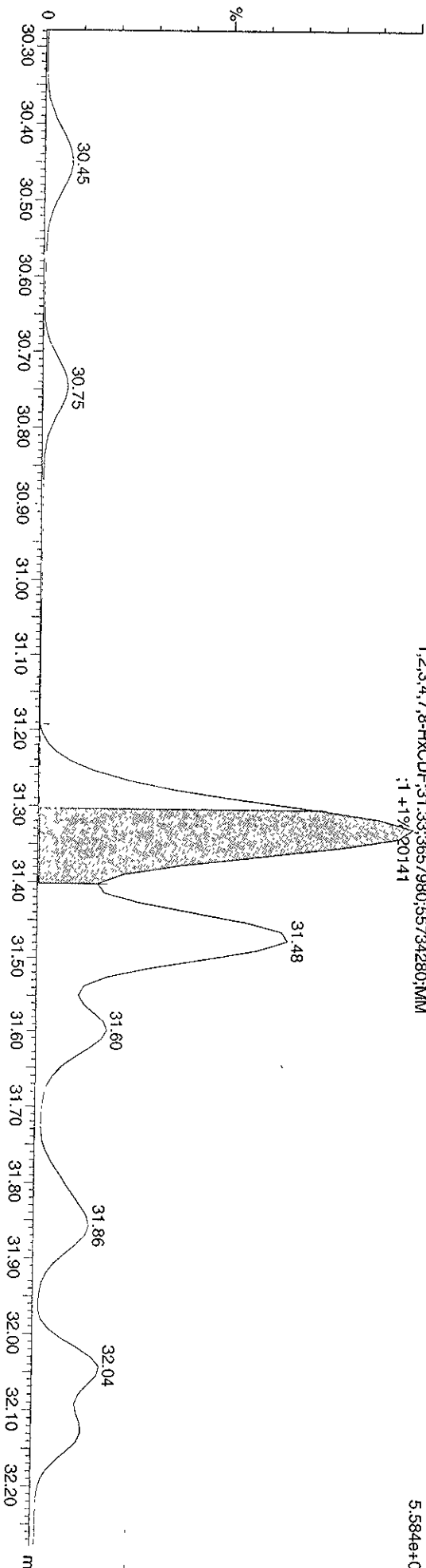
1/8/10



05JA103D5_26 Smooth(SG,2x3)
G9L170524-13 LQ873-1-AC

1,2,3,4,7,8-HXCDF;31.33;3657980;55734280;MM
:1 +1% / 20141

F3:Voltage SIR,EI+
375.8178
5.584e+007



Dataset: V:\HighRes_Archive\3D5\Default.pro\05JA103D568290Bsk.qld

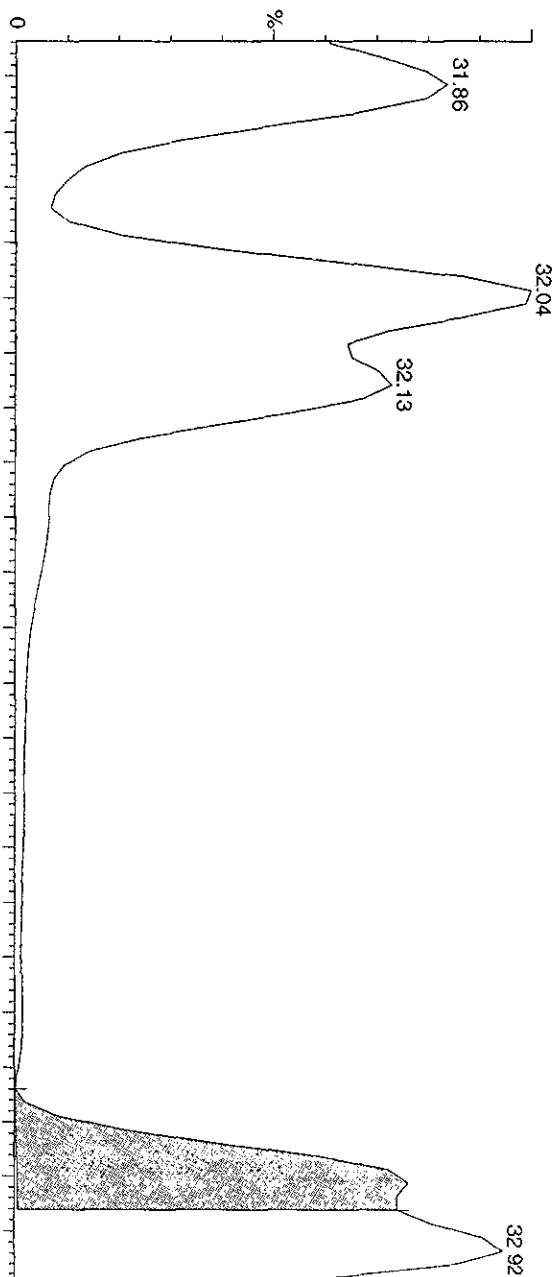
Last Altered: Friday, January 08, 2010 16:23:44 Pacific Standard Time

Printed: Friday, January 08, 2010 16:29:53 Pacific Standard Time

Sample Name: 05JA103D5_26

05JA103D5_26 Smooth(SG,2x3)
G9L170524-13 LQ873-1-AC

F3: Voltage SIR, EI+
373.8208
1.205e+007



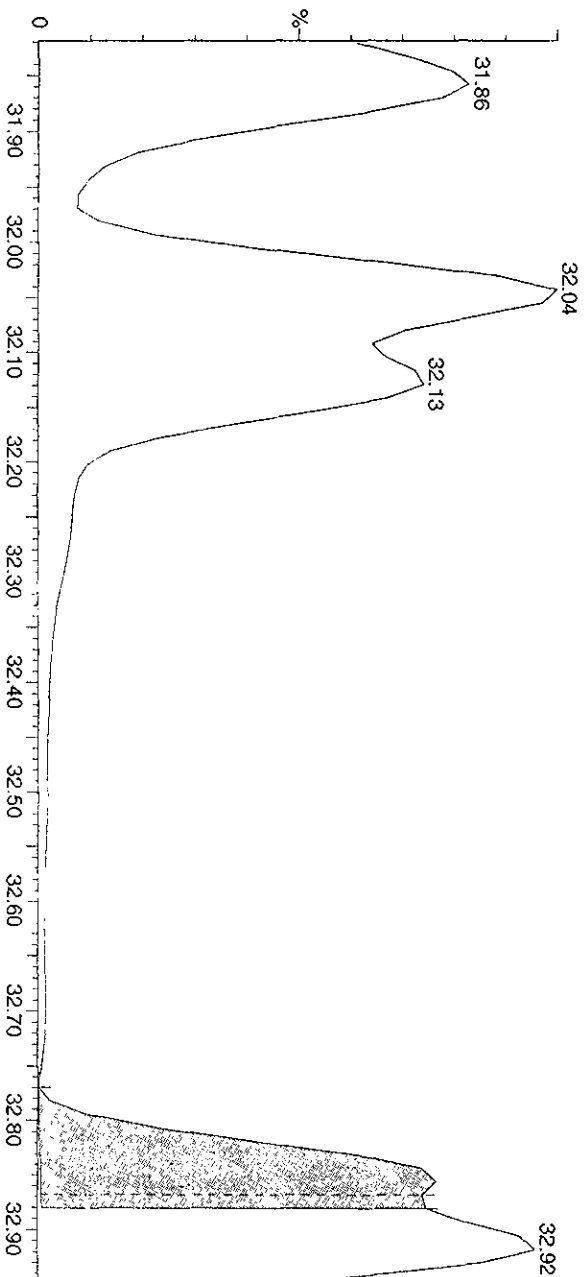
Manual Edit Codes

- 1 Peak not found
- 2 Poor chromatography
- 3 Baseline correction
- 4 Manual EDL calculation
- 5 Separate near eluters
- 6 Other

Analyst SL Date 1/8/10

05JA103D5_26 Smooth(SG,2x3)
G9L170524-13 LQ873-1-AC

F3: Voltage SIR, EI+
375.8172
9.774e+007



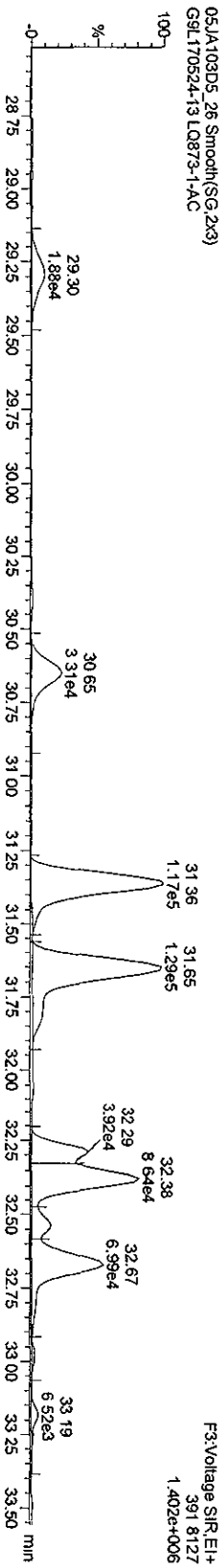
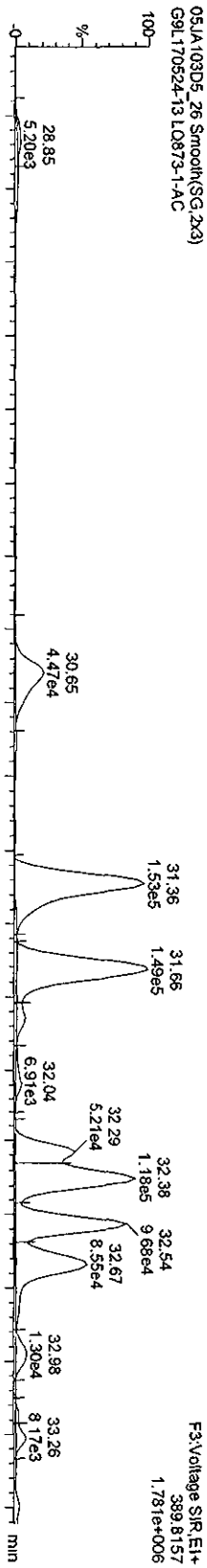
Quantity Sample Report MassLynx 4.1

Dataset: C:\MassLynx\Default\pro\05JA103D56290B.qld



Last Altered: Wednesday, January 06, 2010 17:23:19 Pacific Standard Time
Printed: Wednesday, January 06, 2010 17:24:37 Pacific Standard Time

Name: 05JA103D5_26, Date: 06-Jan-2010, Time: 16:41:46, ID: LQ873-1-AC, Description: G9L170524-13

HXCDDs



13C-HXCDDs



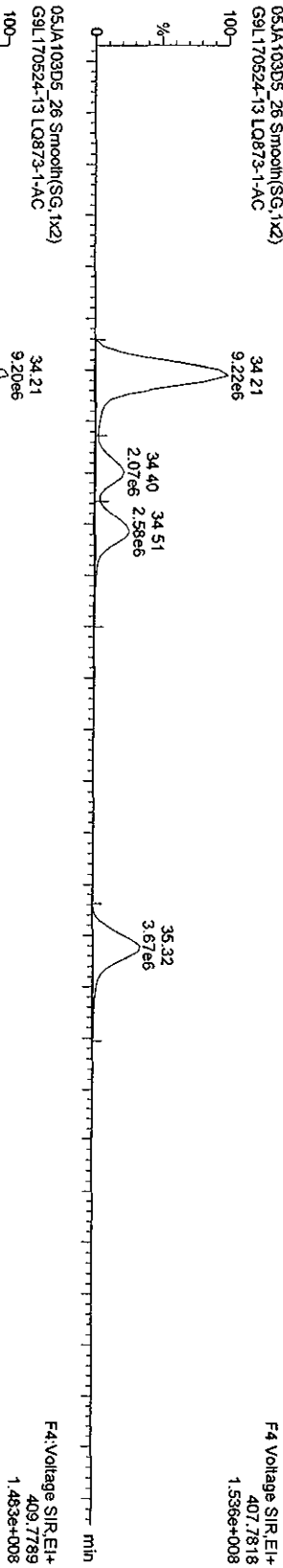
Quantity Sample Report MassLynx 4.1

Dataset: C:\MassLynx\Default\pro05JA103D58290B.qld

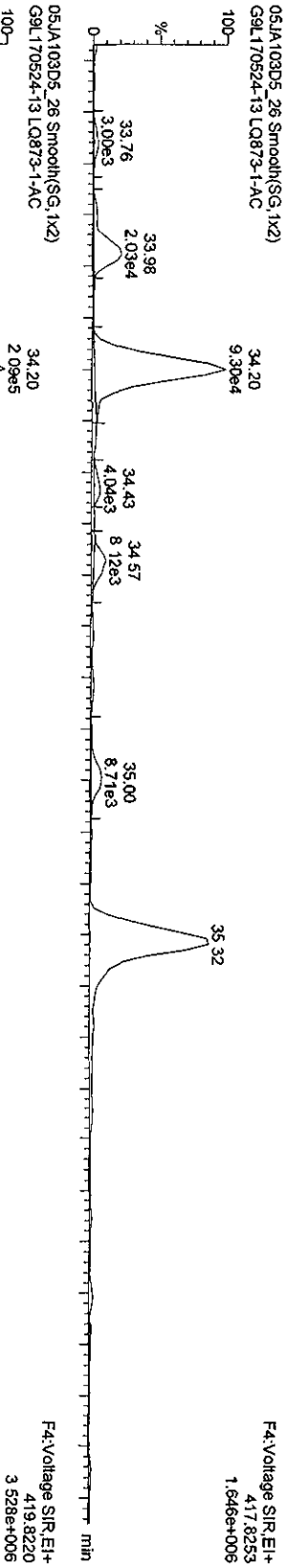
Last Altered: Wednesday, January 06, 2010 17:23:19 Pacific Standard Time
Printed: Wednesday, January 06, 2010 17:24:37 Pacific Standard Time

Name: 05JA103D5_26, Date: 06-Jan-2010, Time: 16:41:46, ID: LQ873-1-AC, Description: G9L170524-13

HxCDFs



13C-HpCDFs



13C-HpCDFs



Quantity Sample Report MassLynx 4.1

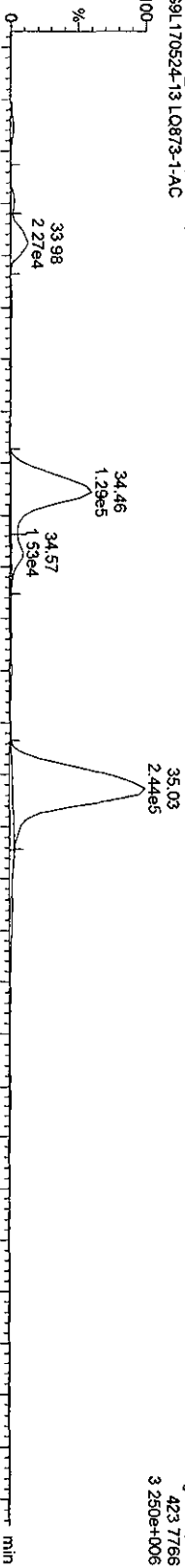
Dataset: C:\MassLynx\Default\prol05JA103D58290B.qld

Last Altered: Wednesday, January 06, 2010 17:23:19 Pacific Standard Time
Printed: Wednesday, January 06, 2010 17:24:37 Pacific Standard Time

Name: 05JA103D5_26, Date: 06-Jan-2010, Time: 16:41:46, ID: LQ873-1-AC, Description: G9L170524-13

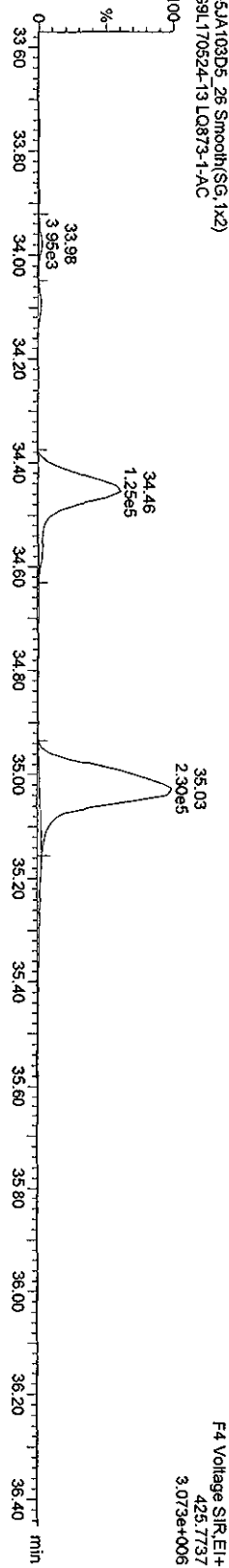
HPCDDs

05JA103D5_26 Smooth(SG, 1x2)
G9L170524-13 LQ873-1-AC

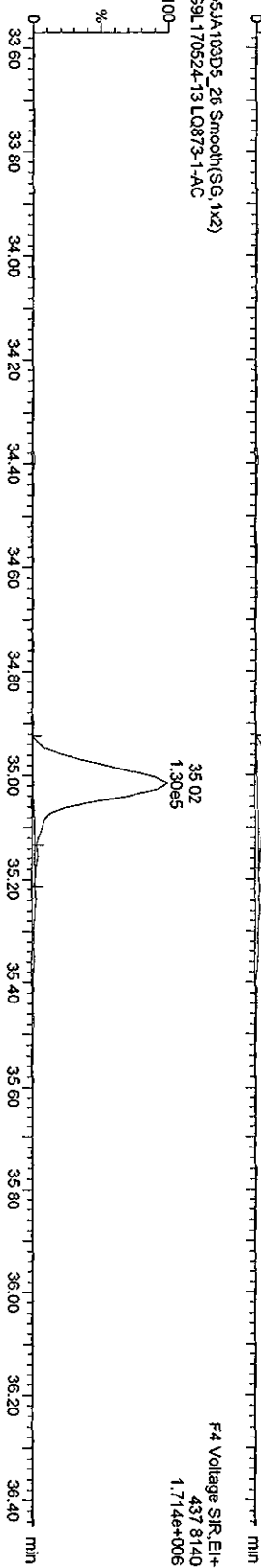


13C-HPCDD

05JA103D5_26 Smooth(SG, 1x2)
G9L170524-13 LQ873-1-AC



05JA103D5_26 Smooth(SG, 1x2)
G9L170524-13 LQ873-1-AC



Quantity Sample Report MassLynx 4.1


Dataset: C:\MassLynx\Default\pro\05JA103D58290B.qld

Last Altered: Wednesday, January 06, 2010 17:23:19 Pacific Standard Time
Printed: Wednesday, January 06, 2010 17:24:37 Pacific Standard Time

Name: 05JA103D5_26, Date: 06-Jan-2010, Time: 16:41:46, ID: LQ873-1-AC, Description: G9L170524-13


OCDFS

05JA103D5_26 Smooth(SG, 1x2)
G9L170524-13 LQ873-1-AC



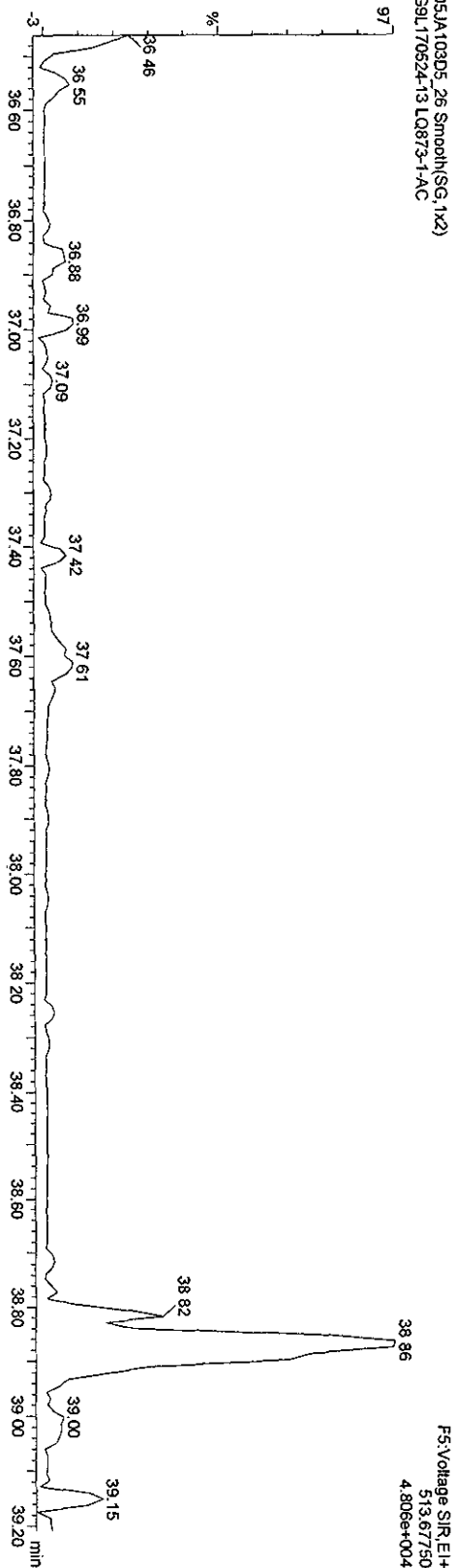
OCDP PCDPE

05JA103D5_26 Smooth(SG, 1x2)
G9L170524-13 LQ873-1-AC



OCDP PCDPE

05JA103D5_26 Smooth(SG, 1x2)
G9L170524-13 LQ873-1-AC

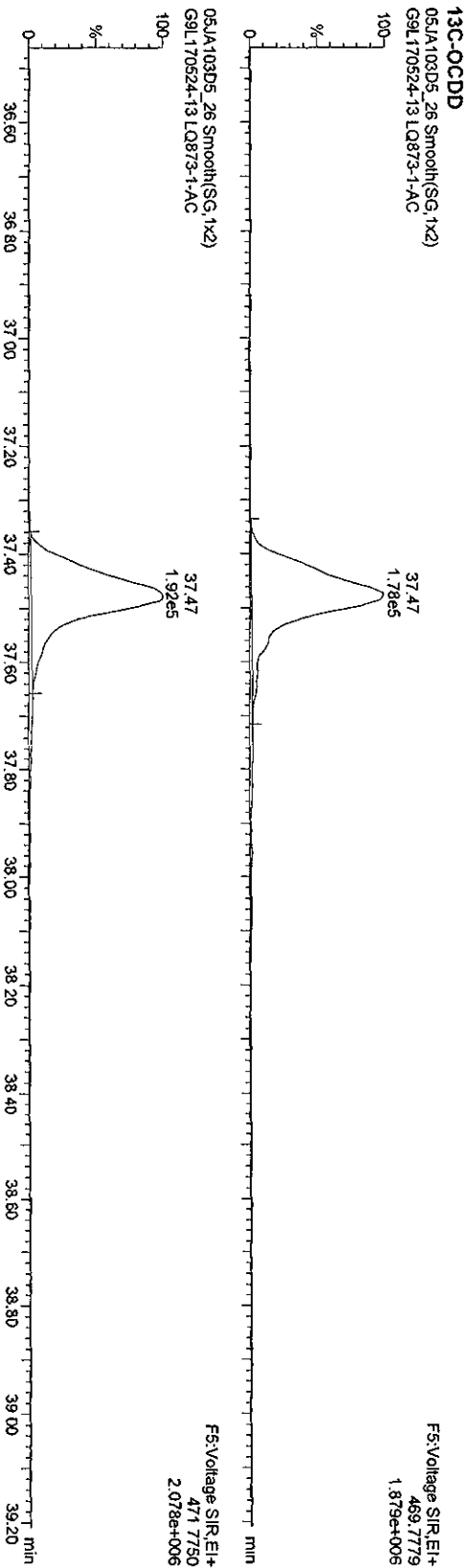



Quantity Sample Report MassLynx 4.1

Dataset: C:\MassLynx\Default\pro\05JA103D582908.dld

Last Altered: Wednesday, January 06, 2010 17:23:19 Pacific Standard Time
Printed: Wednesday, January 06, 2010 17:24:37 Pacific Standard Time

Name: 05JA103D5_26, Date: 06-Jan-2010, Time: 16:41:46, ID: LQ873-1-AC, Description: G9L170524-13

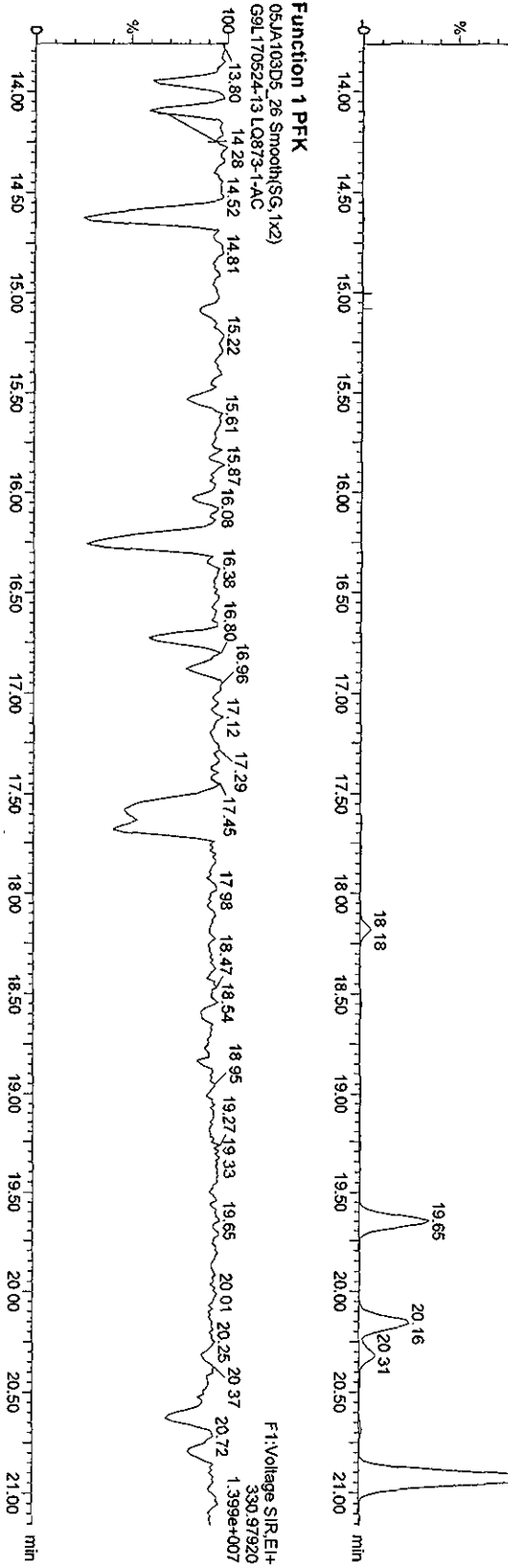
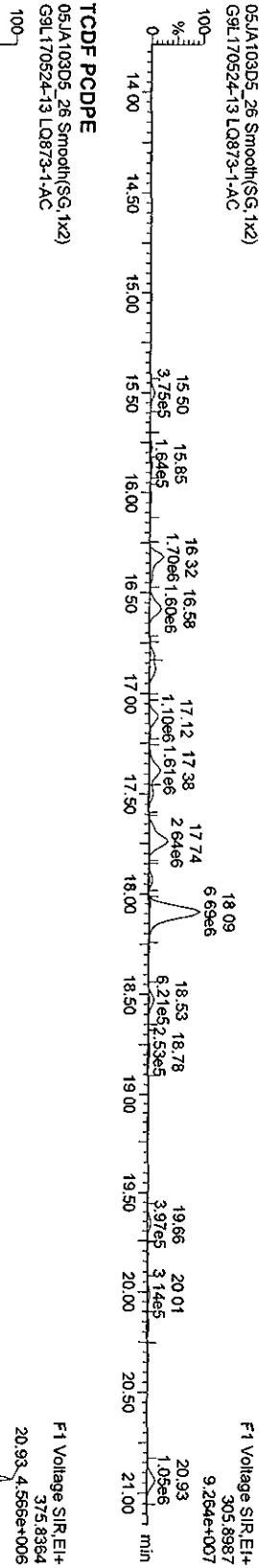
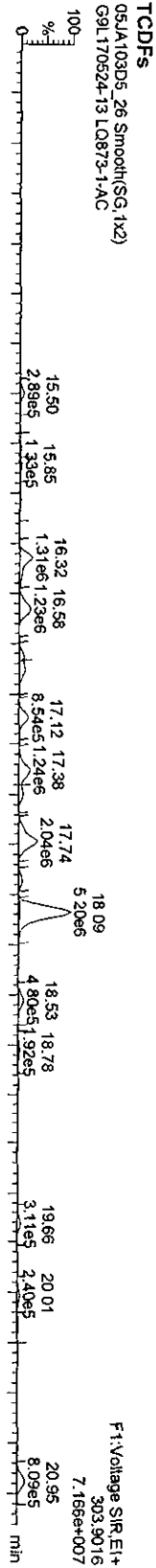


Quantity Sample Report MassLynx 4.1

Dataset: C:\MassLynx\Default\pro05JA103D582908.pid

Last Altered: Wednesday, January 06, 2010 17:23:19 Pacific Standard Time
 Printed: Wednesday, January 06, 2010 17:24:37 Pacific Standard Time

Name: 05JA103D5_26, Date: 06-Jan-2010, Time: 16:41:46, ID: LQ873-1-AC, Description: G9L170524-13

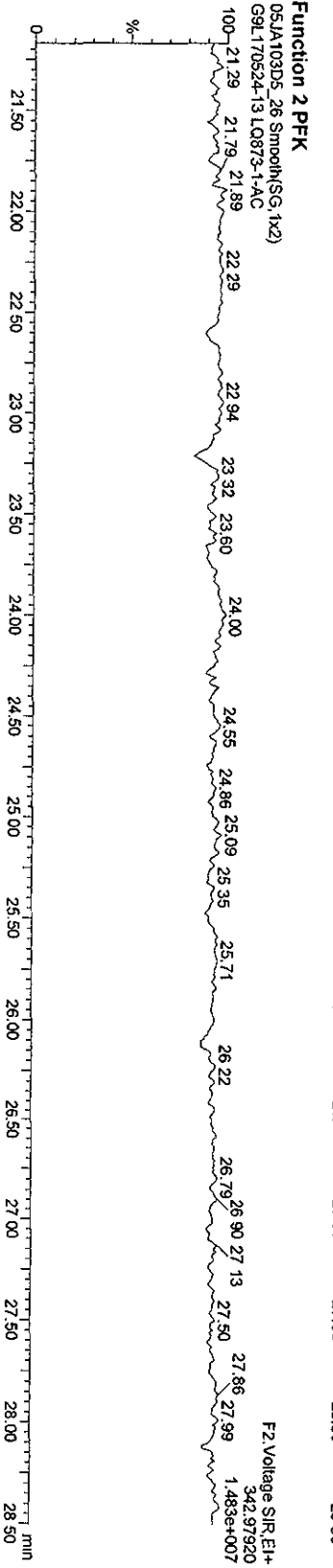
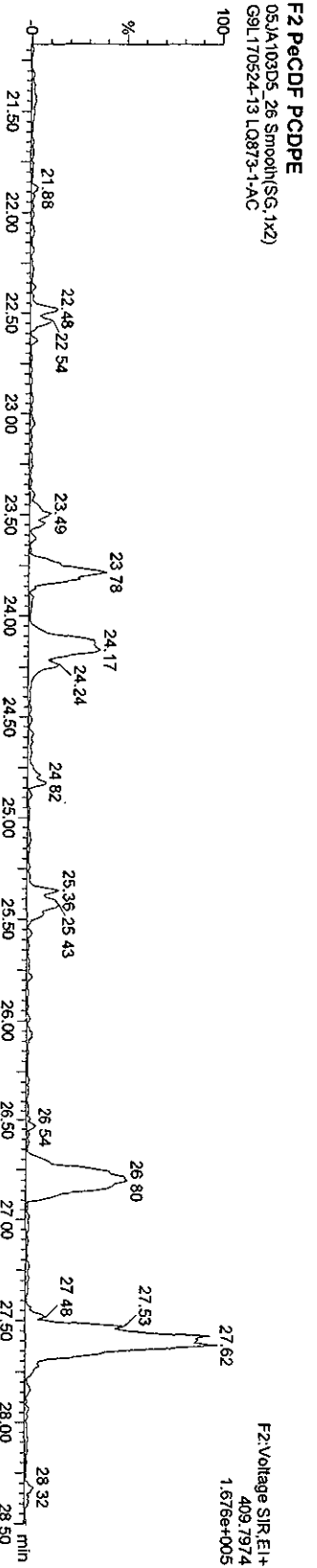
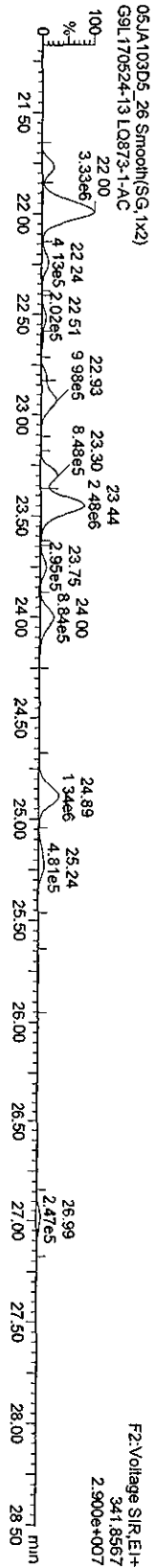
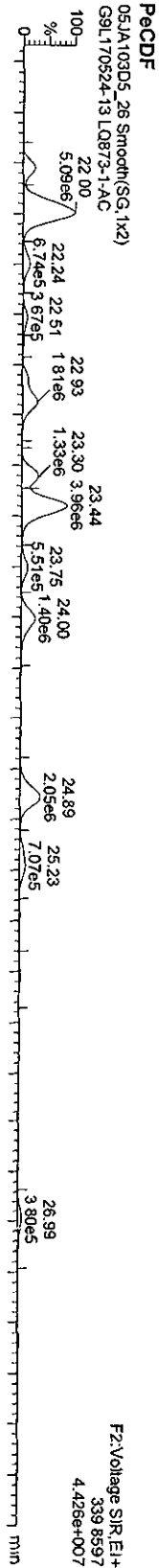


Quantity Sample Report MassLynx 4.1

Dataset: C:\MassLynx\Default\pro05JA103D582908.qld

Last Altered: Wednesday, January 06, 2010 17:23:19 Pacific Standard Time
Printed: Wednesday, January 06, 2010 17:24:37 Pacific Standard Time

Name: 05JA103D5_26, Date: 06-Jan-2010, Time: 16:41:46, ID: LQ873-1-AC, Description: G9L170524-13



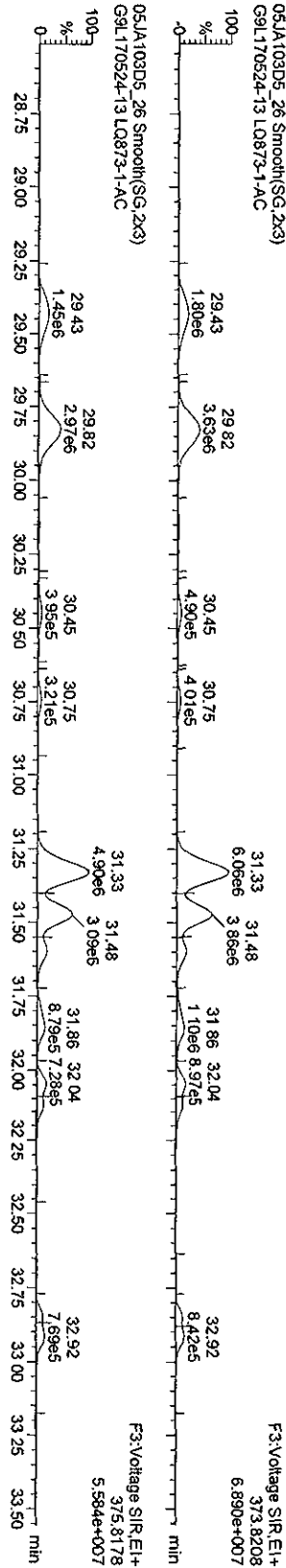
Quantity Sample Report MassLynx 4.1

Dataset: C:\MassLynx\Default\pro105JA103D582908.qld

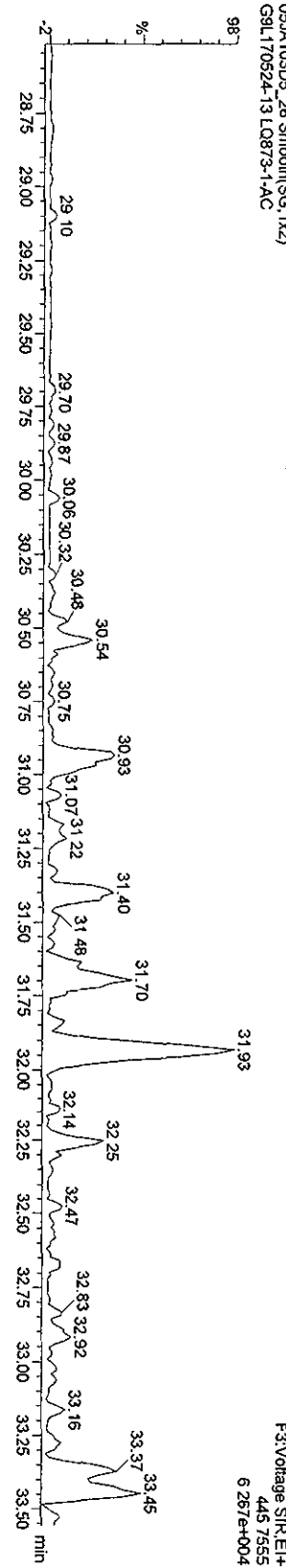
Last Altered: Wednesday, January 06, 2010 17:23:19 Pacific Standard Time
Printed: Wednesday, January 06, 2010 17:24:37 Pacific Standard Time

Name: 05JA103D5_26, Date: 06-Jan-2010, Time: 16:41:46, ID: LQ873-1-AC, Description: G9L170524-13

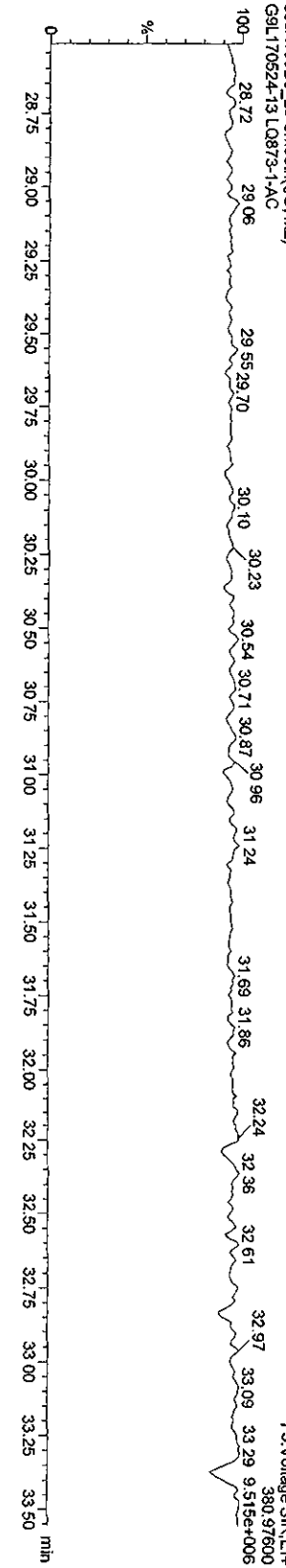
HxCDFs



HxCDF PCDDPE



Function 3 PFK



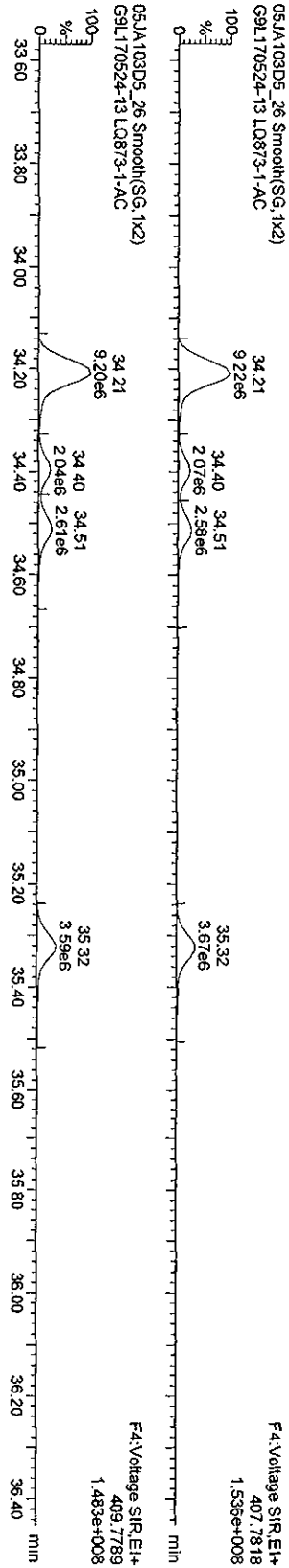
Quantity Sample Report Masslynx 4.1

Dataset: C:\Masslynx\Default\proj05JA103D58290B.d\td

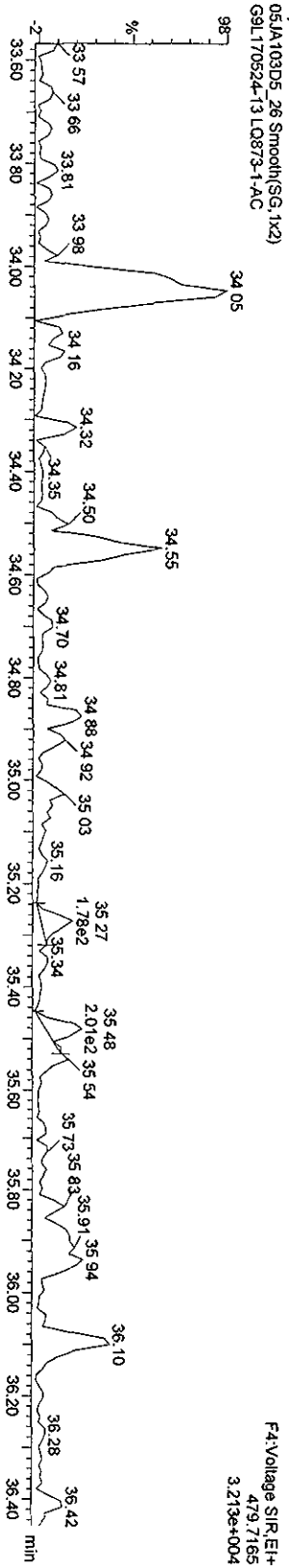
Last Altered: Wednesday, January 06, 2010 17:23:19 Pacific Standard Time
Printed: Wednesday, January 06, 2010 17:24:37 Pacific Standard Time

Name: 05JA103D5_26, Date: 06-Jan-2010, Time: 16:41:46, ID: LQ873-1-AC, Description: G9L170524-13

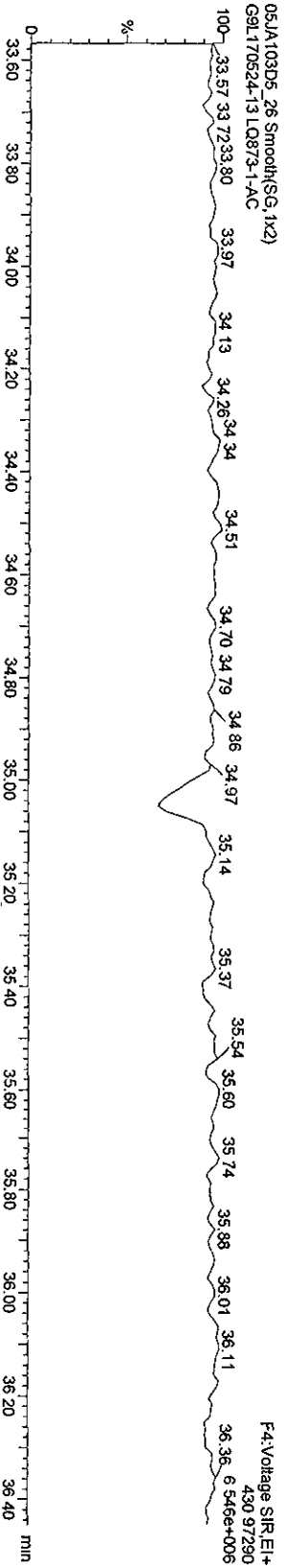
HPCDFs



HPCDF PCDDPE



Function 4 PFK



Quantity Sample Report MassLynx 4.1

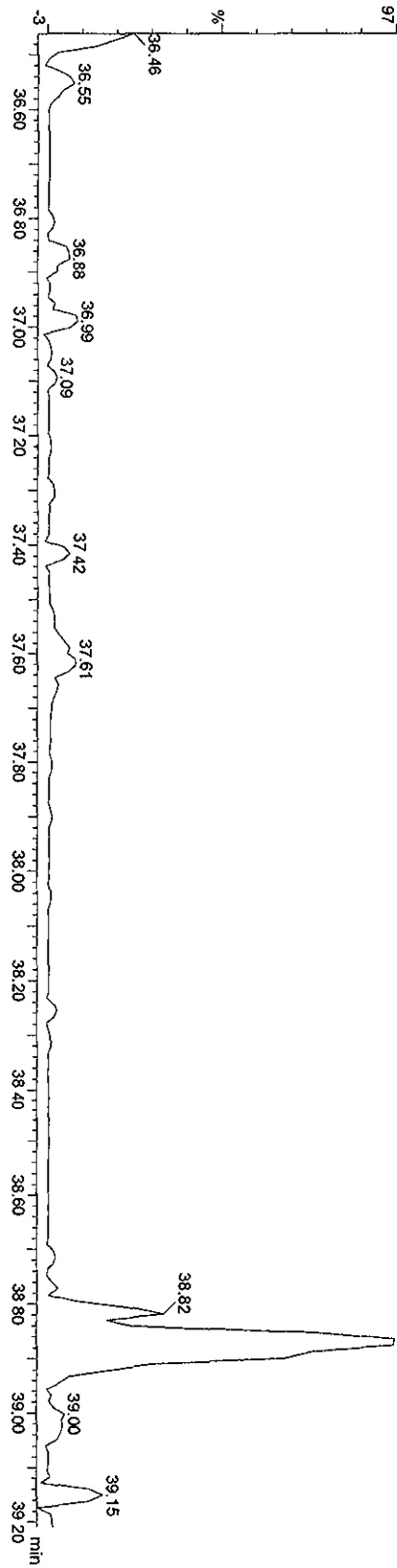
Dataset: C:\MassLynx\Default\pro\05JA103D582908.qld

Last Altered: Wednesday, January 06, 2010 17:23:19 Pacific Standard Time
Printed: Wednesday, January 06, 2010 17:24:37 Pacific Standard Time

Name: 05JA103D5_26, Date: 06-Jan-2010, Time: 16:41:46, ID: LQ873-1-AC, Description: G9L170524-13

OCDF PCDFE
05JA103D5_26 Smooth(SG,1x2)
G9L170524-13 LQ873-1-AC

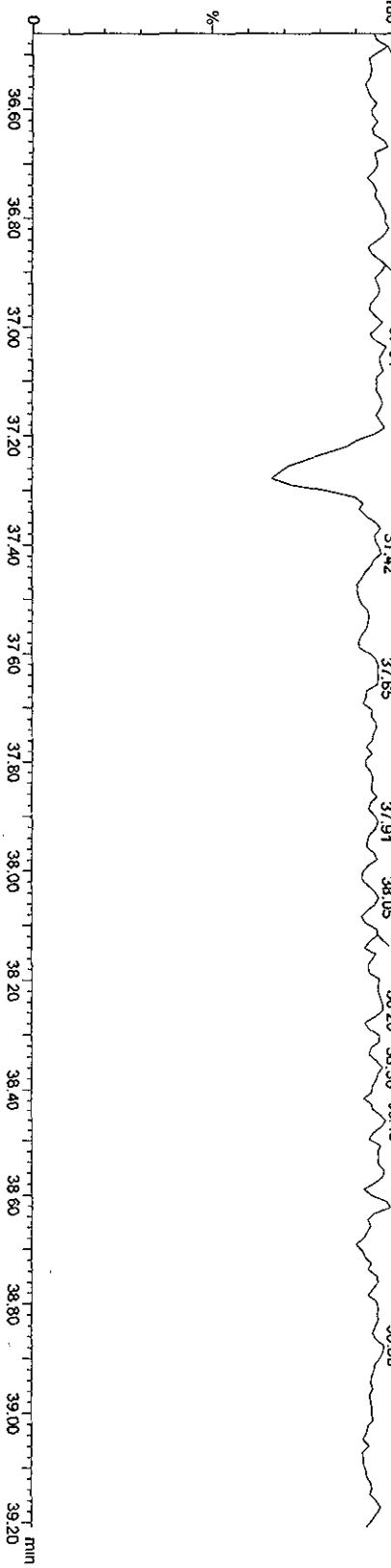
F5:Voltage SIR.EI+
513.67750
4.806e+004



Function 5 PFK

05JA103D5_26 Smooth(SG,1x2)
G9L170524-13 LQ873-1-AC

F5:Voltage SIR.EI+
442.97280
7.491e+006



Run text: LQ873-1-AC Sample text: LQ873-1-AC :G9L170524-13(20X)
 Run #8 Filename: 08JA10A5D2 S: 4 I: 1 Results: 08JA10A5D2DB225
 Acquired: 8-JAN-10 15:04:50 Processed: 8-JAN-10 16:23:10
 Run: 08JA10A5D2 Analyte: DB225HRS Cal: DB2250104105D2
 Factor 1: 1600.000 Factor 2: 20.000 Sample size: 10.14007g

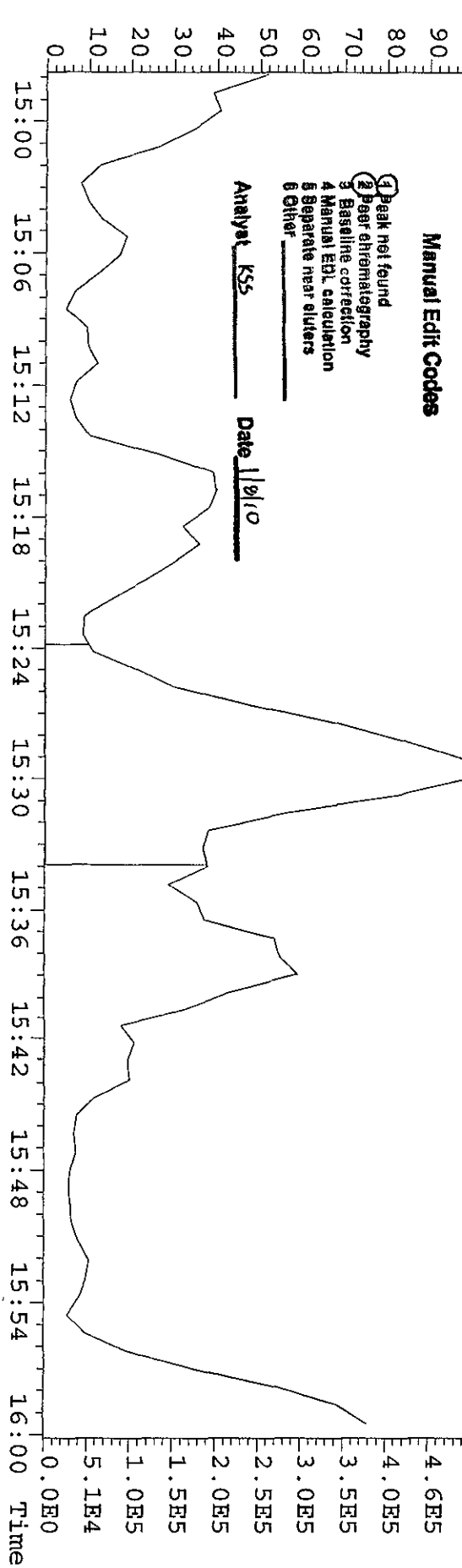
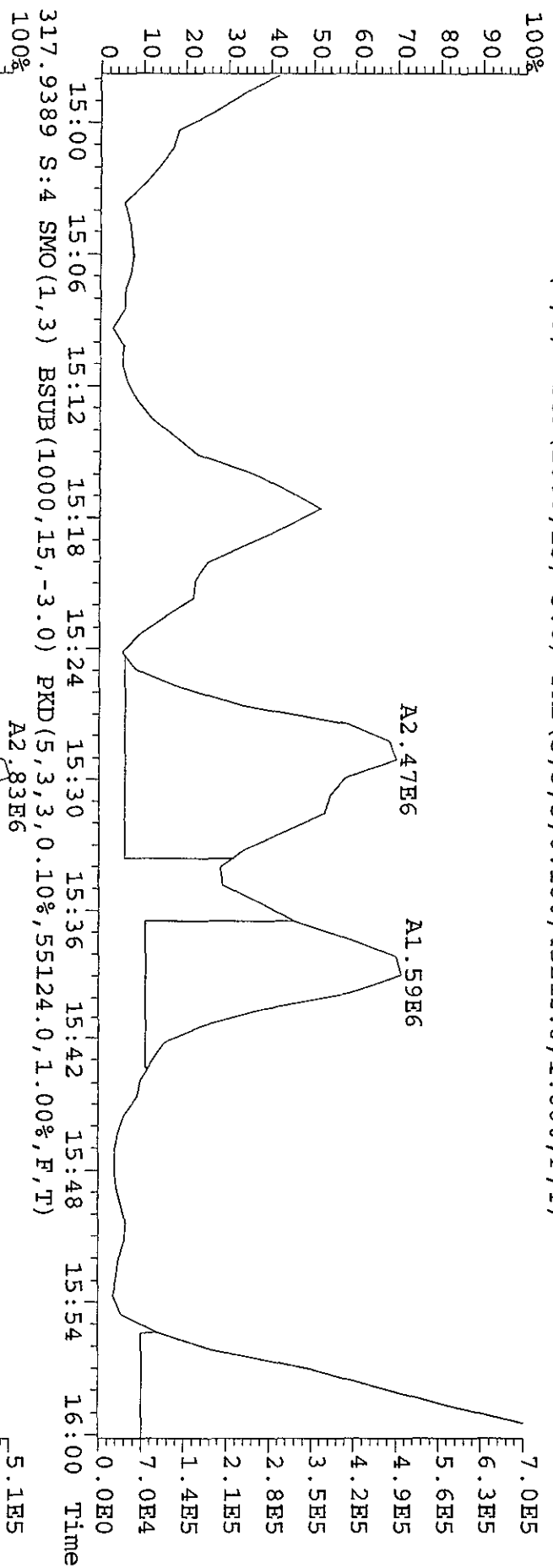
Name	Resp	RA	RT	RRF	Conc	EDL	Rec	M
13C-1,2,3,4-TCDD	1717648	0.73 y	14:23	-	0.08	-	-	n
13C-2,3,7,8-TCDF	5304250	0.87 y	15:29	1.66	183.06	47.71	92.8	y
2,3,7,8-TCDF	52160168	0.83 y	15:30	1.01	1913.72 ✓	18.24	-	n
13C-2,3,7,8-TCDD	2271740	0.65 n	14:08	0.95	137.13	42.73	69.5	n
2,3,7,8-TCDD	*	* n	NotFnd	1.18	*	25.97	-	n
37Cl-2,3,7,8-TCDD	2803854	1.00 y	14:09	2.07	77.85	9.46	98.7	n

Sub/10

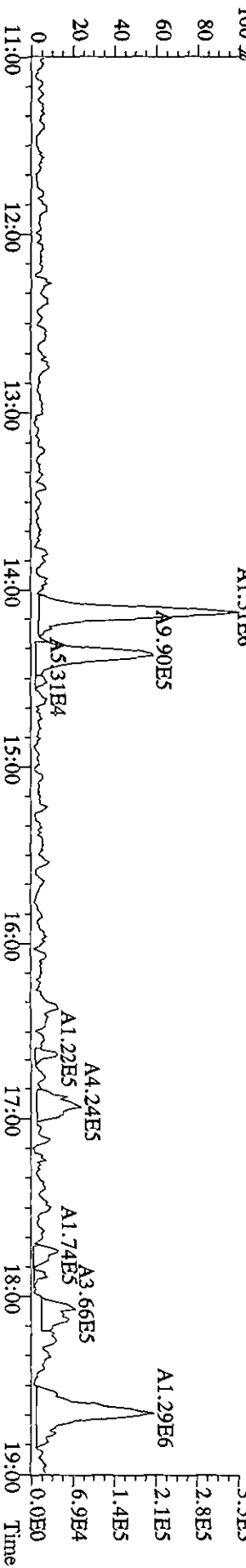
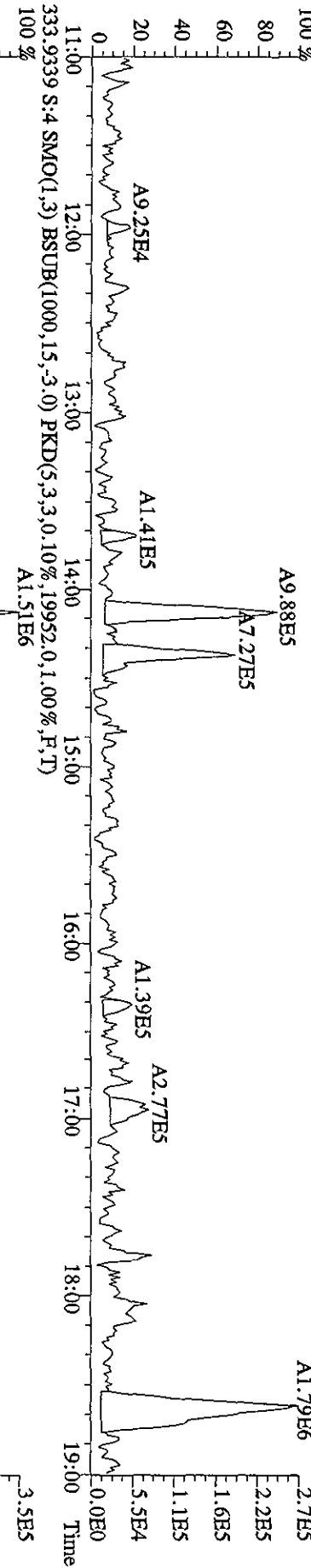
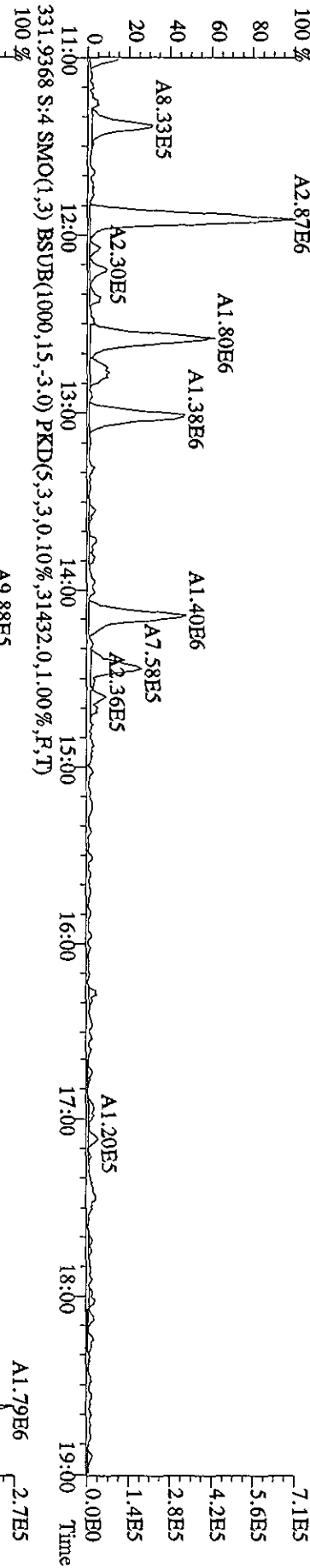
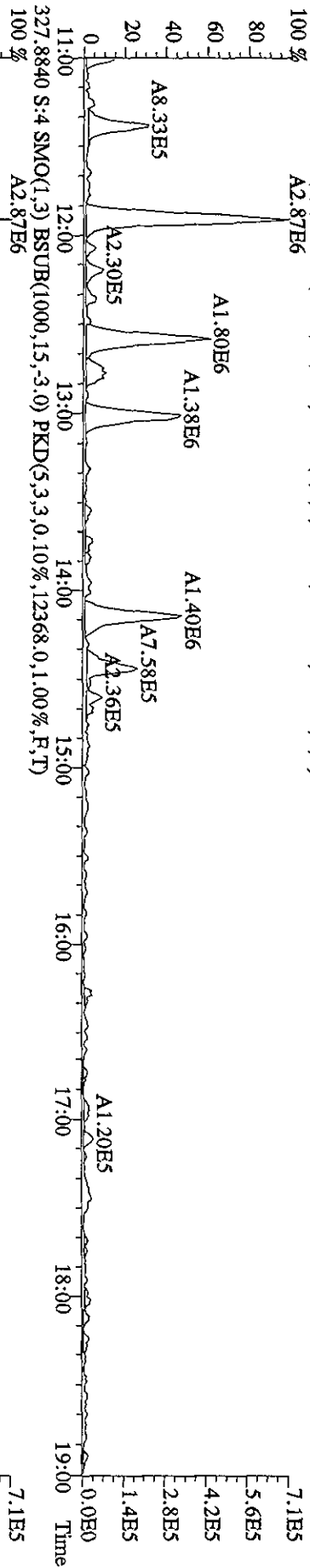
Run text: LQ873-1-AC Sample text: LQ873-1-AC :G9L170524-13(20X)
 Run #8 Filename: 08JA10A5D2 S: 4 I: 1 Results: 08JA10A5D2DB225
 Acquired: 8-JAN-10 15:04:50 Processed: 8-JAN-10 16:23:10
 Run: 08JA10A5D2 Analyte: DB225HRS Cal: DB2250104105D2
 Factor 1: 1600.000 Factor 2: 20.000 Sample size: 10.14007g

Name	Resp	RA	RT	RRF	Conc	EDL	Rec	M
13C-1,2,3,4-TCDD	1717648	0.73 y	14:23	-	0.08	-	-	n
13C-2,3,7,8-TCDF	*	* n	NotFnd	1.66	*	47.71	*	n
2,3,7,8-TCDF	52160168	0.83 y	15:30	1.01	*	*	-	n
13C-2,3,7,8-TCDD	2271740	0.65 n	14:08	0.95	137.13	42.73	69.5	n
2,3,7,8-TCDD	*	* n	NotFnd	1.18	*	25.97	-	n
37Cl-2,3,7,8-TCDD	2803854	1.00 y	14:09	2.07	77.85	9.46	98.7	n

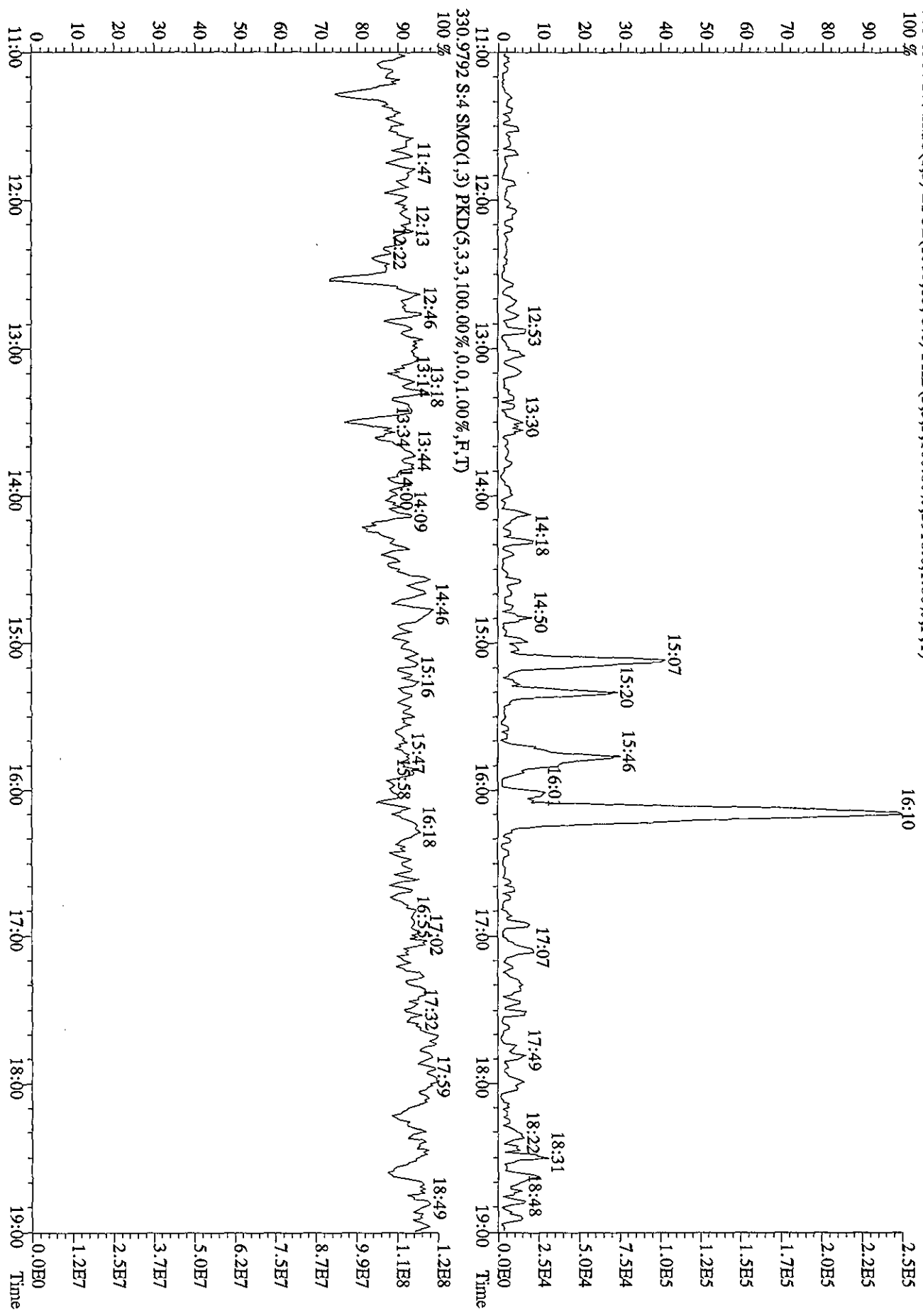
File: 08J1A10A5D2 #1-1241 Acq: 8-JAN-2010 15:04:50 GC EI+ Voltage SIR 70SE
 Sample#4 Text: LQ873-1-AC :G9L170524-13 (20X) Exp: DB225
 315.9419 S:4 SMO(1,3) BSUB(1000,15,-3.0) PKD(5,3,3,0.10%,45212.0,1.00%,F,T)



File:081A10A5D2 #1-1241 Acq: 8-JAN-2010 15:04:50 GC EI+ Voltage SIR 70SE
 Sample#4 Text:LQ873-1-AC :G9L170524-13(20X) Exp:DB225
 327.8840 S:4 SMO(1,3) BSUB(1000,15,-3.0) PKD(5,3,3,0,10%,12368,0,1.00%,F,T)
 100% A2.87E6



File:08JAI10A5D2 #1-1241 Acq: 8-JAN-2010 15:04:50 GC EI + Voltage SIR 70SE
 Sample#4 Text:LO873-1-AC :G9L170524-13(20X) Exp:DB225
 375.8364 S:4 SMO(1,3) BSUB(1000,15,-3.0) PKD(5,3,3,100.00%,.5916,0.1,0.0%,F,T)



Daily Calibration Checklist
Dioxin Methods

Method ID 8290

Associated ICAL ICA123120093D58290

Column ID DB5

Instrument ID 3D5

STD ID ST0105A, ST0105B

STD Solution 09DXN425

Analyzed by AM, JRB

Date Analyzed 01/05/10, 01/06/10

Std. Pkg. By JRB

Date Std. Pkg. Assembled 01/06/10

Std. Pkg. Reviewed By M.G.

Date Std. Pkg. Reviewed 1/6/10

DAILY STANDARD PACKAGE	INITIATED	REVIEWED
Standard, CPSM, and Solvent Blank present?	✓	✓
Copy of log-file and Beginning Static Resolution present?	✓	✓
CPSM blow up present?	✓	✓
Curve Summary present?	✓	✓
Summary of Method criteria present or documented below?	✓	✓
Daily standard within method specified limits?*	✓	✓
Analyte retention times correct?	✓	✓
Isotopic ratios within limits?	✓	✓
CPSM valley ≤ method specified limits?*	✓	✓
Are chromatographic windows correct?	✓	✓
Samples analyzed within 12 hrs of daily standard?	✓	✓
Manual reintegration's checked and hardcopies included?	NA	NA
Ending Standard present?	✓	✓
Ending Static Resolutions present	✓	✓
Absolute retention times for 13C12-1,2,3,4-TCDD and 13C12-1,2,3,7,8,9-HxCDD are within +/- 15 seconds of the retention times in the Initial Calibration? (required for all 1613B samples)	NA	NA

COMMENTS:

* Method 8290/TO9/M0023A: (beginning) ≤ 20% from curve RRFs for native analytes, ≤ 30% from curve RRFs for labeled compounds.

Method 8290/TO9/M0023A: (ending) ≤ 25% from curve RRFs for native analytes, ≤ 35% from curve RRFs for labeled compounds.

Method 23: See Method 23 Daily Standard Criteria, Table 5.

Method 1613B: See, Method 1613B or Method 1613B Tetras Daily Standard Criteria,

** Method 23/0023A CPSM Criteria: 25% valley between 2378 TCDF (DB-225)/TCDD (DB-5) and its closest eluters normalized to the smallest peak of the triplet

Method 1613B/8290/TO9 CPSM Criteria: 25% valley between 2378 TCDF (DB-225)/TCDD (DB-5) and its closest eluters normalized to the 2378 peak.

Dataset: C:\MassLynx\Default.pro\05JA103D58290A.qld

Last Altered: Wednesday, January 06, 2010 10:22:19 Pacific Standard Time

Printed: Wednesday, January 06, 2010 10:22:54 Pacific Standard Time

Method: C:\MassLynx\Default.pro\Methdb\82903D5.mdb 04 Jan 2010 09:44:45

Calibration: C:\MassLynx\Default.pro\Curvedb\ICA123120093D58290.cdb 31 Dec 2009 13:37:23

Name: 05JA103D5_2, Date: 05-Jan-2010, Time: 23:43:09, ID: ST0105A, Description: CS-3 09DXN425

#	Name	Response	RT	Pred.RT	RRF M	RRF	Conc	%Dev	%Rec	Mod.D	Ratio	Ratio Flag
1	13C-1,2,3,4-TCDD	787308	18.57	18.59	1.00000	1.00000	100.00	0.0	100.0		0.808	NO
2												
3	13C-2,3,7,8-TCDF	1205551	18.03	17.98	1.55387	1.53123	98.54	-1.5	98.5		0.806	NO
4	2,3,7,8-TCDF	108125	18.04	18.04	1.00894	0.89690	8.89	-11.1	88.9		0.825	NO
5	Total TCDFs			21.44	1.00894		8.89					
6												
7	13C-2,3,7,8-TCDD	760930	18.79	18.77	0.93654	0.96650	103.20	3.2	103.2		0.784	NO
8	2,3,7,8-TCDD	78298	18.80	18.79	1.13162	1.02898	9.09	-9.1	90.9		0.780	NO
9	Total TCDDs			19.55	1.13162		9.09					
10												
11	37CL-2,3,7,8-TCDD	86928	18.80	18.79	1.13700	1.10411	9.71	-2.9	97.1			
12												
13	13C-1,2,3,7,8-PeCDF	857925	23.41	23.37	1.21534	1.08969	89.66	-10.3	89.7		1.525	NO
14	1,2,3,7,8-PeCDF	419821	23.43	23.43	1.03079	0.97869	47.47	-5.1	94.9		1.529	NO
15	2,3,4,7,8-PeCDF	391151	24.86	24.84	0.96399	0.91185	47.30	-5.4	94.6		1.557	NO
16	Total F2 PeCDFs			34.47	0.99739		94.77					
17	Total F1 PeCDFs			36.56	0.99739							
18												
19	13C-1,2,3,7,8-PeCDD	564014	25.60	25.55	0.74736	0.71638	95.85	-4.1	95.9		1.583	NO
20	1,2,3,7,8-PeCDD	285076	25.64	25.63	1.05672	1.01088	47.83	-4.3	95.7		1.596	NO
21	Total PeCDDs			31.10	1.05672		47.83					
22												
23	13C-1,2,3,7,8,9-HxCDD	680709	32.65	32.61	1.00000	1.00000	100.00	0.0	100.0		1.305	NO
24												
25	13C-1,2,3,4,7,8-HxCDF	565675	31.32	31.31	0.91641	0.83101	90.68	-9.3	90.7		0.520	NO
26	1,2,3,4,7,8-HxCDF	342322	31.33	31.32	1.24280	1.21031	48.69	-2.6	97.4		1.318	NO
27	1,2,3,6,7,8-HxCDF	435012	31.46	31.46	1.49624	1.53803	51.40	2.8	102.8		1.181	NO
28	2,3,4,6,7,8-HxCDF	385908	32.12	32.13	1.31114	1.36442	52.03	4.1	104.1		1.271	NO
29	1,2,3,7,8,9-HxCDF	372498	32.84	32.86	1.29097	1.31701	51.01	2.0	102.0		1.261	NO
30	Total HxCDFs			0.00	1.33529		203.13					
31												
32	13C-1,2,3,6,7,8-HxCDD	585400	32.35	32.37	0.80919	0.85999	106.28	6.3	106.3		1.316	NO
33	1,2,3,4,7,8-HxCDD	258463	32.28	32.26	0.93261	0.88303	47.34	-5.3	94.7		1.237	NO
34	1,2,3,6,7,8-HxCDD	327675	32.36	32.36	1.18024	1.11949	47.43	-5.1	94.9		1.254	NO
35	1,2,3,7,8,9-HxCDD	353643	32.66	32.64	1.28282	1.20821	47.09	-5.8	94.2		1.206	NO
36	Total HxCDDs			0.00	1.13189		141.86					
37												
38	13C-1,2,3,4,6,7,8-HpCDF	571763	34.20	34.19	0.81080	0.83995	103.60	3.6	103.6		0.433	NO
39	1,2,3,4,6,7,8-HpCDF	377910	34.20	34.21	1.36387	1.32191	48.46	-3.1	96.9		1.060	NO
40	1,2,3,4,7,8,9-HpCDF	315708	35.32	35.33	1.11483	1.10433	49.53	-0.9	99.1		1.010	NO
41	Total HpCDFs			0.00	1.23935		97.99					
42												
43	13C-1,2,3,4,6,7,8-HpCDD	544537	35.00	35.01	0.70743	0.79996	113.08	13.1	113.1		1.040	NO
44	1,2,3,4,6,7,8-HpCDD	271016	35.02	35.00	1.04312	0.99540	47.71	-4.6	95.4		1.003	NO
45	Total HpCDDs			0.04	1.04312		48.78					

Dataset: C:\MassLynx\Default.pro\05JA103D58290A.qld

Last Altered: Wednesday, January 06, 2010 10:22:19 Pacific Standard Time

Printed: Wednesday, January 06, 2010 10:22:54 Pacific Standard Time

Name: 05JA103D5_2, Date: 05-Jan-2010, Time: 23:43:09, ID: ST0105A, Description: CS-3 09DXN425

#	Name	Response	RT	Pred RT	RRF M	RRF	Conc	%Dev	%Rec	Mod.D...	Ratio	Ratio Flag
47	13C-OCDD	889760	37.46	37.45	0.51880	0.65355	251.95	26.0	126.0		0.913	NO
48	OCDF	576089	37.58	37.58	1.40213	1.29493	92.35	-7.6	92.4		0.925	NO
49	OCDD	506931	37.47	37.47	1.19691	1.13948	95.20	-4.8	95.2		0.881	NO
50												
51												
52	Function 1 PFK			14.26								
53	Function 2 PFK	30677	22.49	22.48	16743....	30677 ...	1.83	83.2	183.2			
54	Function 3 PFK			29.28	7909.2...							
55	Function 4 PFK			34.81	14980....							
56	Function 5 PFK			39.31	3947.9...							
57	TCDF PCDPE			15.01	30.012...							
58	F1 PeCDF PCDPE			18.68	45.972...							
59	F2 PeCDF PCDPE			22.10	17.774...							
60	HXCDF PCDPE			33.02	18.611..							
61	HPCDF PCDPE	4	35.42	35.33	75.501...	4.27600	0.06	-94.3	5.7			
62	OCDF PCDPE			37.54	85.061...							

Dataset: C:\MassLynx\Default.pro\05JA103D58290A.qld

Last Altered: Wednesday, January 06, 2010 10:22:19 Pacific Standard Time

Printed: Wednesday, January 06, 2010 10:26:12 Pacific Standard Time

Method: C:\MassLynx\Default.pro\Methdb\82903D5.mdb 04 Jan 2010 09:44:45

Calibration: C:\MassLynx\Default.pro\Curvedb\ICA123120093D58290.cdb 31 Dec 2009 13:37:23

Name: 05JA103D5_15, Date: 06-Jan-2010, Time: 08:52:01, ID: ST0105B, Description: CS-3 09DXN425

#	Name	Response	RT	Pred.RT	RRF M	RRF	Conc	%Dev	%Rec	Mod.D.	Ratio	Ratio Flag
1	13C-1,2,3,4-TCDD	780778	18.57	18.59	1.00000	1.00000	100.00	0.0	100.0		0.811	NO
2												
3	13C-2,3,7,8-TCDF	1161723	18.03	17.98	1.55387	1.48790	95.75	-4.2	95.8		0.788	NO
4	2,3,7,8-TCDF	104436	18.04	18.04	1.00894	0.89897	8.91	-10.9	89.1		0.774	NO
5	Total TCDFs			21.44	1.00894		8.91					
6												
7	13C-2,3,7,8-TCDD	738809	18.77	18.77	0.93654	0.94625	101.04	1.0	101.0		0.805	NO
8	2,3,7,8-TCDD	75712	18.78	18.79	1.13162	1.02478	9.06	-9.4	90.6		0.799	NO
9	Total TCDDs			19.55	1.13162		9.06					
10												
11	37CL-2,3,7,8-TCDD	83906	18.78	18.79	1.13700	1.07465	9.45	-5.5	94.5			
12												
13	13C-1,2,3,7,8-PeCDF	824513	23.39	23.37	1.21534	1.05601	86.89	-13.1	86.9		1.691	NO
14	1,2,3,7,8-PeCDF	397098	23.42	23.41	1.03079	0.96323	46.72	-6.6	93.4		1.555	NO
15	2,3,4,7,8-PeCDF	377823	24.83	24.82	0.96399	0.91648	47.54	-4.9	95.1		1.576	NO
16	Total F2 PeCDFs			34.47	0.99739		94.26					
17	Total F1 PeCDFs			36.56	0.99739							
18												
19	13C-1,2,3,7,8-PeCDD	559524	25.59	25.55	0.74736	0.71662	95.89	-4.1	95.9		1.585	NO
20	1,2,3,7,8-PeCDD	274116	25.61	25.61	1.05672	0.97982	46.36	-7.3	92.7		1.609	NO
21	Total PeCDDs			31.10	1.05672		46.36					
22												
23	13C-1,2,3,7,8,9-HxCDD	664299	32.65	32.61	1.00000	1.00000	100.00	0.0	100.0		1.156	NO
24												
25	13C-1,2,3,4,7,8-HxCDF	584280	31.30	31.31	0.91641	0.87954	95.98	-4.0	96.0		0.507	NO
26	1,2,3,4,7,8-HxCDF	346357	31.32	31.31	1.24280	1.18558	47.70	-4.6	95.4		1.238	NO
27	1,2,3,6,7,8-HxCDF	416845	31.46	31.45	1.49624	1.42687	47.68	-4.6	95.4		1.288	NO
28	2,3,4,6,7,8-HxCDF	370272	32.12	32.11	1.31114	1.26745	48.33	-3.3	96.7		1.206	NO
29	1,2,3,7,8,9-HxCDF	377147	32.84	32.85	1.29097	1.29098	50.00	0.0	100.0		1.255	NO
30	Total HxCDFs			0.00	1.33529		193.71					
31												
32	13C-1,2,3,6,7,8-HxCDD	608087	32.35	32.37	0.80919	0.91538	113.12	13.1	113.1		1.250	NO
33	1,2,3,4,7,8-HxCDD	243661	32.28	32.26	0.93261	0.80140	42.97	-14.1	85.9		1.244	NO
34	1,2,3,6,7,8-HxCDD	332981	32.36	32.36	1.18024	1.09518	46.40	-7.2	92.8		1.299	NO
35	1,2,3,7,8,9-HxCDD	344312	32.66	32.64	1.28282	1.13244	44.14	-11.7	88.3		1.257	NO
36	Total HxCDDs			0.00	1.13189		133.50					
37												
38	13C-1,2,3,4,6,7,8-HpCDF	573596	34.20	34.19	0.81080	0.86346	106.49	6.5	106.5		0.436	NO
39	1,2,3,4,6,7,8-HpCDF	387265	34.21	34.21	1.36387	1.35030	49.50	-1.0	99.0		0.932	NO
40	1,2,3,4,7,8,9-HpCDF	319374	35.33	35.33	1.11483	1.11359	49.94	-0.1	99.9		1.055	NO
41	Total HpCDFs			0.00	1.23935		99.45					
42												
43	13C-1,2,3,4,6,7,8-HpCDD	558154	35.00	35.01	0.70743	0.84021	118.77	18.8	118.8		1.048	NO
44	1,2,3,4,6,7,8-HpCDD	279102	35.02	35.00	1.04312	1.00009	47.94	-4.1	95.9		1.002	NO
45	Total HpCDDs			0.04	1.04312		47.94					

Dataset: C:\MassLynx\Default.pro\05JA103D58290A.qld

Last Altered: Wednesday, January 06, 2010 10:22:19 Pacific Standard Time

Printed: Wednesday, January 06, 2010 10:26:12 Pacific Standard Time

Name: 05JA103D5_15, Date: 06-Jan-2010, Time: 08:52:01, ID: ST0105B, Description: CS-3 09DXN425

#	Name	Response	RT	Pred.RT	RRF M	RRF	Conc	%Dev	%Rec	Mod.D.	Ratio	Ratio Flag
47	13C-OCDD	893837	37.46	37.45	0.51880	0.67277	259.36	29.7	129.7		0.918	NO
48	OCDF	577675	37.58	37.58	1.40213	1.29257	92.19	-7.8	92.2		0.914	NO
49	OCDD	491427	37.47	37.47	1.19691	1.09959	91.87	-8.1	91.9		0.857	NO
50												
51												
52	Function 1 PFK			14.26								
53	Function 2 PFK			22.48	16743....							
54	Function 3 PFK			29.28	7909.2...							
55	Function 4 PFK			34.81	14980....							
56	Function 5 PFK			39.31	3947.9...							
57	TCDF PCDPE	19	15.05	15.01	30.012...	18.616...	0.62	-38.0	62.0			
58	F1 PeCDF PCDPE			18.68	45.972...							
59	F2 PeCDF PCDPE	27	22.10	22.10	17.774...	26.981...	1.52	51.8	151.8			
60	HXCDF PCDPE	75	33.00	33.02	18.611...	75.038...	4.03	303.2	403.2			
61	HPCDF PCDPE			35.33	75.501...							
62	OCDF PCDPE			37.54	85.061...							

Sample List Report

MassLynx 4.1

Sample List: C:\MassLynx\Default.pro\Sampledb\05JA103D5.SPL
 Last Modified: Wednesday, January 06, 2010 00:06:00 Pacific Standard Time
 Printed: Wednesday, January 06, 2010 00:06:07 Pacific Standard Time

Page 1 of 2

Page Position (1, 1)

File Name	File Text	Sample ID	Meth/Matrix	BOX #	Sample Size	Units	Bottle	FV_uL	
1	05JA103D5_1	CS-3 09DXN425	ST0105	---	1.000000	---	Tray01:1	---	
2	05JA103D5_2	CS-3 09DXN425	ST0105A	---	1.000000	---	Tray01:2	---	
3	05JA103D5_3	DB5 CPSM 3732-04	CP0105	---	1.000000	---	Tray01:3	---	
4	05JA103D5_4	Solvent Blank C-14	SB0105	---	1.000000	---	Tray01:4	---	
5	05JA103D5_5	G9L230000-203B	LRJM4-1-AA	8290/Solid	74	10.000000	g	Tray01:5	10
6	05JA103D5_6	G9L230000-203C	LRJM4-1-AC	8290/Solid	74	10.000000	g	Tray01:6	10
7	05JA103D5_7	G9L220000-324C RI	LRG29-1-AC	1613B/Water	74	1.000000	L	Tray01:7	10
8	05JA103D5_8	G9L170524-1	LQ86P-1-AC	8290/Solid	74	10.300000	g	Tray01:8	10
9	05JA103D5_9	G9L170524-2	LQ86X-1-AC	8290/Solid	74	10.150000	g	Tray01:9	10
10	05JA103D5_10	G9L170524-3	LQ867-1-AC	8290/Solid	74	10.320000	g	Tray01:10	10
11	05JA103D5_11	G9L170524-4	LQ87A-1-AC	8290/Solid	74	10.270000	g	Tray01:11	10
12	05JA103D5_12	G9L170524-4MS	LQ87A-1-AD	8290/Solid	74	10.210000	g	Tray01:12	10
13	05JA103D5_13	G9L170524-4SD	LQ87A-1-AE	8290/Solid	74	10.620000	g	Tray01:13	10
14	05JA103D5_14	Solvent Blank C-14	SB0105A	---	1.000000	---	Tray01:14	---	
15	05JA103D5_15	CS-3 09DXN425	ST0105B	---	1.000000	---	Tray01:2	---	
16	05JA103D5_16	CS-3 09DXN425	ST0105C	---	1.000000	---	Tray01:2	---	
17	05JA103D5_17	DB5 CPSM 3732-04	CP0105A	---	1.000000	---	Tray01:3	---	
18	05JA103D5_18	Solvent Blank C-14	SB0105B	---	1.000000	---	Tray01:18	---	
19	05JA103D5_19	G9L170524-5	LQ87E-1-AC	8290/Solid	74	10.200000	g	Tray01:19	10
20	05JA103D5_20	G9L170524-6	LQ87J-1-AC	8290/Solid	74	10.090000	g	Tray01:20	10
21	05JA103D5_21	G9L170524-7	LQ87L-1-AC	8290/Solid	74	10.890000	g	Tray01:21	10
22	05JA103D5_22	G9L170524-8	LQ87M-1-AC	8290/Solid	74	10.240000	g	Tray01:22	10
23	05JA103D5_23	G9L170524-9	LQ87Q-1-AC	8290/Solid	74	10.380000	g	Tray01:23	10
24	05JA103D5_24	G9L170524-10	LQ87R-1-AC	8290/Solid	74	10.160000	g	Tray01:24	10
25	05JA103D5_25	G9L170524-11	LQ87W-1-AC	8290/Solid	74	10.110000	g	Tray01:25	10
26	05JA103D5_26	G9L170524-12	LQ870-1-AC	8290/Solid	74	10.830000	g	Tray01:26	10
27	05JA103D5_27	G9L170524-13	LQ873-1-AC	8290/Solid	74	10.140000	g	Tray01:27	10
28	05JA103D5_28	Solvent Blank C-14	SB0105C	---	1.000000	---	Tray01:28	---	
29	05JA103D5_29	CS-3 09DXN425	ST0105D	---	1.000000	---	Tray01:2	---	

Sample List Report

MassLynx 4.1

Sample List: C:\MassLynx\Default.pro\Sampledb\05JA103D5.SPL

Page 2 of 2

Last Modified: Wednesday, January 06, 2010 00:06:00 Pacific Standard Time

Printed: Wednesday, January 06, 2010 00:06:07 Pacific Standard Time

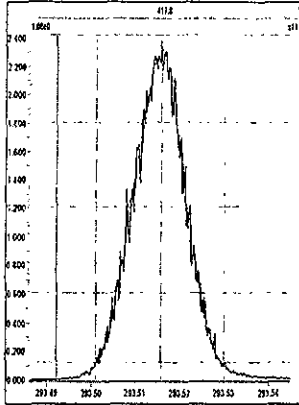
Page Position (2, 1)

InJ Vol	Sam Typ	Analyst	MS File	Inlet File	ConA	ConB	ConC	ConD	ConE	ConF	ConG
2.000000	Analyte	AM,JRB 1-05-10	Dioxin3D5	dioxin	10	50	100	100	200	10	100
2.000000	Analyte	AM,JRB 1-05-10	Dioxin3D5	dioxin	10	50	100	100	200	10	100
2.000000	Analyte	AM,JRB 1-05-10	Dioxin3D5	dioxin	---	---	---	---	---	---	---
2.000000	Analyte	AM,JRB 1-05-10	Dioxin3D5	dioxin	---	---	---	2000	4000	800	1000
2.000000	Analyte	AM,JRB 1-05-10	Dioxin3D5	dioxin	---	---	---	2000	4000	800	1000
2.000000	Analyte	AM,JRB 1-05-10	Dioxin3D5	dioxin	---	---	---	2000	4000	800	1000
2.000000	Analyte	AM,JRB 1-05-10	Dioxin3D5	dioxin	---	---	---	2000	4000	800	1000
2.000000	Analyte	AM,JRB 1-05-10	Dioxin3D5	dioxin	---	---	---	2000	4000	800	1000
2.000000	Analyte	AM,JRB 1-05-10	Dioxin3D5	dioxin	---	---	---	2000	4000	800	1000
2.000000	Analyte	AM,JRB 1-05-10	Dioxin3D5	dioxin	---	---	---	2000	4000	800	1000
2.000000	Analyte	AM,JRB 1-05-10	Dioxin3D5	dioxin	---	---	---	2000	4000	800	1000
2.000000	Analyte	AM,JRB 1-05-10	Dioxin3D5	dioxin	---	---	---	2000	4000	800	1000
2.000000	Analyte	AM,JRB 1-05-10	Dioxin3D5	dioxin	---	---	---	2000	4000	800	1000
2.000000	Analyte	AM,JRB 1-05-10	Dioxin3D5	dioxin	---	---	---	2000	4000	800	1000
2.000000	Analyte	AM,JRB 1-05-10	Dioxin3D5	dioxin	10	50	100	100	200	10	100
2.000000	Analyte	AM,JRB 1-05-10	Dioxin3D5	dioxin	10	50	100	100	200	10	100
2.000000	Analyte	AM,JRB 1-05-10	Dioxin3D5	dioxin	---	---	---	---	---	---	---
2.000000	Analyte	AM,JRB 1-05-10	Dioxin3D5	dioxin	---	---	---	---	---	---	---
2.000000	Analyte	AM,JRB 1-05-10	Dioxin3D5	dioxin	---	---	---	2000	4000	800	1000
2.000000	Analyte	AM,JRB 1-05-10	Dioxin3D5	dioxin	---	---	---	2000	4000	800	1000
2.000000	Analyte	AM,JRB 1-05-10	Dioxin3D5	dioxin	---	---	---	2000	4000	800	1000
2.000000	Analyte	AM,JRB 1-05-10	Dioxin3D5	dioxin	---	---	---	2000	4000	800	1000
2.000000	Analyte	AM,JRB 1-05-10	Dioxin3D5	dioxin	---	---	---	2000	4000	800	1000
2.000000	Analyte	AM,JRB 1-05-10	Dioxin3D5	dioxin	---	---	---	2000	4000	800	1000
2.000000	Analyte	AM,JRB 1-05-10	Dioxin3D5	dioxin	---	---	---	2000	4000	800	1000
2.000000	Analyte	AM,JRB 1-05-10	Dioxin3D5	dioxin	---	---	---	2000	4000	800	1000
2.000000	Analyte	AM,JRB 1-05-10	Dioxin3D5	dioxin	---	---	---	2000	4000	800	1000
2.000000	Analyte	AM,JRB 1-05-10	Dioxin3D5	dioxin	---	---	---	---	---	---	---
2.000000	Analyte	AM,JRB 1-05-10	Dioxin3D5	dioxin	10	50	100	100	200	10	100

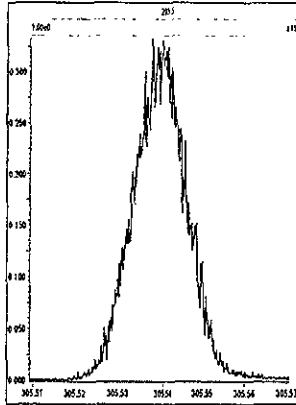
File: Experiment: Dioxin3D5.exp Reference: Pfk.ref Function: 1 @ 200 (ppm)

Printed: Tuesday, January 05, 2010 22:52:33 Pacific Standard Time

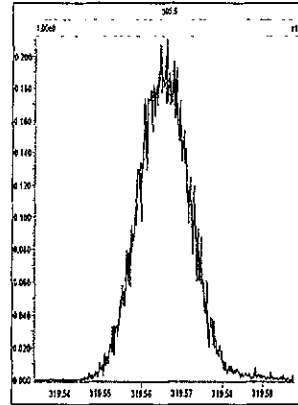
M 292.9824 R 10333



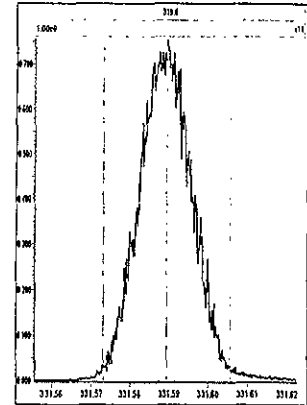
M 304.9824 R 10772



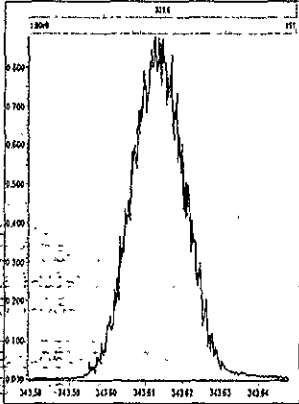
M 318.9792 R 10966



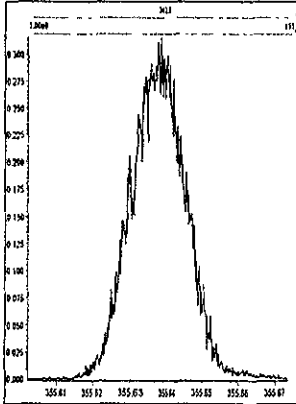
M 330.9792 R 11062



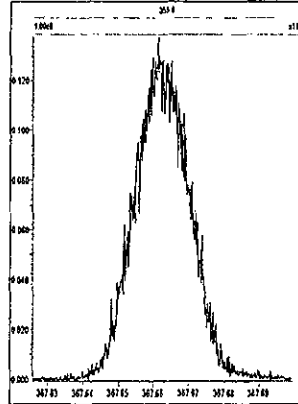
M 342.9792 R 10916



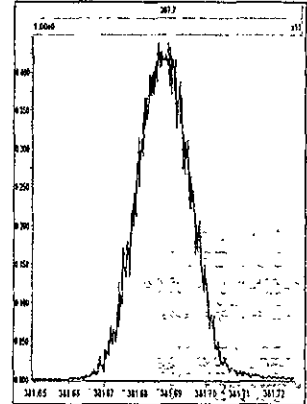
M 354.9792 R 10915



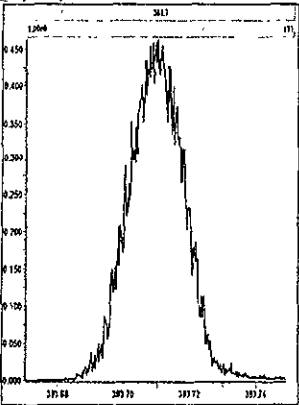
M 366.9792 R 11258



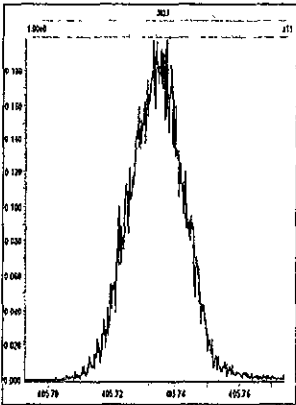
M 380.9760 R 11063



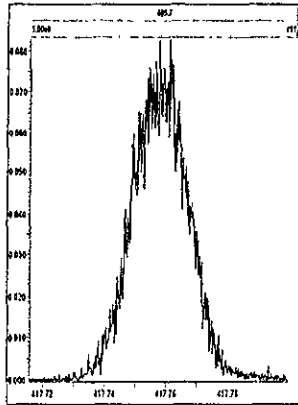
M 392.9760 R 11211



M 404.9760 R 10917



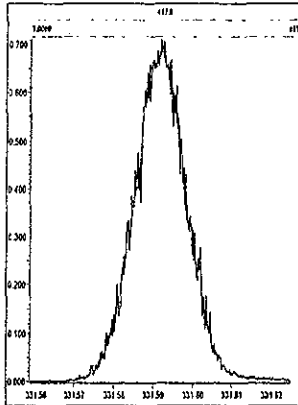
M 416.9760 R 11260



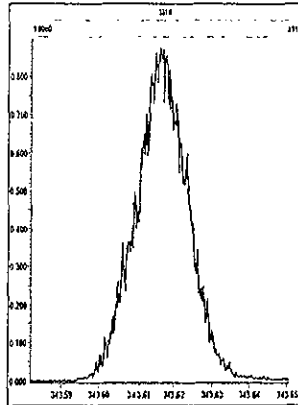
File: Experiment: Dioxin3D5.exp Reference: Pfk.ref Function: 2 @ 200 (ppm)

Printed: Tuesday, January 05, 2010 22:54:28 Pacific Standard Time

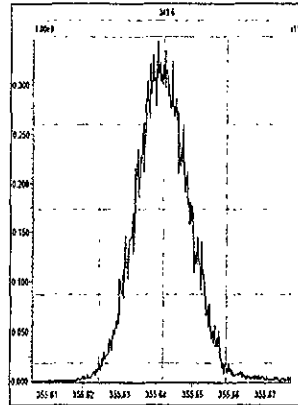
M 330.9792 R 10730



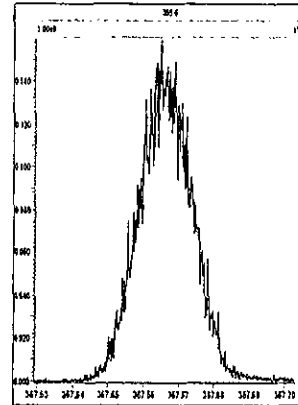
M 342.9792 R 10637



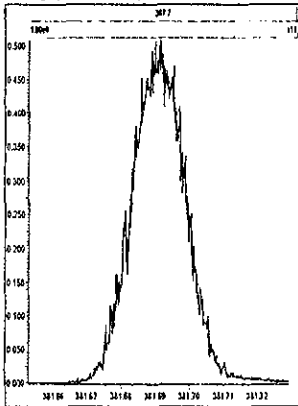
M 354.9792 R 10774



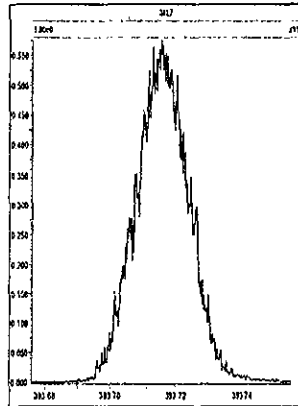
M 366.9792 R 10967



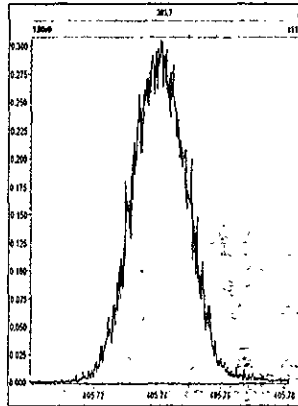
M 380.9760 R 11212



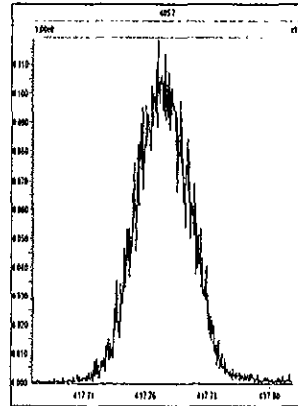
M 392.9760 R 10776



M 404.9760 R 10917



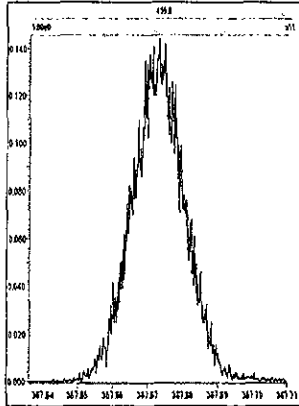
M 416.9760 R 11311



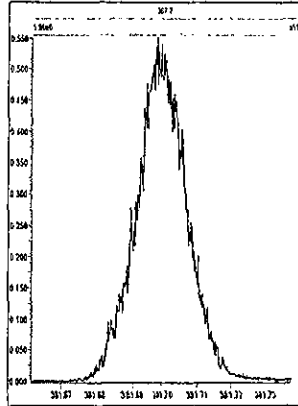
File: Experiment: Dioxin3D5.exp Reference: Pfk.ref Function: 3 @ 200 (ppm)

Printed: Tuesday, January 05, 2010 22:55:10 Pacific Standard Time

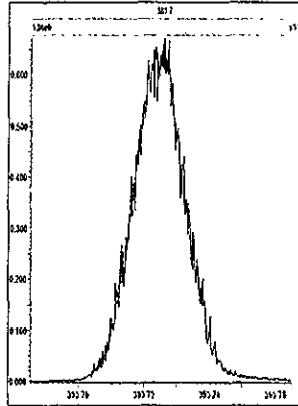
M 366.9792 R 11310



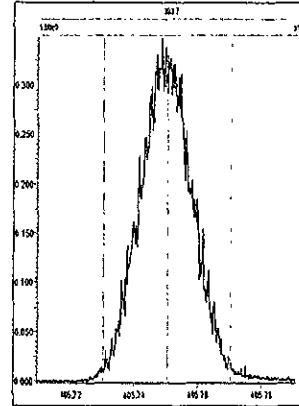
M 380.9760 R 11059



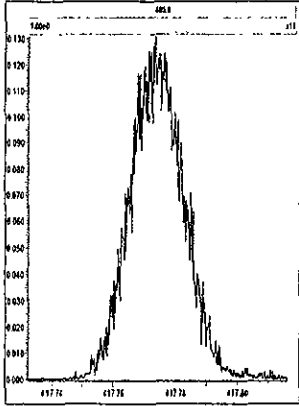
M 392.9760 R 11258



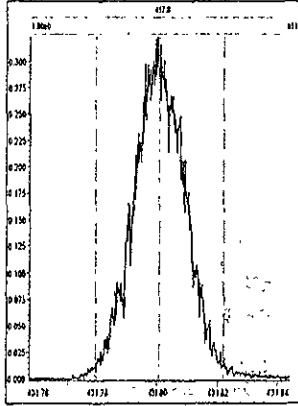
M 404.9760 R 11062



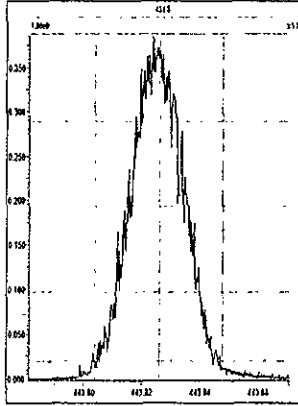
M 416.9760 R 11311



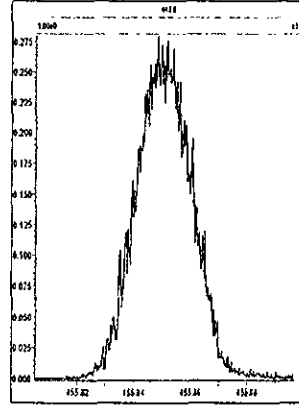
M 430.9728 R 11061



M 442.9728 R 11163



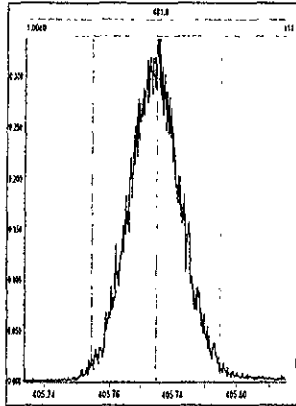
M 454.9728 R 10915



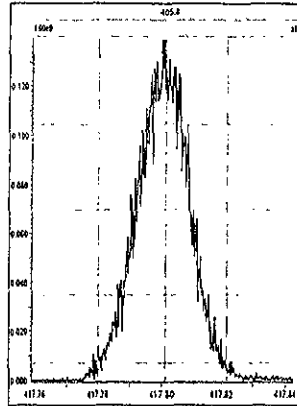
File: Experiment: Dioxin3D5.exp Reference: Pfk.ref Function: 4 @ 200 (ppm)

Printed: Tuesday, January 05, 2010 22:56:17 Pacific Standard Time

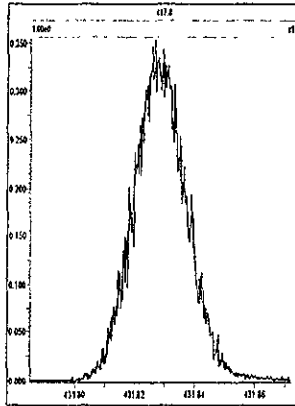
M 404.9760 R 10374



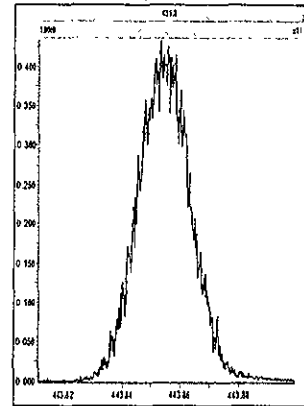
M 416.9760 R 10917



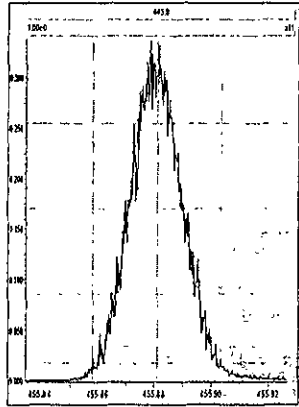
M 430.9728 R 10965



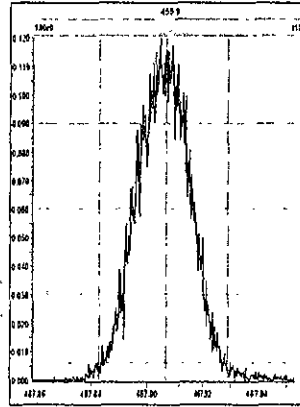
M 442.9728 R 11114



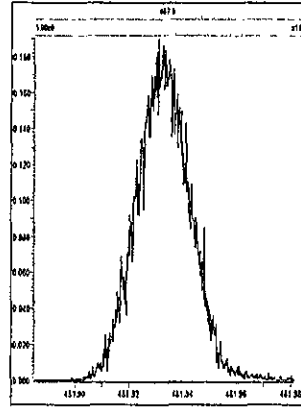
M 454.9728 R 10778



M 466.9728 R 10966



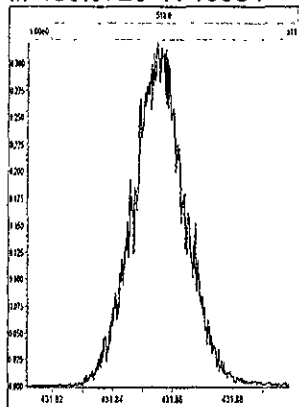
M 480.9696 R 11683



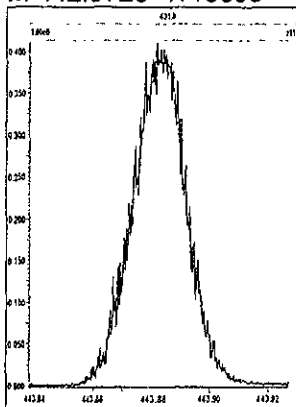
File: Experiment: Dioxin3D5.exp Reference: Pfk.ref Function: 5 @ 200 (ppm)

Printed: Tuesday, January 05, 2010 22:57:24 Pacific Standard Time

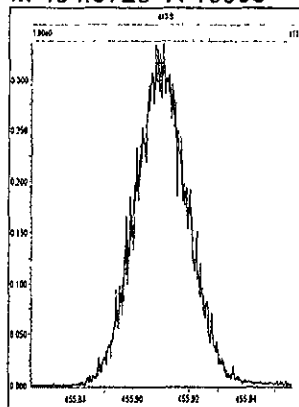
M 430.9728 R 10684



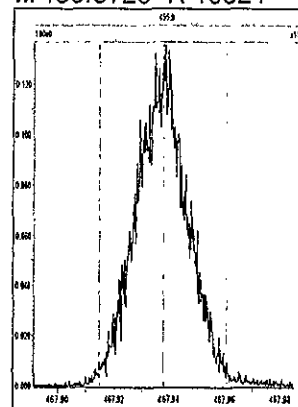
M 442.9728 R 10330



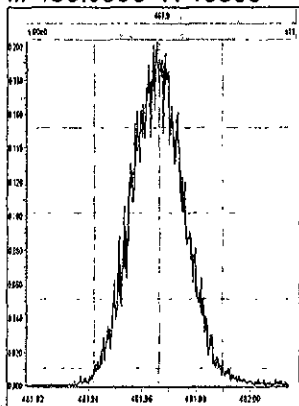
M 454.9728 R 10503



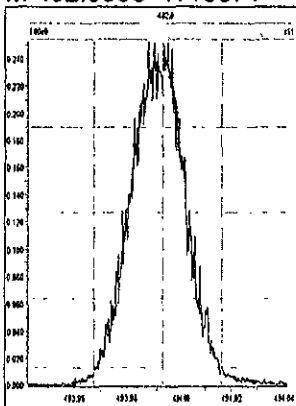
M 466.9728 R 10821



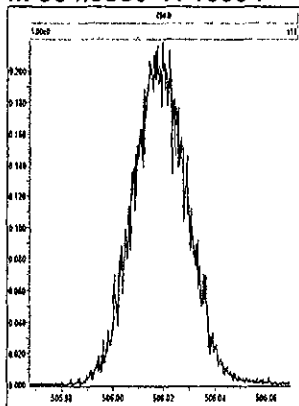
M 480.9696 R 10868



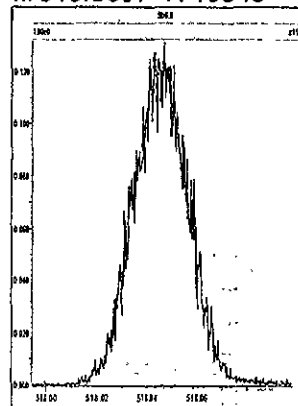
M 492.9696 R 10371



M 504.9696 R 10594



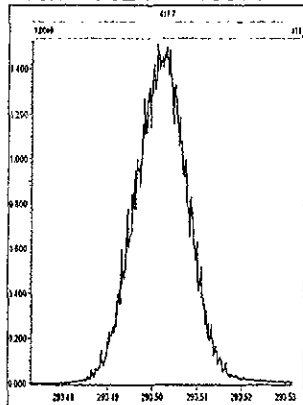
M 516.9697 R 10545



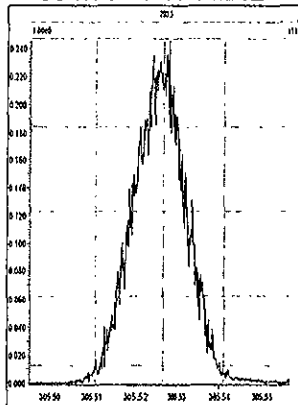
File: Experiment: Dioxin3D5.exp Reference: Pfk.ref Function: 1 @ 200 (ppm)

Printed: Wednesday, January 06, 2010 09:35:28 Pacific Standard Time

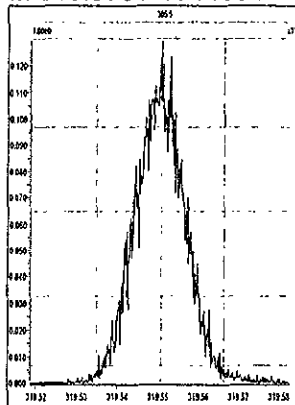
M 292.9824 R 10686



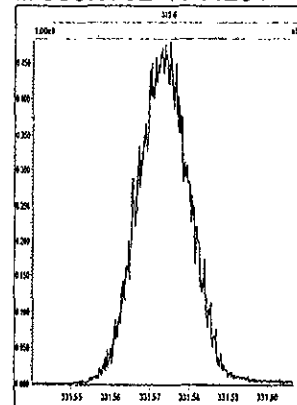
M 304.9824 R 11212



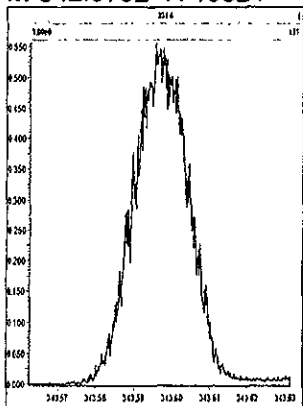
M 318.9792 R 11364



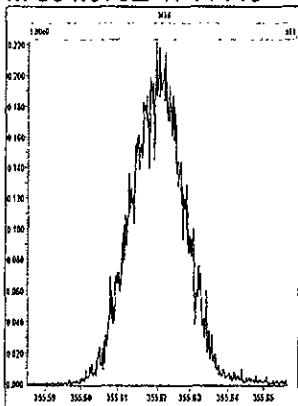
M 330.9792 R 11261



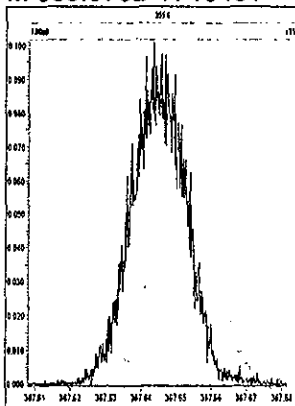
M 342.9792 R 10821



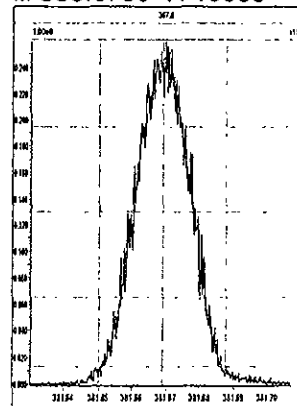
M 354.9792 R 11413



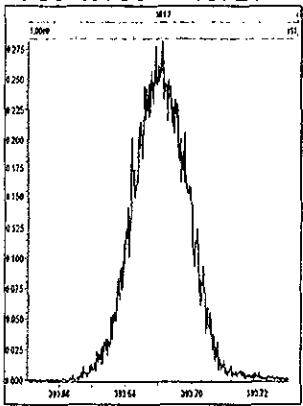
M 366.9792 R 10461



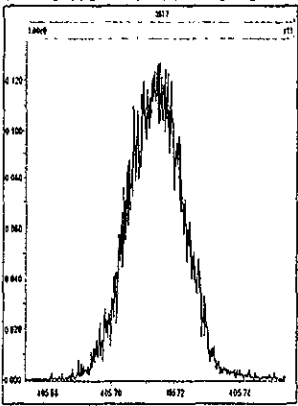
M 380.9760 R 10639



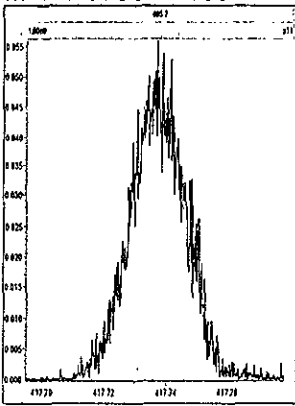
M 392.9760 R 10729



M 404.9760 R 10548



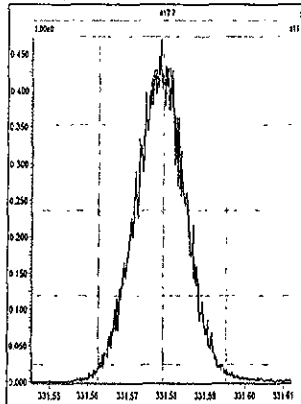
M 416.9760 R 10967



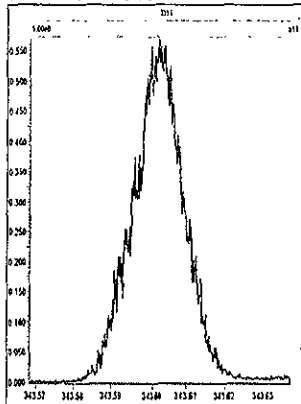
File: Experiment: Dioxin3D5.exp Reference: Pfk.ref Function: 2 @ 200 (ppm)

Printed: Wednesday, January 06, 2010 09:36:06 Pacific Standard Time

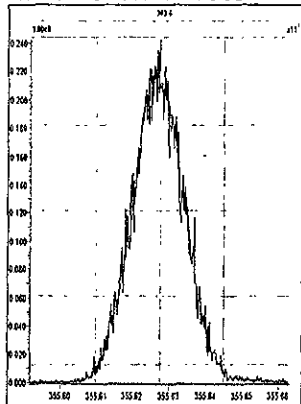
M 330.9792 R 11160



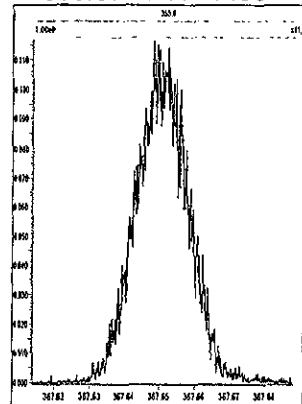
M 342.9792 R 11061



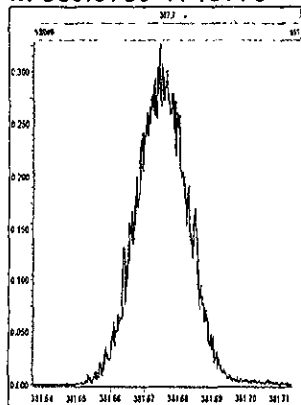
M 354.9792 R 10820



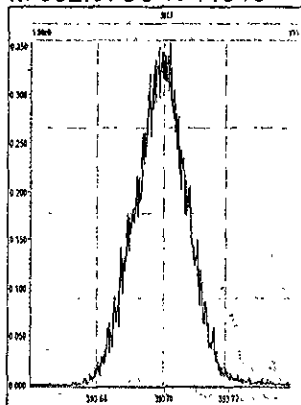
M 366.9792 R 11469



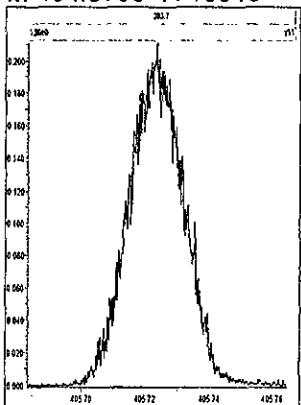
M 380.9760 R 10773



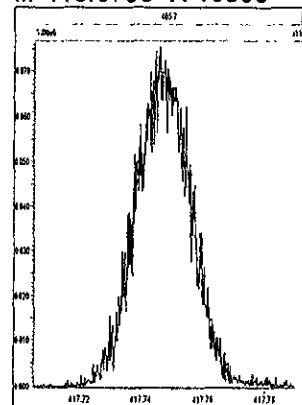
M 392.9760 R 11013



M 404.9760 R 10916



M 416.9760 R 10503

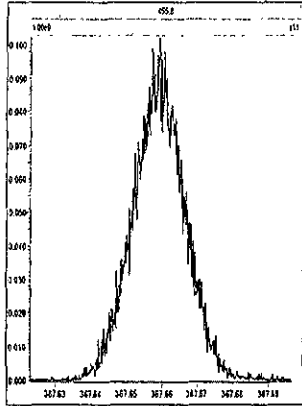


REPORT

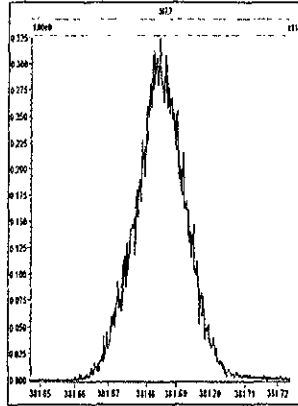
File: Experiment: Dioxin3D5.exp Reference: Pfk.ref Function: 3 @ 200 (ppm)

Printed: Wednesday, January 06, 2010 09:36:48 Pacific Standard Time

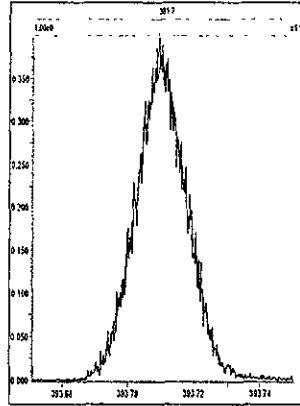
M 366.9792 R 10962



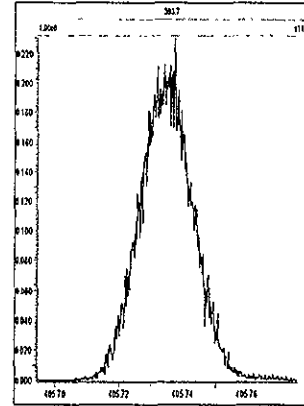
M 380.9760 R 10824



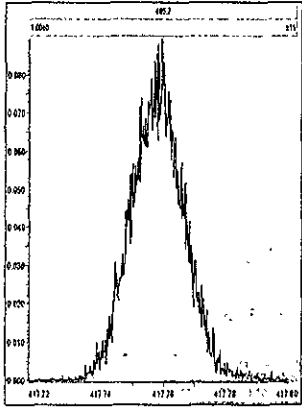
M 392.9760 R 11313



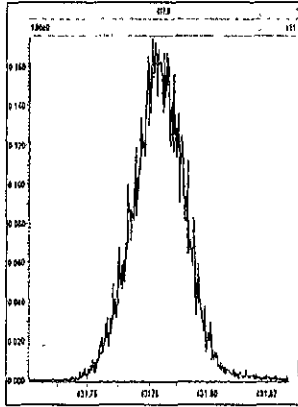
M 404.9760 R 10775



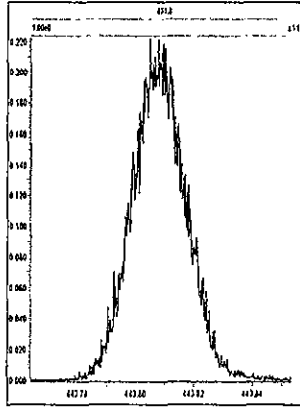
M 416.9760 R 11847



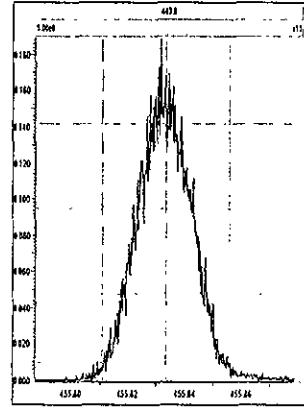
M 430.9728 R 10774



M 442.9728 R 10919



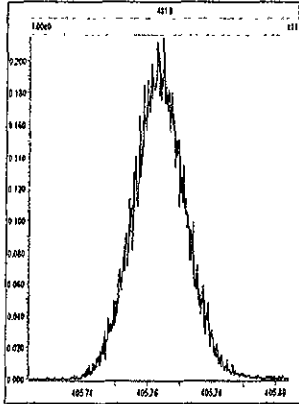
M 454.9728 R 10823



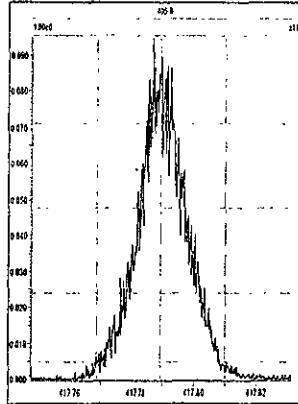
File: Experiment: Dioxin3D5.exp Reference: Pfk.ref Function: 4 @ 200 (ppm)

Printed: Wednesday, January 06, 2010 09:37:27 Pacific Standard Time

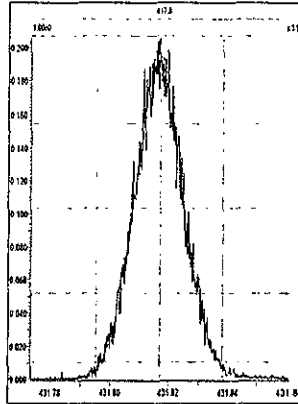
M 404.9760 R 10819



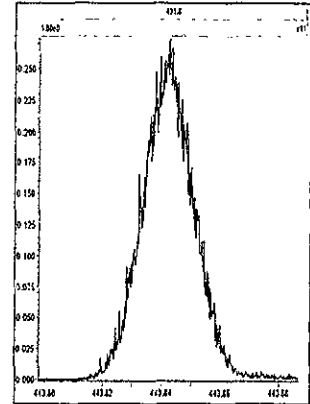
M 416.9760 R 11312



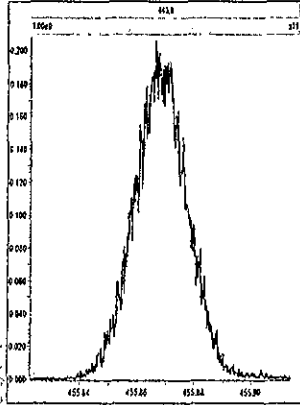
M 430.9728 R 10593



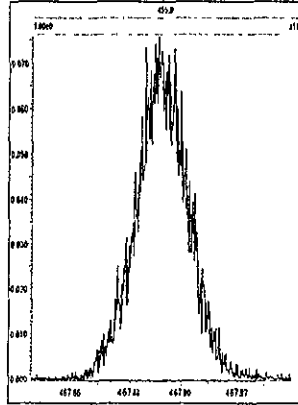
M 442.9728 R 11064



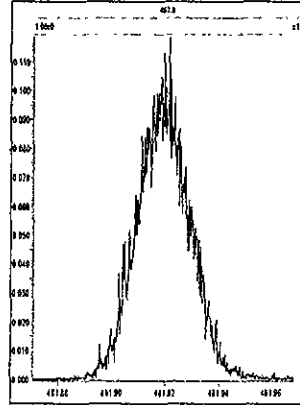
M 454.9728 R 10919



M 466.9728 R 11059



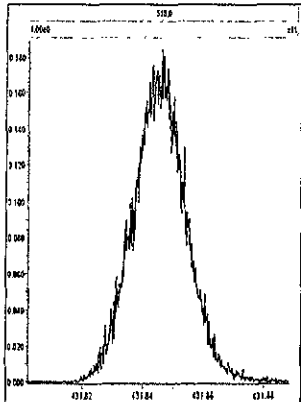
M 480.9696 R 10823



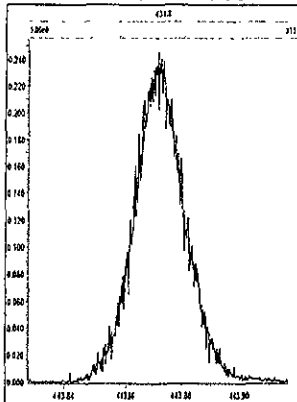
File: Experiment: Dioxin3D5.exp Reference: Pfk.ref Function: 5 @ 200 (ppm)

Printed: Wednesday, January 06, 2010 09:38:23 Pacific Standard Time

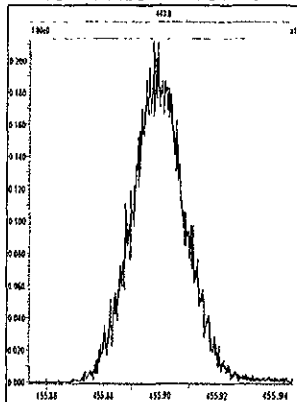
M 430.9728 R 10917



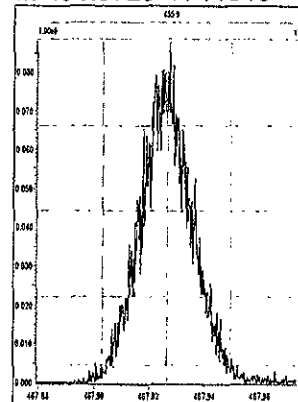
M 442.9728 R 10593



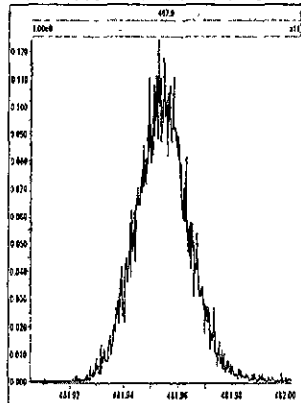
M 454.9728 R 10775



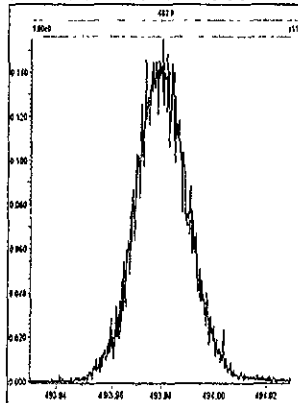
M 466.9728 R 11519



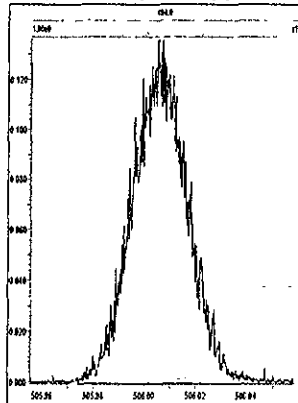
M 480.9696 R 10640



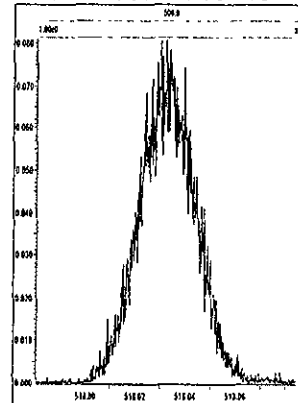
M 492.9696 R 10594



M 504.9696 R 10504



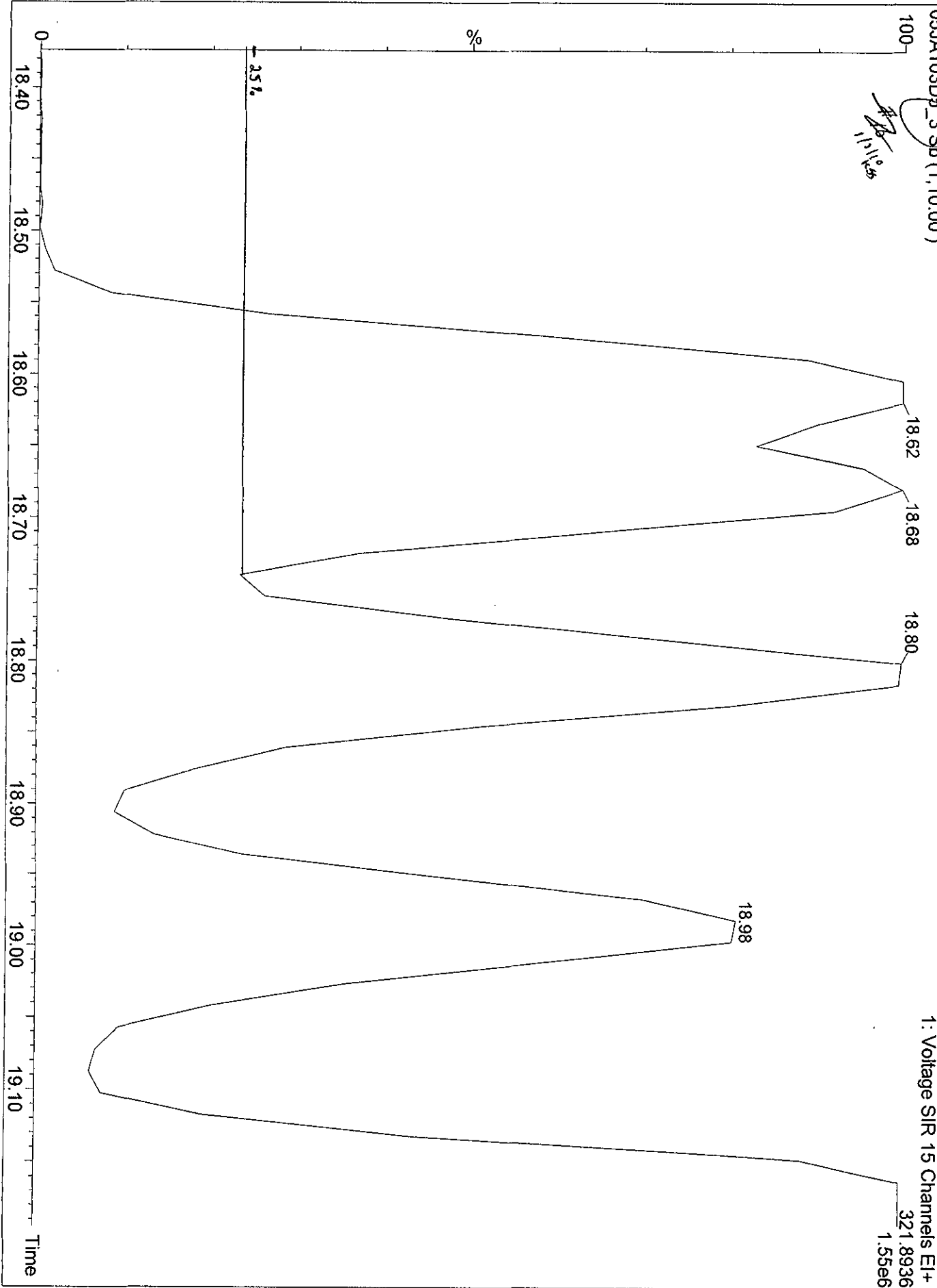
M 516.9697 R 10419



DB5 CP5M 3732-0400:25:3606-Jan-2010Tray01:3

05JA103D5_3 Sp (1,10.00)

Handwritten signature and date: 1/11/10



1: Voltage SIR 15 Channels EI+
321.8936
1.55e6

Dataset: C:\MassLynx\Default.pro\05JA103D58290A.qld

Last Altered: Wednesday, January 06, 2010 10:22:19 Pacific Standard Time

Printed: Wednesday, January 06, 2010 10:23:10 Pacific Standard Time

Method: C:\MassLynx\Default.pro\Methdb\82903D5.mdb 04 Jan 2010 09:44:45

Calibration: C:\MassLynx\Default.pro\Curvedb\ICA123120093D58290.cdb 31 Dec 2009 13:37:23

#	Name	RRF Mean	RRF SD	RRF %Rel SD
1	13C-1,2,3,4-TCDD	1.00000	0.00000	0.00000
2				
3	13C-2,3,7,8-TCDF	1.55387	0.10195	6.56127
4	2,3,7,8-TCDF	1.00894	0.03940	3.90512
5	Total TCDFs	1.00894	0.03940	3.90512
6				
7	13C-2,3,7,8-TCDD	0.93654	0.08265	8.82467
8	2,3,7,8-TCDD	1.13162	0.06094	5.38546
9	Total TCDDs	1.13162	0.06094	5.38546
10				
11	37CL-2,3,7,8-TCDD	1.13700	0.09172	8.06695
12				
13	13C-1,2,3,7,8-PeCDF	1.21534	0.12934	10.64235
14	1,2,3,7,8-PeCDF	1.03079	0.04663	4.52356
15	2,3,4,7,8-PeCDF	0.96399	0.04086	4.23834
16	Total F2 PeCDFs	0.99739	0.04369	4.38021
17	Total F1 PeCDFs	0.99739	0.04369	4.38021
18				
19	13C-1,2,3,7,8-PeCDD	0.74736	0.08018	10.72899
20	1,2,3,7,8-PeCDD	1.05672	0.03490	3.30300
21	Total PeCDDs	1.05672	0.03490	3.30300
22				
23	13C-1,2,3,7,8,9-HxCDD	1.00000	0.00000	0.00000
24				
25	13C-1,2,3,4,7,8-HxCDF	0.91641	0.07223	7.88160
26	1,2,3,4,7,8-HxCDF	1.24280	0.05687	4.57635
27	1,2,3,6,7,8-HxCDF	1.49624	0.06359	4.24985
28	2,3,4,6,7,8-HxCDF	1.31114	0.08139	6.20792
29	1,2,3,7,8,9-HxCDF	1.29097	0.15794	12.23447
30	Total HxCDFs	1.33529	0.08589	6.43214
31				
32	13C-1,2,3,6,7,8-HxCDD	0.80919	0.05547	6.85475
33	1,2,3,4,7,8-HxCDD	0.93261	0.05959	6.38974
34	1,2,3,6,7,8-HxCDD	1.18024	0.05154	4.36672
35	1,2,3,7,8,9-HxCDD	1.28282	0.21352	16.64444
36	Total HxCDDs	1.13189	0.10452	9.23374
37				
38	13C-1,2,3,4,6,7,8-HpCDF	0.81080	0.04083	5.03538
39	1,2,3,4,6,7,8-HpCDF	1.36387	0.07395	5.42218
40	1,2,3,4,7,8,9-HpCDF	1.11483	0.06881	6.17218
41	Total HpCDFs	1.23935	0.07020	5.66394
42				
43	13C-1,2,3,4,6,7,8-HpCDD	0.70743	0.03465	4.89747
44	1,2,3,4,6,7,8-HpCDD	1.04312	0.04748	4.55165
45	Total HpCDDs	1.04312	0.04748	4.55165
46				
99L170524	13C-OCDD	0.51880	0.05800	11.18000

Dataset: C:\MassLynx\Default.pro\05JA103D58290A.qld

Last Altered: Wednesday, January 06, 2010 10:22:19 Pacific Standard Time

Printed: Wednesday, January 06, 2010 10:23:10 Pacific Standard Time

#	Name	RRF Mean	RRF SD	RRF %Rel SD
48	OCDF	1.40213	0.13119	9.35683
49	OCDD	1.19691	0.05139	4.29389
50				
51				
52	Function 1 PFK			
53	Function 2 PFK	16743.46550	16630.81420	99.32719
54	Function 3 PFK	7909.22500	521.22114	6.59004
55	Function 4 PFK	14980.66300	0.00000	0.00000
56	Function 5 PFK	3947.90350	3001.02553	76.01568
57	TCDF PCDPE	30.01200	0.00000	0.00000
58	F1 PeCDF PCDPE	45.97250	34.38590	74.79666
59	F2 PeCDF PCDPE	17.77400	16.24159	91.37835
60	HXCDF PCDPE	18.61100	20.51602	110.23600
61	HPCDF PCDPE	75.50100	34.84622	46.15333
62	OCDF PCDPE	85.06150	155.80506	183.16755

Quantity Sample Report MassLynx 4.1

Dataset: C:\MassLynx\Default\pro\05JA103D58290A.qld

Last Altered: Wednesday, January 06, 2010 10:22:19 Pacific Standard Time
Printed: Wednesday, January 06, 2010 10:23:43 Pacific Standard Time


Method: C:\MassLynx\Default\pro\Methdb\82903D5.mdb 04 Jan 2010 09:44:45

Calibration: C:\MassLynx\Default\pro\Curredb\ICA123120093D58290.cdb 31 Dec 2009 13:37:23


Name: 05JA103D5_2, Date: 05-Jan-2010, Time: 23:43:09, ID: ST0105A, Description: CS-3 09DXN425

TCDFS

05JA103D5_2 Smooth(SG, 1x2)
CS-3 09DXN425 ST0105A




05JA103D5_2 Smooth(SG, 1x2)
CS-3 09DXN425 ST0105A

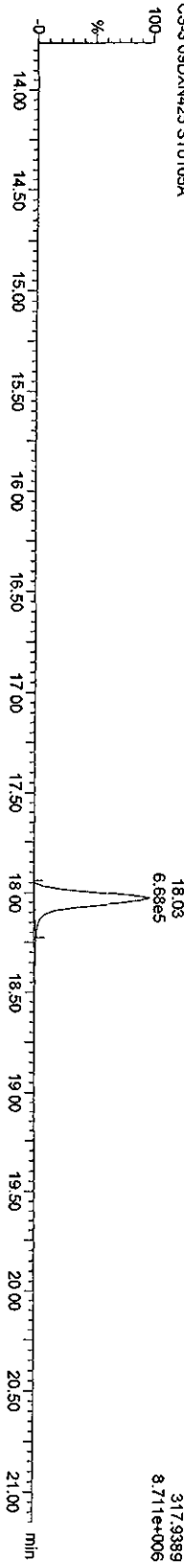


13C-TCDF

05JA103D5_2 Smooth(SG, 1x2)
CS-3 09DXN425 ST0105A



05JA103D5_2 Smooth(SG, 1x2)
CS-3 09DXN425 ST0105A



Quantity Sample Report MassLynx 4.1


Dataset: C:\MassLynx\Default.pro\05JA103D56290A.qld

Last Altered: Wednesday, January 06, 2010 10:22:19 Pacific Standard Time
Printed: Wednesday, January 06, 2010 10:23:43 Pacific Standard Time


Name: 05JA103D5_2, Date: 05-Jan-2010, Time: 23:43:09, ID: ST0105A, Description: CS-3 09DXN425

TCDDs

05JA103D5_2 Smooth(SG, 1x2)
CS-3 09DXN425 ST0105A




05JA103D5_2 Smooth(SG, 1x2)
CS-3 09DXN425 ST0105A




13C-TCDDs

05JA103D5_2 Smooth(SG, 1x2)
CS-3 09DXN425 ST0105A



05JA103D5_2 Smooth(SG, 1x2)
CS-3 09DXN425 ST0105A




Quantity Sample Report MassLynx 4.1

Dataset: C:\MassLynx\Default\pro05JA103D58290A.qtd

Last Altered: Wednesday, January 06, 2010 10:22:19 Pacific Standard Time
Printed: Wednesday, January 06, 2010 10:23:43 Pacific Standard Time

Name: 05JA103D5_2, Date: 05-Jan-2010, Time: 23:43:09, ID: ST0105A, Description: CS-3 09DXN425

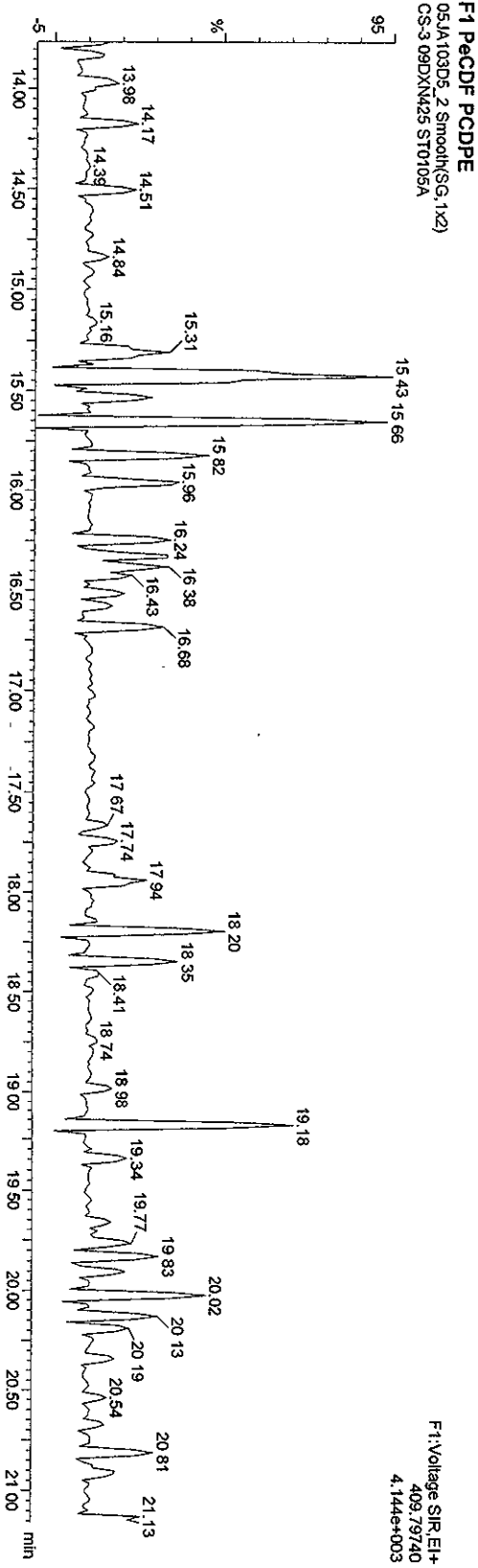
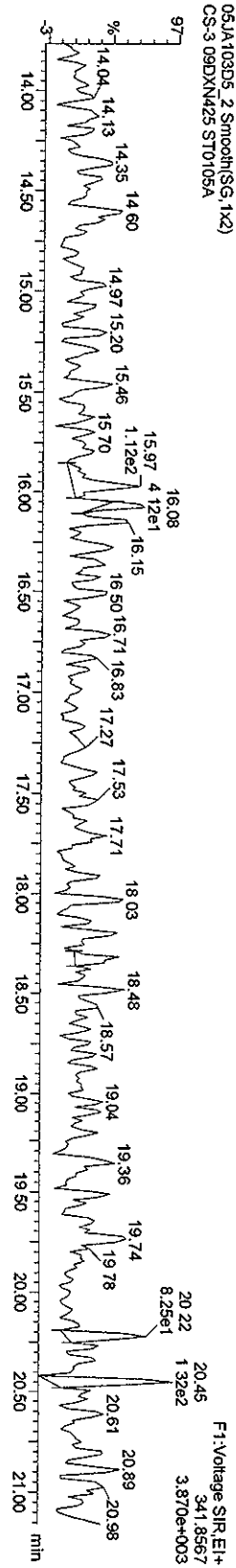
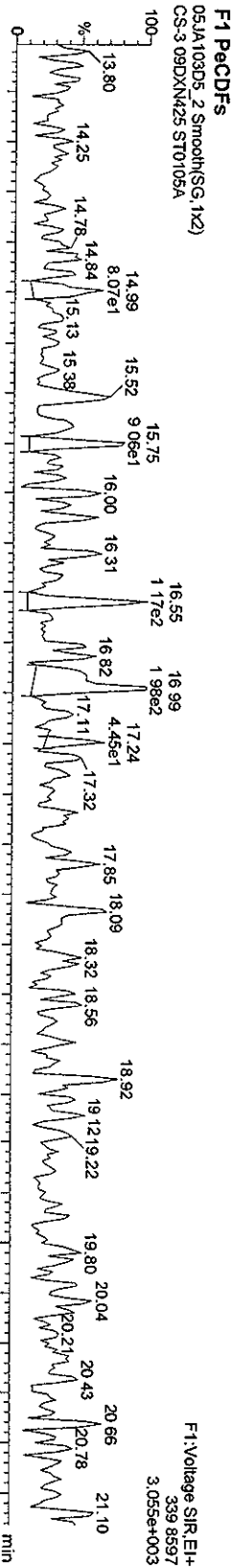


Quantity Sample Report **MassLynx 4.1**

Dataset: C:\MassLynx\Default.pro\05JA103D58290A.qld

Last Altered: Wednesday, January 06, 2010 10:22:19 Pacific Standard Time
Printed: Wednesday, January 06, 2010 10:23:43 Pacific Standard Time

Name: **05JA103D5_2**, Date: 05-Jan-2010, Time: 23:43:09, ID: ST0105A, Description: CS-3 09DXN425



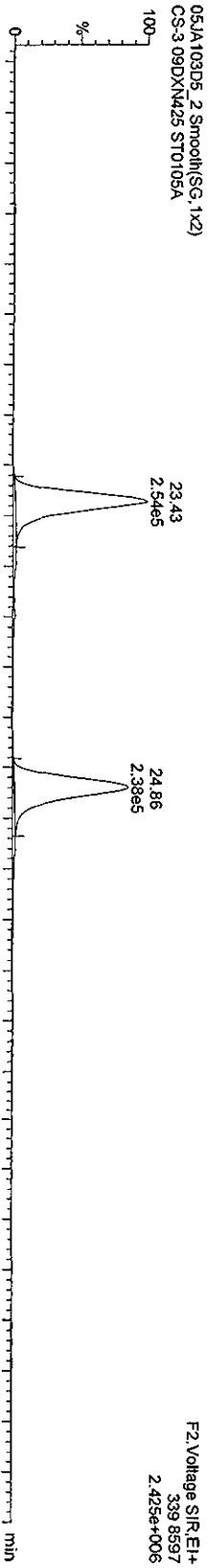
Quantity Sample Report MassLynx 4.1

Dataset C:\MassLynx\Default\pro\05JA103D58290A.qld

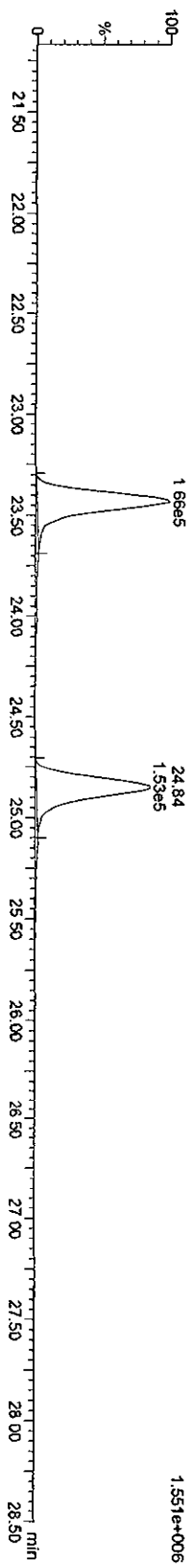
Last Altered: Wednesday, January 06, 2010 10:22:19 Pacific Standard Time
Printed: Wednesday, January 06, 2010 10:23:43 Pacific Standard Time

Name: 05JA103D5_2, Date: 05-Jan-2010, Time: 23:43:09, ID: ST0105A, Description: CS-3 09DXN425

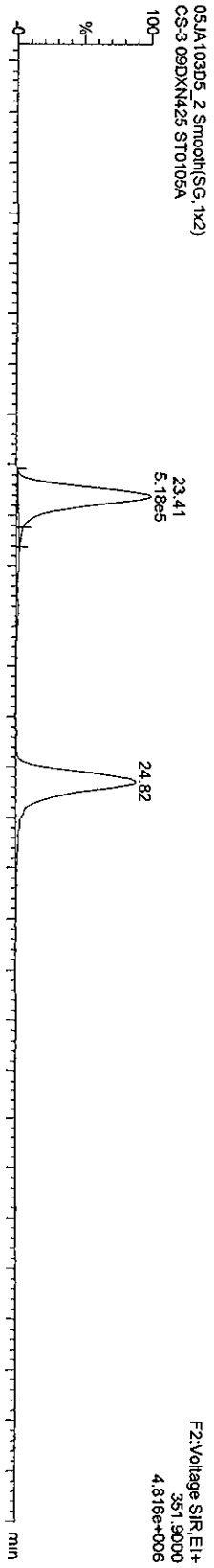
PeCDFs



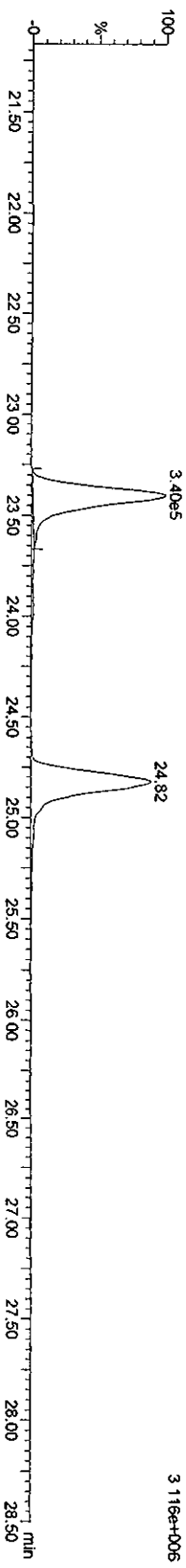
05JA103D5_2 Smooth(SG, 1x2)
CS-3 09DXN425 ST0105A



13C-PeCDFs



05JA103D5_2 Smooth(SG, 1x2)
CS-3 09DXN425 ST0105A



Quantity Sample Report MassLynx 4.1


Dataset: C:\MassLynx\Default\pro\05JA103D58290A.qld

Last Altered: Wednesday, January 06, 2010 10:22:19 Pacific Standard Time
Printed: Wednesday, January 06, 2010 10:23:43 Pacific Standard Time


Name: 05JA103D5_2, Date: 05-Jan-2010, Time: 23:43:09, ID: ST0105A, Description: CS-3 09DXN425

PcDDs

05JA103D5_2 Smooth(SG, 1x2)
CS-3 09DXN425 ST0105A




05JA103D5_2 Smooth(SG, 1x2)
CS-3 09DXN425 ST0105A




13C-PcDD

05JA103D5_2 Smooth(SG, 1x2)
CS-3 09DXN425 ST0105A



05JA103D5_2 Smooth(SG, 1x2)
CS-3 09DXN425 ST0105A



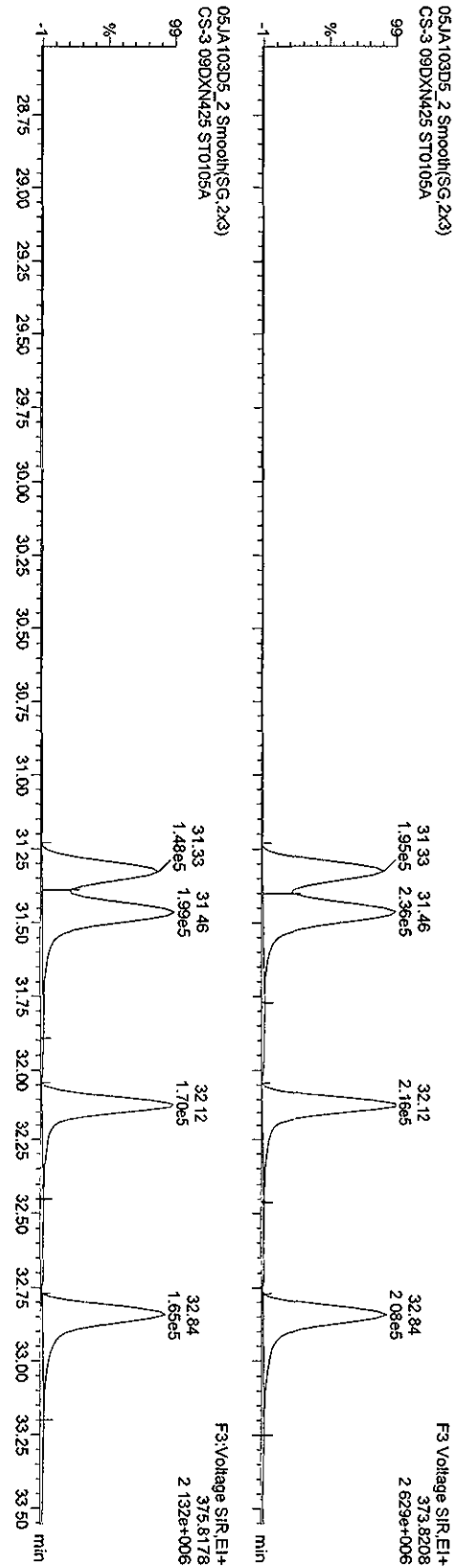
Quantity Sample Report MassLynx 4.1

Dataset: C:\MassLynx\Default\pro05JA103D58290A.qld

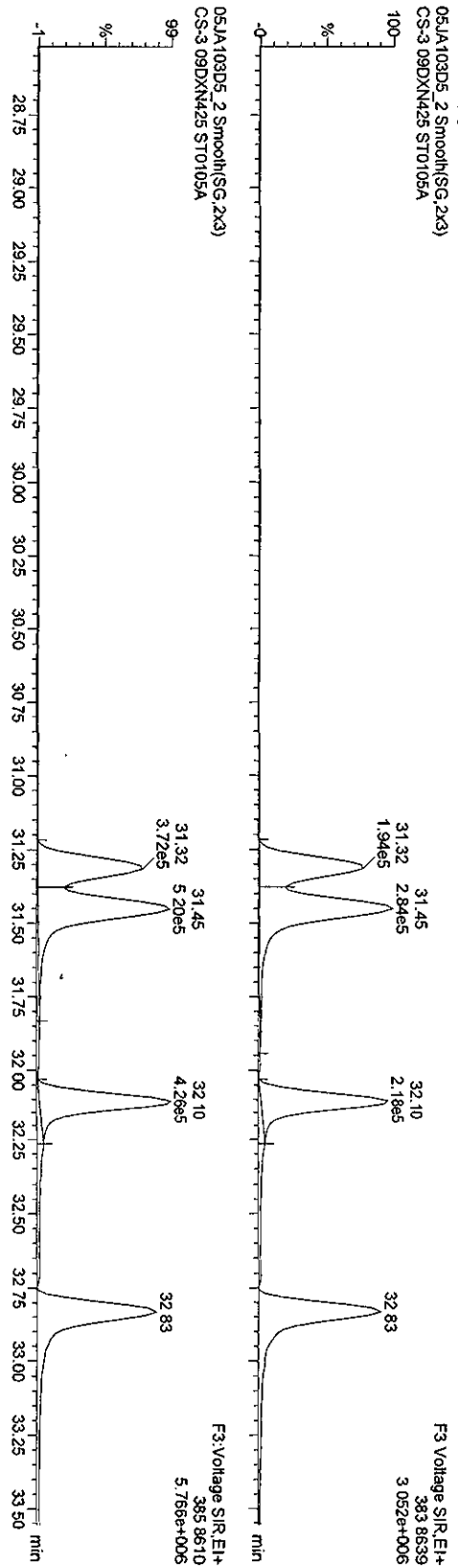
Last Altered: Wednesday, January 06, 2010 10:22:19 Pacific Standard Time
Printed: Wednesday, January 06, 2010 10:23:43 Pacific Standard Time

Name: 05JA103D5_2, Date: 05-Jan-2010, Time: 23:43:09, ID: ST0105A, Description: CS-3 09DXN425

HxCDFs



13C-HxCDFs



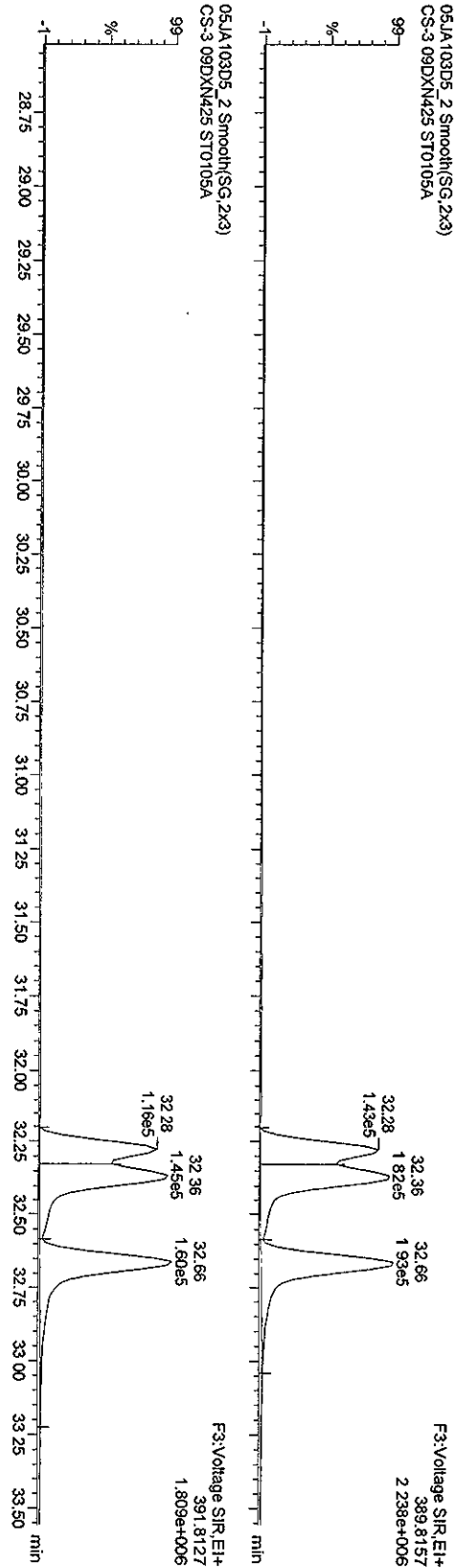
Quantity Sample Report MassLynx 4.1

Dataset: C:\MassLynx\Default\pro\05JA103D56290A.qld

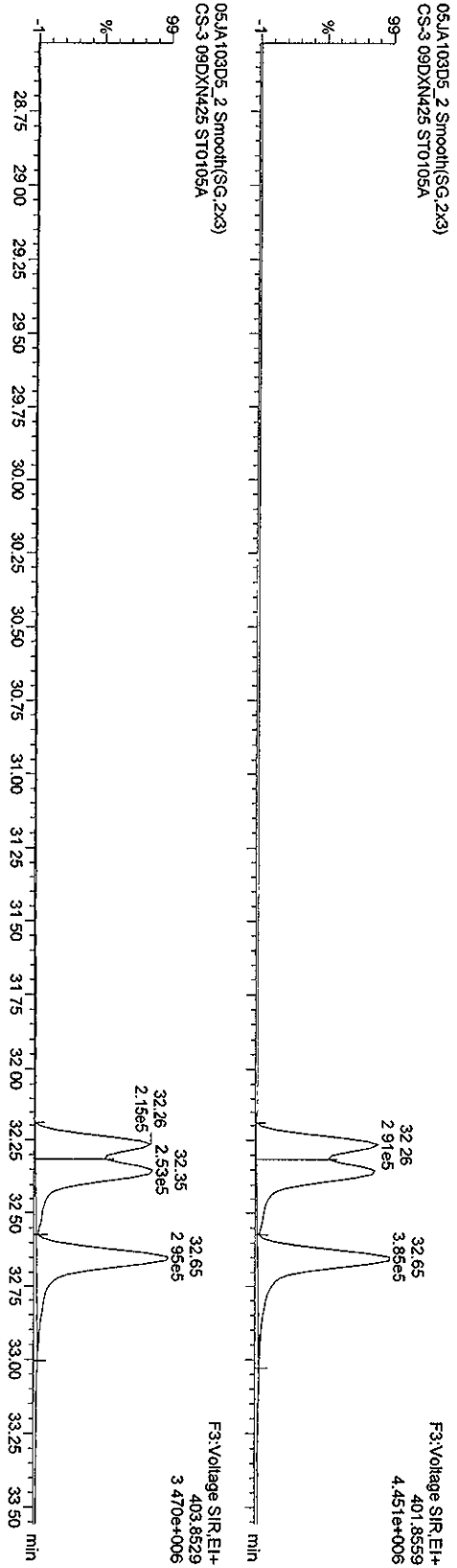
Last Altered: Wednesday, January 06, 2010 10:22:19 Pacific Standard Time
Printed: Wednesday, January 06, 2010 10:23:43 Pacific Standard Time

Name: 05JA103D5_2, Date: 05-Jan-2010, Time: 23:43:09, ID: ST0105A, Description: CS-3 09DXN425

HxCDDs



13C-HxCDDs



Quantity Sample Report MassLynx 4.1


Dataset: C:\MassLynx\Default.pro\05JA103D568290A.qld

Last Altered: Wednesday, January 06, 2010 10:22:19 Pacific Standard Time
Printed: Wednesday, January 06, 2010 10:23:43 Pacific Standard Time

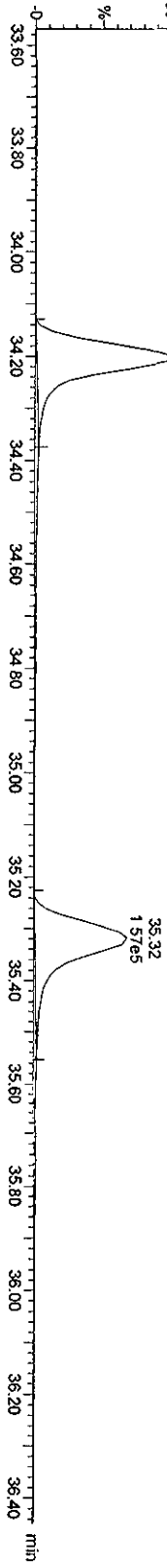
Name: 05JA103D5_2, Date: 05-Jan-2010, Time: 23:43:09, ID: ST0105A, Description: CS-3 09DXN425

HPCDFs

05JA103D5_2 Smooth(SG, 1x2)
CS-3 09DXN425 ST0105A




05JA103D5_2 Smooth(SG, 1x2)
CS-3 09DXN425 ST0105A




13C-HPCDFs

05JA103D5_2 Smooth(SG, 1x2)
CS-3 09DXN425 ST0105A



05JA103D5_2 Smooth(SG, 1x2)
CS-3 09DXN425 ST0105A



Quantity Sample Report MassLynx 4.1

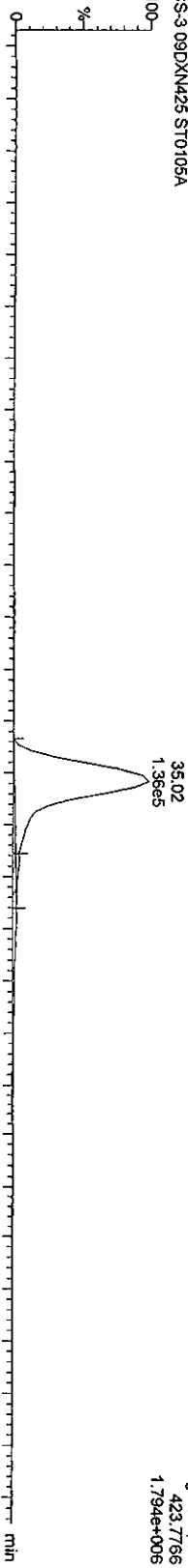
Dataset: C:\MassLynx\Default\prot05JA103D56290A.qld

Last Altered: Wednesday, January 06, 2010 10:22:19 Pacific Standard Time
Printed: Wednesday, January 06, 2010 10:23:43 Pacific Standard Time

Name: 05JA103D5_2, Date: 05-Jan-2010, Time: 23:43:09, ID: ST0105A, Description: CS-3 09DXN425

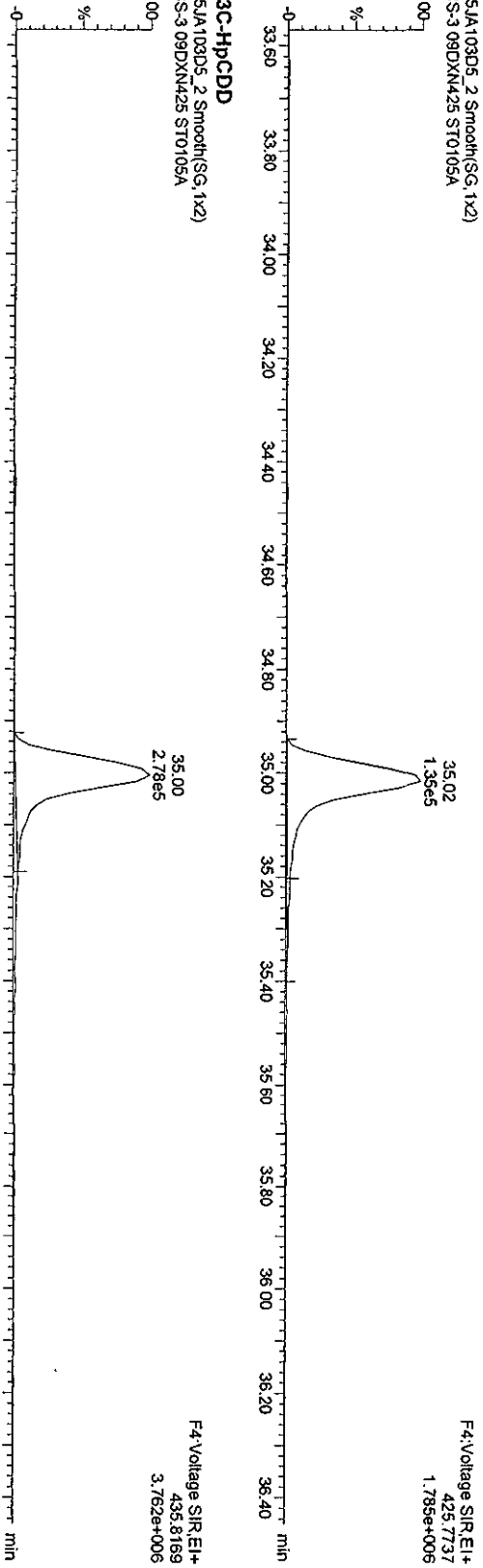
HxCDDs

05JA103D5_2 Smooth(SG, 1x2)
CS-3 09DXN425 ST0105A

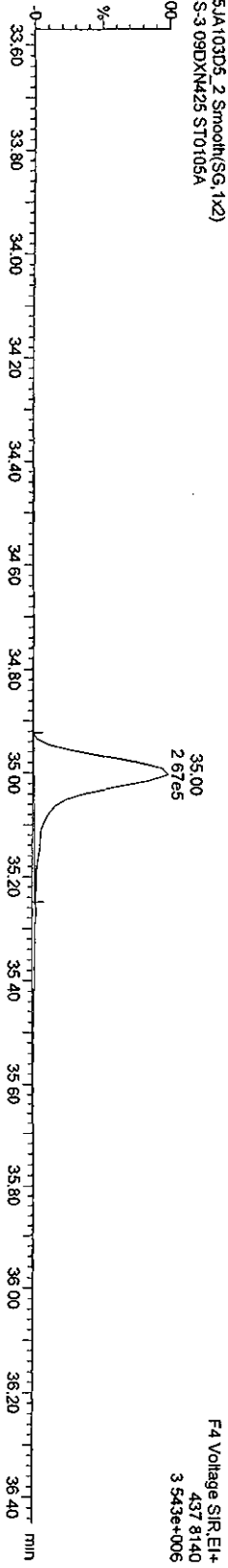


13C-HpCDD

05JA103D5_2 Smooth(SG, 1x2)
CS-3 09DXN425 ST0105A



05JA103D5_2 Smooth(SG, 1x2)
CS-3 09DXN425 ST0105A



Quantity Sample Report MassLynx 4.1


Dataset: C:\MassLynx\Default\pro\05JA103D58290A.qld

Last Altered: Wednesday, January 06, 2010 10:22:19 Pacific Standard Time
Printed: Wednesday, January 06, 2010 10:23:43 Pacific Standard Time


Name: 05JA103D5_2, Date: 05-Jan-2010, Time: 23:43:09, ID: ST0105A, Description: CS-3 09DXN425

OCDFs

05JA103D5_2 Smooth(SG, 1x2)
CS-3 09DXN425 ST0105A

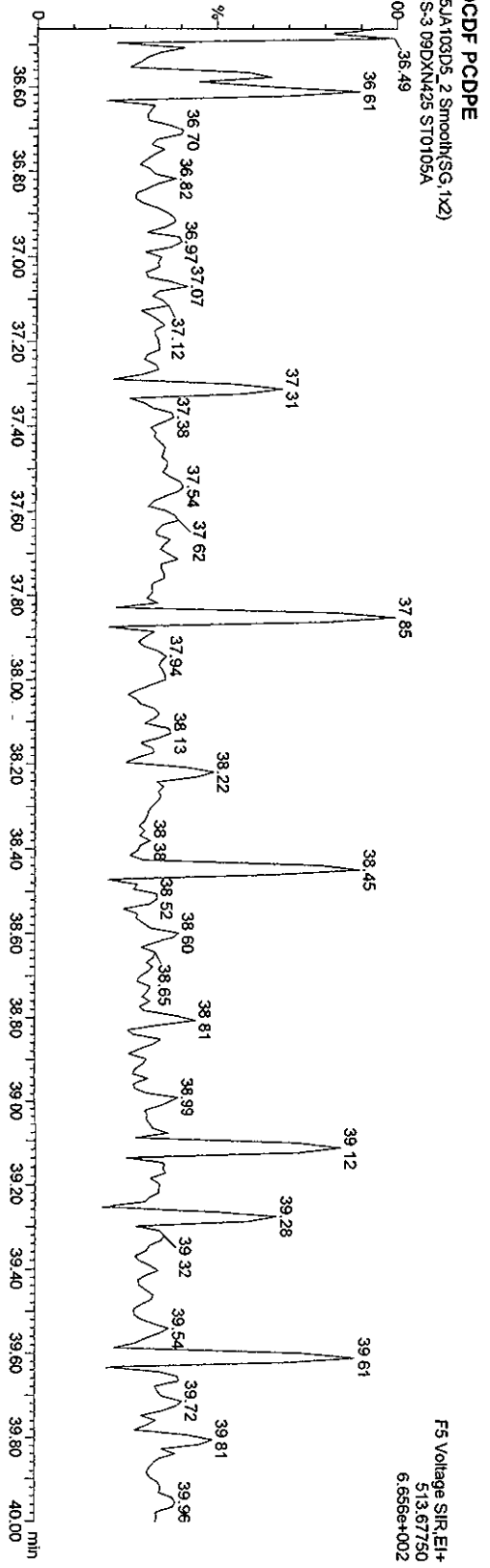


05JA103D5_2 Smooth(SG, 1x2)
CS-3 09DXN425 ST0105A



OCDF PCDDPE

05JA103D5_2 Smooth(SG, 1x2)
CS-3 09DXN425 ST0105A



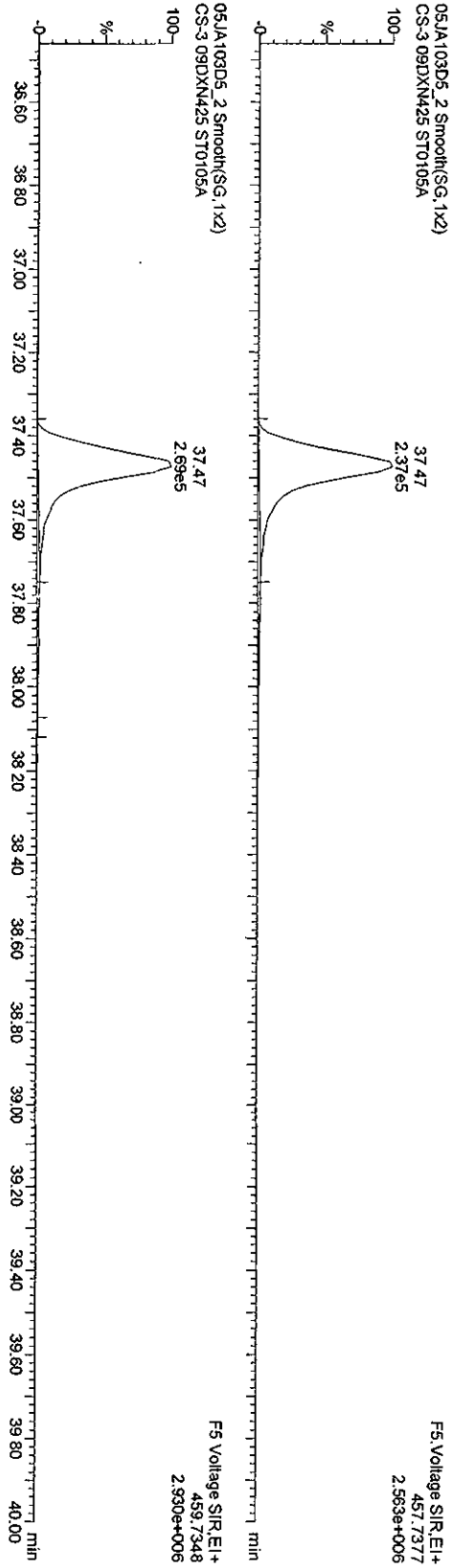
Quantity Sample Report MassLynx 4.1

Dataset: C:\MassLynx\Default.pro\05JA103D58290A.qld

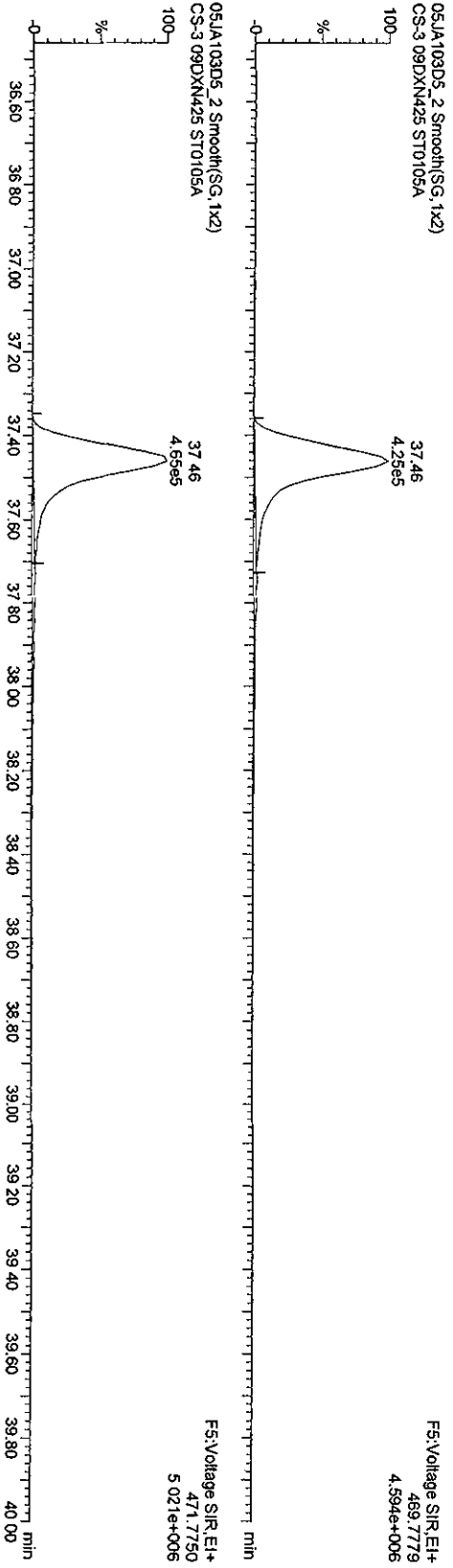
Last Altered: Wednesday, January 06, 2010 10:22:19 Pacific Standard Time
Printed: Wednesday, January 06, 2010 10:23:43 Pacific Standard Time

Name: 05JA103D5_2, Date: 05-Jan-2010, Time: 23:43:09, ID: ST0105A, Description: CS-3 09DXN425

OCDD



13C-OCDD

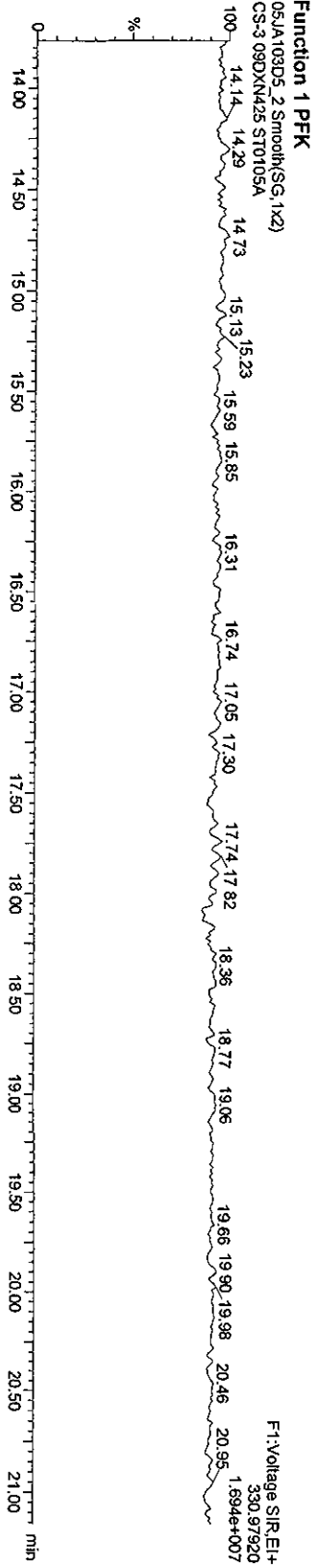
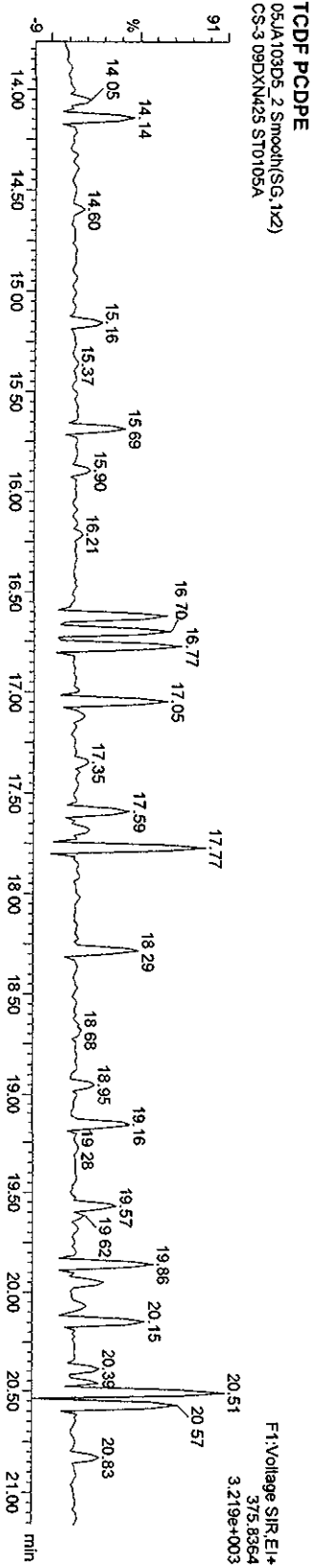



Quantity Sample Report Masslynx 4.1

Dataset: C:\Masslynx\Default.pro\05JA103D56290A.qld

Last Altered: Wednesday, January 06, 2010 10:22:19 Pacific Standard Time
Printed: Wednesday, January 06, 2010 10:23:43 Pacific Standard Time

Name: 05JA103D5_2, Date: 05-Jan-2010, Time: 23:43:09, ID: ST0105A, Description: CS-3 09DXN425



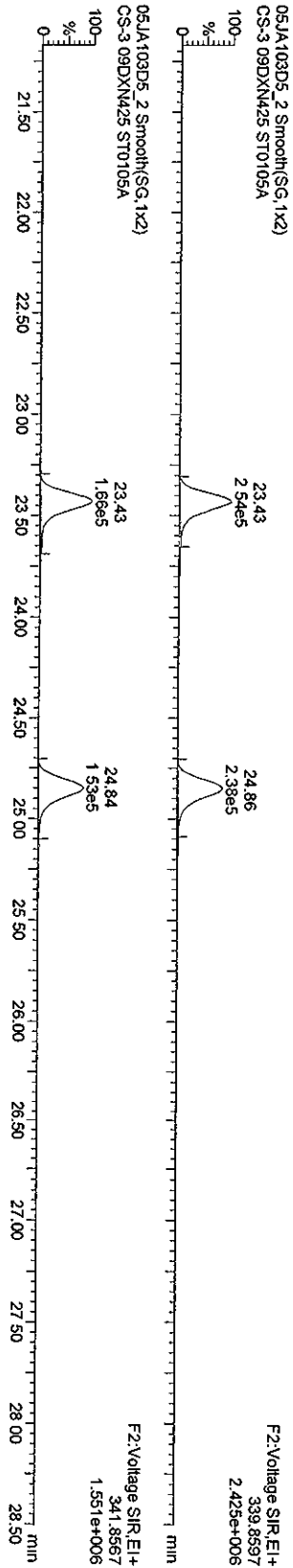
Quantity Sample Report Masslynx 4.1

Dataset: C:\Masslynx\Default.pro\05JA103D58290A.qld

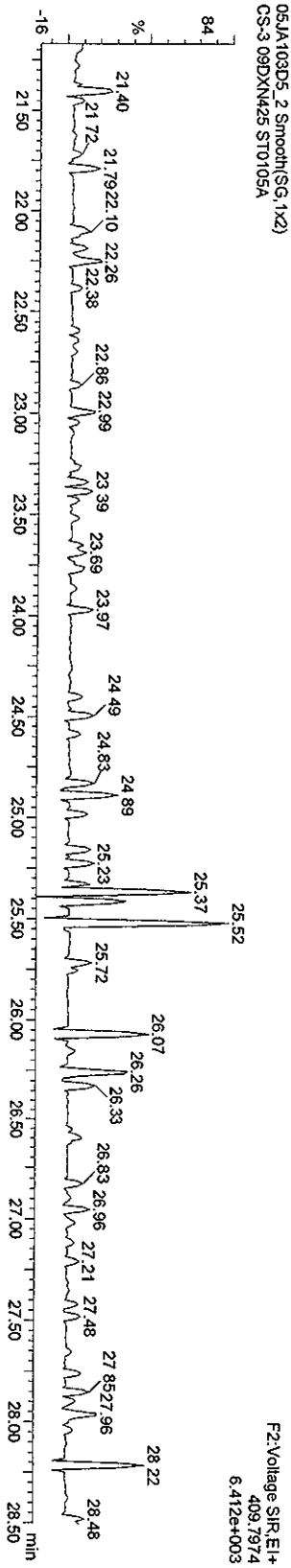
Last Altered: Wednesday, January 06, 2010 10:22:19 Pacific Standard Time
Printed: Wednesday, January 06, 2010 10:23:43 Pacific Standard Time

Name: 05JA103D5_2, Date: 05-Jan-2010, Time: 23:43:09, ID: ST0105A, Description: CS-3 09DXN425

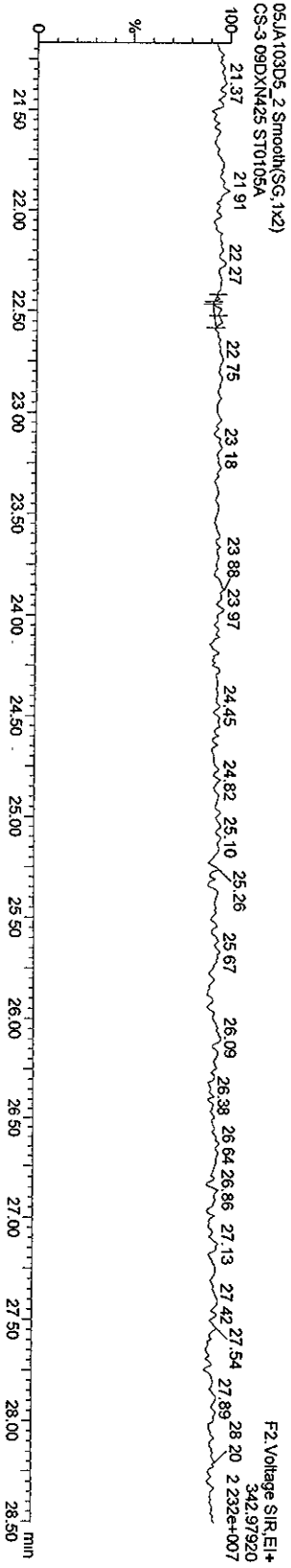
PecDF



F2 PecDF PCDPE



Function 2 PFK


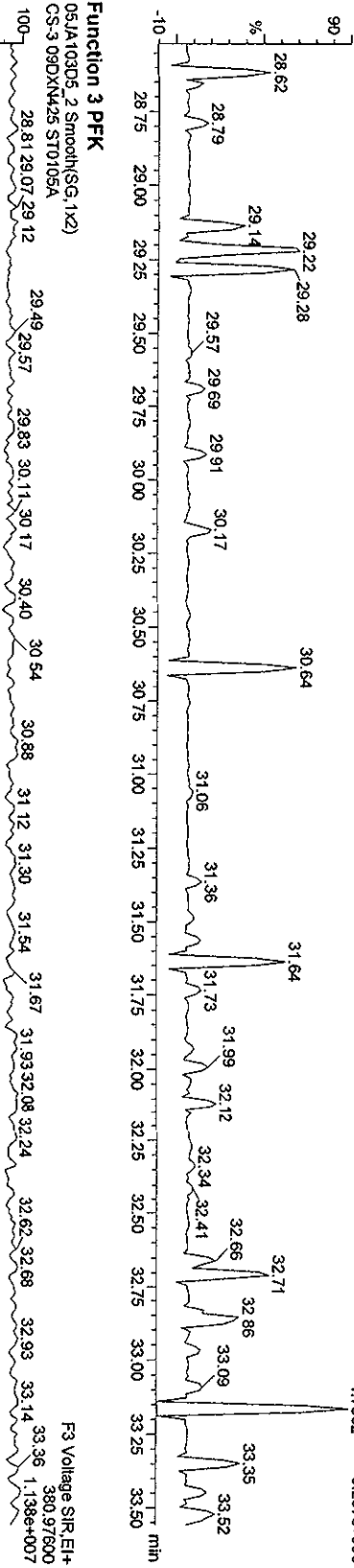
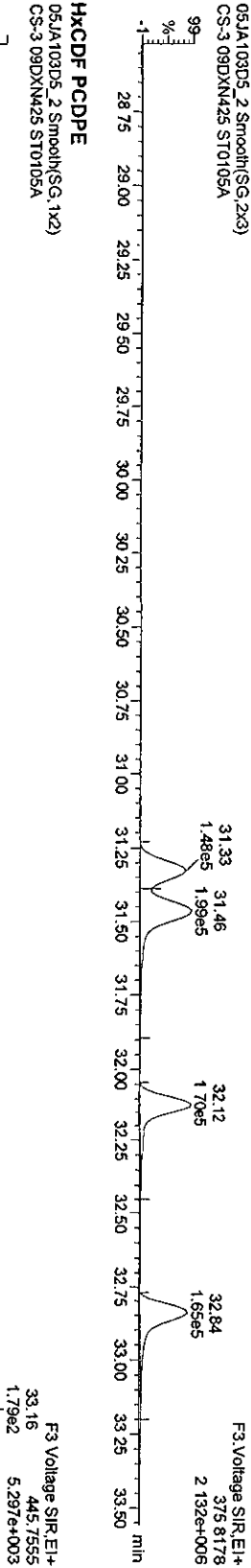
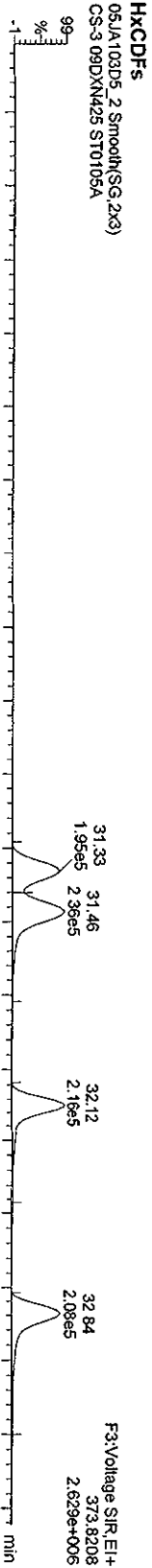


Quantity Sample Report MassLynx 4.1

Dataset: C:\MassLynx\Default\pro\05JA103D568290A.qld

Last Altered: Wednesday, January 06, 2010 10:22:19 Pacific Standard Time
 Printed: Wednesday, January 06, 2010 10:23:43 Pacific Standard Time

Name: 05JA103D5_2, Date: 05-Jan-2010, Time: 23:43:09, ID: ST0105A, Description: CS-3 09DXN425



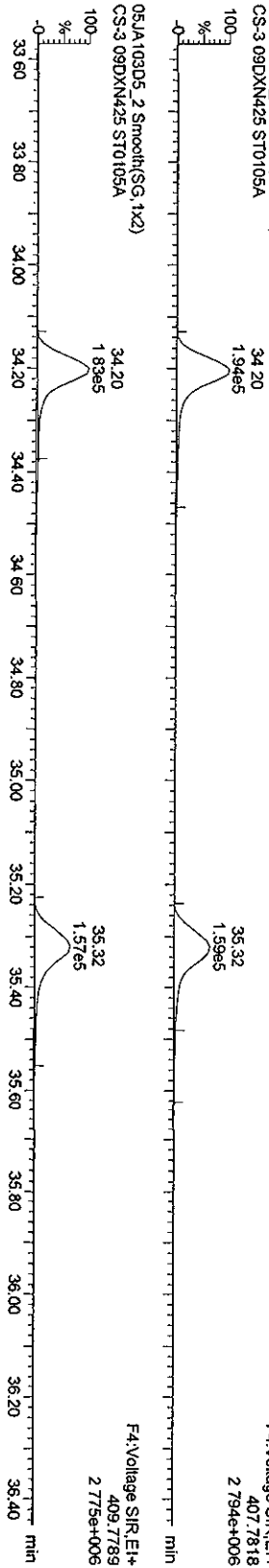
Quantity Sample Report MassLynx 4.1

Dataset: C:\MassLynx\Default\pro05JA103D58290A.qld

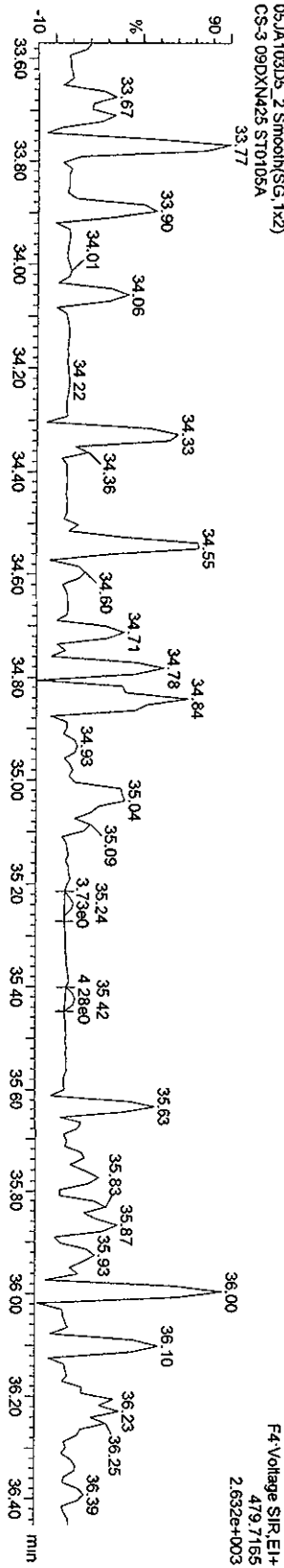
Last Altered: Wednesday, January 06, 2010 10:22:19 Pacific Standard Time
Printed: Wednesday, January 06, 2010 10:23:43 Pacific Standard Time

Name: 05JA103D5_2, Date: 05-Jan-2010, Time: 23:43:09, ID: ST0105A, Description: CS-3 09DXN425

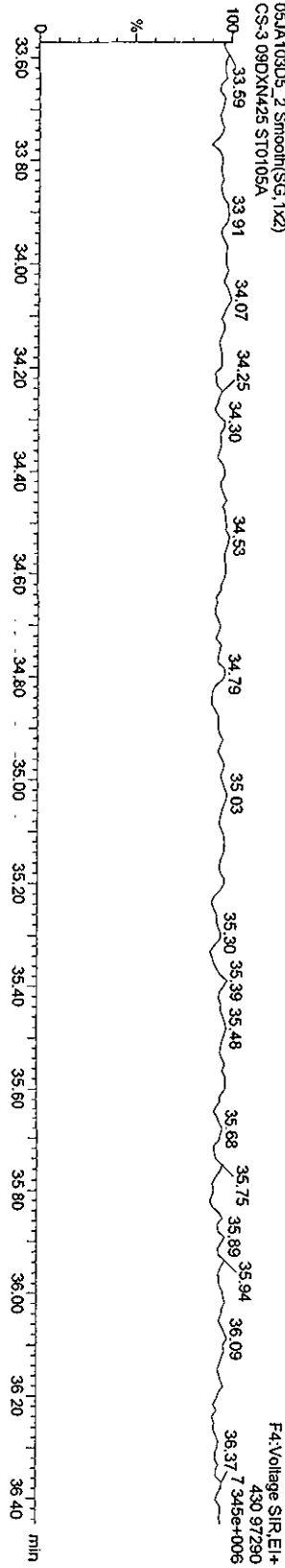
HPCDFs
05JA103D5_2 Smooth(SG, 1x2)
CS-3 09DXN425 ST0105A



HPCDF PCDPE
05JA103D5_2 Smooth(SG, 1x2)
CS-3 09DXN425 ST0105A



Function 4 FPK
05JA103D5_2 Smooth(SG, 1x2)
CS-3 09DXN425 ST0105A


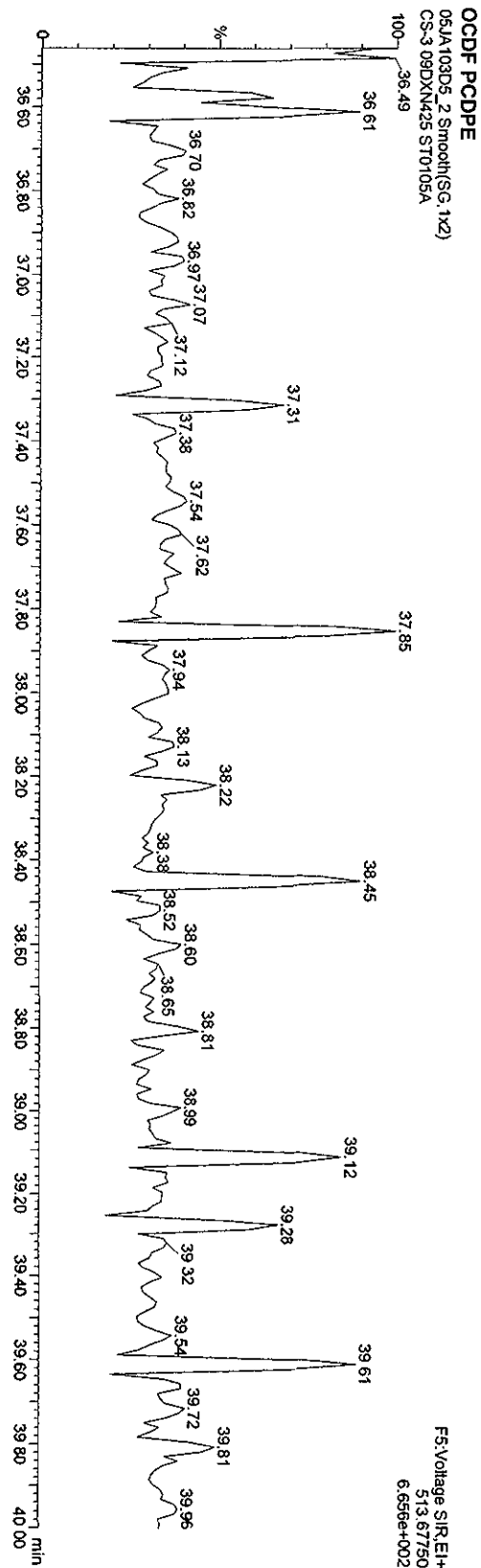


Quantity Sample Report MassLynx 4.1

Dataset: C:\MassLynx\Default.pro\05_JA103D58290A.qld

Last Altered: Wednesday, January 06, 2010 10:22:19 Pacific Standard Time
Printed: Wednesday, January 06, 2010 10:23:43 Pacific Standard Time

Name: 05JA103D5_2, Date: 05-Jan-2010, Time: 23:43:09, ID: ST0105A, Description: CS-3 09DXN425



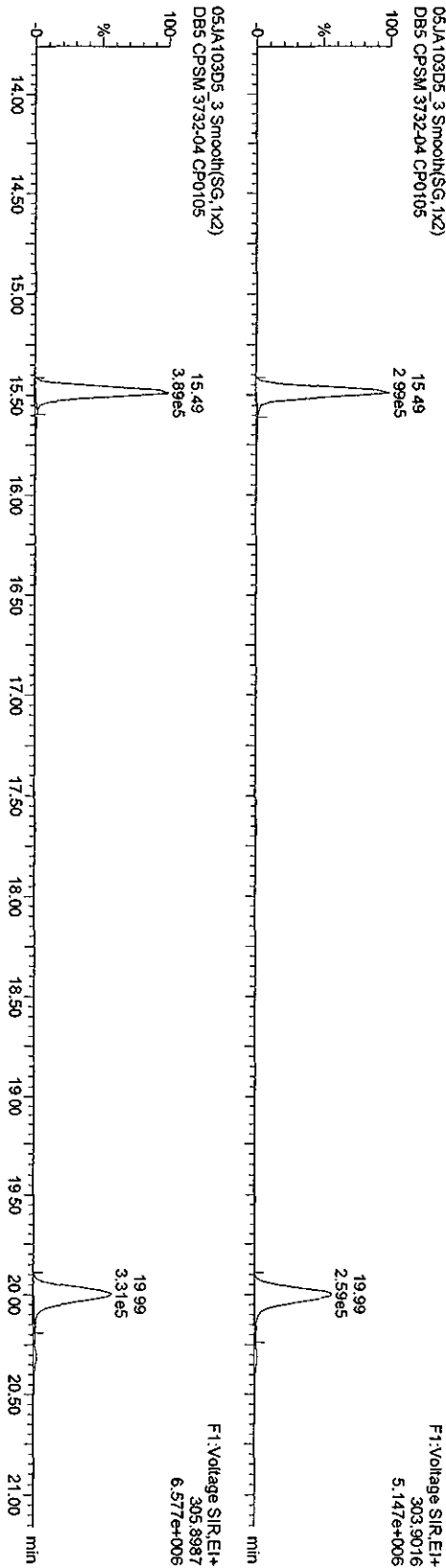
Quantity Sample Report MassLynx 4.1

Dataset: C:\MassLynx\Default\prot05JA103D58290A.qld

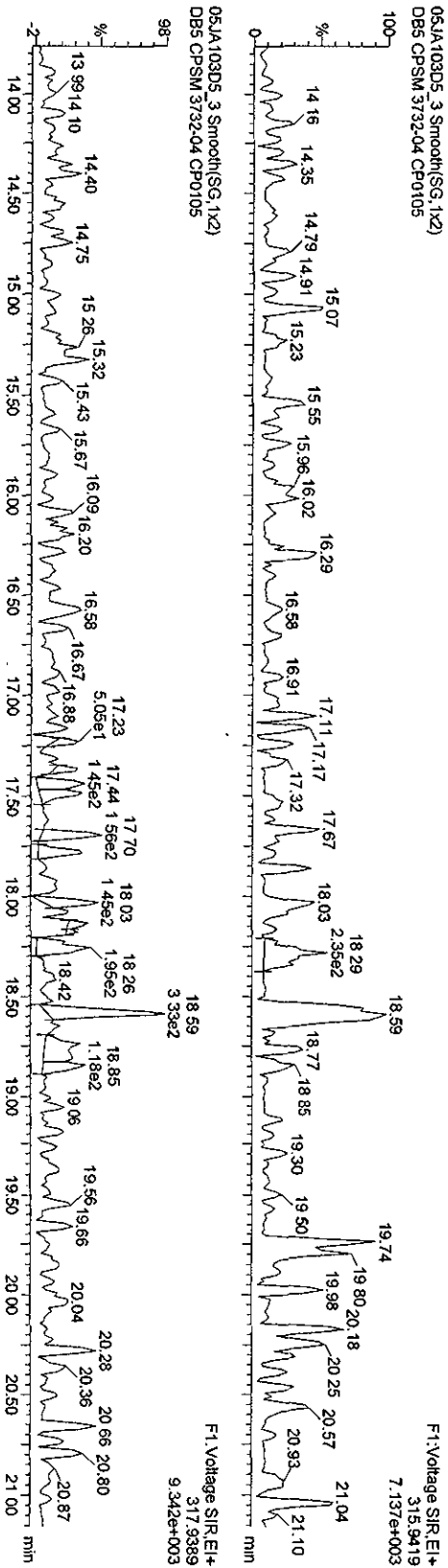
Last Altered: Wednesday, January 06, 2010 10:22:19 Pacific Standard Time
Printed: Wednesday, January 06, 2010 10:23:43 Pacific Standard Time

Name: 05JA103D5_3, Date: 06-Jan-2010, Time: 00:25:36, ID: CP0105, Description: DB5 CPSM 3732-04

TCDFS



13C-TCDF



05JA103D5_3.Smooth(SG,1x2)
DB5 CPSM 3732-04 CP0105

F1: Voltage SIR.EI+
317.9389
9.342e+003

13.99 14.10 14.40 14.75 15.26 15.32 15.43 15.67 16.09 16.20 16.58 16.67 16.88 17.23 17.44 17.70 18.03 18.26 18.42 18.59 18.85 19.06 19.56 19.66 20.04 20.28 20.36 20.66 20.80 20.87 21.00



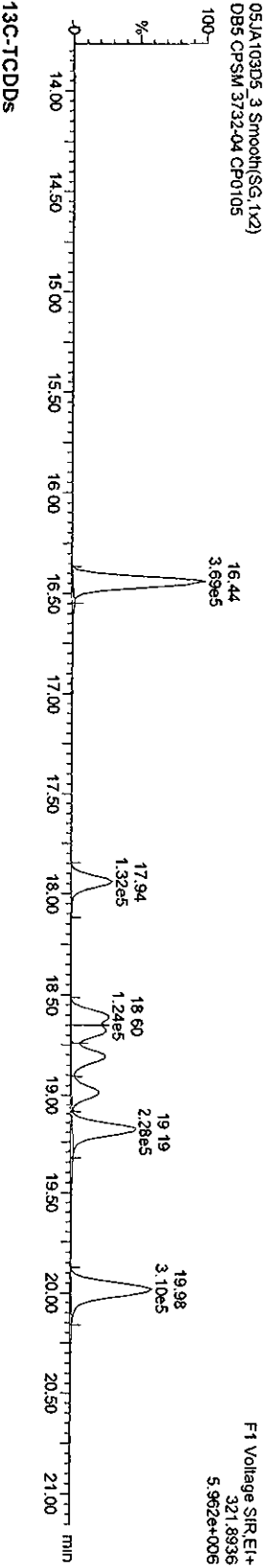

Quantity Sample Report MassLynx 4.1

Dataset: C:\MassLynx\Default\pro05JA103D58290A.qld

Last Altered: Wednesday, January 06, 2010 10:22:19 Pacific Standard Time
Printed: Wednesday, January 06, 2010 10:23:43 Pacific Standard Time

Name: 05JA103D5_3, Date: 06-Jan-2010, Time: 00:25:36, ID: CP0105, Description: DB5 CPSM 3732-04

TCDDs



Quantity Sample Report Masslynx 4.1

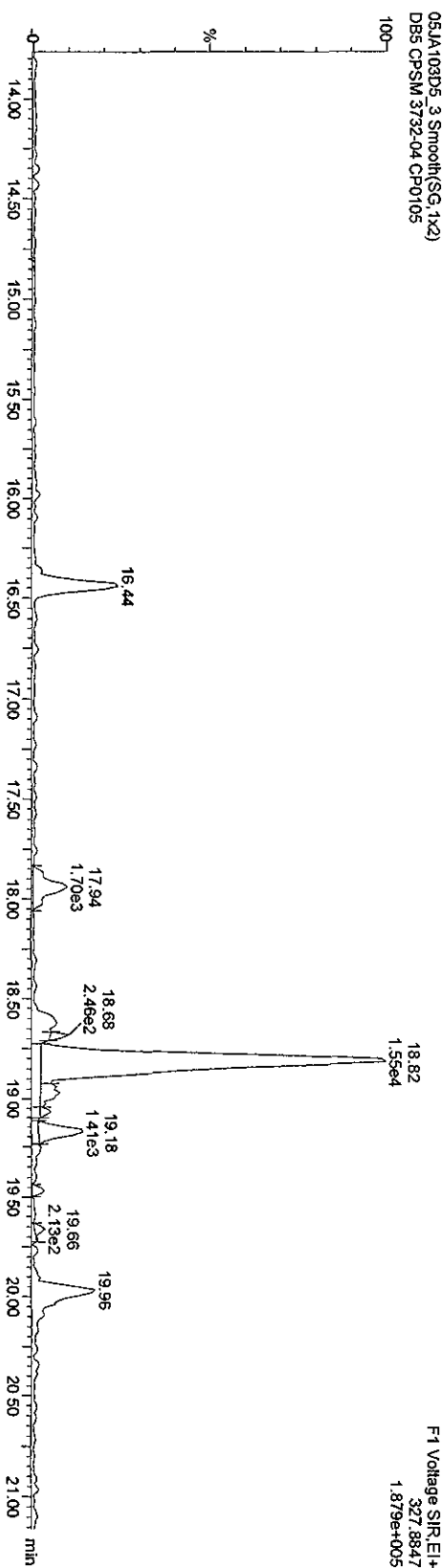
Dataset: C:\Masslynx\Default\pro\05JA103D58290A.qld

Last Altered: Wednesday, January 06, 2010 10:22:19 Pacific Standard Time
Printed: Wednesday, January 06, 2010 10:23:43 Pacific Standard Time

Name: 05JA103D5_3, Date: 06-Jan-2010, Time: 00:25:35, ID: CP0105, Description: DB5 CPSM 3732-04


37CL-2,3,7,8-TCDD

05JA103D5_3 Smooth(SG,1x2)
DB5 CPSM 3732-04 CP0105




13C-1CDDs

05JA103D5_3 Smooth(SG,1x2)
DB5 CPSM 3732-04 CP0105



05JA103D5_3 Smooth(SG,1x2)
DB5 CPSM 3732-04 CP0105



Quantity Sample Report MassLynx 4.1

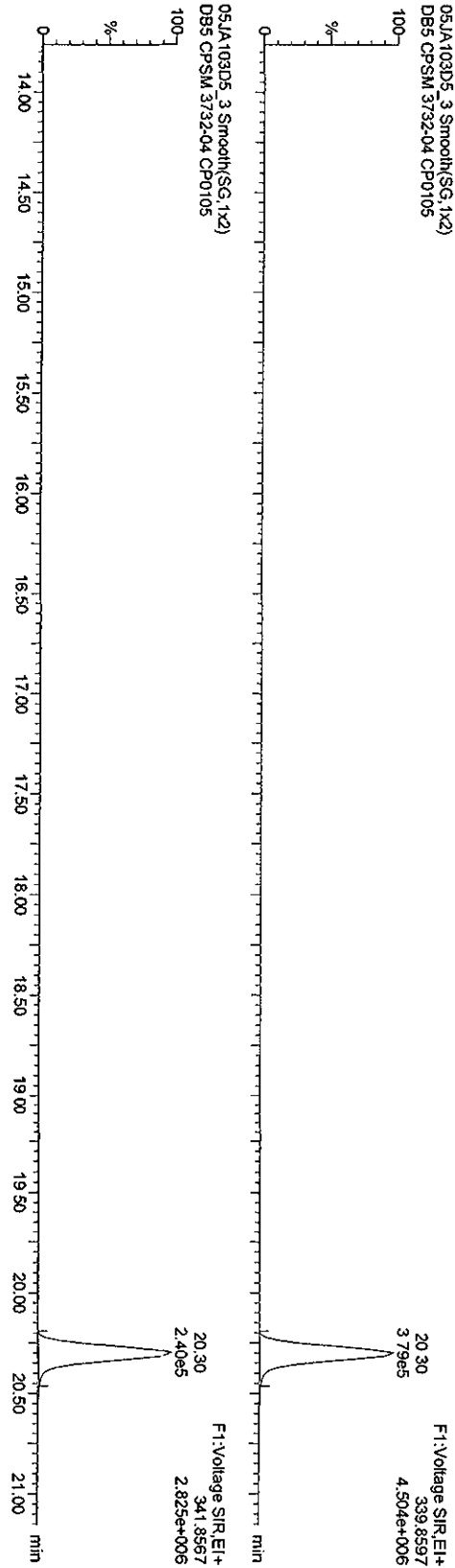
Dataset: C:\MassLynx\Default\pro\05JA103D58290A.qld

Last Altered: Wednesday, January 06, 2010 10:22:19 Pacific Standard Time
Printed: Wednesday, January 06, 2010 10:23:43 Pacific Standard Time

Name: 05JA103D5_3, Date: 06-Jan-2010, Time: 00:25:36, ID: CP0105, Description: DB5 CPSM 3732-04

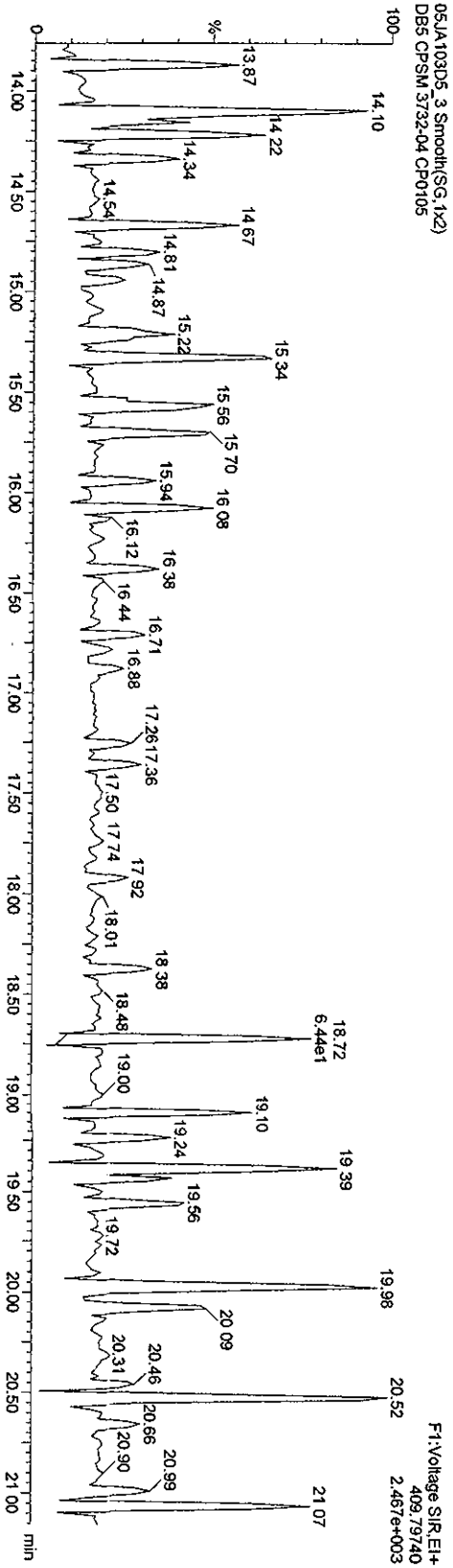
F1 PeCDFs

05JA103D5_3 Smooth(SG, 1x2)
DB5 CPSM 3732-04 CP0105



F1 PeCDF PCDPE

05JA103D5_3 Smooth(SG, 1x2)
DB5 CPSM 3732-04 CP0105



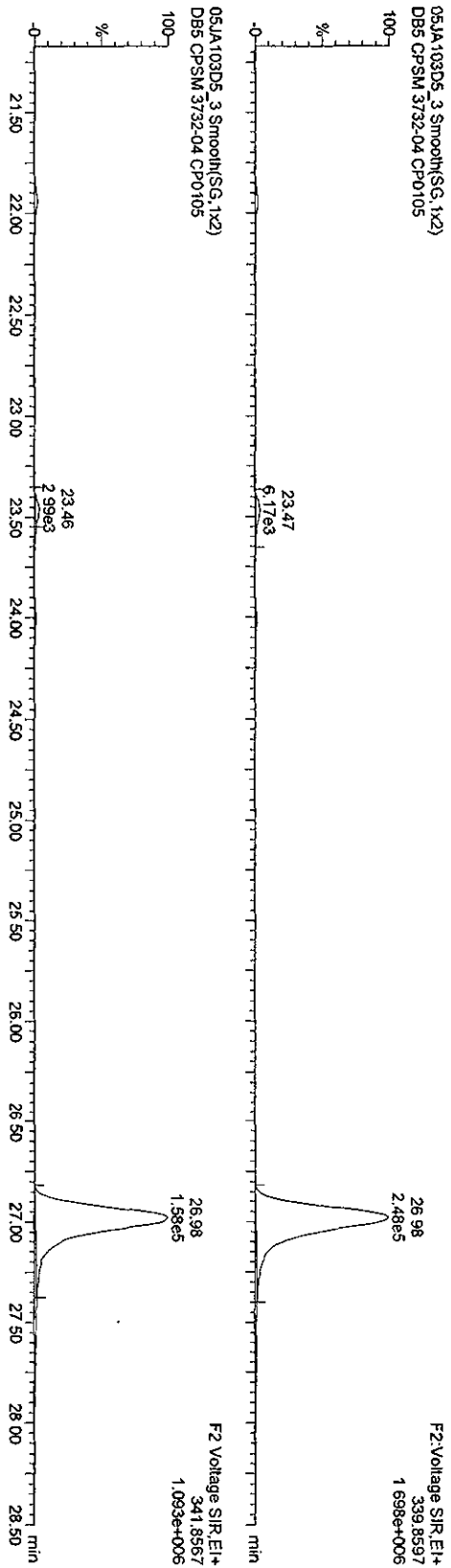
Quantity Sample Report MassLynx 4.1

Dataset: C:\MassLynx\Default\pro05JA103D58290A.qld

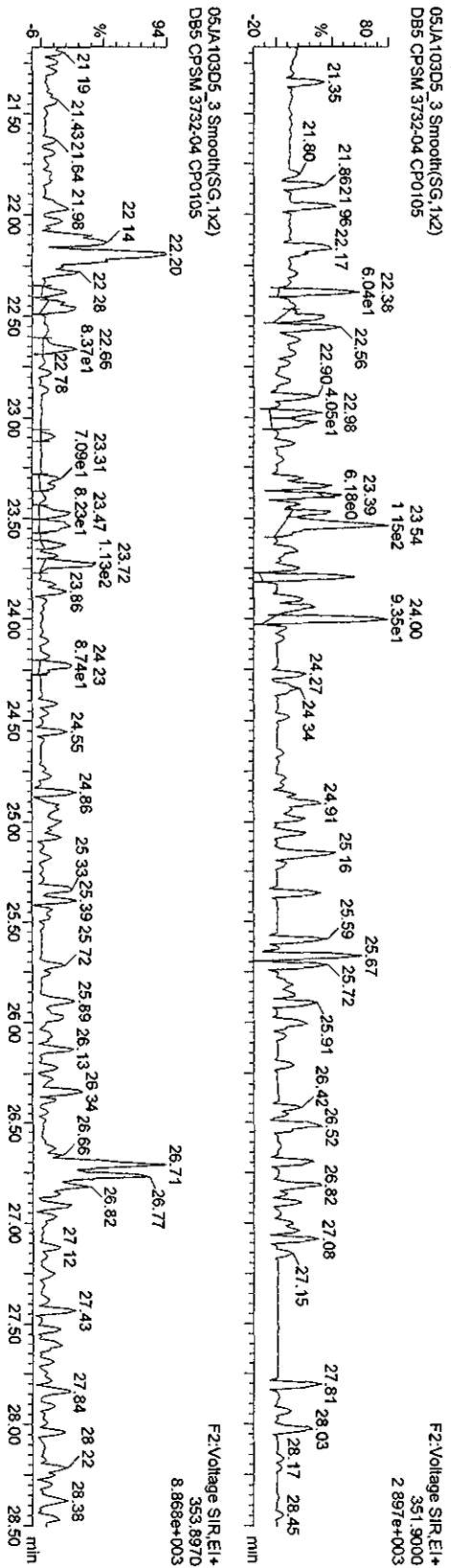
Last Altered: Wednesday, January 06, 2010 10:22:19 Pacific Standard Time
Printed: Wednesday, January 06, 2010 10:23:43 Pacific Standard Time

Name: 05JA103D5_3, Date: 06-Jan-2010, Time: 00:25:36, ID: CP0105, Description: DB5 CPSM 3732-04

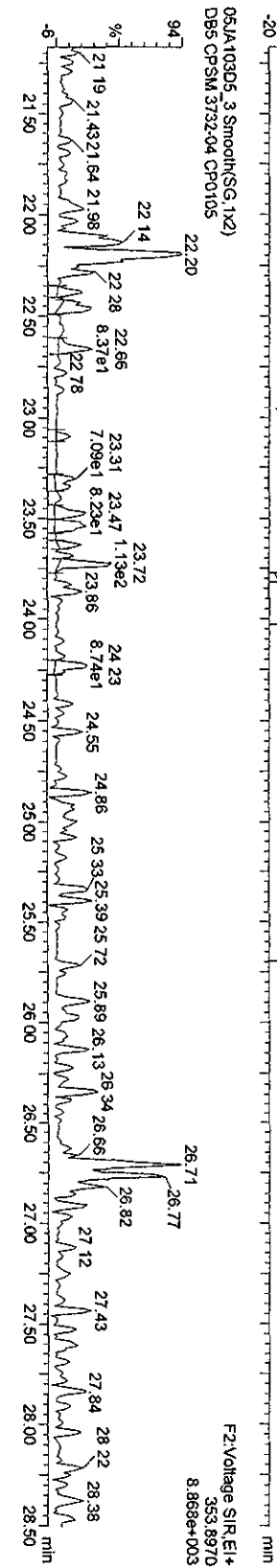
PeCDFs
05JA103D5_3 Smooth(SG,1x2)
DB5 CPSM 3732-04 CP0105



13C-PeCDFs
05JA103D5_3 Smooth(SG,1x2)
DB5 CPSM 3732-04 CP0105



05JA103D5_3 Smooth(SG,1x2)
DB5 CPSM 3732-04 CP0105

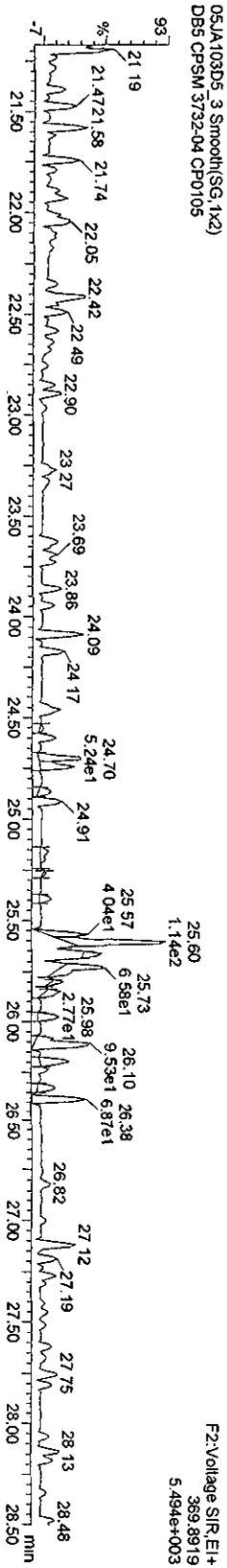
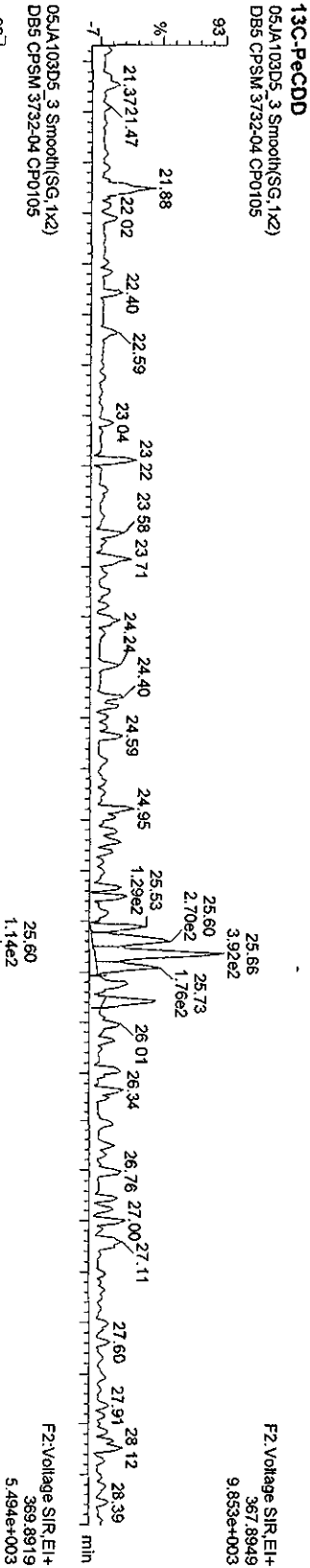



Quantity Sample Report MassLynx 4.1

Dataset: C:\MassLynx\Default\pro105JA103D58290A.qld

Last Altered: Wednesday, January 06, 2010 10:22:19 Pacific Standard Time
Printed: Wednesday, January 06, 2010 10:23:43 Pacific Standard Time

Name: 05JA103D5_3, Date: 06-Jan-2010, Time: 00:25:36, ID: CP0105, Description: DB5 CPSM 3732-04



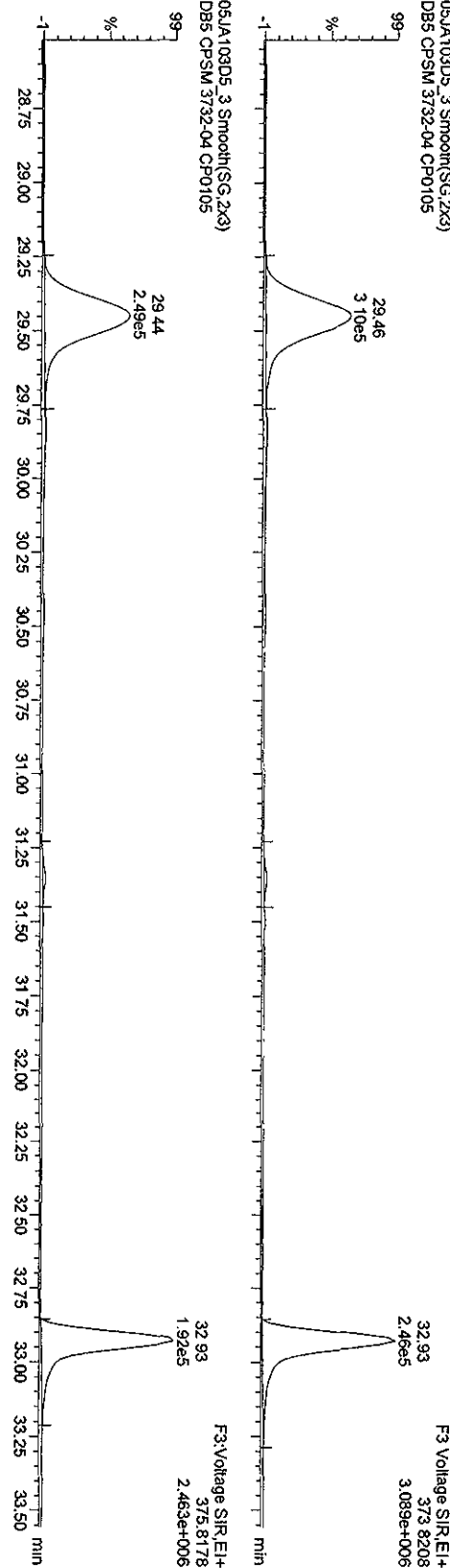
Quantity Sample Report MassLynx 4.1

Dataset: C:\MassLynx\Default\prot05JA103D58290A.qld

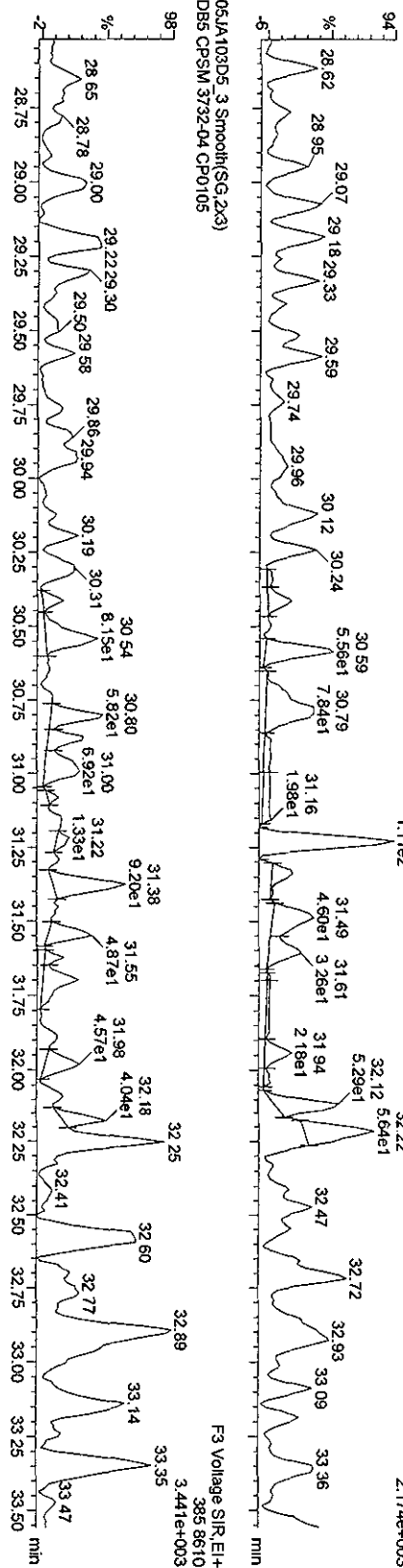
Last Altered: Wednesday, January 06, 2010 10:22:19 Pacific Standard Time
Printed: Wednesday, January 06, 2010 10:23:43 Pacific Standard Time

Name: 05JA103D5_3, Date: 06-Jan-2010, Time: 00:25:36, ID: CP0105, Description: DB5 CPSM 3732-04

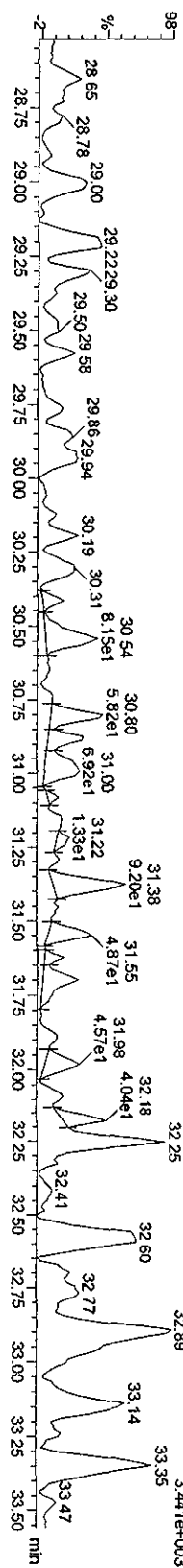
HXCDFS
05JA103D5_3 Smooth(SG,2x3)
DB5 CPSM 3732-04 CP0105



13C-HXCDFS
05JA103D5_3 Smooth(SG,2x3)
DB5 CPM 3732-04 CP0105



05JA103D5_3 Smooth(SG,2x3)
DB5 CPSM 3732-04 CP0105



Quantity Sample Report Masslynx 4.1

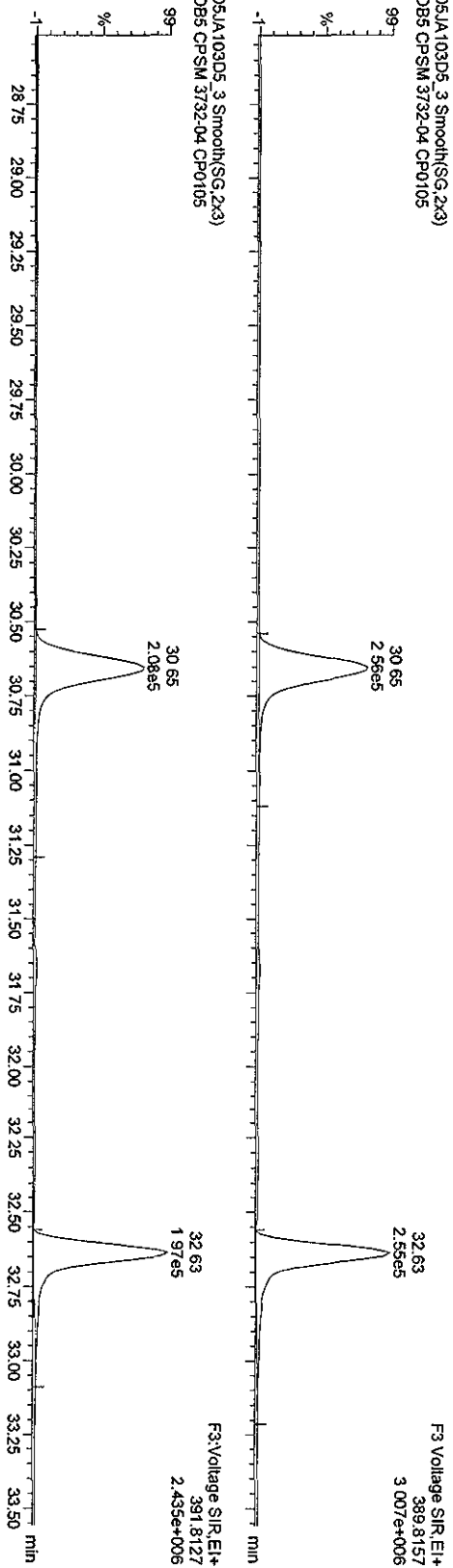
Dataset: C:\Masslynx\Default\prof05JA103D568290A.qld

Last Altered: Wednesday, January 06, 2010 10:22:19 Pacific Standard Time
Printed: Wednesday, January 06, 2010 10:23:43 Pacific Standard Time

Name: 05JA103D5_3, Date: 06-Jan-2010, Time: 00:25:36, ID: CP0105, Description: DB5 CPSM 3732-04

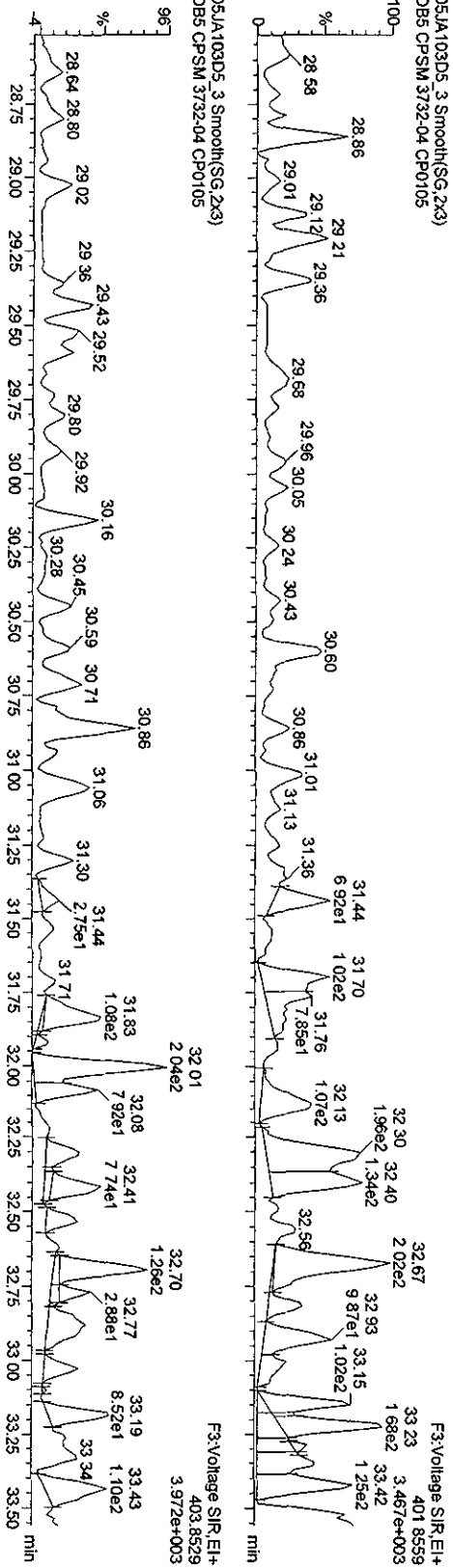
HXCDDs

05JA103D5_3 Smooth(SG,2x3)
DB5 CPSM 3732-04 CP0105



13C-HXCDDs

05JA103D5_3 Smooth(SG,2x3)
DB5 CPSM 3732-04 CP0105



Quantity Sample Report Masslynx 4.1


Dataset: C:\Masslynx\Default.pro\05JA103D568290A.qld

Last Altered: Wednesday, January 06, 2010 10:22:19 Pacific Standard Time
Printed: Wednesday, January 06, 2010 10:23:43 Pacific Standard Time

Name: 05JA103D5_3, Date: 06-Jan-2010, Time: 00:25:36, ID: CP0105, Description: DB5 CPSM 3732-04

HPCDFs

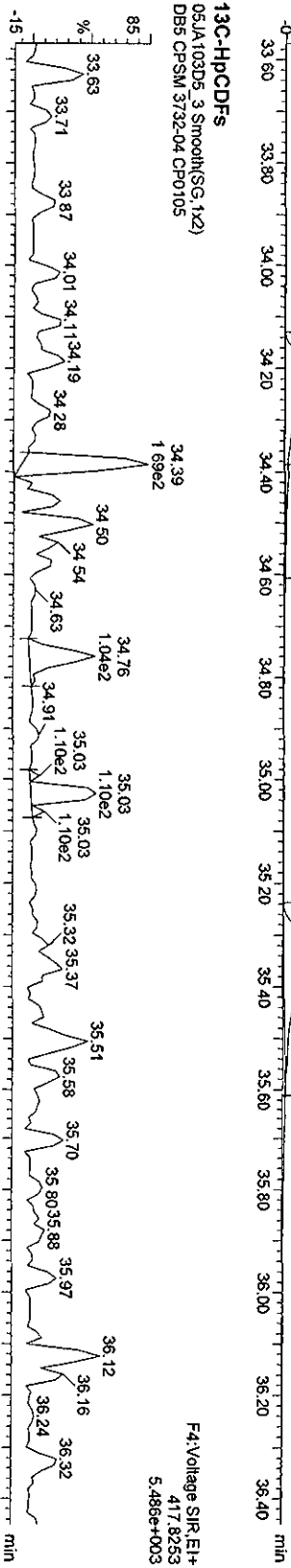
05JA103D5_3 Smooth(SG, 1x2)
DB5 CPSM 3732-04 CP0105



F4:Voltage SIR.EI+
409.7789
3.690e+006

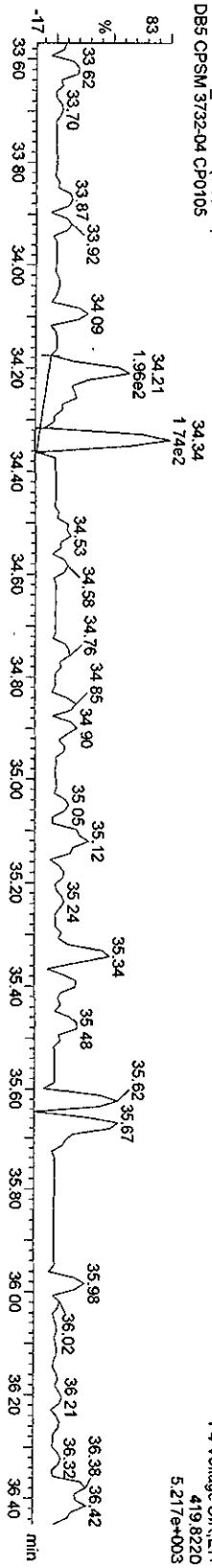
13C-HPCDFs

05JA103D5_3 Smooth(SG, 1x2)
DB5 CPSM 3732-04 CP0105



F4:Voltage SIR.EI+
417.8253
5.486e+003

05JA103D5_3 Smooth(SG, 1x2)
DB5 CPSM 3732-04 CP0105



F4:Voltage SIR.EI+
419.8220
5.217e+003

Quantity Sample Report MassLynx 4.1

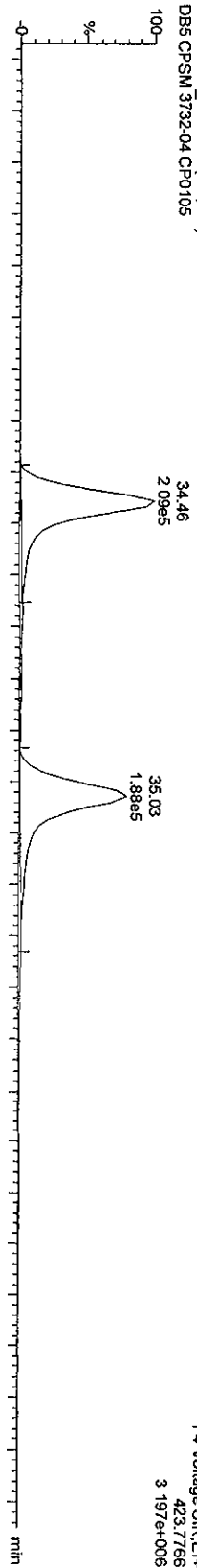
Dataset: C:\MassLynx\Default\proj\05JA103D58290A.qld

Last Altered: Wednesday, January 06, 2010 10:22:19 Pacific Standard Time
Printed: Wednesday, January 06, 2010 10:23:43 Pacific Standard Time

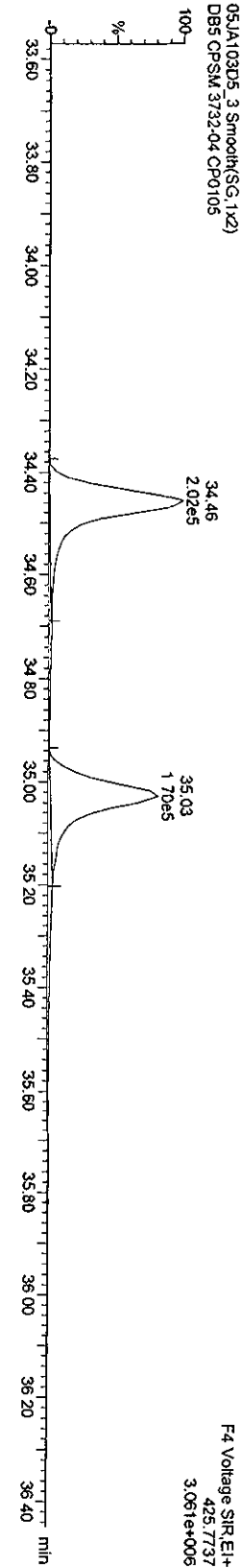
Name: 05JA103D5_3, Date: 06-Jan-2010, Time: 00:25:36, ID: CP0105, Description: DB5 CPSM 3732-04

HpCCDS

05JA103D5_3 Smooth(SG, 1x2)
DB5 CPSM 3732-04 CP0105

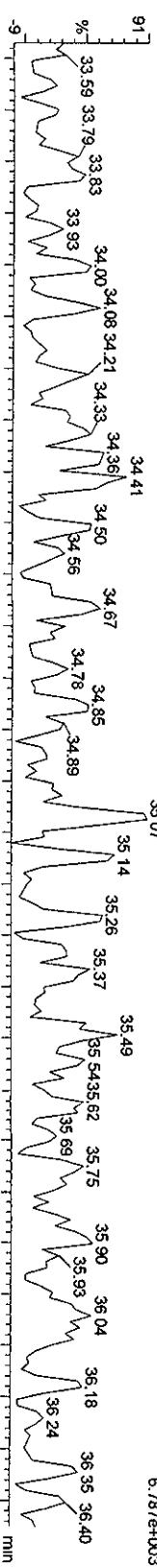


05JA103D5_3 Smooth(SG, 1x2)
DB5 CPSM 3732-04 CP0105

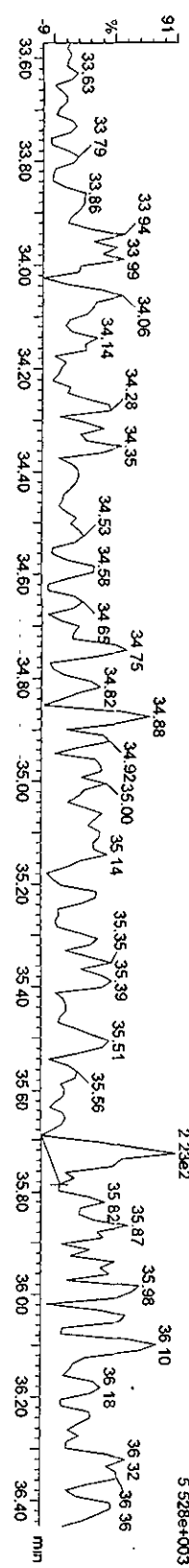


13C-HpCCD

05JA103D5_3 Smooth(SG, 1x2)
DB5 CPSM 3732-04 CP0105



05JA103D5_3 Smooth(SG, 1x2)
DB5 CPSM 3732-04 CP0105



Quantity Sample Report MassLynx 4.1

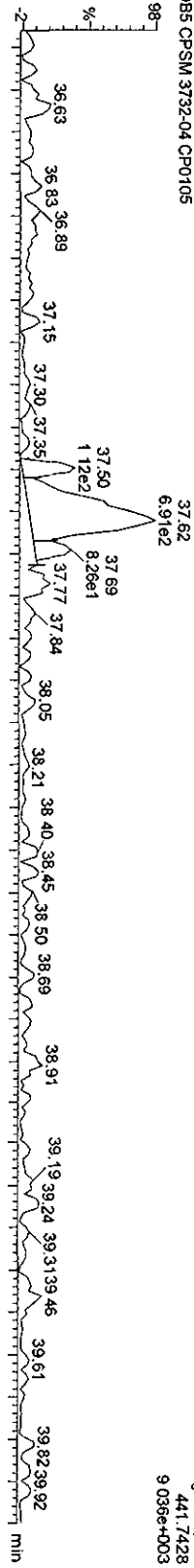
Dataset: C:\MassLynx\Default\prof05JA103D58290A.qld

Last Altered: Wednesday, January 06, 2010 10:22:19 Pacific Standard Time
Printed: Wednesday, January 06, 2010 10:23:43 Pacific Standard Time

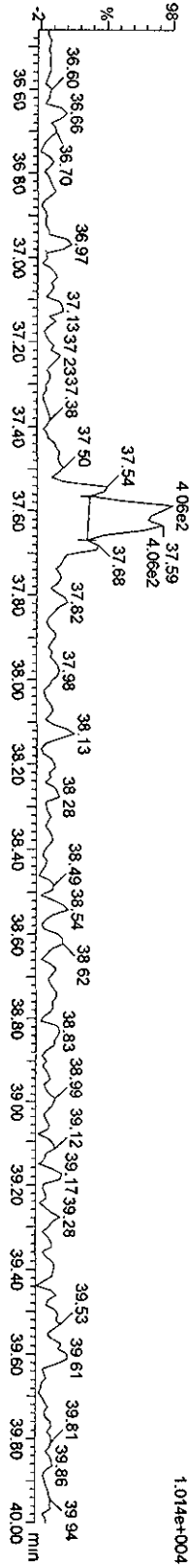
Name: 05JA103D5_3, Date: 06-Jan-2010, Time: 00:25:36, ID: CP0105, Description: DB5 CPSM 3732-04

OCDFs

05JA103D5_3.Smooth(SG,1x2)
DB5 CPSM 3732-04 CP0105

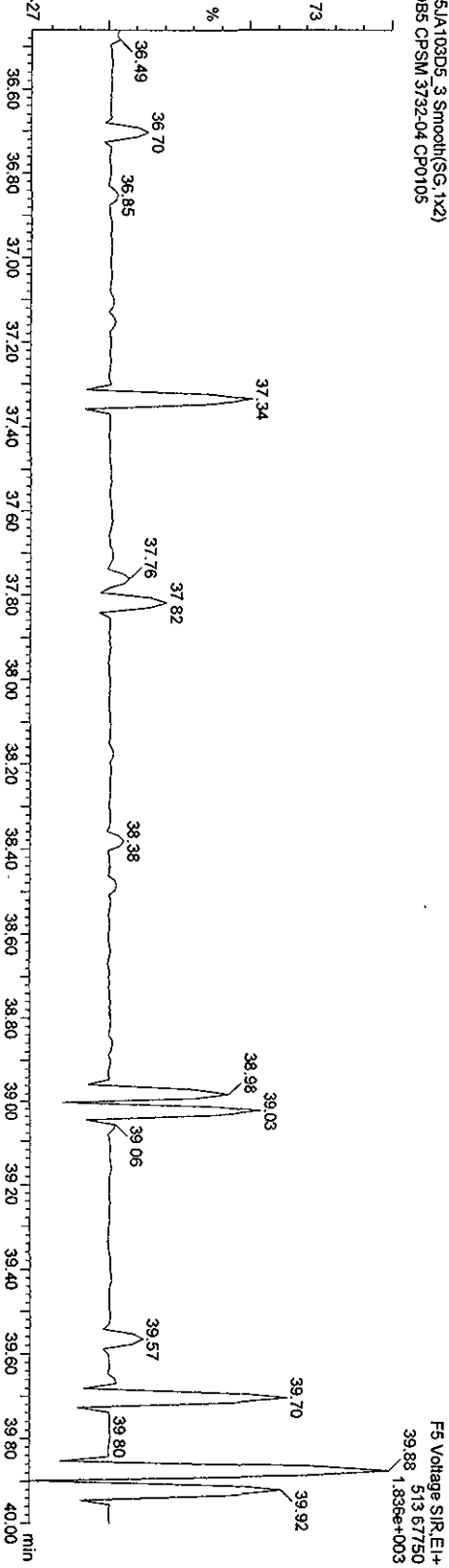


05JA103D5_3.Smooth(SG,1x2)
DB5 CPSM 3732-04 CP0105



OCDF PCDDPE

05JA103D5_3.Smooth(SG,1x2)
DB5 CPSM 3732-04 CP0105

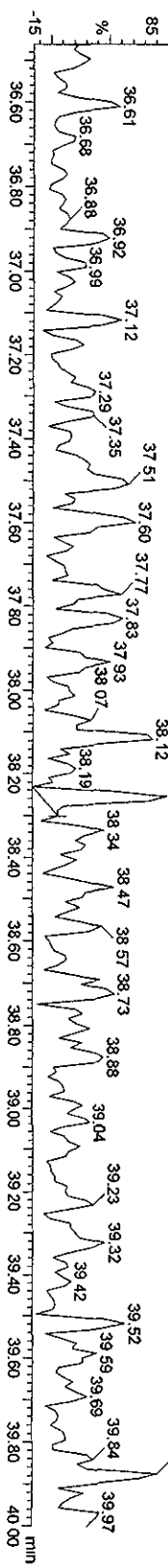
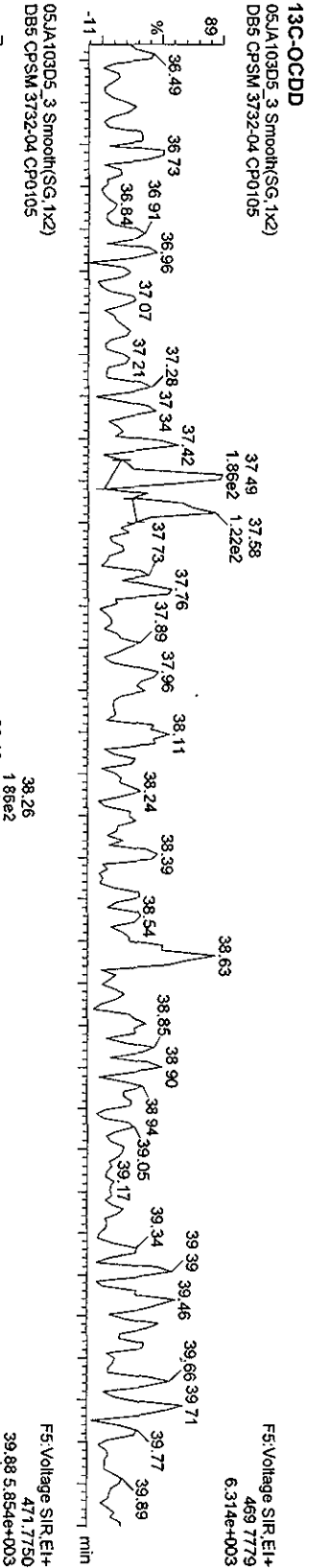



Quantity Sample Report MassLynx 4.1

Dataset: C:\MassLynx\Default.pro\05JA103D58290A.qld

Last Altered: Wednesday, January 06, 2010 10:22:19 Pacific Standard Time
Printed: Wednesday, January 06, 2010 10:23:43 Pacific Standard Time

Name: 05JA103D5_3, Date: 06-Jan-2010, Time: 00:25:36, ID: CP0105, Description: DB5 CPSM 3732-04

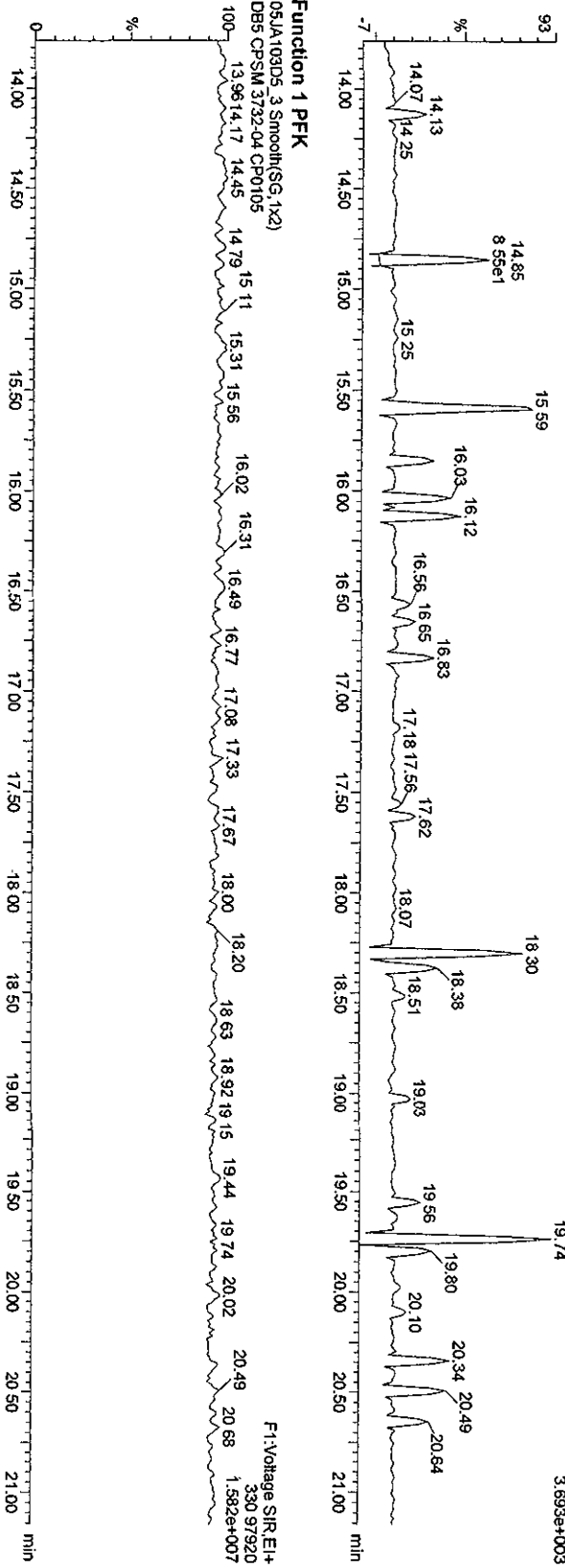




Quantity Sample Report MassLynx 4.1

Dataset: C:\MassLynx\Default\pro05JA103D58290A.qld

Last Altered: Wednesday, January 06, 2010 10:22:19 Pacific Standard Time
Printed: Wednesday, January 06, 2010 10:23:43 Pacific Standard Time

Name: 05JA103D5_3, Date: 06-Jan-2010, Time: 00:25:36, ID: CP0105, Description: DB5 CPSM 3732-04



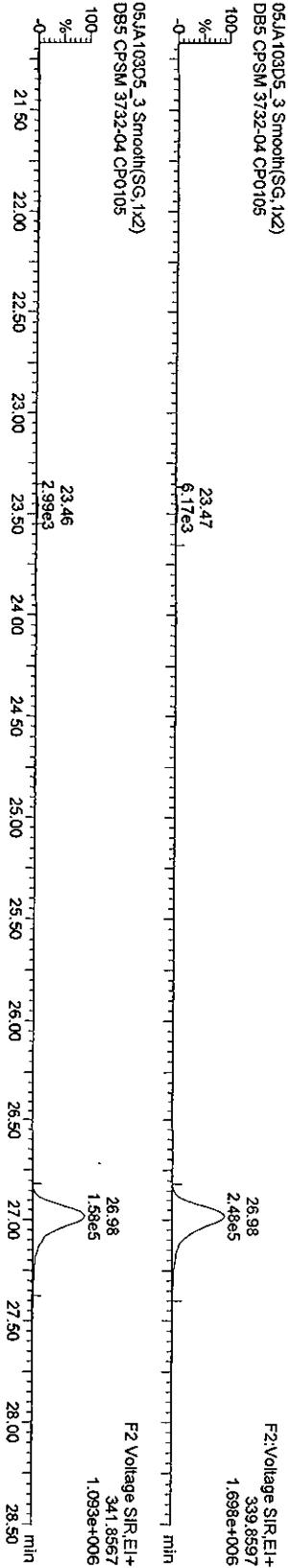
Quantity Sample Report MassLynx 4.1

Dataset: C:\MassLynx\Default\pro\05JA103D58290A.qld

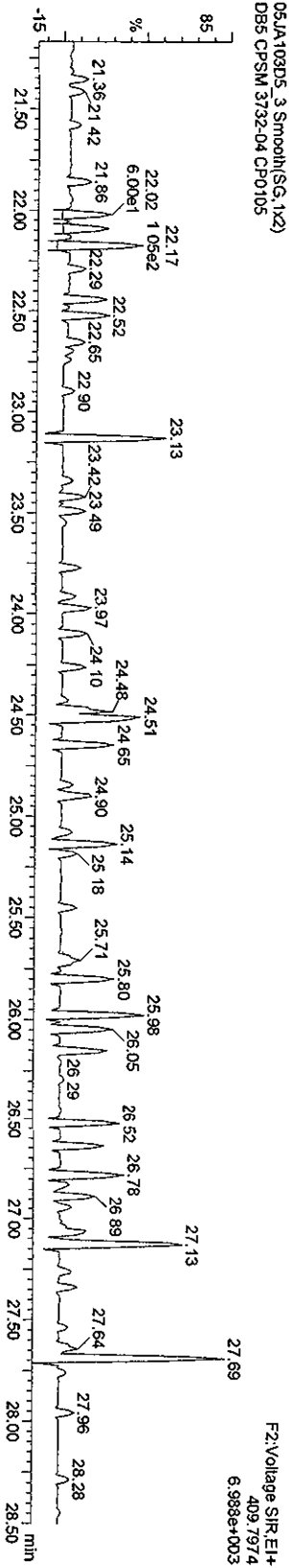
Last Altered: Wednesday, January 06, 2010 10:22:19 Pacific Standard Time
Printed: Wednesday, January 06, 2010 10:23:43 Pacific Standard Time

Name: 05JA103D5_3, Date: 06-Jan-2010, Time: 00:25:36, ID: CP0105, Description: DB5 CPSM 3732-04

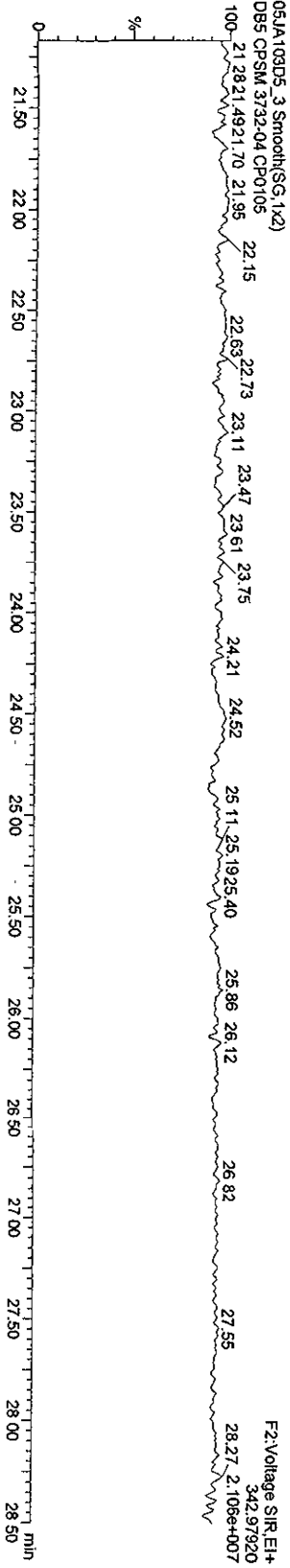
PeCDF



F2 PeCDF PCDPE



Function 2 PFK



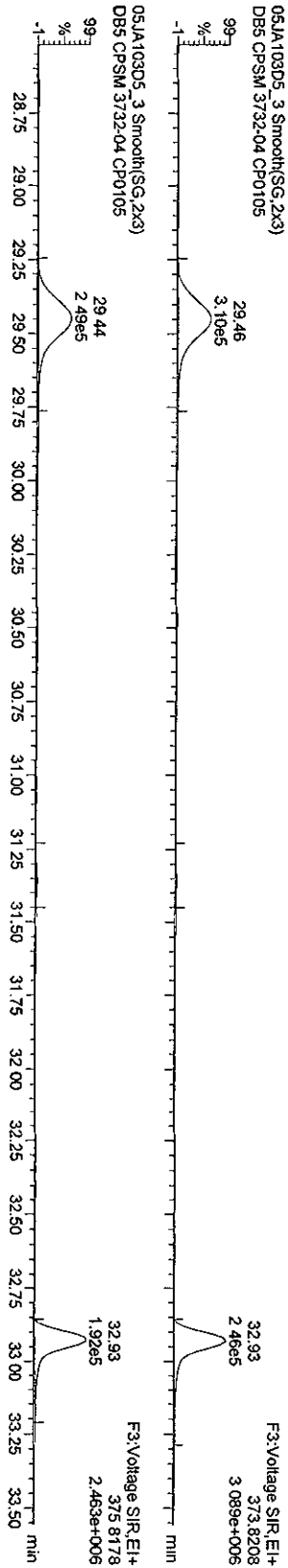
Quantity Sample Report MassLynx 4.1

Dataset: C:\MassLynx\Default\pro\05JA103D58290A.qld

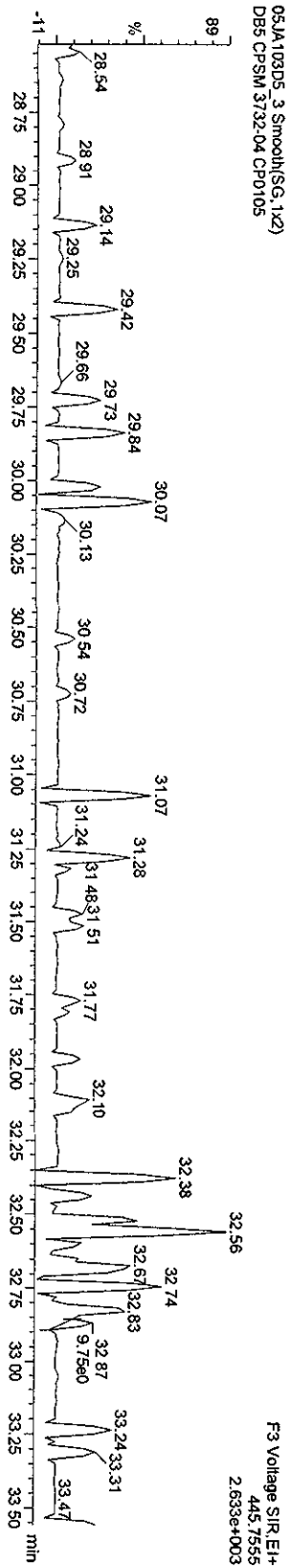
Last Altered: Wednesday, January 06, 2010 10:22:19 Pacific Standard Time
Printed: Wednesday, January 06, 2010 10:23:43 Pacific Standard Time

Name: 05JA103D5_3, Date: 06-Jan-2010, Time: 00:25:36, ID: CP0105, Description: DB5 CPSM 3732-04

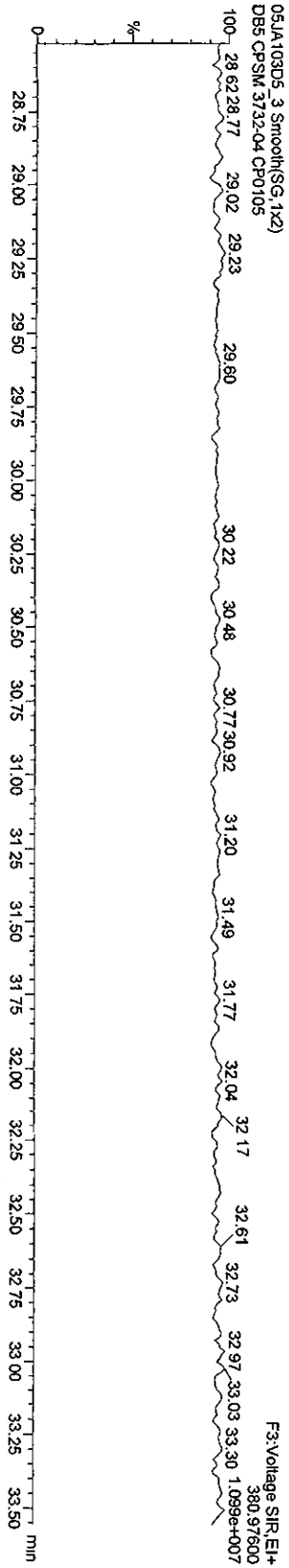
HxCDFs



HxCDF PCDPE



Function 3 PFK

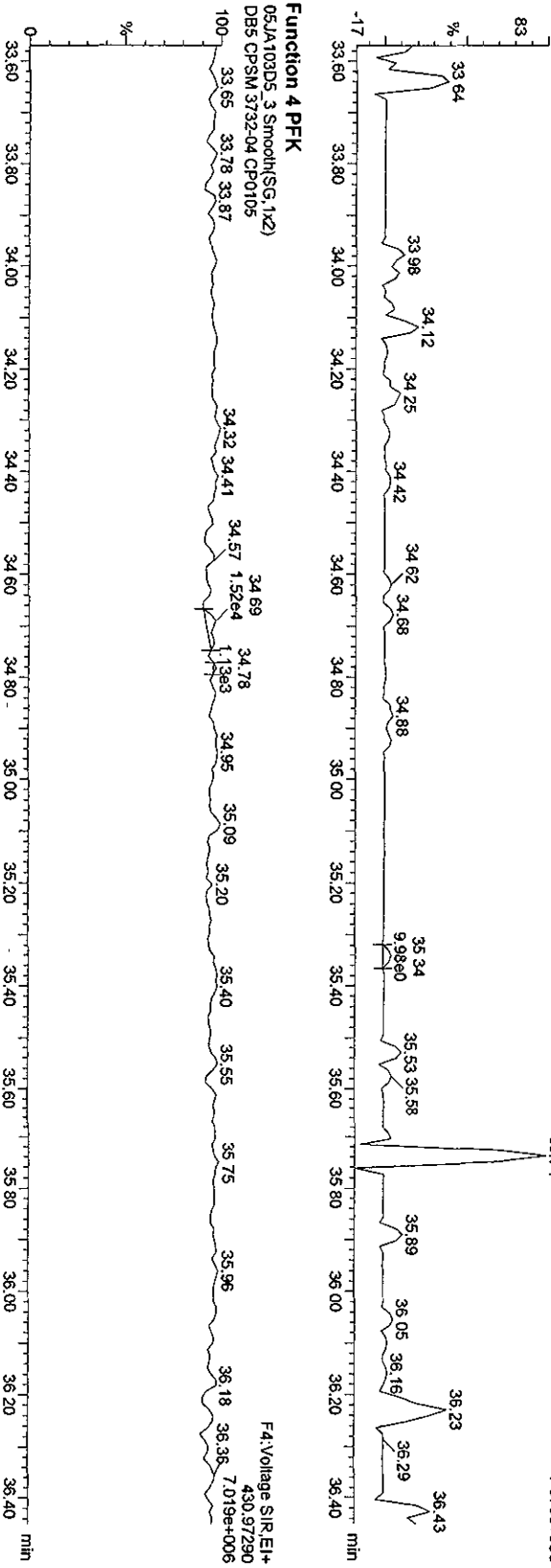




Quantity Sample Report MassLynx 4.1

Dataset: C:\MassLynx\Default.pro\05JA103D58290A.qld

Last Altered: Wednesday, January 06, 2010 10:22:19 Pacific Standard Time
Printed: Wednesday, January 06, 2010 10:23:43 Pacific Standard Time

Name: 05JA103D5_3, Date: 06-Jan-2010, Time: 00:25:36, ID: CP0105, Description: DB5 CPSM 3732-04



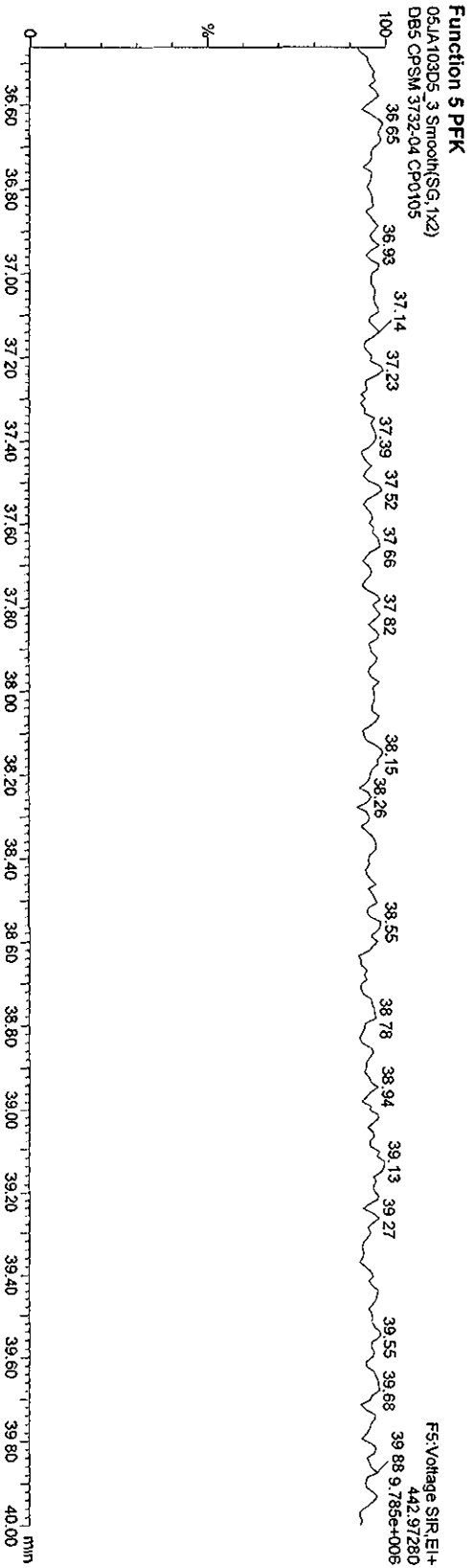
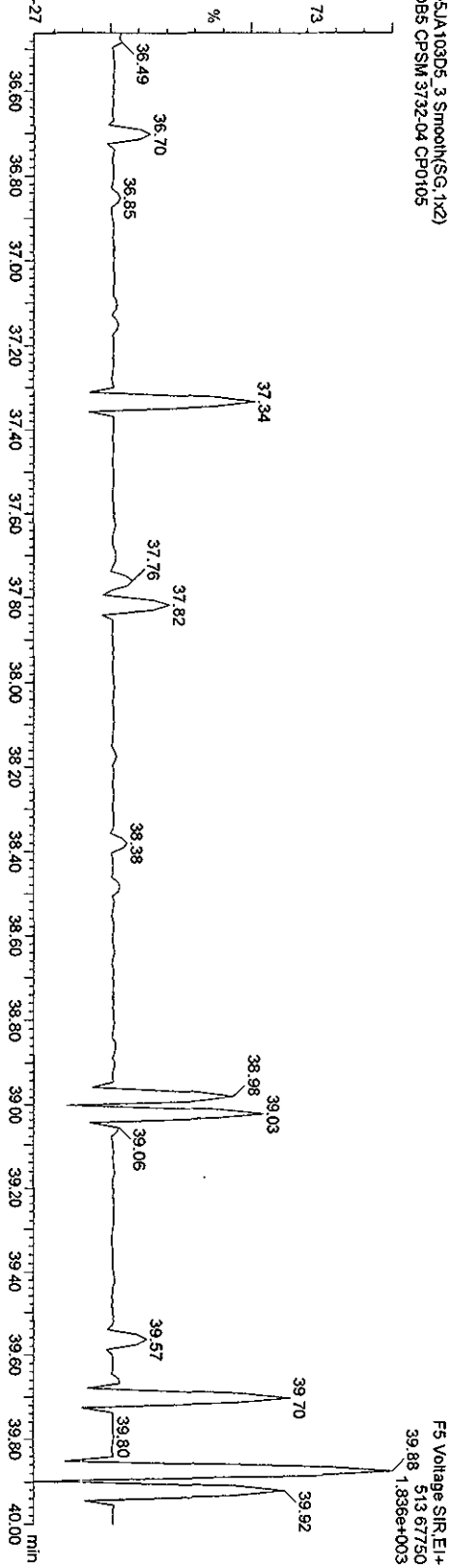
Quantity Sample Report MassLynx 4.1

Dataset: C:\MassLynx\Default.pro\05JA103D58290A.qld

Last Altered: Wednesday, January 06, 2010 10:22:19 Pacific Standard Time
Printed: Wednesday, January 06, 2010 10:23:43 Pacific Standard Time

Name: 05JA103D5_3, Date: 06-Jan-2010, Time: 00:25:36, ID: CP0105, Description: DB5 CPSM 3732-04

OCDF PCDDPE
05JA103D5_3.Smooth(SG,1x2)
DB5 CPSM 3732-04 CP0105

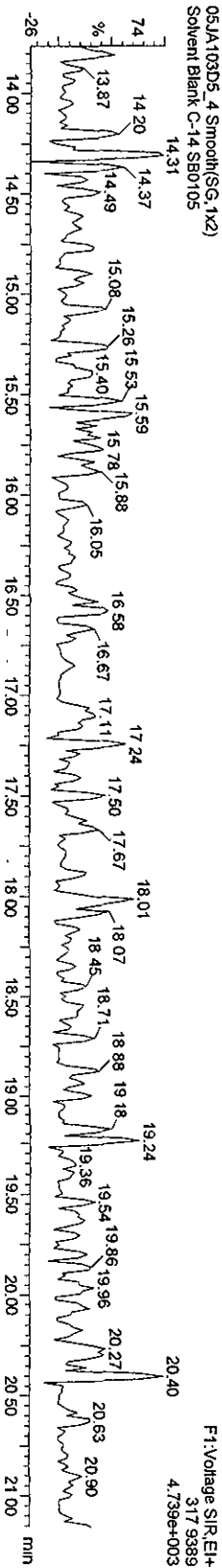
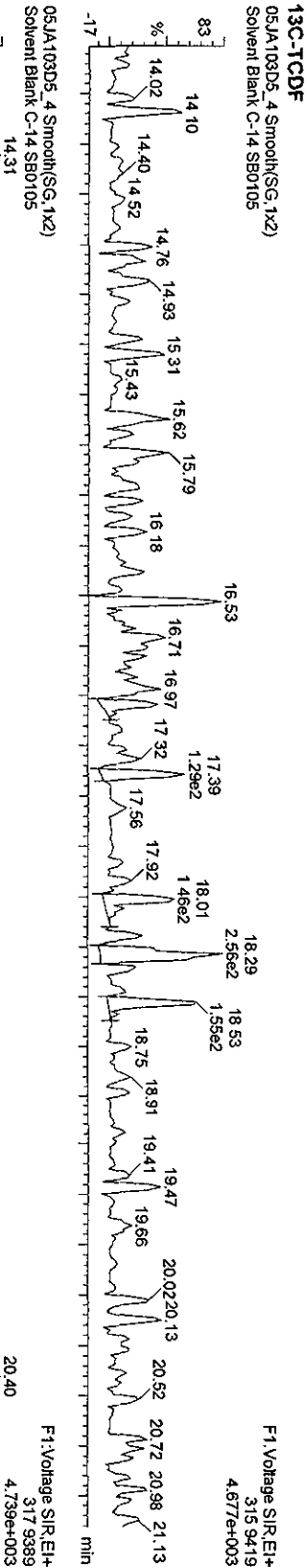
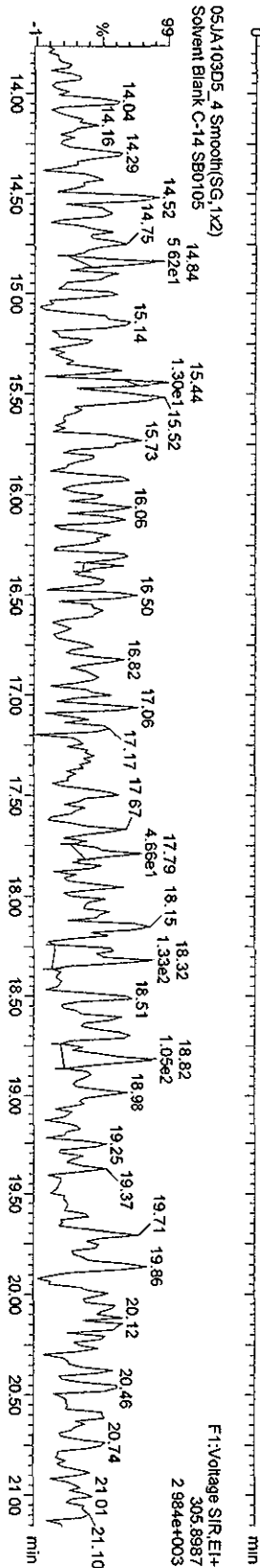
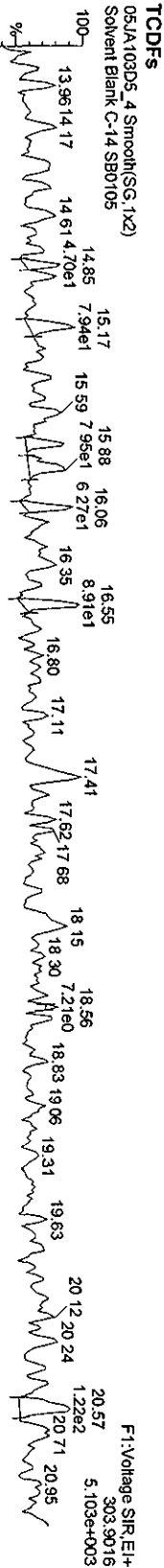


Quantity Sample Report Masslynx 4.1

Dataset: C:\MassLynx\Default\pro05JA103D58290A.qld

Last Altered: Wednesday, January 06, 2010 10:22:19 Pacific Standard Time
Printed: Wednesday, January 06, 2010 10:23:43 Pacific Standard Time

Name: 05JA103D5_4, Date: 06-Jan-2010, Time: 01:06:44, ID: SB0105, Description: Solvent Blank C-14



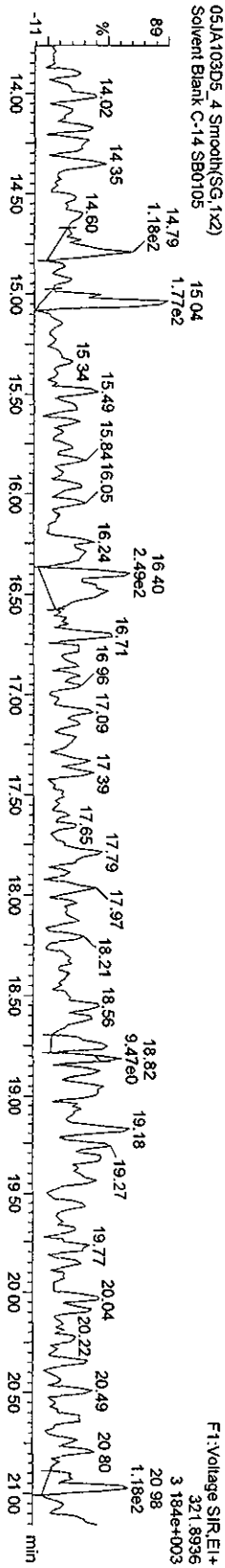
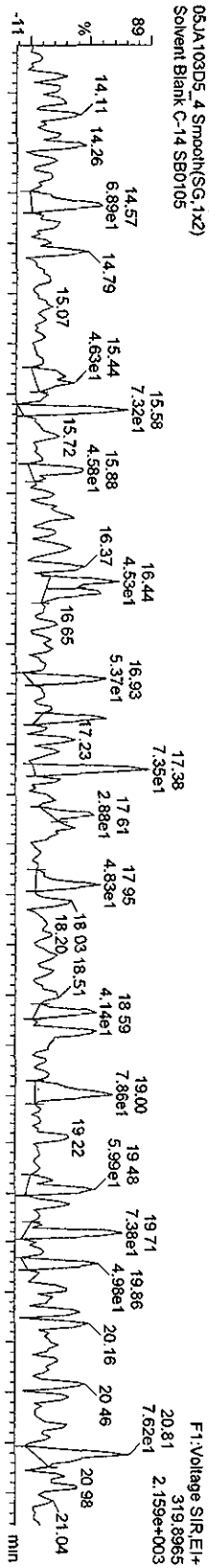
Quantity Sample Report Masslynx 4.1

Dataset: C:\Masslynx\Default\pro05JA103D58290A.dld

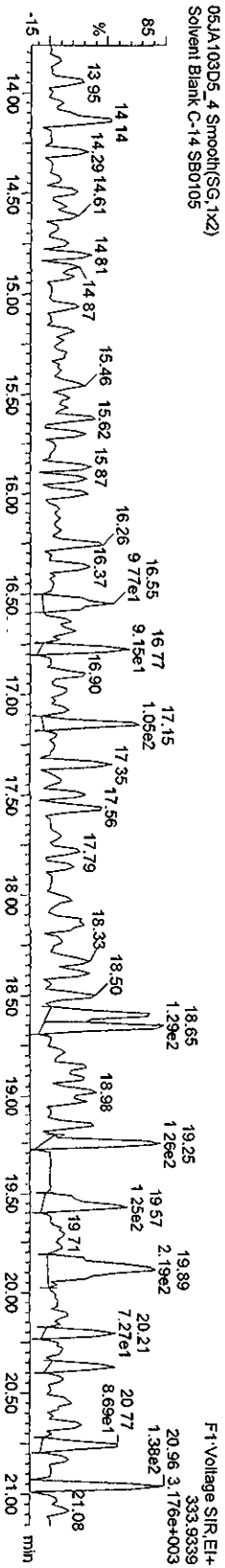
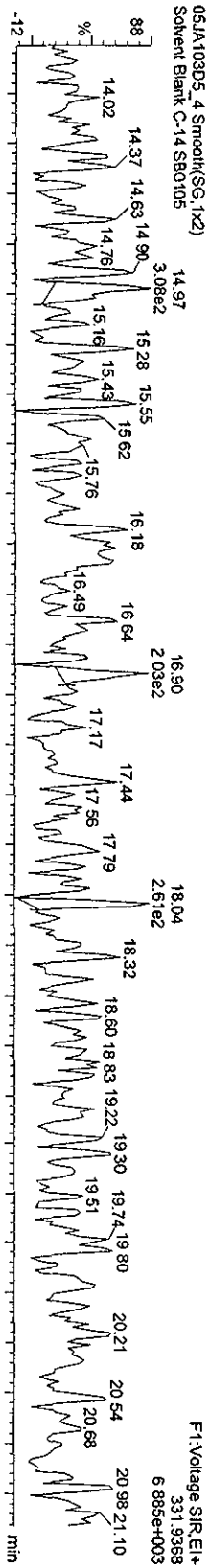
Last Altered: Wednesday, January 06, 2010 10:22:19 Pacific Standard Time
Printed: Wednesday, January 06, 2010 10:23:43 Pacific Standard Time

Name: 05JA103D5_4, Date: 06-Jan-2010, Time: 01:06:44, ID: SB0105, Description: Solvent Blank C-14

TCDDs



13C-TCDDs

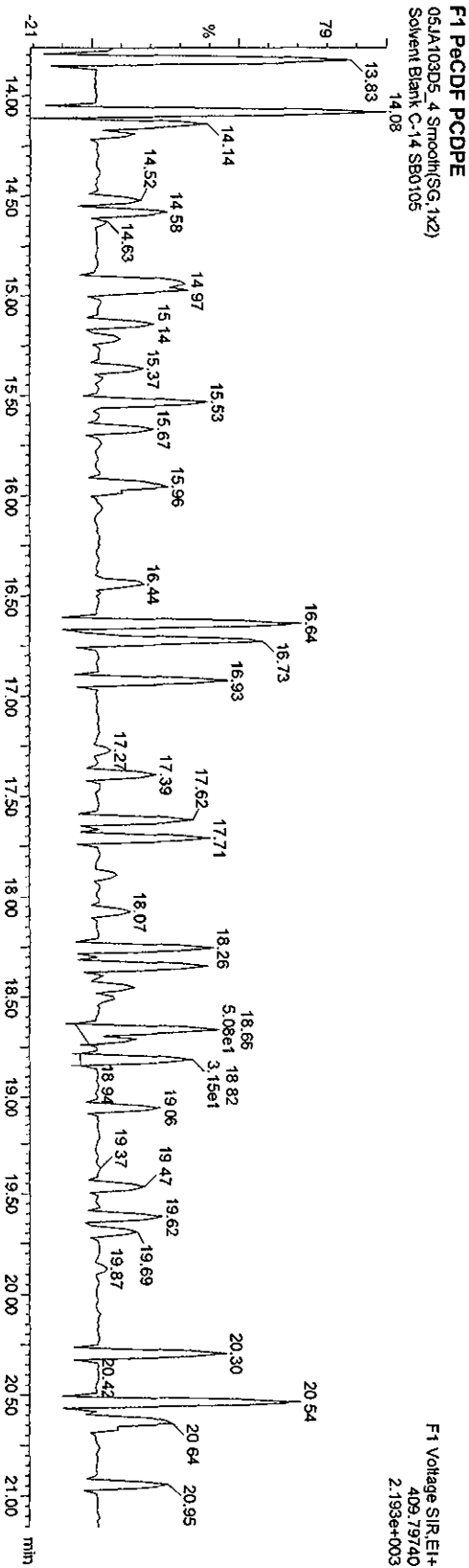
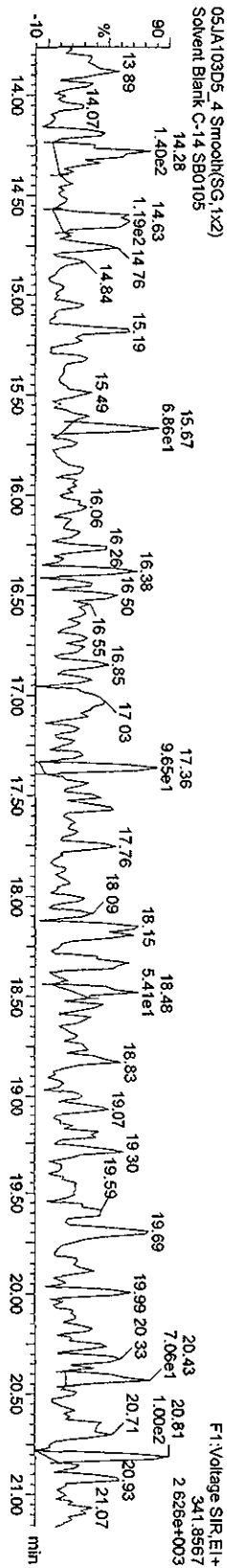
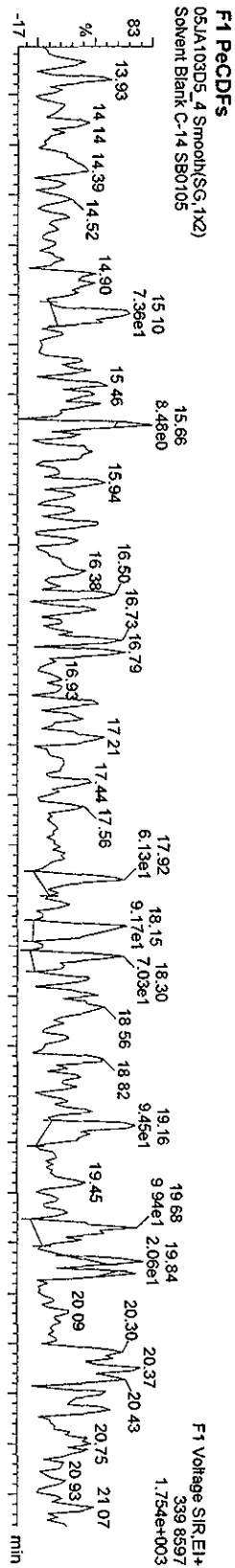


Quantity Sample Report Masslynx 4.1

Dataset: C:\MassLynx\Default\proj\05JA103D58290A.qld

Last Altered: Wednesday, January 06, 2010 10:22:19 Pacific Standard Time
Printed: Wednesday, January 06, 2010 10:23:43 Pacific Standard Time

Name: 05JA103D5_4, Date: 06-Jan-2010, Time: 01:06:44, ID: SB0105, Description: Solvent Blank C-14



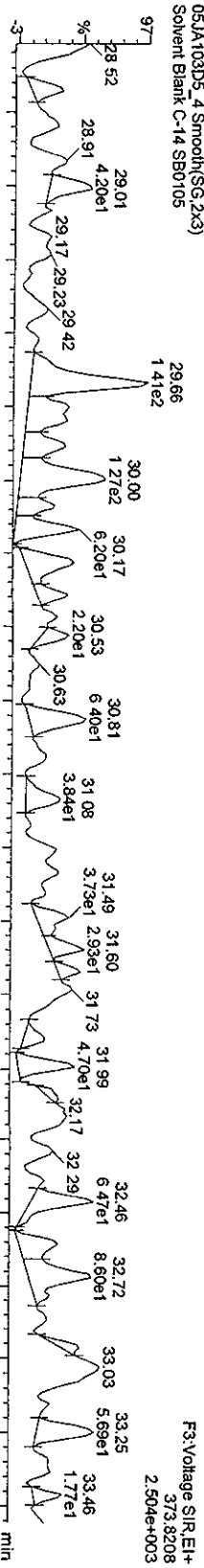
Quantity Sample Report MassLynx 4.1

Dataset: C:\MassLynx\Default\pro05JA103D58290A.qld

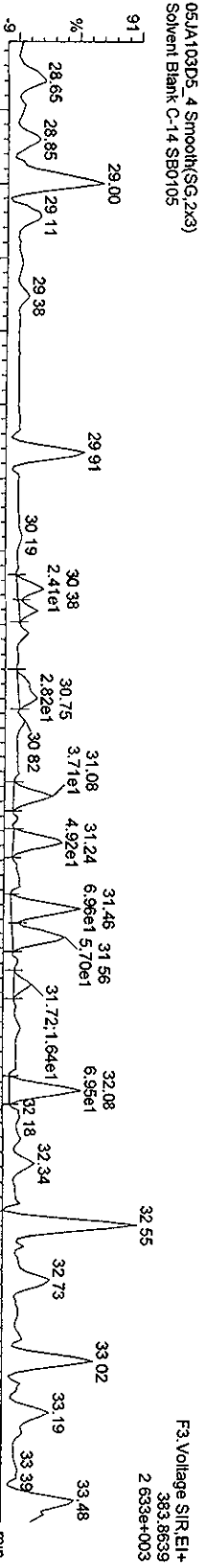
Last Altered: Wednesday, January 06, 2010 10:22:19 Pacific Standard Time
Printed: Wednesday, January 06, 2010 10:23:43 Pacific Standard Time

Name: 05JA103D5_4, Date: 06-Jan-2010, Time: 01:06:44, ID: SB0105, Description: Solvent Blank C-14

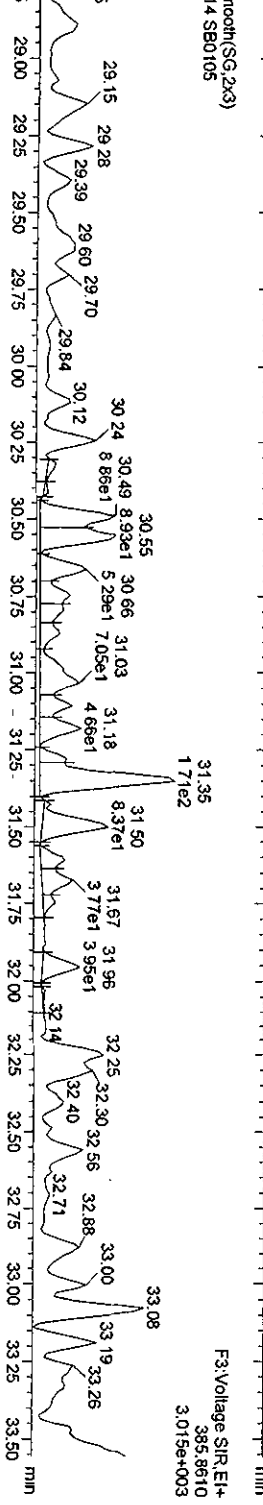
HxCDFs



13C-HxCDFs



05JA103D5_4 Smooth(SG,2x3)



Quantity Sample Report MassLynx 4.1

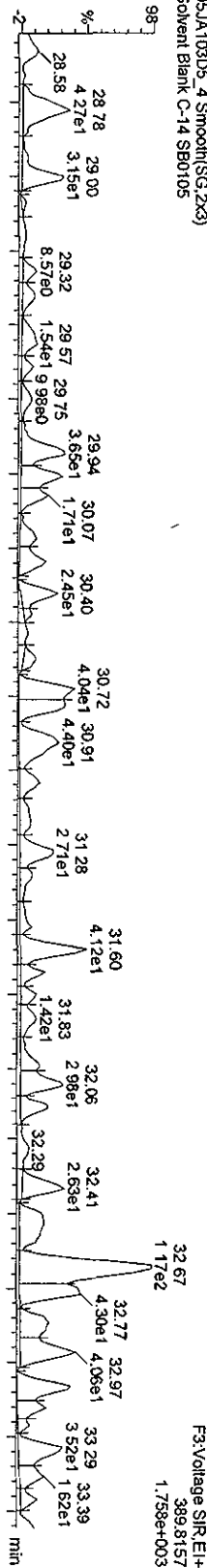
Dataset: C:\MassLynx\Default\pro05JA103D58290A.dld

Last Altered: Wednesday, January 06, 2010 10:22:19 Pacific Standard Time
Printed: Wednesday, January 06, 2010 10:23:43 Pacific Standard Time

Name: 05JA103D5_4, Date: 06-Jan-2010, Time: 01:06:44, ID: SB0105, Description: Solvent Blank C-14

HxCDDs

05JA103D5_4 Smooth(SG,2x3)
Solvent Blank C-14 SB0105

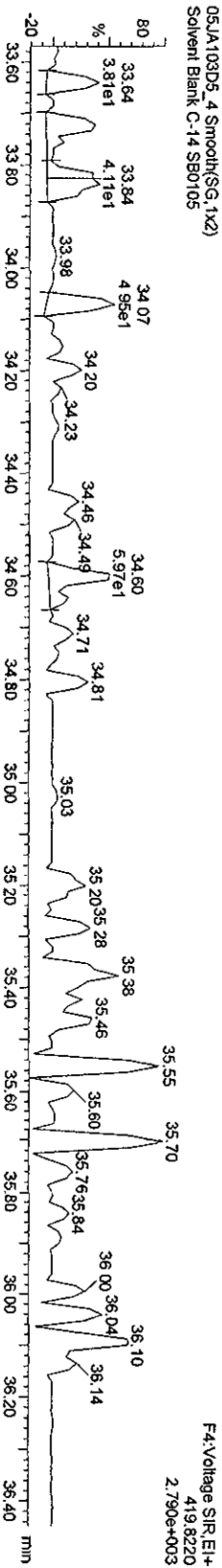
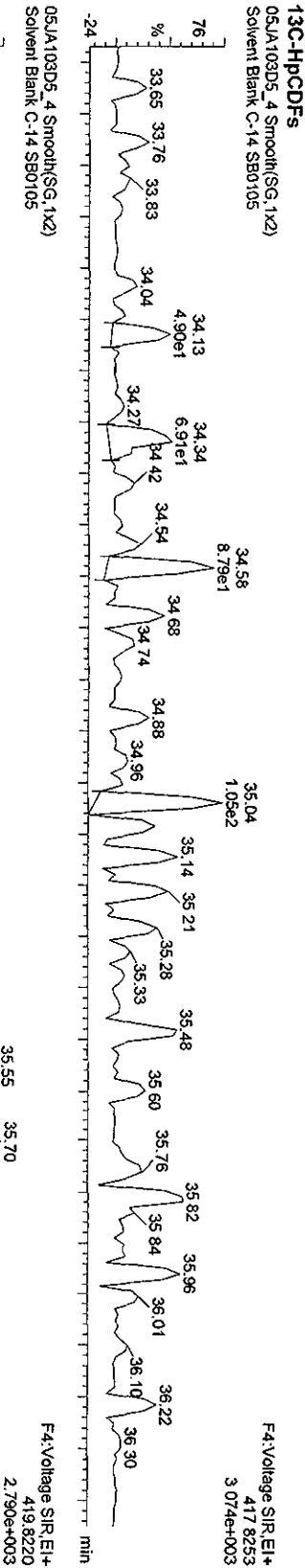
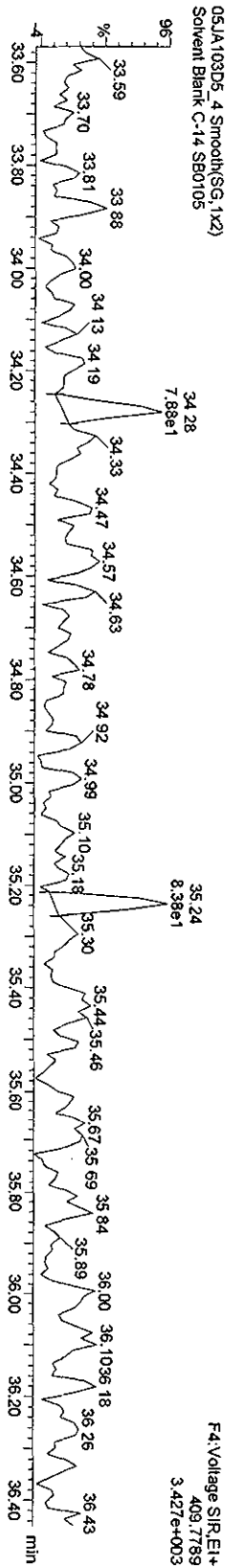
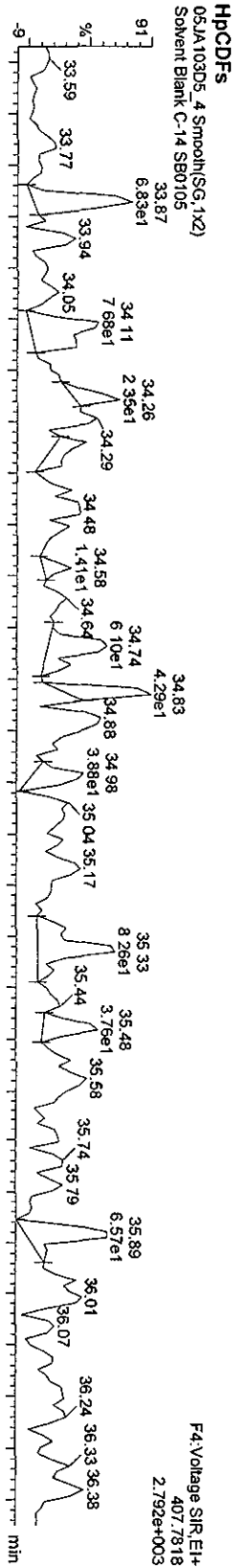


Quantity Sample Report Masslynx 4.1

Dataset: C:\MassLynx\Default\prod05JA103D56290A.qld

Last Altered: Wednesday, January 06, 2010 10:22:19 Pacific Standard Time
Printed: Wednesday, January 06, 2010 10:23:43 Pacific Standard Time

Name: 05JA103D5_4, Date: 06-Jan-2010, Time: 01:06:44, ID: SB0105, Description: Solvent Blank C-14



Quantity Sample Report MassLynx 4.1

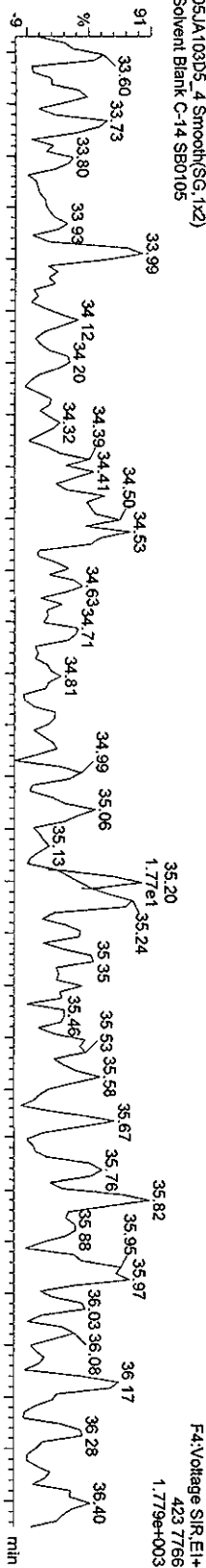
Dataset: C:\MassLynx\Default\pro05JA103D56290A.qld

Last Altered: Wednesday, January 06, 2010 10:22:19 Pacific Standard Time
Printed: Wednesday, January 06, 2010 10:23:43 Pacific Standard Time

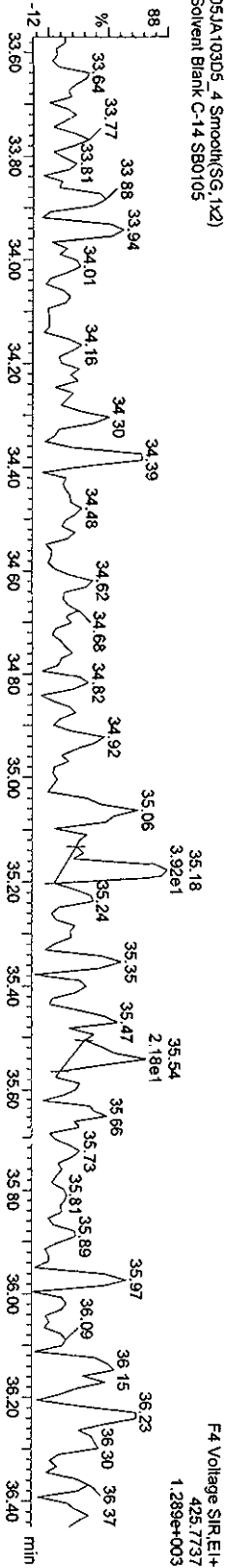
Name: 05JA103D5_4, Date: 06-Jan-2010, Time: 01:06:44, ID: SB0105, Description: Solvent Blank C-14

HPCDDs

05JA103D5_4 Smooth(SG,1x2)
Solvent Blank C-14 SB0105

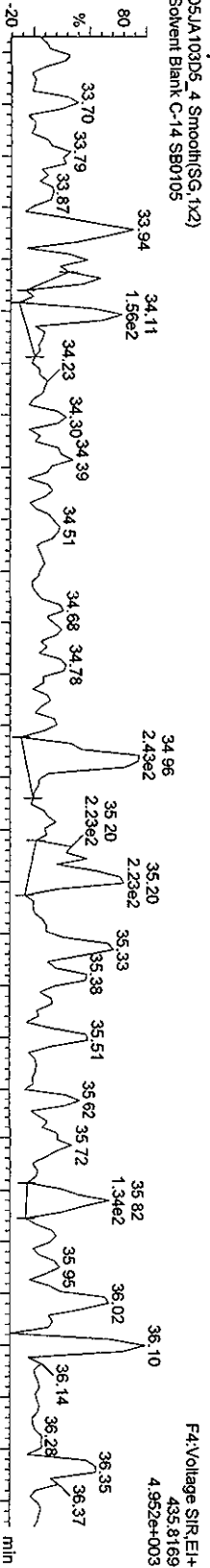


05JA103D5_4 Smooth(SG,1x2)
Solvent Blank C-14 SB0105

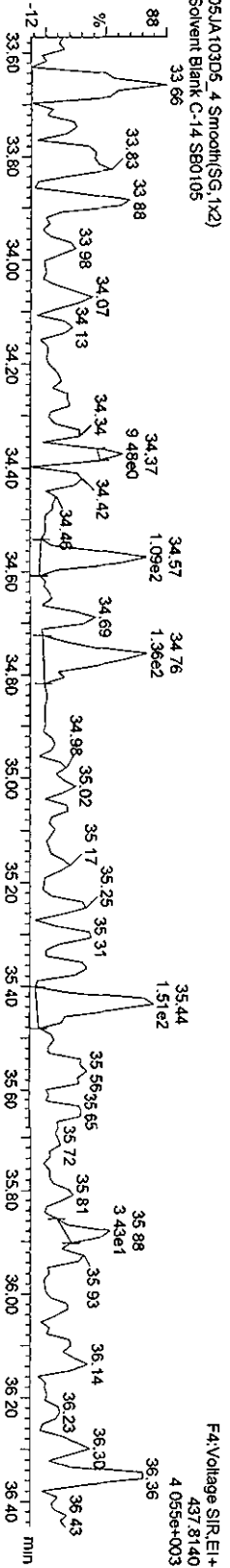


13C-HPCDD

05JA103D5_4 Smooth(SG,1x2)
Solvent Blank C-14 SB0105



05JA103D5_4 Smooth(SG,1x2)
Solvent Blank C-14 SB0105



Quantity Sample Report MassLynx 4.1

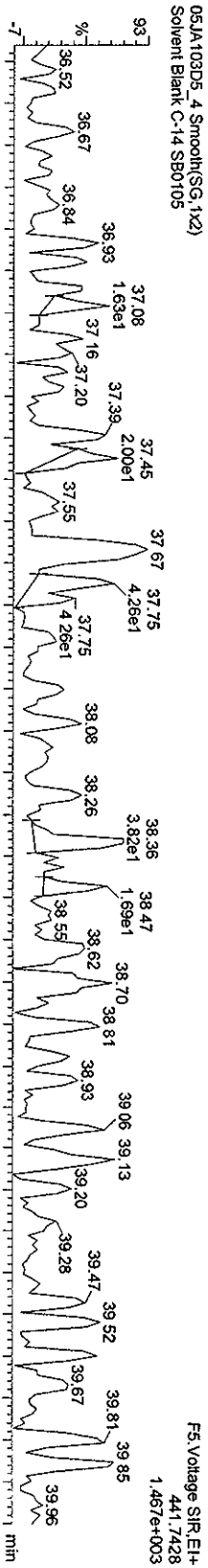
Dataset: C:\MassLynx\Default.pro\05JA103D58290A.qld

Last Altered: Wednesday, January 06, 2010 10:22:19 Pacific Standard Time
Printed: Wednesday, January 06, 2010 10:23:43 Pacific Standard Time

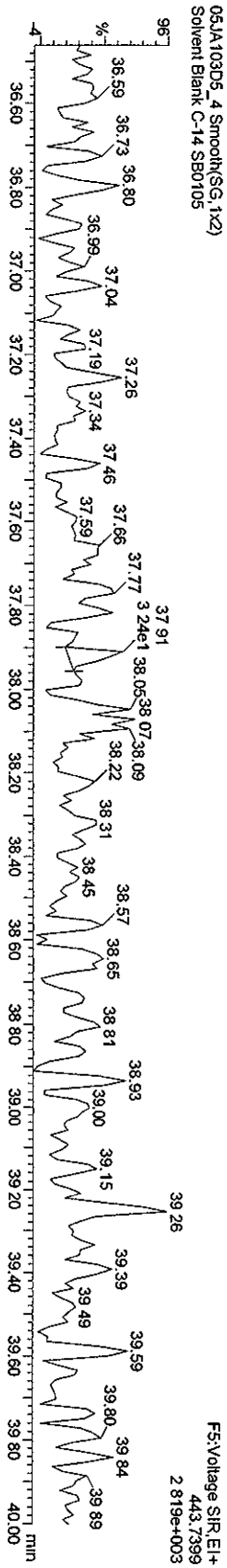
Name: 05JA103D5_4, Date: 06-Jan-2010, Time: 01:06:44, ID: SB0105, Description: Solvent Blank C-14

OCDFs

05JA103D5_4 Smooth(SG, 1x2)
Solvent Blank C-14 SB0105

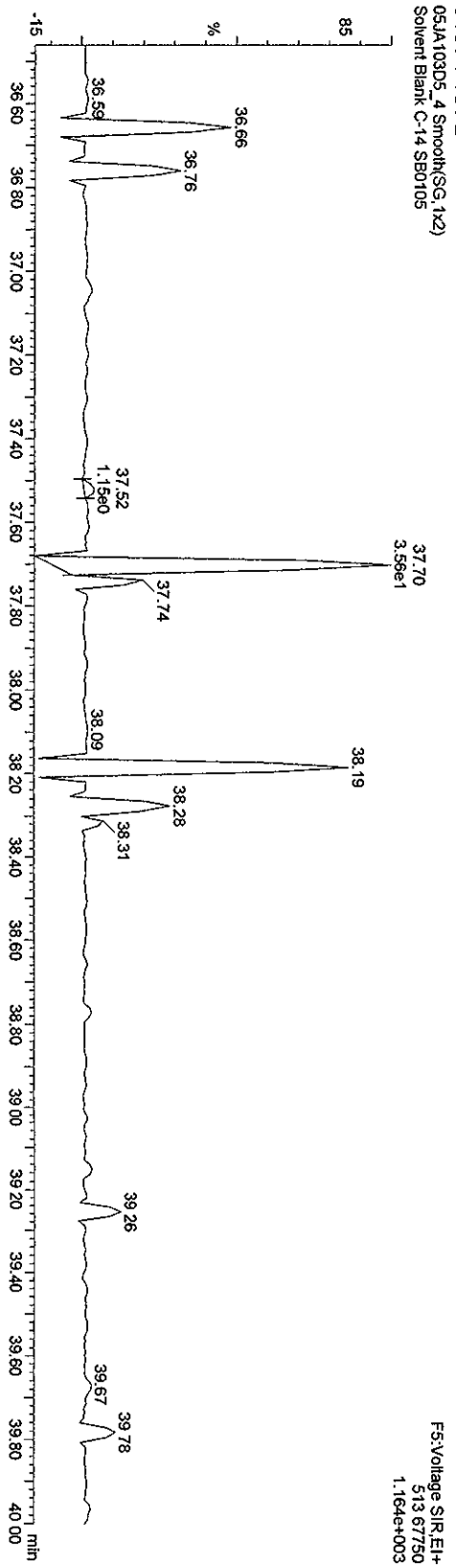


05JA103D5_4 Smooth(SG, 1x2)
Solvent Blank C-14 SB0105



OCDF PCDDPE

05JA103D5_4 Smooth(SG, 1x2)
Solvent Blank C-14 SB0105



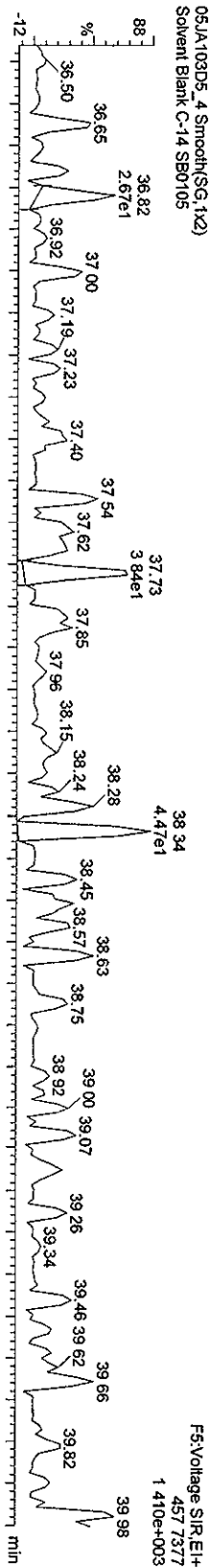
Quantity Sample Report Masslynx 4.1

Dataset: C:\Masslynx\Default\pro\05JA103D56290A.qld

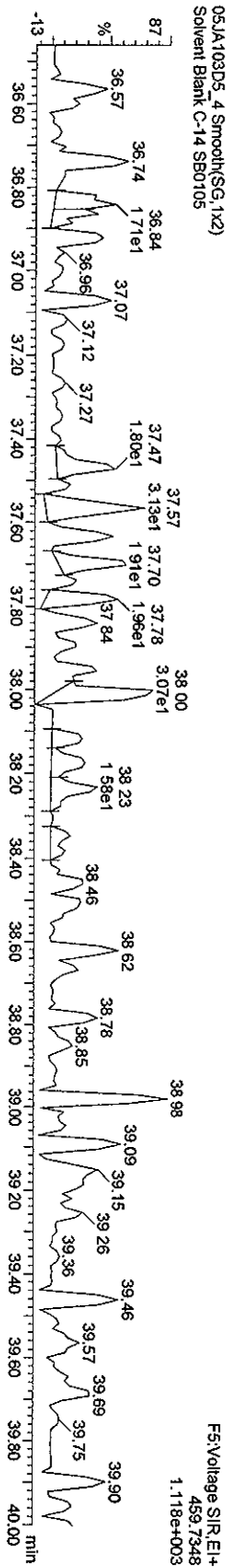
Last Altered: Wednesday, January 06, 2010 10:22:19 Pacific Standard Time
Printed: Wednesday, January 06, 2010 10:23:43 Pacific Standard Time

Name: 05JA103D5_4, Date: 06-Jan-2010, Time: 01:06:44, ID: SB0105, Description: Solvent Blank C-14

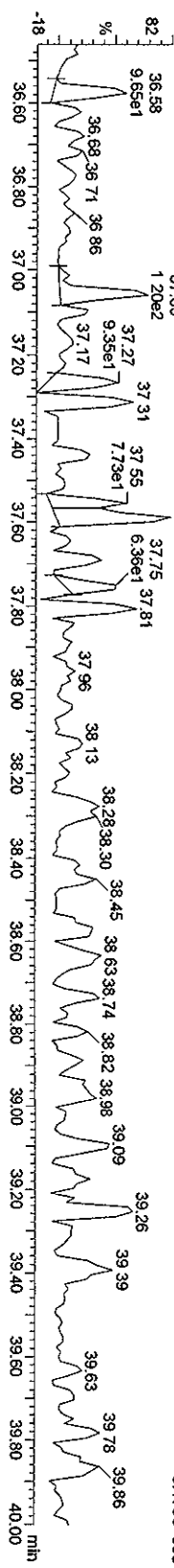
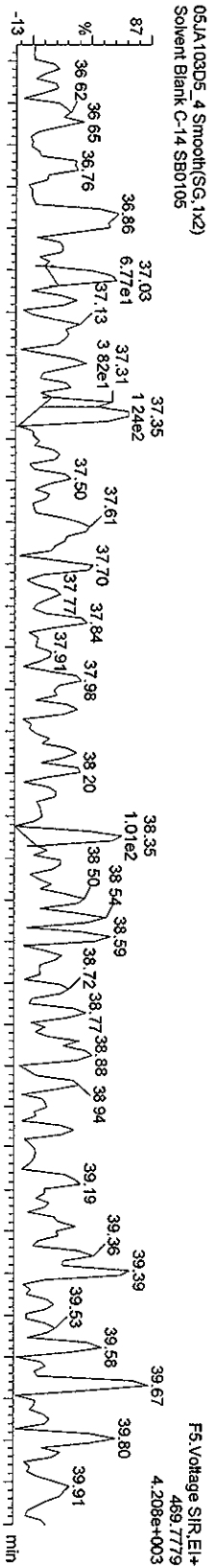
OCDD



13C-OCDD



05JA103D5_4 Smooth(SG, 1x2)

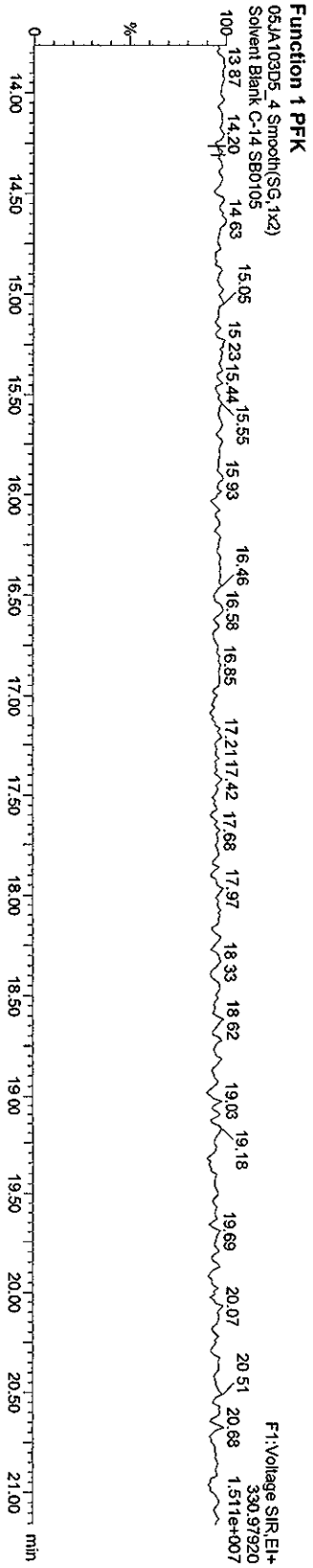
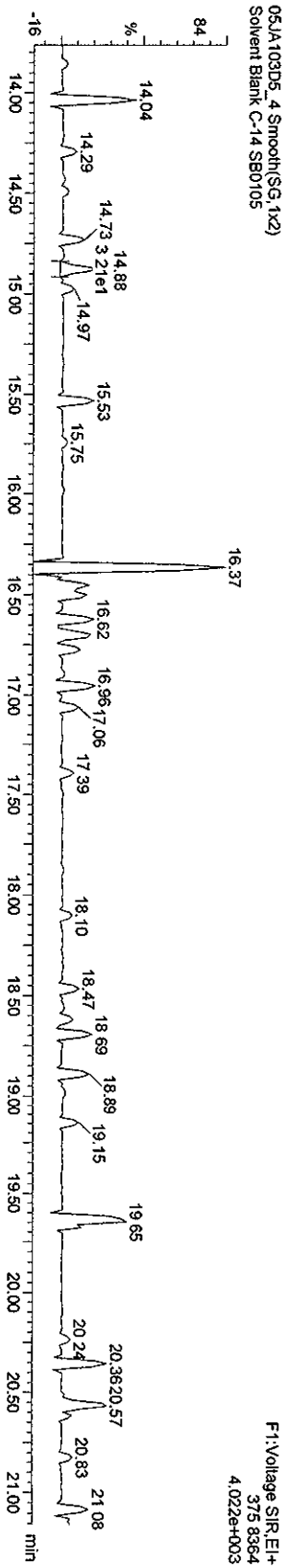
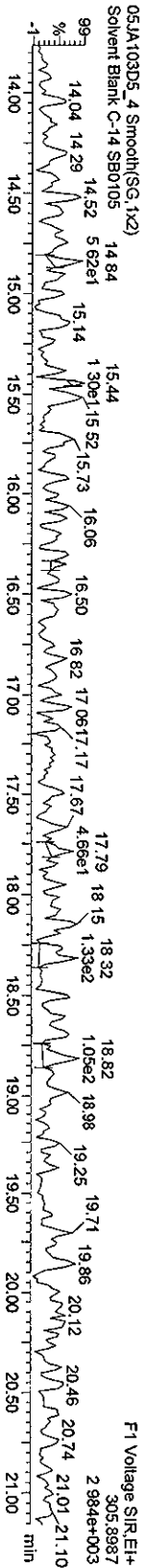
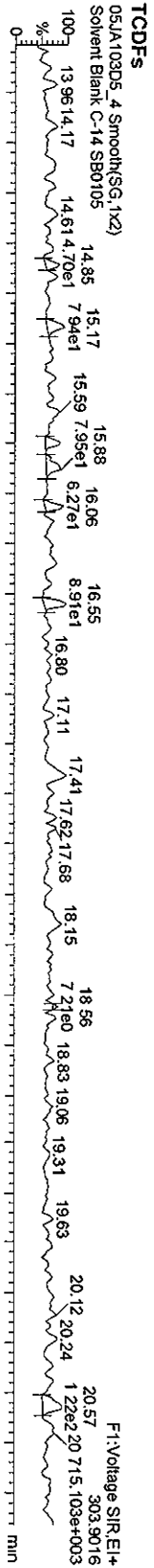


Quantity Sample Report Masslynx 4.1

Dataset: C:\Masslynx\Default\pro\05JA103D58290A.qld

Last Altered: Wednesday, January 06, 2010 10:22:19 Pacific Standard Time
Printed: Wednesday, January 06, 2010 10:23:43 Pacific Standard Time

Name: 05JA103D5_4, Date: 06-Jan-2010, Time: 01:06:44, ID: SB0105, Description: Solvent Blank C-14

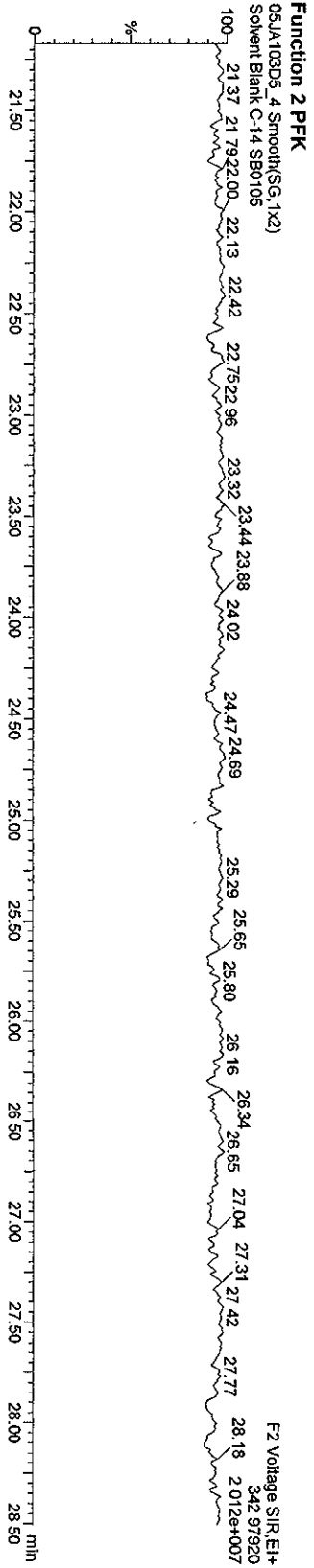
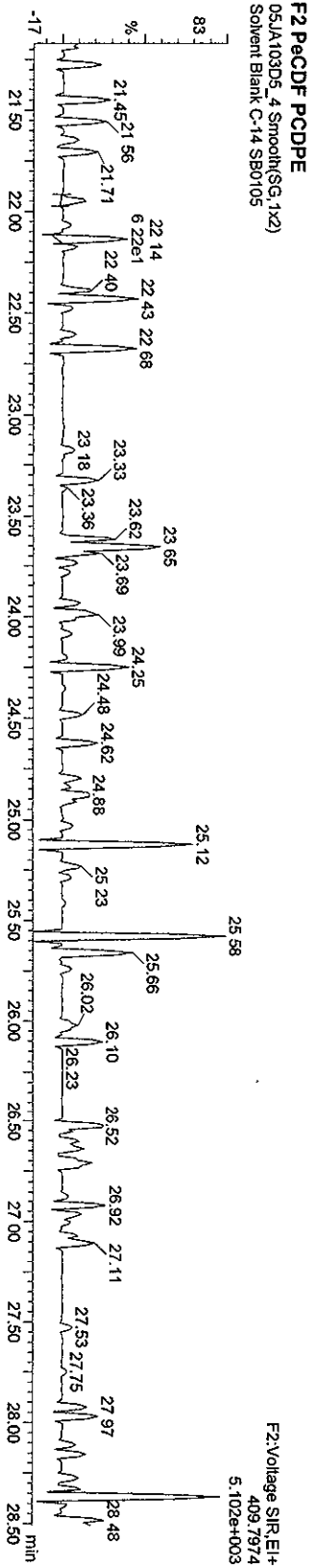
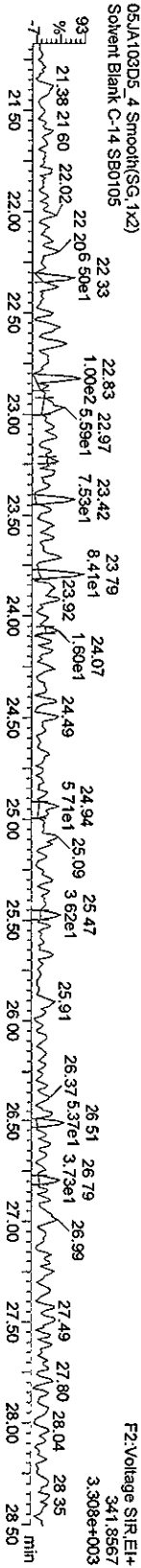
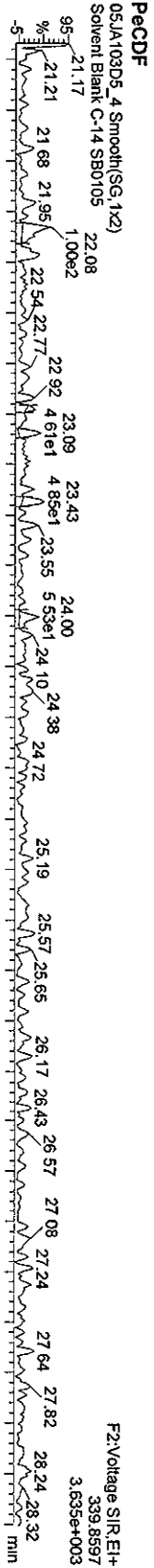


Quantity Sample Report MassLynx 4.1

Dataset: C:\MassLynx\Default\pro\05JA103D58290A.qld

Last Altered: Wednesday, January 06, 2010 10:22:19 Pacific Standard Time
Printed: Wednesday, January 06, 2010 10:23:43 Pacific Standard Time

Name: 05JA103D5_4, Date: 06-Jan-2010, Time: 01:06:44, ID: SB0105, Description: Solvent Blank C-14



Quantity Sample Report Masslynx 4.1

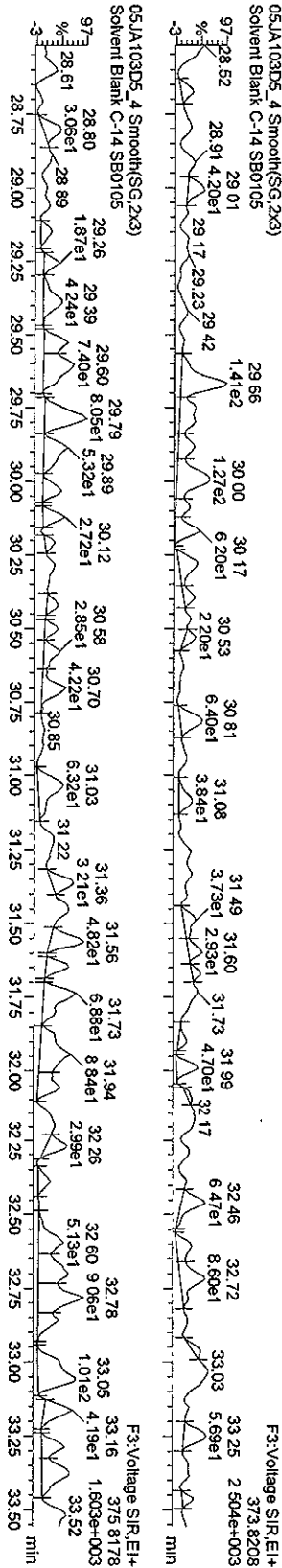
Dataset: C:\MassLynx\Default\pro\05JA103D58290A.qld

Last Altered: Wednesday, January 06, 2010 10:22:19 Pacific Standard Time
Printed: Wednesday, January 06, 2010 10:23:43 Pacific Standard Time

Name: 05JA103D5_4, Date: 06-Jan-2010, Time: 01:06:44, ID: SB0105, Description: Solvent Blank C-14

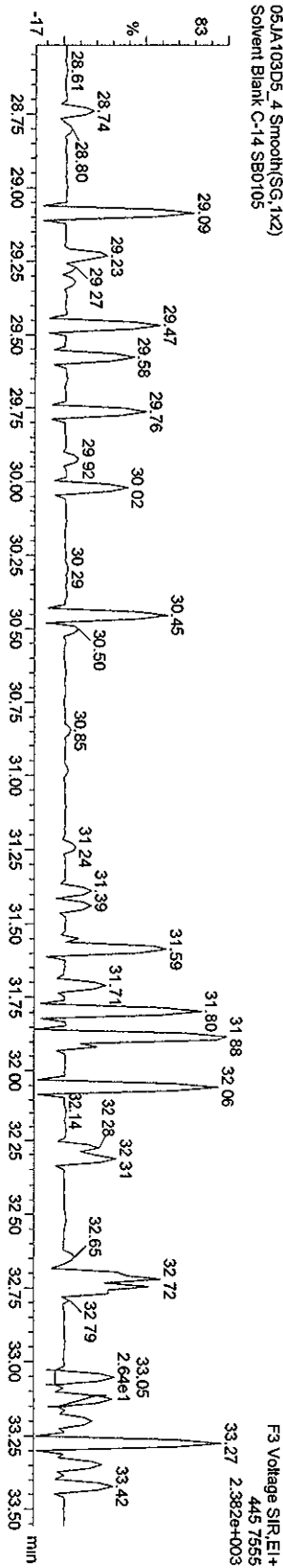
HXCDFS

05JA103D5_4 Smooth(SG, 2x3)
Solvent Blank C-14 SB0105



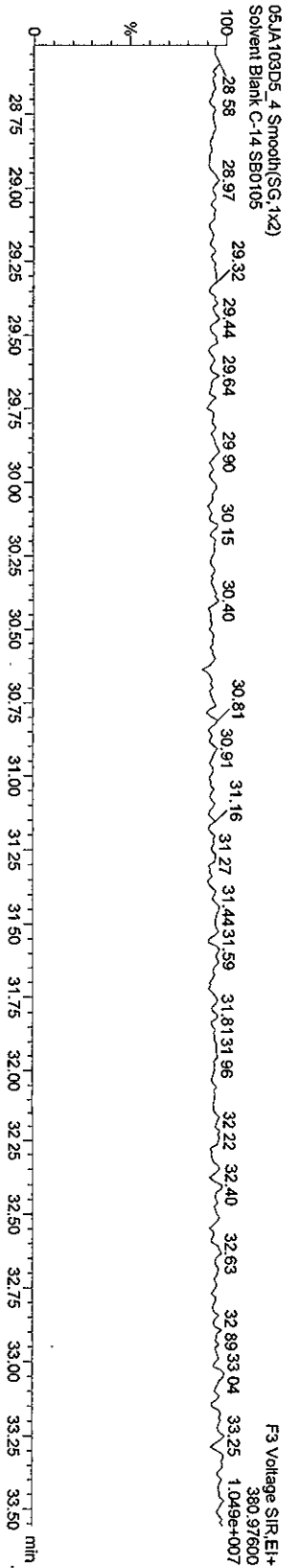
HXCDF PCDPE

05JA103D5_4 Smooth(SG, 1x2)
Solvent Blank C-14 SB0105



Function 3 PFK

05JA103D5_4 Smooth(SG, 1x2)
Solvent Blank C-14 SB0105



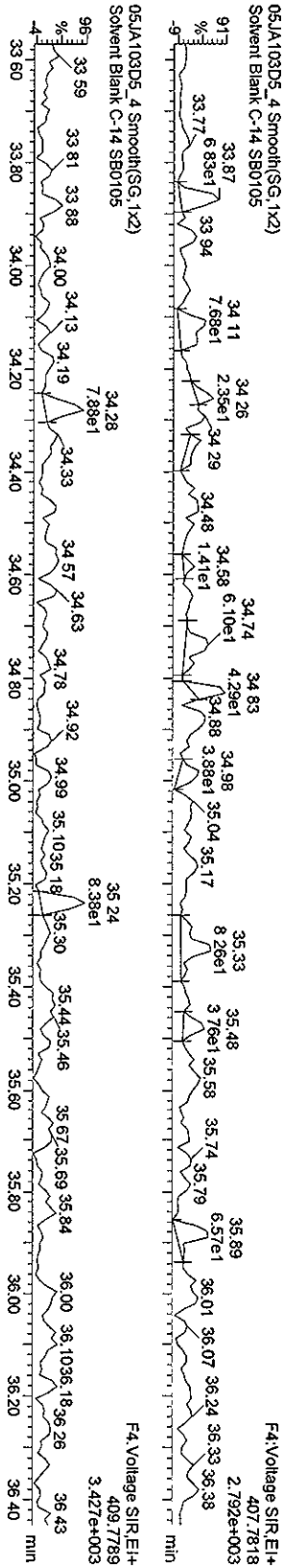
Quantity Sample Report MassLynx 4.1

Dataset: C:\MassLynx\Default.pro\05JA103D58290A.qld

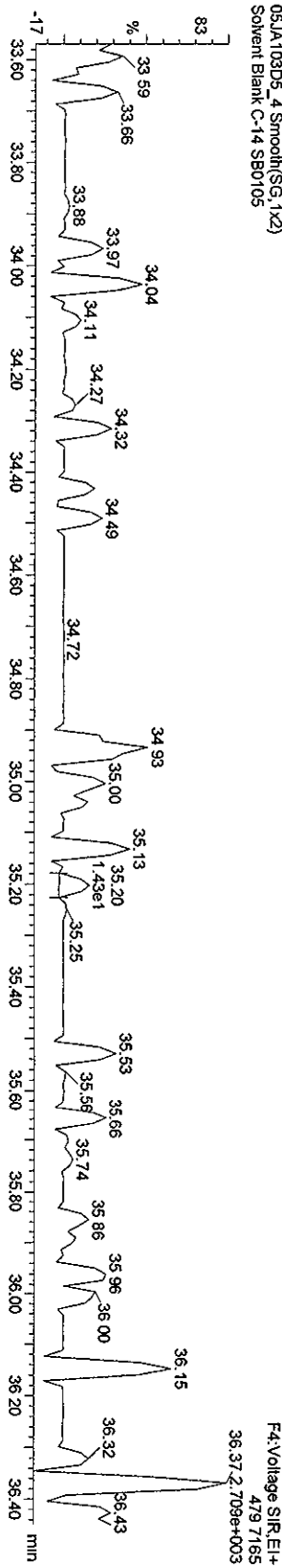
Last Altered: Wednesday, January 06, 2010 10:22:19 Pacific Standard Time
Printed: Wednesday, January 06, 2010 10:23:43 Pacific Standard Time

Name: 05JA103D5_4, Date: 06-Jan-2010, Time: 01:06:44, ID: SB0105, Description: Solvent Blank C-14

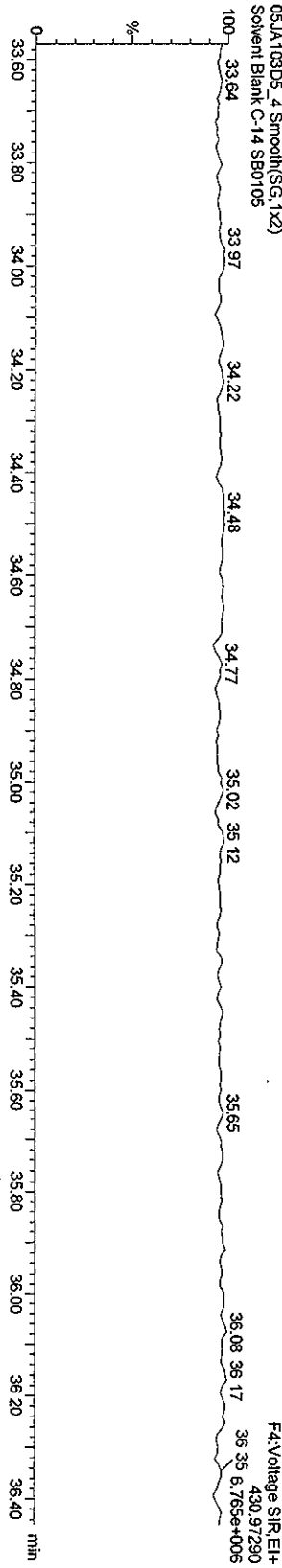
HPCDFs



HPCDF PCDFE



Function 4 PFK



Quantity Sample Report Masslynx 4.1

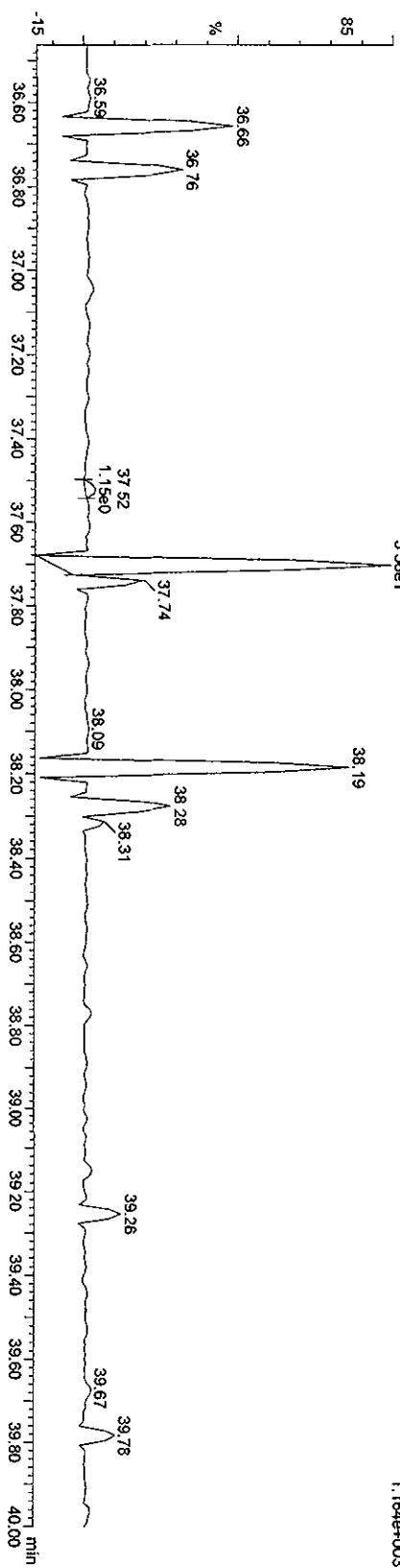
Dataset: C:\Masslynx\Default\pro\05JA103D56290A.qld

Last Altered: Wednesday, January 06, 2010 10:22:19 Pacific Standard Time
Printed: Wednesday, January 06, 2010 10:23:43 Pacific Standard Time

Name: 05JA103D5_4, Date: 06-Jan-2010, Time: 01:06:44, ID: SB0105, Description: Solvent Blank C-14

OCDF PCDPPE
05JA103D5_4 Smooth(SG,1x2)
Solvent Blank C-14 SB0105


F5: Voltage SIR-EI+
313.67750
1.164e+003



Function 5 PFK

05JA103D5_4 Smooth(SG,1x2)
Solvent Blank C-14 SB0105

F5: Voltage SIR-EI+
442.97280
9.388e+006



Quantity Sample Report MassLynx 4.1

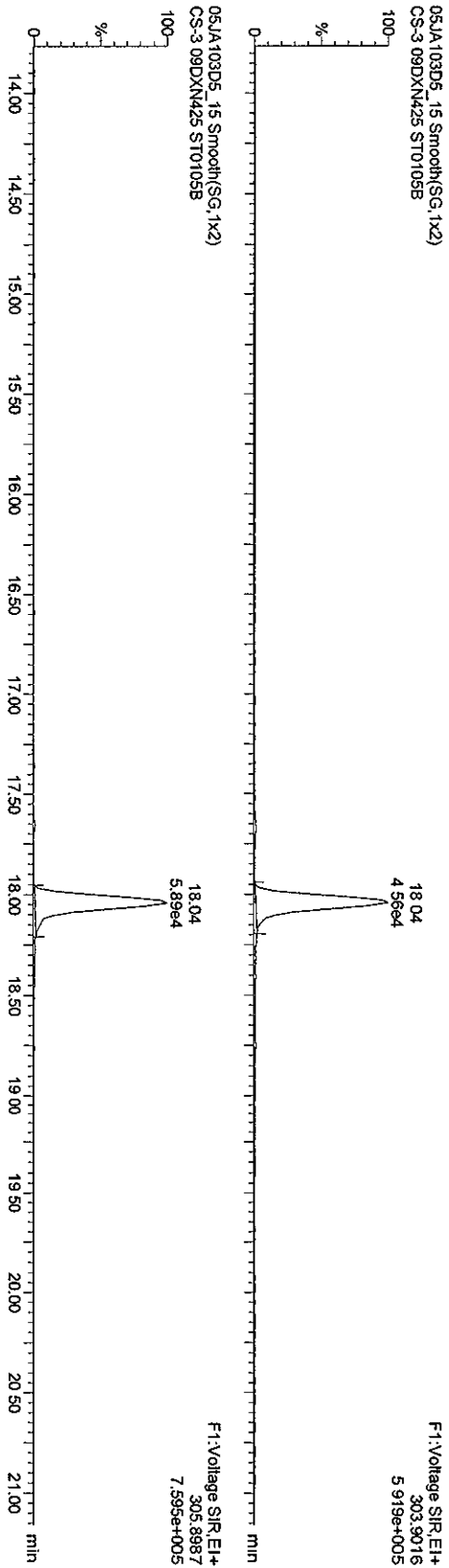
Dataset: C:\MassLynx\Default\proj\05JA103D58290A.qld

Last Altered: Wednesday, January 06, 2010 10:22:19 Pacific Standard Time
Printed: Wednesday, January 06, 2010 10:23:43 Pacific Standard Time

Name: 05JA103D5_15, Date: 06-Jan-2010, Time: 08:52:01, ID: ST0105B, Description: CS-3 09DXN425

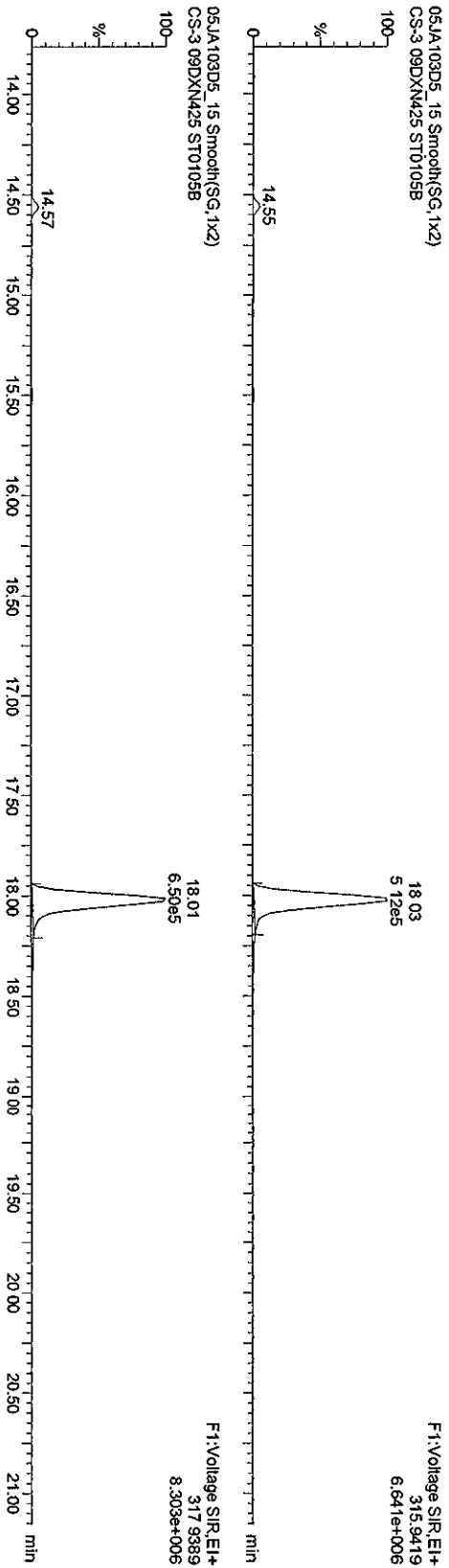
TCDFs

05JA103D5_15 Smooth(SG, 1x2)
CS-3 09DXN425 ST0105B



13C-TCDF

05JA103D5_15 Smooth(SG, 1x2)
CS-3 09DXN425 ST0105B



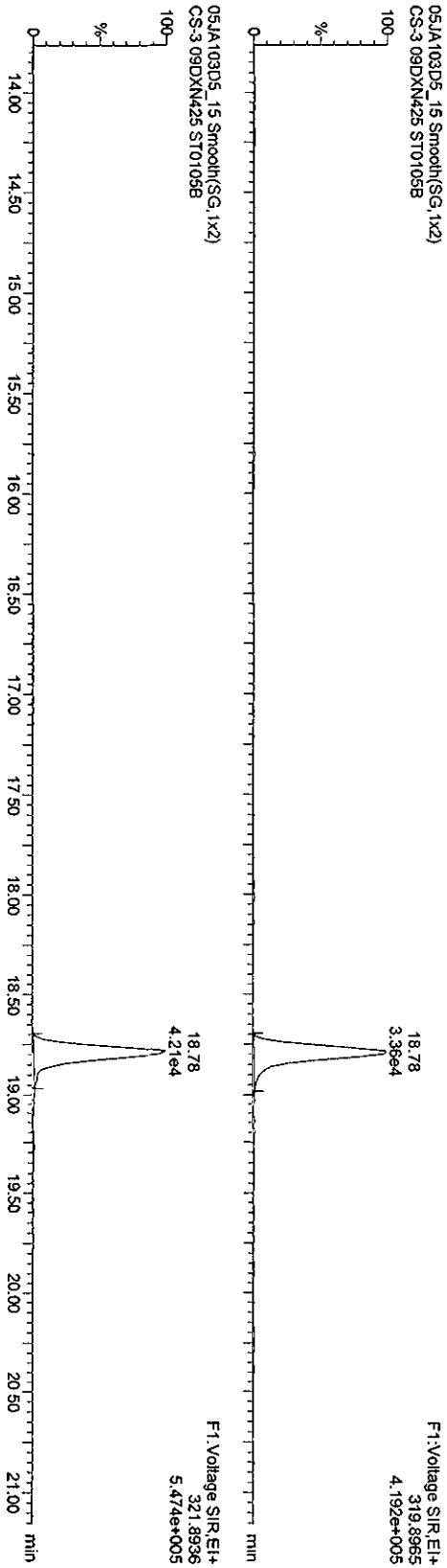
Quantity Sample Report MassLynx 4.1

Dataset: C:\MassLynx\Default.pro\05JA103D56290A.qld



Last Altered: Wednesday, January 06, 2010 10:22:19 Pacific Standard Time
Printed: Wednesday, January 06, 2010 10:23:43 Pacific Standard Time

Name: 05JA103D5_15, Date: 06-Jan-2010, Time: 08:52:01, ID: ST0105B, Description: CS-3 09DXN425

TCDDs



13C-TCDDs



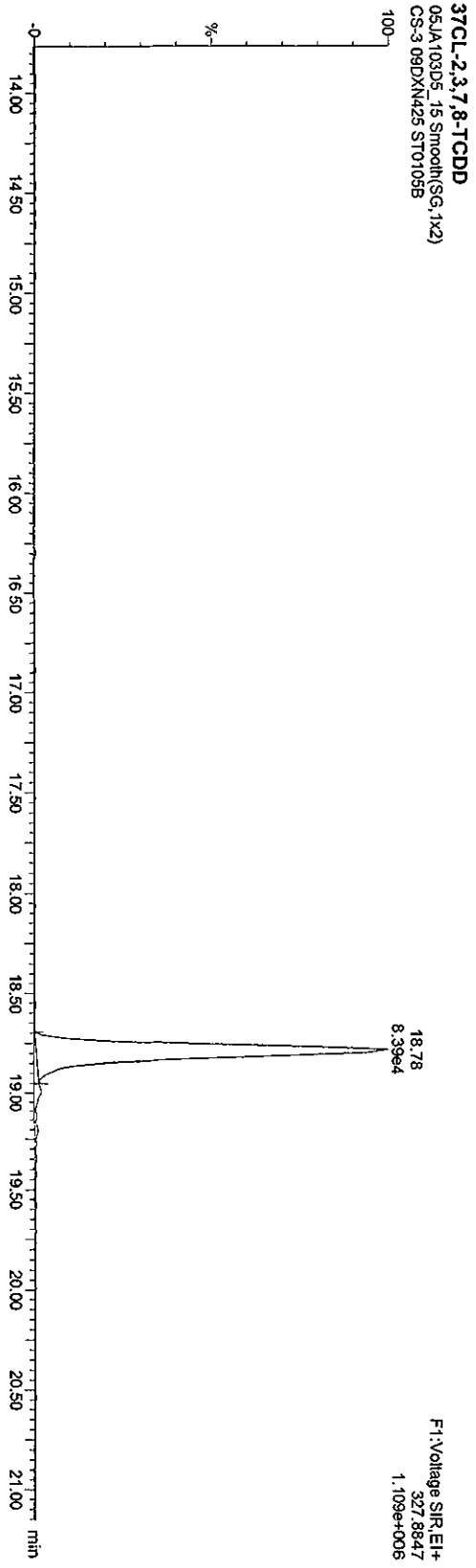


Quantity Sample Report MassLynx 4.1

Dataset: C:\MassLynx\Default\pro\05JA103D56290A.qld

Last Altered: Wednesday, January 06, 2010 10:22:19 Pacific Standard Time
Printed: Wednesday, January 06, 2010 10:23:43 Pacific Standard Time

Name: 05JA103D5_15, Date: 06-Jan-2010, Time: 08:52:01, ID: ST0105B, Description: CS-3 09DXN425

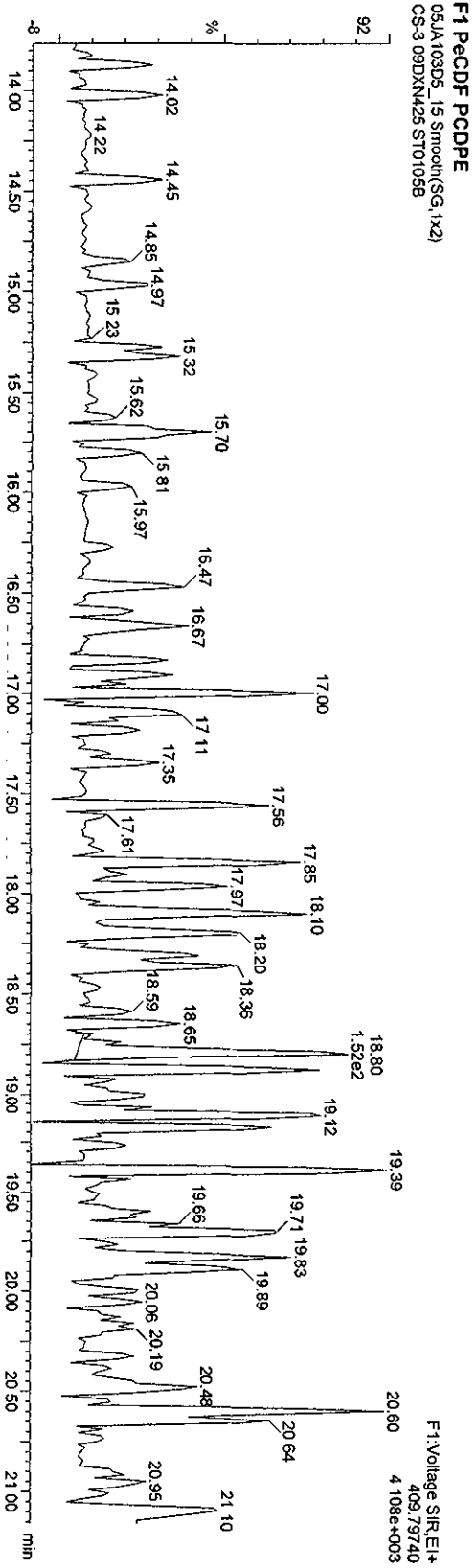
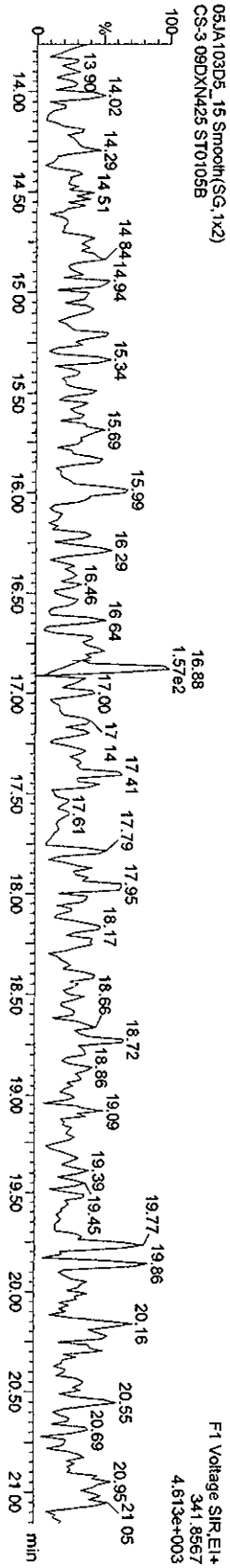
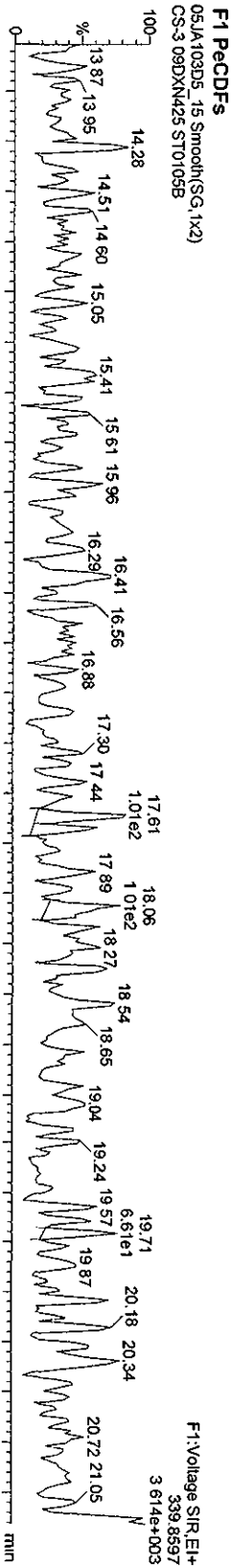


Quantity Sample Report MassLynx 4.1

Dataset: C:\MassLynx\Default\proj\05JA103D568290A.qld

Last Altered: Wednesday, January 06, 2010 10:22:19 Pacific Standard Time
Printed: Wednesday, January 06, 2010 10:23:43 Pacific Standard Time

Name: 05JA103D5_15, Date: 06-Jan-2010, Time: 08:52:01, ID: ST0105B, Description: CS-3 09DXN425



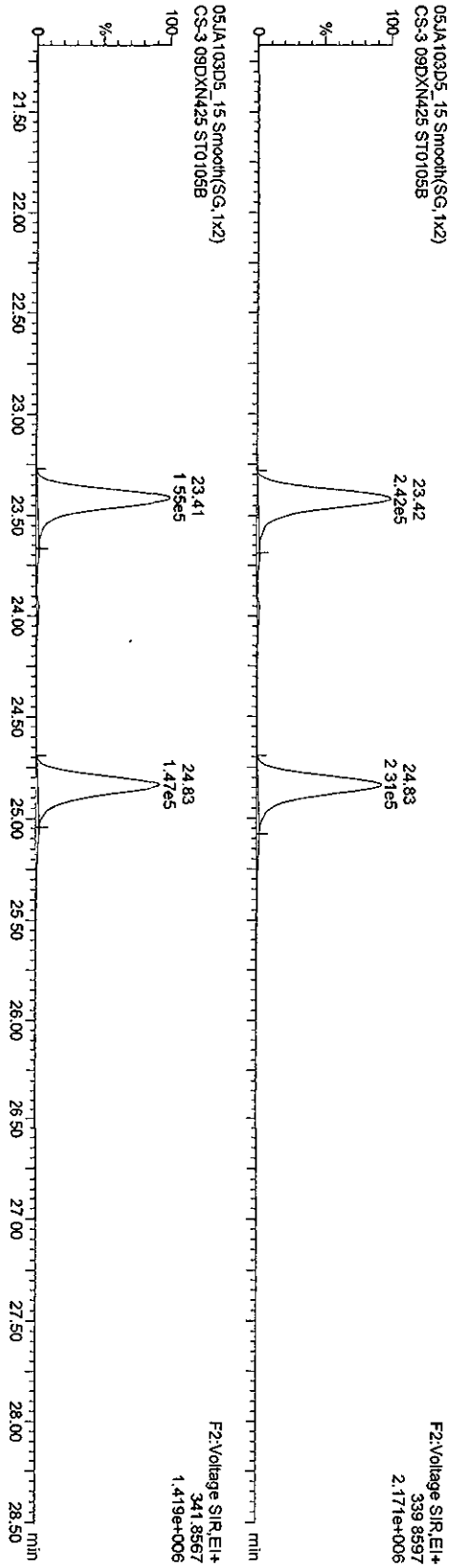
Quantity Sample Report MassLynx 4.1

Dataset: C:\MassLynx\Default\pro\05JA103D58290A.qld

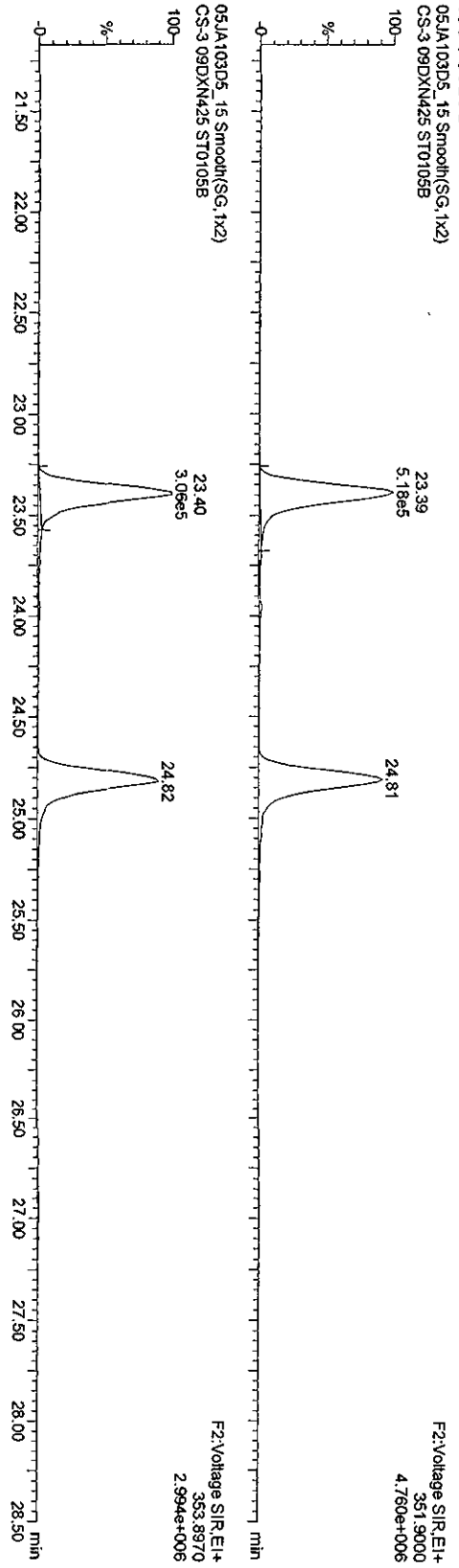
Last Altered: Wednesday, January 06, 2010 10:22:19 Pacific Standard Time
Printed: Wednesday, January 06, 2010 10:23:43 Pacific Standard Time

Name: 05JA103D5_15, Date: 06-Jan-2010, Time: 08:52:01, ID: ST0105B, Description: CS-3 09DXN425

PeCDFs



13C-PeCDFs



Quantity Sample Report Masslynx 4.1


Dataset: C:\Masslynx\Default\proj\05JA103D58290A.qld

Last Altered: Wednesday, January 06, 2010 10:22:19 Pacific Standard Time
Printed: Wednesday, January 06, 2010 10:23:43 Pacific Standard Time


Name: 05JA103D5_15, Date: 06-Jan-2010, Time: 08:52:01, ID: ST0105B, Description: CS-3 09DXN425

PecDDs

05JA103D5_15 Smooth(SG, 1x2)
CS-3 09DXN425 ST0105B




05JA103D5_15 Smooth(SG, 1x2)
CS-3 09DXN425 ST0105B

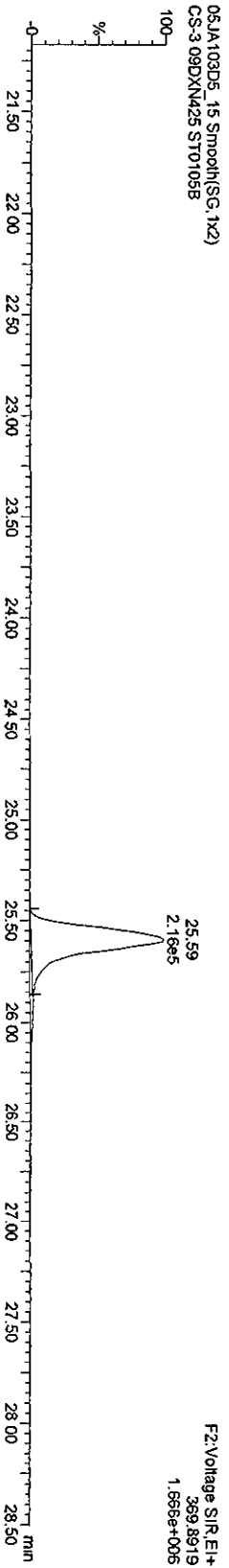


13C-PecDD

05JA103D5_15 Smooth(SG, 1x2)
CS-3 09DXN425 ST0105B



05JA103D5_15 Smooth(SG, 1x2)
CS-3 09DXN425 ST0105B



Quantity Sample Report Masslynx 4.1

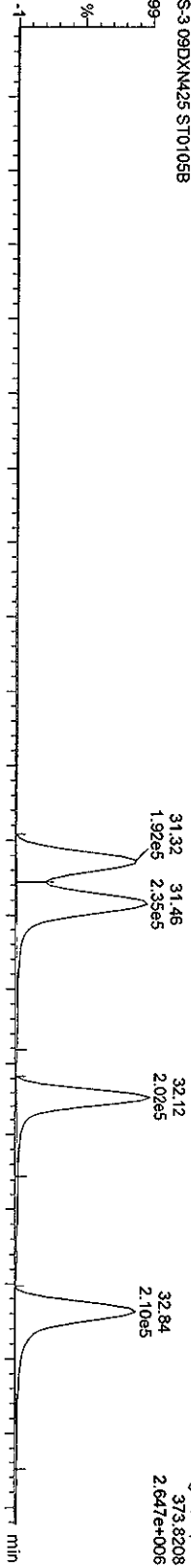
Dataset: C:\Masslynx\Default\proj\05JA103D58290A.qld

Last Altered: Wednesday, January 06, 2010 10:22:19 Pacific Standard Time
Printed: Wednesday, January 06, 2010 10:23:43 Pacific Standard Time

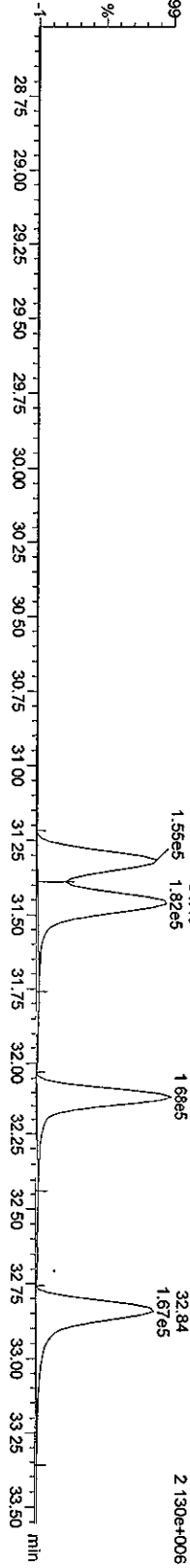
Name: 05JA103D5_15, Date: 06-Jan-2010, Time: 08:52:01, ID: ST0105B, Description: CS-3 09DXN425

HXCDFS

05JA103D5_15 Smooth(SG,2x3)
CS-3 09DXN425 ST0105B

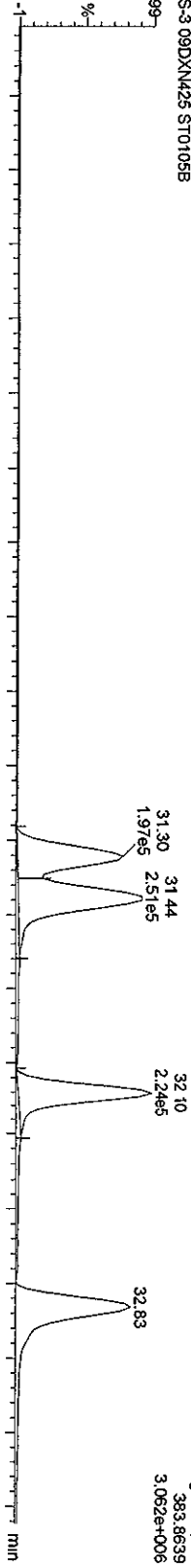


05JA103D5_15 Smooth(SG,2x3)
CS-3 09DXN425 ST0105B

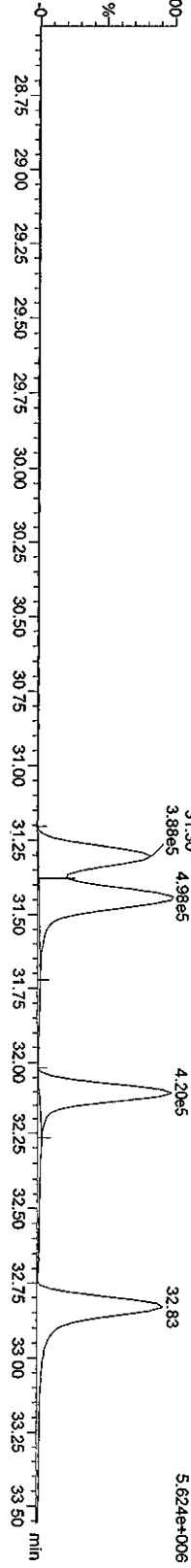


13C-HXCDFS

05JA103D5_15 Smooth(SG,2x3)
CS-3 09DXN425 ST0105B



05JA103D5_15 Smooth(SG,2x3)
CS-3 09DXN425 ST0105B



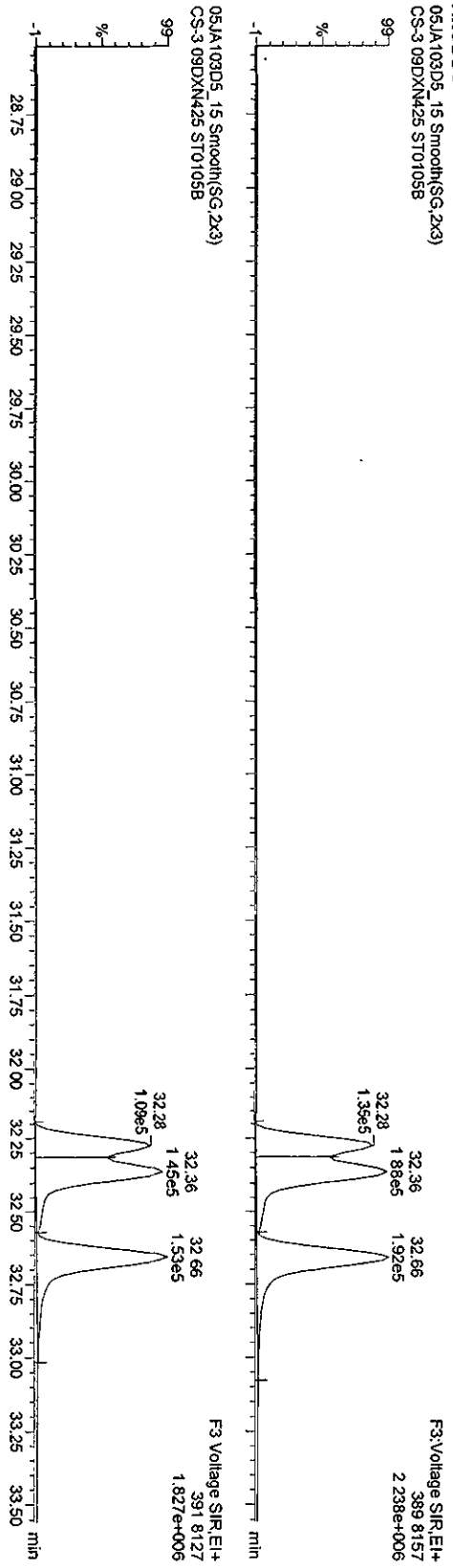
Quantity Sample Report MassLynx 4.1

Dataset: C:\MassLynx\Default\pro05JA103D56290A.qld

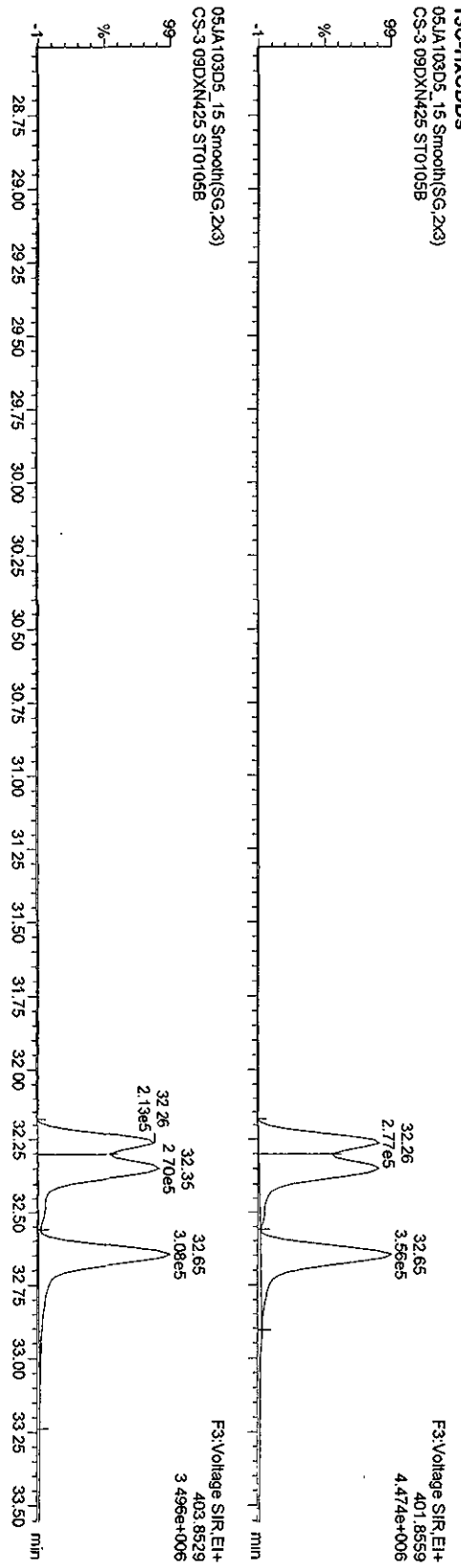
Last Altered: Wednesday, January 06, 2010 10:22:19 Pacific Standard Time
Printed: Wednesday, January 06, 2010 10:23:43 Pacific Standard Time

Name: 05JA103D5_15, Date: 06-Jan-2010, Time: 08:52:01, ID: ST0105B, Description: CS-3 09DDXN425

HxCDDs



13C-HxCDDs



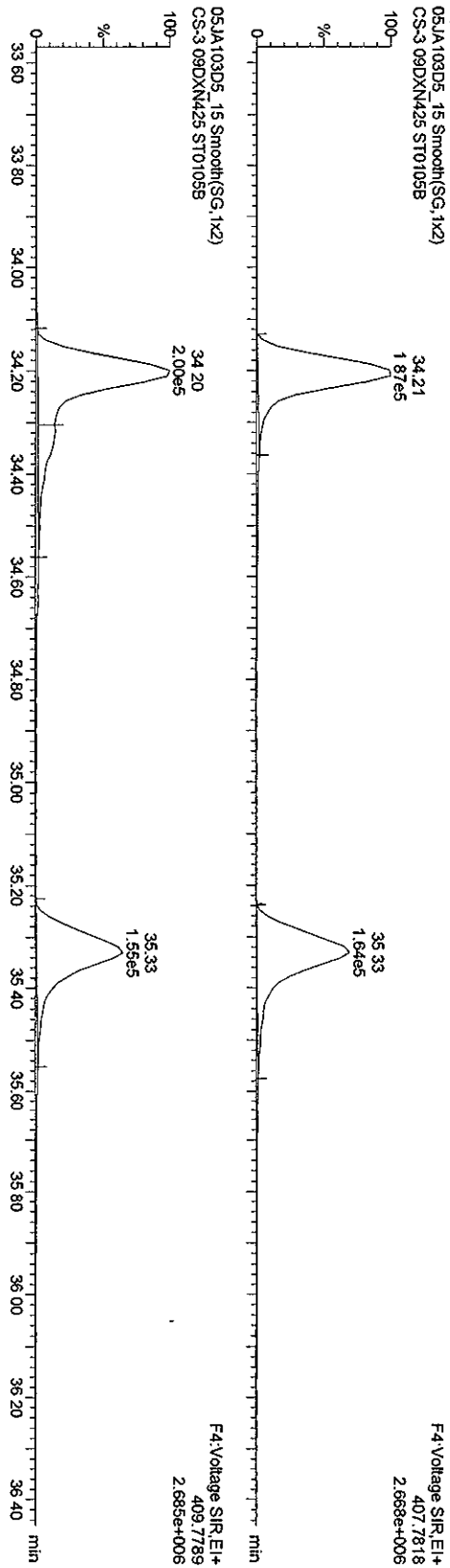
Quantity Sample Report MassLynx 4.1

Dataset: C:\MassLynx\Default\pro\05JA103D56290A.qld



Last Altered: Wednesday, January 06, 2010 10:22:19 Pacific Standard Time
Printed: Wednesday, January 06, 2010 10:23:43 Pacific Standard Time

Name: 05JA103D5_15, Date: 06-Jan-2010, Time: 08:52:01, ID: ST0105B, Description: CS-3 09DXN425

HpCDFs



13C-HpCDFs



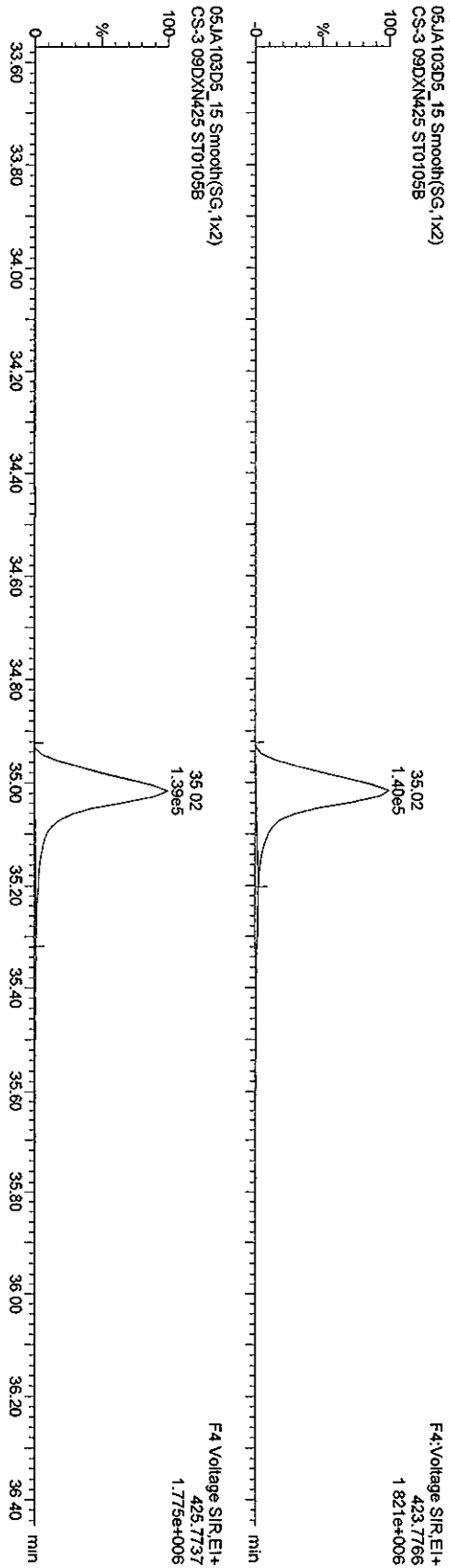
Quantity Sample Report MassLynx 4.1

Dataset: C:\MassLynx\Default\prot05JA103D58290A.qld

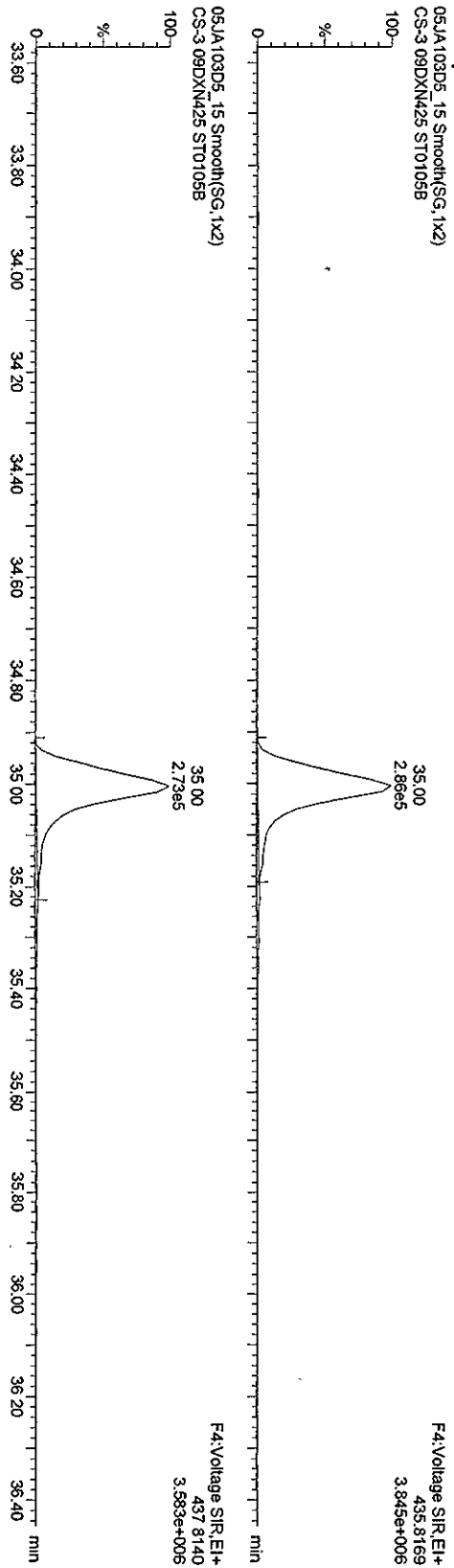
Last Altered: Wednesday, January 06, 2010 10:22:19 Pacific Standard Time
Printed: Wednesday, January 06, 2010 10:23:43 Pacific Standard Time

Name: 05JA103D5_15, Date: 06-Jan-2010, Time: 08:52:01, ID: ST0105B, Description: CS-3-09DXN425

HpCDDs



13C-HpCDD



Quantity Sample Report Masslynx 4.1

Dataset: C:\Masslynx\Default pro\05JA103D58290A.qld


Last Altered: Wednesday, January 06, 2010 10:22:19 Pacific Standard Time
Printed: Wednesday, January 06, 2010 10:23:43 Pacific Standard Time

Name: 05JA103D5_15, Date: 06-Jan-2010, Time: 08:52:01, ID: ST0105B, Description: CS-3 09DXN425

OCDFs

05JA103D5_15 Smooth(SG,1x2)
CS-3 09DXN425 ST0105B

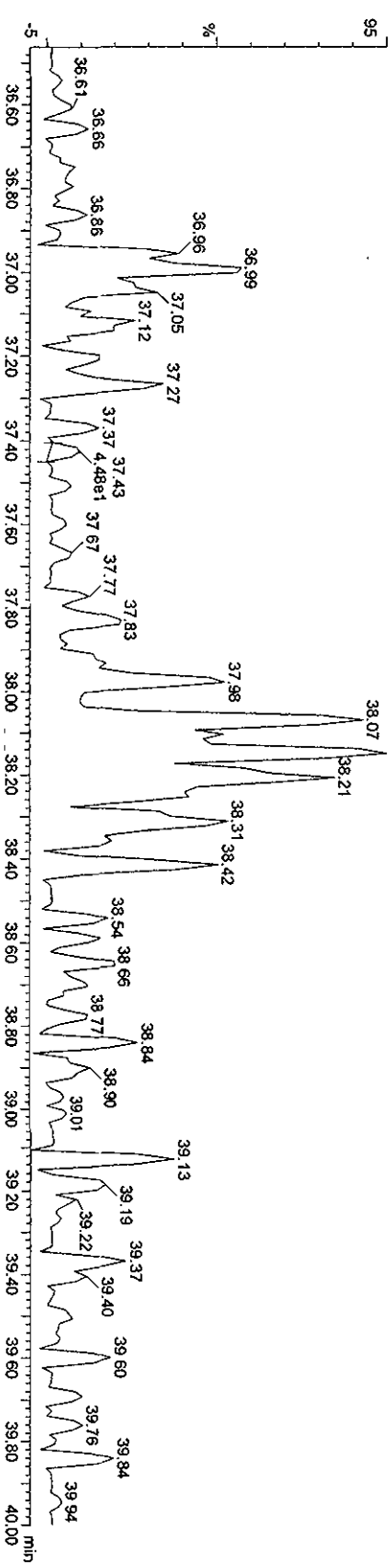
FS:Voltage SIR,EI+
441.7428
2.859e+006



OCDF PCDDPE

05JA103D5_15 Smooth(SG,1x2)
CS-3 09DXN425 ST0105B

FS:Voltage SIR,EI+
513.67750
1.678e+004



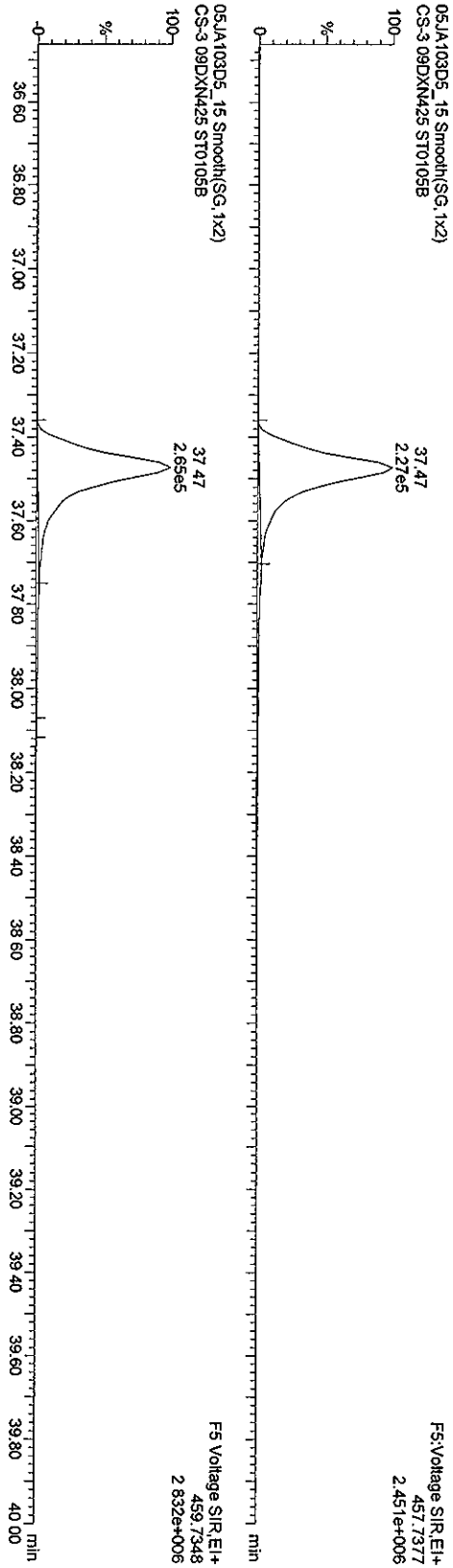
Quantity Sample Report MassLynx 4.1

Dataset: C:\MassLynx\Default\pro\05JA103D58290A.qld



Last Altered: Wednesday, January 06, 2010 10:22:19 Pacific Standard Time
Printed: Wednesday, January 06, 2010 10:23:43 Pacific Standard Time

Name: 05JA103D5_15, Date: 06-Jan-2010, Time: 08:52:01, ID: ST0105B, Description: CS-3-09DXN425

OCDD



13C-OCDD



Quantity Sample Report MassLynx 4.1

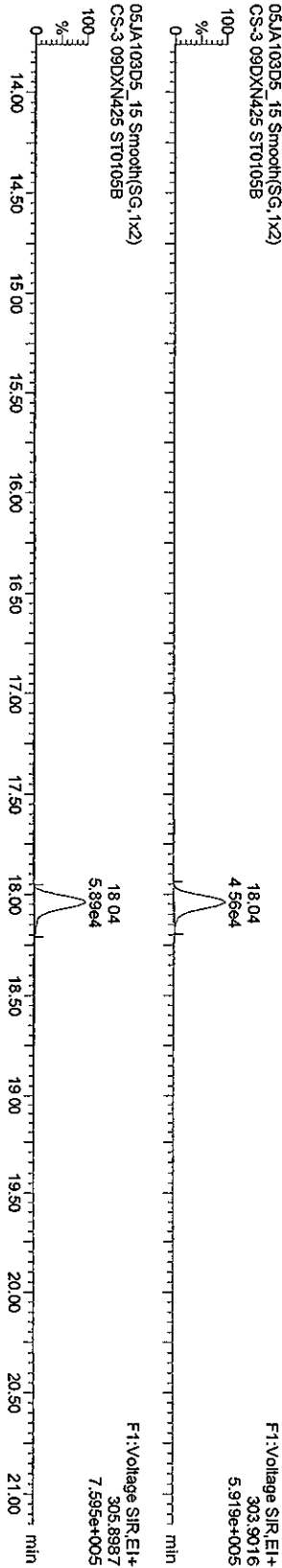
Dataset: C:\MassLynx\Default\pro05JA103D56290A.qld

Last Altered: Wednesday, January 06, 2010 10:22:19 Pacific Standard Time
Printed: Wednesday, January 06, 2010 10:23:43 Pacific Standard Time

Name: 05JA103D5_15, Date: 06-Jan-2010, Time: 08:52:01, ID: ST0105B, Description: CS-3 09DXN425

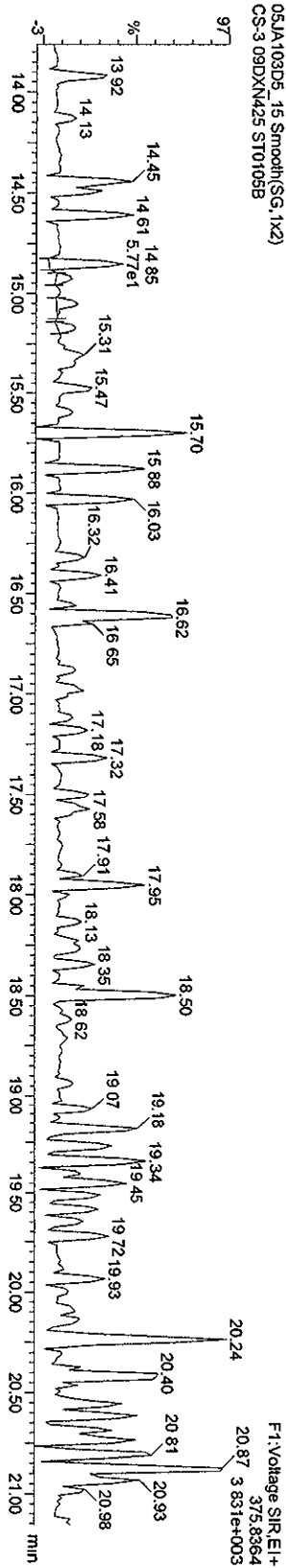
TCDFs

05JA103D5_15 Smooth(SG, 1x2)
CS-3 09DXN425 ST0105B



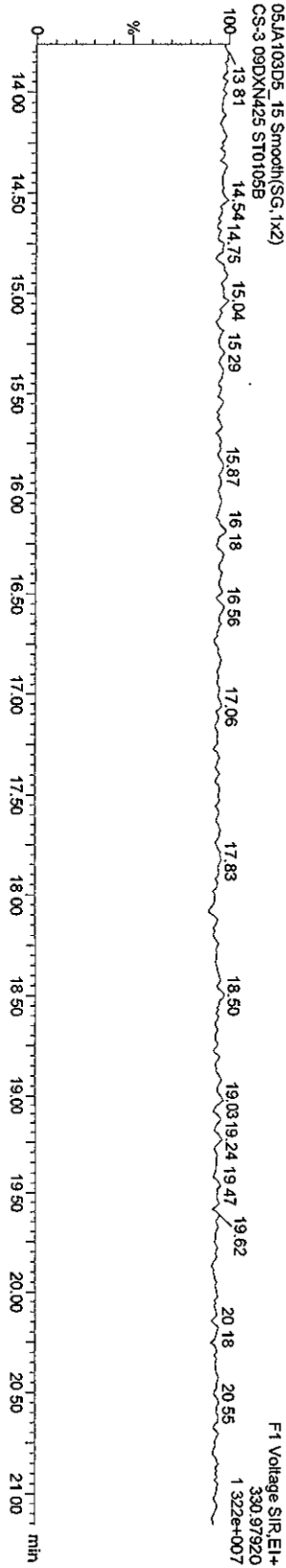
TCDF PCDFE

05JA103D5_15 Smooth(SG, 1x2)
CS-3 09DXN425 ST0105B



Function 1 PFK

05JA103D5_15 Smooth(SG, 1x2)
CS-3 09DXN425 ST0105B



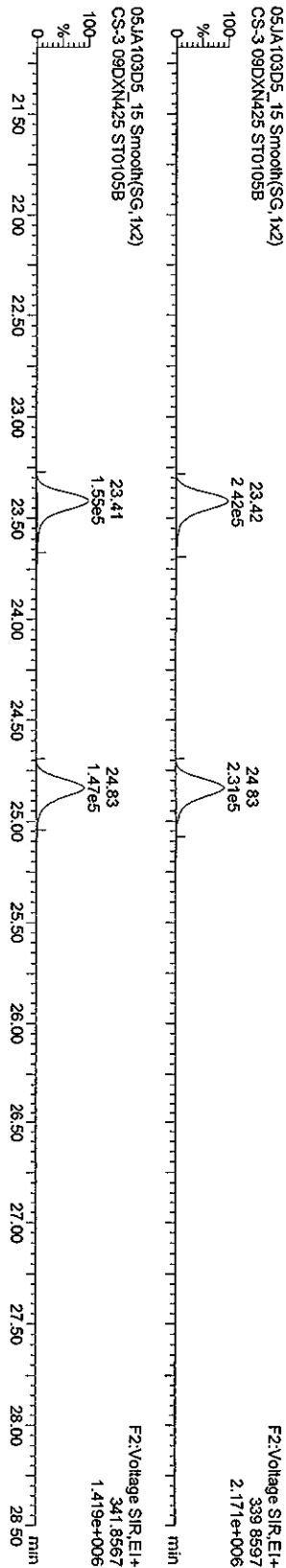
Quantity Sample Report Masstlynx 4.1

Dataset: C:\Masstlynx\Default\pro\05JA103D56290A.qld

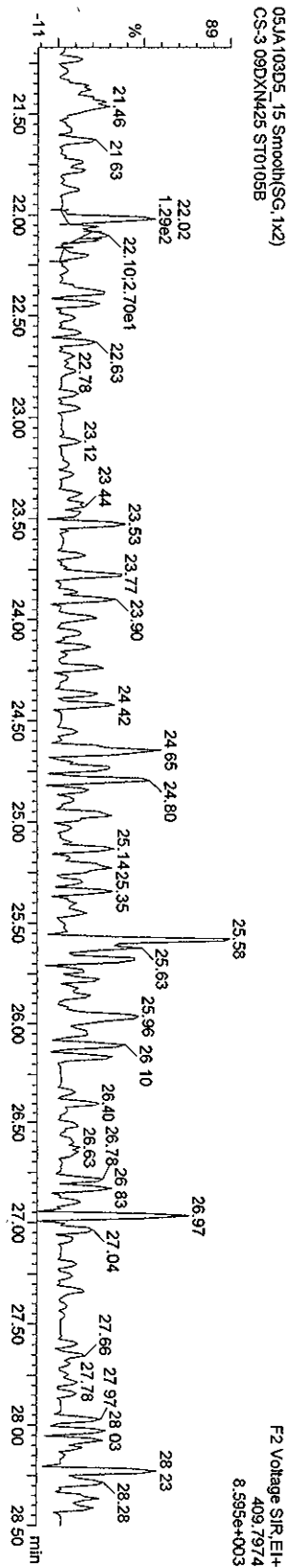
Last Altered: Wednesday, January 06, 2010 10:22:19 Pacific Standard Time
Printed: Wednesday, January 06, 2010 10:23:43 Pacific Standard Time

Name: 05JA103D5_15, Date: 06-Jan-2010, Time: 08:52:01, ID: ST0105B, Description: CS-3 09DXN425

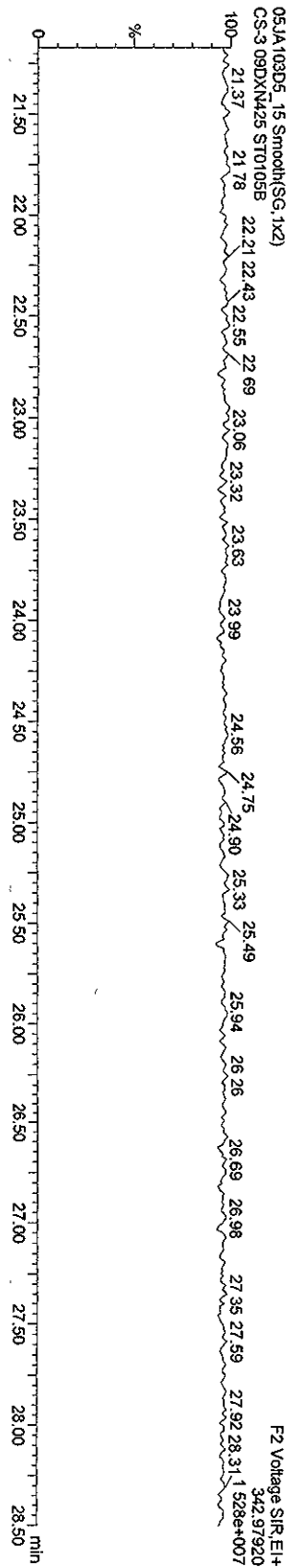
PeCDF



F2 PeCDF PCDFE



Function 2 PFK



Quantity Sample Report MassLynx 4.1

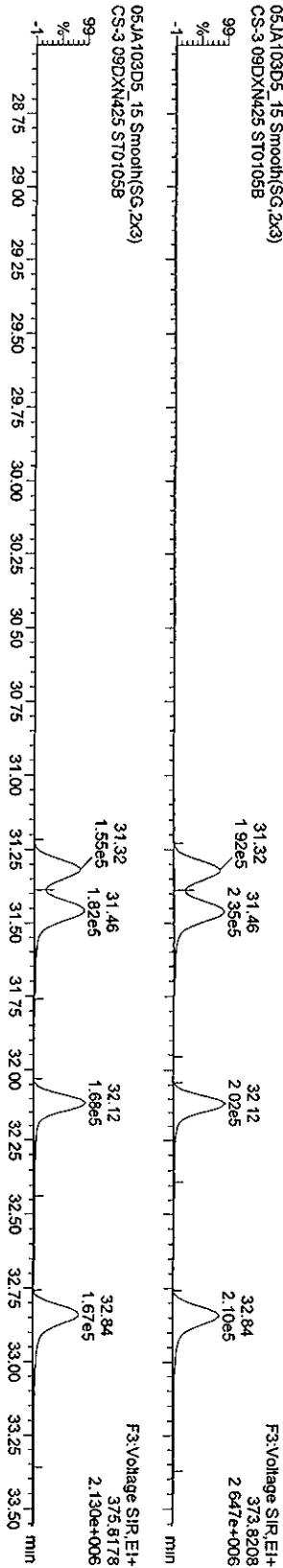
Dataset: C:\MassLynx\Default\pro\05JA103D568290A.qld

Last Altered: Wednesday, January 06, 2010 10:22:19 Pacific Standard Time
Printed: Wednesday, January 06, 2010 10:23:43 Pacific Standard Time

Name: 05JA103D5_15, Date: 06-Jan-2010, Time: 08:52:01, ID: ST0105B, Description: CS-3 09DXN425

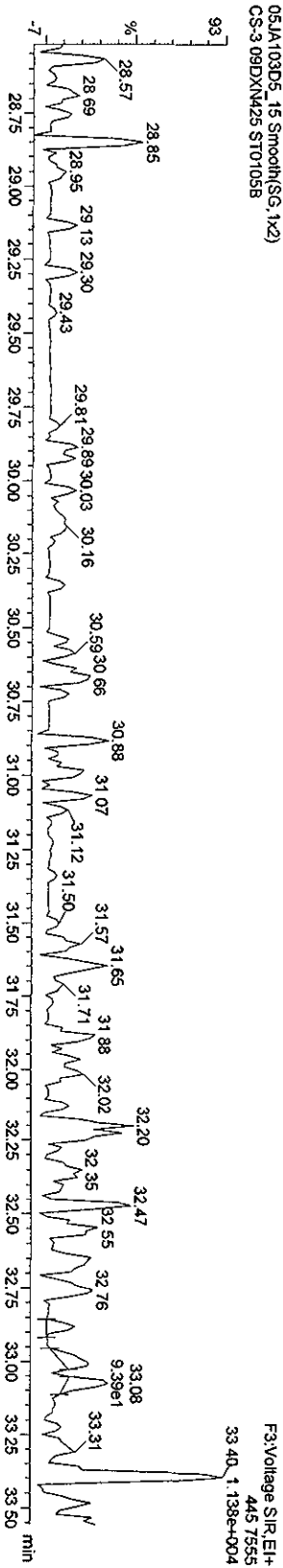
HXCDFs

05JA103D5_15 Smooth(SG, 2x3)
CS-3 09DXN425 ST0105B



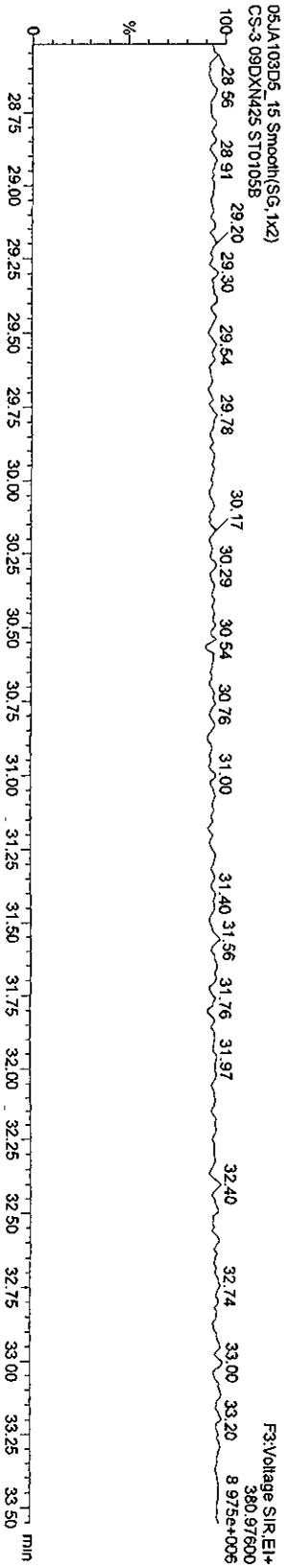
HXCDF PCDFE

05JA103D5_15 Smooth(SG, 1x2)
CS-3 09DXN425 ST0105B



Function 3 PFK

05JA103D5_15 Smooth(SG, 1x2)
CS-3 09DXN425 ST0105B



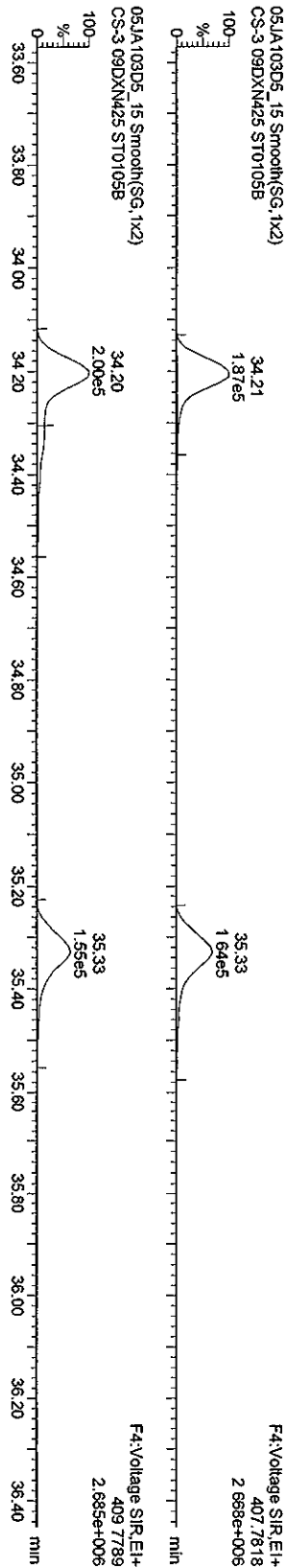
Quantity Sample Report MassLynx 4.1

Dataset: C:\MassLynx\Default\pro\05JA103D58290A.qld

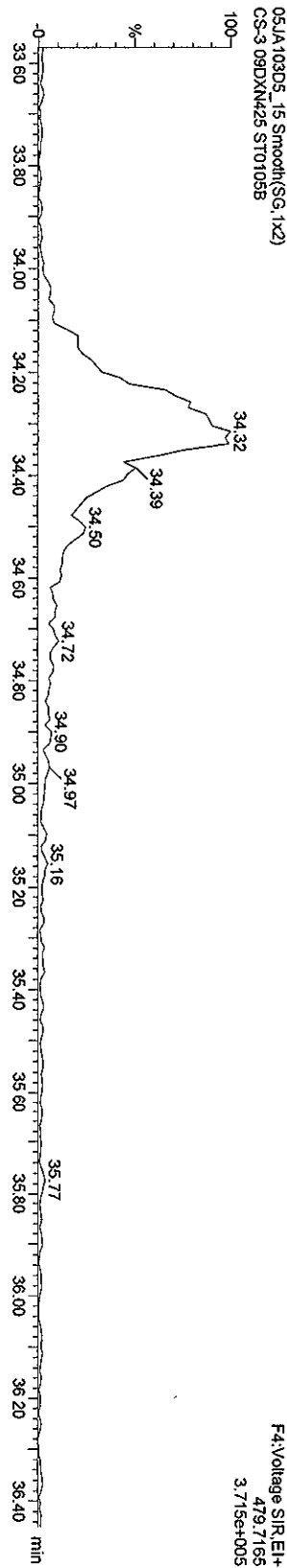
Last Altered: Wednesday, January 06, 2010 10:22:19 Pacific Standard Time
Printed: Wednesday, January 06, 2010 10:23:43 Pacific Standard Time

Name: 05JA103D5_15, Date: 06-Jan-2010, Time: 08:52:01, ID: ST0105B, Description: CS-3-09DXN425

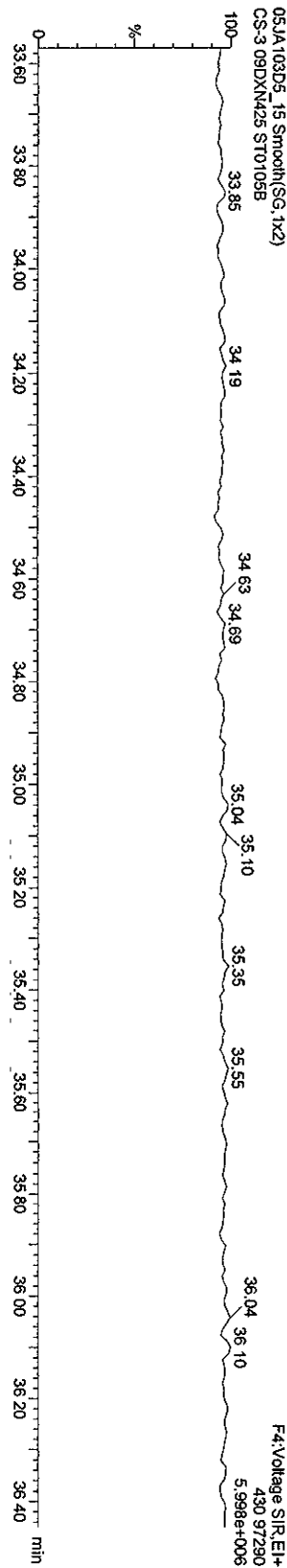
HpCDFs



HpCDF PCDFE



Function 4 PFK



Quantity Sample Report Masslynx 4.1

Dataset: C:\MassLynx\Default\pro\05JA103D58290A.qld

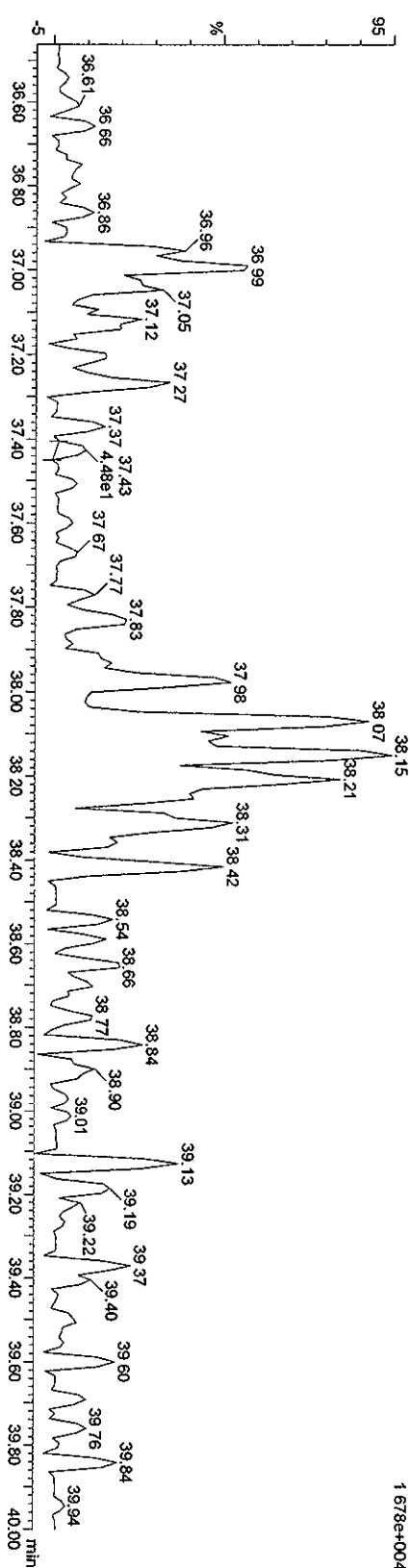
Last Altered: Wednesday, January 06, 2010 10:22:19 Pacific Standard Time
Printed: Wednesday, January 06, 2010 10:23:43 Pacific Standard Time

Name: 05JA103D5_15, Date: 06-Jan-2010, Time: 08:52:01, ID: ST0105B, Description: CS-3 09DXN425

OCDP PCDPE

05JA103D5_15 Smooth(SG,1x2)
CS-3 09DXN425 ST0105B

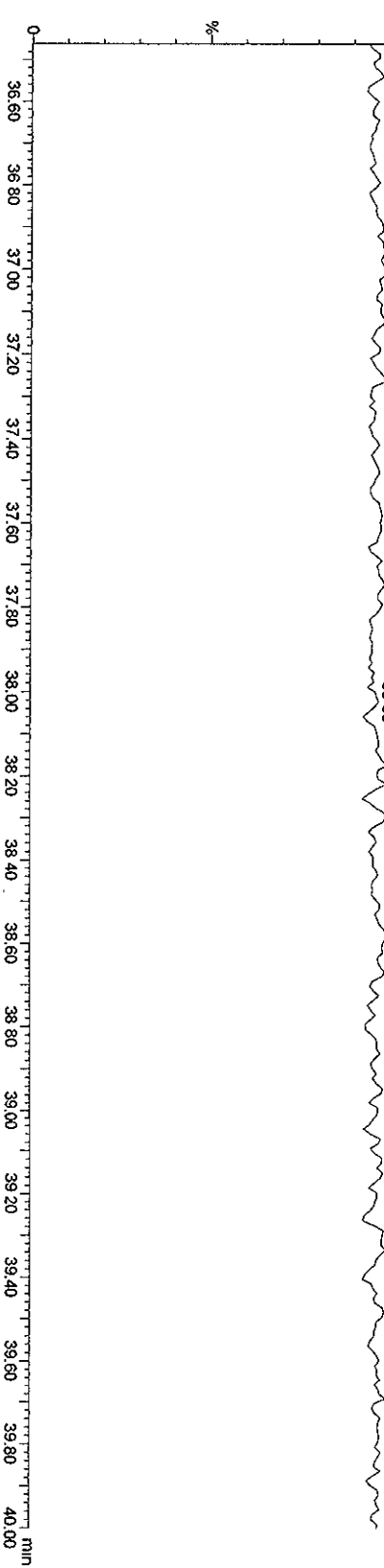
FS:Voltage SIR_EH+
513.67750
1.678e+004



Function 5 PFK

05JA103D5_15 Smooth(SG,1x2)
CS-3 09DXN425 ST0105B

FS:Voltage SIR_EH+
442.97280
7.531e+006



Daily Calibration Checklist Dioxin Methods

Method ID 8290

Associated ICAL ICA123120093D58290

Column ID DB5

Instrument ID 3D5

STD ID ST0105B, ST0105C

STD Solution 09DXN425

Analyzed by AM, JRB

Date Analyzed 01/06/10, 01/06/10

Std. Pkg. By JRB

Date Std. Pkg. Assembled 01/07/10

Std. Pkg. Reviewed By KSS

Date Std. Pkg. Reviewed 01-07-10

DAILY STANDARD PACKAGE	INITIATED	REVIEWED
Standard, CPSM, and Solvent Blank present?	✓	✓
Copy of log-file and Beginning Static Resolution present?	✓	✓
CPSM blow up present?	✓	✓
Curve Summary present?	✓	✓
Summary of Method criteria present or documented below?	✓	✓
Daily standard within method specified limits?	* ✓	* ✓
Analyte retention times correct?	✓	✓
Isotopic ratios within limits?	✓	✓
CPSM valley ≤ method specified limits?*	✓	✓
Are chromatographic windows correct?	✓	✓
Samples analyzed within 12 hrs of daily standard?	✓	✓
Manual reintegration's checked and hardcopies included?	NA	NA
Ending Standard present?	✓	✓
Ending Static Resolutions present	✓	✓
Absolute retention times for 13C12-1,2,3,4-TCDD and 13C12-1,2,3,7,8,9-HxCDD are within +/- 15 seconds of the retention times in the Initial Calibration? (required for all 1613B samples)	NA	NA

COMMENTS: ** See observation 07-0101421. Average RRF for 1,2,3,4,7,8-HxCDD is 0.7524 and needs to be used to quantitate the bracketed samples.*

* Method 8290/TO9/M0023A: (beginning) ≤ 20% from curve RRFs for native analytes, ≤ 30% from curve RRFs for labeled compounds.

Method 8290/TO9/M0023A: (ending) ≤ 25% from curve RRFs for native analytes, ≤ 35% from curve RRFs for labeled compounds.

Method 23: See Method 23 Daily Standard Criteria, Table 5.

Method 1613B: See, Method 1613B or Method 1613B Tetras Daily Standard Criteria,

** Method 23/0023A CPSM Criteria: 25% valley between 2378 TCDF (DB-225)/TCDD (DB-5) and its closest eluters normalized to the smallest peak of the triplet

Method 1613B/8290/TO9 CPSM Criteria: 25% valley between 2378 TCDF (DB-225)/TCDD (DB-5) and its closest eluters normalized to the 2378 peak.

Dataset: C:\MassLynx\Default.pro\05JA103D58290B.qld

Last Altered: Wednesday, January 06, 2010 15:37:38 Pacific Standard Time

Printed: Wednesday, January 06, 2010 15:47:13 Pacific Standard Time

Method: C:\MassLynx\Default.pro\Methdb\82903D5.mdb 06 Jan 2010 12:46:02

Calibration: C:\MassLynx\Default.pro\Curvedb\ICA123120093D58290.cdb 31 Dec 2009 13:37:23

Name: 05JA103D5_15, Date: 06-Jan-2010, Time: 08:52:01, ID: ST0105B, Description: CS-3 09DXN425

#	Name	Response	RT	Pred.RT	RRF M	RRF	Conc	%Dev	%Rec	Mod.D	Ratio	Ratio Flag
1	13C-1,2,3,4-TCDD	780778	18.57	18.59	1.00000	1.00000	100.00	0.0	100.0		0.811	NO
2												
3	13C-2,3,7,8-TCDF	1161723	18.03	17.98	1.55387	1.48790	95.75	-4.2	95.8		0.788	NO
4	2,3,7,8-TCDF	104436	18.04	18.04	1.00894	0.89897	8.91	-10.9	89.1		0.774	NO
5	Total TCDFs			21.44	1.00894		8.91					
6												
7	13C-2,3,7,8-TCDD	738809	18.77	18.77	0.93654	0.94625	101.04	1.0	101.0		0.805	NO
8	2,3,7,8-TCDD	75712	18.78	18.79	1.13162	1.02478	9.06	-9.4	90.6		0.799	NO
9	Total TCDDs			19.55	1.13162		9.06					
10												
11	37CL-2,3,7,8-TCDD	83906	18.78	18.79	1.13700	1.07465	9.45	-5.5	94.5			
12												
13	13C-1,2,3,7,8-PeCDF	824513	23.39	23.37	1.21534	1.05601	86.89	-13.1	86.9		1.691	NO
14	1,2,3,7,8-PeCDF	397098	23.42	23.41	1.03079	0.96323	46.72	-6.6	93.4		1.555	NO
15	2,3,4,7,8-PeCDF	377823	24.83	24.82	0.96399	0.91648	47.54	-4.9	95.1		1.576	NO
16	Total F2 PeCDFs			34.47	0.99739		94.26					
17	Total F1 PeCDFs			36.56	0.99739							
18												
19	13C-1,2,3,7,8-PeCDD	559524	25.59	25.55	0.74736	0.71662	95.89	-4.1	95.9		1.585	NO
20	1,2,3,7,8-PeCDD	274116	25.61	25.61	1.05672	0.97982	46.36	-7.3	92.7		1.609	NO
21	Total PeCDDs			31.10	1.05672		46.36					
22												
23	13C-1,2,3,7,8,9-HxCDD	664299	32.65	32.61	1.00000	1.00000	100.00	0.0	100.0		1.156	NO
24												
25	13C-1,2,3,4,7,8-HxCDF	584280	31.30	31.31	0.91641	0.87954	95.98	-4.0	96.0		0.507	NO
26	1,2,3,4,7,8-HxCDF	346357	31.32	31.31	1.24280	1.18558	47.70	-4.6	95.4		1.238	NO
27	1,2,3,6,7,8-HxCDF	416845	31.46	31.45	1.49624	1.42687	47.68	-4.6	95.4		1.288	NO
28	2,3,4,6,7,8-HxCDF	370272	32.12	32.11	1.31114	1.26745	48.33	-3.3	96.7		1.206	NO
29	1,2,3,7,8,9-HxCDF	377147	32.84	32.85	1.29097	1.29098	50.00	0.0	100.0		1.255	NO
30	Total HxCDFs			0.00	1.33529		193.71					
31												
32	13C-1,2,3,6,7,8-HxCDD	608087	32.35	32.37	0.80919	0.91538	113.12	13.1	113.1		1.250	NO
33	1,2,3,4,7,8-HxCDD	243661	32.28	32.26	0.93261	0.80140	42.97	-14.1	85.9		1.244	NO
34	1,2,3,6,7,8-HxCDD	332981	32.36	32.36	1.18024	1.09518	46.40	-7.2	92.8		1.299	NO
35	1,2,3,7,8,9-HxCDD	344312	32.66	32.64	1.28282	1.13244	44.14	-11.7	88.3		1.257	NO
36	Total HxCDDs			0.00	1.13189		133.50					
37												
38	13C-1,2,3,4,6,7,8-HpCDF	573596	34.20	34.19	0.81080	0.86346	106.49	6.5	106.5		0.436	NO
39	1,2,3,4,6,7,8-HpCDF	387265	34.21	34.21	1.36387	1.35030	49.50	-1.0	99.0		0.932	NO
40	1,2,3,4,7,8,9-HpCDF	319374	35.33	35.33	1.11483	1.11359	49.94	-0.1	99.9		1.055	NO
41	Total HpCDFs			0.00	1.23935		99.45					
42												
43	13C-1,2,3,4,6,7,8-HpCDD	558154	35.00	35.01	0.70743	0.84021	118.77	18.8	118.8		1.048	NO
44	1,2,3,4,6,7,8-HpCDD	279102	35.02	35.00	1.04312	1.00009	47.94	-4.1	95.9		1.002	NO
45	Total HpCDDs			0.04	1.04312		47.94					

Dataset: C:\MassLynx\Default.pro\05JA103D58290B.qld

Last Altered: Wednesday, January 06, 2010 15:37:38 Pacific Standard Time

Printed: Wednesday, January 06, 2010 15:47:13 Pacific Standard Time

Name: 05JA103D5_15, Date: 06-Jan-2010, Time: 08:52:01, ID: ST0105B, Description: CS-3 09DXN425

#	Name	Response	RT	Pred. RT	RRF	M	RRF	Conc.	%Dev	%Rec	Mod. D...	Ratio	Ratio Flag
47	13C-OCDD	893837	37.46	37.45	0.51880	0.67277	259.36	29.7	129.7			0.918	NO
48	OCDF	577675	37.58	37.58	1.40213	1.29257	92.19	-7.8	92.2			0.914	NO
49	OCDD	491427	37.47	37.47	1.19691	1.09959	91.87	-8.1	91.9			0.857	NO
50													
51													
52	Function 1 PFK			14.26									
53	Function 2 PFK			22.48	16743....								
54	Function 3 PFK			29.28	7909.2...								
55	Function 4 PFK			34.81	14980....								
56	Function 5 PFK			39.31	3947.9...								
57	TCDF PCDPE	19	15.05	15.01	30.012...	18.616 ..	0.62	-38.0	62.0				
58	F1 PeCDF PCDPE			18.68	45.972. .								
59	F2 PeCDF PCDPE	27	22.10	22.10	17.774...	26.981...	1.52	51.8	151.8				
60	HXCDF PCDPE	75	33.00	33.02	18.611...	75.038...	4.03	303.2	403.2				
61	HPCDF PCDPE			35.33	75.501...								
62	OCDF PCDPE			37.54	85.061...								

Dataset: C:\MassLynx\Default.pro\05JA103D58290B.qld

Last Altered: Thursday, January 07, 2010 11:09:21 Pacific Standard Time

Printed: Thursday, January 07, 2010 11:09:53 Pacific Standard Time

Method: C:\MassLynx\Default.PRO\MethDB\82903D5.mdb 06 Jan 2010 12:46:02

Calibration: C:\MassLynx\Default.PRO\CurveDB\ICA123120093D58290.cdb 31 Dec 2009 13:37:23

Name: 05JA103D5_28, Date: 06-Jan-2010, Time: 18:06:28, ID: ST0105C, Description: CS-3 09DXN425

#	Name	Response	RT	Pred RT	RRF M	RRF	Conc.	%Dev	%Rec	Mod.D	Ratio	Ratio Flag
1	13C-1,2,3,4-TCDD	778356	18.57	18.60	1.00000	1.00000	100.00	0.0	100.0		0.765	NO
2												
3	13C-2,3,7,8-TCDF	1205605	18.04	17.98	1.55387	1.54891	99.68	-0.3	99.7		0.798	NO
4	2,3,7,8-TCDF	110974	18.06	18.06	1.00894	0.92048	9.12	-8.8	91.2		0.756	NO
5	Total TCDFs			21.44	1.00894		9.12					
6												
7	13C-2,3,7,8-TCDD	739567	18.78	18.77	0.93654	0.95017	101.46	1.5	101.5		0.745	NO
8	2,3,7,8-TCDD	78781	18.80	18.79	1.13162	1.06524	9.41	-5.9	94.1		0.818	NO
9	Total TCDDs			19.55	1.13162		9.41					
10												
11	37CL-2,3,7,8-TCDD	83727	18.80	18.79	1.13700	1.07569	9.46	-5.4	94.6			
12												
13	13C-1,2,3,7,8-PeCDF	847704	23.42	23.37	1.21534	1.08910	89.61	-10.4	89.6		1.576	NO
14	1,2,3,7,8-PeCDF	401103	23.44	23.44	1.03079	0.94633	45.90	-8.2	91.8		1.497	NO
15	2,3,4,7,8-PeCDF	379571	24.86	24.86	0.96399	0.89553	46.45	-7.1	92.9		1.539	NO
16	Total F2 PeCDFs			34.47	0.99739		92.35					
17	Total F1 PeCDFs			36.56	0.99739							
18												
19	13C-1,2,3,7,8-PeCDD	561859	25.61	25.55	0.74736	0.72185	96.59	-3.4	96.6		1.579	NO
20	1,2,3,7,8-PeCDD	284572	25.65	25.64	1.05672	1.01296	47.93	-4.1	95.9		1.582	NO
21	Total PeCDDs			31.10	1.05672		47.93					
22												
23	13C-1,2,3,7,8,9-HxCDD	708817	32.66	32.61	1.00000	1.00000	100.00	0.0	100.0		1.313	NO
24												
25	13C-1,2,3,4,7,8-HxCDF	544583	31.33	31.32	0.91641	0.76830	83.84	-16.2	83.8		0.531	NO
26	1,2,3,4,7,8-HxCDF	338175	31.34	31.34	1.24280	1.24196	49.97	-0.1	99.9		1.226	NO
27	1,2,3,6,7,8-HxCDF	428520	31.48	31.47	1.49624	1.57375	52.59	5.2	105.2		1.190	NO
28	2,3,4,6,7,8-HxCDF	371890	32.14	32.14	1.31114	1.36578	52.08	4.2	104.2		1.249	NO
29	1,2,3,7,8,9-HxCDF	362981	32.86	32.88	1.29097	1.33306	51.63	3.3	103.3		1.193	NO
30	Total HxCDFs			0.00	1.33529		206.27					
31												
32	13C-1,2,3,6,7,8-HxCDD	625362	32.36	32.38	0.80919	0.88226	109.03	9.0	109.0		1.144	NO
33	1,2,3,4,7,8-HxCDD	219914	32.29	32.27	0.93261	0.70332	37.71	-24.6	75.4		1.218	NO
34	1,2,3,6,7,8-HxCDD	357880	32.38	32.37	1.18024	1.14455	48.49	-3.0	97.0		1.249	NO
35	1,2,3,7,8,9-HxCDD	352166	32.68	32.65	1.28282	1.12628	43.90	-12.2	87.8		1.211	NO
36	Total HxCDDs			0.00	1.13189		130.09					
37												
38	13C-1,2,3,4,6,7,8-HpCDF	554532	34.21	34.20	0.81080	0.78233	96.49	-3.5	96.5		0.446	NO
39	1,2,3,4,6,7,8-HpCDF	367915	34.22	34.22	1.36387	1.32694	48.65	-2.7	97.3		0.987	NO
40	1,2,3,4,7,8,9-HpCDF	302749	35.35	35.34	1.11483	1.09191	48.97	-2.1	97.9		0.987	NO
41	Total HpCDFs			0.00	1.23935		97.62					
42												
43	13C-1,2,3,4,6,7,8-HpCDD	537612	35.03	35.02	0.70743	0.75846	107.21	7.2	107.2		1.146	NO
44	1,2,3,4,6,7,8-HpCDD	261225	35.04	35.03	1.04312	0.97180	46.58	-6.8	93.2		1.065	NO
45	Total HpCDDs			0.06	1.04312		46.58					

Dataset: C:\MassLynx\Default.pro\05JA103D58290B.qld

Last Altered: Thursday, January 07, 2010 11:09:21 Pacific Standard Time

Printed: Thursday, January 07, 2010 11:09:53 Pacific Standard Time

Name: 05JA103D5_28, Date: 06-Jan-2010, Time: 18:06:28, ID: ST0105C, Description: CS-3 09DXN425

#	Name	Response	RT	Pred.RT	RRF M	RRF	Conc.	%Dev	%Rec	Mod.D	Ratio	Ratio Flag
47	13C-OCDD	843021	37.49	37.46	0.51880	0.59467	229.25	14.6	114.6		0.887	NO
48	OCDF	537235	37.60	37.60	1.40213	1.27455	90.90	-9.1	90.9		0.853	NO
49	OCDD	466398	37.50	37.50	1.19691	1.10649	92.45	-7.6	92.4		0.875	NO
50												
51												
52	Function 1 PFK			14.26								
53	Function 2 PFK	882	22.45	22.48	16743....	881.73...	0.05	-94.7	5.3			
54	Function 3 PFK			29.28	7909.2..							
55	Function 4 PFK			34.81	14980....							
56	Function 5 PFK			39.31	3947.9...							
57	TCDF PCDPE			15.01	30.012...							
58	F1 PeCDF PCDPE			18.68	45.972...							
59	F2 PeCDF PCDPE	39	22.19	22.10	17.774...	39.425...	2.22	121.8	221.8			
60	HXCDF PCDPE			33.02	18.611...							
61	HPCDF PCDPE			35.33	75.501...							
62	OCDF PCDPE	67	37.62	37.54	85.061...	66.610...	0.78	-21.7	78.3			

Sample List Report

MassLynx 4.1

Sample List: C:\MassLynx\Default.pro\Sampledb\05JA103D5.SPL
Last Modified: Wednesday, January 06, 2010 17:00:26 Pacific Standard Time
Printed: Wednesday, January 06, 2010 17:00:31 Pacific Standard Time

Page 1 of 2

Page Position (1, 1)

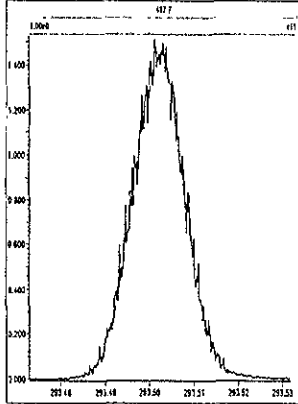
File Name	File Text	Sample ID	Meth/Matrix	BOX #	Sample Size	Units	Bottle	FV_uL
1 05JA103D5_1	CS-3 09DXN425	ST0105	---	---	1.000000	---	Tray01:1	---
2 05JA103D5_2	CS-3 09DXN425	ST0105A	---	---	1.000000	---	Tray01:2	---
3 05JA103D5_3	DB5 CPSM 3732-04	CP0105	---	---	1.000000	---	Tray01:3	---
4 05JA103D5_4	Solvent Blank C-14	SB0105	---	---	1.000000	---	Tray01:4	---
5 05JA103D5_5	G9L230000-203B	LRJM4-1-AA	8290/Solid	74	10.000000	g	Tray01:5	10
6 05JA103D5_6	G9L230000-203C	LRJM4-1-AC	8290/Solid	74	10.000000	g	Tray01:6	10
7 05JA103D5_7	G9L220000-324C RI	LRG29-1-AC	1613B/Water	74	1.000000	L	Tray01:7	10
8 05JA103D5_8	G9L170524-1	LQ86P-1-AC	8290/Solid	74	10.300000	g	Tray01:8	10
9 05JA103D5_9	G9L170524-2	LQ86X-1-AC	8290/Solid	74	10.150000	g	Tray01:9	10
10 05JA103D5_10	G9L170524-3	LQ867-1-AC	8290/Solid	74	10.320000	g	Tray01:10	10
11 05JA103D5_11	G9L170524-4	LQ87A-1-AC	8290/Solid	74	10.270000	g	Tray01:11	10
12 05JA103D5_12	G9L170524-4MS	LQ87A-1-AD	8290/Solid	74	10.210000	g	Tray01:12	10
13 05JA103D5_13	G9L170524-4SD	LQ87A-1-AE	8290/Solid	74	10.620000	g	Tray01:13	10
14 05JA103D5_14	Solvent Blank C-14	SB0105A	---	---	1.000000	---	Tray01:14	---
15 05JA103D5_15	CS-3 09DXN425	ST0105B	---	---	1.000000	---	Tray01:2	---
16 05JA103D5_16	DB5 CPSM 3732-04	CP0105A	---	---	1.000000	---	Tray01:3	---
17 05JA103D5_17	Solvent Blank C-14	SB0105B	---	---	1.000000	---	Tray01:18	---
18 05JA103D5_18	G9L170524-5	LQ87E-1-AC	8290/Solid	74	10.200000	g	Tray01:19	10
19 05JA103D5_19	G9L170524-6	LQ87J-1-AC	8290/Solid	74	10.090000	g	Tray01:20	10
20 05JA103D5_20	G9L170524-7	LQ87L-1-AC	8290/Solid	74	10.890000	g	Tray01:21	10
21 05JA103D5_21	G9L170524-8	LQ87M-1-AC	8290/Solid	74	10.240000	g	Tray01:22	10
22 05JA103D5_22	G9L170524-9	LQ87Q-1-AC	8290/Solid	74	10.380000	g	Tray01:23	10
23 05JA103D5_23	G9L170524-10	LQ87R-1-AC	8290/Solid	74	10.160000	g	Tray01:24	10
24 05JA103D5_24	G9L170524-11	LQ87W-1-AC	8290/Solid	74	10.110000	g	Tray01:25	10
25 05JA103D5_25	G9L170524-12	LQ870-1-AC	8290/Solid	74	10.830000	g	Tray01:26	10
26 05JA103D5_26	G9L170524-13	LQ873-1-AC	8290/Solid	74	10.140000	g	Tray01:27	10
27 05JA103D5_27	Solvent Blank C-14	SB0105C	---	---	1.000000	---	Tray01:4	---
28 05JA103D5_28	CS-3 09DXN425	ST0105C	---	---	1.000000	---	Tray01:1	---

*logfile v2
JRB 1/6/10*

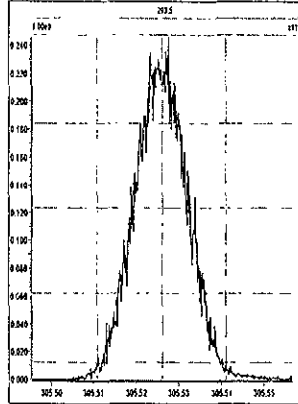
File: Experiment: Dioxin3D5.exp Reference: Pfk.ref Function: 1 @ 200 (ppm)

Printed: Wednesday, January 06, 2010 09:35:28 Pacific Standard Time

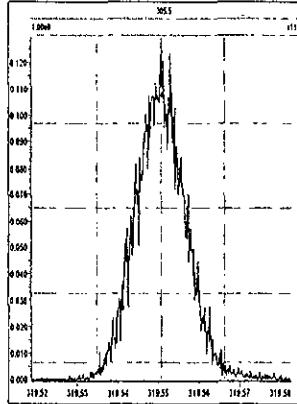
M 292.9824 R 10686



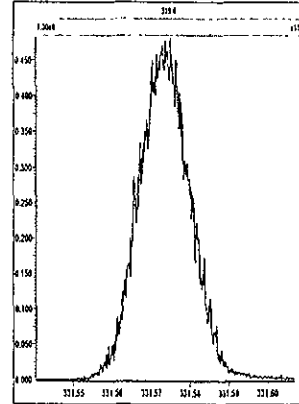
M 304.9824 R 11212



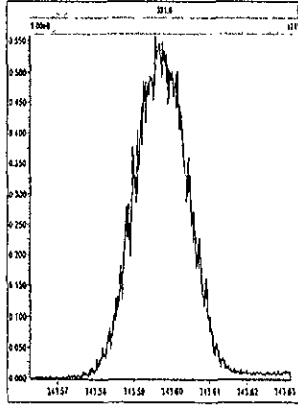
M 318.9792 R 11364



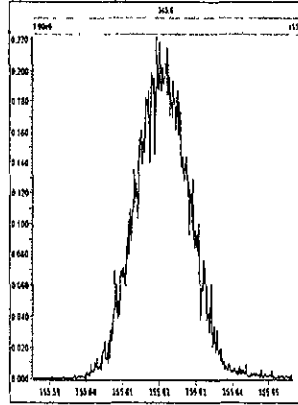
M 330.9792 R 11261



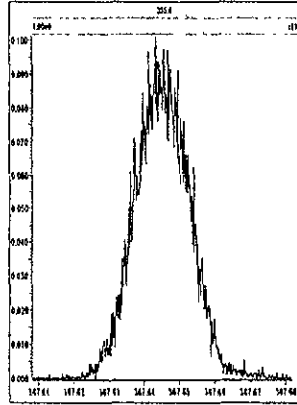
M 342.9792 R 10821



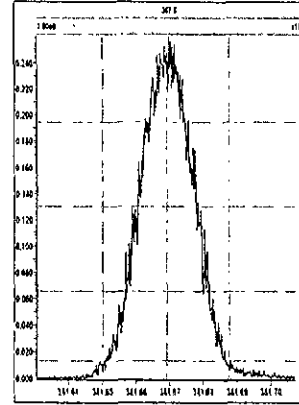
M 354.9792 R 11413



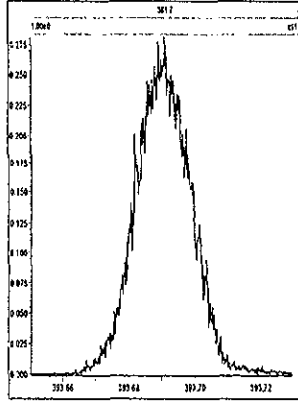
M 366.9792 R 10461



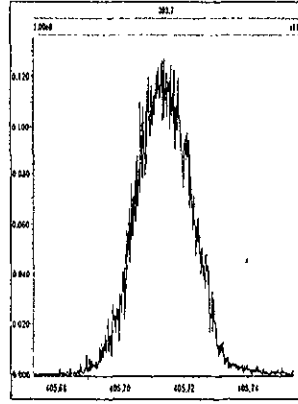
M 380.9760 R 10639



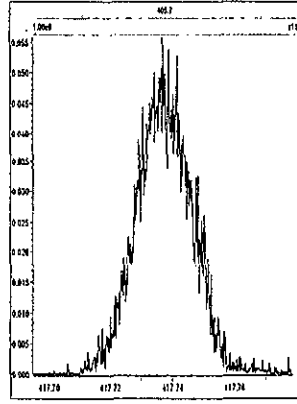
M 392.9760 R 10729



M 404.9760 R 10548



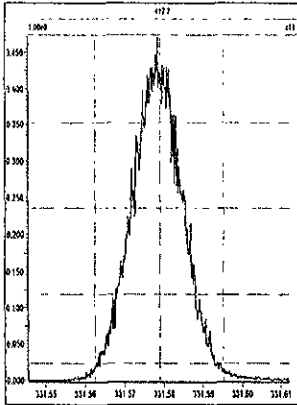
M 416.9760 R 10967



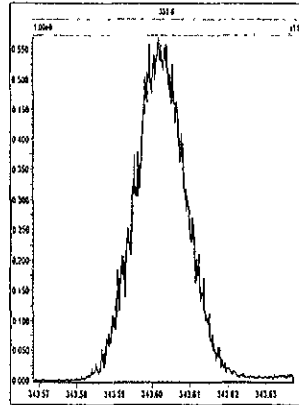
File: Experiment: Dioxin3D5.exp Reference: Pfk.ref Function: 2 @ 200 (ppm)

Printed: Wednesday, January 06, 2010 09:36:06 Pacific Standard Time

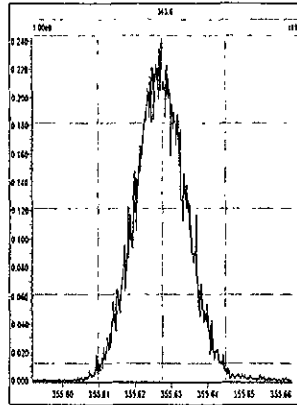
M 330.9792 R 11160



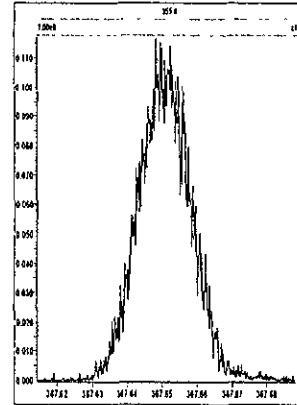
M 342.9792 R 11061



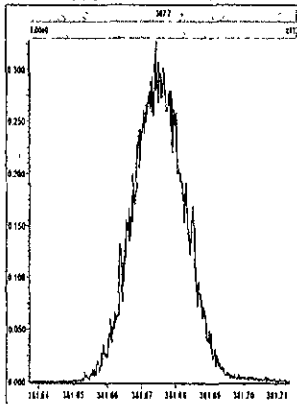
M 354.9792 R 10820



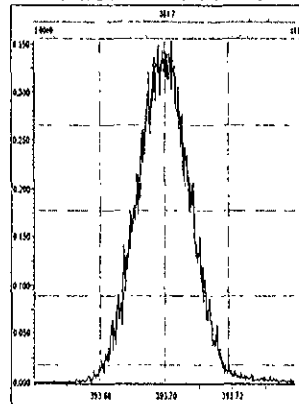
M 366.9792 R 11469



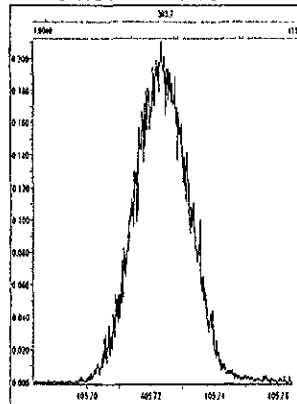
M 380.9760 R 10773



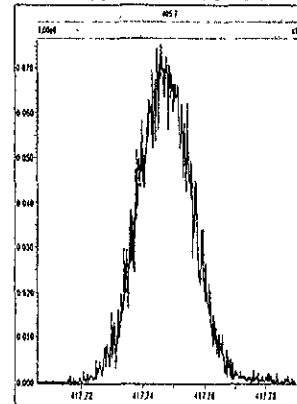
M 392.9760 R 11013



M 404.9760 R 10916



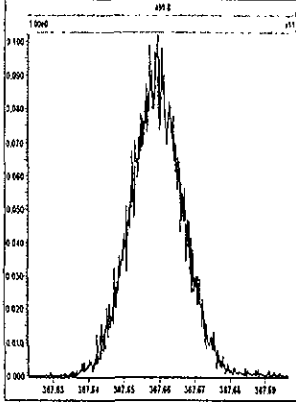
M 416.9760 R 10503



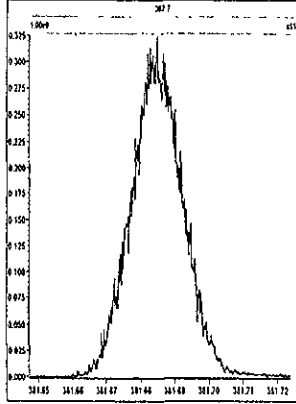
File: Experiment: Dioxin3D5.exp Reference: Pfk.ref Function: 3 @ 200 (ppm)

Printed: Wednesday, January 06, 2010 09:36:48 Pacific Standard Time

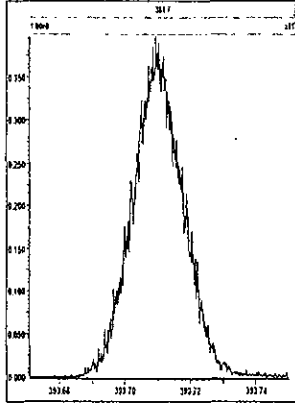
M 366.9792 R 10962



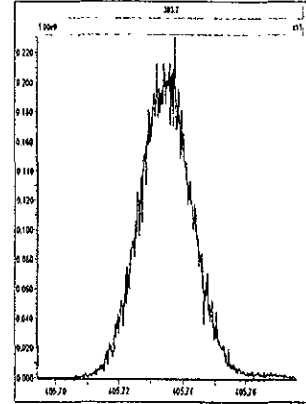
M 380.9760 R 10824



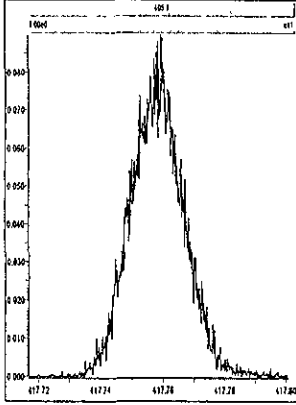
M 392.9760 R 11313



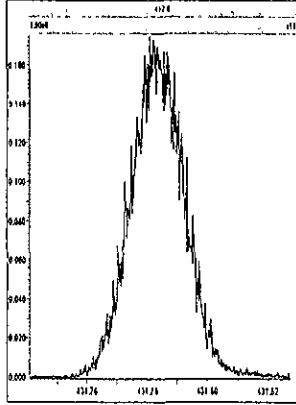
M 404.9760 R 10775



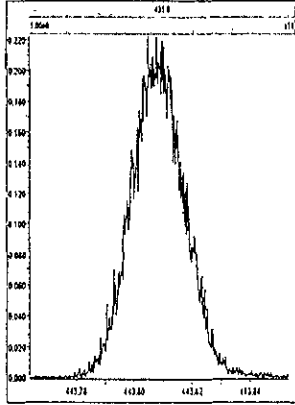
M 416.9760 R 11847



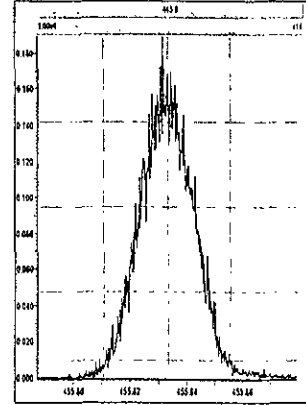
M 430.9728 R 10774



M 442.9728 R 10919



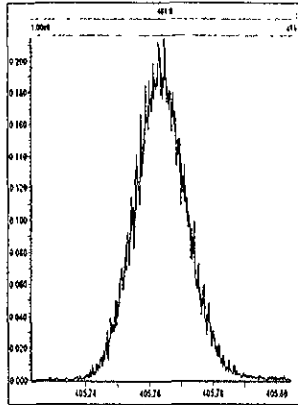
M 454.9728 R 10823



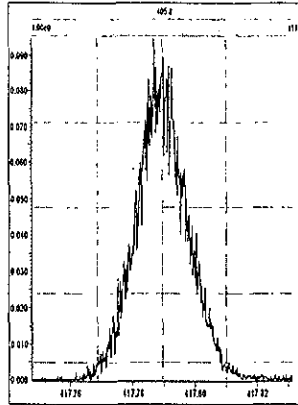
File: Experiment: Dioxin3D5.exp Reference: Pfk.ref Function: 4 @ 200 (ppm)

Printed: Wednesday, January 06, 2010 09:37:27 Pacific Standard Time

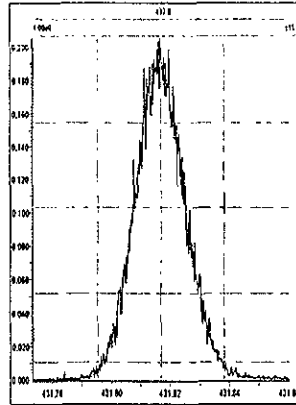
M 404.9760 R 10819



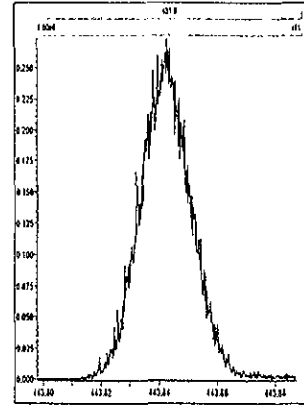
M 416.9760 R 11312



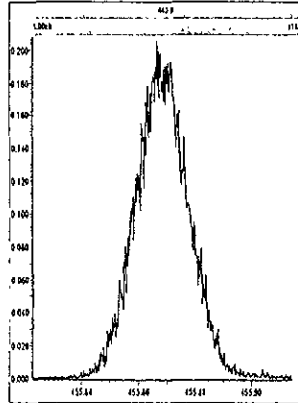
M 430.9728 R 10593



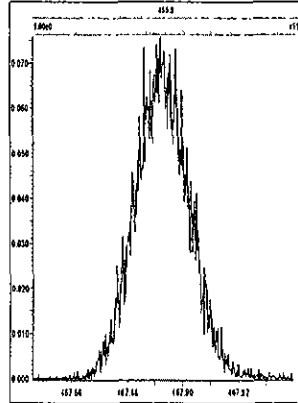
M 442.9728 R 11064



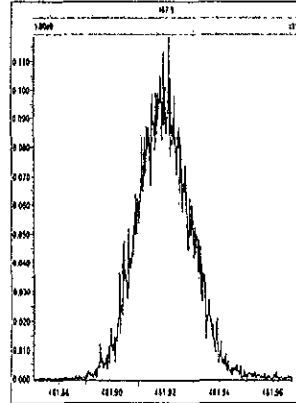
M 454.9728 R 10919



M 466.9728 R 11059



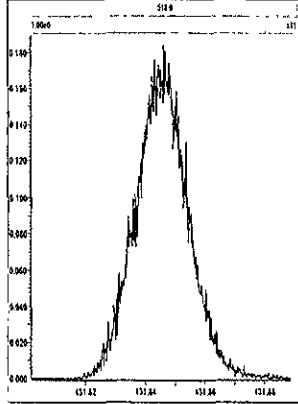
M 480.9696 R 10823



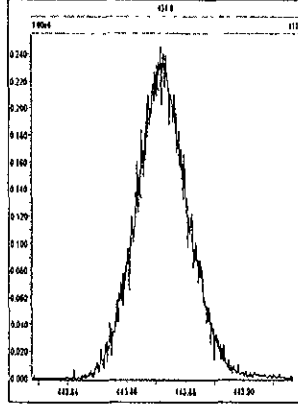
File: Experiment: Dioxin3D5.exp Reference: Pfk.ref Function: 5 @ 200 (ppm)

Printed: Wednesday, January 06, 2010 09:38:23 Pacific Standard Time

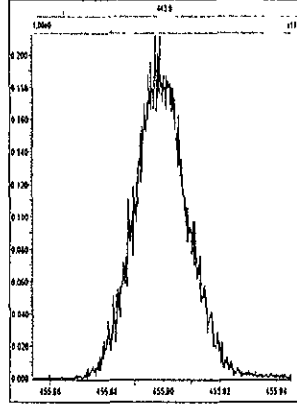
M 430.9728 R 10917



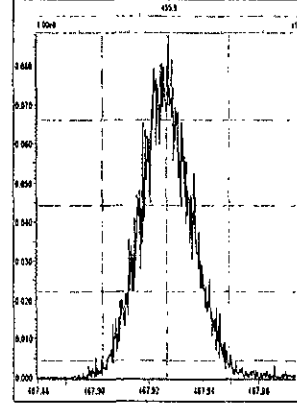
M 442.9728 R 10593



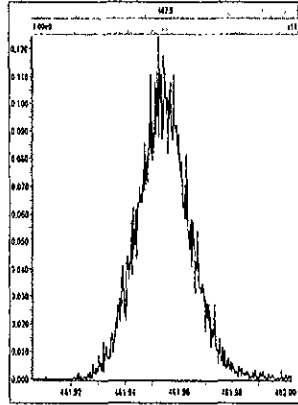
M 454.9728 R 10775



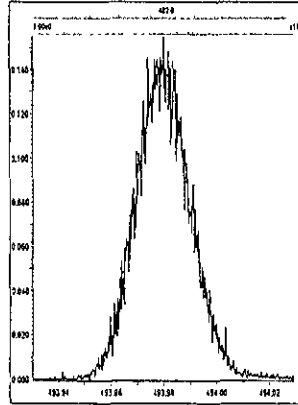
M 466.9728 R 11519



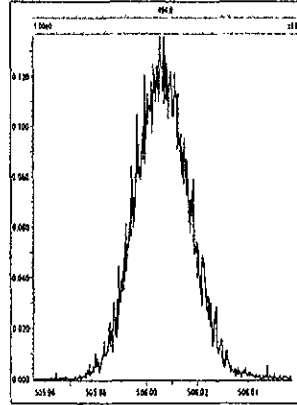
M 480.9696 R 10640



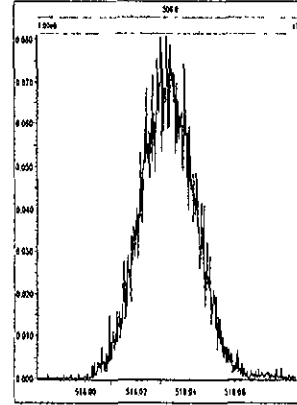
M 492.9696 R 10594



M 504.9696 R 10504



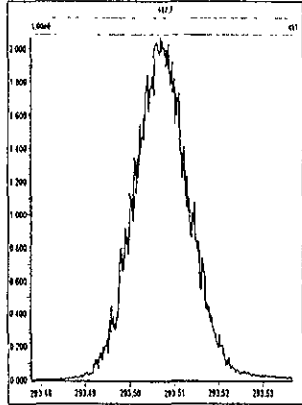
M 516.9697 R 10419



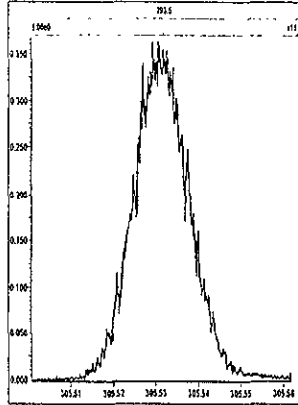
File: Experiment: Dioxin3D5.exp Reference: Pfk.ref Function: 1 @ 200 (ppm)

Printed: Wednesday, January 06, 2010 18:58:19 Pacific Standard Time

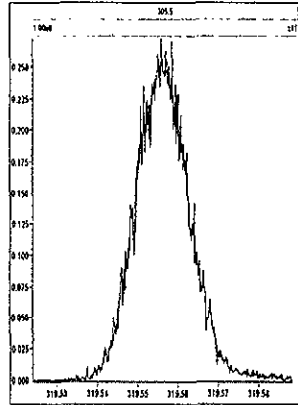
M 292.9824 R 10248



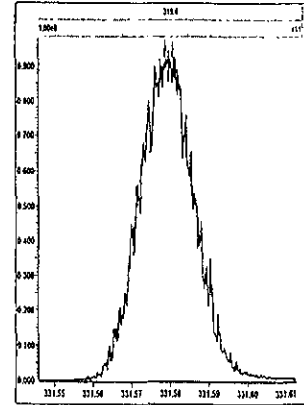
M 304.9824 R 10247



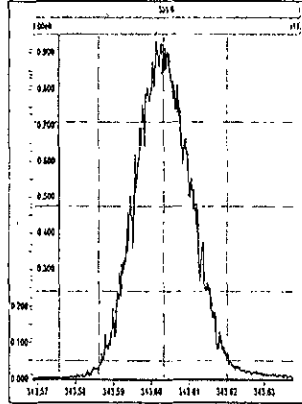
M 318.9792 R 11738



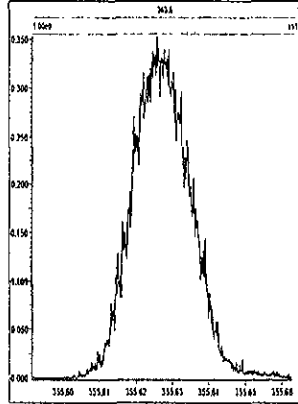
M 330.9792 R 10330



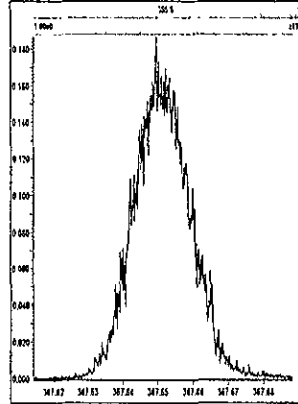
M 342.9792 R 10161



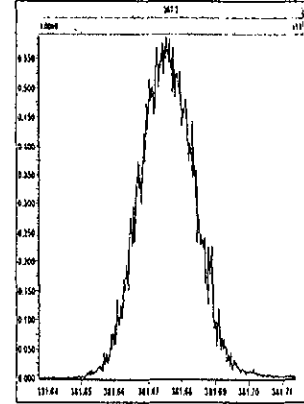
M 354.9792 R 10591



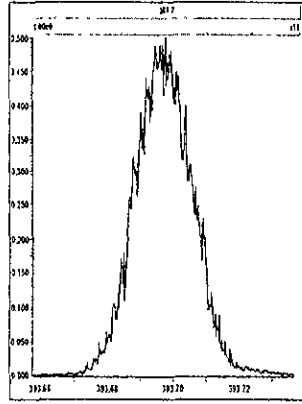
M 366.9792 R 10685



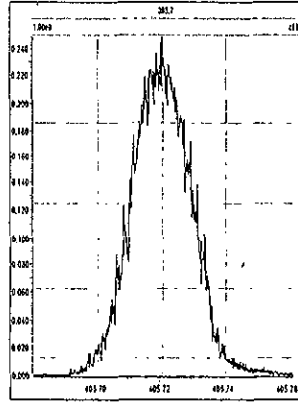
M 380.9760 R 10871



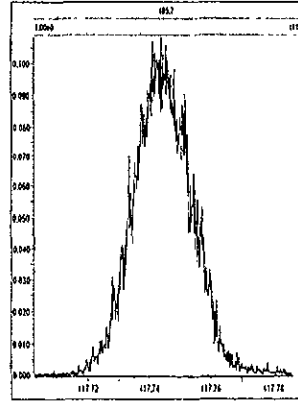
M 392.9760 R 10204



M 404.9760 R 10916



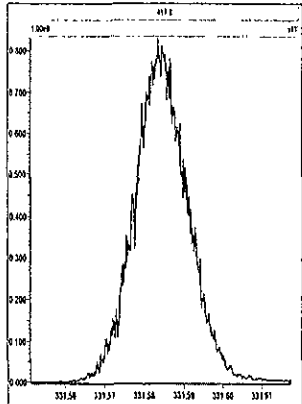
M 416.9760 R 10042



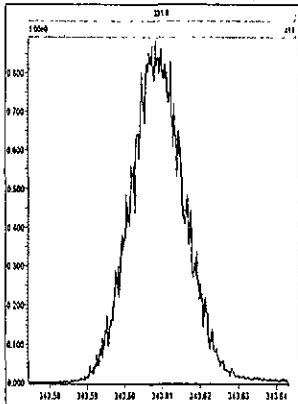
File: Experiment: Dioxin3D5.exp Reference: Pfk.ref Function: 2 @ 200 (ppm)

Printed: Wednesday, January 06, 2010 18:59:34 Pacific Standard Time

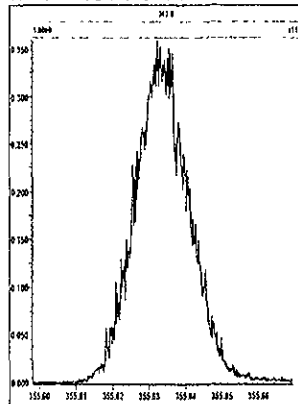
M 330.9792 R 10330



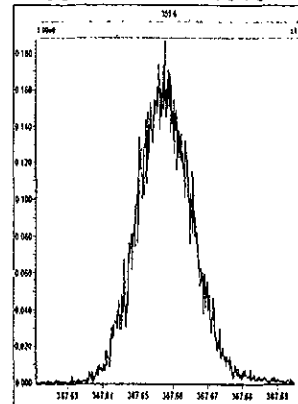
M 342.9792 R 10120



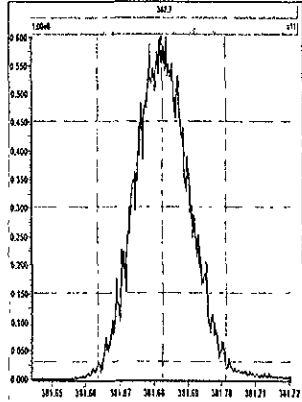
M 354.9792 R 10502



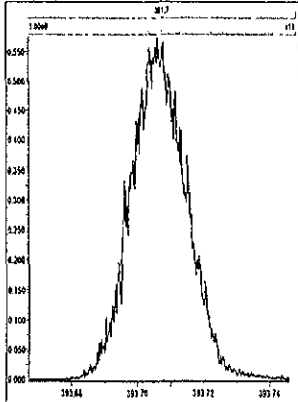
M 366.9792 R 11010



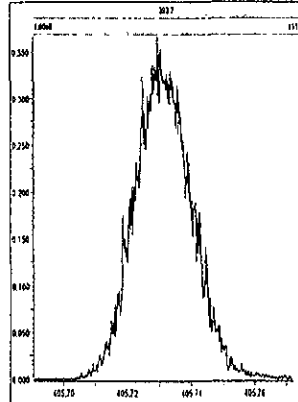
M 380.9760 R 10545



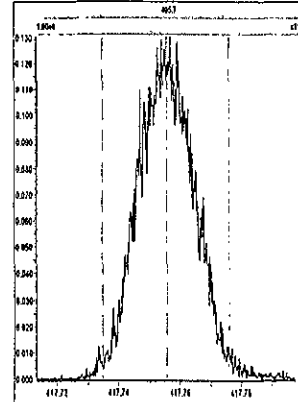
M 392.9760 R 10730



M 404.9760 R 10288



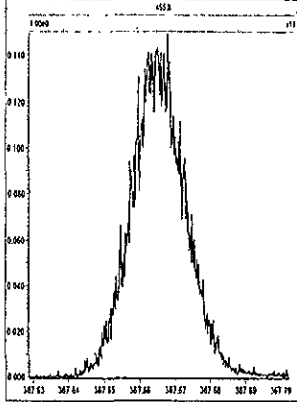
M 416.9760 R 10039



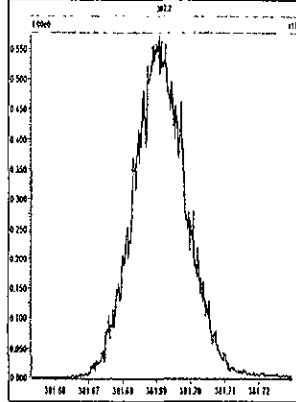
File: Experiment: Dioxin3D5.exp Reference: Pfk.ref Function: 3 @ 200 (ppm)

Printed: Wednesday, January 06, 2010 19:01:03 Pacific Standard Time

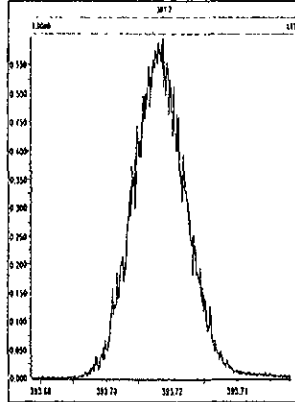
M 366.9792 R 10418



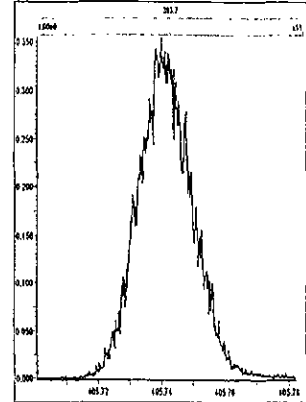
M 380.9760 R 11059



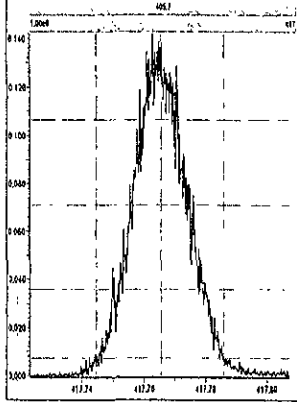
M 392.9760 R 10417



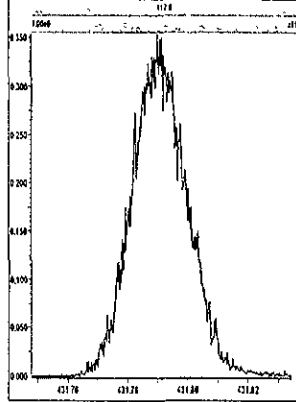
M 404.9760 R 10121



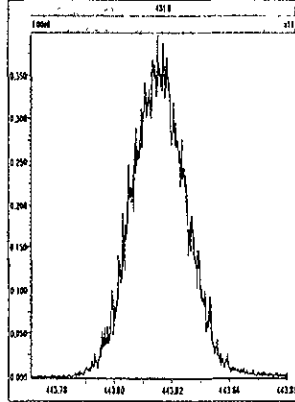
M 416.9760 R 10503



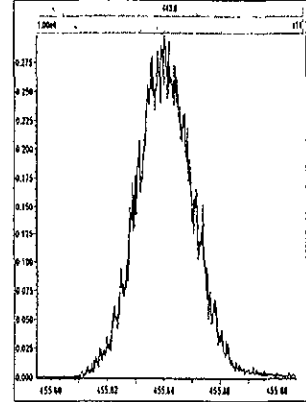
M 430.9728 R 10415



M 442.9728 R 10458



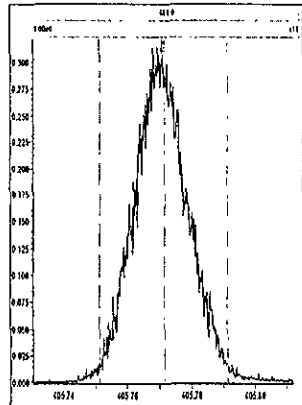
M 454.9728 R 10001



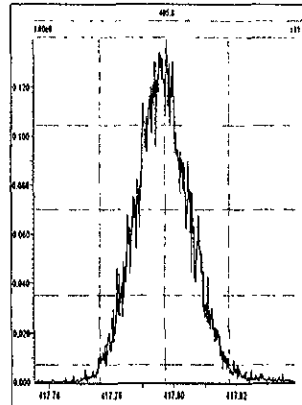
File: Experiment: Dioxin3D5.exp Reference: Pfk.ref Function: 4 @ 200 (ppm)

Printed: Wednesday, January 06, 2010 19:02:12 Pacific Standard Time

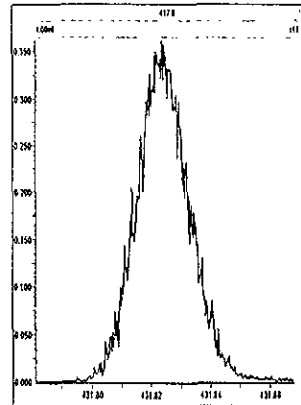
M 404.9760 R 10374



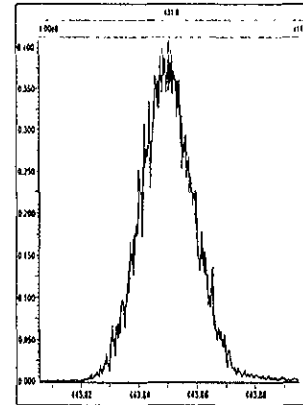
M 416.9760 R 11211



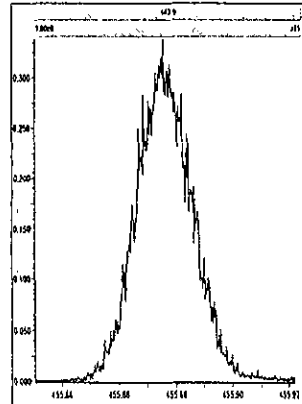
M 430.9728 R 10638



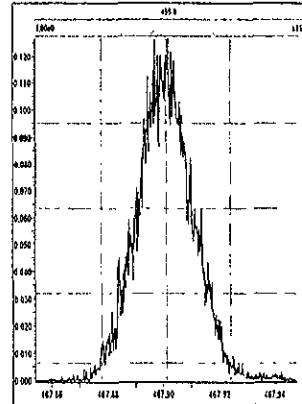
M 442.9728 R 10964



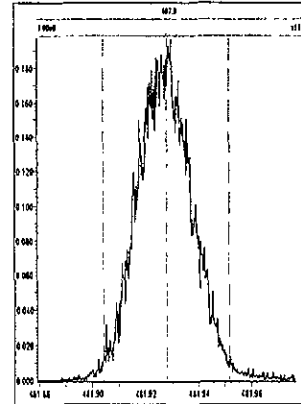
M 454.9728 R 10332



M 466.9728 R 10122



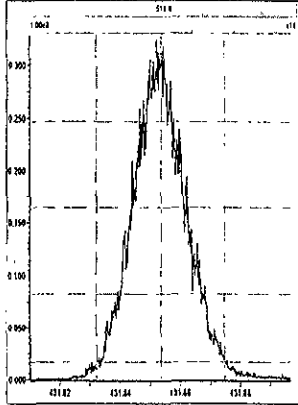
M 480.9696 R 10163



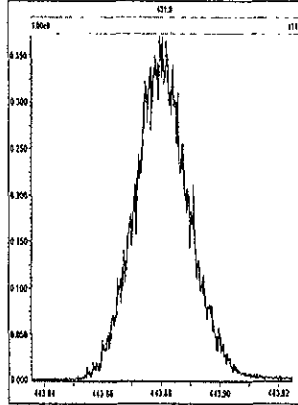
File: Experiment: Dioxin3D5.exp Reference: Pfk.ref Function: 5 @ 200 (ppm)

Printed: Wednesday, January 06, 2010 19:03:32 Pacific Standard Time

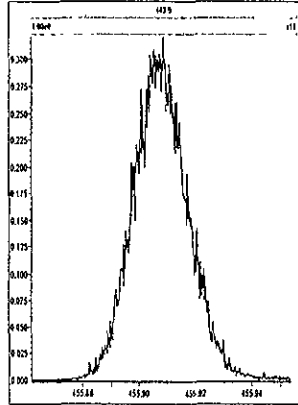
M 430.9728 R 10457



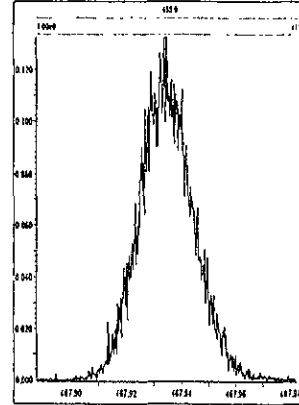
M 442.9728 R 10040



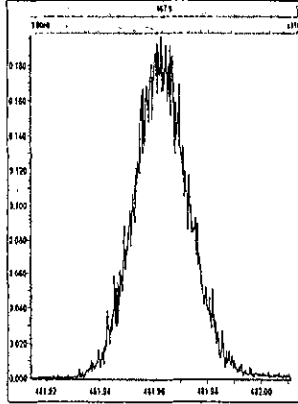
M 454.9728 R 10162



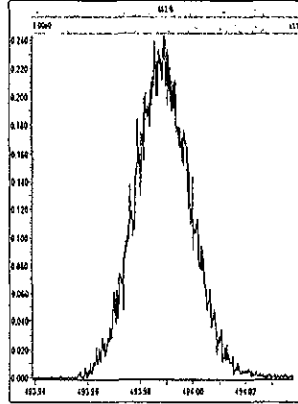
M 466.9728 R 10329



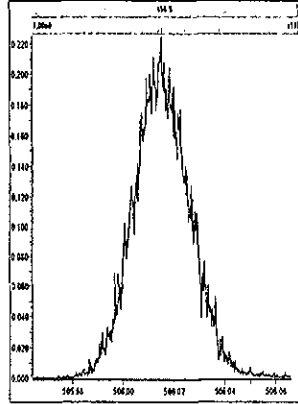
M 480.9696 R 10774



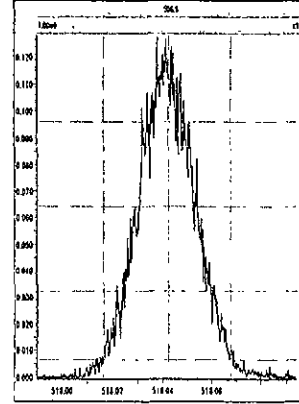
M 492.9696 R 10041



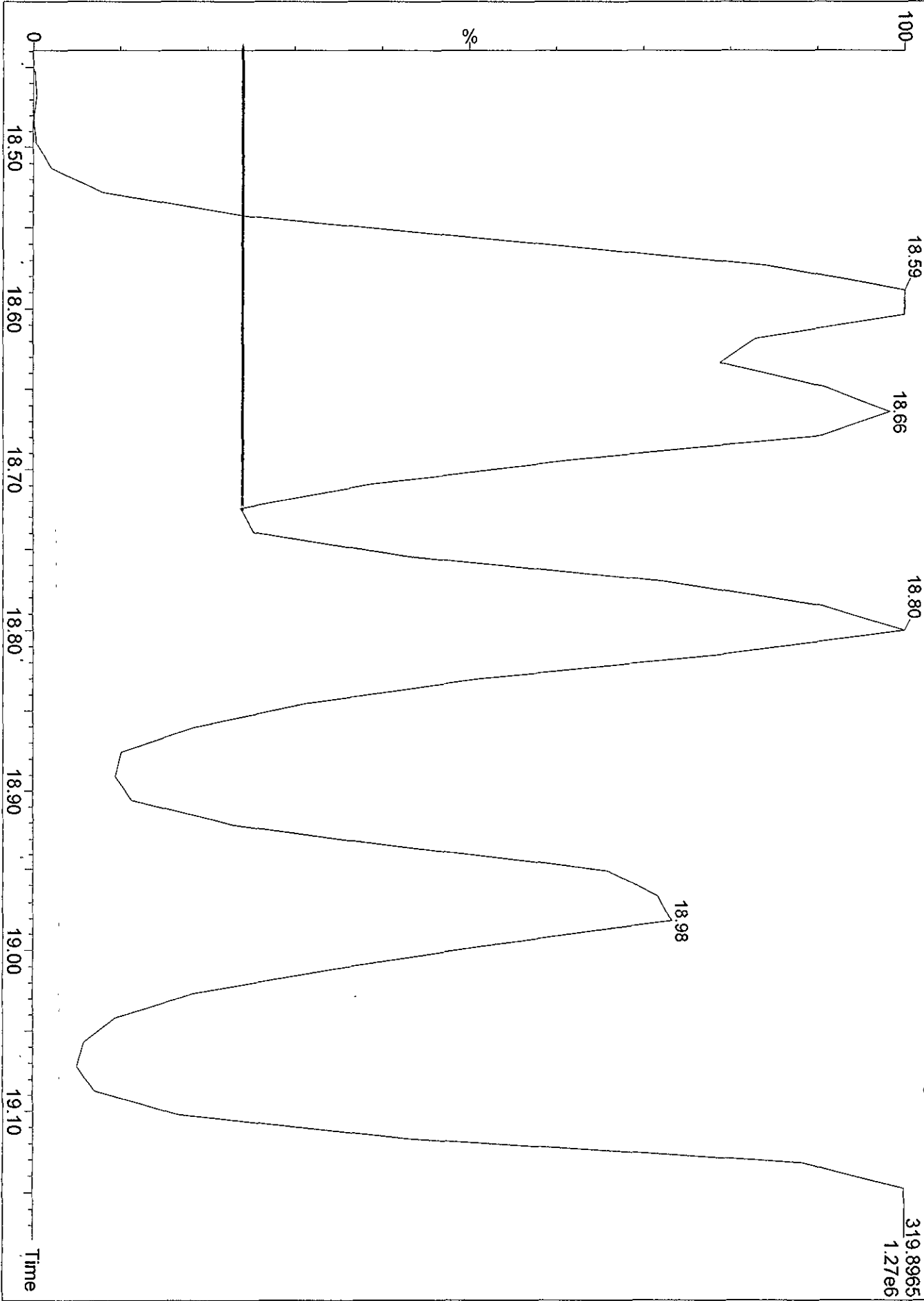
M 504.9696 R 10204



M 516.9697 R 10327



DB5 CP5M 3732-0409:39:5906-Jan-2010Tray01:3
05JA103D5_16 Sb (1,10.00)



Dataset: C:\MassLynx\Default.pro\05JA103D58290B.qld

Last Altered: Wednesday, January 06, 2010 15:37:38 Pacific Standard Time

Printed: Wednesday, January 06, 2010 15:47:31 Pacific Standard Time

Method: C:\MassLynx\Default.pro\Methdb\82903D5.mdb 06 Jan 2010 12:46:02

Calibration: C:\MassLynx\Default.pro\Curvedb\ICA123120093D58290.cdb 31 Dec 2009 13:37:23

#	Name	RRF Mean	RRF SD	RRF %Rel SD
1	13C-1,2,3,4-TCDD	1.00000	0.00000	0.00000
2				
3	13C-2,3,7,8-TCDF	1.55387	0.10195	6.56127
4	2,3,7,8-TCDF	1.00894	0.03940	3.90512
5	Total TCDFs	1.00894	0.03940	3.90512
6				
7	13C-2,3,7,8-TCDD	0.93654	0.08265	8.82467
8	2,3,7,8-TCDD	1.13162	0.06094	5.38546
9	Total TCDDs	1.13162	0.06094	5.38546
10				
11	37CL-2,3,7,8-TCDD	1.13700	0.09172	8.06695
12				
13	13C-1,2,3,7,8-PeCDF	1.21534	0.12934	10.64235
14	1,2,3,7,8-PeCDF	1.03079	0.04663	4.52356
15	2,3,4,7,8-PeCDF	0.96399	0.04086	4.23834
16	Total F2 PeCDFs	0.99739	0.04369	4.38021
17	Total F1 PeCDFs	0.99739	0.04369	4.38021
18				
19	13C-1,2,3,7,8-PeCDD	0.74736	0.08018	10.72899
20	1,2,3,7,8-PeCDD	1.05672	0.03490	3.30300
21	Total PeCDDs	1.05672	0.03490	3.30300
22				
23	13C-1,2,3,7,8,9-HxCDD	1.00000	0.00000	0.00000
24				
25	13C-1,2,3,4,7,8-HxCDF	0.91641	0.07223	7.88160
26	1,2,3,4,7,8-HxCDF	1.24280	0.05687	4.57635
27	1,2,3,6,7,8-HxCDF	1.49624	0.06359	4.24985
28	2,3,4,6,7,8-HxCDF	1.31114	0.08139	6.20792
29	1,2,3,7,8,9-HxCDF	1.29097	0.15794	12.23447
30	Total HxCDFs	1.33529	0.08589	6.43214
31				
32	13C-1,2,3,6,7,8-HxCDD	0.80919	0.05547	6.85475
33	1,2,3,4,7,8-HxCDD	0.93261	0.05959	6.38974
34	1,2,3,6,7,8-HxCDD	1.18024	0.05154	4.36672
35	1,2,3,7,8,9-HxCDD	1.28282	0.21352	16.64444
36	Total HxCDDs	1.13189	0.10452	9.23374
37				
38	13C-1,2,3,4,6,7,8-HpCDF	0.81080	0.04083	5.03538
39	1,2,3,4,6,7,8-HpCDF	1.36387	0.07395	5.42218
40	1,2,3,4,7,8,9-HpCDF	1.11483	0.06881	6.17218
41	Total HpCDFs	1.23935	0.07020	5.66394
42				
43	13C-1,2,3,4,6,7,8-HpCDD	0.70743	0.03465	4.89747
44	1,2,3,4,6,7,8-HpCDD	1.04312	0.04748	4.55165
45	Total HpCDDs	1.04312	0.04748	4.55165
46				
47	13C-OCDD	0.51880	0.04580	8.46429

Dataset: C:\MassLynx\Default.pro\05JA103D58290B.qld

Last Altered: Wednesday, January 06, 2010 15:37:38 Pacific Standard Time

Printed: Wednesday, January 06, 2010 15:47:31 Pacific Standard Time

#	Name	RRF Mean	RRF SD	RRF %Rel SD
48	OCDF	1.40213	0.13119	9.35683
49	OCDD	1.19691	0.05139	4.29389
50				
51				
52	Function 1 PFK			
53	Function 2 PFK	16743.46550	16630.81420	99.32719
54	Function 3 PFK	7909.22500	521.22114	6.59004
55	Function 4 PFK	14980.66300	0.00000	0.00000
56	Function 5 PFK	3947.90350	3001.02553	76.01568
57	TCDF PCDPE	30.01200	0.00000	0.00000
58	F1 PeCDF PCDPE	45.97250	34.38590	74.79666
59	F2 PeCDF PCDPE	17.77400	16.24159	91.37835
60	HXCDF PCDPE	18.61100	20.51602	110.23600
61	HPCDF PCDPE	75.50100	34.84622	46.15333
62	OCDF PCDPE	85.06150	155.80506	183.16755

Quantity Sample Report MassLynx 4.1

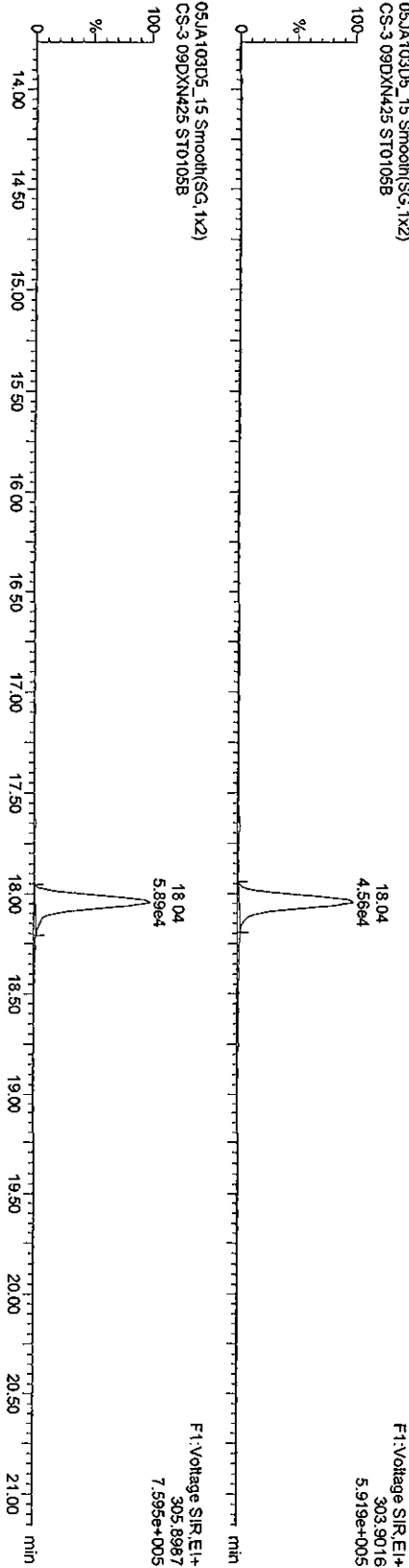
Dataset: C:\MassLynx\Default\pro\05JA103D58290B.qld

Last Altered: Wednesday, January 06, 2010 15:37:38 Pacific Standard Time
Printed: Wednesday, January 06, 2010 15:44:50 Pacific Standard Time

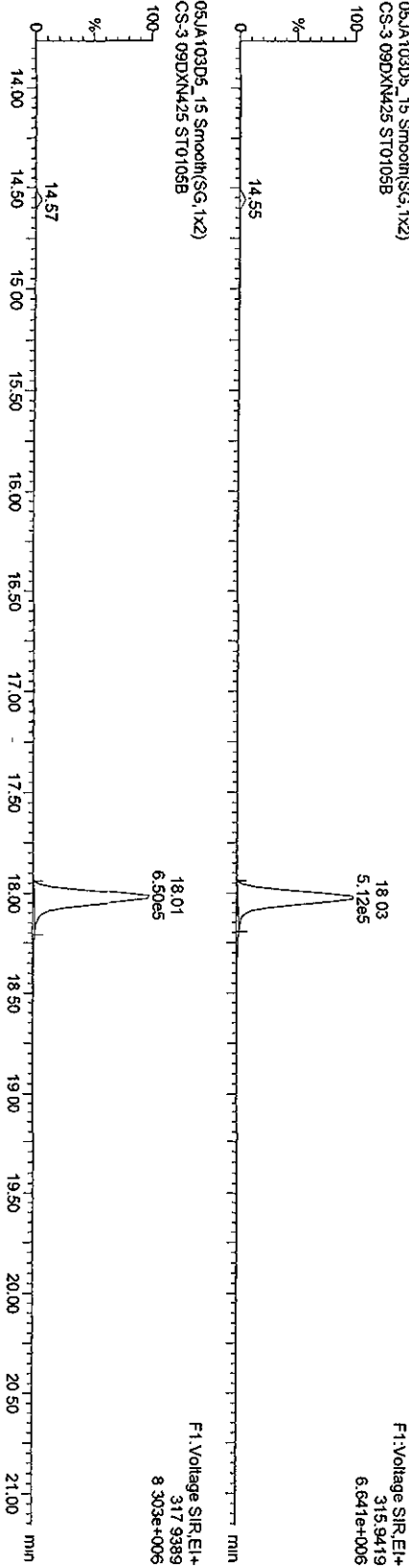
Method: C:\MassLynx\Default\pro\Methdb\82903D5.mdb 06 Jan 2010 12:46:02
Calibration: C:\MassLynx\Default\pro\Curredb\ICA123120093D58290.cdb 31 Dec 2009 13:37:23

Name: 05JA103D5_15, Date: 06-Jan-2010, Time: 08:52:01, ID: ST0105B, Description: CS-3 09DXN425

TCDFS



13C-TCDF



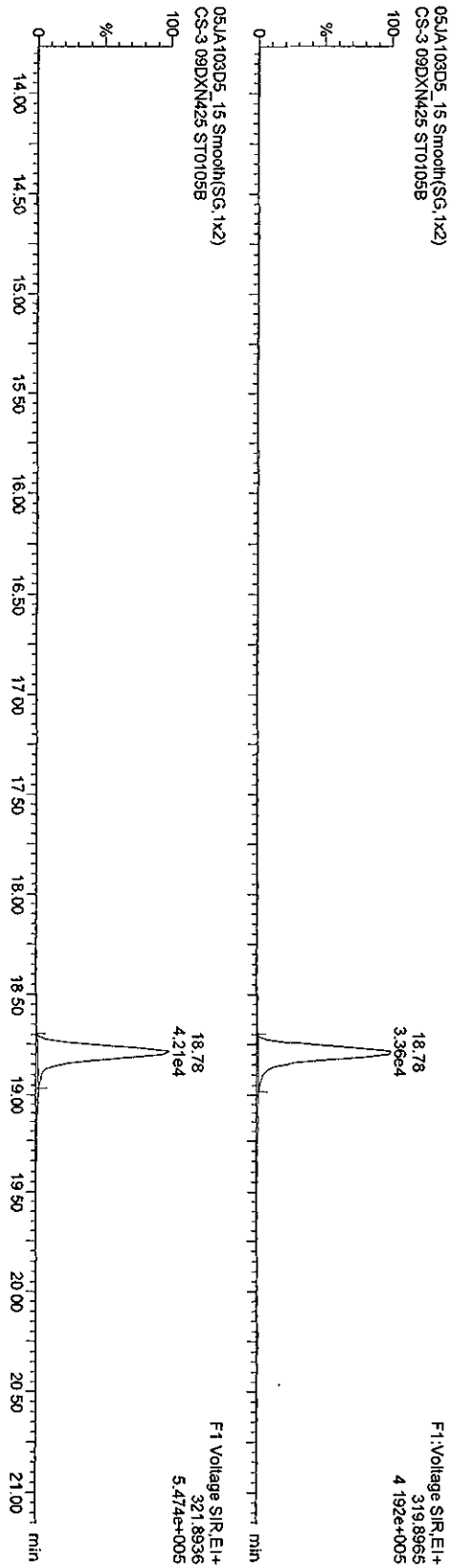
Quantity Sample Report MassLynx 4.1

Dataset: C:\MassLynx\Default.pro\05JA103D58290B.qld



Last Altered: Wednesday, January 06, 2010 15:37:38 Pacific Standard Time
 Printed: Wednesday, January 06, 2010 15:44:50 Pacific Standard Time

Name: 05JA103D5_15, Date: 06-Jan-2010, Time: 08:52:01, ID: ST0105B, Description: CS-3 09DXN425

TCDDs



13C-TCDDs



Quantity Sample Report MassLynx 4.1

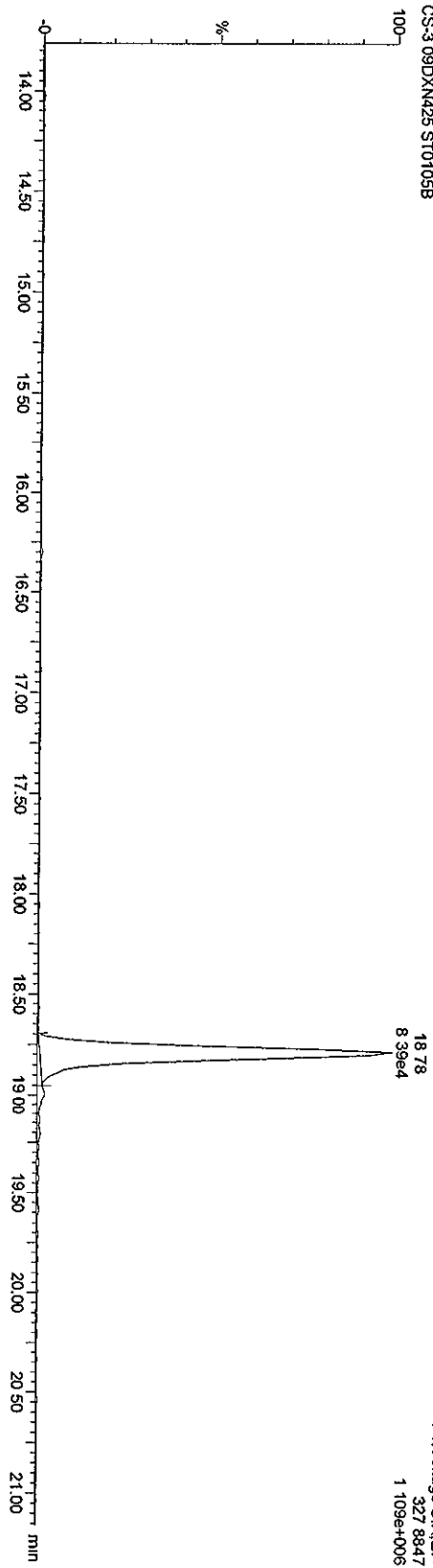
Dataset: C:\MassLynx\Default.pro\05JA103D568290B.qld

Last Altered: Wednesday, January 06, 2010 15:37:38 Pacific Standard Time
Printed: Wednesday, January 06, 2010 15:44:50 Pacific Standard Time

Name: 05JA103D5_15, Date: 06-Jan-2010, Time: 08:52:01, ID: ST0105B, Description: CS-3 09DXN425

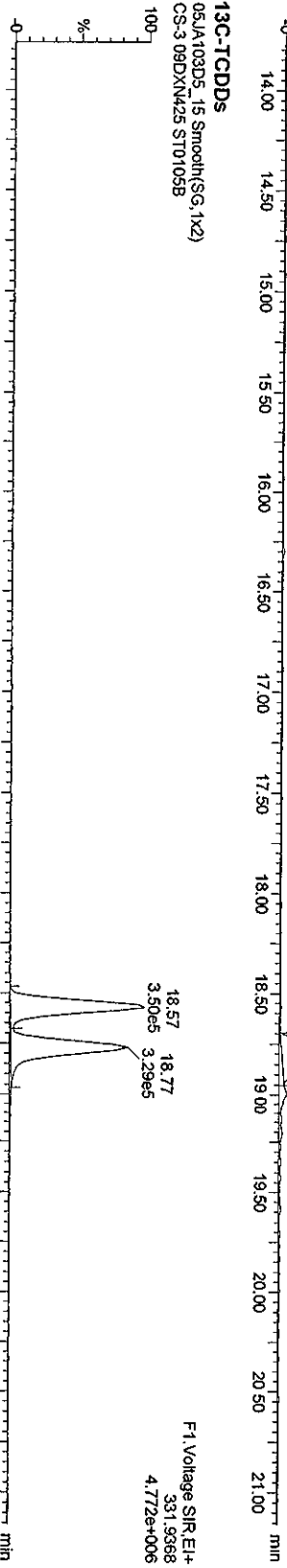
37CL-2,3,7,8-TCDD

05JA103D5_15 Smooth(SG, 1x2)
CS-3 09DXN425 ST0105B

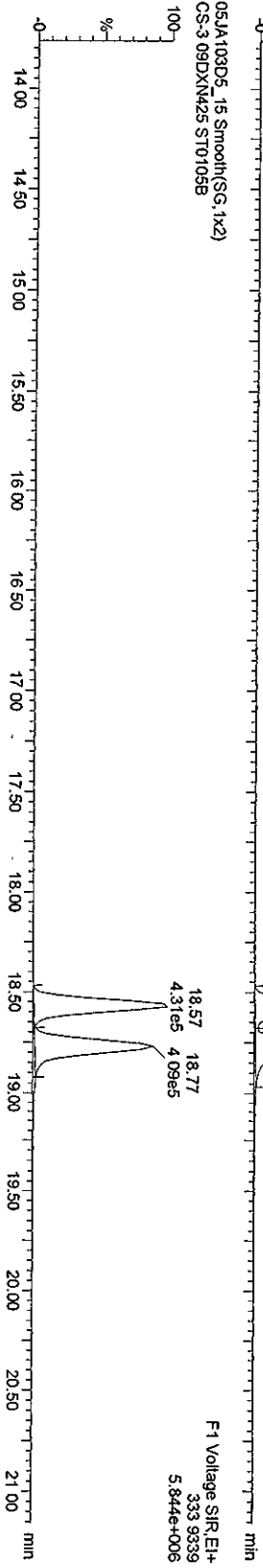


13C-TCDDs

05JA103D5_15 Smooth(SG, 1x2)
CS-3 09DXN425 ST0105B



05JA103D5_15 Smooth(SG, 1x2)
CS-3 09DXN425 ST0105B

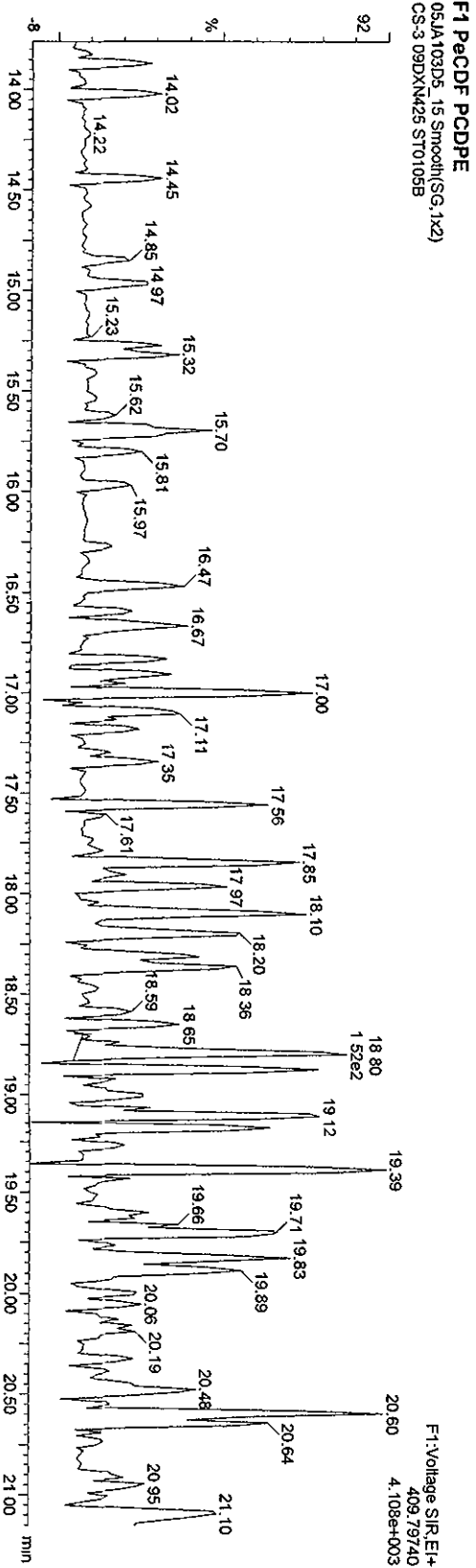
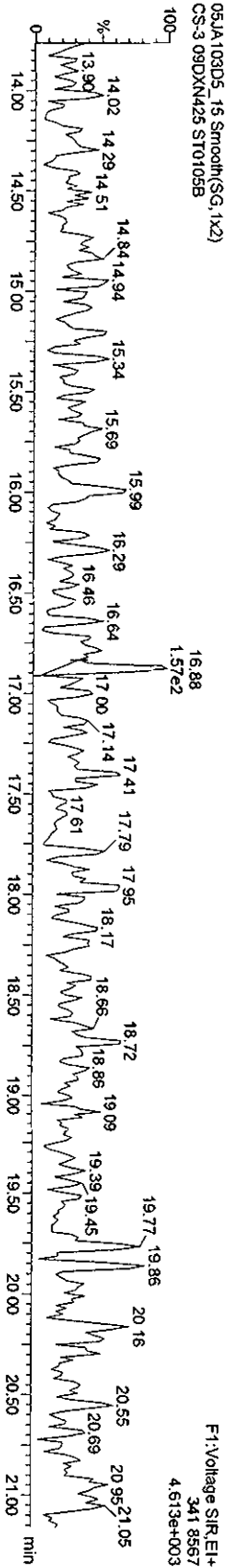
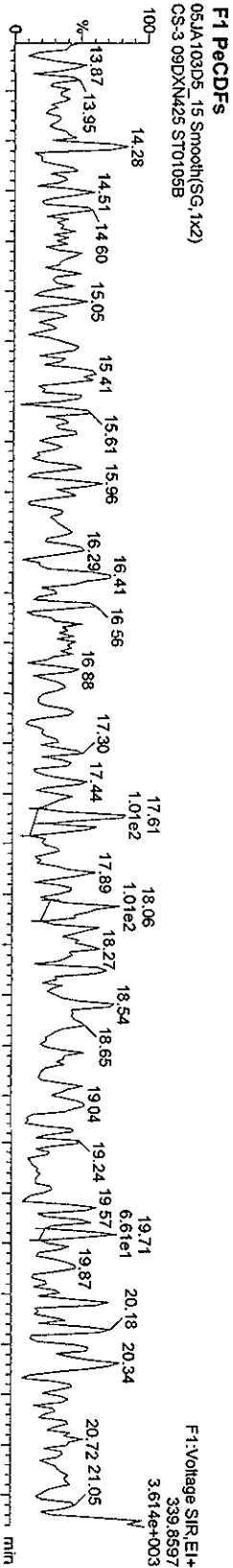


Quantity Sample Report MassLynx 4.1

Dataset: C:\MassLynx\Default\pro\05JA103D56290B.qld

Last Altered: Wednesday, January 06, 2010 15:37:38 Pacific Standard Time
Printed: Wednesday, January 06, 2010 15:44:50 Pacific Standard Time

Name: 05JA103D5_15, Date: 06-Jan-2010, Time: 08:52:01, ID: ST0105B, Description: CS-3 09DXN425

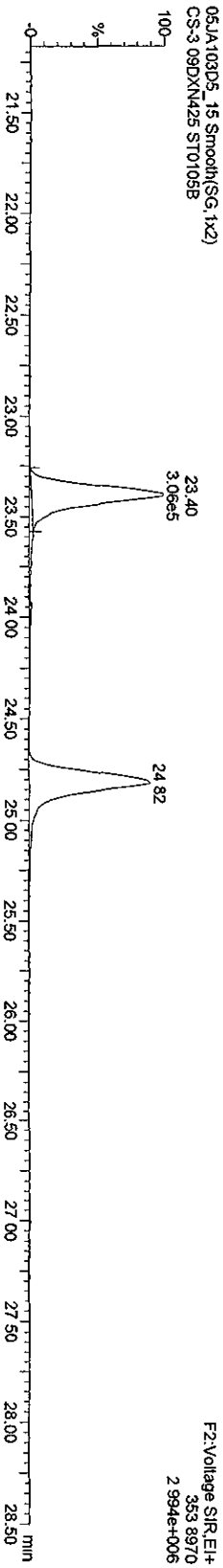
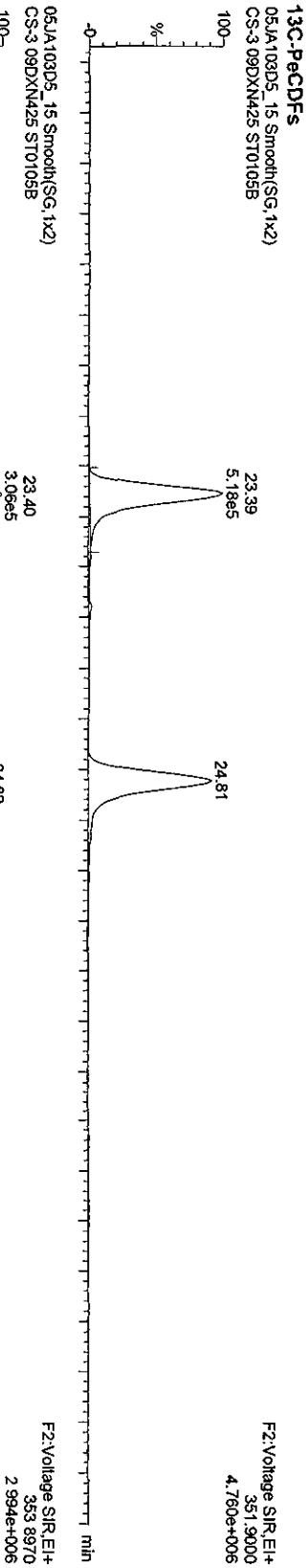
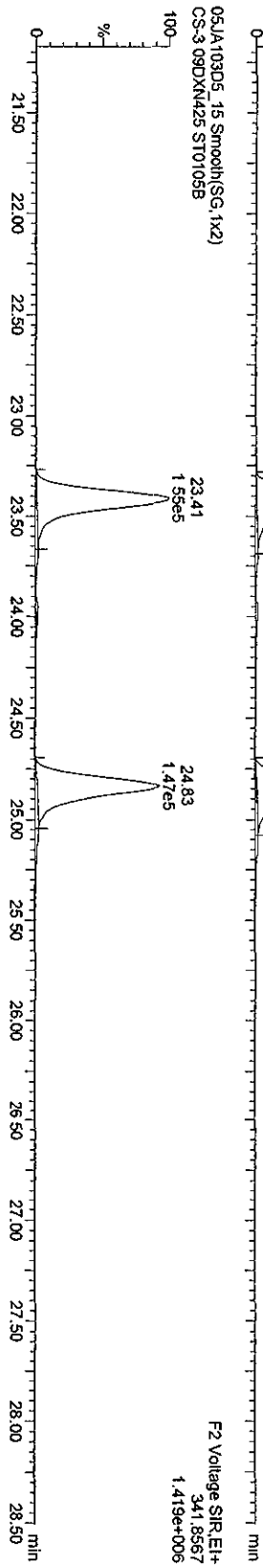



Quantity Sample Report MassLynx 4.1

Dataset: C:\MassLynx\Default\pro\05JA103D58290B.qld

Last Altered: Wednesday, January 06, 2010 15:37:38 Pacific Standard Time
Printed: Wednesday, January 06, 2010 15:44:50 Pacific Standard Time

Name: 05JA103D5_15, Date: 06-Jan-2010, Time: 08:52:01, ID: ST0105B, Description: CS-3 09DXM425



Quantity Sample Report Masslynx 4.1


Dataset: C:\Masslynx\Default\prol05JA103D58290B.qld

Last Altered: Wednesday, January 06, 2010 15:37:38 Pacific Standard Time
Printed: Wednesday, January 06, 2010 15:44:50 Pacific Standard Time


Name: 05JA103D5_15, Date: 06-Jan-2010, Time: 08:52:01, ID: ST0105B, Description: CS-3 09DXM425

PeCDDs

05JA103D5_15 Smooth(SG, 1x2)
CS-3 09DXM425 ST0105B




05JA103D5_15 Smooth(SG, 1x2)
CS-3 09DXM425 ST0105B




13C-PeCDD

05JA103D5_15 Smooth(SG, 1x2)
CS-3 09DXM425 ST0105B



05JA103D5_15 Smooth(SG, 1x2)
CS-3 09DXM425 ST0105B



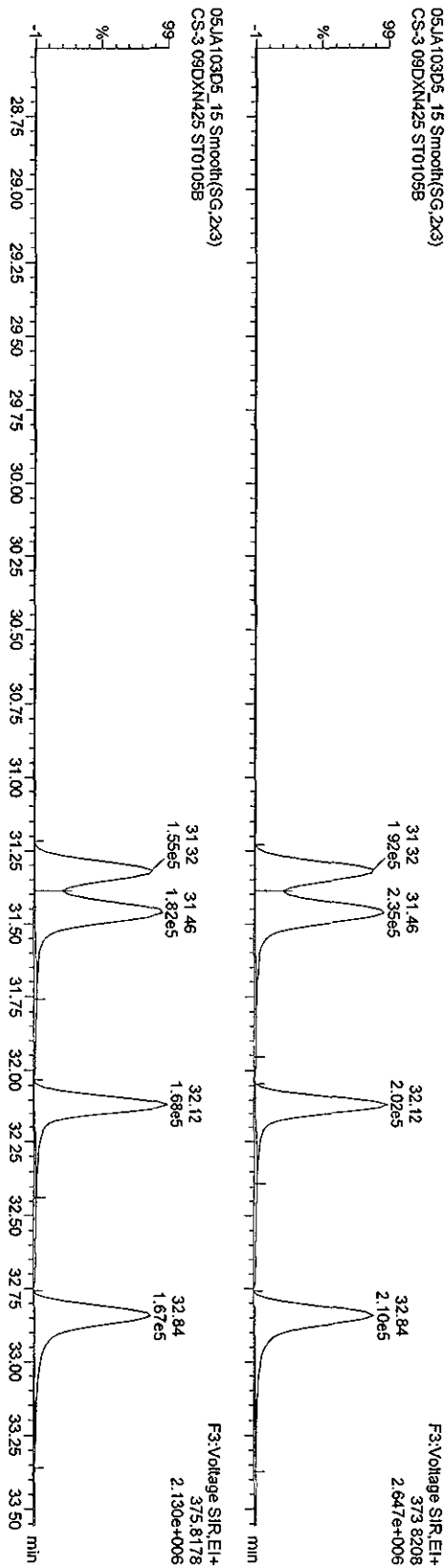
Quantity Sample Report **MassLynx 4.1**

Dataset: C:\MassLynx\Default\proj\05JA103D58290B.qld

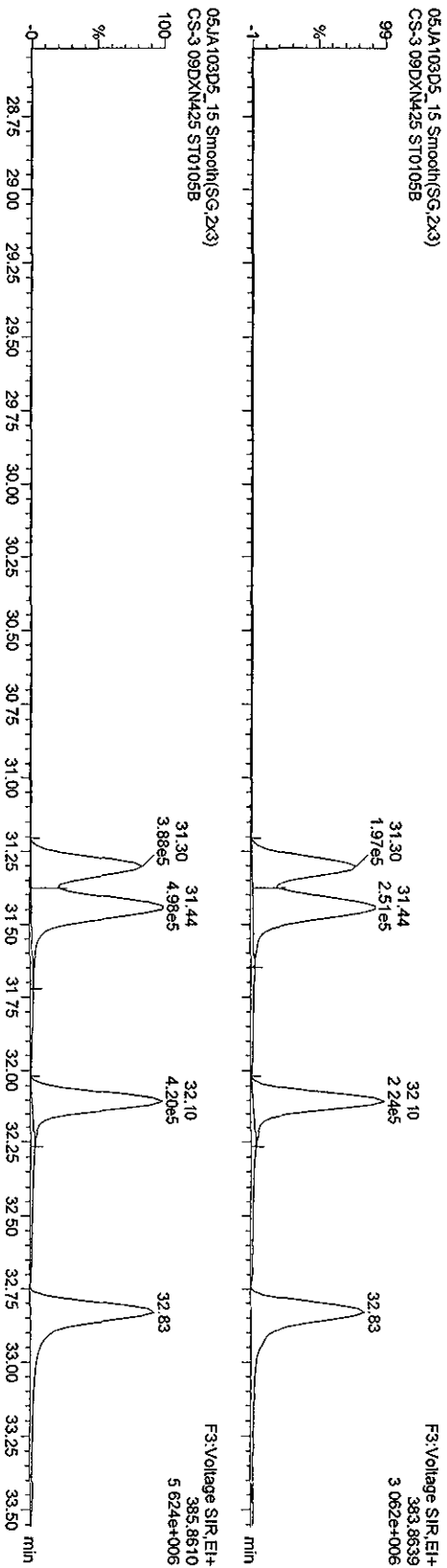
Last Altered: Wednesday, January 06, 2010 15:37:38 Pacific Standard Time
Printed: Wednesday, January 06, 2010 15:44:50 Pacific Standard Time

Name: **05JA103D5_15**, Date: **06-Jan-2010**, Time: **08:52:01**, ID: **ST0105B**, Description: **CS-3-09DXN425**

HxCDFs
05JA103D5_15 Smooth(SG,2x3)
CS-3-09DXN425 ST0105B



13C-HxCDFs
05JA103D5_15 Smooth(SG,2x3)
CS-3-09DXN425 ST0105B



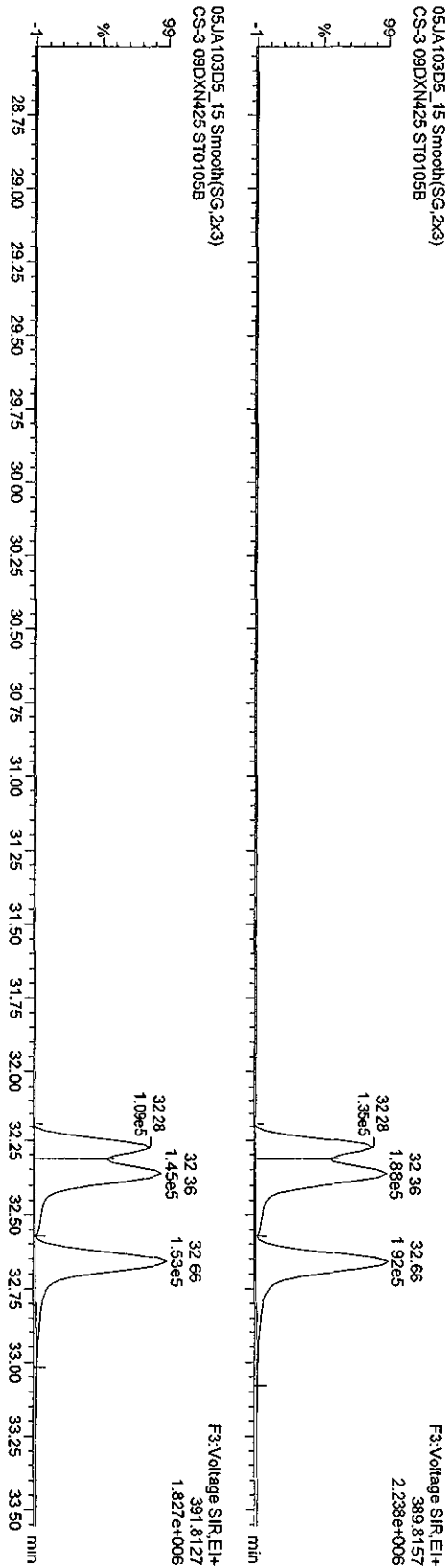
Quantity Sample Report MassLynx 4.1

Dataset: C:\MassLynx\Default.pro\05JA103D5\8290B.qld

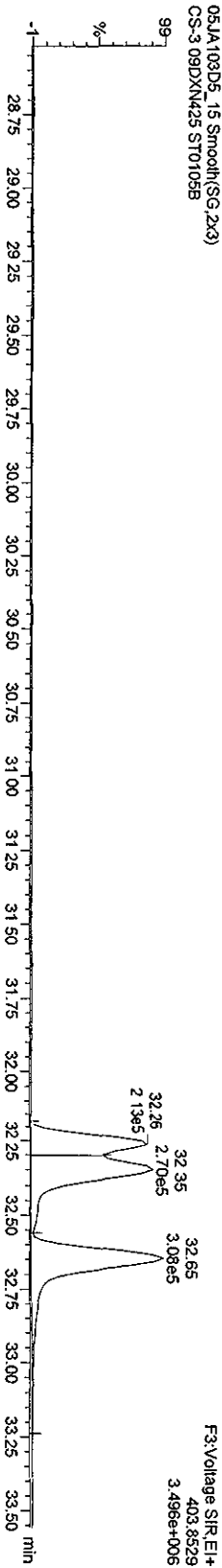

Last Altered: Wednesday, January 06, 2010 15:37:38 Pacific Standard Time
Printed: Wednesday, January 06, 2010 15:44:50 Pacific Standard Time

Name: 05JA103D5_15, Date: 06-Jan-2010, Time: 08:52:01, ID: ST0105B, Description: CS-3 09DXN425

HXCDDs



13C-HXCDDs




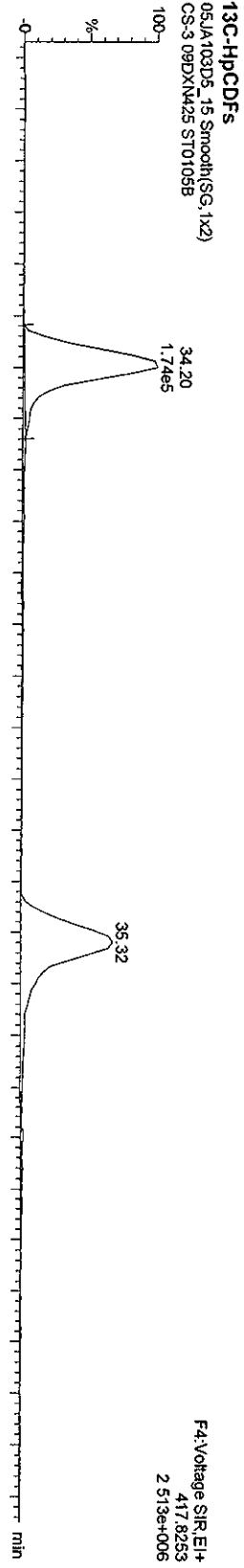


Quantity Sample Report MassLynx 4.1

Dataset: C:\MassLynx\Default\pro\05JA103D58290B.qld

Last Altered: Wednesday, January 06, 2010 15:37:38 Pacific Standard Time
Printed: Wednesday, January 06, 2010 15:44:50 Pacific Standard Time

Name: 05JA103D5_15, Date: 06-Jan-2010, Time: 08:52:01, ID: ST0105B, Description: CS-3 09DXN425

HPCDFs



Quantity Sample Report MassLynx 4.1

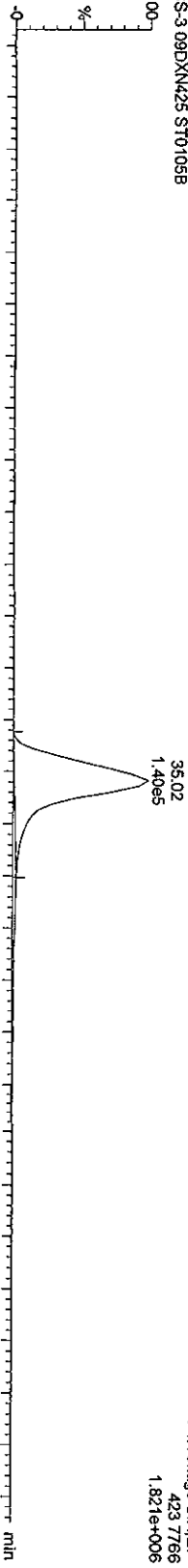
Dataset: C:\MassLynx\Default\pro\05JA103D56290B.qld

Last Altered: Wednesday, January 06, 2010 15:37:38 Pacific Standard Time
Printed: Wednesday, January 06, 2010 15:44:50 Pacific Standard Time

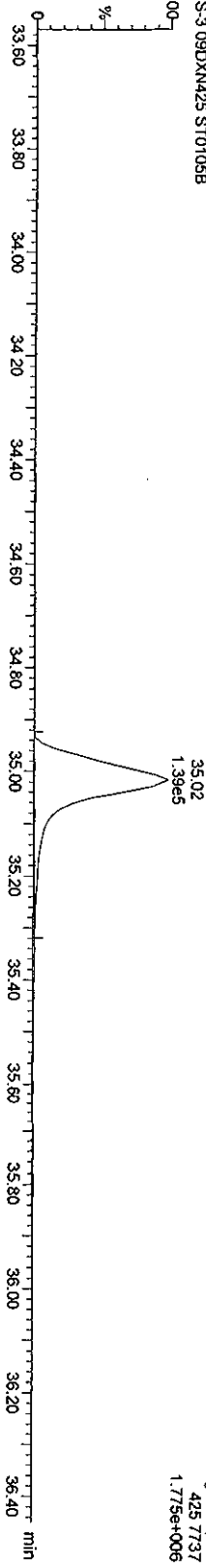
Name: 05JA103D5_15, Date: 06-Jan-2010, Time: 08:52:01, ID: ST0105B, Description: CS-3 09DXN425

HpCDDs

05JA103D5_15 Smooth(SG, 1x2)
CS-3 09DXN425 ST0105B

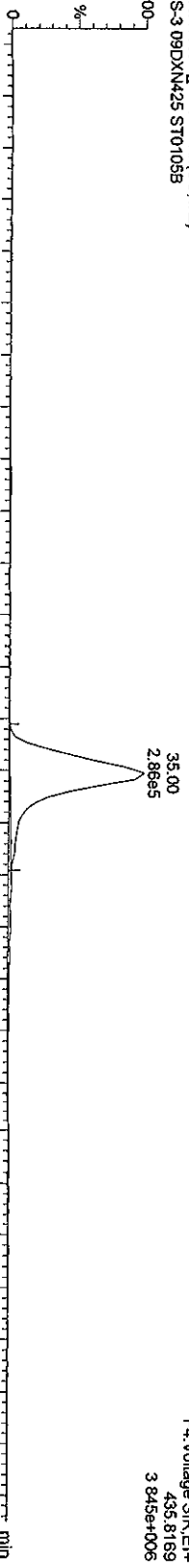


05JA103D5_15 Smooth(SG, 1x2)
CS-3 09DXN425 ST0105B

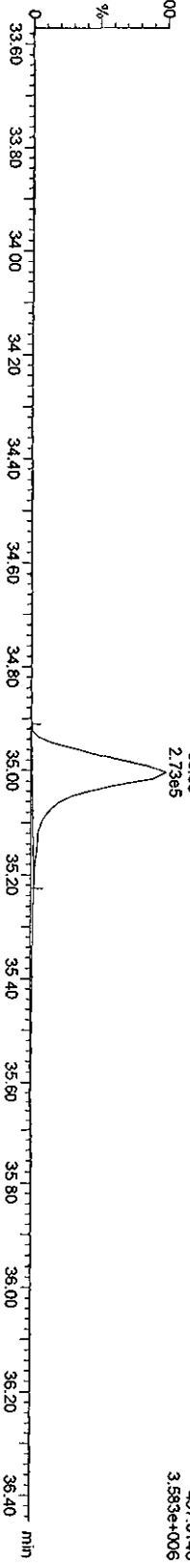


13C-HpCDD

05JA103D5_15 Smooth(SG, 1x2)
CS-3 09DXN425 ST0105B



05JA103D5_15 Smooth(SG, 1x2)
CS-3 09DXN425 ST0105B



Quantity Sample Report Masslynx 4.1

Dataset: C:\MassLynx\Default\pro\05JA103D58290B.qld

Last Altered: Wednesday, January 06, 2010 15:37:38 Pacific Standard Time
Printed: Wednesday, January 06, 2010 15:44:50 Pacific Standard Time

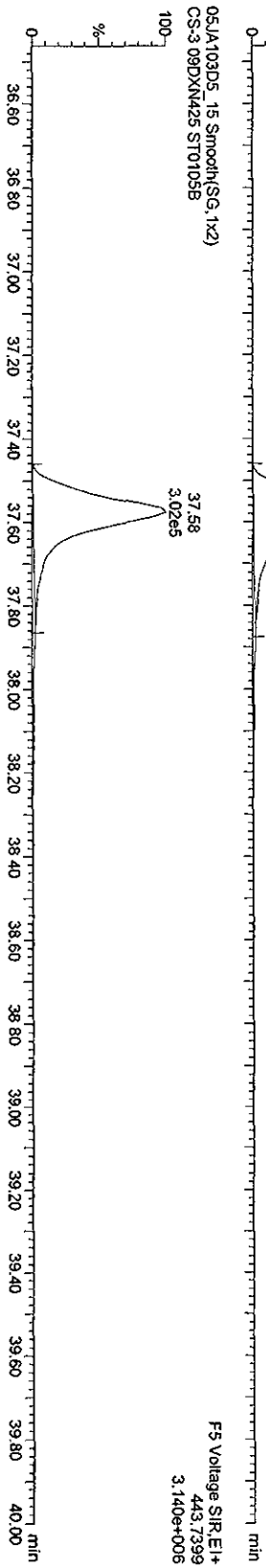
Name: 05JA103D5_15, Date: 06-Jan-2010, Time: 08:52:01, ID: ST10105B, Description: CS-3-09DXNA25

OCDFs

05JA103D5_15 Smooth(SG, 1x2)
CS-3-09DXNA25 ST10105B

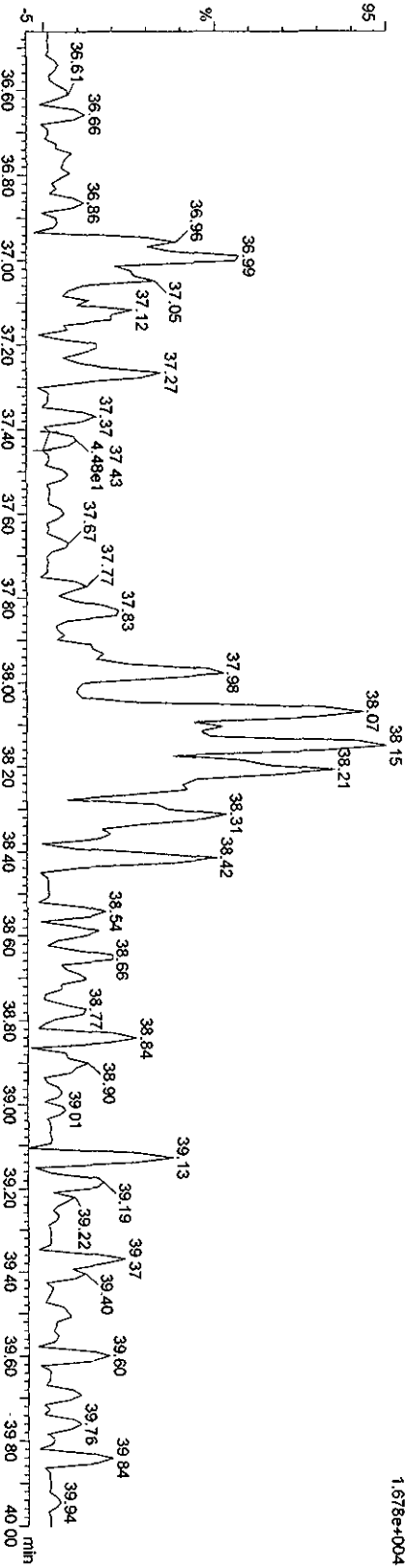
37.58
2.76e5

F5: Voltage SIR.EI+
441.7428
2.859e+006



OCDF PCDPE

05JA103D5_15 Smooth(SG, 1x2)
CS-3-09DXNA25 ST10105B



F5: Voltage SIR.EI+
513.67750
1.678e+004

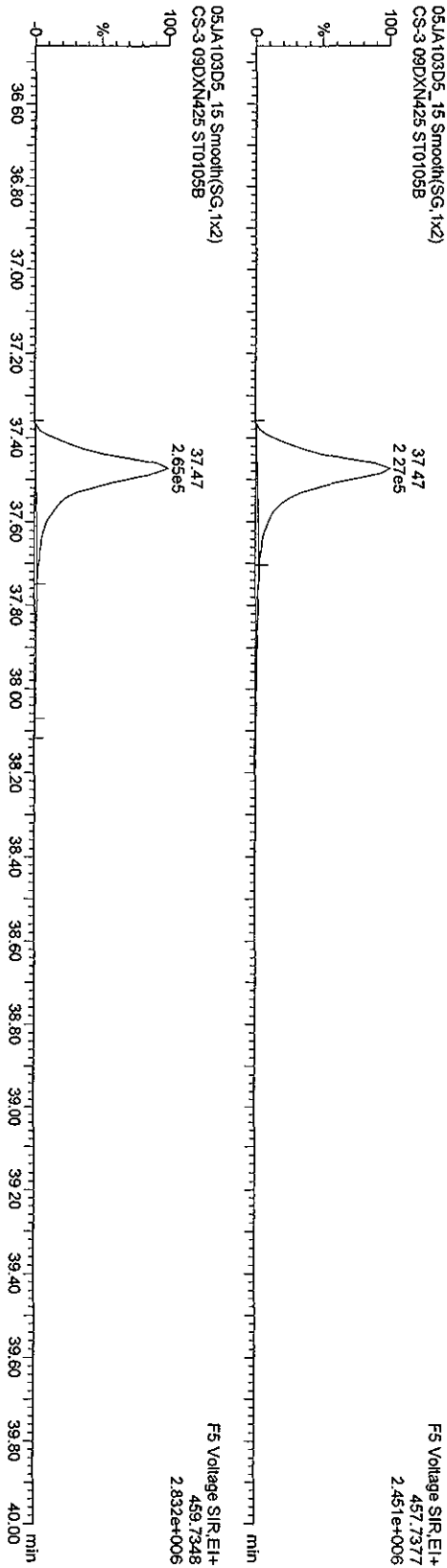
Quantity Sample Report Masslynx 4.1

Dataset: C:\Masslynx\Default\prot05JA103D58290B.qld

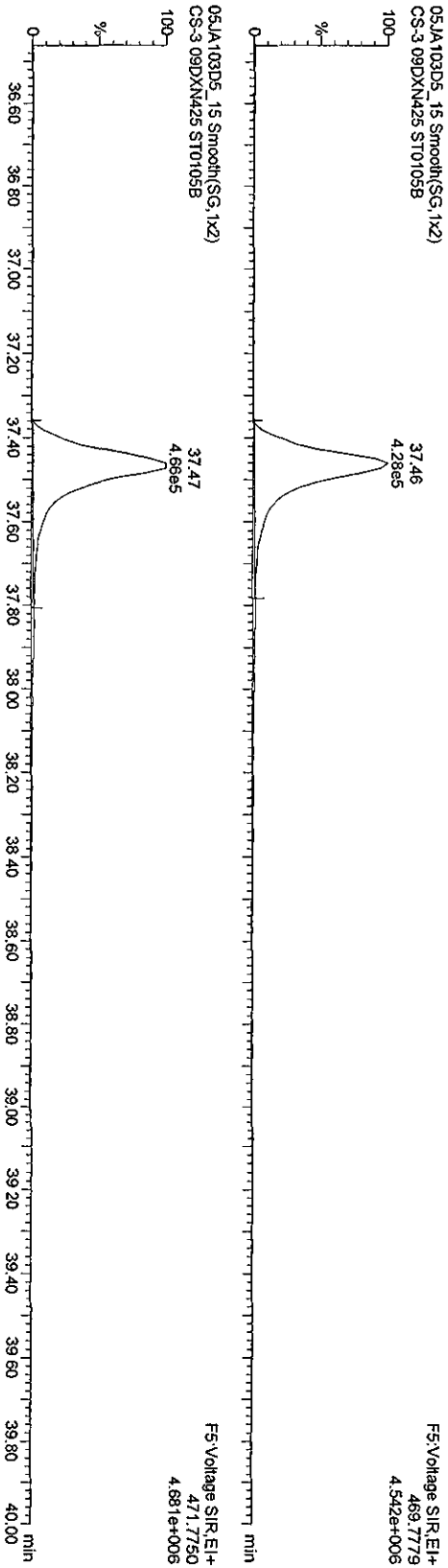
Last Altered: Wednesday, January 06, 2010 15:37:38 Pacific Standard Time
Printed: Wednesday, January 06, 2010 15:44:50 Pacific Standard Time

Name: 05JA103D5_15, Date: 06-Jan-2010, Time: 08:52:01, ID: ST0105B, Description: CS-3 09DXN425

OCDD



13C-OCDD

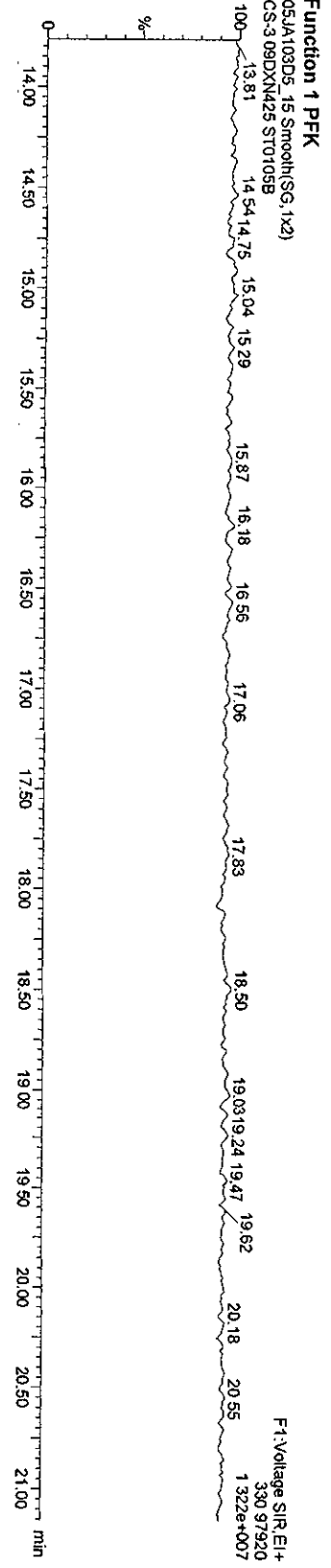



Quantity Sample Report Masslynx 4.1

Dataset: C:\Masslynx\Default\pro\05JA103D58290B.qld

Last Altered: Wednesday, January 06, 2010 15:37:38 Pacific Standard Time
Printed: Wednesday, January 06, 2010 15:44:50 Pacific Standard Time

Name: 05JA103D5_15, Date: 06-Jan-2010, Time: 08:52:01, ID: ST0105B, Description: CS-3 09DXN425



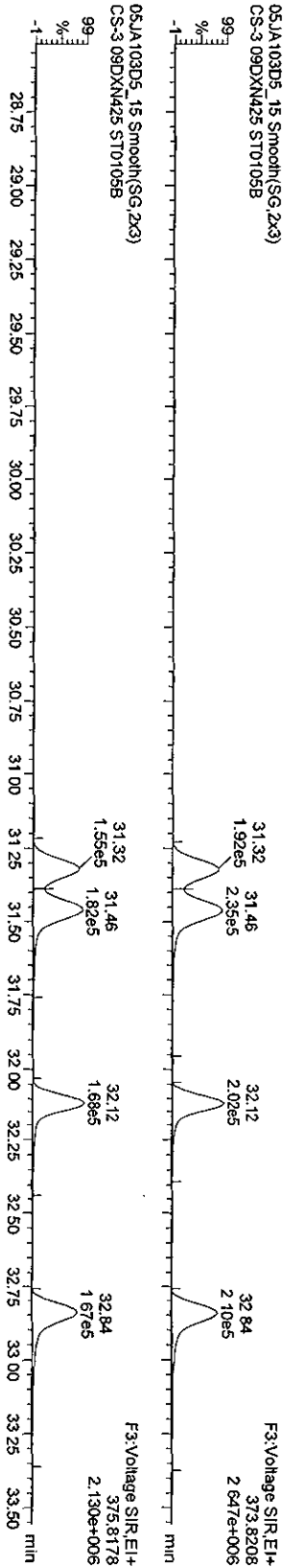
Quantity Sample Report MassLynx 4.1

Dataset: C:\MassLynx\Default\prof05JA103D582908.qld

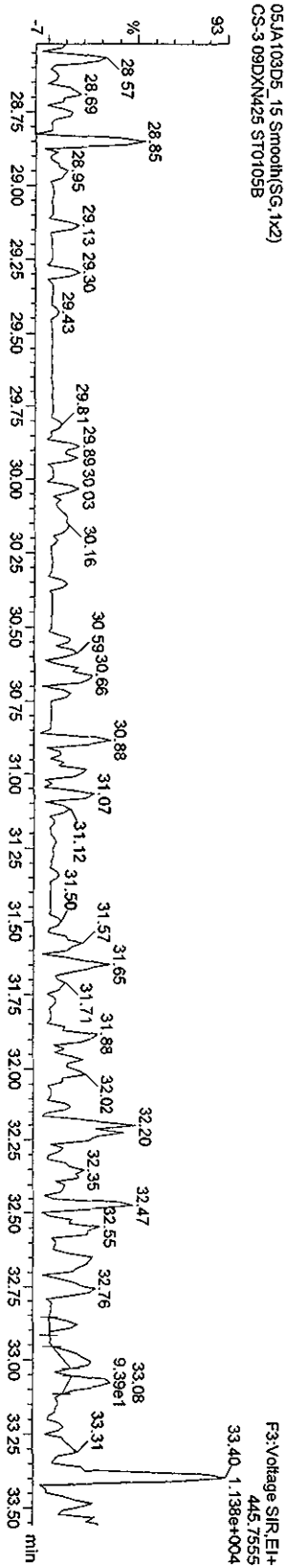
Last Altered: Wednesday, January 06, 2010 15:37:38 Pacific Standard Time
 Printed: Wednesday, January 06, 2010 15:44:50 Pacific Standard Time

Name: 05JA103D5_15, Date: 06-Jan-2010, Time: 08:52:01, ID: ST0105B, Description: CS-3 09DXN425

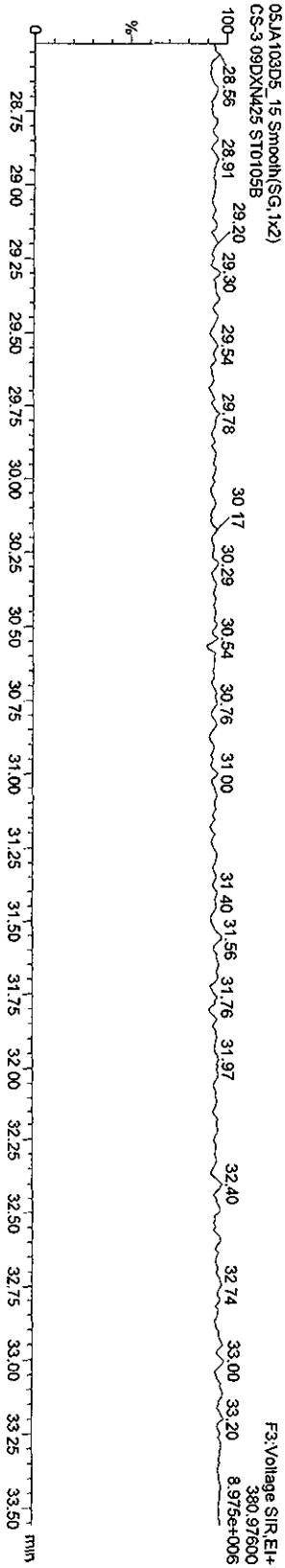
HxCDFs



HxCDF PCDFE



Function 3 PFK



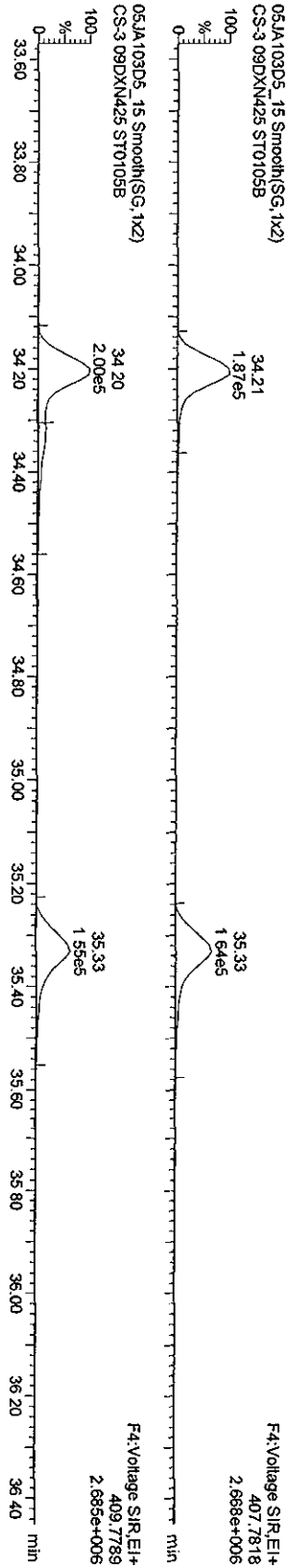
Quantity Sample Report Masslynx 4.1

Dataset: C:\Masslynx\Default\pro\05JA103D582908.d\ld

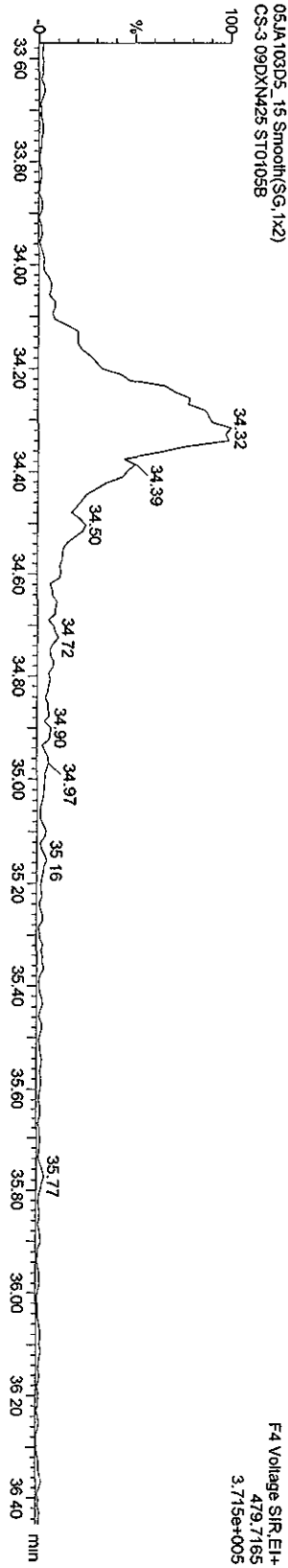
Last Altered: Wednesday, January 06, 2010 15:37:38 Pacific Standard Time
 Printed: Wednesday, January 06, 2010 15:44:50 Pacific Standard Time

Name: 05JA103D5_15, Date: 06-Jan-2010, Time: 08:52:01, ID: ST0105B, Description: CS-3 09DXN425

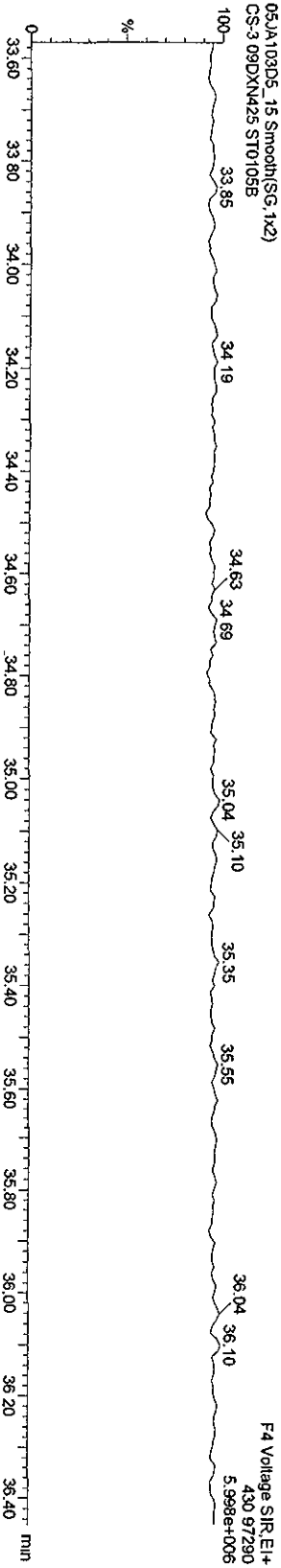
HPCDFs



HPCDF PCDFE



Function 4 PFK



Quantity Sample Report Masslynx 4.1

Dataset: C:\Masslynx\Default.pro\05JA103D58290B.qld

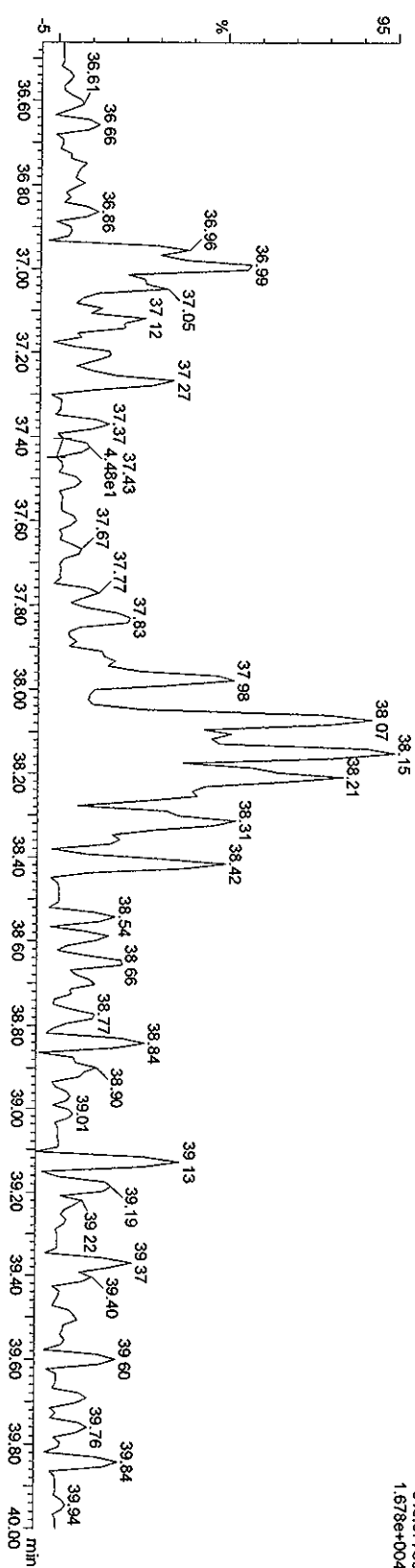
Last Altered: Wednesday, January 06, 2010 15:37:38 Pacific Standard Time
Printed: Wednesday, January 06, 2010 15:44:50 Pacific Standard Time

Name: 05JA103D5_15, Date: 06-Jan-2010, Time: 08:52:01, ID: ST0105B, Description: CS-3-09DXN425

OCDF PCDDP

05JA103D5_15 Smooth(SG, 1x2)
CS-3-09DXN425 ST0105B

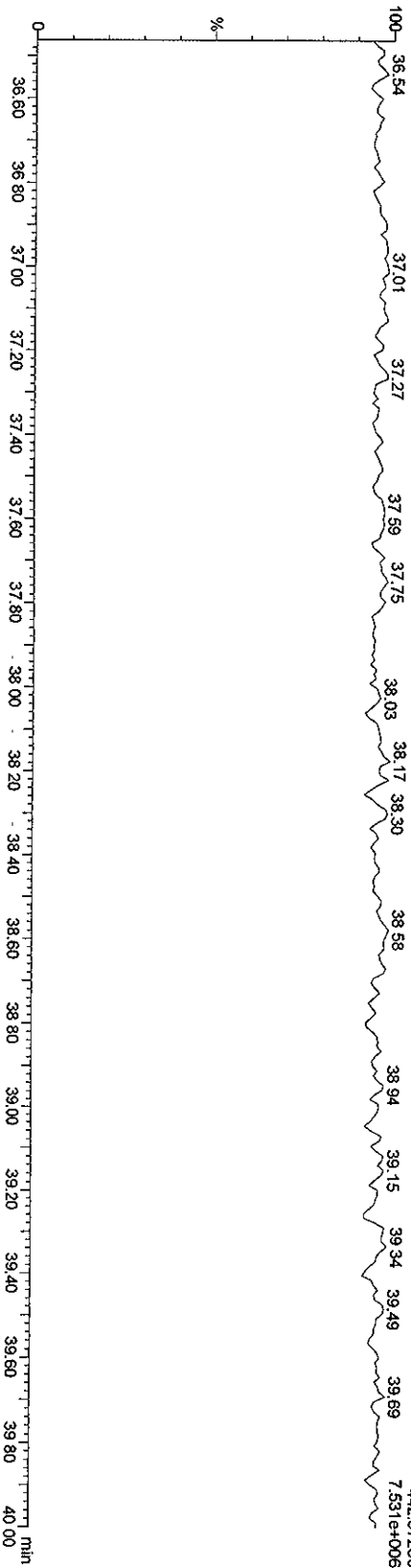
FS:Voltage SIR.EI+
513.67750
1.678e+004



Function 5 PFK

05JA103D5_15 Smooth(SG, 1x2)
CS-3-09DXN425 ST0105B

FS:Voltage SIR.EI+
442.97280
7.531e+006


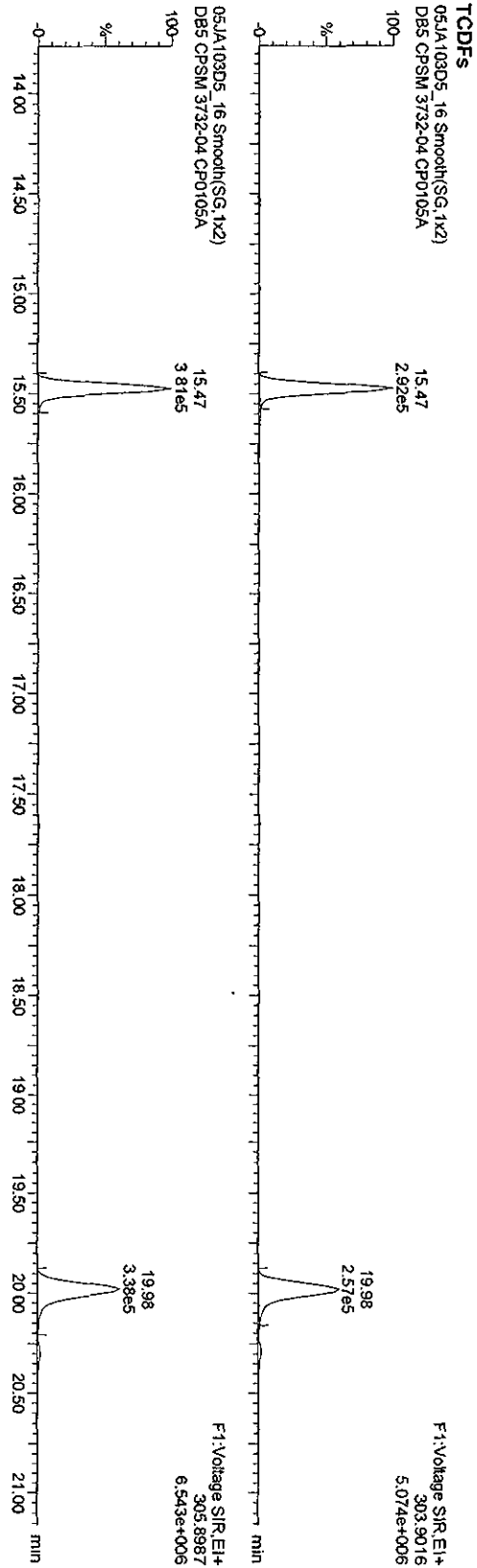


Quantity Sample Report MassLynx 4.1

Dataset: C:\MassLynx\Default\prot05JA103D58290B.qld

Last Altered: Wednesday, January 06, 2010 15:37:38 Pacific Standard Time
Printed: Wednesday, January 06, 2010 15:44:50 Pacific Standard Time

Name: 05JA103D5_16, Date: 06-Jan-2010, Time: 09:39:59, ID: CP0105A, Description: DB5 CPSM 3732-04



Quantity Sample Report Masslynx 4.1

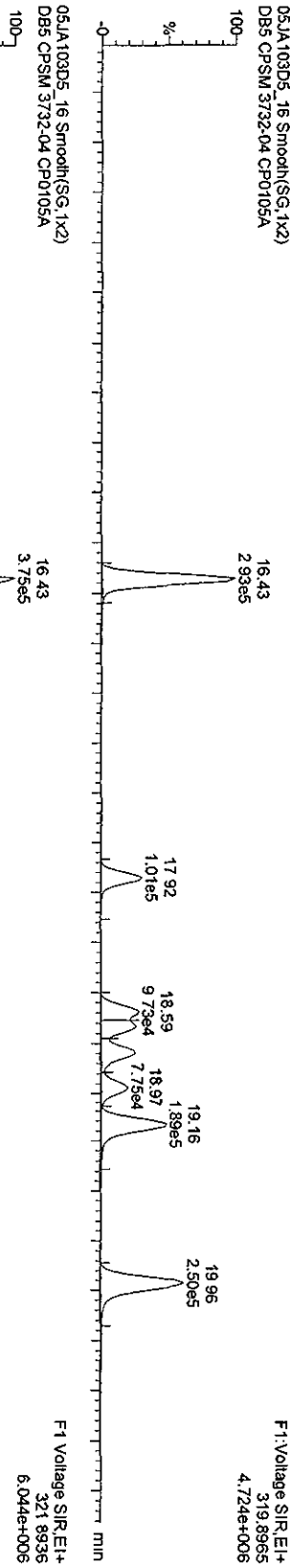
Dataset: C:\Masslynx\Default\pro\05JA103D568290B.qld

Last Altered: Wednesday, January 06, 2010 15:37:38 Pacific Standard Time
Printed: Wednesday, January 06, 2010 15:44:50 Pacific Standard Time

Name: 05JA103D5_16, Date: 06-Jan-2010, Time: 09:39:59, ID: CP0105A, Description: DB5 CPSM 3732-04


TCDDs

05JA103D5_16 Smooth(SG,1x2)
DB5 CPSM 3732-04 CP0105A

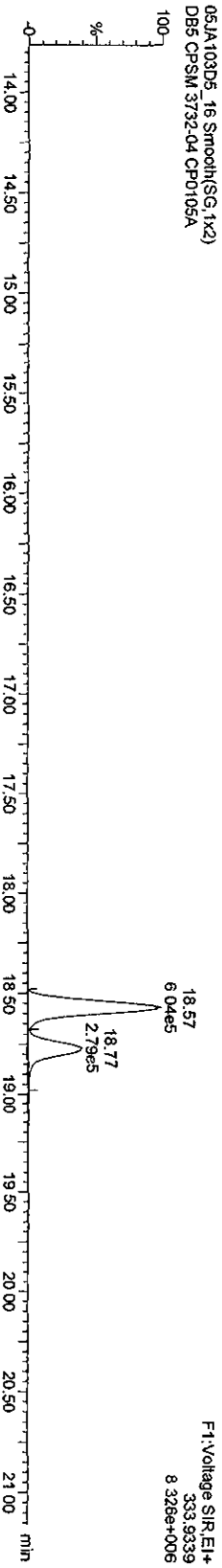


13C-TCDDs

05JA103D5_16 Smooth(SG,1x2)
DB5 CPSM 3732-04 CP0105A



05JA103D5_16 Smooth(SG,1x2)
DB5 CPSM 3732-04 CP0105A

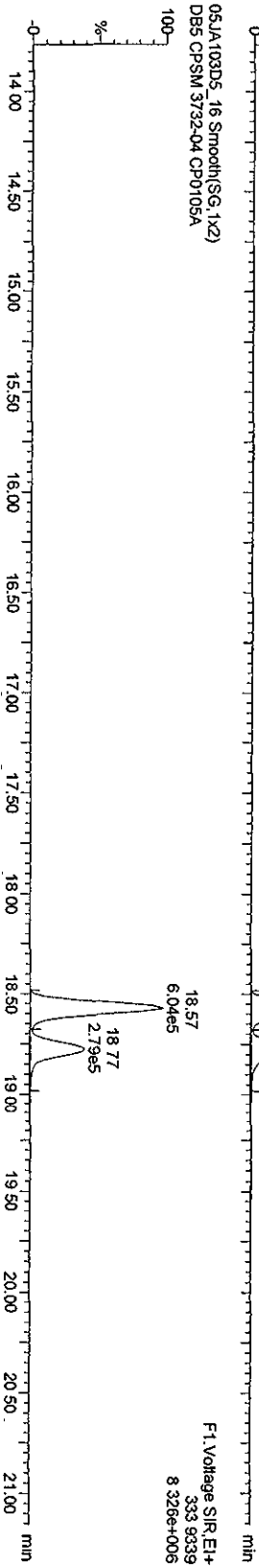


Quantity Sample Report MassLynx 4.1

Dataset: C:\MassLynx\Default.pro\05JJA103D58290B.qld

Last Altered: Wednesday, January 06, 2010 15:37:38 Pacific Standard Time
Printed: Wednesday, January 06, 2010 15:44:50 Pacific Standard Time

Name: 05JJA103D5_16, Date: 06-Jan-2010, Time: 09:39:59, ID: CP0105A, Description: DB5 CPSM 3732-04



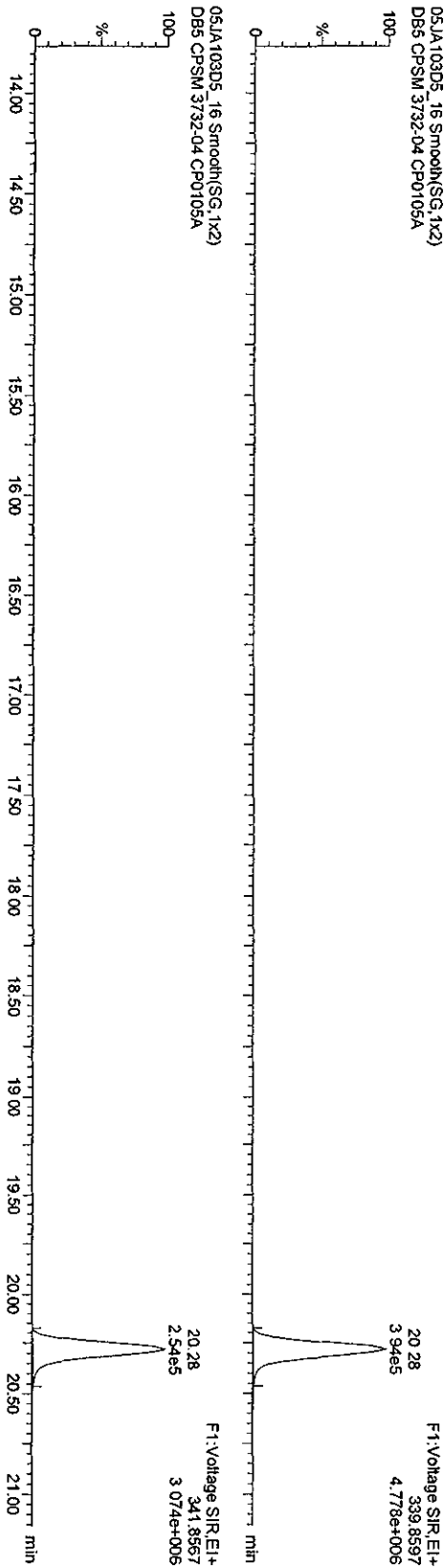
Quantity Sample Report MassLynx 4.1

Dataset: C:\MassLynx\Default\pro\05JA103D58290B.qld

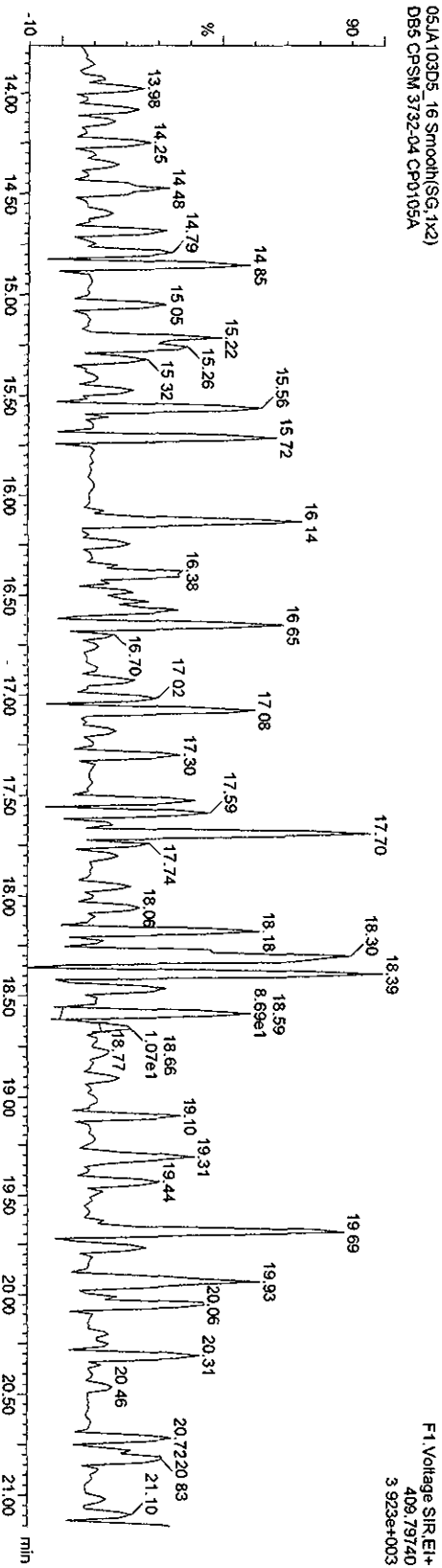
Last Altered: Wednesday, January 06, 2010 15:37:38 Pacific Standard Time
Printed: Wednesday, January 06, 2010 15:44:50 Pacific Standard Time

Name: 05JA103D5_16, Date: 06-Jan-2010, Time: 09:39:59, ID: CP0105A, Description: DB5 CPSM 3732-04

F1 PeCDFs
05JA103D5_16 Smooth(SG, 1x2)
DB5 CPSM 3732-04 CP0105A



F1 PeCDF PCDPE
05JA103D5_16 Smooth(SG, 1x2)
DB5 CPSM 3732-04 CP0105A



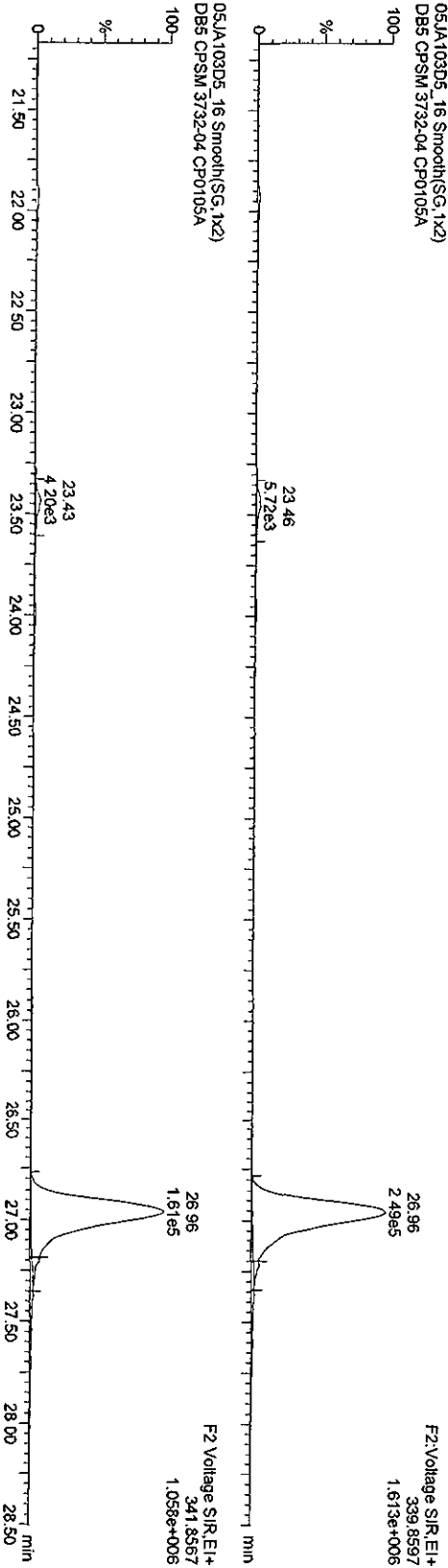
Quantity Sample Report MassLynx 4.1

Dataset: C:\MassLynx\Default\pro05JA103D58290B.qld

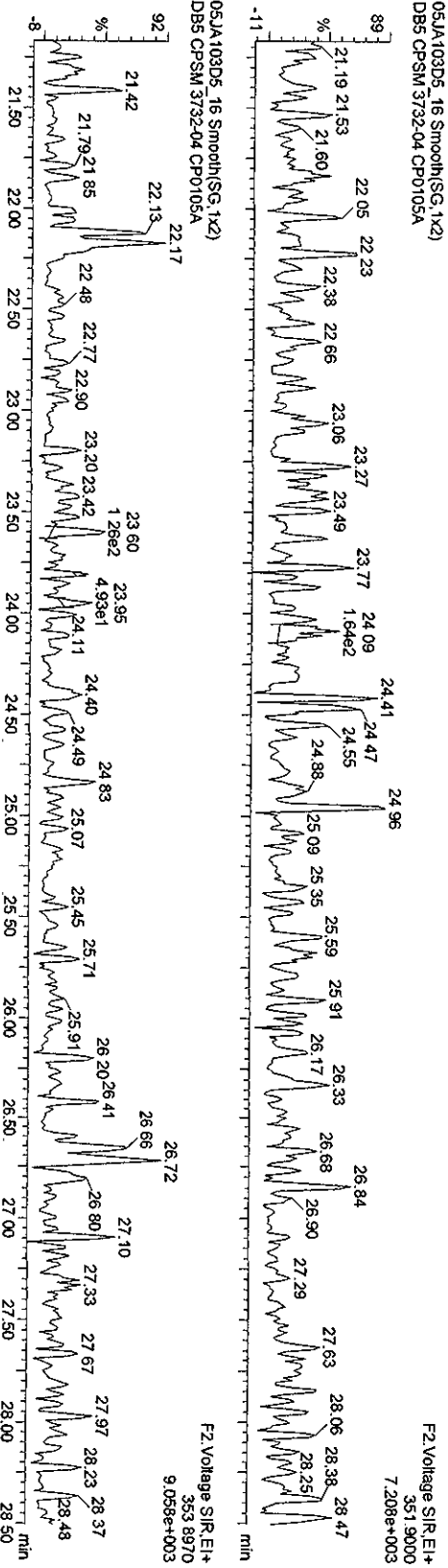
Last Altered: Wednesday, January 06, 2010 15:37:38 Pacific Standard Time
Printed: Wednesday, January 06, 2010 15:44:50 Pacific Standard Time

Name: 05JA103D5_16, Date: 06-Jan-2010, Time: 09:39:59, ID: CP0105A, Description: DB5 CPSM 3732-04

PACDFs



13C-PeCDFs



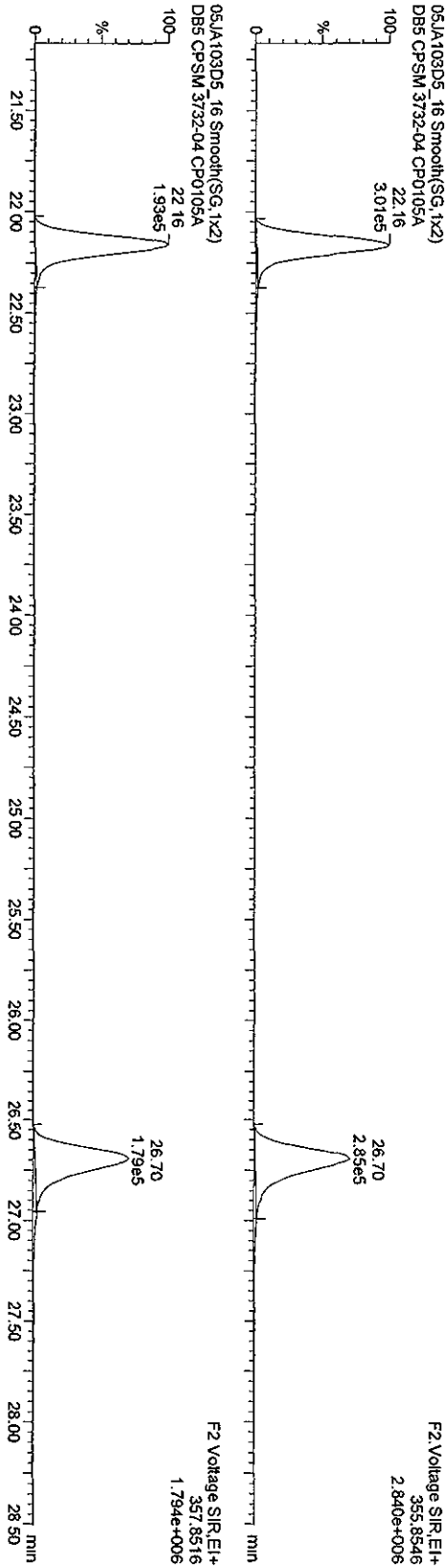
Quantity Sample Report MasstLynx 4.1

Dataset: C:\MasstLynx\Default\pro\05JA103D56290B.qld

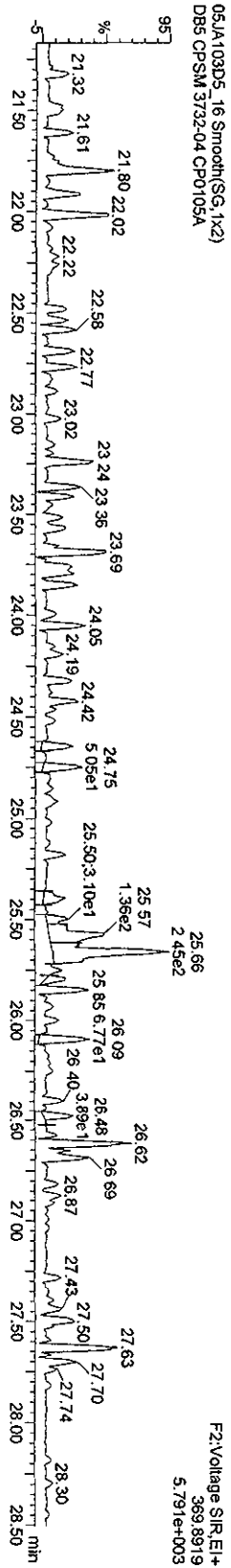
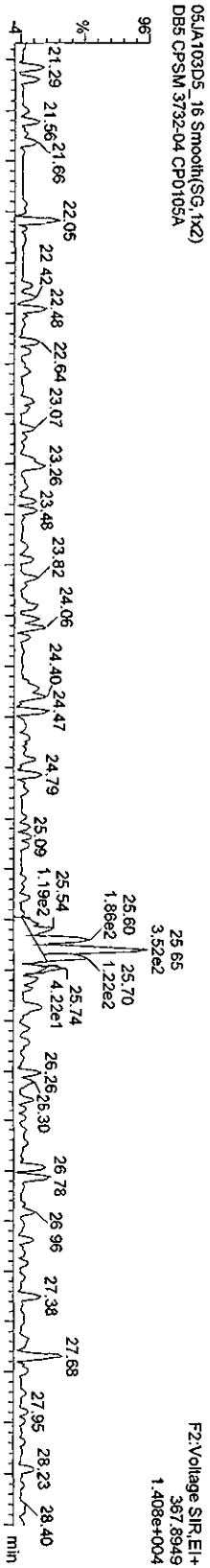
Last Altered: Wednesday, January 06, 2010 15:37:38 Pacific Standard Time
Printed: Wednesday, January 06, 2010 15:44:50 Pacific Standard Time

Name: 05JA103D5_16, Date: 06-Jan-2010, Time: 09:39:59, ID: CP0105A, Description: DB5 CPSM 3732-04

PeCDDs



13C-PeCDD



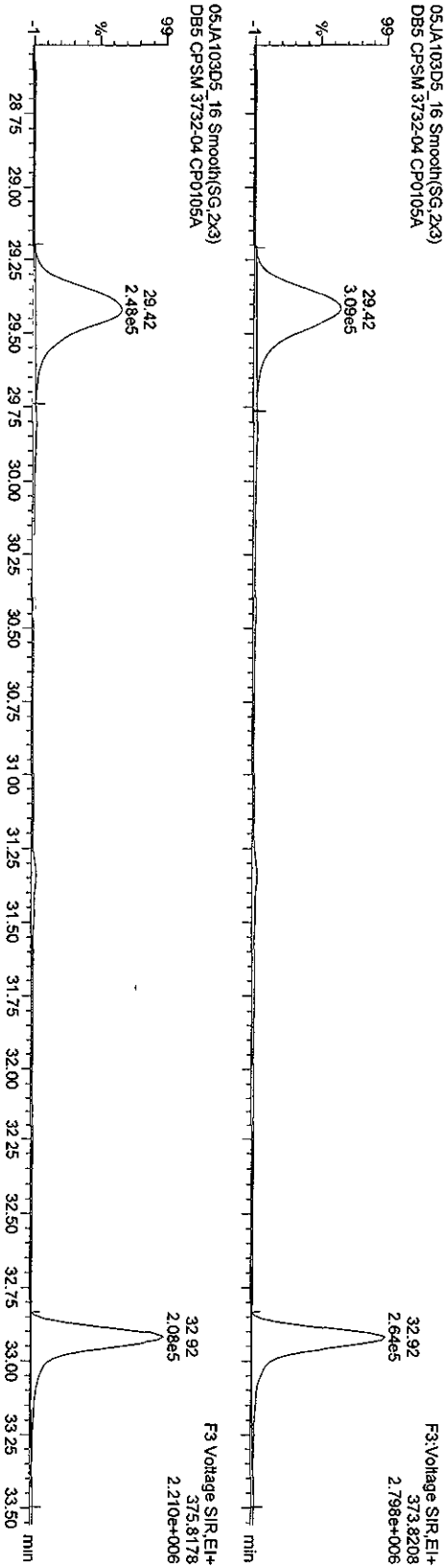
Quantity Sample Report MassLynx 4.1

Dataset: C:\MassLynx\Default.pro\05JJA103D58290B.qld

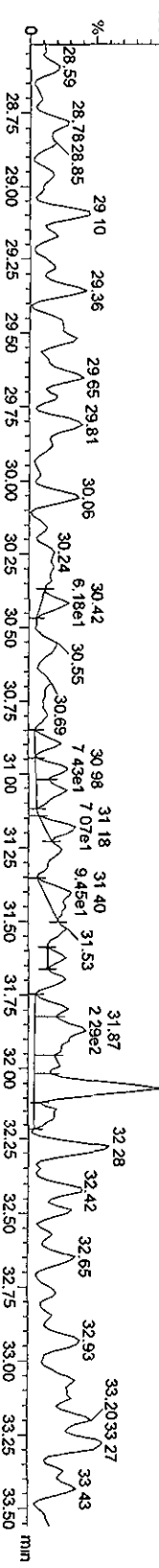
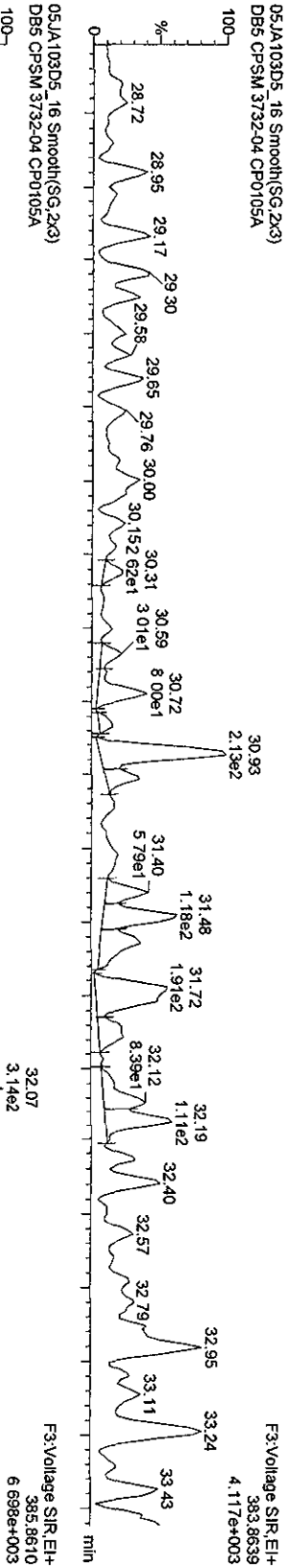
Last Altered: Wednesday, January 06, 2010 15:37:38 Pacific Standard Time
Printed: Wednesday, January 06, 2010 15:44:50 Pacific Standard Time

Name: 05JJA103D5_16, Date: 06-Jan-2010, Time: 09:39:59, ID: CP0105A, Description: DB5 CPSM 3732-04

HXCDFS



13C-HXCDFS



Quantity Sample Report MassLynx 4.1

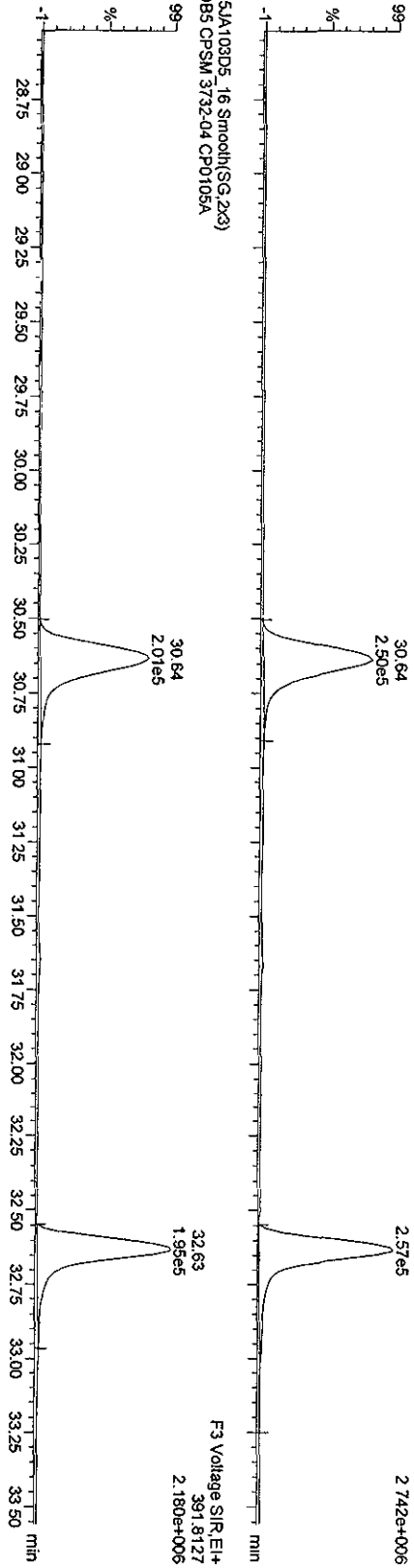
Dataset: C:\MassLynx\Default\pro05JA103D582908.qld

Last Altered: Wednesday, January 06, 2010 15:37:38 Pacific Standard Time
 Printed: Wednesday, January 06, 2010 15:44:50 Pacific Standard Time

Name: 05JA103D5_16, Date: 06-Jan-2010, Time: 09:39:59, ID: CP0105A, Description: DB5 CPSM 3732-04

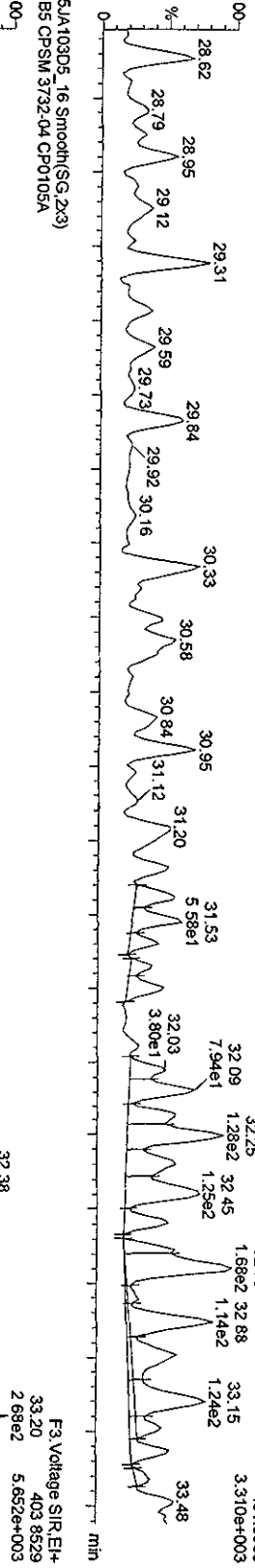
HxCDDs

05JA103D5_16 Smooth(SG,2x3)
 DB5 CPSM 3732-04 CP0105A



13C-HxCDDs

05JA103D5_16 Smooth(SG,2x3)
 DB5 CPSM 3732-04 CP0105A



HxCDDs

05JA103D5_16 Smooth(SG,2x3)
 DB5 CPSM 3732-04 CP0105A



Quantity Sample Report MassLynx 4.1


Dataset: C:\MassLynx\Default.pro\05JA103D58290B.qld

Last Altered: Wednesday, January 06, 2010 15:37:38 Pacific Standard Time
Printed: Wednesday, January 06, 2010 15:44:50 Pacific Standard Time

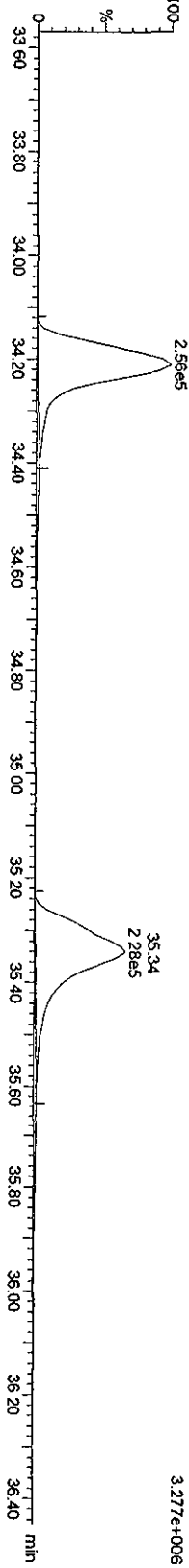
Name: 05JA103D5_16, Date: 06-Jan-2010, Time: 09:39:59, ID: CP0105A, Description: DB5 CPSM 3732-04

HPCDFs

05JA103D5_16 Smooth(SG, 1x2)
DB5 CPSM 3732-04 CP0105A

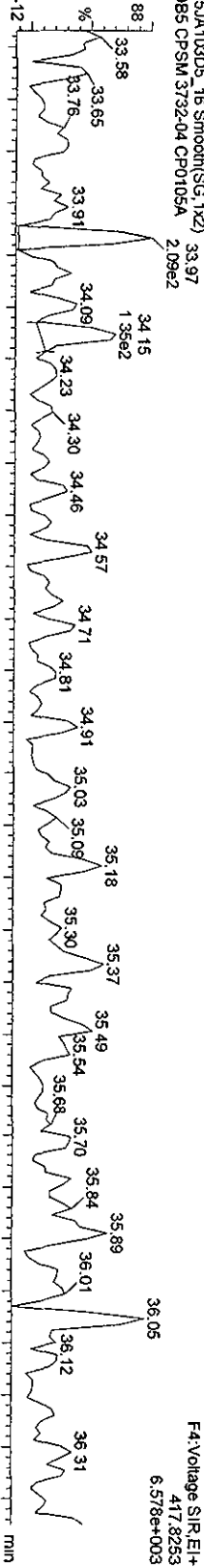


05JA103D5_16 Smooth(SG, 1x2)
DB5 CPSM 3732-04 CP0105A

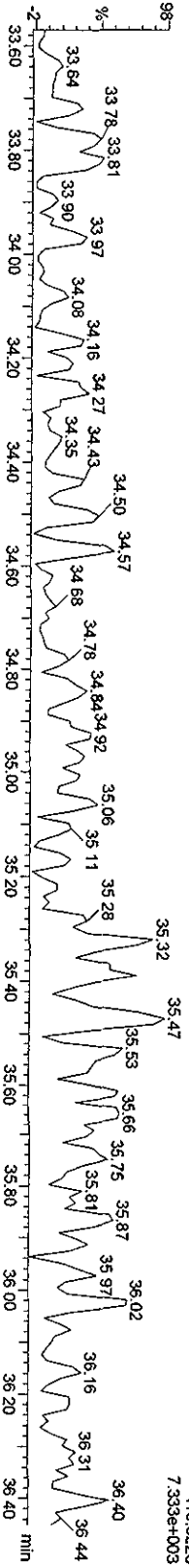


13C-HPCDFs

05JA103D5_16 Smooth(SG, 1x2)
DB5 CPSM 3732-04 CP0105A



05JA103D5_16 Smooth(SG, 1x2)
DB5 CPSM 3732-04 CP0105A



Quantity Sample Report Masslynx 4.1

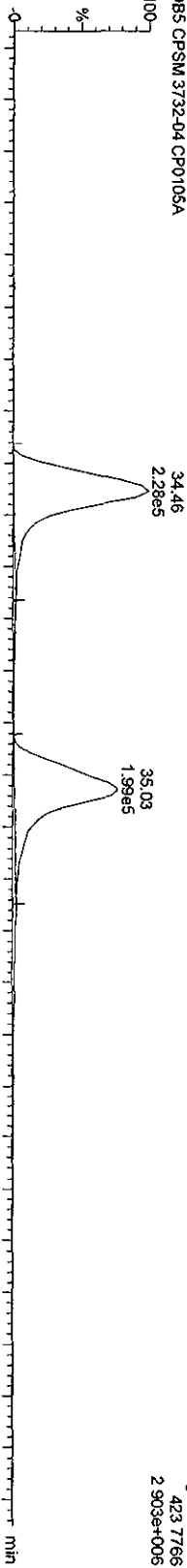
Dataset: C:\Masslynx\Default.pro\05JA103D582908.qld

Last Altered: Wednesday, January 06, 2010 15:37:38 Pacific Standard Time
Printed: Wednesday, January 06, 2010 15:44:50 Pacific Standard Time

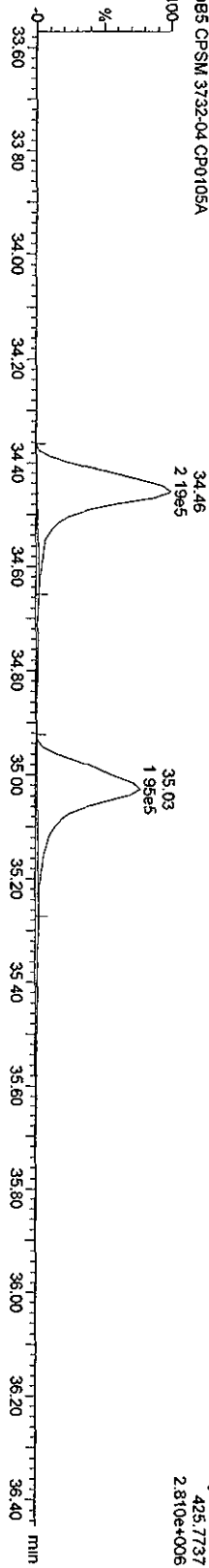
Name: 05JA103D5_16, Date: 06-Jan-2010, Time: 09:39:59, ID: CP0105A, Description: DB5 CPSM 3732-04

HPCDDs

05JA103D5_16 Smooth(SG, 1x2)
DB5 CPSM 3732-04 CP0105A

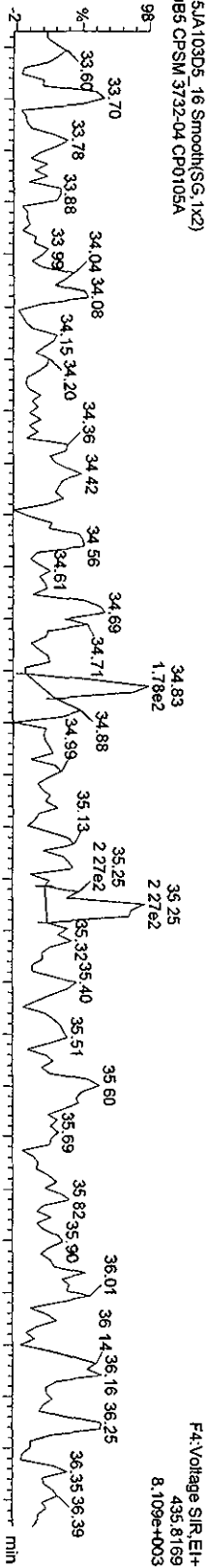


05JA103D5_16 Smooth(SG, 1x2)
DB5 CPSM 3732-04 CP0105A

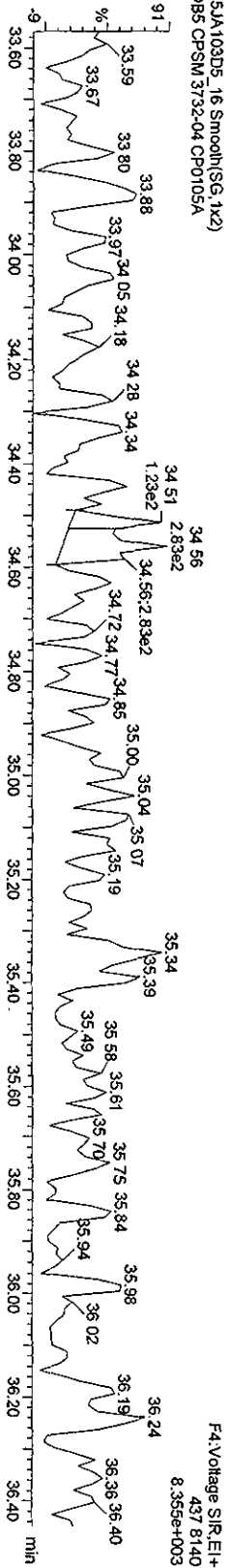


13C-HPCDD

05JA103D5_16 Smooth(SG, 1x2)
DB5 CPSM 3732-04 CP0105A



05JA103D5_16 Smooth(SG, 1x2)
DB5 CPSM 3732-04 CP0105A



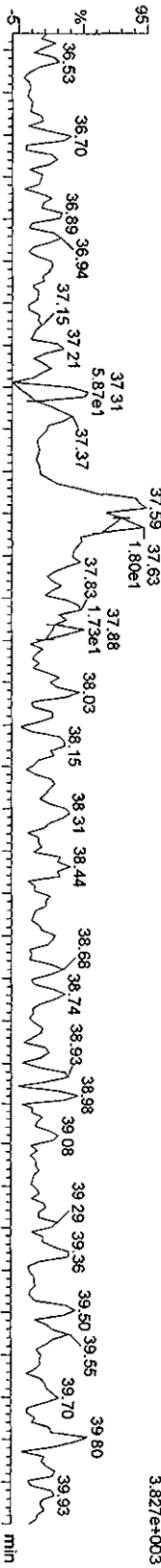
Quantity Sample Report MassLynx 4.1

Dataset: C:\MassLynx\Default\prot05JA103D58290B.qld

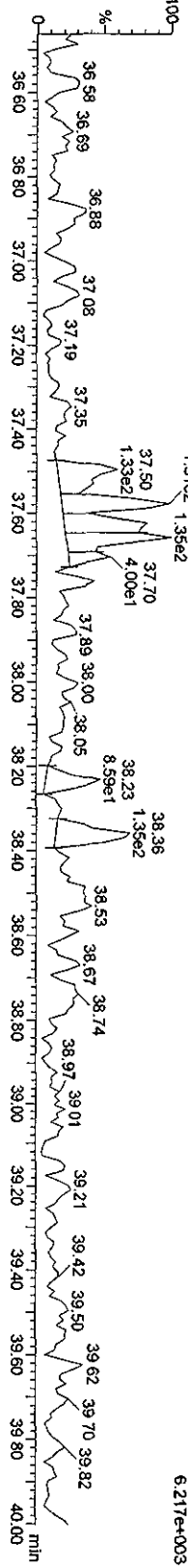
Last Altered: Wednesday, January 06, 2010 15:37:38 Pacific Standard Time
Printed: Wednesday, January 06, 2010 15:44:50 Pacific Standard Time

Name: 05JA103D5_16, Date: 06-Jan-2010, Time: 09:39:59, ID: CP0105A, Description: DBS CPSM 3732-04

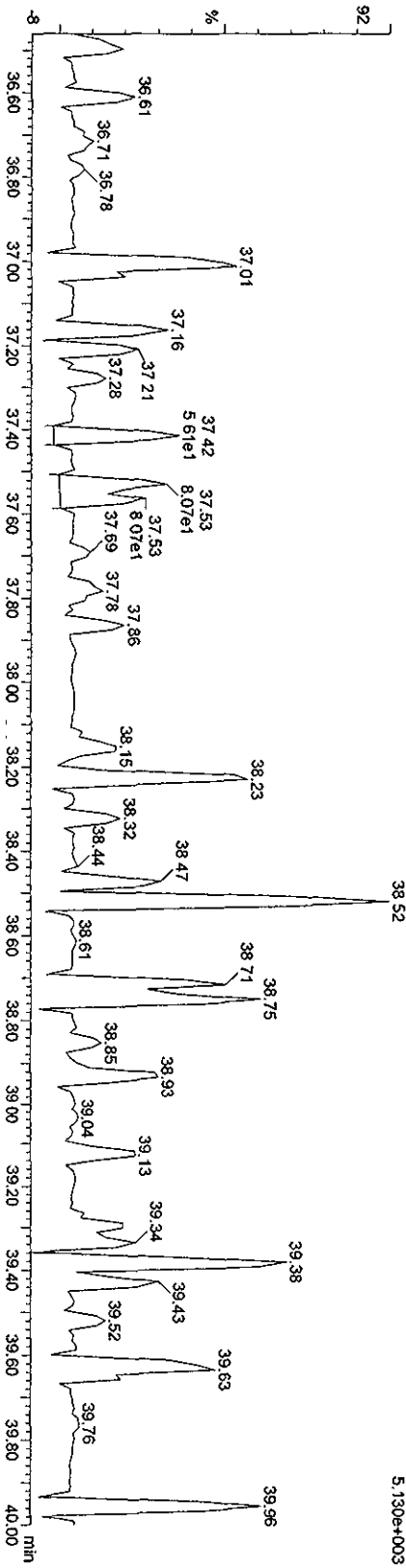
OCDFs
05JA103D5_16 Smooth(SG,1x2)
DBS CPSM 3732-04 CPD105A



OCDFs
05JA103D5_16 Smooth(SG,1x2)
DBS CPSM 3732-04 CPD105A



OCDF PCDFE
05JA103D5_16 Smooth(SG,1x2)
DBS CPSM 3732-04 CPD105A

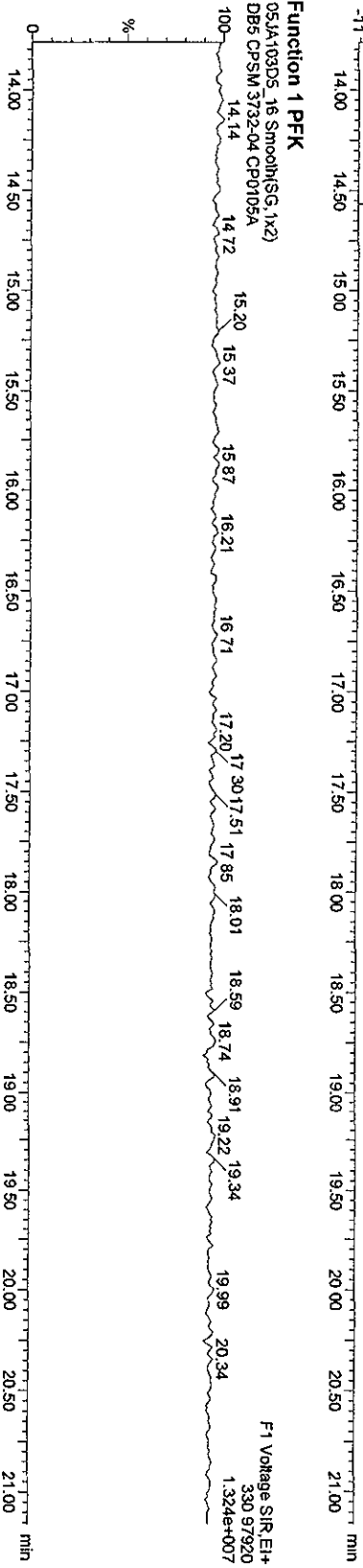




Quantity Sample Report MassLynx 4.1

Dataset: C:\MassLynx\Default\pro05JA103D582908.d\data

Last Altered: Wednesday, January 06, 2010 15:37:38 Pacific Standard Time
Printed: Wednesday, January 06, 2010 15:44:50 Pacific Standard Time

Name: 05JA103D5_16, Date: 06-Jan-2010, Time: 09:39:59, ID: CP0105A, Description: DB5 CPSM 3732-04



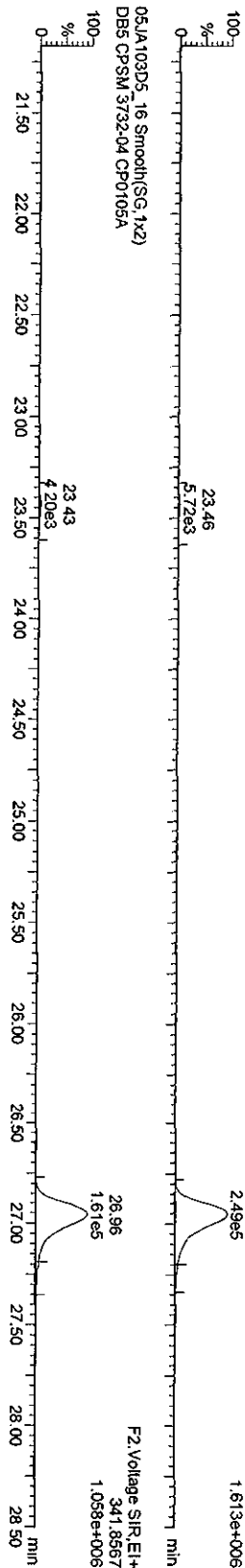
Quantity Sample Report MassLynx 4.1

Dataset: C:\MassLynx\Default\prol05JA103D58290B.qld

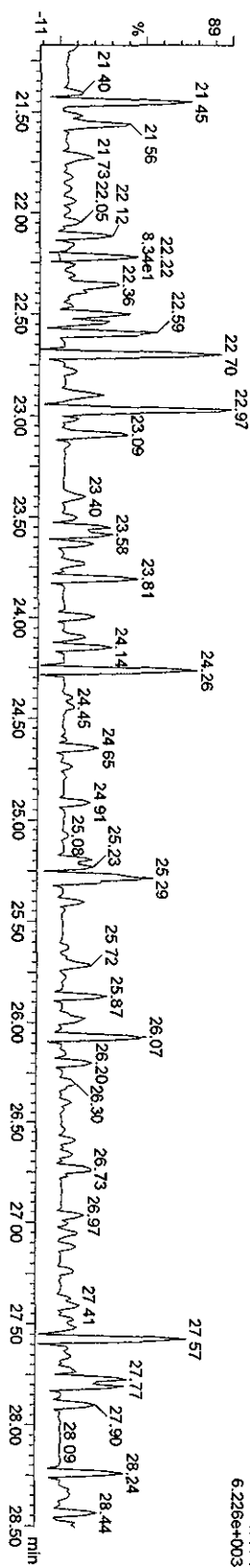
Last Altered: Wednesday, January 06, 2010 15:37:38 Pacific Standard Time
Printed: Wednesday, January 06, 2010 15:44:50 Pacific Standard Time

Name: 05JA103D5_16, Date: 06-Jan-2010, Time: 09:39:59, ID: CP0105A, Description: DB5 CPSM 3732-04

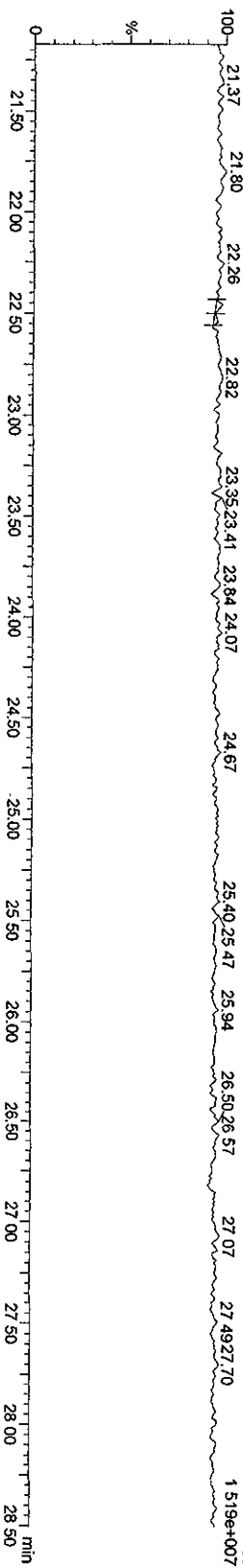
PCPDF
05JA103D5_16 Smooth(SG, 1x2)
DB5 CPSM 3732-04 CP0105A



F2 PCPDF PCDFE
05JA103D5_16 Smooth(SG, 1x2)
DB5 CPSM 3732-04 CP0105A



Function 2 PFK
05JA103D5_16 Smooth(SG, 1x2)
DB5 CPSM 3732-04 CP0105A



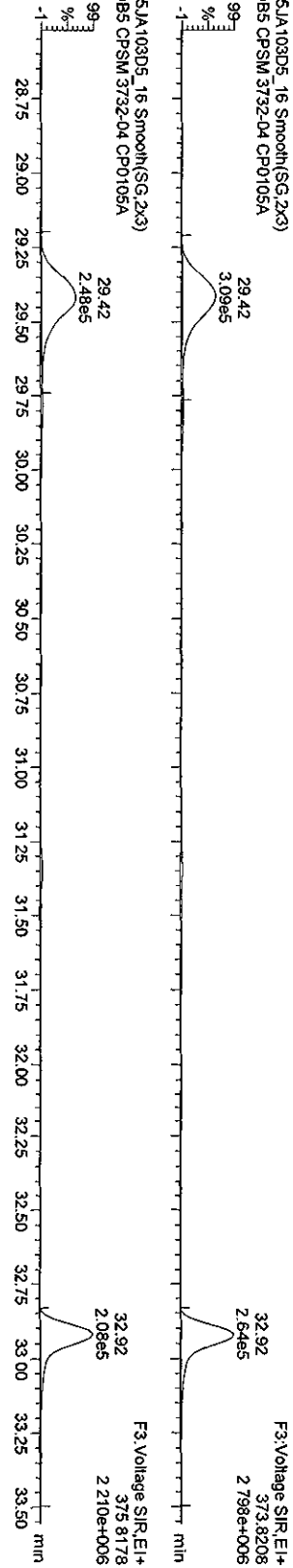
Quantity Sample Report Masslynx 4.1

Dataset: C:\Masslynx\Default\prot05JA103D58290B.qld

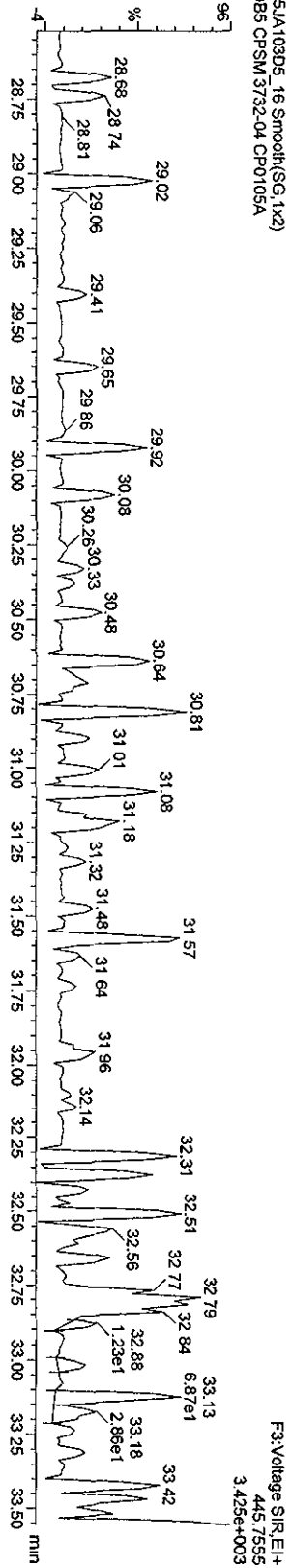
Last Altered: Wednesday, January 06, 2010 15:37:38 Pacific Standard Time
 Printed: Wednesday, January 06, 2010 15:44:50 Pacific Standard Time

Name: 05JA103D5_16, Date: 06-Jan-2010, Time: 09:39:59, ID: CP0105A, Description: DB5 CPSM 3732-04

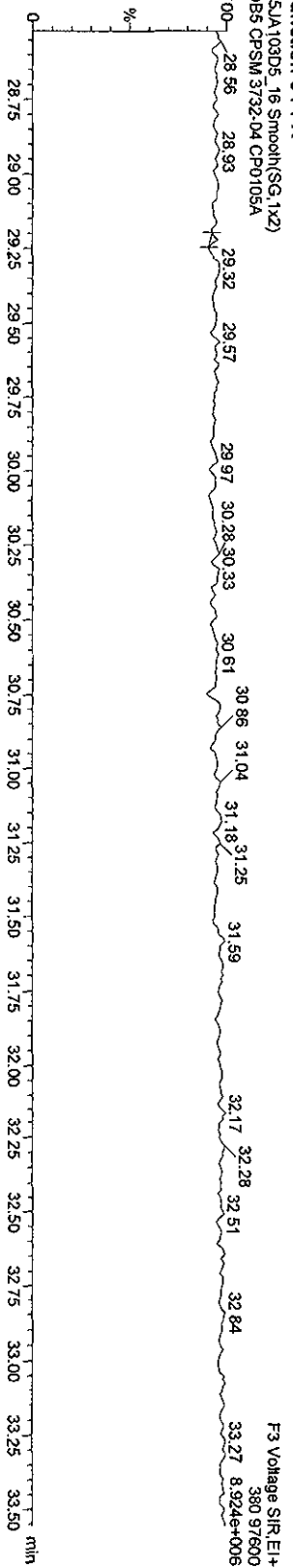
HxCDFs
 05JA103D5_16 Smooth(SG,2x3)
 DB5 CPSM 3732-04 CP0105A



HxCDF PCDPE
 05JA103D5_16 Smooth(SG,1x2)
 DB5 CPSM 3732-04 CP0105A



Function 3 PFK
 05JA103D5_16 Smooth(SG,1x2)
 DB5 CPSM 3732-04 CP0105A



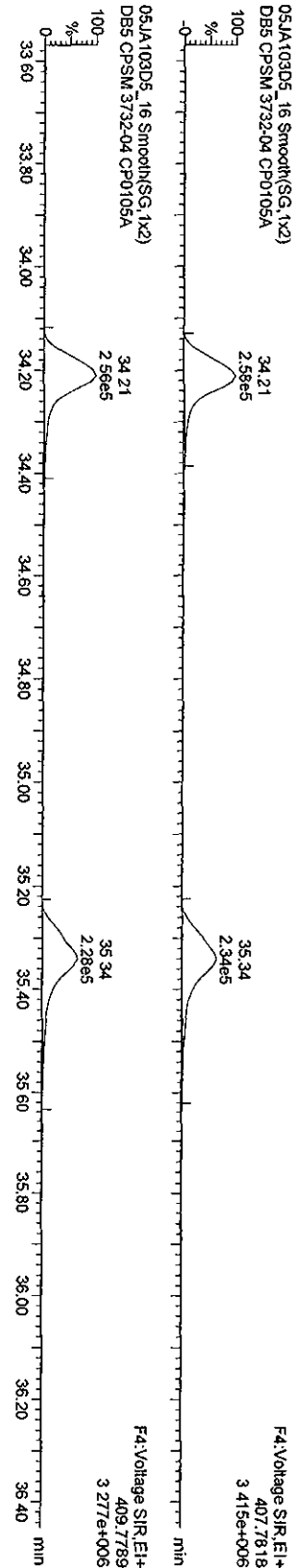
Quantify Sample Report Masslynx 4.1

Dataset: C:\MassLynx\Default.pro\05JA103D58290B.qld

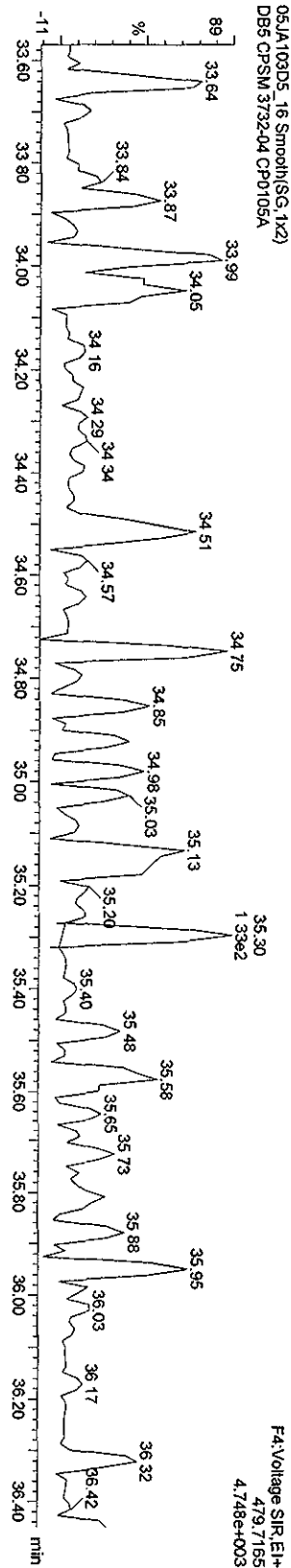
Last Altered: Wednesday, January 06, 2010 15:37:38 Pacific Standard Time
Printed: Wednesday, January 06, 2010 15:44:50 Pacific Standard Time

Name: 05JA103D5_16, Date: 06-Jan-2010, Time: 09:39:59, ID: CP0105A, Description: DB5 CPSM 3732-04

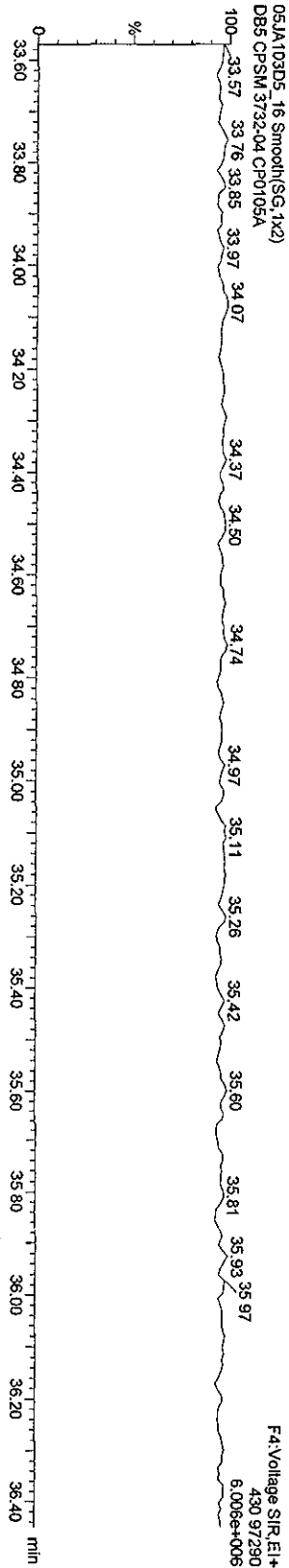
HPCDFs



HPCDF PCDFE



Function 4 PFK



Quantify Sample Report MassLynx 4.1

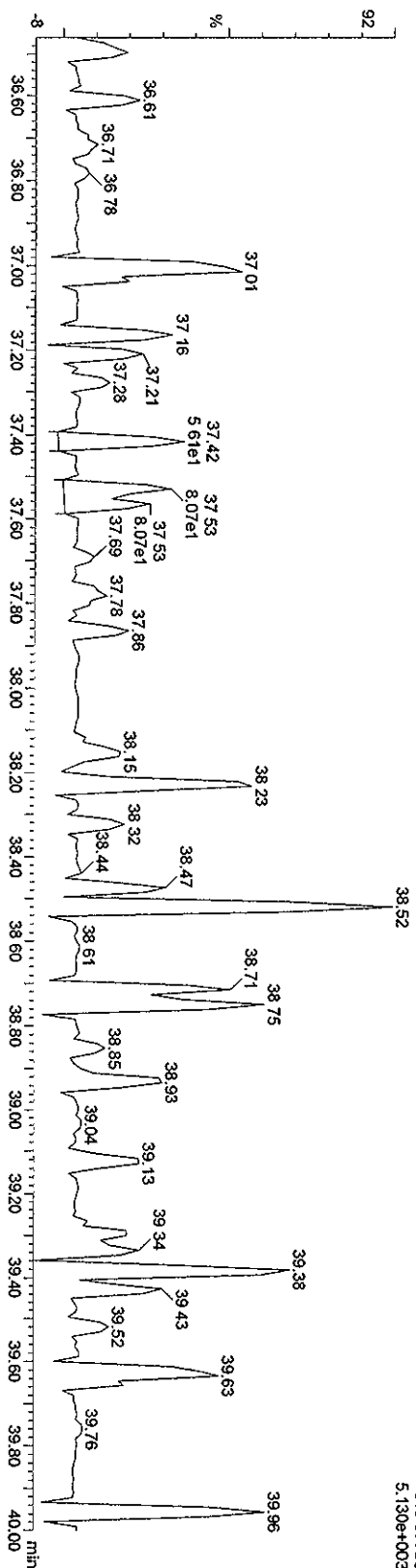
Dataset: C:\MassLynx\Default.pro\05JA103D58290B.qld

Last Altered: Wednesday, January 06, 2010 15:37:38 Pacific Standard Time
Printed: Wednesday, January 06, 2010 15:44:50 Pacific Standard Time

Name: 05JA103D5_16, Date: 06-Jan-2010, Time: 09:39:59, ID: CP0105A, Description: DB5 CPSM 3732-04

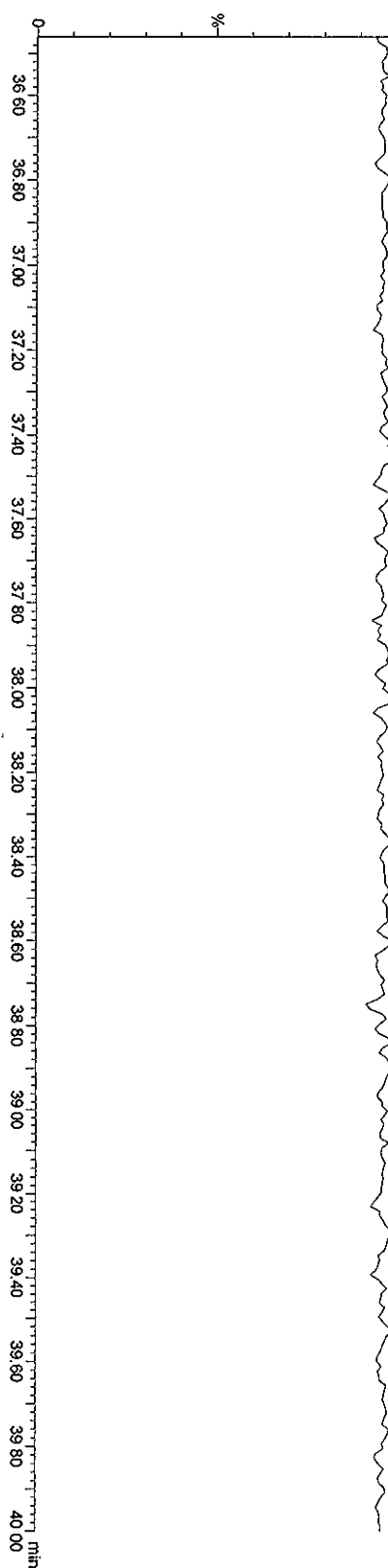
OCDF PCDDPE
05JA103D5_16 Smooth(SG,1x2)
DB5 CPSM 3732-04 CP0105A

F5: Voltage SIR.EI+
513 67750
5.130e+003



Function 5 PFK
05JA103D5_16 Smooth(SG,1x2)
DB5 CPSM 3732-04 CP0105A

F5: Voltage SIR.EI+
442.97280
7.517e+006



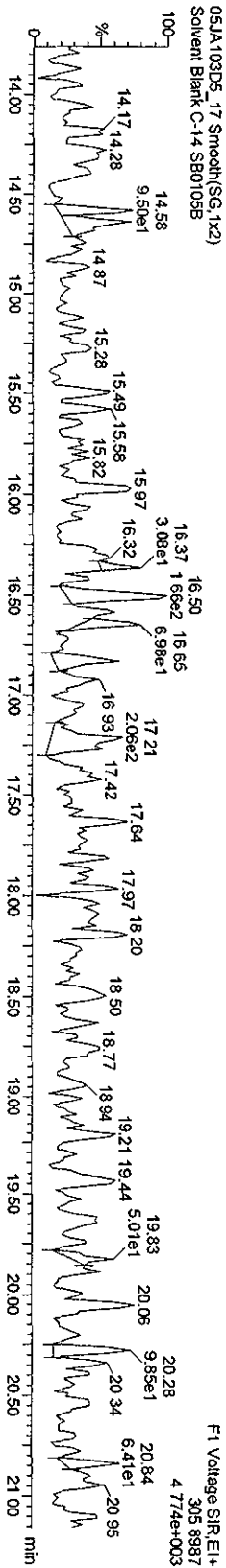
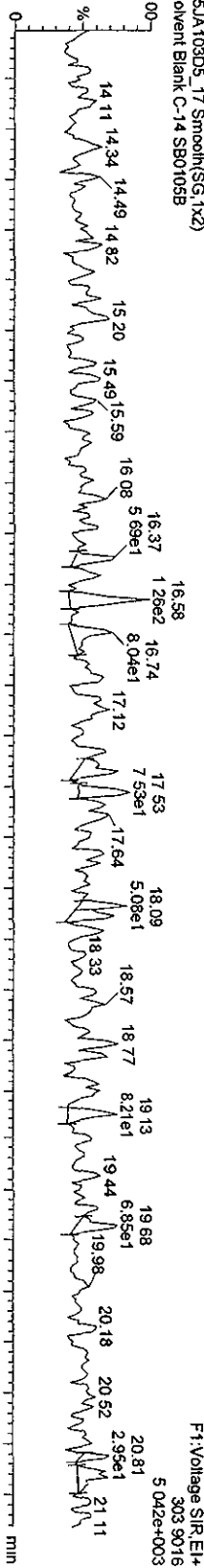
Quantity Sample Report MassLynx 4.1

Dataset: C:\MassLynx\Default\proj\05JA103D582908.qld

Last Altered: Wednesday, January 06, 2010 15:37:38 Pacific Standard Time
Printed: Wednesday, January 06, 2010 15:44:50 Pacific Standard Time

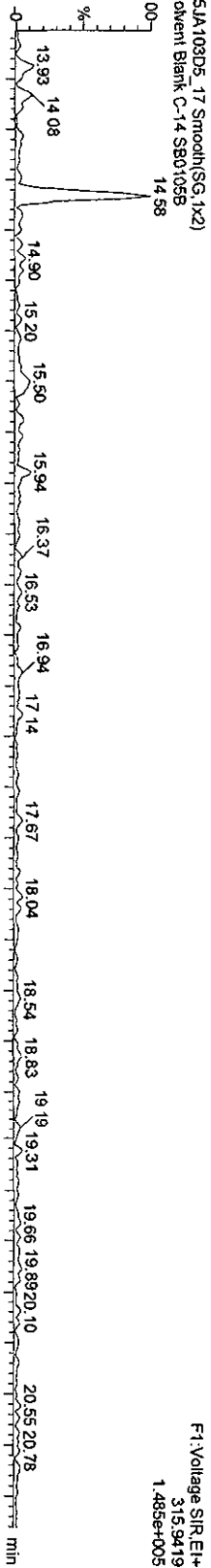
Name: 05JA103D5_17, Date: 06-Jan-2010, Time: 10:21:08, ID: SB0105B, Description: Solvent Blank C-14

TCDFs
05JA103D5_17 Smooth(SG, 1x2)
Solvent Blank C-14 SB0105B

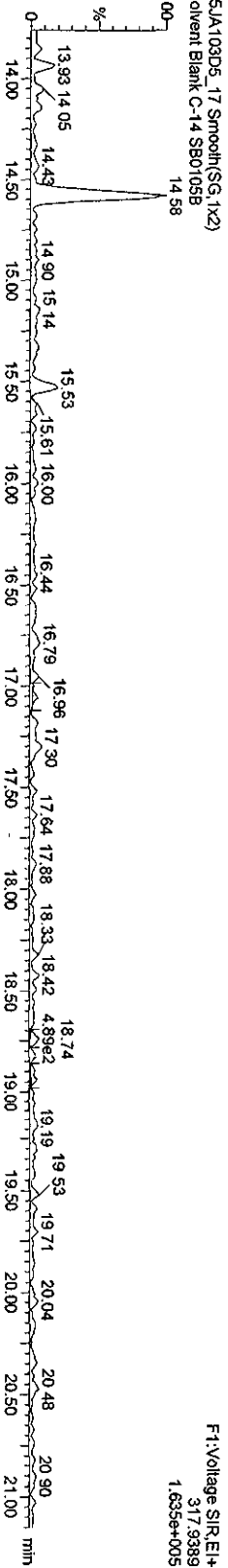


13C-TCDF

05JA103D5_17 Smooth(SG, 1x2)
Solvent Blank C-14 SB0105B



05JA103D5_17 Smooth(SG, 1x2)
Solvent Blank C-14 SB0105B



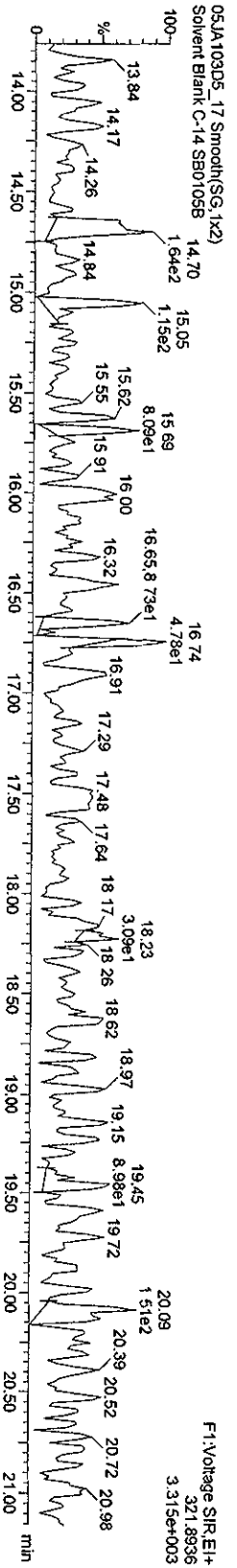
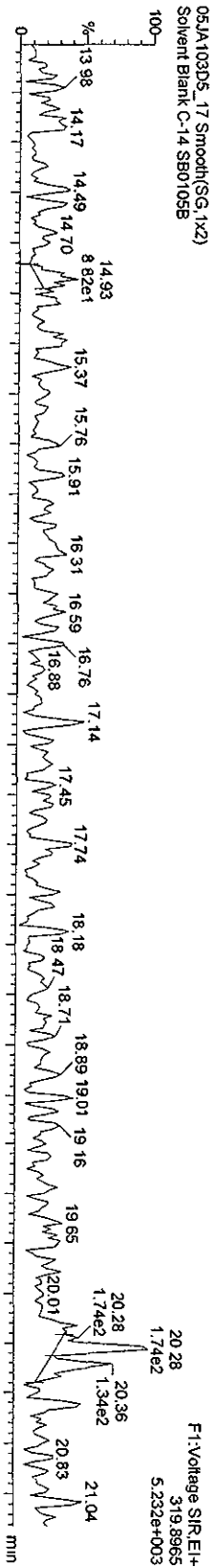
Quantity Sample Report MassLynx 4.1

Dataset: C:\MassLynx\Default\prof05JA103D582903.qld

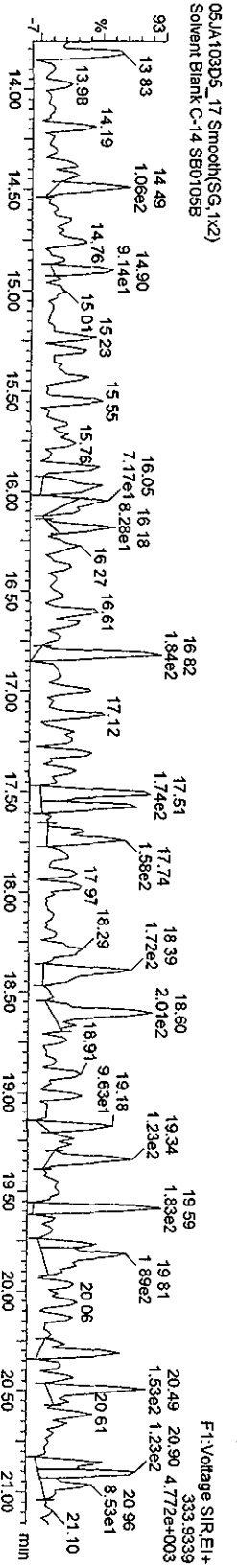
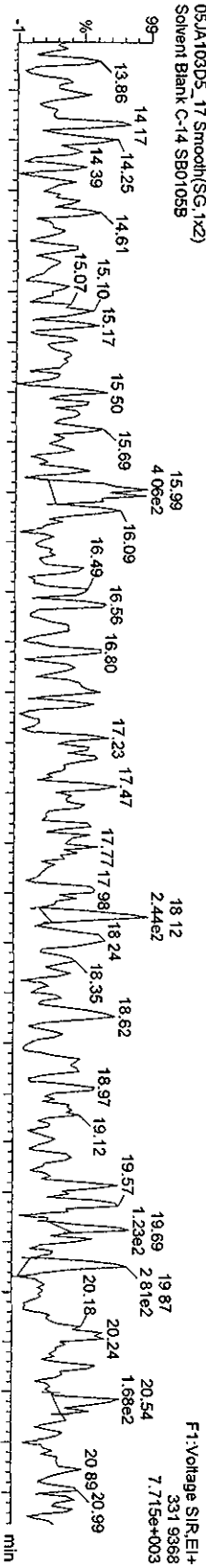
Last Altered: Wednesday, January 06, 2010 15:37:38 Pacific Standard Time
Printed: Wednesday, January 06, 2010 15:44:50 Pacific Standard Time

Name: 05JA103D5_17, Date: 06-Jan-2010, Time: 10:21:08, ID: SB0105B, Description: Solvent Blank C-14

TCDDs



13C-TCDDs

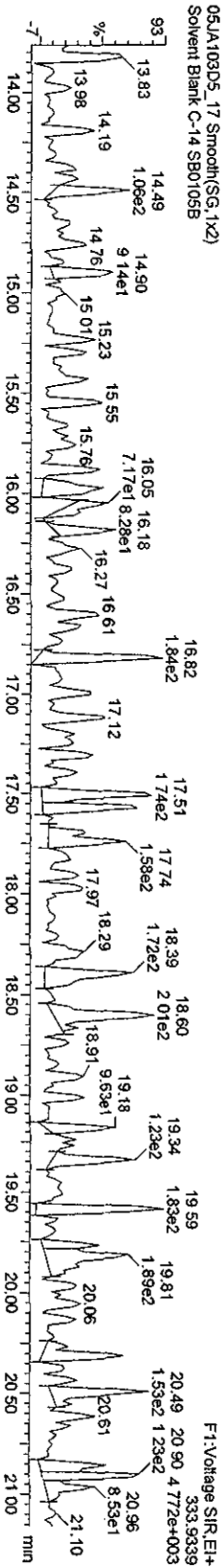
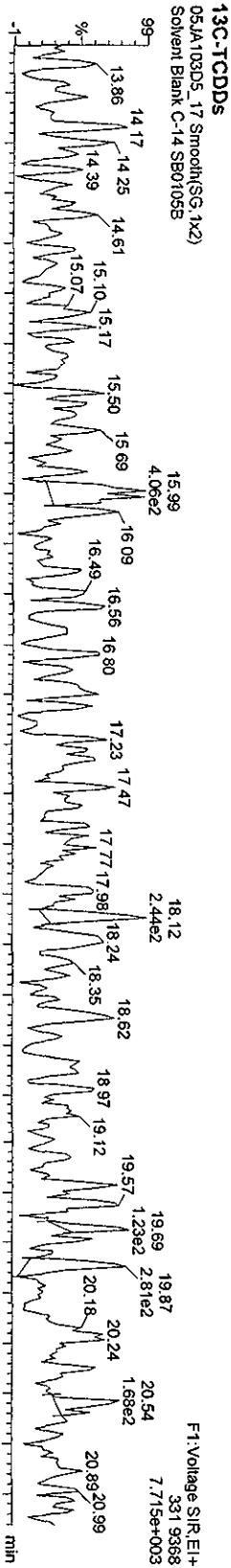
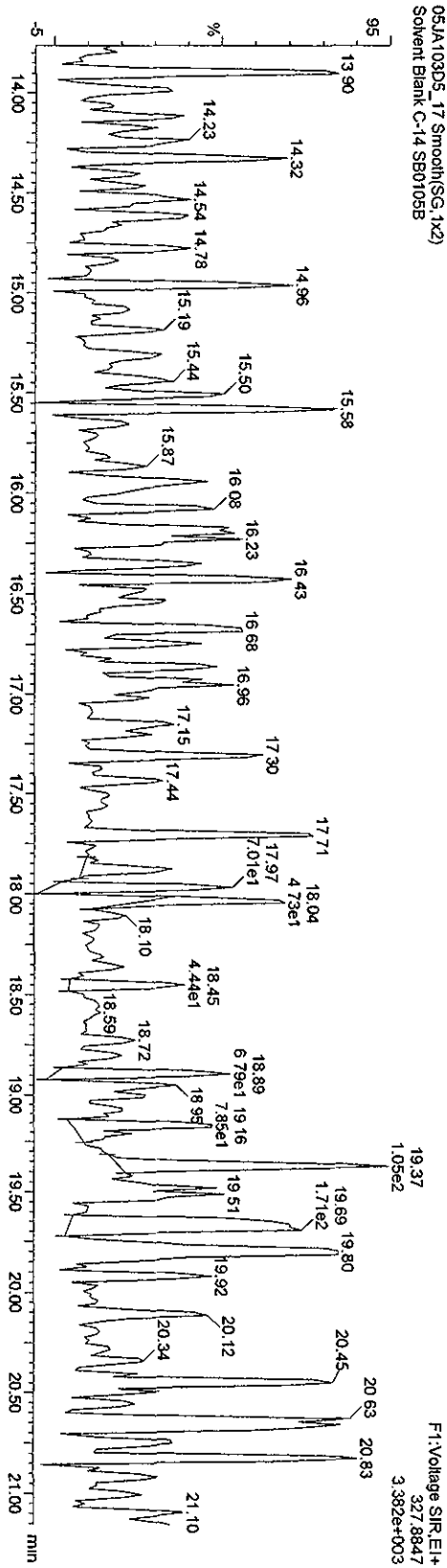


Quantity Sample Report Masslynx 4.1

Dataset: C:\MassLynx\Default\pro05JA103D562906.dld

Last Altered: Wednesday, January 06, 2010 15:37:38 Pacific Standard Time
Printed: Wednesday, January 06, 2010 15:44:50 Pacific Standard Time

Name: 05JA103D5_17, Date: 06-Jan-2010, Time: 10:21:08, ID: SB0105B, Description: Solvent Blank C-14

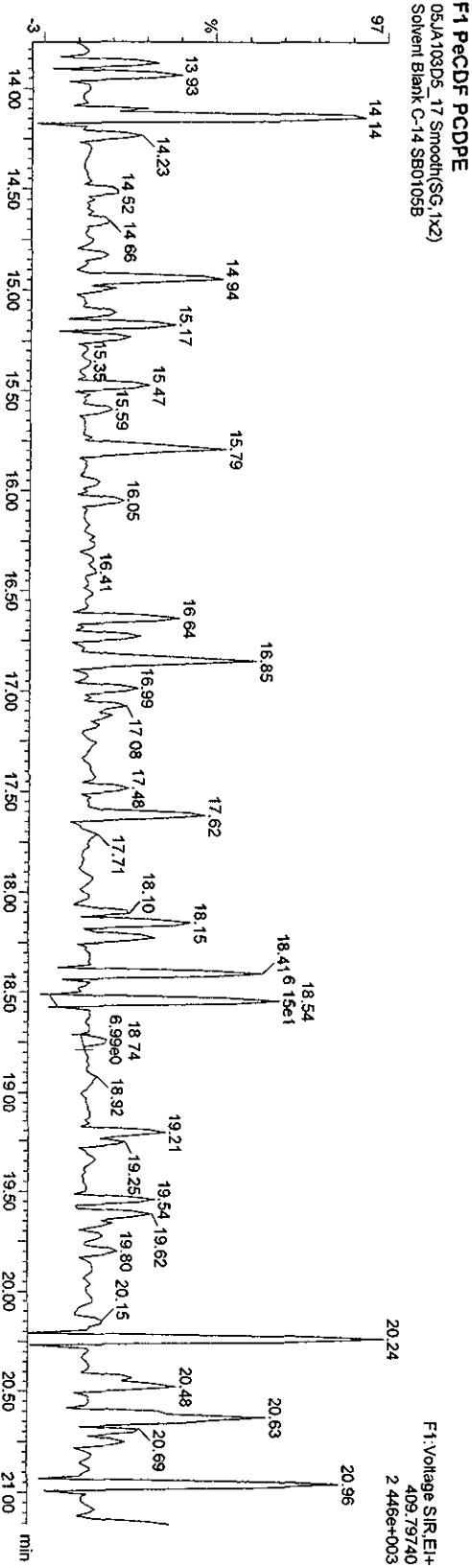
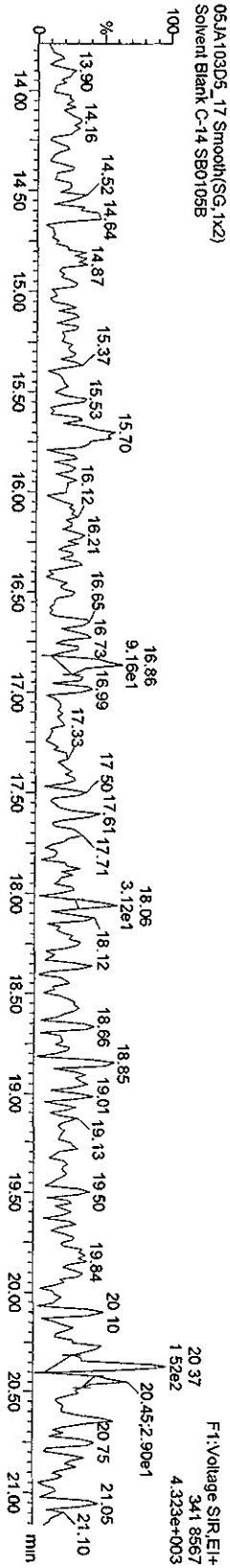
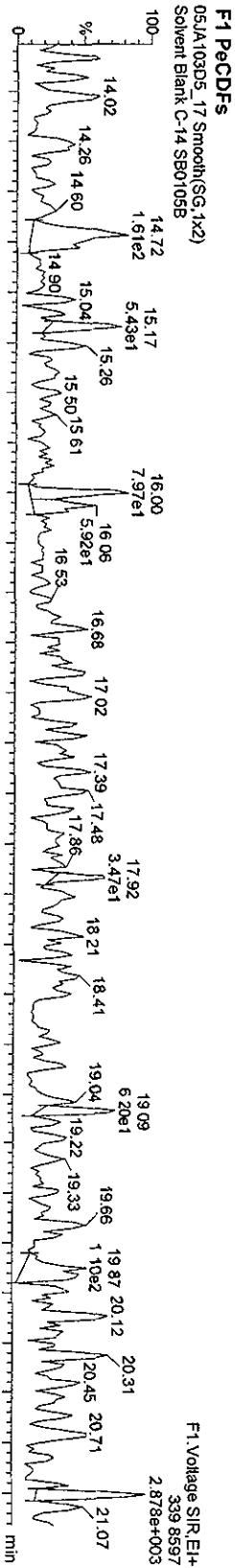


Quantity Sample Report MassLynx 4.1

Dataset: C:\MassLynx\Default.pro\05JA103D582908.qld

Last Altered: Wednesday, January 06, 2010 15:37:38 Pacific Standard Time
 Printed: Wednesday, January 06, 2010 15:44:50 Pacific Standard Time

Name: 05JA103D5_17, Date: 06-Jan-2010, Time: 10:21:08, ID: SB0105B, Description: Solvent Blank C-14



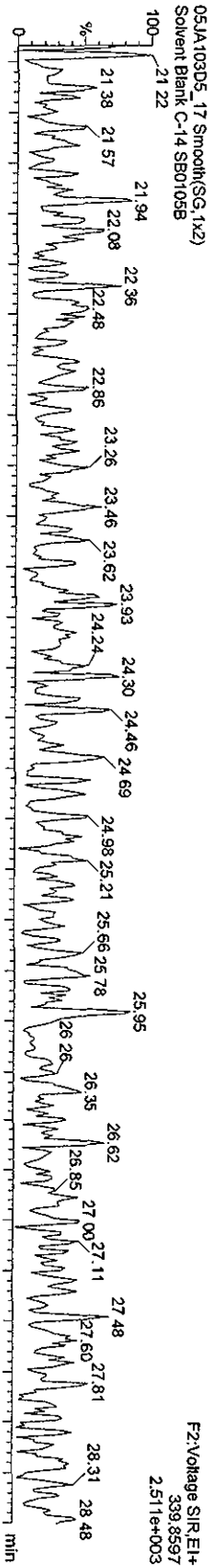
Quantity Sample Report MassLynx 4.1

Dataset: C:\MassLynx\Default\pro05JA103D58290B.qld

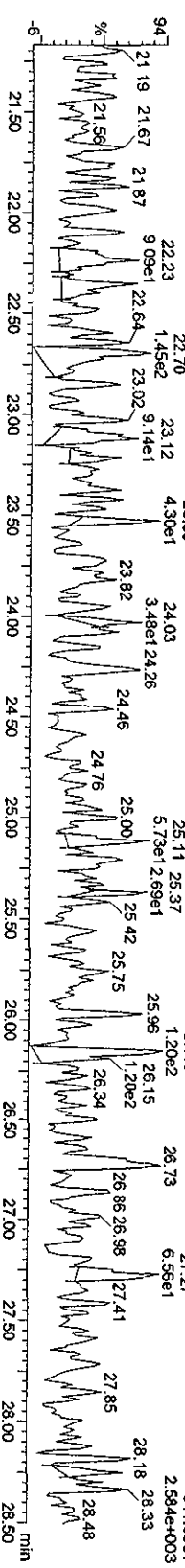
Last Altered: Wednesday, January 06, 2010 15:37:38 Pacific Standard Time
Printed: Wednesday, January 06, 2010 15:44:50 Pacific Standard Time

Name: 05JA103D5_17, Date: 06-Jan-2010, Time: 10:21:08, ID: SB0105B, Description: Solvent Blank C-14

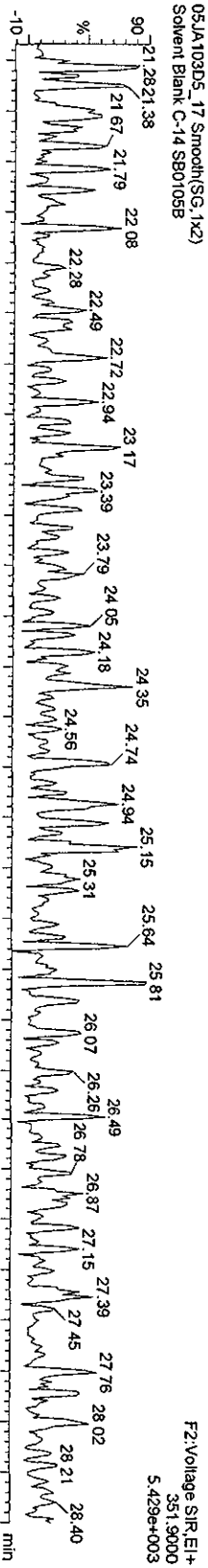
PeCDFs



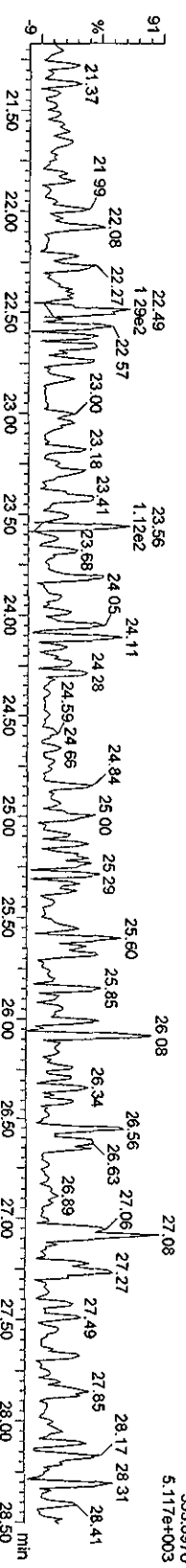
13C-PeCDFs



13C-PeCDFS



PeCDFs

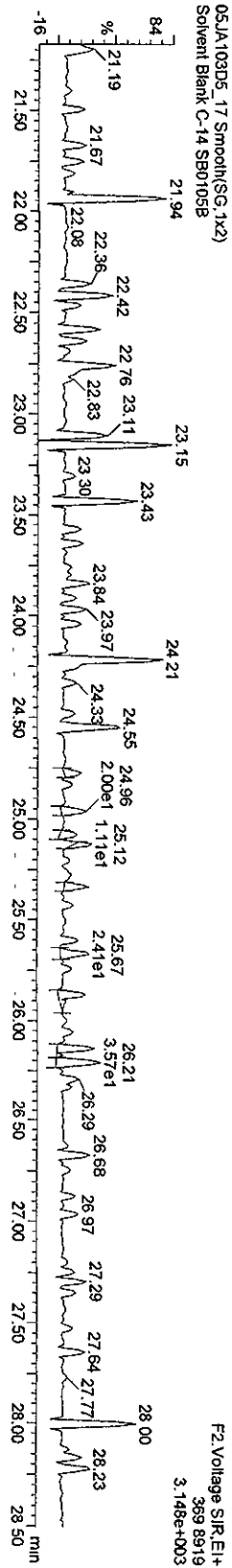
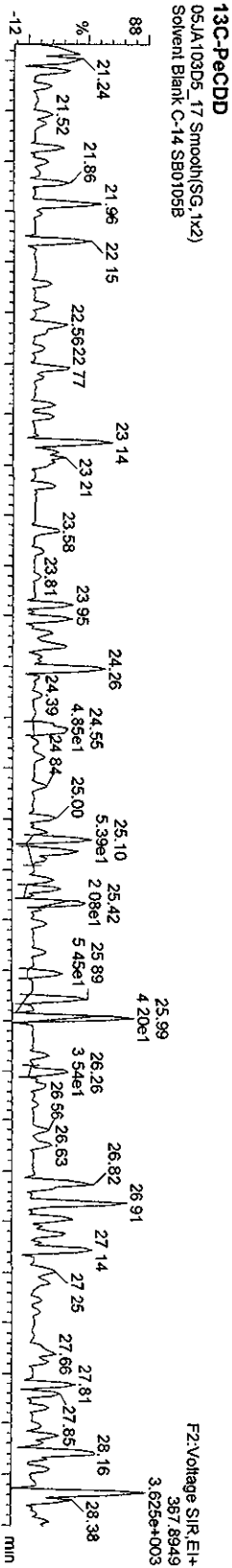
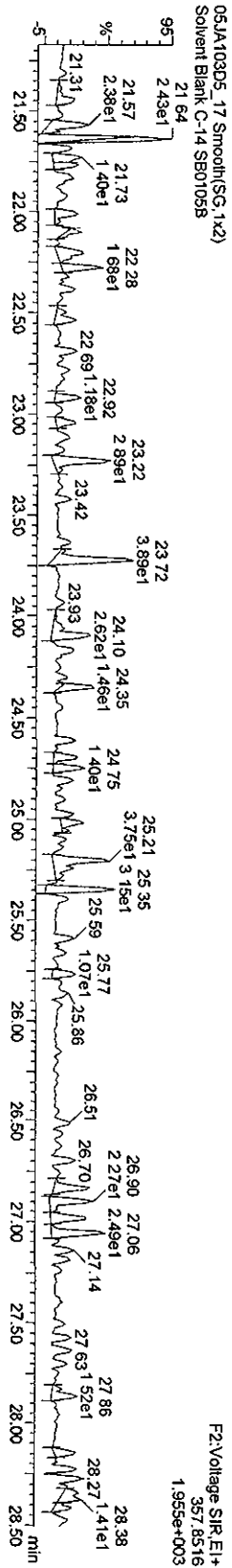
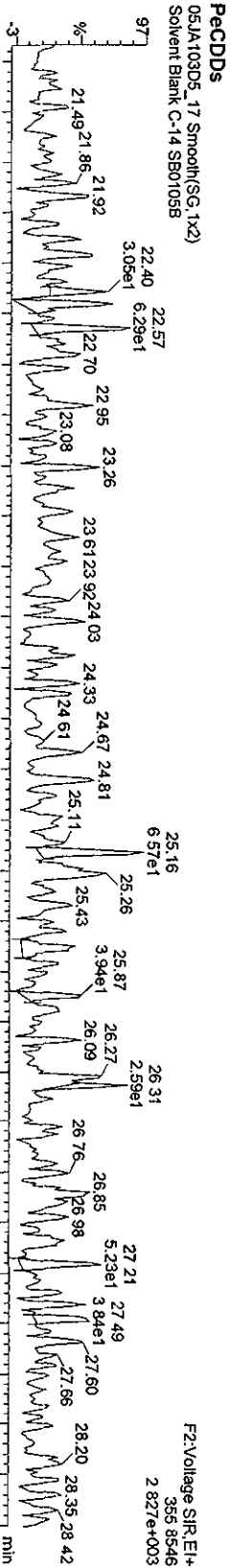


Quantity Sample Report MassLynx 4.1

Dataset: C:\MassLynx\Default\pro\05JA103D58290B.qld

Last Altered: Wednesday, January 06, 2010 15:37:38 Pacific Standard Time
Printed: Wednesday, January 06, 2010 15:44:50 Pacific Standard Time

Name: 05JA103D5_17, Date: 06-Jan-2010, Time: 10:21:08, ID: SB0105B, Description: Solvent Blank C-14



Quantity Sample Report MassLynx 4.1

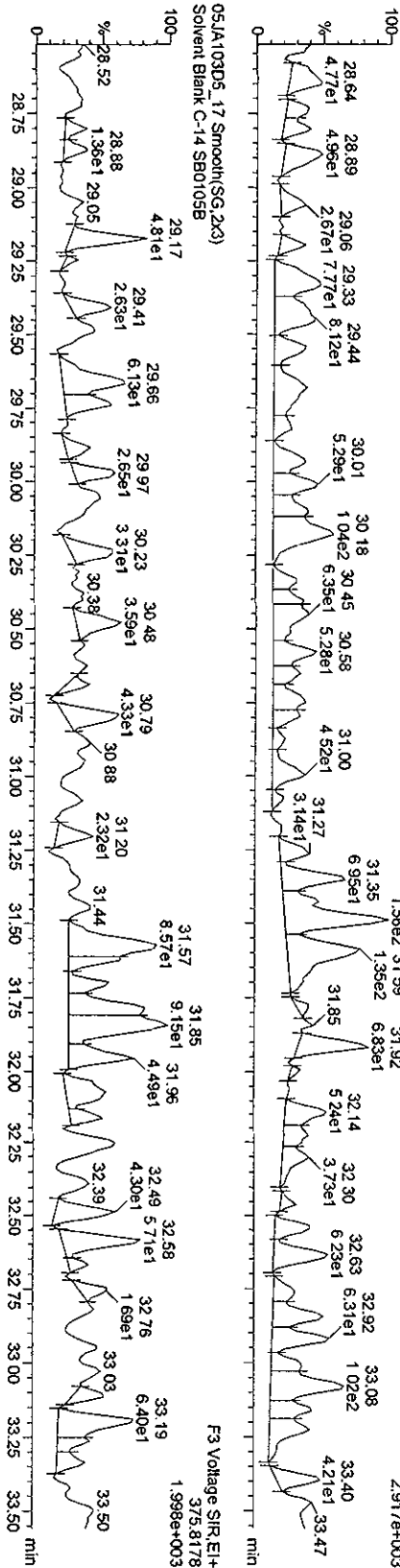
Dataset: C:\MassLynx\Default\prod\05JA103D56290B.qld

Last Altered: Wednesday, January 06, 2010 15:37:38 Pacific Standard Time
Printed: Wednesday, January 06, 2010 15:44:50 Pacific Standard Time

Name: 05JA103D5_17, Date: 06-Jan-2010, Time: 10:21:08, ID: SB0105B, Description: Solvent Blank C-14

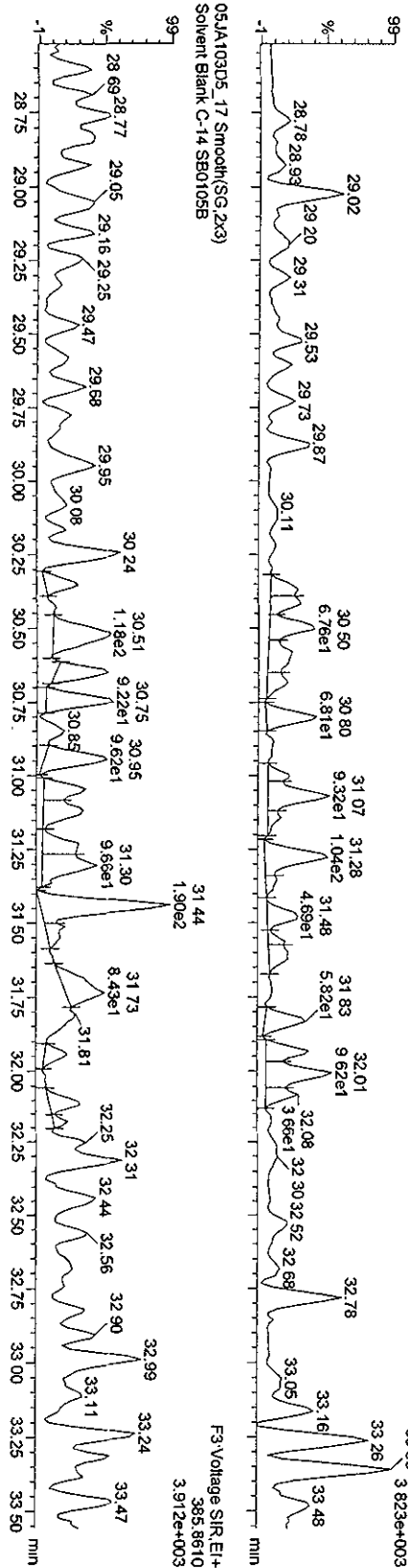
HXCDFS

05JA103D5_17 Smooth(SG,2x3)
Solvent Blank C-14 SB0105B



13C-HXCDFS

05JA103D5_17 Smooth(SG,2x3)
Solvent Blank C-14 SB0105B



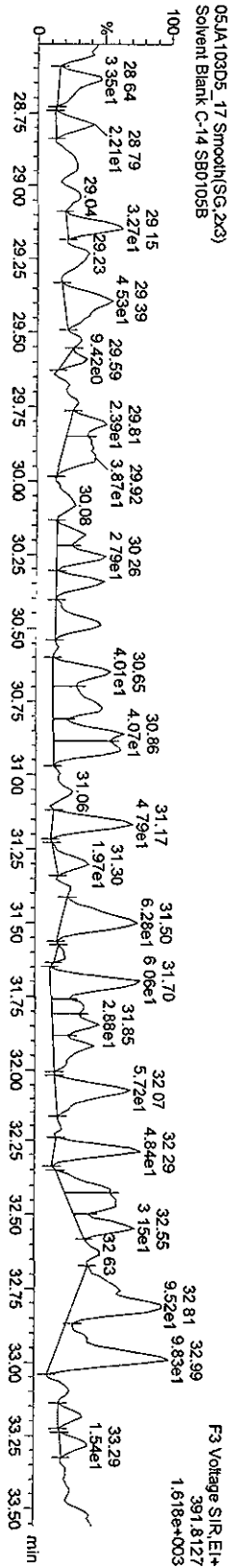
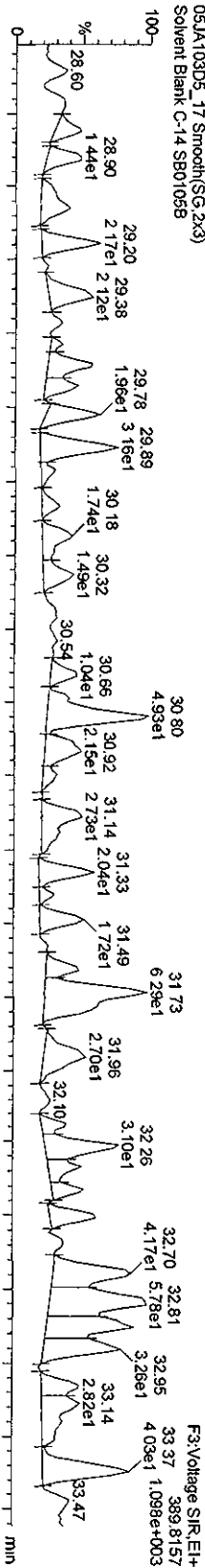
Quantity Sample Report Masslynx 4.1

Dataset: C:\Masslynx\Default\prof05JA103D582908.qdf

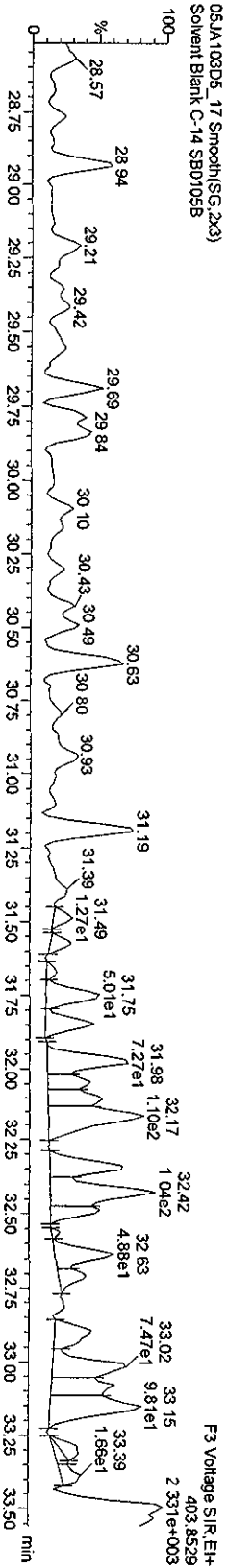
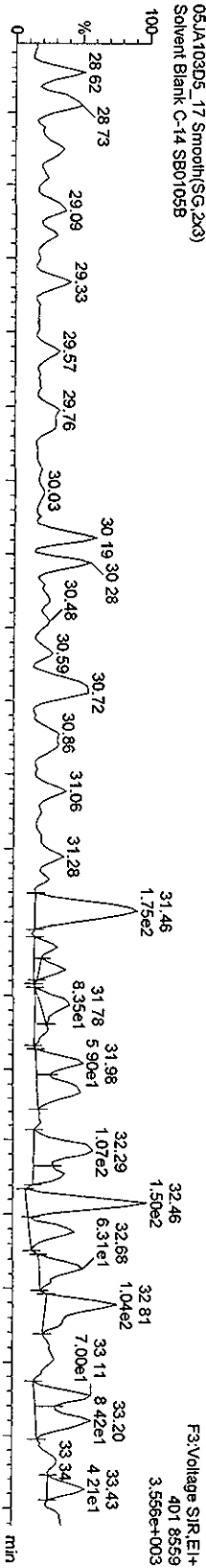
Last Altered: Wednesday, January 06, 2010 15:37:38 Pacific Standard Time
Printed: Wednesday, January 06, 2010 15:44:50 Pacific Standard Time

Name: 05JA103D5_17, Date: 06-Jan-2010, Time: 10:21:08, ID: SB0105B, Description: Solvent Blank C-14

HxCDDs



13C-HxCDDs



Quantity Sample Report Masslynx 4.1

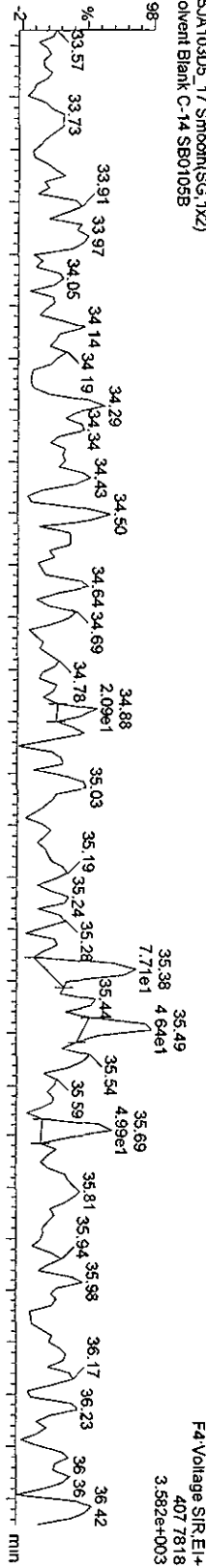
Dataset: C:\MassLynx\Default\prof05JA103D58290B.qld

Last Altered: Wednesday, January 06, 2010 15:37:38 Pacific Standard Time
Printed: Wednesday, January 06, 2010 15:44:50 Pacific Standard Time

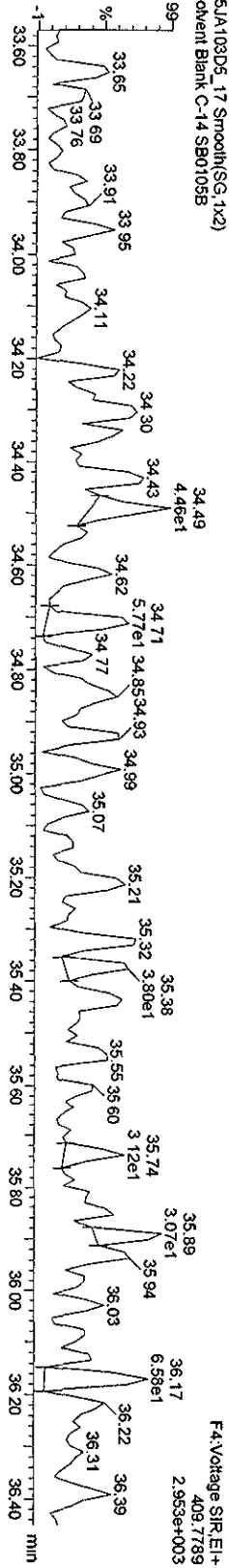
Name: 05JA103D5_17, Date: 06-Jan-2010, Time: 10:21:08, ID: SB0105B, Description: Solvent Blank C-14

HPCDFs

05JA103D5_17 Smooth(SG, 1x2)
Solvent Blank C-14 SB0105B

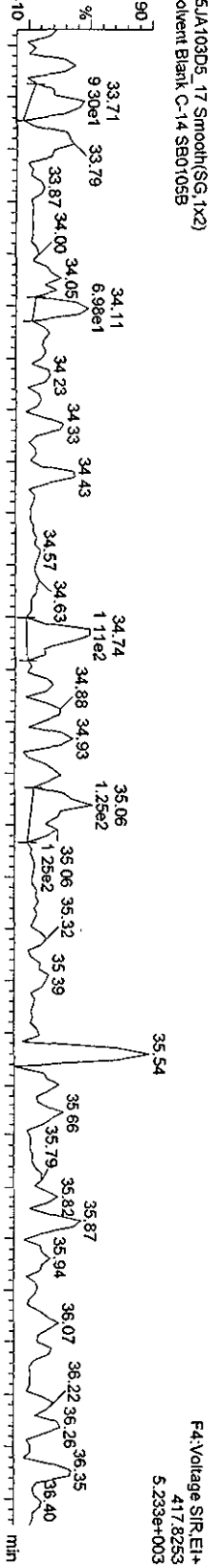


05JA103D5_17 Smooth(SG, 1x2)
Solvent Blank C-14 SB0105B

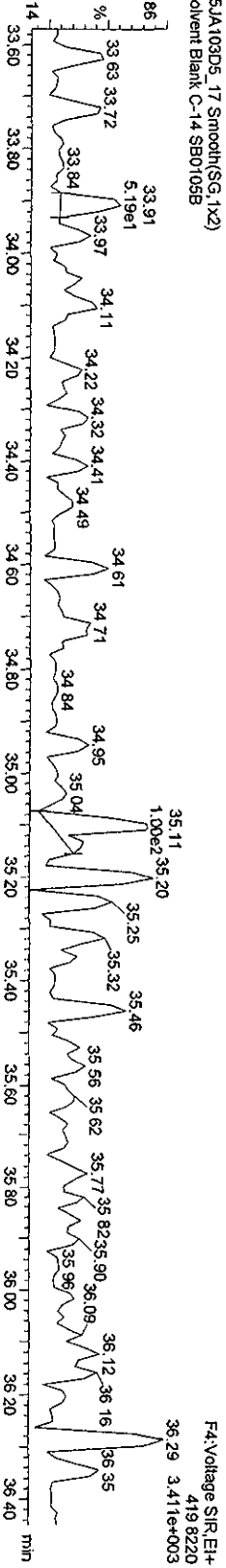


13C-HPCDFs

05JA103D5_17 Smooth(SG, 1x2)
Solvent Blank C-14 SB0105B



05JA103D5_17 Smooth(SG, 1x2)
Solvent Blank C-14 SB0105B



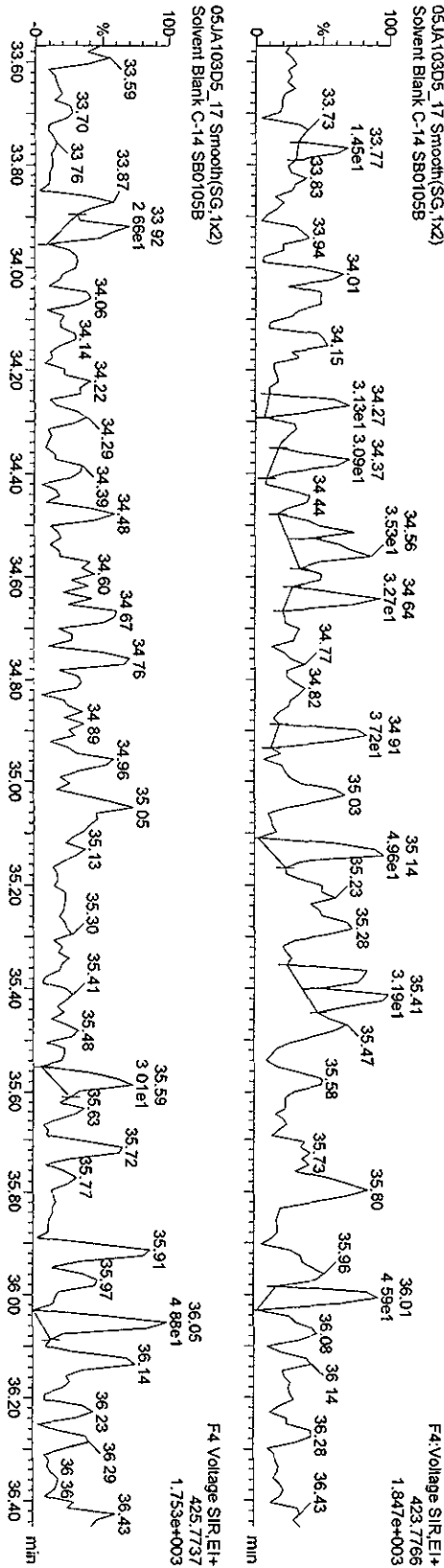
Quantity Sample Report MassLynx 4.1

Dataset: C:\MassLynx\Default.pro\05JA103D58290B.qld

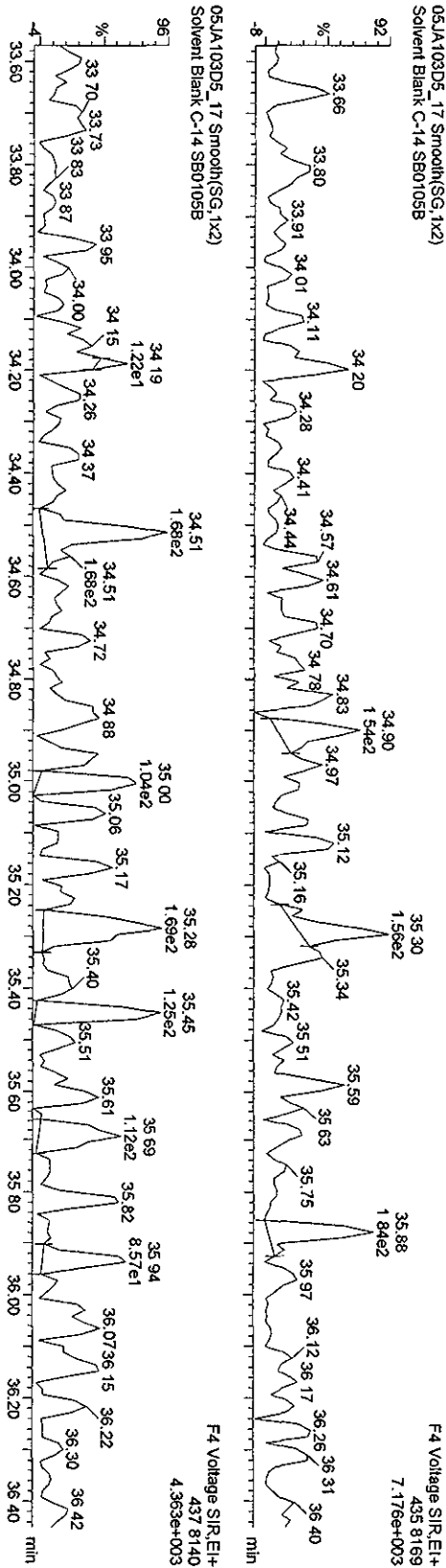
Last Altered: Wednesday, January 06, 2010 15:37:38 Pacific Standard Time
Printed: Wednesday, January 06, 2010 15:44:50 Pacific Standard Time

Name: 05JA103D5_17, Date: 06-Jan-2010, Time: 10:21:08, ID: SB0105B, Description: Solvent Blank C-14

HPCDDs



13C-HPCDD

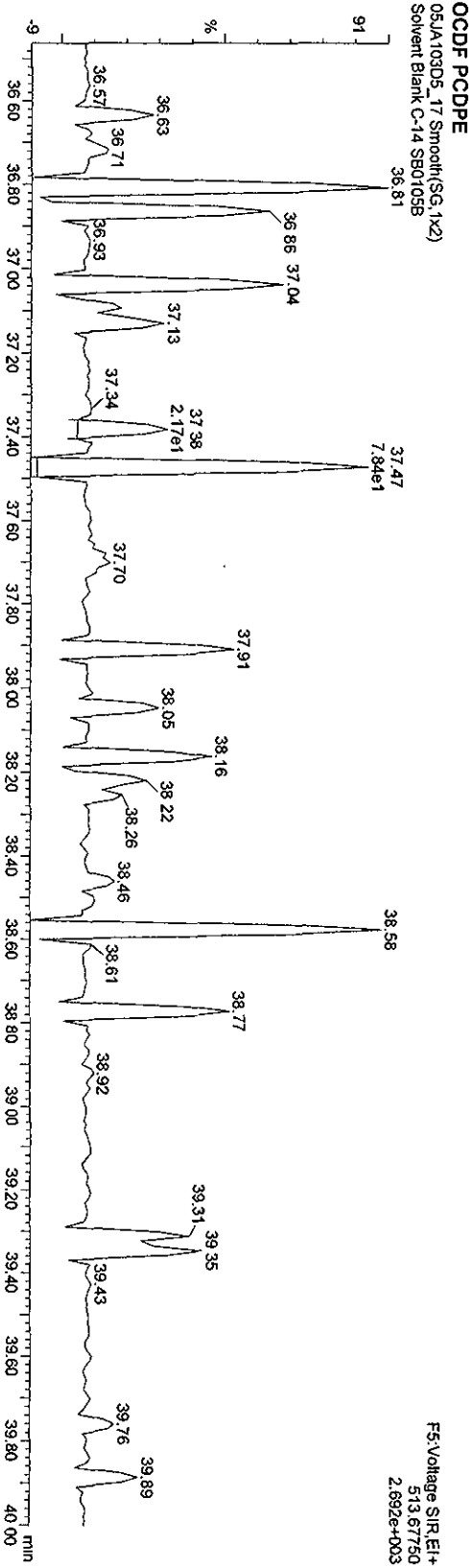
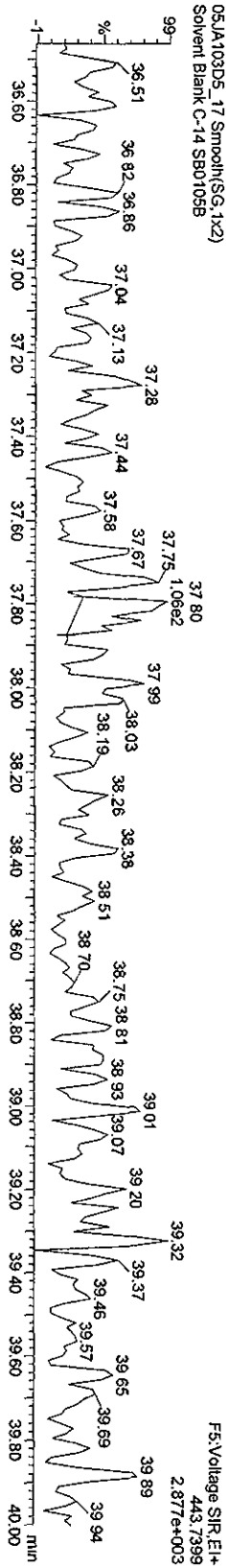
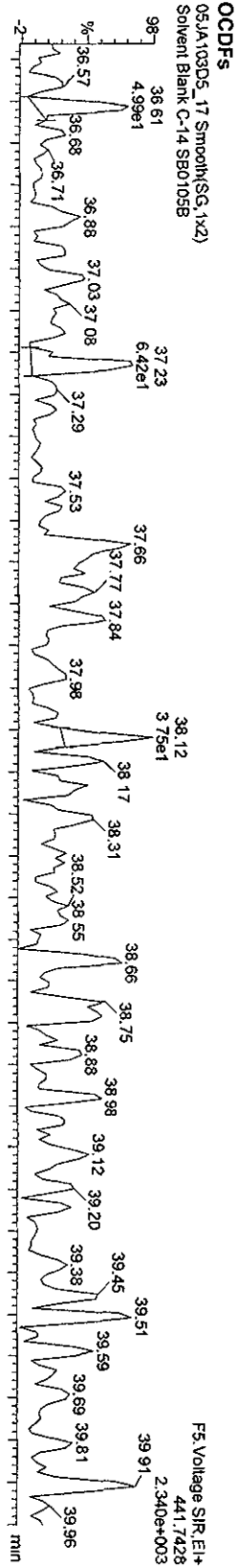


Quantity Sample Report Masslynx 4.1

Dataset: C:\MassLynx\Default\prot05JA103D582908.qld

Last Altered: Wednesday, January 06, 2010 15:37:38 Pacific Standard Time
Printed: Wednesday, January 06, 2010 15:44:50 Pacific Standard Time

Name: 05JA103D5_17, Date: 06-Jan-2010, Time: 10:21:08, ID: SB0105B, Description: Solvent Blank C-14

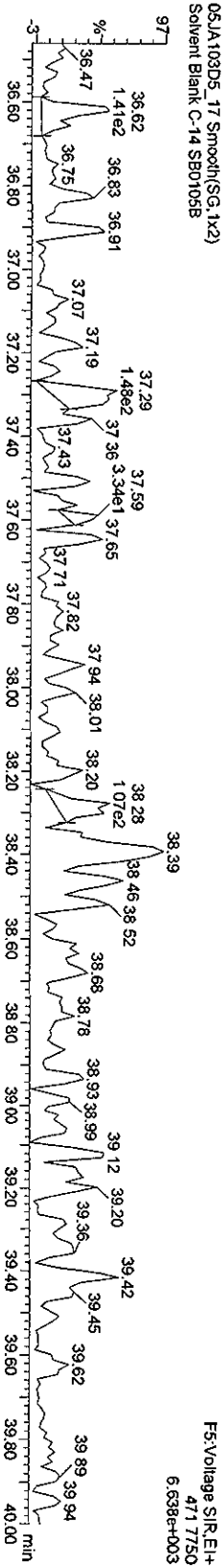
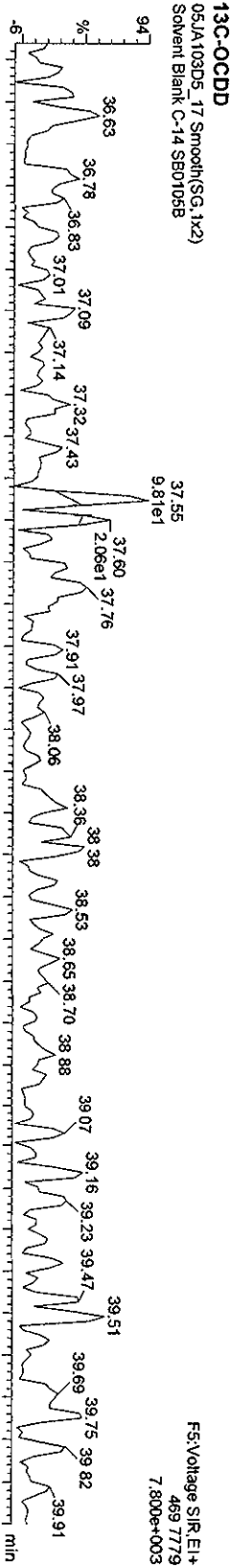
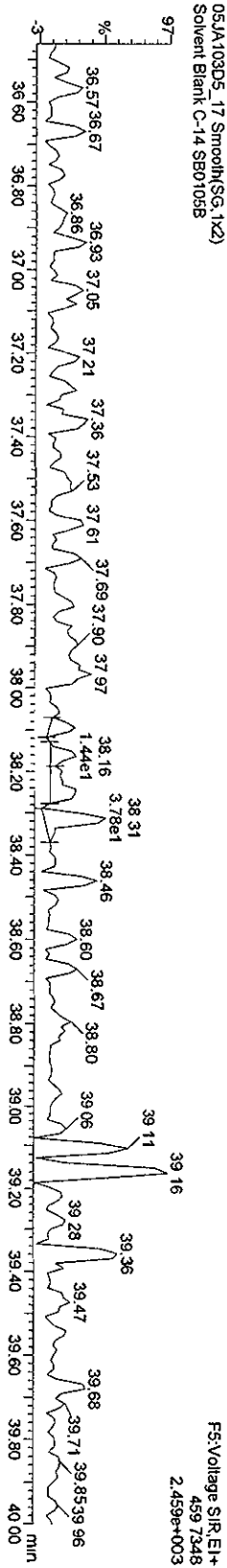
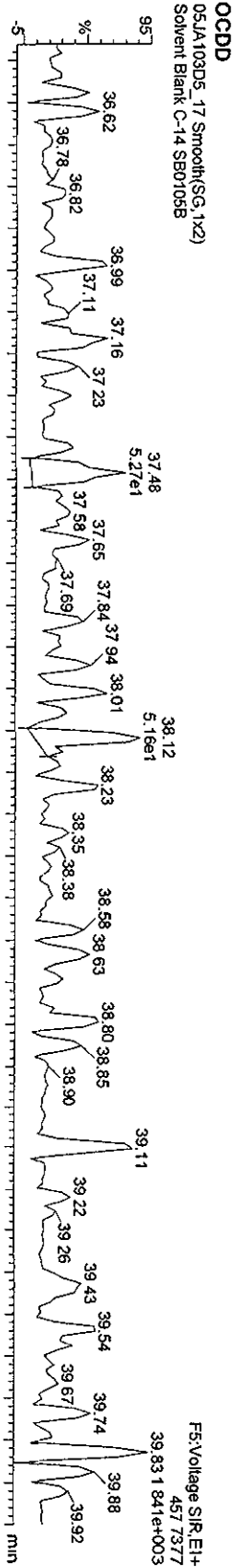


Quantity Sample Report MassLynx 4.1

Dataset: C:\MassLynx\Default.pro\05JA103D58290B.d\data

Last Altered: Wednesday, January 06, 2010 15:37:38 Pacific Standard Time
Printed: Wednesday, January 06, 2010 15:44:50 Pacific Standard Time

Name: 05JA103D5_17, Date: 06-Jan-2010, Time: 10:21:08, ID: SB0105B, Description: Solvent Blank C-14

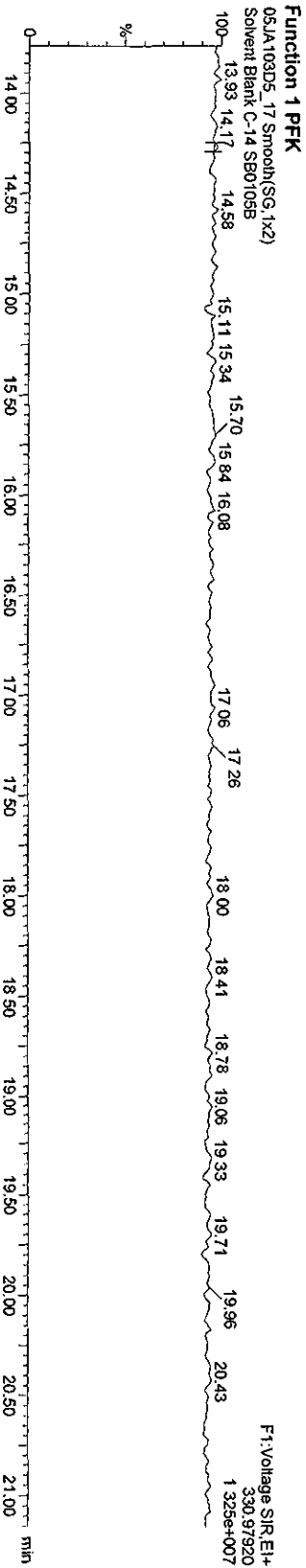
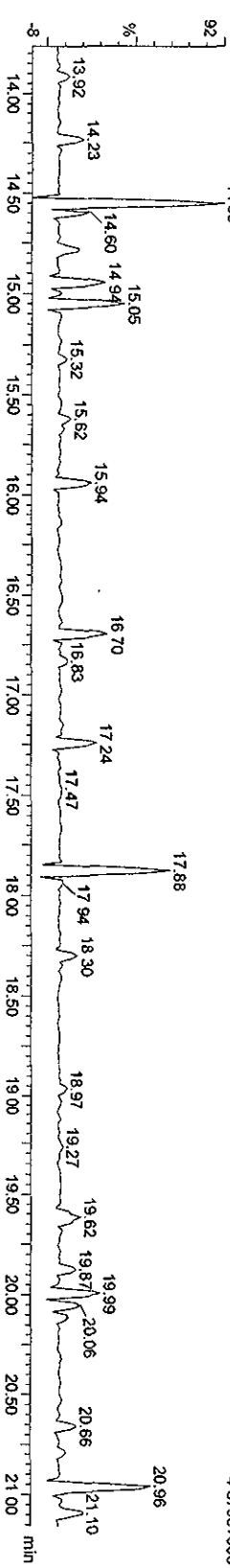
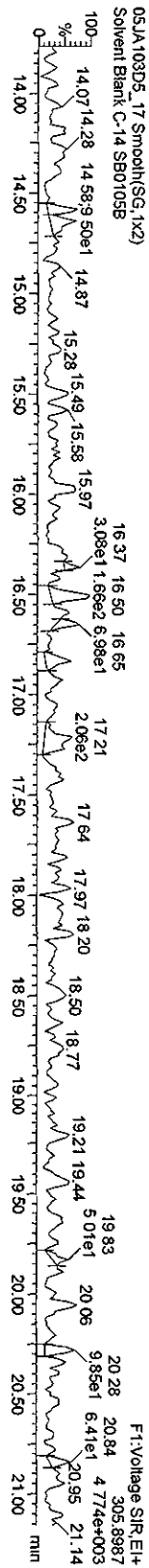



Quantity Sample Report Masslynx 4.1

Dataset: C:\MassLynx\Default\pro\05JA103D58290B.qld

Last Altered: Wednesday, January 06, 2010 15:37:38 Pacific Standard Time
Printed: Wednesday, January 06, 2010 15:44:50 Pacific Standard Time

Name: 05JA103D5_17, Date: 06-Jan-2010, Time: 10:21:08, ID: SB0105B, Description: Solvent Blank C-14



Quantity Sample Report MassLynx 4.1


Dataset: C:\MassLynx\Default\proj\05JA103D58290B.qld

Last Altered: Wednesday, January 06, 2010 15:37:38 Pacific Standard Time
 Printed: Wednesday, January 06, 2010 15:44:50 Pacific Standard Time

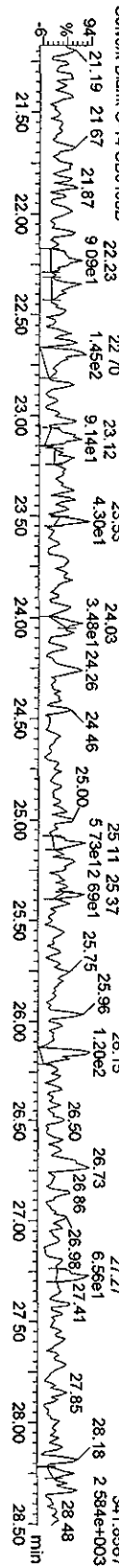
Name: 05JA103D5_17, Date: 06-Jan-2010, Time: 10:21:08, ID: SB0105B, Description: Solvent Blank C-14

PCDDF

05JA103D5_17 Smooth(SG, 1x2)
 Solvent Blank C-14 SB0105B




05JA103D5_17 Smooth(SG, 1x2)
 Solvent Blank C-14 SB0105B

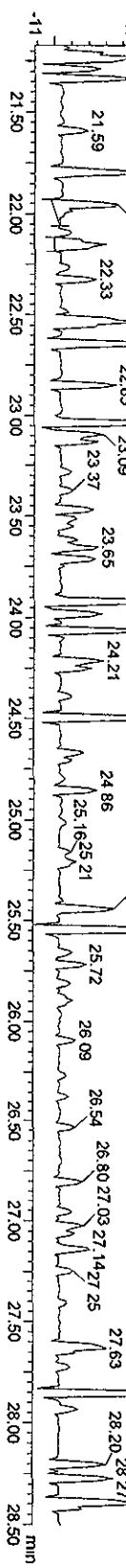


F2 PCDDF PCDDPE

05JA103D5_17 Smooth(SG, 1x2)
 Solvent Blank C-14 SB0105B




05JA103D5_17 Smooth(SG, 1x2)
 Solvent Blank C-14 SB0105B




Function 2 PFK

05JA103D5_17 Smooth(SG, 1x2)
 Solvent Blank C-14 SB0105B



05JA103D5_17 Smooth(SG, 1x2)
 Solvent Blank C-14 SB0105B



05JA103D5_17 Smooth(SG, 1x2)
 Solvent Blank C-14 SB0105B



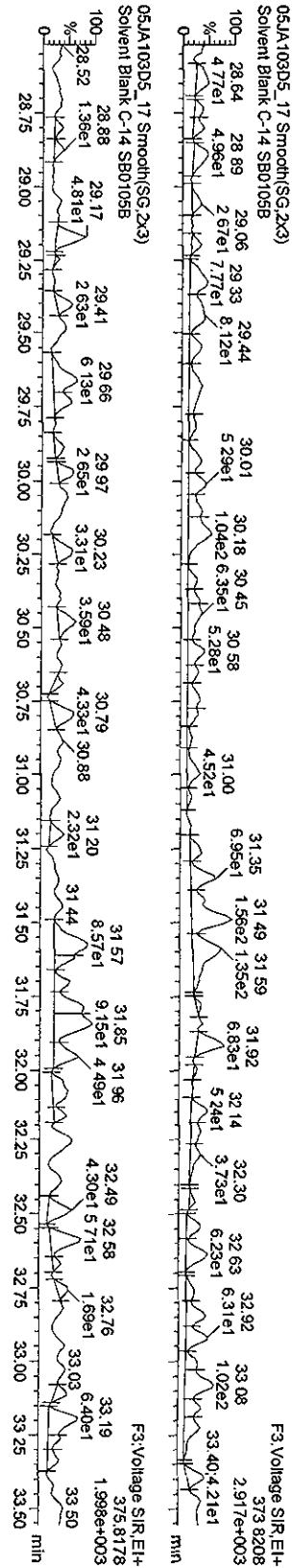
Quantity Sample Report MassLynx 4.1

Dataset: C:\MassLynx\Default\pro05JA103D58290B.qld

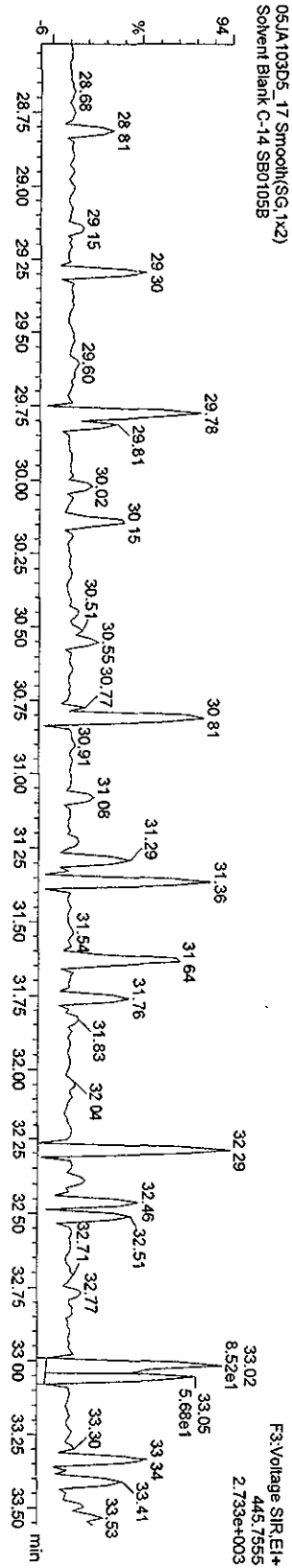
Last Altered: Wednesday, January 06, 2010 15:37:38 Pacific Standard Time
 Printed: Wednesday, January 06, 2010 15:44:50 Pacific Standard Time

Name: 05JA103D5_17, Date: 06-Jan-2010, Time: 10:21:08, ID: SB0105B, Description: Solvent Blank C-14

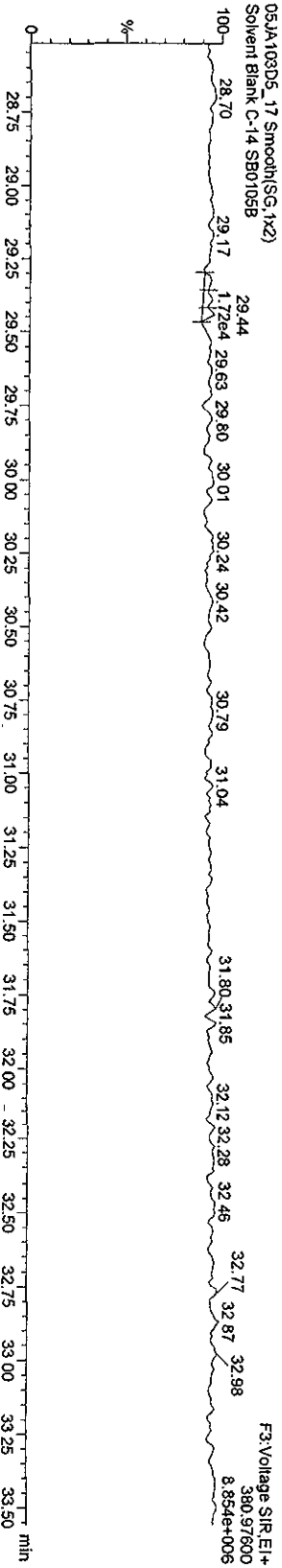
HXCDFS



HXCDP PCDFE



Function 3 PFK



Quantity Sample Report Masslynx 4.1

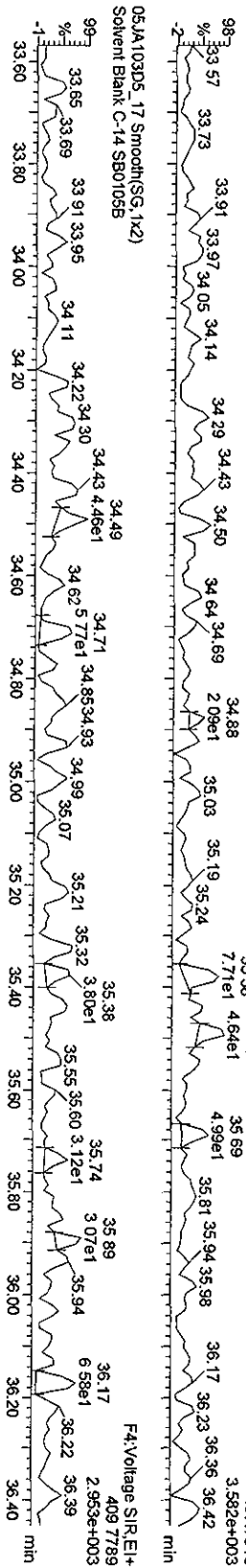
Dataset: C:\Masslynx\Default\pro05JA103DS8290B.qld

Last Altered: Wednesday, January 06, 2010 15:37:38 Pacific Standard Time
Printed: Wednesday, January 06, 2010 15:44:50 Pacific Standard Time

Name: 05JA103D5_17, Date: 06-Jan-2010, Time: 10:21:08, ID: SB0105B, Description: Solvent Blank C-14

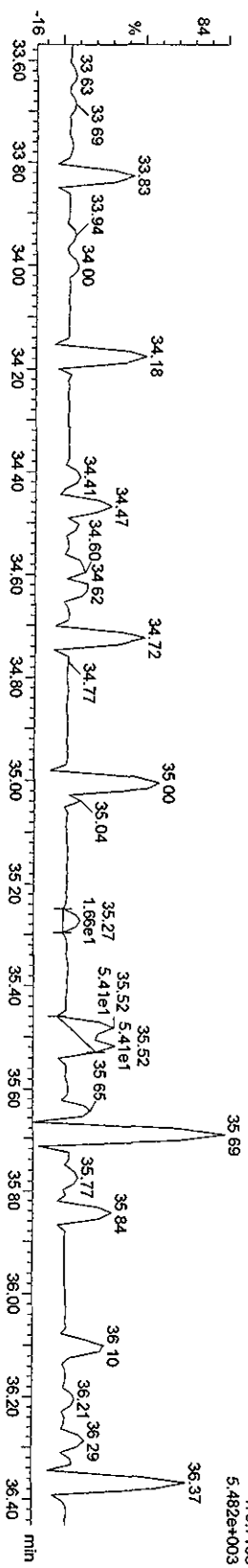
HPCDFs

05JA103D5_17 Smooth(SG,1x2)
Solvent Blank C-14 SB0105B



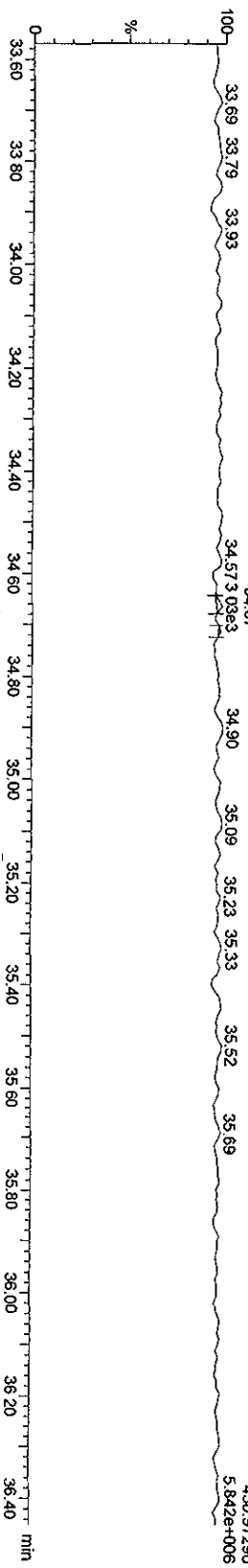
HPCDF PCDPE

05JA103D5_17 Smooth(SG,1x2)
Solvent Blank C-14 SB0105B



Function 4 PFK

05JA103D5_17 Smooth(SG,1x2)
Solvent Blank C-14 SB0105B


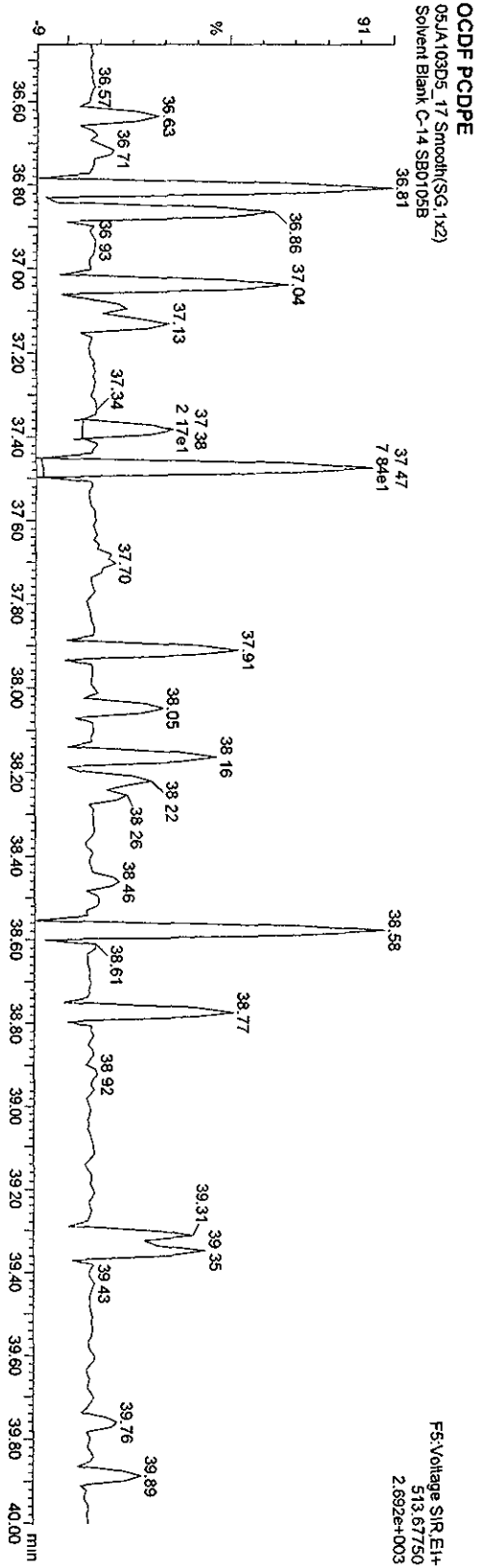


Quantity Sample Report MassLynx 4.1

Dataset: C:\MassLynx\Default\pro05JA103D582908.d\id

Last Altered: Wednesday, January 06, 2010 15:37:38 Pacific Standard Time
Printed: Wednesday, January 06, 2010 15:44:50 Pacific Standard Time

Name: 05JA103D5_17, Date: 06-Jan-2010, Time: 10:21:08, ID: SB0105B, Description: Solvent Blank C-14



Quantity Sample Report MassLynx 4.1

Dataset: C:\MassLynx\Default\pro05JA103D582908.d\d

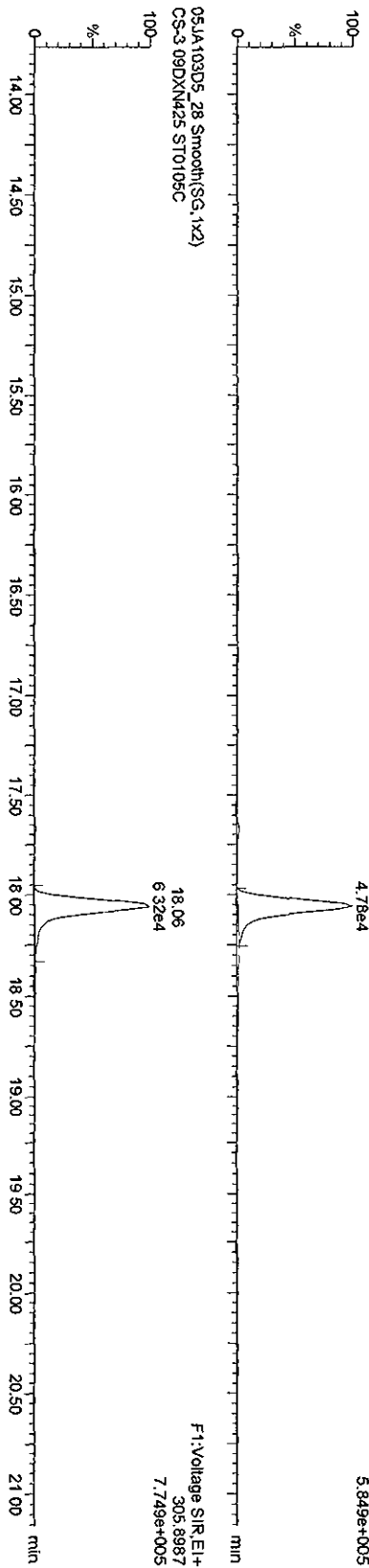
Last Altered: Thursday, January 07, 2010 11:09:21 Pacific Standard Time
Printed: Thursday, January 07, 2010 11:10:12 Pacific Standard Time

Method: C:\MassLynx\Default\PRO1MethDB182903D5.mdb 06 Jan 2010 12:46:02
Calibration: C:\MassLynx\Default\PRO1CurveDB1CA123120093D58290.cdb 31 Dec 2009 13:37:23

Name: 05JA103D5_28, Date: 06-Jan-2010, Time: 18:06:28, ID: ST0105C, Description: CS-3 09DXN425

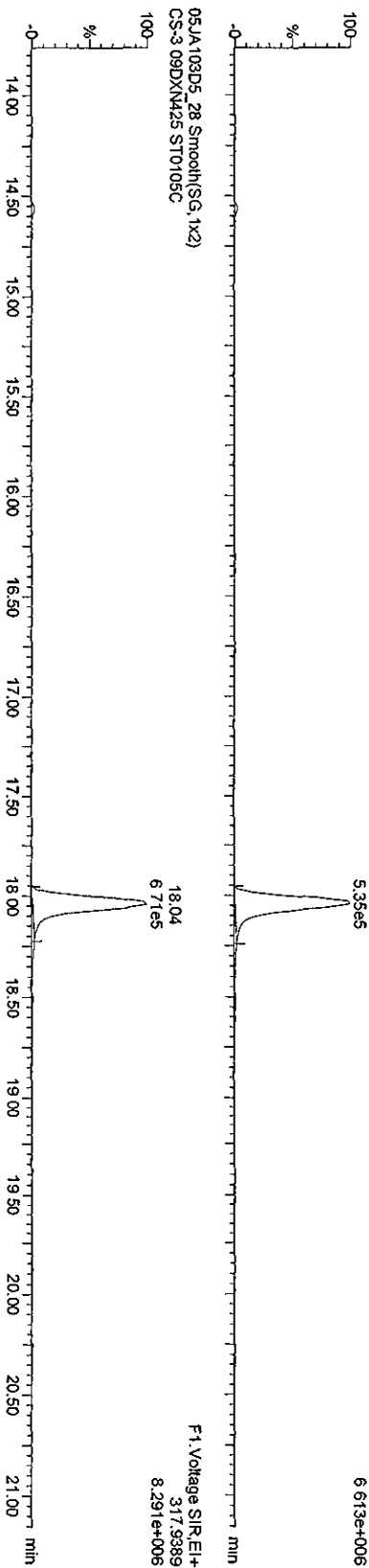
TCDFs

05JA103D5_28 Smooth(SG, 1x2)
CS-3 09DXN425 ST0105C



13C-TCDF

05JA103D5_28 Smooth(SG, 1x2)
CS-3 09DXN425 ST0105C



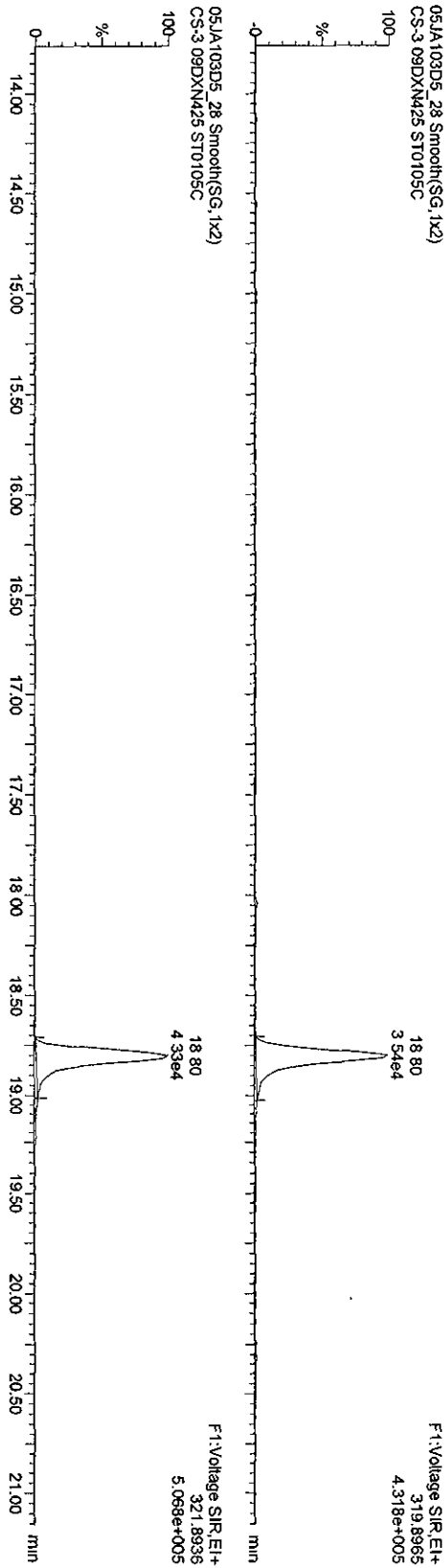
Quantity Sample Report MassLynx 4.1

Dataset: C:\MassLynx\Default.pro\05JA103D58290B.d\data

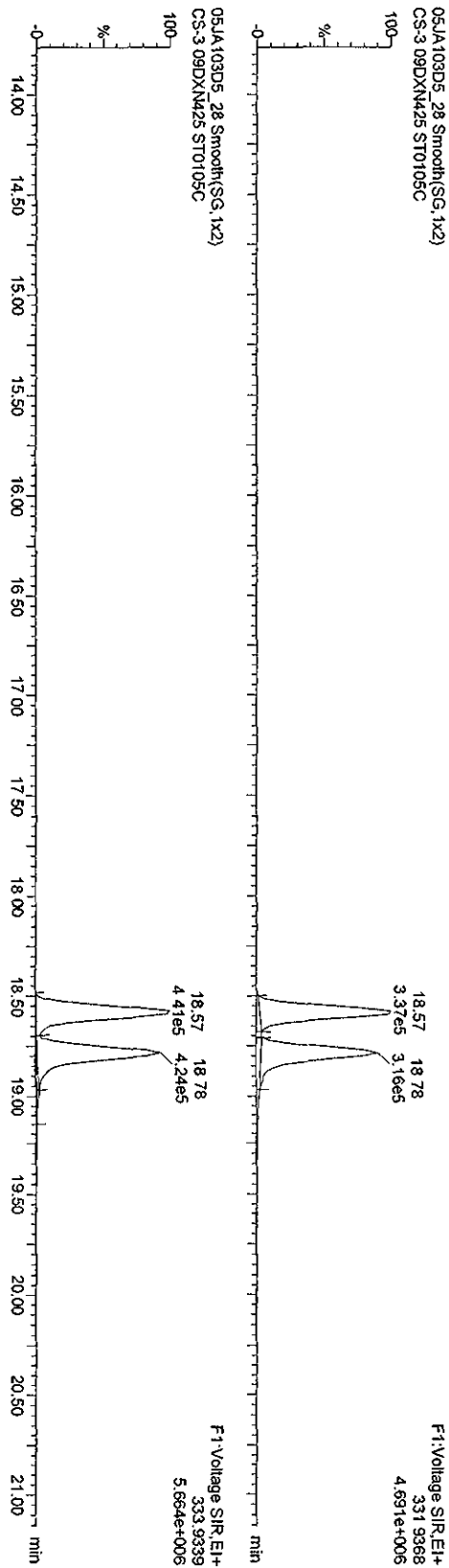
Last Altered: Thursday, January 07, 2010 11:09:21 Pacific Standard Time
Printed: Thursday, January 07, 2010 11:10:12 Pacific Standard Time

Name: 05JA103D5_28, Date: 06-Jan-2010, Time: 18:06:28, ID: ST0105C, Description: CS-3 09DXN425

TCDDs



13C-TCDDs



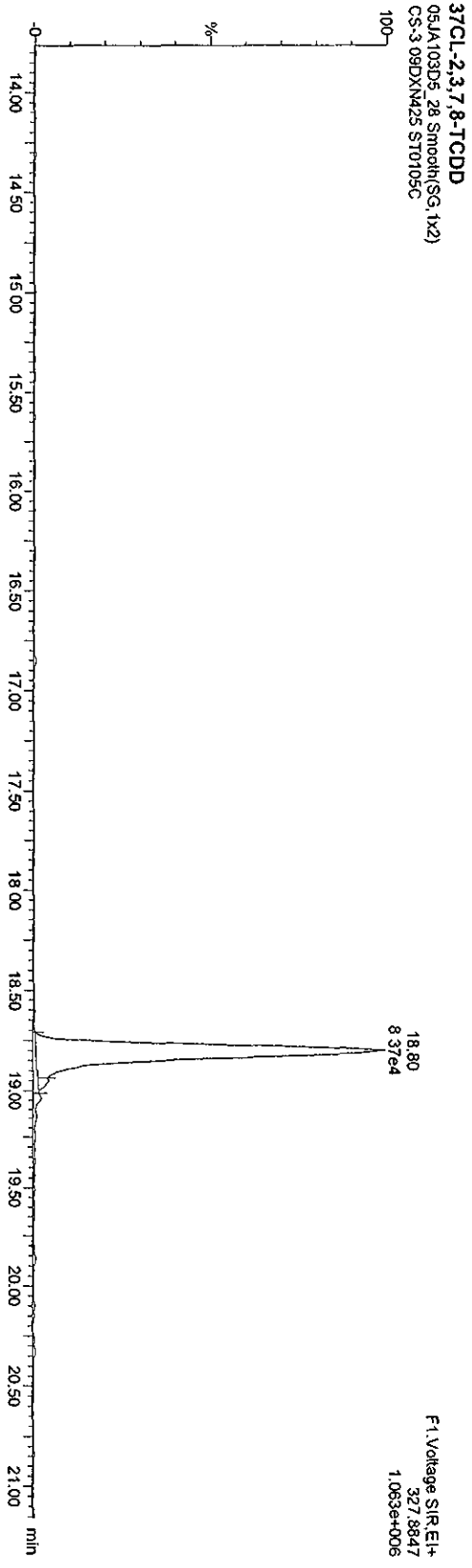


Quantity Sample Report MassLynx 4.1

Dataset: C:\MassLynx\Default\pro\05JA103D58290B.qld

Last Altered: Thursday, January 07, 2010 11:09:21 Pacific Standard Time
Printed: Thursday, January 07, 2010 11:10:12 Pacific Standard Time

Name: 05JA103D5_28, Date: 06-Jan-2010, Time: 18:06:28, ID: ST0105C, Description: CS-3 09DXN425



Quantify Sample Report Masslynx 4.1

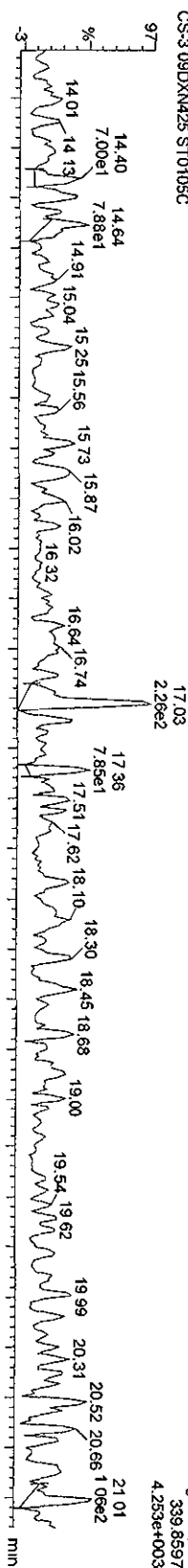
Dataset C:\MassLynx\Default.pro\05JA103D58290B.qld

Last Altered: Thursday, January 07, 2010 11:09:21 Pacific Standard Time
Printed: Thursday, January 07, 2010 11:10:12 Pacific Standard Time

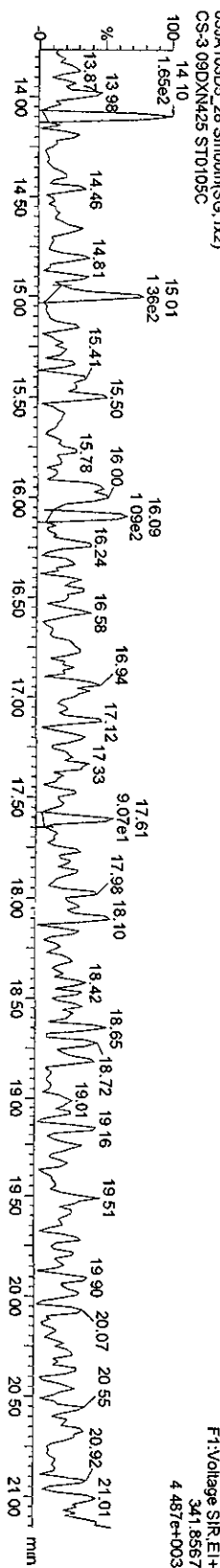
Name: 05JA103D5_28, Date: 06-Jan-2010, Time: 18:06:28, ID: ST0105C, Description: CS-3 09DXN425

F1 PeCDFs

05JA103D5_28 Smooth(SG, 1x2)
CS-3 09DXN425 ST0105C

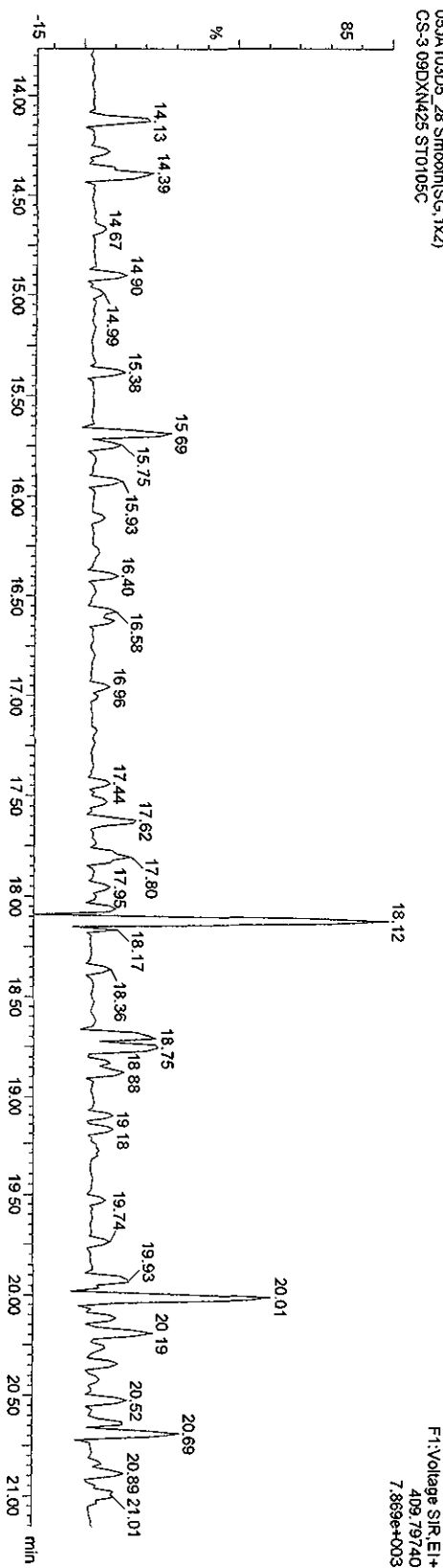


05JA103D5_28 Smooth(SG, 1x2)
CS-3 09DXN425 ST0105C



F1 PeCDF PCDDPE

05JA103D5_28 Smooth(SG, 1x2)
CS-3 09DXN425 ST0105C



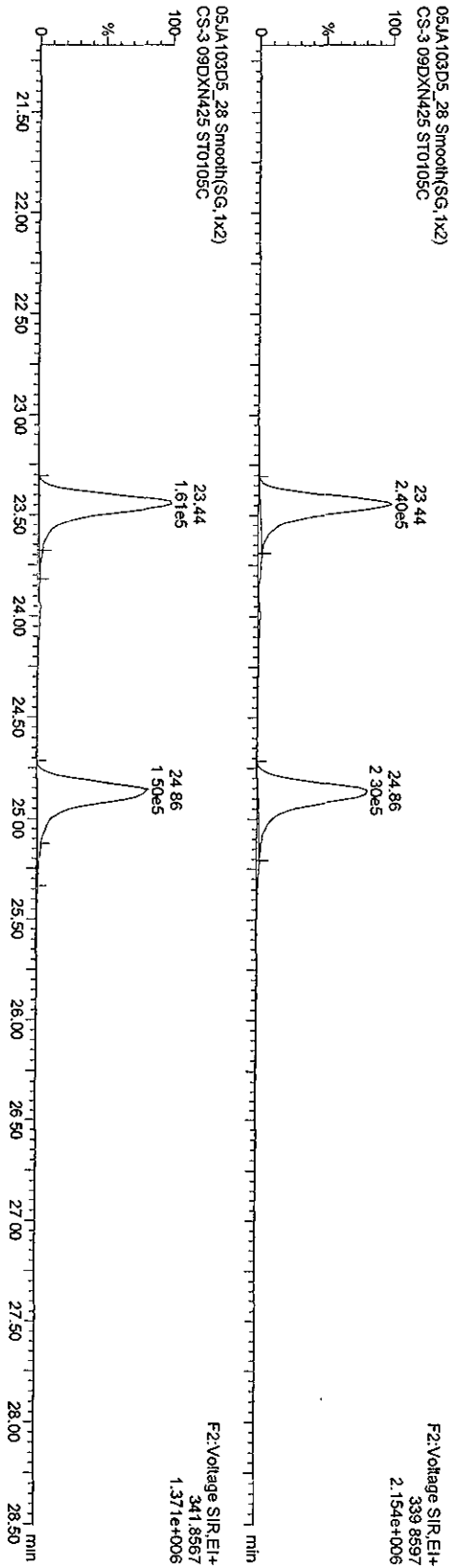
Quantity Sample Report MassLynx 4.1

Dataset: C:\MassLynx\Default.pro\05JA103D58290B.qtd

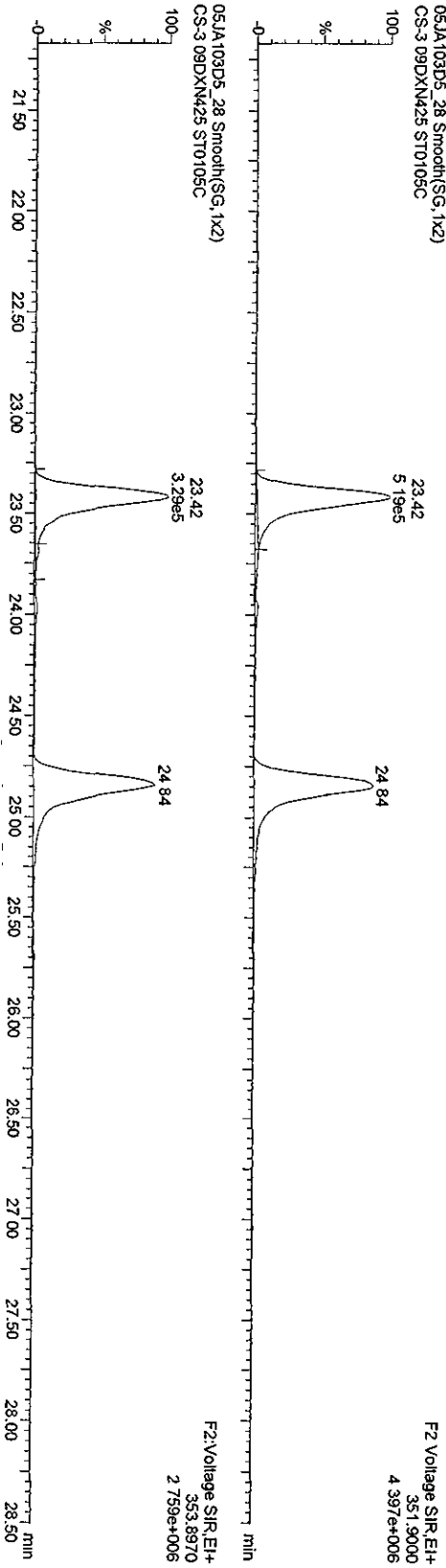
Last Altered: Thursday, January 07, 2010 11:09:21 Pacific Standard Time
Printed: Thursday, January 07, 2010 11:10:12 Pacific Standard Time

Name: 05JA103D5_28, Date: 06-Jan-2010, Time: 18:06:28, ID: ST0105C, Description: CS-3-09DXN425

PeCDFs



13C-PeCDFs



Quantity Sample Report MassLynx 4.1


Dataset: C:\MassLynx\Default.pro\05JA103D58290B.qld

Last Altered: Thursday, January 07, 2010 11:09:21 Pacific Standard Time
Printed: Thursday, January 07, 2010 11:10:12 Pacific Standard Time


Name: 05JA103D5_28, Date: 06-Jan-2010, Time: 18:06:28, ID: ST0105C, Description: CS-3 09DXN425

PecDDs

05JA103D5_28 Smooth(SG, 1x2)
CS-3 09DXN425 ST0105C




05JA103D5_28 Smooth(SG, 1x2)
CS-3 09DXN425 ST0105C




13C-PecDD

05JA103D5_28 Smooth(SG, 1x2)
CS-3 09DXN425 ST0105C



05JA103D5_28 Smooth(SG, 1x2)
CS-3 09DXN425 ST0105C



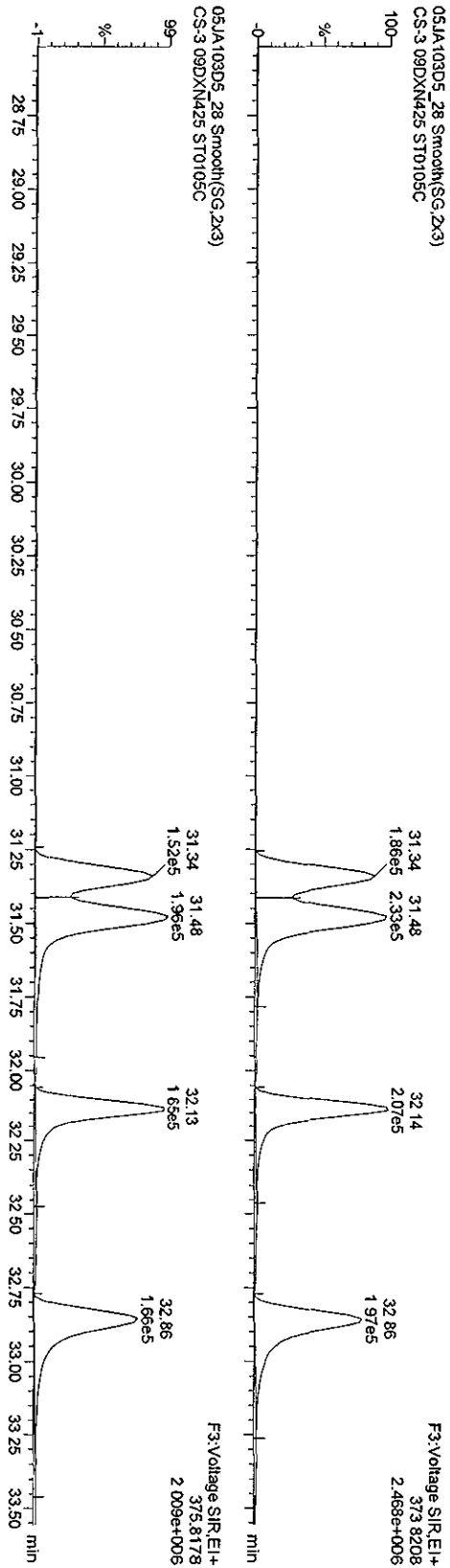
Quantity Sample Report MassLynx 4.1

Dataset: C:\MassLynx\Default\prof05JA103D58290B.qld

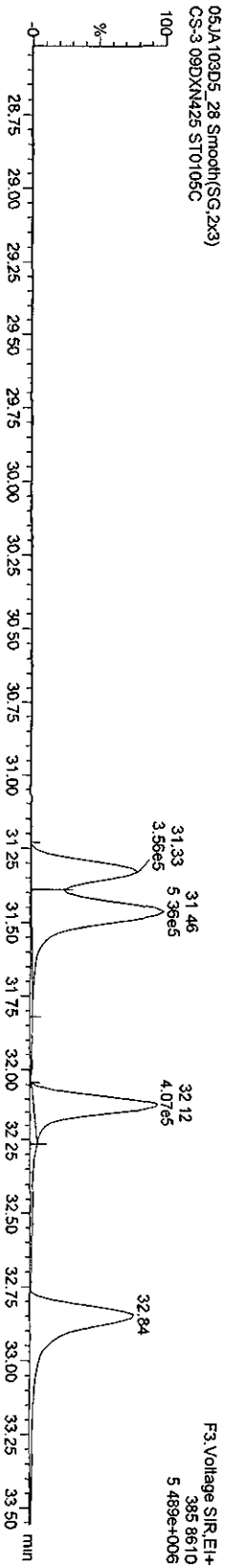
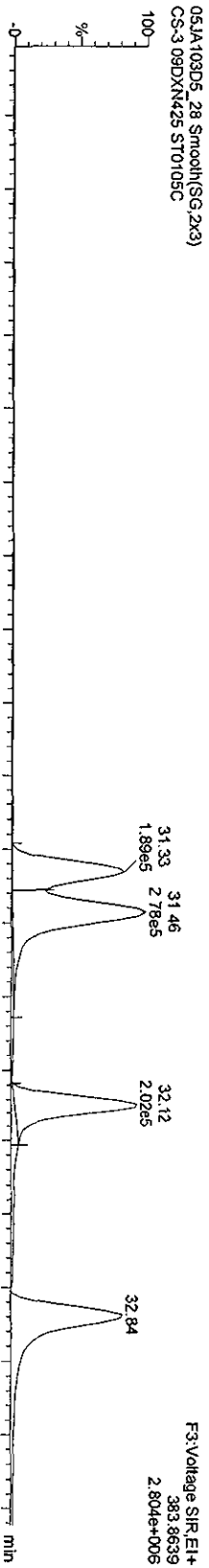
Last Altered: Thursday, January 07, 2010 11:09:21 Pacific Standard Time
Printed: Thursday, January 07, 2010 11:10:12 Pacific Standard Time

Name: 05JA103D5_28, Date: 06-Jan-2010, Time: 18:06:28, ID: ST0105C, Description: CS-3 09DXN425

HxCDFs



13C-HxCDFs



Quantity Sample Report MassLynx 4.1

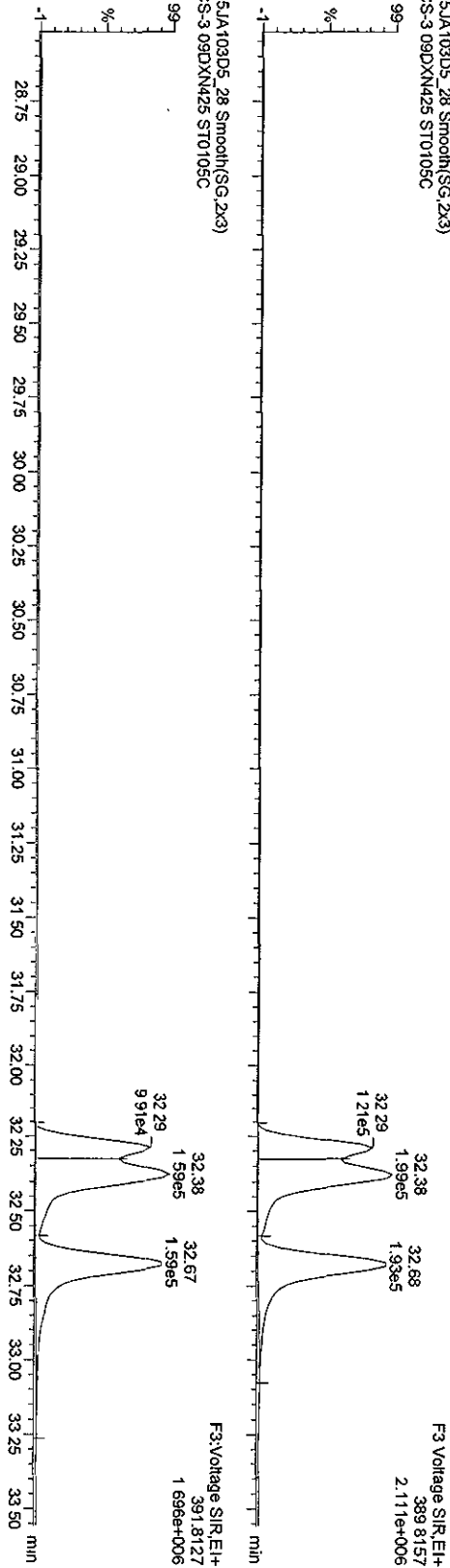
Dataset: C:\MassLynx\Default.pro\05JA103D58290B.qld

Last Altered: Thursday, January 07, 2010 11:09:21 Pacific Standard Time
Printed: Thursday, January 07, 2010 11:10:12 Pacific Standard Time

Name: 05JA103D5_28, Date: 06-Jan-2010, Time: 18:06:28, ID: ST0105C, Description: CS-3 09DXN425

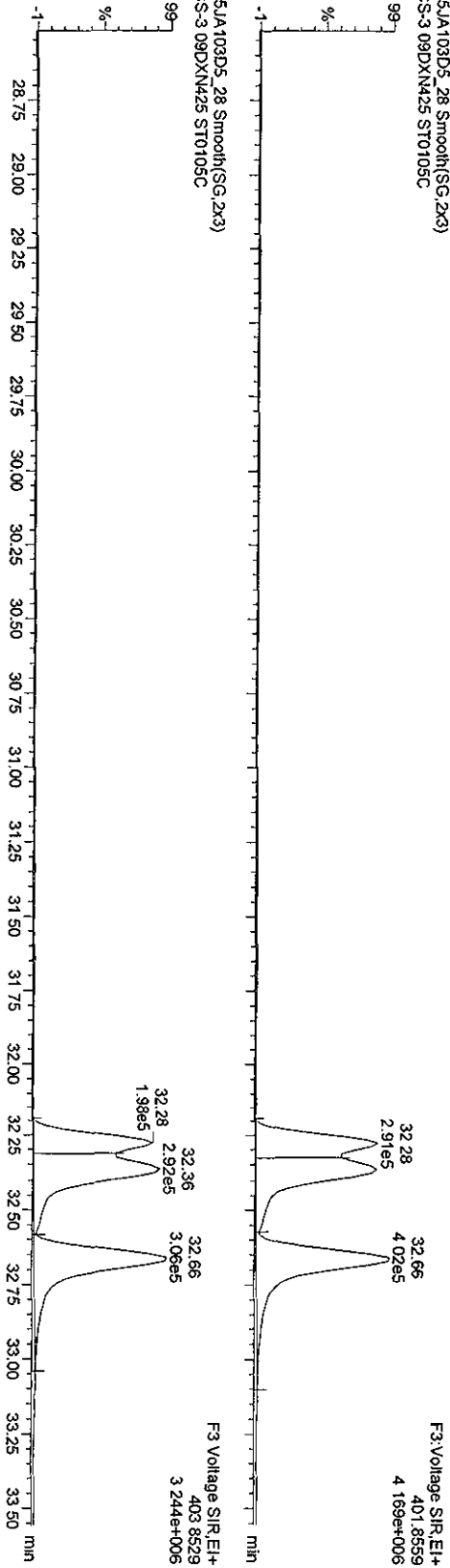
HxCDDs

05JA103D5_28 Smooth(SG,2x3)
CS-3 09DXN425 ST0105C



13C-HxCDDs

05JA103D5_28 Smooth(SG,2x3)
CS-3 09DXN425 ST0105C



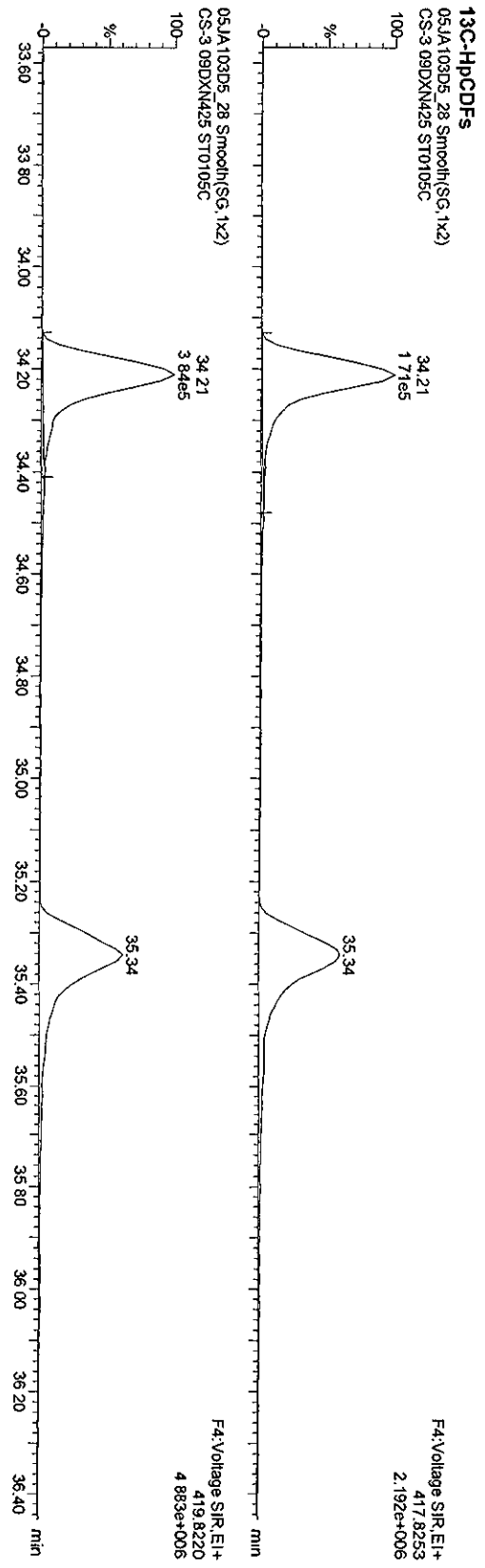


Quantity Sample Report MassLynx 4.1

Dataset: C:\MassLynx\Default\pro05JA103D58290B.qld

Last Altered: Thursday, January 07, 2010 11:09:21 Pacific Standard Time
Printed: Thursday, January 07, 2010 11:10:12 Pacific Standard Time

Name: 05JA103D5_28, Date: 06-Jan-2010, Time: 18:06:28, ID: ST0105C, Description: CS-3 09DXN425

HpCDFs



Quantity Sample Report Masslynx 4.1

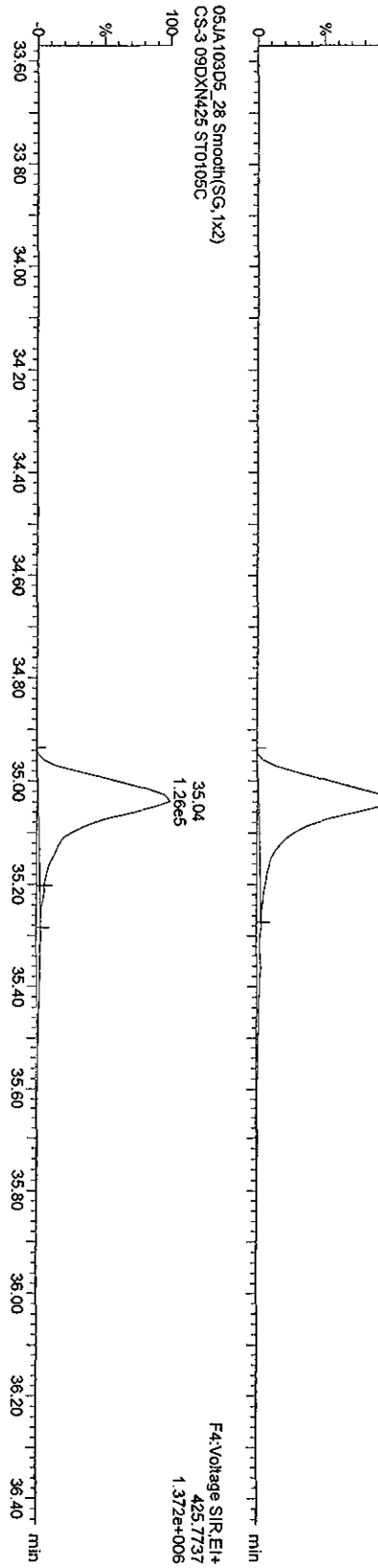
Dataset: C:\Masslynx\Default\pro\05JA103D56290B.qld

Last Altered: Thursday, January 07, 2010 11:09:21 Pacific Standard Time
Printed: Thursday, January 07, 2010 11:10:12 Pacific Standard Time

Name: 05JA103D5_28, Date: 06-Jan-2010, Time: 18:06:28, ID: ST0105C, Description: CS-3 09DXN425

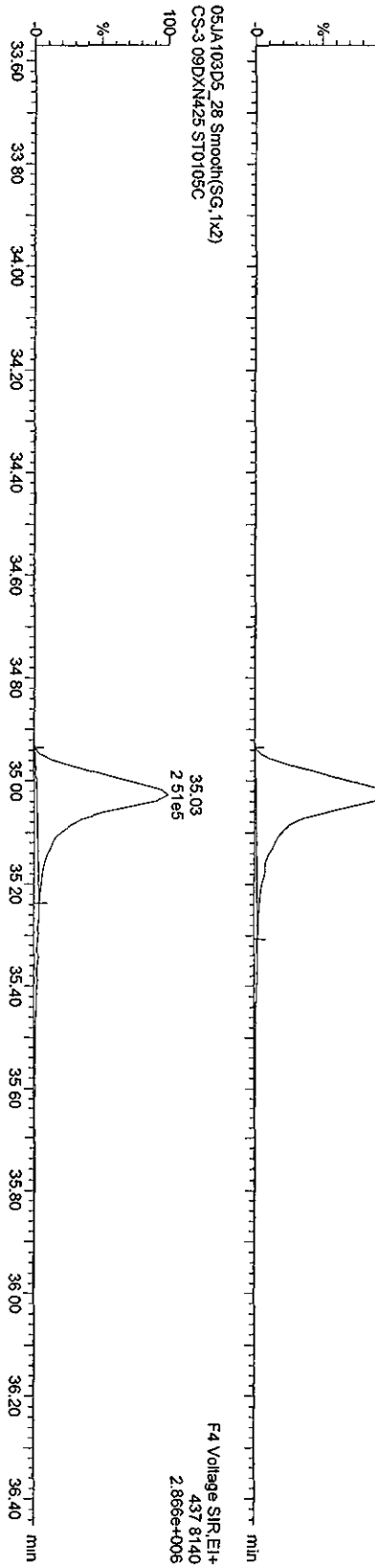
HPCDDs

05JA103D5_28 Smooth(SG, 1x2)
CS-3 09DXN425 ST0105C



13C-HpCDD

05JA103D5_28 Smooth(SG, 1x2)
CS-3 09DXN425 ST0105C



Quantity Sample Report MassLynx 4.1

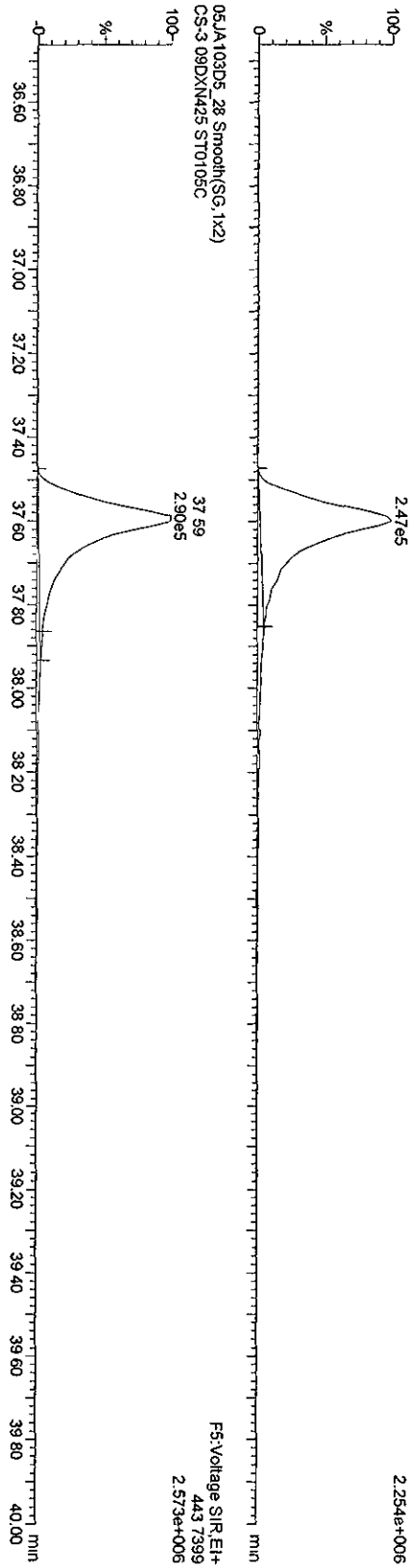
Dataset: C:\MassLynx\Default\proj\05JA103D58290B.qld

Last Altered: Thursday, January 07, 2010 11:09:21 Pacific Standard Time
Printed: Thursday, January 07, 2010 11:10:12 Pacific Standard Time

Name: 05JA103D5_28, Date: 06-Jan-2010, Time: 18:06:28, ID: ST0105C, Description: CS-3 09DXN425

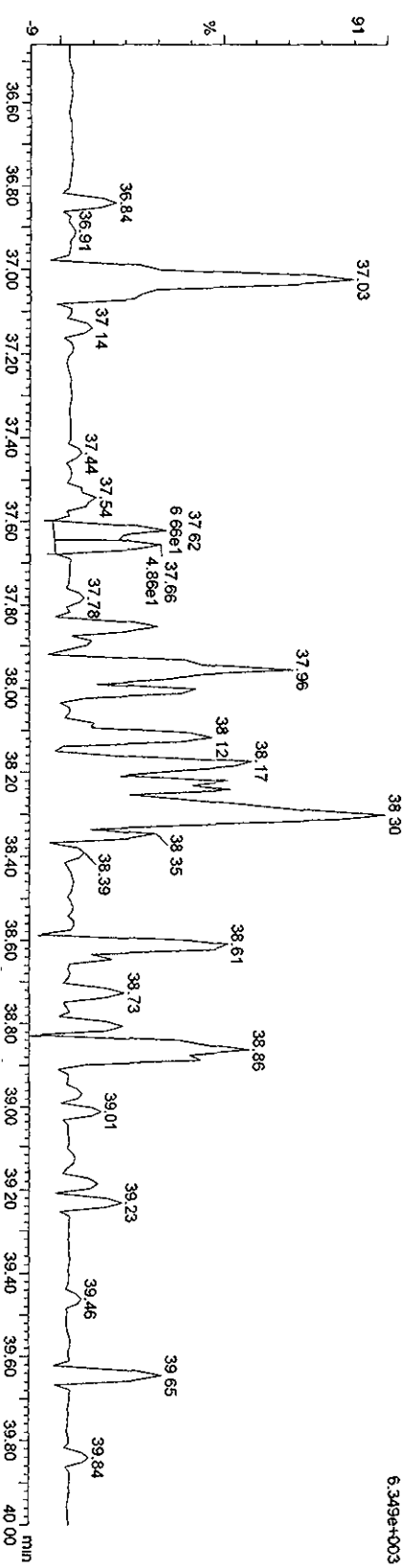
OCDFs

05JA103D5_28 Smooth(SG, 1x2)
CS-3 09DXN425 ST0105C



OCDF PCDPE

05JA103D5_28 Smooth(SG, 1x2)
CS-3 09DXN425 ST0105C



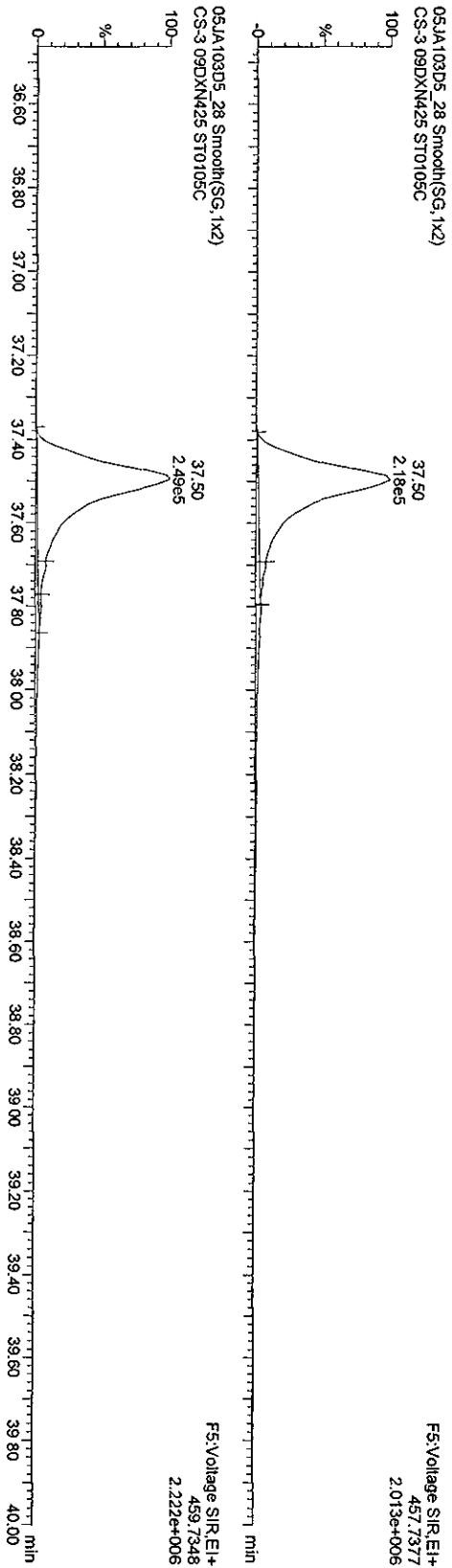
Quantity Sample Report MassLynx 4.1

Dataset: C:\MassLynx\Default.pro\05JA103D56290B.qtd


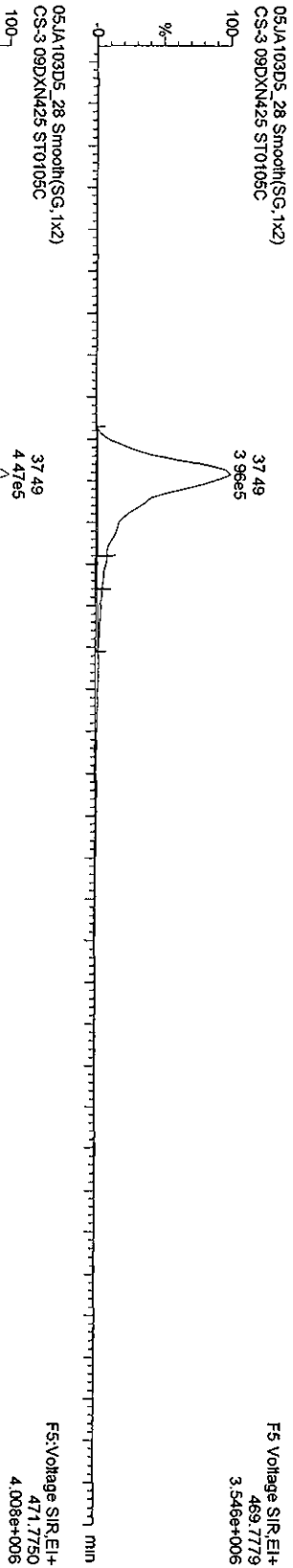
Last Altered: Thursday, January 07, 2010 11:09:21 Pacific Standard Time
Printed: Thursday, January 07, 2010 11:10:12 Pacific Standard Time

Name: 05JA103D5_28, Date: 06-Jan-2010, Time: 18:06:28, ID: ST0105C, Description: CS-3-09DXN425

OCDD



13C-OCDD

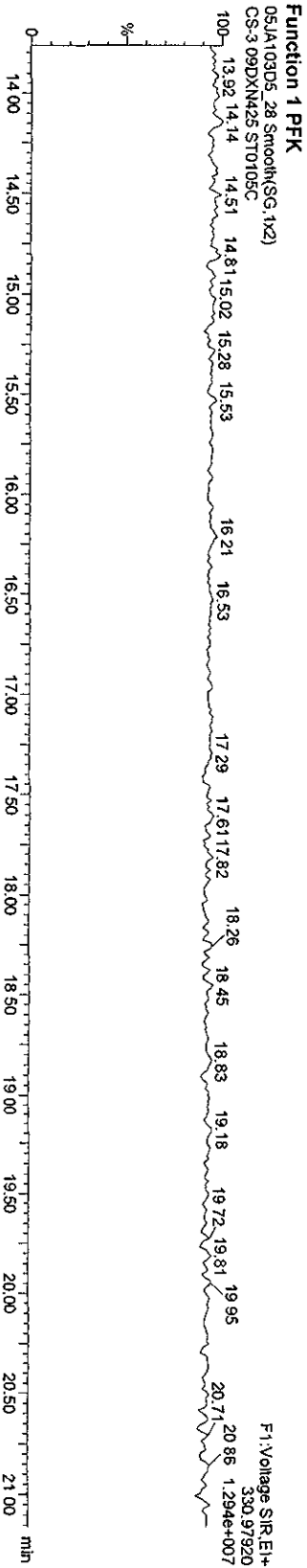




Quantity Sample Report MassLynx 4.1

Dataset: C:\MassLynx\Default\pro\05JA103D58290B.qld

Last Altered: Thursday, January 07, 2010 11:09:21 Pacific Standard Time
Printed: Thursday, January 07, 2010 11:10:12 Pacific Standard Time

Name: 05JA103D5_28, Date: 06-Jan-2010, Time: 18:06:28, ID: ST0105C, Description: CS-3-09DXN425

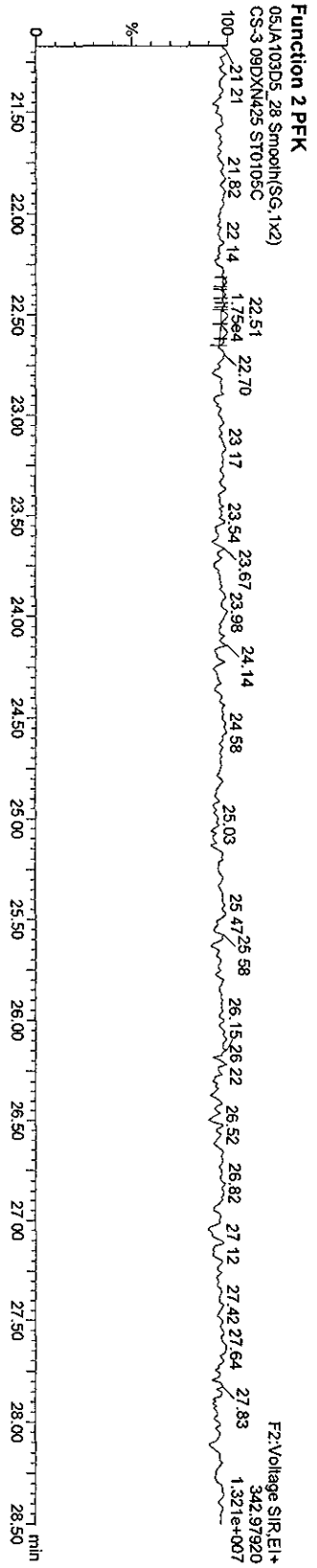
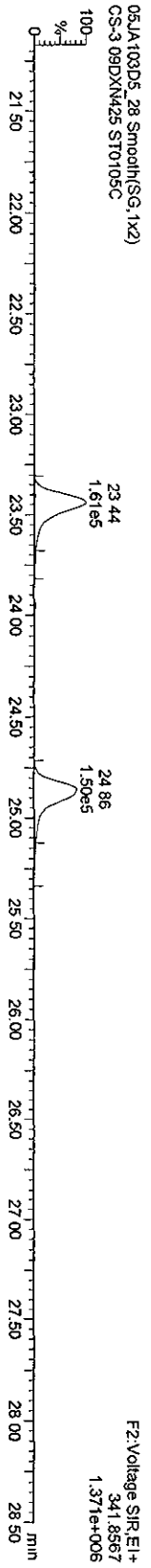


Quantity Sample Report MassLynx 4.1

Dataset: C:\MassLynx\Default\pro\05JA103D58290B.qld

Last Altered: Thursday, January 07, 2010 11:09:21 Pacific Standard Time
Printed: Thursday, January 07, 2010 11:10:12 Pacific Standard Time

Name: 05JA103D5_28, Date: 06-Jan-2010, Time: 18:06:28, ID: ST0105C, Description: CS-3-09DXN425



Quantity Sample Report MassLynx 4.1

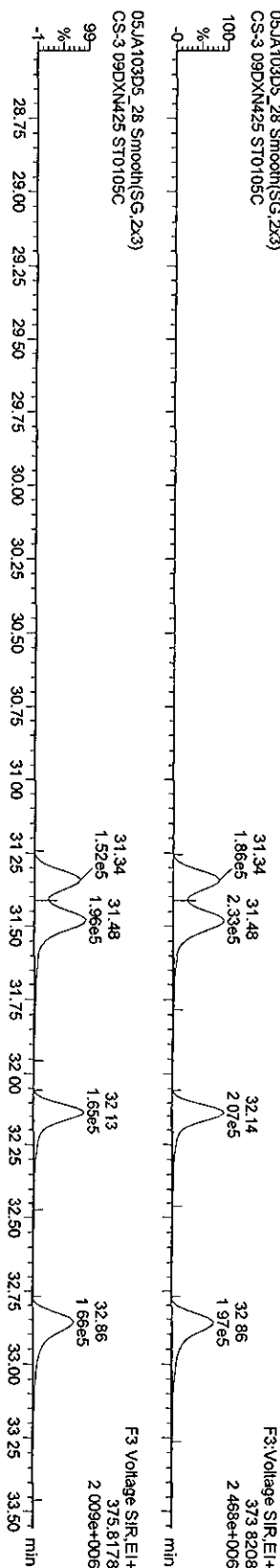
Dataset C:\MassLynx\Default\prof05JA103D56290B.qld

Last Altered: Thursday, January 07, 2010 11:09:21 Pacific Standard Time
Printed: Thursday, January 07, 2010 11:10:12 Pacific Standard Time

Name: 05JA103D5_28, Date: 06-Jan-2010, Time: 18:06:28, ID: ST0105C, Description: CS-3 09DXN425

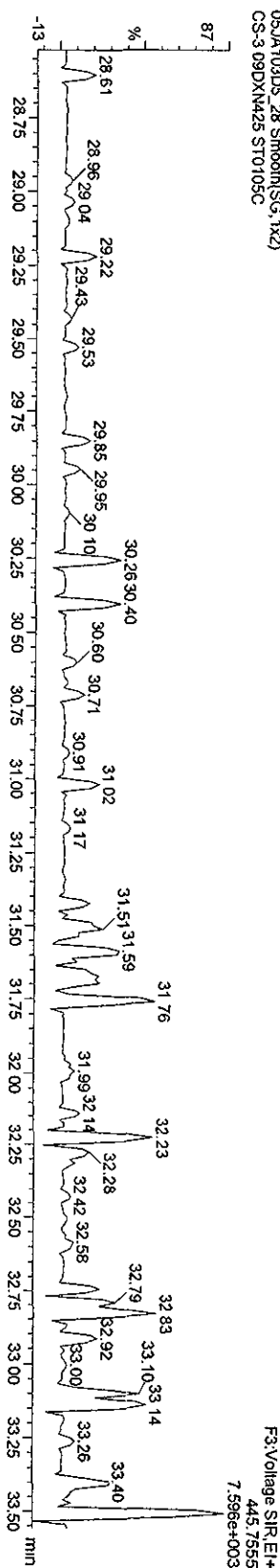
HXCDFS

05JA103D5_28 Smooth(SG,2x3)
CS-3 09DXN425 ST0105C



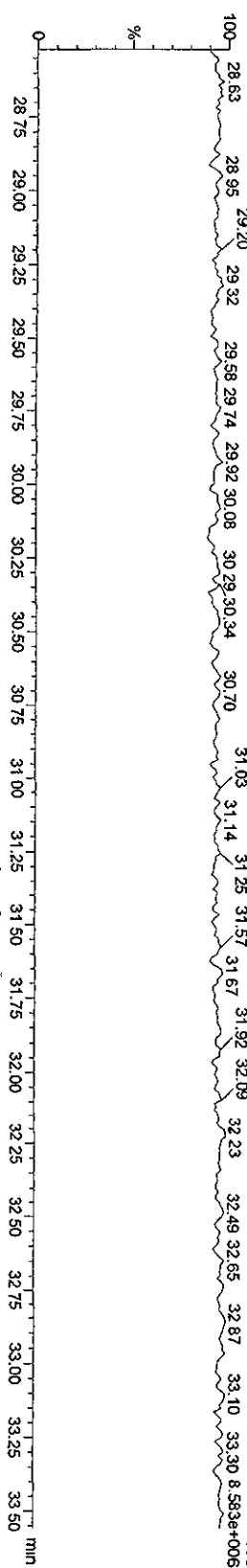
HXCDF PCDPE

05JA103D5_28 Smooth(SG,1x2)
CS-3 09DXN425 ST0105C



Function 3 PFK


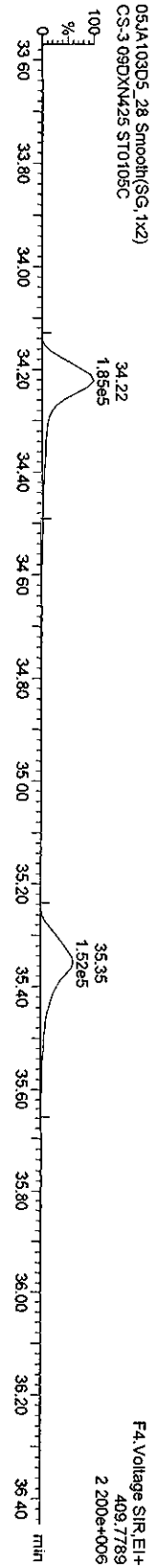

05JA103D5_28 Smooth(SG,1x2)
CS-3 09DXN425 ST0105C



Dataset: C:\MassLynx\Default\proj\05JA103D58290B.qld

Last Altered: Thursday, January 07, 2010 11:09:21 Pacific Standard Time
Printed: Thursday, January 07, 2010 11:10:12 Pacific Standard Time

Name: 05JA103D5_28, Date: 06-Jan-2010, Time: 18:06:28, ID: ST0105C, Description: CS-3 09DXN425



Quantity Sample Report MassLynx 4.1

Dataset: C:\MassLynx\Default.pro\05JA103D58290B.qld

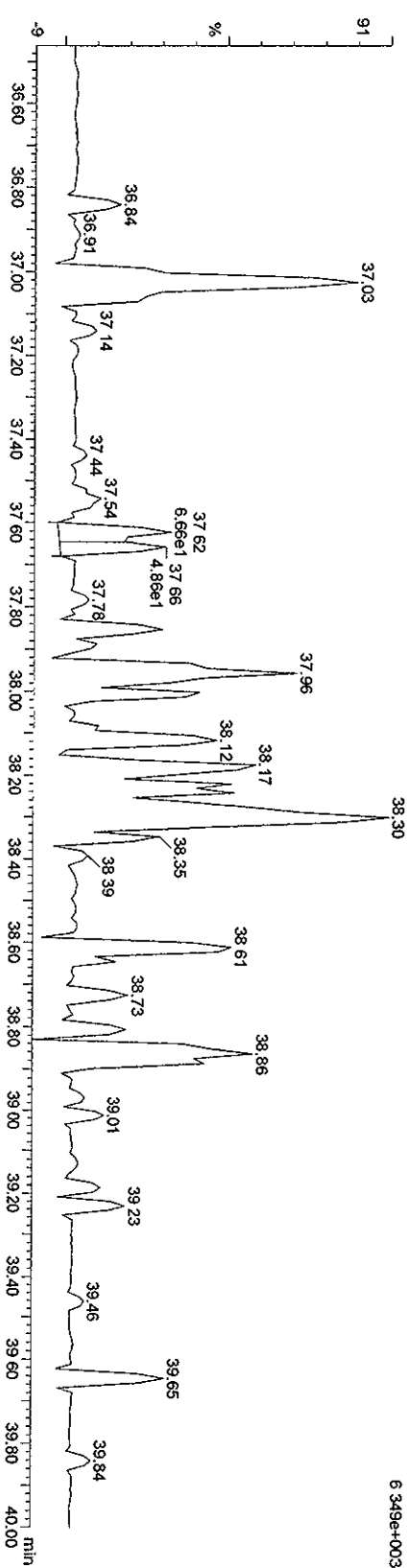
Last Altered: Thursday, January 07, 2010 11:09:21 Pacific Standard Time

Printed: Thursday, January 07, 2010 11:10:12 Pacific Standard Time

Name: 05JA103D5_28, Date: 06-Jan-2010, Time: 18:06:28, ID: ST0105C, Description: CS-3 09DXN425


OCDF PCDDPE
05JA103D5_28.Smooth(SG, 1x2)
CS-3 09DXN425 ST0105C

F5 Voltage SIR.EI+
513.67750
6.349e+003



Function 5 PFK
05JA103D5_28.Smooth(SG, 1x2)
CS-3 09DXN425 ST0105C

F5 Voltage SIR.EI+
442.97280
6.778e+006



Daily Calibration Checklist
Dioxin Methods

Method ID 8290

Associated ICAL DB225010410502

Column ID DB225

Instrument ID 502

STD ID ST0106, ST0106A

STD Solution CS3 09DXN425

Analyzed by MG

Date Analyzed 1/6/10

Std. Pkg. By KSS

Date Std. Pkg. Assembled 1/7/10

Std. Pkg. Reviewed By JRB

Date Std. Pkg. Reviewed 1/7/10

DAILY STANDARD PACKAGE	INITIATED	REVIEWED
Standard, CPSM, and Solvent Blank present?	✓	✓
Copy of log-file and Beginning Static Resolution present?	✓	✓
CPSM blow up present?	✓	✓
Curve Summary present?	✓	✓
Summary of Method criteria present or documented below?	✓	✓
Daily standard within method specified limits?*	✓	✓
Analyte retention times correct?	✓	✓
Isotopic ratios within limits?	✓	✓
CPSM valley ≤ method specified limits? **	✓	✓
Are chromatographic windows correct?	✓	✓
Samples analyzed within 12 hrs of daily standard?	✓	✓
Manual reintegration's checked and hardcopies included?	NA	NA
Ending Standard present?	✓	✓
Ending Static Resolutions present	✓	✓
Absolute retention times for 13C12-1,2,3,4-TCDD and 13C12-1,2,3,7,8,9-HxCDD are within +/- 15 seconds of the retention times in the Initial Calibration? (required for all 1613B samples)	NA	NA

COMMENTS: _____

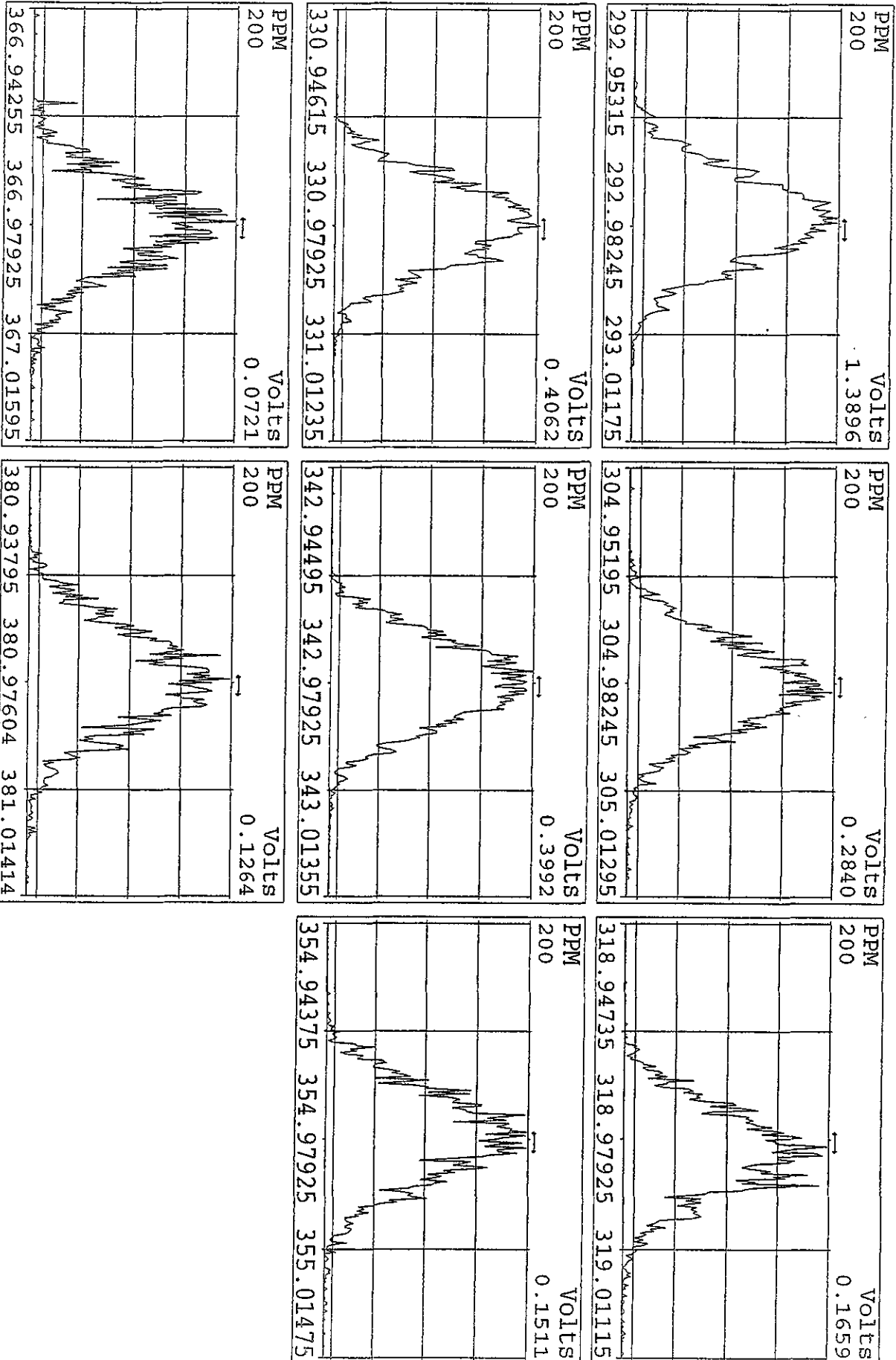
* Method 8290/TO9/M0023A: (beginning) ≤ 20% from curve RRFs for native analytes, ≤ 30% from curve RRFs for labeled compounds.
 Method 8290/TO9/M0023A: (ending) ≤ 25% from curve RRFs for native analytes, ≤ 35% from curve RRFs for labeled compounds.
 Method 23: See Method 23 Daily Standard Criteria, Table 5.
 Method 1613B: See, Method 1613B or Method 1613B Tetras Daily Standard Criteria,
 ** Method 23/0023A CPSM Criteria: 25% valley between 2378 TCDF (DB-225)/TCDD (DB-5) and its closest eluters normalized to the smallest peak of the triplet
 Method 1613B/8290/TO9 CPSM Criteria: 25% valley between 2378 TCDF (DB-225)/TCDD (DB-5) and its closest eluters normalized to the 2378 peak.

Run text: ST0106A File text: ST0106A :CS3 09DXN425
Run #22 Filename 06JA105D2 S: 18 I: 1
Acquired: 6-JAN-10 19:09:08 Processed: 6-JAN-10 19:42:26
Run: 06JA105D2 Analyte: DB225 Cal: DB2250104105D2 Results: 06JA105D2DB225

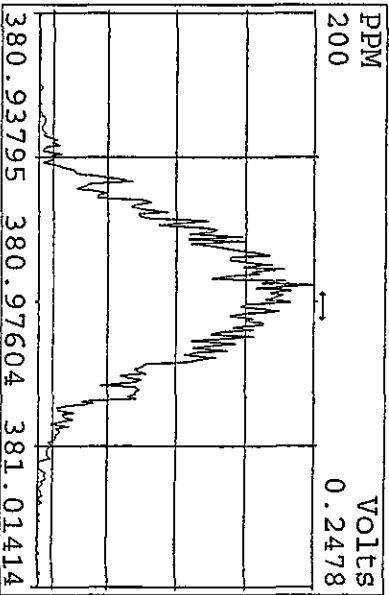
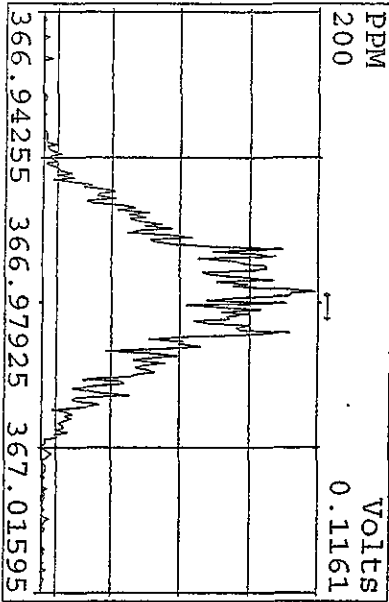
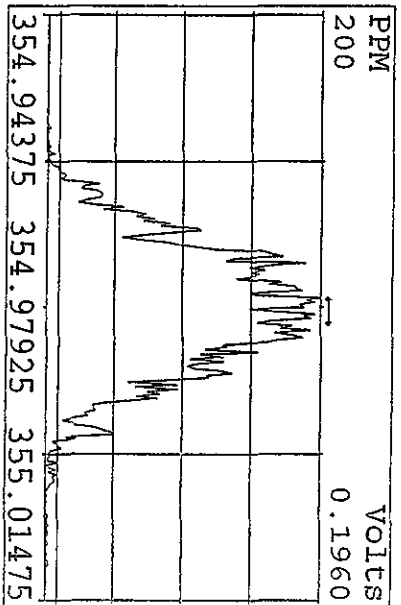
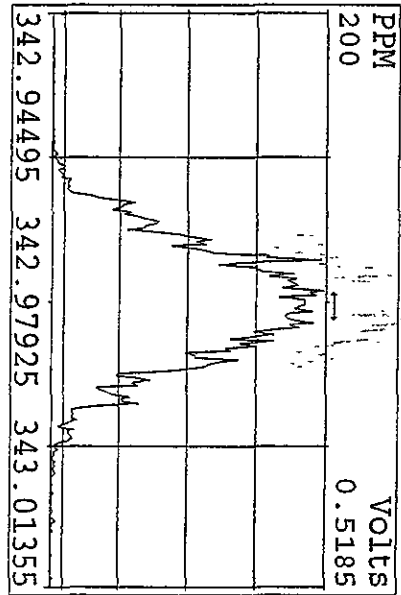
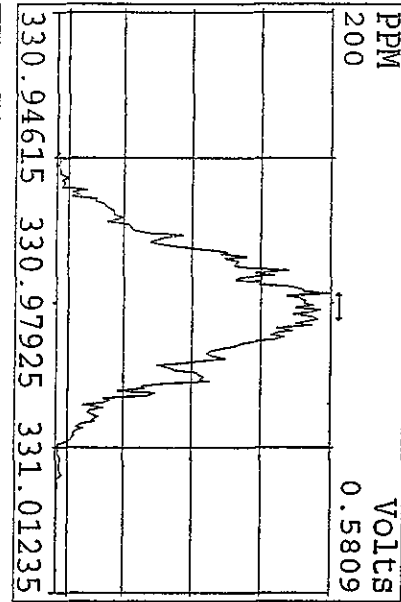
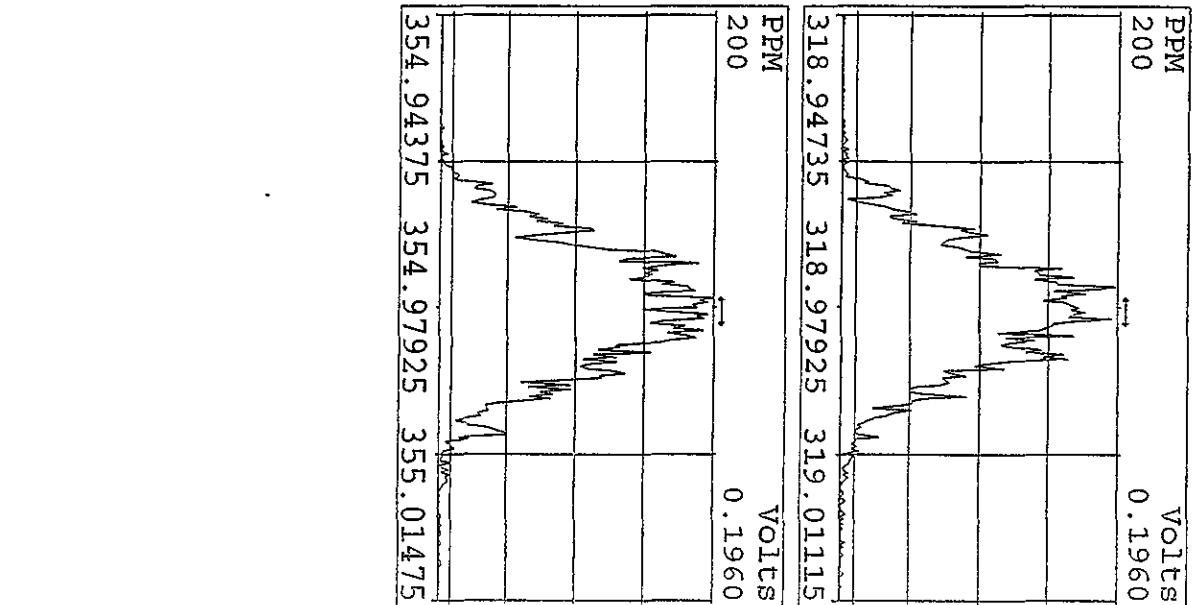
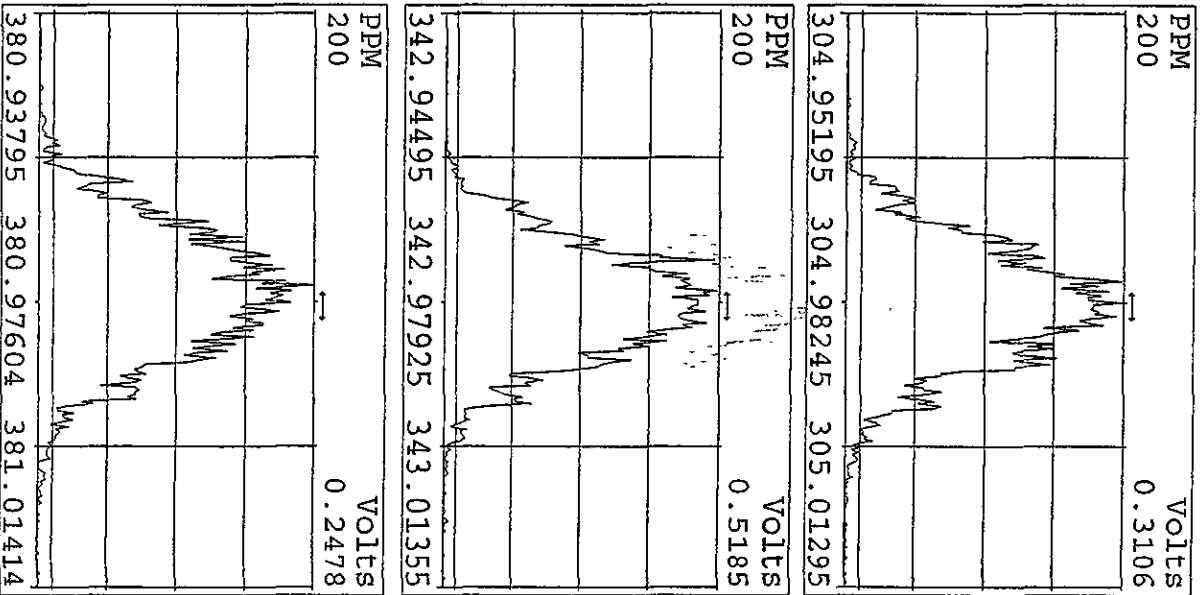
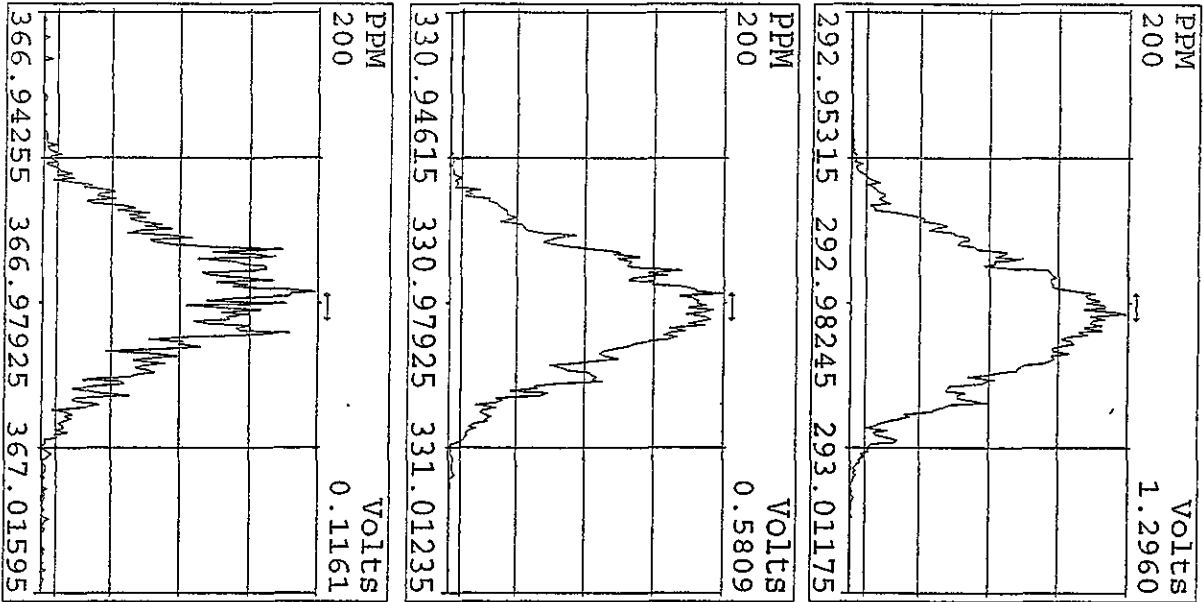
Name	Resp	RA	RT	RRF	Amount	Dev'n	Mod?
13C-1,2,3,4-TCDD	83726800	0.76 y	14:13	-	100.00	-	n
13C-2,3,7,8-TCDF	138968400	0.80 y	15:20	1.66	100.00	-0.2	n
2,3,7,8-TCDF	14106940	0.80 y	15:21	1.02	10.00	0.2	n
13C-2,3,7,8-TCDD	79931300	0.73 y	14:00	0.95	100.00	0.4	n
2,3,7,8-TCDD	9695080	0.80 y	14:01	1.21	10.00	2.6	n
37C1-2,3,7,8-TCDD	17877520	1.00 y	14:01	2.14	10.00	3.3	n

Data file	Smp	Work Order	Sample ID	FV-uL	Method/Matrix	Box	Size	U
06JA105D2	1	ST0106	CS3 09DXN425				1.000	
06JA105D2	2	CP0106	DB-225 CPSM 3732-01				1.000	
06JA105D2	3	SB0106	Solvent Blank C-14				1.000	
06JA105D2	4	LQ9AD-1-AC	G9L170538-11	10	8290/SOLID	73	10.000	g
06JA105D2	5	LQ9AE-1-AC	G9L170538-12	10	8290/SOLID		10.010	g
06JA105D2	6	LQ9FL-1-AC	G9L170538-15	10	8290/SOLID		10.200	g
06JA105D2	7	LQ9FH-1-AC	G9L170538-13 (10x)	10	8290/SOLID		10.070	g
06JA105D2	8	LQ9FJ-1-AC	G9L170538-14 (10x)	10	8290/SOLID		10.380	g
06JA105D2	9	LQ9FP-1-AC	G9L170538-16 (10x)	10	8290/SOLID		10.360	g
06JA105D2	10	LQ9FP-1-AD	G9L170538-16S (10x)	10	8290/SOLID		10.160	g
06JA105D2	11	LQ9FP-1-AE	G9L170538-16D (10x)	10	8290/SOLID		10.230	g
06JA105D2	12	LQ9FX-1-AC	G9L170538-19 (10x)	10	8290/SOLID		10.030	g
06JA105D2	13	LQ9AC-1-AC	G9L170538-10	10	8290/SOLID		10.410	g
06JA105D2	14	LQ87A-1-AC	G9L170524-4	10	8290/SOLID	74	10.270	g
06JA105D2	15	LQ87A-1-AD	G9L170524-4MS	10	8290/SOLID		10.210	g
06JA105D2	16	LQ87A-1-AE	G9L170524-4SD	10	8290/SOLID		10.620	g
06JA105D2	17	SB0106A	Solvent Blank C-14				1.000	
06JA105D2	18	ST0106A	CS3 09DXN425				1.000	
06JA105D2	19						1.000	
06JA105D2	20						1.000	
06JA105D2	21						1.000	
06JA105D2	22						1.000	
06JA105D2	23		MG 01/06/10				1.000	

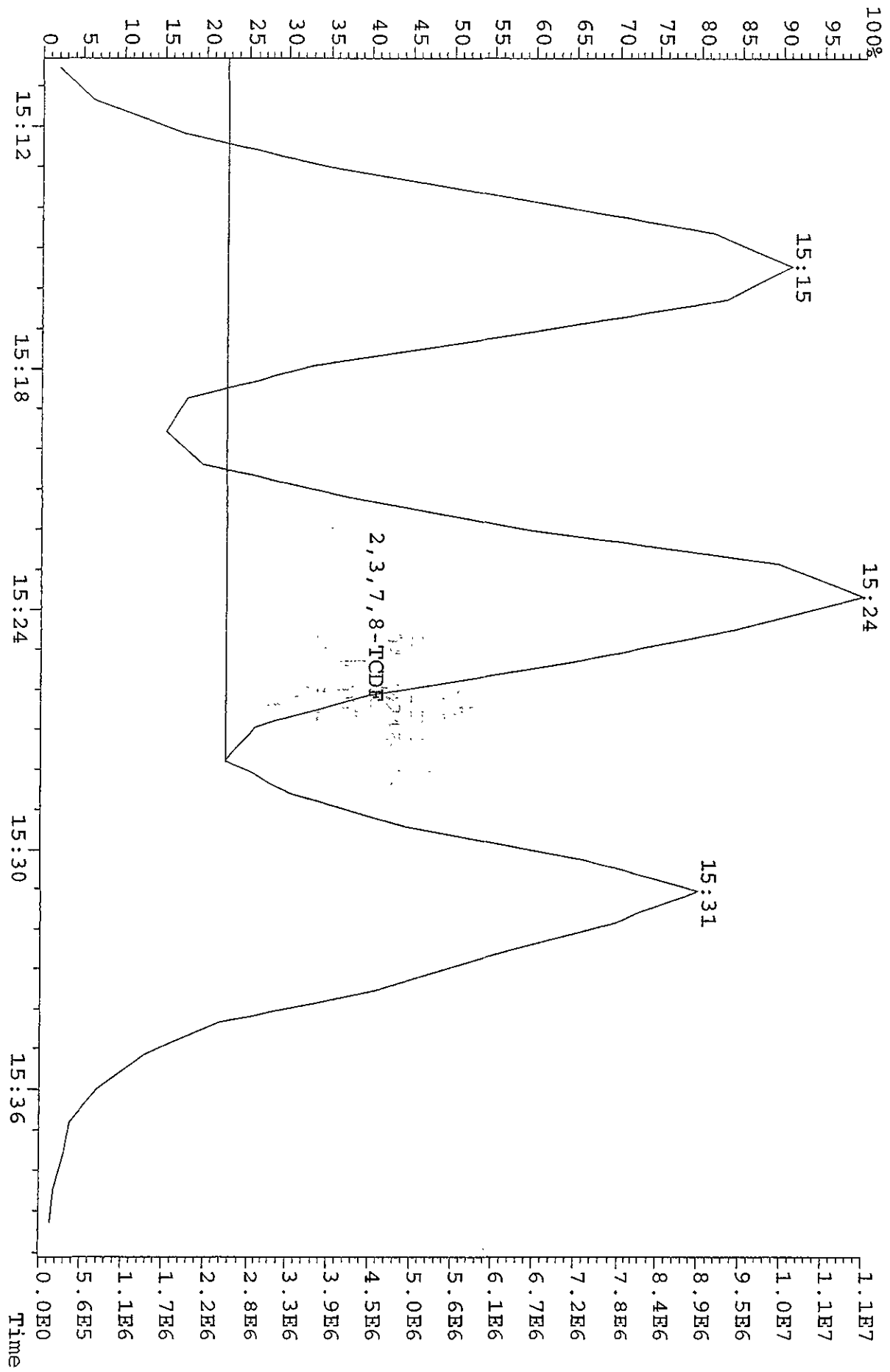
Peak Locate Examination: 6-JAN-2010:08:38 File:06JTA105D2
 Experiment:DB225 Function:1 Reference:PFK



Peak Locate Examination: 6-JAN-2010:19:54 File:RESCHK06JA105D2
 Experiment:DB225 Function:1 Reference:PFK



File:06JJA105D2 #1-1218 Acq: 6-JAN-2010 09:16:02 GC FI+ Voltage SIR 70SE
305.8987 S:2 Exp:DB225



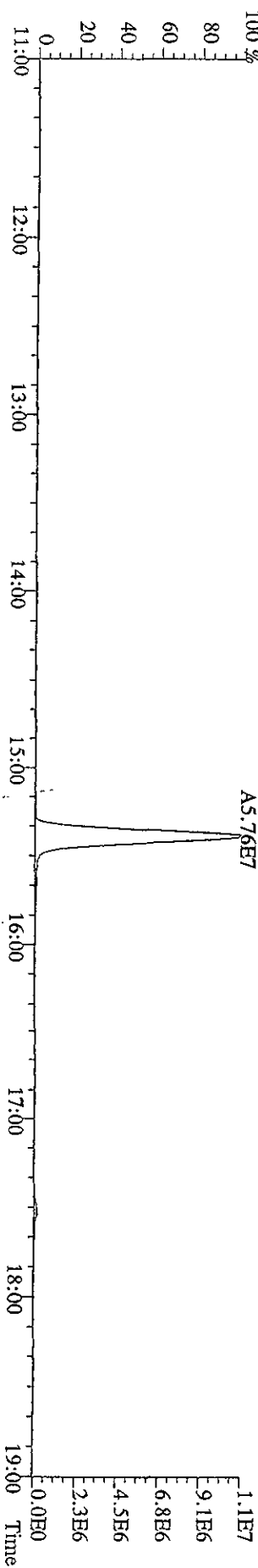
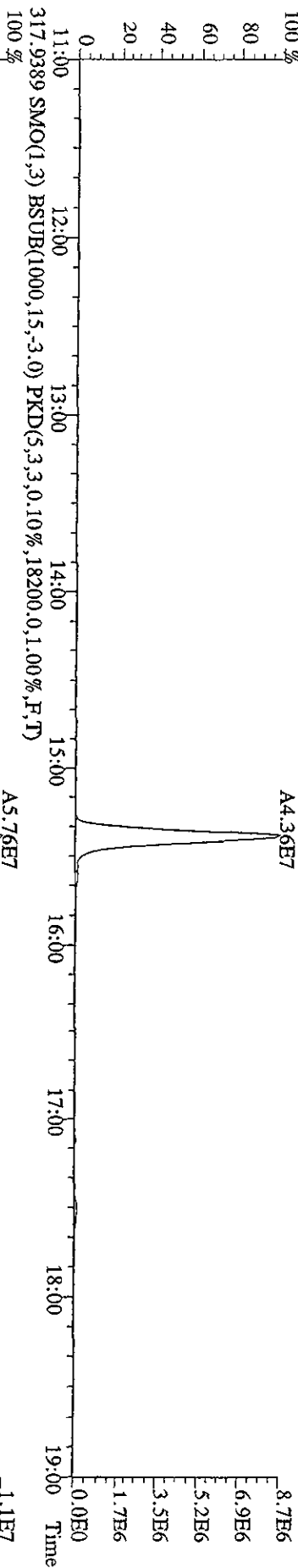
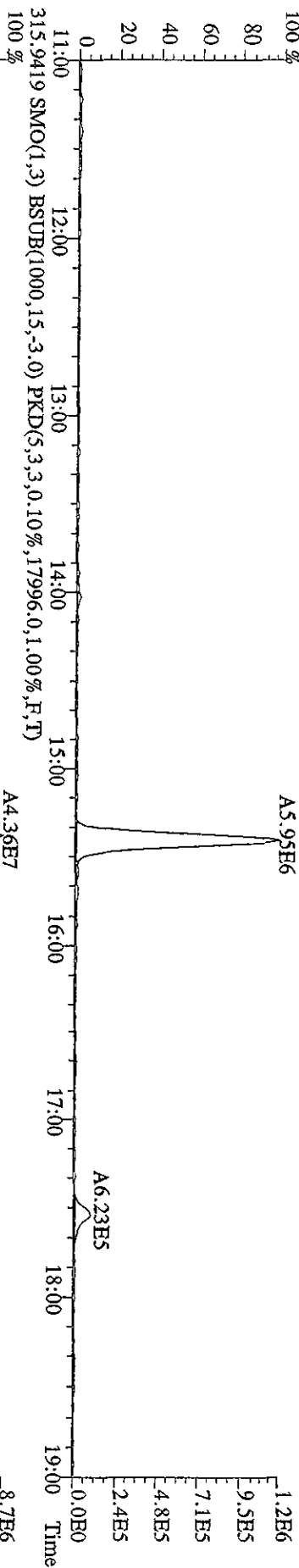
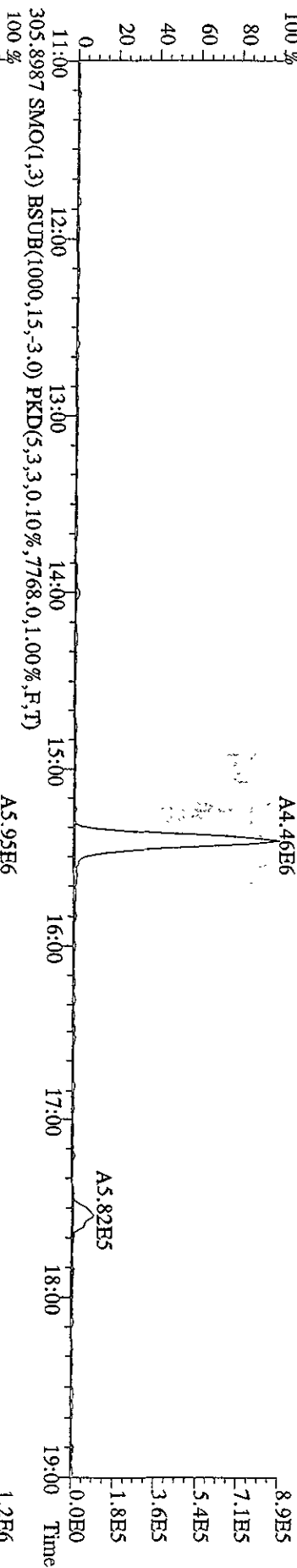
Run: 06JJA105D2 Analyte: DB225HRS Cal: DB2250104105D2

ST0104D :CS-1 09DXN422 ST0104E :CS-2 09DXN423 ST0104F :CS-3 09DXN425
ST0104G :CS-5 09DXN456 ST0104H :CS-4 09DXN426

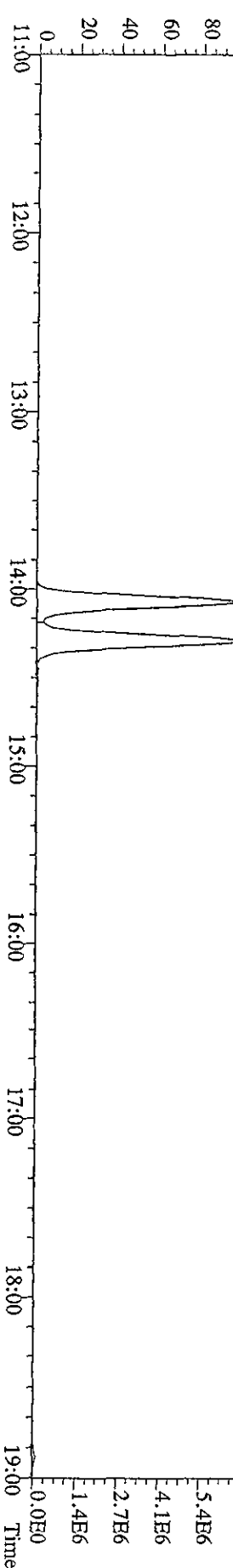
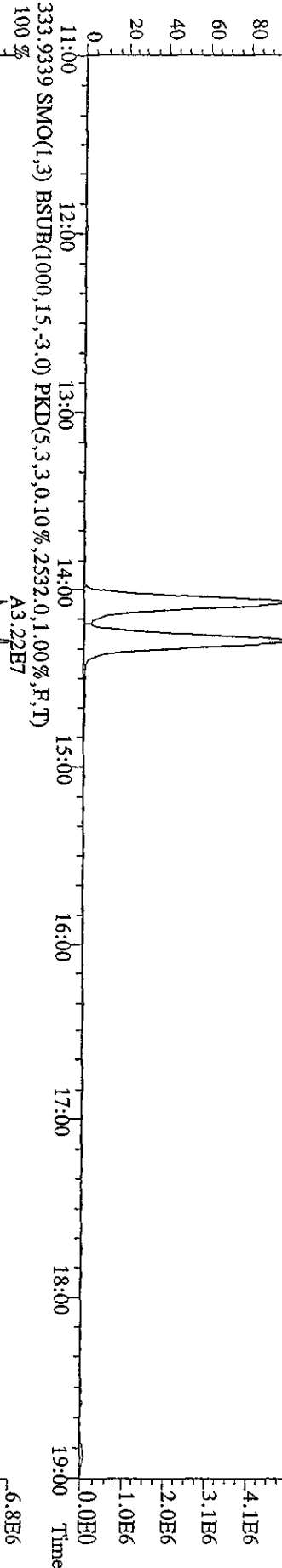

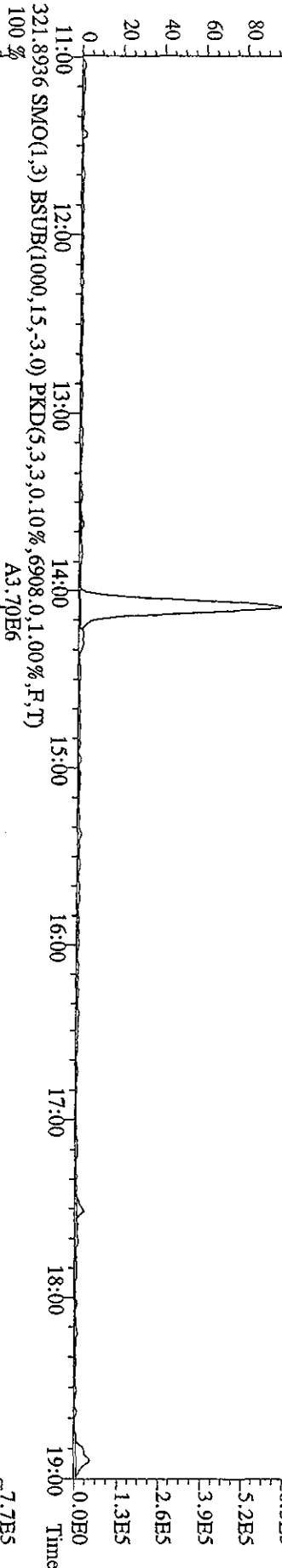
04JJA10B5D204JJA10B5D204JJA10B5D204JJA10B5D204JJA10B5D204JJA10B5D2

Name	Mean	S. D.	%RSD	RRF1	RRF2	RRF3	RRF4	RRF5
13C-1,2,3,4-TCDD	-	-	- %	-	-	-	-	-
13C-2,3,7,8-TCDF	1.664	0.062	3.75 %	1.65	1.58	1.73	1.72	1.64
2,3,7,8-TCDF	1.014	0.078	7.69 %	1.14	0.94	0.97	1.01	1.00
13C-2,3,7,8-TCDD	0.951	0.045	4.78 %	0.98	0.90	0.99	0.98	0.91
2,3,7,8-TCDD	1.183	0.038	3.23 %	1.19	1.21	1.12	1.18	1.22
37Cl-2,3,7,8-TCDD	2.068	0.541	26.2 %	2.60	2.20	1.15	2.23	2.16

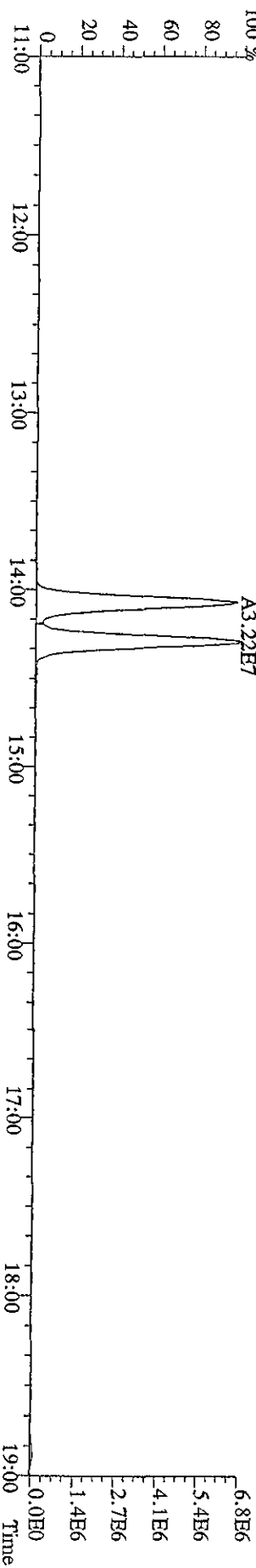
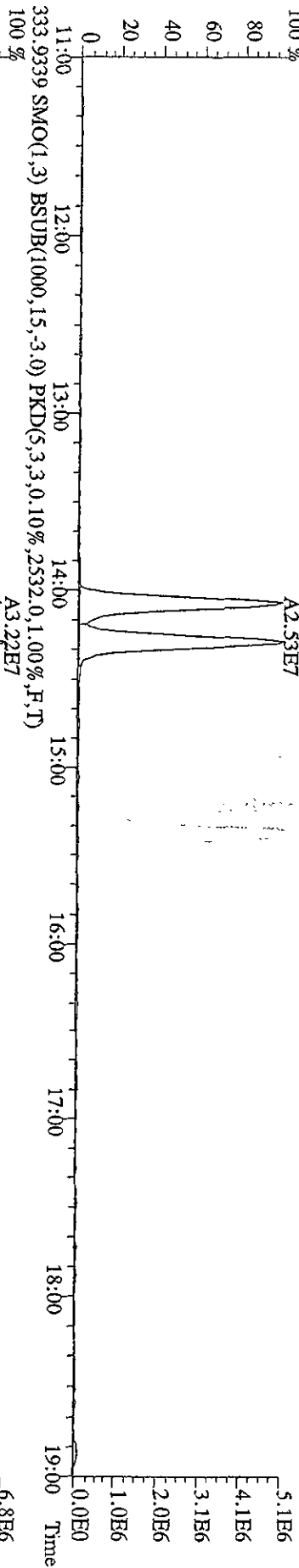
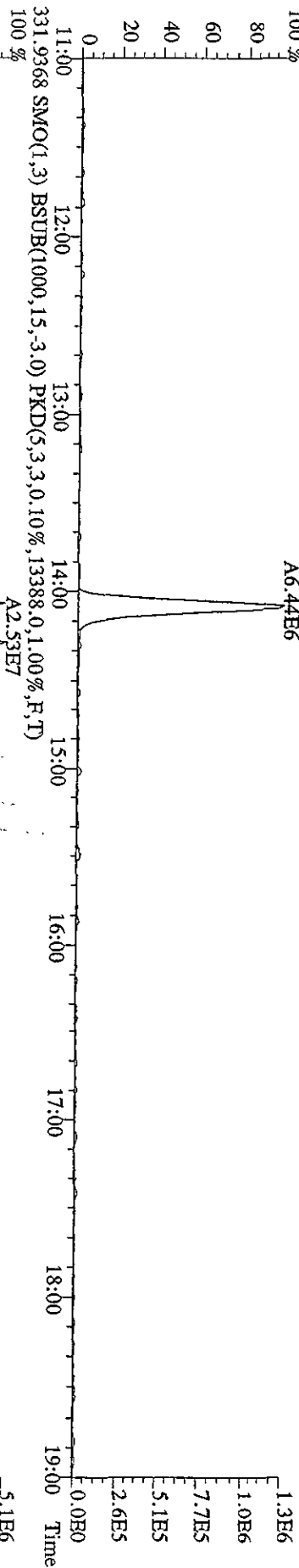
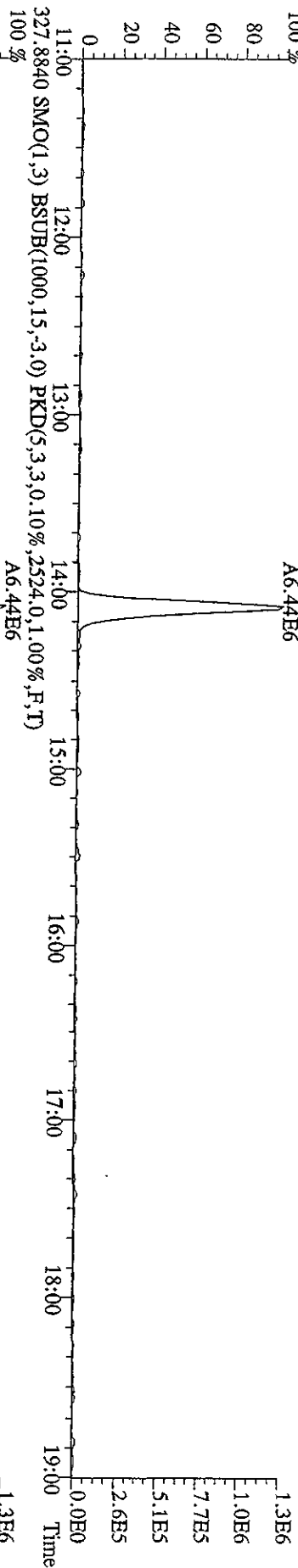
File:061A105D2 #1-1242 Acq: 6-JAN-2010 08:39:01 GC EI + Voltage SIR 70SE
 Sample#1 Text:ST0106 :CS3 09DXN425 Exp:DB225
 303.9016 SMO(1,3) BSUB(1000,15,-3.0) PKD(5,3,3,0.10%,5184.0,1.00%,F,T)



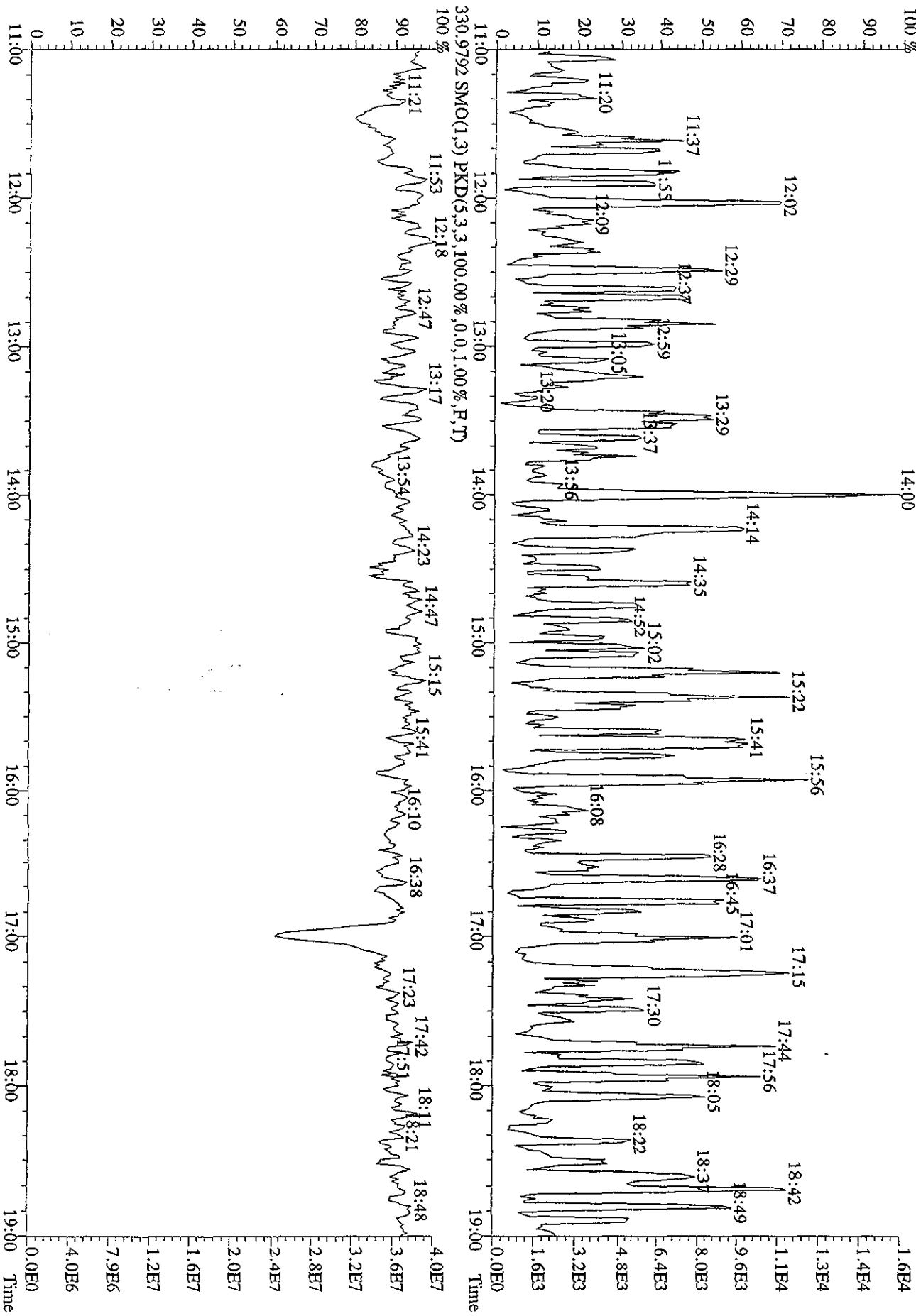
File:061A105D2 #1-1242 Acq: 6-JAN-2010 08:39:01 GC FI + Voltage SIR 70SE
 Sample#1 Text:ST0106 :CS3 09DXN425 Exp:DB225
 319.8965 SMO(1,3) BSUB(1000,15,-3,0) PKD(5,3,3,0,10%,5396.0,1.00%,F,T)
 A3.11E6



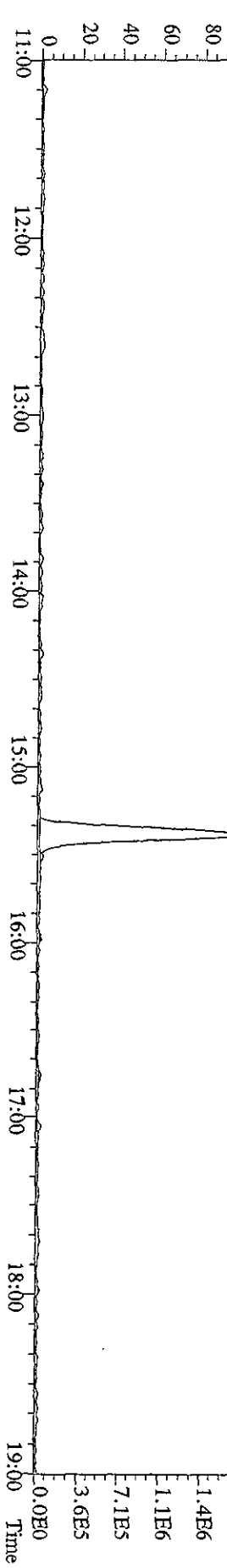
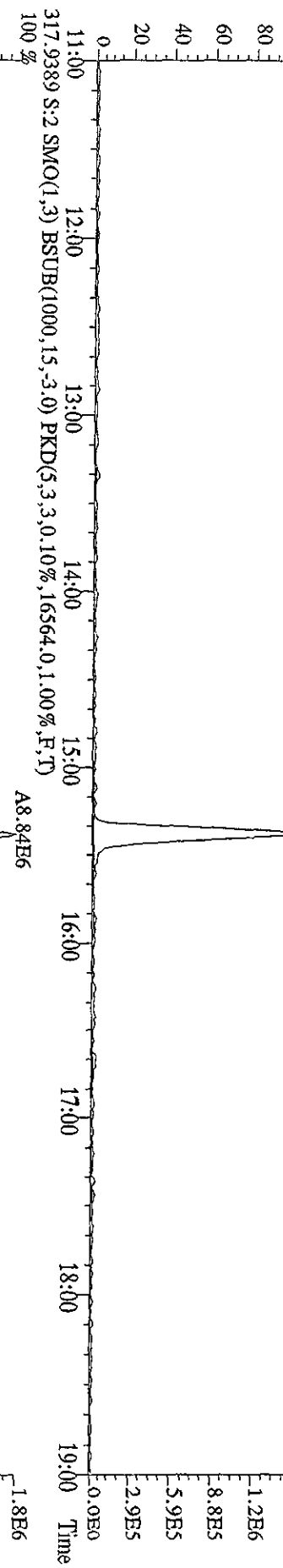
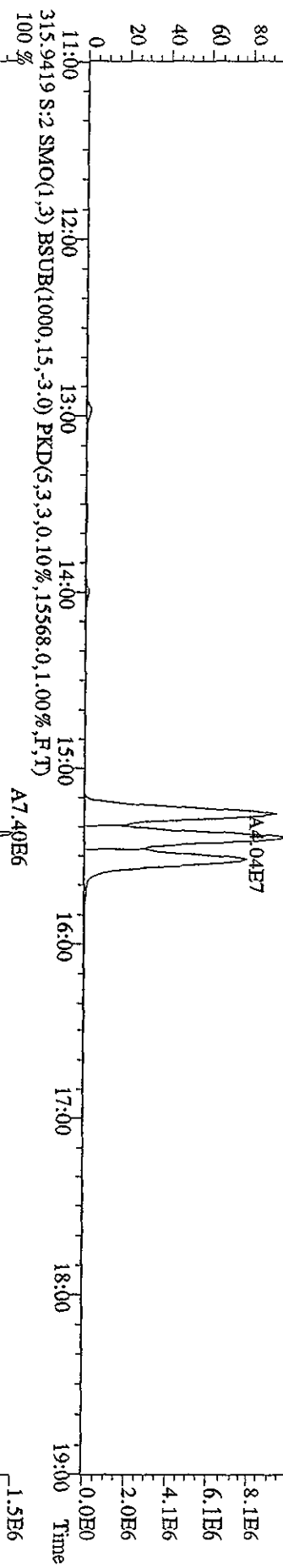
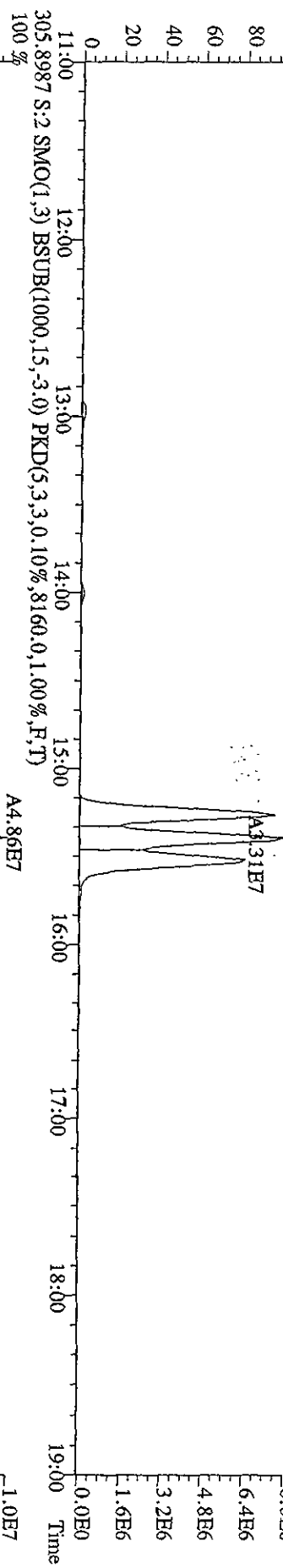
File:06JA105D2 #1-1242 Acq: 6-JAN-2010 08:39:01 GC EI+ Voltage SIR 70SE
 Sample#1 Text:ST0106 .C33 09DPXN425 Exp:DB225
 327.8840 SMO(1,3) BSUB(1000,15,-3,0) PKD(5,3,3,0.10%,2524.0,1.00%,F,T)
 100% A6.44E6



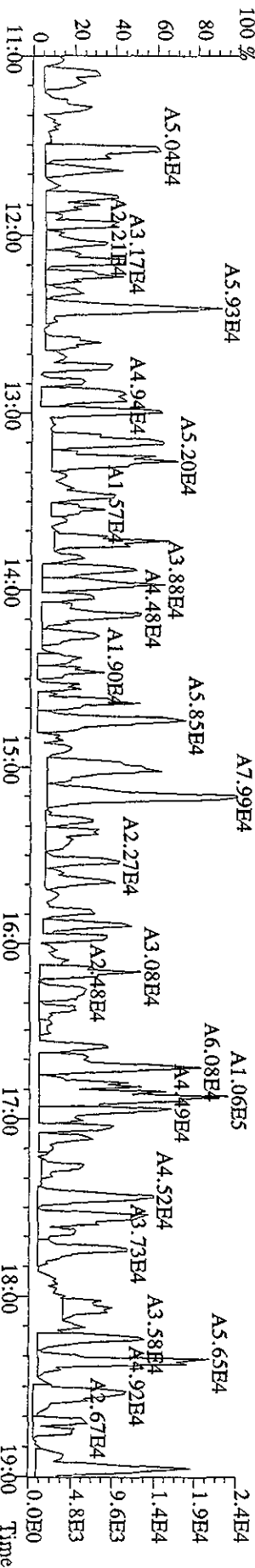
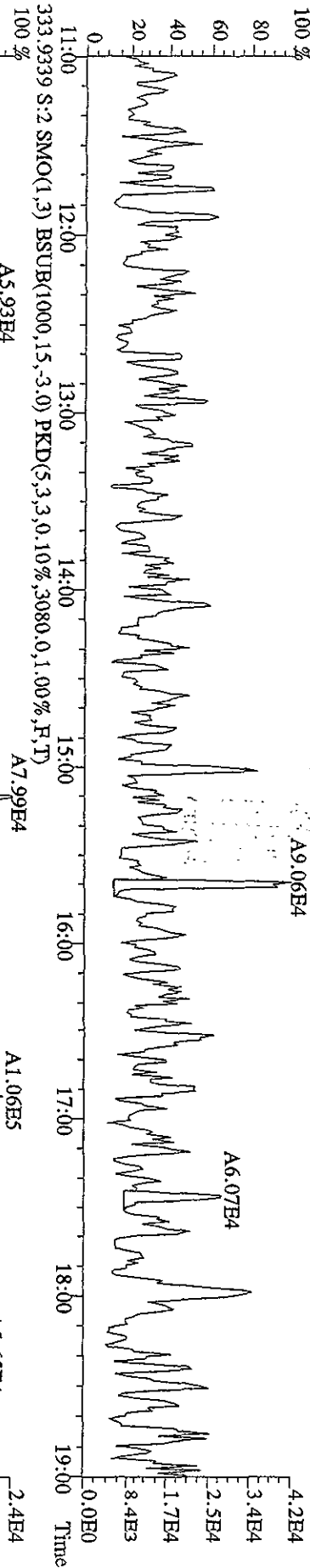
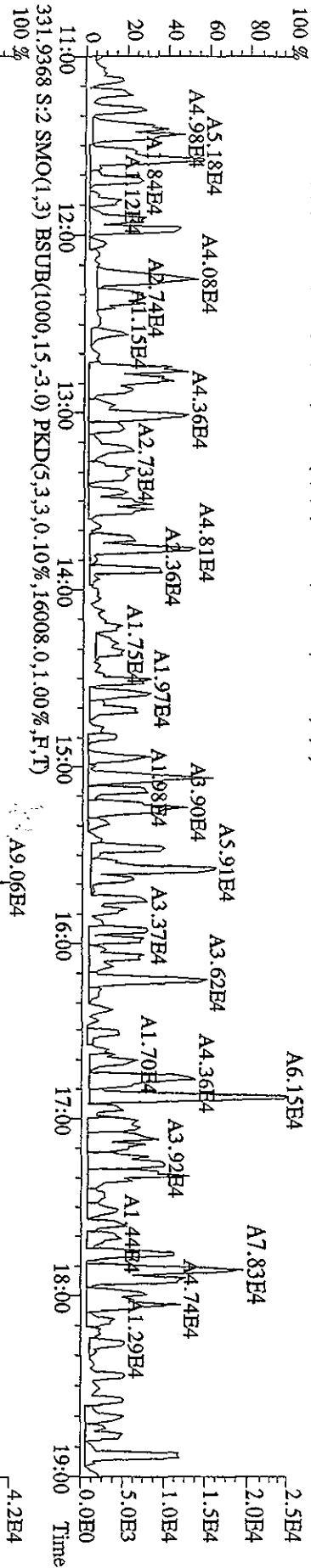
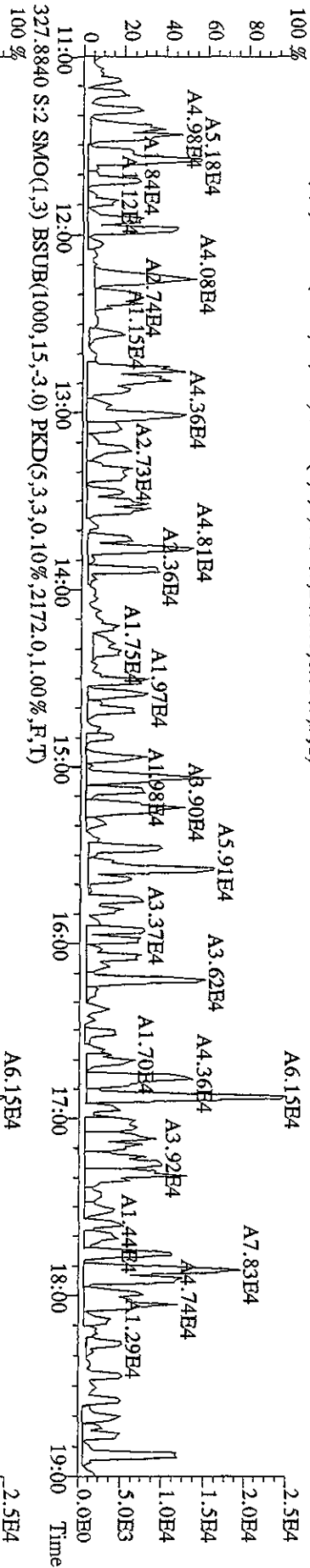
File:06/A105D2 #1-1242 Acq: 6-JAN-2010 08:39:01 GC EI+ Voltage SIR 70SB
 Sample#1 Text:ST0106 :CS3 09DXN425 Exp:DB225
 375.8364 SMO(1,3) BSUB(1000,15,-3.0) PKD(5,3,3,100.00%,2296.0,1.00%,F,T)



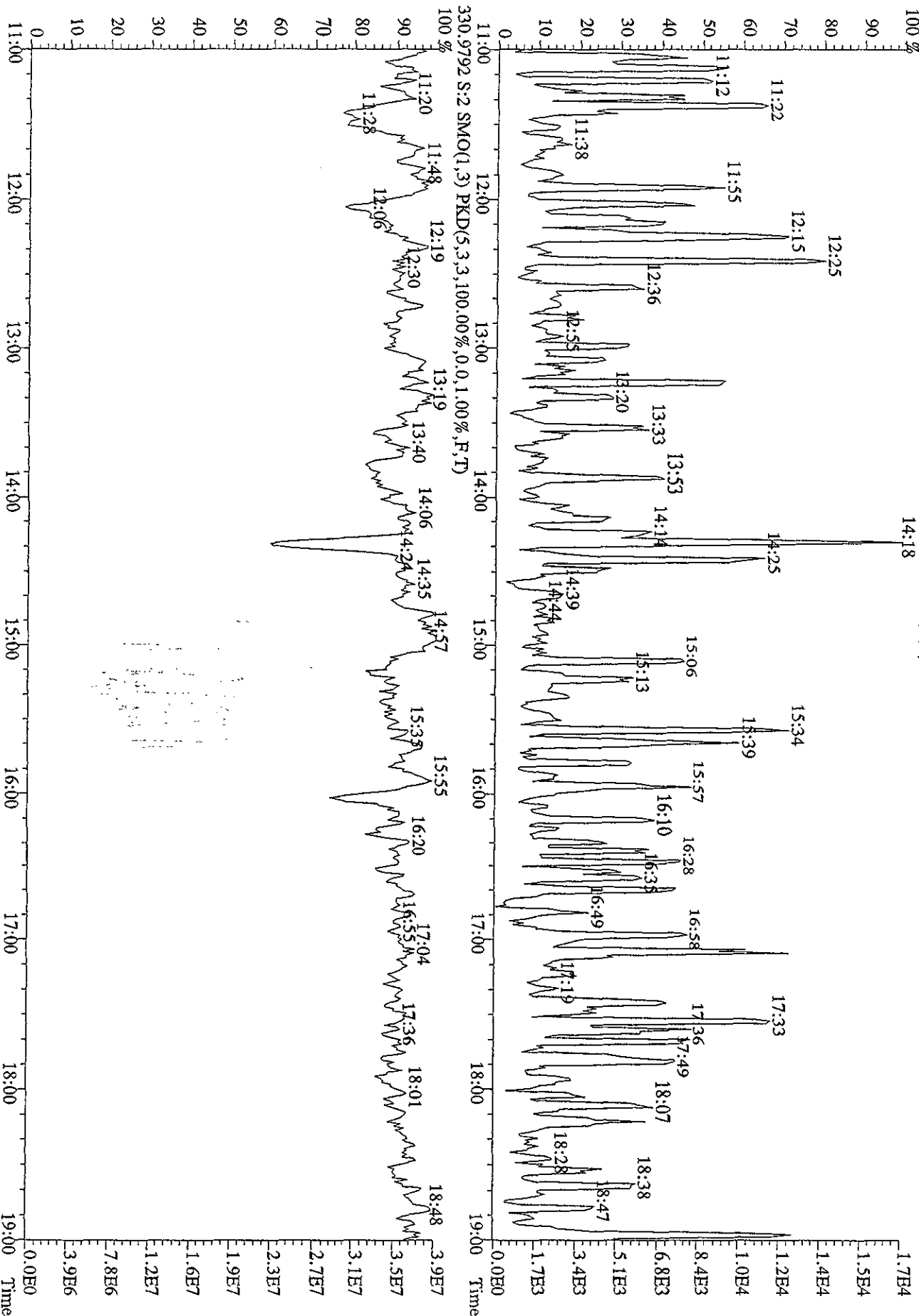
File:06JA105D2 #1-1242 Acq: 6-JAN-2010 09:16:02 GC FI+ Voltage SIR 70SE
 Sample#2 Text:CP0106 :DB-225 CPSM 3732-01 Exp:DB225
 303.9016 S:2 SMO(1,3) BSUB(1000,15,-3,0) PKD(5,3,3,0,10%,6480,0,1,00%,F,T)
 100%



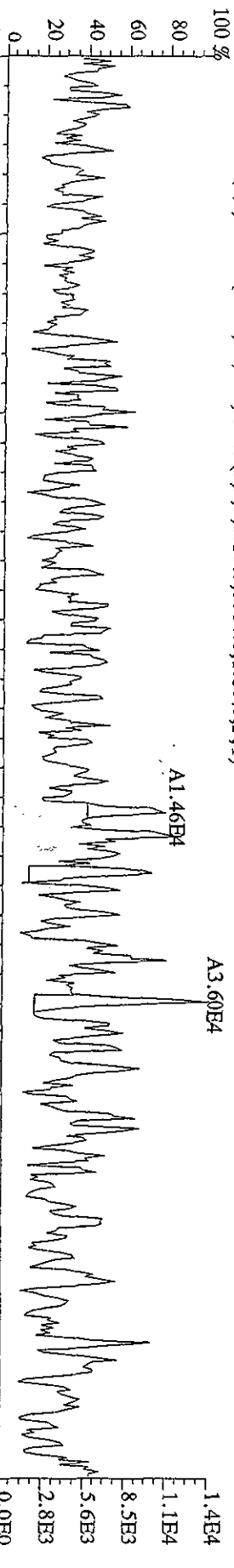
File:061A105D2 #1-1242 Acq: 6-JAN-2010 09:16:02 GC FI + Voltage SIR 70SE
 Sample#2 Text:CP0106 :DB-225 CPSM 3732-01 Exp:DB225
 327.8840 S:2 SMO(1,3) BSUB(1000,15,-3.0) PKD(5,3,3,0,10%,2172.0,1.00%,F,T)



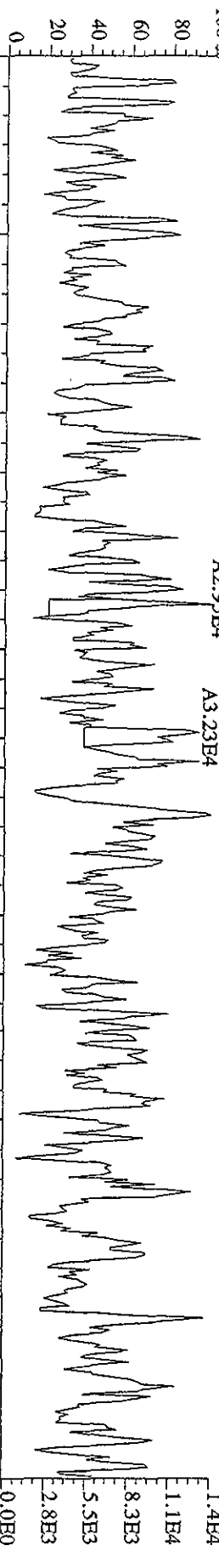
File:06JA105D2 #1-1242 Acq: 6-JAN-2010 09:16:02 GC EI+ Voltage SIR 70SE
 Sample#2 Text:CP0106 :DB-225 CP5M 3732-01 Exp:DB225
 375.8364 S:2 SMO(1.3) BSUB(1000,15,-3.0) PKD(5.3,3,100.00%,2476.0,1.00%,F,T)



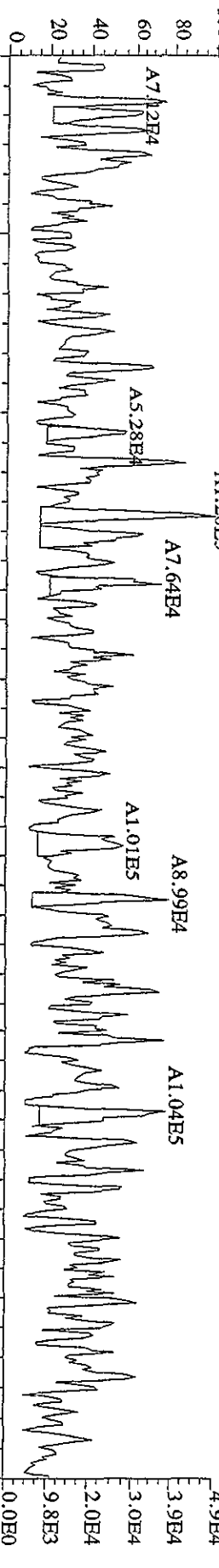
File:061A105D2 #1-1242 Acq: 6-JAN-2010 09:53:09 GC EI+ Voltage SIR 70SE
 Sample#3 Text:SB0106 :Solvent Blank C-14 Exp:DB225
 303.9016 S:3 SMO(1,3) BSUB(1000,15,-3.0) PKD(5,3,3,0.10%,5704.0,1.00%,F,T)
 100%



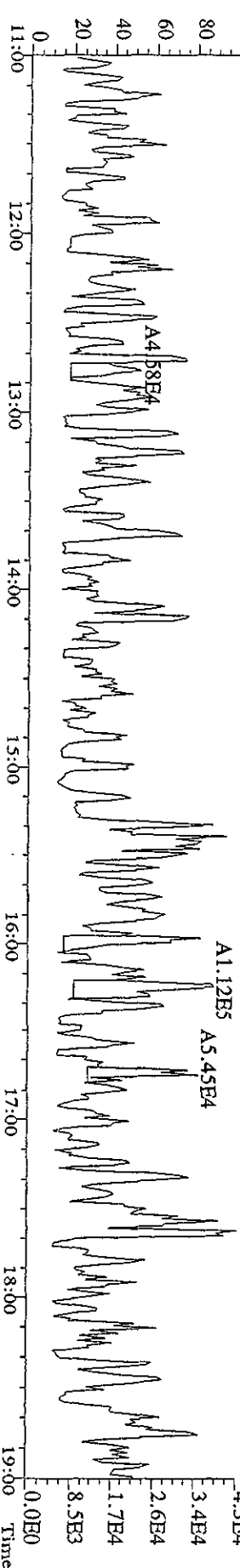
305.8987 S:3 SMO(1,3) BSUB(1000,15,-3.0) PKD(5,3,3,0.10%,7704.0,1.00%,F,T)
 100%



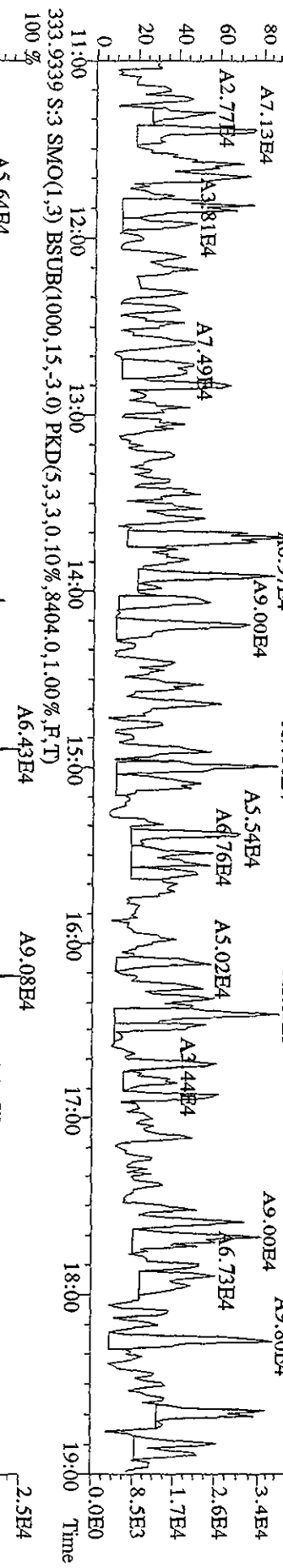
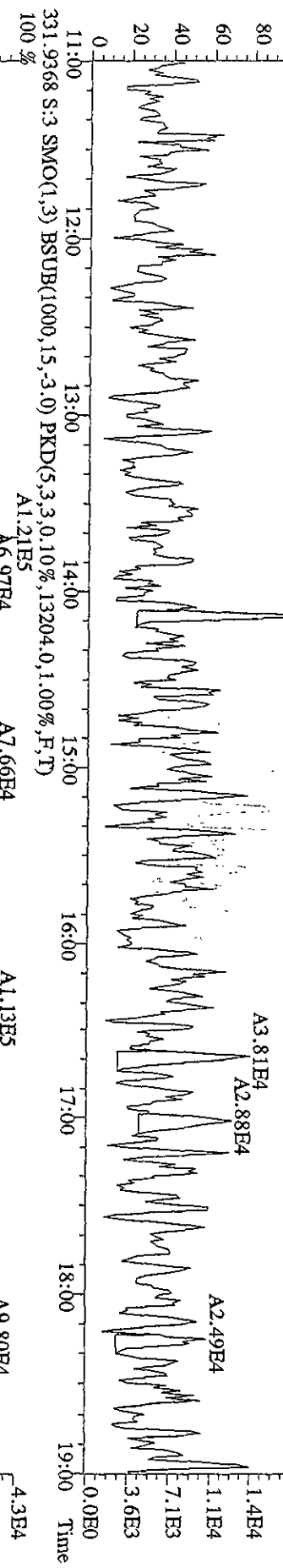
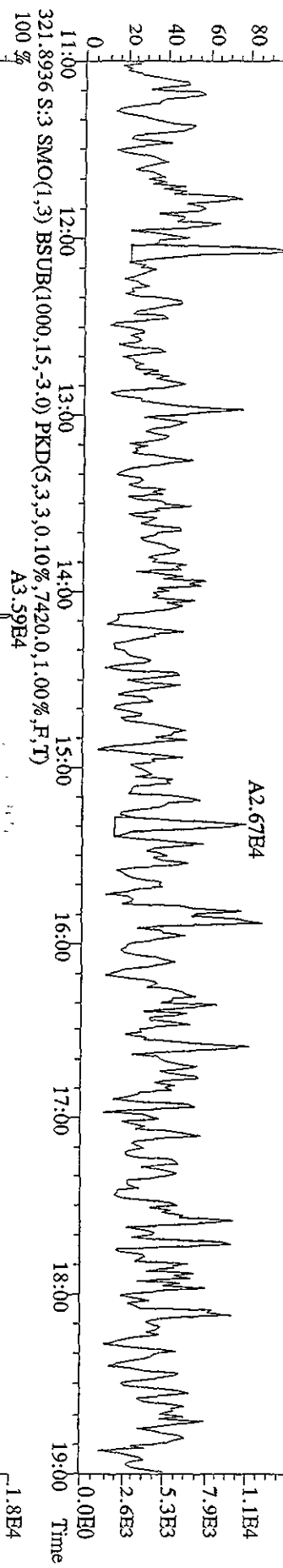
315.9419 S:3 SMO(1,3) BSUB(1000,15,-3.0) PKD(5,3,3,0.10%,18960.0,1.00%,F,T)
 100%



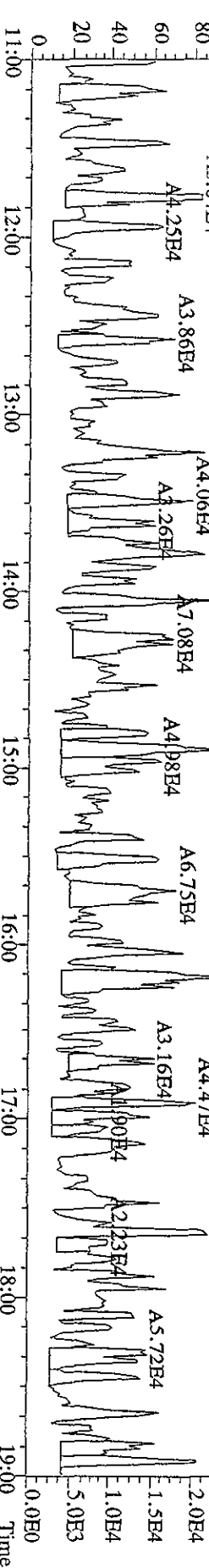
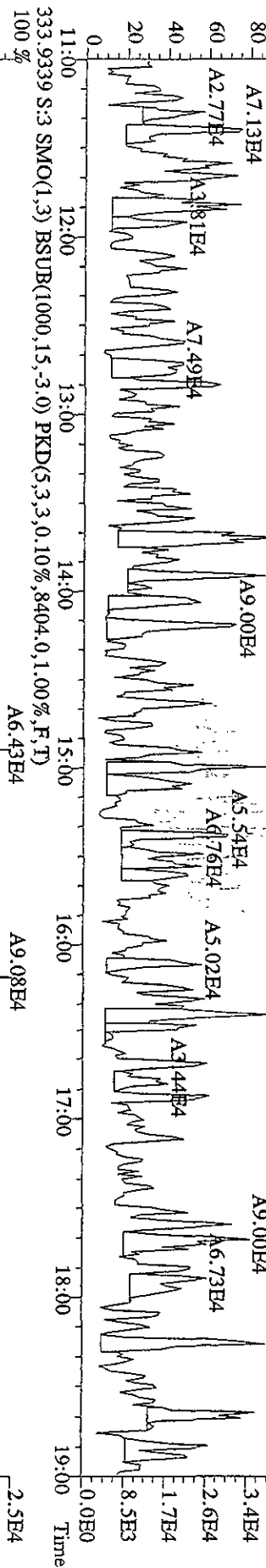

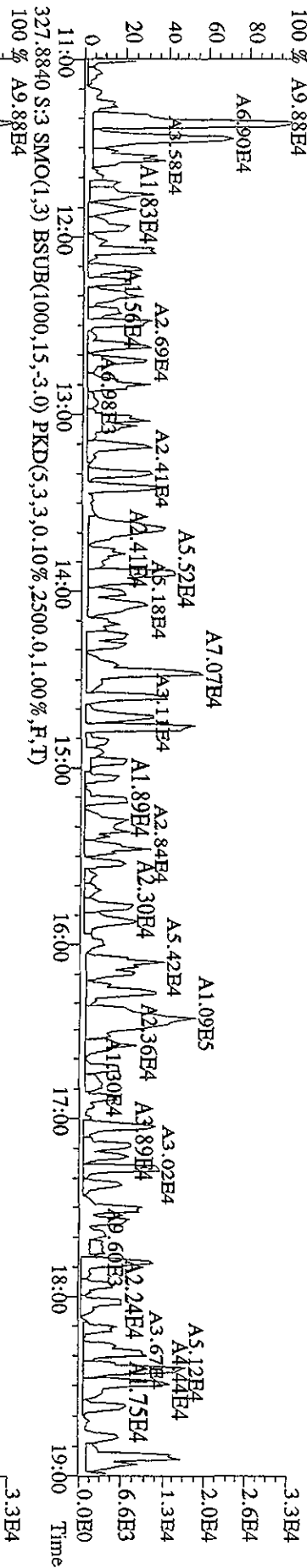
317.9389 S:3 SMO(1,3) BSUB(1000,15,-3.0) PKD(5,3,3,0.10%,18240.0,1.00%,F,T)
 100%



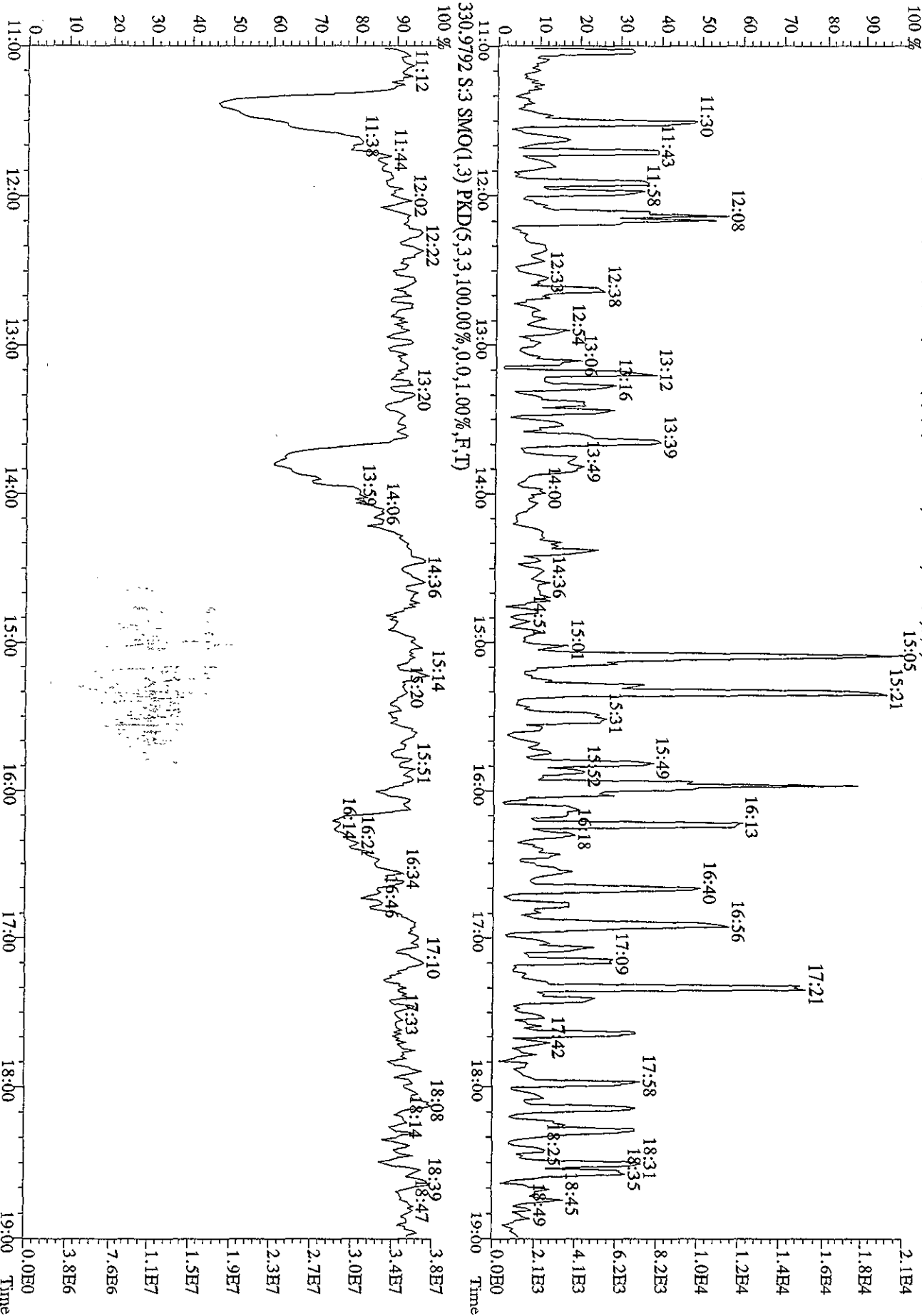
File:061A105D2 #1-1242 Acq: 6-JAN-2010 09:53:09 GC HI + Voltage SIR 70SE
 Sample#3 Text:SB0106 :Solvent Blank C-14 Exp:DB225
 319.8965 S:3 SMO(1,3) BSUB(1000,15,-3,0) PKD(5,3,3,0.10%,.5804,0.1,00%,F,T)
 A3.06E4



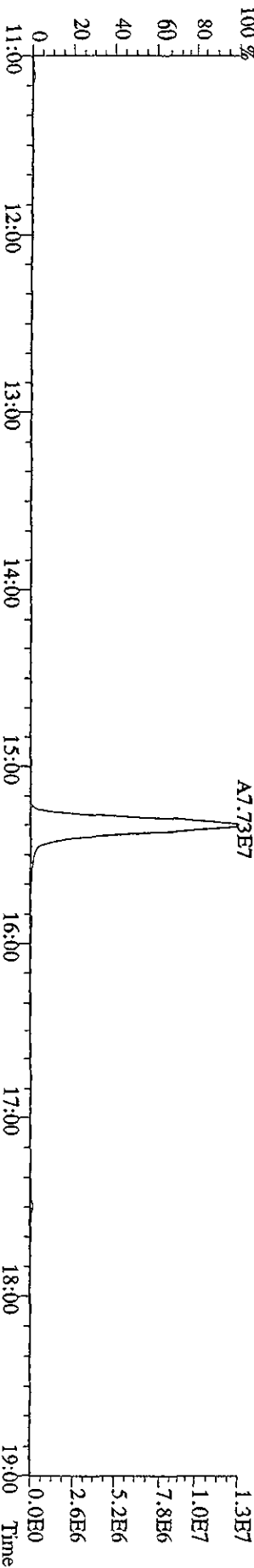
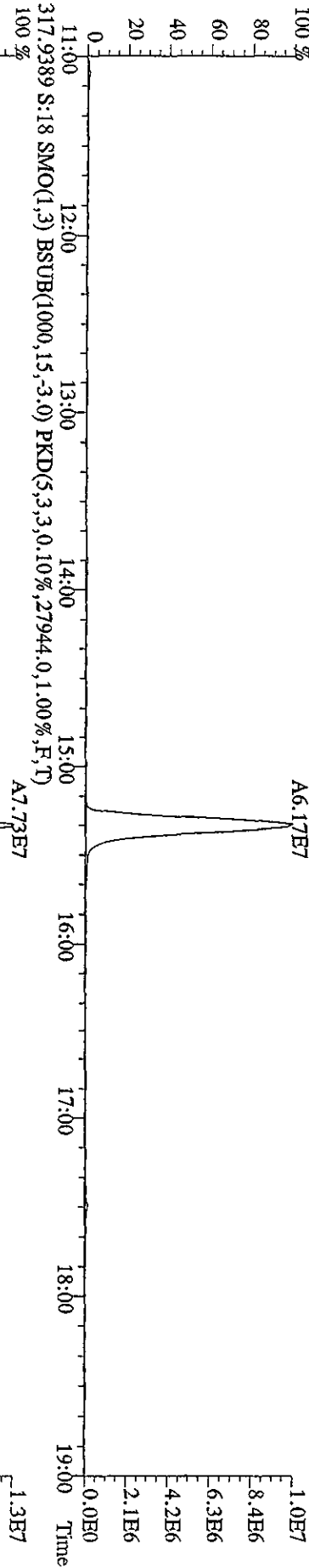
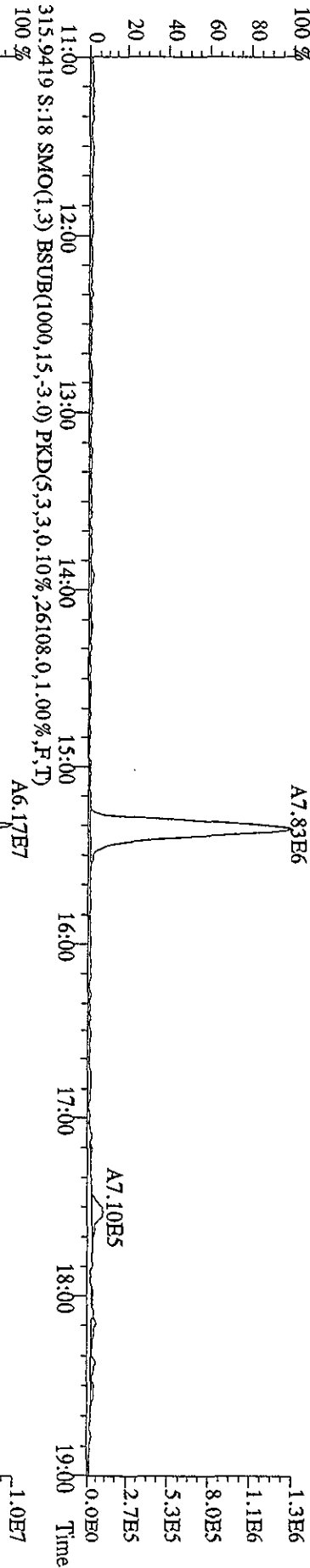
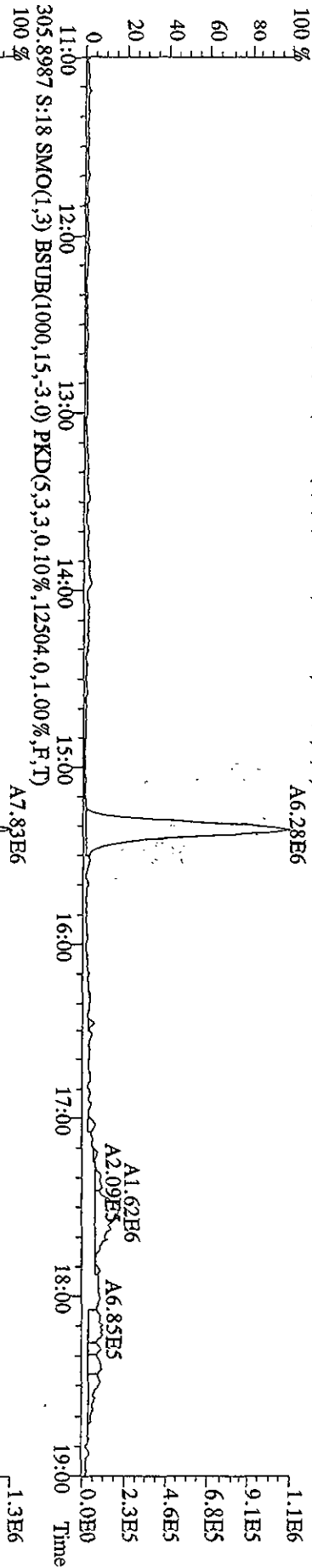
File:061A105D2 #1-1242 Acq: 6-JAN-2010 09:53:09 GC EI+ Voltage SIR 70SE
 Sample#3 Text:SB0106 :Solvent Blank C-14 Exp:DB225
 327.8840 S:3 SMO(1,3) BSUBR(1000,15,-3.0) PKD(5,3,3,0.10%,2500,0.1,0.0%,F,T)
 100 % A9.88E4



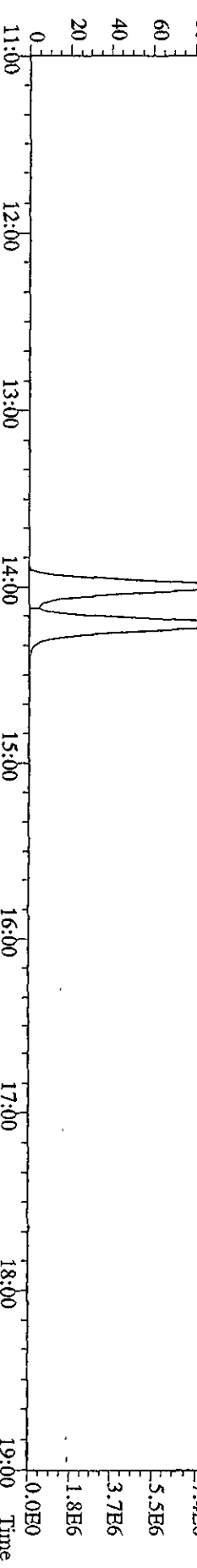
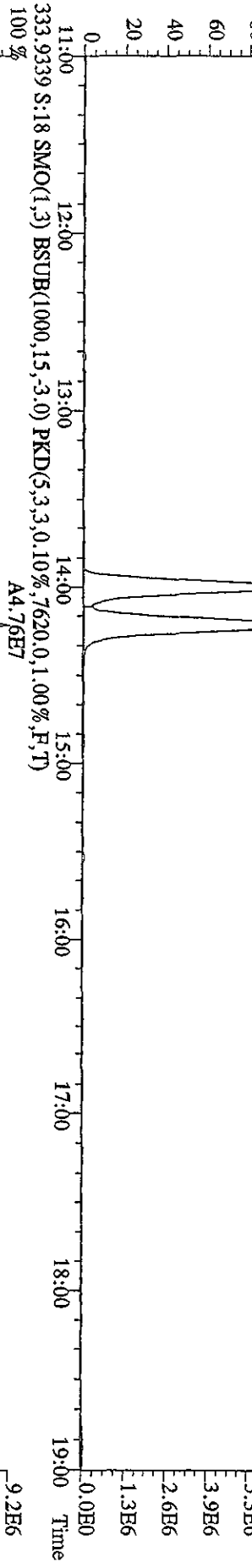
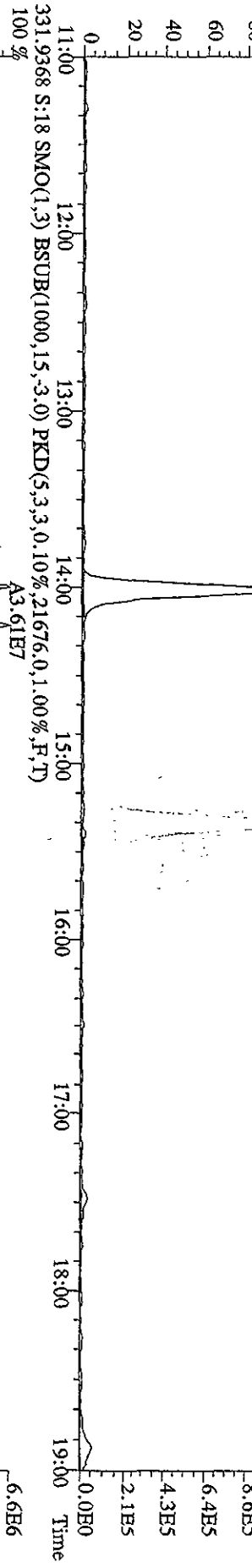
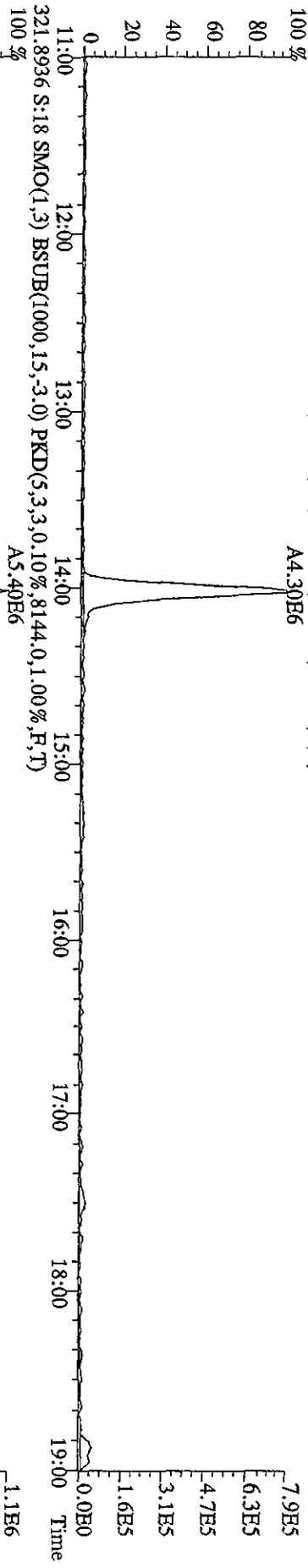
File:061A105D2 #1-1242 Acq: 6-JAN-2010 09:53:09 GC EI+ Voltage SIR 70SE
 Sample#3 Text:SB0106 :Solvent Blank C-14 Exp:DB225
 375.8364 S:3 SMO(1,3) BSUB(1000,15,-3.0) PKD(5,3,3,100.00%,2416.0,1.00%,F,T)
 100 %



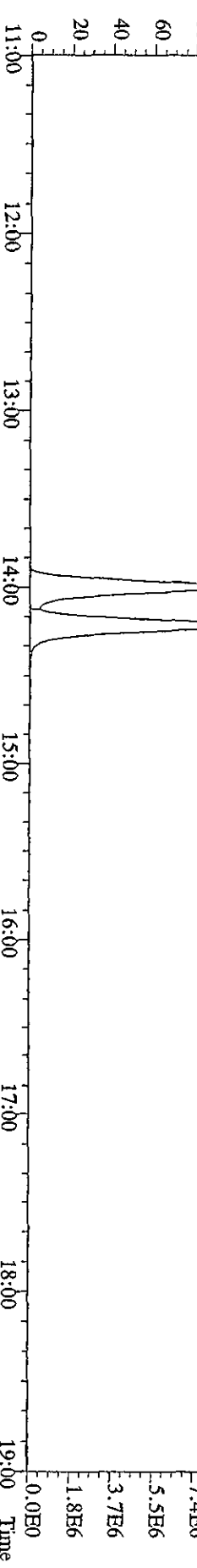
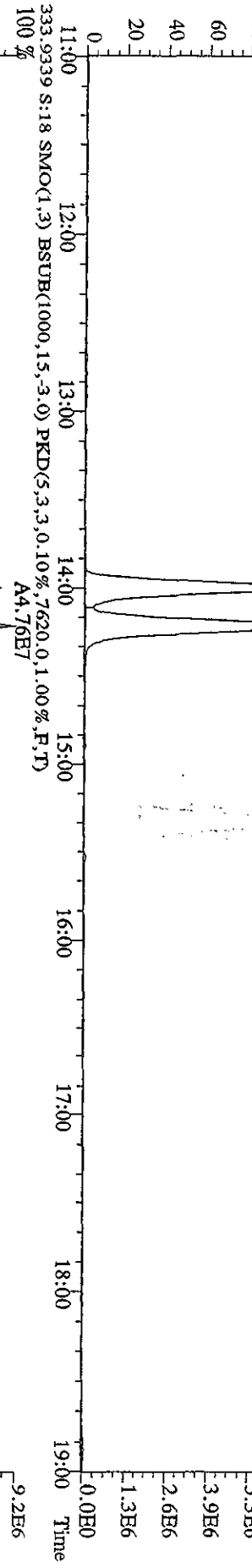

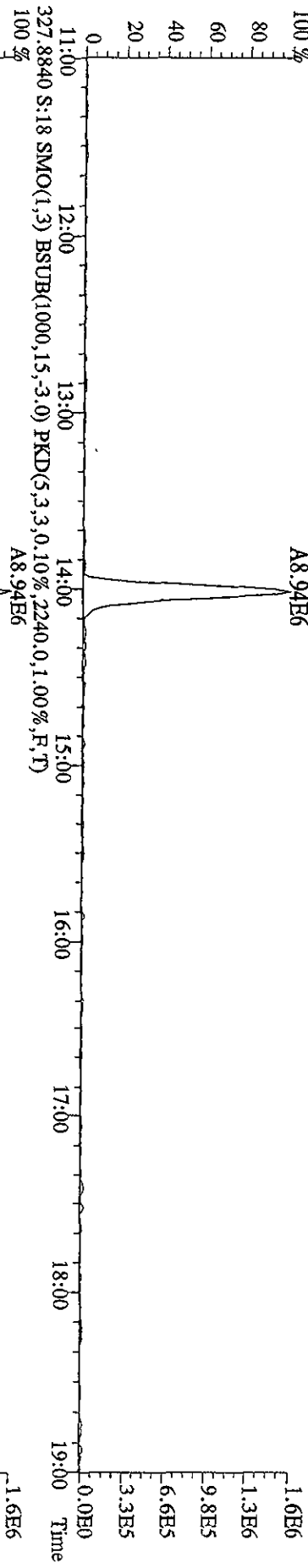
File:06JA105D2 #1-1242 Acq: 6-JAN-2010 19:09:08 GC EI+ Voltage SIR 70SE
 Sample#18 Text:ST0106A :CS3 09DXN425 Exp:DB225
 303.9016 S:18 SMO(1,3) BSUB(1000,15,-3.0) PKD(5,3,3,0.10%,12640.0,1.00%,F,T)



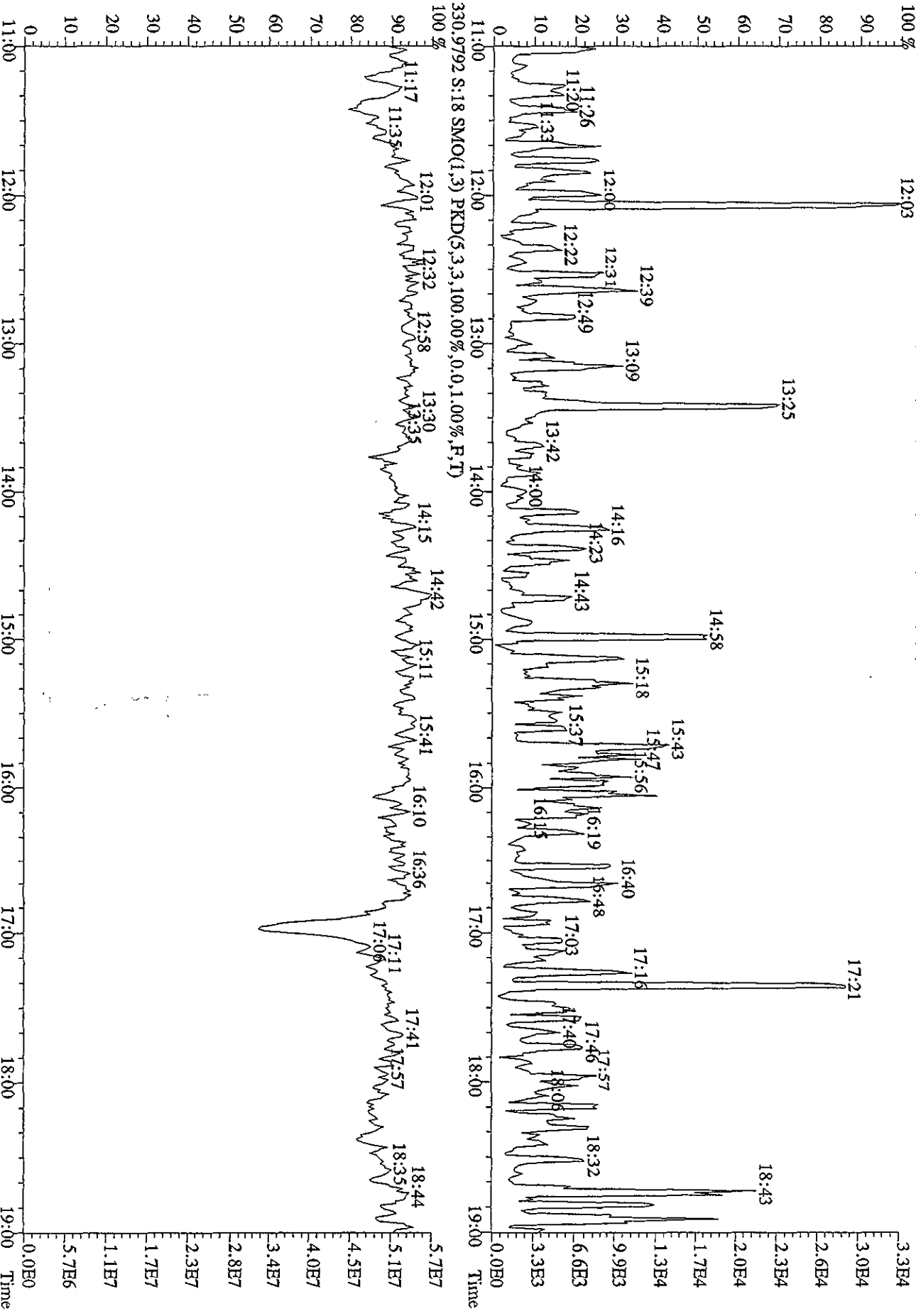
File:061A105D2 #1-1242 Acq: 6-JAN-2010 19:09:08 GC:EI+ Voltage SIR 70SE
 Sample#18 Text:STU106A :CS3 09DXN425 Exp:DB225
 319.8965 S:18 SMO(1,3) BSUB(1000,15,-3.0) PKD(5,3,3,0,10%,7580,0,1,00%,F,T)
 100% A4.30E6



File:061A105D2 #1-1242 Acq: 6-JAN-2010 19:09:08 GC: EI + Voltage SIR 70SE
 Sample#18 Text:ST0106A :CS3 09DXN425 Exp:DB225
 327.8840 S:18 SMO(1,3) BSUB(1000,15,-3.0) PKD(5,3,3,0,10%,2240,0,1,00%,F,T)
 A8.94E6



File:061A105D2 #1-1242 Acq: 6-JAN-2010 19:09:08 GC HI+ Voltage SIR 70SB
 Sample#18 Text:ST0106A :CS3 09DXN425 Exp:DB225
 375.8364 S:18 SMO(1.3) BSUB(1000,15,-3.0) PKD(5,3,3,100.00%,2748,0,1.00%,F,T)



Daily Calibration Checklist
Dioxin Methods

Method ID 8290

Associated ICAL DB225010410502

Column ID DB225

Instrument ID SD2

STD ID ST0107B, ST0107C

STD Solution OADXN425 CS3

Analyzed by AM

Date Analyzed 1/7/10, 1/8/10

Std. Pkg. By KSS

Date Std. Pkg. Assembled 1/8/10

Std. Pkg. Reviewed By Sh

Date Std. Pkg. Reviewed 1/8/10

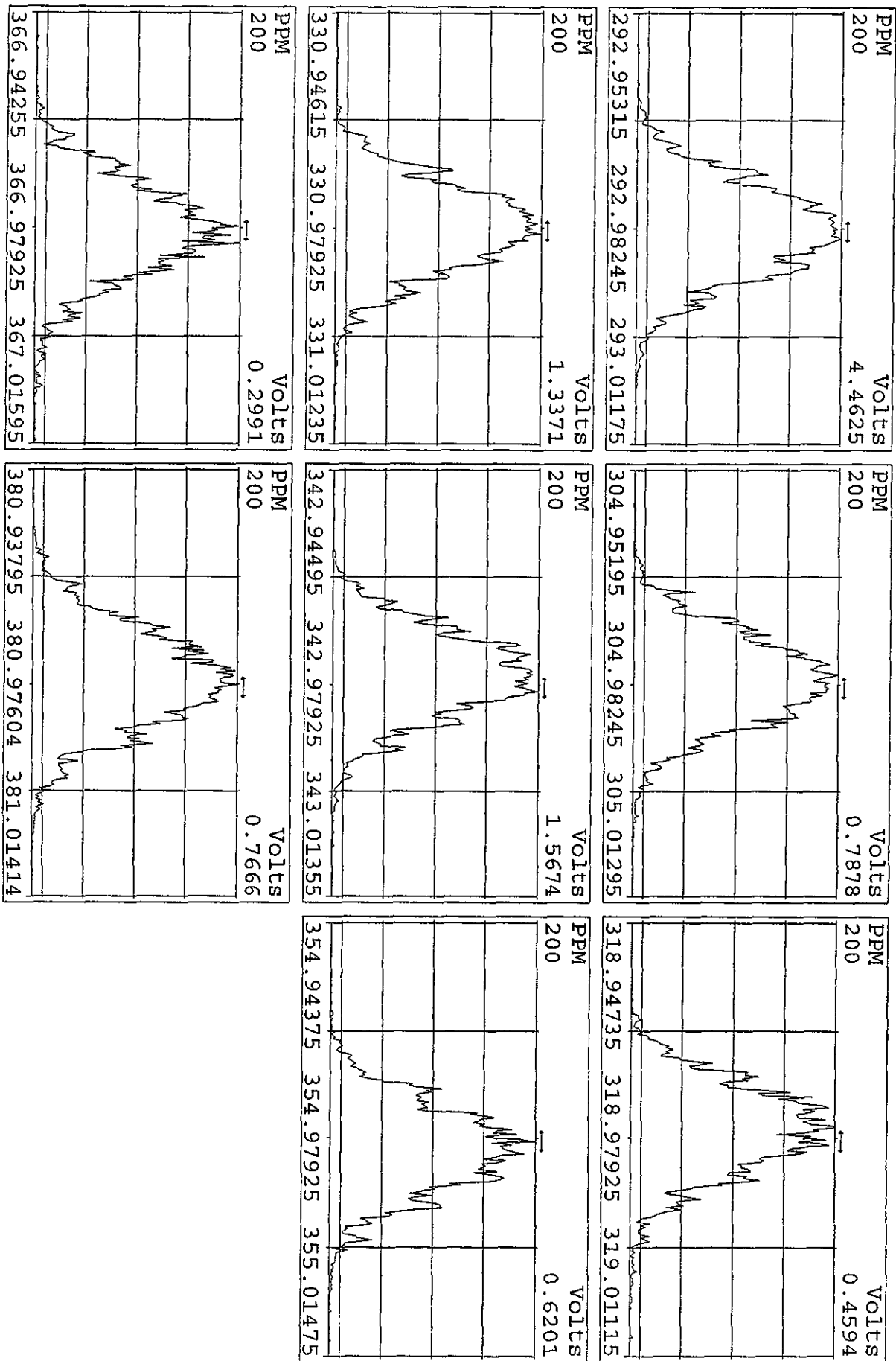
DAILY STANDARD PACKAGE	INITIATED	REVIEWED
Standard, CPSM, and Solvent Blank present?	✓	✓
Copy of log-file and Beginning Static Resolution present?	✓	✓
CPSM blow up present?	✓	✓
Curve Summary present?	✓	✓
Summary of Method criteria present or documented below?	✓	✓
Daily standard within method specified limits?*	✓	✓
Analyte retention times correct?	✓	✓
Isotopic ratios within limits?	✓	✓
CPSM valley ≤ method specified limits?***	✓	✓
Are chromatographic windows correct?	✓	✓
Samples analyzed within 12 hrs of daily standard?	✓	✓
Manual reintegration's checked and hardcopies included?	NA	NA
Ending Standard present?	✓	✓
Ending Static Resolutions present	✓	✓
Absolute retention times for 13C12-1,2,3,4-TCDD and 13C12-1,2,3,7,8,9-HxCDD are within +/- 15 seconds of the retention times in the Initial Calibration? (required for all 1613B samples)	NA	NA

COMMENTS: _____

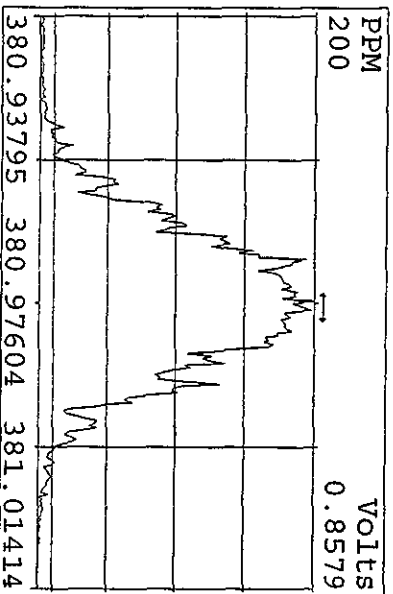
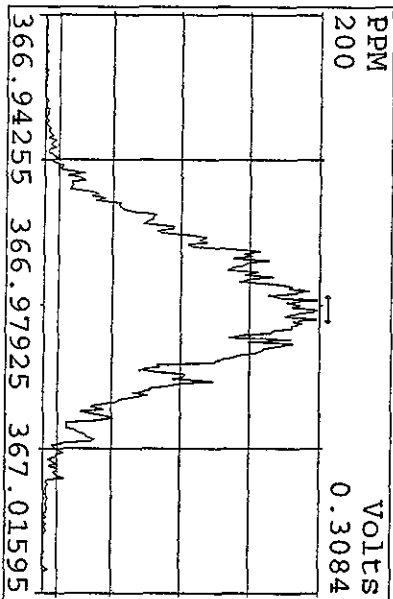
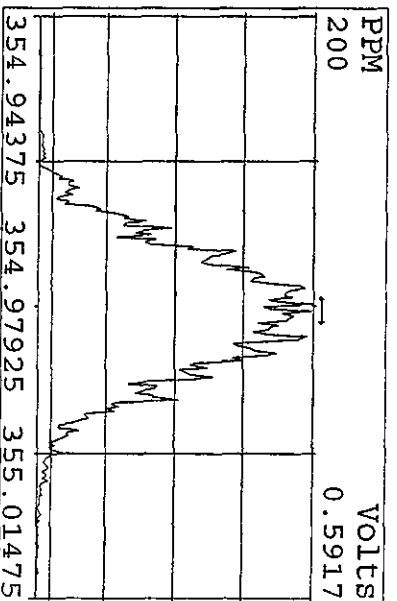
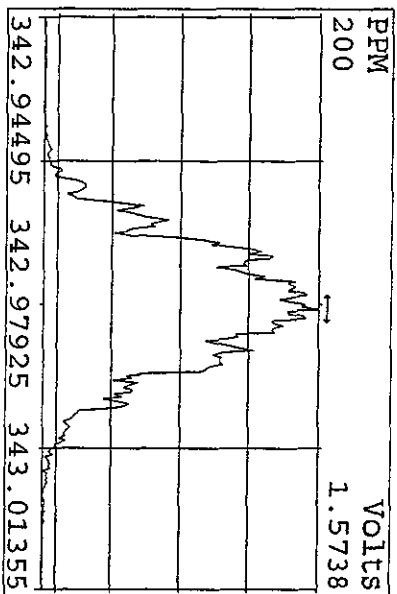
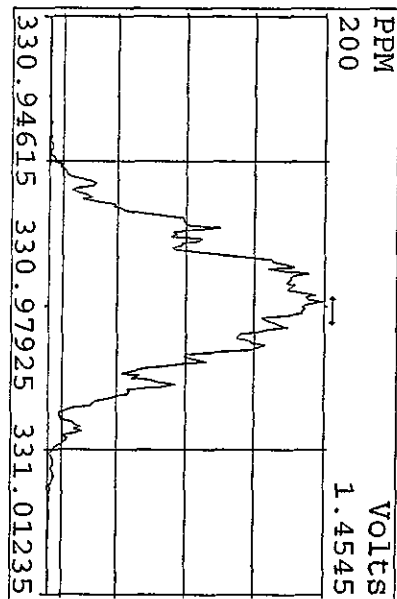
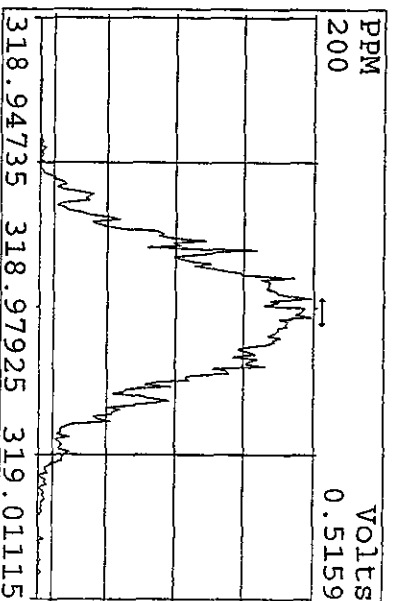
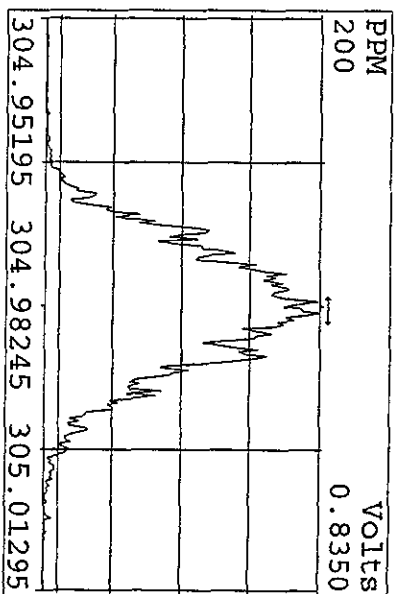
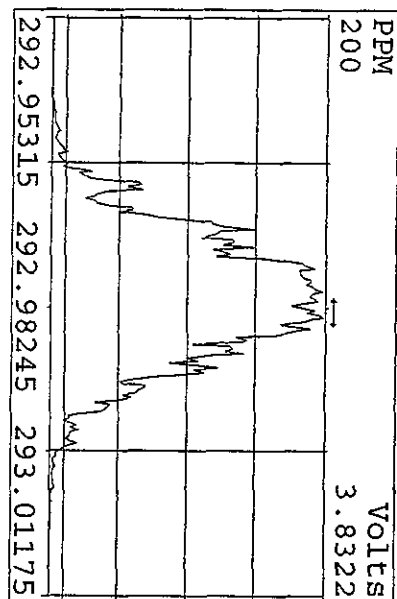
* Method 8290/TO9/M0023A: (beginning) ≤ 20% from curve RRFs for native analytes, ≤ 30% from curve RRFs for labeled compounds.
 Method 8290/TO9/M0023A: (ending) ≤ 25% from curve RRFs for native analytes, ≤ 35% from curve RRFs for labeled compounds.
 Method 23: See Method 23 Daily Standard Criteria, Table 5.
 Method 1613B: See, Method 1613B or Method 1613B Tetras Daily Standard Criteria,
 ** Method 23/0023A CPSM Criteria: 25% valley between 2378 TCDF (DB-225)/TCDD (DB-5) and its closest eluters normalized to the smallest peak of the triplet
 Method 1613B/8290/TO9 CPSM Criteria: 25% valley between 2378 TCDF (DB-225)/TCDD (DB-5) and its closest eluters normalized to the 2378 peak.

data file	Smp	Work Order	Sample ID	FV-uL	Method/Matrix	Box	Size	U
07JA10C5D2	1	ST0107B	CS3 09DXN425				1.000	
07JA10C5D2	2	CP0107A	DB-225 CPSM 3732-01				1.000	
07JA10C5D2	3	SB0107B	Solvent Blank C-14				1.000	
07JA10C5D2	4	LRJM4 -1-AA	G9L230000-203B	10	8290/SOLID	74	10.000	g
07JA10C5D2	5	LQ86X-1-AC	G9L170524-2	10	8290/SOLID		10.150	g
07JA10C5D2	6	LQ87J-1-AC	G9L170524-6	10	8290/SOLID		10.090	g
07JA10C5D2	7	LQ87R-1-AC	G9L170524-10	10	8290/SOLID		10.160	g
07JA10C5D2	8	LQ87W-1-AC	G9L170524-11	10	8290/SOLID		10.110	g
07JA10C5D2	9	LQ870-1-AC	G9L170524-12	10	8290/SOLID		10.830	g
07JA10C5D2	10	LQ86P-1-AC	G9L170524-1	10	8290/SOLID		10.300	g
07JA10C5D2	11	LQ87Q-1-AC	G9L170524-9	10	8290/SOLID		10.380	g
07JA10C5D2	12	LQ87E-1-AC	G9L170524-5	10	8290/SOLID		10.200	g
07JA10C5D2	13	LQ87M-1-AC	G9L170524-8	10	8290/SOLID		10.240	g
07JA10C5D2	14	LQ873-1-AC	G9L170524-13	10	8290/SOLID		10.140	g
07JA10C5D2	15	LQ87L-1-AC	G9L170524-7	10	8290/SOLID		10.890	g
07JA10C5D2	16	LQ867-1-AC	G9L170524-3	10	8290/SOLID		10.320	g
07JA10C5D2	17	SB0107C	Solvent Blank C-14				1.000	
07JA10C5D2	18	ST0107C	CS3 09DXN425				1.000	
07JA10C5D2	19						1.000	
07JA10C5D2	20						1.000	
07JA10C5D2	21						1.000	
07JA10C5D2	22						1.000	
07JA10C5D2	23						1.000	
07JA10C5D2	24						1.000	
07JA10C5D2	25		AM 01-07-10		LOGFILE ✓ ^{id}		1.000	
07JA10C5D2	26				01-08-10 KSS		1.000	

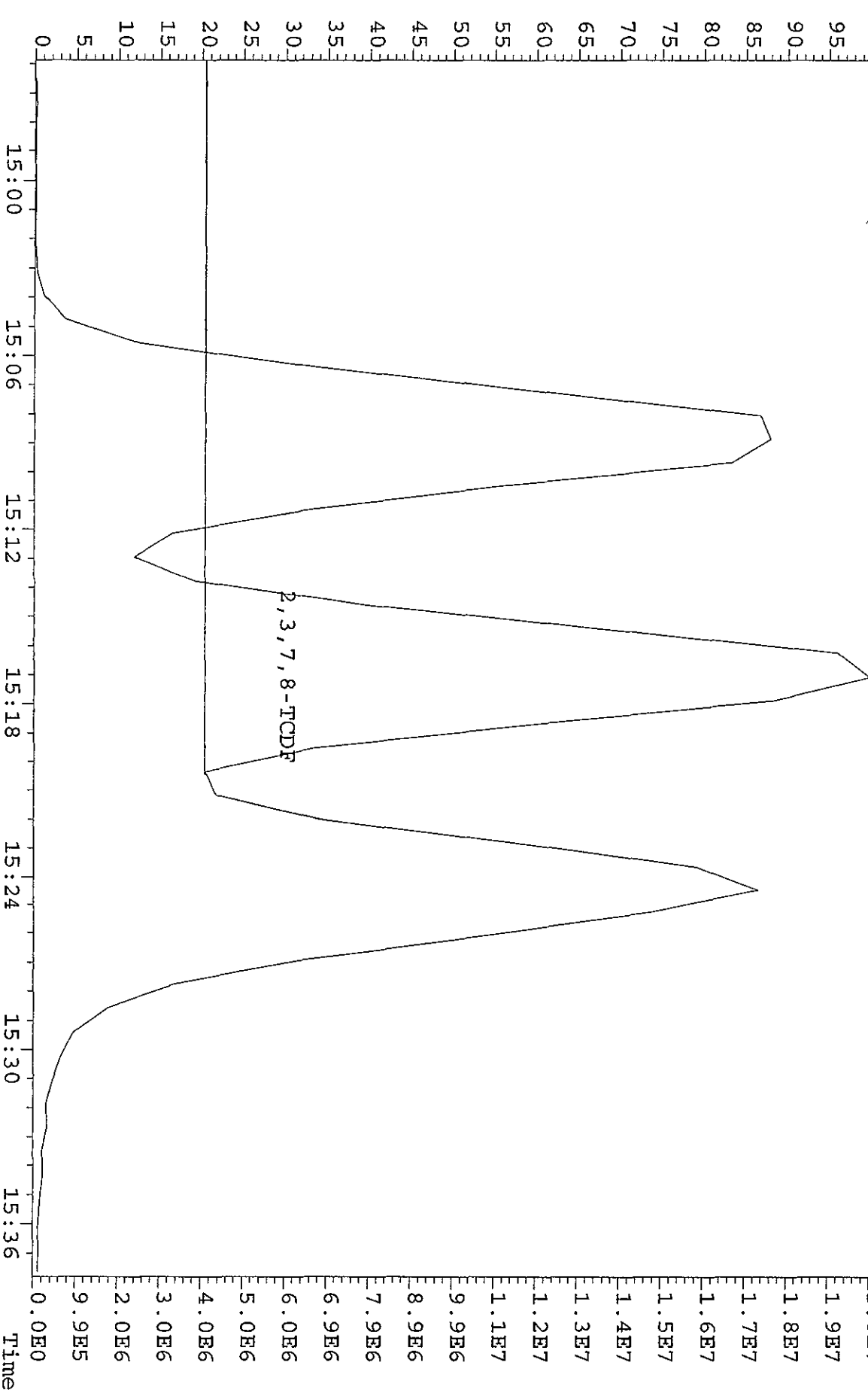
Peak Locate Examination: 7-JAN-2010:23:43 File:07JA10C5D2
 Experiment:DB225 Function:1 Reference:PFK



Peak Locate Examination: 8-JAN-2010:10:59 File: ENDRS07JA10C5D2
Experiment: DB225 Function: 1 Reference: PFK



File: 07JA10C5D2 #1-1242 Acq: 8-JAN-2010 00:20:54 GC FI+ Voltage SIR 70SE
 303.9016 S: 2 BSUB(128,15,-3.0) Exp: DB225 Noise: 3334
 Sample Text: CP0107A : DB-225 CPSM 3732-01

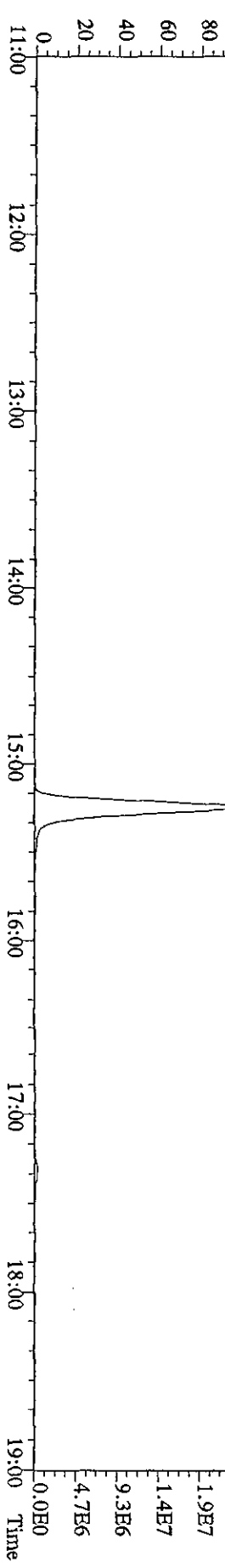
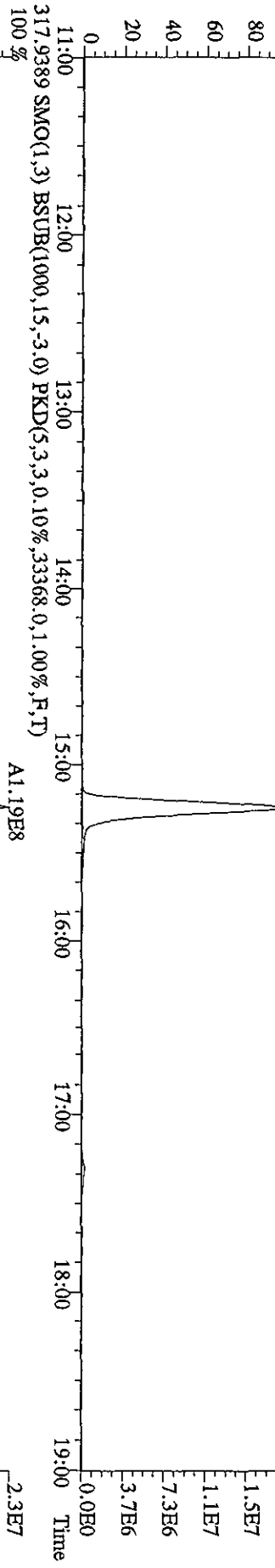
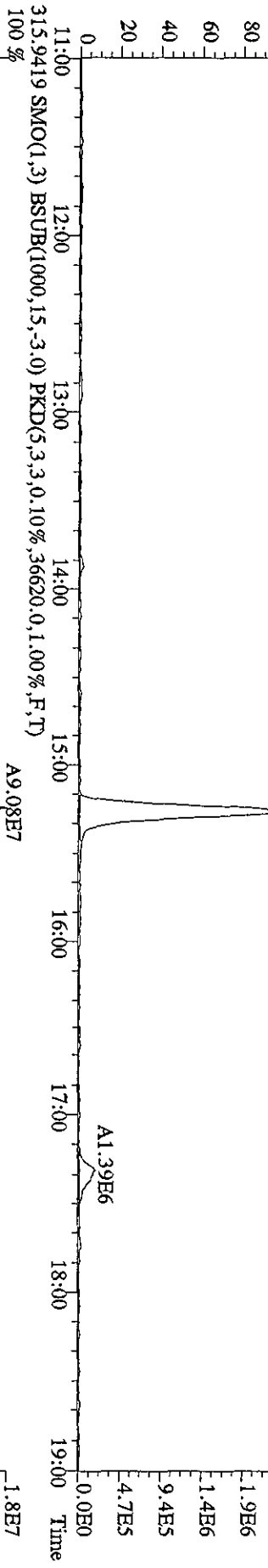
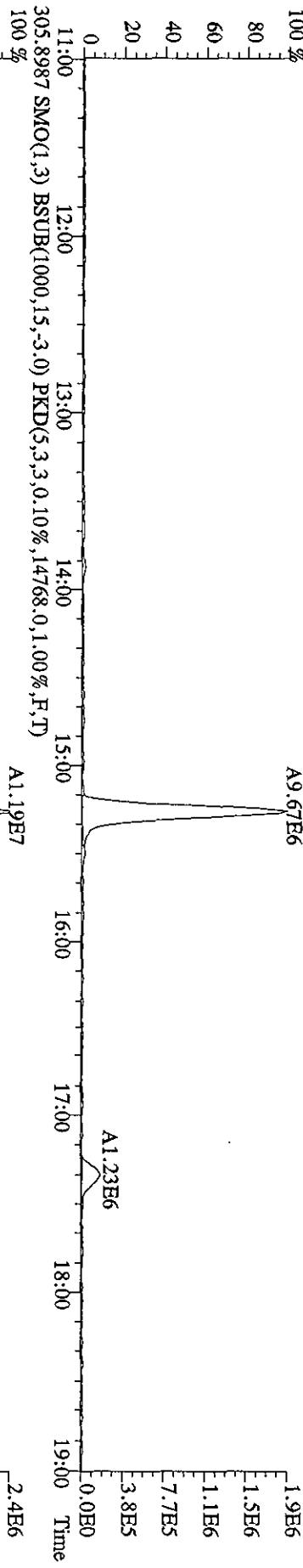


ST0104D : CS-1 09DXN422 ST0104E : CS-2 09DXN423 ST0104F : CS-3 09DXN425
 ST0104G : CS-5 09DXN456 ST0104H : CS-4 09DXN426

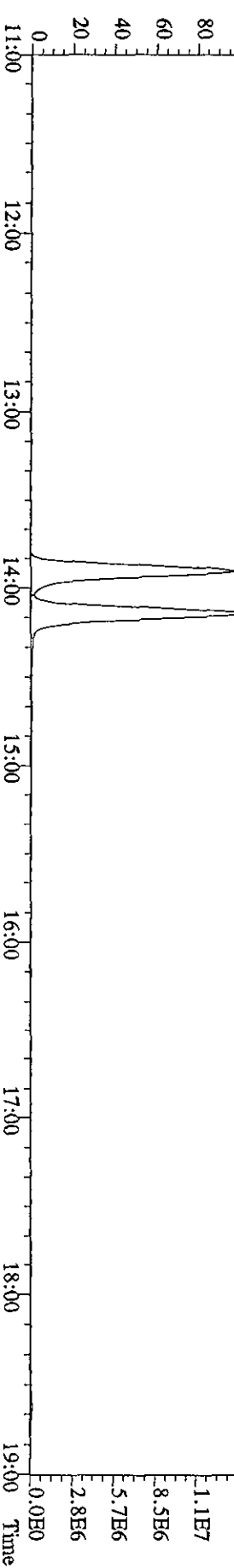
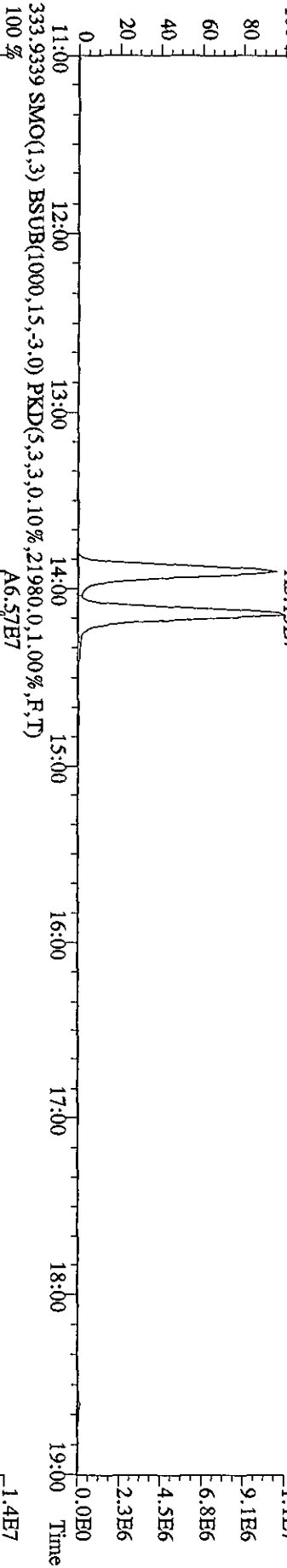

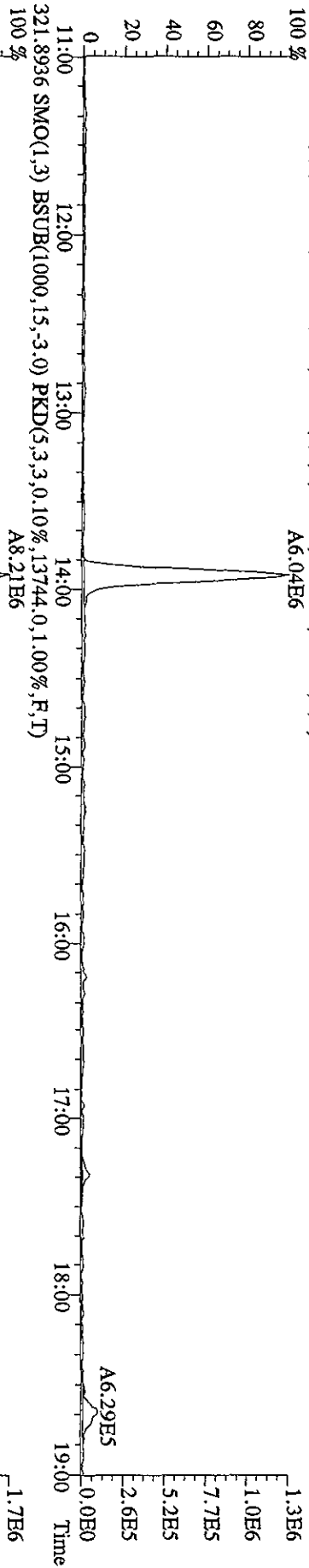
04JAI0B5D204JAI0B5D204JAI0B5D204JAI0B5D204JAI0B5D204JAI0B5D2

Name	Mean	S. D.	%RSD	RRF1	RRF2	RRF3	RRF4	RRF5
13C-1,2,3,4-TCDD	-	-	- %	-	-	-	-	-
13C-2,3,7,8-TCDF	1.664	0.062	3.75 %	1.65	1.58	1.73	1.72	1.64
2,3,7,8-TCDF	1.014	0.078	7.69 %	1.14	0.94	0.97	1.01	1.00
13C-2,3,7,8-TCDD	0.951	0.045	4.78 %	0.98	0.90	0.99	0.98	0.91
2,3,7,8-TCDD	1.183	0.038	3.23 %	1.19	1.21	1.12	1.18	1.22
37Cl-2,3,7,8-TCDD	2.068	0.541	26.2 %	2.60	2.20	1.15	2.23	2.16

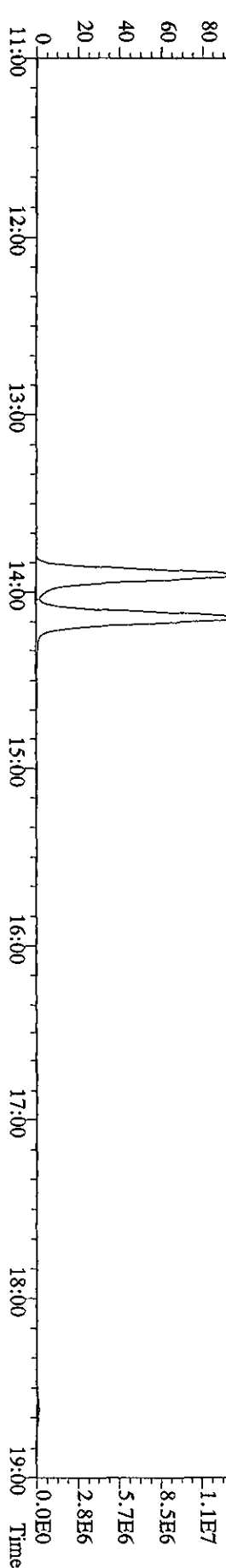

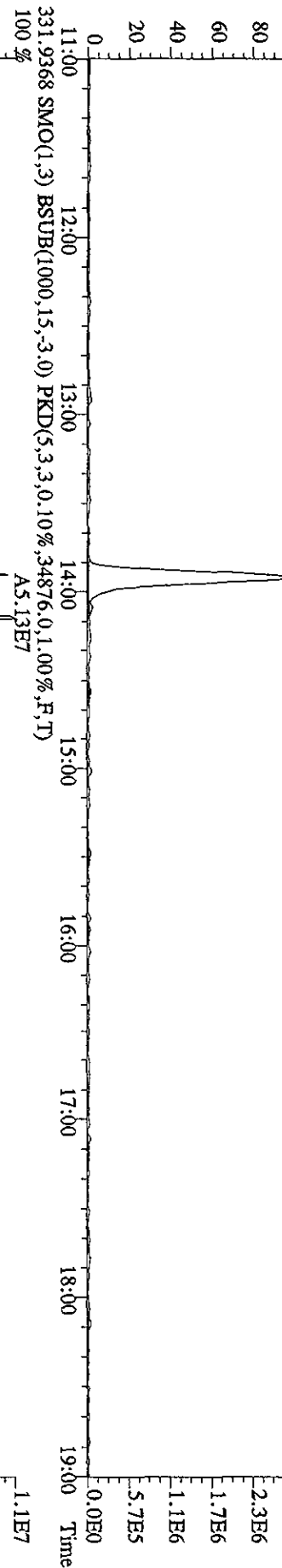
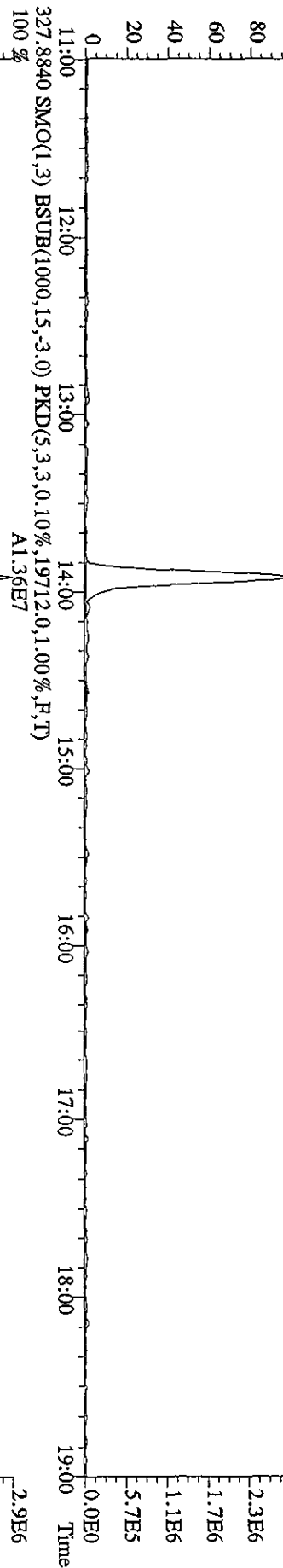
File:071A10C5D2 #-1-1242 Acq: 7-JAN-2010 23:43:52 GC EI+ Voltage SIR 70SE
 Sample#1 Text:ST0107B :CSS 09DXN425 Exp:DB225
 303.9016 SMO(1,3) BSUB(1000,15,-3.0) PKD(5,3,3,0,10%,11788,0,1,00%,F,T) 100%



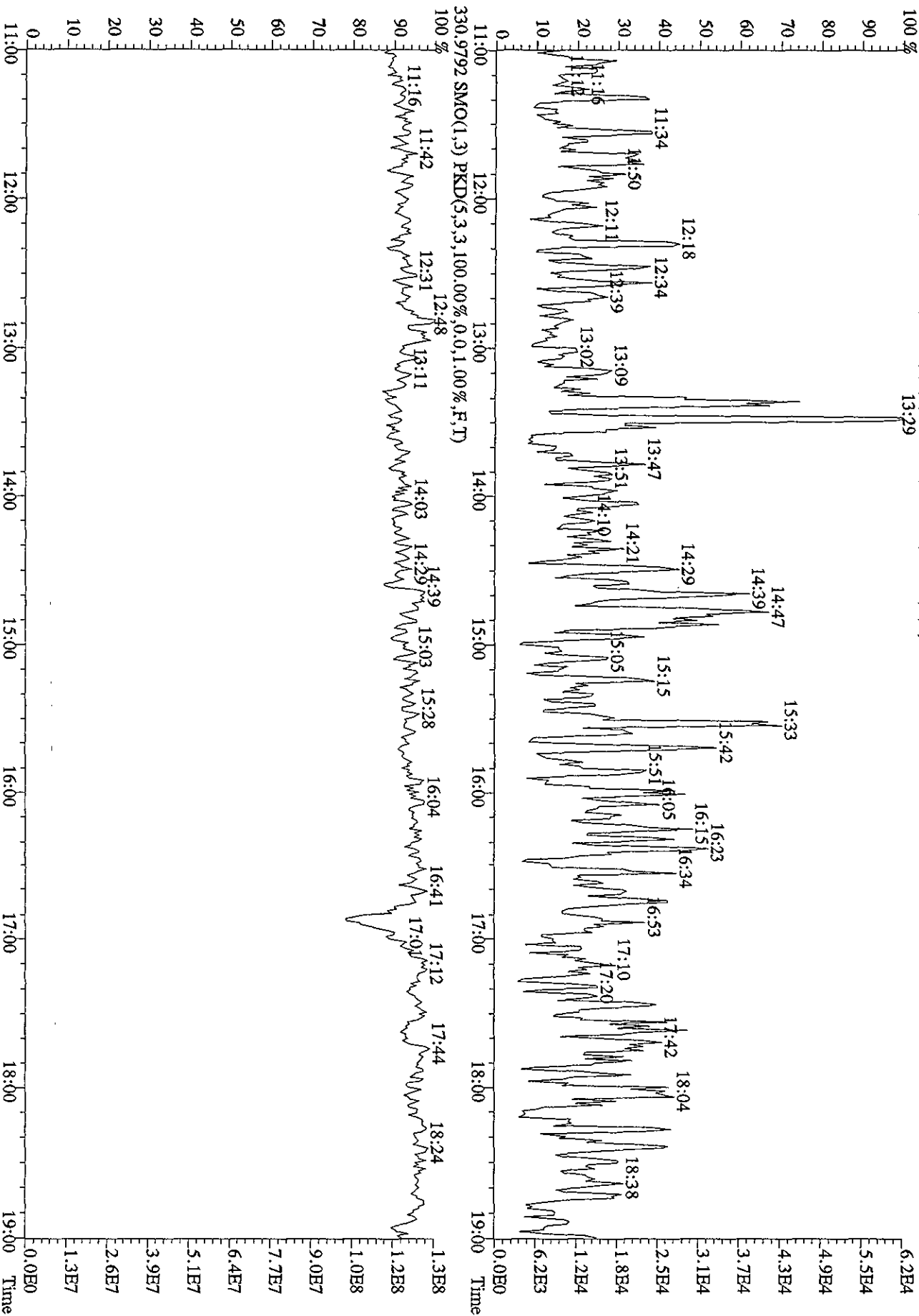
File:071A10C5D2 #1-1242 Acq: 7-JAN-2010 23:43:52 GC EI+ Voltage SIR 70SE
 Sample#1 Text:ST0107B :CS3 09DXN425 Exp:DB225
 319.8965 SMO(1,3) BSUB(1000,15,-3,0) PKD(5,3,3,0,10%,11052,0,1,00%,F,T)
 100% A6.04E6



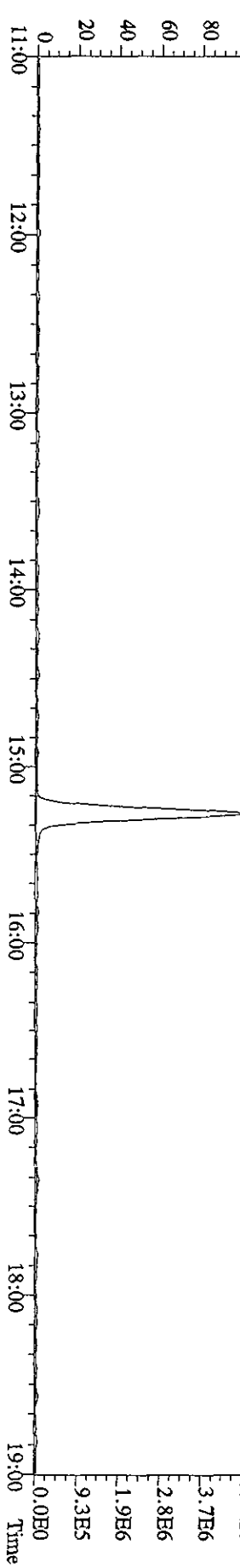
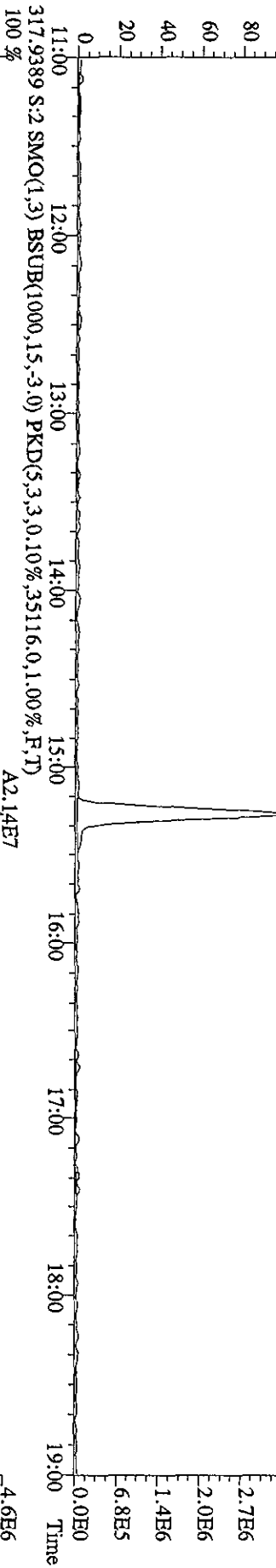
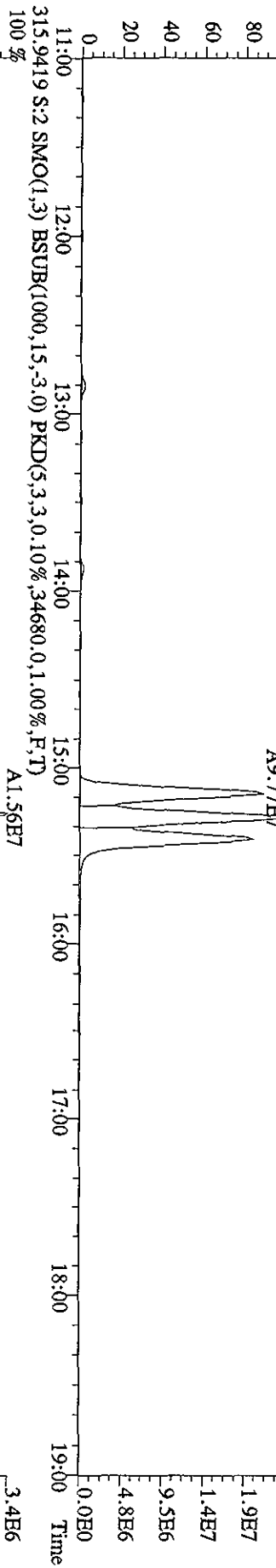
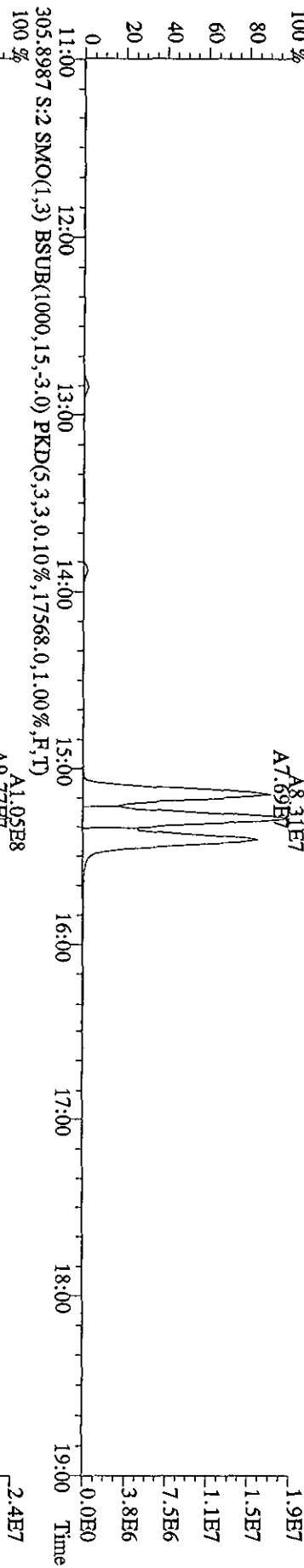
File:071A10C5D2 #1-1242 Acq: 7-JAN-2010 23:43:52 GC EI+ Voltage SIR 70SE
Sample#1 Text:ST0107B :CS3 09DXN425 Exp:DB225
327.8840 SMO(1,3) BSUB(1000,15,-3.0) PKD(5,3,3,0,10%,19712,0,1.00%,F,T)
100 % A1.36E7



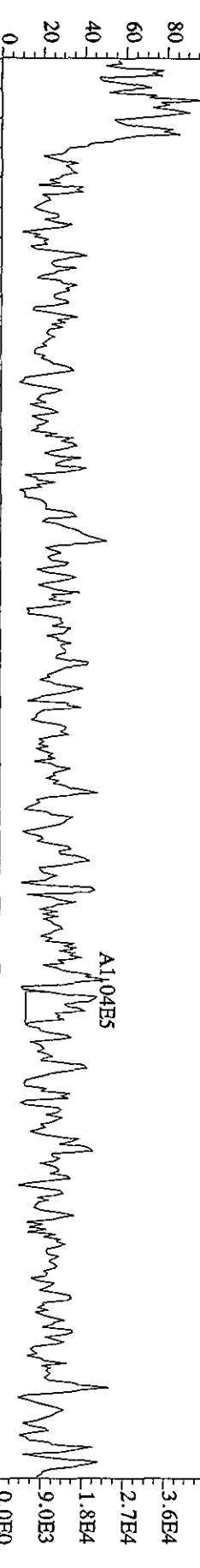
File:071A10CSD2 #1-1242 Acq: 7-JAN-2010 23:43:52 GC EI+ Voltage SIR 70SE
 Sample#1 Text:ST0107B :CS3 09DXN425 Exp:DB225
 375.8364 SMO(1.3) BSUB(1000,15,-3.0) PKD(5.3,3,100.00%,1.4884,0,1.00%,F,T)



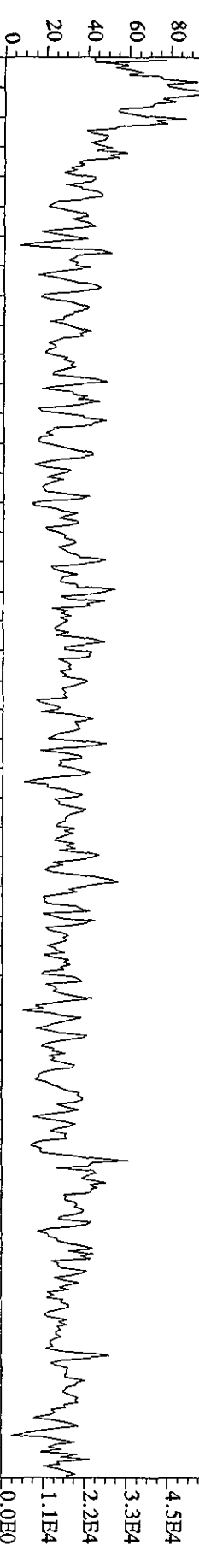
File:071A10C5D2 #1-1242 Acq: 8-JAN-2010 00:20:54 GC EI+ Voltage SIR 70SE
 Sample#2 Text:CP0107A :DB-225 CPISM 3732-01 Exp:DB225
 303.9016 S:2 SMO(1,3) BSUB(1000,15,-3.0) PKD(5,3,3,0.10%,13848.0,1.00%,F,T)



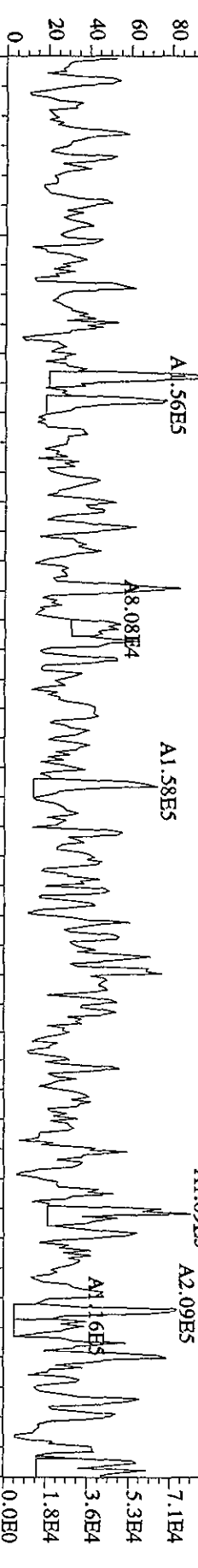
File:071A10C5D2 #1-1242 Acq: 8-JAN-2010 00:20:54 GC EI+ Voltage SIR 70SE
 Sample#2 Text:CP0107A :DB-225 CPISM 3732-01 Exp:DB225
 319.8965 S:2 SMO(1,3) BSUB(1000,15,-3.0) PKD(5,3,3,0,10%,13496,0,1.00%,F,T)



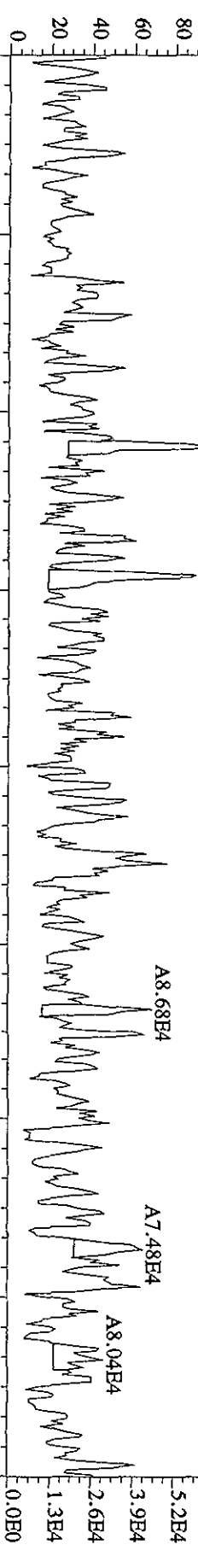
321.8936 S:2 SMO(1,3) BSUB(1000,15,-3.0) PKD(5,3,3,0,10%,20092,0,1.00%,F,T)



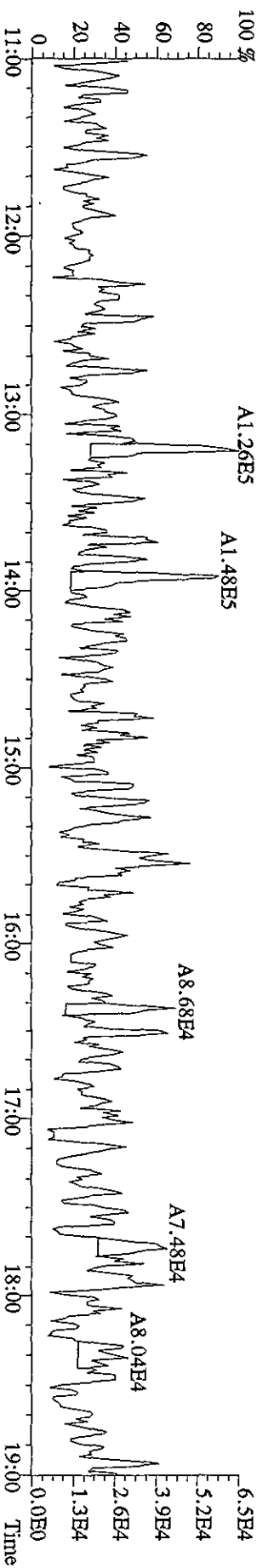
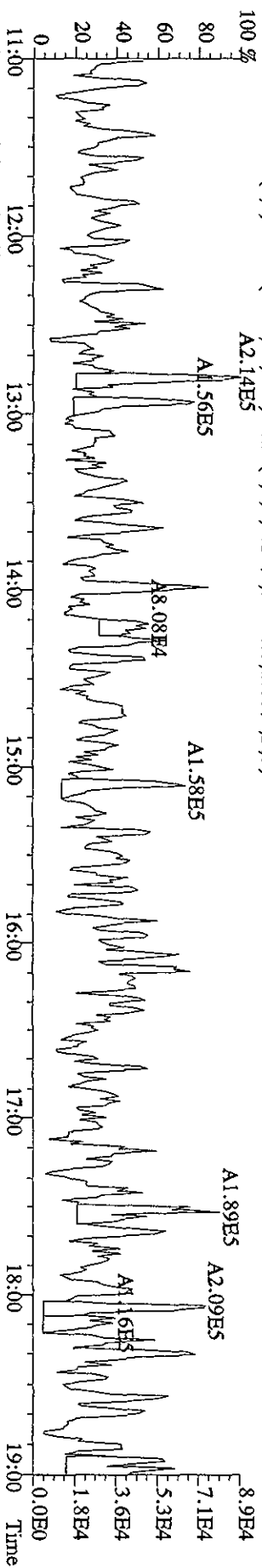
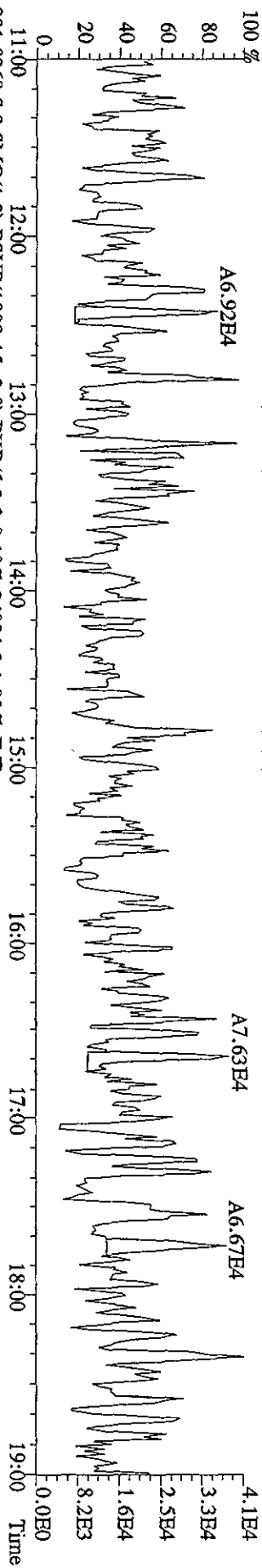
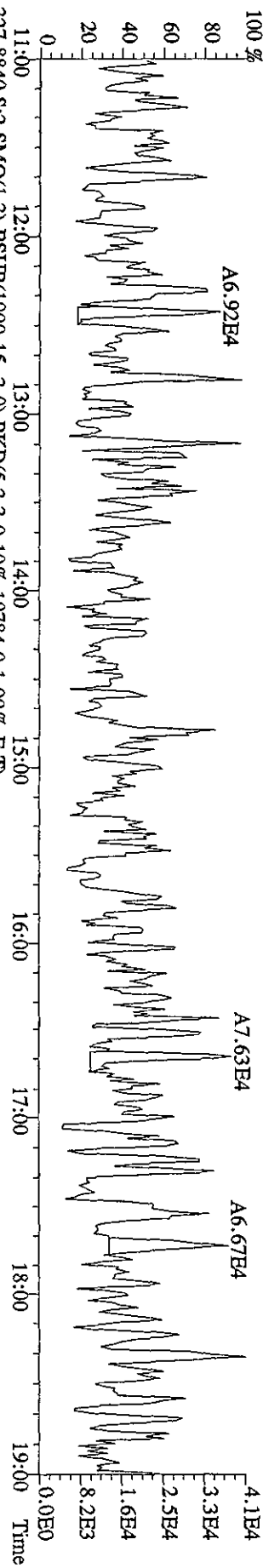
331.9368 S:2 SMO(1,3) BSUB(1000,15,-3.0) PKD(5,3,3,0,10%,34924,0,1.00%,F,T)



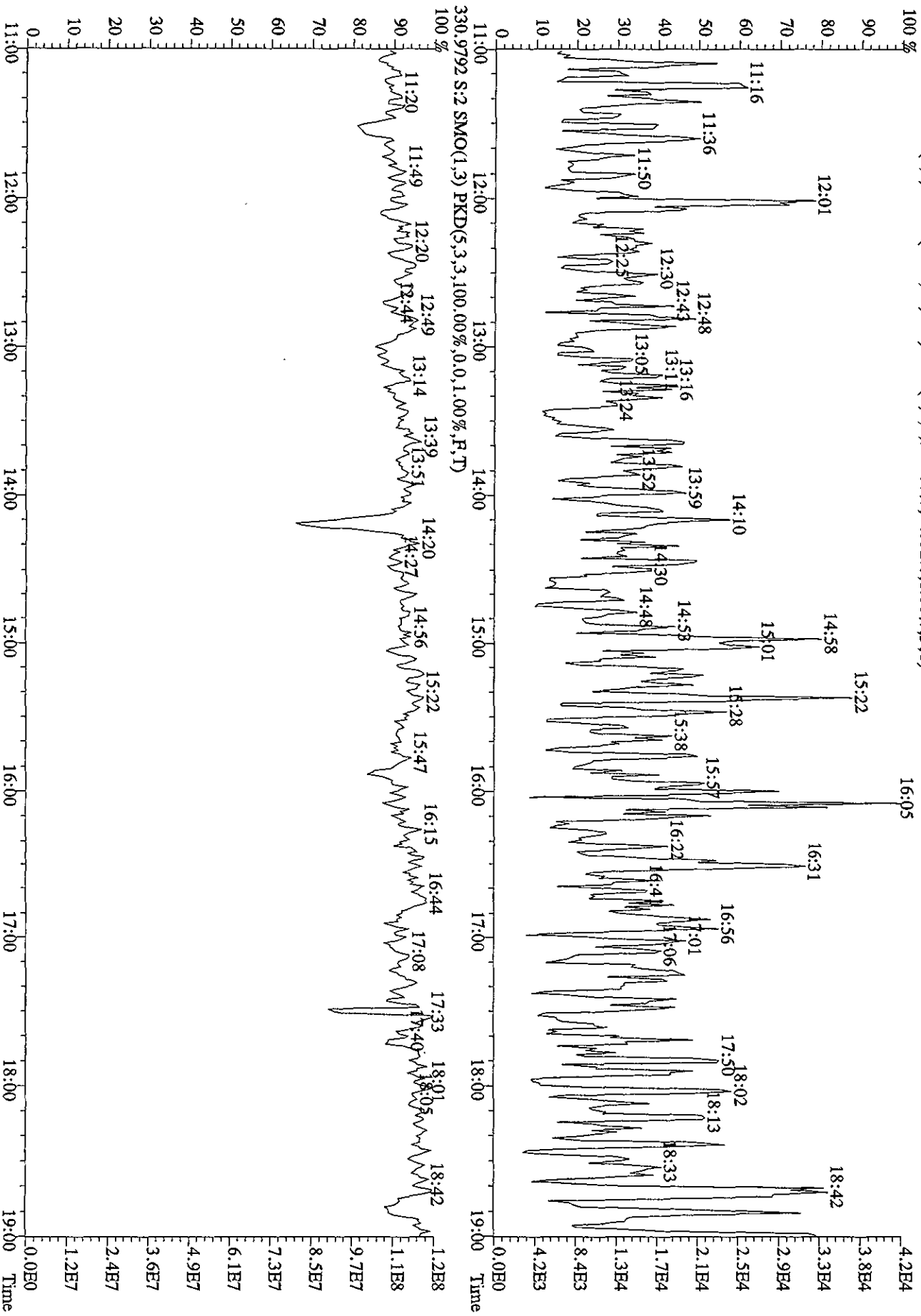
333.9339 S:2 SMO(1,3) BSUB(1000,15,-3.0) PKD(5,3,3,0,10%,22832,0,1.00%,F,T)



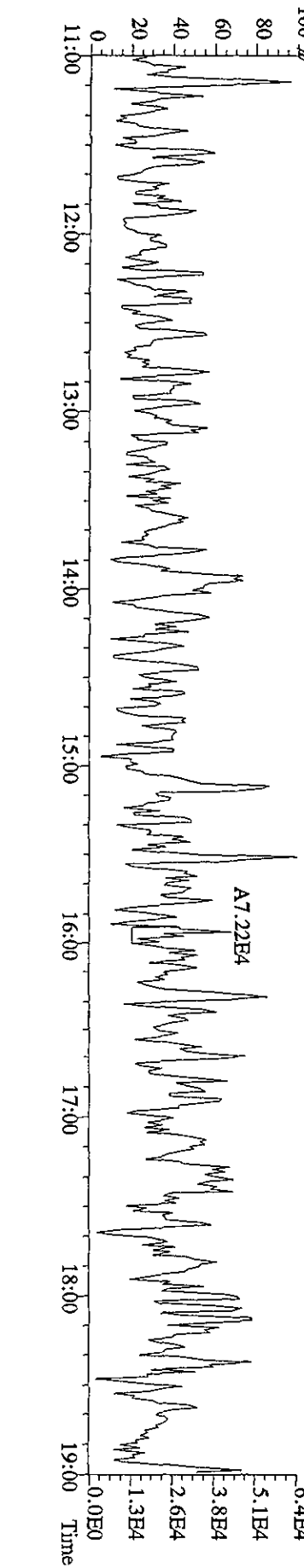
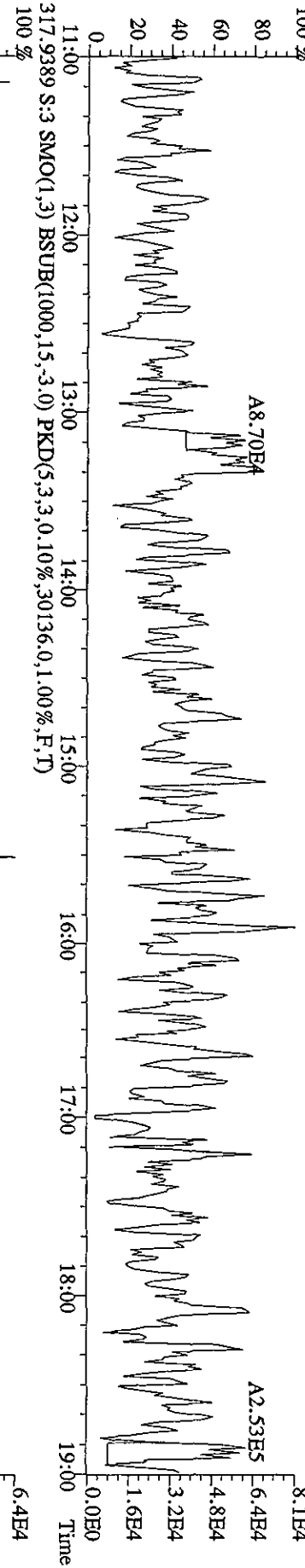
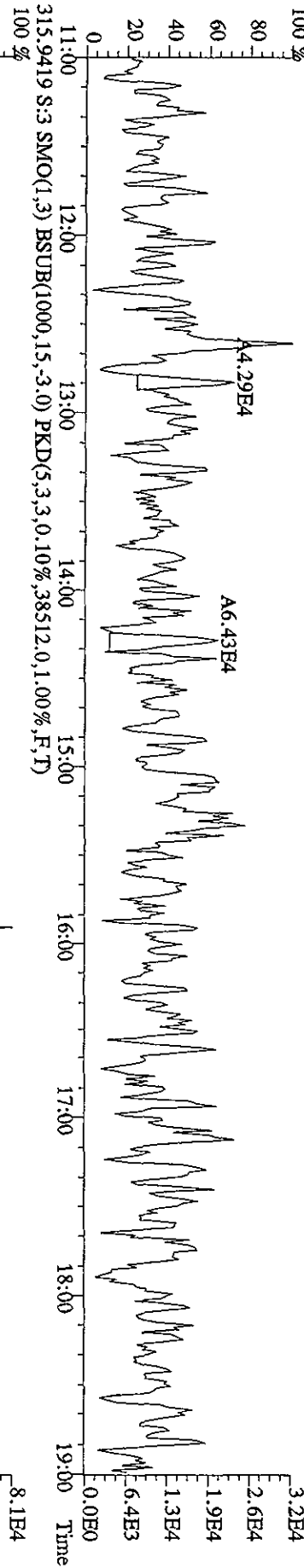
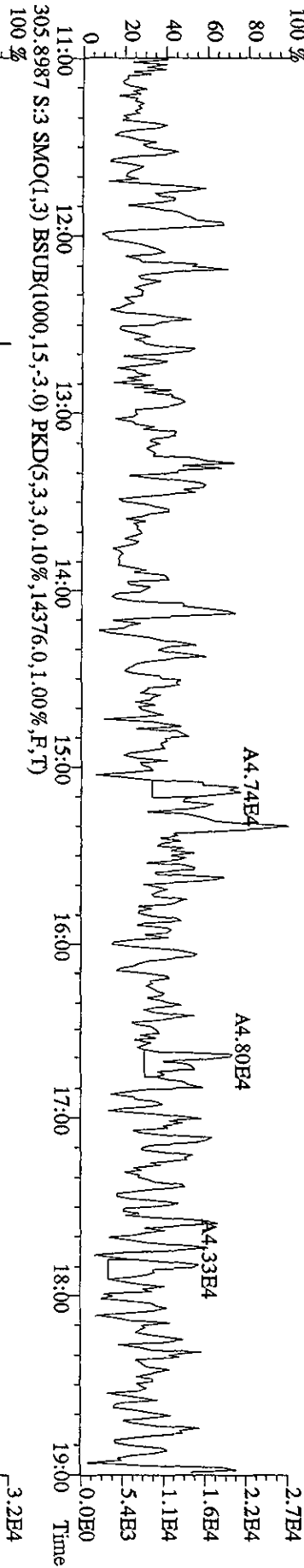
File:071A10C5D2 #1-1242 Acq: 8-JAN-2010 00:20:54 GC EI+ Voltage SIR 70SE
 Sample#2 Text:CP0107A :DB-225 CPSM 3732-01 Exp:DB225
 327.8840 S:2 SMO(1,3) BSUB(1000,15,-3.0) PKD(5,3,3,0.10%,19784.0,1.00%,F,T)



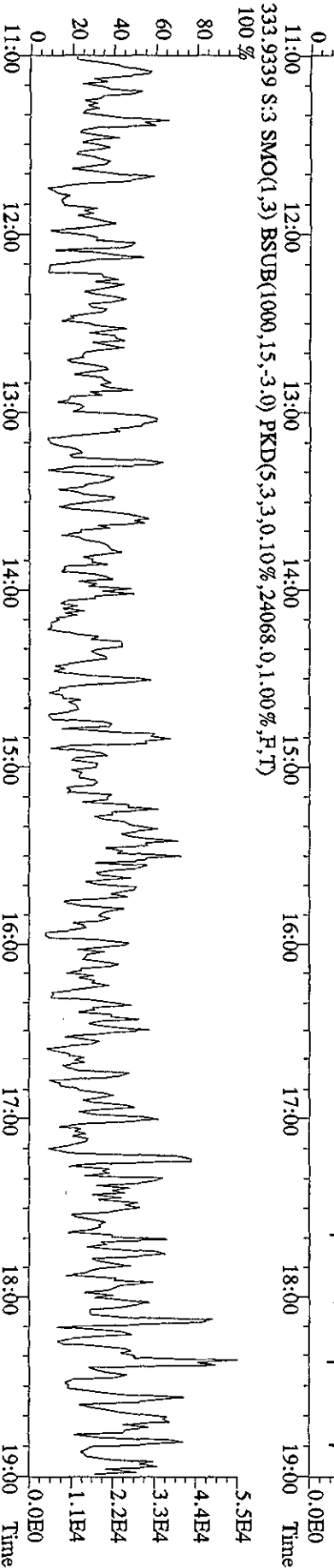
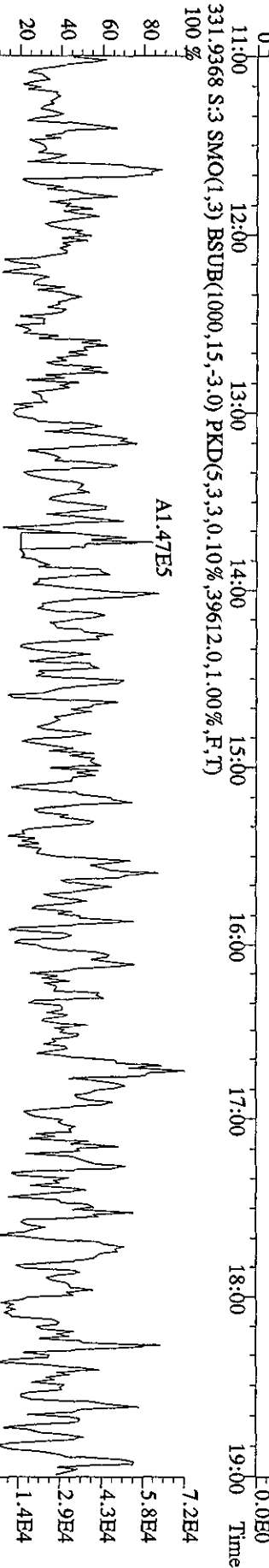
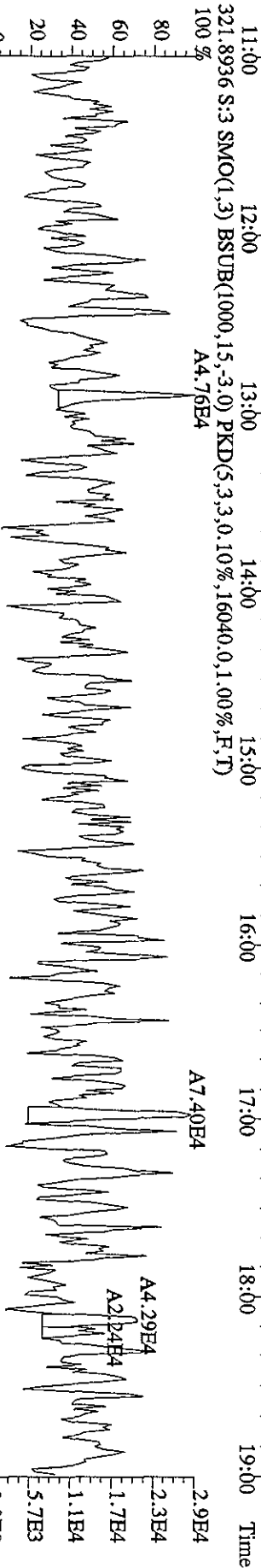
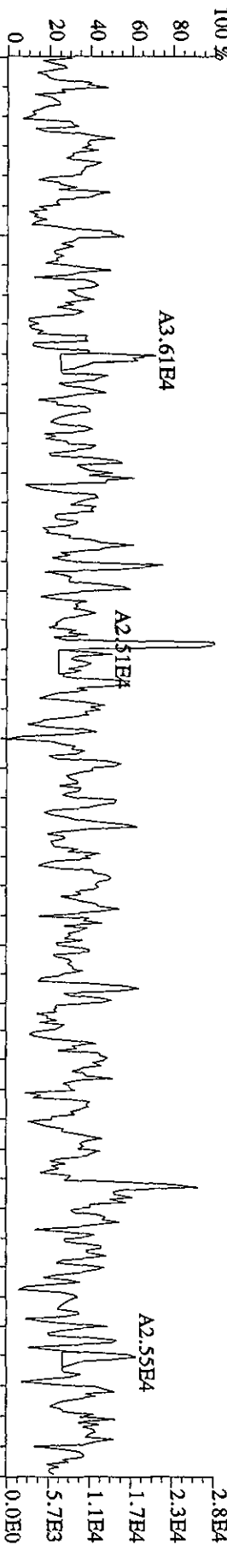
File:071A10C5D2 #1-1242 Acq: 8-JAN-2010 00:20:54 GC EI+ Voltage SIR 70SE
 Sample#2 Text:CP0107A :DB-225 CP5M 3732-01 Exp:DB225
 375.8364 S:2.SMO(1,3) BSUB(1000,15,3,0) PKD(5,3,3,100.00%,1.00%,F,T)




File:071A10C5D2 #1-1242 Acq: 8-JAN-2010 00:57:54 GC EI+ Voltage SIR 70SE
 Sample#3 Text:SB0107B :Solvent Blank C-14 Exp:DB225
 303.9016 S:3 SMO(1,3) BSUB(1000,15,-3.0) PKD(5,3,3,0.10%,11288.0,1.00%,F,T)
 100 %



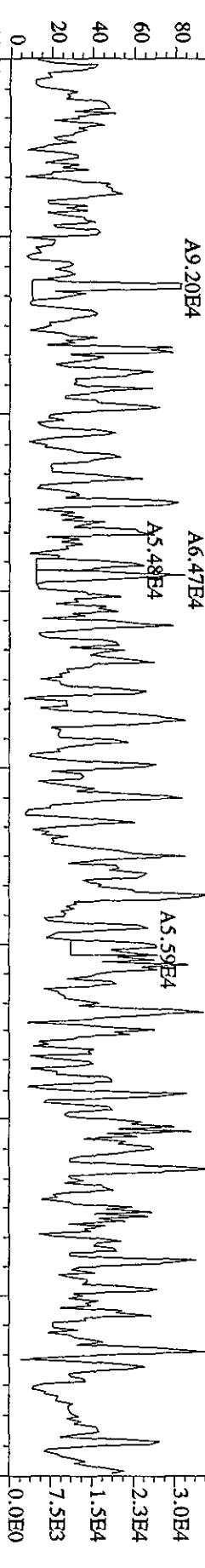
File:071A10C5D2 #1-1242 Acq: 8-JAN-2010 00:57:54 GC EI+ Voltage SIR 70SE
 Sample#3 Text:SB0107B :Solvent Blank C-14 Exp:DB225
 319.8965 S:3 SMO(1,3) BSUB(1000,15,-3,0) PKD(5,3,3,0.10%,11584.0,1.00%,F,T)



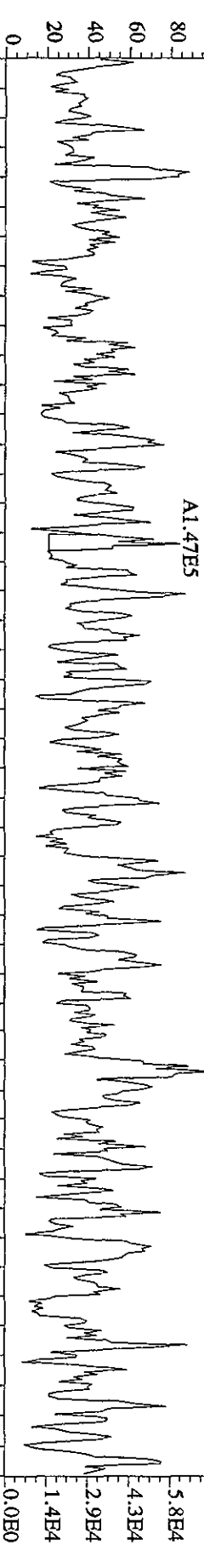
File:071A10C5D2 #1-1242 Acq: 8-JAN-2010 00:57:54 GC HI+ Voltage SIR 70SE
 Sample#3 Text:SB0107B :Solvent Blank C-14 Exp:DB225
 327.8840 S:3 SMO(1,3) BSUB(1000,15,-3.0) PKD(5,3,3,0.10%,17272.0,1.00%,F,T)



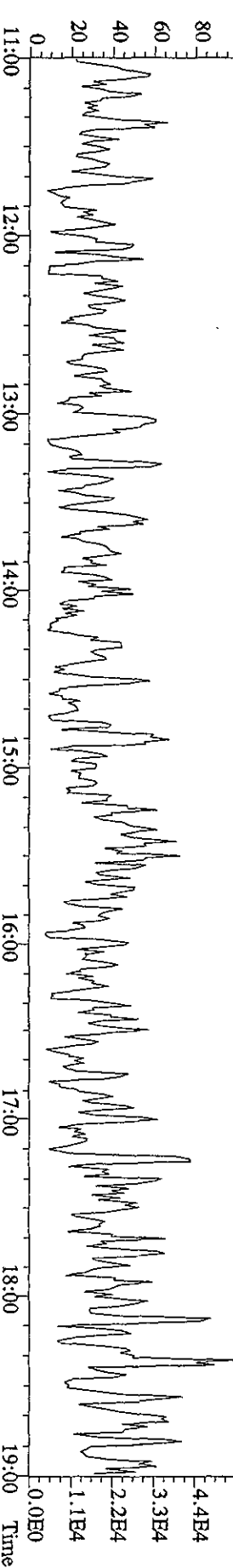
327.8840 S:3 SMO(1,3) BSUB(1000,15,-3.0) PKD(5,3,3,0.10%,17272.0,1.00%,F,T)



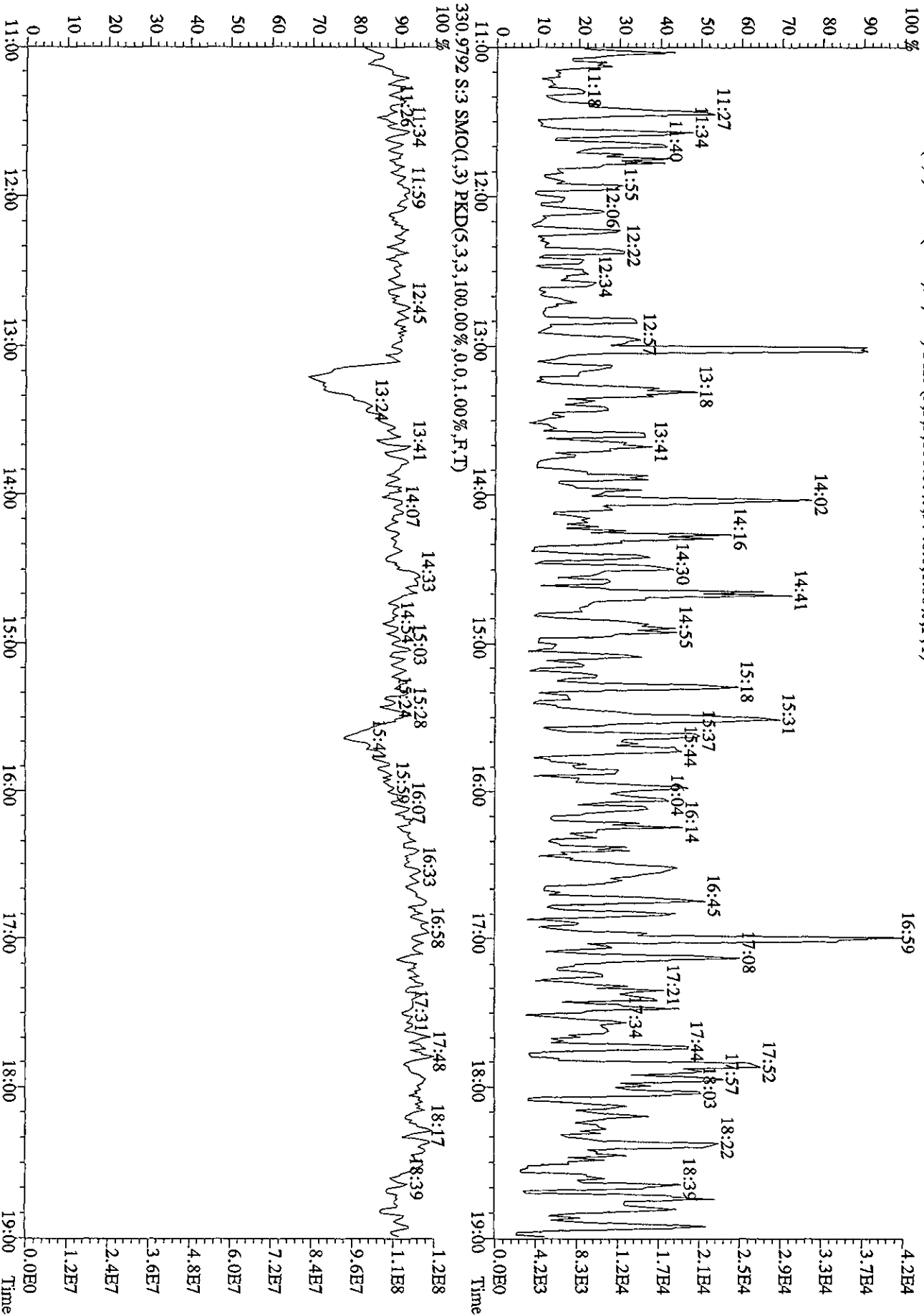
331.9368 S:3 SMO(1,3) BSUB(1000,15,-3.0) PKD(5,3,3,0.10%,39612.0,1.00%,F,T)



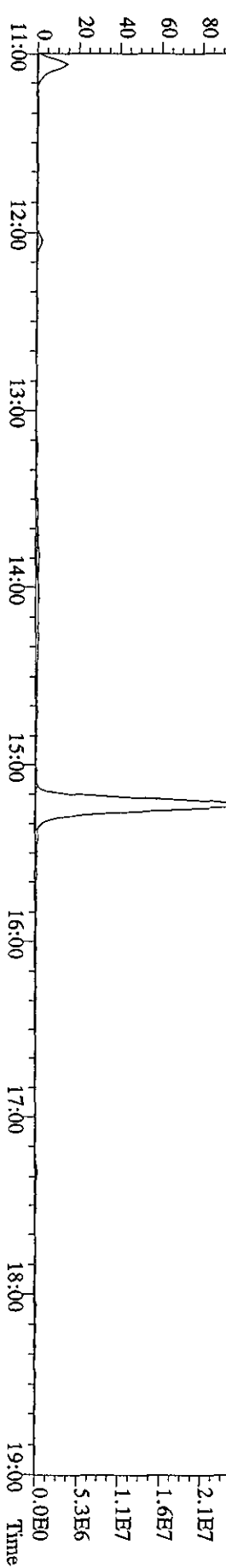
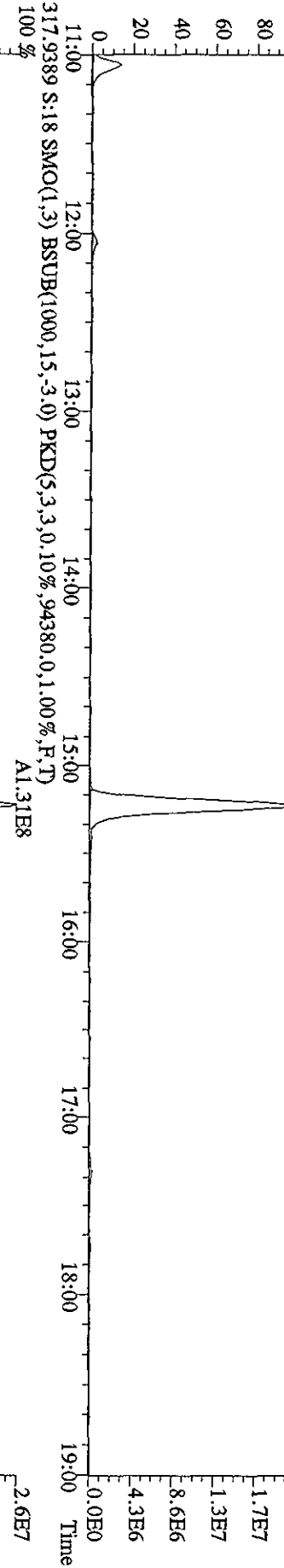
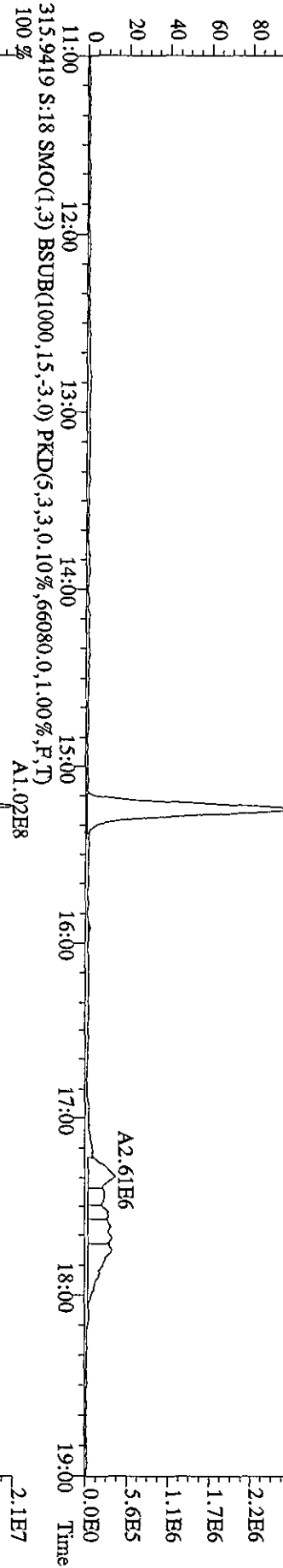
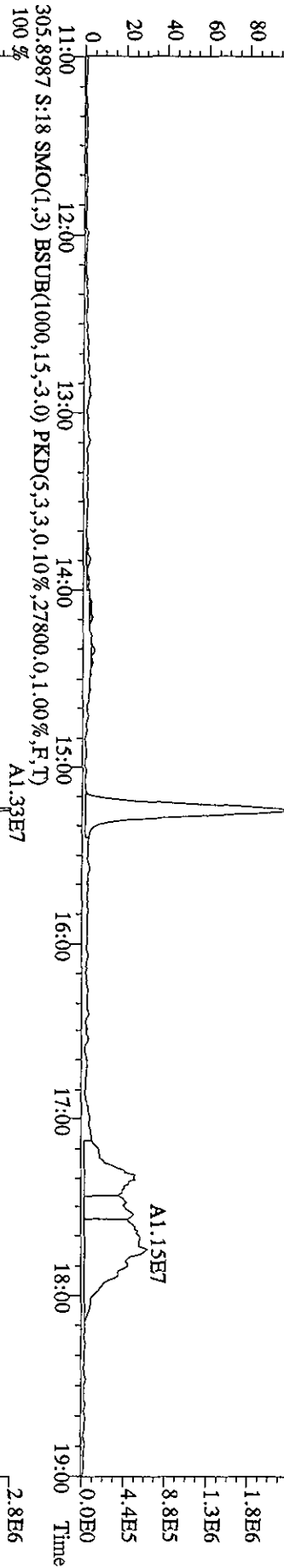
333.9339 S:3 SMO(1,3) BSUB(1000,15,-3.0) PKD(5,3,3,0.10%,24068.0,1.00%,F,T)



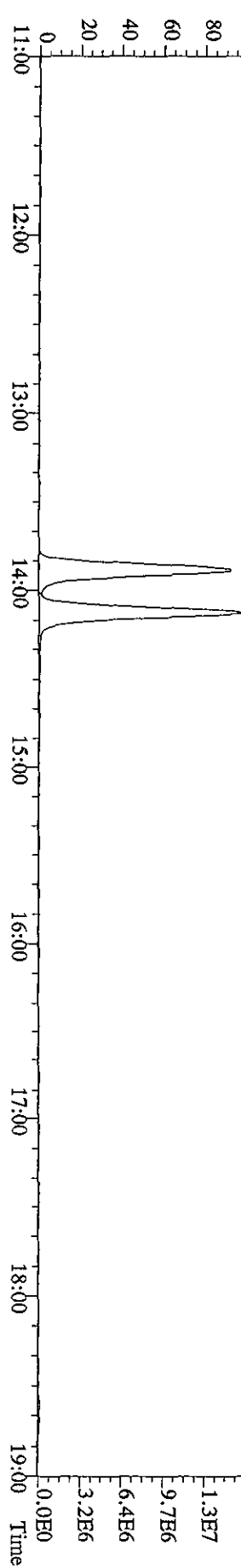
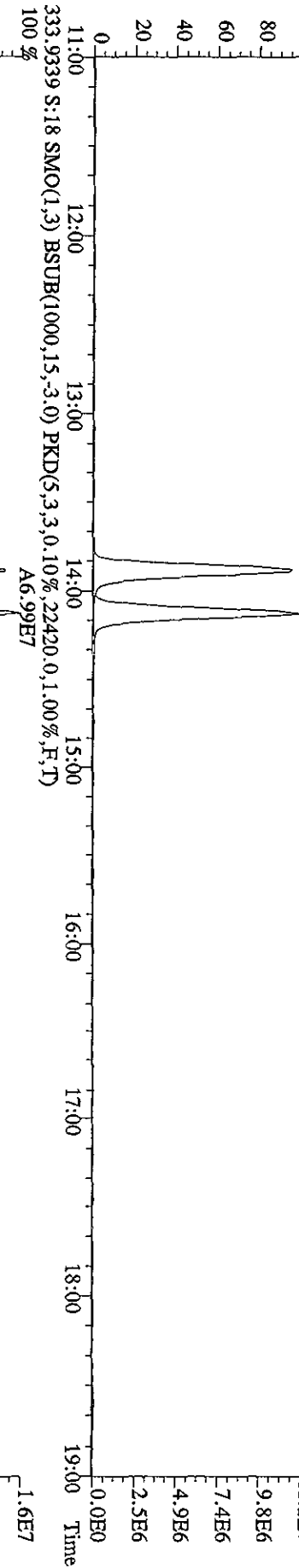

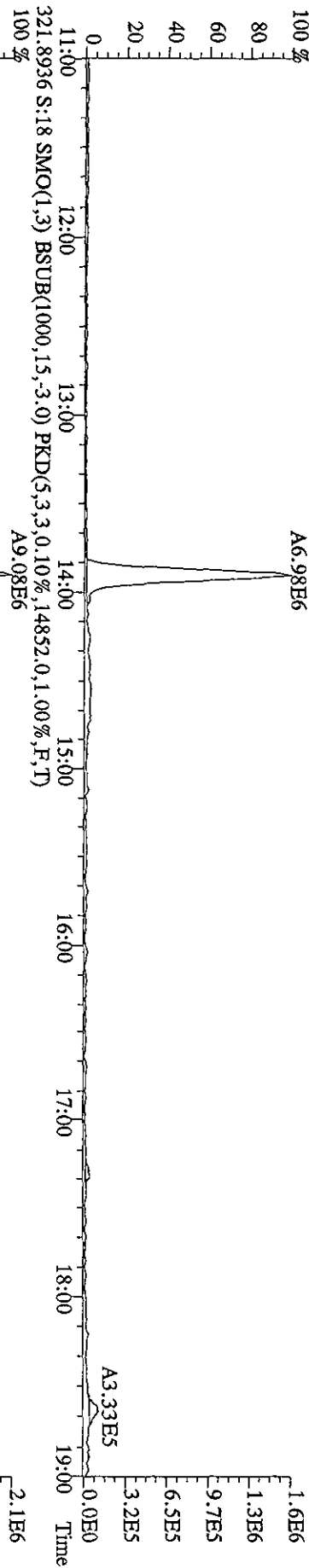
File:071A10CSD2 #1-1242 Acq: 8-JAN-2010 00:57:54 GC EI+ Voltage S1R 70SE
Sample#3 Tex:SB0107B :Solvent Blank C-14 Exp:DB225
375.8364 S:3 SMO(1,3) BSUB(1000,15,-3.0) PKD(5,3,3,100.00%,9748.0,1.00%,F,T)




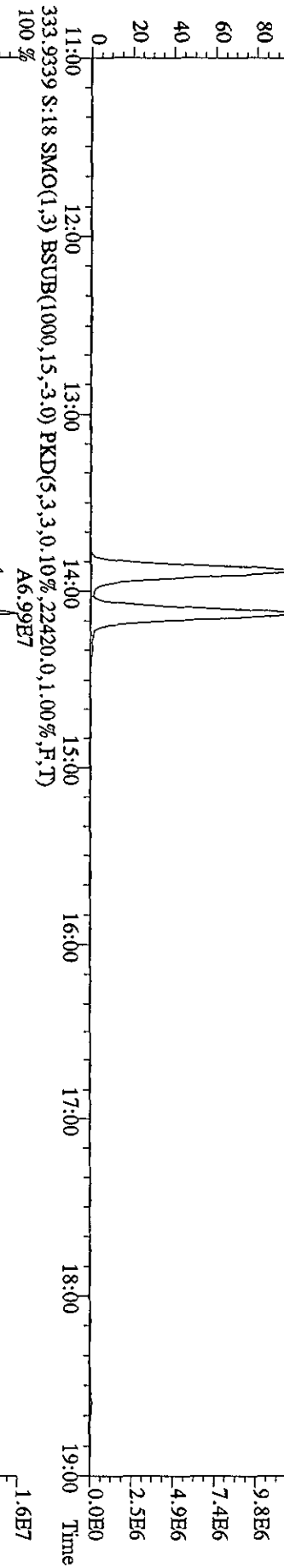


File:071A10C5D2 #1-1242 Acq: 8-JAN-2010 10:13:37 GC EI+ Voltage SIR 70SE
 Sample#18 Text:ST0107C :CS3 09DXN425 Exp:DB225
 303.9016 S:18 SMO(1,3) BSUB(1000,15,-3.0) PKD(5,3,3,0,10%,23196,0,1.00%,F,T)
 100 %



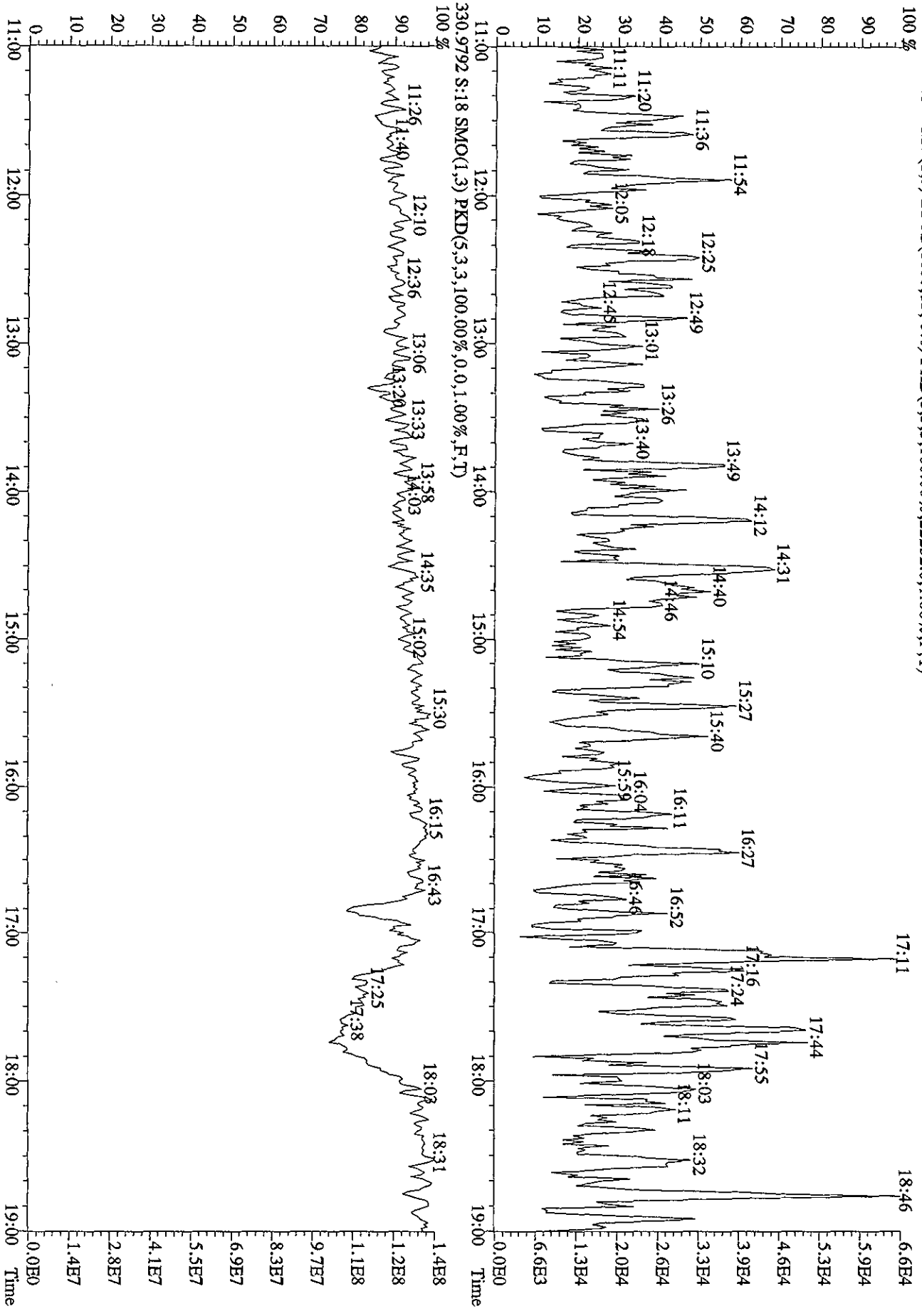
File:071A10C5D2 #1-1242 Acq: 8-JAN-2010 10:13:37 GC EI+ Voltage SIR 70SE
 Sample#18 Text:ST0107C :CS3 09DXN425 Exp:DB225
 319.8965 S:18 SMO(1,3) BSUB(1000,15,-3,0) PKD(5,3,3,0,10%,19968,0,1,00%,F,T)
 A6.98E6




File:071A10C5D2 #1-1242 Acq: 8-JAN-2010 10:13:37 GC EI+ Voltage SIR 70SE
Sample#18 Text:ST0107C :CS3 09DXN425 Exp:DB225
327.8840 S:18 SMO(1,3) BSUB(1000,15,-3.0) PKD(5,3,3,0.10%,22092.0,1.00%,F,T)
100% A1.54E7



File:07JA10CSD2 #1-1242 Acq: 8-JAN-2010 10:13:37 GC EI+ Voltage SIR 70SE
 Sample#18 Text:ST0107C :CS3 09DXN425 Exp:DB225
 375.8364 S:18 SMO(1,3) BSUB(1000,15,-3.0) PKD(5,3,3,100.00%,22252.0,1.00%,F,T)





Test America – West Sacramento
Daily Calibration Checklist
Dioxin Methods

Method ID 8290
 Column ID DB225
 STD ID ST0108, ST0108A
 Analyzed by KSS
 Std. Pkg. By KSS
 Std. Pkg. Reviewed By AM

Associated ICAL DB225010410502
 Instrument ID 502
 STD Solution C53 090X4425
 Date Analyzed 01-08-10
 Date Std. Pkg. Assembled 01-11-10
 Date Std. Pkg. Reviewed 1-11-10

DAILY STANDARD PACKAGE	INITIATED	REVIEWED
Standard, CPSM, and Solvent Blank present?	✓	✓
Copy of log-file and Beginning Static Resolution present?	✓	✓
CPSM blow up present?	✓	✓
Curve Summary present?	✓	✓
Summary of Method criteria present or documented below?	✓	✓
Daily standard within method specified limits?*	✓	✓
Analyte retention times correct?	✓	✓
Isotopic ratios within limits?	✓	✓
CPSM valley ≤ method specified limits?*	✓	✓
Are chromatographic windows correct?	✓	✓
Samples analyzed within 12 hrs of daily standard?	✓	✓
Manual reintegration's checked and hardcopies included?	NA	NA
Ending Standard present?	✓	✓
Ending Static Resolutions present	✓	✓
Absolute retention times for 13C12-1,2,3,4-TCDD and 13C12-1,2,3,7,8,9-HxCDD are within +/- 15 seconds of the retention times in the Initial Calibration? (required for all 1613B samples)	NA	NA

COMMENTS:

* Method 8290/TO9/M0023A: (beginning) ≤ 20% from curve RRFs for native analytes, ≤ 30% from curve RRFs for labeled compounds.
 Method 8290/TO9/M0023A: (ending) ≤ 25% from curve RRFs for native analytes, ≤ 35% from curve RRFs for labeled compounds.
 Method 23: See Method 23 Daily Standard Criteria, Table 5.
 Method 1613B: See, Method 1613B or Method 1613B Tetras Daily Standard Criteria.
 ** Method 23/0023A CPSM Criteria: 25% valley between 2378 TCDF (DB-225)/TCDD (DB-5) and its closest eluters normalized to the smallest peak of the triplet
 Method 1613B/8290/TO9 CPSM Criteria: 25% valley between 2378 TCDF (DB-225)/TCDD (DB-5) and its closest eluters normalized to the 2378 peak.

Run text: ST0108 File text: CS3 09DXN425
Run #6 Filename 08JA10A5D2 S: 1 I: 1
Acquired: 8-JAN-10 13:13:46 Processed: 8-JAN-10 13:37:12
Run: 04JA10A5D2 Analyte: DB225 Cal: DB2250104105D2 Results: 08JA10A5D2DB225

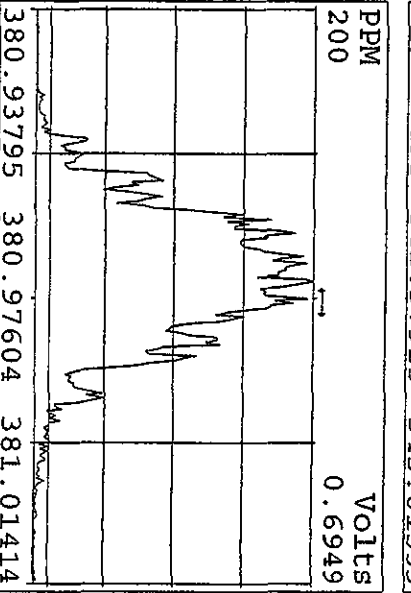
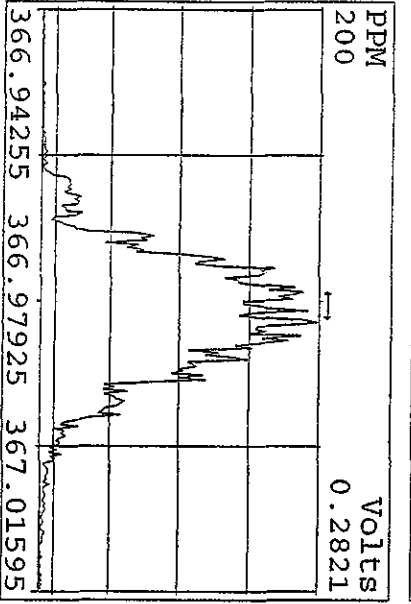
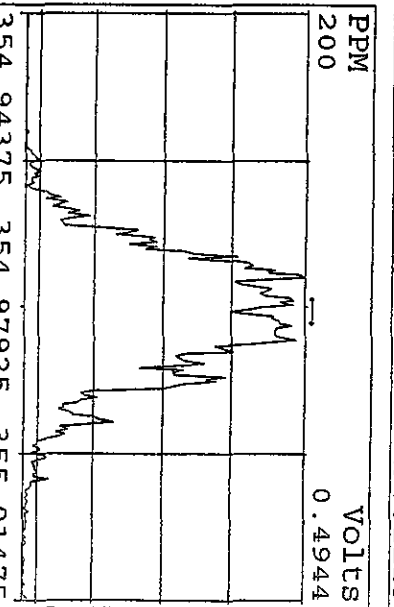
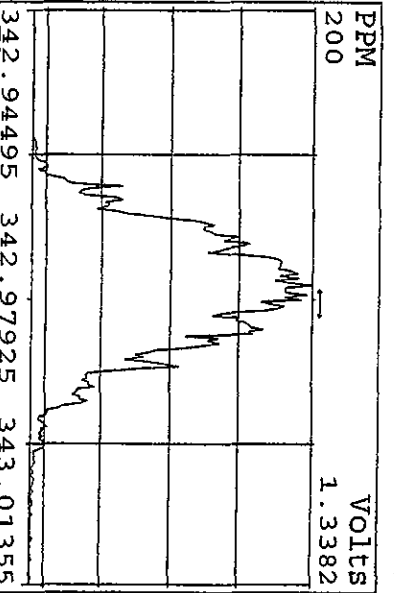
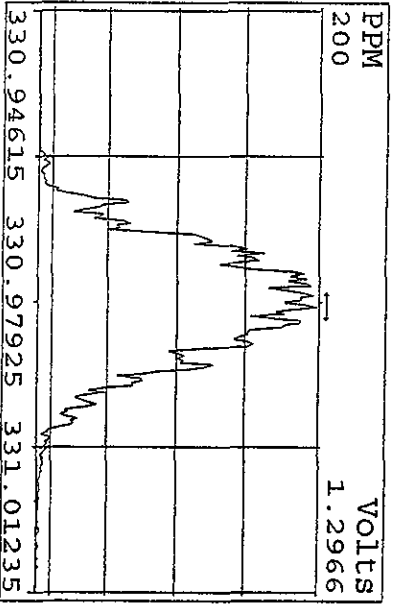
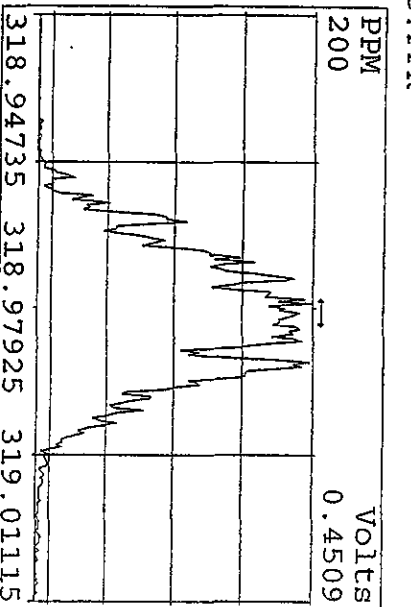
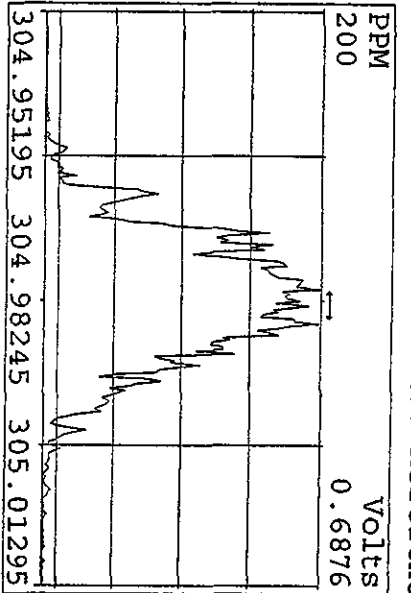
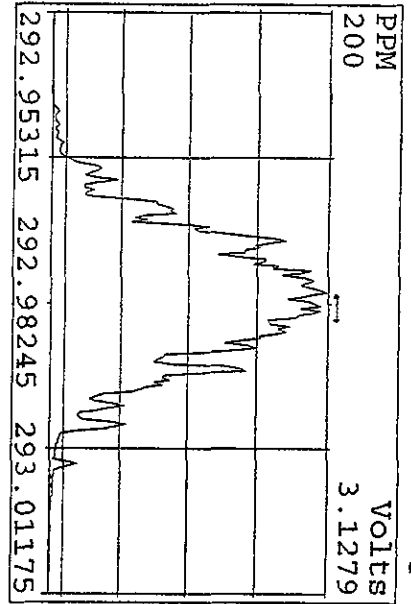
Name	Resp	RA	RT	RRF	Amount	Dev'n	Mod?
13C-1,2,3,4-TCDD	116311500	0.77 y	14:20	-	100.00	-	n
13C-2,3,7,8-TCDF	187371600	0.80 y	15:27	1.61	100.00	-3.2	n
2,3,7,8-TCDF	18337510	0.81 y	15:28	0.98	10.00	-3.4	n
13C-2,3,7,8-TCDD	111887100	0.74 y	14:06	0.96	100.00	1.1	n
2,3,7,8-TCDD	13102510	0.80 y	14:06	1.17	10.00	-1.0	n
37C1-2,3,7,8-TCDD	25617200	1.00 y	14:06	2.20	10.00	6.5	n

Run text: ST0108A File text: ST0108A :CS3 09DXN425
 Run #18 Filename 08JA10A5D2 S: 15 I: 1
 Acquired: 8-JAN-10 21:52:18 Processed: 8-JAN-10 22:33:05
 Run: 08JA10A5D2 Analyte: DB225 Cal: DB2250104105D2 Results: 08JA10A5D2DB225

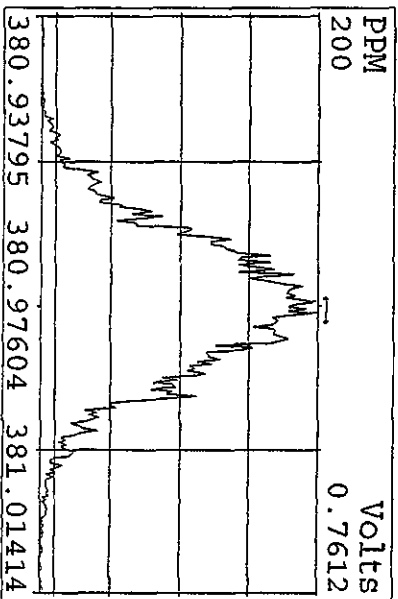
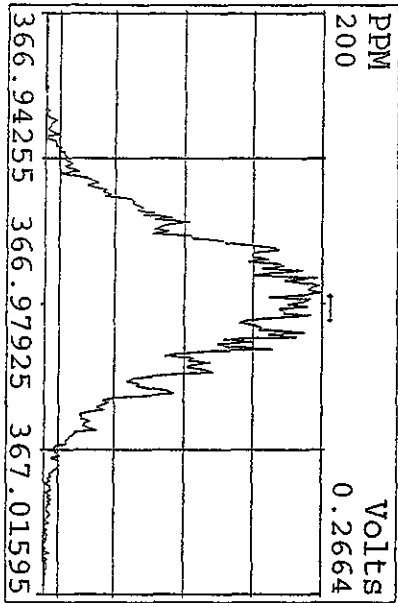
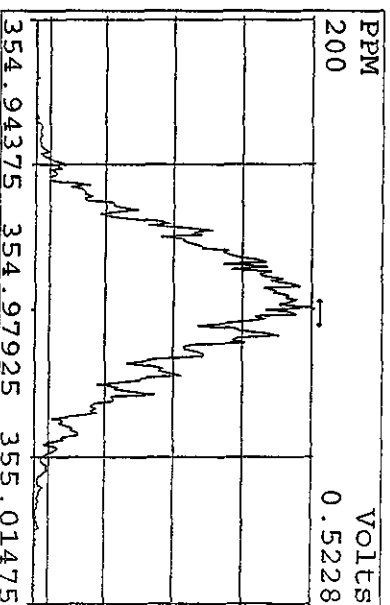
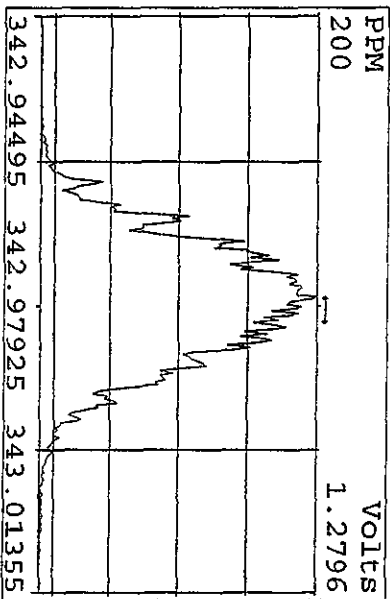
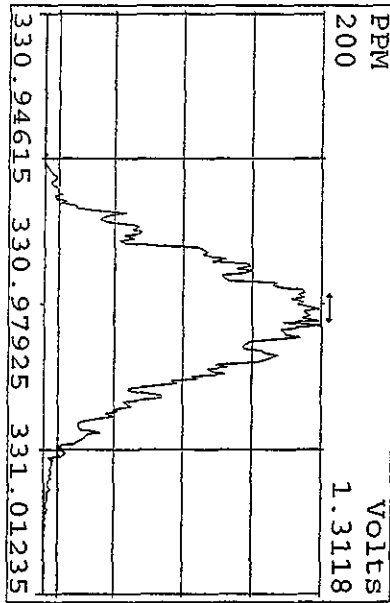
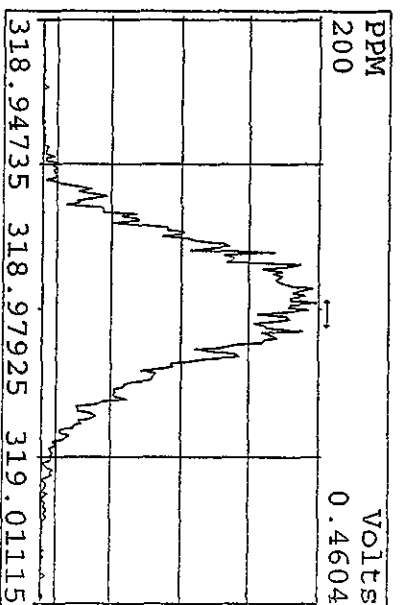
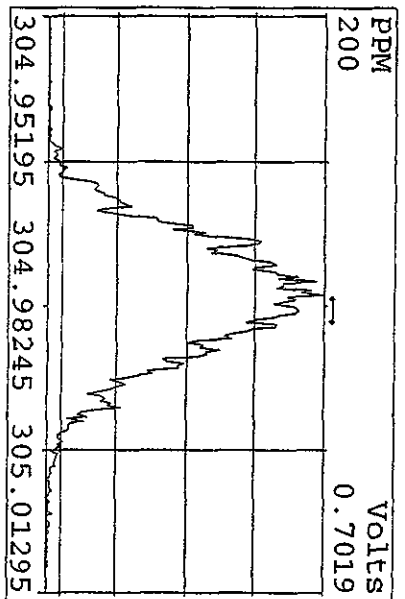
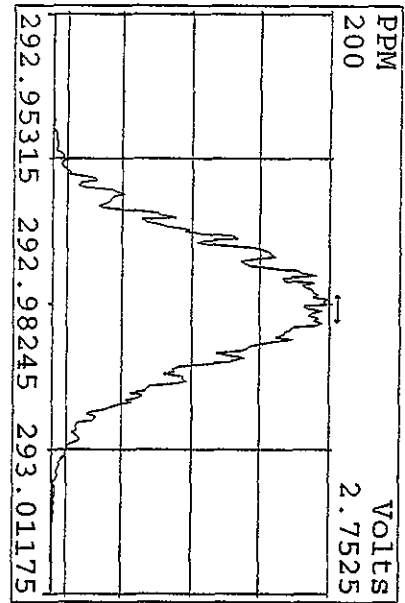
Name	Resp	RA	RT	RRF	Amount	Dev'n	Mod?
13C-1,2,3,4-TCDD	118896900	0.76 y	14:18	-	100.00	-	n
13C-2,3,7,8-TCDF	200967300	0.78 y	15:25	1.69	100.00	1.6	n
2,3,7,8-TCDF	20584390	0.78 y	15:27	1.02	10.00	1.1	n
13C-2,3,7,8-TCDD	117876100	0.74 y	14:04	0.99	100.00	4.2	n
2,3,7,8-TCDD	14252450	0.78 y	14:04	1.21	10.00	2.2	n
37Cl-2,3,7,8-TCDD	27168000	1.00 y	14:04	2.29	10.00	10.5	n

Data file	Smp	Work Order	Sample ID	FV-uL	Method/Matrix	Box	Size	U
08JA10A5D2	1	ST0108	CS3 09DXN425				1.000	
08JA10A5D2	2	CP0108	DB-225 CPSM 3732-01				1.000	
08JA10A5D2	3	SB0108	Solvent Blank C-14				1.000	
08JA10A5D2	4	LQ873-1-AC	G9L170524-13 (20X)	10	8290/SOLID	74	10.140 g	
08JA10A5D2	5	LQ867-1-AC	G9L170524-3 (20X)	10	8290/SOLID		10.320 g	
08JA10A5D2	6	LQ6PT-1-AAB	G9L160000-229 (494-1MB)	20	8290/SOLID	68	10.000 g	
08JA10A5D2	7	LQVFP-1-AA	G9L100449-1	20	1613B/WATER	76	1.064 L	
08JA10A5D2	8	LQ9JA-1-AA	G9L170573-1	20	1613B/WATER		1.027 L	
08JA10A5D2	9	LQ50V-2-AW	D9L150568-1RX	20	8290/SOLID	75	10.130 g	
08JA10A5D2	10	LQ512-1-AAB	G9L150000-467 (571-1MB)	20	8290/SOLID	67	10.000 g	
08JA10A5D2	11	LQOQM-1-AA	D9L110571-2	20	8290/SOLID		10.320 g	
08JA10A5D2	12	LQOQP-1-AA	D9L110571-3	20	8290/SOLID		10.700 g	
08JA10A5D2	13	LQOQT-1-AA	D9L110571-4	20	8290/SOLID		10.320 g	
08JA10A5D2	14	SB0108A	Solvent Blank C-14				1.000	
08JA10A5D2	15	ST0108A	CS3 09DXN425				1.000	
08JA10A5D2	16						1.000	
08JA10A5D2	17						1.000	
08JA10A5D2	18						1.000	
08JA10A5D2	19						1.000	
08JA10A5D2	20						1.000	
08JA10A5D2	21						1.000	
08JA10A5D2	22		KSS 01-08-10				1.000	
08JA10A5D2	23						1.000	

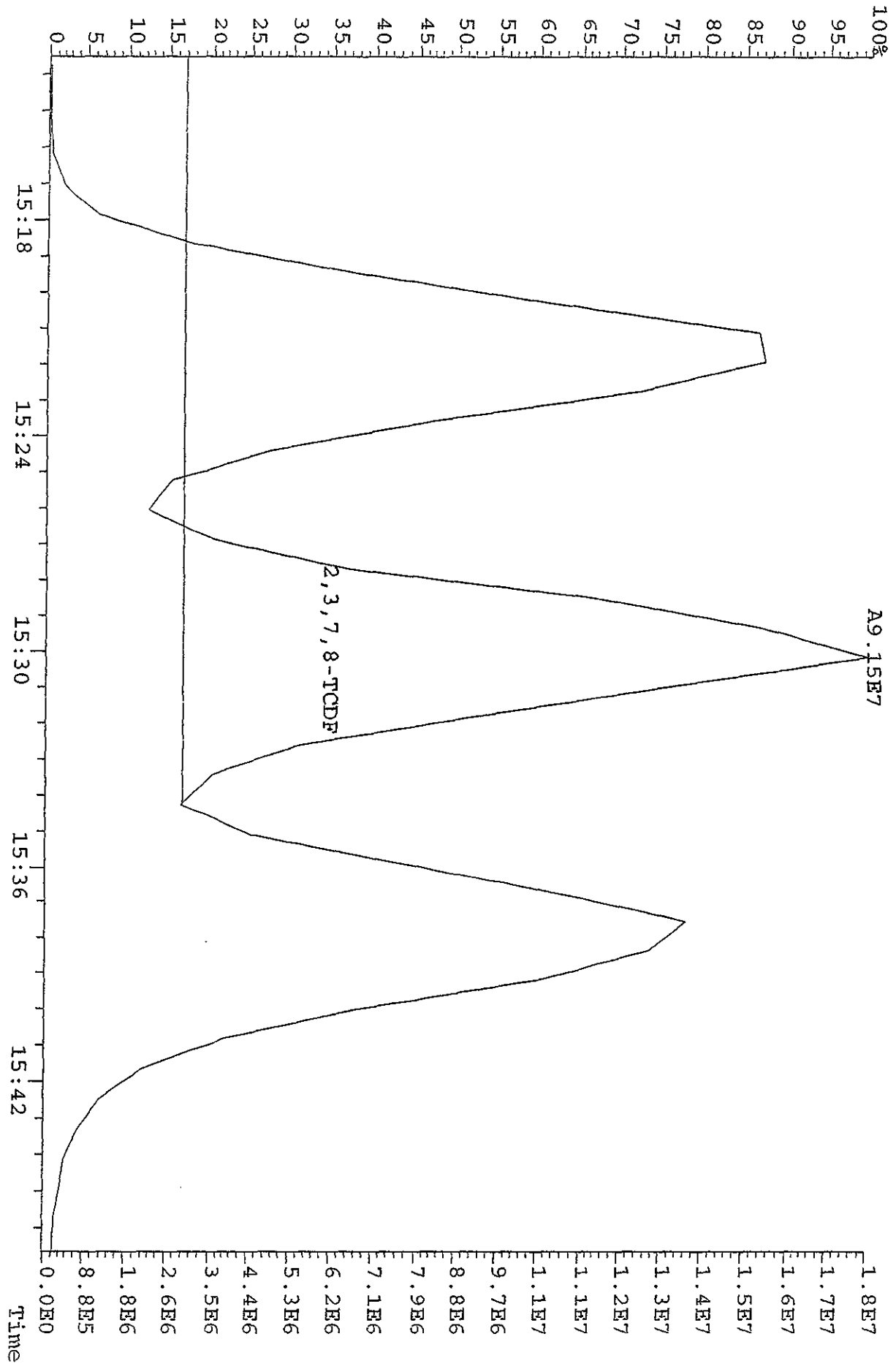
Peak Locate Examination: 8-JAN-2010:13:13 File:08JA10A5D2
 Experiment:DB225 Function:1 Reference:PFK



Peak Locate Examination: 8-JAN-2010:22:42 File: RESCHK08JA10A5D2
 Experiment: DB225 Function: 1 Reference: PRK



File:08JJA10A5D2 #1-796 Acq: 8-JAN-2010 13:50:48 GC EI+ Voltage SIR 70SE
 303.9016 S:2 BSUB(128,15,-3.0) Exp:DB225 Noise:5324



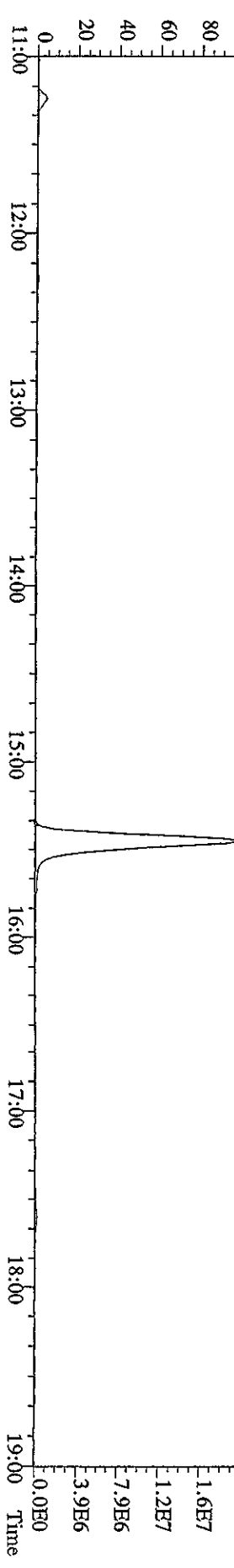
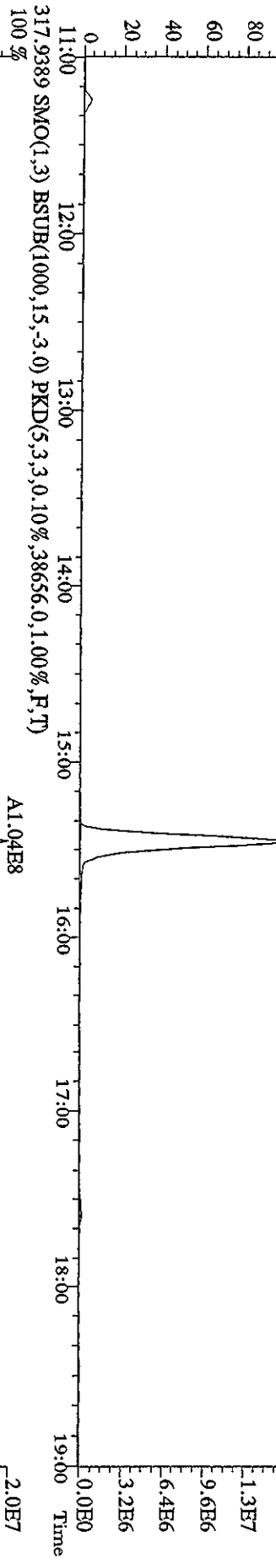
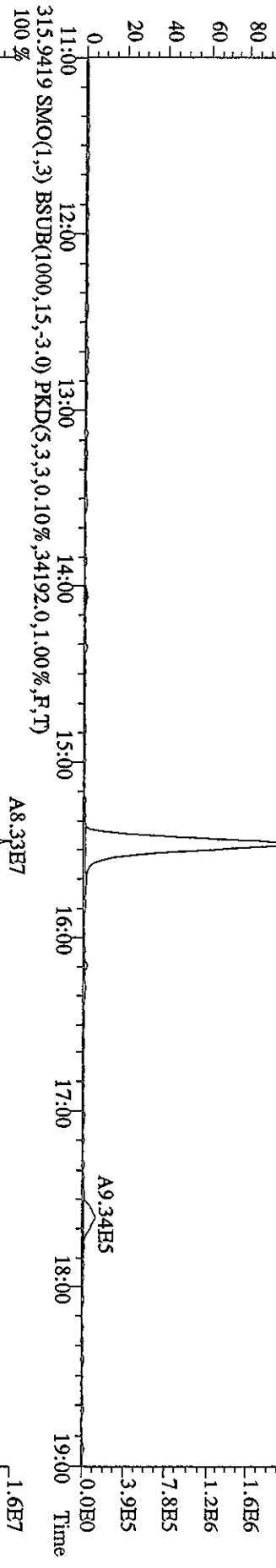
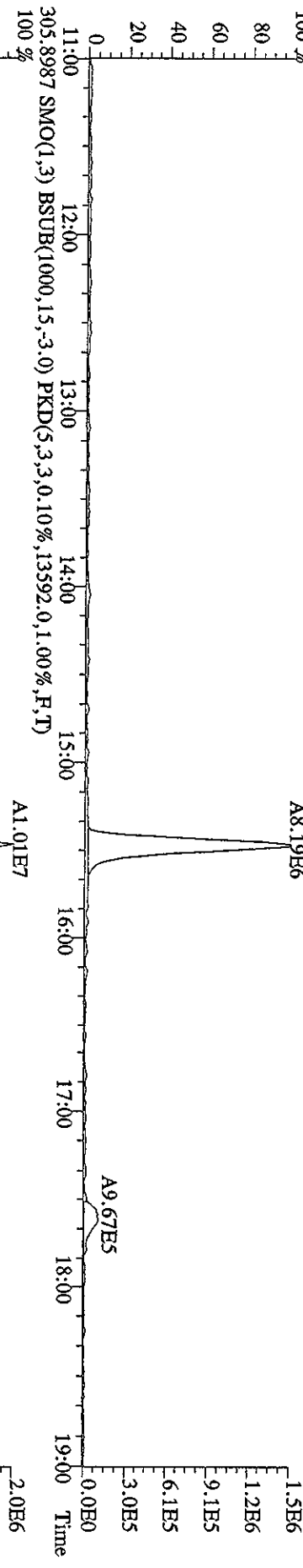
Run: 04JA10A5D2 Analyte: DB225 Cal: DB2250104105D2

ST0104D :CS-1 09DXN422 ST0104E :CS-2 09DXN423 ST0104F :CS-3 09DXN425
 ST0104G :CS-5 09DXN456 ST0104H :CS-4 09DXN426

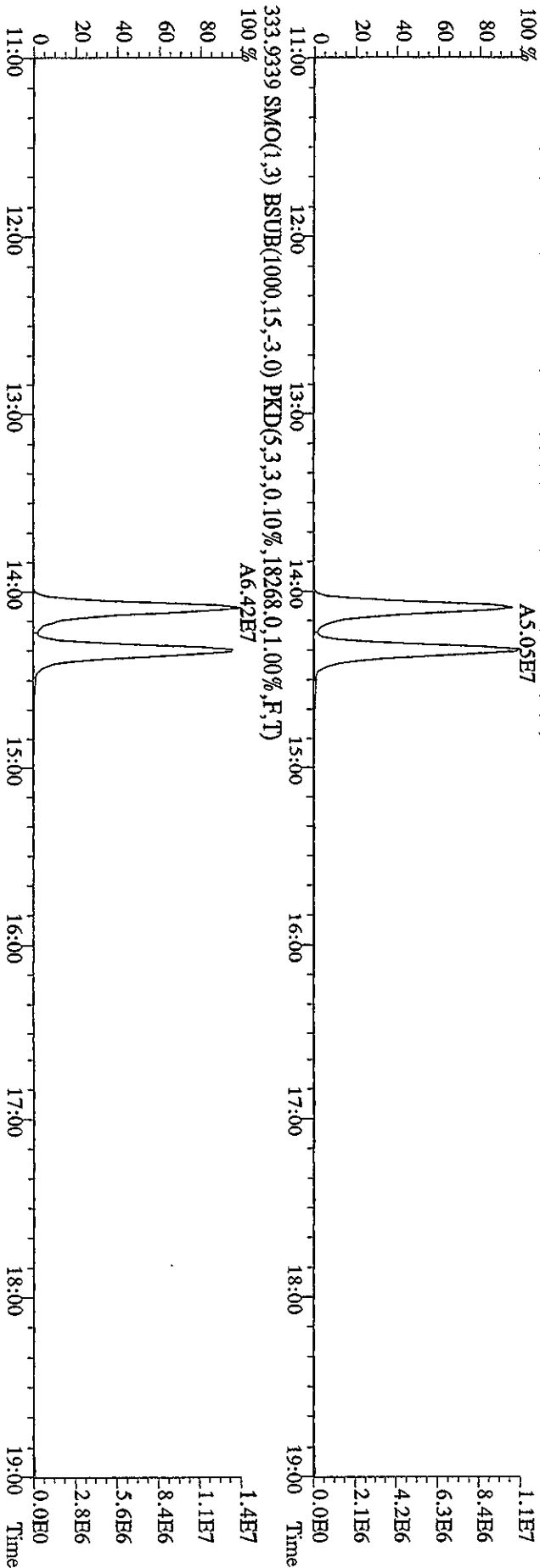
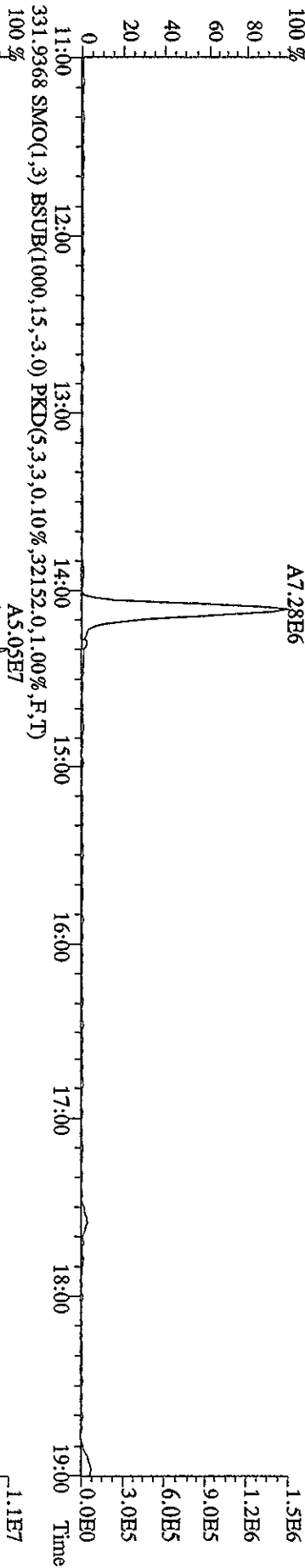
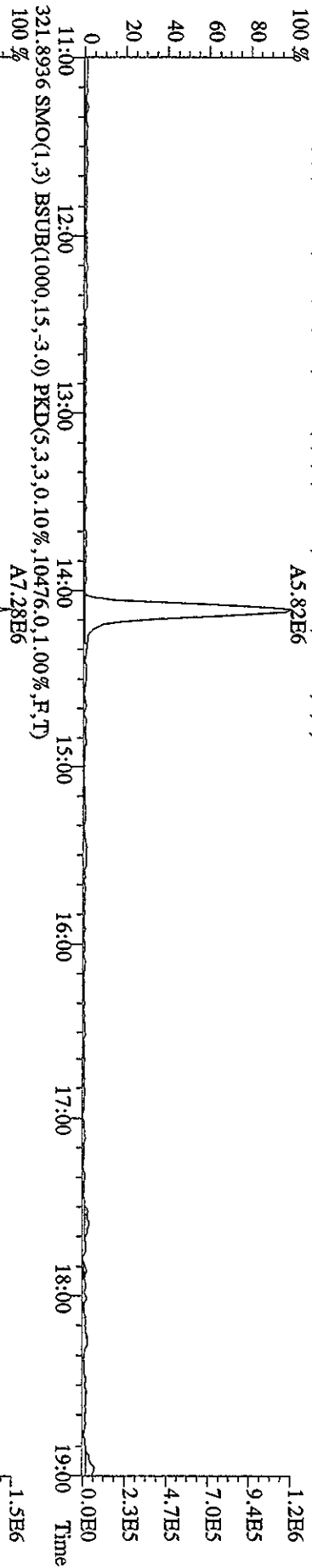
04JA10B5D204JA10B5D204JA10B5D204JA10B5D204JA10B5D204JA10B5D2

Name	Mean	S. D.	%RSD	S3	S4	S5	S6	S7
13C-1,2,3,4-TCDD	-	-	- %	RRP1	RRP2	RRF3	RRF4	RRF5
13C-2,3,7,8-TCDF	1.664	0.062	3.75 %	1.65	1.58	1.73	1.72	1.64
2,3,7,8-TCDF	1.014	0.078	7.69 %	1.14	0.94	0.97	1.01	1.00
13C-2,3,7,8-TCDD	0.951	0.045	4.78 %	0.98	0.90	0.99	0.98	0.91
2,3,7,8-TCDD	1.183	0.038	3.23 %	1.19	1.21	1.12	1.18	1.22
37Cl-2,3,7,8-TCDD	2.068	0.541	26.2 %	2.60	2.20	1.15	2.23	2.16

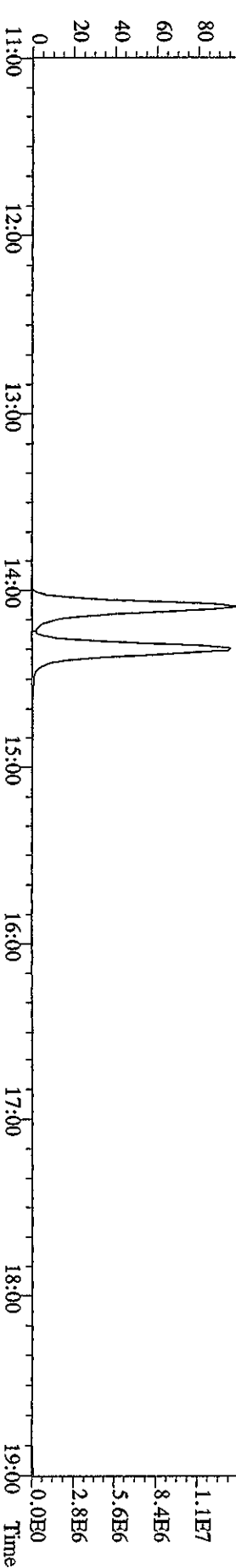
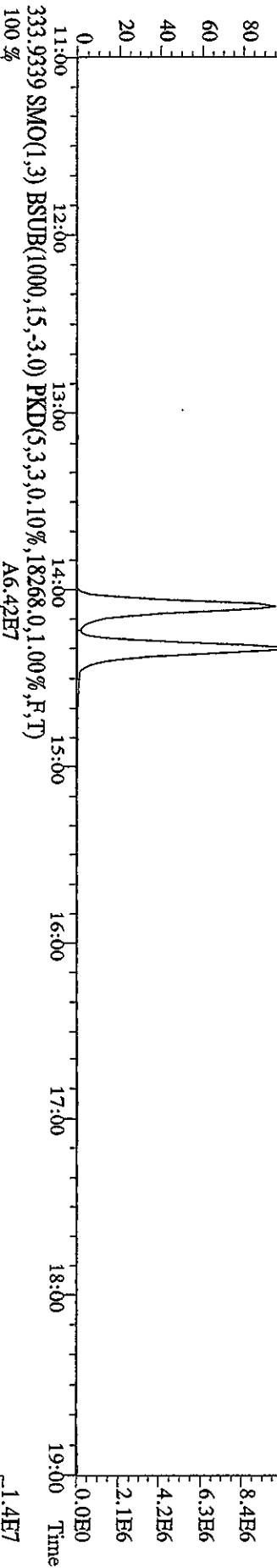
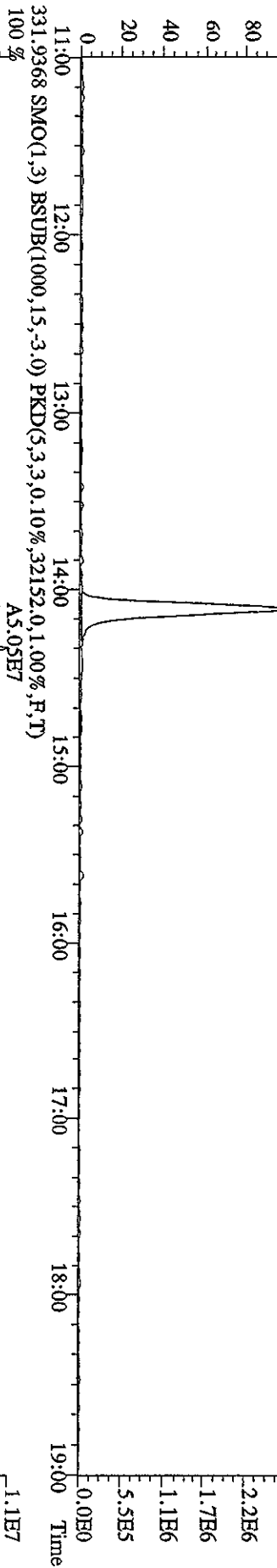
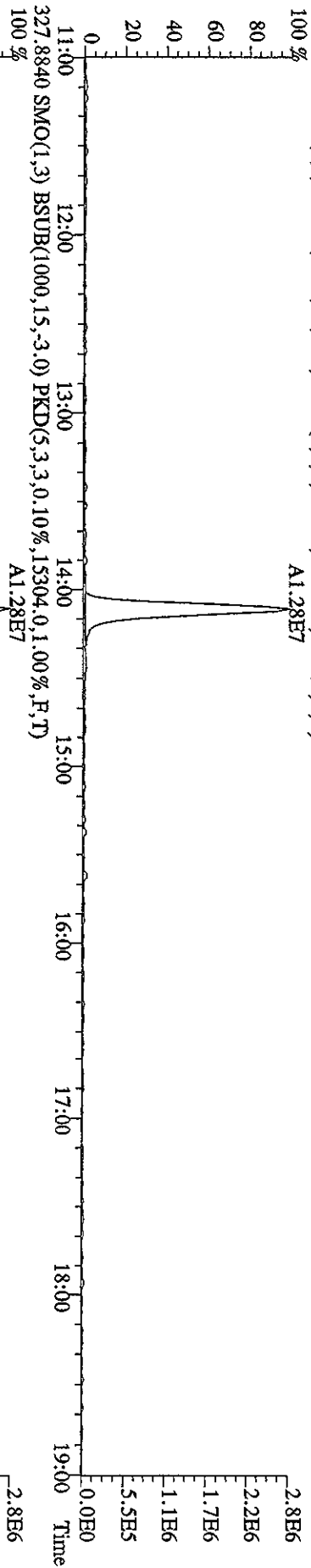
File:08J1A10A5D2 #1-1242 Acq: 8-JAN-2010 13:13:46 GC EI+ Voltage SIR 70SE
 Sample#1 Text:ST0108 :CS3 09DXN425 Exp:DB925
 303.9016 SMO(1,3) BSUB(1000,15,-3.0) PKD(5,3,3,0.10%,15228.0,1.00%,F,T)



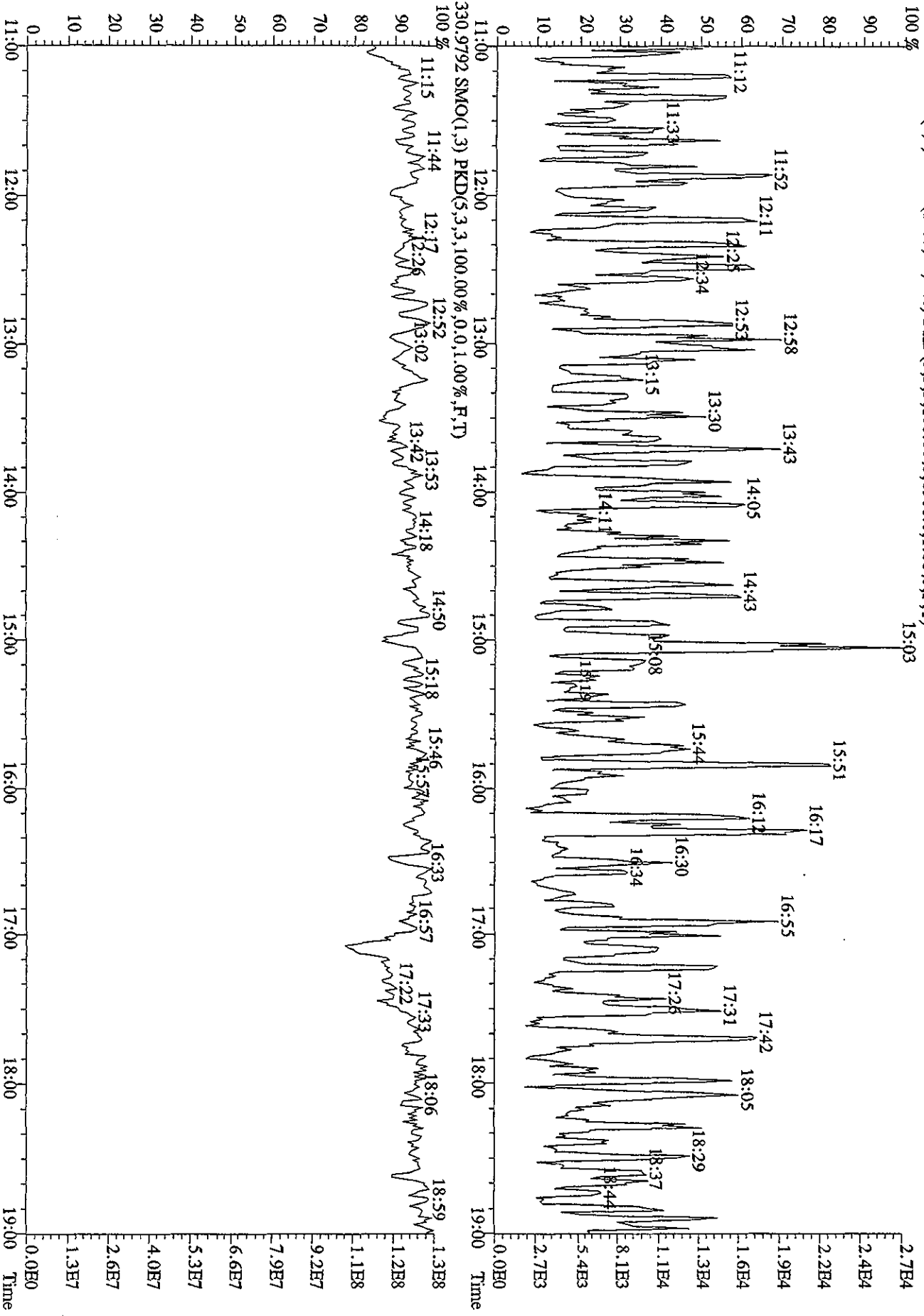
File:08J1A10A5D2 #1-1242 Acq: 8-JAN-2010 13:13:46 GC EI+ Voltage SIR 70SE
Sample#1 Text:ST0108 :CS3 09DXN425 Exp:DB225
319.8965 SMO(1,3) BSUB(1000,15,-3.0) PKD(5,3,3,0,10%,12880,0,1.00%,F,T)
100% A5.82E6



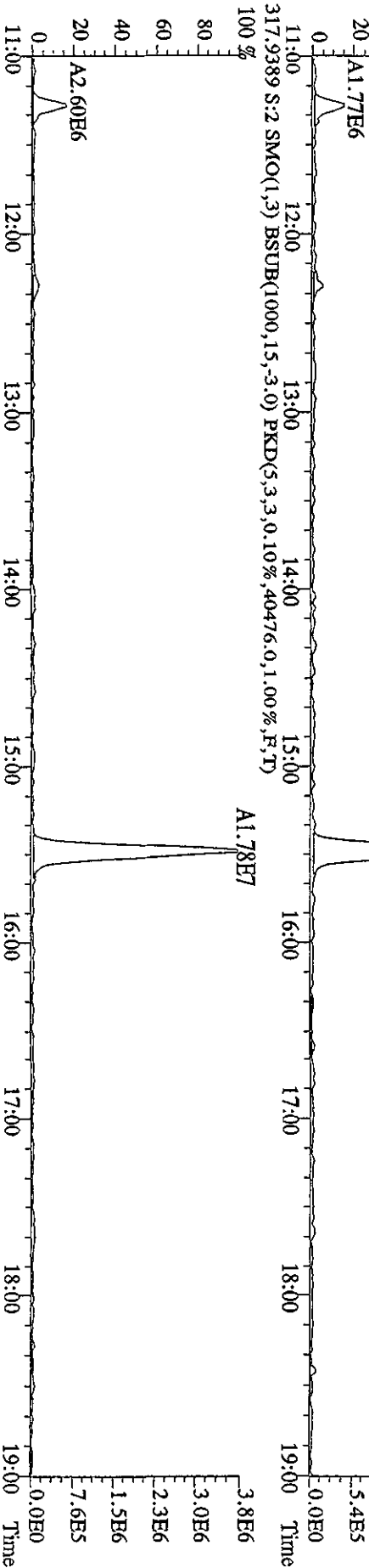
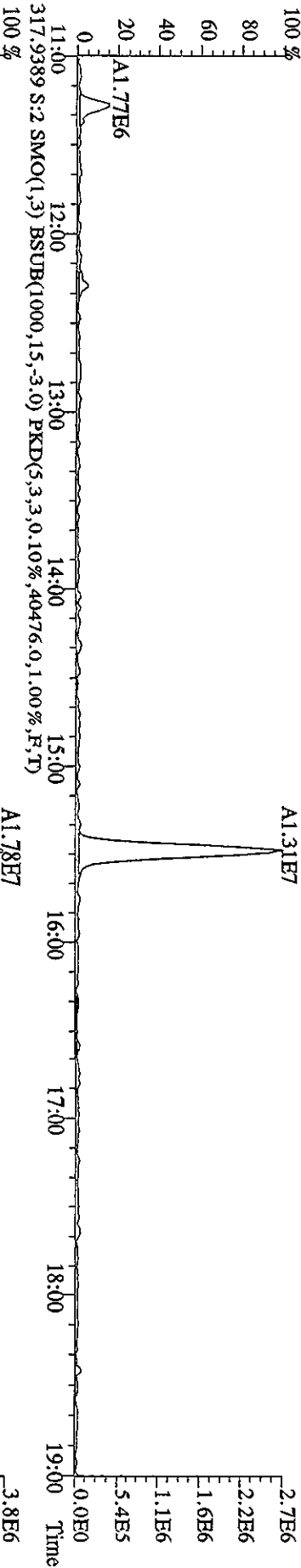
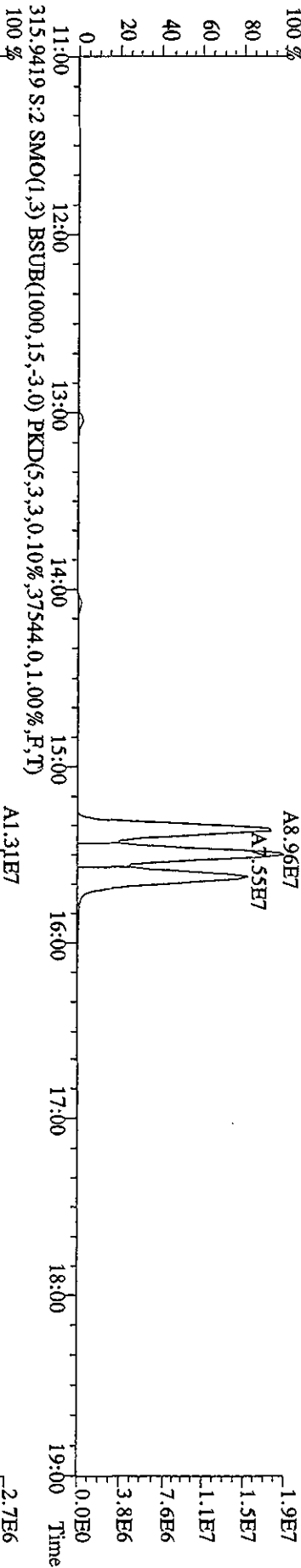
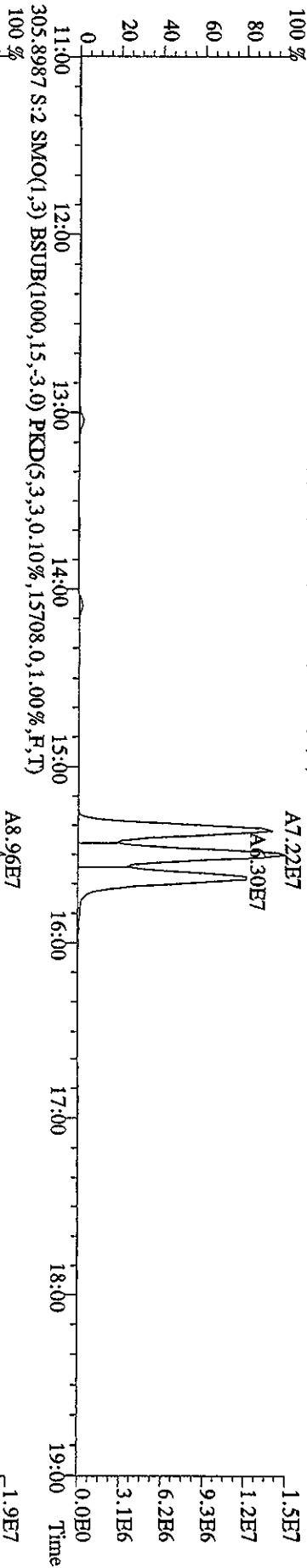
File:081A10A5D2 #1-1242 Acq: 8-JAN-2010 13:13:46 GC HI+ Voltage SIR 70SE
 Sample#1 Text:ST0108 :CS3 09DXN425 Exp:DB225
 327.8840 SMO(1,3) BSUB(1000,15,-3,0) PKD(5,3,3,0,10%,15304,0,1,00%,F,T)
 100% A1.28E7



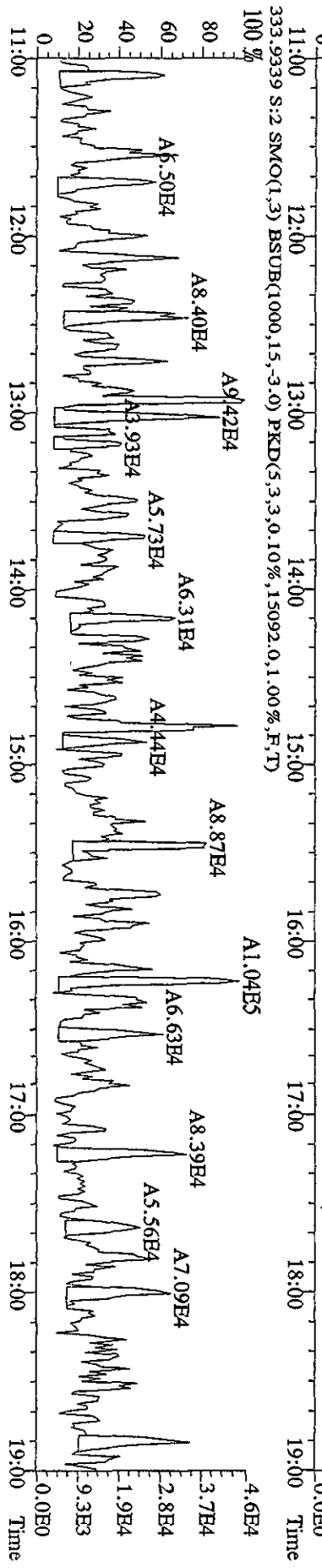
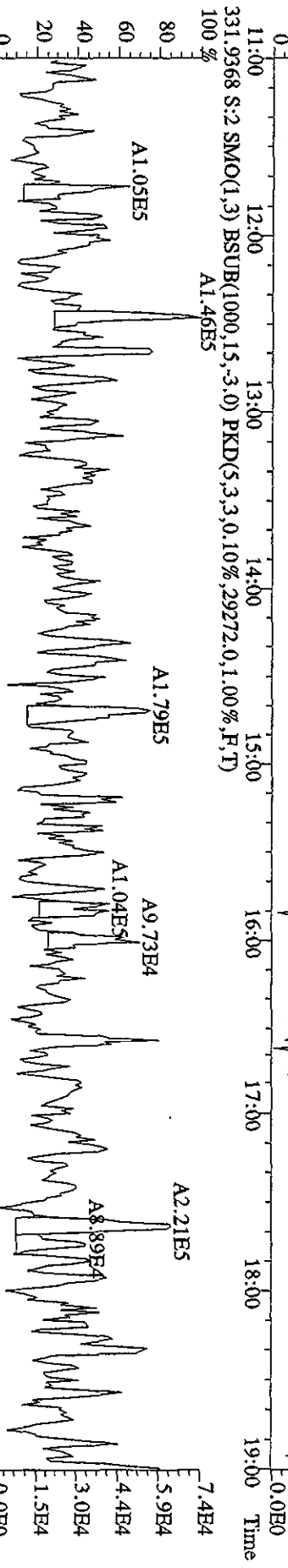

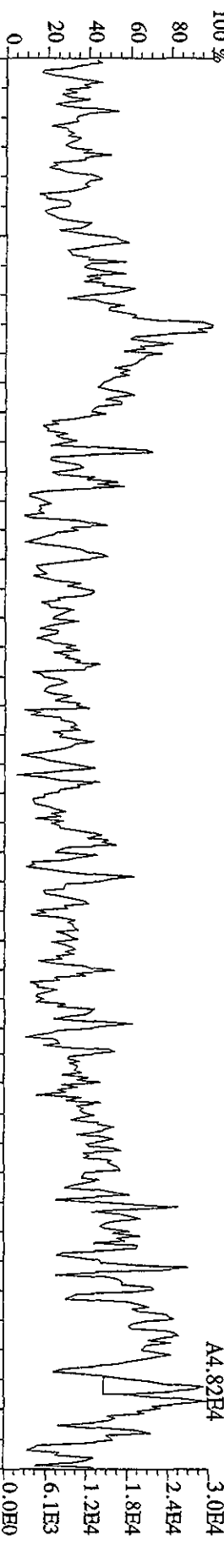
File:081A10A5D2 #1-1242 Acq: 8-JAN-2010 13:13:46 GC EI+ Voltage SIR 70SE
 Sample#1 Text:ST0108 :CS3 09DXN425 Exp:DB225
 375.8364 SMO(1,3) BSUB(1000,15,-3,0) PKD(5,3,3,100.00%,6908,0.1,00%,F,T)



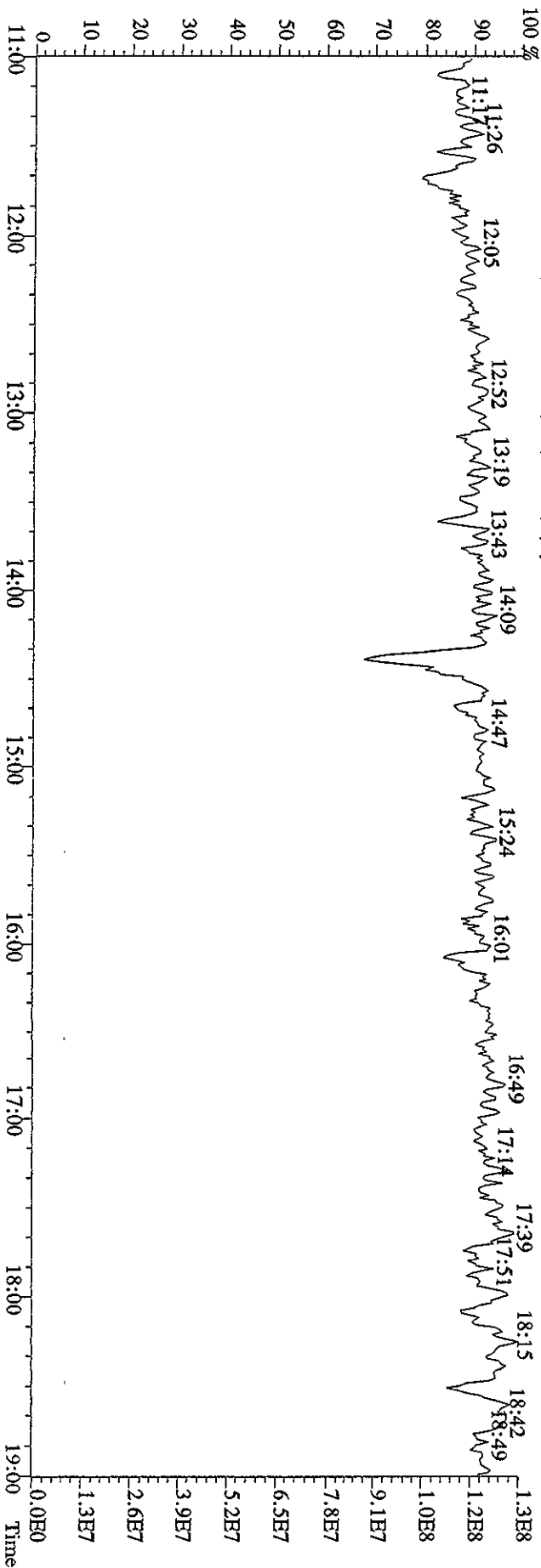
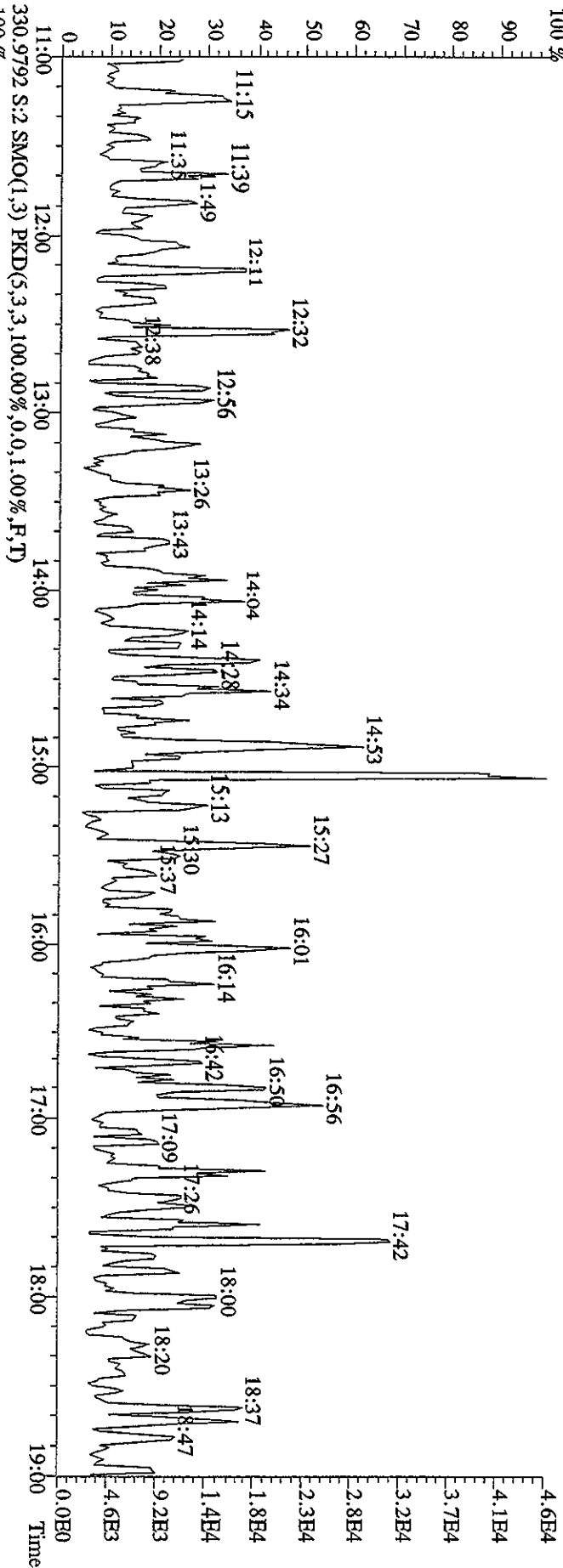
File:08/A10A5D2 #1-1242 Acq: 8-JAN-2010 13:50:48 GC EI+ Voltage SFR 70SE
 Sample#2 Text:CP0108 :DB-225 CPISM 3732-01 Exp:DB225
 303.9016 S:2 SMO(1,3) BSUB(1000,15,-3.0) PKD(5,3,3,0.10%,16672.0,1.00%,F,T)
 100%



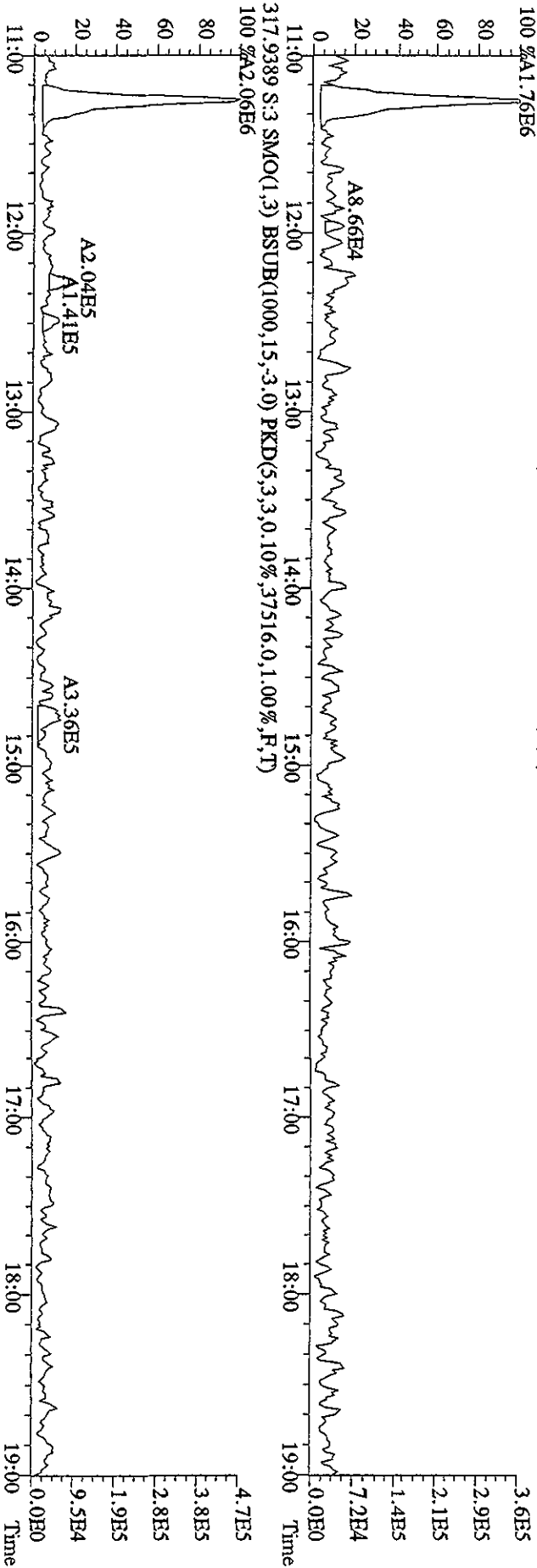
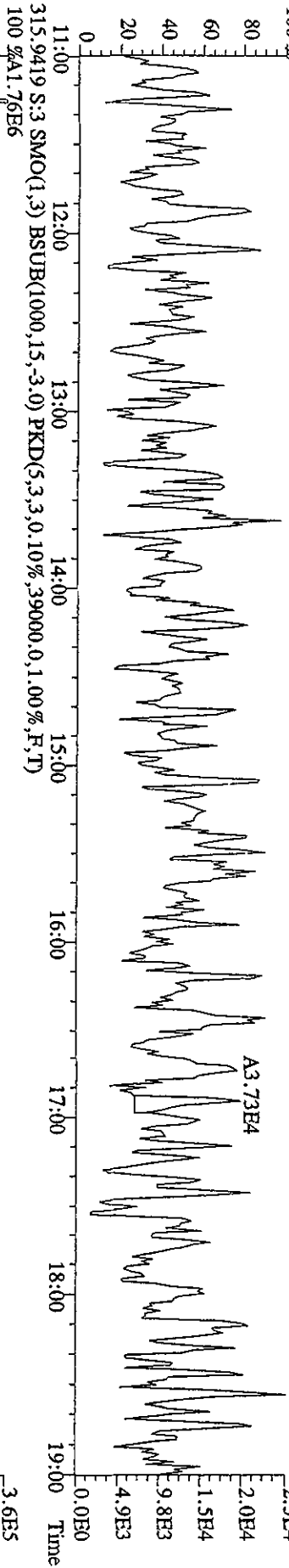
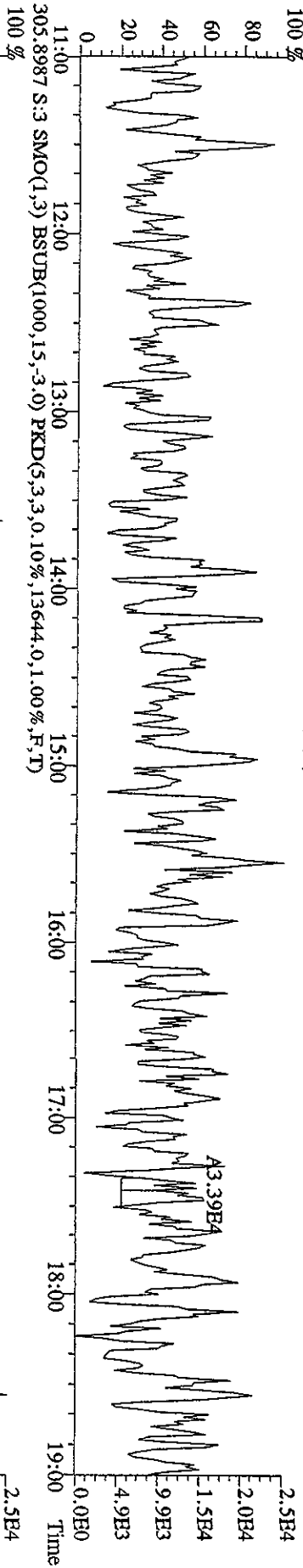
File:081A10A5D2 #1-1242 Acq: 8-JAN-2010 13:50:48 GC EI+ Voltage SIR 70SB
 Sample#2 Text:CP0108 :DB-225 CP5M 3732.01 Exp:DB225
 319,8965 S:2 SMO(1,3) BSUB(1000,15,-3.0) PKD(5,3,3,0,10%,14096,0,1,00%,F,T)



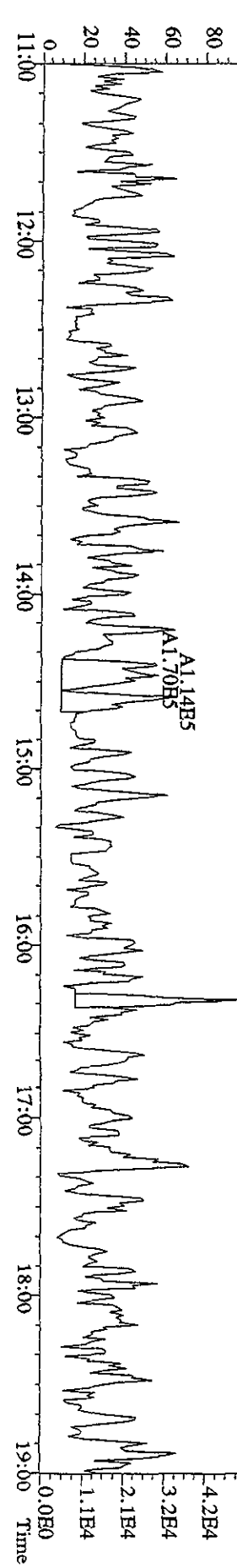
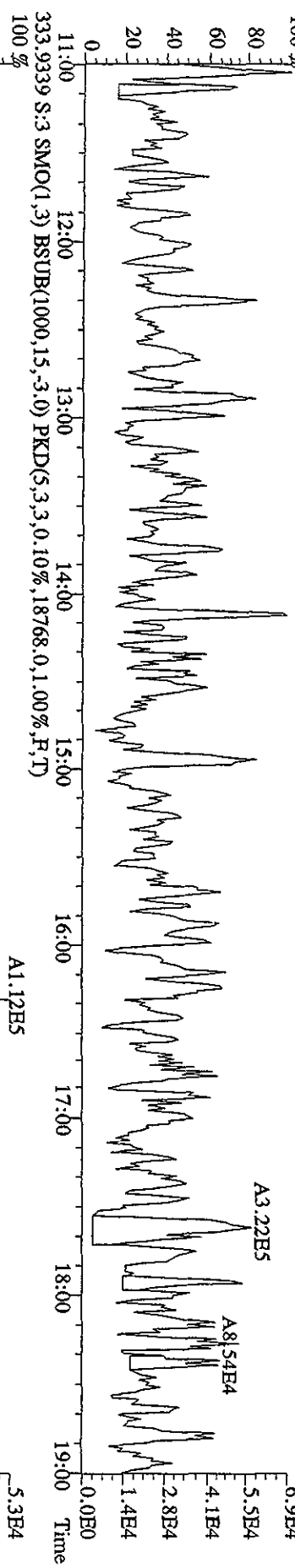
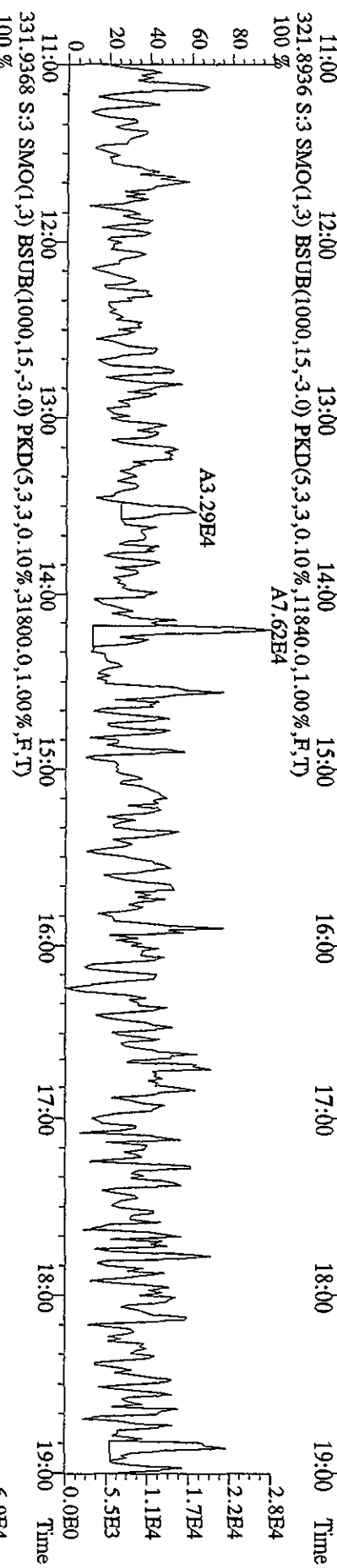
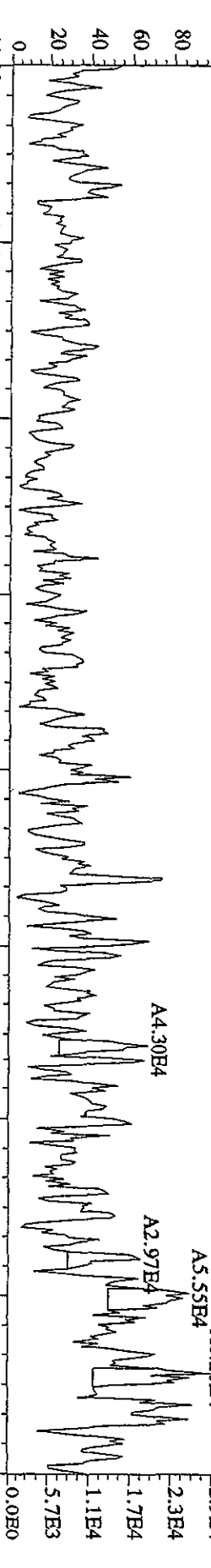
File: 08JAI10ASID2 #1-1242 Acq: 8-JAN-2010 13:50:48 GC HI + Voltage SIR 70SE
 Sample#2 Text: CP0108 :DB-225 CP5M 3732-01 Exp: DB225
 375.8364 S:2 SMO(1,3) BSUB(1000,15,-3.0) PKD(5,3,3,100.00%,7804.0,1.00%,F,T)



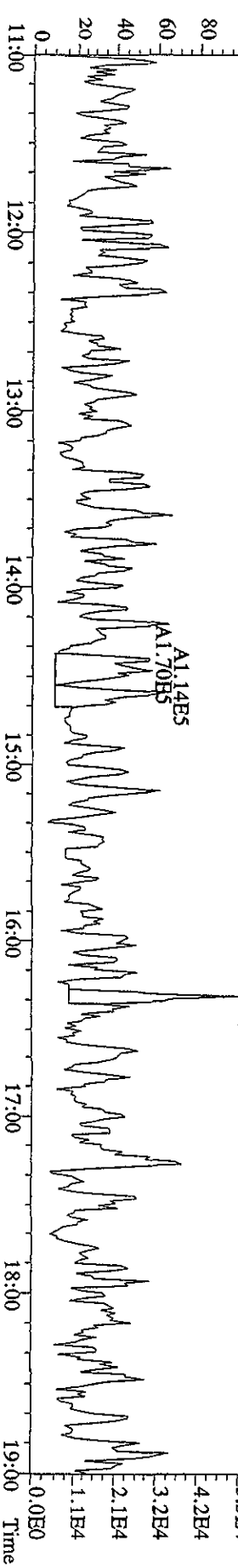
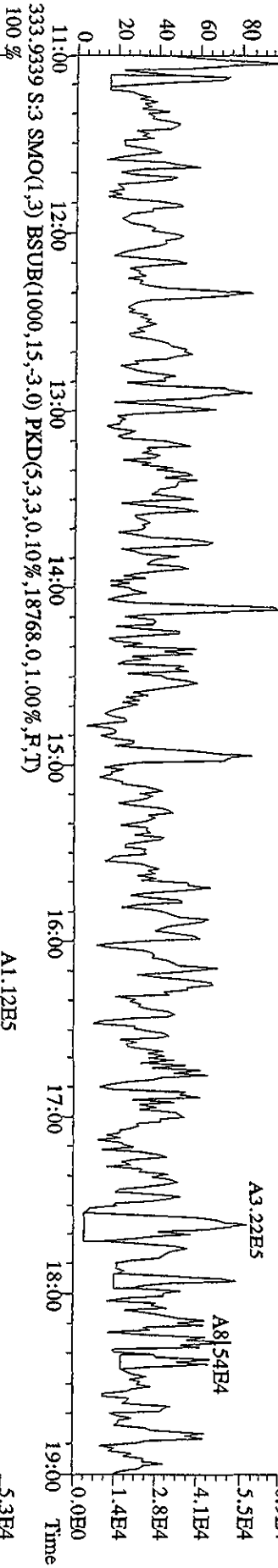
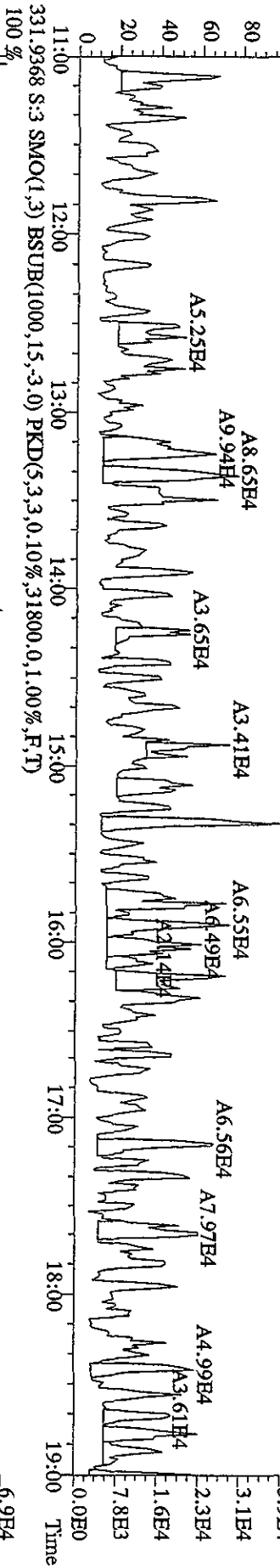
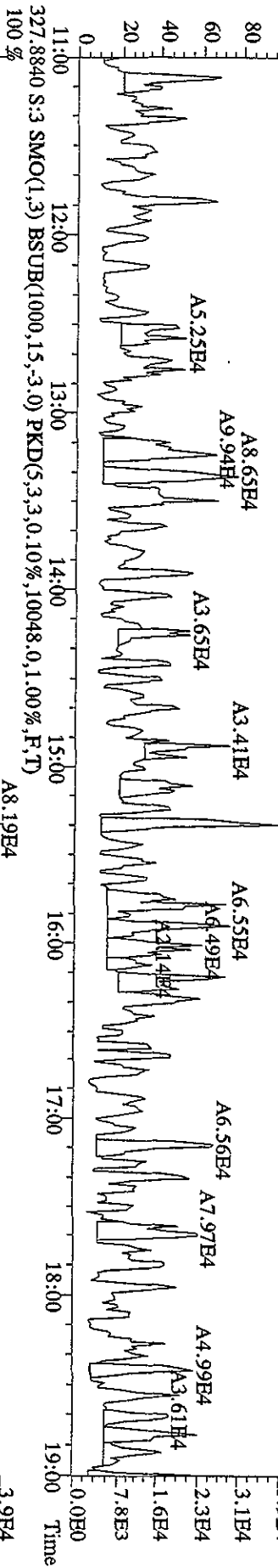
File:081A10A5D2 #1-1242 Acq: 8-JAN-2010 14:27:48 GC EI+ Voltage 81R 70SE
 Sample#3 Text:SB0108 :Solvent Blank C-14 Exp:DB225
 303.9016 S:3 SMO(1,3) BSUB(1000,15,-3.0) PKD(5,3,3,0.10%,12684,0,1.00%,F,T)
 100 %



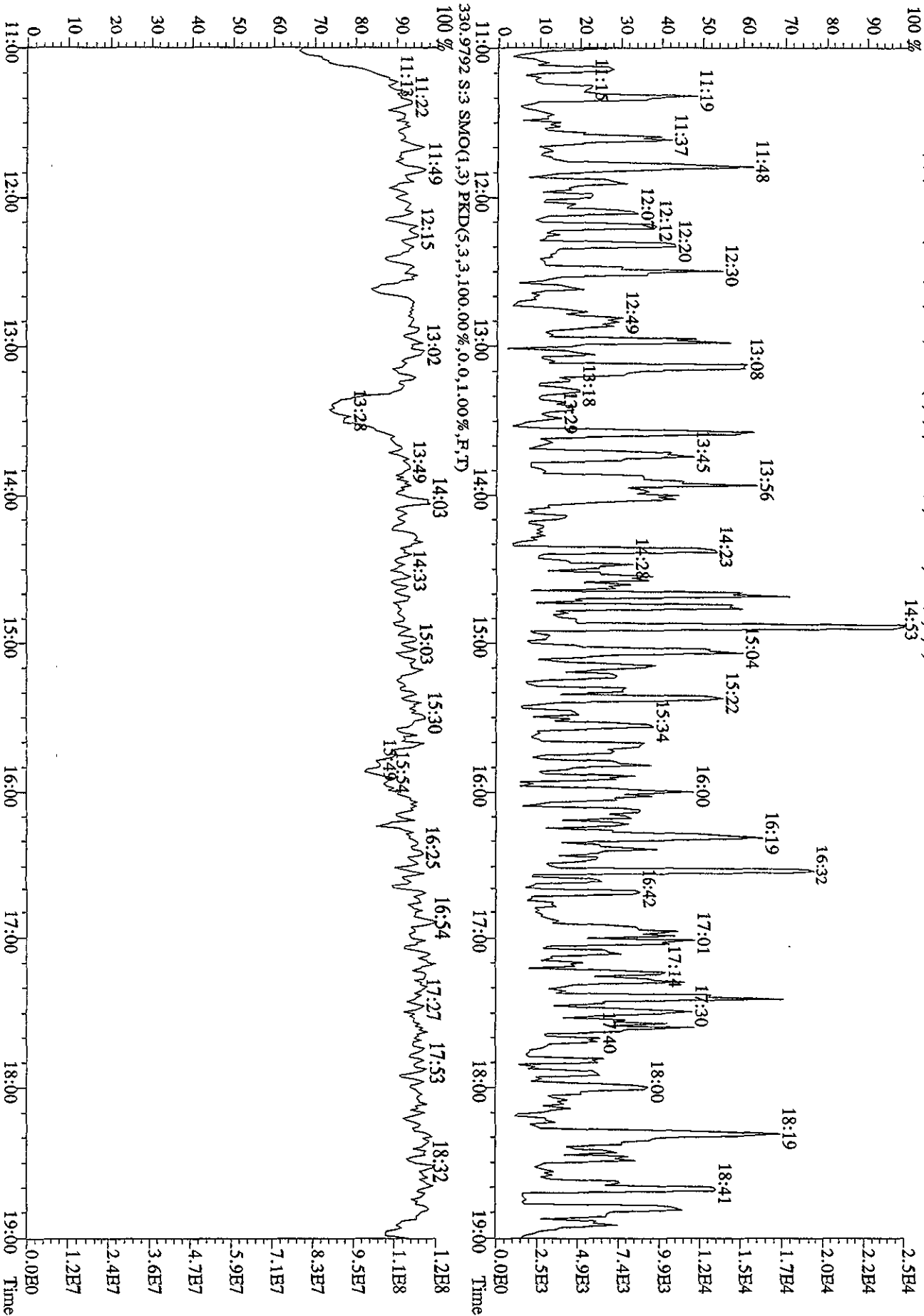
File:081A10A5D2 #1-1242 Acq: 8-JAN-2010 14:27:48 GC FI+ Voltage SIR 70SE
 Sample#3 Text:SB0108 :Solvent Blank C-14 Exp:DB225
 319.8965 S:3 SMO(1,3) BSUB(1000,15,-3,0) PKD(5,3,3,0.10%,10740,0.1,00%,F,T)
 100 %



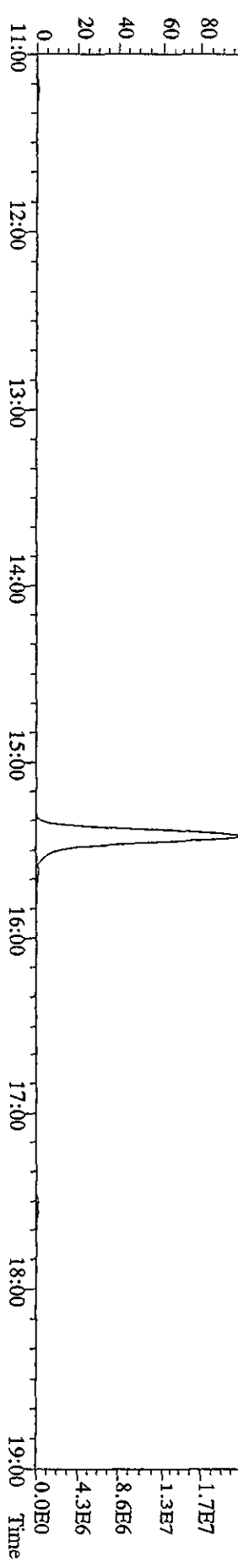
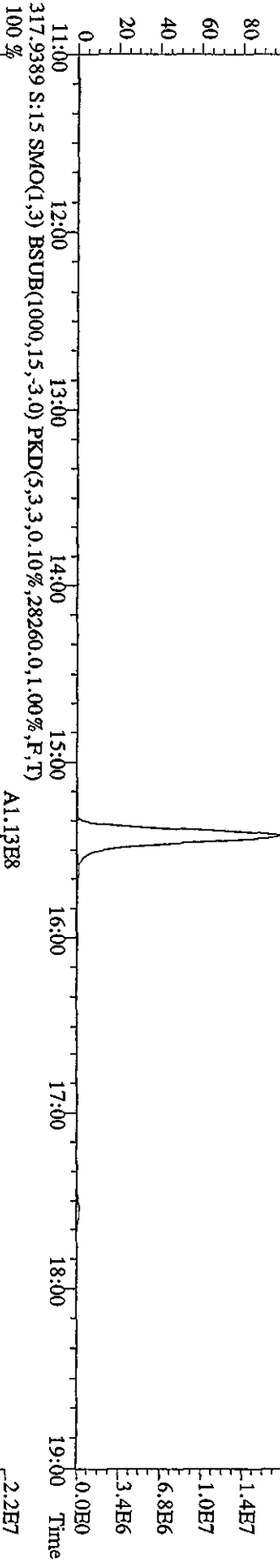
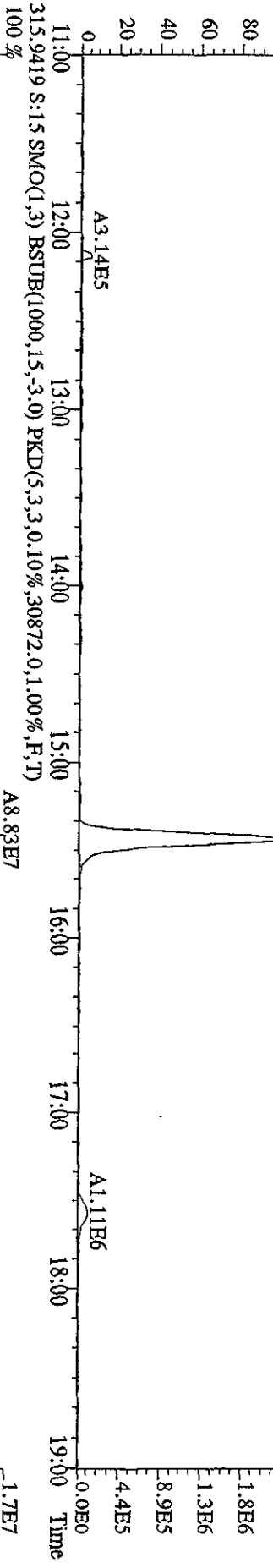
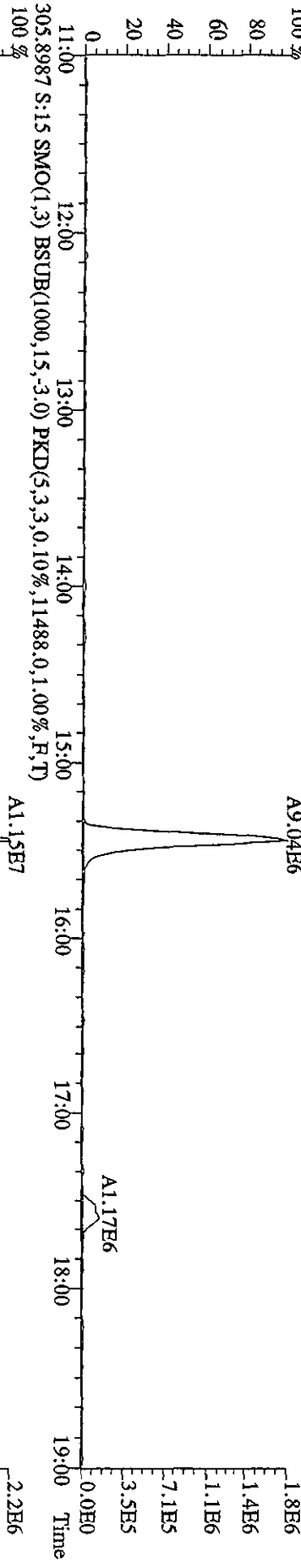
File:081A10A5D2 #1-1242 Acq: 8-JAN-2010 14:27:48 GC EI+ Voltage SIR 70SE
Sample#3 Text:SP0108 :Solvent Blank C-14 Exp:DB225
327.8840 S:3 SMO(1,3) BSUB(1000,15,-3.0) PKD(5,3,3,0.10%,10048.0,1.00%,F,T)
100%



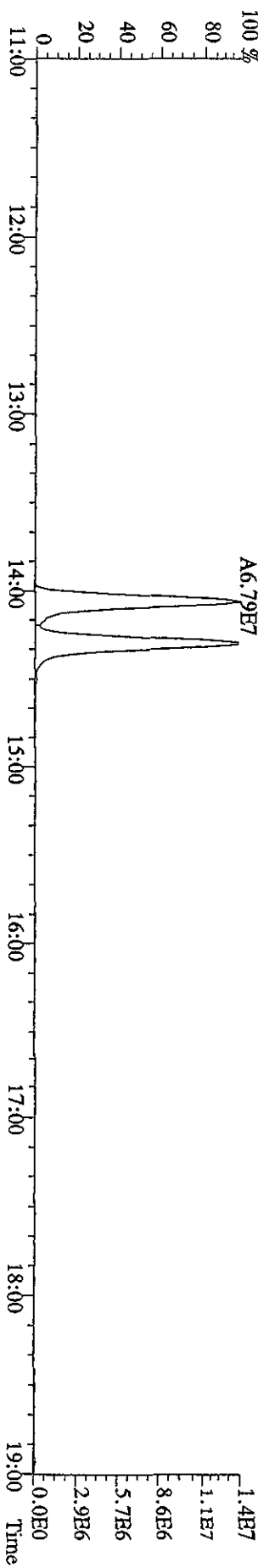
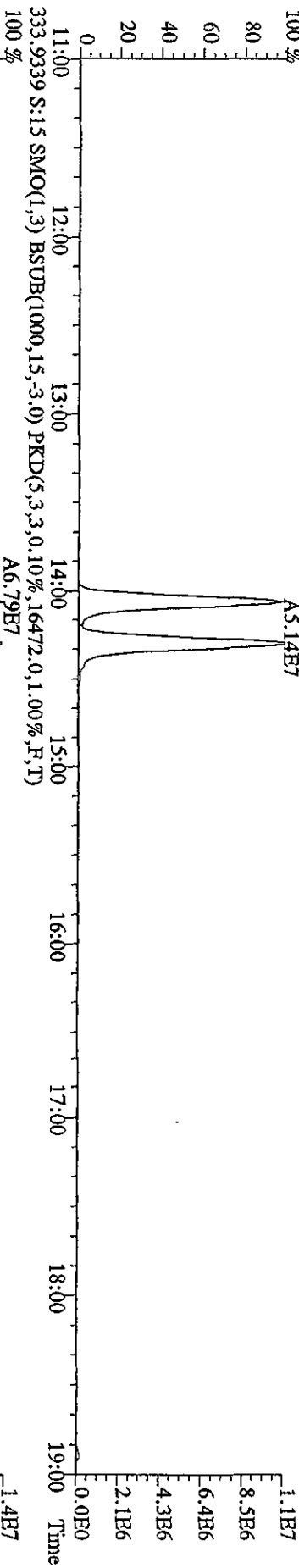
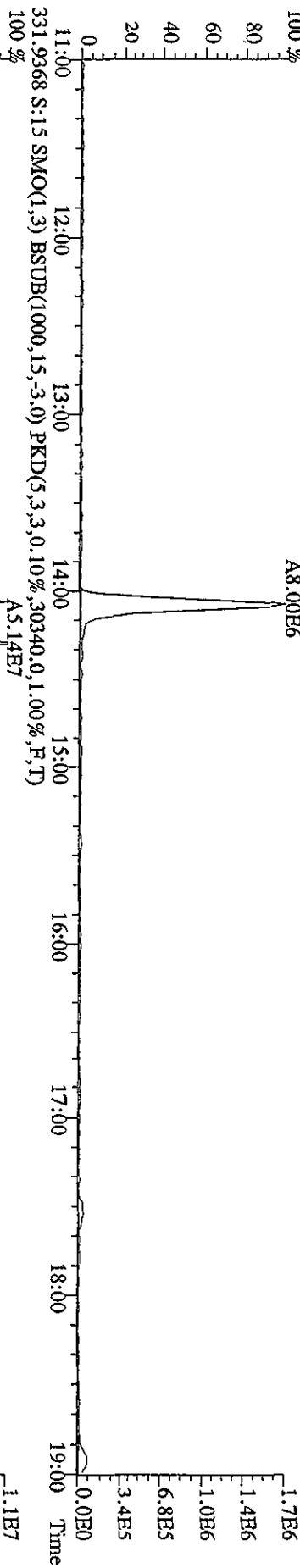
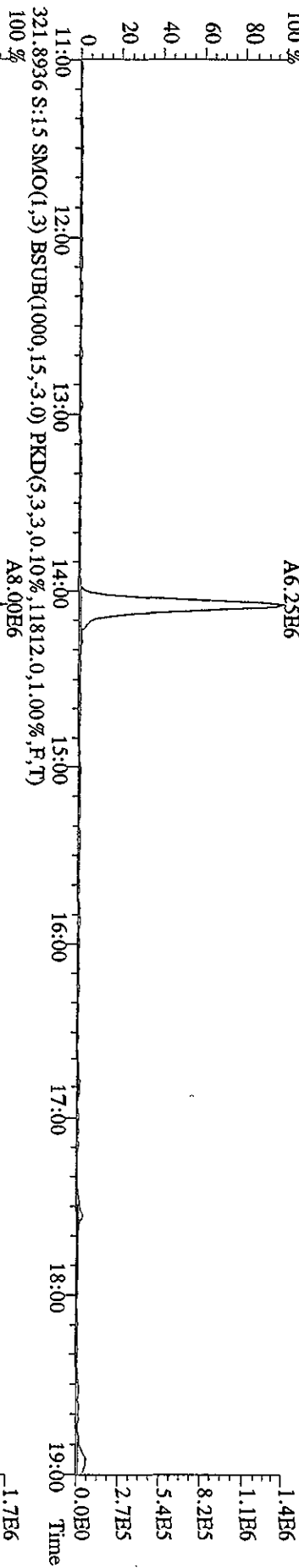
File:08JAI0A5D2 #1-1242 Acq: 8-JAN-2010 14:27:48 GC EI+ Voltage SFR 70SE
 Sample#3 Text:SB0108 :Solvent Blank C-14 Exp:DB225
 375.8364 S:3 SMO(1,3) BSUB(1000,15,-3.0) PKD(5,3,3,100.00%,3816.0,1.00%,F,T)



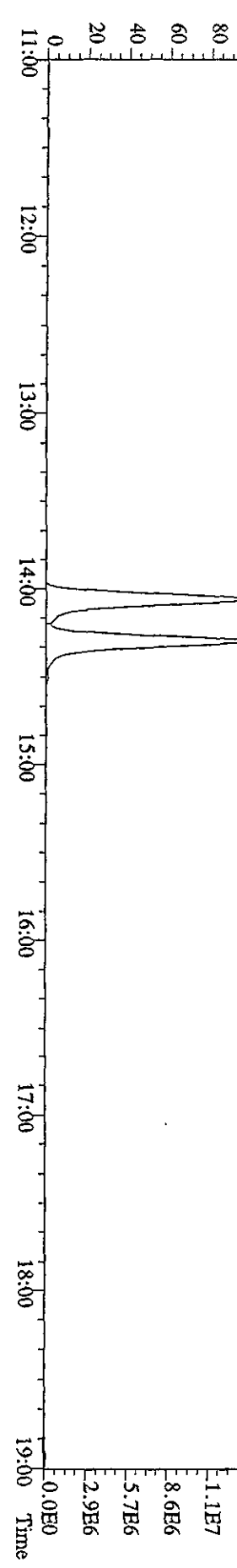
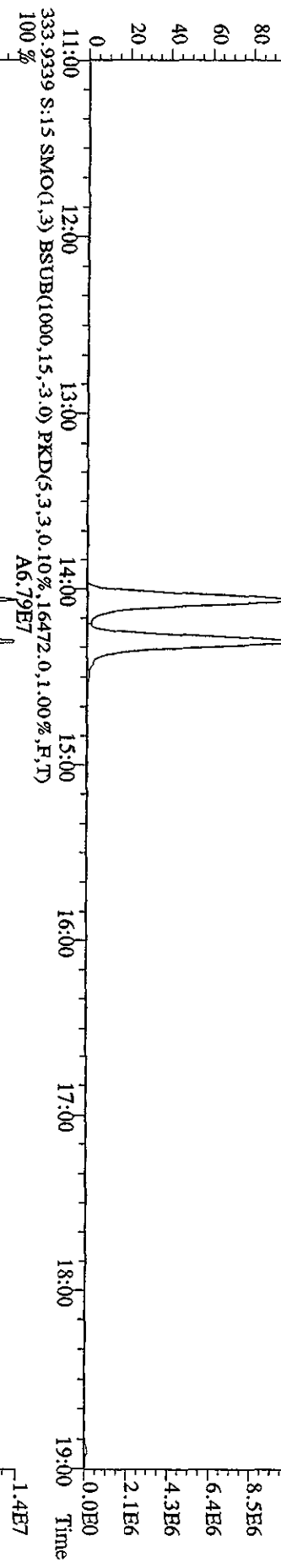


File:08JA10A5D2 #1-1242 Acq: 8-JAN-2010 21:52:18 GC EI+ Voltage SIR 70SE
 Sample#15 Text:ST0108A :CS3 09DXN425 Exp:DB225
 303.9016 S:15 SMO(1,3) BSUB(1000,15,-3,0) PKD(5,3,3,0.10%,.9068,0,1.00%,F,T)



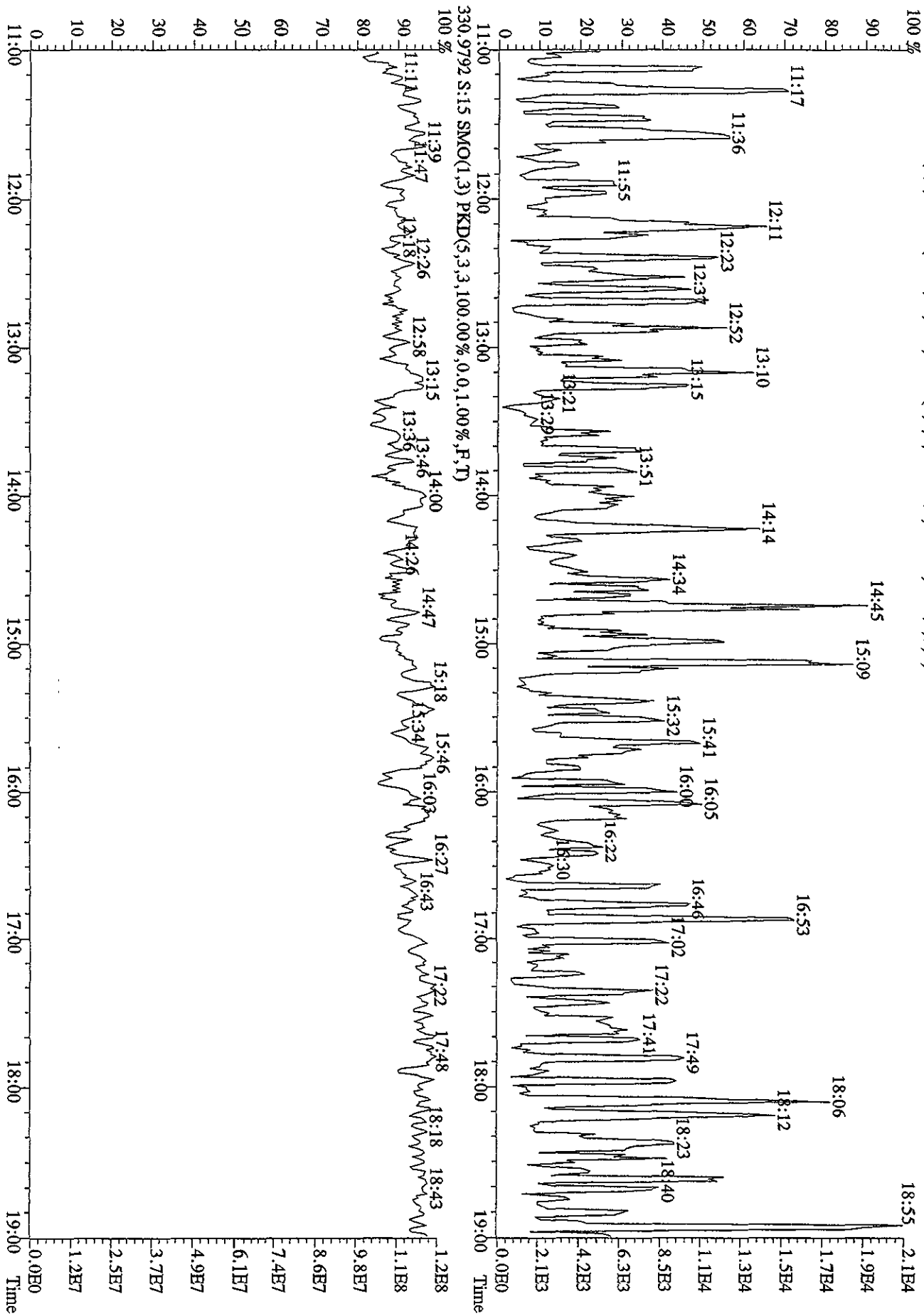
File:081A10A5D2 #1-1242 Acq: 8-JAN-2010 21:52:18 GC EI+ Voltage SIR 70SE
 Sample#15 Text:ST0108A :CS3 09DXN425 Exp:DB225
 319.8965 S:15 SMO(1,3) BSUB(1000,15,-3.0) PKD(5,3,3,0.10%,9012.0,1.00%,F,T)
 100 % A6.25B6



File:081A10A5D2 #1-1242 Acq: 8-JAN-2010 21:52:18 GC EI+ Voltage SIR 70SE
 Sample#15 Text:ST0108A :CS3 09DXN425 Exp:DB225
 327.8840 S:15 SMO(1,3) BSUB(1000,15,-3,0) PKD(5,3,3,0,10%,13396,0,1,00%,F,T)
 100% A1.36E7



File:081A10A5D2 #1-1242 Acq: 8-JAN-2010 21:52:18 GC EI+ Voltage SIR 70SE
 Sample#15 Text:ST0108A :CS3 09DXN425 Exp:DB225
 375.8364 S:15 SMO(1.3) BSUB(1000,15,-3.0) PKD(5,3,100.00%,2992.0,1.00%,F,T)



Initial Calibration

Includes (as applicable):

runlog

standard raw data

statistical summary

ms tune data

Test America – West Sacramento



THE LEADER IN ENVIRONMENTAL TESTING

Initial Calibration Checklist
Dioxin Methods

ICAL ID ICA123120093D5(8290, 1613, TETRAS)

Method ID 8290, 1613B, Tetras Date Scanned 01/11/10

Column ID DB5 Instrument ID 3D5

STD ID's ST1231(B,C,D,E,F) STD Solution 09DXN422(23,25,26,56)

GC Program DIOXIN Multiplier Setting 350

Analyzed By JRB Date Analyzed 12/31/09

Prepared By JRB Date Prepared 01/04/10

Reviewed By M.G. Date Reviewed 1/6/10

ANALYSIS OFFICIAL	INITIATED	REVIEWED
Curve summary present?	✓	✓
Hardcopies of chromatograms for CS1-CS5 present?	✓	✓
Copy of log-file present?	✓	✓
Static resolution check present?	✓	✓
Target file RT's correct?	✓	✓
%RSD within method-specified limits?*	✓	✓
Signal-to-noise criteria met?	✓	✓
Isotopic ratios within limits?	✓	✓
High point free of saturation?	✓	✓
Are chromatographic windows correct?	✓	✓
Manual reintegration's checked and hardcopies included?	NA	NA

COMMENTS: CS3 13C-1,2,3,4-TCDD RT = 18.54 min 13C-1,2,3,7,8,9-HxCDD RT = 32.62 min

*Method 8290/TO9/M0023A: %RSD ≤20% for natives, ≤30% for labeled compounds; S/N ≥10
 Method 1613B: %RSD ≤ 20% natives, ≤30% labeled compounds; S/N ≥10
 Method 23: %RSD ≤ values specified in Table 5, Method 23; S/N ≥ 2.5

Dataset: C:\MassLynx\Default.pro\ICA123120093D58290.qld

Last Altered: Thursday, December 31, 2009 13:37:23 Pacific Standard Time

Printed: Thursday, December 31, 2009 13:38:33 Pacific Standard Time

Method: C:\MassLynx\Default.PRO\MethDB\82903D5.mdb 31 Dec 2009 10:05:23
 Calibration: 31 Dec 2009 13:37:23

#	Name	RRF Mean	RRF SD	RRF %Rel SD
1	13C-1,2,3,4-TCDD	1.00000	0.00000	0.00000
2				
3	13C-2,3,7,8-TCDF	1.55387	0.10195	6.56127
4	2,3,7,8-TCDF	1.00894	0.03940	3.90512
5	Total TCDFs	1.00894	0.03940	3.90512
6				
7	13C-2,3,7,8-TCDD	0.93654	0.08265	8.82467
8	2,3,7,8-TCDD	1.13162	0.06094	5.38546
9	Total TCDDs	1.13162	0.06094	5.38546
10				
11	37CL-2,3,7,8-TCDD	1.13700	0.09172	8.06695
12				
13	13C-1,2,3,7,8-PeCDF	1.21534	0.12934	10.64235
14	1,2,3,7,8-PeCDF	1.03079	0.04663	4.52356
15	2,3,4,7,8-PeCDF	0.96399	0.04086	4.23834
16	Total F2 PeCDFs	0.99739	0.04369	4.38021
17	Total F1 PeCDFs	0.99739	0.04369	4.38021
18				
19	13C-1,2,3,7,8-PeCDD	0.74736	0.08018	10.72899
20	1,2,3,7,8-PeCDD	1.05672	0.03490	3.30300
21	Total PeCDDs	1.05672	0.03490	3.30300
22				
23	13C-1,2,3,7,8,9-HxCDD	1.00000	0.00000	0.00000
24				
25	13C-1,2,3,4,7,8-HxCDF	0.91641	0.07223	7.88160
26	1,2,3,4,7,8-HxCDF	1.24280	0.05687	4.57635
27	1,2,3,6,7,8-HxCDF	1.49624	0.06359	4.24985
28	2,3,4,6,7,8-HxCDF	1.31114	0.08139	6.20792
29	1,2,3,7,8,9-HxCDF	1.29097	0.15794	12.23447
30	Total HxCDFs	1.33529	0.08589	6.43214
31				
32	13C-1,2,3,6,7,8-HxCDD	0.80919	0.05547	6.85475
33	1,2,3,4,7,8-HxCDD	0.93261	0.05959	6.38974
34	1,2,3,6,7,8-HxCDD	1.18024	0.05154	4.36672
35	1,2,3,7,8,9-HxCDD	1.28282	0.21352	16.64444
36	Total HxCDDs	1.13189	0.10452	9.23374
37				
38	13C-1,2,3,4,6,7,8-HpCDF	0.81080	0.04083	5.03538
39	1,2,3,4,6,7,8-HpCDF	1.36387	0.07395	5.42218
40	1,2,3,4,7,8,9-HpCDF	1.11483	0.06881	6.17218
41	Total HpCDFs	1.23935	0.07020	5.66394
42				
43	13C-1,2,3,4,6,7,8-HpCDD	0.70743	0.03465	4.89747
44	1,2,3,4,6,7,8-HpCDD	1.04312	0.04748	4.55165
45	Total HpCDDs	1.04312	0.04748	4.55165
46				
47	13C-OCDD	0.51880	0.04360	8.40429

Dataset: C:\MassLynx\Default.pro\CA123120093D58290.qld

Last Altered: Thursday, December 31, 2009 13:37:23 Pacific Standard Time

Printed: Thursday, December 31, 2009 13:38:33 Pacific Standard Time

#	Name	RRF Mean	RRF SD	RRF %Rel SD
48	OCDF	1.40213	0.13119	9.35683
49	OCDD	1.19691	0.05139	4.29389
50				
51				
52	Function 1 PFK			
53	Function 2 PFK	16743.46550	16630.81420	99.32719
54	Function 3 PFK	7909.22500	521.22114	6.59004
55	Function 4 PFK	14980.66300	0.00000	0.00000
56	Function 5 PFK	3947.90350	3001.02553	76.01568
57	TCDF PCDPE	30.01200	0.00000	0.00000
58	F1 PeCDF PCDPE	45.97250	34.38590	74.79666
59	F2 PeCDF PCDPE	17.77400	16.24159	91.37835
60	HXCDF PCDPE	18.61100	20.51602	110.23600
61	HPCDF PCDPE	75.50100	34.84622	46.15333
62	OCDF PCDPE	85.06150	155.80506	183.16755

Dataset: C:\MassLynx\Default.pro\CA123120093D58290.qld

Last Altered: Thursday, December 31, 2009 13:37:23 Pacific Standard Time

Printed: Thursday, December 31, 2009 13:40:37 Pacific Standard Time

Method: C:\MassLynx\Default.PRO\MethDB\82903D5.mdb 31 Dec 2009 10:05:23

Calibration: 31 Dec 2009 13:37:23

Name: 31DE093D5_4, Date: 31-Dec-2009, Time: 10:01:21, ID: ST1231B, Description: CS-4 09DXN426

#	Name	Trace	RT	Response	RRF	Mod.Date	Ratio	Ratio Flag
1	13C-1,2,3,4-TCDD	331.9368	18.56	1420005	1.00000		0.816	NO
2								
3	13C-2,3,7,8-TCDF	315.9419	18.01	2089299	1.47133		0.822	NO
4	2,3,7,8-TCDF	303.9016	18.03	879286	1.05213		0.802	NO
5	Total TCDFs	303.9016						
6								
7	13C-2,3,7,8-TCDD	331.9368	18.75	1221308	0.86007		0.837	NO
8	2,3,7,8-TCDD	319.8965	18.78	578690	1.18457		0.750	NO
9	Total TCDDs	319.8965						
10								
11	37CL-2,3,7,8-TCDD	327.8847	18.78	626572	1.10312			
12								
13	13C-1,2,3,7,8-PeCDF	351.9000	23.36	1622108	1.14233		1.650	NO
14	1,2,3,7,8-PeCDF	339.8597	23.39	3446922	1.06248		1.579	NO
15	2,3,4,7,8-PeCDF	339.8597	24.80	3199584	0.98624		1.569	NO
16	Total F2 PeCDFs	339.8597						
17	Total F1 PeCDFs	339.8597						
18								
19	13C-1,2,3,7,8-PeCDD	367.8949	25.54	1017507	0.71655		1.586	NO
20	1,2,3,7,8-PeCDD	355.8546	25.58	2197910	1.08005		1.577	NO
21	Total PeCDDs	355.8546						
22								
23	13C-1,2,3,7,8,9-HxCDD	401.8559	32.63	1329255	1.00000		1.169	NO
24								
25	13C-1,2,3,4,7,8-HxCDF	383.8639	31.28	1117948	0.84103		0.516	NO
26	1,2,3,4,7,8-HxCDF	373.8208	31.30	2917985	1.30506		1.222	NO
27	1,2,3,6,7,8-HxCDF	373.8208	31.44	3473916	1.55370		1.219	NO
28	2,3,4,6,7,8-HxCDF	373.8208	32.10	3085947	1.38018		1.222	NO
29	1,2,3,7,8,9-HxCDF	373.8208	32.82	3188715	1.42615		1.131	NO
30	Total HxCDFs	373.8208						
31								
32	13C-1,2,3,6,7,8-HxCDD	401.8559	32.34	997196	0.75019		1.323	NO
33	1,2,3,4,7,8-HxCDD	389.8157	32.26	1907055	0.95621		1.269	NO
34	1,2,3,6,7,8-HxCDD	389.8157	32.35	2500551	1.25379		1.294	NO
35	1,2,3,7,8,9-HxCDD	389.8157	32.65	3069165	1.53890		1.285	NO
36	Total HxCDDs	389.8157						
37								
38	13C-1,2,3,4,6,7,8-HpCDF	417.8253	34.18	1017841	0.76572		0.460	NO
39	1,2,3,4,6,7,8-HpCDF	407.7818	34.19	2934211	1.44139		1.081	NO
40	1,2,3,4,7,8,9-HpCDF	407.7818	35.30	2337867	1.14844		1.036	NO
41	Total HpCDFs	407.7818						
42								
43	13C-1,2,3,4,6,7,8-HpCDD	435.8169	34.98	904632	0.68056		1.075	NO
44	1,2,3,4,6,7,8-HpCDD	423.7766	34.99	1932789	1.06827		1.055	NO
45	Total HpCDDs	423.7766						
46								

Dataset: C:\MassLynx\Default.pro\CA123120093D58290.qld

Last Altered: Thursday, December 31, 2009 13:37:23 Pacific Standard Time

Printed: Thursday, December 31, 2009 13:40:37 Pacific Standard Time

Name: 31DE093D5_4, Date: 31-Dec-2009, Time: 10:01:21, ID: ST1231B, Description: CS-4 09DXN426

#	Name	Trace	RT	Response	RRF	Mod.Date	Ratio	Ratio Flag
47	13C-OCDD	469.7779	37.44	1273461	0.47901		0.925	NO
48	OCDF	441.7428	37.54	3877326	1.52236		0.916	NO
49	OCDD	457.7377	37.45	3194833	1.25439		0.872	NO
50								
51								
52	Function 1 PFK	330.97...						
53	Function 2 PFK	342.97...	22.50	4984	4983.7...			
54	Function 3 PFK	380.97...	29.27	7541	7540.6...			
55	Function 4 PFK	430.97...						
56	Function 5 PFK	442.97...	39.30	6070	6069.9...			
57	TCDF PCDPE	375.8364						
58	F1 PeCDF PCDPE	409.79...						
59	F2 PeCDF PCDPE	409.7974						
60	HXCDF PCDPE	445.7555	33.02	24	23.836...			
61	HPCDF PCDPE	479.7165						
62	OCDF PCDPE	513.67...						

Dataset: C:\MassLynx\Default.pro\CA123120093D58290.qld

Last Altered: Thursday, December 31, 2009 13:37:23 Pacific Standard Time

Printed: Thursday, December 31, 2009 13:40:37 Pacific Standard Time

Name: 31DE093D5_5, Date: 31-Dec-2009, Time: 10:45:57, ID: ST1231C, Description: CS-3 09DXN425

#	Name	Trace	RT	Response	RRF	Mod.Date	Ratio	Ratio Flag
1	13C-1,2,3,4-TCDD	331.9368	18.54	1312762	1.00000		0.804	NO
2								
3	13C-2,3,7,8-TCDF	315.9419	17.98	2114301	1.61057		0.813	NO
4	2,3,7,8-TCDF	303.9016	18.01	218298	1.03248		0.798	NO
5	Total TCDFs	303.9016						
6								
7	13C-2,3,7,8-TCDD	331.9368	18.74	1272310	0.96919		0.796	NO
8	2,3,7,8-TCDD	319.8965	18.75	137033	1.07704		0.806	NO
9	Total TCDDs	319.8965						
10								
11	37CL-2,3,7,8-TCDD	327.8847	18.75	145624	1.10929			
12								
13	13C-1,2,3,7,8-PeCDF	351.9000	23.34	1576437	1.20085		1.626	NO
14	1,2,3,7,8-PeCDF	339.8597	23.36	835224	1.05964		1.593	NO
15	2,3,4,7,8-PeCDF	339.8597	24.77	781078	0.99094		1.568	NO
16	Total F2 PeCDFs	339.8597						
17	Total F1 PeCDFs	339.8597						
18								
19	13C-1,2,3,7,8-PeCDD	367.8949	25.52	982379	0.74833		1.649	NO
20	1,2,3,7,8-PeCDD	355.8546	25.56	516887	1.05232		1.599	NO
21	Total PeCDDs	355.8546						
22								
23	13C-1,2,3,7,8,9-HxCDD	401.8559	32.62	1198576	1.00000		1.335	NO
24								
25	13C-1,2,3,4,7,8-HxCDF	383.8639	31.27	1082151	0.90286		0.527	NO
26	1,2,3,4,7,8-HxCDF	373.8208	31.29	681870	1.26021		1.236	NO
27	1,2,3,6,7,8-HxCDF	373.8208	31.43	850724	1.57228		1.275	NO
28	2,3,4,6,7,8-HxCDF	373.8208	32.09	736583	1.36152		1.248	NO
29	1,2,3,7,8,9-HxCDF	373.8208	32.82	735482	1.35930		1.219	NO
30	Total HxCDFs	373.8208						
31								
32	13C-1,2,3,6,7,8-HxCDD	401.8559	32.33	949380	0.79209		1.303	NO
33	1,2,3,4,7,8-HxCDD	389.8157	32.25	470443	0.99105		1.224	NO
34	1,2,3,6,7,8-HxCDD	389.8157	32.34	555757	1.17078		1.284	NO
35	1,2,3,7,8,9-HxCDD	389.8157	32.63	653835	1.37739		1.207	NO
36	Total HxCDDs	389.8157						
37								
38	13C-1,2,3,4,6,7,8-HpCDF	417.8253	34.18	956415	0.79796		0.442	NO
39	1,2,3,4,6,7,8-HpCDF	407.7818	34.19	670059	1.40119		1.046	NO
40	1,2,3,4,7,8,9-HpCDF	407.7818	35.30	555302	1.16122		1.050	NO
41	Total HpCDFs	407.7818						
42								
43	13C-1,2,3,4,6,7,8-HpCDD	435.8169	34.98	844966	0.70497		1.069	NO
44	1,2,3,4,6,7,8-HpCDD	423.7766	34.99	439061	1.03924		1.080	NO
45	Total HpCDDs	423.7766						
46								
47	13C-OCDD	469.7779	37.44	1212003	0.50560		0.878	NO
48	OCDF	441.7428	37.54	885223	1.46076		0.931	NO
49	OCDD	457.7377	37.45	756308	1.24803		0.893	NO

Dataset: C:\MassLynx\Default.pro\CA123120093D58290.qld

Last Altered: Thursday, December 31, 2009 13:37:23 Pacific Standard Time

Printed: Thursday, December 31, 2009 13:40:37 Pacific Standard Time

Name: 31DE093D5_5, Date: 31-Dec-2009, Time: 10:45:57, ID: ST1231C, Description: CS-3 09DXN425

#	Name	Trace	RT	Response	RRF	Mod Date	Ratio	Ratio Flag
50								
51								
52	Function 1 PFK	330.97...						
53	Function 2 PFK	342.97...						
54	Function 3 PFK	380.97...						
55	Function 4 PFK	430.97...						
56	Function 5 PFK	442.97...						
57	TCDF PCDPE	375.8364						
58	F1 PeCDF PCDPE	409.79...	18.72		22 21.658...			
59	F2 PeCDF PCDPE	409.7974	22.10		19 19.066...			
60	HXCDF PCDPE	445.7555	33.08		17 16.703...			
61	HPCDF PCDPE	479.7165						
62	OCDF PCDPE	513.67...	37.57		7 6.61200			

Dataset: C:\MassLynx\Default.pro\CA123120093D58290.qld

Last Altered: Thursday, December 31, 2009 13:37:23 Pacific Standard Time

Printed: Thursday, December 31, 2009 13:40:37 Pacific Standard Time

Name: 31DE093D5_6, Date: 31-Dec-2009, Time: 11:27:05, ID: ST1231D, Description: CS-2 09DXN423

#	Name	Trace	RT	Response	RRF	Mod.Date	Ratio	Ratio Flag
1	13C-1,2,3,4-TCDD	331.9368	18.54	1339894	1.00000		0.803	NO
2								
3	13C-2,3,7,8-TCDF	315.9419	18.00	1933751	1.44321		0.805	NO
4	2,3,7,8-TCDF	303.9016	18.01	37379	0.96648		0.790	NO
5	Total TCDFs	303.9016						
6								
7	13C-2,3,7,8-TCDD	331.9368	18.74	1192946	0.89033		0.794	NO
8	2,3,7,8-TCDD	319.8965	18.75	25320	1.06122		0.769	NO
9	Total TCDDs	319.8965						
10								
11	37CL-2,3,7,8-TCDD	327.8847	18.75	27694	1.03345			
12								
13	13C-1,2,3,7,8-PeCDF	351.9000	23.34	1495722	1.11630		1.583	NO
14	1,2,3,7,8-PeCDF	339.8597	23.36	145439	0.97236		1.500	NO
15	2,3,4,7,8-PeCDF	339.8597	24.76	137024	0.91610		1.557	NO
16	Total F2 PeCDFs	339.8597						
17	Total F1 PeCDFs	339.8597						
18								
19	13C-1,2,3,7,8-PeCDD	367.8949	25.52	908118	0.67775		1.648	NO
20	1,2,3,7,8-PeCDD	355.8546	25.54	92439	1.01792		1.647	NO
21	Total PeCDDs	355.8546						
22								
23	13C-1,2,3,7,8,9-HxCDD	401.8559	32.61	1135542	1.00000		1.258	NO
24								
25	13C-1,2,3,4,7,8-HxCDF	363.8639	31.27	997611	0.87853		0.525	NO
26	1,2,3,4,7,8-HxCDF	373.8208	31.28	122414	1.22707		1.318	NO
27	1,2,3,6,7,8-HxCDF	373.8208	31.41	145606	1.45954		1.271	NO
28	2,3,4,6,7,8-HxCDF	373.8208	32.08	123386	1.23682		1.254	NO
29	1,2,3,7,8,9-HxCDF	373.8208	32.81	116973	1.17253		1.197	NO
30	Total HxCDFs	373.8208						
31								
32	13C-1,2,3,6,7,8-HxCDD	401.8559	32.31	891525	0.78511		1.247	NO
33	1,2,3,4,7,8-HxCDD	389.8157	32.24	77130	0.86515		1.403	NO
34	1,2,3,6,7,8-HxCDD	389.8157	32.33	101689	1.14062		1.197	NO
35	1,2,3,7,8,9-HxCDD	389.8157	32.62	98034	1.09962		1.285	NO
36	Total HxCDDs	389.8157						
37								
38	13C-1,2,3,4,6,7,8-HpCDF	417.8253	34.16	898132	0.79093		0.446	NO
39	1,2,3,4,6,7,8-HpCDF	407.7818	34.16	118917	1.32405		1.035	NO
40	1,2,3,4,7,8,9-HpCDF	407.7818	35.28	96704	1.07673		1.027	NO
41	Total HpCDFs	407.7818						
42								
43	13C-1,2,3,4,6,7,8-HpCDD	435.8169	34.97	768463	0.67674		1.074	NO
44	1,2,3,4,6,7,8-HpCDD	423.7766	34.98	81291	1.05784		1.112	NO
45	Total HpCDDs	423.7766						
46								
47	13C-OCDD	469.7779	37.43	1098842	0.48384		0.910	NO
48	OCDF	441.7428	37.53	148220	1.34888		0.859	NO
49	OCDD	457.7377	37.44	127501	1.16032		0.916	NO

Dataset: C:\MassLynx\Default.pro\CA123120093D58290.qld

Last Altered: Thursday, December 31, 2009 13:37:23 Pacific Standard Time

Printed: Thursday, December 31, 2009 13:40:37 Pacific Standard Time

Name: 31DE093D5_6, Date: 31-Dec-2009, Time: 11:27:05, ID: ST1231D, Description: CS-2 09DXN423

#	Name	Trace	RT	Response	RRF	Mod.Date	Ratio	Ratio Flag
50								
51								
52	Function 1 PFK	330.97...						
53	Function 2 PFK	342.97...	22.42	28503	28503....			
54	Function 3 PFK	380.97...	29.26	8278	8277.7...			
55	Function 4 PFK	430.97...						
56	Function 5 PFK	442.97...						
57	TCDF PCDPE	375.8364						
58	F1 PeCDF PCDPE	409.79...						
59	F2 PeCDF PCDPE	409.7974	22.16	1	0.92500			
60	HXCDF PCDPE	445.7555	33.04	51	50.659...			
61	HPCDF PCDPE	479.7165	35.32	51	50.861...			
62	OCDF PCDPE	513.67...	37.52	1	1.15200			

Dataset: C:\MassLynx\Default.pro\CA123120093D58290.qld

Last Altered: Thursday, December 31, 2009 13:37:23 Pacific Standard Time

Printed: Thursday, December 31, 2009 13:40:37 Pacific Standard Time

Name: 31DE093D5_7, Date: 31-Dec-2009, Time: 12:09:24, ID: ST1231E, Description: CS-1 09DXN422

#	Name	Trace	RT	Response	RRF	Mod Date	Ratio	Ratio Flag
1	13C-1,2,3,4-TCDD	331.9368	18.54	1272298	1.00000		0.794	NO
2								
3	13C-2,3,7,8-TCDF	315.9419	18.00	1973915	1.55146		0.810	NO
4	2,3,7,8-TCDF	303.9016	18.01	9551	0.96771		0.862	NO
5	Total TCDFs	303.9016						
6								
7	13C-2,3,7,8-TCDD	331.9368	18.74	1141541	0.89723		0.800	NO
8	2,3,7,8-TCDD	319.8965	18.75	6822	1.19524		0.720	NO
9	Total TCDDs	319.8965						
10								
11	37CL-2,3,7,8-TCDD	327.8847	18.75	7372	1.15886			
12								
13	13C-1,2,3,7,8-PeCDF	351.9000	23.34	1498651	1.17791		1.635	NO
14	1,2,3,7,8-PeCDF	339.8597	23.38	37025	0.98823		1.488	NO
15	2,3,4,7,8-PeCDF	339.8597	24.77	34603	0.92357		1.578	NO
16	Total F2 PeCDFs	339.8597						
17	Total F1 PeCDFs	339.8597						
18								
19	13C-1,2,3,7,8-PeCDD	367.8949	25.53	904029	0.71055		1.635	NO
20	1,2,3,7,8-PeCDD	355.8546	25.56	23291	1.03055		1.717	NO
21	Total PeCDDs	355.8546						
22								
23	13C-1,2,3,7,8,9-HxCDD	401.8559	32.62	1010615	1.00000		1.170	NO
24								
25	13C-1,2,3,4,7,8-HxCDF	383.8639	31.27	1043345	1.03239		0.516	NO
26	1,2,3,4,7,8-HxCDF	373.8208	31.29	30099	1.15396		1.236	NO
27	1,2,3,6,7,8-HxCDF	373.8208	31.43	37165	1.42484		1.276	NO
28	2,3,4,6,7,8-HxCDF	373.8208	32.09	31536	1.20905		1.331	NO
29	1,2,3,7,8,9-HxCDF	373.8208	32.81	28076	1.07639		1.296	NO
30	Total HxCDFs	373.8208						
31								
32	13C-1,2,3,6,7,8-HxCDD	401.8559	32.33	907121	0.89759		1.256	NO
33	1,2,3,4,7,8-HxCDD	389.8157	32.25	19787	0.87251		1.351	NO
34	1,2,3,6,7,8-HxCDD	389.8157	32.34	25573	1.12765		1.294	NO
35	1,2,3,7,8,9-HxCDD	389.8157	32.63	23257	1.02552		1.194	NO
36	Total HxCDDs	389.8157						
37								
38	13C-1,2,3,4,6,7,8-HpCDF	417.8253	34.16	881865	0.87260		0.433	NO
39	1,2,3,4,6,7,8-HpCDF	407.7818	34.18	27677	1.25539		1.017	NO
40	1,2,3,4,7,8,9-HpCDF	407.7818	35.30	22317	1.01226		1.025	NO
41	Total HpCDFs	407.7818						
42								
43	13C-1,2,3,4,6,7,8-HpCDD	435.8169	34.98	771327	0.76323		1.038	NO
44	1,2,3,4,6,7,8-HpCDD	423.7766	34.98	18586	0.96386		1.078	NO
45	Total HpCDDs	423.7766						
46								
47	13C-OCDD	469.7779	37.43	1098084	0.54328		0.889	NO
48	OCDF	441.7428	37.54	32874	1.19749		0.957	NO
49	OCDD	457.7377	37.45	31350	1.14199		0.882	NO

Dataset: C:\MassLynx\Default.pro\CA123120093D58290.qld

Last Altered: Thursday, December 31, 2009 13:37:23 Pacific Standard Time

Printed: Thursday, December 31, 2009 13:40:37 Pacific Standard Time

Name: 31DE093D5_7, Date: 31-Dec-2009, Time: 12:09:24, ID: ST1231E, Description: CS-1 09DXN422

#	Name	Trace	RT	Response	RRF	Mod.Date	Ratio	Ratio Flag
50								
51								
52	Function 1 PFK		330.97...					
53	Function 2 PFK		342.97...					
54	Function 3 PFK		380.97...					
55	Function 4 PFK		430.97...					
56	Function 5 PFK		442.97...					
57	TCDF PCDPE		375.8364					
58	F1 PeCDF PCDPE		409.79...					
59	F2 PeCDF PCDPE		409.7974					
60	HXCDF PCDPE		445.7555	33.03	1	1.29700		
61	HPCDF PCDPE		479.7165					
62	OCDF PCDPE		513.67...	37.58	14	13.843...		

Dataset: C:\MassLyn\Default.pro\ICA123120093D58290.qld

Last Altered: Thursday, December 31, 2009 13:37:23 Pacific Standard Time

Printed: Thursday, December 31, 2009 13:40:37 Pacific Standard Time

Name: 31DE093D5_8, Date: 31-Dec-2009, Time: 12:51:47, ID: ST1231F, Description: CS-5 09DXN456

#	Name	Trace	RT	Response	RRF	Mod Date	Ratio	Ratio Flag
1	13C-1,2,3,4-TCDD	331.9368	18.53	793468	1.00000		0.793	NO
2								
3	13C-2,3,7,8-TCDF	315.9419	17.98	1343177	1.69279		0.811	NO
4	2,3,7,8-TCDF	303.9016	18.00	2755940	1.02590		0.782	NO
5	Total TCDFs	303.9016						
6								
7	13C-2,3,7,8-TCDD	331.9368	18.74	845739	1.06588		0.763	NO
8	2,3,7,8-TCDD	319.8965	18.75	1928287	1.14000		0.783	NO
9	Total TCDDs	319.8965						
10								
11	37CL-2,3,7,8-TCDD	327.8847	18.75	2031754	1.28030			
12								
13	13C-1,2,3,7,8-PeCDF	351.9000	23.35	1142051	1.43932		1.597	NO
14	1,2,3,7,8-PeCDF	339.8597	23.38	12234024	1.07123		1.572	NO
15	2,3,4,7,8-PeCDF	339.8597	24.80	11455794	1.00309		1.556	NO
16	Total F2 PeCDFs	339.8597						
17	Total F1 PeCDFs	339.8597						
18								
19	13C-1,2,3,7,8-PeCDD	367.8949	25.56	701127	0.88362		1.658	NO
20	1,2,3,7,8-PeCDD	355.8546	25.58	7731709	1.10275		1.594	NO
21	Total PeCDDs	355.8546						
22								
23	13C-1,2,3,7,8,9-HxCDD	401.8559	32.63	890496	1.00000		1.300	NO
24								
25	13C-1,2,3,4,7,8-HxCDF	383.8639	31.28	825687	0.92722		0.513	NO
26	1,2,3,4,7,8-HxCDF	373.8208	31.30	10467074	1.26768		1.246	NO
27	1,2,3,6,7,8-HxCDF	373.8208	31.44	12144612	1.47086		1.241	NO
28	2,3,4,6,7,8-HxCDF	373.8208	32.09	11296523	1.36814		1.190	NO
29	1,2,3,7,8,9-HxCDF	373.8208	32.82	11728682	1.42048		1.192	NO
30	Total HxCDFs	373.8208						
31								
32	13C-1,2,3,6,7,8-HxCDD	401.8559	32.34	731065	0.82096		1.292	NO
33	1,2,3,4,7,8-HxCDD	389.8157	32.25	7150555	0.97810		1.267	NO
34	1,2,3,6,7,8-HxCDD	389.8157	32.35	8833819	1.20835		1.291	NO
35	1,2,3,7,8,9-HxCDD	389.8157	32.65	10035157	1.37268		1.295	NO
36	Total HxCDDs	389.8157						
37								
38	13C-1,2,3,4,6,7,8-HpCDF	417.8253	34.18	736263	0.82680		0.459	NO
39	1,2,3,4,6,7,8-HpCDF	407.7818	34.18	10288154	1.39735		1.038	NO
40	1,2,3,4,7,8,9-HpCDF	407.7818	35.30	8654961	1.17553		1.044	NO
41	Total HpCDFs	407.7818						
42								
43	13C-1,2,3,4,6,7,8-HpCDD	435.8169	34.98	633728	0.71166		1.081	NO
44	1,2,3,4,6,7,8-HpCDD	423.7766	34.99	6884594	1.08636		1.038	NO
45	Total HpCDDs	423.7766						
46								
47	13C-OCDD	469.7779	37.43	1036980	0.58225		0.897	NO
48	OCDF	441.7428	37.53	15359181	1.48114		0.922	NO
49	OCDD	457.7377	37.44	12234312	1.17980		0.874	NO

Dataset: C:\MassLynx\Default.pro\CA123120093D58290.qld

Last Altered: Thursday, December 31, 2009 13:37:23 Pacific Standard Time

Printed: Thursday, December 31, 2009 13:40:37 Pacific Standard Time

Name: 31DE093D5_8, Date: 31-Dec-2009, Time: 12:51:47, ID: ST1231F, Description: CS-5 09DXN456

#	Name	Trace	RT	Response	RRF	Mod.Date	Ratio	Ratio.Flag
50								
51								
52	Function 1 PFK	330.97...						
53	Function 2 PFK	342.97...						
54	Function 3 PFK	380.97...						
55	Function 4 PFK	430.97...	34.75	14981	14980...			
56	Function 5 PFK	442.97...	39.26	1826	1825.8...			
57	TCDF PCDPE	375.8364	14.93	30	30.012...			
58	F1 PeCDF PCDPE	409.79...	18.68	70	70.287...			
59	F2 PeCDF PCDPE	409.7974	22.01	33	33.331...			
60	HXCDF PCDPE	445.7555	32.99	1	0.56000			
61	HPCDF PCDPE	479.7165	35.31	100	100.14...			
62	OCDF PCDPE	513.67...	37.54	319	318.63...			

Sample List Report

MassLynx 4.1

Sample List: C:\MassLynx\Default.pro\Sampled\31DE093D5.SPL
 Last Modified: Thursday, December 31, 2009 11:35:40 Pacific Standard Time
 Printed: Thursday, December 31, 2009 14:26:38 Pacific Standard Time

Page 1 of 2

Page Position (1, 1)

	File Name	File Text	Sample ID	Meth/Matrix	BOX #	Sample Size	Units	Bottle	FV_uL
1	31DE093D5_1	CS-3 09DXN384	ST1231	---	---	1.000000	---	Tray01:1	---
2	31DE093D5_2	DB5 CPSM 3732-04	CP1231	---	---	1.000000	---	Tray01:2	---
3	31DE093D5_3	CS-5 09DXN455	ST1231A	---	---	1.000000	---	Tray01:3	---
4	31DE093D5_4	CS-4 09DXN426	ST1231B	---	---	1.000000	---	Tray01:4	---
5	31DE093D5_5	CS-3 09DXN425	ST1231C	---	---	1.000000	---	Tray01:5	---
6	31DE093D5_6	CS-2 09DXN423	ST1231D	---	---	1.000000	---	Tray01:6	---
7	31DE093D5_7	CS-1 09DXN422	ST1231E	---	---	1.000000	---	Tray01:7	---
8	31DE093D5_8	CS-5 09DXN456	ST1231F	---	---	1.000000	---	Tray01:8	---
9	31DE093D5_9	Solvent Blank C-14	SB1231	---	---	1.000000	---	Tray01:9	---
10	31DE093D5_10	2nd Source 09DXN300	ST1231G	1613B/8290	---	1.000000	---	Tray01:10	20
11	31DE093D5_11	DB5 CPSM 3732-04	CP1231A	---	---	1.000000	---	Tray01:11	---

Sample List Report

MassLynx 4.1

Sample List: C:\MassLynx\Default.pro\Sampledb\31DE093D5.SPL
 Last Modified: Thursday, December 31, 2009 11:35:40 Pacific Standard Time
 Printed: Thursday, December 31, 2009 14:26:38 Pacific Standard Time

Page 2 of 2

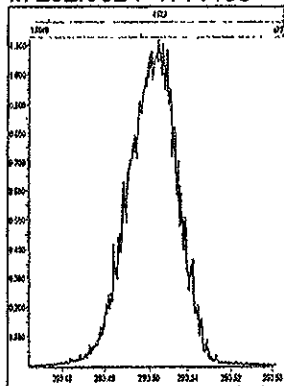
Page Position (2, 1)

Inj Vol	Sam Typ	Analyst	MS File	Inl File	ConA	ConB	ConC	ConD	ConE	ConF	ConG
2.000000	Analyte	JRB	Dioxin3D5	dioxin	10	50	100	100	200	10	100
2.000000	Analyte	JRB	Dioxin3D5	dioxin	---	---	---	---	---	---	---
2.000000	Standard	JRB	Dioxin3D5	dioxin	200	1000	2000	100	200	200	100
2.000000	Standard	JRB	Dioxin3D5	dioxin	40	200	400	100	200	40	100
2.000000	Standard	JRB	Dioxin3D5	dioxin	10	50	100	100	200	10	100
2.000000	Standard	JRB	Dioxin3D5	dioxin	2	10	20	100	200	2	100
2.000000	Standard	JRB	Dioxin3D5	dioxin	0.5	2.5	5	100	200	0.5	100
2.000000	Standard	JRB	Dioxin3D5	dioxin	200	1000	2000	100	200	200	100
2.000000	Analyte	JRB	Dioxin3D5	dioxin	---	---	---	---	---	---	---
2.000000	Analyte	JRB	Dioxin3D5	dioxin	---	---	---	2000	4000	200	2000
2.000000	Analyte	JRB	Dioxin3D5	dioxin	---	---	---	---	---	---	---

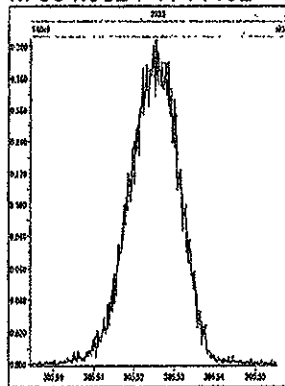
File: Experiment: Dioxin3D5.exp Reference: Pfk.ref Function: 1 @ 200 (ppm)

Printed: Thursday, December 31, 2009 08:18:58 Pacific Standard Time

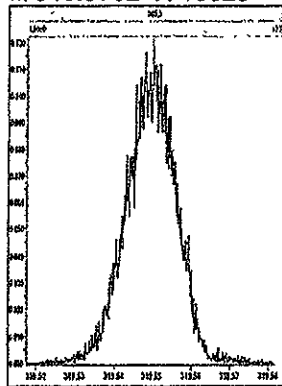
M 292.9824 R 11163



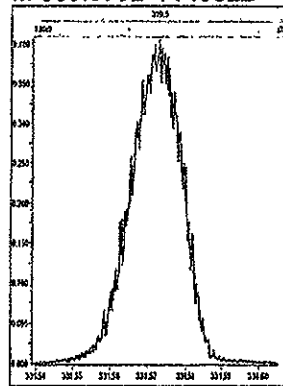
M 304.9824 R 11162



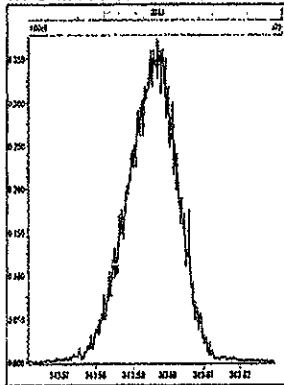
M 318.9792 R 10823



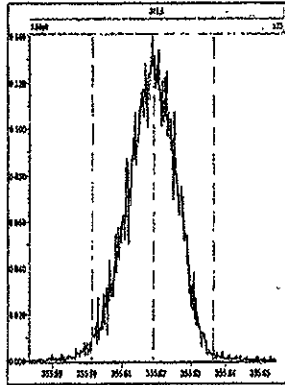
M 330.9792 R 10822



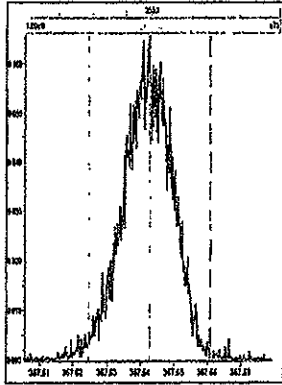
M 342.9792 R 10779



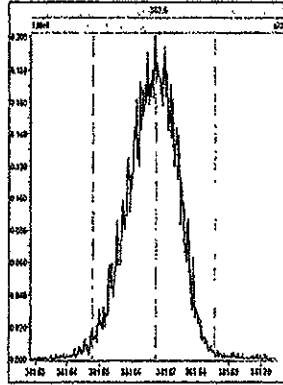
M 354.9792 R 11059



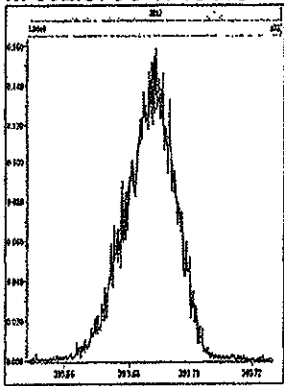
M 366.9792 R 11412



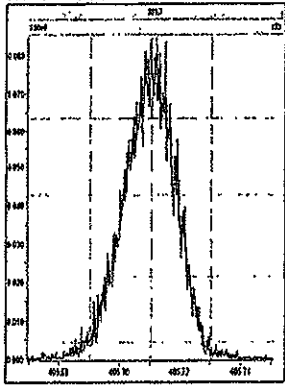
M 380.9760 R 10505



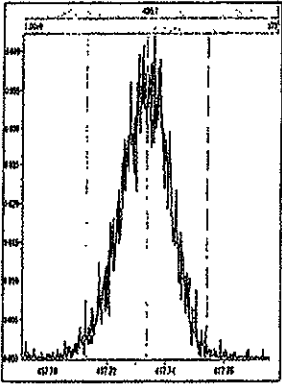
M 392.9760 R 10416



M 404.9760 R 10503



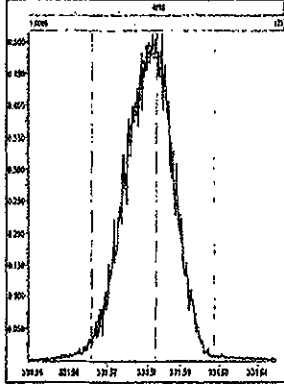
M 416.9760 R 11470



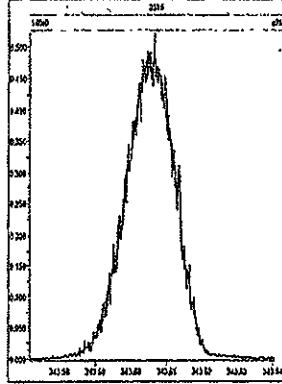
File: Experiment: Dioxin3D5.exp Reference: Pfk.ref Function: 2 @ 200 (ppm)

Printed: Thursday, December 31, 2009 08:19:21 Pacific Standard Time

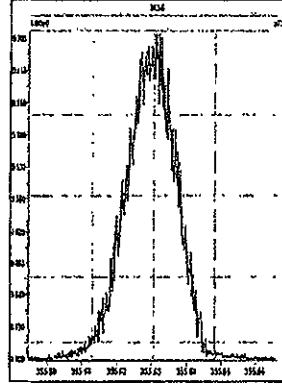
M 330.9792 R 11057



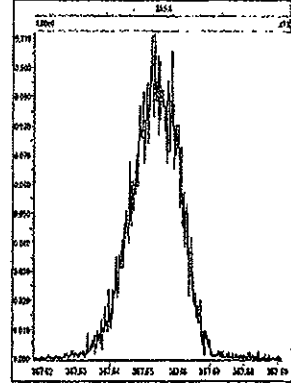
M 342.9792 R 11209



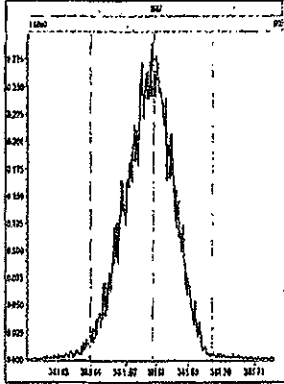
M 354.9792 R 11213



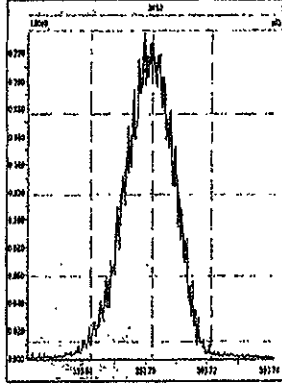
M 366.9792 R 11963



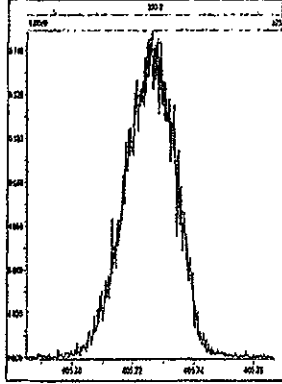
M 380.9760 R 10685



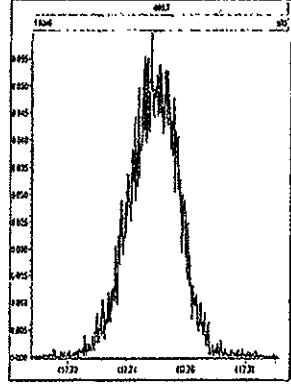
M 392.9760 R 11574



M 404.9760 R 11110



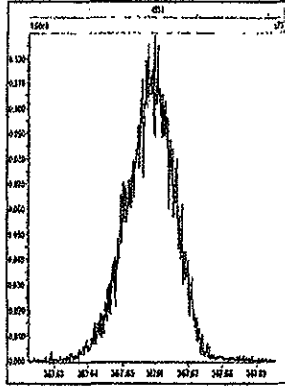
M 416.9760 R 10967



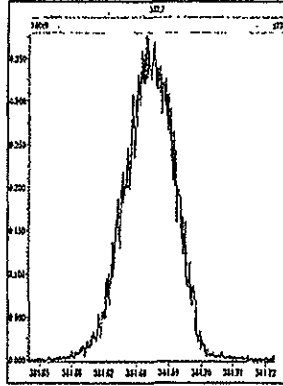
File: Experiment: Dioxin3D5.exp Reference: Pfk.ref Function: 3 @ 200 (ppm)

Printed: Thursday, December 31, 2009 08:19:50 Pacific Standard Time

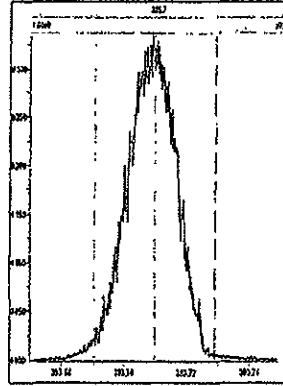
M 366.9792 R 11518



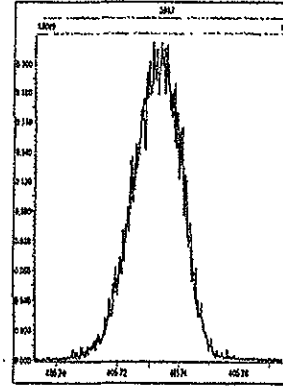
M 380.9760 R 11162



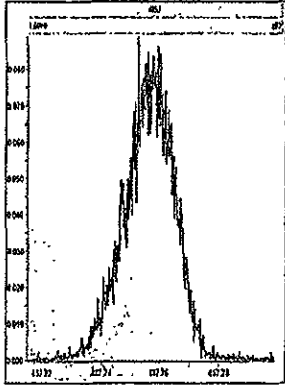
M 392.9760 R 11062



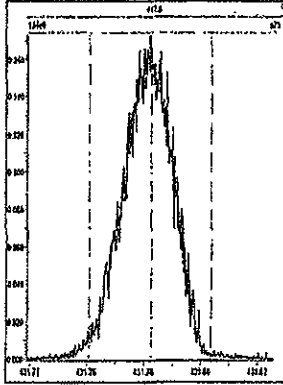
M 404.9760 R 11363



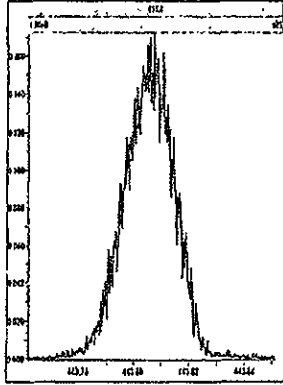
M 416.9760 R 10868



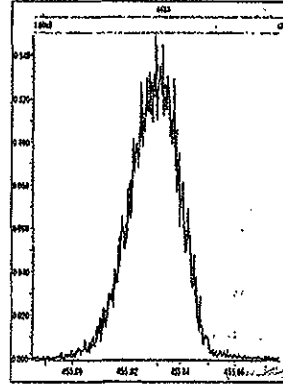
M 430.9728 R 10915



M 442.9728 R 10774



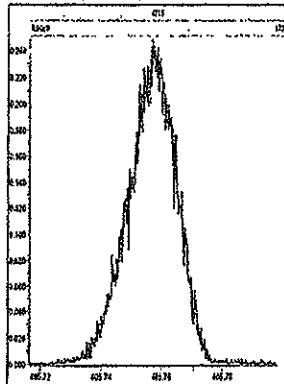
M 454.9728 R 11309



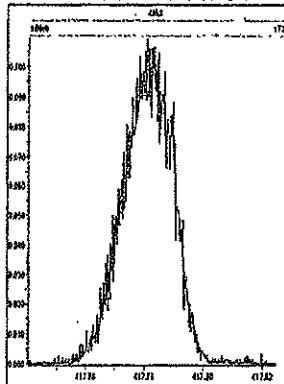
File: Experiment: Dioxin3D5.exp Reference: Pfk.ref Function: 4 @ 200 (ppm)

Printed: Thursday, December 31, 2009 08:20:17 Pacific Standard Time

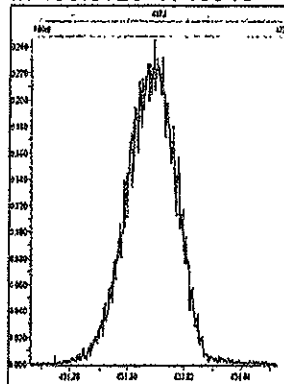
M 404.9760 R 11211



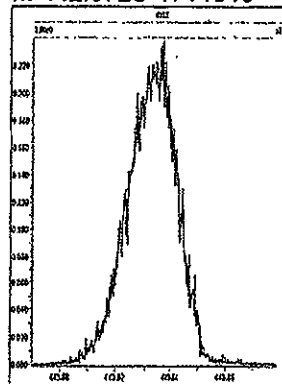
M 416.9760 R 11261



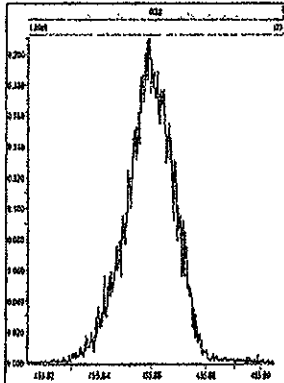
M 430.9728 R 10916



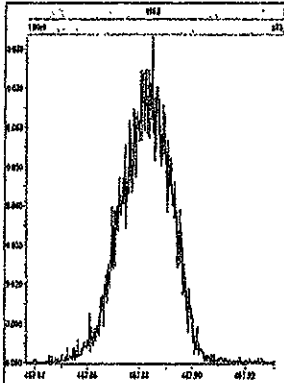
M 442.9728 R 11519



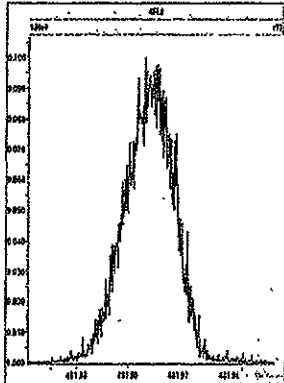
M 454.9728 R 11466



M 466.9728 R 11793



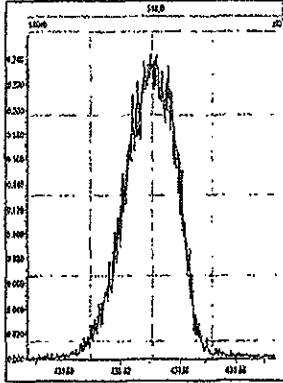
M 480.9696 R 11309



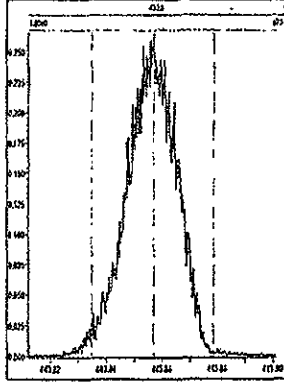
File: Experiment: Dioxin3D5.exp Reference: Pfk.ref Function: 5 @ 200 (ppm)

Printed: Thursday, December 31, 2009 08:20:54 Pacific Standard Time

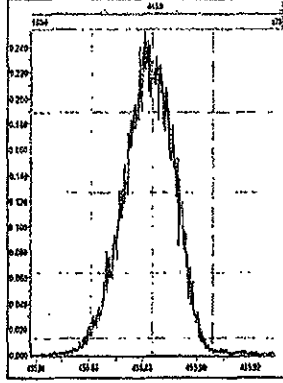
M 430.9728 R 10965



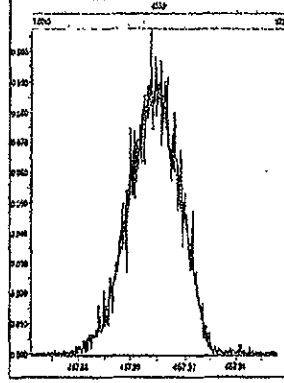
M 442.9728 R 10916



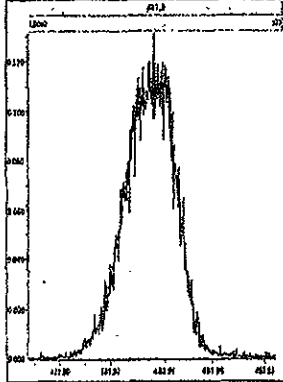
M 454.9728 R 10915



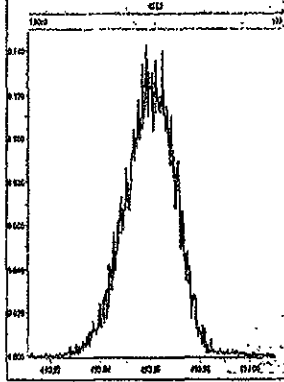
M 466.9728 R 10881



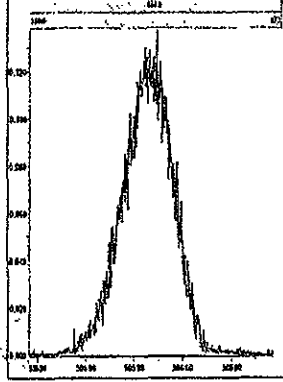
M 480.9696 R 11162



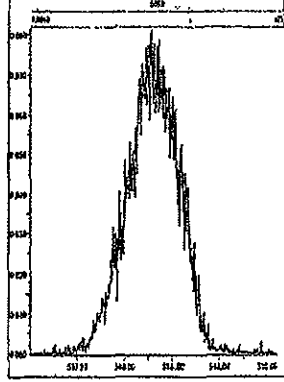
M 492.9696 R 10965



M 504.9696 R 10504



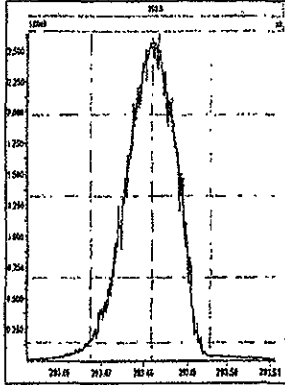
M 516.9697 R 11463



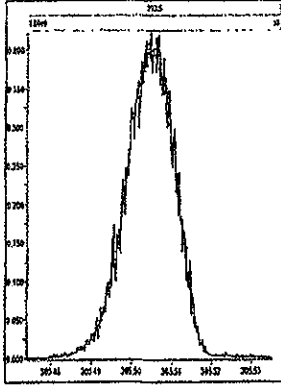
File: Experiment: Dioxin3D5.exp Reference: Pfk.ref Function: 1 @ 200 (ppm)

Printed: Thursday, December 31, 2009 16:33:01 Pacific Standard Time

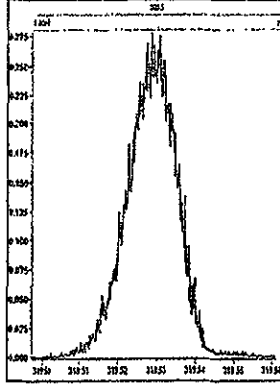
M 292.9824 R 11162



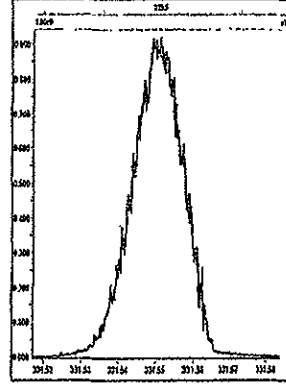
M 304.9824 R 11062



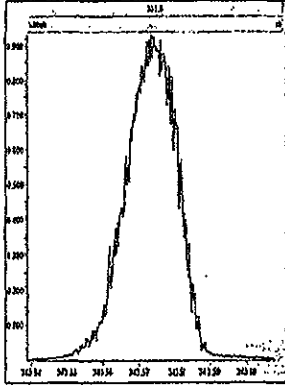
M 318.9792 R 11013



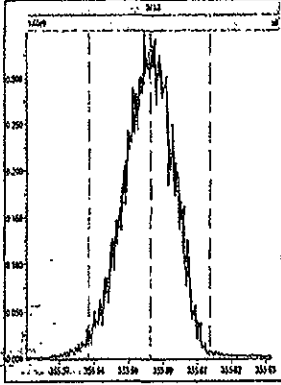
M 330.9792 R 10592



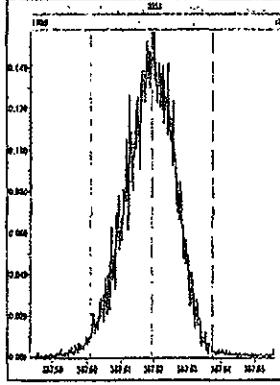
M 342.9792 R 10920



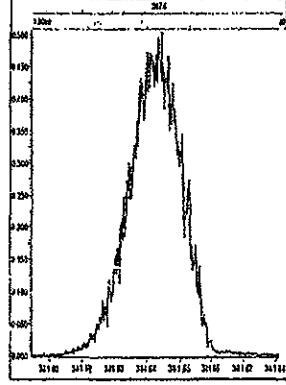
M 354.9792 R 11113



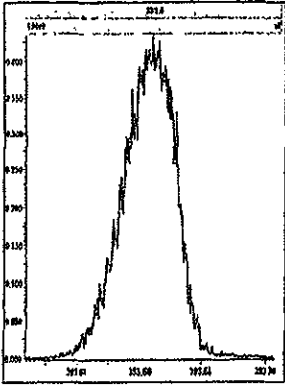
M 366.9792 R 10870



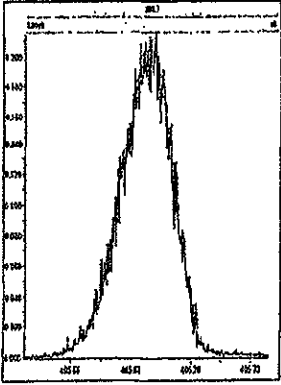
M 380.9760 R 10961



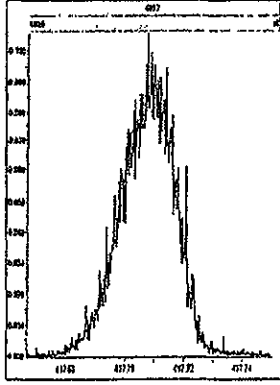
M 392.9760 R 10683



M 404.9760 R 10248



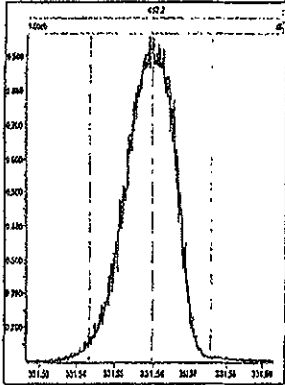
M 416.9760 R 10289



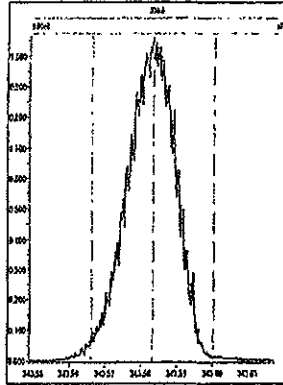
File: Experiment: Dioxin3D5.exp Reference: Pfk.ref Function: 2 @ 200 (ppm)

Printed: Thursday, December 31, 2009 16:34:31 Pacific Standard Time

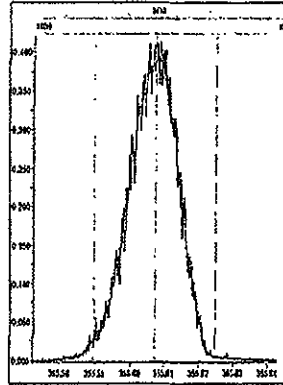
M 330.9792 R 11110



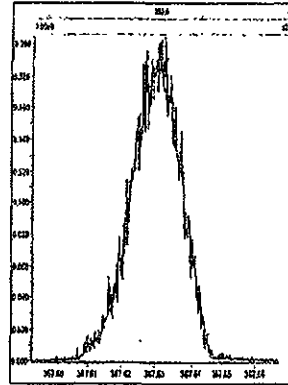
M 342.9792 R 10920



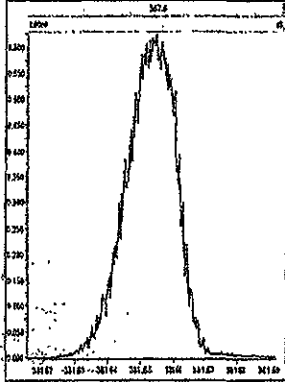
M 354.9792 R 11208



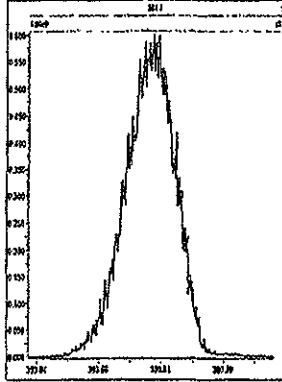
M 366.9792 R 11416



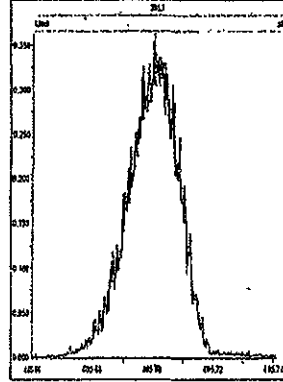
M 380.9760 R 11161



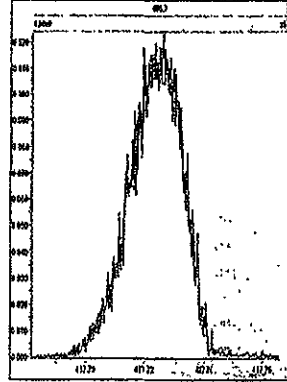
M 392.9760 R 11261



M 404.9760 R 10916



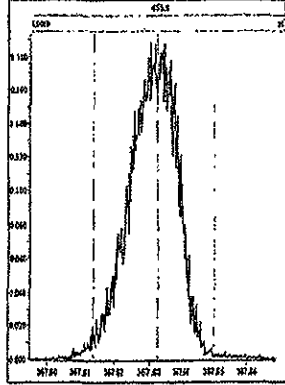
M 416.9760 R 10546



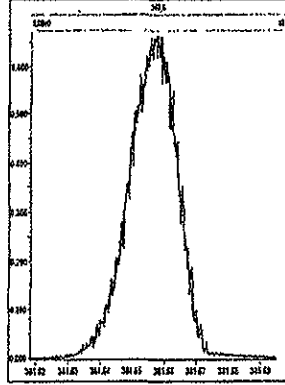
File: Experiment: Dioxin3D5.exp Reference: Pfk.ref Function: 3 @ 200 (ppm)

Printed: Thursday, December 31, 2009 16:36:49 Pacific Standard Time

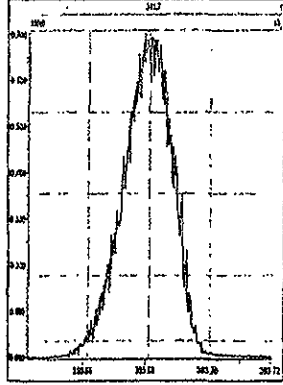
M 366.9792 R 11464



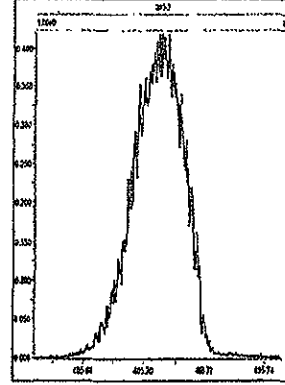
M 380.9760 R 11262



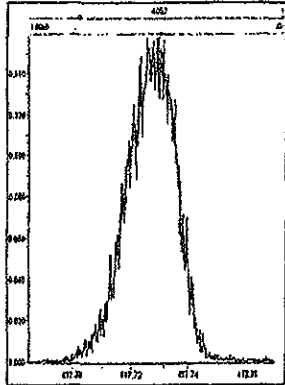
M 392.9760 R 10917



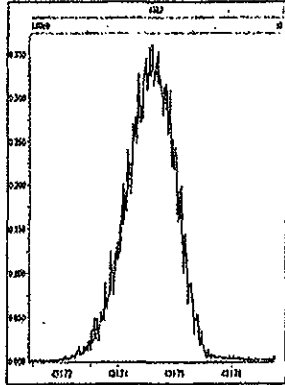
M 404.9760 R 10683



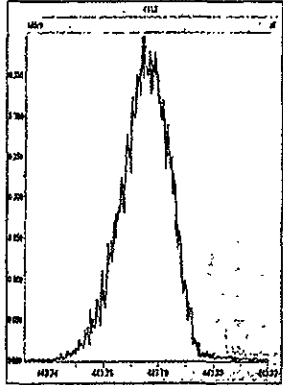
M 416.9760 R 11213



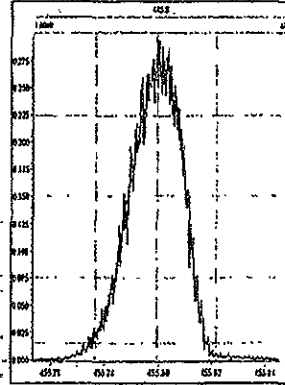
M 430.9728 R 10774



M 442.9728 R 10866



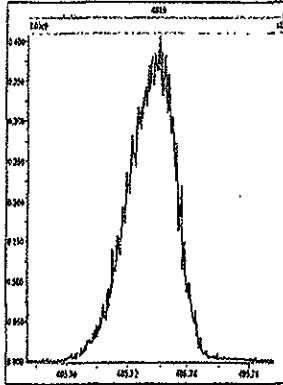
M 454.9728 R 10917



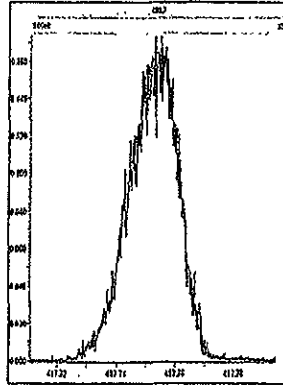
File: Experiment: Dioxin3D5.exp Reference: Pfk.ref Function: 4 @ 200 (ppm)

Printed: Thursday, December 31, 2009 16:38:32 Pacific Standard Time

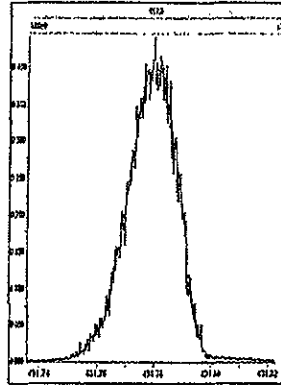
M 404.9760 R 10916



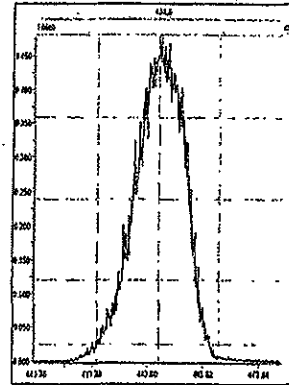
M 416.9760 R 11681



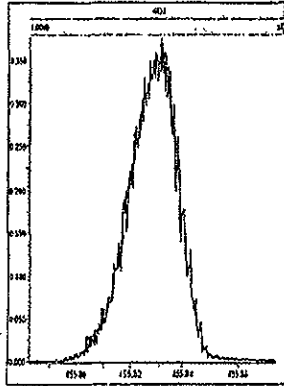
M 430.9728 R 11012



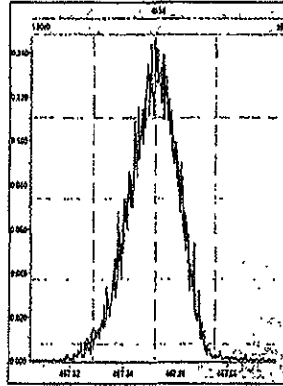
M 442.9728 R 10731



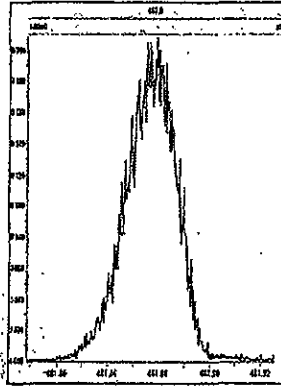
M 454.9728 R 10870



M 466.9728 R 11468



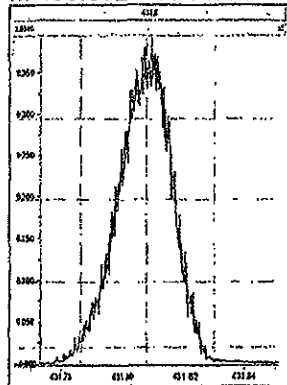
M 480.9696 R 10729



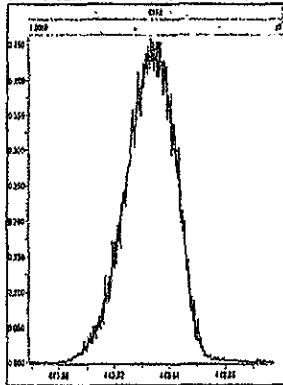
File: Experiment: Dioxin3D5.exp Reference: Pfk.ref Function: 5 @ 200 (ppm)

Printed: Thursday, December 31, 2009 16:39:20 Pacific Standard Time

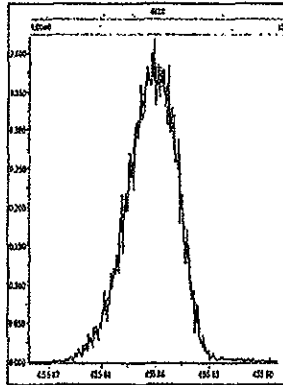
M 430.9728 R 11061



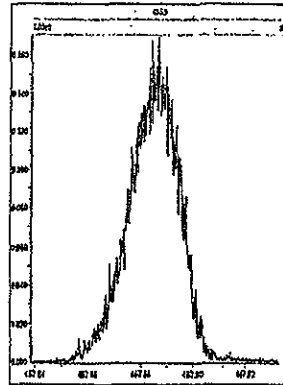
M 442.9728 R 10774



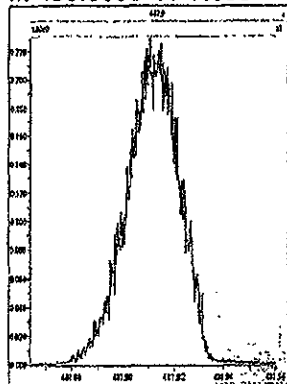
M 454.9728 R 10595



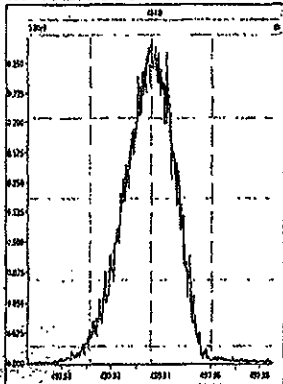
M 466.9728 R 11014



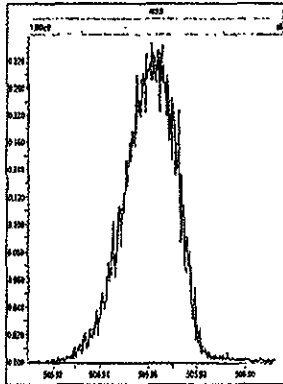
M 480.9696 R 10505



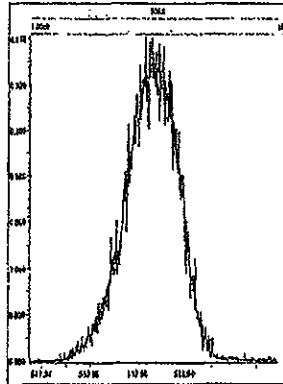
M 492.9696 R 10504

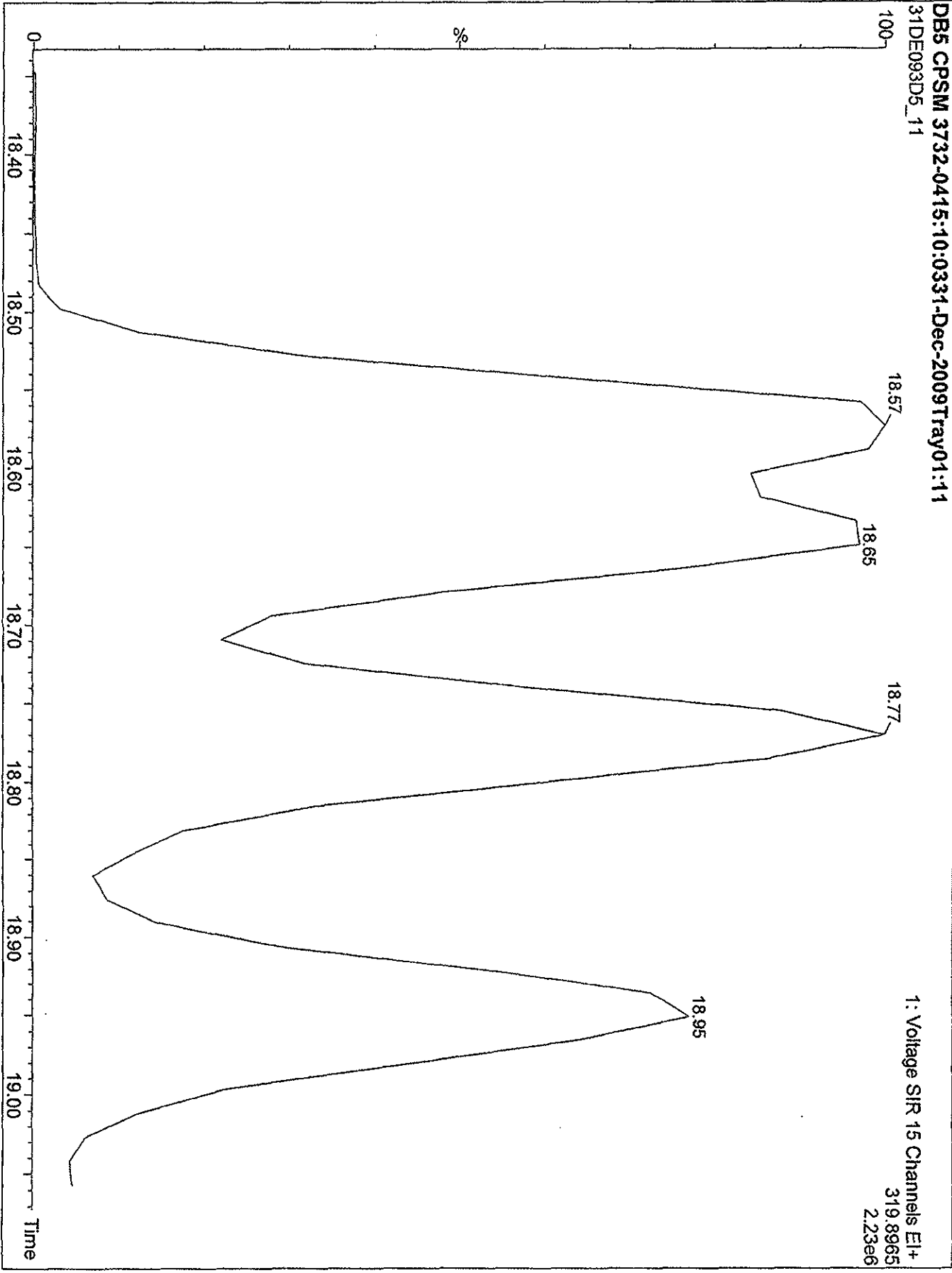


M 504.9696 R 10869



M 516.9697 R 10871





Quantity Sample Summary Report MassLynx 4.1

Dataset: C:\MassLynx\Default\prot31DE093D51613.qld

Last Altered: Monday, January 04, 2010 10:57:03 Pacific Standard Time
 Printed: Monday, January 04, 2010 10:57:45 Pacific Standard Time

Method: C:\MassLynx\Default\PRO1MethDB\16133D5.mdb 04 Jan 2010 10:11:47
 Calibration: C:\MassLynx\Default\PRO1CurveDB\CA123120093D51613.cdb 04 Jan 2010 10:06:26

Name: 31DE093D5_10, Date: 31-Dec-2009, Time: 14:27:48, ID: ST1231G, Description: 2nd Source 09DXN300, Task:

#	Name	Trace	Sample Size	RT	PK1ST	PKEM	Abt Resp	Conc	EMPC	%Rec	EDL	Ratio	Prd Ratio	Relio	Mod Date
1	13C-1,2,3,4-TCDD	331.9368	1.000	18.54	18.53	1.000	1066948.84	2000.0000	2000.0000	100.0	2.1118	0.820	0.770	NO	
2															
3	13C-2,3,7,8-TCDF	315.9419	1.000	17.98	18.01	1.554	1712789.94	2066.2115	2066.2115	103.3	1.5189	0.809	0.770	NO	
4	2,3,7,8-TCDF	303.9016	1.000	18.00	18.00	1.009	161177.95	186.5371	186.5371		0.5204	0.818	0.770	NO	
5	Total TCDFs	303.9016	1.000		21.44	1.009		186.5371	186.5371		0.5204				
6															
7	13C-2,3,7,8-TCDD	331.9368	1.000	18.74	18.74	0.937	1059406.47	2120.4276	2120.4276	106.0	2.2549	0.786	0.770	NO	
8	2,3,7,8-TCDD	319.8965	1.000	18.75	18.77	1.132	113366.15	189.1262	189.1262		0.6492	0.785	0.770	NO	
9	Total TCDDs	319.8965	1.000		22.69	1.132		189.1262	189.1262		0.6492				
10															
11	37Cl-2,3,7,8-TCDD	327.8647	1.000	18.75	18.77	1.137	130237.05	214.7136	0.0000	107.4	0.4963				
12															
13	13C-1,2,3,7,8-PeCDF	351.9000	1.000	23.35	23.35	1.215	1365433.44	2106.0024	2106.0024	105.3	4.4858	1.587	1.550	NO	
14	1,2,3,7,8-PeCDF	339.8597	1.000	23.37	23.38	1.031	342023.53	486.0103	486.0103		1.3910	1.597	1.550	NO	
15	13C-2,3,4,7,8-PeCDF	351.9000	1.000	24.75	24.76	1.162	1308203.25	2110.6471	2110.6471	105.5	4.6924	1.588	1.550	NO	
16	2,3,4,7,8-PeCDF	339.8597	1.000	24.79	24.78	1.009	315626.23	478.1879	478.1879		1.5357	1.567	1.550	NO	
17	Total F2 PeCDFs	339.8597	1.000		34.47	1.020		984.1982	984.1982		1.4614				
18	Total F1 PeCDFs	339.8597	1.000		36.56	1.020		0.1380	0.0586		0.4218				
19															
20	13C-1,2,3,7,8-PeCDD	367.8949	1.000	25.53	25.53	0.747	837136.19	2099.6740	2099.6740	105.0	3.1501	1.627	1.550	NO	
21	1,2,3,7,8-PeCDD	355.8546	1.000	25.56	25.57	1.057	208986.13	472.2864	472.2864		1.7729	1.565	1.550	NO	
22	Total PeCDDs	355.8546	1.000		31.10	1.057		472.2864	472.2864		1.7729				
23															
24	13C-1,2,3,7,8,9-HxCDD	401.8559	1.000	32.62	32.63	1.000	840037.28	2000.0000	2000.0000	100.0	2.6101	1.400	1.240	NO	
25															
26	13C-1,2,3,4,7,8-HxCDF	383.8639	1.000	31.27	31.27	0.918	923643.31	2395.8349	2395.8349	119.8	5.3192	0.506	0.510	NO	
27	1,2,3,4,7,8-HxCDF	373.8208	1.000	31.29	31.29	1.243	268153.58	467.2708	467.2708		1.4546	1.213	1.240	NO	
28	13C-1,2,3,6,7,8-HxCDF	383.8639	1.000	31.41	31.41	1.187	1218976.28	2445.4451	2445.4451	122.3	4.1139	0.528	0.510	NO	
29	1,2,3,6,7,8-HxCDF	373.8208	1.000	31.43	31.43	1.142	325230.11	467.1510	467.1510		1.3328	1.231	1.240	NO	
30	13C-2,3,4,6,7,8-HxCDF	383.8639	1.000	32.08	32.08	1.016	992183.03	2324.5818	2324.5818	116.2	4.8045	0.535	0.510	NO	
31	2,3,4,6,7,8-HxCDF	373.8208	1.000	32.09	32.09	1.190	278103.55	471.2123	471.2123		1.3581	1.289	1.240	NO	

Quantity Sample Summary Report MassLynx 4.1

Dataset: C:\MassLynx\Default\proj31DE093D51613.qld

Last Altered: Monday, January 04, 2010 10:57:03 Pacific Standard Time
 Printed: Monday, January 04, 2010 10:57:45 Pacific Standard Time

Name: 31DE093D5_10, Date: 31-Dec-2009, Time: 14:27:48, ID: ST1231G, Description: 2nd Source 09DXN300, Task:

Name	Trace	Sample Size	RT	Prod RT	RR	M	Abs. Resp.	Conc.	EMPC	%Rec	EDL	Ratio	Prod Ratio	Ratio	Mod Date
2 13C-1,2,3,7,8,9-HxCDF	383.8639	1.000	32.79	32.79	1.018		888742.63	2078.4664	2078.4664	103.9	4.7958	0.522	0.510	NO	
3 1,2,3,7,8,9-HxCDF	373.8208	1.000	32.81	32.81	1.126		248286.28	496.2449	496.2449		1.7126	1.365	1.240	NO	
4 Total HxCDFs	373.8208	1.000			0.00			1901.8790	1901.8790		1.4471				
5															
6 13C-1,2,3,4,7,8-HxCDD	401.8559	1.000	32.24	32.24	0.718		673843.38	2234.9032	2234.9032	111.7	3.6360	1.300	1.240	NO	
7 1,2,3,4,7,8-HxCDD	389.8157	1.000	32.25	32.25	1.057		179712.40	504.5166	504.5166		1.5332	1.272	1.240	NO	
8 13C-1,2,3,6,7,8-HxCDD	401.8559	1.000	32.33	32.33	0.810		847160.59	2489.9660	2489.9660	124.5	3.2222	1.308	1.240	NO	
9 1,2,3,6,7,8-HxCDD	389.8157	1.000	32.34	32.34	1.182		232090.67	463.6093	463.6093		1.3176	1.264	1.240	NO	
10 1,2,3,7,8,9-HxCDD	389.8157	1.000	32.63	32.62	1.364		210826.04	406.5224	406.5224		1.1625	1.241	1.240	NO	
11 Total HxCDDs	389.8157	1.000			0.00			1374.6482	1374.6482		1.3201				
12															
13 13C-1,2,3,4,6,7,8-HpCDF	417.8253	1.000	34.16	34.16	0.815		754409.53	2204.4010	2204.4010	110.2	12.0478	0.436	0.440	NO	
14 1,2,3,4,6,7,8-HpCDF	407.7818	1.000	34.18	34.18	1.364		246718.95	479.3936	479.3936		2.4607	1.014	1.040	NO	
15 13C-1,2,3,4,7,8,9-HpCDF	417.8253	1.000	35.28	35.28	0.667		586461.66	2094.7122	2094.7122	104.7	14.7268	0.469	0.440	NO	
16 1,2,3,4,7,8,9-HpCDF	407.7818	1.000	35.30	35.28	1.362		190674.20	477.5916	477.5916		4.0540	1.055	1.040	NO	
17 Total HpCDFs	407.7818	1.000			0.00			956.9852	956.9852		3.1572				
18															
19 13C-1,2,3,4,6,7,8-HpCDD	435.8169	1.000	34.98	34.97	0.711		634049.66	2123.3684	2123.3684	106.2	12.0746	1.080	1.040	NO	
20 1,2,3,4,6,7,8-HpCDD	423.7766	1.000	34.99	34.99	1.043		158412.43	479.0310	479.0310		2.5464	1.073	1.040	NO	
21 Total HpCDDs	423.7766	1.000			0.00			479.0310	479.0310		2.5464				
22															
23 13C-OCDD	469.7779	1.000	37.44	37.43	0.517		887719.00	4084.7112	4084.7112	102.1	12.5247	0.943	0.890	NO	
24 OCDF	441.7428	1.000	37.54	37.54	1.413		285313.45	941.8005	941.8005		4.5476	0.978	0.890	NO	
25 OCDD	457.7377	1.000	37.45	37.45	1.206		249846.99	933.8515	933.8515		3.8918	0.871	0.890	NO	
26															
27															
28 Function 1 PFK	330.97920	1.000	17.38	17.33	14433.000		10697.79	0.7412		74.1	1.3264				
29 Function 3 PFK	380.97600	1.000		31.80	2690.700						0.0000				
30 Function 2 PFK	342.97920	1.000	26.29	26.26	6623.000		5050.04	0.7742		77.4	2.1924				
31 Function 4 PFK	430.97290	1.000	34.55	34.60	4976.100		3729.16	0.7494		74.9	2.3327				
32 Function 5 PFK	442.97280	1.000	39.86	39.82	5611.100		13594.92	2.4228		242.3	3.4365				
33 TCDF PCDFE	375.8364	1.000	20.06	20.06	40.321		51.51	1.2775		127.8	0.2318				
34 F1 PeCDF PCDFE	409.79740	1.000	18.24	18.24	63.097						0.0000				
35 F2 PeCDF PCDFE	409.7974	1.000	21.71	21.71	48.006						0.0000				
36 HxCDF PCDFE	445.7555	1.000	33.25	33.31	2.541		8.51	3.3499		335.0	4.9540				

Quantify Sample Summary Report MassLynx 4.1

Dataset: C:\MassLynx\Default\prot\31DE093D51613.qld

Last Altered: Monday, January 04, 2010 10:57:03 Pacific Standard Time
 Printed: Monday, January 04, 2010 10:57:45 Pacific Standard Time

Name: 31DE093D5_10, Date: 31-Dec-2009, Time: 14:27:48, ID: ST1231G, Description: 2nd Source 09DXN300, Task:

Name	Trace	Sample Size	RT	Ptd RT	RRF	M	Abs Resp	Conc	EMPG	%Rec	EDL	Ratio	Ptd Ratio	Ratio	Mod Date
67 HPCDF PCDFE	479.7165	1.000	35.91	35.84	34.039		22.01	0.6486		64.7	0.2362				
68 OCDF PCDFE	513.67750	1.000	38.96	38.98	1.599		58.85	36.7960		367...	6.2463				

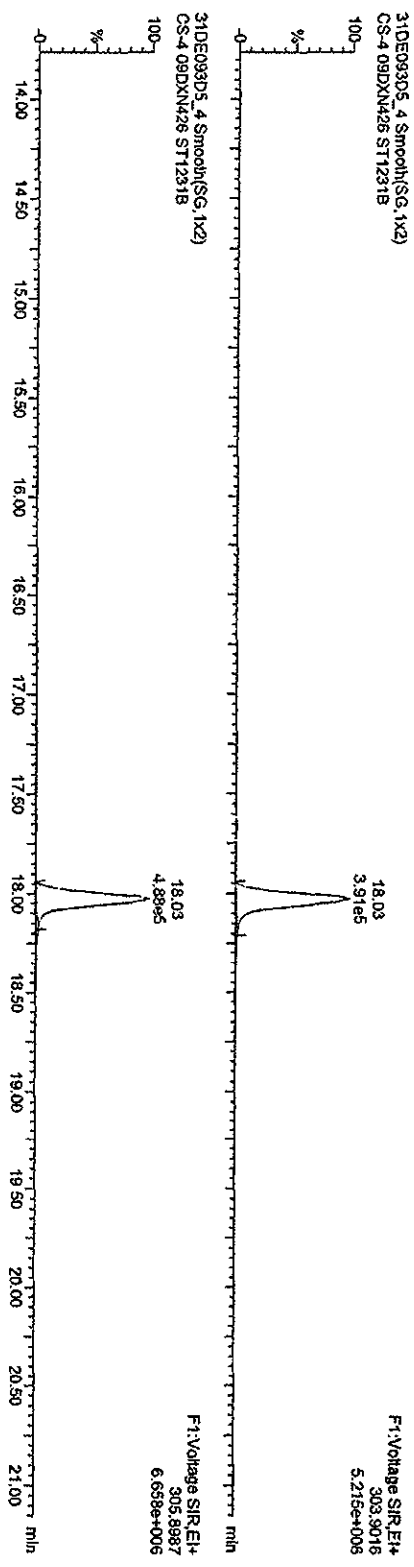
Quantity Sample Report MassLynx 4.1

Dataset: C:\MassLynx\Default\prot\CA123120093D58290.qld
Last Altered: Thursday, December 31, 2009 13:37:23 Pacific Standard Time
Printed: Thursday, December 31, 2009 16:49:24 Pacific Standard Time

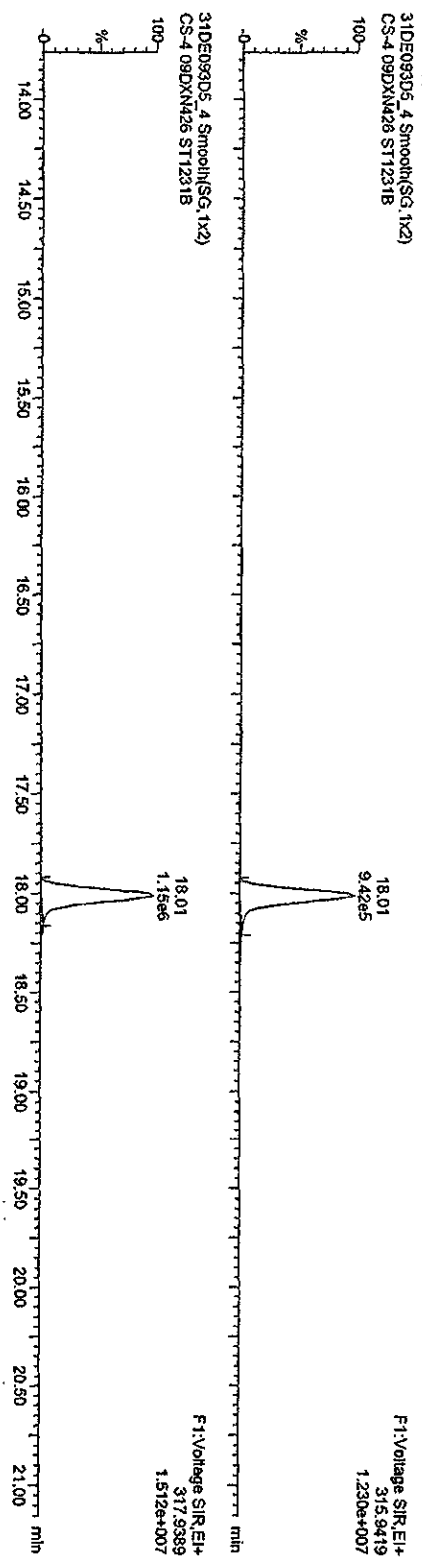
Method: C:\MassLynx\Default\PROLMeth\DB182903D5.mdb 31 Dec 2009 10:05:23
Calibration: 31 Dec 2009 13:37:23

Name: 31DE093D5_4, Date: 31-Dec-2009, Time: 10:01:21, ID: ST1231B, Description: CS-4 09DXN426

TCDFs



13C-TCDF




Quantity Sample Report MassLynx 4.1

Dataset: C:\MassLynx\Default prof\CA123120093D58290.qld
Last Altered: Thursday, December 31, 2009 13:37:23 Pacific Standard Time
Printed: Thursday, December 31, 2009 16:49:24 Pacific Standard Time


Name: 31DE093D5_4, Date: 31-Dec-2009, Time: 10:01:24, ID: ST1231B, Description: CS-4 09DXM426

TCDDs

31DE093D5_4 Smooth(SG, 1x2)
CS-4 09DXM426 ST1231B




31DE093D5_4 Smooth(SG, 1x2)
CS-4 09DXM426 ST1231B




13C-TCDDs

31DE093D5_4 Smooth(SG, 1x2)
CS-4 09DXM426 ST1231B



31DE093D5_4 Smooth(SG, 1x2)
CS-4 09DXM426 ST1231B



Quantity Sample Report MassLynx 4.1

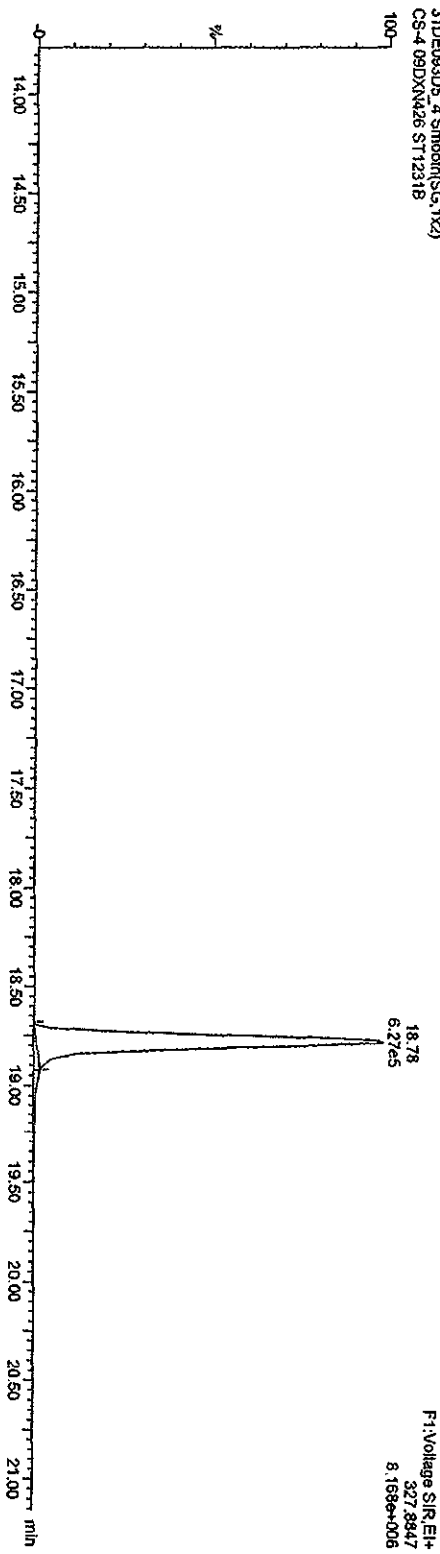
Dataset: C:\MassLynx\Default\prol\CA123120093D568290.qtd

Last Altered: Thursday, December 31, 2009 13:37:23 Pacific Standard Time
Printed: Thursday, December 31, 2009 16:49:24 Pacific Standard Time

Name: 31DE093D5_4, Date: 31-Dec-2009, Time: 10:01:21, ID: ST1231B, Description: CS-4 09DXN426


37CL-2,3,7,8-TCDD

31DE093D5_4 Smooth(SG, 1x2)
CS-4 09DXN426 ST1231B




13C-TCDDs

31DE093D5_4 Smooth(SG, 1x2)
CS-4 09DXN426 ST1231B



31DE093D5_4 Smooth(SG, 1x2)
CS-4 09DXN426 ST1231B



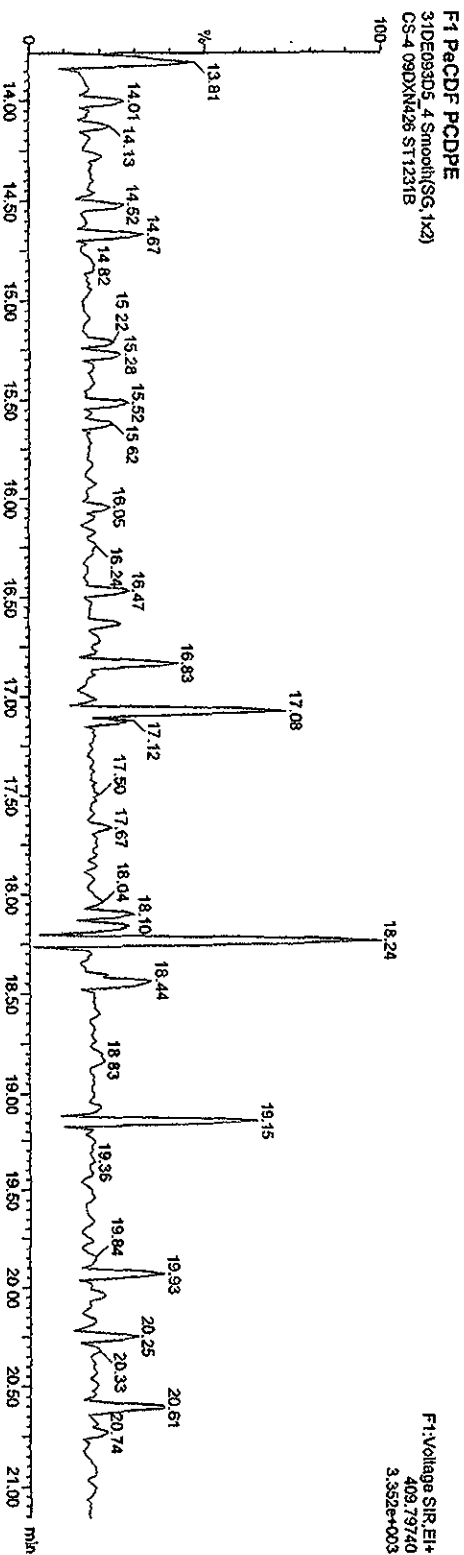
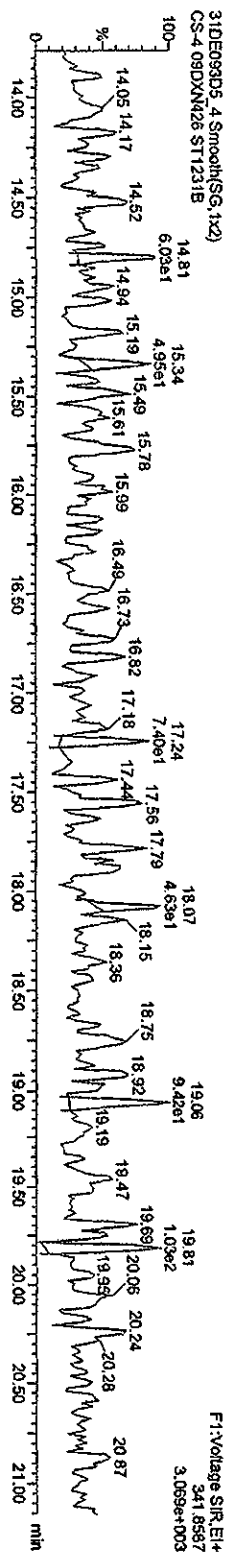
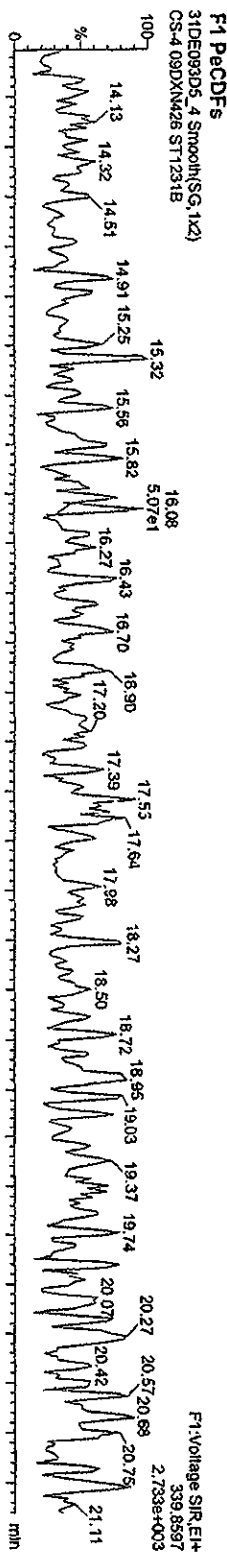
Quantity Sample Report MassLynx 4.1

Dataset: C:\MassLynx\Default\poll\CA123120093D568290.d\data

Last Altered: Thursday, December 31, 2009 13:37:23 Pacific Standard Time

Printed: Thursday, December 31, 2009 16:49:24 Pacific Standard Time

Name: 31DE093D5_4, Date: 31-Dec-2009, Time: 10:01:21, ID: ST1231B, Description: CS-4 09DXN426

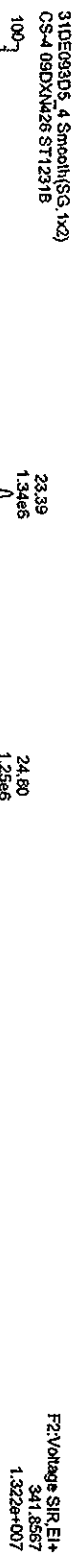
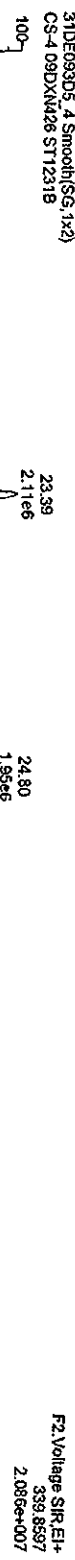


Quantity Sample Report MassLynx 4.1

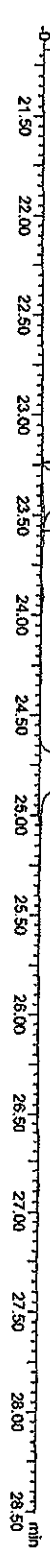


Dataset: C:\MassLynx\Default\pro\ICA123120093D58290.qid
Last Altered: Thursday, December 31, 2009 13:37:23 Pacific Standard Time
Printed: Thursday, December 31, 2009 16:49:24 Pacific Standard Time

Name: 31DE093D5_4, Date: 31-Dec-2009, Time: 10:01:21, ID: ST1231B, Description: CS-4 09DXN426

PeCDFs



13C-PeCDFs



Quantify Sample Report MassLynx 4.1

Dataset: C:\MassLynx\Default\proj\CA123120093D58290.qld


Last Altered: Thursday, December 31, 2009 13:37:23 Pacific Standard Time

Printed: Thursday, December 31, 2009 16:49:24 Pacific Standard Time

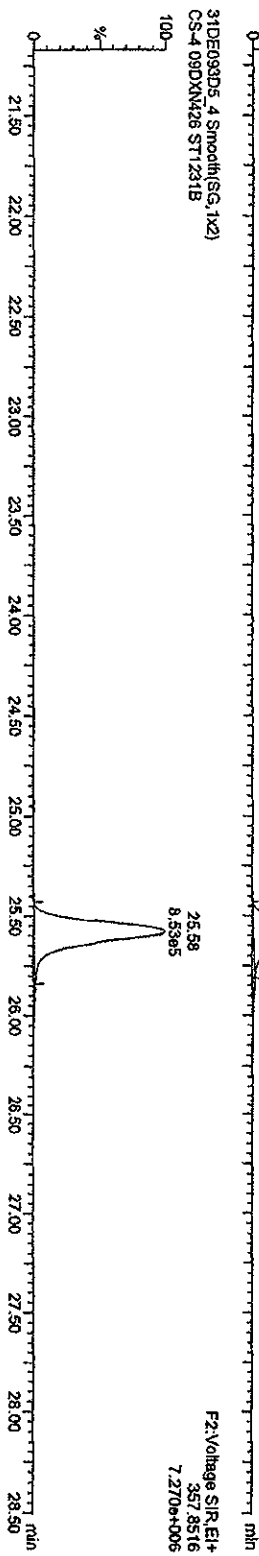
Name: 31DE093D5_4, Date: 31-Dec-2009, Time: 10:01:21, ID: ST1231B, Description: CS-4 09DXM426

Peaks


31DE093D5_4 Smooth(SG,1x2)
CS-4 09DXM426 ST1231B




31DE093D5_4 Smooth(SG,1x2)
CS-4 09DXM426 ST1231B



13C-Peak
31DE093D5_4 Smooth(SG,1x2)
CS-4 09DXM426 ST1231B



31DE093D5_4 Smooth(SG,1x2)
CS-4 09DXM426 ST1231B



Quantity Sample Report Masslynx 4.1

Dataset: C:\Masslynx\Default1\proj\CA123120093D58290.qld

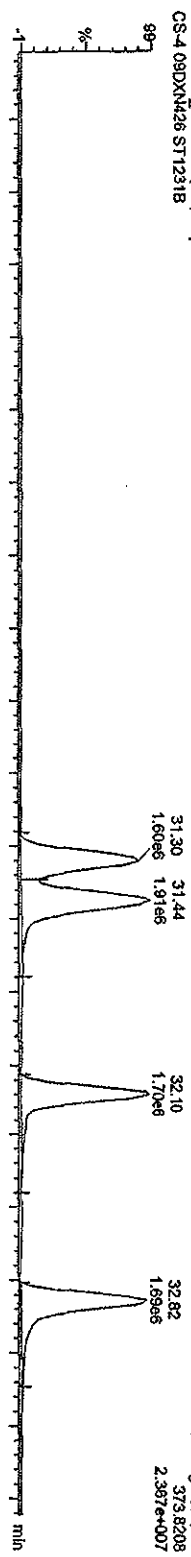
Last Altered: Thursday, December 31, 2009 13:37:23 Pacific Standard Time

Printed: Thursday, December 31, 2009 16:49:24 Pacific Standard Time

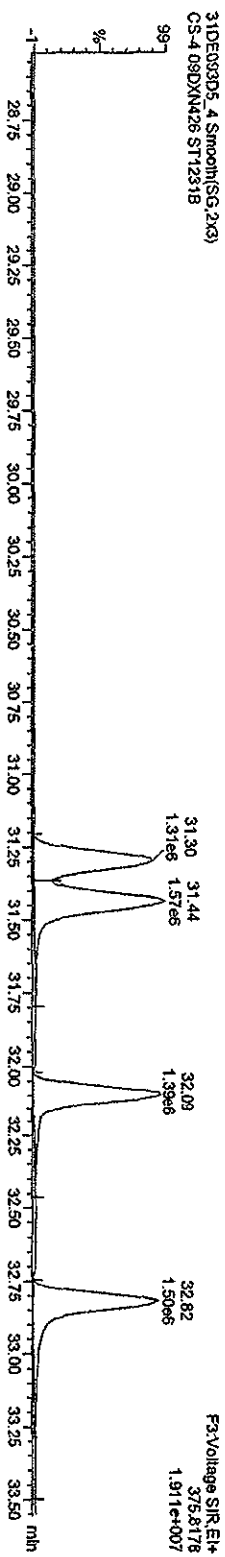
Name: 31DE093D5_4, Date: 31-Dec-2009, Time: 10:01:24, ID: ST1231B, Description: CS-4 09DXM426

HXCDFs

31DE093D5_4 Smooth(SG,2x3)
CS-4 09DXM426 ST1231B

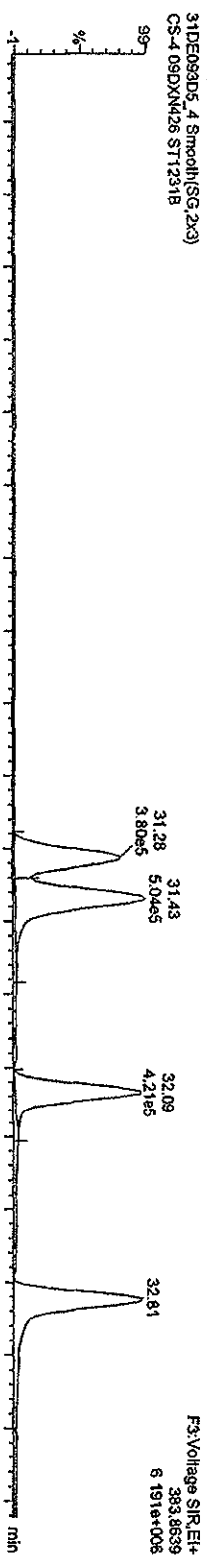


31DE093D5_4 Smooth(SG,2x3)
CS-4 09DXM426 ST1231B

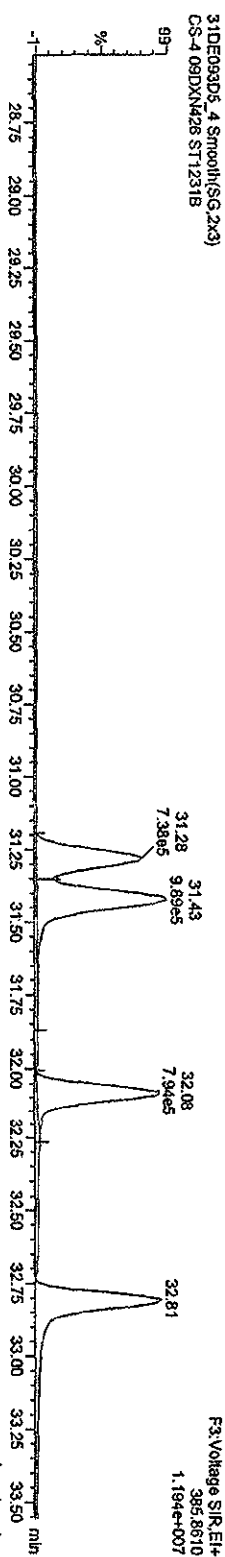


13C-HXCDFs

31DE093D5_4 Smooth(SG,2x3)
CS-4 09DXM426 ST1231B



31DE093D5_4 Smooth(SG,2x3)
CS-4 09DXM426 ST1231B







Quantity Sample Report MassLynx 4.1

Dataset: C:\MassLynx\Default\proj\613\CHRO.qld
Last Altered: Monday, January 04, 2010 10:41:15 Pacific Standard Time
Printed: Monday, January 04, 2010 10:41:56 Pacific Standard Time

Name: 31DE093D5_4, Date: 31-Dec-2009, Time: 10:01:21, ID: ST1231B, Description: CS-4 09DXN426

HXCDDs
31DE093D5_4 Smoohl(SG,2x3)
CS-4 09DXN426 ST1231B



Dataset: C:\MassLynx\Default\prol\CA123120093D51613.qld

Last Altered: Monday, January 04, 2010 10:06:26 Pacific Standard Time
Printed: Monday, January 04, 2010 10:15:24 Pacific Standard Time

Method: C:\MassLynx\Default\PROLmeth\B16133D5.mdb 04 Jan 2010 09:27:15
Calibration: 04 Jan 2010 10:06:26

Sample Name: 31DE093D5_4

31DE093D5_4 Smooth(SG,2x3)
CS:4 09DXM426 ST1231B

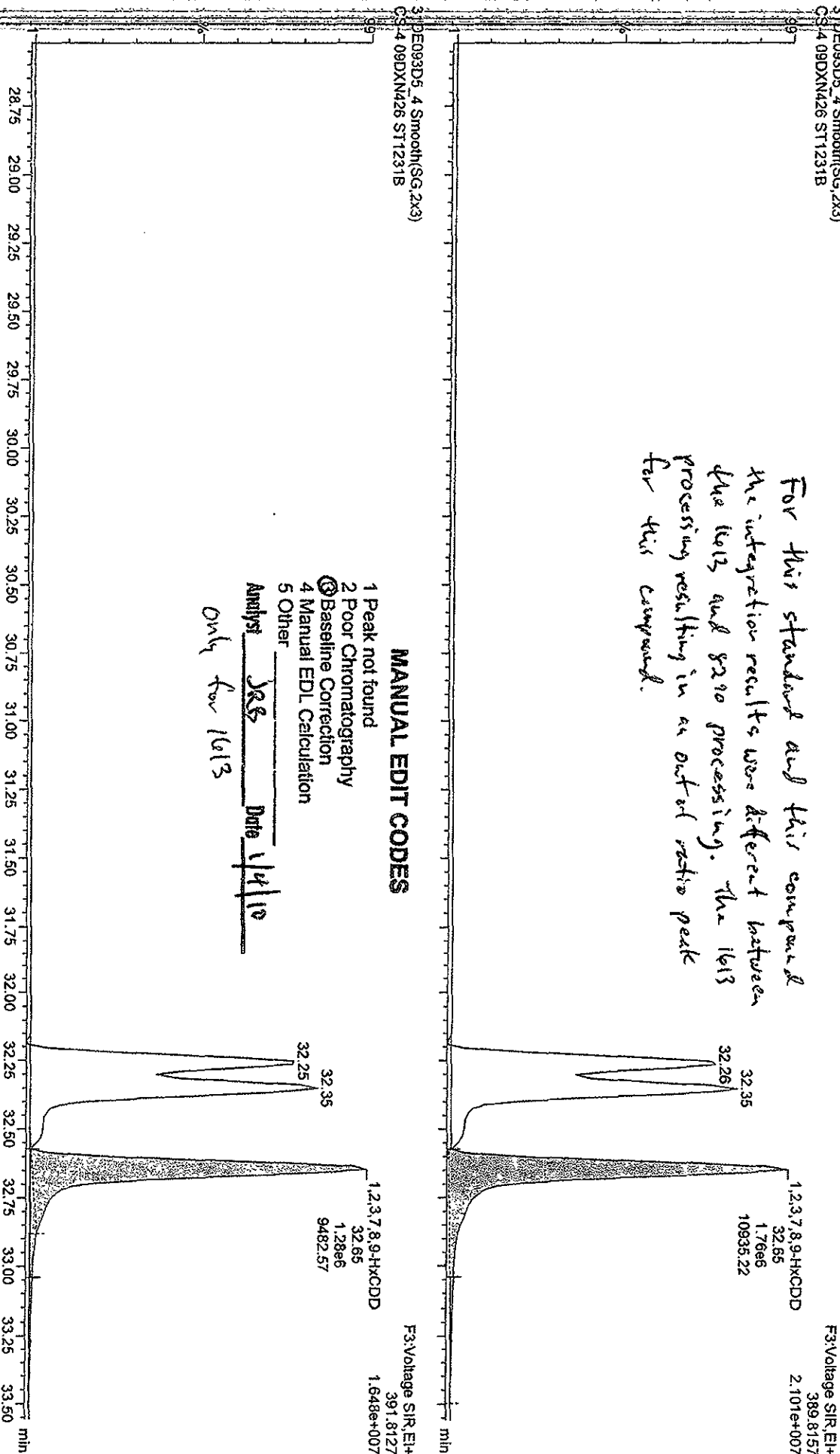
For this standard and this compound
the integration results were different between
the 1613 and 8290 processing. The 1613
processing resulting in an out-of-ratio peak
for this compound.

31DE093D5_4 Smooth(SG,2x3)
CS:4 09DXM426 ST1231B

MANUAL EDIT CODES

- 1 Peak not found
- 2 Poor Chromatography
- 3 Baseline Correction
- 4 Manual EDL Calculation
- 5 Other

Analyst JRS Date 1/4/10
Only for 1613



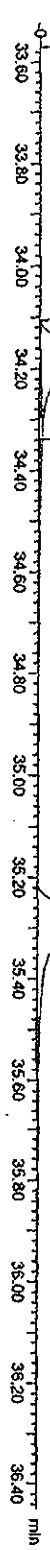
Quantity Sample Report Masslynx 4.1

Dataset: C:\Masslynx\Default\prol\CA123120093D56290.qid

Last Altered: Thursday, December 31, 2009 13:37:23 Pacific Standard Time
Printed: Thursday, December 31, 2009 16:49:24 Pacific Standard Time

Name: 31DE093D5_4, Date: 31-Dec-2009, Time: 10:01:21, ID: ST1231B, Description: CS-4 09DXN426

HPCDFs



Quantity Sample Report MassLynx 4.1

Dataset: C:\MassLynx\Default\prol\CA123120093D568290.q\id

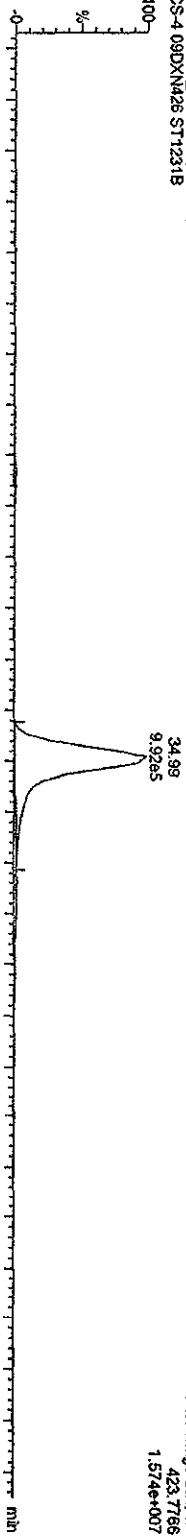
Last Altered: Thursday, December 31, 2009 13:37:23 Pacific Standard Time

Printed: Thursday, December 31, 2009 16:49:24 Pacific Standard Time

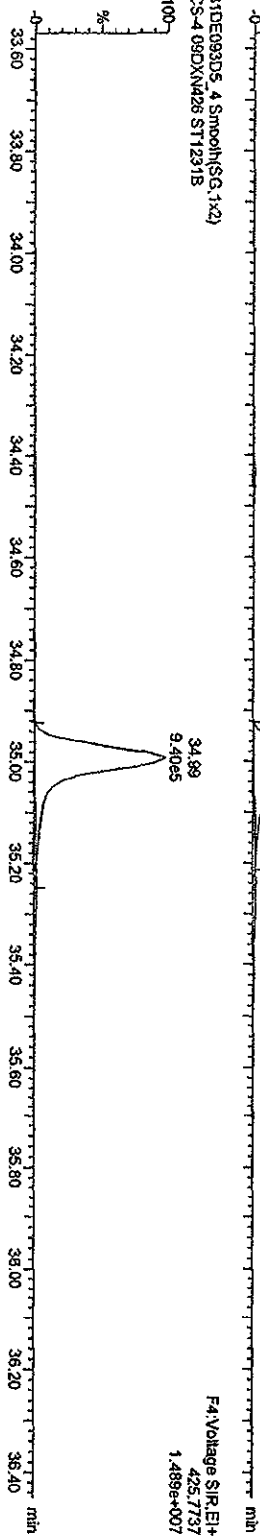
Name: 31DE093D5_4, Date: 31-Dec-2009, Time: 10:01:21, ID: ST1231B, Description: CS-4 09DXN426

HPCDDs

31DE093D5_4 Smooh(SG, 1x2)
CS-4 09DXN426 ST1231B

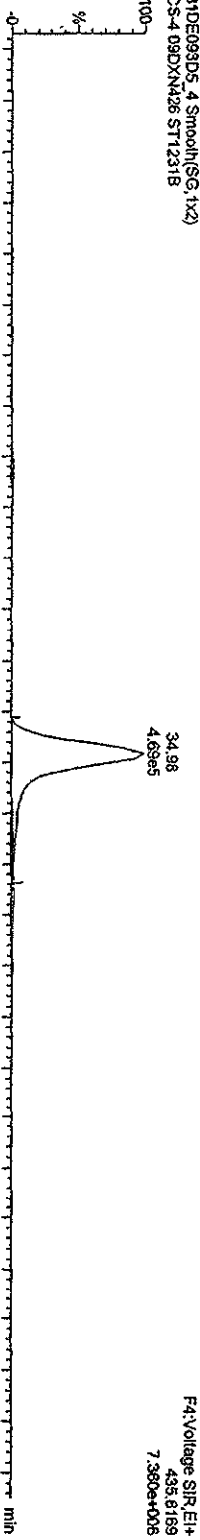


31DE093D5_4 Smooh(SG, 1x2)
CS-4 09DXN426 ST1231B

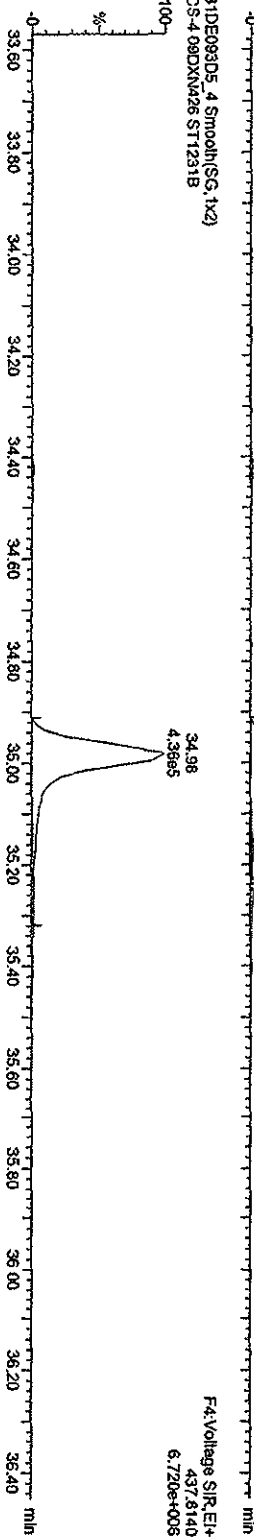


13C-HPCDD

31DE093D5_4 Smooh(SG, 1x2)
CS-4 09DXN426 ST1231B



31DE093D5_4 Smooh(SG, 1x2)
CS-4 09DXN426 ST1231B



Quantity Sample Report MassLynx 4.1


Dataset: C:\MassLynx\Default\proj\CA123120093D568290.qld

Last Altered: Thursday, December 31, 2009 13:37:23 Pacific Standard Time
Printed: Thursday, December 31, 2009 16:49:24 Pacific Standard Time

Name: 31DE093D5_4, Date: 31-Dec-2009, Time: 10:01:21, ID: ST1231B, Description: CS-4 09DXN426

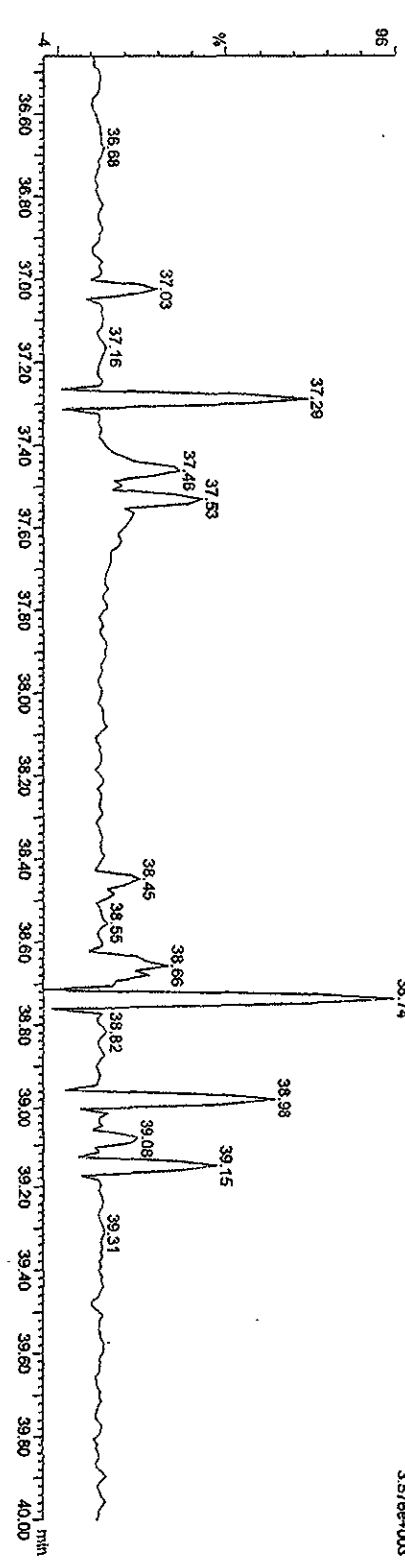
OCDFs

31DE093D5_4 Smooth(SG, 1x2)
CS-4 09DXN426 ST1231B



OCDF PCDDPE

31DE093D5_4 Smooth(SG, 1x2)
CS-4 09DXN426 ST1231B



Quantity Sample Report MassLynx 4.1

Dataset: C:\MassLynx\Default\prol\CA123120093D58290.qid


Last Altered: Thursday, December 31, 2009 13:37:23 Pacific Standard Time

Printed: Thursday, December 31, 2009 16:49:24 Pacific Standard Time


Name: 31DE093D5_4, Date: 31-Dec-2009, Time: 10:01:21, ID: ST1231B, Description: CS-4 09DXN426

OCDD

31DE093D5_4 Smooth(SG, 1x2)
CS-4 09DXN426 ST1231B




31DE093D5_4 Smooth(SG, 1x2)
CS-4 09DXN426 ST1231B




13C-OCDD

31DE093D5_4 Smooth(SG, 1x2)
CS-4 09DXN426 ST1231B



31DE093D5_4 Smooth(SG, 1x2)
CS-4 09DXN426 ST1231B

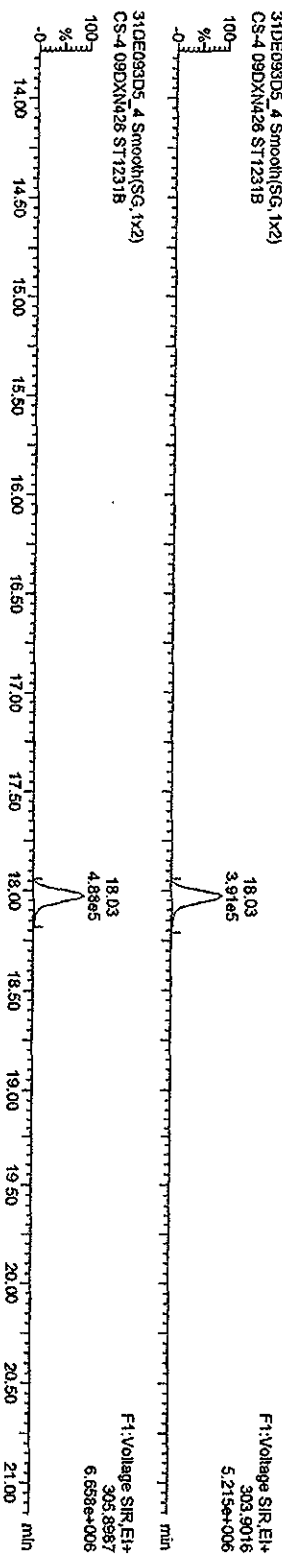


Quantity Sample Report MassLynx 4.1


Dataset: C:\MassLynx\Default\prol\CA123120093D568290.qid
Last Altered: Thursday, December 31, 2009 13:37:23 Pacific Standard Time
Printed: Thursday, December 31, 2009 16:49:24 Pacific Standard Time

Name: 31DE093D5_4, Date: 31-Dec-2009, Time: 10:01:21, ID: ST1231B, Description: CS-4 09DXN426

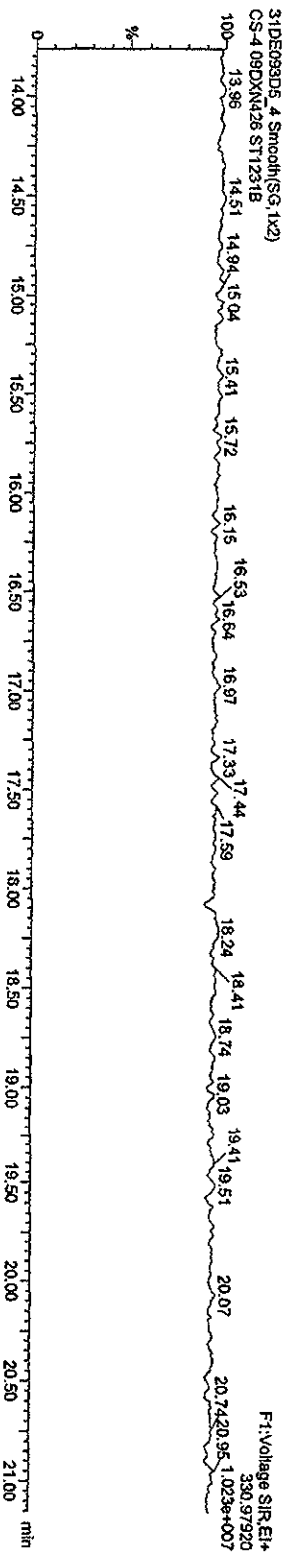
TGDFs



TCDF PCDPE



Function 1 PFK



Quantity Sample Report Masslynx 4.1

Dataset: C:\Masslynx\Default\prof\CA123120093D58290.qld

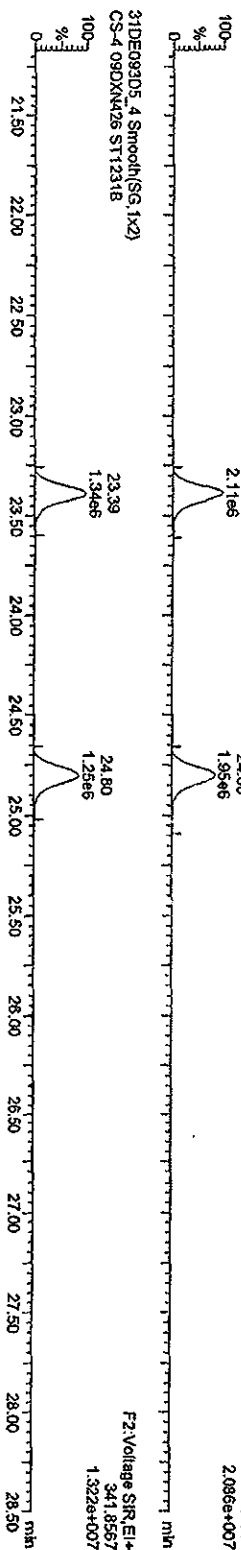
Last Altered: Thursday, December 31, 2009 13:37:23 Pacific Standard Time

Printed: Thursday, December 31, 2009 16:49:24 Pacific Standard Time

Name: 31DE093D5_4, Date: 31-Dec-2009, Time: 10:01:21, ID: ST1231B, Description: CS-4 09DXM426

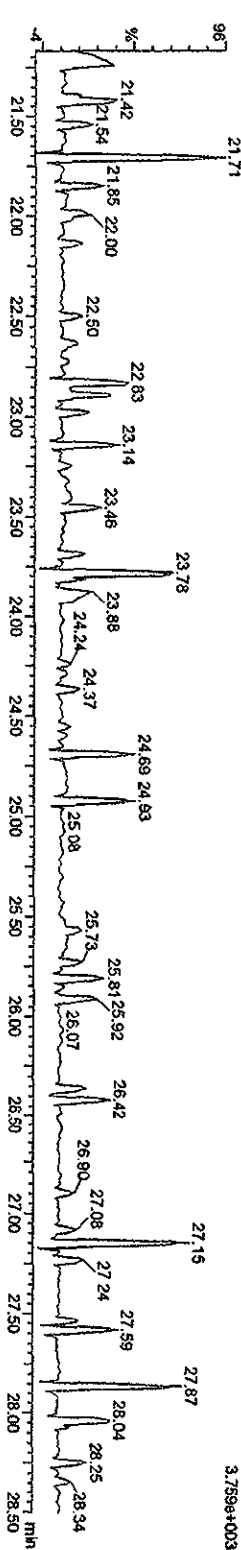
PeCDF

31DE093D5_4 Smooth(SG, 1x2)
CS-4 09DXM426 ST1231B



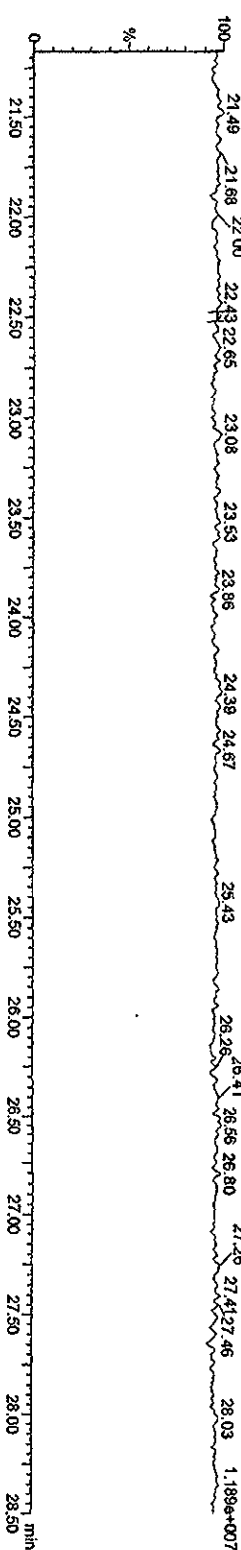
F2 PeCDF PCDDPE

31DE093D5_4 Smooth(SG, 1x2)
CS-4 09DXM426 ST1231B



Function 2 PEK

31DE093D5_4 Smooth(SG, 1x2)
CS-4 09DXM426 ST1231B



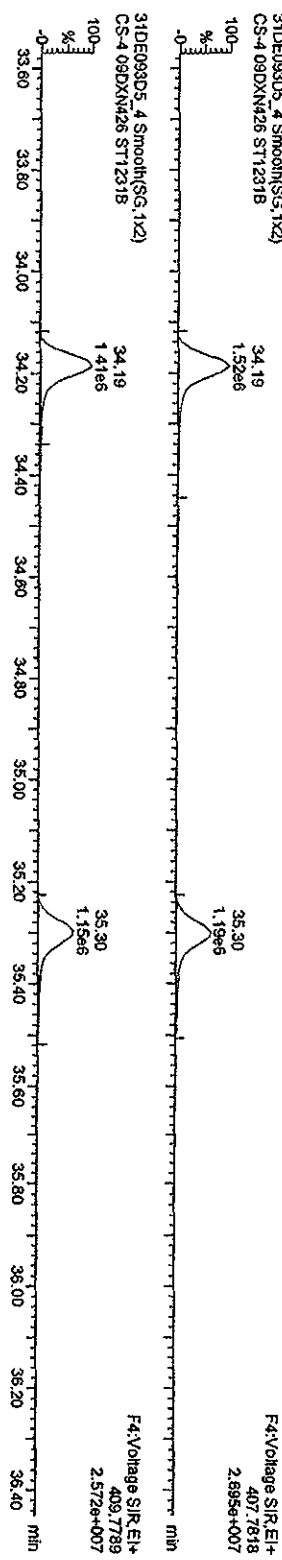
Quantity Sample Report MassLynx 4.1

Dataset: C:\MassLynx\Default\prol\CA123120093D58290.qid

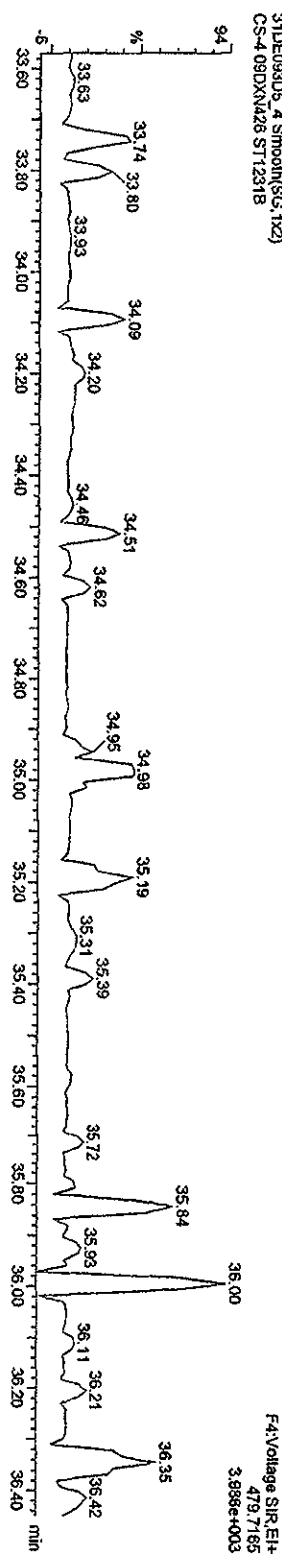
Last Altered: Thursday, December 31, 2009 13:37:23 Pacific Standard Time
Printed: Thursday, December 31, 2009 16:49:24 Pacific Standard Time

Name: 31DE093D5_4, Date: 31-Dec-2009, Time: 10:01:21, ID: ST1231B, Description: CS-4 09DXN426

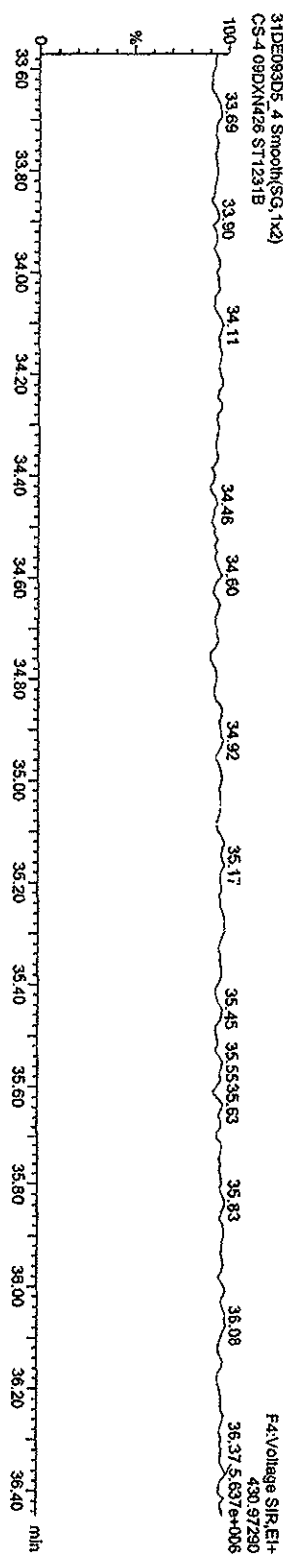
HCDFs



HCDF PCDPE



Function 4 PFK



Quantity Sample Report Masslynx 4.1

Dataset: C:\Masslynx\Default\prolCA123120093D58280.qid

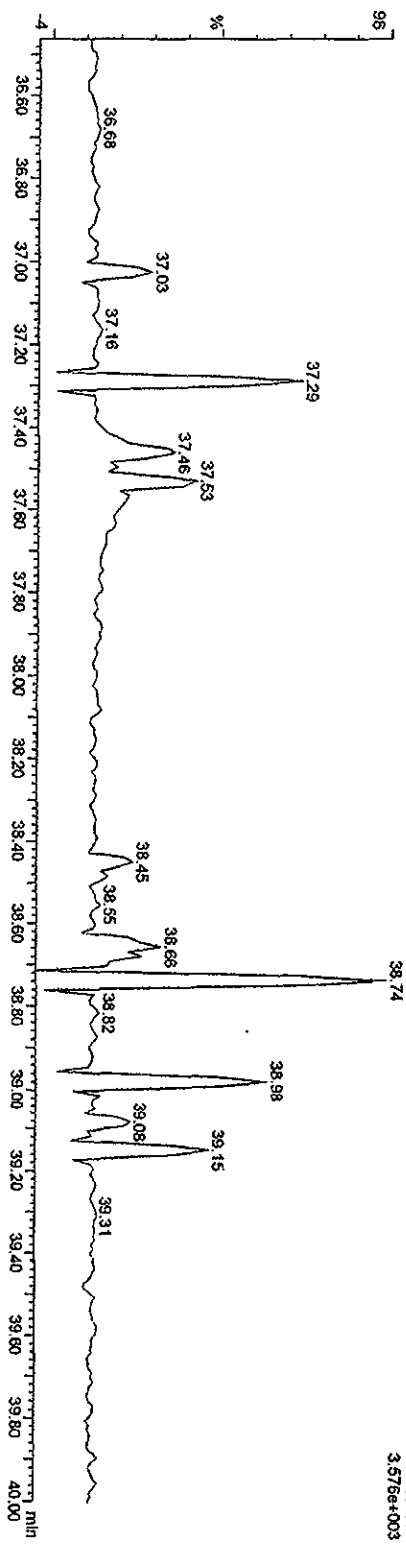
Last Altered: Thursday, December 31, 2009 13:37:23 Pacific Standard Time
Printed: Thursday, December 31, 2009 16:49:24 Pacific Standard Time

Name: 31DE093D5_4, Date: 31-Dec-2009, Time: 10:01:21, ID: ST1231B, Description: CS-4 09DXN426

OCDF PCDFE

31DE093D5_4 Smooth(SG,1x2)
CS-4 09DXN426 ST1231B


F5:Voltage SIR.E1+
513.67750
3.575e+003



Function 5 PFK

31DE093D5_4 Smooth(SG,1x2)
CS-4 09DXN426 ST1231B

F5:Voltage SIR.E1+
442.97280
8.88e3 39.54
39.89 & 216e+005

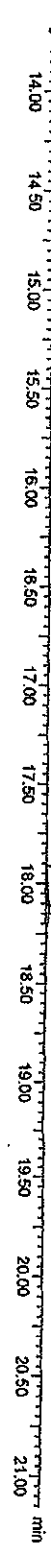



Quantity Sample Report MassLynx 4.1

Dataset: C:\MassLynx\Default\prol\CA123120093D68290.qid
Last Altered: Thursday, December 31, 2009 13:37:23 Pacific Standard Time
Printed: Thursday, December 31, 2009 16:49:24 Pacific Standard Time

Name: 31DE093D5_5, Date: 31-Dec-2009, Time: 10:45:57, ID: ST1231C, Description: CS-3-09DXN425

TCDFS






Quantity Sample Report MassLynx 4.1

Dataset: C:\MassLynx\Default\prof\CA123120093D58290.qld

Last Altered: Thursday, December 31, 2009 13:37:23 Pacific Standard Time
Printed: Thursday, December 31, 2009 16:49:24 Pacific Standard Time

Name: 31DE093D5_5, Date: 31-Dec-2009, Time: 10:45:57, ID: ST1231C, Description: CS-3 09DXN425

TCDDs



Quantity Sample Report Masslynx 4.1

Dataset: C:\Masslynx\Default\proj\CA123120093D58290.qtd

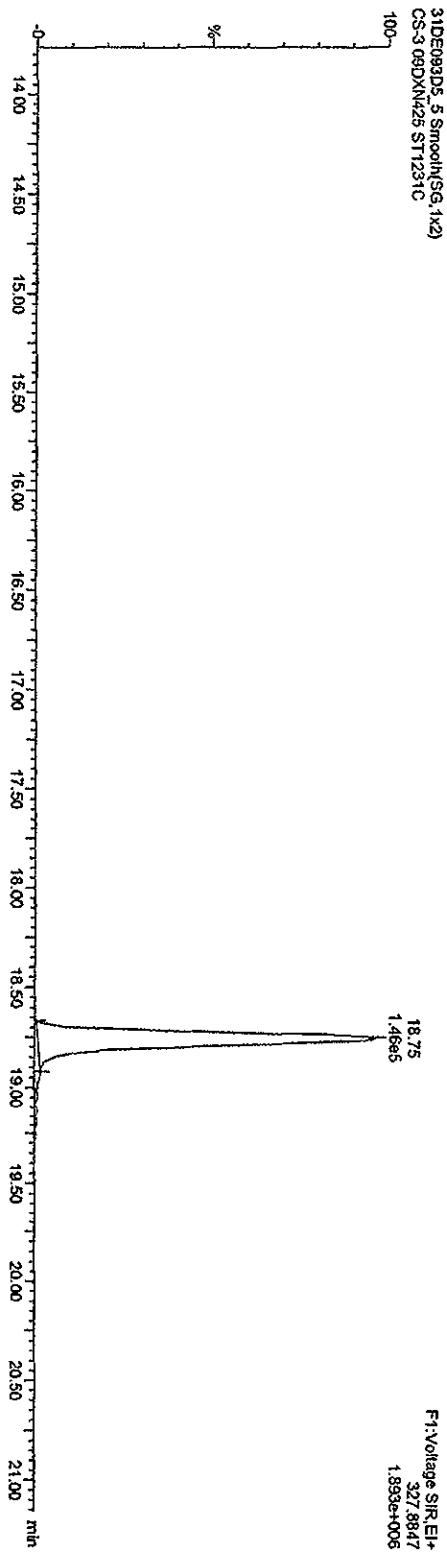
Last Altered: Thursday, December 31, 2009 13:37:23 Pacific Standard Time

Printed: Thursday, December 31, 2009 16:49:24 Pacific Standard Time

Name: 31DE093D5_5, Date: 31-Dec-2009, Time: 10:45:57, ID: ST1231C, Description: CS-3-09DXN425


37CL-2,3,7,8-TCCD

31DE093D5_5 Smooth(SG,1x2)
CS-3-09DXN425 ST1231C




13C-TCPDs

31DE093D5_5 Smooth(SG,1x2)
CS-3-09DXN425 ST1231C



31DE093D5_5 Smooth(SG,1x2)
CS-3-09DXN425 ST1231C



Quantity Sample Report MassLynx 4.1

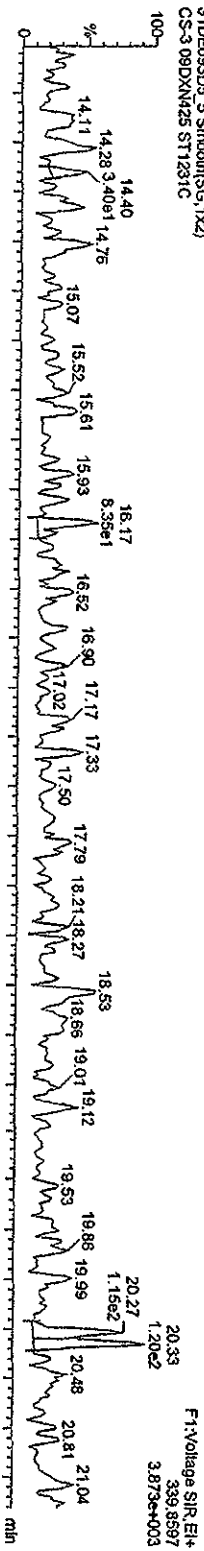
Dataset: C:\MassLynx\Default\proj\CA123120093D58290.qid

Last Altered: Thursday, December 31, 2009 13:37:23 Pacific Standard Time
Printed: Thursday, December 31, 2009 16:49:24 Pacific Standard Time

Name: 31DE093D5_5, Date: 31-Dec-2009, Time: 10:45:57, ID: ST1231C, Description: CS-3-09DXN425

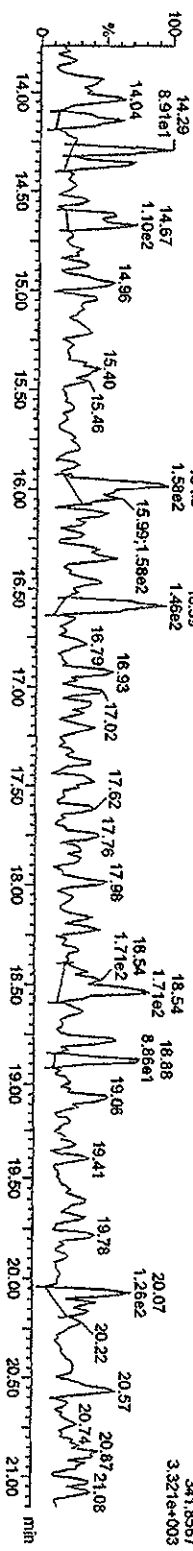
F1 PCDDFS

31DE093D5_5 Smooth(SG, 1x2)
CS-3-09DXN425 ST1231C



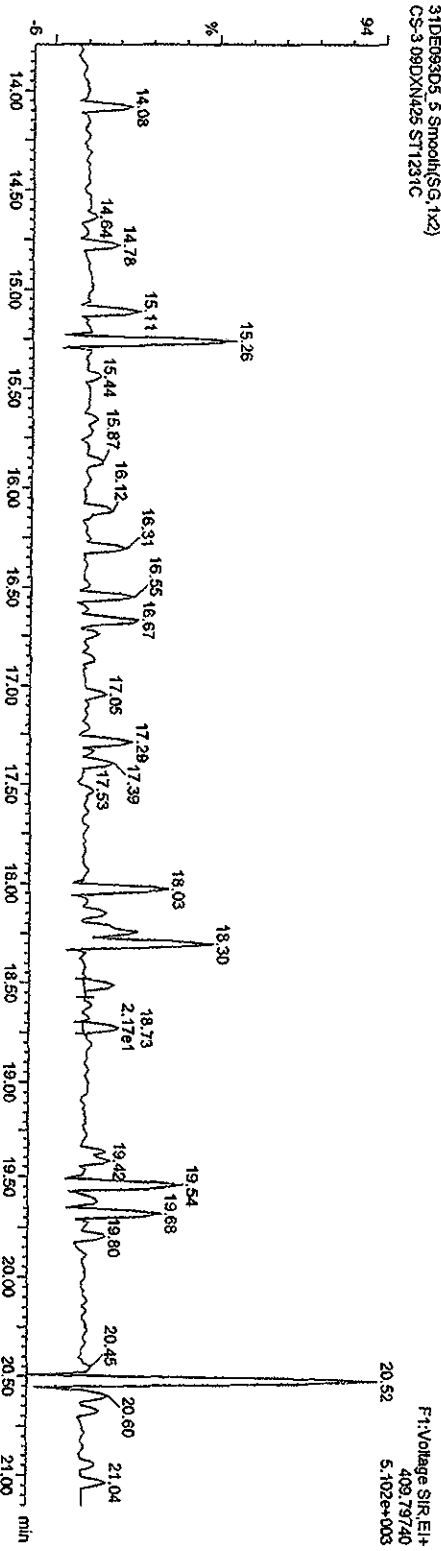
F1 PCDDFS

31DE093D5_5 Smooth(SG, 1x2)
CS-3-09DXN425 ST1231C



F1 PCDDF PCDDPE

31DE093D5_5 Smooth(SG, 1x2)
CS-3-09DXN425 ST1231C



Quantity Sample Report MassLynx 4.1

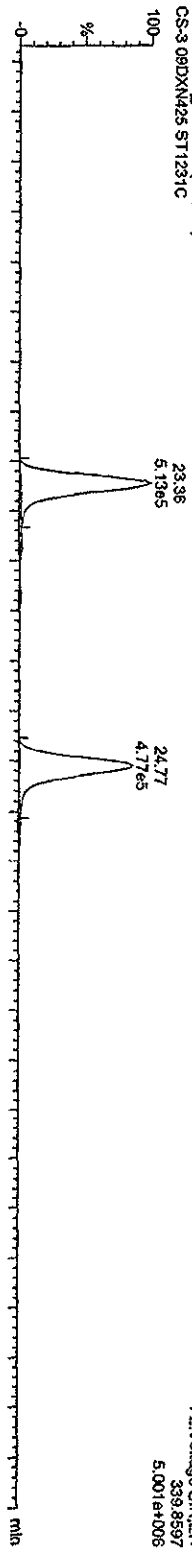
Dataset: C:\MassLynx\Default\pro\CA123120093D582290.qld

Last Altered: Thursday, December 31, 2009 13:37:23 Pacific Standard Time
Printed: Thursday, December 31, 2009 16:49:24 Pacific Standard Time

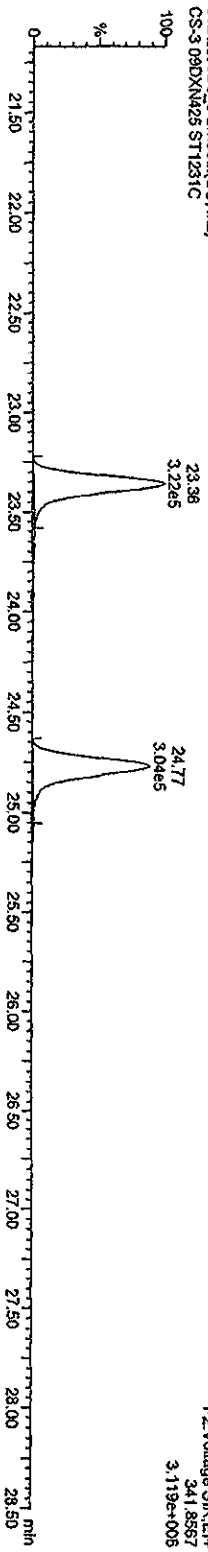
Name: 31DE093D5_5, Date: 31-Dec-2009, Time: 10:45:57, ID: ST1231C, Description: CS-3-09DXN425

PeCDFs

31DE093D5_5 Smooth(SG, 1x2)
CS-3-09DXN425 ST1231C

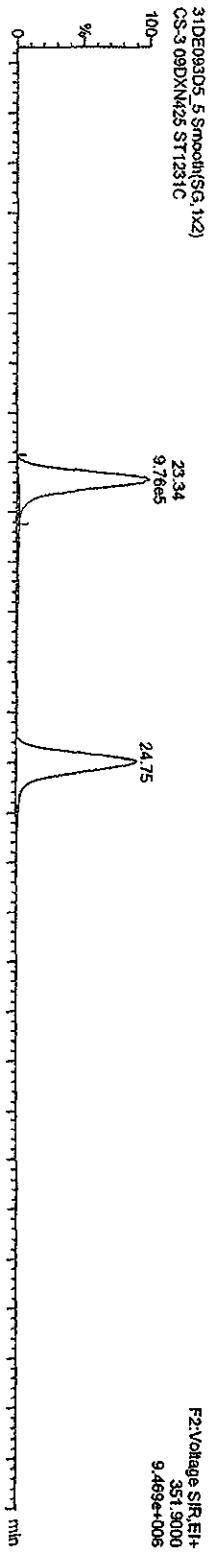


31DE093D5_5 Smooth(SG, 1x2)
CS-3-09DXN425 ST1231C

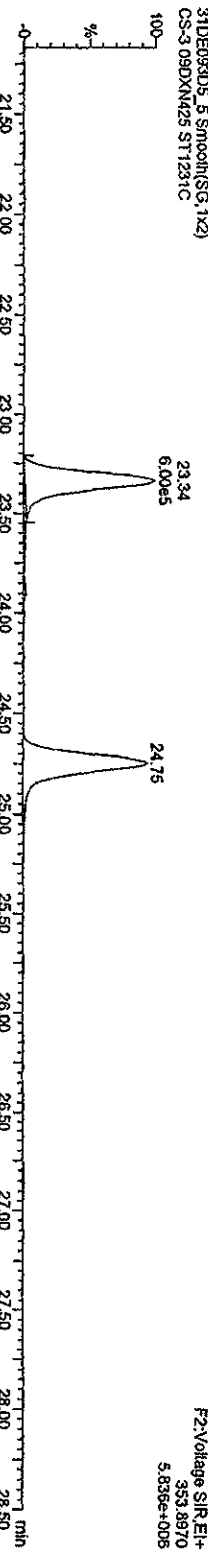


13C-PeCDFs

31DE093D5_5 Smooth(SG, 1x2)
CS-3-09DXN425 ST1231C



31DE093D5_5 Smooth(SG, 1x2)
CS-3-09DXN425 ST1231C



Quantity Sample Report MassLynx 4.1

Dataset: C:\MassLynx\Default\proj\CA123120093D58290.qld

Last Altered: Thursday, December 31, 2009 13:37:23 Pacific Standard Time
Printed: Thursday, December 31, 2009 16:49:24 Pacific Standard Time

Name: 31DE093D5_5, Date: 31-Dec-2009, Time: 10:45:57, ID: ST1231C, Description: CS-3 09DXN425

PeakIDs

31DE093D5_5 Smooth(SG,1x2)
CS-3 09DXN425 ST1231C



31DE093D5_5 Smooth(SG,1x2)
CS-3 09DXN425 ST1231C



13C-PeakID
31DE093D5_5 Smooth(SG,1x2)
CS-3 09DXN425 ST1231C



31DE093D5_5 Smooth(SG,1x2)
CS-3 09DXN425 ST1231C



Quantity Sample Report Masslynx 4.1

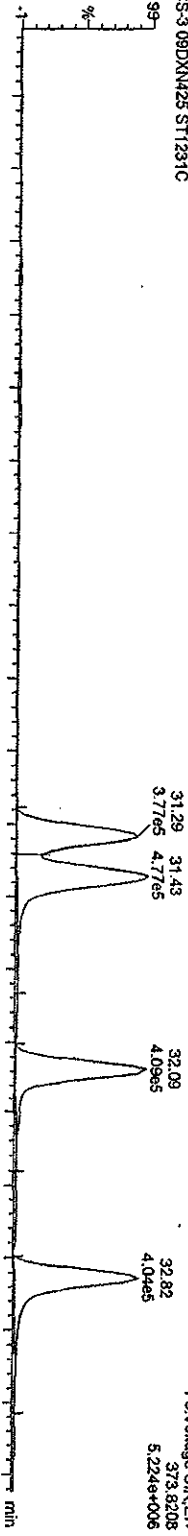
Dataset: C:\Masslynx\Default\prol\CA123120093D58290.qld

Last Altered: Thursday, December 31, 2009 13:37:23 Pacific Standard Time
Printed: Thursday, December 31, 2009 16:49:24 Pacific Standard Time

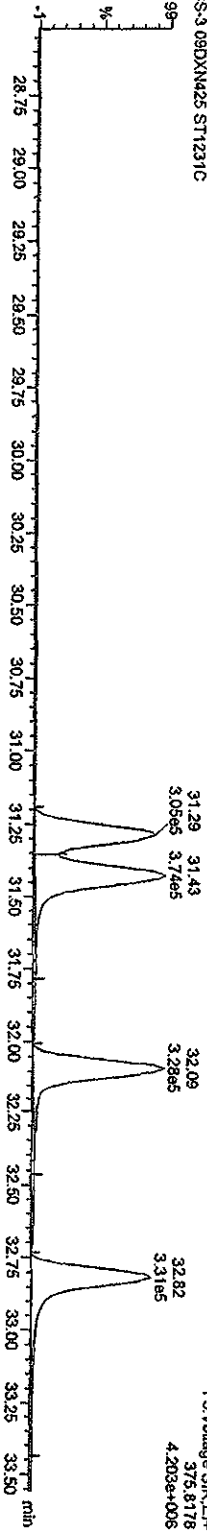
Name: 31DE093D5_5, Date: 31-Dec-2009, Time: 10:45:57, ID: ST1231C, Description: CS-3 09DXN425

HxCDFs

31DE093D5_5 Smooth(SG,2x3)
CS-3 09DXN425 ST1231C

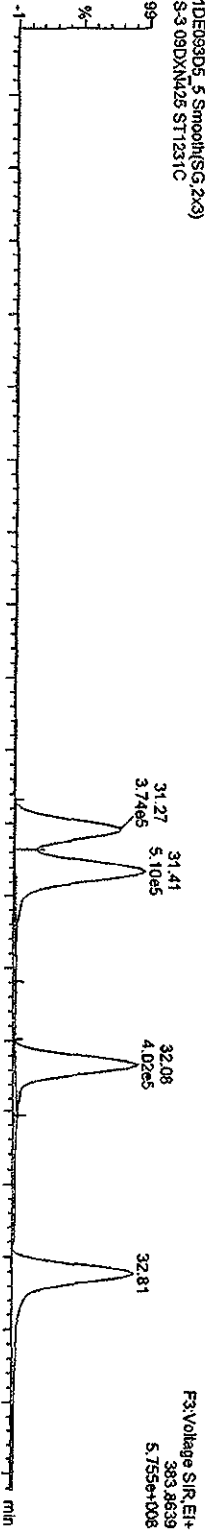


31DE093D5_5 Smooth(SG,2x3)
CS-3 09DXN425 ST1231C

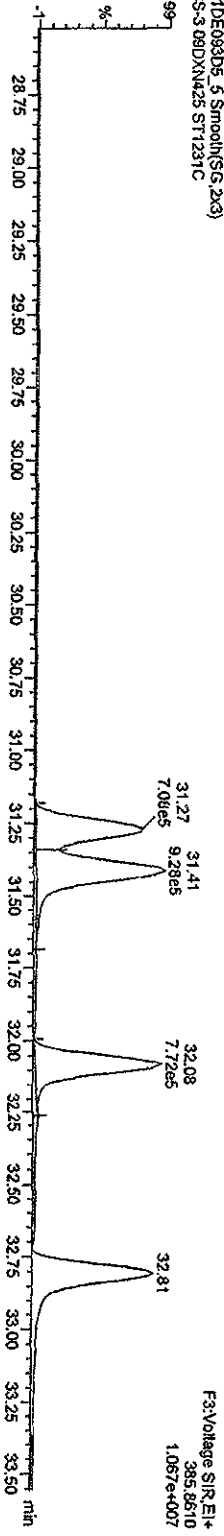


13C-HxCDFs

31DE093D5_5 Smooth(SG,2x3)
CS-3 09DXN425 ST1231C



31DE093D5_5 Smooth(SG,2x3)
CS-3 09DXN425 ST1231C



Quantity Sample Report MassLynx 4.1


Dataset: C:\MassLynx\Default\pro\CA123120093D58290.qid

Last Altered: Thursday, December 31, 2009 13:37:23 Pacific Standard Time
Printed: Thursday, December 31, 2009 16:49:24 Pacific Standard Time


Name: 31DE093D5_5, Date: 31-Dec-2009, Time: 10:45:57, ID: ST1231C, Description: CS-3-09DXN425

HXCDDs

31DE093D5_5 Smooth(SG,2x3)
CS-3-09DXN425 ST1231C




31DE093D5_5 Smooth(SG,2x3)
CS-3-09DXN425 ST1231C




13C-HXCDDs

31DE093D5_5 Smooth(SG,2x3)
CS-3-09DXN425 ST1231C



31DE093D5_5 Smooth(SG,2x3)
CS-3-09DXN425 ST1231C





Quantity Sample Report MassLynx 4.1

Dataset: C:\MassLynx\Default\p\roll\CA123120093D58290.qid

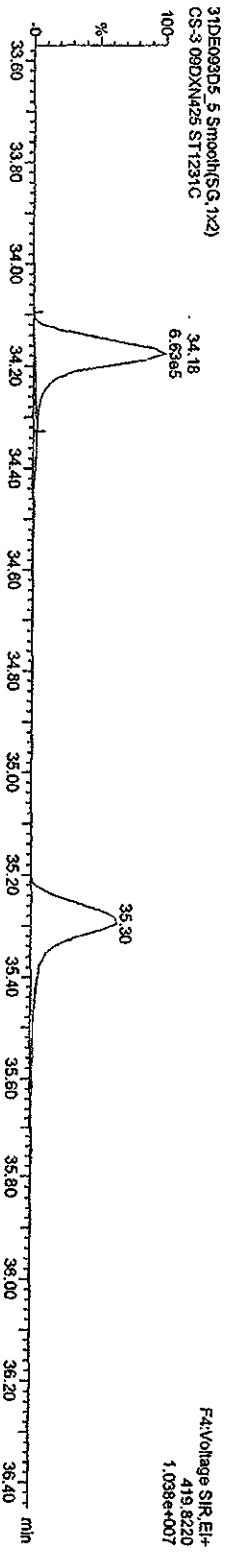

Last Altered: Thursday, December 31, 2009 13:37:23 Pacific Standard Time
Printed: Thursday, December 31, 2009 16:49:24 Pacific Standard Time

Name: 31DE093D5_5, Date: 31-Dec-2009, Time: 10:45:57, ID: ST1231C, Description: CS-3 09DXN425

HPCDFs



13C-HPCDFs



Quantity Sample Report MassLynx 4.1

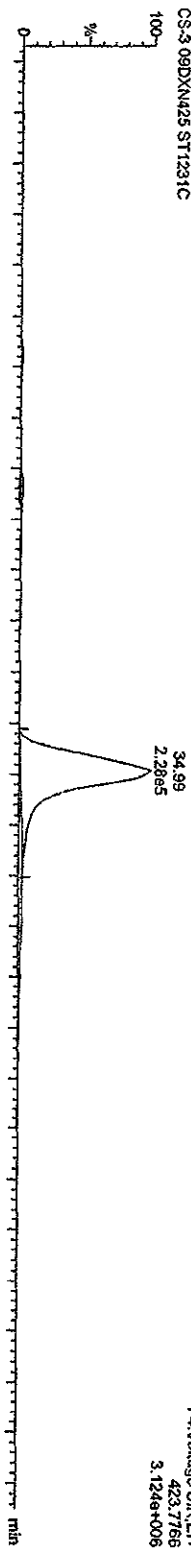
Dataset: C:\MassLynx\Default\proj\CA123120093D58290.qtd

Last Altered: Thursday, December 31, 2009 13:37:23 Pacific Standard Time
Printed: Thursday, December 31, 2009 16:49:24 Pacific Standard Time

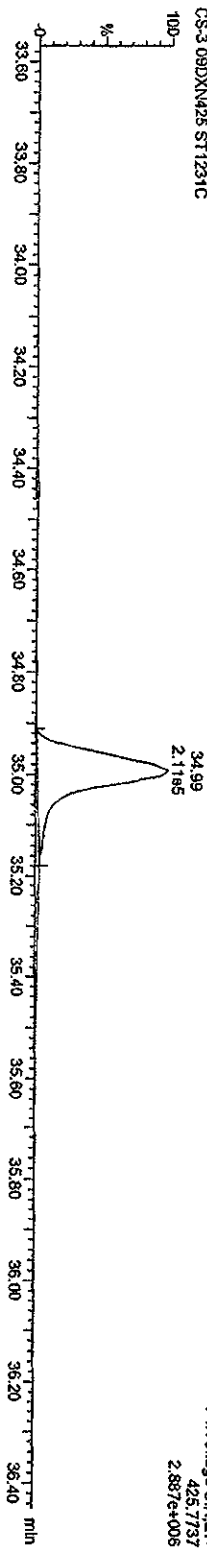
Name: 31DE093D5_5, Date: 31-Dec-2009, Time: 10:45:57, ID: ST1231C, Description: CS-3 09DXN425

HpCDDs

31DE093D5_5 Smooth(SG, 1x2)
CS-3 09DXN425 ST1231C

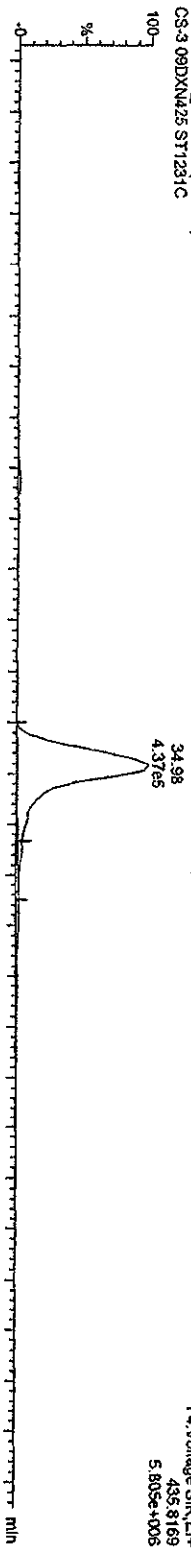


31DE093D5_5 Smooth(SG, 1x2)
CS-3 09DXN425 ST1231C

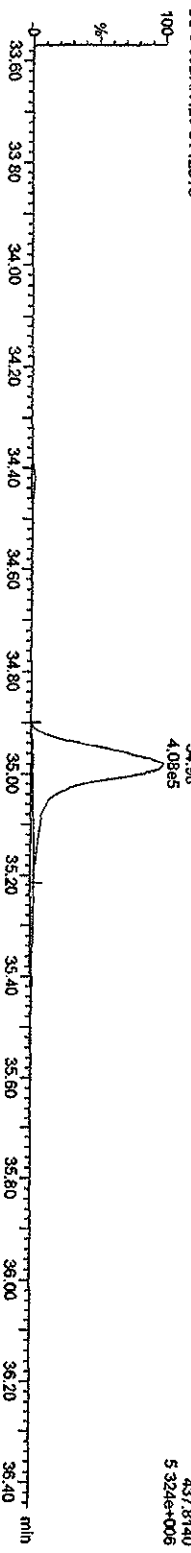


13C-HpCDD

31DE093D5_5 Smooth(SG, 1x2)
CS-3 09DXN425 ST1231C



31DE093D5_5 Smooth(SG, 1x2)
CS-3 09DXN425 ST1231C



Quantity Sample Report MassLynx 4.1


Dataset: C:\MassLynx\Default\proj\CA123120093D58290.qld

Last Altered: Thursday, December 31, 2009 13:37:23 Pacific Standard Time
Printed: Thursday, December 31, 2009 16:49:24 Pacific Standard Time

Name: 31DE093D5_5, Date: 31-Dec-2009, Time: 10:45:57, ID: ST1231C, Description: CS-3 09DXN425

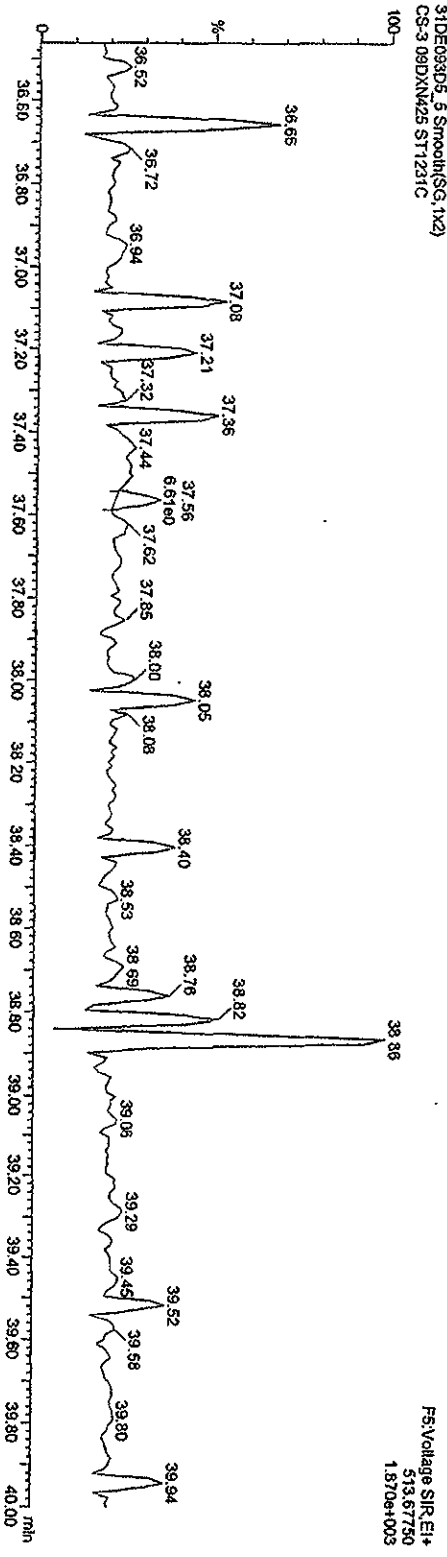
OCDFs

31DE093D5_5 Smooth(SG,1x2)
CS-3 09DXN425 ST1231C



OCDPE

31DE093D5_5 Smooth(SG,1x2)
CS-3 09DXN425 ST1231C



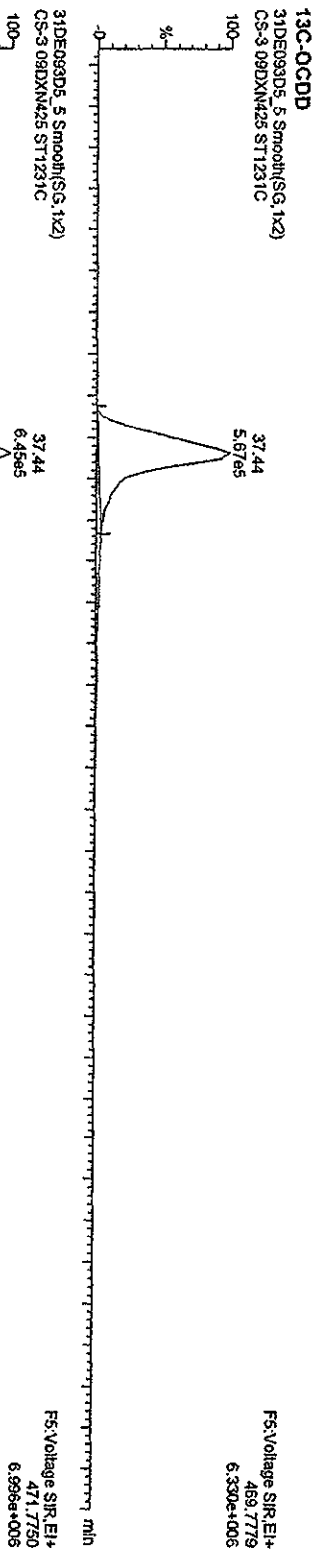


Quantity Sample Report MassLynx 4.1

Dataset: C:\MassLynx\Default\prol\CA123120093D58290.qld

Last Altered: Thursday, December 31, 2009 13:37:23 Pacific Standard Time
Printed: Thursday, December 31, 2009 16:49:24 Pacific Standard Time

Name: 31DE093D5_5, Date: 31-Dec-2009, Time: 10:45:57, ID: ST1231C, Description: CS-3 09DXN425

OCDD



Quantity Sample Report Masslynx 4.1


Dataset: C:\Masslynx\Default\proj\CA123120093D568290.qid

Last Altered: Thursday, December 31, 2009 13:37:23 Pacific Standard Time
Printed: Thursday, December 31, 2009 16:49:24 Pacific Standard Time

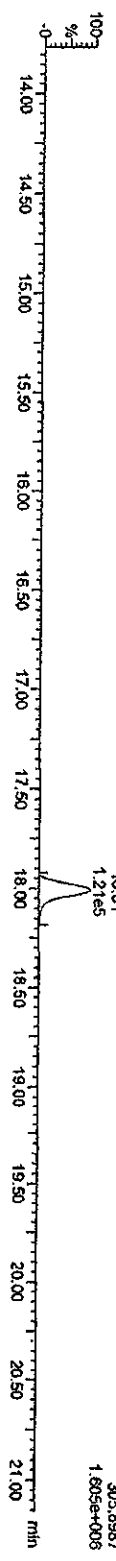
Name: 31DE093D5_5, Date: 31-Dec-2009, Time: 10:45:57, ID: ST1231C, Description: CS-3 09DXN425

TCDFs

31DE093D5_5 Smooth(SG,1x2)
CS-3 09DXN425 ST1231C

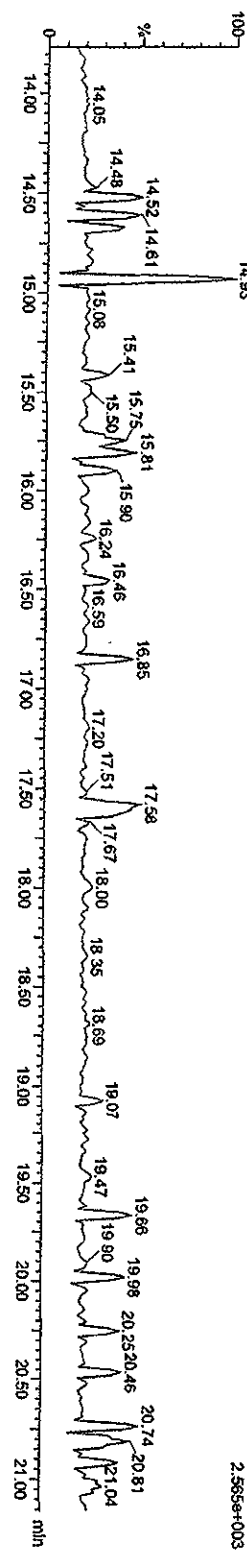


31DE093D5_5 Smooth(SG,1x2)
CS-3 09DXN425 ST1231C




TCDF PCDPE

31DE093D5_5 Smooth(SG,1x2)
CS-3 09DXN425 ST1231C



Function 1 PFK

31DE093D5_5 Smooth(SG,1x2)
CS-3 09DXN425 ST1231C



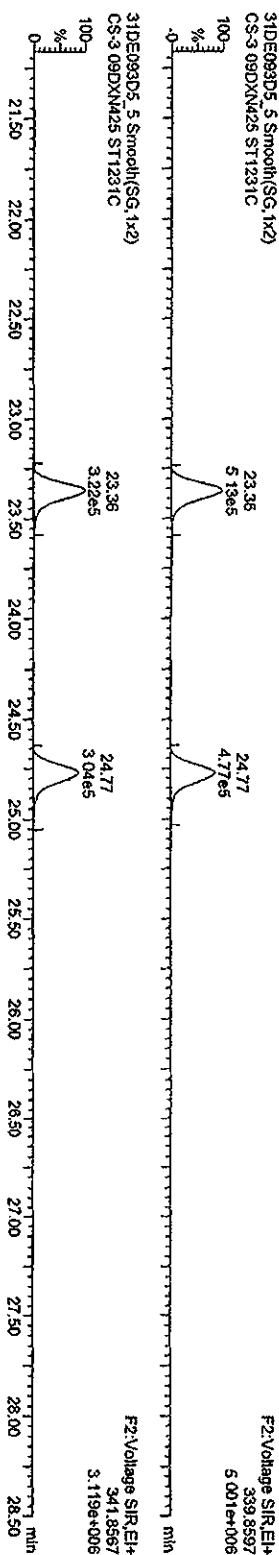
Quantity Sample Report MassLynx 4.1

Dataset: C:\MassLynx\Default\pro\CA123120093D568290.qld

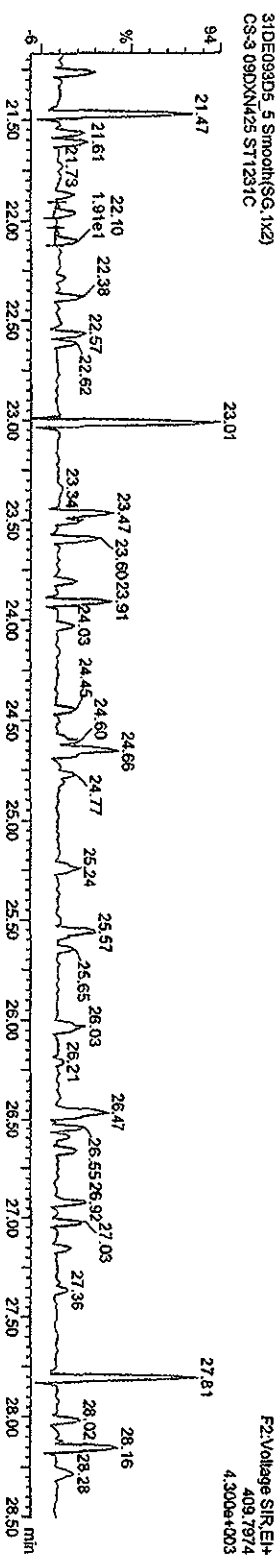
Last Altered: Thursday, December 31, 2009 13:37:23 Pacific Standard Time
Printed: Thursday, December 31, 2009 16:49:24 Pacific Standard Time

Name: 31DE093D5_5, Date: 31-Dec-2009, Time: 10:45:57, ID: ST1231C, Description: CS-3 09DXN425

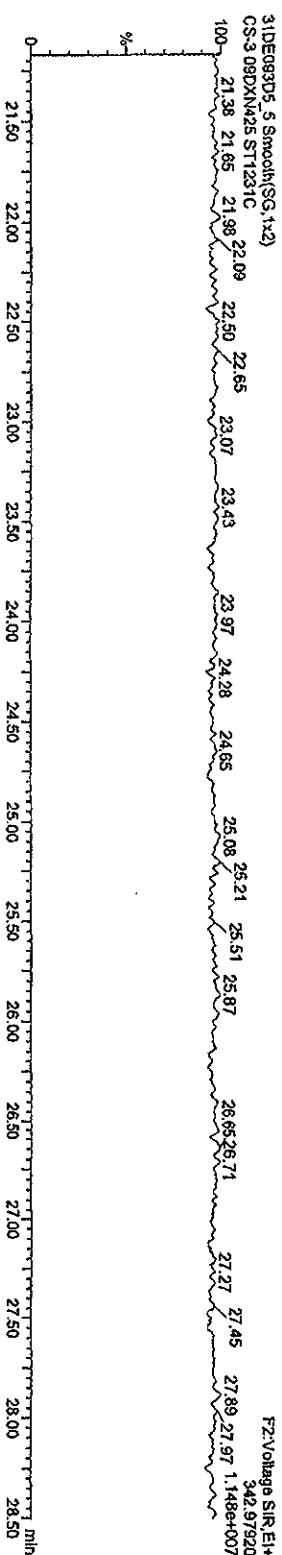
PeCDF



F2 PeCDF PCDPE



Function 2 PFK



Quantity Sample Report MassLynx 4.1

Dataset: C:\MassLynx\Default\pro\NCA123120093D582290.qid

Last Altered: Thursday, December 31, 2009 13:37:23 Pacific Standard Time
Printed: Thursday, December 31, 2009 16:49:24 Pacific Standard Time


Name: 31DE093D5_5, Date: 31-Dec-2009, Time: 10:45:57, ID: ST1231C, Description: CS-3 09DXN425

HxCDFs

31DE093D5_5 Smooth(SG,2x3)
CS-3 09DXN425 ST1231C

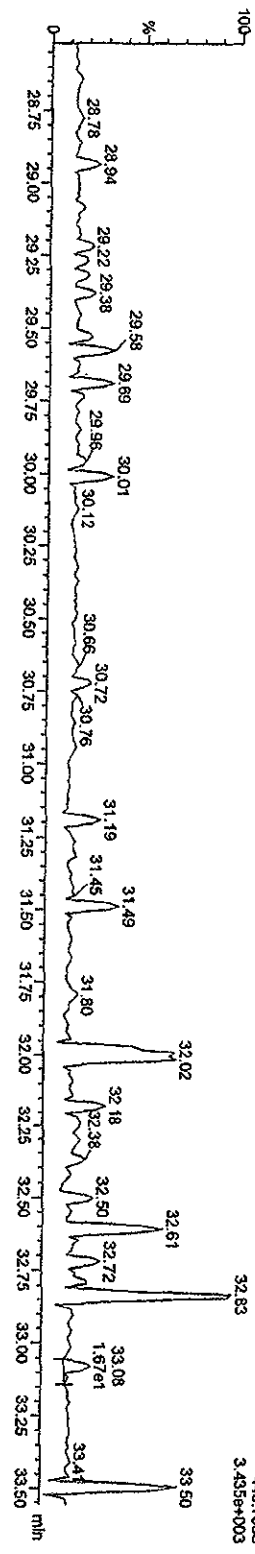


31DE093D5_5 Smooth(SG,2x3)
CS-3 09DXN425 ST1231C



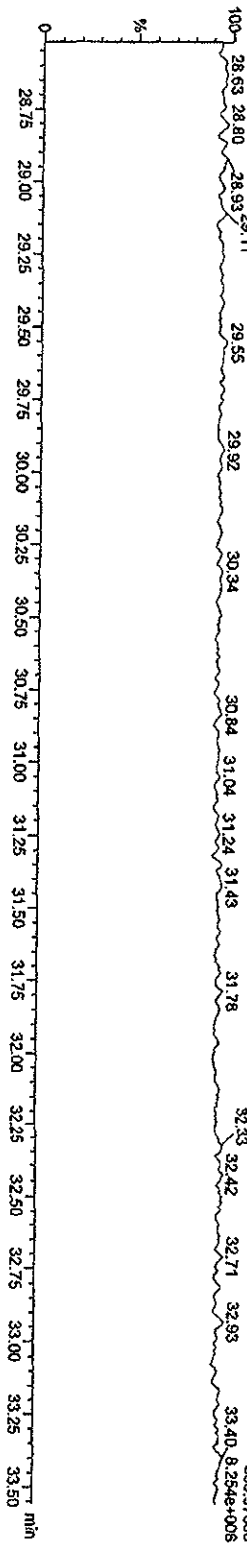
HxCDF PCDFs

31DE093D5_5 Smooth(SG,1x2)
CS-3 09DXN425 ST1231C



Function 3 PFK

31DE093D5_5 Smooth(SG,1x2)
CS-3 09DXN425 ST1231C



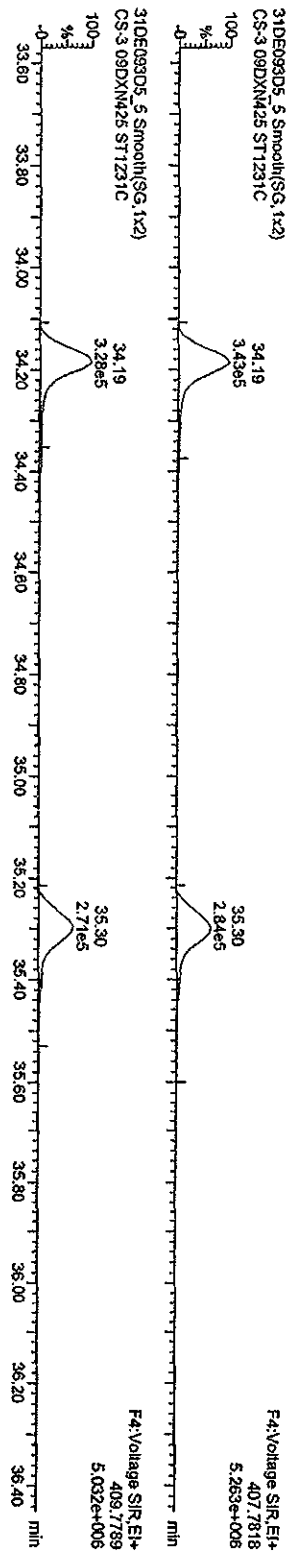
Quantity Sample Report MassLynx 4.1

Dataset: C:\MassLynx\Default\pro\ICA123120093D68290.qld

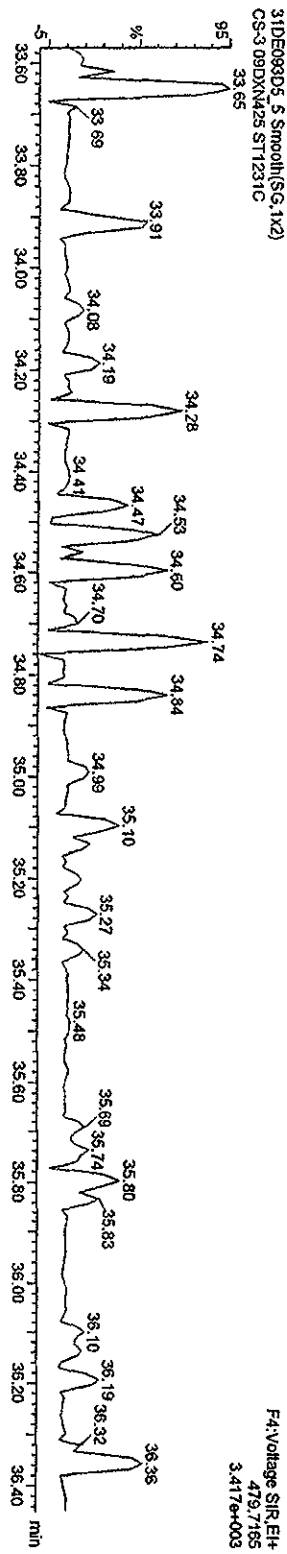
Last Altered: Thursday, December 31, 2009 13:37:23 Pacific Standard Time
Printed: Thursday, December 31, 2009 16:49:24 Pacific Standard Time

Name: 31DE093D5_5, Date: 31-Dec-2009, Time: 10:45:57, ID: ST1231C, Description: CS-3 09DXN425

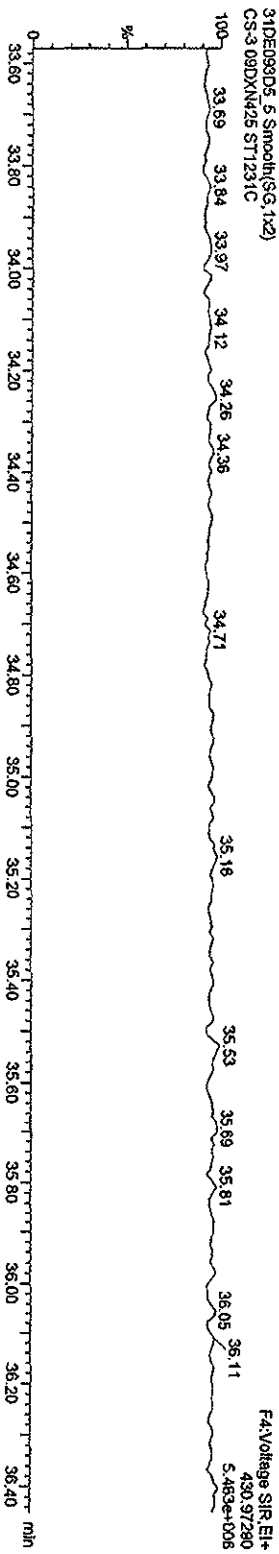
HPCDFs



HPCDF PCDFE



Function 4 PFK



Quantity Sample Report MassLynx 4.1

Dataset: C:\MassLynx\Default\proj\CA123120093D58290.qld

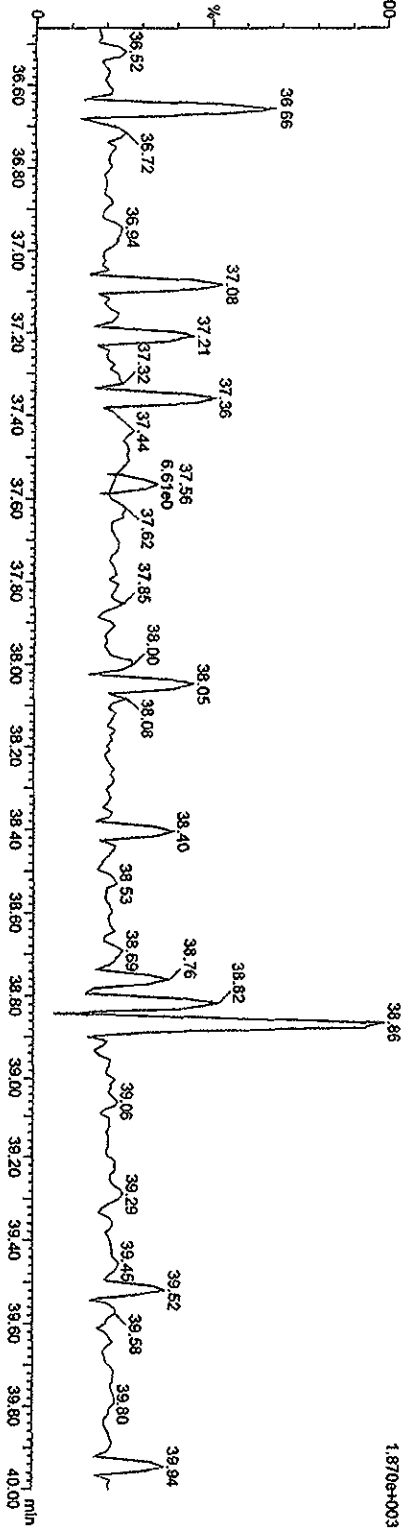
Last Altered: Thursday, December 31, 2009 13:37:23 Pacific Standard Time
Printed: Thursday, December 31, 2009 16:49:24 Pacific Standard Time

Name: 31DE093D5_5, Date: 31-Dec-2009, Time: 10:45:57, ID: ST1231C, Description: CS-3 09DXN425

OCDF PCDFPE

31DE093D5_5 Smooth(SG,1x2)
CS-3 09DXN425 ST1231C


100-



Function 5 PFK

31DE093D5_5 Smooth(SG,1x2)
CS-3 09DXN425 ST1231C

100-



Quantity Sample Report MassLynx 4.1

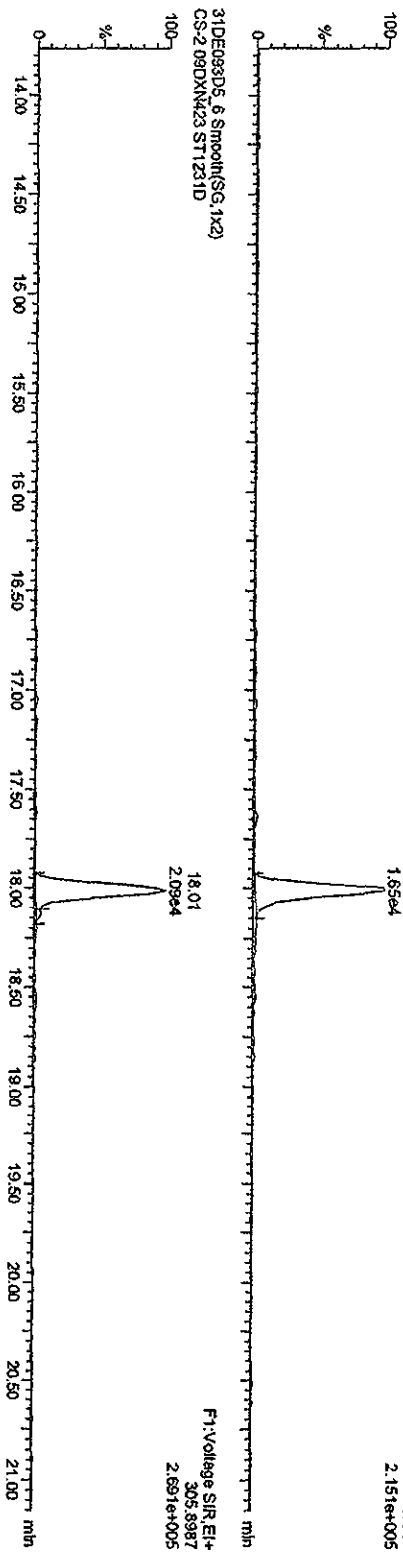
Dataset: C:\MassLynx\Default\pro\CA123120093D58290.qid

Last Altered: Thursday, December 31, 2009 13:37:23 Pacific Standard Time
Printed: Thursday, December 31, 2009 16:49:24 Pacific Standard Time

Name: 31DE093D5_6, Date: 31-Dec-2009, Time: 11:27:05, ID: ST1231D, Description: CS-2-09DXM423

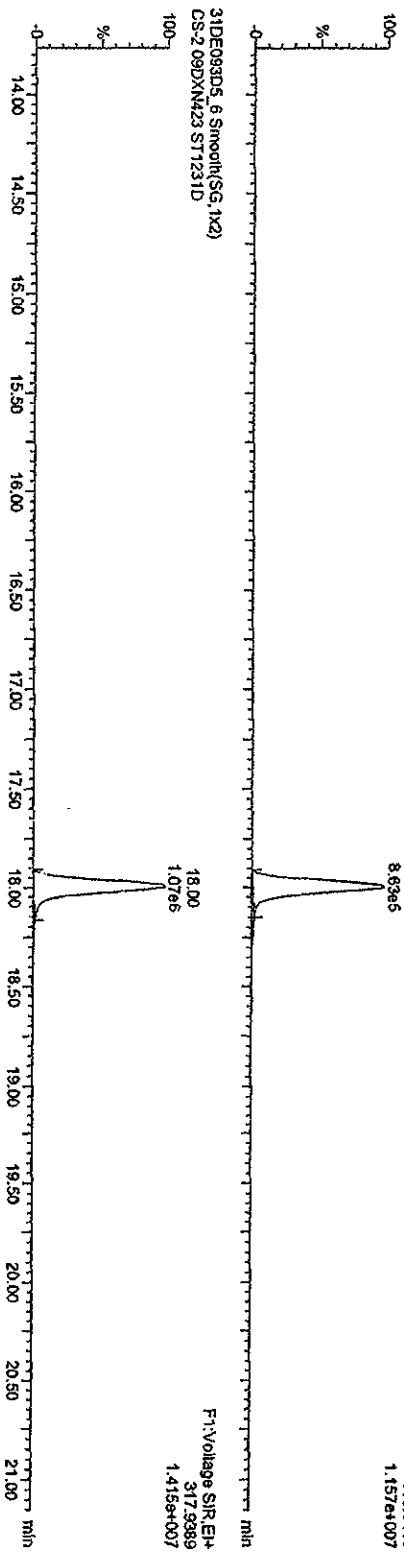
TCDFS

31DE093D5_6 Smoother(SG, 1x2)
CS-2-09DXM423 ST1231D

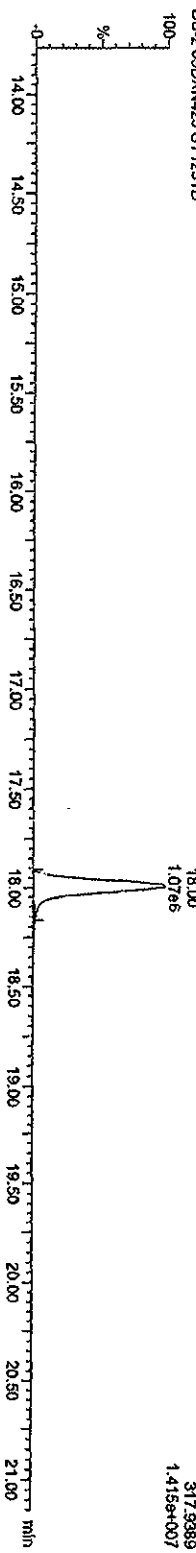


13C-TCDF

31DE093D5_6 Smoother(SG, 1x2)
CS-2-09DXM423 ST1231D



31DE093D5_6 Smoother(SG, 1x2)
CS-2-09DXM423 ST1231D



Quantity Sample Report MassLynx 4.1


Dataset: C:\MassLynx\Default\proj\CA123120093D58290.qid

Last Altered: Thursday, December 31, 2009 13:37:23 Pacific Standard Time
Printed: Thursday, December 31, 2009 16:49:24 Pacific Standard Time


Name: 31DE093D5_6, Date: 31-Dec-2009, Time: 11:27:05, ID: ST1231D, Description: CS-2-09DXN423

TCDDs

31DE093D5_6 Smooth(SG, 1x2)
CS-2-09DXN423 ST1231D




31DE093D5_6 Smooth(SG, 1x2)
CS-2-09DXN423 ST1231D




13C-TCDDs

31DE093D5_6 Smooth(SG, 1x2)
CS-2-09DXN423 ST1231D



31DE093D5_6 Smooth(SG, 1x2)
CS-2-09DXN423 ST1231D



Quantify Sample Report MassLynx 4.1

Dataset: C:\MassLynx\Default\prol\CA123120093D58290.qld

Last Altered: Thursday, December 31, 2009 13:37:23 Pacific Standard Time
Printed: Thursday, December 31, 2009 16:49:24 Pacific Standard Time

Name: 31DE093D5_6, Date: 31-Dec-2009, Time: 11:27:05, ID: ST1231D, Description: CS-2 09DXM423

37Cl-2,3,7,8-TCDD

31DE093D5_6 Smooh(SG, 1x2)
CS-2 09DXM423 ST1231D

18.75
2.77e4

F1:Voltage SIR.EI+
327.8947
3.695e+005

13C-TCDDs

31DE093D5_6 Smooh(SG, 1x2)
CS-2 09DXM423 ST1231D

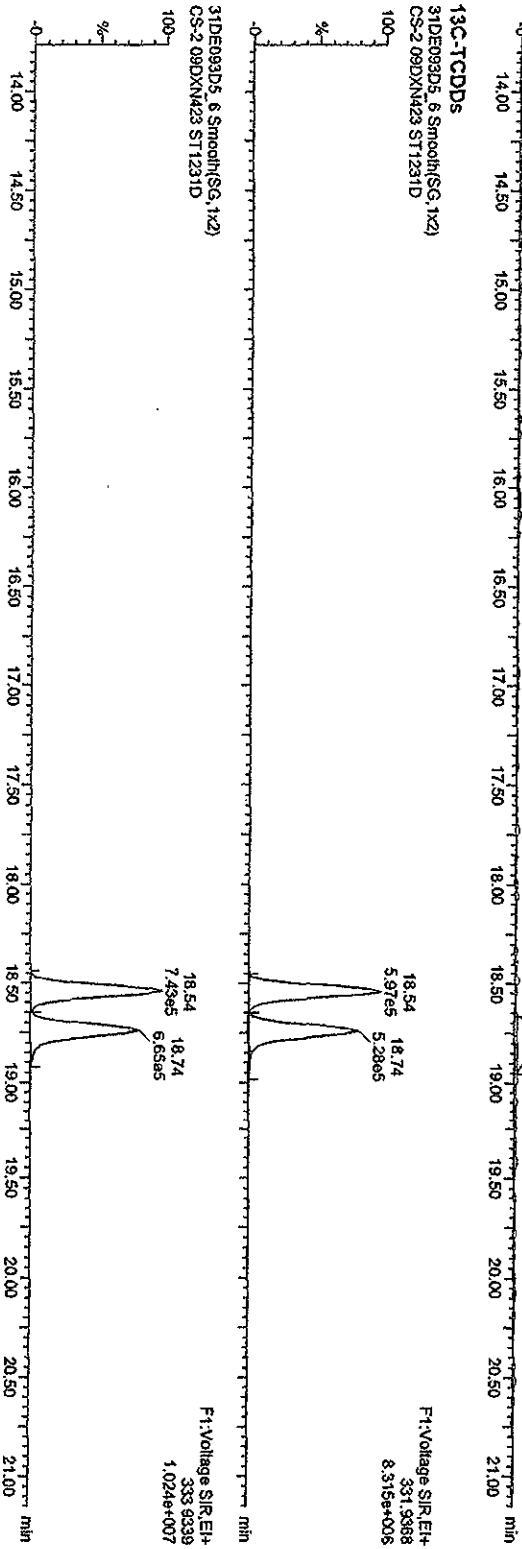
18.54 18.74
5.97e5 5.28e5

F1:Voltage SIR.EI+
331.3388
8.315e+005

31DE093D5_6 Smooh(SG, 1x2)
CS-2 09DXM423 ST1231D

18.54 18.74
7.43e5 6.65e5

F1:Voltage SIR.EI+
333.6339
1.024e+007

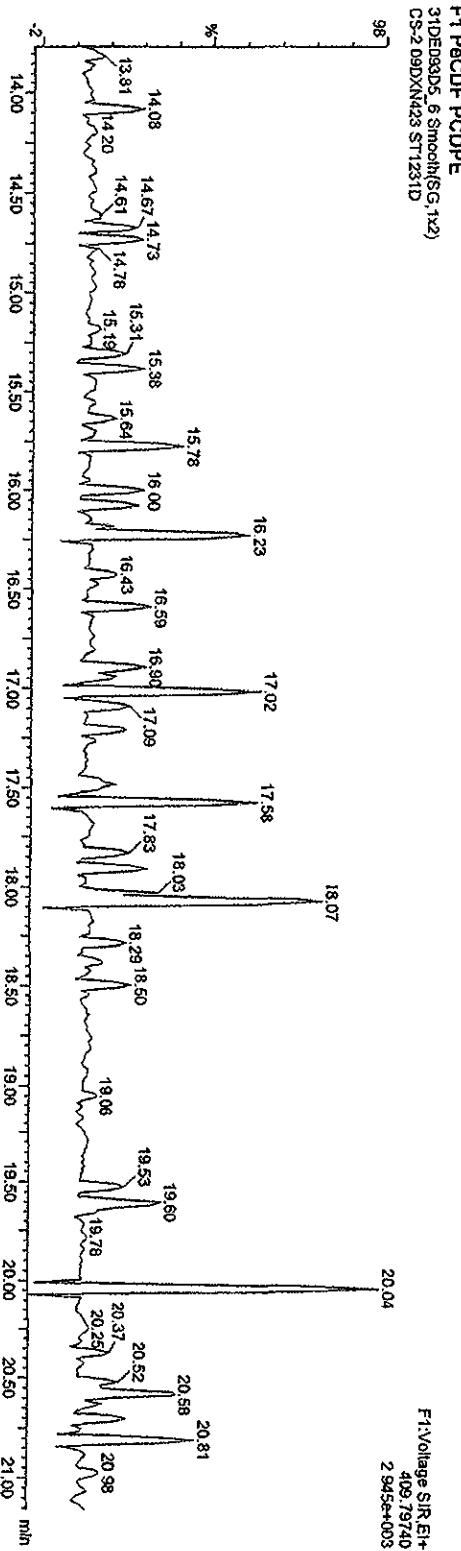
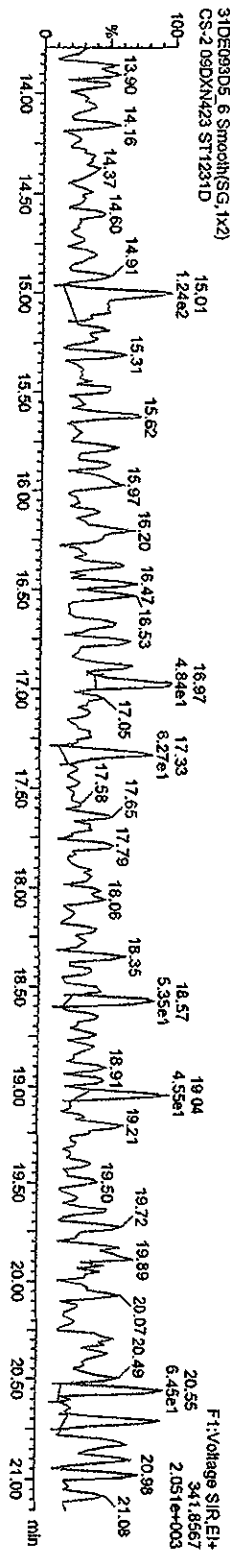
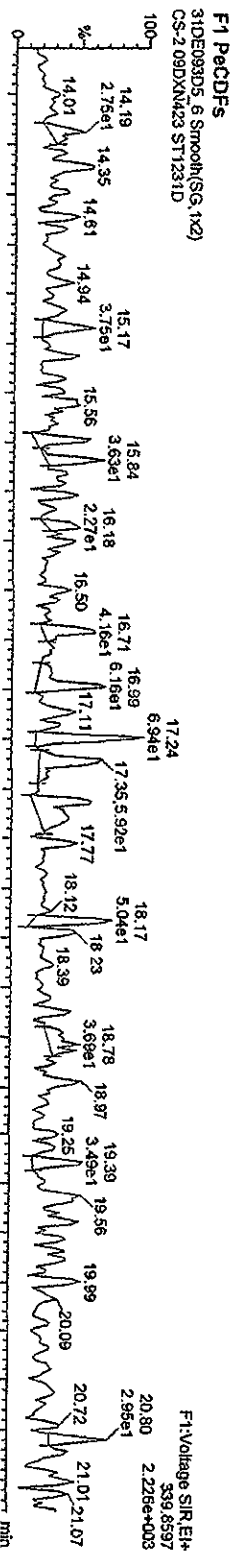


Quantity Sample Report Masslynx 4.1

Dataset: C:\Masslynx\Default\proj\CA123120093D58290.qid

Last Altered: Thursday, December 31, 2009 13:37:23 Pacific Standard Time
Printed: Thursday, December 31, 2009 16:49:24 Pacific Standard Time

Name: 31DE093D5_6, Date: 31-Dec-2009, Time: 11:27:05, ID: ST1231D, Description: CS-2-09DXN423



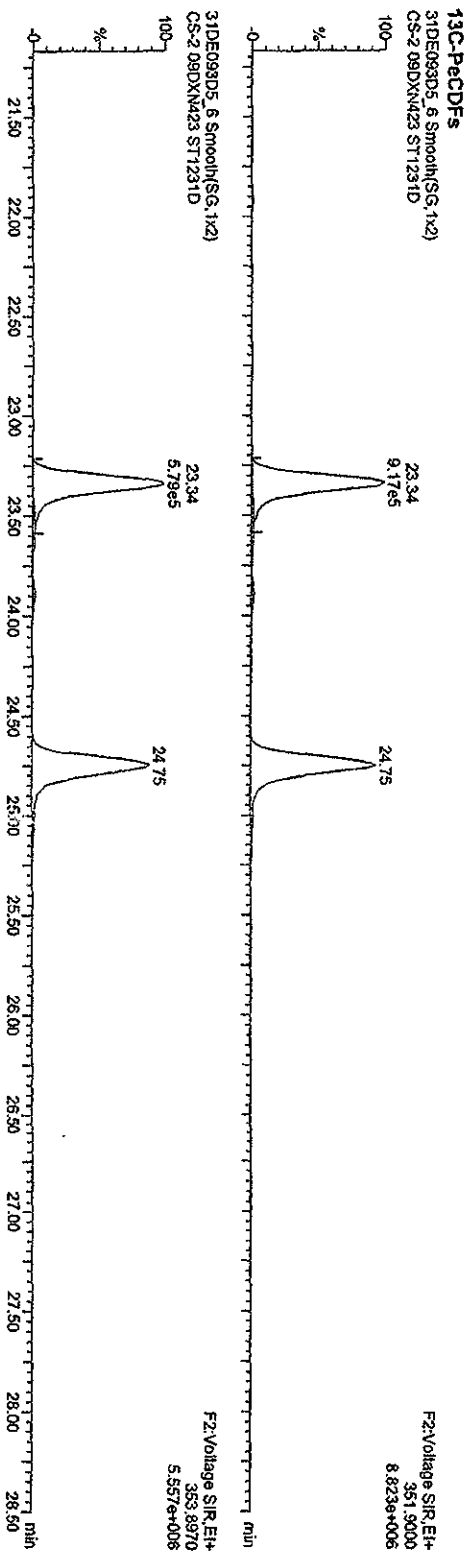
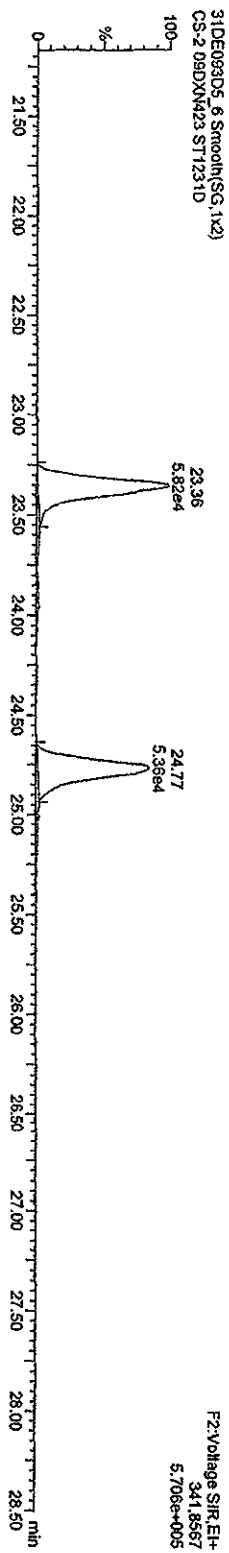
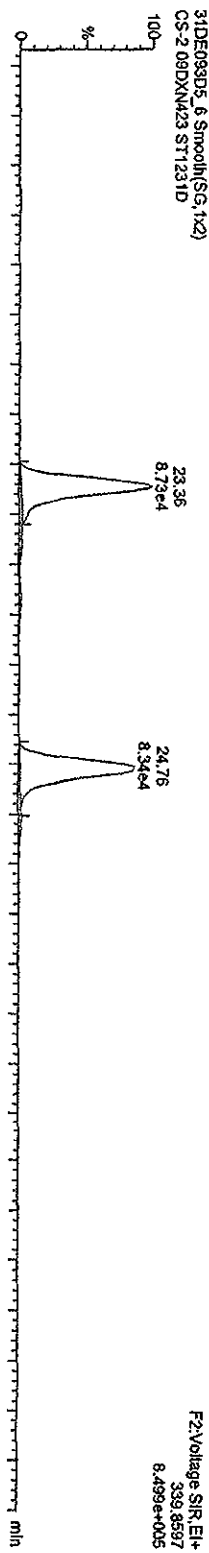
Quantity Sample Report MassLynx 4.1

Dataset: C:\MassLynx\Default\prof\CA123120093D58290.qid

Last Altered: Thursday, December 31, 2009 13:37:23 Pacific Standard Time
Printed: Thursday, December 31, 2009 16:49:24 Pacific Standard Time

Name: 31DE093D5_6, Date: 31-Dec-2009, Time: 11:27:05, ID: ST1231D, Description: CS-2-09DXM423

PeCDFs



Quantity Sample Report MassLynx 4.1

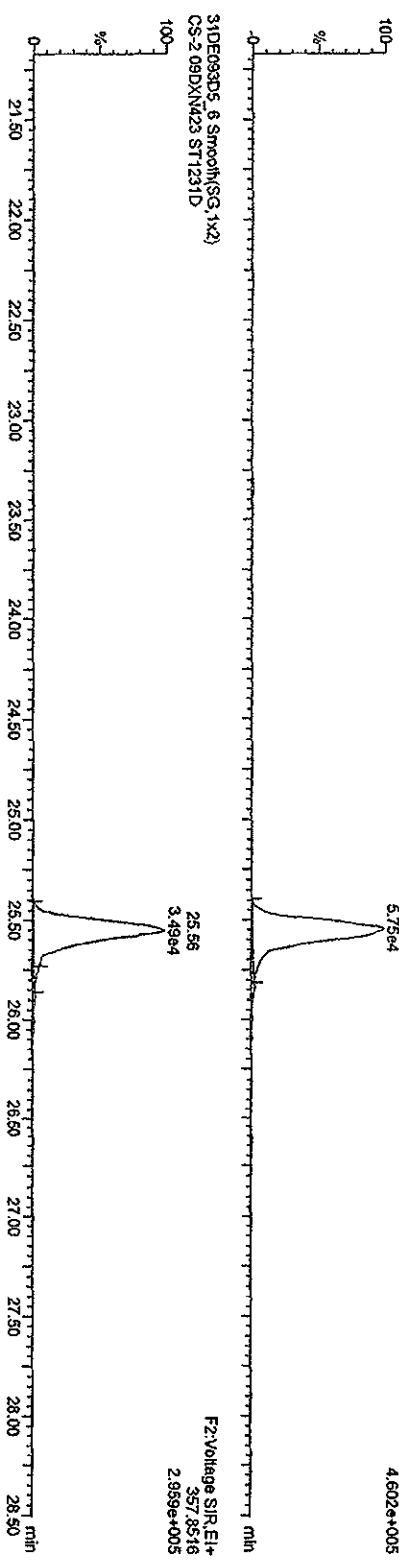
Dataset: C:\MassLynx\Default\prol\CA123120093D68290.qid

Last Altered: Thursday, December 31, 2009 13:37:23 Pacific Standard Time
Printed: Thursday, December 31, 2009 16:49:24 Pacific Standard Time

Name: 31DE093D5_6, Date: 31-Dec-2009, Time: 11:27:05, ID: ST1231D, Description: CS-2-09DXN423

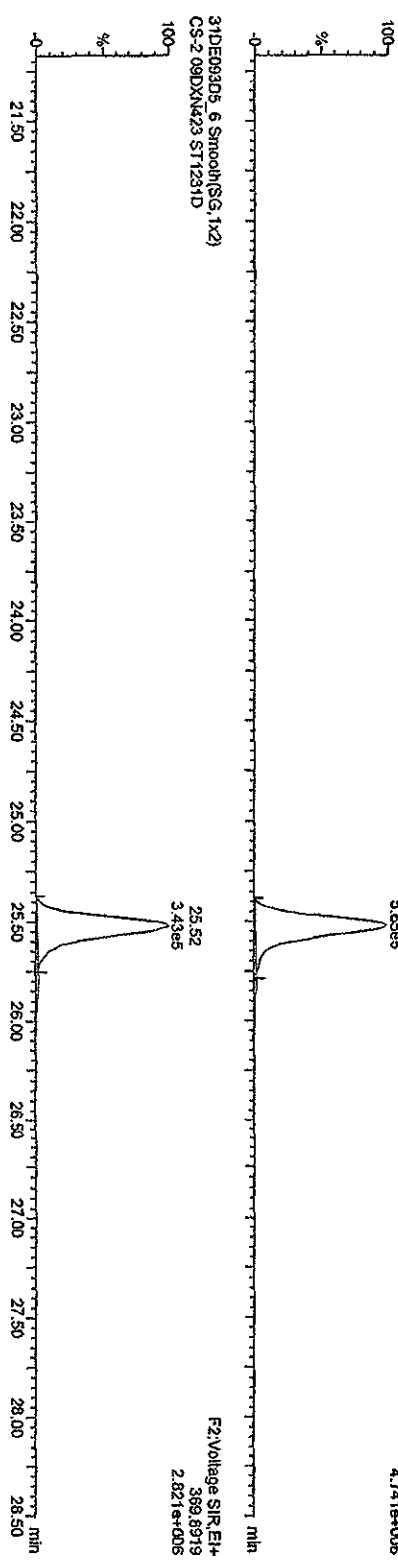
PaCDDs

31DE093D5_6 Smooth(SG, 1x2)
CS-2-09DXN423 ST1231D



13C-PaCDD

31DE093D5_6 Smooth(SG, 1x2)
CS-2-09DXN423 ST1231D



31DE093D5_6 Smooth(SG, 1x2)
CS-2-09DXN423 ST1231D

F2:Voltage SIR.EI+
369.6919
2.821e+005

Quantity Sample Report Masslynx 4.1

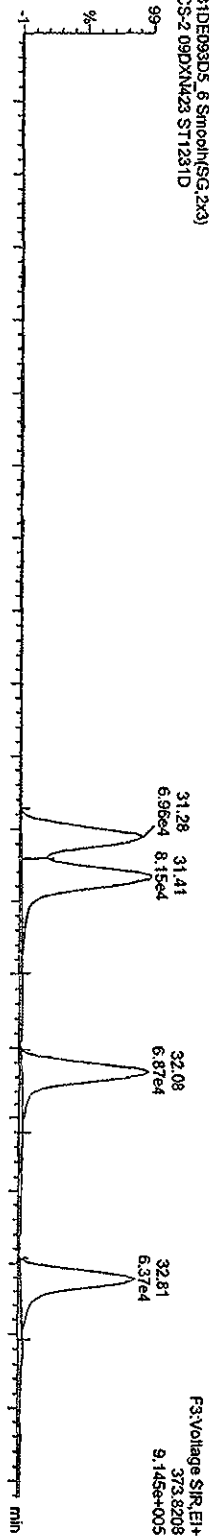
Dataset: C:\MassLynx\Default\prof\CA123120093D56290.qld

Last Altered: Thursday, December 31, 2009 13:37:23 Pacific Standard Time
Printed: Thursday, December 31, 2009 16:49:24 Pacific Standard Time

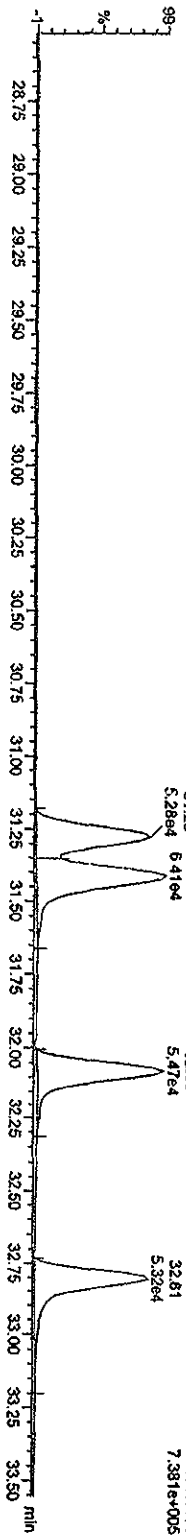
Name: 31DE093D5_6, Date: 31-Dec-2009, Time: 11:27:05, ID: ST1231D, Description: CS-2-09DXN423

HxCDFs

31DE093D5_6 Smoak(SG,2x3)
CS-2-09DXN423 ST1231D

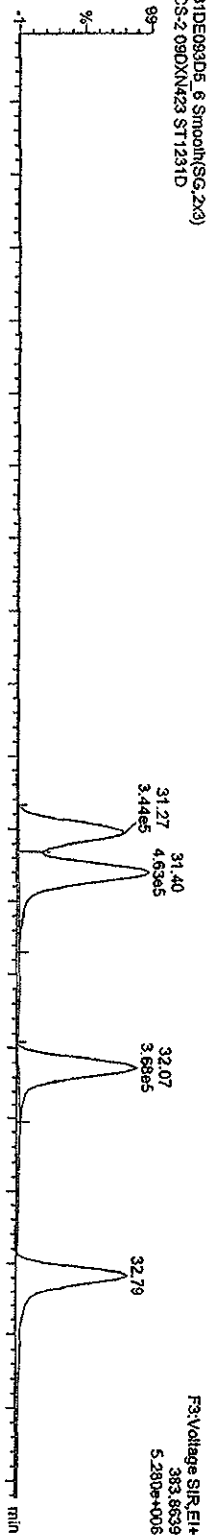


31DE093D5_6 Smoak(SG,2x3)
CS-2-09DXN423 ST1231D

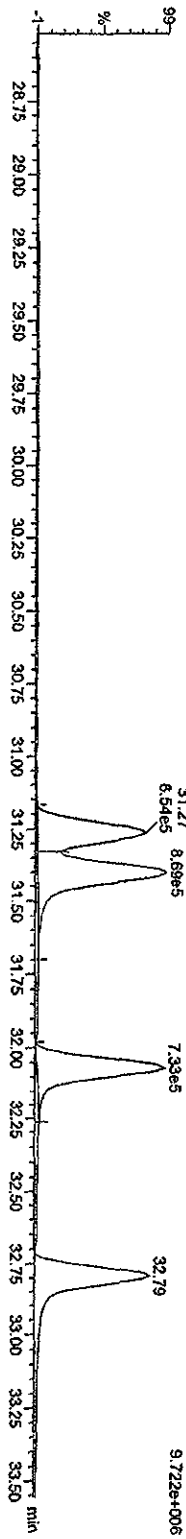


13C-HxCDFs

31DE093D5_6 Smoak(SG,2x3)
CS-2-09DXN423 ST1231D



31DE093D5_6 Smoak(SG,2x3)
CS-2-09DXN423 ST1231D



Quantity Sample Report Masslynx 4.1

Dataset: C:\Masslynx\Default1\CA123120093D58290.qld

Last Altered: Thursday, December 31, 2009 13:37:23 Pacific Standard Time
Printed: Thursday, December 31, 2009 16:46:24 Pacific Standard Time


Name: 31DE093D5_6, Date: 31-Dec-2009, Time: 11:27:05, ID: ST1231D, Description: CS-2-09DXN423

HXCDDs

31DE093D5_6 Smooth(SG,2x3)
CS-2-09DXN423 ST1231D




31DE093D5_6 Smooth(SG,2x3)
CS-2-09DXN423 ST1231D




13C-HXCDDs

31DE093D5_6 Smooth(SG,2x3)
CS-2-09DXN423 ST1231D



31DE093D5_6 Smooth(SG,2x3)
CS-2-09DXN423 ST1231D

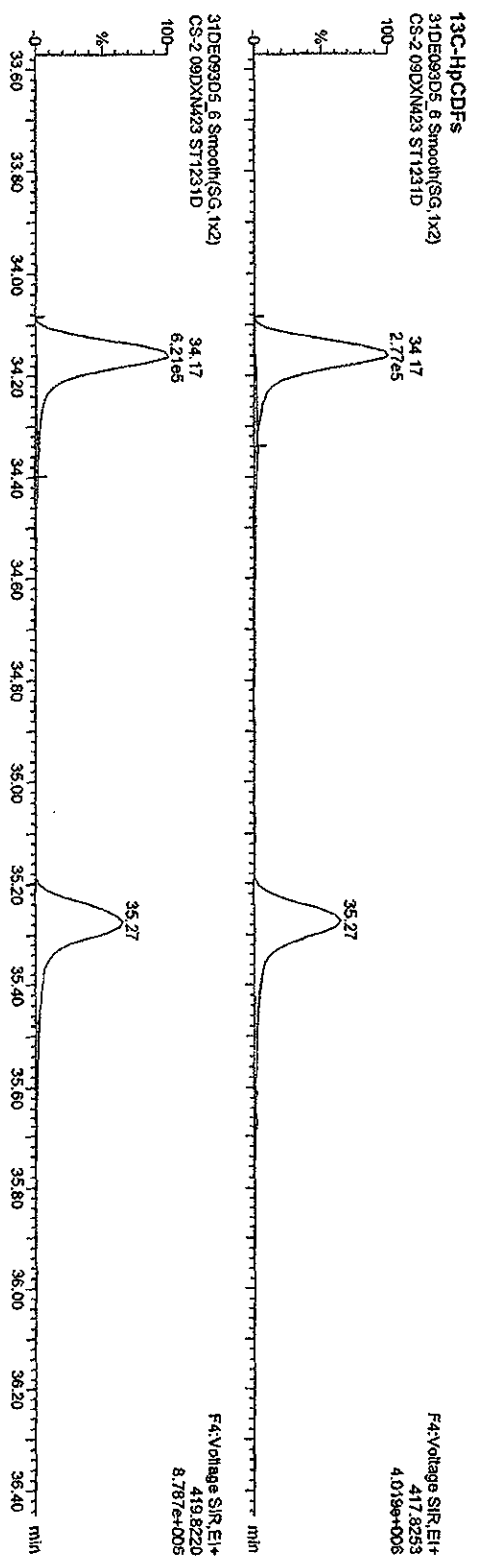
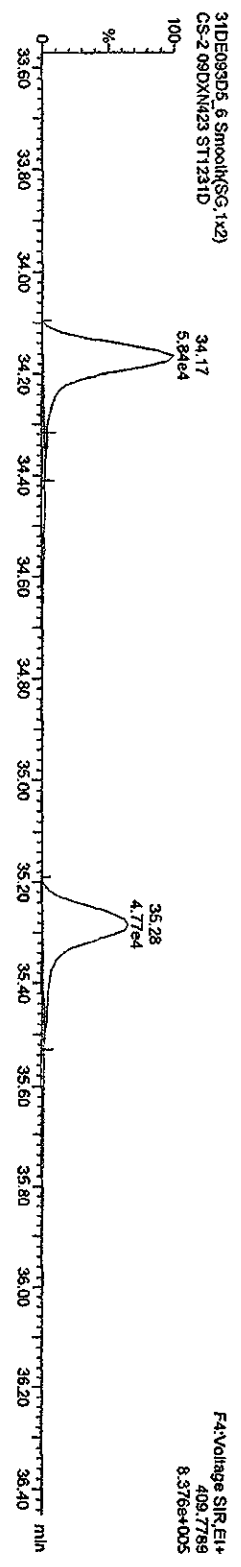
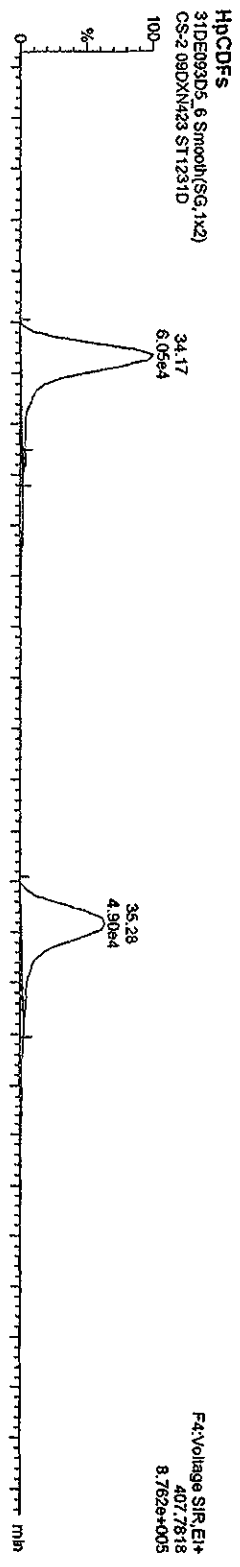


Quantity Sample Report MassLynx 4.1

Dataset: C:\MassLynx\Default\prol\CA123120093D58290.qid

Last Altered: Thursday, December 31, 2009 13:37:23 Pacific Standard Time
Printed: Thursday, December 31, 2009 16:49:24 Pacific Standard Time

Name: 31DE093D5_6, Date: 31-Dec-2009, Time: 11:27:06, ID: ST1231D, Description: CS-2-09DXN423



Quantity Sample Report MassLynx 4.1

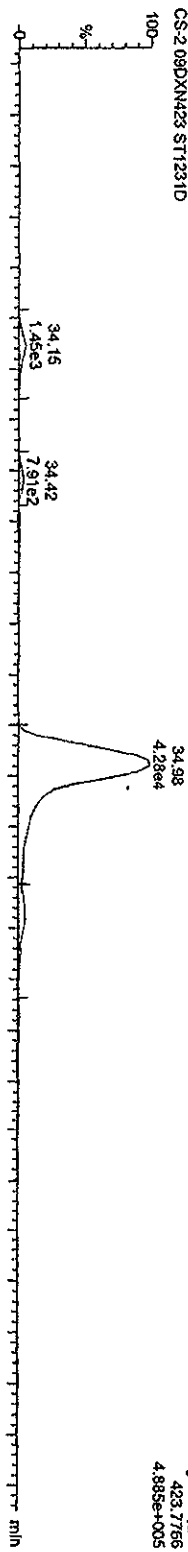
Dataset: C:\MassLynx\Default\prol\CA123120093D58290.qtd

Last Altered: Thursday, December 31, 2009 13:37:23 Pacific Standard Time
Printed: Thursday, December 31, 2009 16:49:24 Pacific Standard Time

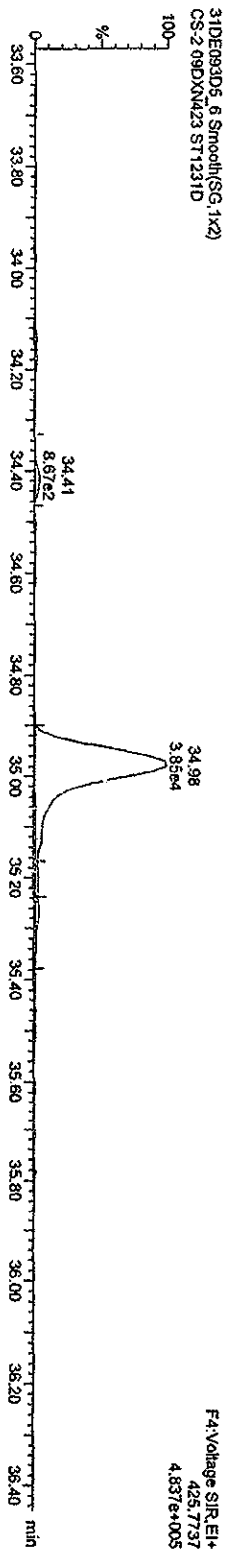
Name: 31DE093D5_6, Date: 31-Dec-2009, Time: 11:27:05, ID: ST1231D, Description: CS-2-09DXN423

HpCDDs

31DE093D5_6.Smooth(SG,1x2)
CS-2-09DXN423 ST1231D

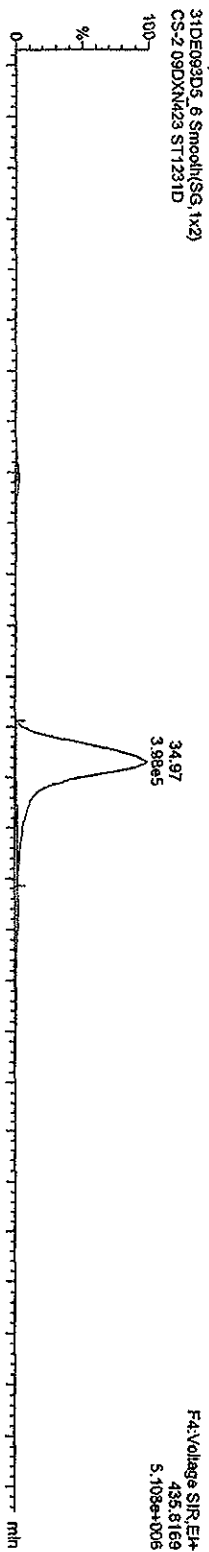


31DE093D5_6.Smooth(SG,1x2)
CS-2-09DXN423 ST1231D

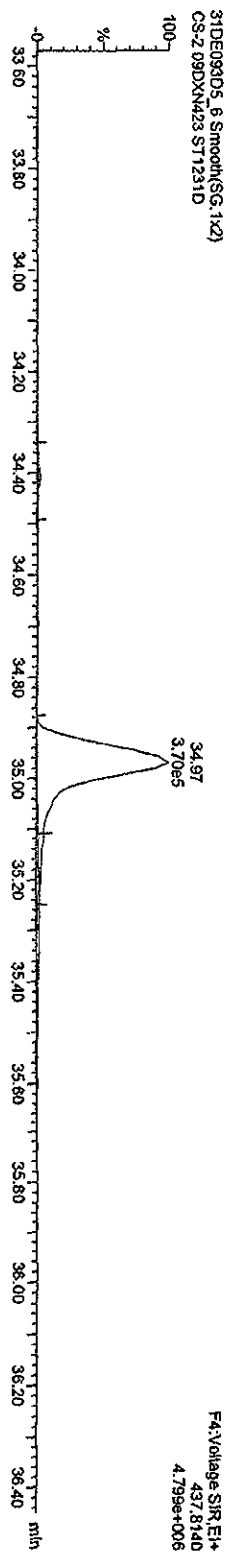


13C-HpCDD

31DE093D5_6.Smooth(SG,1x2)
CS-2-09DXN423 ST1231D



31DE093D5_6.Smooth(SG,1x2)
CS-2-09DXN423 ST1231D



Quantity Sample Report Masslynx 4.1

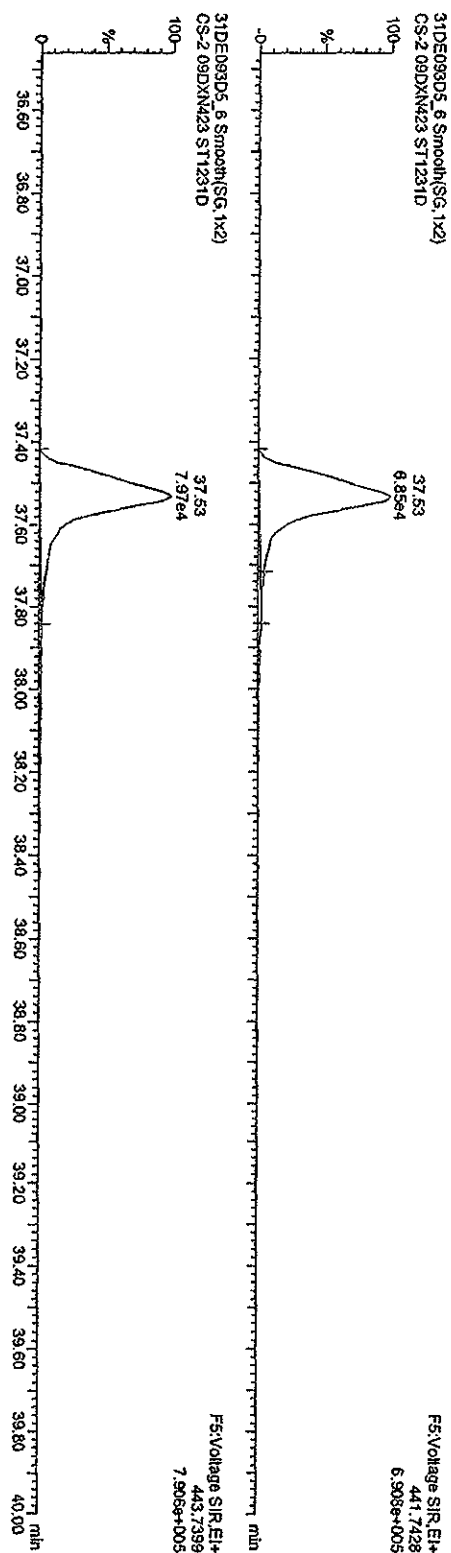
Dataset: C:\Masslynx\Default\prol\CA123120093D58290.qld

Last Altered: Thursday, December 31, 2009 13:37:23 Pacific Standard Time
Printed: Thursday, December 31, 2009 16:49:24 Pacific Standard Time

Name: 31DE093D5_6, Date: 31-Dec-2009, Time: 11:27:05, ID: ST11231D, Description: CS-2 09DXN423


OCDfS

31DE093D5_6 Smooh(SG, 1x2)
CS-2 09DXN423 ST11231D



OCDfS PCDPE

31DE093D5_6 Smooh(SG, 1x2)
CS-2 09DXN423 ST11231D



Quantity Sample Report MassLynx 4.1


Dataset: C:\MassLynx\Default\proj\CA123120093D56290.qld

Last Altered: Thursday, December 31, 2009 13:37:23 Pacific Standard Time
Printed: Thursday, December 31, 2009 16:49:24 Pacific Standard Time


Name: 31DE093D5_6, Date: 31-Dec-2009, Time: 11:27:05, ID: ST1231D, Description: CS-2-09DXN423

OCDD

31DE093D5_6 Smooth(SG, 1x2)
CS-2-09DXN423 ST1231D




31DE093D5_6 Smooth(SG, 1x2)
CS-2-09DXN423 ST1231D




13C-OCDD

31DE093D5_6 Smooth(SG, 1x2)
CS-2-09DXN423 ST1231D



31DE093D5_6 Smooth(SG, 1x2)
CS-2-09DXN423 ST1231D



Quantify Sample Report Masslynx 4.1


Dataset: C:\Masslynx\Default\prol\CA123120093D58280.qld

Last Altered: Thursday, December 31, 2009 13:37:23 Pacific Standard Time
Printed: Thursday, December 31, 2009 16:49:24 Pacific Standard Time

Name: 31DE093D5_6, Date: 31-Dec-2009, Time: 11:27:05, ID: ST1231D, Description: CS-2-09DXN423

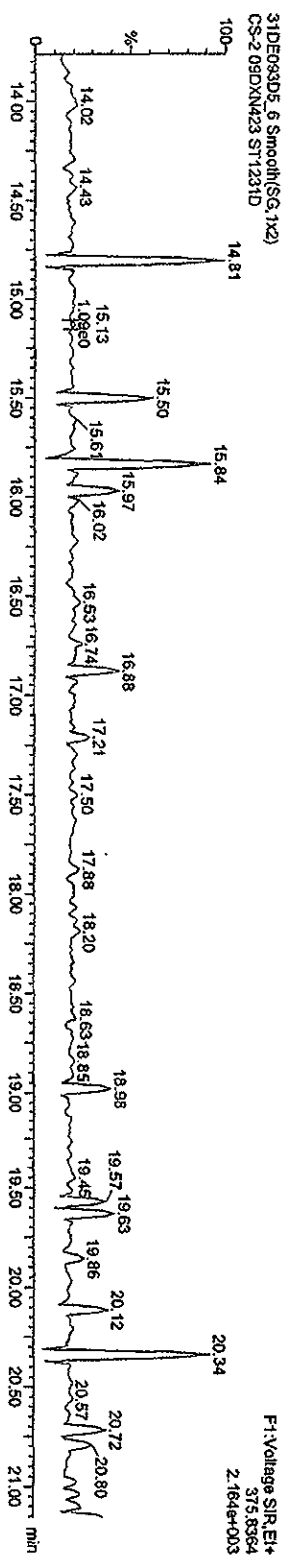
TCDFs

31DE093D5_6 Smooth(SG, 1x2)
CS-2-09DXN423 ST1231D



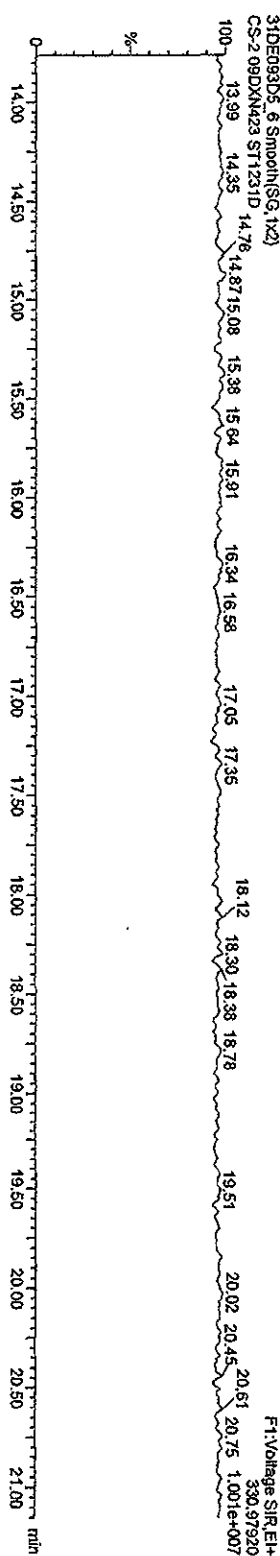
TCDF PCDFE

31DE093D5_6 Smooth(SG, 1x2)
CS-2-09DXN423 ST1231D



Function 1 PFK

31DE093D5_6 Smooth(SG, 1x2)
CS-2-09DXN423 ST1231D



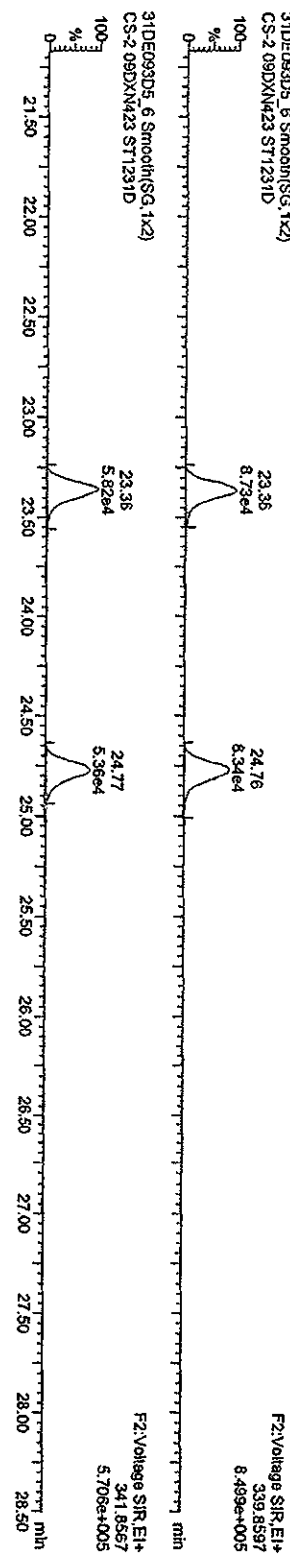
Quantity Sample Report MassLynx 4.1

Dataset: C:\MassLynx\Default\prof\CA123120093D58290.d\id

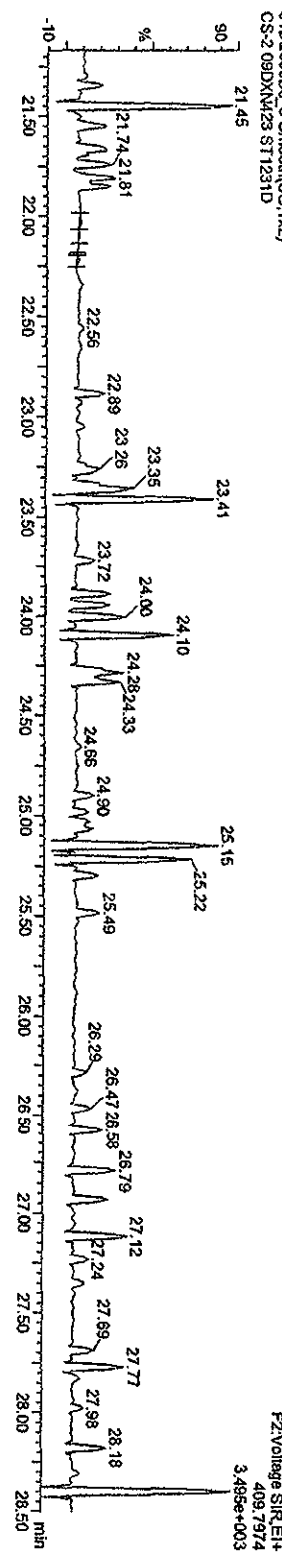
Last Altered: Thursday, December 31, 2009 13:37:23 Pacific Standard Time
Printed: Thursday, December 31, 2009 16:49:24 Pacific Standard Time

Name: 31DE093D5_6, Date: 31-Dec-2009, Time: 11:27:05, ID: ST1231D, Description: CS-2-09DXN423

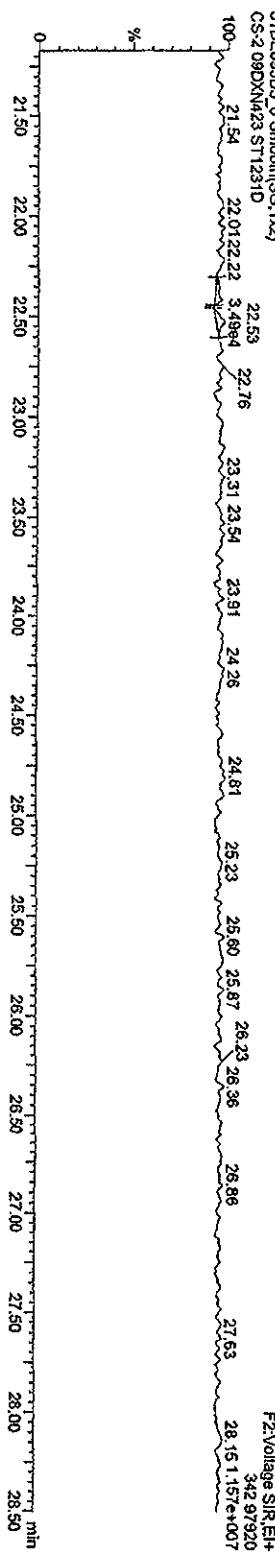
PeCDF



F2 PeCDF PCDFE



Function 2 PFK



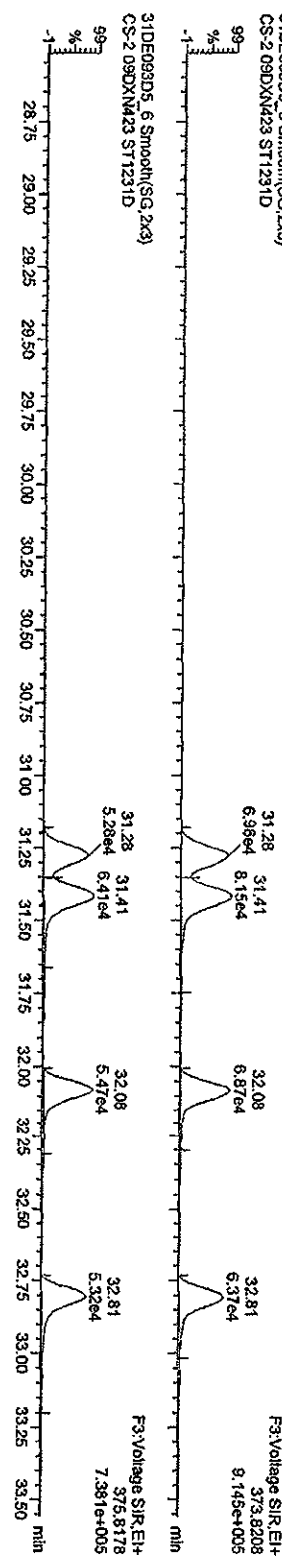
Quantity Sample Report Masslynx 4.1

Dataset: C:\Masslynx\Default\proj\CA123120093D58290.qid

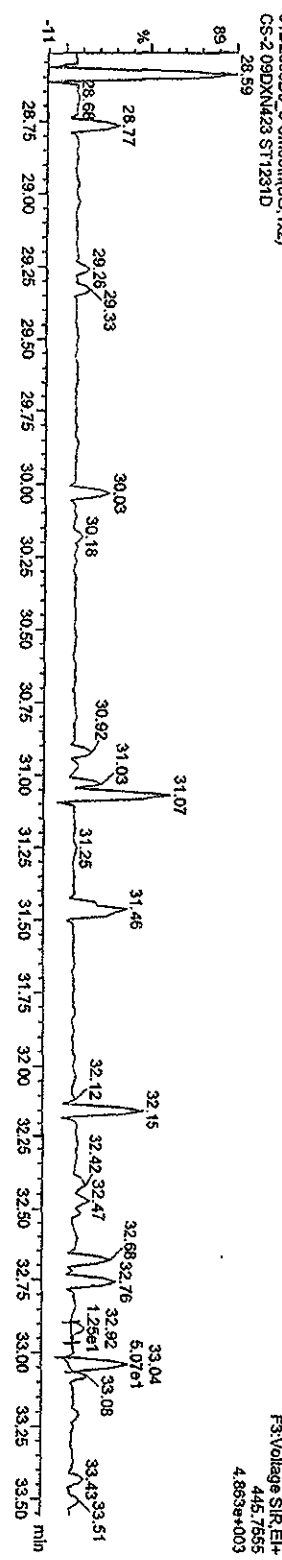
Last Altered: Thursday, December 31, 2009 13:37:23 Pacific Standard Time
Printed: Thursday, December 31, 2009 16:49:24 Pacific Standard Time

Name: 31DE093D5_6, Date: 31-Dec-2009, Time: 11:27:05, ID: ST1231D, Description: CS-2-09DXN423

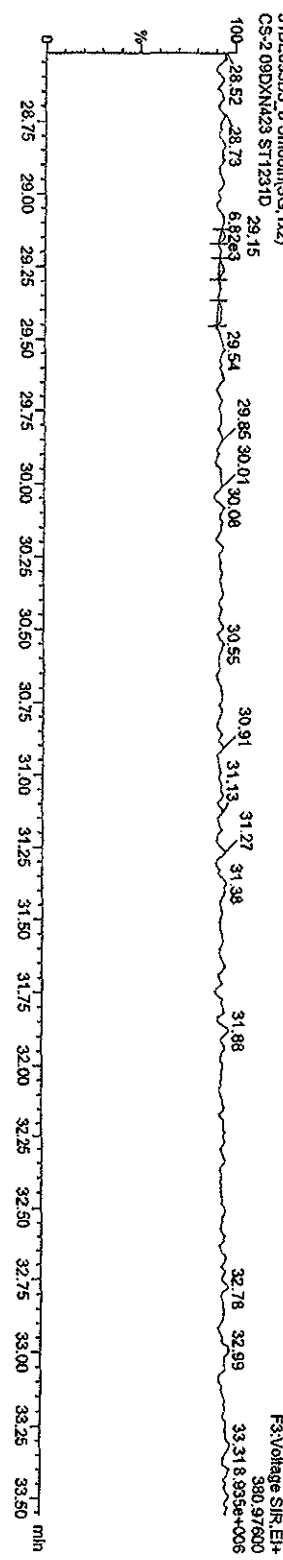
HKCDFs



HKCDF PCDPE



Function 3 PFK



Quantity Sample Report MassLynx 4.1


Dataset: C:\MassLynx\Default\protICA123120093D58290.qld

Last Altered: Thursday, December 31, 2009 13:37:23 Pacific Standard Time
Printed: Thursday, December 31, 2009 16:49:24 Pacific Standard Time

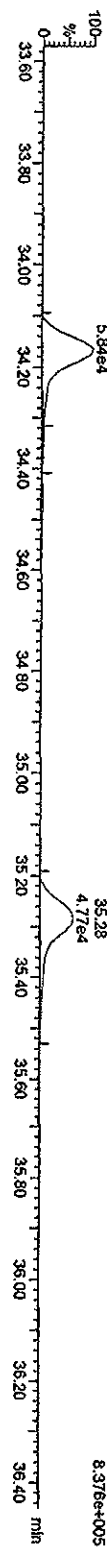
Name: 31DE093D5_6, Date: 31-Dec-2009, Time: 11:27:05, ID: ST1231D, Description: CS-2 09DXM423

HPCDFs

31DE093D5_6 Smooth(SG,1x2)
CS-2 09DXM423 ST1231D

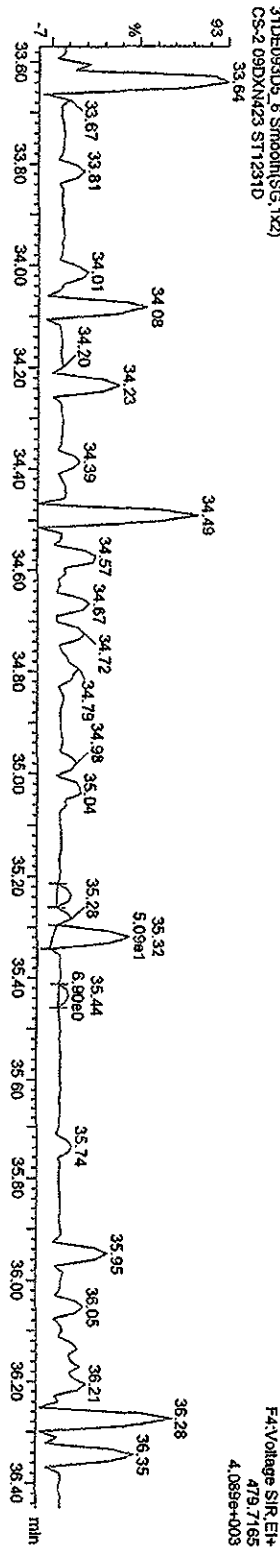


31DE093D5_6 Smooth(SG,1x2)
CS-2 09DXM423 ST1231D



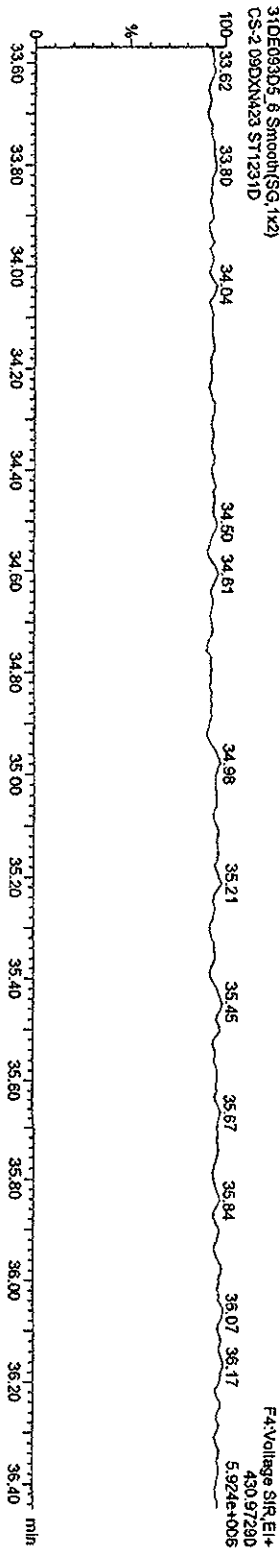
HPCDF PCDFE

31DE093D5_6 Smooth(SG,1x2)
CS-2 09DXM423 ST1231D



Function 4 PFK

31DE093D5_6 Smooth(SG,1x2)
CS-2 09DXM423 ST1231D



Quantity Sample Report MassLynx 4.1

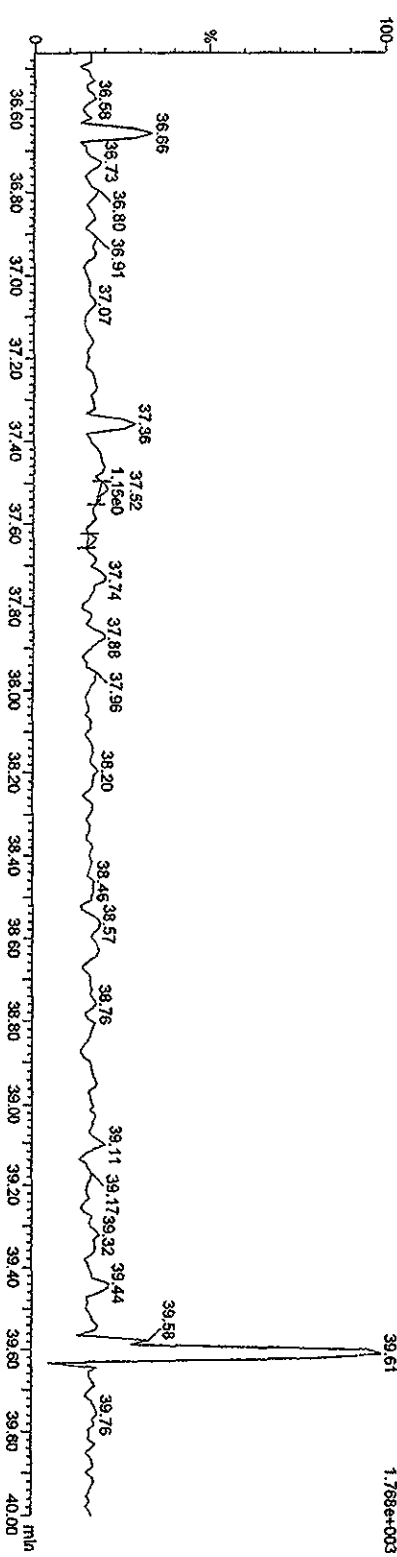
Dataset: C:\MassLynx\Default\prol\CA123120093D58290.qld

Last Altered: Thursday, December 31, 2009 13:37:23 Pacific Standard Time
Printed: Thursday, December 31, 2009 16:49:24 Pacific Standard Time

Name: 31DE093D_6, Date: 31-Dec-2009, Time: 11:27:05, ID: ST1231D, Description: CS-2 09DXN423


OCDF PCDDPE

31DE093D_6 Smooth(SG,1x2)
CS-2 09DXN423 ST1231D



Function 5 PFK

31DE093D_6 Smooth(SG,1x2)
CS-2 09DXN423 ST1231D



Quantity Sample Report MassLynx 4.1

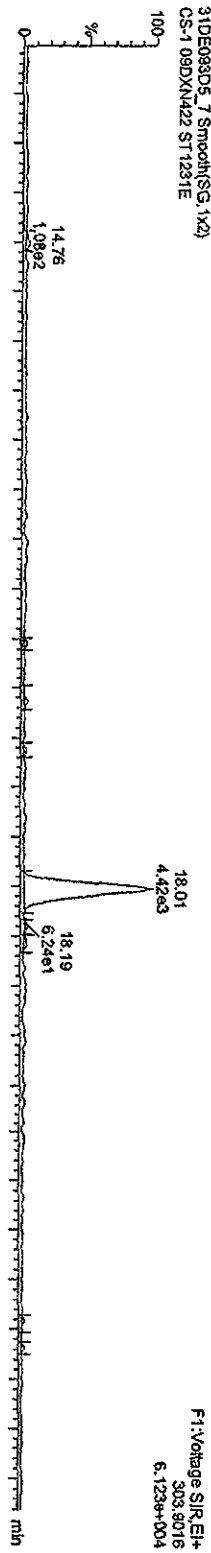
Dataset: C:\MassLynx\Default\pro\CA123120093D58290.qid

Last Altered: Thursday, December 31, 2009 13:37:23 Pacific Standard Time
Printed: Thursday, December 31, 2009 16:49:24 Pacific Standard Time

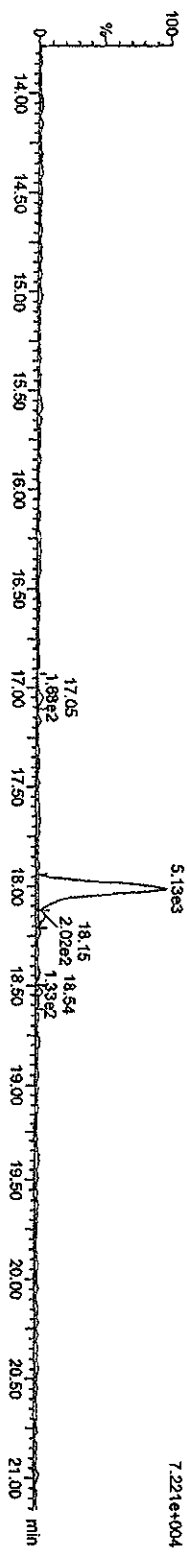
Name: 31DE093D5_7, Date: 31-Dec-2009, Time: 12:09:24, ID: ST1231E, Description: CS-1 09DXN422

TCDFs

31DE093D5_7 Smooth(SG, 1x2)
CS-1 09DXN422 ST1231E

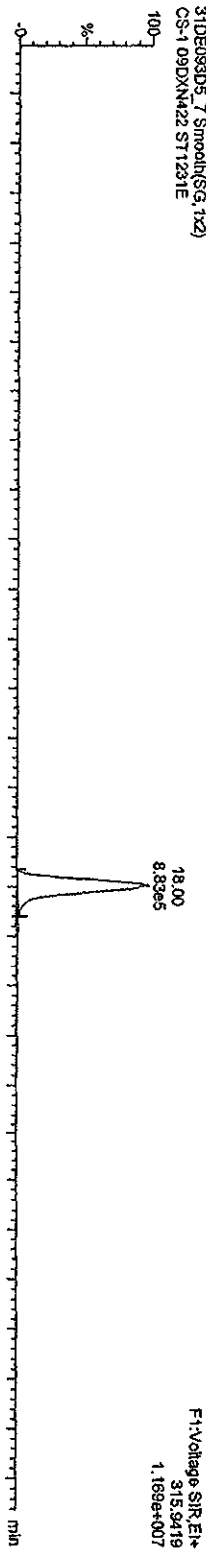


31DE093D5_7 Smooth(SG, 1x2)
CS-1 09DXN422 ST1231E

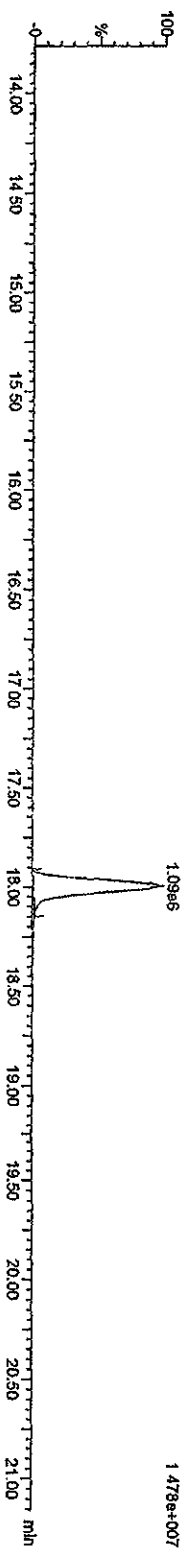


13C-TCDF

31DE093D5_7 Smooth(SG, 1x2)
CS-1 09DXN422 ST1231E



31DE093D5_7 Smooth(SG, 1x2)
CS-1 09DXN422 ST1231E



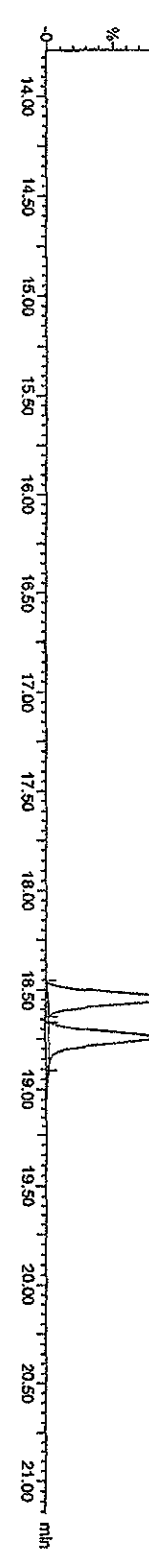
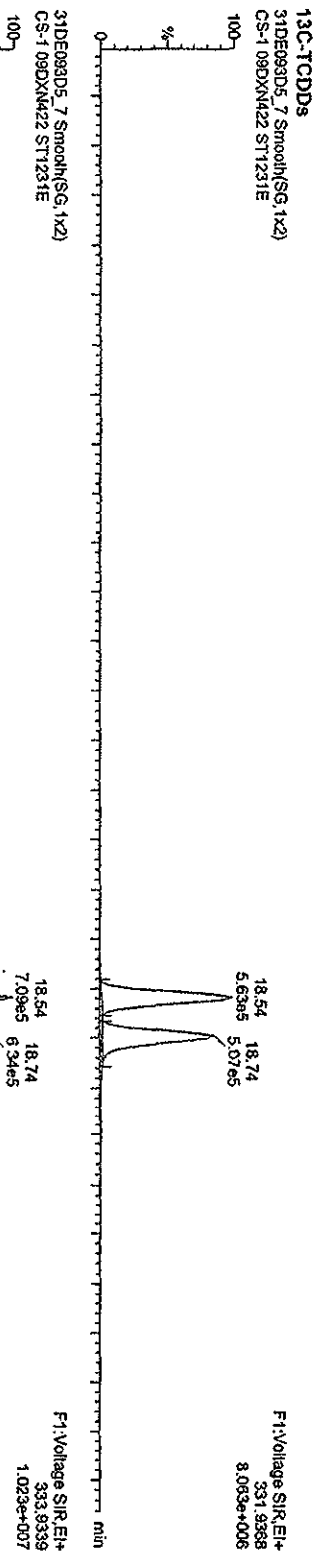
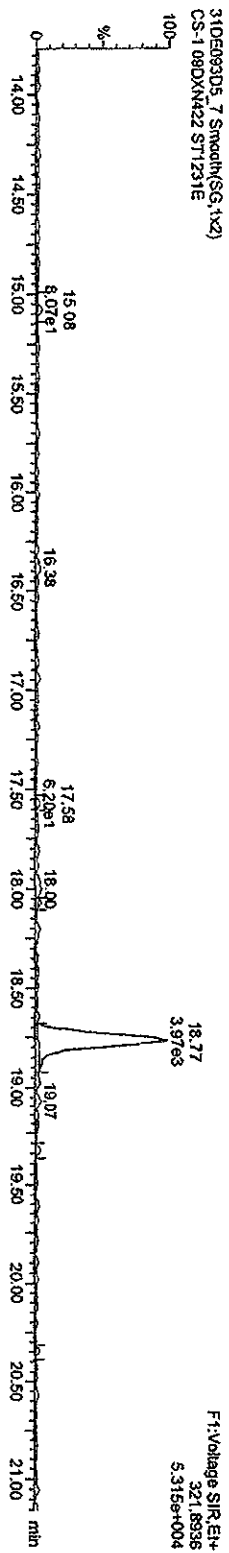
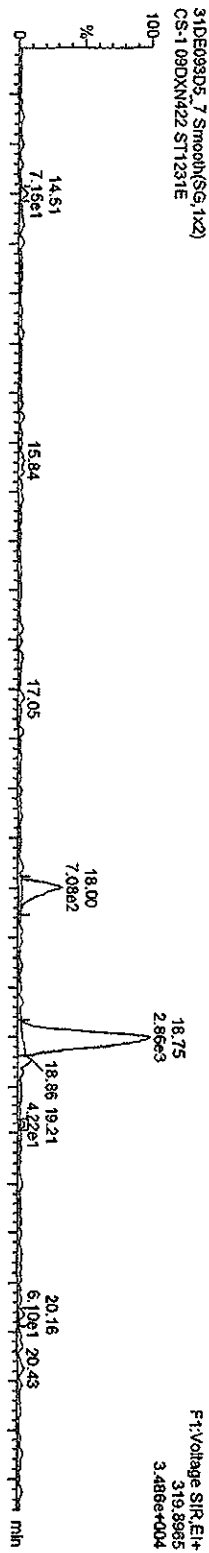
Quantity Sample Report MassLynx 4.1

Dataset C:\MassLynx\Default\proj\CA123120093D568290.qld

Last Altered: Thursday, December 31, 2009 13:37:23 Pacific Standard Time
Printed: Thursday, December 31, 2009 16:49:24 Pacific Standard Time

Name: 31DE093D5_7, Date: 31-Dec-2009, Time: 12:09:24, ID: ST1231E, Description: CS-1 09DXN422

TCDDs



Quantity Sample Report MassLynx 4.1

Dataset: C:\MassLynx\Default\proj\CA123120093D58290.qld

Last Altered: Thursday, December 31, 2009 13:37:23 Pacific Standard Time
Printed: Thursday, December 31, 2009 16:49:24 Pacific Standard Time

Name: 31DE093D5_7, Date: 31-Dec-2009, Time: 12:09:24, ID: ST1231E, Description: CS-1 09DXN422

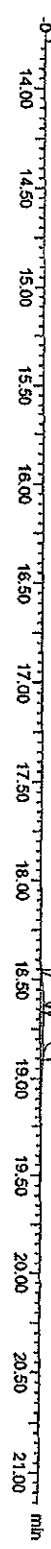
37CL-2,3,7,8-TCDD
31DE093D5_7 Smooth(SG, 1x2)
CS-1 09DXN422 ST1231E



13C-TCDDs
31DE093D5_7 Smooth(SG, 1x2)
CS-1 09DXN422 ST1231E



31DE093D5_7 Smooth(SG, 1x2)
CS-1 09DXN422 ST1231E

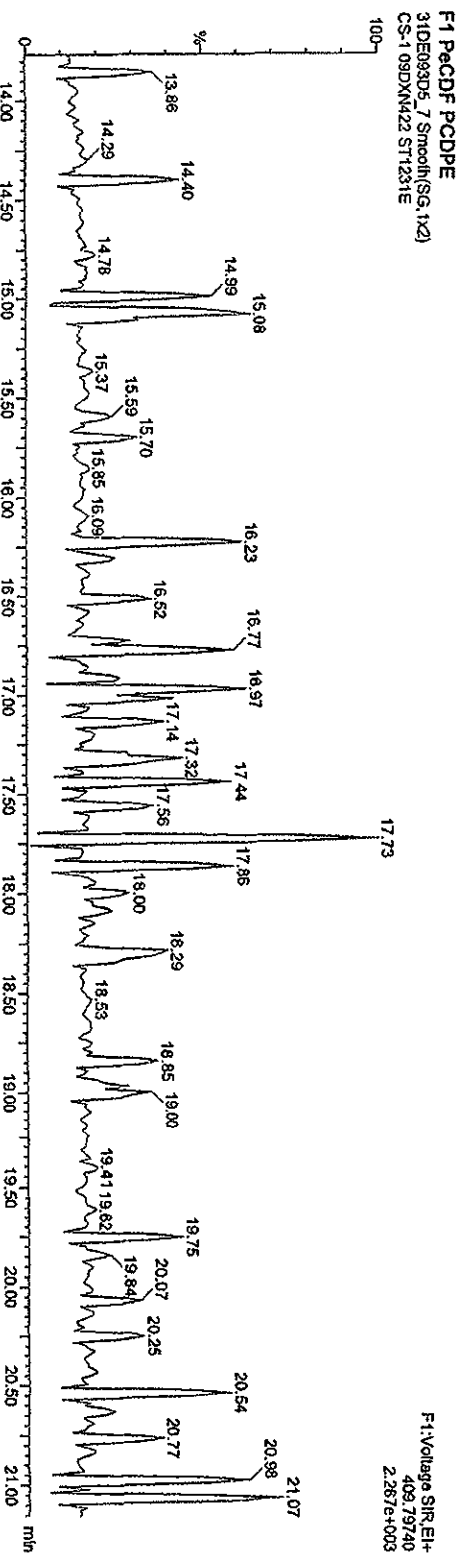
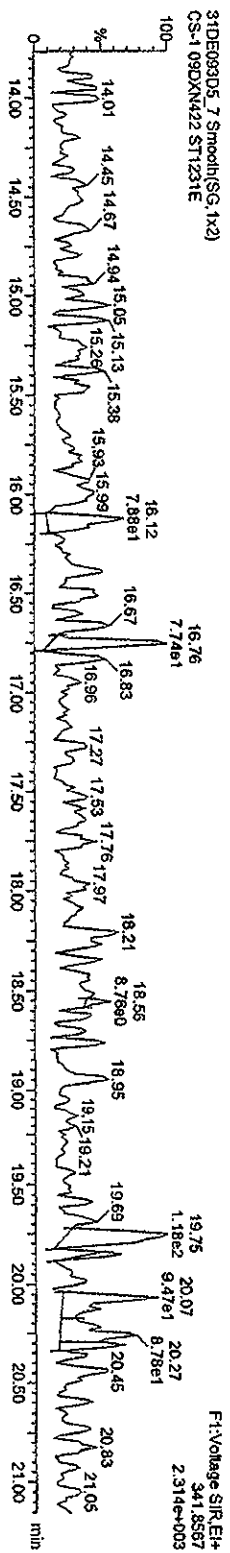
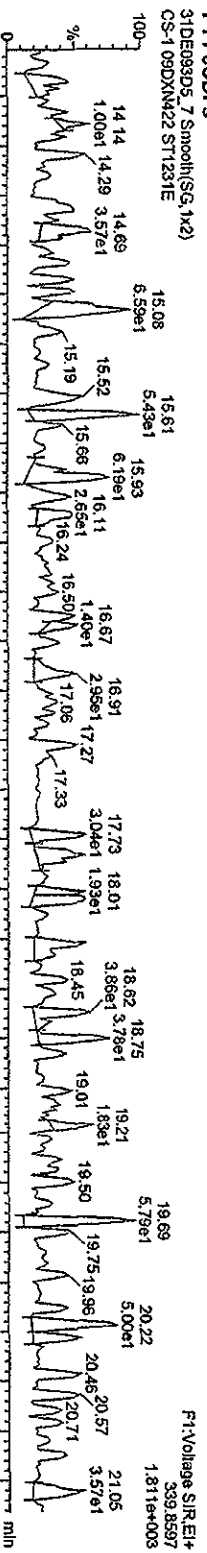


Quantify Sample Report MassLynx 4.1

Dataset: C:\MassLynx\Default.pro\CA123120093056290.qld

Last Altered: Thursday, December 31, 2009 13:37:23 Pacific Standard Time
Printed: Thursday, December 31, 2009 16:49:24 Pacific Standard Time

Name: 31DE093D5_7, Date: 31-Dec-2009, Time: 12:09:24, ID: ST1231E, Description: CS-1-09DXN422



Quantity Sample Report MassLynx 4.1

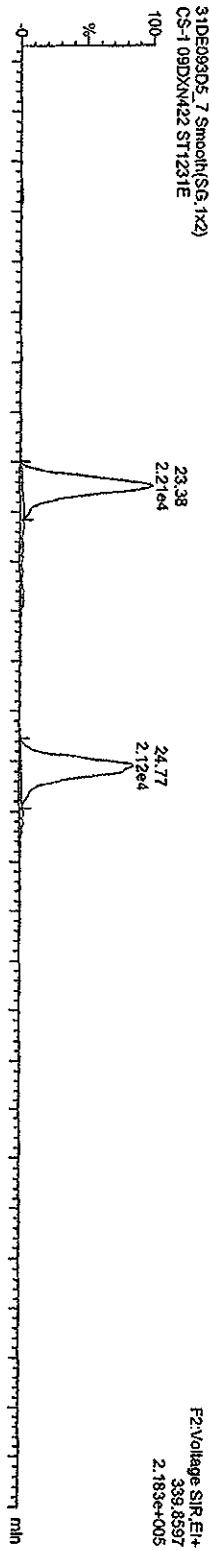
Dataset: C:\MassLynx\Default\prof\CA123120093D56290.qld

Last Altered: Thursday, December 31, 2009 13:37:23 Pacific Standard Time
Printed: Thursday, December 31, 2009 16:49:24 Pacific Standard Time

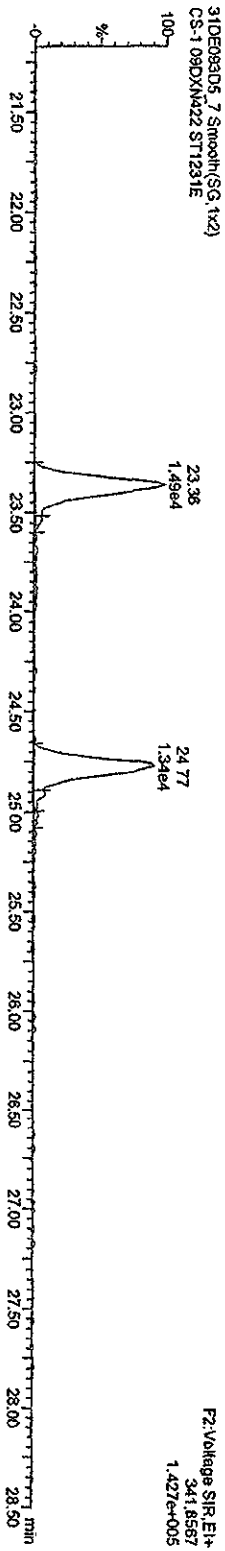
Name: 31DE093D5_7, Date: 31-Dec-2009, Time: 12:09:24, ID: ST1231E, Description: CS-1 09DXN422

PeCDFs

31DE093D5_7 Smooth(SG, 1x2)
CS-1 09DXN422 ST1231E

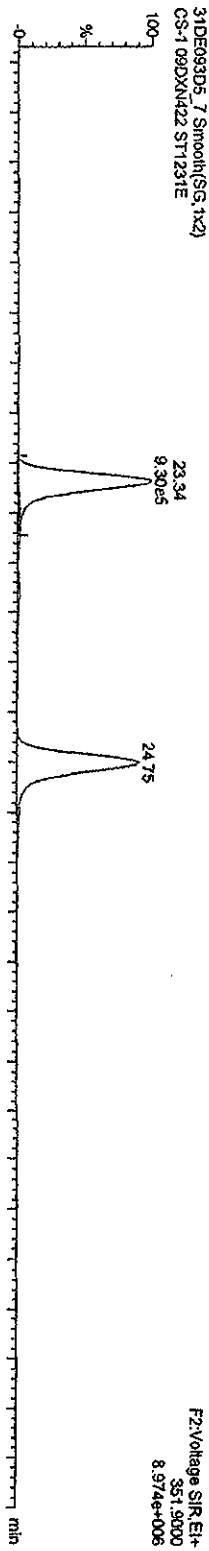


31DE093D5_7 Smooth(SG, 1x2)
CS-1 09DXN422 ST1231E

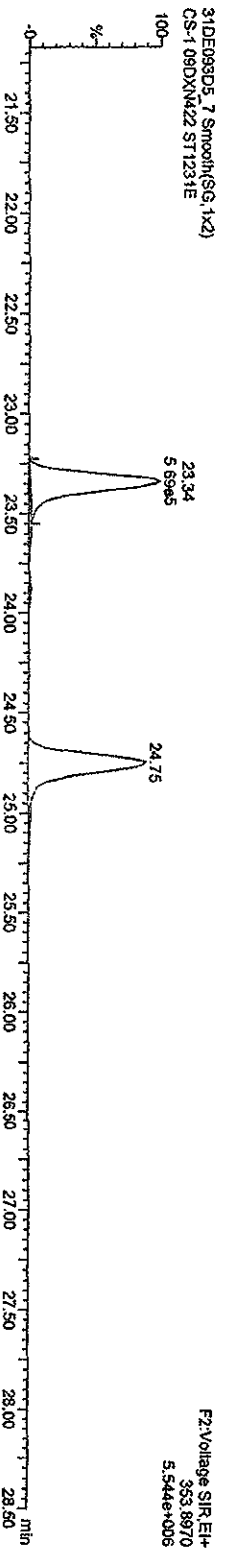


13C-PeCDFs

31DE093D5_7 Smooth(SG, 1x2)
CS-1 09DXN422 ST1231E



31DE093D5_7 Smooth(SG, 1x2)
CS-1 09DXN422 ST1231E



Quantity Sample Report Masslynx 4.1


Dataset: C:\MassLynx\Default\prol\CA123120093D568290.qld

Last Altered: Thursday, December 31, 2009 13:37:23 Pacific Standard Time
Printed: Thursday, December 31, 2009 16:49:24 Pacific Standard Time

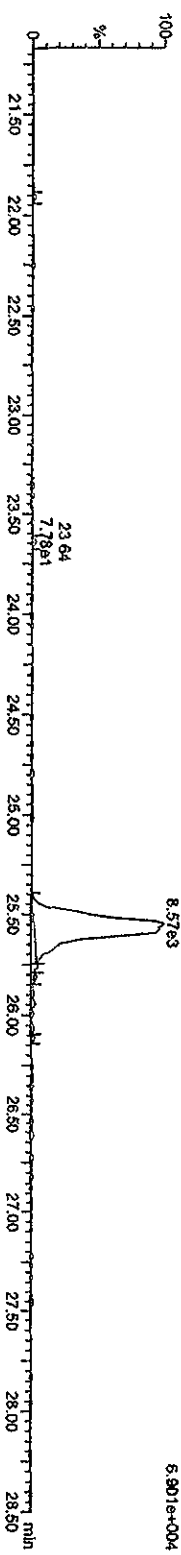
Name: 31DE093D5_7, Date: 31-Dec-2009, Time: 12:09:24, ID: ST1231E, Description: CS-1 09DXN422

PeCDDs

31DE093D5_7 Smooth(SG, 1x2)
CS-1 09DXN422 ST1231E




31DE093D5_7 Smooth(SG, 1x2)
CS-1 09DXN422 ST1231E




13C-PeCDD

31DE093D5_7 Smooth(SG, 1x2)
CS-1 09DXN422 ST1231E



31DE093D5_7 Smooth(SG, 1x2)
CS-1 09DXN422 ST1231E



Quantity Sample Report Masslynx 4.1

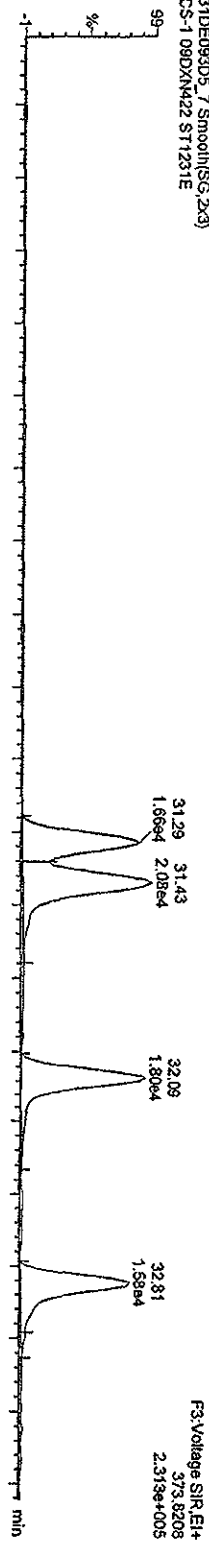
Dataset: C:\MassLynx\Default\proj\CA123120093D58290.qld

Last Altered: Thursday, December 31, 2009 13:37:23 Pacific Standard Time
Printed: Thursday, December 31, 2009 16:49:24 Pacific Standard Time

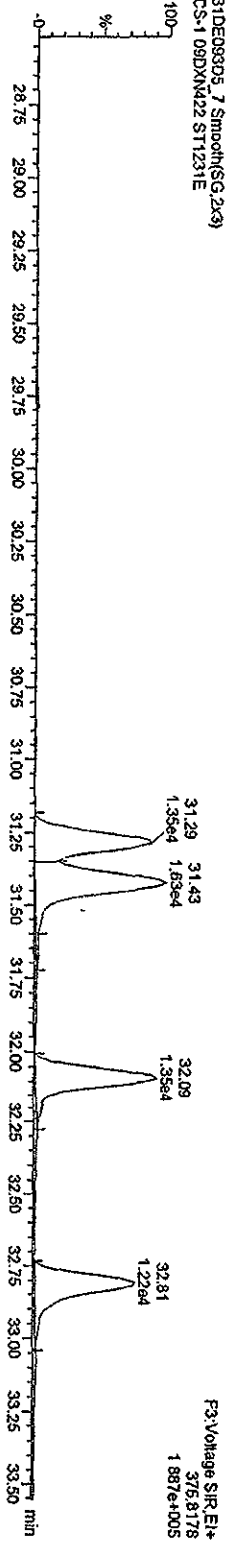
Name: 31DE093D5_7, Date: 31-Dec-2009, Time: 12:09:24, ID: ST1231E, Description: CS-1 09DXN422

HxCDFs

31DE093D5_7 Smooth(SG,2x3)
CS-1 09DXN422 ST1231E

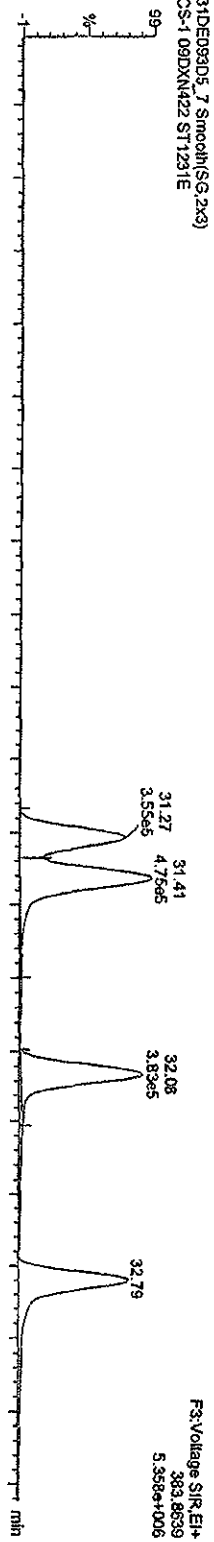


31DE093D5_7 Smooth(SG,2x3)
CS-1 09DXN422 ST1231E

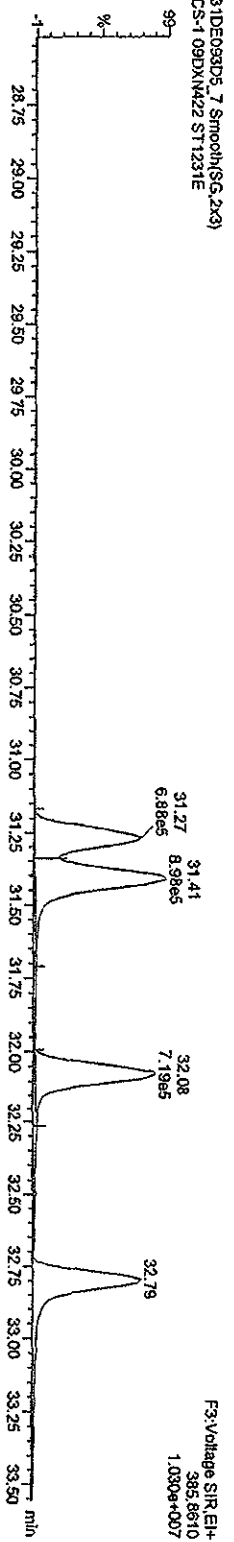


13C-HxCDFs

31DE093D5_7 Smooth(SG,2x3)
CS-1 09DXN422 ST1231E



31DE093D5_7 Smooth(SG,2x3)
CS-1 09DXN422 ST1231E



Quantity Sample Report Masslynx 4.1


Dataset: C:\Masslynx\Default\prol\CA123120093D58290.d\id

Last Altered: Thursday, December 31, 2009 13:37:23 Pacific Standard Time
Printed: Thursday, December 31, 2009 16:49:24 Pacific Standard Time


Name: 31DE093D5_7, Date: 31-Dec-2009, Time: 12:09:24, ID: ST1231E, Description: CS-1 09DXN422

HPCDFs

31DE093D5_7 Smooth(SG, 1x2)
CS-1 09DXN422 ST1231E




31DE093D5_7 Smooth(SG, 1x2)
CS-1 09DXN422 ST1231E




13C-HPCDFs

31DE093D5_7 Smooth(SG, 1x2)
CS-1 09DXN422 ST1231E



31DE093D5_7 Smooth(SG, 1x2)
CS-1 09DXN422 ST1231E



Quantity Sample Report MassLynx 4.1

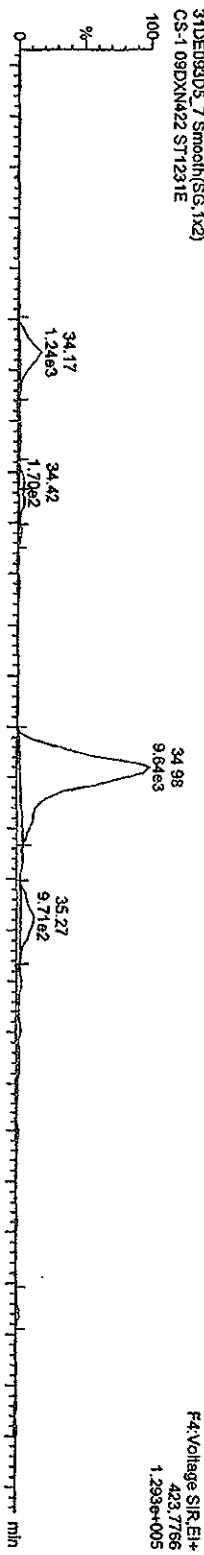
Dataset: C:\MassLynx\Default\prol\CA123120093D58290.qld

Last Altered: Thursday, December 31, 2009 13:37:23 Pacific Standard Time
Printed: Thursday, December 31, 2009 16:49:24 Pacific Standard Time

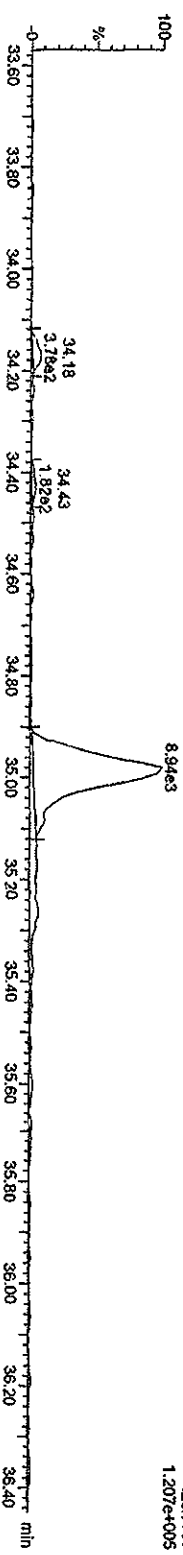
Name: 31DE093D5_7, Date: 31-Dec-2009, Time: 12:09:24, ID: ST1231E, Description: CS-1 09DXN422

HPCDDs

31DE093D5_7 Smooth(SG, 1x2)
CS-1 09DXN422 ST1231E

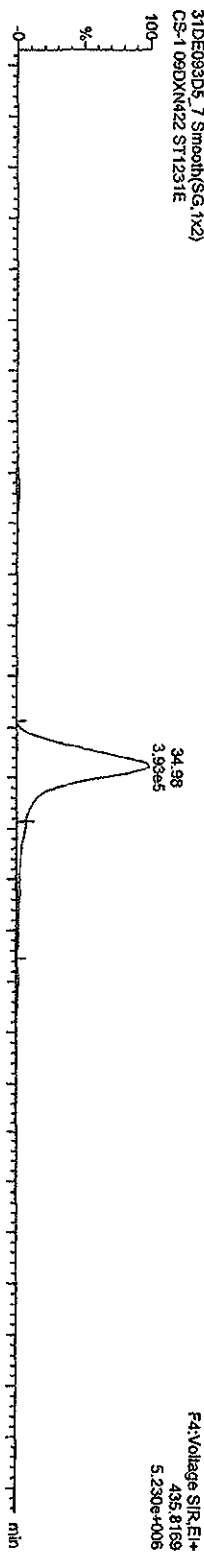


31DE093D5_7 Smooth(SG, 1x2)
CS-1 09DXN422 ST1231E

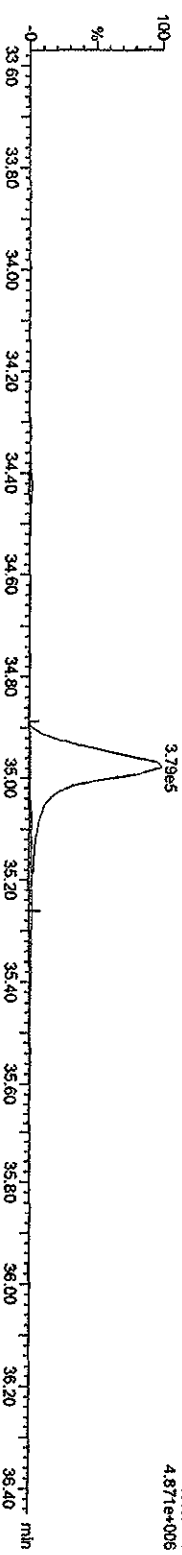


13C-HPCDD

31DE093D5_7 Smooth(SG, 1x2)
CS-1 09DXN422 ST1231E



31DE093D5_7 Smooth(SG, 1x2)
CS-1 09DXN422 ST1231E



Quantity Sample Report MassLynx 4.1

Dataset: C:\MassLynx\Default\prol\CA123120093D58290.qld

Last Altered: Thursday, December 31, 2009 13:37:23 Pacific Standard Time
Printed: Thursday, December 31, 2009 16:49:24 Pacific Standard Time

Name: 31DE093D5_7, Date: 31-Dec-2009, Time: 12:09:24, ID: ST1231E, Description: CS-1 09DXN422

OCDFs

31DE093D5_7.Smooth(SG, 1x2)
CS-1 09DXN422 ST1231E

37.54
1.61e4

FS:Voltage SIR.EI+
441.7428
1.712e+005

31DE093D5_7.Smooth(SG, 1x2)
CS-1 09DXN422 ST1231E

37.54
1.69e4

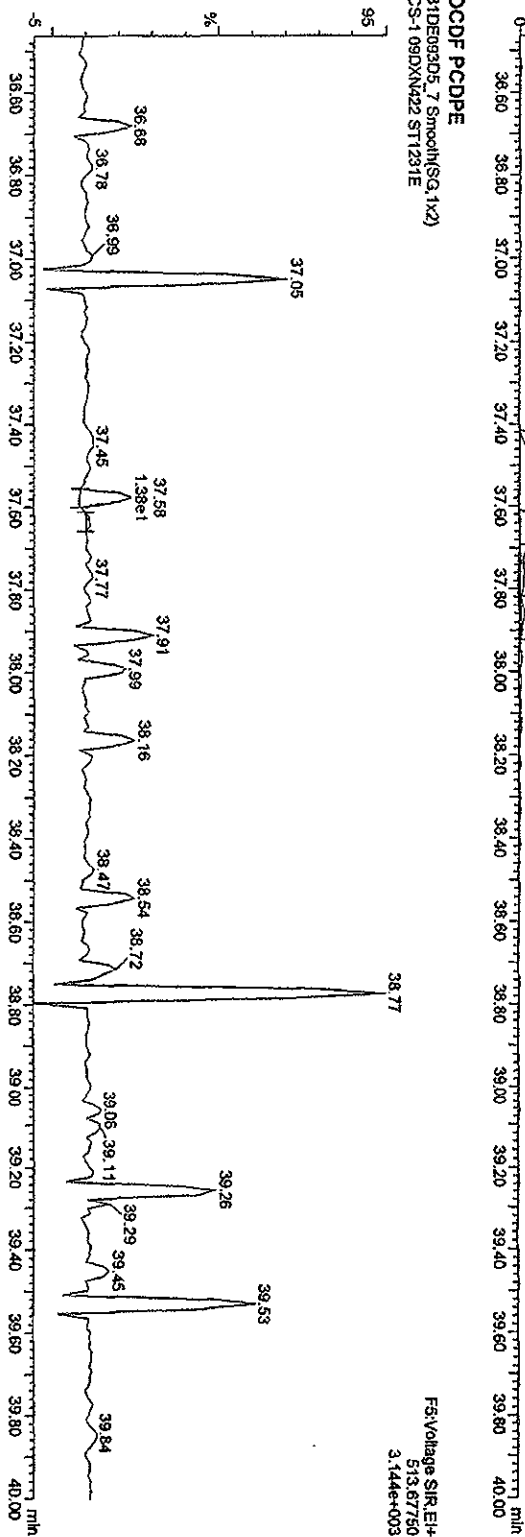
FS:Voltage SIR.EI+
443.7389
1.981e+005

OCDF PCDBE

31DE093D5_7.Smooth(SG, 1x2)
CS-1 09DXN422 ST1231E

37.05

FS:Voltage SIR.EI+
513.87750
3.144e+003



Quantity Sample Report MassLynx 4.1


Dataset: C:\MassLynx\Default\prof\CA123120093D56290.qld

Last Altered: Thursday, December 31, 2009 13:37:23 Pacific Standard Time
Printed: Thursday, December 31, 2009 16:49:24 Pacific Standard Time

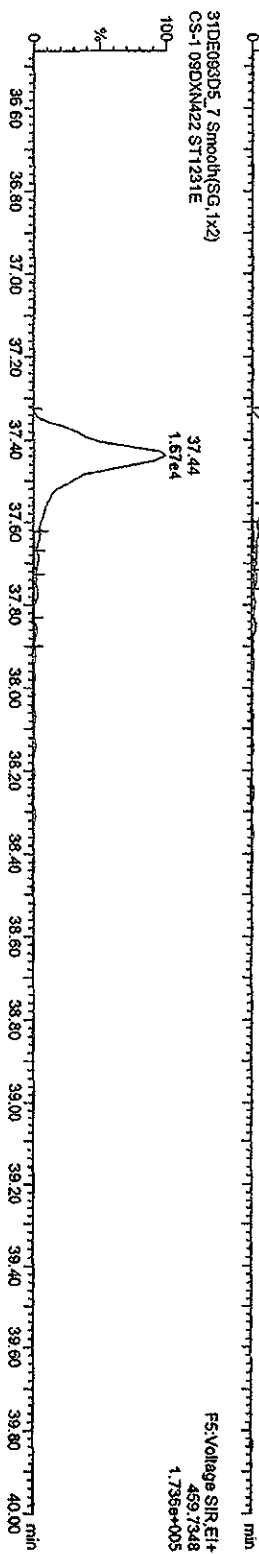
Name: 31DE093D5_7, Date: 31-Dec-2009, Time: 12:09:24, ID: ST1231E, Description: CS-1 09DXM422

OCDD

31DE093D5_7.Smooth(SG,1x2)
CS-1 09DXM422 ST1231E




31DE093D5_7.Smooth(SG,1x2)
CS-1 09DXM422 ST1231E




13C-OCDD

31DE093D5_7.Smooth(SG,1x2)
CS-1 09DXM422 ST1231E



31DE093D5_7.Smooth(SG,1x2)
CS-1 09DXM422 ST1231E



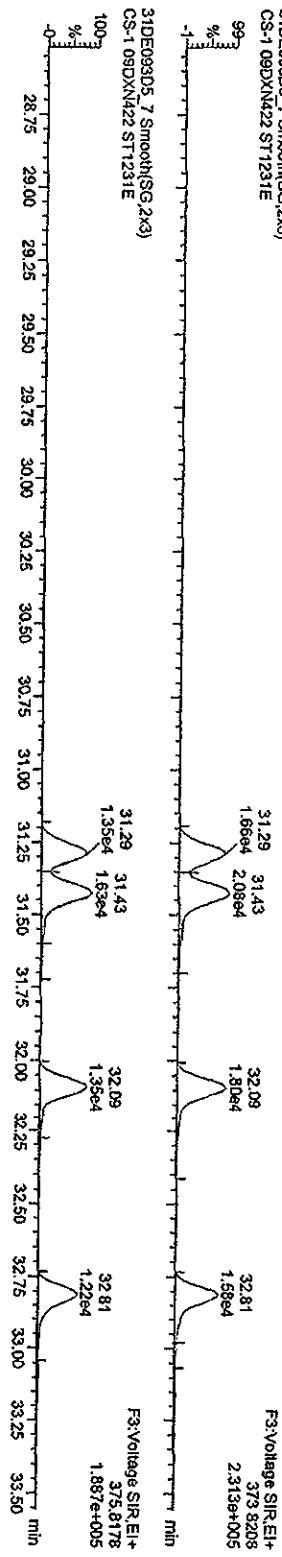
Quantity Sample Report MassLynx 4.1

Dataset: C:\MassLynx\Default\prof\CA123120093D58290.qid

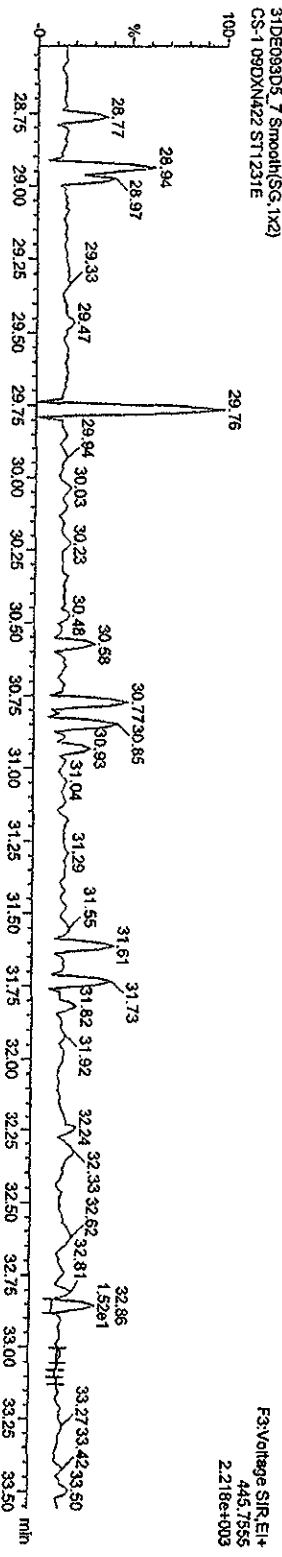
Last Altered: Thursday, December 31, 2009 13:37:23 Pacific Standard Time
Printed: Thursday, December 31, 2009 16:49:24 Pacific Standard Time

Name: 31DE093D5_7, Date: 31-Dec-2009, Time: 12:09:24, ID: ST1231E, Description: CS-1 09DXN422

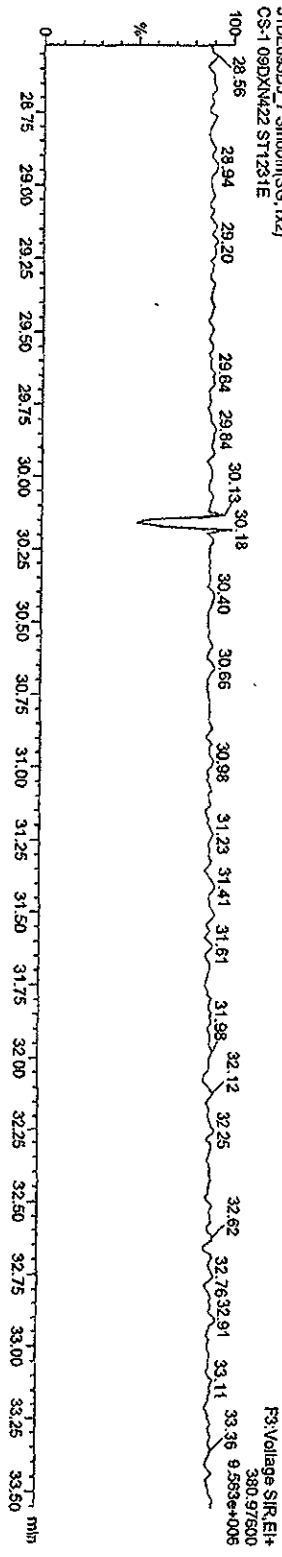
HxCDF5
31DE093D5_7 Smooth(SG,2x3)
CS-1 09DXN422 ST1231E



HxCDF PCDPE
31DE093D5_7 Smooth(SG,1x2)
CS-1 09DXN422 ST1231E



Function 3 PFK
31DE093D5_7 Smooth(SG,1x2)
CS-1 09DXN422 ST1231E



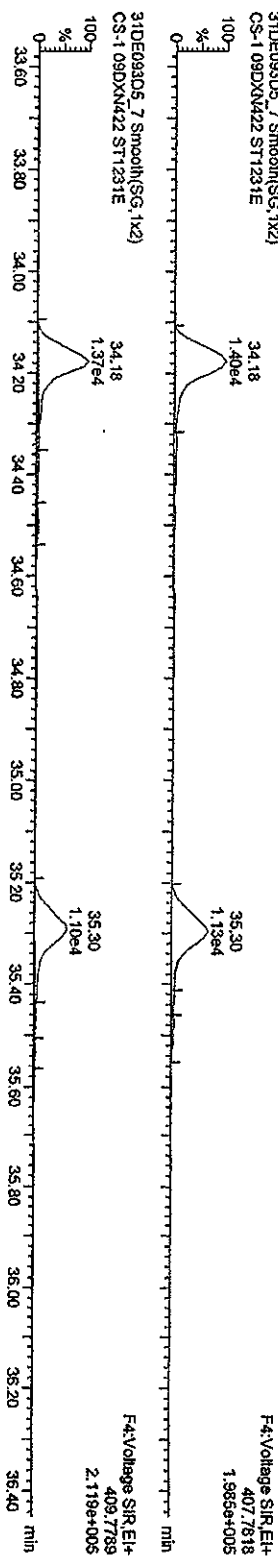
Quantity Sample Report MassLynx 4.1

Dataset: C:\MassLynx\Default\pro\CA123120093D58290.qid

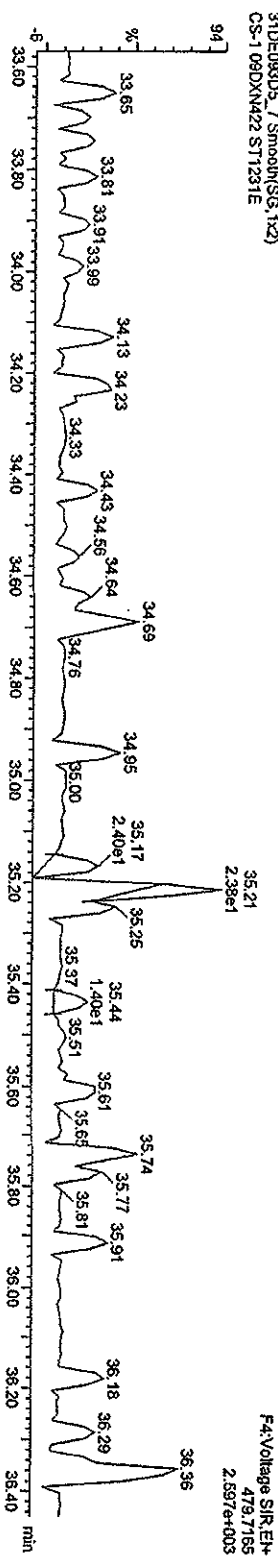
Last Altered: Thursday, December 31, 2009 13:37:23 Pacific Standard Time
Printed: Thursday, December 31, 2009 16:49:24 Pacific Standard Time

Name: 31DE093D5_7, Date: 31-Dec-2009, Time: 12:09:24, ID: ST1231E, Description: CS-1 09DXN422

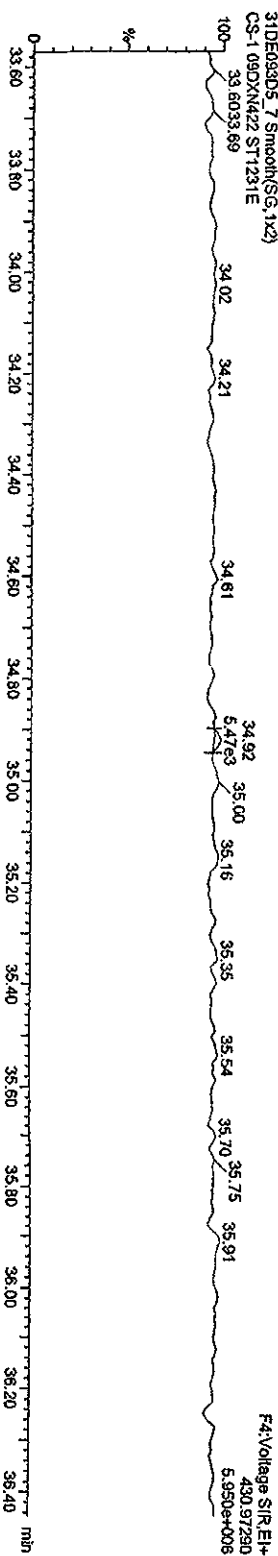
HPCDFs



HPCDF PCDFE



Function 4 PFK



Quantity Sample Report MassLynx 4.1

Dataset: C:\MassLynx\Default\prol\CA123120093D58290.qld

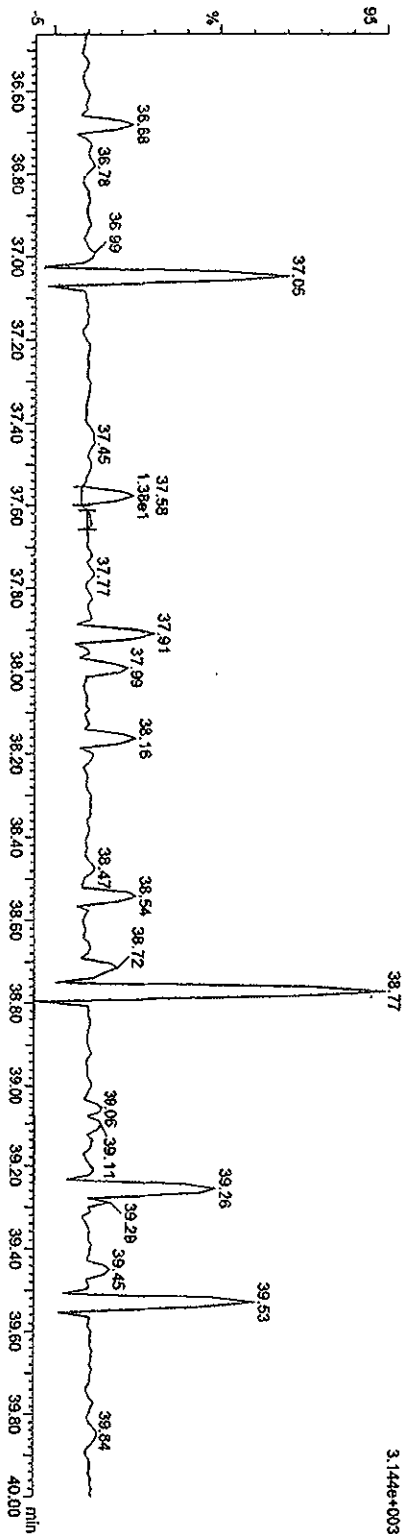
Last Altered: Thursday, December 31, 2009 13:37:23 Pacific Standard Time
Printed: Thursday, December 31, 2009 16:49:24 Pacific Standard Time

Name: 31DE093D5_7, Date: 31-Dec-2009, Time: 12:09:24, ID: ST1231E, Description: CS-1 09DXN422

OCDF PDDPE

31DE093D5_7.Smooth(SG,1x2)
CS-1 09DXN422 ST1231E


F5:Voltage S1R.E1+
513.67750
3.144e+003



Function 5 PPK

31DE093D5_7.Smooth(SG,1x2)
CS-1 09DXN422 ST1231E

F5:Voltage S1R.E1+
442.97280
5.208e+005



Quantify Sample Report MassLynx 4.1

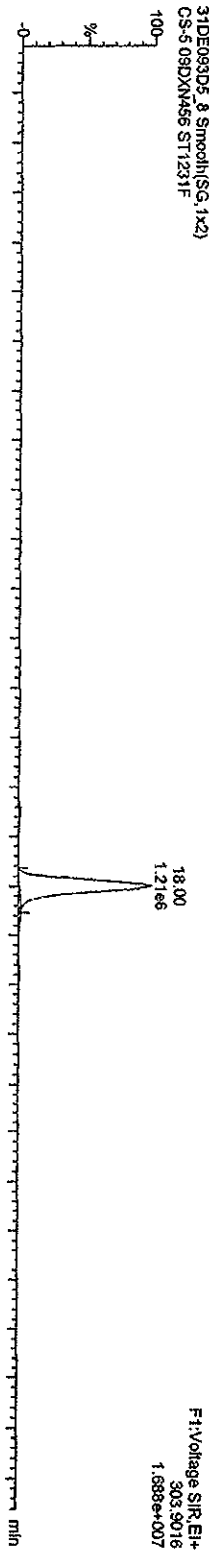
Dataset: C:\MassLynx\Default\prot\CA123120093D56290.qtd

Last Altered: Thursday, December 31, 2009 13:37:23 Pacific Standard Time
Printed: Thursday, December 31, 2009 16:49:24 Pacific Standard Time

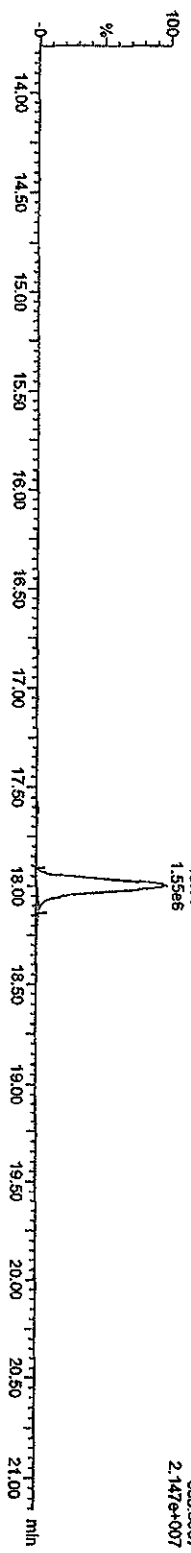
Name: 31DE093D5_8, Date: 31-Dec-2009, Time: 12:51:47, ID: ST1231F, Description: CS-5 09DXM456

TCDs

31DE093D5_8 Smooth(SG, 1x2)
CS-5 09DXM456 ST1231F

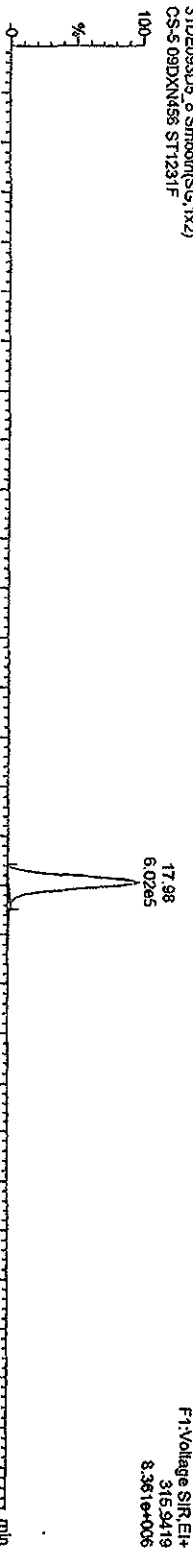


31DE093D5_8 Smooth(SG, 1x2)
CS-5 09DXM456 ST1231F

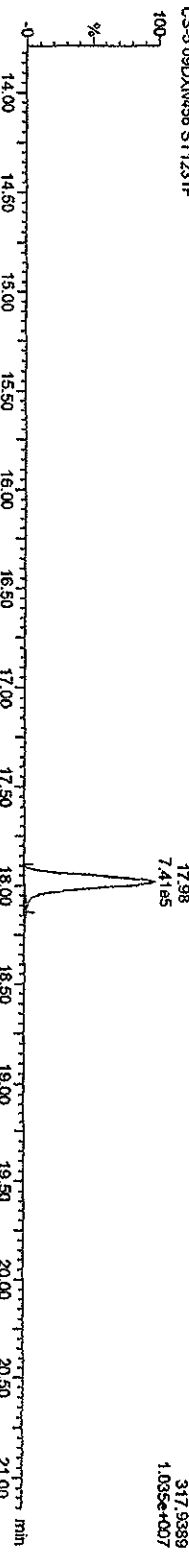


13C-TCDF

31DE093D5_8 Smooth(SG, 1x2)
CS-5 09DXM456 ST1231F



31DE093D5_8 Smooth(SG, 1x2)
CS-5 09DXM456 ST1231F







Quantity Sample Report MassLynx 4.1

Dataset: C:\MassLynx\Default\prof\CA123120093D568290.qld

Last Altered: Thursday, December 31, 2009 13:37:23 Pacific Standard Time
Printed: Thursday, December 31, 2009 16:49:24 Pacific Standard Time

Name: 31DE093D5_8, Date: 31-Dec-2009, Time: 12:51:47, ID: ST1231F, Description: CS-5 09DXN456

TCDDs



Quantity Sample Report MassLynx 4.1

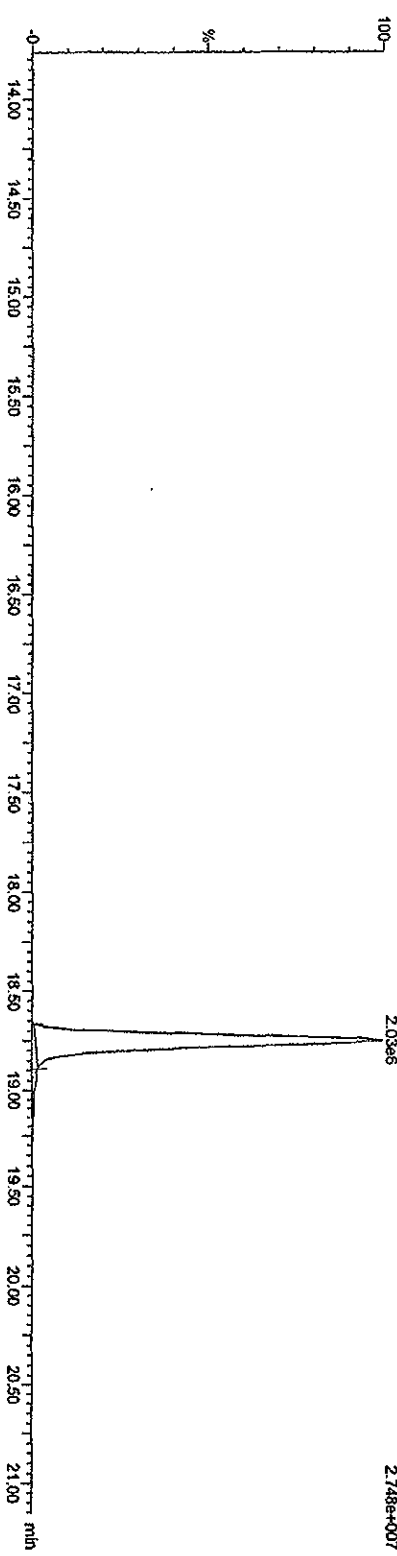
Dataset: C:\MassLynx\Default\proj\CA123120093D568290.qld

Last Altered: Thursday, December 31, 2009 13:37:23 Pacific Standard Time
Printed: Thursday, December 31, 2009 16:49:24 Pacific Standard Time

Name: 31DE093D5_8, Date: 31-Dec-2009, Time: 12:51:47, ID: ST1231F, Description: CS-5 09DXN456

37CL-2,3,7,8-TCDD

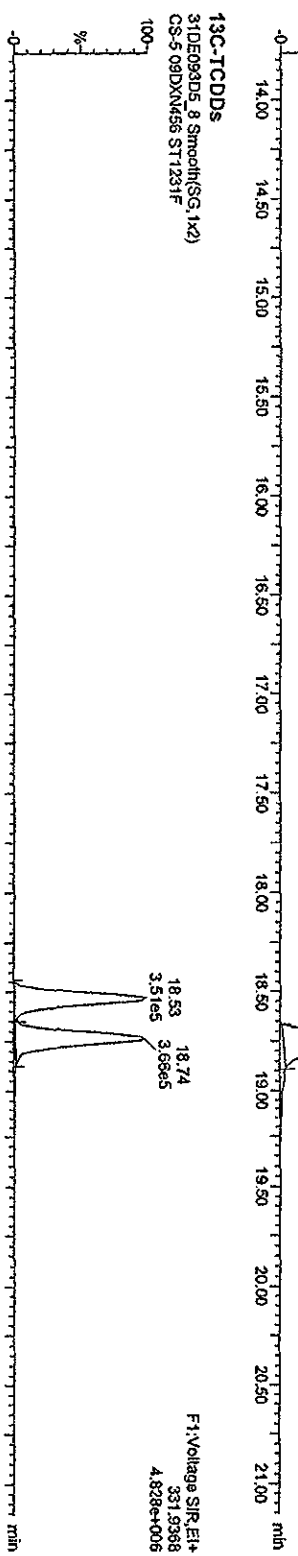
31DE093D5_8 Smooth(SG,1x2)
CS-5 09DXN456 ST1231F



F1:Voltage SIR_EI+
327.8947
2.748e+007

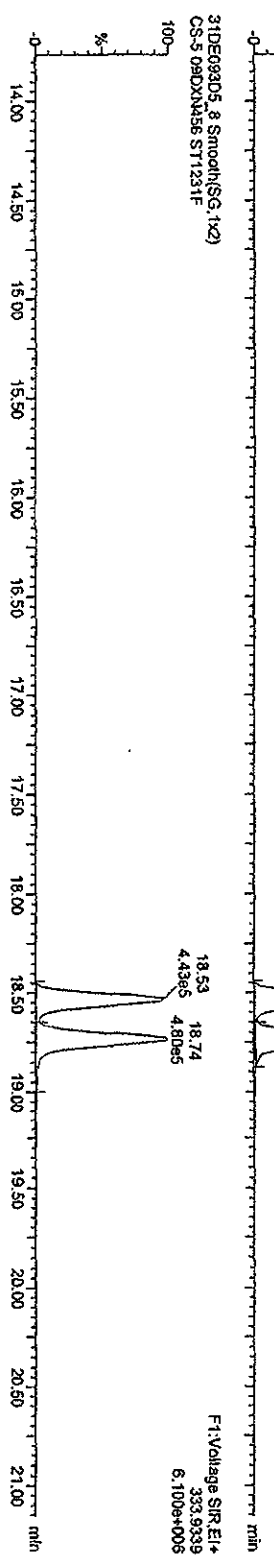
13C-TCDDs

31DE093D5_8 Smooth(SG,1x2)
CS-5 09DXN456 ST1231F



F1:Voltage SIR_EI+
331.9368
4.828e+006

31DE093D5_8 Smooth(SG,1x2)
CS-5 09DXN456 ST1231F



F1:Voltage SIR_EI+
333.9339
6.100e+006

Quantity Sample Report MassLynx 4.1

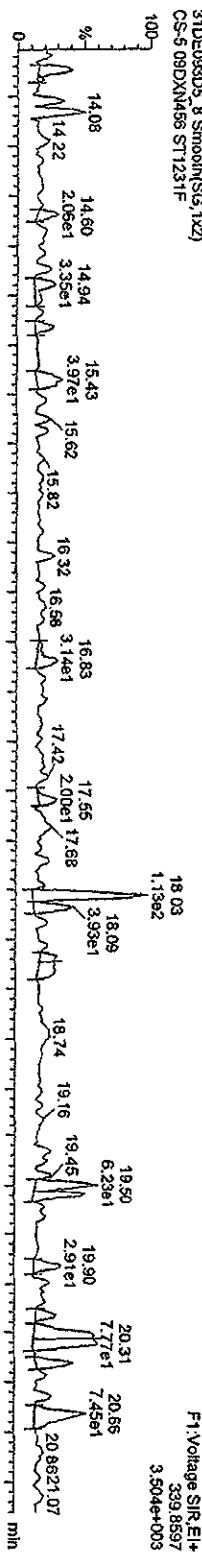
Dataset: C:\MassLynx\Default1\prot\CA123120093D568290.qld

Last Altered: Thursday, December 31, 2009 13:37:23 Pacific Standard Time
Printed: Thursday, December 31, 2009 16:49:24 Pacific Standard Time

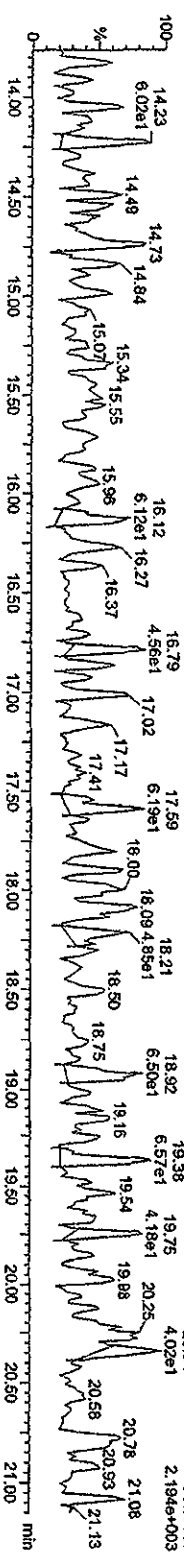
Name: 31DE093D5_8, Date: 31-Dec-2009, Time: 12:51:47, ID: ST1231F, Description: CS-5 09DXN456

F1 PeCDFs

31DE093D5_8 Smoother(SG,1x2)
CS-5 09DXN456 ST1231F

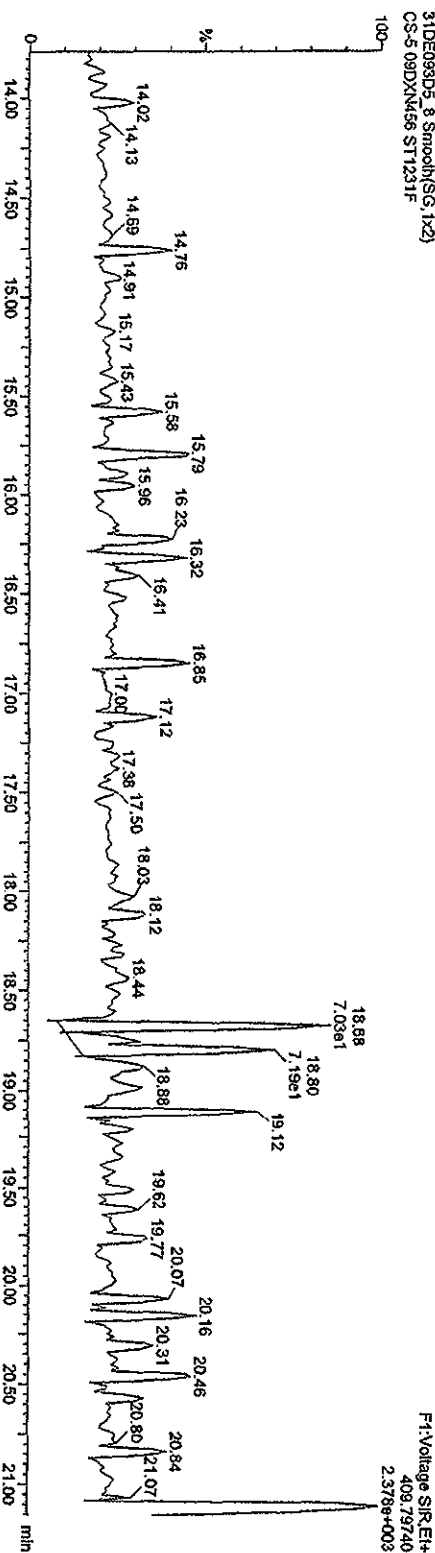


31DE093D5_8 Smoother(SG,1x2)
CS-5 09DXN456 ST1231F



F1 PeCDF PCDPE

31DE093D5_8 Smoother(SG,1x2)
CS-5 09DXN456 ST1231F



Quantity Sample Report Masslynx 4.1

Dataset: C:\Masslynx\Default\proj\CA123120093D58290.qld

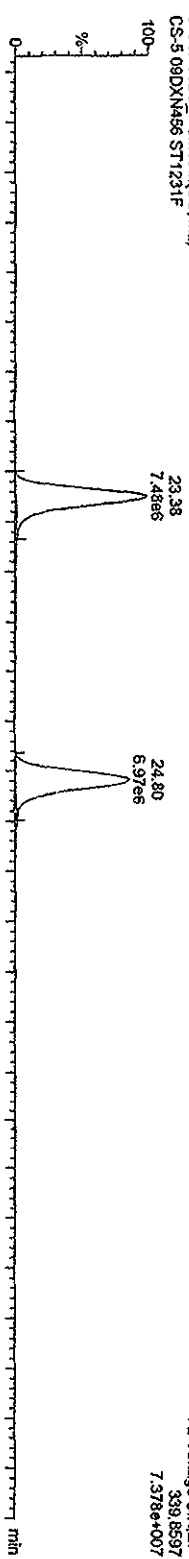
Last Altered: Thursday, December 31, 2009 13:37:23 Pacific Standard Time
Printed: Thursday, December 31, 2009 16:49:24 Pacific Standard Time

Name: 31DE093D5_8, Date: 31-Dec-2009, Time: 12:51:47, ID: ST1231F, Description: CS-5-09DXN456

PeCDFs

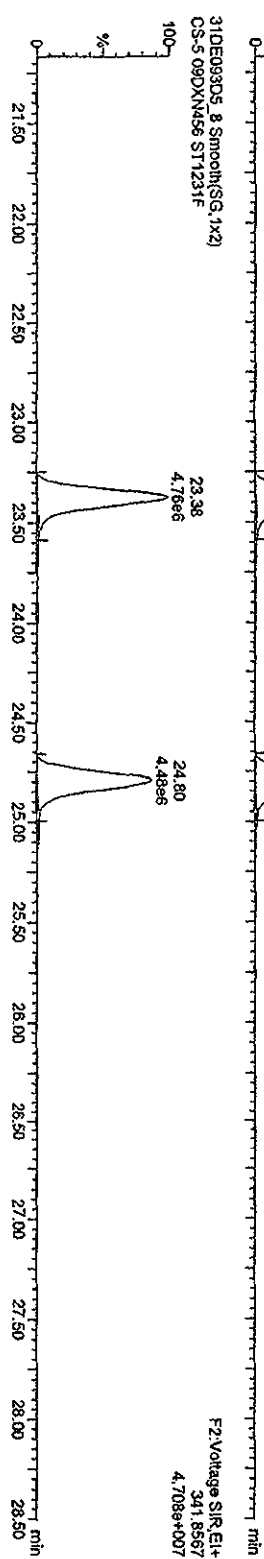
31DE093D5_8 Smooth(SG, 1x2)

CS-5-09DXN456 ST1231F



31DE093D5_8 Smooth(SG, 1x2)

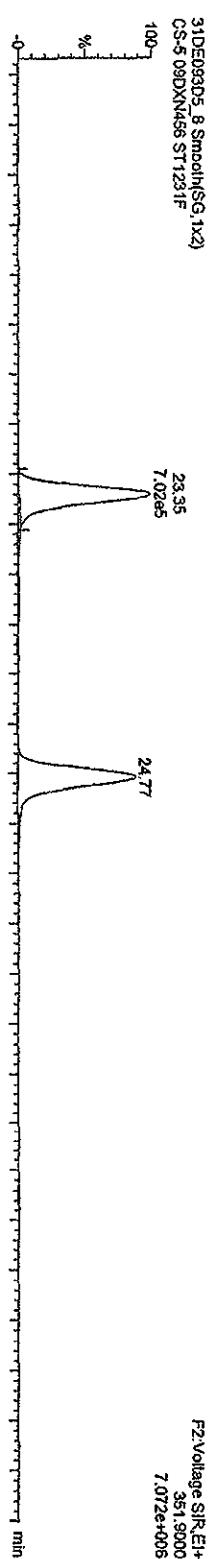
CS-5-09DXN456 ST1231F



13C-PeCDFs

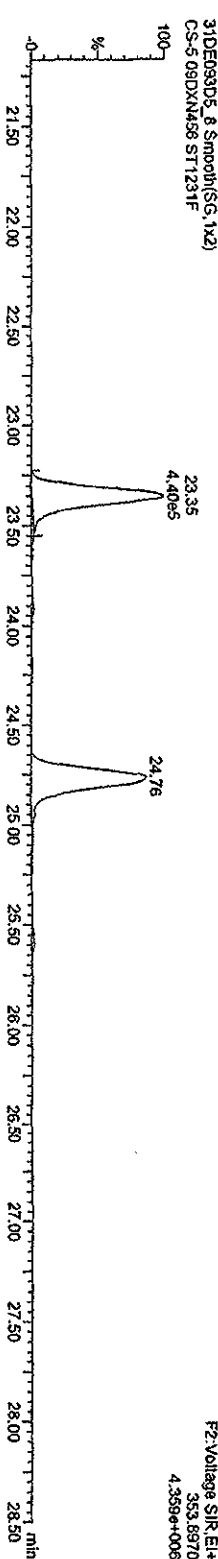
31DE093D5_8 Smooth(SG, 1x2)

CS-5-09DXN456 ST1231F



31DE093D5_8 Smooth(SG, 1x2)

CS-5-09DXN456 ST1231F



Quantity Sample Report MassLynx 4.1


Dataset: C:\MassLynx\Default\proj\CA123120093D58290.qld

Last Altered: Thursday, December 31, 2009 13:37:23 Pacific Standard Time
Printed: Thursday, December 31, 2009 16:49:24 Pacific Standard Time

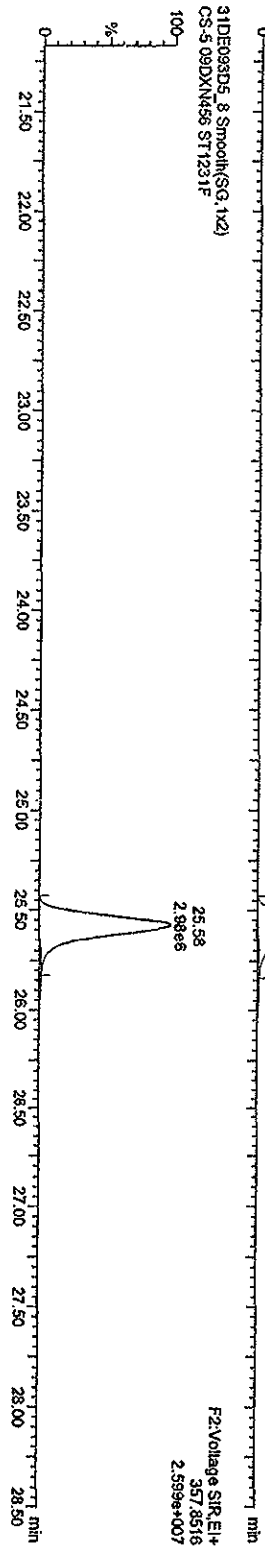
Name: 31DE093D5_8, Date: 31-Dec-2009, Time: 12:51:47, ID: ST1231F, Description: CS-5 09DXN456

PeCDDs


31DE093D5_8 Smooth(SG, 1x2)
CS-5 09DXN456 ST1231F



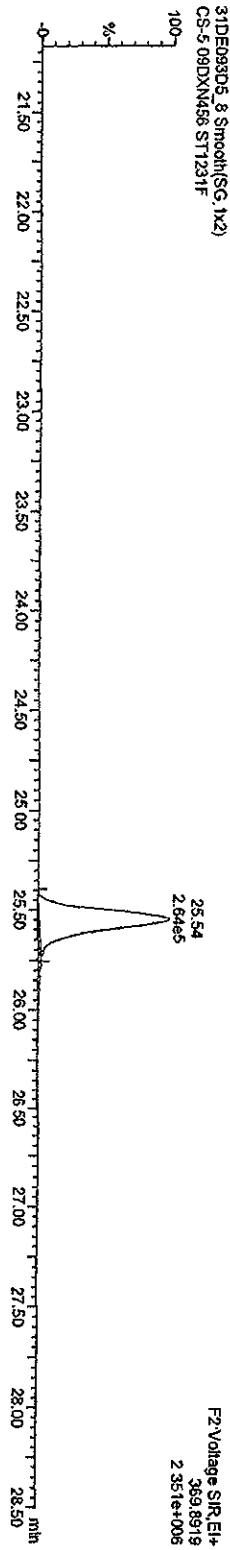
31DE093D5_8 Smooth(SG, 1x2)
CS-5 09DXN456 ST1231F



31DE093D5_8 Smooth(SG, 1x2)
CS-5 09DXN456 ST1231F



31DE093D5_8 Smooth(SG, 1x2)
CS-5 09DXN456 ST1231F



Quantity Sample Report Masslynx 4.1

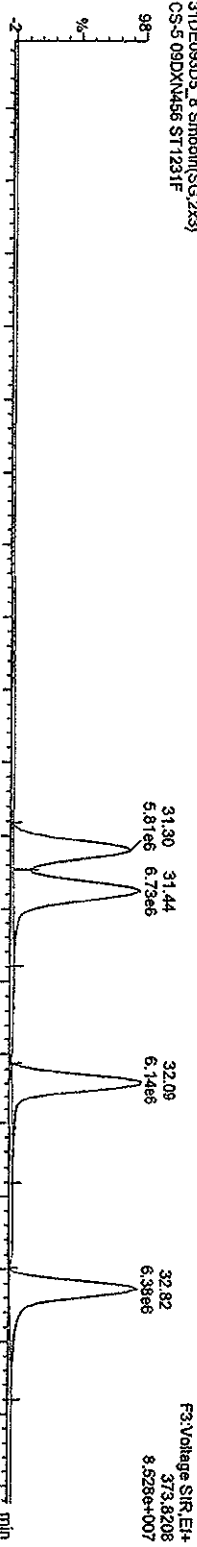
Dataset: C:\MassLynx\Default\prol\CA123120093D58290.qld

Last Altered: Thursday, December 31, 2009 13:37:23 Pacific Standard Time
Printed: Thursday, December 31, 2009 16:49:24 Pacific Standard Time

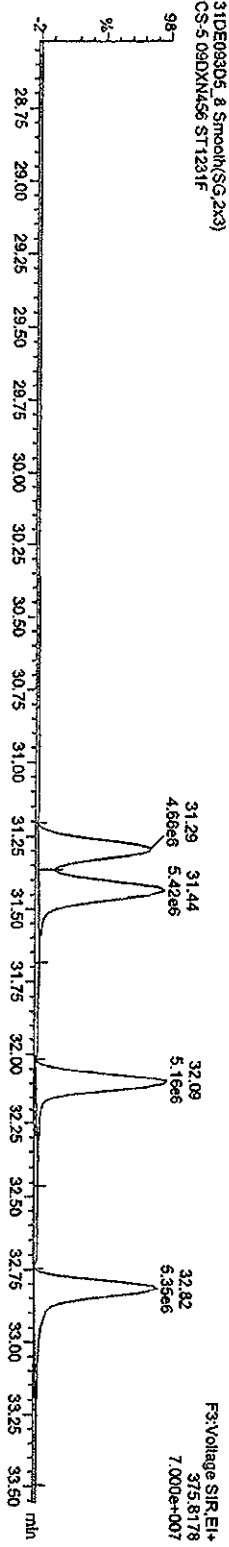
Name: 31DE093D5_8, Date: 31-Dec-2009, Time: 12:51:47, ID: ST1231F, Description: CS-5-09DXN456

HXCDFs

31DE093D5_8 Smooth(SG,2x3)
CS-5-09DXN456 ST1231F

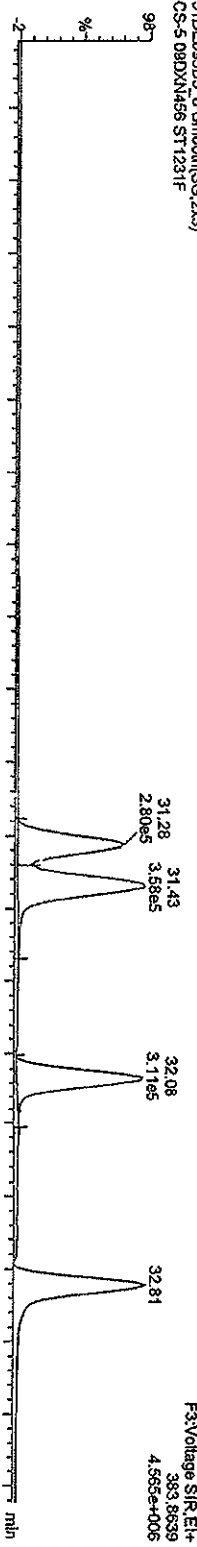


31DE093D5_8 Smooth(SG,2x3)
CS-5-09DXN456 ST1231F

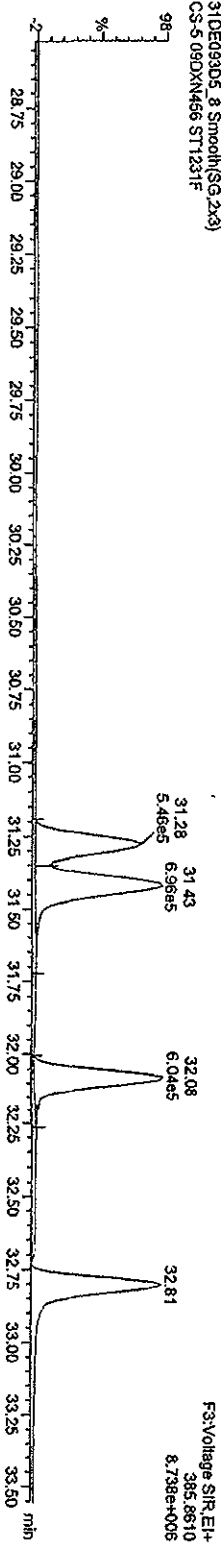


13C-HXCDFs

31DE093D5_8 Smooth(SG,2x3)
CS-5-09DXN456 ST1231F



31DE093D5_8 Smooth(SG,2x3)
CS-5-09DXN456 ST1231F



Quantity Sample Report Masslynx 4.1


Dataset: C:\Masslynx\Default\proj\CA123120093D58290.qld

Last Altered: Thursday, December 31, 2009 13:37:23 Pacific Standard Time
Printed: Thursday, December 31, 2009 16:49:24 Pacific Standard Time


Name: 31DE093D5_8, Date: 31-Dec-2009, Time: 12:51:47, ID: ST1231F, Description: CS-5 09DXN456

HXCDDs

31DE093D5_8 Smooth(SG,2x3)
CS-5 09DXN456 ST1231F




31DE093D5_8 Smooth(SG,2x3)
CS-5 09DXN456 ST1231F




13C-HXCDDs

31DE093D5_8 Smooth(SG,2x3)
CS-5 09DXN456 ST1231F



31DE093D5_8 Smooth(SG,2x3)
CS-5 09DXN456 ST1231F



Quantity Sample Report MassLynx 4.1

Dataset: C:\MassLynx\Default\prol\CA123120093D56290.qld


Last Altered: Thursday, December 31, 2009 13:37:23 Pacific Standard Time
Printed: Thursday, December 31, 2009 16:49:24 Pacific Standard Time

Name: 31DE093D5_8, Date: 31-Dec-2009, Time: 12:51:47, ID: ST1231F, Description: CS-5-09DXN456

HPCDFs


31DE093D5_8 Smooth(SG, 1x2)

CS-5-09DXN456 ST1231F



31DE093D5_8 Smooth(SG, 1x2)


CS-5-09DXN456 ST1231F



13C-HPCDFs


31DE093D5_8 Smooth(SG, 1x2)

CS-5-09DXN456 ST1231F



31DE093D5_8 Smooth(SG, 1x2)

CS-5-09DXN456 ST1231F



Quantity Sample Report Masslynx 4.1

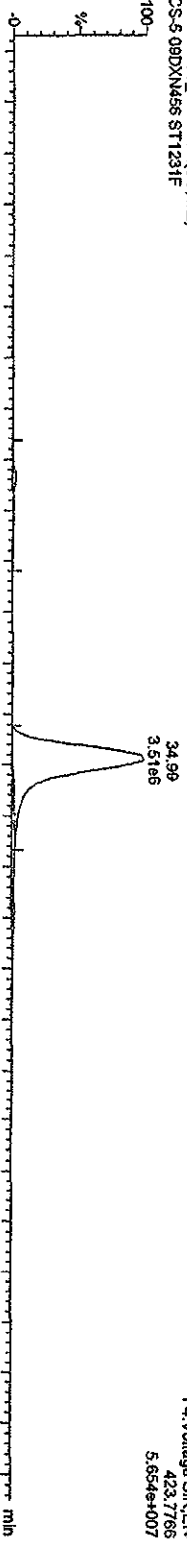
Dataset: C:\Masslynx\Default\prol\CA123120093D58290.qld

Last Altered: Thursday, December 31, 2009 13:37:23 Pacific Standard Time
Printed: Thursday, December 31, 2009 16:49:24 Pacific Standard Time

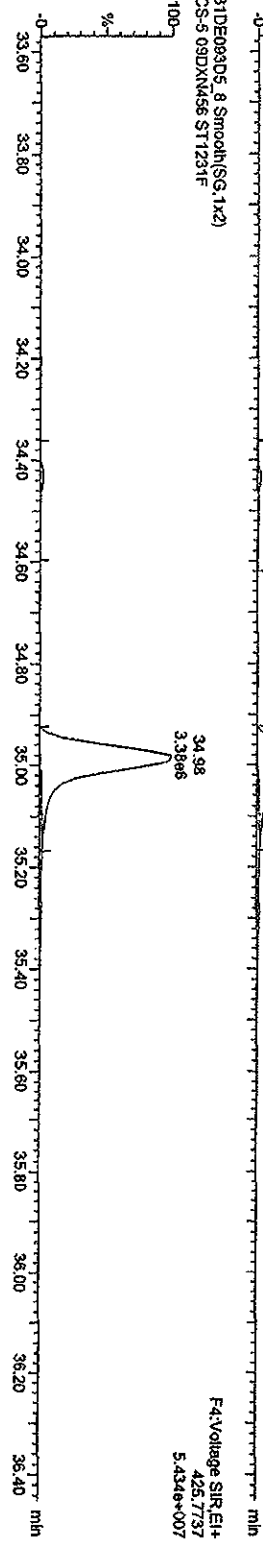
Name: 31DE093D5_8, Date: 31-Dec-2009, Time: 12:51:47, ID: ST1231F, Description: CS-5-09DXN456

HPCDDs

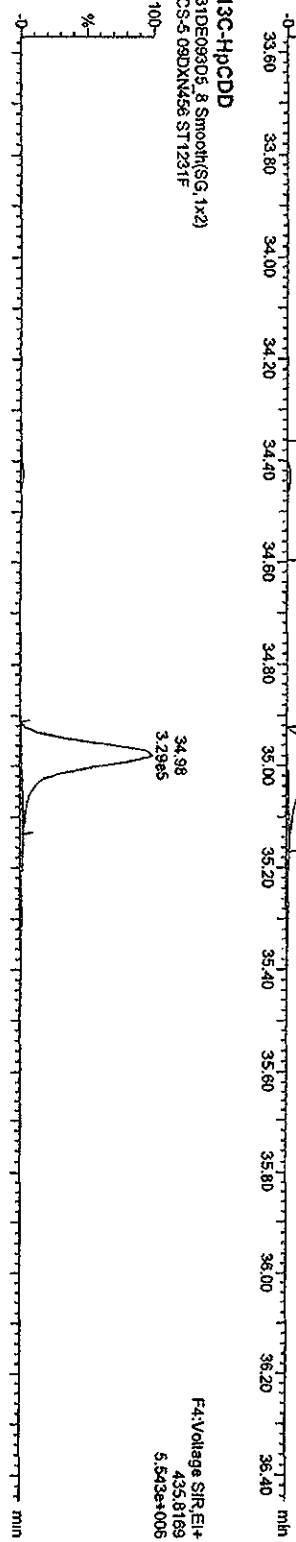
31DE093D5_8 Smooth(SG, 1x2)
CS-5-09DXN456 ST1231F



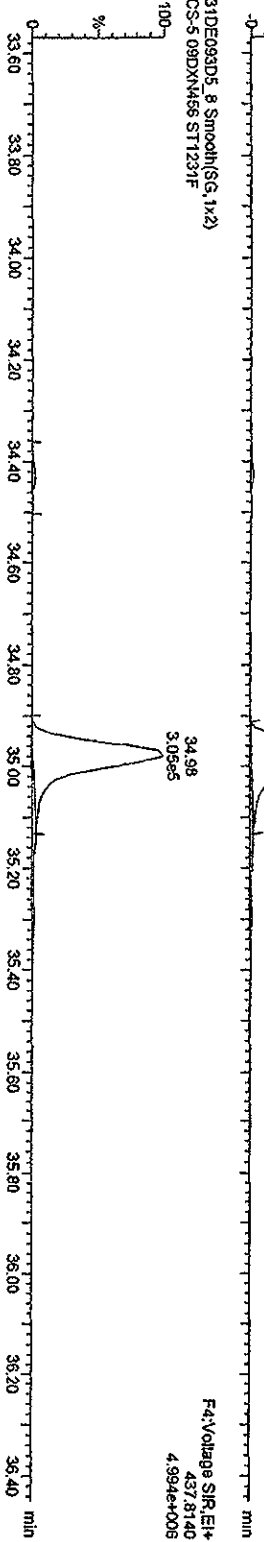
31DE093D5_8 Smooth(SG, 1x2)
CS-5-09DXN456 ST1231F



13C-HPCDD
31DE093D5_8 Smooth(SG, 1x2)
CS-5-09DXN456 ST1231F



31DE093D5_8 Smooth(SG, 1x2)
CS-5-09DXN456 ST1231F



Quantity Sample Report Masslynx 4.1

Dataset: C:\Masslynx\Default\proj\CA123120093D58290.qld

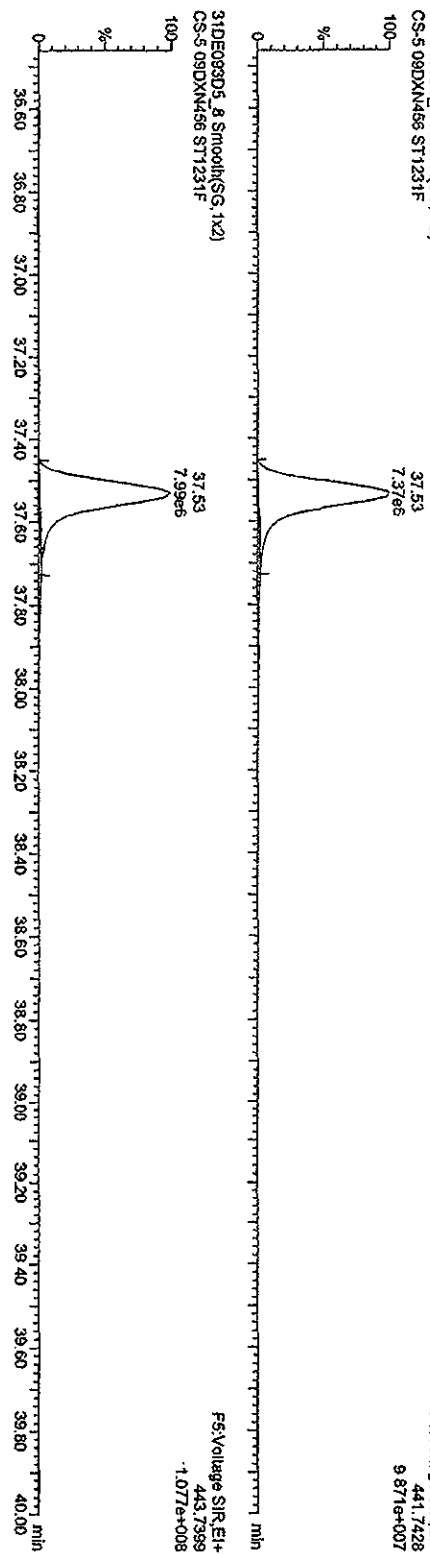
Last Altered: Thursday, December 31, 2009 13:37:23 Pacific Standard Time

Printed: Thursday, December 31, 2009 16:49:24 Pacific Standard Time

Name: 31DE093D5_8, Date: 31-Dec-2009, Time: 12:51:47, ID: ST1231F, Description: CS-5-09DXN456

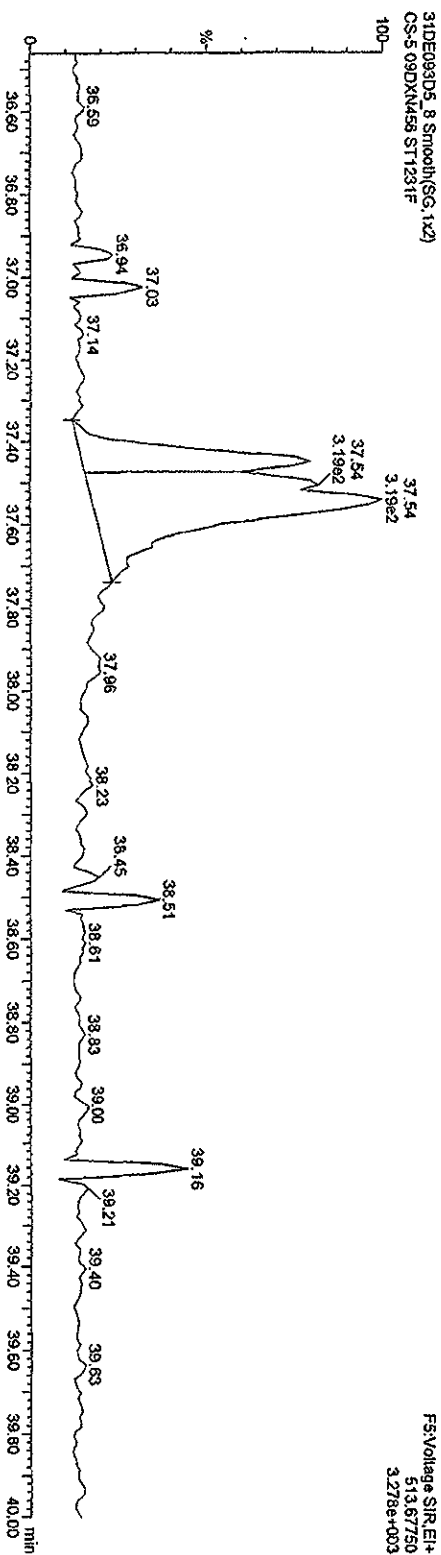
OCDFs

31DE093D5_8 Smooth(SG, 1x2)
CS-5-09DXN456 ST1231F



OCDF PCDPE

31DE093D5_8 Smooth(SG, 1x2)
CS-5-09DXN456 ST1231F





Quantity Sample Report MassLynx 4.1

Dataset: C:\MassLynx\Default\prof\CA123120093D58290.qld



Last Altered: Thursday, December 31, 2009 13:37:23 Pacific Standard Time
Printed: Thursday, December 31, 2009 16:48:24 Pacific Standard Time

Name: 31DE093D5_8, Date: 31-Dec-2009, Time: 12:51:47, ID: ST1231F, Description: CS-5-09DXN456

OCCD



13C-OCCD



Quantity Sample Report Masslynx 4.1

Dataset: C:\Masslynx\Default\prol\CA123120093D58290.qld

Last Altered: Thursday, December 31, 2009 13:37:23 Pacific Standard Time
Printed: Thursday, December 31, 2009 16:49:24 Pacific Standard Time


Name: 31DE093D5_8, Date: 31-Dec-2009, Time: 12:51:47, ID: ST1231F, Description: CS-5-09DXN456

TCDFs

31DE093D5_8 Smooth(SG, 1x2)
CS-5-09DXN456 ST1231F

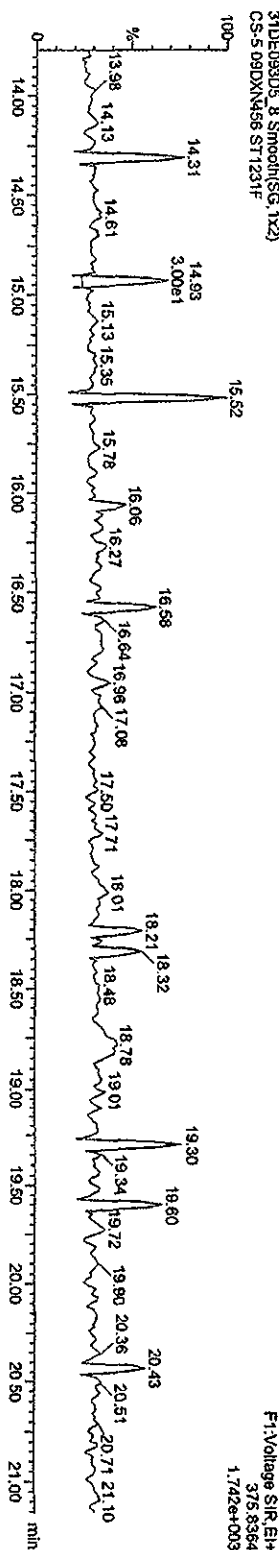


31DE093D5_8 Smooth(SG, 1x2)
CS-5-09DXN456 ST1231F



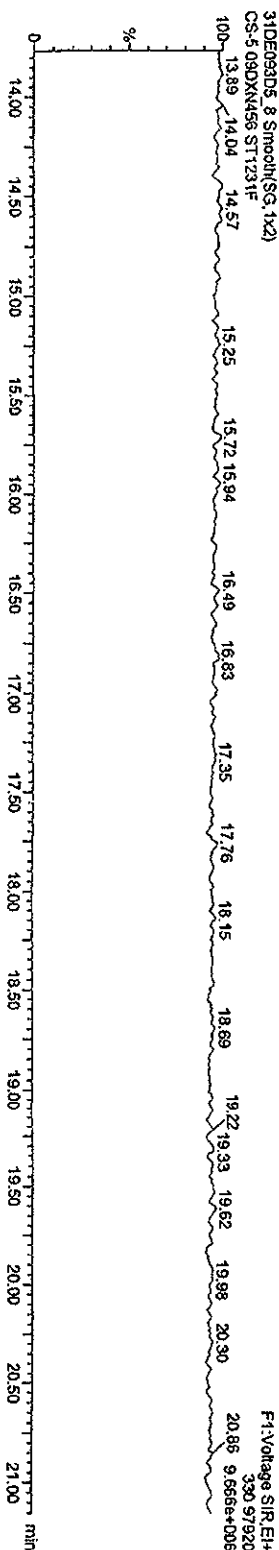
TCDF PCDFE

31DE093D5_8 Smooth(SG, 1x2)
CS-5-09DXN456 ST1231F



Function 1 PFK

31DE093D5_8 Smooth(SG, 1x2)
CS-5-09DXN456 ST1231F



Quantity Sample Report MassLynx 4.1

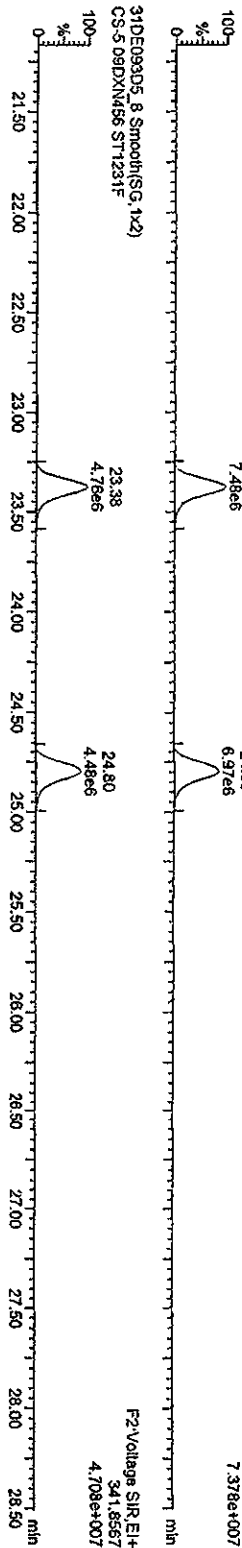
Dataset: C:\MassLynx\Default\prol\CA123120093D58290.qld

Last Altered: Thursday, December 31, 2009 13:37:23 Pacific Standard Time
Printed: Thursday, December 31, 2009 16:49:24 Pacific Standard Time

Name: 31DE093D5_B, Date: 31-Dec-2009, Time: 12:51:47, ID: ST1231F, Description: CS-5-09DXN456

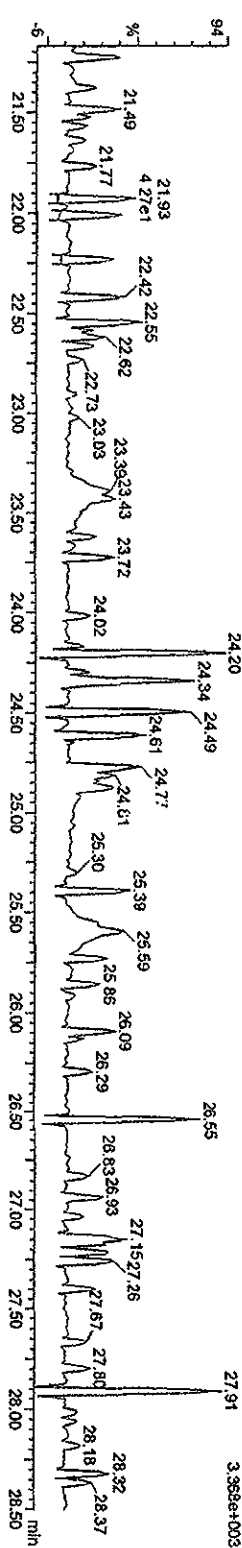
PeCDF

31DE093D5_B Smooth(SG, 1x2)
CS-5-09DXN456 ST1231F



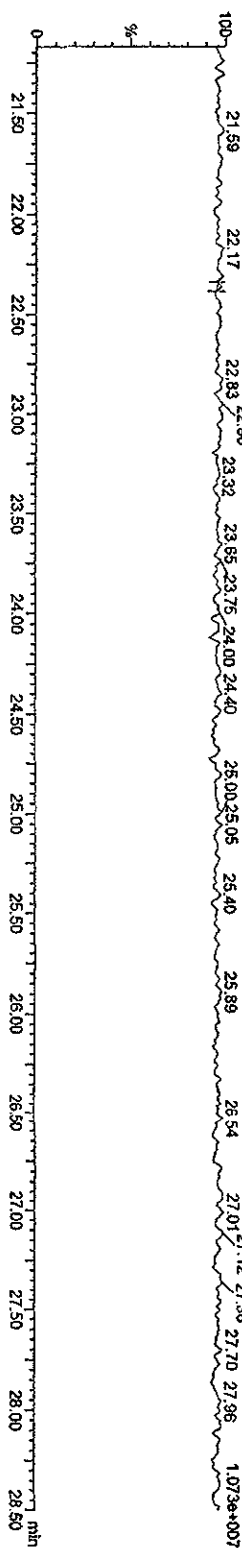
F2 PeCDF PCDPE

31DE093D5_B Smooth(SG, 1x2)
CS-5-09DXN456 ST1231F



Function 2 PFK

31DE093D5_B Smooth(SG, 1x2)
CS-5-09DXN456 ST1231F




Quantity Sample Report Masslynx 4.1

Dataset: C:\Masslynx\Default1\12312009\95D58290.qid


Last Altered: Thursday, December 31, 2009 13:37:23 Pacific Standard Time
Printed: Thursday, December 31, 2009 16:49:24 Pacific Standard Time

Name: 31DE093D5_8, Date: 31-Dec-2009, Time: 12:51:47, ID: ST1231F, Description: CS-5 09DXM456

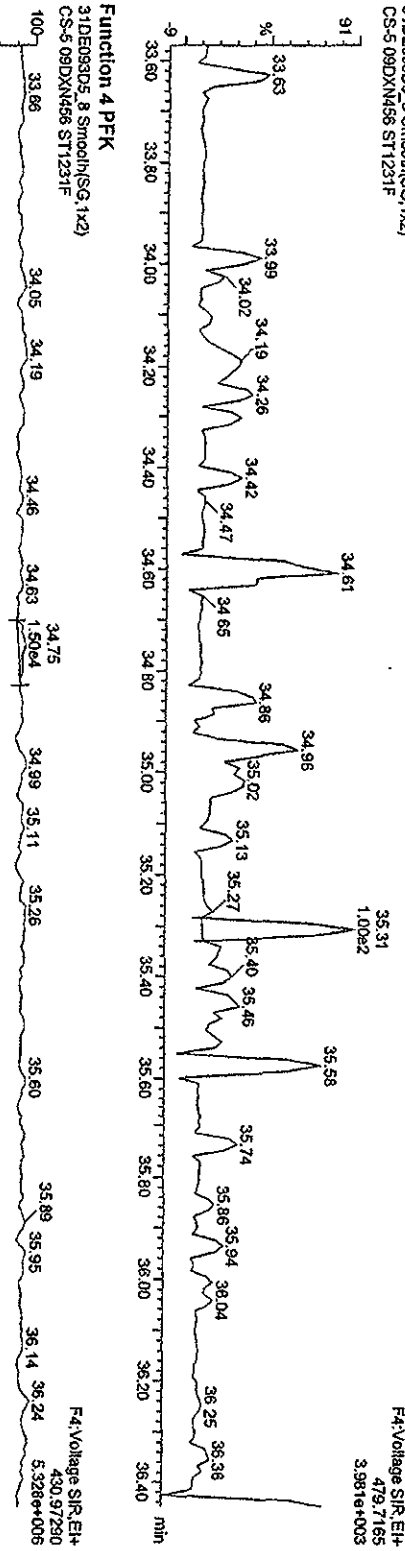
HpCDFs



HpCDF PCDPE



Function 4 PFK



Quantity Sample Report MassLynx 4.1

Dataset: C:\MassLynx\Default.pro\CA123120093D58290.qld

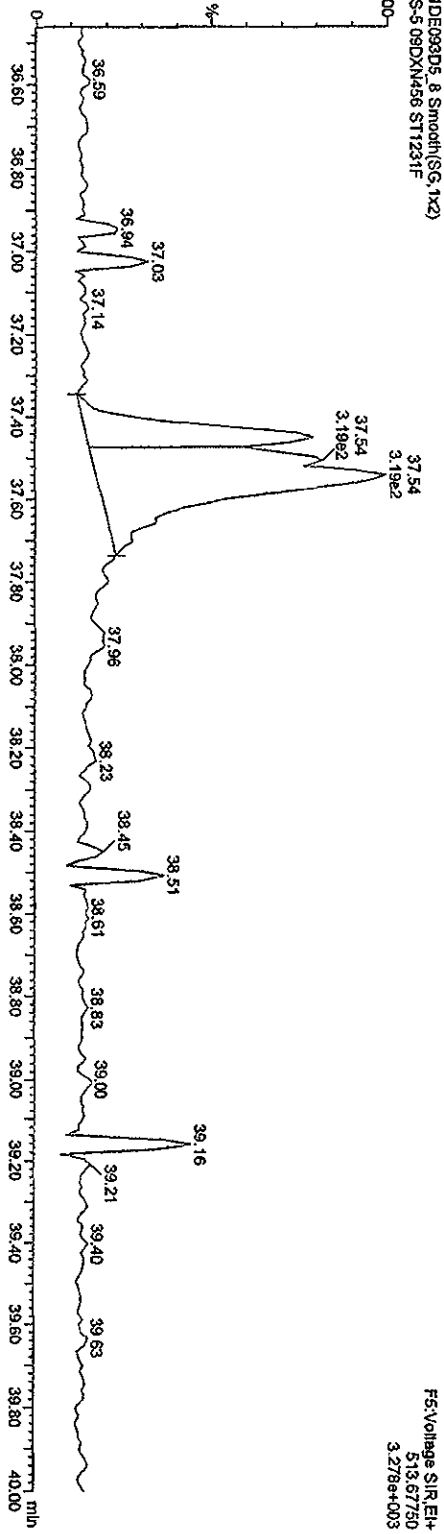
Last Altered: Thursday, December 31, 2009 13:37:23 Pacific Standard Time
Printed: Thursday, December 31, 2009 16:49:24 Pacific Standard Time

Name: 31DE093D5_8, Date: 31-Dec-2009, Time: 12:51:47, ID: ST1231F, Description: CS-5-09DXN456

OCDF PCDFE

31DE093D5_8 Smooth(SG, 1x2)
CS-5-09DXN456 ST1231F

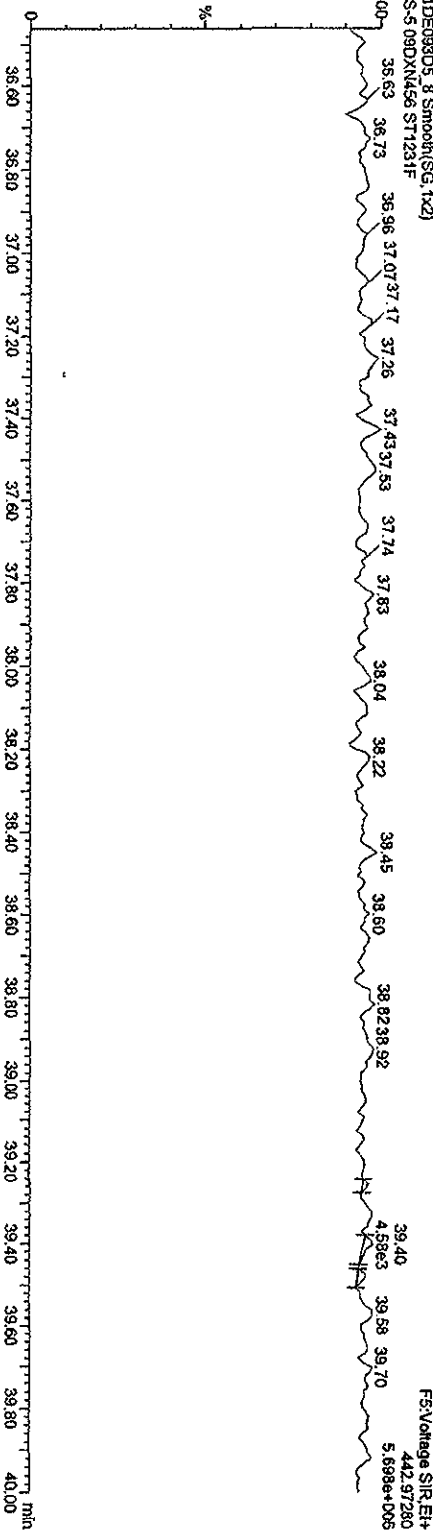
100



Function 5 PPK

31DE093D5_8 Smooth(SG, 1x2)
CS-5-09DXN456 ST1231F

100



Quantity Sample Report Masslynx 4.1

Dataset: C:\Masslynx\Default\proj\31DE093D5\613.qld


Last Altered: Monday, January 04, 2010 10:57:03 Pacific Standard Time
Printed: Monday, January 04, 2010 10:58:04 Pacific Standard Time

Method: C:\Masslynx\Default\PRO\MethDB\16133D5.mdb 04 Jan 2010 10:11:47
Calibration: C:\Masslynx\Default\PRO\CurveDB\ICA123120093D5\613.cdb 04 Jan 2010 10:06:26

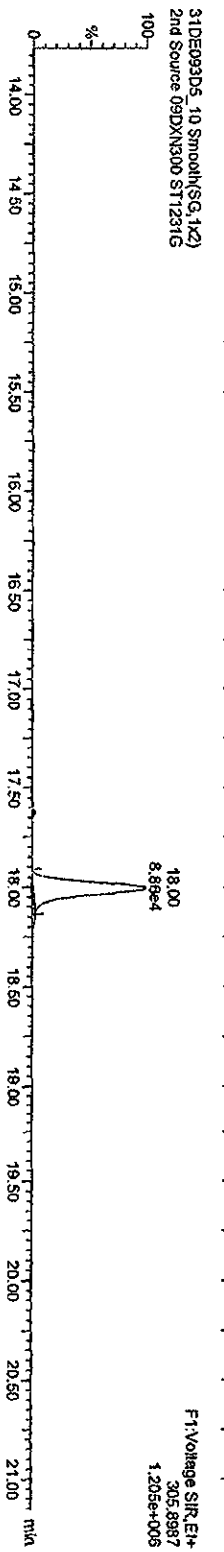
Name: 31DE093D5_10, Date: 31-Dec-2009, Time: 14:27:48, ID: ST1231G, Description: 2nd Source 09DXN300

TCDFs

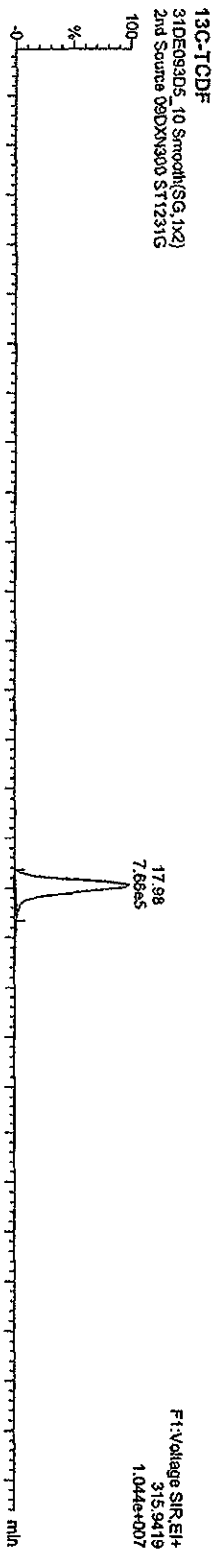
31DE093D5_10 Smooth(SG, 1x2)
2nd Source 09DXN300 ST1231G



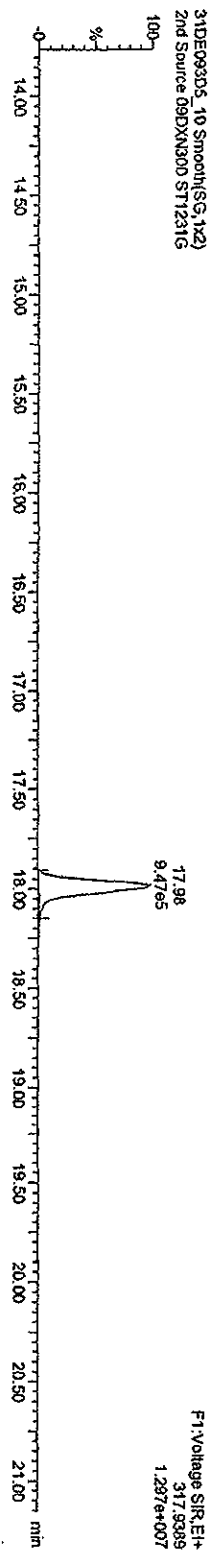
31DE093D5_10 Smooth(SG, 1x2)
2nd Source 09DXN300 ST1231G



13C-TCDF
31DE093D5_10 Smooth(SG, 1x2)
2nd Source 09DXN300 ST1231G



31DE093D5_10 Smooth(SG, 1x2)
2nd Source 09DXN300 ST1231G



Quantify Sample Report Masslynx 4.1

Dataset: C:\Masslynx\Default\pro\31DE093D51613.qld


Last Altered: Monday, January 04, 2010 10:57:03 Pacific Standard Time

Printed: Monday, January 04, 2010 10:58:04 Pacific Standard Time


Name: 31DE093D5_10, Date: 31-Dec-2009, Time: 14:27:48, ID: ST1231G, Description: 2nd Source 09DXN300

TCDDs

31DE093D5_10 Smooth(SG, 1x2)
2nd Source 09DXN300 ST1231G




31DE093D5_10 Smooth(SG, 1x2)
2nd Source 09DXN300 ST1231G




13C-TCDDs

31DE093D5_10 Smooth(SG, 1x2)
2nd Source 09DXN300 ST1231G



31DE093D5_10 Smooth(SG, 1x2)
2nd Source 09DXN300 ST1231G



Quantity Sample Report MassLynx 4.1

Dataset: C:\MassLynx\Default\pro\31DE093D51613.qld

Last Altered: Monday, January 04, 2010 10:57:03 Pacific Standard Time
Printed: Monday, January 04, 2010 10:58:04 Pacific Standard Time

Name: 31DE093D5_10, Date: 31-Dec-2009, Time: 14:27:48, ID: ST1231G, Description: 2nd Source 09DXN300

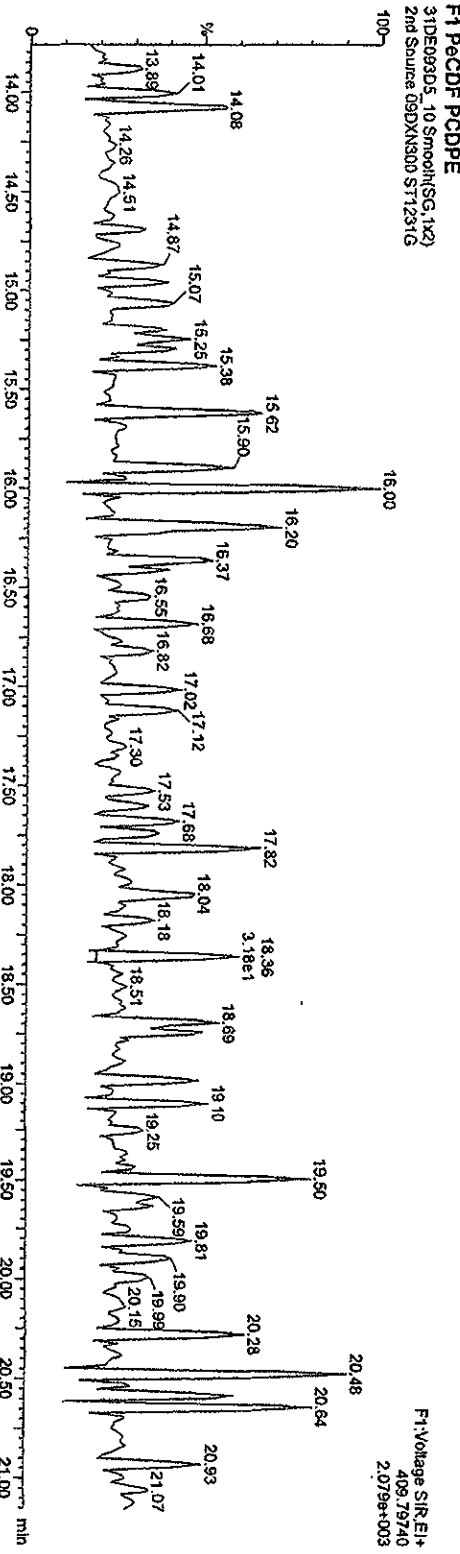
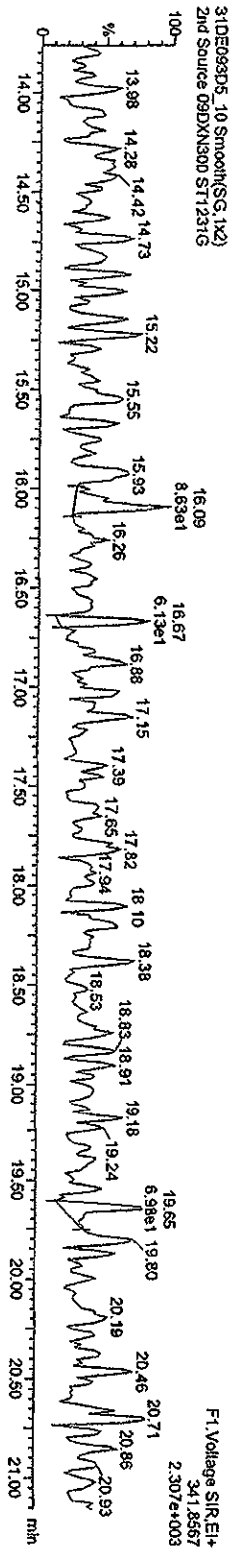
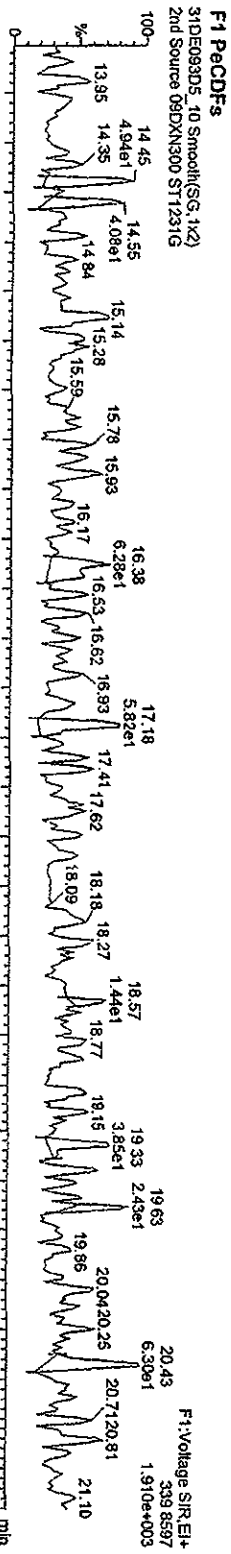


Quantity Sample Report MassLynx 4.1

Dataset: C:\MassLynx\Default\proj\31DE093D5\1613.qld

Last Altered: Monday, January 04, 2010 10:57:03 Pacific Standard Time
Printed: Monday, January 04, 2010 10:58:04 Pacific Standard Time

Name: 31DE093D5_10, Date: 31-Dec-2009, Time: 14:27:48, ID: ST1231G, Description: 2nd Source 09DXN300

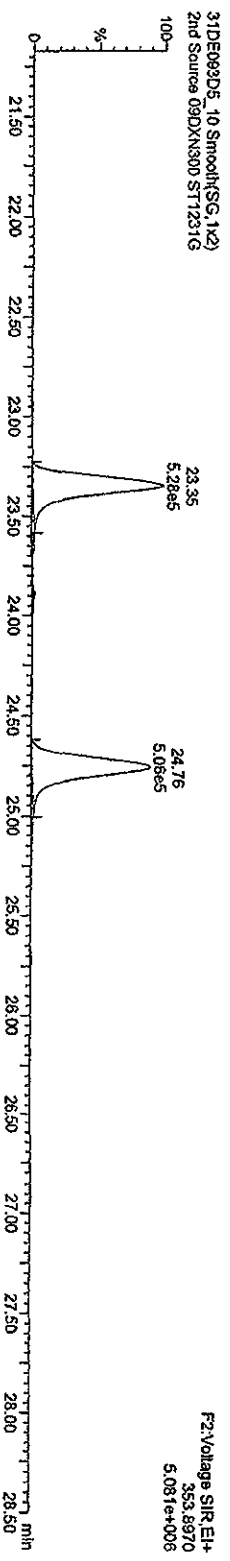
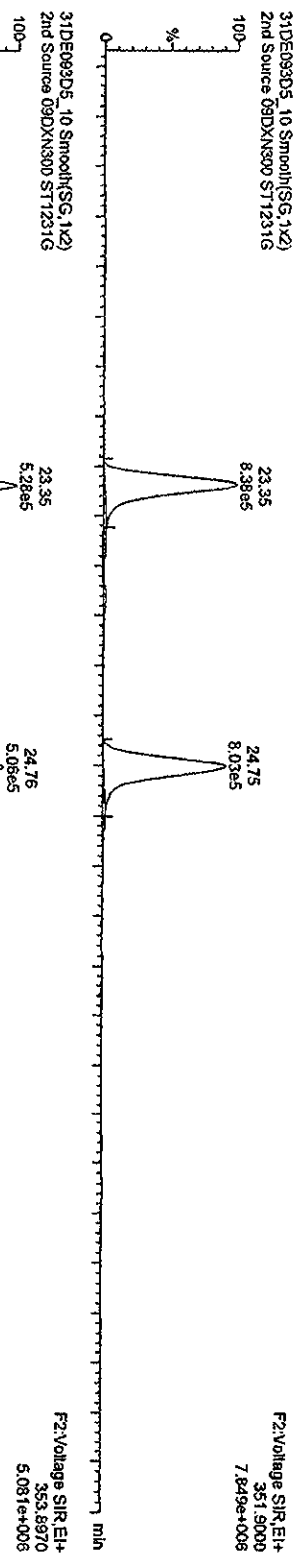
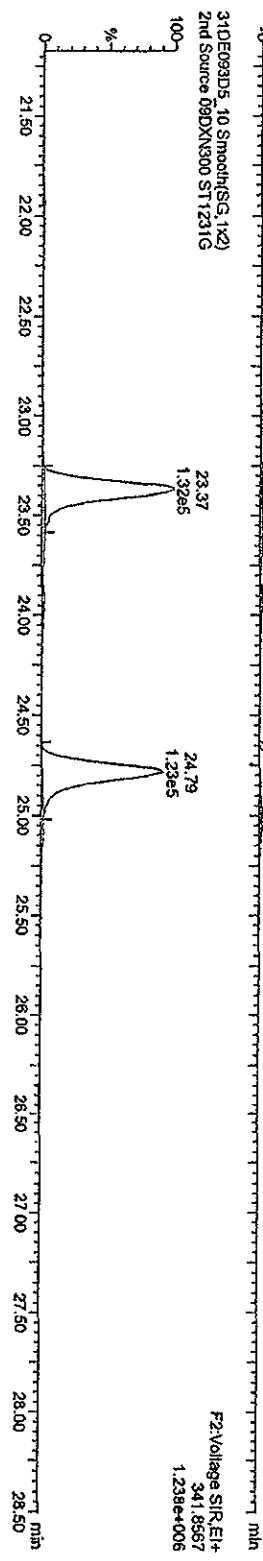



Quantity Sample Report MassLynx 4.1

Dataset: C:\MassLynx\Default\pro\31DE093D51613.qld

Last Altered: Monday, January 04, 2010 10:57:03 Pacific Standard Time
Printed: Monday, January 04, 2010 10:58:04 Pacific Standard Time

Name: 31DE093D5_10, Date: 31-Dec-2009, Time: 14:27:48, ID: ST1231G, Description: 2nd Source 09DXN300



Quantify Sample Report Masslynx 4.1


Dataset: C:\Masslynx\Default\proj\31DE093D5\1613.qid

Last Altered: Monday, January 04, 2010 10:57:03 Pacific Standard Time
Printed: Monday, January 04, 2010 10:58:04 Pacific Standard Time


Name: 31DE093D5_10, Date: 31-Dec-2009, Time: 14:27:48, ID: ST1231G, Description: 2nd Source 09DXN300

PeCDDs


31DE093D5_10 Smooth(SG,1x2)
2nd Source 09DXN300 ST1231G




31DE093D5_10 Smooth(SG,1x2)
2nd Source 09DXN300 ST1231G



31DE093D5_10 Smooth(SG,1x2)
2nd Source 09DXN300 ST1231G



31DE093D5_10 Smooth(SG,1x2)
2nd Source 09DXN300 ST1231G



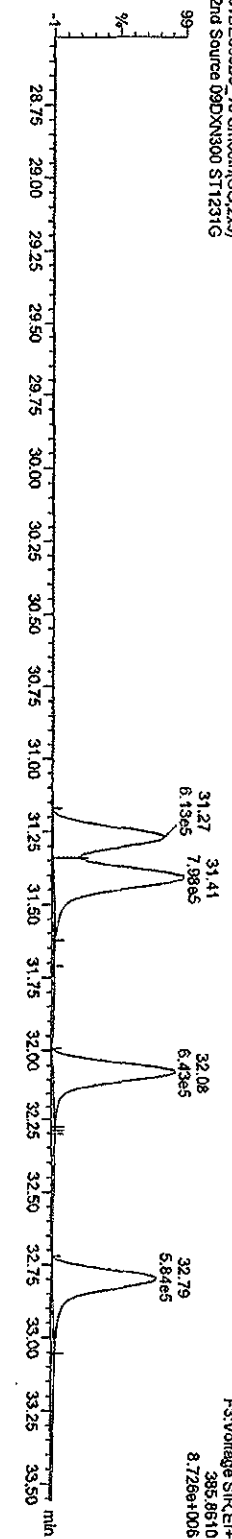
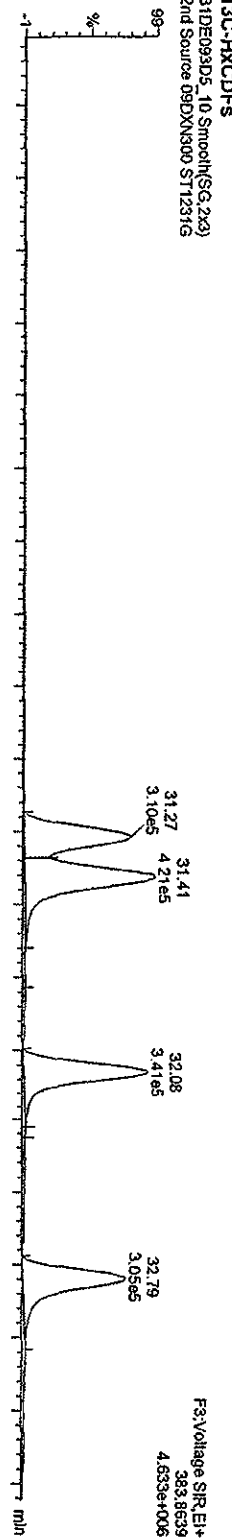
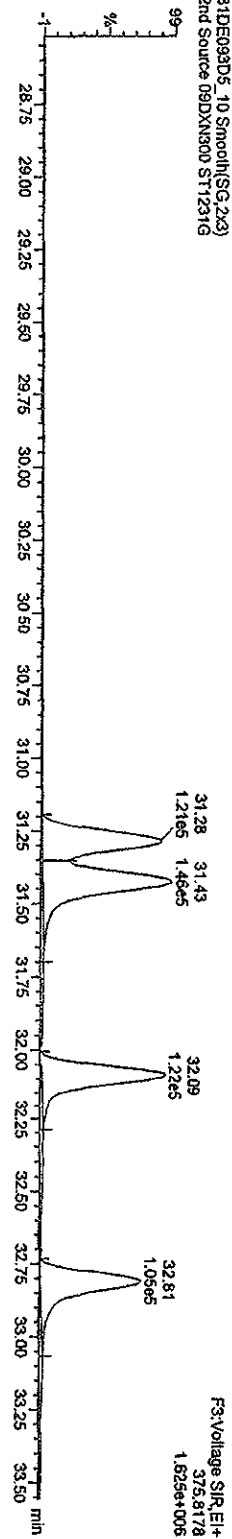
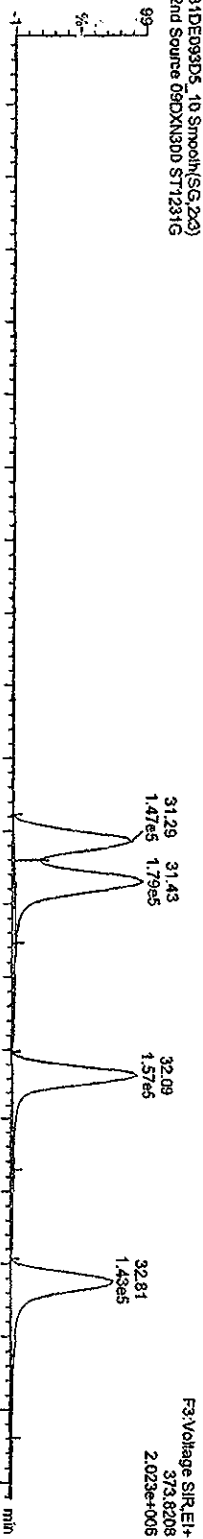
Quantify Sample Report Masslynx 4.1

Dataset: C:\Masslynx\Default\projs\1DE093D5\1613.qld

Last Altered: Monday, January 04, 2010 10:57:03 Pacific Standard Time
Printed: Monday, January 04, 2010 10:58:04 Pacific Standard Time

Name: 31DE093D5_10, Date: 31-Dec-2009, Time: 14:27:48, ID: ST1231G, Description: 2nd Source 09DXN300

HxCDFs



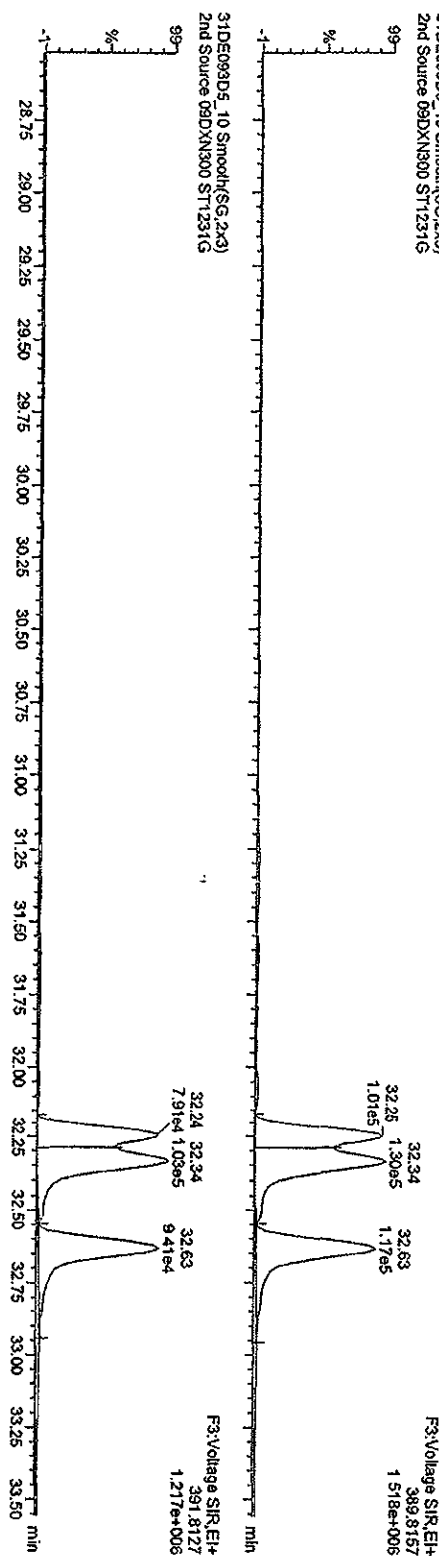
Quantity Sample Report MassLynx 4.1

Dataset: C:\MassLynx\Default\proj\31DE093D51613.qld

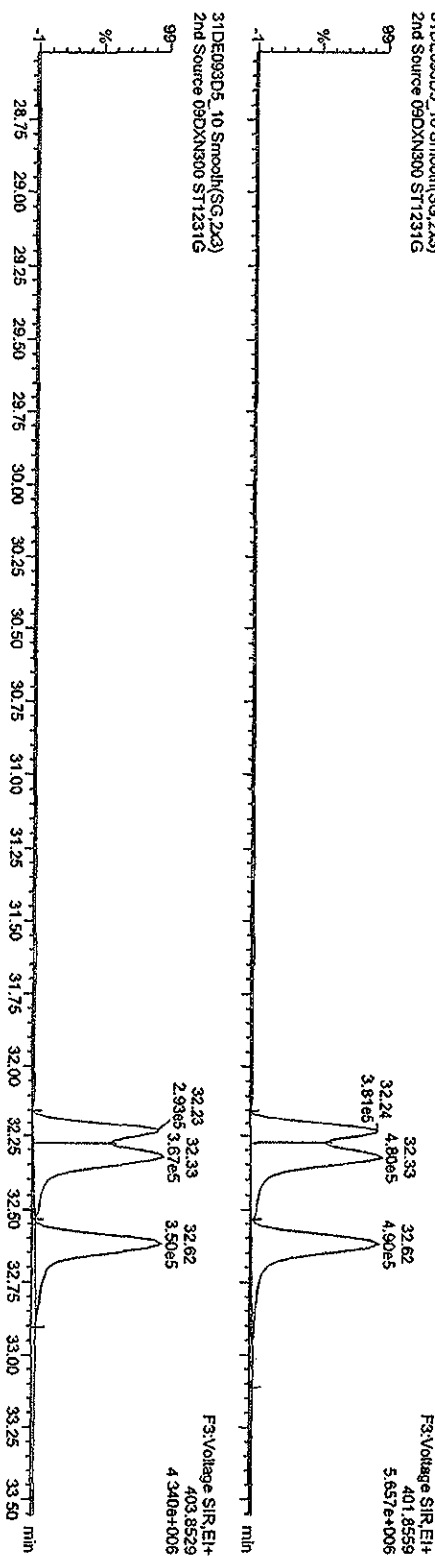
Last Altered: Monday, January 04, 2010 10:57:03 Pacific Standard Time
Printed: Monday, January 04, 2010 10:58:04 Pacific Standard Time

Name: 31DE093D5_10, Date: 31-Dec-2009, Time: 14:27:48, ID: ST1231G, Description: 2nd Source 09DXN300

HxCDDs
31DE093D5_10 Smooth(SG,2x3)
2nd Source 09DXN300 ST1231G



13C-HxCDDs
31DE093D5_10 Smooth(SG,2x3)
2nd Source 09DXN300 ST1231G




Quantity Sample Report MassLynx 4.1

Dataset: C:\MassLynx\Default.pro\31DE093D51613.qid

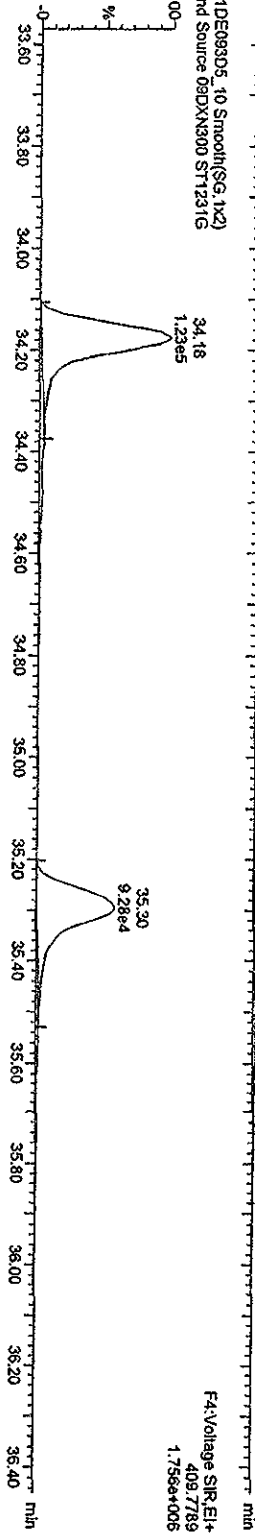
Last Altered: Monday, January 04, 2010 10:57:03 Pacific Standard Time
Printed: Monday, January 04, 2010 10:58:04 Pacific Standard Time

Name: 31DE093D5_10, Date: 31-Dec-2009, Time: 14:27:48, ID: ST1231G, Description: 2nd Source 09DXN300

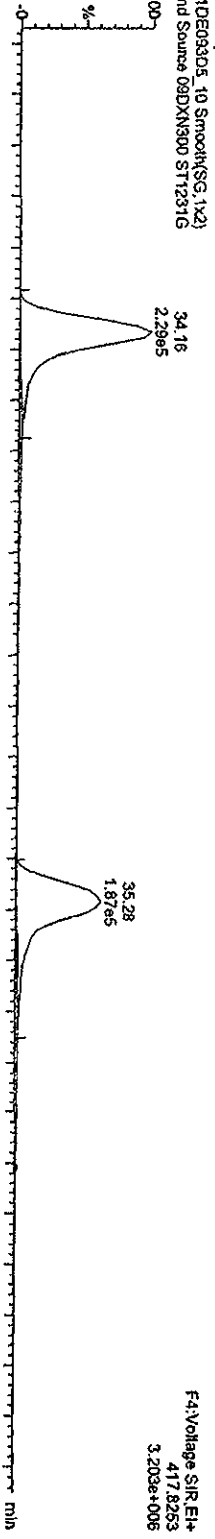
HpCDFs
31DE093D5_10 Smooth(SG,1x2)
2nd Source 09DXN300 ST1231G



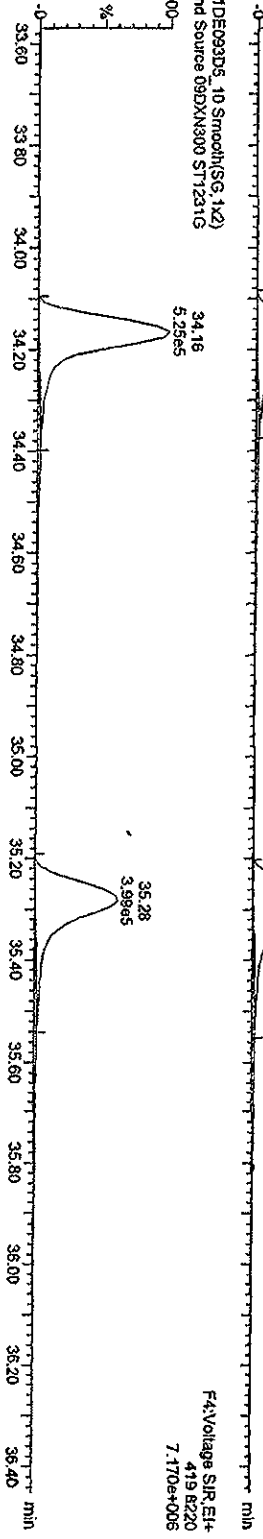
31DE093D5_10 Smooth(SG,1x2)
2nd Source 09DXN300 ST1231G



13C-HpCDFs
31DE093D5_10 Smooth(SG,1x2)
2nd Source 09DXN300 ST1231G



31DE093D5_10 Smooth(SG,1x2)
2nd Source 09DXN300 ST1231G



Quantity Sample Report MassLynx 4.1

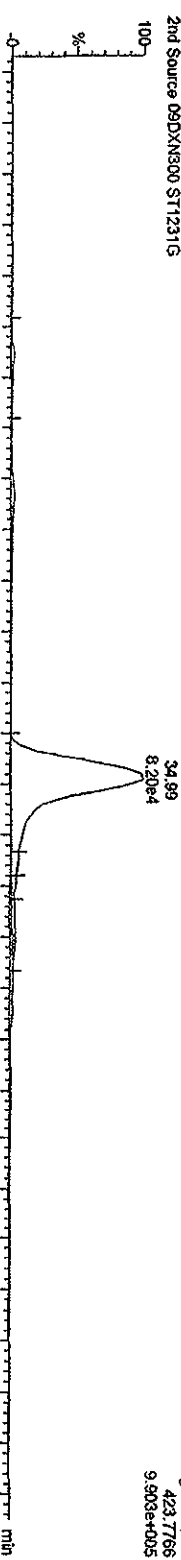
Dataset: C:\MassLynx\Default\proj\31DE093D5\61613.qtd

Last Altered: Monday, January 04, 2010 10:57:03 Pacific Standard Time
Printed: Monday, January 04, 2010 10:58:04 Pacific Standard Time

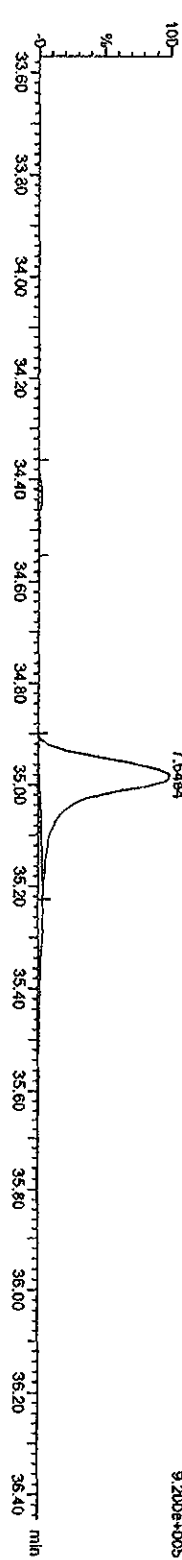
Name: 31DE093D5_10, Date: 31-Dec-2009, Time: 14:27:48, ID: ST1231G, Description: 2nd Source 09DXN300

HPCDDs

31DE093D5_10 Smooth(SG,1x2)
2nd Source 09DXN300 ST1231G

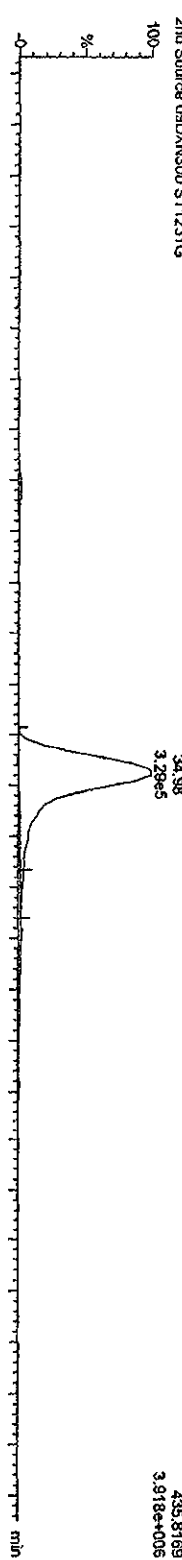


31DE093D5_10 Smooth(SG,1x2)
2nd Source 09DXN300 ST1231G

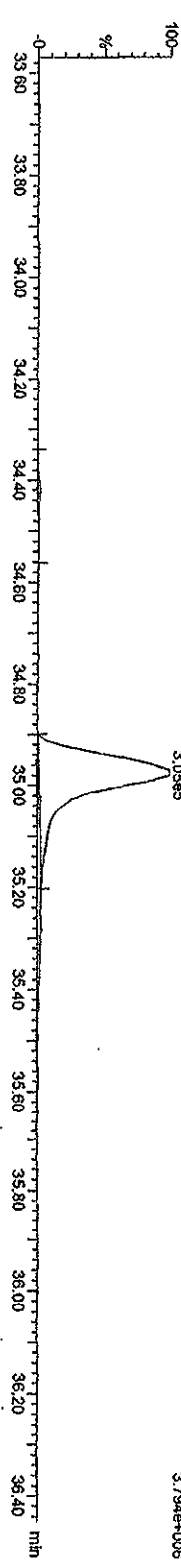


13C-HPCDD

31DE093D5_10 Smooth(SG,1x2)
2nd Source 09DXN300 ST1231G



31DE093D5_10 Smooth(SG,1x2)
2nd Source 09DXN300 ST1231G



Quantify Sample Report MassLynx 4.1

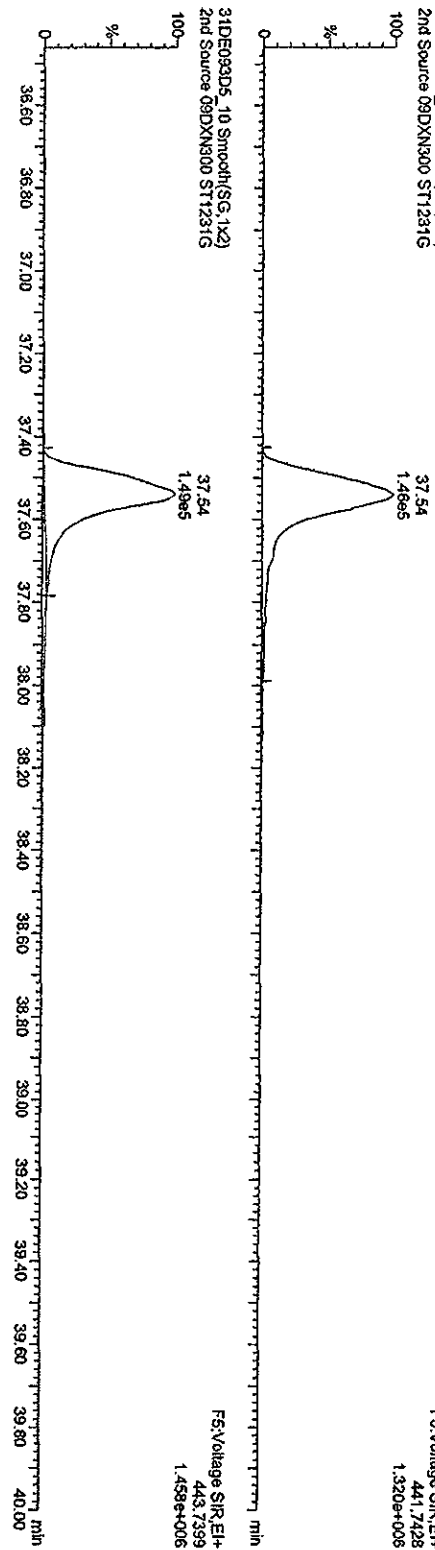
Dataset: C:\MassLynx\Default\prot\31DE093D51613.qld

Last Altered: Monday, January 04, 2010 10:57:03 Pacific Standard Time
Printed: Monday, January 04, 2010 10:58:04 Pacific Standard Time

Name: 31DE093D5_10, Date: 31-Dec-2009, Time: 14:27:48, ID: ST1231G, Description: 2nd Source 09DXN300

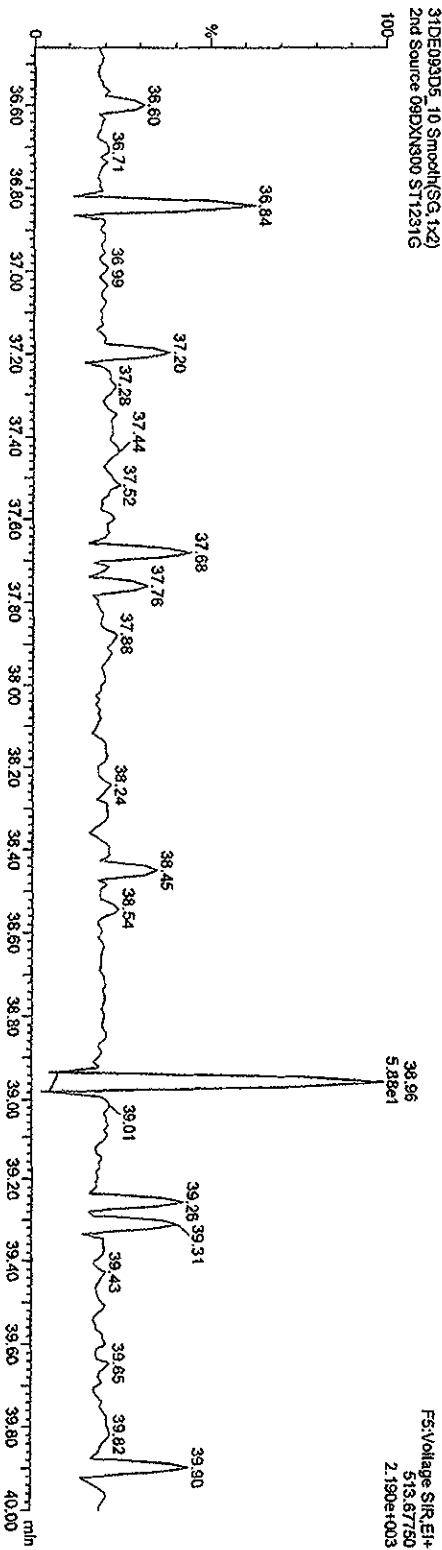
OCDFFs

31DE093D5_10 Smooth(SG, 1x2)
2nd Source 09DXN300 ST1231G



OCDFF PCDPE

31DE093D5_10 Smooth(SG, 1x2)
2nd Source 09DXN300 ST1231G




Quantity Sample Report MassLynx 4.1

Dataset: C:\MassLynx\Default\prot31DE093D51613.qld


Last Altered: Monday, January 04, 2010 10:57:03 Pacific Standard Time
Printed: Monday, January 04, 2010 10:58:04 Pacific Standard Time

Name: 31DE093D5_10, Date: 31-Dec-2009, Time: 14:27:48, ID: ST1231G, Description: 2nd Source 09DXN300


OCDD




13C-OCDD



OCDD



13C-OCDD



Quantity Sample Report MassLynx 4.1


Dataset: C:\MassLynx\Default\pro3\1DE093D51613.qld

Last Altered: Monday, January 04, 2010 10:57:03 Pacific Standard Time
Printed: Monday, January 04, 2010 10:56:04 Pacific Standard Time


Name: 31DE093D5_10, Date: 31-Dec-2009, Time: 14:27:48, ID: ST1231G, Description: 2nd Source 09DXN300

TCDFs

31DE093D5_10 Smooh(SG,1x2)
2nd Source 09DXN300 ST1231G



31DE093D5_10 Smooh(SG,1x2)
2nd Source 09DXN300 ST1231G



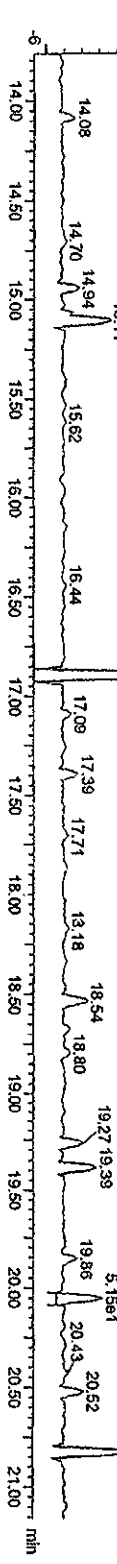
TCDF PCDDPE

31DE093D5_10 Smooh(SG,1x2)
2nd Source 09DXN300 ST1231G



Function 1 PFK

31DE093D5_10 Smooh(SG,1x2)
2nd Source 09DXN300 ST1231G



Quantity Sample Report MassLynx 4.1

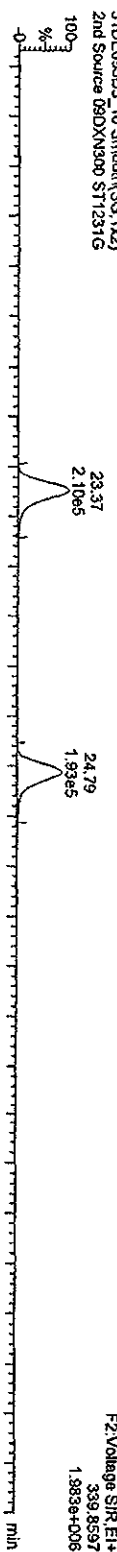
Dataset: C:\MassLynx\Default\proj\31DE093D5\1613.qtd

Last Altered: Monday, January 04, 2010 10:57:03 Pacific Standard Time
Printed: Monday, January 04, 2010 10:58:04 Pacific Standard Time

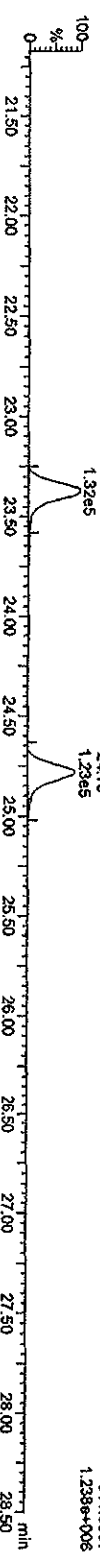
Name: 31DE093D5_10, Date: 31-Dec-2009, Time: 14:27:48, ID: ST1231G, Description: 2nd Source 09DXN300

PeCDF

31DE093D5_10 Smooth(SG,1x2)
2nd Source 09DXN300 ST1231G

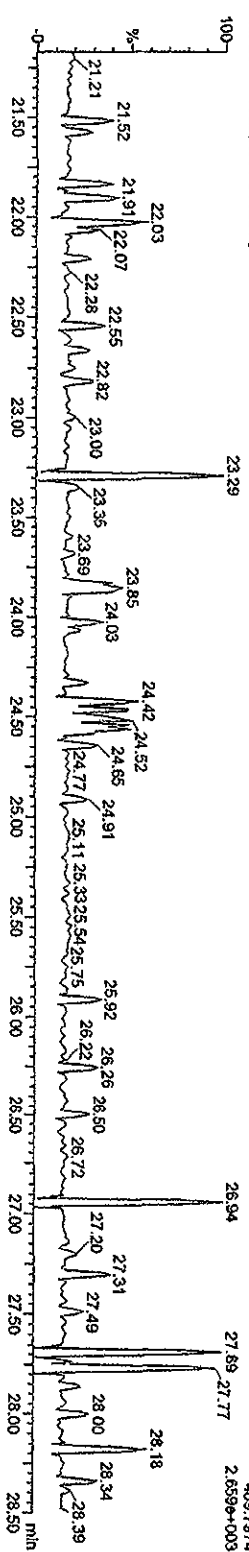


31DE093D5_10 Smooth(SG,1x2)
2nd Source 09DXN300 ST1231G



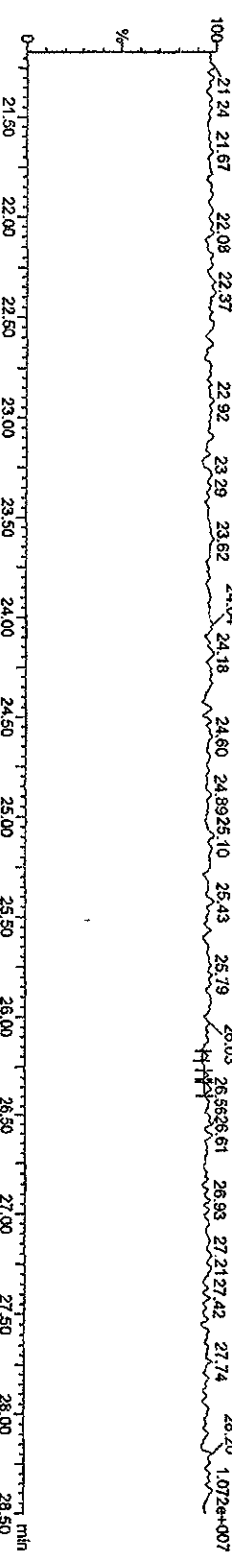
F2 PeCDF PCDDPE

31DE093D5_10 Smooth(SG,1x2)
2nd Source 09DXN300 ST1231G



Function 2 PFK

31DE093D5_10 Smooth(SG,1x2)
2nd Source 09DXN300 ST1231G



Quantity Sample Report MassLynx 4.1

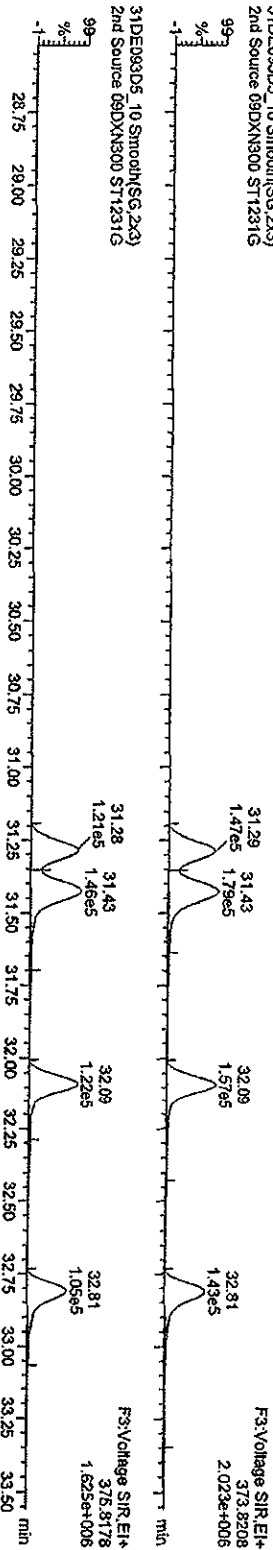
Dataset: C:\MassLynx\Default\pro\31DE093D51613.qld

Last Altered: Monday, January 04, 2010 10:57:03 Pacific Standard Time

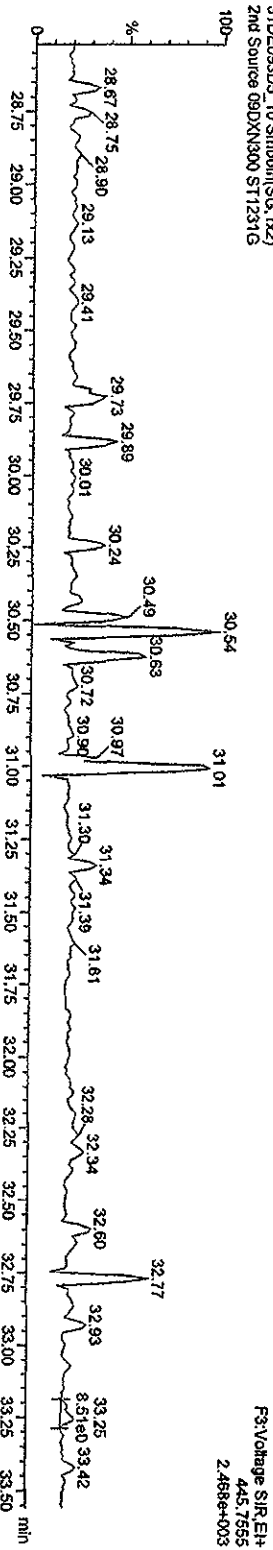
Printed: Monday, January 04, 2010 10:58:04 Pacific Standard Time

Name: 31DE093D5_10, Date: 31-Dec-2009, Time: 14:27:48, ID: ST1231G, Description: 2nd Source 09DXN300

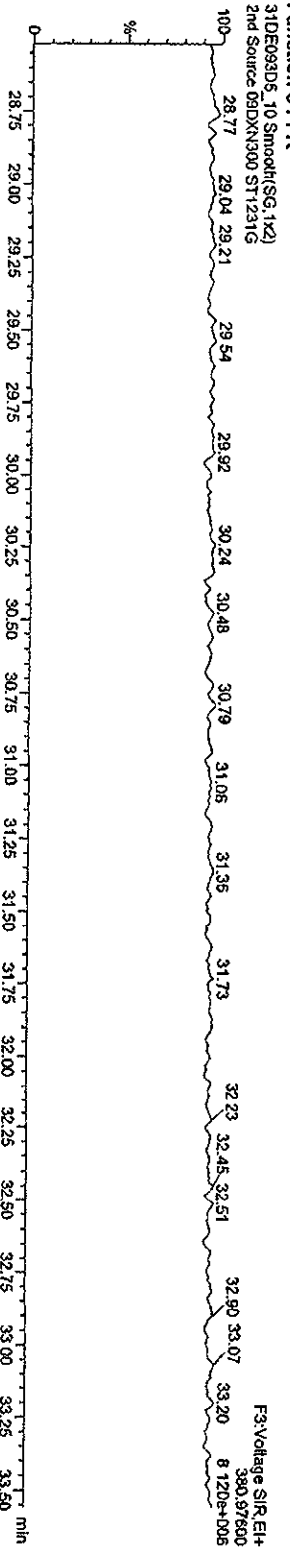
HKCDFs
31DE093D5_10 Smooth(SG,2x3)
2nd Source 09DXN300 ST1231G



HKCDF PCDDPE
31DE093D5_10 Smooth(SG,1x2)
2nd Source 09DXN300 ST1231G



Function 3 PFK
31DE093D5_10 Smooth(SG,1x2)
2nd Source 09DXN300 ST1231G



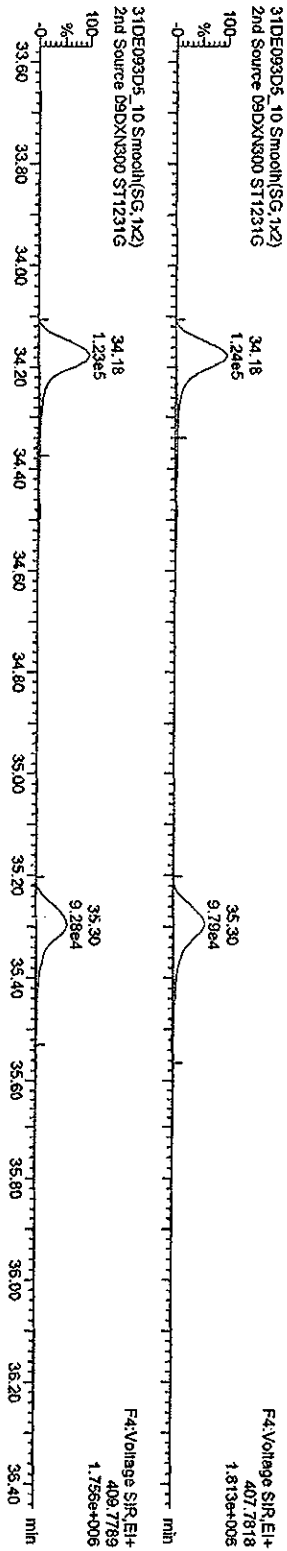
Quantify Sample Report MassLynx 4.1

Dataset: C:\MassLynx\Default\pro31DE093D51613.qld

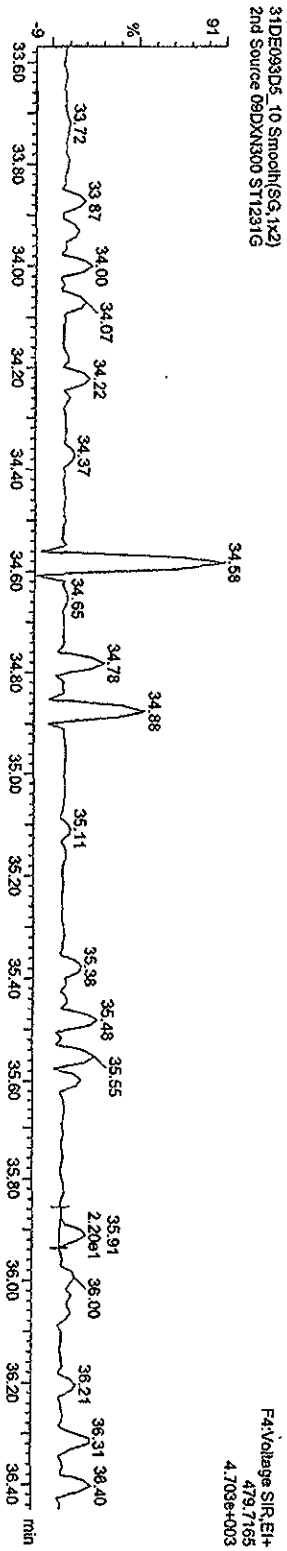
Last Altered: Monday, January 04, 2010 10:57:03 Pacific Standard Time
Printed: Monday, January 04, 2010 10:58:04 Pacific Standard Time

Name: 31DE093D5_10, Date: 31-Dec-2009, Time: 14:27:48, ID: ST1231G, Description: 2nd Source 09DXN300

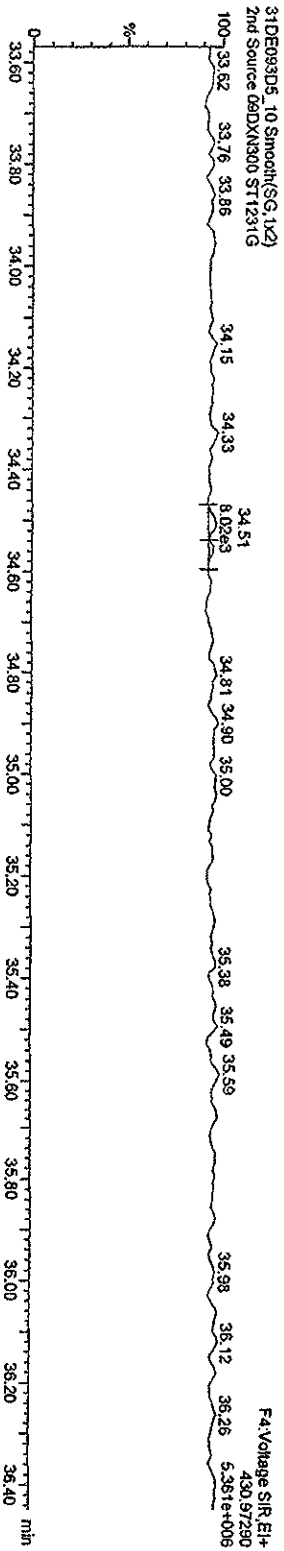
HPCDFs



HPCDF PCDPE



Function 4 PFK



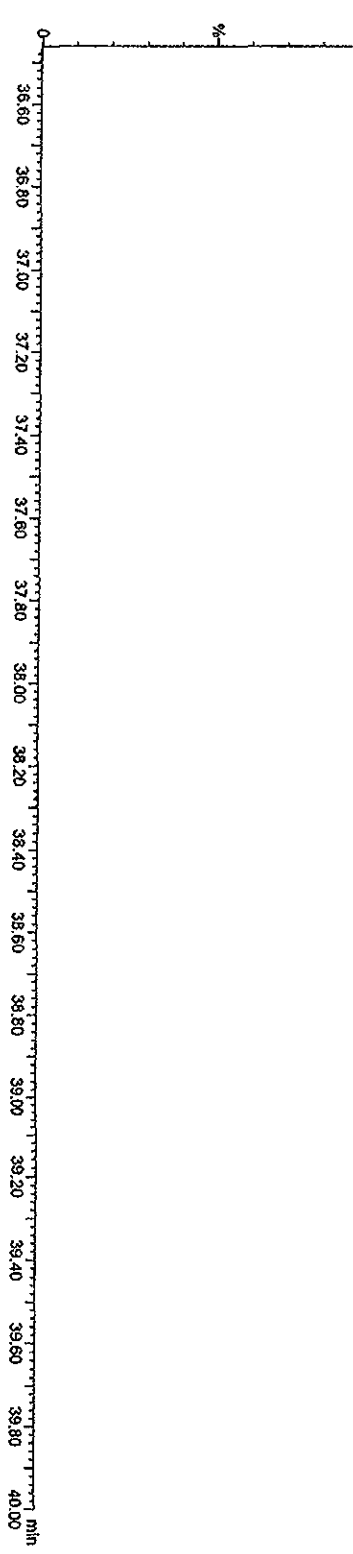
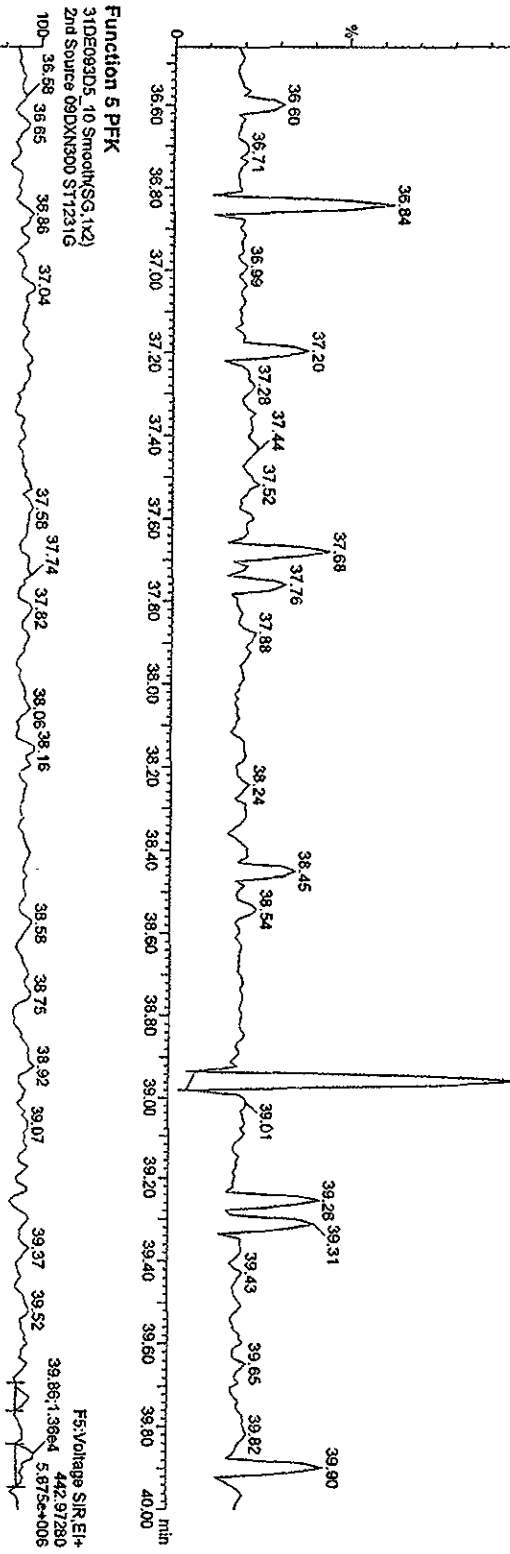
Quantity Sample Report MassLynx 4.1

Dataset: C:\MassLynx\Default\pro3\1DE093D5\1613.d\1

Last Altered: Monday, January 04, 2010 10:57:03 Pacific Standard Time
Printed: Monday, January 04, 2010 10:58:04 Pacific Standard Time

Name: 31DE093D5_10, Date: 31-Dec-2009, Time: 14:27:48, ID: ST1231G, Description: 2nd Source 09DXN300

OCDP PCDDPE
31DE093D5_10 Smooth(SG,1x2)
2nd Source 09DXN300 ST1231G
FS:Voltage SIR.EI+
513.67750
2.190e+003

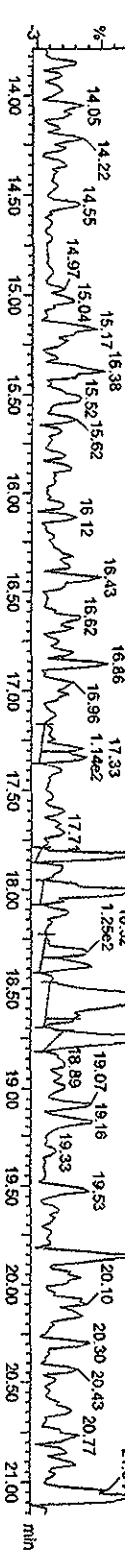
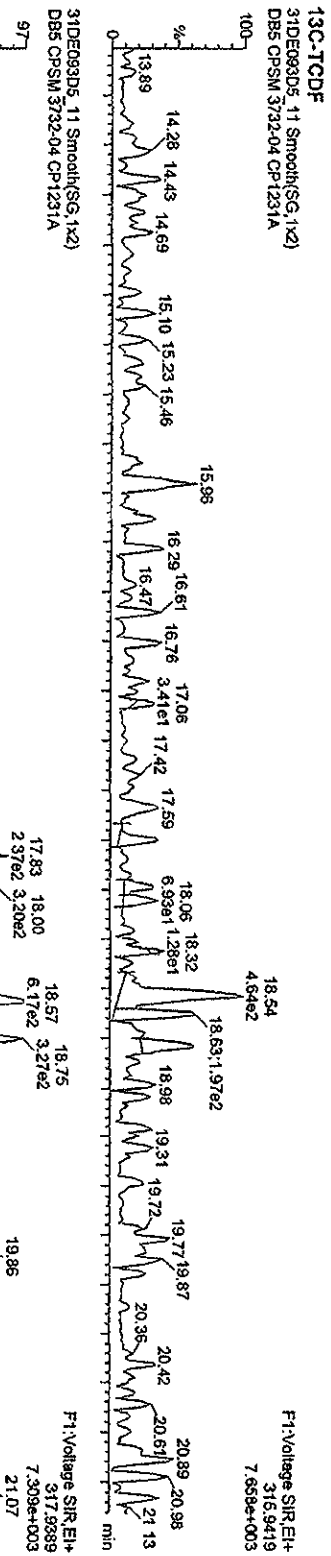



Quantity Sample Report MassLynx 4.1

Dataset: C:\MassLynx\Default\pro\31DE093D51613.qtd

Last Altered: Monday, January 04, 2010 10:57:03 Pacific Standard Time
Printed: Monday, January 04, 2010 10:58:04 Pacific Standard Time

Name: 31DE093D5_11, Date: 31-Dec-2009, Time: 15:10:03, ID: CP1231A, Description: DB5 CFSM 3732-04



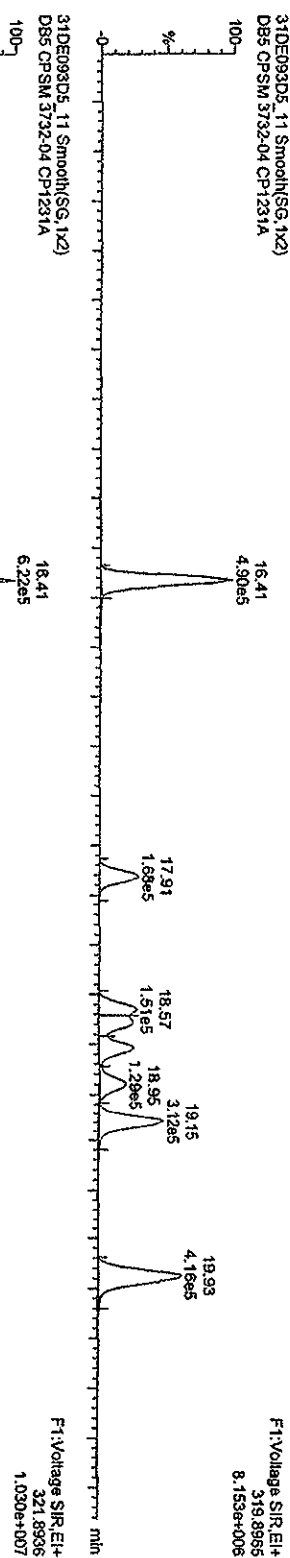
Quantity Sample Report Masslynx 4.1

Dataset: C:\MassLynx\Default.pro\31DE093D51613.qld


Last Altered: Monday, January 04, 2010 10:57:03 Pacific Standard Time
 Printed: Monday, January 04, 2010 10:58:04 Pacific Standard Time

Name: 31DE093D5_11, Date: 31-Dec-2009, Time: 15:10:03, ID: CP1231A, Description: DB5 CPISM 3732-04

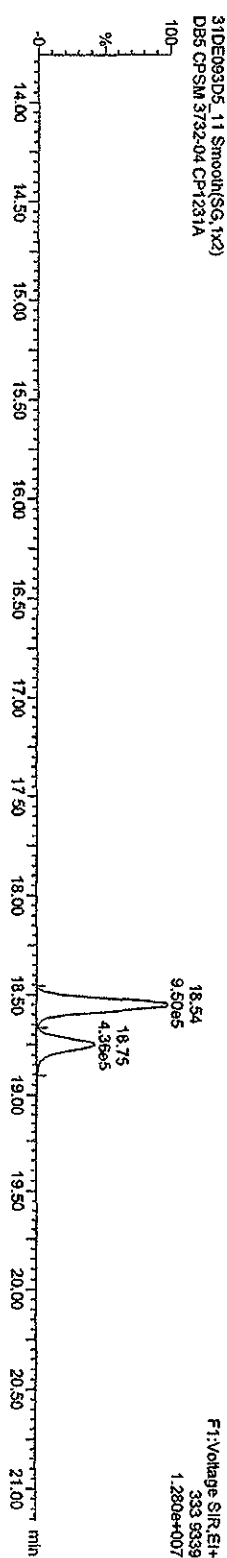
TCDDs



13C-TCDDs



31DE093D5_11



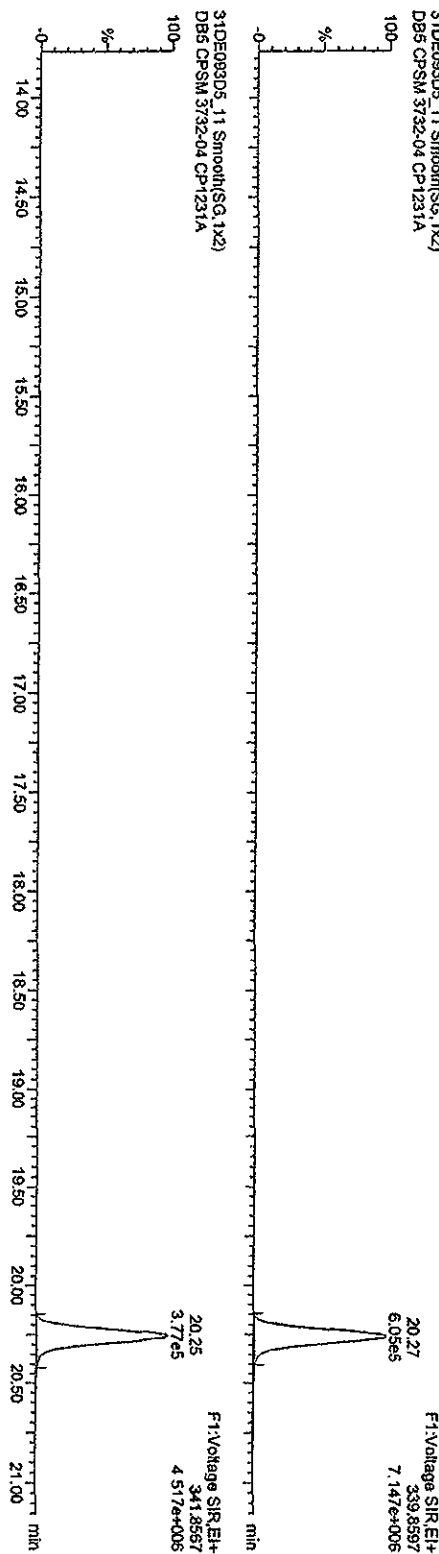
Quantity Sample Report Masslynx 4.1

Dataset: C:\Masslynx\Default\prof\31DE093D51613.qld

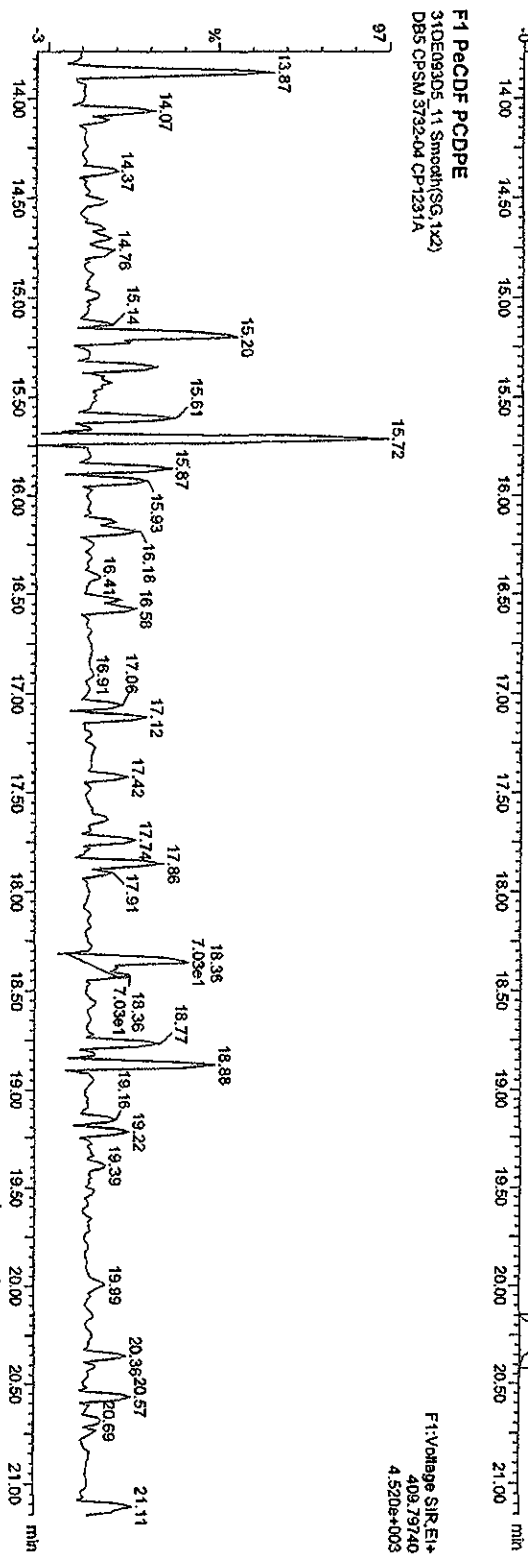
Last Altered: Monday, January 04, 2010 10:57:03 Pacific Standard Time
Printed: Monday, January 04, 2010 10:58:04 Pacific Standard Time

Name: 31DE093D5_11, Date: 31-Dec-2009, Time: 15:10:03, ID: CP1231A, Description: DB5 CPSM 3732-04

F1 PeCDFs
31DE093D5_11 Smooth(SG, 1x2)
DB5 CPSM 3732-04 CP1231A



F1 PeCDF PCDPE
31DE093D5_11 Smooth(SG, 1x2)
DB5 CPSM 3732-04 CP1231A



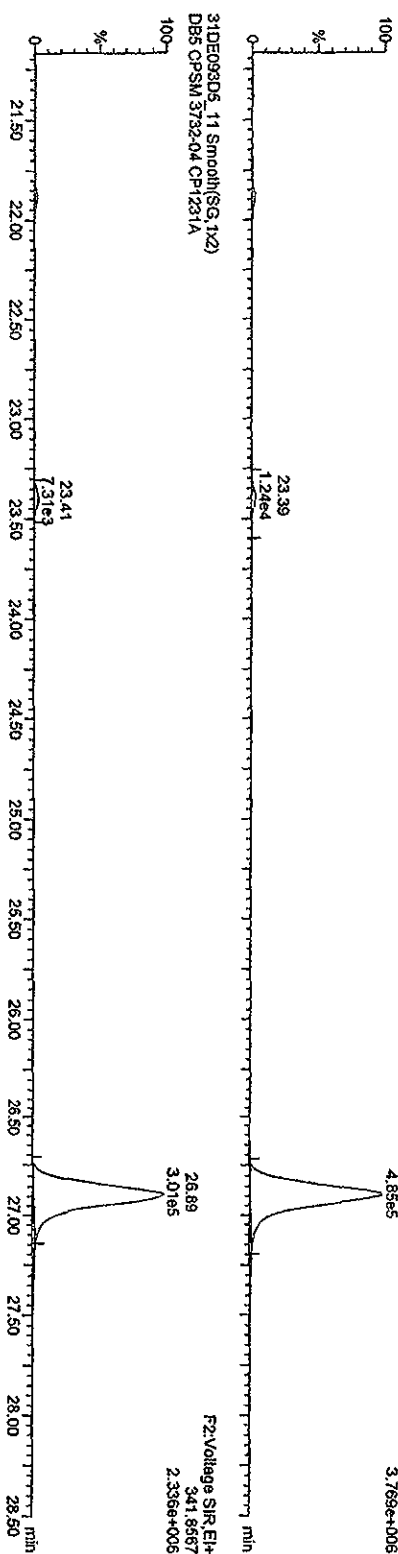
Quantity Sample Report MassLynx 4.1

Dataset: C:\MassLynx\Default.pro\31DE093D51613.qld

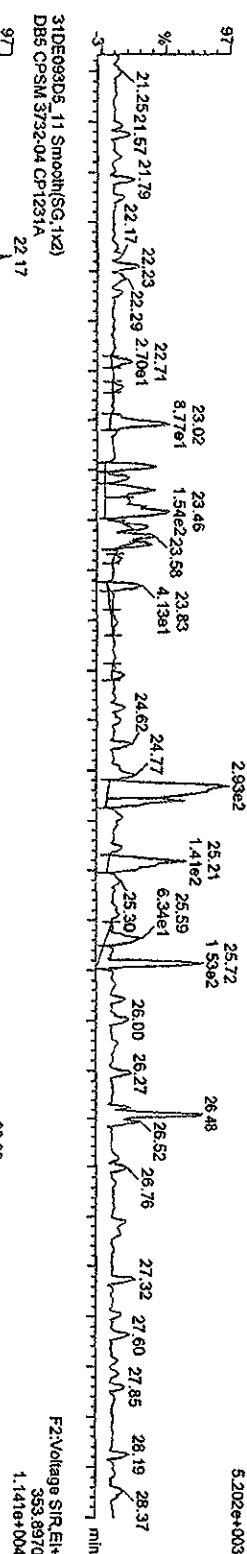
Last Altered: Monday, January 04, 2010 10:57:03 Pacific Standard Time
Printed: Monday, January 04, 2010 10:58:04 Pacific Standard Time

Name: 31DE093D5_11, Date: 31-Dec-2009, Time: 15:10:03, ID: CP1231A, Description: DB5 CP5M 3732-04


PeCDFs
31DE093D5_11 Smooth(SG,1x2)
DB5 CP5M 3732-04 CP1231A



13C-PeCDFs
31DE093D5_11 Smooth(SG,1x2)
DB5 CP5M 3732-04 CP1231A



31DE093D5_11 Smooth(SG,1x2)
DB5 CP5M 3732-04 CP1231A



Quantity Sample Report MassLynx 4.1

Dataset: C:\MassLynx\Default\proj\31DE093D5\61613.qtd

Last Altered: Monday, January 04, 2010 10:57:03 Pacific Standard Time
Printed: Monday, January 04, 2010 10:58:04 Pacific Standard Time

Name: 31DE093D5_11, Date: 31-Dec-2009, Time: 15:10:03, ID: CP1231A, Description: DB5 CPSM 3732-04


PacDDs

31DE093D5_11 Smooth(SG,1x2)
DB5 CPSM 3732-04 CP1231A



F2:Voltage SIR.EH+
365.8546
5.094e+008

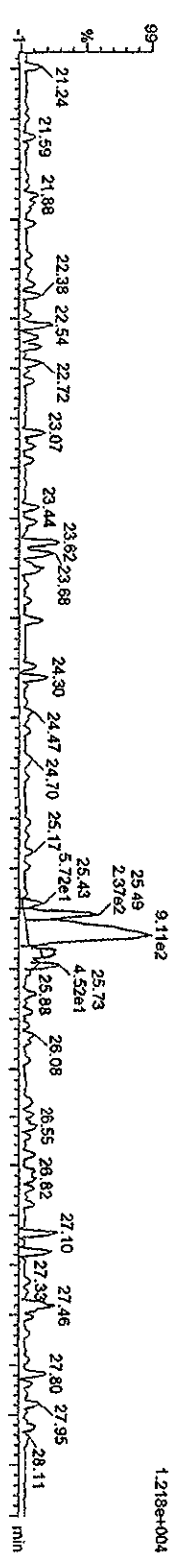
31DE093D5_11 Smooth(SG,1x2)
DB5 CPSM 3732-04 CP1231A



F2:Voltage SIR.EH+
367.8516
3.209e+008

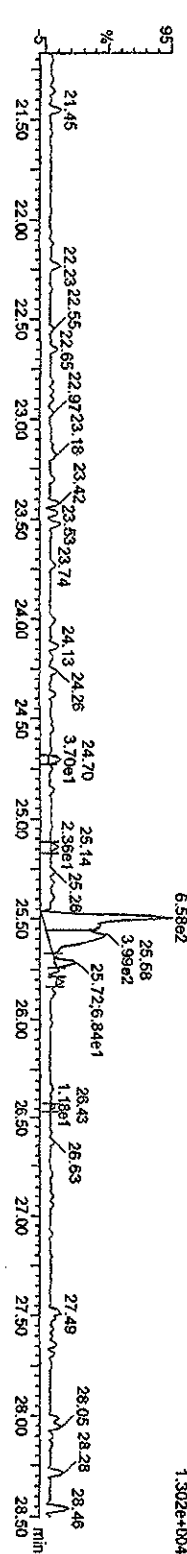
13C-PacDD

31DE093D5_11 Smooth(SG,1x2)
DB5 CPSM 3732-04 CP1231A



F2:Voltage SIR.EH+
367.8949
1.218e+004

31DE093D5_11 Smooth(SG,1x2)
DB5 CPSM 3732-04 CP1231A



F2:Voltage SIR.EH+
369.8919
1.302e+004

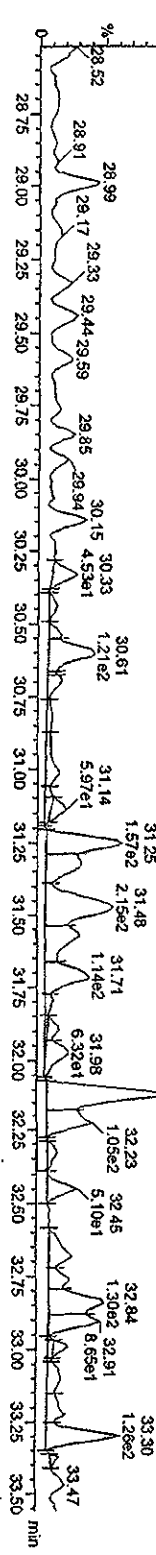
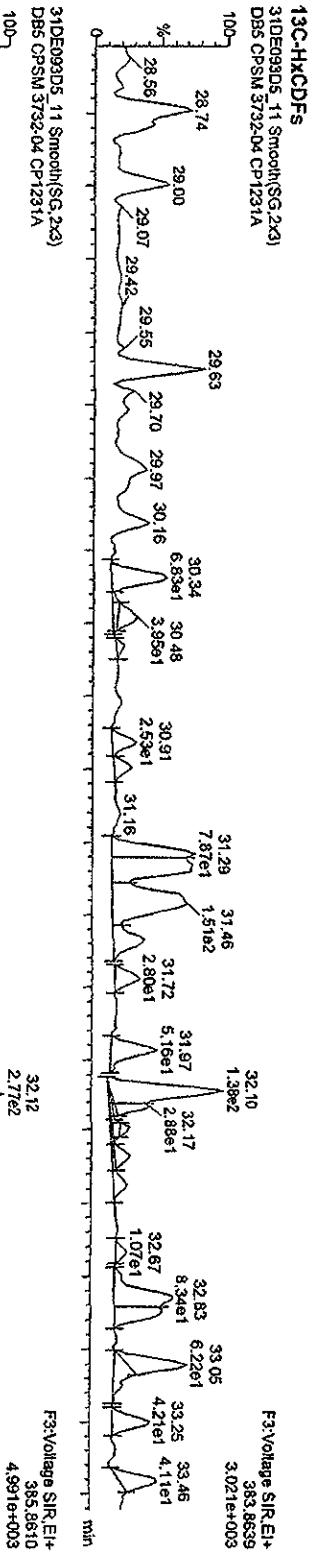
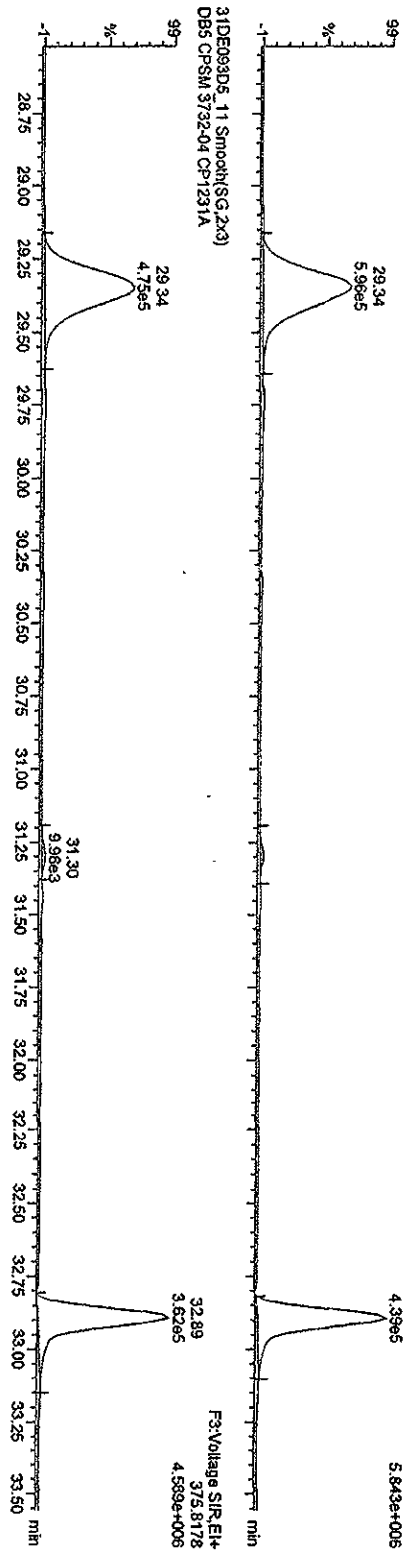
Quantity Sample Report Masslynx 4.1

Dataset: C:\MassLynx\Default\proj\31DE093D51613.qld

Last Altered: Monday, January 04, 2010 10:57:03 Pacific Standard Time
Printed: Monday, January 04, 2010 10:58:04 Pacific Standard Time

Name: 31DE093D5_11, Date: 31-Dec-2009, Time: 15:10:03, ID: CP1231A, Description: DB5 CPISM 3732-04

HxCDFs
31DE093D5_11 Smooth(SG,2x3)
DB5 CPISM 3732-04 CP1231A




Quantity Sample Report MassLynx 4.1

Dataset: C:\MassLynx\Default\proj\31DE093D5\1613.qtd

Last Altered: Monday, January 04, 2010 10:57:03 Pacific Standard Time
Printed: Monday, January 04, 2010 10:58:04 Pacific Standard Time

Name: 31DE093D5_11, Date: 31-Dec-2009, Time: 15:10:03, ID: CP1231A, Description: DB5 CPSM 3732-04

HXCDDs
31DE093D5_11 Smooth(SG,2x3)
DB5 CPSM 3732-04 CP1231A

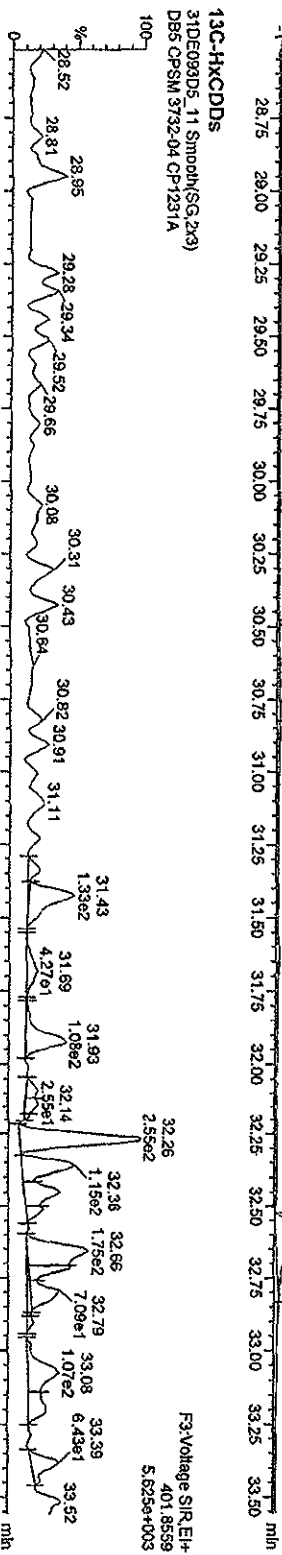


31DE093D5_11 Smooth(SG,2x3)
DB5 CPSM 3732-04 CP1231A

F3:Voltage SIR_EI+
389.8157
4.083e+006

13C-HXCDDs

31DE093D5_11 Smooth(SG,2x3)
DB5 CPSM 3732-04 CP1231A



31DE093D5_11 Smooth(SG,2x3)
DB5 CPSM 3732-04 CP1231A

F3:Voltage SIR_EI+
401.8559
5.625e+003



31DE093D5_11 Smooth(SG,2x3)
DB5 CPSM 3732-04 CP1231A

F3:Voltage SIR_EI+
403.8529
3.877e+003

Quantity Sample Report MassLynx 4.1


Dataset: C:\MassLynx\Default\proj31DE093D51613.qld

Last Altered: Monday, January 04, 2010 10:57:03 Pacific Standard Time
Printed: Monday, January 04, 2010 10:58:04 Pacific Standard Time


Name: 31DE093D5_11, Date: 31-Dec-2009, Time: 15:10:03, ID: CP1231A, Description: DB5 CPSM 3732-04

HPCDFs

31DE093D5_11 Smooth(SG, 1x2)
DB5 CPSM 3732-04 CP1231A

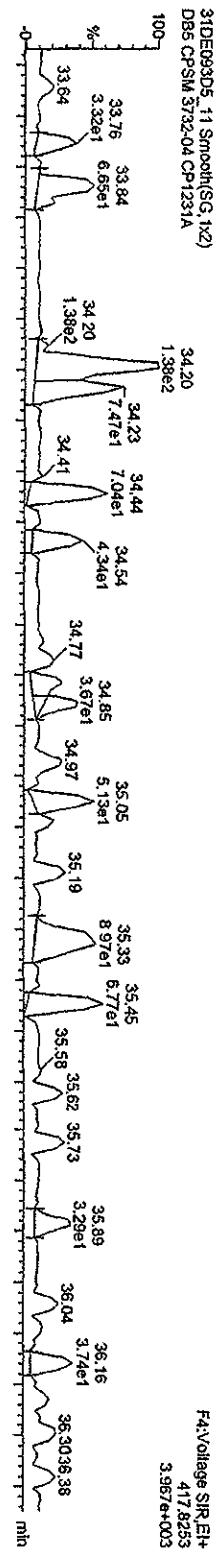


31DE093D5_11 Smooth(SG, 1x2)
DB5 CPSM 3732-04 CP1231A

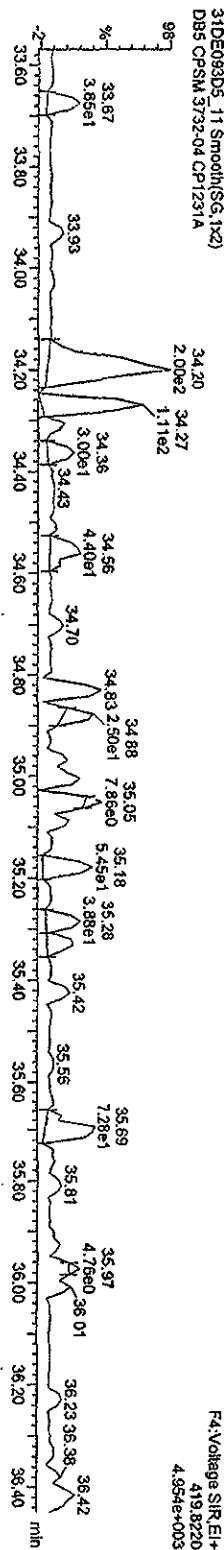


13C-HPCDFs

31DE093D5_11 Smooth(SG, 1x2)
DB5 CPSM 3732-04 CP1231A



31DE093D5_11 Smooth(SG, 1x2)
DB5 CPSM 3732-04 CP1231A



Quantity Sample Report MassLynx 4.1

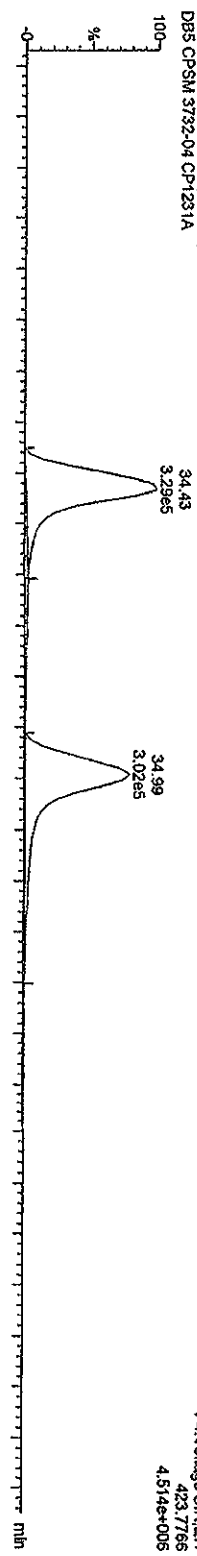
Dataset: C:\MassLynx\Default.pro\31DE093D51613.qld

Last Altered: Monday, January 04, 2010 10:57:03 Pacific Standard Time
Printed: Monday, January 04, 2010 10:58:04 Pacific Standard Time

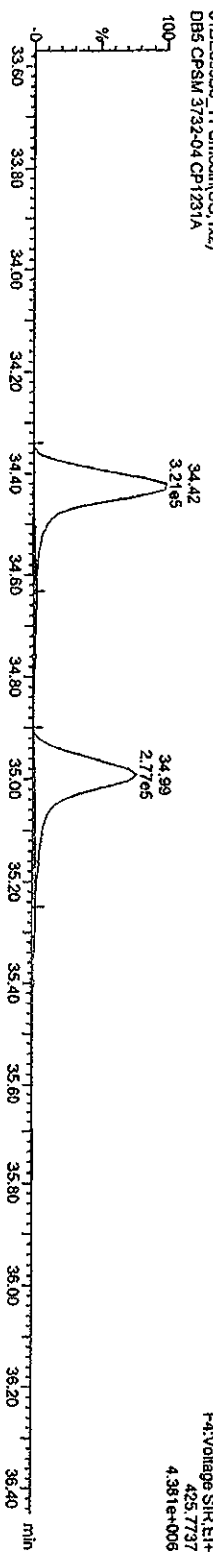
Name: 31DE093D5_11, Date: 31-Dec-2009, Time: 15:10:03, ID: CP-1231A, Description: DB5 CFSM 3732-04

HPCDDs

31DE093D5_11 Smooth(SG, 1x2)
DB5 CFSM 3732-04 CP1231A

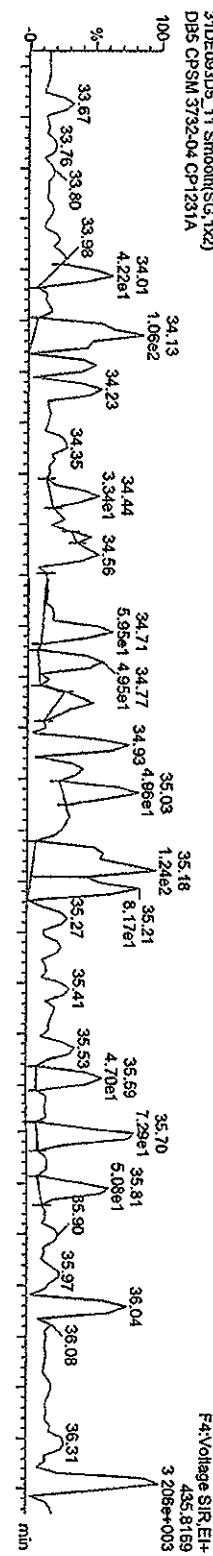


31DE093D5_11 Smooth(SG, 1x2)
DB5 CFSM 3732-04 CP1231A

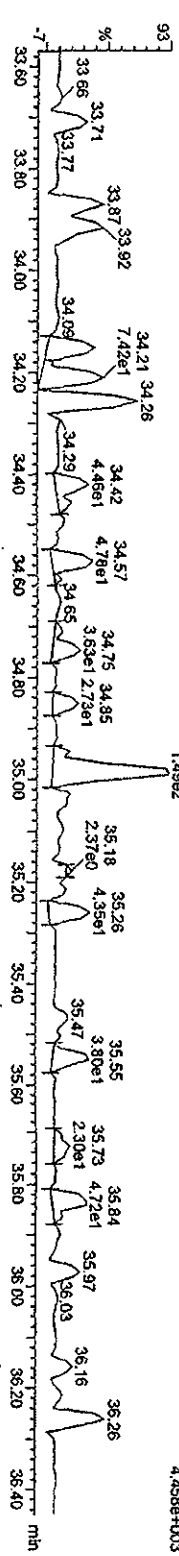


13C-HPCDD

31DE093D5_11 Smooth(SG, 1x2)
DB5 CFSM 3732-04 CP1231A



31DE093D5_11 Smooth(SG, 1x2)
DB5 CFSM 3732-04 CP1231A



Quantity Sample Report Masslynx 4.1

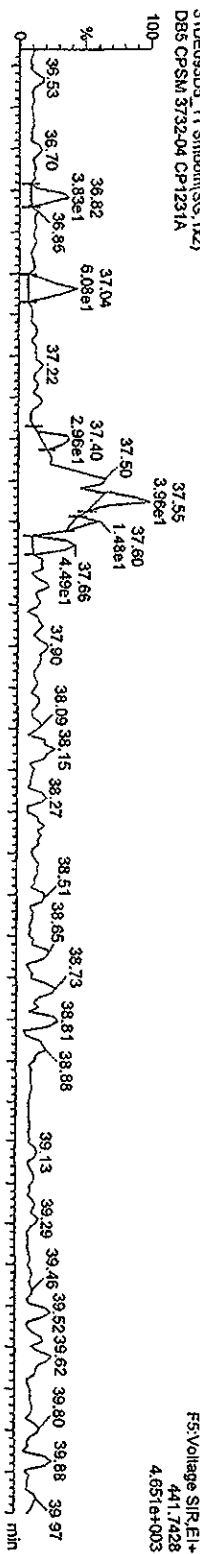
Dataset: C:\Masslynx\Default\proj\31DE093D51613.qld

Last Altered: Monday, January 04, 2010 10:57:03 Pacific Standard Time
Printed: Monday, January 04, 2010 10:58:04 Pacific Standard Time

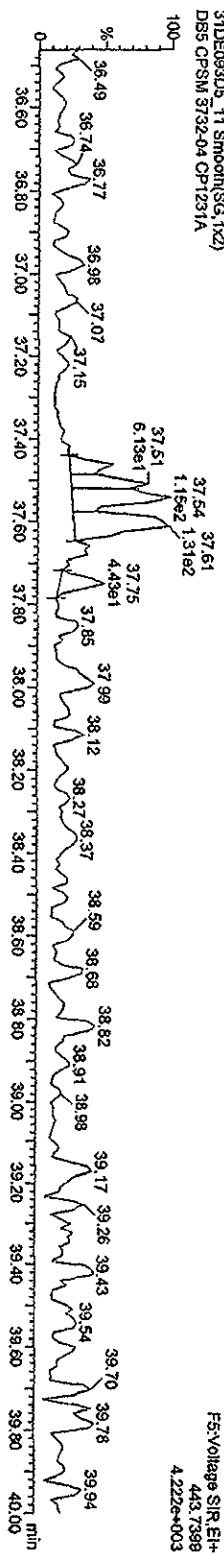
Name: 31DE093D5_11, Date: 31-Dec-2009, Time: 15:10:03, ID: CP1231A, Description: DB5 CPSM 3732-04

OCDFs

31DE093D5_11 Smooth(SG,1x2)
DB5 CPSM 3732-04 CP1231A

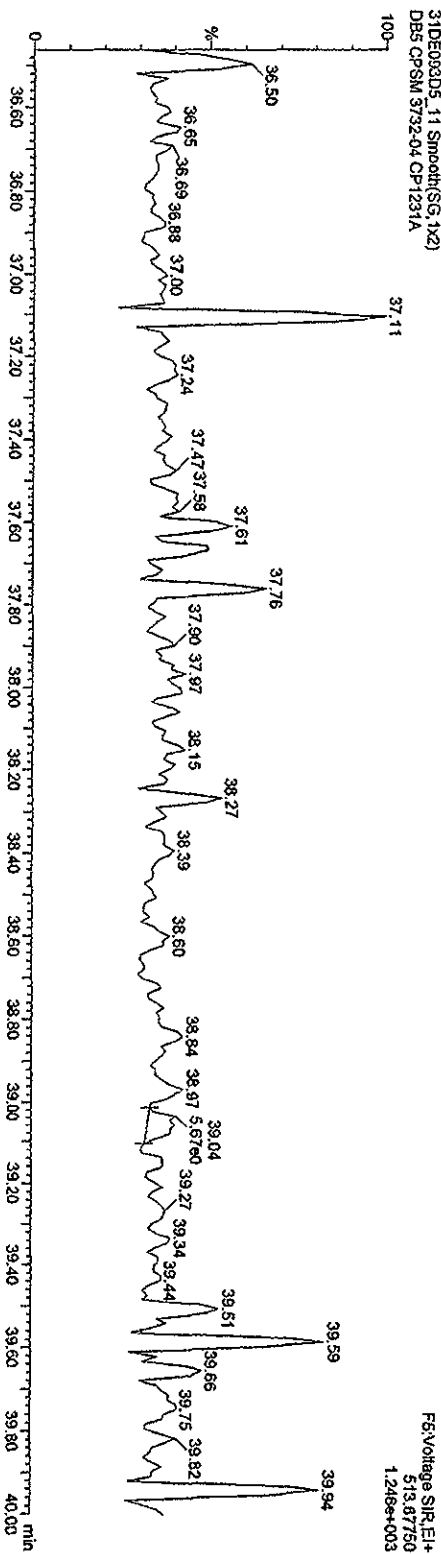


31DE093D5_11 Smooth(SG,1x2)
DB5 CPSM 3732-04 CP1231A



OCDF PCDPE

31DE093D5_11 Smooth(SG,1x2)
DB5 CPSM 3732-04 CP1231A



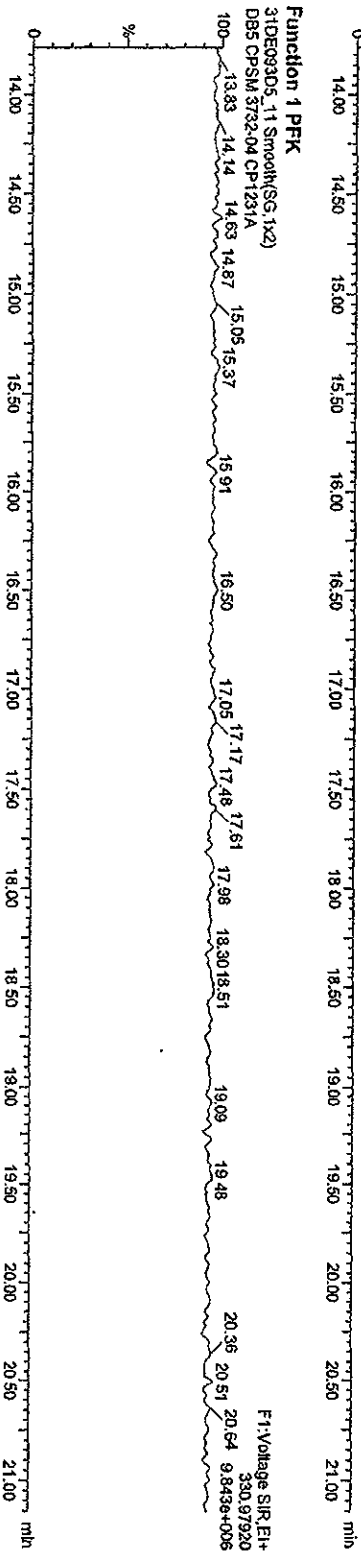
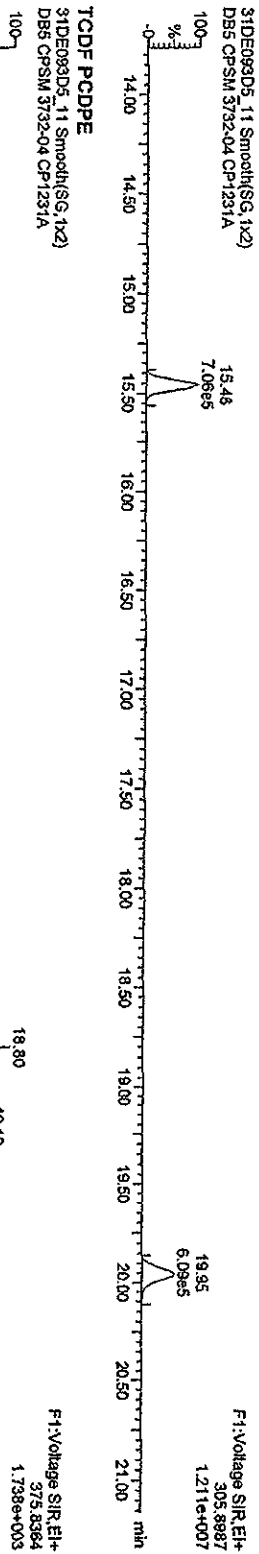
Quantity Sample Report Masslynx 4.1

Dataset: C:\Masslynx\Default\proj\31DE093D51613.qld

Last Altered: Monday, January 04, 2010 10:57:03 Pacific Standard Time

Printed: Monday, January 04, 2010 10:58:04 Pacific Standard Time

Name: 31DE093D5_11, Date: 31-Dec-2009, Time: 15:10:03, ID: CP1231A, Description: DB5 CPSM 3732-D4




Quantity Sample Report Masslynx 4.1

Dataset: C:\Masslynx\Default\prof\31DE093D51613.qld

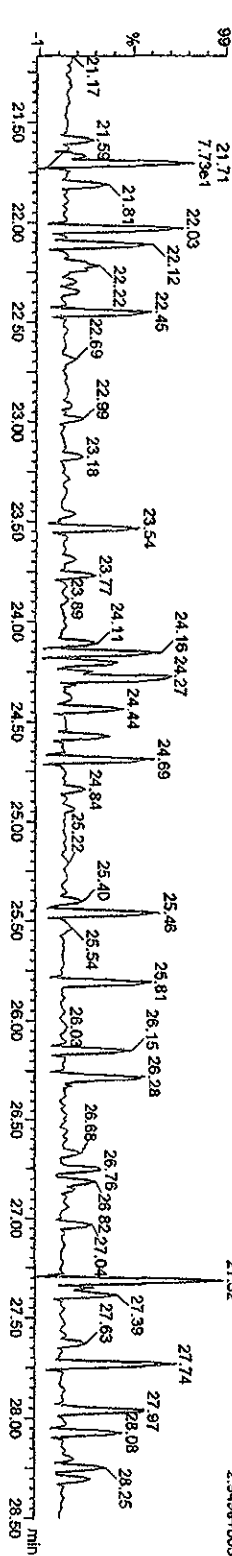
Last Altered: Monday, January 04, 2010 10:57:03 Pacific Standard Time
 Printed: Monday, January 04, 2010 10:58:04 Pacific Standard Time

Name: 31DE093D5_11, Date: 31-Dec-2009, Time: 15:10:03, ID: CP1231A, Description: DB5 CPSM 3732-04


PeCDF
 31DE093D5_11 Smooth(SG, 1x2)
 DB5 CPSM 3732-04 CP1231A



F2 PeCDF PCDPE
 31DE093D5_11 Smooth(SG, 1x2)
 DB5 CPSM 3732-04 CP1231A



Function 2 PFK
 31DE093D5_11 Smooth(SG, 1x2)
 DB5 CPSM 3732-04 CP1231A

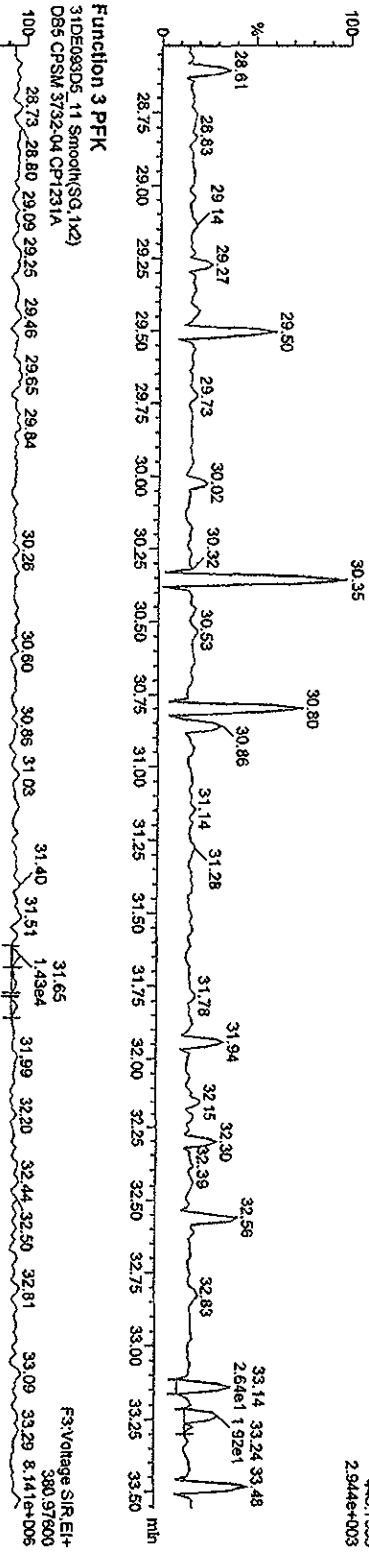



Quantity Sample Report MassLynx 4.1

Dataset: C:\MassLynxDefault\proj\31DE093D51613.qld

Last Altered: Monday, January 04, 2010 10:57:03 Pacific Standard Time
Printed: Monday, January 04, 2010 10:58:04 Pacific Standard Time

Name: 31DE093D5_11, Date: 31-Dec-2009, Time: 15:10:03, ID: CP1231A, Description: DB5 CPSM 3732-04



Quantity Sample Report MassLynx 4.1

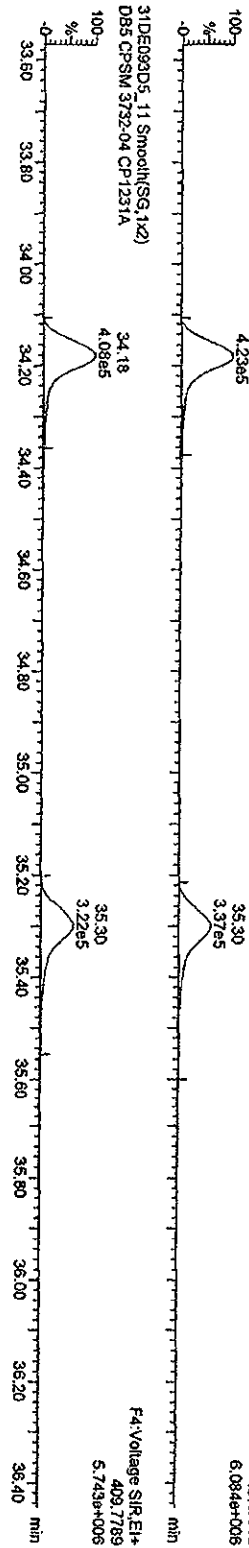
Dataset: C:\MassLynx\Default\prof\31DE093D51613.qid

Last Altered: Monday, January 04, 2010 10:57:03 Pacific Standard Time
Printed: Monday, January 04, 2010 10:58:04 Pacific Standard Time

Name: 31DE093D5_11, Date: 31-Dec-2009, Time: 15:10:03, ID: CP1231A, Description: DB5 CPISM 3732-04

HPCDFs


31DE093D5_11 Smooth(SG,1x2)
DB5 CPISM 3732-04 CP1231A



F4:Voltage SIR.EI+
407.7818
6.0844e+006

HPCDF PCDFE

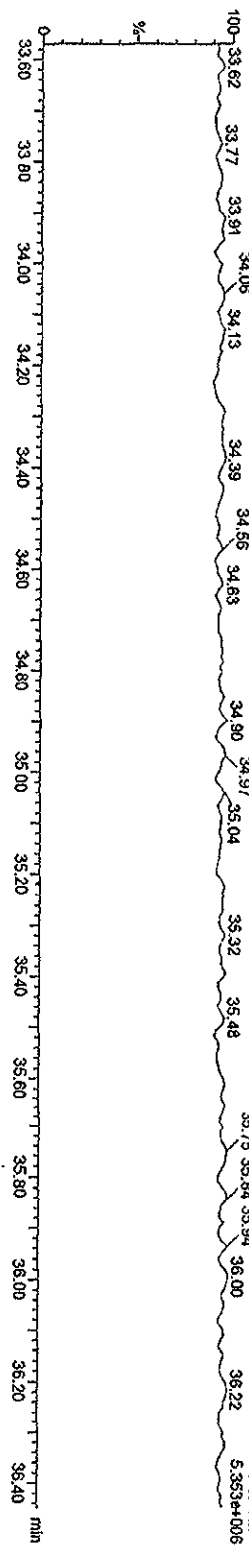
31DE093D5_11 Smooth(SG,1x2)
DB5 CPISM 3732-04 CP1231A



F4:Voltage SIR.EI+
479.7165
2.375e+003

Function 4 PFK

31DE093D5_11 Smooth(SG,1x2)
DB5 CPISM 3732-04 CP1231A



F4:Voltage SIR.EI+
430.97290
5.353e+006

Quantity Sample Report MassLynx 4.1

Dataset: C:\MassLynx\Default.pro\31DE093D51613.qld

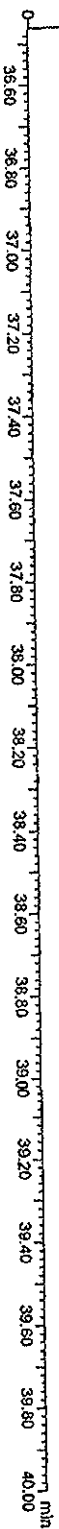
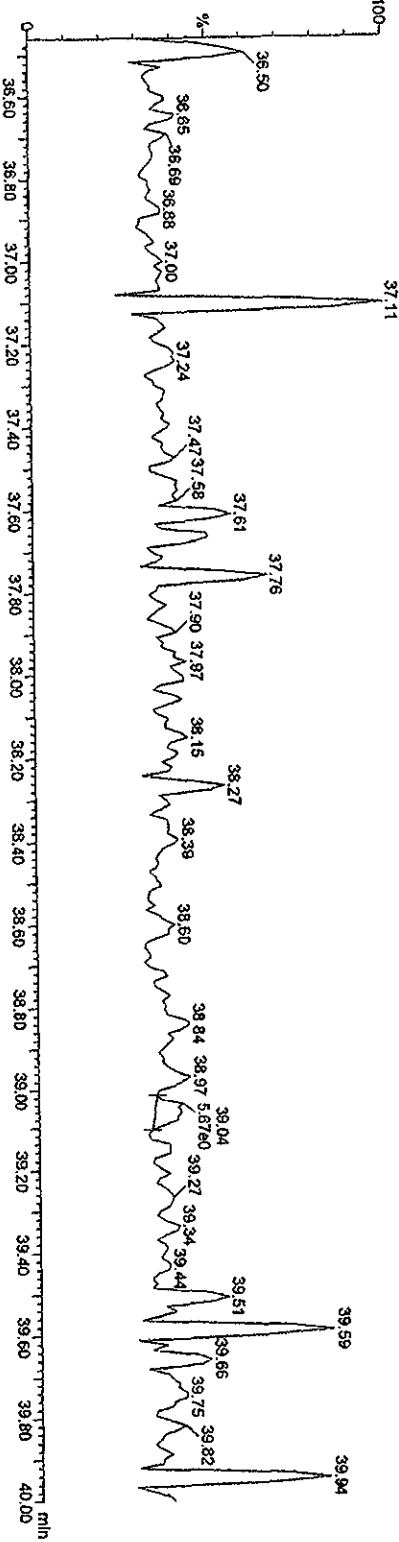
Last Altered: Monday, January 04, 2010 10:57:03 Pacific Standard Time

Printed: Monday, January 04, 2010 10:58:04 Pacific Standard Time

Name: 31DE093D5_11, Date: 31-Dec-2009, Time: 15:10:03, ID: CP1231A, Description: DB5 CPSM 3732-04

OCDF PCDFE
31DE093D5_11 Smooth(SG, 1x2)
DB5 CPSM 3732-04 CP1231A

FS:Voltage SIR.EH+
513.67750
1.2469+003



Initial Calibration Checklist
Dioxin Methods

ICAL ID (DB225, DB225AIR) 0104105D2

Method ID 8290, 1612B, 23, 0022A, TO9 Date Scanned _____

Column ID DB225 Instrument ID 502

STD ID's ST0104(D, E, F, H, G) STD Solution 09DXN(422, 423, 425, 426, 456)

GC Program DB225 Multiplier Setting 820

Analyzed By A.M. Date Analyzed 1/4/10

Prepared By M.G. Date Prepared 1/5/10

Reviewed By MEG Date Reviewed 1/5/10

NON-SIGNIFICANT	INSTRUMENTS	REVIEWED
Curve summary present?	✓	✓
Hardcopies of chromatograms for CS1-CS5 present?	✓	✓
Copy of log-file present?	✓	✓
Static resolution check present?	✓	✓
Target file RT's correct?	✓	✓
%RSD within method-specified limits?*	✓ (1)	(1)
Signal-to-noise criteria met?	✓	✓
Isotopic ratios within limits?	✓	✓
High point free of saturation?	✓	✓
Are chromatographic windows correct?	✓	✓
Manual reintegration's checked and hardcopies included?	✓	✓

COMMENTS:

(1) CRS failed (26.2%) + (26.9%) ∴ use for TCDF confirmation only. Do not report CRS using this ICV.
ICAL 8290 1, 2, 3, 4, 5 (DB) RT ~ 14:31

*Method 8290/TO9/M0022A: %RSD ≤ 20% for natives, ≤ 30% for labeled compounds; S/N ≥ 10
Method 1613B: %RSD ≤ 20% natives, ≤ 30% labeled compounds; S/N ≥ 10
Method 23: %RSD ≤ values specified in Table 5, Method 23; S/N ≥ 2.5

Run: 04JA10A5D2 Analyte: DB225 Cal: DB2250104105D2

ST0104D : CS-1 09DXM422 ST0104E : CS-2 09DXM423 ST0104F : CS-3 09DXM425
 ST0104G : CS-5 09DXM456 ST0104H : CS-4 09DXM426

04JA10B5D204JA10B5D204JA10B5D204JA10B5D204JA10B5D204JA10B5D2

Name	Mean	S. D.	%RSD	RRF1	RRF2	RRF3	RRF4	RRF5
13C-1,2,3,4-TCDD	-	-	- %	-	-	-	-	-
13C-2,3,7,8-TCDF	1.664	0.062	3.75 %	1.65	1.58	1.73	1.72	1.64
2,3,7,8-TCDF	1.014	0.078	7.69 %	1.14	0.94	0.97	1.01	1.00
13C-2,3,7,8-TCDD	0.951	0.045	4.78 %	0.98	0.90	0.99	0.98	0.91
2,3,7,8-TCDD	1.183	0.038	3.23 %	1.19	1.21	1.12	1.18	1.22
37Cl-2,3,7,8-TCDD	2.068	0.541	26.2 %	2.60	2.20	1.15	2.23	2.16

Run #1 Filename 04JA10B5D2 S: 3 I: 1
Acquired: 4-JAN-10 22:54:06 Processed: 5-JAN-10 07:29:29
Run: 04JA10A5D2 Analyte: DB225 Cal: DB2250104105D2

Comments:

Sample text: ST0104D :CS-1 09DXN422

Name	Resp	RA	RT	RRF		Mod?
13C-1,2,3,4-TCDD	251267000	0.74 y	14:22	-	100.00	n
13C-2,3,7,8-TCDF	413691000	0.80 y	15:29	1.646	100.00	n
2,3,7,8-TCDF	2044403	0.94 n	15:30	0.988	0.50	n
13C-2,3,7,8-TCDD	246414000	0.74 y	14:09	0.981	100.00	n
2,3,7,8-TCDD	1464885	0.85 y	14:11	1.189	0.50	n
37Cl-2,3,7,8-TCDD	3270460	1.00 y	14:10	2.603	0.50	n

Run #1 Filename 04JA10B5D2 S: 3 I: 1
Acquired: 4-JAN-10 22:54:06 Processed: 5-JAN-10 07:29:29
Run: 04JA10A5D2 Analyte: DB225 Cal: DB2250104105D2

Comments:

Sample text: ST0104D :CS-1 09DXN422

Name	Resp	RA	RT	RRF		Mod?
13C-1,2,3,4-TCDD	251267000	0.74 y	14:22	-	100.00	n
13C-2,3,7,8-TCDF	413691000	0.80 y	15:29	1.646	100.00	n
2,3,7,8-TCDF	2366310	0.82 y	15:30	1.144	0.50	y
13C-2,3,7,8-TCDD	246414000	0.74 y	14:09	0.981	100.00	n
2,3,7,8-TCDD	1464885	0.85 y	14:11	1.189	0.50	n
37Cl-2,3,7,8-TCDD	3270460	1.00 y	14:10	2.603	0.50	n

Run #2 Filename 04JA10B5D2 S: 4 I: 1
Acquired: 4-JAN-10 23:31:09 Processed: 5-JAN-10 07:29:30
Run: 04JA10A5D2 Analyte: DB225 Cal: DB2250104105D2

Comments:

Sample text: ST0104E :CS-2 09DXN423

Name	Resp	RA	RT	RRF		Mod?
13C-1,2,3,4-TCDD	266401000	0.74 y	14:21	-	100.00	n
13C-2,3,7,8-TCDF	420343000	0.82 y	15:28	1.578	100.00	n
2,3,7,8-TCDF	7934710	0.83 y	15:29	0.944	2.00	n
13C-2,3,7,8-TCDD	239289000	0.76 y	14:08	0.898	100.00	n
2,3,7,8-TCDD	5783460	0.83 y	14:09	1.208	2.00	n
37Cl-2,3,7,8-TCDD	11695680	1.00 y	14:09	2.195	2.00	n

Run #3 Filename 04JA10B5D2 S: 5 I: 1
 Acquired: 5-JAN-10 00:08:17 Processed: 5-JAN-10 07:29:30
 Run: 04JA10A5D2 Analyte: DB225 Cal: DB2250104105D2
 Comments:
 Sample text: ST0104F :CS-3 09DXN425

Name	Resp	RA	RT	RRF		Mod?
13C-1,2,3,4-TCDD	122886700	0.75 y	14:21	-	100.00	n
13C-2,3,7,8-TCDF	212032300	0.81 y	15:28	1.725	100.00	n
2,3,7,8-TCDF	20479400	0.82 y	15:29	0.966	10.00	n
13C-2,3,7,8-TCDD	121954600	0.77 y	14:08	0.992	100.00	n
2,3,7,8-TCDD	13669350	0.79 y	14:09	1.121	10.00	n
37Cl-2,3,7,8-TCDD	14173780	1.00 y	14:09	1.153	10.00	n

Run #4 Filename 04JA10B5D2 S: 6 I: 1
Acquired: 5-JAN-10 00:45:19 Processed: 5-JAN-10 07:29:30
Run: 04JA10A5D2 Analyte: DB225 Cal: DB2250104105D2
Comments:

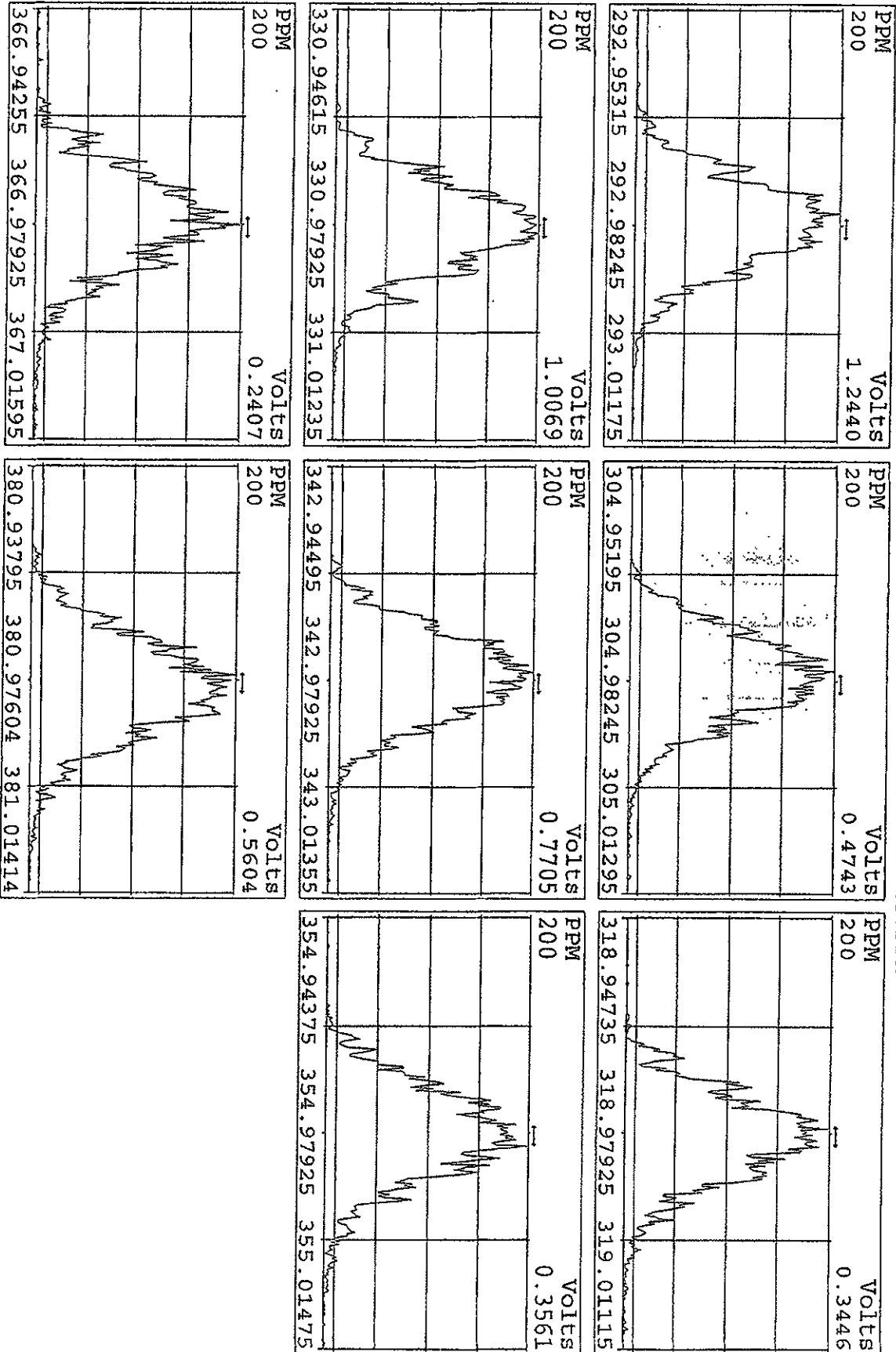
Sample text: ST0104G :CS-5 09DXN456

Name	Resp	RA	RT	RRF		Mod?
13C-1,2,3,4-TCDD	175057200	0.77 y	14:22	-	100.00	n
13C-2,3,7,8-TCDF	301911000	0.81 y	15:29	1.725	100.00	n
2,3,7,8-TCDF	611201000	0.80 y	15:30	1.012	200.00	n
13C-2,3,7,8-TCDD	171409900	0.74 y	14:09	0.979	100.00	n
2,3,7,8-TCDD	403135000	0.80 y	14:11	1.176	200.00	n
37Cl-2,3,7,8-TCDD	779324000	1.00 y	14:10	2.226	200.00	n

Run #5 Filename 04JA10B5D2 S: 7 I: 1
Acquired: 5-JAN-10 01:22:21 Processed: 5-JAN-10 07:29:31
Run: 04JA10A5D2 Analyte: DB225 Cal: DB2250104105D2
Comments:
Sample text: ST0104H :CS-4 09DXN426

Name	Resp	RA	RT	RRF		Mod?
13C-1,2,3,4-TCDD	266035000	0.75 y	14:22	-	100.00	n
13C-2,3,7,8-TCDF	437272000	0.82 y	15:29	1.644	100.00	n
2,3,7,8-TCDF	175195400	0.81 y	15:30	1.002	40.00	n
13C-2,3,7,8-TCDD	240856000	0.75 y	14:09	0.905	100.00	n
2,3,7,8-TCDD	117378400	0.80 y	14:10	1.218	40.00	n
37C1-2,3,7,8-TCDD	230058000	1.00 y	14:10	2.162	40.00	n

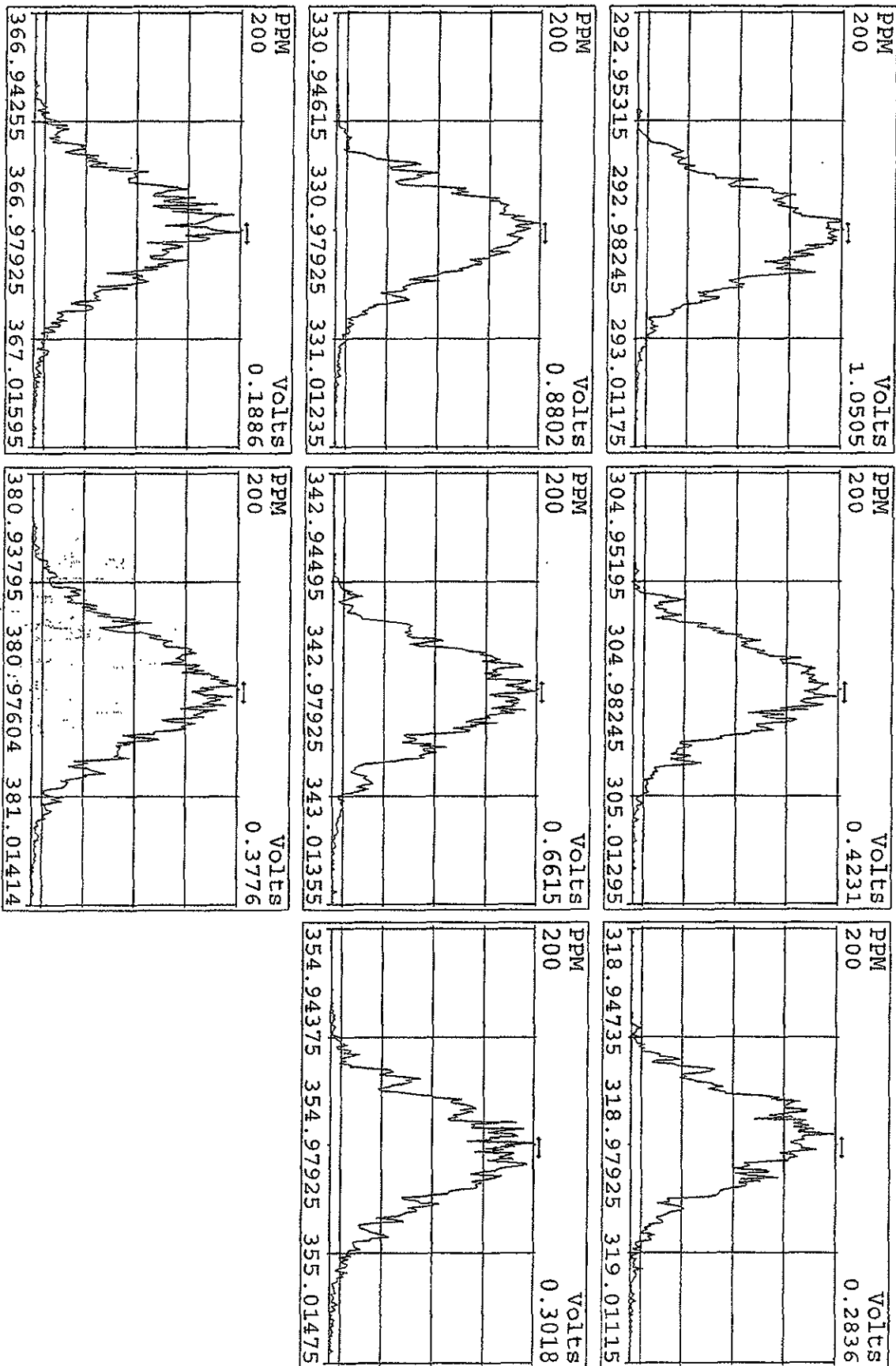
Peak Locate Examination: 4-JAN-2010:21:33 File:04JA10B5D2
 Experiment:DB225 Function:1 Reference:PRK



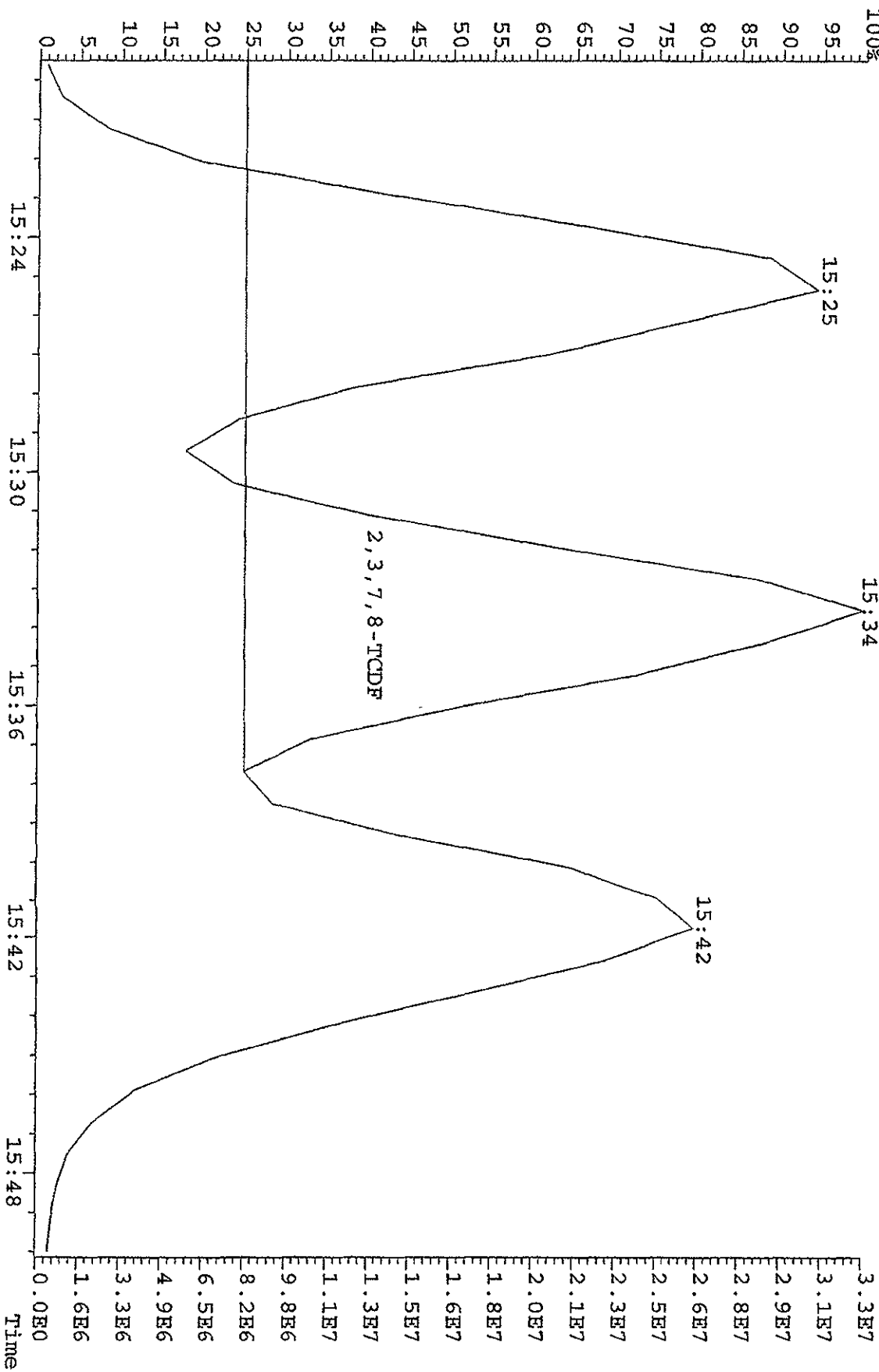
41

Peak Locate Examination: 5-JAN-2010:07:37 File:ENDRES04JA10B5D2

Experiment:DB225 Function:1 Reference:PRK



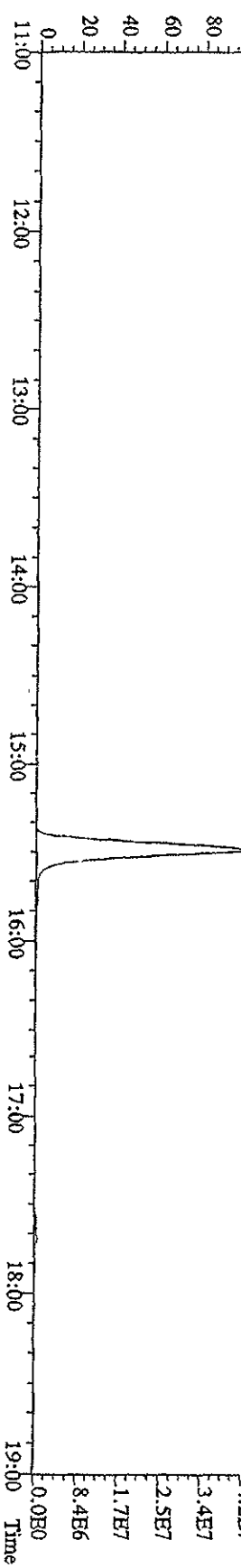
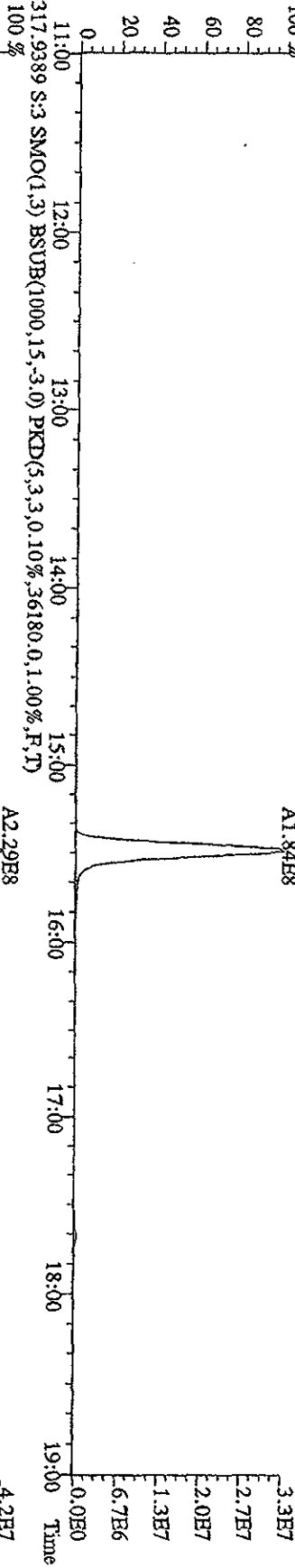
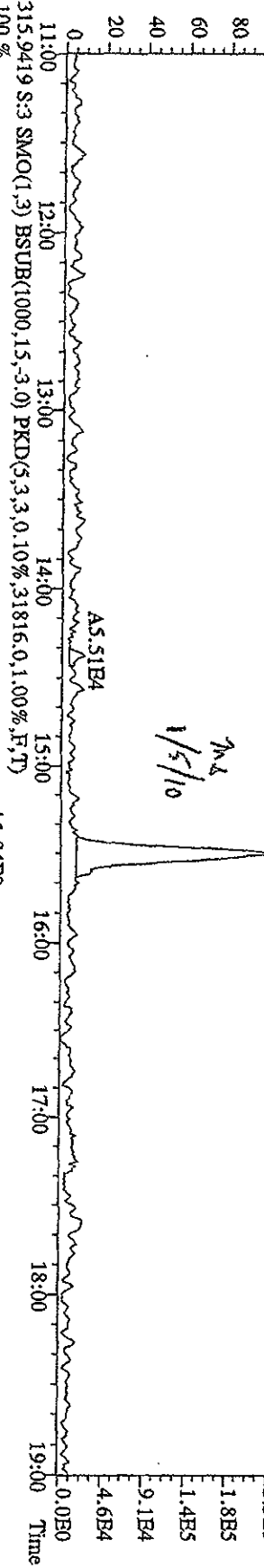
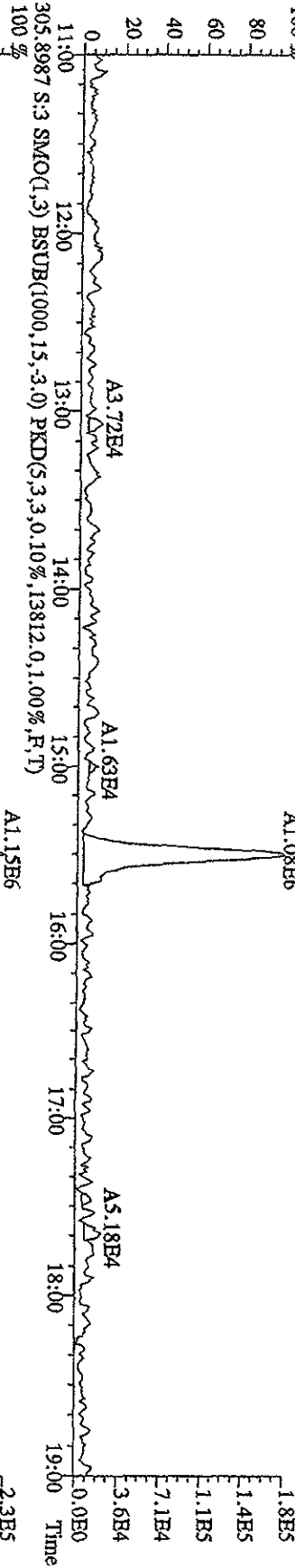
File: 04JA10B5D2 #1-1242 Acq: 4-JAN-2010 22:17:05 GC EI+ Voltage SIR 70SE
 303.9016 S: 2 BSUB(128,15,-3.0) Exp: DB225 Noise: 3300
 Sample Text: CP0104C : DB225 CPSM 3732-01



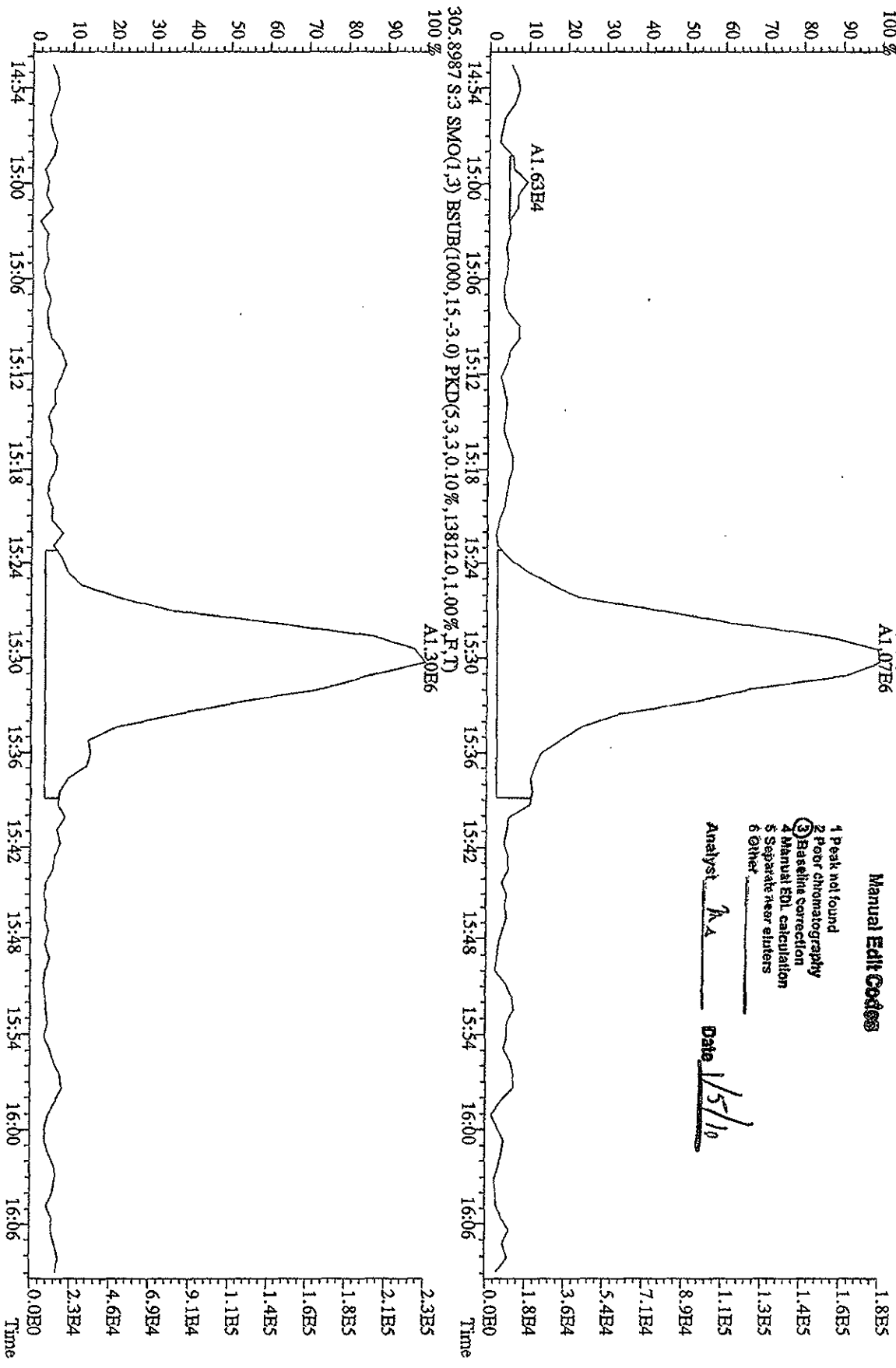
Run text: ST0104I Sample text: ST0104I :2nd Source 09DXN449
 Run #6 Filename: 04JA10B5D2 S: 8 I: 1 Results: 04JA10B5D2DB225
 Acquired: 5-JAN-10 01:59:23 Processed: 5-JAN-10 07:32:10
 Run: 04JA10B5D2 Analyte: DB225 Cal: DB2250104105D2
 Factor 1: 400.000 Factor 2: 20.000 Sample size: 1.000000

Name	Resp	RA	RT	RRF	Conc	EDL	Rec	M
13C-1,2,3,4-TCDD	231493400	0.75 y	14:21	-	107.01	-	-	n
13C-2,3,7,8-TCDF	411344000	0.79 y	15:29	1.66	2136.22	5.10	106.8	n
2,3,7,8-TCDF	39223200	0.79 y	15:30	1.01	188.17	2.13	-	n
13C-2,3,7,8-TCDD	223989400	0.75 y	14:08	0.95	2034.51	6.92	101.7	n
2,3,7,8-TCDD	26173300	0.82 y	14:09	1.18	197.63	2.54	-	n
37Cl-2,3,7,8-TCDD	54459400	1.00 y	14:09	2.07	227.53	1.20	113.8	n

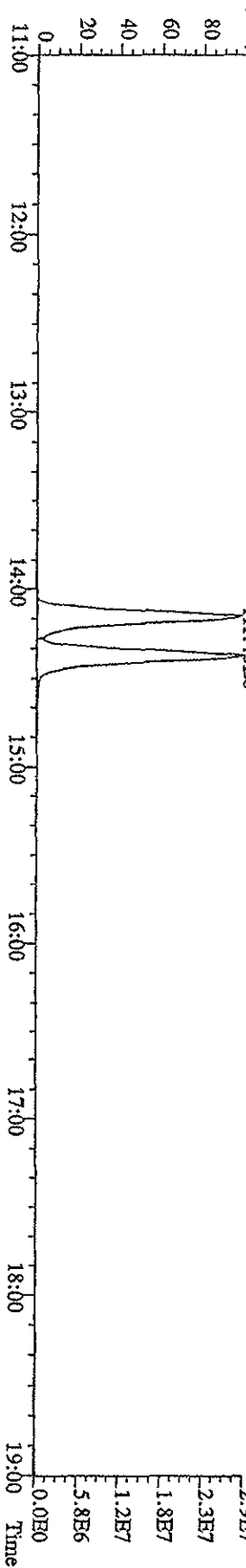
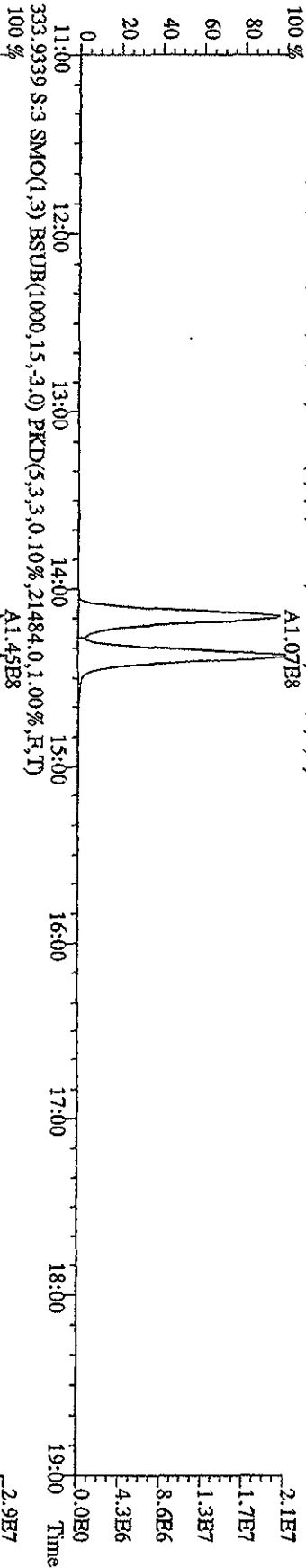
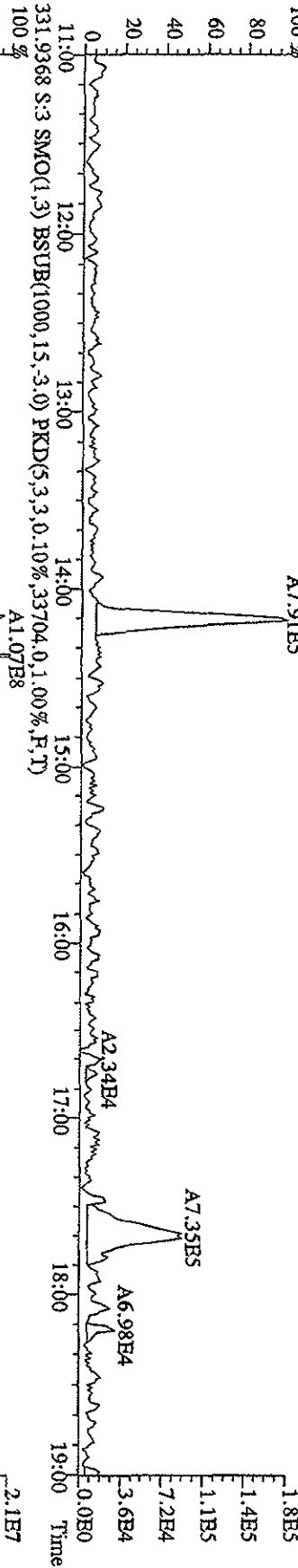
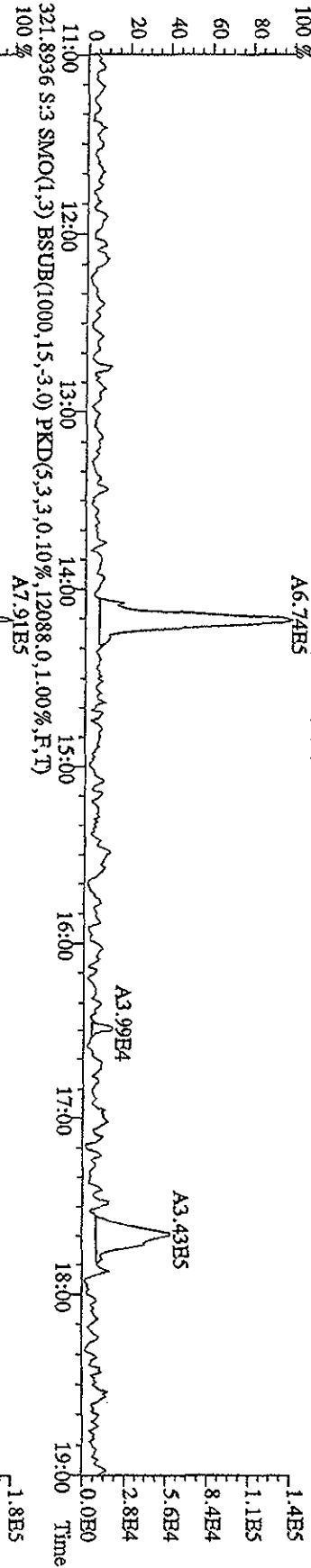
File:041A10B5D2 #1-1242 Acq: 4-JAN-2010 22:54:06 GC HI + Voltage SIR 70SE
 Sample#3 Text:ST0104D :CS-1 09DXN422 Exp:DB225
 303.9016 S:3 SMO(1,3) BSUB(1000,15,-3,0) PKD(5,3,3,0.10%,10356,0,1.00%,F,T)



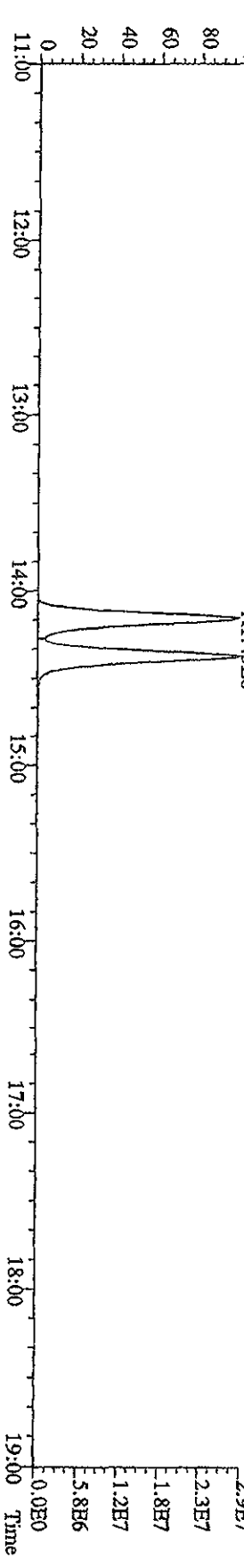
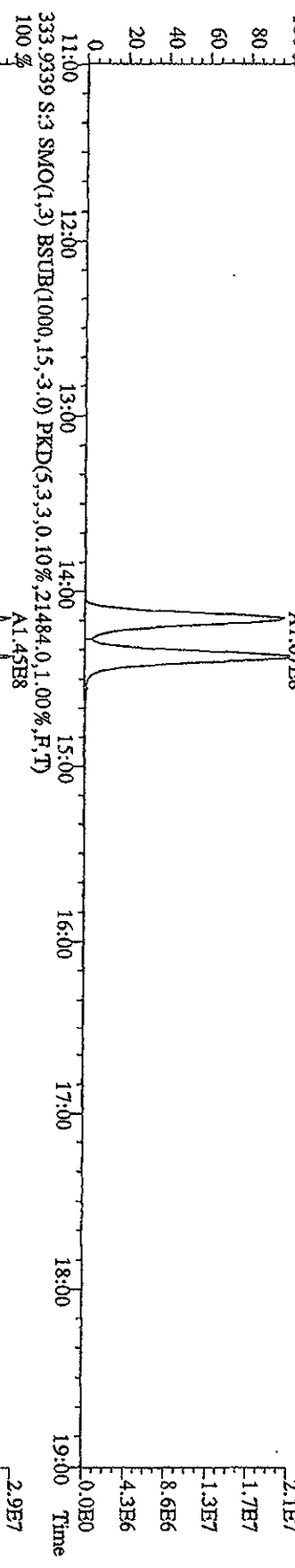
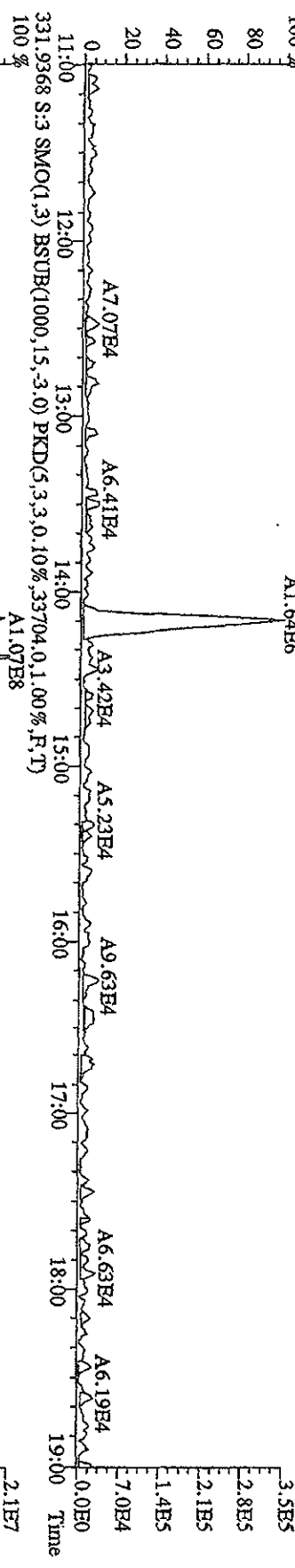
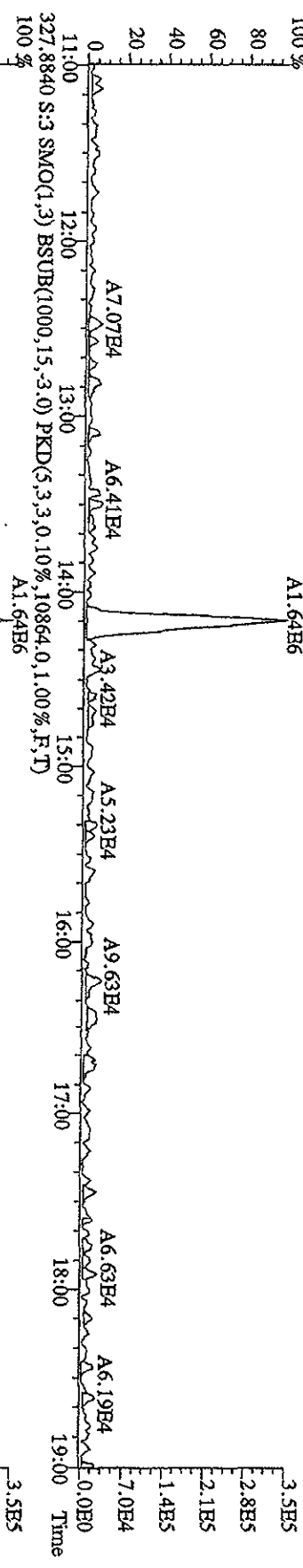
File:041A10B5D2 #1-1242 Acq: 4-JAN-2010 22:54:06 GC EI+ Voltage SIR 70SE
 Sample#3 Text:ST0104D -CS-1 09DXN422 Exp:DB225
 303.9016 S:3 SMO(1,3) BSUB(1000,15,-3.0) PKD(5,3,3,0,10%,10356.0,1.00% F,T)



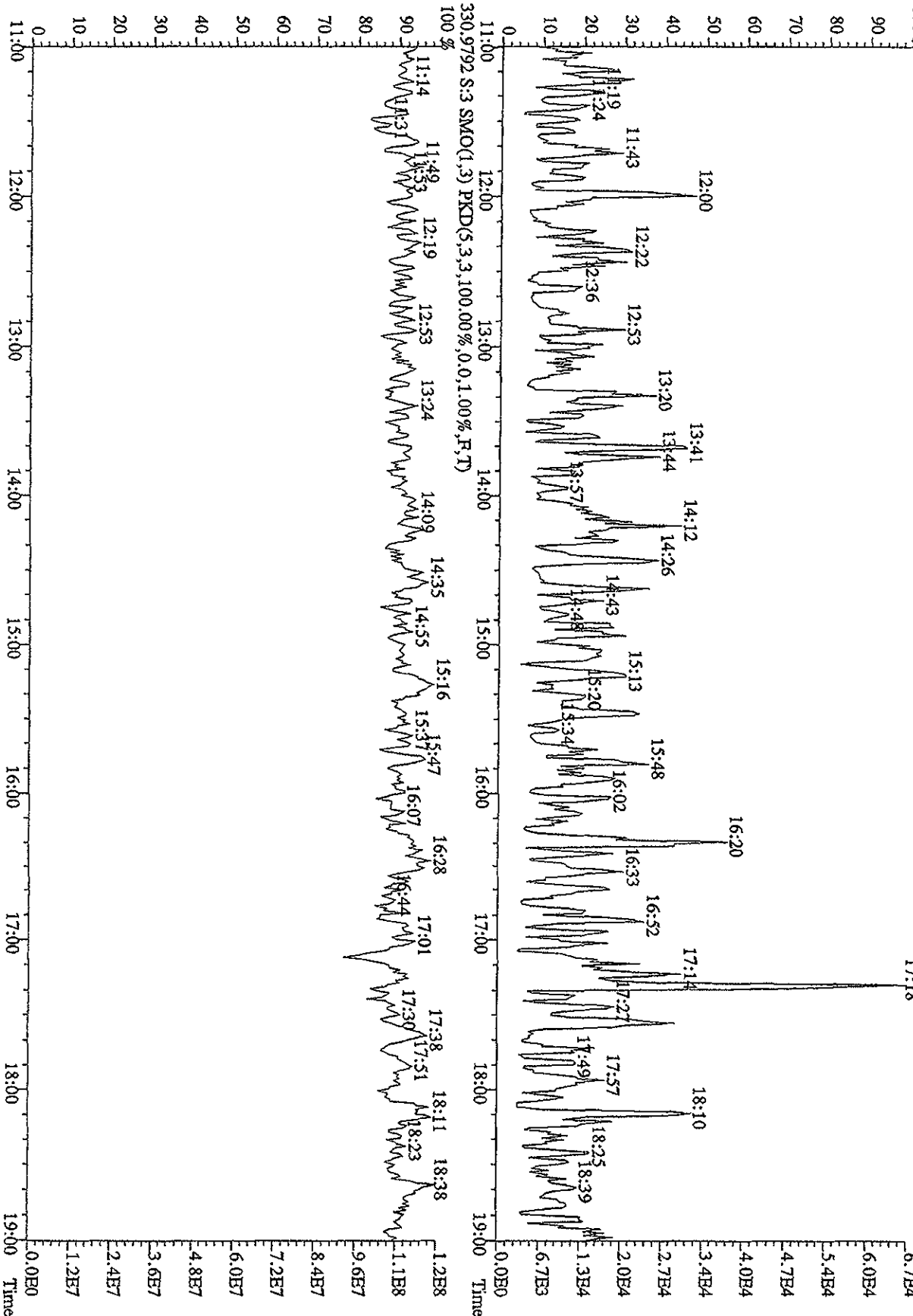
File:041A10B5D2 #1-1242 Acq: 4-JAN-2010 22:54:06 GC EI+ Voltage SIR 70SE
 Sample#3 Text:ST0104D :CS-1 09DXN422 Exp:DB225
 319.8965 S:3 SMO(1,3) BSUB(1000,15,-3,0) PKD(5,3,3,0,10%,9380,0,1,00%,F,T)
 100 % A6.74B5



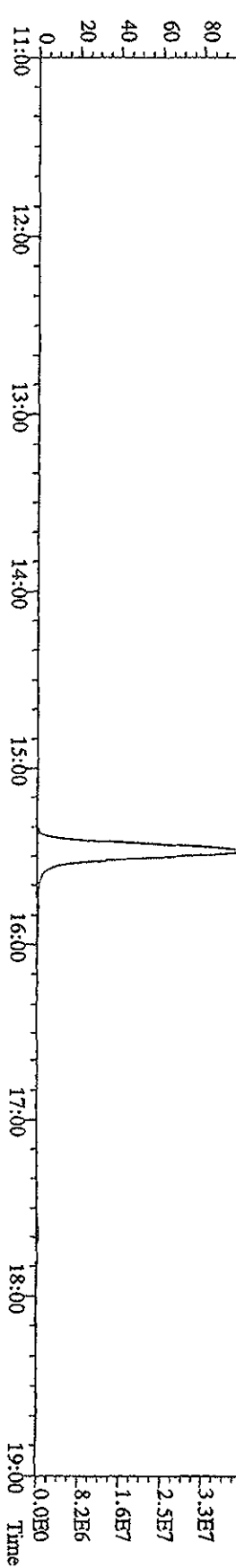
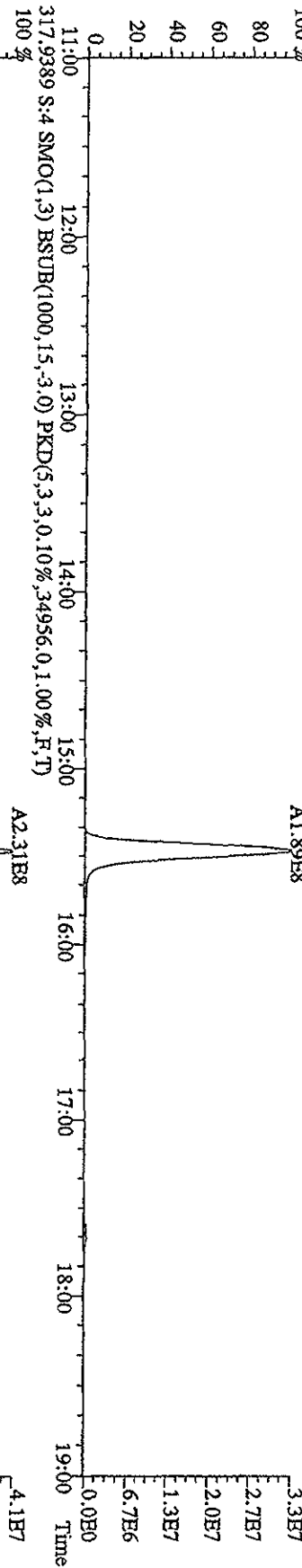
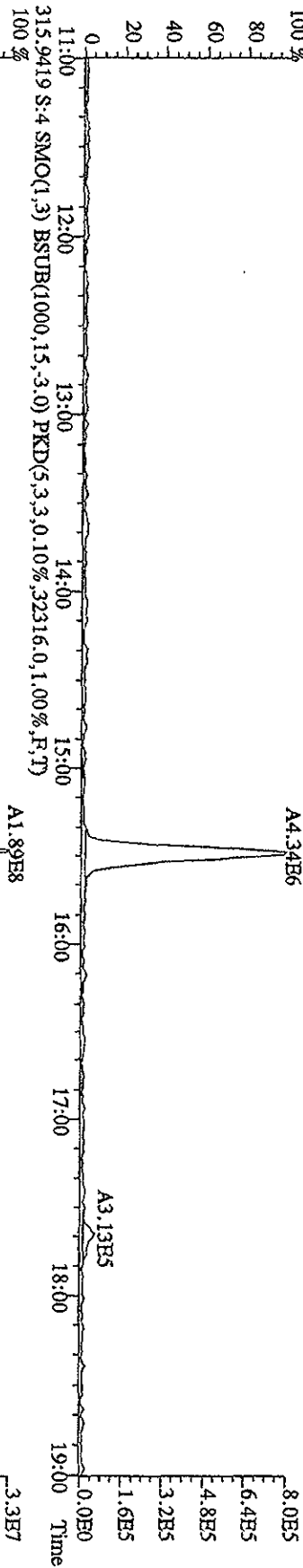
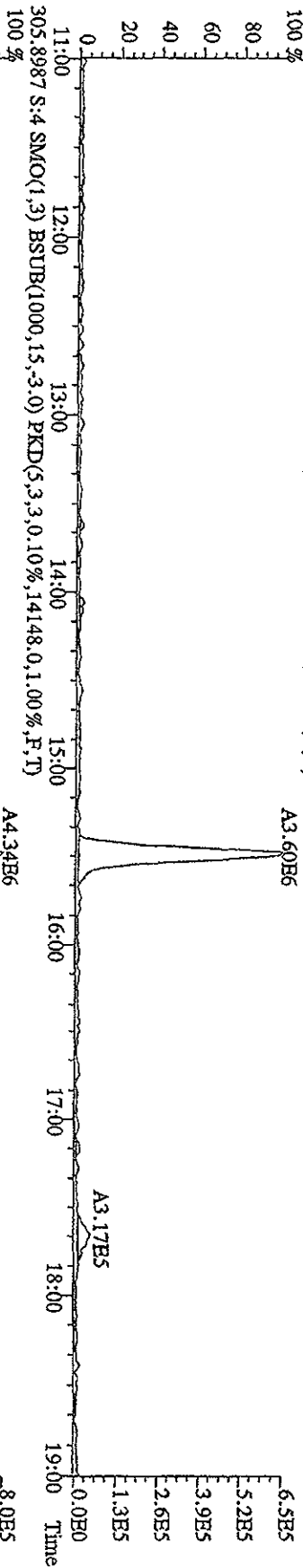
File:041A10B5D2 #1-1242 Acq: 4-JAN-2010 22:54:06 GC BF + Voltage SIR 70SE
 Sample#3 Text:ST0104D :CS-1 09DXN422 Exp:DB225
 327.8840 S:3 SMO(1,3) BSUB(1000,15,-3,0) PKD(5,3,3,0,10%,10864,0,1,00%,F,T)
 100% A1.64B6



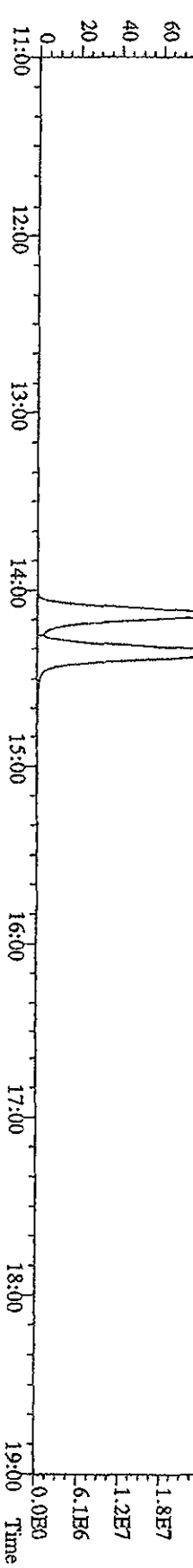
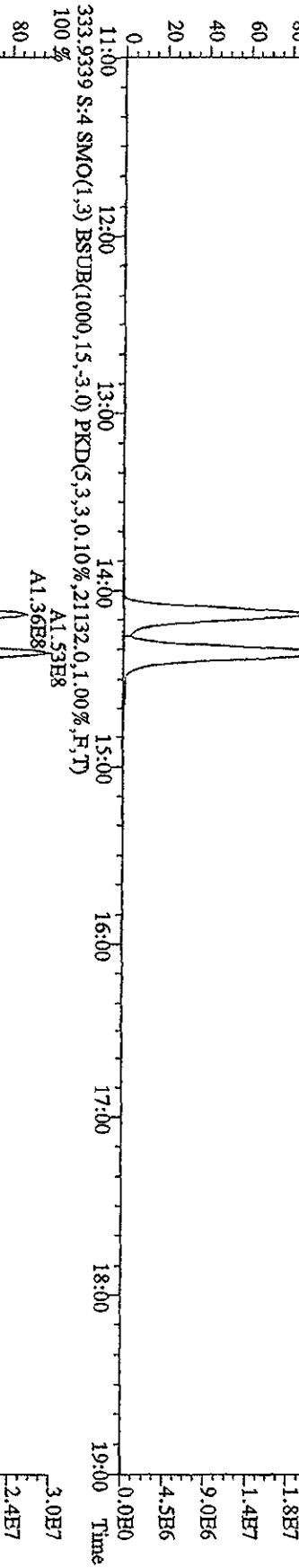
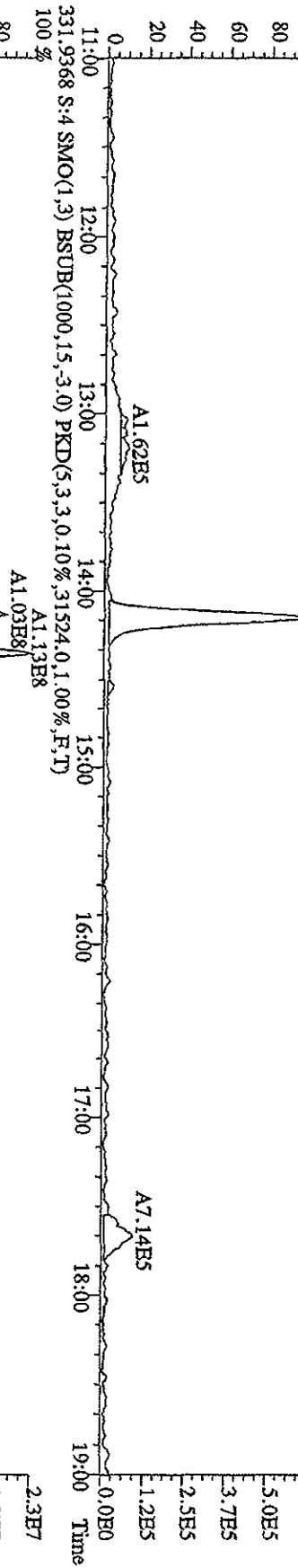
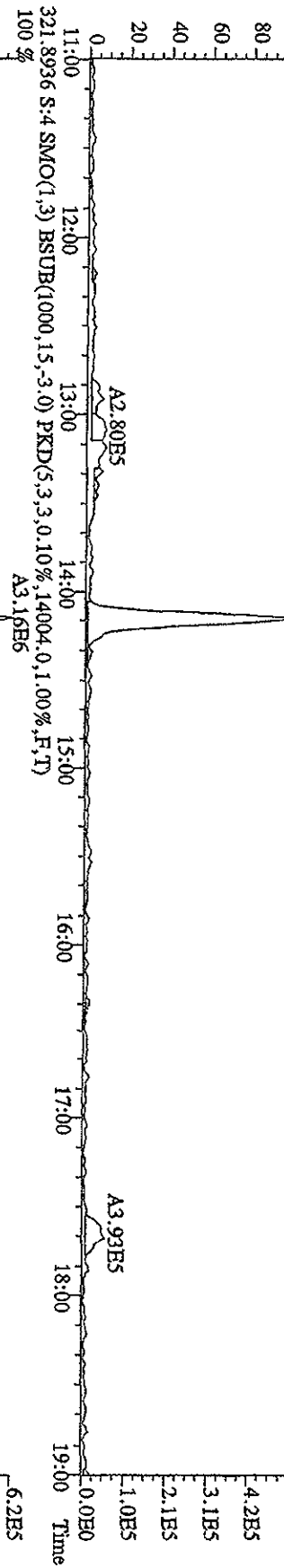
File:04JA10B5D2 #1-1242 Acq: 4-1AN-2010 22:54:06 GC EI+ Voltage SIR 70SE
 Sample#3 Text:ST0104D :CS-1 09DXN422 Exp:DB225
 375.8364 S:3 SMO(1,3) BSUB(1000,15,-3.0) PKD(5,3,3,100.00%,1.00%,F,T)



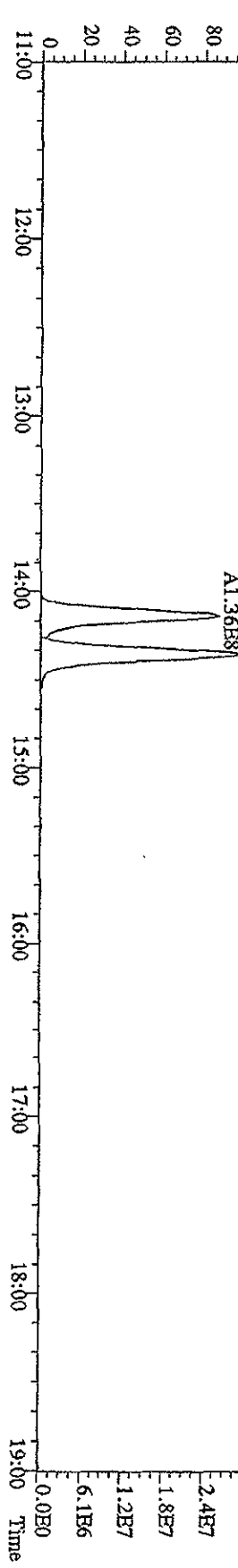
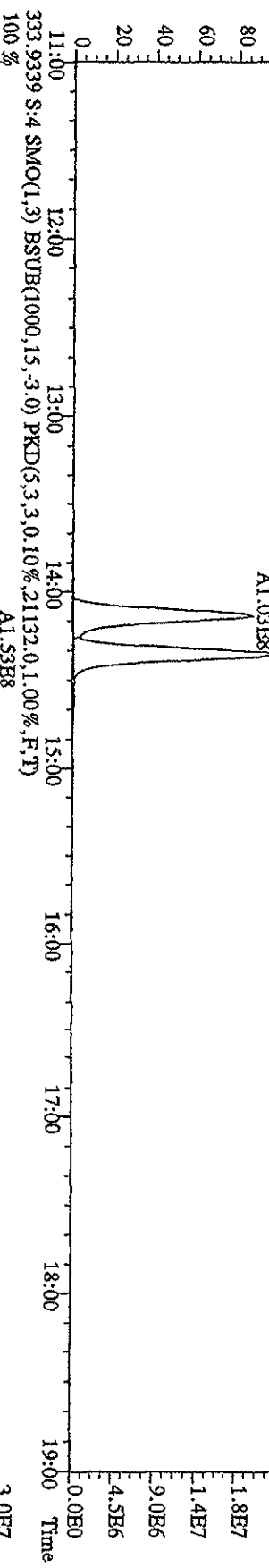
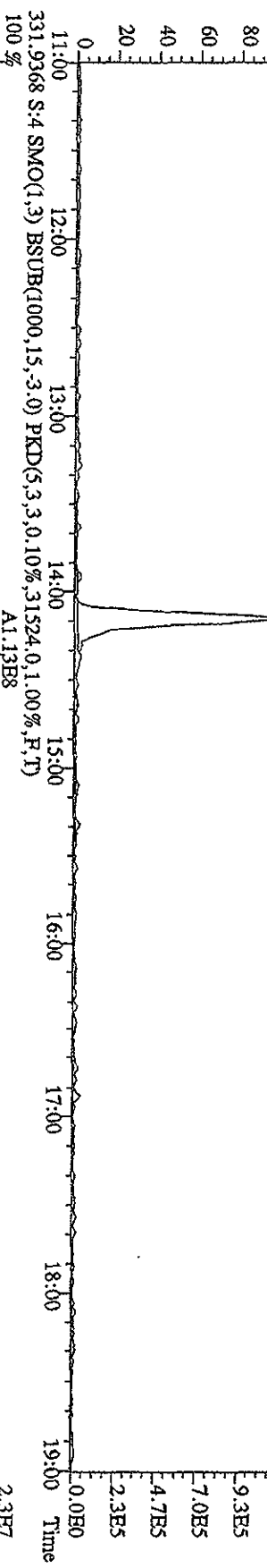
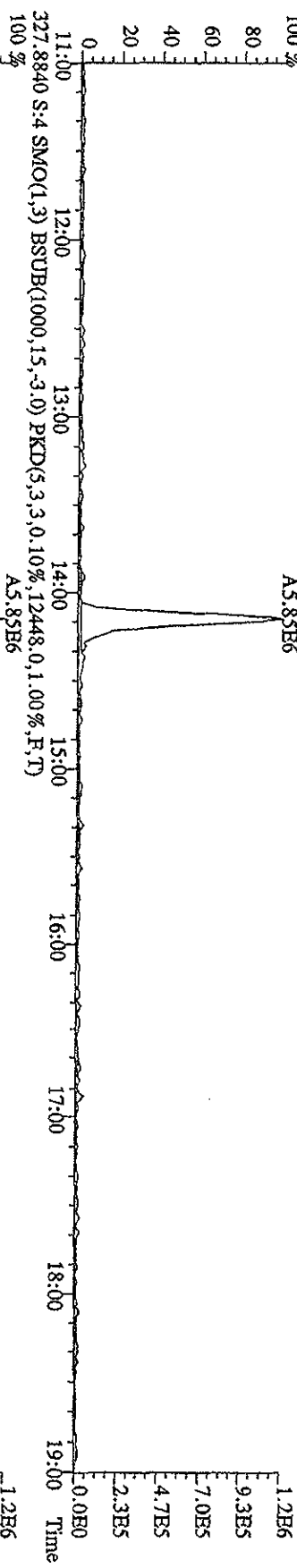
File:041A10B3D2 #1-1242 Acq: 4 JAN 2010 23:31:09 GC EI+ Voltage SIP 70SE
 Sample#4 Text:ST0104E :CS-2 09DXN423 Exp:DB225
 303.9016 S:4 SMO(1.3) BSUB(1000,15,-3.0) PKD(5,3,3,0,10%,11168,0,1,00%,F,T)



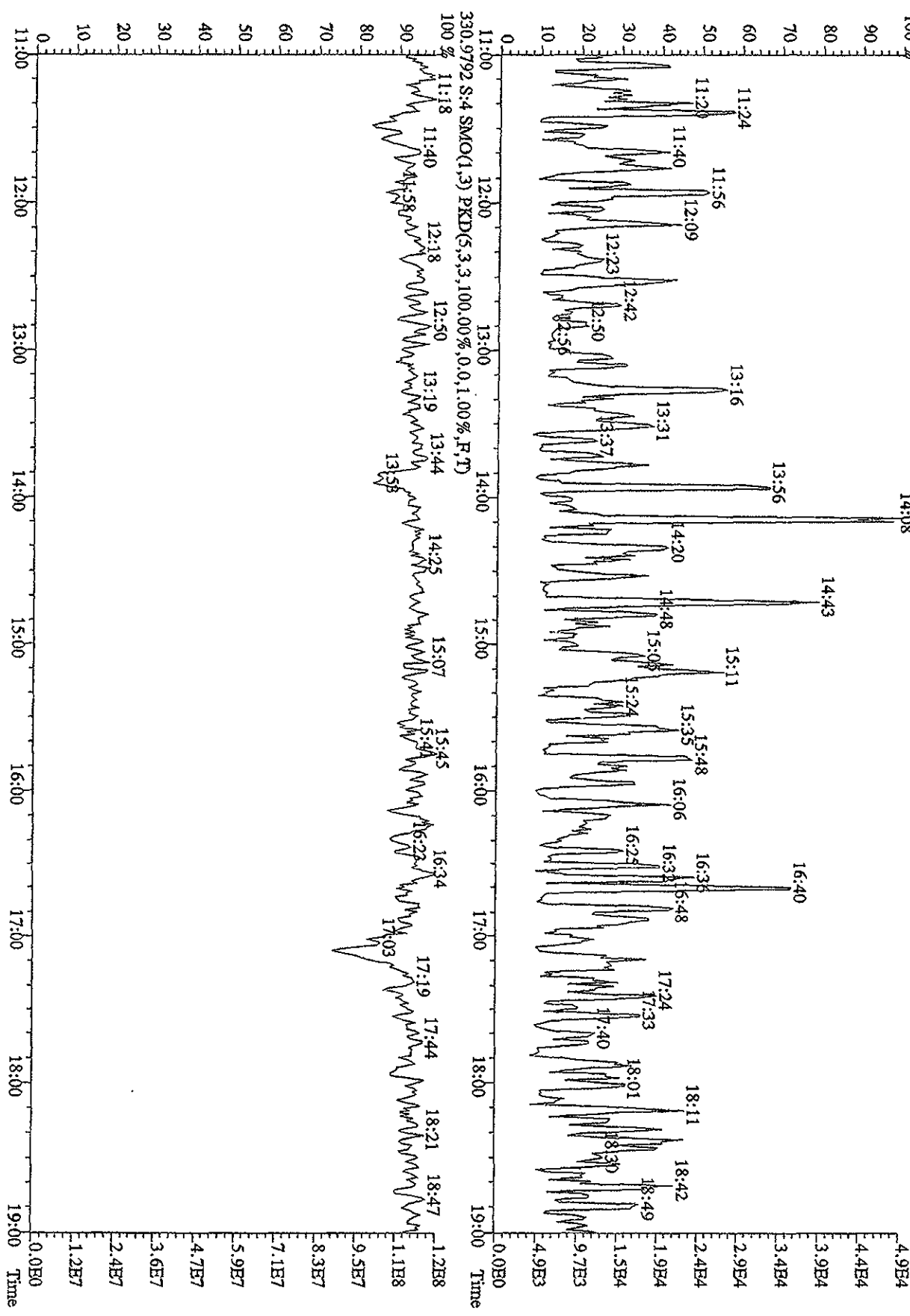
File:041A10B5D2 #1-1242 Acq: 4-JAN-2010 23:31:09 GC EI+ Voltage SIR 70SE
 Sample#4 Text:ST0104E :CS-2 09DXN423 Exp:DB225
 319.8965 S:4 SMO(1,3) BSUB(1000,15,-3,0) PKD(5,3,3,0,10%,8672,0,1,00%,F,T) A2.63E6



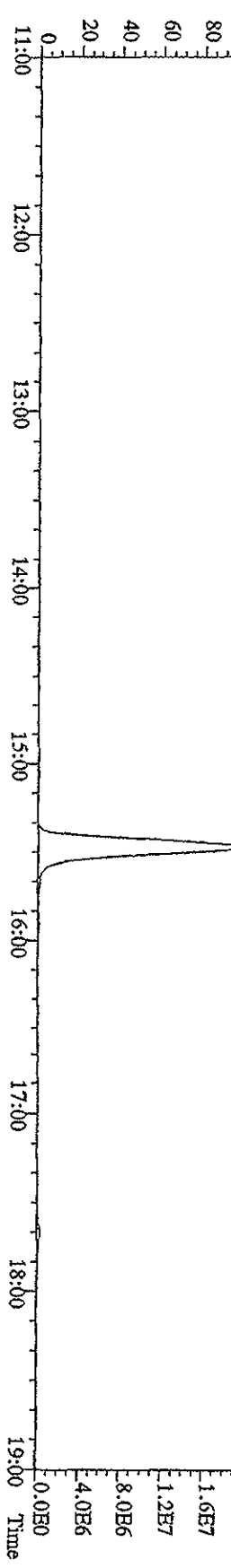
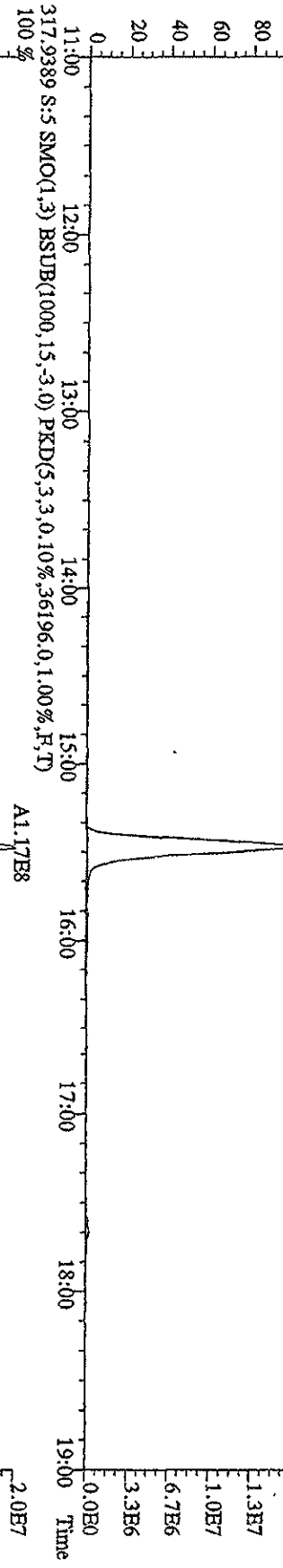
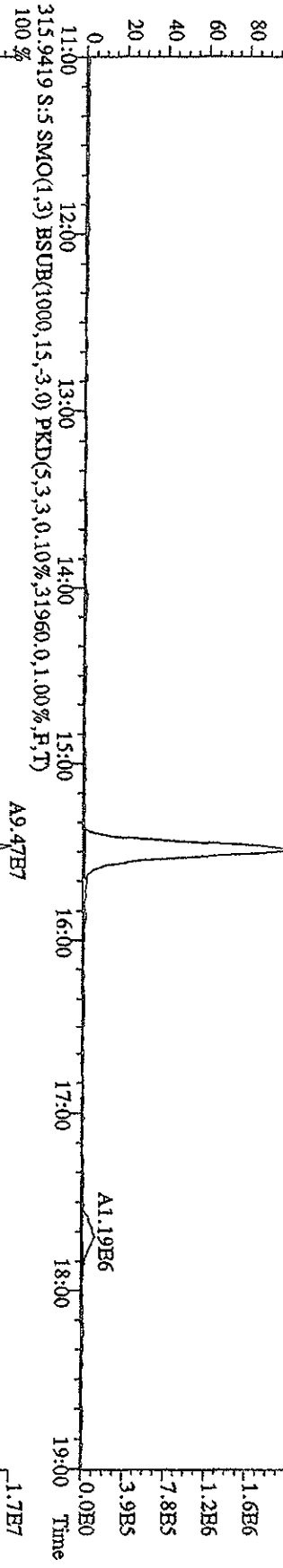
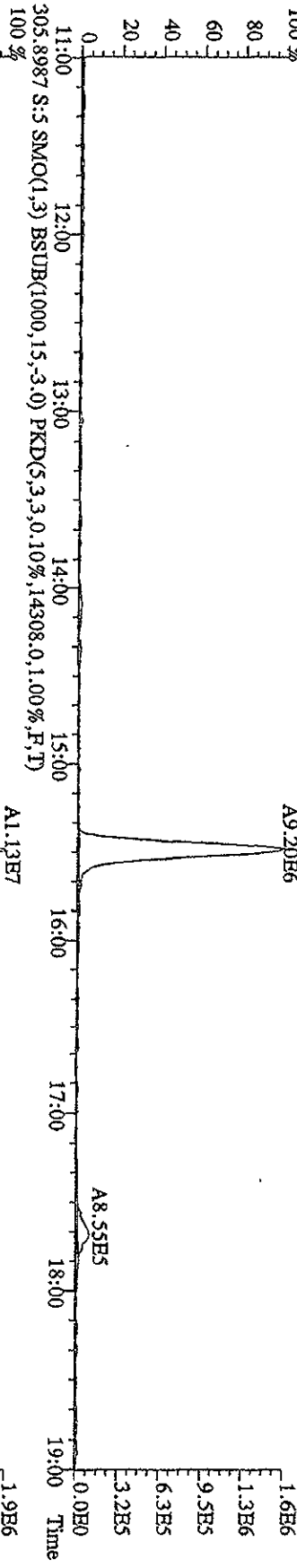
File:041A10B5D2 #1-1242 Acq: 4-JAN-2010 23:31:09 GC EI+ Voltage SIR 70SE
 Sample#4 Text:ST0104E :CS-2 09DXN423 Exp:DH225
 327.8840 S:4 SMO(1,3) BSUB(1000,15,-3.0) PKD(5,3,3,0.10%,12448,0.1,00%,F,T)
 100% A5.85E6



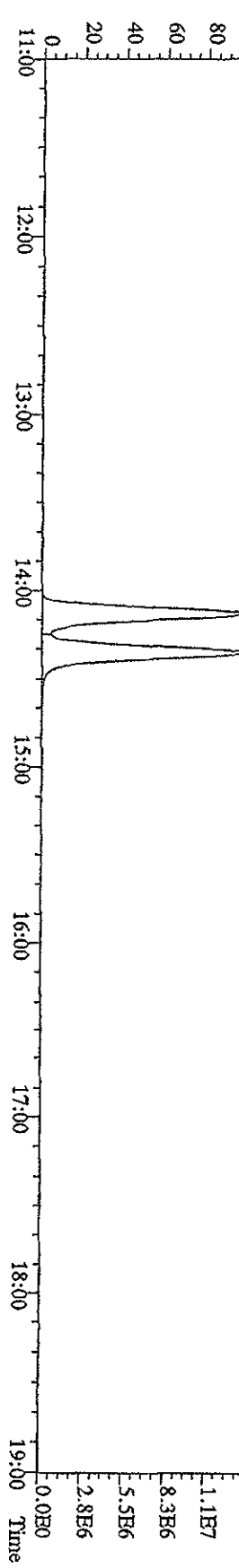
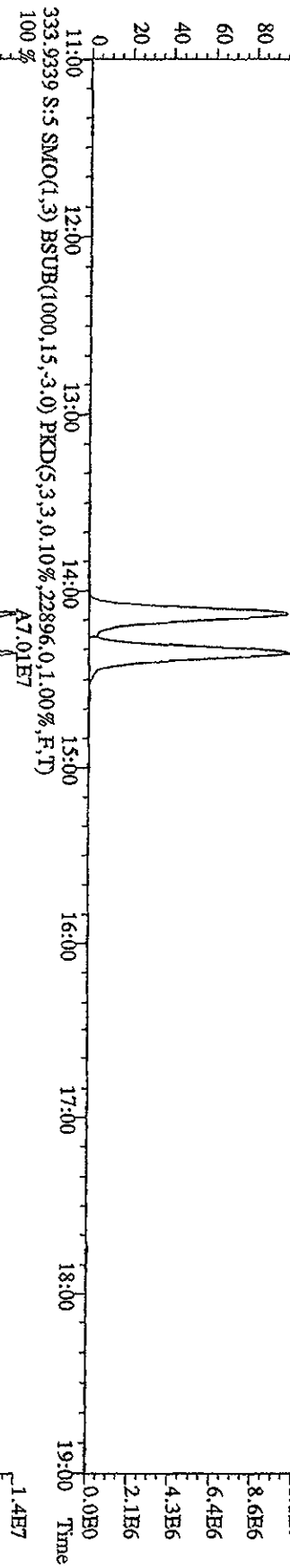

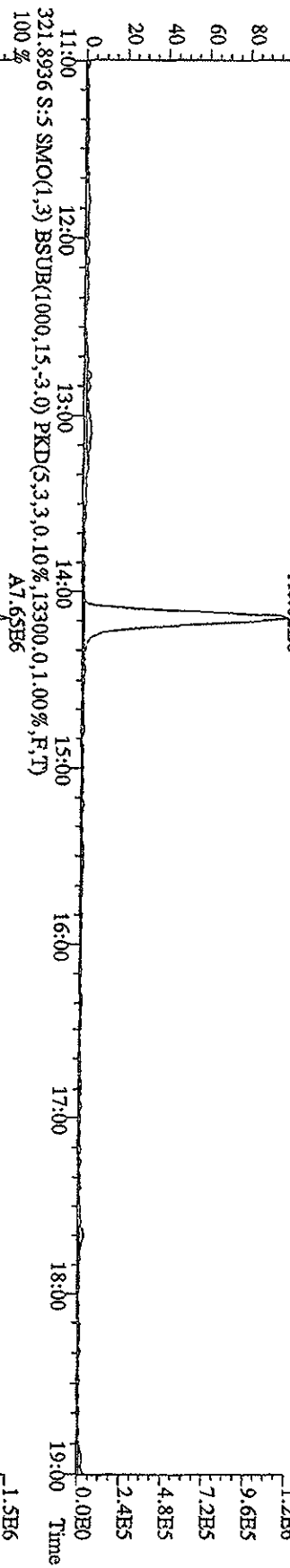
File:04\A10B5D2 #1-1242 Acq: 4-JAN-2010 23:31:09 GC FI + Voltage SIR 70SE
 Sample#4 Text:ST0104E :CS-2 09DXN423 Exp:DB225
 375.8364 S:4 SMO(1,3) BSUB(1000,15,-3,0) PKD(5,3,3,100.00%,13204,0,1.00%,F,T)



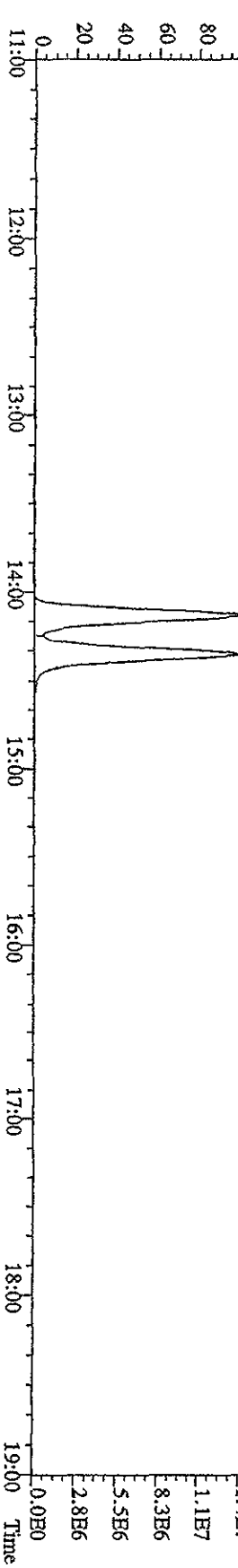
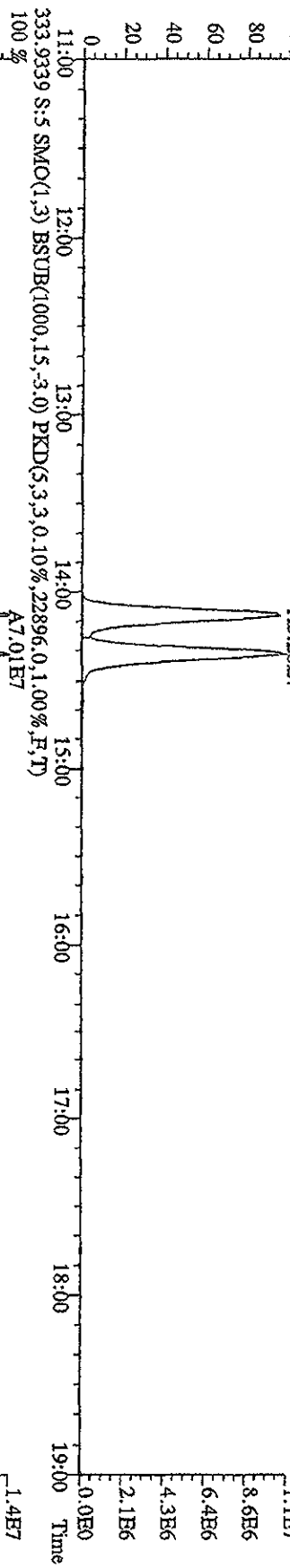
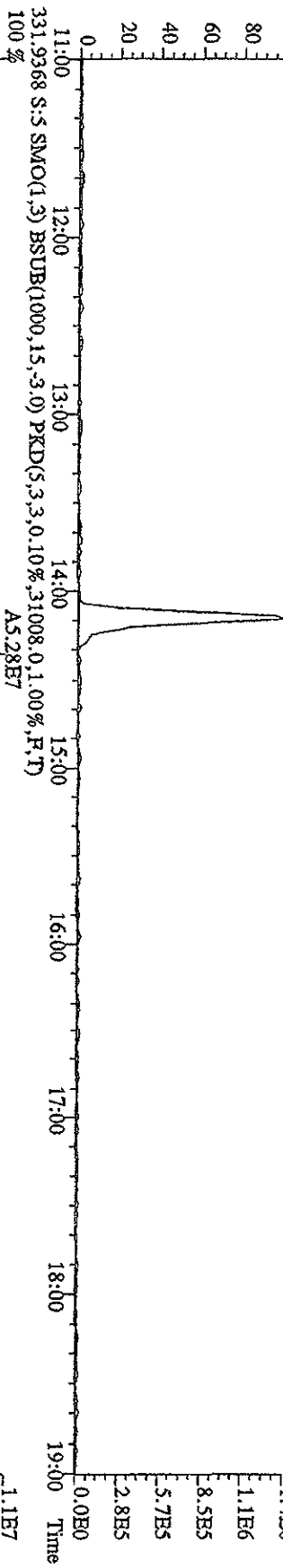
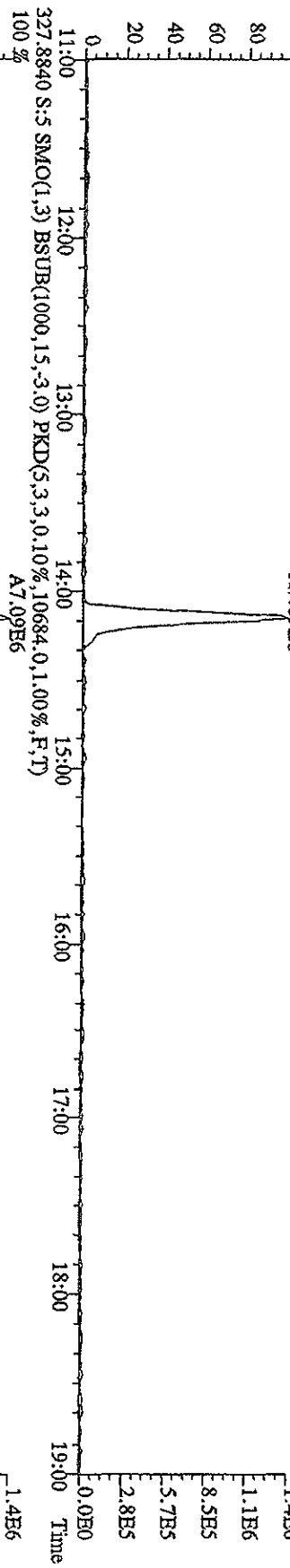
File:041A10B5D2 #1-1242 Acq: 5-JAN-2010 00:08:17 GC HI+ Voltage SIR 70SB
 Sample#5 Text:ST0104F :CS-3 09DXN425 Exp:DB225
 303.9016 S:5 SMO(1,3) BSUB(1000,15,-3,0) PKD(5,3,3,0,10%,10608,0,1,00%,F,T)



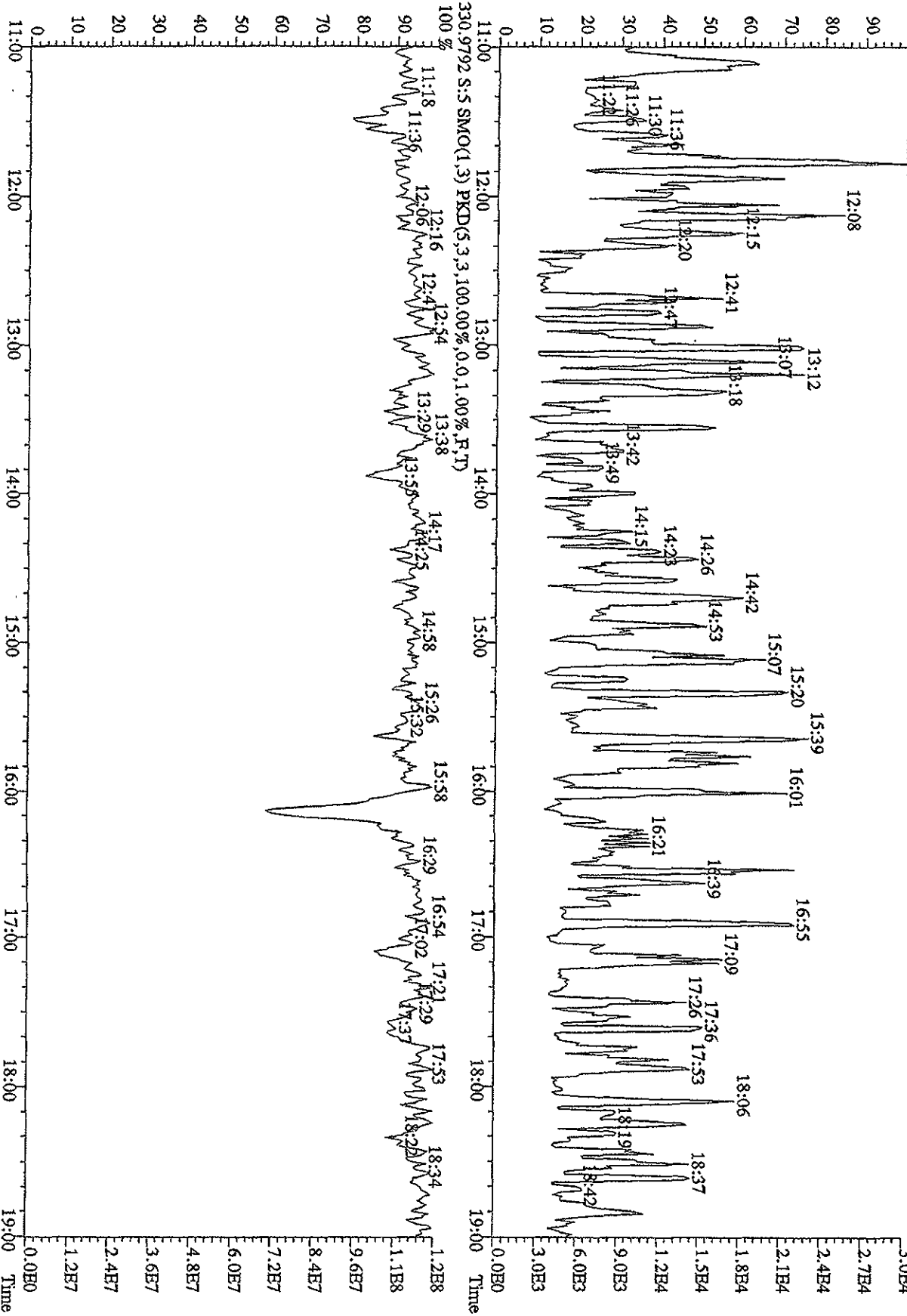
File:041A10B5D2 #1-1242 Acq: 5-JAN-2010 00:08:17 GC BI+ Voltage SIR 70SE
 Sample#5 Text:ST0104F :CS-3 09DXN425 Exp:DB225
 319.8965 S:5 SMO(1,3) BSUB(1000,15,-3,0) PKD(5,3,3,0.10%,.9924,0.1,0.0%,F,T)
 100% A6.02E6



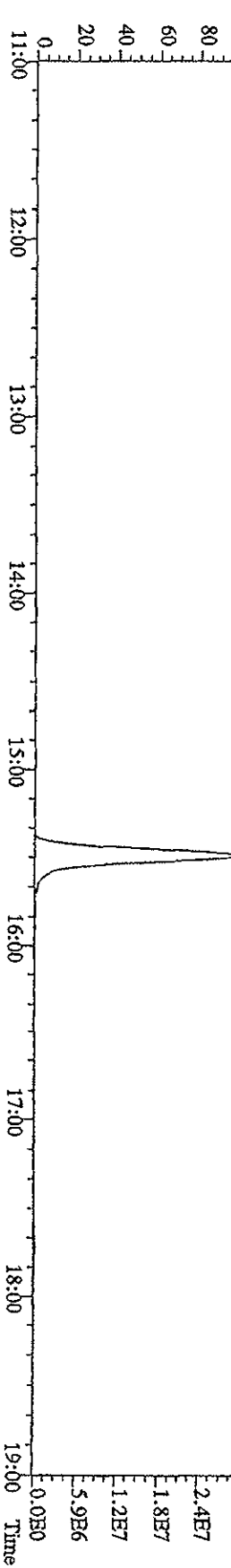
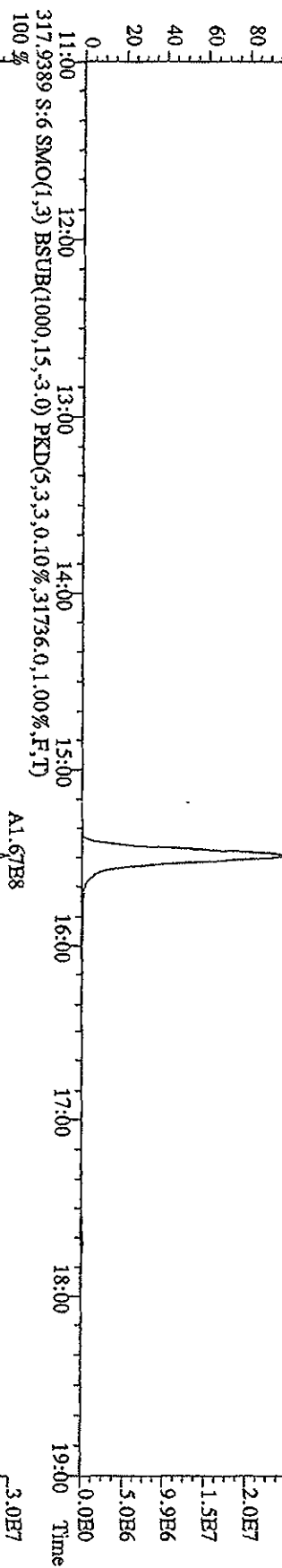
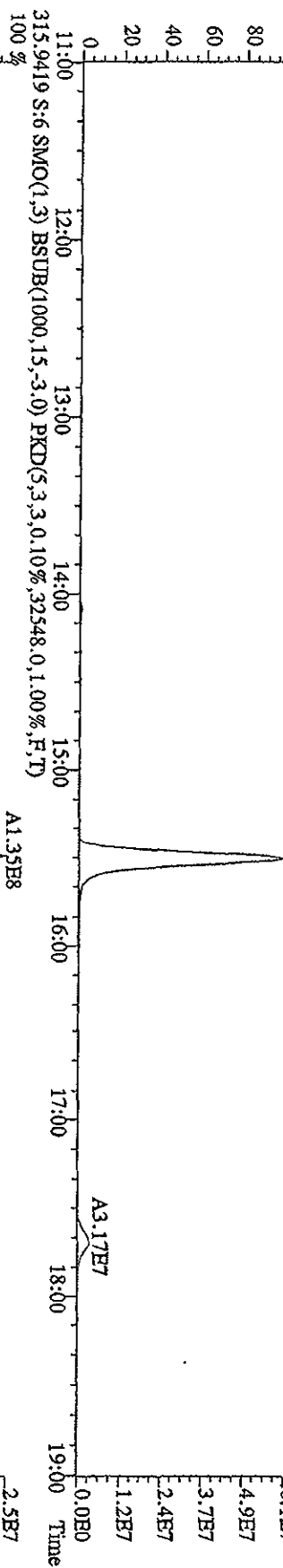
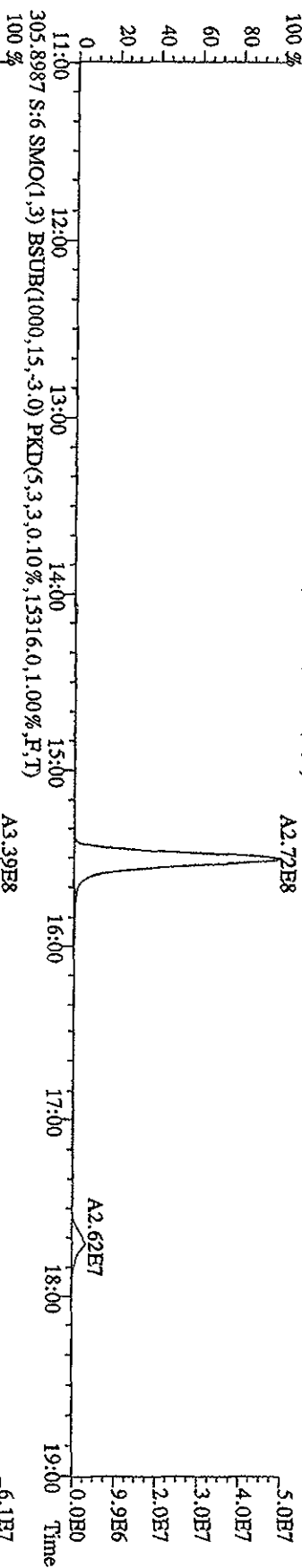
File:041A10B5D2 #1-1242 Acq: 5 JAN 2010 00:08:17 GC BI+ Voltage SIR 70SE
 Sample#5 Text:ST0104F :CS-3 09DXN425 Exp:DB225
 327.8840 S:5 SMO(1,3) BSUB(1000,15,-3,0) PKD(5,3,3,0,10%,10684,0,1.00%,F,T)
 100% A7.09E6



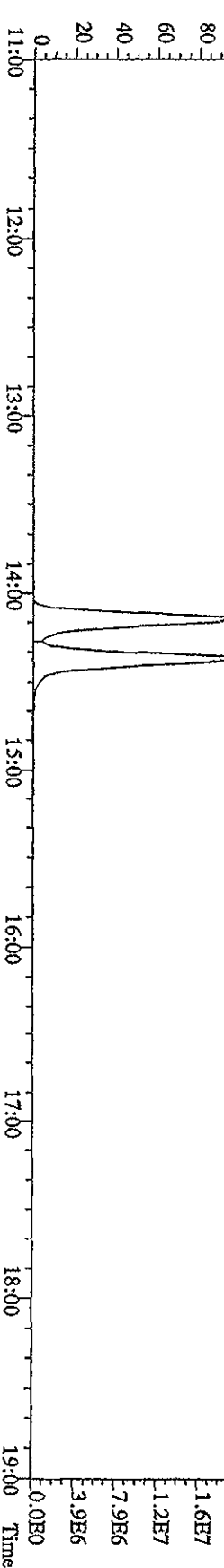
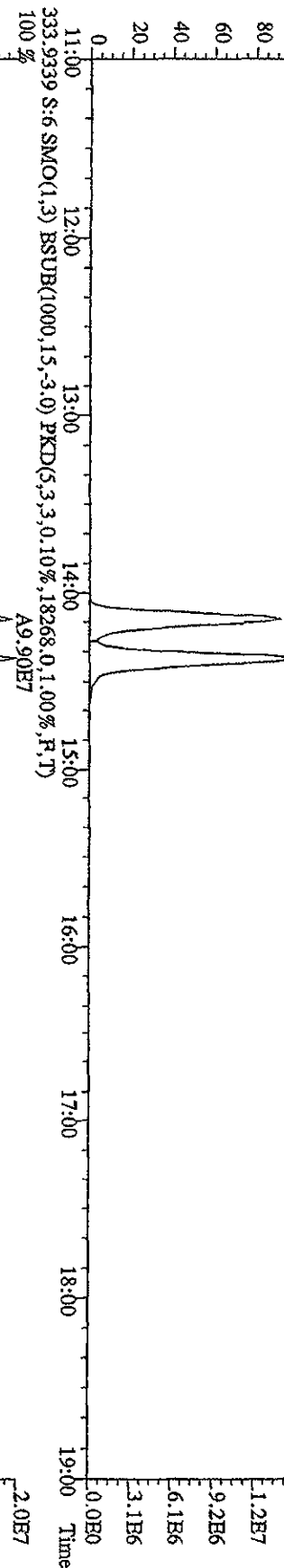
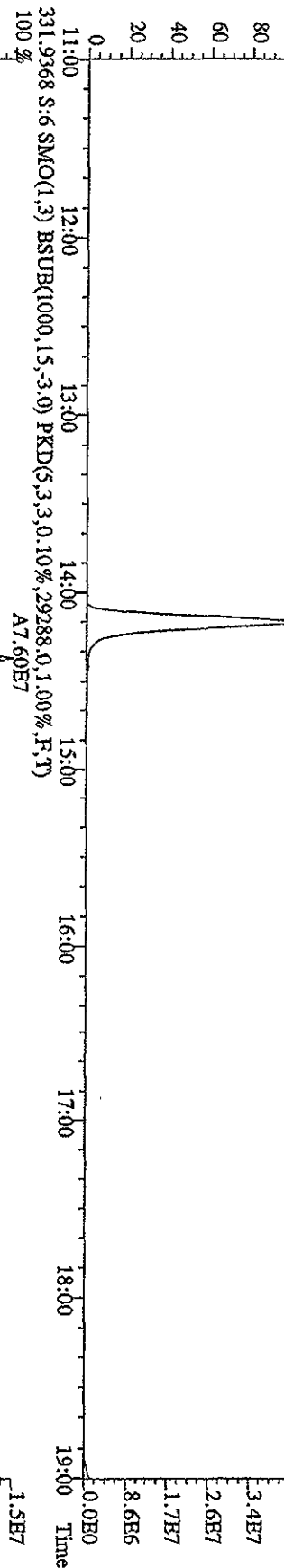
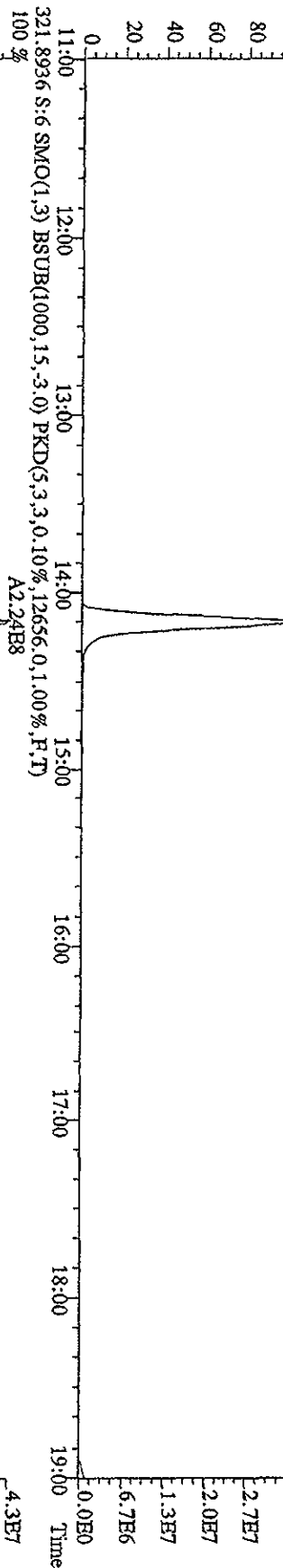
File:041A10B5D2 #1-1242 Acq: 5-JAN-2010 00:08:17 GC EI+ Voltage SIR 70SE
 Sample#5 Text:ST0104F .CS-3 09DXN425 Exp:DB225
 375.8364 S:5 SMO(1,3) BSDJ(1000,15,-3.0) PKD(5,3,3,100.00%,1.00%,F,T)
 100%



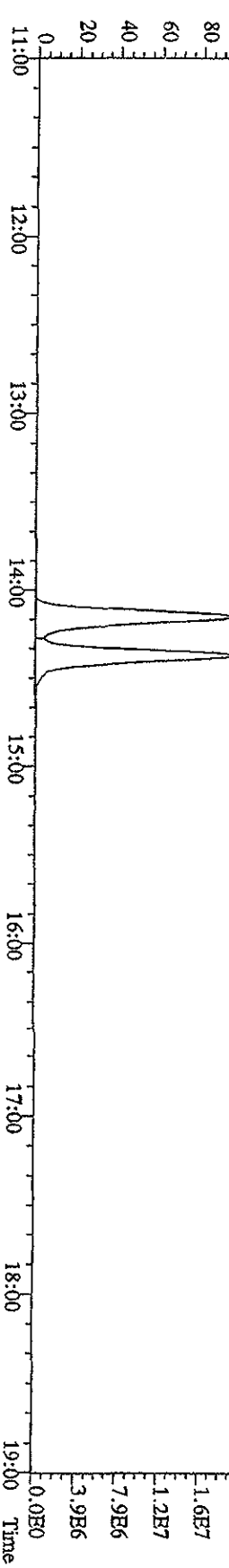
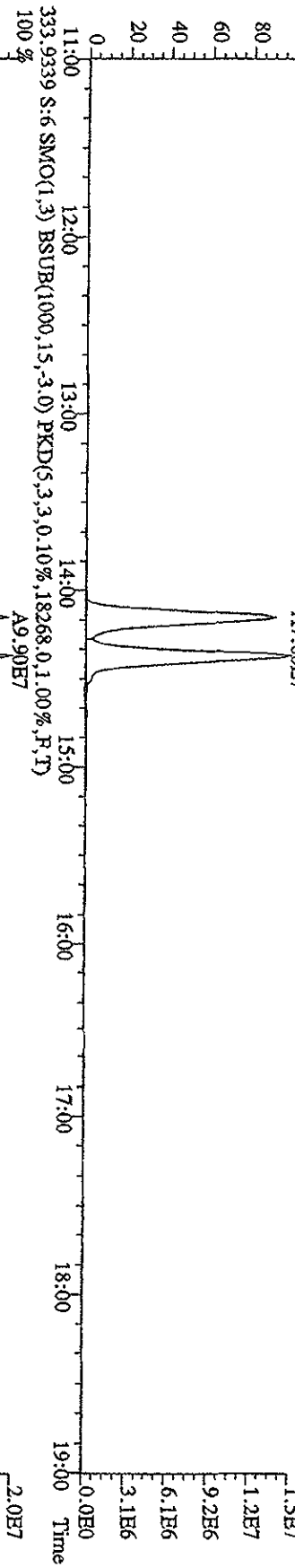
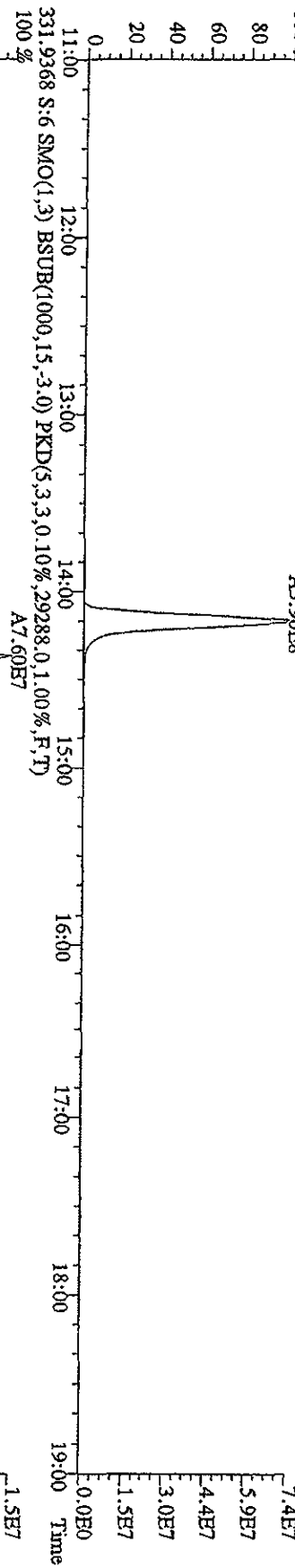
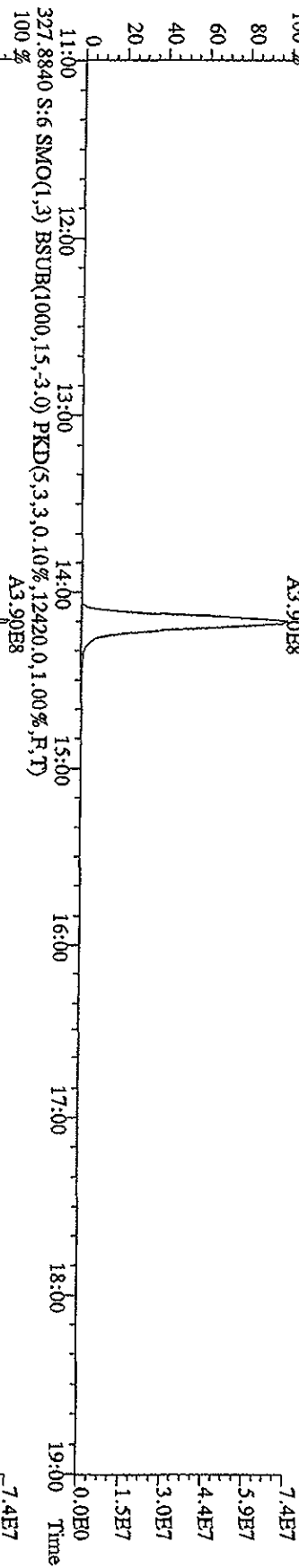
File:041A10B5D2 #1-1242 Acq: 5-JAN-2010 00:45:19 GC EI+ Voltage SR 70SE
 Sample#6 Text:ST0104G :CS-5-09DXN456 Exp:DB225
 303.9016 S:6 SMO(1,3) BSUB(1000,15,-3.0) PKD(5,3,3,0.10%,11492.0,1.00%,F,T)
 100 %



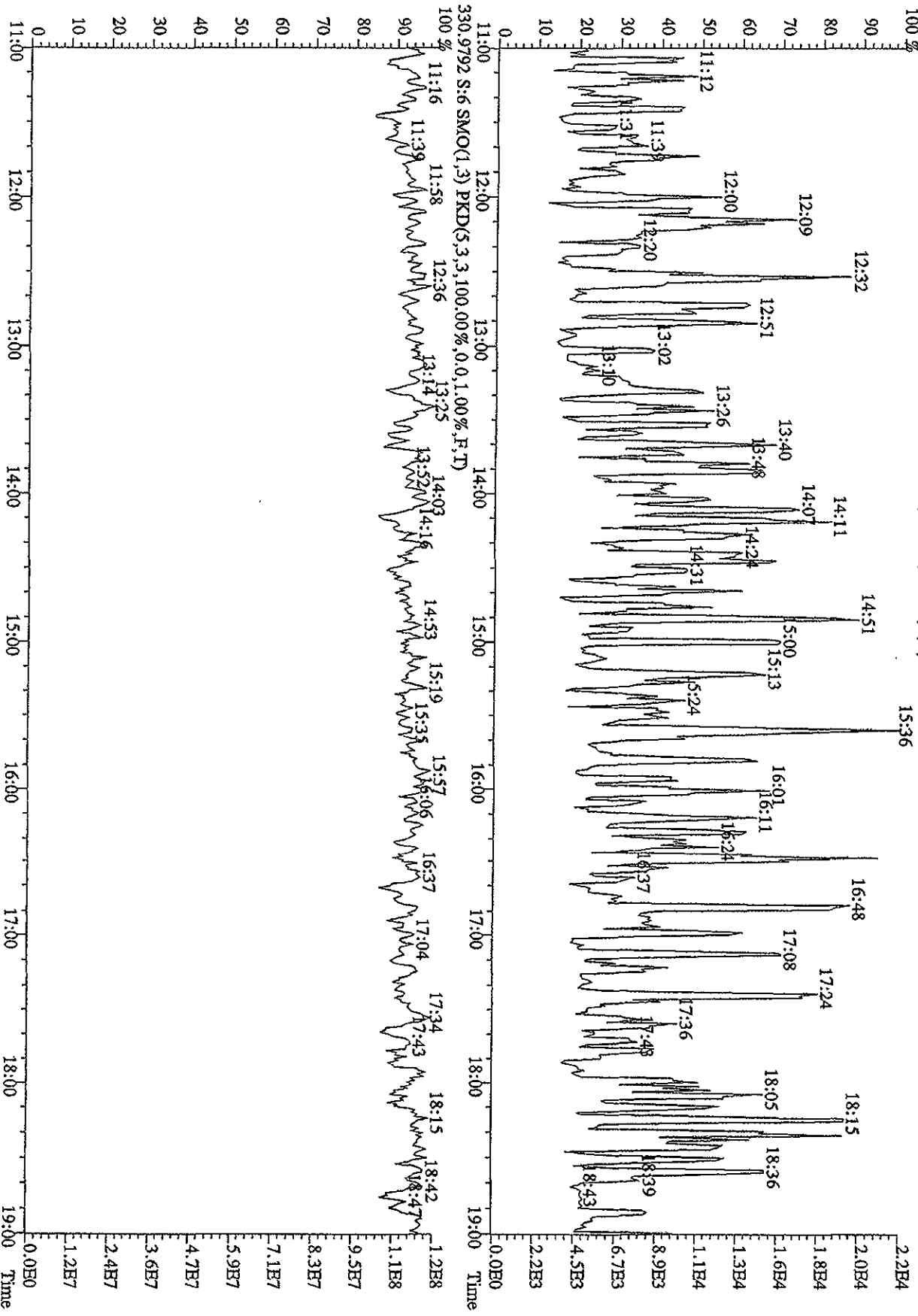
File:04/A10B5D2 #1-1242 Acq: 5-JAN-2010 00:45:19 GC EI+ Voltage SHR 70SE
 Sample#6 Text:ST0104G :CS-5 09DXN456 Exp:DB225
 319.8965 S:6 SMO(1,3) BSUB(1000,15,-3,0) PKD(5,3,3,0,10%,10652,0,1,00%,F,T)
 100 % A1.79E8



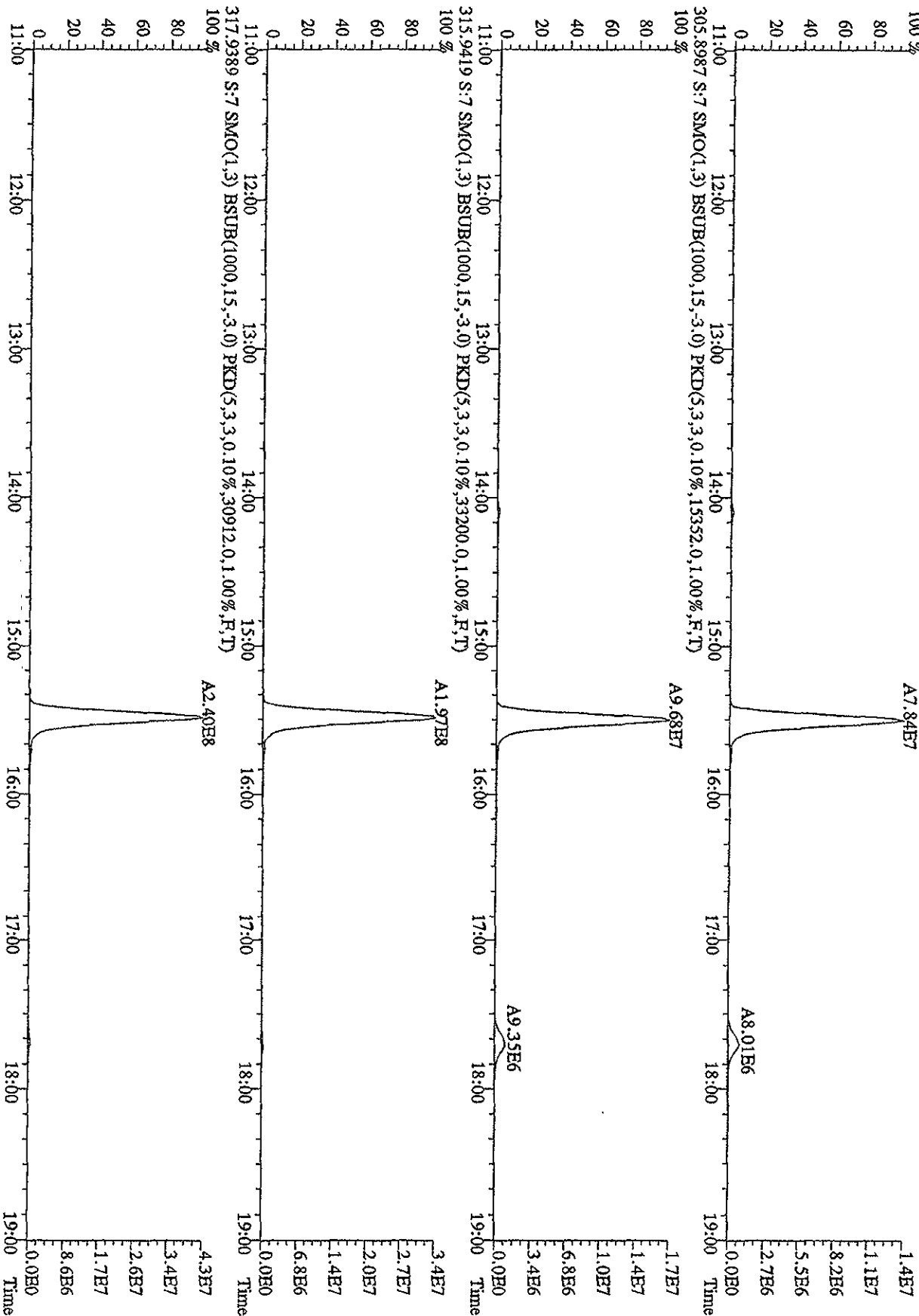
File:041A10B5D2 #1-1242 Acq: 5-JAN-2010 00:45:19 GC EI+ Voltage SIR 70SE
 Sample#6 Text:ST0104G :CS-5 09DXN456 Exp:DB225
 327.8840 S:6 SMO(1,3) BSUB(1000,15,-3,0) PKD(5,3,3,0.10%,12420,0.1,00%,F,T)
 100% A3.90E8



File:041A10B5D2 #1-1242 Acq: 5-JAN-2010 00:45:19 GC HI+ Voltage SIR 70SE
 Sample#6 Text:ST0104G :CS-5 09DXN456 Exp:DB225
 375.8364 S:6 SMO(1,3) BSUB(1000,15,-3.0) PKD(5,3,3,100.00%,9432.0,1.00%,F,T)

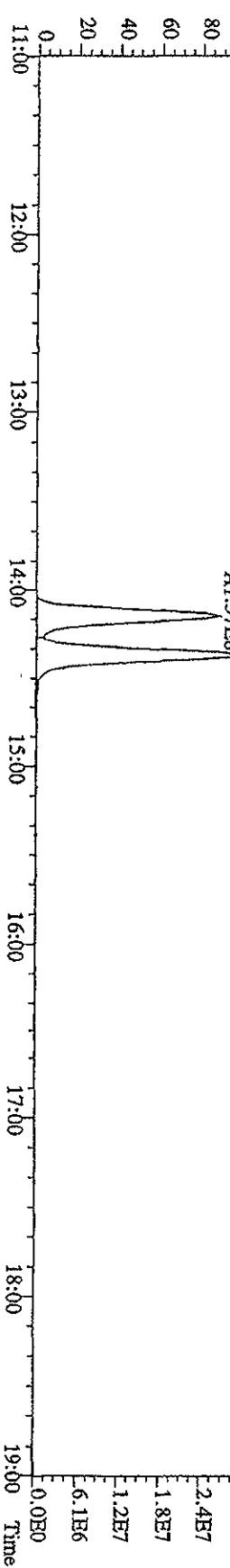
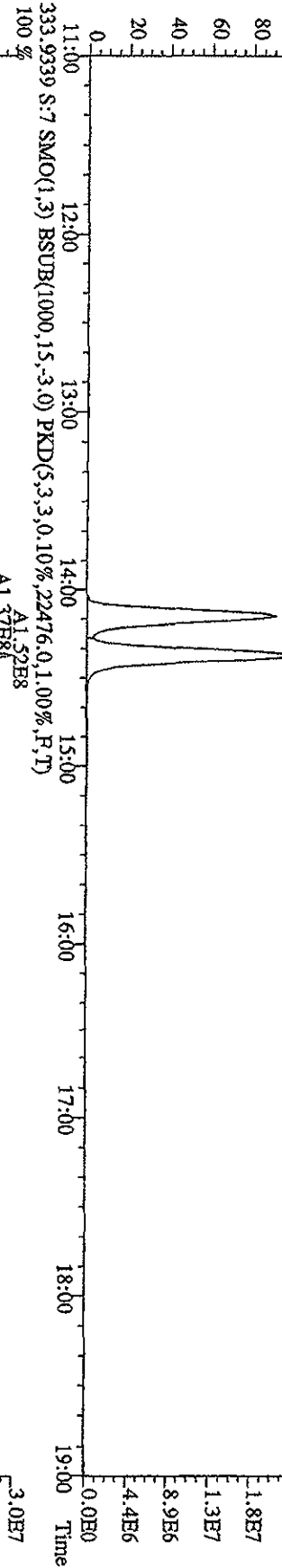

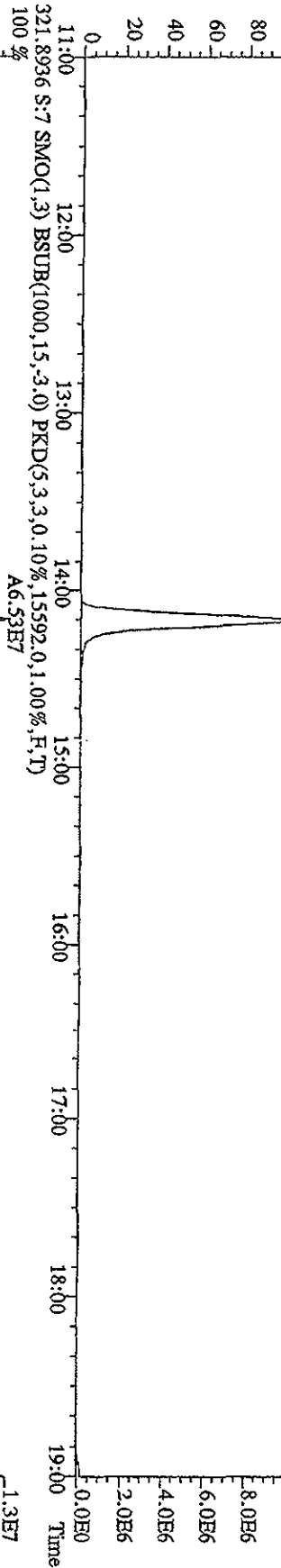


File:041A10B5D2 #1-1242 Acq: 5-JAN-2010 01:22:21 GC RT+ Voltage SR 70SE
 Sample#7 Text:ST0104H :CS-4 09DXN426 Exp:DB225
 303.9016 S:7 SMO(1,3) BSUB(1000,15,-3,0) PKD(5,3,3,0.10%,13168,0.1,00%,F,T)

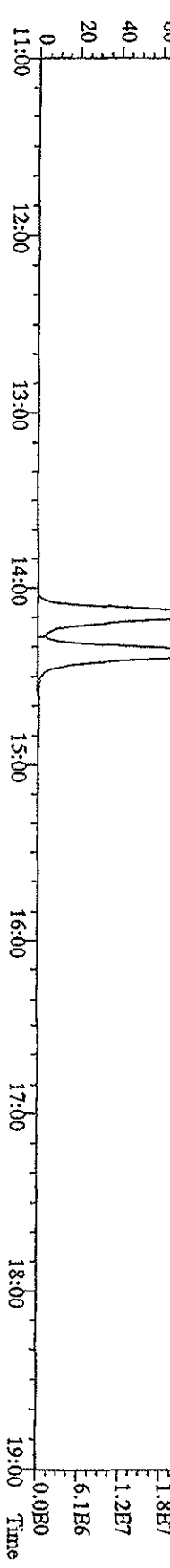
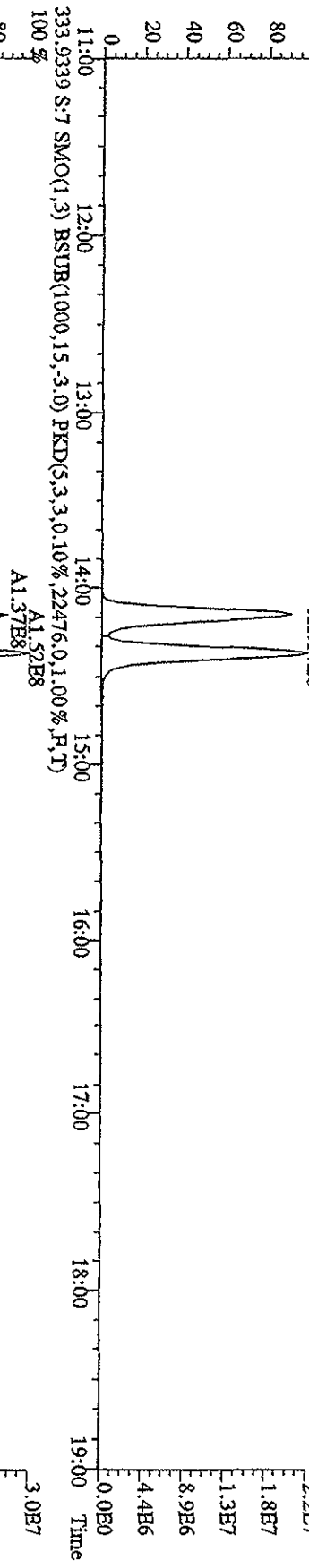
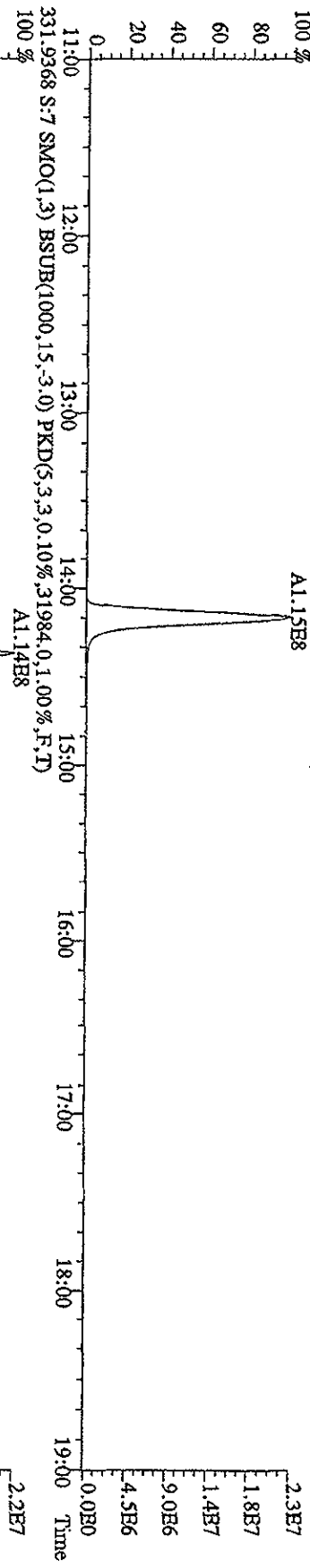
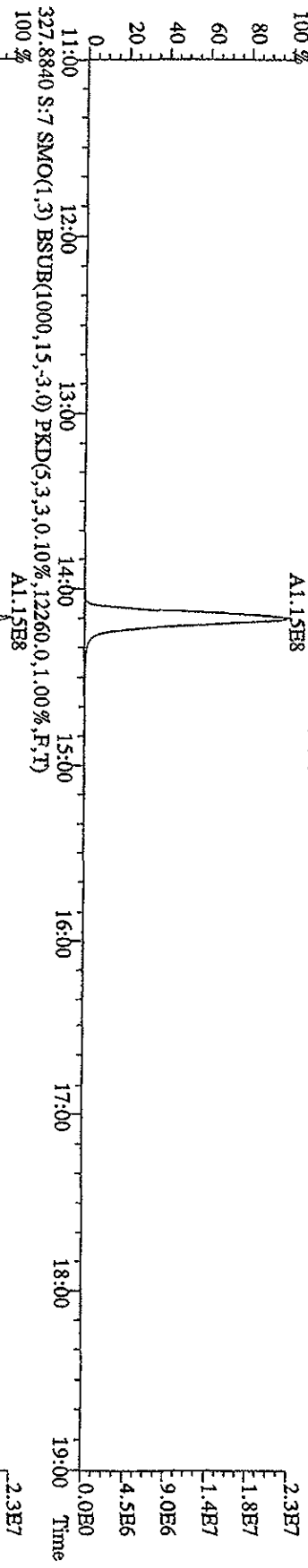


File:041A10B5D2 #1-1242 Acq: 5-JAN-2010 01:22:21 GC HI+ Voltage SIR 70SE
Sample#7 Text:ST0104H :CS-4 09DXN426 Exp:DB225

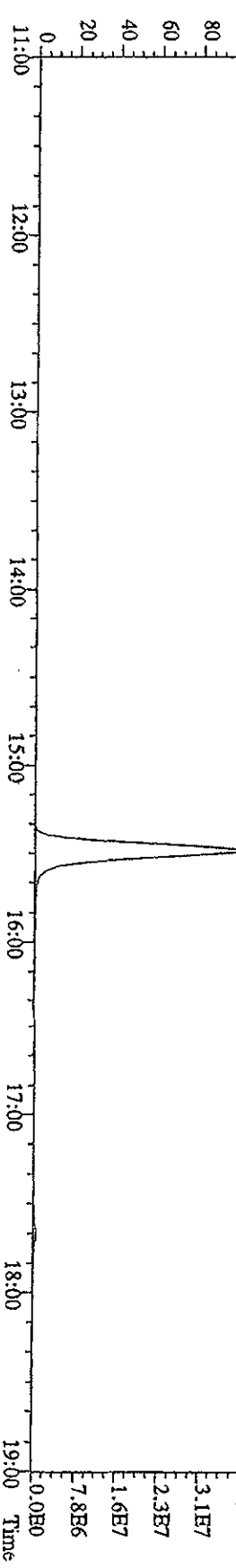
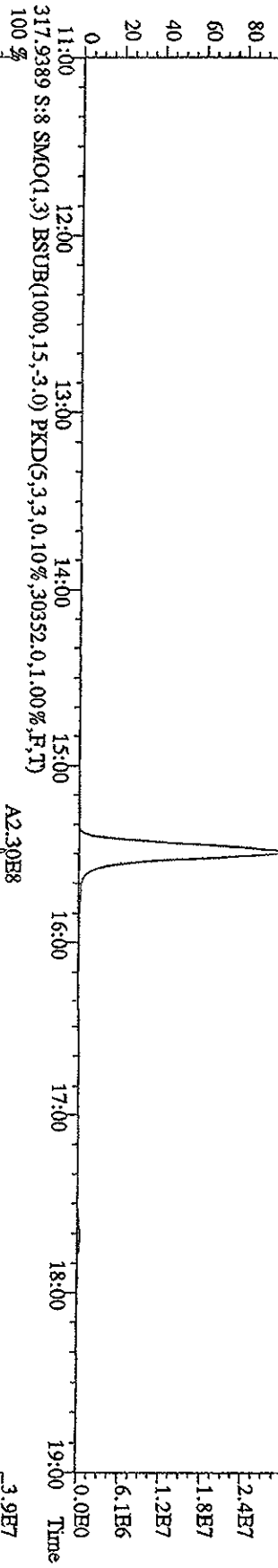
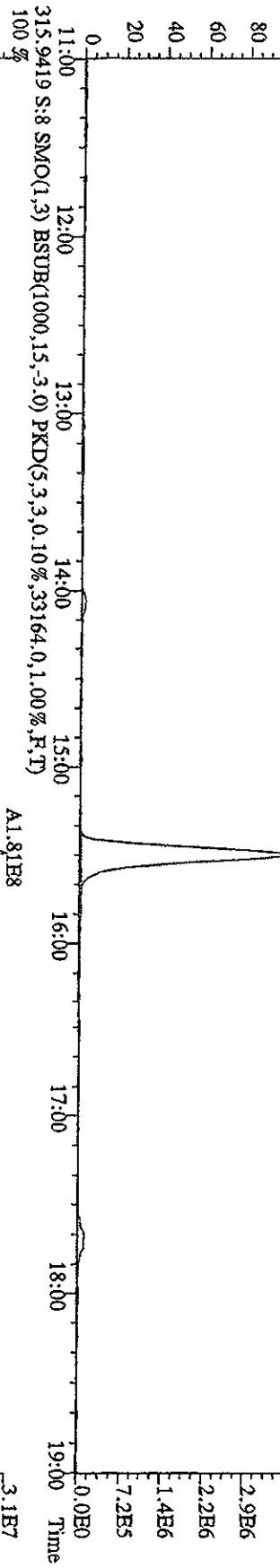
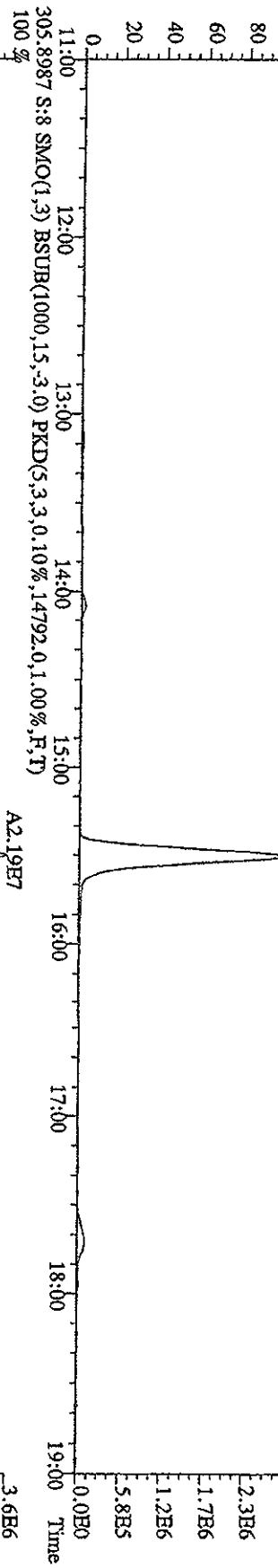
319.8965 S:7 SMO(1,3) BSUB(1000,15,-3.0) PKD(5,3,3,0,10%,10976.0,1.00%,F,T)
100% A5.21E7



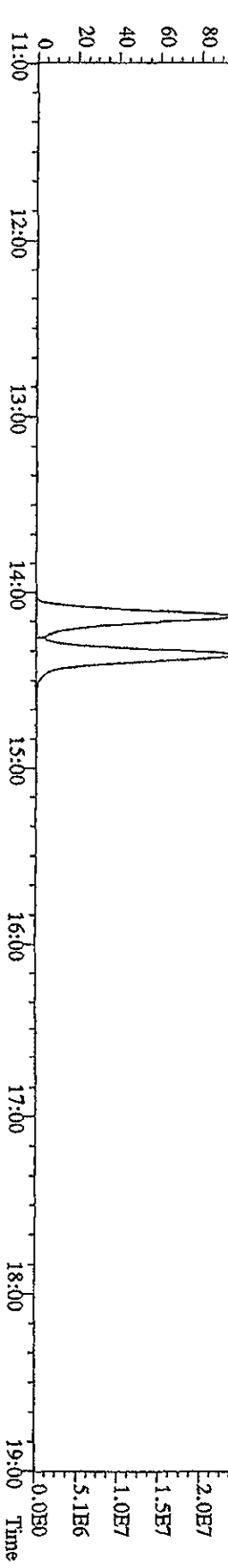
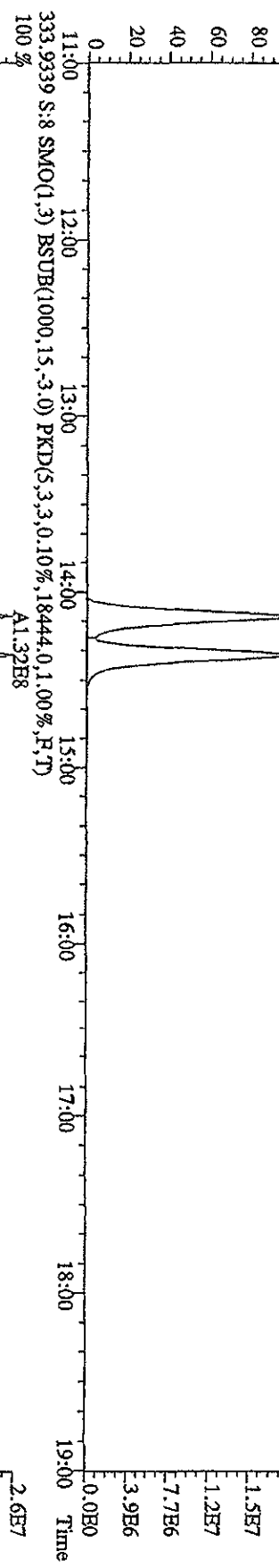

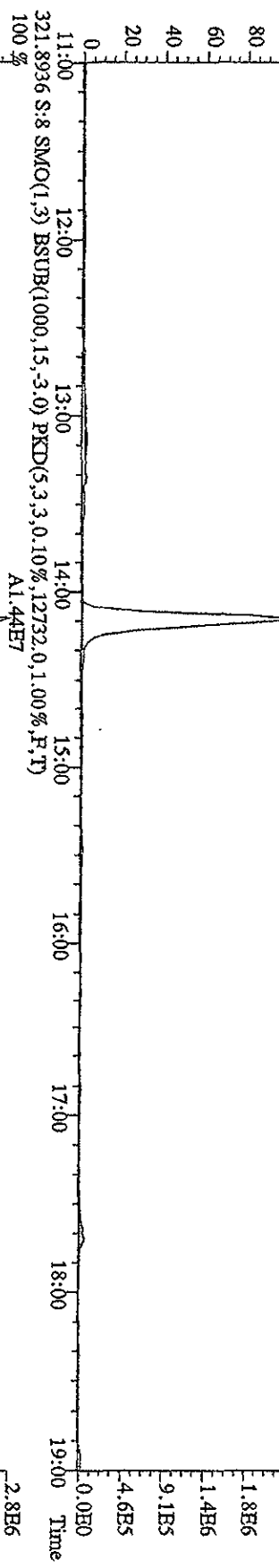
File:041A10B5D2 #1-1242 Acq: 5-JAN-2010 01:22:21 GC EI+ Voltage SIR 70SE
 Sample#7 Text:ST0104H :CS-4 09DXN426 Exp:DH225
 327.8840 S:7 SMO(1,3) BSUB(1000,15,-3,0) PKD(5,3,3,0,10%,12260.0,1.00%,F,T)
 100% A1.15E8



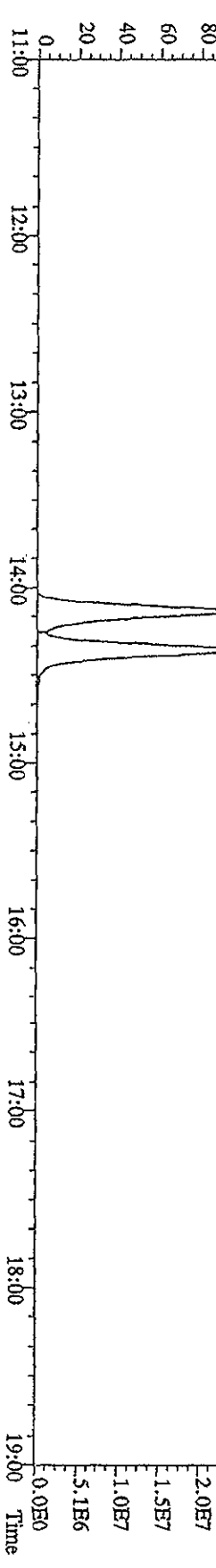
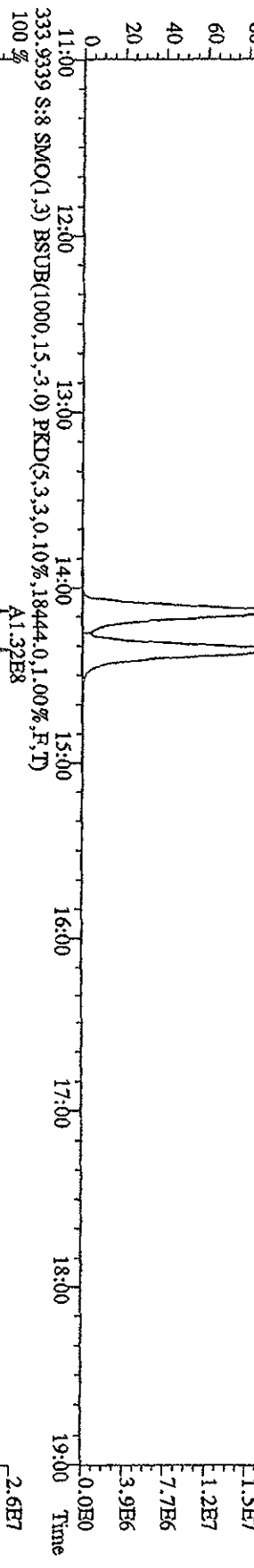

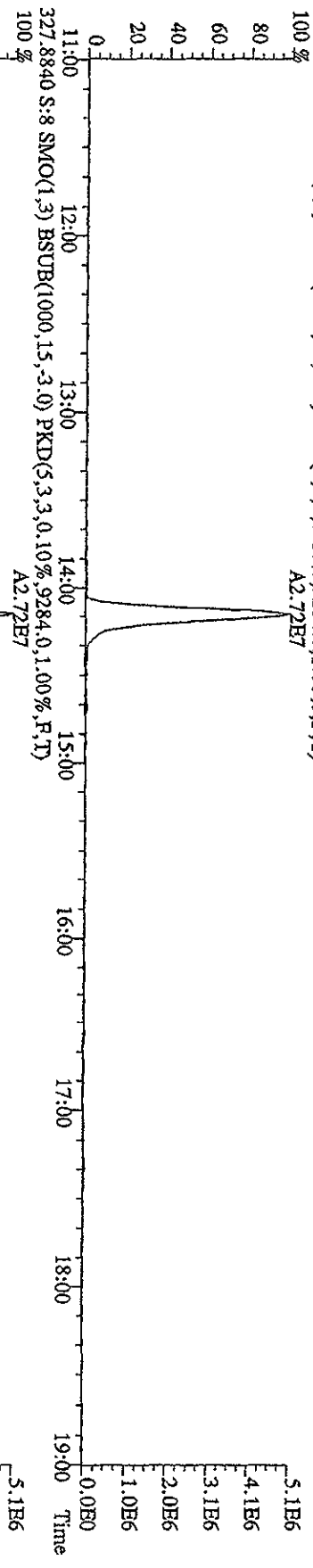
File:041A10B5D2 #1-1242 Acq: 5-JAN-2010 01:59:23 GC FI + Voltage SIR 70SE
 Sample#8 Text:ST0104I :2nd Source 09DXN449 Exp:DB225
 303.9016 S:8 SMO(1,3) BSUB(1000,15,-3,0) PKD(5,3,3,0.10%,1.0272,0.1,00%,F,T)



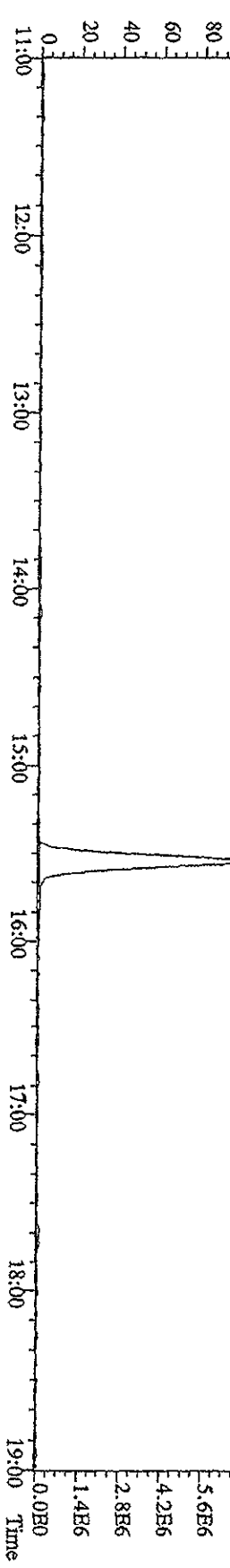
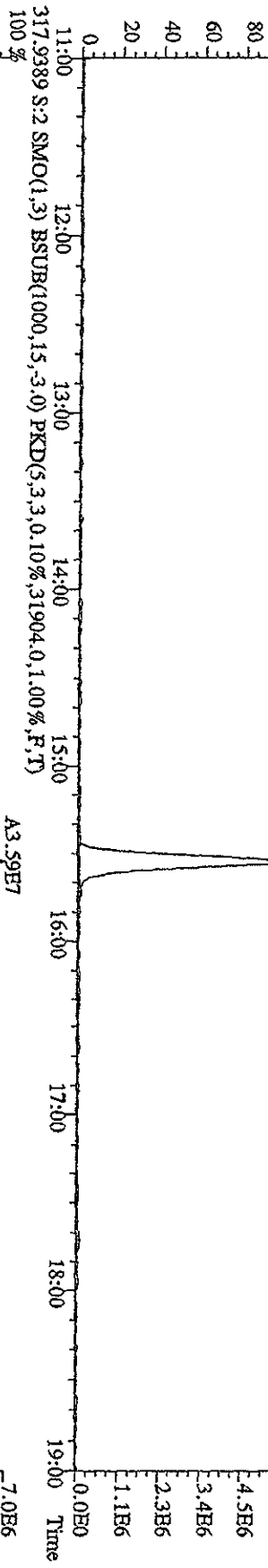
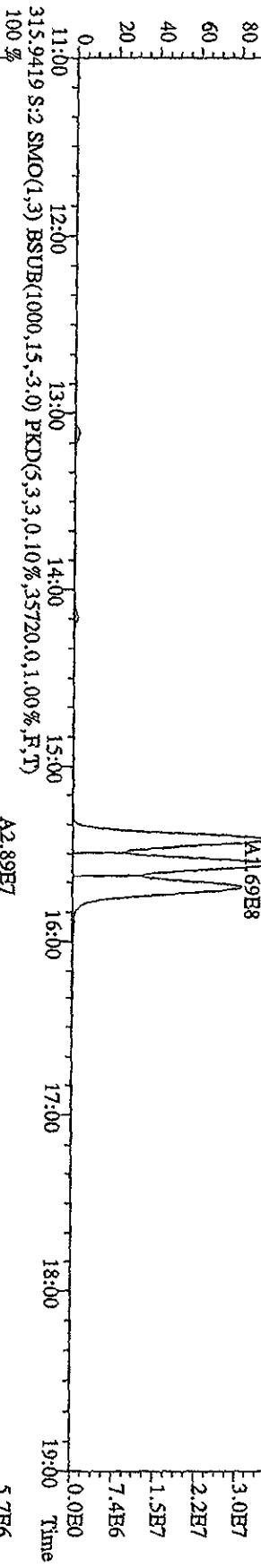
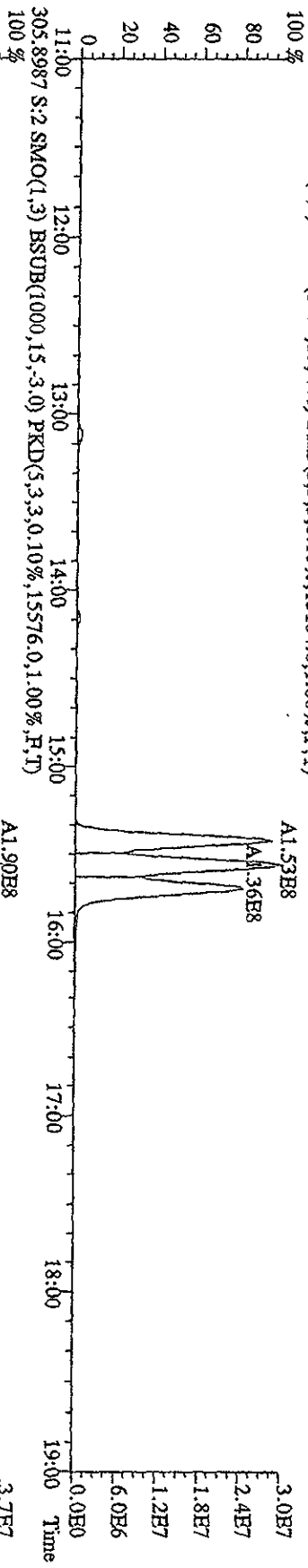
File:04\A10B5D2 #1-1242 Acq: 5-JAN-2010 01:59:23 GC EI+ Voltage SIR 70SE
 Sample#8 Text:ST01041 :2nd Source 09DXN449 Exp:DB225
 319.8965 S:8 SMO(1,3) BSUB(1000,15,-3,0) PKD(5,3,3,0.10%,9448,0.1,00%,F,T)
 100 % A1.18E7



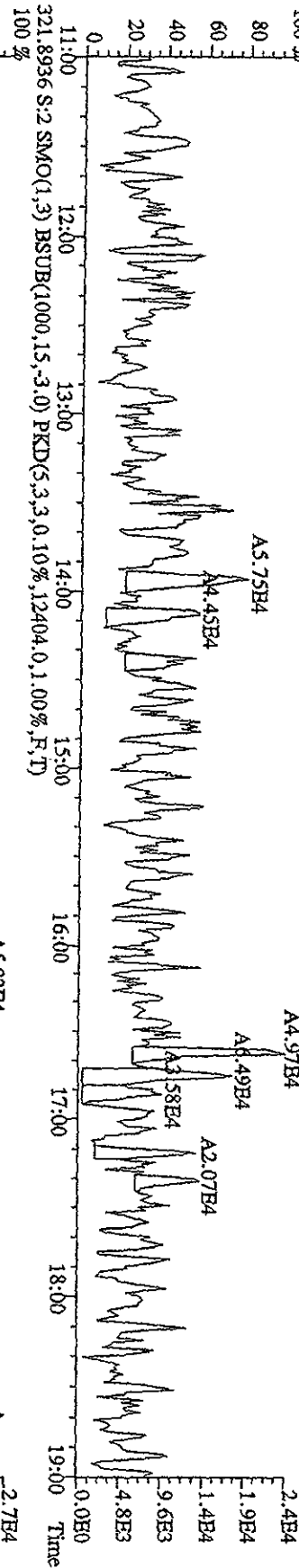
File:04\A10B5D2 #1-1242 Acq: 5-JAN-2010 01:59:23 GC EI+ Voltage SIR 70SE
 Sample#8 Text:ST0104I :2nd Source 09DXN449 Exp:DB225
 327.8840 S:8 SMO(1,3) BSUB(1000,15,-3.0) PKID(5,3,3,0,10%,9284,0,1.00%,F,T)
 100% A2.72E7



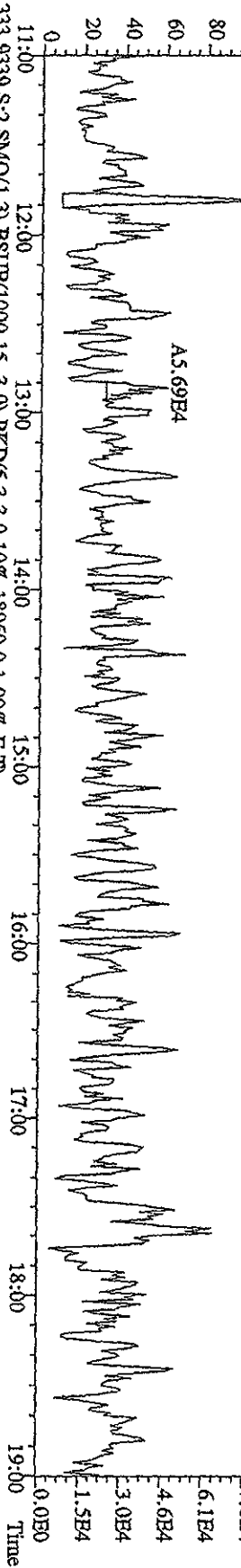
File:041A10B5D2 #1-1242 Acq: 4JAN-2010 22:17:05 GC EI+ Voltage SIR 70SE
 Sample#2 Text:CP0104C :DB225 CP5M 3732-01 Exp:DB225
 303.9016 S:2 SMO(1,3) BSVB(1000,15,-3,0) PKD(5,3,3,0,10%,15104,0,1,00%,F,T)



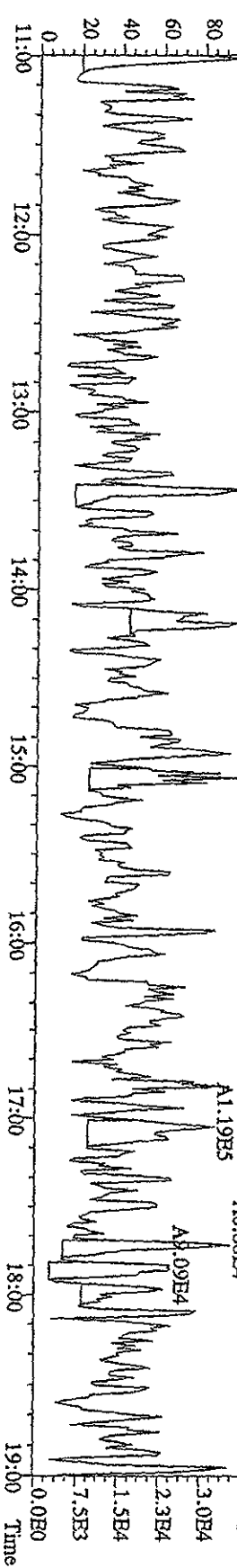
File:041A10B5D2 #1-1242 Acq: 4-JAN-2010 22:17:05 GC HI + Voltage SIR 70SE
 Sample#2 Text:CP0104C :DB225 CP5M 3732-01 Exp:DB225
 319.8965 S:2 SMO(1,3) BSUB(1000,15,-3,0) PKD(5,3,3,0,10%,8720,0,1,00%,F,T)
 100%



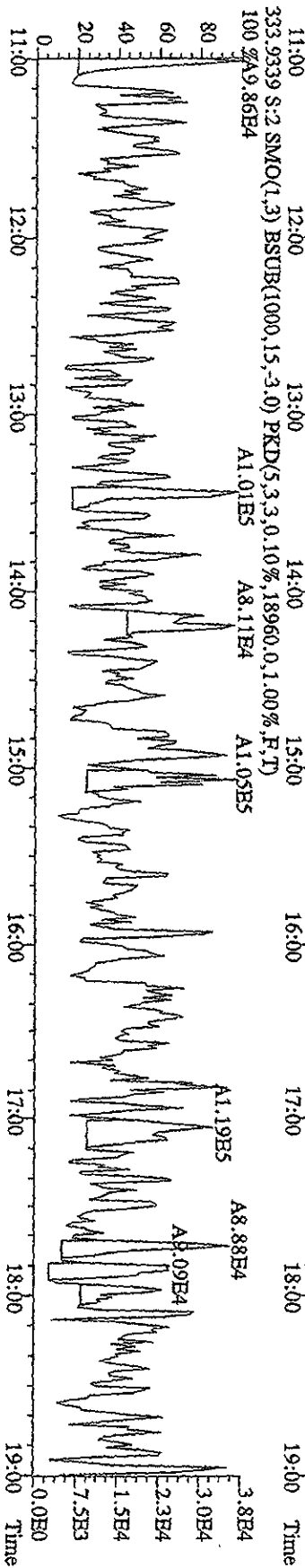
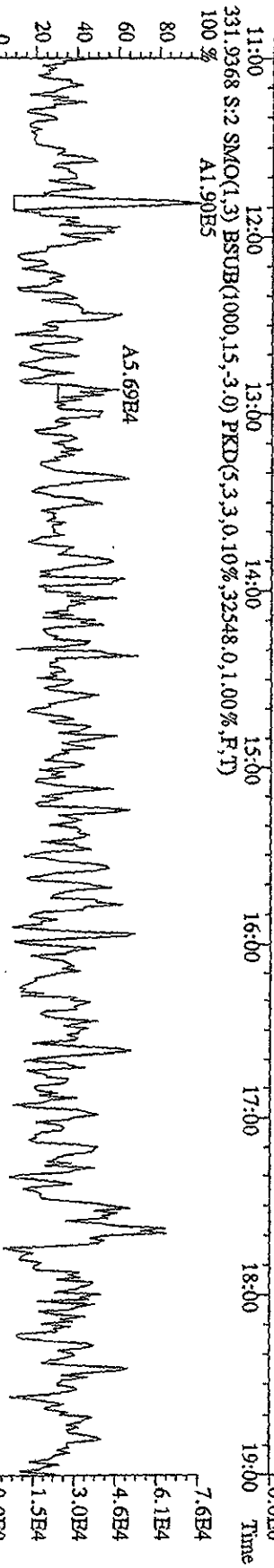
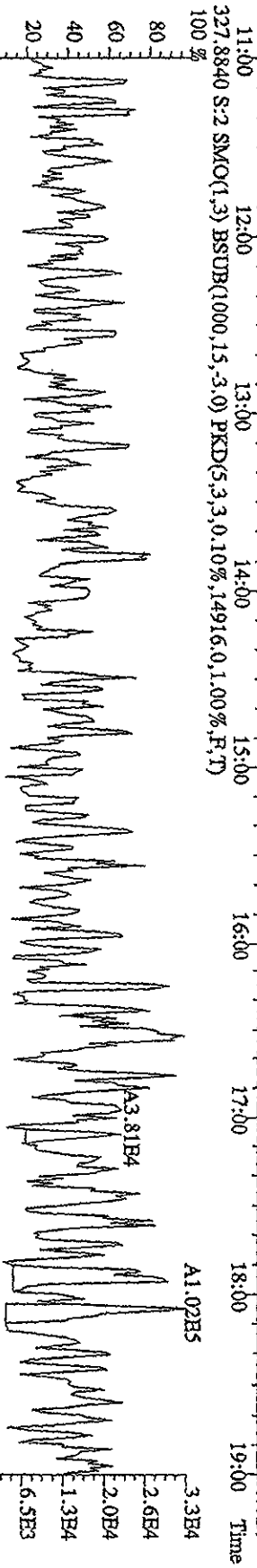
331.9368 S:2 SMO(1,3) BSUB(1000,15,-3,0) PKD(5,3,3,0,10%,32548,0,1,00%,F,T)
 100%



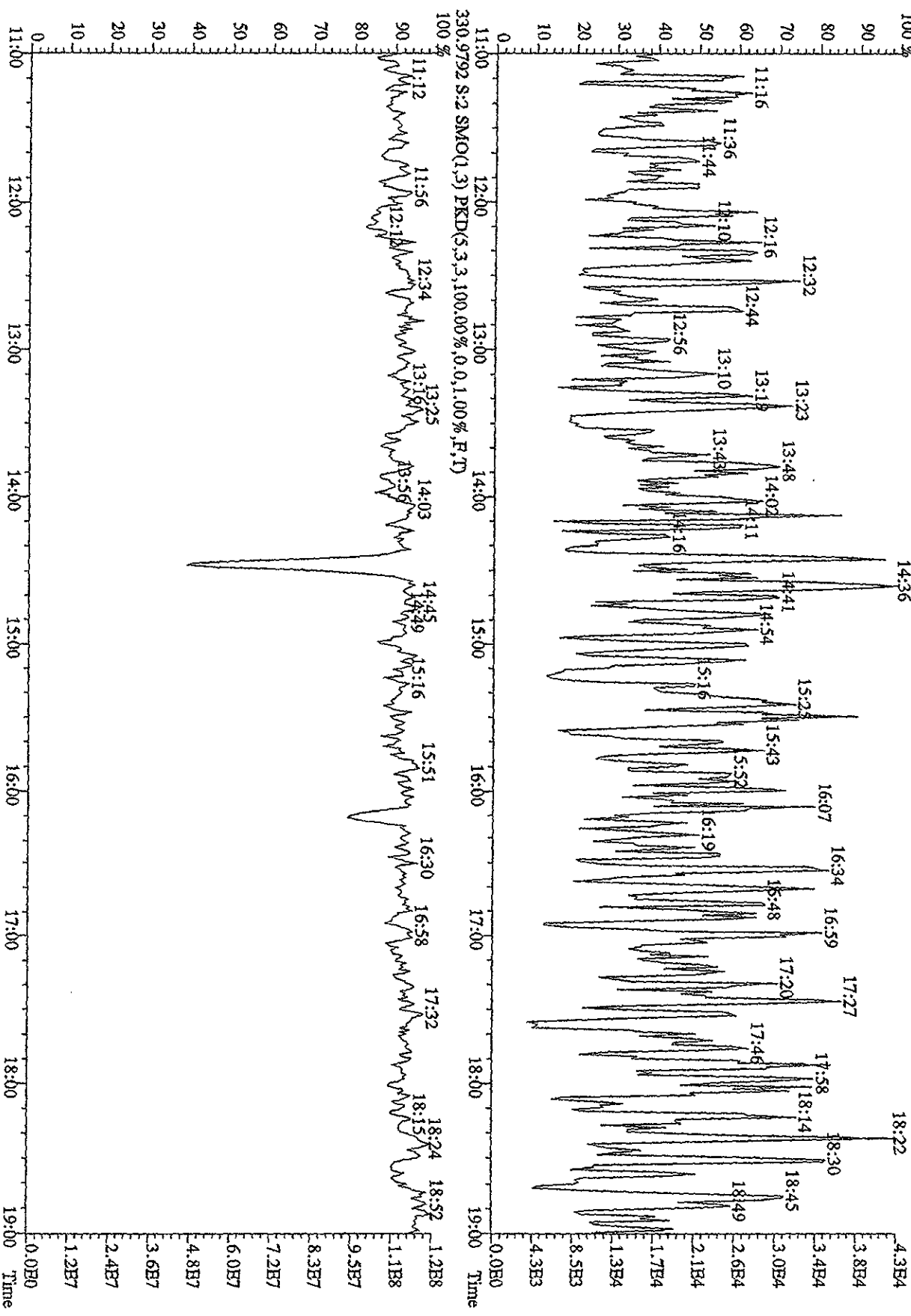
333.9339 S:2 SMO(1,3) BSUB(1000,15,-3,0) PKD(5,3,3,0,10%,18960,0,1,00%,F,T)
 100%



File:041A10B5D2 #1-1242 Acq: 4-JAN-2010 22:17:05 GC EI+ Voltage SHR 70SE
 Sample#2 Text:CP0104C :DB225 CP5M 3732-01 Exp:DE225
 327.8840 S:2 SMO(1,3) BSUB(1000,15,-3,0) PKD(5,3,3,0,10%,14916,0,1,00%,F,T)



File:04JA10B5D2 #1-1242 Acq: 4-JAN-2010 22:17:05 GC EI+ Voltage SIR 70SE
 Sample#2 Text:CP0104C :DB225 CP5M 3732.01 Exp:DB225
 375.8364 S:2 SMO(1,3) BSUB(1000,15,3.0) PKD(5,3,3,100.00%,0.0,1.00%,F,T) 14:36



Sample Extraction/Preparation Log
Copies and Checklists

**TestAmerica West Sacramento
High Resolution Prep Log
Dioxin/Furan Solid Analysis**

Box # 74
Shared QC Batch: SMB
Shares QC With: MA



Internal COC:	
Delivered to Inst.:	<u>122809</u>
Inst Receipt:	

Batch: 9357203
MS Run #:
Prep Date: 12/23/2009
Method: IN 8290
Matrix: A SOLID
Extraction: 4W SOXHLET (NOMINAL)
QC: 01 STANDARD TEST SET

Prep Reagents		
Reagent	Supplier	Lot #
Toluene	Baker	<u>H2B-105</u>
Hexane	Baker	<u>H30E30</u>
H2SO4	Baker	<u>G35029</u>
20% DCM:Hexane	NA	<u>3630-43F</u>
65% DCM:Hexane	NA	<u>3630-44C</u>
1:1 DCM:Cyclohexane	NA	<u>NA</u>
75:20:5 DCM:Hexane:Benzene	NA	<u>NA</u>
Silica Gel	<u>WHATMAN</u>	<u>22-22</u>
Acid Alumina	<u>MP</u>	<u>18</u>
5% Carbon:Silica Gel	<u>NA</u>	<u>NA</u>

SAC: IN - A - 4W - 01
Soxhlet time on: 1400 Soxhlet time off: 1600

Extraction Table							
Sample ID	Suff	Work Order	Extraction Hold Time Expires	Sample size * 10g nom.	Final Volume		Analysis Hold Time Expires
					200L	Other	
G9L170524 - 1		LQ86P1AC	1/15/2010	<u>10.30</u>	/		2/6/2010
G9L170524 - 2		LQ86X1AC	1/15/2010	<u>10.15</u>	/		2/6/2010
G9L170524 - 3		LQ8671AC	1/15/2010	<u>10.15L</u>	/		2/6/2010
G9L170524 - 4		LQ87A1AC	1/15/2010	<u>10.21</u>	/		2/6/2010
G9L170524 - 4	S	LQ87A1AD	1/15/2010	<u>10.21</u>	/		2/6/2010
G9L170524 - 4	D	LQ87A1AE	1/15/2010	<u>10.12</u>	/		2/6/2010
G9L170524 - 5		LQ87E1AC	1/15/2010	<u>10.20</u>	/		2/6/2010
G9L170524 - 6		LQ87J1AC	1/15/2010	<u>10.09</u>	/		2/6/2010
G9L170524 - 7		LQ87L1AC	1/15/2010	<u>10.09</u>	/		2/6/2010
G9L170524 - 8		LQ87M1AC	1/15/2010	<u>10.24</u>	/	<u>122809</u>	2/6/2010
G9L170524 - 9		LQ87Q1AC	1/15/2010	<u>10.28</u>	/		2/6/2010
G9L170524 - 10		LQ87R1AC	1/15/2010	<u>10.10</u>	/		2/6/2010
G9L170524 - 11		LQ87W1AC	1/15/2010	<u>10.11</u>	/		2/6/2010
G9L170524 - 12		LQ87O1AC	1/15/2010	<u>10.13</u>	/		2/6/2010
G9L170524 - 13		LQ8731AC	1/15/2010	<u>10.14</u>	/		2/6/2010
G9L230000 - 203	B	LRJM41AA	1/15/2010	<u>10.00</u>	/		2/6/2010
G9L230000 - 203	C	LRJM41AC	1/15/2010	<u>10.00</u>	/		2/6/2010

* See attached sheet for sample volumes recorded from scale

Comments/NCMs: CIS was added after option C was performed and before 1FB
- 9W 12/28/09

	ID	Spike Exp Date:	Spiked By:	Witnessed By:	Date:
Internal Standard All Samples	<u>1.0mL 109DXN418</u>	<u>2-1-10</u>	<u>CC</u>	<u>[Signature]</u>	<u>12-28-09</u> <u>cc 12-24-09</u>
Spike Mix LCS/LCSD/MS/MS	<u>50.0mL 109DXN418</u>	<u>11-30-10</u>	<u>CC</u>	<u>[Signature]</u>	<u>12-28-09</u>
Cleanup Standard All Samples	<u>1.0mL 109DXN418</u>	<u>12/10/10</u>	<u>L</u>	<u>[Signature]</u>	<u>12/28/09</u>
Recovery Standard All Samples	<u>10.0mL 109DXN388</u>	<u>11-19-10</u>	<u>L</u>	<u>[Signature]</u>	<u>12-28-09</u>
Soxhlet Extraction Analyst/Date	<u>CC/12-28-09</u>	Split/Archive Analyst/Date	Option C Analyst/Date	IFB Analyst/Date	D2 Analyst/Date
	<u>cc 12-28-09</u>	<u>—</u>	<u>9W 12/28/09</u>	<u>9W 12/28/09</u>	<u>—</u>

Data Checklist
HRGCMS/LRGCMS Analyses

Batch #: 9357203 Method ID: 8290

Data Analyst: JK DB-5
 Date initiated: 1/12/10
 Reviewer: JLW
 Date reviewed: 01/12/10

Data Analyst: JK DB-225
 Date initiated: 1/12/10
 Reviewer: JLW
 Date reviewed: 01/12/10

QA/QC verification:	Initiated DB-5	Reviewed DB-5	Initiated DB-225 (High Res Only)	Reviewed DB-225 (High Res Only)
-Daily standard package(s) present?	<input checked="" type="checkbox"/>	<input checked="" type="checkbox"/>	<input checked="" type="checkbox"/>	<input checked="" type="checkbox"/>
-Method Blank present?	<input checked="" type="checkbox"/>	<input checked="" type="checkbox"/>	<input checked="" type="checkbox"/>	<input checked="" type="checkbox"/>
-LCS/DCS copy present and meets native recovery criteria?	<input checked="" type="checkbox"/>	<input checked="" type="checkbox"/>	<input checked="" type="checkbox"/>	<input checked="" type="checkbox"/>
-Internal standard recoveries within limits?*	<input checked="" type="checkbox"/> (1)	<input checked="" type="checkbox"/>	<input checked="" type="checkbox"/> (1)	<input checked="" type="checkbox"/>
-Ion ratios within + 15% of theoretical values?	<input checked="" type="checkbox"/> (2,3,4)	<input checked="" type="checkbox"/>	<input checked="" type="checkbox"/> (2,3,4)	<input checked="" type="checkbox"/>
-Other QC (Dup,MS,SD) within specs?*	<input checked="" type="checkbox"/> (5)	<input checked="" type="checkbox"/>	<input checked="" type="checkbox"/> (3)	<input checked="" type="checkbox"/>

Sample Analysis:	Initiated DB-5	Reviewed DB-5	Initiated DB-225 (High Res Only)	Reviewed DB-225 (High Res Only)
-Correct sample aliquot used?	<input checked="" type="checkbox"/>	<input checked="" type="checkbox"/>	<input checked="" type="checkbox"/>	<input checked="" type="checkbox"/>
-All raw data present?	<input checked="" type="checkbox"/>	<input checked="" type="checkbox"/>	<input checked="" type="checkbox"/>	<input checked="" type="checkbox"/>
-Standard target DL's used? If RL's are used specify: _____	<input checked="" type="checkbox"/>	<input checked="" type="checkbox"/>	<input checked="" type="checkbox"/>	<input checked="" type="checkbox"/>
-DL's below TDL / LCL (please circle)?	<input checked="" type="checkbox"/> (6)	<input checked="" type="checkbox"/>	<input checked="" type="checkbox"/> (6)	<input checked="" type="checkbox"/>
-All positives reported at levels greater than method blank DL's?	<input checked="" type="checkbox"/>	<input checked="" type="checkbox"/>	<input checked="" type="checkbox"/>	<input checked="" type="checkbox"/>
-Correct RRF's used for method?	<input checked="" type="checkbox"/>	<input checked="" type="checkbox"/>	<input checked="" type="checkbox"/>	<input checked="" type="checkbox"/>
-Internal standard amounts correct for method?	<input checked="" type="checkbox"/>	<input checked="" type="checkbox"/>	<input checked="" type="checkbox"/>	<input checked="" type="checkbox"/>
-Target analytes are not saturated?	<input checked="" type="checkbox"/> (7)	<input checked="" type="checkbox"/>	<input checked="" type="checkbox"/> (7)	<input checked="" type="checkbox"/>
-Dilution/splitting of extract taken into account?	<input checked="" type="checkbox"/>	<input checked="" type="checkbox"/>	<input checked="" type="checkbox"/>	<input checked="" type="checkbox"/>
-Have dilution calculations been verified?	<input checked="" type="checkbox"/>	<input checked="" type="checkbox"/>	<input checked="" type="checkbox"/>	<input checked="" type="checkbox"/>
-Has a manual calculation for the sequence(s) been verified?	<input checked="" type="checkbox"/>	<input checked="" type="checkbox"/>	<input checked="" type="checkbox"/>	<input checked="" type="checkbox"/>
-Are retention times (RT) correct?	<input checked="" type="checkbox"/>	<input checked="" type="checkbox"/>	<input checked="" type="checkbox"/>	<input checked="" type="checkbox"/>
-Manual integrations checked?	<input checked="" type="checkbox"/>	<input checked="" type="checkbox"/>	<input checked="" type="checkbox"/>	<input checked="" type="checkbox"/>

Comments: (Use other side if necessary)
 ① 101607 ② 101608 ③ 101605 ④ 101610 ⑤ 101611
 ⑥ 101613 ⑦ 101614

* Recovery limits:	**RPD limits:
NCASI 551: 40-120%***	50%
Method 8290: 40-135%***	20%
Method 1613: 25-150%***	50%
Method 23: 40-130%***(C14-C16), 25-130%(C17-8), 70-130%(surr.)	50%
PCBs: 25-150%***	50%
Method 8280: 40-120%***	
DFLM01.0: 25-150%***	
Method 1614: 25-150%***	

*** Lower recoveries are acceptable if I.S. S/N ≥ 10:1 and DL's are <LCL for target analytes.

TestAmerica West Sacramento

Project/Sample Specific Information and Work Orders with the Same Analyte List

Lot ID: G9L170524

Project Manager: ALLTUCKD

Client Name: Northgate Environmental Manage

Quote Number: 84087

Project Site: Henderson NV

Date Received: 12/17/2009

Date Log Released: 12/22/2009

Turnaround Time: 22

Prep Due: Sunday, Dec 27 2009

Ops Due: Friday, Jan 8 2010

Report Due: Friday, Jan 8 2010

Expected Date:

Lot ID	Samp Num	Suff	Work Order	Batch	Analyte List ID	Sampling Date	Time Sampled
G9L170524	1		LQ86P1AC	9357203	2	12/16/2009	720
G9L170524	2		LQ86X1AC	9357203	2	12/16/2009	725
G9L170524	3		LQ8671AC	9357203	2	12/16/2009	800
G9L170524	4		LQ87A1AC	9357203	2	12/16/2009	805
G9L170524	4	S	LQ87A1AD	9357203	2	12/16/2009	805
G9L170524	4	D	LQ87A1AE	9357203	2	12/16/2009	805
G9L170524	5		LQ87E1AC	9357203	2	12/16/2009	925
G9L170524	6		LQ87J1AC	9357203	2	12/16/2009	930
G9L170524	7		LQ87L1AC	9357203	2	12/16/2009	1050
G9L170524	8		LQ87M1AC	9357203	2	12/16/2009	1055
G9L170524	9		LQ87Q1AC	9357203	2	12/16/2009	1125
G9L170524	10		LQ87R1AC	9357203	2	12/16/2009	1130
G9L170524	11		LQ87W1AC	9357203	2	12/16/2009	1150
G9L170524	12		LQ8701AC	9357203	2	12/16/2009	1155
G9L170524	13		LQ8731AC	9357203	2	12/16/2009	805

RQC058

TestAmerica Laboratories, Inc.
EXTRACTION BENCH WORKSHEET

Run Date: 12/28/09
Time: 15:51:45

LEV	LEV	LEV	LEV
1	2	1	2
Y	Blank	Y	Expanded Deliverable
Y	Check	Y	COC Completed
Y	MS/MSD	Y	Bench Sheet Copied
Y		Y	Package Submitted to Analytical Group
Y		Y	Bench Sheet Copied per COC

Weights/Volumes
Spike & surrogate Worksheet
Vial contains correct volume
Labels, greenbars, worksheets
computer batch: correct & all match
Anomalies to Extraction Method

Extractionist: 002084 Ceasar Cortez

Concentrationist: 006625 Elizabeth Nguyen

* QC BATCH: 9357203 *
* PREP DATE: 12/23/09 14:00
* COMP DATE: 12/28/09 18:00

Reviewer/Date: NGUYENE / 12/28/09

Dioxins/Furans, HRGC/HRMS (8290)
SOXHLET (NOMINAL)

EXTR EXPR	ANL DUE	LOT# WORK ORDER	MSRUN# TEST FLGS	EXT MTH	MATRIX	INIT WT/VOL	PH'S ADJ1	ADJ2	EXTRACTION VOL	SOLVENTS EXCHANGE VOL	SPIKE STANDARD/ SURROGATE ID		
1/15/10	1/08/10	G9L170524-001 LQ86P-1-AC	4W	IN	SOLID	10.30g 10.00uL	NA	NA	TOL	300.0	C14	20.0	1.0ML IS 09DXN430
COMMENTS:													
1/15/10	1/08/10	G9L170524-002 LQ86X-1-AC	4W	IN	SOLID	10.15g 10.00uL	NA	NA	TOL	300.0	C14	20.0	1.0ML IS 09DXN430
COMMENTS:													
1/15/10	1/08/10	G9L170524-003 LQ867-1-AC	4W	IN	SOLID	10.32g 10.00uL	NA	NA	TOL	300.0	C14	20.0	1.0ML IS 09DXN430
COMMENTS:													
1/15/10	1/08/10	G9L170524-004 LQ87A-1-AC	4W	IN	SOLID	10.27g 10.00uL	NA	NA	TOL	300.0	C14	20.0	1.0ML IS 09DXN430
COMMENTS:													
1/15/10	1/08/10	G9L170524-004 LQ87A-1-ADS	4W	IN	SOLID	10.21g 10.00uL	NA	NA	TOL	300.0	C14	20.0	50.0UL NS 09DXN409 1.0ML IS 09DXN430
COMMENTS:													
1/15/10	1/08/10	G9L170524-004 LQ87A-1-AED	4W	IN	SOLID	10.62g 10.00uL	NA	NA	TOL	300.0	C14	20.0	50.0UL NS 09DXN409 1.0ML IS 09DXN430
COMMENTS:													
1/15/10	1/08/10	G9L170524-005 LQ87E-1-AC	4W	IN	SOLID	10.20g 10.00uL	NA	NA	TOL	300.0	C14	20.0	1.0ML IS 09DXN430
COMMENTS:													

RQC058

TestAmerica Laboratories, Inc.
EXTRACTION BENCH WORKSHEET

Run Date: 12/28/09
Time: 15:51:45.

* QC BATCH: 9357203 *
* PREP DATE: 12/23/09 14:00
* COMP DATE: 12/28/09 18:00

EXTR EXPR	ANL DUE	LOT# WORK ORDER	MSRUN# TEST FLGS	EXT MTH	MATRIX	INIT/FIN WT/VOL	PH'S ADJ1	ADJ2	EXTRACTION VOL	SOLVENTS VOL	EXCHANGE VOL	SPIKE STANDARD/ SURROGATE ID
1/15/10	1/08/10	G9L170524-006 LQ87J-1-AC		4W	IN SOLID	10.09g 10.00uL	NA	NA	TOL	300.0	C14	20.0 1.0ML IS 09DXN430
1/15/10	1/08/10	G9L170524-007 LQ87H-1-AC		4W	IN SOLID	10.89g 10.00uL	NA	NA	TOL	300.0	C14	20.0 1.0ML IS 09DXN430
1/15/10	1/08/10	G9L170524-008 LQ87M-1-AC		4W	IN SOLID	10.24g 10.00uL	NA	NA	TOL	300.0	C14	20.0 1.0ML IS 09DXN430
1/15/10	1/08/10	G9L170524-009 LQ87Q-1-AC		4W	IN SOLID	10.38g 10.00uL	NA	NA	TOL	300.0	C14	20.0 1.0ML IS 09DXN430
1/15/10	1/08/10	G9L170524-010 LQ87R-1-AC		4W	IN SOLID	10.16g 10.00uL	NA	NA	TOL	300.0	C14	20.0 1.0ML IS 09DXN430
1/15/10	1/08/10	G9L170524-011 LQ87W-1-AC		4W	IN SOLID	10.11g 10.00uL	NA	NA	TOL	300.0	C14	20.0 1.0ML IS 09DXN430
1/15/10	1/08/10	G9L170524-012 LQ87O-1-AC		4W	IN SOLID	10.83g 10.00uL	NA	NA	TOL	300.0	C14	20.0 1.0ML IS 09DXN430
1/15/10	1/08/10	G9L170524-013 LQ873-1-AC		4W	IN SOLID	10.14g 10.00uL	NA	NA	TOL	300.0	C14	20.0 1.0ML IS 09DXN430
1/15/10	0/00/00	G9L230000-203 LRJMA-1-AAB		4W	IN SOLID	10.00g 10.00uL	NA	NA	TOL	300.0	C14	20.0 1.0ML IS 09DXN430
1/15/10	0/00/00	G9L230000-203 LRJMA-1-ACC		4W	IN SOLID	10.00g 10.00uL	NA	NA	TOL	300.0	C14	20.0 1.0ML IS 09DXN430

R = RUSH
E = EPA 600
M = CLIENT REQ MS/MSD
C = CLP
D = EXP. DEL)

NUMBER OF WORK ORDERS IN BATCH:

17

Preparation Data Review Checklist

Prep Batch(es) 905A203

Test: B2906

Prep Date: 12.23.09
24 12.29.09

Holding Times: 1.15.10 NCM: Y (N)

A. Spike Witness/Batch setup	Spike Witness	Reviewer
1. Holding times checked? NCMs filed as appropriate	<input checked="" type="checkbox"/>	<input checked="" type="checkbox"/>
2. QAS checked for QC instructions (LCS, LCSD, MS,MSD, etc)	<input checked="" type="checkbox"/>	<input checked="" type="checkbox"/>
3. Amount of samples in hood match amount of samples on bench sheet. Sample IDS match.	<input checked="" type="checkbox"/>	NA
4. Worksheets have been checked for required spiking compounds	<input checked="" type="checkbox"/>	<input checked="" type="checkbox"/>
5. Spiking volumes are correctly documented	<input checked="" type="checkbox"/>	<input checked="" type="checkbox"/>
6. Std ID numbers on spike labels match numbers on bench sheet	<input checked="" type="checkbox"/>	NA
7. Expiration dates have been checked	<input checked="" type="checkbox"/>	<input checked="" type="checkbox"/>
8. Calibration expiration dates on pipettors have been checked	<input checked="" type="checkbox"/>	NA
9. Spiker and spike witness have signed and dated bench sheet	<input checked="" type="checkbox"/>	<input checked="" type="checkbox"/>
B. Weights and Volumes		
1. Recorded weights are in anticipated range	NA	<input checked="" type="checkbox"/>
2. Balance upload or raw data for weights is included	NA	<input checked="" type="checkbox"/>
3. Weights and volumes have been transcribed correctly to LIMS.	NA	<input checked="" type="checkbox"/>
4. Weights are not targeted to meet exact weights.	NA	<input checked="" type="checkbox"/>
5. Each weight or volume measurement is a unique record (no dittos or line downs)	NA	<input checked="" type="checkbox"/>
C. Standards and Reagents		
1. Lot numbers for all reagents, including clean up stages, are recorded.	NA	<input checked="" type="checkbox"/>
2. Are dates and analysts for cleanups recorded?	NA	<input checked="" type="checkbox"/>
3. Are correct IDs used for standards? Are expiration dates to day/month/year, when listed?	NA	<input checked="" type="checkbox"/>
D. Documentation		
1. Are all nonconformances documented appropriately?	NA	<input checked="" type="checkbox"/>
2. QuantIMs entry correct, including dates and times.	NA	<input checked="" type="checkbox"/>
3. Are all fields completed?	NA	<input checked="" type="checkbox"/>

Spike witness: [Signature]

Date: 12/24/09

2nd Level Reviewer: [Signature]

Date: 12/28/09

Comments:

SOLID, D 2216-90, Percent Moisture

**SEVERN
TRENT
SERVICES**

% Moisture/Solid Worksheet

QCBATCH: 9356293

Analyzed by: FRANCISF

Report created: 1/13/10 8:32:17 AM

Lot ID	WorkOrder	Pan Tare	Sample Wet Wt	Sample Dry Wt	Wt Diff (Water)	Percent Water	Percent Solid	Reporting Limit	Foot Note	Date Time
G9L170524-1	LQ86P1AA	1.31	6.52	6.20	0.32	6.14	93.86	0.1		12/23/09 10:04:51 AM
G9L170524-1	LQ86P1AD	1.32	7.62	7.26	0.36	5.71	94.29	0.1		12/23/09 10:04:58 AM
G9L170524-2	LQ86X1AA	1.33	5.06	4.82	0.24	6.43	93.57	0.1		12/23/09 10:05:04 AM
G9L170524-3	LQ8671AA	1.32	5.28	4.94	0.34	8.59	91.41	0.1		12/23/09 10:05:11 AM
G9L170524-4	LQ87A1AA	1.32	6.92	6.43	0.49	8.75	91.25	0.1		12/23/09 10:05:17 AM
G9L170524-5	LQ87E1AA	1.31	9.29	7.34	1.95	24.44	75.56	0.1		12/23/09 10:05:24 AM
G9L170524-6	LQ87J1AA	1.32	6.73	5.74	0.99	18.30	81.70	0.1		12/23/09 10:05:31 AM
G9L170524-7	LQ87L1AA	1.32	7.43	7.02	0.41	6.71	93.29	0.1		12/23/09 10:05:38 AM
G9L170524-8	LQ87M1AA	1.32	6.92	6.53	0.39	6.96	93.04	0.1		12/23/09 10:05:46 AM
G9L170524-9	LQ87Q1AA	1.32	6.70	6.34	0.36	6.69	93.31	0.1		12/23/09 10:05:52 AM
G9L170524-10	LQ87R1AA	1.32	7.16	6.70	0.46	7.88	92.12	0.1		12/23/09 10:05:58 AM
G9L170524-11	LQ87W1AA	1.32	7.29	6.90	0.39	6.53	93.47	0.1		12/23/09 10:06:05 AM
G9L170524-12	LQ8701AA	1.32	7.56	7.14	0.42	6.73	93.27	0.1		12/23/09 10:06:11 AM
G9L170524-13	LQ8731AA	1.32	7.06	6.55	0.51	8.89	91.11	0.1		12/23/09 10:06:18 AM
G9L180601-1	LRDDK1AC	1.32	10.64	9.11	1.53	16.42	83.58	0.1		12/23/09 10:06:25 AM

All weights are in grams.
 Sample weights (wet & dry) include the weight (tare) of the sample pan.
 Wt. Diff. = sample wet weight (+ tare) - sample dry weight (+ tare).
 % Water = (Wt. Diff./sample wet weight - pan tare)*100
 % Solid = 100 - percent Water