

Report Cover Page	1
Case Narrative	2
Executive Summary - Detection Highlights.....	6
Methods Summary	8
Method / Analyst Summary	9
Sample Summary	10
QC Data Association Summary	13
Organophosphorus Pesticides by GC Forms	16
Organophosphorus Pesticides by GC Forms (cont)	60
Organophosphorus Pesticides by GC Forms (cont)	104
Organophosphorus Pesticides by GC Forms (cont)	151
Wet Chemistry Forms	202
Wet Chemistry Forms (cont)	205
Chain of Custody & Sample Receipt Documents	210
Supporting Documentation-D9F270150	225
Organophosphorus Pesticides by GC Raw Data.....	225
Organophosphorus Pesticides by GC Raw Data (cont)	423
Supporting Documentation-D9G020222	624
Organophosphorus Pesticides by GC Raw Data.....	624
Wet Chemistry Forms-D9G020222,235	842
% Moisture	842
Supporting Documentation-D9G020235	845
Organophosphorus Pesticides by GC Raw Data.....	845
Total Number of Pages in this Package	1076



TestAmerica

THE LEADER IN ENVIRONMENTAL TESTING

TestAmerica Laboratories, Inc.

ANALYTICAL REPORT

Tronox LLC, Henderson

SDG: 8304610

Lot #s: D9F270150, D9G020222, and D9G020235

Frank Hagar

Northgate Environmental Management, Inc.
1100 Quail Street
Suite 102
Newport Beach, CA 92660

TestAmerica Laboratories, Inc.



Michael P. Phillips
Project Manager

July 23, 2009

Case Narrative

SDG 8304610

The samples presented in this report were submitted to TestAmerica by Northgate Environmental Management, Inc. from the Tronox/Henderson site. The samples were received according to documented sample acceptance procedures.

TestAmerica utilizes USEPA approved methods in all analytical work. The samples presented in this report were analyzed for the parameters listed on the methods summary page in accordance with the methods indicated.

The results apply only to the samples included in this report and meet all requirements of NELAC. All data have been reviewed for compliance with the laboratory QA/QC plan and have been found to be compliant with laboratory protocols, with the exception of any items noted below.

Sample Receiving

One sample was received under chain of custody at a temperature of 4.9°C on June 27, 2009, and was logged under lot D9F270150. The client cancelled the sample but after communicating with the lab approval was given to report and bill the sample. One sample including a MS/MSD was received under chain of custody at a temperature of 2.7°C on July 2, 2009, and was logged under lot D9G020222. Three samples including a MS/MSD were received under chain of custody at a temperature of 2.7°C on July 2, 2009, and were logged under lot D9G020235. These lots are reported here under SDG 8304610.

GC Semivolatiles / Organophosphorus Pesticides – SW846 Method 8141A

Sample D9F270150-001 (EB062609-SO) and the associated Method Blank exhibited surrogate recoveries for Chlormefos and Triphenyl phosphate outside the control limits in QC batch 9180507. Upon re-extraction and reanalysis as part of QC batch 9189451, the surrogate recoveries were 100% in control. Both the original and reanalysis data have been provided, as re-extraction was unavoidably performed outside the recommended sample holding time.

The method required MS/MSD was performed for QC batch 9188427 using samples D9G020222-001 (SA106-0.5B) and D9G020235-001 (SA82-0.5B), as requested, and exhibited MS, MSD, and/or relative percent differences (RPDs) outside the control limits for multiple compounds. The lab noted that there was significant matrix interference present; therefore, no corrective action was necessary.

The method required MS/MSD could not be performed for QC batches 9180507 or 9189451 due to insufficient sample volume; however, method precision and accuracy were demonstrated with acceptable LCS/LCSD data.

The Continuing Calibration Verification (CCV) standard(s) associated with the samples in QC batches 9180507, 9188427 and 9189451 exhibited %Difference values out of range for several compounds. The overall mean %Differences were within control limits; therefore, method criteria were met and corrective action was deemed unnecessary. In addition, none of these compounds were detected in the associated samples.

Percent Moisture – SW846 Method 3550C

Sample duplicate analyses associated with QC batch 9187132 were performed using sample D9G020222-001 (SA106-0.5B) and the results were in control.

Quality Control Definitions of Terms

Term	Definition
Batch	A set of up to 20 field samples plus associated laboratory QC samples that are similar in composition (matrix) and that are processed within the same time period with the same reagent and standard lots.
Laboratory Control Sample and Laboratory Control Sample Duplicate (LCS/LCSD)	A volume of reagent water for aqueous samples or a contaminant-free solid matrix (Ottawa sand) for soil and sediment samples which is spiked with known amounts of representative target analytes and required surrogates. A LCS is carried through the entire analytical process and is used to monitor the accuracy of the analytical process independent of potential matrix effects. An LCSD is a second Laboratory Control Sample.
Matrix Spike and Matrix Spike Duplicate (MS/MSD)	A field sample fortified with known quantities of target analytes that are also added to the LCS. Matrix spike duplicate is a second matrix spike sample. MS/MSDs are carried throughout the entire analytical process and are used to determine sample matrix effect on accuracy of the measurement system. The accuracy and precision estimated using MS/MSD is only representative of the precision of the sample that was spiked.
Method Blank	A sample composed of all the reagents (in the same quantities) in reagent water carried through the entire analytical process. The method blank is used to monitor the level of contamination introduced during sample preparation steps.
Surrogate	Organic constituents not expected to be detected in environmental media and are added to every sample and QC at a known concentration. Surrogates are used to determine the efficiency of the sample preparation and the analytical process.
Sample Duplicate	A second aliquot of an environmental sample, taken from the same sample container when possible, that is processed independently with the first sample aliquot. The results are used to assess the effect of the sample matrix on the precision of the analytical process. The precision estimated using this sample is not necessarily representative of the precision for other samples in the batch.
Method Detection Limit "MDL"	The method detection limit is defined as the minimum concentration of a substance that can be measured and reported with 99% confidence that the analyte concentration is greater than zero and is determined from replicate analyses of low level standards in a typical representative matrix.
Reporting Limit "RL"	The TestAmerica reporting limit is normally the lowest level at which measurements become quantitatively meaningful, i.e., the quantitation limit, which is approximately three times the MDL. Some projects require RLs that are less than the quantitation limit to achieve particular maximum contaminant levels (MCLs) or relevant and appropriate requirements (ARARs), but RLs cannot be less than the statistically determined MDL.

Quality Control Definitions of Qualifiers

Qualifier	Definition
*	Surrogate or Relative Percent Difference (RPD) is outside control limits.
a	Spiked analyte recovery is outside control limits.
B	Organics: Method blank contamination. The associated method blank contains the target analyte at a reportable level. Inorganics: Estimated result. Result is less than the RL
COL	More than 40% difference between the primary and confirmation detector results. The lower of the two results is reported.
DIL	The concentration is estimated or not reported due to dilution.
E	Estimated result. Result concentration exceeds the calibration range.
G	Inorganics: Elevated reporting limit. The reporting limit is elevated due to matrix interference.
J	Organics: Estimated result. Result is less than RL Inorganics: Method blank contamination. The associated method blank contains the target analyte at a reportable level.
L	Serial dilution of a digestate in the analytical batch indicates that physical and chemical interferences are present
N	Spiked analyte recovery is outside stated control limits.
NC	The recovery and/or RPD were not calculated.
ND	The analyte was not detected at the MDL concentration and with a measurable degree of confidence can be said not to be present at or above the RL concentration.
p	Relative percent difference (RPD) is outside stated control limits.
Q	Elevated reporting limit. The reporting limit is elevated due to high analyte levels.
V	General Chemistry: Elevated reporting limit due to limited sample volume.
Wa	Post digestion spike recovery fell between 40-85% due to matrix interference.
Wb	Post digestion spike recovery fell between 115-150% due to matrix interference.
I	Percent recovery is estimated since the results exceeded the calibration range.
T1	A tentatively identified compound that did not generate a spectral match of 80% or greater. Typically called "unknown"
T2	A tentatively identified compound with a spectral match of 80% or better
T3	A tentatively identified compound that was calibrated for by the lab, but not on the client target analyte list.
IC	Diluted due to high inorganic chloride.

EXECUTIVE SUMMARY - Detection Highlights

8304610 : D9G020222

<u>PARAMETER</u>	<u>RESULT</u>	<u>REPORTING LIMIT</u>	<u>UNITS</u>	<u>ANALYTICAL METHOD</u>
SA106-0.5B 06/30/09 09:10 001				
Percent Moisture	14	0.10	%	SW846 3550C Moist

(Continued on next page)

EXECUTIVE SUMMARY - Detection Highlights

8304610 : D9G020235

<u>PARAMETER</u>	<u>RESULT</u>	<u>REPORTING LIMIT</u>	<u>UNITS</u>	<u>ANALYTICAL METHOD</u>
SA82-0.5B 07/01/09 07:00 001				
Percent Moisture	2.9	0.10	%	SW846 3550C Moist
SA82-10B 07/01/09 07:56 002				
Percent Moisture	5.3	0.10	%	SW846 3550C Moist
SA82-29B 07/01/09 09:36 003				
Percent Moisture	42	0.10	%	SW846 3550C Moist

METHODS SUMMARY

8304610

<u>PARAMETER</u>	<u>ANALYTICAL METHOD</u>	<u>PREPARATION METHOD</u>
Organophosphorous Compounds by GC	SW846 8141A	
Organophosphorous Compounds by GC	SW846 8141A	SW846 3510
3550C Moisture	SW846 3550C Moi	SW846 3550C % M

References:

SW846 "Test Methods for Evaluating Solid Waste, Physical/Chemical Methods", Third Edition, November 1986 and its updates.

METHOD / ANALYST SUMMARY

8304610

<u>ANALYTICAL METHOD</u>	<u>ANALYST</u>	<u>ANALYST ID</u>
SW846 3550C Moisture	Reva M. Golden	010906
SW846 8141A	Teresa L. Williams	002510

References:

SW846 "Test Methods for Evaluating Solid Waste, Physical/Chemical Methods", Third Edition, November 1986 and its updates.

SAMPLE SUMMARY

8304610 : D9F270150

WO #	SAMPLE#	CLIENT SAMPLE ID	SAMPLED DATE	SAMP TIME
LFQ0D	001	EB062609-SO	06/26/09	13:30

NOTE (S) :

- The analytical results of the samples listed above are presented on the following pages.
- All calculations are performed before rounding to avoid round-off errors in calculated results.
- Results noted as "ND" were not detected at or above the stated limit.
- This report must not be reproduced, except in full, without the written approval of the laboratory.
- Results for the following parameters are never reported on a dry weight basis: color, corrosivity, density, flashpoint, ignitability, layers, odor, paint filter test, pH, porosity pressure, reactivity, redox potential, specific gravity, spot tests, solids, solubility, temperature, viscosity, and weight.

(Continued on next page)

SAMPLE SUMMARY

8304610 : D9G020222

<u>WO #</u>	<u>SAMPLE#</u>	<u>CLIENT SAMPLE ID</u>	<u>SAMPLED DATE</u>	<u>SAMP TIME</u>
LF1T8	001	SA106-0.5B	06/30/09	09:10

NOTE (S) :

- The analytical results of the samples listed above are presented on the following pages.
- All calculations are performed before rounding to avoid round-off errors in calculated results.
- Results noted as "ND" were not detected at or above the stated limit.
- This report must not be reproduced, except in full, without the written approval of the laboratory.
- Results for the following parameters are never reported on a dry weight basis: color, corrosivity, density, flashpoint, ignitability, layers, odor, paint filter test, pH, porosity pressure, reactivity, redox potential, specific gravity, spot tests, solids, solubility, temperature, viscosity, and weight.

(Continued on next page)

SAMPLE SUMMARY

8304610 : D9G020235

<u>WO #</u>	<u>SAMPLE#</u>	<u>CLIENT SAMPLE ID</u>	<u>SAMPLED DATE</u>	<u>SAMP TIME</u>
LF1XG	001	SA82-0.5B	07/01/09	07:00
LF1XT	002	SA82-10B	07/01/09	07:56
LF1XX	003	SA82-29B	07/01/09	09:36

NOTE (S) :

- The analytical results of the samples listed above are presented on the following pages.
- All calculations are performed before rounding to avoid round-off errors in calculated results.
- Results noted as "ND" were not detected at or above the stated limit.
- This report must not be reproduced, except in full, without the written approval of the laboratory.
- Results for the following parameters are never reported on a dry weight basis: color, corrosivity, density, flashpoint, ignitability, layers, odor, paint filter test, pH, porosity pressure, reactivity, redox potential, specific gravity, spot tests, solids, solubility, temperature, viscosity, and weight.

QC DATA ASSOCIATION SUMMARY

D9F270150

Sample Preparation and Analysis Control Numbers

<u>SAMPLE#</u>	<u>MATRIX</u>	<u>ANALYTICAL METHOD</u>	<u>LEACH BATCH #</u>	<u>PREP BATCH #</u>	<u>MS RUN#</u>
001	WQ	SW846 8141A		9180507	
	WQ	SW846 8141A		9189451	

QC DATA ASSOCIATION SUMMARY

D9G020222

Sample Preparation and Analysis Control Numbers

<u>SAMPLE#</u>	<u>MATRIX</u>	<u>ANALYTICAL METHOD</u>	<u>LEACH BATCH #</u>	<u>PREP BATCH #</u>	<u>MS RUN#</u>
001	SOLID	SW846 3550C Moist		9187132	9188093
	SOLID	SW846 8141A		9188427	9188249

QC DATA ASSOCIATION SUMMARY

D9G020235

Sample Preparation and Analysis Control Numbers

<u>SAMPLE#</u>	<u>MATRIX</u>	<u>ANALYTICAL METHOD</u>	<u>LEACH BATCH #</u>	<u>PREP BATCH #</u>	<u>MS RUN#</u>
001	SOLID	SW846 3550C Moist		9187132	9188093
	SOLID	SW846 8141A		9188427	9188249
002	SOLID	SW846 3550C Moist		9187132	9188093
	SOLID	SW846 8141A		9188427	9188249
003	SOLID	SW846 3550C Moist		9187132	9188093
	SOLID	SW846 8141A		9188427	9188249

TestAmerica
Semivolatle GC
CLP-Like Forms

Lot ID: D9F270150

Client: Northgate/Tronox

Method: SW846 8141A

Associated Samples: 001

Batch: 9180507

Northgate Environmental Management, Inc.

Analysis Data Sheet

Lab Name:	<u>TESTAMERICA DENVER</u>	Client Sample ID:	<u>EB062609-SO</u>
Lot/SDG Number:	<u>8304610</u>	Lab Sample ID:	<u>D9F270150-001</u>
Matrix:	<u>WATER</u>	Lab WorkOrder:	<u>LFQ0D1AA</u>
% Moisture:	<u>N/A</u>	Date/Time Collected:	<u>06/26/09 13:30</u>
Basis:	<u>Wet</u>	Date/Time Received:	<u>06/27/09 08:25</u>
Analysis Method:	<u>8141A</u>	Date Leached:	
Unit:	<u>ug/L</u>	Date/Time Extracted:	<u>06/29/09 16:00</u>
QC Batch ID:	<u>9180507</u>	Date/Time Analyzed:	<u>07/02/09 23:06</u>
Sample Aliquot:	<u>1054 mL</u>	Instrument ID:	<u>D2</u>
Dilution Factor:	<u>1</u>		

CAS No.	Analyte	Conc.	MDL	RL	Q
86-50-0	Azinphos-methyl	0.17	0.17	2.5	U
35400-43-2	Bolstar	0.31	0.31	1.0	U
2921-88-2	Chlorpyrifos	0.36	0.36	1.0	U
56-72-4	Coumaphos	0.14	0.14	1.0	U
298-03-3	Demeton-O	0.14	0.14	1.0	U
126-75-0	Demeton-S	0.069	0.069	1.0	U
333-41-5	Diazinon	0.15	0.15	1.0	U
62-73-7	Dichlorvos	0.16	0.16	1.0	U
60-51-5	Dimethoate	0.45	0.45	1.5	U
298-04-4	Disulfoton	0.32	0.32	1.0	U
2104-64-5	EPN	0.15	0.15	1.2	U
13194-48-4	Ethoprop	0.18	0.18	0.50	U
56-38-2	Ethyl parathion	0.14	0.14	1.0	U
52-85-7	Famphur	0.18	0.18	1.0	U
115-90-2	Fensulfothion	0.54	0.54	2.5	U
55-38-9	Fenthion	0.15	0.15	2.5	U
121-75-5	Malathion	0.13	0.13	1.2	U
150-50-5	Merphos	0.17	0.17	5.0	U
298-00-0	Methyl parathion	0.14	0.14	4.0	U
7786-34-7	Mevinphos	0.46	0.46	6.2	U
300-76-5	Naled	0.25	0.25	1.0	U
298-02-2	Phorate	0.15	0.15	1.2	U
299-84-3	Ronnel	0.12	0.12	10	U
3689-24-5	Sulfotepp	0.17	0.17	1.5	U
961-11-5	Tetrachlorvinphos (Stirophos)	0.12	0.12	3.5	U

Northgate Environmental Management, Inc.

Analysis Data Sheet

Lab Name: TESTAMERICA DENVER
Lot/SDG Number: 8304610
Matrix: WATER
% Moisture: N/A
Basis: Wet
Analysis Method: 8141A
Unit: ug/L
QC Batch ID: 9180507
Sample Aliquot: 1054 mL
Dilution Factor: 1

Client Sample ID: EB062609-SO
Lab Sample ID: D9F270150-001
Lab WorkOrder: LFQ0D1AA
Date/Time Collected: 06/26/09 13:30
Date/Time Received: 06/27/09 08:25
Date Leached:
Date/Time Extracted: 06/29/09 16:00
Date/Time Analyzed: 07/02/09 23:06
Instrument ID: D2

CAS No.	Analyte	Conc.	MDL	RL	Q
297-97-2	Thionazin	0.31	0.31	1.0	U
34643-46-4	Tokuthion	0.12	0.12	1.6	U
327-98-0	Trichloronate	0.24	0.24	1.0	U

CAS No.	Surrogate	% Rec	Lower Limit	Upper Limit	Q
115-86-6	Triphenyl phosphate	46	60	154	*
24934-91-6	Chlormefos	37	49	171	*

Northgate Environmental Management, Inc.

Analysis Data Sheet

Lab Name: TESTAMERICA DENVER
 Lot/SDG Number: 8304610
 Matrix: WATER
 % Moisture:
 Basis: Wet
 Analysis Method: 8141A
 Unit: ug/L
 QC Batch ID: 9180507
 Sample Aliquot: 1000 mL
 Dilution Factor: 1

Client Sample ID:
 Lab Sample ID: D9F290000-507B
 Lab WorkOrder: LFTN31AA
 Date/Time Collected:
 Date/Time Received:
 Date Leached:
 Date/Time Extracted: 06/29/09 16:00
 Date/Time Analyzed: 07/02/09 21:44
 Instrument ID: D2

CAS No.	Analyte	Conc.	MDL	RL	Q
62-73-7	Dichlorvos	0.16	0.16	1.0	U
297-97-2	Thionazin	0.31	0.31	1.0	U
60-51-5	Dimethoate	0.45	0.45	1.5	U
298-04-4	Disulfoton	0.32	0.32	1.0	U
2104-64-5	EPN	0.15	0.15	1.2	U
13194-48-4	Ethoprop	0.18	0.18	0.50	U
52-85-7	Famphur	0.18	0.18	1.0	U
115-90-2	Fensulfothion	0.54	0.54	2.5	U
55-38-9	Fenthion	0.15	0.15	2.5	U
121-75-5	Malathion	0.13	0.13	1.2	U
150-50-5	Merphos	0.17	0.17	5.0	U
298-00-0	Methyl parathion	0.14	0.14	4.0	U
86-50-0	Azinphos-methyl	0.17	0.17	2.5	U
7786-34-7	Mevinphos	0.46	0.46	6.2	U
300-76-5	Naled	0.25	0.25	1.0	U
56-38-2	Ethyl parathion	0.14	0.14	1.0	U
298-02-2	Phorate	0.15	0.15	1.2	U
299-84-3	Ronnel	0.12	0.12	10	U
3689-24-5	Sulfotepp	0.17	0.17	1.5	U
34643-46-4	Tokuthion	0.12	0.12	1.6	U
327-98-0	Trichloronate	0.24	0.24	1.0	U
35400-43-2	Bolstar	0.31	0.31	1.0	U
961-11-5	Tetrachlorvinphos (Stiropfos)	0.12	0.12	3.5	U
2921-88-2	Chlorpyrifos	0.36	0.36	1.0	U
56-72-4	Coumaphos	0.14	0.14	1.0	U
298-03-3	Demeton-O	0.14	0.14	1.0	U
126-75-0	Demeton-S	0.069	0.069	1.0	U
333-41-5	Diazinon	0.15	0.15	1.0	U

Northgate Environmental Management, Inc.

Analysis Data Sheet

Lab Name:	<u>TESTAMERICA DENVER</u>	Client Sample ID:	
Lot/SDG Number:	<u>8304610</u>	Lab Sample ID:	<u>D9F290000-507B</u>
Matrix:	<u>WATER</u>	Lab WorkOrder:	<u>LFTN31AA</u>
% Moisture:		Date/Time Collected:	
Basis:	<u>Wet</u>	Date/Time Received:	
Analysis Method:	<u>8141A</u>	Date Leached:	
Unit:	<u>ug/L</u>	Date/Time Extracted:	<u>06/29/09 16:00</u>
QC Batch ID:	<u>9180507</u>	Date/Time Analyzed:	<u>07/02/09 21:44</u>
Sample Aliquot:	<u>1000 mL</u>	Instrument ID:	<u>D2</u>
Dilution Factor:	<u>1</u>		

CAS No.	Surrogate	% Rec	Lower Limit	Upper Limit	Q
115-86-6	Triphenyl phosphate	25	60	154	*
24934-91-6	Chlormefos	30	49	171	*

Surrogate Recovery Summary

Lab Name: TESTAMERICA DENVER

Extraction I09P29H

Lot/SDG Number: 8304610

QC Batch ID: 9180507

Client ID	Work Order	SRG1	SRG2	SRG3	SRG4	SRG5	SRG6	SRG7	SRG8	TOT OUT
EB062609-SO	LFQ0D1AA	37 *	46 *							2
INTRA-LAB BLANK	LFTN31AA	30 *	25 *							2
CHECK SAMPLE	LFTN31AC	76	85							0
DUPLICATE CHECK	LFTN31AD	81	92							0

Surrogate Number	Surrogate Name	Lower Control Limit	Upper Control Limit
SRG 1	Chlormefos	49	171
SRG 2	Triphenyl phosphate	60	154

Northgate Environmental Management, Inc.

Analysis Data Sheet

Lab Name: TESTAMERICA DENVER
Lot/SDG Number: 8304610
Matrix: WATER
% Moisture: N/A
Basis: Wet
Analysis Method: 8141A
Unit: ug/L
QC Batch ID: 9180507
Sample Aliquot: 1000 mL
Dilution Factor: 1

Client Sample ID:
Lab Sample ID: D9F290000-507C
Lab WorkOrder: LFTN31AC
Date/Time Collected:
Date/Time Received:
Date Leached:
Date/Time Extracted: 06/29/09 16:00
Date/Time Analyzed: 07/02/09 22:11
Instrument ID: D2

Analyte	True	Found	%Rec	Q	Limits
Dichlorvos	4.00	2.72	68		40 - 193
Thionazin	4.00	3.68	92		39 - 180
Dimethoate	4.00	2.76	69		33 - 139
Disulfoton	4.00	2.93	73		44 - 139
Ethoprop	4.00	2.86	72		43 - 165
Famphur	4.00	3.05	76		51 - 131
Fensulfothion	4.00	3.45	86		46 - 115
Fenthion	4.00	3.15	79		63 - 128
Malathion	4.00	2.88	72		53 - 137
Methyl parathion	4.00	3.45	86		55 - 131
Azinphos-methyl	4.00	2.91	73		42 - 125
Mevinphos	4.00	2.42	60		39 - 175
Ethyl parathion	4.00	3.66	91		47 - 142
Phorate	4.00	4.34	109		46 - 142
Ronnel	4.00	3.51	88		43 - 115
Sulfotepp	4.00	3.31	83		29 - 166
Trichloronate	4.00	3.28	82		60 - 115
Chlorpyrifos	4.00	3.34	84		60 - 120
Coumaphos	4.00	3.29	82		61 - 115
Diazinon	4.00	3.84	96		47 - 149

CAS No.	Surrogate	% Rec	Lower Limit	Upper Limit	Q
115-86-6	Triphenyl phosphate	85	60	154	
24934-91-6	Chlormefos	76	49	171	

Northgate Environmental Management, Inc.

Analysis Data Sheet

Lab Name: TESTAMERICA DENVER
 Lot/SDG Number: 8304610
 Matrix: WATER
 % Moisture: N/A
 Basis: Wet
 Analysis Method: 8141A
 Unit: ug/L
 QC Batch ID: 9180507
 Sample Aliquot: 1000 mL
 Dilution Factor: 1

Client Sample ID:
 Lab Sample ID: D9F290000-507L
 Lab WorkOrder: LFTN31AD
 Date/Time Collected:
 Date/Time Received:
 Date Leached:
 Date/Time Extracted: 06/29/09 16:00
 Date/Time Analyzed: 07/02/09 22:39
 Instrument ID: D2

Analyte	True	Found	C	% Rec	Q	RPD	Q	QC Limits	
								% Rec	RPD
Dichlorvos	4.00	3.52		88		26		40 - 193	49
Thionazin	4.00	3.85		96		4.5		39 - 180	40
Dimethoate	4.00	3.53		88		24		33 - 139	50
Disulfoton	4.00	3.49		87		17		44 - 139	40
Ethoprop	4.00	3.34		83		15		43 - 165	36
Famphur	4.00	3.91		98		25		51 - 131	88
Fensulfothion	4.00	4.24		106		20		46 - 115	62
Fenthion	4.00	3.69		92		16		63 - 128	41
Malathion	4.00	3.61		90		23		53 - 137	28
Methyl parathion	4.00	3.90		97		12		55 - 131	30
Azinphos-methyl	4.00	3.37		84		14		42 - 125	36
Mevinphos	4.00	3.15		79		26		39 - 175	40
Ethyl parathion	4.00	4.29		107		16		47 - 142	40
Phorate	4.00	4.26		106		1.9		46 - 142	40
Ronnel	4.00	3.87		97		9.7		43 - 115	39
Sulfotepp	4.00	3.63		91		9.1		29 - 166	40
Trichloronate	4.00	4.20		105		25		60 - 115	38
Chlorpyrifos	4.00	4.26		107		24		60 - 120	34
Coumaphos	4.00	3.93		98		18		61 - 115	43
Diazinon	4.00	4.28		107		11		47 - 149	40

CAS No.	Surrogate	% Rec	Lower Limit	Upper Limit	Q
115-86-6	Triphenyl phosphate	92	60	154	
24934-91-6	Chlormefos	81	49	171	

Method Blank Summary

Lab Name:	<u>TESTAMERICA DENVER</u>	Lab File ID:	<u>013F1301.</u>
Lot/SDG Number:	<u>8304610</u>	Lab Sample ID:	<u>D9F290000-507B</u>
Matrix:	<u>WATER</u>	Lab Work Order:	<u>LFTN31AA</u>
Analysis Method:	<u>8141A</u>	Date/Time Extracted:	<u>06/29/09 16:00</u>
Extraction Method:	<u>I09P29H</u>	Date/Time Analyzed:	<u>07/02/09 21:44</u>
QC Batch ID:	<u>9180507</u>	Instrument ID:	<u>D2</u>

Client ID	Sample Work Order #	Lab File ID	Date Analyzed	Time Analyzed
EB062609-SO	LFQ0D1AA	013F1301.	07/02/09	23:06
CHECK SAMPLE	LFTN31AC C	011F1101.	07/02/09	22:11
DUPLICATE CHECK	LFTN31AD L	012F1201.	07/02/09	22:39

TestAmerica

INITIAL CALIBRATION DATA

Start Cal Date : 26-JUN-2009 18:28
 End Cal Date : 26-JUN-2009 21:13
 Quant Method : ISTD
 Target Version : 4.14
 Integrator : Falcon
 Method file : \\DensVr03\Public\chem\GCS\GC_D2.i\0626092.B\8141A-2.m
 Last Edit : 30-Jun-2009 12:58 GC_D2.i

Calibration File Names:

Level 1: \\DensVr03\Public\chem\GCS\GC_D2.i\0626092.B\009F0901.D
 Level 2: \\DensVr03\Public\chem\GCS\GC_D2.i\0626092.B\008F0801.D
 Level 3: \\DensVr03\Public\chem\GCS\GC_D2.i\0626092.B\007F0701.D
 Level 4: \\DensVr03\Public\chem\GCS\GC_D2.i\0626092.B\006F0601.D
 Level 5: \\DensVr03\Public\chem\GCS\GC_D2.i\0626092.B\005F0501.D
 Level 6: \\DensVr03\Public\chem\GCS\GC_D2.i\0626092.B\004F0401.D
 Level 7: \\DensVr03\Public\chem\GCS\GC_D2.i\0626092.B\003F0301.D

SEE CALIBRATION HISTORY

Compound	Level							Curve	b	Coefficients		RSD or R ²
	1	2	3	4	5	6	m1			m2		
1 O,O'-TEPP	2.92648	2.44243	2.35582	2.65851	2.57132	2.61478	AVRG		2.58691		7.02274	
2 Dichlorvos	1.96421	1.82228	1.84036	2.17503	2.12732	2.04712	AVRG		2.01995		7.32345	
4 Mevinphos	1.44354	1.24995	1.21811	1.44363	1.32123	1.40873	AVRG		1.36067		7.12634	
5 Demeton-O	1.19821	1.29871	1.18493	1.34261	1.38930	1.37760	AVRG		1.29658		6.26552	

TestAmerica

INITIAL CALIBRATION DATA

Start Cal Date : 26-JUN-2009 18:28
 End Cal Date : 26-JUN-2009 21:13
 Quant Method : ISTD
 Target Version : 4.14
 Integrator : FALCON
 Method file : \\DensVr03\Public\chem\GCS\GC_D2.i\0626092.B\8141A-2.m
 Last Edit : 30-Jun-2009 12:58 GC_D2.i

Compound	Level							Curve	b	Coefficients		%RSD or R ²
	1	2	3	4	5	6	m1			m2		
6 Thionazin	2.15838 2.03673	1.84195	1.93751	1.98059	2.08762	2.20076	AVRG		2.03479		6.19054	
7 Ethoprop	1.70034 1.46268	1.41105	1.44674	1.51565	1.56615	1.54046	AVRG		1.52044		6.33190	
8 Phorate	1.89356 1.74661	1.60276	1.58391	1.69691	1.82591	1.99241	AVRG		1.76315		8.53946	
9 Naled	94.00000 78857	1666	10859	28010	46004	58330	WLINR	0.13436	0.49080		0.99248	
10 Sulfotepp	2.79835 2.57687	2.53605	2.59328	2.75080	2.67397	2.68532	AVRG		2.65923		3.59851	
12 Simazine	0.36415 0.41001	0.34683	0.35351	0.38559	0.39087	0.41510	AVRG		0.38086		7.05346	
13 Diazinon	12067 228810	15923	49407	98649	155648	181790	WLINR	0.01456	1.44446		0.99190	

✓

✓

TestAmerica

INITIAL CALIBRATION DATA

Start Cal Date : 26-JUN-2009 18:28
 End Cal Date : 26-JUN-2009 21:13
 Quant Method : ISTD
 Target Version : 4.14
 Integrator : FALCON
 Method file : \\Densvrr03\Public\chem\GCS\GC_D2.i\0626092.B\8141A-2.m
 Last Edit : 30-Jun-2009 12:58 GC_D2.i

Compound	0.2000000							Curve	b	Coefficients		%RSD or R ²
	Level 1	Level 2	Level 3	Level 4	Level 5	Level 6	m1			m2		
14 Atrazine	5427 128612	1231	21316	49088	85997	98759	LINR	0.11621	0.83396		0.99221	
15 Propazine	4880 110050	8102	20907	43235	72628	85745	WLINR	0.02910	0.68050		0.99492	
16 Disulfoton	1.39584 1.37843	1.32983	1.36835	1.41433	1.46581	1.46415	AVRG		1.40239		3.56764	
17 Demeton-S	667 175573	15766	33785	70921	121463	157195	WLINR	0.05954	1.76807		0.99272	
18 Dimethoate	1.93513 1.92489	1.88284	1.72920	1.81890	1.98388	1.88204	AVRG		1.87955		4.46888	
19 Ronnel	1.49381 1.27410	1.09752	1.14631	1.23377	1.29336	1.31702	AVRG		1.26513		10.15653	
20 Merphos-A (Merphos)	0.73714 0.62474	0.72841	0.76463	0.71117	0.75339	0.75359	AVRG		0.72472		6.56840	

✓
✓

TestAmerica

INITIAL CALIBRATION DATA

Start Cal Date : 26-JUN-2009 18:28
 End Cal Date : 26-JUN-2009 21:13
 Quant Method : ISTD
 Target Version : 4.14
 Integrator : FALCON
 Method file : \\DensVr03\Public\chem\GCS\GC_D2.i\0626092.B\8141A-2.m
 Last Edit : 30-Jun-2009 12:58 GC_D2.i

Compound	0.2000000 Level 1	0.5000000 Level 2	1.0000 Level 3	2.0000 Level 4	3.0000 Level 5	4.0000 Level 6	Curve	b	Coefficients		%RSD
									m1	m2	OR R ²
21 Chlorpyrifos	1.28253 1.37311	1.15885	1.24944	1.20702	1.32365	1.38773	AVRG		1.28319		6.60140
22 Fenitron	1.20874 1.18668	1.15890	1.17283	1.16181	1.25398	1.18816	AVRG		1.19016		2.76871
23 Trichloronate	6944 296442	26053	49357	106326	170976	208762	WLINR	0.05263	1.73863		0.99738
24 Anilazine	1634 19108	2256	3581	6899	11039	13112	LINR	-0.00058	0.10979		0.99085
25 Methyl Parathion	1.21391 1.41908	1.12059	1.22102	1.33829	1.35198	1.32937	AVRG		1.28489		8.00353
26 Malathion	1.23986 1.27856	1.19694	1.15056	1.17724	1.17540	1.20726	AVRG		1.20369		3.60449
27 Tokuthion	1.50291 1.40826	1.31056	1.35261	1.35076	1.45106	1.48916	AVRG		1.40933		5.28420

✓

TestAmerica

INITIAL CALIBRATION DATA

Start Cal Date : 26-JUN-2009 18:28
 End Cal Date : 26-JUN-2009 21:13
 Quant Method : ISTD
 Target Version : 4.14
 Integrator : Falcon
 Method File : \\Densvr03\Public\chem\GCS\GC_D2.i\0626092.B\8141A-2.m
 Last Edit : 30-Jun-2009 12:58 GC_D2.i

Compound	0.2000000	0.5000000	1.0000	2.0000	3.0000	4.0000	Curve	b	Coefficients		%RSD or R ²
	Level 1	Level 2	Level 3	Level 4	Level 5	Level 6			m1	m2	
28 Parathion	1.27111 1.28450	1.15628	1.24872	1.23420	1.30817	1.35972	AVRG		1.26610		5.02432
29 Merphos-B (Merphos Oxone)	3793 65080	6271	15065	23458	40683	62127	WLNIR	-0.05169	0.21659		0.96366
30 Tetrachlorvinphos (stirophos)	0.86036 0.86651	0.73114	0.73243	0.80291	0.86664	0.87311	AVRG		0.81902		7.82425
31 Carboophenothion methyl	1.16513 1.26700	1.02032	1.04699	1.17159	1.27808	1.26831	AVRG		1.17392		9.08251
32 Bolstar	1.33280 1.20152	1.22387	1.19075	1.20601	1.27262	1.22830	AVRG		1.23655		4.05030
33 Carboophenothion	1.18442 1.28180	1.13595	1.15332	1.18001	1.34689	1.22912	AVRG		1.21593		6.21486
35 Fensulfethion	0.88346 0.92148	0.80409	0.88036	0.97346	0.94597	1.00424	AVRG		0.91615		7.30438

NTC,
 STD Merphos

TestAmerica

INITIAL CALIBRATION DATA

Start Cal Date : 26-JUN-2009 18:28
 End Cal Date : 26-JUN-2009 21:13
 Quant Method : ISTD
 Target Version : 4.14
 Integrator : Falcon
 Method file : \\DensVr03\Public\chem\GCS\GC_D2.i\0626092.B\8141A-2.m
 Last Edit : 30-Jun-2009 12:58 GC_D2.i

Compound	0.2000000	0.5000000	1.0000	2.0000	3.0000	4.0000	Curve	b	Coefficients	m1	m2	%RSD
	Level 1	Level 2	Level 3	Level 4	Level 5	Level 6						OR R ²
37 Phosmet / EPN	19707 330448	35826	68186	146012	207459	263604	WLNLR	-0.04262	1.00518			0.99785
38 Famphur	1.45536 1.32805	1.20800	1.18770	1.39816	1.20947	1.39569	AVRG		1.31178			8.35158
39 Azinphos-methyl	1.25589 1.19199	1.08970	1.07858	1.30240	1.20427	1.27709	AVRG		1.19999			7.33978
40 Azinphos-ethyl	1.14013 1.12699	1.11628	1.12015	1.18786	1.16269	1.14594	AVRG		1.14286			2.23350
41 Coumaphos	0.78930 0.93653	0.81655	0.85887	0.90448	0.89897	0.94628	AVRG		0.87871			6.77030
42 Merphos	1.56460 1.70275	1.43887	1.64263	1.66880	1.73437	1.91569	AVRG		1.66682			8.85773
M 43 Total Demeton	3533 244812	23328	47171	100663	168375	213468	WLNLR	0.06780	1.63923			0.99469

TestAmerica

INITIAL CALIBRATION DATA

Start Cal Date : 26-JUN-2009 18:28
 End Cal Date : 26-JUN-2009 21:13
 Quant Method : ISTD
 Target Version : 4.14
 Integrator : Falcon
 Method file : \\DensVr03\Public\chem\GCS\GC_D2.i\0626092.B\8141A-2.m
 Last Edit : 30-Jun-2009 12:58 GC_D2.i

Compound	Concentration Levels							Curve	b	Coefficients		RSD or R ²
	0.200000 Level 1	0.500000 Level 2	1.0000 Level 3	2.0000 Level 4	3.0000 Level 5	4.0000 Level 6	m1			m2		
\$ 3 Chloroefos	2.19506	1.83698	1.78322	2.03418	2.29040	2.05386	AVRG		2.03341		8.83890	
	2.04016											
\$ 34 Triphenyl phosphate	1.10969	0.86972	0.91132	1.07710	1.01080	0.99885	AVRG		0.99779		8.47904	
	1.00703											

TestAmerica

INITIAL CALIBRATION DATA

Start Cal Date : 26-JUN-2009 18:28
End Cal Date : 26-JUN-2009 21:13
Quant Method : ISTD
Target Version : 4.14
Integrator : Falcon
Method file : \\DensVr03\Public\chem\GCS\GC_D2.i\0626092.B\8141A-2.m
Last Edit : 30-Jun-2009 12:58 GC_D2.i

Curve	Formula	Units
Averaged	Amt = Rsp/ml	Response
Linear	Amt = b + Rsp/ml	Response
Wt Linear	Amt = b + Rsp/ml	Response

Calibration History

Method : \\DenSvr03\Public\chem\GCS\GC_D2.i\0626092.B\8141A-2.m
 Start Cal Date: 26-JUN-2009 18:28
 End Cal Date : 26-JUN-2009 21:13
 Last Cal Level: 1
 Last Cal Type : Continuing Calibration

Initial Calibration

Injection Date	Sublist	Calibration File
Cal Level: 1 , Cal Amount: 0.20000		
26-JUN-2009 21:13	8141A	\\DenSvr03\Public\chem\GCS\GC_D2.i\0626092.B\009F0901.D
Cal Level: 2 , Cal Amount: 0.50000		
26-JUN-2009 20:45	8141A	\\DenSvr03\Public\chem\GCS\GC_D2.i\0626092.B\008F0801.D
Cal Level: 3 , Cal Amount: 1.00000		
26-JUN-2009 20:18	8141A	\\DenSvr03\Public\chem\GCS\GC_D2.i\0626092.B\007F0701.D
Cal Level: 4 , Cal Amount: 2.00000		
26-JUN-2009 19:50	8141A	\\DenSvr03\Public\chem\GCS\GC_D2.i\0626092.B\006F0601.D
Cal Level: 5 , Cal Amount: 3.00000		
26-JUN-2009 19:23	8141A	\\DenSvr03\Public\chem\GCS\GC_D2.i\0626092.B\005F0501.D
Cal Level: 6 , Cal Amount: 4.00000		
26-JUN-2009 18:55	8141A	\\DenSvr03\Public\chem\GCS\GC_D2.i\0626092.B\004F0401.D
Cal Level: 7 , Cal Amount: 5.00000		
26-JUN-2009 18:28	8141A	\\DenSvr03\Public\chem\GCS\GC_D2.i\0626092.B\003F0301.D

Continuing Calibration

26-JUN-2009 21:40	8141A	\\DenSvr03\Public\chem\GCS\GC_D2.i\0626092.B\010F1001.D
26-JUN-2009 19:50	8141A	\\DenSvr03\Public\chem\GCS\GC_D2.i\0626092.B\006F0601.D
26-JUN-2009 19:23	8141A	\\DenSvr03\Public\chem\GCS\GC_D2.i\0626092.B\005F0501.D

TestAmerica

INITIAL CALIBRATION DATA

Start Cal Date : 26-JUN-2009 18:28
 End Cal Date : 26-JUN-2009 21:13
 Quant Method : ISTD
 Target Version : 4.14
 Integrator : Falcon
 Method file : \\DensVr03\Public\chem\GCS\GC_D2.i\0626091.B\8141A-1.m
 Last Edit : 30-Jun-2009 12:45 GC_D2.i

Calibration File Names:

Level 1: \\DensVr03\Public\chem\GCS\GC_D2.i\0626091.B\009F0901.D
 Level 2: \\DensVr03\Public\chem\GCS\GC_D2.i\0626091.B\008F0801.D
 Level 3: \\DensVr03\Public\chem\GCS\GC_D2.i\0626091.B\007F0701.D
 Level 4: \\DensVr03\Public\chem\GCS\GC_D2.i\0626091.B\006F0601.D
 Level 5: \\DensVr03\Public\chem\GCS\GC_D2.i\0626091.B\005F0501.D
 Level 6: \\DensVr03\Public\chem\GCS\GC_D2.i\0626091.B\004F0401.D
 Level 7: \\DensVr03\Public\chem\GCS\GC_D2.i\0626091.B\003F0301.D

SEE CALIBRATION HISTORY

Compound	0.2000000	0.5000000	1.0000	2.0000	3.0000	4.0000	Curve	b	Coefficients	m1	m2	%RSD
1 o,o'-TEPT	3.11591 2.77446	2.63737	2.67945	2.89676	2.71623	2.90430	AVRG		2.81778			5.91149
2 Dichlorvos	2.01706 1.79032	1.62225	1.58545	1.76366	1.71981	1.74982	AVRG		1.74977			7.99554
3 Mevinphos	1.01774 0.94429	0.91295	0.90158	1.01760	0.95159	0.98250	AVRG		0.96118			4.85992
5 Thionazin	2.12707 1.93224	1.94606	1.94866	2.08214	1.96051	2.00095	AVRG		1.99966			3.79706

TestAmerica

INITIAL CALIBRATION DATA

Start Cal Date : 26-JUN-2009 18:28
 End Cal Date : 26-JUN-2009 21:13
 Quant Method : ISTD
 Target Version : 4.14
 Integrator : Falcon
 Method file : \\DensVr03\Public\chem\GCS\GC_D2.1\0626091.B\8141A-1.m
 Last Edit : 30-Jun-2009 12:45 GC_D2.1

Compound	0.200000 Level 1	0.500000 Level 2	1.0000 Level 3	2.0000 Level 4	3.0000 Level 5	4.0000 Level 6	Level 7	Curve	b	Coefficients m1	m2	%RSD or R ²
6 Demeton-O	9836 165003	17553	30145	62341	96004	113108		WLNLR	-0.01288	1.85831		0.99594
7 Ethoprop	1.93480 1.74432	1.70823	1.62324	1.73203	1.74110	1.78272		AVRG		1.75235		5.38512
8 Naled	1992 121152	6103	15042	36940	67594	90892		WLNLR	0.09632	0.47378		0.98961
10 Sulfotepp	34658 609341	70885	131347	259970	393078	486417		WLNLR	-0.03469	2.43674		0.99856
11 Phorate	2.02801 1.72902	1.82946	1.73796	1.82370	1.76374	1.79146		AVRG		1.81476		5.60901
12 Dimethoate	1.89561 2.21598	1.76866	2.07434	2.25696	2.23554	2.30994		AVRG		2.10815		9.72697
13 Demeton-S	1.49306 1.52702	1.46224	1.49173	1.58543	1.55216	1.58919		AVRG		1.52869		3.21407

11x

11x

11x

r = 0.995

TestAmerica

INITIAL CALIBRATION DATA

Start Cal Date : 26-JUN-2009 18:28
 End Cal Date : 26-JUN-2009 21:13
 Quant Method : ISTD
 Target Version : 4.14
 Integrator : Falcon
 Method file : \\Densvtr03\Public\chem\GCS\GC_D2.1\0626091.B\8141A-1.m
 Last Edit : 30-Jun-2009 12:45 GC_D2.1

Compound	0.2000000 Level 1	0.5000000 Level 2	1.0000 Level 3	2.0000 Level 4	3.0000 Level 5	4.0000 Level 6	Curve	b	Coefficients		%RSD or R ²
									m1	m2	
14 Simazine	4819 190219	16248	29382	64611	115426	147784	WLINR	0.03988	0.73140		0.99336
15 Atrazine	0.70185 0.89508	0.76532	0.75073	0.84628	0.85434	0.90844	AVRG		0.81743		9.61085
16 propazine	0.73887 0.79462	0.70136	0.69239	0.78178	0.75651	0.81417	AVRG		0.75424		6.13423
17 Disulfoton	15404 290419	33208	61920	127893	193050	247845	WLINR	-0.01928	1.20917		0.99576
18 Diazinon	2.20234 1.92388	1.83553	1.83772	2.01856	1.98676	1.84115	AVRG		1.94942		6.88114
19 Methyl Parathion	1.22644 1.26213	1.10389	1.13741	1.32395	1.30344	1.29686	AVRG		1.23630		6.92144
20 Ronnel	1.42863 1.18584	1.23369	1.21320	1.29342	1.24446	1.34650	AVRG		1.2796		6.65504

1/x

1/2

TestAmerica

INITIAL CALIBRATION DATA

Start Cal Date : 26-JUN-2009 18:28
 End Cal Date : 26-JUN-2009 21:13
 Quant Method : ISTD
 Target Version : 4.14
 Integrator : Falcon
 Method file : \\DensVr03\Public\chem\GCS\GC_D2.i\0626091.B\8141A-1.m
 Last Edit : 30-Jun-2009 12:45 GC_D2.i

Compound	Level							Curve	b	Coefficients		RSD or R ²
	1	2	3	4	5	6	m1			m2		
21 Malathion	0.200000 Level 1	0.500000 Level 2	1.0000 Level 3	2.0000 Level 4	3.0000 Level 5	4.0000 Level 6						
	15443	30581	57103	119836	186013	228260	WLNIR	-0.02066	1.14436			0.99783
	283462											
22 Fenthion	1.46442 Level 7	1.18458	1.16481	1.29096	1.25584	1.25506	AVRG		1.25674			8.19381
	1.18151											
23 Parathion	1.42438	1.25387	1.23322	1.38998	1.36308	1.38514	AVRG		1.33749			5.43501
	1.31279											
24 Chlorpyrifos	1.85614	1.56747	1.47379	1.62915	1.61527	1.62330	AVRG		1.61818			7.28314
	1.56216											
25 Trichloronate	1.44751	1.42551	1.34762	1.48171	1.46256	1.52450	AVRG		1.44624			3.78186
	1.43428											
26 Anilazine	1493	2095	5311	12790	19893	29375	QUAD	0.02107	9.16488	-8.66056		0.99476
	+++++											
27 Merphos-A (Merphos)	1.24844	1.15527	1.15966	1.23989	1.21263	1.24409	AVRG		1.20664			3.30523
	1.18648											

14

TestAmerica

INITIAL CALIBRATION DATA

Start Cal Date : 26-JUN-2009 18:28
 End Cal Date : 26-JUN-2009 21:13
 Quant Method : ISTD
 Target Version : 4.14
 Integrator : Falcon
 Method file : \\DensVr03\Public\chem\GCS\GC_D2.i\0626091.B\8141A-1.m
 Last Edit : 30-Jun-2009 12:45 GC_D2.i

Compound	0.2000000 Level 1	0.5000000 Level 2	1.0000 Level 3	2.0000 Level 4	3.0000 Level 5	4.0000 Level 6	Curve	b	Coefficients		%RSD or R ²
									m1	m2	
28 Tetrachlorovinphos (Stirophos)	0.76814 0.82648	0.74606	0.73464	0.83451	0.85233	0.85150	AVRG		0.80195		6.32809
29 Tokuthion	1.50295 1.37817	1.28283	1.29501	1.44234	1.39452	1.40891	AVRG		1.38639		5.62055
30 Merphos-B (Merphos Oxone)	3884 79809	7933	11676	34113	50056	65974	WLNTR	0.01044	0.32634		0.98820
31 Carbofenothion-methyl	14924 266724	30542	55023	105577	167145	206137	WLNTR	-0.03349	1.03813		0.99979
32 Fensulfothion	8319 295978	23000	51304	104440	185778	229856	WLNTR	0.04728	1.18751		0.99821
33 Bolstar / Famphur	1.54988 1.23307	1.27794	1.32328	1.33835	1.27633	1.28540	AVRG		1.32632		7.86825
34 Carbofenothion	1.57916 1.25966	1.19992	1.27687	1.32336	1.26122	1.41398	AVRG		1.33059		9.63398

NTC
 See Merphos
 1/1
 1/1

TestAmerica

INITIAL CALIBRATION DATA

Start Cal Date : 26-JUN-2009 18:28
 End Cal Date : 26-JUN-2009 21:13
 Quant Method : ISTD
 Target Version : 4.14
 Integrator : Falcon
 Method file : \\Densvtr03\Public\chem\GCS\GC_D2.1\0626091.B\8141A-1.m
 Last Edit : 30-Jun-2009 12:45 GC_D2.1

Compound	0.2000000 Level 1	0.5000000 Level 2	1.0000 Level 3	2.0000 Level 4	3.0000 Level 5	4.0000 Level 6	Curve	b	Coefficients ml	m2	%RSD or R ²
36 Phosmet	1.22087 1.13672	1.01385	1.11032	1.20586	1.12340	1.16129	AVRG		1.13890		6.04111
37 EPN	9525 294020	23196	48705	111165	171283	220388	WLNTR	0.02456	1.11450		0.99317
38 Azinphos-methyl	1.19565 1.21185	1.13516	1.16767	1.28235	1.23551	1.26700	AVRG		1.21360		4.33999
40 Azinphos-ethyl	23154 318459	43578	74071	134607	209971	253982	WLNTR	-0.07409	1.26388		0.99928
41 Coumaphos	1.00140 0.99015	0.89806	0.92250	1.01947	1.01017	1.01013	AVRG		0.97884		4.92558
42 Merphos	1.61523 1.49925	1.45962	1.38820	1.59026	1.52873	1.58626	AVRG		1.52393		5.34513
M 43 Total Demeton	1.94415 1.68503	1.66775	1.60440	1.71838	1.66174	1.66727	AVRG		1.70696		6.44185

1/2
1/2

TestAmerica

INITIAL CALIBRATION DATA

Start Cal Date : 26-JUN-2009 18:28
 End Cal Date : 26-JUN-2009 21:13
 Quant Method : ISTD
 Target Version : 4.14
 Integrator : FALCON
 Method File : \\Densvr03\Public\chem\GCS\GC_D2.i\0626091.B\8141A-1.m
 Last Edit : 30-Jun-2009 12:45 GC_D2.i

Compound	0.2000000 Level 1	0.5000000 Level 2	1.0000 Level 3	2.0000 Level 4	3.0000 Level 5	4.0000 Level 6	Curve	b	Coefficients m1	m2	%RSD or R^2
\$ 4 Chlormetfos	2.28223	2.03679	2.00000	2.26084	2.35620	2.24671	AVRG		2.19114		6.04132
\$ 35 Triphenyl phosphate	1.09980	0.99217	0.96977	1.05450	0.99627	1.00900	AVRG		1.01117		4.94580
	5.0000 Level 7										

TestAmerica

INITIAL CALIBRATION DATA

Start Cal Date : 26-JUN-2009 18:28
 End Cal Date : 26-JUN-2009 21:13
 Quant Method : : ISTD
 Target Version : 4.14
 Integrator : Falcon
 Method File : \\DensVr03\Public\chem\GCS\GC_D2.i\0626091.B\8141A-1.m
 Last Edit : 30-Jun-2009 12:45 GC_D2.i

Curve	Formula	Units
Averaged	Amt = Rsp/ml	Response
Wt Linear	Amt = b + Rsp/ml	Response
Quad	Amt = b + m1*Rsp + m2*Rsp^2	Response

Calibration History

Method : \\DenSvr03\Public\chem\GCS\GC_D2.i\0626091.B\8141A-1.m
Start Cal Date: 26-JUN-2009 18:28
End Cal Date : 26-JUN-2009 21:13
Last Cal Level: 1
Last Cal Type : Continuing Calibration

Initial Calibration

Injection Date	Sublist	Calibration File
Cal Level: 1 , Cal Amount: 0.20000		
26-JUN-2009 21:13	8141A	\\DenSvr03\Public\chem\GCS\GC_D2.i\0626091.B\009F0901.D
Cal Level: 2 , Cal Amount: 0.50000		
26-JUN-2009 20:45	8141A	\\DenSvr03\Public\chem\GCS\GC_D2.i\0626091.B\008F0801.D
Cal Level: 3 , Cal Amount: 1.00000		
26-JUN-2009 20:18	8141A	\\DenSvr03\Public\chem\GCS\GC_D2.i\0626091.B\007F0701.D
Cal Level: 4 , Cal Amount: 2.00000		
26-JUN-2009 19:50	8141A	\\DenSvr03\Public\chem\GCS\GC_D2.i\0626091.B\006F0601.D
Cal Level: 5 , Cal Amount: 3.00000		
26-JUN-2009 19:23	8141A	\\DenSvr03\Public\chem\GCS\GC_D2.i\0626091.B\005F0501.D
Cal Level: 6 , Cal Amount: 4.00000		
26-JUN-2009 18:55	8141A	\\DenSvr03\Public\chem\GCS\GC_D2.i\0626091.B\004F0401.D
Cal Level: 7 , Cal Amount: 5.00000		
26-JUN-2009 18:28	8141A	\\DenSvr03\Public\chem\GCS\GC_D2.i\0626091.B\003F0301.D

Continuing Calibration

Ccal Level Mode: GLOBAL LEVEL 4

26-JUN-2009 21:40	8141A	\\DenSvr03\Public\chem\GCS\GC_D2.i\0626091.B\010F1001.D
26-JUN-2009 19:50	8141A	\\DenSvr03\Public\chem\GCS\GC_D2.i\0626091.B\006F0601.D
26-JUN-2009 19:23	8141A	\\DenSvr03\Public\chem\GCS\GC_D2.i\0626091.B\005F0501.D

CONTINUING CALIBRATION COMPOUNDS
 PERCENT DRIFT REPORT

Instrument ID: GC_D2.i
 Lab File ID: 010F1001.D
 Analysis Type: NONE

Injection Date: 26-JUN-2009 21:40
 Lab Sample ID: OPP SS GSV0633
 Method File: \\DenSvr03\Public\chem\GCS\GC_D2.

COMPOUND	EXPECTED CONC.	MEASURED CONC.	%D	MAX %D
1 o,o,o-TEPT	2.0000	2.0069	0.3	15.0
2 Dichlorvos	2.0000	1.7707	11.5	15.0
3 Chlormefos	2.0000	1.6957	15.2	15.0
4 Mevinphos	2.0000	1.8364	8.2	15.0
5 Demeton-O	0.6500	2.0472	215.0	15.0
6 Thionazin	2.0000	1.8758	6.2	15.0
7 Ethoprop	2.0000	1.8962	5.2	15.0
8 Phorate	2.0000	1.9509	2.5	15.0
10 Naled	2.0000	1.0486	47.6	15.0
146 Sulfotepp	2.0000	1.7143	14.3	15.0
10 Simazine	2.0000	3.6013	80.1	15.0
12 Diazinon	2.0000	2.0803	4.0	15.0
150 Atrazine	2.0000	1.9693	1.5	15.0
13 Propazine	2.0000	1.8742	6.3	15.0
14 Disulfoton	2.0000	1.6970	15.1	15.0
15 Demeton-S	1.3600	0.2011	85.2	15.0
16 Dimethoate	2.0000	1.8701	6.5	15.0
17 Ronnel	2.0000	2.0112	0.6	15.0
148 Merphos-A (Merphos)	2.0000	0.5348	73.3	999.0
18 Chlorpyrifos	2.0000	2.1084	5.4	15.0
19 Fenthion	2.0000	2.0634	3.2	15.0
20 Trichloronate	2.0000	1.8617	6.9	15.0
21 Anilazine	2.0000	1.2425	37.9	15.0
23 Methyl Parathion	2.0000	2.0228	1.1	15.0
24 Malathion	2.0000	1.5362	23.2	15.0
25 Tokuthion	2.0000	1.8925	5.4	15.0
26 Parathion	2.0000	2.1337	6.7	15.0
149 Merphos-B (Merphos Oxone)	2.0000	5.0080	150.4	999.0
27 Tetrachlorvinphos (stirophos)	2.0000	2.0814	4.1	15.0
28 Carbophenothion methyl	2.0000	1.2466	37.7	15.0
28 Bolstar	2.0000	2.0778	3.9	15.0
30 Carbophenothion	2.0000	1.7496	12.5	15.0
29 Triphenyl phosphate	2.0000	1.7275	13.6	15.0
30 Fensulfothion	2.0000	2.0824	4.1	15.0
35 Phosmet / EPN	4.0000	3.4695	13.3	15.0
33 Famphur	2.0000	1.7579	12.1	15.0
34 Azinphos-methyl	2.0000	1.8108	9.5	15.0
35 Azinphos-ethyl	2.0000	1.7982	10.1	15.0
36 Coumaphos	2.0000	1.9588	2.1	15.0

OK

OK, see total demeton

OK

OK, see total demeton

CONTINUING CALIBRATION COMPOUNDS
PERCENT DRIFT REPORT

Instrument ID: GC_D2.i
Lab File ID: 010F1001.D
Analysis Type: NONE

Injection Date: 26-JUN-2009 21:40
Lab Sample ID: OPP SS GSV0633
Method File: \\DenSvr03\Public\chem\GCS\GC_D2.

COMPOUND	EXPECTED CONC.	MEASURED CONC.	%D	MAX %D
22 Merphos	2.0000	1.6146	19.3	15.0
40 Total Demeton	2.0000	2.2483	12.4	15.0

Average %D = 24.2

CONTINUING CALIBRATION COMPOUNDS
 PERCENT DRIFT REPORT

Instrument ID: GC D2.i
 Lab File ID: 010F1001.D
 Analysis Type: NONE

Injection Date: 26-JUN-2009 21:40
 Lab Sample ID: OPP SS GSV0633
 Method File: \\DenSvr03\Public\chem\GCS\GC_D2.

COMPOUND	EXPECTED CONC.	MEASURED CONC.	%D	MAX %D
1 o,o,o-TEPT	2.0000	2.0577	2.9	15.0
2 Dichlorvos	2.0000	1.9061	4.7	15.0
3 Mevinphos	2.0000	1.6977	15.1	15.0
4 Chlormefos	2.0000	1.7808	11.0	15.0
5 Thionazin	2.0000	1.9740	1.3	15.0
6 Demeton-O	0.6500	1.8707	187.8	15.0
7 Ethoprop	2.0000	2.0536	2.7	15.0
8 Naled	2.0000	1.1983	40.1	15.0
9 Sulfotepp	2.0000	1.7932	10.3	15.0
10 Phorate	2.0000	2.0180	0.9	15.0
11 Dimethoate	2.0000	2.0859	4.3	15.0
12 Demeton-S	1.3600	0.2313	83.0	15.0
13 Simazine	2.0000	2.6218	31.1	15.0
14 Atrazine	2.0000	1.9566	2.2	15.0
15 propazine	2.0000	1.9127	4.4	15.0
17 Disulfoton	2.0000	1.5890	20.6	15.0
16 Diazinon	2.0000	2.1583	7.9	15.0
18 Methyl Parathion	2.0000	2.0404	2.0	15.0
19 Ronnel	2.0000	2.1513	7.6	15.0
20 Malathion	2.0000	1.6248	18.8	15.0
21 Fenthion	2.0000	1.8840	5.8	15.0
22 Parathion	2.0000	1.9436	2.8	15.0
23 Chlorpyrifos	2.0000	1.9720	1.4	15.0
24 Trichloronate	2.0000	1.8619	6.9	15.0
25 Anilazine	2.0000	1.0151	49.2	15.0
148 Merphos-A (Merphos)	2.0000	0.4078	79.6	999.0
26 Tetrachlorvinphos (Stirophos)	2.0000	2.0880	4.4	15.0
28 Tokuthion	2.0000	2.0254	1.3	15.0
149 Merphos-B (Merphos Oxone)	2.0000	6.6232	231.2	999.0
29 Carbophenothion-methyl	2.0000	1.3536	32.3	15.0
29 Fensulfothion	2.0000	1.9235	3.8	15.0
30 Bolstar / Famphur	4.0000	4.0636	1.6	15.0
32 Carbophenothion	2.0000	1.8639	6.8	15.0
31 Triphenyl phosphate	2.0000	1.7170	14.2	15.0
34 Phosmet	2.0000	1.6471	17.6	15.0
32 EPN	2.0000	1.7931	10.3	15.0
33 Azinphos-methyl	2.0000	1.9226	3.9	15.0
35 Azinphos-ethyl	2.0000	1.8331	8.3	15.0
36 Coumaphos	2.0000	2.0063	0.3	15.0

ok

ok, see total demeton

ok, see total demeton

CONTINUING CALIBRATION COMPOUNDS
PERCENT DRIFT REPORT

Instrument ID: GC D2.i
Lab File ID: 010F1001.D
Analysis Type: NONE

Injection Date: 26-JUN-2009 21:40
Lab Sample ID: OPP SS GSV0633
Method File: \\DenSvr03\Public\chem\GCS\GC_D2.

COMPOUND	EXPECTED CONC.	MEASURED CONC.	%D	MAX %D
27 Merphos	2.0000	1.7215	13.9	15.0
40 Total Demeton	2.0000	2.1021	5.1	15.0

Average %D = 23.4

CONTINUING CALIBRATION COMPOUNDS
 PERCENT DRIFT REPORT

Instrument ID: GC D2.i
 Lab File ID: 003F0301.D
 Analysis Type: NONE

Injection Date: 02-JUL-2009 18:33
 Lab Sample ID: OPP I5 GSV0635
 Method File: \\DenSvr03\Public\chem\GCS\GC_D2.i\07

COMPOUND	EXPECTED	MEASURED	%D	MAX
	CONC.	CONC.		%D
1 o,o,o-TEPT	3.0000	3.1402	4.7	15.0
2 Dichlorvos	3.0000	2.5386	15.4	15.0 <-
3 Chlorfenvos	3.0000	3.5024	16.7	15.0 <-
4 Mevinphos	3.0000	2.9076	3.1	15.0
5 Demeton-O	0.9750	1.0128	3.9	15.0
6 Thionazin	3.0000	3.2099	7.0	15.0
7 Ethoprop	3.0000	2.7537	8.2	15.0
8 Phorate	3.0000	3.6350	21.2	15.0 <-
10 Naled	3.0000	3.7566	25.2	15.0 <-
146 Sulfotepp	3.0000	3.2432	8.1	15.0
10 Simazine	3.0000	2.7089	9.7	15.0
12 Diazinon	3.0000	3.1478	4.9	15.0
150 Atrazine	3.0000	3.4354	14.5	15.0
13 Propazine	3.0000	3.3374	11.2	15.0
14 Disulfoton	3.0000	3.2825	9.4	15.0
15 Demeton-S	2.0400	2.2323	9.4	15.0
16 Dimethoate	3.0000	3.0163	0.5	15.0
17 Ronnel	3.0000	3.2794	9.3	15.0
148 Merphos-A (Merphos)	3.0000	3.1224	4.1	999.0
18 Chlorpyrifos	3.0000	3.3164	10.5	15.0
19 Fenthion	3.0000	3.0207	0.7	15.0
20 Trichloronate	3.0000	3.2492	8.3	15.0
21 Anilazine	3.0000	0.1451	95.2	15.0 <-
23 Methyl Parathion	3.0000	3.2077	6.9	15.0
24 Malathion	3.0000	3.1851	6.2	15.0
25 Tokuthion	3.0000	3.2134	7.1	15.0
26 Parathion	3.0000	3.4142	13.8	15.0
149 Merphos-B (Merphos Oxone)	3.0000	2.8181	6.1	999.0
27 Tetrachlorvinphos (stirophos)	3.0000	2.9979	0.1	15.0
28 Carbophenothion methyl	3.0000	3.2160	7.2	15.0
28 Bolstar	3.0000	3.2942	9.8	15.0
30 Carbophenothion	3.0000	3.6951	23.2	15.0 <-
29 Triphenyl phosphate	3.0000	3.1479	4.9	15.0
30 Fensulfothion	3.0000	2.4620	17.9	15.0 <-
35 Phosmet / EPN	6.0000	6.4523	7.5	15.0
33 Famphur	3.0000	3.1573	5.2	15.0
34 Azinphos-methyl	3.0000	2.6085	13.0	15.0
35 Azinphos-ethyl	3.0000	2.9920	0.3	15.0
36 Coumaphos	3.0000	2.8528	4.9	15.0

Data File: \\DenSvr03\Public\chem\GCS\GC_D2.i\0702092.B\003F0301.D
Report Date: 07/07/2009

CONTINUING CALIBRATION COMPOUNDS
PERCENT DRIFT REPORT

Instrument ID: GC_D2.i
Lab File ID: 003F0301.D
Analysis Type: NONE

Injection Date: 02-JUL-2009 18:33
Lab Sample ID: OPP L5 GSV0635
Method File: \\DenSvr03\Public\chem\GCS\GC_D2.i\07

COMPOUND	EXPECTED CONC.	MEASURED CONC.	%D	MAX %D
22 Merphos	3.0000	3.5244	17.5	15.0 <-
40 Total Demeton	3.0000	3.2452	8.2	15.0

Average %D = 11.2

CONTINUING CALIBRATION COMPOUNDS
 PERCENT DRIFT REPORT

Instrument ID: GC_D2.i
 Lab File ID: 003F0301.D
 Analysis Type: NONE

Injection Date: 02-JUL-2009 18:33
 Lab Sample ID: OPP L5 GSV0635
 Method File: \\DenSvr03\Public\chem\GCS\GC_D2.i\07

COMPOUND	EXPECTED CONC.	MEASURED CONC.	%D	MAX %D
1 o,o,o-TEPT	3.0000	3.0690	2.3	15.0
2 Dichlorvos	3.0000	2.3679	21.1	15.0 <-
3 Mevinphos	3.0000	1.6221	45.9	15.0 <-
4 Chlormefos	3.0000	3.5104	17.0	15.0 <-
5 Thionazin	3.0000	3.0197	0.7	15.0
6 Demeton-O	0.9750	1.0220	4.8	15.0
7 Ethoprop	3.0000	2.8919	3.6	15.0
8 Naled	3.0000	3.8664	28.9	15.0 <-
9 Sulfotepp	3.0000	3.1065	3.6	15.0
10 Phorate	3.0000	3.1715	5.7	15.0
11 Dimethoate	3.0000	1.5089	49.7	15.0 <-
12 Demeton-S	2.0400	2.3325	14.3	15.0
13 Simazine	3.0000	3.3646	12.2	15.0
14 Atrazine	3.0000	3.1895	6.3	15.0
15 propazine	3.0000	3.2080	6.9	15.0
17 Disulfoton	3.0000	3.0155	0.5	15.0
16 Diazinon	3.0000	3.2451	8.2	15.0
18 Methyl Parathion	3.0000	3.3131	10.4	15.0
19 Ronnel	3.0000	2.8349	5.5	15.0
20 Malathion	3.0000	3.1113	3.7	15.0
21 Fenthion	3.0000	2.9795	0.7	15.0
22 Parathion	3.0000	3.1145	3.8	15.0
23 Chlorpyrifos	3.0000	3.3032	10.1	15.0
24 Trichloronate	3.0000	3.2922	9.7	15.0
25 Anilazine	3.0000	2.5672	14.4	15.0
148 Merphos-A (Merphos)	3.0000	3.1842	6.1	999.0
26 Tetrachlorvinphos (Stirophos)	3.0000	2.9493	1.7	15.0
28 Tokuthion	3.0000	3.3239	10.8	15.0
149 Merphos-B (Merphos Oxone)	3.0000	3.2508	8.4	999.0
29 Carbophenothion-methyl	3.0000	2.9912	0.3	15.0
29 Fensulfothion	3.0000	1.6804	44.0	15.0 <-
30 Bolstar / Famphur	6.0000	5.8518	2.5	15.0
32 Carbophenothion	3.0000	3.0380	1.3	15.0
31 Triphenyl phosphate	3.0000	2.9554	1.5	15.0
34 Phosmet	3.0000	2.8590	4.7	15.0
32 EPN	3.0000	3.6350	21.2	15.0 <-
33 Azinphos-methyl	3.0000	2.5900	13.7	15.0
35 Azinphos-ethyl	3.0000	2.9745	0.8	15.0
36 Coumaphos	3.0000	2.7141	9.5	15.0

Data File: \\DenSvr03\Public\chem\GCS\GC_D2.i\0702091.B\003F0301.D
Report Date: 07/07/2009

CONTINUING CALIBRATION COMPOUNDS
PERCENT DRIFT REPORT

Instrument ID: GC D2.i
Lab File ID: 003F0301.D
Analysis Type: NONE

Injection Date: 02-JUL-2009 18:33
Lab Sample ID: OPP L5 GSV0635
Method File: \\DenSvr03\Public\chem\GCS\GC_D2.i\07

COMPOUND	EXPECTED CONC.	MEASURED CONC.	%D	MAX %D
27 Merphos	3.0000	3.2129	7.1	15.0
40 Total Demeton	3.0000	3.3545	11.8	15.0

Average %D = 10.6

CONTINUING CALIBRATION COMPOUNDS
 PERCENT DRIFT REPORT

Instrument ID: GC D2.i
 Lab File ID: 019F1901.D
 Analysis Type: NONE

Injection Date: 03-JUL-2009 01:50
 Lab Sample ID: OPP L5 GSV0635
 Method File: \\DenSvr03\Public\chem\GCS\GC_D2.i\07

COMPOUND	EXPECTED CONC.	MEASURED CONC.	%D	MAX %D
1 o,o,o-TEPT	3.0000	2.8767	4.1	15.0
2 Dichlorvos	3.0000	2.5613	14.6	15.0
3 Chlormefos	3.0000	3.2687	9.0	15.0
4 Mevinphos	3.0000	2.3315	22.3	15.0 <-
5 Demeton-O	0.9750	0.9656	1.0	15.0
6 Thionazin	3.0000	2.8068	6.4	15.0
7 Ethoprop	3.0000	2.6250	12.5	15.0
8 Phorate	3.0000	3.3383	11.3	15.0
10 Naled	3.0000	3.5402	18.0	15.0 <-
146 Sulfotepp	3.0000	3.1135	3.8	15.0
10 Simazine	3.0000	2.4738	17.5	15.0 <-
12 Diazinon	3.0000	2.9861	0.5	15.0
150 Atrazine	3.0000	3.3002	10.0	15.0
13 Propazine	3.0000	3.1158	3.9	15.0
14 Disulfoton	3.0000	3.2319	7.7	15.0
15 Demeton-S	2.0400	2.2051	8.1	15.0
16 Dimethoate	3.0000	2.6769	10.8	15.0
17 Ronnel	3.0000	3.2063	6.9	15.0
148 Merphos-A (Merphos)	3.0000	3.7133	23.8	999.0
18 Chlorpyrifos	3.0000	3.1895	6.3	15.0
19 Fenthion	3.0000	2.7392	8.7	15.0
20 Trichloronate	3.0000	3.0963	3.2	15.0
21 Anilazine	3.0000	2.2852	23.8	15.0 <-
23 Methyl Parathion	3.0000	3.2525	8.4	15.0
24 Malathion	3.0000	2.9367	2.1	15.0
25 Tokuthion	3.0000	3.0407	1.4	15.0
26 Parathion	3.0000	3.0922	3.1	15.0
149 Merphos-B (Merphos Oxone)	3.0000	3.2391	8.0	999.0
27 Tetrachlorvinphos (stirophos)	3.0000	2.7420	8.6	15.0
28 Carbophenothion methyl	3.0000	2.8042	6.5	15.0
28 Bolstar	3.0000	3.1235	4.1	15.0
30 Carbophenothion	3.0000	3.3193	10.6	15.0
29 Triphenyl phosphate	3.0000	3.2074	6.9	15.0
30 Fensulfothion	3.0000	2.3134	22.9	15.0 <-
35 Phosmet / EPN	6.0000	5.8781	2.0	15.0
33 Famphur	3.0000	2.9101	3.0	15.0
34 Azinphos-methyl	3.0000	2.2226	25.9	15.0 <-
35 Azinphos-ethyl	3.0000	2.7450	8.5	15.0
36 Coumaphos	3.0000	2.6318	12.3	15.0

Data File: \\DenSvr03\Public\chem\GCS\GC_D2.i\0702092.B\019F1901.D
Report Date: 07/07/2009

CONTINUING CALIBRATION COMPOUNDS
PERCENT DRIFT REPORT

Instrument ID: GC D2.i
Lab File ID: 019F1901.D
Analysis Type: NONE

Injection Date: 03-JUL-2009 01:50
Lab Sample ID: OPP L5 GSV0635
Method File: \\DenSvr03\Public\chem\GCS\GC_D2.i\07

COMPOUND	EXPECTED CONC.	MEASURED CONC.	%D	MAX %D
22 Merphos	3.0000	3.8141	27.1	15.0 <-
40 Total Demeton	3.0000	3.1707	5.7	15.0

Average %D = 9.79

CONTINUING CALIBRATION COMPOUNDS
 PERCENT DRIFT REPORT

Instrument ID: GC D2.i
 Lab File ID: 019F1901.D
 Analysis Type: NONE

Injection Date: 03-JUL-2009 01:50
 Lab Sample ID: OPP L5 GSV0635
 Method File: \\DenSvr03\Public\chem\GCS\GC_D2.i\07

COMPOUND	EXPECTED CONC.	MEASURED CONC.	%D	MAX %D
1 o,o,o-TEPT	3.0000	2.5866	13.8	15.0
2 Dichlorvos	3.0000	2.4836	17.2	15.0 <-
3 Mevinphos	3.0000	1.3260	55.8	15.0 <-
4 Chlormefos	3.0000	3.5856	19.5	15.0 <-
5 Thionazin	3.0000	2.8382	5.4	15.0
6 Demeton-O	0.9750	0.9621	1.3	15.0
7 Ethoprop	3.0000	3.1201	4.0	15.0
8 Naled	3.0000	3.7667	25.6	15.0 <-
9 Sulfotepp	3.0000	3.1436	4.8	15.0
10 Phorate	3.0000	3.2797	9.3	15.0
11 Dimethoate	3.0000	1.2645	57.8	15.0 <-
12 Demeton-S	2.0400	2.2864	12.1	15.0
13 Simazine	3.0000	4.0653	35.5	15.0 <-
14 Atrazine	3.0000	3.1195	4.0	15.0
15 propazine	3.0000	2.9041	3.2	15.0
17 Disulfoton	3.0000	2.8805	4.0	15.0
16 Diazinon	3.0000	2.9541	1.5	15.0
18 Methyl Parathion	3.0000	3.1865	6.2	15.0
19 Ronnel	3.0000	2.7464	8.5	15.0
20 Malathion	3.0000	3.0067	0.2	15.0
21 Fenthion	3.0000	2.9822	0.6	15.0
22 Parathion	3.0000	2.9428	1.9	15.0
23 Chlorpyrifos	3.0000	3.3794	12.6	15.0
24 Trichloronate	3.0000	3.1685	5.6	15.0
25 Anilazine	3.0000	0.9550	68.2	15.0 <-
148 Merphos-A (Merphos)	3.0000	3.1582	5.3	999.0
26 Tetrachlorvinphos (Stirophos)	3.0000	2.6498	11.7	15.0
28 Tokuthion	3.0000	3.2902	9.7	15.0
149 Merphos-B (Merphos Oxone)	3.0000	3.4176	13.9	999.0
29 Carbophenothion-methyl	3.0000	2.9717	0.9	15.0
29 Fensulfothion	3.0000	1.2169	59.4	15.0 <-
30 Bolstar / Famphur	6.0000	5.7513	4.1	15.0
32 Carbophenothion	3.0000	3.0572	1.9	15.0
31 Triphenyl phosphate	3.0000	2.9428	1.9	15.0
34 Phosmet	3.0000	2.6901	10.3	15.0
32 EPN	3.0000	3.3813	12.7	15.0
33 Azinphos-methyl	3.0000	2.3080	23.1	15.0 <-
35 Azinphos-ethyl	3.0000	2.8069	6.4	15.0
36 Coumaphos	3.0000	2.3775	20.8	15.0 <-

Data File: \\DenSvr03\Public\chem\GCS\GC_D2.i\0702091.B\019F1901.D
Report Date: 07/07/2009

CONTINUING CALIBRATION COMPOUNDS
PERCENT DRIFT REPORT

Instrument ID: GC D2.i
Lab File ID: 019F1901.D
Analysis Type: NONE

Injection Date: 03-JUL-2009 01:50
Lab Sample ID: OPP L5 GSV0635
Method File: \\DenSvr03\Public\chem\GCS\GC_D2.i\07

COMPOUND	EXPECTED CONC.	MEASURED CONC.	%D	MAX %D
27 Merphos	3.0000	3.2280	7.6	15.0
40 Total Demeton	3.0000	3.2485	8.3	15.0

Average %D = 14.1

Sequence Table (Front Injector):

Quantification Part:

Line	Location	SampleName	SampleAmount	ISTDAmt	Multiplier	Dilution
1	Vial 1	PRIMER				
2	Vial 2	HEXANE				
3	Vial 3	OPP L7 GSV0634				
4	Vial 4	OPP L6 GSV0637				
5	Vial 5	OPP L5 GSV0635				
6	Vial 6	OPP L4 GSV0638				
7	Vial 7	OPP L3 GSV0639				
8	Vial 8	OPP L2 GSV0640				
9	Vial 9	OPP L1 GSV0641				
10	Vial 10	OPP SS GSV0633				
11	Vial 11	GSV075309 SPK				
12	Vial 12	LE2931AA,MB				
13	Vial 13	LE2931AC,LCS				
14	Vial 14	LE2931AD,LCS				
15	Vial 15	LEQA91AC,222-15			10	
16	Vial 16	LEQA91AC,222-15			3	
17	Vial 17	LEQCQ1AC,222-18			2	
18	Vial 18	LERD61AD,377-1				
19	Vial 19	LERD81AH,377-3				
20	Vial 20	LERN71AF,115-1				
21	Vial 21	LERPQ1AF,115-2				
22	Vial 22	LERPX1AF,115-3				
23	Vial 23	LE1F91AJ,138-1				
24	Vial 24	OPP L5 GSV0635				
25	Vial 25	LE29M1AA,MB				
26	Vial 26	LE29M1AC,LCS				
27	Vial 27	LE29M1AD,LCS				
28	Vial 28	LEQA91AA,222-15			10	
29	Vial 29	LEQA91AA,222-15			3	
30	Vial 30	LEQCQ1AA,222-18			2	
31	Vial 31	LFARC1AA,MB				
32	Vial 32	LFARC1AC,LCS				
33	Vial 33	LFARC1AD,LCS				
34	Vial 34	LEKLE2AA,185-1				
35	Vial 35	LE29L1AA,MB				
36	Vial 36	LE29L1AC,LCS				
37	Vial 37	LE29L1AD,LCS				
38	Vial 38	LERCV1AA,370-1				
39	Vial 39	LEWJG1AA,143-1				
40	Vial 40	OPP L5 GSV0635				
41	Vial 41	LE5PX1AA,MB				
42	Vial 42	LE5PX1AC,LCS				
43	Vial 43	LE5PX1AD,LCS				
44	Vial 44	LE39F1AA,179-1				
45	Vial 45	LE3PF1AA,179-2				
46	Vial 46	LE39L1AA,179-3				
47	Vial 47	LFARL1AA,MB				
48	Vial 48	LFARL1AC,LCS				
49	Vial 49	LFARL1AD,LCS				
50	Vial 50	LEKLE2AE,180-2				
51	Vial 51	LEKLF2AE,180-3				
52	Vial 52	LEKLL2AE,180-4				
53	Vial 53	LEKLE2AE,180-5				
54	Vial 54	LENR72AD,322-1				
55	Vial 55	LEPG32AJ,161-1				
56	Vial 56	OPP L5 GSV0635				
57	Vial 57	LFD4N1AA,MB				
58	Vial 58	LFD4N1AC,LCS				

158144

168147

170131

168145

168153

170130

163102

RR

Line	Location	SampleName	SampleAmount	ISTDAmt	Multiplier	Dilution
59	Vial 59	LFD4N1AD, LCSD				
60	Vial 60	LE3041AJ, 158-1				
61	Vial 61	LFD4W1AA, MB				
62	Vial 62	LFD4W1AC, LCS				
63	Vial 63	LFD4W1AD, LCSD				
64	Vial 64	LE7EE1AA, 266-2				
65	Vial 65	LE9Q61AA, 216-2				
66	Vial 66	LE9RA1AA, 216-3				
67	Vial 67	LFC4Q1AD, 199-2				
68	Vial 68	OPP L5 GSV0635				
69	Vial 69	LFAN01AA, MB				
70	Vial 70	LFAN01AC, LCS				
71	Vial 71	LFAN01AD, LCSD				
72	Vial 72	LE4291AA, 273-1				
73	Vial 73	LE4291AD, 273-1S				
74	Vial 74	LE4291AE, 273-1D				
75	Vial 75	LE9PJ1AA, 215-1				
76	Vial 76	OPP L5 GSV0635				
77	Vial 77	OPP L1 GSV0641				
78	Vial 100	HEXANE/ACETONE				

Sequence Table (Back Injector):

No entries - empty table!

Sequence Table (Front Injector):

Quantification Part:

Line	Location	SampleName	SampleAmount	ISTDAmt	Multiplier	Dilution
1	Vial 1	PRIMER				
2	Vial 2	HEXANE				
3	Vial 3	OPP L5 GSV0635				
4	Vial 4	LFWQ11AA,MB				
5	Vial 5	LFWQ11AC,LCS				
6	Vial 6	LERCV2AA,370-1				
7	Vial 7	LFX7D1AA,264-1				
8	Vial 8	LFX7D1AC,264-1S				
9	Vial 9	LFX7D1AD,264-1D				
10	Vial 10	LFTN31AA,MB				
11	Vial 11	LFTN31AC,LCS				
12	Vial 12	LFTN31AD,LCS				
13	Vial 13	LFQ0D1AA,150-1				
14	Vial 14	LFTN21AA,MB				
15	Vial 15	LFTN21AC,LCS				
16	Vial 16	LFTN21AD,LCS				
17	Vial 17	LFPT1AA,258-4				
18	Vial 18	LFPTK1AA,258-7				
19	Vial 19	OPP L5 GSV0635				
20	Vial 20	LFHPJ1AA,MB				
21	Vial 21	LFHPJ1AC,LCS				
22	Vial 22	LFC4G1AA,197-1				
23	Vial 23	LFC4G1AD,197-1S				
24	Vial 24	LFC4G1AE,197-1D				
25	Vial 25	LFC4M1AA,198-1				
26	Vial 26	OPP L5 GSV0635				
27	Vial 27	OPP L1 GSV0641				
28	Vial 100	HEXANE/ACETONE				

9181503

9180507

9180806

9175172

10
3
2
JOW
9/21/09

Sequence Table (Back Injector):

No entries - empty table!

TestAmerica
Semivolatile GC
CLP-Like Forms

Lot ID: D9F270150

Client: Northgate/Tronox

Method: SW846 8141A

Associated Samples: 001

Batch: 9189451

Northgate Environmental Management, Inc.

Analysis Data Sheet

Lab Name: TESTAMERICA DENVER
 Lot/SDG Number: 8304610
 Matrix: WATER
 % Moisture: N/A
 Basis: Wet
 Analysis Method: 8141A
 Unit: ug/L
 QC Batch ID: 9189451
 Sample Aliquot: 1057 mL
 Dilution Factor: 1

Client Sample ID: EB062609-SO
 Lab Sample ID: D9F270150-001
 Lab WorkOrder: LFQ0D2AA
 Date/Time Collected: 06/26/09 13:30
 Date/Time Received: 06/27/09 08:25
 Date Leached:
 Date/Time Extracted: 07/08/09 16:00
 Date/Time Analyzed: 07/10/09 03:11
 Instrument ID: D2

CAS No.	Analyte	Conc.	MDL	RL	Q
86-50-0	Azinphos-methyl	0.17	0.17	2.5	U
35400-43-2	Bolstar	0.31	0.31	1.0	U
2921-88-2	Chlorpyrifos	0.36	0.36	1.0	U
56-72-4	Coumaphos	0.14	0.14	1.0	U
298-03-3	Demeton-O	0.14	0.14	1.0	U
126-75-0	Demeton-S	0.069	0.069	1.0	U
333-41-5	Diazinon	0.15	0.15	1.0	U
62-73-7	Dichlorvos	0.16	0.16	1.0	U
60-51-5	Dimethoate	0.45	0.45	1.5	U
298-04-4	Disulfoton	0.32	0.32	1.0	U
2104-64-5	EPN	0.15	0.15	1.2	U
13194-48-4	Ethoprop	0.18	0.18	0.50	U
56-38-2	Ethyl parathion	0.14	0.14	1.0	U
52-85-7	Famphur	0.18	0.18	1.0	U
115-90-2	Fensulfothion	0.54	0.54	2.5	U
55-38-9	Fenthion	0.15	0.15	2.5	U
121-75-5	Malathion	0.13	0.13	1.2	U
150-50-5	Merphos	0.17	0.17	5.0	U
298-00-0	Methyl parathion	0.14	0.14	4.0	U
7786-34-7	Mevinphos	0.46	0.46	6.2	U
300-76-5	Naled	0.25	0.25	1.0	U
298-02-2	Phorate	0.15	0.15	1.2	U
299-84-3	Ronnel	0.12	0.12	10	U
3689-24-5	Sulfotepp	0.17	0.17	1.5	U
961-11-5	Tetrachlorvinphos (Stirophos)	0.12	0.12	3.5	U

Northgate Environmental Management, Inc.

Analysis Data Sheet

Lab Name: TESTAMERICA DENVER
Lot/SDG Number: 8304610
Matrix: WATER
% Moisture: N/A
Basis: Wet
Analysis Method: 8141A
Unit: ug/L
QC Batch ID: 9189451
Sample Aliquot: 1057 mL
Dilution Factor: 1

Client Sample ID: EB062609-SO
Lab Sample ID: D9F270150-001
Lab WorkOrder: LFQ0D2AA
Date/Time Collected: 06/26/09 13:30
Date/Time Received: 06/27/09 08:25
Date Leached:
Date/Time Extracted: 07/08/09 16:00
Date/Time Analyzed: 07/10/09 03:11
Instrument ID: D2

CAS No.	Analyte	Conc.	MDL	RL	Q
297-97-2	Thionazin	0.31	0.31	1.0	U
34643-46-4	Tokuthion	0.12	0.12	1.6	U
327-98-0	Trichloronate	0.24	0.24	1.0	U

CAS No.	Surrogate	% Rec	Lower Limit	Upper Limit	Q
115-86-6	Triphenyl phosphate	68	60	154	
24934-91-6	Chlormefos	53	49	171	

Northgate Environmental Management, Inc.

Analysis Data Sheet

Lab Name: TESTAMERICA DENVER
 Lot/SDG Number: 8304610
 Matrix: WATER
 % Moisture:
 Basis: Wet
 Analysis Method: 8141A
 Unit: ug/L
 QC Batch ID: 9189451
 Sample Aliquot: 1000 mL
 Dilution Factor: 1

Client Sample ID:
 Lab Sample ID: D9G080000-451B
 Lab WorkOrder: LF7N81AA
 Date/Time Collected:
 Date/Time Received:
 Date Leached:
 Date/Time Extracted: 07/08/09 16:00
 Date/Time Analyzed: 07/10/09 01:49
 Instrument ID: D2

CAS No.	Analyte	Conc.	MDL	RL	Q
62-73-7	Dichlorvos	0.16	0.16	1.0	U
297-97-2	Thionazin	0.31	0.31	1.0	U
60-51-5	Dimethoate	0.45	0.45	1.5	U
298-04-4	Disulfoton	0.32	0.32	1.0	U
2104-64-5	EPN	0.15	0.15	1.2	U
13194-48-4	Ethoprop	0.18	0.18	0.50	U
52-85-7	Famphur	0.18	0.18	1.0	U
115-90-2	Fensulfothion	0.54	0.54	2.5	U
55-38-9	Fenthion	0.15	0.15	2.5	U
121-75-5	Malathion	0.13	0.13	1.2	U
150-50-5	Merphos	0.17	0.17	5.0	U
298-00-0	Methyl parathion	0.14	0.14	4.0	U
86-50-0	Azinphos-methyl	0.17	0.17	2.5	U
7786-34-7	Mevinphos	0.46	0.46	6.2	U
300-76-5	Naled	0.25	0.25	1.0	U
56-38-2	Ethyl parathion	0.14	0.14	1.0	U
298-02-2	Phorate	0.15	0.15	1.2	U
299-84-3	Ronnel	0.12	0.12	10	U
3689-24-5	Sulfotepp	0.17	0.17	1.5	U
34643-46-4	Tokuthion	0.12	0.12	1.6	U
327-98-0	Trichloronate	0.24	0.24	1.0	U
35400-43-2	Bolstar	0.31	0.31	1.0	U
961-11-5	Tetrachlorvinphos (Stirophos)	0.12	0.12	3.5	U
2921-88-2	Chlorpyrifos	0.36	0.36	1.0	U
56-72-4	Coumaphos	0.14	0.14	1.0	U
298-03-3	Demeton-O	0.14	0.14	1.0	U
126-75-0	Demeton-S	0.069	0.069	1.0	U
333-41-5	Diazinon	0.15	0.15	1.0	U

Northgate Environmental Management, Inc.

Analysis Data Sheet

Lab Name: TESTAMERICA DENVER
Lot/SDG Number: 8304610
Matrix: WATER
% Moisture:
Basis: Wet
Analysis Method: 8141A
Unit: ug/L
QC Batch ID: 9189451
Sample Aliquot: 1000 mL
Dilution Factor: 1

Client Sample ID:
Lab Sample ID: D9G080000-451B
Lab WorkOrder: LF7N81AA
Date/Time Collected:
Date/Time Received:
Date Leached:
Date/Time Extracted: 07/08/09 16:00
Date/Time Analyzed: 07/10/09 01:49
Instrument ID: D2

CAS No.	Surrogate	% Rec	Lower Limit	Upper Limit	Q
115-86-6	Triphenyl phosphate	79	60	154	
24934-91-6	Chlormefos	58	49	171	

Surrogate Recovery Summary

Lab Name: TESTAMERICA DENVER

Extraction I09P29H

Lot/SDG Number: 8304610

QC Batch ID: 9189451

Client ID	Work Order	SRG1	SRG2	SRG3	SRG4	SRG5	SRG6	SRG7	SRG8	TOT OUT
INTRA-LAB BLANK	LF7N81AA	58	79							0
CHECK SAMPLE	LF7N81AC	79	81							0
DUPLICATE CHECK	LF7N81AD	78	76							0
EB062609-SO	LFQ0D2AA	53	68							0

Surrogate Number	Surrogate Name	Lower Control Limit	Upper Control Limit
SRG 1	Chlormefos	49	171
SRG 2	Triphenyl phosphate	60	154

Northgate Environmental Management, Inc.

Analysis Data Sheet

Lab Name: TESTAMERICA DENVER
Lot/SDG Number: 8304610
Matrix: WATER
% Moisture: N/A
Basis: Wet
Analysis Method: 8141A
Unit: ug/L
QC Batch ID: 9189451
Sample Aliquot: 1000 mL
Dilution Factor: 1

Client Sample ID:
Lab Sample ID: D9G080000-451C
Lab WorkOrder: LF7N81AC
Date/Time Collected:
Date/Time Received:
Date Leached:
Date/Time Extracted: 07/08/09 16:00
Date/Time Analyzed: 07/10/09 02:17
Instrument ID: D2

Analyte	True	Found	%Rec	Q	Limits
Dichlorvos	4.00	3.59	90		40 - 193
Thionazin	4.00	3.12	78		39 - 180
Dimethoate	4.00	3.05	76		33 - 139
Disulfoton	4.00	2.99	75		44 - 139
Ethoprop	4.00	3.32	83		43 - 165
Famphur	8.00	6.60	82		51 - 131
Fensulfothion	4.00	3.17	79		46 - 115
Fenthion	4.00	3.07	77		63 - 128
Malathion	4.00	2.84	71		53 - 137
Methyl parathion	4.00	3.58	90		55 - 131
Azinphos-methyl	4.00	3.37	84		42 - 125
Mevinphos	4.00	2.94	73		39 - 175
Ethyl parathion	4.00	3.20	80		47 - 142
Phorate	4.00	2.53	63		46 - 142
Ronnel	4.00	3.01	75		43 - 115
Sulfotepp	4.00	2.87	72		29 - 166
Trichloronate	4.00	2.85	71		60 - 115
Chlorpyrifos	4.00	3.20	80		60 - 120
Coumaphos	4.00	3.53	88		61 - 115
Diazinon	4.00	2.96	74		47 - 149

CAS No.	Surrogate	% Rec	Lower Limit	Upper Limit	Q
115-86-6	Triphenyl phosphate	81	60	154	
24934-91-6	Chlormefos	79	49	171	

Northgate Environmental Management, Inc.

Analysis Data Sheet

Lab Name: TESTAMERICA DENVER
 Lot/SDG Number: 8304610
 Matrix: WATER
 % Moisture: N/A
 Basis: Wet
 Analysis Method: 8141A
 Unit: ug/L
 QC Batch ID: 9189451
 Sample Aliquot: 1000 mL
 Dilution Factor: 1

Client Sample ID:
 Lab Sample ID: D9G080000-451L
 Lab WorkOrder: LF7N81AD
 Date/Time Collected:
 Date/Time Received:
 Date Leached:
 Date/Time Extracted: 07/08/09 16:00
 Date/Time Analyzed: 07/10/09 02:44
 Instrument ID: D2

Analyte	True	Found	C	% Rec	Q	RPD	Q	QC Limits	
								% Rec	RPD
Dichlorvos	4.00	3.32		83		7.8		40 - 193	49
Thionazin	4.00	3.00		75		3.8		39 - 180	40
Dimethoate	4.00	3.01		75		1.4		33 - 139	50
Disulfoton	4.00	2.88		72		3.7		44 - 139	40
Ethoprop	4.00	3.17		79		4.6		43 - 165	36
Famphur	8.00	6.09		76		8.0		51 - 131	88
Fensulfothion	4.00	3.31		83		4.4		46 - 115	62
Fenthion	4.00	2.87		72		6.6		63 - 128	41
Malathion	4.00	2.70		68		4.9		53 - 137	28
Methyl parathion	4.00	3.36		84		6.5		55 - 131	30
Azinphos-methyl	4.00	3.05		76		9.9		42 - 125	36
Mevinphos	4.00	2.78		70		5.4		39 - 175	40
Ethyl parathion	4.00	3.02		76		5.9		47 - 142	40
Phorate	4.00	2.38		59		6.1		46 - 142	40
Ronnel	4.00	2.79		70		7.8		43 - 115	39
Sulfotepp	4.00	2.76		69		3.8		29 - 166	40
Trichloronate	4.00	2.71		68		5.1		60 - 115	38
Chlorpyrifos	4.00	3.00		75		6.4		60 - 120	34
Coumaphos	4.00	3.17		79		11		61 - 115	43
Diazinon	4.00	2.90		72		2.2		47 - 149	40

CAS No.	Surrogate	% Rec	Lower Limit	Upper Limit	Q
115-86-6	Triphenyl phosphate	76	60	154	
24934-91-6	Chlormefos	78	49	171	

Method Blank Summary

Lab Name:	<u>TESTAMERICA DENVER</u>	Lab File ID:	<u>011F1101.</u>
Lot/SDG Number:	<u>8304610</u>	Lab Sample ID:	<u>D9G080000-451B</u>
Matrix:	<u>WATER</u>	Lab Work Order:	<u>LF7N81AA</u>
Analysis Method:	<u>8141A</u>	Date/Time Extracted:	<u>07/08/09 16:00</u>
Extraction Method:	<u>I09P29H</u>	Date/Time Analyzed:	<u>07/10/09 01:49</u>
QC Batch ID:	<u>9189451</u>	Instrument ID:	<u>D2</u>

Client ID	Sample Work Order #	Lab File ID	Date Analyzed	Time Analyzed
CHECK SAMPLE	LF7N81AC C	011F1101.	07/10/09	02:17
DUPLICATE CHECK	LF7N81AD L	012F1201.	07/10/09	02:44
EB062609-SO	LFQ0D2AA	013F1301.	07/10/09	03:11

TestAmerica

INITIAL CALIBRATION DATA

Start Cal Date : 26-JUN-2009 18:28
 End Cal Date : 26-JUN-2009 21:13
 Quant Method : ISTD
 Target Version : 4.14
 Integrator : Falcon
 Method file : \\DensSvr03\Public\chem\GCS\GC_D2.i\0626091.B\8141A-1.m
 Last Edit : 30-Jun-2009 12:45 GC_D2.i

Calibration File Names:

Level 1 : \\DensSvr03\Public\chem\GCS\GC_D2.i\0626091.B\009F0901.D
 Level 2 : \\DensSvr03\Public\chem\GCS\GC_D2.i\0626091.B\008F0801.D
 Level 3 : \\DensSvr03\Public\chem\GCS\GC_D2.i\0626091.B\007F0701.D
 Level 4 : \\DensSvr03\Public\chem\GCS\GC_D2.i\0626091.B\006F0601.D
 Level 5 : \\DensSvr03\Public\chem\GCS\GC_D2.i\0626091.B\005F0501.D
 Level 6 : \\DensSvr03\Public\chem\GCS\GC_D2.i\0626091.B\004F0401.D
 Level 7 : \\DensSvr03\Public\chem\GCS\GC_D2.i\0626091.B\003F0301.D

SEE CALIBRATION HISTORY

Compound	0.2000000 Level 1	0.5000000 Level 2	1.0000 Level 3	2.0000 Level 4	3.0000 Level 5	4.0000 Level 6	Curve	b	Coefficients ml	m2	3RSD or R ²
1 o,o'-TEPT	3.11591 2.77446	2.63737	2.67945	2.89676	2.71623	2.90430	AVRG		2.81778		5.91149
2 Dichlorvos	2.01706 1.79032	1.62225	1.58545	1.76366	1.71981	1.74982	AVRG		1.74977		7.99554
3 Mevinphos	1.01774 0.94429	0.91295	0.90158	1.01760	0.95159	0.98250	AVRG		0.96118		4.85992
5 Thionazin	2.12707 1.93224	1.94606	1.94866	2.08214	1.96051	2.00095	AVRG		1.99966		3.79706

TestAmerica

INITIAL CALIBRATION DATA

Start Cal Date : 26-JUN-2009 18:28
 End Cal Date : 26-JUN-2009 21:13
 Quant Method : ISTD
 Target Version : 4.14
 Integrator : FALCON
 Method file : \\DensVr03\Public\chem\GCS\GC_D2.1\0626091.B\8141A-1.m
 Last Edit : 30-Jun-2009 12:45 GC_D2.1

Compound	Level							Curve	b	Coefficients			%RSD or R^2
	1	2	3	4	5	6	m1			m2			
14 Simazine	4819 190219	16248	29382	64611	115426	147784	MINR	0.03988	0.73140			0.99336	
15 Atrazine	0.70185 0.89508	0.76532	0.75073	0.84628	0.85434	0.90844	AVRG		0.81743			9.61085	
16 propazine	0.73887 0.79462	0.70136	0.69239	0.78178	0.75651	0.81417	AVRG		0.75424			6.13423	
17 Disulfoton	15404 290419	33208	61920	127893	193050	247845	MINR	-0.01928	1.20917			0.99576	
18 Diazinon	2.20234 1.92388	1.83553	1.83772	2.01856	1.98676	1.84115	AVRG		1.94942			6.88114	
19 Methyl Parathion	1.22644 1.26213	1.10389	1.13741	1.32395	1.30344	1.29686	AVRG		1.23630			6.92144	
20 Ronnel	1.42863 1.18584	1.23369	1.21320	1.29342	1.24446	1.34650	AVRG		1.27796			6.65504	

1/2

1/1

TestAmerica

INITIAL CALIBRATION DATA

Start Cal Date : 26-JUN-2009 18:28
 End Cal Date : 26-JUN-2009 21:13
 Quant Method : ISTD
 Target Version : 4.14
 Integrator : Falcon
 Method file : \\Densvrr03\Public\chem\GCS\GC_D2.i\0626091.B\8141A-1.m
 Last Edit : 30-Jun-2009 12:45 GC_D2.i

Compound	0.2000000 Level 1	0.5000000 Level 2	1.0000 Level 3	2.0000 Level 4	3.0000 Level 5	4.0000 Level 6	Curve	b	Coefficients ml	m2	%RSD or R^2
21 Malathion	15443 283462	30581	57103	119836	186013	228260	WLINR	-0.02066	1.14436		0.99783
22 Fenethion	1.46442 1.18151	1.18458	1.16481	1.29096	1.25584	1.25506	AVRG		1.25674		8.19381
23 Parathion	1.42438 1.31279	1.25387	1.23322	1.38998	1.36308	1.38514	AVRG		1.33749		5.43501
24 Chlorpyrifos	1.85614 1.56216	1.56747	1.47379	1.62915	1.61527	1.62330	AVRG		1.61818		7.28314
25 Trichloronate	1.44751 1.43428	1.42551	1.34762	1.48171	1.46256	1.52450	AVRG		1.44624		3.78186
26 Anflazine	1493 ++++	2095	5311	12790	19893	29375	QUAD	0.02107	9.16488	-8.66056	0.99476
27 Merphos-A (Merphos)	1.24844 1.18648	1.15527	1.15966	1.23989	1.21263	1.24409	AVRG		1.20664		3.30523

X

TestAmerica

INITIAL CALIBRATION DATA

Start Cal Date : 26-JUN-2009 18:28
 End Cal Date : 26-JUN-2009 21:13
 Quant Method : ISTD
 Target Version : 4.14
 Integrator : Falcon
 Method File : \\Densvrr03\Public\chem\GCS\GC_D2.i\0626091.B\8141A-1.m
 Last Edit : 30-Jun-2009 12:45 GC_D2.i

Compound	0.2000000	0.5000000	1.0000	2.0000	3.0000	4.0000	Curve	b	Coefficients		%RSD
	Level 1	Level 2	Level 3	Level 4	Level 5	Level 6			m1	m2	or R ²
28 Tetrachlorvinphos (Stirophos)	0.76814 0.82648	0.74606	0.73464	0.83451	0.85233	0.85150	AVRG		0.80195		6.32809
29 Tokuthion	1.50295 1.37817	1.28283	1.29501	1.44234	1.39452	1.40891	AVRG		1.38639		5.62055
30 Merphos-B (Merphos Oxone)	3884 79809	7933	11676	34113	50056	65974	WLINR	0.01044	0.32634		0.98820
31 Carphenothion-methyl	14924 266724	30542	55023	105577	167145	206137	WLINR	-0.03349	1.03813		0.99979
32 Fensulfochion	8319 295978	23000	51304	104440	185778	229856	WLINR	0.04728	1.18751		0.99821
33 Bolstar / Famphur	1.54988 1.23307	1.27794	1.32328	1.33835	1.27633	1.28540	AVRG		1.32632		7.86825
34 Carphenothion	1.57916 1.25966	1.19992	1.27687	1.32336	1.26122	1.41398	AVRG		1.33059		9.63398

NTC
 See Merphos
 1/x
 1/x

TestAmerica

INITIAL CALIBRATION DATA

Start Cal Date : 26-JUN-2009 18:28
 End Cal Date : 26-JUN-2009 21:13
 Quant Method : ISTD
 Target Version : 4.14
 Integrator : FALCON
 Method file : \\Densvrr03\Public\chem\GCS\GC_D2.i\0626091.B\8141A-1.m
 Last Edit : 30-Jun-2009 12:45 GC_D2.i

Compound	0.2000000 Level 1	0.5000000 Level 2	1.0000 Level 3	2.0000 Level 4	3.0000 Level 5	4.0000 Level 6	Curve	b	Coefficients		\$RSD
									m1	m2	or R ²
36 Phosmet	1.22087 1.13672	1.01385	1.11032	1.20586	1.12340	1.16129	AVRG		1.13890		6.04111
37 EPN	9525 294020	23196	48705	111165	171283	220388	WLNMR	0.02456	1.11450		0.99317
38 Azinphos-methyl	1.19565 1.21185	1.13516	1.16767	1.28235	1.23551	1.26700	AVRG		1.21360		4.33999
40 Azinphos-ethyl	23154 318459	43578	74071	134607	209971	253982	WLNMR	-0.07409	1.26388		0.99928
41 Coumaphos	1.00140 0.99015	0.89806	0.92250	1.01947	1.01017	1.01013	AVRG		0.97884		4.92558
S 42 Merphos	1.61523 1.49925	1.45962	1.38820	1.59026	1.52873	1.58626	AVRG		1.52393		5.34513
M 43 Total Demeton	1.94415 1.68503	1.66775	1.60440	1.71838	1.66174	1.66727	AVRG		1.70696		6.44185

1/2

1/2

TestAmerica

INITIAL CALIBRATION DATA

Start Cal Date : 26-JUN-2009 18:28
 End Cal Date : 26-JUN-2009 21:13
 Quant Method : ISTD
 Target Version : 4.14
 Integrator : Falcon
 Method file : \\DensVr03\Public\chem\GCS\GC_D2.i\0626091.B\8141A-1.m
 Last Edit : 30-Jun-2009 12:45 GC_D2.1

Compound	0.2000000 Level 1	0.5000000 Level 2	1.0000 Level 3	2.0000 Level 4	3.0000 Level 5	4.0000 Level 6	Curve	b	Coefficients m1	m2	%RSD or R ²
\$ 4 Chlormefos	2.28223 2.15521	2.03679	2.00000	2.26084	2.35620	2.24671	AVRG		2.19114		6.04132
\$ 35 Triphenyl phosphate	1.09980 0.95665	0.99217	0.96977	1.05450	0.99627	1.00900	AVRG		1.01117		4.94580

TestAmerica

INITIAL CALIBRATION DATA

Start Cal Date : 26-JUN-2009 18:28
 End Cal Date : 26-JUN-2009 21:13
 Quant Method : ISTD
 Target Version : 4.14
 Integrator : FALCON
 Method File : \\DensVr03\Public\chem\GCS\GC_D2.1\0626091.B\8141A-1.m
 Last Edit : 30-Jun-2009 12:45 GC_D2.1

Curve	Formula	Units
Averaged	Amt = Rsp/ml	Response
Wt Linear	Amt = b + Rsp/ml	Response
Quad	Amt = b + m1*Rsp + m2*Rsp^2	Response

Calibration History

Method : \\DenSvr03\Public\chem\GCS\GC_D2.i\0626091.B\8141A-1.m
Start Cal Date: 26-JUN-2009 18:28
End Cal Date : 26-JUN-2009 21:13
Last Cal Level: 1
Last Cal Type : Continuing Calibration

Initial Calibration

Injection Date	Sublist	Calibration File
Cal Level: 1 , Cal Amount: 0.20000		
26-JUN-2009 21:13	8141A	\\DenSvr03\Public\chem\GCS\GC_D2.i\0626091.B\009F0901.D
Cal Level: 2 , Cal Amount: 0.50000		
26-JUN-2009 20:45	8141A	\\DenSvr03\Public\chem\GCS\GC_D2.i\0626091.B\008F0801.D
Cal Level: 3 , Cal Amount: 1.00000		
26-JUN-2009 20:18	8141A	\\DenSvr03\Public\chem\GCS\GC_D2.i\0626091.B\007F0701.D
Cal Level: 4 , Cal Amount: 2.00000		
26-JUN-2009 19:50	8141A	\\DenSvr03\Public\chem\GCS\GC_D2.i\0626091.B\006F0601.D
Cal Level: 5 , Cal Amount: 3.00000		
26-JUN-2009 19:23	8141A	\\DenSvr03\Public\chem\GCS\GC_D2.i\0626091.B\005F0501.D
Cal Level: 6 , Cal Amount: 4.00000		
26-JUN-2009 18:55	8141A	\\DenSvr03\Public\chem\GCS\GC_D2.i\0626091.B\004F0401.D
Cal Level: 7 , Cal Amount: 5.00000		
26-JUN-2009 18:28	8141A	\\DenSvr03\Public\chem\GCS\GC_D2.i\0626091.B\003F0301.D

Continuing Calibration

Ccal Level Mode: GLOBAL LEVEL 4

26-JUN-2009 21:40	8141A	\\DenSvr03\Public\chem\GCS\GC_D2.i\0626091.B\010F1001.D
26-JUN-2009 19:50	8141A	\\DenSvr03\Public\chem\GCS\GC_D2.i\0626091.B\006F0601.D
26-JUN-2009 19:23	8141A	\\DenSvr03\Public\chem\GCS\GC_D2.i\0626091.B\005F0501.D

TestAmerica

INITIAL CALIBRATION DATA

Start Cal Date : 26-JUN-2009 18:28
 End Cal Date : 26-JUN-2009 21:13
 Quant Method : ISTD
 Target Version : 4.14
 Integrator : FALCON
 Method File : \\DensVr03\Public\chem\GCS\GC_D2.1\0626092.B\8141A-2.m
 Last Edit : 30-Jun-2009 12:58 GC_D2.1

Calibration File Names:

Level 1: \\DensVr03\Public\chem\GCS\GC_D2.1\0626092.B\009F0901.D
 Level 2: \\DensVr03\Public\chem\GCS\GC_D2.1\0626092.B\008F0801.D
 Level 3: \\DensVr03\Public\chem\GCS\GC_D2.1\0626092.B\007F0701.D
 Level 4: \\DensVr03\Public\chem\GCS\GC_D2.1\0626092.B\006F0601.D
 Level 5: \\DensVr03\Public\chem\GCS\GC_D2.1\0626092.B\005F0501.D
 Level 6: \\DensVr03\Public\chem\GCS\GC_D2.1\0626092.B\004F0401.D
 Level 7: \\DensVr03\Public\chem\GCS\GC_D2.1\0626092.B\003F0301.D

SEE CALIBRATION HISTORY

Compound	Coefficients							b	m1	m2	%RSD	
	Level 1	Level 2	Level 3	Level 4	Level 5	Level 6	Level 7					
1 o,o'-TEPT	0.2000000	0.5000000	1.0000	2.0000	3.0000	4.0000						
	2.92648	2.44243	2.35582	2.65851	2.57132	2.61478	AVRG				2.58691	7.02274
2 Dichlorvos	1.96421	1.82228	1.84036	2.17503	2.12732	2.04712	AVRG				2.01995	7.32345
	2.16332											
4 Mevinphos	1.44354	1.24995	1.21811	1.44363	1.32123	1.40873	AVRG				1.36067	7.12634
	1.43954											
5 Denecon-O	1.19821	1.29971	1.18493	1.34261	1.38930	1.37760	AVRG				1.29658	6.26552
	1.28370											

TestAmerica

INITIAL CALIBRATION DATA

Start Cal Date : 26-JUN-2009 18:28
 End Cal Date : 26-JUN-2009 21:13
 Quant Method : ISTD
 Target Version : 4.14
 Integrator : Falcon
 Method file : \\Densvr03\Public\chem\GCS\GC_D2.i\0626092.B\8141A-2.m
 Last Edit : 30-Jun-2009 12:58 GC_D2.i

Compound	0.2000000	0.5000000	1.0000	2.0000	3.0000	4.0000	Curve	b	Coefficients		%RSD
	Level 1	Level 2	Level 3	Level 4	Level 5	Level 6			m1	m2	or R ²
5.0000											
Level 7											
6 Thionazin	2.15838	1.84195	1.93751	1.98059	2.08762	2.20076	AVRG		2.03479		6.19054
	2.03673										
7 Ethoprop	1.70034	1.41105	1.44674	1.51565	1.56615	1.54046	AVRG		1.52044		6.33190
	1.46268										
8 Phorate	1.89356	1.60276	1.58391	1.69691	1.82591	1.99241	AVRG		1.76315		8.53946
	1.74661										
9 Naled	94.00000	1666	10859	28010	46004	58330	WLNK	0.13436	0.49080		0.99248
	78857										
10 Sulfolepp	2.79835	2.53605	2.59328	2.75080	2.67397	2.68532	AVRG		2.65923		3.59851
	2.57687										
12 Simazine	0.36415	0.34683	0.35351	0.38559	0.39087	0.41510	AVRG		0.38086		7.05346
	0.41001										
13 Diazinon	12067	15923	49407	98649	155648	181790	WLNK	0.01456	1.44446		0.99190
	228810										

X

X

TestAmerica

INITIAL CALIBRATION DATA

Start Cal Date : 26-JUN-2009 18:28
 End Cal Date : 26-JUN-2009 21:13
 Quant Method : ISTD
 Target Version : 4.14
 Integrator : Falcon
 Method File : \\Densvr03\Public\chem\GCS\GC_D2.i\0626092.B\8141A-2.m
 Last Edit : 30-Jun-2009 12:58 GC_D2.i

Compound	0.2000000	0.5000000	1.0000	2.0000	3.0000	4.0000	Curve	b	Coefficients	m1	m2	%RSD
	Level 1	Level 2	Level 3	Level 4	Level 5	Level 6						
	5.0000											
	Level 7											
21 Chlorpyrifos	1.28253	1.15885	1.24944	1.20702	1.32365	1.38773	AVRG		1.28319			6.60140
	1.37311											
22 Fenitron	1.20874	1.15890	1.17283	1.16181	1.25398	1.18816	AVRG		1.19016			2.76871
	1.18668											
23 Trichloronate	6944	26053	49357	106326	170976	208762	WLNLR	0.05263	1.73863			0.99738
	296442											
24 Anilazine	1634	2256	3581	6899	11039	13112	LINR	-0.00058	0.10979			0.99085
	19108											
25 Methyl Parathion	1.21391	1.12059	1.22102	1.33829	1.35198	1.32937	AVRG		1.28489			8.00353
	1.41908											
26 Malathion	1.23986	1.19694	1.15056	1.17724	1.17540	1.20726	AVRG		1.20369			3.60449
	1.27856											
27 Tokuthion	1.50291	1.31056	1.35261	1.35076	1.45106	1.48916	AVRG		1.40933			5.28420
	1.40826											

X

TestAmerica

INITIAL CALIBRATION DATA

Start Cal Date : 26-JUN-2009 18:28
 End Cal Date : 26-JUN-2009 21:13
 Quant Method : ISTD
 Target Version : 4.14
 Integrator : Falcom
 Method File : \\Densvrr03\Public\chem\GCS\GC_D2.i\0626092.B\8141A-2.m
 Last Edit : 30-Jun-2009 12:58 GC_D2.i

Compound	0.2000000	0.5000000	1.0000	2.0000	3.0000	4.0000	Curve	b	Coefficients		\$RSD
	Level 1	Level 2	Level 3	Level 4	Level 5	Level 6			m1	m2	OR R ²
28 Parathion	1.27111	1.15628	1.24872	1.23420	1.30817	1.35972	AVRG		1.26610		5.02432
29 Merphos-B (Merphos Oxone)	3793	6271	15065	23458	40683	62127	WLNMR	-0.05169	0.21659		0.96366
30 Tetrachlorvinphos (stirophos)	0.86036	0.73114	0.73243	0.80291	0.86664	0.87311	AVRG		0.81902		7.82425
31 Carbophenothion methyl	1.16513	1.02032	1.04699	1.17159	1.27808	1.26831	AVRG		1.17392		9.08251
32 Bolstar	1.33280	1.22387	1.19075	1.20601	1.27262	1.22830	AVRG		1.23655		4.05030
33 Carbophenothion	1.18442	1.13595	1.15332	1.18001	1.34689	1.22912	AVRG		1.21593		6.21486
35 Fensulfochion	0.88346	0.80409	0.88036	0.97346	0.94597	1.00424	AVRG		0.91615		7.30438

NTC,
 See Merphos

TestAmerica

INITIAL CALIBRATION DATA

Start Cal Date : 26-JUN-2009 18:28
 End Cal Date : 26-JUN-2009 21:13
 Quant Method : ISTD
 Target Version : 4.14
 Integrator : Falcon
 Method file : \\Densv03\Public\chem\GCS\GC_D2.i\0626092.B\8141A-2.m
 Last Edit : 30-Jun-2009 12:58 GC_D2.i

Compound	0.2000000 Level 1	0.5000000 Level 2	1.0000 Level 3	2.0000 Level 4	3.0000 Level 5	4.0000 Level 6	Curve	b	Coefficients m1	m2	%RSD or R^2
37 Phosmet / EPN	1.9707 330448	35826	68186	146012	207459	263604	WLNLR	-0.04262	1.00518		0.99785
38 Fampfur	1.45536 1.32805	1.20800	1.18770	1.39816	1.20947	1.39569	AVRG		1.31178		8.35158
39 Azinphos-methyl	1.25589 1.19199	1.08970	1.07858	1.30240	1.20427	1.27709	AVRG		1.19999		7.33978
40 Azinphos-ethyl	1.14013 1.12699	1.11628	1.12015	1.18786	1.16269	1.14594	AVRG		1.14286		2.23350
41 Coumaphos	0.78930 0.93653	0.81655	0.85887	0.90448	0.89897	0.94628	AVRG		0.87871		6.77030
5 42 Merphos	1.56460 1.70275	1.43887	1.64263	1.66880	1.73437	1.91569	AVRG		1.66682		8.85773
M 43 Total Demeton	3533 244812	23328	47171	100663	168375	213468	WLNLR	0.06780	1.63923		0.99469

4x

1x

TestAmerica

INITIAL CALIBRATION DATA

Start Cal Date : 26-JUN-2009 18:28
 End Cal Date : 26-JUN-2009 21:13
 Quant Method : ISTD
 Target Version : 4.14
 Integrator : Falcon
 Method File : \\Densvrr03\Public\chem\GCS\GC_D2.i\0626092.B\8141A-2.m
 Last Edit : 30-Jun-2009 12:58 GC_D2.i

Compound	0.2000000 Level 1	0.5000000 Level 2	1.0000 Level 3	2.0000 Level 4	3.0000 Level 5	4.0000 Level 6	CURVE	b	Coefficients		%RSD or R ²
									m1	m2	
\$ 3 Chlorocefes	2.19506	1.83698	1.78322	2.03418	2.29040	2.05386	AVRG		2.03341		8.83890
	2.04016										
	5.0000										
	Level 7										
\$ 34 Triphenyl phosphate	1.10969	0.86972	0.91132	1.07710	1.01080	0.99885	AVRG		0.99779		8.47904
	1.00703										

TestAmerica

INITIAL CALIBRATION DATA

Start Cal Date : 26-JUN-2009 18:28
End Cal Date : 26-JUN-2009 21:13
Quant Method : ISTD
Target Version : 4.14
Integrator : Falcon
Method file : \\DensVr03\Public\chem\GCS\GC_D2.i\0626092.B\8141A-2.m
Last Edit : 30-Jun-2009 12:58 GC_D2.i

Curve	Formula	Units
Averaged	Amt = Rsp/ml	Response
Linear	Amt = b + Rsp/ml	Response
Wt Linear	Amt = b + Rsp/ml	Response

Calibration History

Method : \\DenSvr03\Public\chem\GCS\GC_D2.i\0626092.B\8141A-2.m
Start Cal Date: 26-JUN-2009 18:28
End Cal Date : 26-JUN-2009 21:13
Last Cal Level: 1
Last Cal Type : Continuing Calibration

Initial Calibration

Injection Date	Sublist	Calibration File
Cal Level: 1 , Cal Amount: 0.20000		
26-JUN-2009 21:13	8141A	\\DenSvr03\Public\chem\GCS\GC_D2.i\0626092.B\009F0901.D
Cal Level: 2 , Cal Amount: 0.50000		
26-JUN-2009 20:45	8141A	\\DenSvr03\Public\chem\GCS\GC_D2.i\0626092.B\008F0801.D
Cal Level: 3 , Cal Amount: 1.00000		
26-JUN-2009 20:18	8141A	\\DenSvr03\Public\chem\GCS\GC_D2.i\0626092.B\007F0701.D
Cal Level: 4 , Cal Amount: 2.00000		
26-JUN-2009 19:50	8141A	\\DenSvr03\Public\chem\GCS\GC_D2.i\0626092.B\006F0601.D
Cal Level: 5 , Cal Amount: 3.00000		
26-JUN-2009 19:23	8141A	\\DenSvr03\Public\chem\GCS\GC_D2.i\0626092.B\005F0501.D
Cal Level: 6 , Cal Amount: 4.00000		
26-JUN-2009 18:55	8141A	\\DenSvr03\Public\chem\GCS\GC_D2.i\0626092.B\004F0401.D
Cal Level: 7 , Cal Amount: 5.00000		
26-JUN-2009 18:28	8141A	\\DenSvr03\Public\chem\GCS\GC_D2.i\0626092.B\003F0301.D

Continuing Calibration

Ccal Level Mode: GLOBAL LEVEL 4

26-JUN-2009 21:40	8141A	\\DenSvr03\Public\chem\GCS\GC_D2.i\0626092.B\010F1001.D
26-JUN-2009 19:50	8141A	\\DenSvr03\Public\chem\GCS\GC_D2.i\0626092.B\006F0601.D
26-JUN-2009 19:23	8141A	\\DenSvr03\Public\chem\GCS\GC_D2.i\0626092.B\005F0501.D

CONTINUING CALIBRATION COMPOUNDS
 PERCENT DRIFT REPORT

Instrument ID: GC D2.i
 Lab File ID: 010F1001.D
 Analysis Type: NONE

Injection Date: 26-JUN-2009 21:40
 Lab Sample ID: OPP SS GSV0633
 Method File: \\DenSvr03\Public\chem\GCS\GC_D2.

COMPOUND	EXPECTED CONC.	MEASURED CONC.	%D	MAX %D
1 o,o,o-TEPT	2.0000	2.0577	2.9	15.0
2 Dichlorvos	2.0000	1.9061	4.7	15.0
3 Mevinphos	2.0000	1.6977	15.1	15.0 <-ok
4 Chlormefos	2.0000	1.7808	11.0	15.0
5 Thionazin	2.0000	1.9740	1.3	15.0
6 Demeton-O	0.6500	1.8707	187.8	15.0 <-ok, see total demeton
7 Ethoprop	2.0000	2.0536	2.7	15.0
8 Naled	2.0000	1.1983	40.1	15.0 <-
9 Sulfotepp	2.0000	1.7932	10.3	15.0
10 Phorate	2.0000	2.0180	0.9	15.0
11 Dimethoate	2.0000	2.0859	4.3	15.0
12 Demeton-S	1.3600	0.2313	83.0	15.0 <-ok, see total demeton
13 Simazine	2.0000	2.6218	31.1	15.0 <-
14 Atrazine	2.0000	1.9566	2.2	15.0
15 propazine	2.0000	1.9127	4.4	15.0
17 Disulfoton	2.0000	1.5890	20.6	15.0 <-
16 Diazinon	2.0000	2.1583	7.9	15.0
18 Methyl Parathion	2.0000	2.0404	2.0	15.0
19 Ronnel	2.0000	2.1513	7.6	15.0
20 Malathion	2.0000	1.6248	18.8	15.0 <-
21 Fenthion	2.0000	1.8840	5.8	15.0
22 Parathion	2.0000	1.9436	2.8	15.0
23 Chlorpyrifos	2.0000	1.9720	1.4	15.0
24 Trichloronate	2.0000	1.8619	6.9	15.0
25 Anilazine	2.0000	1.0151	49.2	15.0 <-
148 Merphos-A (Merphos)	2.0000	0.4078	79.6	999.0
26 Tetrachlorvinphos (Stirophos)	2.0000	2.0880	4.4	15.0
28 Tokuthion	2.0000	2.0254	1.3	15.0
149 Merphos-B (Merphos Oxone)	2.0000	6.6232	231.2	999.0
29 Carbophenothion-methyl	2.0000	1.3536	32.3	15.0 <-
29 Fensulfothion	2.0000	1.9235	3.8	15.0
30 Bolstar / Famphur	4.0000	4.0636	1.6	15.0
32 Carbophenothion	2.0000	1.8639	6.8	15.0
31 Triphenyl phosphate	2.0000	1.7170	14.2	15.0
34 Phosmet	2.0000	1.6471	17.6	15.0 <-
32 EPN	2.0000	1.7931	10.3	15.0
33 Azinphos-methyl	2.0000	1.9226	3.9	15.0
35 Azinphos-ethyl	2.0000	1.8331	8.3	15.0
36 Coumaphos	2.0000	2.0063	0.3	15.0

CONTINUING CALIBRATION COMPOUNDS
PERCENT DRIFT REPORT

Instrument ID: GC_D2.i
Lab File ID: 010F1001.D
Analysis Type: NONE

Injection Date: 26-JUN-2009 21:40
Lab Sample ID: OPP SS GSV0633
Method File: \\DenSvr03\Public\chem\GCS\GC_D2.

COMPOUND	EXPECTED CONC.	MEASURED CONC.	%D	MAX %D
27 Merphos	2.0000	1.7215	13.9	15.0
40 Total Demeton	2.0000	2.1021	5.1	15.0

Average %D = 23.4

CONTINUING CALIBRATION COMPOUNDS
 PERCENT DRIFT REPORT

Instrument ID: GC_D2.i
 Lab File ID: 010F1001.D
 Analysis Type: NONE

Injection Date: 26-JUN-2009 21:40
 Lab Sample ID: OPP SS GSV0633
 Method File: \\DenSvr03\Public\chem\GCS\GC_D2.

COMPOUND	EXPECTED CONC.	MEASURED CONC.	%D	MAX %D
1 o,o,o-TEPT	2.0000	2.0069	0.3	15.0
2 Dichlorvos	2.0000	1.7707	11.5	15.0
3 Chlormefos	2.0000	1.6957	15.2	15.0
4 Mevinphos	2.0000	1.8364	8.2	15.0
5 Demeton-O	0.6500	2.0472	215.0	15.0
6 Thionazin	2.0000	1.8758	6.2	15.0
7 Ethoprop	2.0000	1.8962	5.2	15.0
8 Phorate	2.0000	1.9509	2.5	15.0
10 Naled	2.0000	1.0486	47.6	15.0
146 Sulfotepp	2.0000	1.7143	14.3	15.0
10 Simazine	2.0000	3.6013	80.1	15.0
12 Diazinon	2.0000	2.0803	4.0	15.0
150 Atrazine	2.0000	1.9693	1.5	15.0
13 Propazine	2.0000	1.8742	6.3	15.0
14 Disulfoton	2.0000	1.6970	15.1	15.0
15 Demeton-S	1.3600	0.2011	85.2	15.0
16 Dimethoate	2.0000	1.8701	6.5	15.0
17 Ronnel	2.0000	2.0112	0.6	15.0
148 Merphos-A (Merphos)	2.0000	0.5348	73.3	999.0
18 Chlorpyrifos	2.0000	2.1084	5.4	15.0
19 Fenthion	2.0000	2.0634	3.2	15.0
20 Trichloronate	2.0000	1.8617	6.9	15.0
21 Anilazine	2.0000	1.2425	37.9	15.0
23 Methyl Parathion	2.0000	2.0228	1.1	15.0
24 Malathion	2.0000	1.5362	23.2	15.0
25 Tokuthion	2.0000	1.8925	5.4	15.0
26 Parathion	2.0000	2.1337	6.7	15.0
149 Merphos-B (Merphos Oxone)	2.0000	5.0080	150.4	999.0
27 Tetrachlorvinphos (stirophos)	2.0000	2.0814	4.1	15.0
28 Carbophenothion methyl	2.0000	1.2466	37.7	15.0
28 Bolstar	2.0000	2.0778	3.9	15.0
30 Carbophenothion	2.0000	1.7496	12.5	15.0
29 Triphenyl phosphate	2.0000	1.7275	13.6	15.0
30 Fensulfothion	2.0000	2.0824	4.1	15.0
35 Phosmet / EPN	4.0000	3.4695	13.3	15.0
33 Famphur	2.0000	1.7579	12.1	15.0
34 Azinphos-methyl	2.0000	1.8108	9.5	15.0
35 Azinphos-ethyl	2.0000	1.7982	10.1	15.0
36 Coumaphos	2.0000	1.9588	2.1	15.0

OK

OK, see total demeton

OK

OK, see total demeton

Data File: \\DenSvr03\Public\chem\GCS\GC_D2.i\0626092.B\010F1001.D
Report Date: 06/30/2009

CONTINUING CALIBRATION COMPOUNDS
PERCENT DRIFT REPORT

Instrument ID: GC D2.i
Lab File ID: 010F1001.D
Analysis Type: NONE

Injection Date: 26-JUN-2009 21:40
Lab Sample ID: OPP SS GSV0633
Method File: \\DenSvr03\Public\chem\GCS\GC_D2.

COMPOUND	EXPECTED CONC.	MEASURED CONC.	%D	MAX %D
22 Merphos	2.0000	1.6146	19.3	15.0
40 Total Demeton	2.0000	2.2483	12.4	15.0

Average %D = 24.2

CONTINUING CALIBRATION COMPOUNDS
 PERCENT DRIFT REPORT

Instrument ID: GC D2.i
 Job File ID: 003F0301.D
 Analysis Type: NONE

Injection Date: 09-JUL-2009 22:38
 Lab Sample ID: OPP CCV GSV0827
 Method File: \\DenSvr03\Public\chem\GCS\GC_D2.i\07

COMPOUND	EXPECTED CONC.	MEASURED CONC.	%D	MAX %D
1 o,o,o-TEPT	2.5000	2.3551	5.8	15.0
2 Dichlorvos	2.5000	2.1427	14.3	15.0
3 Mevinphos	2.5000	2.3505	6.0	15.0
4 Chlormefos	2.5000	2.3737	5.1	15.0
5 Thionazin	2.5000	2.4162	3.4	15.0
6 Demeton-O	0.8125	0.7733	4.8	15.0
7 Ethoprop	2.5000	2.4231	3.1	15.0
8 Naled	2.5000	2.8135	12.5	15.0
9 Sulfotepp	2.5000	2.4333	2.7	15.0
10 Phorate	2.5000	2.3359	6.6	15.0
11 Dimethoate	2.5000	2.4607	1.6	15.0
12 Demeton-S	1.7000	1.6107	5.3	15.0
13 Simazine	2.5000	2.1348	14.6	15.0
14 Atrazine	2.5000	2.4348	2.6	15.0
15 propazine	2.5000	2.3949	4.2	15.0
17 Disulfoton	2.5000	2.3793	4.8	15.0
16 Diazinon	2.5000	2.3676	5.3	15.0
18 Methyl Parathion	2.5000	2.4895	0.4	15.0
19 Ronnel	2.5000	2.1442	14.2	15.0
20 Malathion	2.5000	2.3246	7.0	15.0
21 Fenthion	2.5000	2.2042	11.8	15.0
22 Parathion	2.5000	2.4018	3.9	15.0
23 Chlorpyrifos	2.5000	2.2502	10.0	15.0
24 Trichloronate	2.5000	2.3361	6.6	15.0
25 Anilazine	2.5000	2.5016	0.1	15.0
148 Merphos-A (Merphos)	2.5000	2.3583	5.7	999.0
26 Tetrachlorvinphos (Stirophos)	2.5000	2.4794	0.8	15.0
28 Tokuthion	2.5000	2.3278	6.9	15.0
149 Merphos-B (Merphos Oxone)	2.5000	2.4061	3.8	999.0
29 Carbophenothion-methyl	2.5000	2.3544	5.8	15.0
29 Fensulfothion	2.5000	2.2174	11.3	15.0
30 Bolstar / Famphur	5.0000	4.6122	7.8	15.0
32 Carbophenothion	2.5000	2.2957	8.2	15.0
31 Triphenyl phosphate	2.5000	2.3161	7.4	15.0
34 Phosmet	2.5000	2.3975	4.1	15.0
32 EPN	2.5000	2.5445	1.8	15.0
33 Azinphos-methyl	2.5000	2.4037	3.9	15.0
35 Azinphos-ethyl	2.5000	2.3570	5.7	15.0
36 Coumaphos	2.5000	2.4131	3.5	15.0

Data File: \\DenSvr03\Public\chem\GCS\GC_D2.i\0709091.B\003F0301.D
Report Date: 07/10/2009

CONTINUING CALIBRATION COMPOUNDS
PERCENT DRIFT REPORT

Instrument ID: GC D2.i
Lab File ID: 003F0301.D
Analysis Type: NONE

Injection Date: 09-JUL-2009 22:38
Lab Sample ID: OPP CCV GSV0827
Method File: \\DenSvr03\Public\chem\GCS\GC_D2.i\07

COMPOUND	EXPECTED CONC.	MEASURED CONC.	%D	MAX %D
27 Merphos	2.5000	2.3780	4.9	15.0
40 Total Demeton	2.5000	2.3840	4.6	15.0

Average %D = 5.92

CONTINUING CALIBRATION COMPOUNDS
 PERCENT DRIFT REPORT

Instrument ID: GC_D2.i
 Lab File ID: 003F0301.D
 Analysis Type: NONE

Injection Date: 09-JUL-2009 22:38
 Lab Sample ID: OPP CCV GSV0827
 Method File: \\DenSvr03\Public\chem\GCS\GC_D2.i\07

COMPOUND	EXPECTED CONC.	MEASURED CONC.	%D	MAX %D
1 o,o,o-TEPT	2.5000	2.4872	0.5	15.0
2 Dichlorvos	2.5000	2.3362	6.6	15.0
3 Chlormefos	2.5000	2.4948	0.2	15.0
4 Mevinphos	2.5000	2.2768	8.9	15.0
5 Demeton-O	0.8125	0.8109	0.2	15.0
6 Thionazin	2.5000	2.4438	2.2	15.0
7 Ethoprop	2.5000	2.3422	6.3	15.0
8 Phorate	2.5000	2.4184	3.3	15.0
10 Naled	2.5000	2.9409	17.6	15.0<-
146 Sulfotepp	2.5000	2.4628	1.5	15.0
10 Simazine	2.5000	2.3270	6.9	15.0
12 Diazinon	2.5000	2.4349	2.6	15.0
150 Atrazine	2.5000	2.4777	0.9	15.0
13 Propazine	2.5000	2.4342	2.6	15.0
14 Disulfoton	2.5000	2.4168	3.3	15.0
15 Demeton-S	1.7000	1.5418	9.3	15.0
16 Dimethoate	2.5000	2.5584	2.3	15.0
17 Ronnel	2.5000	2.3740	5.0	15.0
148 Merphos-A (Merphos)	2.5000	2.4009	4.0	999.0
18 Chlorpyrifos	2.5000	2.2395	10.4	15.0
19 Fenthion	2.5000	2.3817	4.7	15.0
20 Trichloronate	2.5000	2.5823	3.3	15.0
21 Anilazine	2.5000	2.6871	7.5	15.0
23 Methyl Parathion	2.5000	2.6752	7.0	15.0
24 Malathion	2.5000	2.3767	4.9	15.0
25 Tokuthion	2.5000	2.4025	3.9	15.0
26 Parathion	2.5000	2.6645	6.6	15.0
149 Merphos-B (Merphos Oxone)	2.5000	3.1161	24.6	999.0
27 Tetrachlorvinphos (stirophos)	2.5000	2.4886	0.5	15.0
28 Carbophenothion methyl	2.5000	2.5015	0.1	15.0
28 Bolstar	2.5000	2.3883	4.5	15.0
30 Carbophenothion	2.5000	2.5403	1.6	15.0
29 Triphenyl phosphate	2.5000	2.4139	3.4	15.0
30 Fensulfothion	2.5000	2.3742	5.0	15.0
35 Phosmet / EPN	5.0000	4.7681	4.6	15.0
33 Famphur	2.5000	2.2164	11.3	15.0
34 Azinphos-methyl	2.5000	2.3388	6.4	15.0
35 Azinphos-ethyl	2.5000	2.3349	6.6	15.0
36 Coumaphos	2.5000	2.4984	0.1	15.0

Data File: \\DenSvr03\Public\chem\GCS\GC_D2.i\0709092.B\003F0301.D
Report Date: 07/10/2009

CONTINUING CALIBRATION COMPOUNDS
PERCENT DRIFT REPORT

Instrument ID: GC D2.i
Lab File ID: 003F0301.D
Analysis Type: NONE

Injection Date: 09-JUL-2009 22:38
Lab Sample ID: OPP CCV GSV0827
Method File: \\DenSvr03\Public\chem\GCS\GC_D2.i\07

COMPOUND	EXPECTED CONC.	MEASURED CONC.	%D	MAX %D
22 Merphos	2.5000	2.5423	1.7	15.0
40 Total Demeton	2.5000	2.3527	5.9	15.0

Average %D = 5.10

CONTINUING CALIBRATION COMPOUNDS
 PERCENT DRIFT REPORT

Instrument ID: GC D2.i
 Lab File ID: 014F1401.D
 Analysis Type: NONE

Injection Date: 10-JUL-2009 03:38
 Lab Sample ID: OPP CCV GSV0827
 Method File: \\DenSvr03\Public\chem\GCS\GC_D2.i\07

COMPOUND	EXPECTED CONC.	MEASURED CONC.	%D	MAX %D
1 o,o,o-TEPT	2.5000	2.3643	5.4	15.0
2 Dichlorvos	2.5000	2.5394	1.6	15.0
3 Mevinphos	2.5000	2.5199	0.8	15.0
4 Chlormefos	2.5000	2.5234	0.9	15.0
5 Thionazin	2.5000	2.4660	1.4	15.0
6 Demeton-O	0.8125	0.9405	15.8	15.0 <-
7 Ethoprop	2.5000	2.7443	9.8	15.0
8 Naled	2.5000	3.1727	26.9	15.0 <-
9 Sulfotepp	2.5000	2.6466	5.9	15.0
10 Phorate	2.5000	2.6318	5.3	15.0
11 Dimethoate	2.5000	2.8109	12.4	15.0
12 Demeton-S	1.7000	1.8542	9.1	15.0
13 Simazine	2.5000	2.7045	8.2	15.0
14 Atrazine	2.5000	2.6294	5.2	15.0
15 propazine	2.5000	2.4510	2.0	15.0
17 Disulfoton	2.5000	2.4793	0.8	15.0
16 Diazinon	2.5000	2.5280	1.1	15.0
18 Methyl Parathion	2.5000	2.7742	11.0	15.0
19 Ronnel	2.5000	2.5361	1.4	15.0
20 Malathion	2.5000	2.5122	0.5	15.0
21 Fenthion	2.5000	2.4042	3.8	15.0
22 Parathion	2.5000	2.5353	1.4	15.0
23 Chlorpyrifos	2.5000	2.4690	1.2	15.0
24 Trichloronate	2.5000	2.5598	2.4	15.0
25 Anilazine	2.5000	2.6443	5.8	15.0
148 Merphos-A (Merphos)	2.5000	2.4543	1.8	999.0
26 Tetrachlorvinphos (Stiropfos)	2.5000	2.5605	2.4	15.0
28 Tokuthion	2.5000	2.4890	0.4	15.0
149 Merphos-B (Merphos Oxone)	2.5000	2.9831	19.3	999.0
29 Carbophenothion-methyl	2.5000	2.5378	1.5	15.0
29 Fensulfothion	2.5000	2.5529	2.1	15.0
30 Bolstar / Famphur	5.0000	4.9017	2.0	15.0
32 Carbophenothion	2.5000	2.3768	4.9	15.0
31 Triphenyl phosphate	2.5000	2.5544	2.2	15.0
34 Phosmet	2.5000	2.7580	10.3	15.0
32 EPN	2.5000	2.6787	7.1	15.0
33 Azinphos-methyl	2.5000	2.5994	4.0	15.0
35 Azinphos-ethyl	2.5000	2.4798	0.8	15.0
36 Coumaphos	2.5000	2.5203	0.8	15.0

Data File: \\DenSvr03\Public\chem\GCS\GC_D2.i\0709091.B\014F1401.D
Report Date: 07/10/2009

CONTINUING CALIBRATION COMPOUNDS
PERCENT DRIFT REPORT

Instrument ID: GC D2.i
Lab File ID: 014F1401.D
Analysis Type: NONE

Injection Date: 10-JUL-2009 03:38
Lab Sample ID: OPP CCV GSV0827
Method File: \\DenSvr03\Public\chem\GCS\GC_D2.i\07

COMPOUND	EXPECTED CONC.	MEASURED CONC.	%D	MAX %D
27 Merphos	2.5000	2.5776	3.1	15.0
40 Total Demeton	2.5000	2.7947	11.8	15.0

Average %D = 5.24

CONTINUING CALIBRATION COMPOUNDS
 PERCENT DRIFT REPORT

Instrument ID: GC D2.i
 Lab File ID: 014FT401.D
 Analysis Type: NONE

Injection Date: 10-JUL-2009 03:38
 Lab Sample ID: OPP CCV GSV0827
 Method File: \\DenSvr03\Public\chem\GCS\GC_D2.i\07

COMPOUND	EXPECTED	MEASURED	%D	MAX
	CONC.	CONC.		%D
1 o,o,o-TEPT	2.5000	2.4353	2.6	15.0
2 Dichlorvos	2.5000	2.1830	12.7	15.0
3 Chlormefos	2.5000	2.2910	8.4	15.0
4 Mevinphos	2.5000	2.2869	8.5	15.0
5 Demeton-O	0.8125	0.7743	4.7	15.0
6 Thionazin	2.5000	2.5017	0.1	15.0
7 Ethoprop	2.5000	2.3668	5.3	15.0
8 Phorate	2.5000	2.8178	12.7	15.0
10 Naled	2.5000	3.0720	22.9	15.0<-
146 Sulfotepp	2.5000	2.6484	5.9	15.0
10 Simazine	2.5000	3.2912	31.6	15.0<-
12 Diazinon	2.5000	2.5920	3.7	15.0
150 Atrazine	2.5000	2.7887	11.5	15.0
13 Propazine	2.5000	2.6153	4.6	15.0
14 Disulfoton	2.5000	2.5069	0.3	15.0
15 Demeton-S	1.7000	1.6510	2.9	15.0
16 Dimethoate	2.5000	2.4031	3.9	15.0
17 Ronnel	2.5000	2.3342	6.6	15.0
148 Merphos-A (Merphos)	2.5000	1.8597	25.6	999.0
18 Chlorpyrifos	2.5000	2.3536	5.9	15.0
19 Fenthion	2.5000	2.3707	5.2	15.0
20 Trichloronate	2.5000	2.3859	4.6	15.0
21 Anilazine	2.5000	0.3770	84.9	15.0<-
23 Methyl Parathion	2.5000	2.5510	2.0	15.0
24 Malathion	2.5000	2.5669	2.7	15.0
25 Tokuthion	2.5000	2.3297	6.8	15.0
26 Parathion	2.5000	2.5446	1.8	15.0
149 Merphos-B (Merphos Oxone)	2.5000	1.6703	33.2	999.0
27 Tetrachlorvinphos (stirophos)	2.5000	2.5776	3.1	15.0
28 Carbophenothion methyl	2.5000	2.6974	7.9	15.0
28 Bolstar	2.5000	2.4399	2.4	15.0
30 Carbophenothion	2.5000	2.6033	4.1	15.0
29 Triphenyl phosphate	2.5000	2.5175	0.7	15.0
30 Fensulfothion	2.5000	2.3525	5.9	15.0
35 Phosmet / EPN	5.0000	4.9874	0.3	15.0
33 Famphur	2.5000	2.4126	3.5	15.0
34 Azinphos-methyl	2.5000	2.4350	2.6	15.0
35 Azinphos-ethyl	2.5000	2.4884	0.5	15.0
36 Coumaphos	2.5000	2.5644	2.6	15.0

Data File: \\DenSvr03\Public\chem\GCS\GC_D2.i\0709092.B\014F1401.D
Report Date: 07/10/2009

CONTINUING CALIBRATION COMPOUNDS
PERCENT DRIFT REPORT

Instrument ID: GC D2.i
Lab File ID: 014F1401.D
Analysis Type: NONE

Injection Date: 10-JUL-2009 03:38
Lab Sample ID: OPP CCV GSV0827
Method File: \\DenSvr03\Public\chem\GCS\GC_D2.i\07

COMPOUND	EXPECTED CONC.	MEASURED CONC.	%D	MAX %D
22 Merphos	2.5000	2.4766	0.9	15.0
40 Total Demeton	2.5000	2.4253	3.0	15.0

Average %D = 8.76

Sequence Table (Front Injector):

Quantification Part:

Line	Location	SampleName	SampleAmount	ISTDAmt	Multiplier	Dilution
1	Vial 1	PRIMER				
2	Vial 2	HEXANE				
3	Vial 3	OPP L7 GSV0634				
4	Vial 4	OPP L6 GSV0637				
5	Vial 5	OPP L5 GSV0635				
6	Vial 6	OPP L4 GSV0638				
7	Vial 7	OPP L3 GSV0639				
8	Vial 8	OPP L2 GSV0640				
9	Vial 9	OPP L1 GSV0641				
10	Vial 10	OPP SS GSV0633				
11	Vial 11	GSV075309 SPK				
12	Vial 12	LE2931AA,MB				
13	Vial 13	LE2931AC,LCS				
14	Vial 14	LE2931AD,LCS				
15	Vial 15	LEQA91AC,222-15			10	
16	Vial 16	LEQA91AC,222-15			3	
17	Vial 17	LEQCQ1AC,222-18			2	
18	Vial 18	LERD61AD,377-1				
19	Vial 19	LERD81AH,377-3				
20	Vial 20	LERN71AF,115-1				
21	Vial 21	LERPQ1AF,115-2				
22	Vial 22	LERPX1AF,115-3				
23	Vial 23	LE1F91AJ,138-1				
24	Vial 24	OPP L5 GSV0635				
25	Vial 25	LE29M1AA,MB				
26	Vial 26	LE29M1AC,LCS				
27	Vial 27	LE29M1AD,LCS				
28	Vial 28	LEQA91AA,222-15			10	
29	Vial 29	LEQA91AA,222-15			3	
30	Vial 30	LEQCQ1AA,222-18			2	
31	Vial 31	LFARC1AA,MB				
32	Vial 32	LFARC1AC,LCS				
33	Vial 33	LFARC1AD,LCS				
34	Vial 34	LEKLE2AA,185-1				
35	Vial 35	LE29L1AA,MB				
36	Vial 36	LE29L1AC,LCS				
37	Vial 37	LE29L1AD,LCS				
38	Vial 38	LERCV1AA,370-1				
39	Vial 39	LEWJG1AA,143-1				
40	Vial 40	OPP L5 GSV0635				
41	Vial 41	LE5PX1AA,MB				
42	Vial 42	LE5PX1AC,LCS				
43	Vial 43	LE5PX1AD,LCS				
44	Vial 44	LE39F1AA,179-1				
45	Vial 45	LE3PF1AA,179-2				
46	Vial 46	LE39L1AA,179-3				
47	Vial 47	LFARL1AA,MB				
48	Vial 48	LFARL1AC,LCS				
49	Vial 49	LFARL1AD,LCS				
50	Vial 50	LEKLE2AE,180-2				
51	Vial 51	LEKLF2AE,180-3				
52	Vial 52	LEKLL2AE,180-4				
53	Vial 53	LEKLE2AE,180-5				
54	Vial 54	LENR72AD,322-1				
55	Vial 55	LEPG32AJ,161-1				
56	Vial 56	OPP L5 GSV0635				
57	Vial 57	LFD4N1AA,MB				
58	Vial 58	LFD4N1AC,LCS				

RR

Line	Location	SampleName	SampleAmount	ISTDAmt	Multiplier	Dilution
59	Vial 59	LFD4N1AD, LCSD				
60	Vial 60	LE3041AJ, 158-1				
61	Vial 61	LFD4W1AA, MB				
62	Vial 62	LFD4W1AC, LCS				
63	Vial 63	LFD4W1AD, LCSD				
64	Vial 64	LE7EE1AA, 266-2				
65	Vial 65	LE9Q61AA, 216-2				
66	Vial 66	LE9RA1AA, 216-3				
67	Vial 67	LFC4Q1AD, 199-2				
68	Vial 68	OPP L5 GSV0635				
69	Vial 69	LFAN01AA, MB				
70	Vial 70	LFAN01AC, LCS				
71	Vial 71	LFAN01AD, LCSD				
72	Vial 72	LE4291AA, 273-1				
73	Vial 73	LE4291AD, 273-1S				
74	Vial 74	LE4291AE, 273-1D				
75	Vial 75	LE9PJ1AA, 215-1				
76	Vial 76	OPP L5 GSV0635				
77	Vial 77	OPP L1 GSV0641				
78	Vial 100	HEXANE/ACETONE				

Sequence Table (Back Injector):

No entries - empty table!

Sequence Table (Front Injector):

Quantification Part:

Line	Location	SampleName	SampleAmount	ISTDAmt	Multiplier	Dilution
=====	=====	=====	=====	=====	=====	=====
1	Vial 1	PRIMER				
2	Vial 2	HEXANE				
3	Vial 3	OPP CCV GSV0827				
4	Vial 4	LF0E51AA,MB				
5	Vial 5	LF0E51AC,LCS				
6	Vial 6	LF0E51AD,LCSD				
7	Vial 7	LERN72AF,115-1				
8	Vial 8	LERPQ2AF,115-2				
9	Vial 9	LERPX2AF,115-3				
10	Vial 10	LF7N81AA,MB				
11	Vial 11	LF7N81AC,LCS				
12	Vial 12	LF7N81AD,LCSD				
13	Vial 13	LFQ0D2AA,150-1				
14	Vial 14	OPP CCV GSV0827				
15	Vial 15	LF5Q81AA,MB				
16	Vial 16	LF5Q81AC,LCS				
17	Vial 17	LF5Q81AD,LCSD				
18	Vial 18	LF2AQ1AA,291-1				
19	Vial 19	LF2AX1AA,291-2				
20	Vial 20	LF2A51AA,291-3				
21	Vial 21	LF2DV1AA,302-1				
22	Vial 22	LF5QC1AA,252-1				
23	Vial 23	LF5QX1AA,252-2				
24	Vial 24	LF5Q11AA,252-3				
25	Vial 25	LF5Q21AA,252-4				
26	Vial 26	OPP CCV GSV0827				
27	Vial 27	LF9N41AA,MB				
28	Vial 28	LF9N41AC,LCS				
29	Vial 29	LF9N41AD,LCSD				
30	Vial 30	LERN73AF,115-1				
31	Vial 31	LERPQ3AF,115-2				
32	Vial 32	LERPX3AF,115-3				
33	Vial 33	LF1JG2CX,189-1				
34	Vial 34	LF1LF2C1,189-9				
35	Vial 35	LF1LN2C1,189-13				
36	Vial 36	OPP CCV GSV0827				
37	Vial 37	LF7RT1AA,MB				
38	Vial 38	LF7RT1AD,LCS				
39	Vial 39	LF7RT1AE,LCSD				
40	Vial 40	LFC4G2AA,197-1				
41	Vial 41	LFC4M2AA,198-1				
42	Vial 42	LF5T81AA,MB				
43	Vial 43	LF5T81AC,LCS				
44	Vial 44	LF1T81AA,222-1				
45	Vial 45	LF1T81AD,222-1S				
46	Vial 46	LF1T81AE,222-1D				
47	Vial 47	LF1XG1AA,235-1				
48	Vial 48	LF1XG1AC,235-1S				
49	Vial 49	LF1XG1AD,235-1D				
50	Vial 50	LF1XT1AA,235-2				
51	Vial 51	LF1XX1AA,235-3				
52	Vial 52	OPP CCV GSV0827				
53	Vial 53	OPP L1 GSV				
54	Vial 2	HEXANE/ACETONE				

9182411

9187451

7188423

7180414

7189494

9188423

Sequence Table (Back Injector):

TestAmerica
Semivolatile GC
CLP-Like Forms

Lot ID: D9G020222

Client: Northgate/Tronox

Method: SW846 8141A

Associated Samples: 001

Batch: 9188427

TestAmerica

THE LEADER IN ENVIRONMENTAL TESTING

Northgate Environmental Management, Inc.

Analysis Data Sheet

Lab Name: TESTAMERICA DENVER
 Lot/SDG Number: 8304610
 Matrix: SOLID
 % Moisture: 14
 Basis: Dry
 Analysis Method: 8141A
 Unit: ug/kg
 QC Batch ID: 9188427
 Sample Aliquot: 29.33 g
 Dilution Factor: 1

Client Sample ID: SA106-0.5B
 Lab Sample ID: D9G020222-001
 Lab WorkOrder: LF1T81AA
 Date/Time Collected: 06/30/09 09:10
 Date/Time Received: 07/02/09 09:00
 Date Leached:
 Date/Time Extracted: 07/07/09 20:00
 Date/Time Analyzed: 07/13/09 21:46
 Instrument ID: D2

CAS No.	Analyte	Conc.	MDL	RL	Q
86-50-0	Azinphos-methyl	4.1	4.1	15	U
35400-43-2	Bolstar	4.9	4.9	15	U
2921-88-2	Chlorpyrifos	7.5	7.5	23	U
56-72-4	Coumaphos	3.3	3.3	15	U
298-03-3	Demeton-O	6.2	6.2	45	U
126-75-0	Demeton-S	5.7	5.7	17	U
333-41-5	Diazinon	8.5	8.5	26	U
62-73-7	Dichlorvos	8.6	8.6	27	U
60-51-5	Dimethoate	8.2	8.2	26	U
298-04-4	Disulfoton	9.0	9.0	56	U
2104-64-5	EPN	4.3	4.3	15	U
13194-48-4	Ethoprop	5.7	5.7	17	U
56-38-2	Ethyl parathion	6.2	6.2	21	U
52-85-7	Famphur	3.7	3.7	15	U
115-90-2	Fensulfothion	9.5	9.5	29	U
55-38-9	Fenthion	10	10	38	U
121-75-5	Malathion	5.4	5.4	17	U
150-50-5	Merphos	6.0	6.0	35	U
298-00-0	Methyl parathion	7.4	7.4	23	U
7786-34-7	Mevinphos	5.4	5.4	17	U
300-76-5	Naled	26	26	81	U
298-02-2	Phorate	6.6	6.6	23	U
299-84-3	Ronnel	18	18	54	U
3689-24-5	Sulfotepp	7.3	7.3	23	U
961-11-5	Tetrachlorvinphos (Stirophos)	5.1	5.1	17	U

TestAmerica

THE LEADER IN ENVIRONMENTAL TESTING

Northgate Environmental Management, Inc.

Analysis Data Sheet

Lab Name: TESTAMERICA DENVER
Lot/SDG Number: 8304610
Matrix: SOLID
% Moisture: 14
Basis: Dry
Analysis Method: 8141A
Unit: ug/kg
QC Batch ID: 9188427
Sample Aliquot: 29.33 g
Dilution Factor: 1

Client Sample ID: SA106-0.5B
Lab Sample ID: D9G020222-001
Lab WorkOrder: LFIT81AA
Date/Time Collected: 06/30/09 09:10
Date/Time Received: 07/02/09 09:00
Date Leached:
Date/Time Extracted: 07/07/09 20:00
Date/Time Analyzed: 07/13/09 21:46
Instrument ID: D2

CAS No.	Analyte	Conc.	MDL	RL	Q
297-97-2	Thionazin	6.5	6.5	21	U
34643-46-4	Tokuthion	4.6	4.6	23	U
327-98-0	Trichloronate	7.3	7.3	23	U

CAS No.	Surrogate	% Rec	Lower Limit	Upper Limit	Q
115-86-6	Triphenyl phosphate	56	47	161	
24934-91-6	Chlormefos	43	42	132	

TestAmerica

THE LEADER IN ENVIRONMENTAL TESTING

Northgate Environmental Management, Inc.

Analysis Data Sheet

Lab Name: TESTAMERICA DENVER
 Lot/SDG Number: 8304610
 Matrix: SOLID
 % Moisture:
 Basis: Wet
 Analysis Method: 8141A
 Unit: ug/kg
 QC Batch ID: 9188427
 Sample Aliquot: 30.97 g
 Dilution Factor: 1

Client Sample ID:
 Lab Sample ID: D9G070000-427B
 Lab WorkOrder: LF5T81AA
 Date/Time Collected:
 Date/Time Received:
 Date Leached:
 Date/Time Extracted: 07/07/09 20:00
 Date/Time Analyzed: 07/13/09 20:52
 Instrument ID: D2

CAS No.	Analyte	Conc.	MDL	RL	Q
62-73-7	Dichlorvos	7.4	7.4	23	U
297-97-2	Thionazin	5.6	5.6	18	U
60-51-5	Dimethoate	7.1	7.1	22	U
298-04-4	Disulfoton	7.7	7.7	48	U
2104-64-5	EPN	3.7	3.7	13	U
13194-48-4	Ethoprop	4.9	4.9	15	U
52-85-7	Famphur	3.2	3.2	13	U
115-90-2	Fensulfothion	8.2	8.2	25	U
55-38-9	Fenthion	8.7	8.7	33	U
121-75-5	Malathion	4.6	4.6	15	U
150-50-5	Merphos	5.1	5.1	30	U
298-00-0	Methyl parathion	6.4	6.4	20	U
86-50-0	Azinphos-methyl	3.5	3.5	13	U
7786-34-7	Mevinphos	4.6	4.6	15	U
300-76-5	Naled	23	23	70	U
56-38-2	Ethyl parathion	5.3	5.3	18	U
298-02-2	Phorate	5.7	5.7	20	U
299-84-3	Ronnel	15	15	46	U
3689-24-5	Sulfotepp	6.3	6.3	20	U
34643-46-4	Tokuthion	3.9	3.9	20	U
327-98-0	Trichloronate	6.2	6.2	20	U
35400-43-2	Bolstar	4.2	4.2	13	U
961-11-5	Tetrachlorvinphos (Stirophos)	4.4	4.4	15	U
2921-88-2	Chlorpyrifos	6.5	6.5	20	U
56-72-4	Coumaphos	2.8	2.8	13	U
298-03-3	Demeton-O	5.3	5.3	39	U
126-75-0	Demeton-S	4.9	4.9	15	U
333-41-5	Diazinon	7.3	7.3	22	U

TestAmerica

THE LEADER IN ENVIRONMENTAL TESTING

Northgate Environmental Management, Inc.

Analysis Data Sheet

Lab Name: TESTAMERICA DENVER
Lot/SDG Number: 8304610
Matrix: SOLID
% Moisture:
Basis: Wet
Analysis Method: 8141A
Unit: ug/kg
QC Batch ID: 9188427
Sample Aliquot: 30.97 g
Dilution Factor: 1

Client Sample ID:
Lab Sample ID: D9G070000-427B
Lab WorkOrder: LF5T81AA
Date/Time Collected:
Date/Time Received:
Date Leached:
Date/Time Extracted: 07/07/09 20:00
Date/Time Analyzed: 07/13/09 20:52
Instrument ID: D2

CAS No.	Surrogate	% Rec	Lower Limit	Upper Limit	Q
115-86-6	Triphenyl phosphate	73	47	161	
24934-91-6	Chlormefos	45	42	132	

TestAmerica

THE LEADER IN ENVIRONMENTAL TESTING

Northgate Environmental Management, Inc.

Surrogate Recovery Summary

Lab Name: TESTAMERICA DENVER

Extraction A11P29H

Lot/SDG Number: 8304610

QC Batch ID: 9188427

Client ID	Work Order	SRG1	SRG2	SRG3	SRG4	SRG5	SRG6	SRG7	SRG8	TOT OUT
SA106-0.5B	LF1T81AA	43	56							0
SA106-0.5B MS MS	LF1T81AD	57	79							0
SA106-0.5B MSD MSD	LF1T81AE	47	59							0
SA82-0.5B	LF1XG1AA	60	93							0
SA82-0.5B MS MS	LF1XG1AC	42	59							0
SA82-0.5B MSD MSD	LF1XG1AD	42	71							0
SA82-10B	LF1XT1AA	56	84							0
SA82-29B	LF1XX1AA	49	74							0
INTRA-LAB BLANK	LF5T81AA	45	73							0
CHECK SAMPLE	LF5T81AC	83	99							0

Surrogate Number	Surrogate Name	Lower Control Limit	Upper Control Limit
SRG 1	Chlormefos	42	132
SRG 2	Triphenyl phosphate	47	161

TestAmerica

THE LEADER IN ENVIRONMENTAL TESTING

Northgate Environmental Management, Inc.

Analysis Data Sheet

Lab Name: TESTAMERICA DENVER
 Lot/SDG Number: 8304610
 Matrix: SOLID
 % Moisture: 0.0
 Basis: Wet
 Analysis Method: 8141A
 Unit: ug/kg
 QC Batch ID: 9188427
 Sample Aliquot: 31.43 g
 Dilution Factor: 1

Client Sample ID:
 Lab Sample ID: D9G070000-427C
 Lab WorkOrder: LF5T81AC
 Date/Time Collected:
 Date/Time Received:
 Date Leached:
 Date/Time Extracted: 07/07/09 20:00
 Date/Time Analyzed: 07/13/09 21:19
 Instrument ID: D2

Analyte	True	Found	%Rec	Q	Limits
Dichlorvos	127	115	90		25 - 147
Thionazin	127	107	84		50 - 124
Dimethoate	127	69.4	55		10 - 156
Disulfoton	127	65.6	52		10 - 133
Ethoprop	127	108	85		51 - 119
Famphur	255	229	90		33 - 144
Fensulfothion	127	120	94		47 - 123
Fenthion	127	111	87		52 - 115
Malathion	127	99.8	78		49 - 124
Methyl parathion	127	132	103		51 - 115
Azinphos-methyl	127	126	99		21 - 145
Mevinphos	127	80.8	63		15 - 143
Ethyl parathion	127	118	93		38 - 134
Phorate	127	81.1	64		45 - 115
Ronnel	127	113	89		46 - 115
Sulfotepp	127	98.4	77		41 - 123
Trichloronate	127	105	82		50 - 115
Chlorpyrifos	127	111	87		57 - 115
Coumaphos	127	135	106		42 - 129
Diazinon	127	99.3	78		49 - 122

CAS No.	Surrogate	% Rec	Lower Limit	Upper Limit	Q
115-86-6	Triphenyl phosphate	99	47	161	
24934-91-6	Chlormefos	83	42	132	

TestAmerica

THE LEADER IN ENVIRONMENTAL TESTING

Northgate Environmental Management, Inc.

Analysis Data Sheet

Lab Name: TESTAMERICA DENVER
 Lot/SDG Number: 8304610
 Matrix: SOLID
 % Moisture: 14
 Basis: Dry
 Analysis Method: 8141A
 Unit: ug/kg
 QC Batch ID: 9188427
 MS Sample Aliquot: 29.62 g
 MS Dilution Factor: 1

Client Sample ID: SA106-0.5B MS
 MS Lab Sample ID: D9G020222-001S
 MS Lab WorkOrder: LF1T81AD
 Date/Time Collected: 06/30/09 09:10
 Date/Time Received: 07/02/09 09:00
 Date Leached:
 Date/Time Extracted: 07/07/09 20:00
 Date/Time Analyzed: 07/13/09 22:13
 Instrument ID: D2

Analyte	Spike Amount	Sample Result	C	MS Result	C	% Rec	Q	QC Limit
Azinphos-methyl	157	4.1	U	112		71		21 - 145
Chlorpyrifos	157	7.5	U	107		68		57 - 115
Coumaphos	157	3.3	U	132		84		42 - 129
Diazinon	157	8.5	U	99.4		63		49 - 122
Dichlorvos	157	8.6	U	72.4		46		25 - 147
Dimethoate	157	8.2	U	8.2	U	0.0	a	10 - 156
Disulfoton	157	9.0	U	105		67		10 - 133
Ethoprop	157	5.7	U	106		67		51 - 119
Ethyl parathion	157	6.2	U	121		77		38 - 134
Famphur	314	3.7	U	208		66		33 - 144
Fensulfothion	157	9.5	U	55.6		35	a	47 - 123
Fenthion	157	10	U	113		72		52 - 115
Malathion	157	5.4	U	97.1		62		49 - 124
Methyl parathion	157	7.4	U	139		88		51 - 115
Mevinphos	157	5.4	U	16.4		10	a	15 - 143
Phorate	157	6.6	U	81.6		52		45 - 115
Ronnel	157	18	U	113		72		46 - 115
Sulfotepp	157	7.3	U	98.4		63		41 - 123
Thionazin	157	6.5	U	103		66		50 - 124
Trichloronate	157	7.3	U	98.8		63		50 - 115

CAS No.	Surrogate	% Rec	Lower Limit	Upper Limit	Q
24934-91-6	Chlornefos	57	42	132	
115-86-6	Triphenyl phosphate	79	47	161	

Northgate Environmental Management, Inc.

Analysis Data Sheet

Lab Name: TESTAMERICA DENVER
 Lot/SDG Number: 8304610
 Matrix: SOLID
 % Moisture: 14
 Basis: Dry
 Analysis Method: 8141A
 Unit: ug/kg
 QC Batch ID: 9188427
 MSD Sample Aliquot: 29.43 g
 MSD Dilution Factor: 1

Client Sample ID: SA106-0.5B MSD
 MSD Lab Sample ID: D9G020222-001D
 MSD Lab WorkOrder: LF1T81AE
 Date/Time Collected: 06/30/09 09:10
 Date/Time Received: 07/02/09 09:00
 Date Leached:
 Date/Time Extracted: 07/07/09 20:00
 Date/Time Analyzed: 07/13/09 22:41
 Instrument ID: D2

Analyte	Spike Amount	Sample Result	C	MSD Result	C	% Rec	Q	RPD	Q	QC Limits	
										% Rec	RPD
Azinphos-methyl	158	4.1	U	67.3		43		50	p	21 - 145	43
Chlorpyrifos	158	7.5	U	86.3		55	a	21		57 - 115	37
Coumaphos	158	3.3	U	91.6		58		36	p	42 - 129	27
Diazinon	158	8.5	U	75.8		48	a	27		49 - 122	40
Dichlorvos	158	8.6	U	41.1		26		55		25 - 147	77
Dimethoate	158	8.2	U	8.2	U	0.0	a	0.0		10 - 156	98
Disulfoton	158	9.0	U	72.7		46		37		10 - 133	40
Ethoprop	158	5.7	U	81.8		52		26		51 - 119	54
Ethyl parathion	158	6.2	U	95.4		60		24		38 - 134	47
Famphur	316	3.7	U	133		42		44	p	33 - 144	31
Fensulfothion	158	9.5	U	25.1		16	a	75	p	47 - 123	49
Fenthion	158	10	U	86.5		55		26		52 - 115	43
Malathion	158	5.4	U	73.3		46	a	28		49 - 124	53
Methyl parathion	158	7.4	U	98.9		63		34		51 - 115	53
Mevinphos	158	5.4	U	6.09		3.8	a	92	p	15 - 143	78
Phorate	158	6.6	U	63.6		40	a	25		45 - 115	40
Ronnel	158	18	U	90.5		57		22		46 - 115	41
Sulfotepp	158	7.3	U	79.7		50		21		41 - 123	40
Thionazin	158	6.5	U	80.4		51		25		50 - 124	40
Trichloronate	158	7.3	U	81.7		52		19		50 - 115	43

CAS No.	Surrogate	% Rec	Lower Limit	Upper Limit	Q
24934-91-6	Chlormefos	47	42	132	
115-86-6	Triphenyl phosphate	59	47	161	

TestAmerica

THE LEADER IN ENVIRONMENTAL TESTING

Northgate Environmental Management, Inc.

Analysis Data Sheet

Lab Name: TESTAMERICA DENVER
 Lot/SDG Number: 8304610
 Matrix: SOLID
 % Moisture: 2.9
 Basis: Dry
 Analysis Method: 8141A
 Unit: ug/kg
 QC Batch ID: 9188427
 MS Sample Aliquot: 30.11 g
 MS Dilution Factor: 1

Client Sample ID: SA82-0.5B MS
 MS Lab Sample ID: D9G020235-001S
 MS Lab WorkOrder: LF1XG1AC
 Date/Time Collected: 07/01/09 07:00
 Date/Time Received: 07/02/09 09:00
 Date Leached:
 Date/Time Extracted: 07/07/09 20:00
 Date/Time Analyzed: 07/13/09 23:35
 Instrument ID: D2

Analyte	Spike Amount	Sample Result	C	MS Result	C	% Rec	Q	QC Limit
Azinphos-methyl	137	3.6	U	78.4		57		21 - 145
Chlorpyrifos	137	6.7	U	73.6		54	a	57 - 115
Coumaphos	137	2.9	U	87.6		64		42 - 129
Diazinon	137	7.5	U	65.1		48	a	49 - 122
Dichlorvos	137	7.6	U	49.5		36		25 - 147
Dimethoate	137	7.3	U	10.5		7.7	a	10 - 156
Disulfoton	137	8.0	U	58.7		43		10 - 133
Ethoprop	137	5.1	U	69.6		51		51 - 119
Ethyl parathion	137	5.4	U	78.1		57		38 - 134
Famphur	274	3.3	U	143		52		33 - 144
Fensulfothion	137	8.4	U	59.9		44	a	47 - 123
Fenthion	137	9.0	U	74.1		54		52 - 115
Malathion	137	4.8	U	65.7		48	a	49 - 124
Methyl parathion	137	6.6	U	85.2		62		51 - 115
Mevinphos	137	4.8	U	16.6		12	a	15 - 143
Phorate	137	5.9	U	53.9		39	a	45 - 115
Ronnel	137	16	U	72.7		53		46 - 115
Sulfotepp	137	6.4	U	62.5		46		41 - 123
Thionazin	137	5.7	U	64.5		47	a	50 - 124
Trichloronate	137	6.4	U	67.6		49	a	50 - 115

CAS No.	Surrogate	% Rec	Lower Limit	Upper Limit	Q
24934-91-6	Chlormefos	42	42	132	
115-86-6	Triphenyl phosphate	59	47	161	

TestAmerica

THE LEADER IN ENVIRONMENTAL TESTING

Northgate Environmental Management, Inc.

Analysis Data Sheet

Lab Name: TESTAMERICA DENVER
 Lot/SDG Number: 8304610
 Matrix: SOLID
 % Moisture: 2.9
 Basis: Dry
 Analysis Method: 8141A
 Unit: ug/kg
 QC Batch ID: 9188427
 MSD Sample Aliquot: 29.95 g
 MSD Dilution Factor: 1

Client Sample ID: SA82-0.5B MSD
 MSD Lab Sample ID: D9G020235-001D
 MSD Lab WorkOrder: LF1XG1AD
 Date/Time Collected: 07/01/09 07:00
 Date/Time Received: 07/02/09 09:00
 Date Leached:
 Date/Time Extracted: 07/07/09 20:00
 Date/Time Analyzed: 07/14/09 00:03
 Instrument ID: D2

Analyte	Spike Amount	Sample Result	C	MSD Result	C	% Rec	Q	RPD	Q	QC Limits	
										% Rec	RPD
Azinphos-methyl	138	3.6	U	90.1		66		14		21 - 145	43
Chlorpyrifos	138	6.7	U	82.0		60		11		57 - 115	37
Coumaphos	138	2.9	U	100		73		13		42 - 129	27
Diazinon	138	7.5	U	70.8		51		8.4		49 - 122	40
Dichlorvos	138	7.6	U	50.4		37		1.8		25 - 147	77
Dimethoate	138	7.3	U	34.8		25		107	p	10 - 156	98
Disulfoton	138	8.0	U	70.2		51		18		10 - 133	40
Ethoprop	138	5.1	U	80.2		58		14		51 - 119	54
Ethyl parathion	138	5.4	U	88.6		64		13		38 - 134	47
Famphur	275	3.3	U	169		61		16		33 - 144	31
Fensulfothion	138	8.4	U	85.1		62		35		47 - 123	49
Fenthion	138	9.0	U	81.5		59		9.5		52 - 115	43
Malathion	138	4.8	U	74.4		54		12		49 - 124	53
Methyl parathion	138	6.6	U	99.7		72		16		51 - 115	53
Mevinphos	138	4.8	U	38.1		28		79	p	15 - 143	78
Phorate	138	5.9	U	60.4		44	a	11		45 - 115	40
Ronnel	138	16	U	83.9		61		14		46 - 115	41
Sulfotepp	138	6.4	U	71.0		52		13		41 - 123	40
Thionazin	138	5.7	U	73.7		54		13		50 - 124	40
Trichloronate	138	6.4	U	77.4		56		14		50 - 115	43

CAS No.	Surrogate	% Rec	Lower Limit	Upper Limit	Q
24934-91-6	Chlormefos	42	42	132	
115-86-6	Triphenyl phosphate	71	47	161	

TestAmerica

THE LEADER IN ENVIRONMENTAL TESTING

Northgate Environmental Management, Inc.

Method Blank Summary

Lab Name: TESTAMERICA DENVER
Lot/SDG Number: 8304610
Matrix: SOLID
Analysis Method: 8141A
Extraction Method: A11P29H
QC Batch ID: 9188427

Lab File ID: 013F1301.
Lab Sample ID: D9G070000-427B
Lab Work Order: LF5T81AA
Date/Time Extracted: 07/07/09 20:00
Date/Time Analyzed: 07/13/09 20:52
Instrument ID: D2

Client ID	Sample Work Order #	Lab File ID	Date Analyzed	Time Analyzed
SA106-0.5B	LF1T81AA	013F1301.	07/13/09	21:46
SA106-0.5B MS MS	LF1T81AD S	014F1401.	07/13/09	22:13
SA106-0.5B MSD MSD	LF1T81AE D	015F1501.	07/13/09	22:41
SA82-0.5B	LF1XG1AA	016F1601.	07/13/09	23:08
SA82-0.5B MS MS	LF1XG1AC S	017F1701.	07/13/09	23:35
SA82-0.5B MSD MSD	LF1XG1AD D	018F1801.	07/14/09	00:03
SA82-10B	LF1XT1AA	019F1901.	07/14/09	00:30
SA82-29B	LF1XX1AA	020F2001.	07/14/09	00:57
CHECK SAMPLE	LF5T81AC C	012F1201.	07/13/09	21:19

TestAmerica

INITIAL CALIBRATION DATA

Start Cal Date : 26-JUN-2009 18:28
 End Cal Date : 26-JUN-2009 21:13
 Quant Method : ISTD
 Target Version : 4.14
 Integrator : Falcon
 Method file : \\DensVr03\Public\chem\GCS\GC_D2.i\0626091.B\8141A-1.m
 Last Edit : 30-Jun-2009 12:45 GC_D2.i

Calibration File Names:

Level 1: \\DensVr03\Public\chem\GCS\GC_D2.i\0626091.B\009F0901.D
 Level 2: \\DensVr03\Public\chem\GCS\GC_D2.i\0626091.B\008F0801.D
 Level 3: \\DensVr03\Public\chem\GCS\GC_D2.i\0626091.B\007F0701.D
 Level 4: \\DensVr03\Public\chem\GCS\GC_D2.i\0626091.B\006F0601.D
 Level 5: \\DensVr03\Public\chem\GCS\GC_D2.i\0626091.B\005F0501.D
 Level 6: \\DensVr03\Public\chem\GCS\GC_D2.i\0626091.B\004F0401.D
 Level 7: \\DensVr03\Public\chem\GCS\GC_D2.i\0626091.B\003F0301.D

SEE CALIBRATION HISTORY

Compound	0.2000000	0.5000000	1.0000	2.0000	3.0000	4.0000	Curve	b	Coefficients	m1	m2	%RSD
1 o,o'-TEPT	3.11591	2.63737	2.67945	2.89676	2.71623	2.90430	AVRG		2.81778			5.91149
2 Dichlorvos	2.01706	1.62225	1.58545	1.76366	1.71981	1.74982	AVRG		1.74977			7.99554
3 Mevinphos	1.01774	0.91295	0.90158	1.01760	0.95159	0.98250	AVRG		0.96118			4.85992
5 Thionazin	2.12707	1.94606	1.94866	2.08214	1.96051	2.00095	AVRG		1.99966			3.79706

TestAmerica

INITIAL CALIBRATION DATA

Start Cal Date : 26-JUN-2009 18:28
 End Cal Date : 26-JUN-2009 21:13
 Quant Method : ISTD
 Target Version : 4.14
 Integrator : FALCON
 Method file : \\Densv03\Public\chem\GCS\GC_D2.i\0626091.B\8141A-1.m
 Last Edit : 30-Jun-2009 12:45 GC_D2.i

Compound	0.2000000	0.5000000	1.0000	2.0000	3.0000	4.0000	Curve	b	Coefficients	m1	m2	%RSD or R ²
	Level 1	Level 2	Level 3	Level 4	Level 5	Level 6						
6 Demeton-O	9836 165003	17553	30145	62341	96004	113108	WLNLR	-0.01288	1.85831			0.99594
7 Echoprop	1.93480 1.74432	1.70823	1.62324	1.73203	1.74110	1.78272	AVRG		1.75235			5.38512
8 Maled	1992 121152	6103	15042	36940	67594	90892	WLNLR	0.09632	0.47378			0.98961
10 Sulfotepp	34658 609341	70885	131347	259970	393078	486417	WLNLR	-0.03469	2.43674			0.99856
11 Phorate	2.02801 1.72902	1.82946	1.73796	1.82370	1.76374	1.79146	AVRG		1.81476			5.60901
12 Dimethoate	1.89561 2.21598	1.76866	2.07434	2.25696	2.23554	2.30994	AVRG		2.10815			9.72697
13 Demeton-S	1.49306 1.52702	1.46224	1.49173	1.58543	1.55216	1.58919	AVRG		1.52869			3.21407

1/2 r = 0.995

TestAmerica

INITIAL CALIBRATION DATA

Start Cal Date : 26-JUN-2009 18:28
 End Cal Date : 26-JUN-2009 21:13
 Quant Method : ISTD
 Target Version : 4.14
 Integrator : Falcon
 Method File : \\Densv03\Public\chem\GCS\GC_D2.1\0626091.B\8141A-1.m
 Last Edit : 30-Jun-2009 12:45 GC_D2.1

Compound	Level							Curve	b	Coefficients			RSD or R ²
	1	2	3	4	5	6	m1			m2			
14 Simazine	4819 190219	16248	29382	64611	115426	147784	AVR	0.03988	0.73140			0.99336	
15 Atrazine	0.70185 0.89508	0.76532	0.75073	0.84628	0.85434	0.90844	AVR		0.81743			9.61085	
16 propazine	0.73887 0.79462	0.70136	0.69239	0.78178	0.75651	0.81417	AVR		0.75424			6.13423	
17 Disulfoton	15404 290419	33208	61920	127893	193050	247845	WLINR	-0.01928	1.20917			0.99576	
18 Diazinon	2.20234 1.92388	1.83553	1.83772	2.01856	1.98676	1.84115	AVR		1.94942			6.88114	
19 Methyl Parathion	1.22644 1.26213	1.10389	1.13741	1.32395	1.30344	1.29686	AVR		1.23630			6.92144	
20 Ronnel	1.42863 1.18584	1.23369	1.21320	1.29342	1.24446	1.34650	AVR		1.27796			6.65504	

11 X

12 X

TestAmerica

INITIAL CALIBRATION DATA

Start Cal Date : 26-JUN-2009 18:28
 End Cal Date : 26-JUN-2009 21:13
 Quant Method : ISTD
 Target Version : 4.14
 Integrator : Falcon
 Method file : \\DensVr03\Public\chem\GCS\GC_D2.i\0626091.B\8141A-1.m
 Last Edit : 30-Jun-2009 12:45 GC_D2.i

Compound	Level							Curve	b	Coefficients		%RSD
	1	2	3	4	5	6	m1			m2		
21 Malathion	15443 283462	30581	57103	119836	186013	228260	WLINE	-0.02066	1.14436		0.99783	
22 Fenitron	1.46442 1.18151	1.18458	1.16481	1.29096	1.25584	1.25506	AVRG		1.25674		8.19381	
23 Parathion	1.42438 1.31279	1.25387	1.23322	1.38998	1.36308	1.38514	AVRG		1.33749		5.43501	
24 Chlorpyrifos	1.85614 1.56216	1.56747	1.47379	1.62915	1.61527	1.62330	AVRG		1.61818		7.28314	
25 Trichloronate	1.44751 1.43428	1.42551	1.34762	1.48171	1.46256	1.52450	AVRG		1.44624		3.78186	
26 Anilazine	1493 ++++	2095	5311	12790	19893	29375	QUAD	0.02107	9.16488	-8.66056	0.99476	
27 Merphos-A (Merphos)	1.24844 1.18648	1.15527	1.15966	1.23989	1.21263	1.24409	AVRG		1.20664		3.30523	

14

TestAmerica

INITIAL CALIBRATION DATA

Start Cal Date : 26-JUN-2009 18:28
 End Cal Date : 26-JUN-2009 21:13
 Quant Method : ISTD
 Target Version : 4.14
 Integrator : FALCON
 Method file : \\Densvyr03\Public\chem\GCS\GC_D2.1\0626091.B\8141A-1.m
 Last Edit : 30-Jun-2009 12:45 GC_D2.1

Compound	0.2000000 Level 1	0.5000000 Level 2	1.0000 Level 3	2.0000 Level 4	3.0000 Level 5	4.0000 Level 6	Curve	b	Coefficients		%RSD
									m1	m2	or R^2
28 Tetrachlorvinphos (Stirophos)	0.76814	0.74606	0.73464	0.83451	0.85233	0.85150	AVRG		0.80195		6.32809
29 Tokuhion	1.50295	1.28283	1.29501	1.44234	1.39452	1.40891	AVRG		1.38639		5.62055
30 Merphos-B (Merphos Oxone)	3884	7933	11676	34113	50056	65974	WLNDR	0.01044	0.32634		0.98820
31 Carophenothion-methyl	14924	30542	55023	105577	167145	206137	WLNDR	-0.03349	1.03813		0.99979
32 Fensulfiohion	8319	23000	51304	104440	185778	229856	WLNDR	0.04728	1.18751		0.99821
33 Bolstar / Fampbur	1.54988	1.27794	1.32328	1.33835	1.27633	1.28540	AVRG		1.32632		7.86825
34 Carophenothion	1.57916	1.19992	1.27687	1.32336	1.26122	1.41398	AVRG		1.33059		9.63398

NTC
 See Merphos

X

X

TestAmerica

INITIAL CALIBRATION DATA

Start Cal Date : 26-JUN-2009 18:28
 End Cal Date : 26-JUN-2009 21:13
 Quant Method : ISTD
 Target Version : 4.14
 Integrator : Falcon
 Method File : \\Densvyr03\Public\chem\GCS\GC_D2.i\0626091.B\8141A-1.m
 Last Edit : 30-Jun-2009 12:45 GC_D2.i

Compound	0.2000000 Level 1	0.5000000 Level 2	1.0000 Level 3	2.0000 Level 4	3.0000 Level 5	4.0000 Level 6	Curve	b	Coefficients m1	m2	%RSD or R ²
36 Phosmet	1.22087 1.13672	1.01385	1.11032	1.20586	1.12340	1.16129	AVRG		1.13890		6.04111
37 BPN	9525 294020	23196	48705	111165	171283	220388	WLNMR	0.02456	1.11450		0.99317
38 Azinphos-methyl	1.19565 1.21185	1.13516	1.16767	1.28235	1.23551	1.26700	AVRG		1.21360		4.33999
40 Azinphos-ethyl	23154 318459	43578	74071	134607	209971	253982	WLNMR	-0.07409	1.26388		0.99928
41 Coumaphos	1.00140 0.99015	0.89806	0.92250	1.01947	1.01017	1.01013	AVRG		0.97884		4.92558
S 42 Merphos	1.61523 1.49935	1.45962	1.38820	1.59026	1.52873	1.58626	AVRG		1.52393		5.34513
M 43 Total Demeton	1.94415 1.68503	1.66775	1.60440	1.71838	1.66174	1.66727	AVRG		1.70696		6.44185

1/2

1/2

TestAmerica

INITIAL CALIBRATION DATA

Start Cal Date : 26-JUN-2009 18:28
 End Cal Date : 26-JUN-2009 21:13
 Quant Method : ISTD
 Target Version : 4.14
 Integrator : Falcon
 Method file : \\Densvr03\Public\chem\GCS\GC_D2.i\0626091.B\8141A-1.m
 Last Edit : 30-Jun-2009 12:45 GC_D2.i

Compound	0.2000000 Level 1	0.5000000 Level 2	1.0000 Level 3	2.0000 Level 4	3.0000 Level 5	4.0000 Level 6	Curve	b	Coefficients m1	m2	%RSD or R ²
	5.0000 Level 7										
4 Chloroefos	2.28223	2.03679	2.00000	2.26084	2.35620	2.24671	AVRG		2.19114		6.04132
	2.15521										
35 Triphenyl phosphate	1.09980	0.99217	0.96977	1.05450	0.99627	1.00900	AVRG		1.01117		4.94580
	0.95665										

TestAmerica

INITIAL CALIBRATION DATA

Start Cal Date : 26-JUN-2009 18:28
 End Cal Date : 26-JUN-2009 21:13
 Quant Method : ISFD
 Target Version : 4.14
 Integrator : Falcon
 Method file : \\DensVr03\Public\chem\GCS\GC_D2.i\0626091.B\8141A-1.m
 Last Edit : 30-Jun-2009 12:45 GC_D2.i

Curve	Formula	Units
Averaged	Amt = Rsp/ml	Response
Wt Linear	Amt = b + Rsp/ml	Response
Quad	Amt = b + m1*Rsp + m2*Rsp^2	Response

Calibration History

Method : \\DenSvr03\Public\chem\GCS\GC_D2.i\0626091.B\8141A-1.m
 Start Cal Date: 26-JUN-2009 18:28
 End Cal Date : 26-JUN-2009 21:13
 Last Cal Level: 1
 Last Cal Type : Continuing Calibration

Initial Calibration

Injection Date	Sublist	Calibration File
Cal Level: 1 , Cal Amount: 0.20000		
26-JUN-2009 21:13	8141A	\\DenSvr03\Public\chem\GCS\GC_D2.i\0626091.B\009F0901.D
Cal Level: 2 , Cal Amount: 0.50000		
26-JUN-2009 20:45	8141A	\\DenSvr03\Public\chem\GCS\GC_D2.i\0626091.B\008F0801.D
Cal Level: 3 , Cal Amount: 1.00000		
26-JUN-2009 20:18	8141A	\\DenSvr03\Public\chem\GCS\GC_D2.i\0626091.B\007F0701.D
Cal Level: 4 , Cal Amount: 2.00000		
26-JUN-2009 19:50	8141A	\\DenSvr03\Public\chem\GCS\GC_D2.i\0626091.B\006F0601.D
Cal Level: 5 , Cal Amount: 3.00000		
26-JUN-2009 19:23	8141A	\\DenSvr03\Public\chem\GCS\GC_D2.i\0626091.B\005F0501.D
Cal Level: 6 , Cal Amount: 4.00000		
26-JUN-2009 18:55	8141A	\\DenSvr03\Public\chem\GCS\GC_D2.i\0626091.B\004F0401.D
Cal Level: 7 , Cal Amount: 5.00000		
26-JUN-2009 18:28	8141A	\\DenSvr03\Public\chem\GCS\GC_D2.i\0626091.B\003F0301.D

Continuing Calibration

Ccal Level Mode: GLOBAL LEVEL 4

26-JUN-2009 21:40	8141A	\\DenSvr03\Public\chem\GCS\GC_D2.i\0626091.B\010F1001.D
26-JUN-2009 19:50	8141A	\\DenSvr03\Public\chem\GCS\GC_D2.i\0626091.B\006F0601.D
26-JUN-2009 19:23	8141A	\\DenSvr03\Public\chem\GCS\GC_D2.i\0626091.B\005F0501.D

TestAmerica

INITIAL CALIBRATION DATA

Start Cal Date : 26-JUN-2009 18:28
 End Cal Date : 26-JUN-2009 21:13
 Quant Method : ISTD
 Target Version : 4.14
 Integrator : Falcon
 Method file : \\DensVr03\Public\chem\GCS\GC_D2.i\0626092.B\8141A-2.m
 Last Edit : 30-Jun-2009 12:58 GC_D2.i

Calibration File Names:

Level 1: \\DensVr03\Public\chem\GCS\GC_D2.i\0626092.B\009F0901.D
 Level 2: \\DensVr03\Public\chem\GCS\GC_D2.i\0626092.B\008F0801.D
 Level 3: \\DensVr03\Public\chem\GCS\GC_D2.i\0626092.B\007F0701.D
 Level 4: \\DensVr03\Public\chem\GCS\GC_D2.i\0626092.B\006F0601.D
 Level 5: \\DensVr03\Public\chem\GCS\GC_D2.i\0626092.B\005F0501.D
 Level 6: \\DensVr03\Public\chem\GCS\GC_D2.i\0626092.B\004F0401.D
 Level 7: \\DensVr03\Public\chem\GCS\GC_D2.i\0626092.B\003F0301.D

SEE CALIBRATION HISTORY

Compound	0.2000000	0.5000000	1.0000	2.0000	3.0000	4.0000	Curve	b	Coefficients	m1	m2	%RSD
1 o,o'-TEPT	2.92648	2.44243	2.35582	2.65851	2.57132	2.61478	AVRG		2.58691			7.02274
2 Dichlorvos	1.96421	1.82228	1.84036	2.17503	2.12732	2.04712	AVRG		2.01995			7.32345
4 Mevinphos	1.44354	1.24995	1.21811	1.44363	1.32123	1.40873	AVRG		1.36067			7.12634
5 Demeton-O	1.19821	1.29971	1.18493	1.34261	1.38930	1.37760	AVRG		1.29658			6.26552

TestAmerica

INITIAL CALIBRATION DATA

Start Cal Date : 26-JUN-2009 18:28
 End Cal Date : 26-JUN-2009 21:13
 Quant Method : ISTD
 Target Version : 4.14
 Integrator : Falcon
 Method file : \\Densvrr03\Public\chem\GCs\GC_D2.i\0626092.B\8141A-2.m
 Last Edit : 30-Jun-2009 12:58 GC_D2.i

Compound	Level							Curve	b	Coefficients		%RSD or R ²
	1	2	3	4	5	6	m1			m2		
6 Thionazin	2.15838 2.03673	1.84195	1.93751	1.98059	2.08762	2.20076	AVRG			2.03479		6.19054
7 Ethoprop	1.70034 1.46268	1.41105	1.44674	1.51565	1.56615	1.54046	AVRG			1.52044		6.33190
8 Phorate	1.89356 1.74661	1.60276	1.58391	1.69691	1.82591	1.99241	AVRG			1.76315		8.53946
9 Naled	94.00000 78857	1666	10859	28010	46004	58330	WLINR	0.13436		0.49080		0.99248
10 Sulfoctep	2.79835 2.57687	2.53605	2.59328	2.75080	2.67397	2.68532	AVRG			2.65923		3.59851
12 Simazine	0.36415 0.41001	0.34683	0.35351	0.38559	0.39087	0.41510	AVRG			0.38086		7.05346
13 Diazinon	12067 228810	15923	49407	98649	155648	181790	WLINR	0.01456		1.44446		0.99190

✓

✓

TestAmerica

INITIAL CALIBRATION DATA

Start Cal Date : 26-JUN-2009 18:28
 End Cal Date : 26-JUN-2009 21:13
 Quant Method : ISTD
 Target Version : 4.14
 Integrator : Falcon
 Method file : \\DensVr03\Public\chem\GCS\GC_D2.i\0626092.B\8141A-2.m
 Last Edit : 30-Jun-2009 12:58 GC_D2.i

Compound	0.2000000	0.5000000	1.0000	2.0000	3.0000	4.0000	Curve	b	Coefficients	m1	m2	%RSD or R^2
14 Atrazine	5427 128612	1231	21316	49088	85997	98759	LINR	0.11621	0.83396			0.99221
15 Propazine	4880 110050	8102	20907	43235	72628	85745	LINR	0.02910	0.68050			0.99492
16 Disulfoton	1.39584 1.37843	1.32983	1.36835	1.41433	1.46581	1.46415	AVRG		1.40239			3.56764
17 Demeton-S	667 175573	15766	33785	70921	121463	157195	LINR	0.05954	1.76807			0.99272
18 Dimethoate	1.93513 1.92489	1.88284	1.72920	1.81890	1.98388	1.88204	AVRG		1.87955			4.46888
19 Ronnel	1.49381 1.27410	1.09752	1.14631	1.23377	1.29336	1.31702	AVRG		1.26513			10.15653
20 Merphos-A (Merphos)	0.73714 0.62474	0.72841	0.76463	0.71117	0.75339	0.75359	AVRG		0.72472			6.56840

X X

TestAmerica

INITIAL CALIBRATION DATA

Start Cal Date : 26-JUN-2009 18:28
 End Cal Date : 26-JUN-2009 21:13
 Quant Method : ISTD
 Target Version : 4.14
 Integrator : Falcon
 Method file : \\Densvyr03\Public\chem\GCS\GC_D2.i\0626092.B\8141A-2.m
 Last Edit : 30-Jun-2009 12:58 GC_D2.i

Compound	Level							Curve	b	Coefficients		%RSD or R ²
	1	2	3	4	5	6	m1			m2		
21 Chlorpyrifos	1.28253 1.37311	1.15885	1.24944	1.20702	1.32365	1.38773	AVRG			1.28319		6.60140
22 Fenitrothion	1.20874 1.18668	1.15890	1.17283	1.16181	1.25398	1.18816	AVRG			1.19016		2.76871
23 Trichloronate	6944 296442	26053	49357	106326	170976	208762	WLINR	0.05263		1.73863		0.99738
24 Anilazine	1634 19108	2256	3581	6899	11039	13112	LINR	-0.00058		0.10979		0.99085
25 Methyl Parathion	1.21391 1.41908	1.12059	1.22102	1.33829	1.35198	1.32937	AVRG			1.28489		8.00353
26 Malathion	1.23986 1.27856	1.19694	1.15056	1.17724	1.17540	1.20726	AVRG			1.20369		3.60449
27 Tokuthion	1.50291 1.40826	1.31056	1.35261	1.35076	1.45106	1.48916	AVRG			1.40933		5.28420

TestAmerica

INITIAL CALIBRATION DATA

Start Cal Date : 26-JUN-2009 18:28
 End Cal Date : 26-JUN-2009 21:13
 Quant Method : ISTD
 Target Version : 4.14
 Integrator : Falcon
 Method File : \\Densvyr03\Public\chem\GCS\GC_D2.i\0626092.B\8141A-2.m
 Last Edit : 30-Jun-2009 12:58 GC_D2.i

Compound	0.2000000	0.5000000	1.0000	2.0000	3.0000	4.0000	Curve	b	Coefficients		%RSD
	Level 1	Level 2	Level 3	Level 4	Level 5	Level 6			m1	m2	Or R^2
28 Parathion	1.27111	1.15628	1.24872	1.23420	1.30817	1.35972	AVRG		1.26610		5.02432
	1.28450										
29 Merphos-B (Merphos Oxone)	3793	6271	15065	23458	40683	62127	MINR	-0.05169	0.21659		0.96366
	65080										
30 Tetrachlorvinphos (stirophos)	0.86036	0.73114	0.73243	0.80291	0.86664	0.87311	AVRG		0.81902		7.82425
	0.86651										
31 Carbophenothion methyl	1.16513	1.02032	1.04699	1.17159	1.27808	1.26831	AVRG		1.17392		9.08251
	1.26700										
32 Bolstar	1.33280	1.22387	1.19075	1.20601	1.27262	1.22830	AVRG		1.23655		4.05030
	1.20152										
33 Carbophenothion	1.18442	1.13595	1.15332	1.18001	1.34689	1.22912	AVRG		1.21593		6.21486
	1.28180										
35 Fensulfochion	0.88346	0.80409	0.88036	0.97346	0.94597	1.00424	AVRG		0.91615		7.30438
	0.92148										

NTC,
SPE MERPHOS

TestAmerica

INITIAL CALIBRATION DATA

Start Cal Date : 26-JUN-2009 18:28
 End Cal Date : 26-JUN-2009 21:13
 Quant Method : ISTD
 Target Version : 4.14
 Integrator : FALCON
 Method file : \\Densvrr03\Public\chem\GCS\GC_D2.i\0626092.B\8141A-2.m
 Last Edit : 30-Jun-2009 12:58 GC_D2.i

Compound	Level							Curve	b	Coefficients		RSD or R ²
	1	2	3	4	5	6	m1			m2		
37 Phosmet / EPN	1.9707 330448	35826	68186	146012	207459	263604	WLNLR	-0.04262	1.00518		0.99785	
38 Pamphur	1.45536 1.32805	1.20800	1.18770	1.39816	1.20947	1.39569	AVRG		1.31178		8.35158	
39 Azinphos-methyl	1.25589 1.19199	1.08970	1.07858	1.30240	1.20427	1.27709	AVRG		1.19999		7.33978	
40 Azinphos-ethyl	1.14013 1.12699	1.11628	1.12015	1.18786	1.16269	1.14594	AVRG		1.14286		2.23350	
41 Coumaphos	0.78930 0.93653	0.81655	0.85887	0.90448	0.89897	0.94628	AVRG		0.87871		6.77030	
S 42 Merphos	1.56460 1.70275	1.43887	1.64263	1.66880	1.73437	1.91569	AVRG		1.66682		8.85773	
M 43 Total Demeton	3533 244812	23328	47171	100663	168375	213468	WLNLR	0.06780	1.63923		0.99469	

TestAmerica

INITIAL CALIBRATION DATA

Start Cal Date : 26-JUN-2009 18:28
 End Cal Date : 26-JUN-2009 21:13
 Quant Method : ISTD
 Target Version : 4.14
 Integrator : Falcon
 Method file : \\DensVr03\Public\chem\GCS\GC_D2.i\0626092.B\8141A-2.m
 Last Edit : 30-Jun-2009 12:58 GC_D2.i

Compound	0.2000000 Level 1	0.5000000 Level 2	1.0000 Level 3	2.0000 Level 4	3.0000 Level 5	4.0000 Level 6	Curve	b	Coefficients m1	m2	%RSD or R ²
\$ 3 Chloromefos	2.19506	1.83698	1.78322	2.03418	2.29040	2.05386	AVRG		2.03341		8.83890
	2.04016										
	5.0000 Level 7										
\$ 34 Triphenyl phosphate	1.10969	0.86972	0.91132	1.07710	1.01080	0.99885	AVRG		0.99779		8.47904
	1.00703										

TestAmerica

INITIAL CALIBRATION DATA

Start Cal Date : 26-JUN-2009 18:28
End Cal Date : 26-JUN-2009 21:13
Quant Method : ISTD
Target Version : 4.14
Integrator : Falcon
Method file : \\DensVr03\Public\chem\GCS\GC_D2.i\0626092.B\8141A-2.m
Last Edit : 30-Jun-2009 12:58 GC_D2.i

Curve	Formula	Units
Averaged	Amt = Rsp/ml	Response
Linear	Amt = b + Rsp/ml	Response
Wt Linear	Amt = b + Rsp/ml	Response

Calibration History

Method : \\DenSvr03\Public\chem\GCS\GC_D2.i\0626092.B\8141A-2.m
Start Cal Date: 26-JUN-2009 18:28
End Cal Date : 26-JUN-2009 21:13
Last Cal Level: 1
Last Cal Type : Continuing Calibration

Initial Calibration

Injection Date	Sublist	Calibration File
Cal Level: 1 , Cal Amount: 0.20000		
26-JUN-2009 21:13	8141A	\\DenSvr03\Public\chem\GCS\GC_D2.i\0626092.B\009F0901.D
Cal Level: 2 , Cal Amount: 0.50000		
26-JUN-2009 20:45	8141A	\\DenSvr03\Public\chem\GCS\GC_D2.i\0626092.B\008F0801.D
Cal Level: 3 , Cal Amount: 1.00000		
26-JUN-2009 20:18	8141A	\\DenSvr03\Public\chem\GCS\GC_D2.i\0626092.B\007F0701.D
Cal Level: 4 , Cal Amount: 2.00000		
26-JUN-2009 19:50	8141A	\\DenSvr03\Public\chem\GCS\GC_D2.i\0626092.B\006F0601.D
Cal Level: 5 , Cal Amount: 3.00000		
26-JUN-2009 19:23	8141A	\\DenSvr03\Public\chem\GCS\GC_D2.i\0626092.B\005F0501.D
Cal Level: 6 , Cal Amount: 4.00000		
26-JUN-2009 18:55	8141A	\\DenSvr03\Public\chem\GCS\GC_D2.i\0626092.B\004F0401.D
Cal Level: 7 , Cal Amount: 5.00000		
26-JUN-2009 18:28	8141A	\\DenSvr03\Public\chem\GCS\GC_D2.i\0626092.B\003F0301.D

Continuing Calibration

Ccal Level Mode: GLOBAL LEVEL 4

26-JUN-2009 21:40	8141A	\\DenSvr03\Public\chem\GCS\GC_D2.i\0626092.B\010F1001.D
26-JUN-2009 19:50	8141A	\\DenSvr03\Public\chem\GCS\GC_D2.i\0626092.B\006F0601.D
26-JUN-2009 19:23	8141A	\\DenSvr03\Public\chem\GCS\GC_D2.i\0626092.B\005F0501.D

CONTINUING CALIBRATION COMPOUNDS
 PERCENT DRIFT REPORT

Instrument ID: GC_D2.i
 Lab File ID: 010F1001.D
 Analysis Type: NONE

Injection Date: 26-JUN-2009 21:40
 Lab Sample ID: OPP SS GSV0633
 Method File: \\DenSvr03\Public\chem\GCS\GC_D2

COMPOUND	EXPECTED CONC.	MEASURED CONC.	%D	MAX %D
1 o,o,o-TEPT	2.0000	2.0577	2.9	15.0
2 Dichlorvos	2.0000	1.9061	4.7	15.0
3 Mevinphos	2.0000	1.6977	15.1	15.0
4 Chlormefos	2.0000	1.7808	11.0	15.0
5 Thionazin	2.0000	1.9740	1.3	15.0
6 Demeton-O	0.6500	1.8707	187.8	15.0
7 Ethoprop	2.0000	2.0536	2.7	15.0
8 Naled	2.0000	1.1983	40.1	15.0
9 Sulfotepp	2.0000	1.7932	10.3	15.0
10 Phorate	2.0000	2.0180	0.9	15.0
11 Dimethoate	2.0000	2.0859	4.3	15.0
12 Demeton-S	1.3600	0.2313	83.0	15.0
13 Simazine	2.0000	2.6218	31.1	15.0
14 Atrazine	2.0000	1.9566	2.2	15.0
15 propazine	2.0000	1.9127	4.4	15.0
17 Disulfoton	2.0000	1.5890	20.6	15.0
16 Diazinon	2.0000	2.1583	7.9	15.0
18 Methyl Parathion	2.0000	2.0404	2.0	15.0
19 Ronnel	2.0000	2.1513	7.6	15.0
20 Malathion	2.0000	1.6248	18.8	15.0
21 Fenthion	2.0000	1.8840	5.8	15.0
22 Parathion	2.0000	1.9436	2.8	15.0
23 Chlorpyrifos	2.0000	1.9720	1.4	15.0
24 Trichloronate	2.0000	1.8619	6.9	15.0
25 Anilazine	2.0000	1.0151	49.2	15.0
148 Merphos-A (Merphos)	2.0000	0.4078	79.6	999.0
26 Tetrachlorvinphos (Stirophos)	2.0000	2.0880	4.4	15.0
28 Tokuthion	2.0000	2.0254	1.3	15.0
149 Merphos-B (Merphos Oxone)	2.0000	6.6232	231.2	999.0
29 Carbophenothion-methyl	2.0000	1.3536	32.3	15.0
29 Fensulfothion	2.0000	1.9235	3.8	15.0
30 Bolstar / Famphur	4.0000	4.0636	1.6	15.0
32 Carbophenothion	2.0000	1.8639	6.8	15.0
31 Triphenyl phosphate	2.0000	1.7170	14.2	15.0
34 Phosmet	2.0000	1.6471	17.6	15.0
32 EPN	2.0000	1.7931	10.3	15.0
33 Azinphos-methyl	2.0000	1.9226	3.9	15.0
35 Azinphos-ethyl	2.0000	1.8331	8.3	15.0
36 Coumaphos	2.0000	2.0063	0.3	15.0

ok
ok, see total demeton
ok, see total demeton

Data File: \\DenSvr03\Public\chem\GCS\GC_D2.i\0626091.B\010F1001.D
Report Date: 06/30/2009

CONTINUING CALIBRATION COMPOUNDS
PERCENT DRIFT REPORT

Instrument ID: GC_D2.i
Lab File ID: 010F1001.D
Analysis Type: NONE

Injection Date: 26-JUN-2009 21:40
Lab Sample ID: OPP SS GSV0633
Method File: \\DenSvr03\Public\chem\GCS\GC_D2.

COMPOUND	EXPECTED CONC.	MEASURED CONC.	%D	MAX %D
27 Merphos	2.0000	1.7215	13.9	15.0
40 Total Demeton	2.0000	2.1021	5.1	15.0

Average %D = 23.4

CONTINUING CALIBRATION COMPOUNDS
 PERCENT DRIFT REPORT

Instrument ID: GC_D2.i
 Lab File ID: 010F1001.D
 Analysis Type: NONE

Injection Date: 26-JUN-2009 21:40
 Lab Sample ID: OPP SS GSV0633
 Method File: \\DenSvr03\Public\chem\GCS\GC_D2.

COMPOUND	EXPECTED CONC.	MEASURED CONC.	%D	MAX %D
1 o,o,o-TEPT	2.0000	2.0069	0.3	15.0
2 Dichlorvos	2.0000	1.7707	11.5	15.0
3 Chlormefos	2.0000	1.6957	15.2	15.0
4 Mevinphos	2.0000	1.8364	8.2	15.0
5 Demeton-O	0.6500	2.0472	215.0	15.0
6 Thionazin	2.0000	1.8758	6.2	15.0
7 Ethoprop	2.0000	1.8962	5.2	15.0
8 Phorate	2.0000	1.9509	2.5	15.0
10 Naled	2.0000	1.0486	47.6	15.0
146 Sulfotepp	2.0000	1.7143	14.3	15.0
10 Simazine	2.0000	3.6013	80.1	15.0
12 Diazinon	2.0000	2.0803	4.0	15.0
150 Atrazine	2.0000	1.9693	1.5	15.0
13 Propazine	2.0000	1.8742	6.3	15.0
14 Disulfoton	2.0000	1.6970	15.1	15.0
15 Demeton-S	1.3600	0.2011	85.2	15.0
16 Dimethoate	2.0000	1.8701	6.5	15.0
17 Ronnel	2.0000	2.0112	0.6	15.0
148 Merphos-A (Merphos)	2.0000	0.5348	73.3	999.0
18 Chlorpyrifos	2.0000	2.1084	5.4	15.0
19 Fenthion	2.0000	2.0634	3.2	15.0
20 Trichloronate	2.0000	1.8617	6.9	15.0
21 Anilazine	2.0000	1.2425	37.9	15.0
23 Methyl Parathion	2.0000	2.0228	1.1	15.0
24 Malathion	2.0000	1.5362	23.2	15.0
25 Tokuthion	2.0000	1.8925	5.4	15.0
26 Parathion	2.0000	2.1337	6.7	15.0
149 Merphos-B (Merphos Oxone)	2.0000	5.0080	150.4	999.0
27 Tetrachlorvinphos (stirophos)	2.0000	2.0814	4.1	15.0
28 Carbophenothion methyl	2.0000	1.2466	37.7	15.0
28 Bolstar	2.0000	2.0778	3.9	15.0
30 Carbophenothion	2.0000	1.7496	12.5	15.0
29 Triphenyl phosphate	2.0000	1.7275	13.6	15.0
30 Fensulfothion	2.0000	2.0824	4.1	15.0
35 Phosmet / EPN	4.0000	3.4695	13.3	15.0
33 Famphur	2.0000	1.7579	12.1	15.0
34 Azinphos-methyl	2.0000	1.8108	9.5	15.0
35 Azinphos-ethyl	2.0000	1.7982	10.1	15.0
36 Coumaphos	2.0000	1.9588	2.1	15.0

OK

OK, see total demeton

OK

OK, see total demeton

CONTINUING CALIBRATION COMPOUNDS
PERCENT DRIFT REPORT

Instrument ID: GC_D2.i
Lab File ID: 010F1001.D
Analysis Type: NONE

Injection Date: 26-JUN-2009 21:40
Lab Sample ID: OPP SS GSV0633
Method File: \\DenSvr03\Public\chem\GCS\GC_D2

COMPOUND	EXPECTED CONC.	MEASURED CONC.	%D	MAX %D
22 Merphos	2.0000	1.6146	19.3	15.0
40 Total Demeton	2.0000	2.2483	12.4	15.0

Average %D = 24.2

CONTINUING CALIBRATION COMPOUNDS
 PERCENT DRIFT REPORT

Instrument ID: GC D2.i
 Lab File ID: 010F1001.D
 Analysis Type: NONE

Injection Date: 13-JUL-2009 20:24
 Lab Sample ID: OPP CCV GSV0827
 Method File: \\DenSvr03\Public\chem\GCS\GC_D2.i\07

COMPOUND	EXPECTED CONC.	MEASURED CONC.	%D	MAX %D
1 o,o,o-TEPT	2.5000	2.1196	15.2	15.0 <-
2 Dichlorvos	2.5000	2.1005	16.0	15.0 <-
3 Mevinphos	2.5000	2.5551	2.2	15.0
4 Chlornefos	2.5000	2.4021	3.9	15.0
5 Thionazin	2.5000	2.3356	6.6	15.0
6 Demeton-O	0.8125	0.7011	13.7	15.0
7 Ethoprop	2.5000	2.3134	7.5	15.0
8 Naled	2.5000	3.5810	43.2	15.0 <-
9 Sulfotepp	2.5000	2.4307	2.8	15.0
10 Phorate	2.5000	2.3319	6.7	15.0
11 Dimethoate	2.5000	2.5150	0.6	15.0
12 Demeton-S	1.7000	1.6459	3.2	15.0
13 Simazine	2.5000	2.1125	15.5	15.0 <-
14 Atrazine	2.5000	2.2786	8.9	15.0
15 propazine	2.5000	2.2181	11.3	15.0
17 Disulfoton	2.5000	2.5010	0.0	15.0
16 Diazinon	2.5000	2.1942	12.2	15.0
18 Methyl Parathion	2.5000	2.6974	7.9	15.0
19 Ronnel	2.5000	2.1761	13.0	15.0
20 Malathion	2.5000	2.3988	4.0	15.0
21 Fenthion	2.5000	2.3975	4.1	15.0
22 Parathion	2.5000	2.5190	0.8	15.0
23 Chlorpyrifos	2.5000	2.2368	10.5	15.0
24 Trichloronate	2.5000	2.3064	7.7	15.0
25 Anilazine	2.5000	2.6602	6.4	15.0
148 Merphos-A (Merphos)	2.5000	2.1335	14.7	999.0
26 Tetrachlorvinphos (Stirophos)	2.5000	2.5724	2.9	15.0
28 Tokuthion	2.5000	2.2457	10.2	15.0
149 Merphos-B (Merphos Oxone)	2.5000	2.7119	8.5	999.0
29 Carbophenothion-methyl	2.5000	2.4374	2.5	15.0
29 Fensulfothion	2.5000	2.4911	0.4	15.0
30 Bolstar / Famphur	5.0000	4.5534	8.9	15.0
32 Carbophenothion	2.5000	2.1561	13.8	15.0
31 Triphenyl phosphate	2.5000	2.3006	8.0	15.0
34 Phosmet	2.5000	2.4661	1.4	15.0
32 EPN	2.5000	2.6567	6.3	15.0
33 Azinphos-methyl	2.5000	2.6326	5.3	15.0
35 Azinphos-ethyl	2.5000	2.4080	3.7	15.0
36 Coumaphos	2.5000	2.5734	2.9	15.0

Data File: \\DenSvr03\Public\chem\GCS\GC_D2.i\0713091.B\010F1001.D
Report Date: 07/14/2009

CONTINUING CALIBRATION COMPOUNDS
PERCENT DRIFT REPORT

Instrument ID: GC D2.i
Data File ID: 010F1001.D
Analysis Type: NONE

Injection Date: 13-JUL-2009 20:24
Lab Sample ID: OPP CCV GSV0827
Method File: \\DenSvr03\Public\chem\GCS\GC_D2.i\07

COMPOUND	EXPECTED CONC.	MEASURED CONC.	%D	MAX %D
27 Merphos	2.5000	2.2655	9.4	15.0
40 Total Demeton	2.5000	2.3470	6.1	15.0

Average %D = 8.02

CONTINUING CALIBRATION COMPOUNDS
 PERCENT DRIFT REPORT

Instrument ID: GC D2.i
 Lab File ID: 010FT001.D
 Analysis Type: NONE

Injection Date: 13-JUL-2009 20:24
 Lab Sample ID: OPP CCV GSV0827
 Method File: \\DenSvr03\Public\chem\GCS\GC_D2.i\07

COMPOUND	EXPECTED CONC.	MEASURED CONC.	%D	MAX %D
1 o,o,o-TEPT	2.5000	2.1611	13.6	15.0
2 Dichlorvos	2.5000	2.2247	11.0	15.0
3 Chlormefos	2.5000	2.1199	15.2	15.0 <-
4 Mevinphos	2.5000	2.5108	0.4	15.0
5 Demeton-O	0.8125	0.7519	7.5	15.0
6 Thionazin	2.5000	2.1134	15.5	15.0 <-
7 Ethoprop	2.5000	2.2141	11.4	15.0
8 Phorate	2.5000	2.3419	6.3	15.0
10 Naled	2.5000	3.3137	32.5	15.0 <-
146 Sulfotepp	2.5000	2.3038	7.8	15.0
10 Simazine	2.5000	1.9770	20.9	15.0 <-
12 Diazinon	2.5000	2.3082	7.7	15.0
150 Atrazine	2.5000	2.0621	17.5	15.0 <-
13 Propazine	2.5000	1.9225	23.1	15.0 <-
14 Disulfoton	2.5000	2.3358	6.6	15.0
15 Demeton-S	1.7000	1.5706	7.6	15.0
16 Dimethoate	2.5000	2.3018	7.9	15.0
17 Ronnel	2.5000	2.2255	11.0	15.0
148 Merphos-A (Merphos)	2.5000	2.3503	6.0	999.0
18 Chlorpyrifos	2.5000	2.3272	6.9	15.0
19 Fenthion	2.5000	2.4350	2.6	15.0
20 Trichloronate	2.5000	2.1545	13.8	15.0
21 Anilazine	2.5000	2.1188	15.2	15.0 <-
23 Methyl Parathion	2.5000	2.5961	3.8	15.0
24 Malathion	2.5000	2.1505	14.0	15.0
25 Tokuthion	2.5000	2.1157	15.4	15.0 <-
26 Parathion	2.5000	2.6148	4.6	15.0
149 Merphos-B (Merphos Oxone)	2.5000	2.8112	12.4	999.0
27 Tetrachlorvinphos (stirophos)	2.5000	2.4481	2.1	15.0
28 Carbophenothion methyl	2.5000	2.1715	13.1	15.0
28 Bolstar	2.5000	2.2071	11.7	15.0
30 Carbophenothion	2.5000	2.2871	8.5	15.0
29 Triphenyl phosphate	2.5000	2.5597	2.4	15.0
30 Fensulfothion	2.5000	2.6588	6.4	15.0
35 Phosmet / EPN	5.0000	5.3413	6.8	15.0
33 Famphur	2.5000	2.5871	3.5	15.0
34 Azinphos-methyl	2.5000	2.3745	5.0	15.0
35 Azinphos-ethyl	2.5000	2.4327	2.7	15.0
36 Coumaphos	2.5000	2.5698	2.8	15.0

Data File: \\DenSvr03\Public\chem\GCS\GC_D2.i\0713092.B\010F1001.D
Report Date: 07/14/2009

CONTINUING CALIBRATION COMPOUNDS
PERCENT DRIFT REPORT

Instrument ID: GC D2.i
Lab File ID: 010F1001.D
Analysis Type: NONE

Injection Date: 13-JUL-2009 20:24
Lab Sample ID: OPP CCV GSV0827
Method File: \\DenSvr03\Public\chem\GCS\GC_D2.i\07

COMPOUND	EXPECTED CONC.	MEASURED CONC.	%D	MAX %D
22 Merphos	2.5000	2.1896	12.4	15.0
40 Total Demeton	2.5000	2.3224	7.1	15.0

Average %D = 9.83

Data File: \\DenSvr03\Public\chem\GCS\GC_D2.i\0713091.B\021F2101.D
 Report Date: 07/14/2009

CONTINUING CALIBRATION COMPOUNDS
 PERCENT DRIFT REPORT

Instrument ID: GC D2.i
 File ID: 021F2101.D
 Analysis Type: NONE

Injection Date: 14-JUL-2009 01:24
 Lab Sample ID: OPP CCV GSV0827
 Method File: \\DenSvr03\Public\chem\GCS\GC_D2.i\07

COMPOUND	EXPECTED CONC.	MEASURED CONC.	%D	MAX %D
1 o,o,o-TEPT	2.5000	2.2285	10.9	15.0
2 Dichlorvos	2.5000	2.5185	0.7	15.0
3 Mevinphos	2.5000	2.6806	7.2	15.0
4 Chlormefos	2.5000	2.3657	5.4	15.0
5 Thionazin	2.5000	2.3993	4.0	15.0
6 Demeton-O	0.8125	0.7744	4.7	15.0
7 Ethoprop	2.5000	2.3999	4.0	15.0
8 Naled	2.5000	2.4261	3.0	15.0
9 Sulfotepp	2.5000	2.5054	0.2	15.0
10 Phorate	2.5000	2.3527	5.9	15.0
11 Dimethoate	2.5000	2.5321	1.3	15.0
12 Demeton-S	1.7000	1.6872	0.8	15.0
13 Simazine	2.5000	2.0083	19.7	15.0<-
14 Atrazine	2.5000	2.2907	8.4	15.0
15 propazine	2.5000	2.2221	11.1	15.0
17 Disulfoton	2.5000	2.5380	1.5	15.0
16 Diazinon	2.5000	2.2662	9.4	15.0
18 Methyl Parathion	2.5000	2.7577	10.3	15.0
19 Ronnel	2.5000	2.2370	10.5	15.0
20 Malathion	2.5000	2.4719	1.1	15.0
21 Fenthion	2.5000	2.4235	3.1	15.0
22 Parathion	2.5000	2.5498	2.0	15.0
23 Chlorpyrifos	2.5000	2.2792	8.8	15.0
24 Trichloronate	2.5000	2.2809	8.8	15.0
25 Anilazine	2.5000	1.4012	44.0	15.0<-
148 Merphos-A (Merphos)	2.5000	2.1693	13.2	999.0
26 Tetrachlorvinphos (Stirophos)	2.5000	2.4417	2.3	15.0
28 Tokuthion	2.5000	2.3124	7.5	15.0
149 Merphos-B (Merphos Oxone)	2.5000	2.9061	16.2	999.0
29 Carbophenothion-methyl	2.5000	2.4580	1.7	15.0
29 Fensulfothion	2.5000	2.7544	10.2	15.0
30 Bolstar / Famphur	5.0000	4.6570	6.9	15.0
32 Carbophenothion	2.5000	2.2653	9.4	15.0
31 Triphenyl phosphate	2.5000	2.4396	2.4	15.0
34 Phosmet	2.5000	2.5112	0.4	15.0
32 EPN	2.5000	2.7613	10.5	15.0
33 Azinphos-methyl	2.5000	2.5923	3.7	15.0
35 Azinphos-ethyl	2.5000	2.4203	3.2	15.0
36 Coumaphos	2.5000	2.6655	6.6	15.0

Data File: \\DenSvr03\Public\chem\GCS\GC_D2.i\0713091.B\021F2101.D
Report Date: 07/14/2009

CONTINUING CALIBRATION COMPOUNDS
PERCENT DRIFT REPORT

Instrument ID: GC D2.i
Lab File ID: 021F2101.D
Analysis Type: NONE

Injection Date: 14-JUL-2009 01:24
Lab Sample ID: OPP CCV GSV0827
Method File: \\DenSvr03\Public\chem\GCS\GC_D2.i\07

COMPOUND	EXPECTED CONC.	MEASURED CONC.	%D	MAX %D
27 Merphos	2.5000	2.3355	6.6	15.0
40 Total Demeton	2.5000	2.4616	1.5	15.0

Average %D = 7.05

Data File: \\DenSvr03\Public\chem\GCS\GC_D2.i\0713092.B\021F2101.D
Report Date: 07/14/2009

CONTINUING CALIBRATION COMPOUNDS
PERCENT DRIFT REPORT

Instrument ID: GC D2.i
Lab File ID: 021F2101.D
Analysis Type: NONE

Injection Date: 14-JUL-2009 01:24
Lab Sample ID: OPP CCV GSV0827
Method File: \\DenSvr03\Public\chem\GCS\GC_D2.i\07

COMPOUND	EXPECTED CONC.	MEASURED CONC.	%D	MAX %D
1 o,o,o-TEPT	2.5000	2.2756	9.0	15.0
2 Dichlorvos	2.5000	2.5849	3.4	15.0
3 Chlormefos	2.5000	2.2493	10.0	15.0
4 Mevinphos	2.5000	2.5389	1.6	15.0
5 Demeton-O	0.8125	0.8856	9.0	15.0
6 Thionazin	2.5000	2.3288	6.8	15.0
7 Ethoprop	2.5000	2.3872	4.5	15.0
8 Phorate	2.5000	2.4102	3.6	15.0
10 Naled	2.5000	2.2814	8.7	15.0
146 Sulfotepp	2.5000	2.4971	0.1	15.0
10 Simazine	2.5000	2.1833	12.7	15.0
12 Diazinon	2.5000	2.5281	1.1	15.0
150 Atrazine	2.5000	2.2970	8.1	15.0
13 Propazine	2.5000	2.2227	11.1	15.0
14 Disulfoton	2.5000	2.4977	0.1	15.0
15 Demeton-S	1.7000	1.7627	3.7	15.0
16 Dimethoate	2.5000	2.4576	1.7	15.0
17 Ronnel	2.5000	2.3350	6.6	15.0
148 Merphos-A (Merphos)	2.5000	2.0654	17.4	999.0
18 Chlorpyrifos	2.5000	2.4690	1.2	15.0
19 Fenthion	2.5000	2.5598	2.4	15.0
20 Trichloronate	2.5000	2.3355	6.6	15.0
21 Anilazine	2.5000	1.4844	40.6	15.0
23 Methyl Parathion	2.5000	2.6637	6.5	15.0
24 Malathion	2.5000	2.4919	0.3	15.0
25 Tokuthion	2.5000	2.2498	10.0	15.0
26 Parathion	2.5000	2.7158	8.6	15.0
149 Merphos-B (Merphos Oxone)	2.5000	2.9499	18.0	999.0
27 Tetrachlorvinphos (stirophos)	2.5000	2.5049	0.2	15.0
28 Carbophenothion methyl	2.5000	2.4377	2.5	15.0
28 Bolstar	2.5000	2.3532	5.9	15.0
30 Carbophenothion	2.5000	2.5813	3.3	15.0
29 Triphenyl phosphate	2.5000	2.5665	2.7	15.0
30 Fensulfothion	2.5000	2.7519	10.1	15.0
35 Phosmet / EPN	5.0000	5.2010	4.0	15.0
33 Pamphur	2.5000	2.3224	7.1	15.0
34 Azinphos-methyl	2.5000	2.4969	0.1	15.0
35 Azinphos-ethyl	2.5000	2.5447	1.8	15.0
36 Coumaphos	2.5000	2.7420	9.7	15.0

Data File: \\DenSvr03\Public\chem\GCS\GC_D2.i\0713092.B\021F2101.D
Report Date: 07/14/2009

CONTINUING CALIBRATION COMPOUNDS
PERCENT DRIFT REPORT

Instrument ID: GC D2.i
Lab File ID: 021F2101.D
Analysis Type: NONE

Injection Date: 14-JUL-2009 01:24
Lab Sample ID: OPP CCV GSV0827
Method File: \\DenSvr03\Public\chem\GCS\GC_D2.i\07

COMPOUND	EXPECTED CONC.	MEASURED CONC.	%D	MAX %D
22 Merphos	2.5000	2.2019	11.9	15.0
40 Total Demeton	2.5000	2.6483	5.9	15.0

Average %D = 6.80

Sequence Table (Front Injector):

Quantification Part:

Line	Location	SampleName	SampleAmount	ISTDAmt	Multiplier	Dilution
1	Vial 1	PRIMER				
2	Vial 2	HEXANE				
3	Vial 3	OPP L7 GSV0634				
4	Vial 4	OPP L6 GSV0637				
5	Vial 5	OPP L5 GSV0635				
6	Vial 6	OPP L4 GSV0638				
7	Vial 7	OPP L3 GSV0639				
8	Vial 8	OPP L2 GSV0640				
9	Vial 9	OPP L1 GSV0641				
10	Vial 10	OPP SS GSV0633				
11	Vial 11	GSV075309 SPK				
12	Vial 12	LE2931AA,MB				
13	Vial 13	LE2931AC,LCS				
14	Vial 14	LE2931AD,LCSD				
15	Vial 15	LEQA91AC,222-15				10
16	Vial 16	LEQA91AC,222-15				3
17	Vial 17	LEQCQ1AC,222-18				2
18	Vial 18	LERD61AD,377-1				
19	Vial 19	LERD81AH,377-3				
20	Vial 20	LERN71AF,115-1				
21	Vial 21	LERPQ1AF,115-2				
22	Vial 22	LERPX1AF,115-3				
23	Vial 23	LE1F91AJ,138-1				
24	Vial 24	OPP L5 GSV0635				
25	Vial 25	LE29M1AA,MB				
26	Vial 26	LE29M1AC,LCS				
27	Vial 27	LE29M1AD,LCSD				
28	Vial 28	LEQA91AA,222-15				10
29	Vial 29	LEQA91AA,222-15				3
30	Vial 30	LEQCQ1AA,222-18				2
31	Vial 31	LFARC1AA,MB				
32	Vial 32	LFARC1AC,LCS				
33	Vial 33	LFARC1AD,LCSD				
34	Vial 34	LEKLO2AA,185-1				
35	Vial 35	LE29L1AA,MB				
36	Vial 36	LE29L1AC,LCS				
37	Vial 37	LE29L1AD,LCSD				
38	Vial 38	LERCV1AA,370-1				
39	Vial 39	LEWJG1AA,143-1				
40	Vial 40	OPP L5 GSV0635				
41	Vial 41	LE5PX1AA,MB				
42	Vial 42	LE5PX1AC,LCS				
43	Vial 43	LE5PX1AD,LCSD				
44	Vial 44	LE39F1AA,179-1				
45	Vial 45	LE3PF1AA,179-2				
46	Vial 46	LE39L1AA,179-3				
47	Vial 47	LFARL1AA,MB				
48	Vial 48	LFARL1AC,LCS				
49	Vial 49	LFARL1AD,LCSD				
50	Vial 50	LEKLE2AE,180-2				
51	Vial 51	LEKLF2AE,180-3				
52	Vial 52	LEKLL2AE,180-4				
53	Vial 53	LEKLO2AE,180-5				
54	Vial 54	LENR72AD,322-1				
55	Vial 55	LEPG32AJ,161-1				
56	Vial 56	OPP L5 GSV0635				
57	Vial 57	LFD4N1AA,MB				
58	Vial 58	LFD4N1AC,LCS				

1794

1877

170431

18195

18353

18430

18102

RR

Line	Location	SampleName	SampleAmount	ISTDAmt	Multiplier	Dilution
59	Vial 59	LFD4N1AD, LCSD				
60	Vial 60	LE3041AJ, 158-1				
61	Vial 61	LFD4W1AA, MB				
62	Vial 62	LFD4W1AC, LCS				
63	Vial 63	LFD4W1AD, LCSD				
64	Vial 64	LE7EE1AA, 266-2				
65	Vial 65	LE9Q61AA, 216-2				
66	Vial 66	LE9RA1AA, 216-3				
67	Vial 67	LFC4Q1AD, 199-2				
68	Vial 68	OPP L5 GSV0635				
69	Vial 69	LFAN01AA, MB				
70	Vial 70	LFAN01AC, LCS				
71	Vial 71	LFAN01AD, LCSD				
72	Vial 72	LE4291AA, 273-1				
73	Vial 73	LE4291AD, 273-1S				
74	Vial 74	LE4291AE, 273-1D				
75	Vial 75	LE9PJ1AA, 215-1				
76	Vial 76	OPP L5 GSV0635				
77	Vial 77	OPP L1 GSV0641				
78	Vial 100	HEXANE/ACETONE				

Sequence Table (Back Injector):

No entries - empty table!

Sequence Table (Front Injector):

Quantification Part:

Line	Location	SampleName	SampleAmount	ISTDAmt	Multiplier	Dilution
1	Vial 1	PRIMER				
2	Vial 2	HEXANE				
3	Vial 3	OPP CCV GSV0827				
4	Vial 4	OPP SS GSV				
5	Vial 5	LF7RT1AA,MB				
6	Vial 6	LF7RT1AD,LCS				
7	Vial 7	LF7RT1AE,LCS				
8	Vial 8	LF4G2AA,197-1				
9	Vial 9	LF4M2AA,198-1				
10	Vial 10	OPP CCV GSV0827				
11	Vial 11	LF5T81AA,MB				
12	Vial 12	LF5T81AC,LCS				
13	Vial 13	LF1T81AA,222-1				
14	Vial 14	LF1T81AD,222-1S				
15	Vial 15	LF1T81AE,222-1D				
16	Vial 16	LF1XG1AA,235-1				
17	Vial 17	LF1XG1AC,235-1S				
18	Vial 18	LF1XG1AD,235-1D				
19	Vial 19	LF1XT1AA,235-2				
20	Vial 20	LF1XX1AA,235-3				
21	Vial 21	OPP CCV GSV0827				
22	Vial 22	OPP L1 GSV				
23	Vial 2	HEXANE/ACETONE				

9189494

918848

Sequence Table (Back Injector):

No entries - empty table!

TestAmerica
Semivolatile GC
CLP-Like Forms

Lot ID: D9G020235

Client: Northgate/Tronox

Method: SW846 8141A

Associated Samples: 001, 002 and 003

Batch: 9188427

Northgate Environmental Management, Inc.

Analysis Data Sheet

Lab Name: TESTAMERICA DENVER
 Lot/SDG Number: 8304610
 Matrix: SOLID
 % Moisture: 2.9
 Basis: Dry
 Analysis Method: 8141A
 Unit: ug/kg
 QC Batch ID: 9188427
 Sample Aliquot: 29.94 g
 Dilution Factor: 1

Client Sample ID: SA82-0.5B
 Lab Sample ID: D9G020235-001
 Lab WorkOrder: LF1XG1AA
 Date/Time Collected: 07/01/09 07:00
 Date/Time Received: 07/02/09 09:00
 Date Leached:
 Date/Time Extracted: 07/07/09 20:00
 Date/Time Analyzed: 07/13/09 23:08
 Instrument ID: D2

CAS No.	Analyte	Conc.	MDL	RL	Q
86-50-0	Azinphos-methyl	3.6	3.6	13	U
35400-43-2	Bolstar	4.4	4.4	13	U
2921-88-2	Chlorpyrifos	6.7	6.7	21	U
56-72-4	Coumaphos	2.9	2.9	13	U
298-03-3	Demeton-O	5.4	5.4	40	U
126-75-0	Demeton-S	5.0	5.0	15	U
333-41-5	Diazinon	7.5	7.5	23	U
62-73-7	Dichlorvos	7.6	7.6	24	U
60-51-5	Dimethoate	7.3	7.3	23	U
298-04-4	Disulfoton	8.0	8.0	49	U
2104-64-5	EPN	3.8	3.8	13	U
13194-48-4	Ethoprop	5.1	5.1	15	U
56-38-2	Ethyl parathion	5.4	5.4	19	U
52-85-7	Famphur	3.3	3.3	13	U
115-90-2	Fensulfothion	8.4	8.4	26	U
55-38-9	Fenthion	9.0	9.0	34	U
121-75-5	Malathion	4.8	4.8	15	U
150-50-5	Merphos	5.3	5.3	31	U
298-00-0	Methyl parathion	6.6	6.6	21	U
7786-34-7	Mevinphos	4.8	4.8	15	U
300-76-5	Naled	23	23	72	U
298-02-2	Phorate	5.9	5.9	21	U
299-84-3	Ronnel	16	16	47	U
3689-24-5	Sulfotepp	6.4	6.4	21	U
961-11-5	Tetrachlorvinphos (Stirophos)	4.5	4.5	15	U

Northgate Environmental Management, Inc.

Analysis Data Sheet

Lab Name: TESTAMERICA DENVER
Lot/SDG Number: 8304610
Matrix: SOLID
% Moisture: 2.9
Basis: Dry
Analysis Method: 8141A
Unit: ug/kg
QC Batch ID: 9188427
Sample Aliquot: 29.94 g
Dilution Factor: 1

Client Sample ID: SA82-0.5B
Lab Sample ID: D9G020235-001
Lab WorkOrder: LF1XG1AA
Date/Time Collected: 07/01/09 07:00
Date/Time Received: 07/02/09 09:00
Date Leached:
Date/Time Extracted: 07/07/09 20:00
Date/Time Analyzed: 07/13/09 23:08
Instrument ID: D2

CAS No.	Analyte	Conc.	MDL	RL	Q
297-97-2	Thionazin	5.7	5.7	19	U
34643-46-4	Tokuthion	4.0	4.0	21	U
327-98-0	Trichloronate	6.4	6.4	21	U

CAS No.	Surrogate	% Rec	Lower Limit	Upper Limit	Q
115-86-6	Triphenyl phosphate	93	47	161	
24934-91-6	Chlormefos	60	42	132	

Northgate Environmental Management, Inc.

Analysis Data Sheet

Lab Name: TESTAMERICA DENVER
 Lot/SDG Number: 8304610
 Matrix: SOLID
 % Moisture: 5.3
 Basis: Dry
 Analysis Method: 8141A
 Unit: ug/kg
 QC Batch ID: 9188427
 Sample Aliquot: 30.18 g
 Dilution Factor: 1

Client Sample ID: SA82-10B
 Lab Sample ID: D9G020235-002
 Lab WorkOrder: LF1XT1AA
 Date/Time Collected: 07/01/09 07:56
 Date/Time Received: 07/02/09 09:00
 Date Leached:
 Date/Time Extracted: 07/07/09 20:00
 Date/Time Analyzed: 07/14/09 00:30
 Instrument ID: D2

CAS No.	Analyte	Conc.	MDL	RL	Q
86-50-0	Azinphos-methyl	3.7	3.7	14	U
35400-43-2	Bolstar	4.5	4.5	14	U
2921-88-2	Chlorpyrifos	6.8	6.8	21	U
56-72-4	Coumaphos	3.0	3.0	14	U
298-03-3	Demeton-O	5.6	5.6	41	U
126-75-0	Demeton-S	5.1	5.1	16	U
333-41-5	Diazinon	7.7	7.7	23	U
62-73-7	Dichlorvos	7.8	7.8	24	U
60-51-5	Dimethoate	7.5	7.5	23	U
298-04-4	Disulfoton	8.2	8.2	51	U
2104-64-5	EPN	3.9	3.9	14	U
13194-48-4	Ethoprop	5.2	5.2	16	U
56-38-2	Ethyl parathion	5.6	5.6	19	U
52-85-7	Famphur	3.4	3.4	14	U
115-90-2	Fensulfothion	8.6	8.6	26	U
55-38-9	Fenthion	9.2	9.2	35	U
121-75-5	Malathion	4.9	4.9	16	U
150-50-5	Merphos	5.4	5.4	32	U
298-00-0	Methyl parathion	6.7	6.7	21	U
7786-34-7	Mevinphos	4.9	4.9	16	U
300-76-5	Naled	24	24	74	U
298-02-2	Phorate	6.0	6.0	21	U
299-84-3	Ronnel	16	16	49	U
3689-24-5	Sulfotepp	6.6	6.6	21	U
961-11-5	Tetrachlorvinphos (Stirophos)	4.6	4.6	16	U

Northgate Environmental Management, Inc.

Analysis Data Sheet

Lab Name:	<u>TESTAMERICA DENVER</u>	Client Sample ID:	<u>SA82-10B</u>
Lot/SDG Number:	<u>8304610</u>	Lab Sample ID:	<u>D9G020235-002</u>
Matrix:	<u>SOLID</u>	Lab WorkOrder:	<u>LF1XT1AA</u>
% Moisture:	<u>5.3</u>	Date/Time Collected:	<u>07/01/09 07:56</u>
Basis:	<u>Dry</u>	Date/Time Received:	<u>07/02/09 09:00</u>
Analysis Method:	<u>8141A</u>	Date Leached:	
Unit:	<u>ug/kg</u>	Date/Time Extracted:	<u>07/07/09 20:00</u>
QC Batch ID:	<u>9188427</u>	Date/Time Analyzed:	<u>07/14/09 00:30</u>
Sample Aliquot:	<u>30.18 g</u>	Instrument ID:	<u>D2</u>
Dilution Factor:	<u>1</u>		

CAS No.	Analyte	Conc.	MDL	RL	Q
297-97-2	Thionazin	5.9	5.9	19	U
34643-46-4	Tokuthion	4.1	4.1	21	U
327-98-0	Trichloronate	6.6	6.6	21	U

CAS No.	Surrogate	% Rec	Lower Limit	Upper Limit	Q
115-86-6	Triphenyl phosphate	84	47	161	
24934-91-6	Chlormefos	56	42	132	

Northgate Environmental Management, Inc.

Analysis Data Sheet

Lab Name: TESTAMERICA DENVER
 Lot/SDG Number: 8304610
 Matrix: SOLID
 % Moisture: 42
 Basis: Dry
 Analysis Method: 8141A
 Unit: ug/kg
 QC Batch ID: 9188427
 Sample Aliquot: 30.79 g
 Dilution Factor: 1

Client Sample ID: SA82-29B
 Lab Sample ID: D9G020235-003
 Lab WorkOrder: LF1XX1AA
 Date/Time Collected: 07/01/09 09:36
 Date/Time Received: 07/02/09 09:00
 Date Leached:
 Date/Time Extracted: 07/07/09 20:00
 Date/Time Analyzed: 07/14/09 00:57
 Instrument ID: D2

CAS No.	Analyte	Conc.	MDL	RL	Q
86-50-0	Azinphos-methyl	6.0	6.0	22	U
35400-43-2	Bolstar	7.3	7.3	22	U
2921-88-2	Chlorpyrifos	11	11	34	U
56-72-4	Coumaphos	4.8	4.8	22	U
298-03-3	Demeton-O	9.1	9.1	67	U
126-75-0	Demeton-S	8.3	8.3	26	U
333-41-5	Diazinon	12	12	38	U
62-73-7	Dichlorvos	13	13	39	U
60-51-5	Dimethoate	12	12	38	U
298-04-4	Disulfoton	13	13	82	U
2104-64-5	EPN	6.3	6.3	22	U
13194-48-4	Ethoprop	8.5	8.5	26	U
56-38-2	Ethyl parathion	9.1	9.1	31	U
52-85-7	Famphur	5.5	5.5	22	U
115-90-2	Fensulfothion	14	14	43	U
55-38-9	Fenthion	15	15	57	U
121-75-5	Malathion	8.0	8.0	26	U
150-50-5	Merphos	8.8	8.8	51	U
298-00-0	Methyl parathion	11	11	34	U
7786-34-7	Mevinphos	7.9	7.9	26	U
300-76-5	Naled	39	39	120	U
298-02-2	Phorate	9.8	9.8	34	U
299-84-3	Ronnel	26	26	79	U
3689-24-5	Sulfotepp	11	11	34	U
961-11-5	Tetrachlorvinphos (Stirophos)	7.5	7.5	26	U

Northgate Environmental Management, Inc.

Analysis Data Sheet

Lab Name: TESTAMERICA DENVER
Lot/SDG Number: 8304610
Matrix: SOLID
% Moisture: 42
Basis: Dry
Analysis Method: 8141A
Unit: ug/kg
QC Batch ID: 9188427
Sample Aliquot: 30.79 g
Dilution Factor: 1

Client Sample ID: SA82-29B
Lab Sample ID: D9G020235-003
Lab WorkOrder: LF1XX1AA
Date/Time Collected: 07/01/09 09:36
Date/Time Received: 07/02/09 09:00
Date Leached:
Date/Time Extracted: 07/07/09 20:00
Date/Time Analyzed: 07/14/09 00:57
Instrument ID: D2

CAS No.	Analyte	Conc.	MDL	RL	Q
297-97-2	Thionazin	9.6	9.6	31	U
34643-46-4	Tokuthion	6.7	6.7	34	U
327-98-0	Trichloronate	11	11	34	U

CAS No.	Surrogate	% Rec	Lower Limit	Upper Limit	Q
115-86-6	Triphenyl phosphate	74	47	161	
24934-91-6	Chlormefos	49	42	132	

Northgate Environmental Management, Inc.

Analysis Data Sheet

Lab Name: TESTAMERICA DENVER
 Lot/SDG Number: 8304610
 Matrix: SOLID
 % Moisture:
 Basis: Wet
 Analysis Method: 8141A
 Unit: ug/kg
 QC Batch ID: 9188427
 Sample Aliquot: 30.97 g
 Dilution Factor: 1

Client Sample ID:
 Lab Sample ID: D9G070000-427B
 Lab WorkOrder: LF5T81AA
 Date/Time Collected:
 Date/Time Received:
 Date Leached:
 Date/Time Extracted: 07/07/09 20:00
 Date/Time Analyzed: 07/13/09 20:52
 Instrument ID: D2

CAS No.	Analyte	Conc.	MDL	RL	Q
62-73-7	Dichlorvos	7.4	7.4	23	U
297-97-2	Thionazin	5.6	5.6	18	U
60-51-5	Dimethoate	7.1	7.1	22	U
298-04-4	Disulfoton	7.7	7.7	48	U
2104-64-5	EPN	3.7	3.7	13	U
13194-48-4	Ethoprop	4.9	4.9	15	U
52-85-7	Famphur	3.2	3.2	13	U
115-90-2	Fensulfothion	8.2	8.2	25	U
55-38-9	Fenthion	8.7	8.7	33	U
121-75-5	Malathion	4.6	4.6	15	U
150-50-5	Merphos	5.1	5.1	30	U
298-00-0	Methyl parathion	6.4	6.4	20	U
86-50-0	Azinphos-methyl	3.5	3.5	13	U
7786-34-7	Mevinphos	4.6	4.6	15	U
300-76-5	Naled	23	23	70	U
56-38-2	Ethyl parathion	5.3	5.3	18	U
298-02-2	Phorate	5.7	5.7	20	U
299-84-3	Ronnel	15	15	46	U
3689-24-5	Sulfotepp	6.3	6.3	20	U
34643-46-4	Tokuthion	3.9	3.9	20	U
327-98-0	Trichloronate	6.2	6.2	20	U
35400-43-2	Bolstar	4.2	4.2	13	U
961-11-5	Tetrachlorvinphos (Stirophos)	4.4	4.4	15	U
2921-88-2	Chlorpyrifos	6.5	6.5	20	U
56-72-4	Coumaphos	2.8	2.8	13	U
298-03-3	Demeton-O	5.3	5.3	39	U
126-75-0	Demeton-S	4.9	4.9	15	U
333-41-5	Diazinon	7.3	7.3	22	U

Northgate Environmental Management, Inc.

Analysis Data Sheet

Lab Name:	<u>TESTAMERICA DENVER</u>	Client Sample ID:	
Lot/SDG Number:	<u>8304610</u>	Lab Sample ID:	<u>D9G070000-427B</u>
Matrix:	<u>SOLID</u>	Lab WorkOrder:	<u>LF5T81AA</u>
% Moisture:		Date/Time Collected:	
Basis:	<u>Wet</u>	Date/Time Received:	
Analysis Method:	<u>8141A</u>	Date Leached:	
Unit:	<u>ug/kg</u>	Date/Time Extracted:	<u>07/07/09 20:00</u>
QC Batch ID:	<u>9188427</u>	Date/Time Analyzed:	<u>07/13/09 20:52</u>
Sample Aliquot:	<u>30.97 g</u>	Instrument ID:	<u>D2</u>
Dilution Factor:	<u>1</u>		

CAS No.	Surrogate	% Rec	Lower Limit	Upper Limit	Q
115-86-6	Triphenyl phosphate	73	47	161	
24934-91-6	Chlormefos	45	42	132	

Northgate Environmental Management, Inc.

Surrogate Recovery Summary

Lab Name: TESTAMERICA DENVER

Extraction A11P29H

Lot/SDG Number: 8304610

QC Batch ID: 9188427

Client ID	Work Order	SRG1	SRG2	SRG3	SRG4	SRG5	SRG6	SRG7	SRG8	TOT OUT
SA106-0.5B	LF1T81AA	43	56							0
SA106-0.5B MS MS	LF1T81AD	57	79							0
SA106-0.5B MSD MSD	LF1T81AE	47	59							0
SA82-0.5B	LF1XG1AA	60	93							0
SA82-0.5B MS MS	LF1XG1AC	42	59							0
SA82-0.5B MSD MSD	LF1XG1AD	42	71							0
SA82-10B	LF1XT1AA	56	84							0
SA82-29B	LF1XX1AA	49	74							0
INTRA-LAB BLANK	LF5T81AA	45	73							0
CHECK SAMPLE	LF5T81AC	83	99							0

Surrogate Number	Surrogate Name	Lower Control Limit	Upper Control Limit
SRG 1	Chlormefos	42	132
SRG 2	Triphenyl phosphate	47	161

Northgate Environmental Management, Inc.

Analysis Data Sheet

Lab Name: TESTAMERICA DENVER
Lot/SDG Number: 8304610
Matrix: SOLID
% Moisture: 0.0
Basis: Wet
Analysis Method: 8141A
Unit: ug/kg
QC Batch ID: 9188427
Sample Aliquot: 31.43 g
Dilution Factor: 1

Client Sample ID:
Lab Sample ID: D9G070000-427C
Lab WorkOrder: LF5T81AC
Date/Time Collected:
Date/Time Received:
Date Leached:
Date/Time Extracted: 07/07/09 20:00
Date/Time Analyzed: 07/13/09 21:19
Instrument ID: D2

Analyte	True	Found	%Rec	Q	Limits
Dichlorvos	127	115	90		25 - 147
Thionazin	127	107	84		50 - 124
Dimethoate	127	69.4	55		10 - 156
Disulfoton	127	65.6	52		10 - 133
Ethoprop	127	108	85		51 - 119
Famphur	255	229	90		33 - 144
Fensulfothion	127	120	94		47 - 123
Fenthion	127	111	87		52 - 115
Malathion	127	99.8	78		49 - 124
Methyl parathion	127	132	103		51 - 115
Azinphos-methyl	127	126	99		21 - 145
Mevinphos	127	80.8	63		15 - 143
Ethyl parathion	127	118	93		38 - 134
Phorate	127	81.1	64		45 - 115
Ronnel	127	113	89		46 - 115
Sulfotepp	127	98.4	77		41 - 123
Trichloronate	127	105	82		50 - 115
Chlorpyrifos	127	111	87		57 - 115
Coumaphos	127	135	106		42 - 129
Diazinon	127	99.3	78		49 - 122

CAS No.	Surrogate	% Rec	Lower Limit	Upper Limit	Q
115-86-6	Triphenyl phosphate	99	47	161	
24934-91-6	Chlormefos	83	42	132	

Northgate Environmental Management, Inc.

Analysis Data Sheet

Lab Name: TESTAMERICA DENVER
 Lot/SDG Number: 8304610
 Matrix: SOLID
 % Moisture: 14
 Basis: Dry
 Analysis Method: 8141A
 Unit: ug/kg
 QC Batch ID: 9188427
 MS Sample Aliquot: 29.62 g
 MS Dilution Factor: 1

Client Sample ID: SA106-0.5B MS
 MS Lab Sample ID: D9G020222-001S
 MS Lab WorkOrder: LF1T81AD
 Date/Time Collected: 06/30/09 09:10
 Date/Time Received: 07/02/09 09:00
 Date Leached:
 Date/Time Extracted: 07/07/09 20:00
 Date/Time Analyzed: 07/13/09 22:13
 Instrument ID: D2

Analyte	Spike Amount	Sample Result	C	MS Result	C	% Rec	Q	QC Limit
Azinphos-methyl	157	4.1	U	112		71		21 - 145
Chlorpyrifos	157	7.5	U	107		68		57 - 115
Coumaphos	157	3.3	U	132		84		42 - 129
Diazinon	157	8.5	U	99.4		63		49 - 122
Dichlorvos	157	8.6	U	72.4		46		25 - 147
Dimethoate	157	8.2	U	8.2	U	0.0	a	10 - 156
Disulfoton	157	9.0	U	105		67		10 - 133
Ethoprop	157	5.7	U	106		67		51 - 119
Ethyl parathion	157	6.2	U	121		77		38 - 134
Famphur	314	3.7	U	208		66		33 - 144
Fensulfothion	157	9.5	U	55.6		35	a	47 - 123
Fenthion	157	10	U	113		72		52 - 115
Malathion	157	5.4	U	97.1		62		49 - 124
Methyl parathion	157	7.4	U	139		88		51 - 115
Mevinphos	157	5.4	U	16.4		10	a	15 - 143
Phorate	157	6.6	U	81.6		52		45 - 115
Ronnel	157	18	U	113		72		46 - 115
Sulfotepp	157	7.3	U	98.4		63		41 - 123
Thionazin	157	6.5	U	103		66		50 - 124
Trichloronate	157	7.3	U	98.8		63		50 - 115

CAS No.	Surrogate	% Rec	Lower Limit	Upper Limit	Q
24934-91-6	Chlormefos	57	42	132	
115-86-6	Triphenyl phosphate	79	47	161	

Northgate Environmental Management, Inc.

Analysis Data Sheet

Lab Name: TESTAMERICA DENVER
 Lot/SDG Number: 8304610
 Matrix: SOLID
 % Moisture: 14
 Basis: Dry
 Analysis Method: 8141A
 Unit: ug/kg
 QC Batch ID: 9188427
 MSD Sample Aliquot: 29.43 g
 MSD Dilution Factor: 1

Client Sample ID: SA106-0.5B MSD
 MSD Lab Sample ID: D9G020222-001D
 MSD Lab WorkOrder: LF1T81AE
 Date/Time Collected: 06/30/09 09:10
 Date/Time Received: 07/02/09 09:00
 Date Leached:
 Date/Time Extracted: 07/07/09 20:00
 Date/Time Analyzed: 07/13/09 22:41
 Instrument ID: D2

Analyte	Spike Amount	Sample Result	C	MSD Result	C	% Rec	Q	RPD	Q	QC Limits	
										% Rec	RPD
Azinphos-methyl	158	4.1	U	67.3		43		50	p	21 - 145	43
Chlorpyrifos	158	7.5	U	86.3		55	a	21		57 - 115	37
Coumaphos	158	3.3	U	91.6		58		36	p	42 - 129	27
Diazinon	158	8.5	U	75.8		48	a	27		49 - 122	40
Dichlorvos	158	8.6	U	41.1		26		55		25 - 147	77
Dimethoate	158	8.2	U	8.2	U	0.0	a	0.0		10 - 156	98
Disulfoton	158	9.0	U	72.7		46		37		10 - 133	40
Ethoprop	158	5.7	U	81.8		52		26		51 - 119	54
Ethyl parathion	158	6.2	U	95.4		60		24		38 - 134	47
Famphur	316	3.7	U	133		42		44	p	33 - 144	31
Fensulfothion	158	9.5	U	25.1		16	a	75	p	47 - 123	49
Fenthion	158	10	U	86.5		55		26		52 - 115	43
Malathion	158	5.4	U	73.3		46	a	28		49 - 124	53
Methyl parathion	158	7.4	U	98.9		63		34		51 - 115	53
Mevinphos	158	5.4	U	6.09		3.8	a	92	p	15 - 143	78
Phorate	158	6.6	U	63.6		40	a	25		45 - 115	40
Ronnel	158	18	U	90.5		57		22		46 - 115	41
Sulfotepp	158	7.3	U	79.7		50		21		41 - 123	40
Thionazin	158	6.5	U	80.4		51		25		50 - 124	40
Trichloronate	158	7.3	U	81.7		52		19		50 - 115	43

CAS No.	Surrogate	% Rec	Lower Limit	Upper Limit	Q
24934-91-6	Chlormefos	47	42	132	
115-86-6	Triphenyl phosphate	59	47	161	

Northgate Environmental Management, Inc.

Analysis Data Sheet

Lab Name: TESTAMERICA DENVER
 Lot/SDG Number: 8304610
 Matrix: SOLID
 % Moisture: 2.9
 Basis: Dry
 Analysis Method: 8141A
 Unit: ug/kg
 QC Batch ID: 9188427
 MS Sample Aliquot: 30.11 g
 MS Dilution Factor: 1

Client Sample ID: SA82-0.5B MS
 MS Lab Sample ID: D9G020235-001S
 MS Lab WorkOrder: LF1XG1AC
 Date/Time Collected: 07/01/09 07:00
 Date/Time Received: 07/02/09 09:00
 Date Leached:
 Date/Time Extracted: 07/07/09 20:00
 Date/Time Analyzed: 07/13/09 23:35
 Instrument ID: D2

Analyte	Spike Amount	Sample Result	C	MS Result	C	% Rec	Q	QC Limit
Azinphos-methyl	137	3.6	U	78.4		57		21 - 145
Chlorpyrifos	137	6.7	U	73.6		54	a	57 - 115
Coumaphos	137	2.9	U	87.6		64		42 - 129
Diazinon	137	7.5	U	65.1		48	a	49 - 122
Dichlorvos	137	7.6	U	49.5		36		25 - 147
Dimethoate	137	7.3	U	10.5		7.7	a	10 - 156
Disulfoton	137	8.0	U	58.7		43		10 - 133
Ethoprop	137	5.1	U	69.6		51		51 - 119
Ethyl parathion	137	5.4	U	78.1		57		38 - 134
Famphur	274	3.3	U	143		52		33 - 144
Fensulfothion	137	8.4	U	59.9		44	a	47 - 123
Fenthion	137	9.0	U	74.1		54		52 - 115
Malathion	137	4.8	U	65.7		48	a	49 - 124
Methyl parathion	137	6.6	U	85.2		62		51 - 115
Mevinphos	137	4.8	U	16.6		12	a	15 - 143
Phorate	137	5.9	U	53.9		39	a	45 - 115
Ronnel	137	16	U	72.7		53		46 - 115
Sulfotepp	137	6.4	U	62.5		46		41 - 123
Thionazin	137	5.7	U	64.5		47	a	50 - 124
Trichloronate	137	6.4	U	67.6		49	a	50 - 115

CAS No.	Surrogate	% Rec	Lower Limit	Upper Limit	Q
24934-91-6	Chlormefos	42	42	132	
115-86-6	Triphenyl phosphate	59	47	161	

Northgate Environmental Management, Inc.

Analysis Data Sheet

Lab Name: TESTAMERICA DENVER
 Lot/SDG Number: 8304610
 Matrix: SOLID
 % Moisture: 2.9
 Basis: Dry
 Analysis Method: 8141A
 Unit: ug/kg
 QC Batch ID: 9188427
 MSD Sample Aliquot: 29.95 g
 MSD Dilution Factor: 1

Client Sample ID: SA82-0.5B MSD
 MSD Lab Sample ID: D9G020235-001D
 MSD Lab WorkOrder: LF1XG1AD
 Date/Time Collected: 07/01/09 07:00
 Date/Time Received: 07/02/09 09:00
 Date Leached:
 Date/Time Extracted: 07/07/09 20:00
 Date/Time Analyzed: 07/14/09 00:03
 Instrument ID: D2

Analyte	Spike Amount	Sample Result	C	MSD Result	C	% Rec	Q	RPD	Q	QC Limits	
										% Rec	RPD
Azinphos-methyl	138	3.6	U	90.1		66		14		21 - 145	43
Chlorpyrifos	138	6.7	U	82.0		60		11		57 - 115	37
Coumaphos	138	2.9	U	100		73		13		42 - 129	27
Diazinon	138	7.5	U	70.8		51		8.4		49 - 122	40
Dichlorvos	138	7.6	U	50.4		37		1.8		25 - 147	77
Dimethoate	138	7.3	U	34.8		25		107	p	10 - 156	98
Disulfoton	138	8.0	U	70.2		51		18		10 - 133	40
Ethoprop	138	5.1	U	80.2		58		14		51 - 119	54
Ethyl parathion	138	5.4	U	88.6		64		13		38 - 134	47
Famphur	275	3.3	U	169		61		16		33 - 144	31
Fensulfothion	138	8.4	U	85.1		62		35		47 - 123	49
Fenthion	138	9.0	U	81.5		59		9.5		52 - 115	43
Malathion	138	4.8	U	74.4		54		12		49 - 124	53
Methyl parathion	138	6.6	U	99.7		72		16		51 - 115	53
Mevinphos	138	4.8	U	38.1		28		79	p	15 - 143	78
Phorate	138	5.9	U	60.4		44	a	11		45 - 115	40
Ronnel	138	16	U	83.9		61		14		46 - 115	41
Sulfotepp	138	6.4	U	71.0		52		13		41 - 123	40
Thionazin	138	5.7	U	73.7		54		13		50 - 124	40
Trichloronate	138	6.4	U	77.4		56		14		50 - 115	43

CAS No.	Surrogate	% Rec	Lower Limit	Upper Limit	Q
24934-91-6	Chlormefos	42	42	132	
115-86-6	Triphenyl phosphate	71	47	161	

Method Blank Summary

Lab Name:	<u>TESTAMERICA DENVER</u>	Lab File ID:	<u>013F1301.</u>
Lot/SDG Number:	<u>8304610</u>	Lab Sample ID:	<u>D9G070000-427B</u>
Matrix:	<u>SOLID</u>	Lab Work Order:	<u>LF5T81AA</u>
Analysis Method:	<u>8141A</u>	Date/Time Extracted:	<u>07/07/09 20:00</u>
Extraction Method:	<u>A11P29H</u>	Date/Time Analyzed:	<u>07/13/09 20:52</u>
QC Batch ID:	<u>9188427</u>	Instrument ID:	<u>D2</u>

Client ID	Sample Work Order #	Lab File ID	Date Analyzed	Time Analyzed
SA106-0.5B	LF1T81AA	013F1301.	07/13/09	21:46
SA106-0.5B MS MS	LF1T81AD S	014F1401.	07/13/09	22:13
SA106-0.5B MSD MSD	LF1T81AE D	015F1501.	07/13/09	22:41
SA82-0.5B	LF1XG1AA	016F1601.	07/13/09	23:08
SA82-0.5B MS MS	LF1XG1AC S	017F1701.	07/13/09	23:35
SA82-0.5B MSD MSD	LF1XG1AD D	018F1801.	07/14/09	00:03
SA82-10B	LF1XT1AA	019F1901.	07/14/09	00:30
SA82-29B	LF1XX1AA	020F2001.	07/14/09	00:57
CHECK SAMPLE	LF5T81AC C	012F1201.	07/13/09	21:19

TestAmerica

INITIAL CALIBRATION DATA

Start Cal Date : 26-JUN-2009 18:28
 End Cal Date : 26-JUN-2009 21:13
 Quant Method : ISTD
 Target Version : 4.14
 Integrator : Falcon
 Method File : \\DensVr03\Public\chem\GCS\GC_D2.i\0626091.B\8141A-1.m
 Last Edit : 30-Jun-2009 12:45 GC_D2.i

Calibration File Names:

Level 1: \\DensVr03\Public\chem\GCS\GC_D2.i\0626091.B\009F0901.D
 Level 2: \\DensVr03\Public\chem\GCS\GC_D2.i\0626091.B\008F0801.D
 Level 3: \\DensVr03\Public\chem\GCS\GC_D2.i\0626091.B\007F0701.D
 Level 4: \\DensVr03\Public\chem\GCS\GC_D2.i\0626091.B\006F0601.D
 Level 5: \\DensVr03\Public\chem\GCS\GC_D2.i\0626091.B\005F0501.D
 Level 6: \\DensVr03\Public\chem\GCS\GC_D2.i\0626091.B\004F0401.D
 Level 7: \\DensVr03\Public\chem\GCS\GC_D2.i\0626091.B\003F0301.D

SEE CALIBRATION HISTORY

Compound	0.2000000	0.5000000	1.0000	2.0000	3.0000	4.0000	Curve	b	Coefficients	m1	m2	%RSD
	Level 1	Level 2	Level 3	Level 4	Level 5	Level 6						OR R ²
1 o,o'-TEPT	3.11591	2.63737	2.67945	2.89676	2.71623	2.90430	AVRG		2.81778			5.91149
	2.77446											
2 Dichlorvos	2.01706	1.62225	1.58545	1.76366	1.71981	1.74982	AVRG		1.74977			7.99554
	1.79032											
3 Mevinphos	1.01774	0.91295	0.90158	1.01760	0.95159	0.98250	AVRG		0.96118			4.85992
	0.94429											
5 Thionazin	2.12707	1.94606	1.94866	2.08214	1.96051	2.00095	AVRG		1.99966			3.79706
	1.93224											

TestAmerica

INITIAL CALIBRATION DATA

Start Cal Date : 26-JUN-2009 18:28
 End Cal Date : 26-JUN-2009 21:13
 Quant Method : ISTD
 Target Version : 4.14
 Integrator : Falcon
 Method file : \\Densv03\Public\chem\GCs\GC_D2.i\0626091.B\8141A-1.m
 Last Edit : 30-Jun-2009 12:45 GC_D2.i

Compound	Level							Curve	b	Coefficients			%RSD or R ²
	1	2	3	4	5	6	m1			m2			
14 Simazine	4819 190219	16248	29382	64611	115426	147784	MINR	0.03988	0.73140			0.99336	
15 Atrazine	0.70185 0.89508	0.76532	0.75073	0.84628	0.85434	0.90844	AVRG		0.81743			9.61085	
16 propazine	0.73887 0.79462	0.70136	0.69239	0.78178	0.75651	0.81417	AVRG		0.75424			6.13423	
17 Disulfoton	15404 290419	33208	61920	127893	193050	247845	MINR	-0.01928	1.20917			0.99576	
18 Diazinon	2.20234 1.92388	1.83553	1.83772	2.01856	1.98676	1.84115	AVRG		1.94942			6.88114	
19 Methyl Parathion	1.22644 1.26213	1.10389	1.13741	1.32395	1.30344	1.29686	AVRG		1.23630			6.92144	
20 Ronnel	1.42863 1.18584	1.23369	1.21320	1.29342	1.24446	1.34650	AVRG		1.27796			6.65504	

1x

1x2

TestAmerica

INITIAL CALIBRATION DATA

Start Cal Date : 26-JUN-2009 18:28
 End Cal Date : 26-JUN-2009 21:13
 Quant Method : ISTD
 Target Version : 4.14
 Integrator : Falcon
 Method File : \\Densvrr03\Public\chem\GCS\GC_D2.1\0626091.B\8141A-1.m
 Last Edit : 30-Jun-2009 12:45 GC_D2.1

Compound	Level							Curve	b	Coefficients		%RSD or R ²
	0.2000000 Level 1	0.5000000 Level 2	1.0000 Level 3	2.0000 Level 4	3.0000 Level 5	4.0000 Level 6	m1			m2		
21 Malathion	15443 283462	30581	57103	119836	186013	228260	WLNLR	-0.02066	1.14436		0.99783	
22 Fenethion	1.46442 1.18151	1.18458	1.16481	1.29096	1.25584	1.25506	AVRG		1.25674		8.19381	
23 Parathion	1.42438 1.31279	1.25387	1.23322	1.38998	1.36308	1.38514	AVRG		1.33749		5.43501	
24 Chlorpyrifos	1.85614 1.56216	1.56747	1.47379	1.62915	1.61527	1.62330	AVRG		1.61818		7.28314	
25 Trichloronate	1.44751 1.43428	1.42551	1.34762	1.48171	1.46256	1.52450	AVRG		1.44624		3.78186	
26 Anilazine	1493 +++++	2095	5311	12790	19893	29375	QUAD	0.02107	9.16488	-8.66056	0.99476	
27 Merphos-A (Merphos)	1.24844 1.18648	1.15527	1.15966	1.23989	1.21263	1.24409	AVRG		1.20664		3.30523	

✓

TestAmerica

INITIAL CALIBRATION DATA

Start Cal Date : 26-JUN-2009 18:28
 End Cal Date : 26-JUN-2009 21:13
 Quant Method : ISTD
 Target Version : 4.14
 Integrator : Falcon
 Method file : \\DensVr03\Public\chem\GCS\GC_D2.i\0626091.B\8141A-1.m
 Last Edit : 30-Jun-2009 12:45 GC_D2.i

Compound	0.2000000	0.5000000	1.0000	2.0000	3.0000	4.0000	Curve	b	Coefficients		%RSD
	Level 1	Level 2	Level 3	Level 4	Level 5	Level 6			m1	m2	OR^2
28 Tetrachlorvirphos (Stirophos)	0.76814 0.82648	0.74606	0.73464	0.83451	0.85233	0.85150	AVRG		0.80195		6.32809
29 Tokuthion	1.50295 1.37817	1.28283	1.29501	1.44234	1.39452	1.40891	AVRG		1.38639		5.62055
30 Merphos-B (Merphos Oxone)	3884 79809	7933	11676	34113	50056	65974	WLNLR	0.01044	0.32634		0.98820
31 Carbophenothion-methyl	14924 26724	30542	55023	105577	167145	206137	WLNLR	-0.03349	1.03813		0.99979
32 Fensulfochion	8319 295978	23000	51304	104440	185778	229856	WLNLR	0.04728	1.18751		0.99821
33 Bolstar / Famphur	1.54988 1.23307	1.27794	1.32328	1.33835	1.27633	1.28540	AVRG		1.32632		7.86825
34 Carbophenochion	1.57916 1.25966	1.19992	1.27687	1.32336	1.26122	1.41398	AVRG		1.33059		9.63398

NTC
See Merphos

X

TestAmerica

INITIAL CALIBRATION DATA

Start Cal Date : 26-JUN-2009 18:28
 End Cal Date : 26-JUN-2009 21:13
 Quant Method : ISTD
 Target Version : 4.14
 Integrator : Falcon
 Method file : \\DensVr03\Public\chem\GCS\GC_D2.1\0626091.B\8141A-1.m
 Last Edit : 30-Jun-2009 12:45 GC_D2.1

Compound	Level							Curve	b	Coefficients		RSD or R ²
	1	2	3	4	5	6	m1			m2		
36 Phosmet	1.22087	1.01385	1.11032	1.20586	1.12340	1.16129	AVRG		1.13890		6.04111	
37 EPN	9525	23196	48705	111165	171283	220388	WLNLR	0.02456	1.11450		0.99317	
38 Azinphos-methyl	1.19565	1.13516	1.16767	1.28235	1.23551	1.26700	AVRG		1.21360		4.33999	
40 Azinphos-ethyl	23154	43578	74071	134607	209971	253982	WLNLR	-0.07409	1.26388		0.99928	
41 Coumaphos	1.00140	0.89806	0.92250	1.01947	1.01017	1.01013	AVRG		0.97884		4.92558	
S 42 Merphos	1.61523	1.45962	1.38820	1.59026	1.52873	1.58626	AVRG		1.52393		5.34513	
M 43 Total Demeton	1.94415	1.66775	1.60440	1.71838	1.66174	1.66727	AVRG		1.70696		6.44185	

1/2
1/2
1/2

TestAmerica

INITIAL CALIBRATION DATA

Start Cal Date : 26-JUN-2009 18:28
 End Cal Date : 26-JUN-2009 21:13
 Quant Method : ISTD
 Target Version : 4.14
 Integrator : FALCON
 Method file : \\DensVr03\Public\chem\GCS\GC_D2.i\0626091.B\8141A-1.m
 Last Edit : 30-Jun-2009 12:45 GC_D2.i

Compound	0.200000 Level 1	0.500000 Level 2	1.0000 Level 3	2.0000 Level 4	3.0000 Level 5	4.0000 Level 6	Curve	b	Coefficients		\$RSD OR R ²
									m1	m2	
\$ 4 Chloroefos	2.28223	2.03679	2.00000	2.26084	2.35620	2.24671	AVRG		2.19114		6.04132
\$ 35 Triphenyl phosphate	1.09980	0.99217	0.96977	1.05450	0.99627	1.00900	AVRG		1.01117		4.94580
	0.95665										

TestAmerica

INITIAL CALIBRATION DATA

Start Cal Date : 26-JUN-2009 18:28
 End Cal Date : 26-JUN-2009 21:13
 Quant Method : ISTD
 Target Version : 4.14
 Integrator : FALCON
 Method file : \\DensVr03\Public\chem\GCS\GC_D2.i\0626091.B\8141A-1.m
 Last Edit : 30-Jun-2009 12:45 GC_D2.i

Curve	Formula	Units
Averaged	Amt = Rsp/ml	Response
Wt Linear	Amt = b + Rsp/ml	Response
Quad	Amt = b + m1*Rsp + m2*Rsp^2	Response

Calibration History

Method : \\DenSvr03\Public\chem\GCS\GC_D2.i\0626091.B\8141A-1.m
Start Cal Date: 26-JUN-2009 18:28
End Cal Date : 26-JUN-2009 21:13
Last Cal Level: 1
Last Cal Type : Continuing Calibration

Initial Calibration

Injection Date	Sublist	Calibration File
Cal Level: 1 , Cal Amount: 0.20000		
26-JUN-2009 21:13	8141A	\\DenSvr03\Public\chem\GCS\GC_D2.i\0626091.B\009F0901.D
Cal Level: 2 , Cal Amount: 0.50000		
26-JUN-2009 20:45	8141A	\\DenSvr03\Public\chem\GCS\GC_D2.i\0626091.B\008F0801.D
Cal Level: 3 , Cal Amount: 1.00000		
26-JUN-2009 20:18	8141A	\\DenSvr03\Public\chem\GCS\GC_D2.i\0626091.B\007F0701.D
Cal Level: 4 , Cal Amount: 2.00000		
26-JUN-2009 19:50	8141A	\\DenSvr03\Public\chem\GCS\GC_D2.i\0626091.B\006F0601.D
Cal Level: 5 , Cal Amount: 3.00000		
26-JUN-2009 19:23	8141A	\\DenSvr03\Public\chem\GCS\GC_D2.i\0626091.B\005F0501.D
Cal Level: 6 , Cal Amount: 4.00000		
26-JUN-2009 18:55	8141A	\\DenSvr03\Public\chem\GCS\GC_D2.i\0626091.B\004F0401.D
Cal Level: 7 , Cal Amount: 5.00000		
26-JUN-2009 18:28	8141A	\\DenSvr03\Public\chem\GCS\GC_D2.i\0626091.B\003F0301.D

Continuing Calibration

Ccal Level Mode: GLOBAL LEVEL 4

26-JUN-2009 21:40	8141A
\\DenSvr03\Public\chem\GCS\GC_D2.i\0626091.B\010F1001.D	
26-JUN-2009 19:50	8141A
\\DenSvr03\Public\chem\GCS\GC_D2.i\0626091.B\006F0601.D	
26-JUN-2009 19:23	8141A
\\DenSvr03\Public\chem\GCS\GC_D2.i\0626091.B\005F0501.D	

TestAmerica

INITIAL CALIBRATION DATA

Start Cal Date : 26-JUN-2009 18:28
 End Cal Date : 26-JUN-2009 21:13
 Quant Method : ISTD
 Target Version : 4.14
 Integrator : Falcon
 Method file : \\Densv03\Public\chem\GCS\GC_D2.i\0626092.B\8141A-2.m
 Last Edit : 30-Jun-2009 12:58 GC_D2.i

Calibration File Names:

Level 1: \\Densv03\Public\chem\GCS\GC_D2.i\0626092.B\009F0901.D
 Level 2: \\Densv03\Public\chem\GCS\GC_D2.i\0626092.B\008F0801.D
 Level 3: \\Densv03\Public\chem\GCS\GC_D2.i\0626092.B\007F0701.D
 Level 4: \\Densv03\Public\chem\GCS\GC_D2.i\0626092.B\006F0601.D
 Level 5: \\Densv03\Public\chem\GCS\GC_D2.i\0626092.B\005F0501.D
 Level 6: \\Densv03\Public\chem\GCS\GC_D2.i\0626092.B\004F0401.D
 Level 7: \\Densv03\Public\chem\GCS\GC_D2.i\0626092.B\003F0301.D

SEE CALIBRATION HISTORY

Compound	0.2000000	0.5000000	1.0000	2.0000	3.0000	4.0000	Curve	b	Coefficients	m1	m2	%RSD
1 0,0,0-TEPT	2.92648	2.44243	2.35582	2.65851	2.57132	2.61478	AVRG		2.58691			7.02274
2 Dichlorvos	1.96421	1.82228	1.84036	2.17503	2.12732	2.04712	AVRG		2.01995			7.32345
4 Mevinphos	1.44354	1.24995	1.21811	1.44363	1.32123	1.40873	AVRG		1.36067			7.12634
5 Demeton-O	1.19821	1.29971	1.18493	1.34261	1.38930	1.37760	AVRG		1.29658			6.26552

TestAmerica

INITIAL CALIBRATION DATA

Start Cal Date : 26-JUN-2009 18:28
 End Cal Date : 26-JUN-2009 21:13
 Quant Method : ISTD
 Target Version : 4.14
 Integrator : FALCON
 Method file : \\Densvrr03\Public\chem\GCS\GC_D2.i\0626092.B\8141A-2.m
 Last Edit : 30-Jun-2009 12:58 GC_D2.i

Compound	Level							Curve	b	Coefficients		%RSD or R ²
	1	2	3	4	5	6	m1			m2		
6 Thiomazin	2.15838 2.03673	1.84195	1.93751	1.98059	2.08762	2.20076	AVRG			2.03479		6.19054
7 Ethoprop	1.70034 1.46268	1.41105	1.44674	1.51565	1.56615	1.54046	AVRG			1.52044		6.33190
8 Phorate	1.89356 1.74661	1.60276	1.58391	1.69691	1.82591	1.99241	AVRG			1.76315		8.53946
9 Naled	94.00000 78857	1666	10859	28010	46004	58330	WLNLR	0.13436		0.49080		0.99248
10 Sulfoctep	2.79835 2.57687	2.53605	2.59328	2.75080	2.67397	2.68532	AVRG			2.65923		3.59851
12 Simazine	0.36415 0.41001	0.34683	0.35351	0.38559	0.39087	0.41510	AVRG			0.38086		7.05346
13 Diazinon	12067 228810	15923	49407	98649	155648	181790	WLNLR	0.01456		1.44446		0.99190

X

X

TestAmerica

INITIAL CALIBRATION DATA

Start Cal Date : 26-JUN-2009 18:28
 End Cal Date : 26-JUN-2009 21:13
 Quant Method : ISTD
 Target Version : 4.14
 Integrator : Falcom
 Method File : \\Densvyr03\Public\chem\GCS\GC_D2.1\0626092.B\8141A-2.m
 Last Edit : 30-Jun-2009 12:58 GC_D2.1

Compound	0.2000000 Level 1	0.5000000 Level 2	1.0000 Level 3	2.0000 Level 4	3.0000 Level 5	4.0000 Level 6	Curve	b	Coefficients		%RSD or R ²
									m1	m2	
14 Atrazine	5427 128612	1231	21316	49086	85997	98759	LINR	0.11621	0.83396		0.99221
15 Propazine	4880 110050	8102	20907	43235	72628	85745	WLINR	0.02910	0.68050		0.99492
16 Disulfoton	1.39584 1.37843	1.32983	1.36835	1.41433	1.46581	1.46415	AVRG		1.40239		3.56764
17 Demeton-S	667 175573	15766	33785	70921	121463	157195	WLINR	0.05954	1.76807		0.99272
18 Dimethoate	1.93513 1.92489	1.88284	1.72920	1.81890	1.98388	1.88204	AVRG		1.87955		4.46888
19 Ronnel	1.49381 1.27410	1.09752	1.14631	1.23377	1.29336	1.31702	AVRG		1.26513		10.15653
20 Merphos-A (Merphos)	0.73714 0.62474	0.72841	0.76463	0.71117	0.75339	0.75359	AVRG		0.72472		6.56840

TestAmerica

INITIAL CALIBRATION DATA

Start Cal Date : 26-JUN-2009 18:28
 End Cal Date : 26-JUN-2009 21:13
 Quant Method : ISTD
 Target Version : 4.14
 Integrator : Falcon
 Method File : \\Densvrr03\Public\chem\GCS\GC_D2.1\0626092.B\8141A-2.m
 Last Edit : 30-Jun-2009 12:58 GC_D2.1

Compound	0.2000000 Level 1	0.5000000 Level 2	1.0000 Level 3	2.0000 Level 4	3.0000 Level 5	4.0000 Level 6	Curve	b	Coefficients m1	m2	%RSD or R ²
21 Chlorpyrifos	1.28253 1.37311	1.15885	1.24944	1.20702	1.32365	1.38773	AVRG		1.28319		6.60140
22 Fenitron	1.20874 1.18668	1.15890	1.17283	1.16181	1.25398	1.18816	AVRG		1.19016		2.76871
23 Trichloronate	6944 296442	26053	49357	106326	170976	208762	WLINR	0.05263	1.73863		0.99738
24 Anilazine	1634 19108	2256	3581	6899	11039	13112	LINR	-0.00058	0.10979		0.99085
25 Methyl Parathion	1.21391 1.41908	1.12059	1.22102	1.33829	1.35198	1.32937	AVRG		1.28489		8.00353
26 Malathion	1.23986 1.27856	1.19694	1.15056	1.17724	1.17540	1.20726	AVRG		1.20369		3.60449
27 Tokuthion	1.50291 1.40826	1.31056	1.35261	1.35076	1.45106	1.48916	AVRG		1.40933		5.28420

TestAmerica

INITIAL CALIBRATION DATA

Start Cal Date : 26-JUN-2009 18:28
 End Cal Date : 26-JUN-2009 21:13
 Quant Method : ISTD
 Target Version : 4.14
 Integrator : Falcon
 Method file : \\Densvrr03\Public\chem\GCS\GC_D2.1\0626092.B\8141A-2.m
 Last Edit : 30-Jun-2009 12:58 GC_D2.1

Compound	Concentration Levels							Curve	b	Coefficients		%RSD or R ²
	Level 1	Level 2	Level 3	Level 4	Level 5	Level 6	m1			m2		
28 Parathion	1.27111	1.15628	1.24872	1.23420	1.30817	1.35972	AVRG		1.26610		5.02432	
29 Merphos-B (Merphos Oxone)	3793	6271	15065	23458	40683	62127	WLNRR	-0.05169	0.21659		0.96366	
30 Tetrachlorvinphos (stirophos)	0.86036	0.73114	0.73243	0.80291	0.86664	0.87311	AVRG		0.81902		7.82425	
31 Carbophenothion methyl	1.16513	1.02032	1.04699	1.17159	1.27808	1.26831	AVRG		1.17392		9.08251	
32 Bolstar	1.33280	1.22387	1.19075	1.20601	1.27262	1.22830	AVRG		1.23655		4.05030	
33 Carbophenothion	1.18442	1.13595	1.15332	1.18001	1.34689	1.22912	AVRG		1.21593		6.21486	
35 Fensulfochion	0.88345	0.80409	0.88036	0.97346	0.94597	1.00424	AVRG		0.91615		7.30438	

NTC,
 SEE MERPHOS

TestAmerica

INITIAL CALIBRATION DATA

Start Cal Date : 26-JUN-2009 18:28
 End Cal Date : 26-JUN-2009 21:13
 Quant Method : ISTD
 Target Version : 4.14
 Integrator : Falcon
 Method file : \\DensVr03\Public\chem\GCS\GC_D2.i\0626092.B\8141A-2.m
 Last Edit : 30-Jun-2009 12:58 GC_D2.i

Compound	0.2000000	0.5000000	1.0000	2.0000	3.0000	4.0000	Curve	b	Coefficients		%RSD
	Level 1	Level 2	Level 3	Level 4	Level 5	Level 6			m1	m2	or R ²
	5.0000										
	Level 7										
37 Phosmet / EPN	19707	35826	68186	146012	207459	263604	WLNR	-0.04262	1.00518		0.99785
	330448										
38 Famphur	1.45536	1.20800	1.18770	1.39816	1.20947	1.39569	AVRG		1.31178		8.35158
	1.32805										
39 Azinphos-methyl	1.25589	1.08970	1.07858	1.30240	1.20427	1.27709	AVRG		1.19999		7.33978
	1.19199										
40 Azinphos-ethyl	1.14013	1.11628	1.12015	1.18786	1.16269	1.14594	AVRG		1.14286		2.23350
	1.12699										
41 Coumaphos	0.78930	0.81655	0.85887	0.90448	0.89897	0.94628	AVRG		0.87871		6.77030
	0.93653										
S 42 Merphos	1.56460	1.43887	1.64263	1.66880	1.73437	1.91569	AVRG		1.66682		8.85773
	1.70275										
M 43 Total Demeton	3533	23328	47171	100663	168375	213468	WLNR	0.06780	1.63923		0.99469
	244812										

4x

1x

TestAmerica

INITIAL CALIBRATION DATA

Start Cal Date : 26-JUN-2009 18:28
 End Cal Date : 26-JUN-2009 21:13
 Quant Method : ISTD
 Target Version : 4.14
 Integrator : FALCON
 Method file : \\DensVr03\Public\chem\GCS\GC_D2.1\0626092.B\8141A-2.m
 Last Edit : 30-Jun-2009 12:58 GC_D2.1

Compound	0.2000000	0.5000000	1.0000	2.0000	3.0000	4.0000	Curve	b	Coefficients	m1	m2	%RSD or R ²
	Level 1	Level 2	Level 3	Level 4	Level 5	Level 6						
	5.0000											
	Level 7											
\$ 3 Chloroefos	2.19506	1.83698	1.78322	2.03418	2.29040	2.05386	AVRG			2.03341		8.83890
	2.04016											
\$ 34 Triphenyl phosphate	1.10969	0.86972	0.91132	1.07710	1.01080	0.99885	AVRG			0.99779		8.47904
	1.00703											

TestAmerica

INITIAL CALIBRATION DATA

Start Cal Date : 26-JUN-2009 18:28
 End Cal Date : 26-JUN-2009 21:13
 Quant Method : ISTD
 Target Version : 4.14
 Integrator : Falcom
 Method file : \\Densvrr03\Public\chem\GCS\GC_D2.i\0626092.B\8141A-2.m
 Last Edit : 30-Jun-2009 12:58 GC_D2.i

Curve	Formula	Units
Averaged	Amt = Rsp/ml	Response
Linear	Amt = b + Rsp/ml	Response
Wt Linear	Amt = b + Rsp/ml	Response

Calibration History

Method : \\DenSvr03\Public\chem\GCS\GC_D2.i\0626092.B\8141A-2.m
 Start Cal Date: 26-JUN-2009 18:28
 End Cal Date : 26-JUN-2009 21:13
 Last Cal Level: 1
 Last Cal Type : Continuing Calibration

Initial Calibration

Injection Date	Sublist	Calibration File
Cal Level: 1 , Cal Amount: 0.20000		
26-JUN-2009 21:13	8141A	\\DenSvr03\Public\chem\GCS\GC_D2.i\0626092.B\009F0901.D
Cal Level: 2 , Cal Amount: 0.50000		
26-JUN-2009 20:45	8141A	\\DenSvr03\Public\chem\GCS\GC_D2.i\0626092.B\008F0801.D
Cal Level: 3 , Cal Amount: 1.00000		
26-JUN-2009 20:18	8141A	\\DenSvr03\Public\chem\GCS\GC_D2.i\0626092.B\007F0701.D
Cal Level: 4 , Cal Amount: 2.00000		
26-JUN-2009 19:50	8141A	\\DenSvr03\Public\chem\GCS\GC_D2.i\0626092.B\006F0601.D
Cal Level: 5 , Cal Amount: 3.00000		
26-JUN-2009 19:23	8141A	\\DenSvr03\Public\chem\GCS\GC_D2.i\0626092.B\005F0501.D
Cal Level: 6 , Cal Amount: 4.00000		
26-JUN-2009 18:55	8141A	\\DenSvr03\Public\chem\GCS\GC_D2.i\0626092.B\004F0401.D
Cal Level: 7 , Cal Amount: 5.00000		
26-JUN-2009 18:28	8141A	\\DenSvr03\Public\chem\GCS\GC_D2.i\0626092.B\003F0301.D

Continuing Calibration

Ccal Level Mode: GLOBAL LEVEL 4

26-JUN-2009 21:40	8141A	\\DenSvr03\Public\chem\GCS\GC_D2.i\0626092.B\010F1001.D
26-JUN-2009 19:50	8141A	\\DenSvr03\Public\chem\GCS\GC_D2.i\0626092.B\006F0601.D
26-JUN-2009 19:23	8141A	\\DenSvr03\Public\chem\GCS\GC_D2.i\0626092.B\005F0501.D

CONTINUING CALIBRATION COMPOUNDS
 PERCENT DRIFT REPORT

Instrument ID: GC_D2.i
 Lab File ID: 010F1001.D
 Analysis Type: NONE

Injection Date: 26-JUN-2009 21:40
 Lab Sample ID: OPP SS GSV0633
 Method File: \\DenSvr03\Public\chem\GCS\GC_D2

COMPOUND	EXPECTED CONC.	MEASURED CONC.	%D	MAX %D
1 o,o,o-TEPT	2.0000	2.0577	2.9	15.0
2 Dichlorvos	2.0000	1.9061	4.7	15.0
3 Mevinphos	2.0000	1.6977	15.1	15.0
4 Chlormefos	2.0000	1.7808	11.0	15.0
5 Thionazin	2.0000	1.9740	1.3	15.0
6 Demeton-O	0.6500	1.8707	187.8	15.0
7 Ethoprop	2.0000	2.0536	2.7	15.0
8 Naled	2.0000	1.1983	40.1	15.0
9 Sulfotepp	2.0000	1.7932	10.3	15.0
10 Phorate	2.0000	2.0180	0.9	15.0
11 Dimethoate	2.0000	2.0859	4.3	15.0
12 Demeton-S	1.3600	0.2313	83.0	15.0
13 Simazine	2.0000	2.6218	31.1	15.0
14 Atrazine	2.0000	1.9566	2.2	15.0
15 propazine	2.0000	1.9127	4.4	15.0
17 Disulfoton	2.0000	1.5890	20.6	15.0
16 Diazinon	2.0000	2.1583	7.9	15.0
18 Methyl Parathion	2.0000	2.0404	2.0	15.0
19 Ronnel	2.0000	2.1513	7.6	15.0
20 Malathion	2.0000	1.6248	18.8	15.0
21 Fenthion	2.0000	1.8840	5.8	15.0
22 Parathion	2.0000	1.9436	2.8	15.0
23 Chlorpyrifos	2.0000	1.9720	1.4	15.0
24 Trichloronate	2.0000	1.8619	6.9	15.0
25 Anilazine	2.0000	1.0151	49.2	15.0
148 Merphos-A (Merphos)	2.0000	0.4078	79.6	999.0
26 Tetrachlorvinphos (Stirophos)	2.0000	2.0880	4.4	15.0
28 Tokuthion	2.0000	2.0254	1.3	15.0
149 Merphos-B (Merphos Oxone)	2.0000	6.6232	231.2	999.0
29 Carbophenothion-methyl	2.0000	1.3536	32.3	15.0
29 Fensulfothion	2.0000	1.9235	3.8	15.0
30 Bolstar / Famphur	4.0000	4.0636	1.6	15.0
32 Carbophenothion	2.0000	1.8639	6.8	15.0
31 Triphenyl phosphate	2.0000	1.7170	14.2	15.0
34 Phosmet	2.0000	1.6471	17.6	15.0
32 EPN	2.0000	1.7931	10.3	15.0
33 Azinphos-methyl	2.0000	1.9226	3.9	15.0
35 Azinphos-ethyl	2.0000	1.8331	8.3	15.0
36 Coumaphos	2.0000	2.0063	0.3	15.0

ok
ok, see total demeton
ok, see total demeton

CONTINUING CALIBRATION COMPOUNDS
PERCENT DRIFT REPORT

Instrument ID: GC_D2.i
Lab File ID: 010F1001.D
Analysis Type: NONE

Injection Date: 26-JUN-2009 21:40
Lab Sample ID: OPP SS GSV0633
Method File: \\DenSvr03\Public\chem\GCS\GC_D2.

COMPOUND	EXPECTED CONC.	MEASURED CONC.	%D	MAX %D
27 Merphos	2.0000	1.7215	13.9	15.0
40 Total Demeton	2.0000	2.1021	5.1	15.0

Average %D = 23.4

CONTINUING CALIBRATION COMPOUNDS
 PERCENT DRIFT REPORT

Instrument ID: GC_D2.i
 Lab File ID: 010F1001.D
 Analysis Type: NONE

Injection Date: 26-JUN-2009 21:40
 Lab Sample ID: OPP SS GSV0633
 Method File: \\DenSvr03\Public\chem\GCS\GC_D2.

COMPOUND	EXPECTED CONC.	MEASURED CONC.	%D	MAX %D
1 o,o,o-TEPT	2.0000	2.0069	0.3	15.0
2 Dichlorvos	2.0000	1.7707	11.5	15.0
3 Chlormefos	2.0000	1.6957	15.2	15.0
4 Mevinphos	2.0000	1.8364	8.2	15.0
5 Demeton-O	0.6500	2.0472	215.0	15.0
6 Thionazin	2.0000	1.8758	6.2	15.0
7 Ethoprop	2.0000	1.8962	5.2	15.0
8 Phorate	2.0000	1.9509	2.5	15.0
10 Naled	2.0000	1.0486	47.6	15.0
146 Sulfotepp	2.0000	1.7143	14.3	15.0
10 Simazine	2.0000	3.6013	80.1	15.0
12 Diazinon	2.0000	2.0803	4.0	15.0
150 Atrazine	2.0000	1.9693	1.5	15.0
13 Propazine	2.0000	1.8742	6.3	15.0
14 Disulfoton	2.0000	1.6970	15.1	15.0
15 Demeton-S	1.3600	0.2011	85.2	15.0
16 Dimethoate	2.0000	1.8701	6.5	15.0
17 Ronnel	2.0000	2.0112	0.6	15.0
148 Merphos-A (Merphos)	2.0000	0.5348	73.3	999.0
18 Chlorpyrifos	2.0000	2.1084	5.4	15.0
19 Fenthion	2.0000	2.0634	3.2	15.0
20 Trichloronate	2.0000	1.8617	6.9	15.0
21 Anilazine	2.0000	1.2425	37.9	15.0
23 Methyl Parathion	2.0000	2.0228	1.1	15.0
24 Malathion	2.0000	1.5362	23.2	15.0
25 Tokuthion	2.0000	1.8925	5.4	15.0
26 Parathion	2.0000	2.1337	6.7	15.0
149 Merphos-B (Merphos Oxone)	2.0000	5.0080	150.4	999.0
27 Tetrachlorvinphos (stirophos)	2.0000	2.0814	4.1	15.0
28 Carbophenothion methyl	2.0000	1.2466	37.7	15.0
28 Bolstar	2.0000	2.0778	3.9	15.0
30 Carbophenothion	2.0000	1.7496	12.5	15.0
29 Triphenyl phosphate	2.0000	1.7275	13.6	15.0
30 Fensulfothion	2.0000	2.0824	4.1	15.0
35 Phosmet / EPN	4.0000	3.4695	13.3	15.0
33 Famphur	2.0000	1.7579	12.1	15.0
34 Azinphos-methyl	2.0000	1.8108	9.5	15.0
35 Azinphos-ethyl	2.0000	1.7982	10.1	15.0
36 Coumaphos	2.0000	1.9588	2.1	15.0

OK
OK, see total demeton
OK
OK, see total demeton

Data File: \\DenSvr03\Public\chem\GCS\GC_D2.i\0626092.B\010F1001.D
Report Date: 06/30/2009

CONTINUING CALIBRATION COMPOUNDS
PERCENT DRIFT REPORT

Instrument ID: GC_D2.i
Lab File ID: 010F1001.D
Analysis Type: NONE

Injection Date: 26-JUN-2009 21:40
Lab Sample ID: OPP SS GSV0633
Method File: \\DenSvr03\Public\chem\GCS\GC_D2.

COMPOUND	EXPECTED CONC.	MEASURED CONC.	%D	MAX %D
22 Merphos	2.0000	1.6146	19.3	15.0
40 Total Demeton	2.0000	2.2483	12.4	15.0

Average %D = 24.2

CONTINUING CALIBRATION COMPOUNDS
 PERCENT DRIFT REPORT

Instrument ID: GC D2.i
 Job File ID: 010F1001.D
 Analysis Type: NONE

Injection Date: 13-JUL-2009 20:24
 Lab Sample ID: OPP CCV GSV0827
 Method File: \\DenSvr03\Public\chem\GCS\GC_D2.i\07

COMPOUND	EXPECTED CONC.	MEASURED CONC.	%D	MAX %D
1 o,o,c-TEPT	2.5000	2.1196	15.2	15.0 <-
2 Dichlorvos	2.5000	2.1005	16.0	15.0 <-
3 Mevinphos	2.5000	2.5551	2.2	15.0
4 Chlormefos	2.5000	2.4021	3.9	15.0
5 Thionazin	2.5000	2.3356	6.6	15.0
6 Demeton-O	0.8125	0.7011	13.7	15.0
7 Ethoprop	2.5000	2.3134	7.5	15.0
8 Naled	2.5000	3.5810	43.2	15.0 <-
9 Sulfotepp	2.5000	2.4307	2.8	15.0
10 Phorate	2.5000	2.3319	6.7	15.0
11 Dimethoate	2.5000	2.5150	0.6	15.0
12 Demeton-S	1.7000	1.6459	3.2	15.0
13 Simazine	2.5000	2.1125	15.5	15.0 <-
14 Atrazine	2.5000	2.2786	8.9	15.0
15 propazine	2.5000	2.2181	11.3	15.0
17 Disulfoton	2.5000	2.5010	0.0	15.0
16 Diazinon	2.5000	2.1942	12.2	15.0
18 Methyl Parathion	2.5000	2.6974	7.9	15.0
19 Ronnel	2.5000	2.1761	13.0	15.0
20 Malathion	2.5000	2.3988	4.0	15.0
21 Fenthion	2.5000	2.3975	4.1	15.0
22 Parathion	2.5000	2.5190	0.8	15.0
23 Chlorpyrifos	2.5000	2.2368	10.5	15.0
24 Trichloronate	2.5000	2.3064	7.7	15.0
25 Anilazine	2.5000	2.6602	6.4	15.0
148 Merphos-A (Merphos)	2.5000	2.1335	14.7	999.0
26 Tetrachlorvinphos (Stirophos)	2.5000	2.5724	2.9	15.0
28 Tokuthion	2.5000	2.2457	10.2	15.0
149 Merphos-B (Merphos Oxone)	2.5000	2.7119	8.5	999.0
29 Carbophenothion-methyl	2.5000	2.4374	2.5	15.0
29 Fensulfothion	2.5000	2.4911	0.4	15.0
30 Bolstar / Famphur	5.0000	4.5534	8.9	15.0
32 Carbophenothion	2.5000	2.1561	13.8	15.0
31 Triphenyl phosphate	2.5000	2.3006	8.0	15.0
34 Phosmet	2.5000	2.4661	1.4	15.0
32 EPN	2.5000	2.6567	6.3	15.0
33 Azinphos-methyl	2.5000	2.6326	5.3	15.0
35 Azinphos-ethyl	2.5000	2.4080	3.7	15.0
36 Coumaphos	2.5000	2.5734	2.9	15.0

Data File: \\DenSvr03\Public\chem\GCS\GC_D2.i\0713091.B\010F1001.D
Report Date: 07/14/2009

CONTINUING CALIBRATION COMPOUNDS
PERCENT DRIFT REPORT

Instrument ID: GC D2.i
Lab File ID: 010F1001.D
Analysis Type: NONE

Injection Date: 13-JUL-2009 20:24
Lab Sample ID: OPP CCV GSV0827
Method File: \\DenSvr03\Public\chem\GCS\GC_D2.i\07

COMPOUND	EXPECTED CONC.	MEASURED CONC.	%D	MAX %D
27 Merphos	2.5000	2.2655	9.4	15.0
40 Total Demeton	2.5000	2.3470	6.1	15.0

Average %D = 8.02

CONTINUING CALIBRATION COMPOUNDS
 PERCENT DRIFT REPORT

Instrument ID: GC D2.i
 Lab File ID: 010FT001.D
 Analysis Type: NONE

Injection Date: 13-JUL-2009 20:24
 Lab Sample ID: OPP CCV GSV0827
 Method File: \\DenSvr03\Public\chem\GCS\GC_D2.i\07

COMPOUND	EXPECTED CONC.	MEASURED CONC.	%D	MAX %D
1 o,o,o-TEPT	2.5000	2.1611	13.6	15.0
2 Dichlorvos	2.5000	2.2247	11.0	15.0
3 Chlormefos	2.5000	2.1199	15.2	15.0<-
4 Mevinphos	2.5000	2.5108	0.4	15.0
5 Demeton-O	0.8125	0.7519	7.5	15.0
6 Thionazin	2.5000	2.1134	15.5	15.0<-
7 Ethoprop	2.5000	2.2141	11.4	15.0
8 Phorate	2.5000	2.3419	6.3	15.0
10 Naled	2.5000	3.3137	32.5	15.0<-
146 Sulfotepp	2.5000	2.3038	7.8	15.0
10 Simazine	2.5000	1.9770	20.9	15.0<-
12 Diazinon	2.5000	2.3082	7.7	15.0
150 Atrazine	2.5000	2.0621	17.5	15.0<-
13 Propazine	2.5000	1.9225	23.1	15.0<-
14 Disulfoton	2.5000	2.3358	6.6	15.0
15 Demeton-S	1.7000	1.5706	7.6	15.0
16 Dimethoate	2.5000	2.3018	7.9	15.0
17 Ronnel	2.5000	2.2255	11.0	15.0
148 Merphos-A (Merphos)	2.5000	2.3503	6.0	999.0
18 Chlorpyrifos	2.5000	2.3272	6.9	15.0
19 Fenthion	2.5000	2.4350	2.6	15.0
20 Trichloronate	2.5000	2.1545	13.8	15.0
21 Anilazine	2.5000	2.1188	15.2	15.0<-
23 Methyl Parathion	2.5000	2.5961	3.8	15.0
24 Malathion	2.5000	2.1505	14.0	15.0
25 Tokuthion	2.5000	2.1157	15.4	15.0<-
26 Parathion	2.5000	2.6148	4.6	15.0
149 Merphos-B (Merphos Oxone)	2.5000	2.8112	12.4	999.0
27 Tetrachlorvinphos (stirophos)	2.5000	2.4481	2.1	15.0
28 Carbophenothion methyl	2.5000	2.1715	13.1	15.0
28 Bolstar	2.5000	2.2071	11.7	15.0
30 Carbophenothion	2.5000	2.2871	8.5	15.0
29 Triphenyl phosphate	2.5000	2.5597	2.4	15.0
30 Fensulfothion	2.5000	2.6588	6.4	15.0
35 Phosmet / EPN	5.0000	5.3413	6.8	15.0
33 Famphur	2.5000	2.5871	3.5	15.0
34 Azinphos-methyl	2.5000	2.3745	5.0	15.0
35 Azinphos-ethyl	2.5000	2.4327	2.7	15.0
36 Coumaphos	2.5000	2.5698	2.8	15.0

Data File: \\DenSvr03\Public\chem\GCS\GC_D2.i\0713092.B\010F1001.D
Report Date: 07/14/2009

CONTINUING CALIBRATION COMPOUNDS
PERCENT DRIFT REPORT

Instrument ID: GC D2.i
Lab File ID: 010F1001.D
Analysis Type: NONE

Injection Date: 13-JUL-2009 20:24
Lab Sample ID: OPP CCV GSV0827
Method File: \\DenSvr03\Public\chem\GCS\GC_D2.i\07

COMPOUND	EXPECTED CONC.	MEASURED CONC.	%D	MAX %D
22 Merphos	2.5000	2.1896	12.4	15.0
40 Total Demeton	2.5000	2.3224	7.1	15.0

Average %D = 9.83

Data File: \\DenSvr03\Public\chem\GCS\GC_D2.i\0713091.B\021F2101.D
 Report Date: 07/14/2009

CONTINUING CALIBRATION COMPOUNDS
 PERCENT DRIFT REPORT

Instrument ID: GC D2.i
 File ID: 021F2101.D
 Analysis Type: NONE

Injection Date: 14-JUL-2009 01:24
 Lab Sample ID: OPP CCV GSV0827
 Method File: \\DenSvr03\Public\chem\GCS\GC_D2.i\07

COMPOUND	EXPECTED CONC.	MEASURED CONC.	%D	MAX %D
1 o,o,o-TEPT	2.5000	2.2285	10.9	15.0
2 Dichlorvos	2.5000	2.5185	0.7	15.0
3 Mevinphos	2.5000	2.6806	7.2	15.0
4 Chlornefos	2.5000	2.3657	5.4	15.0
5 Thionazin	2.5000	2.3993	4.0	15.0
6 Demeton-O	0.8125	0.7744	4.7	15.0
7 Ethoprop	2.5000	2.3999	4.0	15.0
8 Naled	2.5000	2.4261	3.0	15.0
9 Sulfotepp	2.5000	2.5054	0.2	15.0
10 Phorate	2.5000	2.3527	5.9	15.0
11 Dimethoate	2.5000	2.5321	1.3	15.0
12 Demeton-S	1.7000	1.6872	0.8	15.0
13 Simazine	2.5000	2.0083	19.7	15.0 <-
14 Atrazine	2.5000	2.2907	8.4	15.0
15 propazine	2.5000	2.2221	11.1	15.0
17 Disulfoton	2.5000	2.5380	1.5	15.0
16 Diazinon	2.5000	2.2662	9.4	15.0
18 Methyl Parathion	2.5000	2.7577	10.3	15.0
19 Ronnel	2.5000	2.2370	10.5	15.0
20 Malathion	2.5000	2.4719	1.1	15.0
21 Fenthion	2.5000	2.4235	3.1	15.0
22 Parathion	2.5000	2.5498	2.0	15.0
23 Chlorpyrifos	2.5000	2.2792	8.8	15.0
24 Trichloronate	2.5000	2.2809	8.8	15.0
25 Anilazine	2.5000	1.4012	44.0	15.0 <-
148 Merphos-A (Merphos)	2.5000	2.1693	13.2	999.0
26 Tetrachlorvinphos (Stirophos)	2.5000	2.4417	2.3	15.0
28 Tokuthion	2.5000	2.3124	7.5	15.0
149 Merphos-B (Merphos Oxone)	2.5000	2.9061	16.2	999.0
29 Carbophenothion-methyl	2.5000	2.4580	1.7	15.0
29 Fensulfothion	2.5000	2.7544	10.2	15.0
30 Bolstar / Famphur	5.0000	4.6570	6.9	15.0
32 Carbophenothion	2.5000	2.2653	9.4	15.0
31 Triphenyl phosphate	2.5000	2.4396	2.4	15.0
34 Phosmet	2.5000	2.5112	0.4	15.0
32 EPN	2.5000	2.7613	10.5	15.0
32 Azinphos-methyl	2.5000	2.5923	3.7	15.0
35 Azinphos-ethyl	2.5000	2.4203	3.2	15.0
36 Coumaphos	2.5000	2.6655	6.6	15.0

Data File: \\DenSvr03\Public\chem\GCS\GC_D2.i\0713091.B\021F2101.D
Report Date: 07/14/2009

CONTINUING CALIBRATION COMPOUNDS
PERCENT DRIFT REPORT

Instrument ID: GC D2.i
Lab File ID: 021F2101.D
Analysis Type: NONE

Injection Date: 14-JUL-2009 01:24
Lab Sample ID: OPP CCV GSV0827
Method File: \\DenSvr03\Public\chem\GCS\GC_D2.i\07

COMPOUND	EXPECTED CONC.	MEASURED CONC.	%D	MAX %D
27 Merphos	2.5000	2.3355	6.6	15.0
40 Total Demeton	2.5000	2.4616	1.5	15.0

Average %D = 7.05

Data File: \\DenSvr03\Public\chem\GCS\GC_D2.i\0713092.B\021F2101.D
 Report Date: 07/14/2009

CONTINUING CALIBRATION COMPOUNDS
 PERCENT DRIFT REPORT

Instrument ID: GC D2.i
 Data File ID: 021F2101.D
 Analysis Type: NONE

Injection Date: 14-JUL-2009 01:24
 Lab Sample ID: OPP CCV GSV0827
 Method File: \\DenSvr03\Public\chem\GCS\GC_D2.i\07

COMPOUND	EXPECTED CONC.	MEASURED CONC.	%D	MAX %D
1 o,o,o-TEPT	2.5000	2.2756	9.0	15.0
2 Dichlorvos	2.5000	2.5849	3.4	15.0
3 Chlormefos	2.5000	2.2493	10.0	15.0
4 Mevinphos	2.5000	2.5389	1.6	15.0
5 Demeton-O	0.8125	0.8856	9.0	15.0
6 Thionazin	2.5000	2.3288	6.8	15.0
7 Ethoprop	2.5000	2.3872	4.5	15.0
8 Phorate	2.5000	2.4102	3.6	15.0
10 Naled	2.5000	2.2814	8.7	15.0
146 Sulfotepp	2.5000	2.4971	0.1	15.0
10 Simazine	2.5000	2.1833	12.7	15.0
12 Diazinon	2.5000	2.5281	1.1	15.0
150 Atrazine	2.5000	2.2970	8.1	15.0
13 Propazine	2.5000	2.2227	11.1	15.0
14 Disulfoton	2.5000	2.4977	0.1	15.0
15 Demeton-S	1.7000	1.7627	3.7	15.0
16 Dimethoate	2.5000	2.4576	1.7	15.0
17 Ronnel	2.5000	2.3350	6.6	15.0
148 Merphos-A (Merphos)	2.5000	2.0654	17.4	999.0
18 Chlorpyrifos	2.5000	2.4690	1.2	15.0
19 Fenthion	2.5000	2.5598	2.4	15.0
20 Trichloronate	2.5000	2.3355	6.6	15.0
21 Anilazine	2.5000	1.4844	40.6	15.0<-
23 Methyl Parathion	2.5000	2.6637	6.5	15.0
24 Malathion	2.5000	2.4919	0.3	15.0
25 Tokuthion	2.5000	2.2498	10.0	15.0
26 Parathion	2.5000	2.7158	8.6	15.0
149 Merphos-B (Merphos Oxone)	2.5000	2.9499	18.0	999.0
27 Tetrachlorvinphos (stirophos)	2.5000	2.5049	0.2	15.0
28 Carbophenothion methyl	2.5000	2.4377	2.5	15.0
28 Bolstar	2.5000	2.3532	5.9	15.0
30 Carbophenothion	2.5000	2.5813	3.3	15.0
29 Triphenyl phosphate	2.5000	2.5665	2.7	15.0
30 Fensulfothion	2.5000	2.7519	10.1	15.0
35 Phosmet / EPN	5.0000	5.2010	4.0	15.0
33 Famphur	2.5000	2.3224	7.1	15.0
34 Azinphos-methyl	2.5000	2.4969	0.1	15.0
35 Azinphos-ethyl	2.5000	2.5447	1.8	15.0
36 Coumaphos	2.5000	2.7420	9.7	15.0

Data File: \\DenSvr03\Public\chem\GCS\GC_D2.i\0713092.B\021F2101.D
Report Date: 07/14/2009

CONTINUING CALIBRATION COMPOUNDS
PERCENT DRIFT REPORT

Instrument ID: GC D2.i
Lab File ID: 021F2101.D
Analysis Type: NONE

Injection Date: 14-JUL-2009 01:24
Lab Sample ID: OPP CCV GSV0827
Method File: \\DenSvr03\Public\chem\GCS\GC_D2.i\07

COMPOUND	EXPECTED CONC.	MEASURED CONC.	%D	MAX %D
22 Merphos	2.5000	2.2019	11.9	15.0
40 Total Demeton	2.5000	2.6483	5.9	15.0

Average %D = 6.80

Sequence Table (Front Injector):

Quantification Part:

Line	Location	SampleName	SampleAmount	ISTDAmt	Multiplier	Dilution
1	Vial 1	PRIMER				
2	Vial 2	HEXANE				
3	Vial 3	OPP L7 GSV0634				
4	Vial 4	OPP L6 GSV0637				
5	Vial 5	OPP L5 GSV0635				
6	Vial 6	OPP L4 GSV0638				
7	Vial 7	OPP L3 GSV0639				
8	Vial 8	OPP L2 GSV0640				
9	Vial 9	OPP L1 GSV0641				
10	Vial 10	OPP SS GSV0633				
11	Vial 11	GSV075309 SPK				
12	Vial 12	LE2931AA,MB				
13	Vial 13	LE2931AC,LCS				
14	Vial 14	LE2931AD,LCSD				
15	Vial 15	LEQA91AC,222-15				10
16	Vial 16	LEQA91AC,222-15				3
17	Vial 17	LEQCQ1AC,222-18				2
18	Vial 18	LERD61AD,377-1				
19	Vial 19	LERD81AH,377-3				
20	Vial 20	LERN71AF,115-1				
21	Vial 21	LERPQ1AF,115-2				
22	Vial 22	LERPX1AF,115-3				
23	Vial 23	LE1F91AJ,138-1				
24	Vial 24	OPP L5 GSV0635				
25	Vial 25	LE29M1AA,MB				
26	Vial 26	LE29M1AC,LCS				
27	Vial 27	LE29M1AD,LCSD				
28	Vial 28	LEQA91AA,222-15				10
29	Vial 29	LEQA91AA,222-15				3
30	Vial 30	LEQCQ1AA,222-18				2
31	Vial 31	LFARC1AA,MB				
32	Vial 32	LFARC1AC,LCS				
33	Vial 33	LFARC1AD,LCSD				
34	Vial 34	LEKL02AA,185-1				
35	Vial 35	LE29L1AA,MB				
36	Vial 36	LE29L1AC,LCS				
37	Vial 37	LE29L1AD,LCSD				
38	Vial 38	LERCV1AA,370-1				
39	Vial 39	LEWJG1AA,143-1				
40	Vial 40	OPP L5 GSV0635				
41	Vial 41	LE5PX1AA,MB				
42	Vial 42	LE5PX1AC,LCS				
43	Vial 43	LE5PX1AD,LCSD				
44	Vial 44	LE39F1AA,179-1				
45	Vial 45	LE3PF1AA,179-2				
46	Vial 46	LE39L1AA,179-3				
47	Vial 47	LFARL1AA,MB				
48	Vial 48	LFARL1AC,LCS				
49	Vial 49	LFARL1AD,LCSD				
50	Vial 50	LEKLE2AE,180-2				
51	Vial 51	LEKLF2AE,180-3				
52	Vial 52	LEKLL2AE,180-4				
53	Vial 53	LEKLO2AE,180-5				
54	Vial 54	LENR72AD,322-1				
55	Vial 55	LEPG32AJ,161-1				
56	Vial 56	OPP L5 GSV0635				
57	Vial 57	LFD4N1AA,MB				
58	Vial 58	LFD4N1AC,LCS				

3794

38147

370431

360145

360553

360430

36102

RR

Line	Location	SampleName	SampleAmount	ISTDAmt	Multiplier	Dilution
59	Vial 59	LFD4N1AD, LCSD				
60	Vial 60	LE3041AJ, 158-1				
61	Vial 61	LFD4W1AA, MB				
62	Vial 62	LFD4W1AC, LCS				
63	Vial 63	LFD4W1AD, LCSD				
64	Vial 64	LE7EE1AA, 266-2				
65	Vial 65	LE9Q61AA, 216-2				
66	Vial 66	LE9RA1AA, 216-3				
67	Vial 67	LFC4Q1AD, 199-2				
68	Vial 68	OPP L5 GSV0635				
69	Vial 69	LFAN01AA, MB				
70	Vial 70	LFAN01AC, LCS				
71	Vial 71	LFAN01AD, LCSD				
72	Vial 72	LE4291AA, 273-1				
73	Vial 73	LE4291AD, 273-1S				
74	Vial 74	LE4291AE, 273-1D				
75	Vial 75	LE9PJ1AA, 215-1				
76	Vial 76	OPP L5 GSV0635				
77	Vial 77	OPP L1 GSV0641				
78	Vial 100	HEXANE/ACETONE				

Sequence Table (Back Injector):

No entries - empty table!

Sequence Table (Front Injector):

Quantification Part:

Line	Location	SampleName	SampleAmount	ISTDAmt	Multiplier	Dilution
1	Vial 1	PRIMER				
2	Vial 2	HEXANE				
3	Vial 3	OPP CCV GSV0827				
4	Vial 4	OPP SS GSV				
5	Vial 5	LF7RT1AA, MB				
6	Vial 6	LF7RT1AD, LCS				
7	Vial 7	LF7RT1AE, LCSD				
8	Vial 8	LFC4G2AA, 197-1				
9	Vial 9	LFC4M2AA, 198-1				
10	Vial 10	OPP CCV GSV0827				
11	Vial 11	LF5T81AA, MB				
12	Vial 12	LF5T81AC, LCS				
13	Vial 13	LF1T81AA, 222-1				
14	Vial 14	LF1T81AD, 222-1S				
15	Vial 15	LF1T81AE, 222-1D				
16	Vial 16	LF1XG1AA, 235-1				
17	Vial 17	LF1XG1AC, 235-1S				
18	Vial 18	LF1XG1AD, 235-1D				
19	Vial 19	LF1XT1AA, 235-2				
20	Vial 20	LF1XX1AA, 235-3				
21	Vial 21	OPP CCV GSV0827				
22	Vial 22	OPP L1 GSV				
23	Vial 2	HEXANE/ACETONE				

9189494

9188427

Sequence Table (Back Injector):

No entries - empty table!

TestAmerica
General Chemistry
Standard LIMS Report

Lot ID: D9G020222

Client: Northgate/Tronox

Method: Percent Moisture – SW846 3550C

Associated Samples: 001

Batch: 9187132

Northgate Environmental Management, Inc.

Client Sample ID: SA106-0.5B

General Chemistry

Lot-Sample #....: D9G020222-001 Work Order #....: LF1T8 Matrix.....: SOLID
Date Sampled....: 06/30/09 09:10 Date Received...: 07/02/09

<u>PARAMETER</u>	<u>RESULT</u>	<u>RL</u>	<u>UNITS</u>	<u>METHOD</u>	<u>PREPARATION- ANALYSIS DATE</u>	<u>PREP BATCH #</u>
Percent Moisture	14	0.10	%	SW846 3550C Moist	07/06/09	9187132
		Dilution Factor: 1		Analysis Time...: 13:00	MDL.....: 0.0	

SAMPLE DUPLICATE EVALUATION REPORT

General Chemistry

Client Lot #....: D9F270150

Work Order #....: LF1T8-SMP
LF1T8-DUP

Matrix.....: SOLID

Date Sampled....: 06/30/09 09:10 Date Received...: 07/02/09

% Moisture.....: 14

<u>PARAM</u>	<u>RESULT</u>	<u>DUPLICATE</u>	<u>UNITS</u>	<u>RPD</u>	<u>RPD</u>	<u>LIMIT</u>	<u>METHOD</u>	<u>PREPARATION-</u>	<u>PREP</u>
		<u>RESULT</u>						<u>ANALYSIS DATE</u>	<u>BATCH #</u>
Percent Moisture							SD Lot-Sample #: D9G020222-001		
14		14	%	0.0	(0-20)	SW846 3550C Moist	07/06/09		9187132
			Dilution Factor: 1			Analysis Time...: 13:00			

TestAmerica
General Chemistry
Standard LIMS Report

Lot ID: D9G020235

Client: Northgate/Tronox

Method: Percent Moisture – SW846 3550C

Associated Samples: 001, 002 and 003

Batch: 9187132

Northgate Environmental Management, Inc.

Client Sample ID: SA82-0.5B

General Chemistry

Lot-Sample #....: D9G020235-001 Work Order #....: LF1XG Matrix.....: SOLID
Date Sampled....: 07/01/09 07:00 Date Received...: 07/02/09

<u>PARAMETER</u>	<u>RESULT</u>	<u>RL</u>	<u>UNITS</u>	<u>METHOD</u>	<u>PREPARATION- ANALYSIS DATE</u>	<u>PREP BATCH #</u>
Percent Moisture	2.9	0.10	%	SW846 3550C Moist	07/06/09	9187132
		Dilution Factor: 1		Analysis Time...: 13:00	MDL.....: 0.0	

Northgate Environmental Management, Inc.

Client Sample ID: SA82-10B

General Chemistry

Lot-Sample #....: D9G020235-002 Work Order #....: LF1XT Matrix.....: SOLID
Date Sampled....: 07/01/09 07:56 Date Received...: 07/02/09

<u>PARAMETER</u>	<u>RESULT</u>	<u>RL</u>	<u>UNITS</u>	<u>METHOD</u>	<u>PREPARATION- ANALYSIS DATE</u>	<u>PREP BATCH #</u>
Percent Moisture	5.3	0.10	%	SW846 3550C Moist	07/06/09	9187132
		Dilution Factor: 1		Analysis Time...: 13:00	MDL.....: 0.0	

Northgate Environmental Management, Inc.

Client Sample ID: SA82-29B

General Chemistry

Lot-Sample #....: D9G020235-003 Work Order #....: LF1XX Matrix.....: SOLID
Date Sampled....: 07/01/09 09:36 Date Received...: 07/02/09

<u>PARAMETER</u>	<u>RESULT</u>	<u>RL</u>	<u>UNITS</u>	<u>METHOD</u>	<u>PREPARATION- ANALYSIS DATE</u>	<u>PREP BATCH #</u>
Percent Moisture	42	0.10	%	SW846 3550C Moist	07/06/09	9187132
		Dilution Factor: 1		Analysis Time...: 13:00	MDL.....: 0.0	

TestAmerica Denver
Sample Receiving Checklist

Lot #: D9F270150 Date/Time Received: 6/27/9 0825
Company Name & Sampling Site: Northgate Tronox

PM to Complete This Section: Yes No
Residual chlorine check required: Quarantined:

Quote #:

Special Instructions:

Time Zone:

• EDT/EST • CDT/CST • MDT/MST • PDT/PST • OTHER

Unpacking Checks:

Cooler #(s): 1

Temperatures (°C): 4.9

N/A Yes No

- 1. Cooler seals intact? (N/A if hand delivered) If no, document on CUR.
- 2. Coolers scanned for radiation. Is the reading \leq to background levels? Yes: No:
- 3. Chain of custody present? If no, document on CUR.
- 4. Bottles broken and/or are leaking? If yes, document on CUR.
- 5. Multiphasic samples obvious? If yes, document on CUR.
- 6. Proper container & preservatives used? (ref. Attachment D of SOP# DV-QA-0003) If no, document on CUR.
- 7. pH of all samples checked and meet requirements? If no, document on CUR.
- 8. Sufficient volume provided for all analysis requested? (ref. Attachment D of SOP# DV-QA-0003) If no, document on CUR, and contact PM before proceeding.
- 9. Did chain of custody agree with labels ID and samples received? If no, document on CUR.
- 10. Were VOA samples without headspace? If no, document on CUR.
- 11. Were VOA vials preserved? Preservative HCl 4±2°C Sodium Thiosulfate Ascorbic Acid
- 12. Did samples require preservation with sodium thiosulfate?
- 13. If yes to #11, did the samples contain residual chlorine? If yes, document on CUR.
- 14. Sediment present in dissolved/filtered bottles? If yes, document on CUR.
- 15. Is sufficient volume provided for client requested MS, MSD or matrix duplicates? If no, document on CUR, and contact PM before proceeding.
- 16. Receipt date(s) > 48 hours past the collection date(s)? If yes, notify PA/PM.
- 17. Are analyses with short holding times requested?
- 18. Was a quick Turn Around (TAT) requested?

Initials

TestAmerica Denver
Sample Receiving Checklist

Lot # D9F270150

Login Checks:

Initials
AL

N/A Yes No

- 19. Sufficient volume provided for all analysis requested? (ref. Attachment D of SOP# DV-QA-0003) If no, document on CUR, and contact PM before proceeding.
- 20. Is sufficient volume provided for client requested MS, MSD or matrix duplicates? If no, document on CUR, and contact PM before proceeding.
- 21. Did the chain of custody includes "received by" and "relinquished" by signatures, dates, and times?
- 22. Were special log in instructions read and followed?
- 23. Were AFCEE metals logged for refrigerated storage?
- 24. Were tests logged checked against the COC? Which samples were confirmed? AL
- 25. Was a Rush form completed for quick TAT?
- 26. Was a Short Hold form completed for any short holds?
- 27. Were special archiving instructions indicated in the General Comments? If so, what were they?

Labeling and Storage Checks:

Initials

Cole

- 28. Was the subcontract COC signed and sent with samples to bottle prep?
- 29. Were sample labels double-checked by a second person?
- 30. Were sample bottles and COC double checked for dissolved/filtered metals by a second person?
- 31. Did the sample ID, Date, and Time from label match what was logged?
- 32. Were stickers for special archiving instructions affixed to each box? See #27
- 33. Were AFCEE metals stored refrigerated?

Document any problems or discrepancies and the actions taken to resolve them on a Condition Upon Receipt Anomaly Report (CUR).

Phillips, Michael

From: Cindy Arnold [carnold@ngem.com]
Sent: Monday, July 20, 2009 9:40 AM
To: Phillips, Michael; Middleditch, Eric
Cc: Middleditch, Eric; frank.hagar@ngem.com; derrick.willis@ngem.com; carnold@ngem.com
Subject: RE: RE: EB062609-SO Association?

Yes you can invoice it and report it. Please add a comment to your SDG Tracking regarding the date of cancellation and no samples associated.

Hopefully our new procedure will help us catch these before they slip through.

Cindy

----- Original Message ----- On 7/20/2009 2:52 PM Phillips, Michael wrote:

Hi Cindy,

As you can see from Frank's e-mail below dated July 16, 2009, we have been advised to cancel sample EB062609-SO because we never received the associated soil sample SA 172-0.5B. Unfortunately, sample EB062609-SO was already analyzed and ready to report on July 10, 2009. Can we still invoice this sample (\$175)? If so, do you want us to go ahead and report the results for EB062609-SO or do you want us to omit the results and just include the sample on our invoice? Thanks.

MICHAEL P. PHILLIPS

Project Manager

TestAmerica

THE LEADER IN ENVIRONMENTAL TESTING

4955 Yarrow Street

Arvada, CO 80002

Tel 303-736-0157 | Fax 303-432-8925

www.testamericainc.com

Please let us know if we met your expectations by rating the service you received from TestAmerica on this project by visiting our website at: [Project Feedback](#)

From: frank.hagar@ngem.com [mailto:frank.hagar@ngem.com]
Sent: Thursday, July 16, 2009 9:55 AM
To: Phillips, Michael
Cc: carnold@ngem.com; Middleditch, Eric
Subject: RE: EB062609-SO Association?

Cancel the sample.

We are going to change the EB COC tracking so that there is a note on the association with the EB.

Thanks

From: Phillips, Michael [mailto:Michael.Phillips@testamericainc.com]
Sent: Thursday, July 16, 2009 8:36 AM
To: frank.hagar@ngem.com
Cc: carnold@ngem.com; Middleditch, Eric
Subject: RE: EB062609-SO Association?

Frank,

If EB062609-SO is associated with SA172-0.5B, then that's the problem. TestAmerica has never received sample SA172-0.5B for 8141A. Please advise if we should continue to analyze and report this sample by itself (as its own SDG) or if we should cancel it. Thanks.

MICHAEL P. PHILLIPS

Project Manager

TestAmerica

THE LEADER IN ENVIRONMENTAL TESTING

4955 Yarrow Street

Arvada, CO 80002

Tel 303-736-0157 | Fax 303-432-8925

www.testamericainc.com

Please let us know if we met your expectations by rating the service you received from TestAmerica on this project by visiting our website at: [Project Feedback](#)

From: frank.hagar@ngem.com [mailto:frank.hagar@ngem.com]
Sent: Thursday, July 16, 2009 9:26 AM
To: Phillips, Michael
Subject: RE: EB062609-SO Association?

I have that with SA172-0.5B in the record book

Frank



Frank Hagar, C.Hg., C.E.G.

Hydrogeologist

Northgate Environmental Management, Inc.
1100 Quail Street, Suite 102, Newport Beach, CA 92660
main (949) 260-9293; cell (949) 689-9987;

f ax (949) 315-3365
<http://www.ngem.com/>

CONFIDENTIALITY NOTICE:

This e-mail and its attachments from Northgate Environmental Management, Inc. contain information that is confidential and/or privileged and is intended for the sole use of the individual or entity named above. Any disclosure, copying, distribution, dissemination, or use of this information by any other person than the intended recipient is prohibited. If you have received this e-mail in error, please notify the sender via e-mail or by calling us at 510-839-0688.

From: Phillips, Michael [mailto:Michael.Phillips@testamericainc.com]
Sent: Thursday, July 16, 2009 8:06 AM
To: frank.hagar@ngem.com; carnold@ngem.com
Cc: Middleditch, Eric

Subject: FW: EB062609-SO Association?

Hi Frank,

Will you have time today to address my question below? Thanks.

MICHAEL P. PHILLIPS

Project Manager

TestAmerica

THE LEADER IN ENVIRONMENTAL TESTING

4955 Yarrow Street

Arvada, CO 80002

Tel 303-736-0157 | Fax 303-432-8925

www.testamericainc.com

Please let us know if we met your expectations by rating the service you received from TestAmerica on this project by visiting our website at: [Project Feedback](#)

From: Phillips, Michael
Sent: Wednesday, July 15, 2009 3:39 PM
To: 'frank.hagar@ngem.com'; 'carnold@ngem.com'
Cc: Middleditch, Eric
Subject: EB062609-SO Association?

Frank,

Please see the attached COC (2027.001.00151) containing sample EB062609-SO. Cindy has asked us to group these equipment blanks into SDGs with the associated samples. In this case, this is an equipment blank that should be associated with soils, but we did not receive any soil samples that were

taken at the same time as this equipment blank. Sample EB062609-SO was sampled on 6/26/09 and was received by TAD on 6/27/09. We only received water samples in that time frame. The nearest soil samples we received to 6/27/09 were received between 6/11/09-6/20/09 or on 7/2/09. So, the soils we received were either several days before EB062609-SO or several days after. Which set of soils should this equipment blank be associated with? Thanks for your help.

MICHAEL P. PHILLIPS

Project Manager

TestAmerica

THE LEADER IN ENVIRONMENTAL TESTING

4955 Yarrow Street

Arvada, CO 80002

Tel 303-736-0157 | Fax 303-432-8925

www.testamericainc.com

Please let us know if we met your expectations by rating the service you received from TestAmerica on this project by visiting our website at: [Project Feedback](#)

CONFIDENTIALITY NOTICE: This e-mail communication, including any attachments, may contain privileged or confidential information for specific individuals and is protected by law. If you are not the intended recipient(s), you are hereby notified that any dissemination, distribution or copying of this communication is strictly prohibited and you should delete this message and its attachments from your computer without retaining any copies. If you have received this communication in error, please reply to the sender immediately. We appreciate your cooperation.
Please consider the environment before printing this e-mail.

CONFIDENTIALITY NOTICE: This e-mail communication, including any attachments, may contain privileged or confidential information for specific individuals and is protected by law. If you are not the intended recipient(s), you are hereby notified that any dissemination, distribution or copying of this communication is strictly prohibited and you should delete this message and its attachments from your computer without retaining any copies. If you have received this communication in error, please reply to the sender immediately. We appreciate your cooperation.
Please consider the environment before printing this e-mail.

CONFIDENTIALITY NOTICE: This e-mail communication, including any attachments, may contain privileged or confidential information for specific individuals and is protected by law. If you are not the intended recipient(s), you are hereby notified that any dissemination, distribution or copying of this communication is strictly prohibited and you should delete this message and its attachments from your computer without retaining any copies. If you have received this communication in error, please reply to the sender immediately. We appreciate your cooperation.
Please consider the environment before printing this e-mail.

TestAmerica Denver
Sample Receiving Checklist

Lot #: D9G020222 Date/Time Received: 7/2/09 0900

Company Name & Sampling Site: Northgate Tronex

PM to Complete This Section: Yes No
 Residual chlorine check required: Quarantined:

Quote #: 83046

Special Instructions:

ms/mso

Time Zone:
 EDT/EST CDT/CST MDT/MST PDT/PST OTHER

Unpacking Checks:

Cooler #(s): _____

Temperatures (°C): 2.7° _____

N/A Yes No

Initials

- 1. Cooler seals intact? (N/A if hand delivered) If no, document on CUR. XL
- 2. Coolers scanned for radiation. Is the reading \leq to background levels? Yes: No:
- 3. Chain of custody present? If no, document on CUR.
- 4. Bottles broken and/or are leaking? If yes, document on CUR.
- 5. Multiphasic samples obvious? If yes, document on CUR.
- 6. Proper container & preservatives used? (ref. Attachment D of SOP# DV-QA-0003) If no, document on CUR.
- 7. pH of all samples checked and meet requirements? If no, document on CUR.
- 8. Sufficient volume provided for all analysis requested? (ref. Attachment D of SOP# DV-QA-0003) If no, document on CUR, and contact PM before proceeding.
- 9. Did chain of custody agree with labels ID and samples received? If no, document on CUR.
- 10. Were VOA samples without headspace? If no, document on CUR.
- 11. Were VOA vials preserved? Preservative HCl 4±2°C Sodium Thiosulfate Ascorbic Acid
- 12. Did samples require preservation with sodium thiosulfate?
- 13. If yes to #11, did the samples contain residual chlorine? If yes, document on CUR.
- 14. Sediment present in dissolved/filtered bottles? If yes, document on CUR.
- 15. Is sufficient volume provided for client requested MS, MSD or matrix duplicates? If no, document on CUR, and contact PM before proceeding.
- 16. Receipt date(s) > 48 hours past the collection date(s)? If yes, notify PA/PM.
- 17. Are analyses with short holding times requested?
- 18. Was a quick Turn Around (TAT) requested?

7/2/09

TestAmerica Denver
Sample Receiving Checklist

Lot # D96020222

Login Checks:

Initials

N/A Yes No

AB

- 19. Sufficient volume provided for all analysis requested? (ref. Attachment D of SOP# DV-QA-0003) If no, document on CUR, and contact PM before proceeding.
- 20. Is sufficient volume provided for client requested MS, MSD or matrix duplicates? If no, document on CUR, and contact PM before proceeding.
- 21. Did the chain of custody includes "received by" and "relinquished" by signatures, dates, and times?
- 22. Were special log in instructions read and followed?
- 23. Were AFCEE metals logged for refrigerated storage?
- 24. Were tests logged checked against the COC? Which samples were confirmed? 1
- 25. Was a Rush form completed for quick TAT?
- 26. Was a Short Hold form completed for any short holds?
- 27. Were special archiving instructions indicated in the General Comments? If so, what were they?

Labeling and Storage Checks:

Initials

CHC

- 28. Was the subcontract COC signed and sent with samples to bottle prep?
- 29. Were sample labels double-checked by a second person?
- 30. Were sample bottles and COC double checked for dissolved/filtered metals by a second person?
- 31. Did the sample ID, Date, and Time from label match what was logged?
- 32. Were stickers for special archiving instructions affixed to each box? See #27
- 33. Were AFCEE metals stored refrigerated?

Document any problems or discrepancies and the actions taken to resolve them on a Condition Upon Receipt Anomaly Report (CUR).

TestAmerica Denver
Sample Receiving Checklist

Lot #: D9G020235 Date/Time Received: 7/2/09 0900
 Company Name & Sampling Site: Northgate - TRONOX

PM to Complete This Section: Yes No
 Residual chlorine check required: Quarantined: Yes No

Quote #: 83046

Special Instructions:

MS/MSD

Time Zone:
 • EDT/EST • CDT/CST • MDT/MST • PDT/PST • OTHER

Unpacking Checks:

Cooler #(s): _____

Temperatures (°C): 2.7°C _____

- | N/A | Yes | No | MPP 7/23/09 | Initials |
|-------------------------------------|-------------------------------------|--------------------------|---|-----------|
| <input checked="" type="checkbox"/> | <input checked="" type="checkbox"/> | <input type="checkbox"/> | 1. Cooler seals intact? (N/A if hand delivered) If no, document on CUR. | <u>AK</u> |
| <input checked="" type="checkbox"/> | <input checked="" type="checkbox"/> | <input type="checkbox"/> | 2. Coolers scanned for radiation. Is the reading ≤ to background levels? Yes: <input checked="" type="checkbox"/> No: <input type="checkbox"/> | |
| <input checked="" type="checkbox"/> | <input checked="" type="checkbox"/> | <input type="checkbox"/> | 3. Chain of custody present? If no, document on CUR. | |
| <input checked="" type="checkbox"/> | <input checked="" type="checkbox"/> | <input type="checkbox"/> | 4. Bottles broken and/or are leaking? If yes, document on CUR. | |
| <input checked="" type="checkbox"/> | <input checked="" type="checkbox"/> | <input type="checkbox"/> | 5. Multiphasic samples obvious? If yes, document on CUR. | |
| <input checked="" type="checkbox"/> | <input checked="" type="checkbox"/> | <input type="checkbox"/> | 6. Proper container & preservatives used? (ref. Attachment D of SOP# DV-QA-0003) If no, document on CUR. | |
| <input checked="" type="checkbox"/> | <input checked="" type="checkbox"/> | <input type="checkbox"/> | 7. pH of all samples checked and meet requirements? If no, document on CUR. | |
| <input checked="" type="checkbox"/> | <input checked="" type="checkbox"/> | <input type="checkbox"/> | 8. Sufficient volume provided for all analysis requested? (ref. Attachment D of SOP# DV-QA-0003) If no, document on CUR, and contact PM before proceeding. | |
| <input checked="" type="checkbox"/> | <input checked="" type="checkbox"/> | <input type="checkbox"/> | 9. Did chain of custody agree with labels ID and samples received? If no, document on CUR. | |
| <input checked="" type="checkbox"/> | <input checked="" type="checkbox"/> | <input type="checkbox"/> | 10. Were VOA samples without headspace? If no, document on CUR. | |
| <input checked="" type="checkbox"/> | <input checked="" type="checkbox"/> | <input type="checkbox"/> | 11. Were VOA vials preserved? Preservative <input type="checkbox"/> HCl <input type="checkbox"/> 4±2°C <input type="checkbox"/> Sodium Thiosulfate <input type="checkbox"/> Ascorbic Acid | |
| <input checked="" type="checkbox"/> | <input checked="" type="checkbox"/> | <input type="checkbox"/> | 12. Did samples require preservation with sodium thiosulfate? | |
| <input checked="" type="checkbox"/> | <input checked="" type="checkbox"/> | <input type="checkbox"/> | 13. If yes to #11, did the samples contain residual chlorine? If yes, document on CUR. | |
| <input checked="" type="checkbox"/> | <input checked="" type="checkbox"/> | <input type="checkbox"/> | 14. Sediment present in dissolved/filtered bottles? If yes, document on CUR. | |
| <input checked="" type="checkbox"/> | <input checked="" type="checkbox"/> | <input type="checkbox"/> | 15. Is sufficient volume provided for client requested MS, MSD or matrix duplicates? If no, document on CUR, and contact PM before proceeding. | |
| <input type="checkbox"/> | <input checked="" type="checkbox"/> | <input type="checkbox"/> | 16. Receipt date(s) > 48 hours past the collection date(s)? If yes, notify PA/PM. | |
| <input type="checkbox"/> | <input checked="" type="checkbox"/> | <input type="checkbox"/> | 17. Are analyses with short holding times requested? | |
| <input type="checkbox"/> | <input checked="" type="checkbox"/> | <input type="checkbox"/> | 18. Was a quick Turn Around (TAT) requested? | |

TestAmerica Denver
Sample Receiving Checklist

Lot # D9G020235

Login Checks:

Initials

SM

N/A Yes No

- 19. Sufficient volume provided for all analysis requested? (ref. Attachment D of SOP# DV-QA-0003) If no, document on CUR, and contact PM before proceeding.
- 20. Is sufficient volume provided for client requested MS, MSD or matrix duplicates? If no, document on CUR, and contact PM before proceeding.
- 21. Did the chain of custody includes "received by" and "relinquished" by signatures, dates, and times?
- 22. Were special log in instructions read and followed?
- 23. Were AFCEE metals logged for refrigerated storage?
- 24. Were tests logged checked against the COC? Which samples were confirmed? /
- 25. Was a Rush form completed for quick TAT?
- 26. Was a Short Hold form completed for any short holds?
- 27. Were special archiving instructions indicated in the General Comments? If so, what were they?

Labeling and Storage Checks:

Initials

AC

- 28. Was the subcontract COC signed and sent with samples to bottle prep?
- 29. Were sample labels double-checked by a second person?
- 30. Were sample bottles and COC double checked for dissolved/filtered metals by a second person?
- 31. Did the sample ID, Date, and Time from label match what was logged?
- 32. Were stickers for special archiving instructions affixed to each box? See #27
- 33. Were AFCEE metals stored refrigerated?

Document any problems or discrepancies and the actions taken to resolve them on a Condition Upon Receipt Anomaly Report (CUR).

Semivolatile GC

Supporting Documentation

Sample Sequence, Chromatograms

TestAmerica

THE LEADER IN ENVIRONMENTAL TESTING

Lot ID: 09F270150

Client: Northgate

Method: 841

Associated Samples: 1

Batch #(s): 9189451

I certify that, to the best of my knowledge, the attached package represents a complete and accurate copy of the original data.

Signature/Date: Glynnia Connett 7/10/09

**GC SEMIVOLATILE
ORGANIC EXTRACTION
LOG SHEETS**

TestAmerica



THE LEADER IN ENVIRONMENTAL TESTING

R0C058

TestAmerica Laboratories, Inc.
EXTRACTION BENCH WORKSHEET

Run Date: 7/10/09
Time: 13:33:03

LEV	LEV	LEV	LEV
1	2	1	2
Y	Y	Y	Y
Y	Y	Y	Y
-	-	Y	Y

Blank Check MS/MSD
Weights/Volumes
Spike & Surrogate Worksheet
Vial contains correct volume
Labels, greenbars, worksheets
computer batch: correct & all match
Anomalies to Extraction Method

Extractionist: 009580 David Bourgerly
Concentrationist: 002074 Cheyana Cokley

* OC BATCH: 9189451 *
*

PREP DATE: 7/08/09 16:00
COMP DATE: 7/09/09 13:00

Expanded Deliverable
COC Completed
Bench Sheet Copied
Package Submitted to Analytical Group
Bench Sheet Copied per COC

Reviewer/Date: COKLEYC / 7/09/09

Compounds, Organophosphorus (8141A)
LIQ/LIQ, SEP FUNNEL (PAH, P/P, TPH, Dioxin) - Nominal

EXTR EXPR	ANL DUE	LOT# WORK ORDER	MSR# ORDER	TEST FLGS	EXT MTH	MATRIX	INIT/ FIN WT/VOL	INIT ADJ1	PH'S ADJ2	EXTRACTION VOL	SOLVENTS EXCHANGE	VOL	SPIKE STANDARD/ SURROGATE ID						
7/03/09	0/00/00	D9G0800000-451	LF7N8-1-AAB		09	P2	WATER	1000mL	7.0	NA	NA	MECL2	180.0	HEXANE	50.0	1ML	GSV0675	6.04.09	
COMMENTS: D9G0800000-451																			
7/03/09	0/00/00	D9G0800000-451	LF7N8-1-ACC		09	P2	WATER	1000mL	7.0	NA	NA	MECL2	180.0	HEXANE	50.0	1ML	GSV0753	6.24.09	
COMMENTS: D9G0800000-451																			
7/03/09	0/00/00	D9G0800000-451	LF7N8-1-ADL		09	P2	WATER	1000mL	7.0	NA	NA	MECL2	180.0	HEXANE	50.0	1ML	GSV0753	6.24.09	
COMMENTS: D9G0800000-451																			

DV-OP-0006/7 BAL:M27795 NA2S04:G45627 ELGA WATER+NACL:G47617 MECL2:H22J00
S/S:DB-E W:CRC TURBOVAP A:40C HEX:HILE04 PIP:CON-6

R = RUSH C = CLP
E = EPA 600 D = EXP. DEL)
M = CLIENT REQ MS/MSD
NUMBER OF WORK ORDERS IN BATCH: 4

**GC SEMIVOLATILE
INSTRUMENT
LOG SHEETS**

TestAmerica



THE LEADER IN ENVIRONMENTAL TESTING

Sequence Table (Front Injector):

Quantification Part:

Line	Location	SampleName	SampleAmount	ISTDAmt	Multiplier	Dilution
1	Vial 1	PRIMER				
2	Vial 2	HEXANE				
3	Vial 3	OPP CCV GSV0827				
4	Vial 4	LF0E51AA,MB				
5	Vial 5	LF0E51AC,LCS				
6	Vial 6	LF0E51AD,LCSD				
7	Vial 7	LERN72AF,115-1				
8	Vial 8	LERPQ2AF,115-2				
9	Vial 9	LERPX2AF,115-3				
10	Vial 10	LF7N81AA,MB				
11	Vial 11	LF7N81AC,LCS				
12	Vial 12	LF7N81AD,LCSD				
13	Vial 13	LFQ0D2AA,150-1				
14	Vial 14	OPP CCV GSV0827				
15	Vial 15	LF5Q81AA,MB				
16	Vial 16	LF5Q81AC,LCS				
17	Vial 17	LF5Q81AD,LCSD				
18	Vial 18	LF2AQ1AA,291-1				
19	Vial 19	LF2AX1AA,291-2				
20	Vial 20	LF2A51AA,291-3				
21	Vial 21	LF2DV1AA,302-1				
22	Vial 22	LF5QC1AA,252-1				
23	Vial 23	LF5QX1AA,252-2				
24	Vial 24	LF5Q11AA,252-3				
25	Vial 25	LF5Q21AA,252-4				
26	Vial 26	OPP CCV GSV0827				
27	Vial 27	LF9N41AA,MB				
28	Vial 28	LF9N41AC,LCS				
29	Vial 29	LF9N41AD,LCSD				
30	Vial 30	LERN73AF,115-1				
31	Vial 31	LERPQ3AF,115-2				
32	Vial 32	LERPX3AF,115-3				
33	Vial 33	LF1JG2CX,189-1				
34	Vial 34	LF1LF2C1,189-9				
35	Vial 35	LF1LN2C1,189-13				
36	Vial 36	OPP CCV GSV0827				
37	Vial 37	LF7RT1AA,MB				
38	Vial 38	LF7RT1AD,LCS				
39	Vial 39	LF7RT1AE,LCSD				
40	Vial 40	LFC4G2AA,197-1				
41	Vial 41	LFC4M2AA,198-1				
42	Vial 42	LF5T81AA,MB				
43	Vial 43	LF5T81AC,LCS				
44	Vial 44	LF1T81AA,222-1				
45	Vial 45	LF1T81AD,222-1S				
46	Vial 46	LF1T81AE,222-1D				
47	Vial 47	LF1XG1AA,235-1				
48	Vial 48	LF1XG1AC,235-1S				
49	Vial 49	LF1XG1AD,235-1D				
50	Vial 50	LF1XT1AA,235-2				
51	Vial 51	LF1XX1AA,235-3				
52	Vial 52	OPP CCV GSV0827				
53	Vial 53	OPP L1 GSV				
54	Vial 2	HEXANE/ACETONE				

Sequence Table (Back Injector):

**GC SEMIVOLATILE
CONTINUING CALIBRATION DATA**

TestAmerica

THE LEADER IN ENVIRONMENTAL TESTING

CONTINUING CALIBRATION COMPOUNDS
 PERCENT DRIFT REPORT

Instrument ID: GC_D2.i
 Lab File ID: 003F0301.D
 Analysis Type: NONE

Injection Date: 09-JUL-2009 22:38
 Lab Sample ID: OPP CCV GSV0827
 Method File: \\DenSvr03\Public\chem\GCS\GC_D2.

COMPOUND	EXPECTED CONC.	MEASURED CONC.	%D	MAX %D
1 o,o,o-TEPT	2.5000	2.3551	5.8	15.0
2 Dichlorvos	2.5000	2.1427	14.3	15.0
3 Mevinphos	2.5000	2.3505	6.0	15.0
4 Chlormefos	2.5000	2.3737	5.1	15.0
5 Thionazin	2.5000	2.4162	3.4	15.0
6 Demeton-O	0.8125	0.7733	4.8	15.0
7 Ethoprop	2.5000	2.4231	3.1	15.0
8 Naled	2.5000	2.8135	12.5	15.0
9 Sulfotepp	2.5000	2.4333	2.7	15.0
10 Phorate	2.5000	2.3359	6.6	15.0
11 Dimethoate	2.5000	2.4607	1.6	15.0
12 Demeton-S	1.7000	1.6107	5.3	15.0
13 Simazine	2.5000	2.1348	14.6	15.0
14 Atrazine	2.5000	2.4348	2.6	15.0
15 propazine	2.5000	2.3949	4.2	15.0
17 Disulfoton	2.5000	2.3793	4.8	15.0
16 Diazinon	2.5000	2.3676	5.3	15.0
18 Methyl Parathion	2.5000	2.4895	0.4	15.0
19 Ronnel	2.5000	2.1442	14.2	15.0
20 Malathion	2.5000	2.3246	7.0	15.0
21 Fenthion	2.5000	2.2042	11.8	15.0
22 Parathion	2.5000	2.4018	3.9	15.0
23 Chlorpyrifos	2.5000	2.2502	10.0	15.0
24 Trichloronate	2.5000	2.3361	6.6	15.0
25 Anilazine	2.5000	2.5016	0.1	15.0
148 Merphos-A (Merphos)	2.5000	2.3583	5.7	999.0
26 Tetrachlorvinphos (Stirophos)	2.5000	2.4794	0.8	15.0
28 Tokuthion	2.5000	2.3278	6.9	15.0
149 Merphos-B (Merphos Oxone)	2.5000	2.4061	3.8	999.0
29 Carbophenothion-methyl	2.5000	2.3544	5.8	15.0
29 Fensulfothion	2.5000	2.2174	11.3	15.0
30 Bolstar / Famphur	5.0000	4.6122	7.8	15.0
32 Carbophenothion	2.5000	2.2957	8.2	15.0
31 Triphenyl phosphate	2.5000	2.3161	7.4	15.0
34 Phosmet	2.5000	2.3975	4.1	15.0
32 EPN	2.5000	2.5445	1.8	15.0
33 Azinphos-methyl	2.5000	2.4037	3.9	15.0
35 Azinphos-ethyl	2.5000	2.3570	5.7	15.0
36 Coumaphos	2.5000	2.4131	3.5	15.0

CONTINUING CALIBRATION COMPOUNDS
PERCENT DRIFT REPORT

Instrument ID: GC_D2.i
Lab File ID: 003F0301.D
Analysis Type: NONE

Injection Date: 09-JUL-2009 22:38
Lab Sample ID: OPP CCV GSV0827
Method File: \\DenSvr03\Public\chem\GCS\GC_D2.

COMPOUND	EXPECTED CONC.	MEASURED CONC.	%D	MAX %D
27 Merphos	2.5000	2.3780	4.9	15.0
40 Total Demeton	2.5000	2.3840	4.6	15.0

Average %D = 5.92

TestAmerica

Data file : \\DenSvr03\Public\chem\GCS\GC_D2.i\0709091.B\003F0301.D
 Lab Smp Id: OPP CCV GSV0827 Client Smp ID: OPP CCV GSV0827
 Inj Date : 09-JUL-2009 22:38
 Operator : MPK/TLW Inst ID: GC_D2.i
 Smp Info : OPP CCV GSV0827
 Misc Info : IS - GSV0633-09
 Comment :
 Method : \\DenSvr03\Public\chem\GCS\GC_D2.i\0709091.B\8141A-1.m
 Meth Date : 10-Jul-2009 12:00 GC_D2.i Quant Type: ISTD
 Cal Date : 26-JUN-2009 21:13 Cal File: 009F0901.D
 Als bottle: 3 Continuing Calibration Sample
 Dil Factor: 1.00000
 Integrator: Falcon Compound Sublist: 8141A.sub
 Target Version: 4.14
 Processing Host: DENPC075

Compounds	AMOUNTS					
	RT	EXP RT	REL RT	RESPONSE	CAL-AMT (ug/mL)	ON-COL (ug/mL)
1 o,o,o-TEPT	3.255	3.254	(0.183)	282364	2.50000	2.355
2 Dichlorvos	4.072	4.074	(0.228)	159529	2.50000	2.143
3 Mevinphos	5.739	5.739	(0.322)	96132	2.50000	2.350
4 Chlormefos	5.830	5.836	(0.327)	221308	2.50000	2.374
5 Thionazin	7.500	7.507	(0.421)	205584	2.50000	2.416
6 Demeton-O	7.640	7.649	(0.428)	63184	0.81250	0.7733
7 Ethoprop	7.844	7.852	(0.440)	180675	2.50000	2.423
8 Naled	8.050	8.057	(0.451)	52835	2.50000	2.814
9 Tributylphosphate	Compound Not Detected.					
10 Sulfotepp	8.432	8.442	(0.473)	259487	2.50000	2.433
11 Phorate	8.522	8.532	(0.478)	180377	2.50000	2.336
12 Dimethoate	8.649	8.652	(0.485)	220730	2.50000	2.461
13 Demeton-S	8.837	8.846	(0.496)	104770	1.70000	1.611
14 Simazine	8.912	8.924	(0.500)	63956	2.50000	2.135
15 Atrazine	9.082	9.094	(0.509)	84687	2.50000	2.435
16 propazine	9.227	9.241	(0.517)	76858	2.50000	2.395
17 Disulfoton	9.857	9.869	(0.553)	124401	2.50000	2.379
18 Diazinon	9.890	9.902	(0.555)	196389	2.50000	2.368
19 Methyl Parathion	10.705	10.717	(0.600)	130960	2.50000	2.490
20 Ronnel	11.227	11.241	(0.630)	116598	2.50000	2.144
21 Malathion	11.789	11.804	(0.661)	115205	2.50000	2.325
22 Penthion	11.917	11.932	(0.668)	117869	2.50000	2.204
23 Parathion	12.005	12.019	(0.673)	136685	2.50000	2.402
24 Chlorpyrifos	12.055	12.067	(0.676)	154937	2.50000	2.250
25 Trichloronate	12.480	12.496	(0.700)	143761	2.50000	2.336
26 Anilazine	12.802	12.817	(0.718)	13418	2.50000	2.502
27 Merphos-A (Merphos)	13.182	13.199	(0.739)	121079	2.50000	2.358
28 Tetrachlorvinphos (Stirophos)	13.805	13.824	(0.774)	84606	2.50000	2.479
29 Tokuthion	14.429	14.449	(0.809)	137319	2.50000	2.328
30 Merphos-B (Merphos Oxone)	14.632	14.651	(0.821)	33120	2.50000	2.406
31 Carbophenothion-methyl	15.217	15.239	(0.853)	106958	2.50000	2.354
32 Fensulfothion	15.345	15.361	(0.861)	107266	2.50000	2.217
33 Bolstar / Famphur	16.037	16.053	(0.899)	260289	5.00000	4.612

Compounds	RT	EXP RT	REL RT	RESPONSE	AMOUNTS	
					CAL-AMT (ug/mL)	ON-COL (ug/mL)
34 Carbophenothion	16.180	16.197	(0.907)	129977	2.50000	2.296
\$ 35 Triphenyl phosphate	16.697	16.712	(0.936)	99649	2.50000	2.316 (A)
36 Phosmet	16.950	16.963	(0.951)	116181	2.50000	2.397
37 EPN	17.135	17.151	(0.961)	118334	2.50000	2.544
38 Azinphos-methyl	17.467	17.480	(0.980)	124124	2.50000	2.404
* 39 TOCP	17.832	17.846	(1.000)	85100	2.00000	
40 Azinphos-ethyl	17.912	17.926	(1.004)	134727	2.50000	2.357
41 Coumaphos	18.352	18.366	(1.029)	100504	2.50000	2.413
S 42 Merphos				154199	2.50000	2.378
M 43 Total Demeton				167954	2.50000	2.384

QC Flag Legend

A - Target compound detected but, quantitated amount exceeded maximum amount.

TestAmerica

INTERNAL STANDARD COMPOUNDS
 AREA AND RT SUMMARY

Instrument ID: GC_D2.i
 Lab File ID: 003F0301.D
 Lab Smp Id: OPP CCV GSV0827
 Analysis Type: SV
 Quant Type: ISTD
 Operator: MPK/TLW
 Method File: \\DenSvr03\Public\chem\GCS\GC_D2.i\0709091.B\8141A-1.m
 Misc Info: IS - GSV0633-09

Calibration Date: 10-JUL-2009
 Calibration Time: 09:06
 Client Smp ID: OPP CCV GSV0827
 Level:
 Sample Type:


COMPOUND	STANDARD	AREA LIMIT		SAMPLE	%DIFF
		LOWER	UPPER		
9 Tributylphosphate	190357	95179	380714	0	-100.00
39 TOCP	93962	46981	187924	85100	-9.43

COMPOUND	STANDARD	RT LIMIT		SAMPLE	%DIFF
		LOWER	UPPER		
9 Tributylphosphate	8.19	7.69	8.69	0.00	-100.00
39 TOCP	17.83	17.33	18.33	17.83	0.00

AREA UPPER LIMIT = +100% of internal standard area.
 AREA LOWER LIMIT = - 50% of internal standard area.
 RT UPPER LIMIT = + 0.50 minutes of internal standard RT.
 RT LOWER LIMIT = - 0.50 minutes of internal standard RT.

Data File: \\Densvnr03\Public\chem\GCS\GC_D2.1\0709091.B\003F0301.D
 Date: 09-JUL-2009 22:38
 Client ID: DPP CCV GSV0827
 Sample Info: DPP CCV GSV0827
 Column phase: RTX-1MS

Instrument: GC_D2.i
 Operator: HPK/TLM
 Column diameter: 0.32



CONTINUING CALIBRATION COMPOUNDS
 PERCENT DRIFT REPORT

Instrument ID: GC_D2.i
 Lab File ID: 003F0301.D
 Analysis Type: NONE

Injection Date: 09-JUL-2009 22:38
 Lab Sample ID: OPP CCV GSV0827
 Method File: \\DenSvr03\Public\chem\GCS\GC_D2.

COMPOUND	EXPECTED CONC.	MEASURED CONC.	%D	MAX %D
1 o,o,o-TEPT	2.5000	2.4872	0.5	15.0
2 Dichlorvos	2.5000	2.3362	6.6	15.0
3 Chlormefos	2.5000	2.4948	0.2	15.0
4 Mevinphos	2.5000	2.2768	8.9	15.0
5 Demeton-O	0.8125	0.8109	0.2	15.0
6 Thionazin	2.5000	2.4438	2.2	15.0
7 Ethoprop	2.5000	2.3422	6.3	15.0
8 Phorate	2.5000	2.4184	3.3	15.0
10 Naled	2.5000	2.9409	17.6	15.0
146 Sulfotepp	2.5000	2.4628	1.5	15.0
10 Simazine	2.5000	2.3270	6.9	15.0
12 Diazinon	2.5000	2.4349	2.6	15.0
150 Atrazine	2.5000	2.4777	0.9	15.0
13 Propazine	2.5000	2.4342	2.6	15.0
14 Disulfoton	2.5000	2.4168	3.3	15.0
15 Demeton-S	1.7000	1.5418	9.3	15.0
16 Dimethoate	2.5000	2.5584	2.3	15.0
17 Ronnel	2.5000	2.3740	5.0	15.0
148 Merphos-A (Merphos)	2.5000	2.4009	4.0	999.0
18 Chlorpyrifos	2.5000	2.2395	10.4	15.0
19 Fenthion	2.5000	2.3817	4.7	15.0
20 Trichloronate	2.5000	2.5823	3.3	15.0
21 Anilazine	2.5000	2.6871	7.5	15.0
23 Methyl Parathion	2.5000	2.6752	7.0	15.0
24 Malathion	2.5000	2.3767	4.9	15.0
25 Tokuthion	2.5000	2.4025	3.9	15.0
26 Parathion	2.5000	2.6645	6.6	15.0
149 Merphos-B (Merphos Oxone)	2.5000	3.1161	24.6	999.0
27 Tetrachlorvinphos (stirophos)	2.5000	2.4886	0.5	15.0
28 Carbophenothion methyl	2.5000	2.5015	0.1	15.0
28 Bolstar	2.5000	2.3883	4.5	15.0
30 Carbophenothion	2.5000	2.5403	1.6	15.0
29 Triphenyl phosphate	2.5000	2.4139	3.4	15.0
30 Fensulfothion	2.5000	2.3742	5.0	15.0
35 Phosmet / EPN	5.0000	4.7681	4.6	15.0
33 Famphur	2.5000	2.2164	11.3	15.0
34 Azinphos-methyl	2.5000	2.3388	6.4	15.0
35 Azinphos-ethyl	2.5000	2.3349	6.6	15.0
36 Coumaphos	2.5000	2.4984	0.1	15.0

CONTINUING CALIBRATION COMPOUNDS
PERCENT DRIFT REPORT

Instrument ID: GC_D2.i
Lab File ID: 003F0301.D
Analysis Type: NONE

Injection Date: 09-JUL-2009 22:38
Lab Sample ID: OPP CCV GSV0827
Method File: \\DenSvr03\Public\chem\GCS\GC_D2.

COMPOUND	EXPECTED CONC.	MEASURED CONC.	%D	MAX %D
22 Merphos	2.5000	2.5423	1.7	15.0
40 Total Demeton	2.5000	2.3527	5.9	15.0

Average %D = 5.10

TestAmerica

Data file : \\DenSvr03\Public\chem\GCS\GC_D2.i\0709092.B\003F0301.D
 Lab Smp Id: OPP CCV GSV0827 Client Smp ID: OPP CCV GSV0827
 Inj Date : 09-JUL-2009 22:38
 Operator : MPK/TLW Inst ID: GC_D2.i
 Smp Info : OPP CCV GSV0827
 Misc Info :
 Comment :
 Method : \\DenSvr03\Public\chem\GCS\GC_D2.i\0709092.B\8141A-2.m
 Meth Date : 10-Jul-2009 12:05 GC_D2.i Quant Type: ISTD
 Cal Date : 26-JUN-2009 21:13 Cal File: 009F0901.D
 Als bottle: 3 Continuing Calibration Sample
 Dil Factor: 1.00000
 Integrator: Falcon Compound Sublist: 8141A.sub
 Target Version: 4.14
 Processing Host: DENPC075

Compounds	AMOUNTS					
	RT	EXP RT	REL RT	RESPONSE	CAL-AMT (ug/mL)	ON-COL (ug/mL)
1 o,o,o-TBPT	4.731	4.731	(0.252)	225901	2.50000	2.487
2 Dichlorvos	6.547	6.546	(0.348)	165680	2.50000	2.336
\$ 3 Chlormefos	7.382	7.384	(0.393)	178108	2.50000	2.495
4 Mevinphos	9.232	9.234	(0.491)	108765	2.50000	2.277
5 Demeton-O	9.732	9.734	(0.517)	36912	0.81250	0.8109
6 Thionazin	9.981	9.984	(0.531)	174585	2.50000	2.444
7 Ethoprop	10.496	10.499	(0.558)	125029	2.50000	2.342
8 Phorate	10.534	10.539	(0.560)	149702	2.50000	2.418
9 Naled	10.937	10.939	(0.582)	46045	2.50000	2.941
10 Sulfotepp	11.012	11.017	(0.586)	229936	2.50000	2.463 (A)
* 11 Tributylphosphate	11.117	11.116	(1.000)	122085	2.00000	
12 Simazine	11.396	11.399	(0.606)	31116	2.50000	2.327 (A)
13 Diazinon	11.536	11.541	(0.613)	122006	2.50000	2.435
14 Atrazine	11.579	11.584	(0.616)	65742	2.50000	2.478 (A)
15 Propazine	11.741	11.747	(0.624)	56766	2.50000	2.434
16 Disulfoton	12.042	12.049	(0.640)	118996	2.50000	2.417
17 Demeton-S	12.121	12.124	(0.644)	88316	1.70000	1.542
18 Dimethoate	13.276	13.282	(0.706)	168824	2.50000	2.558
19 Ronnel	13.581	13.587	(0.722)	105447	2.50000	2.374
20 Merphos-A (Merphos)	13.681	13.689	(1.231)	106212	2.50000	2.401 (A)
21 Chlorpyrifos	14.401	14.409	(0.766)	100891	2.50000	2.239
22 Fenthion	14.651	14.662	(0.779)	99518	2.50000	2.382
23 Trichloronate	14.699	14.711	(0.782)	151200	2.50000	2.582
24 Anilazine	15.206	15.216	(0.809)	10362	2.50000	2.687
25 Methyl Parathion	15.509	15.519	(0.825)	120680	2.50000	2.675 (A)
26 Malathion	15.716	15.724	(0.836)	100442	2.50000	2.377
27 Tokuthion	16.337	16.344	(0.869)	118875	2.50000	2.402
28 Parathion	16.484	16.494	(0.876)	118439	2.50000	2.664 (M)
29 Merphos-B (Merphos Oxone)	16.507	16.517	(1.485)	42566	2.50000	3.116 (AM)
30 Tetrachlorvinphos (stirophos)	16.967	16.977	(0.902)	71559	2.50000	2.488
31 Carbophenothion methyl	17.072	17.082	(0.908)	103099	2.50000	2.501
32 Bolstar	17.432	17.440	(0.927)	103686	2.50000	2.388
33 Carbophenothion	17.514	17.524	(0.931)	108445	2.50000	2.540 (A)

Compounds	RT	EXP RT	REL RT	RESPONSE	AMOUNTS	
					CAL-AMT (ug/mL)	ON-COL (ug/mL)
\$ 34 Triphenyl phosphate	18.272	18.281	(0.972)	84561	2.50000	2.414
35 Fensulfotion	18.551	18.559	(0.986)	76367	2.50000	2.374
* 36 TOCP	18.807	18.816	(1.000)	70218	2.00000	
37 Phosmet / EPN	18.901	18.909	(1.005)	171278	5.00000	4.768
38 Famphur	19.002	19.011	(1.010)	102079	2.50000	2.216
39 Azinphos-methyl	19.137	19.147	(1.018)	98536	2.50000	2.339
40 Azinphos-ethyl	19.356	19.366	(1.029)	93687	2.50000	2.335
41 Coumaphos	20.334	20.347	(1.081)	77077	2.50000	2.498
S 42 Merphos				148778	2.50000	2.542 (A)
M 43 Total Demeton				125228	2.50000	2.353

QC Flag Legend

- A - Target compound detected but, quantitated amount exceeded maximum amount.
- M - Compound response manually integrated.

TestAmerica

INTERNAL STANDARD COMPOUNDS
 AREA AND RT SUMMARY

Instrument ID: GC_D2.i Calibration Date: 10-JUL-2009
 Lab File ID: 003F0301.D Calibration Time: 09:06
 Lab Smp Id: OPP CCV GSV0827 Client Smp ID: OPP CCV GSV0827
 Analysis Type: SV Level:
 Quant Type: ISTD Sample Type:
 Operator: MPK/TLW
 Method File: \\DenSvr03\Public\chem\GCS\GC_D2.i\0709092.B\8141A-2.m
 Misc Info:

COMPOUND	STANDARD	AREA LIMIT		SAMPLE	%DIFF
		LOWER	UPPER		
11 Tributylphosphate	133423	66712	266846	122085	-8.50
36 TOCP	79607	39804	159214	70218	-11.79

COMPOUND	STANDARD	RT LIMIT		SAMPLE	%DIFF
		LOWER	UPPER		
11 Tributylphosphate	11.12	10.62	11.62	11.12	0.01
36 TOCP	18.81	18.31	19.31	18.81	-0.00

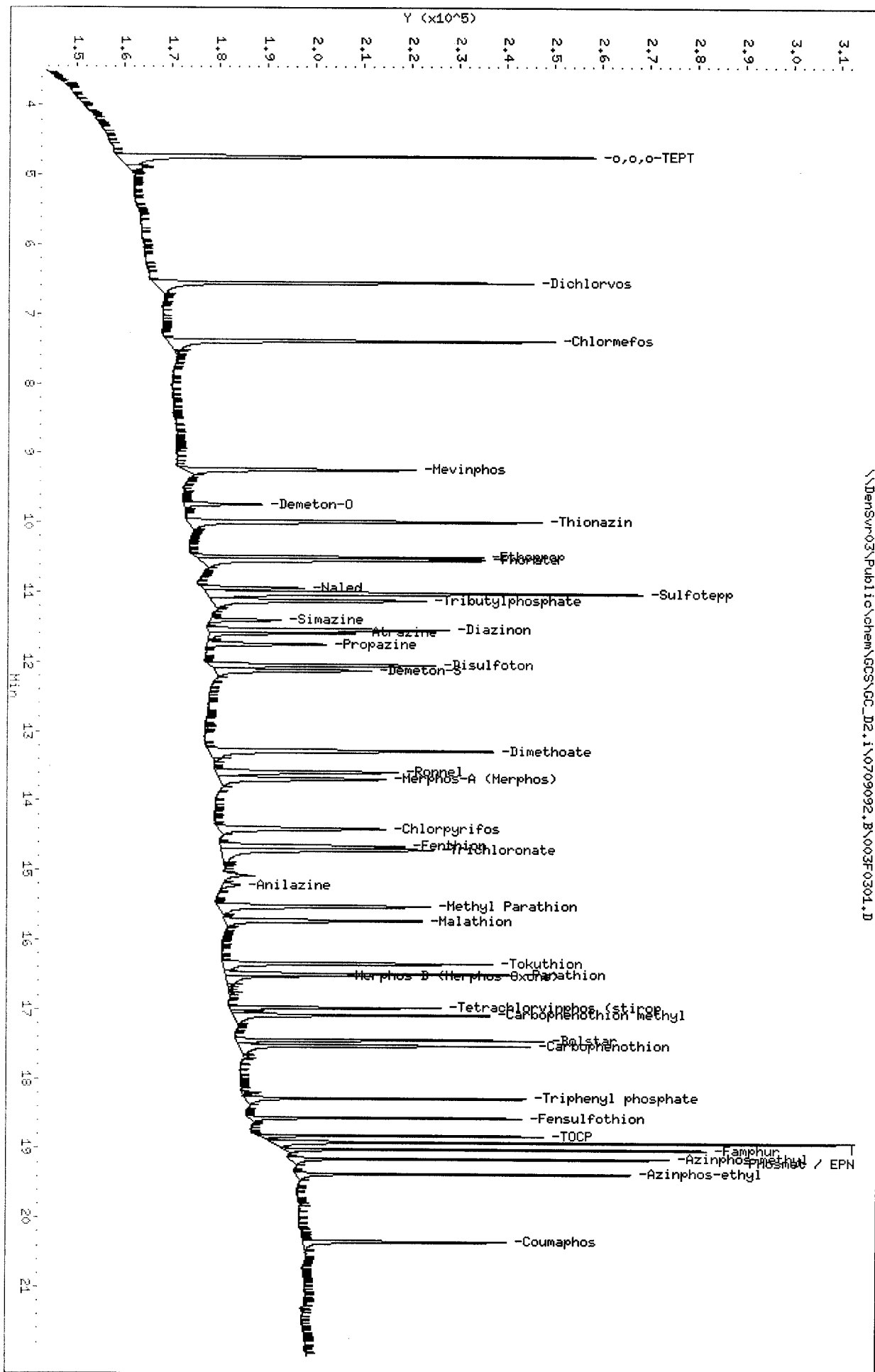
AREA UPPER LIMIT = +100% of internal standard area.
 AREA LOWER LIMIT = - 50% of internal standard area.
 RT UPPER LIMIT = + 0.50 minutes of internal standard RT.
 RT LOWER LIMIT = - 0.50 minutes of internal standard RT.

Data File: \\DensSvr03\Public\chem\GCS\GC_D2.1\0709092.B\003F0301.D
 Date: 09-JUL-2009 22:38
 Client ID: OPP CCV GSV0827
 Sample Info: OPP CCV GSV0827

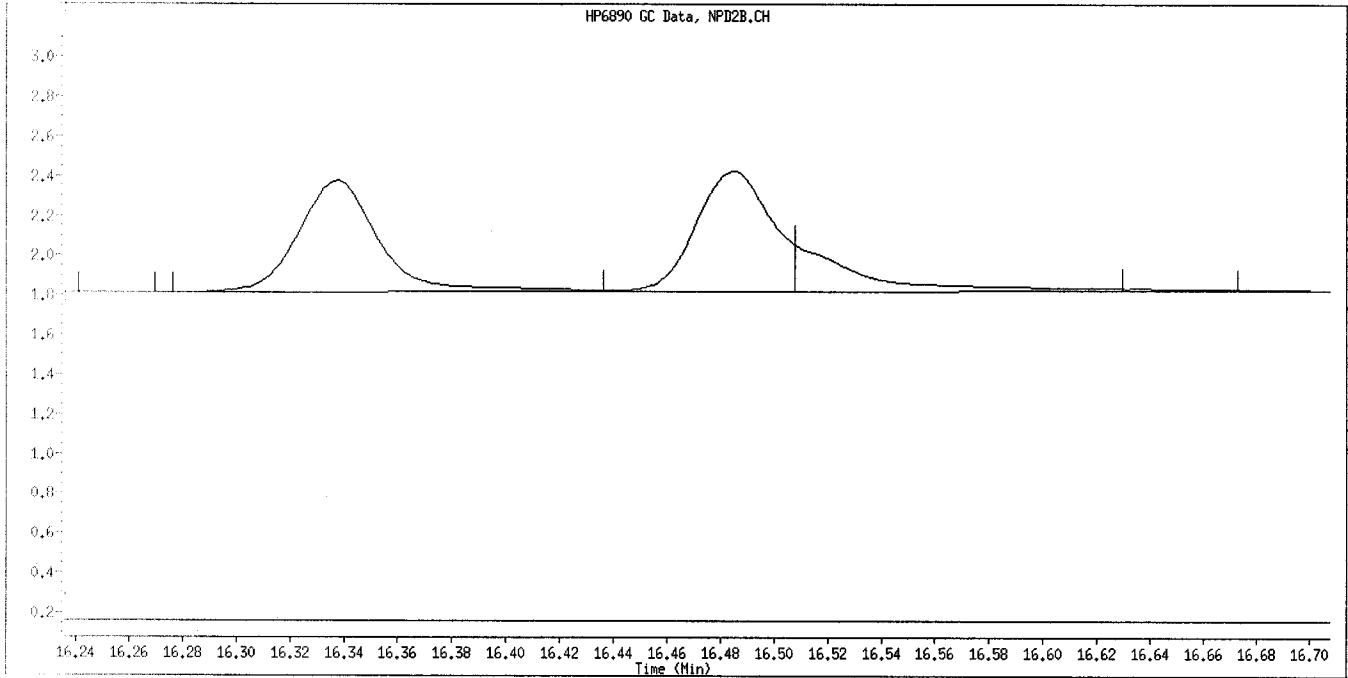
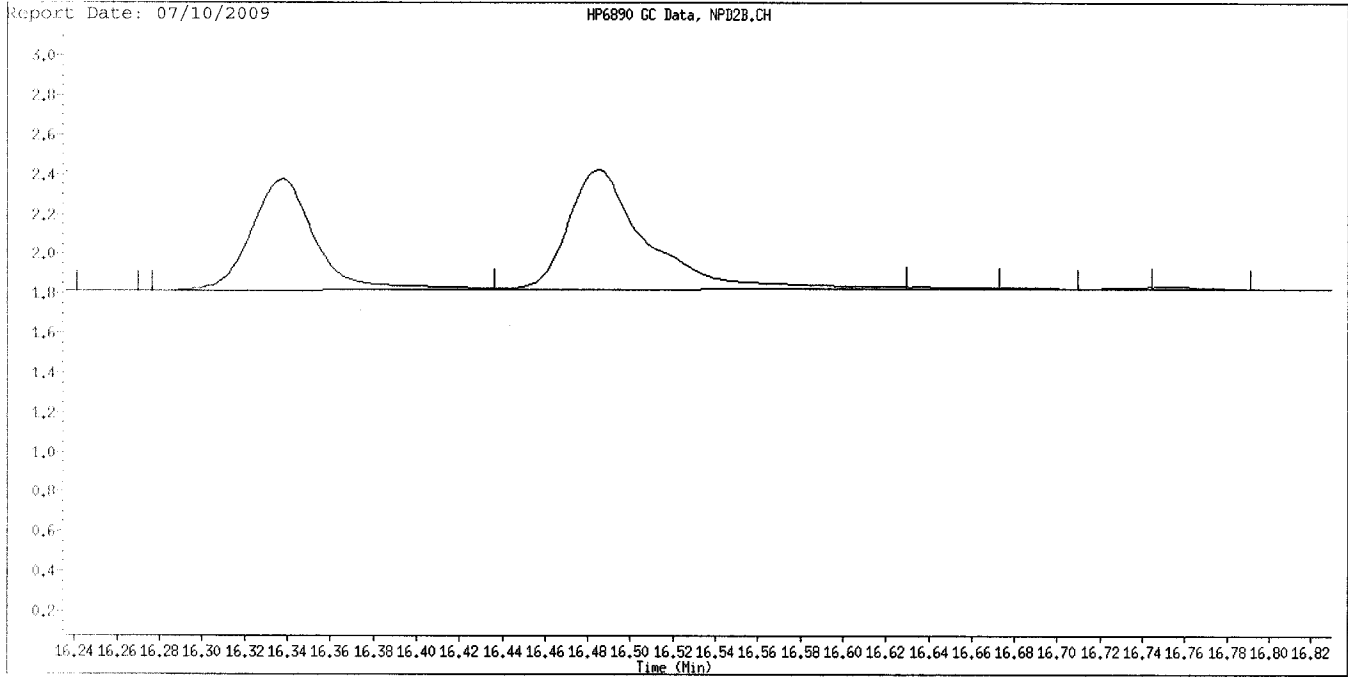
Column phase: RTX-OPPest

Instrument: GC_D2.1
 Operator: HPK/TLM
 Column diameter: 0.32

\\DensSvr03\Public\chem\GCS\GC_D2.1\0709092.B\003F0301.D



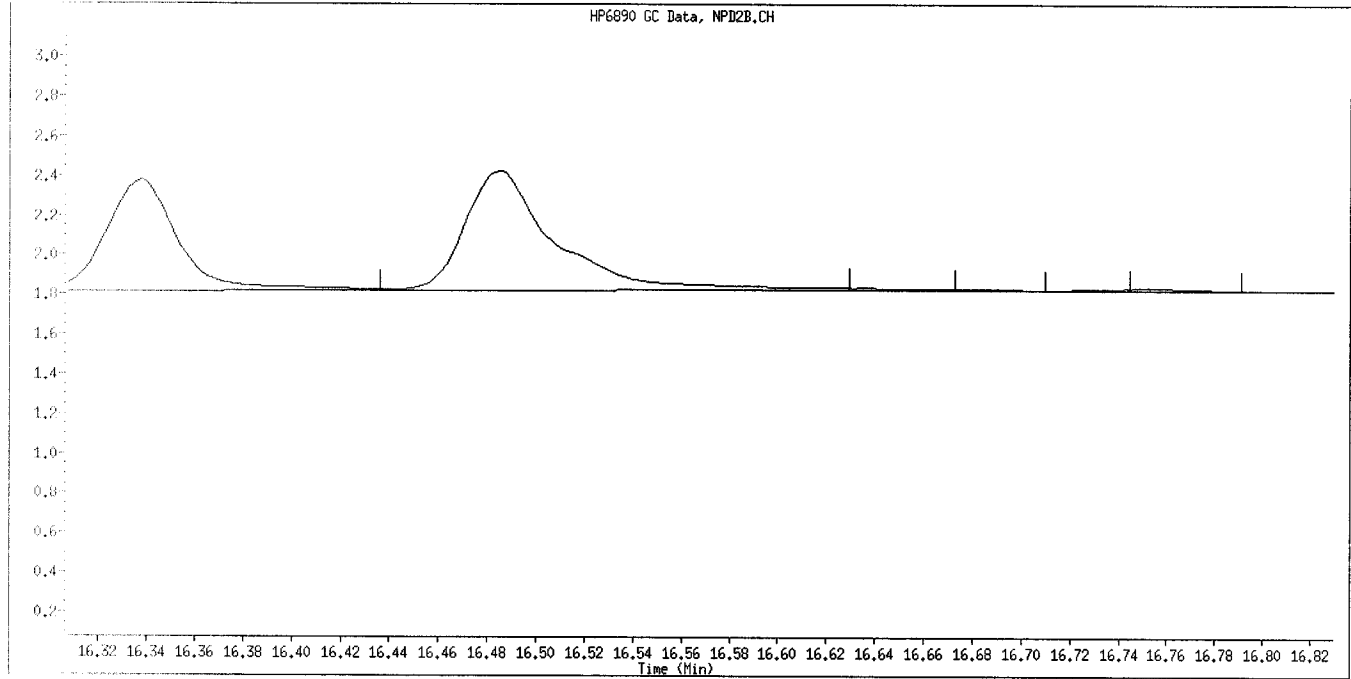
Data File Name: 003F0301.D
Inj. Date and Time: 09-JUL-2009 22:38
Instrument ID: GC_D2.i
Client ID: OPP CCV GSV0827
Compound Name: Parathion
CAS #:



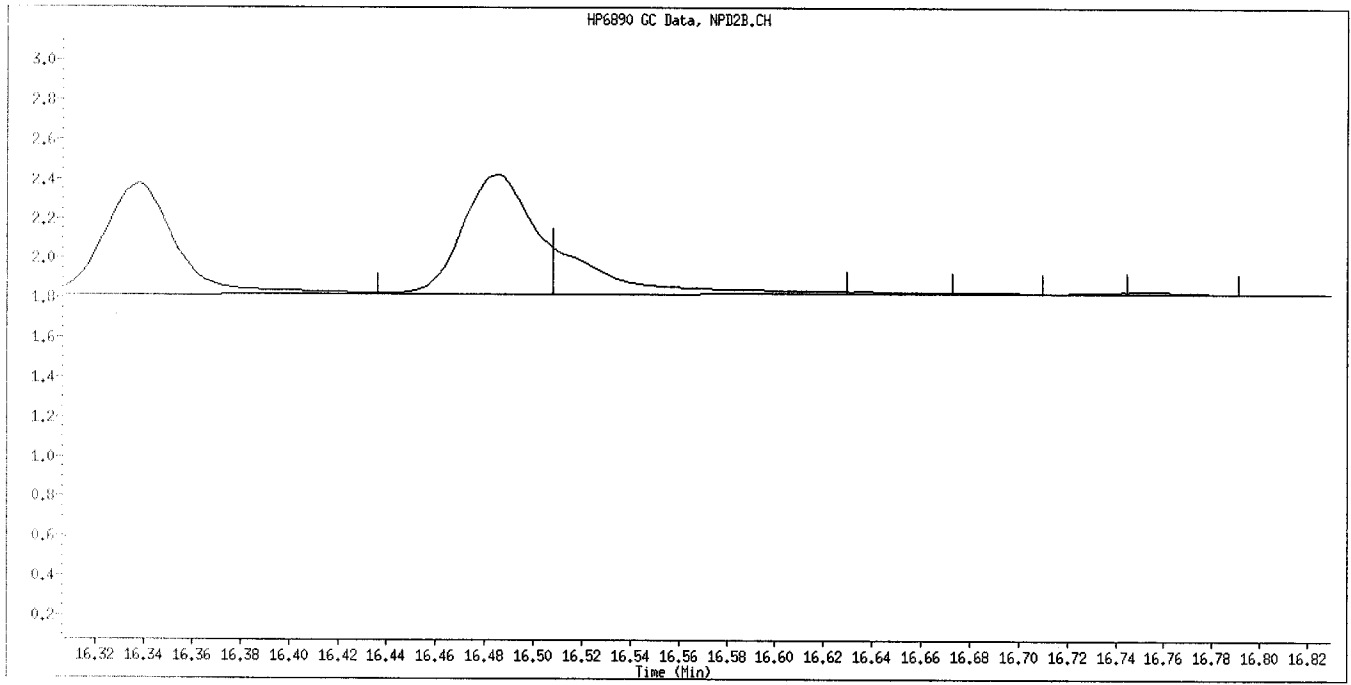
Manually Integrated By: williamst
Manual Integration Reason: Baseline Event

Handwritten signature
7/10/09

Data File Name: 003F0301.D
Inj. Date and Time: 09-JUL-2009 22:38
Instrument ID: GC_D2.i
Client ID: OPP CCV GSV0827
Compound Name: Merphos-B (Merphos Oxone)
CAS #:
Report Date: 07/10/2009



Original Integration



Manual Integration

Manually Integrated By: williamst
Manual Integration Reason: Baseline Event

Handwritten signature and date:
7/10/09

CONTINUING CALIBRATION COMPOUNDS
 PERCENT DRIFT REPORT

Instrument ID: GC_D2.i
 Lab File ID: 014F1401.D
 Analysis Type: NONE

Injection Date: 10-JUL-2009 03:38
 Lab Sample ID: OPP CCV GSV0827
 Method File: \\DenSvr03\Public\chem\GCS\GC_D2.

COMPOUND	EXPECTED CONC.	MEASURED CONC.	%D	MAX %D
1 o,o,o-TEPT	2.5000	2.3643	5.4	15.0
2 Dichlorvos	2.5000	2.5394	1.6	15.0
3 Mevinphos	2.5000	2.5199	0.8	15.0
4 Chlormefos	2.5000	2.5234	0.9	15.0
5 Thionazin	2.5000	2.4660	1.4	15.0
6 Demeton-O	0.8125	0.9405	15.8	15.0 <-
7 Ethoprop	2.5000	2.7443	9.8	15.0
8 Naled	2.5000	3.1727	26.9	15.0 <-
9 Sulfotepp	2.5000	2.6466	5.9	15.0
10 Phorate	2.5000	2.6318	5.3	15.0
11 Dimethoate	2.5000	2.8109	12.4	15.0
12 Demeton-S	1.7000	1.8542	9.1	15.0
13 Simazine	2.5000	2.7045	8.2	15.0
14 Atrazine	2.5000	2.6294	5.2	15.0
15 propazine	2.5000	2.4510	2.0	15.0
17 Disulfoton	2.5000	2.4793	0.8	15.0
16 Diazinon	2.5000	2.5280	1.1	15.0
18 Methyl Parathion	2.5000	2.7742	11.0	15.0
19 Ronnel	2.5000	2.5361	1.4	15.0
20 Malathion	2.5000	2.5122	0.5	15.0
21 Fenthion	2.5000	2.4042	3.8	15.0
22 Parathion	2.5000	2.5353	1.4	15.0
23 Chlorpyrifos	2.5000	2.4690	1.2	15.0
24 Trichloronate	2.5000	2.5598	2.4	15.0
25 Anilazine	2.5000	2.6443	5.8	15.0
148 Merphos-A (Merphos)	2.5000	2.4543	1.8	999.0
26 Tetrachlorvinphos (Stirophos)	2.5000	2.5605	2.4	15.0
28 Tokuthion	2.5000	2.4890	0.4	15.0
149 Merphos-B (Merphos Oxone)	2.5000	2.9831	19.3	999.0
29 Carbophenothion-methyl	2.5000	2.5378	1.5	15.0
29 Fensulfothion	2.5000	2.5529	2.1	15.0
30 Bolstar / Famphur	5.0000	4.9017	2.0	15.0
32 Carbophenothion	2.5000	2.3768	4.9	15.0
31 Triphenyl phosphate	2.5000	2.5544	2.2	15.0
34 Phosmet	2.5000	2.7580	10.3	15.0
32 EPN	2.5000	2.6787	7.1	15.0
33 Azinphos-methyl	2.5000	2.5994	4.0	15.0
35 Azinphos-ethyl	2.5000	2.4798	0.8	15.0
36 Coumaphos	2.5000	2.5203	0.8	15.0

CONTINUING CALIBRATION COMPOUNDS
PERCENT DRIFT REPORT

Instrument ID: GC D2.i
Lab File ID: 014F1401.D
Analysis Type: NONE

Injection Date: 10-JUL-2009 03:38
Lab Sample ID: OPP CCV GSV0827
Method File: \\DenSvr03\Public\chem\GCS\GC_D2.

COMPOUND	EXPECTED CONC.	MEASURED CONC.	%D	MAX %D
27 Merphos	2.5000	2.5776	3.1	15.0
40 Total Demeton	2.5000	2.7947	11.8	15.0

Average %D = 5.24

TestAmerica

Data file : \\DenSvr03\Public\chem\GCS\GC_D2.i\0709091.B\014F1401.D
 Lab Smp Id: OPP CCV GSV0827 Client Smp ID: OPP CCV GSV0827
 Inj Date : 10-JUL-2009 03:38
 Operator : MPK/TLW Inst ID: GC_D2.i
 Smp Info : OPP CCV GSV0827
 Misc Info : IS - GSV0633-09
 Comment :
 Method : \\DenSvr03\Public\chem\GCS\GC_D2.i\0709091.B\8141A-1.m
 Meth Date : 10-Jul-2009 12:00 GC_D2.i Quant Type: ISTD
 Cal Date : 26-JUN-2009 21:13 Cal File: 009F0901.D
 Als bottle: 14 Continuing Calibration Sample
 Dil Factor: 1.00000
 Integrator: Falcon Compound Sublist: 8141A.sub
 Target Version: 4.14
 Processing Host: DENPC075

Compounds	AMOUNTS					
	RT	EXP RT	REL RT	RESPONSE	CAL-AMT (ug/mL)	ON-COL (ug/mL)
1 o,o,o-TEPT	3.255	3.254	(0.183)	292818	2.50000	2.364
2 Dichlorvos	4.072	4.074	(0.228)	195297	2.50000	2.539
3 Mevinphos	5.737	5.739	(0.322)	106454	2.50000	2.520
4 Chlormefos	5.829	5.836	(0.327)	243022	2.50000	2.523
5 Thionazin	7.499	7.507	(0.421)	216734	2.50000	2.466
6 Demeton-O	7.640	7.649	(0.429)	78925	0.81250	0.9405
7 Ethoprop	7.842	7.852	(0.440)	211369	2.50000	2.744
8 Naled	8.050	8.057	(0.452)	62056	2.50000	3.173
9 Tributylphosphate	Compound Not Detected.					
10 Sulfotepp	8.430	8.442	(0.473)	290881	2.50000	2.646
11 Phorate	8.522	8.532	(0.478)	209919	2.50000	2.632
12 Dimethoate	8.649	8.652	(0.485)	260453	2.50000	2.811
13 Demeton-S	8.835	8.846	(0.496)	124581	1.70000	1.854
14 Simazine	8.910	8.924	(0.500)	84379	2.50000	2.704
15 Atrazine	9.079	9.094	(0.509)	94470	2.50000	2.629
16 propazine	9.225	9.241	(0.517)	81254	2.50000	2.451
17 Disulfoton	9.857	9.869	(0.553)	133816	2.50000	2.479
18 Diazinon	9.890	9.902	(0.555)	216606	2.50000	2.528
19 Methyl Parathion	10.704	10.717	(0.600)	150747	2.50000	2.774
20 Ronnel	11.227	11.241	(0.630)	142449	2.50000	2.536
21 Malathion	11.787	11.804	(0.661)	128438	2.50000	2.512
22 Fenthion	11.917	11.932	(0.668)	132802	2.50000	2.404
23 Parathion	12.004	12.019	(0.673)	149041	2.50000	2.535
24 Chlorpyrifos	12.054	12.067	(0.676)	175604	2.50000	2.469
25 Trichloronate	12.479	12.496	(0.700)	162717	2.50000	2.560
26 Anilazine	12.799	12.817	(0.718)	14850	2.50000	2.644
27 Merphos-A (Merphos)	13.182	13.199	(0.739)	130163	2.50000	2.454
28 Tetrachlorvinphos (Stirophos)	13.804	13.824	(0.774)	90253	2.50000	2.560
29 Tokuthion	14.429	14.449	(0.809)	151668	2.50000	2.489
30 Merphos-B (Merphos Oxone)	14.629	14.651	(0.820)	42488	2.50000	2.983
31 Carbophenothion-methyl	15.215	15.239	(0.853)	118851	2.50000	2.538
32 Fensulfothion	15.345	15.361	(0.861)	128312	2.50000	2.553
33 Bolstar / Famphur	16.037	16.053	(0.899)	285743	5.00000	4.902

Compounds	RT	EXP RT	REL RT	RESPONSE	AMOUNTS	
					CAL-AMT (ug/mL)	ON-COL (ug/mL)
34 Carbophenothion	16.180	16.197	(0.907)	139003	2.50000	2.377
35 Triphenyl phosphate	16.697	16.712	(0.936)	113527	2.50000	2.554 (A)
36 Phosmet	16.950	16.963	(0.951)	138058	2.50000	2.758
37 EPN	17.135	17.151	(0.961)	128811	2.50000	2.679
38 Azinphos-methyl	17.465	17.480	(0.980)	138655	2.50000	2.599
* 39 TOCP	17.830	17.846	(1.000)	87905	2.00000	
40 Azinphos-ethyl	17.912	17.926	(1.005)	145987	2.50000	2.480
41 Coumaphos	18.352	18.366	(1.029)	108429	2.50000	2.520
S 42 Merphos				172651	2.50000	2.578
M 43 Total Demeton				203506	2.50000	2.795

QC Flag Legend

A - Target compound detected but, quantitated amount exceeded maximum amount.

TestAmerica

INTERNAL STANDARD COMPOUNDS
 AREA AND RT SUMMARY

Instrument ID: GC_D2.i Calibration Date: 09-JUL-2009
 Lab File ID: 014F1401.D Calibration Time: 22:38
 Lab Smp Id: OPP CCV GSV0827 Client Smp ID: OPP CCV GSV0827
 Analysis Type: SV Level:
 Quant Type: ISTD Sample Type:
 Operator: MPK/TLW
 Method File: \\DenSvr03\Public\chem\GCS\GC_D2.i\0709091.B\8141A-1.m
 Misc Info: IS - GSV0633-09


COMPOUND	STANDARD	AREA LIMIT		SAMPLE	%DIFF
		LOWER	UPPER		
9 Tributylphosphate	190357	95179	380714	0	-100.00
39 TOCP	85100	42550	170200	87905	3.30

COMPOUND	STANDARD	RT LIMIT		SAMPLE	%DIFF
		LOWER	UPPER		
9 Tributylphosphate	8.19	7.69	8.69	0.00	-100.00
39 TOCP	17.83	17.33	18.33	17.83	-0.01

AREA UPPER LIMIT = +100% of internal standard area.
 AREA LOWER LIMIT = - 50% of internal standard area.
 RT UPPER LIMIT = + 0.50 minutes of internal standard RT.
 RT LOWER LIMIT = - 0.50 minutes of internal standard RT.

Data File: \\Densvr03\Public\chem\GCS\GC_D2.1\0709091.B\014F1401.D
 Date : 10-JUL-2009 03:38
 Client ID: OPP CCV GSV0827
 Sample Info: OPP CCV GSV0827
 Column phase: RTX-1MS

Instrument: GC_D2.1
 Operator: HPK/TLM
 Column diameter: 0.32



CONTINUING CALIBRATION COMPOUNDS
 PERCENT DRIFT REPORT

Instrument ID: GC_D2.i
 Lab File ID: 014F1401.D
 Analysis Type: NONE

Injection Date: 10-JUL-2009 03:38
 Lab Sample ID: OPP CCV GSV0827
 Method File: \\DenSvr03\Public\chem\GCS\GC_D2.

COMPOUND	EXPECTED CONC.	MEASURED CONC.	%D	MAX %D
1 o,o,o-TEPT	2.5000	2.4353	2.6	15.0
2 Dichlorvos	2.5000	2.1830	12.7	15.0
3 Chlormefos	2.5000	2.2910	8.4	15.0
4 Mevinphos	2.5000	2.2869	8.5	15.0
5 Demeton-O	0.8125	0.7743	4.7	15.0
6 Thionazin	2.5000	2.5017	0.1	15.0
7 Ethoprop	2.5000	2.3668	5.3	15.0
8 Phorate	2.5000	2.8178	12.7	15.0
10 Naled	2.5000	3.0720	22.9	15.0 <-
146 Sulfotepp	2.5000	2.6484	5.9	15.0
10 Simazine	2.5000	3.2912	31.6	15.0 <-
12 Diazinon	2.5000	2.5920	3.7	15.0
150 Atrazine	2.5000	2.7887	11.5	15.0
13 Propazine	2.5000	2.6153	4.6	15.0
14 Disulfoton	2.5000	2.5069	0.3	15.0
15 Demeton-S	1.7000	1.6510	2.9	15.0
16 Dimethoate	2.5000	2.4031	3.9	15.0
17 Ronnel	2.5000	2.3342	6.6	15.0
148 Merphos-A (Merphos)	2.5000	1.8597	25.6	999.0
18 Chlorpyrifos	2.5000	2.3536	5.9	15.0
19 Fenthion	2.5000	2.3707	5.2	15.0
20 Trichloronate	2.5000	2.3859	4.6	15.0
21 Anilazine	2.5000	0.3770	84.9	15.0 <-
23 Methyl Parathion	2.5000	2.5510	2.0	15.0
24 Malathion	2.5000	2.5669	2.7	15.0
25 Tokuthion	2.5000	2.3297	6.8	15.0
26 Parathion	2.5000	2.5446	1.8	15.0
149 Merphos-B (Merphos Oxone)	2.5000	1.6703	33.2	999.0
27 Tetrachlorvinphos (stirophos)	2.5000	2.5776	3.1	15.0
28 Carbophenothion methyl	2.5000	2.6974	7.9	15.0
28 Bolstar	2.5000	2.4399	2.4	15.0
30 Carbophenothion	2.5000	2.6033	4.1	15.0
29 Triphenyl phosphate	2.5000	2.5175	0.7	15.0
30 Fensulfothion	2.5000	2.3525	5.9	15.0
35 Phosmet / EPN	5.0000	4.9874	0.3	15.0
33 Famphur	2.5000	2.4126	3.5	15.0
34 Azinphos-methyl	2.5000	2.4350	2.6	15.0
35 Azinphos-ethyl	2.5000	2.4884	0.5	15.0
36 Coumaphos	2.5000	2.5644	2.6	15.0

CONTINUING CALIBRATION COMPOUNDS
PERCENT DRIFT REPORT

Instrument ID: GC_D2.i
Lab File ID: 014F1401.D
Analysis Type: NONE

Injection Date: 10-JUL-2009 03:38
Lab Sample ID: OPP CCV GSV0827
Method File: \\DenSvr03\Public\chem\GCS\GC_D2.

COMPOUND	EXPECTED CONC.	MEASURED CONC.	%D	MAX %D
22 Merphos	2.5000	2.4766	0.9	15.0
40 Total Demeton	2.5000	2.4253	3.0	15.0

Average %D = 8.76

TestAmerica

Data file : \\DenSvr03\Public\chem\GCS\GC_D2.i\0709092.B\014F1401.D
 Lab Smp Id: OPP CCV GSV0827 Client Smp ID: OPP CCV GSV0827
 Inj Date : 10-JUL-2009 03:38
 Operator : MPK/TLW Inst ID: GC_D2.i
 Smp Info : OPP CCV GSV0827
 Misc Info :
 Comment :
 Method : \\DenSvr03\Public\chem\GCS\GC_D2.i\0709092.B\8141A-2.m
 Meth Date : 10-Jul-2009 12:05 GC_D2.i Quant Type: ISTD
 Cal Date : 26-JUN-2009 21:13 Cal File: 009F0901.D
 Als bottle: 14 Continuing Calibration Sample
 Dil Factor: 1.00000
 Integrator: Falcon Compound Sublist: 8141A.sub
 Target Version: 4.14
 Processing Host: DENPC075

Compounds	RT	EXP RT	REL RT	RESPONSE	AMOUNTS	
					CAL-AMT (ug/mL)	ON-COL (ug/mL)
1 o,o,o-TEPT	4.731	4.731	(0.252)	240500	2.50000	2.435
2 Dichlorvos	6.547	6.546	(0.348)	168338	2.50000	2.183
\$ 3 Chlormefos	7.382	7.384	(0.393)	177844	2.50000	2.291
4 Mevinphos	9.232	9.234	(0.491)	118791	2.50000	2.287
5 Demeton-O	9.731	9.734	(0.517)	38326	0.81250	0.7743
6 Thionazin	9.981	9.984	(0.531)	194332	2.50000	2.502
7 Ethoprop	10.496	10.499	(0.558)	137381	2.50000	2.367
8 Phorate	10.534	10.539	(0.560)	189667	2.50000	2.818
9 Naled	10.937	10.939	(0.582)	52525	2.50000	3.072
10 Sulfotepp	11.012	11.017	(0.586)	268861	2.50000	2.648 (A)
* 11 Tributylphosphate	11.117	11.116	(1.000)	181987	2.00000	
12 Simazine	11.396	11.399	(0.606)	47854	2.50000	3.291 (A)
13 Diazinon	11.536	11.541	(0.613)	141325	2.50000	2.592
14 Atrazine	11.577	11.584	(0.616)	81386	2.50000	2.789 (A)
15 Propazine	11.741	11.747	(0.624)	66430	2.50000	2.615
16 Disulfoton	12.044	12.049	(0.640)	134216	2.50000	2.507
17 Demeton-S	12.121	12.124	(0.644)	103404	1.70000	1.651
18 Dimethoate	13.274	13.282	(0.706)	172428	2.50000	2.403
19 Ronnel	13.579	13.587	(0.722)	112735	2.50000	2.334
20 Merphos-A (Merphos)	13.681	13.689	(1.231)	122638	2.50000	1.860 (A)
21 Chlorpyrifos	14.399	14.409	(0.766)	115296	2.50000	2.354
22 Fenthion	14.651	14.662	(0.779)	107713	2.50000	2.371
23 Trichloronate	14.697	14.711	(0.781)	151372	2.50000	2.386
24 Anilazine	15.204	15.216	(0.808)	1585	2.50000	0.3770
25 Methyl Parathion	15.509	15.519	(0.825)	125131	2.50000	2.551 (A)
26 Malathion	15.714	15.724	(0.836)	117954	2.50000	2.567
27 Tokuthion	16.337	16.344	(0.869)	125346	2.50000	2.330
28 Parathion	16.484	16.494	(0.876)	122994	2.50000	2.545 (M)
29 Merphos-B (Merphos Oxone)	16.507	16.517	(1.485)	34956	2.50000	1.670 (AM)
30 Tetrachlorvinphos (stirophos)	16.969	16.977	(0.902)	80592	2.50000	2.578
31 Carbophenothion methyl	17.074	17.082	(0.908)	120884	2.50000	2.697
32 Bolstar	17.432	17.440	(0.927)	115179	2.50000	2.440
33 Carbophenothion	17.514	17.524	(0.931)	120846	2.50000	2.603 (A)

Compounds	RT	EXP RT	REL RT	RESPONSE	AMOUNTS	
					CAL-AMT (ug/mL)	ON-COL (ug/mL)
\$ 34 Triphenyl phosphate	18.272	18.281	(0.972)	95896	2.50000	2.518
35 Fensulfothion	18.551	18.559	(0.986)	82278	2.50000	2.352
* 36 TOCP	18.807	18.816	(1.000)	76352	2.00000	
37 Phosmet / EPN	18.901	18.909	(1.005)	194655	5.00000	4.987
38 Pamphur	19.002	19.011	(1.010)	120818	2.50000	2.412
39 Azinphos-methyl	19.137	19.147	(1.018)	111550	2.50000	2.435
40 Azinphos-ethyl	19.356	19.366	(1.029)	108567	2.50000	2.488
41 Coumaphos	20.334	20.347	(1.081)	86025	2.50000	2.564
S 42 Merphos				157594	2.50000	2.477 (A)
M 43 Total Demeton				141730	2.50000	2.425

QC Flag Legend

- A - Target compound detected but, quantitated amount exceeded maximum amount.
- M - Compound response manually integrated.

TestAmerica

INTERNAL STANDARD COMPOUNDS
 AREA AND RT SUMMARY

Instrument ID: GC_D2.i Calibration Date: 09-JUL-2009
 Lab File ID: 014F1401.D Calibration Time: 22:38
 Lab Smp Id: OPP CCV GSV0827 Client Smp ID: OPP CCV GSV0827
 Analysis Type: SV Level:
 Quant Type: ISTD Sample Type:
 Operator: MPK/TLW
 Method File: \\DenSvr03\Public\chem\GCS\GC_D2.i\0709092.B\8141A-2.m
 Misc Info:

COMPOUND	STANDARD	AREA LIMIT		SAMPLE	%DIFF
		LOWER	UPPER		
11 Tributylphosphate	122085	61043	244170	181987	49.07
36 TOCP	70218	35109	140436	76352	8.74

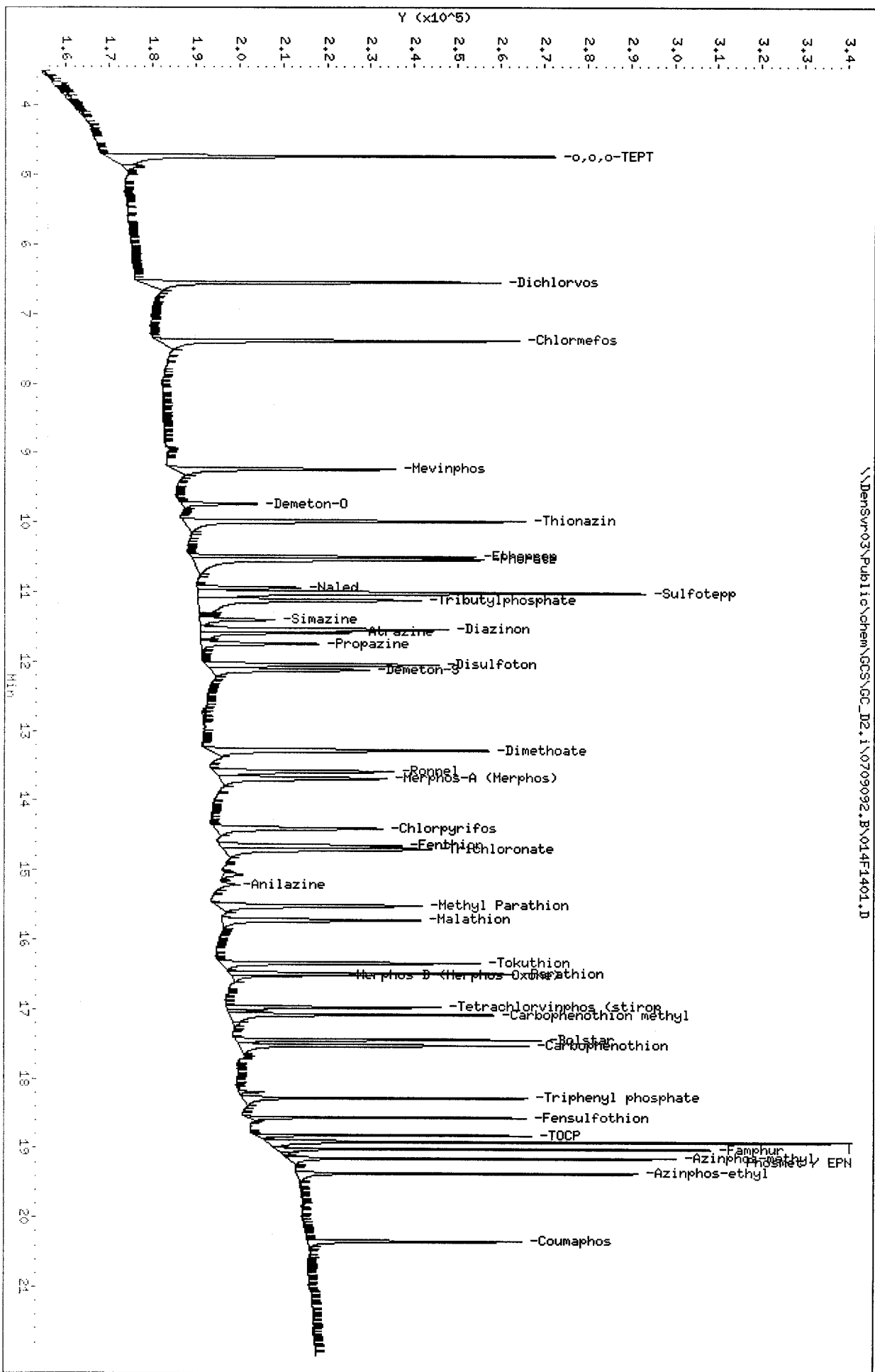
COMPOUND	STANDARD	RT LIMIT		SAMPLE	%DIFF
		LOWER	UPPER		
11 Tributylphosphate	11.12	10.62	11.62	11.12	0.00
36 TOCP	18.81	18.31	19.31	18.81	0.00

AREA UPPER LIMIT = +100% of internal standard area.
 AREA LOWER LIMIT = - 50% of internal standard area.
 RT UPPER LIMIT = + 0.50 minutes of internal standard RT.
 RT LOWER LIMIT = - 0.50 minutes of internal standard RT.

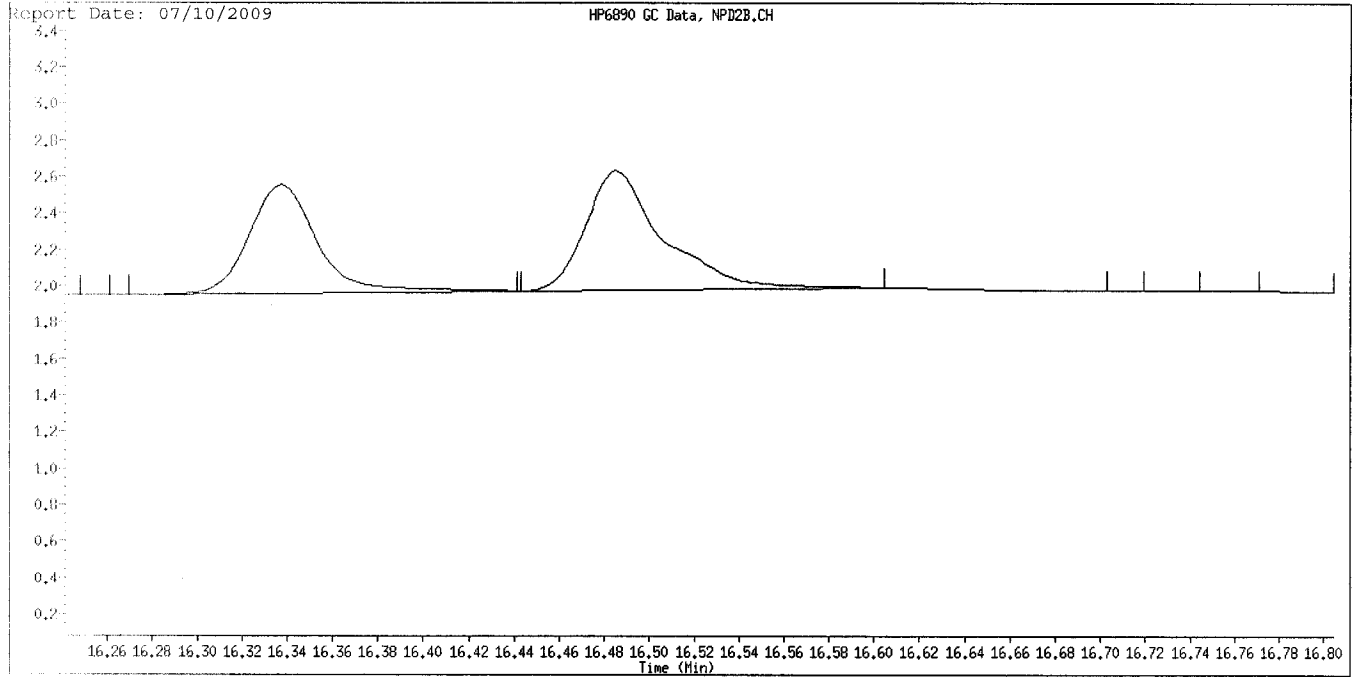
Data File: \\Densyr03\Public\chem\GCS\GC_D2.1\0709092.B\014F1401.D
 Date: 10-JUL-2009 03:38
 Client ID: OPP CCV GSV0827
 Sample Info: OPP CCV GSV0827
 Column phase: RTX-OPPest

Instrument: GC_D2.1
 Operator: HPK/TLM
 Column diameter: 0.32

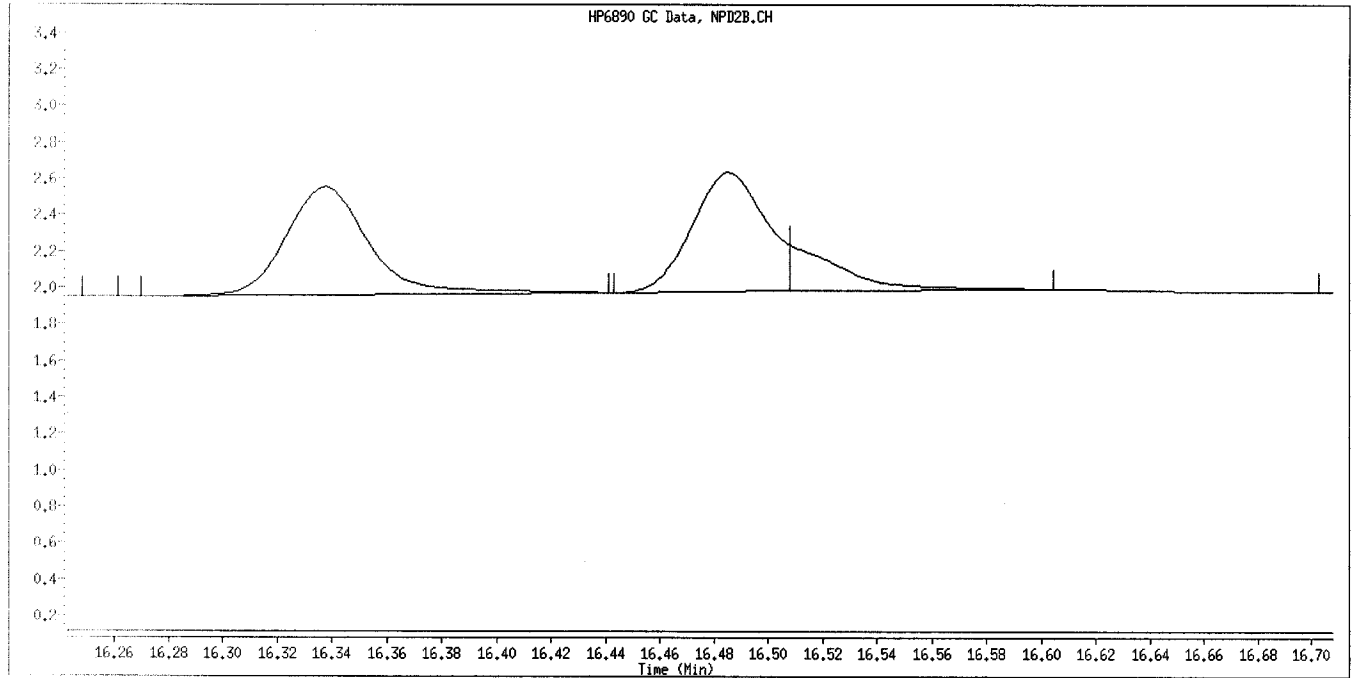
\\Densyr03\Public\chem\GCS\GC_D2.1\0709092.B\014F1401.D



Data File Name: 014F1401.D
Inj. Date and Time: 10-JUL-2009 03:38
Instrument ID: GC_D2.i
Client ID: OPP CCV GSV0827
Compound Name: Parathion
CAS #:



Original Integration

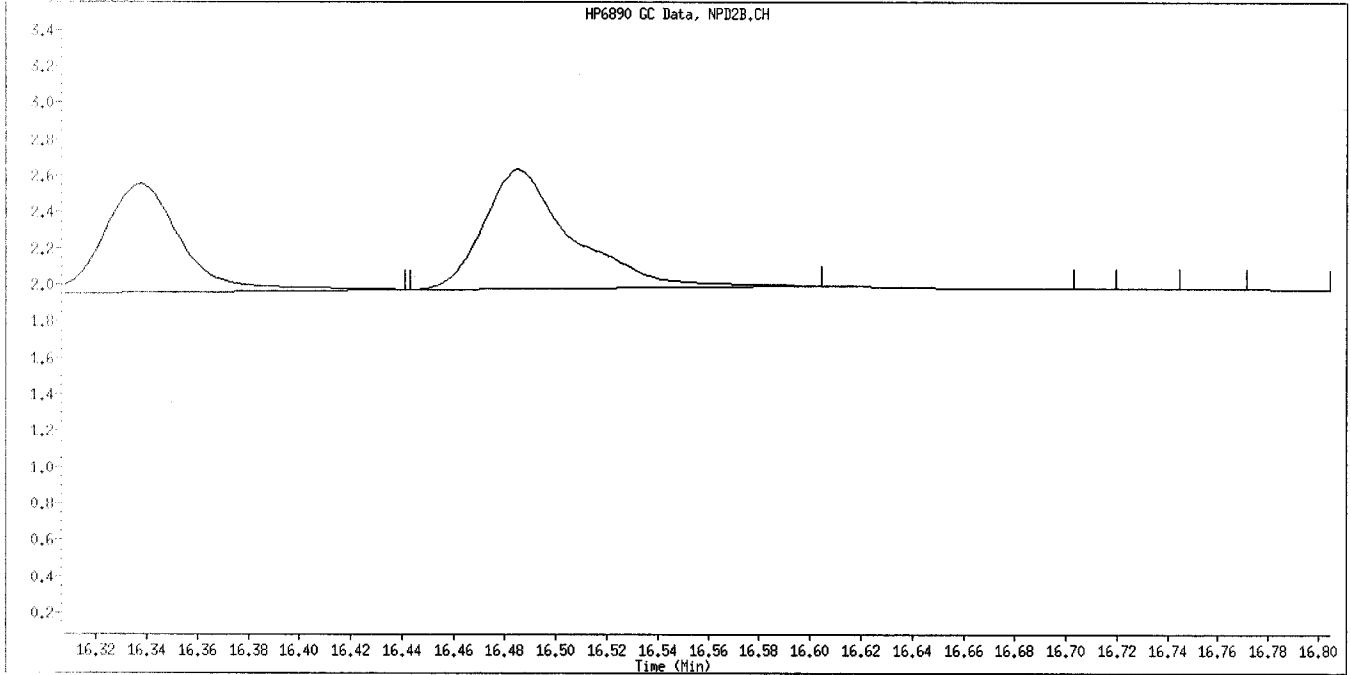


Manual Integration

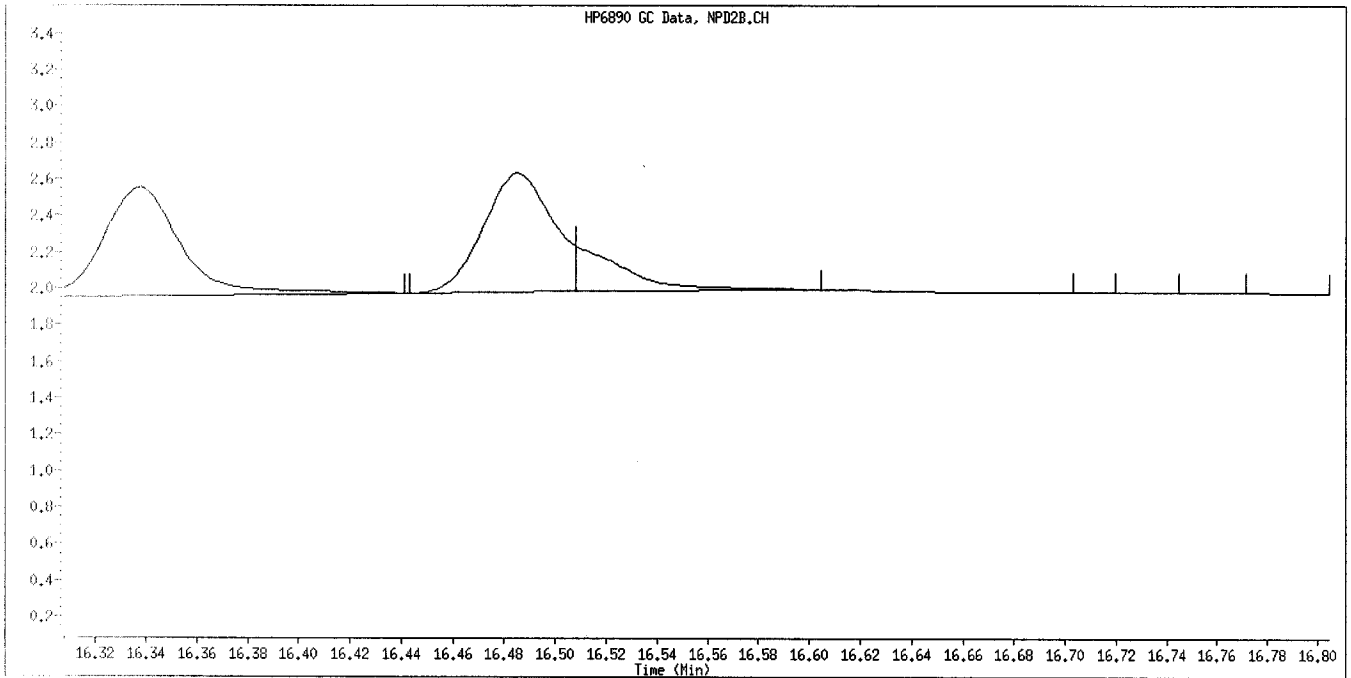
Manually Integrated By: williamst
Manual Integration Reason: Baseline Event

Handwritten signature
7/10/09

Data File Name: 014F1401.D
Inj. Date and Time: 10-JUL-2009 03:38
Instrument ID: GC_D2.i
Client ID: OPP CCV GSV0827
Compound Name: Merphos-B (Merphos Oxone)
CAS #:
Report Date: 07/10/2009



Original Integration



Manual Integration

Manually Integrated By: williamst
Manual Integration Reason: Baseline Event

ylc
7/10/09

**GC SEMIVOLATILE
SAMPLE DATA**

TestAmerica



THE LEADER IN ENVIRONMENTAL TESTING

TestAmerica

Data file : \\DenSvr03\Public\chem\GCS\GC_D2.i\0709091.B\010F1001.D
 Lab Smp Id: LF7N81AA Client Smp ID: BLANK
 Inj Date : 10-JUL-2009 01:49
 Operator : MPK/TLW Inst ID: GC_D2.i
 Smp Info : LF7N81AA,MB
 Misc Info : IS - GSV0633-09
 Comment :
 Method : \\DenSvr03\Public\chem\GCS\GC_D2.i\0709091.B\8141A-1.m
 Meth Date : 10-Jul-2009 12:00 GC_D2.i Quant Type: ISTD
 Cal Date : 26-JUN-2009 21:13 Cal File: 009F0901.D
 Als bottle: 10 QC Sample: BLANK
 Dil Factor: 1.00000
 Integrator: Falcon Compound Sublist: 8141A.sub
 Target Version: 4.14
 Processing Host: DENPC075

Concentration Formula: Amt * DF * Vf / Vs * CpndVariable

Name	Value	Description
DF	1.000	Dilution Factor
Vf	2000.000	Final Extract Volume (uL)
Vs	1000.000	Volume of Sample extracted (mL)
Cpnd Variable		Local Compound Variable

Compounds	RT	EXP RT	REL RT	RESPONSE	CONCENTRATIONS	
					ON-COLUMN (ug/mL)	FINAL (ug/L)
1 o,o,o-TEPT						
2 Dichlorvos						
3 Mevinphos						
S 4 Chlormefos	5.830	5.836	(0.327)	71001	0.58370	1.167
5 Thionazin						
6 Demeton-O						
7 Ethoprop						
8 Naled	8.066	8.057	(0.452)	82	0.19577	0.3925 <i>w/ repeat</i>
* 9 Tributylphosphate						
10 Sulfotepp						
11 Phorate						
12 Dimethoate						
13 Demeton-S						
14 Simazine						
15 Atrazine						
16 propazine						
17 Disulfoton						
18 Diazinon						
19 Methyl Parathion						
20 Ronnel						
21 Malathion						
22 Fenthion						

Compounds	RT	EXP RT	REL RT	RESPONSE	CONCENTRATIONS	
					ON-COLUMN (ug/mL)	FINAL (ug/L)
23 Parathion						
24 Chlorpyrifos	12.051	12.067	(0.676)	134	0.00149	0.002983 (a)
25 Trichloronate						
26 Anilazine						
27 Merphos-A (Merphos)	13.190	13.199	(0.740)	98	0.00146	0.002926
28 Tetrachlorvinphos (Stirophos)	13.813	13.824	(0.775)	60	0.00135	0.002695
29 Tokuthion						
30 Merphos-B (Merphos Oxone)	14.645	14.651	(0.821)	52	0.02376	0.04751
31 Carbophenothion-methyl						
32 Fensulfothion						
33 Bolstar / Famphur						
34 Carbophenothion						
S 35 Triphenyl phosphate	16.698	16.712	(0.936)	44346	0.79000	1.580
36 Phosmet						
37 EPN						
38 Azinphos-methyl						
* 39 TOCP	17.831	17.846	(1.000)	111029	2.00000	
40 Azinphos-ethyl						
41 Coumaphos						
S 42 Merphos				150	0.00177	0.003546
M 43 Total Demeton						

QC Flag Legend

a - Target compound detected but, quantitated amount
 Below Limit Of Quantitation(BLOQ).

TestAmerica

INTERNAL STANDARD COMPOUNDS
 AREA AND RT SUMMARY

Instrument ID: GC_D2.i
 Lab File ID: 010F1001.D
 Lab Smp Id: LF7N81AA
 Analysis Type: SV
 Quant Type: ISTD
 Operator: MPK/TLW
 Method File: \\DenSvr03\Public\chem\GCS\GC_D2.i\0709091.B\8141A-1.m
 Misc Info: IS - GSV0633-09

Calibration Date: 09-JUL-2009
 Calibration Time: 22:38
 Client Smp ID: BLANK
 Level: LOW
 Sample Type: WATER

COMPOUND =====	STANDARD =====	AREA LIMIT		SAMPLE =====	%DIFF =====
		LOWER =====	UPPER =====		
9 Tributylphosphate	+++++++ 85100	+++++++ 42550	+++++++ 170200	+ 111029	+++++++ 30.47
39 TOCP					

COMPOUND =====	STANDARD =====	RT LIMIT		SAMPLE =====	%DIFF =====
		LOWER =====	UPPER =====		
9 Tributylphosphate	+++++++ 17.83	+++++++ 17.33	+++++++ 18.33	0.0+ 17.83	+++++++ -0.00
39 TOCP					

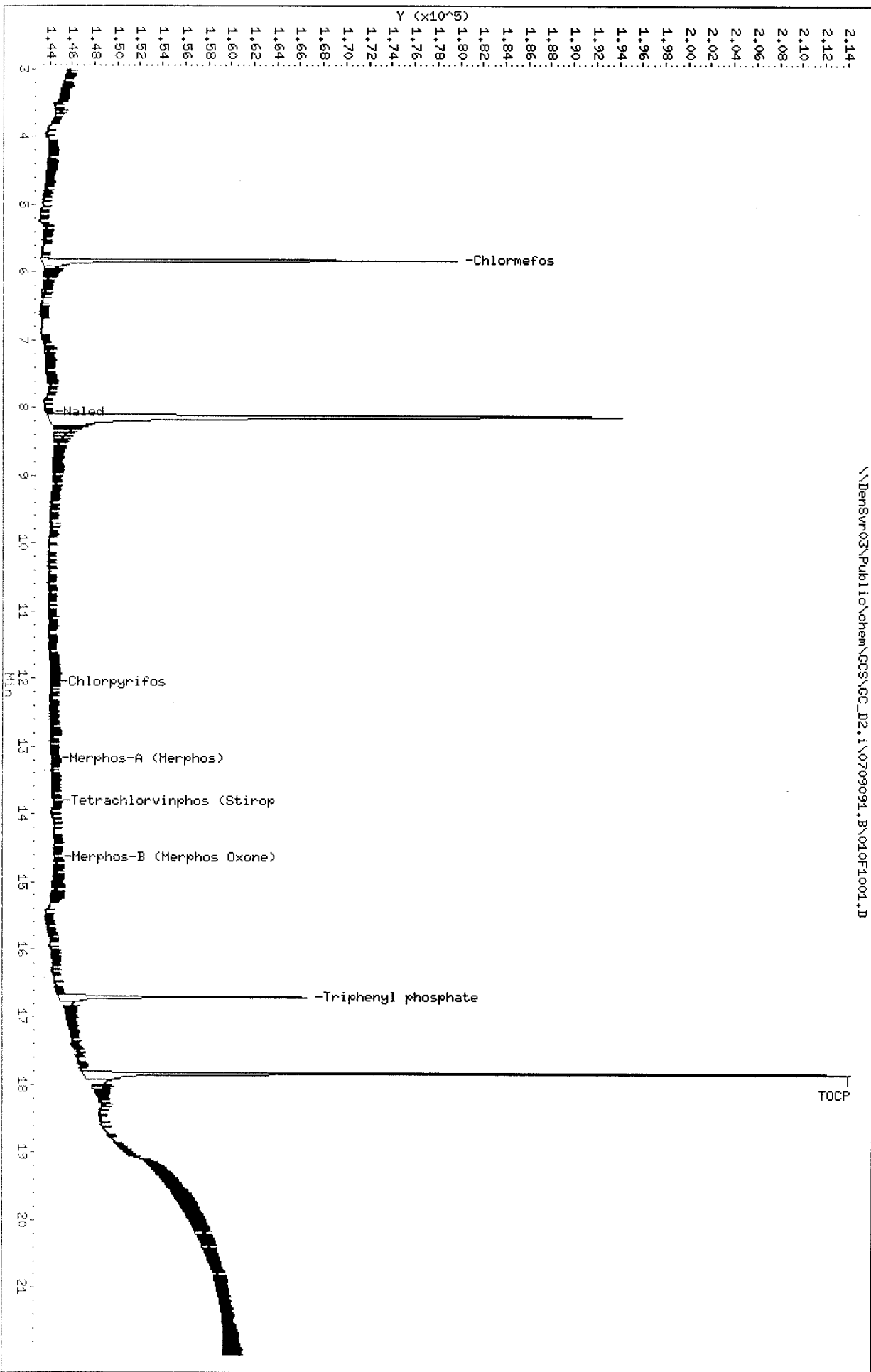
AREA UPPER LIMIT = +100% of internal standard area.
 AREA LOWER LIMIT = - 50% of internal standard area.
 RT UPPER LIMIT = + 0.50 minutes of internal standard RT.
 RT LOWER LIMIT = - 0.50 minutes of internal standard RT.

TestAmerica

RECOVERY REPORT

Client Name: Client SDG: D9G080000
 Sample Matrix: LIQUID Fraction: SV
 Lab Smp Id: LF7N81AA Client Smp ID: BLANK
 Level: LOW Operator: MPK/TLW
 Data Type: GC DATA SampleType: BLANK
 SpikeList File: fullDFCwater.spk Quant Type: ISTD
 Sublist File: 8141A.sub
 Method File: \\DenSvr03\Public\chem\GCS\GC_D2.i\0709091.B\8141A-1.m
 Misc Info: IS - GSV0633-09

SURROGATE COMPOUND	CONC ADDED ug/L	CONC RECOVERED ug/L	% RECOVERED	LIMITS
\$ 4 Chlormefos	2.000	1.167	58.37	48-114
\$ 35 Triphenyl phosphat	2.000	1.580	79.00	50-150



TestAmerica

Data file : \\DenSvr03\Public\chem\GCS\GC_D2.i\0709092.B\010F1001.D
 Lab Smp Id: LF7N81AA Client Smp ID: BLANK
 Inj Date : 10-JUL-2009 01:49
 Operator : MPK/TLW Inst ID: GC_D2.i
 Smp Info : LF7N81AA,MB
 Misc Info :
 Comment :
 Method : \\DenSvr03\Public\chem\GCS\GC_D2.i\0709092.B\8141A-2.m
 Meth Date : 10-Jul-2009 12:05 GC_D2.i Quant Type: ISTD
 Cal Date : 26-JUN-2009 21:13 Cal File: 009F0901.D
 Als bottle: 10 QC Sample: BLANK
 Dil Factor: 1.00000
 Integrator: Falcon Compound Sublist: 8141A.sub
 Target Version: 4.14
 Processing Host: DENPC075

Concentration Formula: Amt * DF * Vf / Vs * CpndVariable

Name	Value	Description
DF	1.000	Dilution Factor
Vf	2000.000	Final Extract Volume (uL)
Vs	1000.000	Volume of Sample Extracted (mL)
Cpnd Variable		Local Compound Variable

Compounds	CONCENTRATIONS					
	RT	EXP RT	REL RT	RESPONSE	ON-COLUMN (ug/mL)	FINAL (ug/L)
1 o,o,o-TEPT						
2 Dichlorvos						
S 3 Chlormefos	7.383	7.384	(0.393)	57389	0.59903	1.198
4 Mevinphos						
5 Demeton-O						
6 Thionazin						
7 Ethoprop						
8 Phorate						
9 Naled	10.930	10.939	(0.581)	58	0.27124	0.5425
10 Sulfotepp	11.008	11.017	(0.585)	56	4e-004	0.0008939 (aA)
* 11 Tributylphosphate	11.120	11.116	(1.000)	129386	2.00000	
12 Simazine	11.392	11.399	(0.606)	97	0.00541	0.01081 (aA)
13 Diazinon						
14 Atrazine	11.587	11.584	(0.616)	113	0.23529	0.4706 (aA)
15 Propazine						
16 Disulfoton						
17 Demeton-S						
18 Dimethoate						
19 Ronnel						
20 Merphos-A (Merphos)	13.708	13.689	(1.233)	168	0.00358	0.007166 (aA)
21 Chlorpyrifos						
22 Fenthion						

Compounds	RT	EXP RT	REL RT	RESPONSE	CONCENTRATIONS	
					ON-COLUMN (ug/mL)	FINAL (ug/L)
23 Trichloronate	14.720	14.711	(0.783)	61	0.10600	0.2120
24 Anilazine	Compound Not Detected.					
25 Methyl Parathion	Compound Not Detected.					
26 Malathion	15.717	15.724	(0.836)	87	0.00153	0.003068 (a)
27 Tokuthion	Compound Not Detected.					
28 Parathion	16.477	16.494	(0.876)	213	0.00357	0.007141 (a)
29 Merphos-B (Merphos Oxone)	Compound Not Detected.					
30 Tetrachlorvinphos (stirophos)	Compound Not Detected.					
31 Carbophenothion methyl	Compound Not Detected.					
32 Bolstar	Compound Not Detected.					
33 Carbophenothion	Compound Not Detected.					
\$ 34 Triphenyl phosphate	18.273	18.281	(0.972)	40722	0.86624	1.732
35 Fensulfothion	Compound Not Detected.					
* 36 TOCP	18.808	18.816	(1.000)	94229	2.00000	
37 Phosmet / EPN	Compound Not Detected.					
38 Famphur	Compound Not Detected.					
39 Azinphos-methyl	Compound Not Detected.					
40 Azinphos-ethyl	Compound Not Detected.					
41 Coumaphos	Compound Not Detected.					
S 42 Merphos	Compound Not Detected.					
M 43 Total Demeton	Compound Not Detected.					

QC Flag Legend

- a - Target compound detected but, quantitated amount Below Limit Of Quantitation(BLOQ).
- A - Target compound detected but, quantitated amount exceeded maximum amount.

TestAmerica

INTERNAL STANDARD COMPOUNDS
 AREA AND RT SUMMARY

Instrument ID: GC_D2.i	Calibration Date: 09-JUL-2009
Lab File ID: 010F1001.D	Calibration Time: 22:38
Lab Smp Id: LF7N81AA	Client Smp ID: BLANK
Analysis Type: SV	Level: LOW
Quant Type: ISTD	Sample Type: WATER
Operator: MPK/TLW	
Method File: \\DenSvr03\Public\chem\GCS\GC_D2.i\0709092.B\8141A-2.m	
Misc Info:	

COMPOUND	STANDARD	AREA LIMIT		SAMPLE	%DIFF
		LOWER	UPPER		
11 Tributylphosphate	122085	61043	244170	129386	5.98
36 TOCP	70218	35109	140436	94229	34.19

COMPOUND	STANDARD	RT LIMIT		SAMPLE	%DIFF
		LOWER	UPPER		
11 Tributylphosphate	11.12	10.62	11.62	11.12	0.02
36 TOCP	18.81	18.31	19.31	18.81	0.01

AREA UPPER LIMIT = +100% of internal standard area.
 AREA LOWER LIMIT = - 50% of internal standard area.
 RT UPPER LIMIT = + 0.50 minutes of internal standard RT.
 RT LOWER LIMIT = - 0.50 minutes of internal standard RT.

TestAmerica

RECOVERY REPORT

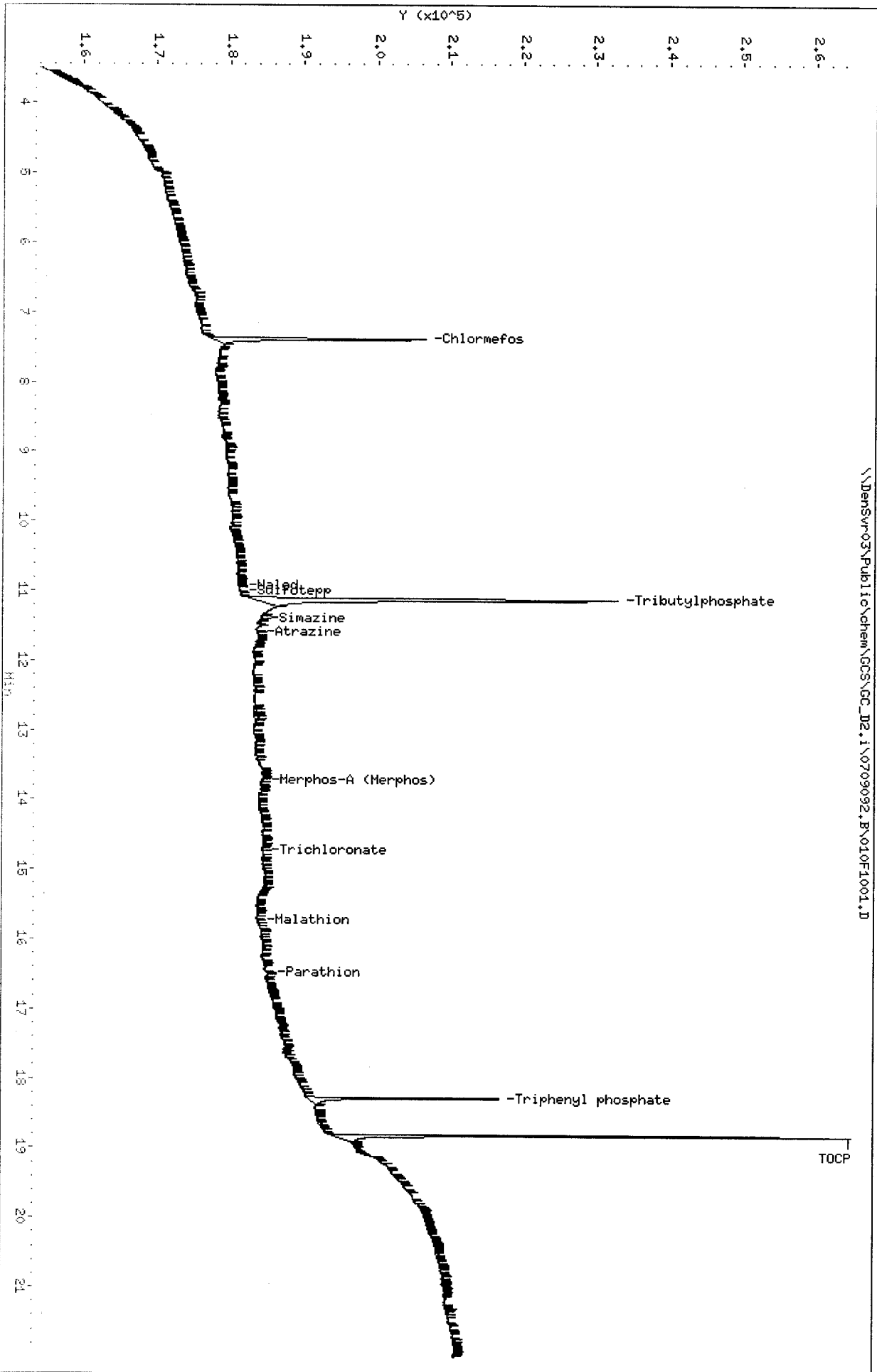
Client Name: Client SDG: D9G080000
 Sample Matrix: LIQUID Fraction: SV
 Lab Smp Id: LF7N81AA Client Smp ID: BLANK
 Level: LOW Operator: MPK/TLW
 Data Type: GC DATA SampleType: BLANK
 SpikeList File: fullDFCwater.spk Quant Type: ISTD
 Sublist File: 8141A.sub
 Method File: \\DenSvr03\Public\chem\GCS\GC_D2.i\0709092.B\8141A-2.m
 Misc Info:

SURROGATE COMPOUND	CONC ADDED ug/L	CONC RECOVERED ug/L	% RECOVERED	LIMITS
\$ 3 Chlormefos	2.000	1.198	59.90	48-114
\$ 34 Triphenyl phosphat	2.000	1.732	86.62	50-150

Column phase: RTX-QPest

Instrument: GC_D2.1
Operator: HPK/TLM
Column diameter: 0.32

\\Densv03\Public\chem\GCs\GC_D2.1\0709092.B\010F1001.D



TestAmerica

Data file : \\DenSvr03\Public\chem\GCS\GC_D2.i\0709091.B\011F1101.D
 Lab Smp Id: LF7N81AC Client Smp ID: LCS
 Inj Date : 10-JUL-2009 02:17
 Operator : MPK/TLW Inst ID: GC_D2.i
 Smp Info : LF7N81AC,LCS
 Misc Info : IS - GSV0633-09
 Comment :
 Method : \\DenSvr03\Public\chem\GCS\GC_D2.i\0709091.B\8141A-1.m
 Meth Date : 10-Jul-2009 12:00 GC_D2.i Quant Type: ISTD
 Cal Date : 26-JUN-2009 21:13 Cal File: 009F0901.D
 Als bottle: 11 QC Sample: LCS
 Dil Factor: 1.00000
 Integrator: Falcon Compound Sublist: 8141A.sub
 Target Version: 4.14
 Processing Host: DENPC075

Concentration Formula: Amt * DF * Vf / Vs * CpndVariable

Name	Value	Description
DF	1.000	Dilution Factor
Vf	2000.000	Final Extract Volume (uL)
Vs	1000.000	Volume of Sample extracted (mL)
Cpnd Variable		Local Compound Variable

Compounds	CONCENTRATIONS					
	RT	EXP RT	REL RT	RESPONSE	ON-COLUMN (ug/mL)	FINAL (ug/L)
1 o,o,o-TEPT	3.257	3.254	(0.183)	245911	1.57364	3.147
2 Dichlorvos	4.076	4.074	(0.229)	174113	1.79427	3.588
3 Mevinphos	5.742	5.739	(0.322)	78261	1.46817	2.936
4 Chlormefos	5.831	5.836	(0.327)	96472	0.79390	1.588
5 Thionazin	7.501	7.507	(0.421)	172726	1.55753	3.115
6 Demeton-O	7.641	7.649	(0.428)	115839	1.09825	2.196
7 Ethoprop	7.844	7.852	(0.440)	161340	1.66019	3.320
8 Naled	8.051	8.057	(0.451)	49075	2.06040	4.121
* 9 Tributylphosphate	Compound Not Detected.					
10 Sulfotepp	8.432	8.442	(0.473)	203172	1.43408	2.868
11 Phorate	8.524	8.532	(0.478)	127162	1.26349	2.527
12 Dimethoate	8.651	8.652	(0.485)	178498	1.52675	3.054
13 Demeton-S	8.842	8.846	(0.496)	11286	0.13312	0.2662
14 Simazine	8.912	8.924	(0.500)	64760	1.67632	3.353
15 Atrazine	9.081	9.094	(0.509)	70842	1.56269	3.125
16 propazine	9.227	9.241	(0.517)	62697	1.49890	2.998
17 Disulfoton	9.857	9.869	(0.553)	102773	1.49404	2.988
18 Diazinon	9.892	9.902	(0.555)	160006	1.48002	2.960
19 Methyl Parathion	10.704	10.717	(0.600)	122843	1.79168	3.583
20 Ronnel	11.229	11.241	(0.630)	106719	1.50578	3.012
21 Malathion	11.789	11.804	(0.661)	92621	1.41810	2.836
22 Fenthion	11.916	11.932	(0.668)	106869	1.53336	3.067

Compounds	RT	EXP RT	REL RT	RESPONSE	CONCENTRATIONS	
					ON-COLUMN (ug/mL)	FINAL (ug/L)
23 Parathion	12.006	12.019	(0.673)	118786	1.60144	3.203
24 Chlorpyrifos	12.054	12.067	(0.676)	143584	1.59998	3.200
25 Trichloronate	12.481	12.496	(0.700)	114475	1.42727	2.854
26 Anilazine	12.801	12.817	(0.718)	13877	2.06430	4.129
27 Merphos-A (Merphos)	13.174	13.199	(0.739)	208	0.00311	0.006217
28 Tetrachlorvinphos (Stirophos)	13.804	13.824	(0.774)	76837	1.72766	3.455
29 Tokuthion	14.429	14.449	(0.809)	122124	1.58837	3.177
30 Merphos-B (Merphos Oxone)	14.632	14.651	(0.821)	131229	7.27187	14.54 (A)
31 Carbophenothion-methyl	15.217	15.239	(0.853)	95460	1.59111	3.182
32 Fensulfothion	15.347	15.361	(0.861)	98075	1.58377	3.168
33 Bolstar / Famphur	16.037	16.053	(0.899)	242639	3.29874	6.597
34 Carbophenothion	16.179	16.197	(0.907)	121143	1.64168	3.283
S 35 Triphenyl phosphate	16.697	16.712	(0.936)	45449	0.81047	1.621
36 Phosmet	16.951	16.963	(0.951)	110243	1.74542	3.491
37 EPN	17.136	17.151	(0.961)	106284	1.76872	3.537
38 Azinphos-methyl	17.467	17.480	(0.980)	113381	1.68462	3.369
* 39 TOCP	17.832	17.846	(1.000)	110916	2.00000	
40 Azinphos-ethyl	17.911	17.926	(1.004)	124654	1.63024	3.260
41 Coumaphos	18.352	18.366	(1.029)	95882	1.76629	3.532
S 42 Merphos				131437	1.55520	3.110
M 43 Total Demeton				127125	1.23137	2.463

QC Flag Legend

A - Target compound detected but, quantitated amount exceeded maximum amount.

TestAmerica

INTERNAL STANDARD COMPOUNDS
 AREA AND RT SUMMARY

Instrument ID: GC_D2.i	Calibration Date: 09-JUL-2009
Lab File ID: 011F1101.D	Calibration Time: 22:38
Lab Smp Id: LF7N81AC	Client Smp ID: LCS
Analysis Type: SV	Level: LOW
Quant Type: ISTD	Sample Type: WATER
Operator: MPK/TLW	
Method File: \\DenSvr03\Public\chem\GCS\GC_D2.i\0709091.B\8141A-1.m	
Misc Info: IS - GSV0633-09	

COMPOUND =====	STANDARD =====	AREA LIMIT		SAMPLE =====	%DIFF =====
		LOWER =====	UPPER =====		
9 Tributylphosphate	+++++++ 85100	+++++++ 42550	+++++++ 170200	+ 110916	+++++++ 30.34
39 TOCP					

COMPOUND =====	STANDARD =====	RT LIMIT		SAMPLE =====	%DIFF =====
		LOWER =====	UPPER =====		
9 Tributylphosphate	+++++++ 17.83	+++++++ 17.33	+++++++ 18.33	0.0+ 17.83	+++++++ 0.00
39 TOCP					

AREA UPPER LIMIT = +100% of internal standard area.
 AREA LOWER LIMIT = - 50% of internal standard area.
 RT UPPER LIMIT = + 0.50 minutes of internal standard RT.
 RT LOWER LIMIT = - 0.50 minutes of internal standard RT.

TestAmerica

RECOVERY REPORT

Client Name: Client SDG: D9G080000
 Sample Matrix: LIQUID Fraction: SV
 Lab Smp Id: LF7N81AC Client Smp ID: LCS
 Level: LOW Operator: MPK/TLW
 Data Type: GC DATA SampleType: LCS
 SpikeList File: fullDFCwater.spk Quant Type: ISTD
 Sublist File: 8141A.sub
 Method File: \\DenSvr03\Public\chem\GCS\GC_D2.i\0709091.B\8141A-1.m
 Misc Info: IS - GSV0633-09

SPIKE COMPOUND	CONC ADDED ug/L	CONC RECOVERED ug/L	% RECOVERED	LIMITS
1 o,o,o-TEPT	4.000	3.147	78.68	36-119
2 Dichlorvos	4.000	3.588	89.71	50-120
3 Mevinphos	4.000	2.936	73.41	35-108
\$ 4 Chlormefos	2.000	1.588	79.39	48-114
5 Thionazin	4.000	3.115	77.88	65-116
7 Ethoprop	4.000	3.320	83.01	65-108
8 Naled	4.000	4.121	103.02	36-119
10 Sulfotepp	4.000	2.868	71.70	69-103
11 Phorate	4.000	2.527	63.17	62-104
12 Dimethoate	4.000	3.054	76.34	28-115
14 Simazine	4.000	3.353	83.82	47-109
15 Atrazine	4.000	3.125	78.13	36-119
16 propazine	4.000	2.998	74.94	36-119
17 Disulfoton	4.000	2.988	74.70	36-119
18 Diazinon	4.000	2.960	74.00	36-119
19 Methyl Parathion	4.000	3.583	89.58	68-119
20 Ronnel	4.000	3.012	75.29	62-115
21 Malathion	4.000	2.836	70.91	67-115
22 Fenthion	4.000	3.067	76.67	36-119
23 Parathion	4.000	3.203	80.07	36-119
24 Chlorpyrifos	4.000	3.200	80.00	36-119
25 Trichloronate	4.000	2.854	71.36	36-119
26 Anilazine	4.000	4.129	103.22	47-115
28 Tetrachlorvinphos	4.000	3.455	86.38	36-119
29 Tokuthion	4.000	3.177	79.42	36-119
31 Carbophenothion-me	4.000	3.182	79.56	36-119
32 Fensulfothion	4.000	3.168	79.19	61-115
33 Bolstar / Famphur	8.000	6.597	82.47	36-119
34 Carbophenothion	4.000	3.283	82.08	36-119
\$ 35 Triphenyl phosphat	2.000	1.621	81.05	50-150
36 Phosmet	4.000	3.491	87.27	36-119
37 EPN	4.000	3.537	88.44	36-119
38 Azinphos-methyl	4.000	3.369	84.23	55-115
40 Azinphos-ethyl	4.000	3.260	81.51	36-119
41 Coumaphos	4.000	3.532	88.31	62-115
S 42 Merphos	4.000	3.110	77.76	36-119
M 43 Total Demeton	4.000	2.463	61.57	47-115

TestAmerica


RECOVERY REPORT

Client Name: Client SDG: D9G080000
 Sample Matrix: LIQUID Fraction: SV
 Lab Smp Id: LF7N81AC Client Smp ID: LCS
 Level: LOW Operator: MPK/TLW
 Data Type: GC DATA SampleType: LCS
 SpikeList File: fullDFCwater.spk Quant Type: ISTD
 Sublist File: 8141A.sub
 Method File: \\DenSvr03\Public\chem\GCS\GC_D2.i\0709091.B\8141A-1.m
 Misc Info: IS - GSV0633-09

SURROGATE COMPOUND	CONC ADDED ug/L	CONC RECOVERED ug/L	% RECOVERED	LIMITS
\$ 4 Chlormefos	2.000	1.588	79.39	48-114
\$ 35 Triphenyl phosphat	2.000	1.621	81.05	50-150

Column phase: RTX-1MS

Instrument: GC_D2.i
 Operator: HPK/TLN
 Column diameter: 0.32



TestAmerica

Data file : \\DenSvr03\Public\chem\GCS\GC_D2.i\0709092.B\011F1101.D
 Lab Smp Id: LF7N81AC Client Smp ID: LCS
 Inj Date : 10-JUL-2009 02:17
 Operator : MPK/TLW Inst ID: GC_D2.i
 Smp Info : LF7N81AC,LCS
 Misc Info :
 Comment :
 Method : \\DenSvr03\Public\chem\GCS\GC_D2.i\0709092.B\8141A-2.m
 Meth Date : 10-Jul-2009 12:05 GC_D2.i Quant Type: ISTD
 Cal Date : 26-JUN-2009 21:13 Cal File: 009F0901.D
 Als bottle: 11 QC Sample: LCS
 Dil Factor: 1.00000
 Integrator: Falcon Compound Sublist: 8141A.sub
 Target Version: 4.14
 Processing Host: DENPC075

Concentration Formula: Amt * DF * Vf / Vs * CpndVariable

Name	Value	Description
DF	1.000	Dilution Factor
Vf	2000.000	Final Extract Volume (uL)
Vs	1000.000	Volume of Sample Extracted (mL)
Cpnd Variable		Local Compound Variable

Compounds	RT	EXP RT	REL RT	RESPONSE	CONCENTRATIONS	
					ON-COLUMN (ug/mL)	FINAL (ug/L)
1 o,o,o-TEPT	4.731	4.731	(0.252)	190226	1.57361	3.147
2 Dichlorvos	6.548	6.546	(0.348)	149285	1.58156	3.163
S 3 Chlormefos	7.383	7.384	(0.393)	65942	0.69398	1.388
4 Mevinphos	9.234	9.234	(0.491)	105195	1.65443	3.309
5 Demeton-O	9.733	9.734	(0.517)	84648	1.39710	2.794
6 Thionazin	9.983	9.984	(0.531)	142508	1.49875	2.997
7 Ethoprop	10.498	10.499	(0.558)	115816	1.63008	3.260
8 Phorate	10.534	10.539	(0.560)	107481	1.30452	2.609
9 Naled	10.938	10.939	(0.582)	42266	2.11160	4.223
10 Sulfotepp	11.013	11.017	(0.586)	178480	1.43629	2.872 (A)
* 11 Tributylphosphate	11.118	11.116	(1.000)	170226	2.00000	
12 Simazine	11.396	11.399	(0.606)	38624	2.17018	4.340 (A)
13 Diazinon	11.536	11.541	(0.613)	103647	1.56464	3.129
14 Atrazine	11.578	11.584	(0.616)	54617	1.63391	3.268 (A)
15 Propazine	11.741	11.747	(0.624)	45678	1.49465	2.989
16 Disulfoton	12.044	12.049	(0.640)	97586	1.48911	2.978
17 Demeton-S	Compound Not Detected.					
18 Dimethoate	13.276	13.282	(0.706)	121496	1.38330	2.766
19 Ronnel	13.581	13.587	(0.722)	102935	1.74116	3.482
20 Merphos-A (Merphos)	13.704	13.689	(1.233)	3485	0.05650	0.1130 (aA)
21 Chlorpyrifos	14.401	14.409	(0.766)	87312	1.45610	2.912
22 Fenthion	14.653	14.662	(0.779)	84434	1.51817	3.036

Compounds	RT	EXP RT	REL RT	RESPONSE	CONCENTRATIONS	
					ON-COLUMN (ug/mL)	FINAL (ug/L)
23 Trichloronate	14.699	14.711	(0.782)	107417	1.42739	2.855
24 Anilazine	15.204	15.216	(0.808)	10967	2.13649	4.273
25 Methyl Parathion	15.509	15.519	(0.825)	116127	1.93409	3.868
26 Malathion	15.716	15.724	(0.836)	90228	1.60412	3.208
27 Tokuthion	16.336	16.344	(0.869)	99587	1.51216	3.024
28 Parathion	16.486	16.494	(0.877)	90136	1.52349	3.047
29 Merphos-B (Merphos Oxone)	16.513	16.517	(1.485)	125795	6.72046	13.44 (A)
30 Tetrachlorvinphos (stirophos)	16.968	16.977	(0.902)	71565	1.86990	3.740
31 Carbophenothion methyl	17.073	17.082	(0.908)	91652	1.67076	3.342
32 Bolstar	17.433	17.440	(0.927)	96257	1.66582	3.332
33 Carbophenothion	17.516	17.524	(0.931)	101909	1.79354	3.587 (A)
\$ 34 Triphenyl phosphate	18.273	18.281	(0.972)	44423	0.95275	1.905
35 Pensulfothion	18.551	18.559	(0.986)	70223	1.64029	3.280
* 36 TOCP	18.808	18.816	(1.000)	93459	2.00000	
37 Phosmet / EPN	18.901	18.909	(1.005)	167408	3.47880	6.958
38 Famphur	19.001	19.011	(1.010)	92483	1.50873	3.017
39 Azinphos-methyl	19.138	19.147	(1.018)	92007	1.64079	3.282
40 Azinphos-ethyl	19.356	19.366	(1.029)	88413	1.65550	3.311
41 Coumaphos	20.334	20.347	(1.081)	72482	1.76520	3.530
S 42 Merphos				129280	1.65979	3.320
M 43 Total Demeton				84648	1.39710	2.794

QC Flag Legend

- a - Target compound detected but, quantitated amount Below Limit Of Quantitation(BLOQ).
- A - Target compound detected but, quantitated amount exceeded maximum amount.

TestAmerica

INTERNAL STANDARD COMPOUNDS
 AREA AND RT SUMMARY

Instrument ID: GC_D2.i	Calibration Date: 09-JUL-2009
Lab File ID: 011F1101.D	Calibration Time: 22:38
Lab Smp Id: LF7N81AC	Client Smp ID: LCS
Analysis Type: SV	Level: LOW
Quant Type: ISTD	Sample Type: WATER
Operator: MPK/TLW	
Method File: \\DenSvr03\Public\chem\GCS\GC_D2.i\0709092.B\8141A-2.m	
Misc Info:	

COMPOUND	STANDARD	AREA LIMIT		SAMPLE	%DIFF
		LOWER	UPPER		
11 Tributylphosphate	122085	61043	244170	170226	39.43
36 TOCP	70218	35109	140436	93459	33.10

COMPOUND	STANDARD	RT LIMIT		SAMPLE	%DIFF
		LOWER	UPPER		
11 Tributylphosphate	11.12	10.62	11.62	11.12	0.00
36 TOCP	18.81	18.31	19.31	18.81	0.00

AREA UPPER LIMIT = +100% of internal standard area.
 AREA LOWER LIMIT = - 50% of internal standard area.
 RT UPPER LIMIT = + 0.50 minutes of internal standard RT.
 RT LOWER LIMIT = - 0.50 minutes of internal standard RT.

TestAmerica

RECOVERY REPORT

Client Name: Client SDG: D9G080000
 Sample Matrix: LIQUID Fraction: SV
 Lab Smp Id: LF7N81AC Client Smp ID: LCS
 Level: LOW Operator: MPK/TLW
 Data Type: GC DATA SampleType: LCS
 SpikeList File: fullDFCwater.spk Quant Type: ISTD
 Sublist File: 8141A.sub
 Method File: \\DenSvr03\Public\chem\GCS\GC_D2.i\0709092.B\8141A-2.m
 Misc Info:

SPIKE	COMPOUND	CONC ADDED ug/L	CONC RECOVERED ug/L	% RECOVERED	LIMITS
1	o,o,o-TEPT	4.000	3.147	78.68	36-119
2	Dichlorvos	4.000	3.163	79.08	50-120
\$	3 Chlormefos	2.000	1.388	69.40	58-114
4	Mevinphos	4.000	3.309	82.72	35-108
5	Demeton-O	2.800	2.794	99.79	36-119
6	Thionazin	4.000	2.997	74.94	65-116
7	Ethoprop	4.000	3.260	81.50	36-119
8	Phorate	4.000	2.609	65.23	36-119
9	Naled	4.000	4.223	105.58	36-119
10	Sulfotepp	4.000	2.872	71.81	36-119
12	Simazine	4.000	4.340	108.51	36-119
13	Diazinon	4.000	3.129	78.23	36-119
14	Atrazine	4.000	3.268	81.70	36-119
15	Propazine	4.000	2.989	74.73	36-119
16	Disulfoton	4.000	2.978	74.46	61-103
17	Demeton-S	1.200	0.0000	*	36-119
18	Dimethoate	4.000	2.766	69.16	28-82
19	Ronnel	4.000	3.482	87.06	62-99
21	Chlorpyrifos	4.000	2.912	72.81	66-101
22	Fenthion	4.000	3.036	75.91	36-119
23	Trichloronate	4.000	2.855	71.37	36-119
24	Anilazine	4.000	4.273	106.82	36-119
25	Methyl Parathion	4.000	3.868	96.70	36-119
26	Malathion	4.000	3.208	80.21	36-119
27	Tokuthion	4.000	3.024	75.61	36-119
28	Parathion	4.000	3.047	76.17	36-119
30	Tetrachlorvinphos	4.000	3.740	93.49	36-119
31	Carbophenothion me	4.000	3.342	83.54	36-119
32	Bolstar	4.000	3.332	83.29	36-119
33	Carbophenothion	4.000	3.587	89.68	36-119
\$	34 Triphenyl phosphat	2.000	1.905	95.27	36-119
35	Fensulfothion	4.000	3.280	82.01	20-105
37	Phosmet / EPN	8.000	6.958	86.97	36-119
38	Famphur	4.000	3.017	75.44	61-108
39	Azinphos-methyl	4.000	3.282	82.04	55-103
40	Azinphos-ethyl	4.000	3.311	82.78	36-119
41	Coumaphos	4.000	3.530	88.26	36-119
S	42 Merphos	4.000	3.320	82.99	36-119
M	43 Total Demeton	4.000	2.794	69.85	47-100

TestAmerica

RECOVERY REPORT

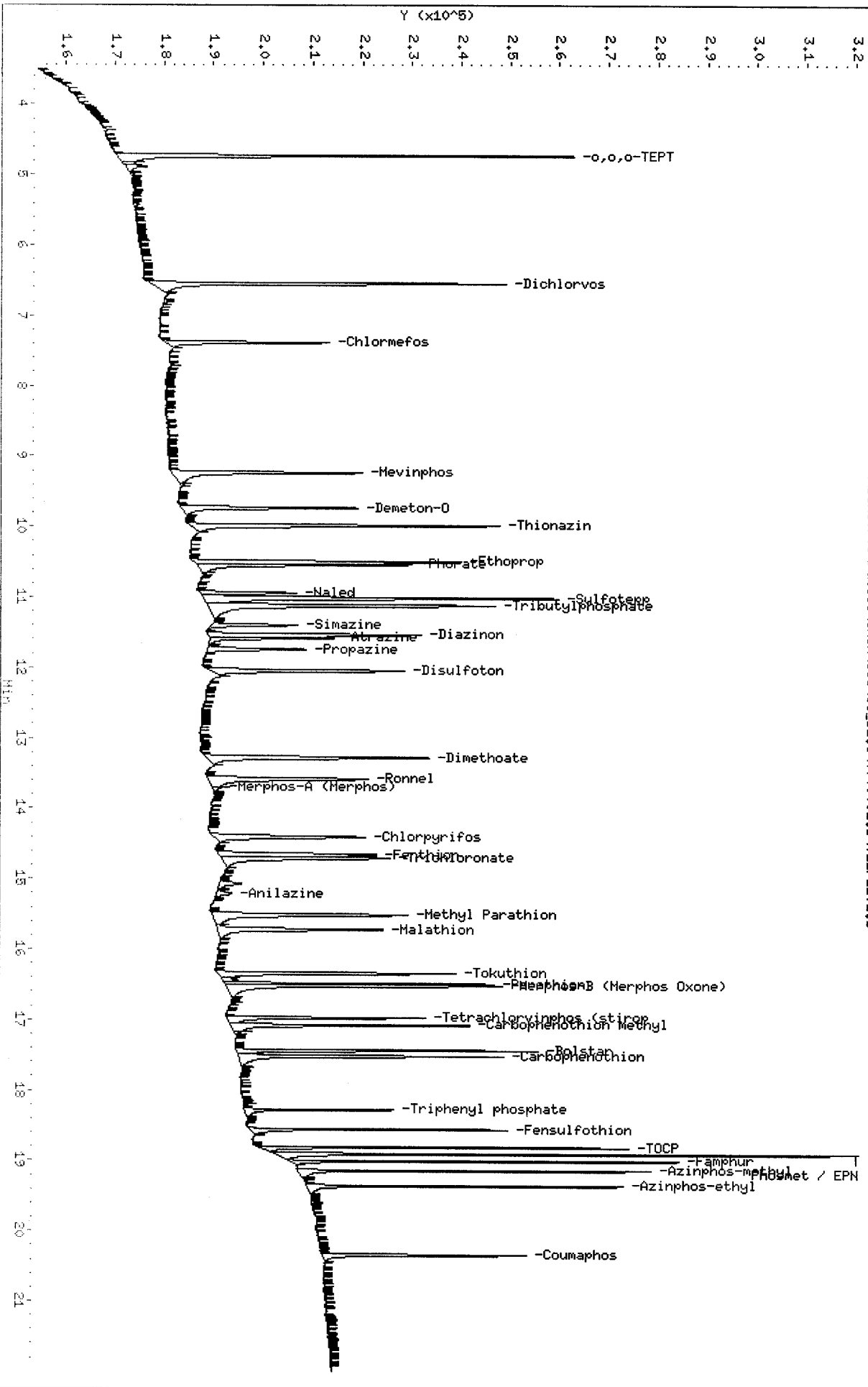
Client Name: Client SDG: D9G080000
 Sample Matrix: LIQUID Fraction: SV
 Lab Smp Id: LF7N81AC Client Smp ID: LCS
 Level: LOW Operator: MPK/TLW
 Data Type: GC DATA SampleType: LCS
 SpikeList File: fullDFCwater.spk Quant Type: ISTD
 Sublist File: 8141A.sub
 Method File: \\DenSvr03\Public\chem\GCS\GC_D2.i\0709092.B\8141A-2.m
 Misc Info:

SURROGATE COMPOUND	CONC ADDED ug/L	CONC RECOVERED ug/L	% RECOVERED	LIMITS
\$ 3 Chlormefos	2.000	1.388	69.40	48-114
\$ 34 Triphenyl phosphat	2.000	1.905	95.27	50-150

Column phase: RTX-QPest

Instrument: GC_D2.i
 Operator: HPK/TLM
 Column diameter: 0.32

\\Densvyr03\Public\chem\GC\GC_D2.i\0709092.B\01FF1101.D



TestAmerica

Data file : \\DenSvr03\Public\chem\GCS\GC_D2.i\0709091.B\012F1201.D
 Lab Smp Id: LF7N81AD Client Smp ID: LCSD
 Inj Date : 10-JUL-2009 02:44
 Operator : MPK/TLW Inst ID: GC_D2.i
 Smp Info : LF7N81AD,LCSD
 Misc Info : IS - GSV0633-09
 Comment :
 Method : \\DenSvr03\Public\chem\GCS\GC_D2.i\0709091.B\8141A-1.m
 Meth Date : 10-Jul-2009 12:00 GC_D2.i Quant Type: ISTD
 Cal Date : 26-JUN-2009 21:13 Cal File: 009F0901.D
 Als bottle: 12 QC Sample: LCSD
 Dil Factor: 1.00000
 Integrator: Falcon Compound Sublist: 8141A.sub
 Target Version: 4.14
 Processing Host: DENPC075

Concentration Formula: Amt * DF * Vf / Vs * CpndVariable

Name	Value	Description
DF	1.000	Dilution Factor
Vf	2000.000	Final Extract Volume (uL)
Vs	1000.000	Volume of Sample extracted (mL)
Cpnd Variable		Local Compound Variable

Compounds	CONCENTRATIONS					
	RT	EXP RT	REL RT	RESPONSE	ON-COLUMN (ug/mL)	FINAL (ug/L)
1 o,o,o-TEPT	3.257	3.254 (0.183)		211916	1.44589	2.892
2 Dichlorvos	4.077	4.074 (0.229)		151071	1.65990	3.320
3 Mevinphos	5.742	5.739 (0.322)		69487	1.38989	2.780
S 4 Chlormefos	5.830	5.836 (0.327)		88408	0.77571	1.551
5 Thionazin	7.500	7.507 (0.421)		155896	1.49885	2.998
6 Demeton-O	7.640	7.649 (0.428)		107488	1.08627	2.172
7 Ethoprop	7.845	7.852 (0.440)		144457	1.58489	3.170
8 Naled	8.052	8.057 (0.452)		41837	1.89036	3.781
* 9 Tributylphosphate	Compound Not Detected.					
10 Sulfotepp	8.430	8.442 (0.473)		183827	1.38100	2.762
11 Phorate	8.522	8.532 (0.478)		112190	1.18854	2.377 (R)
12 Dimethoate	8.650	8.652 (0.485)		165194	1.50651	3.013
13 Demeton-S	8.847	8.846 (0.496)		10378	0.13052	0.2610
14 Simazine	8.912	8.924 (0.500)		59033	1.63149	3.263
15 Atrazine	9.082	9.094 (0.509)		63589	1.49558	2.991
16 propazine	9.227	9.241 (0.517)		57162	1.45706	2.914
17 Disulfoton	9.857	9.869 (0.553)		92950	1.43933	2.879
18 Diazinon	9.892	9.902 (0.555)		146861	1.44837	2.897
19 Methyl Parathion	10.705	10.717 (0.600)		107980	1.67918	3.358
20 Ronnel	11.228	11.241 (0.630)		92598	1.39304	2.786
21 Malathion	11.788	11.804 (0.661)		82851	1.35060	2.701
22 Fenthion	11.917	11.932 (0.668)		93851	1.43573	2.871

Compounds	RT	EXP RT	REL RT	RESPONSE	CONCENTRATIONS	
					ON-COLUMN (ug/mL)	FINAL (ug/L)
23 Parathion	12.003	12.019	(0.673)	105056	1.51011	3.020
24 Chlorpyrifos	12.053	12.067	(0.676)	126281	1.50034	3.001
25 Trichloronate	12.478	12.496	(0.700)	102043	1.35651	2.713
26 Anilazine	12.800	12.817	(0.718)	11861	1.90688	3.814
27 Merphos-A (Merphos)	13.190	13.199	(0.740)	236	0.00376	0.007520
28 Tetrachlorvinphos (Stirophos)	13.803	13.824	(0.774)	65623	1.57321	3.146
29 Tokuthion	14.428	14.449	(0.809)	103815	1.43964	2.879
30 Merphos-B (Merphos Oxone)	14.628	14.651	(0.820)	110319	6.52011	13.04 (A)
31 Carbophenothion-methyl	15.215	15.239	(0.853)	84219	1.49272	2.985
32 Fensulfothion	15.345	15.361	(0.861)	96412	1.65545	3.311
33 Bolstar / Famphur	16.035	16.053	(0.899)	209963	3.04350	6.087
34 Carbophenothion	16.180	16.197	(0.907)	103824	1.50014	3.000
\$ 35 Triphenyl phosphate	16.698	16.712	(0.936)	39933	0.75926	1.518
36 Phosmet	16.950	16.963	(0.951)	96098	1.62221	3.244
37 EPN	17.135	17.151	(0.961)	91097	1.62059	3.241
38 Azinphos-methyl	17.465	17.480	(0.979)	96344	1.52626	3.052
* 39 TOCP	17.832	17.846	(1.000)	104028	2.00000	
40 Azinphos-ethyl	17.912	17.926	(1.004)	106533	1.47234	2.945
41 Coumaphos	18.352	18.366	(1.029)	80585	1.58279	3.166
\$ 42 Merphos				110555	1.39474	2.789
M 43 Total Demeton				117866	1.21679	2.434

QC Flag Legend

- A - Target compound detected but, quantitated amount exceeded maximum amount.
- R - Spike/Surrogate failed recovery limits.

TestAmerica

INTERNAL STANDARD COMPOUNDS
 AREA AND RT SUMMARY

Instrument ID: GC_D2.i Calibration Date: 09-JUL-2009
 Lab File ID: 012F1201.D Calibration Time: 22:38
 Lab Smp Id: LF7N81AD Client Smp ID: LCSD
 Analysis Type: SV Level: LOW
 Quant Type: ISTD Sample Type: WATER
 Operator: MPK/TLW
 Method File: \\DenSvr03\Public\chem\GCS\GC_D2.i\0709091.B\8141A-1.m
 Misc Info: IS - GSV0633-09

COMPOUND	STANDARD	AREA LIMIT		SAMPLE	%DIFF
		LOWER	UPPER		
9 Tributylphosphate	+++++++	+++++++	+++++++	+	+++++++
39 TOCP	85100	42550	170200	104028	22.24

COMPOUND	STANDARD	RT LIMIT		SAMPLE	%DIFF
		LOWER	UPPER		
9 Tributylphosphate	+++++++	+++++++	+++++++	0.0+	+++++++
39 TOCP	17.83	17.33	18.33	17.83	-0.00

AREA UPPER LIMIT = +100% of internal standard area.
 AREA LOWER LIMIT = - 50% of internal standard area.
 RT UPPER LIMIT = + 0.50 minutes of internal standard RT.
 RT LOWER LIMIT = - 0.50 minutes of internal standard RT.

TestAmerica

RECOVERY REPORT

Client Name: Client SDG: D9G080000
 Sample Matrix: LIQUID Fraction: SV
 Lab Smp Id: LF7N81AD Client Smp ID: LCSD
 Level: LOW Operator: MPK/TLW
 Data Type: GC DATA SampleType: LCSD
 SpikeList File: fullDFCwater.spk Quant Type: ISTD
 Sublist File: 8141A.sub
 Method File: \\DenSvr03\Public\chem\GCS\GC_D2.i\0709091.B\8141A-1.m
 Misc Info: IS - GSV0633-09


SPIKE COMPOUND	CONC ADDED ug/L	CONC RECOVERED ug/L	% RECOVERED	LIMITS
1 o,o,o-TEPT	4.000	2.892	72.29	36-119
2 Dichlorvos	4.000	3.320	82.99	50-120
3 Mevinphos	4.000	2.780	69.49	35-108
\$ 4 Chlormefos	2.000	1.551	77.57	48-114
5 Thionazin	4.000	2.998	74.94	65-116
7 Ethoprop	4.000	3.170	79.24	65-108
8 Naled	4.000	3.781	94.52	36-119
10 Sulfotepp	4.000	2.762	69.05	69-103
11 Phorate	4.000	2.377	59.43*	62-104
12 Dimethoate	4.000	3.013	75.33	28-115
14 Simazine	4.000	3.263	81.57	47-109
15 Atrazine	4.000	2.991	74.78	36-119
16 propazine	4.000	2.914	72.85	36-119
17 Disulfoton	4.000	2.879	71.97	36-119
18 Diazinon	4.000	2.897	72.42	36-119
19 Methyl Parathion	4.000	3.358	83.96	68-119
20 Ronnel	4.000	2.786	69.65	62-115
21 Malathion	4.000	2.701	67.53	67-115
22 Fenthion	4.000	2.871	71.79	36-119
23 Parathion	4.000	3.020	75.51	36-119
24 Chlorpyrifos	4.000	3.001	75.02	36-119
25 Trichloronate	4.000	2.713	67.83	36-119
26 Anilazine	4.000	3.814	95.34	47-115
28 Tetrachlorvinphos	4.000	3.146	78.66	36-119
29 Tokuthion	4.000	2.879	71.98	36-119
31 Carbophenothion-me	4.000	2.985	74.64	36-119
32 Fensulfothion	4.000	3.311	82.77	61-115
33 Bolstar / Famphur	8.000	6.087	76.09	36-119
34 Carbophenothion	4.000	3.000	75.01	36-119
\$ 35 Triphenyl phosphat	2.000	1.518	75.93	50-150
36 Phosmet	4.000	3.244	81.11	36-119
37 EPN	4.000	3.241	81.03	36-119
38 Azinphos-methyl	4.000	3.052	76.31	55-115
40 Azinphos-ethyl	4.000	2.945	73.62	36-119
41 Coumaphos	4.000	3.166	79.14	62-115
S 42 Merphos	4.000	2.789	69.74	36-119
M 43 Total Demeton	4.000	2.434	60.84	47-115

TestAmerica

RECOVERY REPORT

Client Name: Client SDG: D9G080000
 Sample Matrix: LIQUID Fraction: SV
 Lab Smp Id: LF7N81AD Client Smp ID: LCSD
 Level: LOW Operator: MPK/TLW
 Data Type: GC DATA SampleType: LCSD
 SpikeList File: fullDFCwater.spk Quant Type: ISTD
 Sublist File: 8141A.sub
 Method File: \\DenSvr03\Public\chem\GCS\GC_D2.i\0709091.B\8141A-1.m
 Misc Info: IS - GSV0633-09

SURROGATE COMPOUND	CONC ADDED ug/L	CONC RECOVERED ug/L	% RECOVERED	LIMITS
\$ 4 Chlormefos	2.000	1.551	77.57	48-114
\$ 35 Triphenyl phosphat	2.000	1.518	75.93	50-150



TestAmerica

Data file : \\DenSvr03\Public\chem\GCS\GC_D2.i\0709092.B\012F1201.D
 Lab Smp Id: LF7N81AD Client Smp ID: LCSD
 Inj Date : 10-JUL-2009 02:44
 Operator : MPK/TLW Inst ID: GC_D2.i
 Smp Info : LF7N81AD,LCSD
 Misc Info :
 Comment :
 Method : \\DenSvr03\Public\chem\GCS\GC_D2.i\0709092.B\8141A-2.m
 Meth Date : 10-Jul-2009 12:05 GC_D2.i Quant Type: ISTD
 Cal Date : 26-JUN-2009 21:13 Cal File: 009F0901.D
 Als bottle: 12 QC Sample: LCSD
 Dil Factor: 1.00000
 Integrator: Falcon Compound Sublist: 8141A.sub
 Target Version: 4.14
 Processing Host: DENPC075

Concentration Formula: Amt * DF * Vf / Vs * CpndVariable

Name	Value	Description
DF	1.000	Dilution Factor
Vf	2000.000	Final Extract Volume (uL)
Vs	1000.000	Volume of Sample Extracted (mL)
Cpnd Variable		Local Compound Variable

Compounds	RT	EXP RT	REL RT	RESPONSE	CONCENTRATIONS	
					ON-COLUMN (ug/mL)	FINAL (ug/L)
1 o,o,o-TEPT	4.730	4.731 (0.252)		169727	1.45219	2.904
2 Dichlorvos	6.547	6.546 (0.348)		139320	1.52661	3.053
3 Chlormefos	7.382	7.384 (0.392)		58757	0.63957	1.279
4 Mevinphos	9.234	9.234 (0.491)		91941	1.49558	2.991
5 Demeton-O	9.732	9.734 (0.517)		68023	1.16121	2.322
6 Thionazin	9.982	9.984 (0.531)		122237	1.32965	2.659
7 Ethoprop	10.497	10.499 (0.558)		104742	1.52477	3.050
8 Phorate	10.532	10.539 (0.560)		100156	1.25731	2.515
9 Naled	10.937	10.939 (0.581)		33903	1.79766	3.595
10 Sulfotepp	11.012	11.017 (0.585)		151456	1.26062	2.521 (A)
* 11 Tributylphosphate	11.117	11.116 (1.000)		136734	2.00000	
12 Simazine	11.395	11.399 (0.606)		33292	1.93474	3.869 (A)
13 Diazinon	11.535	11.541 (0.613)		93755	1.46573	2.931
14 Atrazine	11.577	11.584 (0.616)		51656	1.60339	3.207 (A)
15 Propazine	11.740	11.747 (0.624)		43077	1.45932	2.919
16 Disulfoton	12.042	12.049 (0.640)		89569	1.41365	2.827
17 Demeton-S	12.114	12.124 (0.644)		1002	0.13163	0.2632 (R)
18 Dimethoate	13.274	13.282 (0.706)		114210	1.34494	2.690
19 Ronnel	13.580	13.587 (0.722)		75589	1.32245	2.645
20 Merphos-A (Merphos)	13.720	13.689 (1.234)		110	0.00222	0.004440 (aA)
21 Chlorpyrifos	14.399	14.409 (0.766)		86537	1.49267	2.985
22 Fenthion	14.650	14.662 (0.779)		73088	1.35924	2.718

Compounds	RT	EXP RT	REL RT	RESPONSE	CONCENTRATIONS	
					ON-COLUMN (ug/mL)	FINAL (ug/L)
23 Trichloronate	14.699	14.711	(0.781)	99803	1.37581	2.752
24 Anilazine	15.205	15.216	(0.808)	7665	1.54412	3.088
25 Methyl Parathion	15.509	15.519	(0.825)	96704	1.66584	3.332
26 Malathion	15.715	15.724	(0.836)	67131	1.23442	2.469
27 Tokuthion	16.335	16.344	(0.869)	82831	1.30087	2.602
28 Parathion	16.487	16.494	(0.877)	75251	1.31552	2.631
29 Merphos-B (Merphos Oxone)	16.512	16.517	(1.485)	104715	6.96831	13.94 (A)
30 Tetrachlorvinphos (stirophos)	16.969	16.977	(0.902)	60009	1.62173	3.243
31 Carbophenothion methyl	17.074	17.082	(0.908)	71133	1.34118	2.682
32 Bolstar	17.432	17.440	(0.927)	83487	1.49438	2.989
33 Carbophenothion	17.515	17.524	(0.931)	100681	1.83270	3.665 (A)
§ 34 Triphenyl phosphate	18.272	18.281	(0.971)	33285	0.73835	1.477
35 Fensulfothion	18.550	18.559	(0.986)	69118	1.66985	3.340
* 36 TOCP	18.809	18.816	(1.000)	90360	2.00000	
37 Phosmet / EPN	18.900	18.909	(1.005)	149372	3.20388	6.408
38 Pamphur	19.002	19.011	(1.010)	83853	1.41486	2.830
39 Azinphos-methyl	19.137	19.147	(1.017)	78976	1.45670	2.913
40 Azinphos-ethyl	19.355	19.366	(1.029)	70651	1.36829	2.736
41 Coumaphos	20.334	20.347	(1.081)	58307	1.46869	2.937
S 42 Merphos				104825	1.39197	2.784
M 43 Total Demeton				69025	1.29284	2.586

QC Flag Legend

- a - Target compound detected but, quantitated amount Below Limit Of Quantitation(BLOQ).
- A - Target compound detected but, quantitated amount exceeded maximum amount.
- R - Spike/Surrogate failed recovery limits.

TestAmerica

INTERNAL STANDARD COMPOUNDS
 AREA AND RT SUMMARY

Instrument ID: GC D2.i	Calibration Date: 09-JUL-2009
Lab File ID: 012F1201.D	Calibration Time: 22:38
Lab Smp Id: LF7N81AD	Client Smp ID: LCSD
Analysis Type: SV	Level: LOW
Quant Type: ISTD	Sample Type: WATER
Operator: MPK/TLW	
Method File: \\DenSvr03\Public\chem\GCS\GC_D2.i\0709092.B\8141A-2.m	
Misc Info:	

COMPOUND =====	STANDARD =====	AREA LIMIT		SAMPLE =====	%DIFF =====
		LOWER =====	UPPER =====		
11 Tributylphosphate	122085	61043	244170	136734	12.00
36 TOCP	70218	35109	140436	90360	28.68

COMPOUND =====	STANDARD =====	RT LIMIT		SAMPLE =====	%DIFF =====
		LOWER =====	UPPER =====		
11 Tributylphosphate	11.12	10.62	11.62	11.12	-0.00
36 TOCP	18.81	18.31	19.31	18.81	0.01

AREA UPPER LIMIT = +100% of internal standard area.
 AREA LOWER LIMIT = - 50% of internal standard area.
 RT UPPER LIMIT = + 0.50 minutes of internal standard RT.
 RT LOWER LIMIT = - 0.50 minutes of internal standard RT.

TestAmerica

RECOVERY REPORT

Client Name: Client SDG: D9G080000
 Sample Matrix: LIQUID Fraction: SV
 Lab Smp Id: LF7N81AD Client Smp ID: LCSD
 Level: LOW Operator: MPK/TLW
 Data Type: GC DATA SampleType: LCSD
 SpikeList File: fullDFCwater.spk Quant Type: ISTD
 Sublist File: 8141A.sub
 Method File: \\DenSvr03\Public\chem\GCS\GC_D2.i\0709092.B\8141A-2.m
 Misc Info:

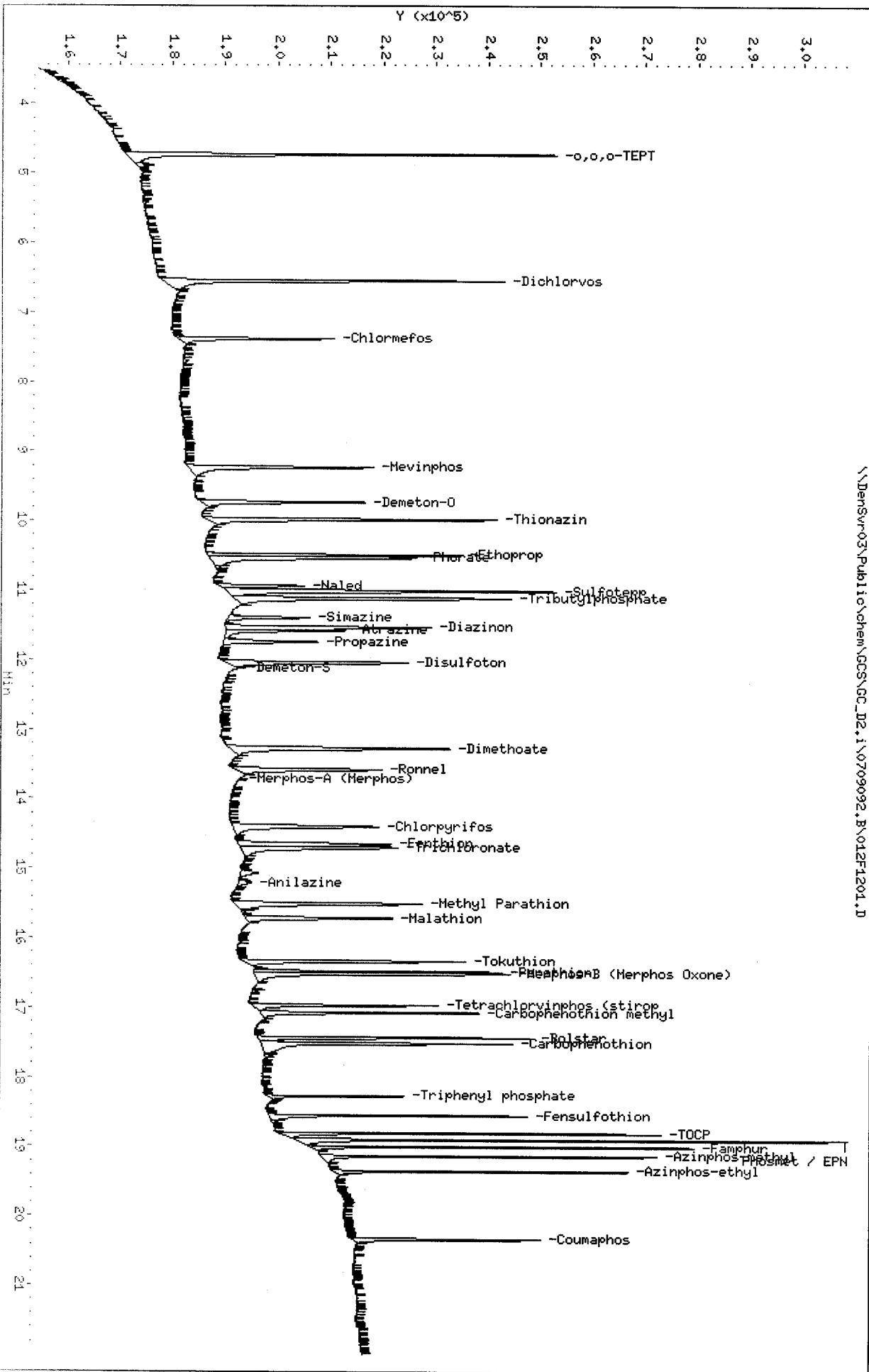
SPIKE	COMPOUND	CONC ADDED ug/L	CONC RECOVERED ug/L	% RECOVERED	LIMITS
	1 o,o,o-TEPT	4.000	2.904	72.61	36-119
	2 Dichlorvos	4.000	3.053	76.33	50-120
\$	3 Chlormefos	2.000	1.279	63.96	58-114
	4 Mevinphos	4.000	2.991	74.78	35-108
	5 Demeton-O	2.800	2.322	82.94	36-119
	6 Thionazin	4.000	2.659	66.48	65-116
	7 Ethoprop	4.000	3.050	76.24	36-119
	8 Phorate	4.000	2.515	62.87	36-119
	9 Naled	4.000	3.595	89.88	36-119
	10 Sulfotepp	4.000	2.521	63.03	36-119
	12 Simazine	4.000	3.869	96.74	36-119
	13 Diazinon	4.000	2.931	73.29	36-119
	14 Atrazine	4.000	3.207	80.17	36-119
	15 Propazine	4.000	2.919	72.97	36-119
	16 Disulfoton	4.000	2.827	70.68	61-103
	17 Demeton-S	1.200	0.2632	21.94*	36-119
	18 Dimethoate	4.000	2.690	67.25	28-82
	19 Ronnel	4.000	2.645	66.12	62-99
	21 Chlorpyrifos	4.000	2.985	74.63	66-101
	22 Fenthion	4.000	2.718	67.96	36-119
	23 Trichloronate	4.000	2.752	68.79	36-119
	24 Anilazine	4.000	3.088	77.21	36-119
	25 Methyl Parathion	4.000	3.332	83.29	36-119
	26 Malathion	4.000	2.469	61.72	36-119
	27 Tokuthion	4.000	2.602	65.04	36-119
	28 Parathion	4.000	2.631	65.78	36-119
	30 Tetrachlorvinphos	4.000	3.243	81.09	36-119
	31 Carbophenothion me	4.000	2.682	67.06	36-119
	32 Bolstar	4.000	2.989	74.72	36-119
	33 Carbophenothion	4.000	3.665	91.64	36-119
\$	34 Triphenyl phosphat	2.000	1.477	73.84	36-119
	35 Fensulfothion	4.000	3.340	83.49	20-105
	37 Phosmet / EPN	8.000	6.408	80.10	36-119
	38 Famphur	4.000	2.830	70.74	61-108
	39 Azinphos-methyl	4.000	2.913	72.84	55-103
	40 Azinphos-ethyl	4.000	2.736	68.41	36-119
	41 Coumaphos	4.000	2.937	73.43	36-119
S	42 Merphos	4.000	2.784	69.60	36-119
M	43 Total Demeton	4.000	2.586	64.64	47-100

TestAmerica

RECOVERY REPORT

Client Name: Client SDG: D9G080000
 Sample Matrix: LIQUID Fraction: SV
 Lab Smp Id: LF7N81AD Client Smp ID: LCSD
 Level: LOW Operator: MPK/TLW
 Data Type: GC DATA SampleType: LCSD
 SpikeList File: fullDFCwater.spk Quant Type: ISTD
 Sublist File: 8141A.sub
 Method File: \\DenSvr03\Public\chem\GCS\GC_D2.i\0709092.B\8141A-2.m
 Misc Info:

SURROGATE COMPOUND	CONC ADDED ug/L	CONC RECOVERED ug/L	% RECOVERED	LIMITS
\$ 3 Chlormefos	2.000	1.279	63.96	48-114
\$ 34 Triphenyl phosphat	2.000	1.477	73.84	50-150



TestAmerica

Data file : \\DenSvr03\Public\chem\GCS\GC_D2.i\0709091.B\013F1301.D
 Lab Smp Id: LFQ0D2AA Client Smp ID: EB062609-SO
 Inj Date : 10-JUL-2009 03:11
 Operator : MPK/TLW Inst ID: GC_D2.i
 Smp Info : LFQ0D2AA,150-1
 Misc Info : IS - GSV0633-09
 Comment :
 Method : \\DenSvr03\Public\chem\GCS\GC_D2.i\0709091.B\8141A-1.m
 Meth Date : 10-Jul-2009 12:00 GC_D2.i Quant Type: ISTD
 Cal Date : 26-JUN-2009 21:13 Cal File: 009F0901.D
 Als bottle: 13
 Dil Factor: 1.00000
 Integrator: Falcon Compound Sublist: 8141A.sub
 Target Version: 4.14
 Processing Host: DENPC075

Concentration Formula: Amt * DF * Vf / Vs * CpndVariable

Name	Value	Description
DF	1.000	Dilution Factor
Vf	2000.000	Final Extract Volume (uL)
Vs	1057.000	Volume of Sample extracted (mL)
Cpnd Variable		Local Compound Variable

Compounds	RT	EXP RT	REL RT	RESPONSE	CONCENTRATIONS	
					ON-COLUMN (ug/mL)	FINAL (ug/L)
1 o,o,o-TEPT						
2 Dichlorvos						
3 Mevinphos						
4 Chlormefos	5.830	5.836	(0.327)	66177	0.52594	0.9952
5 Thionazin						
6 Demeton-O						
7 Ethoprop						
8 Naled	8.065	8.057	(0.452)	66	0.19507	0.2691 <i>not a peak</i>
* 9 Tributylphosphate						
10 Sulfotepp						
11 Phorate						
12 Dimethoate						
13 Demeton-S						
14 Simazine						
15 Atrazine						
16 propazine						
17 Disulfoton						
18 Diazinon						
19 Methyl Parathion						
20 Ronnel						
21 Malathion						
22 Fenthion						

Compounds	RT	EXP RT	REL RT	RESPONSE	CONCENTRATIONS	
					ON-COLUMN (ug/mL)	FINAL (ug/L)
23 Parathion						
24 Chlorpyrifos	12.056	12.067	(0.676)	168	0.00181	0.003421 (a)
25 Trichloronate						
26 Anilazine						
27 Merphos-A (Merphos)	13.196	13.199	(0.740)	109	0.00157	0.002976
28 Tetrachlorvinphos (Stirophos)	13.836	13.824	(0.776)	86	0.00187	0.003533
29 Tokuthion						
30 Merphos-B (Merphos Oxone)	14.636	14.651	(0.821)	191	0.03108	0.05880
31 Carbophenothion-methyl						
32 Fensulfothion						
33 Bolstar / Pamphur						
34 Carbophenothion						
35 Triphenyl phosphate	16.700	16.712	(0.937)	39788	0.68522	1.296
36 Phosmet						
37 EPN						
38 Azinphos-methyl						
* 39 TOCP	17.831	17.846	(1.000)	114850	2.00000	
40 Azinphos-ethyl						
41 Coumaphos						
3 42 Merphos				300	0.00343	0.006486
4 43 Total Demeton						

QC Flag Legend

a - Target compound detected but, quantitated amount
 Below Limit Of Quantitation(BLOQ).

TestAmerica

INTERNAL STANDARD COMPOUNDS
 AREA AND RT SUMMARY

Instrument ID: GC_D2.i	Calibration Date: 09-JUL-2009
Lab File ID: 013F1301.D	Calibration Time: 22:38
Lab Smp Id: LFQ0D2AA	Client Smp ID: EB062609-SO
Analysis Type: SV	Level: LOW
Quant Type: ISTD	Sample Type: WATER
Operator: MPK/TLW	
Method File: \\DenSvr03\Public\chem\GCS\GC_D2.i\0709091.B\8141A-1.m	
Misc Info: IS - GSV0633-09	

COMPOUND	STANDARD	AREA LIMIT		SAMPLE	%DIFF
		LOWER	UPPER		
9 Tributylphosphate	+++++++	+++++++	+++++++	+	+++++++
39 TOCP	85100	42550	170200	114850	34.96

COMPOUND	STANDARD	RT LIMIT		SAMPLE	%DIFF
		LOWER	UPPER		
9 Tributylphosphate	+++++++	+++++++	+++++++	0.0+	+++++++
39 TOCP	17.83	17.33	18.33	17.83	-0.00

AREA UPPER LIMIT = +100% of internal standard area.
 AREA LOWER LIMIT = - 50% of internal standard area.
 RT UPPER LIMIT = + 0.50 minutes of internal standard RT.
 RT LOWER LIMIT = - 0.50 minutes of internal standard RT.

TestAmerica

RECOVERY REPORT

Client Name: Northgate Environmen27-JUN-2009 00:00 Client SDG: D9F2701
Sample Matrix: LIQUID Fraction: SV
Lab Smp Id: LFQ0D2AA Client Smp ID: EB062609-SO
Level: LOW Operator: MPK/TLW
Data Type: GC DATA SampleType: SAMPLE
SpikeList File: fullDFCwater.spk Quant Type: ISTD
Sublist File: 8141A.sub
Method File: \\DenSvr03\Public\chem\GCS\GC_D2.i\0709091.B\8141A-1.m
Misc Info: IS - GSV0633-09

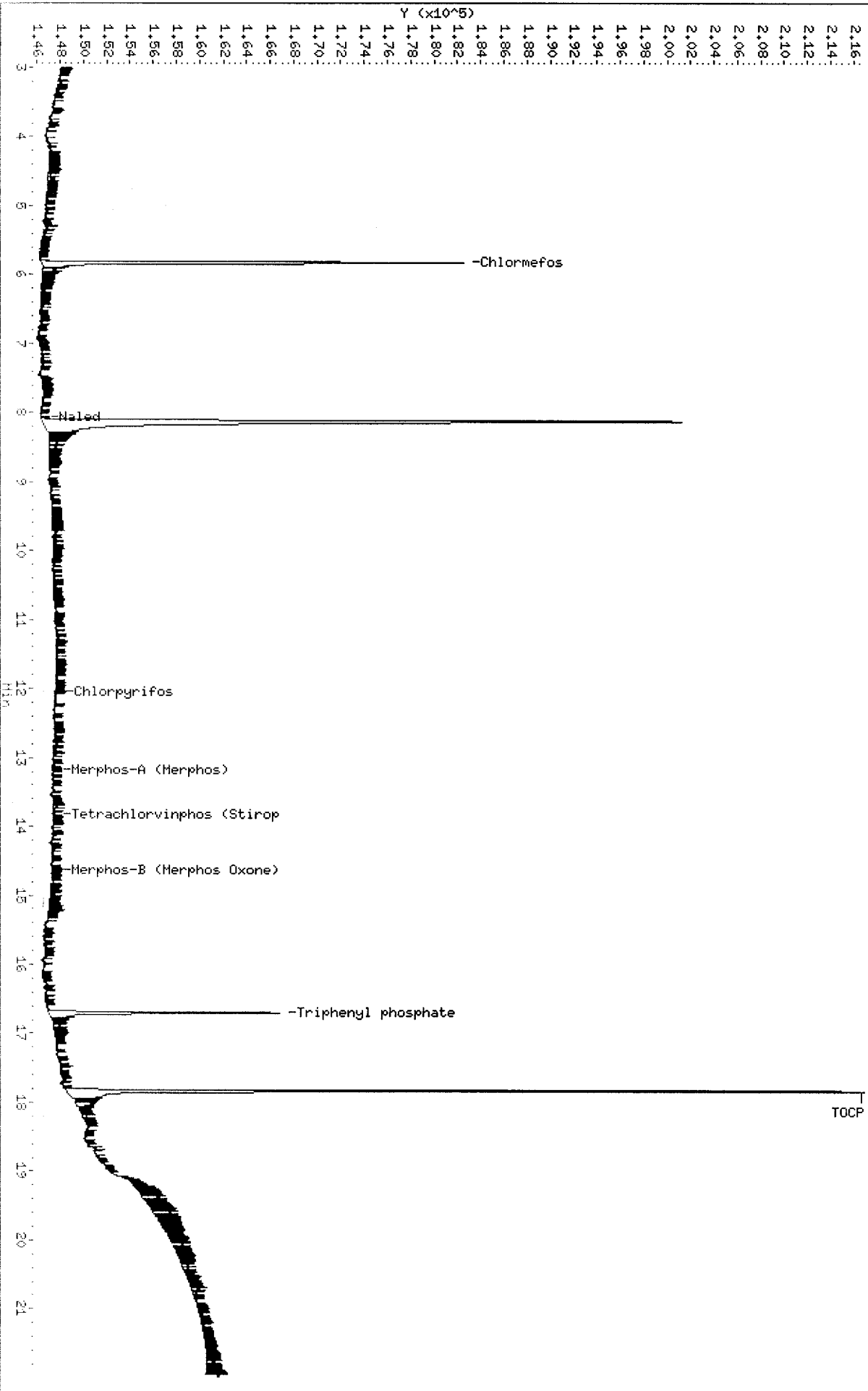
SURROGATE COMPOUND	CONC ADDED ug/L	CONC RECOVERED ug/L	% RECOVERED	LIMITS
\$ 4 Chlormefos	1.892	0.9952	52.59	48-114
\$ 35 Triphenyl phosphat	1.892	1.296	68.52	50-150

Data File: \\Denswr03\Public\chem\GCS\GC_D2.1\070909L.B\013F1301.D
Date : 10-JUL-2009 03:11
Client ID: EB062609-S0
Sample Info: LF00D2A0,150-1

Column phase: RTx-1MS

Instrument: GC_D2.1
Operator: HPK/TLW
Column diameter: 0.32

\\Denswr03\Public\chem\GCS\GC_D2.1\070909L.B\013F1301.D



TestAmerica

Data file : \\DenSvr03\Public\chem\GCS\GC_D2.i\0709092.B\013F1301.D
 Lab Smp Id: LFQ0D2AA Client Smp ID: EB062609-SO
 Inj Date : 10-JUL-2009 03:11
 Operator : MPK/TLW Inst ID: GC_D2.i
 Smp Info : LFQ0D2AA,150-1
 Misc Info :
 Comment :
 Method : \\DenSvr03\Public\chem\GCS\GC_D2.i\0709092.B\8141A-2.m
 Meth Date : 10-Jul-2009 12:05 GC_D2.i Quant Type: ISTD
 Cal Date : 26-JUN-2009 21:13 Cal File: 009F0901.D
 Als bottle: 13
 Dil Factor: 1.00000
 Integrator: Falcon Compound Sublist: 8141A.sub
 Target Version: 4.14
 Processing Host: DENPC075

Concentration Formula: Amt * DF * Vf / Vs * CpndVariable

Name	Value	Description
DF	1.000	Dilution Factor
Vf	2000.000	Final Extract Volume (uL)
Vs	1057.000	Volume of Sample Extracted (mL)
Cpnd Variable		Local Compound Variable

Compounds	RT	EXP RT	REL RT	RESPONSE	CONCENTRATIONS	
					ON-COLUMN (ug/mL)	FINAL (ug/L)
1 o,o,o-TEPT						
2 Dichlorvos						
\$ 3 Chlormefos	7.382	7.384	(0.392)	56526	0.58626	1.109
4 Mevinphos						
5 Demeton-O						
6 Thionazin						
7 Ethoprop						
8 Phorate						
9 Naled	10.930	10.939	(0.581)	147	0.27505	0.5204
10 Sulfotepp	11.005	11.017	(0.585)	51	4.e-004	0.0007653 (aA)
* 11 Tributylphosphate	11.120	11.116	(1.000)	149705	2.00000	
12 Simazine	11.390	11.399	(0.606)	84	0.00465	0.008801 (aA)
13 Diazinon						
14 Atrazine	11.583	11.584	(0.616)	157	0.23638	0.4473 (aA)
15 Propazine						
16 Disulfoton						
17 Demeton-S	12.122	12.124	(0.644)	138	0.12073	0.2284
18 Dimethoate						
19 Ronnel						
20 Merphos-A (Merphos)	13.702	13.689	(1.232)	87	0.00160	0.003034 (aA)
21 Chlorpyrifos						
22 Fenthion						

Compounds	RT	EXP RT	REL RT	RESPONSE	CONCENTRATIONS	
					ON-COLUMN (ug/mL)	FINAL (ug/L)
23 Trichloronate	14.705	14.711	(0.782)	123	0.10675	0.2020
24 Anilazine	Compound Not Detected.					
25 Methyl Parathion	Compound Not Detected.					
26 Malathion	15.717	15.724	(0.836)	98	0.00172	0.003249 (a)
27 Tokuthion	Compound Not Detected.					
28 Parathion	16.477	16.494	(0.876)	93	0.00155	0.002931 (a)
29 Merphos-B (Merphos Oxone)	Compound Not Detected.					
30 Tetrachlorvinphos (stirophos)	Compound Not Detected.					
31 Carbophenothion methyl	Compound Not Detected.					
32 Bolstar	Compound Not Detected.					
33 Carbophenothion	Compound Not Detected.					
S 34 Triphenyl phosphate	18.273	18.281	(0.972)	31711	0.67025	1.268
35 Fensulfothion	Compound Not Detected.					
* 36 TOCP	18.808	18.816	(1.000)	94834	2.00000	
37 Phosmet / EPN	Compound Not Detected.					
38 Famphur	Compound Not Detected.					
39 Azinphos-methyl	Compound Not Detected.					
40 Azinphos-ethyl	Compound Not Detected.					
41 Coumaphos	Compound Not Detected.					
S 42 Merphos	Compound Not Detected.					
M 43 Total Demeton				138	0.12073	0.2284

QC Flag Legend

- a - Target compound detected but, quantitated amount Below Limit Of Quantitation(BLOQ).
- A - Target compound detected but, quantitated amount exceeded maximum amount.

TestAmerica

INTERNAL STANDARD COMPOUNDS
 AREA AND RT SUMMARY

Instrument ID: GC_D2.i	Calibration Date: 09-JUL-2009
Lab File ID: 013F1301.D	Calibration Time: 22:38
Lab Smp Id: LFQ0D2AA	Client Smp ID: EB062609-SO
Analysis Type: SV	Level: LOW
Quant Type: ISTD	Sample Type: WATER
Operator: MPK/TLW	
Method File: \\DenSvr03\Public\chem\GCS\GC_D2.i\0709092.B\8141A-2.m	
Misc Info:	

COMPOUND	STANDARD	AREA LIMIT		SAMPLE	%DIFF
		LOWER	UPPER		
11 Tributylphosphate	122085	61043	244170	149705	22.62
36 TOCP	70218	35109	140436	94834	35.06

COMPOUND	STANDARD	RT LIMIT		SAMPLE	%DIFF
		LOWER	UPPER		
11 Tributylphosphate	11.12	10.62	11.62	11.12	0.02
36 TOCP	18.81	18.31	19.31	18.81	0.01

AREA UPPER LIMIT = +100% of internal standard area.
 AREA LOWER LIMIT = - 50% of internal standard area.
 RT UPPER LIMIT = + 0.50 minutes of internal standard RT.
 RT LOWER LIMIT = - 0.50 minutes of internal standard RT.

TestAmerica

RECOVERY REPORT

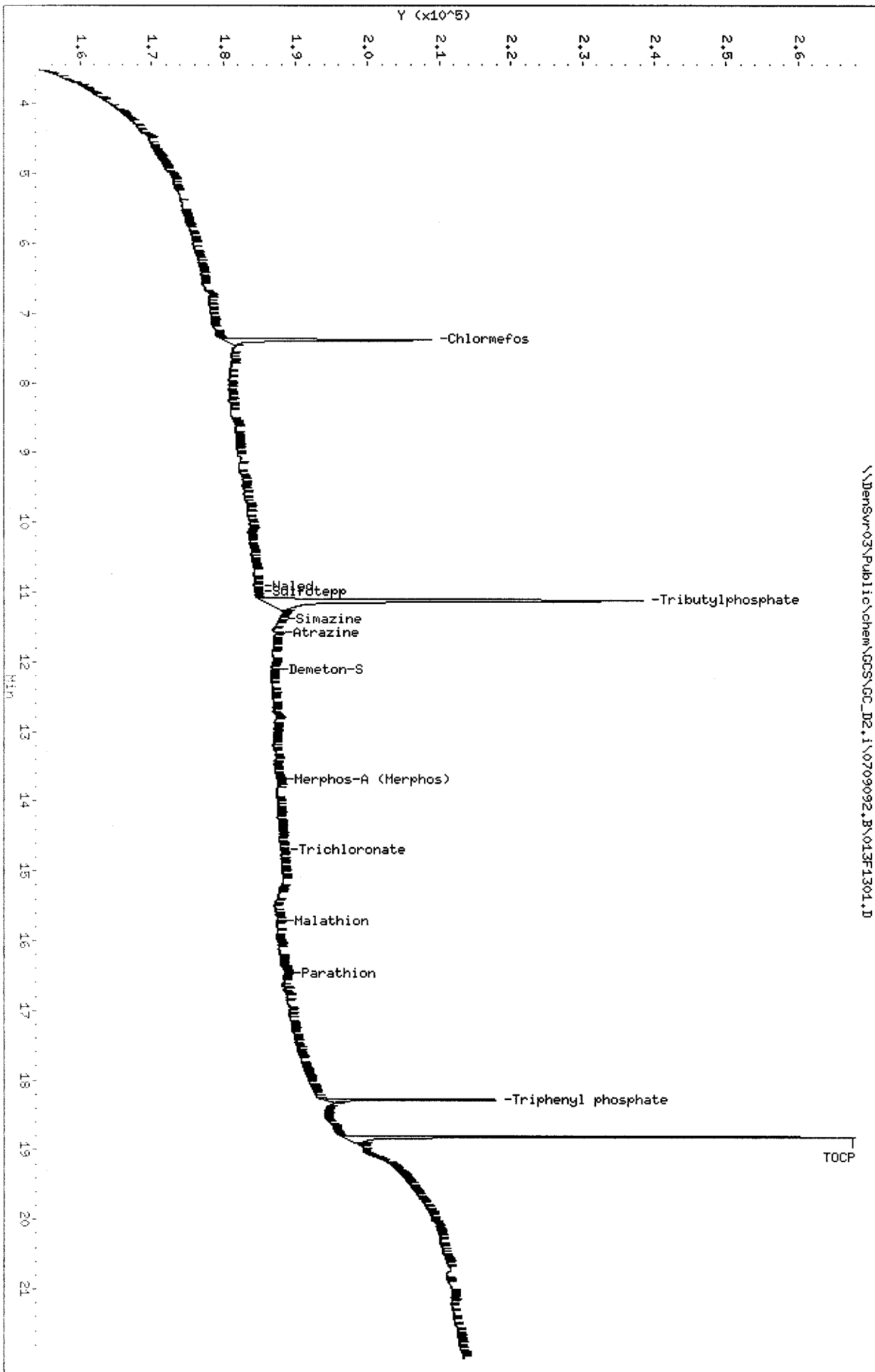
Client Name: Northgate Environmen27-JUN-2009 00:00 Client SDG: D9F2701
Sample Matrix: LIQUID Fraction: SV
Lab Smp Id: LFQ0D2AA Client Smp ID: EB062609-SO
Level: LOW Operator: MPK/TLW
Data Type: GC DATA SampleType: SAMPLE
SpikeList File: fullDFCwater.spk Quant Type: ISTD
Sublist File: 8141A.sub
Method File: \\DenSvr03\Public\chem\GCS\GC_D2.i\0709092.B\8141A-2.m
Misc Info:

SURROGATE COMPOUND	CONC ADDED ug/L	CONC RECOVERED ug/L	% RECOVERED	LIMITS
\$ 3 Chlormefos	1.892	1.109	58.63	48-114
\$ 34 Triphenyl phosphat	1.892	1.268	67.03	50-150

Data File: \\Denswr03\Public\chem\GCS\GC_D2.1\0709092.B\013F1301.D
Date: 10-JUL-2009 03:11
Client ID: EB062609-S0
Sample Info: LF00D2A0,150-1
Column phase: RTX-QPest

Instrument: GC_D2.1
Operator: HPK/TLM
Column diameter: 0.32

\\Denswr03\Public\chem\GCS\GC_D2.1\0709092.B\013F1301.D



**GC SEMIVOLATILE
INITIAL CALIBRATION DATA**

TestAmerica

THE LEADER IN ENVIRONMENTAL TESTING

GC and HPLC ICAL Review Checklist

608 8081 8082 8151 8141
 TPH/DRO Other SV Lab
 8310 8330 Other HPLC _____

601 602 8021 BTEX
 TPH/GRO Other Volatile GC _____

Calibration Date: 6/26/09
 Instrument ID: D2

Initial Calibration	Review Items	Level 1			Level 2	Comments
		Yes	No	N/A		
1.	Are correct data files used?	<input checked="" type="checkbox"/>			<input checked="" type="checkbox"/>	
2.	Is there a sufficient number of calibration points used?	<input checked="" type="checkbox"/>			<input checked="" type="checkbox"/>	
3.	Are reasons for removal of points documented?	<input checked="" type="checkbox"/>			<input checked="" type="checkbox"/>	Better linearity
4.	Is linearity acceptable, 8000 Series: linear least-squares regression with $r \geq 0.990$, (DOD projects require $r \geq 0.995$) quadratic fit $COD\ r^2 > 0.990$, or average response factors with $RSD \leq 20\%$?	<input checked="" type="checkbox"/>			<input checked="" type="checkbox"/>	
5.	Are the correct RT windows applied to the ICAL integration? 600 Series: $< 10\%$ RSD or linear regression	<input checked="" type="checkbox"/>			<input checked="" type="checkbox"/>	
6.	Are DDT & Endrin breakdown $< 15\%$?	<input checked="" type="checkbox"/>		<input checked="" type="checkbox"/>	NA	
7.	Is each manual integration completely documented, signed and appropriate?	<input checked="" type="checkbox"/>			<input checked="" type="checkbox"/>	
8.	Is traceability of standards properly documented?	<input checked="" type="checkbox"/>			<input checked="" type="checkbox"/>	
9.	Was second level hand calculation performed? (document analyte checked)	<input checked="" type="checkbox"/>			<input checked="" type="checkbox"/>	
10.	Was second-source ICV performed & recovery 85-115%?	<input checked="" type="checkbox"/>			<input checked="" type="checkbox"/>	Primary Include %R Maled -40.1%, Simazine +31.1%, Disulfoton -20.6%, Malathion -18.8%, Atrazine -49.2%, Carbophenothion-methyl -32.3%, Phosmet-17.6%, Secondary Include %R Maled -47.6%, Simazine +80.1%, Atrazine -39.9%, Malathion -23.2%, Carbophenothion-methyl -39.7%, Megphos -19.3%

1st Level Reviewer: [Signature] Date: 6/30/09
 2nd Level Reviewer: [Signature] Date: 6/30/09

Sequence Table (Front Injector):

Quantification Part:

Line	Location	SampleName	SampleAmount	ISTDAmt	Multiplier	Dilution
====	=====	=====	=====	=====	=====	=====
1	Vial 1	PRIMER				
2	Vial 2	HEXANE				
3	Vial 3	OPP L7 GSV0634				
4	Vial 4	OPP L6 GSV0637				
5	Vial 5	OPP L5 GSV0635				
6	Vial 6	OPP L4 GSV0638				
7	Vial 7	OPP L3 GSV0639				
8	Vial 8	OPP L2 GSV0640				
9	Vial 9	OPP L1 GSV0641				
10	Vial 10	OPP SS GSV0633				
11	Vial 11	GSV075309 SPK				
12	Vial 12	LE2931AA,MB				
13	Vial 13	LE2931AC,LCS				
14	Vial 14	LE2931AD,LCSD				
15	Vial 15	LEQA91AC,222-15			10	
16	Vial 16	LEQA91AC,222-15			3	
17	Vial 17	LEQCQ1AC,222-18			2	
18	Vial 18	LERD61AD,377-1				
19	Vial 19	LERD81AH,377-3				
20	Vial 20	LERN71AF,115-1				
21	Vial 21	LERPQ1AF,115-2				
22	Vial 22	LERPX1AF,115-3				
23	Vial 23	LE1F91AJ,138-1				
24	Vial 24	OPP L5 GSV0635				
25	Vial 25	LE29M1AA,MB				
26	Vial 26	LE29M1AC,LCS				
27	Vial 27	LE29M1AD,LCSD				
28	Vial 28	LEQA91AA,222-15			10	
29	Vial 29	LEQA91AA,222-15			3	
30	Vial 30	LEQCQ1AA,222-18			2	
31	Vial 31	LFARC1AA,MB				
32	Vial 32	LFARC1AC,LCS				
33	Vial 33	LFARC1AD,LCSD				
34	Vial 34	LEKL02AA,185-1				
35	Vial 35	LE29L1AA,MB				
36	Vial 36	LE29L1AC,LCS				
37	Vial 37	LE29L1AD,LCSD				
38	Vial 38	LERCV1AA,370-1				
39	Vial 39	LEWJG1AA,143-1				
40	Vial 40	OPP L5 GSV0635				
41	Vial 41	LE5PX1AA,MB				
42	Vial 42	LE5PX1AC,LCS				
43	Vial 43	LE5PX1AD,LCSD				
44	Vial 44	LE39F1AA,179-1				
45	Vial 45	LE3PF1AA,179-2				
46	Vial 46	LE39L1AA,179-3				
47	Vial 47	LFARL1AA,MB				
48	Vial 48	LFARL1AC,LCS				
49	Vial 49	LFARL1AD,LCSD				
50	Vial 50	LEKLE2AE,180-2				
51	Vial 51	LEKLF2AE,180-3				
52	Vial 52	LEKLL2AE,180-4				
53	Vial 53	LEKLO2AE,180-5				
54	Vial 54	LENR72AD,322-1				
55	Vial 55	LEPG32AJ,161-1				
56	Vial 56	OPP L5 GSV0635				
57	Vial 57	LFD4N1AA,MB				
58	Vial 58	LFD4N1AC,LCS				

9168144

9168147

9170431

9168145

9168533

9170430

9173102

RR

Line	Location	SampleName	SampleAmount	ISTDAmt	Multiplier	Dilution
59	Vial 59	LFD4N1AD, LCSD				
60	Vial 60	LE3041AJ, 158-1				
61	Vial 61	LFD4W1AA, MB				
62	Vial 62	LFD4W1AC, LCS				
63	Vial 63	LFD4W1AD, LCSD				
64	Vial 64	LE7EE1AA, 266-2				
65	Vial 65	LE9Q61AA, 216-2				
66	Vial 66	LE9RA1AA, 216-3				
67	Vial 67	LFC4Q1AD, 199-2				
68	Vial 68	OPP L5 GSV0635				
69	Vial 69	LFAN01AA, MB				
70	Vial 70	LFAN01AC, LCS				
71	Vial 71	LFAN01AD, LCSD				
72	Vial 72	LE4291AA, 273-1				
73	Vial 73	LE4291AD, 273-1S				
74	Vial 74	LE4291AE, 273-1D				
75	Vial 75	LE9PJ1AA, 215-1				
76	Vial 76	OPP L5 GSV0635				
77	Vial 77	OPP L1 GSV0641				
78	Vial 100	HEXANE/ACETONE				

9173103

9170419

Sequence Table (Back Injector):

No entries - empty table!

TestAmerica

INITIAL CALIBRATION DATA

Start Cal Date : 26-JUN-2009 18:28
 End Cal Date : 26-JUN-2009 21:13
 Quant Method : ISTD
 Target Version : 4.14
 Integrator : Falcon
 Method file : \\DensVr03\Public\chem\GC_D2.i\0626091.B\8141A-1.m
 Last Edit : 30-Jun-2009 12:45 GC_D2.i

Calibration File Names:

Level 1: \\DensVr03\Public\chem\GC_D2.i\0626091.B\009F0901.D
 Level 2: \\DensVr03\Public\chem\GC_D2.i\0626091.B\008F0801.D
 Level 3: \\DensVr03\Public\chem\GC_D2.i\0626091.B\007F0701.D
 Level 4: \\DensVr03\Public\chem\GC_D2.i\0626091.B\006F0601.D
 Level 5: \\DensVr03\Public\chem\GC_D2.i\0626091.B\005F0501.D
 Level 6: \\DensVr03\Public\chem\GC_D2.i\0626091.B\004F0401.D
 Level 7: \\DensVr03\Public\chem\GC_D2.i\0626091.B\003F0301.D

SEE CALIBRATION HISTORY

Compound	0.2000000	0.5000000	1.0000	2.0000	3.0000	4.0000	Curve	b	Coefficients	%RSD
	Level 1	Level 2	Level 3	Level 4	Level 5	Level 6			ml	or R ²
1 o,o'-TEPP	3.11591 2.77446	2.63737	2.67945	2.89676	2.71623	2.90430	AVRG		2.81778	5.91149
2 Dichlorvos	2.01706 1.79032	1.62225	1.58545	1.76366	1.71981	1.74982	AVRG		1.74977	7.99554
3 Mevinphos	1.01774 0.94429	0.91295	0.90158	1.01760	0.95159	0.98250	AVRG		0.96118	4.85992
5 Thiomazin	2.12707 1.93224	1.94606	1.94866	2.08214	1.96051	2.00095	AVRG		1.99966	3.79706

TestAmerica

INITIAL CALIBRATION DATA

Start Cal Date : 26-JUN-2009 18:28
 End Cal Date : 26-JUN-2009 21:13
 Quant Method : ISTD
 Target Version : 4.14
 Integrator : FALCON
 Method file : \\DensVr03\Public\chem\GCS\GC_D2.i\0626091.B\8141A-1.m
 Last Edit : 30-Jun-2009 12:45 GC_D2.i

Compound	0.2000000 Level 1	0.5000000 Level 2	1.0000 Level 3	2.0000 Level 4	3.0000 Level 5	4.0000 Level 6	Curve	b	Coefficients		%RSD or R ²
									m1	m2	
6 Demeton-O	9836 165003	17553	30145	62341	96004	113108	WLNIR	-0.01288	1.85831		0.99594
7 Ethoprop	1.93480 1.74432	1.70823	1.62324	1.73203	1.74110	1.78272	AVRG		1.75235		5.38512
8 Naled	1992 121152	6103	15042	36940	67594	90892	WLNIR	0.09632	0.47378		0.98961
10 Sulforepp	34658 609341	70885	131347	259970	393078	486417	WLNIR	-0.03469	2.43674		0.99856
11 Phorate	2.02801 1.72902	1.82946	1.73796	1.82370	1.76374	1.79146	AVRG		1.81476		5.60901
12 Dimethoate	1.89561 2.21598	1.76866	2.07434	2.25696	2.23554	2.30994	AVRG		2.10815		9.72697
13 Demeton-S	1.49306 1.52702	1.46224	1.49173	1.58543	1.55216	1.58919	AVRG		1.52869		3.21407

Handwritten marks: 'X' next to compound 6, 'X' next to compound 7, and '1/4 r = 0.995' next to compound 8.

TestAmerica

INITIAL CALIBRATION DATA

Start Cal Date : 26-JUN-2009 18:28
 End Cal Date : 26-JUN-2009 21:13
 Quant Method : ISTD
 Target Version : 4.14
 Integrator : FALCON
 Method file : \\DensVr03\Public\chem\GCS\GC_D2.i\0626091.B\8141A-1.m
 Last Edit : 30-Jun-2009 12:45 GC_D2.i

Compound	Level							Curve	D	Coefficients		RSD or R ²
	1	2	3	4	5	6	m1			m2		
14 Simazine	4819 190219	16248	29382	64611	115426	147784	WLNMR	0.03988	0.73140		0.99336	
15 Atrazine	0.70185 0.89508	0.76532	0.75073	0.84628	0.85434	0.90844	AVRG		0.81743		9.61085	
16 propazine	0.73887 0.79462	0.70136	0.69239	0.78178	0.75651	0.81417	AVRG		0.75424		6.13423	
17 Disulfoton	15404 290419	33208	61920	127893	193050	247845	WLNMR	-0.01928	1.20917		0.99576	
18 Diazinon	2.20234 1.92388	1.83553	1.83772	2.01856	1.98676	1.84115	AVRG		1.94942		6.88114	
19 Methyl Parathion	1.22644 1.26213	1.10389	1.13741	1.32395	1.30344	1.29686	AVRG		1.23630		6.92144	
20 Ronnel	1.42863 1.18584	1.23369	1.21320	1.29342	1.2446	1.34650	AVRG		1.27796		6.65504	

TestAmerica

INITIAL CALIBRATION DATA

Start Cal Date : 26-JUN-2009 18:28
 End Cal Date : 26-JUN-2009 21:13
 Quant Method : ISTD
 Target Version : 4.14
 Integrator : Falcon
 Method file : \\Densvr03\Public\chem\GCS\GC_D2.i\0626091.B\8141A-1.m
 Last Edit : 30-Jun-2009 12:45 GC_D2.i

Compound	0.2000000	0.5000000	1.0000	2.0000	3.0000	4.0000	Curve	b	Coefficients		%RSD or R ²
	Level 1	Level 2	Level 3	Level 4	Level 5	Level 6			m1	m2	
21 Malathion	15443 283462	30581	57103	119836	186013	228260	WLINR	-0.02066	1.14436		0.99783
22 Fenthion	1.46442 1.18151	1.18458	1.16481	1.29096	1.25584	1.25506	AVRG		1.25674		8.19381
23 Parathion	1.42438 1.31279	1.25387	1.23322	1.38998	1.36308	1.38514	AVRG		1.33749		5.43501
24 Chlorpyrifos	1.85614 1.56216	1.56747	1.47379	1.62915	1.61527	1.62330	AVRG		1.61818		7.28314
25 Trichloronate	1.44751 1.43428	1.42551	1.34762	1.48171	1.46256	1.52450	AVRG		1.44624		3.78186
26 Anilazine	1493 +++++	2095	5311	12790	19893	29375	QUAD	0.02107	9.16488	-8.66056	0.99476
27 Merphos-A (Merphos)	1.24844 1.18648	1.15527	1.15966	1.23989	1.21263	1.24409	AVRG		1.20664		3.30523

X

TestAmerica

INITIAL CALIBRATION DATA

Start Cal Date : 26-JUN-2009 18:28
 End Cal Date : 26-JUN-2009 21:13
 Quant Method : ISTD
 Target Version : 4.14
 Integrator : FALCON
 Method File : \\Densvrv03\Public\chem\GCS\GC_D2.i\0626091.B\8141A-1.m
 Last Edit : 30-Jun-2009 12:45 GC_D2.i

Compound	0.2000000 Level 1	0.5000000 Level 2	1.0000 Level 3	2.0000 Level 4	3.0000 Level 5	4.0000 Level 6	Curve	b	Coefficients		%RSD or R ²
									m1	m2	
28 Tetrachlorvinphos (Stirophos)	0.76814 0.82648	0.74606	0.73464	0.83451	0.85233	0.85150	AVRG		0.80195		6.32809
29 Tokuthion	1.50295 1.37817	1.28283	1.29501	1.44234	1.39452	1.40891	AVRG		1.38639		5.62055
30 Merphos-B (Merphos Oxone)	3884 79809	7933	11676	34113	50056	65974	WLNMR	0.01044	0.32634		0.98820
31 Carophenothion-methyl	14924 266724	30542	55023	105577	167145	206137	WLNMR	-0.03349	1.03813		0.99979
32 Fensulfothion	8319 295978	23000	51304	104440	185778	229856	WLNMR	0.04728	1.18751		0.99821
33 Bolstar / Fampnur	1.54988 1.23307	1.27794	1.32328	1.33835	1.27633	1.28540	AVRG		1.32632		7.86825
34 Carophenothion	1.57916 1.25966	1.19992	1.27687	1.32336	1.26122	1.41398	AVRG		1.33059		9.63398

NTC
 See Merphos
 1/2
 1/2

TestAmerica

INITIAL CALIBRATION DATA

Start Cal Date : 26-JUN-2009 18:28
 End Cal Date : 26-JUN-2009 21:13
 Quant Method : ISTD
 Target Version : 4.14
 Integrator : FALCON
 Method File : \\Densv03\Public\chem\GCS\GC_D2.i\0626091.B\8141A-1.m
 Last Edit : 30-Jun-2009 12:45 GC_D2.i

Compound	Retention Times							Curve	b	Coefficients		%RSD or R ²
	Level 1	Level 2	Level 3	Level 4	Level 5	Level 6	m1			m2		
36 Phosmet	1.22087 1.13672	1.01385	1.11032	1.20586	1.12340	1.16129	AVRG		1.13890		6.04111	
37 EPN	9525 294020	23196	48705	111165	171283	220388	WLNMR	0.02456	1.11450		0.99317	
38 Azinphos-methyl	1.19565 1.21185	1.13516	1.16767	1.28235	1.23551	1.26700	AVRG		1.21360		4.33999	
40 Azinphos-ethyl	23154 318459	43578	74071	134607	209971	253982	WLNMR	-0.07409	1.26388		0.99928	
41 Coumaphos	1.00140 0.99015	0.89806	0.92250	1.01947	1.01017	1.01013	AVRG		0.97884		4.92558	
42 Merphos	1.61523 1.49925	1.45962	1.38820	1.59026	1.52873	1.58626	AVRG		1.52393		5.34513	
43 Total Demeton	1.94415 1.68503	1.66775	1.60440	1.71838	1.66174	1.66727	AVRG		1.70696		6.44185	

1/2
1/2

TestAmerica

INITIAL CALIBRATION DATA

Start Cal Date : 26-JUN-2009 18:28
 End Cal Date : 26-JUN-2009 21:13
 Quant Method : ISTD
 Target Version : 4.14
 Integrator : FALCON
 Method file : \\DensVr03\Public\chem\GCS\GC_D2.i\0626091.B\8141A-1.m
 Last Edit : 30-Jun-2009 12:45 GC_D2.i

Compound	0.2000000 Level 1	0.5000000 Level 2	1.0000 Level 3	2.0000 Level 4	3.0000 Level 5	4.0000 Level 6	Curve	b	Coefficients m1	m2	%RSD or R ²
\$ 4 Chloroformos	2.28223	2.03679	2.00000	2.26084	2.35620	2.24671	AVRG		2.19114		6.04132
	2.15521										
\$ 35 Triphenyl phosphate	1.09980	0.99217	0.96977	1.05450	0.99627	1.00900	AVRG		1.01117		4.94580
	0.95665										

TestAmerica

INITIAL CALIBRATION DATA

Start Cal Date : 26-JUN-2009 18:28
 End Cal Date : 26-JUN-2009 21:13
 Quant Method : ISTD
 Target Version : 4.14
 Integrator : FALCON
 Method File : \\DensVr03\Public\chem\GCS\GC_D2.i\0626091.B\8141A-1.m
 Last Edit : 30-Jun-2009 12:45 GC_D2.i

Curve	Formula	Units
Averaged	Amt = Rsp/ml	Response
Wt Linear	Amt = b + Rsp/ml	Response
Quad	Amt = b + m1*Rsp + m2*Rsp^2	Response

Calibration History

Method : \\DenSvr03\Public\chem\GCS\GC_D2.i\0626091.B\8141A-1.m
Start Cal Date: 26-JUN-2009 18:28
End Cal Date : 26-JUN-2009 21:13
Last Cal Level: 1
Last Cal Type : Continuing Calibration

Initial Calibration

Injection Date	Sublist	Calibration File
Cal Level: 1 , Cal Amount: 0.20000		
26-JUN-2009 21:13	8141A	\\DenSvr03\Public\chem\GCS\GC_D2.i\0626091.B\009F0901.D
Cal Level: 2 , Cal Amount: 0.50000		
26-JUN-2009 20:45	8141A	\\DenSvr03\Public\chem\GCS\GC_D2.i\0626091.B\008F0801.D
Cal Level: 3 , Cal Amount: 1.00000		
26-JUN-2009 20:18	8141A	\\DenSvr03\Public\chem\GCS\GC_D2.i\0626091.B\007F0701.D
Cal Level: 4 , Cal Amount: 2.00000		
26-JUN-2009 19:50	8141A	\\DenSvr03\Public\chem\GCS\GC_D2.i\0626091.B\006F0601.D
Cal Level: 5 , Cal Amount: 3.00000		
26-JUN-2009 19:23	8141A	\\DenSvr03\Public\chem\GCS\GC_D2.i\0626091.B\005F0501.D
Cal Level: 6 , Cal Amount: 4.00000		
26-JUN-2009 18:55	8141A	\\DenSvr03\Public\chem\GCS\GC_D2.i\0626091.B\004F0401.D
Cal Level: 7 , Cal Amount: 5.00000		
26-JUN-2009 18:28	8141A	\\DenSvr03\Public\chem\GCS\GC_D2.i\0626091.B\003F0301.D

Continuing Calibration

Ccal Level Mode: GLOBAL LEVEL 4

26-JUN-2009 21:40	8141A	\\DenSvr03\Public\chem\GCS\GC_D2.i\0626091.B\010F1001.D
26-JUN-2009 19:50	8141A	\\DenSvr03\Public\chem\GCS\GC_D2.i\0626091.B\006F0601.D
26-JUN-2009 19:23	8141A	\\DenSvr03\Public\chem\GCS\GC_D2.i\0626091.B\005F0501.D

TestAmerica

INITIAL CALIBRATION DATA

Start Cal Date : 26-JUN-2009 18:28
 End Cal Date : 26-JUN-2009 21:13
 Quant Method : ISTD
 Target Version : 4.14
 Integrator : FALCON
 Method File : \\DensVr03\Public\chem\GCS\GC_D2.i\0626092.B\8141A-2.m
 Last Edit : 30-Jun-2009 12:58 GC_D2.i

Calibration File Names:
 Level 1: \\DensVr03\Public\chem\GCS\GC_D2.i\0626092.B\009F0901.D
 Level 2: \\DensVr03\Public\chem\GCS\GC_D2.i\0626092.B\008F0801.D
 Level 3: \\DensVr03\Public\chem\GCS\GC_D2.i\0626092.B\007F0701.D
 Level 4: \\DensVr03\Public\chem\GCS\GC_D2.i\0626092.B\006F0601.D
 Level 5: \\DensVr03\Public\chem\GCS\GC_D2.i\0626092.B\005F0501.D
 Level 6: \\DensVr03\Public\chem\GCS\GC_D2.i\0626092.B\004F0401.D
 Level 7: \\DensVr03\Public\chem\GCS\GC_D2.i\0626092.B\003F0301.D

SEE CALIBRATION HISTORY

Compound	0.2000000	0.5000000	1.0000	2.0000	3.0000	4.0000	Curve	b	Coefficients	%RSD
	Level 1	Level 2	Level 3	Level 4	Level 5	Level 6			ml	or R ²
1 o,o'-TEPT	2.92648	2.44243	2.35582	2.65851	2.57132	2.61478	AVRG		2.58691	7.02274
2 Dichlorvos	1.96421	1.82228	1.84036	2.17503	2.12732	2.04712	AVRG		2.01995	7.32345
4 Mevinphos	1.44354	1.24995	1.21811	1.44363	1.32123	1.40873	AVRG		1.36067	7.12634
5 Demeton-O	1.19821	1.29971	1.18493	1.34261	1.38930	1.37760	AVRG		1.29658	6.26552
	5.0000									
	Level 7									

TestAmerica

INITIAL CALIBRATION DATA

Start Cal Date : 26-JUN-2009 18:28
 End Cal Date : 26-JUN-2009 21:13
 Quant Method : ISTD
 Target Version : 4.14
 Integrator : FALCON
 Method file : \\DensVr03\Public\chem\GCS\GC_D2.i\0626092.B\8141A-2.m
 Last Edit : 30-Jun-2009 12:58 GC_D2.i

Compound	Level							Curve	b	Coefficients		%RSD or R ²
	1	2	3	4	5	6	m1			m2		
6 Thionazin	0.2000000 Level 1	0.5000000 Level 2	1.0000 Level 3	2.0000 Level 4	3.0000 Level 5	4.0000 Level 6						
	5.0000 Level 7											
	2.15838	1.84195	1.93751	1.98059	2.08762	2.20076	AVRG			2.03479		6.19054
7 Ethoprop	1.70034	1.41105	1.44674	1.51565	1.56615	1.54046	AVRG			1.52044		6.33190
	1.46268											
8 Phorate	1.89356	1.60276	1.58391	1.69691	1.82591	1.99241	AVRG			1.76315		8.53946
	1.74661											
9 Naled	94.00000	1666	10859	28010	46004	58330	WLINR	0.13436		0.49080		0.99248
	78857											
10 Sulfofepp	2.79835	2.53605	2.59328	2.75080	2.67397	2.68532	AVRG			2.65923		3.59851
	2.57687											
12 Salmazine	0.36415	0.34683	0.35351	0.38559	0.39087	0.41510	AVRG			0.38086		7.05346
	0.41001											
13 Diazinon	12067	15923	49407	98649	155648	181790	WLINR	0.01456		1.44446		0.99190
	228810											

TestAmerica

INITIAL CALIBRATION DATA

Start Cal Date : 26-JUN-2009 18:28
 End Cal Date : 26-JUN-2009 21:13
 Quant Method : ISTD
 Target Version : 4.14
 Integrator : FALCON
 Method file : \\DensVr03\Public\chem\GCS\GC_D2.i\0626092.B\8141A-2.m
 Last Edit : 30-Jun-2009 12:58 GC_D2.i

Compound	Level							Curve	b	Coefficients		%RSD or R ²
	1	2	3	4	5	6	m1			m2		
14 Atrazine	5427	1231	21316	49088	85997	98759	LINR	0.11621	0.83396		0.99221	
15 Propazine	4880	8102	20907	43235	72628	85745	WLINR	0.02910	0.68050		0.99492	
16 Disulfoton	1.39584	1.32983	1.36835	1.41433	1.46581	1.46415	AVRG		1.40239		3.56764	
17 Demeton-S	667	15766	33785	70921	121463	157195	WLINR	0.05954	1.76807		0.99272	
18 Dimethoate	1.93513	1.88284	1.72920	1.81890	1.98388	1.88204	AVRG		1.87955		4.46888	
19 Ronnel	1.49381	1.09752	1.14631	1.23377	1.29336	1.31702	AVRG		1.26513		10.15653	
20 Merphos-A (Merphos)	0.73714	0.72841	0.76463	0.71117	0.75339	0.75359	AVRG		0.72472		6.56840	

TestAmerica

INITIAL CALIBRATION DATA

Start Cal Date : 26-JUN-2009 18:28
 End Cal Date : 26-JUN-2009 21:13
 Quant Method : ISTD
 Target Version : 4.14
 Integrator : FALCON
 Method file : \\Densvrv03\Public\chem\GCS\GC_D2.i\0626092.B\8141A-2.m
 Last Edit : 30-Jun-2009 12:58 GC_D2.i

Compound	Level							Curve	b	Coefficients		%RSD or R ²
	1	2	3	4	5	6	m1			m2		
21 Chlorpyrifos	1.28253 1.37311	1.15885	1.24944	1.20702	1.32365	1.38773	AVRG		1.28319		6.60140	
22 Fenitihion	1.20874 1.18668	1.15890	1.17283	1.16181	1.25398	1.18816	AVRG		1.19016		2.76871	
23 Trichloronate	6944 296442	26053	49357	106326	170976	208762	WLINR	0.05263	1.73863		0.99738	
24 Anilazine	1634 19108	2256	3581	6899	11039	13112	LINR	-0.00058	0.10979		0.99085	
25 Methyl Parathion	1.21391 1.41908	1.12059	1.22102	1.33829	1.35198	1.32937	AVRG		1.28489		8.00353	
26 Malathion	1.23986 1.27856	1.19694	1.15056	1.17724	1.17540	1.20726	AVRG		1.20369		3.60449	
27 Tokuthion	1.50291 1.40826	1.31056	1.35261	1.35076	1.45106	1.48916	AVRG		1.40933		5.28420	

TestAmerica

INITIAL CALIBRATION DATA

Start Cal Date : 26-JUN-2009 18:28
 End Cal Date : 26-JUN-2009 21:13
 Quant Method : ISTD
 Target Version : 4.14
 Integrator : FALCON
 Method file : \\DensVr03\Public\chem\GCS\GC_D2.i\0626092.B\8141A-2.m
 Last Edit : 30-Jun-2009 12:58 GC_D2.i

Compound	0.2000000	0.5000000	1.0000	2.0000	3.0000	4.0000	Curve	b	Coefficients		%RSD
	Level 1	Level 2	Level 3	Level 4	Level 5	Level 6			m1	m2	or R ²
28 Parathion	1.27111	1.15628	1.24872	1.23420	1.30817	1.35972	AVRG		1.26610		5.02432
	1.28450										
29 Merphos-B (Merphos Oxone)	3793	6271	15065	23458	40683	62127	WLNIR	-0.05169	0.21659		0.96366
	65080										
30 Tetrachlorvinphos (stirophos)	0.86036	0.73114	0.73243	0.80291	0.86664	0.87311	AVRG		0.81902		7.82425
	0.86651										
31 Carbophenothion methyl	1.16513	1.02032	1.04699	1.17159	1.27808	1.26831	AVRG		1.17392		9.08251
	1.26700										
32 Bolstar	1.33280	1.22387	1.19075	1.20601	1.27262	1.22830	AVRG		1.23655		4.05030
	1.20152										
33 Carbophenothion	1.18442	1.13595	1.15332	1.18001	1.34689	1.22912	AVRG		1.21593		6.21486
	1.28180										
35 Pemsulfothion	0.88346	0.80409	0.88036	0.97346	0.94597	1.00424	AVRG		0.91615		7.30438
	0.92148										

NTC,
 SRE Merphos

TestAmerica

INITIAL CALIBRATION DATA

Start Cal Date : 26-JUN-2009 18:28
 End Cal Date : 26-JUN-2009 21:13
 Quant Method : ISTD
 Target Version : 4.14
 Integrator : FALCON
 Method File : \\DensSvr03\Public\chem\GCS\GC_D2.i\0626092.B\8141A-2.m
 Last Edit : 30-Jun-2009 12:58 GC_D2.i

Compound	0.2000000	0.5000000	1.0000	2.0000	3.0000	4.0000	Curve	b	Coefficients	%RSD	
	Level 1	Level 2	Level 3	Level 4	Level 5	Level 6			m1	m2	or R ²
37 Phosmet / EPN	1.9707 330448	35826	68186	146012	207459	263604	WLNLR	-0.04262	1.00518		0.99785
38 Fenphur	1.45536 1.32805	1.20800	1.18770	1.39816	1.20947	1.39569	AVRG		1.31178		8.35158
39 Azinphos-methyl	1.25589 1.19199	1.08970	1.07858	1.30240	1.20427	1.27709	AVRG		1.19999		7.33978
40 Azinphos-ethyl	1.14013 1.12699	1.11628	1.12015	1.18786	1.16269	1.14594	AVRG		1.14286		2.23350
41 Coumaphos	0.78930 0.93653	0.81655	0.85887	0.90448	0.89897	0.94628	AVRG		0.87871		6.77030
42 Merphos	1.56460 1.70275	1.43887	1.64263	1.66880	1.73437	1.91569	AVRG		1.66682		8.85773
M 43 Total Demeton	3533 244812	23328	47171	100663	168375	213468	WLNLR	0.06780	1.63923		0.99469

X

X

TestAmerica

INITIAL CALIBRATION DATA

Start Cal Date : 26-JUN-2009 18:28
 End Cal Date : 26-JUN-2009 21:13
 Quant Method : ISTD
 Target Version : 4.14
 Integrator : Falcon
 Method file : \\Densvr03\Public\chem\GCS\GC_D2.i\0626092.B\8141A-2.m
 Last Edit : 30-Jun-2009 12:58 GC_D2.i

Compound	0.2000000 Level 1	0.5000000 Level 2	1.0000 Level 3	2.0000 Level 4	3.0000 Level 5	4.0000 Level 6	Curve	b	Coefficients m1	m2	%RSD or R ²
\$ 3 Chloroformos	5.0000 Level 7	2.19506 2.04016	1.83698 1.78322	2.03418 2.29040	2.05386	AVRG		2.03341			8.83890
\$ 34 Triphenyl phosphate	1.10969 1.00703	0.86972	0.91132	1.07710 1.01080	0.99885	AVRG		0.99779			8.47904

TestAmerica

INITIAL CALIBRATION DATA

Start Cal Date : 26-JUN-2009 18:28
 End Cal Date : 26-JUN-2009 21:13
 Quant Method : ISTD
 Target Version : 4.14
 Integrator : FALCON
 Method file : \\DensVr03\Public\chem\GCS\GC_D2.i\0626092.B\8141A-2.m
 Last Edit : 30-Jun-2009 12:58 GC_D2.i

Curve	Formula	Units
Averaged	Amt = Resp/ml	Response
Linear	Amt = b + Resp/ml	Response
Wt Linear	Amt = b + Resp/ml	Response

Calibration History

Method : \\DenSvr03\Public\chem\GCS\GC_D2.i\0626092.B\8141A-2.m
 Start Cal Date: 26-JUN-2009 18:28
 End Cal Date : 26-JUN-2009 21:13
 Last Cal Level: 1
 Last Cal Type : Continuing Calibration

Initial Calibration

Injection Date	Sublist	Calibration File
Cal Level: 1 , Cal Amount: 0.20000		
26-JUN-2009 21:13	8141A	\\DenSvr03\Public\chem\GCS\GC_D2.i\0626092.B\009F0901.D
Cal Level: 2 , Cal Amount: 0.50000		
26-JUN-2009 20:45	8141A	\\DenSvr03\Public\chem\GCS\GC_D2.i\0626092.B\008F0801.D
Cal Level: 3 , Cal Amount: 1.00000		
26-JUN-2009 20:18	8141A	\\DenSvr03\Public\chem\GCS\GC_D2.i\0626092.B\007F0701.D
Cal Level: 4 , Cal Amount: 2.00000		
26-JUN-2009 19:50	8141A	\\DenSvr03\Public\chem\GCS\GC_D2.i\0626092.B\006F0601.D
Cal Level: 5 , Cal Amount: 3.00000		
26-JUN-2009 19:23	8141A	\\DenSvr03\Public\chem\GCS\GC_D2.i\0626092.B\005F0501.D
Cal Level: 6 , Cal Amount: 4.00000		
26-JUN-2009 18:55	8141A	\\DenSvr03\Public\chem\GCS\GC_D2.i\0626092.B\004F0401.D
Cal Level: 7 , Cal Amount: 5.00000		
26-JUN-2009 18:28	8141A	\\DenSvr03\Public\chem\GCS\GC_D2.i\0626092.B\003F0301.D

Continuing Calibration

Ccal Level Mode: GLOBAL LEVEL 4

26-JUN-2009 21:40	8141A	\\DenSvr03\Public\chem\GCS\GC_D2.i\0626092.B\010F1001.D
26-JUN-2009 19:50	8141A	\\DenSvr03\Public\chem\GCS\GC_D2.i\0626092.B\006F0601.D
26-JUN-2009 19:23	8141A	\\DenSvr03\Public\chem\GCS\GC_D2.i\0626092.B\005F0501.D

CONTINUING CALIBRATION COMPOUNDS
 PERCENT DRIFT REPORT

Instrument ID: GC_D2.i
 Lab File ID: 010F1001.D
 Analysis Type: NONE

Injection Date: 26-JUN-2009 21:40
 Lab Sample ID: OPP SS GSV0633
 Method File: \\DenSvr03\Public\chem\GCS\GC_D2.

COMPOUND	EXPECTED CONC.	MEASURED CONC.	%D	MAX %D
1 o,o,o-TEPT	2.0000	2.0577	2.9	15.0
2 Dichlorvos	2.0000	1.9061	4.7	15.0
3 Mevinphos	2.0000	1.6977	15.1	15.0
4 Chlormefos	2.0000	1.7808	11.0	15.0
5 Thionazin	2.0000	1.9740	1.3	15.0
6 Demeton-O	0.6500	1.8707	187.8	15.0
7 Ethoprop	2.0000	2.0536	2.7	15.0
8 Naled	2.0000	1.1983	40.1	15.0
9 Sulfotepp	2.0000	1.7932	10.3	15.0
10 Phorate	2.0000	2.0180	0.9	15.0
11 Dimethoate	2.0000	2.0859	4.3	15.0
12 Demeton-S	1.3600	0.2313	83.0	15.0
13 Simazine	2.0000	2.6218	31.1	15.0
14 Atrazine	2.0000	1.9566	2.2	15.0
15 propazine	2.0000	1.9127	4.4	15.0
17 Disulfoton	2.0000	1.5890	20.6	15.0
16 Diazinon	2.0000	2.1583	7.9	15.0
18 Methyl Parathion	2.0000	2.0404	2.0	15.0
19 Ronnel	2.0000	2.1513	7.6	15.0
20 Malathion	2.0000	1.6248	18.8	15.0
21 Fenthion	2.0000	1.8840	5.8	15.0
22 Parathion	2.0000	1.9436	2.8	15.0
23 Chlorpyrifos	2.0000	1.9720	1.4	15.0
24 Trichloronate	2.0000	1.8619	6.9	15.0
25 Anilazine	2.0000	1.0151	49.2	15.0
148 Merphos-A (Merphos)	2.0000	0.4078	79.6	999.0
26 Tetrachlorvinphos (Stirophos)	2.0000	2.0880	4.4	15.0
28 Tokuthion	2.0000	2.0254	1.3	15.0
149 Merphos-B (Merphos Oxone)	2.0000	6.6232	231.2	999.0
29 Carbophenothion-methyl	2.0000	1.3536	32.3	15.0
29 Fensulfothion	2.0000	1.9235	3.8	15.0
30 Bolstar / Famphur	4.0000	4.0636	1.6	15.0
32 Carbophenothion	2.0000	1.8639	6.8	15.0
31 Triphenyl phosphate	2.0000	1.7170	14.2	15.0
34 Phosmet	2.0000	1.6471	17.6	15.0
32 EPN	2.0000	1.7931	10.3	15.0
33 Azinphos-methyl	2.0000	1.9226	3.9	15.0
35 Azinphos-ethyl	2.0000	1.8331	8.3	15.0
36 Coumaphos	2.0000	2.0063	0.3	15.0

<-ok

<-ok, see total demeton

<-ok, see total demeton

CONTINUING CALIBRATION COMPOUNDS
PERCENT DRIFT REPORT

Instrument ID: GC_D2.i
Lab File ID: 010F1001.D
Analysis Type: NONE

Injection Date: 26-JUN-2009 21:40
Lab Sample ID: OPP SS GSV0633
Method File: \\DenSvr03\Public\chem\GCS\GC_D2.

COMPOUND	EXPECTED CONC.	MEASURED CONC.	%D	MAX %D
27 Merphos	2.0000	1.7215	13.9	15.0
40 Total Demeton	2.0000	2.1021	5.1	15.0

Average %D = 23.4

CONTINUING CALIBRATION COMPOUNDS
 PERCENT DRIFT REPORT

Instrument ID: GC_D2.i
 Lab File ID: 010F1001.D
 Analysis Type: NONE

Injection Date: 26-JUN-2009 21:40
 Lab Sample ID: OPP SS GSV0633
 Method File: \\DenSvr03\Public\chem\GCS\GC_D2.

COMPOUND	EXPECTED CONC.	MEASURED CONC.	%D	MAX %D
1 o,o,o-TEPT	2.0000	2.0069	0.3	15.0
2 Dichlorvos	2.0000	1.7707	11.5	15.0
3 Chlormefos	2.0000	1.6957	15.2	15.0
4 Mevinphos	2.0000	1.8364	8.2	15.0
5 Demeton-O	0.6500	2.0472	215.0	15.0
6 Thionazin	2.0000	1.8758	6.2	15.0
7 Ethoprop	2.0000	1.8962	5.2	15.0
8 Phorate	2.0000	1.9509	2.5	15.0
10 Naled	2.0000	1.0486	47.6	15.0
146 Sulfotepp	2.0000	1.7143	14.3	15.0
10 Simazine	2.0000	3.6013	80.1	15.0
12 Diazinon	2.0000	2.0803	4.0	15.0
150 Atrazine	2.0000	1.9693	1.5	15.0
13 Propazine	2.0000	1.8742	6.3	15.0
14 Disulfoton	2.0000	1.6970	15.1	15.0
15 Demeton-S	1.3600	0.2011	85.2	15.0
16 Dimethoate	2.0000	1.8701	6.5	15.0
17 Ronnel	2.0000	2.0112	0.6	15.0
148 Merphos-A (Merphos)	2.0000	0.5348	73.3	999.0
18 Chlorpyrifos	2.0000	2.1084	5.4	15.0
19 Fenthion	2.0000	2.0634	3.2	15.0
20 Trichloronate	2.0000	1.8617	6.9	15.0
21 Anilazine	2.0000	1.2425	37.9	15.0
23 Methyl Parathion	2.0000	2.0228	1.1	15.0
24 Malathion	2.0000	1.5362	23.2	15.0
25 Tokuthion	2.0000	1.8925	5.4	15.0
26 Parathion	2.0000	2.1337	6.7	15.0
149 Merphos-B (Merphos Oxone)	2.0000	5.0080	150.4	999.0
27 Tetrachlorvinphos (stirophos)	2.0000	2.0814	4.1	15.0
28 Carbophenothion methyl	2.0000	1.2466	37.7	15.0
28 Bolstar	2.0000	2.0778	3.9	15.0
30 Carbophenothion	2.0000	1.7496	12.5	15.0
29 Triphenyl phosphate	2.0000	1.7275	13.6	15.0
30 Fensulfothion	2.0000	2.0824	4.1	15.0
35 Phosmet / EPN	4.0000	3.4695	13.3	15.0
33 Famphur	2.0000	1.7579	12.1	15.0
34 Azinphos-methyl	2.0000	1.8108	9.5	15.0
35 Azinphos-ethyl	2.0000	1.7982	10.1	15.0
36 Coumaphos	2.0000	1.9588	2.1	15.0

ok

ok, see total demeton

ok

ok, see total demeton

CONTINUING CALIBRATION COMPOUNDS
PERCENT DRIFT REPORT

Instrument ID: GC_D2.i
Lab File ID: 010F1001.D
Analysis Type: NONE

Injection Date: 26-JUN-2009 21:40
Lab Sample ID: OPP SS GSV0633
Method File: \\DenSvr03\Public\chem\GCS\GC_D2.

COMPOUND	EXPECTED CONC.	MEASURED CONC.	%D	MAX %D
22 Merphos	2.0000	1.6146	19.3	15.0
40 Total Demeton	2.0000	2.2483	12.4	15.0

Average %D = 24.2

TestAmerica

Data file : \\DenSvr03\Public\chem\GCS\GC_D2.i\0626091.B\003F0301.D
 Lab Smp Id: OPP L7 GSV0634 Client Smp ID: OPP L7 GSV0634
 Inj Date : 26-JUN-2009 18:28
 Operator : MPK/TLW Inst ID: GC_D2.i
 Smp Info : OPP L7 GSV0634
 Misc Info : IS - GSV0633-09
 Comment :
 Method : \\DenSvr03\Public\chem\GCS\GC_D2.i\0626091.B\8141A-1.m
 Meth Date : 30-Jun-2009 12:45 GC_D2.i Quant Type: ISTD
 Cal Date : 26-JUN-2009 20:18 Cal File: 007F0701.D
 Als bottle: 3 Calibration Sample, Level: 7
 Dil Factor: 1.00000
 Integrator: Falcon Compound Sublist: 8141A.sub
 Target Version: 4.14
 Processing Host: DENPC075

Compounds	AMOUNTS					
	RT	EXP RT	REL RT	RESPONSE	CAL-AMT (ug/mL)	ON-COL (ug/mL)
1 o,o,o-TEPT	3.256	3.254	(0.183)	707938	5.00000	4.923
2 Dichlorvos	4.075	4.074	(0.228)	456822	5.00000	5.116 (A)
3 Mevinphos	5.736	5.739	(0.322)	240948	5.00000	4.912
§ 4 Chlormefos	5.835	5.836	(0.327)	549929	5.00000	4.918
5 Thionazin	7.505	7.507	(0.421)	493034	5.00000	4.831
6 Demeton-O	7.645	7.649	(0.428)	165003	1.62500	1.714
7 Ethoprop	7.846	7.852	(0.440)	445084	5.00000	4.977
8 Naled	8.053	8.057	(0.451)	121152	5.00000	5.203 (A)
* 9 Tributylphosphate	8.110	8.135	(1.000)	206876	2.00000	
10 Sulfotepp	8.440	8.442	(0.473)	609341	5.00000	4.831
11 Phorate	8.530	8.532	(0.478)	441181	5.00000	4.764
12 Dimethoate	8.655	8.659	(0.485)	565436	5.00000	5.256 (A)
13 Demeton-S	8.838	8.846	(0.495)	264954	3.40000	3.396
14 Simazine	8.921	8.924	(0.500)	190219	5.00000	5.176 (A)
15 Atrazine	9.091	9.094	(0.510)	228392	5.00000	5.475 (A)
16 propazine	9.236	9.241	(0.518)	202756	5.00000	5.268 (A)
17 Disulfoton	9.866	9.869	(0.553)	290419	5.00000	4.668
18 Diazinon	9.900	9.902	(0.555)	490902	5.00000	4.934
19 Methyl Parathion	10.715	10.717	(0.601)	322048	5.00000	5.104 (A)
20 Ronnel	11.238	11.241	(0.630)	302582	5.00000	4.640
21 Malathion	11.801	11.804	(0.661)	283462	5.00000	4.812
22 Fenthion	11.930	11.932	(0.669)	301476	5.00000	4.701
23 Parathion	12.020	12.019	(0.674)	334974	5.00000	4.908
24 Chlorpyrifos	12.068	12.067	(0.676)	398604	5.00000	4.827
25 Trichloronate	12.493	12.496	(0.700)	365975	5.00000	4.959
26 Anilazine	12.815	12.817	(0.718)	34322	5.00000	4.247
27 Merphos-A (Merphos)	13.196	13.199	(0.740)	302744	5.00000	4.916
28 Tetrachlorvinphos (Stirophos)	13.818	13.824	(0.774)	210886	5.00000	5.153 (A)
29 Tokuthion	14.448	14.449	(0.810)	351657	5.00000	4.970
30 Merphos-B (Merphos Oxone)	14.646	14.651	(0.821)	79809	5.00000	4.813
31 Carbophenothion-methyl	15.235	15.239	(0.854)	266724	5.00000	4.968
32 Fensulfothion	15.356	15.361	(0.861)	295978	5.00000	4.978
33 Bolstar / Famphur	16.053	16.053	(0.900)	629265	10.0000	9.297

Compounds	RT	EXP RT	REL RT	RESPONSE	AMOUNTS	
					CAL-AMT (ug/mL)	ON-COL (ug/mL)
34 Carbophenothion	16.196	16.197	(0.908)	321417	5.00000	4.733
\$ 35 Triphenyl phosphate	16.710	16.712	(0.936)	244102	5.00000	4.730 (A)
36 Phosmet	16.963	16.963	(0.951)	290049	5.00000	4.990
37 EPN	17.150	17.151	(0.961)	294020	5.00000	5.219 (A)
38 Azinphos-methyl	17.478	17.480	(0.980)	309219	5.00000	4.993
* 39 TOCP	17.843	17.846	(1.000)	102065	2.00000	
40 Azinphos-ethyl	17.923	17.926	(1.004)	318459	5.00000	4.789
41 Coumaphos	18.363	18.366	(1.029)	252650	5.00000	5.058 (A)
S 42 Merphos				382553	5.00000	4.876
M 43 Total Demeton				429957	5.00000	5.110

QC Flag Legend

A - Target compound detected but, quantitated amount exceeded maximum amount.

TestAmerica

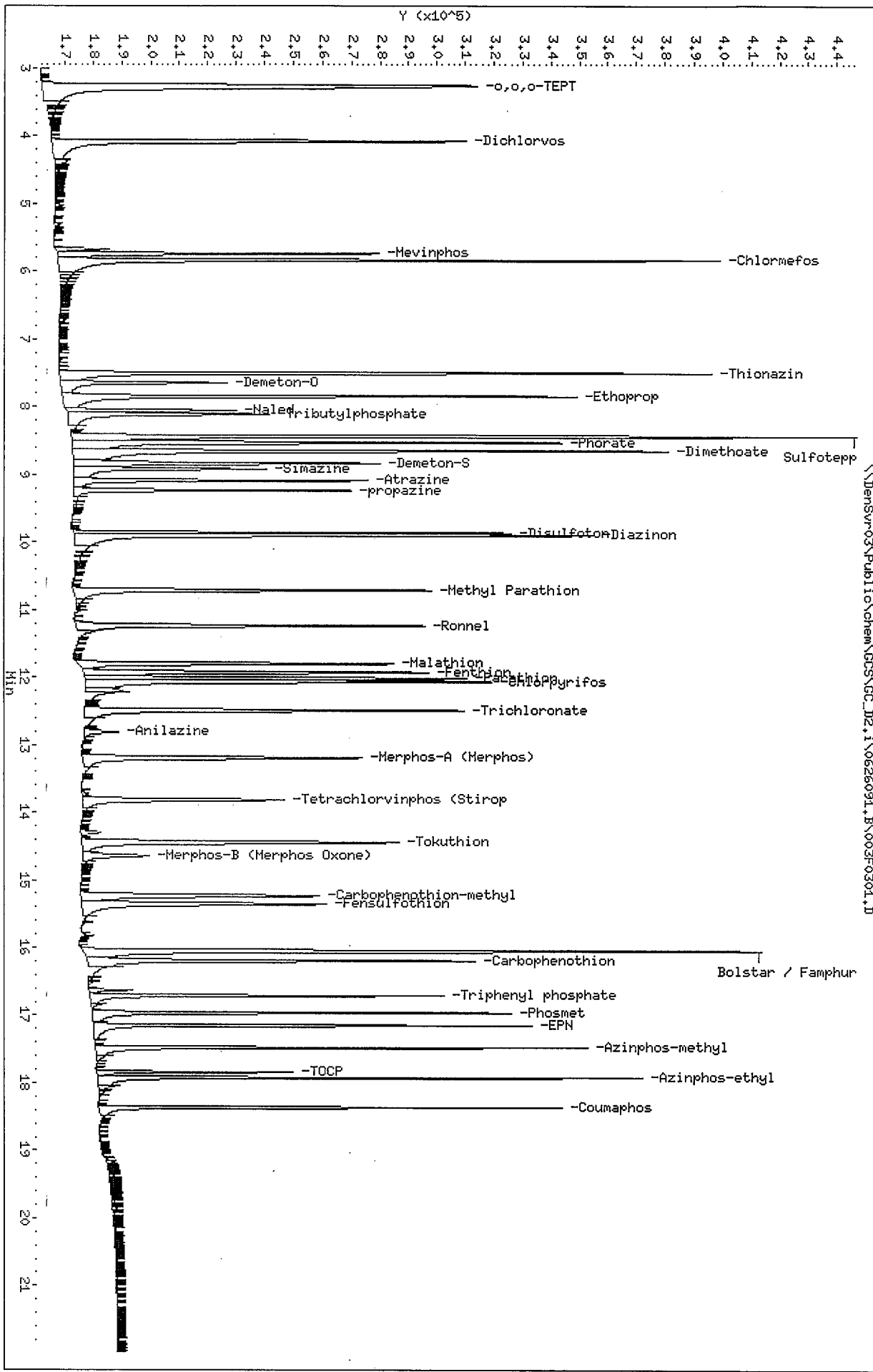
INTERNAL STANDARD COMPOUNDS
 AREA AND RT SUMMARY

Instrument ID: GC_D2.i	Calibration Date: 26-JUN-2009
Lab File ID: 003F0301.D	Calibration Time: 21:40
Lab Smp Id: OPP L7 GSV0634	Client Smp ID: OPP L7 GSV0634
Analysis Type: SV	Level:
Quant Type: ISTD	Sample Type:
Operator: MPK/TLW	
Method File: \\DenSvr03\Public\chem\GCS\GC_D2.i\0626091.B\8141A-1.m	
Misc Info: IS - GSV0633-09	

COMPOUND	STANDARD	AREA LIMIT		SAMPLE	%DIFF
		LOWER	UPPER		
9 Tributylphosphate	166572	83286	333144	206876	24.20
39 TOCP	99647	49824	199294	102065	2.43

COMPOUND	STANDARD	RT LIMIT		SAMPLE	%DIFF
		LOWER	UPPER		
9 Tributylphosphate	8.11	7.61	8.61	8.11	-0.03
39 TOCP	17.84	17.34	18.34	17.84	0.01

AREA UPPER LIMIT = +100% of internal standard area.
 AREA LOWER LIMIT = - 50% of internal standard area.
 RT UPPER LIMIT = + 0.50 minutes of internal standard RT.
 RT LOWER LIMIT = - 0.50 minutes of internal standard RT.



TestAmerica

Data file : \\DenSvr03\Public\chem\GCS\GC_D2.i\0626091.B\004F0401.D
 Lab Smp Id: OPP L6 GSV0637 Client Smp ID: OPP L6 GSV0637
 Inj Date : 26-JUN-2009 18:55
 Operator : MPK/TLW Inst ID: GC_D2.i
 Smp Info : OPP L6 GSV0637
 Misc Info : IS - GSV0633-09
 Comment :
 Method : \\DenSvr03\Public\chem\GCS\GC_D2.i\0626091.B\8141A-1.m
 Meth Date : 30-Jun-2009 12:45 GC_D2.i Quant Type: ISTD
 Cal Date : 26-JUN-2009 18:28 Cal File: 003F0301.D
 Als bottle: 4 Calibration Sample, Level: 6
 Dil Factor: 1.00000
 Integrator: Falcon Compound Sublist: 8141A.sub
 Target Version: 4.14
 Processing Host: DENPC075

Compounds	AMOUNTS					
	RT	EXP RT	REL RT	RESPONSE	CAL-AMT (ug/mL)	ON-COL (ug/mL)
1 o,o,o-TEPT	3.254	3.254	(0.182)	559984	4.00000	4.123
2 Dichlorvos	4.074	4.074	(0.228)	337386	4.00000	4.000
3 Mevinphos	5.736	5.739	(0.321)	189437	4.00000	4.089
\$ 4 Chlorfepos	5.834	5.836	(0.327)	433193	4.00000	4.101
5 Thionazin	7.504	7.507	(0.421)	385808	4.00000	4.002
6 Demeton-O	7.646	7.649	(0.429)	113108	1.30000	1.237
7 Ethoprop	7.848	7.852	(0.440)	343730	4.00000	4.069
8 Naled	8.054	8.057	(0.451)	90892	4.00000	4.172
* 9 Tributylphosphate	8.111	8.135	(1.000)	190710	2.00000	
10 Sulfotepp	8.439	8.442	(0.473)	486417	4.00000	4.072
11 Phorate	8.531	8.532	(0.478)	345415	4.00000	3.949
12 Dimethoate	8.654	8.659	(0.485)	445385	4.00000	4.383
13 Demeton-S	8.838	8.846	(0.495)	208362	2.72000	2.828
14 Simazine	8.919	8.924	(0.500)	147784	4.00000	4.272
15 Atrazine	9.089	9.094	(0.509)	175159	4.00000	4.445
16 propazine	9.236	9.241	(0.518)	156982	4.00000	4.318
17 Disulfoton	9.868	9.869	(0.553)	247845	4.00000	4.214
18 Diazinon	9.901	9.902	(0.555)	354996	4.00000	3.778
19 Methyl Parathion	10.714	10.717	(0.601)	250051	4.00000	4.196
20 Ronnel	11.239	11.241	(0.630)	259621	4.00000	4.214
21 Malathion	11.799	11.804	(0.661)	228260	4.00000	4.097
22 Fenthion	11.931	11.932	(0.669)	241990	4.00000	3.995
23 Parathion	12.018	12.019	(0.674)	267071	4.00000	4.142
24 Chlorpyrifos	12.066	12.067	(0.676)	312992	4.00000	4.013
25 Trichloronate	12.493	12.496	(0.700)	293942	4.00000	4.216
26 Anilazine	12.814	12.817	(0.718)	29375	4.00000	4.019
27 Merphos-A (Merphos)	13.196	13.199	(0.740)	239875	4.00000	4.124
28 Tetrachlorvinphos (Stirophos)	13.818	13.824	(0.774)	164180	4.00000	4.247
29 Tokuthion	14.446	14.449	(0.810)	271654	4.00000	4.065
30 Merphos-B (Merphos Oxone)	14.648	14.651	(0.821)	65974	4.00000	4.215
31 Carbophenothion-methyl	15.234	15.239	(0.854)	206137	4.00000	4.052
32 Fensulfothion	15.358	15.361	(0.861)	229856	4.00000	4.110
33 Bolstar / Famphur	16.053	16.053	(0.900)	495681	8.00000	7.753

Compounds	RT	EXP RT	REL RT	RESPONSE	AMOUNTS	
					CAL-AMT (ug/mL)	ON-COL (ug/mL)
34 Carbophenothion	16.194	16.197	(0.908)	272632	4.00000	4.251
\$ 35 Triphenyl phosphate	16.711	16.712	(0.937)	194548	4.00000	3.991 (A)
36 Phosmet	16.963	16.963	(0.951)	223910	4.00000	4.079
37 EPN	17.148	17.151	(0.961)	220388	4.00000	4.152
38 Azinphos-methyl	17.478	17.480	(0.980)	244293	4.00000	4.176
* 39 TOCP	17.843	17.846	(1.000)	96406	2.00000	
40 Azinphos-ethyl	17.923	17.926	(1.004)	253982	4.00000	4.021
41 Coumaphos	18.363	18.366	(1.029)	194765	4.00000	4.128
S 42 Merphos				305849	4.00000	4.161
M 43 Total Demeton				321470	4.00000	4.064

QC Flag Legend

A - Target compound detected but, quantitated amount
 exceeded maximum amount.

TestAmerica

INTERNAL STANDARD COMPOUNDS
 AREA AND RT SUMMARY

Instrument ID: GC_D2.i Calibration Date: 26-JUN-2009
 Lab File ID: 004F0401.D Calibration Time: 21:40
 Lab Smp Id: OPP L6 GSV0637 Client Smp ID: OPP L6 GSV0637
 Analysis Type: SV Level:
 Quant Type: ISTD Sample Type:
 Operator: MPK/TLW
 Method File: \\DenSvr03\Public\chem\GCS\GC_D2.i\0626091.B\8141A-1.m
 Misc Info: IS - GSV0633-09


COMPOUND	STANDARD	AREA LIMIT		SAMPLE	%DIFF
		LOWER	UPPER		
9 Tributylphosphate	166572	83286	333144	190710	14.49
39 TOCP	99647	49824	199294	96406	-3.25

COMPOUND	STANDARD	RT LIMIT		SAMPLE	%DIFF
		LOWER	UPPER		
9 Tributylphosphate	8.11	7.61	8.61	8.11	-0.01
39 TOCP	17.84	17.34	18.34	17.84	0.00

AREA UPPER LIMIT = +100% of internal standard area.
 AREA LOWER LIMIT = - 50% of internal standard area.
 RT UPPER LIMIT = + 0.50 minutes of internal standard RT.
 RT LOWER LIMIT = - 0.50 minutes of internal standard RT.

Data File: \\Densvr03\Public\chem\GCSS\GC_D2.1\0626091.B\004F0401.D
 Date: 26-JUN-2009 18:55
 Client ID: OPP L6 GSW0637
 Sample Info: OPP L6 GSW0637
 Column phase: RTX-1MS

Instrument: GC_D2.1
 Operator: HPK/TLW
 Column diameter: 0.32



TestAmerica

Data file : \\DenSvr03\Public\chem\GCS\GC_D2.i\0626091.B\005F0501.D
 Lab Smp Id: OPP L5 GSV0635 Client Smp ID: OPP L5 GSV0635
 Inj Date : 26-JUN-2009 19:23
 Operator : MPK/TLW Inst ID: GC_D2.i
 Smp Info : OPP L5 GSV0635
 Misc Info : IS - GSV0633-09
 Comment :
 Method : \\DenSvr03\Public\chem\GCS\GC_D2.i\0626091.B\8141A-1.m
 Meth Date : 30-Jun-2009 12:45 GC_D2.i Quant Type: ISTD
 Cal Date : 26-JUN-2009 18:55 Cal File: 004F0401.D
 Als bottle: 5 Calibration Sample, Level: 5
 Dil Factor: 1.00000
 Integrator: Falcon Compound Sublist: 8141A.sub
 Target Version: 4.14
 Processing Host: DENPC075

Compounds	AMOUNTS					
	RT	EXP RT	REL RT	RESPONSE	CAL-AMT (ug/mL)	ON-COL (ug/mL)
1 o,o,o-TEPT	3.254	3.254	(0.182)	430120	3.00000	2.892
2 Dichlorvos	4.074	4.074	(0.228)	272336	3.00000	2.949
3 Mevinphos	5.737	5.739	(0.322)	150686	3.00000	2.970
\$ 4 Chlorfepos	5.834	5.836	(0.327)	373109	3.00000	3.226
5 Thionazin	7.504	7.507	(0.421)	310451	3.00000	2.941
6 Demeton-O	7.646	7.649	(0.429)	96004	0.97500	0.9530
7 Ethoprop	7.847	7.852	(0.440)	275706	3.00000	2.981
8 Naled	8.054	8.057	(0.451)	67594	3.00000	2.896
* 9 Tributylphosphate	8.111	8.135	(1.000)	190357	2.00000	
10 Sulfotepp	8.439	8.442	(0.473)	393078	3.00000	2.987
11 Phorate	8.531	8.532	(0.478)	279291	3.00000	2.916
12 Dimethoate	8.654	8.659	(0.485)	354003	3.00000	3.181
13 Demeton-S	8.837	8.846	(0.495)	167136	2.04000	2.071
14 Simazine	8.919	8.924	(0.500)	115426	3.00000	3.070
15 Atrazine	9.089	9.094	(0.509)	135287	3.00000	3.135
16 propazine	9.236	9.241	(0.518)	119795	3.00000	3.009
17 Disulfoton	9.867	9.869	(0.553)	193050	3.00000	2.986
18 Diazinon	9.901	9.902	(0.555)	314608	3.00000	3.057
19 Methyl Parathion	10.714	10.717	(0.600)	206402	3.00000	3.163
20 Ronnel	11.239	11.241	(0.630)	197062	3.00000	2.921
21 Malathion	11.799	11.804	(0.661)	186013	3.00000	3.038
22 Fenthion	11.931	11.932	(0.669)	198864	3.00000	2.998
23 Parathion	12.017	12.019	(0.674)	215846	3.00000	3.057
24 Chlorpyrifos	12.066	12.067	(0.676)	255782	3.00000	2.995
25 Trichloronate	12.494	12.496	(0.700)	231599	3.00000	3.034
26 Anilazine	12.812	12.817	(0.718)	19893	3.00000	2.881
27 Merphos-A (Merphos)	13.196	13.199	(0.740)	192022	3.00000	3.015
28 Tetrachlorvinphos (Stirophos)	13.816	13.824	(0.774)	134968	3.00000	3.188
29 Tokuthion	14.447	14.449	(0.810)	220825	3.00000	3.018
30 Merphos-B (Merphos Oxone)	14.647	14.651	(0.821)	50056	3.00000	2.927
31 Carbophenothion-methyl	15.236	15.239	(0.854)	167145	3.00000	2.983
32 Fensulfothion	15.356	15.361	(0.861)	185778	3.00000	3.058
33 Bolstar / Famphur	16.051	16.053	(0.900)	404218	6.00000	5.774

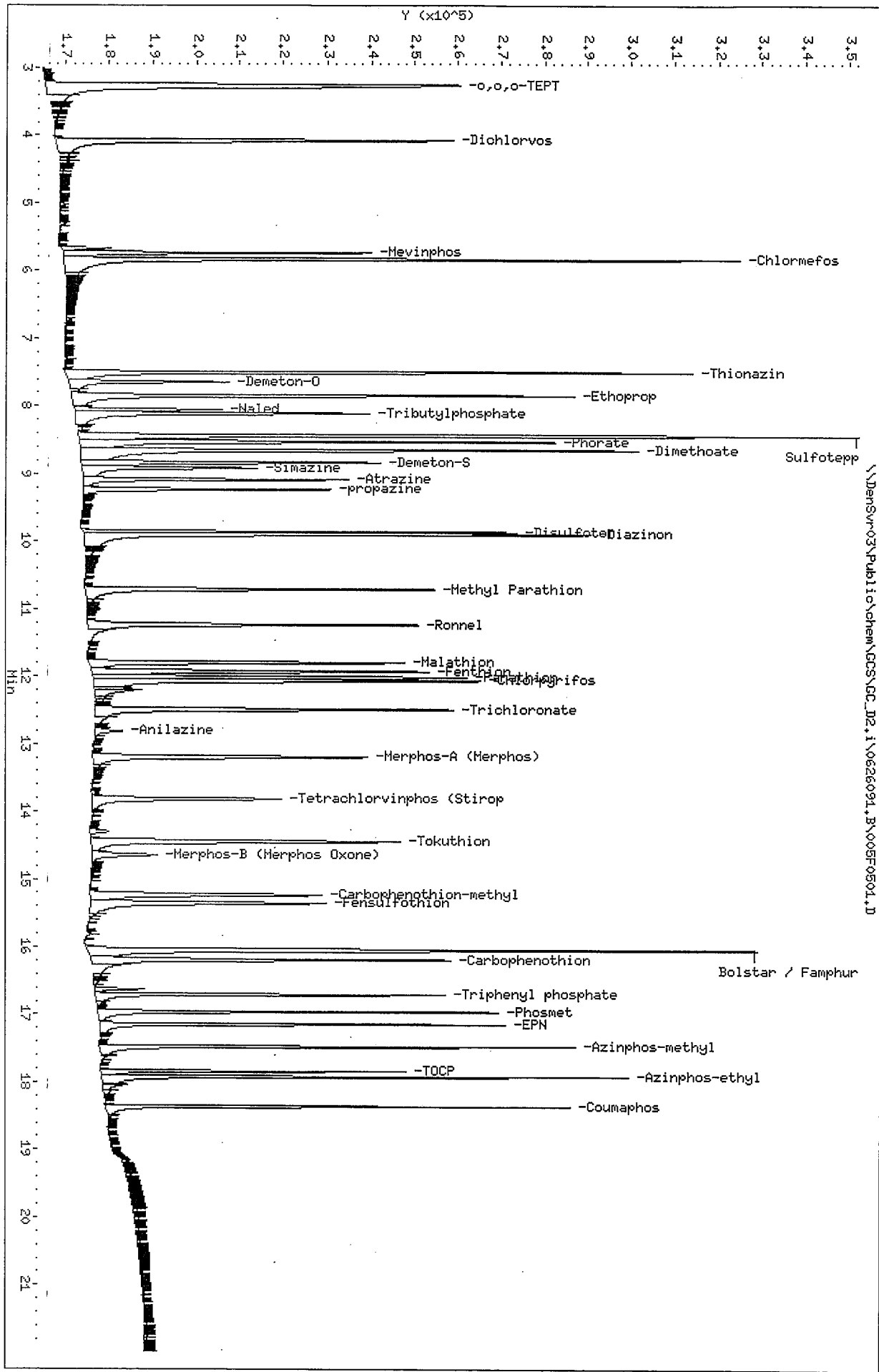
Compounds	RT	EXP RT	REL RT	RESPONSE	AMOUNTS	
					CAL-AMT (ug/mL)	ON-COL (ug/mL)
34 Carbophenothion	16.194	16.197	(0.908)	199717	3.00000	2.844
\$ 35 Triphenyl phosphate	16.711	16.712	(0.937)	157761	3.00000	2.956 (A)
36 Phosmet	16.962	16.963	(0.951)	177892	3.00000	2.959
37 EPN	17.149	17.151	(0.961)	171283	3.00000	2.961
38 Azinphos-methyl	17.476	17.480	(0.979)	195645	3.00000	3.054
* 39 TOCP	17.842	17.846	(1.000)	105568	2.00000	
40 Azinphos-ethyl	17.922	17.926	(1.004)	209971	3.00000	2.999
41 Coumaphos	18.364	18.366	(1.029)	159962	3.00000	3.096
S 42 Merphos				242078	3.00000	2.978
M 43 Total Demeton				263140	3.00000	3.024

QC Flag Legend

A - Target compound detected but, quantitated amount exceeded maximum amount.

Data File: \\Densw03\Public\chem\GCS\GC_D2+1\0626094_B\005F0504.D
 Date: 26-JUN-2009 19:23
 Client ID: OPP L5 GSV0635
 Sample Info: OPP L5 GSV0635
 Column phase: RTX-1MS

Instrument: GC_D2+1
 Operator: HPK/TLN
 Column diameter: 0.32



TestAmerica

Data file : \\DenSvr03\Public\chem\GCS\GC_D2.i\0626091.B\006F0601.D
 Lab Smp Id: OPP L4 GSV0638 Client Smp ID: OPP L4 GSV0638
 Inj. Date : 26-JUN-2009 19:50
 Operator : MPK/TLW Inst ID: GC_D2.i
 Smp Info : OPP L4 GSV0638
 Misc Info : IS - GSV0633-09
 Comment :
 Method : \\DenSvr03\Public\chem\GCS\GC_D2.i\0626091.B\8141A-1.m
 Meth Date : 30-Jun-2009 12:45 GC_D2.i Quant Type: ISTD
 Cal Date : 26-JUN-2009 19:23 Cal File: 005F0501.D
 Als bottle: 6 Calibration Sample, Level: 4
 Dil Factor: 1.00000
 Integrator: Falcon Compound Sublist: 8141A.sub
 Target Version: 4.14
 Processing Host: DENPC075

Compounds	AMOUNTS					
	RT	EXP RT	REL RT	RESPONSE	CAL-AMT (ug/mL)	ON-COL (ug/mL)
1 o,o,o-TEPT	3.255	3.254	(0.182)	282037	2.00000	2.056
2 Dichlorvos	4.075	4.074	(0.228)	171715	2.00000	2.016
3 Mevinphos	5.737	5.739	(0.322)	99077	2.00000	2.117
\$ 4 Chlorfepos	5.834	5.836	(0.327)	220122	2.00000	2.064
5 Thionazin	7.504	7.507	(0.421)	202723	2.00000	2.082
6 Demeton-O	7.647	7.649	(0.429)	62341	0.65000	0.6633
7 Ethoprop	7.849	7.852	(0.440)	168636	2.00000	1.977
8 Naled	8.055	8.057	(0.451)	36940	2.00000	1.794
* 9 Tributylphosphate	8.112	8.135	(1.000)	160310	2.00000	
10 Sulfotepp	8.439	8.442	(0.473)	259970	2.00000	2.122
11 Phorate	8.530	8.532	(0.478)	177561	2.00000	2.010
12 Dimethoate	8.655	8.659	(0.485)	219744	2.00000	2.141
13 Demeton-S	8.840	8.846	(0.495)	104966	1.36000	1.410
14 Simazine	8.919	8.924	(0.500)	64611	2.00000	1.894
15 Atrazine	9.089	9.094	(0.509)	82396	2.00000	2.070
16 propazine	9.235	9.241	(0.518)	76116	2.00000	2.073
17 Disulfoton	9.867	9.869	(0.553)	127893	2.00000	2.134
18 Diazinon	9.902	9.902	(0.555)	196533	2.00000	2.071
19 Methyl Parathion	10.714	10.717	(0.600)	128904	2.00000	2.142
20 Ronnel	11.239	11.241	(0.630)	125931	2.00000	2.024
21 Malathion	11.799	11.804	(0.661)	119836	2.00000	2.110
22 Fenthion	11.930	11.932	(0.669)	125692	2.00000	2.054
23 Parathion	12.017	12.019	(0.673)	135333	2.00000	2.078
24 Chlorpyrifos	12.067	12.067	(0.676)	158619	2.00000	2.014
25 Trichloronate	12.494	12.496	(0.700)	144264	2.00000	2.049
26 Anilazine	12.815	12.817	(0.718)	12790	2.00000	2.151
27 Merphos-A (Merphos)	13.197	13.199	(0.740)	120719	2.00000	2.055
28 Tetrachlorvinphos (Stirophos)	13.817	13.824	(0.774)	81250	2.00000	2.081
29 Tokuthion	14.447	14.449	(0.810)	140431	2.00000	2.081
30 Merphos-B (Merphos Oxone)	14.649	14.651	(0.821)	34113	2.00000	2.168
31 Carbofenothion-methyl	15.235	15.239	(0.854)	105577	2.00000	2.022
32 Fensulfothion	15.357	15.361	(0.861)	104440	2.00000	1.901
33 Bolstar / Famphur	16.052	16.053	(0.900)	260611	4.00000	4.036

Compounds	RT	EXP RT	REL RT	RESPONSE	AMOUNTS	
					CAL-AMT (ug/mL)	ON-COL (ug/mL)
34 Carbophenothion	16.195	16.197	(0.908)	128846	2.00000	1.989
\$ 35 Triphenyl phosphate	16.710	16.712	(0.936)	102669	2.00000	2.086 (A)
36 Phosmet	16.962	16.963	(0.951)	117406	2.00000	2.118
37 EPN	17.149	17.151	(0.961)	111165	2.00000	2.098
38 Azinphos-methyl	17.477	17.480	(0.979)	124853	2.00000	2.113
* 39 TOCP	17.844	17.846	(1.000)	97363	2.00000	
40 Azinphos-ethyl	17.924	17.926	(1.004)	134607	2.00000	2.040
S 41 Coumaphos	18.364	18.366	(1.029)	99259	2.00000	2.083
M 42 Merphos				154832	2.00000	2.068
M 43 Total Demeton				167307	2.00000	2.074

QC Flag Legend

A - Target compound detected but, quantitated amount exceeded maximum amount.

TestAmerica

INTERNAL STANDARD COMPOUNDS
 AREA AND RT SUMMARY

Instrument ID: GC_D2.i
 Lab File ID: 006F0601.D
 Lab Smp Id: OPP L4 GSV0638
 Analysis Type: SV
 Quant Type: ISTD
 Operator: MPK/TLW
 Method File: \\DenSvr03\Public\chem\GCS\GC_D2.i\0626091.B\8141A-1.m
 Misc Info: IS - GSV0633-09

Calibration Date: 26-JUN-2009
 Calibration Time: 19:50
 Client Smp ID: OPP L4 GSV0638
 Level:
 Sample Type:

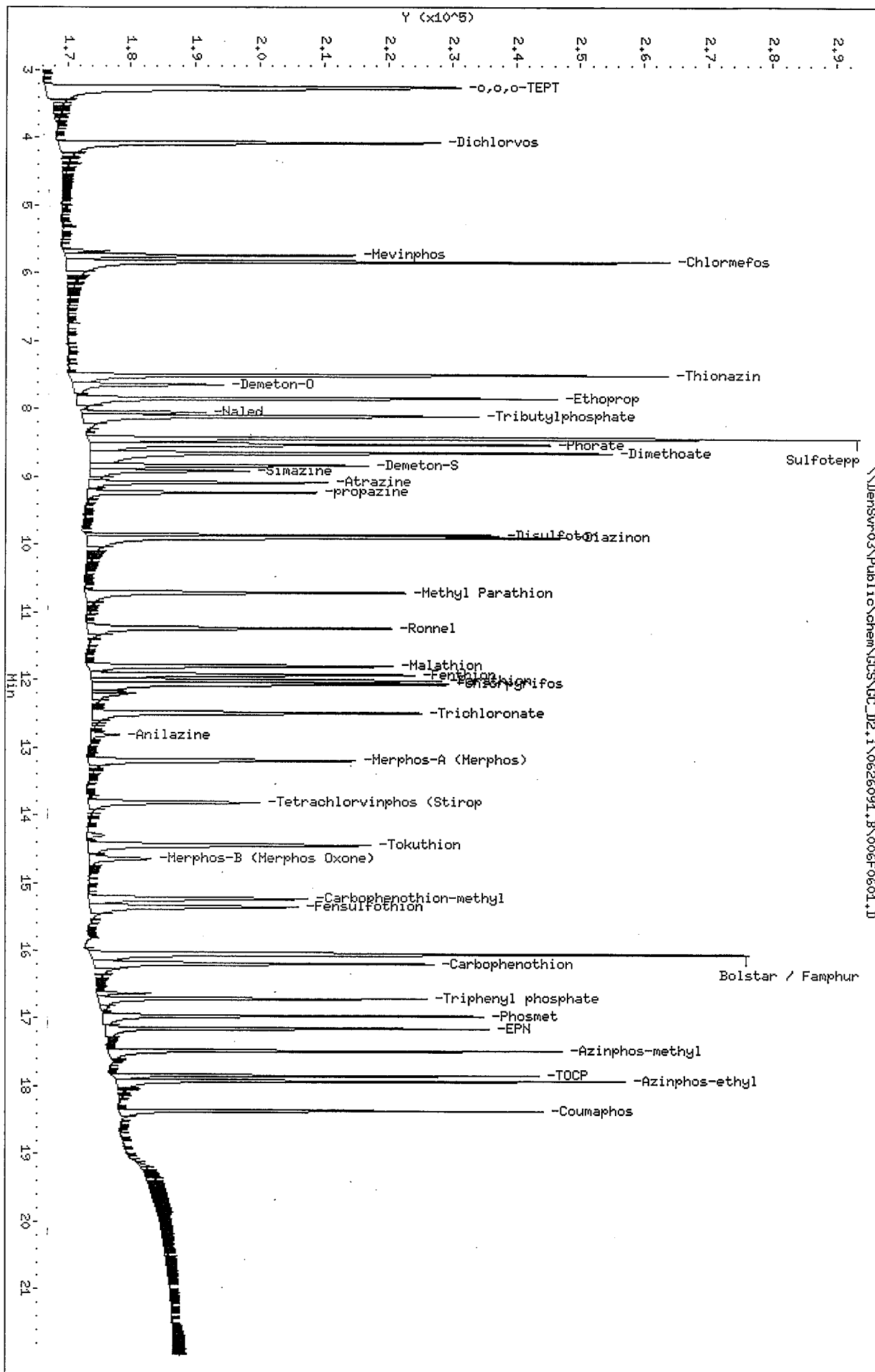
COMPOUND	STANDARD	AREA LIMIT		SAMPLE	%DIFF
		LOWER	UPPER		
9 Tributylphosphate	160310	80155	320620	160310	0.00
39 TOCP	97363	48682	194726	97363	0.00

COMPOUND	STANDARD	RT LIMIT		SAMPLE	%DIFF
		LOWER	UPPER		
9 Tributylphosphate	8.11	7.61	8.61	8.11	0.00
39 TOCP	17.84	17.34	18.34	17.84	0.00

AREA UPPER LIMIT = +100% of internal standard area.
 AREA LOWER LIMIT = - 50% of internal standard area.
 RT UPPER LIMIT = + 0.50 minutes of internal standard RT.
 RT LOWER LIMIT = - 0.50 minutes of internal standard RT.

Data File: \\Densv03\Public\chem\GCS\GC_D2.i\0626091.B\006F0604.D
 Date: 26-JUN-2009 19:50
 Client ID: OPP L4 GSV0638
 Sample Info: OPP L4 GSV0638
 Column phase: RTX-IMS

Instrument: GC_D2.i
 Operator: HPK/TLM
 Column diameter: 0.32



TestAmerica

Data file : \\DenSvr03\Public\chem\GCS\GC_D2.i\0626091.B\007F0701.D
 Lab Smp Id: OPP L3 GSV0639 Client Smp ID: OPP L3 GSV0639
 Inj Date : 26-JUN-2009 20:18
 Operator : MPK/TLW Inst ID: GC_D2.i
 Smp Info : OPP L3 GSV0639
 Misc Info : IS - GSV0633-09
 Comment :
 Method : \\DenSvr03\Public\chem\GCS\GC_D2.i\0626091.B\8141A-1.m
 Meth Date : 30-Jun-2009 12:45 GC_D2.i Quant Type: ISTD
 Cal Date : 26-JUN-2009 19:50 Cal File: 006F0601.D
 Als bottle: 7 Calibration Sample, Level: 3
 Dil Factor: 1.00000
 Integrator: Falcon Compound Sublist: 8141A.sub
 Target Version: 4.14
 Processing Host: DENPC075

Compounds	RT	EXP RT	REL RT	RESPONSE	AMOUNTS	
					CAL-AMT (ug/mL)	ON-COL (ug/mL)
1 o,o,o-TEPT	3.253	3.254	(0.182)	136897	1.00000	0.9509
2 Dichlorvos	4.075	4.074	(0.228)	81003	1.00000	0.9061
3 Mevinphos	5.738	5.739	(0.322)	46063	1.00000	0.9380
§ 4 Chlormefos	5.833	5.836	(0.327)	102183	1.00000	0.9128
5 Thionazin	7.503	7.507	(0.421)	99560	1.00000	0.9745
6 Demeton-O	7.645	7.649	(0.429)	30145	0.32500	0.2917
7 Ethoprop	7.850	7.852	(0.440)	82934	1.00000	0.9263
8 Naled	8.055	8.057	(0.451)	15042	1.00000	0.8141
* 9 Tributylphosphate	8.113	8.135	(1.000)	156624	2.00000	
10 Sulfotepp	8.438	8.442	(0.473)	131347	1.00000	0.9856
11 Phorate	8.530	8.532	(0.478)	88795	1.00000	0.9577
12 Dimethoate	8.657	8.659	(0.485)	105981	1.00000	0.9840
13 Demeton-S	8.840	8.846	(0.495)	51826	0.68000	0.6636
14 Simazine	8.918	8.924	(0.500)	29382	1.00000	0.8660
15 Atrazine	9.088	9.094	(0.509)	38356	1.00000	0.9184
16 propazine	9.235	9.241	(0.518)	35375	1.00000	0.9180
17 Disulfoton	9.867	9.869	(0.553)	61920	1.00000	0.9637
18 Diazinon	9.902	9.902	(0.555)	93892	1.00000	0.9427
19 Methyl Parathion	10.715	10.717	(0.601)	58112	1.00000	0.9200
20 Ronnel	11.240	11.241	(0.630)	61984	1.00000	0.9493
21 Malathion	11.800	11.804	(0.661)	57103	1.00000	0.9353
22 Fenthion	11.930	11.932	(0.669)	59512	1.00000	0.9268
23 Parathion	12.017	12.019	(0.674)	63007	1.00000	0.9220
24 Chlorpyrifos	12.067	12.067	(0.676)	75298	1.00000	0.9108
25 Trichloronate	12.493	12.496	(0.700)	68852	1.00000	0.9318
26 Anilazine	12.817	12.817	(0.718)	5311	1.00000	0.9480
27 Merphos-A (Merphos)	13.198	13.199	(0.740)	59249	1.00000	0.9611
28 Tetrachlorvinphos (Stirophos)	13.818	13.824	(0.775)	37534	1.00000	0.9161
29 Tokuthion	14.448	14.449	(0.810)	66164	1.00000	0.9341
30 Merphos-B (Merphos Oxone)	14.647	14.651	(0.821)	11676	1.00000	0.7212
31 Carbophenothion-methyl	15.235	15.239	(0.854)	55023	1.00000	0.9704
32 Fensulfothion	15.360	15.361	(0.861)	51304	1.00000	0.9402
33 Bolstar / Famphur	16.050	16.053	(0.900)	135217	2.00000	1.995

Compounds	RT	EXP RT	REL RT	RESPONSE	AMOUNTS	
					CAL-AMT (ug/mL)	ON-COL (ug/mL)
===== 34 Carbophenothion	16.193	16.197	(0.908)	65237	1.00000	0.9596
\$ 35 Triphenyl phosphate	16.708	16.712	(0.936)	49547	1.00000	0.9591
36 Phosmet	16.962	16.963	(0.951)	56728	1.00000	0.9749
37 EPN	17.148	17.151	(0.961)	48705	1.00000	0.9045
38 Azinphos-methyl	17.478	17.480	(0.980)	59658	1.00000	0.9622
* 39 TOCP	17.842	17.846	(1.000)	102183	2.00000	
40 Azinphos-ethyl	17.923	17.926	(1.005)	74071	1.00000	0.9989
41 Coumaphos	18.363	18.366	(1.029)	47132	1.00000	0.9424
S 42 Merphos				70925	1.00000	0.8976
M 43 Total Demeton				81971	1.00000	0.9553

TestAmerica

INTERNAL STANDARD COMPOUNDS
 AREA AND RT SUMMARY

Instrument ID: GC_D2.i
 Lab File ID: 007F0701.D
 Lab Smp Id: OPP L3 GSV0639
 Analysis Type: SV
 Quant Type: ISTD
 Operator: MPK/TLW
 Method File: \\DenSvr03\Public\chem\GCS\GC_D2.i\0626091.B\8141A-1.m
 Misc Info: IS - GSV0633-09

Calibration Date: 26-JUN-2009
 Calibration Time: 19:50
 Client Smp ID: OPP L3 GSV0639
 Level:
 Sample Type:

COMPOUND	STANDARD	AREA LIMIT		SAMPLE	%DIFF
		LOWER	UPPER		
9 Tributylphosphate	160310	80155	320620	156624	-2.30
39 TOCP	97363	48682	194726	102183	4.95

COMPOUND	STANDARD	RT LIMIT		SAMPLE	%DIFF
		LOWER	UPPER		
9 Tributylphosphate	8.11	7.61	8.61	8.11	0.02
39 TOCP	17.84	17.34	18.34	17.84	-0.01


AREA UPPER LIMIT = +100% of internal standard area.
 AREA LOWER LIMIT = - 50% of internal standard area.
 RT UPPER LIMIT = + 0.50 minutes of internal standard RT.
 RT LOWER LIMIT = - 0.50 minutes of internal standard RT.

Data File: \\Densvr-03\Public\chem\GCS\GC_D2.1\0626091.B\007F0701.D
 Date: 26-JUN-2009 20:18
 Client ID: OPP L3 GSV0639
 Sample Info: OPP L3 GSV0639

Column phase: RTX-1MS

Instrument: GC_D2.1
 Operator: NPK/TLW
 Column diameter: 0.32

\\Densvr-03\Public\chem\GCS\GC_D2.1\0626091.B\007F0701.D



TestAmerica

Data file : \\DenSvr03\Public\chem\GCS\GC_D2.i\0626091.B\008F0801.D
 Lab Smp Id: OPP L2 GSV0640 Client Smp ID: OPP L2 GSV0640
 Inj Date : 26-JUN-2009 20:45
 Operator : MPK/TLW Inst ID: GC_D2.i
 Smp Info : OPP L2 GSV0640
 Misc Info : IS - GSV0633-09
 Comment :
 Method : \\DenSvr03\Public\chem\GCS\GC_D2.i\0626091.B\8141A-1.m
 Meth Date : 30-Jun-2009 12:45 GC_D2.i Quant Type: ISTD
 Cal Date : 26-JUN-2009 20:18 Cal File: 007F0701.D
 Als bottle: 8 Calibration Sample, Level: 2
 Dil Factor: 1.00000
 Integrator: Falcon Compound Sublist: 8141A.sub
 Target Version: 4.14
 Processing Host: DENPC075

Compounds	AMOUNTS					
	RT	EXP RT	REL RT	RESPONSE	CAL-AMT (ug/mL)	ON-COL (ug/mL)
1 o,o,o-TEPT	3.255	3.254	(0.182)	68743	0.50000	0.4680
2 Dichlorvos	4.076	4.074	(0.228)	42284	0.50000	0.4636
3 Mevinphos	5.738	5.739	(0.322)	23796	0.50000	0.4749
\$ 4 Chlormefos	5.833	5.836	(0.327)	53089	0.50000	0.4648
5 Thionazin	7.505	7.507	(0.421)	50724	0.50000	0.4866
6 Demeton-O	7.646	7.649	(0.429)	17553	0.16250	0.1554
7 Ethoprop	7.851	7.852	(0.440)	44525	0.50000	0.4874
8 Naled	8.056	8.057	(0.452)	6103	0.50000	0.4398
* 9 Tributylphosphate	8.113	8.135	(1.000)	165852	2.00000	
10 Sulfotepp	8.438	8.442	(0.473)	70885	0.50000	0.4886
11 Phorate	8.530	8.532	(0.478)	47685	0.50000	0.5040
12 Dimethoate	8.660	8.659	(0.485)	46100	0.50000	0.4195
13 Demeton-S	8.843	8.846	(0.496)	25917	0.34000	0.3252
14 Simazine	8.920	8.924	(0.500)	16248	0.50000	0.5059
15 Atrazine	9.091	9.094	(0.510)	19948	0.50000	0.4681
16 propazine	9.236	9.241	(0.518)	18281	0.50000	0.4649
17 Disulfoton	9.866	9.869	(0.553)	33208	0.50000	0.4883
18 Diazinon	9.903	9.902	(0.555)	47843	0.50000	0.4708
19 Methyl Parathion	10.715	10.717	(0.601)	28773	0.50000	0.4464
20 Ronnel	11.240	11.241	(0.630)	32156	0.50000	0.4827
21 Malathion	11.800	11.804	(0.661)	30581	0.50000	0.4713
22 Fenthion	11.931	11.932	(0.669)	30876	0.50000	0.4713
23 Parathion	12.016	12.019	(0.673)	32682	0.50000	0.4687
24 Chlorpyrifos	12.066	12.067	(0.676)	40856	0.50000	0.4843
25 Trichloronate	12.493	12.496	(0.700)	37156	0.50000	0.4928
26 Anilazine	12.820	12.817	(0.718)	2095	0.50000	0.4035 (M)
27 Merphos-A (Merphos)	13.200	13.199	(0.740)	30112	0.50000	0.4787
28 Tetrachlorvinphos (Stirophos)	13.818	13.824	(0.774)	19446	0.50000	0.4652
29 Tokuthion	14.448	14.449	(0.810)	33437	0.50000	0.4626
30 Merphos-B (Merphos Oxone)	14.651	14.651	(0.821)	7933	0.50000	0.4872 (M)
31 Carbophenothion-methyl	15.235	15.239	(0.854)	30542	0.50000	0.4974
32 Fensulfothion	15.360	15.361	(0.861)	23000	0.50000	0.4661
33 Bolstar / Famphur	16.050	16.053	(0.899)	66619	1.00000	0.9635

Compounds	RT	EXP RT	REL RT	RESPONSE	AMOUNTS	
					CAL-AMT (ug/mL)	ON-COL (ug/mL)
34 Carbophenothion	16.193	16.197	(0.908)	31276	0.50000	0.4509
\$ 35 Triphenyl phosphate	16.710	16.712	(0.936)	25861	0.50000	0.4906
36 Phosmet	16.961	16.963	(0.951)	26426	0.50000	0.4451
37 EPN	17.148	17.151	(0.961)	23196	0.50000	0.4484
38 Azinphos-methyl	17.478	17.480	(0.980)	29588	0.50000	0.4677
* 39 TOCP	17.843	17.846	(1.000)	104260	2.00000	
40 Azinphos-ethyl	17.923	17.926	(1.004)	43578	0.50000	0.5132
41 Coumaphos	18.363	18.366	(1.029)	23408	0.50000	0.4587
S 42 Merphos				38045	0.50000	0.4789
M 43 Total Demeton				43470	0.50000	0.4806

QC Flag Legend

M - Compound response manually integrated.

TestAmerica

INTERNAL STANDARD COMPOUNDS
 AREA AND RT SUMMARY

Instrument ID: GC_D2.i	Calibration Date: 26-JUN-2009
Lab File ID: 008F0801.D	Calibration Time: 19:50
Lab Smp Id: OPP L2 GSV0640	Client Smp ID: OPP L2 GSV0640
Analysis Type: SV	Level:
Quant Type: ISTD	Sample Type:
Operator: MPK/TLW	
Method File: \\DenSvr03\Public\chem\GCS\GC_D2.i\0626091.B\8141A-1.m	
Misc Info: IS - GSV0633-09	

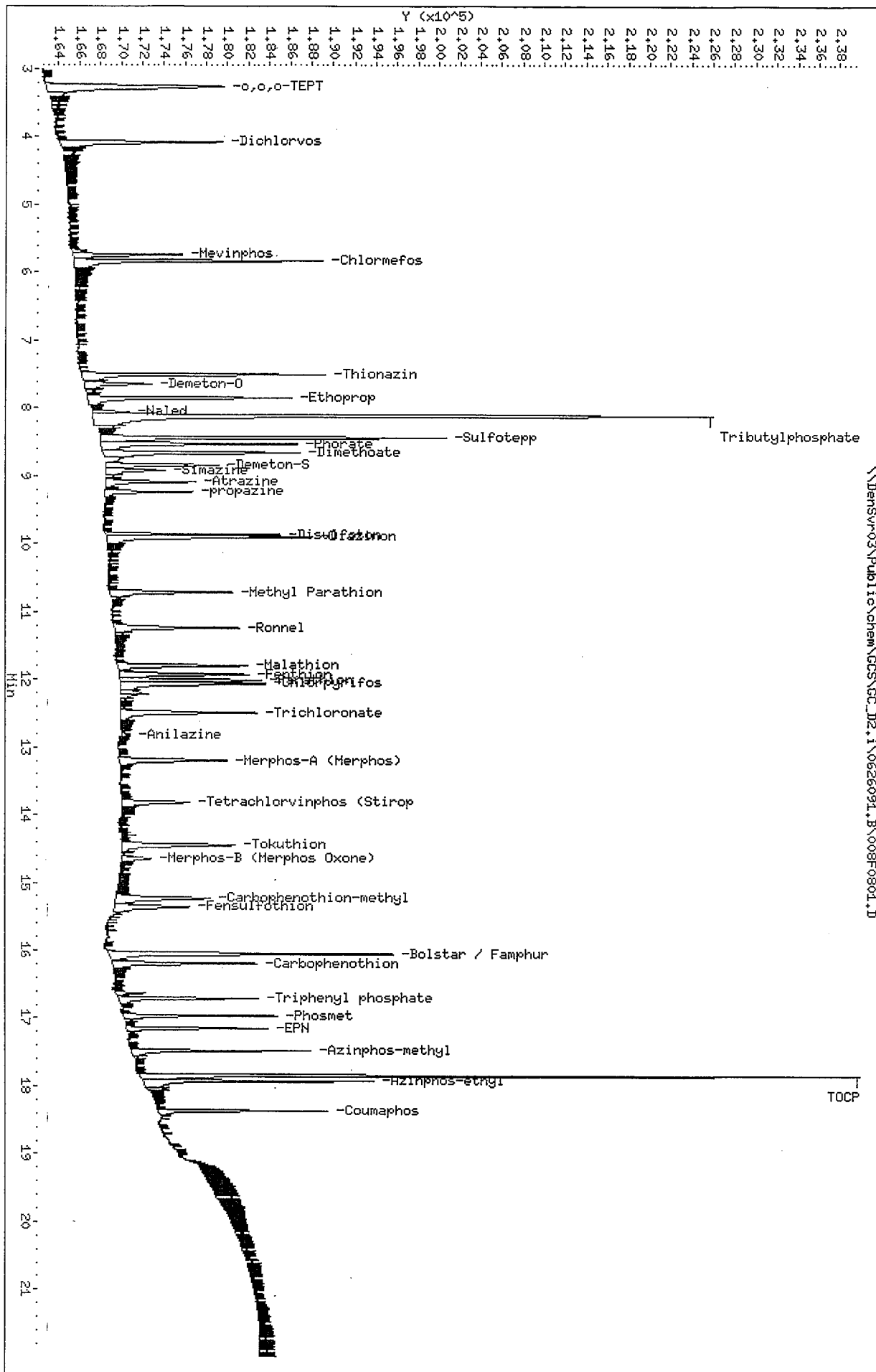
COMPOUND	STANDARD	AREA LIMIT		SAMPLE	%DIFF
		LOWER	UPPER		
9 Tributylphosphate	160310	80155	320620	165852	3.46
39 TOCP	97363	48682	194726	104260	7.08

COMPOUND	STANDARD	RT LIMIT		SAMPLE	%DIFF
		LOWER	UPPER		
9 Tributylphosphate	8.11	7.61	8.61	8.11	0.01
39 TOCP	17.84	17.34	18.34	17.84	-0.00

AREA UPPER LIMIT = +100% of internal standard area.
 AREA LOWER LIMIT = - 50% of internal standard area.
 RT UPPER LIMIT = + 0.50 minutes of internal standard RT.
 RT LOWER LIMIT = - 0.50 minutes of internal standard RT.

Data File: \\Densvyr03\Public\chem\GCS\GC_D2.1\0626091.B\008F0801.D
 Date: 26-JUN-2009 20:45
 Client ID: OPP L2 GSV0640
 Sample Info: OPP L2 GSV0640
 Column phase: RTX-1MS

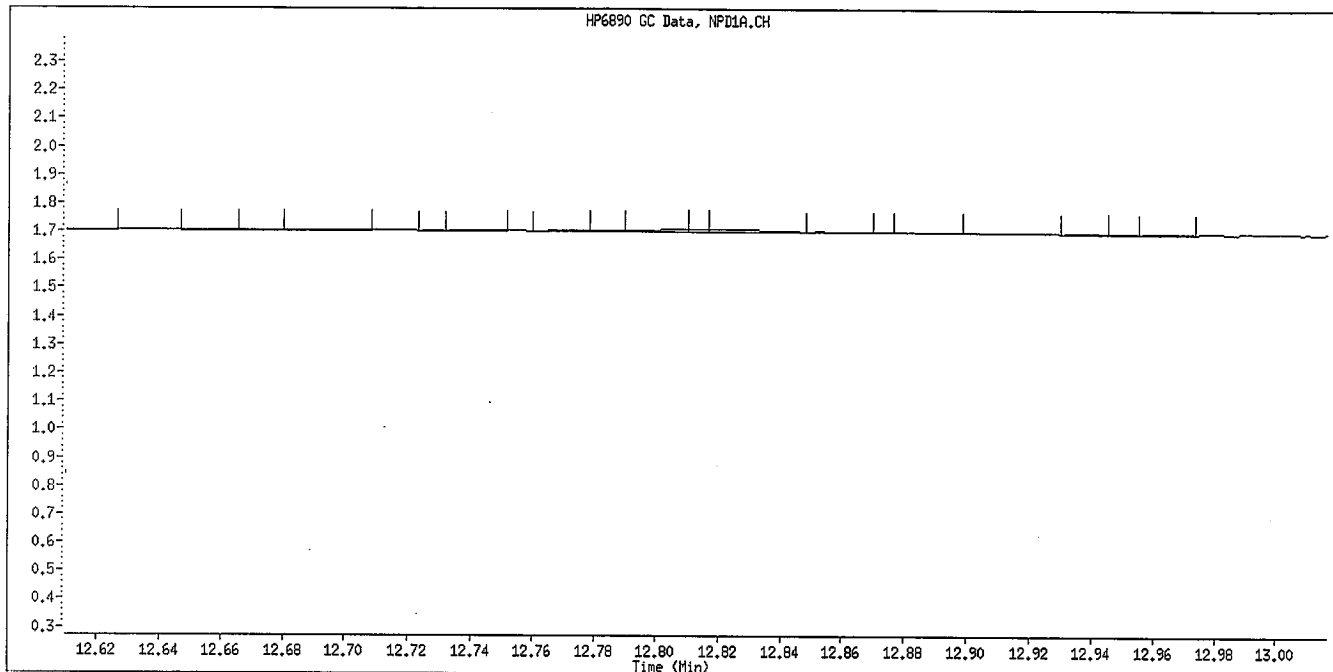
Instrument: GC_D2.i
 Operator: MPK/TLM
 Column diameter: 0.32



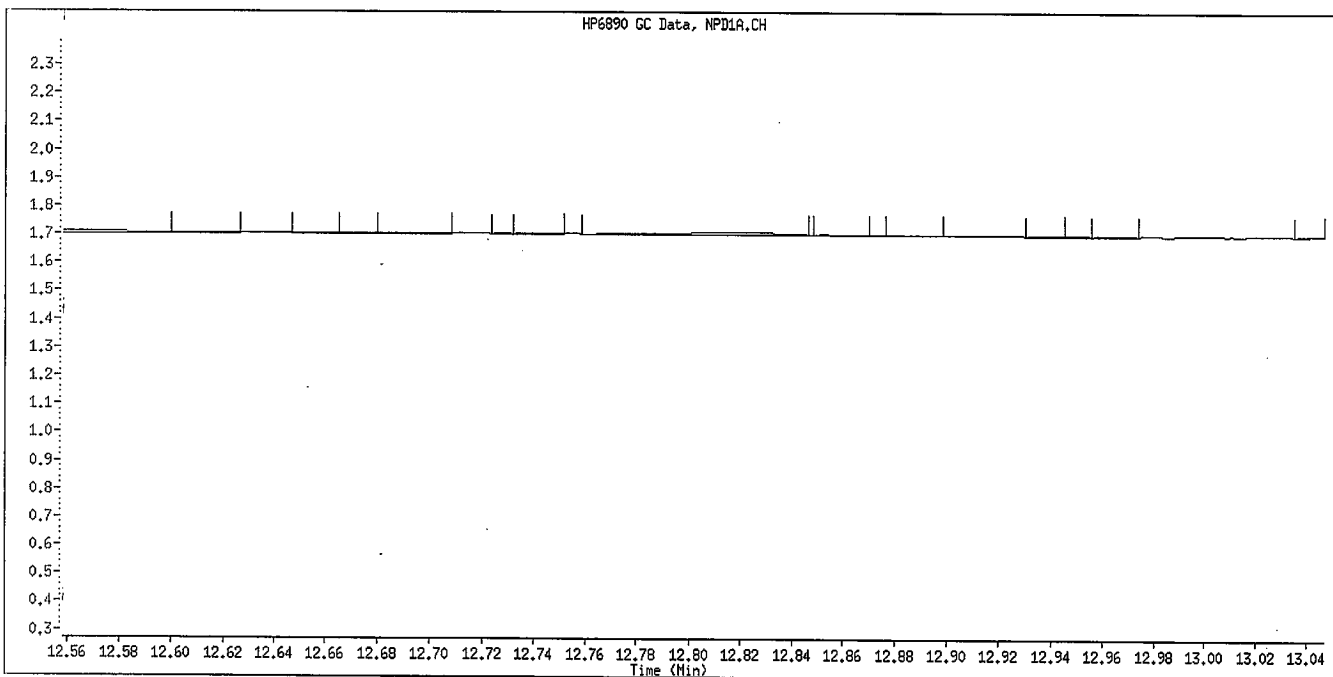
\\Densvyr03\Public\chem\GCS\GC_D2.1\0626091.B\008F0801.D

TOCP

Data File Name: 008F0801.D
Inj. Date and Time: 26-JUN-2009 20:45
Instrument ID: GC_D2.i
Client ID: OPP L2 GSV0640
Compound Name: Anilazine
CAS #:
Report Date: 06/30/2009



Original Integration

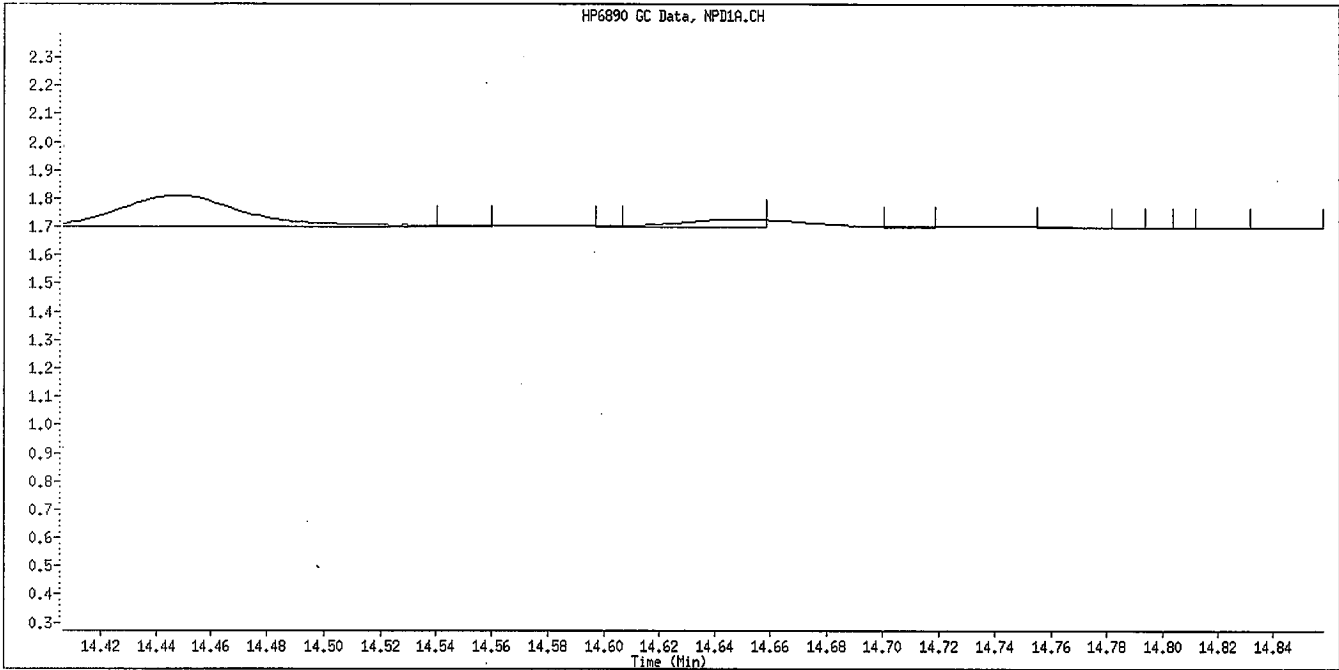


Manual Integration

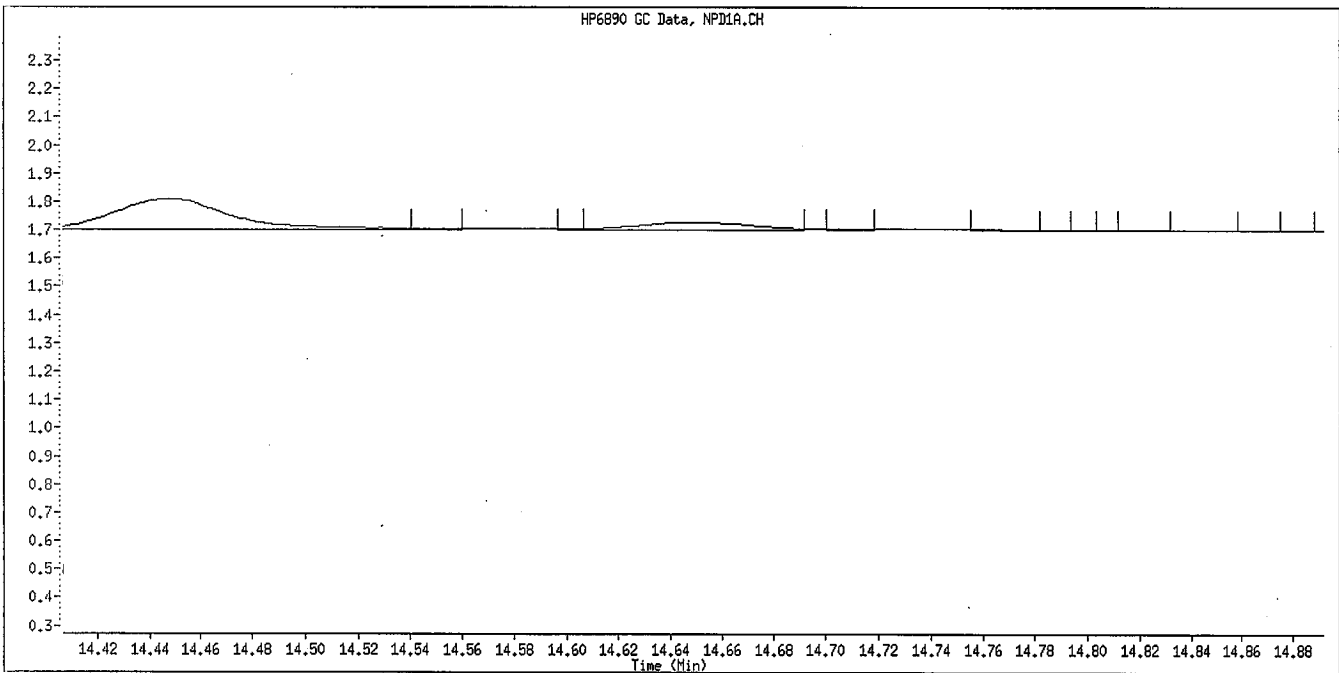
Manually Integrated By: williamst
Manual Integration Reason: Baseline Event

Handwritten signature:
je
6/30/09

Data File Name: 008F0801.D
Inj. Date and Time: 26-JUN-2009 20:45
Instrument ID: GC_D2.i
Client ID: OPP L2 GSV0640
Compound Name: Merphos-B (Merphos Oxone)
CAS #:
Report Date: 06/30/2009



Original Integration



Manual Integration

Manually Integrated By: williamst
Manual Integration Reason: Baseline Event

Je
6/30/09

TestAmerica

Data file : \\DenSvr03\Public\chem\GCS\GC_D2.i\0626091.B\009F0901.D
 Lab Smp Id: OPP L1 GSV0641 Client Smp ID: OPP L1 GSV0641
 Inj Date : 26-JUN-2009 21:13
 Operator : MPK/TLW Inst ID: GC_D2.i
 Smp Info : OPP L1 GSV0641
 Misc Info : IS - GSV0633-09
 Comment :
 Method : \\DenSvr03\Public\chem\GCS\GC_D2.i\0626091.B\8141A-1.m
 Meth Date : 30-Jun-2009 12:45 GC_D2.i Quant Type: ISTD
 Cal Date : 26-JUN-2009 20:45 Cal File: 008F0801.D
 Als bottle: 9 Calibration Sample, Level: 1
 Dil Factor: 1.00000
 Integrator: Falcon Compound Sublist: 8141A.sub
 Target Version: 4.14
 Processing Host: DENPC075

Compounds	AMOUNTS					
	RT	EXP RT	REL RT	RESPONSE	CAL-AMT (ug/mL)	ON-COL (ug/mL)
1 o,o,o-TEPT	3.258	3.254	(0.183)	32995	0.20000	0.2212
2 Dichlorvos	4.081	4.074	(0.229)	21359	0.20000	0.2306
3 Mevinphos	5.743	5.739	(0.322)	10777	0.20000	0.2118
\$ 4 Chlormefos	5.834	5.836	(0.327)	24167	0.20000	0.2083
5 Thionazin	7.506	7.507	(0.421)	22524	0.20000	0.2127
6 Demeton-O	7.646	7.649	(0.429)	9836	0.06500	0.07420
7 Ethoprop	7.854	7.852	(0.440)	20488	0.20000	0.2208
8 Naled	8.063	8.057	(0.452)	1992	0.20000	0.2720 (M)
* 9 Tributylphosphate	8.114	8.135	(1.000)	165799	2.00000	
10 Sulfotepp	8.439	8.442	(0.473)	34658	0.20000	0.1992
11 Phorate	8.531	8.532	(0.478)	21475	0.20000	0.2235
12 Dimethoate	8.664	8.659	(0.486)	20073	0.20000	0.1798
13 Demeton-S	8.846	8.846	(0.496)	10751	0.13600	0.1328
14 Simazine	8.926	8.924	(0.500)	4819	0.20000	0.2042 (M)
15 Atrazine	9.093	9.094	(0.510)	7432	0.20000	0.1717
16 propazine	9.238	9.241	(0.518)	7824	0.20000	0.1959
17 Disulfoton	9.868	9.869	(0.553)	15404	0.20000	0.2020
18 Diazinon	9.904	9.902	(0.555)	23321	0.20000	0.2259
19 Methyl Parathion	10.716	10.717	(0.601)	12987	0.20000	0.1984
20 Ronnel	11.239	11.241	(0.630)	15128	0.20000	0.2236
21 Malathion	11.801	11.804	(0.661)	15443	0.20000	0.2136
22 Fenthion	11.931	11.932	(0.669)	15507	0.20000	0.2330
23 Parathion	12.019	12.019	(0.674)	15083	0.20000	0.2130
24 Chlorpyrifos	12.069	12.067	(0.676)	19655	0.20000	0.2294
25 Trichloronate	12.494	12.496	(0.700)	15328	0.20000	0.2002
26 Anilazine	12.824	12.817	(0.719)	1493	0.20000	0.2971 (M)
27 Merphos-A (Merphos)	13.199	13.199	(0.740)	13220	0.20000	0.2069
28 Tetrachlorvinphos (Stirophos)	13.823	13.824	(0.775)	8134	0.20000	0.1916
29 Tokuthion	14.448	14.449	(0.810)	15915	0.20000	0.2168
30 Merphos-B (Merphos Oxone)	14.656	14.651	(0.821)	3884	0.20000	0.2457 (M)
31 Carbophenothion-methyl	15.238	15.239	(0.854)	14924	0.20000	0.2045
32 Fensulfothion	15.364	15.361	(0.861)	8319	0.20000	0.2269
33 Bolstar / Famphur	16.049	16.053	(0.899)	32824	0.40000	0.4674

Compounds	RT	EXP RT	REL RT	RESPONSE	AMOUNTS	
					CAL-AMT (ug/mL)	ON-COL (ug/mL)
34 Carbophenothion	16.193	16.197	(0.908)	16722	0.20000	0.2374
\$ 35 Triphenyl phosphate	16.709	16.712	(0.936)	11646	0.20000	0.2175
36 Phosmet	16.963	16.963	(0.951)	12928	0.20000	0.2144
37 EPN	17.148	17.151	(0.961)	9525	0.20000	0.2105
38 Azinphos-methyl	17.478	17.480	(0.980)	12661	0.20000	0.1970
* 39 TOCP	17.843	17.846	(1.000)	105892	2.00000	
40 Azinphos-ethyl	17.923	17.926	(1.004)	23154	0.20000	0.1978
41 Coumaphos	18.364	18.366	(1.029)	10604	0.20000	0.2046
S 42 Merphos				17104	0.20000	0.2120
M 43 Total Demeton				20587	0.20000	0.2070

QC Flag Legend

M - Compound response manually integrated.

TestAmerica

INTERNAL STANDARD COMPOUNDS
 AREA AND RT SUMMARY

Instrument ID: GC_D2.i
 Lab File ID: 009F0901.D
 Lab Smp Id: OPP L1 GSV0641
 Analysis Type: SV
 Quant Type: ISTD
 Operator: MPK/TLW
 Method File: \\DenSvr03\Public\chem\GCS\GC_D2.i\0626091.B\8141A-1.m
 Misc Info: IS - GSV0633-09

Calibration Date: 26-JUN-2009
 Calibration Time: 19:50
 Client Smp ID: OPP L1 GSV0641
 Level:
 Sample Type:

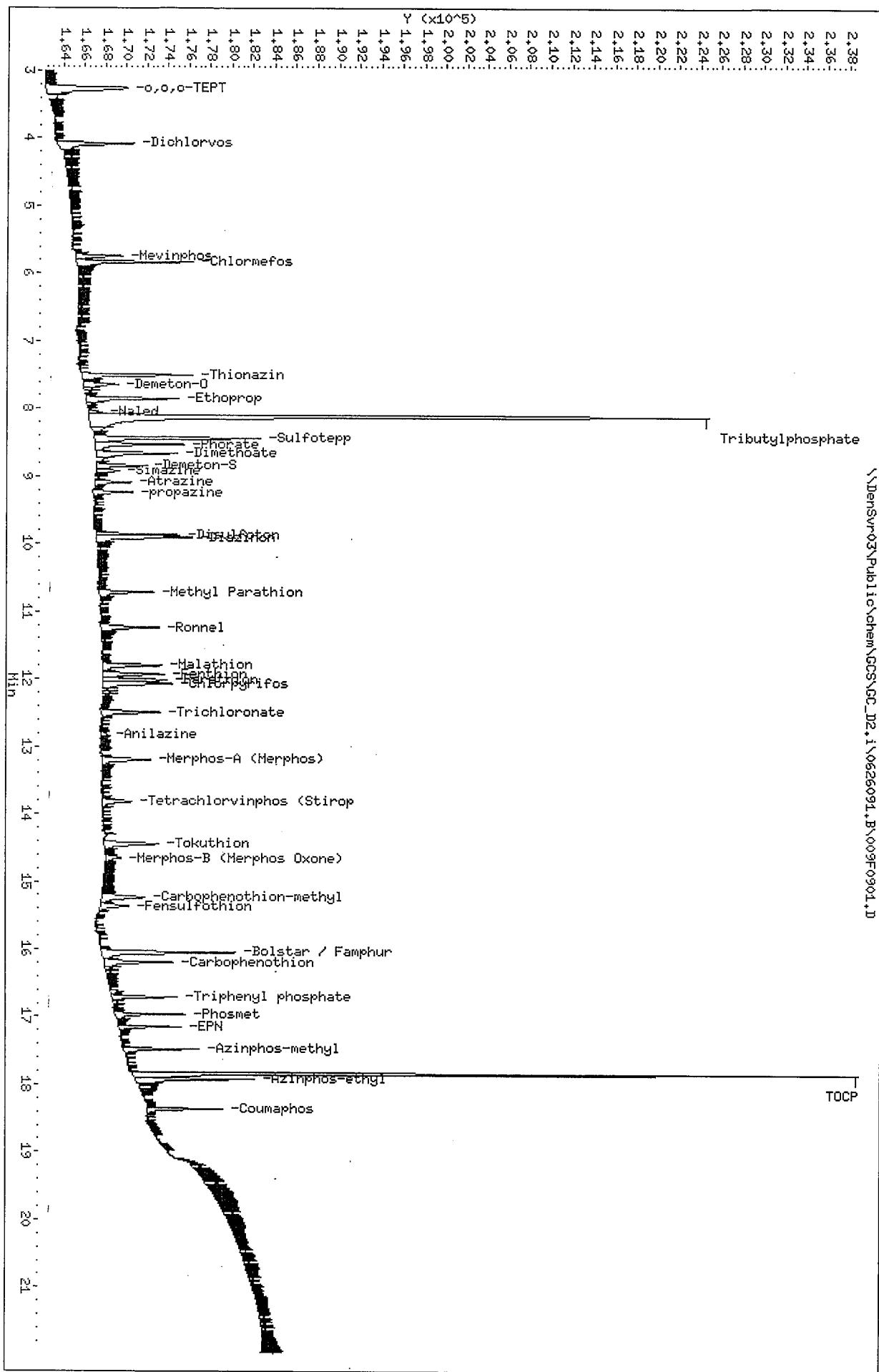
COMPOUND =====	STANDARD =====	AREA LIMIT		SAMPLE =====	%DIFF =====
		LOWER =====	UPPER =====		
9 Tributylphosphate	160310	80155	320620	165799	3.42
39 TOCP	97363	48682	194726	105892	8.76

COMPOUND =====	STANDARD =====	RT LIMIT		SAMPLE =====	%DIFF =====
		LOWER =====	UPPER =====		
9 Tributylphosphate	8.11	7.61	8.61	8.11	0.03
39 TOCP	17.84	17.34	18.34	17.84	-0.01

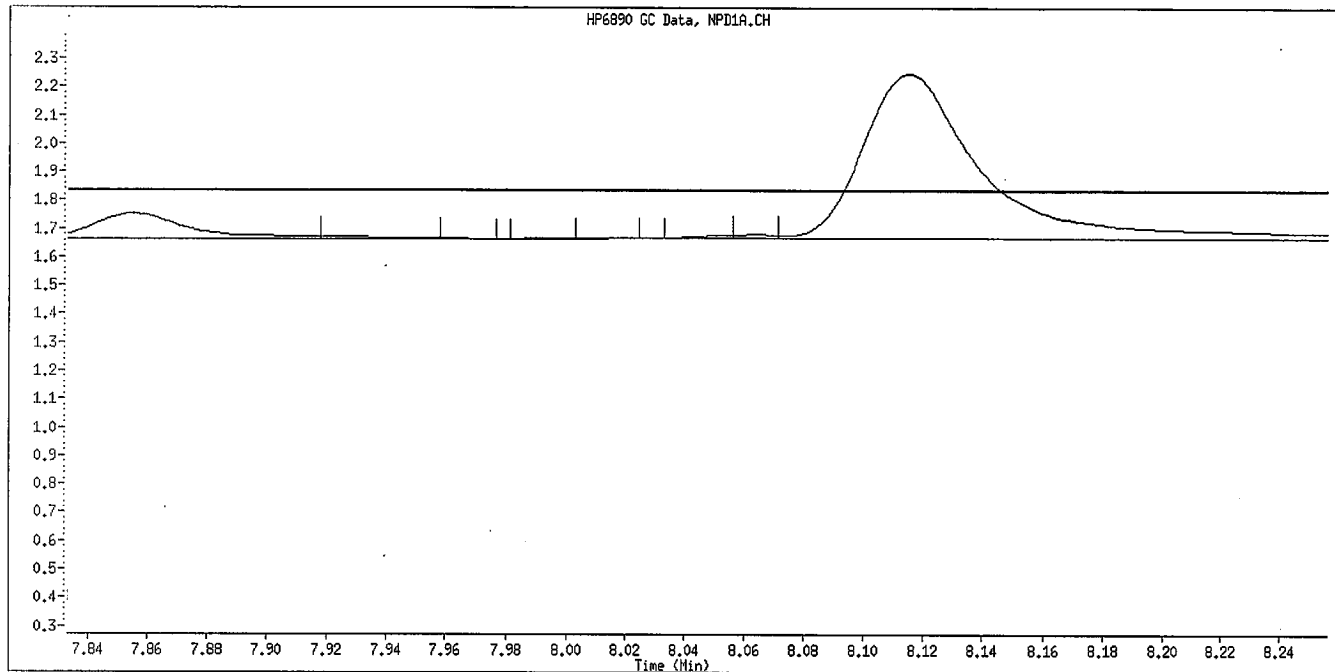
AREA UPPER LIMIT = +100% of internal standard area.
 AREA LOWER LIMIT = - 50% of internal standard area.
 RT UPPER LIMIT = + 0.50 minutes of internal standard RT.
 RT LOWER LIMIT = - 0.50 minutes of internal standard RT.

Data File: \\Densur-03\Public\chem\GC\GC_D2.1\0626091.B\009F0901.D
 Date: 26-JUN-2009 21:13
 Client ID: OPP L1 GSV0641
 Sample Info: OPP L1 GSV0641
 Column phase: RTX-1MS

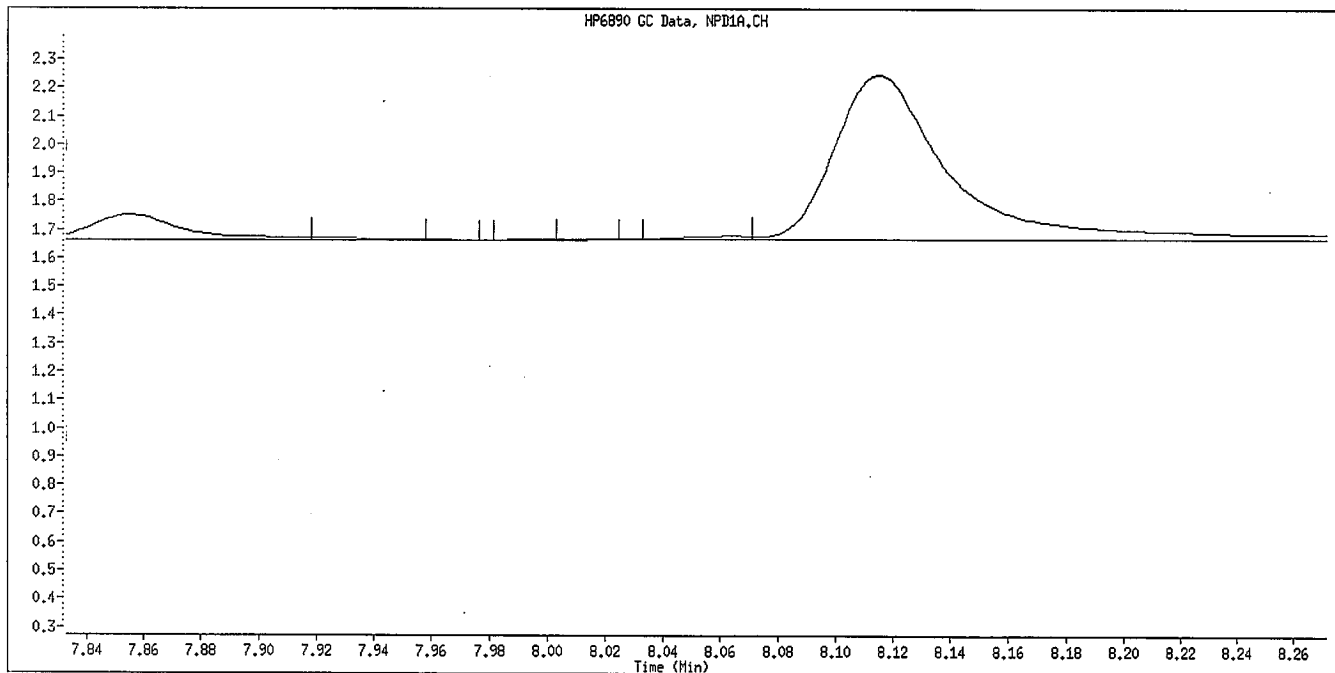
Instrument: GC_D2.1
 Operator: HPK/TLW
 Column diameter: 0.32



Data File Name: 009F0901.D
Inj. Date and Time: 26-JUN-2009 21:13
Instrument ID: GC_D2.i
Client ID: OPP L1 GSV0641
Compound Name: Naled
CAS #:
Report Date: 06/30/2009



Original Integration

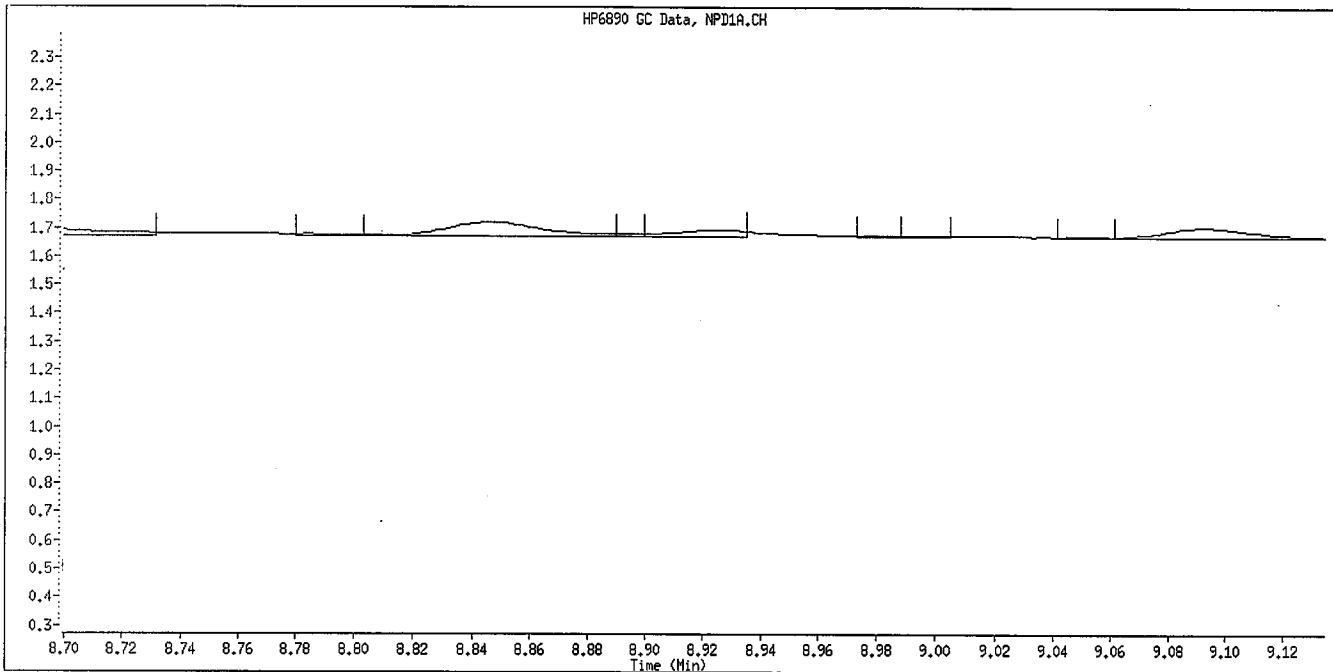


Manual Integration

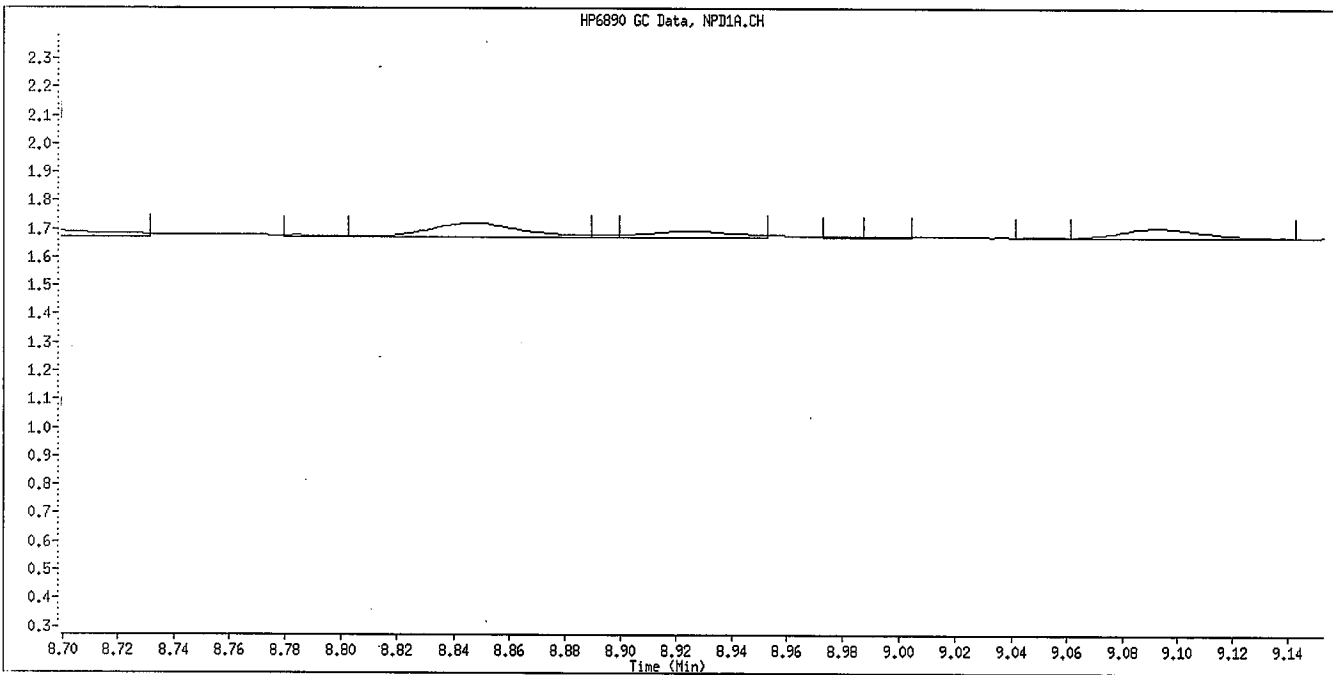
Manually Integrated By: williamst
Manual Integration Reason: Baseline Event

Handwritten signature and date:
6/30/09

Data File Name: 009F0901.D
Inj. Date and Time: 26-JUN-2009 21:13
Instrument ID: GC_D2.i
Client ID: OPP L1 GSV0641
Compound Name: Simazine
CAS #:
Report Date: 06/30/2009



Original Integration

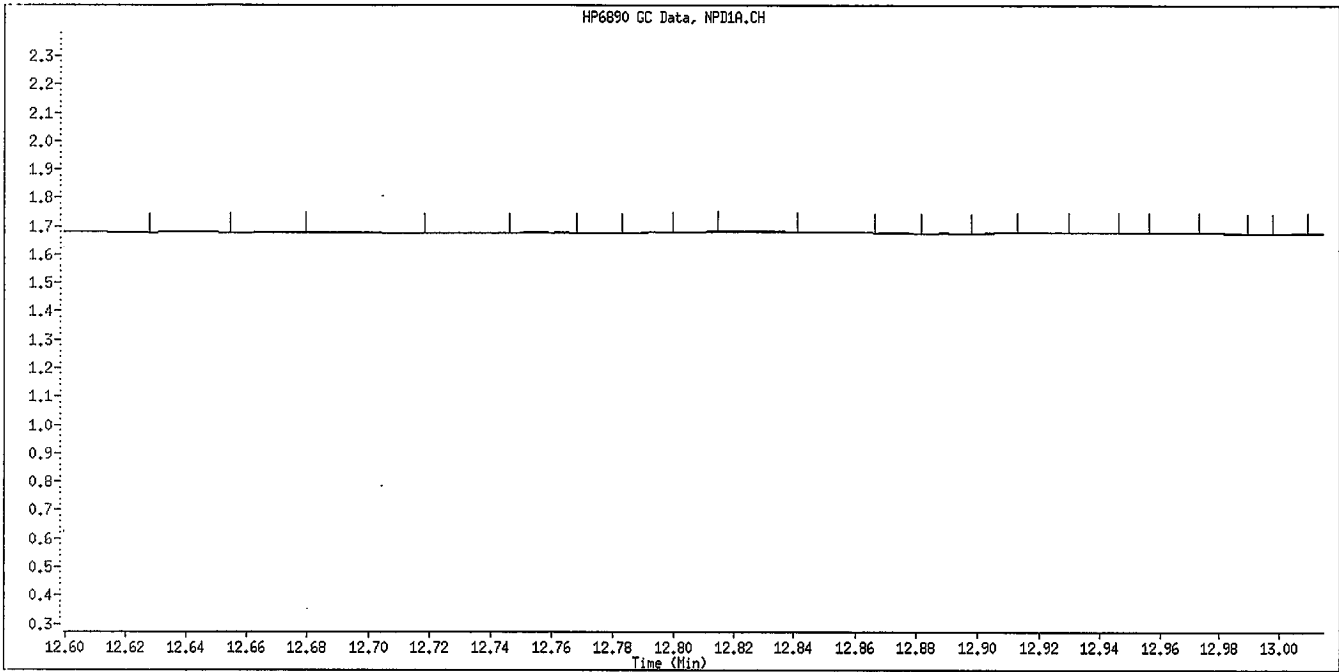


Manual Integration

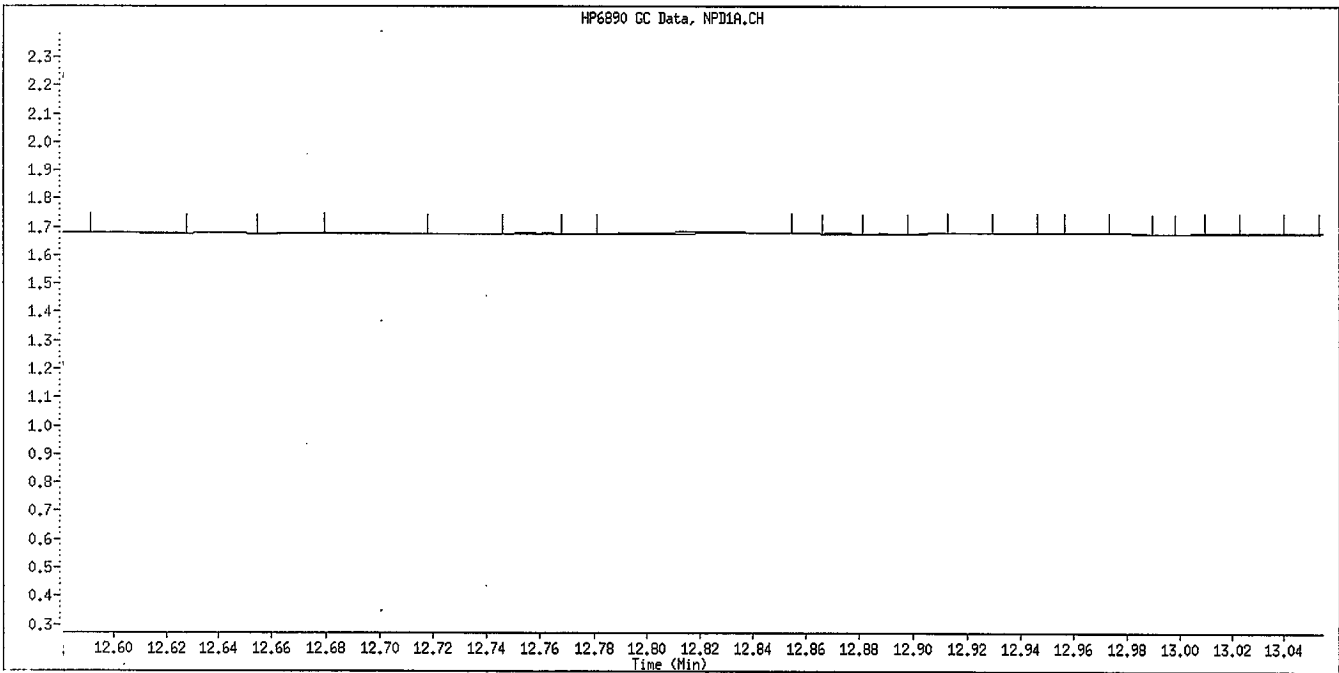
Manually Integrated By: williamst
Manual Integration Reason: Baseline Event

Handwritten signature
6/30/09

Data File Name: 009F0901.D
Inj. Date and Time: 26-JUN-2009 21:13
Instrument ID: GC_D2.i
Client ID: OPP L1 GSV0641
Compound Name: Anilazine
CAS #:
Report Date: 06/30/2009



Original Integration

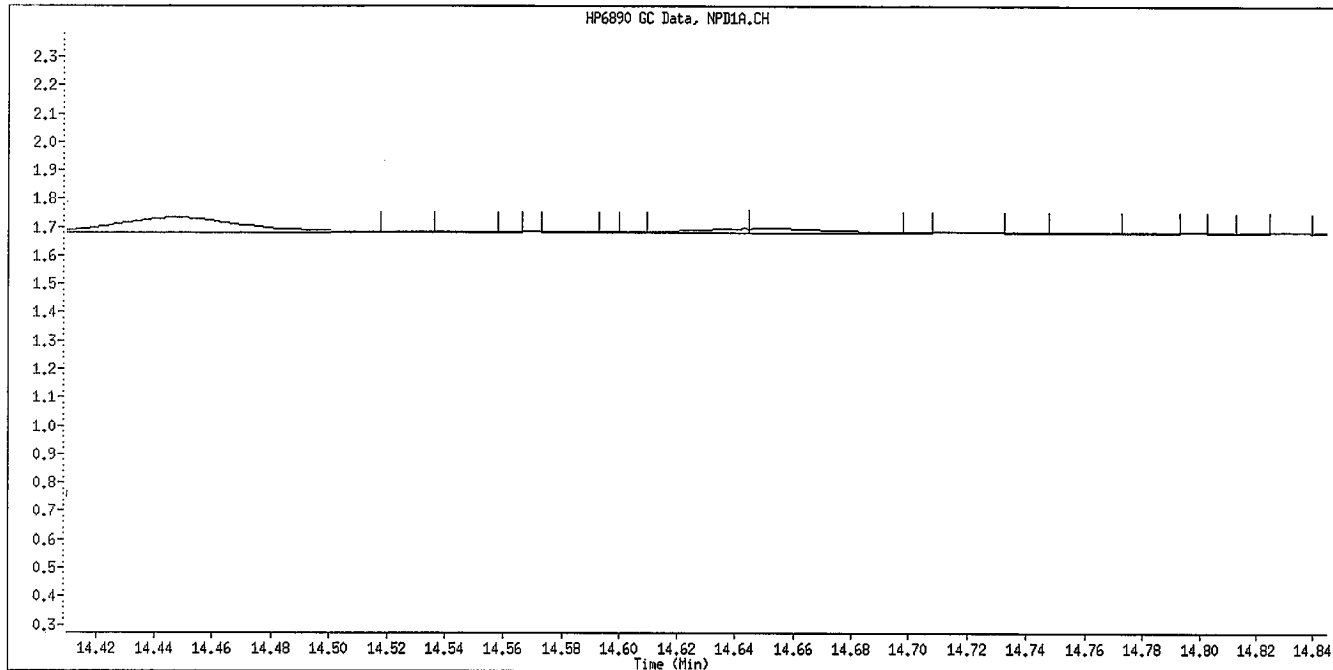


Manual Integration

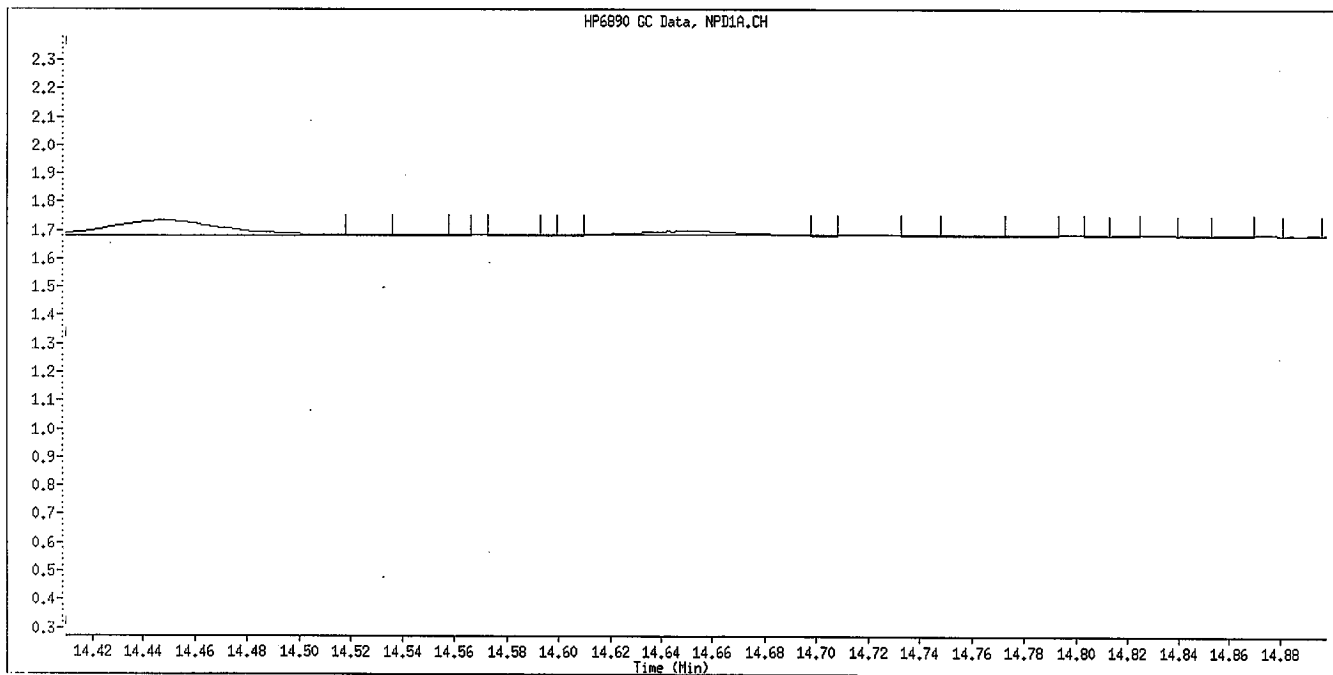
Manually Integrated By: williamst
Manual Integration Reason: Baseline Event

Handwritten signature
6/30/09

Data File Name: 009F0901.D
Inj. Date and Time: 26-JUN-2009 21:13
Instrument ID: GC_D2.i
Client ID: OPP L1 GSV0641
Compound Name: Merphos-B (Merphos Oxone)
CAS #:
Report Date: 06/30/2009



Original Integration



Manual Integration

Manually Integrated By: williamst
Manual Integration Reason: Baseline Event

Handwritten signature
6/30/09

TestAmerica

Data file : \\DenSvr03\Public\chem\GCS\GC_D2.i\0626091.B\010F1001.D
 Lab Smp Id: OPP SS GSV0633 Client Smp ID: OPP SS GSV0633
 Inj Date : 26-JUN-2009 21:40
 Operator : MPK/TLW Inst ID: GC_D2.i
 Smp Info : OPP SS GSV0633
 Misc Info : IS - GSV0633-09
 Comment :
 Method : \\DenSvr03\Public\chem\GCS\GC_D2.i\0626091.B\8141A-1.m
 Meth Date : 30-Jun-2009 12:45 GC_D2.i Quant Type: ISTD
 Cal Date : 26-JUN-2009 21:13 Cal File: 009F0901.D
 Als bottle: 10 Continuing Calibration Sample
 Dil Factor: 1.00000
 Integrator: Falcon Compound Sublist: 8141A.sub
 Target Version: 4.14
 Processing Host: DENPC075

Compounds	AMOUNTS					
	RT	EXP RT	REL RT	RESPONSE	CAL-AMT (ug/mL)	ON-COL (ug/mL)
1 o,o,o-TEPT	3.252	3.254	(0.182)	288886	2.00000	2.058
2 Dichlorvos	4.074	4.074	(0.228)	166172	2.00000	1.906
3 Mevinphos	5.737	5.739	(0.322)	81302	2.00000	1.698
4 Chlormefos	5.834	5.836	(0.327)	194413	2.00000	1.781
5 Thionazin	7.504	7.507	(0.421)	196672	2.00000	1.974
6 Demeton-O	7.645	7.649	(0.429)	175593	0.65000	1.871
7 Ethoprop	7.849	7.852	(0.440)	179292	2.00000	2.054
8 Naled	8.054	8.057	(0.451)	23739	2.00000	1.198
9 Tributylphosphate	8.112	8.135	(1.000)	166572	2.00000	
10 Sulfotepp	8.437	8.442	(0.473)	226133	2.00000	1.793
11 Phorate	8.529	8.532	(0.478)	182466	2.00000	2.018
12 Dimethoate	8.654	8.659	(0.485)	219089	2.00000	2.086
13 Demeton-S	8.842	8.846	(0.496)	17618	1.36000	0.2313
14 Simazine	8.919	8.924	(0.500)	92634	2.00000	2.622
15 Atrazine	9.089	9.094	(0.509)	79689	2.00000	1.957
16 propazine	9.235	9.241	(0.518)	71876	2.00000	1.913
17 Disulfoton	9.865	9.869	(0.553)	98052	2.00000	1.589
18 Diazinon	9.900	9.902	(0.555)	209627	2.00000	2.158
19 Methyl Parathion	10.714	10.717	(0.600)	125682	2.00000	2.040
20 Ronnel	11.237	11.241	(0.630)	136977	2.00000	2.151
21 Malathion	11.799	11.804	(0.661)	94998	2.00000	1.625
22 Fenthion	11.929	11.932	(0.669)	117968	2.00000	1.884
23 Parathion	12.017	12.019	(0.674)	129518	2.00000	1.944
24 Chlorpyrifos	12.067	12.067	(0.676)	158990	2.00000	1.972
25 Trichloronate	12.492	12.496	(0.700)	134163	2.00000	1.862
26 Anilazine	12.817	12.817	(0.718)	5585	2.00000	1.015
27 Merphos-A (Merphos)	13.195	13.199	(0.740)	24516	2.00000	0.4078
28 Tetrachlorvinphos (Stirophos)	13.817	13.824	(0.774)	83430	2.00000	2.088
29 Tokuthion	14.444	14.449	(0.810)	139904	2.00000	2.025
30 Merphos-B (Merphos Oxone)	14.647	14.651	(0.821)	107349	2.00000	6.623(A)
31 Carbophenothion-methyl	15.234	15.239	(0.854)	73477	2.00000	1.354
32 Fensulfothion	15.355	15.361	(0.861)	108213	2.00000	1.924
33 Bolstar / Famphur	16.047	16.053	(0.899)	268528	4.00000	4.064

Compounds	RT	EXP RT	REL RT	RESPONSE	AMOUNTS	
					CAL-AMT (ug/mL)	ON-COL (ug/mL)
34 Carbophenothion	16.194	16.197	(0.908)	123570	2.00000	1.864
\$ 35 Triphenyl phosphate	16.709	16.712	(0.936)	86501	2.00000	1.717
36 Phosmet	16.960	16.963	(0.951)	93465	2.00000	1.647
37 EPN	17.147	17.151	(0.961)	96842	2.00000	1.793
38 Azinphos-methyl	17.477	17.480	(0.980)	116249	2.00000	1.922
* 39 TOCP	17.842	17.846	(1.000)	99647	2.00000	
40 Azinphos-ethyl	17.922	17.926	(1.004)	124764	2.00000	1.833
41 Coumaphos	18.362	18.366	(1.029)	97846	2.00000	2.006
S 42 Merphos				131865	2.00000	1.737
M 43 Total Demeton				193211	2.00000	2.102

QC Flag Legend

A - Target compound detected but, quantitated amount exceeded maximum amount.

TestAmerica

INTERNAL STANDARD COMPOUNDS
 AREA AND RT SUMMARY

Instrument ID: GC_D2.i Calibration Date: 26-JUN-2009
 Lab File ID: 010F1001.D Calibration Time: 19:50
 Lab Smp Id: OPP SS GSV0633 Client Smp ID: OPP SS GSV0633
 Analysis Type: SV Level:
 Quant Type: ISTD Sample Type:
 Operator: MPK/TLW
 Method File: \\DenSvr03\Public\chem\GCS\GC_D2.i\0626091.B\8141A-1.m
 Misc Info: IS - GSV0633-09

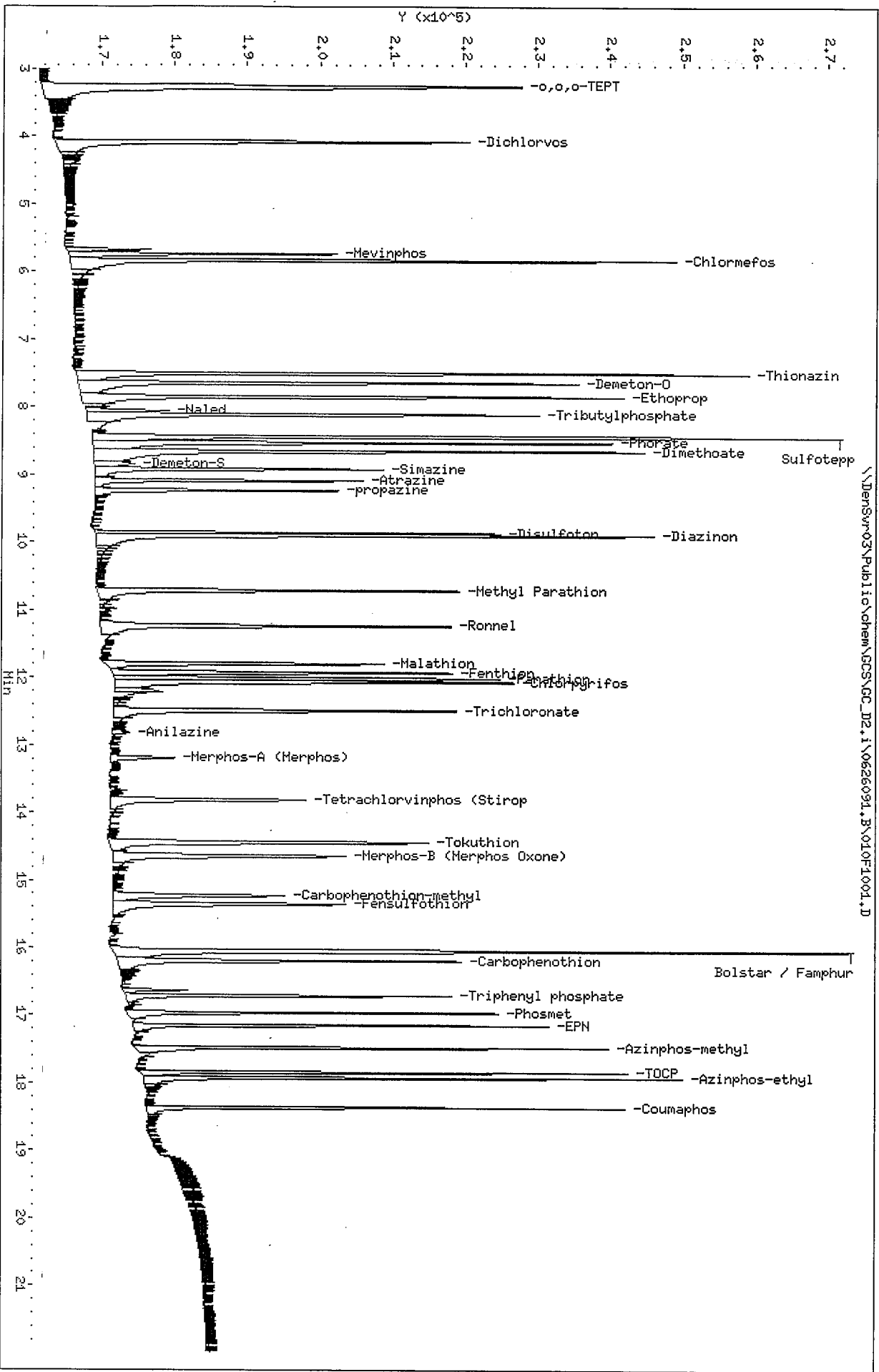
COMPOUND	STANDARD	AREA LIMIT		SAMPLE	%DIFF
		LOWER	UPPER		
9 Tributylphosphate	160310	80155	320620	166572	3.91
39 TOCP	97363	48682	194726	99647	2.35

COMPOUND	STANDARD	RT LIMIT		SAMPLE	%DIFF
		LOWER	UPPER		
9 Tributylphosphate	8.11	7.61	8.61	8.11	0.00
39 TOCP	17.84	17.34	18.34	17.84	-0.01

AREA UPPER LIMIT = +100% of internal standard area.
 AREA LOWER LIMIT = - 50% of internal standard area.
 RT UPPER LIMIT = + 0.50 minutes of internal standard RT.
 RT LOWER LIMIT = - 0.50 minutes of internal standard RT.

Data File: \\Densv03\Public\chem\GCS\GC_D2.1\0626091.B\010F1001.D
 Date: 26-JUN-2009 21:40
 Client ID: OPP SS GSV0633
 Sample Info: OPP SS GSV0633
 Column phase: RTX-1MS

Instrument: GC_D2.1
 Operator: HPK/TLW
 Column diameter: 0.32



TestAmerica

Data file : \\DenSvr03\Public\chem\GCS\GC_D2.i\0626092.B\003F0301.D
 Lab Smp Id: OPP L7 GSV0634 Client Smp ID: OPP L7 GSV0634
 Inj Date : 26-JUN-2009 18:28
 Operator : MPK/TLW Inst ID: GC_D2.i
 Smp Info : OPP L7 GSV0634
 Misc Info :
 Comment :
 Method : \\DenSvr03\Public\chem\GCS\GC_D2.i\0626092.B\8141A-2.m
 Meth Date : 30-Jun-2009 12:58 GC_D2.i Quant Type: ISTD
 Cal Date : 26-JUN-2009 21:13 Cal File: 009F0901.D
 Als bottle: 3 Calibration Sample, Level: 7
 Dil Factor: 1.00000 Compound Sublist: 8141A.sub
 Integrator: Falcon
 Target Version: 4.14
 Processing Host: DENPC075

Compounds	AMOUNTS					
	RT	EXP RT	REL RT	RESPONSE	CAL-AMT (ug/mL)	ON-COL (ug/mL)
1 o,o,o-TEPT	4.729	4.731	(0.251)	421372	5.00000	4.907
2 Dichlorvos	6.546	6.546	(0.348)	359024	5.00000	5.355 (A)
\$ 3 Chlormefos	7.383	7.384	(0.392)	338585	5.00000	5.016 (A)
4 Mevinphos	9.233	9.234	(0.491)	238906	5.00000	5.290 (A)
5 Demeton-O	9.733	9.734	(0.517)	69239	1.62500	1.609
6 Thionazin	9.984	9.984	(0.531)	338015	5.00000	5.005 (A)
7 Ethoprop	10.499	10.499	(0.558)	242747	5.00000	4.810
8 Phorate	10.538	10.539	(0.560)	289868	5.00000	4.953
9 Naled	10.939	10.939	(0.581)	78857	5.00000	5.109 (A)
10 Sulfotepp	11.018	11.017	(0.586)	427657	5.00000	4.845 (A)
* 11 Tributylphosphate	11.116	11.116	(1.000)	139264	2.00000	
12 Simazine	11.401	11.399	(0.606)	68046	5.00000	5.383 (A)
13 Diazinon	11.541	11.541	(0.613)	228810	5.00000	4.801
14 Atrazine	11.584	11.584	(0.616)	128612	5.00000	4.879 (A)
15 Propazine	11.746	11.747	(0.624)	110050	5.00000	4.930
16 Disulfoton	12.049	12.049	(0.640)	228764	5.00000	4.914
17 Demeton-S	12.124	12.124	(0.644)	175573	3.40000	3.111
18 Dimethoate	13.283	13.282	(0.706)	319454	5.00000	5.120 (A)
19 Ronnel	13.588	13.587	(0.722)	211449	5.00000	5.035 (A)
20 Merphos-A (Merphos)	13.689	13.689	(1.231)	217509	5.00000	4.310 (A)
21 Chlorpyrifos	14.411	14.409	(0.766)	227882	5.00000	5.350 (A)
22 Fenthion	14.663	14.662	(0.779)	196942	5.00000	4.985
23 Trichloronate	14.711	14.711	(0.782)	296442	5.00000	5.242 (A)
24 Anilazine	15.214	15.216	(0.809)	19108	5.00000	5.242 (A)
25 Methyl Parathion	15.521	15.519	(0.825)	235511	5.00000	5.522 (A)
26 Malathion	15.724	15.724	(0.836)	212190	5.00000	5.311 (A)
27 Tokuthion	16.344	16.344	(0.869)	233715	5.00000	4.996
28 Parathion	16.493	16.494	(0.877)	213175	5.00000	5.073 (AM)
29 Merphos-B (Merphos Oxone)	16.514	16.517	(1.486)	65080	5.00000	4.212 (AM)
30 Tetrachlorvinphos (stirophos)	16.976	16.977	(0.902)	143806	5.00000	5.290 (A)
31 Carbophenothion methyl	17.081	17.082	(0.908)	210272	5.00000	5.396 (A)
32 Bolstar	17.441	17.440	(0.927)	199405	5.00000	4.858
33 Carbophenothion	17.523	17.524	(0.931)	212727	5.00000	5.271 (A)

Compounds	RT	EXP RT	REL RT	RESPONSE	AMOUNTS	
					CAL-AMT (ug/mL)	ON-COL (ug/mL)
=====	====	=====	=====	=====	=====	=====
\$ 34 Triphenyl phosphate	18.279	18.281	(0.972)	167127	5.00000	5.046 (A)
35 Fensulfothion	18.558	18.559	(0.986)	152929	5.00000	5.029 (A)
* 36 TOCP	18.814	18.816	(1.000)	66384	2.00000	
37 Phosmet / EPN	18.908	18.909	(1.005)	330448	10.0000	9.819 (A)
38 Famphur	19.011	19.011	(1.010)	220404	5.00000	5.062 (A)
39 Azinphos-methyl	19.146	19.147	(1.018)	197822	5.00000	4.967
40 Azinphos-ethyl	19.364	19.366	(1.029)	187035	5.00000	4.930
41 Coumaphos	20.348	20.347	(1.081)	155426	5.00000	5.329 (A)
S 42 Merphos				282589	5.00000	5.108 (A)
M 43 Total Demeton				244812	5.00000	4.720

QC Flag Legend

- A - Target compound detected but, quantitated amount exceeded maximum amount.
- M - Compound response manually integrated.

TestAmerica

INTERNAL STANDARD COMPOUNDS
 AREA AND RT SUMMARY

Instrument ID: GC D2.i
 Lab File ID: 003F0301.D
 Lab Smp Id: OPP L7 GSV0634
 Analysis Type: SV
 Quant Type: ISTD
 Operator: MPK/TLW
 Method File: \\DenSvr03\Public\chem\GCS\GC_D2.i\0626092.B\8141A-2.m
 Misc Info:

Calibration Date: 26-JUN-2009
 Calibration Time: 21:40
 Client Smp ID: OPP L7 GSV0634
 Level:
 Sample Type:

COMPOUND =====	STANDARD =====	AREA LIMIT		SAMPLE =====	%DIFF =====
		LOWER =====	UPPER =====		
11 Tributylphosphate	123933	61967	247866	139264	12.37
36 TOCP	68831	34416	137662	66384	-3.56

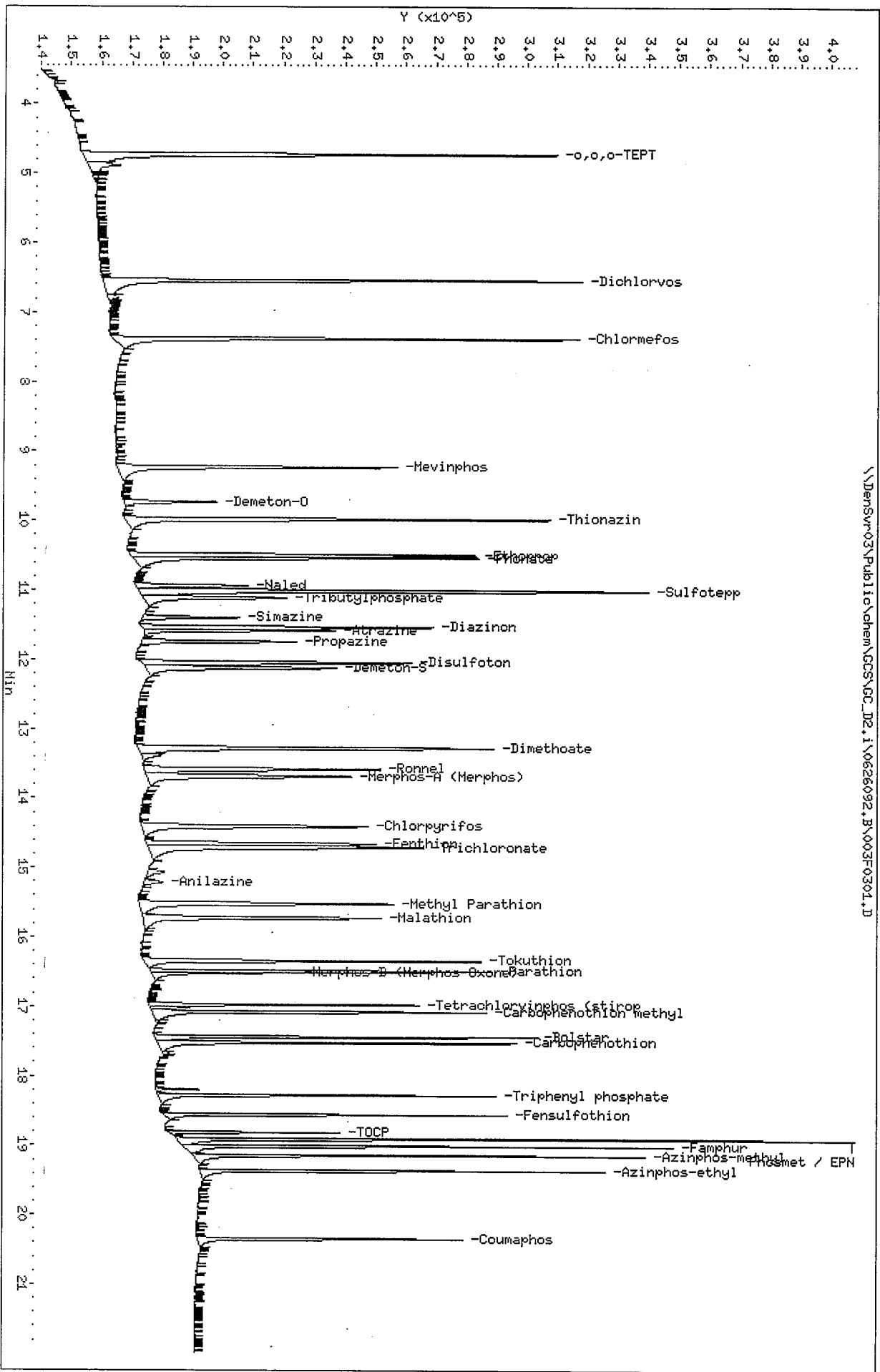
COMPOUND =====	STANDARD =====	RT LIMIT		SAMPLE =====	%DIFF =====
		LOWER =====	UPPER =====		
11 Tributylphosphate	11.12	10.62	11.62	11.12	0.01
36 TOCP	18.82	18.32	19.32	18.81	-0.00

AREA UPPER LIMIT = +100% of internal standard area.
 AREA LOWER LIMIT = - 50% of internal standard area.
 RT UPPER LIMIT = + 0.50 minutes of internal standard RT.
 RT LOWER LIMIT = - 0.50 minutes of internal standard RT.

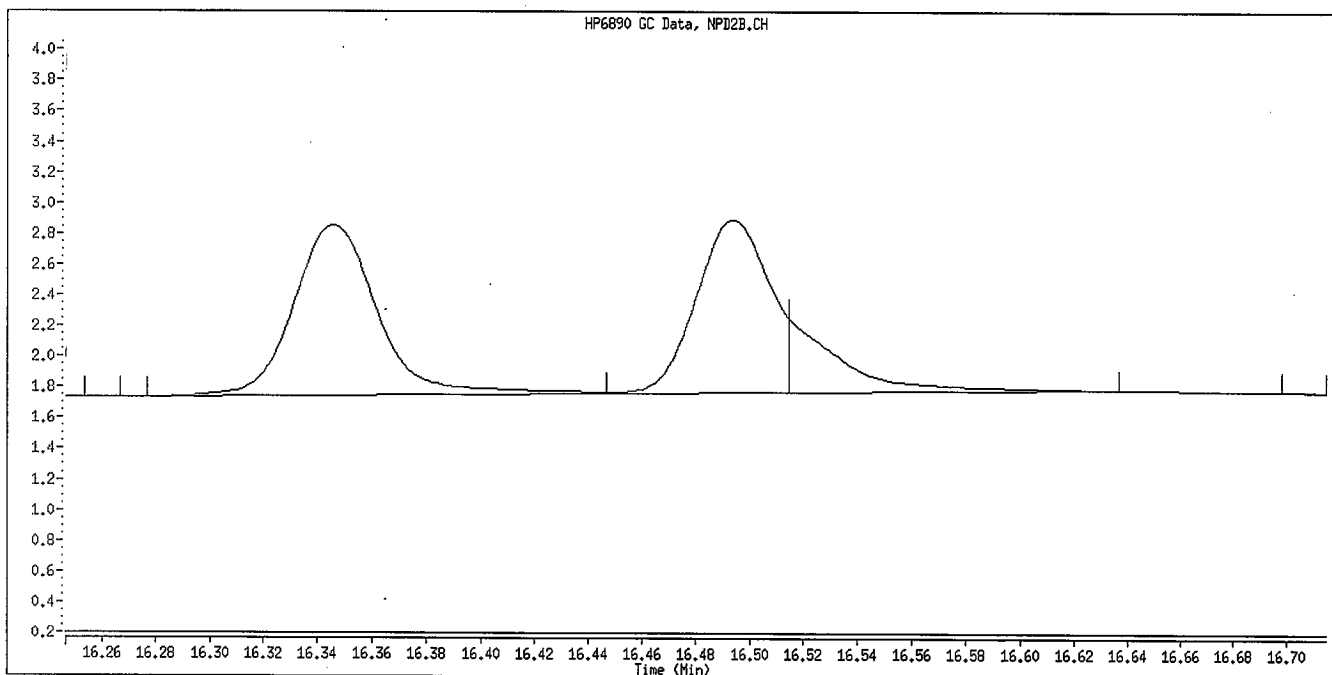
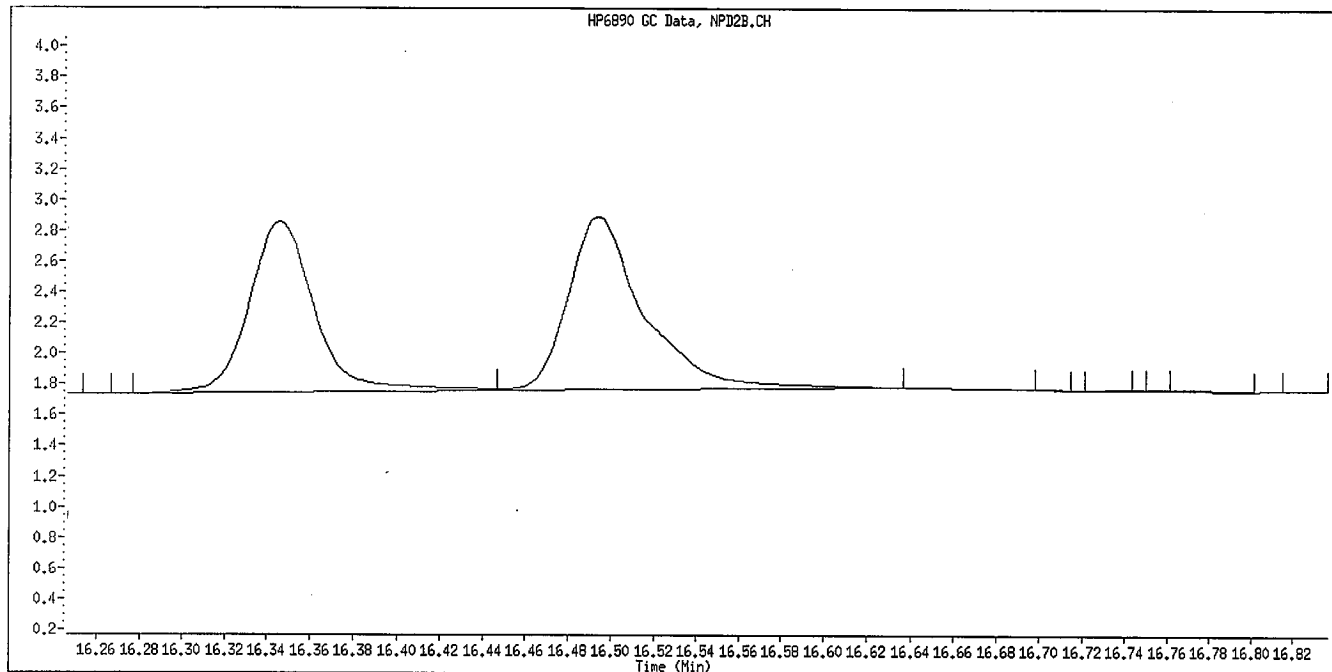
Data File: \\DensSvr03\Public\chem\GCS\GC_D2.i\0626092.B\003F0304.D
 Date: 26-JUN-2009 18:28
 Client ID: OPP L7 GSV0634
 Sample Info: OPP L7 GSV0634
 Column phase: RTX-OPPest

Instrument: GC_D2.i
 Operator: HPK/TLH
 Column diameter: 0.32

\\DensSvr03\Public\chem\GCS\GC_D2.i\0626092.B\003F0304.D



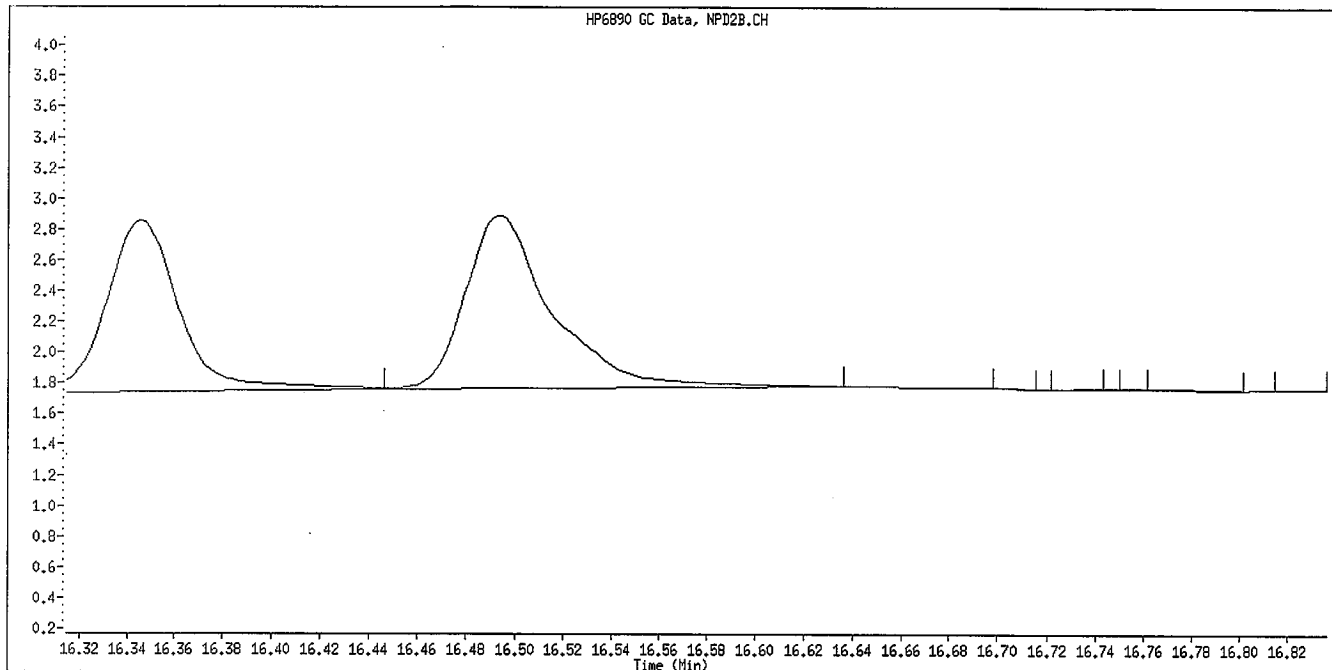
Data File Name: 003F0301.D
Inj. Date and Time: 26-JUN-2009 18:28
Instrument ID: GC_D2.i
Client ID: OPP L7 GSV0634
Compound Name: Parathion
CAS #:
Report Date: 06/30/2009



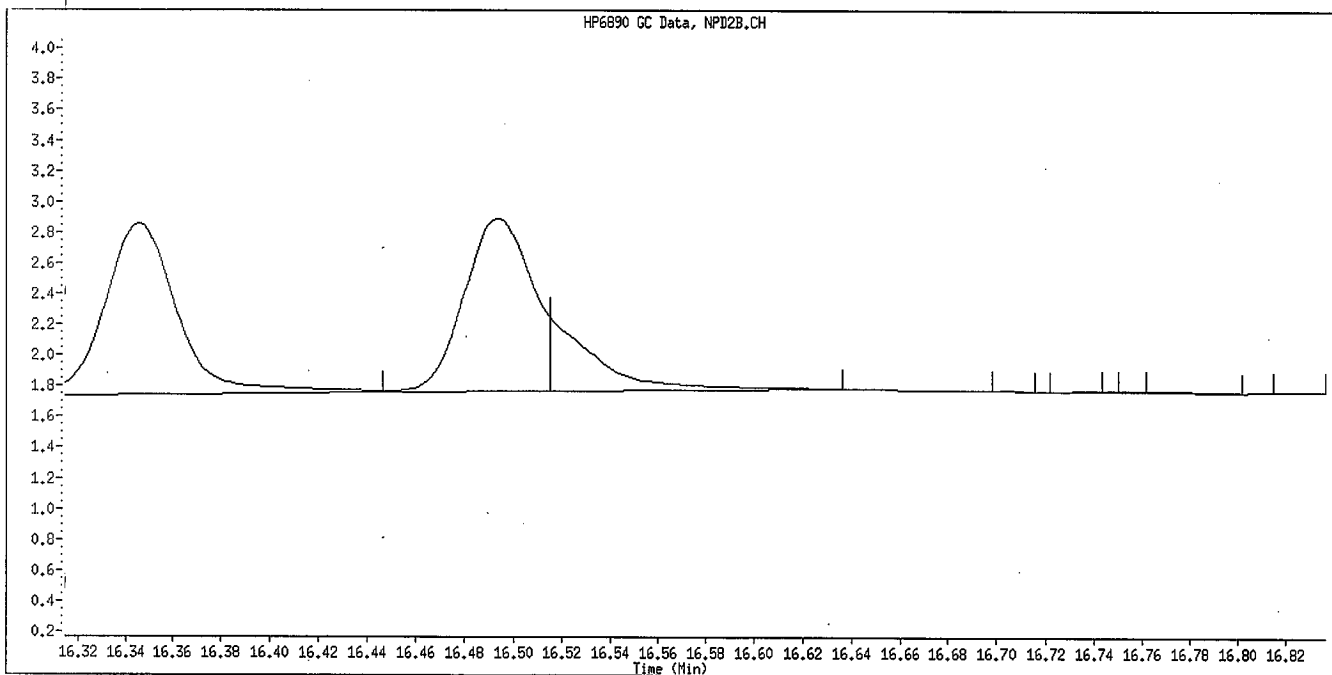
Manually Integrated By: williamst
Manual Integration Reason: Baseline Event

Handwritten signature and date:
6/30/09

Data File Name: 003F0301.D
Inj. Date and Time: 26-JUN-2009 18:28
Instrument ID: GC_D2.i
Client ID: OPP L7 GSV0634
Compound Name: Merphos-B (Merphos Oxone)
CAS #:
Report Date: 06/30/2009



Original Integration



Manual Integration

Manually Integrated By: williamst
Manual Integration Reason: Baseline Event

Handwritten signature
6/30/09

TestAmerica

Data file : \\DenSvr03\Public\chem\GCS\GC_D2.i\0626092.B\004F0401.D
 Lab Smp Id: OPP L6 GSV0637 Client Smp ID: OPP L6 GSV0637
 Inj Date : 26-JUN-2009 18:55
 Operator : MPK/TLW Inst ID: GC_D2.i
 Smp Info : OPP L6 GSV0637
 Misc Info :
 Comment :
 Method : \\DenSvr03\Public\chem\GCS\GC_D2.i\0626092.B\8141A-2.m
 Meth Date : 30-Jun-2009 12:58 GC_D2.i Quant Type: ISTD
 Cal Date : 26-JUN-2009 18:28 Cal File: 003F0301.D
 Als bottle: 4 Calibration Sample, Level: 6
 Dil Factor: 1.00000
 Integrator: Falcon Compound Sublist: 8141A.sub
 Target Version: 4.14
 Processing Host: DENPC075

Compounds	AMOUNTS					
	RT	EXP RT	REL RT	RESPONSE	CAL-AMT (ug/mL)	ON-COL (ug/mL)
1 o,o,o-TEPT	4.729	4.731	(0.251)	328646	4.00000	4.043
2 Dichlorvos	6.546	6.546	(0.348)	257298	4.00000	4.054
\$ 3 Chlormefos	7.384	7.384	(0.392)	258146	4.00000	4.040
4 Mevinphos	9.234	9.234	(0.491)	177060	4.00000	4.141
5 Demeton-O	9.734	9.734	(0.517)	56273	1.30000	1.381
6 Thionazin	9.984	9.984	(0.531)	276609	4.00000	4.326
7 Ethoprop	10.499	10.499	(0.558)	193617	4.00000	4.053
8 Phorate	10.537	10.539	(0.560)	250422	4.00000	4.520
9 Naled	10.941	10.939	(0.582)	58330	4.00000	4.051
10 Sulfotepp	11.017	11.017	(0.586)	337512	4.00000	4.039 (A)
* 11 Tributylphosphate	11.116	11.116	(1.000)	118534	2.00000	
12 Simazine	11.401	11.399	(0.606)	52173	4.00000	4.360 (A)
13 Diazinon	11.541	11.541	(0.613)	181790	4.00000	4.034
14 Atrazine	11.582	11.584	(0.616)	98759	4.00000	4.001 (A)
15 Propazine	11.746	11.747	(0.624)	85745	4.00000	4.068
16 Disulfoton	12.049	12.049	(0.640)	184026	4.00000	4.176
17 Demeton-S	12.124	12.124	(0.644)	157195	2.72000	2.948
18 Dimethoate	13.282	13.282	(0.706)	236550	4.00000	4.005
19 Ronnel	13.589	13.587	(0.722)	165534	4.00000	4.164
20 Merphos-A (Merphos)	13.689	13.689	(1.231)	178652	4.00000	4.159 (A)
21 Chlorpyrifos	14.409	14.409	(0.766)	174421	4.00000	4.326
22 Fenthion	14.662	14.662	(0.779)	149338	4.00000	3.993
23 Trichloronate	14.709	14.711	(0.782)	208762	4.00000	3.926
24 Anilazine	15.216	15.216	(0.809)	13112	4.00000	3.800 (M)
25 Methyl Parathion	15.519	15.519	(0.825)	167086	4.00000	4.138 (A)
26 Malathion	15.724	15.724	(0.836)	151738	4.00000	4.012
27 Tokuthion	16.346	16.344	(0.869)	187169	4.00000	4.226
28 Parathion	16.492	16.494	(0.877)	170901	4.00000	4.296 (M)
29 Merphos-B (Merphos Oxone)	16.514	16.517	(1.486)	62127	4.00000	4.736 (AM)
30 Tetrachlorvinphos (stirophos)	16.976	16.977	(0.902)	109740	4.00000	4.264
31 Carbophenothion methyl	17.081	17.082	(0.908)	159411	4.00000	4.322
32 Bolstar	17.441	17.440	(0.927)	154382	4.00000	3.973
33 Carbophenothion	17.522	17.524	(0.931)	154486	4.00000	4.043 (A)

Compounds	RT	EXP RT	REL RT	RESPONSE	AMOUNTS	
					CAL-AMT (ug/mL)	ON-COL (ug/mL)
\$ 34 Triphenyl phosphate	18.279	18.281	(0.972)	125543	4.00000	4.004
35 Fensulfothion	18.557	18.559	(0.986)	126221	4.00000	4.385
* 36 TOCP	18.814	18.816	(1.000)	62844	2.00000	
37 Phosmet / EPN	18.907	18.909	(1.005)	263604	8.00000	8.261 (A)
38 Famphur	19.009	19.011	(1.010)	175421	4.00000	4.256
39 Azinphos-methyl	19.144	19.147	(1.018)	160515	4.00000	4.257
40 Azinphos-ethyl	19.362	19.366	(1.029)	144031	4.00000	4.011
41 Coumaphos	20.346	20.347	(1.081)	118936	4.00000	4.308
S 42 Merphos				240779	4.00000	4.597 (A)
M 43 Total Demeton				213468	4.00000	4.330

QC Flag Legend

- A - Target compound detected but, quantitated amount exceeded maximum amount.
- M - Compound response manually integrated.

TestAmerica

INTERNAL STANDARD COMPOUNDS
 AREA AND RT SUMMARY

Instrument ID: GC D2.i
 Lab File ID: 004F0401.D
 Lab Smp Id: OPP L6 GSV0637
 Analysis Type: SV
 Quant Type: ISTD
 Operator: MPK/TLW
 Method File: \\DenSvr03\Public\chem\GCS\GC_D2.i\0626092.B\8141A-2.m
 Misc Info:

Calibration Date: 26-JUN-2009
 Calibration Time: 21:40
 Client Smp ID: OPP L6 GSV0637
 Level:
 Sample Type:

COMPOUND	STANDARD	AREA LIMIT		SAMPLE	%DIFF
		LOWER	UPPER		
11 Tributylphosphate	123933	61967	247866	118534	-4.36
36 TOCP	68831	34416	137662	62844	-8.70

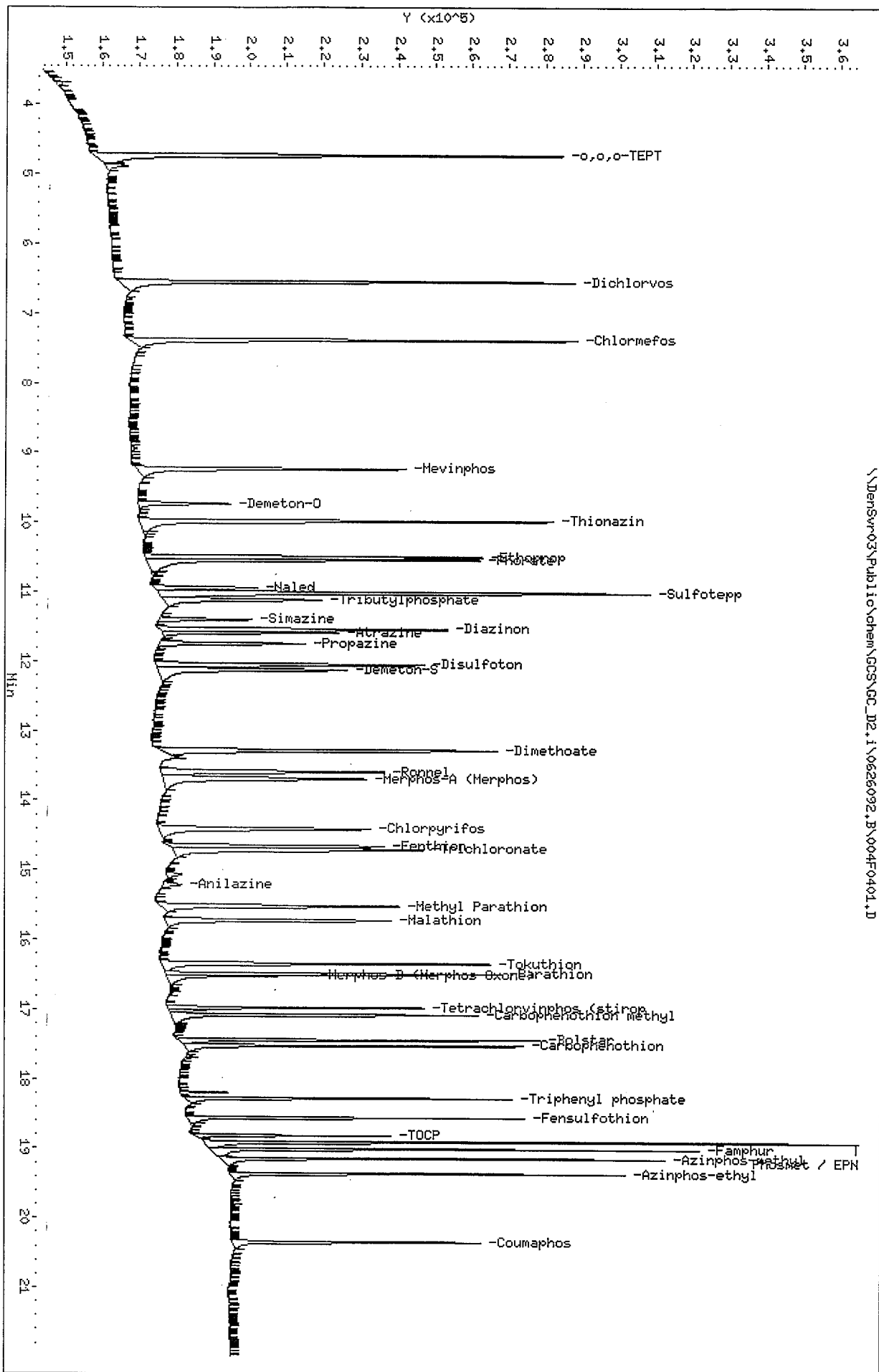
COMPOUND	STANDARD	RT LIMIT		SAMPLE	%DIFF
		LOWER	UPPER		
11 Tributylphosphate	11.12	10.62	11.62	11.12	0.01
36 TOCP	18.82	18.32	19.32	18.81	-0.01

AREA UPPER LIMIT = +100% of internal standard area.
 AREA LOWER LIMIT = - 50% of internal standard area.
 RT UPPER LIMIT = + 0.50 minutes of internal standard RT.
 RT LOWER LIMIT = - 0.50 minutes of internal standard RT.

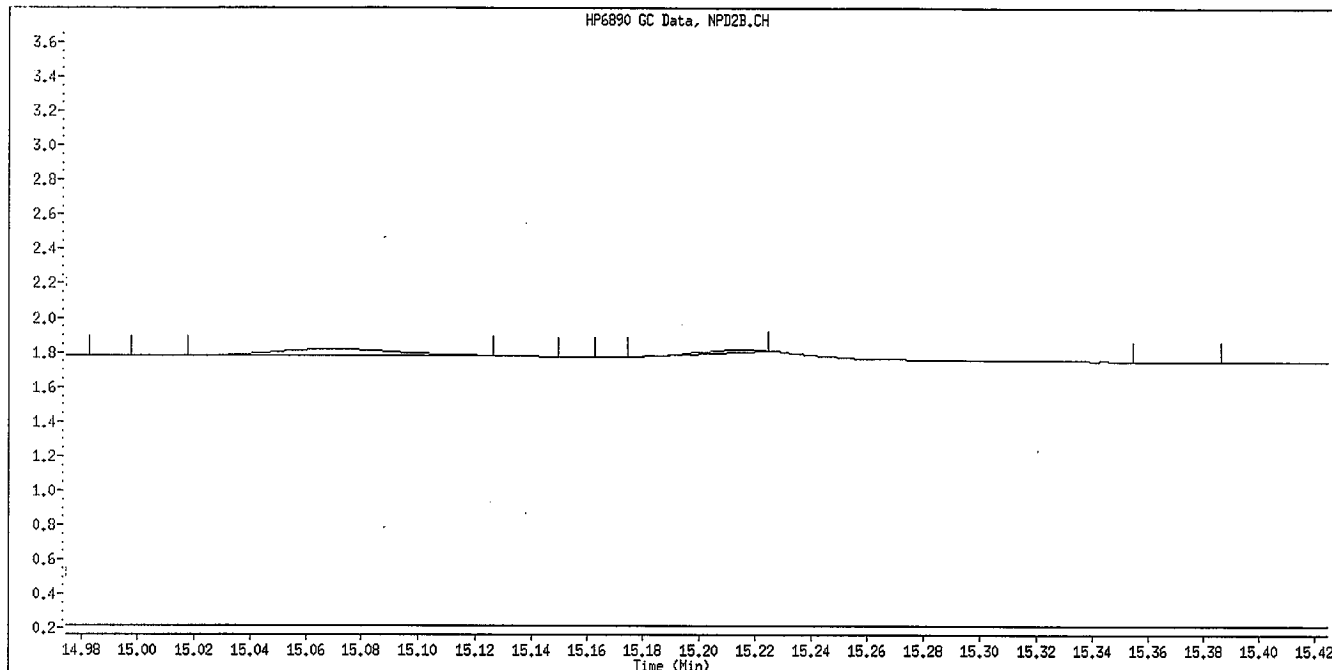
Data File: \\DensSvr-03\Public\chem\GCS\GC_ID2.i\0626092.B\004F0401.D
 Date: 26-JUN-2009 18:55
 Client ID: OPP L6 GSV0637
 Sample Info: OPP L6 GSV0637
 Column phase: RTX-OPPest

Instrument: GC_ID2.i
 Operator: HPK/TLN
 Column diameter: 0.32

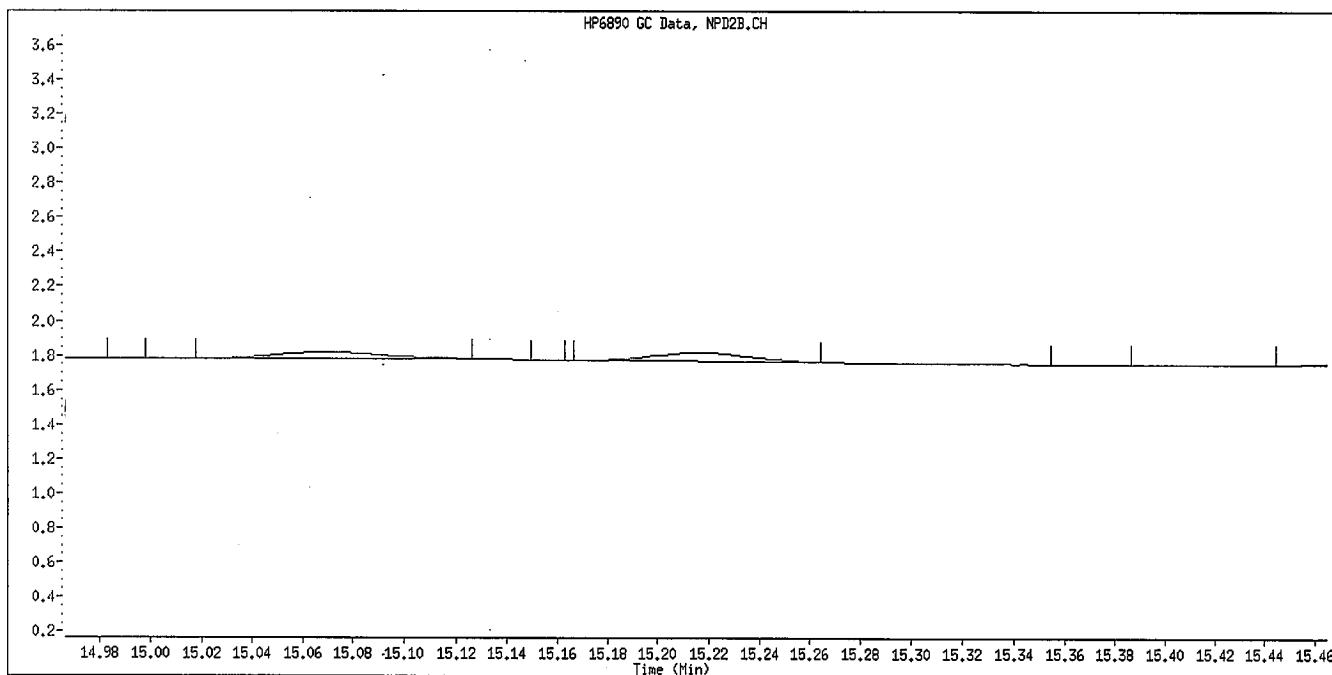
\\DensSvr-03\Public\chem\GCS\GC_ID2.i\0626092.B\004F0401.D



Data File Name: 004F0401.D
Inj. Date and Time: 26-JUN-2009 18:55
Instrument ID: GC_D2.i
Client ID: OPP L6 GSV0637
Compound Name: Anilazine
CAS #:
Report Date: 06/30/2009



Original Integration

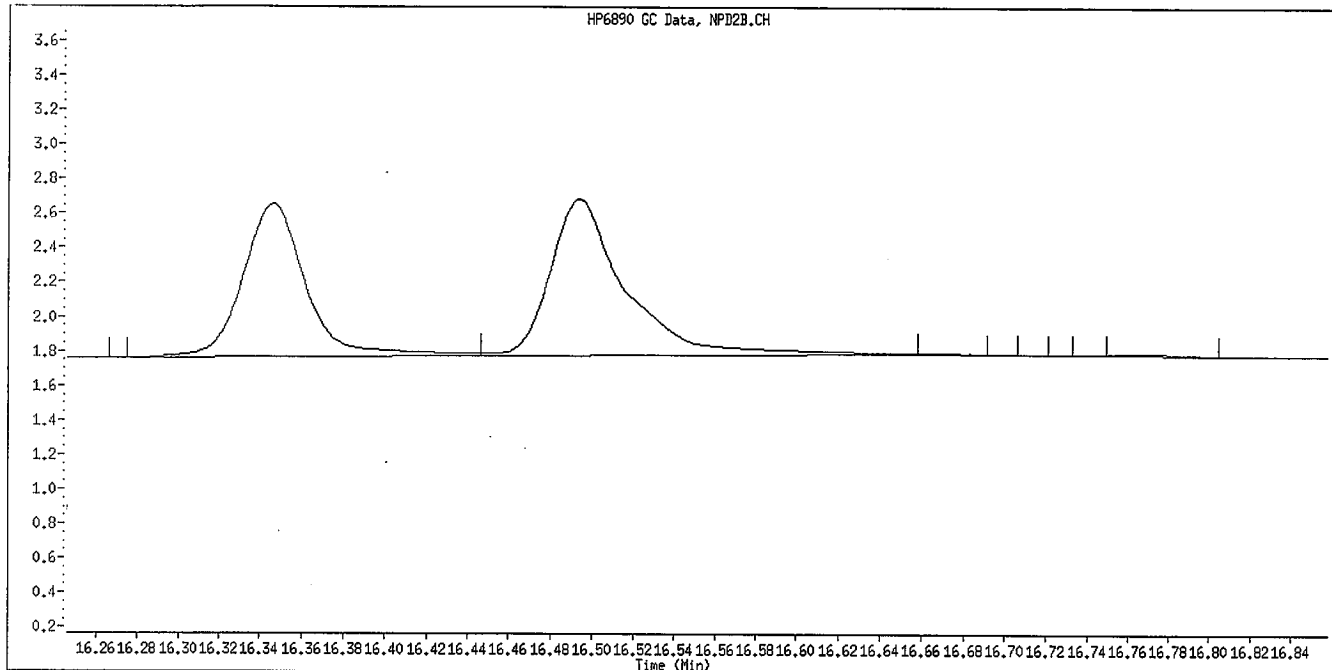


Manual Integration

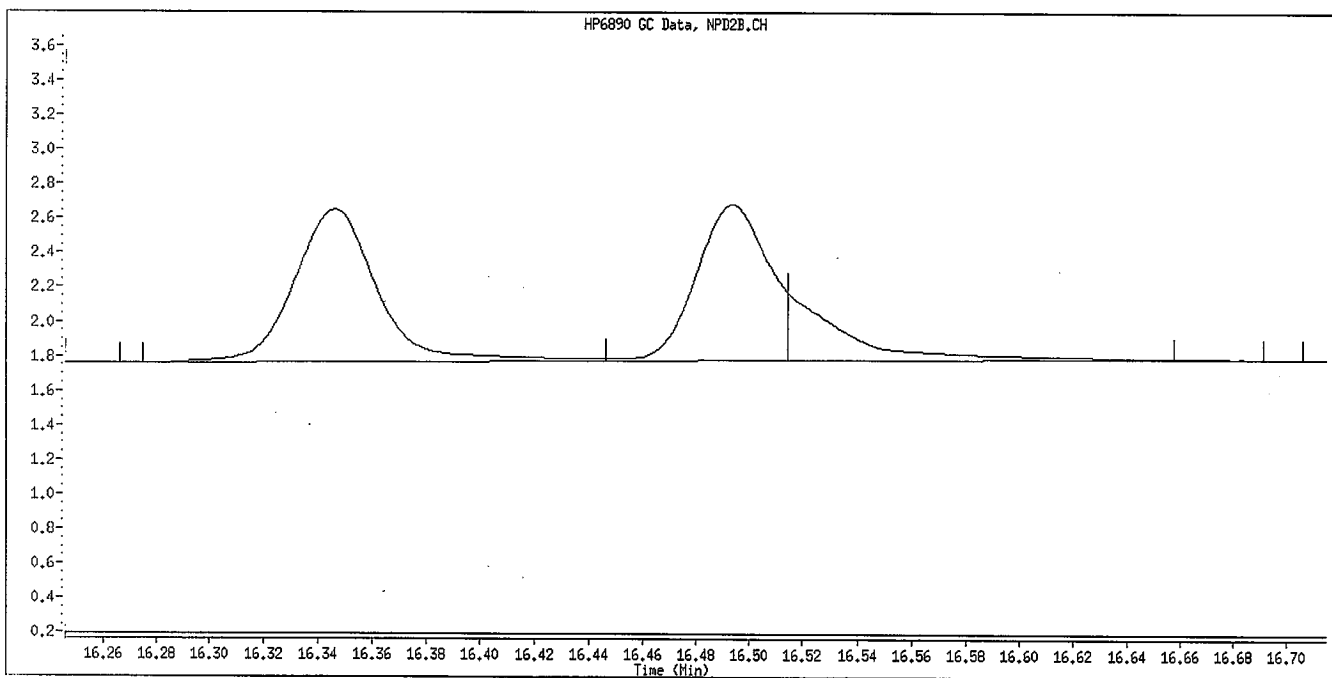
Manually Integrated By: williamst
Manual Integration Reason: Baseline Event

Handwritten signature:
6/30/09

Data File Name: 004F0401.D
Inj. Date and Time: 26-JUN-2009 18:55
Instrument ID: GC_D2.i
Client ID: OPP L6 GSV0637
Compound Name: Parathion
CAS #:
Report Date: 06/30/2009



Original Integration

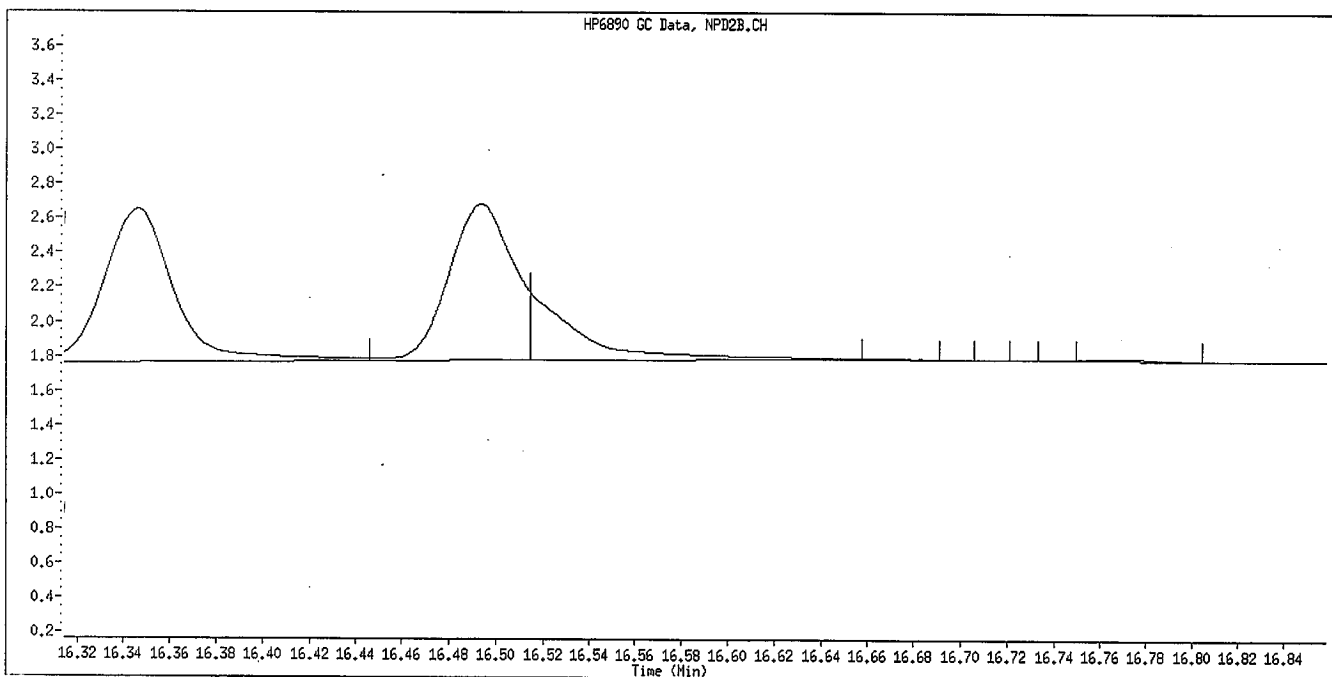
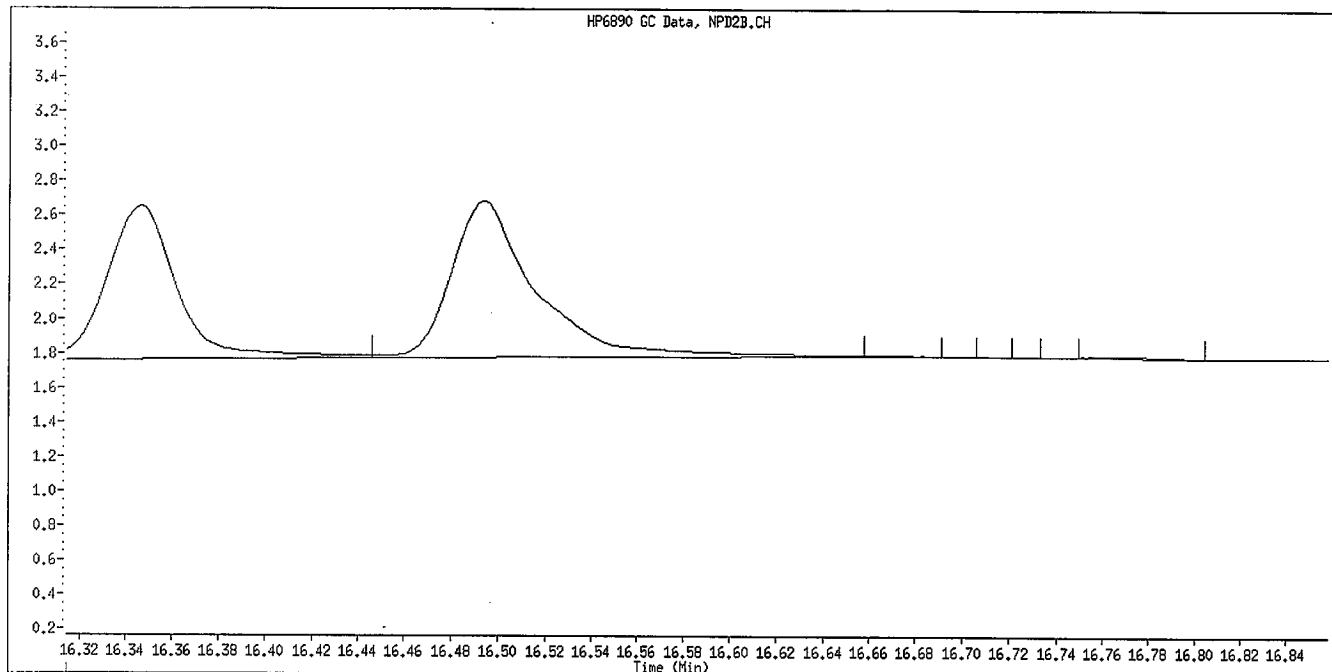


Manual Integration

Manually Integrated By: williamst
Manual Integration Reason: Baseline Event

Handwritten signature and date:
WJL
6/30/09

Data File Name: 004F0401.D
Inj. Date and Time: 26-JUN-2009 18:55
Instrument ID: GC_D2.i
Client ID: OPP L6 GSV0637
Compound Name: Merphos-B (Merphos Oxone)
CAS #:
Report Date: 06/30/2009



Manually Integrated By: williamst
Manual Integration Reason: Baseline Event

Handwritten signature and date:
6/30/09

TestAmerica

Data file : \\DenSvr03\Public\chem\GCS\GC_D2.i\0626092.B\005F0501.D
 Lab Smp Id: OPP L5 GSV0635 Client Smp ID: OPP L5 GSV0635
 Inj Date : 26-JUN-2009 19:23
 Operator : MPK/TLW Inst ID: GC_D2.i
 Smp Info : OPP L5 GSV0635
 Misc Info :
 Comment :
 Method : \\DenSvr03\Public\chem\GCS\GC_D2.i\0626092.B\8141A-2.m
 Meth Date : 30-Jun-2009 12:58 GC_D2.i Quant Type: ISTD
 Cal Date : 26-JUN-2009 18:55 Cal File: 004F0401.D
 Als bottle: 5 Calibration Sample, Level: 5
 Dil Factor: 1.00000
 Integrator: Falcon Compound Sublist: 8141A.sub
 Target Version: 4.14
 Processing Host: DENPC075

Compounds	AMOUNTS					
	RT	EXP RT	REL RT	RESPONSE	CAL-AMT (ug/mL)	ON-COL (ug/mL)
1 o,o,o-TEPT	4.730	4.731	(0.251)	267154	3.00000	2.982
2 Dichlorvos	6.545	6.546	(0.348)	221023	3.00000	3.159
\$ 3 Chlormefos	7.384	7.384	(0.392)	237967	3.00000	3.379
4 Mevinphos	9.234	9.234	(0.491)	137272	3.00000	2.913
5 Demeton-O	9.734	9.734	(0.517)	46912	0.97500	1.045
6 Thionazin	9.984	9.984	(0.531)	216898	3.00000	3.078
7 Ethoprop	10.499	10.499	(0.558)	162719	3.00000	3.090
8 Phorate	10.539	10.539	(0.560)	189707	3.00000	3.107
9 Naled	10.939	10.939	(0.581)	46004	3.00000	2.975
10 Sulfotepp	11.017	11.017	(0.586)	277819	3.00000	3.017 (A)
* 11 Tributylphosphate	11.115	11.116	(1.000)	123454	2.00000	
12 Simazine	11.399	11.399	(0.606)	40610	3.00000	3.079 (A)
13 Diazinon	11.540	11.541	(0.613)	155648	3.00000	3.140
14 Atrazine	11.584	11.584	(0.616)	85997	3.00000	3.210 (A)
15 Propazine	11.747	11.747	(0.624)	72628	3.00000	3.140
16 Disulfoton	12.049	12.049	(0.640)	152294	3.00000	3.136
17 Demeton-S	12.124	12.124	(0.644)	121463	2.04000	2.103
18 Dimethoate	13.282	13.282	(0.706)	206120	3.00000	3.166
19 Ronnel	13.587	13.587	(0.722)	134377	3.00000	3.067
20 Merphos-A (Merphos)	13.689	13.689	(1.232)	139514	3.00000	3.119 (A)
21 Chlorpyrifos	14.409	14.409	(0.766)	137524	3.00000	3.094
22 Fenthion	14.662	14.662	(0.779)	130285	3.00000	3.161
23 Trichloronate	14.710	14.711	(0.782)	170976	3.00000	2.945
24 Anilazine	15.215	15.216	(0.809)	11039	3.00000	2.902
25 Methyl Parathion	15.519	15.519	(0.825)	140467	3.00000	3.157 (A)
26 Malathion	15.724	15.724	(0.836)	122121	3.00000	2.929
27 Tokuthion	16.344	16.344	(0.869)	150762	3.00000	3.089
28 Parathion	16.494	16.494	(0.877)	135916	3.00000	3.100 (M)
29 Merphos-B (Merphos Oxone)	16.514	16.517	(1.486)	40683	3.00000	2.940 (AM)
30 Tetrachlorvinphos (stirophos)	16.977	16.977	(0.902)	90042	3.00000	3.174
31 Carbophenothion methyl	17.082	17.082	(0.908)	132789	3.00000	3.266
32 Bolstar	17.440	17.440	(0.927)	132222	3.00000	3.088
33 Carbophenothion	17.524	17.524	(0.931)	139939	3.00000	3.323 (A)

Compounds	RT	EXP RT	REL RT	RESPONSE	AMOUNTS	
					CAL-AMT (ug/mL)	ON-COL (ug/mL)
\$ 34 Triphenyl phosphate	18.280	18.281	(0.972)	105020	3.00000	3.039
35 Fensulfothion	18.559	18.559	(0.986)	98284	3.00000	3.098
* 36 TOCP	18.815	18.816	(1.000)	69265	2.00000	
37 Phosmet / EPN	18.909	18.909	(1.005)	207459	6.00000	5.874 (A)
38 Famphur	19.010	19.011	(1.010)	125661	3.00000	2.766
39 Azinphos-methyl	19.147	19.147	(1.018)	125121	3.00000	3.011
40 Azinphos-ethyl	19.365	19.366	(1.029)	120801	3.00000	3.052
41 Coumaphos	20.347	20.347	(1.081)	93401	3.00000	3.069
S 42 Merphos				180197	3.00000	3.122 (A)
M 43 Total Demeton				168375	3.00000	3.147

QC Flag Legend

- A - Target compound detected but, quantitated amount exceeded maximum amount.
- M -, Compound response manually integrated.

TestAmerica

INTERNAL STANDARD COMPOUNDS
 AREA AND RT SUMMARY

Instrument ID: GC_D2.i
 Lab File ID: 005F0501.D
 Lab Smp Id: OPP L5 GSV0635
 Analysis Type: SV
 Quant Type: ISTD
 Operator: MPK/TLW
 Method File: \\DenSvr03\Public\chem\GCS\GC_D2.i\0626092.B\8141A-2.m
 Misc Info:

Calibration Date: 26-JUN-2009
 Calibration Time: 21:40
 Client Smp ID: OPP L5 GSV0635
 Level:
 Sample Type:

COMPOUND	STANDARD	AREA LIMIT		SAMPLE	%DIFF
		LOWER	UPPER		
11 Tributylphosphate	123933	61967	247866	123454	-0.39
36 TOCP	68831	34416	137662	69265	0.63

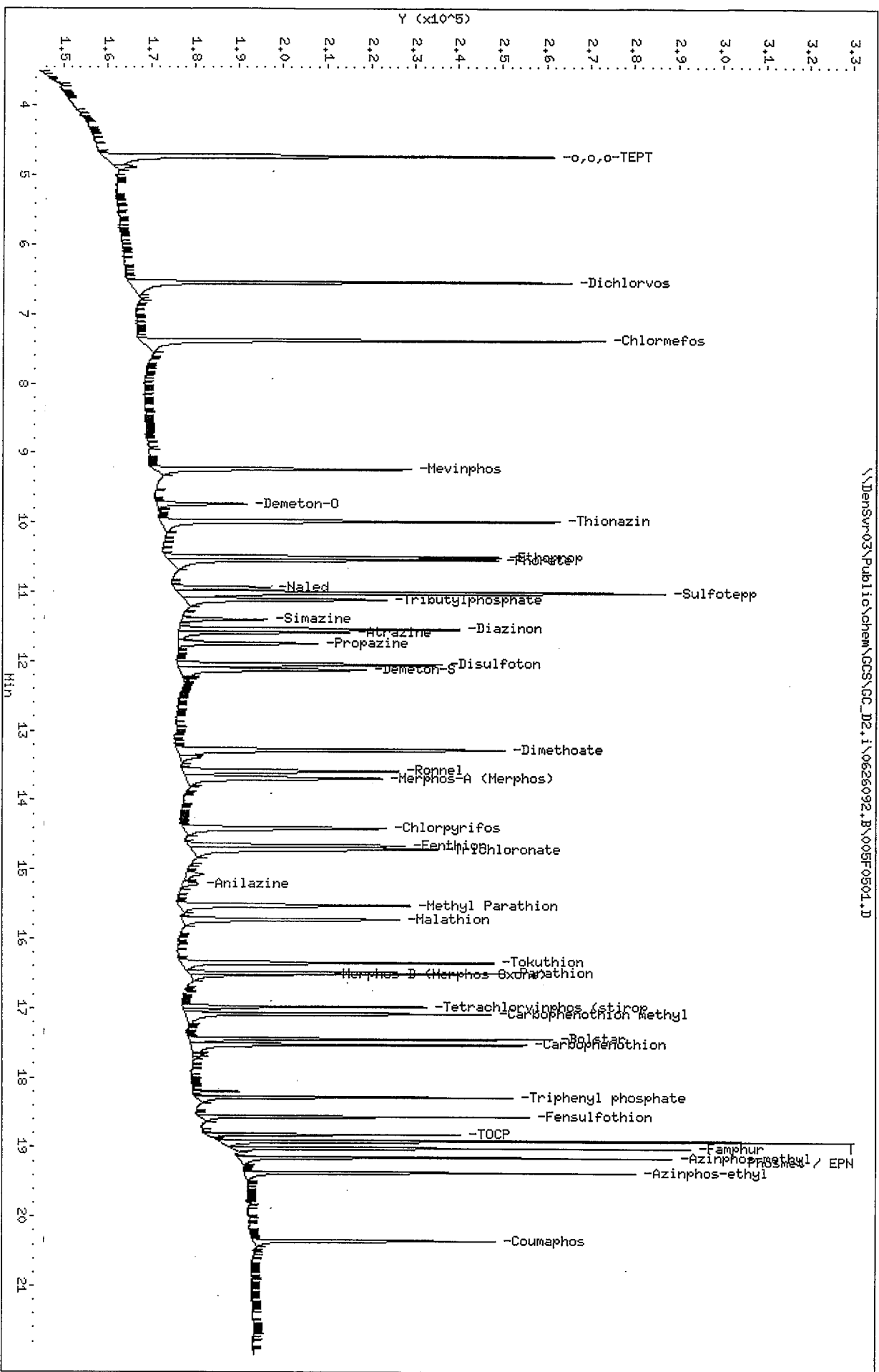
COMPOUND	STANDARD	RT LIMIT		SAMPLE	%DIFF
		LOWER	UPPER		
11 Tributylphosphate	11.12	10.62	11.62	11.12	0.00
36 TOCP	18.82	18.32	19.32	18.82	0.00

AREA UPPER LIMIT = +100% of internal standard area.
 AREA LOWER LIMIT = - 50% of internal standard area.
 RT UPPER LIMIT = + 0.50 minutes of internal standard RT.
 RT LOWER LIMIT = - 0.50 minutes of internal standard RT.

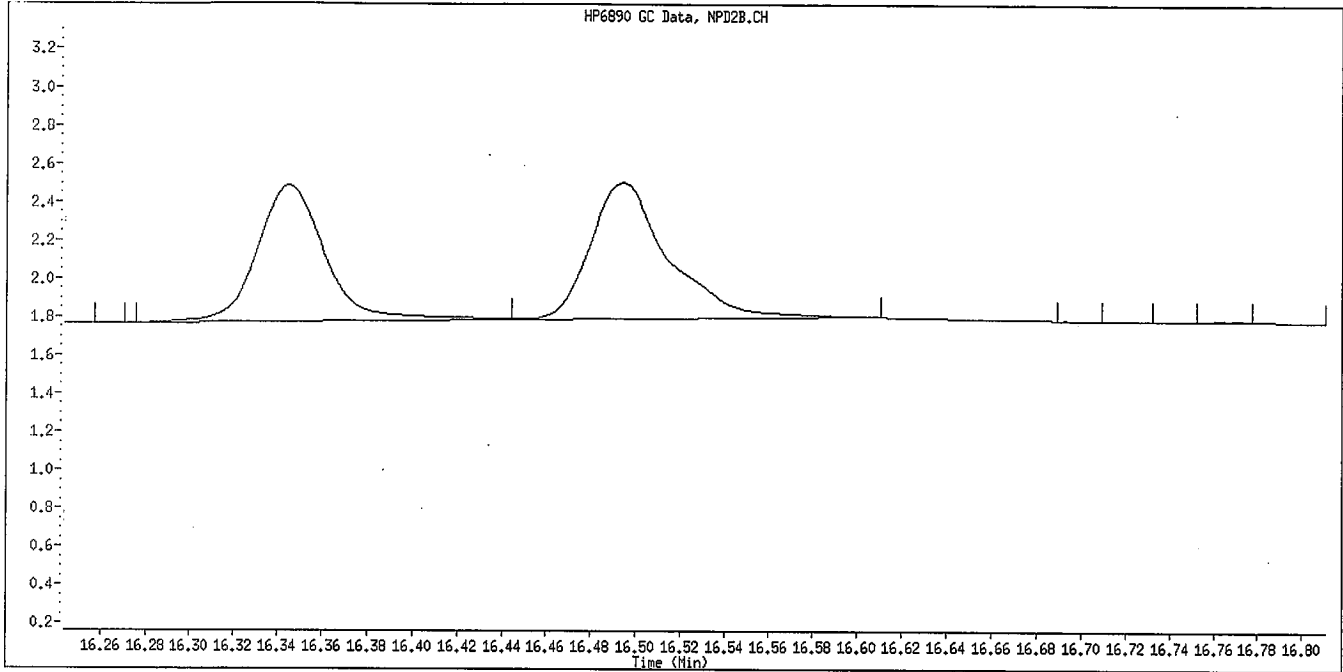
Data File: \\DensSvr-03\Public\chem\GCS\GC_D2.i\0626092.B\005F0504.D
 Date: 26-JUN-2009 19:23
 Client ID: OPP L5 GSV0635
 Sample Info: OPP L5 GSV0635
 Column phase: RTX-OPPest

Instrument: GC_D2.i
 Operator: MPK/TLM
 Column diameter: 0.32

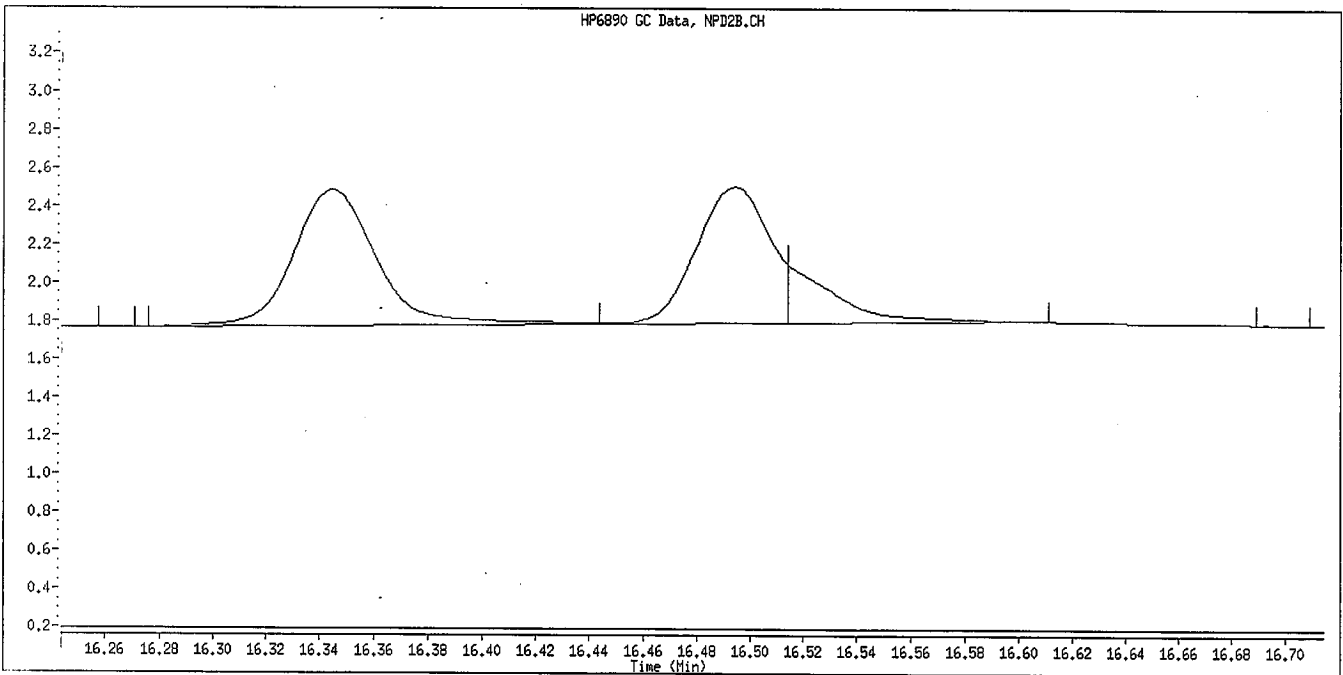
\\DensSvr-03\Public\chem\GCS\GC_D2.i\0626092.B\005F0504.D



Data File Name: 005F0501.D
Inj. Date and Time: 26-JUN-2009 19:23
Instrument ID: GC_D2.i
Client ID: OPP L5 GSV0635
Compound Name: Parathion
CAS #:
Report Date: 06/30/2009



Original Integration

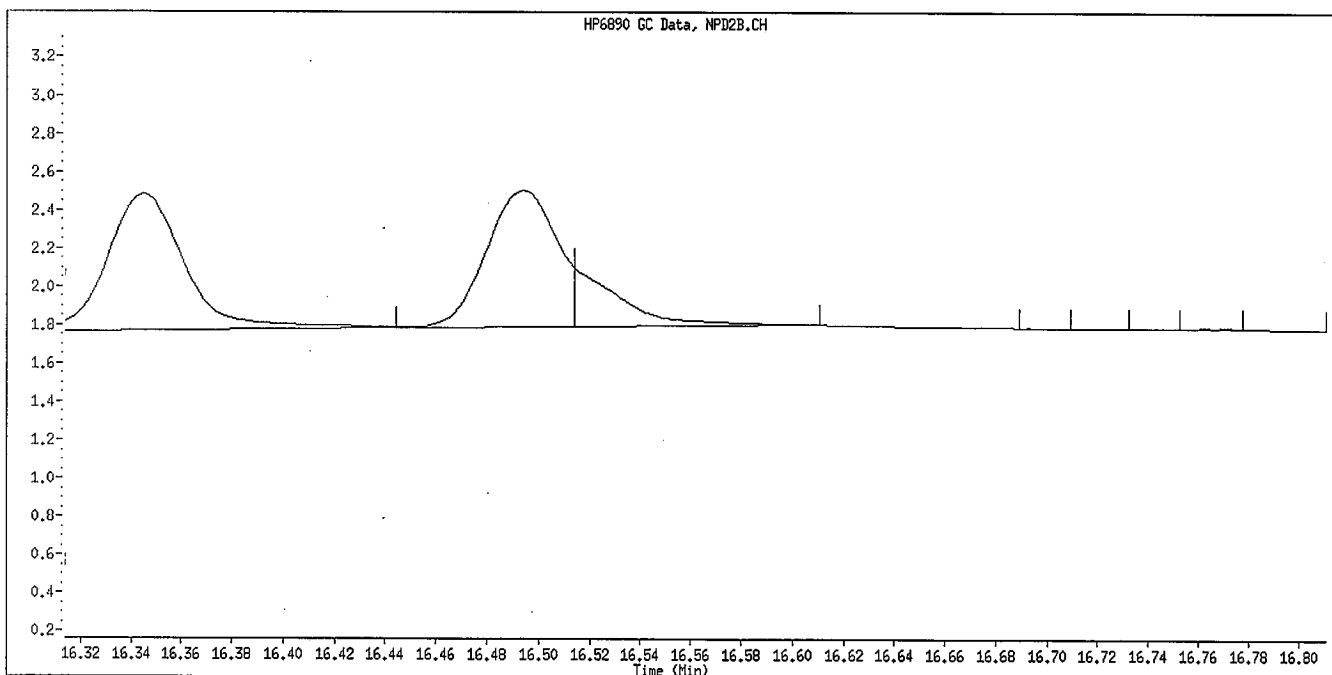
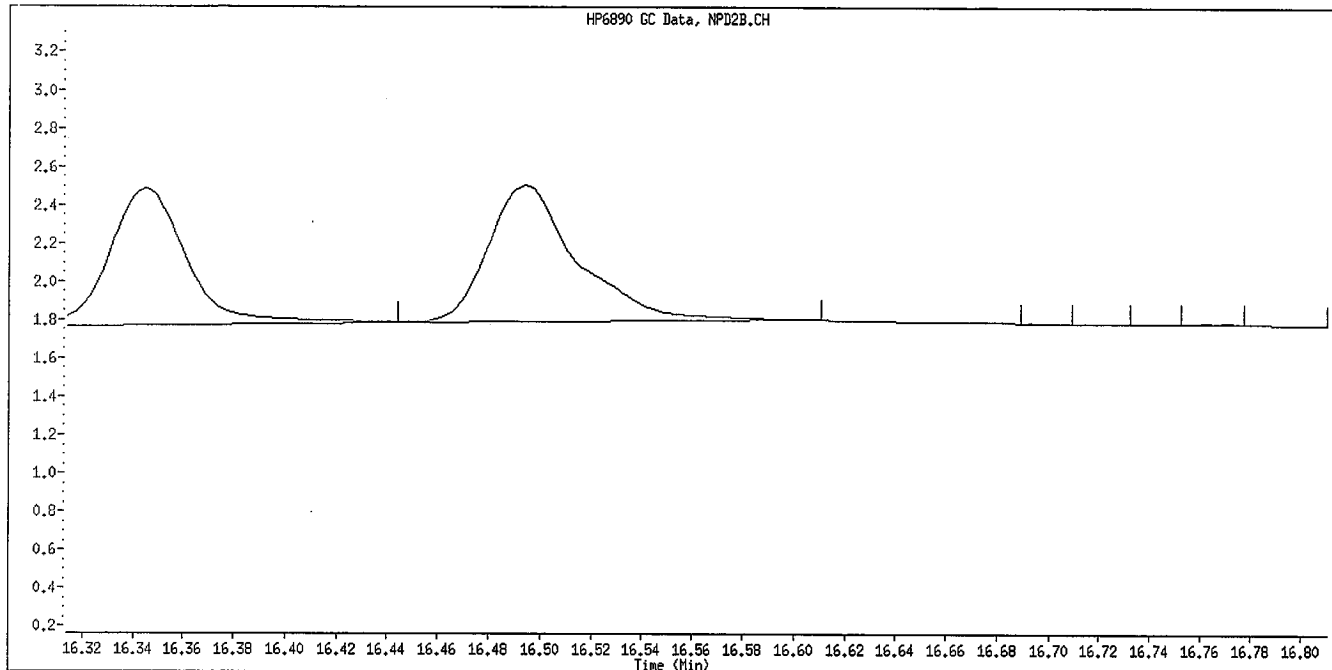


Manual Integration

Manually Integrated By: williamst
Manual Integration Reason: Baseline Event

Handwritten signature:
8/6
6/30/09

Data File Name: 005F0501.D
Inj. Date and Time: 26-JUN-2009 19:23
Instrument ID: GC_D2.i
Client ID: OPP L5 GSV0635
Compound Name: Merphos-B (Merphos Oxone)
CAS #:
Report Date: 06/30/2009



Manually Integrated By: williamst
Manual Integration Reason: Baseline Event

St
6/30/09

TestAmerica

Data file : \\DenSvr03\Public\chem\GCS\GC_D2.i\0626092.B\006F0601.D
 Lab Smp Id: OPP L4 GSV0638 Client Smp ID: OPP L4 GSV0638
 Inj Date : 26-JUN-2009 19:50
 Operator : MPK/TLW Inst ID: GC_D2.i
 Smp Info : OPP L4 GSV0638
 Misc Info :
 Comment :
 Method : \\DenSvr03\Public\chem\GCS\GC_D2.i\0626092.B\8141A-2.m
 Meth Date : 30-Jun-2009 12:58 GC_D2.i Quant Type: ISTD
 Cal Date : 26-JUN-2009 19:23 Cal File: 005F0501.D
 Als bottle: 6 Calibration Sample, Level: 4
 Dil Factor: 1.00000
 Integrator: Falcon Compound Sublist: 8141A.sub
 Target Version: 4.14
 Processing Host: DENPC075

Compounds	AMOUNTS					
	RT	EXP RT	REL RT	RESPONSE	CAL-AMT (ug/mL)	ON-COL (ug/mL)
1 o,o,o-TEPT	4.730	4.731	(0.251)	181207	2.00000	2.055
2 Dichlorvos	6.545	6.546	(0.348)	148252	2.00000	2.154
\$ 3 Chlormefos	7.383	7.384	(0.392)	138652	2.00000	2.001
4 Mevinphos	9.233	9.234	(0.491)	98399	2.00000	2.122
5 Demeton-O	9.733	9.734	(0.517)	29742	0.65000	0.6731
6 Thionazin	9.983	9.984	(0.531)	134999	2.00000	1.947
7 Ethoprop	10.498	10.499	(0.558)	103308	2.00000	1.994
8 Phorate	10.537	10.539	(0.560)	115663	2.00000	1.925
9 Naled	10.940	10.939	(0.581)	28010	2.00000	1.943
10 ^l Sulfotepp	11.017	11.017	(0.586)	187497	2.00000	2.069 (A)
* 11 Tributylphosphate	11.115	11.116	(1.000)	126959	2.00000	
12 Simazine	11.398	11.399	(0.606)	26282	2.00000	2.025 (A)
13 Diazinon	11.540	11.541	(0.613)	98649	2.00000	2.033
14 Atrazine	11.582	11.584	(0.616)	49088	2.00000	1.960 (A)
15 Propazine	11.745	11.747	(0.624)	43235	2.00000	1.922
16 Disulfoton	12.050	12.049	(0.640)	96402	2.00000	2.017
17 Demeton-S	12.125	12.124	(0.644)	70921	1.36000	1.296
18 Dimethoate	13.280	13.282	(0.706)	123978	2.00000	1.935
19 Ronnel	13.588	13.587	(0.722)	84095	2.00000	1.950
20 ^l Merphos-A (Merphos)	13.690	13.689	(1.232)	90289	2.00000	1.962 (A)
21 Chlorpyrifos	14.408	14.409	(0.766)	82272	2.00000	1.881
22 Fenthion	14.660	14.662	(0.779)	79190	2.00000	1.952
23 Trichloronate	14.708	14.711	(0.782)	106326	2.00000	1.900
24 Anilazine	15.212	15.216	(0.808)	6899	2.00000	1.843
25 Methyl Parathion	15.520	15.519	(0.825)	91219	2.00000	2.083 (A)
26 Malathion	15.725	15.724	(0.836)	80242	2.00000	1.956
27 Tokuthion	16.345	16.344	(0.869)	92069	2.00000	1.917
28 Parathion	16.493	16.494	(0.877)	84124	2.00000	1.950 (M)
29 Merphos-B (Merphos Oxone)	16.513	16.517	(1.486)	23458	2.00000	1.603 (AM)
30 ^l Tetrachlorvinphos (stirophos)	16.977	16.977	(0.902)	54727	2.00000	1.961
31 Carbophenothion methyl	17.082	17.082	(0.908)	79857	2.00000	1.996
32 Bolstar	17.440	17.440	(0.927)	82203	2.00000	1.951
33 Carbophenothion	17.523	17.524	(0.931)	80431	2.00000	1.941 (A)

Compounds	RT	EXP RT	REL RT	RESPONSE	AMOUNTS	
					CAL-AMT (ug/mL)	ON-COL (ug/mL)
\$ 34 Triphenyl phosphate	18.280	18.281	(0.972)	73416	2.00000	2.159
35 Fensulfothion	18.558	18.559	(0.986)	66352	2.00000	2.125
* 36 TOCP	18.815	18.816	(1.000)	68161	2.00000	
37 Phosmet / EPN	18.908	18.909	(1.005)	146012	4.00000	4.177
38 Famphur	19.012	19.011	(1.010)	95300	2.00000	2.132
39 Azinphos-methyl	19.147	19.147	(1.018)	88773	2.00000	2.171
40 Azinphos-ethyl	19.365	19.366	(1.029)	80966	2.00000	2.079
41 Coumaphos	20.347	20.347	(1.081)	61650	2.00000	2.059
S 42 Merphos				113747	2.00000	2.002 (A)
M 43 Total Demeton				100663	2.00000	1.969

QC Flag Legend

- A - Target compound detected but, quantitated amount exceeded maximum amount.
- M - Compound response manually integrated.

TestAmerica

INTERNAL STANDARD COMPOUNDS
 AREA AND RT SUMMARY

Instrument ID: GC_D2.i
 Lab File ID: 006F0601.D
 Lab Smp Id: OPP L4 GSV0638
 Analysis Type: SV
 Quant Type: ISTD
 Operator: MPK/TLW
 Method File: \\DenSvr03\Public\chem\GCS\GC_D2.i\0626092.B\8141A-2.m
 Misc Info:

Calibration Date: 26-JUN-2009
 Calibration Time: 19:50
 Client Smp ID: OPP L4 GSV0638
 Level:
 Sample Type:

COMPOUND	STANDARD	AREA LIMIT		SAMPLE	%DIFF
		LOWER	UPPER		
11 Tributylphosphate	126959	63480	253918	126959	0.00
36 TOCP	68161	34081	136322	68161	0.00

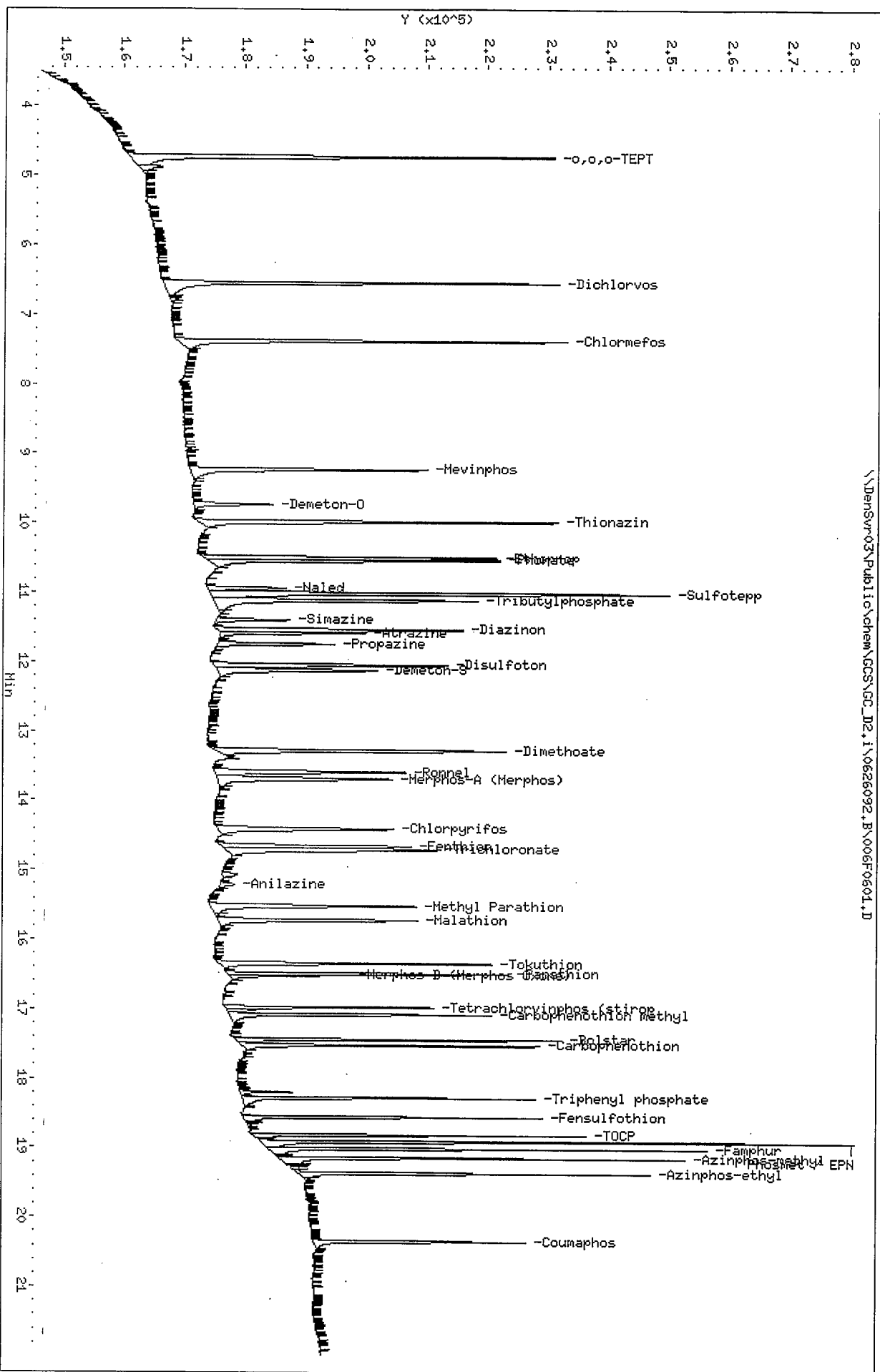
COMPOUND	STANDARD	RT LIMIT		SAMPLE	%DIFF
		LOWER	UPPER		
11 Tributylphosphate	11.12	10.62	11.62	11.12	0.00
36 TOCP	18.82	18.32	19.32	18.82	0.00

AREA UPPER LIMIT = +100% of internal standard area.
 AREA LOWER LIMIT = - 50% of internal standard area.
 RT UPPER LIMIT = + 0.50 minutes of internal standard RT.
 RT LOWER LIMIT = - 0.50 minutes of internal standard RT.

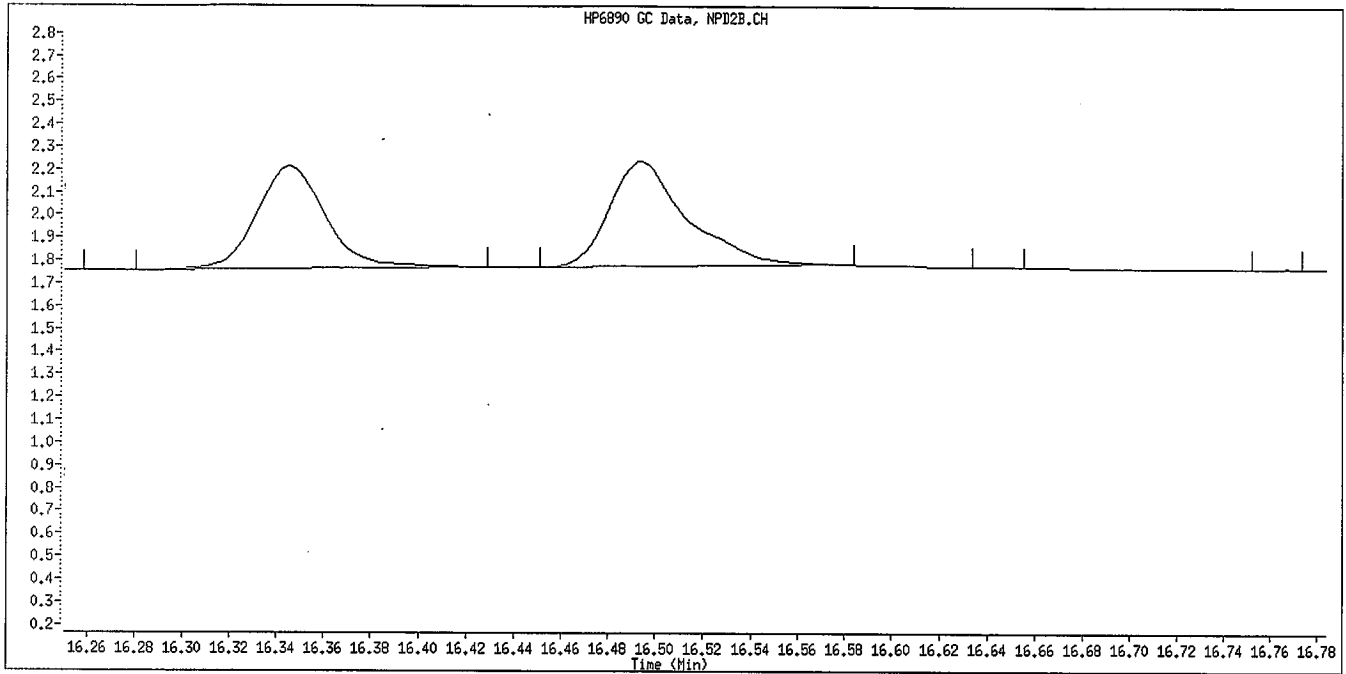
Data File: \\Densvr03\Public\chem\GCS\GC_D2.i\0626092.B\006F0601.D
 Date: 26-JUN-2009 19:50
 Client ID: OPP L4 GSV0638
 Sample Info: OPP L4 GSV0638
 Column phase: RTX-OPpest

Instrument: GC_D2.i
 Operator: HPK/TLM
 Column diameter: 0.32

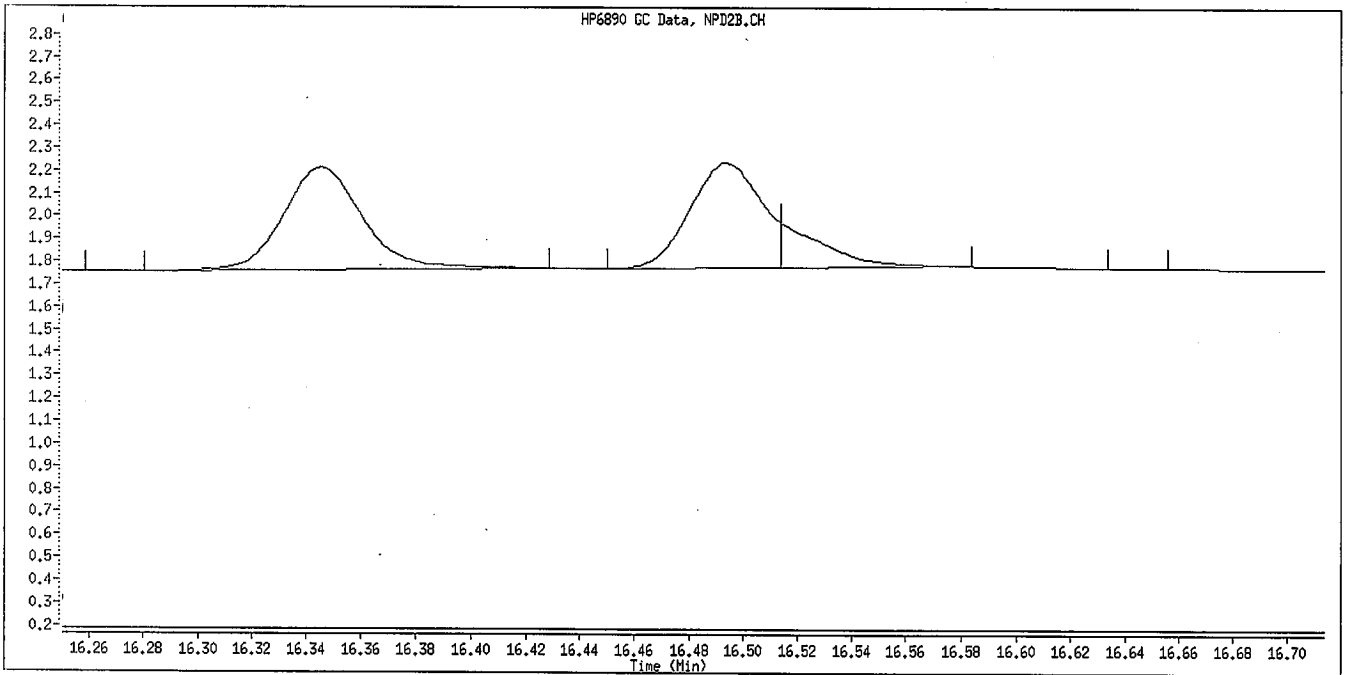
\\Densvr03\Public\chem\GCS\GC_D2.i\0626092.B\006F0601.D



Data File Name: 006F0601.D
Inj. Date and Time: 26-JUN-2009 19:50
Instrument ID: GC_D2.i
Client ID: OPP L4 GSV0638
Compound Name: Parathion
CAS #:
Report Date: 06/30/2009



Original Integration

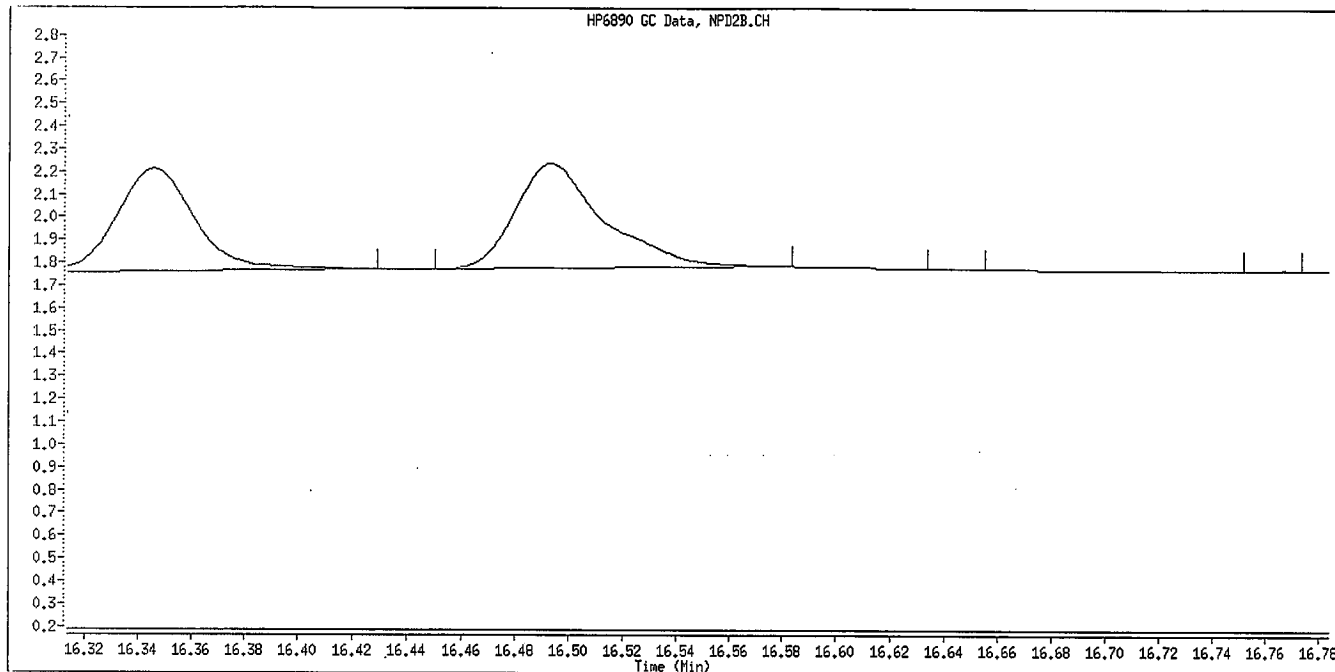


Manual Integration

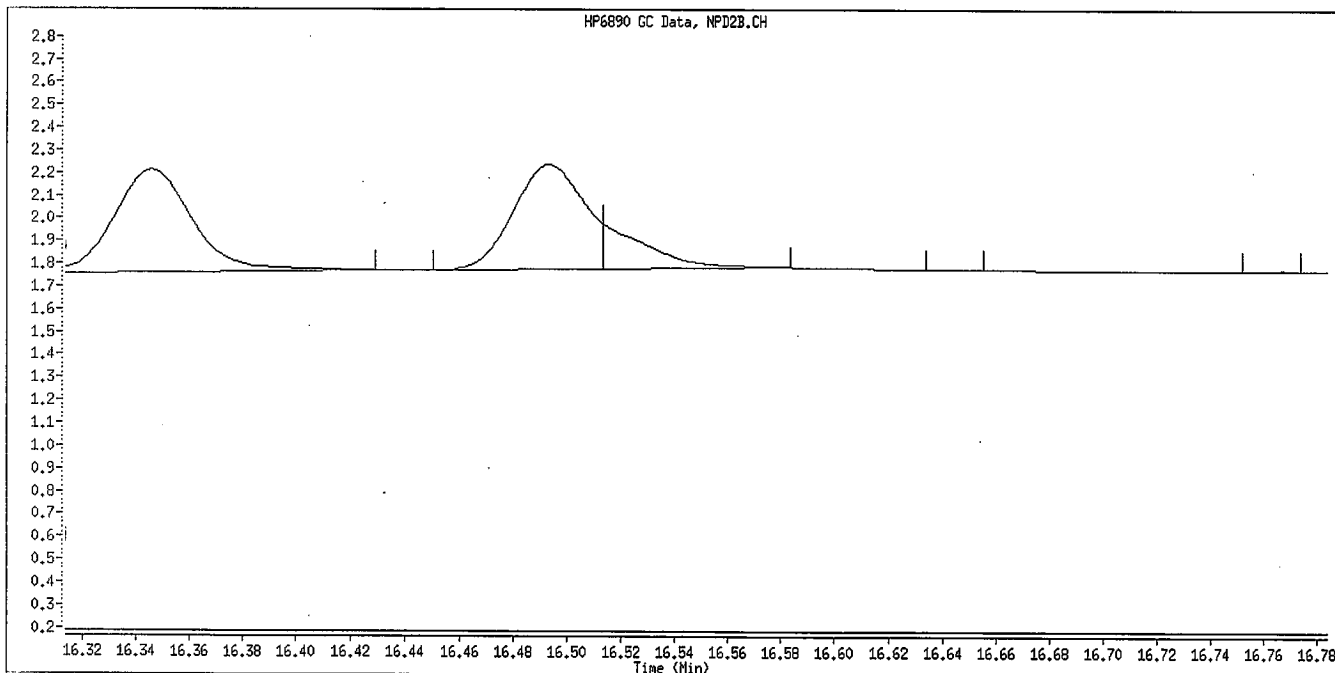
Manually Integrated By: williamst
Manual Integration Reason: Baseline Event

Handwritten signature and date:
JL
6/30/09

Data File Name: 006F0601.D
Inj. Date and Time: 26-JUN-2009 19:50
Instrument ID: GC_D2.i
Client ID: OPP L4 GSV0638
Compound Name: Merphos-B (Merphos Oxone)
CAS #:
Report Date: 06/30/2009



Original Integration



Manual Integration

Manually Integrated By: williamst
Manual Integration Reason: Baseline Event

W
6/30/09

TestAmerica

Data file : \\DenSvr03\Public\chem\GCS\GC_D2.i\0626092.B\007F0701.D
 Lab Smp Id: OPP L3 GSV0639 Client Smp ID: OPP L3 GSV0639
 Inj Date : 26-JUN-2009 20:18
 Operator : MPK/TLW Inst ID: GC_D2.i
 Smp Info : OPP L3 GSV0639
 Misc Info :
 Comment :
 Method : \\DenSvr03\Public\chem\GCS\GC_D2.i\0626092.B\8141A-2.m
 Meth Date : 30-Jun-2009 12:58 GC_D2.i Quant Type: ISTD
 Cal Date : 26-JUN-2009 19:50 Cal File: 006F0601.D
 Als bottle: 7 Calibration Sample, Level: 3
 Dil Factor: 1.00000
 Integrator: Falcon Compound Sublist: 8141A.sub
 Target Version: 4.14
 Processing Host: DENPC075

Compounds	RT	EXP RT	REL RT	RESPONSE	AMOUNTS	
					CAL-AMT (ug/mL)	ON-COL (ug/mL)
1 o,o,o-TEPT	4.728	4.731	(0.251)	81887	1.00000	0.9107
2 Dichlorvos	6.546	6.546	(0.348)	63970	1.00000	0.9111
\$ 3 Chlormefos	7.383	7.384	(0.392)	61984	1.00000	0.8770
4 Mevinphos	9.235	9.234	(0.491)	42341	1.00000	0.8952
5 Demeton-O	9.733	9.734	(0.517)	13386	0.32500	0.2970
6 Thionazin	9.985	9.984	(0.531)	67347	1.00000	0.9522
7 Ethoprop	10.500	10.499	(0.558)	50288	1.00000	0.9515
8 Phorate	10.536	10.539	(0.560)	55056	1.00000	0.8983
9 Naled	10.941	10.939	(0.582)	10859	1.00000	0.9052
10 Sulfotepp	11.016	11.017	(0.586)	90141	1.00000	0.9752 (A)
* 11 Tributylphosphate	11.116	11.116	(1.000)	109941	2.00000	
12 Simazine	11.398	11.399	(0.606)	12288	1.00000	0.9282 (A)
13 Diazinon	11.541	11.541	(0.613)	49407	1.00000	1.013
14 Atrazine	11.581	11.584	(0.616)	21316	1.00000	0.9678 (A)
15 Propazine	11.746	11.747	(0.624)	20907	1.00000	0.9421
16 Disulfoton	12.050	12.049	(0.640)	47563	1.00000	0.9757
17 Demeton-S	12.126	12.124	(0.645)	33785	0.68000	0.6688
18 Dimethoate	13.283	13.282	(0.706)	60106	1.00000	0.9200
19 Ronnel	13.588	13.587	(0.722)	39845	1.00000	0.9061
20 Merphos-A (Merphos)	13.690	13.689	(1.231)	42032	1.00000	1.055 (A)
21 Chlorpyrifos	14.410	14.409	(0.766)	43430	1.00000	0.9737
22 Fenthion	14.663	14.662	(0.779)	40767	1.00000	0.9854
23 Trichloronate	14.710	14.711	(0.782)	49357	1.00000	0.9220
24 Anilazine	15.218	15.216	(0.809)	3581	1.00000	0.9372 (M)
25 Methyl Parathion	15.520	15.519	(0.825)	42442	1.00000	0.9503
26 Malathion	15.725	15.724	(0.836)	39993	1.00000	0.9559
27 Tokuthion	16.345	16.344	(0.869)	47016	1.00000	0.9598
28 Parathion	16.493	16.494	(0.877)	43405	1.00000	0.9863 (M)
29 Merphos-B (Merphos Oxone)	16.515	16.517	(1.486)	15065	1.00000	1.162 (AM)
30 Tetrachlorvinphos (stirophos)	16.976	16.977	(0.902)	25459	1.00000	0.8943
31 Carbophenothion methyl	17.081	17.082	(0.908)	36393	1.00000	0.8919
32 Bolstar	17.441	17.440	(0.927)	41390	1.00000	0.9630
33 Carbophenothion	17.523	17.524	(0.931)	40089	1.00000	0.9485 (A)

Compounds	RT	EXP RT	REL RT	RESPONSE	AMOUNTS	
					CAL-AMT (ug/mL)	ON-COL (ug/mL)
=====	=====	=====	=====	=====	=====	=====
\$ 34 Triphenyl phosphate	18.280	18.281	(0.972)	31677	1.00000	0.9133
35 Fensulfotion	18.558	18.559	(0.986)	30601	1.00000	0.9609
* 36 TOCP	18.815	18.816	(1.000)	69519	2.00000	
37 Phosmet / EPN	18.908	18.909	(1.005)	68186	2.00000	1.866
38 Famphur	19.010	19.011	(1.010)	41284	1.00000	0.9054
39 Azinphos-methyl	19.145	19.147	(1.018)	37491	1.00000	0.8988
40 Azinphos-ethyl	19.365	19.366	(1.029)	38936	1.00000	0.9801
41 Coumaphos	20.345	20.347	(1.081)	29854	1.00000	0.9774
S 42 Merphos				57097	1.00000	0.9855
M 43 Total Demeton				47171	1.00000	0.9658

QC Flag Legend

- A - Target compound detected but, quantitated amount exceeded maximum amount.
- M - Compound response manually integrated.

TestAmerica

INTERNAL STANDARD COMPOUNDS
 AREA AND RT SUMMARY

Instrument ID: GC_D2.i
 Lab File ID: 007F0701.D
 Lab Smp Id: OPP L3 GSV0639
 Analysis Type: SV
 Quant Type: ISTD
 Operator: MPK/TLW
 Method File: \\DenSvr03\Public\chem\GCS\GC_D2.i\0626092.B\8141A-2.m
 Misc Info:

Calibration Date: 26-JUN-2009
 Calibration Time: 19:50
 Client Smp ID: OPP L3 GSV0639
 Level:
 Sample Type:

COMPOUND =====	STANDARD =====	AREA LIMIT		SAMPLE =====	%DIFF =====
		LOWER =====	UPPER =====		
11 Tributylphosphate	126959	63480	253918	109941	-13.40
36 TOCP	68161	34081	136322	69519	1.99

COMPOUND =====	STANDARD =====	RT LIMIT		SAMPLE =====	%DIFF =====
		LOWER =====	UPPER =====		
11 Tributylphosphate	11.12	10.62	11.62	11.12	0.01
36 TOCP	18.82	18.32	19.32	18.82	-0.00

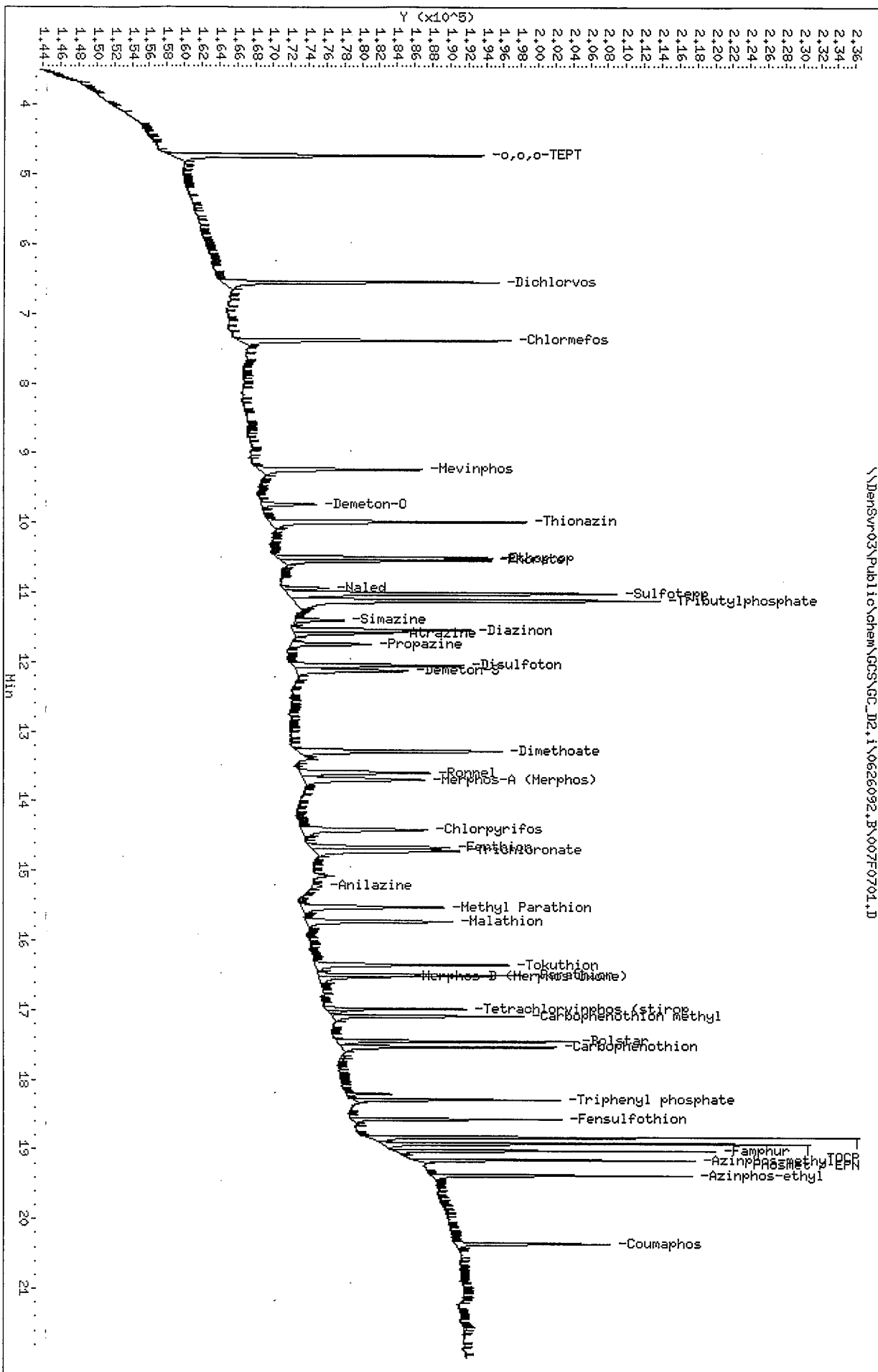
AREA UPPER LIMIT = +100% of internal standard area.
 AREA LOWER LIMIT = - 50% of internal standard area.
 RT UPPER LIMIT = + 0.50 minutes of internal standard RT.
 RT LOWER LIMIT = - 0.50 minutes of internal standard RT.

Data File: \\Densur-03\Public\chem\GCS\GC_D2.1\0626092.B\007F0704.D
 Date: 26-JUN-2009 20:18
 Client ID: OPP L3 GSW0639
 Sample Info: OPP L3 GSW0639

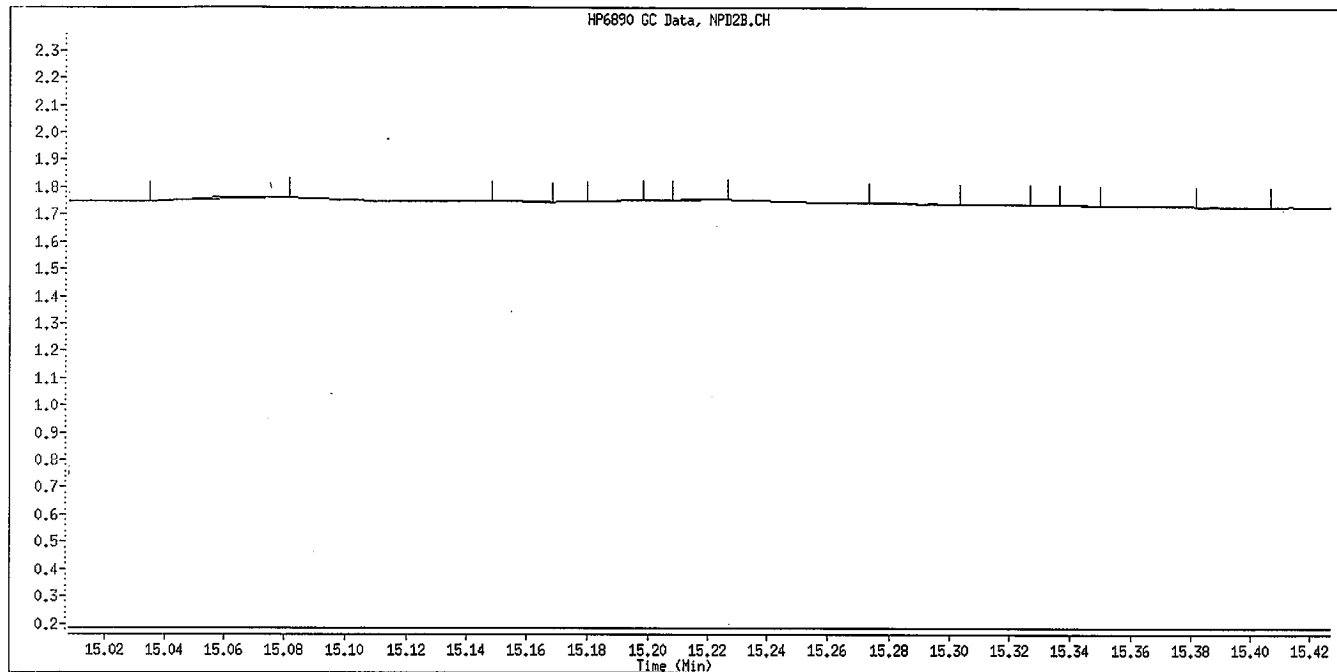
Column phase: RTX-OPPest

Instrument: GC_D2.1
 Operator: HPK/TLM
 Column diameter: 0.32

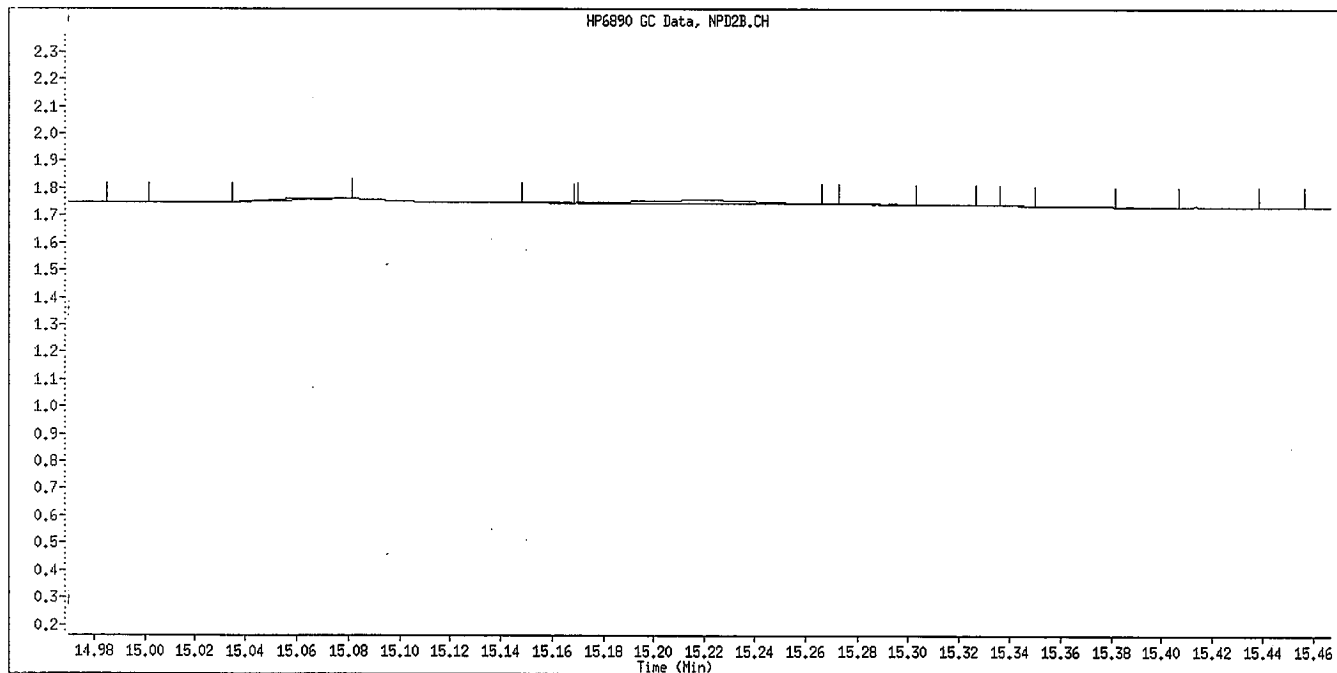
\\Densur-03\Public\chem\GCS\GC_D2.1\0626092.B\007F0704.D



Data File Name: 007F0701.D
Inj. Date and Time: 26-JUN-2009 20:18
Instrument ID: GC_D2.i
Client ID: OPP L3 GSV0639
Compound Name: Anilazine
CAS #:
Report Date: 06/30/2009



Original Integration

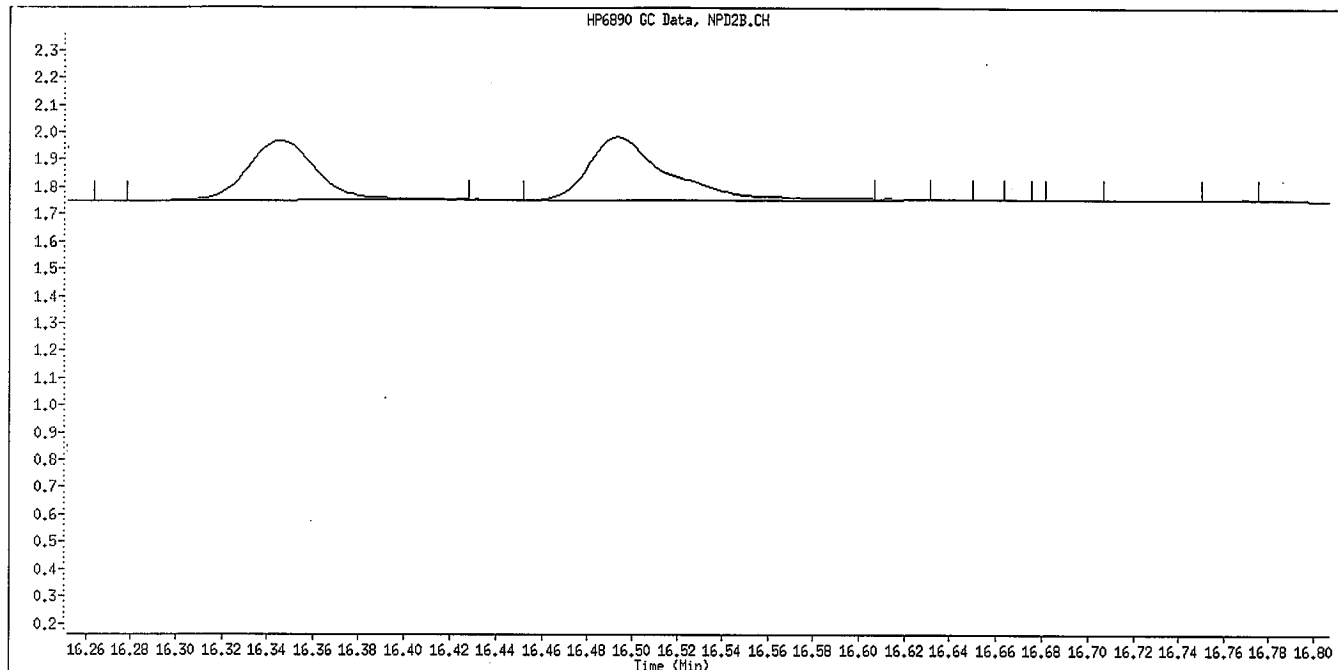


Manual Integration

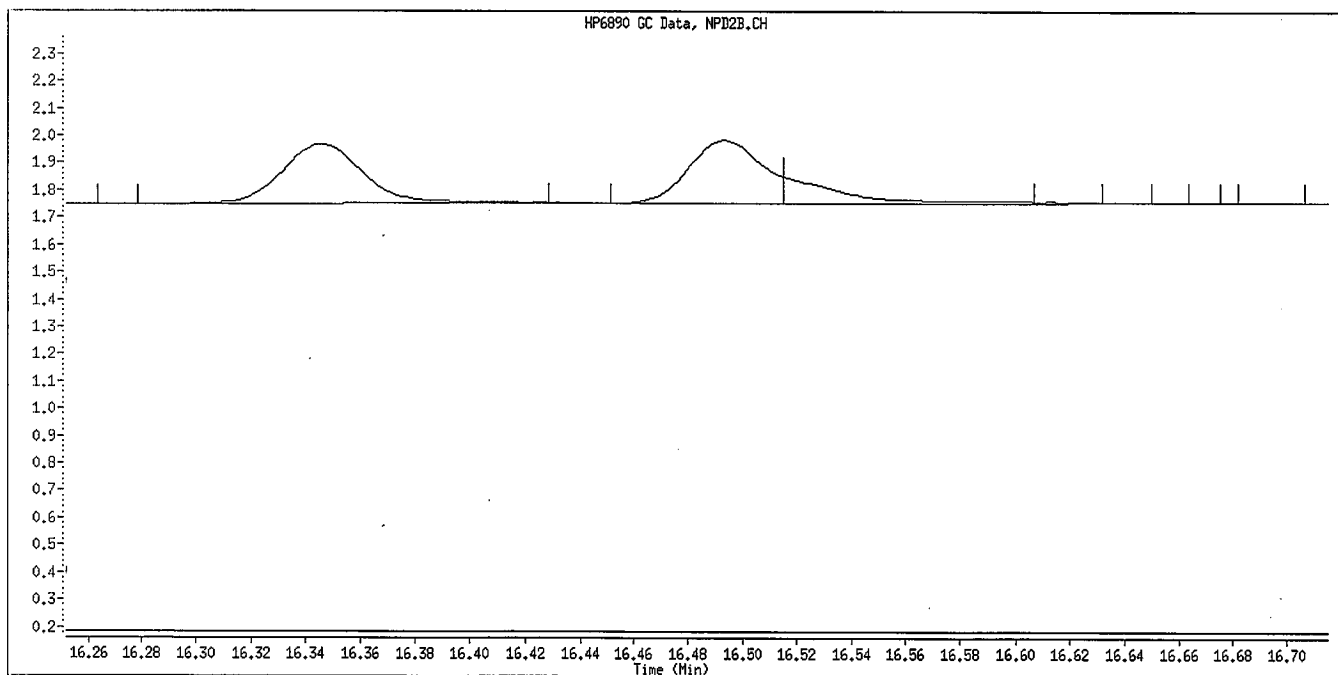
Manually Integrated By: williamst
Manual Integration Reason: Baseline Event

W
6/30/09

Data File Name: 007F0701.D
Inj. Date and Time: 26-JUN-2009 20:18
Instrument ID: GC_D2.i
Client ID: OPP L3 GSV0639
Compound Name: Parathion
CAS #:
Report Date: 06/30/2009



Original Integration

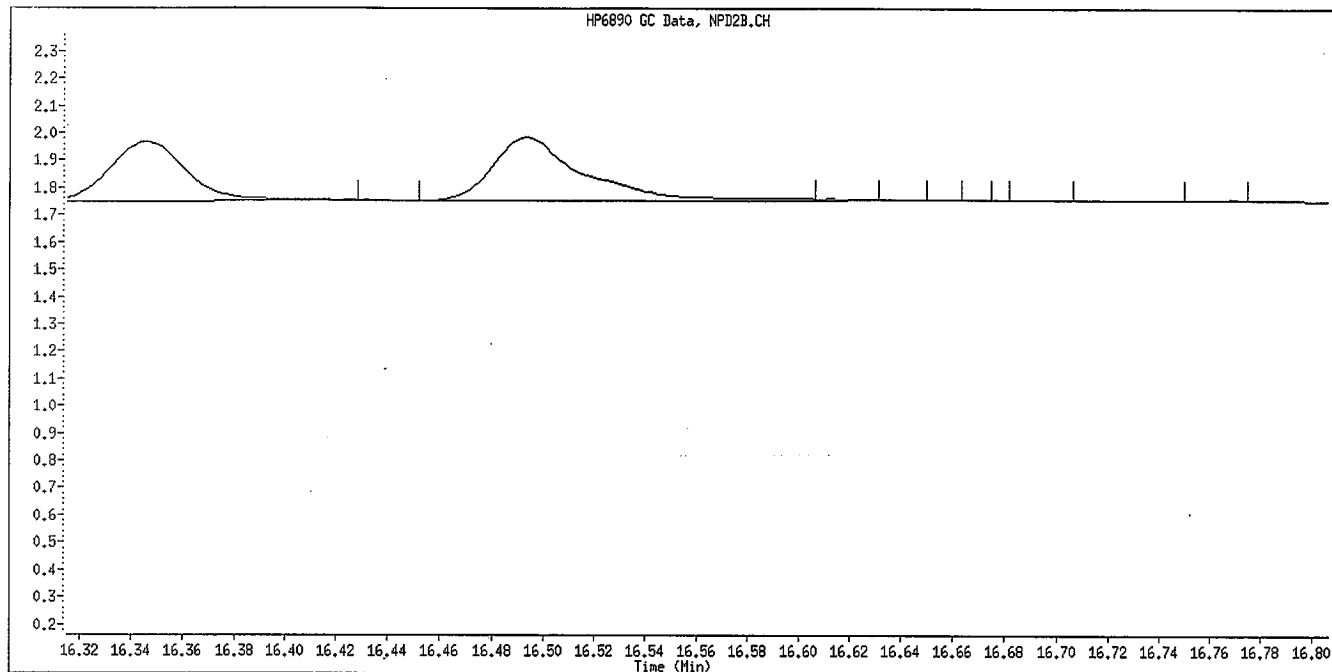


Manual Integration

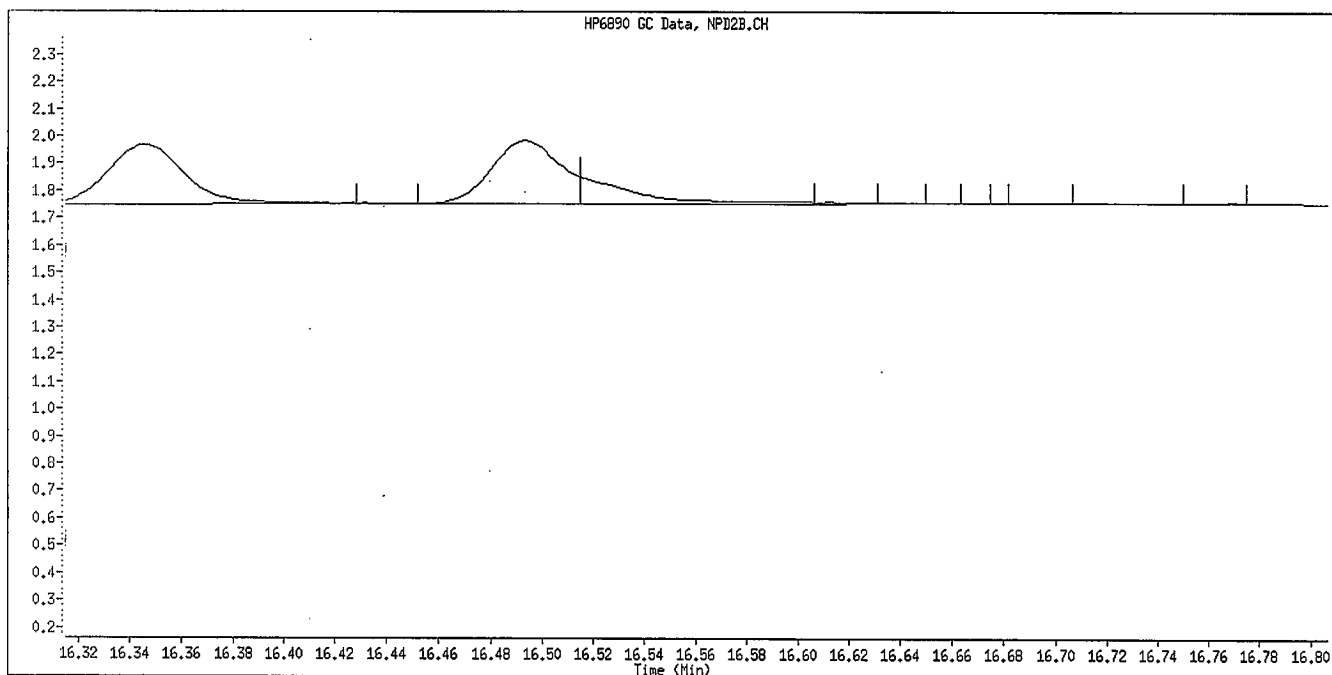
Manually Integrated By: williamst
Manual Integration Reason: Baseline Event

Handwritten signature
6/30/09

Data File Name: 007F0701.D
Inj. Date and Time: 26-JUN-2009 20:18
Instrument ID: GC_D2.i
Client ID: OPP L3 GSV0639
Compound Name: Merphos-B (Merphos Oxone)
CAS #:
Report Date: 06/30/2009



Original Integration



Manual Integration

Manually Integrated By: williamst
Manual Integration Reason: Baseline Event

JK
6/30/09

TestAmerica

Data file : \\DenSvr03\Public\chem\GCS\GC_D2.i\0626092.B\008F0801.D
 Lab Smp Id: OPP L2 GSV0640 Client Smp ID: OPP L2 GSV0640
 Inj Date : 26-JUN-2009 20:45
 Operator : MPK/TLW Inst ID: GC_D2.i
 Smp Info : OPP L2 GSV0640
 Misc Info :
 Comment :
 Method : \\DenSvr03\Public\chem\GCS\GC_D2.i\0626092.B\8141A-2.m
 Meth Date : 30-Jun-2009 12:58 GC_D2.i Quant Type: ISTD
 Cal Date : 26-JUN-2009 20:18 Cal File: 007F0701.D
 Als. bottle: 8 Calibration Sample, Level: 2
 Dil Factor: 1.00000
 Integrator: Falcon Compound Sublist: 8141A.sub
 Target Version: 4.14
 Processing Host: DENPC075

Compounds	AMOUNTS					
	RT	EXP RT	REL RT	RESPONSE	CAL-AMT (ug/mL)	ON-COL (ug/mL)
1 o,o,o-TEPT	4.729	4.731	(0.251)	43725	0.50000	0.4721
2 Dichlorvos	6.546	6.546	(0.348)	32623	0.50000	0.4511
\$ 3 Chlormefos	7.383	7.384	(0.392)	32886	0.50000	0.4517
4 Mevinphos	9.233	9.234	(0.491)	22377	0.50000	0.4593
5 Demeton-O	9.734	9.734	(0.517)	7562	0.16250	0.1629
6 Thionazin	9.983	9.984	(0.531)	32975	0.50000	0.4526
7 Ethoprop	10.501	10.499	(0.558)	25261	0.50000	0.4640
8 Phorate	10.538	10.539	(0.560)	28693	0.50000	0.4545
9 Naled	10.934	10.939	(0.581)	1666	0.50000	0.3635
10 Sulfotepp	11.018	11.017	(0.586)	45401	0.50000	0.4768 (A)
* 11 Tributylphosphate	11.118	11.116	(1.000)	107017	2.00000	
12 Simazine	11.401	11.399	(0.606)	6209	0.50000	0.4553 (A)
13 Diazinon	11.541	11.541	(0.613)	15923	0.50000	0.3370
14 Atrazine	11.579	11.584	(0.615)	1231	0.50000	0.2736 (A)
15 Propazine	11.746	11.747	(0.624)	8102	0.50000	0.3907
16 Disulfoton	12.049	12.049	(0.640)	23807	0.50000	0.4741
17 Demeton-S	12.124	12.124	(0.644)	15766	0.34000	0.3681
18 Dimethoate	13.281	13.282	(0.706)	33707	0.50000	0.5009
19 Ronnel	13.588	13.587	(0.722)	19648	0.50000	0.4338
20 Merphos-A (Merphos)	13.689	13.689	(1.231)	19488	0.50000	0.5025 (A)
21 Chlorpyrifos	14.409	14.409	(0.766)	20746	0.50000	0.4515
22 Fenthion	14.661	14.662	(0.779)	20747	0.50000	0.4869
23 Trichloronate	14.709	14.711	(0.782)	26053	0.50000	0.5238
24 Anilazine	15.213	15.216	(0.809)	2256	0.50000	0.5727 (M)
25 Methyl Parathion	15.519	15.519	(0.825)	20061	0.50000	0.4361
26 Malathion	15.724	15.724	(0.836)	21428	0.50000	0.4972
27 Tokuthion	16.346	16.344	(0.869)	23462	0.50000	0.4650
28 Parathion	16.493	16.494	(0.877)	20700	0.50000	0.4566 (M)
29 Merphos-B (Merphos Oxone)	16.514	16.517	(1.485)	6271	0.50000	0.4377 (AM)
30 Tetrachlorvinphos (stirophos)	16.976	16.977	(0.902)	13089	0.50000	0.4464
31 Carbophenothion methyl	17.081	17.082	(0.908)	18266	0.50000	0.4346
32 Bolstar	17.441	17.440	(0.927)	21910	0.50000	0.4949
33 Carbophenothion	17.521	17.524	(0.931)	20336	0.50000	0.4671 (A)

Compounds	RT	EXP RT	REL RT	RESPONSE	AMOUNTS	
					CAL-AMT (ug/mL)	ON-COL (ug/mL)
\$ 34 Triphenyl phosphate	18.279	18.281	(0.972)	15570	0.50000	0.4358
35 Fensulfothion	18.558	18.559	(0.986)	14395	0.50000	0.4388
* 36 TOCP	18.814	18.816	(1.000)	71609	2.00000	
37 Phosmet / EPN	18.908	18.909	(1.005)	35826	1.00000	0.9102
38 Famphur	19.009	19.011	(1.010)	21626	0.50000	0.4604
39 Azinphos-methyl	19.146	19.147	(1.018)	19508	0.50000	0.4540
40 Azinphos-ethyl	19.364	19.366	(1.029)	19984	0.50000	0.4884
41 Coumaphos	20.348	20.347	(1.081)	14618	0.50000	0.4646
S 42 Merphos				25759	0.50000	0.4316
M 43. Total Demeton				23328	0.50000	0.5310

QC Flag Legend

- A - Target compound detected but, quantitated amount exceeded maximum amount.
- M - Compound response manually integrated.

TestAmerica

INTERNAL STANDARD COMPOUNDS
 AREA AND RT SUMMARY

Instrument ID: GC_D2.i
 Lab File ID: 008F0801.D
 Lab Smp Id: OPP L2 GSV0640
 Analysis Type: SV
 Quant Type: ISTD
 Operator: MPK/TLW
 Method File: \\DenSvr03\Public\chem\GCS\GC_D2.i\0626092.B\8141A-2.m
 Misc Info:

Calibration Date: 26-JUN-2009
 Calibration Time: 19:50
 Client Smp ID: OPP L2 GSV0640
 Level:
 Sample Type:

COMPOUND	STANDARD	AREA LIMIT		SAMPLE	%DIFF
		LOWER	UPPER		
11 Tributylphosphate	126959	63480	253918	107017	-15.71
36 TOCP	68161	34081	136322	71609	5.06

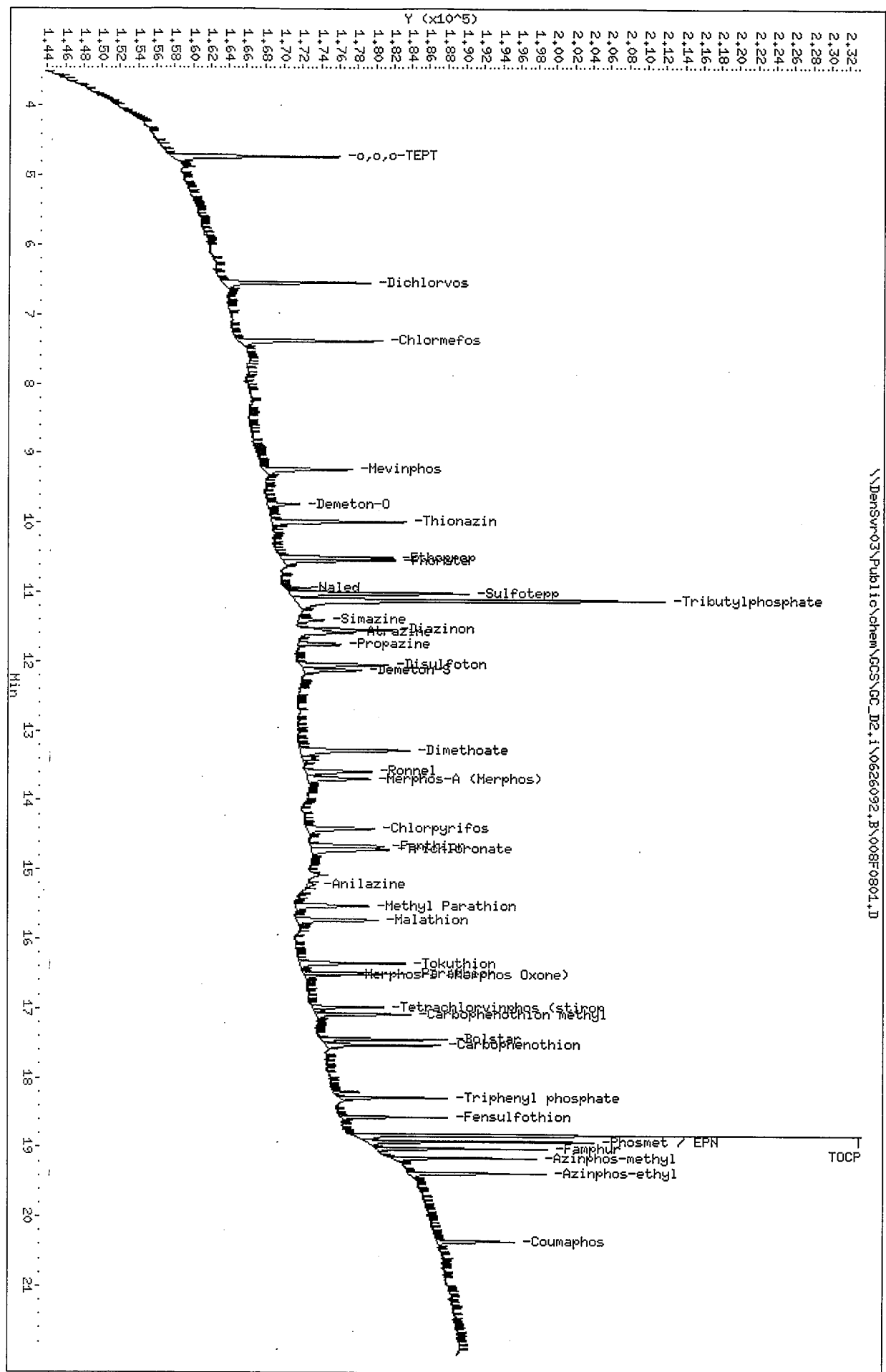
COMPOUND	STANDARD	RT LIMIT		SAMPLE	%DIFF
		LOWER	UPPER		
11 Tributylphosphate	11.12	10.62	11.62	11.12	0.02
36 TOCP	18.82	18.32	19.32	18.81	-0.00

AREA UPPER LIMIT = +100% of internal standard area.
 AREA LOWER LIMIT = - 50% of internal standard area.
 RT UPPER LIMIT = + 0.50 minutes of internal standard RT.
 RT LOWER LIMIT = - 0.50 minutes of internal standard RT.

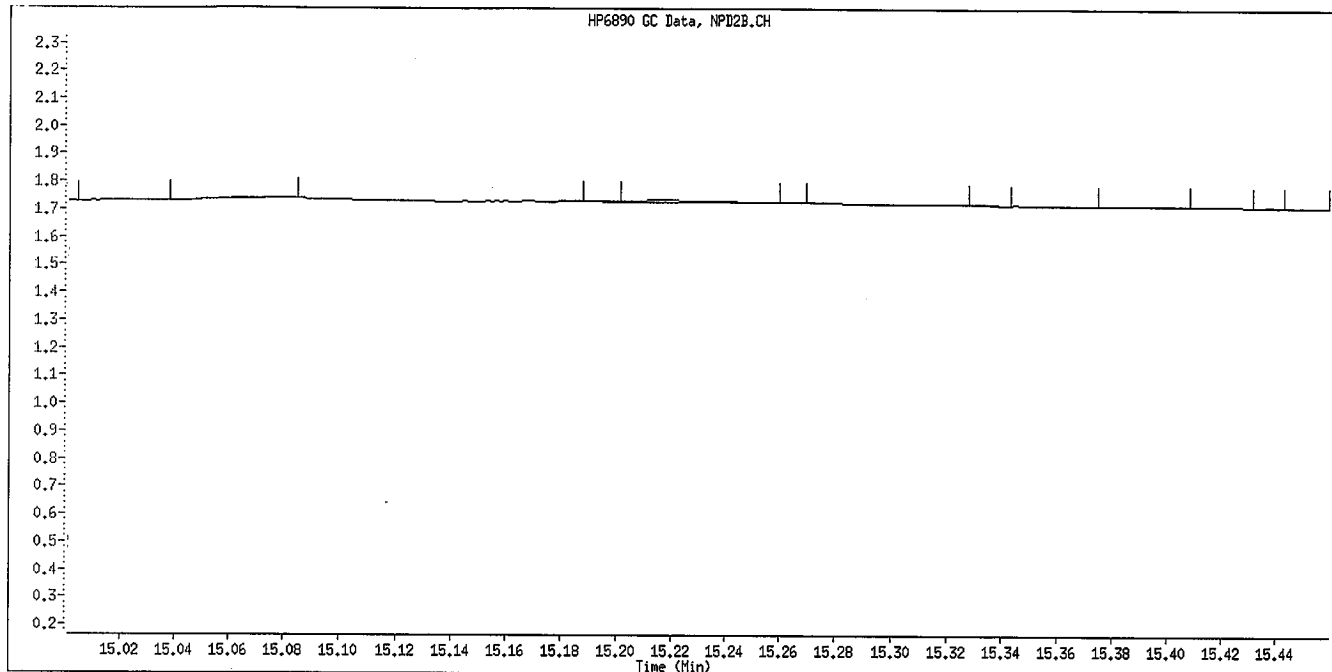
Data File: \\Densur-03\Public\chem\GCS\GC_D2.i\0626092.B\008F0801.D
 Date: 26-JUN-2009 20:45
 Client ID: OPP L2 GSV0640
 Sample Info: OPP L2 GSV0640
 Column phase: RTX-OPPest

Instrument: GC_D2.i
 Operator: MPK/TLW
 Column diameter: 0.32

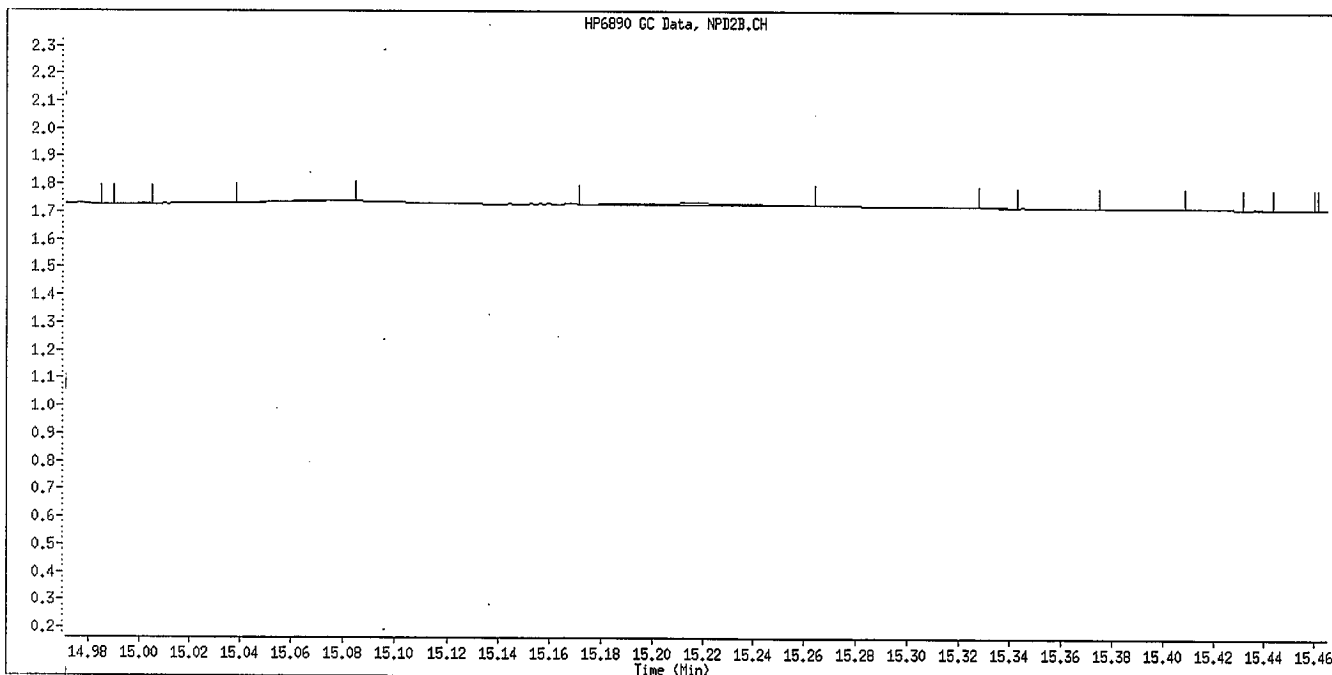
\\Densur-03\Public\chem\GCS\GC_D2.i\0626092.B\008F0801.D



Data File Name: 008F0801.D
Inj. Date and Time: 26-JUN-2009 20:45
Instrument ID: GC_D2.i
Client ID: OPP L2 GSV0640
Compound Name: Anilazine
CAS #:
Report Date: 06/30/2009



Original Integration

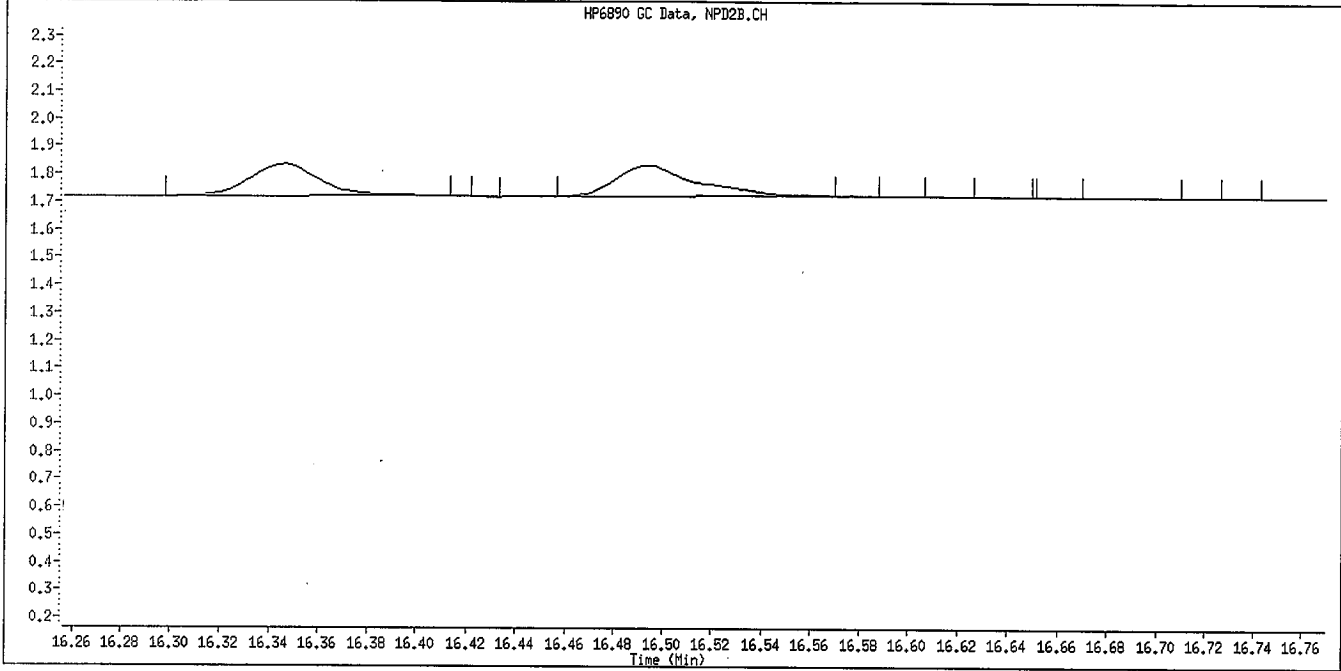


Manual Integration

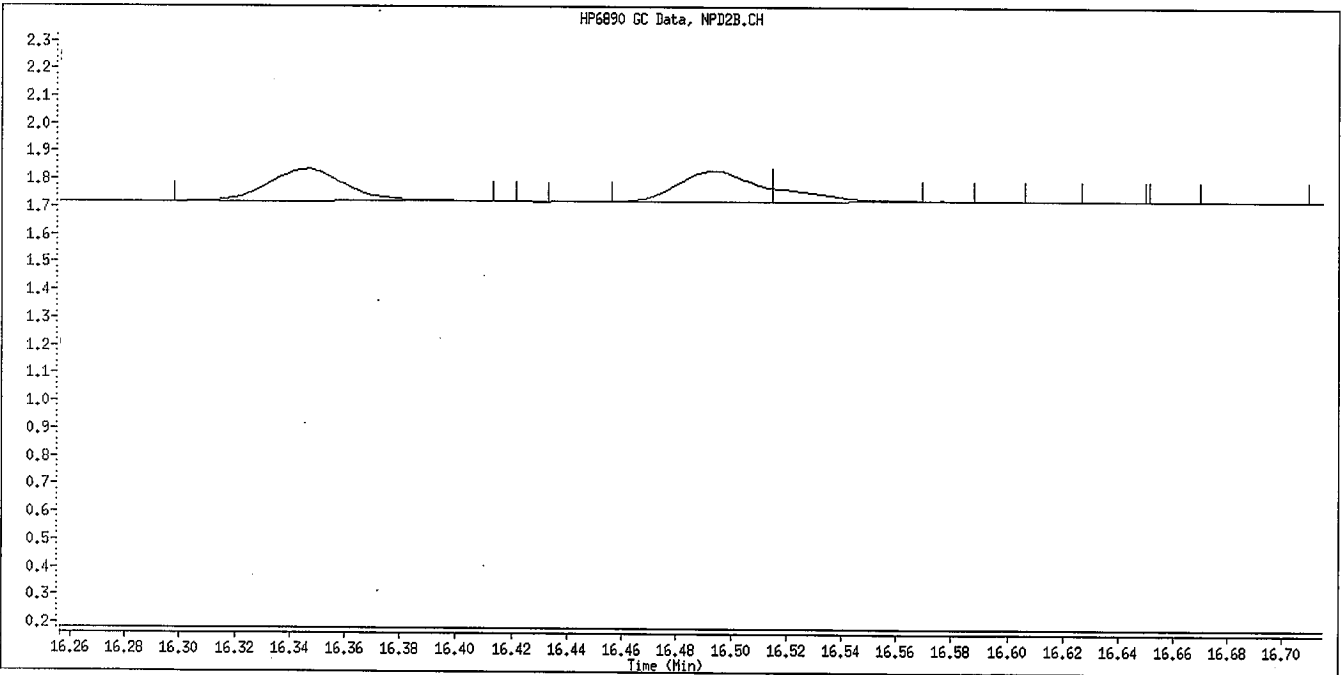
Manually Integrated By: williamst
Manual Integration Reason: Baseline Event

Handwritten signature
6/30/09

Data File Name: 008F0801.D
Inj. Date and Time: 26-JUN-2009 20:45
Instrument ID: GC_D2.i
Client ID: OPP L2 GSV0640
Compound Name: Parathion
CAS #:
Report Date: 06/30/2009



Original Integration

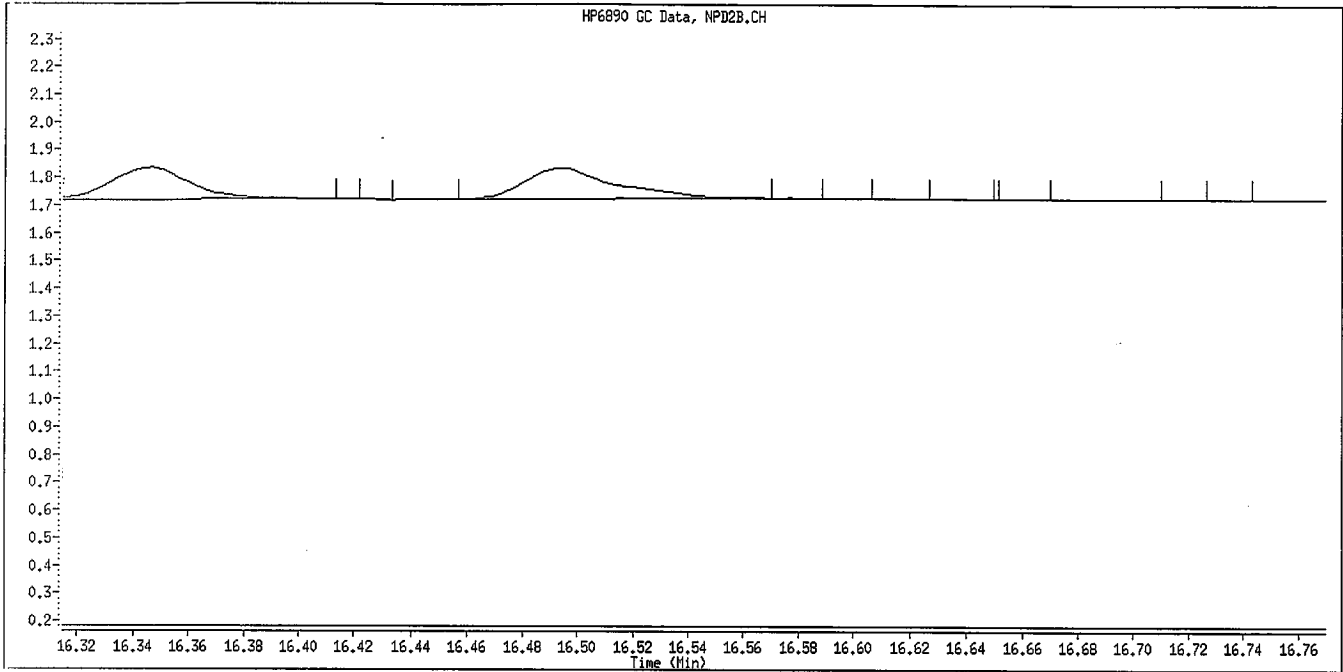


Manual Integration

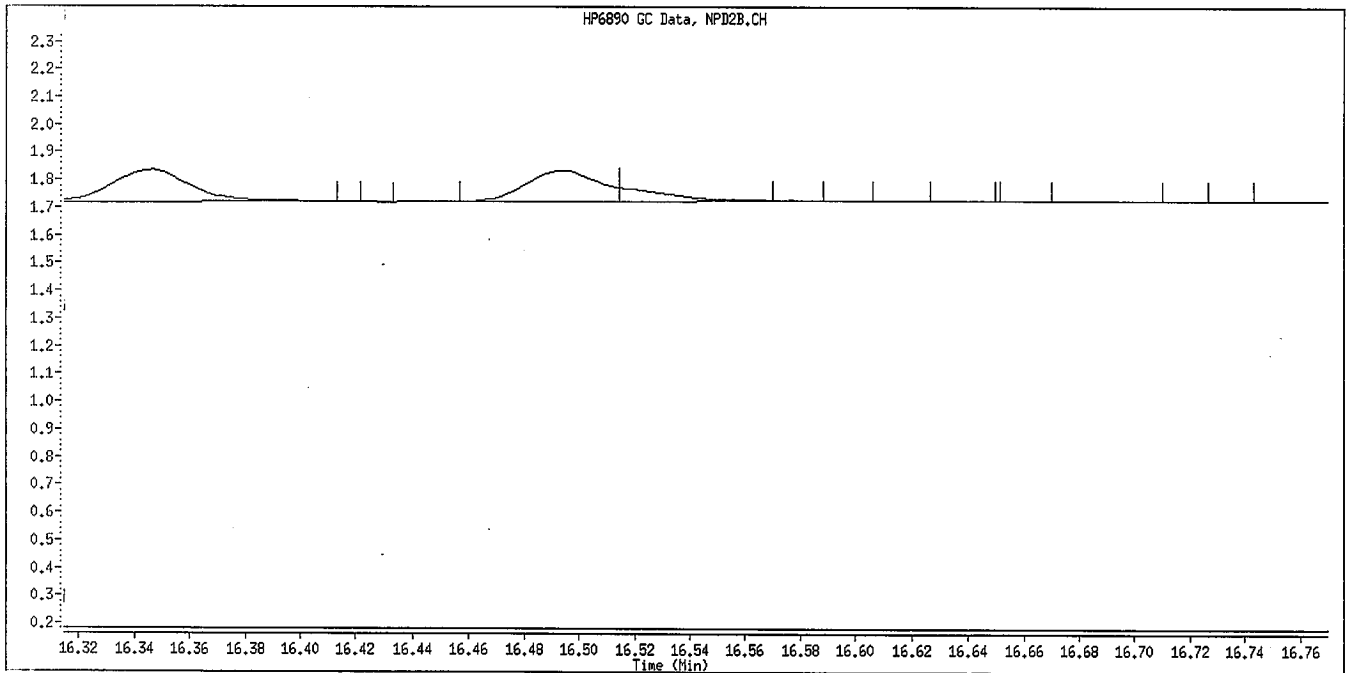
Manually Integrated By: williamst
Manual Integration Reason: Baseline Event

Handwritten signature and date:
6/30/09

Data File Name: 008F0801.D
Inj. Date and Time: 26-JUN-2009 20:45
Instrument ID: GC_D2.i
Client ID: OPP L2 GSV0640
Compound Name: Merphos-B (Merphos Oxone)
CAS #:
Report Date: 06/30/2009



Original Integration



Manual Integration

Manually Integrated By: williamst
Manual Integration Reason: Baseline Event

YJL
6/30/09

TestAmerica

Data file : \\DenSvr03\Public\chem\GCS\GC_D2.i\0626092.B\009F0901.D
 Lab Smp Id: OPP L1 GSV0641 Client Smp ID: OPP L1 GSV0641
 Inj Date : 26-JUN-2009 21:13
 Operator : MPK/TLW Inst ID: GC_D2.i
 Smp Info : OPP L1 GSV0641
 Misc Info :
 Comment :
 Method : \\DenSvr03\Public\chem\GCS\GC_D2.i\0626092.B\8141A-2.m
 Meth Date : 30-Jun-2009 12:58 GC_D2.i Quant Type: ISTD
 Cal Date : 26-JUN-2009 20:45 Cal File: 008F0801.D
 Als bottle: 9 Calibration Sample, Level: 1
 Dil Factor: 1.00000
 Integrator: Falcon Compound Sublist: 8141A.sub
 Target Version: 4.14
 Processing Host: DENPC075

Compounds	AMOUNTS					
	RT	EXP RT	REL RT	RESPONSE	CAL-AMT (ug/mL)	ON-COL (ug/mL)
1 o,o,o-TEPT	4.731	4.731	(0.251)	21538	0.20000	0.2262
2 Dichlorvos	6.546	6.546	(0.348)	14456	0.20000	0.1945
\$ 3 Chlormefos	7.382	7.384	(0.392)	16155	0.20000	0.2159
4 Mevinphos	9.236	9.234	(0.491)	10624	0.20000	0.2122
5 Demeton-O	9.737	9.734	(0.518)	2866	0.06500	0.06007
6 Thionazin	9.986	9.984	(0.531)	15885	0.20000	0.2121
7 Ethoprop	10.502	10.499	(0.558)	12514	0.20000	0.2237
8 Phorate	10.537	10.539	(0.560)	13936	0.20000	0.2148
9 Naled	10.939	10.939	(0.581)	94	0.20000	0.2739
10 Sulfotepp	11.016	11.017	(0.585)	20595	0.20000	0.2105 (A)
* 11 Tributylphosphate	11.117	11.116	(1.000)	104756	2.00000	
12 Simazine	11.399	11.399	(0.606)	2680	0.20000	0.1912 (A)
13 Diazinon	11.541	11.541	(0.613)	12067	0.20000	0.2561
14 Atrazine	11.581	11.584	(0.615)	5427	0.20000	0.4092 (A)
15 Propazine	11.746	11.747	(0.624)	4880	0.20000	0.2531
16 Disulfoton	12.052	12.049	(0.641)	10273	0.20000	0.1991
17 Demeton-S	12.121	12.124	(0.644)	667	0.13600	0.1293
18 Dimethoate	13.282	13.282	(0.706)	14242	0.20000	0.2059
19 Ronnel	13.587	13.587	(0.722)	10994	0.20000	0.2362
20 Merphos-A (Merphos)	13.689	13.689	(1.231)	7722	0.20000	0.2034 (A)
21 Chlorpyrifos	14.409	14.409	(0.766)	9439	0.20000	0.1999
22 Fenthion	14.661	14.662	(0.779)	8896	0.20000	0.2031
23 Trichloronate	14.709	14.711	(0.782)	6944	0.20000	0.2138
24 Anilazine	15.217	15.216	(0.809)	1634	0.20000	0.4033 (M)
25 Methyl Parathion	15.519	15.519	(0.825)	8934	0.20000	0.1890
26 Malathion	15.724	15.724	(0.836)	9125	0.20000	0.2060
27 Tokuthion	16.344	16.344	(0.869)	11061	0.20000	0.2133
28 Parathion	16.494	16.494	(0.877)	9355	0.20000	0.2008 (M)
29 Merphos-B (Merphos Oxone)	16.512	16.517	(1.485)	3793	0.20000	0.2310 (AM)
30 Tetrachlorvinphos (stirophos)	16.976	16.977	(0.902)	6332	0.20000	0.2101
31 Carbophenothion methyl	17.081	17.082	(0.908)	8575	0.20000	0.1985
32 Bolstar	17.441	17.440	(0.927)	9809	0.20000	0.2156
33 Carbophenothion	17.522	17.524	(0.931)	8717	0.20000	0.1948 (A)

Compounds	RT	EXP RT	REL RT	RESPONSE	AMOUNTS	
					CAL-AMT (ug/mL)	ON-COL (ug/mL)
\$ 34. Triphenyl phosphate	18.281	18.281	(0.972)	8167	0.20000	0.2224
35 Fensulfothion	18.559	18.559	(0.986)	6502	0.20000	0.1929
* 36 TOCP	18.816	18.816	(1.000)	73597	2.00000	
37 Phosmet / EPN	18.909	18.909	(1.005)	19707	0.40000	0.4475
38 Famphur	19.012	19.011	(1.010)	10711	0.20000	0.2219
39 Azinphos-methyl	19.149	19.147	(1.018)	9243	0.20000	0.2093
40 Azinphos-ethyl	19.367	19.366	(1.029)	8391	0.20000	0.1995
41 Coumaphos	20.349	20.347	(1.081)	5809	0.20000	0.1796
S 42 Merphos				11515	0.20000	0.1877
M 43 Total Demeton				3533	0.20000	0.1894

QC Flag Legend

- A - Target compound detected but, quantitated amount exceeded maximum amount.
- M - Compound response manually integrated.

TestAmerica

INTERNAL STANDARD COMPOUNDS
 AREA AND RT SUMMARY

Instrument ID: GC D2.i
 Lab File ID: 009F0901.D
 Lab Smp Id: OPP L1 GSV0641
 Analysis Type: SV
 Quant Type: ISTD
 Operator: MPK/TLW
 Method File: \\DenSvr03\Public\chem\GCS\GC_D2.i\0626092.B\8141A-2.m
 Misc Info:

Calibration Date: 26-JUN-2009
 Calibration Time: 19:50
 Client Smp ID: OPP L1 GSV0641
 Level:
 Sample Type:

COMPOUND =====	STANDARD =====	AREA LIMIT		SAMPLE =====	%DIFF =====
		LOWER =====	UPPER =====		
11 Tributylphosphate	126959	63480	253918	104756	-17.49
36 TOCP	68161	34081	136322	73597	7.98

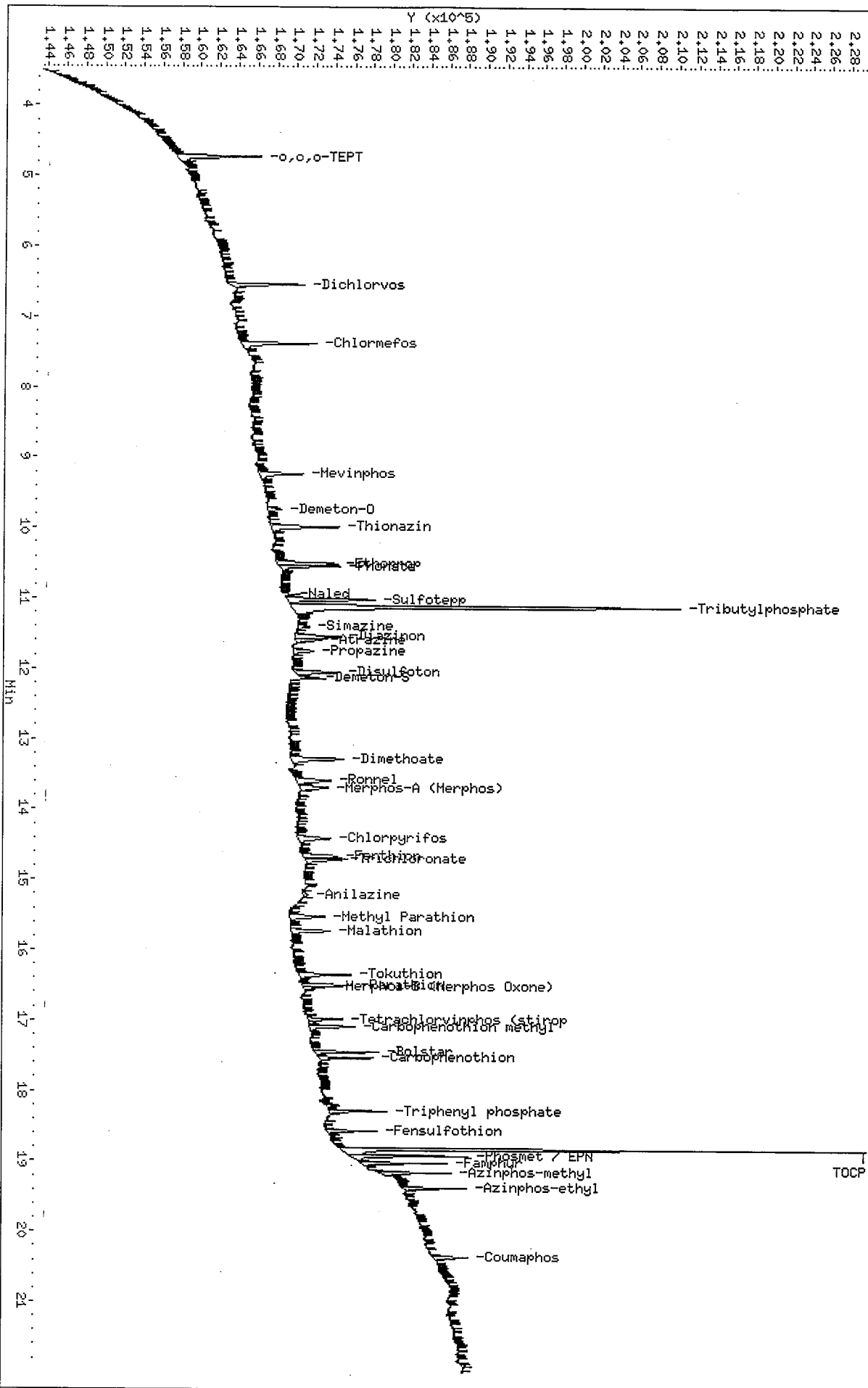
COMPOUND =====	STANDARD =====	RT LIMIT		SAMPLE =====	%DIFF =====
		LOWER =====	UPPER =====		
11 Tributylphosphate	11.12	10.62	11.62	11.12	0.02
36 TOCP	18.82	18.32	19.32	18.82	0.00

AREA UPPER LIMIT = +100% of internal standard area.
 AREA LOWER LIMIT = - 50% of internal standard area.
 RT UPPER LIMIT = + 0.50 minutes of internal standard RT.
 RT LOWER LIMIT = - 0.50 minutes of internal standard RT.

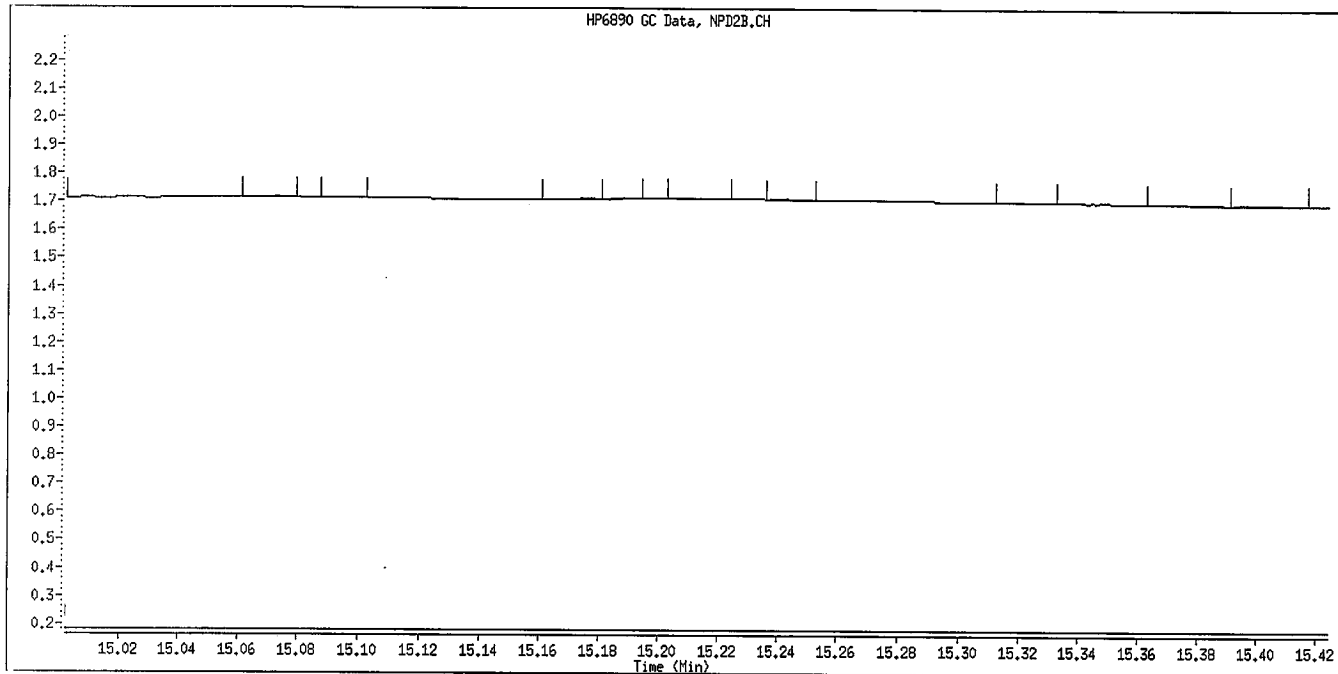
Data File: \\Densvr03\Public\chem\GCS\GC_D2.i\0626092.B\009F0901.D
 Date: 26-JUN-2009 21:13
 Client ID: OPP L1 GSV0641
 Sample Info: OPP L1 GSV0641
 Column phase: RTX-OPpest

Instrument: GC_D2.i
 Operator: HPK/TLM
 Column diameter: 0.32

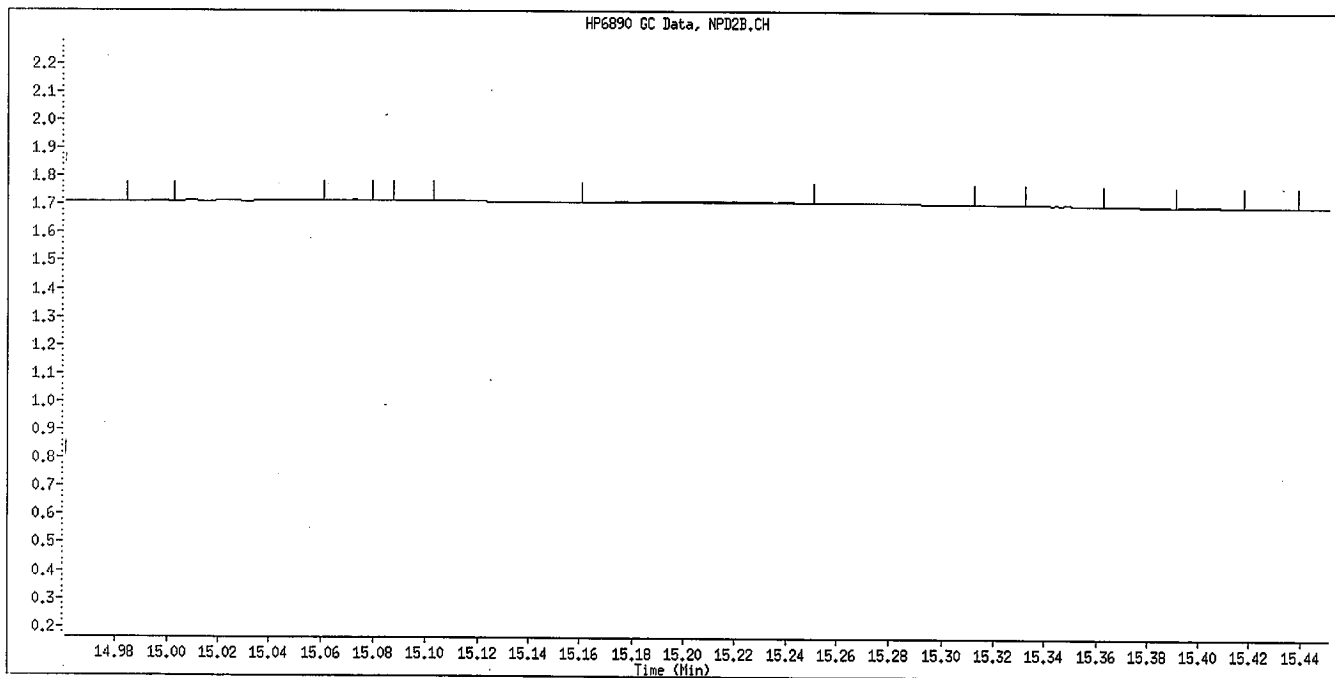
\\Densvr03\Public\chem\GCS\GC_D2.i\0626092.B\009F0901.D



Data File Name: 009F0901.D
Inj. Date and Time: 26-JUN-2009 21:13
Instrument ID: GC_D2.i
Client ID: OPP L1 GSV0641
Compound Name: Anilazine
CAS #:
Report Date: 06/30/2009



Original Integration

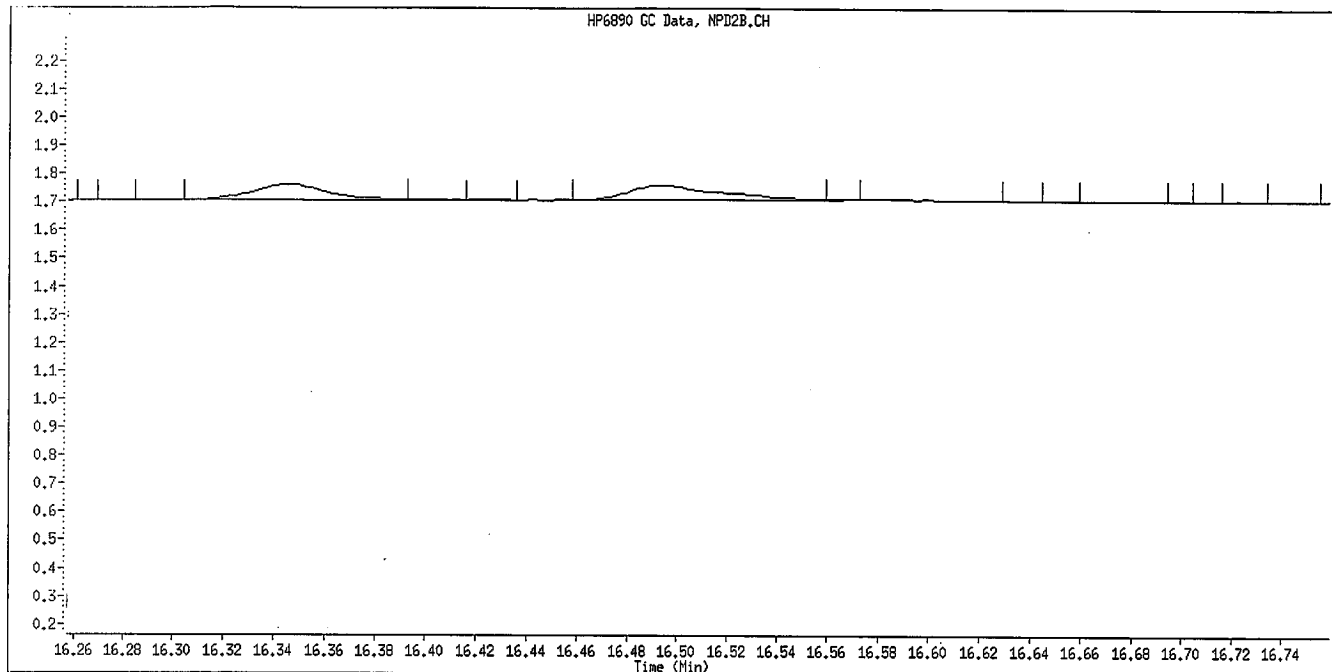


Manual Integration

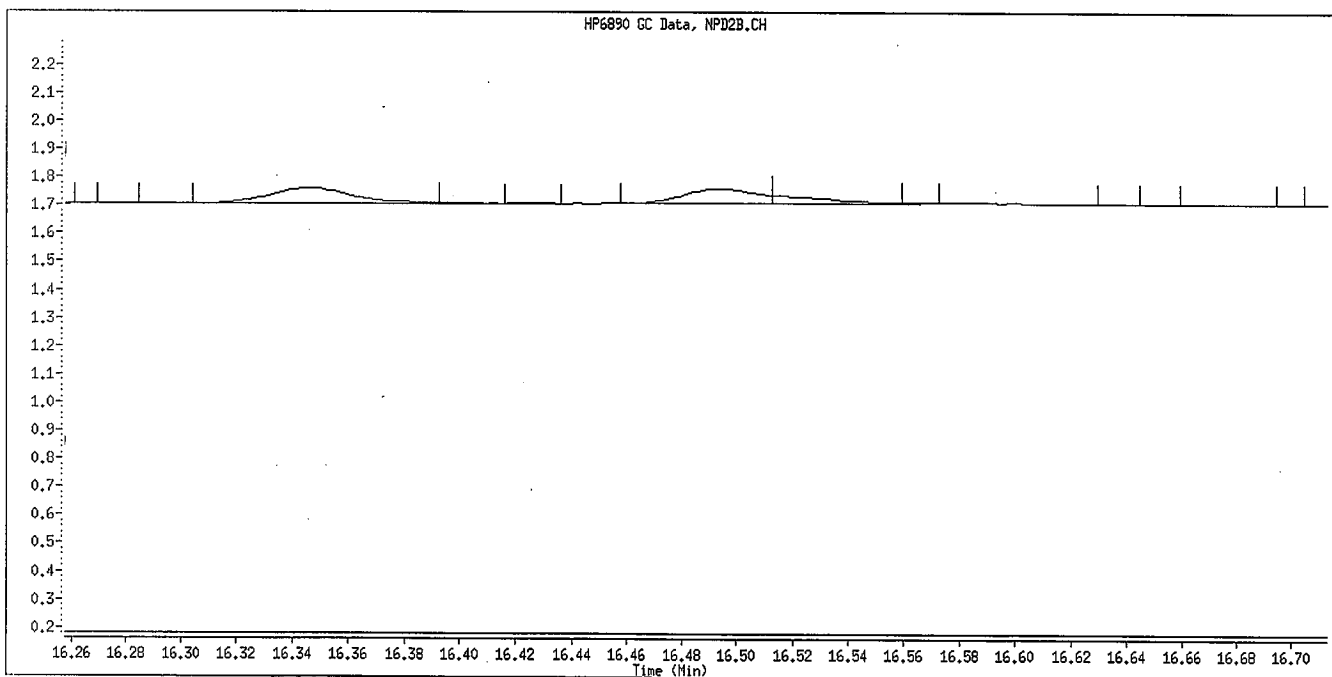
Manually Integrated By: williamst
Manual Integration Reason: Baseline Event

Handwritten signature and number:
JK
613069

Data File Name: 009F0901.D
Inj. Date and Time: 26-JUN-2009 21:13
Instrument ID: GC_D2.i
Client ID: OPP L1 GSV0641
Compound Name: Parathion
CAS #:
Report Date: 06/30/2009



Original Integration

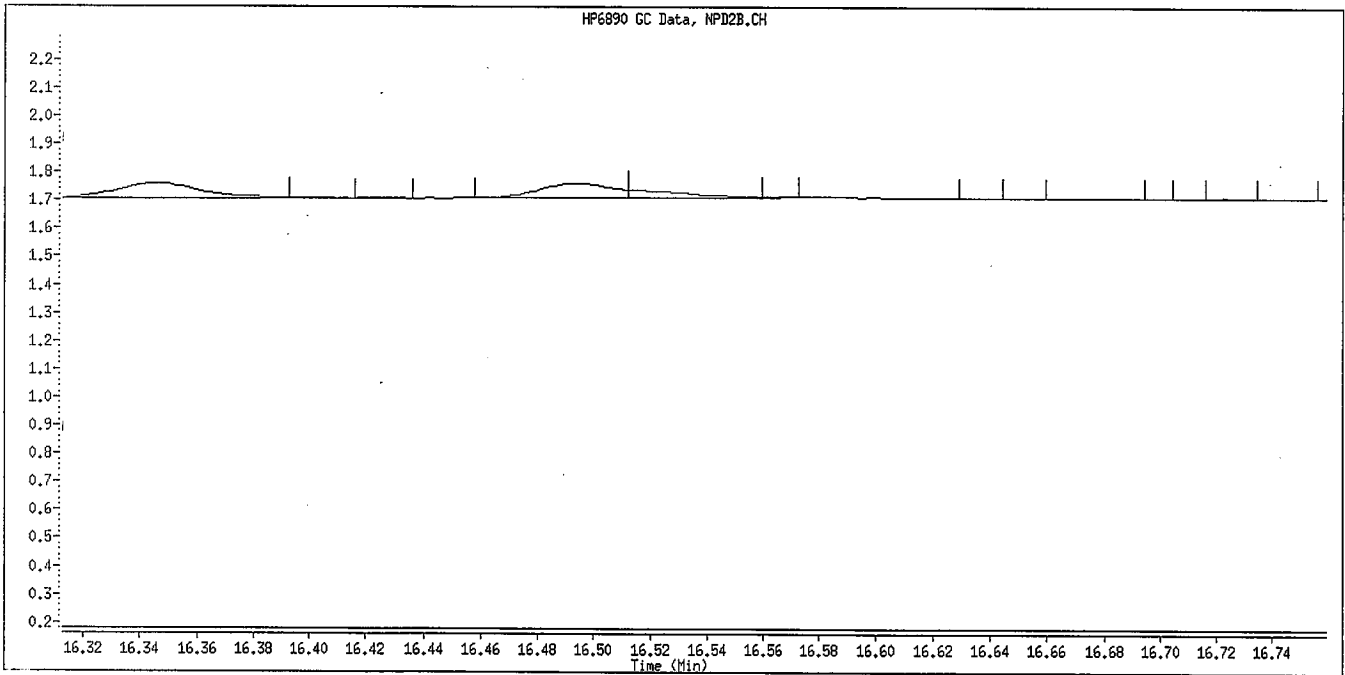
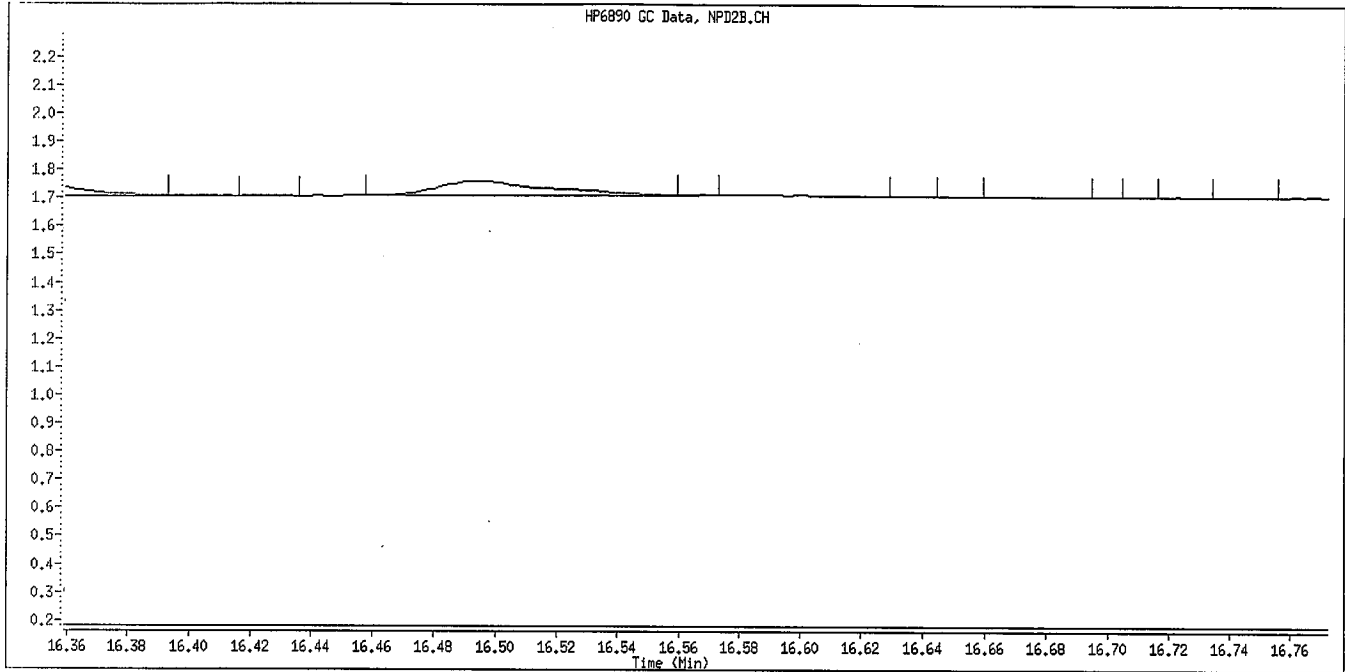


Manual Integration

Manually Integrated By: williamst
Manual Integration Reason: Baseline Event

Handwritten signature and date:
JL
6/30/09

Data File Name: 009F0901.D
Inj. Date and Time: 26-JUN-2009 21:13
Instrument ID: GC_D2.i
Client ID: OPP L1 GSV0641
Compound Name: Merphos-B (Merphos Oxone)
CAS #:
Report Date: 06/30/2009



Manually Integrated By: williamst
Manual Integration Reason: Baseline Event

WJL
6/30/09

TestAmerica

Data file : \\DenSvr03\Public\chem\GCS\GC_D2.i\0626092.B\010F1001.D
 Lab Smp Id: OPP SS GSV0633 Client Smp ID: OPP SS GSV0633
 Inj Date : 26-JUN-2009 21:40
 Operator : MPK/TLW Inst ID: GC_D2.i
 Smp Info : OPP SS GSV0633
 Misc Info :
 Comment :
 Method : \\DenSvr03\Public\chem\GCS\GC_D2.i\0626092.B\8141A-2.m
 Meth Date : 30-Jun-2009 13:09 GC_D2.i Quant Type: ISTD
 Cal Date : 26-JUN-2009 21:13 Cal File: 009F0901.D
 Als bottle: 10 Continuing Calibration Sample
 Dil Factor: 1.00000
 Integrator: Falcon Compound Sublist: 8141A.sub
 Target Version: 4.14
 Processing Host: DENPC075

Compounds	AMOUNTS					
	RT	EXP RT	REL RT	RESPONSE	CAL-AMT (ug/mL)	ON-COL (ug/mL)
1 o,o,o-TEPT	4.728	4.731	(0.251)	178670	2.00000	2.007
2 Dichlorvos	6.545	6.546	(0.348)	123097	2.00000	1.771
\$ 3 Chlormefos	7.383	7.384	(0.392)	118669	2.00000	1.696
4 Mevinphos	9.232	9.234	(0.491)	85996	2.00000	1.836
5 Demeton-O	9.733	9.734	(0.517)	91352	0.65000	2.047
6 Thionazin	9.983	9.984	(0.531)	131360	2.00000	1.876
7 Ethoprop	10.498	10.499	(0.558)	99220	2.00000	1.896
8 Phorate	10.537	10.539	(0.560)	118380	2.00000	1.951
9 Naled	10.938	10.939	(0.581)	13173	2.00000	1.049
10 Sulfotepp	11.017	11.017	(0.586)	156890	2.00000	1.714 (A)
* 11 Tributylphosphate	11.115	11.116	(1.000)	123933	2.00000	
12 Simazine	11.398	11.399	(0.606)	47205	2.00000	3.601 (A)
13 Diazinon	11.540	11.541	(0.613)	101968	2.00000	2.080
14 Atrazine	11.580	11.584	(0.615)	49851	2.00000	1.969 (A)
15 Propazine	11.745	11.747	(0.624)	42529	2.00000	1.874
16 Disulfoton	12.048	12.049	(0.640)	81906	2.00000	1.697 (M)
17 Demeton-S	12.120	12.124	(0.644)	4990	1.36000	0.2011 (M)
18 Dimethoate	13.280	13.282	(0.706)	120970	2.00000	1.870
19 Ronnel	13.587	13.587	(0.722)	87569	2.00000	2.011
20 Merphos-A (Merphos)	13.687	13.689	(1.231)	24019	2.00000	0.5348 (A)
21 Chlorpyrifos	14.410	14.409	(0.766)	93110	2.00000	2.108
22 Fenthion	14.660	14.662	(0.779)	84515	2.00000	2.063
23 Trichloronate	14.708	14.711	(0.782)	105095	2.00000	1.862
24 Anilazine	15.215	15.216	(0.809)	4699	2.00000	1.242 (M)
25 Methyl Parathion	15.517	15.519	(0.825)	89448	2.00000	2.023 (A)
26 Malathion	15.723	15.724	(0.836)	63638	2.00000	1.536
27 Tokuthion	16.345	16.344	(0.869)	91793	2.00000	1.892
28 Parathion	16.493	16.494	(0.877)	92973	2.00000	2.134
29 Merphos-B (Merphos Oxone)	16.518	16.517	(1.486)	68602	2.00000	5.008 (A)
30 Tetrachlorvinphos (stirophos)	16.975	16.977	(0.902)	58667	2.00000	2.081
31 Carbophenothion methyl	17.080	17.082	(0.908)	50362	2.00000	1.246
32 Bolstar	17.440	17.440	(0.927)	88423	2.00000	2.078
33 Carbophenothion	17.522	17.524	(0.931)	73217	2.00000	1.750 (A)

Compounds	RT	EXP RT	REL RT	RESPONSE	AMOUNTS	
					CAL-AMT (ug/mL)	ON-COL (ug/mL)
\$ 34 Triphenyl phosphate	18.278	18.281	(0.971)	59320	2.00000	1.727
35 Fensulfothion	18.558	18.559	(0.986)	65657	2.00000	2.082
* 36 TOCP	18.815	18.816	(1.000)	68831	2.00000	
37 Phosmet / EPN	18.908	18.909	(1.005)	122970	4.00000	3.469
38 Famphur	19.010	19.011	(1.010)	79361	2.00000	1.758
39 Azinphos-methyl	19.145	19.147	(1.018)	74782	2.00000	1.811
40 Azinphos-ethyl	19.363	19.366	(1.029)	70726	2.00000	1.798
41 Coumaphos	20.347	20.347	(1.081)	59237	2.00000	1.959
S 42 Merphos				92621	2.00000	1.615
M 43 Total Demeton				96342	2.00000	2.248

QC Flag Legend

- A - Target compound detected but, quantitated amount exceeded maximum amount.
- M - Compound response manually integrated.

TestAmerica

INTERNAL STANDARD COMPOUNDS
 AREA AND RT SUMMARY

Instrument ID: GC_D2.i
 Lab File ID: 010F1001.D
 Lab Smp Id: OPP SS GSV0633
 Analysis Type: SV
 Quant Type: ISTD
 Operator: MPK/TLW
 Method File: \\DenSvr03\Public\chem\GCS\GC_D2.i\0626092.B\8141A-2.m
 Misc Info:

Calibration Date: 27-JUN-2009
 Calibration Time: 04:04
 Client Smp ID: OPP SS GSV0633
 Level:
 Sample Type:

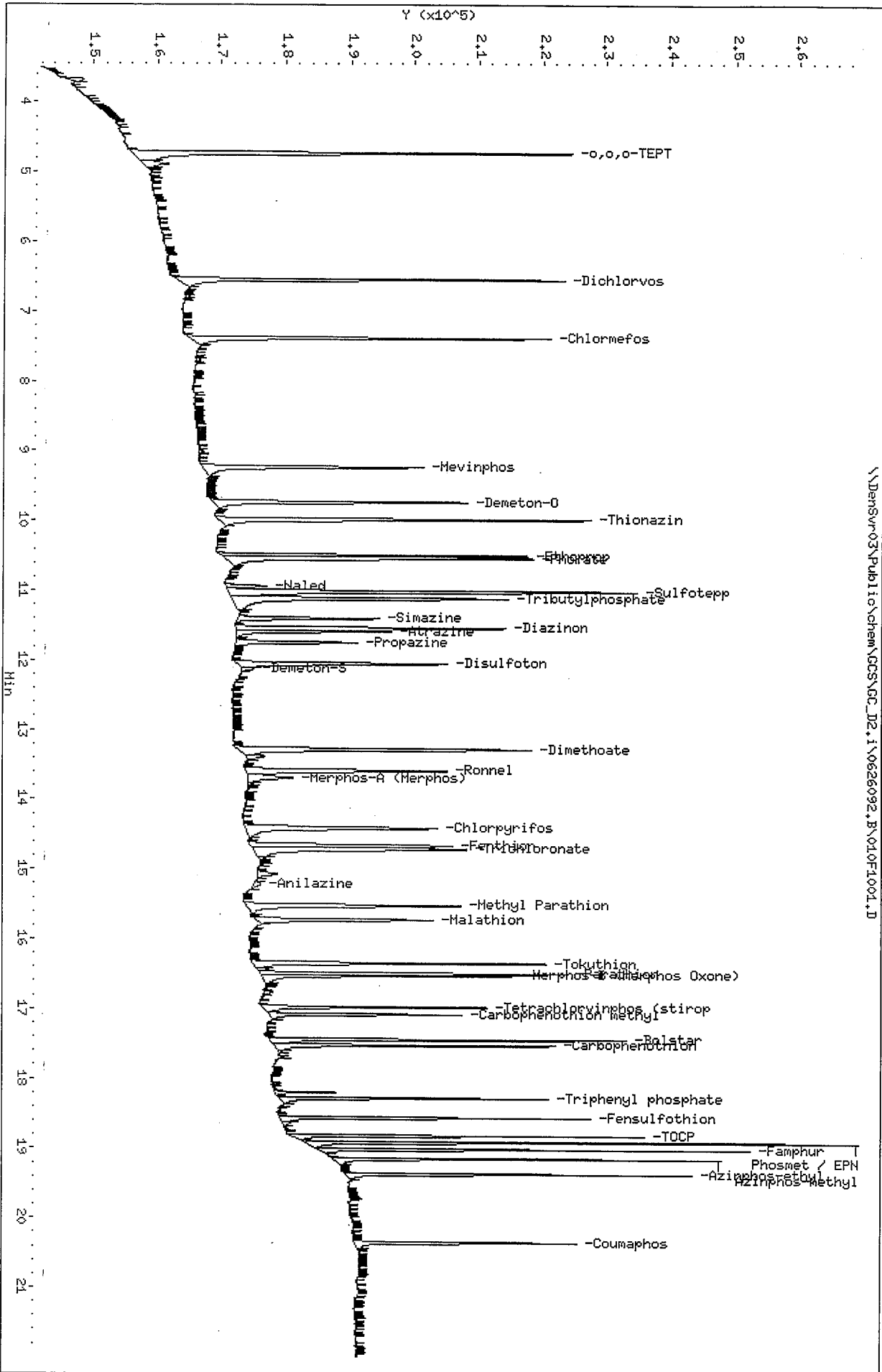
COMPOUND	STANDARD	AREA LIMIT		SAMPLE	%DIFF
		LOWER	UPPER		
11 Tributylphosphate	143401	71701	286802	123933	-13.58
36 TOCP	69335	34668	138670	68831	-0.73

COMPOUND	STANDARD	RT LIMIT		SAMPLE	%DIFF
		LOWER	UPPER		
11 Tributylphosphate	11.12	10.62	11.62	11.12	-0.05
36 TOCP	18.82	18.32	19.32	18.82	-0.01

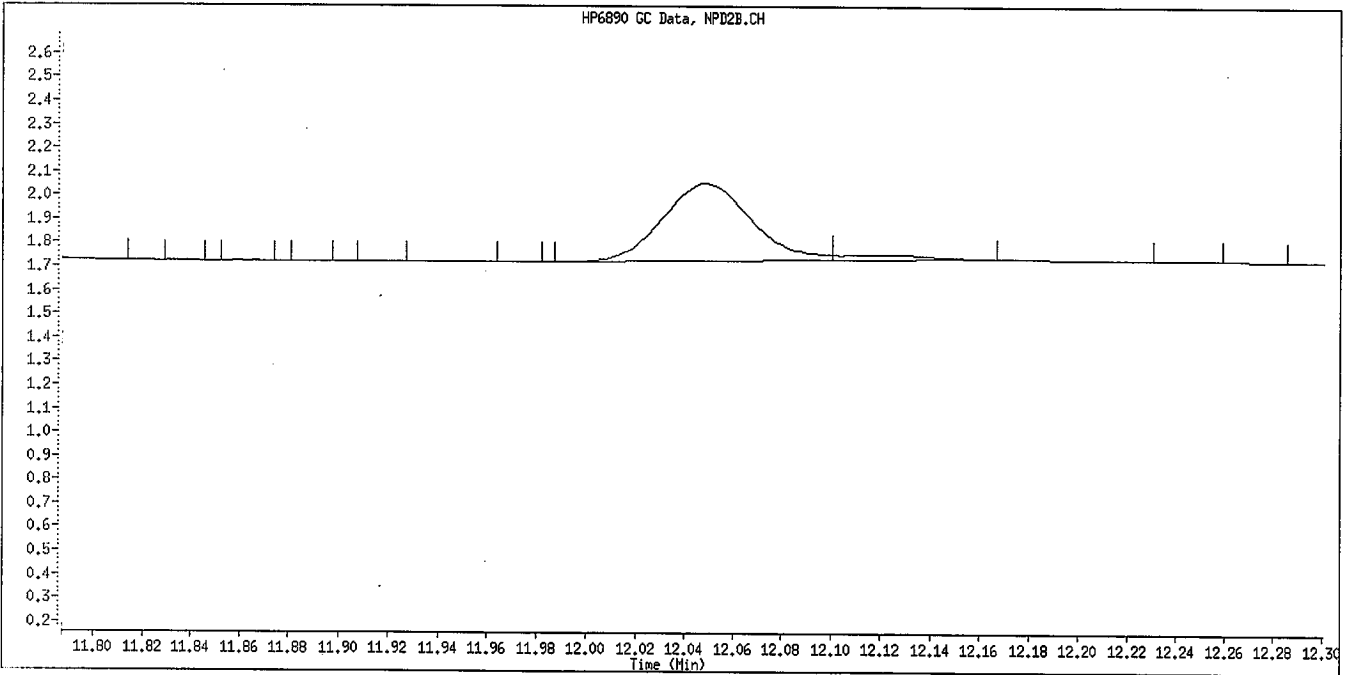
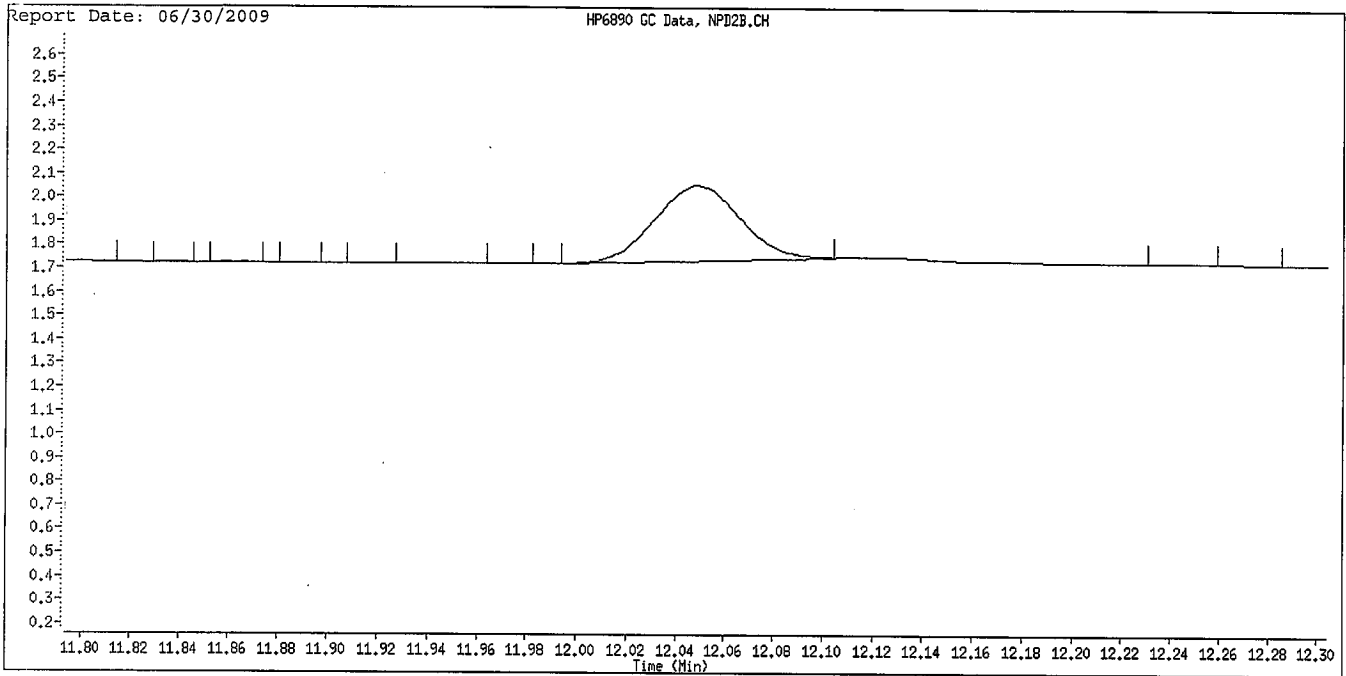
AREA UPPER LIMIT = +100% of internal standard area.
 AREA LOWER LIMIT = - 50% of internal standard area.
 RT UPPER LIMIT = + 0.50 minutes of internal standard RT.
 RT LOWER LIMIT = - 0.50 minutes of internal standard RT.

Data File: \\Densvr03\Public\chem\GCS\GC_D2.i\0626092.B\010F1001.D
 Date: 26-JUN-2009 21:40
 Client ID: OPP SS GSV0633
 Sample Info: OPP SS GSV0633
 Column phase: RTX-OPpeast

Instrument: GC_D2.i
 Operator: HPK/TLM
 Column diameter: 0.32



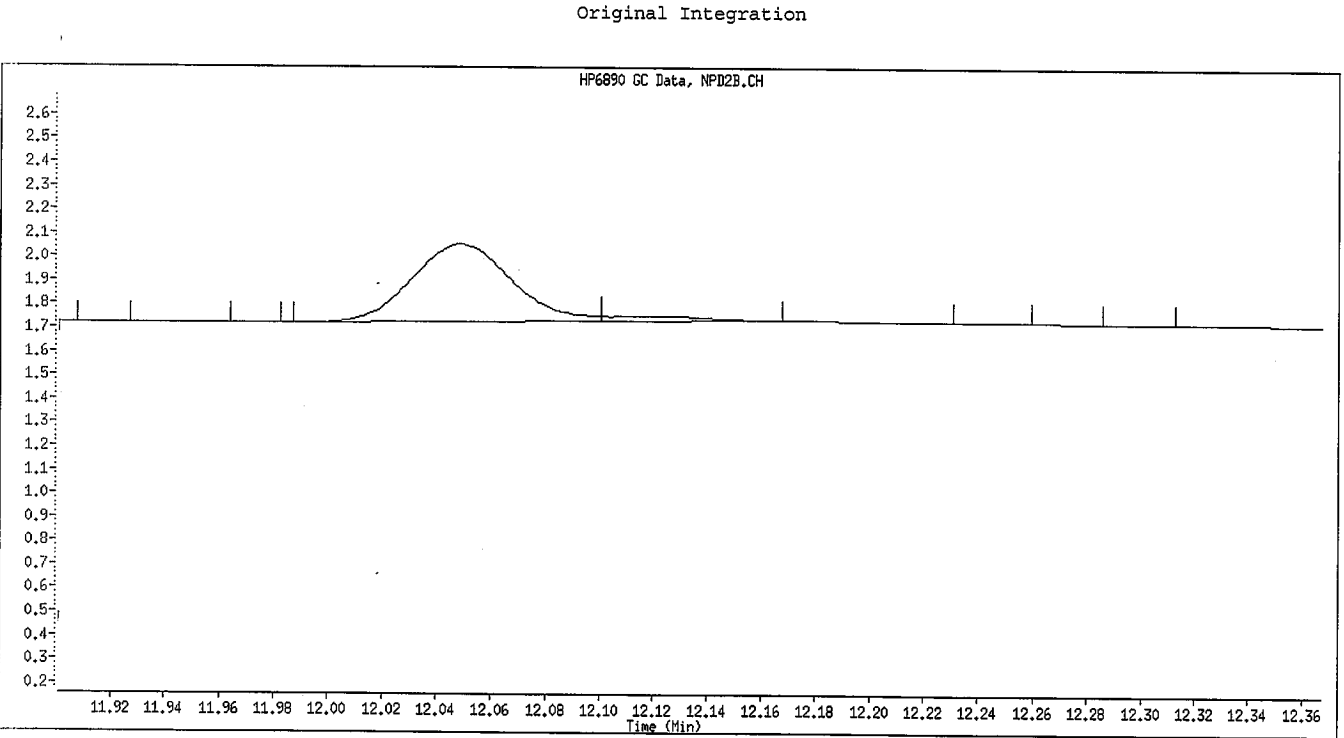
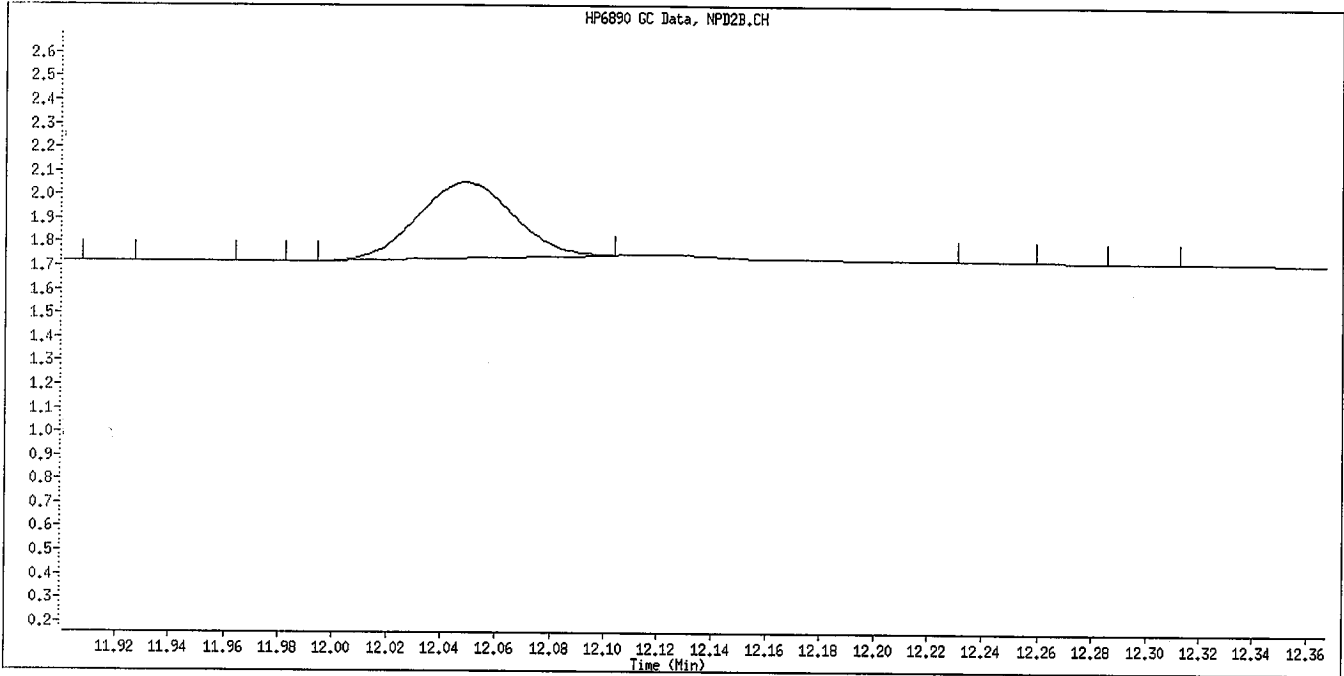
Data File Name: 010F1001.D
Inj. Date and Time: 26-JUN-2009 21:40
Instrument ID: GC_D2.i
Client ID: OPP SS GSV0633
Compound Name: Disulfoton
CAS #: 298-04-4



Manually Integrated By: williamst
Manual Integration Reason: Baseline Event

Handwritten signature and date:
6/30/09

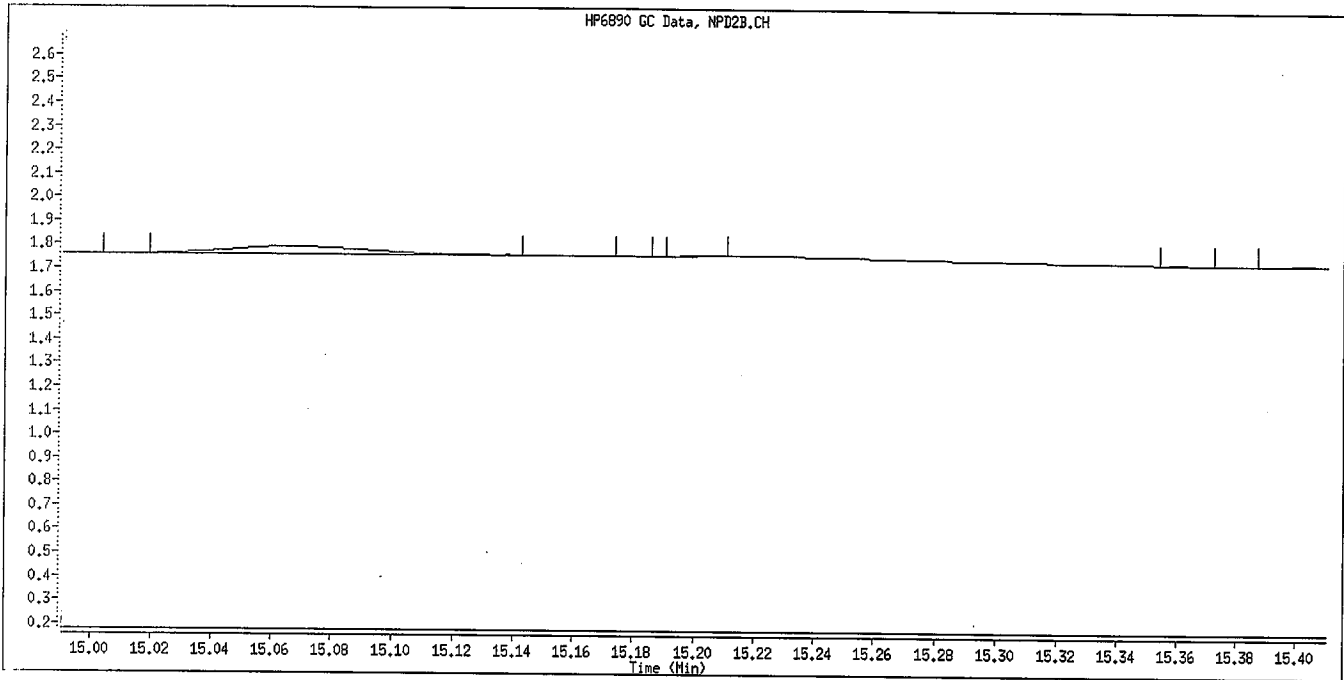
Data File Name: 010F1001.D
Inj. Date and Time: 26-JUN-2009 21:40
Instrument ID: GC_D2.i
Client ID: OPP SS GSV0633
Compound Name: Demeton-S
CAS #: 126-75-0
Report Date: 06/30/2009



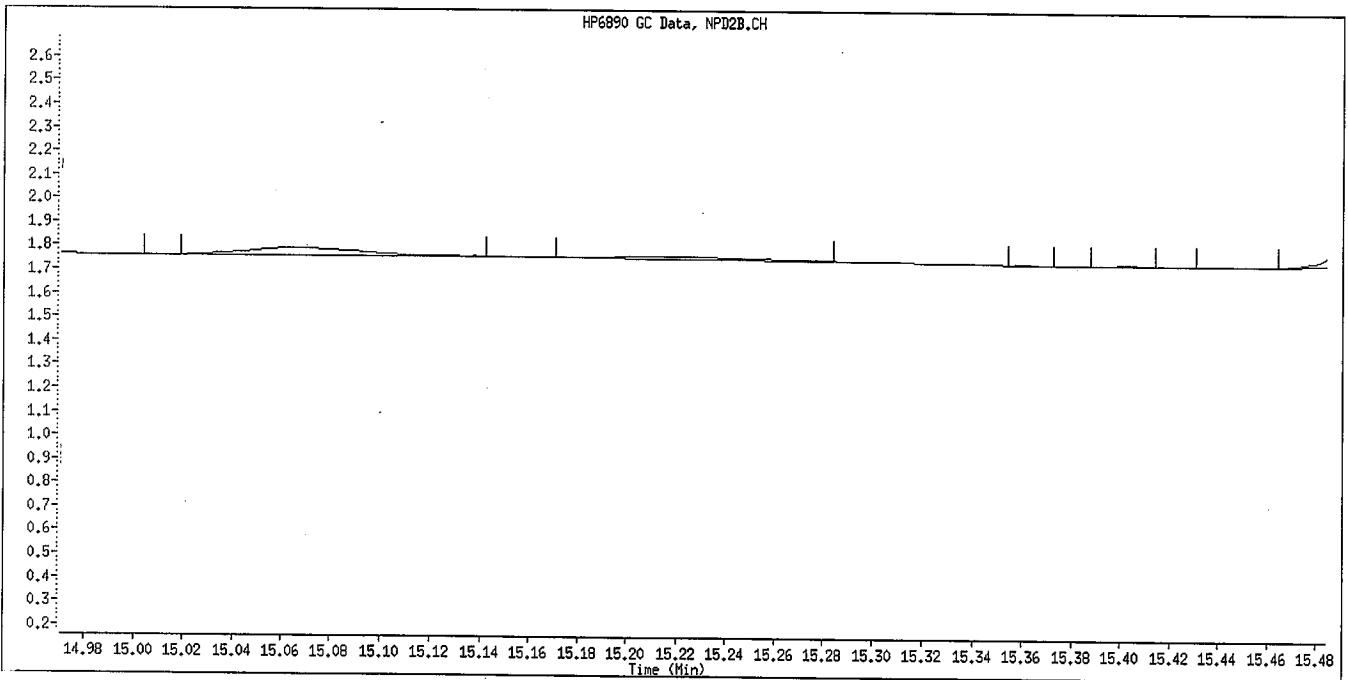
Manually Integrated By: williamst
Manual Integration Reason: Baseline Event

WJL
6/30/09

Data File Name: 010F1001.D
Inj. Date and Time: 26-JUN-2009 21:40
Instrument ID: GC_D2.i
Client ID: OPP SS GSV0633
Compound Name: Anilazine
CAS #:
Report Date: 06/30/2009



Original Integration



Manual Integration

Manually Integrated By: williamst
Manual Integration Reason: Baseline Event

Handwritten signature and date:
yg
6/30/09

Semivolatile GC

Supporting Documentation

Sample Sequence, Chromatograms

TestAmerica

THE LEADER IN ENVIRONMENTAL TESTING

Lot ID: D9F270150

Client: Northgate

Method: 8141

Associated Samples: 1

Batch #(s): 9180507

I certify that, to the best of my knowledge, the attached package represents a complete and accurate copy of the original data.

Signature/Date: Gynea Cornett 7/10/09

**GC SEMIVOLATILE
ORGANIC EXTRACTION
LOG SHEETS**

TestAmerica



THE LEADER IN ENVIRONMENTAL TESTING

**GC SEMIVOLATILE
INSTRUMENT
LOG SHEETS**

TestAmerica

THE LEADER IN ENVIRONMENTAL TESTING

Sequence Table (Front Injector):

Quantification Part:

Line	Location	SampleName	SampleAmount	ISTDAmt	Multiplier	Dilution
1	Vial 1	PRIMER				
2	Vial 2	HEXANE				
3	Vial 3	OPP L5 GSV0635				
4	Vial 4	LFWQ11AA,MB				
5	Vial 5	LFWQ11AC,LCS				
6	Vial 6	LERCV2AA,370-1				
7	Vial 7	LFX7D1AA,264-1				
8	Vial 8	LFX7D1AC,264-1S				
9	Vial 9	LFX7D1AD,264-1D				
10	Vial 10	LFTN31AA,MB				
11	Vial 11	LFTN31AC,LCS				
12	Vial 12	LFTN31AD,LCS				
13	Vial 13	LFQ0D1AA,150-1				
14	Vial 14	LFTN21AA,MB				
15	Vial 15	LFTN21AC,LCS				
16	Vial 16	LFTN21AD,LCS				
17	Vial 17	LFPT1AA,258-4				
18	Vial 18	LFPTK1AA,258-7				
19	Vial 19	OPP L5 GSV0635				
20	Vial 20	LFHPJ1AA,MB				
21	Vial 21	LFHPJ1AC,LCS				
22	Vial 22	LFC4G1AA,197-1				
23	Vial 23	LFC4G1AD,197-1S				
24	Vial 24	LFC4G1AE,197-1D				
25	Vial 25	LFC4M1AA,198-1				
26	Vial 26	OPP L5 GSV0635				
27	Vial 27	OPP L1 GSV0641				
28	Vial 100	HEXANE/ACETONE				

9181503

9180507

9180306

9175172

10
3
2
JRW
9/2/09

Sequence Table (Back Injector):

No entries - empty table!

GC SEMIVOLATILE CONTINUING CALIBRATION DATA

TestAmerica

THE LEADER IN ENVIRONMENTAL TESTING

CONTINUING CALIBRATION COMPOUNDS
 PERCENT DRIFT REPORT

Instrument ID: GC_D2.i
 Lab File ID: 003F0301.D
 Analysis Type: NONE

Injection Date: 02-JUL-2009 18:33
 Lab Sample ID: OPP L5 GSV0635
 Method File: \\DenSvr03\Public\chem\GCS\GC_D2.

COMPOUND	EXPECTED CONC.	MEASURED CONC.	%D	MAX %D
1 o,c,o-TEPT	3.0000	3.1402	4.7	15.0
2 Dichlorvos	3.0000	2.5386	15.4	15.0
3 Chlormefos	3.0000	3.5024	16.7	15.0
4 Mevinphos	3.0000	2.9076	3.1	15.0
5 Demeton-O	0.9750	1.0128	3.9	15.0
6 Thionazin	3.0000	3.2099	7.0	15.0
7 Ethoprop	3.0000	2.7537	8.2	15.0
8 Phorate	3.0000	3.6350	21.2	15.0
10 Naled	3.0000	3.7566	25.2	15.0
146 Sulfotepp	3.0000	3.2432	8.1	15.0
10 Simazine	3.0000	2.7089	9.7	15.0
12 Diazinon	3.0000	3.1478	4.9	15.0
150 Atrazine	3.0000	3.4354	14.5	15.0
13 Propazine	3.0000	3.3374	11.2	15.0
14 Disulfoton	3.0000	3.2825	9.4	15.0
15 Demeton-S	2.0400	2.2323	9.4	15.0
16 Dimethoate	3.0000	3.0163	0.5	15.0
17 Ronnel	3.0000	3.2794	9.3	15.0
148 Merphos-A (Merphos)	3.0000	3.1224	4.1	999.0
18 Chlorpyrifos	3.0000	3.3164	10.5	15.0
19 Fenthion	3.0000	3.0207	0.7	15.0
20 Trichloronate	3.0000	3.2492	8.3	15.0
21 Anilazine	3.0000	0.1451	95.2	15.0
23 Methyl Parathion	3.0000	3.2077	6.9	15.0
24 Malathion	3.0000	3.1851	6.2	15.0
25 Tokuthion	3.0000	3.2134	7.1	15.0
26 Parathion	3.0000	3.4142	13.8	15.0
149 Merphos-B (Merphos Oxone)	3.0000	2.8181	6.1	999.0
27 Tetrachlorvinphos (stirophos)	3.0000	2.9979	0.1	15.0
28 Carbophenothion methyl	3.0000	3.2160	7.2	15.0
28 Bolstar	3.0000	3.2942	9.8	15.0
30 Carbophenothion	3.0000	3.6951	23.2	15.0
29 Triphenyl phosphate	3.0000	3.1479	4.9	15.0
30 Fensulfothion	3.0000	2.4620	17.9	15.0
35 Phosmet / EPN	6.0000	6.4523	7.5	15.0
33 Famphur	3.0000	3.1573	5.2	15.0
34 Azinphos-methyl	3.0000	2.6085	13.0	15.0
35 Azinphos-ethyl	3.0000	2.9920	0.3	15.0
36 Coumaphos	3.0000	2.8528	4.9	15.0

CONTINUING CALIBRATION COMPOUNDS
PERCENT DRIFT REPORT

Instrument ID: GC_D2.i
Lab File ID: 003F0301.D
Analysis Type: NONE

Injection Date: 02-JUL-2009 18:33
Lab Sample ID: OPP L5 GSV0635
Method File: \\DenSvr03\Public\chem\GCS\GC_D2.

COMPOUND	EXPECTED CONC.	MEASURED CONC.	%D	MAX %D
22 Merphos	3.0000	3.5244	17.5	15.0
40 Total Demeton	3.0000	3.2452	8.2	15.0

Average %D = 11.2

TestAmerica

Data file : \\DenSvr03\Public\chem\GCS\GC_D2.i\0702092.B\003F0301.D
 Lab Smp Id: OPP L5 GSV0635 Client Smp ID: OPP L5 GSV0635
 Inj Date : 02-JUL-2009 18:33
 Operator : MPK/TLW Inst ID: GC_D2.i
 Smp Info : OPP L5 GSV0635
 Misc Info :
 Comment :
 Method : \\DenSvr03\Public\chem\GCS\GC_D2.i\0702092.B\8141A-2.m
 Meth Date : 07-Jul-2009 18:51 GC_D2.i Quant Type: ISTD
 Cal Date : 26-JUN-2009 21:13 Cal File: 009F0901.D
 Als bottle: 3 Continuing Calibration Sample
 Dil Factor: 1.00000
 Integrator: Falcon Compound Sublist: 8141A.sub
 Target Version: 4.14
 Processing Host: DENPC075

Compounds	AMOUNTS					
	RT	EXP RT	REL RT	RESPONSE	CAL-AMT (ug/mL)	ON-COL (ug/mL)
1 o,o,o-TEPT	4.725	4.731	(0.251)	228697	3.00000	3.140
2 Dichlorvos	6.543	6.546	(0.348)	144362	3.00000	2.538
§ 3 Chlormefos	7.380	7.384	(0.392)	200503	3.00000	3.502
4 Mevinphos	9.237	9.234	(0.491)	111383	3.00000	2.908
5 Demeton-O	9.732	9.734	(0.517)	36971	0.97500	1.013
6 Thionazin	9.983	9.984	(0.531)	183883	3.00000	3.210
7 Ethoprop	10.502	10.499	(0.558)	117871	3.00000	2.754
8 Phorate	10.533	10.539	(0.560)	180434	3.00000	3.635
9 Naled	10.940	10.939	(0.581)	48194	3.00000	3.757
10 Sulfotepp	11.015	11.017	(0.585)	242803	3.00000	3.243 (A)
* 11 Tributylphosphate	11.127	11.116	(1.000)	114231	2.00000	
12 Simazine	11.408	11.399	(0.606)	29046	3.00000	2.709 (A)
13 Diazinon	11.538	11.541	(0.613)	126823	3.00000	3.148
14 Atrazine	11.587	11.584	(0.616)	75201	3.00000	3.435 (A)
15 Propazine	11.747	11.747	(0.624)	62822	3.00000	3.337
16 Disulfoton	12.047	12.049	(0.640)	129597	3.00000	3.282
17 Demeton-S	12.127	12.124	(0.645)	105190	2.04000	2.232
18 Dimethoate	13.303	13.282	(0.707)	159606	3.00000	3.016
19 Ronnel	13.585	13.587	(0.722)	116804	3.00000	3.279
20 Merphos-A (Merphos)	13.687	13.689	(1.230)	129244	3.00000	3.122 (A)
21 Chlorpyrifos	14.407	14.409	(0.766)	119807	3.00000	3.316
22 Fenthion	14.660	14.662	(0.779)	101214	3.00000	3.021
23 Trichloronate	14.705	14.711	(0.782)	153887	3.00000	3.249
24 Anilazine	15.218	15.216	(0.809)	452	3.00000	0.1451
25 Methyl Parathion	15.517	15.519	(0.825)	116032	3.00000	3.208 (A)
26 Malathion	15.723	15.724	(0.836)	107934	3.00000	3.185
27 Tokuthion	16.343	16.344	(0.869)	127498	3.00000	3.213
28 Parathion	16.490	16.494	(0.876)	121697	3.00000	3.414 (M)
29 Merphos-B (Merphos Oxone)	16.517	16.517	(1.484)	36141	3.00000	2.818 (AM)
30 Tetrachlorvinphos (stirophos)	16.977	16.977	(0.902)	69125	3.00000	2.998
31 Carbophenothion methyl	17.082	17.082	(0.908)	106286	3.00000	3.216
32 Bolstar	17.440	17.440	(0.927)	114681	3.00000	3.294
33 Carbophenothion	17.522	17.524	(0.931)	126491	3.00000	3.695 (A)

Compounds	RT	EXP RT	REL RT	RESPONSE	AMOUNTS	
					CAL-AMT (ug/mL)	ON-COL (ug/mL)
S 34 Triphenyl phosphate	18.280	18.281	(0.972)	88428	3.00000	3.148
35 Fensulfothion	18.565	18.559	(0.987)	63500	3.00000	2.462
* 36 TOCP	18.815	18.816	(1.000)	56306	2.00000	
37 Phosmet / EPN	18.908	18.909	(1.005)	185004	6.00000	6.452 (A)
38 Famphur	19.010	19.011	(1.010)	116599	3.00000	3.157
39 Azinphos-methyl	19.147	19.147	(1.018)	88125	3.00000	2.608
40 Azinphos-ethyl	19.367	19.366	(1.029)	96267	3.00000	2.992
41 Coumaphos	20.350	20.347	(1.082)	70574	3.00000	2.853
S 42 Merphos				165385	3.00000	3.524 (A)
M 43 Total Demeton				142161	3.00000	3.245

QC Flag Legend

- A - Target compound detected but, quantitated amount exceeded maximum amount.
- M - Compound response manually integrated.

TestAmerica

INTERNAL STANDARD COMPOUNDS
 AREA AND RT SUMMARY

Instrument ID: GC D2.i
 Lab File ID: 003F0301.D
 Lab Smp Id: OPP L5 GSV0635
 Analysis Type: SV
 Quant Type: ISTD
 Operator: MPK/TLW
 Method File: \\DenSvr03\Public\chem\GCS\GC_D2.i\0702092.B\8141A-2.m
 Misc Info:

Calibration Date: 03-JUL-2009
 Calibration Time: 05:01
 Client Smp ID: OPP L5 GSV0635
 Level:
 Sample Type:

COMPOUND	STANDARD	AREA LIMIT		SAMPLE	%DIFF
		LOWER	UPPER		
11 Tributylphosphate	147589	73795	295178	114231	-22.60
36 TOCP	73608	36804	147216	56306	-23.51

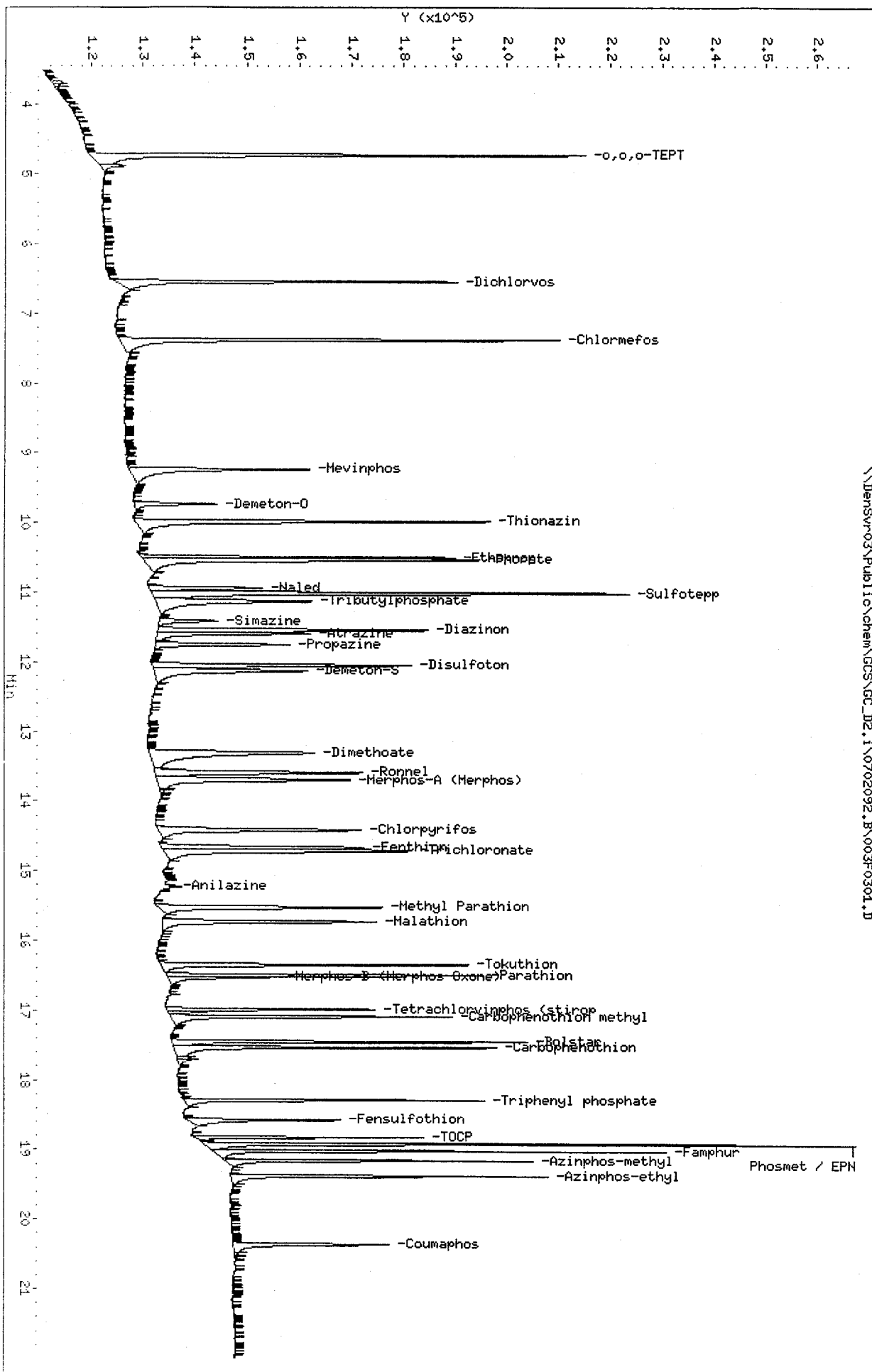
COMPOUND	STANDARD	RT LIMIT		SAMPLE	%DIFF
		LOWER	UPPER		
11 Tributylphosphate	11.12	10.62	11.62	11.13	0.08
36 TOCP	18.82	18.32	19.32	18.82	0.00

AREA UPPER LIMIT = +100% of internal standard area.
 AREA LOWER LIMIT = - 50% of internal standard area.
 RT UPPER LIMIT = + 0.50 minutes of internal standard RT.
 RT LOWER LIMIT = - 0.50 minutes of internal standard RT.

Data File: \\Densyr03\Public\chem\GCs\GC_D2.i\0702092.B\003F0301.D
 Date: 02-JUL-2009 18:33
 Client ID: OPP L5 GSV0635
 Sample Info: OPP L5 GSV0635
 Column phase: RTX-OPPest

Instrument: GC_D2.i
 Operator: HPK/TLM
 Column diameter: 0.32

\\Densyr03\Public\chem\GCs\GC_D2.i\0702092.B\003F0301.D



CONTINUING CALIBRATION COMPOUNDS
 PERCENT DRIFT REPORT

Instrument ID: GC_D2.i
 Lab File ID: 003F0301.D
 Analysis Type: NONE

Injection Date: 02-JUL-2009 18:33
 Lab Sample ID: OPP L5 GSV0635
 Method File: \\DenSvr03\Public\chem\GCS\GC_D2.

COMPOUND	EXPECTED	MEASURED	%D	MAX
	CONC.	CONC.		%D
1 o,o,o-TEPT	3.0000	3.0690	2.3	15.0
2 Dichlorvos	3.0000	2.3679	21.1	15.0 <-
3 Mevinphos	3.0000	1.6221	45.9	15.0 <-
4 Chlormefos	3.0000	3.5104	17.0	15.0 <-
5 Thionazin	3.0000	3.0197	0.7	15.0
6 Demeton-O	0.9750	1.0220	4.8	15.0
7 Ethoprop	3.0000	2.8919	3.6	15.0
8 Naled	3.0000	3.8664	28.9	15.0 <-
9 Sulfotepp	3.0000	3.1065	3.6	15.0
10 Phorate	3.0000	3.1715	5.7	15.0
11 Dimethoate	3.0000	1.5089	49.7	15.0 <-
12 Demeton-S	2.0400	2.3325	14.3	15.0
13 Simazine	3.0000	3.3646	12.2	15.0
14 Atrazine	3.0000	3.1895	6.3	15.0
15 propazine	3.0000	3.2080	6.9	15.0
17 Disulfoton	3.0000	3.0155	0.5	15.0
16 Diazinon	3.0000	3.2451	8.2	15.0
18 Methyl Parathion	3.0000	3.3131	10.4	15.0
19 Ronnel	3.0000	2.8349	5.5	15.0
20 Malathion	3.0000	3.1113	3.7	15.0
21 Fenthion	3.0000	2.9795	0.7	15.0
22 Parathion	3.0000	3.1145	3.8	15.0
23 Chlorpyrifos	3.0000	3.3032	10.1	15.0
24 Trichloronate	3.0000	3.2922	9.7	15.0
25 Anilazine	3.0000	2.5672	14.4	15.0
148 Merphos-A (Merphos)	3.0000	3.1842	6.1	999.0
26 Tetrachlorvinphos (Stirophos)	3.0000	2.9493	1.7	15.0
28 Tokuthion	3.0000	3.3239	10.8	15.0
149 Merphos-B (Merphos Oxone)	3.0000	3.2508	8.4	999.0
29 Carbophenothion-methyl	3.0000	2.9912	0.3	15.0
29 Fensulfothion	3.0000	1.6804	44.0	15.0 <-
30 Bolstar / Famphur	6.0000	5.8518	2.5	15.0
32 Carbophenothion	3.0000	3.0380	1.3	15.0
31 Triphenyl phosphate	3.0000	2.9554	1.5	15.0
34 Phosmet	3.0000	2.8590	4.7	15.0
32 EPN	3.0000	3.6350	21.2	15.0 <-
33 Azinphos-methyl	3.0000	2.5900	13.7	15.0
35 Azinphos-ethyl	3.0000	2.9745	0.8	15.0
36 Coumaphos	3.0000	2.7141	9.5	15.0

Data File: \\DenSvr03\Public\chem\GCS\GC_D2.i\0702091.B\003F0301.D
Report Date: 07/06/2009

CONTINUING CALIBRATION COMPOUNDS
PERCENT DRIFT REPORT

Instrument ID: GC_D2.i
Lab File ID: 003F0301.D
Analysis Type: NONE

Injection Date: 02-JUL-2009 18:33
Lab Sample ID: OPP L5 GSV0635
Method File: \\DenSvr03\Public\chem\GCS\GC_D2.

COMPOUND	EXPECTED CONC.	MEASURED CONC.	%D	MAX %D
27 Merphos	3.0000	3.2129	7.1	15.0
40 Total Demeton	3.0000	3.3545	11.8	15.0

Average %D = 10.6

TestAmerica

Data file : \\DenSvr03\Public\chem\GCS\GC_D2.i\0702091.B\003F0301.D
 Lab Smp Id: OPP L5 GSV0635 Client Smp ID: OPP L5 GSV0635
 Inj Date : 02-JUL-2009 18:33
 Operator : MPK/TLW Inst ID: GC_D2.i
 Smp Info : OPP L5 GSV0635
 Misc Info : IS - GSV0633-09
 Comment :
 Method : \\DenSvr03\Public\chem\GCS\GC_D2.i\0702091.B\8141A-1.m
 Meth Date : 07-Jul-2009 19:05 GC_D2.i Quant Type: ISTD
 Cal Date : 26-JUN-2009 21:13 Cal File: 009F0901.D
 Als bottle: 3 Continuing Calibration Sample
 Dil Factor: 1.00000
 Integrator: Falcon Compound Sublist: 8141A.sub
 Target Version: 4.14
 Processing Host: DENPC075

Compounds	AMOUNTS					
	RT	EXP RT	REL RT	RESPONSE	CAL-AMT (ug/mL)	ON-COL (ug/mL)
1 o,o,o-TEPT	3.255	3.254	(0.182)	267635	3.00000	3.069
2 Dichlorvos	4.073	4.074	(0.228)	128224	3.00000	2.368
3 Mevinphos	5.755	5.739	(0.323)	48252	3.00000	1.622
S 4 Chlormefos	5.833	5.836	(0.327)	238045	3.00000	3.510
5 Thionazin	7.508	7.507	(0.421)	186875	3.00000	3.020
6 Demeton-O	7.648	7.649	(0.429)	60257	0.97500	1.022
7 Ethoprop	7.860	7.852	(0.440)	156830	3.00000	2.892
8 Naled	8.061	8.057	(0.452)	53866	3.00000	3.866
* 9 Tributylphosphate	8.148	8.135	(1.000)	101049	2.00000	
10 Sulfotepp	8.440	8.442	(0.473)	239502	3.00000	3.106
11 Phorate	8.530	8.532	(0.478)	178123	3.00000	3.172
12 Dimethoate	8.730	8.730	(0.489)	98446	3.00000	1.509 (M)
13 Demeton-S	8.853	8.846	(0.496)	110352	2.04000	2.332
14 Simazine	8.933	8.924	(0.501)	74353	3.00000	3.364
15 Atrazine	9.098	9.094	(0.510)	80689	3.00000	3.190
16 propazine	9.241	9.241	(0.518)	74883	3.00000	3.208
17 Disulfoton	9.870	9.869	(0.553)	114289	3.00000	3.016
18 Diazinon	9.900	9.902	(0.555)	195779	3.00000	3.245
19 Methyl Parathion	10.720	10.717	(0.601)	126762	3.00000	3.313
20 Ronnel	11.240	11.241	(0.630)	112122	3.00000	2.835
21 Malathion	11.808	11.804	(0.662)	111652	3.00000	3.111
22 Fenthion	11.933	11.932	(0.669)	115885	3.00000	2.980
23 Parathion	12.023	12.019	(0.674)	128918	3.00000	3.114
24 Chlorpyrifos	12.068	12.067	(0.676)	165425	3.00000	3.303
25 Trichloronate	12.495	12.496	(0.700)	147354	3.00000	3.292
26 Anilazine	12.831	12.817	(0.719)	10077	3.00000	2.567
27 Merphos-A (Merphos)	13.195	13.199	(0.739)	118909	3.00000	3.184
28 Tetrachlorvinphos (Stirophos)	13.840	13.824	(0.776)	73198	3.00000	2.949
29 Tokuthion	14.450	14.449	(0.810)	142616	3.00000	3.324
30 Merphos-B (Merphos Oxone)	14.658	14.651	(0.821)	32621	3.00000	3.251
31 Carbophenothion-methyl	15.240	15.239	(0.854)	98253	3.00000	2.991
32 Fensulfothion	15.435	15.361	(0.865)	58280	3.00000	1.680 (M)
33 Bolstar / Famphur	16.056	16.053	(0.900)	240199	6.00000	5.852

Compounds	RT	EXP RT	REL RT	RESPONSE	AMOUNTS	
					CAL-AMT (ug/mL)	ON-COL (ug/mL)
34 Carbophenothion	16.196	16.197	(0.908)	125103	3.00000	3.038
\$ 35 Triphenyl phosphate	16.715	16.712	(0.937)	92486	3.00000	2.955 (A)
36 Phosmet	16.970	16.963	(0.951)	100772	3.00000	2.859
37 EPN	17.151	17.151	(0.961)	123682	3.00000	3.635
38 Azinphos-methyl	17.486	17.480	(0.980)	97276	3.00000	2.590
* 39 TOCP	17.845	17.846	(1.000)	61896	2.00000	
40 Azinphos-ethyl	17.931	17.926	(1.005)	122143	3.00000	2.974
41 Coumaphos	18.378	18.366	(1.030)	82220	3.00000	2.714
S 42 Merphos				151530	3.00000	3.213
M 43 Total Demeton				170609	3.00000	3.354

QC Flag Legend

- A - Target compound detected but, quantitated amount exceeded maximum amount.
- M - Compound response manually integrated.

TestAmerica

INTERNAL STANDARD COMPOUNDS
 AREA AND RT SUMMARY

Instrument ID: GC D2.i
 Lab File ID: 003F0301.D
 Lab Smp Id: OPP L5 GSV0635
 Analysis Type: SV
 Quant Type: ISTD
 Operator: MPK/TLW
 Method File: \\DenSvr03\Public\chem\GCS\GC_D2.i\0702091.B\8141A-1.m
 Misc Info: IS - GSV0633-09

Calibration Date: 03-JUL-2009
 Calibration Time: 01:50
 Client Smp ID: OPP L5 GSV0635
 Level:
 Sample Type:


COMPOUND	STANDARD	AREA LIMIT		SAMPLE	%DIFF
		LOWER	UPPER		
9 Tributylphosphate	105519	52760	211038	101049	-4.24
39 TOCP	66646	33323	133292	61896	-7.13

COMPOUND	STANDARD	RT LIMIT		SAMPLE	%DIFF
		LOWER	UPPER		
9 Tributylphosphate	8.16	7.66	8.66	8.15	-0.09
39 TOCP	17.85	17.35	18.35	17.85	-0.01

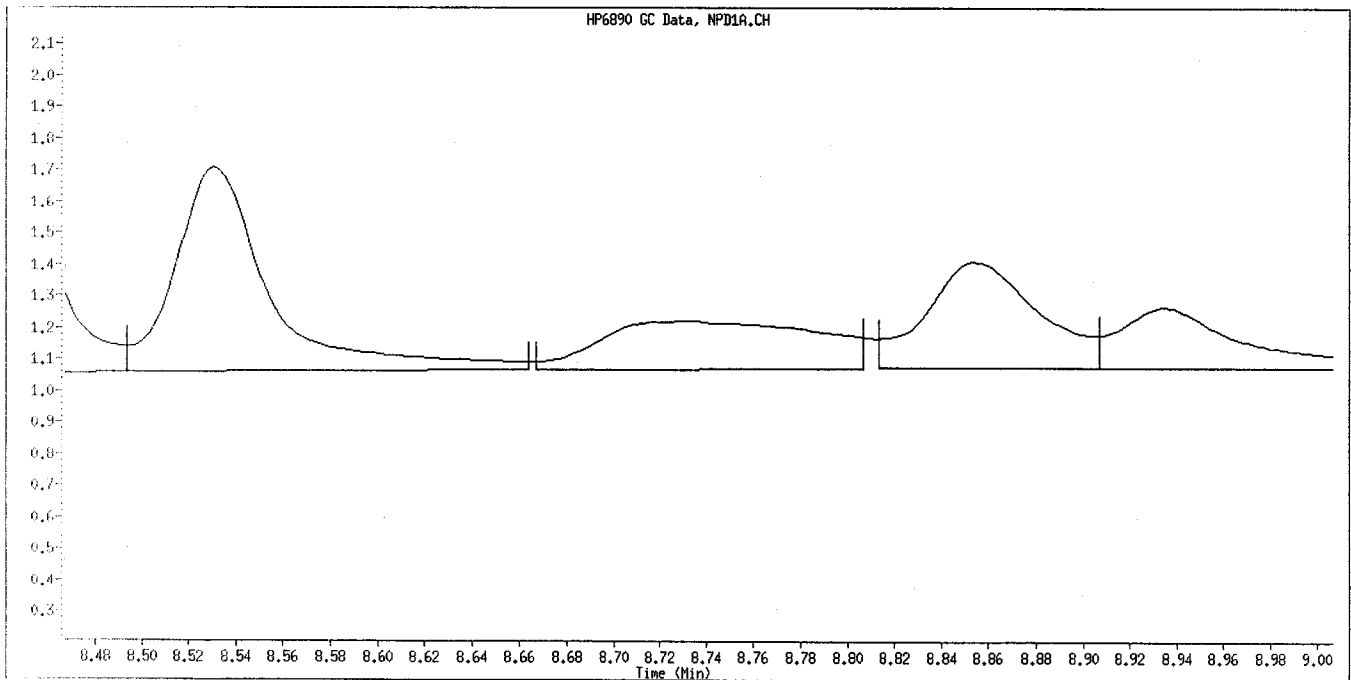
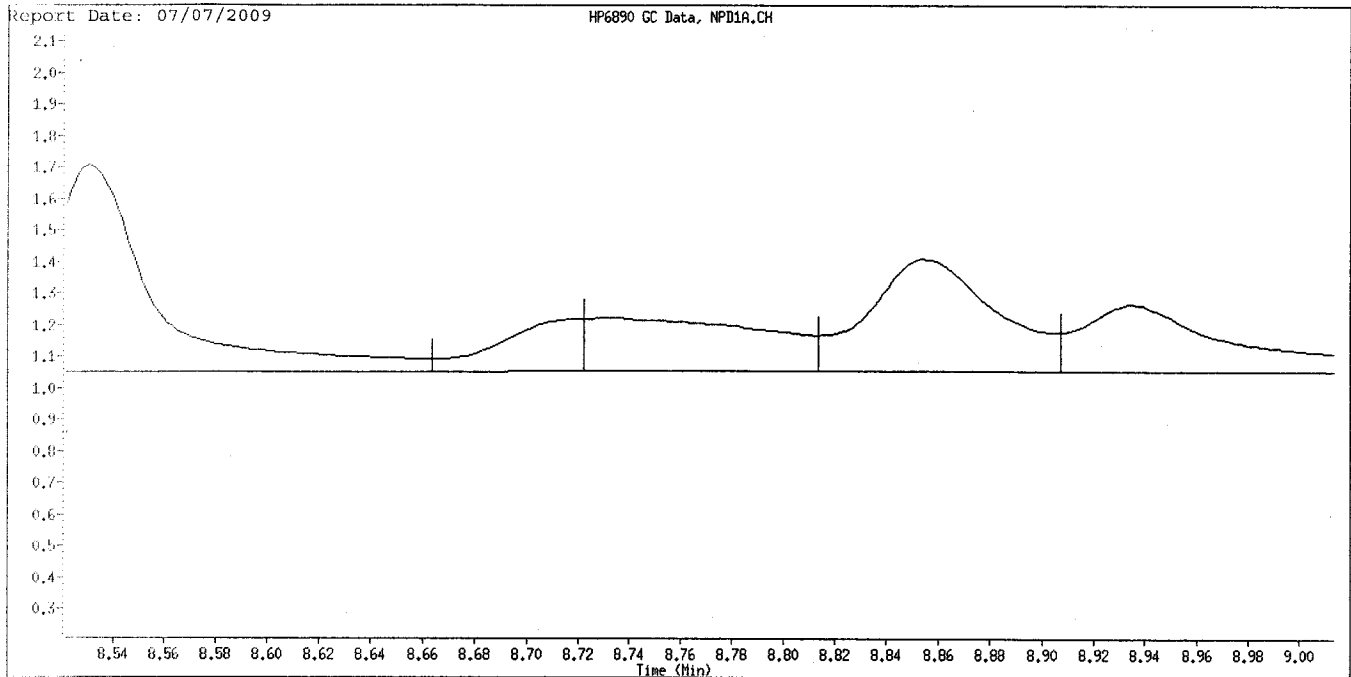
AREA UPPER LIMIT = +100% of internal standard area.
 AREA LOWER LIMIT = - 50% of internal standard area.
 RT UPPER LIMIT = + 0.50 minutes of internal standard RT.
 RT LOWER LIMIT = - 0.50 minutes of internal standard RT.

Data File: \\Densv03\Public\chem\GCS_GC_D2.1\0702091.B\003F0301.D
 Date: 02-JUL-2009 18:33
 Client ID: OPP L5 GSV0635
 Sample Info: OPP L5 GSV0635
 Column phase: RTX-1MS

Instrument: GC_D2.i
 Operator: MPK/LLM
 Column diameter: 0.32



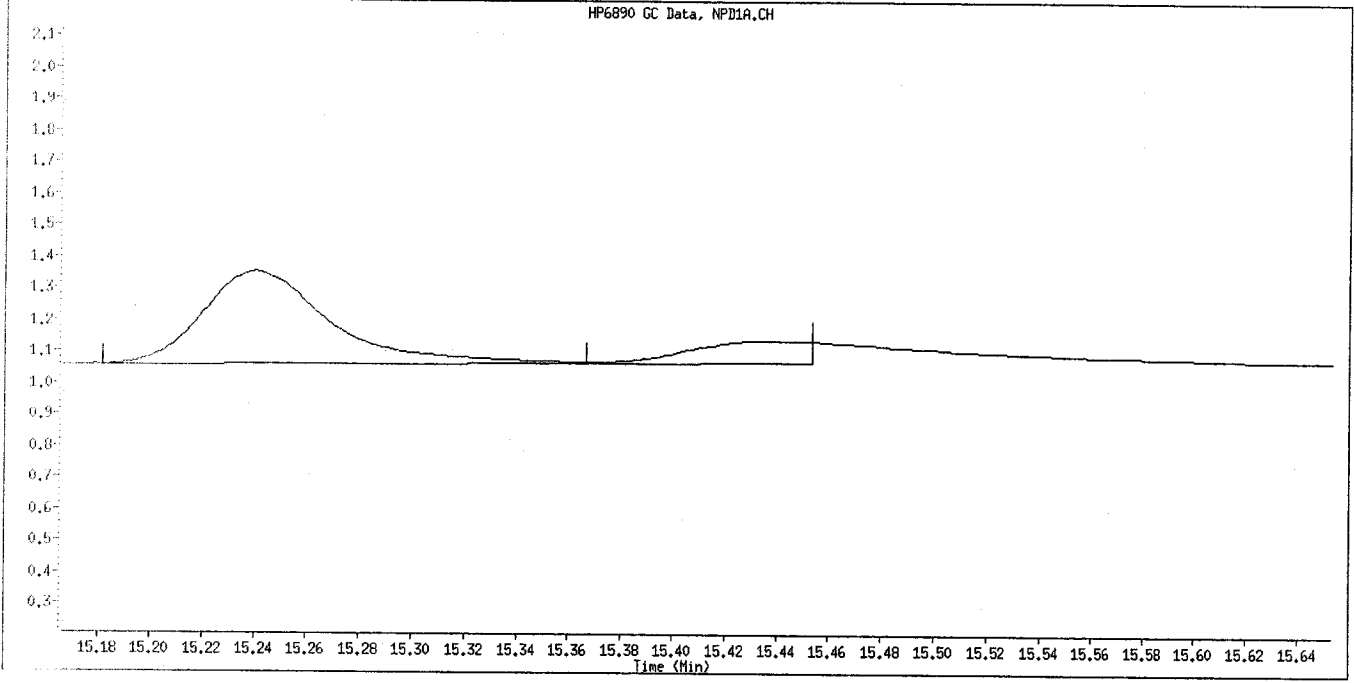
Data File Name: 003F0301.D
Inj. Date and Time: 02-JUL-2009 18:33
Instrument ID: GC_D2.i
Client ID: OPP L5 GSV0635
Compound Name: Dimethoate
CAS #:



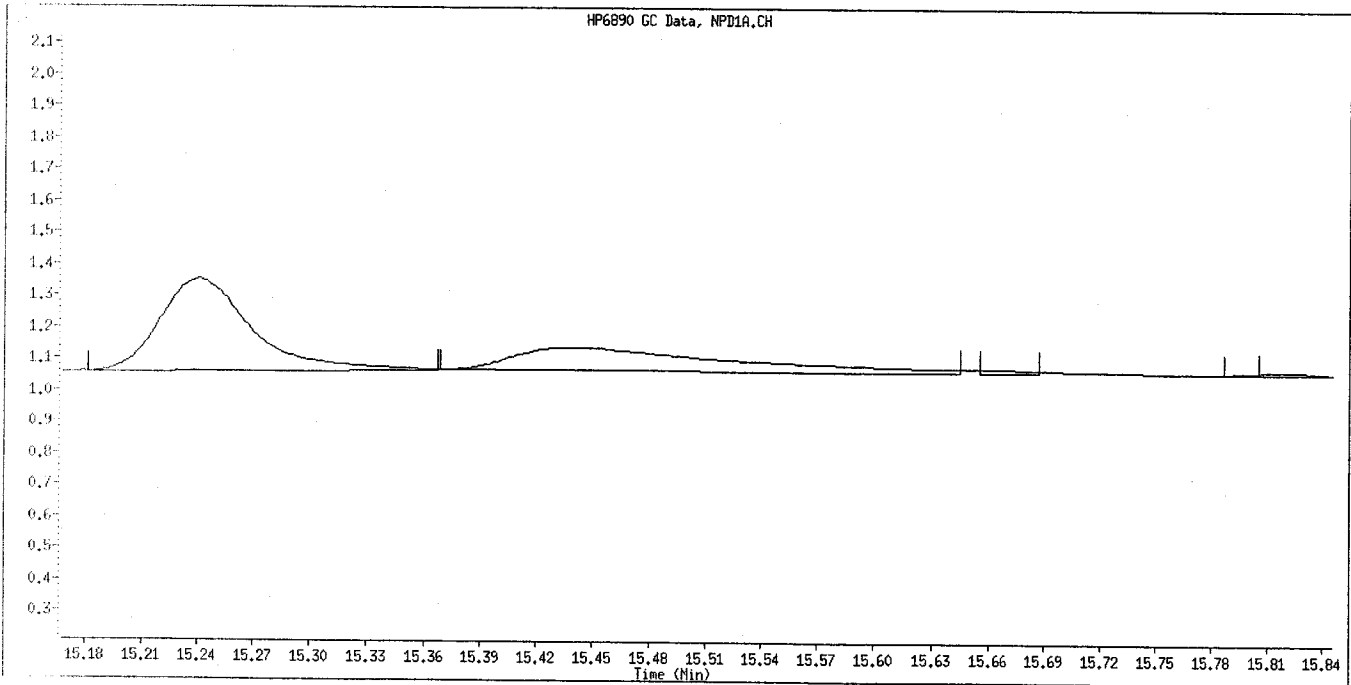
Manually Integrated By: williamst
Manual Integration Reason: Unknown

Baseline
JK
7/8/09

Data File Name: 003F0301.D
[Inj]. Date and Time: 02-JUL-2009 18:33
Instrument ID: GC_D2.i
Client ID: OPP L5 GSV0635
Compound Name: Pentsulfothion
CAS #:
Report Date: 07/07/2009



Original Integration



Manual Integration

Manually Integrated By: williamst
Manual Integration Reason: Baseline Event

yk
7/8/09

CONTINUING CALIBRATION COMPOUNDS
 PERCENT DRIFT REPORT

Instrument ID: GC D2.i
 Lab File ID: 019F1901.D
 Analysis Type: NONE

Injection Date: 03-JUL-2009 01:50
 Lab Sample ID: OPP L5 GSV0635
 Method File: \\DenSvr03\Public\chem\GCS\GC_D2.

COMPOUND	EXPECTED CONC.	MEASURED CONC.	%D	MAX %D
1 o,o,o-TEPT	3.0000	2.8767	4.1	15.0
2 Dichlorvos	3.0000	2.5613	14.6	15.0
3 Chlormefos	3.0000	3.2687	9.0	15.0
4 Mevinphos	3.0000	2.3315	22.3	15.0 <-
5 Demeton-O	0.9750	0.9656	1.0	15.0
6 Thionazin	3.0000	2.8068	6.4	15.0
7 Ethoprop	3.0000	2.6250	12.5	15.0
8 Phorate	3.0000	3.3383	11.3	15.0
10 Naled	3.0000	3.5402	18.0	15.0 <-
146 Sulfotepp	3.0000	3.1135	3.8	15.0
10 Simazine	3.0000	2.4738	17.5	15.0 <-
12 Diazinon	3.0000	2.9861	0.5	15.0
150 Atrazine	3.0000	3.3002	10.0	15.0
13 Propazine	3.0000	3.1158	3.9	15.0
14 Disulfoton	3.0000	3.2319	7.7	15.0
15 Demeton-S	2.0400	2.2051	8.1	15.0
16 Dimethoate	3.0000	2.6769	10.8	15.0
17 Ronnel	3.0000	3.2063	6.9	15.0
148 Merphos-A (Merphos)	3.0000	3.7133	23.8	999.0
18 Chlorpyrifos	3.0000	3.1895	6.3	15.0
19 Fenthion	3.0000	2.7392	8.7	15.0
20 Trichloronate	3.0000	3.0963	3.2	15.0
21 Anilazine	3.0000	2.2852	23.8	15.0 <-
23 Methyl Parathion	3.0000	3.2525	8.4	15.0
24 Malathion	3.0000	2.9367	2.1	15.0
25 Tokuthion	3.0000	3.0407	1.4	15.0
26 Parathion	3.0000	3.0922	3.1	15.0
149 Merphos-B (Merphos Oxone)	3.0000	3.2391	8.0	999.0
27 Tetrachlorvinphos (stirophos)	3.0000	2.7420	8.6	15.0
28 Carbophenothion methyl	3.0000	2.8042	6.5	15.0
28 Bolstar	3.0000	3.1235	4.1	15.0
30 Carbophenothion	3.0000	3.3193	10.6	15.0
29 Triphenyl phosphate	3.0000	3.2074	6.9	15.0
30 Fensulfothion	3.0000	2.3134	22.9	15.0 <-
35 Phosmet / EPN	6.0000	5.8781	2.0	15.0
33 Famphur	3.0000	2.9101	3.0	15.0
34 Azinphos-methyl	3.0000	2.2226	25.9	15.0 <-
35 Azinphos-ethyl	3.0000	2.7450	8.5	15.0
36 Coumaphos	3.0000	2.6318	12.3	15.0

CONTINUING CALIBRATION COMPOUNDS
PERCENT DRIFT REPORT

Instrument ID: GC D2.i
Lab File ID: 019F1901.D
Analysis Type: NONE

Injection Date: 03-JUL-2009 01:50
Lab Sample ID: OPP L5 GSV0635
Method File: \\DenSvr03\Public\chem\GCS\GC_D2.

COMPOUND	EXPECTED CONC.	MEASURED CONC.	%D	MAX %D
22 Merphos	3.0000	3.8141	27.1	15.0
40 Total Demeton	3.0000	3.1707	5.7	15.0

Average %D = 9.79

TestAmerica

Data file : \\DenSvr03\Public\chem\GCS\GC_D2.i\0702092.B\019F1901.D
 Lab Smp Id: OPP L5 GSV0635 Client Smp ID: OPP L5 GSV0635
 Inj Date : 03-JUL-2009 01:50
 Operator : MPK/TLW Inst ID: GC_D2.i
 Smp Info : OPP L5 GSV0635
 Misc Info :
 Comment :
 Method : \\DenSvr03\Public\chem\GCS\GC_D2.i\0702092.B\8141A-2.m
 Meth Date : 07-Jul-2009 20:12 GC_D2.i Quant Type: ISTD
 Cal Date : 26-JUN-2009 21:13 Cal File: 009F0901.D
 Als bottle: 19 Continuing Calibration Sample
 Dil Factor: 1.00000
 Integrator: Falcon Compound Sublist: 8141A.sub
 Target Version: 4.14
 Processing Host: DENPC075

Compounds	RT	EXP RT	REL RT	RESPONSE	AMOUNTS	
					CAL-AMT (ug/mL)	ON-COL (ug/mL)
1 o,o,o-TEPT	4.726	4.731	(0.251)	232250	3.00000	2.877
2 Dichlorvos	6.544	6.546	(0.348)	161466	3.00000	2.561
3 Chlormefos	7.381	7.384	(0.392)	207434	3.00000	3.269
4 Mevinphos	9.239	9.234	(0.491)	99007	3.00000	2.331
5 Demeton-O	9.732	9.734	(0.517)	39073	0.97500	0.9656
6 Thionazin	9.984	9.984	(0.531)	178244	3.00000	2.807
7 Ethoprop	10.502	10.499	(0.558)	124560	3.00000	2.625
8 Phorate	10.534	10.539	(0.560)	183695	3.00000	3.338
9 Naled	10.939	10.939	(0.581)	50111	3.00000	3.540
10 Sulfotepp	11.014	11.017	(0.585)	258396	3.00000	3.114 (A)
* 11 Tributylphosphate	11.127	11.116	(1.000)	116195	2.00000	
12 Simazine	11.407	11.399	(0.606)	29405	3.00000	2.474 (AM)
13 Diazinon	11.539	11.541	(0.613)	133302	3.00000	2.986
14 Atrazine	11.586	11.584	(0.616)	79845	3.00000	3.300 (A)
15 Propazine	11.746	11.747	(0.624)	64936	3.00000	3.116
16 Disulfoton	12.047	12.049	(0.640)	141453	3.00000	3.232
17 Demeton-S	12.129	12.124	(0.645)	115106	2.04000	2.205
18 Dimethoate	13.306	13.282	(0.707)	157026	3.00000	2.677
19 Ronnel	13.586	13.587	(0.722)	126596	3.00000	3.206
20 Merphos-A (Merphos)	13.687	13.689	(1.230)	156348	3.00000	3.713 (A)
21 Chlorpyrifos	14.407	14.409	(0.766)	127730	3.00000	3.189
22 Fenthion	14.661	14.662	(0.779)	101743	3.00000	2.739
23 Trichloronate	14.706	14.711	(0.782)	162298	3.00000	3.096
24 Anilazine	15.219	15.216	(0.809)	7834	3.00000	2.285
25 Methyl Parathion	15.517	15.519	(0.825)	130425	3.00000	3.252 (A)
26 Malathion	15.724	15.724	(0.836)	110320	3.00000	2.937
27 Tokuthion	16.344	16.344	(0.869)	133743	3.00000	3.041
28 Parathion	16.491	16.494	(0.877)	122185	3.00000	3.092 (M)
29 Merphos-B (Merphos Oxone)	16.514	16.517	(1.484)	42060	3.00000	3.239 (AM)
30 Tetrachlorvinphos (stirophos)	16.977	16.977	(0.902)	70088	3.00000	2.742
31 Carbophenothion methyl	17.082	17.082	(0.908)	102737	3.00000	2.804
32 Bolstar	17.439	17.440	(0.927)	120542	3.00000	3.124
33 Carbophenothion	17.522	17.524	(0.931)	125962	3.00000	3.319 (A)

Compounds	RT	EXP RT	REL RT	RESPONSE	AMOUNTS	
					CAL-AMT (ug/mL)	ON-COL (ug/mL)
S 34 Triphenyl phosphate	18.279	18.281	(0.972)	99877	3.00000	3.207
35 Fensulfothion	18.566	18.559	(0.987)	66146	3.00000	2.313
* 36 TOCP	18.814	18.816	(1.000)	62418	2.00000	
37 Phosmet / EPN	18.907	18.909	(1.005)	187075	6.00000	5.878 (A)
38 Famphur	19.007	19.011	(1.010)	119136	3.00000	2.910
39 Azinphos-methyl	19.144	19.147	(1.018)	83236	3.00000	2.222
40 Azinphos-ethyl	19.364	19.366	(1.029)	97909	3.00000	2.745
41 Coumaphos	20.347	20.347	(1.081)	72173	3.00000	2.632
S 42 Merphos				198408	3.00000	3.814 (A)
M 43 Total Demeton				154179	3.00000	3.171

QC Flag Legend

- A - Target compound detected but, quantitated amount exceeded maximum amount.
- M - Compound response manually integrated.

TestAmerica

INTERNAL STANDARD COMPOUNDS
 AREA AND RT SUMMARY

Instrument ID: GC D2.i	Calibration Date: 03-JUL-2009
Lab File ID: 019F1901.D	Calibration Time: 05:01
Lab Smp Id: OPP L5 GSV0635	Client Smp ID: OPP L5 GSV0635
Analysis Type: SV	Level:
Quant Type: ISTD	Sample Type:
Operator: MPK/TLW	
Method File: \\DenSvr03\Public\chem\GCS\GC_D2.i\0702092.B\8141A-2.m	
Misc Info:	

COMPOUND	STANDARD	AREA LIMIT		SAMPLE	%DIFF
		LOWER	UPPER		
11 Tributylphosphate	147589	73795	295178	116195	-21.27
36 TOCP	73608	36804	147216	62418	-15.20

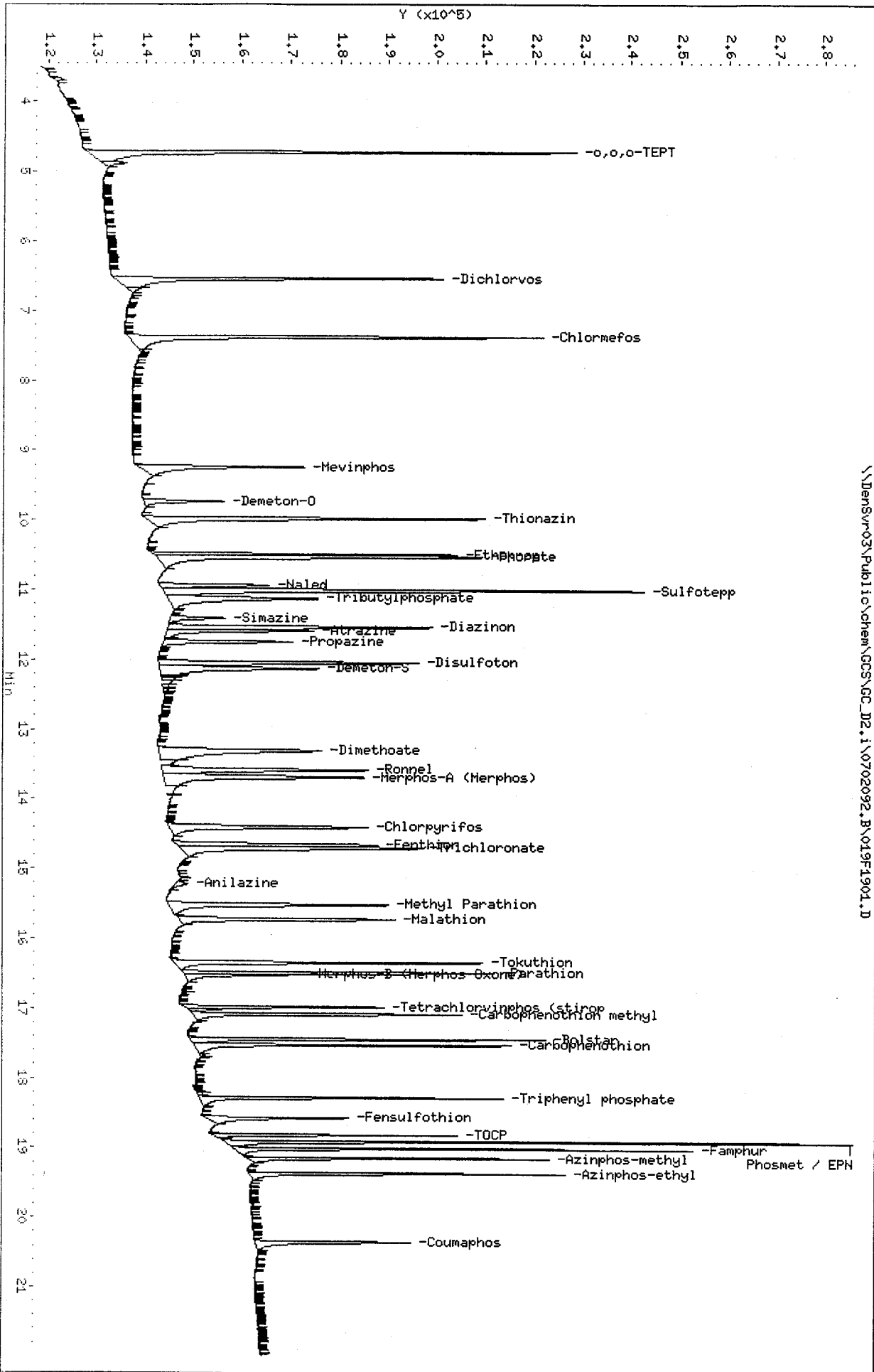
COMPOUND	STANDARD	RT LIMIT		SAMPLE	%DIFF
		LOWER	UPPER		
11 Tributylphosphate	11.12	10.62	11.62	11.13	0.08
36 TOCP	18.82	18.32	19.32	18.81	-0.00

AREA UPPER LIMIT = +100% of internal standard area.
 AREA LOWER LIMIT = - 50% of internal standard area.
 RT UPPER LIMIT = + 0.50 minutes of internal standard RT.
 RT LOWER LIMIT = - 0.50 minutes of internal standard RT.

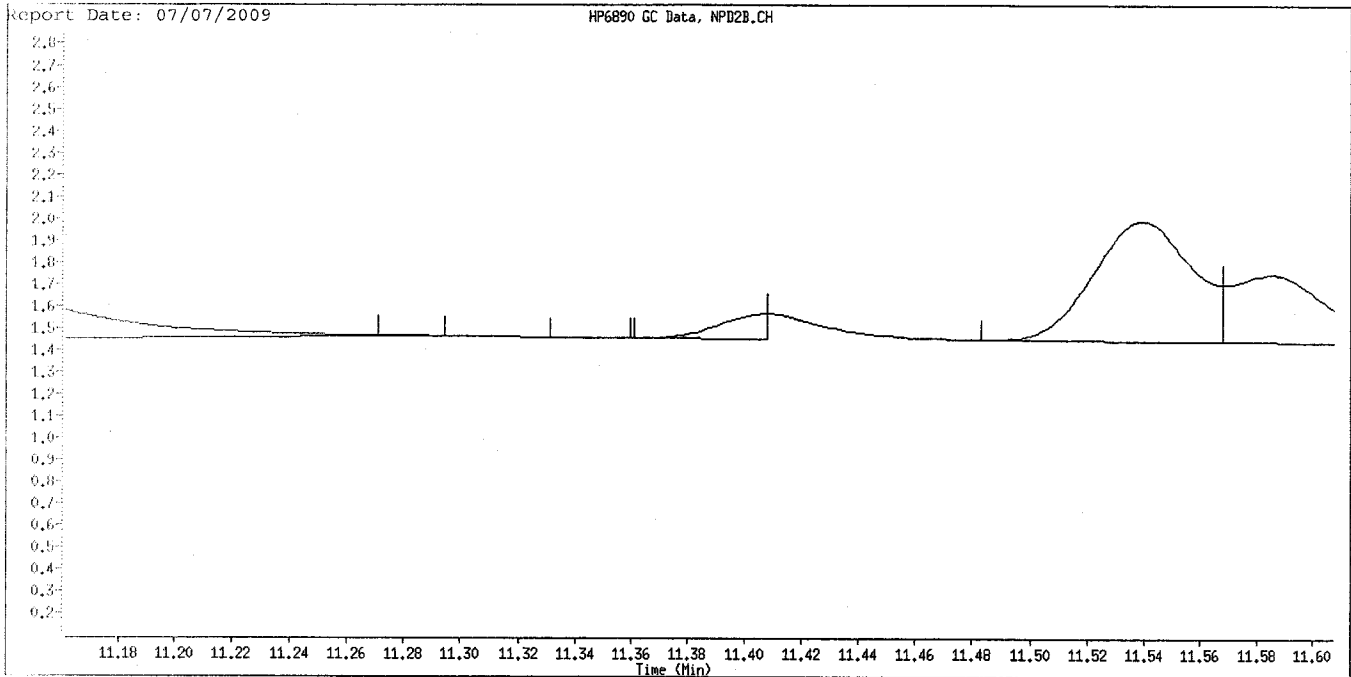
Data File: \\DensSvr03\Public\chem\GCS\GC_D2.i\0702092.B\019F1901.D
 Date: 03-JUL-2009 01:50
 Client ID: OPP L5 GSV0635
 Sample Info: OPP L5 GSV0635
 Column phase: RTX-OPPest

Instrument: GC_D2.i
 Operator: HPK/TLM
 Column diameter: 0.32

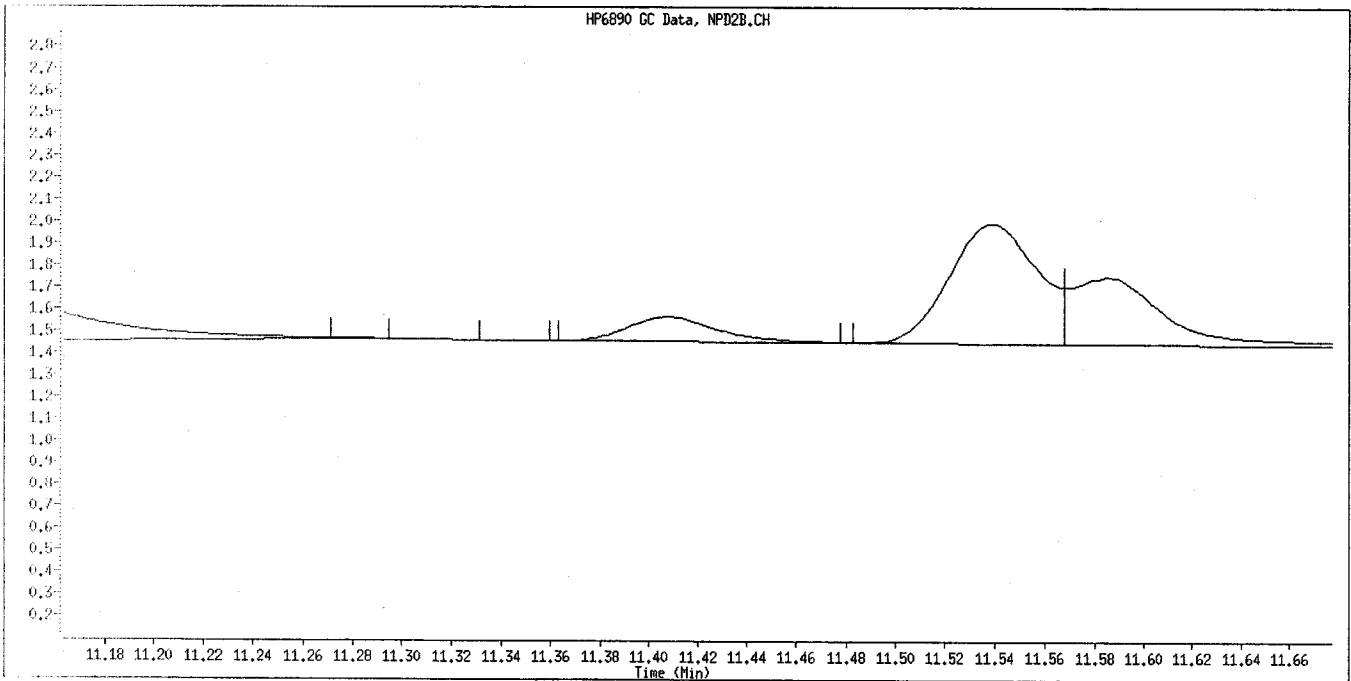
\\DensSvr03\Public\chem\GCS\GC_D2.i\0702092.B\019F1901.D



Data File Name: 019F1901.D
Inj. Date and Time: 03-JUL-2009 01:50
Instrument ID: GC_D2.i
Client ID: OPP L5 GSV0635
Compound Name: Simazine
CAS #:



Original Integration

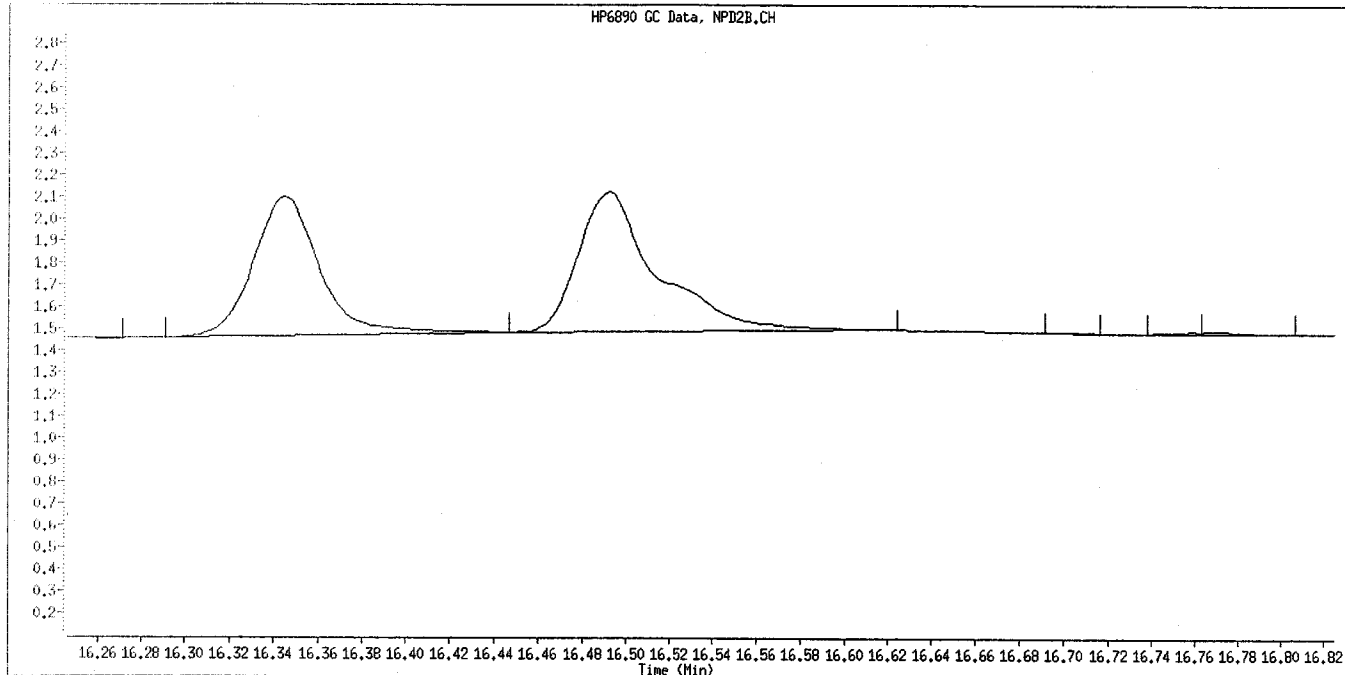


Manual Integration

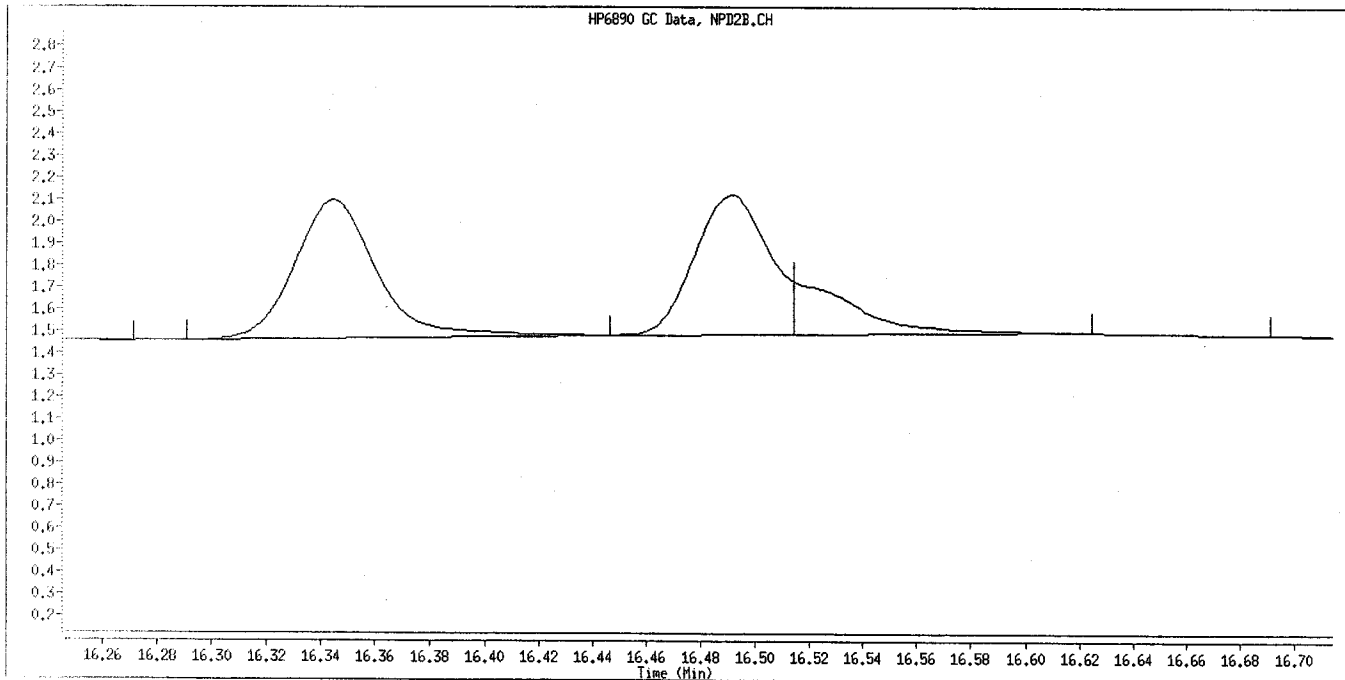
Manually Integrated By: williamst
Manual Integration Reason: Baseline Event

Je
7/8/09

Data File Name: 019F1901.D
Inj. Date and Time: 03-JUL-2009 01:50
Instrument ID: GC_D2.i
Client ID: OPP L5 GSV0635
Compound Name: Parathion
CAS #:
Report Date: 07/07/2009



Original Integration



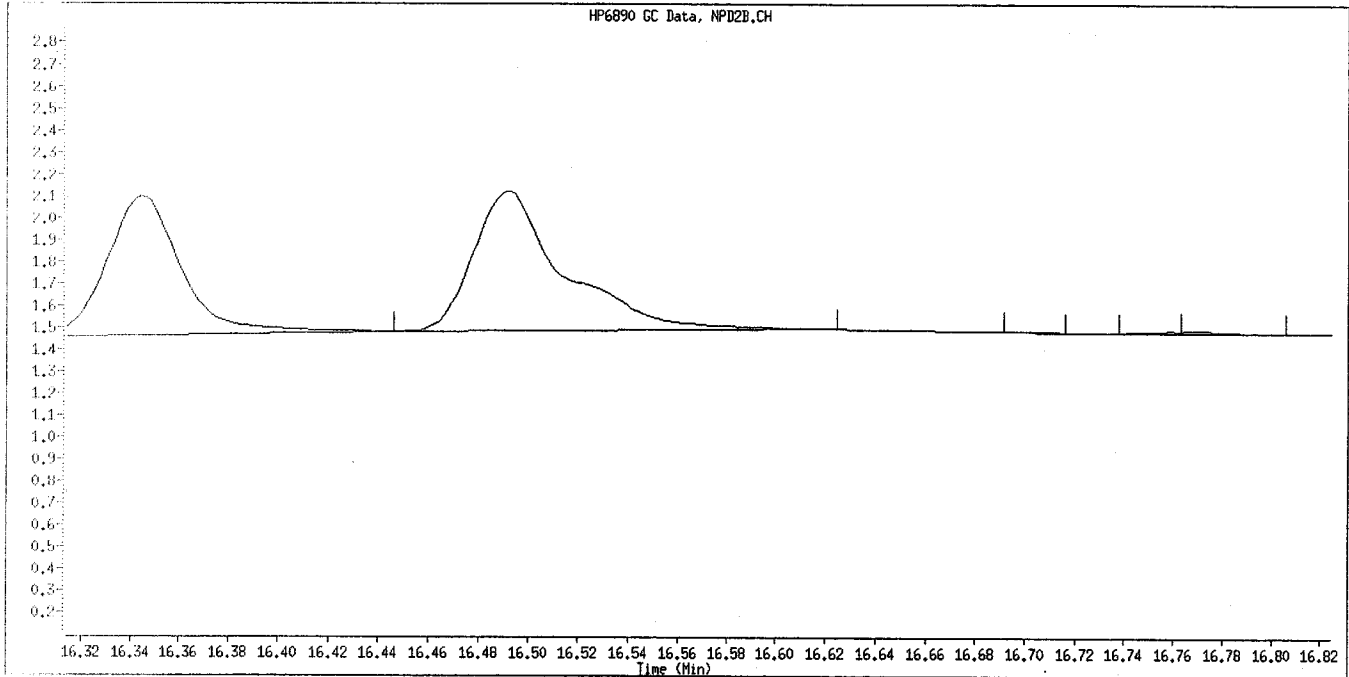
Manual Integration

Split Peak
+

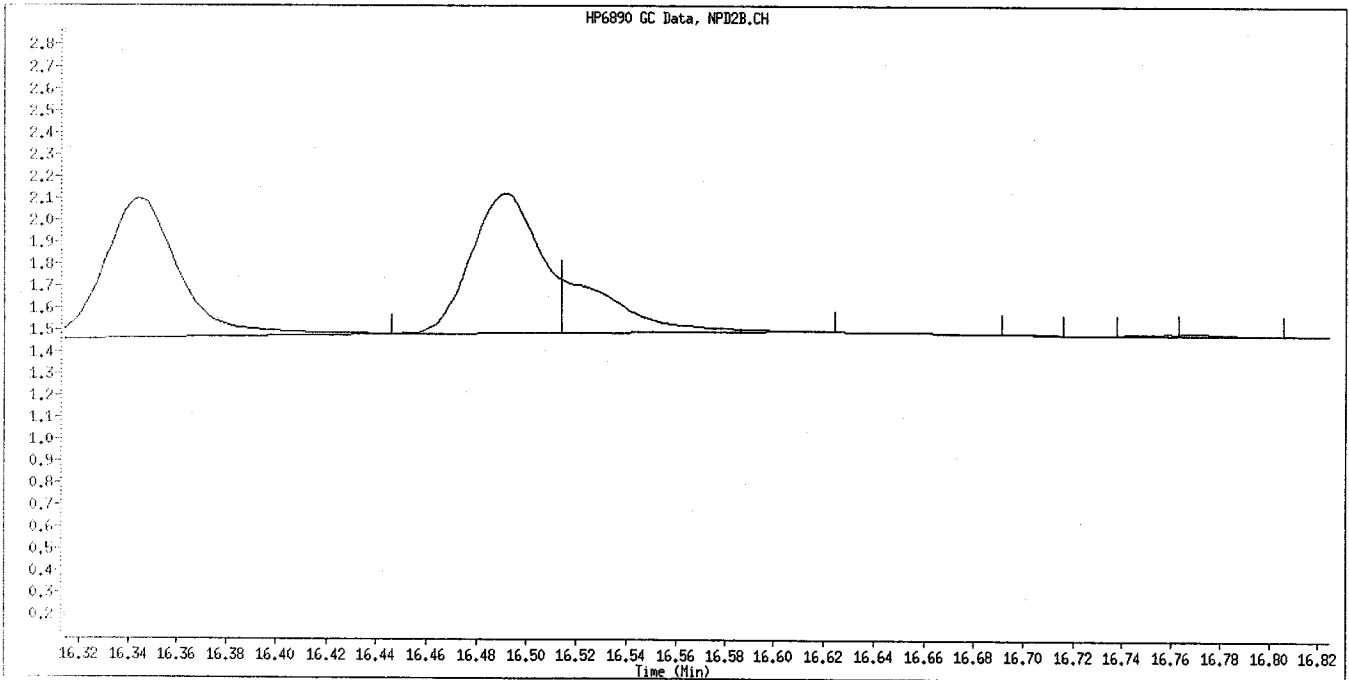
Baseline

JK
7/8/09

Data File Name: 019F1901.D
Inj. Date and Time: 03-JUL-2009 01:50
Instrument ID: GC_D2.i
Client ID: OPP L5 GSV0635
Compound Name: Merphos-B (Merphos Oxone)
CAS #:
Report Date: 07/07/2009



Original Integration



Manual Integration

Split Peak
at
Baseline

ylb
7/8/09

CONTINUING CALIBRATION COMPOUNDS
 PERCENT DRIFT REPORT

Instrument ID: GC D2.i
 Lab File ID: 019F1901.D
 Analysis Type: NONE

Injection Date: 03-JUL-2009 01:50
 Lab Sample ID: OPP L5 GSV0635
 Method File: \\DenSvr03\Public\chem\GCS\GC_D2.

COMPOUND	EXPECTED CONC.	MEASURED CONC.	%D	MAX %D
1 o,o,o-TEPT	3.0000	2.5866	13.8	15.0
2 Dichlorvos	3.0000	2.4836	17.2	15.0 <-
3 Mevinphos	3.0000	1.3260	55.8	15.0 <-
4 Chlormefos	3.0000	3.5856	19.5	15.0 <-
5 Thionazin	3.0000	2.8382	5.4	15.0
6 Demeton-O	0.9750	0.9621	1.3	15.0
7 Ethoprop	3.0000	3.1201	4.0	15.0
8 Naled	3.0000	3.7667	25.6	15.0 <-
9 Sulfotepp	3.0000	3.1436	4.8	15.0
10 Phorate	3.0000	3.2797	9.3	15.0
11 Dimethoate	3.0000	1.2645	57.8	15.0 <-
12 Demeton-S	2.0400	2.2864	12.1	15.0
13 Simazine	3.0000	4.0653	35.5	15.0 <-
14 Atrazine	3.0000	3.1195	4.0	15.0
15 propazine	3.0000	2.9041	3.2	15.0
17 Disulfoton	3.0000	2.8805	4.0	15.0
16 Diazinon	3.0000	2.9541	1.5	15.0
18 Methyl Parathion	3.0000	3.1865	6.2	15.0
19 Ronnel	3.0000	2.7464	8.5	15.0
20 Malathion	3.0000	3.0067	0.2	15.0
21 Fenthion	3.0000	2.9822	0.6	15.0
22 Parathion	3.0000	2.9428	1.9	15.0
23 Chlorpyrifos	3.0000	3.3794	12.6	15.0
24 Trichloronate	3.0000	3.1685	5.6	15.0
25 Anilazine	3.0000	0.9550	68.2	15.0 <-
148 Merphos-A (Merphos)	3.0000	3.1582	5.3	999.0
26 Tetrachlorvinphos (Stirophos)	3.0000	2.6498	11.7	15.0
28 Tokuthion	3.0000	3.2902	9.7	15.0
149 Merphos-B (Merphos Oxone)	3.0000	3.4176	13.9	999.0
29 Carbophenothion-methyl	3.0000	2.9717	0.9	15.0
29 Fensulfothion	3.0000	1.2169	59.4	15.0 <-
30 Bolstar / Famphur	6.0000	5.7513	4.1	15.0
32 Carbophenothion	3.0000	3.0572	1.9	15.0
31 Triphenyl phosphate	3.0000	2.9428	1.9	15.0
34 Phosmet	3.0000	2.6901	10.3	15.0
32 EPN	3.0000	3.3813	12.7	15.0
33 Azinphos-methyl	3.0000	2.3080	23.1	15.0 <-
35 Azinphos-ethyl	3.0000	2.8069	6.4	15.0
36 Coumaphos	3.0000	2.3775	20.8	15.0 <-

CONTINUING CALIBRATION COMPOUNDS
PERCENT DRIFT REPORT

Instrument ID: GC_D2.i
Lab File ID: 019F1901.D
Analysis Type: NONE

Injection Date: 03-JUL-2009 01:50
Lab Sample ID: OPP L5 GSV0635
Method File: \\DenSvr03\Public\chem\GCS\GC_D2.

COMPOUND	EXPECTED CONC.	MEASURED CONC.	%D	MAX %D
27 Merphos	3.0000	3.2280	7.6	15.0
40 Total Demeton	3.0000	3.2485	8.3	15.0

Average %D = 14.1

TestAmerica

Data file : \\DenSvr03\Public\chem\GCS\GC_D2.i\0702091.B\019F1901.D
 Lab Smp Id: OPP L5 GSV0635 Client Smp ID: OPP L5 GSV0635
 Inj Date : 03-JUL-2009 01:50
 Operator : MPK/TLW Inst ID: GC_D2.i
 Smp Info : OPP L5 GSV0635
 Misc Info : IS - GSV0633-09
 Comment :
 Method : \\DenSvr03\Public\chem\GCS\GC_D2.i\0702091.B\8141A-1.m
 Meth Date : 07-Jul-2009 19:05 GC_D2.i Quant Type: ISTD
 Cal Date : 26-JUN-2009 21:13 Cal File: 009F0901.D
 Als bottle: 19 Continuing Calibration Sample
 Dil Factor: 1.00000
 Integrator: Falcon Compound Sublist: 8141A.sub
 Target Version: 4.14
 Processing Host: DENPC075

Compounds	AMOUNTS					
	RT	EXP RT	REL RT	RESPONSE	CAL-AMT (ug/mL)	ON-COL (ug/mL)
1 o,o,o-TEPT	3.255	3.254	(0.182)	242877	3.00000	2.587
2 Dichlorvos	4.077	4.074	(0.228)	144811	3.00000	2.484
3 Mevinphos	5.760	5.739	(0.323)	42471	3.00000	1.326
4 Chlormefos	5.834	5.836	(0.327)	261807	3.00000	3.586
5 Thionazin	7.510	7.507	(0.421)	189123	3.00000	2.838
6 Demeton-O	7.649	7.649	(0.429)	61174	0.97500	0.9621
7 Ethoprop	7.862	7.852	(0.441)	182195	3.00000	3.120
8 Naled	8.064	8.057	(0.452)	56427	3.00000	3.767
* 9 Tributylphosphate	8.155	8.135	(1.000)	105519	2.00000	
10 Sulfotepp	8.440	8.442	(0.473)	260892	3.00000	3.144
11 Phorate	8.532	8.532	(0.478)	198332	3.00000	3.280
12 Dimethoate	8.770	8.730	(0.491)	88832	3.00000	1.264 (M)
13 Demeton-S	8.859	8.846	(0.496)	116470	2.04000	2.286
14 Simazine	8.935	8.924	(0.501)	97139	3.00000	4.065
15 Atrazine	9.099	9.094	(0.510)	84973	3.00000	3.119
16 propazine	9.242	9.241	(0.518)	72991	3.00000	2.904
17 Disulfoton	9.872	9.869	(0.553)	117618	3.00000	2.880
18 Diazinon	9.900	9.902	(0.555)	191903	3.00000	2.954
19 Methyl Parathion	10.720	10.717	(0.601)	131274	3.00000	3.186
20 Ronnel	11.240	11.241	(0.630)	116956	3.00000	2.746
21 Malathion	11.810	11.804	(0.662)	116232	3.00000	3.007
22 Fenthion	11.934	11.932	(0.669)	124890	3.00000	2.982
23 Parathion	12.025	12.019	(0.674)	131158	3.00000	2.943
24 Chlorpyrifos	12.069	12.067	(0.676)	182228	3.00000	3.379
25 Trichloronate	12.495	12.496	(0.700)	152699	3.00000	3.168
26 Anilazine	12.824	12.817	(0.719)	3492	3.00000	0.9550
27 Merphos-A (Merphos)	13.197	13.199	(0.739)	126987	3.00000	3.158
28 Tetrachlorvinphos (Stirophos)	13.842	13.824	(0.776)	70812	3.00000	2.650
29 Tokuthion	14.450	14.449	(0.810)	152005	3.00000	3.290
30 Merphos-B (Merphos Oxone)	14.662	14.651	(0.822)	36938	3.00000	3.418
31 Carbophenothion-methyl	15.244	15.239	(0.854)	105117	3.00000	2.972
32 Fensulfothion	15.459	15.361	(0.866)	44413	3.00000	1.217 (M)
33 Bolstar / Famphur	16.055	16.053	(0.900)	254190	6.00000	5.751

Compounds	RT	EXP RT	REL RT	RESPONSE	AMOUNTS	
					CAL-AMT (ug/mL)	ON-COL (ug/mL)
34 Carbophenothion	16.197	16.197	(0.908)	135553	3.00000	3.057
\$ 35 Triphenyl phosphate	16.717	16.712	(0.937)	99157	3.00000	2.943 (A)
36 Phosmet	16.970	16.963	(0.951)	102094	3.00000	2.690
37 EPN	17.150	17.151	(0.961)	123753	3.00000	3.381
38 Azinphos-methyl	17.489	17.480	(0.980)	93338	3.00000	2.308
* 39 TOCP	17.847	17.846	(1.000)	66646	2.00000	
40 Azinphos-ethyl	17.934	17.926	(1.005)	124456	3.00000	2.807
41 Coumaphos	18.382	18.366	(1.030)	77549	3.00000	2.377
\$ 42 Merphos				163925	3.00000	3.228
M 43 Total Demeton				177644	3.00000	3.248

QC Flag Legend

- A - Target compound detected but, quantitated amount exceeded maximum amount.
- M - Compound response manually integrated.

TestAmerica

INTERNAL STANDARD COMPOUNDS
 AREA AND RT SUMMARY

Instrument ID: GC_D2.i
 Lab File ID: 019F1901.D
 Lab Smp Id: OPP L5 GSV0635
 Analysis Type: SV
 Quant Type: ISTD
 Operator: MPK/TLW
 Method File: \\DenSvr03\Public\chem\GCS\GC_D2.i\0702091.B\8141A-1.m
 Misc Info: IS - GSV0633-09

Calibration Date: 02-JUL-2009
 Calibration Time: 18:33
 Client Smp ID: OPP L5 GSV0635
 Level:
 Sample Type:


COMPOUND	STANDARD	AREA LIMIT		SAMPLE	%DIFF
		LOWER	UPPER		
9 Tributylphosphate	101049	50525	202098	105519	4.42
39 TOCP	61896	30948	123792	66646	7.67

COMPOUND	STANDARD	RT LIMIT		SAMPLE	%DIFF
		LOWER	UPPER		
9 Tributylphosphate	8.15	7.65	8.65	8.16	0.09
39 TOCP	17.85	17.35	18.35	17.85	0.01

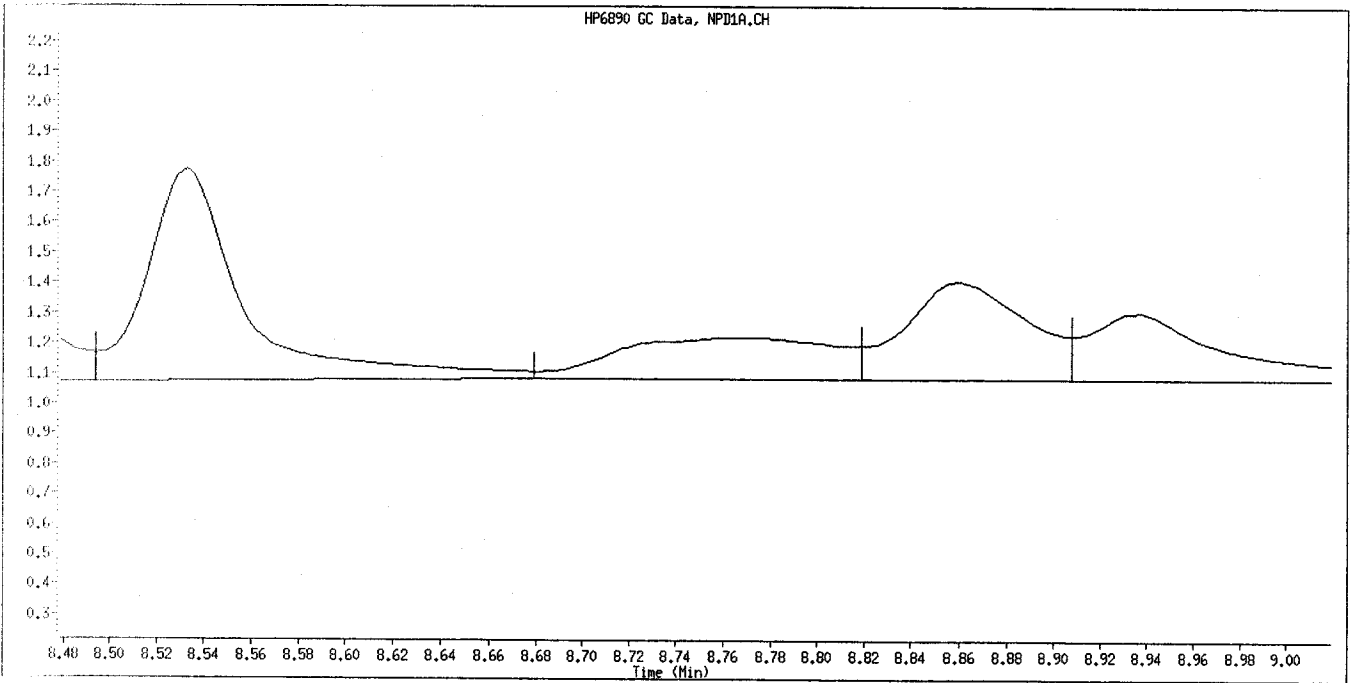
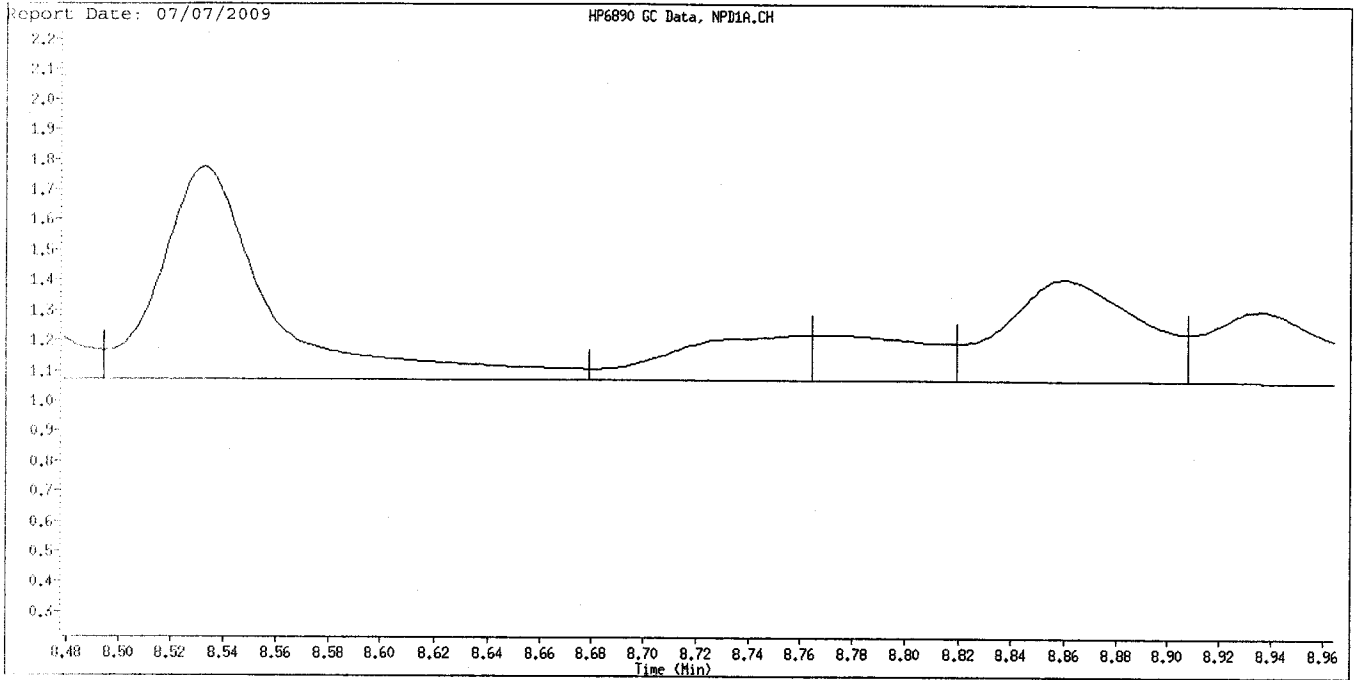
AREA UPPER LIMIT = +100% of internal standard area.
 AREA LOWER LIMIT = - 50% of internal standard area.
 RT UPPER LIMIT = + 0.50 minutes of internal standard RT.
 RT LOWER LIMIT = - 0.50 minutes of internal standard RT.

Data File: \\Densvr03\Public\chem\GCs\GC_D2.1\0702091.B\019F1901.D
 Date : 03-JUL-2009 01:50
 Client ID: OPP L5 GSV0635
 Sample Info: OPP L5 GSV0635
 Column phase: RTX-1MS

Instrument: GC_D2.1
 Operator: HPK/TLM
 Column diameter: 0.32



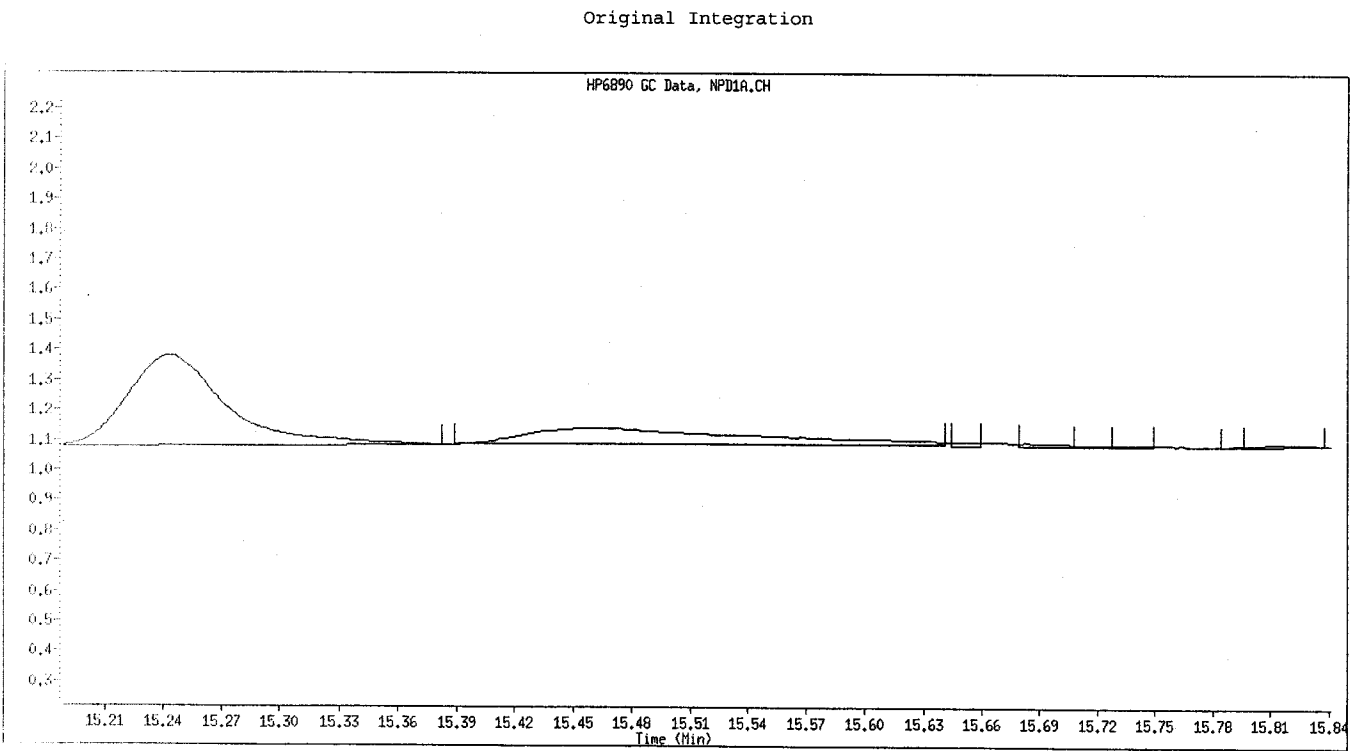
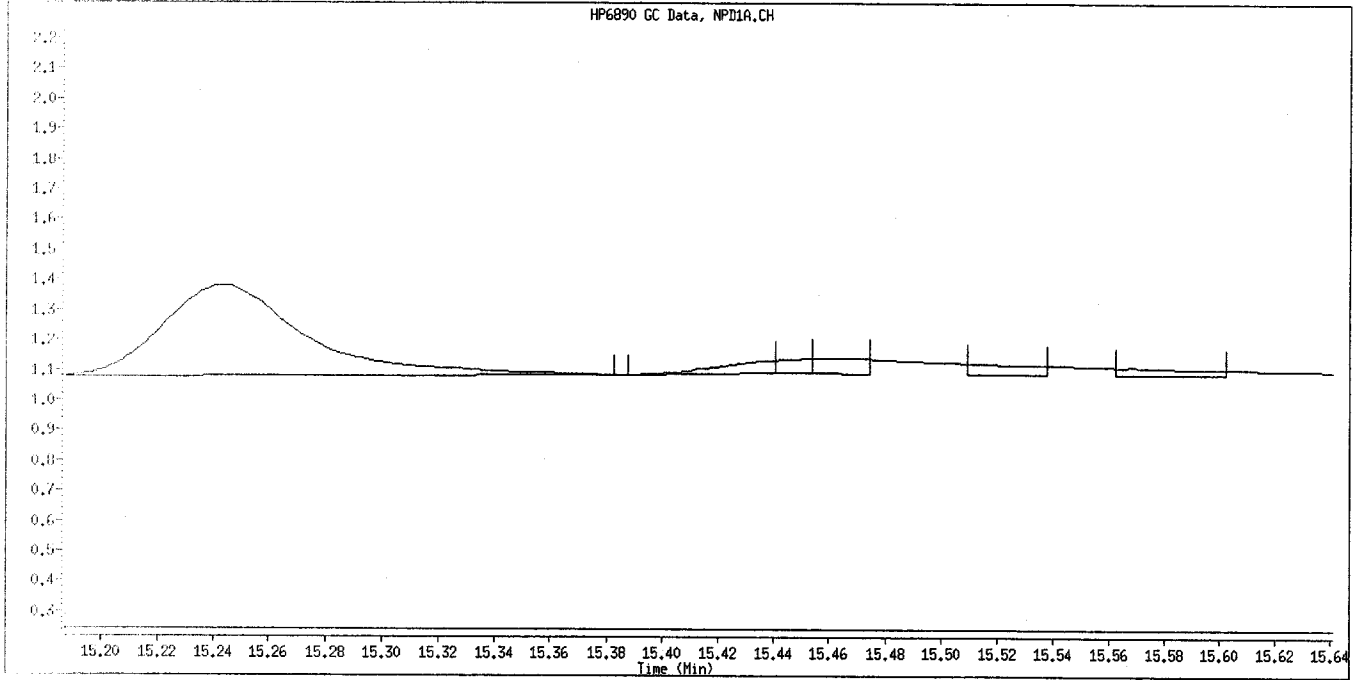
Data File Name: 019F1901.D
Inj. Date and Time: 03-JUL-2009 01:50
Instrument ID: GC_D2.i
Client ID: OPP L5 GSV0635
Compound Name: Dimethoate
CAS #:



Manually Integrated By: williamst
Manual Integration Reason: Baseline Event

yl
7/8/09

Data File Name: 019F1901.D
Inj. Date and Time: 03-JUL-2009 01:50
Instrument ID: GC_D2.i
Client ID: OPP L5 GSV0635
Compound Name: Fensulfothion
CAS #:
Report Date: 07/07/2009



Manually Integrated By: williamst
Manual Integration Reason: Baseline Event

Handwritten signature and date:
7/8/09

**GC SEMIVOLATILE
SAMPLE DATA**

TestAmerica

THE LEADER IN ENVIRONMENTAL TESTING

TestAmerica

Data file : \\DenSvr03\Public\chem\GCS\GC_D2.i\0702092.B\010F1001.D
 Lab Smp Id: LFTN31AA Client Smp ID: BLANK
 Inj Date : 02-JUL-2009 21:44
 Operator : MPK/TLW Inst ID: GC_D2.i
 Smp Info : LFTN31AA,MB
 Misc Info :
 Comment :
 Method : \\DenSvr03\Public\chem\GCS\GC_D2.i\0702092.B\8141A-2.m
 Meth Date : 07-Jul-2009 18:51 GC_D2.i Quant Type: ISTD
 Cal Date : 26-JUN-2009 21:13 Cal File: 009F0901.D
 Als bottle: 10 QC Sample: BLANK
 Dil Factor: 1.00000
 Integrator: Falcon Compound Sublist: 8141A.sub
 Target Version: 4.14
 Processing Host: DENPC075

Concentration Formula: Amt * DF * Vf / Vs * CpndVariable

Name	Value	Description
DF	1.000	Dilution Factor
Vf	2000.000	Final Extract Volume (uL)
Vs	1000.000	Volume of Sample Extracted (mL)
Cpnd Variable		Local Compound Variable

Compounds	RT	EXP RT	REL RT	RESPONSE	CONCENTRATIONS	
					ON-COLUMN (ug/mL)	FINAL (ug/L)
1 o,o,o-TEPT						
2 Dichlorvos						
3 Chlormefos	7.392	7.384	(0.393)	18434	0.30184	0.6037 (R)
4 Mevinphos						
5 Demeton-O						
6 Thionazin						
7 Ethoprop						
8 Phorate						
9 Naled	10.956	10.939	(0.582)	60	0.27280	0.5456 <i>not a peak</i>
10 Sulfotepp	11.011	11.017	(0.585)	77	1e-003	0.001928 (aA)
* 11 Tributylphosphate						
12 Simazine	11.396	11.399	(0.605)	260	0.02273	0.04546 (aA)
13 Diazinon						
14 Atrazine	11.587	11.584	(0.616)	63	0.23493	0.4698 (aA)
15 Propazine						
16 Disulfoton						
17 Demeton-S	12.116	12.124	(0.644)	55	0.12012	0.2402 <i>nc</i>
18 Dimethoate						
19 Ronnel						
20 Merphos-A (Merphos)	13.727	13.689	(1.000)	79		(a)
21 Chlorpyrifos						
22 Fenthion						

Compounds	RT	EXP RT	REL RT	RESPONSE	CONCENTRATIONS	
					ON-COLUMN (ug/mL)	FINAL (ug/L)
23 Trichloronate						
24 Anilazine						
25 Methyl Parathion						
26 Malathion	15.757	15.724	(0.837)	119	0.00329	0.006583 (a)
27 Tokuthion						
28 Parathion	16.506	16.494	(0.877)	166	0.00437	0.008731 (a)
29 Merphos-B (Merphos Oxone)	16.516	16.517	(1.000)	76		(a)
30 Tetrachlorvinphos (stirophos)						
31 Carbophenothion methyl						
32 Bolstar						
33 Carbophenothion						
\$ 34 Triphenyl phosphate	18.304	18.281	(0.972)	7368	0.24587	0.4917 (R)
35 Fensulfothion						
* 36 TOCP	18.826	18.816	(1.000)	60068	2.00000	
37 Phosmet / EPN						
38 Famphur						
39 Azinphos-methyl						
40 Azinphos-ethyl						
41 Coumaphos						
S 42 Merphos						
M 43 Total Demeton				55	0.12012	0.2402

QC Flag Legend

- a - Target compound detected but, quantitated amount Below Limit Of Quantitation(BLOQ).
- A - Target compound detected but, quantitated amount exceeded maximum amount.
- R - Spike/Surrogate failed recovery limits.

TestAmerica

INTERNAL STANDARD COMPOUNDS
 AREA AND RT SUMMARY

Instrument ID: GC D2.i
 Lab File ID: 010F1001.D
 Lab Smp Id: LFTN31AA
 Analysis Type: SV
 Quant Type: ISTD
 Operator: MPK/TLW
 Method File: \\DenSvr03\Public\chem\GCS\GC_D2.i\0702092.B\8141A-2.m
 Misc Info:

Calibration Date: 02-JUL-2009
 Calibration Time: 18:33
 Client Smp ID: BLANK
 Level: LOW
 Sample Type: WATER

COMPOUND	STANDARD	AREA LIMIT		SAMPLE	%DIFF
		LOWER	UPPER		
11 Tributylphosphate	114231	57116	228462	0	-100.00
36 TOCP	56306	28153	112612	60068	6.68

COMPOUND	STANDARD	RT LIMIT		SAMPLE	%DIFF
		LOWER	UPPER		
11 Tributylphosphate	11.13	10.63	11.63	0.00	-100.00
36 TOCP	18.82	18.32	19.32	18.83	0.06

AREA UPPER LIMIT = +100% of internal standard area.
 AREA LOWER LIMIT = - 50% of internal standard area.
 RT UPPER LIMIT = + 0.50 minutes of internal standard RT.
 RT LOWER LIMIT = - 0.50 minutes of internal standard RT.

TestAmerica

RECOVERY REPORT

Client Name: Client SDG: D9F290000
Sample Matrix: LIQUID Fraction: SV
Lab Smp Id: LFTN31AA Client Smp ID: BLANK
Level: LOW Operator: MPK/TLW
Data Type: GC DATA SampleType: BLANK
SpikeList File: fullDFCwater.spk Quant Type: ISTD
Sublist File: 8141A.sub
Method File: \\DenSvr03\Public\chem\GCS\GC_D2.i\0702092.B\8141A-2.m
Misc Info:

SURROGATE COMPOUND	CONC ADDED ug/L	CONC RECOVERED ug/L	% RECOVERED	LIMITS
\$ 3 Chlormefos	2.000	0.6037	30.18*	48-114
\$ 34 Triphenyl phosphat	2.000	0.4917	24.59*	50-150

Date : 02-JUL-2009 21:44

Client ID: BLANK

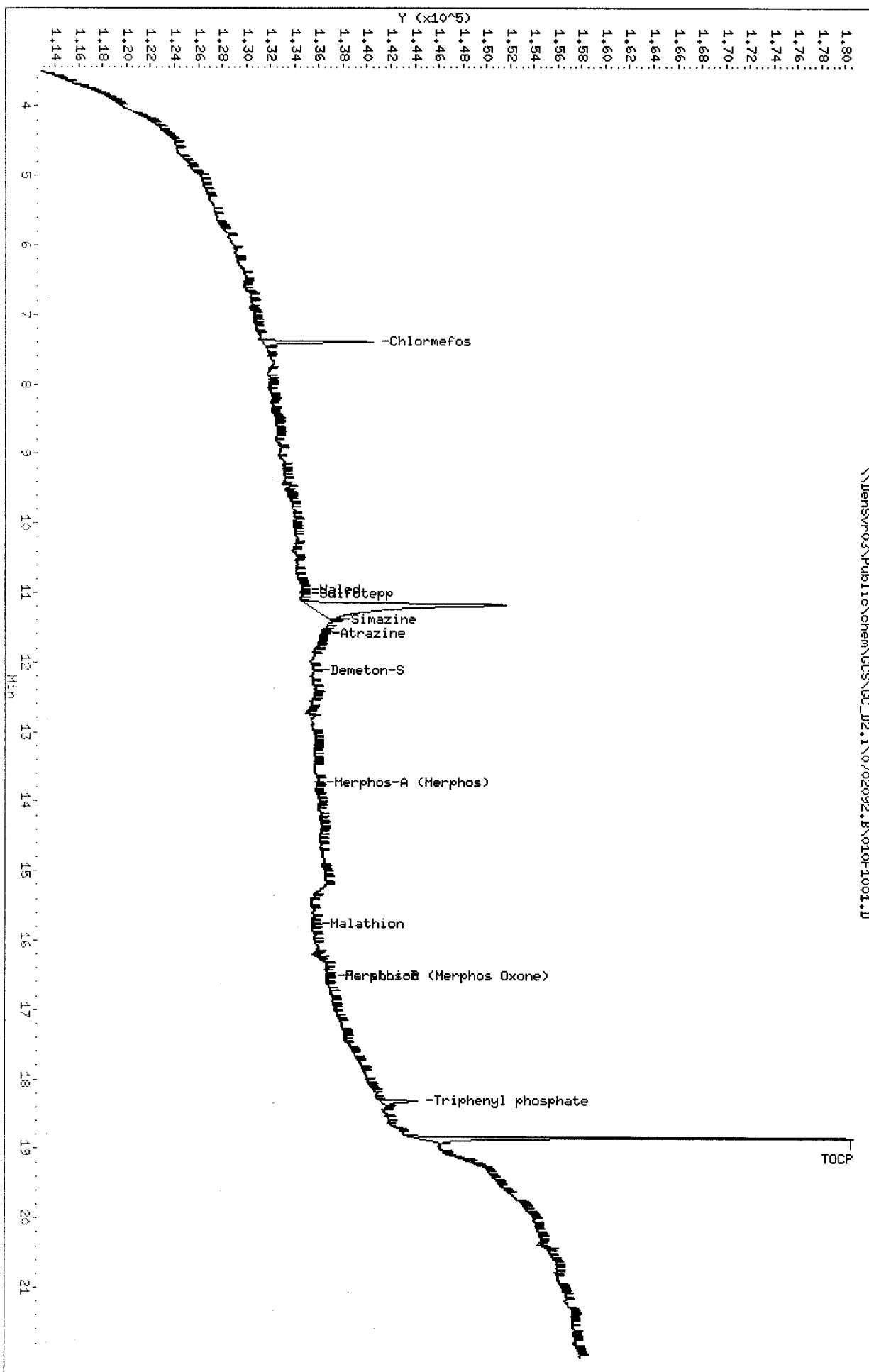
Sample Info: LFTN31A9.MB

Instrument: GC_D2.i

Column phase: RTX-QPest

Operator: MPK/TLW
Column diameter: 0.32

\\Densvnr03\Publ1is\chem\GCOS\GC_D2.i\0702092.B\010F1001.D



TestAmerica

Data file : \\DenSvr03\Public\chem\GCS\GC_D2.i\0702091.B\010F1001.D
 Lab Smp Id: LFTN31AA Client Smp ID: BLANK
 Inj Date : 02-JUL-2009 21:44
 Operator : MPK/TLW Inst ID: GC_D2.i
 Smp Info : LFTN31AA,MB
 Misc Info : IS - GSV0633-09
 Comment :
 Method : \\DenSvr03\Public\chem\GCS\GC_D2.i\0702091.B\8141A-1.m
 Meth Date : 07-Jul-2009 19:05 GC_D2.i Quant Type: ISTD
 Cal Date : 26-JUN-2009 21:13 Cal File: 009F0901.D
 Als bottle: 10 QC Sample: BLANK
 Dil Factor: 1.00000
 Integrator: Falcon Compound Sublist: 8141A.sub
 Target Version: 4.14
 Processing Host: DENPC075

Concentration Formula: Amt * DF * Vf / Vs * CpndVariable

Name	Value	Description
DF	1.000	Dilution Factor
Vf	2000.000	Final Extract Volume (uL)
Vs	1000.000	Volume of Sample extracted (mL)
Cpnd Variable		Local Compound Variable

Compounds	RT	EXP RT	REL RT	RESPONSE	CONCENTRATIONS	
					ON-COLUMN (ug/mL)	FINAL (ug/L)
1 o,o,o-TEPT						
2 Dichlorvos						
3 Mevinphos						
\$ 4 Chlormefos	5.832	5.836	(0.327)	22119	0.28093	0.5618 (R)
5 Thionazin						
6 Demeton-O						
7 Ethoprop						
8 Naled	8.060	8.057	(0.452)	68	0.19664	0.3933
* 9 Tributylphosphate	8.124	8.135	(1.000)	103	2.00000	
10 Sulfotepp						
11 Phorate						
12 Dimethoate						
13 Demeton-S						
14 Simazine						
15 Atrazine						
16 propazine						
17 Disulfoton						
18 Diazinon						
19 Methyl Parathion						
20 Ronnel						
21 Malathion						
22 Fenthion						

Compounds	RT	EXP RT	REL RT	RESPONSE	CONCENTRATIONS	
					ON-COLUMN (ug/mL)	FINAL (ug/L)
23 Parathion						
24 Chlorpyrifos	12.060	12.067	(0.676)	72	0.00124	0.002476 (a)
25 Trichloronate						
26 Anilazine						
27 Merphos-A (Merphos)	13.200	13.199	(0.739)	82	0.00189	0.003782
28 Tetrachlorvinphos (Stirophos)	13.827	13.824	(0.775)	68	0.00236	0.004719
29 Tokuthion						
30 Merphos-B (Merphos Oxone)	14.627	14.651	(0.819)	54	0.02549	0.05098
31 Carbophenothion-methyl						
32 Fensulfothion						
33 Bolstar / Famphur						
34 Carbophenothion						
S 35 Triphenyl phosphate	16.747	16.712	(0.938)	3311	0.09112	0.1822 (R)
36 Phosmet						
37 EPN						
38 Azinphos-methyl						
* 39 TOCP	17.852	17.846	(1.000)	71867	2.00000	
40 Azinphos-ethyl						
41 Coumaphos						
S 42 Merphos				136	0.00248	0.004967
M 43 Total Demeton						

QC Flag Legend

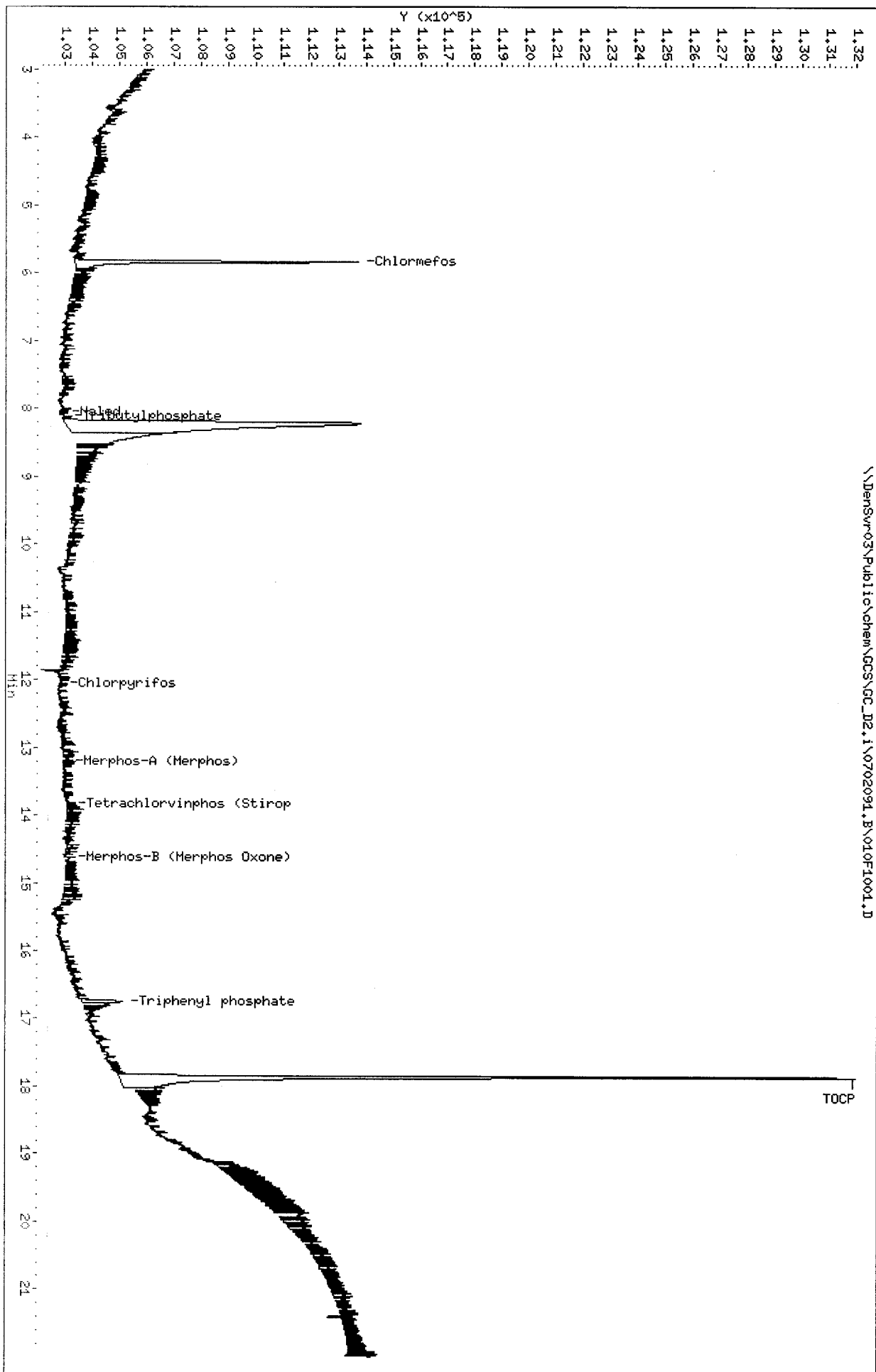
- a - Target compound detected but, quantitated amount Below Limit Of Quantitation(BLOQ).
- R - Spike/Surrogate failed recovery limits.

TestAmerica

RECOVERY REPORT

Client Name: Client SDG: D9F290000
 Sample Matrix: LIQUID Fraction: SV
 Lab Smp Id: LFTN31AA Client Smp ID: BLANK
 Level: LOW Operator: MPK/TLW
 Data Type: GC DATA SampleType: BLANK
 SpikeList File: fullDFCwater.spk Quant Type: ISTD
 Sublist File: 8141A.sub
 Method File: \\DenSvr03\Public\chem\GCS\GC_D2.i\0702091.B\8141A-1.m
 Misc Info: IS - GSV0633-09

SURROGATE COMPOUND	CONC ADDED ug/L	CONC RECOVERED ug/L	% RECOVERED	LIMITS
\$ 4 Chlormefos	2.000	0.5618	28.09*	48-114
\$ 35 Triphenyl phosphat	2.000	0.1822	9.11*	50-150



TestAmerica

Data file : \\DenSvr03\Public\chem\GCS\GC_D2.i\0702092.B\011F1101.D
 Lab Smp Id: LFTN31AC Client Smp ID: LCS
 Inj Date : 02-JUL-2009 22:11
 Operator : MPK/TLW Inst ID: GC_D2.i
 Smp Info : LFTN31AC,LCS
 Misc Info :
 Comment :
 Method : \\DenSvr03\Public\chem\GCS\GC_D2.i\0702092.B\8141A-2.m
 Meth Date : 07-Jul-2009 18:51 GC_D2.i Quant Type: ISTD
 Cal Date : 26-JUN-2009 21:13 Cal File: 009F0901.D
 Als bottle: 11 QC Sample: LCS
 Dil Factor: 1.00000
 Integrator: Falcon Compound Sublist: 8141A.sub
 Target Version: 4.14
 Processing Host: DENPC075

Concentration Formula: Amt * DF * Vf / Vs * CpndVariable

Name	Value	Description
DF	1.000	Dilution Factor
Vf	2000.000	Final Extract Volume (uL)
Vs	1000.000	Volume of Sample Extracted (mL)
Cpnd Variable		Local Compound Variable

Compounds	CONCENTRATIONS					
	RT	EXP RT	REL RT	RESPONSE	ON-COLUMN (ug/mL)	FINAL (ug/L)
1 o,o,o'-TEPT	4.737	4.731 (0.252)		156328	1.83688	3.674
2 Dichlorvos	6.560	6.546 (0.349)		90302	1.35888	2.718
3 Chlormefos	7.395	7.384 (0.393)		50809	0.75952	1.519
4 Mevinphos	9.257	9.234 (0.492)		54156	1.20981	2.420
5 Demeton-O	9.749	9.734 (0.518)		68282	1.60078	3.202
6 Thionazin	10.002	9.984 (0.531)		123200	1.84041	3.681
7 Ethoprop	10.522	10.499 (0.559)		71564	1.43070	2.861
8 Phorate	10.552	10.539 (0.561)		125971	2.17172	4.343
9 Naled	10.962	10.939 (0.582)		16909	1.31595	2.632
10 Sulfotepp	11.032	11.017 (0.586)		144885	1.65612	3.312 (A)
* 11 Tributylphosphate	11.144	11.116 (1.000)		112511	2.00000	
12 Simazine	11.429	11.399 (0.607)		22904	1.82795	3.656 (A)
13 Diazinon	11.559	11.541 (0.614)		89790	1.91860	3.837
14 Atrazine	11.605	11.584 (0.617)		45515	1.89137	3.783 (A)
15 Propazine	11.767	11.747 (0.625)		36364	1.68252	3.365
16 Disulfoton	12.069	12.049 (0.641)		67683	1.46701	2.934
17 Demeton-S	12.145	12.124 (0.645)		199	0.12251	0.2450 (R)
18 Dimethoate	13.325	13.282 (0.708)		85496	1.38266	2.765
19 Ronnel	13.609	13.587 (0.723)		73137	1.75722	3.514
20 Merphos-A (Merphos)	Compound Not Detected.					
21 Chlorpyrifos	14.430	14.409 (0.767)		70530	1.67073	3.341
22 Fenthion	14.687	14.662 (0.780)		61659	1.57476	3.150

Compounds	RT	EXP RT	REL RT	RESPONSE	CONCENTRATIONS	
					ON-COLUMN (ug/mL)	FINAL (ug/L)
23 Trichloronate	14.732	14.711	(0.783)	87677	1.63812	3.276
24 Anilazine	Compound Not Detected.					
25 Methyl Parathion	15.539	15.519	(0.825)	72923	1.72513	3.450
26 Malathion	15.744	15.724	(0.836)	56973	1.43873	2.877
27 Tokuthion	16.360	16.344	(0.869)	81359	1.75475	3.510
28 Parathion	16.507	16.494	(0.877)	76165	1.82857	3.657
29 Merphos-B (Merphos Oxone)	16.537	16.517	(1.484)	91993	7.44669	14.89 (A)
30 Tetrachlorvinphos (stirophos)	16.992	16.977	(0.903)	48415	1.79685	3.594
31 Carbophenothion methyl	Compound Not Detected.					
32 Bolstar	17.452	17.440	(0.927)	80586	1.98094	3.962
33 Carbophenothion	17.535	17.524	(0.932)	72085	1.80202	3.604 (A)
\$ 34 Triphenyl phosphate	18.292	18.281	(0.972)	28035	0.85406	1.708
35 Fensulfothion	18.575	18.559	(0.987)	52037	1.72651	3.453
* 36 TOCP	18.824	18.816	(1.000)	65797	2.00000	
37' Phosmet / EPN	18.917	18.909	(1.005)	110761	3.26417	6.528
38 Famphur	19.019	19.011	(1.010)	65746	1.52347	3.047
39 Azinphos-methyl	19.157	19.147	(1.018)	57489	1.45623	2.912
40 Azinphos-ethyl	Compound Not Detected.					
41 Coumaphos	20.362	20.347	(1.082)	47571	1.64559	3.291
S 42 Merphos				91993	1.67761	3.355
M 43 Total Demeton				68481	1.72328	3.446

QC Flag Legend

- A - Target compound detected but, quantitated amount exceeded maximum amount.
- R - Spike/Surrogate failed recovery limits.

TestAmerica

INTERNAL STANDARD COMPOUNDS
 AREA AND RT SUMMARY

Instrument ID: GC D2.i
 Lab File ID: 011F1101.D
 Lab Smp Id: LFTN31AC
 Analysis Type: SV
 Quant Type: ISTD
 Operator: MPK/TLW
 Method File: \\DenSvr03\Public\chem\GCS\GC_D2.i\0702092.B\8141A-2.m
 Misc Info:

Calibration Date: 02-JUL-2009
 Calibration Time: 18:33
 Client Smp ID: LCS
 Level: LOW
 Sample Type: WATER

COMPOUND	STANDARD	AREA LIMIT		SAMPLE	%DIFF
		LOWER	UPPER		
11 Tributylphosphate	114231	57116	228462	112511	-1.51
36 TOCP	56306	28153	112612	65797	16.86

COMPOUND	STANDARD	RT LIMIT		SAMPLE	%DIFF
		LOWER	UPPER		
11 Tributylphosphate	11.13	10.63	11.63	11.14	0.15
36 TOCP	18.82	18.32	19.32	18.82	0.05

AREA UPPER LIMIT = +100% of internal standard area.
 AREA LOWER LIMIT = - 50% of internal standard area.
 RT UPPER LIMIT = + 0.50 minutes of internal standard RT.
 RT LOWER LIMIT = - 0.50 minutes of internal standard RT.

TestAmerica

RECOVERY REPORT

Client Name: Client SDG: D9F290000
 Sample Matrix: LIQUID Fraction: SV
 Lab Smp Id: LFTN31AC Client Smp ID: LCS
 Level: LOW Operator: MPK/TLW
 Data Type: GC DATA SampleType: LCS
 SpikeList File: fullDFCwater.spk Quant Type: ISTD
 Sublist File: 8141A.sub
 Method File: \\DenSvr03\Public\chem\GCS\GC_D2.i\0702092.B\8141A-2.m
 Misc Info:

SPIKE COMPOUND	CONC ADDED ug/L	CONC RECOVERED ug/L	% RECOVERED	LIMITS
1 o,o,o-TEPT	4.000	3.674	91.84	36-119
2 Dichlorvos	4.000	2.718	67.94	50-120
\$ 3 Chlormefos	2.000	1.519	75.95	58-114
4 Mevinphos	4.000	2.420	60.49	35-108
5 Demeton-O	2.800	3.202	114.34	36-119
6 Thionazin	4.000	3.681	92.02	65-116
7 Ethoprop	4.000	2.861	71.54	36-119
8 Phorate	4.000	4.343	108.59	36-119
9 Naled	4.000	2.632	65.80	36-119
10 Sulfotepp	4.000	3.312	82.81	36-119
12 Simazine	4.000	3.656	91.40	36-119
13 Diazinon	4.000	3.837	95.93	36-119
14 Atrazine	4.000	3.783	94.57	36-119
15 Propazine	4.000	3.365	84.13	36-119
16 Disulfoton	4.000	2.934	73.35	61-103
17 Demeton-S	1.200	0.2450	20.42*	36-119
18 Dimethoate	4.000	2.765	69.13	28-82
19 Ronnel	4.000	3.514	87.86	62-99
21 Chlorpyrifos	4.000	3.341	83.54	66-101
22 Fenthion	4.000	3.150	78.74	36-119
23 Trichloronate	4.000	3.276	81.91	36-119
24 Anilazine	4.000	0.0000	*	36-119
25 Methyl Parathion	4.000	3.450	86.26	36-119
26 Malathion	4.000	2.877	71.94	36-119
27 Tokuthion	4.000	3.510	87.74	36-119
28 Parathion	4.000	3.657	91.43	36-119
30 Tetrachlorvinphos	4.000	3.594	89.84	36-119
31 Carbophenothion m	4.000	0.0000	*	36-119
32 Bolstar	4.000	3.962	99.05	36-119
33 Carbophenothion	4.000	3.604	90.10	36-119
\$ 34 Triphenyl phosphat	2.000	1.708	85.41	36-119
35 Fensulfothion	4.000	3.453	86.33	20-105
37 Phosmet / EPN	8.000	6.528	81.60	36-119
38 Famphur	4.000	3.047	76.17	61-108
39 Azinphos-methyl	4.000	2.912	72.81	55-103
40 Azinphos-ethyl	4.000	0.0000	*	36-119
41 Coumaphos	4.000	3.291	82.28	36-119
S 42 Merphos	4.000	3.355	83.88	36-119
M 43 Total Demeton	4.000	3.446	86.16	47-100

TestAmerica

RECOVERY REPORT

Client Name: Client SDG: D9F290000
Sample Matrix: LIQUID Fraction: SV
Lab Smp Id: LFTN31AC Client Smp ID: LCS
Level: LOW Operator: MPK/TLW
Data Type: GC DATA SampleType: LCS
SpikeList File: fullDFCwater.spk Quant Type: ISTD
Sublist File: 8141A.sub
Method File: \\DenSvr03\Public\chem\GCS\GC_D2.i\0702092.B\8141A-2.m
Misc Info:

SURROGATE COMPOUND	CONC ADDED ug/L	CONC RECOVERED ug/L	% RECOVERED	LIMITS
\$ 3 Chlormefos	2.000	1.519	75.95	48-114
\$ 34 Triphenyl phosphat	2.000	1.708	85.41	50-150

Date : 02-JUL-2009 22:11

Client ID: LCS

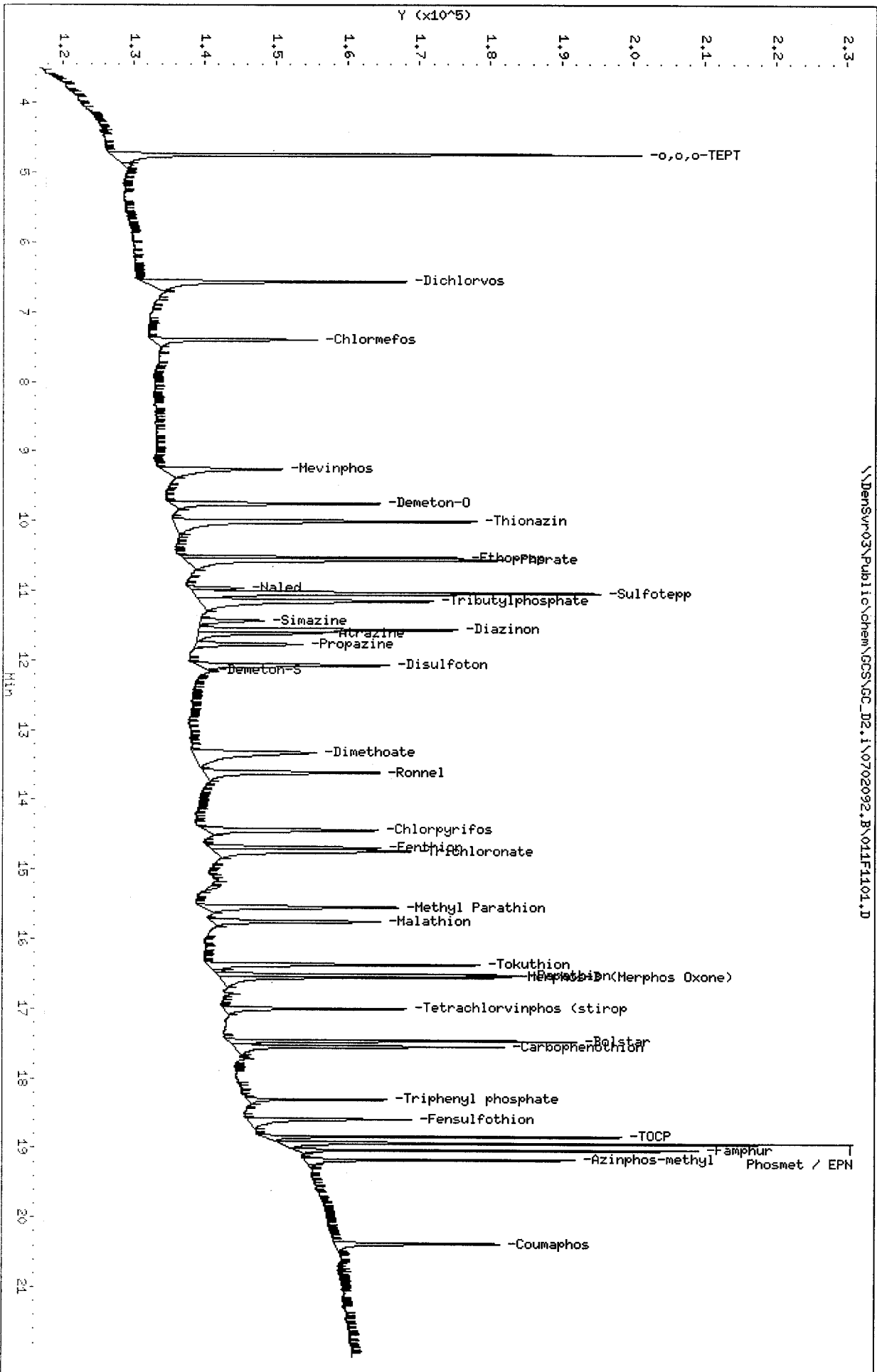
Sample Info: LFTN314C,LCS

Instrument: GC_D2.1

Column phase: RTX-OPFest

Operator: MPK/TLN
Column diameter: 0.32

\\Densv03\Public\chem\GC\GC_D2.1\0702092.B\011F1101.D



TestAmerica

Data file : \\DenSvr03\Public\chem\GCS\GC_D2.i\0702091.B\011F1101.D
 Lab Smp Id: LFTN31AC Client Smp ID: LCS
 Inj Date : 02-JUL-2009 22:11
 Operator : MPK/TLW Inst ID: GC_D2.i
 Smp Info : LFTN31AC,LCS
 Misc Info : IS - GSV0633-09
 Comment :
 Method : \\DenSvr03\Public\chem\GCS\GC_D2.i\0702091.B\8141A-1.m
 Meth Date : 07-Jul-2009 19:05 GC_D2.i Quant Type: ISTD
 Cal Date : 26-JUN-2009 21:13 Cal File: 009F0901.D
 Als bottle: 11 QC Sample: LCS
 Dil Factor: 1.00000
 Integrator: Falcon Compound Sublist: 8141A.sub
 Target Version: 4.14
 Processing Host: DENPC075

Concentration Formula: Amt * DF * Vf / Vs * CpndVariable

Name	Value	Description
DF	1.000	Dilution Factor
Vf	2000.000	Final Extract Volume (uL)
Vs	1000.000	Volume of Sample extracted (mL)
Cpnd Variable		Local Compound Variable

Compounds	CONCENTRATIONS					
	RT	EXP RT	REL RT	RESPONSE	ON-COLUMN (ug/mL)	FINAL (ug/L)
1 o,o,o-TEPT	3.255	3.254	(0.182)	175309	1.69524	3.390
2 Dichlorvos	4.080	4.074	(0.229)	98447	1.53305	3.066
3 Mevinphos	Compound Not Detected.					
4 Chlormefos	5.830	5.836	(0.327)	68179	0.84784	1.696
5 Thionazin	7.508	7.507	(0.421)	119340	1.62616	3.252
6 Demeton-O	7.645	7.649	(0.428)	98368	1.41658	2.833
7 Ethoprop	7.860	7.852	(0.441)	113481	1.76456	3.529
8 Naled	8.063	8.057	(0.452)	18600	1.26237	2.525
* 9 Tributylphosphate	8.143	8.135	(1.000)	113135	2.00000	
10 Sulfotepp	8.438	8.442	(0.473)	141149	1.50897	3.018
11 Phorate	8.528	8.532	(0.478)	99374	1.49206	2.984
12 Dimethoate	8.725	8.730	(0.489)	19143	0.24742	0.4948 (R)
13 Demeton-S	8.868	8.846	(0.497)	8583	0.15299	0.3060 (R)
14 Simazine	8.935	8.924	(0.501)	43156	1.68751	3.375
15 Atrazine	9.098	9.094	(0.510)	44748	1.49161	2.983
16 propazine	9.240	9.241	(0.518)	44181	1.59610	3.192
17 Disulfoton	9.867	9.869	(0.553)	54498	1.18953	2.379
18 Diazinon	9.898	9.902	(0.555)	127606	1.78361	3.567
19 Methyl Parathion	10.717	10.717	(0.601)	80822	1.78131	3.563
20 Ronnel	11.237	11.241	(0.630)	71715	1.52907	3.058
21 Malathion	11.807	11.804	(0.662)	60589	1.40134	2.803
22 Fenthion	11.930	11.932	(0.669)	71178	1.54325	3.086

Compounds	RT	EXP RT	REL RT	RESPONSE	CONCENTRATIONS	
					ON-COLUMN (ug/mL)	FINAL (ug/L)
23 Parathion	12.018	12.019	(0.674)	81426	1.65884	3.318
24 Chlorpyrifos	12.063	12.067	(0.676)	111304	1.87421	3.748
25 Trichloronate	12.490	12.496	(0.700)	87148	1.64191	3.284
26 Anilazine	12.823	12.817	(0.719)	4547	1.11117	2.222
27 Merphos-A (Merphos)	13.203	13.199	(0.740)	193	0.00436	0.008716
28 Tetrachlorvinphos (Stirophos)	13.833	13.824	(0.775)	44190	1.50145	3.003
29 Tokuthion	14.445	14.449	(0.810)	92374	1.81551	3.631
30 Merphos-B (Merphos Oxone)	14.648	14.651	(0.821)	93432	7.82208	15.64 (A)
31 Carbophenothion-methyl	Compound Not Detected.					
32 Fensulfothion	Compound Not Detected.					
33 Bolstar / Famphur	16.050	16.053	(0.899)	168889	3.46966	6.939
34 Carbophenothion	16.193	16.197	(0.908)	78667	1.61095	3.222
S 35 Triphenyl phosphate	16.713	16.712	(0.937)	28386	0.76492	1.530
36 Phosmet	16.967	16.963	(0.951)	54383	1.30110	2.602
37 EPN	17.148	17.151	(0.961)	77616	1.94674	3.893
38 Azinphos-methyl	17.487	17.480	(0.980)	60297	1.35380	2.708
* 39 TOCP	17.843	17.846	(1.000)	73400	2.00000	
40 Azinphos-ethyl	Compound Not Detected.					
41 Coumaphos	18.375	18.366	(1.030)	54938	1.52931	3.059
S 42 Merphos				93625	1.67402	3.348
M 43 Total Demeton				106951	1.56956	3.139

QC Flag Legend

- A - Target compound detected but, quantitated amount exceeded maximum amount.
- R - Spike/Surrogate failed recovery limits.

TestAmerica

INTERNAL STANDARD COMPOUNDS
 AREA AND RT SUMMARY

Instrument ID: GC_D2.i Calibration Date: 02-JUL-2009
 Lab File ID: 011F1101.D Calibration Time: 18:33
 Lab Smp Id: LFTN31AC Client Smp ID: LCS
 Analysis Type: SV Level: LOW
 Quant Type: ISTD Sample Type: WATER
 Operator: MPK/TLW
 Method File: \\DenSvr03\Public\chem\GCS\GC_D2.i\0702091.B\8141A-1.m
 Misc Info: IS - GSV0633-09

COMPOUND	STANDARD	AREA LIMIT		SAMPLE	%DIFF
		LOWER	UPPER		
9 Tributylphosphate	101049	50525	202098	113135	11.96
39 TOCP	61896	30948	123792	73400	18.59

COMPOUND	STANDARD	RT LIMIT		SAMPLE	%DIFF
		LOWER	UPPER		
9 Tributylphosphate	8.15	7.65	8.65	8.14	-0.06
39 TOCP	17.85	17.35	18.35	17.84	-0.01

AREA UPPER LIMIT = +100% of internal standard area.
 AREA LOWER LIMIT = - 50% of internal standard area.
 RT UPPER LIMIT = + 0.50 minutes of internal standard RT.
 RT LOWER LIMIT = - 0.50 minutes of internal standard RT.

TestAmerica

RECOVERY REPORT

Client Name: Client SDG: D9F290000
 Sample Matrix: LIQUID Fraction: SV
 Lab Smp Id: LFTN31AC Client Smp ID: LCS
 Level: LOW Operator: MPK/TLW
 Data Type: GC DATA SampleType: LCS
 SpikeList File: fullDFCwater.spk Quant Type: ISTD
 Sublist File: 8141A.sub
 Method File: \\DenSvr03\Public\chem\GCS\GC_D2.i\0702091.B\8141A-1.m
 Misc Info: IS - GSV0633-09

SPIKE	COMPOUND	CONC ADDED ug/L	CONC RECOVERED ug/L	% RECOVERED	LIMITS
	1 o,o,o-TEPT	4.000	3.390	84.76	36-119
	2 Dichlorvos	4.000	3.066	76.65	50-120
	3 Mevinphos	4.000	0.0000	*	35-108
\$	4 Chlormefos	2.000	1.696	84.78	48-114
	5 Thionazin	4.000	3.252	81.31	65-116
	6 Demeton-O	2.792	2.833	101.47	36-119
	7 Ethoprop	4.000	3.529	88.23	65-108
	8 Naled	4.000	2.525	63.12	36-119
	10 Sulfotepp	4.000	3.018	75.45	69-103
	11 Phorate	4.000	2.984	74.60	62-104
	12 Dimethoate	4.000	0.4948	12.37*	28-115
	13 Demeton-S	1.208	0.3060	25.33*	36-119
	14 Simazine	4.000	3.375	84.38	47-109
	15 Atrazine	4.000	2.983	74.58	36-119
	16 propazine	4.000	3.192	79.80	36-119
	18 Diazinon	4.000	3.567	89.18	36-119
	17 Disulfoton	4.000	2.379	59.48	36-119
	19 Methyl Parathion	4.000	3.563	89.07	68-119
	20 Ronnel	4.000	3.058	76.45	62-115
	21 Malathion	4.000	2.803	70.07	67-115
	22 Fenthion	4.000	3.086	77.16	36-119
	23 Parathion	4.000	3.318	82.94	36-119
	24 Chlorpyrifos	4.000	3.748	93.71	36-119
	25 Trichloronate	4.000	3.284	82.10	36-119
	26 Anilazine	4.000	2.222	55.56	47-115
S	42 Merphos	4.000	3.348	83.70	36-119
	28 Tetrachlorvinphos	4.000	3.003	75.07	36-119
	29 Tokuthion	4.000	3.631	90.78	36-119
	31 Carbophenothion-m	4.000	0.0000	*	36-119
	32 Fensulfothion	4.000	0.0000	*	61-115
	33 Bolstar / Famphur	8.000	6.939	86.74	36-119
	34 Carbophenothion	4.000	3.222	80.55	36-119
\$	35 Triphenyl phosphat	2.000	1.530	76.49	50-150
	36 Phosmet	4.000	2.602	65.06	36-119
	37 EPN	4.000	3.893	97.34	36-119
	38 Azinphos-methyl	4.000	2.708	67.69	55-115
	40 Azinphos-ethyl	4.000	0.0000	*	36-119
	41 Coumaphos	4.000	3.059	76.47	62-115
M	43 Total Demeton	4.000	3.139	78.48	47-115

TestAmerica


RECOVERY REPORT

Client Name: Client SDG: D9F290000
 Sample Matrix: LIQUID Fraction: SV
 Lab Smp Id: LFTN31AC Client Smp ID: LCS
 Level: LOW Operator: MPK/TLW
 Data Type: GC DATA SampleType: LCS
 SpikeList File: fullDFCwater.spk Quant Type: ISTD
 Sublist File: 8141A.sub
 Method File: \\DenSvr03\Public\chem\GCS\GC_D2.i\0702091.B\8141A-1.m
 Misc Info: IS - GSV0633-09

SURROGATE COMPOUND	CONC ADDED ug/L	CONC RECOVERED ug/L	% RECOVERED	LIMITS
\$ 4 Chlormefos	2.000	1.696	84.78	48-114
\$ 35 Triphenyl phosphat	2.000	1.530	76.49	50-150

Data File: \\Densv03\Public\chem\GCS\GC_D2.1\0702091.B\01F1101.D
 Date: 02-JUL-2009 22:11
 Client ID: LCS
 Sample Info: LFTN31AC,LCS
 Column phase: RTX-1MS

Instrument: GC_D2.1
 Operator: HPK/TLM
 Column diameter: 0.32



TestAmerica

Data file : \\DenSvr03\Public\chem\GCS\GC_D2.i\0702092.B\012F1201.D
 Lab Smp Id: LFTN31AD Client Smp ID: LCSD
 Inj Date : 02-JUL-2009 22:39
 Operator : MPK/TLW Inst ID: GC_D2.i
 Smp Info : LFTN31AD,LCSD
 Misc Info :
 Comment :
 Method : \\DenSvr03\Public\chem\GCS\GC_D2.i\0702092.B\8141A-2.m
 Meth Date : 07-Jul-2009 18:51 GC_D2.i Quant Type: ISTD
 Cal Date : 26-JUN-2009 21:13 Cal File: 009F0901.D
 Als bottle: 12 QC Sample: LCSD
 Dil Factor: 1.00000
 Integrator: Falcon Compound Sublist: 8141A.sub
 Target Version: 4.14
 Processing Host: DENPC075

Concentration Formula: Amt * DF * Vf / Vs * CpndVariable

Name	Value	Description
DF	1.000	Dilution Factor
Vf	2000.000	Final Extract Volume (uL)
Vs	1000.000	Volume of Sample Extracted (mL)
Cpnd Variable		Local Compound Variable

Compounds	CONCENTRATIONS					
	RT	EXP RT	REL RT	RESPONSE	ON-COLUMN (ug/mL)	FINAL (ug/L)
1 o,o,o-TEPT	4.725	4.731	(0.251)	190488	2.18186	4.364
2 Dichlorvos	6.543	6.546	(0.348)	119906	1.75889	3.518
S 3 Chlormefos	7.378	7.384	(0.392)	55712	0.81183	1.624
4 Mevinphos	9.236	9.234	(0.491)	72365	1.57584	3.152
5 Demeton-O	9.728	9.734	(0.517)	84587	1.93305	3.866 (R)
6 Thionazin	9.980	9.984	(0.531)	132147	1.92432	3.849
7 Ethoprop	10.500	10.499	(0.558)	85666	1.66947	3.339
8 Phorate	10.530	10.539	(0.560)	126762	2.13029	4.260
9 Naled	10.938	10.939	(0.581)	19899	1.47007	2.940
10 Sulfotepp	11.010	11.017	(0.585)	162823	1.81426	3.628 (A)
* 11 Tributylphosphate	11.121	11.116	(1.000)	121723	2.00000	
12 Simazine	11.405	11.399	(0.606)	27259	2.12069	4.241 (A)
13 Diazinon	11.536	11.541	(0.613)	102880	2.13950	4.279
14 Atrazine	11.581	11.584	(0.616)	54005	2.15121	4.302 (A)
15 Propazine	11.743	11.747	(0.624)	44685	2.00390	4.008
16 Disulfoton	12.043	12.049	(0.640)	82640	1.74606	3.492
17 Demeton-S	12.126	12.124	(0.645)	4659	0.19716	0.3943 (R)
18 Dimethoate	13.293	13.282	(0.707)	111893	1.76395	3.528 (R)
19 Ronnel	13.581	13.587	(0.722)	82635	1.93539	3.871
20 Merphos-A (Merphos)	Compound Not Detected.					
21 Chlorpyrifos	14.403	14.409	(0.766)	92299	2.13130	4.263 (R)
22 Fenthion	14.656	14.662	(0.779)	74093	1.84464	3.689

Compounds	RT	EXP RT	REL RT	RESPONSE	CONCENTRATIONS	
					ON-COLUMN (ug/mL)	FINAL (ug/L)
23 Trichloronate	14.701	14.711	(0.782)	116944	2.09827	4.196
24 Anilazine	Compound Not Detected.					
25 Methyl Parathion	15.513	15.519	(0.825)	84474	1.94803	3.896
26 Malathion	15.720	15.724	(0.836)	73405	1.80697	3.614
27 Tokuthion	16.340	16.344	(0.869)	95627	2.01051	4.021
28 Parathion	16.488	16.494	(0.876)	91730	2.14675	4.294
29 Merphos-B (Merphos Oxone)	16.518	16.517	(1.485)	110445	8.27508	16.55 (A)
30 Tetrachlorvinphos (stirophos)	16.973	16.977	(0.902)	59939	2.16849	4.337
31 Carbophenothion methyl	Compound Not Detected.					
32 Bolstar	17.436	17.440	(0.927)	96331	2.30830	4.617
33 Carbophenothion	17.520	17.524	(0.931)	88973	2.16814	4.336 (A)
\$ 34 Triphenyl phosphate	18.276	18.281	(0.972)	30836	0.91571	1.831
35 Fensulfothion	18.558	18.559	(0.987)	65528	2.11933	4.239 (R)
* 36 TOCP	18.811	18.816	(1.000)	67498	2.00000	
37 Phosmet / EPN	18.905	18.909	(1.005)	136328	3.93342	7.867
38 Famphur	19.005	19.011	(1.010)	86451	1.95276	3.906
39 Azinphos-methyl	19.143	19.147	(1.018)	68162	1.68308	3.366
40 Azinphos-ethyl	Compound Not Detected.					
41 Coumaphos	20.340	20.347	(1.081)	58263	1.96465	3.929
S 42 Merphos				110445	1.96335	3.927
M 43 Total Demeton				89246	2.13021	4.260 (R)

QC Flag Legend

- A - Target compound detected but, quantitated amount exceeded maximum amount.
- R - Spike/Surrogate failed recovery limits.

TestAmerica

INTERNAL STANDARD COMPOUNDS
 AREA AND RT SUMMARY

Instrument ID: GC_D2.i	Calibration Date: 02-JUL-2009
Lab File ID: 012F1201.D	Calibration Time: 18:33
Lab Smp Id: LFTN31AD	Client Smp ID: LCSD
Analysis Type: SV	Level: LOW
Quant Type: ISTD	Sample Type: WATER
Operator: MPK/TLW	
Method File: \\DenSvr03\Public\chem\GCS\GC_D2.i\0702092.B\8141A-2.m	
Misc Info:	

COMPOUND	STANDARD	AREA LIMIT		SAMPLE	%DIFF
		LOWER	UPPER		
11 Tributylphosphate	114231	57116	228462	121723	6.56
36 TOCP	56306	28153	112612	67498	19.88

COMPOUND	STANDARD	RT LIMIT		SAMPLE	%DIFF
		LOWER	UPPER		
11 Tributylphosphate	11.13	10.63	11.63	11.12	-0.05
36 TOCP	18.82	18.32	19.32	18.81	-0.02

AREA UPPER LIMIT = +100% of internal standard area.
 AREA LOWER LIMIT = - 50% of internal standard area.
 RT UPPER LIMIT = + 0.50 minutes of internal standard RT.
 RT LOWER LIMIT = - 0.50 minutes of internal standard RT.

TestAmerica

RECOVERY REPORT

Client Name: Client SDG: D9F290000
 Sample Matrix: LIQUID Fraction: SV
 Lab Smp Id: LFTN31AD Client Smp ID: LCSD
 Level: LOW Operator: MPK/TLW
 Data Type: GC DATA SampleType: LCSD
 SpikeList File: fullDFCwater.spk Quant Type: ISTD
 Sublist File: 8141A.sub
 Method File: \\DenSvr03\Public\chem\GCS\GC_D2.i\0702092.B\8141A-2.m
 Misc Info:

SPIKE COMPOUND	CONC ADDED ug/L	CONC RECOVERED ug/L	% RECOVERED	LIMITS
1 o,o,o-TEPT	4.000	4.364	109.09	36-119
2 Dichlorvos	4.000	3.518	87.94	50-120
\$ 3 Chlormefos	2.000	1.624	81.18	58-114
4 Mevinphos	4.000	3.152	78.79	35-108
5 Demeton-O	2.800	3.866	138.08*	36-119
6 Thionazin	4.000	3.849	96.22	65-116
7 Ethoprop	4.000	3.339	83.47	36-119
8 Phorate	4.000	4.260	106.51	36-119
9 Naled	4.000	2.940	73.50	36-119
10 Sulfotepp	4.000	3.628	90.71	36-119
12 Simazine	4.000	4.241	106.03	36-119
13 Diazinon	4.000	4.279	106.98	36-119
14 Atrazine	4.000	4.302	107.56	36-119
15 Propazine	4.000	4.008	100.20	36-119
16 Disulfoton	4.000	3.492	87.30	61-103
17 Demeton-S	1.200	0.3943	32.86*	36-119
18 Dimethoate	4.000	3.528	88.20*	28-82
19 Ronnel	4.000	3.871	96.77	62-99
21 Chlorpyrifos	4.000	4.263	106.57*	66-101
22 Fenthion	4.000	3.689	92.23	36-119
23 Trichloronate	4.000	4.196	104.91	36-119
24 Anilazine	4.000	0.0000	*	36-119
25 Methyl Parathion	4.000	3.896	97.40	36-119
26 Malathion	4.000	3.614	90.35	36-119
27 Tokuthion	4.000	4.021	100.53	36-119
28 Parathion	4.000	4.294	107.34	36-119
30 Tetrachlorvinphos	4.000	4.337	108.42	36-119
31 Carbophenothion m	4.000	0.0000	*	36-119
32 Bolstar	4.000	4.617	115.42	36-119
33 Carbophenothion	4.000	4.336	108.41	36-119
\$ 34 Triphenyl phosphat	2.000	1.831	91.57	36-119
35 Fensulfothion	4.000	4.239	105.97*	20-105
37 Phosmet / EPN	8.000	7.867	98.34	36-119
38 Famphur	4.000	3.906	97.64	61-108
39 Azinphos-methyl	4.000	3.366	84.15	55-103
40 Azinphos-ethyl	4.000	0.0000	*	36-119
41 Coumaphos	4.000	3.929	98.23	36-119
S 42 Merphos	4.000	3.927	98.17	36-119
M 43 Total Demeton	4.000	4.260	106.51*	47-100

TestAmerica

RECOVERY REPORT

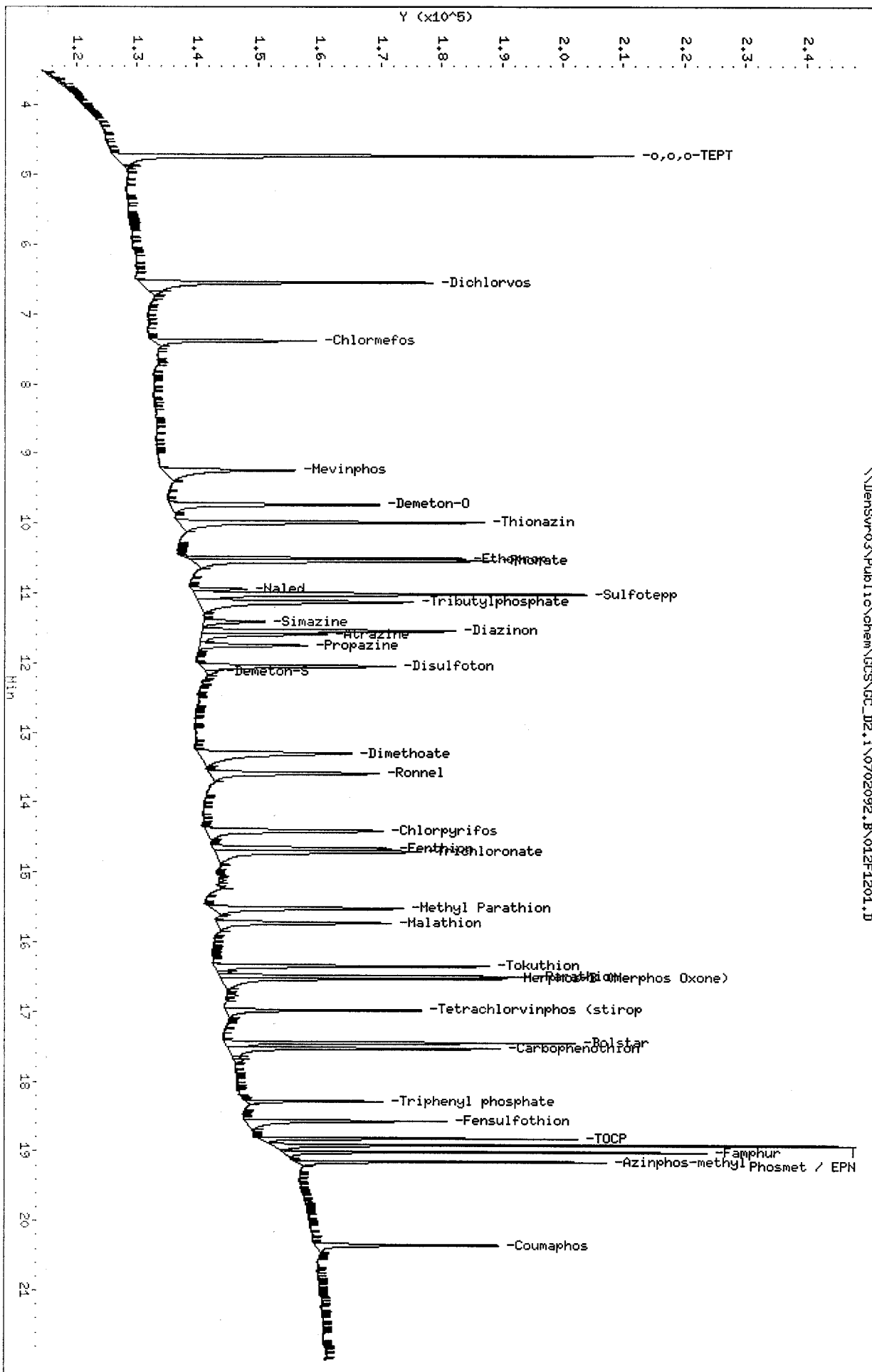
Client Name:	Client SDG: D9F290000
Sample Matrix: LIQUID	Fraction: SV
Lab Smp Id: LFTN31AD	Client Smp ID: LCSD
Level: LOW	Operator: MPK/TLW
Data Type: GC DATA	SampleType: LCSD
SpikeList File: fullDFCwater.spk	Quant Type: ISTD
Sublist File: 8141A.sub	
Method File: \\DenSvr03\Public\chem\GCS\GC_D2.i\0702092.B\8141A-2.m	
Misc Info:	

SURROGATE COMPOUND	CONC ADDED ug/L	CONC RECOVERED ug/L	% RECOVERED	LIMITS
\$ 3 Chlormefos	2.000	1.624	81.18	48-114
\$ 34 Triphenyl phosphat	2.000	1.831	91.57	50-150

Data File: \\DensSvr03\Public\chem\GCSS\GC_D2.1\0702092.B\012F1201.D
 Date : 02-JUL-2009 22:39
 Client ID: LCSD
 Sample Info: LFTN31AD.LCSD
 Column phase: RTX-0PPest

Instrument: GC_D2.1
 Operator: HPK/TLM
 Column diameter: 0.32

\\DensSvr03\Public\chem\GCSS\GC_D2.1\0702092.B\012F1201.D



TestAmerica

Data file : \\DenSvr03\Public\chem\GCS\GC_D2.i\0702091.B\012F1201.D
 Lab Smp Id: LFTN31AD Client Smp ID: LCSD
 Inj Date : 02-JUL-2009 22:39
 Operator : MPK/TLW Inst ID: GC_D2.i
 Smp Info : LFTN31AD,LCSD
 Misc Info : IS - GSV0633-09
 Comment :
 Method : \\DenSvr03\Public\chem\GCS\GC_D2.i\0702091.B\8141A-1.m
 Meth Date : 07-Jul-2009 19:05 GC_D2.i Quant Type: ISTD
 Cal Date : 26-JUN-2009 21:13 Cal File: 009F0901.D
 Als bottle: 12 QC Sample: LCSD
 Dil Factor: 1.00000
 Integrator: Falcon Compound Sublist: 8141A.sub
 Target Version: 4.14
 Processing Host: DENPC075

Concentration Formula: Amt * DF * Vf / Vs * CpndVariable

Name	Value	Description
DF	1.000	Dilution Factor
Vf	2000.000	Final Extract Volume (uL)
Vs	1000.000	Volume of Sample extracted (mL)
Cpnd Variable		Local Compound Variable

Compounds	CONCENTRATIONS					
	RT	EXP RT	REL RT	RESPONSE	ON-COLUMN (ug/mL)	FINAL (ug/L)
1 o,o,o-TEPT	3.261	3.254	(0.183)	222305	2.04147	4.083
2 Dichlorvos	4.084	4.074	(0.229)	130033	1.92298	3.846
3 Mevinphos	5.726	5.739	(0.321)	2862	0.07705	0.1541 (R)
4 Chlorfepos	5.844	5.836	(0.327)	95989	1.13358	2.267
5 Thionazin	7.523	7.507	(0.421)	144289	1.86714	3.734
6 Demeton-O	7.661	7.649	(0.429)	124869	1.71298	3.426 (R)
7 Ethoprop	7.876	7.852	(0.441)	154197	2.27697	4.554 (R)
8 Naled	8.079	8.057	(0.452)	31692	1.92355	3.847
* 9 Tributylphosphate	8.161	8.135	(1.000)	150556	2.00000	
10 Sulfotepp	8.454	8.442	(0.473)	184153	1.88618	3.772
11 Phorate	8.546	8.532	(0.479)	153734	2.19205	4.384 (R)
12 Dimethoate	8.734	8.730	(0.489)	109253	1.34101	2.682
13 Demeton-S	8.878	8.846	(0.497)	25264	0.42765	0.8553
14 Simazine	8.951	8.924	(0.501)	68718	2.51092	5.022 (R)
15 Atrazine	9.114	9.094	(0.510)	65721	2.08042	4.161
16 propazine	9.258	9.241	(0.518)	60576	2.07822	4.156
17 Disulfoton	9.884	9.869	(0.554)	67080	1.39696	2.794
18 Diazinon	9.918	9.902	(0.555)	158716	2.10677	4.214
19 Methyl Parathion	10.736	10.717	(0.601)	102602	2.14749	4.295
20 Ronnel	11.256	11.241	(0.630)	86000	1.74134	3.483
21 Malathion	11.828	11.804	(0.662)	73399	1.61837	3.237
22 Fenthion	11.953	11.932	(0.669)	84774	1.74550	3.491

Compounds	RT	EXP RT	REL RT	RESPONSE	CONCENTRATIONS	
					ON-COLUMN (ug/mL)	FINAL (ug/L)
23 Parathion	12.043	12.019	(0.674)	97759	1.89133	3.783
24 Chlorpyrifos	12.086	12.067	(0.677)	129122	2.06478	4.130
25 Trichloronate	12.513	12.496	(0.701)	103745	1.85621	3.712
26 Anilazine	12.848	12.817	(0.720)	9753	2.07930	4.158
27 Merphos-A (Merphos)	13.208	13.199	(0.740)	104	0.00223	0.004460
28 Tetrachlorvinphos (Stirophos)	13.859	13.824	(0.776)	54585	1.76127	3.522
29 Tokuthion	14.473	14.449	(0.811)	108136	2.01830	4.037
30 Merphos-B (Merphos Oxone)	14.676	14.651	(0.822)	106121	8.43549	16.87 (A)
31 Carbophenothion-methyl	Compound Not Detected.					
32 Fensulfothion	Compound Not Detected.					
33 Bolstar / Famphur	16.071	16.053	(0.900)	200626	3.91417	7.828
34 Carbophenothion	16.211	16.197	(0.908)	96333	1.87340	3.747
\$ 35 Triphenyl phosphate	16.728	16.712	(0.937)	34472	0.88216	1.764
36 Phosmet	16.983	16.963	(0.951)	67024	1.52281	3.046
37 EPN	17.163	17.151	(0.961)	89299	2.12246	4.245
38 Azinphos-methyl	17.499	17.480	(0.980)	70777	1.50910	3.018
* 39 TOCP	17.856	17.846	(1.000)	77291	2.00000	
40 Azinphos-ethyl	Compound Not Detected.					
41 Coumaphos	18.386	18.366	(1.030)	67132	1.77467	3.549
S 42 Merphos				106225	1.80369	3.607
M 43 Total Demeton				150133	2.14063	4.281

QC Flag Legend

- A - Target compound detected but, quantitated amount exceeded maximum amount.
- R - Spike/Surrogate failed recovery limits.

TestAmerica

INTERNAL STANDARD COMPOUNDS
 AREA AND RT SUMMARY

Instrument ID: GC_D2.i	Calibration Date: 02-JUL-2009
Lab File ID: 012F1201.D	Calibration Time: 18:33
Lab Smp Id: LFTN31AD	Client Smp ID: LCSD
Analysis Type: SV	Level: LOW
Quant Type: ISTD	Sample Type: WATER
Operator: MPK/TLW	
Method File: \\DenSvr03\Public\chem\GCS\GC_D2.i\0702091.B\8141A-1.m	
Misc Info: IS - GSV0633-09	

COMPOUND	STANDARD	AREA LIMIT		SAMPLE	%DIFF
		LOWER	UPPER		
9 Tributylphosphate	101049	50525	202098	150556	48.99
39 TOCP	61896	30948	123792	77291	24.87

COMPOUND	STANDARD	RT LIMIT		SAMPLE	%DIFF
		LOWER	UPPER		
9 Tributylphosphate	8.15	7.65	8.65	8.16	0.16
39 TOCP	17.85	17.35	18.35	17.86	0.06

AREA UPPER LIMIT = +100% of internal standard area.
 AREA LOWER LIMIT = - 50% of internal standard area.
 RT UPPER LIMIT = + 0.50 minutes of internal standard RT.
 RT LOWER LIMIT = - 0.50 minutes of internal standard RT.

TestAmerica

RECOVERY REPORT

Client Name: Client SDG: D9F290000
 Sample Matrix: LIQUID Fraction: SV
 Lab Smp Id: LFTN31AD Client Smp ID: LCSD
 Level: LOW Operator: MPK/TLW
 Data Type: GC DATA SampleType: LCSD
 SpikeList File: fullDFCwater.spk Quant Type: ISTD
 Sublist File: 8141A.sub
 Method File: \\DenSvr03\Public\chem\GCS\GC_D2.i\0702091.B\8141A-1.m
 Misc Info: IS - GSV0633-09

SPIKE COMPOUND	CONC ADDED ug/L	CONC RECOVERED ug/L	% RECOVERED	LIMITS
1 o,o,o-TEPT	4.000	4.083	102.07	36-119
2 Dichlorvos	4.000	3.846	96.15	50-120
3 Mevinphos	4.000	0.1541	3.85*	35-108
\$ 4 Chlormefos	2.000	2.267	113.36	48-114
5 Thionazin	4.000	3.734	93.36	65-116
6 Demeton-O	2.792	3.426	122.71*	36-119
7 Ethoprop	4.000	4.554	113.85*	65-108
8 Naled	4.000	3.847	96.18	36-119
10 Sulfotepp	4.000	3.772	94.31	69-103
11 Phorate	4.000	4.384	109.60*	62-104
12 Dimethoate	4.000	2.682	67.05	28-115
13 Demeton-S	1.208	0.8553	70.80	36-119
14 Simazine	4.000	5.022	125.55*	47-109
15 Atrazine	4.000	4.161	104.02	36-119
16 propazine	4.000	4.156	103.91	36-119
18 Diazinon	4.000	4.214	105.34	36-119
17 Disulfoton	4.000	2.794	69.85	36-119
19 Methyl Parathion	4.000	4.295	107.37	68-119
20 Ronnel	4.000	3.483	87.07	62-115
21 Malathion	4.000	3.237	80.92	67-115
22 Fenthion	4.000	3.491	87.27	36-119
23 Parathion	4.000	3.783	94.57	36-119
24 Chlorpyrifos	4.000	4.130	103.24	36-119
25 Trichloronate	4.000	3.712	92.81	36-119
26 Anilazine	4.000	4.158	103.96	47-115
S 42 Merphos	4.000	3.607	90.18	36-119
28 Tetrachlorvinphos	4.000	3.522	88.06	36-119
29 Tokuthion	4.000	4.037	100.92	36-119
31 Carbophenothion-m	4.000	0.0000	*	36-119
32 Fensulfothion	4.000	0.0000	*	61-115
33 Bolstar / Famphur	8.000	7.828	97.85	36-119
34 Carbophenothion	4.000	3.747	93.67	36-119
\$ 35 Triphenyl phosphat	2.000	1.764	88.22	50-150
36 Phosmet	4.000	3.046	76.14	36-119
37 EPN	4.000	4.245	106.12	36-119
38 Azinphos-methyl	4.000	3.018	75.46	55-115
40 Azinphos-ethyl	4.000	0.0000	*	36-119
41 Coumaphos	4.000	3.549	88.73	62-115
M 43 Total Demeton	4.000	4.281	107.03	47-115

TestAmerica

RECOVERY REPORT

Client Name: Client SDG: D9F290000
 Sample Matrix: LIQUID Fraction: SV
 Lab Smp Id: LFTN31AD Client Smp ID: LCSD
 Level: LOW Operator: MPK/TLW
 Data Type: GC DATA SampleType: LCSD
 SpikeList File: fullDFCwater.spk Quant Type: ISTD
 Sublist File: 8141A.sub
 Method File: \\DenSvr03\Public\chem\GCS\GC_D2.i\0702091.B\8141A-1.m
 Misc Info: IS - GSV0633-09

SURROGATE COMPOUND	CONC ADDED ug/L	CONC RECOVERED ug/L	% RECOVERED	LIMITS
\$ 4 Chlormefos	2.000	2.267	113.36	48-114
\$ 35 Triphenyl phosphat	2.000	1.764	88.22	50-150

Date : 02-JUL-2009 22:39


Client ID: LCSD

Instrument: GC_D2.1

Sample Info: LFTN31AD,LCSD

Column phase: RTX-1MS

Operator: HPK/TLM
Column diameter: 0.32



TestAmerica

Data file : \\DenSvr03\Public\chem\GCS\GC_D2.i\0702092.B\013F1301.D
 Lab Smp Id: Lfq0D1AA Client Smp ID: EB062609-SO
 Inj Date : 02-JUL-2009 23:06
 Operator : MPK/TLW Inst ID: GC_D2.i
 Smp Info : Lfq0D1AA,150-1
 Misc Info :
 Comment :
 Method : \\DenSvr03\Public\chem\GCS\GC_D2.i\0702092.B\8141A-2.m
 Meth Date : 07-Jul-2009 18:51 GC_D2.i Quant Type: ISTD
 Cal Date : 26-JUN-2009 21:13 Cal File: 009F0901.D
 Als bottle: 13
 Dil Factor: 1.00000
 Integrator: Falcon Compound Sublist: 8141A.sub
 Target Version: 4.14
 Processing Host: DENPC075

Concentration Formula: Amt * DF * Vf / Vs * CpndVariable

Name	Value	Description
DF	1.000	Dilution Factor
Vf	2000.000	Final Extract Volume (uL)
Vs	1054.000	Volume of Sample Extracted (mL)
Cpnd Variable		Local Compound Variable

Compounds	CONCENTRATIONS						
	RT	EXP RT	REL RT	RESPONSE	ON-COLUMN (ug/mL)	FINAL (ug/L)	
1 o,o,o-TEPT							
2 Dichlorvos							
\$ 3 Chlormefos	7.380	7.384	(0.392)	27310	0.37454	0.7107 (R)	
4 Mevinphos							
5 Demeton-O							
6 Thionazin							
7 Ethoprop							
8 Phorate							
9 Naled	10.903	10.939	(0.579)	64	0.27237	0.5168 <i>e></i>	
10 Sulfotepp	11.038	11.017	(0.587)	89	9e-004	0.001771 (aA)	
* 11 Tributylphosphate	11.145	11.116	(1.000)	91695	2.00000		
12 Simazine	11.442	11.399	(0.608)	288	0.02109	0.04001 (aA)	
13 Diazinon							
14 Atrazine	11.590	11.584	(0.616)	78	0.23502	0.4460 (aA)	
15 Propazine							
16 Disulfoton							
17 Demeton-S	12.135	12.124	(0.645)	50	0.11987	0.2275 <i>NC</i>	
18 Dimethoate							
19 Ronnel							
20 Merphos-A (Merphos)	13.688	13.689	(1.228)	142	0.00427	0.008109 (aA)	
21 Chlorpyrifos							
22 Fenthion							

Compounds	RT	EXP RT	REL RT	RESPONSE	CONCENTRATIONS	
					ON-COLUMN (ug/mL)	FINAL (ug/L)
===== 23 Trichloronate	14.708	14.711	(0.782)	51	0.10608	0.2013
24 Anilazine	Compound Not Detected.					
25 Methyl Parathion	Compound Not Detected.					
26 Malathion	15.725	15.724	(0.836)	70	0.00162	0.003077(a)
27 Tokuthion	Compound Not Detected.					
28 Parathion	16.502	16.494	(0.877)	77	0.00170	0.003218(a)
29 Merphos-B (Merphos Oxone)	Compound Not Detected.					
30 Tetrachlorvinphos (stirophos)	Compound Not Detected.					
31 Carbophenothion methyl	Compound Not Detected.					
32 Bolstar	Compound Not Detected.					
33 Carbophenothion	Compound Not Detected.					
S 34 Triphenyl phosphate	18.287	18.281	(0.972)	16353	0.45705	0.8673(R)
35 Fensulfothion	Compound Not Detected.					
* 36 TOCP	18.817	18.816	(1.000)	71718	2.00000	
37 Phosmet / EPN	Compound Not Detected.					
38 Famphur	Compound Not Detected.					
39 Azinphos-methyl	Compound Not Detected.					
40 Azinphos-ethyl	Compound Not Detected.					
41 Coumaphos	Compound Not Detected.					
S 42 Merphos	Compound Not Detected.					
M 43 Total Demeton				50	0.11987	0.2275

QC Flag Legend

- a - Target compound detected but, quantitated amount Below Limit Of Quantitation(BLOQ).
- A - Target compound detected but, quantitated amount exceeded maximum amount.
- R - Spike/Surrogate failed recovery limits.

TestAmerica

INTERNAL STANDARD COMPOUNDS
 AREA AND RT SUMMARY

Instrument ID: GC_D2.i	Calibration Date: 02-JUL-2009
Lab File ID: 013F1301.D	Calibration Time: 18:33
Lab Smp Id: LFQ0D1AA	Client Smp ID: EB062609-SO
Analysis Type: SV	Level: LOW
Quant Type: ISTD	Sample Type: WATER
Operator: MPK/TLW	
Method File: \\DenSvr03\Public\chem\GCS\GC_D2.i\0702092.B\8141A-2.m	
Misc Info:	

COMPOUND	STANDARD	AREA LIMIT		SAMPLE	%DIFF
		LOWER	UPPER		
11 Tributylphosphate	114231	57116	228462	91695	-19.73
36 TOCP	56306	28153	112612	71718	27.37

COMPOUND	STANDARD	RT LIMIT		SAMPLE	%DIFF
		LOWER	UPPER		
11 Tributylphosphate	11.13	10.63	11.63	11.15	0.17
36 TOCP	18.82	18.32	19.32	18.82	0.01

AREA UPPER LIMIT = +100% of internal standard area.
 AREA LOWER LIMIT = - 50% of internal standard area.
 RT UPPER LIMIT = + 0.50 minutes of internal standard RT.
 RT LOWER LIMIT = - 0.50 minutes of internal standard RT.

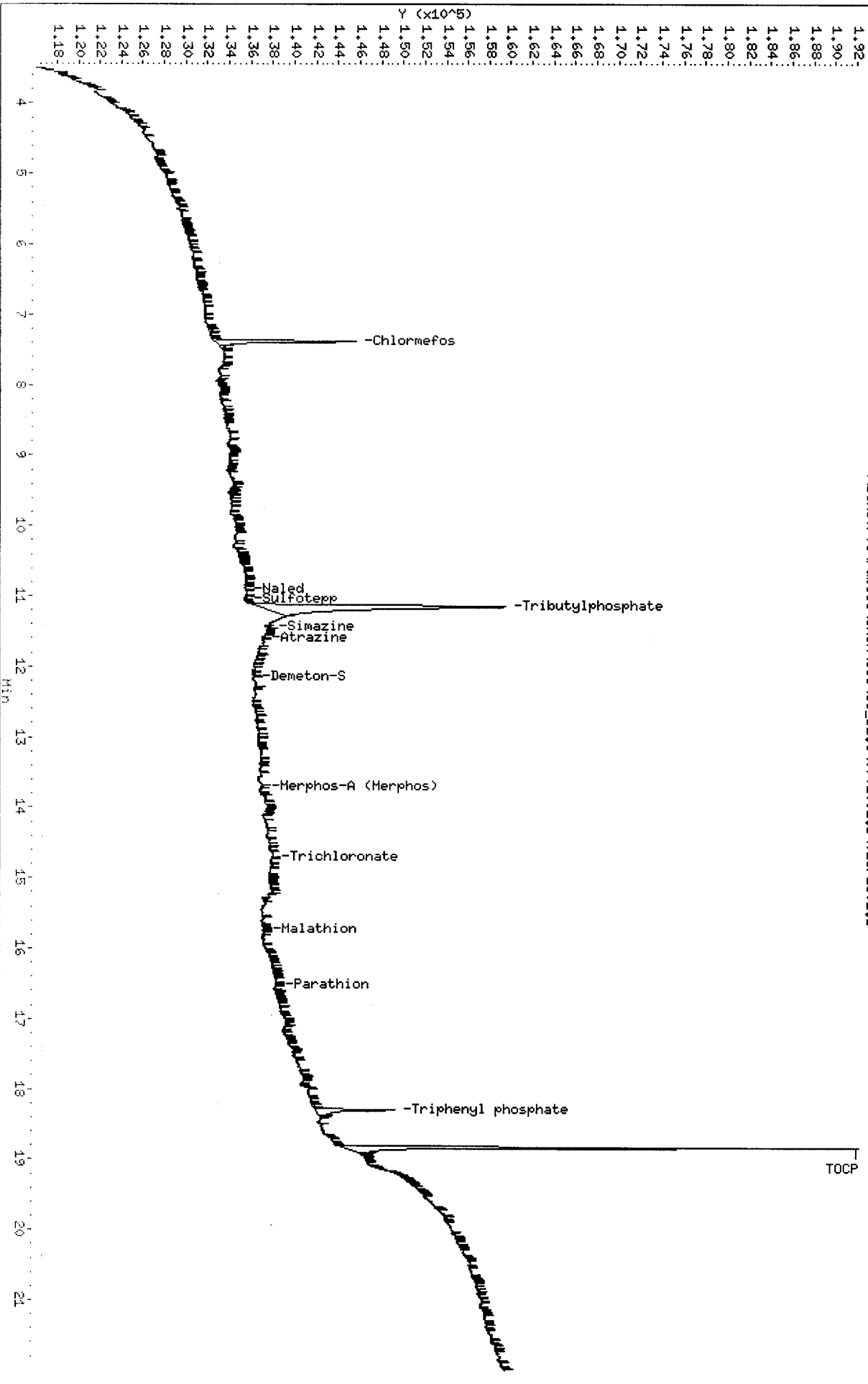
TestAmerica

RECOVERY REPORT

Client Name: Northgate Environmen27-JUN-2009 00:00 Client SDG: D9F2701
 Sample Matrix: LIQUID Fraction: SV
 Lab Smp Id: LFQ0D1AA Client Smp ID: EB062609-SO
 Level: LOW Operator: MPK/TLW
 Data Type: GC DATA SampleType: SAMPLE
 SpikeList File: fullDFCwater.spk Quant Type: ISTD
 Sublist File: 8141A.sub
 Method File: \\DenSvr03\Public\chem\GCS\GC_D2.i\0702092.B\8141A-2.m
 Misc Info:

SURROGATE COMPOUND	CONC ADDED ug/L	CONC RECOVERED ug/L	% RECOVERED	LIMITS
\$ 3 Chlormefos	1.898	0.7107	37.45*	48-114
\$ 34 Triphenyl phosphat	1.898	0.8673	45.70*	50-150

\\Densur03\Public\chem\CCS\GC_D2.i\0702092.B\013F1301.D



TestAmerica

Data file : \\DenSvr03\Public\chem\GCS\GC_D2.i\0702091.B\013F1301.D
 Lab Smp Id: LFQ0D1AA Client Smp ID: EB062609-SO
 Inj Date : 02-JUL-2009 23:06
 Operator : MPK/TLW Inst ID: GC_D2.i
 Smp Info : LFQ0D1AA,150-1
 Misc Info : IS - GSV0633-09
 Comment :
 Method : \\DenSvr03\Public\chem\GCS\GC_D2.i\0702091.B\8141A-1.m
 Meth Date : 07-Jul-2009 19:05 GC_D2.i Quant Type: ISTD
 Cal Date : 26-JUN-2009 21:13 Cal File: 009F0901.D
 Als bottle: 13
 Dil Factor: 1.00000
 Integrator: Falcon Compound Sublist: 8141A.sub
 Target Version: 4.14
 Processing Host: DENPC075

Concentration Formula: Amt * DF * Vf / Vs * CpndVariable

Name	Value	Description
DF	1.000	Dilution Factor
Vf	2000.000	Final Extract Volume (uL)
Vs	1054.000	Volume of Sample extracted (mL)
Cpnd Variable		Local Compound Variable

Compounds	RT	EXP RT	REL RT	RESPONSE	CONCENTRATIONS	
					ON-COLUMN (ug/mL)	FINAL (ug/L)
1 o,o,o-TEPT						
2 Dichlorvos						
3 Mevinphos						
S 4 Chlormefos	5.835	5.836	(0.327)	27126	0.31410	0.5960 (R)
5 Thionazin						
6 Demeton-O						
7 Ethoprop						
8 Naled	8.035	8.057	(0.450)	53	0.19549	0.3709
* 9 Tributylphosphate	8.090	8.135	(1.000)	94	2.00000	
10 Sulfotepp						
11 Phorate						
12 Dimethoate						
13 Demeton-S						
14 Simazine						
15 Atrazine						
16 propazine						
17 Disulfoton						
18 Diazinon						
19 Methyl Parathion						
20 Ronnel						
21 Malathion						
22 Fenthion						

Compounds	RT	EXP RT	REL RT	RESPONSE	CONCENTRATIONS	
					ON-COLUMN (ug/mL)	FINAL (ug/L)
23 Parathion						
24 Chlorpyrifos	12.075	12.067	(0.676)	74	0.00116	0.002202 (a)
25 Trichloronate						
26 Anilazine						
27 Merphos-A (Merphos)	13.211	13.199	(0.740)	78	0.00164	0.003112
28 Tetrachlorvinphos (Stirophos)	13.891	13.824	(0.778)	74	0.00234	0.004442
29 Tokuthion						
30 Merphos-B (Merphos Oxone)	14.675	14.651	(0.822)	60	0.02555	0.04848
31 Carbophenothion-methyl						
32 Fensulfothion						
33 Bolstar / Famphur						
34 Carbophenothion						
\$ 35 Triphenyl phosphate	16.736	16.712	(0.938)	11618	0.29152	0.5532 (R)
36 Phosmet						
37 EPN						
38 Azinphos-methyl						
* 39 TOCP	17.851	17.846	(1.000)	78827	2.00000	
40 Azinphos-ethyl						
41 Coumaphos						
S 42 Merphos				138	0.00230	0.004360
M 43 Total Demeton						

QC Flag Legend

- a - Target compound detected but, quantitated amount
 Below Limit Of Quantitation(BLOQ).
- R - Spike/Surrogate failed recovery limits.

TestAmerica

INTERNAL STANDARD COMPOUNDS
 AREA AND RT SUMMARY

Instrument ID: GC_D2.i
 Lab File ID: 013F1301.D
 Lab Smp Id: LFQ0D1AA
 Analysis Type: SV
 Quant Type: ISTD
 Operator: MPK/TLW
 Method File: \\DenSvr03\Public\chem\GCS\GC_D2.i\0702091.B\8141A-1.m
 Misc Info: IS - GSV0633-09

Calibration Date: 02-JUL-2009
 Calibration Time: 18:33
 Client Smp ID: EB062609-SO
 Level: LOW
 Sample Type: WATER

COMPOUND	STANDARD	AREA LIMIT		SAMPLE	%DIFF
		LOWER	UPPER		
9 Tributylphosphate	101049	50525	202098	94	-99.91
39 TOCP	61896	30948	123792	78827	27.35

COMPOUND	STANDARD	RT LIMIT		SAMPLE	%DIFF
		LOWER	UPPER		
9 Tributylphosphate	8.15	7.65	8.65	8.09	-0.72
39 TOCP	17.85	17.35	18.35	17.85	0.04

AREA UPPER LIMIT = +100% of internal standard area.
 AREA LOWER LIMIT = - 50% of internal standard area.
 RT UPPER LIMIT = + 0.50 minutes of internal standard RT.
 RT LOWER LIMIT = - 0.50 minutes of internal standard RT.

TestAmerica

RECOVERY REPORT

Client Name: Northgate Environmen27-JUN-2009 00:00 Client SDG: D9F2701
 Sample Matrix: LIQUID Fraction: SV
 Lab Smp Id: LFQOD1AA Client Smp ID: EB062609-SO
 Level: LOW Operator: MPK/TLW
 Data Type: GC DATA SampleType: SAMPLE
 SpikeList File: fullDFCwater.spk Quant Type: ISTD
 Sublist File: 8141A.sub
 Method File: \\DenSvr03\Public\chem\GCS\GC_D2.i\0702091.B\8141A-1.m
 Misc Info: IS - GSV0633-09

SURROGATE COMPOUND	CONC ADDED ug/L	CONC RECOVERED ug/L	% RECOVERED	LIMITS
\$ 4 Chlormefos	1.898	0.5960	31.41*	48-114
\$ 35 Triphenyl phosphat	1.898	0.5532	29.15*	50-150

Date : 02-JUL-2009 23:06

Client ID: EB062609-S0

Sample Info: LFG001AA,150-1

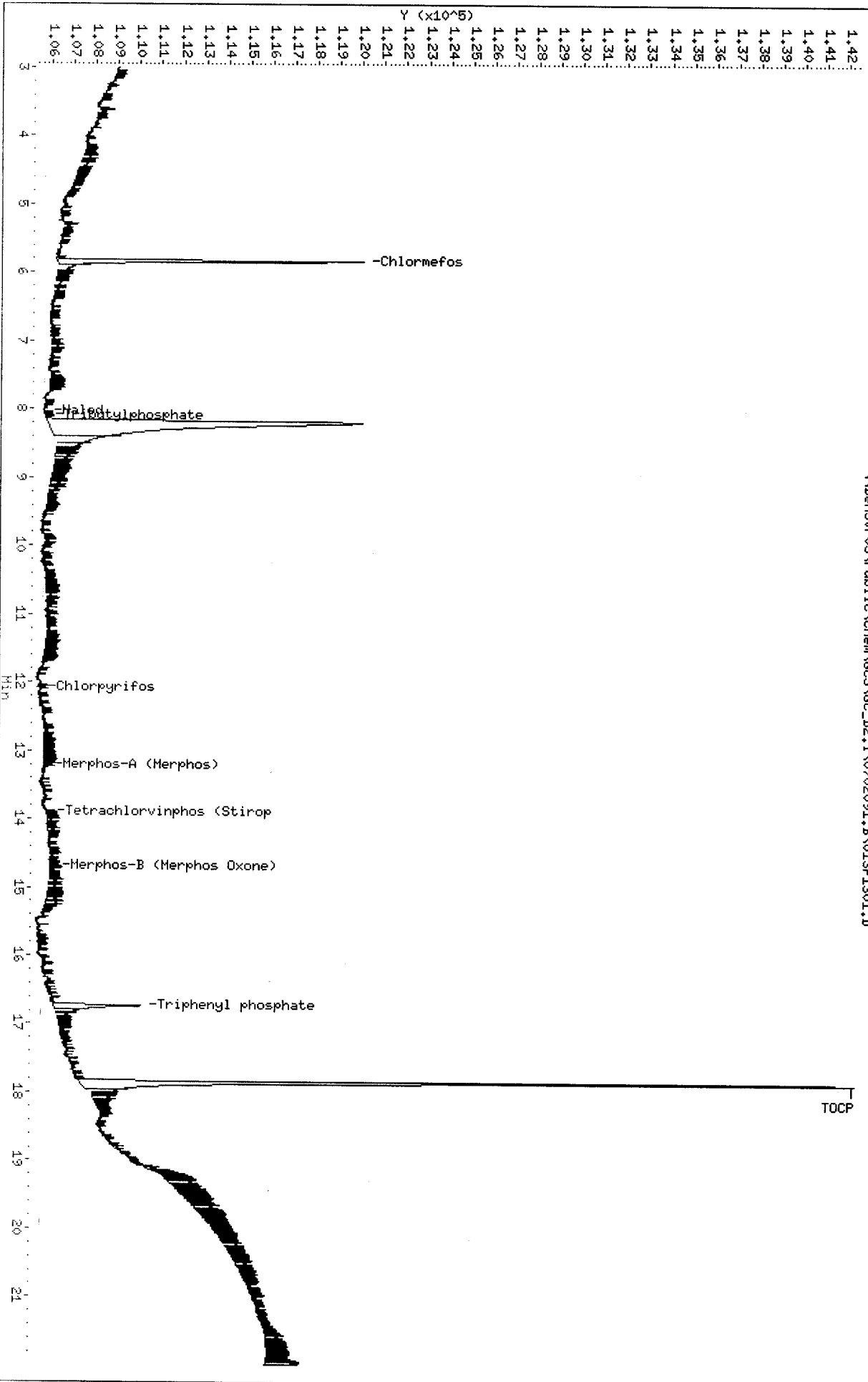
Column phase: RTX-1MS

Instrument: GC_D2.1

Operator: HPK/TLM

Column diameter: 0.32

\\Densvr03\Public\chem\GCS\GC_D2.1\0702091.B\013F1301.D



**GC SEMIVOLATILE
INITIAL CALIBRATION DATA**

TestAmerica

THE LEADER IN ENVIRONMENTAL TESTING

GC and HPLC ICAL Review Checklist

608 8081 8082 8151 8141
 TPH/DRO Other SV Lab
 8310 8330 Other HPLC _____

601 602 8021 BTEX
 TPH/GRO Other Volatile GC _____

Calibration Date: 6/26/09
 Instrument ID: D2

Initial Calibration	Review Items	Level 1			Level 2	Comments
		Yes	No	N/A		
1.	Are correct data files used?	<input checked="" type="checkbox"/>			<input checked="" type="checkbox"/>	
2.	Is there a sufficient number of calibration points used?	<input checked="" type="checkbox"/>			<input checked="" type="checkbox"/>	
3.	Are reasons for removal of points documented?	<input checked="" type="checkbox"/>			<input checked="" type="checkbox"/>	Better linearity
4.	Is linearity acceptable, 8000 Series: linear least-squares regression with $r \geq 0.990$, (DOD projects require $r \geq 0.995$) quadratic fit COD $r^2 > 0.990$, or average response factors with RSD $\leq 20\%$?	<input checked="" type="checkbox"/>			<input checked="" type="checkbox"/>	
5.	600 Series: $< 10\%$ RSD or linear regression Are the correct RT windows applied to the ICAL integration?	<input checked="" type="checkbox"/>			<input checked="" type="checkbox"/>	
6.	Are DDT & Endrin breakdown $< 15\%$?	<input checked="" type="checkbox"/>		<input checked="" type="checkbox"/>	NA	
7.	Is each manual integration completely documented, signed and appropriate?	<input checked="" type="checkbox"/>			<input checked="" type="checkbox"/>	
8.	Is traceability of standards properly documented?	<input checked="" type="checkbox"/>			<input checked="" type="checkbox"/>	
9.	Was second level hand calculation performed? (document analyte checked)	<input checked="" type="checkbox"/>			<input checked="" type="checkbox"/>	
10.	Was second-source ICV performed & recovery 85-115%?	<input checked="" type="checkbox"/>			<input checked="" type="checkbox"/>	Primary Include %R Maled -40.1%, Simazine +31.1%, Disulfoton -20.6%, Malathion -18.8%, Atrazine -49.2%, Carbofenthiol-methyl -32.3%, Phosmet-17.6%, Secondary Include %R Maled -47.6%, Simazine +80.1%, Atrazine -39.9%, Malathion -23.2%, Carbofenthiol-methyl -39.7%, Megphos -19.3%

1st Level Reviewer: [Signature] Date: 6/30/09
 2nd Level Reviewer: [Signature] Date: 6/30/09

Sequence Table (Front Injector):

Quantification Part:

Line	Location	SampleName	SampleAmount	ISTDAmt	Multiplier	Dilution
====	=====	=====	=====	=====	=====	=====
1	Vial 1	PRIMER				
2	Vial 2	HEXANE				
3	Vial 3	OPP L7 GSV0634				
4	Vial 4	OPP L6 GSV0637				
5	Vial 5	OPP L5 GSV0635				
6	Vial 6	OPP L4 GSV0638				
7	Vial 7	OPP L3 GSV0639				
8	Vial 8	OPP L2 GSV0640				
9	Vial 9	OPP L1 GSV0641				
10	Vial 10	OPP SS GSV0633				
11	Vial 11	GSV075309 SPK				
12	Vial 12	LE2931AA,MB				
13	Vial 13	LE2931AC,LCS				
14	Vial 14	LE2931AD,LCSD				
15	Vial 15	LEQA91AC,222-15			10	
16	Vial 16	LEQA91AC,222-15			3	
17	Vial 17	LEQCQ1AC,222-18			2	
18	Vial 18	LERD61AD,377-1				
19	Vial 19	LERD81AH,377-3				
20	Vial 20	LERN71AF,115-1				
21	Vial 21	LERPQ1AF,115-2				
22	Vial 22	LERPX1AF,115-3				
23	Vial 23	LE1F91AJ,138-1				
24	Vial 24	OPP L5 GSV0635				
25	Vial 25	LE29M1AA,MB				
26	Vial 26	LE29M1AC,LCS				
27	Vial 27	LE29M1AD,LCSD				
28	Vial 28	LEQA91AA,222-15			10	
29	Vial 29	LEQA91AA,222-15			3	
30	Vial 30	LEQCQ1AA,222-18			2	
31	Vial 31	LFARC1AA,MB				
32	Vial 32	LFARC1AC,LCS				
33	Vial 33	LFARC1AD,LCSD				
34	Vial 34	LEKL02AA,185-1				
35	Vial 35	LE29L1AA,MB				
36	Vial 36	LE29L1AC,LCS				
37	Vial 37	LE29L1AD,LCSD				
38	Vial 38	LERCV1AA,370-1				
39	Vial 39	LEWJG1AA,143-1				
40	Vial 40	OPP L5 GSV0635				
41	Vial 41	LE5PX1AA,MB				
42	Vial 42	LE5PX1AC,LCS				
43	Vial 43	LE5PX1AD,LCSD				
44	Vial 44	LE39F1AA,179-1				
45	Vial 45	LE3PF1AA,179-2				
46	Vial 46	LE39L1AA,179-3				
47	Vial 47	LFARL1AA,MB				
48	Vial 48	LFARL1AC,LCS				
49	Vial 49	LFARL1AD,LCSD				
50	Vial 50	LEKLE2AE,180-2				
51	Vial 51	LEKLF2AE,180-3				
52	Vial 52	LEKLL2AE,180-4				
53	Vial 53	LEKLO2AE,180-5				
54	Vial 54	LENR72AD,322-1				
55	Vial 55	LEPG32AJ,161-1				
56	Vial 56	OPP L5 GSV0635				
57	Vial 57	LFD4N1AA,MB				
58	Vial 58	LFD4N1AC,LCS				

9168144

9168147

9170431

9168145

9168533

9170430

9173102

RR

Line	Location	SampleName	SampleAmount	ISTDAmt	Multiplier	Dilution
59	Vial 59	LFD4N1AD, LCSD				
60	Vial 60	LE3041AJ, 158-1				
61	Vial 61	LFD4W1AA, MB				
62	Vial 62	LFD4W1AC, LCS				
63	Vial 63	LFD4W1AD, LCSD				
64	Vial 64	LE7EE1AA, 266-2				
65	Vial 65	LE9Q61AA, 216-2				
66	Vial 66	LE9RA1AA, 216-3				
67	Vial 67	LFC4Q1AD, 199-2				
68	Vial 68	OPP L5 GSV0635				
69	Vial 69	LFAN01AA, MB				
70	Vial 70	LFAN01AC, LCS				
71	Vial 71	LFAN01AD, LCSD				
72	Vial 72	LE4291AA, 273-1				
73	Vial 73	LE4291AD, 273-1S				
74	Vial 74	LE4291AE, 273-1D				
75	Vial 75	LE9PJ1AA, 215-1				
76	Vial 76	OPP L5 GSV0635				
77	Vial 77	OPP L1 GSV0641				
78	Vial 100	HEXANE/ACETONE				

9173103

9170419

Sequence Table (Back Injector):

No entries - empty table!

TestAmerica

INITIAL CALIBRATION DATA

Start Cal Date : 26-JUN-2009 18:28
 End Cal Date : 26-JUN-2009 21:13
 Quant Method : ISTD
 Target Version : 4.14
 Integrator : Falcon
 Method file : \\DensVr03\Public\chem\GCS\GC_D2.i\0626091.B\8141A-1.m
 Last Edit : 30-Jun-2009 12:45 GC_D2.i

Calibration File Names:

Level 1: \\DensVr03\Public\chem\GCS\GC_D2.i\0626091.B\009F0901.D
 Level 2: \\DensVr03\Public\chem\GCS\GC_D2.i\0626091.B\008F0801.D
 Level 3: \\DensVr03\Public\chem\GCS\GC_D2.i\0626091.B\007F0701.D
 Level 4: \\DensVr03\Public\chem\GCS\GC_D2.i\0626091.B\006F0601.D
 Level 5: \\DensVr03\Public\chem\GCS\GC_D2.i\0626091.B\005F0501.D
 Level 6: \\DensVr03\Public\chem\GCS\GC_D2.i\0626091.B\004F0401.D
 Level 7: \\DensVr03\Public\chem\GCS\GC_D2.i\0626091.B\003F0301.D

SEE CALIBRATION HISTORY

Compound	0.2000000	0.5000000	1.0000	2.0000	3.0000	4.0000	Curve	b	Coefficients	%RSD
	Level 1	Level 2	Level 3	Level 4	Level 5	Level 6			ml	or R ²
1 o,o'-TEPP	3.11591 2.77446	2.63737	2.67945	2.89676	2.71623	2.90430	AVRG		2.81778	5.91149
2 Dichlorvos	2.01706 1.79032	1.62225	1.58545	1.76366	1.71981	1.74982	AVRG		1.74977	7.99554
3 Mevinphos	1.01774 0.94429	0.91295	0.90158	1.01760	0.95159	0.98250	AVRG		0.96118	4.85992
5 Thiomazin	2.12707 1.93224	1.94606	1.94866	2.08214	1.96051	2.00095	AVRG		1.99966	3.79706

TestAmerica

INITIAL CALIBRATION DATA

Start Cal Date : 26-JUN-2009 18:28
 End Cal Date : 26-JUN-2009 21:13
 Quant Method : ISTD
 Target Version : 4.14
 Integrator : FALCON
 Method file : \\DensVr03\Public\chem\GCS\GC_D2.i\0626091.B\8141A-1.m
 Last Edit : 30-Jun-2009 12:45 GC_D2.i

Compound	Level							Curve	D	Coefficients		RSD or R ²
	1	2	3	4	5	6	m1			m2		
14 Simazine	4819 190219	16248	29382	64611	115426	147784	WLNMR	0.03988	0.73140		0.99336	
15 Atrazine	0.70185 0.89508	0.76532	0.75073	0.84628	0.85434	0.90844	AVRG		0.81743		9.61085	
16 propazine	0.73887 0.79462	0.70136	0.69239	0.78178	0.75651	0.81417	AVRG		0.75424		6.13423	
17 Disulfoton	15404 290419	33208	61920	127893	193050	247845	WLNMR	-0.01928	1.20917		0.99576	
18 Diazinon	2.20234 1.92388	1.83553	1.83772	2.01856	1.98676	1.84115	AVRG		1.94942		6.88114	
19 Methyl Parathion	1.22644 1.26213	1.10389	1.13741	1.32395	1.30344	1.29686	AVRG		1.23630		6.92144	
20 Ronnel	1.42863 1.18584	1.23369	1.21320	1.29342	1.2446	1.34650	AVRG		1.27796		6.65504	

1/1

1/2

TestAmerica

INITIAL CALIBRATION DATA

Start Cal Date : 26-JUN-2009 18:28
 End Cal Date : 26-JUN-2009 21:13
 Quant Method : ISTD
 Target Version : 4.14
 Integrator : FALCON
 Method file : \\Densvrv03\Public\chem\GCS\GC_D2.i\0626091.B\8141A-1.m
 Last Edit : 30-Jun-2009 12:45 GC_D2.i

Compound	0.2000000 Level 1	0.5000000 Level 2	1.0000 Level 3	2.0000 Level 4	3.0000 Level 5	4.0000 Level 6	Curve	b	Coefficients ml	m2	%RSD or R ²
21 Malathion	15443 283462	30581	57103	119836	186013	228260	WLNIR	-0.02066	1.14436		0.99783
22 Fenthion	1.46442 1.18151	1.18458	1.16481	1.29096	1.25584	1.25506	AVRG		1.25674		8.19381
23 Parathion	1.42438 1.31279	1.25387	1.23322	1.38998	1.36308	1.38514	AVRG		1.33749		5.43501
24 Chlorpyrifos	1.85614 1.56216	1.56747	1.47379	1.62915	1.61527	1.62330	AVRG		1.61818		7.28314
25 Trichloronate	1.44751 1.43428	1.42551	1.34762	1.48171	1.46256	1.52450	AVRG		1.44624		3.78186
26 Anilazine	1493 +++++	2095	5311	12790	19893	29375	QUAD	0.02107	9.16488	-8.66056	0.99476
27 Merphos-A (Merphos)	1.24844 1.18648	1.15527	1.15966	1.23989	1.21263	1.24409	AVRG		1.20664		3.30523

X

TestAmerica

INITIAL CALIBRATION DATA

Start Cal Date : 26-JUN-2009 18:28
 End Cal Date : 26-JUN-2009 21:13
 Target Method : ISTD
 Target Version : 4.14
 Integrator : FALCON
 Method File : \\Densvr03\Public\chem\GCS\GC_D2.i\0626091.B\8141A-1.m
 Last Edit : 30-Jun-2009 12:45 GC_D2.i

Compound	0.2000000 Level 1	0.5000000 Level 2	1.0000 Level 3	2.0000 Level 4	3.0000 Level 5	4.0000 Level 6	Curve	b	Coefficients ml	m2	%RSD or R ²
28 Tetrachlorvinphos (Stirophos)	0.76814 0.82648	0.74606	0.73464	0.83451	0.85233	0.85150	AVRG		0.80195		6.32809
29 Tokuthion	1.50295 1.37817	1.28283	1.29501	1.44234	1.39452	1.40891	AVRG		1.38639		5.62055
30 Merphos-B (Merphos Oxone)	3884 79809	7933	11676	34113	50056	65974	WLINR	0.01044	0.32634		0.98820
31 Carophenothion-methyl	14924 266724	30542	55023	105577	167145	206137	WLINR	-0.03349	1.03813		0.99979
32 Fensulfothion	8319 295978	23000	51304	104440	185778	229856	WLINR	0.04728	1.18751		0.99821
33 Bolstar / Fampnur	1.54988 1.23307	1.27794	1.32328	1.33835	1.27633	1.28540	AVRG		1.32632		7.86825
34 Carophenothion	1.57916 1.25966	1.19992	1.27687	1.32336	1.26122	1.41398	AVRG		1.33059		9.63398

NTC
 See Merphos

1/2 X

TestAmerica

INITIAL CALIBRATION DATA

Start Cal Date : 26-JUN-2009 18:28
 End Cal Date : 26-JUN-2009 21:13
 Quant Method : ISTD
 Target Version : 4.14
 Integrator : FALCON
 Method File : \\Densv03\Public\chem\GCS\GC_D2.i\0626091.B\8141A-1.m
 Last Edit : 30-Jun-2009 12:45 GC_D2.i

Compound	Retention Times							Curve	b	Coefficients		%RSD or R ²
	Level 1	Level 2	Level 3	Level 4	Level 5	Level 6	m1			m2		
36 Phosmet	1.22087 1.13672	1.01385	1.11032	1.20586	1.12340	1.16129	AVRG		1.13890		6.04111	
37 EPN	9525 294020	23196	48705	111165	171283	220388	WLNMR	0.02456	1.11450		0.99317	
38 Azinphos-methyl	1.19565 1.21185	1.13516	1.16767	1.28235	1.23551	1.26700	AVRG		1.21360		4.33999	
40 Azinphos-ethyl	23154 318459	43578	74071	134607	209971	253982	WLNMR	-0.07409	1.26388		0.99928	
41 Coumaphos	1.00140 0.99015	0.89806	0.92250	1.01947	1.01017	1.01013	AVRG		0.97884		4.92558	
42 Merphos	1.61523 1.49925	1.45962	1.38820	1.59026	1.52873	1.58626	AVRG		1.52393		5.34513	
43 Total Demeton	1.94415 1.68503	1.66775	1.60440	1.71838	1.66174	1.66727	AVRG		1.70696		6.44185	

1/2
1/2

TestAmerica

INITIAL CALIBRATION DATA

Start Cal Date : 26-JUN-2009 18:28
 End Cal Date : 26-JUN-2009 21:13
 Quant Method : ISTD
 Target Version : 4.14
 Integrator : FALCON
 Method file : \\DensVr03\Public\chem\GCS\GC_D2.i\0626091.B\8141A-1.m
 Last Edit : 30-Jun-2009 12:45 GC_D2.i

Compound	0.2000000 Level 1	0.5000000 Level 2	1.0000 Level 3	2.0000 Level 4	3.0000 Level 5	4.0000 Level 6	Curve	b	Coefficients m1	m2	%RSD or R ²
\$ 4 Chloroformos	2.28223	2.03679	2.00000	2.26084	2.35620	2.24671	AVRG		2.19114		6.04132
	2.15521										
\$ 35 Triphenyl phosphate	1.09980	0.99217	0.96977	1.05450	0.99627	1.00900	AVRG		1.01117		4.94580
	0.95665										

TestAmerica

INITIAL CALIBRATION DATA

Start Cal Date : 26-JUN-2009 18:28
 End Cal Date : 26-JUN-2009 21:13
 Quant Method : ISTD
 Target Version : 4.14
 Integrator : Falcon
 Method File : \\Densvr03\Public\chem\GCS\GC_D2.i\0626091.B\8141A-1.m
 Last Edit : 30-Jun-2009 12:45 GC_D2.i

Curve	Formula	Units
Averaged	Amt = Rsp/ml	Response
Wt Linear	Amt = b + Rsp/ml	Response
Quad	Amt = b + m1*Rsp + m2*Rsp^2	Response

Calibration History

Method : \\DenSvr03\Public\chem\GCS\GC_D2.i\0626091.B\8141A-1.m
Start Cal Date: 26-JUN-2009 18:28
End Cal Date : 26-JUN-2009 21:13
Last Cal Level: 1
Last Cal Type : Continuing Calibration

Initial Calibration

Injection Date	Sublist	Calibration File
Cal Level: 1 , Cal Amount: 0.20000		
26-JUN-2009 21:13	8141A	\\DenSvr03\Public\chem\GCS\GC_D2.i\0626091.B\009F0901.D
Cal Level: 2 , Cal Amount: 0.50000		
26-JUN-2009 20:45	8141A	\\DenSvr03\Public\chem\GCS\GC_D2.i\0626091.B\008F0801.D
Cal Level: 3 , Cal Amount: 1.00000		
26-JUN-2009 20:18	8141A	\\DenSvr03\Public\chem\GCS\GC_D2.i\0626091.B\007F0701.D
Cal Level: 4 , Cal Amount: 2.00000		
26-JUN-2009 19:50	8141A	\\DenSvr03\Public\chem\GCS\GC_D2.i\0626091.B\006F0601.D
Cal Level: 5 , Cal Amount: 3.00000		
26-JUN-2009 19:23	8141A	\\DenSvr03\Public\chem\GCS\GC_D2.i\0626091.B\005F0501.D
Cal Level: 6 , Cal Amount: 4.00000		
26-JUN-2009 18:55	8141A	\\DenSvr03\Public\chem\GCS\GC_D2.i\0626091.B\004F0401.D
Cal Level: 7 , Cal Amount: 5.00000		
26-JUN-2009 18:28	8141A	\\DenSvr03\Public\chem\GCS\GC_D2.i\0626091.B\003F0301.D

Continuing Calibration

Ccal Level Mode: GLOBAL LEVEL 4

26-JUN-2009 21:40	8141A	\\DenSvr03\Public\chem\GCS\GC_D2.i\0626091.B\010F1001.D
26-JUN-2009 19:50	8141A	\\DenSvr03\Public\chem\GCS\GC_D2.i\0626091.B\006F0601.D
26-JUN-2009 19:23	8141A	\\DenSvr03\Public\chem\GCS\GC_D2.i\0626091.B\005F0501.D

TestAmerica

INITIAL CALIBRATION DATA

Start Cal Date : 26-JUN-2009 18:28
 End Cal Date : 26-JUN-2009 21:13
 Quant Method : ISTD
 Target Version : 4.14
 Integrator : FALCON
 Method File : \\DensVr03\Public\chem\GCS\GC_D2.i\0626092.B\8141A-2.m
 Last Edit : 30-Jun-2009 12:58 GC_D2.i

Calibration File Names:

Level 1: \\DensVr03\Public\chem\GCS\GC_D2.i\0626092.B\009F0901.D
 Level 2: \\DensVr03\Public\chem\GCS\GC_D2.i\0626092.B\008F0801.D
 Level 3: \\DensVr03\Public\chem\GCS\GC_D2.i\0626092.B\007F0701.D
 Level 4: \\DensVr03\Public\chem\GCS\GC_D2.i\0626092.B\006F0601.D
 Level 5: \\DensVr03\Public\chem\GCS\GC_D2.i\0626092.B\005F0501.D
 Level 6: \\DensVr03\Public\chem\GCS\GC_D2.i\0626092.B\004F0401.D
 Level 7: \\DensVr03\Public\chem\GCS\GC_D2.i\0626092.B\003F0301.D

SEE CALIBRATION HISTORY

Compound	0.2000000	0.5000000	1.0000	2.0000	3.0000	4.0000	Curve	b	Coefficients	%RSD
	Level 1	Level 2	Level 3	Level 4	Level 5	Level 6			ml	or R ²
1 o,o'-TEPT	2.92648	2.44243	2.35582	2.65851	2.57132	2.61478	AVRG		2.58691	7.02274
2 Dichlorvos	1.96421	1.82228	1.84036	2.17503	2.12732	2.04712	AVRG		2.01995	7.32345
4 Mevinphos	1.44354	1.24995	1.21811	1.44363	1.32123	1.40873	AVRG		1.36067	7.12634
5 Demeton-O	1.19821	1.29971	1.18493	1.34261	1.38930	1.37760	AVRG		1.29658	6.26552
	5.0000									
	Level 7									

TestAmerica

INITIAL CALIBRATION DATA

Start Cal Date : 26-JUN-2009 18:28
 End Cal Date : 26-JUN-2009 21:13
 Quant Method : ISTD
 Target Version : 4.14
 Integrator : FALCON
 Method file : \\DensVr03\Public\chem\GCS\GC_D2.i\0626092.B\8141A-2.m
 Last Edit : 30-Jun-2009 12:58 GC_D2.i

Compound	Coefficients							b	ml	m2	%RSD or R ²
	0.2000000 Level 1	0.5000000 Level 2	1.0000 Level 3	2.0000 Level 4	3.0000 Level 5	4.0000 Level 6	Curve				
6 Thionazin	2.15838 2.03673	1.84195	1.93751	1.98059	2.08762	2.20076	AVRG	2.03479		6.19054	
7 Ethoprop	1.70034 1.46268	1.41105	1.44674	1.51565	1.56615	1.54046	AVRG	1.52044		6.33190	
8 Phorate	1.89356 1.74661	1.60276	1.58391	1.69691	1.82591	1.99241	AVRG	1.76315		8.53946	
9 Naled	94.00000 78857	1666	10859	28010	46004	58330	WLINR	0.13436	0.49080	0.99248	
10 Sulfofepp	2.79835 2.57687	2.53605	2.59328	2.75080	2.67397	2.68532	AVRG	2.65923		3.59851	
12 Salmazine	0.36415 0.41001	0.34683	0.35351	0.38559	0.39087	0.41510	AVRG	0.38086		7.05346	
13 Diazinon	12067 228810	15923	49407	98649	155648	181790	WLINR	0.01456	1.44446	0.99190	

TestAmerica

INITIAL CALIBRATION DATA

Start Cal Date : 26-JUN-2009 18:28
 End Cal Date : 26-JUN-2009 21:13
 Quant Method : ISTD
 Target Version : 4.14
 Integrator : Falcom
 Method file : \\DensVr03\Public\chem\GCS\GC_D2.i\0626092.B\8141A-2.m
 Last Edit : 30-Jun-2009 12:58 GC_D2.i

Compound	Coefficients							m1	m2	%RSD or R ²
	Level 1	Level 2	Level 3	Level 4	Level 5	Level 6	b			
14 Atrazine	5427 128612	1231	21316	49088	85997	98759	LINR	0.11621	0.83396	0.99221
15 Propazine	4880 110050	8102	20907	43235	72628	85745	WLINR	0.02910	0.68050	0.99492
16 Disulfoton	1.39584 1.37843	1.32983	1.36835	1.41433	1.46581	1.46415	AVRG		1.40239	3.56764
17 Demeton-S	667 175573	15766	33785	70921	121463	157195	WLINR	0.05954	1.76807	0.99272
18 Dimethoate	1.93513 1.92489	1.88284	1.72920	1.81890	1.98388	1.88204	AVRG		1.87955	4.46888
19 Ronnel	1.49381 1.27410	1.09752	1.14631	1.23377	1.29336	1.31702	AVRG		1.26513	10.15653
20 Merphos-A (Merphos)	0.73714 0.62474	0.72841	0.76463	0.71117	0.75339	0.75359	AVRG		0.72472	6.56840

X X

TestAmerica

INITIAL CALIBRATION DATA

Start Cal Date : 26-JUN-2009 18:28
 End Cal Date : 26-JUN-2009 21:13
 Quant Method : ISTD
 Target Version : 4.14
 Integrator : FALCON
 Method file : \\DensVr03\Public\chem\GCS\GC_D2.i\0626092.B\8141A-2.m
 Last Edit : 30-Jun-2009 12:58 GC_D2.i

Compound	Level							Curve	b	Coefficients		%RSD or R ²
	1	2	3	4	5	6	m1			m2		
21 Chlorpyrifos	1.28253 1.37311	1.15885	1.24944	1.20702	1.32365	1.38773	AVRG		1.28319		6.60140	
22 Fenitihion	1.20874 1.18668	1.15890	1.17283	1.16181	1.25398	1.18816	AVRG		1.19016		2.76871	
23 Trichloronate	6944 296442	26053	49357	106326	170976	208762	WLINR	0.05263	1.73863		0.99738	
24 Anilazine	1634 19108	2256	3581	6899	11039	13112	LINR	-0.00058	0.10979		0.99085	
25 Methyl Parathion	1.21391 1.41908	1.12059	1.22102	1.33829	1.35198	1.32937	AVRG		1.28489		8.00353	
26 Malathion	1.23986 1.27856	1.19694	1.15056	1.17724	1.17540	1.20726	AVRG		1.20369		3.60449	
27 Tokuthion	1.50291 1.40826	1.31056	1.35261	1.35076	1.45106	1.48916	AVRG		1.40933		5.28420	

TestAmerica

INITIAL CALIBRATION DATA

Start Cal Date : 26-JUN-2009 18:28
 End Cal Date : 26-JUN-2009 21:13
 Quant Method : ISTD
 Target Version : 4.14
 Integrator : FALCON
 Method file : \\DensVr03\Public\chem\GCS\GC_D2.i\0626092.B\8141A-2.m
 Last Edit : 30-Jun-2009 12:58 GC_D2.i

Compound	0.2000000	0.5000000	1.0000	2.0000	3.0000	4.0000	Curve	b	Coefficients		%RSD
	Level 1	Level 2	Level 3	Level 4	Level 5	Level 6			m1	m2	or R ²
28 Parathion	1.27111	1.15628	1.24872	1.23420	1.30817	1.35972	AVRG		1.26610		5.02432
	1.28450										
29 Merphos-B (Merphos Oxone)	3793	6271	15065	23458	40683	62127	MINR	-0.05169	0.21659		0.96366
	65080										
30 Tetrachlorvinphos (stirophos)	0.86036	0.73114	0.73243	0.80291	0.86664	0.87311	AVRG		0.81902		7.82425
	0.86651										
31 Carbophenothion methyl	1.16513	1.02032	1.04699	1.17159	1.27808	1.26831	AVRG		1.17392		9.08251
	1.26700										
32 Bolstar	1.33280	1.22387	1.19075	1.20601	1.27262	1.22830	AVRG		1.23655		4.05030
	1.20152										
33 Carbophenothion	1.18442	1.13595	1.15332	1.18001	1.34689	1.22912	AVRG		1.21593		6.21486
	1.28180										
35 Pemsulfotion	0.88346	0.80409	0.88036	0.97346	0.94597	1.00424	AVRG		0.91615		7.30438
	0.92148										

NTC,
 see merphos

TestAmerica

INITIAL CALIBRATION DATA

Start Cal Date : 26-JUN-2009 18:28
 End Cal Date : 26-JUN-2009 21:13
 Quant Method : ISTD
 Target Version : 4.14
 Integrator : FALCON
 Method File : \\DensSvr03\Public\chem\GCS\GC_D2.i\0626092.B\8141A-2.m
 Last Edit : 30-Jun-2009 12:58 GC_D2.i

Compound	0.2000000	0.5000000	1.0000	2.0000	3.0000	4.0000	Curve	b	Coefficients	%RSD	
	Level 1	Level 2	Level 3	Level 4	Level 5	Level 6			m1	m2	or R ²
37 Phosmet / EPN	1.9707 330448	35826	68186	146012	207459	263604	WLNLR	-0.04262	1.00518		0.99785
38 Fenphur	1.45536 1.32805	1.20800	1.18770	1.39816	1.20947	1.39569	AVRG		1.31178		8.35158
39 Azinphos-methyl	1.25589 1.19199	1.08970	1.07858	1.30240	1.20427	1.27709	AVRG		1.19999		7.33978
40 Azinphos-ethyl	1.14013 1.12699	1.11628	1.12015	1.18786	1.16269	1.14594	AVRG		1.14286		2.23350
41 Coumaphos	0.78930 0.93653	0.81655	0.85887	0.90448	0.89897	0.94628	AVRG		0.87871		6.77030
42 Merphos	1.56460 1.70275	1.43887	1.64263	1.66880	1.73437	1.91569	AVRG		1.66682		8.85773
M 43 Total Demeton	3533 244812	23328	47171	100663	168375	213468	WLNLR	0.06780	1.63923		0.99469

X

X

TestAmerica

INITIAL CALIBRATION DATA

Start Cal Date : 26-JUN-2009 18:28
 End Cal Date : 26-JUN-2009 21:13
 Quant Method : ISTD
 Target Version : 4.14
 Integrator : FALCON
 Method File : \\Densvr03\Public\chem\GCS\GC_D2.i\0626092.B\8141A-2.m
 Last Edit : 30-Jun-2009 12:58 GC_D2.i

Compound	0.2000000 Level 1	0.5000000 Level 2	1.0000 Level 3	2.0000 Level 4	3.0000 Level 5	4.0000 Level 6	Curve	b	Coefficients m1	m2	%RSD or R ²
\$ 3 Chloroformos	5.0000 Level 7	2.19506 2.04016	1.83698 1.78322	2.03418 2.29040	2.05386	AVRG		2.03341			8.83890
\$ 34 Triphenyl phosphate	1.10969 1.00703	0.86972	0.91132	1.07710 1.01080	0.99885	AVRG		0.99779			8.47904

TestAmerica

INITIAL CALIBRATION DATA

Start Cal Date : 26-JUN-2009 18:28
 End Cal Date : 26-JUN-2009 21:13
 Quant Method : ISTD
 Target Version : 4.14
 Integrator : Falcon
 Method file : \\Densv03\Public\chem\GCS\GC_D2.i\0626092.B\8141A-2.m
 Last Edit : 30-Jun-2009 12:58 GC_D2.i

Curve	Formula	Units
Averaged	Amt = Resp/ml	Response
Linear	Amt = b + Resp/ml	Response
Wt Linear	Amt = b + Resp/ml	Response

Calibration History

Method : \\DenSvr03\Public\chem\GCS\GC_D2.i\0626092.B\8141A-2.m
 Start Cal Date: 26-JUN-2009 18:28
 End Cal Date : 26-JUN-2009 21:13
 Last Cal Level: 1
 Last Cal Type : Continuing Calibration

Initial Calibration

Injection Date	Sublist	Calibration File
Cal Level: 1 , Cal Amount: 0.20000		
26-JUN-2009 21:13	8141A	\\DenSvr03\Public\chem\GCS\GC_D2.i\0626092.B\009F0901.D
Cal Level: 2 , Cal Amount: 0.50000		
26-JUN-2009 20:45	8141A	\\DenSvr03\Public\chem\GCS\GC_D2.i\0626092.B\008F0801.D
Cal Level: 3 , Cal Amount: 1.00000		
26-JUN-2009 20:18	8141A	\\DenSvr03\Public\chem\GCS\GC_D2.i\0626092.B\007F0701.D
Cal Level: 4 , Cal Amount: 2.00000		
26-JUN-2009 19:50	8141A	\\DenSvr03\Public\chem\GCS\GC_D2.i\0626092.B\006F0601.D
Cal Level: 5 , Cal Amount: 3.00000		
26-JUN-2009 19:23	8141A	\\DenSvr03\Public\chem\GCS\GC_D2.i\0626092.B\005F0501.D
Cal Level: 6 , Cal Amount: 4.00000		
26-JUN-2009 18:55	8141A	\\DenSvr03\Public\chem\GCS\GC_D2.i\0626092.B\004F0401.D
Cal Level: 7 , Cal Amount: 5.00000		
26-JUN-2009 18:28	8141A	\\DenSvr03\Public\chem\GCS\GC_D2.i\0626092.B\003F0301.D

Continuing Calibration

Ccal Level Mode: GLOBAL LEVEL 4

26-JUN-2009 21:40	8141A
\\DenSvr03\Public\chem\GCS\GC_D2.i\0626092.B\010F1001.D	
26-JUN-2009 19:50	8141A
\\DenSvr03\Public\chem\GCS\GC_D2.i\0626092.B\006F0601.D	
26-JUN-2009 19:23	8141A
\\DenSvr03\Public\chem\GCS\GC_D2.i\0626092.B\005F0501.D	

CONTINUING CALIBRATION COMPOUNDS
 PERCENT DRIFT REPORT

Instrument ID: GC_D2.i
 Lab File ID: 010F1001.D
 Analysis Type: NONE

Injection Date: 26-JUN-2009 21:40
 Lab Sample ID: OPP SS GSV0633
 Method File: \\DenSvr03\Public\chem\GCS\GC_D2.

COMPOUND	EXPECTED CONC.	MEASURED CONC.	%D	MAX %D
1 o,o,o-TEPT	2.0000	2.0577	2.9	15.0
2 Dichlorvos	2.0000	1.9061	4.7	15.0
3 Mevinphos	2.0000	1.6977	15.1	15.0
4 Chlormefos	2.0000	1.7808	11.0	15.0
5 Thionazin	2.0000	1.9740	1.3	15.0
6 Demeton-O	0.6500	1.8707	187.8	15.0
7 Ethoprop	2.0000	2.0536	2.7	15.0
8 Naled	2.0000	1.1983	40.1	15.0
9 Sulfotepp	2.0000	1.7932	10.3	15.0
10 Phorate	2.0000	2.0180	0.9	15.0
11 Dimethoate	2.0000	2.0859	4.3	15.0
12 Demeton-S	1.3600	0.2313	83.0	15.0
13 Simazine	2.0000	2.6218	31.1	15.0
14 Atrazine	2.0000	1.9566	2.2	15.0
15 propazine	2.0000	1.9127	4.4	15.0
17 Disulfoton	2.0000	1.5890	20.6	15.0
16 Diazinon	2.0000	2.1583	7.9	15.0
18 Methyl Parathion	2.0000	2.0404	2.0	15.0
19 Ronnel	2.0000	2.1513	7.6	15.0
20 Malathion	2.0000	1.6248	18.8	15.0
21 Fenthion	2.0000	1.8840	5.8	15.0
22 Parathion	2.0000	1.9436	2.8	15.0
23 Chlorpyrifos	2.0000	1.9720	1.4	15.0
24 Trichloronate	2.0000	1.8619	6.9	15.0
25 Anilazine	2.0000	1.0151	49.2	15.0
148 Merphos-A (Merphos)	2.0000	0.4078	79.6	999.0
26 Tetrachlorvinphos (Stirophos)	2.0000	2.0880	4.4	15.0
28 Tokuthion	2.0000	2.0254	1.3	15.0
149 Merphos-B (Merphos Oxone)	2.0000	6.6232	231.2	999.0
29 Carbophenothion-methyl	2.0000	1.3536	32.3	15.0
29 Fensulfothion	2.0000	1.9235	3.8	15.0
30 Bolstar / Famphur	4.0000	4.0636	1.6	15.0
32 Carbophenothion	2.0000	1.8639	6.8	15.0
31 Triphenyl phosphate	2.0000	1.7170	14.2	15.0
34 Phosmet	2.0000	1.6471	17.6	15.0
32 EPN	2.0000	1.7931	10.3	15.0
33 Azinphos-methyl	2.0000	1.9226	3.9	15.0
35 Azinphos-ethyl	2.0000	1.8331	8.3	15.0
36 Coumaphos	2.0000	2.0063	0.3	15.0

<-ok

<-ok, see total demeton

<-ok, see total demeton

CONTINUING CALIBRATION COMPOUNDS
PERCENT DRIFT REPORT

Instrument ID: GC_D2.i
Lab File ID: 010F1001.D
Analysis Type: NONE

Injection Date: 26-JUN-2009 21:40
Lab Sample ID: OPP SS GSV0633
Method File: \\DenSvr03\Public\chem\GCS\GC_D2.

COMPOUND	EXPECTED CONC.	MEASURED CONC.	%D	MAX %D
27 Merphos	2.0000	1.7215	13.9	15.0
40 Total Demeton	2.0000	2.1021	5.1	15.0

Average %D = 23.4

CONTINUING CALIBRATION COMPOUNDS
 PERCENT DRIFT REPORT

Instrument ID: GC_D2.i
 Lab File ID: 010F1001.D
 Analysis Type: NONE

Injection Date: 26-JUN-2009 21:40
 Lab Sample ID: OPP SS GSV0633
 Method File: \\DenSvr03\Public\chem\GCS\GC_D2.

COMPOUND	EXPECTED CONC.	MEASURED CONC.	%D	MAX %D
1 o,o,o-TEPT	2.0000	2.0069	0.3	15.0
2 Dichlorvos	2.0000	1.7707	11.5	15.0
3 Chlormefos	2.0000	1.6957	15.2	15.0
4 Mevinphos	2.0000	1.8364	8.2	15.0
5 Demeton-O	0.6500	2.0472	215.0	15.0
6 Thionazin	2.0000	1.8758	6.2	15.0
7 Ethoprop	2.0000	1.8962	5.2	15.0
8 Phorate	2.0000	1.9509	2.5	15.0
10 Naled	2.0000	1.0486	47.6	15.0
146 Sulfotepp	2.0000	1.7143	14.3	15.0
10 Simazine	2.0000	3.6013	80.1	15.0
12 Diazinon	2.0000	2.0803	4.0	15.0
150 Atrazine	2.0000	1.9693	1.5	15.0
13 Propazine	2.0000	1.8742	6.3	15.0
14 Disulfoton	2.0000	1.6970	15.1	15.0
15 Demeton-S	1.3600	0.2011	85.2	15.0
16 Dimethoate	2.0000	1.8701	6.5	15.0
17 Ronnel	2.0000	2.0112	0.6	15.0
148 Merphos-A (Merphos)	2.0000	0.5348	73.3	999.0
18 Chlorpyrifos	2.0000	2.1084	5.4	15.0
19 Fenthion	2.0000	2.0634	3.2	15.0
20 Trichloronate	2.0000	1.8617	6.9	15.0
21 Anilazine	2.0000	1.2425	37.9	15.0
23 Methyl Parathion	2.0000	2.0228	1.1	15.0
24 Malathion	2.0000	1.5362	23.2	15.0
25 Tokuthion	2.0000	1.8925	5.4	15.0
26 Parathion	2.0000	2.1337	6.7	15.0
149 Merphos-B (Merphos Oxone)	2.0000	5.0080	150.4	999.0
27 Tetrachlorvinphos (stirophos)	2.0000	2.0814	4.1	15.0
28 Carbophenothion methyl	2.0000	1.2466	37.7	15.0
28 Bolstar	2.0000	2.0778	3.9	15.0
30 Carbophenothion	2.0000	1.7496	12.5	15.0
29 Triphenyl phosphate	2.0000	1.7275	13.6	15.0
30 Fensulfothion	2.0000	2.0824	4.1	15.0
35 Phosmet / EPN	4.0000	3.4695	13.3	15.0
33 Famphur	2.0000	1.7579	12.1	15.0
34 Azinphos-methyl	2.0000	1.8108	9.5	15.0
35 Azinphos-ethyl	2.0000	1.7982	10.1	15.0
36 Coumaphos	2.0000	1.9588	2.1	15.0

ok

ok, see total demeton

ok

ok, see total demeton

CONTINUING CALIBRATION COMPOUNDS
PERCENT DRIFT REPORT

Instrument ID: GC_D2.i
Lab File ID: 010F1001.D
Analysis Type: NONE

Injection Date: 26-JUN-2009 21:40
Lab Sample ID: OPP SS GSV0633
Method File: \\DenSvr03\Public\chem\GCS\GC_D2.

COMPOUND	EXPECTED CONC.	MEASURED CONC.	%D	MAX %D
22 Merphos	2.0000	1.6146	19.3	15.0
40 Total Demeton	2.0000	2.2483	12.4	15.0

Average %D = 24.2

TestAmerica

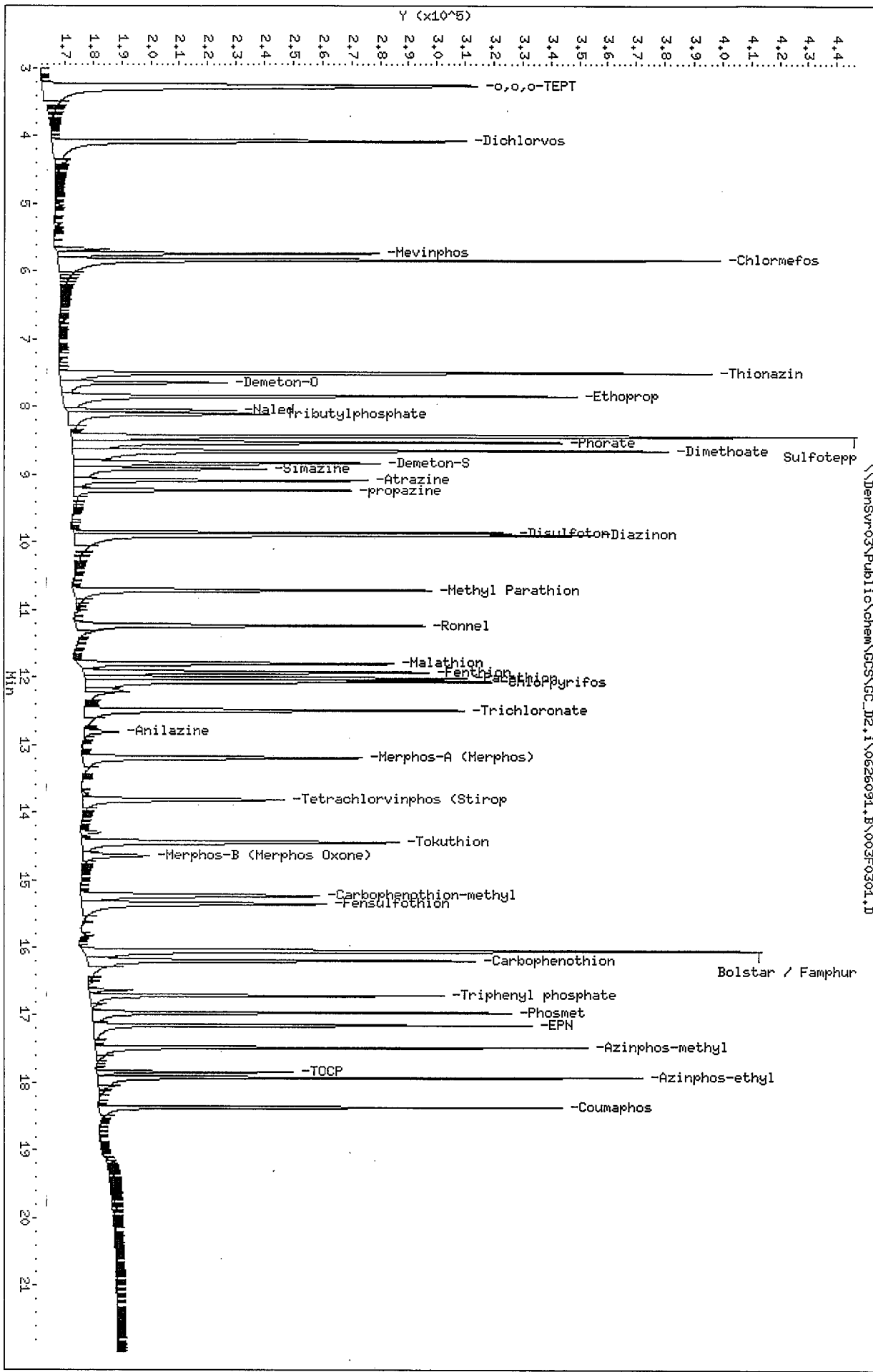
Data file : \\DenSvr03\Public\chem\GCS\GC_D2.i\0626091.B\003F0301.D
 Lab Smp Id: OPP L7 GSV0634 Client Smp ID: OPP L7 GSV0634
 Inj Date : 26-JUN-2009 18:28
 Operator : MPK/TLW Inst ID: GC_D2.i
 Smp Info : OPP L7 GSV0634
 Misc Info : IS - GSV0633-09
 Comment :
 Method : \\DenSvr03\Public\chem\GCS\GC_D2.i\0626091.B\8141A-1.m
 Meth Date : 30-Jun-2009 12:45 GC_D2.i Quant Type: ISTD
 Cal Date : 26-JUN-2009 20:18 Cal File: 007F0701.D
 Als bottle: 3 Calibration Sample, Level: 7
 Dil Factor: 1.00000
 Integrator: Falcon Compound Sublist: 8141A.sub
 Target Version: 4.14
 Processing Host: DENPC075

Compounds	AMOUNTS					
	RT	EXP RT	REL RT	RESPONSE	CAL-AMT (ug/mL)	ON-COL (ug/mL)
1 o,o,o-TEPT	3.256	3.254	(0.183)	707938	5.00000	4.923
2 Dichlorvos	4.075	4.074	(0.228)	456822	5.00000	5.116 (A)
3 Mevinphos	5.736	5.739	(0.322)	240948	5.00000	4.912
§ 4 Chlormefos	5.835	5.836	(0.327)	549929	5.00000	4.918
5 Thionazin	7.505	7.507	(0.421)	493034	5.00000	4.831
6 Demeton-O	7.645	7.649	(0.428)	165003	1.62500	1.714
7 Ethoprop	7.846	7.852	(0.440)	445084	5.00000	4.977
8 Naled	8.053	8.057	(0.451)	121152	5.00000	5.203 (A)
* 9 Tributylphosphate	8.110	8.135	(1.000)	206876	2.00000	
10 Sulfotepp	8.440	8.442	(0.473)	609341	5.00000	4.831
11 Phorate	8.530	8.532	(0.478)	441181	5.00000	4.764
12 Dimethoate	8.655	8.659	(0.485)	565436	5.00000	5.256 (A)
13 Demeton-S	8.838	8.846	(0.495)	264954	3.40000	3.396
14 Simazine	8.921	8.924	(0.500)	190219	5.00000	5.176 (A)
15 Atrazine	9.091	9.094	(0.510)	228392	5.00000	5.475 (A)
16 propazine	9.236	9.241	(0.518)	202756	5.00000	5.268 (A)
17 Disulfoton	9.866	9.869	(0.553)	290419	5.00000	4.668
18 Diazinon	9.900	9.902	(0.555)	490902	5.00000	4.934
19 Methyl Parathion	10.715	10.717	(0.601)	322048	5.00000	5.104 (A)
20 Ronnel	11.238	11.241	(0.630)	302582	5.00000	4.640
21 Malathion	11.801	11.804	(0.661)	283462	5.00000	4.812
22 Fenthion	11.930	11.932	(0.669)	301476	5.00000	4.701
23 Parathion	12.020	12.019	(0.674)	334974	5.00000	4.908
24 Chlorpyrifos	12.068	12.067	(0.676)	398604	5.00000	4.827
25 Trichloronate	12.493	12.496	(0.700)	365975	5.00000	4.959
26 Anilazine	12.815	12.817	(0.718)	34322	5.00000	4.247
27 Merphos-A (Merphos)	13.196	13.199	(0.740)	302744	5.00000	4.916
28 Tetrachlorvinphos (Stirophos)	13.818	13.824	(0.774)	210886	5.00000	5.153 (A)
29 Tokuthion	14.448	14.449	(0.810)	351657	5.00000	4.970
30 Merphos-B (Merphos Oxone)	14.646	14.651	(0.821)	79809	5.00000	4.813
31 Carbophenothion-methyl	15.235	15.239	(0.854)	266724	5.00000	4.968
32 Fensulfothion	15.356	15.361	(0.861)	295978	5.00000	4.978
33 Bolstar / Famphur	16.053	16.053	(0.900)	629265	10.0000	9.297

Compounds	RT	EXP RT	REL RT	RESPONSE	AMOUNTS	
					CAL-AMT (ug/mL)	ON-COL (ug/mL)
34 Carbophenothion	16.196	16.197	(0.908)	321417	5.00000	4.733
\$ 35 Triphenyl phosphate	16.710	16.712	(0.936)	244102	5.00000	4.730 (A)
36 Phosmet	16.963	16.963	(0.951)	290049	5.00000	4.990
37 EPN	17.150	17.151	(0.961)	294020	5.00000	5.219 (A)
38 Azinphos-methyl	17.478	17.480	(0.980)	309219	5.00000	4.993
* 39 TOCP	17.843	17.846	(1.000)	102065	2.00000	
40 Azinphos-ethyl	17.923	17.926	(1.004)	318459	5.00000	4.789
41 Coumaphos	18.363	18.366	(1.029)	252650	5.00000	5.058 (A)
S 42 Merphos				382553	5.00000	4.876
M 43 Total Demeton				429957	5.00000	5.110

QC Flag Legend

A - Target compound detected but, quantitated amount exceeded maximum amount.



TestAmerica

Data file : \\DenSvr03\Public\chem\GCS\GC_D2.i\0626091.B\004F0401.D
 Lab Smp Id: OPP L6 GSV0637 Client Smp ID: OPP L6 GSV0637
 Inj Date : 26-JUN-2009 18:55
 Operator : MPK/TLW Inst ID: GC_D2.i
 Smp Info : OPP L6 GSV0637
 Misc Info : IS - GSV0633-09
 Comment :
 Method : \\DenSvr03\Public\chem\GCS\GC_D2.i\0626091.B\8141A-1.m
 Meth Date : 30-Jun-2009 12:45 GC_D2.i Quant Type: ISTD
 Cal Date : 26-JUN-2009 18:28 Cal File: 003F0301.D
 Als bottle: 4 Calibration Sample, Level: 6
 Dil Factor: 1.00000
 Integrator: Falcon Compound Sublist: 8141A.sub
 Target Version: 4.14
 Processing Host: DENPC075

Compounds	AMOUNTS					
	RT	EXP RT	REL RT	RESPONSE	CAL-AMT (ug/mL)	ON-COL (ug/mL)
1 o,o,o-TEPT	3.254	3.254	(0.182)	559984	4.00000	4.123
2 Dichlorvos	4.074	4.074	(0.228)	337386	4.00000	4.000
3 Mevinphos	5.736	5.739	(0.321)	189437	4.00000	4.089
§ 4 Chlorfepos	5.834	5.836	(0.327)	433193	4.00000	4.101
5 Thionazin	7.504	7.507	(0.421)	385808	4.00000	4.002
6 Demeton-O	7.646	7.649	(0.429)	113108	1.30000	1.237
7 Ethoprop	7.848	7.852	(0.440)	343730	4.00000	4.069
8 Naled	8.054	8.057	(0.451)	90892	4.00000	4.172
* 9 Tributylphosphate	8.111	8.135	(1.000)	190710	2.00000	
10 Sulfotepp	8.439	8.442	(0.473)	486417	4.00000	4.072
11 Phorate	8.531	8.532	(0.478)	345415	4.00000	3.949
12 Dimethoate	8.654	8.659	(0.485)	445385	4.00000	4.383
13 Demeton-S	8.838	8.846	(0.495)	208362	2.72000	2.828
14 Simazine	8.919	8.924	(0.500)	147784	4.00000	4.272
15 Atrazine	9.089	9.094	(0.509)	175159	4.00000	4.445
16 propazine	9.236	9.241	(0.518)	156982	4.00000	4.318
17 Disulfoton	9.868	9.869	(0.553)	247845	4.00000	4.214
18 Diazinon	9.901	9.902	(0.555)	354996	4.00000	3.778
19 Methyl Parathion	10.714	10.717	(0.601)	250051	4.00000	4.196
20 Ronnel	11.239	11.241	(0.630)	259621	4.00000	4.214
21 Malathion	11.799	11.804	(0.661)	228260	4.00000	4.097
22 Fenthion	11.931	11.932	(0.669)	241990	4.00000	3.995
23 Parathion	12.018	12.019	(0.674)	267071	4.00000	4.142
24 Chlorpyrifos	12.066	12.067	(0.676)	312992	4.00000	4.013
25 Trichloronate	12.493	12.496	(0.700)	293942	4.00000	4.216
26 Anilazine	12.814	12.817	(0.718)	29375	4.00000	4.019
27 Merphos-A (Merphos)	13.196	13.199	(0.740)	239875	4.00000	4.124
28 Tetrachlorvinphos (Stirophos)	13.818	13.824	(0.774)	164180	4.00000	4.247
29 Tokuthion	14.446	14.449	(0.810)	271654	4.00000	4.065
30 Merphos-B (Merphos Oxone)	14.648	14.651	(0.821)	65974	4.00000	4.215
31 Carbophenothion-methyl	15.234	15.239	(0.854)	206137	4.00000	4.052
32 Fensulfothion	15.358	15.361	(0.861)	229856	4.00000	4.110
33 Bolstar / Famphur	16.053	16.053	(0.900)	495681	8.00000	7.753

AMOUNTS

Compounds	RT	EXP RT	REL RT	RESPONSE	AMOUNTS	
					CAL-AMT (ug/mL)	ON-COL (ug/mL)
34 Carbophenothion	16.194	16.197	(0.908)	272632	4.00000	4.251
\$ 35 Triphenyl phosphate	16.711	16.712	(0.937)	194548	4.00000	3.991 (A)
36 Phosmet	16.963	16.963	(0.951)	223910	4.00000	4.079
37 EPN	17.148	17.151	(0.961)	220388	4.00000	4.152
38 Azinphos-methyl	17.478	17.480	(0.980)	244293	4.00000	4.176
* 39 TOCP	17.843	17.846	(1.000)	96406	2.00000	
40 Azinphos-ethyl	17.923	17.926	(1.004)	253982	4.00000	4.021
41 Coumaphos	18.363	18.366	(1.029)	194765	4.00000	4.128
S 42 Merphos				305849	4.00000	4.161
M 43 Total Demeton				321470	4.00000	4.064

QC Flag Legend

A - Target compound detected but, quantitated amount exceeded maximum amount.

TestAmerica

INTERNAL STANDARD COMPOUNDS
 AREA AND RT SUMMARY

Instrument ID: GC_D2.i Calibration Date: 26-JUN-2009
 Lab File ID: 004F0401.D Calibration Time: 21:40
 Lab Smp Id: OPP L6 GSV0637 Client Smp ID: OPP L6 GSV0637
 Analysis Type: SV Level:
 Quant Type: ISTD Sample Type:
 Operator: MPK/TLW
 Method File: \\DenSvr03\Public\chem\GCS\GC_D2.i\0626091.B\8141A-1.m
 Misc Info: IS - GSV0633-09


COMPOUND	STANDARD	AREA LIMIT		SAMPLE	%DIFF
		LOWER	UPPER		
9 Tributylphosphate	166572	83286	333144	190710	14.49
39 TOCP	99647	49824	199294	96406	-3.25

COMPOUND	STANDARD	RT LIMIT		SAMPLE	%DIFF
		LOWER	UPPER		
9 Tributylphosphate	8.11	7.61	8.61	8.11	-0.01
39 TOCP	17.84	17.34	18.34	17.84	0.00

AREA UPPER LIMIT = +100% of internal standard area.
 AREA LOWER LIMIT = - 50% of internal standard area.
 RT UPPER LIMIT = + 0.50 minutes of internal standard RT.
 RT LOWER LIMIT = - 0.50 minutes of internal standard RT.

Data File: \\Densvr03\Public\chem\GCSS\GC_D2.1\0626091.B\004F0401.D
 Date : 26-JUN-2009 18:55
 Client ID: OPP L6 GSW0637
 Sample Info: OPP L6 GSW0637
 Column phase: RTX-1MS

Instrument: GC_D2.1
 Operator: HPK/TLW
 Column diameter: 0.32



TestAmerica

Data file : \\DenSvr03\Public\chem\GCS\GC_D2.i\0626091.B\005F0501.D
 Lab Smp Id: OPP L5 GSV0635 Client Smp ID: OPP L5 GSV0635
 Inj Date : 26-JUN-2009 19:23
 Operator : MPK/TLW Inst ID: GC_D2.i
 Smp Info : OPP L5 GSV0635
 Misc Info : IS - GSV0633-09
 Comment :
 Method : \\DenSvr03\Public\chem\GCS\GC_D2.i\0626091.B\8141A-1.m
 Meth Date : 30-Jun-2009 12:45 GC_D2.i Quant Type: ISTD
 Cal Date : 26-JUN-2009 18:55 Cal File: 004F0401.D
 Als bottle: 5 Calibration Sample, Level: 5
 Dil Factor: 1.00000
 Integrator: Falcon Compound Sublist: 8141A.sub
 Target Version: 4.14
 Processing Host: DENPC075

Compounds	AMOUNTS					
	RT	EXP RT	REL RT	RESPONSE	CAL-AMT (ug/mL)	ON-COL (ug/mL)
1 o,o,o-TEPT	3.254	3.254	(0.182)	430120	3.00000	2.892
2 Dichlorvos	4.074	4.074	(0.228)	272336	3.00000	2.949
3 Mevinphos	5.737	5.739	(0.322)	150686	3.00000	2.970
\$ 4 Chlorfepos	5.834	5.836	(0.327)	373109	3.00000	3.226
5 Thionazin	7.504	7.507	(0.421)	310451	3.00000	2.941
6 Demeton-O	7.646	7.649	(0.429)	96004	0.97500	0.9530
7 Ethoprop	7.847	7.852	(0.440)	275706	3.00000	2.981
8 Naled	8.054	8.057	(0.451)	67594	3.00000	2.896
* 9 Tributylphosphate	8.111	8.135	(1.000)	190357	2.00000	
10 Sulfotepp	8.439	8.442	(0.473)	393078	3.00000	2.987
11 Phorate	8.531	8.532	(0.478)	279291	3.00000	2.916
12 Dimethoate	8.654	8.659	(0.485)	354003	3.00000	3.181
13 Demeton-S	8.837	8.846	(0.495)	167136	2.04000	2.071
14 Simazine	8.919	8.924	(0.500)	115426	3.00000	3.070
15 Atrazine	9.089	9.094	(0.509)	135287	3.00000	3.135
16 propazine	9.236	9.241	(0.518)	119795	3.00000	3.009
17 Disulfoton	9.867	9.869	(0.553)	193050	3.00000	2.986
18 Diazinon	9.901	9.902	(0.555)	314608	3.00000	3.057
19 Methyl Parathion	10.714	10.717	(0.600)	206402	3.00000	3.163
20 Ronnel	11.239	11.241	(0.630)	197062	3.00000	2.921
21 Malathion	11.799	11.804	(0.661)	186013	3.00000	3.038
22 Fenthion	11.931	11.932	(0.669)	198864	3.00000	2.998
23 Parathion	12.017	12.019	(0.674)	215846	3.00000	3.057
24 Chlorpyrifos	12.066	12.067	(0.676)	255782	3.00000	2.995
25 Trichloronate	12.494	12.496	(0.700)	231599	3.00000	3.034
26 Anilazine	12.812	12.817	(0.718)	19893	3.00000	2.881
27 Merphos-A (Merphos)	13.196	13.199	(0.740)	192022	3.00000	3.015
28 Tetrachlorvinphos (Stirophos)	13.816	13.824	(0.774)	134968	3.00000	3.188
29 Tokuthion	14.447	14.449	(0.810)	220825	3.00000	3.018
30 Merphos-B (Merphos Oxone)	14.647	14.651	(0.821)	50056	3.00000	2.927
31 Carbophenothion-methyl	15.236	15.239	(0.854)	167145	3.00000	2.983
32 Fensulfothion	15.356	15.361	(0.861)	185778	3.00000	3.058
33 Bolstar / Famphur	16.051	16.053	(0.900)	404218	6.00000	5.774

Compounds	RT	EXP RT	REL RT	RESPONSE	AMOUNTS	
					CAL-AMT (ug/mL)	ON-COL (ug/mL)
34 Carbophenothion	16.194	16.197	(0.908)	199717	3.00000	2.844
\$ 35 Triphenyl phosphate	16.711	16.712	(0.937)	157761	3.00000	2.956 (A)
36 Phosmet	16.962	16.963	(0.951)	177892	3.00000	2.959
37 EPN	17.149	17.151	(0.961)	171283	3.00000	2.961
38 Azinphos-methyl	17.476	17.480	(0.979)	195645	3.00000	3.054
* 39 TOCP	17.842	17.846	(1.000)	105568	2.00000	
40 Azinphos-ethyl	17.922	17.926	(1.004)	209971	3.00000	2.999
41 Coumaphos	18.364	18.366	(1.029)	159962	3.00000	3.096
S 42 Merphos				242078	3.00000	2.978
M 43 Total Demeton				263140	3.00000	3.024

QC Flag Legend

A - Target compound detected but, quantitated amount exceeded maximum amount.

TestAmerica

INTERNAL STANDARD COMPOUNDS
 AREA AND RT SUMMARY

Instrument ID: GC_D2.i
 Lab File ID: 005F0501.D
 Lab Smp Id: OPP L5 GSV0635
 Analysis Type: SV
 Quant Type: ISTD
 Operator: MPK/TLW
 Method File: \\DenSvr03\Public\chem\GCS\GC_D2.i\0626091.B\8141A-1.m
 Misc Info: IS - GSV0633-09

Calibration Date: 26-JUN-2009
 Calibration Time: 21:40
 Client Smp ID: OPP L5 GSV0635
 Level:
 Sample Type:


COMPOUND	STANDARD	AREA LIMIT		SAMPLE	%DIFF
		LOWER	UPPER		
9 Tributylphosphate	166572	83286	333144	190357	14.28
39 TOCP	99647	49824	199294	105568	5.94

COMPOUND	STANDARD	RT LIMIT		SAMPLE	%DIFF
		LOWER	UPPER		
9 Tributylphosphate	8.11	7.61	8.61	8.11	-0.02
39 TOCP	17.84	17.34	18.34	17.84	0.00

AREA UPPER LIMIT = +100% of internal standard area.
 AREA LOWER LIMIT = - 50% of internal standard area.
 RT UPPER LIMIT = + 0.50 minutes of internal standard RT.
 RT LOWER LIMIT = - 0.50 minutes of internal standard RT.

Data File: \\Densw03\Public\chem\GCS\GC_D2+1\0626094_B\005F0504.D
 Date: 26-JUN-2009 19:23
 Client ID: OPP L5 GSV0635
 Sample Info: OPP L5 GSV0635
 Column phase: RTX-1MS

Instrument: GC_D2+1
 Operator: HPK/TLN
 Column diameter: 0.32



TestAmerica

Data file : \\DenSvr03\Public\chem\GCS\GC_D2.i\0626091.B\006F0601.D
 Lab Smp Id: OPP L4 GSV0638 Client Smp ID: OPP L4 GSV0638
 Inj. Date : 26-JUN-2009 19:50
 Operator : MPK/TLW Inst ID: GC_D2.i
 Smp Info : OPP L4 GSV0638
 Misc Info : IS - GSV0633-09
 Comment :
 Method : \\DenSvr03\Public\chem\GCS\GC_D2.i\0626091.B\8141A-1.m
 Meth Date : 30-Jun-2009 12:45 GC_D2.i Quant Type: ISTD
 Cal Date : 26-JUN-2009 19:23 Cal File: 005F0501.D
 Als bottle: 6 Calibration Sample, Level: 4
 Dil Factor: 1.00000
 Integrator: Falcon Compound Sublist: 8141A.sub
 Target Version: 4.14
 Processing Host: DENPC075

Compounds	RT	EXP RT	REL RT	RESPONSE	AMOUNTS	
					CAL-AMT (ug/mL)	ON-COL (ug/mL)
1 o,o,o-TEPT	3.255	3.254	(0.182)	282037	2.00000	2.056
2 Dichlorvos	4.075	4.074	(0.228)	171715	2.00000	2.016
3 Mevinphos	5.737	5.739	(0.322)	99077	2.00000	2.117
\$ 4 Chlorfepos	5.834	5.836	(0.327)	220122	2.00000	2.064
5 Thionazin	7.504	7.507	(0.421)	202723	2.00000	2.082
6 Demeton-O	7.647	7.649	(0.429)	62341	0.65000	0.6633
7 Ethoprop	7.849	7.852	(0.440)	168636	2.00000	1.977
8 Naled	8.055	8.057	(0.451)	36940	2.00000	1.794
* 9 Tributylphosphate	8.112	8.135	(1.000)	160310	2.00000	
10 Sulfotepp	8.439	8.442	(0.473)	259970	2.00000	2.122
11 Phorate	8.530	8.532	(0.478)	177561	2.00000	2.010
12 Dimethoate	8.655	8.659	(0.485)	219744	2.00000	2.141
13 Demeton-S	8.840	8.846	(0.495)	104966	1.36000	1.410
14 Simazine	8.919	8.924	(0.500)	64611	2.00000	1.894
15 Atrazine	9.089	9.094	(0.509)	82396	2.00000	2.070
16 propazine	9.235	9.241	(0.518)	76116	2.00000	2.073
17 Disulfoton	9.867	9.869	(0.553)	127893	2.00000	2.134
18 Diazinon	9.902	9.902	(0.555)	196533	2.00000	2.071
19 Methyl Parathion	10.714	10.717	(0.600)	128904	2.00000	2.142
20 Ronnel	11.239	11.241	(0.630)	125931	2.00000	2.024
21 Malathion	11.799	11.804	(0.661)	119836	2.00000	2.110
22 Fenthion	11.930	11.932	(0.669)	125692	2.00000	2.054
23 Parathion	12.017	12.019	(0.673)	135333	2.00000	2.078
24 Chlorpyrifos	12.067	12.067	(0.676)	158619	2.00000	2.014
25 Trichloronate	12.494	12.496	(0.700)	144264	2.00000	2.049
26 Anilazine	12.815	12.817	(0.718)	12790	2.00000	2.151
27 Merphos-A (Merphos)	13.197	13.199	(0.740)	120719	2.00000	2.055
28 Tetrachlorvinphos (Stirophos)	13.817	13.824	(0.774)	81250	2.00000	2.081
29 Tokuthion	14.447	14.449	(0.810)	140431	2.00000	2.081
30 Merphos-B (Merphos Oxone)	14.649	14.651	(0.821)	34113	2.00000	2.168
31 Carbofenothion-methyl	15.235	15.239	(0.854)	105577	2.00000	2.022
32 Fensulfothion	15.357	15.361	(0.861)	104440	2.00000	1.901
33 Bolstar / Famphur	16.052	16.053	(0.900)	260611	4.00000	4.036

Compounds	RT	EXP RT	REL RT	RESPONSE	AMOUNTS	
					CAL-AMT (ug/mL)	ON-COL (ug/mL)
34 Carbophenothion	16.195	16.197	(0.908)	128846	2.00000	1.989
\$ 35 Triphenyl phosphate	16.710	16.712	(0.936)	102669	2.00000	2.086 (A)
36 Phosmet	16.962	16.963	(0.951)	117406	2.00000	2.118
37 EPN	17.149	17.151	(0.961)	111165	2.00000	2.098
38 Azinphos-methyl	17.477	17.480	(0.979)	124853	2.00000	2.113
* 39 TOCP	17.844	17.846	(1.000)	97363	2.00000	
40 Azinphos-ethyl	17.924	17.926	(1.004)	134607	2.00000	2.040
S 41 Coumaphos	18.364	18.366	(1.029)	99259	2.00000	2.083
M 42 Merphos				154832	2.00000	2.068
M 43 Total Demeton				167307	2.00000	2.074

QC Flag Legend

A - Target compound detected but, quantitated amount exceeded maximum amount.

TestAmerica

INTERNAL STANDARD COMPOUNDS
 AREA AND RT SUMMARY

Instrument ID: GC_D2.i
 Lab File ID: 006F0601.D
 Lab Smp Id: OPP L4 GSV0638
 Analysis Type: SV
 Quant Type: ISTD
 Operator: MPK/TLW
 Method File: \\DenSvr03\Public\chem\GCS\GC_D2.i\0626091.B\8141A-1.m
 Misc Info: IS - GSV0633-09

Calibration Date: 26-JUN-2009
 Calibration Time: 19:50
 Client Smp ID: OPP L4 GSV0638
 Level:
 Sample Type:

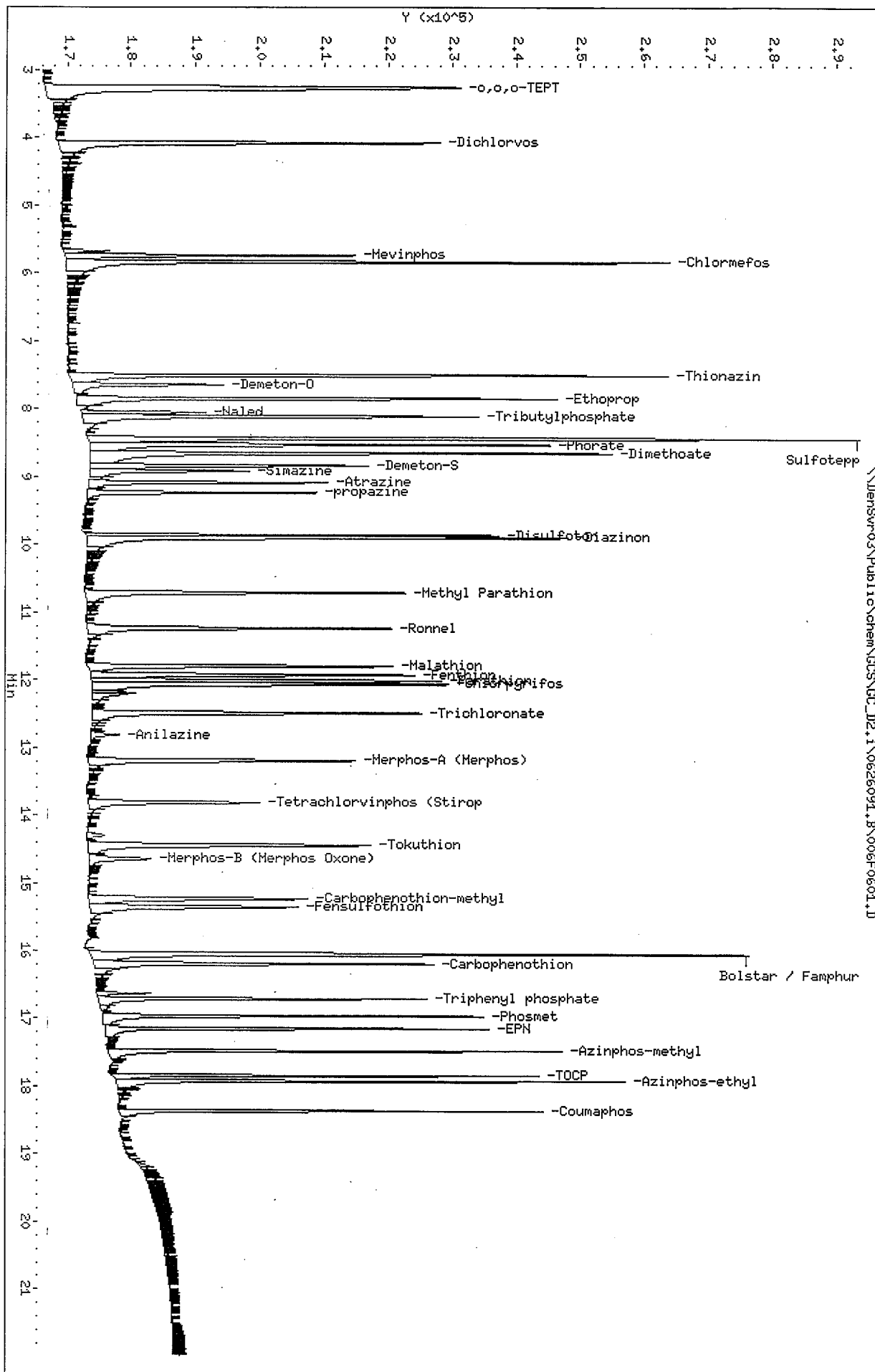
COMPOUND	STANDARD	AREA LIMIT		SAMPLE	%DIFF
		LOWER	UPPER		
9 Tributylphosphate	160310	80155	320620	160310	0.00
39 TOCP	97363	48682	194726	97363	0.00

COMPOUND	STANDARD	RT LIMIT		SAMPLE	%DIFF
		LOWER	UPPER		
9 Tributylphosphate	8.11	7.61	8.61	8.11	0.00
39 TOCP	17.84	17.34	18.34	17.84	0.00

AREA UPPER LIMIT = +100% of internal standard area.
 AREA LOWER LIMIT = - 50% of internal standard area.
 RT UPPER LIMIT = + 0.50 minutes of internal standard RT.
 RT LOWER LIMIT = - 0.50 minutes of internal standard RT.

Data File: \\Densv03\Public\chem\GCS\GC_D2.i\0626091.B\006F0604.D
 Date: 26-JUN-2009 19:50
 Client ID: OPP L4 GSV0638
 Sample Info: OPP L4 GSV0638
 Column phase: RTX-IMS

Instrument: GC_D2.i
 Operator: HPK/TLM
 Column diameter: 0.32



TestAmerica

Data file : \\DenSvr03\Public\chem\GCS\GC_D2.i\0626091.B\007F0701.D
 Lab Smp Id: OPP L3 GSV0639 Client Smp ID: OPP L3 GSV0639
 Inj Date : 26-JUN-2009 20:18
 Operator : MPK/TLW Inst ID: GC_D2.i
 Smp Info : OPP L3 GSV0639
 Misc Info : IS - GSV0633-09
 Comment :
 Method : \\DenSvr03\Public\chem\GCS\GC_D2.i\0626091.B\8141A-1.m
 Meth Date : 30-Jun-2009 12:45 GC_D2.i Quant Type: ISTD
 Cal Date : 26-JUN-2009 19:50 Cal File: 006F0601.D
 Als bottle: 7 Calibration Sample, Level: 3
 Dil Factor: 1.00000
 Integrator: Falcon Compound Sublist: 8141A.sub
 Target Version: 4.14
 Processing Host: DENPC075

Compounds	RT	EXP RT	REL RT	RESPONSE	AMOUNTS	
					CAL-AMT (ug/mL)	ON-COL (ug/mL)
1 o,o,o-TEPT	3.253	3.254	(0.182)	136897	1.00000	0.9509
2 Dichlorvos	4.075	4.074	(0.228)	81003	1.00000	0.9061
3 Mevinphos	5.738	5.739	(0.322)	46063	1.00000	0.9380
\$ 4 Chlormefos	5.833	5.836	(0.327)	102183	1.00000	0.9128
5 Thionazin	7.503	7.507	(0.421)	99560	1.00000	0.9745
6 Demeton-O	7.645	7.649	(0.429)	30145	0.32500	0.2917
7 Ethoprop	7.850	7.852	(0.440)	82934	1.00000	0.9263
8 Naled	8.055	8.057	(0.451)	15042	1.00000	0.8141
* 9 Tributylphosphate	8.113	8.135	(1.000)	156624	2.00000	
10 Sulfotepp	8.438	8.442	(0.473)	131347	1.00000	0.9856
11 Phorate	8.530	8.532	(0.478)	88795	1.00000	0.9577
12 Dimethoate	8.657	8.659	(0.485)	105981	1.00000	0.9840
13 Demeton-S	8.840	8.846	(0.495)	51826	0.68000	0.6636
14 Simazine	8.918	8.924	(0.500)	29382	1.00000	0.8660
15 Atrazine	9.088	9.094	(0.509)	38356	1.00000	0.9184
16 propazine	9.235	9.241	(0.518)	35375	1.00000	0.9180
17 Disulfoton	9.867	9.869	(0.553)	61920	1.00000	0.9637
18 Diazinon	9.902	9.902	(0.555)	93892	1.00000	0.9427
19 Methyl Parathion	10.715	10.717	(0.601)	58112	1.00000	0.9200
20 Ronnel	11.240	11.241	(0.630)	61984	1.00000	0.9493
21 Malathion	11.800	11.804	(0.661)	57103	1.00000	0.9353
22 Fenthion	11.930	11.932	(0.669)	59512	1.00000	0.9268
23 Parathion	12.017	12.019	(0.674)	63007	1.00000	0.9220
24 Chlorpyrifos	12.067	12.067	(0.676)	75298	1.00000	0.9108
25 Trichloronate	12.493	12.496	(0.700)	68852	1.00000	0.9318
26 Anilazine	12.817	12.817	(0.718)	5311	1.00000	0.9480
27 Merphos-A (Merphos)	13.198	13.199	(0.740)	59249	1.00000	0.9611
28 Tetrachlorvinphos (Stirophos)	13.818	13.824	(0.775)	37534	1.00000	0.9161
29 Tokuthion	14.448	14.449	(0.810)	66164	1.00000	0.9341
30 Merphos-B (Merphos Oxone)	14.647	14.651	(0.821)	11676	1.00000	0.7212
31 Carbophenothion-methyl	15.235	15.239	(0.854)	55023	1.00000	0.9704
32 Fensulfothion	15.360	15.361	(0.861)	51304	1.00000	0.9402
33 Bolstar / Famphur	16.050	16.053	(0.900)	135217	2.00000	1.995

Compounds	RT	EXP RT	REL RT	RESPONSE	AMOUNTS	
					CAL-AMT (ug/mL)	ON-COL (ug/mL)
===== 34 Carbophenothion	16.193	16.197	(0.908)	65237	1.00000	0.9596
\$ 35 Triphenyl phosphate	16.708	16.712	(0.936)	49547	1.00000	0.9591
36 Phosmet	16.962	16.963	(0.951)	56728	1.00000	0.9749
37 EPN	17.148	17.151	(0.961)	48705	1.00000	0.9045
38 Azinphos-methyl	17.478	17.480	(0.980)	59658	1.00000	0.9622
* 39 TOCP	17.842	17.846	(1.000)	102183	2.00000	
40 Azinphos-ethyl	17.923	17.926	(1.005)	74071	1.00000	0.9989
41 Coumaphos	18.363	18.366	(1.029)	47132	1.00000	0.9424
S 42 Merphos				70925	1.00000	0.8976
M 43 Total Demeton				81971	1.00000	0.9553

TestAmerica

INTERNAL STANDARD COMPOUNDS
 AREA AND RT SUMMARY

Instrument ID: GC D2.i
 Lab File ID: 007F0701.D
 Lab Smp Id: OPP L3 GSV0639
 Analysis Type: SV
 Quant Type: ISTD
 Operator: MPK/TLW
 Method File: \\DenSvr03\Public\chem\GCS\GC_D2.i\0626091.B\8141A-1.m
 Misc Info: IS - GSV0633-09

Calibration Date: 26-JUN-2009
 Calibration Time: 19:50
 Client Smp ID: OPP L3 GSV0639
 Level:
 Sample Type:

COMPOUND	STANDARD	AREA LIMIT		SAMPLE	%DIFF
		LOWER	UPPER		
9 Tributylphosphate	160310	80155	320620	156624	-2.30
39 TOCP	97363	48682	194726	102183	4.95

COMPOUND	STANDARD	RT LIMIT		SAMPLE	%DIFF
		LOWER	UPPER		
9 Tributylphosphate	8.11	7.61	8.61	8.11	0.02
39 TOCP	17.84	17.34	18.34	17.84	-0.01


AREA UPPER LIMIT = +100% of internal standard area.
 AREA LOWER LIMIT = - 50% of internal standard area.
 RT UPPER LIMIT = + 0.50 minutes of internal standard RT.
 RT LOWER LIMIT = - 0.50 minutes of internal standard RT.

Data File: \\Densvr-03\Public\chem\GCS\GC_D2.1\0626091.B\007F0701.D
 Date: 26-JUN-2009 20:18
 Client ID: OPP L3 GSV0639
 Sample Info: OPP L3 GSV0639

Column phase: RTX-1MS

Instrument: GC_D2.1
 Operator: NPK/TLW
 Column diameter: 0.32

\\Densvr-03\Public\chem\GCS\GC_D2.1\0626091.B\007F0701.D



TestAmerica

Data file : \\DenSvr03\Public\chem\GCS\GC_D2.i\0626091.B\008F0801.D
 Lab Smp Id: OPP L2 GSV0640 Client Smp ID: OPP L2 GSV0640
 Inj Date : 26-JUN-2009 20:45
 Operator : MPK/TLW Inst ID: GC_D2.i
 Smp Info : OPP L2 GSV0640
 Misc Info : IS - GSV0633-09
 Comment :
 Method : \\DenSvr03\Public\chem\GCS\GC_D2.i\0626091.B\8141A-1.m
 Meth Date : 30-Jun-2009 12:45 GC_D2.i Quant Type: ISTD
 Cal Date : 26-JUN-2009 20:18 Cal File: 007F0701.D
 Als bottle: 8 Calibration Sample, Level: 2
 Dil Factor: 1.00000
 Integrator: Falcon Compound Sublist: 8141A.sub
 Target Version: 4.14
 Processing Host: DENPC075

Compounds	AMOUNTS					
	RT	EXP RT	REL RT	RESPONSE	CAL-AMT (ug/mL)	ON-COL (ug/mL)
1 o,o,o-TEPT	3.255	3.254	(0.182)	68743	0.50000	0.4680
2 Dichlorvos	4.076	4.074	(0.228)	42284	0.50000	0.4636
3 Mevinphos	5.738	5.739	(0.322)	23796	0.50000	0.4749
\$ 4 Chlormefos	5.833	5.836	(0.327)	53089	0.50000	0.4648
5 Thionazin	7.505	7.507	(0.421)	50724	0.50000	0.4866
6 Demeton-O	7.646	7.649	(0.429)	17553	0.16250	0.1554
7 Ethoprop	7.851	7.852	(0.440)	44525	0.50000	0.4874
8 Naled	8.056	8.057	(0.452)	6103	0.50000	0.4398
* 9 Tributylphosphate	8.113	8.135	(1.000)	165852	2.00000	
10 Sulfotepp	8.438	8.442	(0.473)	70885	0.50000	0.4886
11 Phorate	8.530	8.532	(0.478)	47685	0.50000	0.5040
12 Dimethoate	8.660	8.659	(0.485)	46100	0.50000	0.4195
13 Demeton-S	8.843	8.846	(0.496)	25917	0.34000	0.3252
14 Simazine	8.920	8.924	(0.500)	16248	0.50000	0.5059
15 Atrazine	9.091	9.094	(0.510)	19948	0.50000	0.4681
16 propazine	9.236	9.241	(0.518)	18281	0.50000	0.4649
17 Disulfoton	9.866	9.869	(0.553)	33208	0.50000	0.4883
18 Diazinon	9.903	9.902	(0.555)	47843	0.50000	0.4708
19 Methyl Parathion	10.715	10.717	(0.601)	28773	0.50000	0.4464
20 Ronnel	11.240	11.241	(0.630)	32156	0.50000	0.4827
21 Malathion	11.800	11.804	(0.661)	30581	0.50000	0.4713
22 Fenthion	11.931	11.932	(0.669)	30876	0.50000	0.4713
23 Parathion	12.016	12.019	(0.673)	32682	0.50000	0.4687
24 Chlorpyrifos	12.066	12.067	(0.676)	40856	0.50000	0.4843
25 Trichloronate	12.493	12.496	(0.700)	37156	0.50000	0.4928
26 Anilazine	12.820	12.817	(0.718)	2095	0.50000	0.4035 (M)
27 Merphos-A (Merphos)	13.200	13.199	(0.740)	30112	0.50000	0.4787
28 Tetrachlorvinphos (Stirophos)	13.818	13.824	(0.774)	19446	0.50000	0.4652
29 Tokuthion	14.448	14.449	(0.810)	33437	0.50000	0.4626
30 Merphos-B (Merphos Oxone)	14.651	14.651	(0.821)	7933	0.50000	0.4872 (M)
31 Carbophenothion-methyl	15.235	15.239	(0.854)	30542	0.50000	0.4974
32 Fensulfothion	15.360	15.361	(0.861)	23000	0.50000	0.4661
33 Bolstar / Famphur	16.050	16.053	(0.899)	66619	1.00000	0.9635

Compounds	RT	EXP RT	REL RT	RESPONSE	AMOUNTS	
					CAL-AMT (ug/mL)	ON-COL (ug/mL)
34 Carbophenothion	16.193	16.197	(0.908)	31276	0.50000	0.4509
\$ 35 Triphenyl phosphate	16.710	16.712	(0.936)	25861	0.50000	0.4906
36 Phosmet	16.961	16.963	(0.951)	26426	0.50000	0.4451
37 EPN	17.148	17.151	(0.961)	23196	0.50000	0.4484
38 Azinphos-methyl	17.478	17.480	(0.980)	29588	0.50000	0.4677
* 39 TOCP	17.843	17.846	(1.000)	104260	2.00000	
40 Azinphos-ethyl	17.923	17.926	(1.004)	43578	0.50000	0.5132
41 Coumaphos	18.363	18.366	(1.029)	23408	0.50000	0.4587
S 42 Merphos				38045	0.50000	0.4789
M 43 Total Demeton				43470	0.50000	0.4806

QC Flag Legend

M - Compound response manually integrated.

TestAmerica

INTERNAL STANDARD COMPOUNDS
 AREA AND RT SUMMARY

Instrument ID: GC_D2.i
 Lab File ID: 008F0801.D
 Lab Smp Id: OPP L2 GSV0640
 Analysis Type: SV
 Quant Type: ISTD
 Operator: MPK/TLW
 Method File: \\DenSvr03\Public\chem\GCS\GC_D2.i\0626091.B\8141A-1.m
 Misc Info: IS - GSV0633-09

Calibration Date: 26-JUN-2009
 Calibration Time: 19:50
 Client Smp ID: OPP L2 GSV0640
 Level:
 Sample Type:

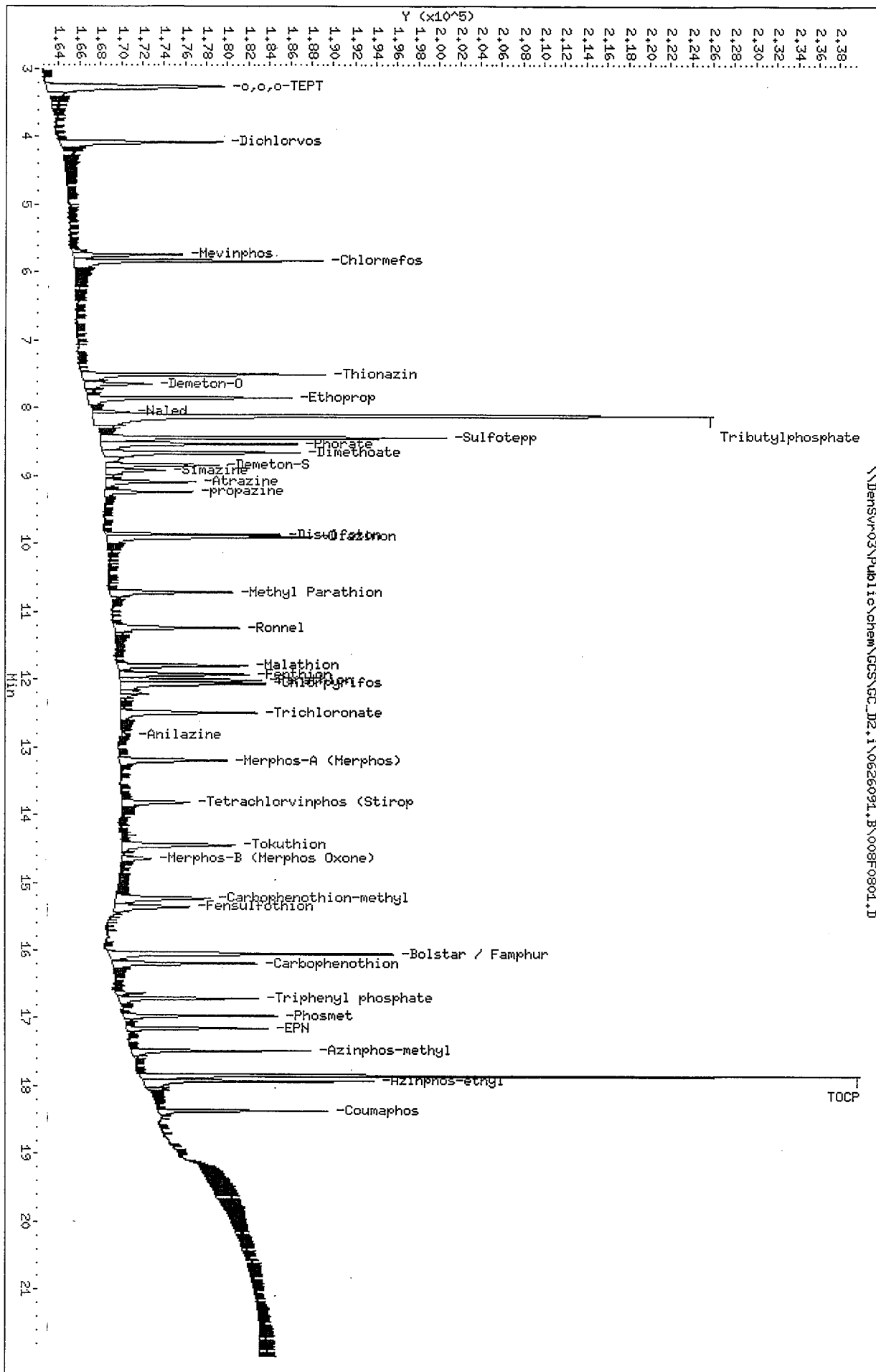
COMPOUND	STANDARD	AREA LIMIT		SAMPLE	%DIFF
		LOWER	UPPER		
9 Tributylphosphate	160310	80155	320620	165852	3.46
39 TOCP	97363	48682	194726	104260	7.08

COMPOUND	STANDARD	RT LIMIT		SAMPLE	%DIFF
		LOWER	UPPER		
9 Tributylphosphate	8.11	7.61	8.61	8.11	0.01
39 TOCP	17.84	17.34	18.34	17.84	-0.00

AREA UPPER LIMIT = +100% of internal standard area.
 AREA LOWER LIMIT = - 50% of internal standard area.
 RT UPPER LIMIT = + 0.50 minutes of internal standard RT.
 RT LOWER LIMIT = - 0.50 minutes of internal standard RT.

Data File: \\Densvyr03\Public\chem\GCS\GC_D2.1\0626091.B\008F0801.D
 Date: 26-JUN-2009 20:45
 Client ID: OPP L2 GSV0640
 Sample Info: OPP L2 GSV0640
 Column phase: RTX-1MS

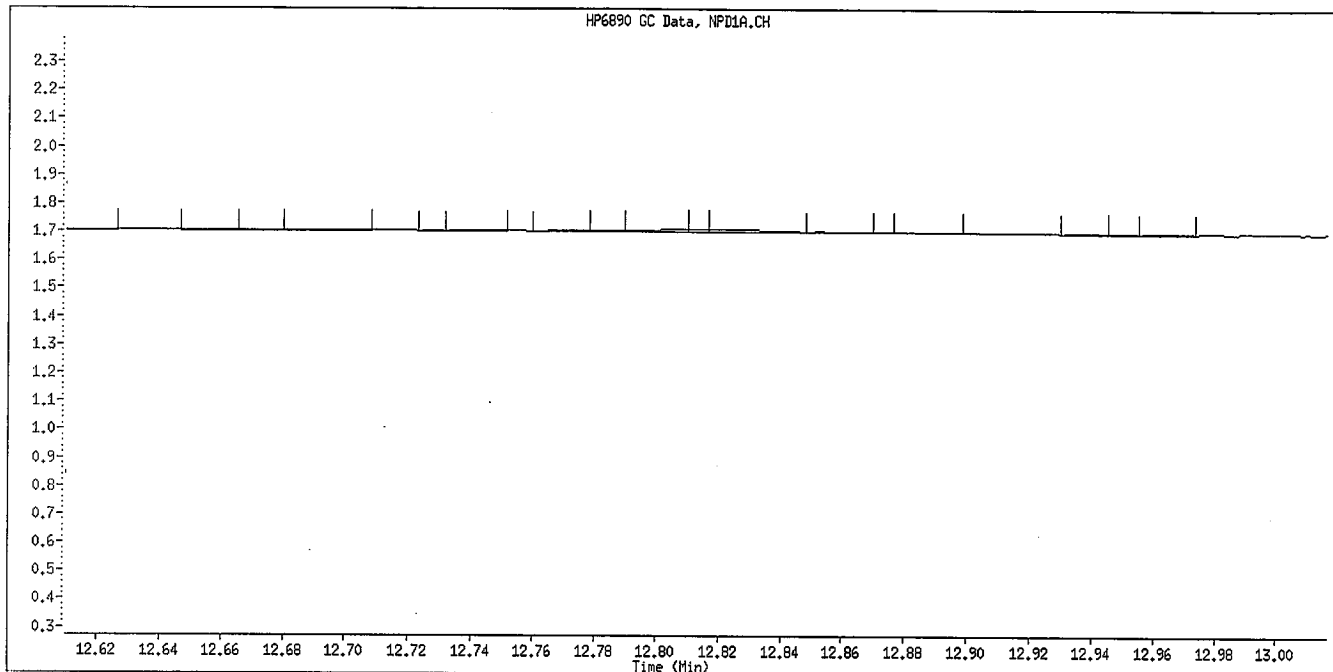
Instrument: GC_D2.i
 Operator: MPK/TLM
 Column diameter: 0.32



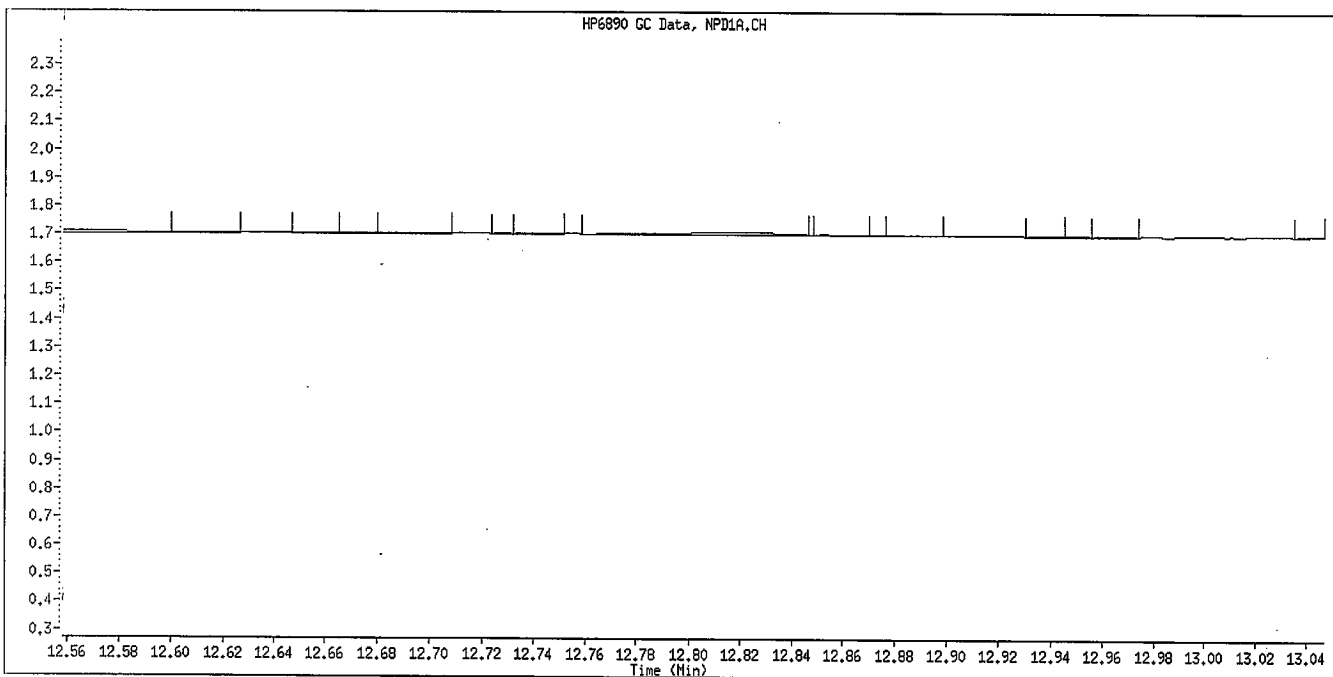
\\Densvyr03\Public\chem\GCS\GC_D2.1\0626091.B\008F0801.D

TOCP

Data File Name: 008F0801.D
Inj. Date and Time: 26-JUN-2009 20:45
Instrument ID: GC_D2.i
Client ID: OPP L2 GSV0640
Compound Name: Anilazine
CAS #:
Report Date: 06/30/2009



Original Integration

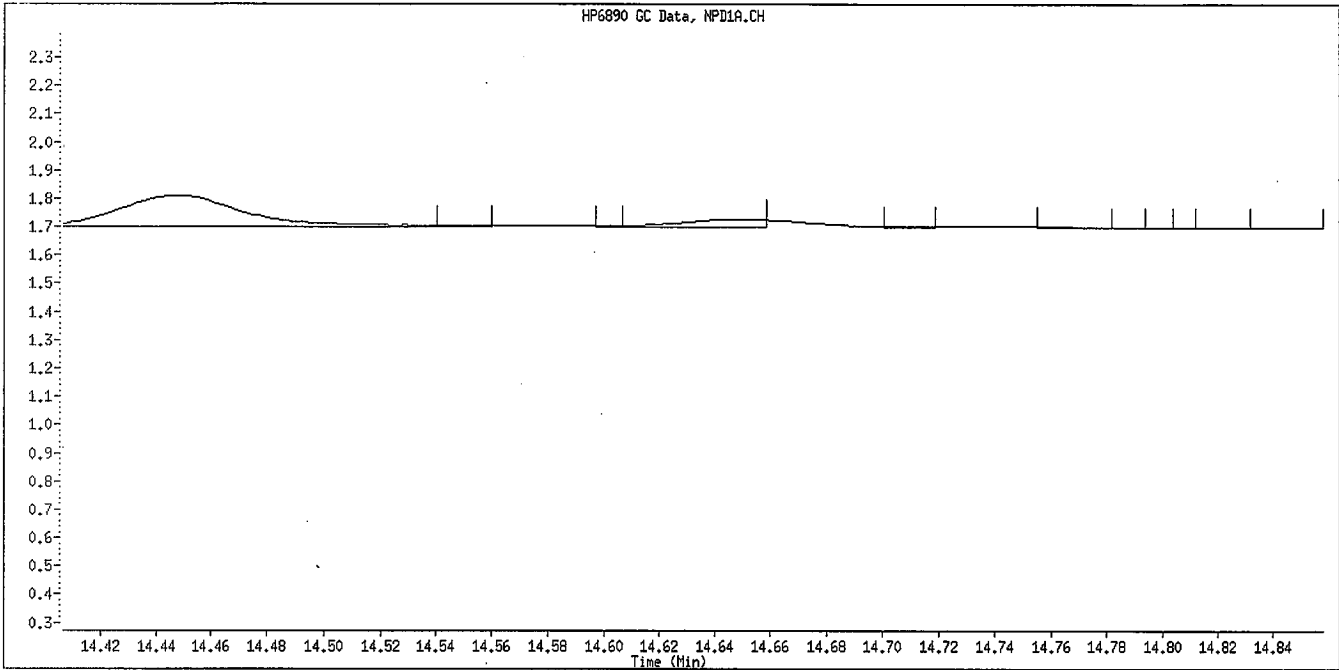


Manual Integration

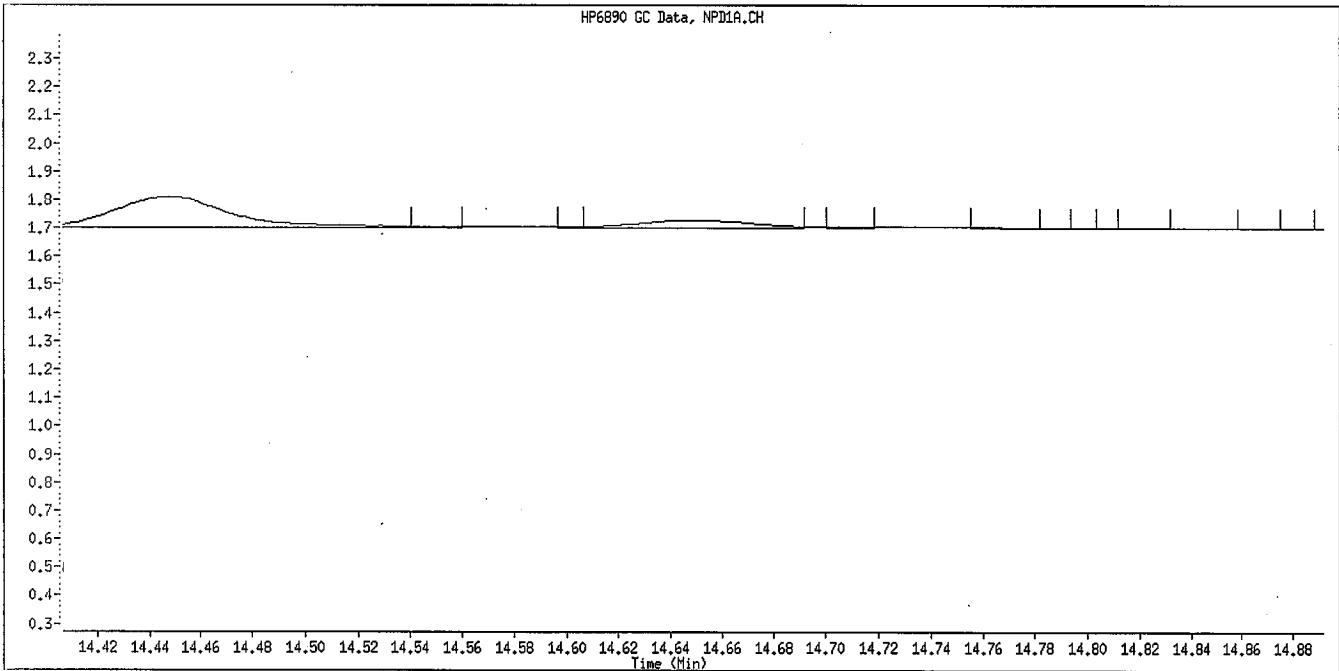
Manually Integrated By: williamst
Manual Integration Reason: Baseline Event

Handwritten signature
6/30/09

Data File Name: 008F0801.D
Inj. Date and Time: 26-JUN-2009 20:45
Instrument ID: GC_D2.i
Client ID: OPP L2 GSV0640
Compound Name: Merphos-B (Merphos Oxone)
CAS #:
Report Date: 06/30/2009



Original Integration



Manual Integration

Manually Integrated By: williamst
Manual Integration Reason: Baseline Event

Je
6/30/09

TestAmerica

Data file : \\DenSvr03\Public\chem\GCS\GC_D2.i\0626091.B\009F0901.D
 Lab Smp Id: OPP L1 GSV0641 Client Smp ID: OPP L1 GSV0641
 Inj Date : 26-JUN-2009 21:13
 Operator : MPK/TLW Inst ID: GC_D2.i
 Smp Info : OPP L1 GSV0641
 Misc Info : IS - GSV0633-09
 Comment :
 Method : \\DenSvr03\Public\chem\GCS\GC_D2.i\0626091.B\8141A-1.m
 Meth Date : 30-Jun-2009 12:45 GC_D2.i Quant Type: ISTD
 Cal Date : 26-JUN-2009 20:45 Cal File: 008F0801.D
 Als bottle: 9 Calibration Sample, Level: 1
 Dil Factor: 1.00000
 Integrator: Falcon Compound Sublist: 8141A.sub
 Target Version: 4.14
 Processing Host: DENPC075

Compounds	AMOUNTS					
	RT	EXP RT	REL RT	RESPONSE	CAL-AMT (ug/mL)	ON-COL (ug/mL)
1 o,o,o-TEPT	3.258	3.254	(0.183)	32995	0.20000	0.2212
2 Dichlorvos	4.081	4.074	(0.229)	21359	0.20000	0.2306
3 Mevinphos	5.743	5.739	(0.322)	10777	0.20000	0.2118
\$ 4 Chlormefos	5.834	5.836	(0.327)	24167	0.20000	0.2083
5 Thionazin	7.506	7.507	(0.421)	22524	0.20000	0.2127
6 Demeton-O	7.646	7.649	(0.429)	9836	0.06500	0.07420
7 Ethoprop	7.854	7.852	(0.440)	20488	0.20000	0.2208
8 Naled	8.063	8.057	(0.452)	1992	0.20000	0.2720 (M)
* 9 Tributylphosphate	8.114	8.135	(1.000)	165799	2.00000	
10 Sulfotepp	8.439	8.442	(0.473)	34658	0.20000	0.1992
11 Phorate	8.531	8.532	(0.478)	21475	0.20000	0.2235
12 Dimethoate	8.664	8.659	(0.486)	20073	0.20000	0.1798
13 Demeton-S	8.846	8.846	(0.496)	10751	0.13600	0.1328
14 Simazine	8.926	8.924	(0.500)	4819	0.20000	0.2042 (M)
15 Atrazine	9.093	9.094	(0.510)	7432	0.20000	0.1717
16 propazine	9.238	9.241	(0.518)	7824	0.20000	0.1959
17 Disulfoton	9.868	9.869	(0.553)	15404	0.20000	0.2020
18 Diazinon	9.904	9.902	(0.555)	23321	0.20000	0.2259
19 Methyl Parathion	10.716	10.717	(0.601)	12987	0.20000	0.1984
20 Ronnel	11.239	11.241	(0.630)	15128	0.20000	0.2236
21 Malathion	11.801	11.804	(0.661)	15443	0.20000	0.2136
22 Fenthion	11.931	11.932	(0.669)	15507	0.20000	0.2330
23 Parathion	12.019	12.019	(0.674)	15083	0.20000	0.2130
24 Chlorpyrifos	12.069	12.067	(0.676)	19655	0.20000	0.2294
25 Trichloronate	12.494	12.496	(0.700)	15328	0.20000	0.2002
26 Anilazine	12.824	12.817	(0.719)	1493	0.20000	0.2971 (M)
27 Merphos-A (Merphos)	13.199	13.199	(0.740)	13220	0.20000	0.2069
28 Tetrachlorvinphos (Stirophos)	13.823	13.824	(0.775)	8134	0.20000	0.1916
29 Tokuthion	14.448	14.449	(0.810)	15915	0.20000	0.2168
30 Merphos-B (Merphos Oxone)	14.656	14.651	(0.821)	3884	0.20000	0.2457 (M)
31 Carbophenothion-methyl	15.238	15.239	(0.854)	14924	0.20000	0.2045
32 Fensulfotion	15.364	15.361	(0.861)	8319	0.20000	0.2269
33 Bolstar / Famphur	16.049	16.053	(0.899)	32824	0.40000	0.4674

Compounds	RT	EXP RT	REL RT	RESPONSE	AMOUNTS	
					CAL-AMT (ug/mL)	ON-COL (ug/mL)
34 Carbophenothion	16.193	16.197	(0.908)	16722	0.20000	0.2374
\$ 35 Triphenyl phosphate	16.709	16.712	(0.936)	11646	0.20000	0.2175
36 Phosmet	16.963	16.963	(0.951)	12928	0.20000	0.2144
37 EPN	17.148	17.151	(0.961)	9525	0.20000	0.2105
38 Azinphos-methyl	17.478	17.480	(0.980)	12661	0.20000	0.1970
* 39 TOCP	17.843	17.846	(1.000)	105892	2.00000	
40 Azinphos-ethyl	17.923	17.926	(1.004)	23154	0.20000	0.1978
41 Coumaphos	18.364	18.366	(1.029)	10604	0.20000	0.2046
S 42 Merphos				17104	0.20000	0.2120
M 43 Total Demeton				20587	0.20000	0.2070

QC Flag Legend

M - Compound response manually integrated.

TestAmerica

INTERNAL STANDARD COMPOUNDS
 AREA AND RT SUMMARY

Instrument ID: GC_D2.i Calibration Date: 26-JUN-2009
 Lab File ID: 009F0901.D Calibration Time: 19:50
 Lab Smp Id: OPP L1 GSV0641 Client Smp ID: OPP L1 GSV0641
 Analysis Type: SV Level:
 Quant Type: ISTD Sample Type:
 Operator: MPK/TLW
 Method File: \\DenSvr03\Public\chem\GCS\GC_D2.i\0626091.B\8141A-1.m
 Misc Info: IS - GSV0633-09

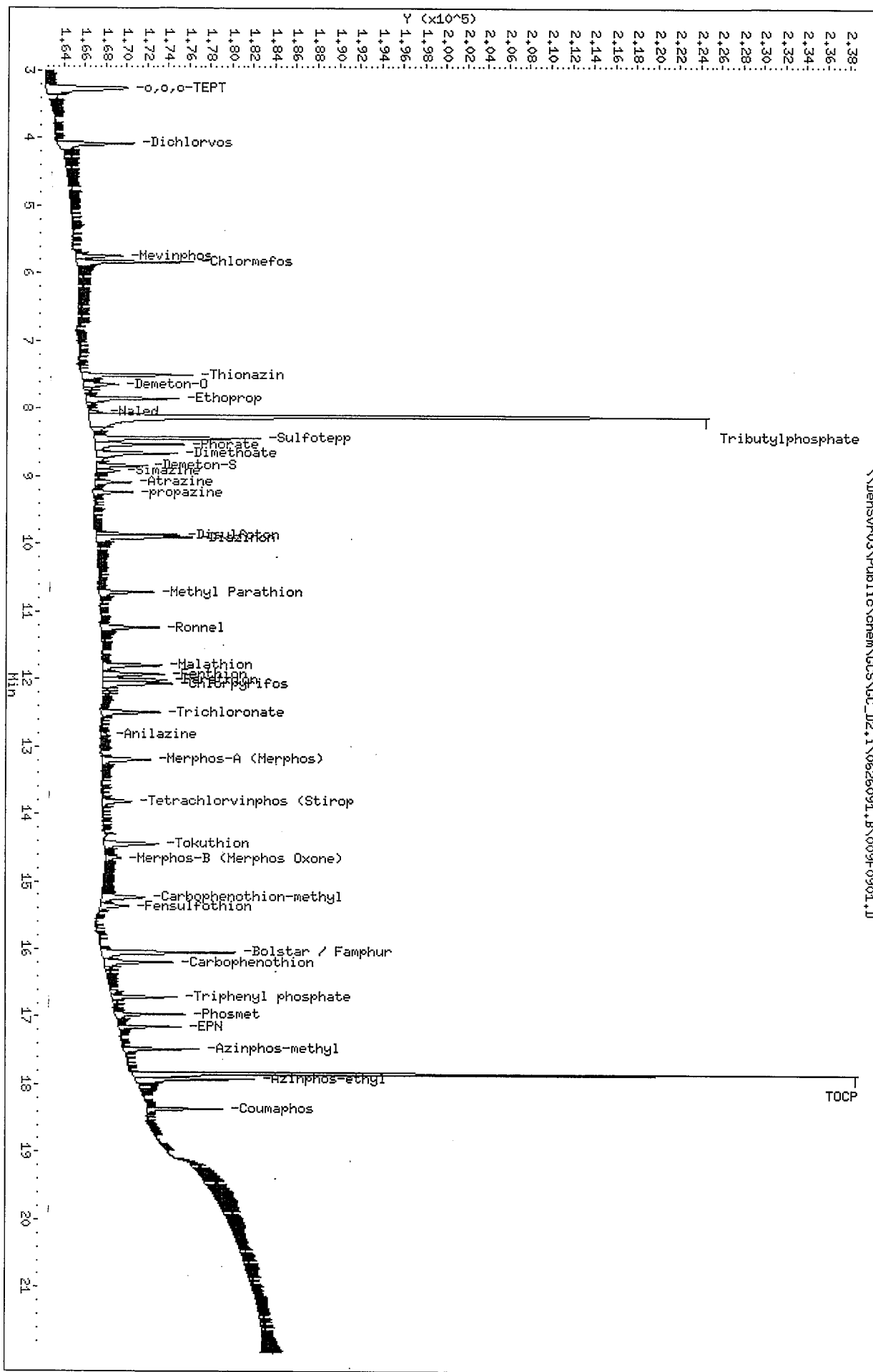
COMPOUND	STANDARD	AREA LIMIT		SAMPLE	%DIFF
		LOWER	UPPER		
9 Tributylphosphate	160310	80155	320620	165799	3.42
39 TOCP	97363	48682	194726	105892	8.76

COMPOUND	STANDARD	RT LIMIT		SAMPLE	%DIFF
		LOWER	UPPER		
9 Tributylphosphate	8.11	7.61	8.61	8.11	0.03
39 TOCP	17.84	17.34	18.34	17.84	-0.01

AREA UPPER LIMIT = +100% of internal standard area.
 AREA LOWER LIMIT = - 50% of internal standard area.
 RT UPPER LIMIT = + 0.50 minutes of internal standard RT.
 RT LOWER LIMIT = - 0.50 minutes of internal standard RT.

Data File: \\Densur-03\Public\chem\GC\GC_D2.1\0626091.B\009F0901.D
 Date: 26-JUN-2009 21:13
 Client ID: OPP L1 GSV0641
 Sample Info: OPP L1 GSV0641
 Column phase: RTX-1MS

Instrument: GC_D2.1
 Operator: HPK/TLW
 Column diameter: 0.32



Data File Name: 009F0901.D

Inj. Date and Time: 26-JUN-2009 21:13

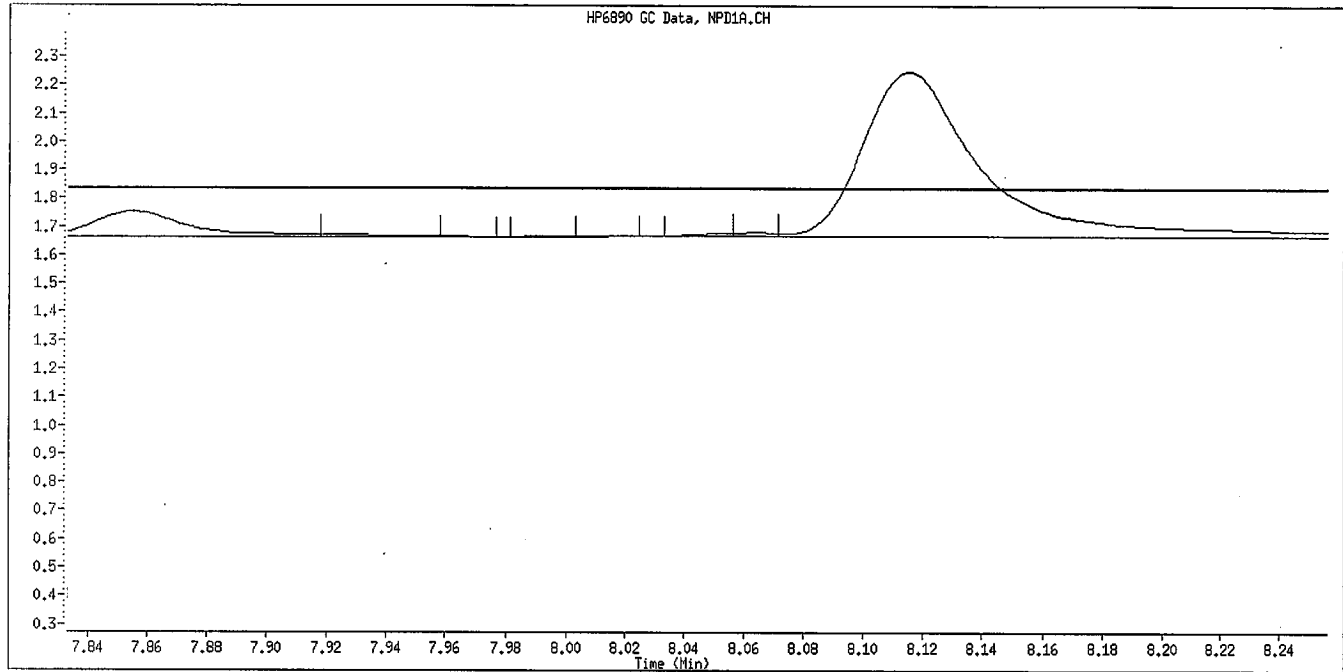
Instrument ID: GC_D2.i

Client ID: OPP L1 GSV0641

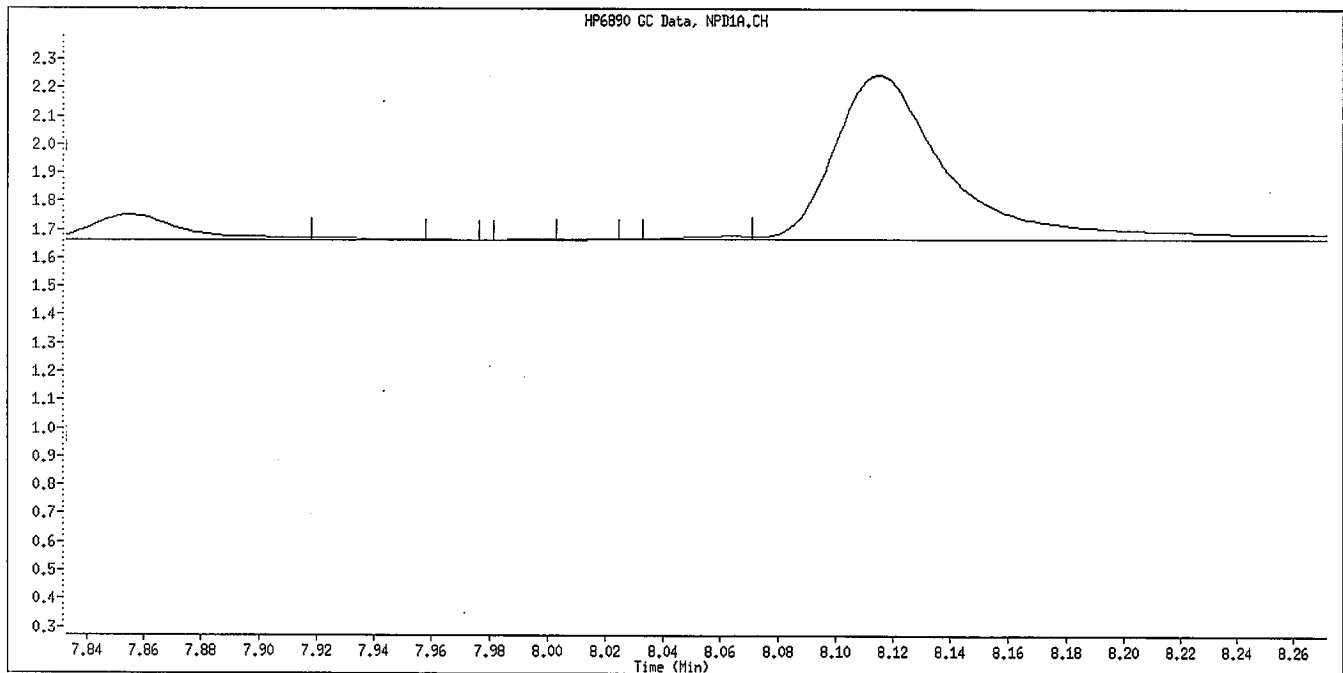
Compound Name: Naled

CAS #:

Report Date: 06/30/2009



Original Integration



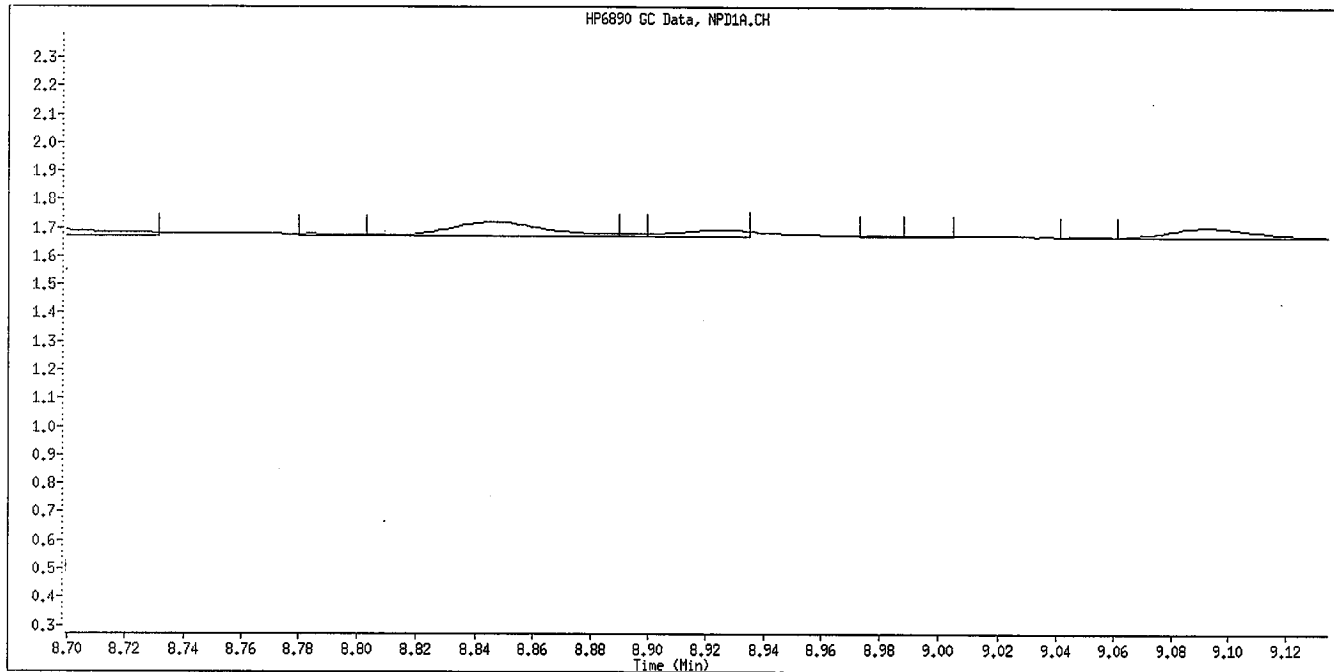
Manual Integration

Manually Integrated By: williamst

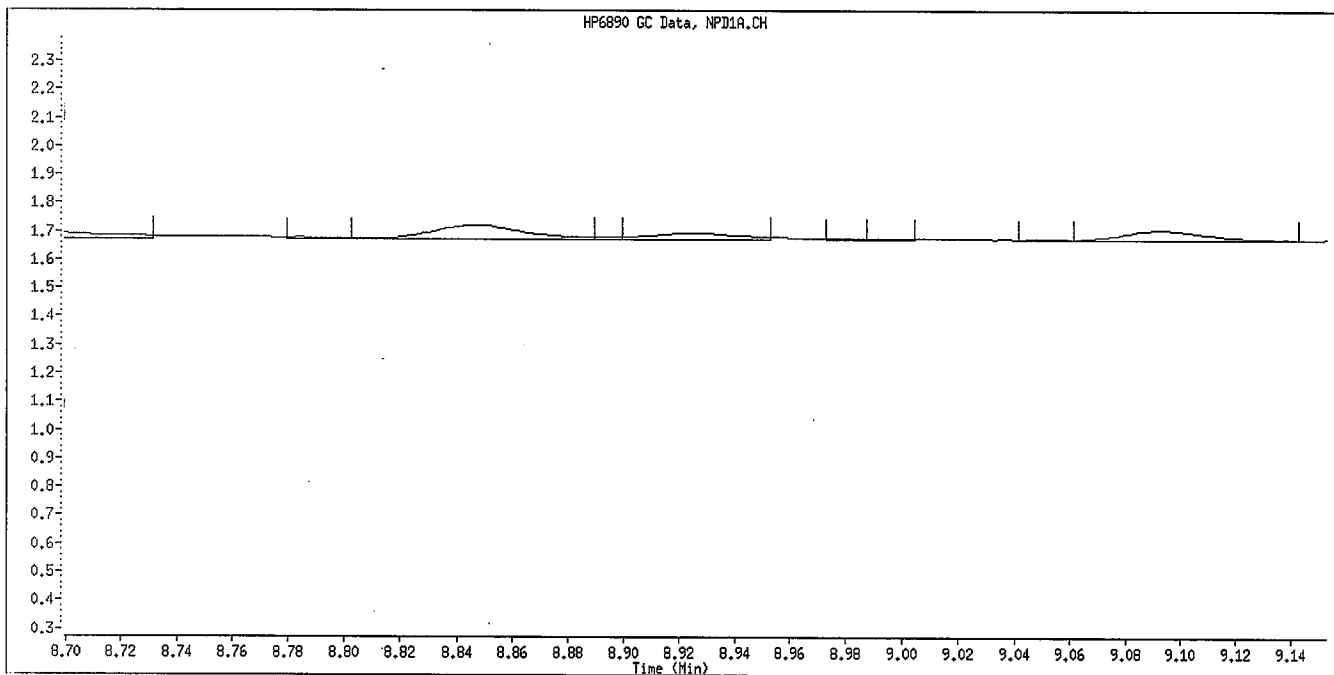
Manual Integration Reason: Baseline Event

Handwritten signature and date:
6/30/09

Data File Name: 009F0901.D
Inj. Date and Time: 26-JUN-2009 21:13
Instrument ID: GC_D2.i
Client ID: OPP L1 GSV0641
Compound Name: Simazine
CAS #:
Report Date: 06/30/2009



Original Integration

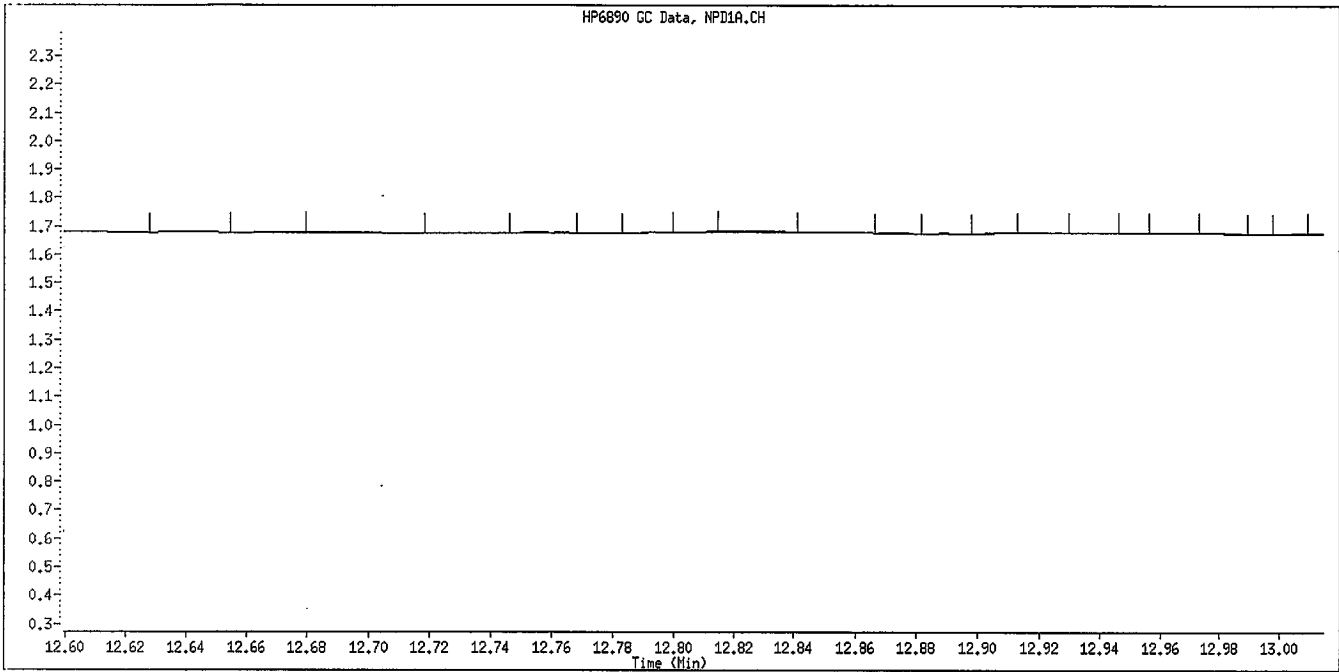


Manual Integration

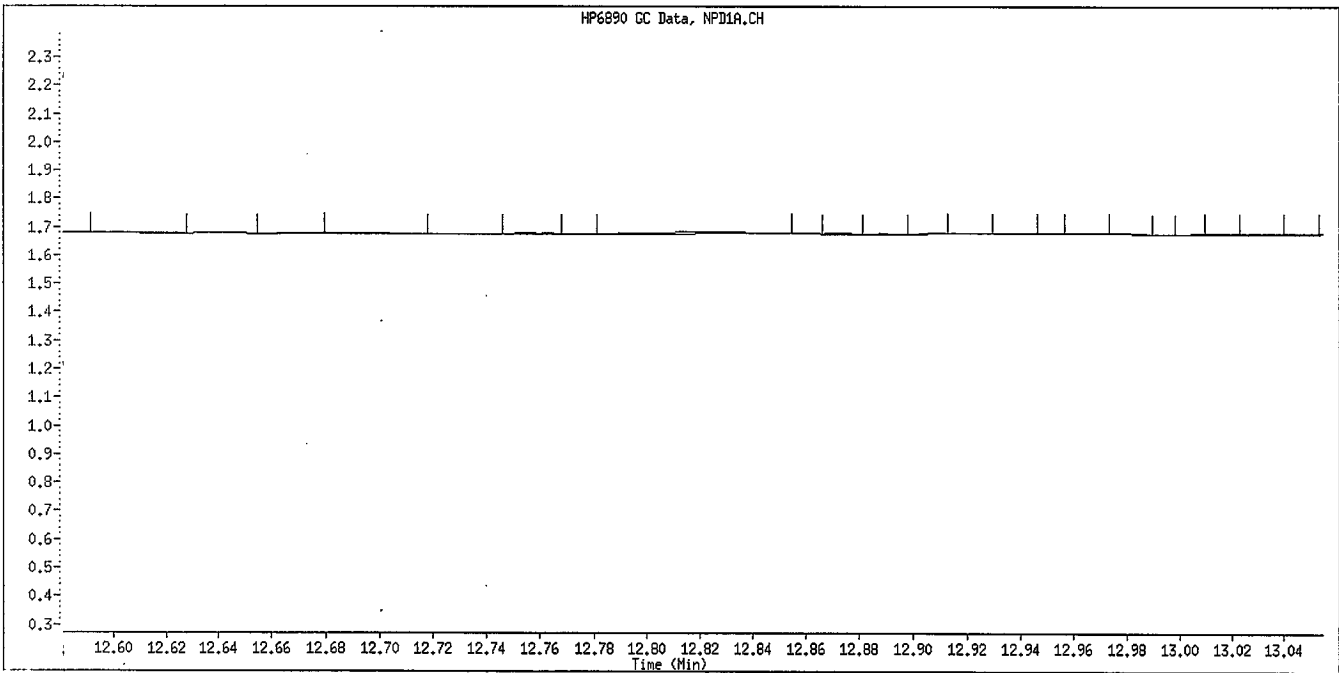
Manually Integrated By: williamst
Manual Integration Reason: Baseline Event

Handwritten signature
6/30/09

Data File Name: 009F0901.D
Inj. Date and Time: 26-JUN-2009 21:13
Instrument ID: GC_D2.i
Client ID: OPP L1 GSV0641
Compound Name: Anilazine
CAS #:
Report Date: 06/30/2009



Original Integration

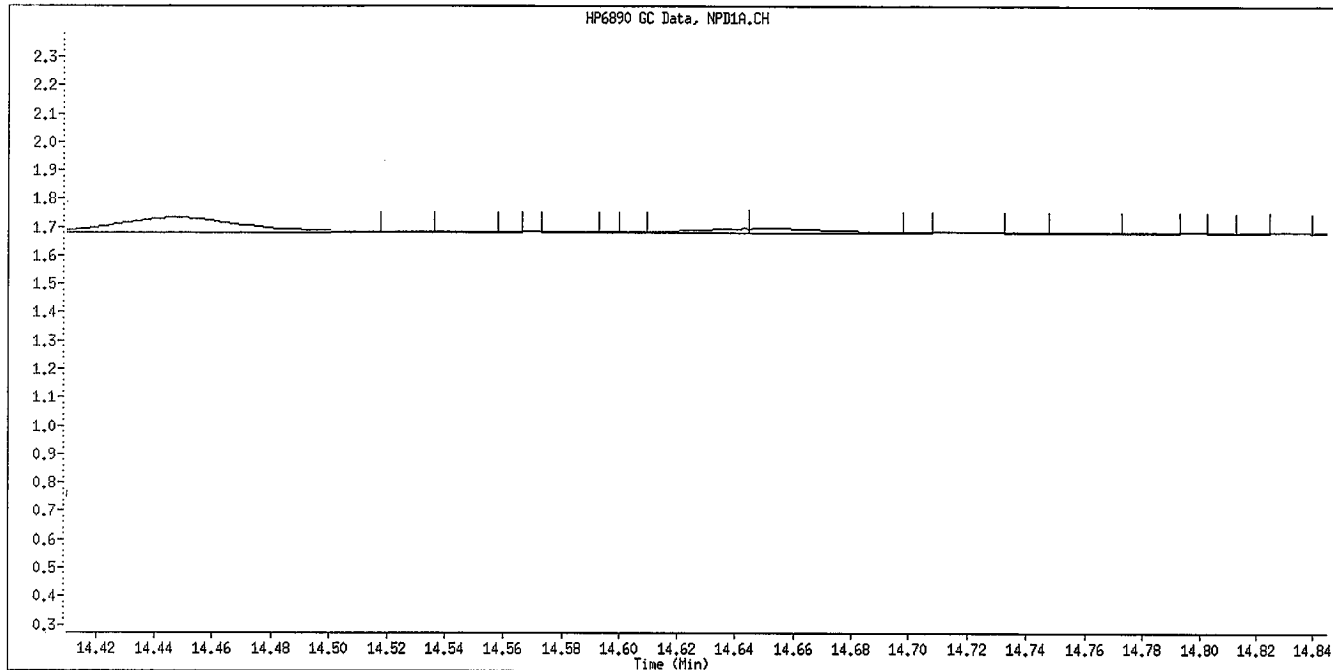


Manual Integration

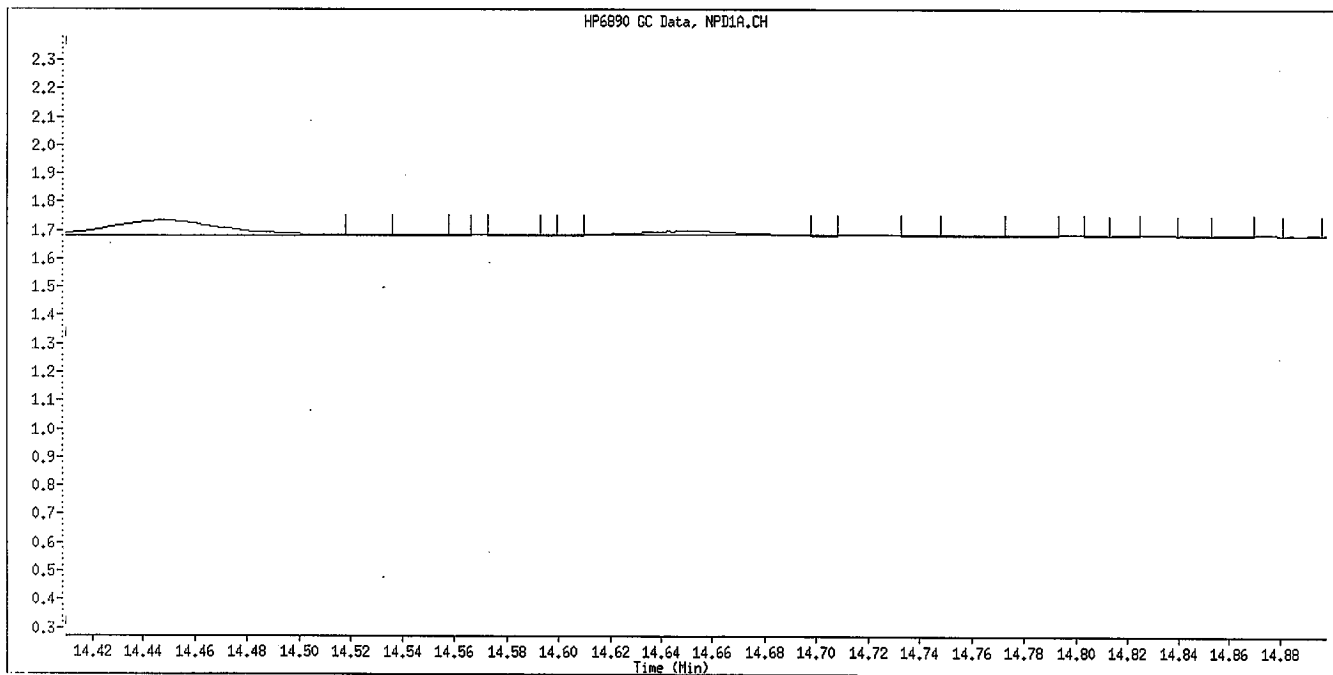
Manually Integrated By: williamst
Manual Integration Reason: Baseline Event

Handwritten signature
6/30/09

Data File Name: 009F0901.D
Inj. Date and Time: 26-JUN-2009 21:13
Instrument ID: GC_D2.i
Client ID: OPP L1 GSV0641
Compound Name: Merphos-B (Merphos Oxone)
CAS #:
Report Date: 06/30/2009



Original Integration



Manual Integration

Manually Integrated By: williamst
Manual Integration Reason: Baseline Event

Handwritten signature and date:
7/6
6/30/09

TestAmerica

Data file : \\DenSvr03\Public\chem\GCS\GC_D2.i\0626091.B\010F1001.D
 Lab Smp Id: OPP SS GSV0633 Client Smp ID: OPP SS GSV0633
 Inj Date : 26-JUN-2009 21:40
 Operator : MPK/TLW Inst ID: GC_D2.i
 Smp Info : OPP SS GSV0633
 Misc Info : IS - GSV0633-09
 Comment :
 Method : \\DenSvr03\Public\chem\GCS\GC_D2.i\0626091.B\8141A-1.m
 Meth Date : 30-Jun-2009 12:45 GC_D2.i Quant Type: ISTD
 Cal Date : 26-JUN-2009 21:13 Cal File: 009F0901.D
 Als bottle: 10 Continuing Calibration Sample
 Dil Factor: 1.00000
 Integrator: Falcon Compound Sublist: 8141A.sub
 Target Version: 4.14
 Processing Host: DENPC075

Compounds	AMOUNTS					
	RT	EXP RT	REL RT	RESPONSE	CAL-AMT (ug/mL)	ON-COL (ug/mL)
1 o,o,o-TEPT	3.252	3.254	(0.182)	288886	2.00000	2.058
2 Dichlorvos	4.074	4.074	(0.228)	166172	2.00000	1.906
3 Mevinphos	5.737	5.739	(0.322)	81302	2.00000	1.698
4 Chlormefos	5.834	5.836	(0.327)	194413	2.00000	1.781
5 Thionazin	7.504	7.507	(0.421)	196672	2.00000	1.974
6 Demeton-O	7.645	7.649	(0.429)	175593	0.65000	1.871
7 Ethoprop	7.849	7.852	(0.440)	179292	2.00000	2.054
8 Naled	8.054	8.057	(0.451)	23739	2.00000	1.198
9 Tributylphosphate	8.112	8.135	(1.000)	166572	2.00000	
10 Sulfotepp	8.437	8.442	(0.473)	226133	2.00000	1.793
11 Phorate	8.529	8.532	(0.478)	182466	2.00000	2.018
12 Dimethoate	8.654	8.659	(0.485)	219089	2.00000	2.086
13 Demeton-S	8.842	8.846	(0.496)	17618	1.36000	0.2313
14 Simazine	8.919	8.924	(0.500)	92634	2.00000	2.622
15 Atrazine	9.089	9.094	(0.509)	79689	2.00000	1.957
16 propazine	9.235	9.241	(0.518)	71876	2.00000	1.913
17 Disulfoton	9.865	9.869	(0.553)	98052	2.00000	1.589
18 Diazinon	9.900	9.902	(0.555)	209627	2.00000	2.158
19 Methyl Parathion	10.714	10.717	(0.600)	125682	2.00000	2.040
20 Ronnel	11.237	11.241	(0.630)	136977	2.00000	2.151
21 Malathion	11.799	11.804	(0.661)	94998	2.00000	1.625
22 Fenthion	11.929	11.932	(0.669)	117968	2.00000	1.884
23 Parathion	12.017	12.019	(0.674)	129518	2.00000	1.944
24 Chlorpyrifos	12.067	12.067	(0.676)	158990	2.00000	1.972
25 Trichloronate	12.492	12.496	(0.700)	134163	2.00000	1.862
26 Anilazine	12.817	12.817	(0.718)	5585	2.00000	1.015
27 Merphos-A (Merphos)	13.195	13.199	(0.740)	24516	2.00000	0.4078
28 Tetrachlorvinphos (Stirophos)	13.817	13.824	(0.774)	83430	2.00000	2.088
29 Tokuthion	14.444	14.449	(0.810)	139904	2.00000	2.025
30 Merphos-B (Merphos Oxone)	14.647	14.651	(0.821)	107349	2.00000	6.623(A)
31 Carbophenothion-methyl	15.234	15.239	(0.854)	73477	2.00000	1.354
32 Fensulfothion	15.355	15.361	(0.861)	108213	2.00000	1.924
33 Bolstar / Famphur	16.047	16.053	(0.899)	268528	4.00000	4.064

Compounds	RT	EXP RT	REL RT	RESPONSE	AMOUNTS	
					CAL-AMT (ug/mL)	ON-COL (ug/mL)
===== 34 Carbophenothion	16.194	16.197	(0.908)	123570	2.00000	1.864
\$ 35 Triphenyl phosphate	16.709	16.712	(0.936)	86501	2.00000	1.717
36 Phosmet	16.960	16.963	(0.951)	93465	2.00000	1.647
37 EPN	17.147	17.151	(0.961)	96842	2.00000	1.793
38 Azinphos-methyl	17.477	17.480	(0.980)	116249	2.00000	1.922
* 39 TOCP	17.842	17.846	(1.000)	99647	2.00000	
40 Azinphos-ethyl	17.922	17.926	(1.004)	124764	2.00000	1.833
41 Coumaphos	18.362	18.366	(1.029)	97846	2.00000	2.006
S 42 Merphos				131865	2.00000	1.737
M 43 Total Demeton				193211	2.00000	2.102

QC Flag Legend

A - Target compound detected but, quantitated amount exceeded maximum amount.

TestAmerica

INTERNAL STANDARD COMPOUNDS
 AREA AND RT SUMMARY

Instrument ID: GC_D2.i Calibration Date: 26-JUN-2009
 Lab File ID: 010F1001.D Calibration Time: 19:50
 Lab Smp Id: OPP SS GSV0633 Client Smp ID: OPP SS GSV0633
 Analysis Type: SV Level:
 Quant Type: ISTD Sample Type:
 Operator: MPK/TLW
 Method File: \\DenSvr03\Public\chem\GCS\GC_D2.i\0626091.B\8141A-1.m
 Misc Info: IS - GSV0633-09


COMPOUND	STANDARD	AREA LIMIT		SAMPLE	%DIFF
		LOWER	UPPER		
9 Tributylphosphate	160310	80155	320620	166572	3.91
39 TOCP	97363	48682	194726	99647	2.35

COMPOUND	STANDARD	RT LIMIT		SAMPLE	%DIFF
		LOWER	UPPER		
9 Tributylphosphate	8.11	7.61	8.61	8.11	0.00
39 TOCP	17.84	17.34	18.34	17.84	-0.01

AREA UPPER LIMIT = +100% of internal standard area.
 AREA LOWER LIMIT = - 50% of internal standard area.
 RT UPPER LIMIT = + 0.50 minutes of internal standard RT.
 RT LOWER LIMIT = - 0.50 minutes of internal standard RT.

Data File: \\Densv03\Public\chem\GCS\GC_D2.1\0626091.B\010F1001.D
 Date: 26-JUN-2009 21:40
 Client ID: OPP SS GSV0633
 Sample Info: OPP SS GSV0633
 Column phase: RTX-1MS

Instrument: GC_D2.1
 Operator: HPK/TLW
 Column diameter: 0.32



TestAmerica

Data file : \\DenSvr03\Public\chem\GCS\GC_D2.i\0626092.B\003F0301.D
 Lab Smp Id: OPP L7 GSV0634 Client Smp ID: OPP L7 GSV0634
 Inj Date : 26-JUN-2009 18:28
 Operator : MPK/TLW Inst ID: GC_D2.i
 Smp Info : OPP L7 GSV0634
 Misc Info :
 Comment :
 Method : \\DenSvr03\Public\chem\GCS\GC_D2.i\0626092.B\8141A-2.m
 Meth Date : 30-Jun-2009 12:58 GC_D2.i Quant Type: ISTD
 Cal Date : 26-JUN-2009 21:13 Cal File: 009F0901.D
 Als bottle: 3 Calibration Sample, Level: 7
 Dil Factor: 1.00000
 Integrator: Falcon Compound Sublist: 8141A.sub
 Target Version: 4.14
 Processing Host: DENPC075

Compounds	AMOUNTS					
	RT	EXP RT	REL RT	RESPONSE	CAL-AMT (ug/mL)	ON-COL (ug/mL)
1 o,o,o-TEPT	4.729	4.731	(0.251)	421372	5.00000	4.907
2 Dichlorvos	6.546	6.546	(0.348)	359024	5.00000	5.355 (A)
\$ 3 Chlormefos	7.383	7.384	(0.392)	338585	5.00000	5.016 (A)
4 Mevinphos	9.233	9.234	(0.491)	238906	5.00000	5.290 (A)
5 Demeton-O	9.733	9.734	(0.517)	69239	1.62500	1.609
6 Thionazin	9.984	9.984	(0.531)	338015	5.00000	5.005 (A)
7 Ethoprop	10.499	10.499	(0.558)	242747	5.00000	4.810
8 Phorate	10.538	10.539	(0.560)	289868	5.00000	4.953
9 Naled	10.939	10.939	(0.581)	78857	5.00000	5.109 (A)
10 Sulfotepp	11.018	11.017	(0.586)	427657	5.00000	4.845 (A)
* 11 Tributylphosphate	11.116	11.116	(1.000)	139264	2.00000	
12 Simazine	11.401	11.399	(0.606)	68046	5.00000	5.383 (A)
13 Diazinon	11.541	11.541	(0.613)	228810	5.00000	4.801
14 Atrazine	11.584	11.584	(0.616)	128612	5.00000	4.879 (A)
15 Propazine	11.746	11.747	(0.624)	110050	5.00000	4.930
16 Disulfoton	12.049	12.049	(0.640)	228764	5.00000	4.914
17 Demeton-S	12.124	12.124	(0.644)	175573	3.40000	3.111
18 Dimethoate	13.283	13.282	(0.706)	319454	5.00000	5.120 (A)
19 Ronnel	13.588	13.587	(0.722)	211449	5.00000	5.035 (A)
20 Merphos-A (Merphos)	13.689	13.689	(1.231)	217509	5.00000	4.310 (A)
21 Chlorpyrifos	14.411	14.409	(0.766)	227882	5.00000	5.350 (A)
22 Fenthion	14.663	14.662	(0.779)	196942	5.00000	4.985
23 Trichloronate	14.711	14.711	(0.782)	296442	5.00000	5.242 (A)
24 Anilazine	15.214	15.216	(0.809)	19108	5.00000	5.242 (A)
25 Methyl Parathion	15.521	15.519	(0.825)	235511	5.00000	5.522 (A)
26 Malathion	15.724	15.724	(0.836)	212190	5.00000	5.311 (A)
27 Tokuthion	16.344	16.344	(0.869)	233715	5.00000	4.996
28 Parathion	16.493	16.494	(0.877)	213175	5.00000	5.073 (AM)
29 Merphos-B (Merphos Oxone)	16.514	16.517	(1.486)	65080	5.00000	4.212 (AM)
30 Tetrachlorvinphos (stirophos)	16.976	16.977	(0.902)	143806	5.00000	5.290 (A)
31 Carbophenothion methyl	17.081	17.082	(0.908)	210272	5.00000	5.396 (A)
32 Bolstar	17.441	17.440	(0.927)	199405	5.00000	4.858
33 Carbophenothion	17.523	17.524	(0.931)	212727	5.00000	5.271 (A)

Compounds	RT	EXP RT	REL RT	RESPONSE	AMOUNTS	
					CAL-AMT (ug/mL)	ON-COL (ug/mL)
=====	====	=====	=====	=====	=====	=====
\$ 34 Triphenyl phosphate	18.279	18.281	(0.972)	167127	5.00000	5.046 (A)
35 Fensulfothion	18.558	18.559	(0.986)	152929	5.00000	5.029 (A)
* 36 TOCP	18.814	18.816	(1.000)	66384	2.00000	
37 Phosmet / EPN	18.908	18.909	(1.005)	330448	10.0000	9.819 (A)
38 Famphur	19.011	19.011	(1.010)	220404	5.00000	5.062 (A)
39 Azinphos-methyl	19.146	19.147	(1.018)	197822	5.00000	4.967
40 Azinphos-ethyl	19.364	19.366	(1.029)	187035	5.00000	4.930
41 Coumaphos	20.348	20.347	(1.081)	155426	5.00000	5.329 (A)
S 42 Merphos				282589	5.00000	5.108 (A)
M 43 Total Demeton				244812	5.00000	4.720

QC Flag Legend

- A - Target compound detected but, quantitated amount exceeded maximum amount.
- M - Compound response manually integrated.

TestAmerica

INTERNAL STANDARD COMPOUNDS
 AREA AND RT SUMMARY

Instrument ID: GC D2.i
 Lab File ID: 003F0301.D
 Lab Smp Id: OPP L7 GSV0634
 Analysis Type: SV
 Quant Type: ISTD
 Operator: MPK/TLW
 Method File: \\DenSvr03\Public\chem\GCS\GC_D2.i\0626092.B\8141A-2.m
 Misc Info:

Calibration Date: 26-JUN-2009
 Calibration Time: 21:40
 Client Smp ID: OPP L7 GSV0634
 Level:
 Sample Type:

COMPOUND =====	STANDARD =====	AREA LIMIT		SAMPLE =====	%DIFF =====
		LOWER =====	UPPER =====		
11 Tributylphosphate	123933	61967	247866	139264	12.37
36 TOCP	68831	34416	137662	66384	-3.56

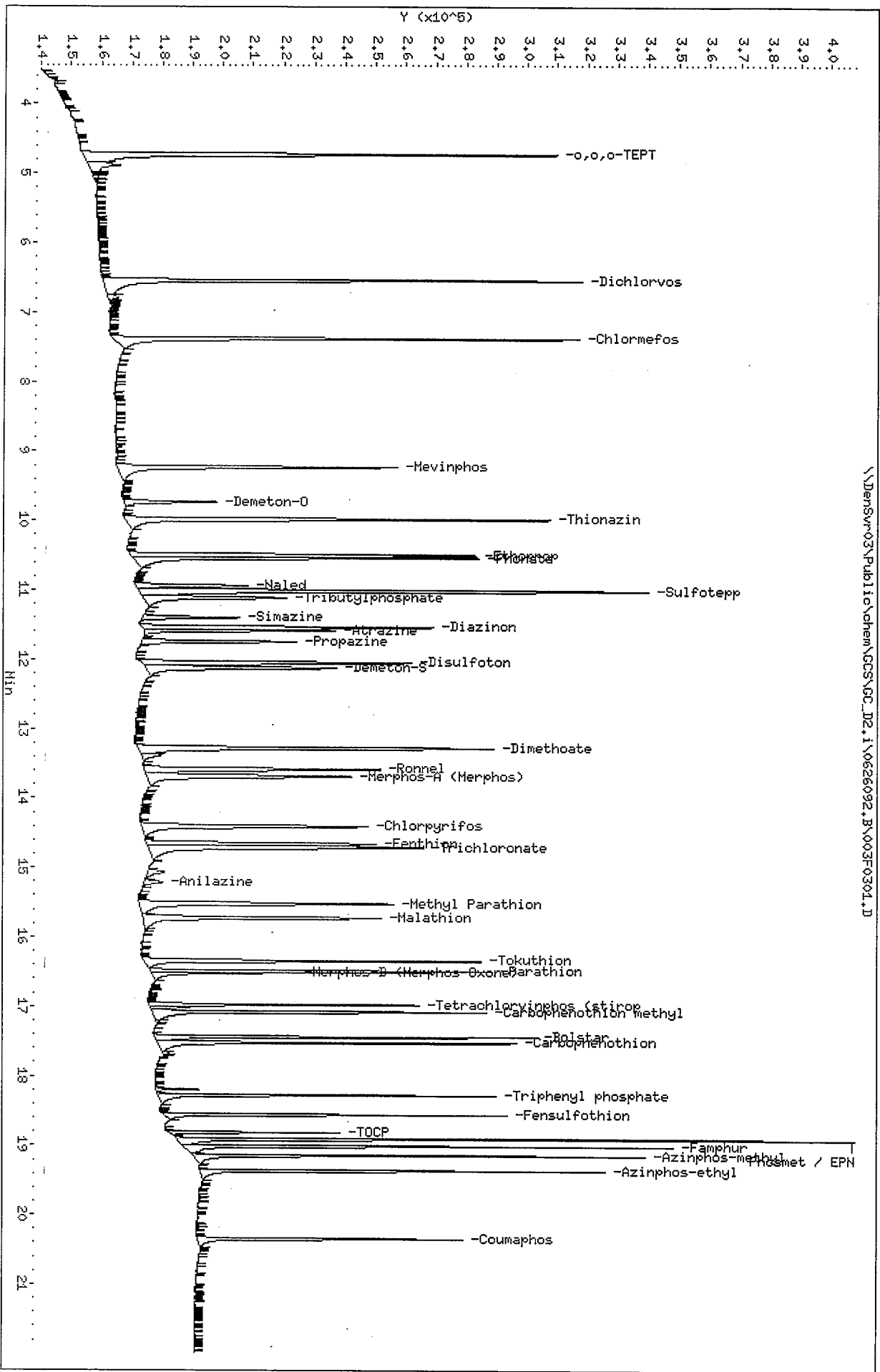
COMPOUND =====	STANDARD =====	RT LIMIT		SAMPLE =====	%DIFF =====
		LOWER =====	UPPER =====		
11 Tributylphosphate	11.12	10.62	11.62	11.12	0.01
36 TOCP	18.82	18.32	19.32	18.81	-0.00

AREA UPPER LIMIT = +100% of internal standard area.
 AREA LOWER LIMIT = - 50% of internal standard area.
 RT UPPER LIMIT = + 0.50 minutes of internal standard RT.
 RT LOWER LIMIT = - 0.50 minutes of internal standard RT.

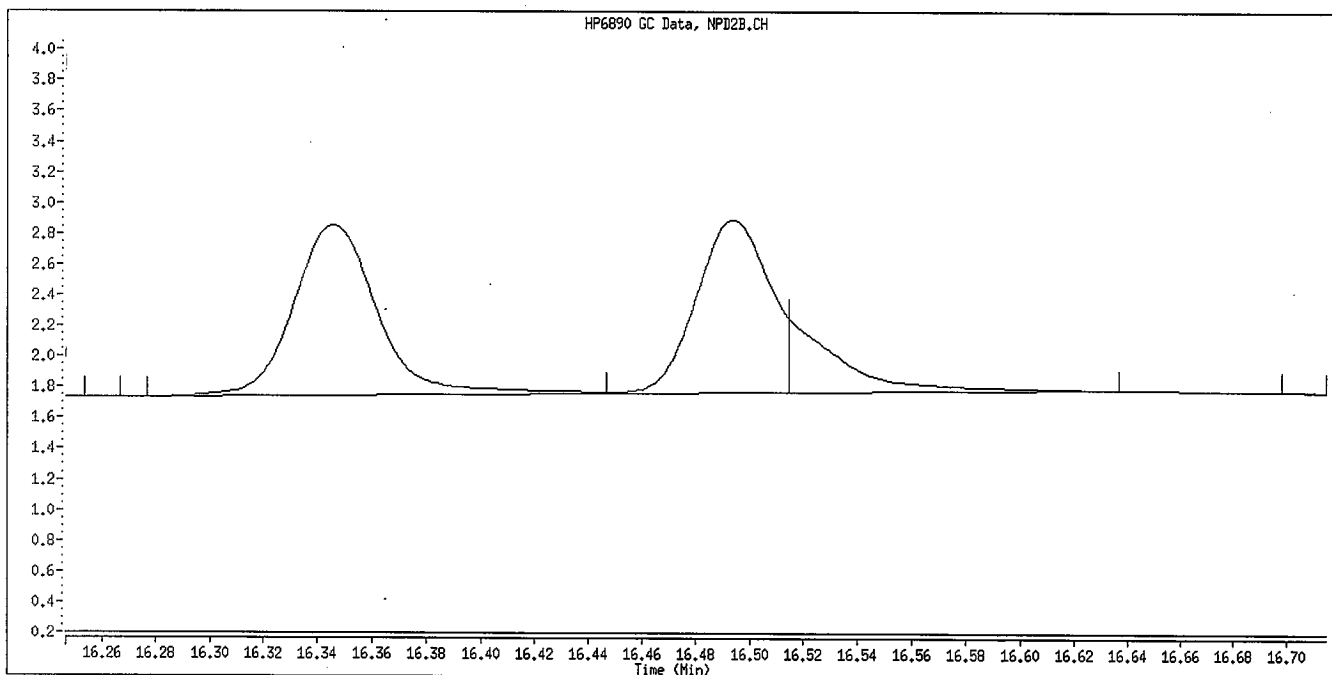
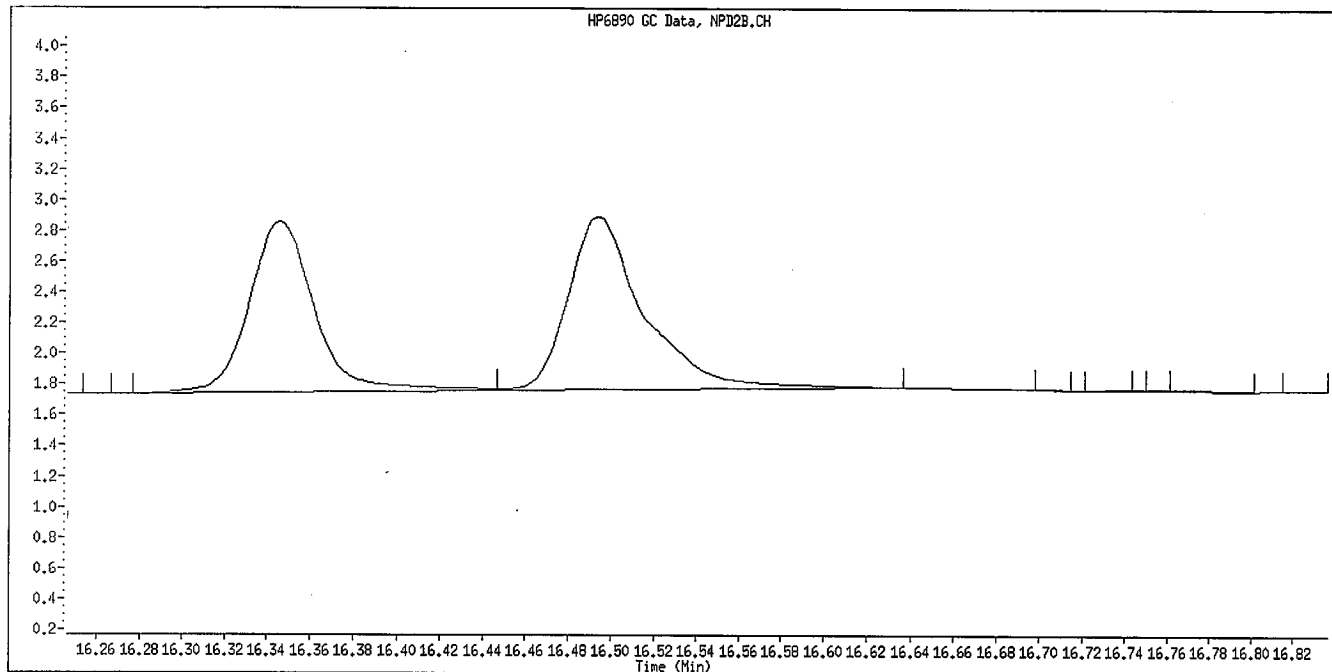
Data File: \\DensSvr03\Public\chem\GCS\GC_D2.i\0626092.B\003F0304.D
 Date: 26-JUN-2009 18:28
 Client ID: OPP L7 GSV0634
 Sample Info: OPP L7 GSV0634
 Column phase: RTX-OPPest

Instrument: GC_D2.i
 Operator: HPK/TLH
 Column diameter: 0.32

\\DensSvr03\Public\chem\GCS\GC_D2.i\0626092.B\003F0304.D



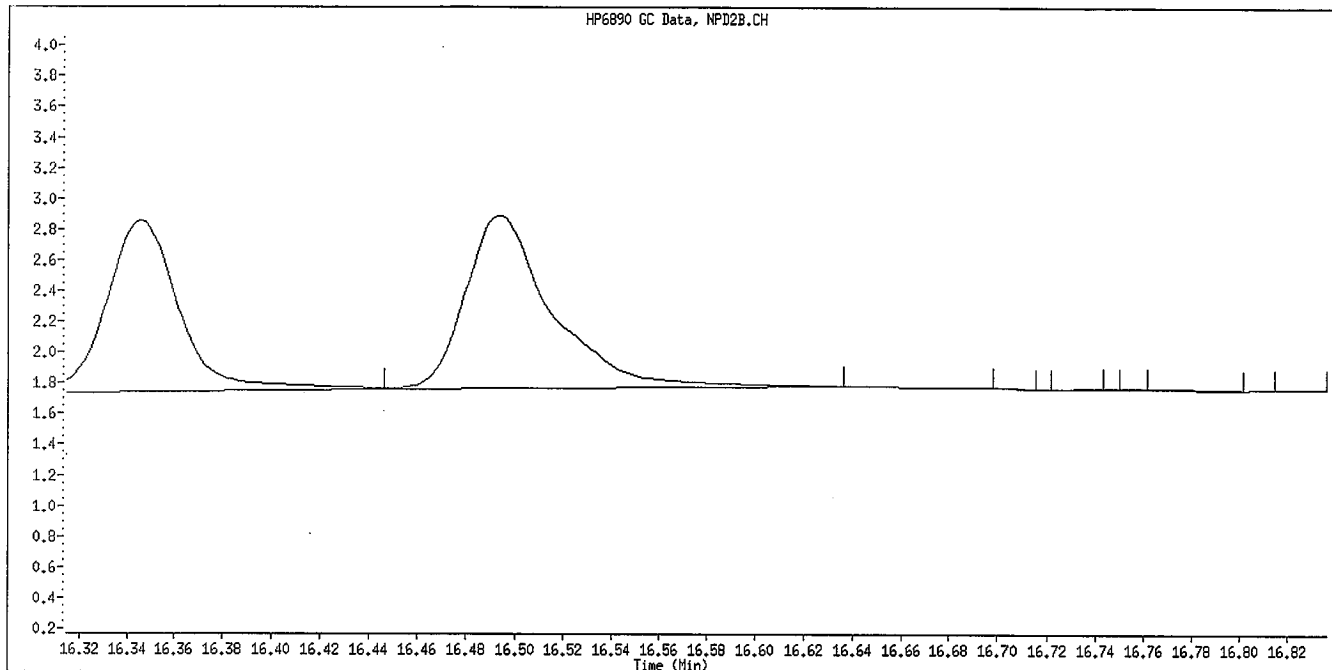
Data File Name: 003F0301.D
Inj. Date and Time: 26-JUN-2009 18:28
Instrument ID: GC_D2.i
Client ID: OPP L7 GSV0634
Compound Name: Parathion
CAS #:
Report Date: 06/30/2009



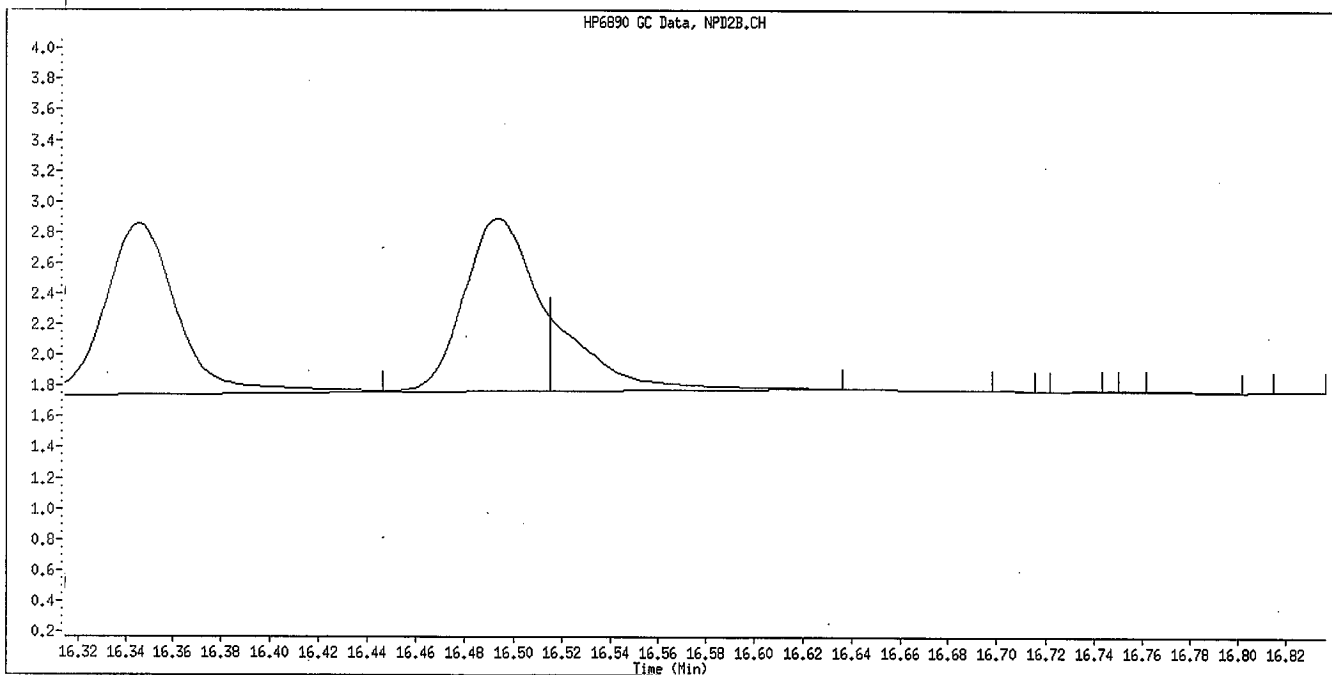
Manually Integrated By: williamst
Manual Integration Reason: Baseline Event

Handwritten signature and date:
6/30/09

Data File Name: 003F0301.D
Inj. Date and Time: 26-JUN-2009 18:28
Instrument ID: GC_D2.i
Client ID: OPP L7 GSV0634
Compound Name: Merphos-B (Merphos Oxone)
CAS #:
Report Date: 06/30/2009



Original Integration



Manual Integration

Manually Integrated By: williamst
Manual Integration Reason: Baseline Event

Handwritten signature
6/30/09

TestAmerica

Data file : \\DenSvr03\Public\chem\GCS\GC_D2.i\0626092.B\004F0401.D
 Lab Smp Id: OPP L6 GSV0637 Client Smp ID: OPP L6 GSV0637
 Inj Date : 26-JUN-2009 18:55
 Operator : MPK/TLW Inst ID: GC_D2.i
 Smp Info : OPP L6 GSV0637
 Misc Info :
 Comment :
 Method : \\DenSvr03\Public\chem\GCS\GC_D2.i\0626092.B\8141A-2.m
 Meth Date : 30-Jun-2009 12:58 GC_D2.i Quant Type: ISTD
 Cal Date : 26-JUN-2009 18:28 Cal File: 003F0301.D
 Als bottle: 4 Calibration Sample, Level: 6
 Dil Factor: 1.00000
 Integrator: Falcon Compound Sublist: 8141A.sub
 Target Version: 4.14
 Processing Host: DENPC075

Compounds	AMOUNTS					
	RT	EXP RT	REL RT	RESPONSE	CAL-AMT (ug/mL)	ON-COL (ug/mL)
1 o,o,o-TEPT	4.729	4.731	(0.251)	328646	4.00000	4.043
2 Dichlorvos	6.546	6.546	(0.348)	257298	4.00000	4.054
\$ 3 Chlormefos	7.384	7.384	(0.392)	258146	4.00000	4.040
4 Mevinphos	9.234	9.234	(0.491)	177060	4.00000	4.141
5 Demeton-O	9.734	9.734	(0.517)	56273	1.30000	1.381
6 Thionazin	9.984	9.984	(0.531)	276609	4.00000	4.326
7 Ethoprop	10.499	10.499	(0.558)	193617	4.00000	4.053
8 Phorate	10.537	10.539	(0.560)	250422	4.00000	4.520
9 Naled	10.941	10.939	(0.582)	58330	4.00000	4.051
10 Sulfotepp	11.017	11.017	(0.586)	337512	4.00000	4.039 (A)
* 11 Tributylphosphate	11.116	11.116	(1.000)	118534	2.00000	
12 Simazine	11.401	11.399	(0.606)	52173	4.00000	4.360 (A)
13 Diazinon	11.541	11.541	(0.613)	181790	4.00000	4.034
14 Atrazine	11.582	11.584	(0.616)	98759	4.00000	4.001 (A)
15 Propazine	11.746	11.747	(0.624)	85745	4.00000	4.068
16 Disulfoton	12.049	12.049	(0.640)	184026	4.00000	4.176
17 Demeton-S	12.124	12.124	(0.644)	157195	2.72000	2.948
18 Dimethoate	13.282	13.282	(0.706)	236550	4.00000	4.005
19 Ronnel	13.589	13.587	(0.722)	165534	4.00000	4.164
20 Merphos-A (Merphos)	13.689	13.689	(1.231)	178652	4.00000	4.159 (A)
21 Chlorpyrifos	14.409	14.409	(0.766)	174421	4.00000	4.326
22 Fenthion	14.662	14.662	(0.779)	149338	4.00000	3.993
23 Trichloronate	14.709	14.711	(0.782)	208762	4.00000	3.926
24 Anilazine	15.216	15.216	(0.809)	13112	4.00000	3.800 (M)
25 Methyl Parathion	15.519	15.519	(0.825)	167086	4.00000	4.138 (A)
26 Malathion	15.724	15.724	(0.836)	151738	4.00000	4.012
27 Tokuthion	16.346	16.344	(0.869)	187169	4.00000	4.226
28 Parathion	16.492	16.494	(0.877)	170901	4.00000	4.296 (M)
29 Merphos-B (Merphos Oxone)	16.514	16.517	(1.486)	62127	4.00000	4.736 (AM)
30 Tetrachlorvinphos (stirophos)	16.976	16.977	(0.902)	109740	4.00000	4.264
31 Carbophenothion methyl	17.081	17.082	(0.908)	159411	4.00000	4.322
32 Bolstar	17.441	17.440	(0.927)	154382	4.00000	3.973
33 Carbophenothion	17.522	17.524	(0.931)	154486	4.00000	4.043 (A)

Compounds	RT	EXP RT	REL RT	RESPONSE	AMOUNTS	
					CAL-AMT (ug/mL)	ON-COL (ug/mL)
\$ 34 Triphenyl phosphate	18.279	18.281	(0.972)	125543	4.00000	4.004
35 Fensulfothion	18.557	18.559	(0.986)	126221	4.00000	4.385
* 36 TOCP	18.814	18.816	(1.000)	62844	2.00000	
37 Phosmet / EPN	18.907	18.909	(1.005)	263604	8.00000	8.261 (A)
38 Famphur	19.009	19.011	(1.010)	175421	4.00000	4.256
39 Azinphos-methyl	19.144	19.147	(1.018)	160515	4.00000	4.257
40 Azinphos-ethyl	19.362	19.366	(1.029)	144031	4.00000	4.011
41 Coumaphos	20.346	20.347	(1.081)	118936	4.00000	4.308
S 42 Merphos				240779	4.00000	4.597 (A)
M 43 Total Demeton				213468	4.00000	4.330

QC Flag Legend

- A - Target compound detected but, quantitated amount exceeded maximum amount.
- M - Compound response manually integrated.

TestAmerica

INTERNAL STANDARD COMPOUNDS
 AREA AND RT SUMMARY

Instrument ID: GC D2.i
 Lab File ID: 004F0401.D
 Lab Smp Id: OPP L6 GSV0637
 Analysis Type: SV
 Quant Type: ISTD
 Operator: MPK/TLW
 Method File: \\DenSvr03\Public\chem\GCS\GC_D2.i\0626092.B\8141A-2.m
 Misc Info:

Calibration Date: 26-JUN-2009
 Calibration Time: 21:40
 Client Smp ID: OPP L6 GSV0637
 Level:
 Sample Type:

COMPOUND	STANDARD	AREA LIMIT		SAMPLE	%DIFF
		LOWER	UPPER		
11 Tributylphosphate	123933	61967	247866	118534	-4.36
36 TOCP	68831	34416	137662	62844	-8.70

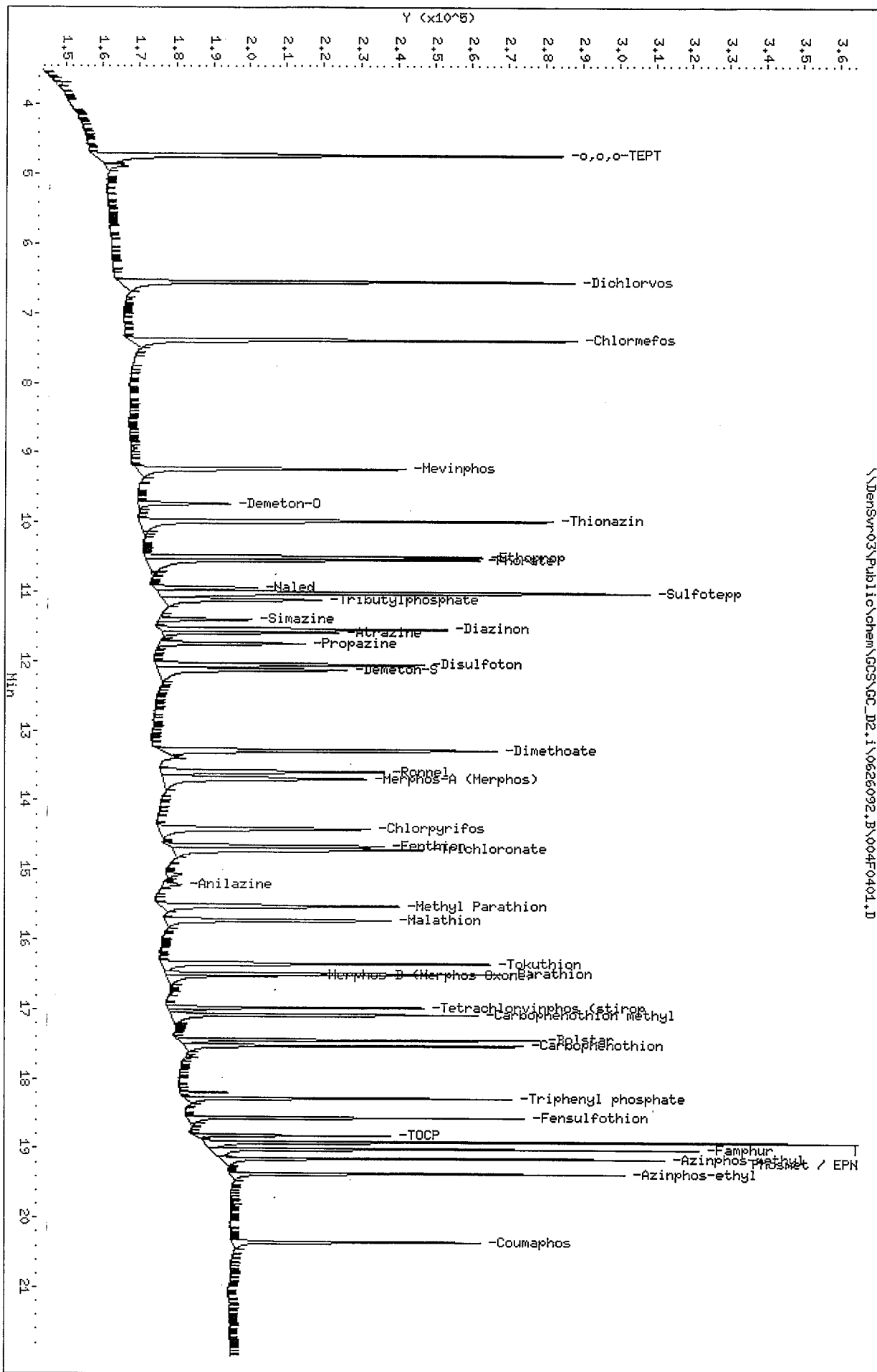
COMPOUND	STANDARD	RT LIMIT		SAMPLE	%DIFF
		LOWER	UPPER		
11 Tributylphosphate	11.12	10.62	11.62	11.12	0.01
36 TOCP	18.82	18.32	19.32	18.81	-0.01

AREA UPPER LIMIT = +100% of internal standard area.
 AREA LOWER LIMIT = - 50% of internal standard area.
 RT UPPER LIMIT = + 0.50 minutes of internal standard RT.
 RT LOWER LIMIT = - 0.50 minutes of internal standard RT.

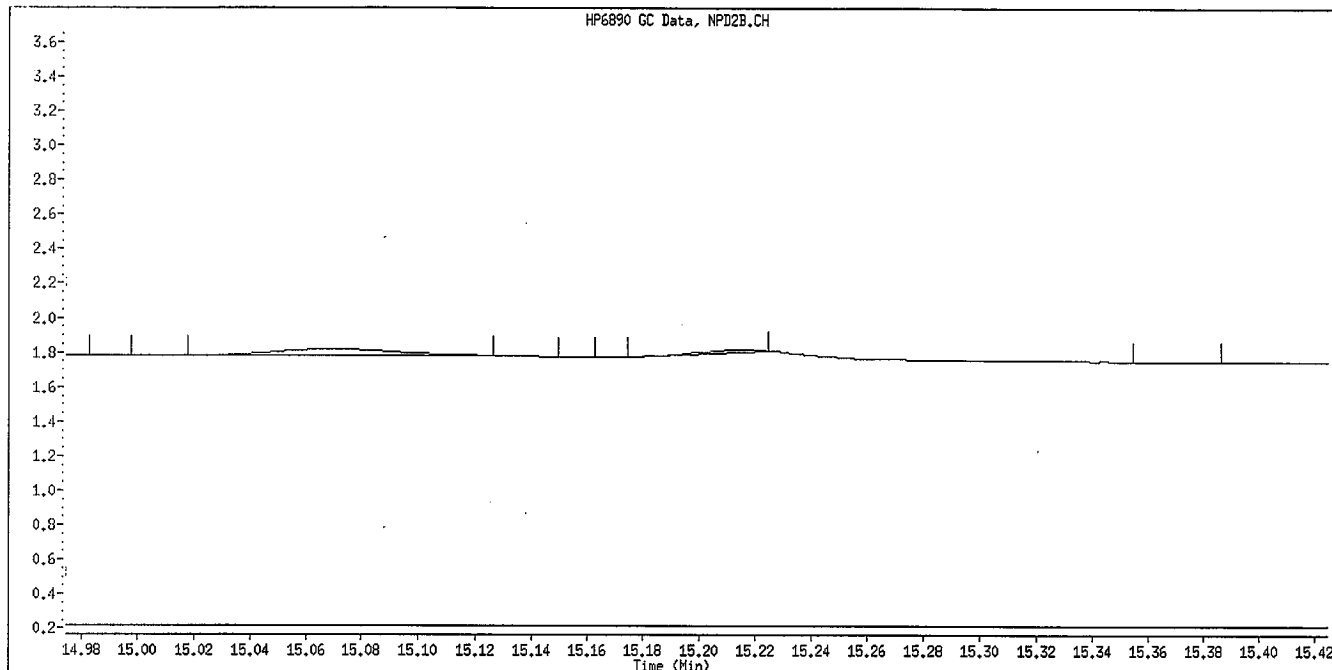
Data File: \\DensSvr03\Public\chem\GCS\GC_D2.i\0626092.B\004F0401.D
 Date: 26-JUN-2009 18:55
 Client ID: OPP L6 GSW0637
 Sample Info: OPP L6 GSW0637
 Column phase: RTX-OPPest

Instrument: GC_D2.i
 Operator: HPK/TLN
 Column diameter: 0.32

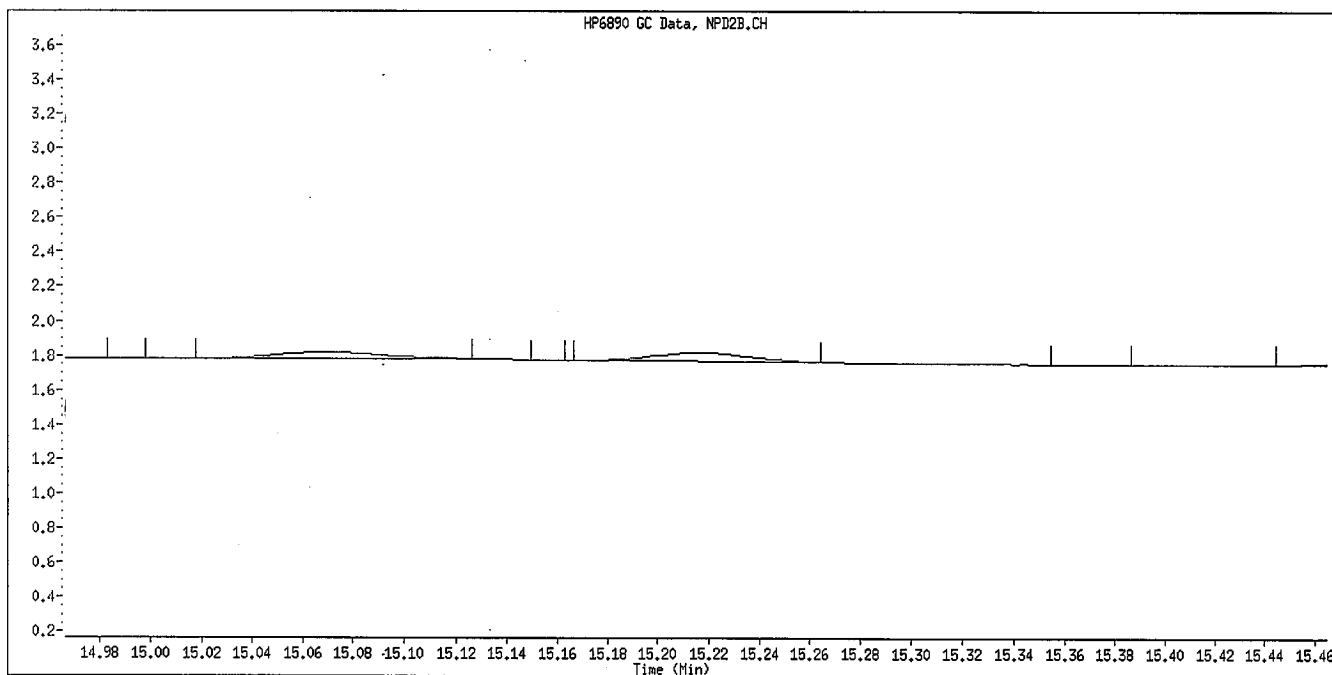
\\DensSvr03\Public\chem\GCS\GC_D2.i\0626092.B\004F0401.D



Data File Name: 004F0401.D
Inj. Date and Time: 26-JUN-2009 18:55
Instrument ID: GC_D2.i
Client ID: OPP L6 GSV0637
Compound Name: Anilazine
CAS #:
Report Date: 06/30/2009



Original Integration

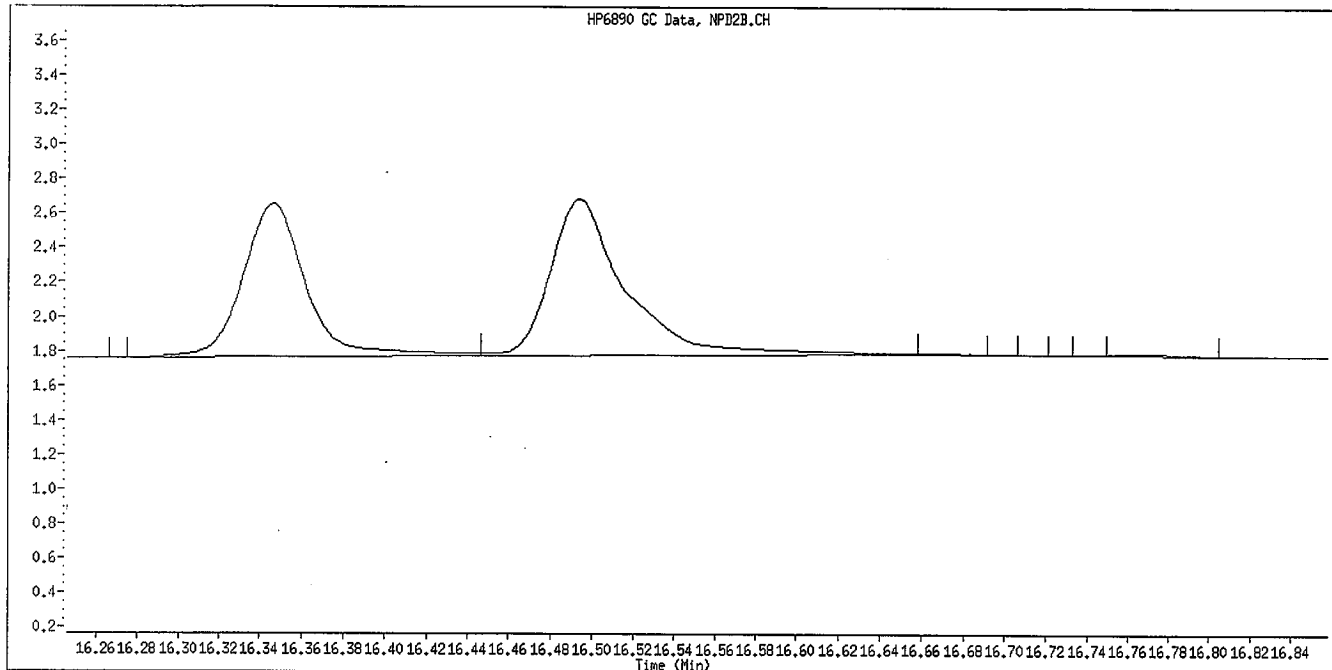


Manual Integration

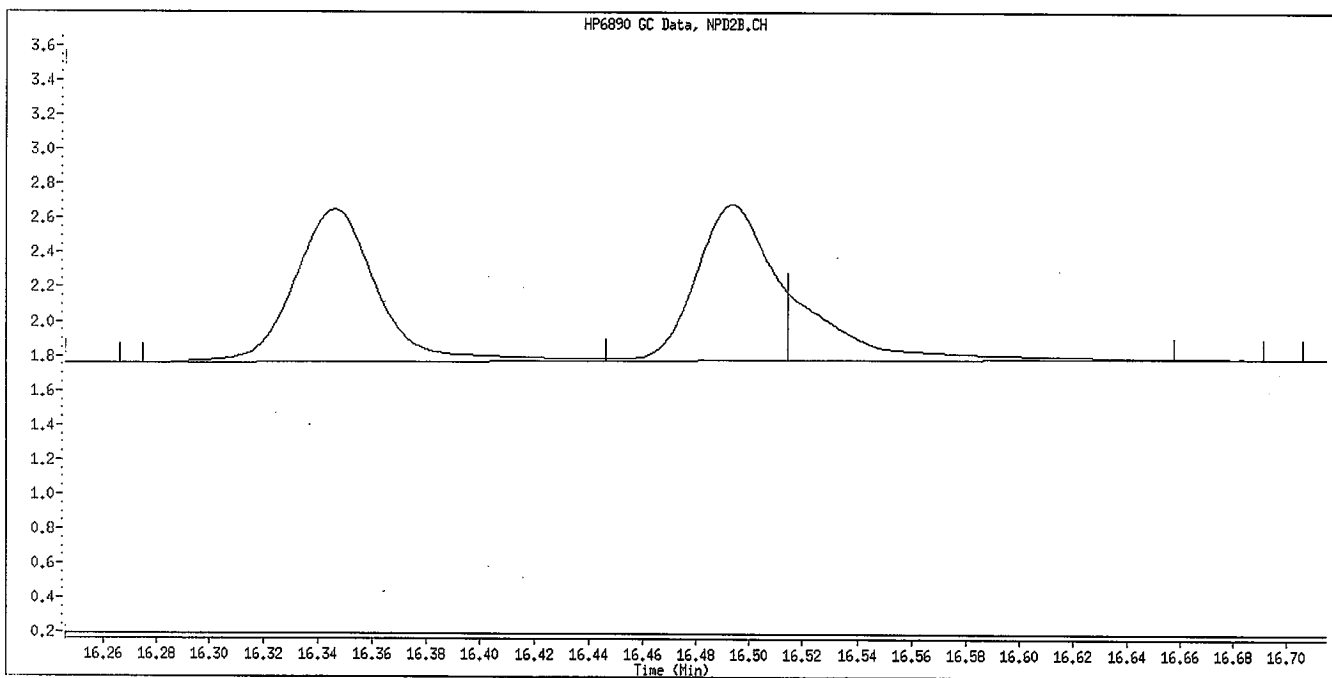
Manually Integrated By: williamst
Manual Integration Reason: Baseline Event

Handwritten signature
6/30/09

Data File Name: 004F0401.D
Inj. Date and Time: 26-JUN-2009 18:55
Instrument ID: GC_D2.i
Client ID: OPP L6 GSV0637
Compound Name: Parathion
CAS #:
Report Date: 06/30/2009



Original Integration

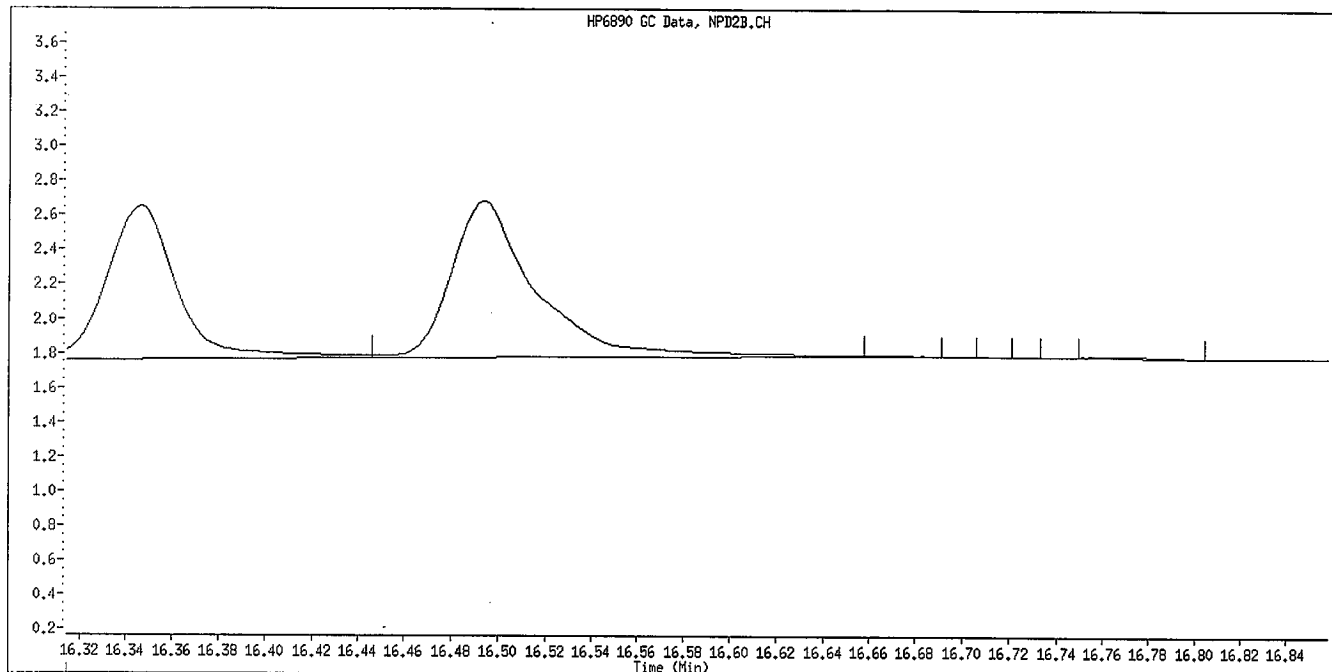


Manual Integration

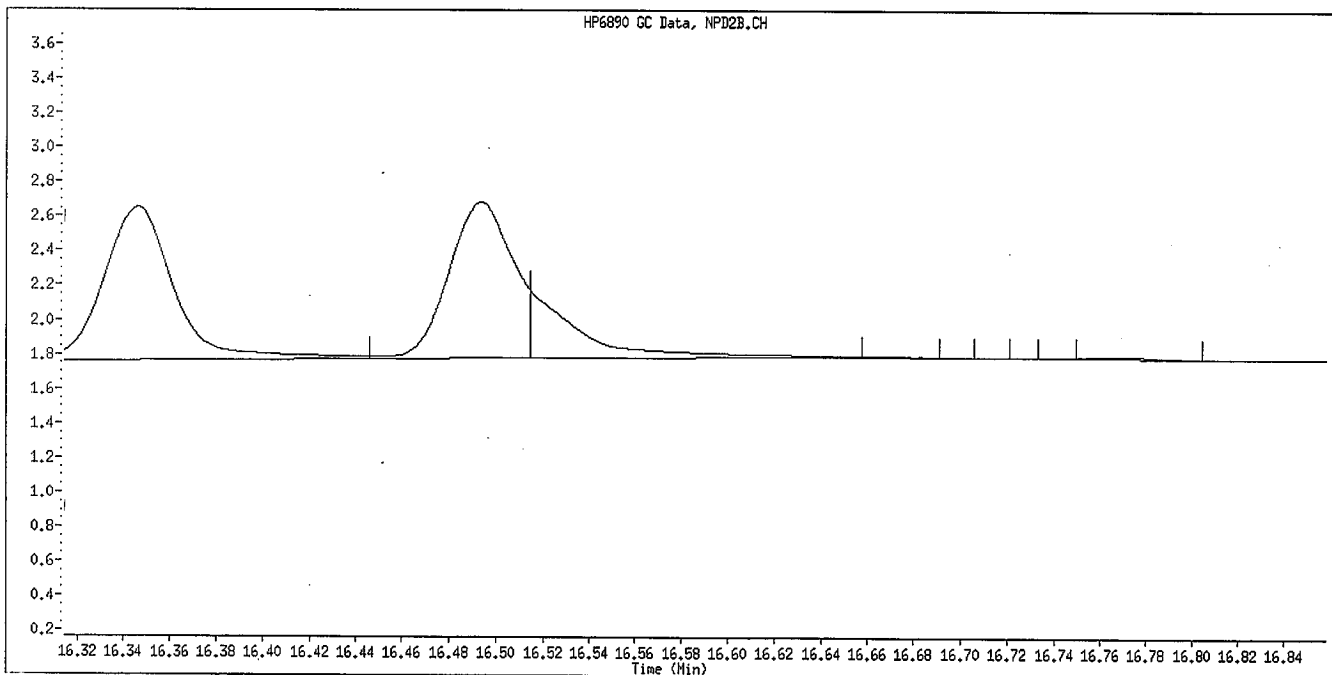
Manually Integrated By: williamst
Manual Integration Reason: Baseline Event

YJL
6/30/09

Data File Name: 004F0401.D
Inj. Date and Time: 26-JUN-2009 18:55
Instrument ID: GC_D2.i
Client ID: OPP L6 GSV0637
Compound Name: Merphos-B (Merphos Oxone)
CAS #:
Report Date: 06/30/2009



Original Integration



Manual Integration

Manually Integrated By: williamst
Manual Integration Reason: Baseline Event

Handwritten signature and date:
JL
6/30/09

TestAmerica

Data file : \\DenSvr03\Public\chem\GCS\GC_D2.i\0626092.B\005F0501.D
 Lab Smp Id: OPP L5 GSV0635 Client Smp ID: OPP L5 GSV0635
 Inj Date : 26-JUN-2009 19:23
 Operator : MPK/TLW Inst ID: GC_D2.i
 Smp Info : OPP L5 GSV0635
 Misc Info :
 Comment :
 Method : \\DenSvr03\Public\chem\GCS\GC_D2.i\0626092.B\8141A-2.m
 Meth Date : 30-Jun-2009 12:58 GC_D2.i Quant Type: ISTD
 Cal Date : 26-JUN-2009 18:55 Cal File: 004F0401.D
 Als bottle: 5 Calibration Sample, Level: 5
 Dil Factor: 1.00000
 Integrator: Falcon Compound Sublist: 8141A.sub
 Target Version: 4.14
 Processing Host: DENPC075

Compounds	AMOUNTS					
	RT	EXP RT	REL RT	RESPONSE	CAL-AMT (ug/mL)	ON-COL (ug/mL)
1 o,o,o-TEPT	4.730	4.731	(0.251)	267154	3.00000	2.982
2 Dichlorvos	6.545	6.546	(0.348)	221023	3.00000	3.159
\$ 3 Chlormefos	7.384	7.384	(0.392)	237967	3.00000	3.379
4 Mevinphos	9.234	9.234	(0.491)	137272	3.00000	2.913
5 Demeton-O	9.734	9.734	(0.517)	46912	0.97500	1.045
6 Thionazin	9.984	9.984	(0.531)	216898	3.00000	3.078
7 Ethoprop	10.499	10.499	(0.558)	162719	3.00000	3.090
8 Phorate	10.539	10.539	(0.560)	189707	3.00000	3.107
9 Naled	10.939	10.939	(0.581)	46004	3.00000	2.975
10 Sulfotepp	11.017	11.017	(0.586)	277819	3.00000	3.017 (A)
* 11 Tributylphosphate	11.115	11.116	(1.000)	123454	2.00000	
12 Simazine	11.399	11.399	(0.606)	40610	3.00000	3.079 (A)
13 Diazinon	11.540	11.541	(0.613)	155648	3.00000	3.140
14 Atrazine	11.584	11.584	(0.616)	85997	3.00000	3.210 (A)
15 Propazine	11.747	11.747	(0.624)	72628	3.00000	3.140
16 Disulfoton	12.049	12.049	(0.640)	152294	3.00000	3.136
17 Demeton-S	12.124	12.124	(0.644)	121463	2.04000	2.103
18 Dimethoate	13.282	13.282	(0.706)	206120	3.00000	3.166
19 Ronnel	13.587	13.587	(0.722)	134377	3.00000	3.067
20 Merphos-A (Merphos)	13.689	13.689	(1.232)	139514	3.00000	3.119 (A)
21 Chlorpyrifos	14.409	14.409	(0.766)	137524	3.00000	3.094
22 Fenthion	14.662	14.662	(0.779)	130285	3.00000	3.161
23 Trichloronate	14.710	14.711	(0.782)	170976	3.00000	2.945
24 Anilazine	15.215	15.216	(0.809)	11039	3.00000	2.902
25 Methyl Parathion	15.519	15.519	(0.825)	140467	3.00000	3.157 (A)
26 Malathion	15.724	15.724	(0.836)	122121	3.00000	2.929
27 Tokuthion	16.344	16.344	(0.869)	150762	3.00000	3.089
28 Parathion	16.494	16.494	(0.877)	135916	3.00000	3.100 (M)
29 Merphos-B (Merphos Oxone)	16.514	16.517	(1.486)	40683	3.00000	2.940 (AM)
30 Tetrachlorvinphos (stirophos)	16.977	16.977	(0.902)	90042	3.00000	3.174
31 Carbophenothion methyl	17.082	17.082	(0.908)	132789	3.00000	3.266
32 Bolstar	17.440	17.440	(0.927)	132222	3.00000	3.088
33 Carbophenothion	17.524	17.524	(0.931)	139939	3.00000	3.323 (A)

Compounds	RT	EXP RT	REL RT	RESPONSE	AMOUNTS	
					CAL-AMT (ug/mL)	ON-COL (ug/mL)
\$ 34 Triphenyl phosphate	18.280	18.281	(0.972)	105020	3.00000	3.039
35 Fensulfothion	18.559	18.559	(0.986)	98284	3.00000	3.098
* 36 TOCP	18.815	18.816	(1.000)	69265	2.00000	
37 Phosmet / EPN	18.909	18.909	(1.005)	207459	6.00000	5.874 (A)
38 Famphur	19.010	19.011	(1.010)	125661	3.00000	2.766
39 Azinphos-methyl	19.147	19.147	(1.018)	125121	3.00000	3.011
40 Azinphos-ethyl	19.365	19.366	(1.029)	120801	3.00000	3.052
41 Coumaphos	20.347	20.347	(1.081)	93401	3.00000	3.069
S 42 Merphos				180197	3.00000	3.122 (A)
M 43 Total Demeton				168375	3.00000	3.147

QC Flag Legend

- A - Target compound detected but, quantitated amount exceeded maximum amount.
- M -, Compound response manually integrated.

TestAmerica

INTERNAL STANDARD COMPOUNDS
 AREA AND RT SUMMARY

Instrument ID: GC_D2.i	Calibration Date: 26-JUN-2009
Lab File ID: 005F0501.D	Calibration Time: 21:40
Lab Smp Id: OPP L5 GSV0635	Client Smp ID: OPP L5 GSV0635
Analysis Type: SV	Level:
Quant Type: ISTD	Sample Type:
Operator: MPK/TLW	
Method File: \\DenSvr03\Public\chem\GCS\GC_D2.i\0626092.B\8141A-2.m	
Misc Info:	

COMPOUND	STANDARD	AREA LIMIT		SAMPLE	%DIFF
		LOWER	UPPER		
11 Tributylphosphate	123933	61967	247866	123454	-0.39
36 TOCP	68831	34416	137662	69265	0.63

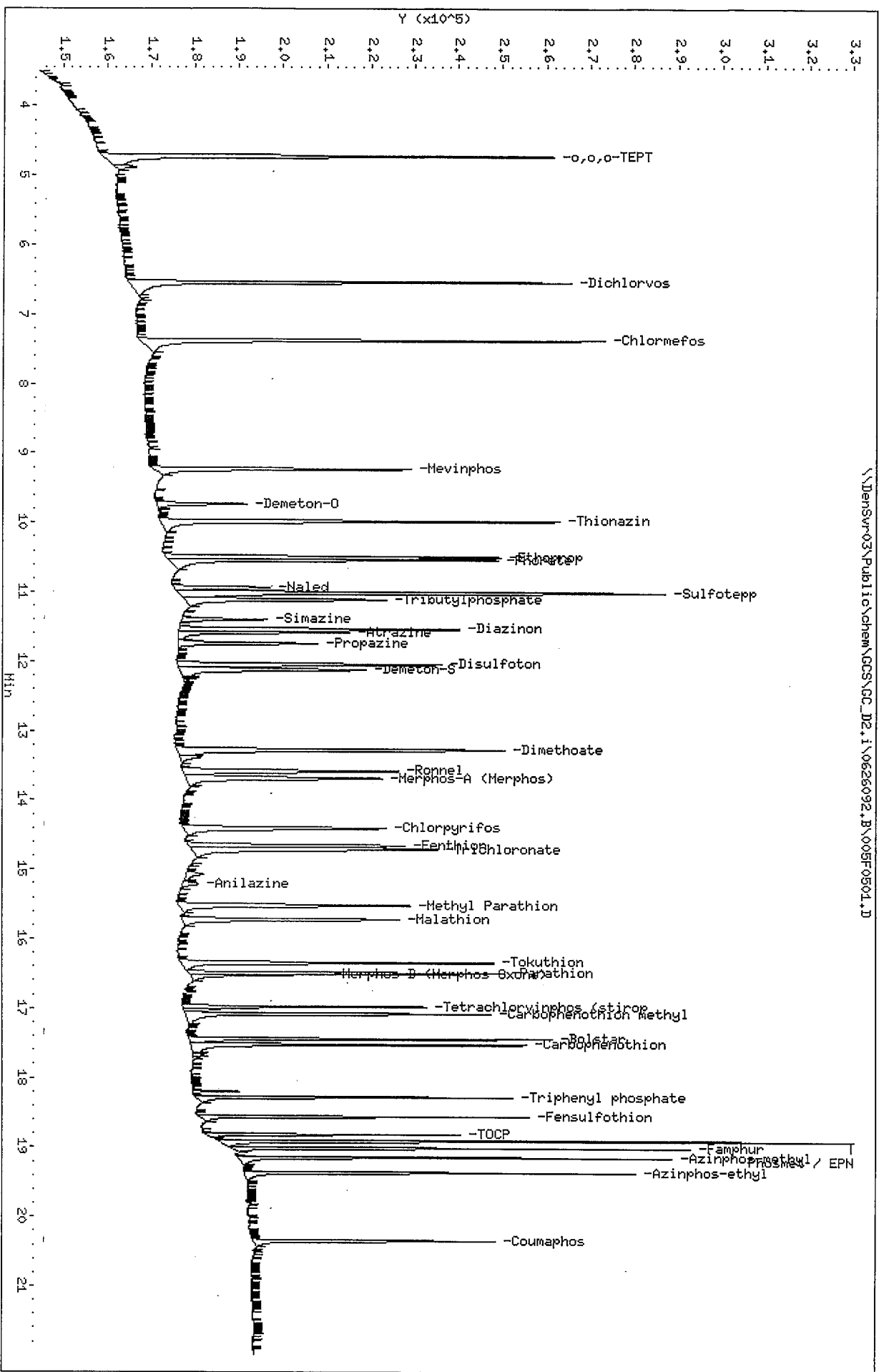
COMPOUND	STANDARD	RT LIMIT		SAMPLE	%DIFF
		LOWER	UPPER		
11 Tributylphosphate	11.12	10.62	11.62	11.12	0.00
36 TOCP	18.82	18.32	19.32	18.82	0.00

AREA UPPER LIMIT = +100% of internal standard area.
 AREA LOWER LIMIT = - 50% of internal standard area.
 RT UPPER LIMIT = + 0.50 minutes of internal standard RT.
 RT LOWER LIMIT = - 0.50 minutes of internal standard RT.

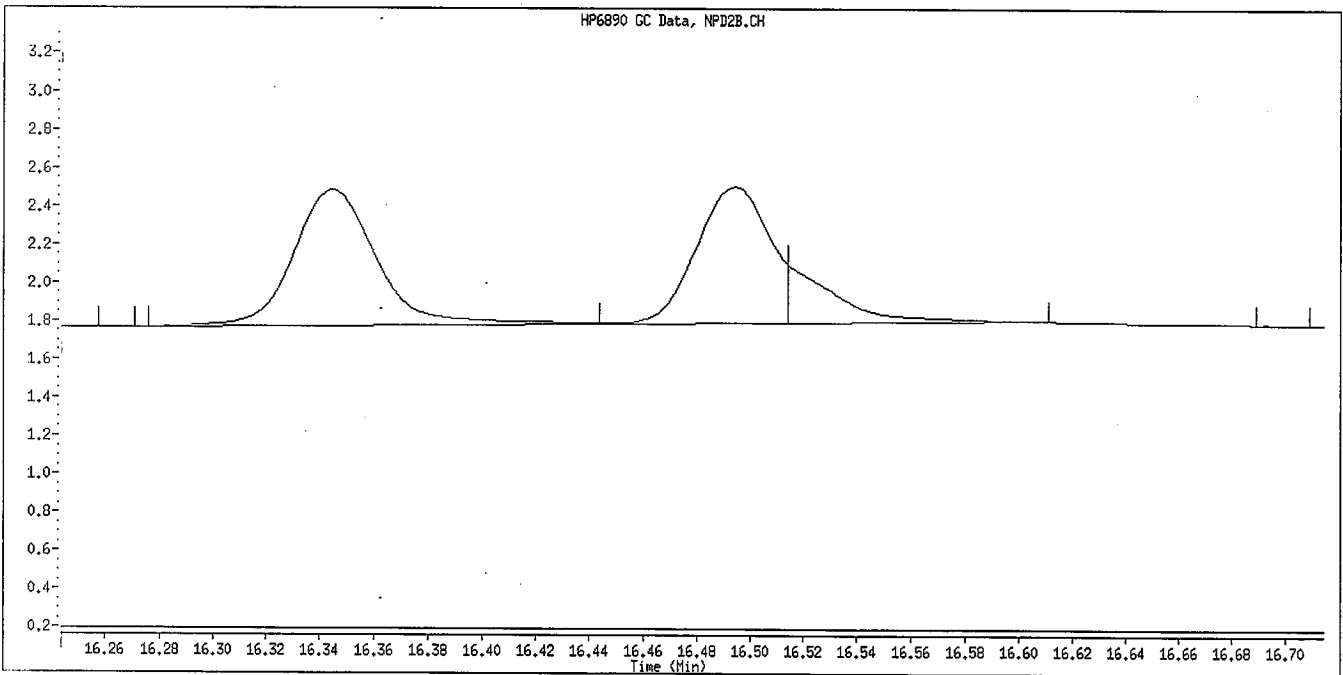
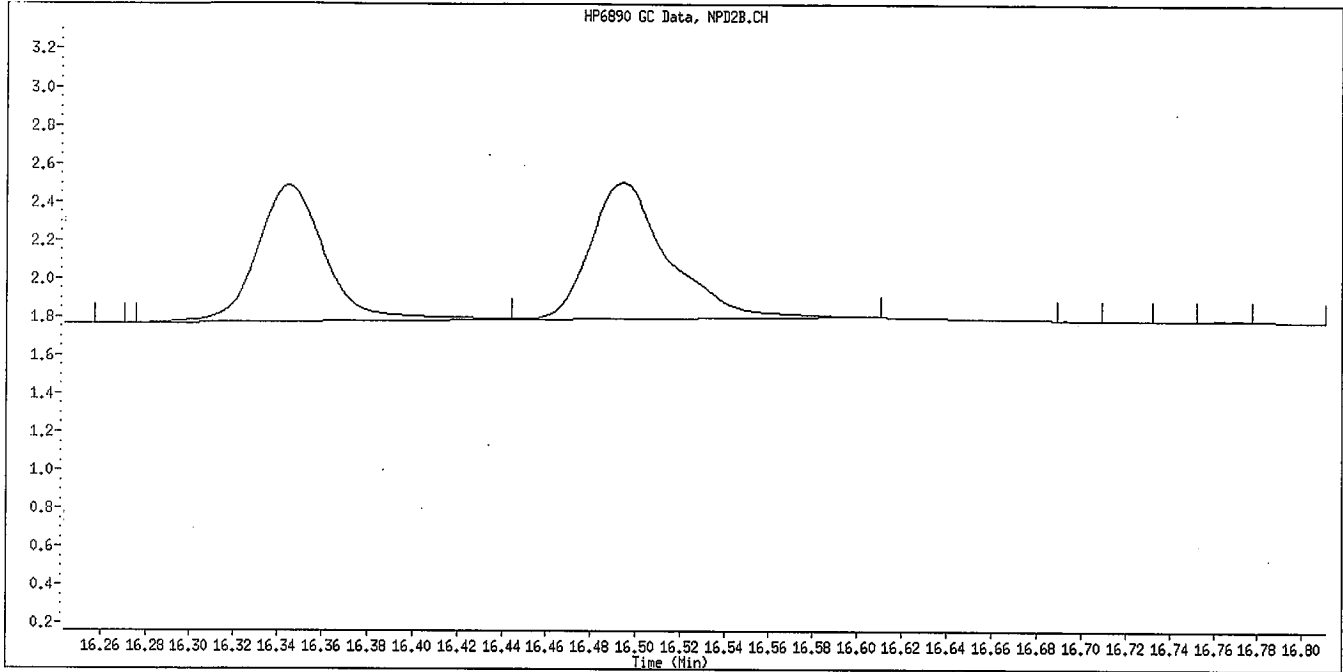
Data File: \\DensSvr-03\Public\chem\GCS\GC_D2.i\0626092.B\005F0504.D
 Date: 26-JUN-2009 19:23
 Client ID: OPP L5 GSV0635
 Sample Info: OPP L5 GSV0635
 Column phase: RTx-OPPest

Instrument: GC_D2.i
 Operator: MPK/TLM
 Column diameter: 0.32

\\DensSvr-03\Public\chem\GCS\GC_D2.i\0626092.B\005F0504.D



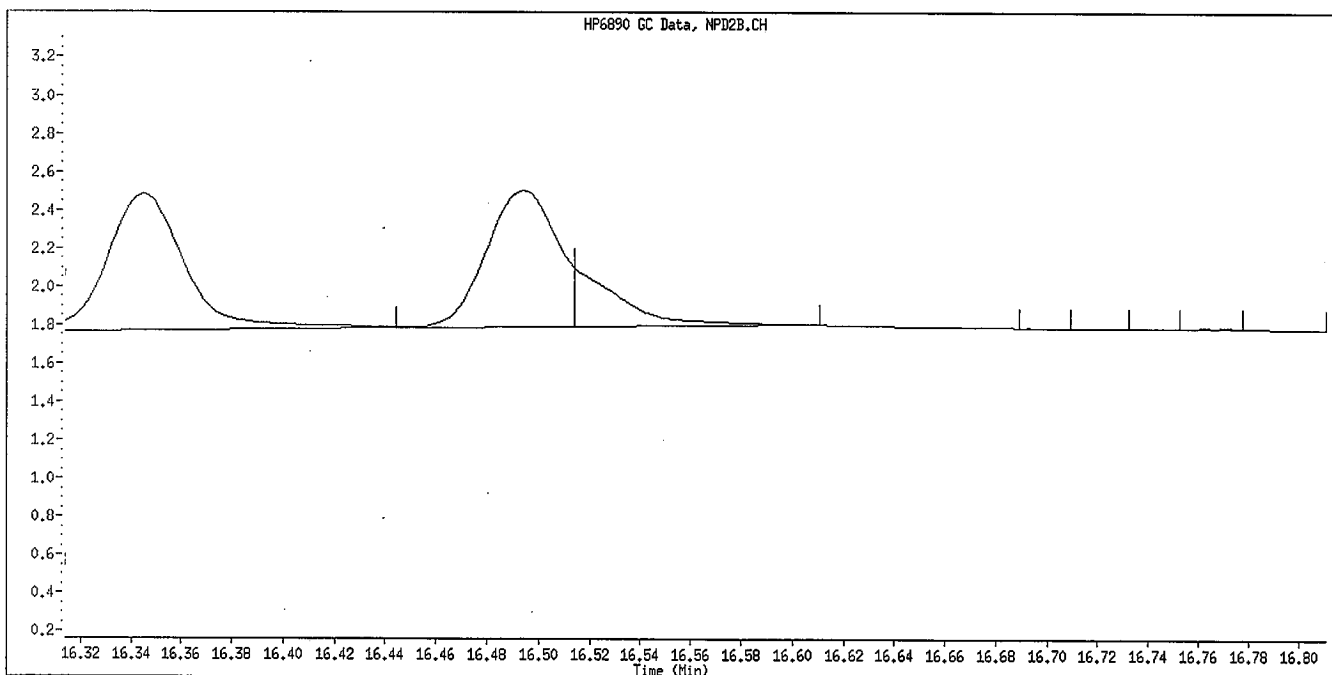
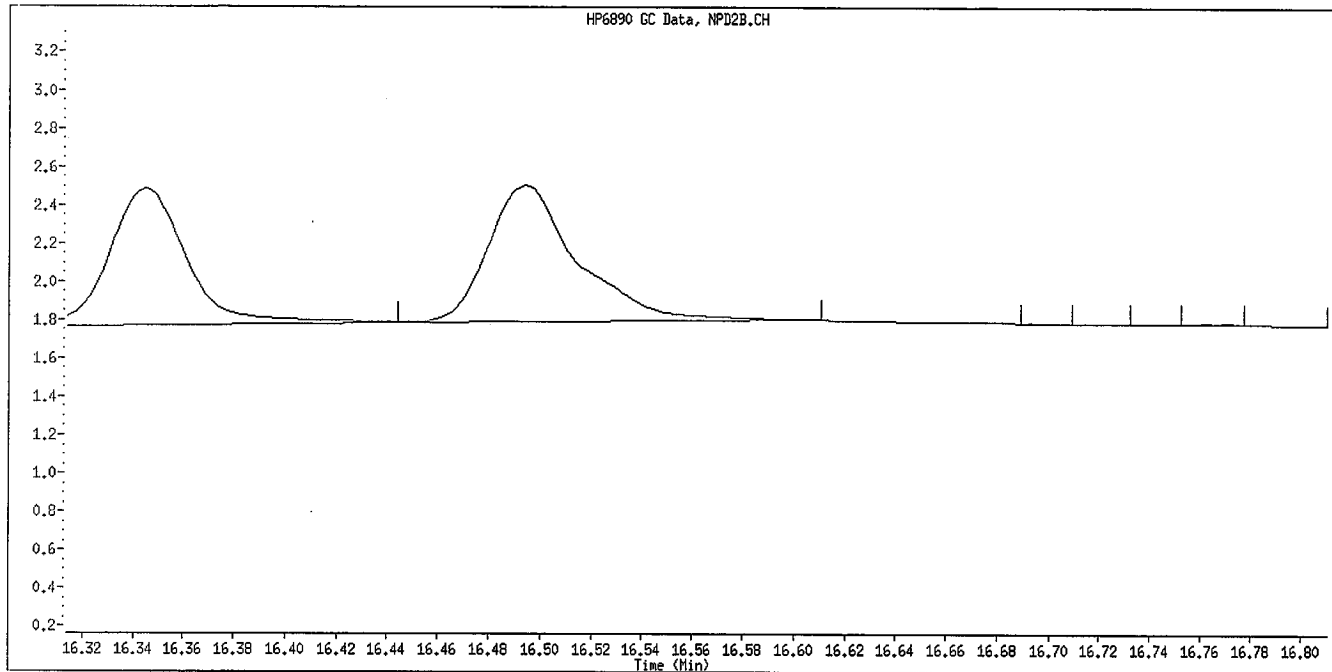
Data File Name: 005F0501.D
Inj. Date and Time: 26-JUN-2009 19:23
Instrument ID: GC_D2.i
Client ID: OPP L5 GSV0635
Compound Name: Parathion
CAS #:
Report Date: 06/30/2009



Manually Integrated By: williamst
Manual Integration Reason: Baseline Event

86
6/30/09

Data File Name: 005F0501.D
Inj. Date and Time: 26-JUN-2009 19:23
Instrument ID: GC_D2.i
Client ID: OPP L5 GSV0635
Compound Name: Merphos-B (Merphos Oxone)
CAS #:
Report Date: 06/30/2009



Manually Integrated By: williamst
Manual Integration Reason: Baseline Event

St
6/30/09

TestAmerica

Data file : \\DenSvr03\Public\chem\GCS\GC_D2.i\0626092.B\006F0601.D
 Lab Smp Id: OPP L4 GSV0638 Client Smp ID: OPP L4 GSV0638
 Inj Date : 26-JUN-2009 19:50
 Operator : MPK/TLW Inst ID: GC_D2.i
 Smp Info : OPP L4 GSV0638
 Misc Info :
 Comment :
 Method : \\DenSvr03\Public\chem\GCS\GC_D2.i\0626092.B\8141A-2.m
 Meth Date : 30-Jun-2009 12:58 GC_D2.i Quant Type: ISTD
 Cal Date : 26-JUN-2009 19:23 Cal File: 005F0501.D
 Als bottle: 6 Calibration Sample, Level: 4
 Dil Factor: 1.00000
 Integrator: Falcon Compound Sublist: 8141A.sub
 Target Version: 4.14
 Processing Host: DENPC075

Compounds	AMOUNTS					
	RT	EXP RT	REL RT	RESPONSE	CAL-AMT (ug/mL)	ON-COL (ug/mL)
1 o,o,o-TEPT	4.730	4.731	(0.251)	181207	2.00000	2.055
2 Dichlorvos	6.545	6.546	(0.348)	148252	2.00000	2.154
\$ 3 Chlormefos	7.383	7.384	(0.392)	138652	2.00000	2.001
4 Mevinphos	9.233	9.234	(0.491)	98399	2.00000	2.122
5 Demeton-O	9.733	9.734	(0.517)	29742	0.65000	0.6731
6 Thionazin	9.983	9.984	(0.531)	134999	2.00000	1.947
7 Ethoprop	10.498	10.499	(0.558)	103308	2.00000	1.994
8 Phorate	10.537	10.539	(0.560)	115663	2.00000	1.925
9 Naled	10.940	10.939	(0.581)	28010	2.00000	1.943
10 ¹ Sulfotepp	11.017	11.017	(0.586)	187497	2.00000	2.069 (A)
* 11 Tributylphosphate	11.115	11.116	(1.000)	126959	2.00000	
12 Simazine	11.398	11.399	(0.606)	26282	2.00000	2.025 (A)
13 Diazinon	11.540	11.541	(0.613)	98649	2.00000	2.033
14 Atrazine	11.582	11.584	(0.616)	49088	2.00000	1.960 (A)
15 Propazine	11.745	11.747	(0.624)	43235	2.00000	1.922
16 Disulfoton	12.050	12.049	(0.640)	96402	2.00000	2.017
17 Demeton-S	12.125	12.124	(0.644)	70921	1.36000	1.296
18 Dimethoate	13.280	13.282	(0.706)	123978	2.00000	1.935
19 Ronnel	13.588	13.587	(0.722)	84095	2.00000	1.950
20 ¹ Merphos-A (Merphos)	13.690	13.689	(1.232)	90289	2.00000	1.962 (A)
21 Chlorpyrifos	14.408	14.409	(0.766)	82272	2.00000	1.881
22 Fenthion	14.660	14.662	(0.779)	79190	2.00000	1.952
23 Trichloronate	14.708	14.711	(0.782)	106326	2.00000	1.900
24 Anilazine	15.212	15.216	(0.808)	6899	2.00000	1.843
25 Methyl Parathion	15.520	15.519	(0.825)	91219	2.00000	2.083 (A)
26 Malathion	15.725	15.724	(0.836)	80242	2.00000	1.956
27 Tokuthion	16.345	16.344	(0.869)	92069	2.00000	1.917
28 Parathion	16.493	16.494	(0.877)	84124	2.00000	1.950 (M)
29 Merphos-B (Merphos Oxone)	16.513	16.517	(1.486)	23458	2.00000	1.603 (AM)
30 ¹ Tetrachlorvinphos (stirophos)	16.977	16.977	(0.902)	54727	2.00000	1.961
31 Carbophenothion methyl	17.082	17.082	(0.908)	79857	2.00000	1.996
32 Bolstar	17.440	17.440	(0.927)	82203	2.00000	1.951
33 Carbophenothion	17.523	17.524	(0.931)	80431	2.00000	1.941 (A)

Compounds	RT	EXP RT	REL RT	RESPONSE	AMOUNTS	
					CAL-AMT (ug/mL)	ON-COL (ug/mL)
\$ 34 Triphenyl phosphate	18.280	18.281	(0.972)	73416	2.00000	2.159
35 Fensulfothion	18.558	18.559	(0.986)	66352	2.00000	2.125
* 36 TOCP	18.815	18.816	(1.000)	68161	2.00000	
37 Phosmet / EPN	18.908	18.909	(1.005)	146012	4.00000	4.177
38 Famphur	19.012	19.011	(1.010)	95300	2.00000	2.132
39 Azinphos-methyl	19.147	19.147	(1.018)	88773	2.00000	2.171
40 Azinphos-ethyl	19.365	19.366	(1.029)	80966	2.00000	2.079
41 Coumaphos	20.347	20.347	(1.081)	61650	2.00000	2.059
S 42 Merphos				113747	2.00000	2.002 (A)
M 43 Total Demeton				100663	2.00000	1.969

QC Flag Legend

- A - Target compound detected but, quantitated amount exceeded maximum amount.
- M - Compound response manually integrated.

TestAmerica

INTERNAL STANDARD COMPOUNDS
 AREA AND RT SUMMARY

Instrument ID: GC_D2.i
 Lab File ID: 006F0601.D
 Lab Smp Id: OPP L4 GSV0638
 Analysis Type: SV
 Quant Type: ISTD
 Operator: MPK/TLW
 Method File: \\DenSvr03\Public\chem\GCS\GC_D2.i\0626092.B\8141A-2.m
 Misc Info:

Calibration Date: 26-JUN-2009
 Calibration Time: 19:50
 Client Smp ID: OPP L4 GSV0638
 Level:
 Sample Type:

COMPOUND	STANDARD	AREA LIMIT		SAMPLE	%DIFF
		LOWER	UPPER		
11 Tributylphosphate	126959	63480	253918	126959	0.00
36 TOCP	68161	34081	136322	68161	0.00

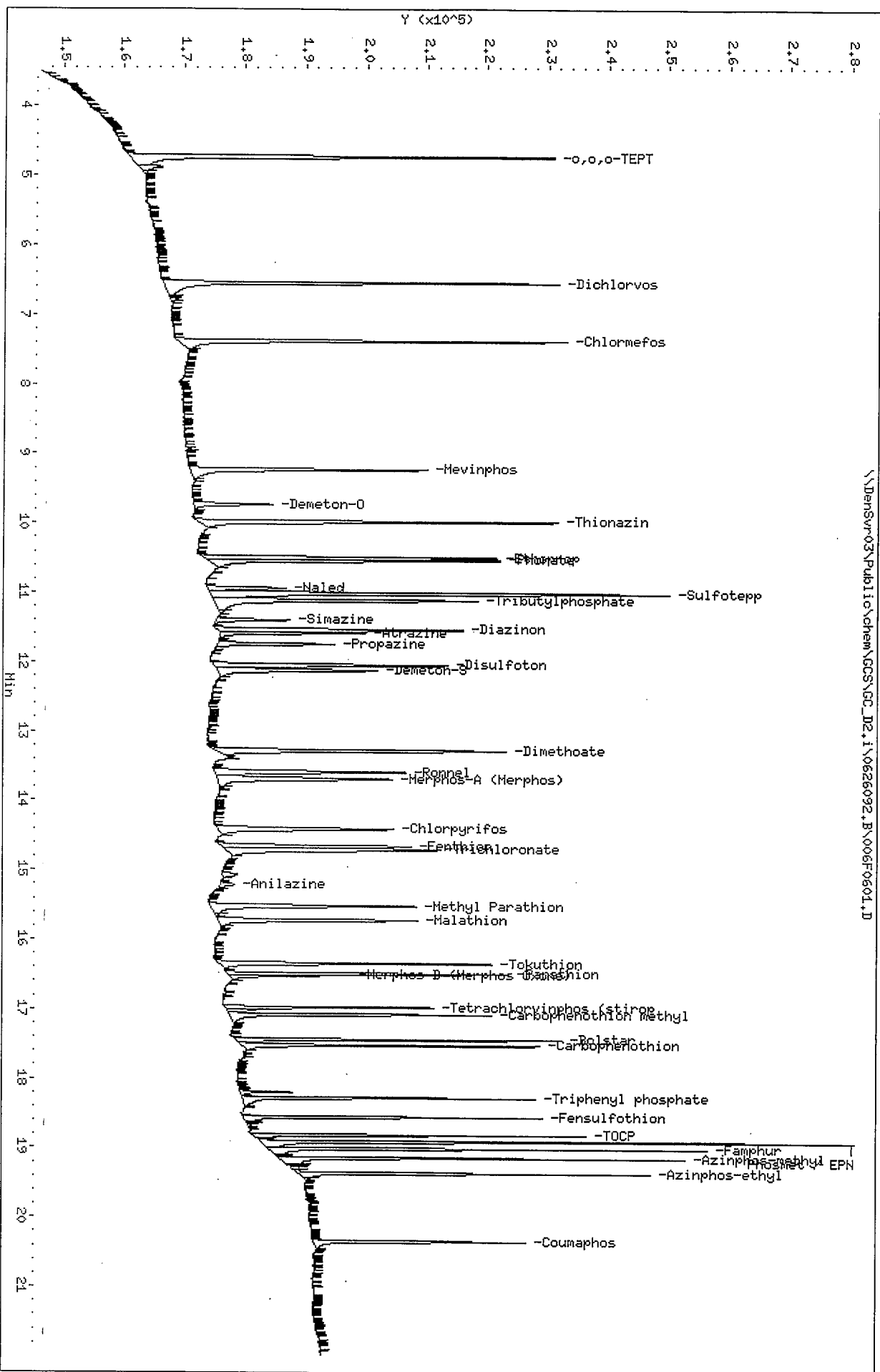
COMPOUND	STANDARD	RT LIMIT		SAMPLE	%DIFF
		LOWER	UPPER		
11 Tributylphosphate	11.12	10.62	11.62	11.12	0.00
36 TOCP	18.82	18.32	19.32	18.82	0.00

AREA UPPER LIMIT = +100% of internal standard area.
 AREA LOWER LIMIT = - 50% of internal standard area.
 RT UPPER LIMIT = + 0.50 minutes of internal standard RT.
 RT LOWER LIMIT = - 0.50 minutes of internal standard RT.

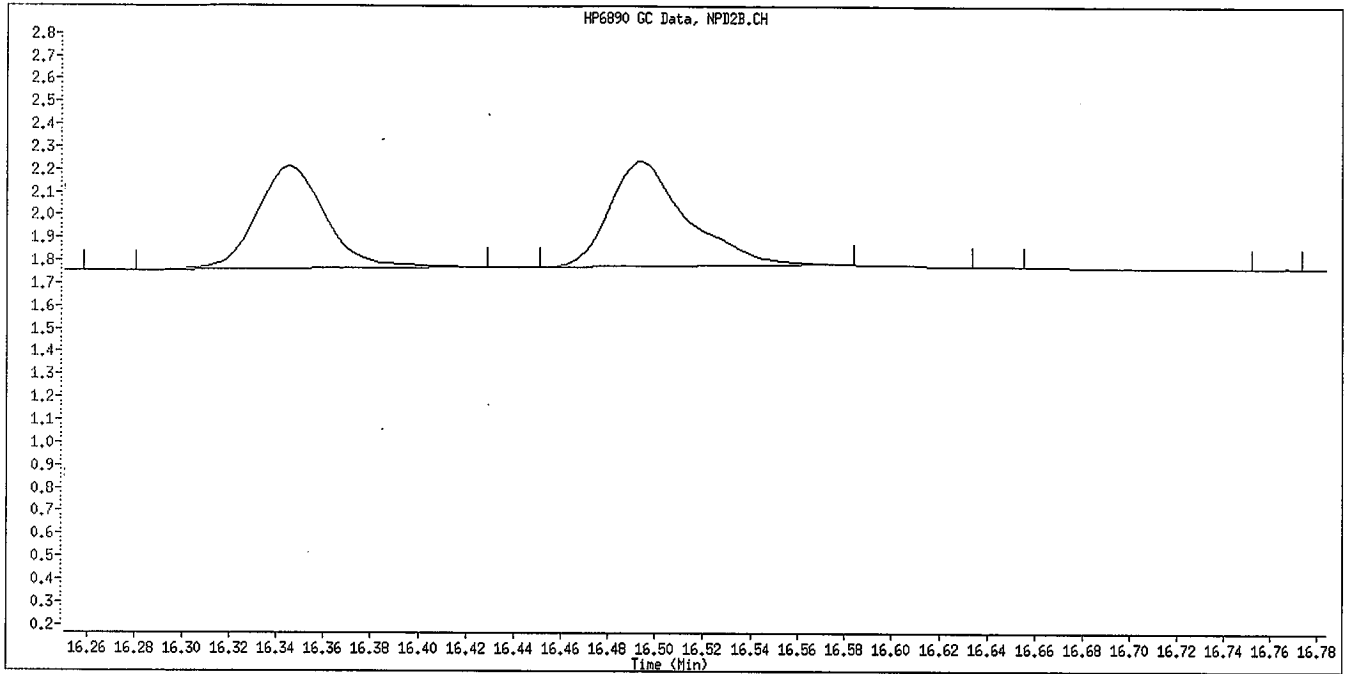
Data File: \\Densvr03\Public\chem\GCS\GC_D2.i\0626092.B\006F0601.D
 Date: 26-JUN-2009 19:50
 Client ID: OPP L4 GSV0638
 Sample Info: OPP L4 GSV0638
 Column phase: RTX-OPpest

Instrument: GC_D2.i
 Operator: HPK/TLM
 Column diameter: 0.32

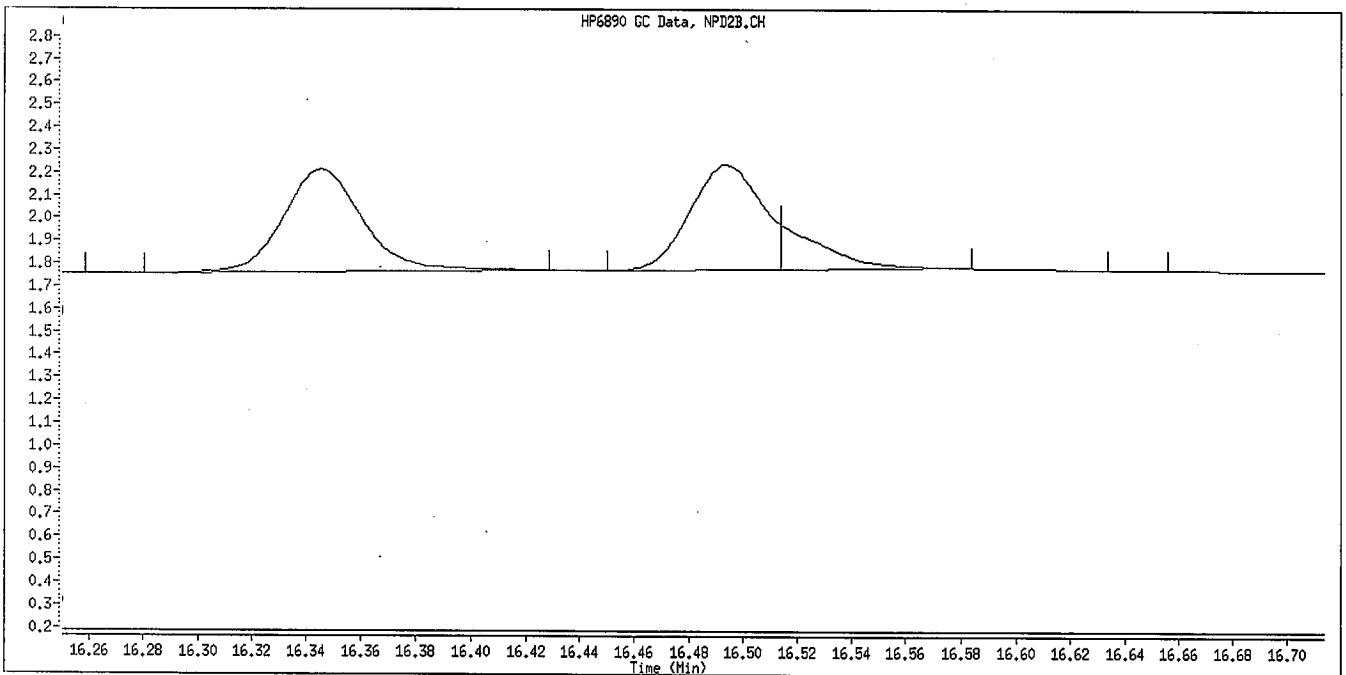
\\Densvr03\Public\chem\GCS\GC_D2.i\0626092.B\006F0601.D



Data File Name: 006F0601.D
Inj. Date and Time: 26-JUN-2009 19:50
Instrument ID: GC_D2.i
Client ID: OPP L4 GSV0638
Compound Name: Parathion
CAS #:
Report Date: 06/30/2009



Original Integration

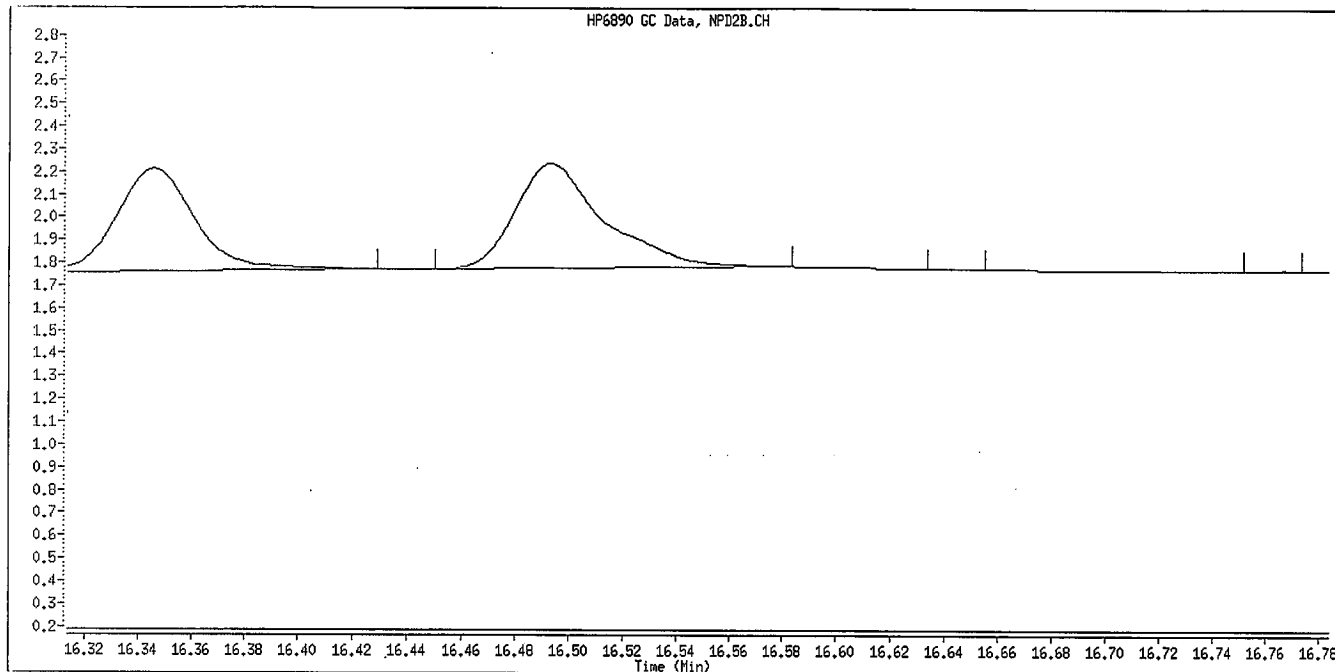


Manual Integration

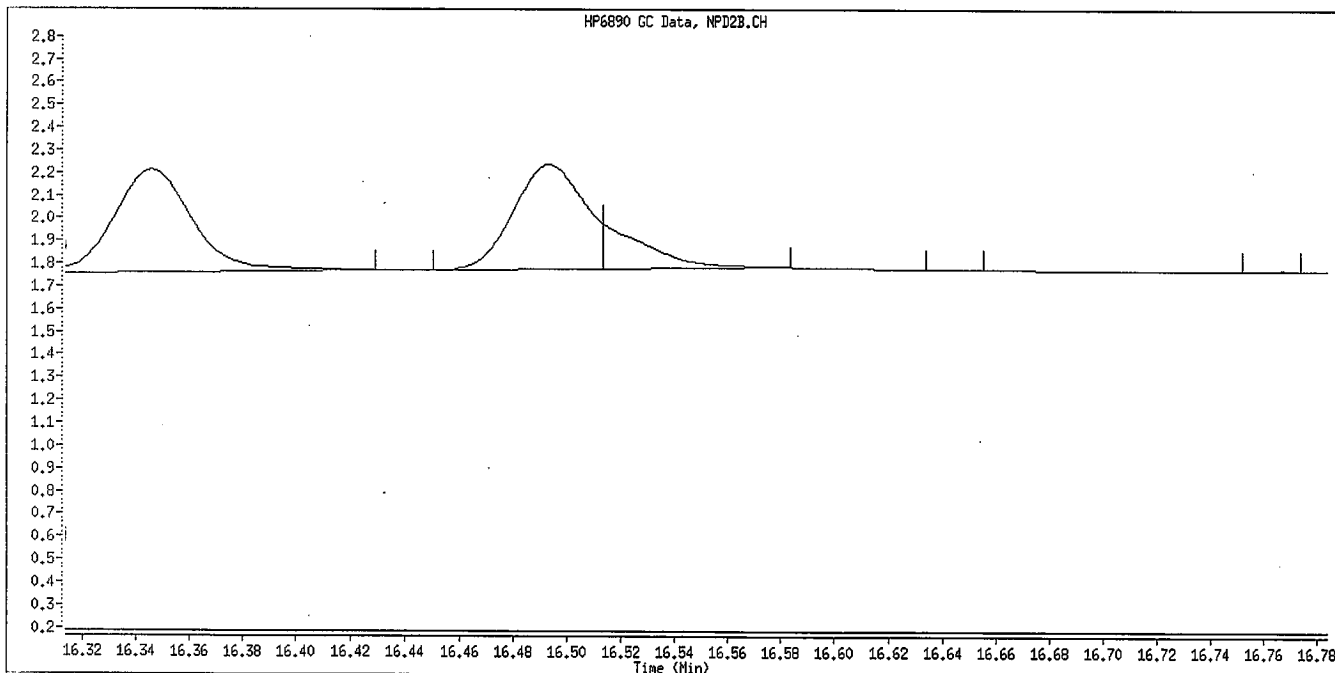
Manually Integrated By: williamst
Manual Integration Reason: Baseline Event

Handwritten signature and date:
JL
6/30/09

Data File Name: 006F0601.D
Inj. Date and Time: 26-JUN-2009 19:50
Instrument ID: GC_D2.i
Client ID: OPP L4 GSV0638
Compound Name: Merphos-B (Merphos Oxone)
CAS #:
Report Date: 06/30/2009



Original Integration



Manual Integration

Manually Integrated By: williamst
Manual Integration Reason: Baseline Event

W
6/30/09

TestAmerica

Data file : \\DenSvr03\Public\chem\GCS\GC_D2.i\0626092.B\007F0701.D
 Lab Smp Id: OPP L3 GSV0639 Client Smp ID: OPP L3 GSV0639
 Inj Date : 26-JUN-2009 20:18
 Operator : MPK/TLW Inst ID: GC_D2.i
 Smp Info : OPP L3 GSV0639
 Misc Info :
 Comment :
 Method : \\DenSvr03\Public\chem\GCS\GC_D2.i\0626092.B\8141A-2.m
 Meth Date : 30-Jun-2009 12:58 GC_D2.i Quant Type: ISTD
 Cal Date : 26-JUN-2009 19:50 Cal File: 006F0601.D
 Als bottle: 7 Calibration Sample, Level: 3
 Dil Factor: 1.00000
 Integrator: Falcon Compound Sublist: 8141A.sub
 Target Version: 4.14
 Processing Host: DENPC075

Compounds	RT	EXP RT	REL RT	RESPONSE	AMOUNTS	
					CAL-AMT (ug/mL)	ON-COL (ug/mL)
1 o,o,o-TEPT	4.728	4.731	(0.251)	81887	1.00000	0.9107
2 Dichlorvos	6.546	6.546	(0.348)	63970	1.00000	0.9111
\$ 3 Chlormefos	7.383	7.384	(0.392)	61984	1.00000	0.8770
4 Mevinphos	9.235	9.234	(0.491)	42341	1.00000	0.8952
5 Demeton-O	9.733	9.734	(0.517)	13386	0.32500	0.2970
6 Thionazin	9.985	9.984	(0.531)	67347	1.00000	0.9522
7 Ethoprop	10.500	10.499	(0.558)	50288	1.00000	0.9515
8 Phorate	10.536	10.539	(0.560)	55056	1.00000	0.8983
9 Naled	10.941	10.939	(0.582)	10859	1.00000	0.9052
10 Sulfotepp	11.016	11.017	(0.586)	90141	1.00000	0.9752 (A)
* 11 Tributylphosphate	11.116	11.116	(1.000)	109941	2.00000	
12 Simazine	11.398	11.399	(0.606)	12288	1.00000	0.9282 (A)
13 Diazinon	11.541	11.541	(0.613)	49407	1.00000	1.013
14 Atrazine	11.581	11.584	(0.616)	21316	1.00000	0.9678 (A)
15 Propazine	11.746	11.747	(0.624)	20907	1.00000	0.9421
16 Disulfoton	12.050	12.049	(0.640)	47563	1.00000	0.9757
17 Demeton-S	12.126	12.124	(0.645)	33785	0.68000	0.6688
18 Dimethoate	13.283	13.282	(0.706)	60106	1.00000	0.9200
19 Ronnel	13.588	13.587	(0.722)	39845	1.00000	0.9061
20 Merphos-A (Merphos)	13.690	13.689	(1.231)	42032	1.00000	1.055 (A)
21 Chlorpyrifos	14.410	14.409	(0.766)	43430	1.00000	0.9737
22 Fenthion	14.663	14.662	(0.779)	40767	1.00000	0.9854
23 Trichloronate	14.710	14.711	(0.782)	49357	1.00000	0.9220
24 Anilazine	15.218	15.216	(0.809)	3581	1.00000	0.9372 (M)
25 Methyl Parathion	15.520	15.519	(0.825)	42442	1.00000	0.9503
26 Malathion	15.725	15.724	(0.836)	39993	1.00000	0.9559
27 Tokuthion	16.345	16.344	(0.869)	47016	1.00000	0.9598
28 Parathion	16.493	16.494	(0.877)	43405	1.00000	0.9863 (M)
29 Merphos-B (Merphos Oxone)	16.515	16.517	(1.486)	15065	1.00000	1.162 (AM)
30 Tetrachlorvinphos (stirophos)	16.976	16.977	(0.902)	25459	1.00000	0.8943
31 Carbophenothion methyl	17.081	17.082	(0.908)	36393	1.00000	0.8919
32 Bolstar	17.441	17.440	(0.927)	41390	1.00000	0.9630
33 Carbophenothion	17.523	17.524	(0.931)	40089	1.00000	0.9485 (A)

Compounds	RT	EXP RT	REL RT	RESPONSE	AMOUNTS	
					CAL-AMT (ug/mL)	ON-COL (ug/mL)
=====	=====	=====	=====	=====	=====	=====
\$ 34 Triphenyl phosphate	18.280	18.281	(0.972)	31677	1.00000	0.9133
35 Fensulfothion	18.558	18.559	(0.986)	30601	1.00000	0.9609
* 36 TOCP	18.815	18.816	(1.000)	69519	2.00000	
37 Phosmet / EPN	18.908	18.909	(1.005)	68186	2.00000	1.866
38 Famphur	19.010	19.011	(1.010)	41284	1.00000	0.9054
39 Azinphos-methyl	19.145	19.147	(1.018)	37491	1.00000	0.8988
40 Azinphos-ethyl	19.365	19.366	(1.029)	38936	1.00000	0.9801
41 Coumaphos	20.345	20.347	(1.081)	29854	1.00000	0.9774
S 42 Merphos				57097	1.00000	0.9855
M 43 Total Demeton				47171	1.00000	0.9658

QC Flag Legend

- A - Target compound detected but, quantitated amount exceeded maximum amount.
- M - Compound response manually integrated.

TestAmerica

INTERNAL STANDARD COMPOUNDS
 AREA AND RT SUMMARY

Instrument ID: GC_D2.i
 Lab File ID: 007F0701.D
 Lab Smp Id: OPP L3 GSV0639
 Analysis Type: SV
 Quant Type: ISTD
 Operator: MPK/TLW
 Method File: \\DenSvr03\Public\chem\GCS\GC_D2.i\0626092.B\8141A-2.m
 Misc Info:

Calibration Date: 26-JUN-2009
 Calibration Time: 19:50
 Client Smp ID: OPP L3 GSV0639
 Level:
 Sample Type:

COMPOUND	STANDARD	AREA LIMIT		SAMPLE	%DIFF
		LOWER	UPPER		
11 Tributylphosphate	126959	63480	253918	109941	-13.40
36 TOCP	68161	34081	136322	69519	1.99

COMPOUND	STANDARD	RT LIMIT		SAMPLE	%DIFF
		LOWER	UPPER		
11 Tributylphosphate	11.12	10.62	11.62	11.12	0.01
36 TOCP	18.82	18.32	19.32	18.82	-0.00

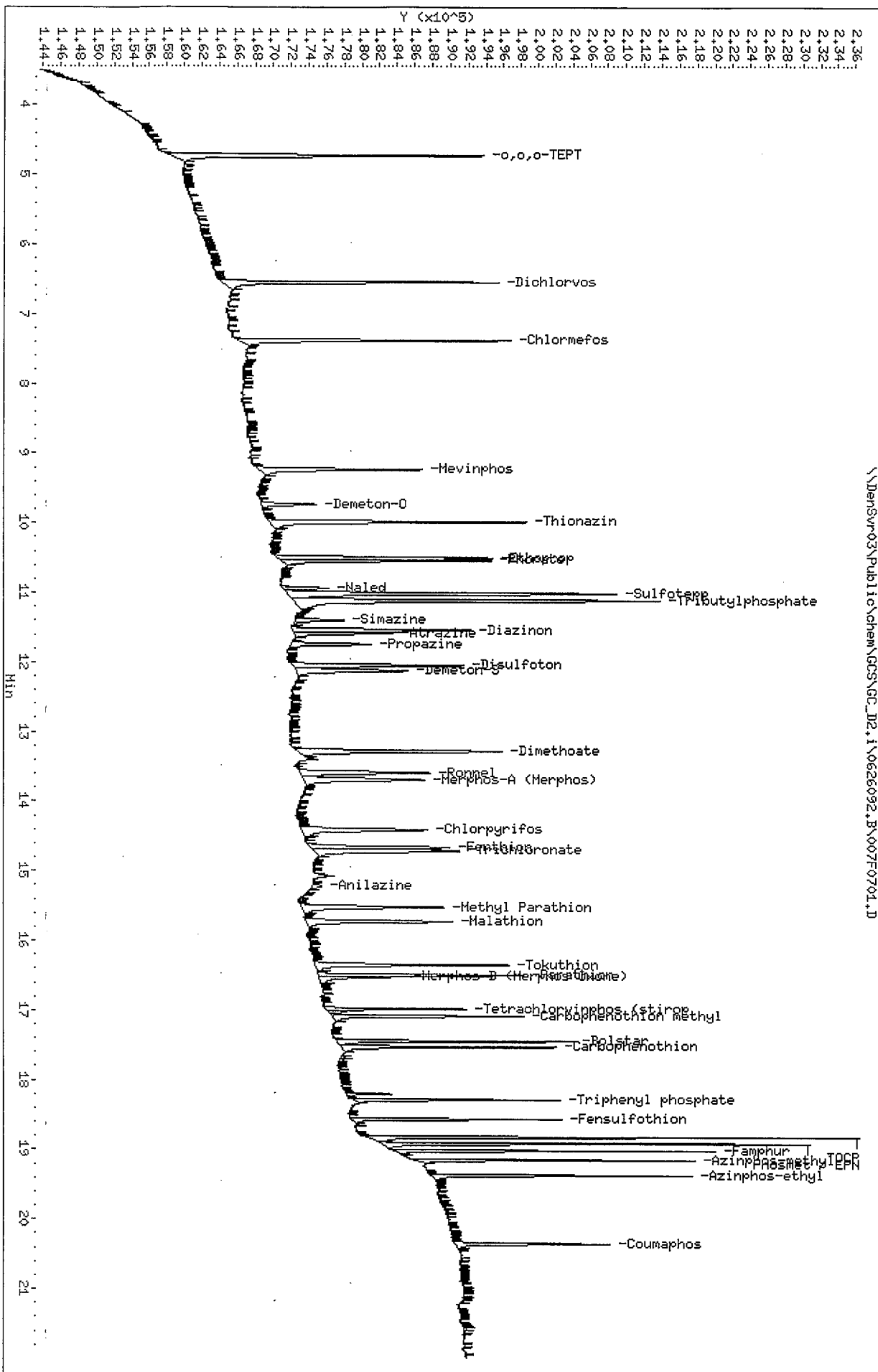
AREA UPPER LIMIT = +100% of internal standard area.
 AREA LOWER LIMIT = - 50% of internal standard area.
 RT UPPER LIMIT = + 0.50 minutes of internal standard RT.
 RT LOWER LIMIT = - 0.50 minutes of internal standard RT.

Data File: \\Densur-03\Public\chem\GCS\GC_D2.1\0626092.B\007F0704.D
 Date: 26-JUN-2009 20:18
 Client ID: OPP L3 GSW0639
 Sample Info: OPP L3 GSW0639

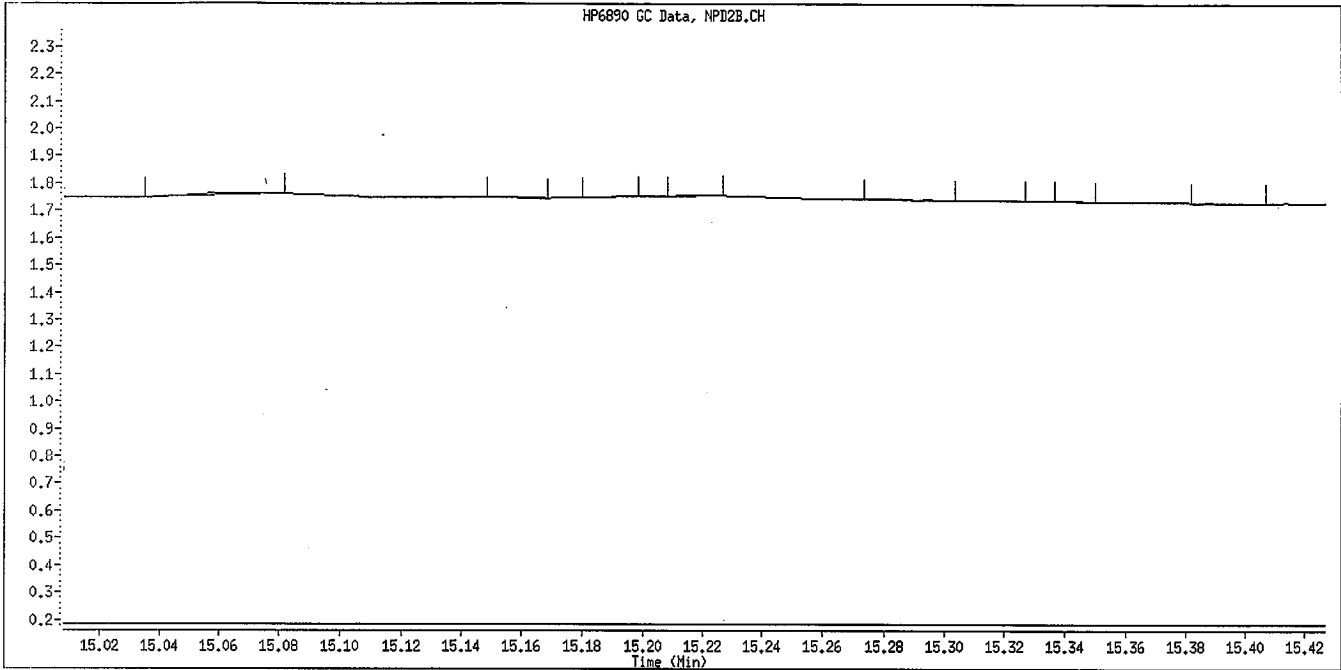
Column phase: RTX-OPPest

Instrument: GC_D2.1
 Operator: HPK/TLM
 Column diameter: 0.32

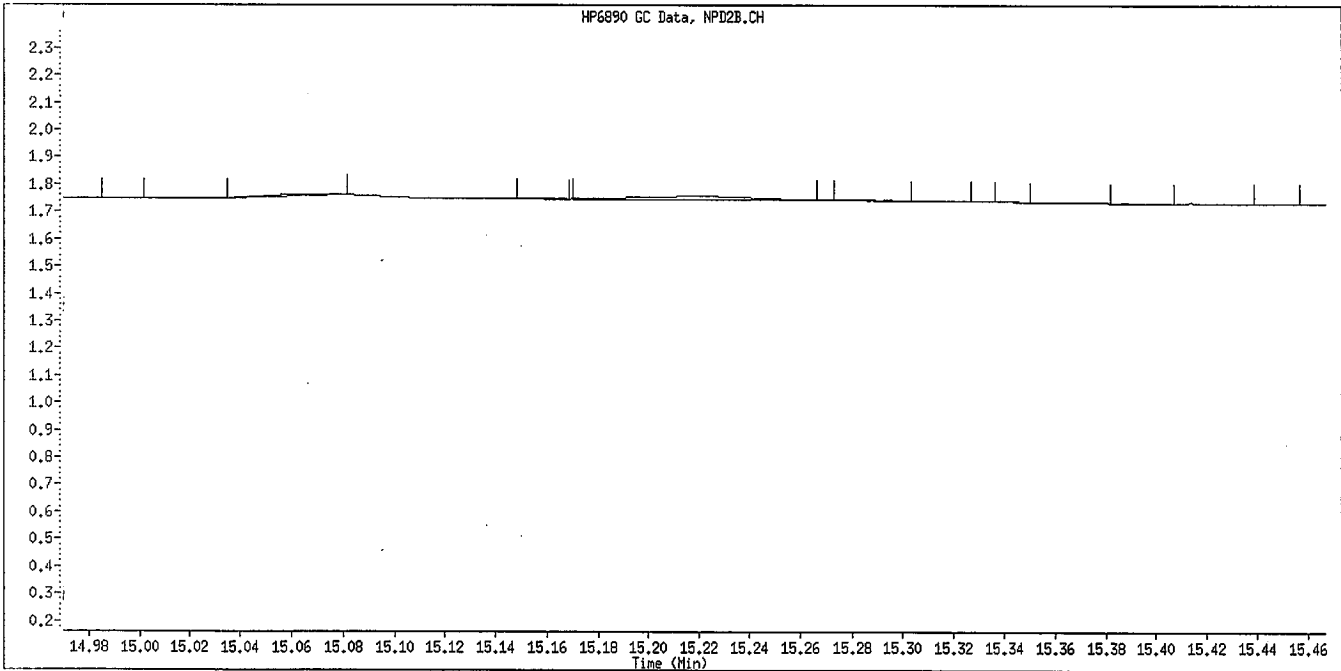
\\Densur-03\Public\chem\GCS\GC_D2.1\0626092.B\007F0704.D



Data File Name: 007F0701.D
Inj. Date and Time: 26-JUN-2009 20:18
Instrument ID: GC_D2.i
Client ID: OPP L3 GSV0639
Compound Name: Anilazine
CAS #:
Report Date: 06/30/2009



Original Integration

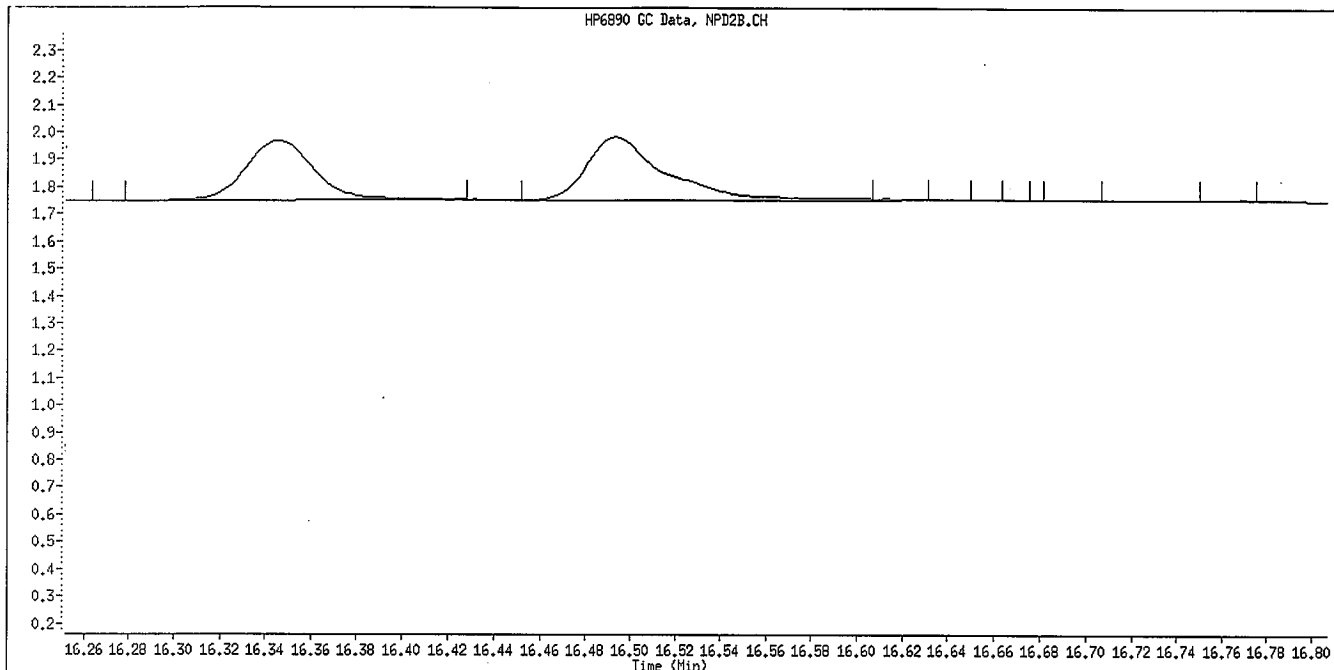


Manual Integration

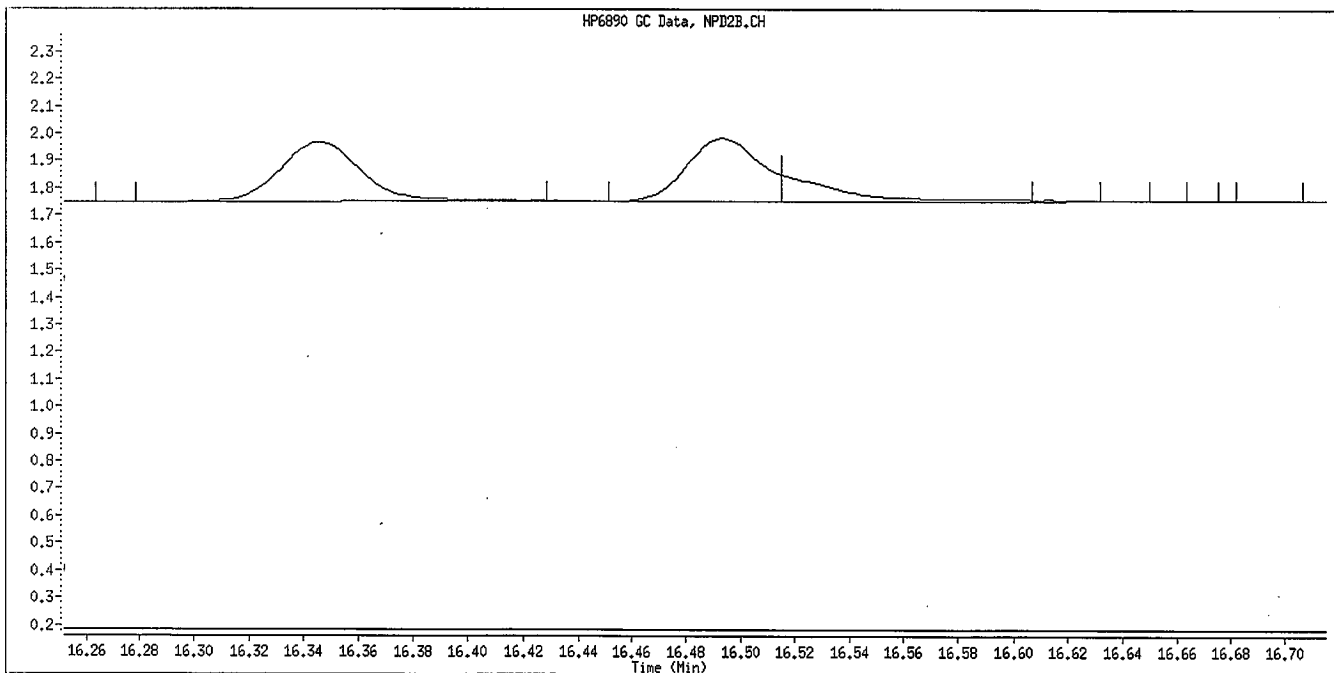
Manually Integrated By: williamst
Manual Integration Reason: Baseline Event

W
6/30/09

Data File Name: 007F0701.D
Inj. Date and Time: 26-JUN-2009 20:18
Instrument ID: GC_D2.i
Client ID: OPP L3 GSV0639
Compound Name: Parathion
CAS #:
Report Date: 06/30/2009



Original Integration

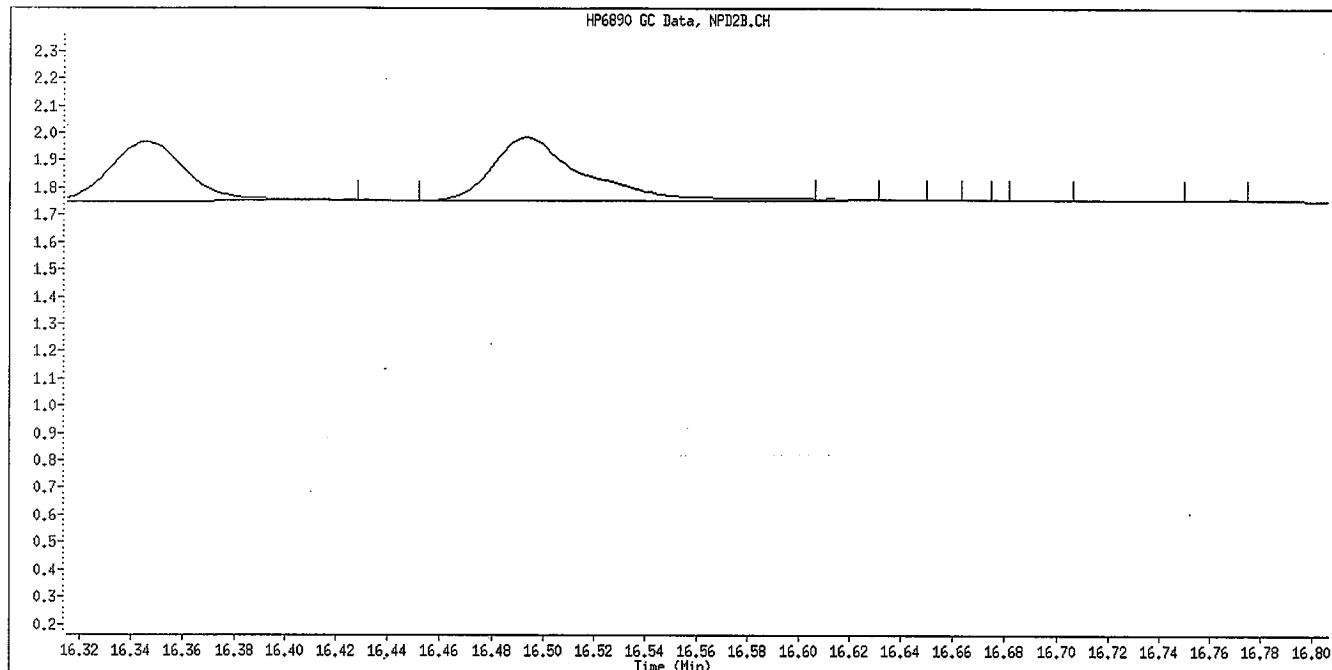


Manual Integration

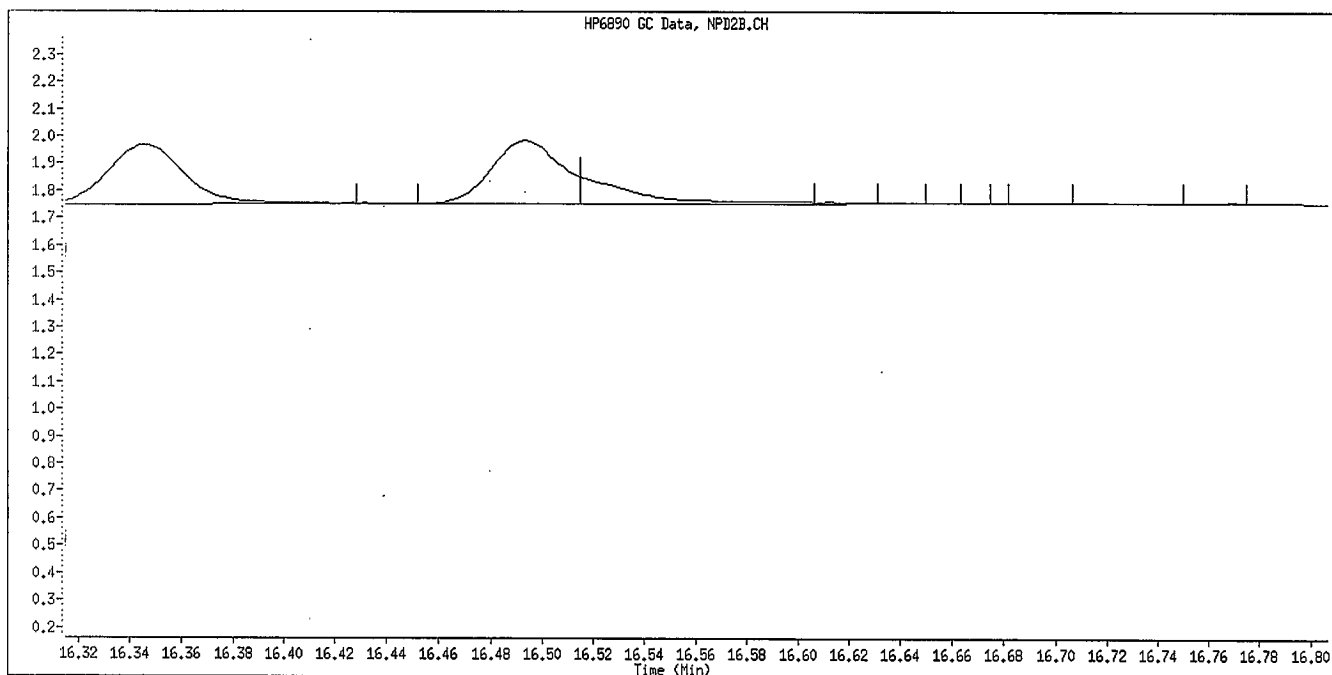
Manually Integrated By: williamst
Manual Integration Reason: Baseline Event

Handwritten signature
6/30/09

Data File Name: 007F0701.D
Inj. Date and Time: 26-JUN-2009 20:18
Instrument ID: GC_D2.i
Client ID: OPP L3 GSV0639
Compound Name: Merphos-B (Merphos Oxone)
CAS #:
Report Date: 06/30/2009



Original Integration



Manual Integration

Manually Integrated By: williamst
Manual Integration Reason: Baseline Event

WJ
6/30/09

TestAmerica

Data file : \\DenSvr03\Public\chem\GCS\GC_D2.i\0626092.B\008F0801.D
 Lab Smp Id: OPP L2 GSV0640 Client Smp ID: OPP L2 GSV0640
 Inj Date : 26-JUN-2009 20:45
 Operator : MPK/TLW Inst ID: GC_D2.i
 Smp Info : OPP L2 GSV0640
 Misc Info :
 Comment :
 Method : \\DenSvr03\Public\chem\GCS\GC_D2.i\0626092.B\8141A-2.m
 Meth Date : 30-Jun-2009 12:58 GC_D2.i Quant Type: ISTD
 Cal Date : 26-JUN-2009 20:18 Cal File: 007F0701.D
 Als. bottle: 8 Calibration Sample, Level: 2
 Dil Factor: 1.00000
 Integrator: Falcon Compound Sublist: 8141A.sub
 Target Version: 4.14
 Processing Host: DENPC075

Compounds	AMOUNTS					
	RT	EXP RT	REL RT	RESPONSE	CAL-AMT (ug/mL)	ON-COL (ug/mL)
1 o,o,o-TEPT	4.729	4.731	(0.251)	43725	0.50000	0.4721
2 Dichlorvos	6.546	6.546	(0.348)	32623	0.50000	0.4511
\$ 3 Chlormefos	7.383	7.384	(0.392)	32886	0.50000	0.4517
4 Mevinphos	9.233	9.234	(0.491)	22377	0.50000	0.4593
5 Demeton-O	9.734	9.734	(0.517)	7562	0.16250	0.1629
6 Thionazin	9.983	9.984	(0.531)	32975	0.50000	0.4526
7 Ethoprop	10.501	10.499	(0.558)	25261	0.50000	0.4640
8 Phorate	10.538	10.539	(0.560)	28693	0.50000	0.4545
9 Naled	10.934	10.939	(0.581)	1666	0.50000	0.3635
10 Sulfotepp	11.018	11.017	(0.586)	45401	0.50000	0.4768 (A)
* 11 Tributylphosphate	11.118	11.116	(1.000)	107017	2.00000	
12 Simazine	11.401	11.399	(0.606)	6209	0.50000	0.4553 (A)
13 Diazinon	11.541	11.541	(0.613)	15923	0.50000	0.3370
14 Atrazine	11.579	11.584	(0.615)	1231	0.50000	0.2736 (A)
15 Propazine	11.746	11.747	(0.624)	8102	0.50000	0.3907
16 Disulfoton	12.049	12.049	(0.640)	23807	0.50000	0.4741
17 Demeton-S	12.124	12.124	(0.644)	15766	0.34000	0.3681
18 Dimethoate	13.281	13.282	(0.706)	33707	0.50000	0.5009
19 Ronnel	13.588	13.587	(0.722)	19648	0.50000	0.4338
20 Merphos-A (Merphos)	13.689	13.689	(1.231)	19488	0.50000	0.5025 (A)
21 Chlorpyrifos	14.409	14.409	(0.766)	20746	0.50000	0.4515
22 Fenthion	14.661	14.662	(0.779)	20747	0.50000	0.4869
23 Trichloronate	14.709	14.711	(0.782)	26053	0.50000	0.5238
24 Anilazine	15.213	15.216	(0.809)	2256	0.50000	0.5727 (M)
25 Methyl Parathion	15.519	15.519	(0.825)	20061	0.50000	0.4361
26 Malathion	15.724	15.724	(0.836)	21428	0.50000	0.4972
27 Tokuthion	16.346	16.344	(0.869)	23462	0.50000	0.4650
28 Parathion	16.493	16.494	(0.877)	20700	0.50000	0.4566 (M)
29 Merphos-B (Merphos Oxone)	16.514	16.517	(1.485)	6271	0.50000	0.4377 (AM)
30 Tetrachlorvinphos (stirophos)	16.976	16.977	(0.902)	13089	0.50000	0.4464
31 Carbophenothion methyl	17.081	17.082	(0.908)	18266	0.50000	0.4346
32 Bolstar	17.441	17.440	(0.927)	21910	0.50000	0.4949
33 Carbophenothion	17.521	17.524	(0.931)	20336	0.50000	0.4671 (A)

Compounds	RT	EXP RT	REL RT	RESPONSE	AMOUNTS	
					CAL-AMT (ug/mL)	ON-COL (ug/mL)
\$ 34 Triphenyl phosphate	18.279	18.281	(0.972)	15570	0.50000	0.4358
35 Fensulfothion	18.558	18.559	(0.986)	14395	0.50000	0.4388
* 36 TOCP	18.814	18.816	(1.000)	71609	2.00000	
37 Phosmet / EPN	18.908	18.909	(1.005)	35826	1.00000	0.9102
38 Famphur	19.009	19.011	(1.010)	21626	0.50000	0.4604
39 Azinphos-methyl	19.146	19.147	(1.018)	19508	0.50000	0.4540
40 Azinphos-ethyl	19.364	19.366	(1.029)	19984	0.50000	0.4884
41 Coumaphos	20.348	20.347	(1.081)	14618	0.50000	0.4646
S 42 Merphos				25759	0.50000	0.4316
M 43. Total Demeton				23328	0.50000	0.5310

QC Flag Legend

- A - Target compound detected but, quantitated amount exceeded maximum amount.
- M - Compound response manually integrated.

TestAmerica

INTERNAL STANDARD COMPOUNDS
 AREA AND RT SUMMARY

Instrument ID: GC_D2.i
 Lab File ID: 008F0801.D
 Lab Smp Id: OPP L2 GSV0640
 Analysis Type: SV
 Quant Type: ISTD
 Operator: MPK/TLW
 Method File: \\DenSvr03\Public\chem\GCS\GC_D2.i\0626092.B\8141A-2.m
 Misc Info:

Calibration Date: 26-JUN-2009
 Calibration Time: 19:50
 Client Smp ID: OPP L2 GSV0640
 Level:
 Sample Type:

COMPOUND	STANDARD	AREA LIMIT		SAMPLE	%DIFF
		LOWER	UPPER		
11 Tributylphosphate	126959	63480	253918	107017	-15.71
36 TOCP	68161	34081	136322	71609	5.06

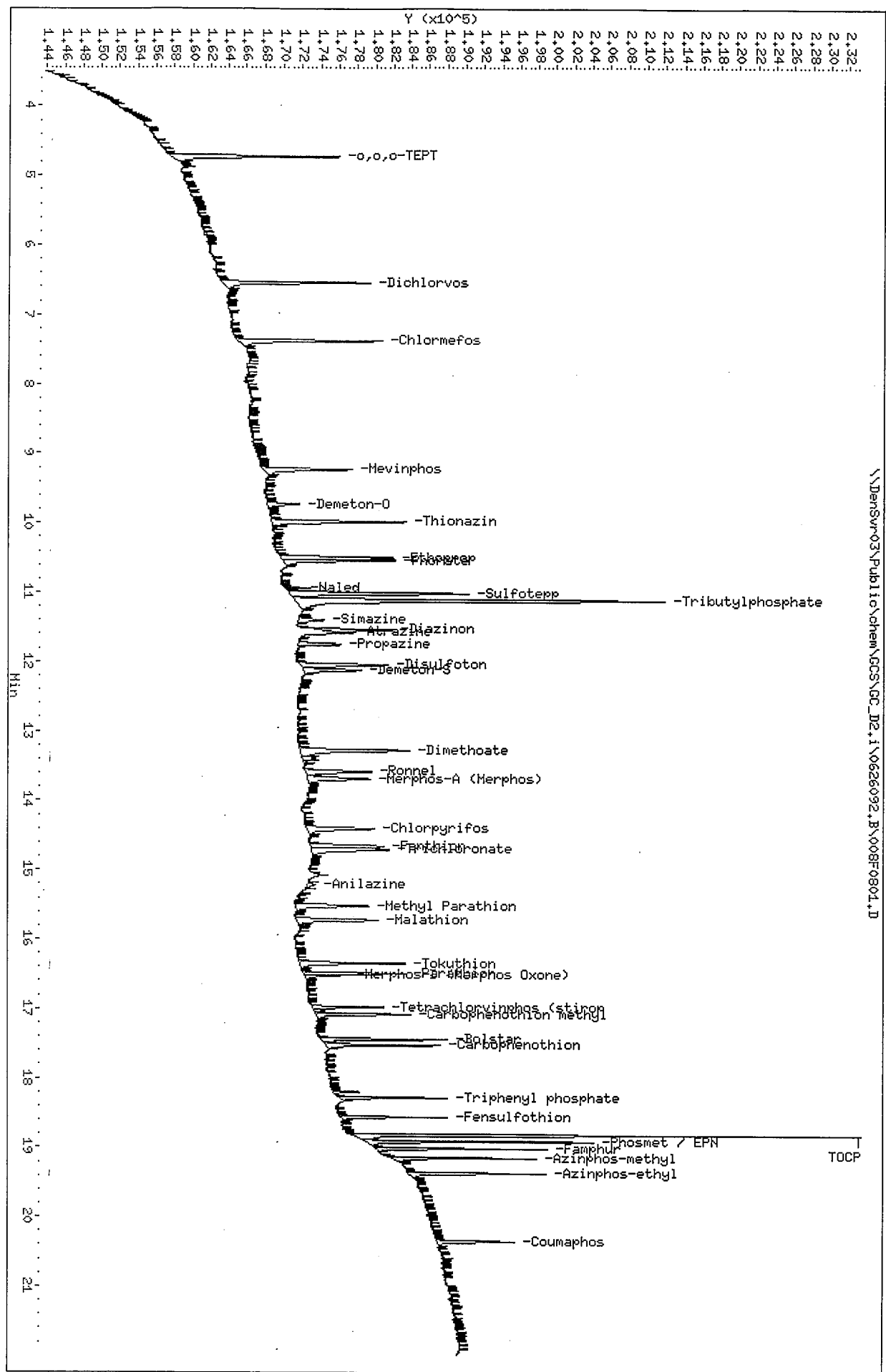
COMPOUND	STANDARD	RT LIMIT		SAMPLE	%DIFF
		LOWER	UPPER		
11 Tributylphosphate	11.12	10.62	11.62	11.12	0.02
36 TOCP	18.82	18.32	19.32	18.81	-0.00

AREA UPPER LIMIT = +100% of internal standard area.
 AREA LOWER LIMIT = - 50% of internal standard area.
 RT UPPER LIMIT = + 0.50 minutes of internal standard RT.
 RT LOWER LIMIT = - 0.50 minutes of internal standard RT.

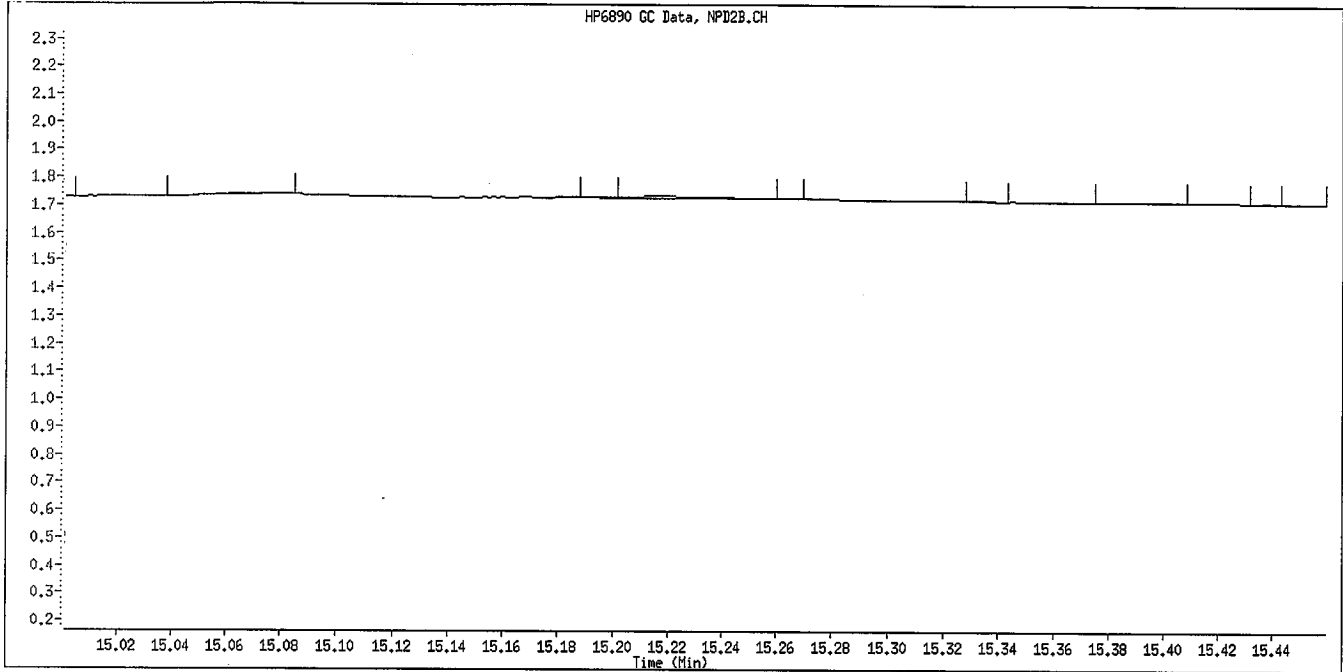
Data File: \\Densur-03\Public\chem\GCS\GC_D2.i\0626092.B\008F0801.D
 Date: 26-JUN-2009 20:45
 Client ID: OPP L2 GSV0640
 Sample Info: OPP L2 GSV0640

Instrument: GC_D2.i
 Operator: MPK/TLW
 Column diameter: 0.32
 Column phase: RTX-OPPest

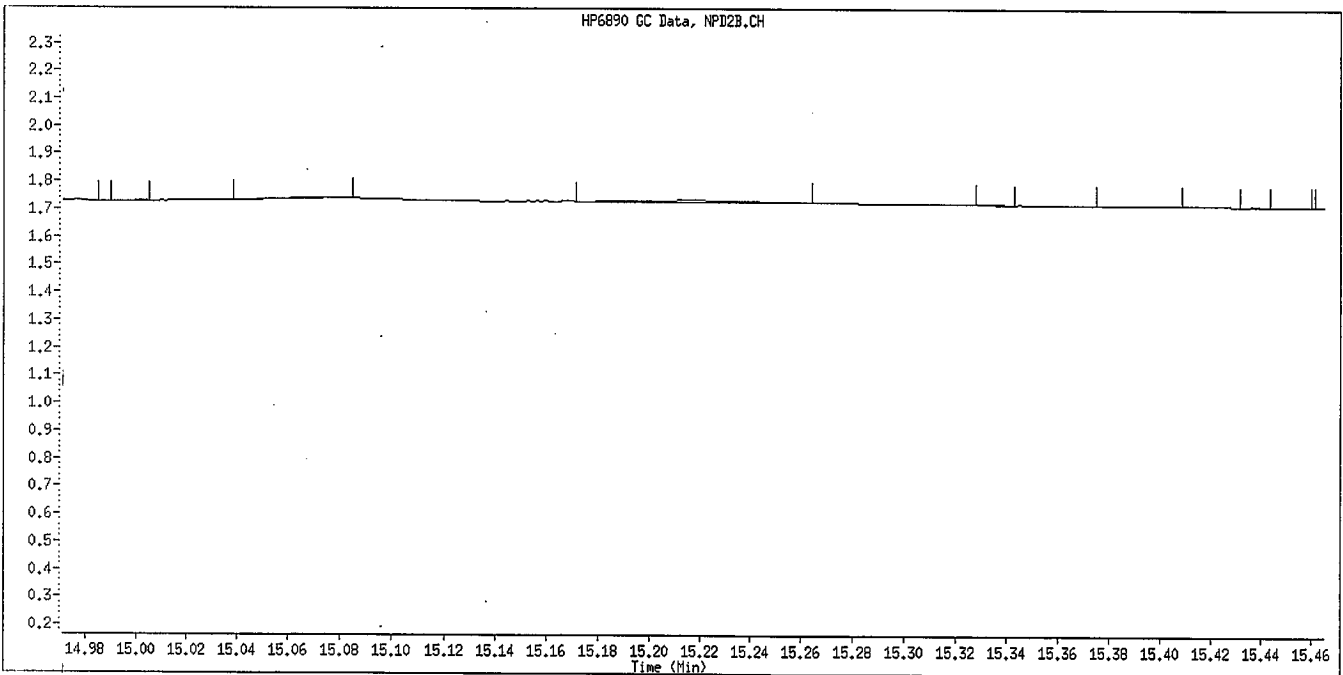
\\Densur-03\Public\chem\GCS\GC_D2.i\0626092.B\008F0801.D



Data File Name: 008F0801.D
Inj. Date and Time: 26-JUN-2009 20:45
Instrument ID: GC_D2.i
Client ID: OPP L2 GSV0640
Compound Name: Anilazine
CAS #:
Report Date: 06/30/2009



Original Integration

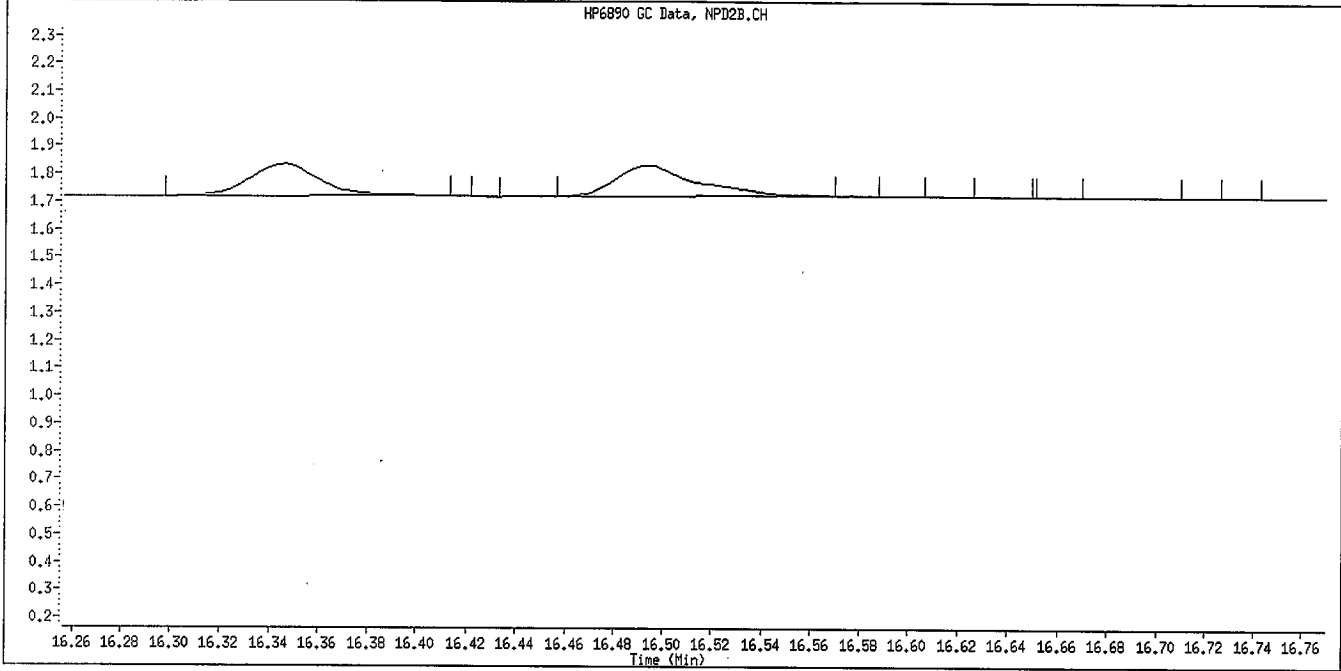


Manual Integration

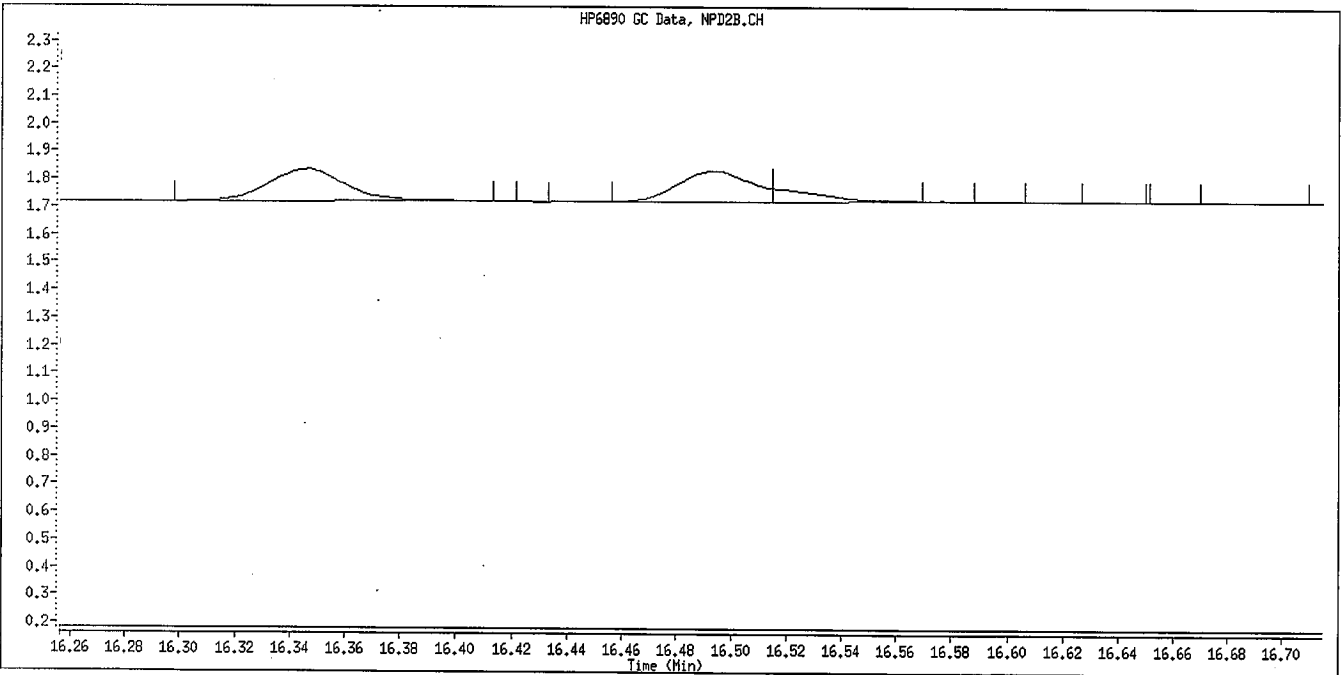
Manually Integrated By: williamst
Manual Integration Reason: Baseline Event

JS
6/30/09

Data File Name: 008F0801.D
Inj. Date and Time: 26-JUN-2009 20:45
Instrument ID: GC_D2.i
Client ID: OPP L2 GSV0640
Compound Name: Parathion
CAS #:
Report Date: 06/30/2009



Original Integration

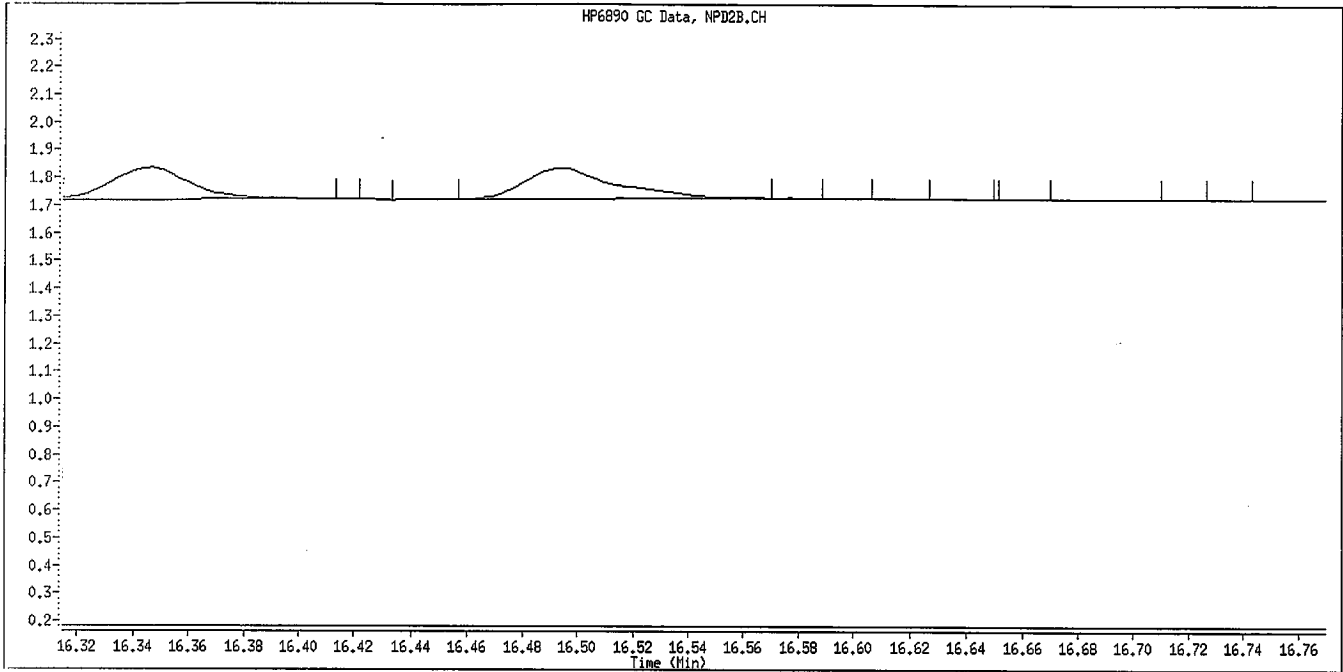


Manual Integration

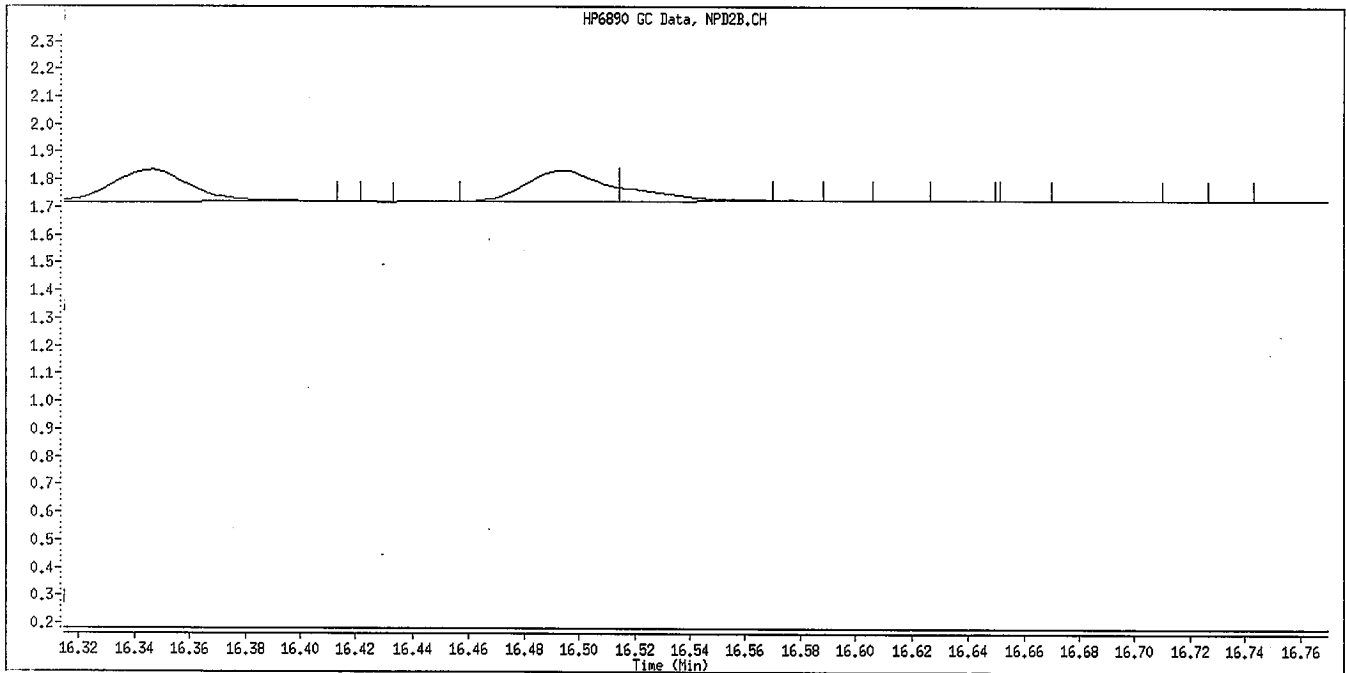
Manually Integrated By: williamst
Manual Integration Reason: Baseline Event

Handwritten signature
6/30/09

Data File Name: 008F0801.D
Inj. Date and Time: 26-JUN-2009 20:45
Instrument ID: GC_D2.i
Client ID: OPP L2 GSV0640
Compound Name: Merphos-B (Merphos Oxone)
CAS #:
Report Date: 06/30/2009



Original Integration



Manual Integration

Manually Integrated By: williamst
Manual Integration Reason: Baseline Event

YJ
6/30/09

TestAmerica

Data file : \\DenSvr03\Public\chem\GCS\GC_D2.i\0626092.B\009F0901.D
 Lab Smp Id: OPP L1 GSV0641 Client Smp ID: OPP L1 GSV0641
 Inj Date : 26-JUN-2009 21:13
 Operator : MPK/TLW Inst ID: GC_D2.i
 Smp Info : OPP L1 GSV0641
 Misc Info :
 Comment :
 Method : \\DenSvr03\Public\chem\GCS\GC_D2.i\0626092.B\8141A-2.m
 Meth Date : 30-Jun-2009 12:58 GC_D2.i Quant Type: ISTD
 Cal Date : 26-JUN-2009 20:45 Cal File: 008F0801.D
 Als bottle: 9 Calibration Sample, Level: 1
 Dil Factor: 1.00000
 Integrator: Falcon Compound Sublist: 8141A.sub
 Target Version: 4.14
 Processing Host: DENPC075

Compounds	AMOUNTS					
	RT	EXP RT	REL RT	RESPONSE	CAL-AMT (ug/mL)	ON-COL (ug/mL)
1 o,o,o-TEPT	4.731	4.731	(0.251)	21538	0.20000	0.2262
2 Dichlorvos	6.546	6.546	(0.348)	14456	0.20000	0.1945
\$ 3 Chlormefos	7.382	7.384	(0.392)	16155	0.20000	0.2159
4 Mevinphos	9.236	9.234	(0.491)	10624	0.20000	0.2122
5 Demeton-O	9.737	9.734	(0.518)	2866	0.06500	0.06007
6 Thionazin	9.986	9.984	(0.531)	15885	0.20000	0.2121
7 Ethoprop	10.502	10.499	(0.558)	12514	0.20000	0.2237
8 Phorate	10.537	10.539	(0.560)	13936	0.20000	0.2148
9 Naled	10.939	10.939	(0.581)	94	0.20000	0.2739
10 Sulfotepp	11.016	11.017	(0.585)	20595	0.20000	0.2105 (A)
* 11 Tributylphosphate	11.117	11.116	(1.000)	104756	2.00000	
12 Simazine	11.399	11.399	(0.606)	2680	0.20000	0.1912 (A)
13 Diazinon	11.541	11.541	(0.613)	12067	0.20000	0.2561
14 Atrazine	11.581	11.584	(0.615)	5427	0.20000	0.4092 (A)
15 Propazine	11.746	11.747	(0.624)	4880	0.20000	0.2531
16 Disulfoton	12.052	12.049	(0.641)	10273	0.20000	0.1991
17 Demeton-S	12.121	12.124	(0.644)	667	0.13600	0.1293
18 Dimethoate	13.282	13.282	(0.706)	14242	0.20000	0.2059
19 Ronnel	13.587	13.587	(0.722)	10994	0.20000	0.2362
20 Merphos-A (Merphos)	13.689	13.689	(1.231)	7722	0.20000	0.2034 (A)
21 Chlorpyrifos	14.409	14.409	(0.766)	9439	0.20000	0.1999
22 Fenthion	14.661	14.662	(0.779)	8896	0.20000	0.2031
23 Trichloronate	14.709	14.711	(0.782)	6944	0.20000	0.2138
24 Anilazine	15.217	15.216	(0.809)	1634	0.20000	0.4033 (M)
25 Methyl Parathion	15.519	15.519	(0.825)	8934	0.20000	0.1890
26 Malathion	15.724	15.724	(0.836)	9125	0.20000	0.2060
27 Tokuthion	16.344	16.344	(0.869)	11061	0.20000	0.2133
28 Parathion	16.494	16.494	(0.877)	9355	0.20000	0.2008 (M)
29 Merphos-B (Merphos Oxone)	16.512	16.517	(1.485)	3793	0.20000	0.2310 (AM)
30 Tetrachlorvinphos (stirophos)	16.976	16.977	(0.902)	6332	0.20000	0.2101
31 Carbophenothion methyl	17.081	17.082	(0.908)	8575	0.20000	0.1985
32 Bolstar	17.441	17.440	(0.927)	9809	0.20000	0.2156
33 Carbophenothion	17.522	17.524	(0.931)	8717	0.20000	0.1948 (A)

Compounds	RT	EXP RT	REL RT	RESPONSE	AMOUNTS	
					CAL-AMT (ug/mL)	ON-COL (ug/mL)
\$ 34. Triphenyl phosphate	18.281	18.281	(0.972)	8167	0.20000	0.2224
35 Fensulfothion	18.559	18.559	(0.986)	6502	0.20000	0.1929
* 36 TOCP	18.816	18.816	(1.000)	73597	2.00000	
37 Phosmet / EPN	18.909	18.909	(1.005)	19707	0.40000	0.4475
38 Famphur	19.012	19.011	(1.010)	10711	0.20000	0.2219
39 Azinphos-methyl	19.149	19.147	(1.018)	9243	0.20000	0.2093
40 Azinphos-ethyl	19.367	19.366	(1.029)	8391	0.20000	0.1995
41 Coumaphos	20.349	20.347	(1.081)	5809	0.20000	0.1796
S 42 Merphos				11515	0.20000	0.1877
M 43 Total Demeton				3533	0.20000	0.1894

QC Flag Legend

- A - Target compound detected but, quantitated amount exceeded maximum amount.
- M - Compound response manually integrated.

TestAmerica

INTERNAL STANDARD COMPOUNDS
 AREA AND RT SUMMARY

Instrument ID: GC D2.i
 Lab File ID: 009F0901.D
 Lab Smp Id: OPP L1 GSV0641
 Analysis Type: SV
 Quant Type: ISTD
 Operator: MPK/TLW
 Method File: \\DenSvr03\Public\chem\GCS\GC_D2.i\0626092.B\8141A-2.m
 Misc Info:

Calibration Date: 26-JUN-2009
 Calibration Time: 19:50
 Client Smp ID: OPP L1 GSV0641
 Level:
 Sample Type:

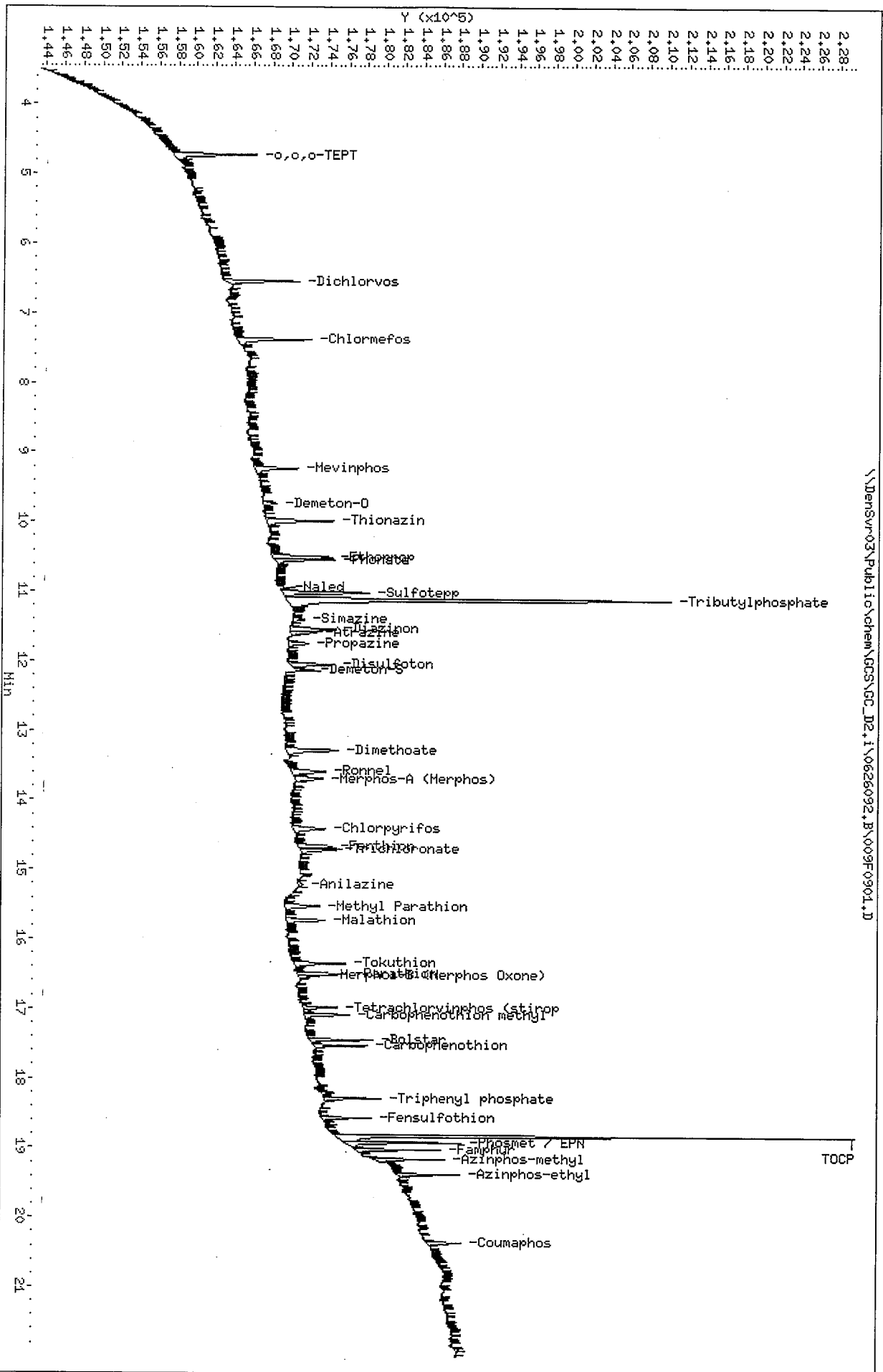
COMPOUND =====	STANDARD =====	AREA LIMIT		SAMPLE =====	%DIFF =====
		LOWER =====	UPPER =====		
11 Tributylphosphate	126959	63480	253918	104756	-17.49
36 TOCP	68161	34081	136322	73597	7.98

COMPOUND =====	STANDARD =====	RT LIMIT		SAMPLE =====	%DIFF =====
		LOWER =====	UPPER =====		
11 Tributylphosphate	11.12	10.62	11.62	11.12	0.02
36 TOCP	18.82	18.32	19.32	18.82	0.00

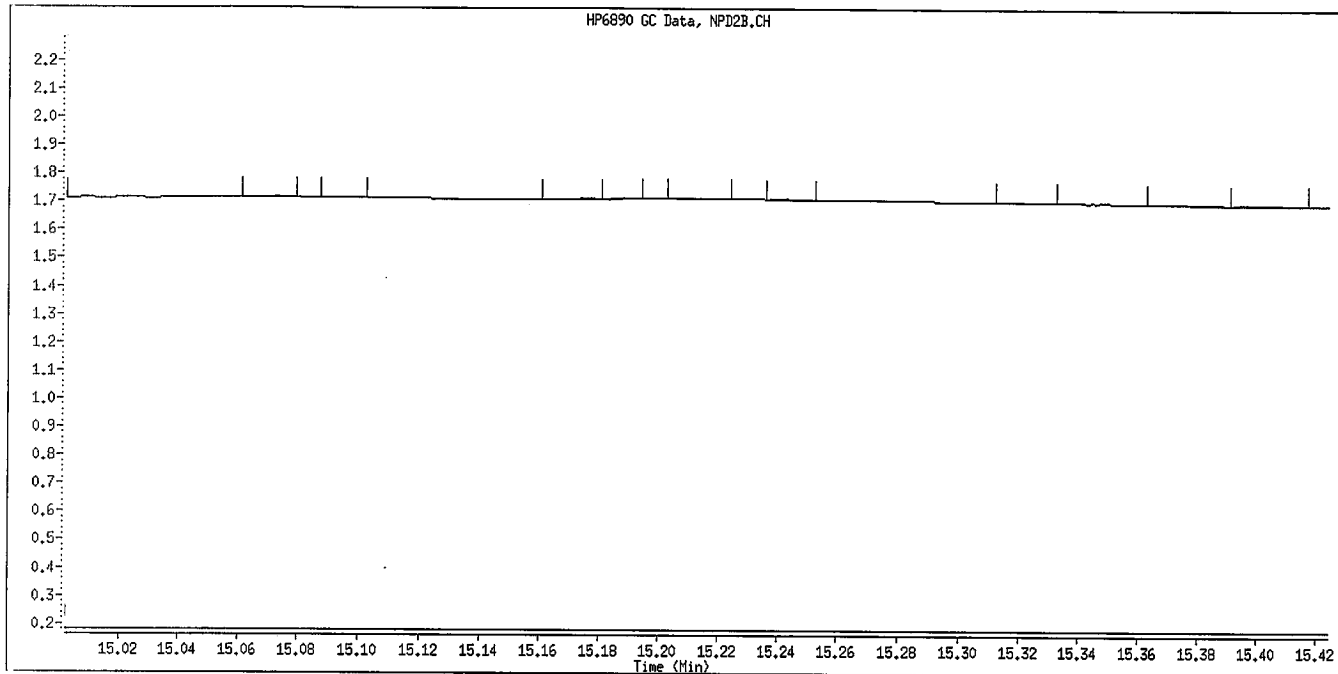
AREA UPPER LIMIT = +100% of internal standard area.
 AREA LOWER LIMIT = - 50% of internal standard area.
 RT UPPER LIMIT = + 0.50 minutes of internal standard RT.
 RT LOWER LIMIT = - 0.50 minutes of internal standard RT.

Data File: \\Densvr03\Public\chem\GCS\GC_D2.i\0626092.B\009F0901.D
 Date: 26-JUN-2009 21:13
 Client ID: OPP L1 GSV0641
 Sample Info: OPP L1 GSV0641
 Column phase: RTX-OPpest

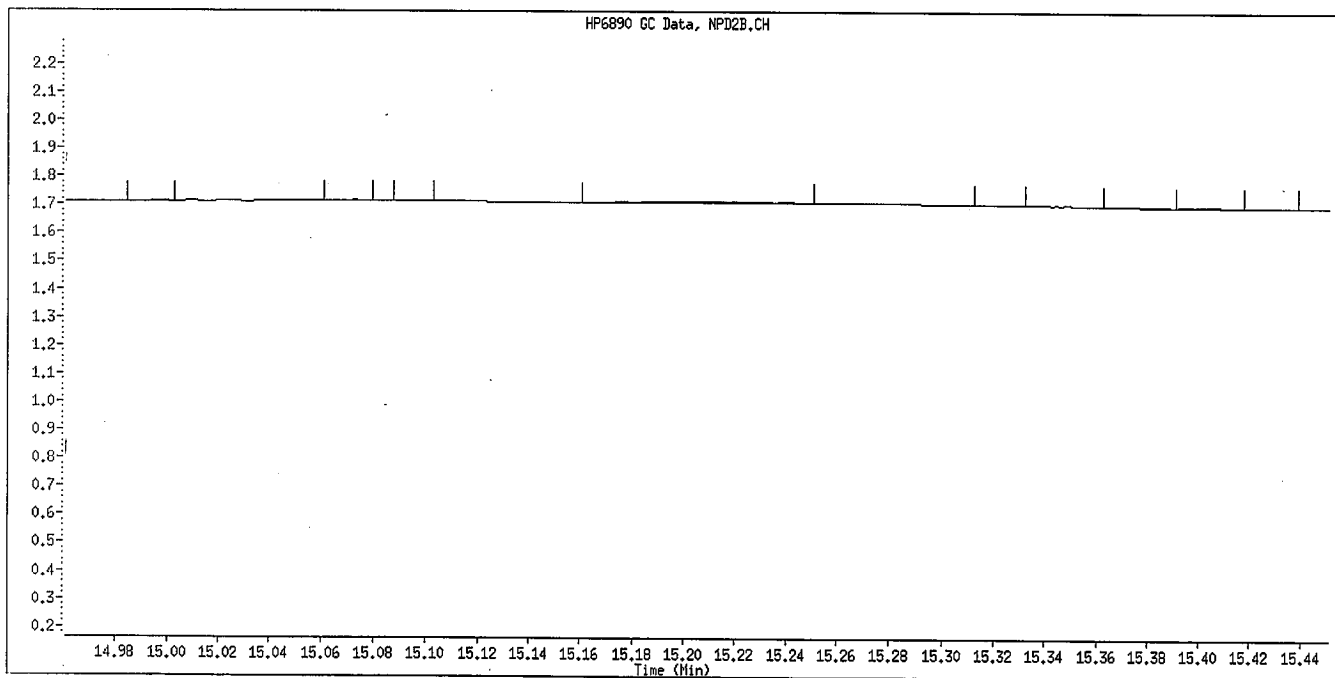
Instrument: GC_D2.i
 Operator: HPK/TLM
 Column diameter: 0.32



Data File Name: 009F0901.D
Inj. Date and Time: 26-JUN-2009 21:13
Instrument ID: GC_D2.i
Client ID: OPP L1 GSV0641
Compound Name: Anilazine
CAS #:
Report Date: 06/30/2009



Original Integration

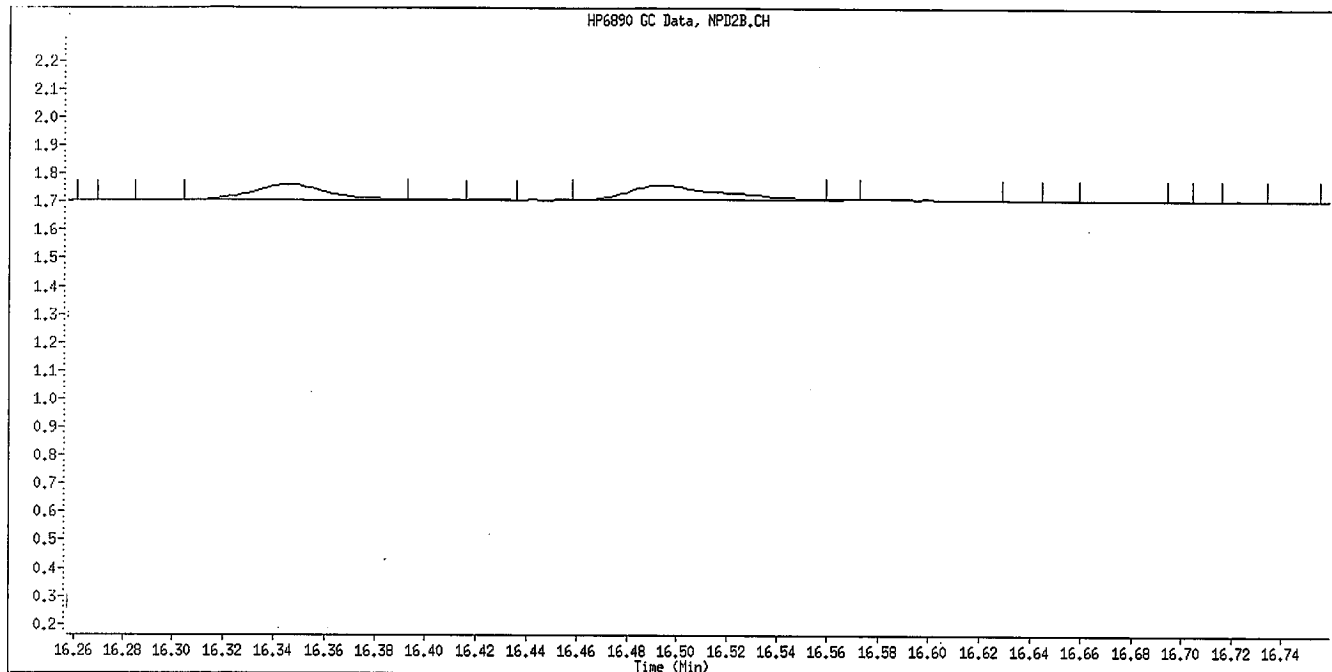


Manual Integration

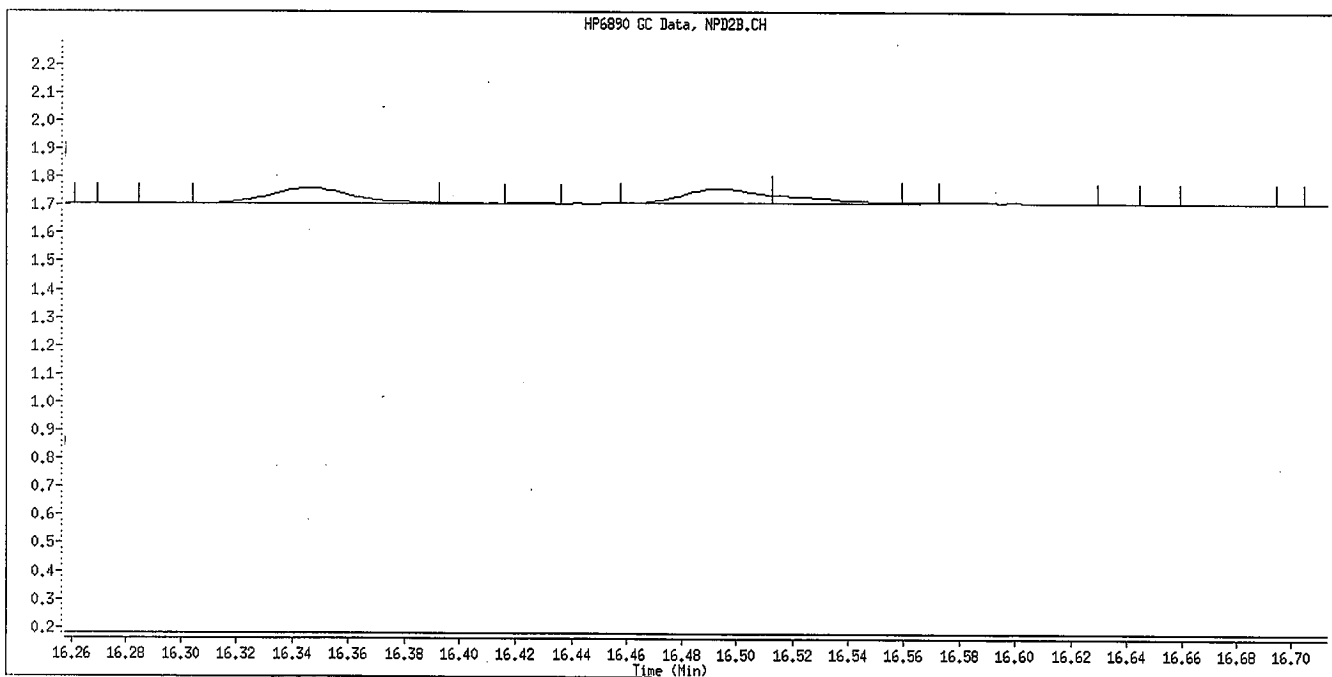
Manually Integrated By: williamst
Manual Integration Reason: Baseline Event

Handwritten signature and number:
JK
613069

Data File Name: 009F0901.D
Inj. Date and Time: 26-JUN-2009 21:13
Instrument ID: GC_D2.i
Client ID: OPP L1 GSV0641
Compound Name: Parathion
CAS #:
Report Date: 06/30/2009



Original Integration

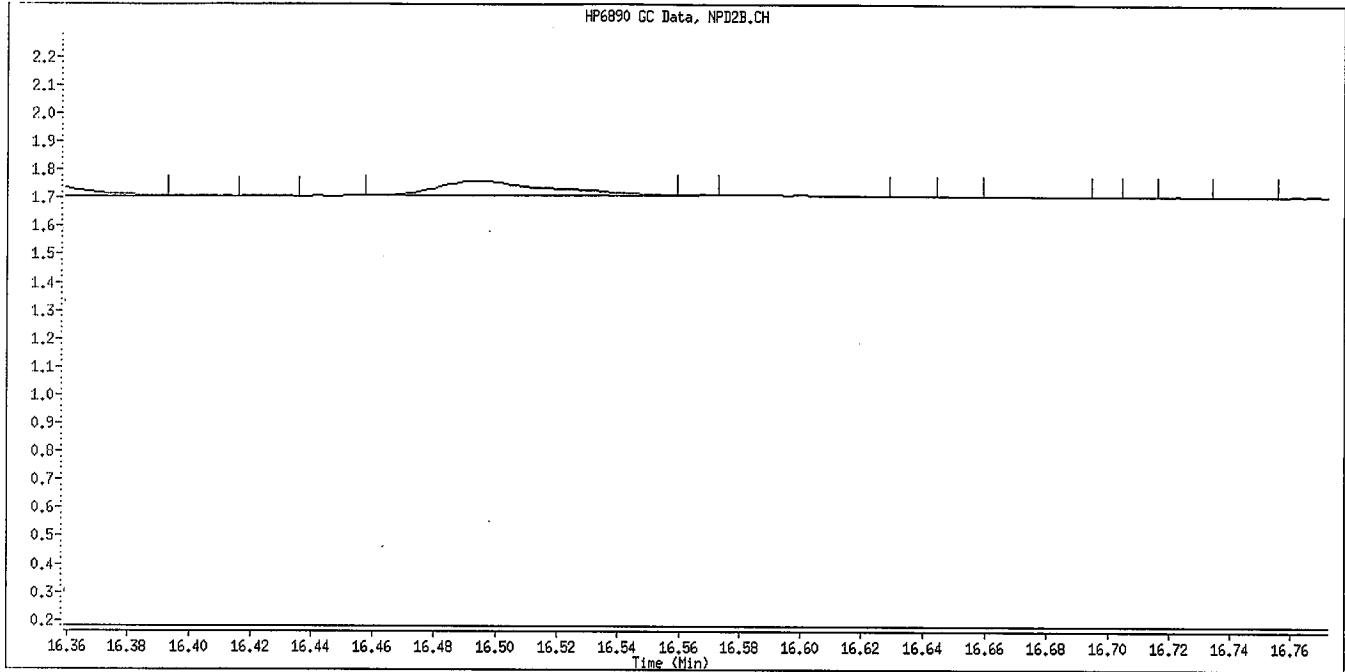


Manual Integration

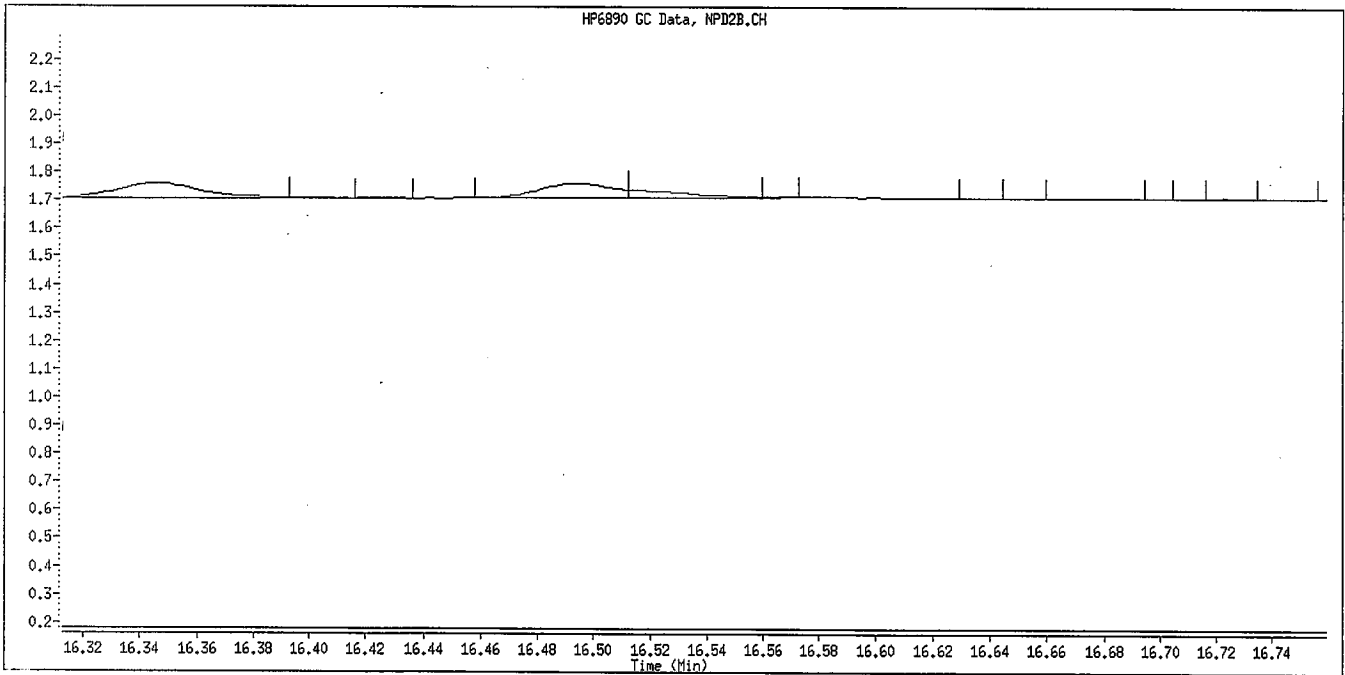
Manually Integrated By: williamst
Manual Integration Reason: Baseline Event

Handwritten signature and date:
JL
6/30/09

Data File Name: 009F0901.D
Inj. Date and Time: 26-JUN-2009 21:13
Instrument ID: GC_D2.i
Client ID: OPP L1 GSV0641
Compound Name: Merphos-B (Merphos Oxone)
CAS #:
Report Date: 06/30/2009



Original Integration



Manual Integration

Manually Integrated By: williamst
Manual Integration Reason: Baseline Event

WJL
6/30/09

TestAmerica

Data file : \\DenSvr03\Public\chem\GCS\GC_D2.i\0626092.B\010F1001.D
 Lab Smp Id: OPP SS GSV0633 Client Smp ID: OPP SS GSV0633
 Inj Date : 26-JUN-2009 21:40
 Operator : MPK/TLW Inst ID: GC_D2.i
 Smp Info : OPP SS GSV0633
 Misc Info :
 Comment :
 Method : \\DenSvr03\Public\chem\GCS\GC_D2.i\0626092.B\8141A-2.m
 Meth Date : 30-Jun-2009 13:09 GC_D2.i Quant Type: ISTD
 Cal Date : 26-JUN-2009 21:13 Cal File: 009F0901.D
 Als bottle: 10 Continuing Calibration Sample
 Dil Factor: 1.00000
 Integrator: Falcon Compound Sublist: 8141A.sub
 Target Version: 4.14
 Processing Host: DENPC075

Compounds	AMOUNTS					
	RT	EXP RT	REL RT	RESPONSE	CAL-AMT (ug/mL)	ON-COL (ug/mL)
1 o,o,o-TEPT	4.728	4.731	(0.251)	178670	2.00000	2.007
2 Dichlorvos	6.545	6.546	(0.348)	123097	2.00000	1.771
\$ 3 Chlormefos	7.383	7.384	(0.392)	118669	2.00000	1.696
4 Mevinphos	9.232	9.234	(0.491)	85996	2.00000	1.836
5 Demeton-O	9.733	9.734	(0.517)	91352	0.65000	2.047
6 Thionazin	9.983	9.984	(0.531)	131360	2.00000	1.876
7 Ethoprop	10.498	10.499	(0.558)	99220	2.00000	1.896
8 Phorate	10.537	10.539	(0.560)	118380	2.00000	1.951
9 Naled	10.938	10.939	(0.581)	13173	2.00000	1.049
10 Sulfotepp	11.017	11.017	(0.586)	156890	2.00000	1.714 (A)
* 11 Tributylphosphate	11.115	11.116	(1.000)	123933	2.00000	
12 Simazine	11.398	11.399	(0.606)	47205	2.00000	3.601 (A)
13 Diazinon	11.540	11.541	(0.613)	101968	2.00000	2.080
14 Atrazine	11.580	11.584	(0.615)	49851	2.00000	1.969 (A)
15 Propazine	11.745	11.747	(0.624)	42529	2.00000	1.874
16 Disulfoton	12.048	12.049	(0.640)	81906	2.00000	1.697 (M)
17 Demeton-S	12.120	12.124	(0.644)	4990	1.36000	0.2011 (M)
18 Dimethoate	13.280	13.282	(0.706)	120970	2.00000	1.870
19 Ronnel	13.587	13.587	(0.722)	87569	2.00000	2.011
20 Merphos-A (Merphos)	13.687	13.689	(1.231)	24019	2.00000	0.5348 (A)
21 Chlorpyrifos	14.410	14.409	(0.766)	93110	2.00000	2.108
22 Fenthion	14.660	14.662	(0.779)	84515	2.00000	2.063
23 Trichloronate	14.708	14.711	(0.782)	105095	2.00000	1.862
24 Anilazine	15.215	15.216	(0.809)	4699	2.00000	1.242 (M)
25 Methyl Parathion	15.517	15.519	(0.825)	89448	2.00000	2.023 (A)
26 Malathion	15.723	15.724	(0.836)	63638	2.00000	1.536
27 Tokuthion	16.345	16.344	(0.869)	91793	2.00000	1.892
28 Parathion	16.493	16.494	(0.877)	92973	2.00000	2.134
29 Merphos-B (Merphos Oxone)	16.518	16.517	(1.486)	68602	2.00000	5.008 (A)
30 Tetrachlorvinphos (stirophos)	16.975	16.977	(0.902)	58667	2.00000	2.081
31 Carbophenothion methyl	17.080	17.082	(0.908)	50362	2.00000	1.246
32 Bolstar	17.440	17.440	(0.927)	88423	2.00000	2.078
33 Carbophenothion	17.522	17.524	(0.931)	73217	2.00000	1.750 (A)

Compounds	RT	EXP RT	REL RT	RESPONSE	AMOUNTS	
					CAL-AMT (ug/mL)	ON-COL (ug/mL)
\$ 34 Triphenyl phosphate	18.278	18.281	(0.971)	59320	2.00000	1.727
35 Fensulfothion	18.558	18.559	(0.986)	65657	2.00000	2.082
* 36 TOCP	18.815	18.816	(1.000)	68831	2.00000	
37 Phosmet / EPN	18.908	18.909	(1.005)	122970	4.00000	3.469
38 Famphur	19.010	19.011	(1.010)	79361	2.00000	1.758
39 Azinphos-methyl	19.145	19.147	(1.018)	74782	2.00000	1.811
40 Azinphos-ethyl	19.363	19.366	(1.029)	70726	2.00000	1.798
41 Coumaphos	20.347	20.347	(1.081)	59237	2.00000	1.959
S 42 Merphos				92621	2.00000	1.615
M 43 Total Demeton				96342	2.00000	2.248

QC Flag Legend

- A - Target compound detected but, quantitated amount exceeded maximum amount.
- M - Compound response manually integrated.

TestAmerica

INTERNAL STANDARD COMPOUNDS
 AREA AND RT SUMMARY

Instrument ID: GC_D2.i	Calibration Date: 27-JUN-2009
Lab File ID: 010F1001.D	Calibration Time: 04:04
Lab Smp Id: OPP SS GSV0633	Client Smp ID: OPP SS GSV0633
Analysis Type: SV	Level:
Quant Type: ISTD	Sample Type:
Operator: MPK/TLW	
Method File: \\DenSvr03\Public\chem\GCS\GC_D2.i\0626092.B\8141A-2.m	
Misc Info:	

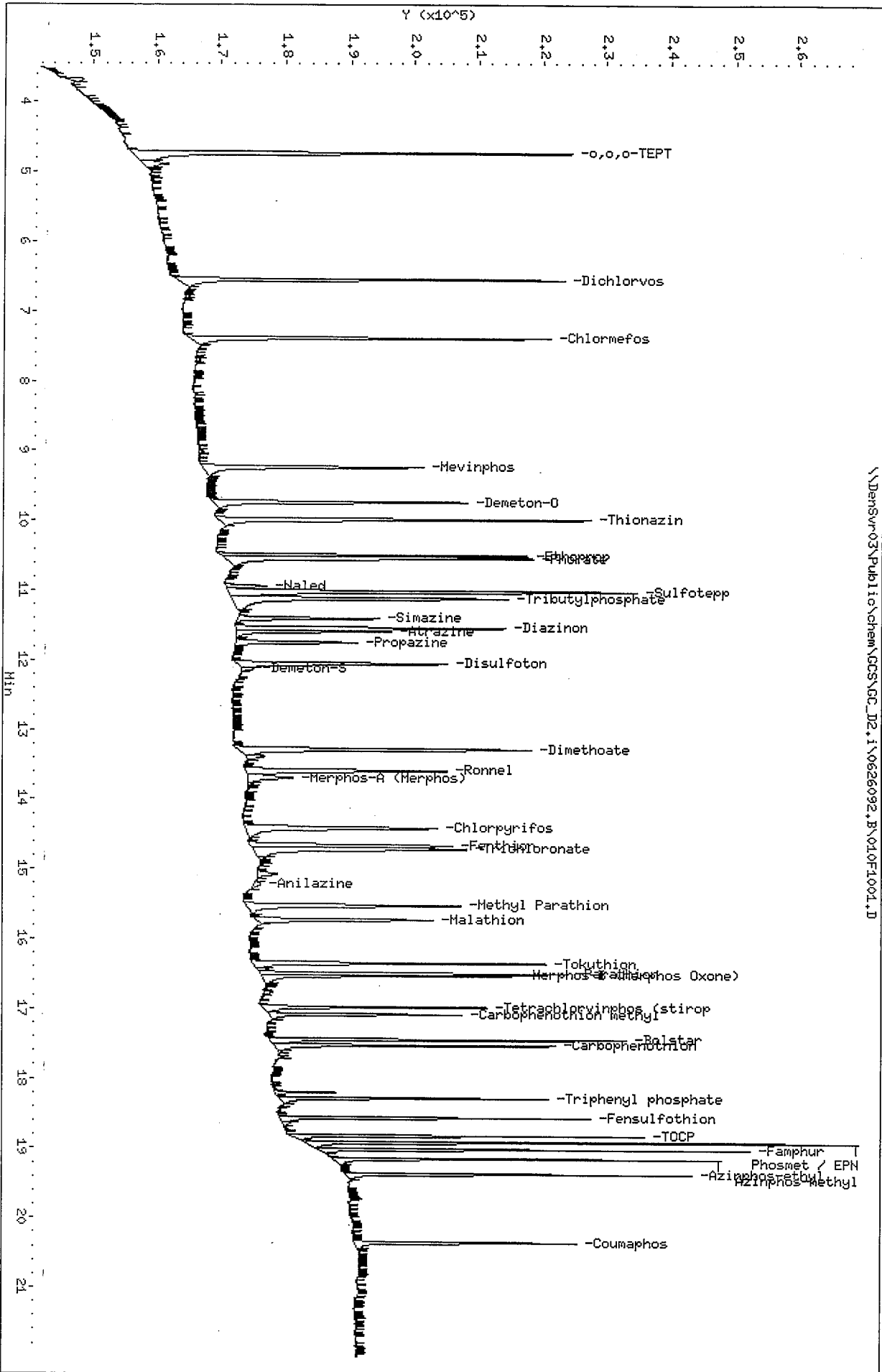
COMPOUND	STANDARD	AREA LIMIT		SAMPLE	%DIFF
		LOWER	UPPER		
11 Tributylphosphate	143401	71701	286802	123933	-13.58
36 TOCP	69335	34668	138670	68831	-0.73

COMPOUND	STANDARD	RT LIMIT		SAMPLE	%DIFF
		LOWER	UPPER		
11 Tributylphosphate	11.12	10.62	11.62	11.12	-0.05
36 TOCP	18.82	18.32	19.32	18.82	-0.01

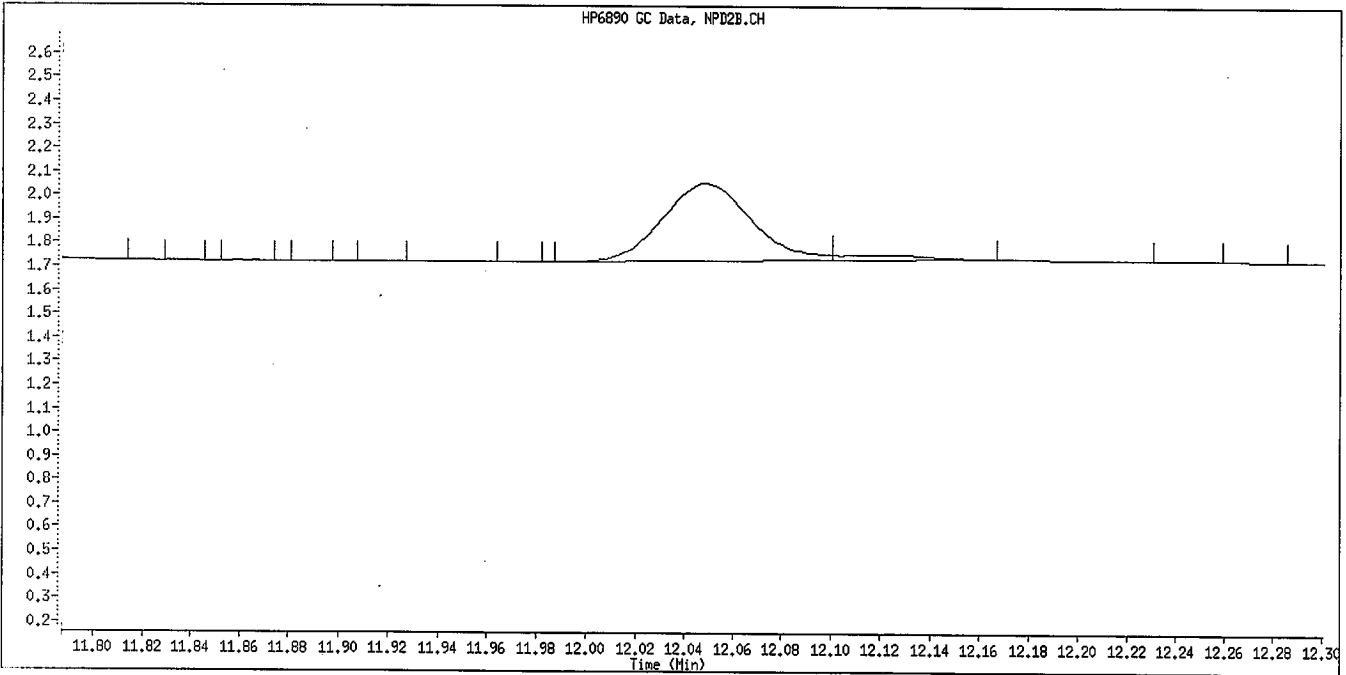
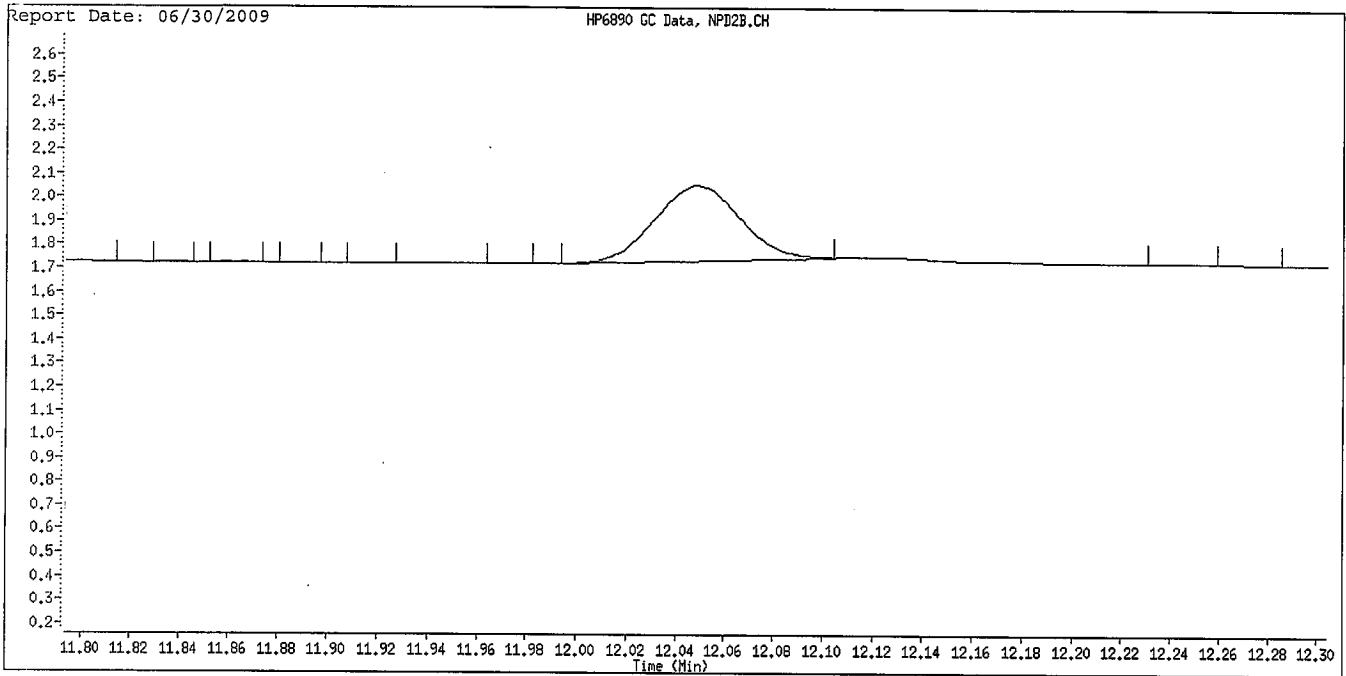
AREA UPPER LIMIT = +100% of internal standard area.
 AREA LOWER LIMIT = - 50% of internal standard area.
 RT UPPER LIMIT = + 0.50 minutes of internal standard RT.
 RT LOWER LIMIT = - 0.50 minutes of internal standard RT.

Data File: \\Densvr03\Public\chem\GCS\GC_D2.i\0626092.B\010F1001.D
 Date: 26-JUN-2009 21:40
 Client ID: OPP SS GSV0633
 Sample Info: OPP SS GSV0633
 Column phase: RTX-OPPEst

Instrument: GC_D2.i
 Operator: HPK/TLM
 Column diameter: 0.32



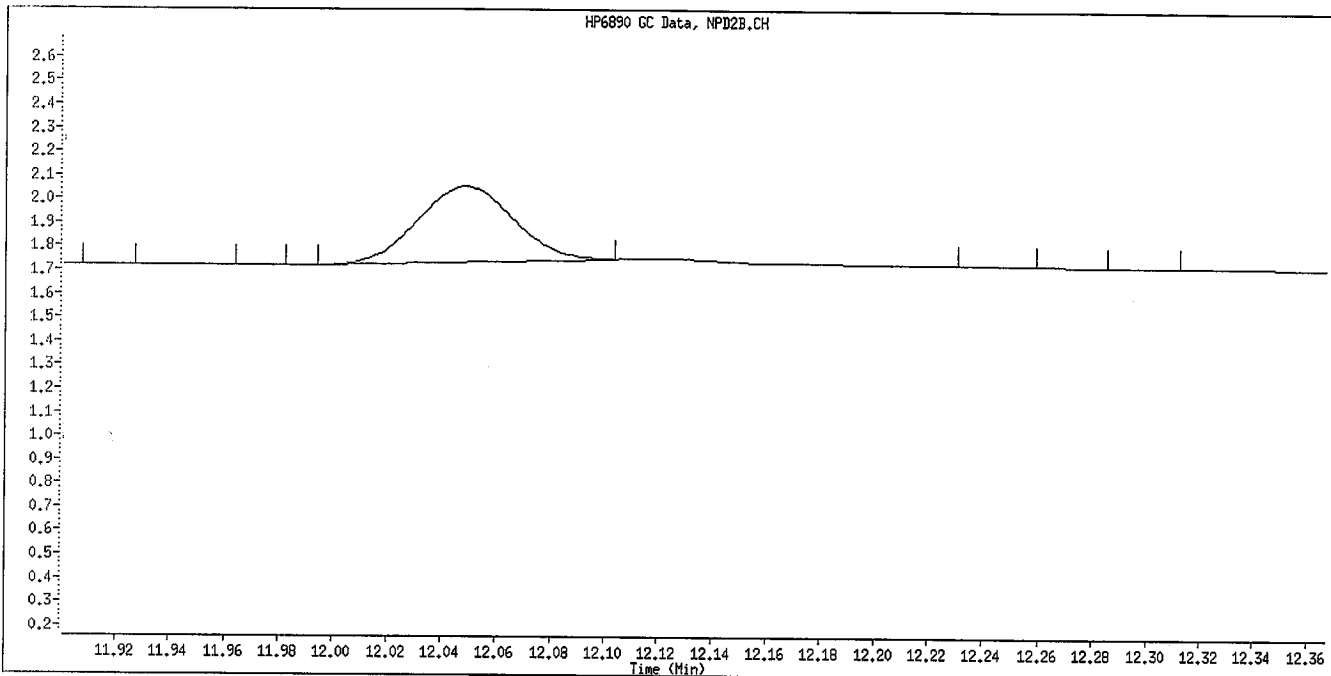
Data File Name: 010F1001.D
Inj. Date and Time: 26-JUN-2009 21:40
Instrument ID: GC_D2.i
Client ID: OPP SS GSV0633
Compound Name: Disulfoton
CAS #: 298-04-4



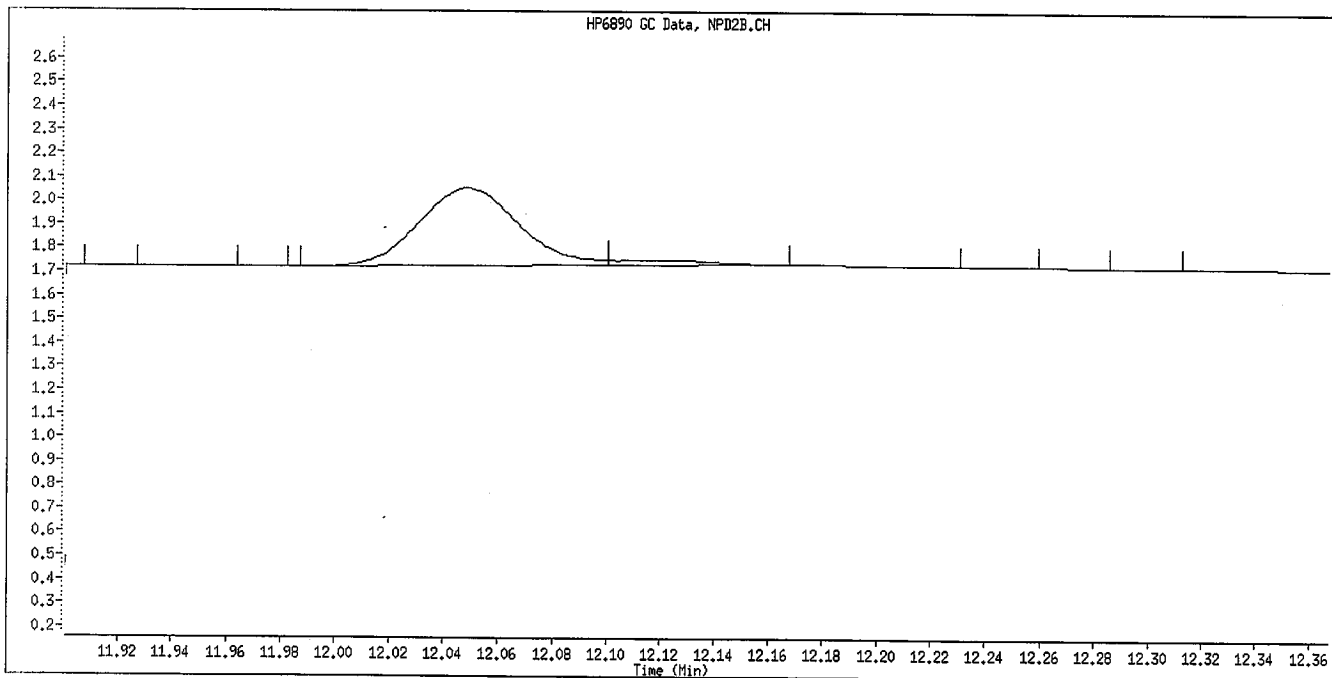
Manually Integrated By: williamst
Manual Integration Reason: Baseline Event

Handwritten signature and date:
6/30/09

Data File Name: 010F1001.D
Inj. Date and Time: 26-JUN-2009 21:40
Instrument ID: GC_D2.i
Client ID: OPP SS GSV0633
Compound Name: Demeton-S
CAS #: 126-75-0
Report Date: 06/30/2009



Original Integration

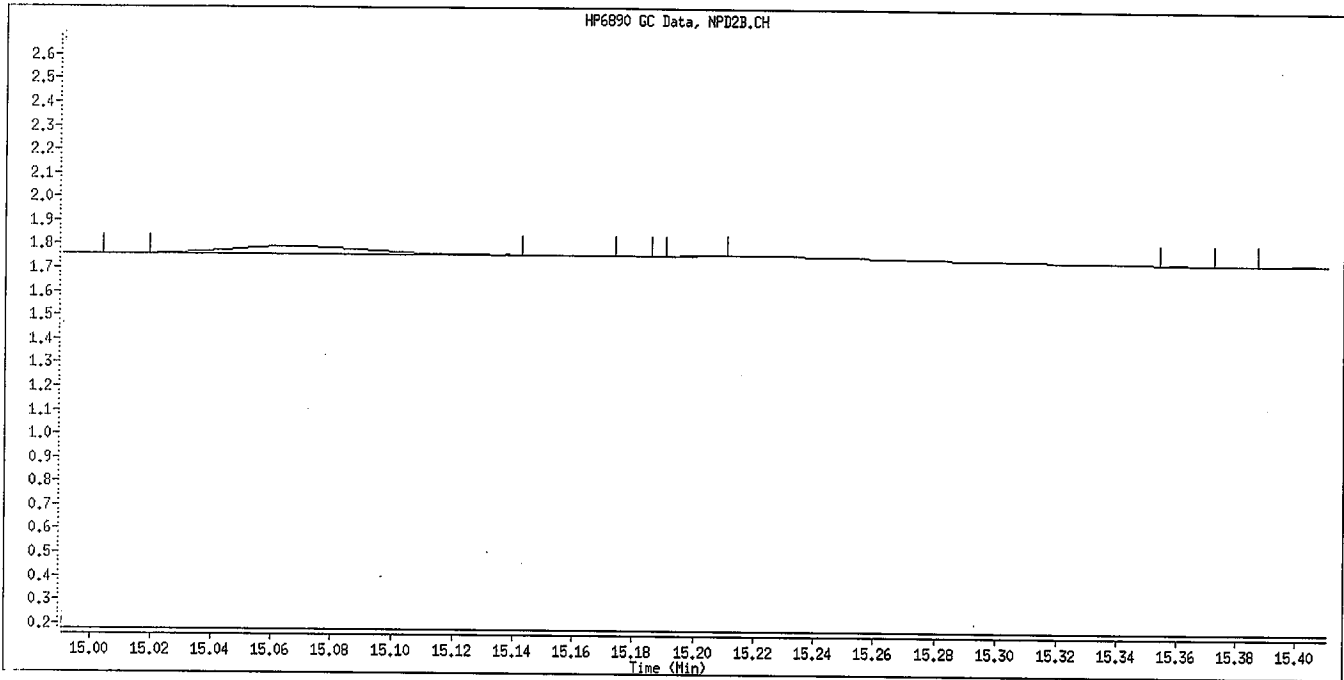


Manual Integration

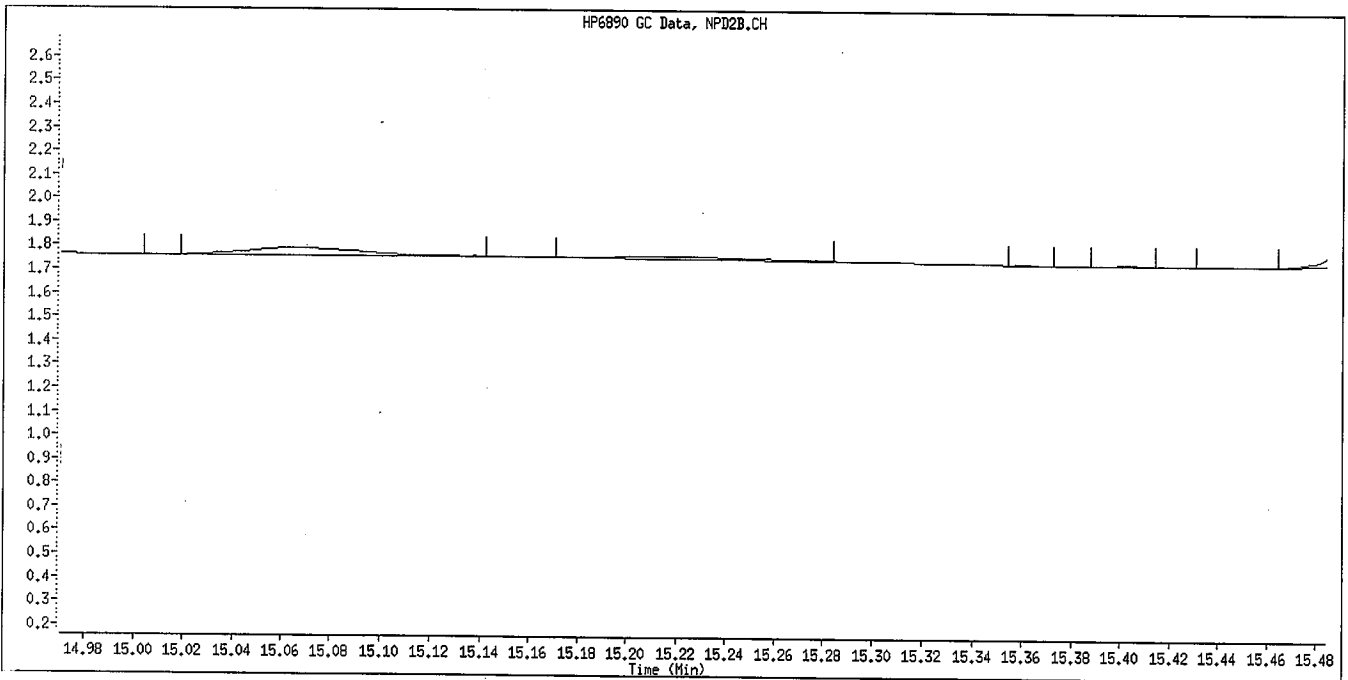
Manually Integrated By: williamst
Manual Integration Reason: Baseline Event

WJL
6/30/09

Data File Name: 010F1001.D
Inj. Date and Time: 26-JUN-2009 21:40
Instrument ID: GC_D2.i
Client ID: OPP SS GSV0633
Compound Name: Anilazine
CAS #:
Report Date: 06/30/2009



Original Integration



Manual Integration

Manually Integrated By: williamst
Manual Integration Reason: Baseline Event

Handwritten signature and date:
yg
6/30/09

Semivolatile GC

Supporting Documentation

Sample Sequence, Chromatograms

TestAmerica

THE LEADER IN ENVIRONMENTAL TESTING

Lot ID: D9G020222


Client: Northgate

Method: 8141

Associated Samples: 1

Batch #(s): 9188427

I certify that, to the best of my knowledge, the attached package represents a complete and accurate copy of the original data.

Signature/Date:  7/14/09

**GC SEMIVOLATILE
ORGANIC EXTRACTION
LOG SHEETS**

TestAmerica

THE LEADER IN ENVIRONMENTAL TESTING

LEV	LEV	LEV	LEV
1	2	1	2
Y	Y	Y	Y
Y	Y	Y	Y
Y	Y	Y	Y
Blank	Check	MS/MSD	

Weights/Volumes
Spike & Surrogate Worksheet
Vial contains correct volume
Labels, greenbars, worksheets
computer batch: correct & all match
Anomalies to Extraction Method

Expanded Deliverable
COC Completed
Bench Sheet Copied
Package Submitted to Analytical Group
Bench Sheet Copied per COC

Extractionist: 009580 David Bourgerly
Concentrationist: 002074 Cheyana Cokley

* QC BATCH: 9188427 *
* PREP DATE: 7/07/09 20:00
* COMP DATE: 7/09/09 17:50

Reviewer/Date: COKLEYC / 7/09/09

Compounds, Organophosphorus (8141A)
SOXHELT (NONE, Na2SO4)

EXTR EXPR	ANL DUE	LOT# WORK ORDER	MSRPN#/ ORDER	TEST FLGS	EXT MTH	MATRIX	INIT/ FIN WT/VOL	INIT ADJT	PH"S ADJT	ADJ2	EXTRACTION VOL	EXCHANGE	VOL	SPIKE STANDARD/ SURROGATE ID
COMMENTS: 7/14/09 7/14/09 D9G020222-001 DR 11 P2 SOLID 29.33g 2.00mL NA NA NA 1:1 300.0 HEXANE 50.0 1ML GSV0673 6.4.09														
COMMENTS: 7/14/09 7/14/09 D9G020222-001 DR 11 P2 SOLID 29.62g 2.00mL NA NA NA 1:1 300.0 HEXANE 50.0 1ML GSV0753 6.24.09														
COMMENTS: 7/14/09 7/14/09 D9G020222-001 DR 11 P2 SOLID 29.43g 2.00mL NA NA NA 1:1 300.0 HEXANE 50.0 1ML GSV0673 6.4.09														
COMMENTS: 7/15/09 7/14/09 D9G020235-001 DR 11 P2 SOLID 29.94g 2.00mL NA NA NA 1:1 300.0 HEXANE 50.0 1ML GSV0673 6.4.09														
COMMENTS: 7/15/09 7/14/09 D9G020235-001 DR 11 P2 SOLID 30.11g 2.00mL NA NA NA 1:1 300.0 HEXANE 50.0 1ML GSV0753 6.24.09														
COMMENTS: 7/15/09 7/14/09 D9G020235-001 DR 11 P2 SOLID 29.95g 2.00mL NA NA NA 1:1 300.0 HEXANE 50.0 1ML GSV0673 6.4.09														
COMMENTS: 7/15/09 7/14/09 D9G020235-002 DR 11 P2 SOLID 30.18g 2.00mL NA NA NA 1:1 300.0 HEXANE 50.0 1ML GSV0673 6.4.09														

R0C058

TestAmerica Laboratories, Inc.
EXTRACTION BENCH WORKSHEET

Run Date: 7/09/09
Time: 17:48:10

* QC BATCH: 9188427 *
* *****

PREP DATE: 7/07/09 20:00
COMP DATE: 7/09/09 17:50

EXTR EXPR	ANL DUE	LOT# WORK ORDER	MSR# ORDER	TEST FLGS	EXT MTH	MATRIX	INIT/ FIN WT/VOL	PH"S ADJ1	ADJ2	EXTRACTION VOL	SOLVENTS EXCHANGE	VOL	SPIKE STANDARD/ SURROGATE ID			
7/15/09	7/14/09	D9G020235	-003	DR	11	P2	SOLID	30.79g	NA	NA	1:1	300.0	HEXANE	50.0	1ML GSV0673	6.4.09

COMMENTS:

7/14/09	0/00/00	D9G070000	-427		11	P2	SOLID	30.97g	NA	NA	1:1	300.0	HEXANE	50.0	1ML GSV0673	6.4.09
---------	---------	-----------	------	--	----	----	-------	--------	----	----	-----	-------	--------	------	-------------	--------

COMMENTS:

7/14/09	0/00/00	D9G070000	-427		11	P2	SOLID	31.43g	NA	NA	1:1	300.0	HEXANE	50.0	1ML GSV0753	6.24.09
								2.00mL							1ML GSV0673	6.4.09

COMMENTS:

DV-OP-0010/7 BAL:J61947 SAND:XV0975 NA2S04:G45627 1:1-H23E04 S/S:DB-E W:CL
FORROVAP A:40C HEX:H11E04 PTP:CON-6

R = RUSH C = CLP
E = EPA 600 D = EXP.DEL) NUMBER OF WORK ORDERS IN BATCH: 10
M = CLIENT REQ MS/MSD

**GC SEMIVOLATILE
INSTRUMENT
LOG SHEETS**

TestAmerica

THE LEADER IN ENVIRONMENTAL TESTING

Sequence Table (Front Injector):

Quantification Part:

Line	Location	SampleName	SampleAmount	ISTDAmt	Multiplier	Dilution
1	Vial 1	PRIMER				
2	Vial 2	HEXANE				
3	Vial 3	OPP CCV GSV0827				
4	Vial 4	OPP SS GSV				
5	Vial 5	LF7RT1AA, MB				
6	Vial 6	LF7RT1AD, LCS				
7	Vial 7	LF7RT1AE, LCSD				
8	Vial 8	LFC4G2AA, 197-1				
9	Vial 9	LFC4M2AA, 198-1				
10	Vial 10	OPP CCV GSV0827				
11	Vial 11	LF5T81AA, MB				
12	Vial 12	LF5T81AC, LCS				
13	Vial 13	LF1T81AA, 222-1				
14	Vial 14	LF1T81AD, 222-1S				
15	Vial 15	LF1T81AE, 222-1D				
16	Vial 16	LF1XG1AA, 235-1				
17	Vial 17	LF1XG1AC, 235-1S				
18	Vial 18	LF1XG1AD, 235-1D				
19	Vial 19	LF1XT1AA, 235-2				
20	Vial 20	LF1XX1AA, 235-3				
21	Vial 21	OPP CCV GSV0827				
22	Vial 22	OPP L1 GSV				
23	Vial 2	HEXANE/ACETONE				

9189494

918848

Sequence Table (Back Injector):

No entries - empty table!

GC SEMIVOLATILE CONTINUING CALIBRATION DATA

TestAmerica

THE LEADER IN ENVIRONMENTAL TESTING

CONTINUING CALIBRATION COMPOUNDS
 PERCENT DRIFT REPORT

Instrument ID: GC_D2.i
 Lab File ID: 010F1001.D
 Analysis Type: NONE

Injection Date: 13-JUL-2009 20:24
 Lab Sample ID: OPP CCV GSV0827
 Method File: \\DenSvr03\Public\chem\GCS\GC_D2.

COMPOUND	EXPECTED CONC.	MEASURED CONC.	%D	MAX %D
1 o,o,o-TEPT	2.5000	2.1196	15.2	15.0<-
2 Dichlorvos	2.5000	2.1005	16.0	15.0<-
3 Mevinphos	2.5000	2.5551	2.2	15.0
4 Chlormefos	2.5000	2.4021	3.9	15.0
5 Thionazin	2.5000	2.3356	6.6	15.0
6 Demeton-O	0.8125	0.7011	13.7	15.0
7 Ethoprop	2.5000	2.3134	7.5	15.0
8 Naled	2.5000	3.5810	43.2	15.0<-
9 Sulfotepp	2.5000	2.4307	2.8	15.0
10 Phorate	2.5000	2.3319	6.7	15.0
11 Dimethoate	2.5000	2.5150	0.6	15.0
12 Demeton-S	1.7000	1.6459	3.2	15.0
13 Simazine	2.5000	2.1125	15.5	15.0<-
14 Atrazine	2.5000	2.2786	8.9	15.0
15 propazine	2.5000	2.2181	11.3	15.0
17 Disulfoton	2.5000	2.5010	0.0	15.0
16 Diazinon	2.5000	2.1942	12.2	15.0
18 Methyl Parathion	2.5000	2.6974	7.9	15.0
19 Ronnel	2.5000	2.1761	13.0	15.0
20 Malathion	2.5000	2.3988	4.0	15.0
21 Fenthion	2.5000	2.3975	4.1	15.0
22 Parathion	2.5000	2.5190	0.8	15.0
23 Chlorpyrifos	2.5000	2.2368	10.5	15.0
24 Trichloronate	2.5000	2.3064	7.7	15.0
25 Anilazine	2.5000	2.6602	6.4	15.0
148 Merphos-A (Merphos)	2.5000	2.1335	14.7	999.0
26 Tetrachlorvinphos (Stirophos)	2.5000	2.5724	2.9	15.0
28 Tokuthion	2.5000	2.2457	10.2	15.0
149 Merphos-B (Merphos Oxone)	2.5000	2.7119	8.5	999.0
29 Carbophenothion-methyl	2.5000	2.4374	2.5	15.0
29 Fensulfothion	2.5000	2.4911	0.4	15.0
30 Bolstar / Famphur	5.0000	4.5534	8.9	15.0
32 Carbophenothion	2.5000	2.1561	13.8	15.0
31 Triphenyl phosphate	2.5000	2.3006	8.0	15.0
34 Phosmet	2.5000	2.4661	1.4	15.0
32 EPN	2.5000	2.6567	6.3	15.0
33 Azinphos-methyl	2.5000	2.6326	5.3	15.0
35 Azinphos-ethyl	2.5000	2.4080	3.7	15.0
36 Coumaphos	2.5000	2.5734	2.9	15.0

Data File: \\DenSvr03\Public\chem\GCS\GC_D2.i\0713091.B\010F1001.D
Report Date: 07/14/2009

CONTINUING CALIBRATION COMPOUNDS
PERCENT DRIFT REPORT

Instrument ID: GC_D2.i
Lab File ID: 010F1001.D
Analysis Type: NONE

Injection Date: 13-JUL-2009 20:24
Lab Sample ID: OPP CCV GSV0827
Method File: \\DenSvr03\Public\chem\GCS\GC_D2.

COMPOUND	EXPECTED CONC.	MEASURED CONC.	%D	MAX %D
27 Merphos	2.5000	2.2655	9.4	15.0
40 Total Demeton	2.5000	2.3470	6.1	15.0

Average %D = 8.02

TestAmerica

Data file : \\DenSvr03\Public\chem\GCS\GC_D2.i\0713091.B\010F1001.D
 Lab Smp Id: OPP CCV GSV0827 Client Smp ID: OPP CCV GSV0827
 Inj Date : 13-JUL-2009 20:24
 Operator : MPK/TLW Inst ID: GC_D2.i
 Smp Info : OPP CCV GSV0827
 Misc Info : IS - GSV0633-09
 Comment :
 Method : \\DenSvr03\Public\chem\GCS\GC_D2.i\0713091.B\8141A-1.m
 Meth Date : 14-Jul-2009 08:48 GC_D2.i Quant Type: ISTD
 Cal Date : 26-JUN-2009 21:13 Cal File: 009F0901.D
 Als bottle: 10 Continuing Calibration Sample
 Dil Factor: 1.00000
 Integrator: Falcon Compound Sublist: 8141A.sub
 Target Version: 4.14
 Processing Host: DENPC075

Compounds	AMOUNTS					
	RT	EXP RT	REL RT	RESPONSE	CAL-AMT (ug/mL)	ON-COL (ug/mL)
1 o,o,o'-TEPT	3.164	3.163	(0.178)	394610	2.50000	2.120
2 Dichlorvos	4.000	4.002	(0.225)	242831	2.50000	2.100
3 Mevinphos	5.662	5.670	(0.319)	162261	2.50000	2.555
4 Chlormefos	5.744	5.745	(0.323)	347750	2.50000	2.402
5 Thionazin	7.405	7.407	(0.417)	308578	2.50000	2.336
6 Demeton-O	7.540	7.542	(0.424)	89244	0.81250	0.7011
7 Ethoprop	7.750	7.753	(0.436)	267843	2.50000	2.313
8 Naled	7.949	7.952	(0.447)	106065	2.50000	3.581
* 9 Tributylphosphate	8.045	8.072	(1.000)	214729	2.00000	
10 Sulfotepp	8.327	8.327	(0.469)	402503	2.50000	2.431
11 Phorate	8.415	8.417	(0.474)	279604	2.50000	2.332
12 Dimethoate	8.547	8.552	(0.481)	350307	2.50000	2.515
13 Demeton-S	8.732	8.747	(0.492)	166237	1.70000	1.646
14 Simazine	8.814	8.815	(0.496)	98233	2.50000	2.112
15 Atrazine	8.982	8.983	(0.506)	123066	2.50000	2.279
16 propazine	9.127	9.127	(0.514)	110536	2.50000	2.218
17 Disulfoton	9.742	9.743	(0.548)	202889	2.50000	2.501
18 Diazinon	9.780	9.782	(0.551)	282616	2.50000	2.194
19 Methyl Parathion	10.589	10.588	(0.596)	220334	2.50000	2.697
20 Ronnel	11.109	11.108	(0.625)	183740	2.50000	2.176
21 Malathion	11.665	11.665	(0.657)	184496	2.50000	2.399
22 Fenthion	11.792	11.792	(0.664)	199073	2.50000	2.397
23 Parathion	11.879	11.877	(0.669)	222604	2.50000	2.519
24 Chlorpyrifos	11.925	11.925	(0.671)	239146	2.50000	2.237
25 Trichloronate	12.347	12.345	(0.695)	220384	2.50000	2.306
26 Anilazine	12.665	12.663	(0.713)	22491	2.50000	2.660
27 Merphos-A (Merphos)	13.040	13.038	(0.734)	170087	2.50000	2.133
28 Tetrachlorvinphos (Stirophos)	13.664	13.667	(0.769)	136299	2.50000	2.572
29 Tokuthion	14.280	14.278	(0.804)	205702	2.50000	2.246
30 Merphos-B (Merphos Oxone)	14.487	14.490	(0.815)	58022	2.50000	2.712
31 Carbophenothion-methyl	15.059	15.058	(0.848)	171777	2.50000	2.437
32 Pensulfothion	15.200	15.205	(0.856)	188031	2.50000	2.491
33 Bolstar / Famphur	15.930	15.930	(0.897)	399018	5.00000	4.553

Compounds	RT	EXP RT	REL RT	RESPONSE	AMOUNTS	
					CAL-AMT (ug/mL)	ON-COL (ug/mL)
34 Carbophenothion	16.079	16.075	(0.905)	189554	2.50000	2.156
35 Triphenyl phosphate	16.614	16.615	(0.935)	153702	2.50000	2.301 (A)
36 Phosmet	16.869	16.868	(0.950)	185567	2.50000	2.466
37 EPN	17.059	17.058	(0.960)	192013	2.50000	2.657
38 Azinphos-methyl	17.394	17.392	(0.979)	211088	2.50000	2.632
39 TOCP	17.765	17.767	(1.000)	132142	2.00000	
40 Azinphos-ethyl	17.844	17.843	(1.004)	213458	2.50000	2.408
41 Coumaphos	18.290	18.290	(1.030)	166431	2.50000	2.573
42 Merphos				228109	2.50000	2.266
43 Total Demeton				255481	2.50000	2.347

QC Flag Legend

A - Target compound detected but, quantitated amount exceeded maximum amount.

TestAmerica

INTERNAL STANDARD COMPOUNDS
 AREA AND RT SUMMARY

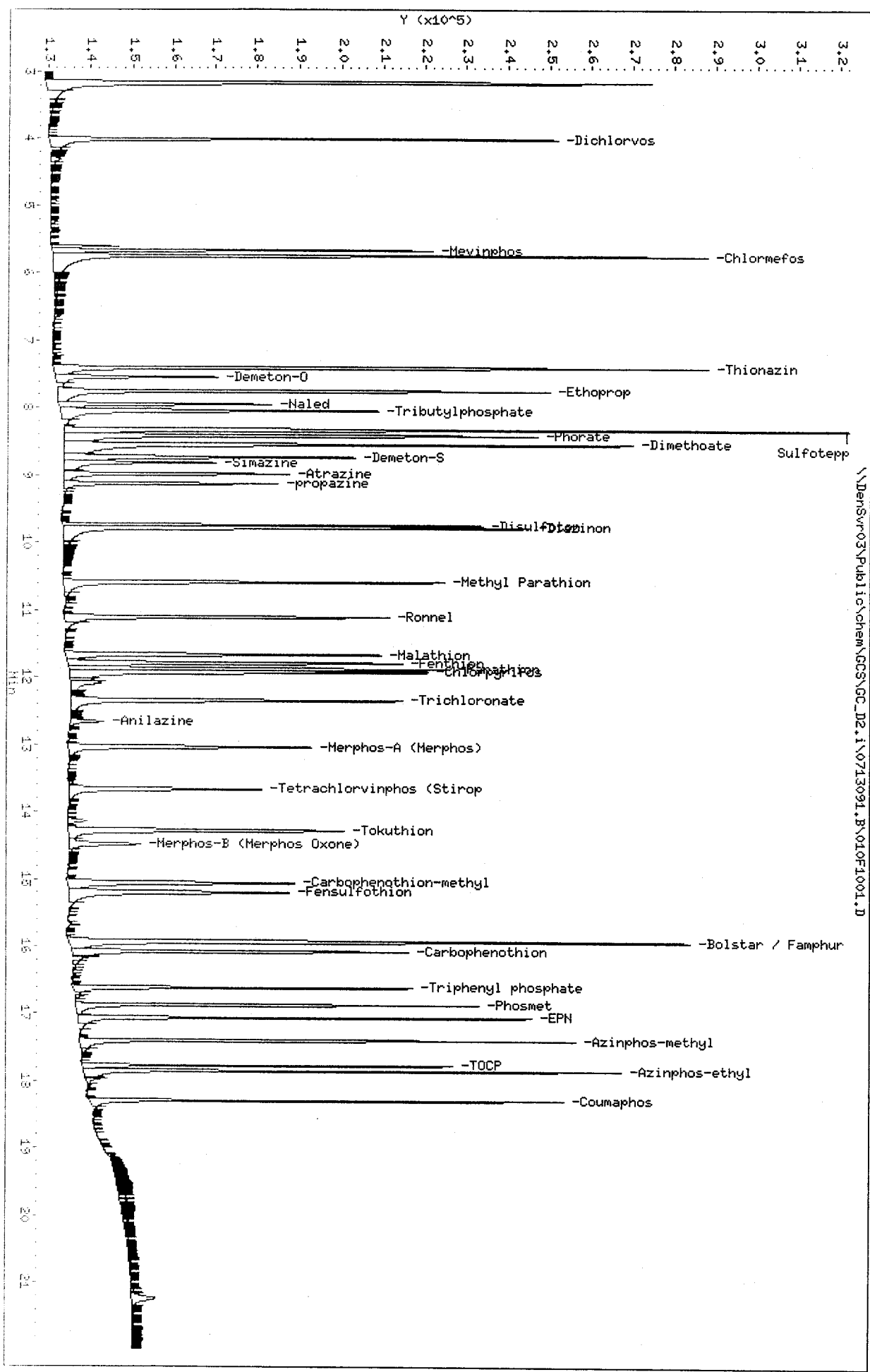
Instrument ID: GC_D2.i
 Lab File ID: 010F1001.D
 Lab Smp Id: OPP CCV GSV0827
 Analysis Type: SV
 Quant Type: ISTD
 Operator: MPK/TLW
 Method File: \\DenSvr03\Public\chem\GCS\GC_D2.i\0713091.B\8141A-1.m
 Misc Info: IS - GSV0633-09

Calibration Date: 13-JUL-2009
 Calibration Time: 17:13
 Client Smp ID: OPP CCV GSV0827
 Level:
 Sample Type:

COMPOUND	STANDARD	AREA LIMIT		SAMPLE	%DIFF
		LOWER	UPPER		
9 Tributylphosphate	221173	110587	442346	214729	-2.91
39 TOCP	134692	67346	269384	132142	-1.89

COMPOUND	STANDARD	RT LIMIT		SAMPLE	%DIFF
		LOWER	UPPER		
9 Tributylphosphate	8.07	7.57	8.57	8.05	-0.32
39 TOCP	17.77	17.27	18.27	17.77	-0.01

AREA UPPER LIMIT = +100% of internal standard area.
 AREA LOWER LIMIT = - 50% of internal standard area.
 RT UPPER LIMIT = + 0.50 minutes of internal standard RT.
 RT LOWER LIMIT = - 0.50 minutes of internal standard RT.



CONTINUING CALIBRATION COMPOUNDS
 PERCENT DRIFT REPORT

Instrument ID: GC D2.i
 Lab File ID: 010F1001.D
 Analysis Type: NONE

Injection Date: 13-JUL-2009 20:24
 Lab Sample ID: OPP CCV GSV0827
 Method File: \\DenSvr03\Public\chem\GCS\GC_D2.

COMPOUND	EXPECTED CONC.	MEASURED CONC.	%D	MAX %D
1 o,o,o-TEPT	2.5000	2.1611	13.6	15.0
2 Dichlorvos	2.5000	2.2247	11.0	15.0
3 Chlormefos	2.5000	2.1199	15.2	15.0
4 Mevinphos	2.5000	2.5108	0.4	15.0
5 Demeton-O	0.8125	0.7519	7.5	15.0
6 Thionazin	2.5000	2.1134	15.5	15.0
7 Ethoprop	2.5000	2.2141	11.4	15.0
8 Phorate	2.5000	2.3419	6.3	15.0
10 Naled	2.5000	3.3137	32.5	15.0
146 Sulfotepp	2.5000	2.3038	7.8	15.0
10 Simazine	2.5000	1.9770	20.9	15.0
12 Diazinon	2.5000	2.3082	7.7	15.0
150 Atrazine	2.5000	2.0621	17.5	15.0
13 Propazine	2.5000	1.9225	23.1	15.0
14 Disulfoton	2.5000	2.3358	6.6	15.0
15 Demeton-S	1.7000	1.5706	7.6	15.0
16 Dimethoate	2.5000	2.3018	7.9	15.0
17 Ronnel	2.5000	2.2255	11.0	15.0
148 Merphos-A (Merphos)	2.5000	2.3503	6.0	999.0
18 Chlorpyrifos	2.5000	2.3272	6.9	15.0
19 Fenthion	2.5000	2.4350	2.6	15.0
20 Trichloronate	2.5000	2.1545	13.8	15.0
21 Anilazine	2.5000	2.1188	15.2	15.0
23 Methyl Parathion	2.5000	2.5961	3.8	15.0
24 Malathion	2.5000	2.1505	14.0	15.0
25 Tokuthion	2.5000	2.1157	15.4	15.0
26 Parathion	2.5000	2.6148	4.6	15.0
149 Merphos-B (Merphos Oxone)	2.5000	2.8112	12.4	999.0
27 Tetrachlorvinphos (stirophos)	2.5000	2.4481	2.1	15.0
28 Carbophenothion methyl	2.5000	2.1715	13.1	15.0
28 Bolstar	2.5000	2.2071	11.7	15.0
30 Carbophenothion	2.5000	2.2871	8.5	15.0
29 Triphenyl phosphate	2.5000	2.5597	2.4	15.0
30 Fensulfothion	2.5000	2.6588	6.4	15.0
35 Phosmet / EPN	5.0000	5.3413	6.8	15.0
33 Famphur	2.5000	2.5871	3.5	15.0
34 Azinphos-methyl	2.5000	2.3745	5.0	15.0
35 Azinphos-ethyl	2.5000	2.4327	2.7	15.0
36 Coumaphos	2.5000	2.5698	2.8	15.0

CONTINUING CALIBRATION COMPOUNDS
PERCENT DRIFT REPORT

Instrument ID: GC_D2.i
Lab File ID: 010F1001.D
Analysis Type: NONE

Injection Date: 13-JUL-2009 20:24
Lab Sample ID: OPP CCV GSV0827
Method File: \\DenSvr03\Public\chem\GCS\GC_D2.

COMPOUND	EXPECTED CONC.	MEASURED CONC.	%D	MAX %D
22 Merphos	2.5000	2.1896	12.4	15.0
40 Total Demeton	2.5000	2.3224	7.1	15.0

Average %D = 9.83

TestAmerica

Data file : \\DenSvr03\Public\chem\GCS\GC_D2.i\0713092.B\010F1001.D
 Lab Smp Id: OPP CCV GSV0827 Client Smp ID: OPP CCV GSV0827
 Inj Date : 13-JUL-2009 20:24
 Operator : MPK/TLW Inst ID: GC_D2.i
 Smp Info : OPP CCV GSV0827
 Misc Info :
 Comment :
 Method : \\DenSvr03\Public\chem\GCS\GC_D2.i\0713092.B\8141A-2.m
 Meth Date : 14-Jul-2009 10:34 GC_D2.i Quant Type: ISTD
 Cal Date : 26-JUN-2009 21:13 Cal File: 009F0901.D
 Als bottle: 10 Continuing Calibration Sample
 Dil Factor: 1.00000
 Integrator: Falcon Compound Sublist: 8141A.sub
 Target Version: 4.14
 Processing Host: DENPC075

Compounds	AMOUNTS					
	RT	EXP RT	REL RT	RESPONSE	CAL-AMT (ug/mL)	ON-COL (ug/mL)
1 o,o,o-TEPT	4.647	4.647	(0.248)	328675	2.50000	2.161
2 Dichlorvos	6.452	6.452	(0.344)	264188	2.50000	2.225
3 Chlormefos	7.281	7.280	(0.388)	253420	2.50000	2.120
4 Mevinphos	9.119	9.120	(0.486)	200848	2.50000	2.511
5 Demeton-O	9.611	9.610	(0.513)	57312	0.81250	0.7519
6 Thionazin	9.859	9.860	(0.526)	252821	2.50000	2.113
7 Ethoprop	10.376	10.377	(0.553)	197915	2.50000	2.214
8 Phorate	10.406	10.404	(0.555)	242750	2.50000	2.342
9 Naled	10.809	10.809	(0.577)	87861	2.50000	3.314
10 Sulfotepp	10.886	10.885	(0.581)	360174	2.50000	2.304 (A)
* 11 Tributylphosphate	11.002	11.010	(1.000)	183814	2.00000	
12 Simazine	11.269	11.269	(0.601)	44267	2.50000	1.977 (A)
13 Diazinon	11.407	11.407	(0.608)	193544	2.50000	2.308
14 Atrazine	11.449	11.449	(0.611)	89708	2.50000	2.062 (A)
15 Propazine	11.612	11.612	(0.619)	74585	2.50000	1.922
16 Disulfoton	11.904	11.904	(0.635)	192576	2.50000	2.336
17 Demeton-S	11.984	11.989	(0.639)	150874	1.70000	1.570
18 Dimethoate	13.122	13.122	(0.700)	254348	2.50000	2.302
19 Ronnel	13.426	13.424	(0.716)	165527	2.50000	2.226
20 Merphos-A (Merphos)	13.522	13.520	(1.229)	156546	2.50000	2.350 (A)
21 Chlorpyrifos	14.241	14.239	(0.760)	175560	2.50000	2.327
22 Penthion	14.494	14.490	(0.773)	170374	2.50000	2.435
23 Trichloronate	14.536	14.534	(0.775)	209462	2.50000	2.154
24 Anilazine	15.039	15.039	(0.802)	13683	2.50000	2.119
25 Methyl Parathion	15.359	15.359	(0.819)	196106	2.50000	2.596 (A)
26 Malathion	15.587	15.584	(0.831)	152177	2.50000	2.150
27 Tokuthion	16.229	16.229	(0.866)	175296	2.50000	2.116
28 Parathion	16.382	16.382	(0.874)	194632	2.50000	2.615 (M)
29 Merphos-B (Merphos Oxone)	16.407	16.407	(1.491)	58017	2.50000	2.811 (AM)
30 Tetrachlorvinphos (stirophos)	16.882	16.882	(0.901)	117878	2.50000	2.448
31 Carbophenothion methyl	16.984	16.984	(0.906)	149868	2.50000	2.172
32 Bolstar	17.352	17.352	(0.926)	160452	2.50000	2.207
33 Carbophenothion	17.434	17.434	(0.930)	163495	2.50000	2.287 (A)

Compounds	RT	EXP RT	REL RT	RESPONSE	AMOUNTS	
					CAL-AMT (ug/mL)	ON-COL (ug/mL)
S 34 Triphenyl phosphate	18.202	18.202	(0.971)	150154	2.50000	2.560
35 Fensulfothion	18.482	18.484	(0.986)	143204	2.50000	2.659
* 36 TOCP	18.747	18.747	(1.000)	117580	2.00000	
37 Phosmet / EPN	18.837	18.839	(1.005)	320679	5.00000	5.341 (A)
38 Famphur	18.941	18.942	(1.010)	199517	2.50000	2.587
39 Azinphos-methyl	19.076	19.079	(1.018)	167518	2.50000	2.374
40 Azinphos-ethyl	19.289	19.294	(1.029)	163452	2.50000	2.433
41 Coumaphos	20.242	20.247	(1.080)	132755	2.50000	2.570
S 42 Merphos				214563	2.50000	2.190 (A)
M 43 Total Demeton				208186	2.50000	2.322

QC Flag Legend

- A - Target compound detected but, quantitated amount exceeded maximum amount.
- M - Compound response manually integrated.

TestAmerica

INTERNAL STANDARD COMPOUNDS
 AREA AND RT SUMMARY

Instrument ID: GC D2.i	Calibration Date: 13-JUL-2009
Lab File ID: 010F1001.D	Calibration Time: 17:13
Lab Smp Id: OPP CCV GSV0827	Client Smp ID: OPP CCV GSV0827
Analysis Type: SV	Level:
Quant Type: ISTD	Sample Type:
Operator: MPK/TLW	
Method File: \\DenSvr03\Public\chem\GCS\GC_D2.i\0713092.B\8141A-2.m	
Misc Info:	

COMPOUND	STANDARD	AREA LIMIT		SAMPLE	%DIFF
		LOWER	UPPER		
11 Tributylphosphate	189223	94612	378446	183814	-2.86
36 TOCP	113498	56749	226996	117580	3.60

COMPOUND	STANDARD	RT LIMIT		SAMPLE	%DIFF
		LOWER	UPPER		
11 Tributylphosphate	11.01	10.51	11.51	11.00	-0.07
36 TOCP	18.75	18.25	19.25	18.75	0.00

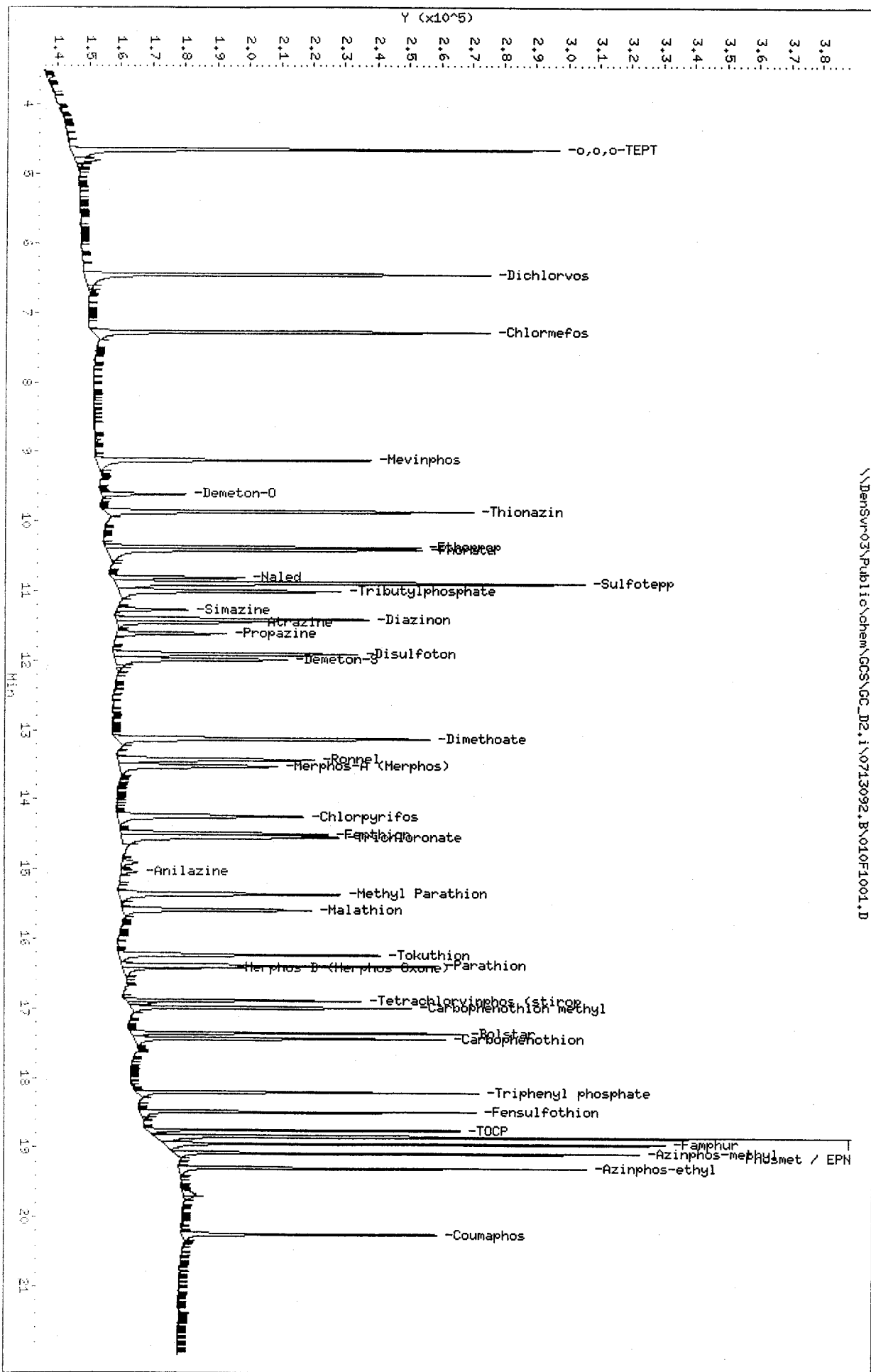
AREA UPPER LIMIT = +100% of internal standard area.
 AREA LOWER LIMIT = - 50% of internal standard area.
 RT UPPER LIMIT = + 0.50 minutes of internal standard RT.
 RT LOWER LIMIT = - 0.50 minutes of internal standard RT.

Data File: \\Densur03\Public\chem\CCS\GC_D2.1\0713092.B\010F1001.D
 Date: 13-JUL-2009 20:24
 Client ID: OPP CCV GSW0827
 Sample Info: OPP CCV GSW0827

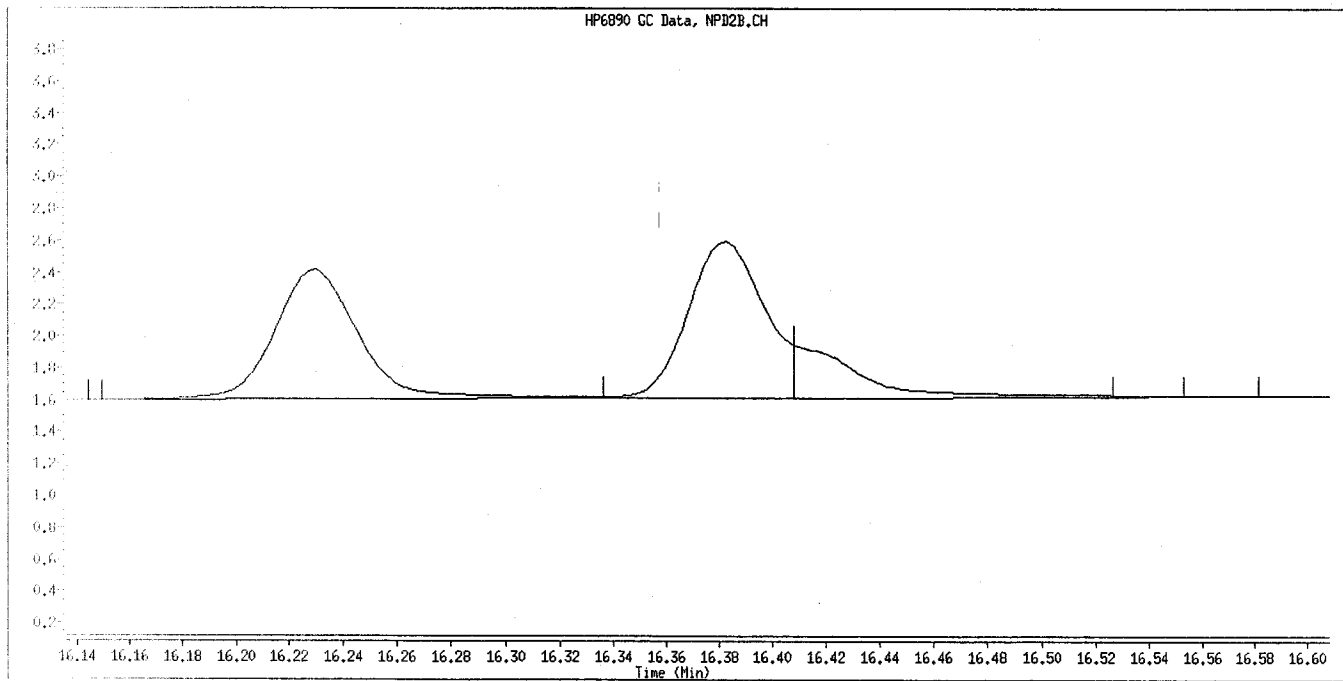
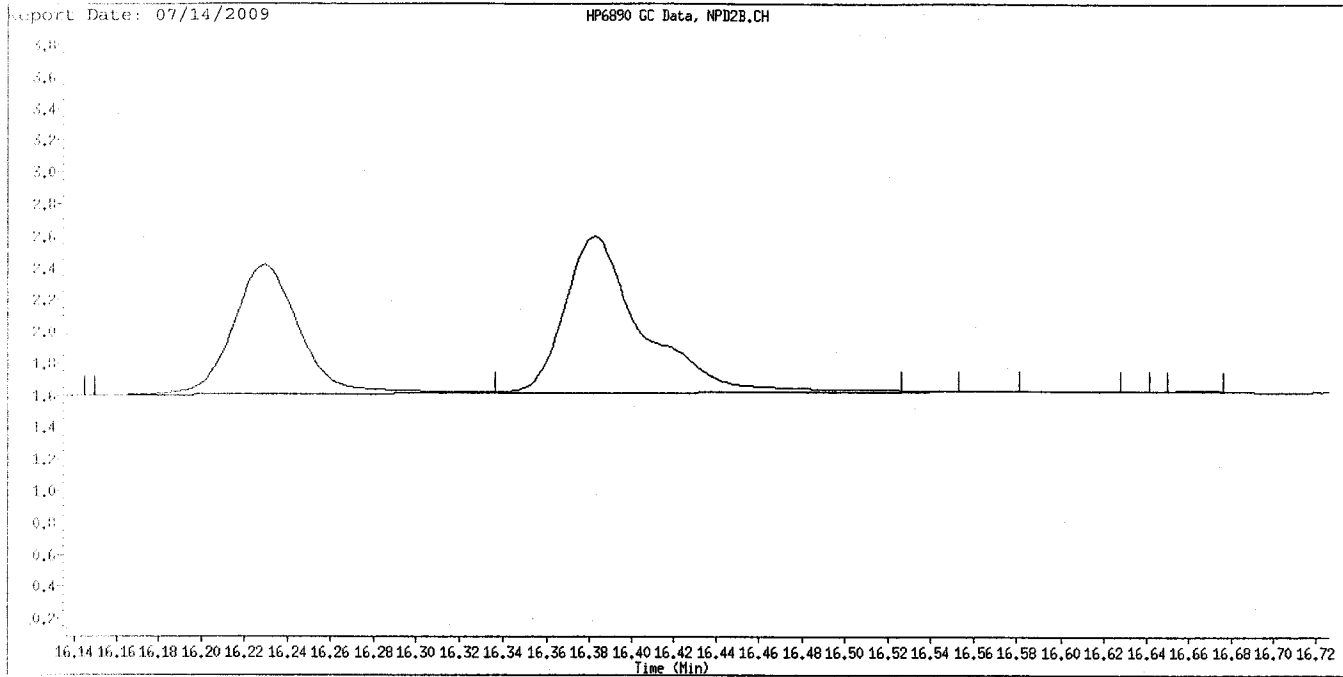
Column phase: RTX-QPest

Instrument: GC_D2.1
 Operator: MPK/TLM
 Column diameter: 0.32

\\Densur03\Public\chem\CCS\GC_D2.1\0713092.B\010F1001.D



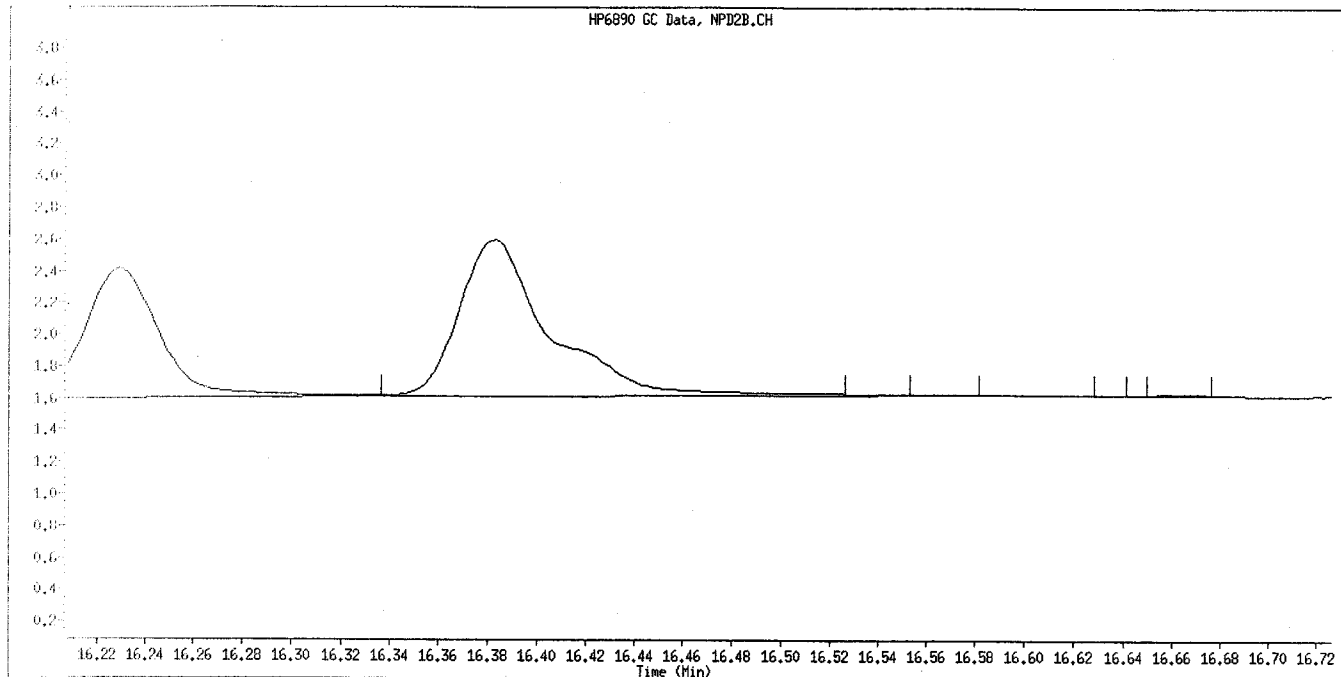
Data File Name: 010F1001.D
Inj. Date and Time: 13-JUL-2009 20:24
Instrument ID: GC_D2.i
Client ID: OPP CCV GSV0827
Compound Name: Parathion
CAS #:



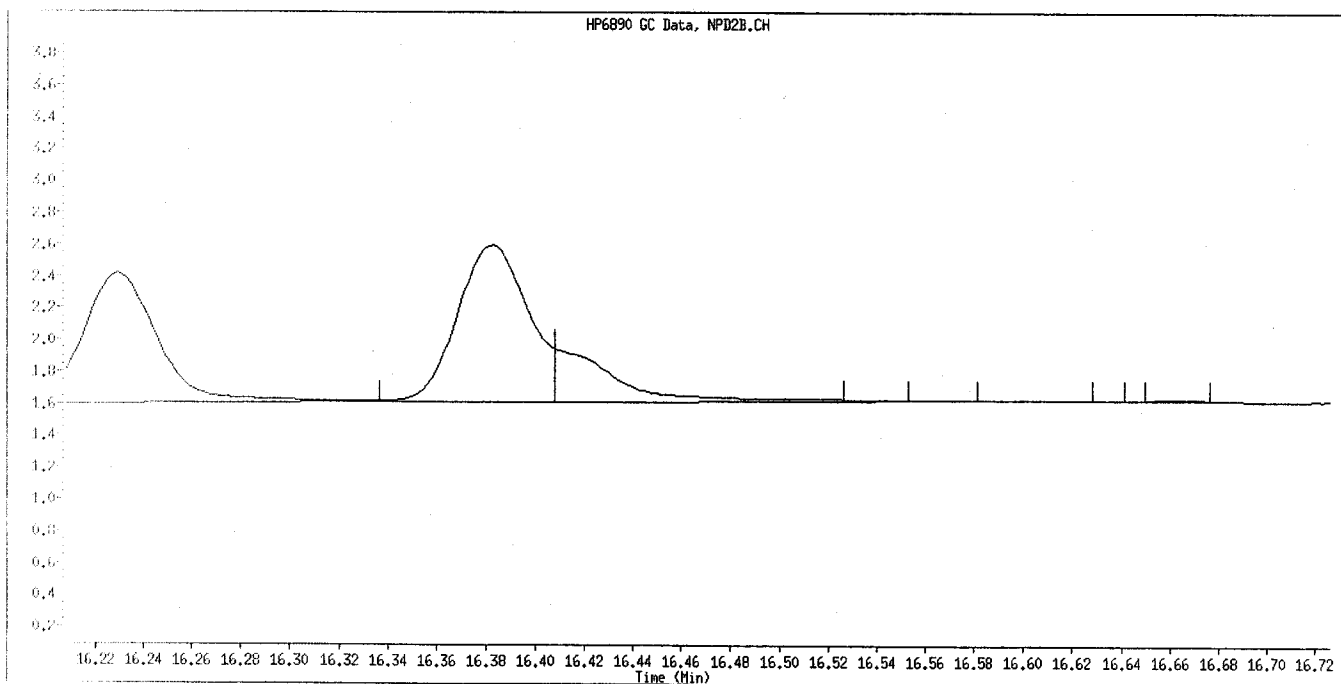
Manually Integrated By: williamst
Manual Integration Reason: Baseline Event

Y6
7/14/09

Data File Name: 010F1001.D
Inj. Date and Time: 13-JUL-2009 20:24
Instrument ID: GC_D2.i
Client ID: OPP CCV GSV0827
Compound Name: Merphos-B (Merphos Oxone)
CAS #:
Report Date: 07/14/2009



Original Integration



Manual Integration

Manually Integrated By: williamst
Manual Integration Reason: Baseline Event

8/6
7/14/09

CONTINUING CALIBRATION COMPOUNDS
 PERCENT DRIFT REPORT

Instrument ID: GC_D2.i
 Lab File ID: 021F2101.D
 Analysis Type: NONE

Injection Date: 14-JUL-2009 01:24
 Lab Sample ID: OPP CCV GSV0827
 Method File: \\DenSvr03\Public\chem\GCS\GC_D2.

COMPOUND	EXPECTED CONC.	MEASURED CONC.	%D	MAX %D
1 o,o,o-TEPT	2.5000	2.2285	10.9	15.0
2 Dichlorvos	2.5000	2.5185	0.7	15.0
3 Mevinphos	2.5000	2.6806	7.2	15.0
4 Chlormefos	2.5000	2.3657	5.4	15.0
5 Thionazin	2.5000	2.3993	4.0	15.0
6 Demeton-O	0.8125	0.7744	4.7	15.0
7 Ethoprop	2.5000	2.3999	4.0	15.0
8 Naled	2.5000	2.4261	3.0	15.0
9 Sulfotepp	2.5000	2.5054	0.2	15.0
10 Phorate	2.5000	2.3527	5.9	15.0
11 Dimethoate	2.5000	2.5321	1.3	15.0
12 Demeton-S	1.7000	1.6872	0.8	15.0
13 Simazine	2.5000	2.0083	19.7	15.0
14 Atrazine	2.5000	2.2907	8.4	15.0
15 propazine	2.5000	2.2221	11.1	15.0
17 Disulfoton	2.5000	2.5380	1.5	15.0
16 Diazinon	2.5000	2.2662	9.4	15.0
18 Methyl Parathion	2.5000	2.7577	10.3	15.0
19 Ronnel	2.5000	2.2370	10.5	15.0
20 Malathion	2.5000	2.4719	1.1	15.0
21 Fenthion	2.5000	2.4235	3.1	15.0
22 Parathion	2.5000	2.5498	2.0	15.0
23 Chlorpyrifos	2.5000	2.2792	8.8	15.0
24 Trichloronate	2.5000	2.2809	8.8	15.0
25 Anilazine	2.5000	1.4012	44.0	15.0
148 Merphos-A (Merphos)	2.5000	2.1693	13.2	999.0
26 Tetrachlorvinphos (Stirophos)	2.5000	2.4417	2.3	15.0
28 Tokuthion	2.5000	2.3124	7.5	15.0
149 Merphos-B (Merphos Oxone)	2.5000	2.9061	16.2	999.0
29 Carbophenothion-methyl	2.5000	2.4580	1.7	15.0
29 Fensulfothion	2.5000	2.7544	10.2	15.0
30 Bolstar / Famphur	5.0000	4.6570	6.9	15.0
32 Carbophenothion	2.5000	2.2653	9.4	15.0
31 Triphenyl phosphate	2.5000	2.4396	2.4	15.0
34 Phosmet	2.5000	2.5112	0.4	15.0
32 EPN	2.5000	2.7613	10.5	15.0
33 Azinphos-methyl	2.5000	2.5923	3.7	15.0
35 Azinphos-ethyl	2.5000	2.4203	3.2	15.0
36 Coumaphos	2.5000	2.6655	6.6	15.0

CONTINUING CALIBRATION COMPOUNDS
PERCENT DRIFT REPORT

Instrument ID: GC_D2.i
Lab File ID: 021F2101.D
Analysis Type: NONE

Injection Date: 14-JUL-2009 01:24
Lab Sample ID: OPP CCV GSV0827
Method File: \\DenSvr03\Public\chem\GCS\GC_D2.

COMPOUND	EXPECTED CONC.	MEASURED CONC.	%D	MAX %D
27 Merphos	2.5000	2.3355	6.6	15.0
40 Total Demeton	2.5000	2.4616	1.5	15.0

Average %D = 7.05

TestAmerica

Data file : \\DenSvr03\Public\chem\GCS\GC_D2.i\0713091.B\021F2101.D
 Lab Smp Id: OPP CCV GSV0827 Client Smp ID: OPP CCV GSV0827
 Inj Date : 14-JUL-2009 01:24
 Operator : MPK/TLW Inst ID: GC_D2.i
 Smp Info : OPP CCV GSV0827
 Misc Info : IS - GSV0633-09
 Comment :
 Method : \\DenSvr03\Public\chem\GCS\GC_D2.i\0713091.B\8141A-1.m
 Meth Date : 14-Jul-2009 08:48 GC_D2.i Quant Type: ISTD
 Cal Date : 26-JUN-2009 21:13 Cal File: 009F0901.D
 Als bottle: 21 Continuing Calibration Sample
 Dil Factor: 1.00000
 Integrator: Falcon Compound Sublist: 8141A.sub
 Target Version: 4.14
 Processing Host: DENPC075

Compounds	AMOUNTS					
	RT	EXP RT	REL RT	RESPONSE	CAL-AMT (ug/mL)	ON-COL (ug/mL)
1 o,o,o TEPT	3.164	3.163	(0.178)	414906	2.50000	2.228
2 Dichlorvos	4.001	4.002	(0.225)	291172	2.50000	2.518
3 Mevinphos	5.661	5.670	(0.319)	170243	2.50000	2.681
4 Chlorfepos	5.746	5.745	(0.323)	342496	2.50000	2.366
5 Thionazin	7.407	7.407	(0.417)	317002	2.50000	2.399
6 Demeton-O	7.542	7.542	(0.425)	98246	0.81250	0.7744
7 Ethoprop	7.749	7.753	(0.436)	277873	2.50000	2.400
8 Naled	7.949	7.952	(0.447)	69916	2.50000	2.426
9 Tributylphosphate	8.026	8.072	(1.000)	226582	2.00000	
10 Sulfotepp	8.329	8.327	(0.469)	414556	2.50000	2.505
11 Phorate	8.419	8.417	(0.474)	282104	2.50000	2.353
12 Dimethoate	8.547	8.552	(0.481)	352707	2.50000	2.532
13 Demeton-S	8.731	8.747	(0.491)	170418	1.70000	1.687
14 Simazine	8.814	8.815	(0.496)	93198	2.50000	2.008
15 Atrazine	8.982	8.983	(0.506)	123721	2.50000	2.291
16 propazine	9.129	9.127	(0.514)	110739	2.50000	2.222
17 Disulfoton	9.746	9.743	(0.549)	205848	2.50000	2.538
18 Diazinon	9.782	9.782	(0.551)	291894	2.50000	2.266
19 Methyl Parathion	10.592	10.588	(0.596)	225266	2.50000	2.758
20 Ronnel	11.111	11.108	(0.625)	188891	2.50000	2.237
21 Malathion	11.666	11.665	(0.657)	190033	2.50000	2.472
22 Fenthion	11.794	11.792	(0.664)	201239	2.50000	2.423
23 Parathion	11.881	11.877	(0.669)	225335	2.50000	2.550
24 Chlorpyrifos	11.929	11.925	(0.671)	243688	2.50000	2.279
25 Trichloronate	12.349	12.345	(0.695)	217955	2.50000	2.281
26 Anilazine	12.669	12.663	(0.713)	10602	2.50000	1.401
27 Merphos-A (Merphos)	13.044	13.038	(0.734)	172949	2.50000	2.169
28 Tetrachlorvinphos (Stirophos)	13.666	13.667	(0.769)	129381	2.50000	2.442
29 Tokuthion	14.284	14.278	(0.804)	211822	2.50000	2.312
30 Merphos-B (Merphos Oxone)	14.487	14.490	(0.815)	62212	2.50000	2.906
31 Carbophenothion-methyl	15.064	15.058	(0.848)	173195	2.50000	2.458
32 Fensulfothion	15.201	15.205	(0.856)	208700	2.50000	2.754
33 Bolstar / Pamphur	15.934	15.930	(0.897)	408113	5.00000	4.657

Compounds	RT	EXP RT	REL RT	RESPONSE	AMOUNTS	
					CAL-AMT (ug/mL)	ON-COL (ug/mL)
34 Carbophenothion	16.081	16.075	(0.905)	199155	2.50000	2.265
35 Triphenyl phosphate	16.616	16.615	(0.935)	162993	2.50000	2.440 (A)
36 Phosmet	16.871	16.868	(0.950)	188969	2.50000	2.511
37 EPN	17.061	17.058	(0.960)	199722	2.50000	2.761
38 Azinphos-methyl	17.394	17.392	(0.979)	207871	2.50000	2.592
39 TOCP	17.767	17.767	(1.000)	132147	2.00000	
40 Azinphos-ethyl	17.846	17.843	(1.004)	214496	2.50000	2.420
41 Coumaphos	18.292	18.290	(1.030)	172394	2.50000	2.666
42 Merphos				235161	2.50000	2.335
43 Total Demeton				268664	2.50000	2.462

QC Flag Legend

A - Target compound detected but, quantitated amount exceeded maximum amount.

TestAmerica

INTERNAL STANDARD COMPOUNDS
 AREA AND RT SUMMARY

Instrument ID: GC D2.i
 Lab File ID: 021F2101.D
 Lab Smp Id: OPP CCV GSV0827
 Analysis Type: SV
 Quant Type: ISTD
 Operator: MPK/TLW
 Method File: \\DenSvr03\Public\chem\GCS\GC_D2.i\0713091.B\8141A-1.m
 Misc Info: IS - GSV0633-09

Calibration Date: 13-JUL-2009
 Calibration Time: 20:24
 Client Smp ID: OPP CCV GSV0827
 Level:
 Sample Type:

COMPOUND	STANDARD	AREA LIMIT		SAMPLE	%DIFF
		LOWER	UPPER		
9 Tributylphosphate	214729	107365	429458	226582	5.52
39 TOCP	132142	66071	264284	132147	0.00


COMPOUND	STANDARD	RT LIMIT		SAMPLE	%DIFF
		LOWER	UPPER		
9 Tributylphosphate	8.05	7.55	8.55	8.03	-0.25
39 TOCP	17.77	17.27	18.27	17.77	0.01

AREA UPPER LIMIT = +100% of internal standard area.
 AREA LOWER LIMIT = - 50% of internal standard area.
 RT UPPER LIMIT = + 0.50 minutes of internal standard RT.
 RT LOWER LIMIT = - 0.50 minutes of internal standard RT.

Data File: \\DensSvr03\Public\chem\GCSS\GC_D2.i\0713091.B\021F2101.D
 Date: 14-JUL-2009 01:24
 Client ID: OPP DCV GSV0827
 Sample Info: OPP DCV GSV0827
 Column phase: RTX-1HS

Instrument: GC_D2.1
 Operator: HPK/TLM
 Column diameter: 0.32

\\DensSvr03\Public\chem\GCSS\GC_D2.i\0713091.B\021F2101.D



CONTINUING CALIBRATION COMPOUNDS
 PERCENT DRIFT REPORT

Instrument ID: GC_D2.i
 Lab File ID: 021F2101.D
 Analysis Type: NONE

Injection Date: 14-JUL-2009 01:24
 Lab Sample ID: OPP CCV GSV0827
 Method File: \\DenSvr03\Public\chem\GCS\GC_D2.

COMPOUND	EXPECTED CONC.	MEASURED CONC.	%D	MAX %D
1 o,o,o-TEPT	2.5000	2.2756	9.0	15.0
2 Dichlorvos	2.5000	2.5849	3.4	15.0
3 Chlormefos	2.5000	2.2493	10.0	15.0
4 Mevinphos	2.5000	2.5389	1.6	15.0
5 Demeton-O	0.8125	0.8856	9.0	15.0
6 Thionazin	2.5000	2.3288	6.8	15.0
7 Ethoprop	2.5000	2.3872	4.5	15.0
8 Phorate	2.5000	2.4102	3.6	15.0
10 Naled	2.5000	2.2814	8.7	15.0
146 Sulfotepp	2.5000	2.4971	0.1	15.0
10 Simazine	2.5000	2.1833	12.7	15.0
12 Diazinon	2.5000	2.5281	1.1	15.0
150 Atrazine	2.5000	2.2970	8.1	15.0
13 Propazine	2.5000	2.2227	11.1	15.0
14 Disulfoton	2.5000	2.4977	0.1	15.0
15 Demeton-S	1.7000	1.7627	3.7	15.0
16 Dimethoate	2.5000	2.4576	1.7	15.0
17 Ronnel	2.5000	2.3350	6.6	15.0
148 Merphos-A (Merphos)	2.5000	2.0654	17.4	999.0
18 Chlorpyrifos	2.5000	2.4690	1.2	15.0
19 Fenthion	2.5000	2.5598	2.4	15.0
20 Trichloronate	2.5000	2.3355	6.6	15.0
21 Anilazine	2.5000	1.4844	40.6	15.0
23 Methyl Parathion	2.5000	2.6637	6.5	15.0
24 Malathion	2.5000	2.4919	0.3	15.0
25 Tokuthion	2.5000	2.2498	10.0	15.0
26 Parathion	2.5000	2.7158	8.6	15.0
149 Merphos-B (Merphos Oxone)	2.5000	2.9499	18.0	999.0
27 Tetrachlorvinphos (stirophos)	2.5000	2.5049	0.2	15.0
28 Carbophenothion methyl	2.5000	2.4377	2.5	15.0
28 Bolstar	2.5000	2.3532	5.9	15.0
30 Carbophenothion	2.5000	2.5813	3.3	15.0
29 Triphenyl phosphate	2.5000	2.5665	2.7	15.0
30 Fensulfothion	2.5000	2.7519	10.1	15.0
35 Phosmet / EPN	5.0000	5.2010	4.0	15.0
33 Famphur	2.5000	2.3224	7.1	15.0
34 Azinphos-methyl	2.5000	2.4969	0.1	15.0
35 Azinphos-ethyl	2.5000	2.5447	1.8	15.0
36 Coumaphos	2.5000	2.7420	9.7	15.0

Data File: \\DenSvr03\Public\chem\GCS\GC_D2.i\0713092.B\021F2101.D
Report Date: 07/14/2009

CONTINUING CALIBRATION COMPOUNDS
PERCENT DRIFT REPORT

Instrument ID: GC_D2.i
Lab File ID: 021F2101.D
Analysis Type: NONE

Injection Date: 14-JUL-2009 01:24
Lab Sample ID: OPP CCV GSV0827
Method File: \\DenSvr03\Public\chem\GCS\GC_D2.

COMPOUND	EXPECTED CONC.	MEASURED CONC.	%D	MAX %D
22 Merphos	2.5000	2.2019	11.9	15.0
40 Total Demeton	2.5000	2.6483	5.9	15.0

Average %D = 6.80

TestAmerica

Data file : \\DenSvr03\Public\chem\GCS\GC_D2.i\0713092.B\021F2101.D
 Lab Smp Id: OPP CCV GSV0827 Client Smp ID: OPP CCV GSV0827
 Inj Date : 14-JUL-2009 01:24
 Operator : MPK/TLW Inst ID: GC_D2.i
 Smp Info : OPP CCV GSV0827
 Misc Info :
 Comment :
 Method : \\DenSvr03\Public\chem\GCS\GC_D2.i\0713092.B\8141A-2.m
 Meth Date : 14-Jul-2009 10:35 GC_D2.i Quant Type: ISTD
 Cal Date : 26-JUN-2009 21:13 Cal File: 009F0901.D
 Als bottle: 21 Continuing Calibration Sample
 Dil Factor: 1.00000
 Integrator: Falcon Compound Sublist: 8141A.sub
 Target Version: 4.14
 Processing Host: DENPC075

Compounds	AMOUNTS					
	RT	EXP RT	REL RT	RESPONSE	CAL-AMT (ug/mL)	ON-COL (ug/mL)
1 o,o,o-TEPT	4.648	4.647	(0.248)	336377	2.50000	2.276
2 Dichlorvos	6.453	6.452	(0.344)	298356	2.50000	2.585
3 Chlormefos	7.283	7.280	(0.388)	261355	2.50000	2.249
4 Mevinphos	9.121	9.120	(0.487)	197407	2.50000	2.539
5 Demeton-O	9.613	9.610	(0.513)	65611	0.81250	0.8856
6 Thionazin	9.861	9.860	(0.526)	270769	2.50000	2.329
7 Ethoprop	10.376	10.377	(0.553)	207398	2.50000	2.387
8 Phorate	10.409	10.404	(0.555)	242823	2.50000	2.410
9 Naled	10.809	10.809	(0.577)	56446	2.50000	2.281
10 Sulfotepp	10.888	10.885	(0.581)	379445	2.50000	2.497 (A)
* 11 Tributylphosphate	10.998	11.010	(1.000)	194356	2.00000	
12 Simazine	11.269	11.269	(0.601)	47516	2.50000	2.183 (A)
13 Diazinon	11.409	11.407	(0.609)	206266	2.50000	2.528
14 Atrazine	11.451	11.449	(0.611)	98386	2.50000	2.297 (A)
15 Propazine	11.613	11.612	(0.619)	84165	2.50000	2.223
16 Disulfoton	11.908	11.904	(0.635)	200155	2.50000	2.498
17 Demeton-S	11.984	11.989	(0.639)	166058	1.70000	1.763
18 Dimethoate	13.124	13.122	(0.700)	263950	2.50000	2.458
19 Ronnel	13.428	13.424	(0.716)	168803	2.50000	2.335
20 Merphos-A (Merphos)	13.526	13.520	(1.230)	145457	2.50000	2.065 (A)
21 Chlorpyrifos	14.243	14.239	(0.760)	181036	2.50000	2.469
22 Fenthion	14.494	14.490	(0.773)	174087	2.50000	2.560
23 Trichloronate	14.538	14.534	(0.775)	221575	2.50000	2.336
24 Anilazine	15.043	15.039	(0.802)	9320	2.50000	1.484 (M)
25 Methyl Parathion	15.361	15.359	(0.819)	195575	2.50000	2.664 (A)
26 Malathion	15.586	15.584	(0.831)	171398	2.50000	2.492
27 Tokuthion	16.231	16.229	(0.866)	181183	2.50000	2.250
28 Parathion	16.383	16.382	(0.874)	196481	2.50000	2.716 (M)
29 Merphos-B (Merphos Oxone)	16.408	16.407	(1.492)	64264	2.50000	2.950 (AM)
30 Tetrachlorvinphos (stirophos)	16.883	16.882	(0.901)	117230	2.50000	2.505
31 Carbophenothion methyl	16.986	16.984	(0.906)	163519	2.50000	2.438
32 Bolstar	17.354	17.352	(0.926)	166272	2.50000	2.353
33 Carbophenothion	17.436	17.434	(0.930)	179348	2.50000	2.581 (A)

Compounds	RT	EXP RT	REL RT	RESPONSE	AMOUNTS	
					CAL-AMT (ug/mL)	ON-COL (ug/mL)
=====	=====	=====	=====	=====	=====	=====
S 34 Triphenyl phosphate	18.203	18.202	(0.971)	146328	2.50000	2.566
35 Pemsulfothion	18.483	18.484	(0.986)	144066	2.50000	2.752
* 36 TOCP	18.748	18.747	(1.000)	114284	2.00000	
37 Phosmet / EPN	18.838	18.839	(1.005)	303628	5.00000	5.201 (A)
38 Pamphur	18.941	18.942	(1.010)	174079	2.50000	2.322
39 Azinphos-methyl	19.074	19.079	(1.017)	171210	2.50000	2.497
40 Azinphos-ethyl	19.289	19.294	(1.029)	166181	2.50000	2.545
41 Coumaphos	20.243	20.247	(1.080)	137679	2.50000	2.742
S 42 Merphos				209721	2.50000	2.202 (A)
M 43 Total Demeton				231669	2.50000	2.648

QC Flag Legend

- A - Target compound detected but, quantitated amount exceeded maximum amount.
- M - Compound response manually integrated.

TestAmerica

INTERNAL STANDARD COMPOUNDS
 AREA AND RT SUMMARY

Instrument ID: GC_D2.i
 Lab File ID: 021F2101.D
 Lab Smp Id: OPP CCV GSV0827
 Analysis Type: SV
 Quant Type: ISTD
 Operator: MPK/TLW
 Method File: \\DenSvr03\Public\chem\GCS\GC_D2.i\0713092.B\8141A-2.m
 Misc Info:

Calibration Date: 13-JUL-2009
 Calibration Time: 20:24
 Client Smp ID: OPP CCV GSV0827
 Level:
 Sample Type:

COMPOUND	STANDARD	AREA LIMIT		SAMPLE	%DIFF
		LOWER	UPPER		
11 Tributylphosphate	183814	91907	367628	194356	5.74
36 TOCP	117580	58790	235160	114284	-2.80

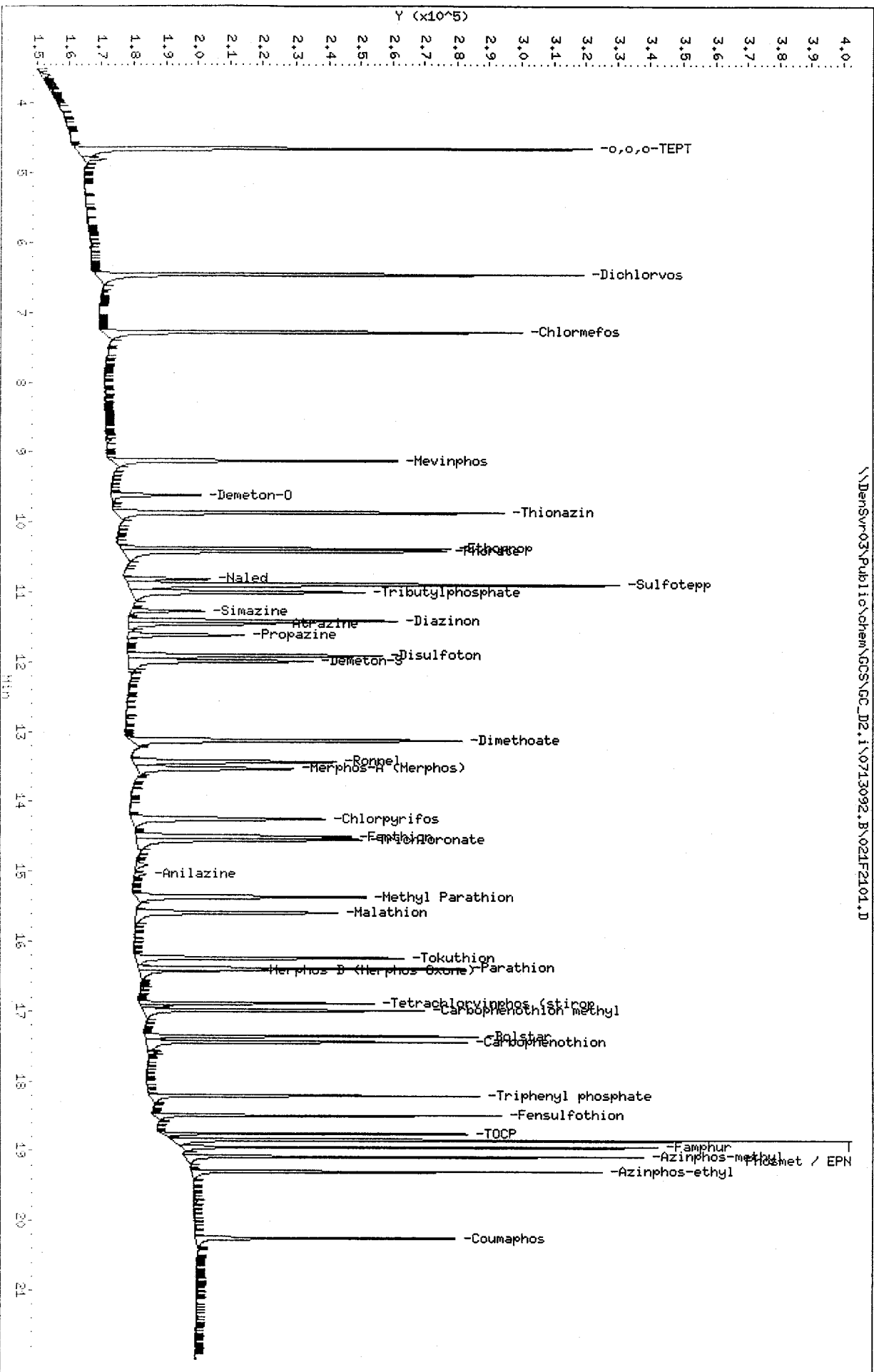
COMPOUND	STANDARD	RT LIMIT		SAMPLE	%DIFF
		LOWER	UPPER		
11 Tributylphosphate	11.00	10.50	11.50	11.00	-0.04
36 TOCP	18.75	18.25	19.25	18.75	0.00

AREA UPPER LIMIT = +100% of internal standard area.
 AREA LOWER LIMIT = - 50% of internal standard area.
 RT UPPER LIMIT = + 0.50 minutes of internal standard RT.
 RT LOWER LIMIT = - 0.50 minutes of internal standard RT.

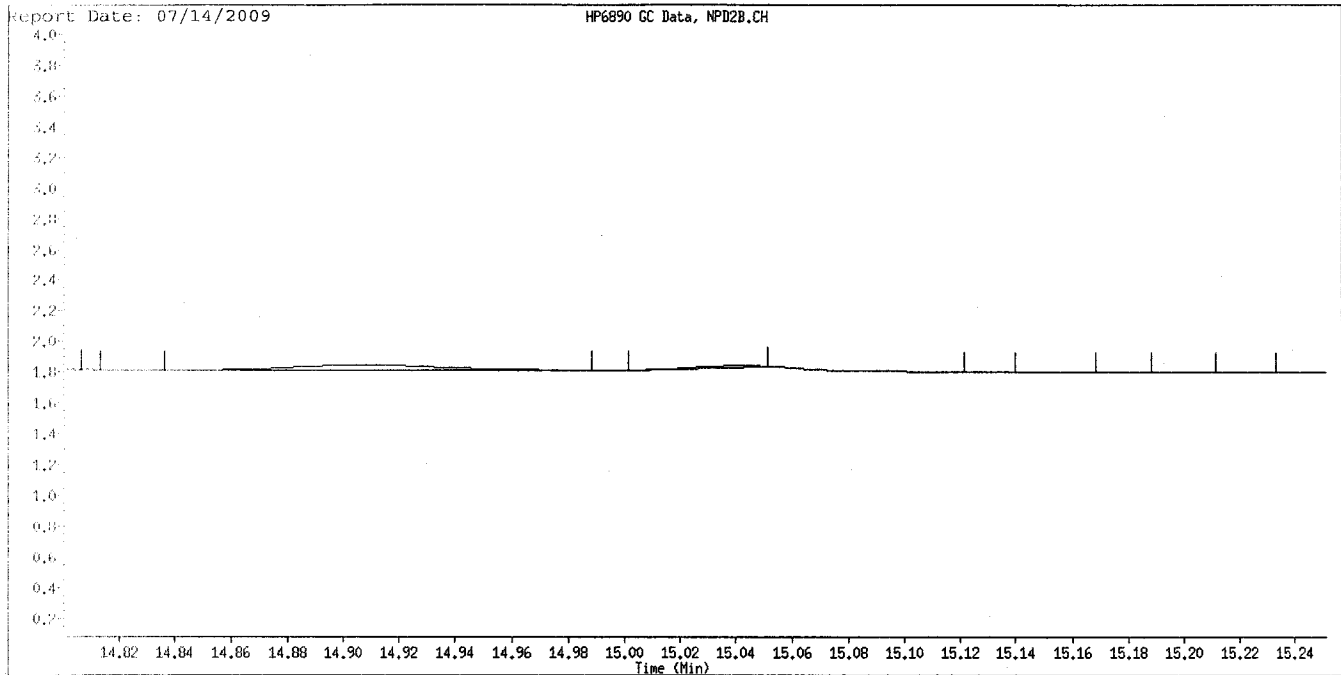
Data File: \\Densvnr03\Public\chem\GCS\GC_D2.1\0713092.B\021F2101.D
 Date: 14-JUL-2009 01:24
 Client ID: OPP CCV GSV0827
 Sample Info: OPP CCV GSV0827

Instrument: GC_D2.1
 Operator: HPK/TLM
 Column diameter: 0.32

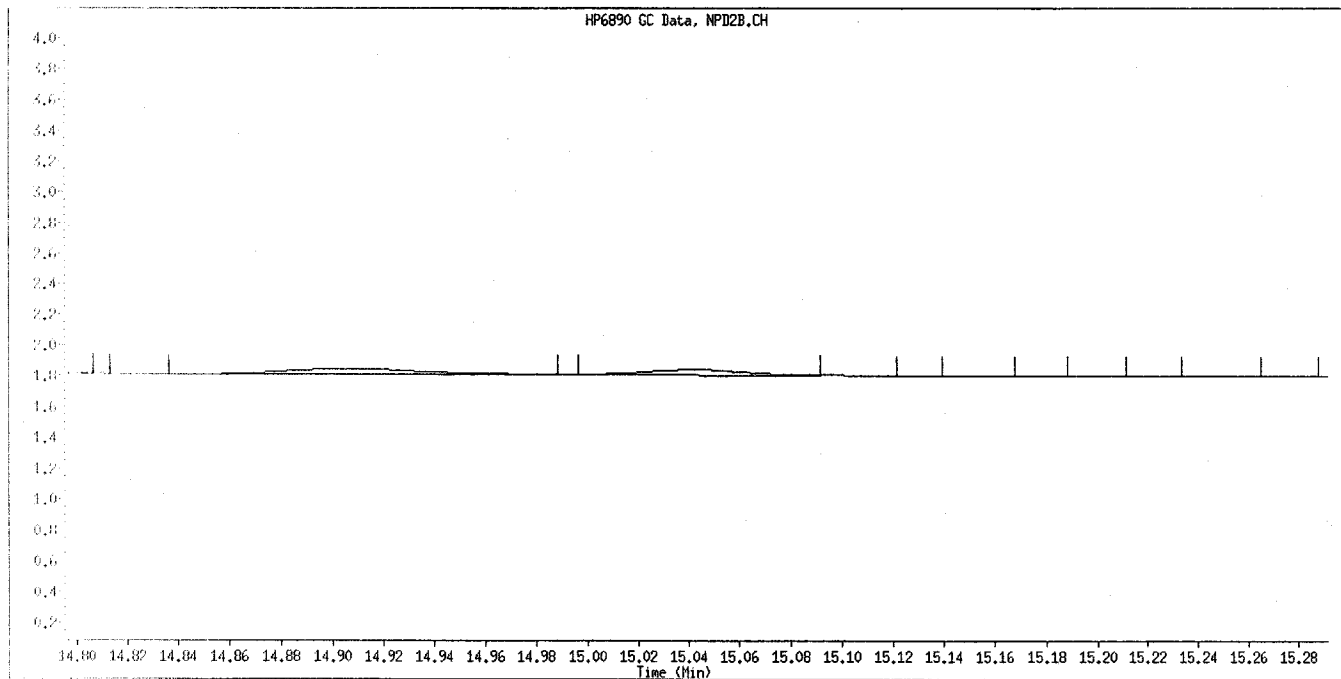
\\Densvnr03\Public\chem\GCS\GC_D2.1\0713092.B\021F2101.D



Data File Name: 021F2101.D
Date and Time: 14-JUL-2009 01:24
Instrument ID: GC_D2.i
Client ID: OPP CCV GSV0827
Compound Name: Anilazine
CAS #:



Original Integration

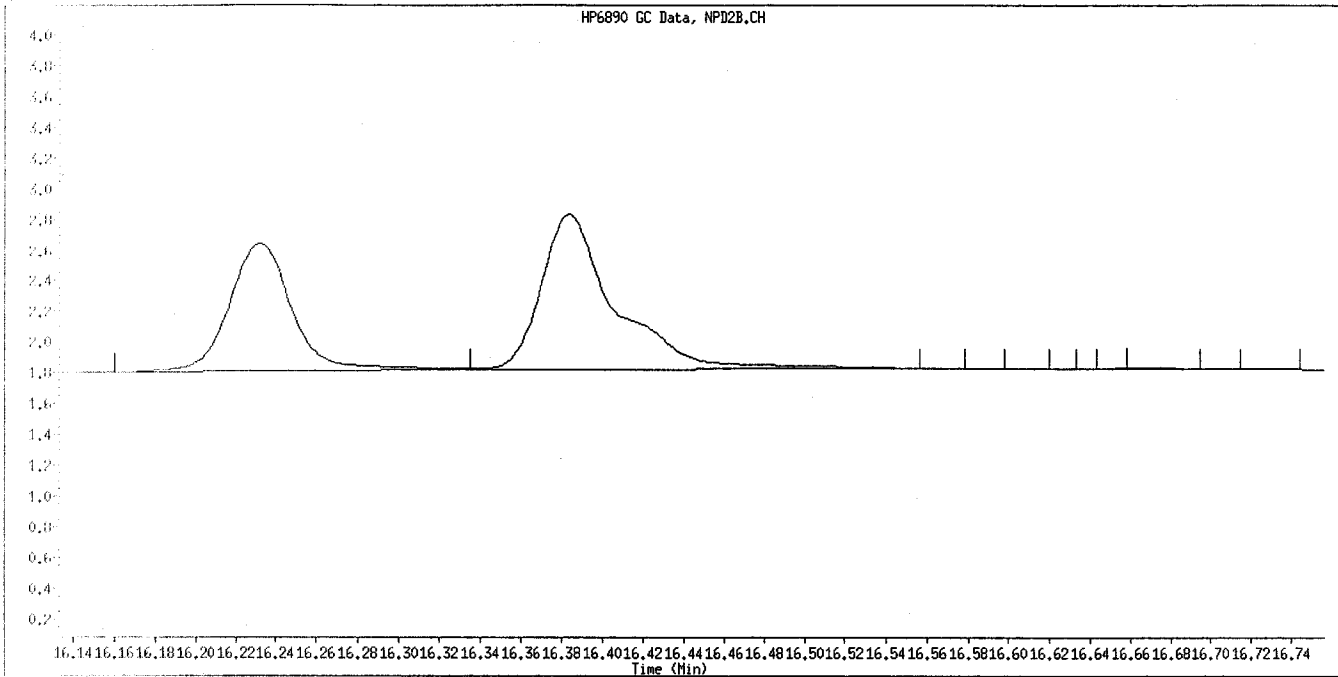


Manual Integration

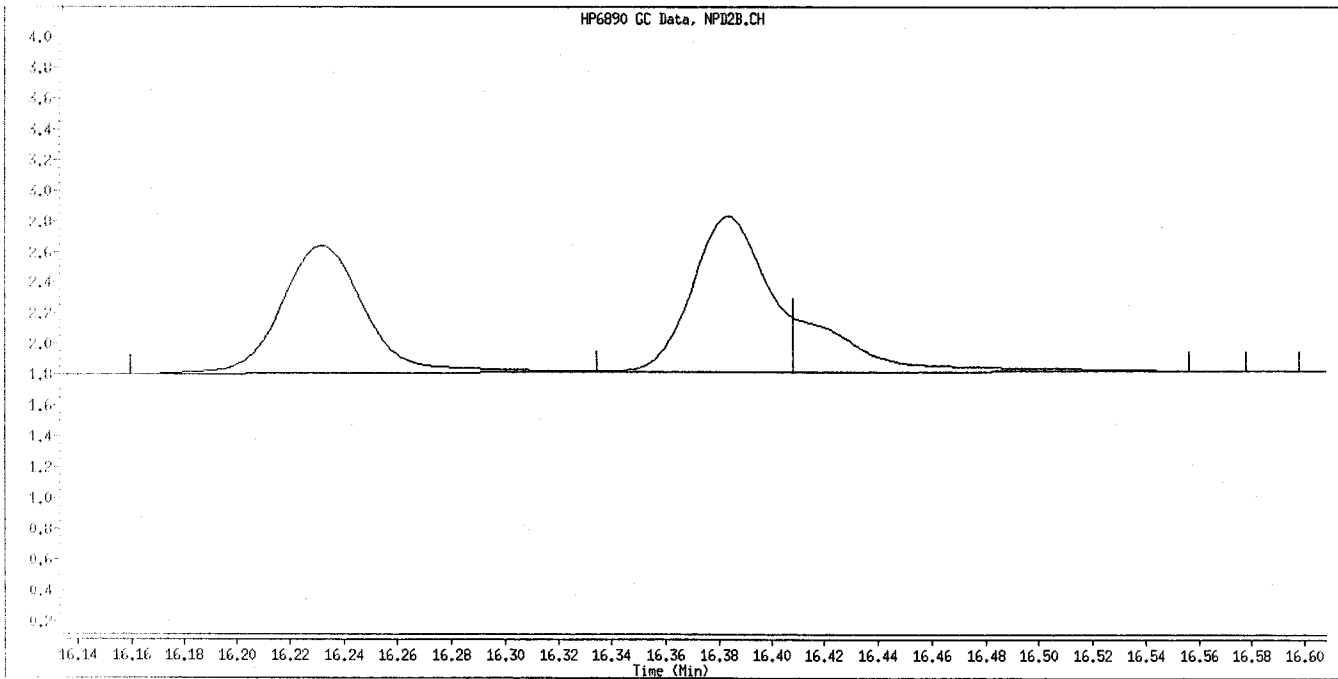
Manually Integrated By: williamst
Manual Integration Reason: Baseline Event

JK
7/14/09

Data File Name: 021F2101.D
Inj. Date and Time: 14-JUL-2009 01:24
Instrument ID: GC_D2.i
Client ID: OPP CCV GSV0827
Compound Name: Parathion
CAS #:
Report Date: 07/14/2009



Original Integration

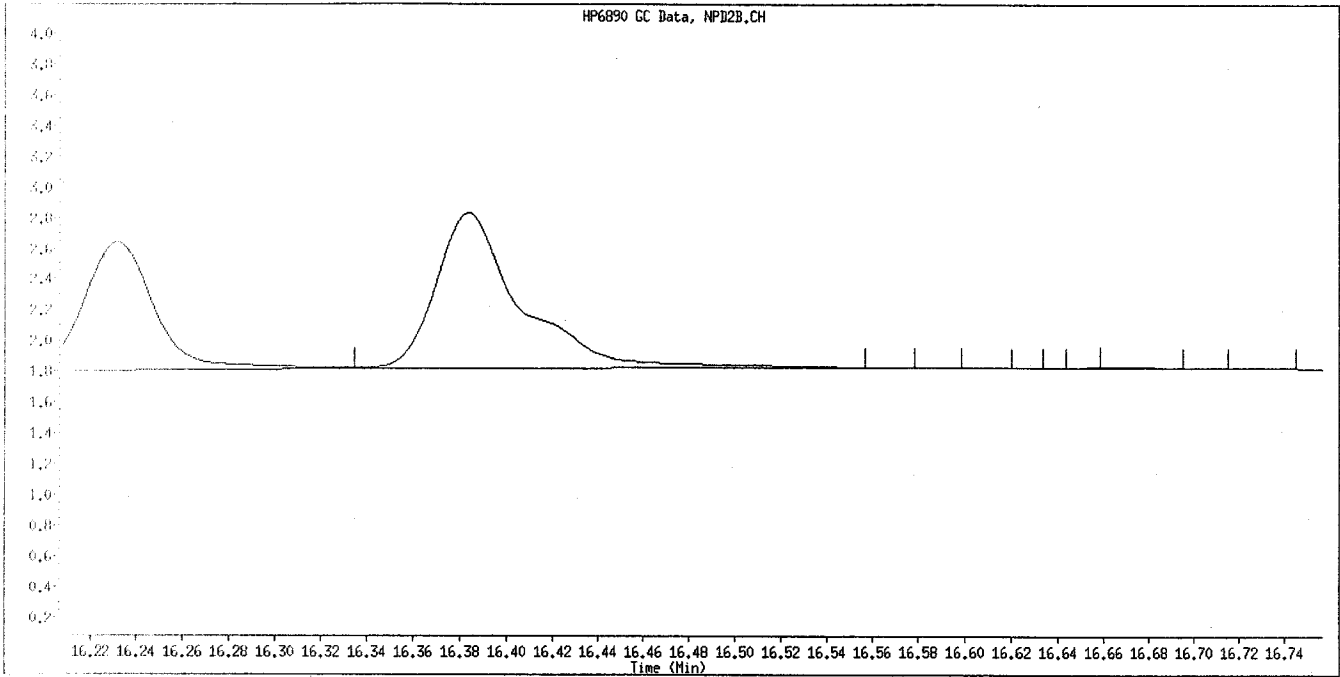


Manual Integration

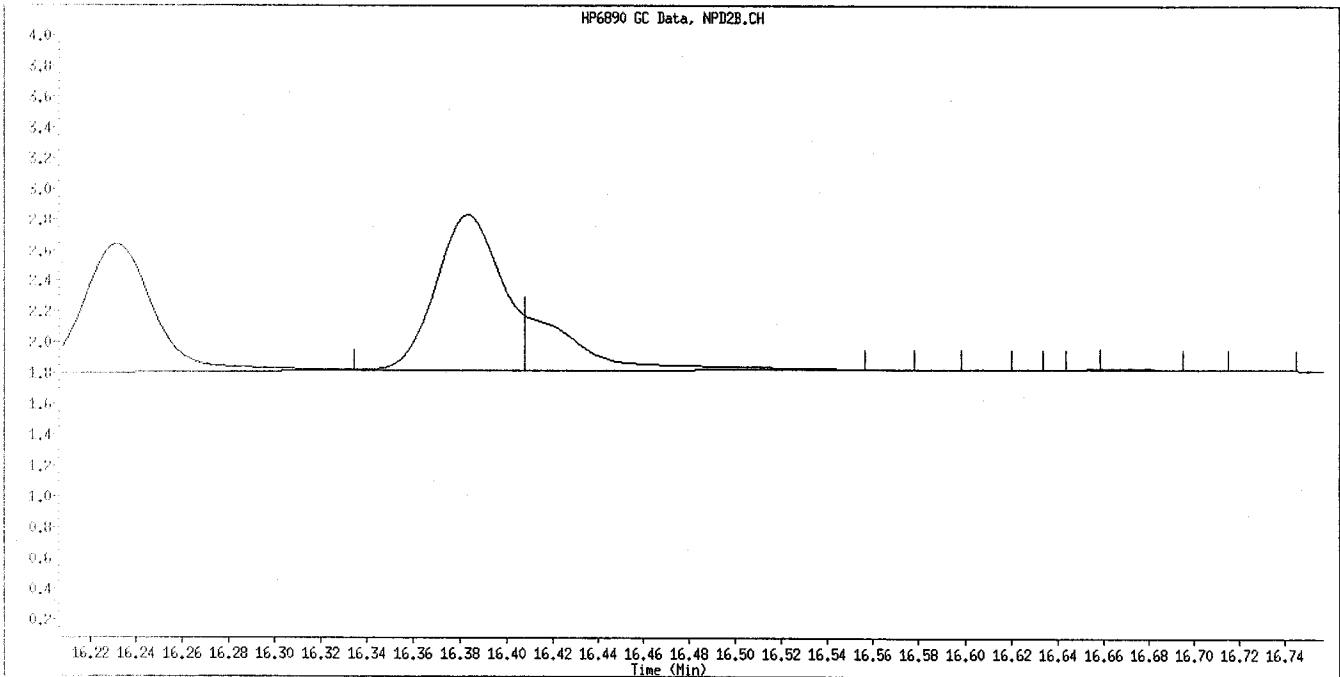
Manually Integrated By: williamst
Manual Integration Reason: Baseline Event

Handwritten: JK 7/14/09

Data File Name: 021F2101.D
Inj. Date and Time: 14-JUL-2009 01:24
Instrument ID: GC_D2.i
Client ID: OPP CCV GSV0827
Compound Name: Merphos-B (Merphos Oxone)
CAS #:
Report Date: 07/14/2009



Original Integration



Manual Integration

Manually Integrated By: williamst
Manual Integration Reason: Baseline Event

ylc
7/14/09

**GC SEMIVOLATILE
SAMPLE DATA**

TestAmerica

THE LEADER IN ENVIRONMENTAL TESTING

TestAmerica

Data file : \\DenSvr03\Public\chem\GCS\GC_D2.i\0713091.B\011F1101.D
 Lab Smp Id: LF5T81AA Client Smp ID: BLANK
 Inj Date : 13-JUL-2009 20:52
 Operator : MPK/TLW Inst ID: GC_D2.i
 Smp Info : LF5T81AA,MB
 Misc Info : IS - GSV0633-09
 Comment :
 Method : \\DenSvr03\Public\chem\GCS\GC_D2.i\0713091.B\8141A-1.m
 Meth Date : 14-Jul-2009 08:48 GC_D2.i Quant Type: ISTD
 Cal Date : 26-JUN-2009 21:13 Cal File: 009F0901.D
 Als bottle: 11 QC Sample: BLANK
 Dil Factor: 1.00000
 Integrator: Falcon Compound Sublist: 8141A.sub
 Target Version: 4.14
 Processing Host: DENPC075

Concentration Formula: Amt * DF * Vf / Ws * CpndVariable

Name	Value	Description
DF	1.000	Dilution Factor
Vf	2000.000	Final Extract Volume (uL)
Ws	30.970	Weight of Sample extracted (g)
Cpnd Variable		Local Compound Variable

Compounds	CONCENTRATIONS					
	RT	EXP RT	REL RT	RESPONSE	ON-COLUMN (ug/mL)	FINAL (ug/Kg)
1 o,o,o-TEPT						
2 Dichlorvos						
3 Mevinphos						
4 Chlormefos	5.745	5.745	(0.323)	79445	0.45089	29.12 (R)
5 Thionazin						
6 Demeton-O						
7 Ethoprop						
8 Naled	7.950	7.952	(0.447)	104	0.19538	12.62
9 Tributylphosphate	8.047	8.072	(1.000)	223809	2.00000	
10 Sulfotépp						
11 Phorate						
12 Dimethoate						
13 Demeton-S						
14 Simazine	8.802	8.815	(0.495)	77	0.08107	5.235
15 Atrazine						
16 propazine						
17 Disulfoton						
18 Diazinon						
19 Methyl Parathion						
20 Ronnel						
21 Malathion						
22 Fenthion						

Compounds	RT	EXP RT	REL RT	RESPONSE	CONCENTRATIONS	
					ON-COLUMN (ug/mL)	FINAL (ug/Kg)
23 Parathion						
24 Chlorpyrifos	11.928	11.925	(0.671)	113	9e-004	0.05608
25 Trichloronate						
26 Anilazine	12.643	12.663	(0.712)	70	0.05012	3.237
27 Merphos-A (Merphos)						
28 Tetrachlorvinphos (Stiophos)	13.692	13.667	(0.771)	72	0.00112	0.07210
29 Tokuthion						
30 Merphos-B (Merphos Oxone)	14.477	14.490	(0.815)	86	0.02416	1.560
31 Carbophenothion-methyl						
32 Fensulfothion	15.212	15.205	(0.856)	785	0.10278	6.637
33 Bolistar / Famphur						
34 Carbophenothion						
35 Triphenyl phosphate	16.613	16.615	(0.935)	59637	0.73345	47.36
36 Phosmet						
37 EPN	17.058	17.058	(0.960)	121	0.05048	3.260
38 Azinphos-methyl						
39 TOCP	17.767	17.767	(1.000)	160825	2.00000	
40 Azinphos-ethyl						
41 Coumaphos						
42 Merphos				86	7.e-004	0.04532
43 Total Demeton						

QC Flag Legend

R - Spike/Surrogate failed recovery limits.

TestAmerica

INTERNAL STANDARD COMPOUNDS
 AREA AND RT SUMMARY

Instrument ID: GC_D2.i
 Lab File ID: 011F1101.D
 Lab Smp Id: LF5T81AA
 Analysis Type: SV
 Quant Type: ISTD
 Operator: MPK/TLW
 Method File: \\DenSvr03\Public\chem\GCS\GC_D2.i\0713091.B\8141A-1.m
 Misc Info: IS - GSV0633-09

Calibration Date: 13-JUL-2009
 Calibration Time: 20:24
 Client Smp ID: BLANK
 Level: LOW
 Sample Type: SOIL

COMPOUND	STANDARD	AREA LIMIT		SAMPLE	%DIFF
		LOWER	UPPER		
9 Tributylphosphate	214729	107365	429458	223809	4.23
39 TOCP	132142	66071	264284	160825	21.71

COMPOUND	STANDARD	RT LIMIT		SAMPLE	%DIFF
		LOWER	UPPER		
9 Tributylphosphate	8.05	7.55	8.55	8.05	0.02
39 TOCP	17.77	17.27	18.27	17.77	0.01

AREA UPPER LIMIT = +100% of internal standard area.
 AREA LOWER LIMIT = - 50% of internal standard area.
 RT UPPER LIMIT = + 0.50 minutes of internal standard RT.
 RT LOWER LIMIT = - 0.50 minutes of internal standard RT.

TestAmerica

RECOVERY REPORT


Client Name: Client SDG: D9G070000
 Sample Matrix: SOLID Fraction: SV
 Lab Smp Id: LF5T81AA Client Smp ID: BLANK
 Level: LOW Operator: MPK/TLW
 Data Type: GC DATA SampleType: BLANK
 SpikeList File: fullDFCwater.spk Quant Type: ISTD
 Sublist File: 8141A.sub
 Method File: \\DenSvr03\Public\chem\GCS\GC_D2.i\0713091.B\8141A-1.m
 Misc Info: IS - GSV0633-09

SURROGATE COMPOUND	CONC ADDED ug/Kg	CONC RECOVERED ug/Kg	% RECOVERED	LIMITS
\$ 4 Chlormefos	64.58	29.12	45.09*	59-112
\$ 35 Triphenyl phosphat	64.58	47.36	73.34	50-150

Column phase: RTX-TMS

Instrument: GC_D2.i
Operator: HPK/TLW
Column diameter: 0.32

\\Densur03\Public\chem\GCS\GC_D2.i\0713091.B\011F1101.D



TestAmerica

Data file : \\DenSvr03\Public\chem\GCS\GC_D2.i\0713092.B\011F1101.D
 Lab Smp Id: LF5T81AA Client Smp ID: BLANK
 Inj Date : 13-JUL-2009 20:52
 Operator : MPK/TLW Inst ID: GC_D2.i
 Smp Info : LF5T81AA,MB
 Misc Info :
 Comment :
 Method : \\DenSvr03\Public\chem\GCS\GC_D2.i\0713092.B\8141A-2.m
 Meth Date : 14-Jul-2009 08:59 GC_D2.i Quant Type: ISTD
 Cal Date : 26-JUN-2009 21:13 Cal File: 009F0901.D
 Als bottle: 11 QC Sample: BLANK
 Dil Factor: 1.00000
 Integrator: Falcon Compound Sublist: 8141A.sub
 Target Version: 4.14
 Processing Host: DENPC075

Concentration Formula: Amt * DF * Vf / Ws * CpndVariable

Name	Value	Description
DF	1.000	Dilution Factor
Vf	2000.000	Final Extract Volume (uL)
Ws	30.970	Weight of Sample extracted (g)
Cpnd Variable		Local Compound Variable

Compounds	RT	EXP RT	REL RT	RESPONSE	CONCENTRATIONS	
					ON-COLUMN (ug/mL)	FINAL (ug/Kg)
1 o,o,o-TEPT						
2 Dichlorvos						
3 Chlormefos	7.280	7.280	(0.388)	67289	0.49335	31.86 (R)
4 Mevinphos						
5 Demeton-O						
6 Thionazin						
7 Ethoprop						
8 Phorate						
9 Naled	10.819	10.809	(0.577)	142	0.27304	17.63
10 Sulfotepp	10.880	10.885	(0.580)	377	0.00211	0.1365 (aA)
11 Tributylphosphate	11.004	11.010	(1.000)	189997	2.00000	
12 Simazine	11.274	11.269	(0.601)	83	0.00325	0.2098 (aA)
13 Diazinon						
14 Atrazine	11.472	11.449	(0.612)	77	0.23379	15.10 (aA)
15 Propazine	11.597	11.612	(0.619)	93	0.06024	3.890
16 Disulfoton						
17 Demeton-S	11.992	11.989	(0.640)	60	0.11959	7.723
18 Dimethoate						
19 Ronnel						
20 Merphos-A (Merphos)	13.522	13.520	(1.229)	53	0.00077	0.04971 (aA)
21 Chlorpyrifos						
22 Fenthion						

Compounds	RT	EXP RT	REL RT	RESPONSE	CONCENTRATIONS	
					ON-COLUMN (ug/mL)	FINAL (ug/Kg)
23 Trichloronate	14.527	14.534	(0.775)	79	0.10594	6.841
24 Anilazine	Compound Not Detected.					
25 Methyl Parathion	Compound Not Detected.					
26 Malathion	15.582	15.584	(0.831)	144	0.00178	0.1152(a)
27 Tokuthion	Compound Not Detected.					
28 Parathion	16.417	16.382	(0.876)	77	9e-004	0.05855(a)
29 Merphos-B (Merphos Oxone)	Compound Not Detected.					
30 Tetrachlorvinphos (stirophos)	Compound Not Detected.					
31 Carbophenothion methyl	Compound Not Detected.					
32 Bolstar	Compound Not Detected.					
33 Carbophenothion	Compound Not Detected.					
S 34 Triphenyl phosphate	18.202	18.202	(0.971)	49375	0.73775	47.64
35 Fensulfothion	Compound Not Detected.					
* 36 TOCP	18.747	18.747	(1.000)	134150	2.00000	
37 Phosmet / EPN	Compound Not Detected.					
38 Famphur	Compound Not Detected.					
39 Azinphos-methyl	Compound Not Detected.					
40 Azinphos-ethyl	Compound Not Detected.					
41 Coumaphos	Compound Not Detected.					
S 42 Merphos	Compound Not Detected.					
M 43 Total Demeton				60	0.11959	7.723

QC Flag Legend

- a - Target compound detected but, quantitated amount Below Limit Of Quantitation(BLOQ).
- A - Target compound detected but, quantitated amount exceeded maximum amount.
- R - Spike/Surrogate failed recovery limits.

TestAmerica

INTERNAL STANDARD COMPOUNDS
 AREA AND RT SUMMARY

Instrument ID: GC_D2.i
 Lab File ID: 011F1101.D
 Lab Smp Id: LF5T81AA
 Analysis Type: SV
 Quant Type: ISTD
 Operator: MPK/TLW
 Method File: \\DenSvr03\Public\chem\GCS\GC_D2.i\0713092.B\8141A-2.m
 Misc Info:

Calibration Date: 13-JUL-2009
 Calibration Time: 20:24
 Client Smp ID: BLANK
 Level: LOW
 Sample Type: SOIL

COMPOUND	STANDARD	AREA LIMIT		SAMPLE	%DIFF
		LOWER	UPPER		
11 Tributylphosphate	183814	91907	367628	189997	3.36
36 TOCP	117580	58790	235160	134150	14.09

COMPOUND	STANDARD	RT LIMIT		SAMPLE	%DIFF
		LOWER	UPPER		
11 Tributylphosphate	11.00	10.50	11.50	11.00	0.01
36 TOCP	18.75	18.25	19.25	18.75	-0.00

AREA UPPER LIMIT = +100% of internal standard area.
 AREA LOWER LIMIT = - 50% of internal standard area.
 RT UPPER LIMIT = + 0.50 minutes of internal standard RT.
 RT LOWER LIMIT = - 0.50 minutes of internal standard RT.

TestAmerica

RECOVERY REPORT

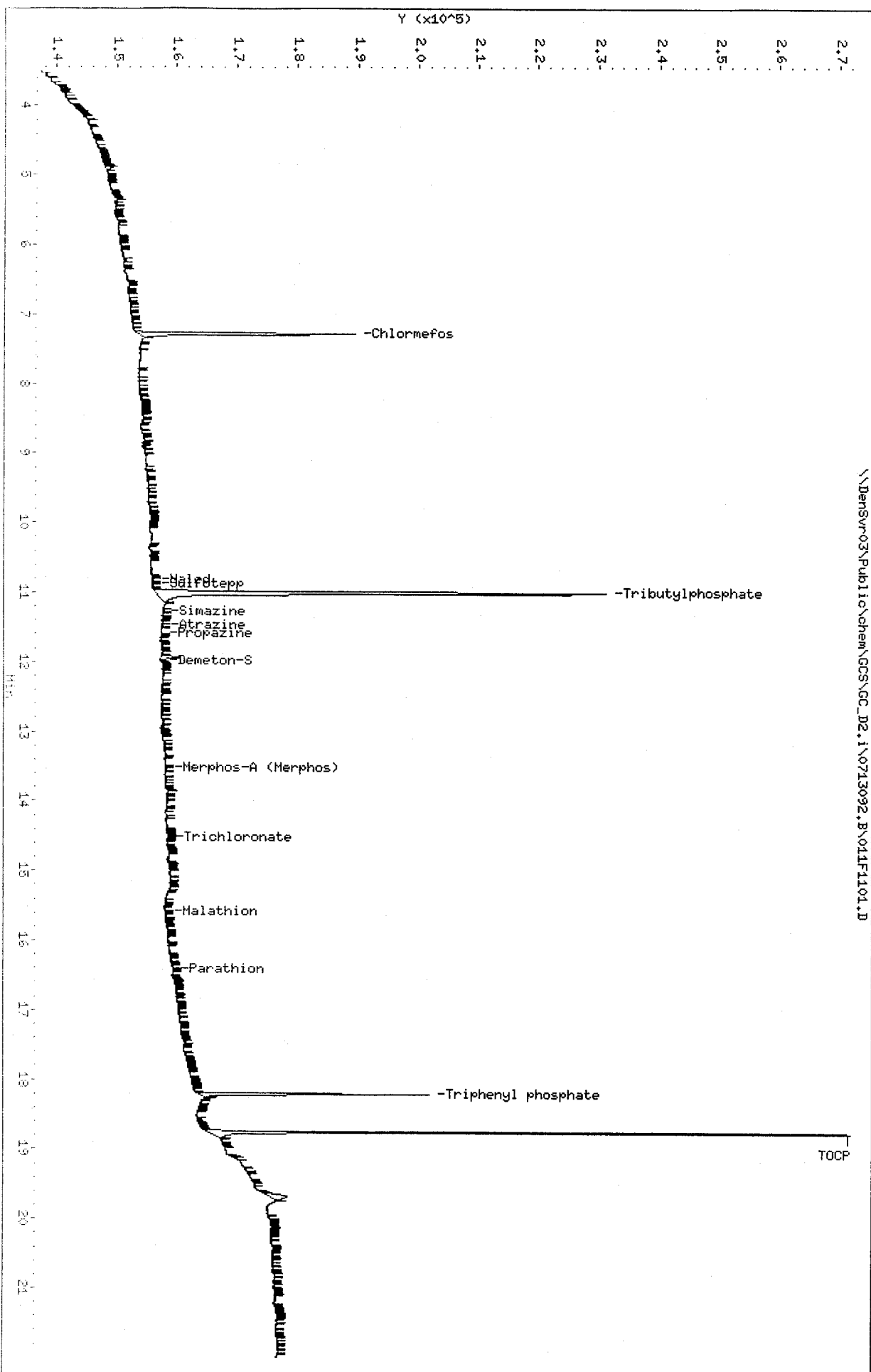
Client Name: Client SDG: D9G070000
 Sample Matrix: SOLID Fraction: SV
 Lab Smp Id: LF5T81AA Client Smp ID: BLANK
 Level: LOW Operator: MPK/TLW
 Data Type: GC DATA SampleType: BLANK
 SpikeList File: fullDFCwater.spk Quant Type: ISTD
 Sublist File: 8141A.sub
 Method File: \\DenSvr03\Public\chem\GCS\GC_D2.i\0713092.B\8141A-2.m
 Misc Info:

SURROGATE COMPOUND	CONC ADDED ug/Kg	CONC RECOVERED ug/Kg	% RECOVERED	LIMITS
\$ 3 Chlormefos	64.58	31.86	49.34*	59-112
\$ 34 Triphenyl phosphat	64.58	47.64	73.77	50-150

Data File: \\DensSvr\03\Public\chem\GCs\GC_D2.1\0713092.B\011F1101.D
 Date: 13-JUL-2009 20:52
 Client ID: BLANK
 Sample Info: LFST819A.MB
 Column phase: RTX-QPest

Instrument: GC_D2.1
 Operator: HPK/TLM
 Column diameter: 0.32

\\DensSvr\03\Public\chem\GCs\GC_D2.1\0713092.B\011F1101.D



TestAmerica

Data file : \\DenSvr03\Public\chem\GCS\GC_D2.i\0713091.B\012F1201.D
 Lab Smp Id: LF5T81AC Client Smp ID: LCS
 Inj Date : 13-JUL-2009 21:19
 Operator : MPK/TLW Inst ID: GC_D2.i
 Smp Info : LF5T81AC,LCS
 Misc Info : IS - GSV0633-09
 Comment :
 Method : \\DenSvr03\Public\chem\GCS\GC_D2.i\0713091.B\8141A-1.m
 Meth Date : 14-Jul-2009 08:48 GC_D2.i Quant Type: ISTD
 Cal Date : 26-JUN-2009 21:13 Cal File: 009F0901.D
 Als bottle: 12 QC Sample: LCS
 Dil Factor: 1.00000
 Integrator: Falcon Compound Sublist: 8141A.sub
 Target Version: 4.14
 Processing Host: DENPC075

Concentration Formula: Amt * DF * Vf / Ws * CpndVariable

Name	Value	Description
DF	1.000	Dilution Factor
Vf	2000.000	Final Extract Volume (uL)
Ws	31.430	Weight of Sample extracted (g)
Cpnd Variable		Local Compound Variable

Compounds	RT	EXP RT	REL RT	RESPONSE	CONCENTRATIONS	
					ON-COLUMN (ug/mL)	FINAL (ug/Kg)
1 o,o,o'-TEPT	3.167	3.163	(0.178)	287116	1.43310	91.19
2 Dichlorvos	4.007	4.002	(0.226)	224022	1.80069	114.6
3 Mevinphos	5.668	5.670	(0.319)	86723	1.26899	80.75
4 Chlormefos	5.745	5.745	(0.323)	129859	0.83355	53.04
5 Thionazin	7.407	7.407	(0.417)	239319	1.68325	107.1
6 Demeton-O	7.542	7.542	(0.424)	121293	0.89224	56.78
7 Ethoprop	7.753	7.753	(0.436)	211835	1.70022	108.2
8 Naled	7.952	7.952	(0.448)	23709	0.89647	57.04
9 Tributylphosphate	8.045	8.072	(1.000)	216949	2.00000	
10 Sulfotepp	8.328	8.327	(0.469)	280077	1.54720	98.45
11 Phorate	8.417	8.417	(0.474)	164414	1.27422	81.08
12 Dimethoate	8.548	8.552	(0.481)	163529	1.09099	69.42
13 Demeton-S	8.743	8.747	(0.492)	11576	0.10650	6.777
14 Simazine	8.813	8.815	(0.496)	61656	1.26538	80.52
15 Atrazine	8.982	8.983	(0.506)	85094	1.46411	93.17
16 propazine	9.125	9.127	(0.514)	83841	1.56341	99.48
17 Disulfoton	9.743	9.743	(0.548)	91975	1.03126	65.62
18 Diazinon	9.782	9.782	(0.551)	216195	1.55980	99.26
19 Methyl Parathion	10.588	10.588	(0.596)	181993	2.07041	131.7
20 Ronnel	11.108	11.108	(0.625)	160947	1.77130	112.7
21 Malathion	11.665	11.665	(0.657)	130942	1.56800	99.78
22 Fenthion	11.792	11.792	(0.664)	155974	1.74556	111.1

Compounds	RT	EXP RT	REL RT	RESPONSE	CONCENTRATIONS	
					ON-COLUMN (ug/mL)	FINAL (ug/Kg)
23 Parathion	11.878	11.877	(0.669)	177152	1.86287	118.5
24 Chlorpyrifos	11.925	11.925	(0.671)	200626	1.74376	111.0
25 Trichloronate	12.347	12.345	(0.695)	169230	1.64575	104.7
26 Anilazine	12.665	12.663	(0.713)	20140	2.29075	145.8
27 Merphos-A (Merphos)	13.038	13.038	(0.734)	187	0.00218	0.1387
28 Tetrachlorvinphos (Stirophos)	13.663	13.667	(0.769)	115476	2.02522	128.9
29 Tokuthion	14.280	14.278	(0.804)	175322	1.77860	113.2
30 Merphos-B (Merphos Oxone)	14.487	14.490	(0.815)	171242	7.40110	471.0(A)
31 Carbophenothion-methyl	15.060	15.058	(0.848)	142287	1.86073	118.4
32 Fensulfothion	15.202	15.205	(0.856)	150734	1.87982	119.6
33 Bolstar / Famphur	15.930	15.930	(0.897)	339684	3.60208	229.2
34 Carbophenothion	16.078	16.075	(0.905)	166512	1.76006	112.0
35 Triphenyl phosphate	16.613	16.615	(0.935)	71197	0.99030	63.02
36 Phosmet	16.867	16.868	(0.949)	161302	1.99196	126.8
37 EPN	17.060	17.058	(0.960)	169648	2.19003	139.4
38 Azinphos-methyl	17.393	17.392	(0.979)	171292	1.98513	126.3
39 TOCP	17.767	17.767	(1.000)	142201	2.00000	
40 Azinphos-ethyl	17.845	17.843	(1.004)	176125	1.81175	115.3
41 Coumaphos	18.290	18.290	(1.029)	147840	2.12426	135.2
42 Merphos				171429	1.58214	100.7
43 Total Demeton				132869	0.99874	63.55

QC Flag Legend

A - Target compound detected but, quantitated amount exceeded maximum amount.

TestAmerica

INTERNAL STANDARD COMPOUNDS
 AREA AND RT SUMMARY

Instrument ID: GC D2.i
 Lab File ID: 012F1201.D
 Lab Smp Id: LF5T81AC
 Analysis Type: SV
 Quant Type: ISTD
 Operator: MPK/TLW
 Method File: \\DenSvr03\Public\chem\GCS\GC_D2.i\0713091.B\8141A-1.m
 Misc Info: IS - GSV0633-09

Calibration Date: 13-JUL-2009
 Calibration Time: 20:24
 Client Smp ID: LCS
 Level: LOW
 Sample Type: SOIL

COMPOUND	STANDARD	AREA LIMIT		SAMPLE	%DIFF
		LOWER	UPPER		
9 Tributylphosphate	214729	107365	429458	216949	1.03
39 TOCP	132142	66071	264284	142201	7.61

COMPOUND	STANDARD	RT LIMIT		SAMPLE	%DIFF
		LOWER	UPPER		
9 Tributylphosphate	8.05	7.55	8.55	8.05	-0.01
39 TOCP	17.77	17.27	18.27	17.77	0.01

AREA UPPER LIMIT = +100% of internal standard area.
 AREA LOWER LIMIT = - 50% of internal standard area.
 RT UPPER LIMIT = + 0.50 minutes of internal standard RT.
 RT LOWER LIMIT = - 0.50 minutes of internal standard RT.

TestAmerica

RECOVERY REPORT

Client Name: Client SDG: D9G070000
 Sample Matrix: SOLID Fraction: SV
 Lab Smp Id: LF5T81AC Client Smp ID: LCS
 Level: LOW Operator: MPK/TLW
 Data Type: GC DATA SampleType: LCS
 SpikeList File: fullDFCwater.spk Quant Type: ISTD
 Sublist File: 8141A.sub
 Method File: \\DenSvr03\Public\chem\GCS\GC_D2.i\0713091.B\8141A-1.m
 Misc Info: IS - GSV0633-09

SPIKE COMPOUND	CONC ADDED ug/Kg	CONC RECOVERED ug/Kg	% RECOVERED	LIMITS
1 o,o,o-TEPT	127.3	91.19	71.66	36-119
2 Dichlorvos	127.3	114.6	90.03	50-120
3 Mevinphos	127.3	80.75	63.45	35-108
\$ 4 Chlormefos	63.63	53.04	83.35	48-114
5 Thionazin	127.3	107.1	84.16	65-116
7 Ethoprop	127.3	108.2	85.01	65-108
8 Naled	127.3	57.04	44.82	36-119
10 Sulfotepp	127.3	98.45	77.36	69-103
11 Phorate	127.3	81.08	63.71	62-104
12 Dimethoate	127.3	69.42	54.55	28-115
14 Simazine	127.3	80.52	63.27	47-109
15 Atrazine	127.3	93.17	73.21	36-119
16 propazine	127.3	99.48	78.17	36-119
17 Disulfoton	127.3	65.62	51.56	36-119
18 Diazinon	127.3	99.26	77.99	36-119
19 Methyl Parathion	127.3	131.7	103.52	68-119
20 Ronnel	127.3	112.7	88.57	62-115
21 Malathion	127.3	99.78	78.40	67-115
22 Fenthion	127.3	111.1	87.28	36-119
23 Parathion	127.3	118.5	93.14	36-119
24 Chlorpyrifos	127.3	111.0	87.19	36-119
25 Trichloronate	127.3	104.7	82.29	36-119
26 Anilazine	127.3	145.8	114.54	47-115
28 Tetrachlorvinphos	127.3	128.9	101.26	36-119
29 Tokuthion	127.3	113.2	88.93	36-119
31 Carbophenothion-me	127.3	118.4	93.04	36-119
32 Fensulfothion	127.3	119.6	93.99	61-115
33 Bolstar / Famphur	254.5	229.2	90.05	36-119
34 Carbophenothion	127.3	112.0	88.00	36-119
\$ 35 Triphenyl phosphat	63.63	63.02	99.03	50-150
36 Phosmet	127.3	126.8	99.60	36-119
37 EPN	127.3	139.4	109.50	36-119
38 Azinphos-methyl	127.3	126.3	99.26	55-115
40 Azinphos-ethyl	127.3	115.3	90.59	36-119
41 Coumaphos	127.3	135.2	106.21	62-115
S 42 Merphos	127.3	100.7	79.11	36-119
M 43 Total Demeton	127.3	63.55	49.94	47-115

TestAmerica

RECOVERY REPORT


Client Name: Client SDG: D9G070000
Sample Matrix: SOLID Fraction: SV
Lab Smp Id: LF5T81AC Client Smp ID: LCS
Level: LOW Operator: MPK/TLW
Data Type: GC DATA SampleType: LCS
SpikeList File: fullDFCwater.spk Quant Type: ISTD
Sublist File: 8141A.sub
Method File: \\DenSvr03\Public\chem\GCS\GC_D2.i\0713091.B\8141A-1.m
Misc Info: IS - GSV0633-09

SURROGATE COMPOUND	CONC ADDED ug/Kg	CONC RECOVERED ug/Kg	% RECOVERED	LIMITS
\$ 4 Chlormefos	64.58	53.04	83.35	59-112
\$ 35 Triphenyl phosphat	64.58	63.02	99.03	50-150

Data File: \\Densvr03\Public\chem\GCSS\GC_D2.1\0713091.B\012F1201.D
 Date: 13-JUL-2009 21:19
 Client ID: LCS
 Sample Info: LF5T81AC,LCS
 Column phase: RTX-4HS

Instrument: GC_D2.1
 Operator: HPK/TLW
 Column diameter: 0.32

\\Densvr03\Public\chem\GCSS\GC_D2.1\0713091.B\012F1201.D



TestAmerica

Data file : \\DenSvr03\Public\chem\GCS\GC_D2.i\0713092.B\012F1201.D
 Lab Smp Id: LF5T81AC Client Smp ID: LCS
 Inj Date : 13-JUL-2009 21:19
 Operator : MPK/TLW Inst ID: GC_D2.i
 Smp Info : LF5T81AC,LCS
 Misc Info :
 Comment :
 Method : \\DenSvr03\Public\chem\GCS\GC_D2.i\0713092.B\8141A-2.m
 Meth Date : 14-Jul-2009 08:59 GC_D2.i Quant Type: ISTD
 Cal Date : 26-JUN-2009 21:13 Cal File: 009F0901.D
 Als bottle: 12 QC Sample: LCS
 Dil Factor: 1.00000
 Integrator: Falcon Compound Sublist: 8141A.sub
 Target Version: 4.14
 Processing Host: DENPC075

Concentration Formula: Amt * DF * Vf / Ws * CpndVariable

Name	Value	Description
DF	1.000	Dilution Factor
Vf	2000.000	Final Extract Volume (uL)
Ws	31.430	Weight of Sample extracted (g)
Cpnd Variable		Local Compound Variable

Compounds	RT	EXP RT	REL RT	RESPONSE	CONCENTRATIONS	
					ON-COLUMN (ug/mL)	FINAL (ug/Kg)
1 o,o,o-TEPT	4.649	4.647 (0.248)		227671	1.41677	90.15
2 Dichlorvos	6.454	6.452 (0.344)		239795	1.91105	121.6
3 Chlormefos	7.280	7.280 (0.388)		95203	0.75370	47.96
4 Mevinphos	9.120	9.120 (0.487)		114561	1.35536	86.25
5 Demeton-O	9.610	9.610 (0.513)		88652	1.10068	70.04
6 Thionazin	9.860	9.860 (0.526)		200859	1.58907	101.1
7 Ethoprop	10.375	10.377 (0.553)		173243	1.83425	116.7
8 Phorate	10.404	10.404 (0.555)		120024	1.09585	69.73
9 Naled	10.810	10.809 (0.577)		17673	0.84839	53.99
10 Sulfotepp	10.887	10.885 (0.581)		252668	1.52956	97.33 (A)
11 Tributylphosphate	11.002	11.010 (1.000)		215471	2.00000	
12 Simazine	11.269	11.269 (0.601)		47249	1.99707	127.1 (A)
13 Diazinon	11.407	11.407 (0.608)		151965	1.72270	109.6
14 Atrazine	11.449	11.449 (0.611)		61998	1.42917	90.94 (A)
15 Propazine	11.610	11.612 (0.619)		58606	1.44461	91.92
16 Disulfoton	11.904	11.904 (0.635)		91273	1.04772	66.67 (R)
17 Demeton-S	11.982	11.989 (0.639)		314	0.12194	7.760 (R)
18 Dimethoate	13.122	13.122 (0.700)		120847	1.03503	65.86
19 Ronnel	13.425	13.424 (0.716)		145328	1.84922	117.7
20 Merphos A (Merphos)	13.562	13.520 (1.233)		318	0.00407	0.2592 (aA)
21 Chlorpyrifos	14.240	14.239 (0.760)		139097	1.74501	111.0
22 Fenthion	14.492	14.490 (0.773)		131287	1.77578	113.0

Compounds	RT	EXP RT	REL RT	RESPONSE	CONCENTRATIONS	
					ON-COLUMN (ug/mL)	FINAL (ug/Kg)
23 Trichloronate	14.534	14.534	(0.775)	159725	1.58416	100.8
24 Anilazine	15.040	15.039	(0.802)	13888	2.03519	129.5
25 Methyl Parathion	15.359	15.359	(0.819)	162497	2.03588	129.5 (A)
26 Malathion	15.585	15.584	(0.831)	103775	1.38787	88.32
27 Tokuthion	16.230	16.229	(0.866)	144153	1.64658	104.8
28 Parathion	16.382	16.382	(0.874)	151277	1.92343	122.4
29 Merphos-B (Merphos Oxone)	16.415	16.407	(1.492)	153747	6.48546	412.7 (A)
30 Tetrachlorvinphos (stirophos)	16.882	16.882	(0.901)	102016	2.00516	127.6
31 Carbophenothion methyl	16.984	16.984	(0.906)	120375	1.65071	105.0
32 Bolstar	17.354	17.352	(0.926)	139728	1.81904	115.8
33 Carbophenothion	17.434	17.434	(0.930)	142169	1.88221	119.8 (A)
34 Triphenyl phosphate	18.202	18.202	(0.971)	62386	1.00652	64.05
35 Pentsulfothion	18.484	18.484	(0.986)	109375	1.92186	122.3
36 TOCP	18.747	18.747	(1.000)	124239	2.00000	
37 Phosmet / EPN	18.837	18.839	(1.005)	266321	4.17991	266.0
38 Pamphur	18.940	18.942	(1.010)	144529	1.77365	112.9
39 Azinphos-methyl	19.074	19.079	(1.017)	142093	1.90620	121.3
40 Azinphos-ethyl	19.289	19.294	(1.029)	124143	1.74864	111.3
41 Coumaphos	20.242	20.247	(1.080)	116618	2.13645	135.9
42 Merphos				154065	1.48795	94.68
43 Total Demeton				88966	1.22262	77.80

QC Flag Legend

- a - Target compound detected but, quantitated amount Below Limit Of Quantitation(BLOQ).
- A - Target compound detected but, quantitated amount exceeded maximum amount.
- R - Spike/Surrogate failed recovery limits.

TestAmerica

INTERNAL STANDARD COMPOUNDS
 AREA AND RT SUMMARY

Instrument ID: GC_D2.i
 Lab File ID: 012F1201.D
 Lab Smp Id: LF5T81AC
 Analysis Type: SV
 Quant Type: ISTD
 Operator: MPK/TLW
 Method File: \\DenSvr03\Public\chem\GCS\GC_D2.i\0713092.B\8141A-2.m
 Misc Info:

Calibration Date: 13-JUL-2009
 Calibration Time: 20:24
 Client Smp ID: LCS
 Level: LOW
 Sample Type: SOIL

COMPOUND	STANDARD	AREA LIMIT		SAMPLE	%DIFF
		LOWER	UPPER		
11 Tributylphosphate	183814	91907	367628	215471	17.22
36 TOCP	117580	58790	235160	124239	5.66

COMPOUND	STANDARD	RT LIMIT		SAMPLE	%DIFF
		LOWER	UPPER		
11 Tributylphosphate	11.00	10.50	11.50	11.00	-0.01
36 TOCP	18.75	18.25	19.25	18.75	-0.00

AREA UPPER LIMIT = +100% of internal standard area.
 AREA LOWER LIMIT = - 50% of internal standard area.
 RT UPPER LIMIT = + 0.50 minutes of internal standard RT.
 RT LOWER LIMIT = - 0.50 minutes of internal standard RT.

TestAmerica

RECOVERY REPORT

Client Name: Client SDG: D9G070000
 Sample Matrix: SOLID Fraction: SV
 Lab Smp Id: LF5T81AC Client Smp ID: LCS
 Level: LOW Operator: MPK/TLW
 Data Type: GC DATA SampleType: LCS
 SpikeList File: fullDFCwater.spk Quant Type: ISTD
 Sublist File: 8141A.sub
 Method File: \\DenSvr03\Public\chem\GCS\GC_D2.i\0713092.B\8141A-2.m
 Misc Info:

SPIKE	COMPOUND	CONC ADDED ug/Kg	CONC RECOVERED ug/Kg	% RECOVERED	LIMITS
	1 o,o,o-TEPT	127.3	90.15	70.84	36-119
	2 Dichlorvos	127.3	121.6	95.55	50-120
\$	3 Chlormefos	63.63	47.96	75.37	58-114
	4 Mevinphos	127.3	86.25	67.77	35-108
	5 Demeton-O	89.09	70.04	78.62	36-119
	6 Thionazin	127.3	101.1	79.45	65-116
	7 Ethoprop	127.3	116.7	91.71	36-119
	8 Phorate	127.3	69.73	54.79	36-119
	9 Naled	127.3	53.99	42.42	36-119
	10 Sulfotepp	127.3	97.33	76.48	36-119
	12 Simazine	127.3	127.1	99.85	36-119
	13 Diazinon	127.3	109.6	86.14	36-119
	14 Atrazine	127.3	90.94	71.46	36-119
	15 Propazine	127.3	91.92	72.23	36-119
	16 Disulfoton	127.3	66.67	52.39*	61-103
	17 Demeton-S	38.18	7.760	20.32*	36-119
	18 Dimethoate	127.3	65.86	51.75	28-82
	19 Ronnel	127.3	117.7	92.46	62-99
	21 Chlorpyrifos	127.3	111.0	87.25	66-101
	22 Fenthion	127.3	113.0	88.79	36-119
	23 Trichloronate	127.3	100.8	79.21	36-119
	24 Anilazine	127.3	129.5	101.76	36-119
	25 Methyl Parathion	127.3	129.5	101.79	36-119
	26 Malathion	127.3	88.32	69.39	36-119
	27 Tokuthion	127.3	104.8	82.33	36-119
	28 Parathion	127.3	122.4	96.17	36-119
	30 Tetrachlorvinphos	127.3	127.6	100.26	36-119
	31 Carbophenothion me	127.3	105.0	82.54	36-119
	32 Bolstar	127.3	115.8	90.95	36-119
	33 Carbophenothion	127.3	119.8	94.11	36-119
\$	34 Triphenyl phosphat	63.63	64.05	100.65	36-119
	35 Fensulfothion	127.3	122.3	96.09	20-105
	37 Phosmet / EPN	254.5	266.0	104.50	36-119
	38 Famphur	127.3	112.9	88.68	61-108
	39 Azinphos-methyl	127.3	121.3	95.31	55-103
	40 Azinphos-ethyl	127.3	111.3	87.43	36-119
	41 Coumaphos	127.3	135.9	106.82	36-119
S	42 Merphos	127.3	94.68	74.40	36-119
M	43 Total Demeton	127.3	77.80	61.13	47-100

TestAmerica

RECOVERY REPORT

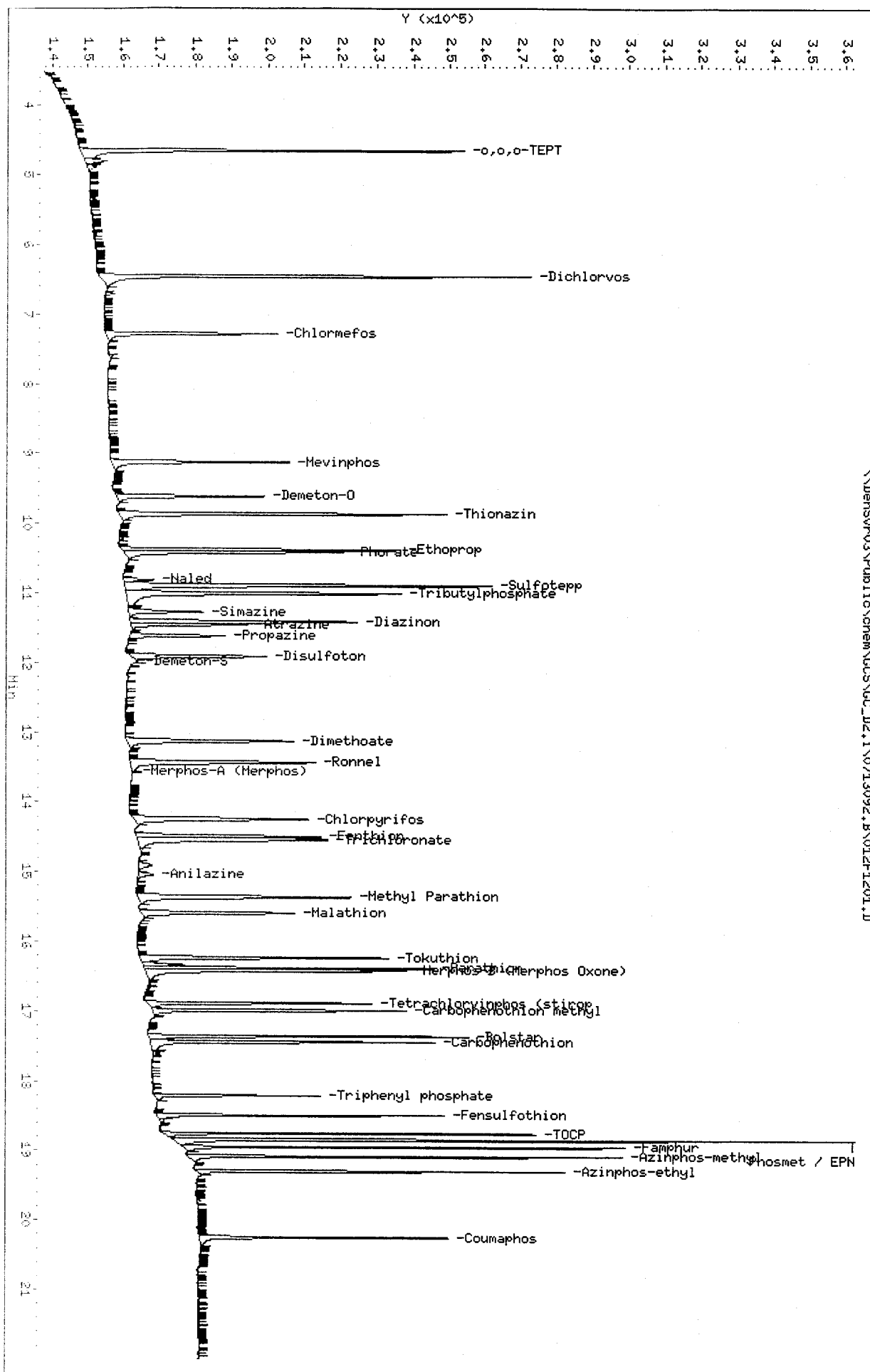
Client Name: Client SDG: D9G070000
 Sample Matrix: SOLID Fraction: SV
 Lab Smp Id: LF5T81AC Client Smp ID: LCS
 Level: LOW Operator: MPK/TLW
 Data Type: GC DATA SampleType: LCS
 SpikeList File: fullDFCwater.spk Quant Type: ISTD
 Sublist File: 8141A.sub
 Method File: \\DenSvr03\Public\chem\GCS\GC_D2.i\0713092.B\8141A-2.m
 Misc Info:

SURROGATE COMPOUND	CONC ADDED ug/Kg	CONC RECOVERED ug/Kg	% RECOVERED	LIMITS
\$ 3 Chlormefos	64.58	47.96	75.37	59-112
\$ 34 Triphenyl phosphat	64.58	64.05	100.65	50-150

Data File: \\Densur03\Public\chem\GC\GC_D2.i\0713092.B\012F1201.D
 Date: 13-JUL-2009 21:19
 Client ID: LCS
 Sample Info: LF5T81AC,LCS
 Column phase: RTX-DPPeest

Instrument: GC_D2.i
 Operator: HPK/TLM
 Column diameter: 0.32

\\Densur03\Public\chem\GC\GC_D2.i\0713092.B\012F1201.D



TestAmerica

Data file : \\DenSvr03\Public\chem\GCS\GC_D2.i\0713091.B\013F1301.D
 Lab Smp Id: LF1T81AA Client Smp ID: SA106-0.5B
 Inj Date : 13-JUL-2009 21:46
 Operator : MPK/TLW Inst ID: GC_D2.i
 Smp Info : LF1T81AA,222-1
 Misc Info : IS - GSV0633-09
 Comment :
 Method : \\DenSvr03\Public\chem\GCS\GC_D2.i\0713091.B\8141A-1.m
 Meth Date : 14-Jul-2009 08:48 GC_D2.i Quant Type: ISTD
 Cal Date : 26-JUN-2009 21:13 Cal File: 009F0901.D
 Als bottle: 13
 Dil Factor: 1.00000
 Integrator: Falcon Compound Sublist: 8141A.sub
 Target Version: 4.14
 Processing Host: DENPC075

Concentration Formula: Amt * DF * Vf / Ws * CpndVariable

Name	Value	Description
DF	1.000	Dilution Factor
Vf	2000.000	Final Extract Volume (uL)
Ws	29.330	Weight of Sample extracted (g)
Cpnd Variable		Local Compound Variable

Compounds	RT	EXP RT	REL RT	RESPONSE	CONCENTRATIONS	
					ON-COLUMN (ug/mL)	FINAL (ug/Kg)
1 o,o,o-TEPT						
2 Dichlorvos						
3 Mevinphos						
4 Chlormefos	5.746	5.745	(0.323)	65317	0.40728	27.77 (R) - 2PT 2°
5 Thionazin						
6 Demeton-O						
7 Ethoprop						
8 Naled	7.919	7.952	(0.446)	59	0.19435	13.25
* 9 Tributylphosphate	8.036	8.072	(1.000)	210326	2.00000	
10 Sulfotepp						
11 Phorate						
12 Dimethoate						
13 Demeton-S	8.746	8.747	(0.492)	61763	0.55202	37.64 NC
14 Simazine	8.856	8.815	(0.498)	951	0.09752	6.650
15 Atrazine						
16 propazine						
17 Disulfoton						
18 Diazinon						
19 Methyl Parathion						
20 Ronnel						
21 Malathion						
22 Penhion						

Compounds	RT	EXP RT	REL RT	RESPONSE	CONCENTRATIONS	
					ON-COLUMN (ug/mL)	FINAL (ug/Kg)
23 Parathion						
						Compound Not Detected.
24 Chlorpyrifos	11.937	11.925	(0.672)	57	5e-004	0.03282 (a)
25 Trichloronate						Compound Not Detected.
26 Anilazine	12.629	12.663	(0.711)	112	0.05616	3.830
27 Merphos-A (Merphos)	13.036	13.038	(0.733)	139	0.00157	0.1073
28 Tetrachlorvinphos (Stirophos)	13.661	13.667	(0.769)	62	0.00106	0.07203
29 Tokuthion						Compound Not Detected.
30 Merphos-B (Merphos Oxone)						Compound Not Detected.
31 Carbophenothion-methyl						Compound Not Detected.
32 Fensulfothion	15.211	15.205	(0.856)	365	0.09876	6.734
33 Bolstar / Famphur						Compound Not Detected.
34 Carbophenothion						Compound Not Detected.
S 35 Triphenyl phosphate	16.622	16.615	(0.935)	41322	0.55834	38.07
36 Phosmet						Compound Not Detected.
37 EPN	17.096	17.058	(0.962)	99	0.05034	3.433
38 Azinphos-methyl						Compound Not Detected.
* 39 TOCP	17.772	17.767	(1.000)	146382	2.00000	
40 Azinphos-ethyl						Compound Not Detected.
41 Coumaphos						Compound Not Detected.
S 42 Merphos				139	0.00125	0.08498
M 43 Total Demeton				61763	0.55202	37.64

QC Flag Legend

- a - Target compound detected but, quantitated amount
 Below Limit Of Quantitation(BLOQ).
- R - Spike/Surrogate failed recovery limits.

TestAmerica

INTERNAL STANDARD COMPOUNDS
 AREA AND RT SUMMARY

Instrument ID: GC D2.i	Calibration Date: 13-JUL-2009
Lab File ID: 013F1301.D	Calibration Time: 20:24
Lab Smp Id: LF1T81AA	Client Smp ID: SA106-0.5B
Analysis Type: SV	Level: LOW
Quant Type: ISTD	Sample Type: SOIL
Operator: MPK/TLW	
Method File: \\DenSvr03\Public\chem\GCS\GC_D2.i\0713091.B\8141A-1.m	
Misc Info: IS - GSV0633-09	

COMPOUND	STANDARD	AREA LIMIT		SAMPLE	%DIFF
		LOWER	UPPER		
9 Tributylphosphate	214729	107365	429458	210326	-2.05
39 TOCP	132142	66071	264284	146382	10.78

COMPOUND	STANDARD	RT LIMIT		SAMPLE	%DIFF
		LOWER	UPPER		
9 Tributylphosphate	8.05	7.55	8.55	8.04	-0.12
39 TOCP	17.77	17.27	18.27	17.77	0.04

AREA UPPER LIMIT = +100% of internal standard area.
 AREA LOWER LIMIT = - 50% of internal standard area.
 RT UPPER LIMIT = + 0.50 minutes of internal standard RT.
 RT LOWER LIMIT = - 0.50 minutes of internal standard RT.

TestAmerica

RECOVERY REPORT

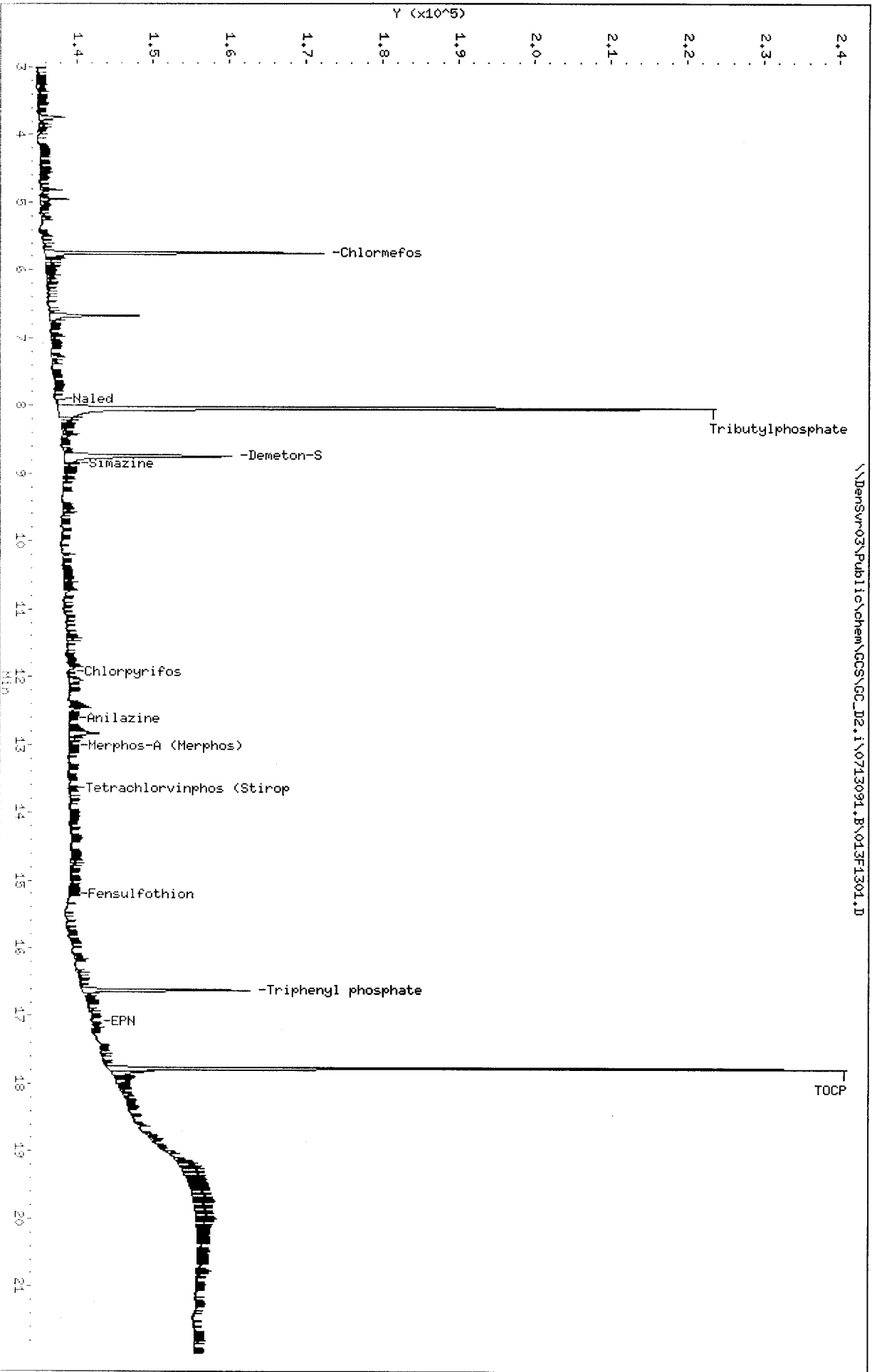
Client Name: Northgate Environmen02-JUL-2009 00:00 Client SDG: 8304610
 Sample Matrix: SOLID Fraction: SV
 Lab Smp Id: LF1T81AA Client Smp ID: SA106-0.5B
 Level: LOW Operator: MPK/TLW
 Data Type: GC DATA SampleType: SAMPLE
 SpikeList File: fullDFCwater.spk Quant Type: ISTD
 Sublist File: 8141A.sub
 Method File: \\DenSvr03\Public\chem\GCS\GC_D2.i\0713091.B\8141A-1.m
 Misc Info: IS - GSV0633-09

SURROGATE COMPOUND	CONC ADDED ug/Kg	CONC RECOVERED ug/Kg	% RECOVERED	LIMITS
\$ 4 Chlormefos	68.19	27.77	40.73*	59-112
\$ 35 Triphenyl phosphat	68.19	38.07	55.83	50-150

Data File: \\DensSur-03\Public\chem\GCS\GC_D2.i\0713091.B\013F1301.D
Date: 13-JUL-2009 21:46
Client ID: SA106-0.5B
Sample Info: LF1781AA,222-1

Column phase: RTX-1HS

Instrument: GC_D2.1
Operator: MPK/TLM
Column diameter: 0.32



TestAmerica

Data file : \\DenSvr03\Public\chem\GCS\GC_D2.i\0713092.B\013F1301.D
 Lab Smp Id: LF1T81AA Client Smp ID: SA106-0.5B
 Inj Date : 13-JUL-2009 21:46
 Operator : MPK/TLW Inst ID: GC_D2.i
 Smp Info : LF1T81AA,222-1
 Misc Info :
 Comment :
 Method : \\DenSvr03\Public\chem\GCS\GC_D2.i\0713092.B\8141A-2.m
 Meth Date : 14-Jul-2009 08:59 GC_D2.i Quant Type: ISTD
 Cal Date : 26-JUN-2009 21:13 Cal File: 009F0901.D
 Als bottle: 13
 Dil Factor: 1.00000
 Integrator: Falcon Compound Sublist: 8141A.sub
 Target Version: 4.14
 Processing Host: DENPC075

Concentration Formula: Amt * DF * Vf / Ws * CpndVariable

Name	Value	Description
DF	1.000	Dilution Factor
Vf	2000.000	Final Extract Volume (uL)
Ws	29.330	Weight of Sample extracted (g)
Cpnd Variable		Local Compound Variable

Compounds	RT	EXP RT	REL RT	RESPONSE	CONCENTRATIONS	
					ON-COLUMN (ug/mL)	FINAL (ug/Kg)
1 o,o,o-TEPT						
2 Dichlorvos						
3 Chlormefos	7.283	7.280	(0.388)	60530	0.43046	29.35 (R)
4 Mevinphos						
5 Demeton-O						
6 Thionazin						
7 Ethoprop						
8 Phorate						
9 Naled	10.829	10.809	(0.578)	61	0.27053	18.45
10 Sulfotepp	10.881	10.885	(0.580)	136	0.00074	0.05043 (aA)
* 11 Tributylphosphate	10.999	11.010	(1.000)	184744	2.00000	
12 Simazine	11.228	11.269	(0.599)	1834	0.06963	4.748 (aA)
13 Diazinon						
14 Atrazine	11.446	11.449	(0.610)	204	0.23595	16.09 (aA)
15 Propazine	11.648	11.612	(0.621)	124	0.06084	4.149
16 Disulfoton						
17 Demeton-S	11.981	11.989	(0.639)	70	0.11966	8.169 <i>not a peak</i>
18 Dimethoate						
19 Ronnel						
20 Merphos-A (Merphos)	13.529	13.520	(1.230)	81	0.00121	0.08251 (aA)
21 Chlorpyrifos						
22 Fenthion						

Compounds	RT	EXP RT	REL RT	RESPONSE	CONCENTRATIONS	
					ON-COLUMN (ug/mL)	FINAL (ug/Kg)
23 Trichloronate	14.533	14.534	(0.775)	84	0.10596	7.225
24 Anilazine	Compound Not Detected.					
25 Methyl Parathion	Compound Not Detected.					
26 Malathion	15.568	15.584	(0.830)	59	7e-004	0.04833 (a)
27 Tokuthion	Compound Not Detected.					
28 Parathion	16.429	16.382	(0.876)	117	0.00134	0.09112 (a)
29 Merphos-B (Merphos Oxone)	Compound Not Detected.					
30 Tetrachlorvinphos (stirophos)	Compound Not Detected.					
31 Carbophenothion methyl	Compound Not Detected.					
32 Bolstar	Compound Not Detected.					
33 Carbophenothion	Compound Not Detected.					
S 34 Triphenyl phosphate	18.206	18.202	(0.971)	35913	0.52047	35.49
35 Fensulfothion	Compound Not Detected.					
* 36 TOCP	18.749	18.747	(1.000)	138308	2.00000	
37 Phosmet / EPN	Compound Not Detected.					
38 Famphur	Compound Not Detected.					
39 Azinphos-methyl	Compound Not Detected.					
40 Azinphos-ethyl	Compound Not Detected.					
41 Coumaphos	Compound Not Detected.					
S 42 Merphos	Compound Not Detected.					
M 43 Total Demeton				70	0.11966	8.159

QC Flag Legend

- a - Target compound detected but, quantitated amount Below Limit Of Quantitation(BLOQ).
- A - Target compound detected but, quantitated amount exceeded maximum amount.
- R - Spike/Surrogate failed recovery limits.

TestAmerica

INTERNAL STANDARD COMPOUNDS
 AREA AND RT SUMMARY

Instrument ID: GC D2.i
 Lab File ID: 013F1301.D
 Lab Smp Id: LF1T81AA
 Analysis Type: SV
 Quant Type: ISTD
 Operator: MPK/TLW
 Method File: \\DenSvr03\Public\chem\GCS\GC_D2.i\0713092.B\8141A-2.m
 Misc Info:

Calibration Date: 13-JUL-2009
 Calibration Time: 20:24
 Client Smp ID: SA106-0.5B
 Level: LOW
 Sample Type: SOIL

COMPOUND	STANDARD	AREA LIMIT		SAMPLE	%DIFF
		LOWER	UPPER		
11 Tributylphosphate	183814	91907	367628	184744	0.51
36 TOCP	117580	58790	235160	138308	17.63

COMPOUND	STANDARD	RT LIMIT		SAMPLE	%DIFF
		LOWER	UPPER		
11 Tributylphosphate	11.00	10.50	11.50	11.00	-0.03
36 TOCP	18.75	18.25	19.25	18.75	0.01

AREA UPPER LIMIT = +100% of internal standard area.
 AREA LOWER LIMIT = - 50% of internal standard area.
 RT UPPER LIMIT = + 0.50 minutes of internal standard RT.
 RT LOWER LIMIT = - 0.50 minutes of internal standard RT.

TestAmerica

RECOVERY REPORT

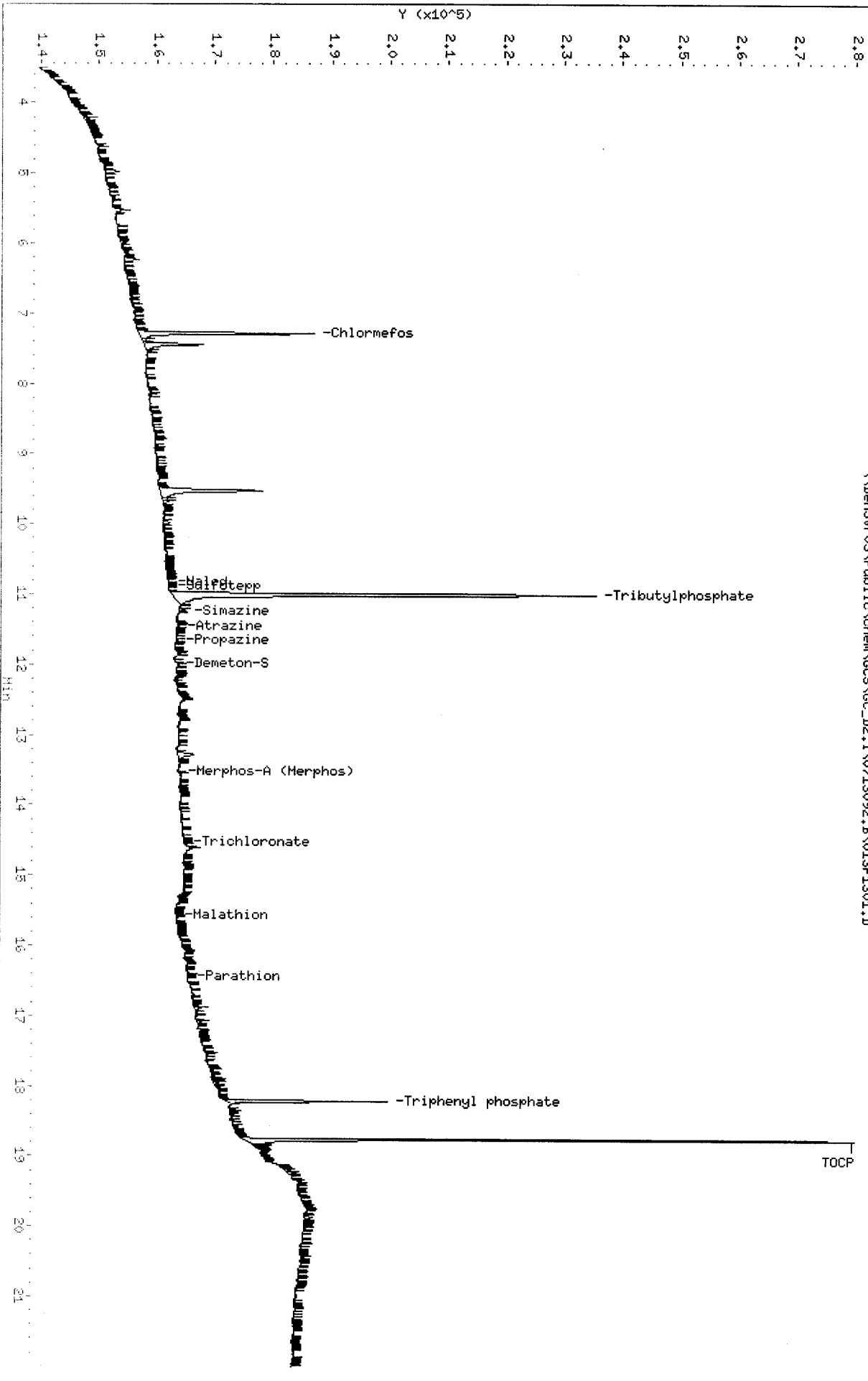
Client Name: Northgate Environmen02-JUL-2009 00:00 Client SDG: 8304610
 Sample Matrix: SOLID Fraction: SV
 Lab Smp Id: LF1T81AA Client Smp ID: SA106-0.5B
 Level: LOW Operator: MPK/TLW
 Data Type: GC DATA SampleType: SAMPLE
 SpikeList File: fullDFCwater.spk Quant Type: ISTD
 Sublist File: 8141A.sub
 Method File: \\DenSvr03\Public\chem\GCS\GC_D2.i\0713092.B\8141A-2.m
 Misc Info:

SURROGATE COMPOUND	CONC ADDED ug/Kg	CONC RECOVERED ug/Kg	% RECOVERED	LIMITS
\$ 3 Chlormefos	68.19	29.35	43.05*	59-112
\$ 34 Triphenyl phosphat	68.19	35.49	52.05	50-150

Data File: \\Densv03\Public\chem\GCs\GC_D2.1\0713092.B\013F1301.D
 Date: 13-JUL-2009 21:46
 Client ID: S4106-0.5B
 Sample Info: LF181A4,222-1
 Column phase: RTX-OPPast

Instrument: GC_D2.1
 Operator: HPK/TLM
 Column diameter: 0.32

\\Densv03\Public\chem\GCs\GC_D2.1\0713092.B\013F1301.D



TestAmerica

Data file : \\DenSvr03\Public\chem\GCS\GC_D2.i\0713091.B\014F1401.D
 Lab Smp Id: LF1T81AD Client Smp ID: SA106-0.5B MS
 Inj Date : 13-JUL-2009 22:13
 Operator : MPK/TLW Inst ID: GC_D2.i
 Smp Info : LF1T81AD,222-1S
 Misc Info : IS - GSV0633-09
 Comment :
 Method : \\DenSvr03\Public\chem\GCS\GC_D2.i\0713091.B\8141A-1.m
 Meth Date : 14-Jul-2009 09:02 GC_D2.i Quant Type: ISTD
 Cal Date : 26-JUN-2009 21:13 Cal File: 009F0901.D
 Als bottle: 14 QC Sample: MS
 Dil Factor: 1.00000
 Integrator: Falcon Compound Sublist: 8141A.sub
 Target Version: 4.14
 Processing Host: DENPC075

Concentration Formula: Amt * DF * Vf / Ws * CpndVariable

Name	Value	Description
DF	1.000	Dilution Factor
Vf	2000.000	Final Extract Volume (uL)
Ws	29.620	Weight of Sample extracted (g)
Cpnd Variable		Local Compound Variable

Compounds	RT	EXP RT	REL RT	RESPONSE	CONCENTRATIONS	
					ON-COLUMN (ug/mL)	FINAL (ug/Kg)
1 o,o,o-TEPT	3.167	3.163	(0.178)	184422	0.89757	60.60
2 Dichlorvos	4.005	4.002	(0.225)	117591	0.92164	62.23(R)
3 Mevinphos	5.665	5.670	(0.319)	14662	0.20920	14.12(R)
4 Chlormefos	5.747	5.745	(0.323)	91342	0.57170	38.60(R)
5 Thionazin	7.408	7.407	(0.417)	191259	1.31169	88.57
6 Demeton-O	7.545	7.542	(0.424)	145862	1.05067	70.94
7 Ethoprop	7.752	7.753	(0.436)	172033	1.34635	90.91
8 Naled	7.952	7.952	(0.447)	39925	1.34832	91.04
* 9 Tributylphosphate	8.033	8.072	(1.000)	203417	2.00000	
10 Sulfotepp	8.333	8.327	(0.469)	234780	1.25197	84.54(R)
11 Phorate	8.423	8.417	(0.474)	137348	1.03793	70.08(R)
12 Dimethoate	Compound Not Detected.					
13 Demeton-S	8.757	8.747	(0.493)	99180	0.88975	60.08
14 Simazine	8.867	8.815	(0.499)	50704	1.03047	69.58(M)
15 Atrazine	9.028	8.983	(0.508)	62386	1.04664	70.67(M)
16 propazine	Compound Not Detected.					
17 Disulfoton	9.748	9.743	(0.548)	121561	1.34015	90.49
18 Diazinon	9.787	9.782	(0.551)	179715	1.26428	85.37
19 Methyl Parathion	10.597	10.588	(0.596)	159217	1.76616	119.2
20 Ronnel	11.118	11.108	(0.626)	133453	1.43211	96.70
21 Malathion	11.677	11.665	(0.657)	106516	1.23517	83.40(R)
22 Fenthion	11.808	11.792	(0.664)	131602	1.43609	96.97

Compounds	RT	EXP RT	REL RT	RESPONSE	CONCENTRATIONS	
					ON-COLUMN (ug/mL)	FINAL (ug/Kg)
23 Parathion	11.895	11.877	(0.669)	150275	1.54085	104.0
24 Chlorpyrifos	11.938	11.925	(0.672)	160516	1.36037	91.85
25 Trichloronate	12.375	12.345	(0.696)	132579	1.25718	84.89
26 Anilazine	12.675	12.663	(0.713)	1359	0.21145	14.28 (R)
27 Merphos-A (Merphos)	13.057	13.038	(0.735)	139	0.00158	0.1067
28 Tetrachlorvinphos (Stirophos)	13.687	13.667	(0.770)	93113	1.59231	107.5
29 Tokuthion	14.293	14.278	(0.804)	147247	1.45655	98.35
30 Merphos-B (Merphos Oxone)	14.500	14.490	(0.816)	139845	5.89772	398.2 (A)
31 Carbophenothion-methyl	15.082	15.058	(0.848)	123285	1.56166	105.4
32 Pentsulfothion	15.243	15.205	(0.858)	53023	0.70690	47.73 (RM)
33 Bolstar / Pamphur	15.942	15.930	(0.897)	256465	2.65182	179.0
34 Carbophenothion	16.092	16.075	(0.905)	132091	1.36142	91.92
\$ 35 Triphenyl phosphate	16.628	16.615	(0.935)	58121	0.78827	53.22
36 Phosmet	16.885	16.868	(0.950)	119468	1.43857	97.14
37 EPN	17.072	17.058	(0.960)	138553	1.75404	118.4
38 Azinphos-methyl	17.410	17.392	(0.979)	125777	1.42132	95.97
* 39 TOCP	17.775	17.767	(1.000)	145836	2.00000	
40 Azinphos-ethyl	17.858	17.843	(1.005)	159010	1.57718	106.5
41 Coumaphos	18.307	18.290	(1.030)	119762	1.67792	113.3
S 42 Merphos				139984	1.25973	85.06
M 43 Total Demeton				245042	1.94042	131.0

QC Flag Legend

- A - Target compound detected but, quantitated amount exceeded maximum amount.
- R - Spike/Surrogate failed recovery limits.
- M - Compound response manually integrated.

TestAmerica

INTERNAL STANDARD COMPOUNDS
 AREA AND RT SUMMARY

Instrument ID: GC D2.i	Calibration Date: 13-JUL-2009
Lab File ID: 014F1401.D	Calibration Time: 20:24
Lab Smp Id: LF1T81AD	Client Smp ID: SA106-0.5B MS
Analysis Type: SV	Level: LOW
Quant Type: ISTD	Sample Type: SOIL
Operator: MPK/TLW	
Method File: \\DenSvr03\Public\chem\GCS\GC_D2.i\0713091.B\8141A-1.m	
Misc Info: IS - GSV0633-09	

COMPOUND	STANDARD	AREA LIMIT		SAMPLE	%DIFF
		LOWER	UPPER		
9 Tributylphosphate	214729	107365	429458	203417	-5.27
39 TOCP	132142	66071	264284	145836	10.36

COMPOUND	STANDARD	RT LIMIT		SAMPLE	%DIFF
		LOWER	UPPER		
9 Tributylphosphate	8.05	7.55	8.55	8.03	-0.15
39 TOCP	17.77	17.27	18.27	17.78	0.05

AREA UPPER LIMIT = +100% of internal standard area.
 AREA LOWER LIMIT = - 50% of internal standard area.
 RT UPPER LIMIT = + 0.50 minutes of internal standard RT.
 RT LOWER LIMIT = - 0.50 minutes of internal standard RT.

TestAmerica

RECOVERY REPORT

Client Name: Northgate Environmen02-JUL-2009 00:00 Client SDG: 8304610
 Sample Matrix: SOLID Fraction: SV
 Lab Smp Id: LF1T81AD Client Smp ID: SA106-0.5B MS
 Level: LOW Operator: MPK/TLW
 Data Type: GC DATA SampleType: MS
 SpikeList File: fullDFCwater.spk Quant Type: ISTD
 Sublist File: 8141A.sub
 Method File: \\DenSvr03\Public\chem\GCS\GC_D2.i\0713091.B\8141A-1.m
 Misc Info: IS - GSV0633-09

SPIKE COMPOUND	CONC ADDED ug/Kg	CONC RECOVERED ug/Kg	% RECOVERED	LIMITS
1 o,o,o-TEPT	135.0	60.60	44.88	36-119
2 Dichlorvos	135.0	62.23	46.08*	50-120
3 Mevinphos	135.0	14.12	10.46*	35-108
\$ 4 Chlormefos	67.52	38.60	57.17	48-114
5 Thionazin	135.0	88.57	65.58	65-116
7 Ethoprop	135.0	90.91	67.32	65-108
8 Naled	135.0	91.04	67.42	36-119
10 Sulfotepp	135.0	84.54	62.60*	69-103
11 Phorate	135.0	70.08	51.90*	62-104
12 Dimethoate	135.0	0.0000	*	28-115
14 Simazine	135.0	69.58	51.52	47-109
15 Atrazine	135.0	70.67	52.33	36-119
16 propazine	135.0	0.0000	*	36-119
17 Disulfoton	135.0	90.49	67.01	36-119
18 Diazinon	135.0	85.37	63.21	36-119
19 Methyl Parathion	135.0	119.2	88.31	68-119
20 Ronnel	135.0	96.70	71.61	62-115
21 Malathion	135.0	83.40	61.76*	67-115
22 Fenthion	135.0	96.97	71.80	36-119
23 Parathion	135.0	104.0	77.04	36-119
24 Chlorpyrifos	135.0	91.85	68.02	36-119
25 Trichloronate	135.0	84.89	62.86	36-119
26 Anilazine	135.0	14.28	10.57*	47-115
28 Tetrachlorvinphos	135.0	107.5	79.62	36-119
29 Tokuthion	135.0	98.35	72.83	36-119
31 Carbophenothion-me	135.0	105.4	78.08	36-119
32 Fensulfothion	135.0	47.73	35.34*	61-115
33 Bolstar / Famphur	270.1	179.0	66.30	36-119
34 Carbophenothion	135.0	91.92	68.07	36-119
\$ 35 Triphenyl phosphat	67.52	53.22	78.83	50-150
36 Phosmet	135.0	97.14	71.93	36-119
37 EPN	135.0	118.4	87.70	36-119
38 Azinphos-methyl	135.0	95.97	71.07	55-115
40 Azinphos-ethyl	135.0	106.5	78.86	36-119
41 Coumaphos	135.0	113.3	83.90	62-115
S 42 Merphos	135.0	85.06	62.99	36-119
M 43 Total Demeton	135.0	131.0	97.02	47-115

TestAmerica


RECOVERY REPORT

Client Name: Northgate Environmen02-JUL-2009 00:00 Client SDG: 8304610
 Sample Matrix: SOLID Fraction: SV
 Lab Smp Id: LF1T81AD Client Smp ID: SA106-0.5B MS
 Level: LOW Operator: MPK/TLW
 Data Type: GC DATA SampleType: MS
 SpikeList File: fullDFCwater.spk Quant Type: ISTD
 Sublist File: 8141A.sub
 Method File: \\DenSvr03\Public\chem\GCS\GC_D2.i\0713091.B\8141A-1.m
 Misc Info: IS - GSV0633-09

SURROGATE COMPOUND	CONC ADDED ug/Kg	CONC RECOVERED ug/Kg	% RECOVERED	LIMITS
\$ 4 Chlormefos	68.19	38.60	57.17*	59-112
\$ 35 Triphenyl phosphat	68.19	53.22	78.83	50-150

Data File: \\Densv03\Public\chem\GCs\GC_D2.i\0713091.B\014F1401.D
 Date: 13-JUL-2009 22:13
 Client ID: S4108-0.5B MS
 Sample Info: LF1781AD,222-1S
 Column phase: RTX-1MS

Instrument: GC_D2.i
 Operator: HPK/TLM
 Column diameter: 0.32



Data File Name: 014F1401.D

Inj. Date and Time: 13-JUL-2009 22:13

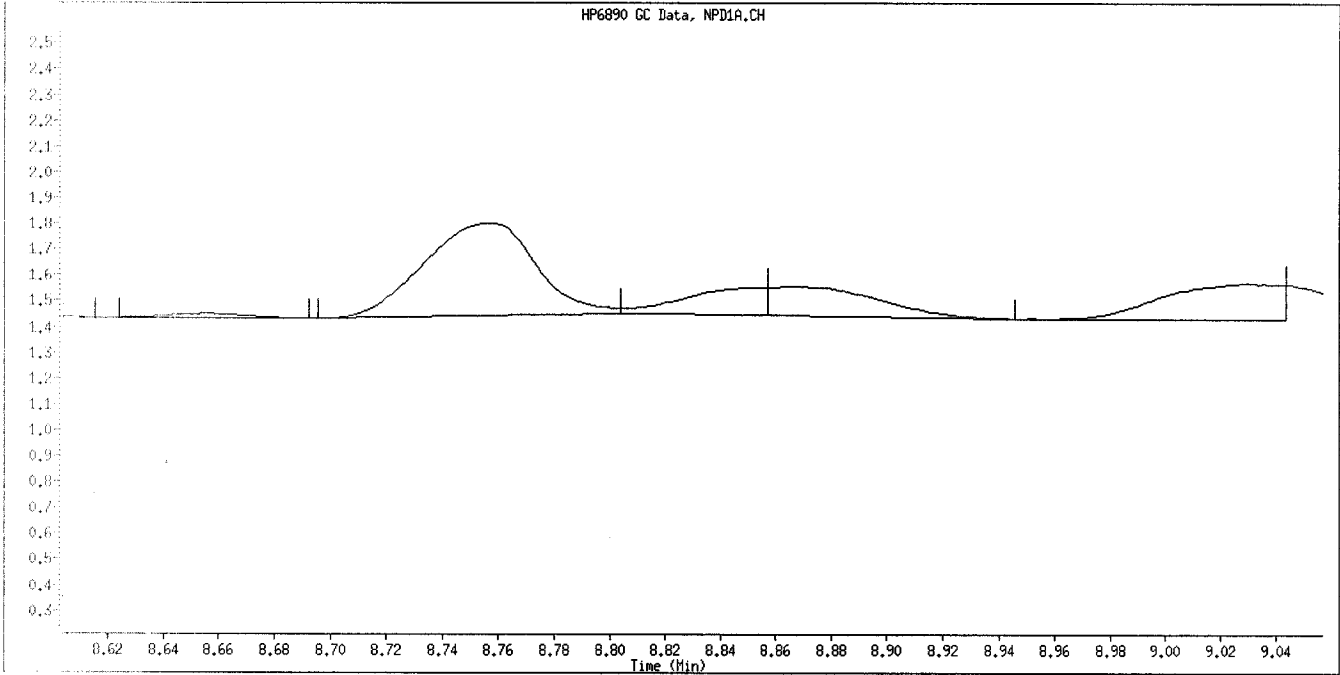
Instrument ID: GC_D2.1

Client ID: SA106-0.5B MS

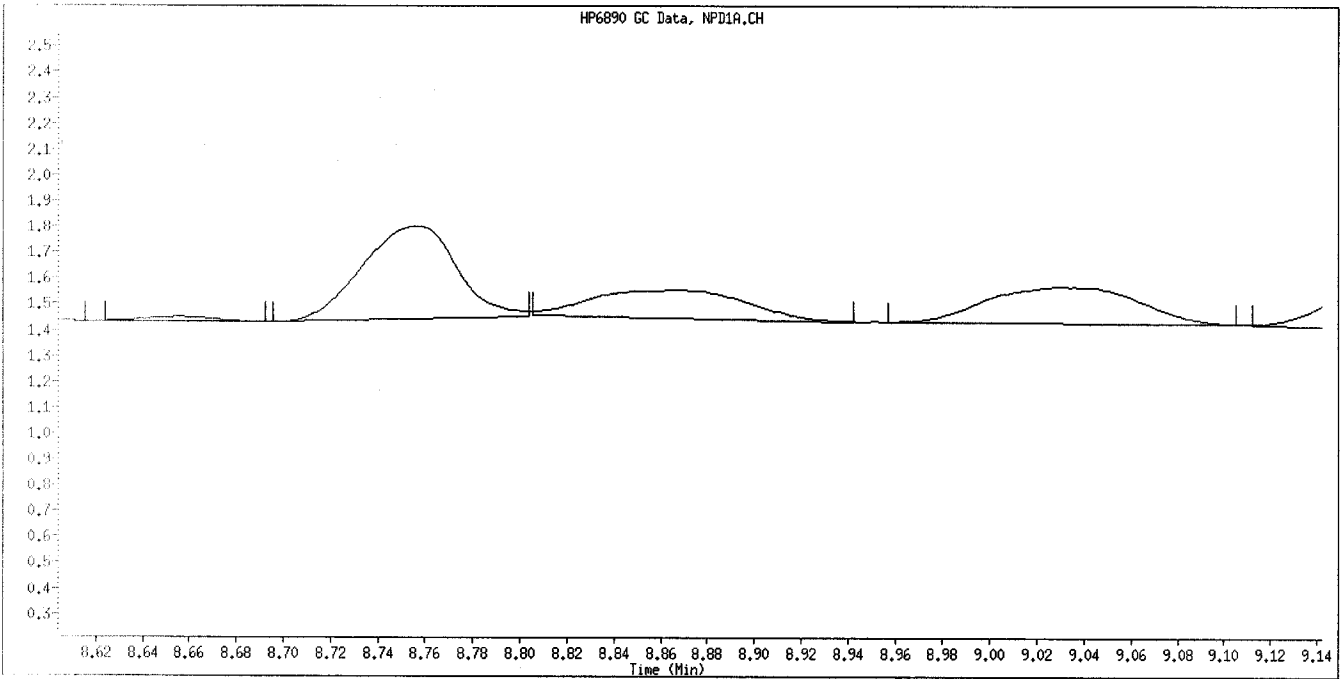
Compound Name: Simazine

CAS #:

Report Date: 07/14/2009



Original Integration



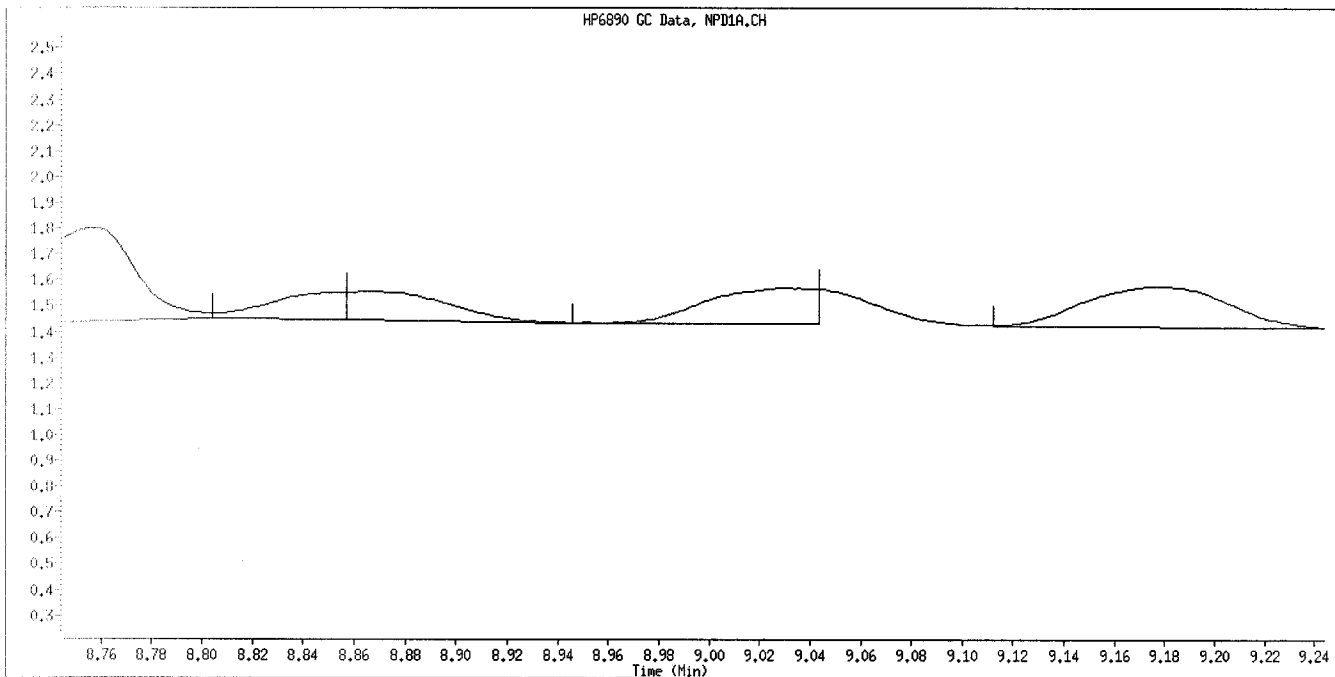
Manual Integration

Manually Integrated By: williamst

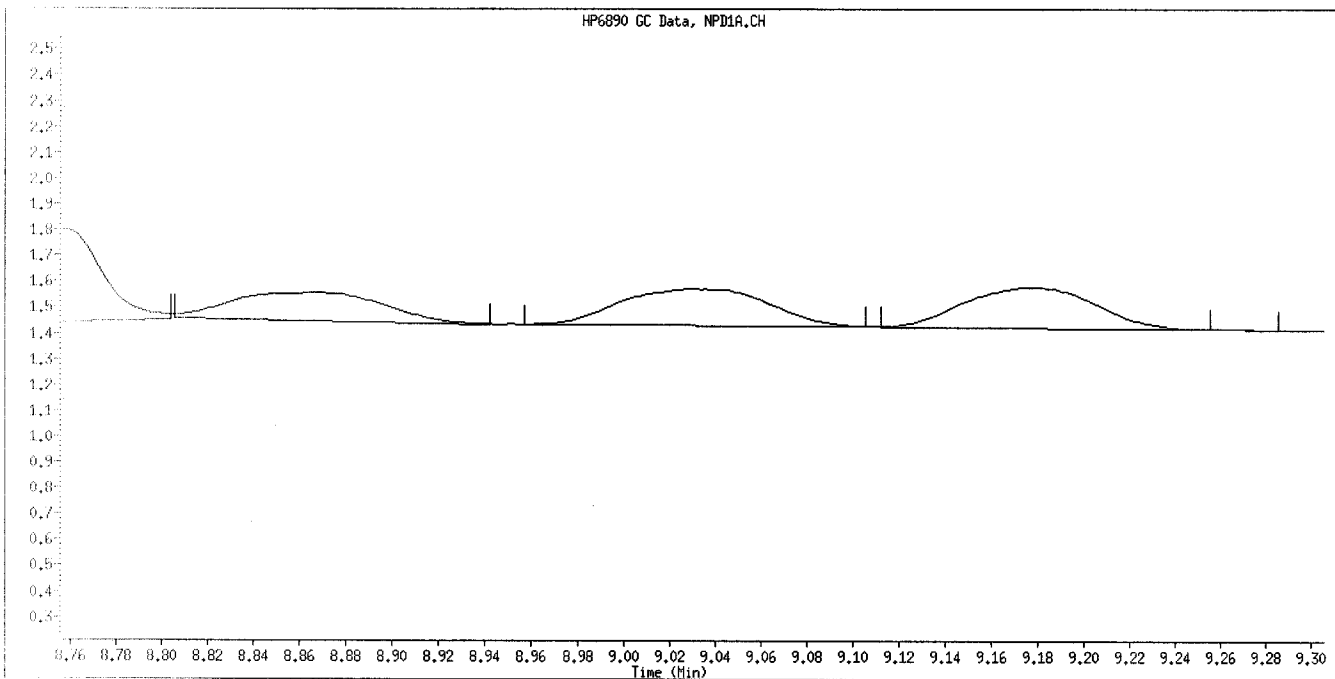
Manual Integration Reason: Baseline Event

Handwritten signature and date:
8/14/09

Data File Name: 014F1401.D
Inj. Date and Time: 13-JUL-2009 22:13
Instrument ID: GC_D2.1
Client ID: SA106-0.5B MS
Compound Name: Atrazine
CAS #:
Report Date: 07/14/2009



Original Integration

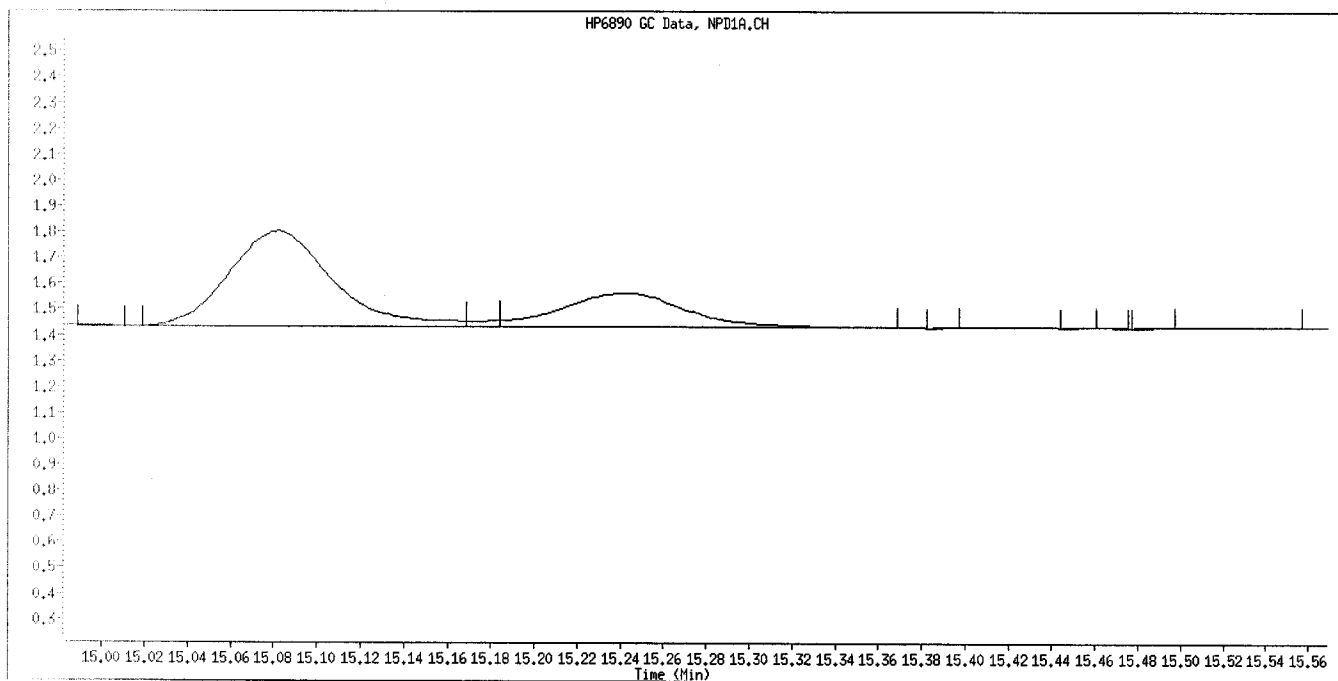
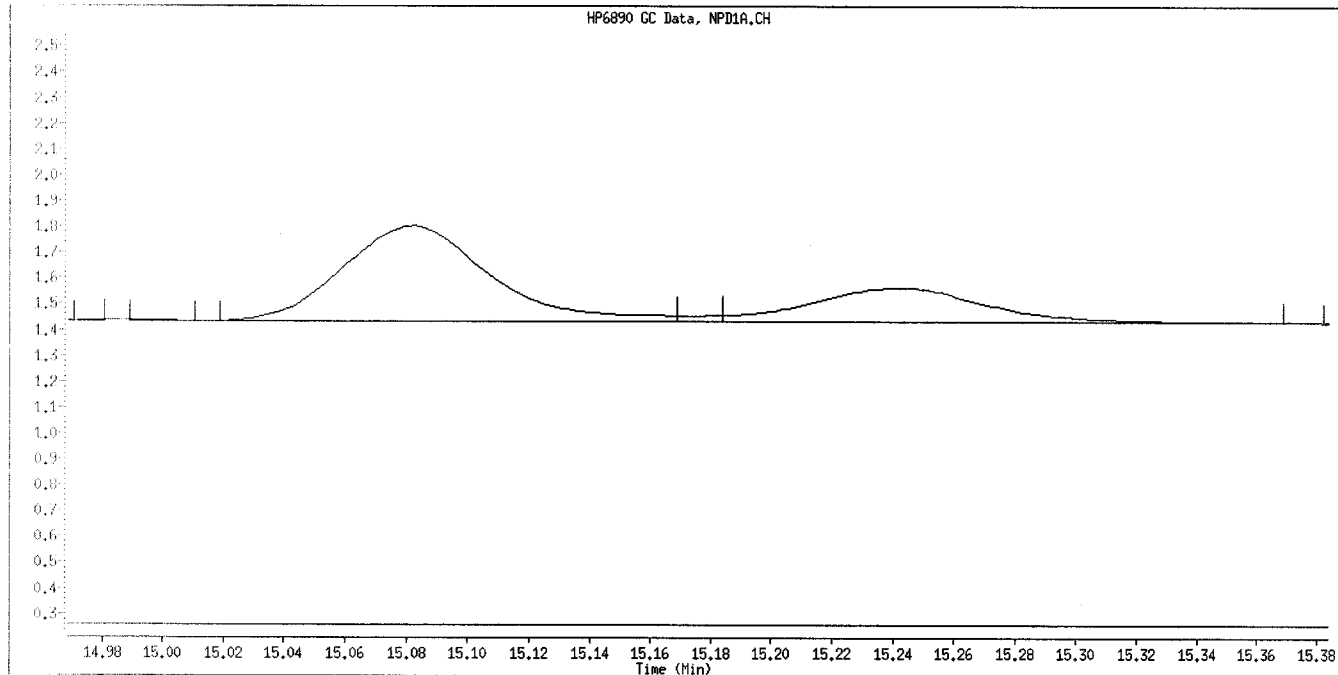


Manual Integration

Manually Integrated By: williamst
Manual Integration Reason: Baseline Event

Handwritten signature and date:
7/14/09

Data File Name: 014F1401.D
Inj. Date and Time: 13-JUL-2009 22:13
Instrument ID: GC_D2.i
Client ID: SA106-0.5B MS
Compound Name: Fensulfothion
CAS #:
Report Date: 07/14/2009



Manually Integrated By: williamst
Manual Integration Reason: Analyte Misidentified by the Data System

Handwritten signature
7/14/09

TestAmerica

Data file : \\DenSvr03\Public\chem\GCS\GC_D2.i\0713092.B\014F1401.D
 Lab Smp Id: LF1T81AD Client Smp ID: SA106-0.5B MS
 Inj Date : 13-JUL-2009 22:13
 Operator : MPK/TLW Inst ID: GC_D2.i
 Smp Info : LF1T81AD,222-1S
 Misc Info :
 Comment :
 Method : \\DenSvr03\Public\chem\GCS\GC_D2.i\0713092.B\8141A-2.m
 Meth Date : 14-Jul-2009 08:59 GC_D2.i Quant Type: ISTD
 Cal Date : 26-JUN-2009 21:13 Cal File: 009F0901.D
 Als bottle: 14 QC Sample: MS
 Dil Factor: 1.00000
 Integrator: Falcon Compound Sublist: 8141A.sub
 Target Version: 4.14
 Processing Host: DENPC075

Concentration Formula: Amt * DF * Vf / Ws * CpndVariable

Name	Value	Description
DF	1.000	Dilution Factor
Vf	2000.000	Final Extract Volume (uL)
Ws	29.620	Weight of Sample extracted (g)
Cpnd Variable		Local Compound Variable

Compounds	RT	EXP RT	REL RT	RESPONSE	CONCENTRATIONS	
					ON-COLUMN (ug/mL)	FINAL (ug/Kg)
1 o,o,o-TEPT	4.647	4.647	(0.248)	155859	0.85107	57.46
2 Dichlorvos	6.454	6.452	(0.344)	129256	0.90391	61.03 (R)
\$ 3 Chlormefos	7.282	7.280	(0.388)	79444	0.55189	37.26 (R)
4 Mevinphos	9.122	9.120	(0.486)	17998	0.18685	12.62 (R)
5 Demeton-O	9.614	9.610	(0.513)	137248	1.49527	101.0
6 Thionazin	9.862	9.860	(0.526)	165551	1.14928	77.60 (R)
7 Ethoprop	10.377	10.377	(0.553)	144323	1.34085	90.54
8 Phorate	10.409	10.404	(0.555)	122703	0.98306	66.38
9 Naled	10.812	10.809	(0.577)	34520	1.26225	85.23
10 Sulfotepp	10.890	10.885	(0.581)	205036	1.08915	73.54 (A)
* 11 Tributylphosphate	11.000	11.010	(1.000)	176261	2.00000	
12 Simazine	11.295	11.269	(0.602)	37095	1.37581	92.90 (A)
13 Diazinon	11.414	11.407	(0.609)	126576	1.26693	85.54
14 Atrazine	11.479	11.449	(0.612)	51634	1.10700	74.75 (A)
15 Propazine	11.639	11.612	(0.621)	46387	1.02111	68.95
16 Disulfoton	11.909	11.904	(0.635)	117818	1.18674	80.13 (R)
17 Demeton-S	11.992	11.989	(0.640)	9175	0.19239	12.99 (R)
18 Dimethoate	Compound Not Detected.					
19 Ronnel	13.430	13.424	(0.716)	118680	1.32512	89.47
20 Merphos-A (Merphos)	13.517	13.520	(1.229)	79	0.00124	0.08352 (aA)
21 Chlorpyrifos	14.247	14.239	(0.760)	117039	1.28840	87.00 (R)
22 Menthion	14.500	14.490	(0.773)	105403	1.25101	84.47

Compounds	RT	EXP RT	REL RT	RESPONSE	CONCENTRATIONS	
					ON-COLUMN (ug/mL)	FINAL (ug/Kg)
23 Trichloronate	14.542	14.534	(0.775)	117334	1.05856	71.48
24 Anilazine	Compound Not Detected.					
25 Methyl Parathion	15.364	15.359	(0.819)	130613	1.43593	96.96
26 Malathion	15.589	15.584	(0.831)	90136	1.05778	71.42
27 Tokuthion	16.237	16.229	(0.866)	128175	1.28470	86.74
28 Parathion	16.387	16.382	(0.874)	124673	1.39097	93.92
29 Merphos-B (Merphos Oxone)	16.422	16.407	(1.493)	121180	6.24504	421.7 (A)
30 Tetrachlorvinphos (stirophos)	16.887	16.882	(0.901)	95385	1.64513	111.1
31 Carbophenothion methyl	16.990	16.984	(0.906)	113556	1.36642	92.26
32 Bolstar	17.357	17.352	(0.926)	122170	1.39561	94.23
33 Carbophenothion	17.440	17.434	(0.930)	117746	1.36789	92.36 (A)
S 34 Triphenyl phosphate	18.207	18.202	(0.971)	52392	0.74172	50.08
35 Fensulfothion	18.489	18.484	(0.986)	39165	0.60387	40.77
* 36 TOCP	18.752	18.747	(1.000)	141585	2.00000	
37 Phosmet / EPN	18.842	18.839	(1.005)	237557	3.25316	219.6
38 Famphur	18.944	18.942	(1.010)	100381	1.08095	72.99 (R)
39 Azinphos-methyl	19.082	19.079	(1.018)	108072	1.27218	85.90
40 Azinphos-ethyl	19.295	19.294	(1.029)	109775	1.35682	91.61
41 Coumaphos	20.250	20.247	(1.080)	94190	1.51416	102.2
S 42 Merphos				121259	1.02764	69.39
M 43 Total Demeton				146423	1.68766	114.0

QC Flag Legend

- a - Target compound detected but, quantitated amount Below Limit Of Quantitation(BLOQ).
- A - Target compound detected but, quantitated amount exceeded maximum amount.
- R - Spike/Surrogate failed recovery limits.

TestAmerica

INTERNAL STANDARD COMPOUNDS
 AREA AND RT SUMMARY

Instrument ID: GC D2.i	Calibration Date: 13-JUL-2009
Lab File ID: 014F1401.D	Calibration Time: 20:24
Lab Smp Id: LF1T81AD	Client Smp ID: SA106-0.5B MS
Analysis Type: SV	Level: LOW
Quant Type: ISTD	Sample Type: SOIL
Operator: MPK/TLW	
Method File: \\DenSvr03\Public\chem\GCS\GC_D2.i\0713092.B\8141A-2.m	
Misc Info:	

COMPOUND =====	STANDARD =====	AREA LIMIT		SAMPLE =====	%DIFF =====
		LOWER =====	UPPER =====		
11 Tributylphosphate	183814	91907	367628	176261	-4.11
36 TOCP	117580	58790	235160	141585	20.42

COMPOUND =====	STANDARD =====	RT LIMIT		SAMPLE =====	%DIFF =====
		LOWER =====	UPPER =====		
11 Tributylphosphate	11.00	10.50	11.50	11.00	-0.02
36 TOCP	18.75	18.25	19.25	18.75	0.02

AREA UPPER LIMIT = +100% of internal standard area.
 AREA LOWER LIMIT = - 50% of internal standard area.
 RT UPPER LIMIT = + 0.50 minutes of internal standard RT.
 RT LOWER LIMIT = - 0.50 minutes of internal standard RT.

TestAmerica

RECOVERY REPORT

Client Name: Northgate Environmen02-JUL-2009 00:00 Client SDG: 8304610
 Sample Matrix: SOLID Fraction: SV
 Lab Smp Id: LF1T81AD Client Smp ID: SA106-0.5B MS
 Level: LOW Operator: MPK/TLW
 Data Type: GC DATA SampleType: MS
 SpikeList File: fullDFCwater.spk Quant Type: ISTD
 Sublist File: 8141A.sub
 Method File: \\DenSvr03\Public\chem\GCS\GC_D2.i\0713092.B\8141A-2.m
 Misc Info:

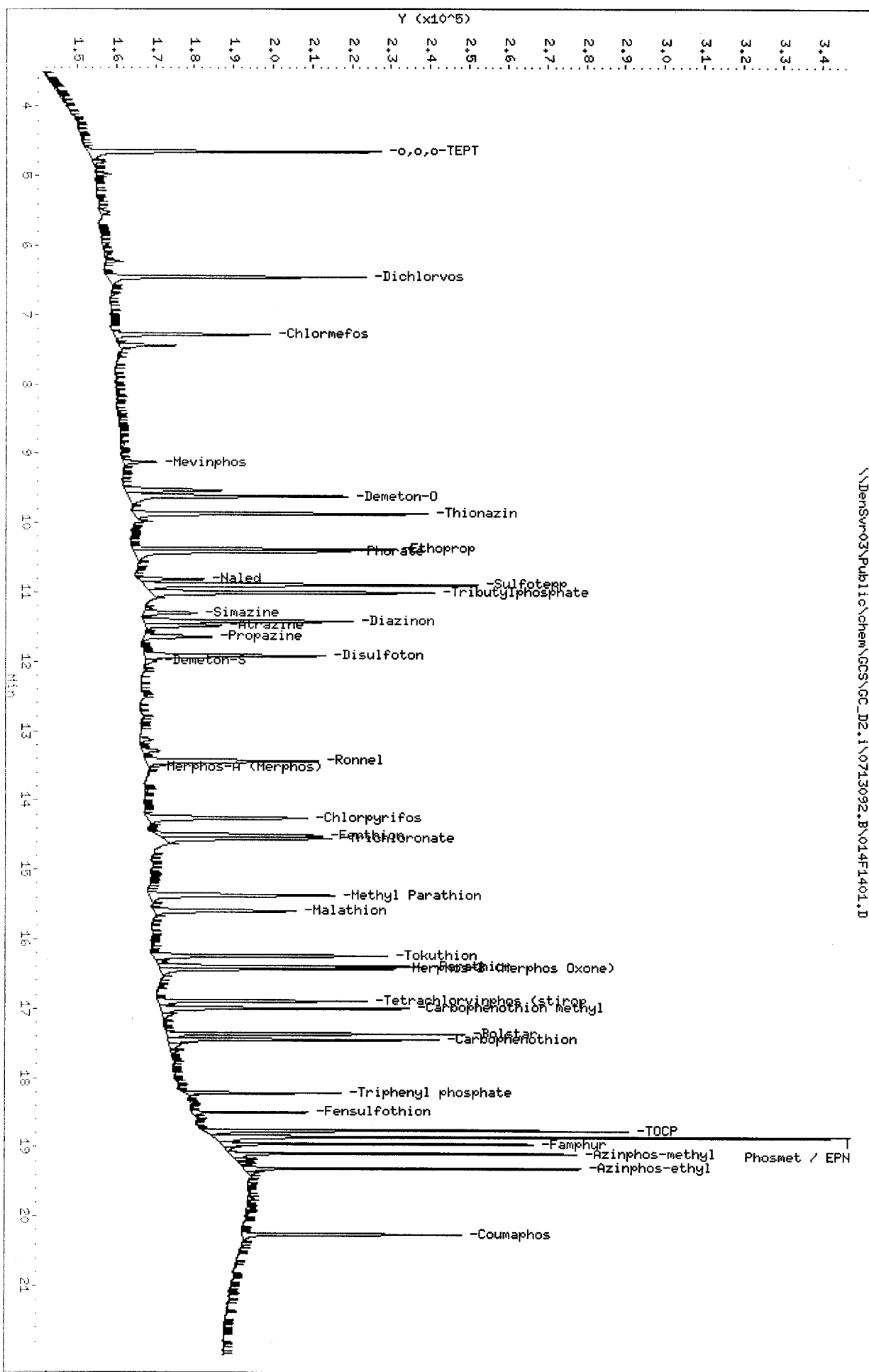
SPIKE COMPOUND	CONC ADDED ug/Kg	CONC RECOVERED ug/Kg	% RECOVERED	LIMITS
1 o,o,o-TEPT	135.0	57.46	42.55	36-119
2 Dichlorvos	135.0	61.03	45.20*	50-120
\$ 3 Chlormefos	67.52	37.26	55.19*	58-114
4 Mevinphos	135.0	12.62	9.34*	35-108
5 Demeton-O	94.53	101.0	106.80	36-119
6 Thionazin	135.0	77.60	57.46*	65-116
7 Ethoprop	135.0	90.54	67.04	36-119
8 Phorate	135.0	66.38	49.15	36-119
9 Naled	135.0	85.23	63.11	36-119
10 Sulfotepp	135.0	73.54	54.46	36-119
12 Simazine	135.0	92.90	68.79	36-119
13 Diazinon	135.0	85.54	63.35	36-119
14 Atrazine	135.0	74.75	55.35	36-119
15 Propazine	135.0	68.95	51.06	36-119
16 Disulfoton	135.0	80.13	59.34*	61-103
17 Demeton-S	40.51	12.99	32.06*	36-119
18 Dimethoate	135.0	0.0000	*	28-82
19 Ronnel	135.0	89.47	66.26	62-99
21 Chlorpyrifos	135.0	87.00	64.42*	66-101
22 Fenthion	135.0	84.47	62.55	36-119
23 Trichloronate	135.0	71.48	52.93	36-119
24 Anilazine	135.0	0.0000	*	36-119
25 Methyl Parathion	135.0	96.96	71.80	36-119
26 Malathion	135.0	71.42	52.89	36-119
27 Tokuthion	135.0	86.74	64.24	36-119
28 Parathion	135.0	93.92	69.55	36-119
30 Tetrachlorvinphos	135.0	111.1	82.26	36-119
31 Carbophenothion me	135.0	92.26	68.32	36-119
32 Bolstar	135.0	94.23	69.78	36-119
33 Carbophenothion	135.0	92.36	68.39	36-119
\$ 34 Triphenyl phosphat	67.52	50.08	74.17	36-119
35 Fensulfothion	135.0	40.77	30.19	20-105
37 Phosmet / EPN	270.1	219.6	81.33	36-119
38 Famphur	135.0	72.99	54.05*	61-108
39 Azinphos-methyl	135.0	85.90	63.61	55-103
40 Azinphos-ethyl	135.0	91.61	67.84	36-119
41 Coumaphos	135.0	102.2	75.71	36-119
S 42 Merphos	135.0	69.39	51.38	36-119
M 43 Total Demeton	135.0	114.0	84.38	47-100

TestAmerica

RECOVERY REPORT

Client Name: Northgate Environmen02-JUL-2009 00:00 Client SDG: 8304610
 Sample Matrix: SOLID Fraction: SV
 Lab Smp Id: LF1T81AD Client Smp ID: SA106-0.5B MS
 Level: LOW Operator: MPK/TLW
 Data Type: GC DATA SampleType: MS
 SpikeList File: fullDFCwater.spk Quant Type: ISTD
 Sublist File: 8141A.sub
 Method File: \\DenSvr03\Public\chem\GCS\GC_D2.i\0713092.B\8141A-2.m
 Misc Info:

SURROGATE COMPOUND	CONC ADDED ug/Kg	CONC RECOVERED ug/Kg	% RECOVERED	LIMITS
\$ 3 Chlormefos	68.19	37.26	55.19*	59-112
\$ 34 Triphenyl phosphat	68.19	50.08	74.17	50-150



TestAmerica

Data file : \\DenSvr03\Public\chem\GCS\GC_D2.i\0713091.B\015F1501.D
 Lab Smp Id: LF1T81AE Client Smp ID: SA106-0.5B MSD
 Inj Date : 13-JUL-2009 22:41
 Operator : MPK/TLW Inst ID: GC_D2.i
 Smp Info : LF1T81AE,222-1D
 Misc Info : IS - GSV0633-09
 Comment :
 Method : \\DenSvr03\Public\chem\GCS\GC_D2.i\0713091.B\8141A-1.m
 Meth Date : 14-Jul-2009 09:02 GC_D2.i Quant Type: ISTD
 Cal Date : 26-JUN-2009 21:13 Cal File: 009F0901.D
 Als bottle: 15 QC Sample: MSD
 Dil Factor: 1.00000
 Integrator: Falcon Compound Sublist: 8141A.sub
 Target Version: 4.14
 Processing Host: DENPC075

Concentration Formula: Amt * DF * Vf / Ws * CpndVariable

Name	Value	Description
DF	1.000	Dilution Factor
Vf	2000.000	Final Extract Volume (uL)
Ws	29.430	Weight of Sample extracted (g)
Cpnd Variable		Local Compound Variable

Compounds	RT	EXP RT	REL RT	RESPONSE	CONCENTRATIONS	
					ON-COLUMN (ug/mL)	FINAL (ug/Kg)
1 o,o,o-TEPT	3.166	3.163	(0.178)	166295	0.74879	50.88
2 Dichlorvos	4.006	4.002	(0.225)	71636	0.51944	35.30 (R)
3 Mevinphos	5.665	5.670	(0.319)	5832	0.07698	5.232 (R)
\$ 4 Chlormefos	5.748	5.745	(0.323)	82011	0.47488	32.27 (RR)
5 Thionazin	7.408	7.407	(0.417)	160236	1.01669	69.09 (R)
6 Demeton-O	7.545	7.542	(0.424)	110824	0.73089	49.67
7 Ethoprop	7.753	7.753	(0.436)	142811	1.03401	70.27 (R)
8 Naled	7.953	7.952	(0.447)	26906	0.91319	62.06
* 9 Tributylphosphate	8.033	8.072	(1.000)	223267	2.00000	
10 Sulfotepp	8.333	8.327	(0.469)	206807	1.00744	68.46 (R)
11 Phorate	8.423	8.417	(0.474)	115005	0.80405	54.64 (R)
12 Dimethoate	Compound Not Detected.					
13 Demeton-S	8.753	8.747	(0.492)	78147	0.64860	44.08
14 Simazine	8.853	8.815	(0.498)	37361	0.72787	49.46 (RM)
15 Atrazine	9.043	8.983	(0.509)	47257	0.73350	49.85 (M)
16 propazine	9.180	9.127	(0.516)	48000	0.80745	54.87 (M)
17 Disulfoton	9.748	9.743	(0.548)	91212	0.91853	62.42
18 Diazinon	9.788	9.782	(0.551)	147158	0.95778	65.09
19 Methyl Parathion	10.598	10.588	(0.596)	121821	1.25021	84.96 (R)
20 Ronnel	11.118	11.108	(0.625)	115214	1.14386	77.73 (R)
21 Malathion	11.676	11.665	(0.657)	87299	0.92658	62.97 (R)
22 Penthion	11.805	11.792	(0.664)	108285	1.09322	74.29

Compounds	RT	EXP RT	REL RT	RESPONSE	CONCENTRATIONS	
					ON-COLUMN (ug/mL)	FINAL (ug/Kg)
23 Parathion	11.895	11.877	(0.669)	127127	1.20596	81.95
24 Chlorpyrifos	11.941	11.925	(0.672)	139184	1.09131	74.16
25 Trichloronate	12.373	12.345	(0.696)	117710	1.03266	70.18
26 Anilazine	12.666	12.663	(0.713)	268	0.07326	4.979 (R)
27 Merphos-A (Merphos)	13.050	13.038	(0.734)	166	0.00175	0.1186
28 Tetrachlorvinphos (Stirophos)	13.685	13.667	(0.770)	68962	1.09106	74.14
29 Tokuthion	14.295	14.278	(0.804)	130234	1.19186	81.00
30 Merphos-B (Merphos Oxone)	14.501	14.490	(0.816)	121751	4.75447	323.1
31 Carbophenothion-methyl	15.080	15.058	(0.848)	106969	1.24037	84.29
32 Fensulfothion	15.236	15.205	(0.857)	20886	0.31771	21.59 (R)
33 Bolstar / Famphur	15.940	15.930	(0.897)	175852	1.68223	114.3
34 Carbophenothion	16.091	16.075	(0.905)	110439	1.05308	71.56
\$ 35 Triphenyl phosphate	16.628	16.615	(0.935)	46681	0.58574	39.80
36 Phosmet	16.885	16.868	(0.950)	80130	0.89268	60.66
37 EPN	17.071	17.058	(0.960)	112651	1.33158	90.49
38 Azinphos-methyl	17.408	17.392	(0.979)	81421	0.85123	57.85 (R)
* 39 TOCP	17.776	17.767	(1.000)	157632	2.00000	
40 Azinphos-ethyl	17.856	17.843	(1.004)	117986	1.03624	70.42
41 Coumaphos	18.305	18.290	(1.030)	89309	1.15763	78.67 (R)
S 42 Merphos				121917	1.01504	68.98
M 43 Total Demeton				188971	1.37950	93.75

QC Flag Legend

- R - Spike/Surrogate failed recovery limits.
- M - Compound response manually integrated.

TestAmerica

INTERNAL STANDARD COMPOUNDS
 AREA AND RT SUMMARY

Instrument ID: GC D2.i	Calibration Date: 13-JUL-2009
Lab File ID: 015F1501.D	Calibration Time: 20:24
Lab Smp Id: LF1T81AE	Client Smp ID: SA106-0.5B MSD
Analysis Type: SV	Level: LOW
Quant Type: ISTD	Sample Type: SOIL
Operator: MPK/TLW	
Method File: \\DenSvr03\Public\chem\GCS\GC_D2.i\0713091.B\8141A-1.m	
Misc Info: IS - GSV0633-09	

COMPOUND	STANDARD	AREA LIMIT		SAMPLE	%DIFF
		LOWER	UPPER		
9 Tributylphosphate	214729	107365	429458	223267	3.98
39 TOCP	132142	66071	264284	157632	19.29

COMPOUND	STANDARD	RT LIMIT		SAMPLE	%DIFF
		LOWER	UPPER		
9 Tributylphosphate	8.05	7.55	8.55	8.03	-0.15
39 TOCP	17.77	17.27	18.27	17.78	0.06

AREA UPPER LIMIT = +100% of internal standard area.
 AREA LOWER LIMIT = - 50% of internal standard area.
 RT UPPER LIMIT = + 0.50 minutes of internal standard RT.
 RT LOWER LIMIT = - 0.50 minutes of internal standard RT.

TestAmerica

RECOVERY REPORT

Client Name: Northgate Environmen02-JUL-2009 00:00 Client SDG: 8304610
 Sample Matrix: SOLID Fraction: SV
 Lab Smp Id: LF1T81AE Client Smp ID: SA106-0.5B MSD
 Level: LOW Operator: MPK/TLW
 Data Type: GC DATA SampleType: MSD
 SpikeList File: fullDFCwater.spk Quant Type: ISTD
 Sublist File: 8141A.sub
 Method File: \\DenSvr03\Public\chem\GCS\GC_D2.i\0713091.B\8141A-1.m
 Misc Info: IS - GSV0633-09

SPIKE COMPOUND	CONC ADDED ug/Kg	CONC RECOVERED ug/Kg	% RECOVERED	LIMITS
1 o,o,o-TEPT	135.9	50.88	37.44	36-119
2 Dichlorvos	135.9	35.30	25.97*	50-120
3 Mevinphos	135.9	5.232	3.85*	35-108
\$ 4 Chlormefos	67.96	32.27	47.49*	48-114
5 Thionazin	135.9	69.09	50.83*	65-116
7 Ethoprop	135.9	70.27	51.70*	65-108
8 Naled	135.9	62.06	45.66	36-119
10 Sulfotepp	135.9	68.46	50.37*	69-103
11 Phorate	135.9	54.64	40.20*	62-104
12 Dimethoate	135.9	0.0000	*	28-115
14 Simazine	135.9	49.46	36.39*	47-109
15 Atrazine	135.9	49.85	36.67	36-119
16 propazine	135.9	54.87	40.37	36-119
17 Disulfoton	135.9	62.42	45.93	36-119
18 Diazinon	135.9	65.09	47.89	36-119
19 Methyl Parathion	135.9	84.96	62.51*	68-119
20 Ronnel	135.9	77.73	57.19*	62-115
21 Malathion	135.9	62.97	46.33*	67-115
22 Fenthion	135.9	74.29	54.66	36-119
23 Parathion	135.9	81.95	60.30	36-119
24 Chlorpyrifos	135.9	74.16	54.57	36-119
25 Trichloronate	135.9	70.18	51.63	36-119
26 Anilazine	135.9	4.979	3.66*	47-115
28 Tetrachlorvinphos	135.9	74.14	54.55	36-119
29 Tokuthion	135.9	81.00	59.59	36-119
31 Carbophenothion-me	135.9	84.29	62.02	36-119
32 Fensulfothion	135.9	21.59	15.89*	61-115
33 Bolstar / Famphur	271.8	114.3	42.06	36-119
34 Carbophenothion	135.9	71.56	52.65	36-119
\$ 35 Triphenyl phosphat	67.96	39.80	58.57	50-150
36 Phosmet	135.9	60.66	44.63	36-119
37 EPN	135.9	90.49	66.58	36-119
38 Azinphos-methyl	135.9	57.85	42.56*	55-115
40 Azinphos-ethyl	135.9	70.42	51.81	36-119
41 Coumaphos	135.9	78.67	57.88*	62-115
S 42 Merphos	135.9	68.98	50.75	36-119
M 43 Total Demeton	135.9	93.75	68.97	47-115

TestAmerica


RECOVERY REPORT

Client Name: Northgate Environmen02-JUL-2009 00:00 Client SDG: 8304610
 Sample Matrix: SOLID Fraction: SV
 Lab Smp Id: LF1T81AE Client Smp ID: SA106-0.5B MSD
 Level: LOW Operator: MPK/TLW
 Data Type: GC DATA SampleType: MSD
 SpikeList File: fullDFCwater.spk Quant Type: ISTD
 Sublist File: 8141A.sub
 Method File: \\DenSvr03\Public\chem\GCS\GC_D2.i\0713091.B\8141A-1.m
 Misc Info: IS - GSV0633-09

SURROGATE COMPOUND	CONC ADDED ug/Kg	CONC RECOVERED ug/Kg	% RECOVERED	LIMITS
\$ 4 Chlormefos	68.19	32.27	47.49*	59-112
\$ 35 Triphenyl phosphat	68.19	39.80	58.57	50-150

Data File: \\Densur03\Public\chem\GCs\GC_D2.1\0713091.B\01SF1501.D
 Date : 13-JUL-2009 22:41
 Client ID: S4106-0.5B HSD
 Sample Info: LF1181AE.222-1D
 Column phase: RTX-1MS

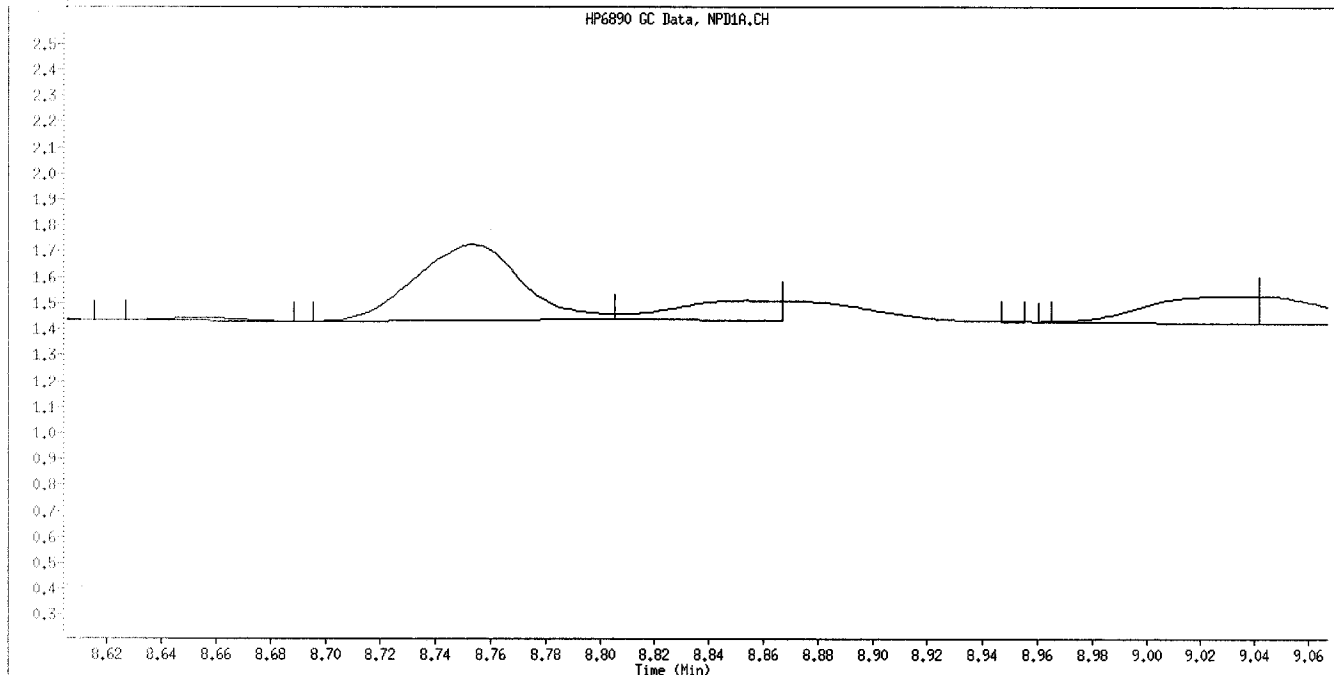
Instrument: GC_D2.1
 Operator: HPK/TLW
 Column diameter: 0.32



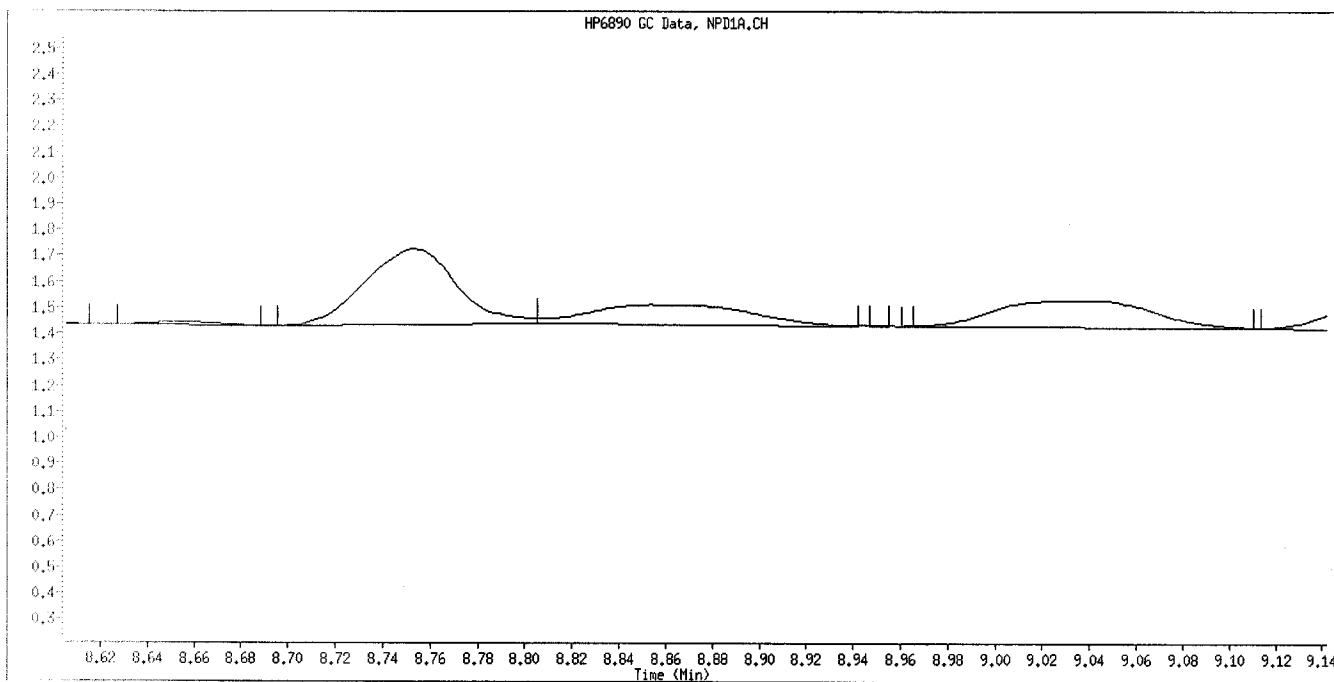
\\Densur03\Public\chem\GCs\GC_D2.1\0713091.B\01SF1501.D

TOCP

Data File Name: 015F1501.D
Inj. Date and Time: 13-JUL-2009 22:41
Instrument ID: GC_D2.i
Client ID: SA106-0.5B MSD
Compound Name: Simazine
CAS #:
Report Date: 07/14/2009



Original Integration

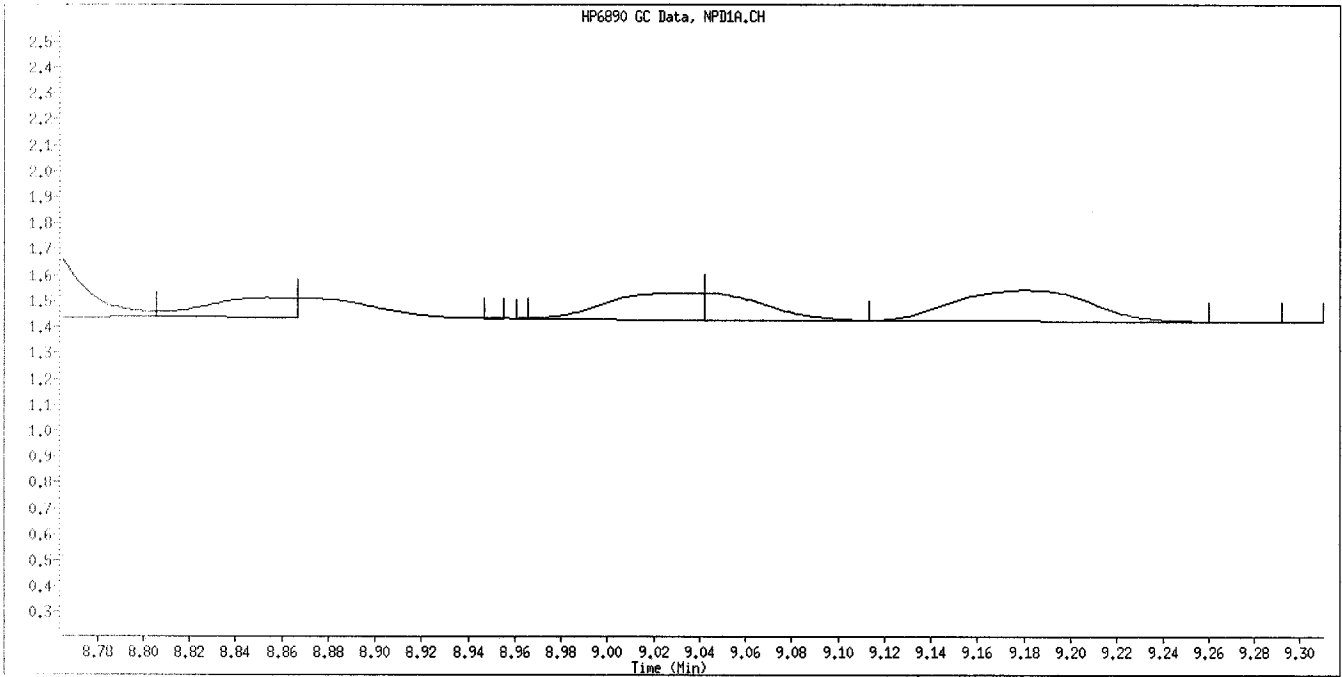


Manual Integration

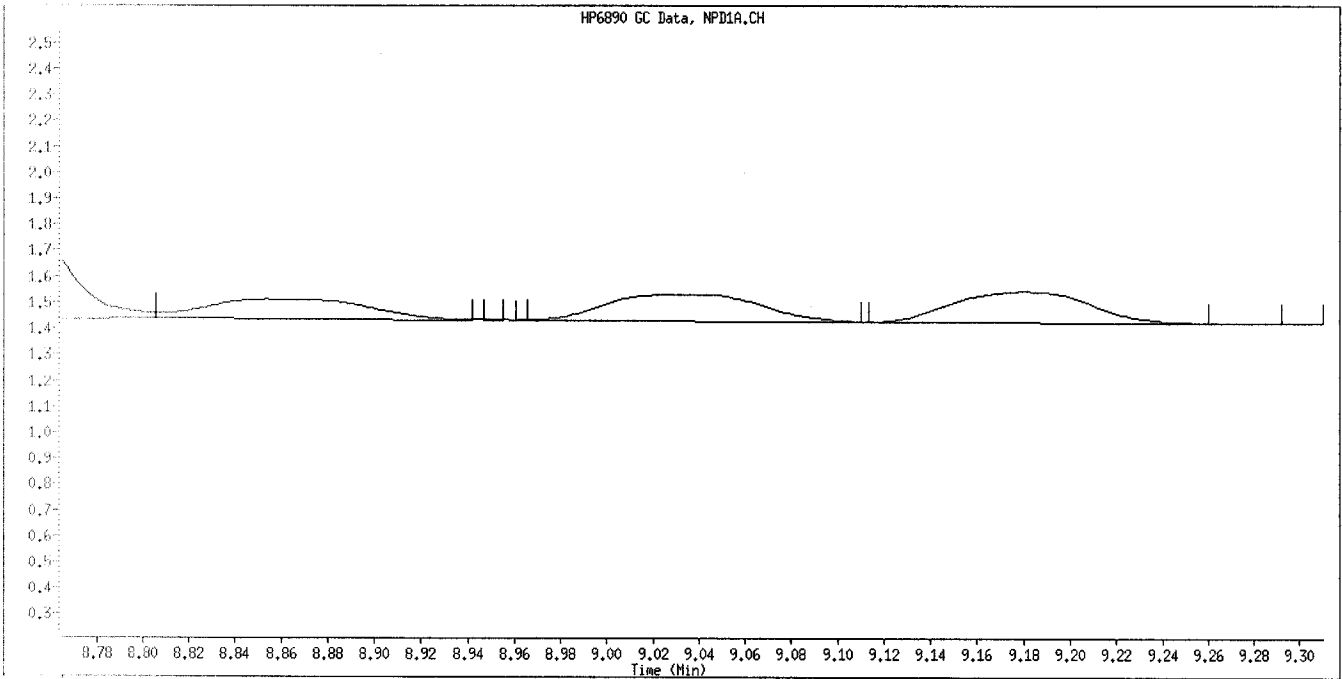
Manually Integrated By: williamst
Manual Integration Reason: Baseline Event

Handwritten signature
7/14/09

Data File Name: 015F1501.D
Inj. Date and Time: 13-JUL-2009 22:41
Instrument ID: GC_D2.i
Client ID: SA106-0.5B MSD
Compound Name: Atrazine
CAS #:
Report Date: 07/14/2009



Original Integration

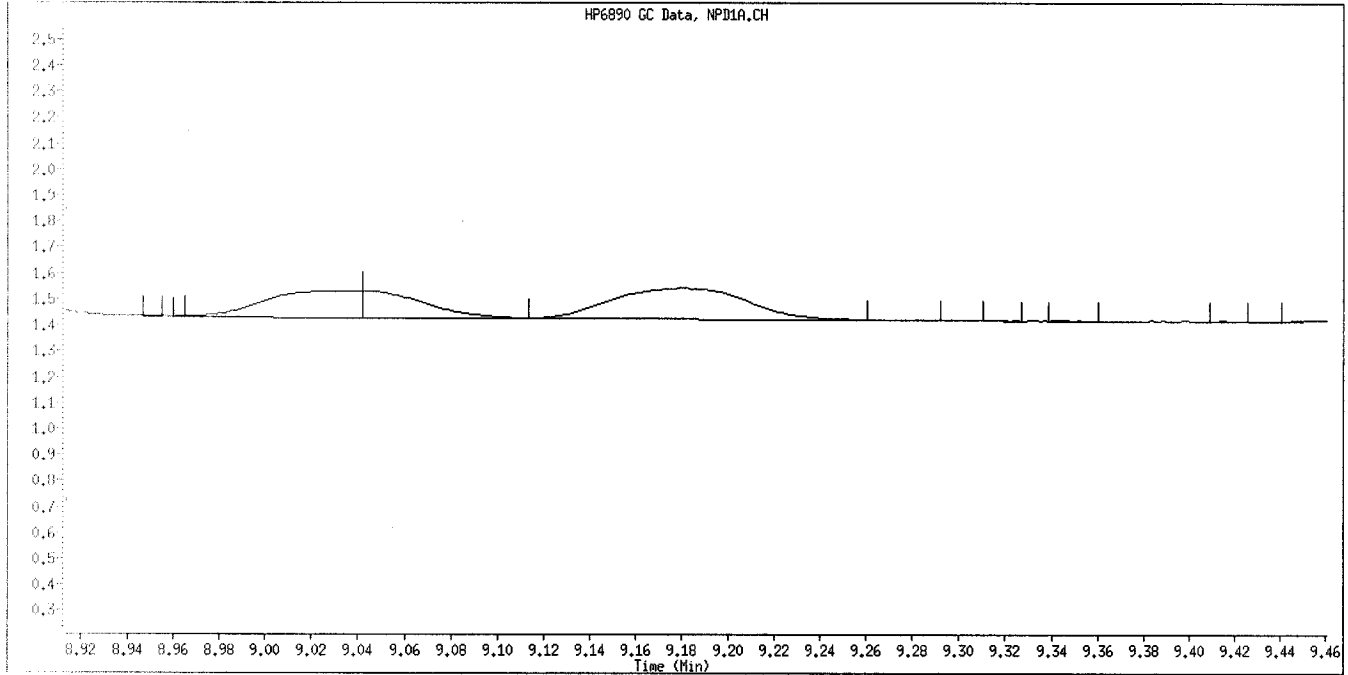


Manual Integration

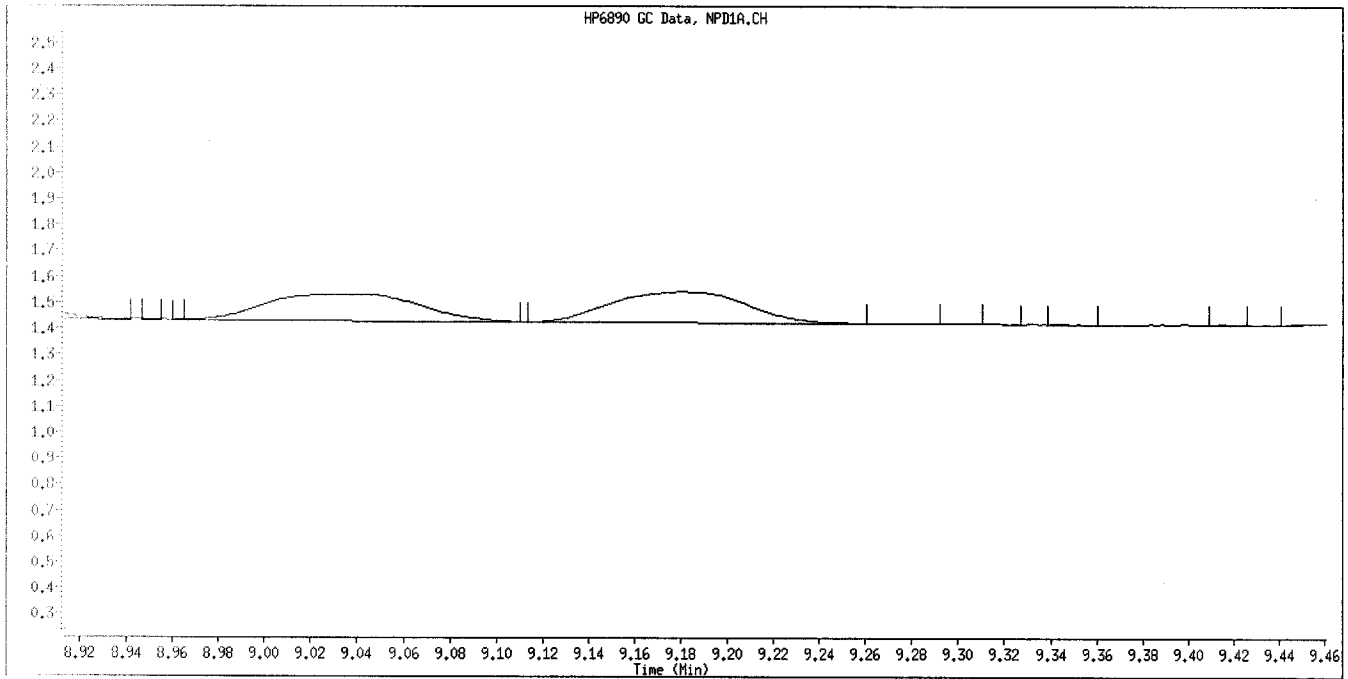
Manually Integrated By: williamst
Manual Integration Reason: Analyte not Identified by the Data System

Handwritten signature
7/14/09

Data File Name: 015F1501.D
Inj. Date and Time: 13-JUL-2009 22:41
Instrument ID: GC_D2.i
Client ID: SA106-0.5B MSD
Compound Name: propazine
CAS #:
Report Date: 07/14/2009



Original Integration



Manual Integration

Manually Integrated By: williamst
Manual Integration Reason: Analyte not Identified by the Data System

yl
7/14/09

TestAmerica

Data file : \\DenSvr03\Public\chem\GCS\GC_D2.i\0713092.B\015F1501.D
 Lab Smp Id: LF1T81AE Client Smp ID: SA106-0.5B MSD
 Inj Date : 13-JUL-2009 22:41
 Operator : MPK/TLW Inst ID: GC_D2.i
 Smp Info : LF1T81AE,222-1D
 Misc Info :
 Comment :
 Method : \\DenSvr03\Public\chem\GCS\GC_D2.i\0713092.B\8141A-2.m
 Meth Date : 14-Jul-2009 08:59 GC_D2.i Quant Type: ISTD
 Cal Date : 26-JUN-2009 21:13 Cal File: 009F0901.D
 Als bottle: 15 QC Sample: MSD
 Dil Factor: 1.00000
 Integrator: Falcon Compound Sublist: 8141A.sub
 Target Version: 4.14
 Processing Host: DENPC075

Concentration Formula: Amt * DF * Vf / Ws * CpndVariable

Name	Value	Description
DF	1.000	Dilution Factor
Vf	2000.000	Final Extract Volume (uL)
Ws	29.430	Weight of Sample extracted (g)
Cpnd Variable		Local Compound Variable

Compounds	RT	EXP RT	REL RT	RESPONSE	CONCENTRATIONS	
					ON-COLUMN (ug/mL)	FINAL (ug/Kg)
1 o,o,o-TEPT	4.648	4.647	(0.248)	131533	0.66320	45.07 (R)
2 Dichlorvos	6.453	6.452	(0.344)	75753	0.48916	33.24 (R)
\$ 3 Chlormefos	7.282	7.280	(0.388)	72118	0.46260	31.44 (RR)
4 Mevinphos	9.122	9.120	(0.486)	8277	0.07934	5.392 (R)
5 Demeton-O	9.613	9.610	(0.513)	91138	0.91683	62.30
6 Thionazin	9.862	9.860	(0.526)	134272	0.86071	58.49 (R)
7 Ethoprop	10.378	10.377	(0.553)	118857	1.01963	69.29
8 Phorate	10.408	10.404	(0.555)	98470	0.72846	49.50
9 Naled	10.810	10.809	(0.576)	21826	0.84877	57.68
10 Sulfotepp	10.890	10.885	(0.581)	177183	0.86907	59.06 (A)
* 11 Tributylphosphate	11.000	11.010	(1.000)	183466	2.00000	
12 Simazine	11.293	11.269	(0.602)	22990	0.78733	53.50 (A)
13 Diazinon	11.413	11.407	(0.609)	111939	1.03991	70.67
14 Atrazine	11.475	11.449	(0.612)	39801	0.85491	58.10 (A)
15 Propazine	11.638	11.612	(0.621)	37621	0.77930	52.96
16 Disulfoton	11.910	11.904	(0.635)	92822	0.86332	58.67 (R)
17 Demeton-S	11.988	11.989	(0.639)	6021	0.16350	11.11 (R)
18 Dimethoate	Compound Not Detected.					
19 Ronnel	13.430	13.424	(0.716)	104445	1.07682	73.18 (R)
20 Merphos-A (Merphos)	13.527	13.520	(1.230)	439	0.00660	0.4488 (aA)
21 Chlorpyrifos	14.247	14.239	(0.760)	99617	1.01258	68.81 (R)
22 Fenthion	14.500	14.490	(0.773)	84753	0.92884	63.12

Compounds	RT	EXP RT	REL RT	RESPONSE	CONCENTRATIONS	
					ON-COLUMN (ug/mL)	FINAL (ug/Kg)
23 Trichloronate	14.542	14.534	(0.775)	103040	0.87827	59.68
24 Anilazine	Compound Not Detected.					
25 Methyl Parathion	15.363	15.359	(0.819)	102749	1.04304	70.88
26 Malathion	15.590	15.584	(0.831)	73454	0.79596	54.09
27 Tokuthion	16.235	16.229	(0.866)	110585	1.02346	69.55
28 Parathion	16.385	16.382	(0.874)	102904	1.06011	72.04
29 Merphos-B (Merphos Oxone)	16.422	16.407	(1.493)	109252	5.39538	366.6 (A)
30 Tetrachlorvinphos (stirophos)	16.885	16.882	(0.900)	71182	1.13362	77.04
31 Carbophenothion methyl	16.990	16.984	(0.906)	92548	1.02830	69.88
32 Bolstar	17.357	17.352	(0.926)	98300	1.03688	70.46
33 Carbophenothion	17.438	17.434	(0.930)	97248	1.04318	70.89 (A)
S 34 Triphenyl phosphate	18.207	18.202	(0.971)	46487	0.60769	41.30
35 Fensulfothion	18.487	18.484	(0.986)	12368	0.17608	11.97 (R)
* 36 TOCP	18.752	18.747	(1.000)	153335	2.00000	
37 Phosmet / EPN	18.842	18.839	(1.005)	179370	2.24229	152.4
38 Famphur	18.943	18.942	(1.010)	48817	0.48540	32.99 (R)
39 Azinphos-methyl	19.078	19.079	(1.017)	70712	0.76861	52.23 (R)
40 Azinphos-ethyl	19.293	19.294	(1.029)	79331	0.90539	61.53
41 Coumaphos	20.248	20.247	(1.080)	68095	1.01078	68.69
S 42 Merphos				109691	0.85836	58.33
M 43 Total Demeton				97159	1.08033	73.42

QC Flag Legend

- a - Target compound detected but, quantitated amount Below Limit Of Quantitation(BLOQ).
- A - Target compound detected but, quantitated amount exceeded maximum amount.
- R - Spike/Surrogate failed recovery limits.

TestAmerica

INTERNAL STANDARD COMPOUNDS
 AREA AND RT SUMMARY

Instrument ID: GC D2.i	Calibration Date: 13-JUL-2009
Lab File ID: 015F1501.D	Calibration Time: 20:24
Lab Smp Id: LF1T81AE	Client Smp ID: SA106-0.5B MSD
Analysis Type: SV	Level: LOW
Quant Type: ISTD	Sample Type: SOIL
Operator: MPK/TLW	
Method File: \\DenSvr03\Public\chem\GCS\GC_D2.i\0713092.B\8141A-2.m	
Misc Info:	

COMPOUND	STANDARD	AREA LIMIT		SAMPLE	%DIFF
		LOWER	UPPER		
11 Tributylphosphate	183814	91907	367628	183466	-0.19
36 TOCP	117580	58790	235160	153335	30.41

COMPOUND	STANDARD	RT LIMIT		SAMPLE	%DIFF
		LOWER	UPPER		
11 Tributylphosphate	11.00	10.50	11.50	11.00	-0.02
36 TOCP	18.75	18.25	19.25	18.75	0.02

AREA UPPER LIMIT = +100% of internal standard area.
 AREA LOWER LIMIT = - 50% of internal standard area.
 RT UPPER LIMIT = + 0.50 minutes of internal standard RT.
 RT LOWER LIMIT = - 0.50 minutes of internal standard RT.

TestAmerica

RECOVERY REPORT

Client Name: Northgate Environmen02-JUL-2009 00:00 Client SDG: 8304610
 Sample Matrix: SOLID Fraction: SV
 Lab Smp Id: LF1T81AE Client Smp ID: SA106-0.5B MSD
 Level: LOW Operator: MPK/TLW
 Data Type: GC DATA SampleType: MSD
 SpikeList File: fullDFCwater.spk Quant Type: ISTD
 Sublist File: 8141A.sub
 Method File: \\DenSvr03\Public\chem\GCS\GC_D2.i\0713092.B\8141A-2.m
 Misc Info:

SPIKE COMPOUND	CONC ADDED ug/Kg	CONC RECOVERED ug/Kg	% RECOVERED	LIMITS
1 o,o,o-TEPT	135.9	45.07	33.16*	36-119
2 Dichlorvos	135.9	33.24	24.46*	50-120
\$ 3 Chlormefos	67.96	31.44	46.26*	58-114
4 Mevinphos	135.9	5.392	3.97*	35-108
5 Demeton-O	95.14	62.30	65.49	36-119
6 Thionazin	135.9	58.49	43.04*	65-116
7 Ethoprop	135.9	69.29	50.98	36-119
8 Phorate	135.9	49.50	36.42	36-119
9 Naled	135.9	57.68	42.44	36-119
10 Sulfotepp	135.9	59.06	43.45	36-119
12 Simazine	135.9	53.50	39.37	36-119
13 Diazinon	135.9	70.67	52.00	36-119
14 Atrazine	135.9	58.10	42.75	36-119
15 Propazine	135.9	52.96	38.97	36-119
16 Disulfoton	135.9	58.67	43.17*	61-103
17 Demeton-S	40.77	11.11	27.25*	36-119
18 Dimethoate	135.9	0.0000	*	28-82
19 Ronnel	135.9	73.18	53.84*	62-99
21 Chlorpyrifos	135.9	68.81	50.63*	66-101
22 Fenthion	135.9	63.12	46.44	36-119
23 Trichloronate	135.9	59.68	43.91	36-119
24 Anilazine	135.9	0.0000	*	36-119
25 Methyl Parathion	135.9	70.88	52.15	36-119
26 Malathion	135.9	54.09	39.80	36-119
27 Tokuthion	135.9	69.55	51.17	36-119
28 Parathion	135.9	72.04	53.01	36-119
30 Tetrachlorvinphos	135.9	77.04	56.68	36-119
31 Carbophenothion me	135.9	69.88	51.41	36-119
32 Bolstar	135.9	70.46	51.84	36-119
33 Carbophenothion	135.9	70.89	52.16	36-119
\$ 34 Triphenyl phosphat	67.96	41.30	60.77	36-119
35 Fensulfothion	135.9	11.97	8.80*	20-105
37 Phosmet / EPN	271.8	152.4	56.06	36-119
38 Famphur	135.9	32.99	24.27*	61-108
39 Azinphos-methyl	135.9	52.23	38.43*	55-103
40 Azinphos-ethyl	135.9	61.53	45.27	36-119
41 Coumaphos	135.9	68.69	50.54	36-119
S 42 Merphos	135.9	58.33	42.92	36-119
M 43 Total Demeton	135.9	73.42	54.02	47-100

TestAmerica

RECOVERY REPORT

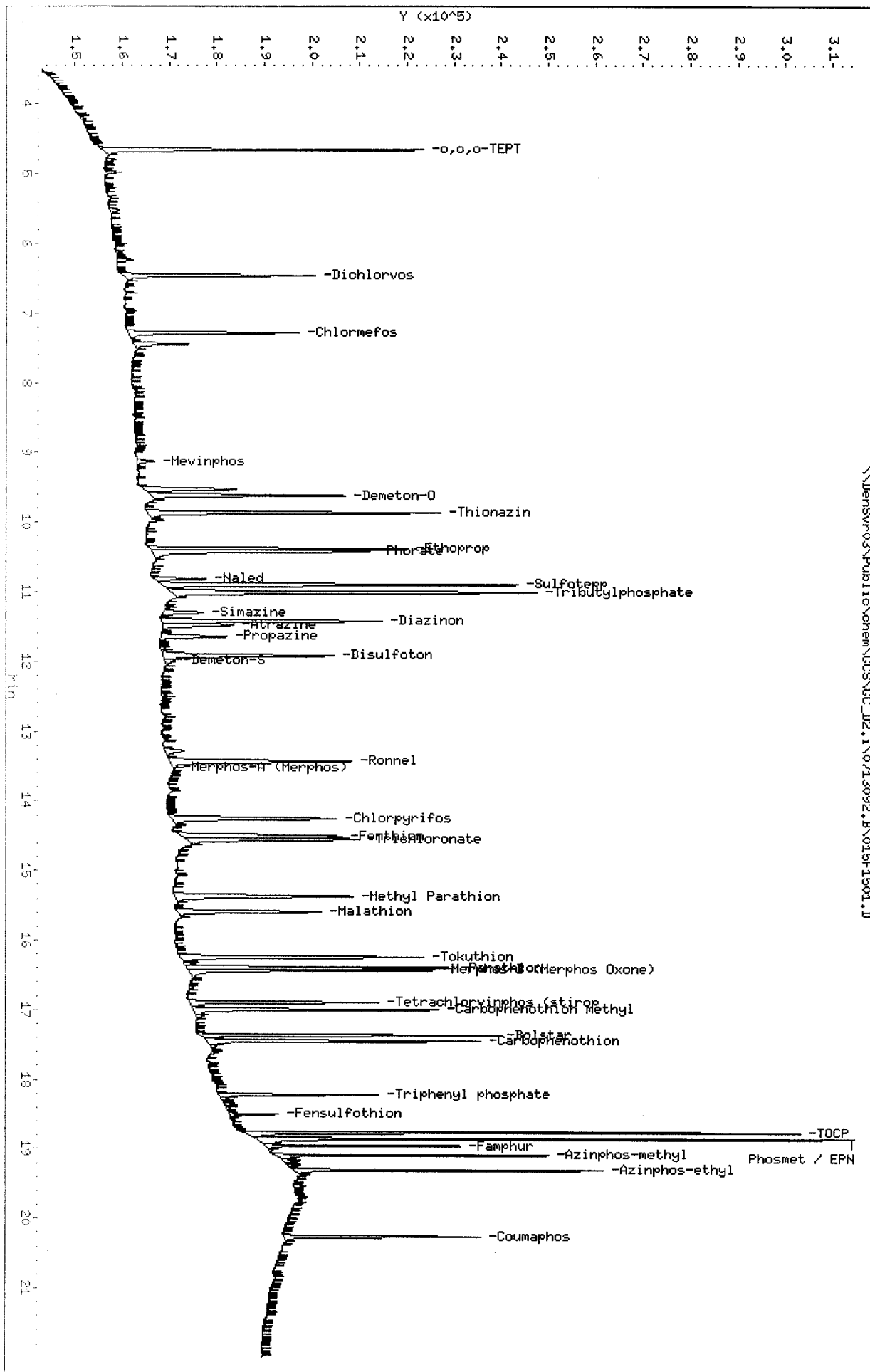
Client Name: Northgate Environmen02-JUL-2009 00:00 Client SDG: 8304610
 Sample Matrix: SOLID Fraction: SV
 Lab Smp Id: LF1T81AE Client Smp ID: SA106-0.5B MSD
 Level: LOW Operator: MPK/TLW
 Data Type: GC DATA SampleType: MSD
 SpikeList File: fullDFCwater.spk Quant Type: ISTD
 Sublist File: 8141A.sub
 Method File: \\DenSvr03\Public\chem\GCS\GC_D2.i\0713092.B\8141A-2.m
 Misc Info:

SURROGATE COMPOUND	CONC ADDED ug/Kg	CONC RECOVERED ug/Kg	% RECOVERED	LIMITS
\$ 3 Chlormefos	68.19	31.44	46.26*	59-112
\$ 34 Triphenyl phosphat	68.19	41.30	60.77	50-150

Data File: \\Densv03\Public\chem\GC\GC_D2.i\0713092.B\015F1501.D
 Date: 13-JUL-2009 22:41
 Client ID: SA106-0,5B HSD
 Sample Info: LF1T81AE,222-1D
 Column phase: RTX-QPest

Instrument: GC_D2.i
 Operator: NPK/TLM
 Column diameter: 0.32

\\Densv03\Public\chem\GC\GC_D2.i\0713092.B\015F1501.D



**GC SEMIVOLATILE
INITIAL CALIBRATION DATA**

TestAmerica

THE LEADER IN ENVIRONMENTAL TESTING

GC and HPLC ICAL Review Checklist

608 8081 8082 8151 8141
 TPH/DRO Other SV Lab
 8310 8330 Other HPLC _____

601 602 8021 BTEX
 TPH/GRO Other Volatile GC _____

Calibration Date: 6/26/09
 Instrument ID: D2

Initial Calibration	Review Items	Level 1			Level 2	Comments
		Yes	No	N/A		
1.	Are correct data files used?	<input checked="" type="checkbox"/>			<input checked="" type="checkbox"/>	
2.	Is there a sufficient number of calibration points used?	<input checked="" type="checkbox"/>			<input checked="" type="checkbox"/>	
3.	Are reasons for removal of points documented?	<input checked="" type="checkbox"/>			<input checked="" type="checkbox"/>	Better linearity
4.	Is linearity acceptable, 8000 Series: linear least-squares regression with $r \geq 0.990$, (DOD projects require $r \geq 0.995$) quadratic fit COD $r^2 > 0.990$, or average response factors with RSD $\leq 20\%$?	<input checked="" type="checkbox"/>			<input checked="" type="checkbox"/>	
5.	600 Series: < 10% RSD or linear regression Are the correct RT windows applied to the ICAL integration?	<input checked="" type="checkbox"/>			<input checked="" type="checkbox"/>	
6.	Are DDT & Endrin breakdown < 15%?	<input checked="" type="checkbox"/>		<input checked="" type="checkbox"/>	NA	
7.	Is each manual integration completely documented, signed and appropriate?	<input checked="" type="checkbox"/>			<input checked="" type="checkbox"/>	
8.	Is traceability of standards properly documented?	<input checked="" type="checkbox"/>			<input checked="" type="checkbox"/>	
9.	Was second level hand calculation performed? (document analyte checked)	<input checked="" type="checkbox"/>			<input checked="" type="checkbox"/>	
10.	Was second-source ICV performed & recovery 85-115%?	<input checked="" type="checkbox"/>			<input checked="" type="checkbox"/>	Primary Include %R Maled -40.1%, Simazine +31.1%, Disulfoton -20.6%, Malathion -18.8%, Atrazine -49.2%, Carbofenthiol-methyl -32.3%, Phosmet-17.6%, Secondary Include %R Maled -47.6%, Simazine +80.1%, Atrazine -39.9%, Malathion -23.2%, Carbofenthiol-methyl -39.7%, Megphos -19.3%

1st Level Reviewer: [Signature] Date: 6/30/09
 2nd Level Reviewer: [Signature] Date: 6/30/09

Sequence Table (Front Injector):

Quantification Part:

Line	Location	SampleName	SampleAmount	ISTDAmt	Multiplier	Dilution
====	=====	=====	=====	=====	=====	=====
1	Vial 1	PRIMER				
2	Vial 2	HEXANE				
3	Vial 3	OPP L7 GSV0634				
4	Vial 4	OPP L6 GSV0637				
5	Vial 5	OPP L5 GSV0635				
6	Vial 6	OPP L4 GSV0638				
7	Vial 7	OPP L3 GSV0639				
8	Vial 8	OPP L2 GSV0640				
9	Vial 9	OPP L1 GSV0641				
10	Vial 10	OPP SS GSV0633				
11	Vial 11	GSV075309 SPK				
12	Vial 12	LE2931AA,MB				
13	Vial 13	LE2931AC,LCS				
14	Vial 14	LE2931AD,LCSD				
15	Vial 15	LEQA91AC,222-15			10	
16	Vial 16	LEQA91AC,222-15			3	
17	Vial 17	LEQCQ1AC,222-18			2	
18	Vial 18	LERD61AD,377-1				
19	Vial 19	LERD81AH,377-3				
20	Vial 20	LERN71AF,115-1				
21	Vial 21	LERPQ1AF,115-2				
22	Vial 22	LERPX1AF,115-3				
23	Vial 23	LE1F91AJ,138-1				
24	Vial 24	OPP L5 GSV0635				
25	Vial 25	LE29M1AA,MB				
26	Vial 26	LE29M1AC,LCS				
27	Vial 27	LE29M1AD,LCSD				
28	Vial 28	LEQA91AA,222-15			10	
29	Vial 29	LEQA91AA,222-15			3	
30	Vial 30	LEQCQ1AA,222-18			2	
31	Vial 31	LFARC1AA,MB				
32	Vial 32	LFARC1AC,LCS				
33	Vial 33	LFARC1AD,LCSD				
34	Vial 34	LEKL02AA,185-1				
35	Vial 35	LE29L1AA,MB				
36	Vial 36	LE29L1AC,LCS				
37	Vial 37	LE29L1AD,LCSD				
38	Vial 38	LERCV1AA,370-1				
39	Vial 39	LEWJG1AA,143-1				
40	Vial 40	OPP L5 GSV0635				
41	Vial 41	LE5PX1AA,MB				
42	Vial 42	LE5PX1AC,LCS				
43	Vial 43	LE5PX1AD,LCSD				
44	Vial 44	LE39F1AA,179-1				
45	Vial 45	LE3PF1AA,179-2				
46	Vial 46	LE39L1AA,179-3				
47	Vial 47	LFARL1AA,MB				
48	Vial 48	LFARL1AC,LCS				
49	Vial 49	LFARL1AD,LCSD				
50	Vial 50	LEKLE2AE,180-2				
51	Vial 51	LEKLF2AE,180-3				
52	Vial 52	LEKLL2AE,180-4				
53	Vial 53	LEKLO2AE,180-5				
54	Vial 54	LENR72AD,322-1				
55	Vial 55	LEPG32AJ,161-1				
56	Vial 56	OPP L5 GSV0635				
57	Vial 57	LFD4N1AA,MB				
58	Vial 58	LFD4N1AC,LCS				

9168144

9168147

9170431

9168145

9168533

9170430

9173102

RR

Line	Location	SampleName	SampleAmount	ISTDAmt	Multiplier	Dilution
59	Vial 59	LFD4N1AD, LCSD				
60	Vial 60	LE3041AJ, 158-1				
61	Vial 61	LFD4W1AA, MB				
62	Vial 62	LFD4W1AC, LCS				
63	Vial 63	LFD4W1AD, LCSD				
64	Vial 64	LE7EE1AA, 266-2				
65	Vial 65	LE9Q61AA, 216-2				
66	Vial 66	LE9RA1AA, 216-3				
67	Vial 67	LFC4Q1AD, 199-2				
68	Vial 68	OPP L5 GSV0635				
69	Vial 69	LFAN01AA, MB				
70	Vial 70	LFAN01AC, LCS				
71	Vial 71	LFAN01AD, LCSD				
72	Vial 72	LE4291AA, 273-1				
73	Vial 73	LE4291AD, 273-1S				
74	Vial 74	LE4291AE, 273-1D				
75	Vial 75	LE9PJ1AA, 215-1				
76	Vial 76	OPP L5 GSV0635				
77	Vial 77	OPP L1 GSV0641				
78	Vial 100	HEXANE/ACETONE				

9173103

9170419

Sequence Table (Back Injector):

No entries - empty table!

TestAmerica

INITIAL CALIBRATION DATA

Start Cal Date : 26-JUN-2009 18:28
 End Cal Date : 26-JUN-2009 21:13
 Quant Method : ISTD
 Target Version : 4.14
 Integrator : Falcon
 Method file : \\DensVr03\Public\chem\GCS\GC_D2.i\0626091.B\8141A-1.m
 Last Edit : 30-Jun-2009 12:45 GC_D2.i

Calibration File Names:

Level 1: \\DensVr03\Public\chem\GCS\GC_D2.i\0626091.B\009F0901.D
 Level 2: \\DensVr03\Public\chem\GCS\GC_D2.i\0626091.B\008F0801.D
 Level 3: \\DensVr03\Public\chem\GCS\GC_D2.i\0626091.B\007F0701.D
 Level 4: \\DensVr03\Public\chem\GCS\GC_D2.i\0626091.B\006F0601.D
 Level 5: \\DensVr03\Public\chem\GCS\GC_D2.i\0626091.B\005F0501.D
 Level 6: \\DensVr03\Public\chem\GCS\GC_D2.i\0626091.B\004F0401.D
 Level 7: \\DensVr03\Public\chem\GCS\GC_D2.i\0626091.B\003F0301.D

SEE CALIBRATION HISTORY

Compound	Coefficients							Curve	b	ml	m2	%RSD or R ²
	Level 1	Level 2	Level 3	Level 4	Level 5	Level 6	Level 7					
1 o,o'-TEPP	3.11591 2.77446	2.63737	2.67945	2.89676	2.71623	2.90430	AVRG		2.81778			5.91149
2 Dichlorvos	2.01706 1.79032	1.62225	1.58545	1.76366	1.71981	1.74982	AVRG		1.74977			7.99554
3 Mevinphos	1.01774 0.94429	0.91295	0.90158	1.01760	0.95159	0.98250	AVRG		0.96118			4.85992
5 Thiomazin	2.12707 1.93224	1.94606	1.94866	2.08214	1.96051	2.00095	AVRG		1.99966			3.79706

TestAmerica

INITIAL CALIBRATION DATA

Start Cal Date : 26-JUN-2009 18:28
 End Cal Date : 26-JUN-2009 21:13
 Quant Method : ISTD
 Target Version : 4.14
 Integrator : FALCON
 Method File : \\DensVr03\Public\chem\GCS\GC_D2.i\0626091.B\8141A-1.m
 Last Edit : 30-Jun-2009 12:45 GC_D2.i

Compound	Level							Curve	b	Coefficients		RSD or R ²
	1	2	3	4	5	6	m1			m2		
6 Demeton-O	0.2000000 Level 1	0.5000000 Level 2	1.0000 Level 3	2.0000 Level 4	3.0000 Level 5	4.0000 Level 6						
	5.0000 Level 7											
8 Maled	1.992 121152	6103	15042	36940	67594	90892	WLNIR	0.09632	0.47378			0.98961
10 Sulforepp	34658 609341	70885	131347	259970	393078	486417	WLNIR	-0.03469	2.43674			0.99856
11 Phorate	2.02801 1.72902	1.82946	1.73796	1.82370	1.76374	1.79146	AVRG		1.81476			5.60901
12 Dimethoate	1.89561 2.21598	1.76866	2.07434	2.25696	2.23554	2.30994	AVRG		2.10815			9.72697
13 Demeton-S	1.49306 1.52702	1.46224	1.49173	1.58543	1.55216	1.58919	AVRG		1.52869			3.21407

11
12
13
R = 0.995

TestAmerica

INITIAL CALIBRATION DATA

Start Cal Date : 26-JUN-2009 18:28
 End Cal Date : 26-JUN-2009 21:13
 Quant Method : ISTD
 Target Version : 4.14
 Integrator : FALCON
 Method file : \\DensVr03\Public\chem\GCS\GC_D2.i\0626091.B\8141A-1.m
 Last Edit : 30-Jun-2009 12:45 GC_D2.i

Compound	Coefficients							Curve	b	m1	m2	%RSD or R ²
	0.2000000 Level 1	0.5000000 Level 2	1.0000 Level 3	2.0000 Level 4	3.0000 Level 5	4.0000 Level 6	Level 7					
14 Simazine	4819 190219	16248	29382	64611	115426	147784	WLINR	0.03988	0.73140			0.99336 <i>1/2</i>
15 Atrazine	0.70185 0.89508	0.76532	0.75073	0.84628	0.85434	0.90844	AVRG		0.81743			9.61085
16 propazine	0.73887 0.79462	0.70136	0.69239	0.78178	0.75651	0.81417	AVRG		0.75424			6.13423
17 Disulfoton	15404 290419	33208	61920	127893	193050	247845	WLINR	-0.01928	1.20917			0.99576 <i>1/2</i>
18 Diazinon	2.20234 1.92388	1.83553	1.83772	2.01856	1.98676	1.84115	AVRG		1.94942			6.88114
19 Methyl Parathion	1.22644 1.26213	1.10389	1.13741	1.32395	1.30344	1.29686	AVRG		1.23630			6.92144
20 Ronnel	1.42863 1.18584	1.23369	1.21320	1.29342	1.2446	1.34650	AVRG		1.27796			6.65504

TestAmerica

INITIAL CALIBRATION DATA

Start Cal Date : 26-JUN-2009 18:28
 End Cal Date : 26-JUN-2009 21:13
 Quant Method : ISTD
 Target Version : 4.14
 Integrator : FALCON
 Method file : \\Densvrv03\Public\chem\GCS\GC_D2.i\0626091.B\8141A-1.m
 Last Edit : 30-Jun-2009 12:45 GC_D2.i

Compound	0.2000000 Level 1	0.5000000 Level 2	1.0000 Level 3	2.0000 Level 4	3.0000 Level 5	4.0000 Level 6	Curve	b	Coefficients ml	m2	%RSD or R ²
21 Malathion	15443 283462	30581	57103	119836	186013	228260	WLNIR	-0.02066	1.14436		0.99783
22 Fenthion	1.46442 1.18151	1.18458	1.16481	1.29096	1.25584	1.25506	AVRG		1.25674		8.19381
23 Parathion	1.42438 1.31279	1.25387	1.23322	1.38998	1.36308	1.38514	AVRG		1.33749		5.43501
24 Chlorpyrifos	1.85614 1.56216	1.56747	1.47379	1.62915	1.61527	1.62330	AVRG		1.61818		7.28314
25 Trichloronate	1.44751 1.43428	1.42551	1.34762	1.48171	1.46256	1.52450	AVRG		1.44624		3.78186
26 Anilazine	1493 +++++	2095	5311	12790	19893	29375	QUAD	0.02107	9.16488	-8.66056	0.99476
27 Merphos-A (Merphos)	1.24844 1.18648	1.15527	1.15966	1.23989	1.21263	1.24409	AVRG		1.20664		3.30523

X

TestAmerica

INITIAL CALIBRATION DATA

Start Cal Date : 26-JUN-2009 18:28
 End Cal Date : 26-JUN-2009 21:13
 Quant Method : ISTD
 Target Version : 4.14
 Integrator : FALCON
 Method File : \\Densvr03\Public\chem\GCS\GC_D2.i\0626091.B\8141A-1.m
 Last Edit : 30-Jun-2009 12:45 GC_D2.i

Compound	Coefficients							ml	m2	%RSD or R ²
	0.2000000 Level 1	0.5000000 Level 2	1.0000 Level 3	2.0000 Level 4	3.0000 Level 5	4.0000 Level 6	Curve			
28 Tetrachlorvinphos (Stirophos)	0.76814 0.82648	0.74606	0.73464	0.83451	0.85233	0.85150	AVRG	0.80195	6.32809	
29 Tokuthion	1.50295 1.37817	1.28283	1.29501	1.44234	1.39452	1.40891	AVRG	1.38639	5.62055	
30 Merphos-B (Merphos Oxone)	3884 79809	7933	11676	34113	50056	65974	WLNMR	0.01044	0.98820	
31 Carophenothion-methyl	14924 266724	30542	55023	105577	167145	206137	WLNMR	-0.03349	1.03813	
32 Fensulfothion	8319 295978	23000	51304	104440	185778	229856	WLNMR	0.04728	1.18751	
33 Bolstar / Fampnur	1.54988 1.23307	1.27794	1.32328	1.33835	1.27633	1.28540	AVRG	1.32632	7.86825	
34 Carophenothion	1.57916 1.25966	1.19992	1.27687	1.32336	1.26122	1.41398	AVRG	1.33059	9.63398	

NTC
 See Merphos

1/2 X

TestAmerica

INITIAL CALIBRATION DATA

Start Cal Date : 26-JUN-2009 18:28
 End Cal Date : 26-JUN-2009 21:13
 Quant Method : ISTD
 Target Version : 4.14
 Integrator : FALCON
 Method File : \\Densv03\Public\chem\GCS\GC_D2.i\0626091.B\8141A-1.m
 Last Edit : 30-Jun-2009 12:45 GC_D2.i

Compound	Retention Times							Curve	b	Coefficients		%RSD or R ²
	Level 1	Level 2	Level 3	Level 4	Level 5	Level 6	m1			m2		
36 Phosmet	1.22087 1.13672	1.01385	1.11032	1.20586	1.12340	1.16129	AVRG		1.13890		6.04111	
37 EPN	9525 294020	23196	48705	111165	171283	220388	WLNMR	0.02456	1.11450		0.99317	
38 Azinphos-methyl	1.19565 1.21185	1.13516	1.16767	1.28235	1.23551	1.26700	AVRG		1.21360		4.33999	
40 Azinphos-ethyl	23154 318459	43578	74071	134607	209971	253982	WLNMR	-0.07409	1.26388		0.99928	
41 Coumaphos	1.00140 0.99015	0.89806	0.92250	1.01947	1.01017	1.01013	AVRG		0.97884		4.92558	
42 Merphos	1.61523 1.49925	1.45962	1.38820	1.59026	1.52873	1.58626	AVRG		1.52393		5.34513	
M 43 Total Demeton	1.94415 1.68503	1.66775	1.60440	1.71838	1.66174	1.66727	AVRG		1.70696		6.44185	

1/2
1/2

TestAmerica

INITIAL CALIBRATION DATA

Start Cal Date : 26-JUN-2009 18:28
 End Cal Date : 26-JUN-2009 21:13
 Quant Method : ISTD
 Target Version : 4.14
 Integrator : FALCON
 Method file : \\DensVr03\Public\chem\GCS\GC_D2.i\0626091.B\8141A-1.m
 Last Edit : 30-Jun-2009 12:45 GC_D2.i

Compound	0.2000000 Level 1	0.5000000 Level 2	1.0000 Level 3	2.0000 Level 4	3.0000 Level 5	4.0000 Level 6	Curve	b	Coefficients m1	m2	%RSD or R ²
\$ 4 Chloroformos	2.28223	2.03679	2.00000	2.26084	2.35620	2.24671	AVRG		2.19114		6.04132
	2.15521										
\$ 35 Triphenyl phosphate	1.09980	0.99217	0.96977	1.05450	0.99627	1.00900	AVRG		1.01117		4.94580
	0.95665										

TestAmerica

INITIAL CALIBRATION DATA

Start Cal Date : 26-JUN-2009 18:28
 End Cal Date : 26-JUN-2009 21:13
 Quant Method : ISTD
 Target Version : 4.14
 Integrator : Falcon
 Method File : \\Densvr03\Public\chem\GCS\GC_D2.i\0626091.B\8141A-1.m
 Last Edit : 30-Jun-2009 12:45 GC_D2.i

Curve	Formula	Units
Averaged	Amt = Rsp/ml	Response
Wt Linear	Amt = b + Rsp/ml	Response
Quad	Amt = b + m1*Rsp + m2*Rsp^2	Response

Calibration History

Method : \\DenSvr03\Public\chem\GCS\GC_D2.i\0626091.B\8141A-1.m
Start Cal Date: 26-JUN-2009 18:28
End Cal Date : 26-JUN-2009 21:13
Last Cal Level: 1
Last Cal Type : Continuing Calibration

Initial Calibration

Injection Date	Sublist	Calibration File
Cal Level: 1 , Cal Amount: 0.20000		
26-JUN-2009 21:13	8141A	\\DenSvr03\Public\chem\GCS\GC_D2.i\0626091.B\009F0901.D
Cal Level: 2 , Cal Amount: 0.50000		
26-JUN-2009 20:45	8141A	\\DenSvr03\Public\chem\GCS\GC_D2.i\0626091.B\008F0801.D
Cal Level: 3 , Cal Amount: 1.00000		
26-JUN-2009 20:18	8141A	\\DenSvr03\Public\chem\GCS\GC_D2.i\0626091.B\007F0701.D
Cal Level: 4 , Cal Amount: 2.00000		
26-JUN-2009 19:50	8141A	\\DenSvr03\Public\chem\GCS\GC_D2.i\0626091.B\006F0601.D
Cal Level: 5 , Cal Amount: 3.00000		
26-JUN-2009 19:23	8141A	\\DenSvr03\Public\chem\GCS\GC_D2.i\0626091.B\005F0501.D
Cal Level: 6 , Cal Amount: 4.00000		
26-JUN-2009 18:55	8141A	\\DenSvr03\Public\chem\GCS\GC_D2.i\0626091.B\004F0401.D
Cal Level: 7 , Cal Amount: 5.00000		
26-JUN-2009 18:28	8141A	\\DenSvr03\Public\chem\GCS\GC_D2.i\0626091.B\003F0301.D

Continuing Calibration

Ccal Level Mode: GLOBAL LEVEL 4

26-JUN-2009 21:40	8141A	\\DenSvr03\Public\chem\GCS\GC_D2.i\0626091.B\010F1001.D
26-JUN-2009 19:50	8141A	\\DenSvr03\Public\chem\GCS\GC_D2.i\0626091.B\006F0601.D
26-JUN-2009 19:23	8141A	\\DenSvr03\Public\chem\GCS\GC_D2.i\0626091.B\005F0501.D

TestAmerica

INITIAL CALIBRATION DATA

Start Cal Date : 26-JUN-2009 18:28
 End Cal Date : 26-JUN-2009 21:13
 Quant Method : ISTD
 Target Version : 4.14
 Integrator : FALCON
 Method File : \\DensVr03\Public\chem\GCS\GC_D2.i\0626092.B\8141A-2.m
 Last Edit : 30-Jun-2009 12:58 GC_D2.i

Calibration File Names:

Level 1: \\DensVr03\Public\chem\GCS\GC_D2.i\0626092.B\009F0901.D
 Level 2: \\DensVr03\Public\chem\GCS\GC_D2.i\0626092.B\008F0801.D
 Level 3: \\DensVr03\Public\chem\GCS\GC_D2.i\0626092.B\007F0701.D
 Level 4: \\DensVr03\Public\chem\GCS\GC_D2.i\0626092.B\006F0601.D
 Level 5: \\DensVr03\Public\chem\GCS\GC_D2.i\0626092.B\005F0501.D
 Level 6: \\DensVr03\Public\chem\GCS\GC_D2.i\0626092.B\004F0401.D
 Level 7: \\DensVr03\Public\chem\GCS\GC_D2.i\0626092.B\003F0301.D

SEE CALIBRATION HISTORY

Compound	0.2000000	0.5000000	1.0000	2.0000	3.0000	4.0000	Curve	b	Coefficients	%RSD
	Level 1	Level 2	Level 3	Level 4	Level 5	Level 6			ml	or R^2
1 o,o'-TEPT	2.92648	2.44243	2.35582	2.65851	2.57132	2.61478	AVRG		2.58691	7.02274
2 Dichlorvos	1.96421	1.82228	1.84036	2.17503	2.12732	2.04712	AVRG		2.01995	7.32345
4 Mevinphos	1.44354	1.24995	1.21811	1.44363	1.32123	1.40873	AVRG		1.36067	7.12634
5 Demeton-O	1.19821	1.29971	1.18493	1.34261	1.38930	1.37760	AVRG		1.29658	6.26552
	5.0000									
	Level 7									

TestAmerica

INITIAL CALIBRATION DATA

Start Cal Date : 26-JUN-2009 18:28
 End Cal Date : 26-JUN-2009 21:13
 Quant Method : ISTD
 Target Version : 4.14
 Integrator : FALCON
 Method file : \\DensVr03\Public\chem\GCS\GC_D2.i\0626092.B\8141A-2.m
 Last Edit : 30-Jun-2009 12:58 GC_D2.i

Compound	0.2000000	0.5000000	1.0000	2.0000	3.0000	4.0000	Curve	b	Coefficients		%RSD or R ²
	Level 1	Level 2	Level 3	Level 4	Level 5	Level 6			m1	m2	
6 Thionazin	2.15838 2.03673	1.84195	1.93751	1.98059	2.08762	2.20076	AVRG		2.03479		6.19054
7 Ethoprop	1.70034 1.46268	1.41105	1.44674	1.51565	1.56615	1.54046	AVRG		1.52044		6.33190
8 Phorate	1.89356 1.74661	1.60276	1.58391	1.69691	1.82591	1.99241	AVRG		1.76315		8.53946
9 Naled	94.00000 78857	1666	10859	28010	46004	58330	WLINR	0.13436	0.49080		0.99248
10 Sulfofepp	2.79835 2.57687	2.53605	2.59328	2.75080	2.67397	2.68532	AVRG		2.65923		3.59851
12 Salmazine	0.36415 0.41001	0.34683	0.35351	0.38559	0.39087	0.41510	AVRG		0.38086		7.05346
13 Diazinon	12067 228810	15923	49407	98649	155648	181790	WLINR	0.01456	1.44446		0.99190

TestAmerica

INITIAL CALIBRATION DATA

Start Cal Date : 26-JUN-2009 18:28
 End Cal Date : 26-JUN-2009 21:13
 Quant Method : ISTD
 Target Version : 4.14
 Integrator : Falcom
 Method file : \\DensVr03\Public\chem\GCS\GC_D2.i\0626092.B\8141A-2.m
 Last Edit : 30-Jun-2009 12:58 GC_D2.i

Compound	Coefficients							m1	m2	%RSD or R ²
	Level 1	Level 2	Level 3	Level 4	Level 5	Level 6	b			
14 Altrazine	5427 128612	1231	21316	49088	85997	98759	LINR	0.11621	0.83396	0.99221
15 Propazine	4880 110050	8102	20907	43235	72628	85745	WLINR	0.02910	0.68050	0.99492
16 Disulfoton	1.39584 1.37843	1.32983	1.36835	1.41433	1.46581	1.46415	AVRG		1.40239	3.56764
17 Demeton-S	667 175573	15766	33785	70921	121463	157195	WLINR	0.05954	1.76807	0.99272
18 Dimethoate	1.93513 1.92489	1.88284	1.72920	1.81890	1.98388	1.88204	AVRG		1.87955	4.46888
19 Ronnel	1.49381 1.27410	1.09752	1.14631	1.23377	1.29336	1.31702	AVRG		1.26513	10.15653
20 Merphos-A (Merphos)	0.73714 0.62474	0.72841	0.76463	0.71117	0.75339	0.75359	AVRG		0.72472	6.56840

X X

TestAmerica

INITIAL CALIBRATION DATA

Start Cal Date : 26-JUN-2009 18:28
 End Cal Date : 26-JUN-2009 21:13
 Quant Method : ISTD
 Target Version : 4.14
 Integrator : FALCON
 Method file : \\Densvrv03\Public\chem\GCS\GC_D2.i\0626092.B\8141A-2.m
 Last Edit : 30-Jun-2009 12:58 GC_D2.i

Compound	Level							Curve	b	Coefficients		%RSD or R ²
	1	2	3	4	5	6	m1			m2		
21 Chlorpyrifos	1.28253 1.37311	1.15885	1.24944	1.20702	1.32365	1.38773	AVRG		1.28319		6.60140	
22 Fenitrothion	1.20874 1.18668	1.15890	1.17283	1.16181	1.25398	1.18816	AVRG		1.19016		2.76871	
23 Trichloronate	6944 296442	26053	49357	106326	170976	208762	WLINR	0.05263	1.73863		0.99738	
24 Anilazine	1634 19108	2256	3581	6899	11039	13112	LINR	-0.00058	0.10979		0.99085	
25 Methyl Parathion	1.21391 1.41908	1.12059	1.22102	1.33829	1.35198	1.32937	AVRG		1.28489		8.00353	
26 Malathion	1.23986 1.27856	1.19694	1.15056	1.17724	1.17540	1.20726	AVRG		1.20369		3.60449	
27 Tokuthion	1.50291 1.40826	1.31056	1.35261	1.35076	1.45106	1.48916	AVRG		1.40933		5.28420	

TestAmerica

INITIAL CALIBRATION DATA

Start Cal Date : 26-JUN-2009 18:28
 End Cal Date : 26-JUN-2009 21:13
 Quant Method : ISTD
 Target Version : 4.14
 Integrator : FALCON
 Method file : \\DensVr03\Public\chem\GCS\GC_D2.i\0626092.B\8141A-2.m
 Last Edit : 30-Jun-2009 12:58 GC_D2.i

Compound	0.2000000	0.5000000	1.0000	2.0000	3.0000	4.0000	Curve	b	Coefficients		%RSD
	Level 1	Level 2	Level 3	Level 4	Level 5	Level 6			m1	m2	or R ²
28 Parathion	1.27111	1.15628	1.24872	1.23420	1.30817	1.35972	AVRG		1.26610		5.02432
	1.28450										
29 Merphos-B (Merphos Oxone)	3793	6271	15065	23458	40683	62127	MINR	-0.05169	0.21659		0.96366
	65080										
30 Tetrachlorvinphos (stirophos)	0.86036	0.73114	0.73243	0.80291	0.86664	0.87311	AVRG		0.81902		7.82425
	0.86651										
31 Carbophenothion methyl	1.16513	1.02032	1.04699	1.17159	1.27808	1.26831	AVRG		1.17392		9.08251
	1.26700										
32 Bolstar	1.33280	1.22387	1.19075	1.20601	1.27262	1.22830	AVRG		1.23655		4.05030
	1.20152										
33 Carbophenothion	1.18442	1.13595	1.15332	1.18001	1.34689	1.22912	AVRG		1.21593		6.21486
	1.28180										
35 Pemsulfotion	0.88346	0.80409	0.88036	0.97346	0.94597	1.00424	AVRG		0.91615		7.30438
	0.92148										

NTC,
 Merphos

TestAmerica

INITIAL CALIBRATION DATA

Start Cal Date : 26-JUN-2009 18:28
 End Cal Date : 26-JUN-2009 21:13
 Quant Method : ISTD
 Target Version : 4.14
 Integrator : FALCON
 Method File : \\DensSvr03\Public\chem\GCS\GC_D2.i\0626092.B\8141A-2.m
 Last Edit : 30-Jun-2009 12:58 GC_D2.i

Compound	0.2000000	0.5000000	1.0000	2.0000	3.0000	4.0000	Curve	b	Coefficients	%RSD	
	Level 1	Level 2	Level 3	Level 4	Level 5	Level 6			m1	m2	or R ²
37 Phosmet / EPN	1.9707 330448	35826	68186	146012	207459	263604	WLNLR	-0.04262	1.00518		0.99785
38 Fenphur	1.45536 1.32805	1.20800	1.18770	1.39816	1.20947	1.39569	AVRG		1.31178		8.35158
39 Azinphos-methyl	1.25589 1.19199	1.08970	1.07858	1.30240	1.20427	1.27709	AVRG		1.19999		7.33978
40 Azinphos-ethyl	1.14013 1.12699	1.11628	1.12015	1.18786	1.16269	1.14594	AVRG		1.14286		2.23350
41 Coumaphos	0.78930 0.93653	0.81655	0.85887	0.90448	0.89897	0.94628	AVRG		0.87871		6.77030
S 42 Merphos	1.56460 1.70275	1.43887	1.64263	1.66880	1.73437	1.91569	AVRG		1.66682		8.85773
M 43 Total Demeton	3533 244812	23328	47171	100663	168375	213468	WLNLR	0.06780	1.63923		0.99469

TestAmerica

INITIAL CALIBRATION DATA

Start Cal Date : 26-JUN-2009 18:28
 End Cal Date : 26-JUN-2009 21:13
 Quant Method : ISTD
 Target Version : 4.14
 Integrator : Falcon
 Method file : \\Densvr03\Public\chem\GCS\GC_D2.i\0626092.B\8141A-2.m
 Last Edit : 30-Jun-2009 12:58 GC_D2.i

Compound	0.2000000 Level 1	0.5000000 Level 2	1.0000 Level 3	2.0000 Level 4	3.0000 Level 5	4.0000 Level 6	Curve	b	Coefficients m1	m2	%RSD or R ²
\$ 3 Chloroformos	5.0000 Level 7	2.19506 2.04016	1.83698 1.78322	2.03418 2.29040	2.05386	AVRG		2.03341			8.83890
\$ 34 Triphenyl phosphate	1.10969 1.00703	0.86972	0.91132	1.07710 1.01080	0.99885	AVRG		0.99779			8.47904

TestAmerica

INITIAL CALIBRATION DATA

Start Cal Date : 26-JUN-2009 18:28
 End Cal Date : 26-JUN-2009 21:13
 Quant Method : ISTD
 Target Version : 4.14
 Integrator : FALCON
 Method file : \\DensVr03\Public\chem\GCS\GC_D2.i\0626092.B\8141A-2.m
 Last Edit : 30-Jun-2009 12:58 GC_D2.i

Curve	Formula	Units
Averaged	Amt = Resp/ml	Response
Linear	Amt = b + Resp/ml	Response
Wt Linear	Amt = b + Resp/ml	Response

Calibration History

Method : \\DenSvr03\Public\chem\GCS\GC_D2.i\0626092.B\8141A-2.m
 Start Cal Date: 26-JUN-2009 18:28
 End Cal Date : 26-JUN-2009 21:13
 Last Cal Level: 1
 Last Cal Type : Continuing Calibration

Initial Calibration

Injection Date	Sublist	Calibration File
Cal Level: 1 , Cal Amount: 0.20000		
26-JUN-2009 21:13	8141A	\\DenSvr03\Public\chem\GCS\GC_D2.i\0626092.B\009F0901.D
Cal Level: 2 , Cal Amount: 0.50000		
26-JUN-2009 20:45	8141A	\\DenSvr03\Public\chem\GCS\GC_D2.i\0626092.B\008F0801.D
Cal Level: 3 , Cal Amount: 1.00000		
26-JUN-2009 20:18	8141A	\\DenSvr03\Public\chem\GCS\GC_D2.i\0626092.B\007F0701.D
Cal Level: 4 , Cal Amount: 2.00000		
26-JUN-2009 19:50	8141A	\\DenSvr03\Public\chem\GCS\GC_D2.i\0626092.B\006F0601.D
Cal Level: 5 , Cal Amount: 3.00000		
26-JUN-2009 19:23	8141A	\\DenSvr03\Public\chem\GCS\GC_D2.i\0626092.B\005F0501.D
Cal Level: 6 , Cal Amount: 4.00000		
26-JUN-2009 18:55	8141A	\\DenSvr03\Public\chem\GCS\GC_D2.i\0626092.B\004F0401.D
Cal Level: 7 , Cal Amount: 5.00000		
26-JUN-2009 18:28	8141A	\\DenSvr03\Public\chem\GCS\GC_D2.i\0626092.B\003F0301.D

Continuing Calibration

Ccal Level Mode: GLOBAL LEVEL 4

26-JUN-2009 21:40	8141A	\\DenSvr03\Public\chem\GCS\GC_D2.i\0626092.B\010F1001.D
26-JUN-2009 19:50	8141A	\\DenSvr03\Public\chem\GCS\GC_D2.i\0626092.B\006F0601.D
26-JUN-2009 19:23	8141A	\\DenSvr03\Public\chem\GCS\GC_D2.i\0626092.B\005F0501.D

CONTINUING CALIBRATION COMPOUNDS
 PERCENT DRIFT REPORT

Instrument ID: GC_D2.i
 Lab File ID: 010F1001.D
 Analysis Type: NONE

Injection Date: 26-JUN-2009 21:40
 Lab Sample ID: OPP SS GSV0633
 Method File: \\DenSvr03\Public\chem\GCS\GC_D2.

COMPOUND	EXPECTED CONC.	MEASURED CONC.	%D	MAX %D
1 o,o,o-TEPT	2.0000	2.0577	2.9	15.0
2 Dichlorvos	2.0000	1.9061	4.7	15.0
3 Mevinphos	2.0000	1.6977	15.1	15.0
4 Chlormefos	2.0000	1.7808	11.0	15.0
5 Thionazin	2.0000	1.9740	1.3	15.0
6 Demeton-O	0.6500	1.8707	187.8	15.0
7 Ethoprop	2.0000	2.0536	2.7	15.0
8 Naled	2.0000	1.1983	40.1	15.0
9 Sulfotepp	2.0000	1.7932	10.3	15.0
10 Phorate	2.0000	2.0180	0.9	15.0
11 Dimethoate	2.0000	2.0859	4.3	15.0
12 Demeton-S	1.3600	0.2313	83.0	15.0
13 Simazine	2.0000	2.6218	31.1	15.0
14 Atrazine	2.0000	1.9566	2.2	15.0
15 propazine	2.0000	1.9127	4.4	15.0
17 Disulfoton	2.0000	1.5890	20.6	15.0
16 Diazinon	2.0000	2.1583	7.9	15.0
18 Methyl Parathion	2.0000	2.0404	2.0	15.0
19 Ronnel	2.0000	2.1513	7.6	15.0
20 Malathion	2.0000	1.6248	18.8	15.0
21 Fenthion	2.0000	1.8840	5.8	15.0
22 Parathion	2.0000	1.9436	2.8	15.0
23 Chlorpyrifos	2.0000	1.9720	1.4	15.0
24 Trichloronate	2.0000	1.8619	6.9	15.0
25 Anilazine	2.0000	1.0151	49.2	15.0
148 Merphos-A (Merphos)	2.0000	0.4078	79.6	999.0
26 Tetrachlorvinphos (Stirophos)	2.0000	2.0880	4.4	15.0
28 Tokuthion	2.0000	2.0254	1.3	15.0
149 Merphos-B (Merphos Oxone)	2.0000	6.6232	231.2	999.0
29 Carbophenothion-methyl	2.0000	1.3536	32.3	15.0
29 Fensulfothion	2.0000	1.9235	3.8	15.0
30 Bolstar / Famphur	4.0000	4.0636	1.6	15.0
32 Carbophenothion	2.0000	1.8639	6.8	15.0
31 Triphenyl phosphate	2.0000	1.7170	14.2	15.0
34 Phosmet	2.0000	1.6471	17.6	15.0
32 EPN	2.0000	1.7931	10.3	15.0
33 Azinphos-methyl	2.0000	1.9226	3.9	15.0
35 Azinphos-ethyl	2.0000	1.8331	8.3	15.0
36 Coumaphos	2.0000	2.0063	0.3	15.0

<-ok

<-ok, see total demeton

<-ok, see total demeton

CONTINUING CALIBRATION COMPOUNDS
PERCENT DRIFT REPORT

Instrument ID: GC_D2.i
Lab File ID: 010F1001.D
Analysis Type: NONE

Injection Date: 26-JUN-2009 21:40
Lab Sample ID: OPP SS GSV0633
Method File: \\DenSvr03\Public\chem\GCS\GC_D2.

COMPOUND	EXPECTED CONC.	MEASURED CONC.	%D	MAX %D
27 Merphos	2.0000	1.7215	13.9	15.0
40 Total Demeton	2.0000	2.1021	5.1	15.0

Average %D = 23.4

CONTINUING CALIBRATION COMPOUNDS
 PERCENT DRIFT REPORT

Instrument ID: GC_D2.i
 Lab File ID: 010F1001.D
 Analysis Type: NONE

Injection Date: 26-JUN-2009 21:40
 Lab Sample ID: OPP SS GSV0633
 Method File: \\DenSvr03\Public\chem\GCS\GC_D2.

COMPOUND	EXPECTED CONC.	MEASURED CONC.	%D	MAX %D
1 o,o,o-TEPT	2.0000	2.0069	0.3	15.0
2 Dichlorvos	2.0000	1.7707	11.5	15.0
3 Chlormefos	2.0000	1.6957	15.2	15.0
4 Mevinphos	2.0000	1.8364	8.2	15.0
5 Demeton-O	0.6500	2.0472	215.0	15.0
6 Thionazin	2.0000	1.8758	6.2	15.0
7 Ethoprop	2.0000	1.8962	5.2	15.0
8 Phorate	2.0000	1.9509	2.5	15.0
10 Naled	2.0000	1.0486	47.6	15.0
146 Sulfotepp	2.0000	1.7143	14.3	15.0
10 Simazine	2.0000	3.6013	80.1	15.0
12 Diazinon	2.0000	2.0803	4.0	15.0
150 Atrazine	2.0000	1.9693	1.5	15.0
13 Propazine	2.0000	1.8742	6.3	15.0
14 Disulfoton	2.0000	1.6970	15.1	15.0
15 Demeton-S	1.3600	0.2011	85.2	15.0
16 Dimethoate	2.0000	1.8701	6.5	15.0
17 Ronnel	2.0000	2.0112	0.6	15.0
148 Merphos-A (Merphos)	2.0000	0.5348	73.3	999.0
18 Chlorpyrifos	2.0000	2.1084	5.4	15.0
19 Fenthion	2.0000	2.0634	3.2	15.0
20 Trichloronate	2.0000	1.8617	6.9	15.0
21 Anilazine	2.0000	1.2425	37.9	15.0
23 Methyl Parathion	2.0000	2.0228	1.1	15.0
24 Malathion	2.0000	1.5362	23.2	15.0
25 Tokuthion	2.0000	1.8925	5.4	15.0
26 Parathion	2.0000	2.1337	6.7	15.0
149 Merphos-B (Merphos Oxone)	2.0000	5.0080	150.4	999.0
27 Tetrachlorvinphos (stirophos)	2.0000	2.0814	4.1	15.0
28 Carbophenothion methyl	2.0000	1.2466	37.7	15.0
28 Bolstar	2.0000	2.0778	3.9	15.0
30 Carbophenothion	2.0000	1.7496	12.5	15.0
29 Triphenyl phosphate	2.0000	1.7275	13.6	15.0
30 Fensulfothion	2.0000	2.0824	4.1	15.0
35 Phosmet / EPN	4.0000	3.4695	13.3	15.0
33 Famphur	2.0000	1.7579	12.1	15.0
34 Azinphos-methyl	2.0000	1.8108	9.5	15.0
35 Azinphos-ethyl	2.0000	1.7982	10.1	15.0
36 Coumaphos	2.0000	1.9588	2.1	15.0

ok

ok, see total demeton

ok

ok, see total demeton

CONTINUING CALIBRATION COMPOUNDS
PERCENT DRIFT REPORT

Instrument ID: GC_D2.i
Lab File ID: 010F1001.D
Analysis Type: NONE

Injection Date: 26-JUN-2009 21:40
Lab Sample ID: OPP SS GSV0633
Method File: \\DenSvr03\Public\chem\GCS\GC_D2.

COMPOUND	EXPECTED CONC.	MEASURED CONC.	%D	MAX %D
22 Merphos	2.0000	1.6146	19.3	15.0
40 Total Demeton	2.0000	2.2483	12.4	15.0

Average %D = 24.2

TestAmerica

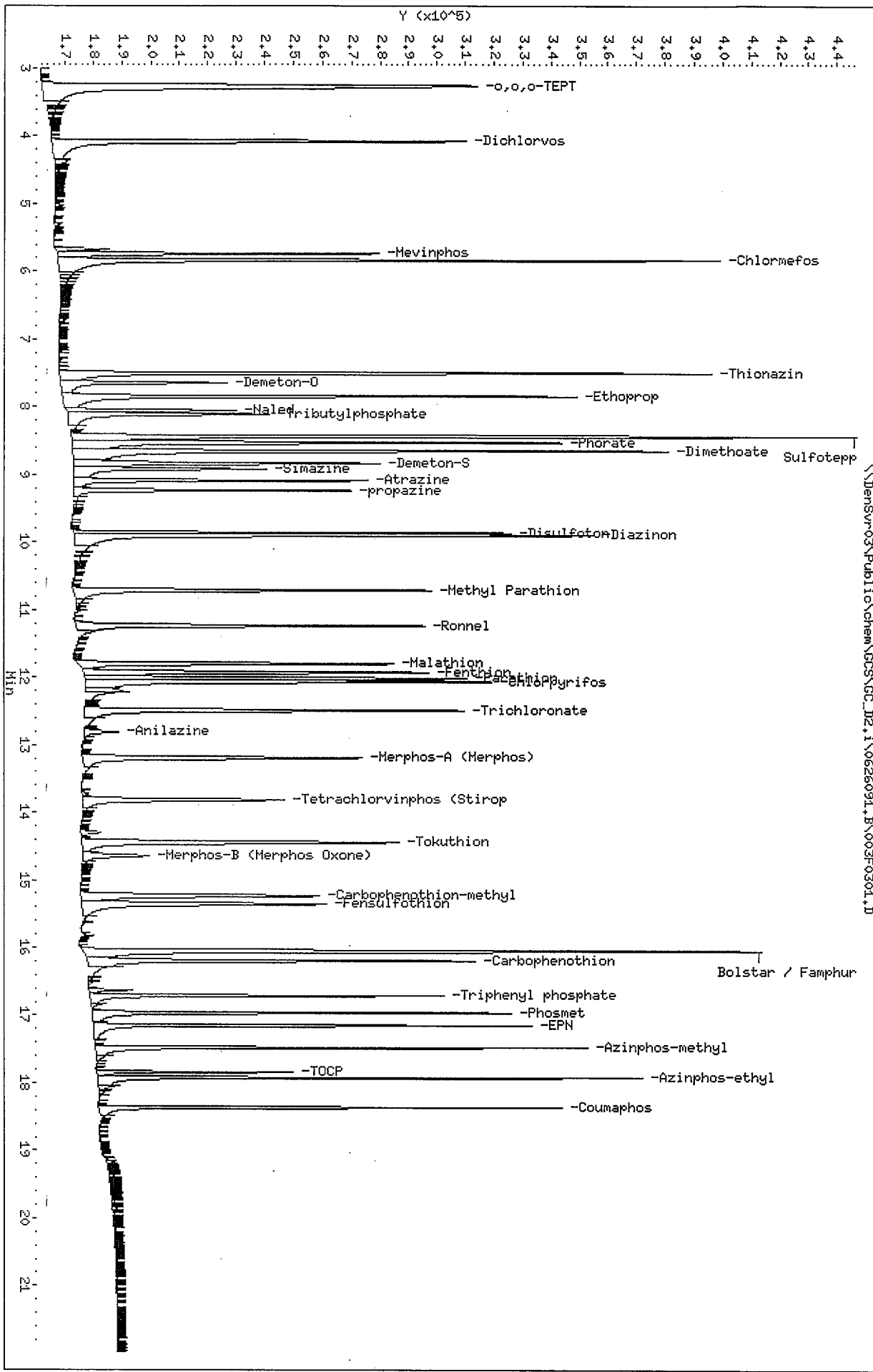
Data file : \\DenSvr03\Public\chem\GCS\GC_D2.i\0626091.B\003F0301.D
 Lab Smp Id: OPP L7 GSV0634 Client Smp ID: OPP L7 GSV0634
 Inj Date : 26-JUN-2009 18:28
 Operator : MPK/TLW Inst ID: GC_D2.i
 Smp Info : OPP L7 GSV0634
 Misc Info : IS - GSV0633-09
 Comment :
 Method : \\DenSvr03\Public\chem\GCS\GC_D2.i\0626091.B\8141A-1.m
 Meth Date : 30-Jun-2009 12:45 GC_D2.i Quant Type: ISTD
 Cal Date : 26-JUN-2009 20:18 Cal File: 007F0701.D
 Als bottle: 3 Calibration Sample, Level: 7
 Dil Factor: 1.00000 Compound Sublist: 8141A.sub
 Integrator: Falcon
 Target Version: 4.14
 Processing Host: DENPC075

Compounds	AMOUNTS					
	RT	EXP RT	REL RT	RESPONSE	CAL-AMT (ug/mL)	ON-COL (ug/mL)
1 o,o,o-TEPT	3.256	3.254	(0.183)	707938	5.00000	4.923
2 Dichlorvos	4.075	4.074	(0.228)	456822	5.00000	5.116 (A)
3 Mevinphos	5.736	5.739	(0.322)	240948	5.00000	4.912
§ 4 Chlormefos	5.835	5.836	(0.327)	549929	5.00000	4.918
5 Thionazin	7.505	7.507	(0.421)	493034	5.00000	4.831
6 Demeton-O	7.645	7.649	(0.428)	165003	1.62500	1.714
7 Ethoprop	7.846	7.852	(0.440)	445084	5.00000	4.977
8 Naled	8.053	8.057	(0.451)	121152	5.00000	5.203 (A)
* 9 Tributylphosphate	8.110	8.135	(1.000)	206876	2.00000	
10 Sulfotepp	8.440	8.442	(0.473)	609341	5.00000	4.831
11 Phorate	8.530	8.532	(0.478)	441181	5.00000	4.764
12 Dimethoate	8.655	8.659	(0.485)	565436	5.00000	5.256 (A)
13 Demeton-S	8.838	8.846	(0.495)	264954	3.40000	3.396
14 Simazine	8.921	8.924	(0.500)	190219	5.00000	5.176 (A)
15 Atrazine	9.091	9.094	(0.510)	228392	5.00000	5.475 (A)
16 propazine	9.236	9.241	(0.518)	202756	5.00000	5.268 (A)
17 Disulfoton	9.866	9.869	(0.553)	290419	5.00000	4.668
18 Diazinon	9.900	9.902	(0.555)	490902	5.00000	4.934
19 Methyl Parathion	10.715	10.717	(0.601)	322048	5.00000	5.104 (A)
20 Ronnel	11.238	11.241	(0.630)	302582	5.00000	4.640
21 Malathion	11.801	11.804	(0.661)	283462	5.00000	4.812
22 Fenthion	11.930	11.932	(0.669)	301476	5.00000	4.701
23 Parathion	12.020	12.019	(0.674)	334974	5.00000	4.908
24 Chlorpyrifos	12.068	12.067	(0.676)	398604	5.00000	4.827
25 Trichloronate	12.493	12.496	(0.700)	365975	5.00000	4.959
26 Anilazine	12.815	12.817	(0.718)	34322	5.00000	4.247
27 Merphos-A (Merphos)	13.196	13.199	(0.740)	302744	5.00000	4.916
28 Tetrachlorvinphos (Stirophos)	13.818	13.824	(0.774)	210886	5.00000	5.153 (A)
29 Tokuthion	14.448	14.449	(0.810)	351657	5.00000	4.970
30 Merphos-B (Merphos Oxone)	14.646	14.651	(0.821)	79809	5.00000	4.813
31 Carbophenothion-methyl	15.235	15.239	(0.854)	266724	5.00000	4.968
32 Fensulfothion	15.356	15.361	(0.861)	295978	5.00000	4.978
33 Bolstar / Famphur	16.053	16.053	(0.900)	629265	10.0000	9.297

Compounds	RT	EXP RT	REL RT	RESPONSE	AMOUNTS	
					CAL-AMT (ug/mL)	ON-COL (ug/mL)
34 Carbophenothion	16.196	16.197	(0.908)	321417	5.00000	4.733
\$ 35 Triphenyl phosphate	16.710	16.712	(0.936)	244102	5.00000	4.730 (A)
36 Phosmet	16.963	16.963	(0.951)	290049	5.00000	4.990
37 EPN	17.150	17.151	(0.961)	294020	5.00000	5.219 (A)
38 Azinphos-methyl	17.478	17.480	(0.980)	309219	5.00000	4.993
* 39 TOCP	17.843	17.846	(1.000)	102065	2.00000	
40 Azinphos-ethyl	17.923	17.926	(1.004)	318459	5.00000	4.789
41 Coumaphos	18.363	18.366	(1.029)	252650	5.00000	5.058 (A)
S 42 Merphos				382553	5.00000	4.876
M 43 Total Demeton				429957	5.00000	5.110

QC Flag Legend

A - Target compound detected but, quantitated amount exceeded maximum amount.



TestAmerica

Data file : \\DenSvr03\Public\chem\GCS\GC_D2.i\0626091.B\004F0401.D
 Lab Smp Id: OPP L6 GSV0637 Client Smp ID: OPP L6 GSV0637
 Inj Date : 26-JUN-2009 18:55
 Operator : MPK/TLW Inst ID: GC_D2.i
 Smp Info : OPP L6 GSV0637
 Misc Info : IS - GSV0633-09
 Comment :
 Method : \\DenSvr03\Public\chem\GCS\GC_D2.i\0626091.B\8141A-1.m
 Meth Date : 30-Jun-2009 12:45 GC_D2.i Quant Type: ISTD
 Cal Date : 26-JUN-2009 18:28 Cal File: 003F0301.D
 Als bottle: 4 Calibration Sample, Level: 6
 Dil Factor: 1.00000
 Integrator: Falcon Compound Sublist: 8141A.sub
 Target Version: 4.14
 Processing Host: DENPC075

Compounds	AMOUNTS					
	RT	EXP RT	REL RT	RESPONSE	CAL-AMT (ug/mL)	ON-COL (ug/mL)
1 o,o,o-TEPT	3.254	3.254	(0.182)	559984	4.00000	4.123
2 Dichlorvos	4.074	4.074	(0.228)	337386	4.00000	4.000
3 Mevinphos	5.736	5.739	(0.321)	189437	4.00000	4.089
4 Chlorfepos	5.834	5.836	(0.327)	433193	4.00000	4.101
5 Thionazin	7.504	7.507	(0.421)	385808	4.00000	4.002
6 Demeton-O	7.646	7.649	(0.429)	113108	1.30000	1.237
7 Ethoprop	7.848	7.852	(0.440)	343730	4.00000	4.069
8 Naled	8.054	8.057	(0.451)	90892	4.00000	4.172
* 9 Tributylphosphate	8.111	8.135	(1.000)	190710	2.00000	
10 Sulfotepp	8.439	8.442	(0.473)	486417	4.00000	4.072
11 Phorate	8.531	8.532	(0.478)	345415	4.00000	3.949
12 Dimethoate	8.654	8.659	(0.485)	445385	4.00000	4.383
13 Demeton-S	8.838	8.846	(0.495)	208362	2.72000	2.828
14 Simazine	8.919	8.924	(0.500)	147784	4.00000	4.272
15 Atrazine	9.089	9.094	(0.509)	175159	4.00000	4.445
16 propazine	9.236	9.241	(0.518)	156982	4.00000	4.318
17 Disulfoton	9.868	9.869	(0.553)	247845	4.00000	4.214
18 Diazinon	9.901	9.902	(0.555)	354996	4.00000	3.778
19 Methyl Parathion	10.714	10.717	(0.601)	250051	4.00000	4.196
20 Ronnel	11.239	11.241	(0.630)	259621	4.00000	4.214
21 Malathion	11.799	11.804	(0.661)	228260	4.00000	4.097
22 Fenthion	11.931	11.932	(0.669)	241990	4.00000	3.995
23 Parathion	12.018	12.019	(0.674)	267071	4.00000	4.142
24 Chlorpyrifos	12.066	12.067	(0.676)	312992	4.00000	4.013
25 Trichloronate	12.493	12.496	(0.700)	293942	4.00000	4.216
26 Anilazine	12.814	12.817	(0.718)	29375	4.00000	4.019
27 Merphos-A (Merphos)	13.196	13.199	(0.740)	239875	4.00000	4.124
28 Tetrachlorvinphos (Stirophos)	13.818	13.824	(0.774)	164180	4.00000	4.247
29 Tokuthion	14.446	14.449	(0.810)	271654	4.00000	4.065
30 Merphos-B (Merphos Oxone)	14.648	14.651	(0.821)	65974	4.00000	4.215
31 Carbophenothion-methyl	15.234	15.239	(0.854)	206137	4.00000	4.052
32 Fensulfothion	15.358	15.361	(0.861)	229856	4.00000	4.110
33 Bolstar / Famphur	16.053	16.053	(0.900)	495681	8.00000	7.753

AMOUNTS

Compounds	RT	EXP RT	REL RT	RESPONSE	AMOUNTS	
					CAL-AMT (ug/mL)	ON-COL (ug/mL)
34 Carbophenothion	16.194	16.197	(0.908)	272632	4.00000	4.251
\$ 35 Triphenyl phosphate	16.711	16.712	(0.937)	194548	4.00000	3.991 (A)
36 Phosmet	16.963	16.963	(0.951)	223910	4.00000	4.079
37 EPN	17.148	17.151	(0.961)	220388	4.00000	4.152
38 Azinphos-methyl	17.478	17.480	(0.980)	244293	4.00000	4.176
* 39 TOCP	17.843	17.846	(1.000)	96406	2.00000	
40 Azinphos-ethyl	17.923	17.926	(1.004)	253982	4.00000	4.021
41 Coumaphos	18.363	18.366	(1.029)	194765	4.00000	4.128
S 42 Merphos				305849	4.00000	4.161
M 43 Total Demeton				321470	4.00000	4.064

QC Flag Legend

A - Target compound detected but, quantitated amount exceeded maximum amount.

TestAmerica

INTERNAL STANDARD COMPOUNDS
 AREA AND RT SUMMARY

Instrument ID: GC_D2.i Calibration Date: 26-JUN-2009
 Lab File ID: 004F0401.D Calibration Time: 21:40
 Lab Smp Id: OPP L6 GSV0637 Client Smp ID: OPP L6 GSV0637
 Analysis Type: SV Level:
 Quant Type: ISTD Sample Type:
 Operator: MPK/TLW
 Method File: \\DenSvr03\Public\chem\GCS\GC_D2.i\0626091.B\8141A-1.m
 Misc Info: IS - GSV0633-09


COMPOUND	STANDARD	AREA LIMIT		SAMPLE	%DIFF
		LOWER	UPPER		
9 Tributylphosphate	166572	83286	333144	190710	14.49
39 TOCP	99647	49824	199294	96406	-3.25

COMPOUND	STANDARD	RT LIMIT		SAMPLE	%DIFF
		LOWER	UPPER		
9 Tributylphosphate	8.11	7.61	8.61	8.11	-0.01
39 TOCP	17.84	17.34	18.34	17.84	0.00

AREA UPPER LIMIT = +100% of internal standard area.
 AREA LOWER LIMIT = - 50% of internal standard area.
 RT UPPER LIMIT = + 0.50 minutes of internal standard RT.
 RT LOWER LIMIT = - 0.50 minutes of internal standard RT.

Data File: \\Densvr03\Public\chem\GCSS\GC_D2.1\0626091.B\004F0401.D
 Date : 26-JUN-2009 18:55
 Client ID: OPP L6 GSW0637
 Sample Info: OPP L6 GSW0637
 Column phase: RTX-1MS

Instrument: GC_D2.1
 Operator: HPK/TLW
 Column diameter: 0.32



TestAmerica

Data file : \\DenSvr03\Public\chem\GCS\GC_D2.i\0626091.B\005F0501.D
 Lab Smp Id: OPP L5 GSV0635 Client Smp ID: OPP L5 GSV0635
 Inj Date : 26-JUN-2009 19:23
 Operator : MPK/TLW Inst ID: GC_D2.i
 Smp Info : OPP L5 GSV0635
 Misc Info : IS - GSV0633-09
 Comment :
 Method : \\DenSvr03\Public\chem\GCS\GC_D2.i\0626091.B\8141A-1.m
 Meth Date : 30-Jun-2009 12:45 GC_D2.i Quant Type: ISTD
 Cal Date : 26-JUN-2009 18:55 Cal File: 004F0401.D
 Als bottle: 5 Calibration Sample, Level: 5
 Dil Factor: 1.00000
 Integrator: Falcon Compound Sublist: 8141A.sub
 Target Version: 4.14
 Processing Host: DENPC075

Compounds	AMOUNTS					
	RT	EXP RT	REL RT	RESPONSE	CAL-AMT (ug/mL)	ON-COL (ug/mL)
1 o,o,o-TEPT	3.254	3.254	(0.182)	430120	3.00000	2.892
2 Dichlorvos	4.074	4.074	(0.228)	272336	3.00000	2.949
3 Mevinphos	5.737	5.739	(0.322)	150686	3.00000	2.970
\$ 4 Chlorfepos	5.834	5.836	(0.327)	373109	3.00000	3.226
5 Thionazin	7.504	7.507	(0.421)	310451	3.00000	2.941
6 Demeton-O	7.646	7.649	(0.429)	96004	0.97500	0.9530
7 Ethoprop	7.847	7.852	(0.440)	275706	3.00000	2.981
8 Naled	8.054	8.057	(0.451)	67594	3.00000	2.896
* 9 Tributylphosphate	8.111	8.135	(1.000)	190357	2.00000	
10 Sulfotepp	8.439	8.442	(0.473)	393078	3.00000	2.987
11 Phorate	8.531	8.532	(0.478)	279291	3.00000	2.916
12 Dimethoate	8.654	8.659	(0.485)	354003	3.00000	3.181
13 Demeton-S	8.837	8.846	(0.495)	167136	2.04000	2.071
14 Simazine	8.919	8.924	(0.500)	115426	3.00000	3.070
15 Atrazine	9.089	9.094	(0.509)	135287	3.00000	3.135
16 propazine	9.236	9.241	(0.518)	119795	3.00000	3.009
17 Disulfoton	9.867	9.869	(0.553)	193050	3.00000	2.986
18 Diazinon	9.901	9.902	(0.555)	314608	3.00000	3.057
19 Methyl Parathion	10.714	10.717	(0.600)	206402	3.00000	3.163
20 Ronnel	11.239	11.241	(0.630)	197062	3.00000	2.921
21 Malathion	11.799	11.804	(0.661)	186013	3.00000	3.038
22 Fenthion	11.931	11.932	(0.669)	198864	3.00000	2.998
23 Parathion	12.017	12.019	(0.674)	215846	3.00000	3.057
24 Chlorpyrifos	12.066	12.067	(0.676)	255782	3.00000	2.995
25 Trichloronate	12.494	12.496	(0.700)	231599	3.00000	3.034
26 Anilazine	12.812	12.817	(0.718)	19893	3.00000	2.881
27 Merphos-A (Merphos)	13.196	13.199	(0.740)	192022	3.00000	3.015
28 Tetrachlorvinphos (Stirophos)	13.816	13.824	(0.774)	134968	3.00000	3.188
29 Tokuthion	14.447	14.449	(0.810)	220825	3.00000	3.018
30 Merphos-B (Merphos Oxone)	14.647	14.651	(0.821)	50056	3.00000	2.927
31 Carbophenothion-methyl	15.236	15.239	(0.854)	167145	3.00000	2.983
32 Fensulfothion	15.356	15.361	(0.861)	185778	3.00000	3.058
33 Bolstar / Famphur	16.051	16.053	(0.900)	404218	6.00000	5.774


Compounds	RT	EXP RT	REL RT	RESPONSE	AMOUNTS	
					CAL-AMT (ug/mL)	ON-COL (ug/mL)
34 Carbophenothion	16.194	16.197	(0.908)	199717	3.00000	2.844
\$ 35 Triphenyl phosphate	16.711	16.712	(0.937)	157761	3.00000	2.956 (A)
36 Phosmet	16.962	16.963	(0.951)	177892	3.00000	2.959
37 EPN	17.149	17.151	(0.961)	171283	3.00000	2.961
38 Azinphos-methyl	17.476	17.480	(0.979)	195645	3.00000	3.054
* 39 TOCP	17.842	17.846	(1.000)	105568	2.00000	
40 Azinphos-ethyl	17.922	17.926	(1.004)	209971	3.00000	2.999
41 Coumaphos	18.364	18.366	(1.029)	159962	3.00000	3.096
S 42 Merphos				242078	3.00000	2.978
M 43 Total Demeton				263140	3.00000	3.024

QC Flag Legend

A - Target compound detected but, quantitated amount exceeded maximum amount.

Data File: \\Densw03\Public\chem\GCS\GC_D2+1\0626094_B\005F0504.D
 Date: 26-JUN-2009 19:23
 Client ID: OPP L5 GSV0635
 Sample Info: OPP L5 GSV0635
 Column phase: RTX-1MS

Instrument: GC_D2+1
 Operator: HPK/TLN
 Column diameter: 0.32



TestAmerica

Data file : \\DenSvr03\Public\chem\GCS\GC_D2.i\0626091.B\006F0601.D
 Lab Smp Id: OPP L4 GSV0638 Client Smp ID: OPP L4 GSV0638
 Inj. Date : 26-JUN-2009 19:50
 Operator : MPK/TLW Inst ID: GC_D2.i
 Smp Info : OPP L4 GSV0638
 Misc Info : IS - GSV0633-09
 Comment :
 Method : \\DenSvr03\Public\chem\GCS\GC_D2.i\0626091.B\8141A-1.m
 Meth Date : 30-Jun-2009 12:45 GC_D2.i Quant Type: ISTD
 Cal Date : 26-JUN-2009 19:23 Cal File: 005F0501.D
 Als bottle: 6 Calibration Sample, Level: 4
 Dil Factor: 1.00000 Compound Sublist: 8141A.sub
 Integrator: Falcon
 Target Version: 4.14
 Processing Host: DENPC075

Compounds	AMOUNTS					
	RT	EXP RT	REL RT	RESPONSE	CAL-AMT (ug/mL)	ON-COL (ug/mL)
1 o,o,o-TEPT	3.255	3.254	(0.182)	282037	2.00000	2.056
2 Dichlorvos	4.075	4.074	(0.228)	171715	2.00000	2.016
3 Mevinphos	5.737	5.739	(0.322)	99077	2.00000	2.117
\$ 4 Chlorfepos	5.834	5.836	(0.327)	220122	2.00000	2.064
5 Thionazin	7.504	7.507	(0.421)	202723	2.00000	2.082
6 Demeton-O	7.647	7.649	(0.429)	62341	0.65000	0.6633
7 Ethoprop	7.849	7.852	(0.440)	168636	2.00000	1.977
8 Naled	8.055	8.057	(0.451)	36940	2.00000	1.794
* 9 Tributylphosphate	8.112	8.135	(1.000)	160310	2.00000	
10 Sulfotepp	8.439	8.442	(0.473)	259970	2.00000	2.122
11 Phorate	8.530	8.532	(0.478)	177561	2.00000	2.010
12 Dimethoate	8.655	8.659	(0.485)	219744	2.00000	2.141
13 Demeton-S	8.840	8.846	(0.495)	104966	1.36000	1.410
14 Simazine	8.919	8.924	(0.500)	64611	2.00000	1.894
15 Atrazine	9.089	9.094	(0.509)	82396	2.00000	2.070
16 propazine	9.235	9.241	(0.518)	76116	2.00000	2.073
17 Disulfoton	9.867	9.869	(0.553)	127893	2.00000	2.134
18 Diazinon	9.902	9.902	(0.555)	196533	2.00000	2.071
19 Methyl Parathion	10.714	10.717	(0.600)	128904	2.00000	2.142
20 Ronnel	11.239	11.241	(0.630)	125931	2.00000	2.024
21 Malathion	11.799	11.804	(0.661)	119836	2.00000	2.110
22 Fenthion	11.930	11.932	(0.669)	125692	2.00000	2.054
23 Parathion	12.017	12.019	(0.673)	135333	2.00000	2.078
24 Chlorpyrifos	12.067	12.067	(0.676)	158619	2.00000	2.014
25 Trichloronate	12.494	12.496	(0.700)	144264	2.00000	2.049
26 Anilazine	12.815	12.817	(0.718)	12790	2.00000	2.151
27 Merphos-A (Merphos)	13.197	13.199	(0.740)	120719	2.00000	2.055
28 Tetrachlorvinphos (Stirophos)	13.817	13.824	(0.774)	81250	2.00000	2.081
29 Tokuthion	14.447	14.449	(0.810)	140431	2.00000	2.081
30 Merphos-B (Merphos Oxone)	14.649	14.651	(0.821)	34113	2.00000	2.168
31 Carbofenothion-methyl	15.235	15.239	(0.854)	105577	2.00000	2.022
32 Fensulfothion	15.357	15.361	(0.861)	104440	2.00000	1.901
33 Bolstar / Famphur	16.052	16.053	(0.900)	260611	4.00000	4.036

Compounds	RT	EXP RT	REL RT	RESPONSE	AMOUNTS	
					CAL-AMT (ug/mL)	ON-COL (ug/mL)
34 Carbophenothion	16.195	16.197	(0.908)	128846	2.00000	1.989
\$ 35 Triphenyl phosphate	16.710	16.712	(0.936)	102669	2.00000	2.086 (A)
36 Phosmet	16.962	16.963	(0.951)	117406	2.00000	2.118
37 EPN	17.149	17.151	(0.961)	111165	2.00000	2.098
38 Azinphos-methyl	17.477	17.480	(0.979)	124853	2.00000	2.113
* 39 TOCP	17.844	17.846	(1.000)	97363	2.00000	
40 Azinphos-ethyl	17.924	17.926	(1.004)	134607	2.00000	2.040
S 41 Coumaphos	18.364	18.366	(1.029)	99259	2.00000	2.083
M 42 Merphos				154832	2.00000	2.068
M 43 Total Demeton				167307	2.00000	2.074

QC Flag Legend

A - Target compound detected but, quantitated amount exceeded maximum amount.

TestAmerica

INTERNAL STANDARD COMPOUNDS
 AREA AND RT SUMMARY

Instrument ID: GC_D2.i
 Lab File ID: 006F0601.D
 Lab Smp Id: OPP L4 GSV0638
 Analysis Type: SV
 Quant Type: ISTD
 Operator: MPK/TLW
 Method File: \\DenSvr03\Public\chem\GCS\GC_D2.i\0626091.B\8141A-1.m
 Misc Info: IS - GSV0633-09

Calibration Date: 26-JUN-2009
 Calibration Time: 19:50
 Client Smp ID: OPP L4 GSV0638
 Level:
 Sample Type:

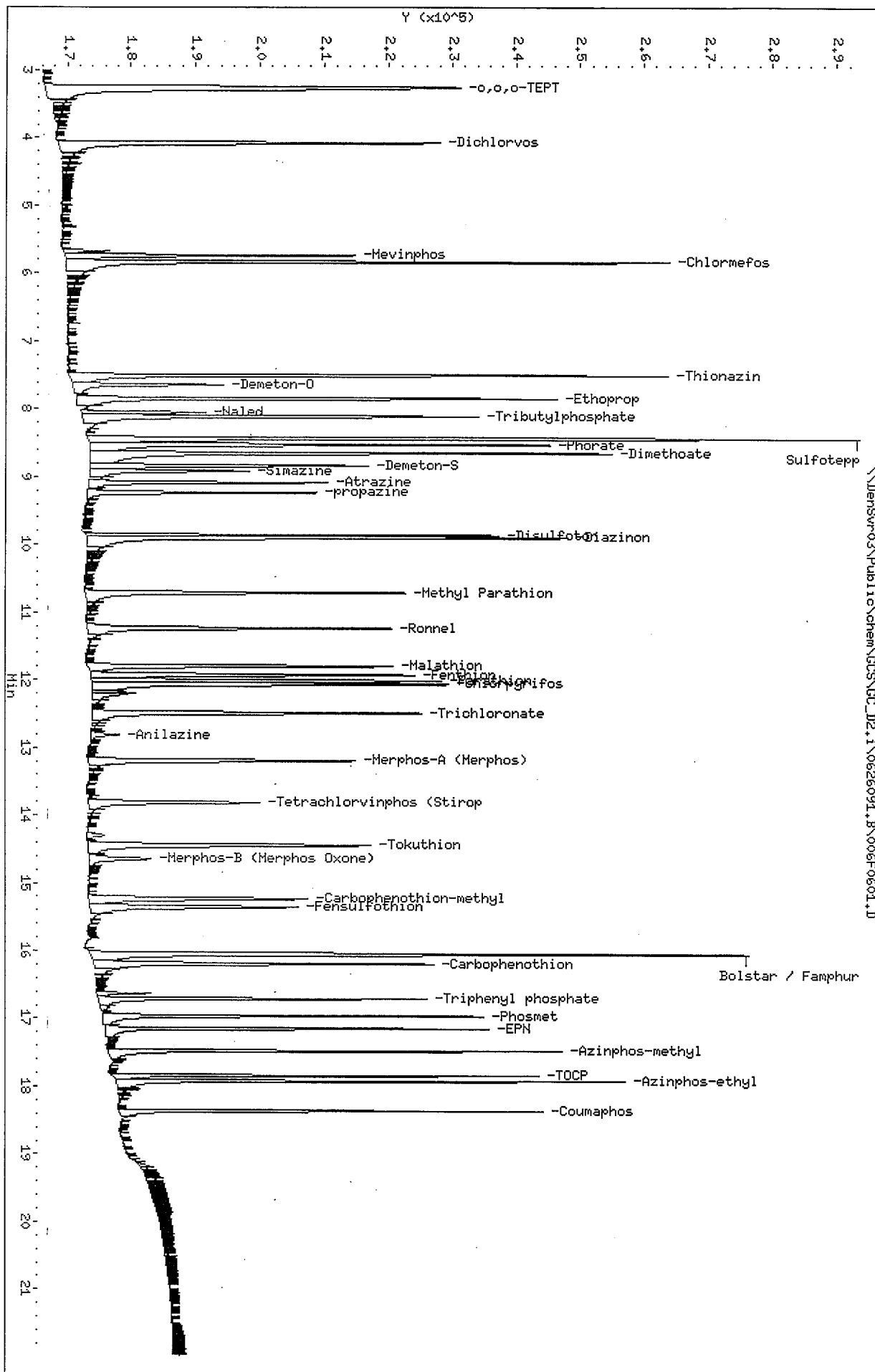
COMPOUND	STANDARD	AREA LIMIT		SAMPLE	%DIFF
		LOWER	UPPER		
9 Tributylphosphate	160310	80155	320620	160310	0.00
39 TOCP	97363	48682	194726	97363	0.00

COMPOUND	STANDARD	RT LIMIT		SAMPLE	%DIFF
		LOWER	UPPER		
9 Tributylphosphate	8.11	7.61	8.61	8.11	0.00
39 TOCP	17.84	17.34	18.34	17.84	0.00

AREA UPPER LIMIT = +100% of internal standard area.
 AREA LOWER LIMIT = - 50% of internal standard area.
 RT UPPER LIMIT = + 0.50 minutes of internal standard RT.
 RT LOWER LIMIT = - 0.50 minutes of internal standard RT.

Data File: \\Densv03\Public\chem\GCS\GC_D2.i\0626091.B\006F0604.D
 Date: 26-JUN-2009 19:50
 Client ID: OPP L4 GSV0638
 Sample Info: OPP L4 GSV0638
 Column phase: RTX-IMS

Instrument: GC_D2.i
 Operator: HPK/TLM
 Column diameter: 0.32



TestAmerica

Data file : \\DenSvr03\Public\chem\GCS\GC_D2.i\0626091.B\007F0701.D
 Lab Smp Id: OPP L3 GSV0639 Client Smp ID: OPP L3 GSV0639
 Inj Date : 26-JUN-2009 20:18
 Operator : MPK/TLW Inst ID: GC_D2.i
 Smp Info : OPP L3 GSV0639
 Misc Info : IS - GSV0633-09
 Comment :
 Method : \\DenSvr03\Public\chem\GCS\GC_D2.i\0626091.B\8141A-1.m
 Meth Date : 30-Jun-2009 12:45 GC_D2.i Quant Type: ISTD
 Cal Date : 26-JUN-2009 19:50 Cal File: 006F0601.D
 Als bottle: 7 Calibration Sample, Level: 3
 Dil Factor: 1.00000
 Integrator: Falcon Compound Sublist: 8141A.sub
 Target Version: 4.14
 Processing Host: DENPC075

Compounds	AMOUNTS					
	RT	EXP RT	REL RT	RESPONSE	CAL-AMT (ug/mL)	ON-COL (ug/mL)
1 o,o,o-TEPT	3.253	3.254	(0.182)	136897	1.00000	0.9509
2 Dichlorvos	4.075	4.074	(0.228)	81003	1.00000	0.9061
3 Mevinphos	5.738	5.739	(0.322)	46063	1.00000	0.9380
4 Chlormefos	5.833	5.836	(0.327)	102183	1.00000	0.9128
5 Thionazin	7.503	7.507	(0.421)	99560	1.00000	0.9745
6 Demeton-O	7.645	7.649	(0.429)	30145	0.32500	0.2917
7 Ethoprop	7.850	7.852	(0.440)	82934	1.00000	0.9263
8 Naled	8.055	8.057	(0.451)	15042	1.00000	0.8141
9 Tributylphosphate	8.113	8.135	(1.000)	156624	2.00000	
10 Sulfotepp	8.438	8.442	(0.473)	131347	1.00000	0.9856
11 Phorate	8.530	8.532	(0.478)	88795	1.00000	0.9577
12 Dimethoate	8.657	8.659	(0.485)	105981	1.00000	0.9840
13 Demeton-S	8.840	8.846	(0.495)	51826	0.68000	0.6636
14 Simazine	8.918	8.924	(0.500)	29382	1.00000	0.8660
15 Atrazine	9.088	9.094	(0.509)	38356	1.00000	0.9184
16 propazine	9.235	9.241	(0.518)	35375	1.00000	0.9180
17 Disulfoton	9.867	9.869	(0.553)	61920	1.00000	0.9637
18 Diazinon	9.902	9.902	(0.555)	93892	1.00000	0.9427
19 Methyl Parathion	10.715	10.717	(0.601)	58112	1.00000	0.9200
20 Ronnel	11.240	11.241	(0.630)	61984	1.00000	0.9493
21 Malathion	11.800	11.804	(0.661)	57103	1.00000	0.9353
22 Fenthion	11.930	11.932	(0.669)	59512	1.00000	0.9268
23 Parathion	12.017	12.019	(0.674)	63007	1.00000	0.9220
24 Chlorpyrifos	12.067	12.067	(0.676)	75298	1.00000	0.9108
25 Trichloronate	12.493	12.496	(0.700)	68852	1.00000	0.9318
26 Anilazine	12.817	12.817	(0.718)	5311	1.00000	0.9480
27 Merphos-A (Merphos)	13.198	13.199	(0.740)	59249	1.00000	0.9611
28 Tetrachlorvinphos (Stirophos)	13.818	13.824	(0.775)	37534	1.00000	0.9161
29 Tokuthion	14.448	14.449	(0.810)	66164	1.00000	0.9341
30 Merphos-B (Merphos Oxone)	14.647	14.651	(0.821)	11676	1.00000	0.7212
31 Carbophenothion-methyl	15.235	15.239	(0.854)	55023	1.00000	0.9704
32 Fensulfothion	15.360	15.361	(0.861)	51304	1.00000	0.9402
33 Bolstar / Famphur	16.050	16.053	(0.900)	135217	2.00000	1.995

Compounds	RT	EXP RT	REL RT	RESPONSE	AMOUNTS	
					CAL-AMT (ug/mL)	ON-COL (ug/mL)
===== 34 Carbophenothion	16.193	16.197	(0.908)	65237	1.00000	0.9596
\$ 35 Triphenyl phosphate	16.708	16.712	(0.936)	49547	1.00000	0.9591
36 Phosmet	16.962	16.963	(0.951)	56728	1.00000	0.9749
37 EPN	17.148	17.151	(0.961)	48705	1.00000	0.9045
38 Azinphos-methyl	17.478	17.480	(0.980)	59658	1.00000	0.9622
* 39 TOCP	17.842	17.846	(1.000)	102183	2.00000	
40 Azinphos-ethyl	17.923	17.926	(1.005)	74071	1.00000	0.9989
41 Coumaphos	18.363	18.366	(1.029)	47132	1.00000	0.9424
S 42 Merphos				70925	1.00000	0.8976
M 43 Total Demeton				81971	1.00000	0.9553

TestAmerica

INTERNAL STANDARD COMPOUNDS
 AREA AND RT SUMMARY

Instrument ID: GC_D2.i
 Lab File ID: 007F0701.D
 Lab Smp Id: OPP L3 GSV0639
 Analysis Type: SV
 Quant Type: ISTD
 Operator: MPK/TLW
 Method File: \\DenSvr03\Public\chem\GCS\GC_D2.i\0626091.B\8141A-1.m
 Misc Info: IS - GSV0633-09

Calibration Date: 26-JUN-2009
 Calibration Time: 19:50
 Client Smp ID: OPP L3 GSV0639
 Level:
 Sample Type:

COMPOUND	STANDARD	AREA LIMIT		SAMPLE	%DIFF
		LOWER	UPPER		
9 Tributylphosphate	160310	80155	320620	156624	-2.30
39 TOCP	97363	48682	194726	102183	4.95

COMPOUND	STANDARD	RT LIMIT		SAMPLE	%DIFF
		LOWER	UPPER		
9 Tributylphosphate	8.11	7.61	8.61	8.11	0.02
39 TOCP	17.84	17.34	18.34	17.84	-0.01

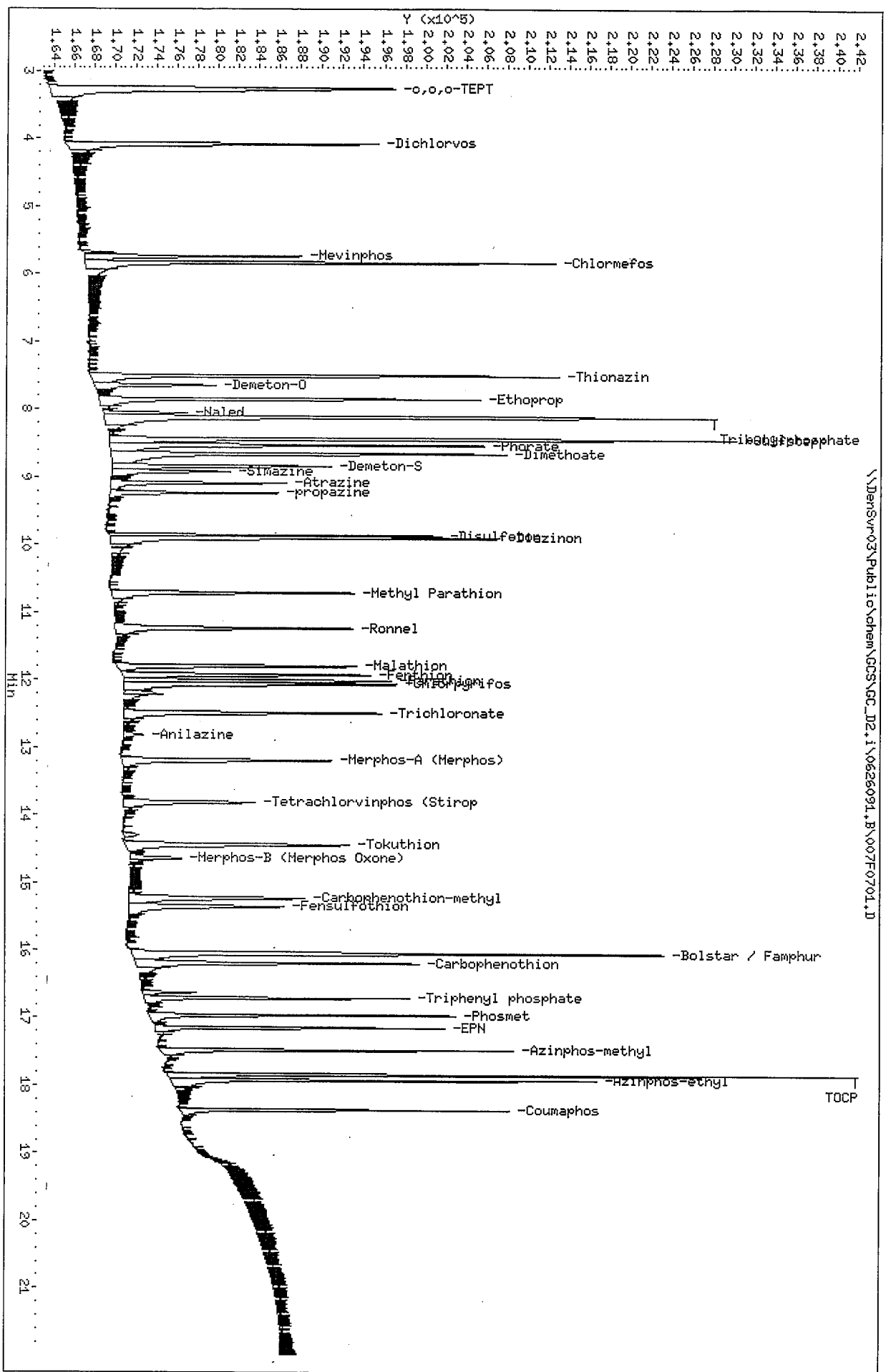
AREA UPPER LIMIT = +100% of internal standard area.
 AREA LOWER LIMIT = - 50% of internal standard area.
 RT UPPER LIMIT = + 0.50 minutes of internal standard RT.
 RT LOWER LIMIT = - 0.50 minutes of internal standard RT.

Data File: \\Densvr-03\Public\chem\GCS\GC_D2.1\0626091.B\007F0701.D
 Date: 26-JUN-2009 20:18
 Client ID: OPP L3 GSV0639
 Sample Info: OPP L3 GSV0639

Column phase: RTX-1MS

Instrument: GC_D2.1
 Operator: NPK/TLM
 Column diameter: 0.32

\\Densvr-03\Public\chem\GCS\GC_D2.1\0626091.B\007F0701.D



TestAmerica

Data file : \\DenSvr03\Public\chem\GCS\GC_D2.i\0626091.B\008F0801.D
 Lab Smp Id: OPP L2 GSV0640 Client Smp ID: OPP L2 GSV0640
 Inj Date : 26-JUN-2009 20:45
 Operator : MPK/TLW Inst ID: GC_D2.i
 Smp Info : OPP L2 GSV0640
 Misc Info : IS - GSV0633-09
 Comment :
 Method : \\DenSvr03\Public\chem\GCS\GC_D2.i\0626091.B\8141A-1.m
 Meth Date : 30-Jun-2009 12:45 GC_D2.i Quant Type: ISTD
 Cal Date : 26-JUN-2009 20:18 Cal File: 007F0701.D
 Als bottle: 8 Calibration Sample, Level: 2
 Dil Factor: 1.00000
 Integrator: Falcon Compound Sublist: 8141A.sub
 Target Version: 4.14
 Processing Host: DENPC075

Compounds	AMOUNTS					
	RT	EXP RT	REL RT	RESPONSE	CAL-AMT (ug/mL)	ON-COL (ug/mL)
1 o,o,o-TEPT	3.255	3.254	(0.182)	68743	0.50000	0.4680
2 Dichlorvos	4.076	4.074	(0.228)	42284	0.50000	0.4636
3 Mevinphos	5.738	5.739	(0.322)	23796	0.50000	0.4749
4 Chlormefos	5.833	5.836	(0.327)	53089	0.50000	0.4648
5 Thionazin	7.505	7.507	(0.421)	50724	0.50000	0.4866
6 Demeton-O	7.646	7.649	(0.429)	17553	0.16250	0.1554
7 Ethoprop	7.851	7.852	(0.440)	44525	0.50000	0.4874
8 Naled	8.056	8.057	(0.452)	6103	0.50000	0.4398
* 9 Tributylphosphate	8.113	8.135	(1.000)	165852	2.00000	
10 Sulfotepp	8.438	8.442	(0.473)	70885	0.50000	0.4886
11 Phorate	8.530	8.532	(0.478)	47685	0.50000	0.5040
12 Dimethoate	8.660	8.659	(0.485)	46100	0.50000	0.4195
13 Demeton-S	8.843	8.846	(0.496)	25917	0.34000	0.3252
14 Simazine	8.920	8.924	(0.500)	16248	0.50000	0.5059
15 Atrazine	9.091	9.094	(0.510)	19948	0.50000	0.4681
16 propazine	9.236	9.241	(0.518)	18281	0.50000	0.4649
17 Disulfoton	9.866	9.869	(0.553)	33208	0.50000	0.4883
18 Diazinon	9.903	9.902	(0.555)	47843	0.50000	0.4708
19 Methyl Parathion	10.715	10.717	(0.601)	28773	0.50000	0.4464
20 Ronnel	11.240	11.241	(0.630)	32156	0.50000	0.4827
21 Malathion	11.800	11.804	(0.661)	30581	0.50000	0.4713
22 Fenthion	11.931	11.932	(0.669)	30876	0.50000	0.4713
23 Parathion	12.016	12.019	(0.673)	32682	0.50000	0.4687
24 Chlorpyrifos	12.066	12.067	(0.676)	40856	0.50000	0.4843
25 Trichloronate	12.493	12.496	(0.700)	37156	0.50000	0.4928
26 Anilazine	12.820	12.817	(0.718)	2095	0.50000	0.4035 (M)
27 Merphos-A (Merphos)	13.200	13.199	(0.740)	30112	0.50000	0.4787
28 Tetrachlorvinphos (Stirophos)	13.818	13.824	(0.774)	19446	0.50000	0.4652
29 Tokuthion	14.448	14.449	(0.810)	33437	0.50000	0.4626
30 Merphos-B (Merphos Oxone)	14.651	14.651	(0.821)	7933	0.50000	0.4872 (M)
31 Carbophenothion-methyl	15.235	15.239	(0.854)	30542	0.50000	0.4974
32 Fensulfothion	15.360	15.361	(0.861)	23000	0.50000	0.4661
33 Bolstar / Famphur	16.050	16.053	(0.899)	66619	1.00000	0.9635

Compounds	RT	EXP RT	REL RT	RESPONSE	AMOUNTS	
					CAL-AMT (ug/mL)	ON-COL (ug/mL)
34 Carbophenothion	16.193	16.197	(0.908)	31276	0.50000	0.4509
\$ 35 Triphenyl phosphate	16.710	16.712	(0.936)	25861	0.50000	0.4906
36 Phosmet	16.961	16.963	(0.951)	26426	0.50000	0.4451
37 EPN	17.148	17.151	(0.961)	23196	0.50000	0.4484
38 Azinphos-methyl	17.478	17.480	(0.980)	29588	0.50000	0.4677
* 39 TOCP	17.843	17.846	(1.000)	104260	2.00000	
40 Azinphos-ethyl	17.923	17.926	(1.004)	43578	0.50000	0.5132
41 Coumaphos	18.363	18.366	(1.029)	23408	0.50000	0.4587
S 42 Merphos				38045	0.50000	0.4789
M 43 Total Demeton				43470	0.50000	0.4806

QC Flag Legend

M - Compound response manually integrated.

TestAmerica

INTERNAL STANDARD COMPOUNDS
 AREA AND RT SUMMARY

Instrument ID: GC_D2.i
 Lab File ID: 008F0801.D
 Lab Smp Id: OPP L2 GSV0640
 Analysis Type: SV
 Quant Type: ISTD
 Operator: MPK/TLW
 Method File: \\DenSvr03\Public\chem\GCS\GC_D2.i\0626091.B\8141A-1.m
 Misc Info: IS - GSV0633-09

Calibration Date: 26-JUN-2009
 Calibration Time: 19:50
 Client Smp ID: OPP L2 GSV0640
 Level:
 Sample Type:

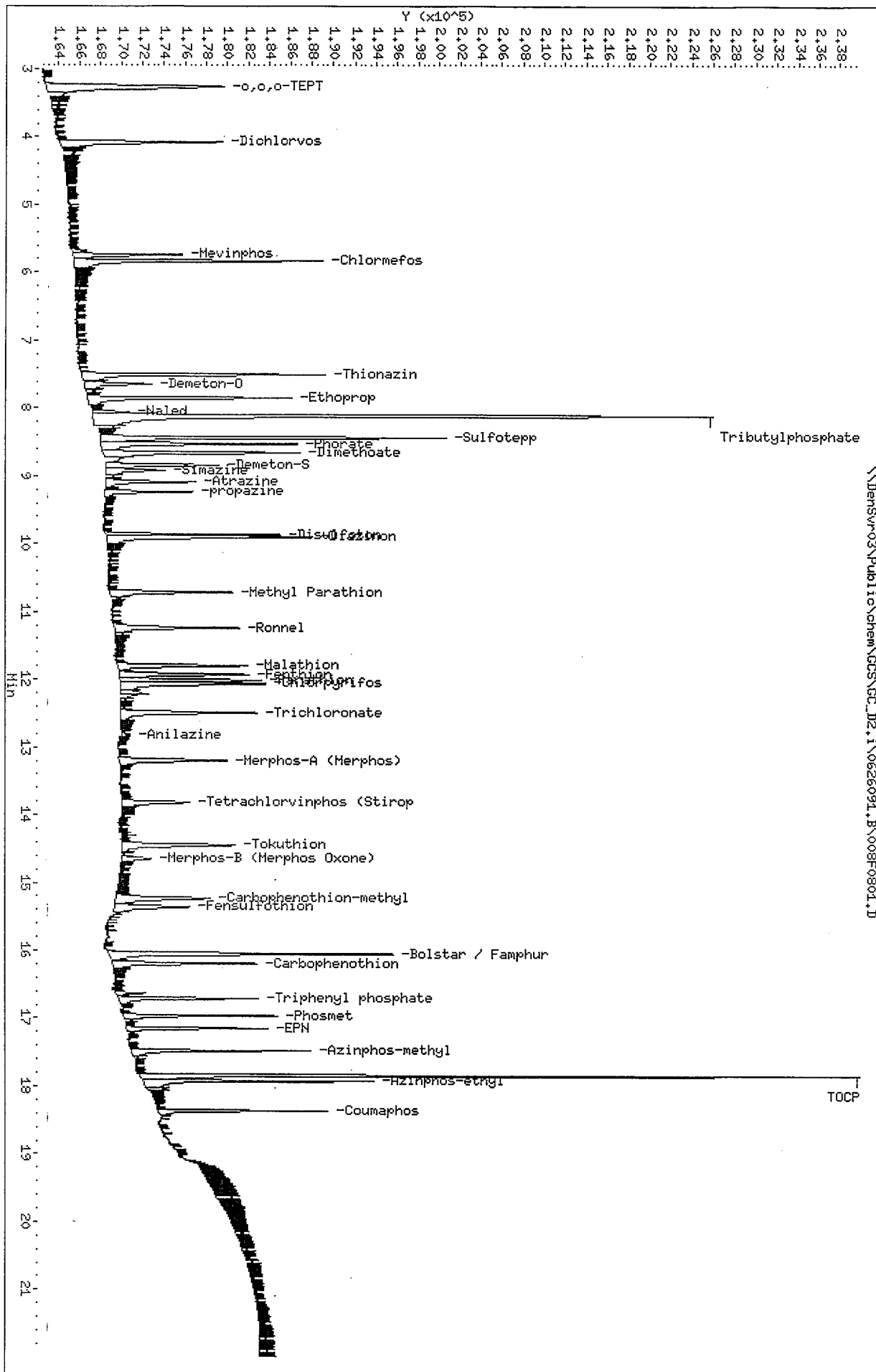
COMPOUND	STANDARD	AREA LIMIT		SAMPLE	%DIFF
		LOWER	UPPER		
9 Tributylphosphate	160310	80155	320620	165852	3.46
39 TOCP	97363	48682	194726	104260	7.08

COMPOUND	STANDARD	RT LIMIT		SAMPLE	%DIFF
		LOWER	UPPER		
9 Tributylphosphate	8.11	7.61	8.61	8.11	0.01
39 TOCP	17.84	17.34	18.34	17.84	-0.00

AREA UPPER LIMIT = +100% of internal standard area.
 AREA LOWER LIMIT = - 50% of internal standard area.
 RT UPPER LIMIT = + 0.50 minutes of internal standard RT.
 RT LOWER LIMIT = - 0.50 minutes of internal standard RT.

Data File: \\Densvyr03\Public\chem\GCs\GC_D2.1\0626091.B\008F0801.D
 Date: 26-JUN-2009 20:45
 Client ID: OPP L2 GSV0640
 Sample Info: OPP L2 GSV0640
 Column phase: RTX-1MS

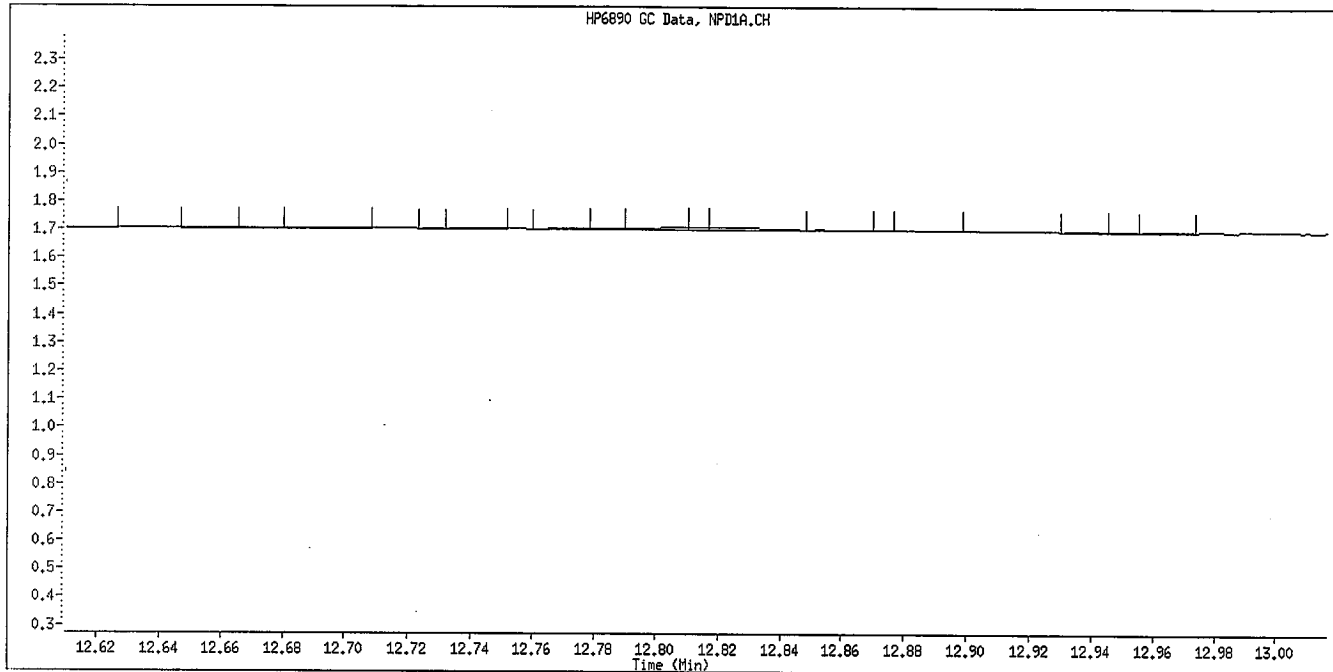
Instrument: GC_D2.1
 Operator: MPK/TLM
 Column diameter: 0.32



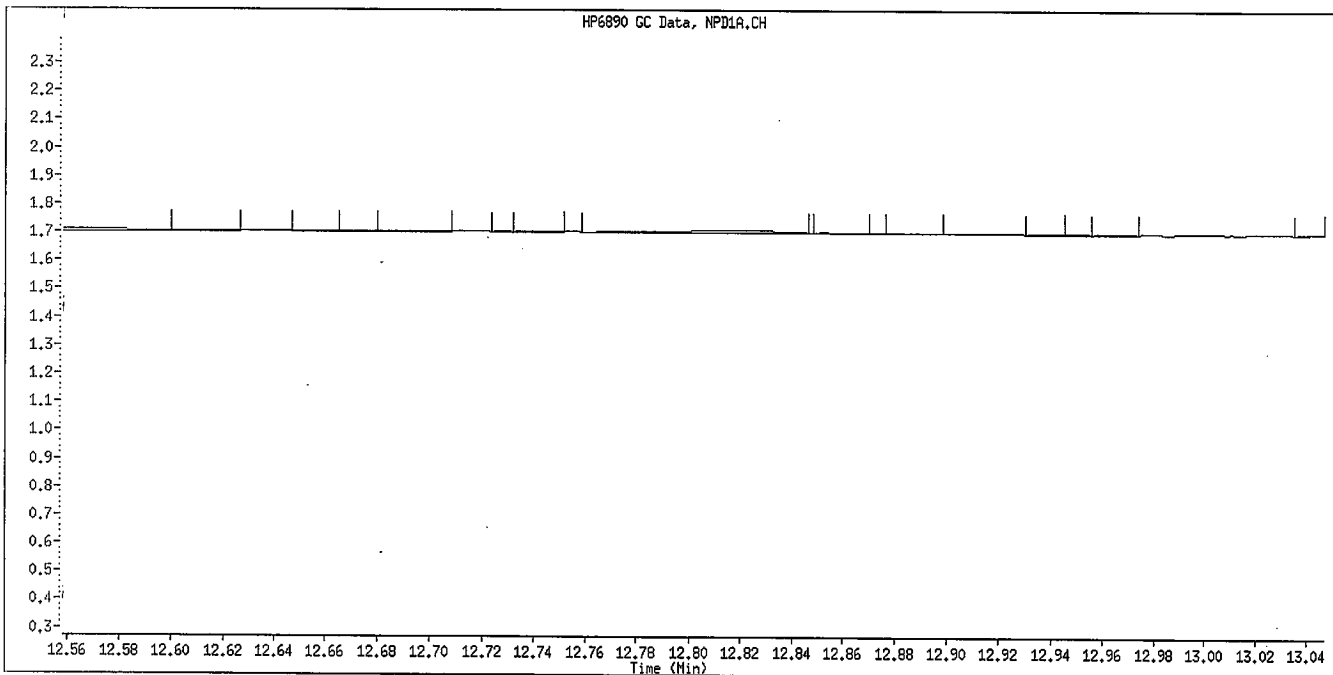
\\Densvyr03\Public\chem\GCs\GC_D2.1\0626091.B\008F0801.D

TOCP

Data File Name: 008F0801.D
Inj. Date and Time: 26-JUN-2009 20:45
Instrument ID: GC_D2.i
Client ID: OPP L2 GSV0640
Compound Name: Anilazine
CAS #:
Report Date: 06/30/2009



Original Integration

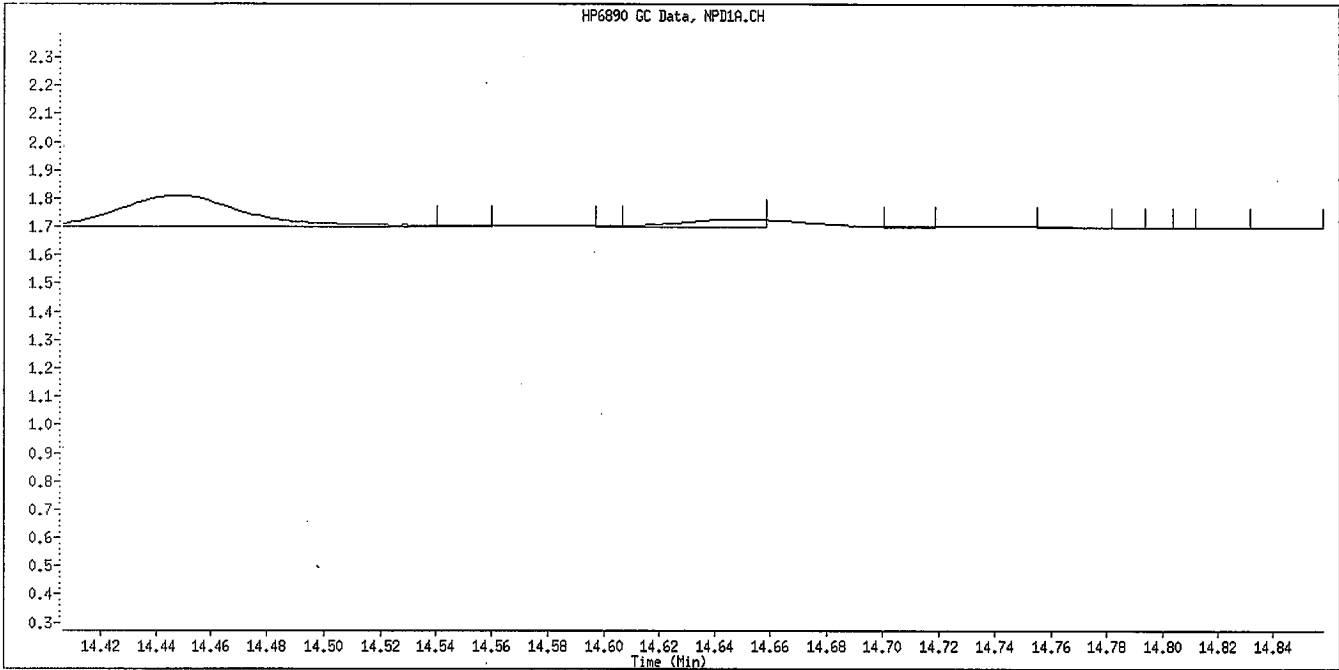


Manual Integration

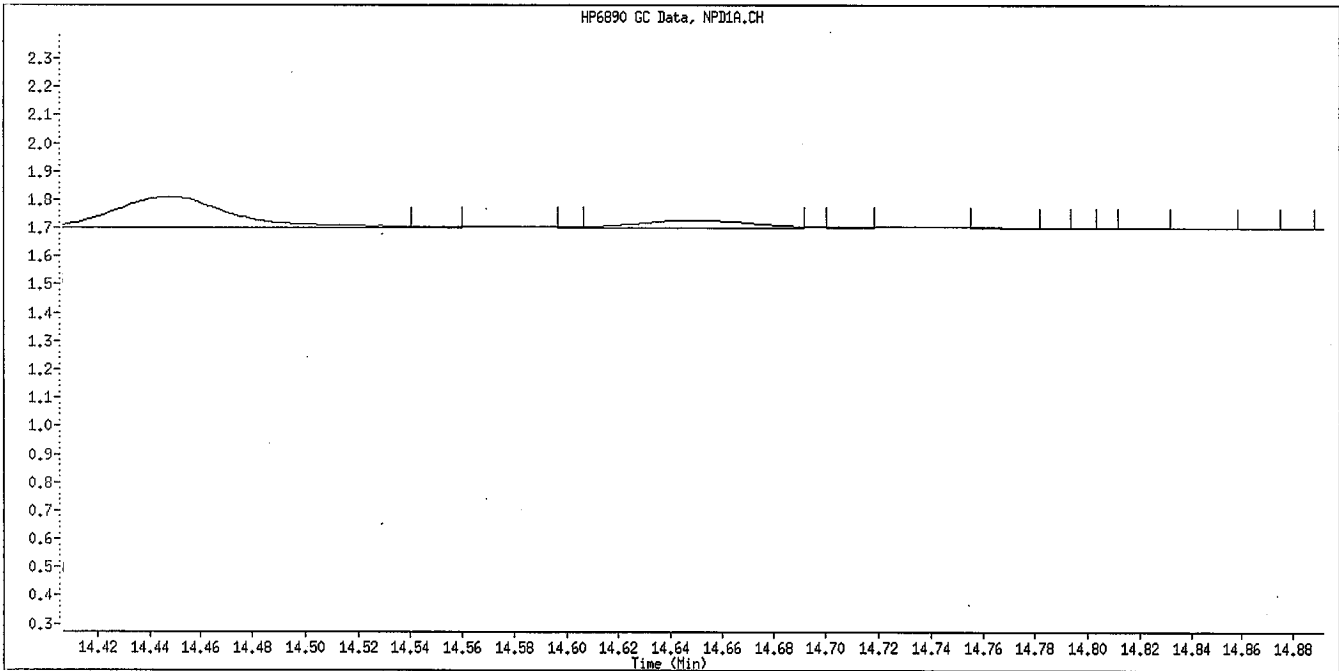
Manually Integrated By: williamst
Manual Integration Reason: Baseline Event

Handwritten signature:
JL
6/30/09

Data File Name: 008F0801.D
Inj. Date and Time: 26-JUN-2009 20:45
Instrument ID: GC_D2.i
Client ID: OPP L2 GSV0640
Compound Name: Merphos-B (Merphos Oxone)
CAS #:
Report Date: 06/30/2009



Original Integration



Manual Integration

Manually Integrated By: williamst
Manual Integration Reason: Baseline Event

Je
6/30/09

TestAmerica

Data file : \\DenSvr03\Public\chem\GCS\GC_D2.i\0626091.B\009F0901.D
 Lab Smp Id: OPP L1 GSV0641 Client Smp ID: OPP L1 GSV0641
 Inj Date : 26-JUN-2009 21:13
 Operator : MPK/TLW Inst ID: GC_D2.i
 Smp Info : OPP L1 GSV0641
 Misc Info : IS - GSV0633-09
 Comment :
 Method : \\DenSvr03\Public\chem\GCS\GC_D2.i\0626091.B\8141A-1.m
 Meth Date : 30-Jun-2009 12:45 GC_D2.i Quant Type: ISTD
 Cal Date : 26-JUN-2009 20:45 Cal File: 008F0801.D
 Als bottle: 9 Calibration Sample, Level: 1
 Dil Factor: 1.00000
 Integrator: Falcon Compound Sublist: 8141A.sub
 Target Version: 4.14
 Processing Host: DENPC075

Compounds	AMOUNTS					
	RT	EXP RT	REL RT	RESPONSE	CAL-AMT (ug/mL)	ON-COL (ug/mL)
1 o,o,o-TEPT	3.258	3.254	(0.183)	32995	0.20000	0.2212
2 Dichlorvos	4.081	4.074	(0.229)	21359	0.20000	0.2306
3 Mevinphos	5.743	5.739	(0.322)	10777	0.20000	0.2118
\$ 4 Chlormefos	5.834	5.836	(0.327)	24167	0.20000	0.2083
5 Thionazin	7.506	7.507	(0.421)	22524	0.20000	0.2127
6 Demeton-O	7.646	7.649	(0.429)	9836	0.06500	0.07420
7 Ethoprop	7.854	7.852	(0.440)	20488	0.20000	0.2208
8 Naled	8.063	8.057	(0.452)	1992	0.20000	0.2720 (M)
* 9 Tributylphosphate	8.114	8.135	(1.000)	165799	2.00000	
10 Sulfotepp	8.439	8.442	(0.473)	34658	0.20000	0.1992
11 Phorate	8.531	8.532	(0.478)	21475	0.20000	0.2235
12 Dimethoate	8.664	8.659	(0.486)	20073	0.20000	0.1798
13 Demeton-S	8.846	8.846	(0.496)	10751	0.13600	0.1328
14 Simazine	8.926	8.924	(0.500)	4819	0.20000	0.2042 (M)
15 Atrazine	9.093	9.094	(0.510)	7432	0.20000	0.1717
16 propazine	9.238	9.241	(0.518)	7824	0.20000	0.1959
17 Disulfoton	9.868	9.869	(0.553)	15404	0.20000	0.2020
18 Diazinon	9.904	9.902	(0.555)	23321	0.20000	0.2259
19 Methyl Parathion	10.716	10.717	(0.601)	12987	0.20000	0.1984
20 Ronnel	11.239	11.241	(0.630)	15128	0.20000	0.2236
21 Malathion	11.801	11.804	(0.661)	15443	0.20000	0.2136
22 Fenthion	11.931	11.932	(0.669)	15507	0.20000	0.2330
23 Parathion	12.019	12.019	(0.674)	15083	0.20000	0.2130
24 Chlorpyrifos	12.069	12.067	(0.676)	19655	0.20000	0.2294
25 Trichloronate	12.494	12.496	(0.700)	15328	0.20000	0.2002
26 Anilazine	12.824	12.817	(0.719)	1493	0.20000	0.2971 (M)
27 Merphos-A (Merphos)	13.199	13.199	(0.740)	13220	0.20000	0.2069
28 Tetrachlorvinphos (Stirophos)	13.823	13.824	(0.775)	8134	0.20000	0.1916
29 Tokuthion	14.448	14.449	(0.810)	15915	0.20000	0.2168
30 Merphos-B (Merphos Oxone)	14.656	14.651	(0.821)	3884	0.20000	0.2457 (M)
31 Carbophenothion-methyl	15.238	15.239	(0.854)	14924	0.20000	0.2045
32 Fensulfothion	15.364	15.361	(0.861)	8319	0.20000	0.2269
33 Bolstar / Famphur	16.049	16.053	(0.899)	32824	0.40000	0.4674

Compounds	RT	EXP RT	REL RT	RESPONSE	AMOUNTS	
					CAL-AMT (ug/mL)	ON-COL (ug/mL)
34 Carbophenothion	16.193	16.197	(0.908)	16722	0.20000	0.2374
\$ 35 Triphenyl phosphate	16.709	16.712	(0.936)	11646	0.20000	0.2175
36 Phosmet	16.963	16.963	(0.951)	12928	0.20000	0.2144
37 EPN	17.148	17.151	(0.961)	9525	0.20000	0.2105
38 Azinphos-methyl	17.478	17.480	(0.980)	12661	0.20000	0.1970
* 39 TOCP	17.843	17.846	(1.000)	105892	2.00000	
40 Azinphos-ethyl	17.923	17.926	(1.004)	23154	0.20000	0.1978
41 Coumaphos	18.364	18.366	(1.029)	10604	0.20000	0.2046
S 42 Merphos				17104	0.20000	0.2120
M 43 Total Demeton				20587	0.20000	0.2070

QC Flag Legend

M - Compound response manually integrated.

TestAmerica

INTERNAL STANDARD COMPOUNDS
 AREA AND RT SUMMARY

Instrument ID: GC_D2.i
 Lab File ID: 009F0901.D
 Lab Smp Id: OPP L1 GSV0641
 Analysis Type: SV
 Quant Type: ISTD
 Operator: MPK/TLW
 Method File: \\DenSvr03\Public\chem\GCS\GC_D2.i\0626091.B\8141A-1.m
 Misc Info: IS - GSV0633-09

Calibration Date: 26-JUN-2009
 Calibration Time: 19:50
 Client Smp ID: OPP L1 GSV0641
 Level:
 Sample Type:

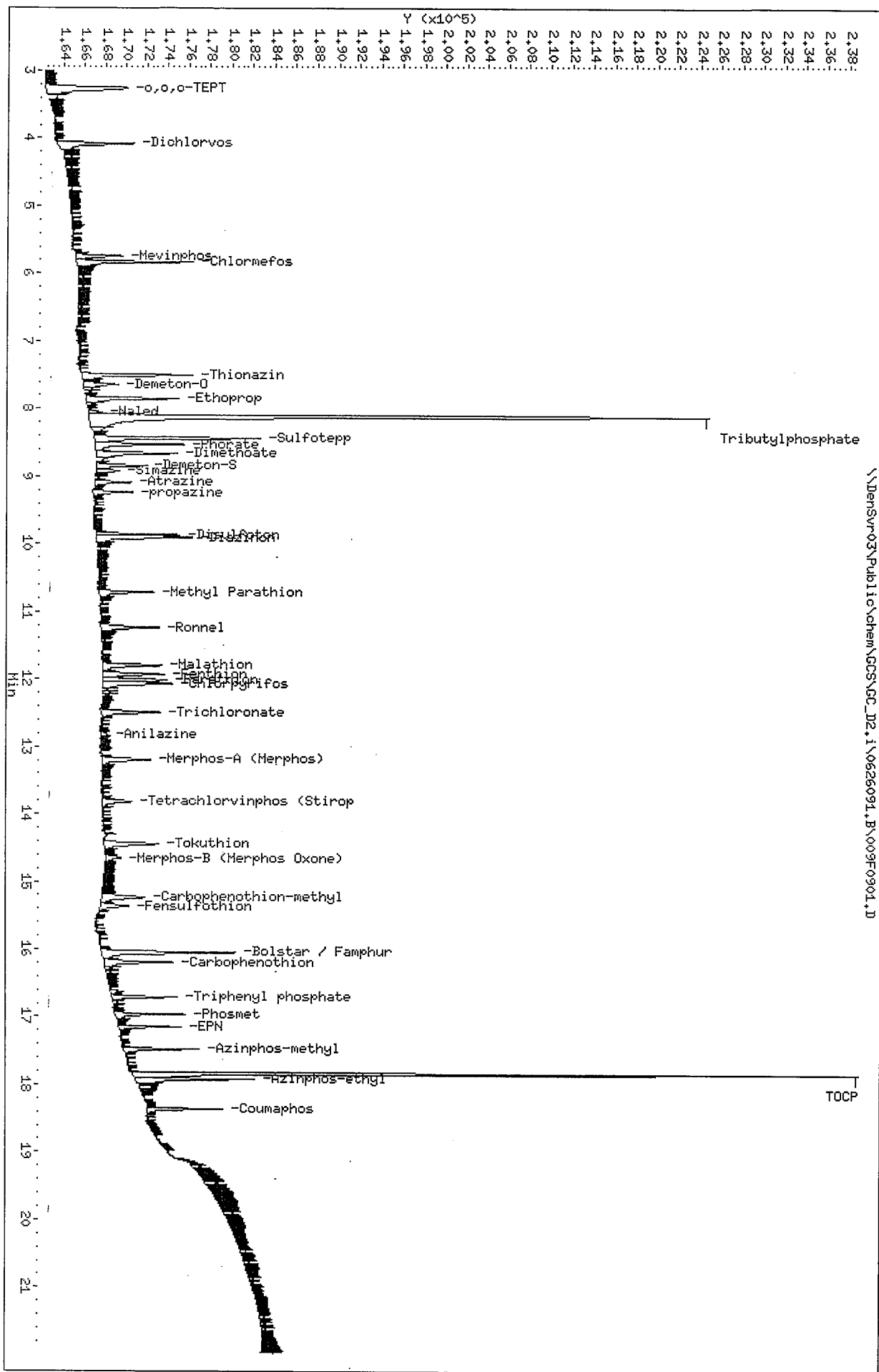
COMPOUND	STANDARD	AREA LIMIT		SAMPLE	%DIFF
		LOWER	UPPER		
9 Tributylphosphate	160310	80155	320620	165799	3.42
39 TOCP	97363	48682	194726	105892	8.76

COMPOUND	STANDARD	RT LIMIT		SAMPLE	%DIFF
		LOWER	UPPER		
9 Tributylphosphate	8.11	7.61	8.61	8.11	0.03
39 TOCP	17.84	17.34	18.34	17.84	-0.01

AREA UPPER LIMIT = +100% of internal standard area.
 AREA LOWER LIMIT = - 50% of internal standard area.
 RT UPPER LIMIT = + 0.50 minutes of internal standard RT.
 RT LOWER LIMIT = - 0.50 minutes of internal standard RT.

Data File: \\Densur-03\Public\chem\GC\GC_D2.1\0626091.B\009F0901.D
 Date: 26-JUN-2009 21:13
 Client ID: OPP L1 GSV0641
 Sample Info: OPP L1 GSV0641
 Column phase: RTX-1MS

Instrument: GC_D2.1
 Operator: HPK/TLM
 Column diameter: 0.32



Data File Name: 009F0901.D

Inj. Date and Time: 26-JUN-2009 21:13

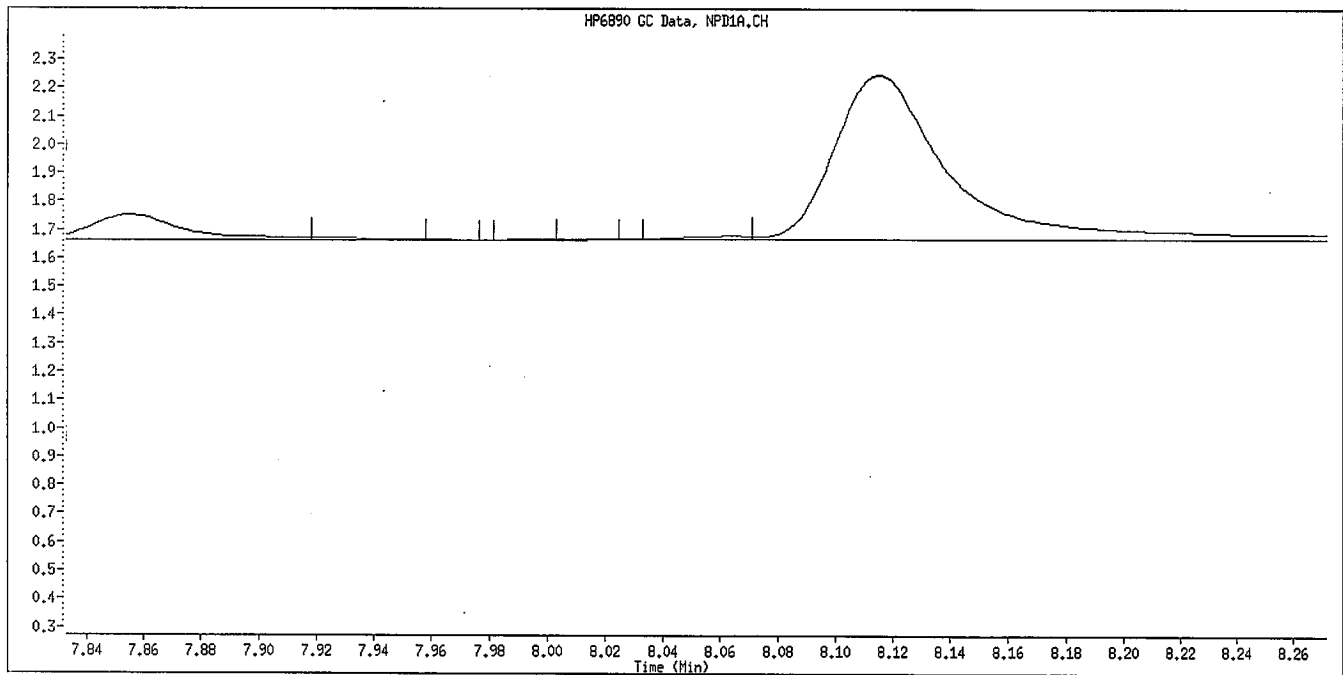
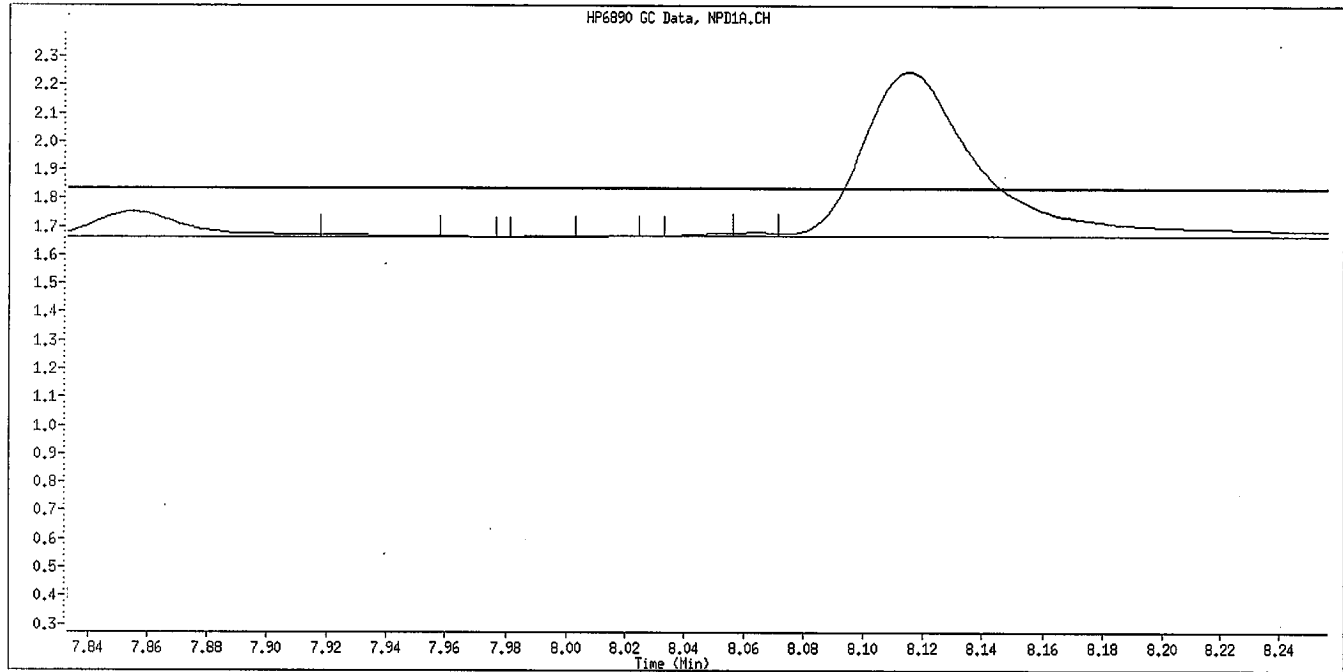
Instrument ID: GC_D2.i

Client ID: OPP L1 GSV0641

Compound Name: Naled

CAS #:

Report Date: 06/30/2009

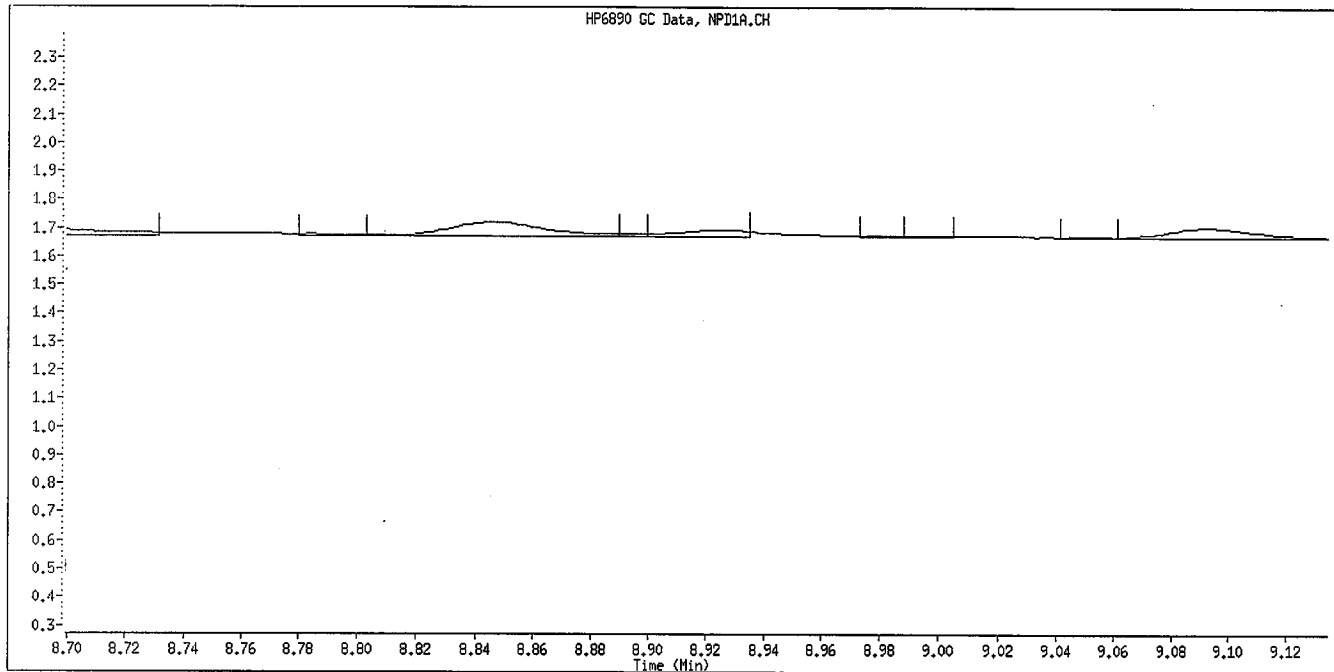


Manually Integrated By: williamst

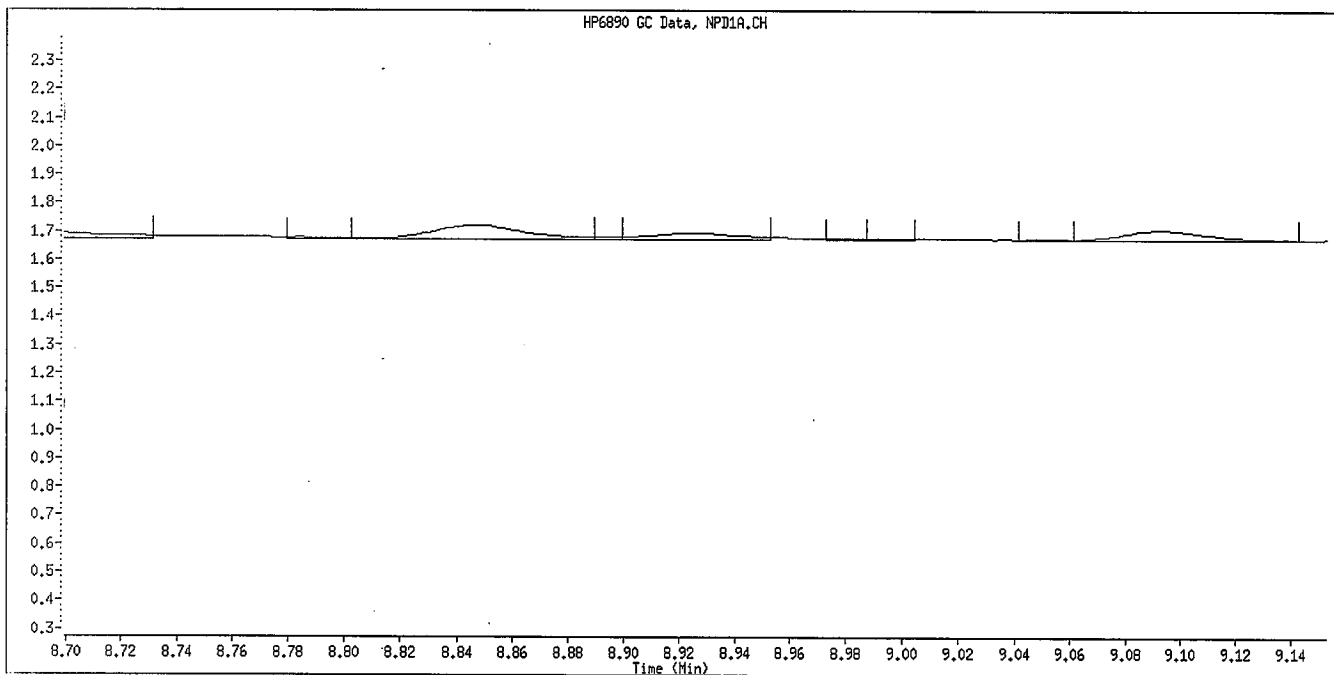
Manual Integration Reason: Baseline Event

Handwritten signature and date:
6/30/09

Data File Name: 009F0901.D
Inj. Date and Time: 26-JUN-2009 21:13
Instrument ID: GC_D2.i
Client ID: OPP L1 GSV0641
Compound Name: Simazine
CAS #:
Report Date: 06/30/2009



Original Integration

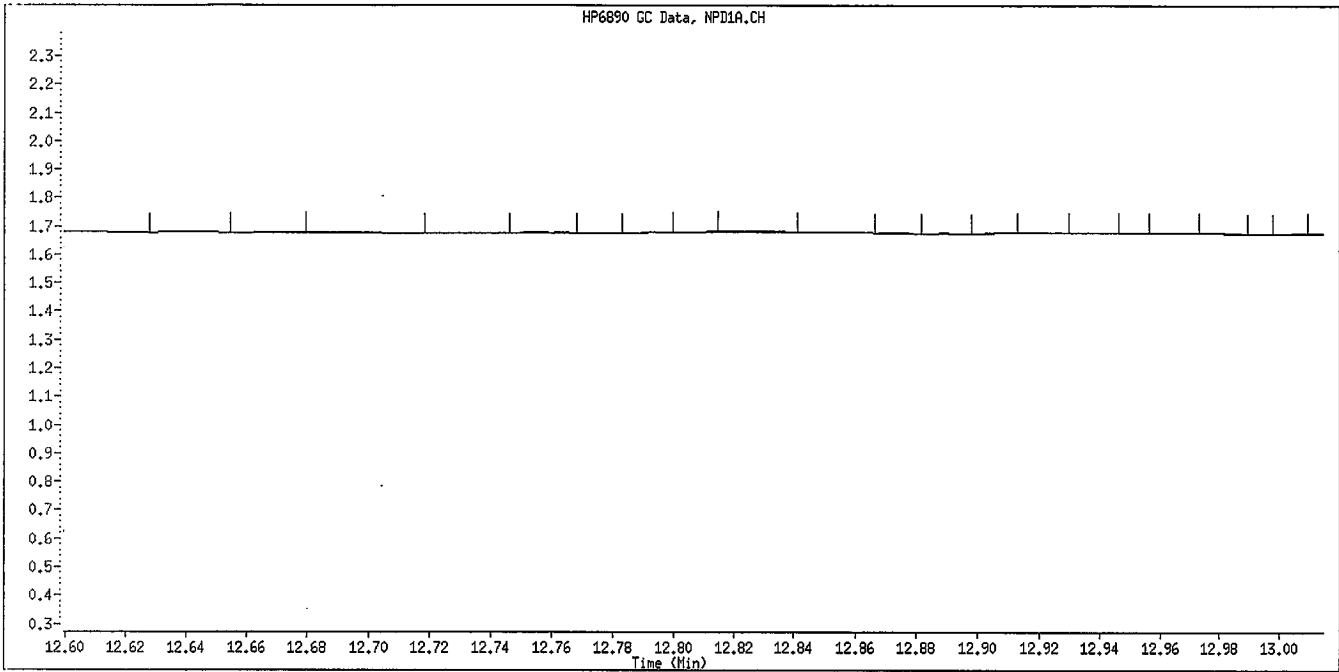


Manual Integration

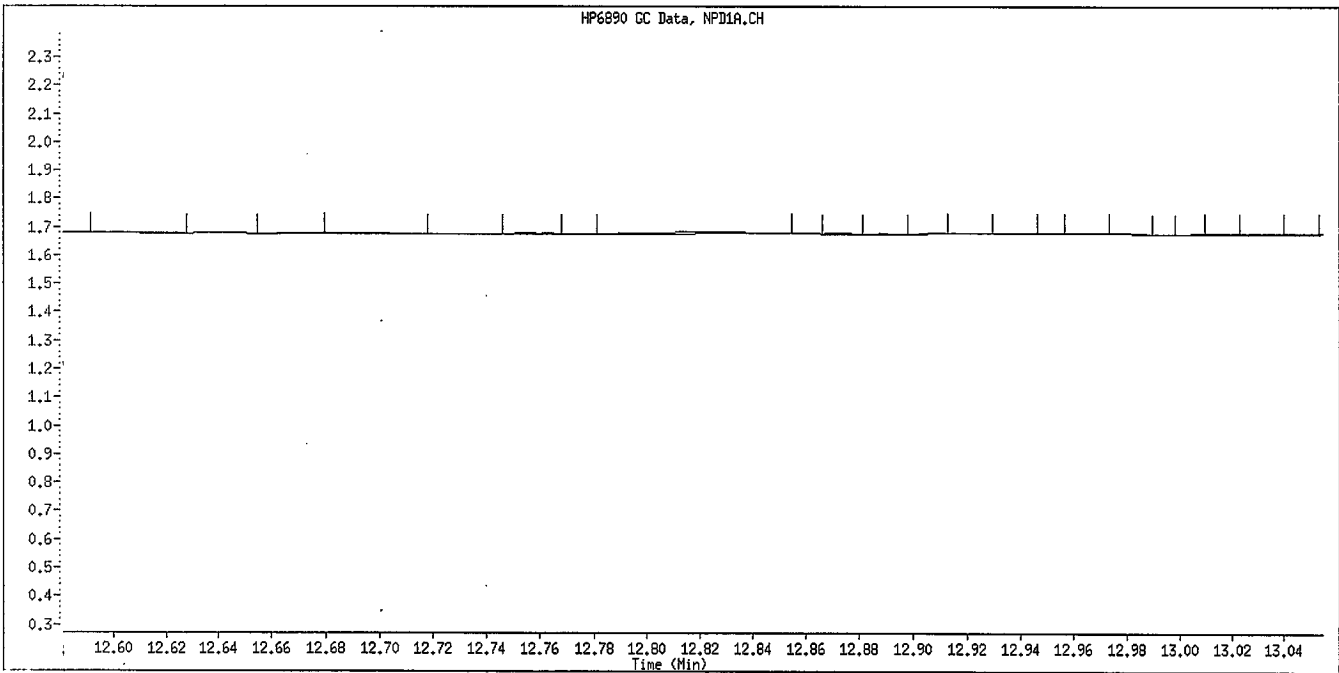
Manually Integrated By: williamst
Manual Integration Reason: Baseline Event

Handwritten signature
6/30/09

Data File Name: 009F0901.D
Inj. Date and Time: 26-JUN-2009 21:13
Instrument ID: GC_D2.i
Client ID: OPP L1 GSV0641
Compound Name: Anilazine
CAS #:
Report Date: 06/30/2009



Original Integration

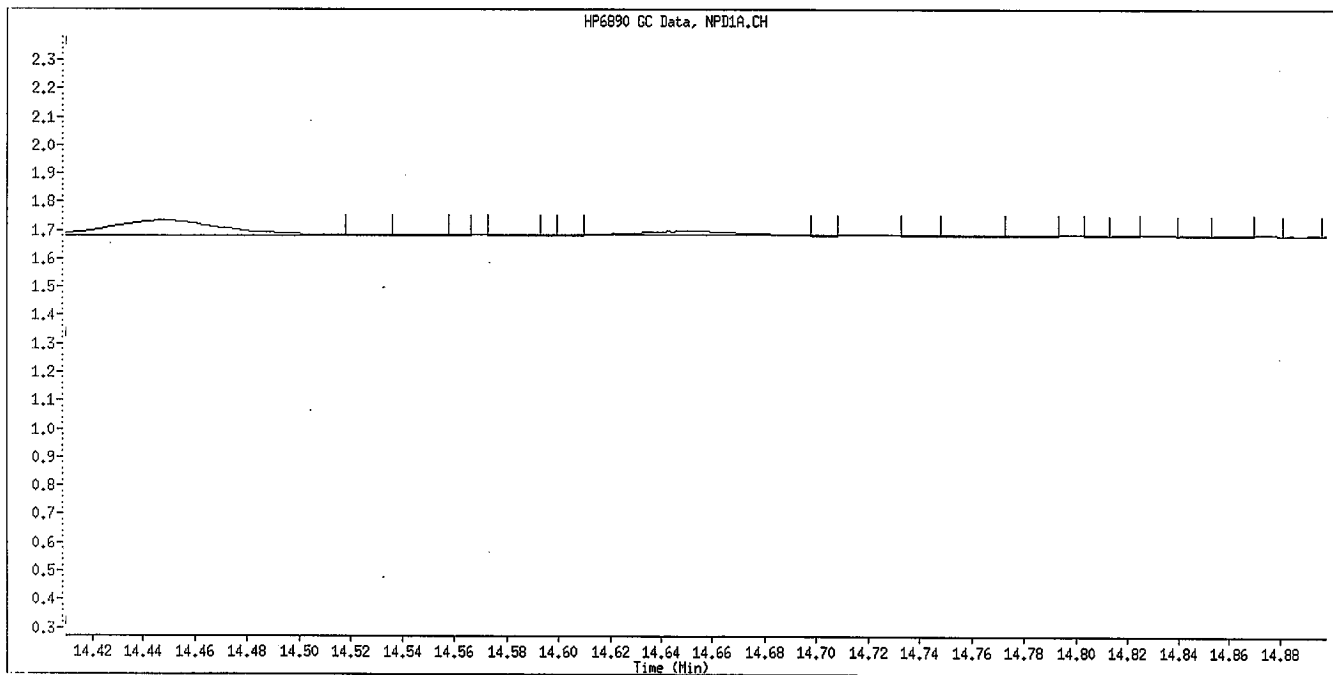
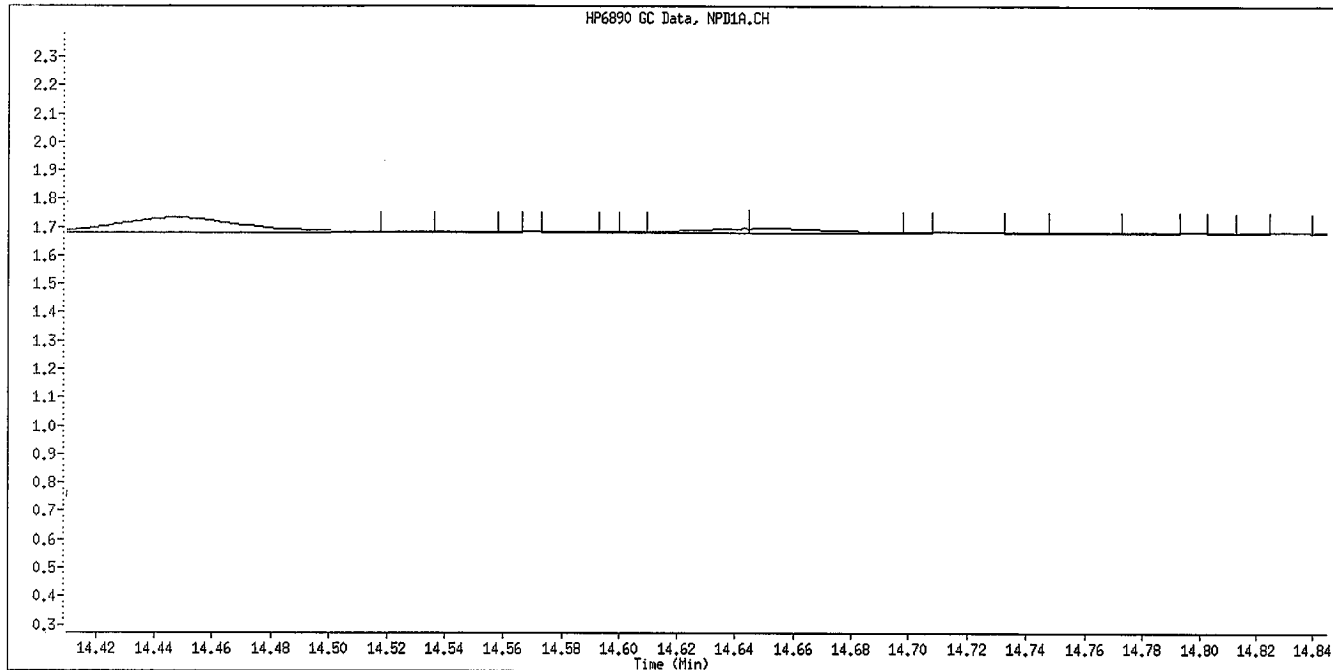


Manual Integration

Manually Integrated By: williamst
Manual Integration Reason: Baseline Event

Handwritten signature
6/30/09

Data File Name: 009F0901.D
Inj. Date and Time: 26-JUN-2009 21:13
Instrument ID: GC_D2.i
Client ID: OPP L1 GSV0641
Compound Name: Merphos-B (Merphos Oxone)
CAS #:
Report Date: 06/30/2009



Manually Integrated By: williamst
Manual Integration Reason: Baseline Event

Handwritten signature and date:
7/6
6/30/09

TestAmerica

Data file : \\DenSvr03\Public\chem\GCS\GC_D2.i\0626091.B\010F1001.D
 Lab Smp Id: OPP SS GSV0633 Client Smp ID: OPP SS GSV0633
 Inj Date : 26-JUN-2009 21:40
 Operator : MPK/TLW Inst ID: GC_D2.i
 Smp Info : OPP SS GSV0633
 Misc Info : IS - GSV0633-09
 Comment :
 Method : \\DenSvr03\Public\chem\GCS\GC_D2.i\0626091.B\8141A-1.m
 Meth Date : 30-Jun-2009 12:45 GC_D2.i Quant Type: ISTD
 Cal Date : 26-JUN-2009 21:13 Cal File: 009F0901.D
 Als bottle: 10 Continuing Calibration Sample
 Dil Factor: 1.00000
 Integrator: Falcon Compound Sublist: 8141A.sub
 Target Version: 4.14
 Processing Host: DENPC075

Compounds	AMOUNTS					
	RT	EXP RT	REL RT	RESPONSE	CAL-AMT (ug/mL)	ON-COL (ug/mL)
1 o,o,o-TEPT	3.252	3.254	(0.182)	288886	2.00000	2.058
2 Dichlorvos	4.074	4.074	(0.228)	166172	2.00000	1.906
3 Mevinphos	5.737	5.739	(0.322)	81302	2.00000	1.698
4 Chlormefos	5.834	5.836	(0.327)	194413	2.00000	1.781
5 Thionazin	7.504	7.507	(0.421)	196672	2.00000	1.974
6 Demeton-O	7.645	7.649	(0.429)	175593	0.65000	1.871
7 Ethoprop	7.849	7.852	(0.440)	179292	2.00000	2.054
8 Naled	8.054	8.057	(0.451)	23739	2.00000	1.198
9 Tributylphosphate	8.112	8.135	(1.000)	166572	2.00000	
10 Sulfotepp	8.437	8.442	(0.473)	226133	2.00000	1.793
11 Phorate	8.529	8.532	(0.478)	182466	2.00000	2.018
12 Dimethoate	8.654	8.659	(0.485)	219089	2.00000	2.086
13 Demeton-S	8.842	8.846	(0.496)	17618	1.36000	0.2313
14 Simazine	8.919	8.924	(0.500)	92634	2.00000	2.622
15 Atrazine	9.089	9.094	(0.509)	79689	2.00000	1.957
16 propazine	9.235	9.241	(0.518)	71876	2.00000	1.913
17 Disulfoton	9.865	9.869	(0.553)	98052	2.00000	1.589
18 Diazinon	9.900	9.902	(0.555)	209627	2.00000	2.158
19 Methyl Parathion	10.714	10.717	(0.600)	125682	2.00000	2.040
20 Ronnel	11.237	11.241	(0.630)	136977	2.00000	2.151
21 Malathion	11.799	11.804	(0.661)	94998	2.00000	1.625
22 Fenthion	11.929	11.932	(0.669)	117968	2.00000	1.884
23 Parathion	12.017	12.019	(0.674)	129518	2.00000	1.944
24 Chlorpyrifos	12.067	12.067	(0.676)	158990	2.00000	1.972
25 Trichloronate	12.492	12.496	(0.700)	134163	2.00000	1.862
26 Anilazine	12.817	12.817	(0.718)	5585	2.00000	1.015
27 Merphos-A (Merphos)	13.195	13.199	(0.740)	24516	2.00000	0.4078
28 Tetrachlorvinphos (Stirophos)	13.817	13.824	(0.774)	83430	2.00000	2.088
29 Tokuthion	14.444	14.449	(0.810)	139904	2.00000	2.025
30 Merphos-B (Merphos Oxone)	14.647	14.651	(0.821)	107349	2.00000	6.623(A)
31 Carbophenothion-methyl	15.234	15.239	(0.854)	73477	2.00000	1.354
32 Fensulfothion	15.355	15.361	(0.861)	108213	2.00000	1.924
33 Bolstar / Famphur	16.047	16.053	(0.899)	268528	4.00000	4.064

Compounds	RT	EXP RT	REL RT	RESPONSE	AMOUNTS	
					CAL-AMT (ug/mL)	ON-COL (ug/mL)
===== 34 Carbophenothion	16.194	16.197	(0.908)	123570	2.00000	1.864
\$ 35 Triphenyl phosphate	16.709	16.712	(0.936)	86501	2.00000	1.717
36 Phosmet	16.960	16.963	(0.951)	93465	2.00000	1.647
37 EPN	17.147	17.151	(0.961)	96842	2.00000	1.793
38 Azinphos-methyl	17.477	17.480	(0.980)	116249	2.00000	1.922
* 39 TOCP	17.842	17.846	(1.000)	99647	2.00000	
40 Azinphos-ethyl	17.922	17.926	(1.004)	124764	2.00000	1.833
41 Coumaphos	18.362	18.366	(1.029)	97846	2.00000	2.006
S 42 Merphos				131865	2.00000	1.737
M 43 Total Demeton				193211	2.00000	2.102

QC Flag Legend

A - Target compound detected but, quantitated amount exceeded maximum amount.

TestAmerica

INTERNAL STANDARD COMPOUNDS
 AREA AND RT SUMMARY

Instrument ID: GC_D2.i Calibration Date: 26-JUN-2009
 Lab File ID: 010F1001.D Calibration Time: 19:50
 Lab Smp Id: OPP SS GSV0633 Client Smp ID: OPP SS GSV0633
 Analysis Type: SV Level:
 Quant Type: ISTD Sample Type:
 Operator: MPK/TLW
 Method File: \\DenSvr03\Public\chem\GCS\GC_D2.i\0626091.B\8141A-1.m
 Misc Info: IS - GSV0633-09


COMPOUND	STANDARD	AREA LIMIT		SAMPLE	%DIFF
		LOWER	UPPER		
9 Tributylphosphate	160310	80155	320620	166572	3.91
39 TOCP	97363	48682	194726	99647	2.35

COMPOUND	STANDARD	RT LIMIT		SAMPLE	%DIFF
		LOWER	UPPER		
9 Tributylphosphate	8.11	7.61	8.61	8.11	0.00
39 TOCP	17.84	17.34	18.34	17.84	-0.01

AREA UPPER LIMIT = +100% of internal standard area.
 AREA LOWER LIMIT = - 50% of internal standard area.
 RT UPPER LIMIT = + 0.50 minutes of internal standard RT.
 RT LOWER LIMIT = - 0.50 minutes of internal standard RT.

Data File: \\Densv03\Public\chem\GCS\GC_D2.1\0626091.B\010F1001.D
 Date: 26-JUN-2009 21:40
 Client ID: OPP SS GSV0633
 Sample Info: OPP SS GSV0633
 Column phase: RTX-1MS

Instrument: GC_D2.1
 Operator: HPK/TLW
 Column diameter: 0.32



TestAmerica

Data file : \\DenSvr03\Public\chem\GCS\GC_D2.i\0626092.B\003F0301.D
 Lab Smp Id: OPP L7 GSV0634 Client Smp ID: OPP L7 GSV0634
 Inj Date : 26-JUN-2009 18:28
 Operator : MPK/TLW Inst ID: GC_D2.i
 Smp Info : OPP L7 GSV0634
 Misc Info :
 Comment :
 Method : \\DenSvr03\Public\chem\GCS\GC_D2.i\0626092.B\8141A-2.m
 Meth Date : 30-Jun-2009 12:58 GC_D2.i Quant Type: ISTD
 Cal Date : 26-JUN-2009 21:13 Cal File: 009F0901.D
 Als bottle: 3 Calibration Sample, Level: 7
 Dil Factor: 1.00000 Compound Sublist: 8141A.sub
 Integrator: Falcon
 Target Version: 4.14
 Processing Host: DENPC075

Compounds	AMOUNTS					
	RT	EXP RT	REL RT	RESPONSE	CAL-AMT (ug/mL)	ON-COL (ug/mL)
1 o,o,o-TEPT	4.729	4.731	(0.251)	421372	5.00000	4.907
2 Dichlorvos	6.546	6.546	(0.348)	359024	5.00000	5.355 (A)
\$ 3 Chlormefos	7.383	7.384	(0.392)	338585	5.00000	5.016 (A)
4 Mevinphos	9.233	9.234	(0.491)	238906	5.00000	5.290 (A)
5 Demeton-O	9.733	9.734	(0.517)	69239	1.62500	1.609
6 Thionazin	9.984	9.984	(0.531)	338015	5.00000	5.005 (A)
7 Ethoprop	10.499	10.499	(0.558)	242747	5.00000	4.810
8 Phorate	10.538	10.539	(0.560)	289868	5.00000	4.953
9 Naled	10.939	10.939	(0.581)	78857	5.00000	5.109 (A)
10 Sulfotepp	11.018	11.017	(0.586)	427657	5.00000	4.845 (A)
* 11 Tributylphosphate	11.116	11.116	(1.000)	139264	2.00000	
12 Simazine	11.401	11.399	(0.606)	68046	5.00000	5.383 (A)
13 Diazinon	11.541	11.541	(0.613)	228810	5.00000	4.801
14 Atrazine	11.584	11.584	(0.616)	128612	5.00000	4.879 (A)
15 Propazine	11.746	11.747	(0.624)	110050	5.00000	4.930
16 Disulfoton	12.049	12.049	(0.640)	228764	5.00000	4.914
17 Demeton-S	12.124	12.124	(0.644)	175573	3.40000	3.111
18 Dimethoate	13.283	13.282	(0.706)	319454	5.00000	5.120 (A)
19 Ronnel	13.588	13.587	(0.722)	211449	5.00000	5.035 (A)
20 Merphos-A (Merphos)	13.689	13.689	(1.231)	217509	5.00000	4.310 (A)
21 Chlorpyrifos	14.411	14.409	(0.766)	227882	5.00000	5.350 (A)
22 Fenthion	14.663	14.662	(0.779)	196942	5.00000	4.985
23 Trichloronate	14.711	14.711	(0.782)	296442	5.00000	5.242 (A)
24 Anilazine	15.214	15.216	(0.809)	19108	5.00000	5.242 (A)
25 Methyl Parathion	15.521	15.519	(0.825)	235511	5.00000	5.522 (A)
26 Malathion	15.724	15.724	(0.836)	212190	5.00000	5.311 (A)
27 Tokuthion	16.344	16.344	(0.869)	233715	5.00000	4.996
28 Parathion	16.493	16.494	(0.877)	213175	5.00000	5.073 (AM)
29 Merphos-B (Merphos Oxone)	16.514	16.517	(1.486)	65080	5.00000	4.212 (AM)
30 Tetrachlorvinphos (stirophos)	16.976	16.977	(0.902)	143806	5.00000	5.290 (A)
31 Carbophenothion methyl	17.081	17.082	(0.908)	210272	5.00000	5.396 (A)
32 Bolstar	17.441	17.440	(0.927)	199405	5.00000	4.858
33 Carbophenothion	17.523	17.524	(0.931)	212727	5.00000	5.271 (A)

Compounds	RT	EXP RT	REL RT	RESPONSE	AMOUNTS	
					CAL-AMT (ug/mL)	ON-COL (ug/mL)
=====	====	=====	=====	=====	=====	=====
\$ 34 Triphenyl phosphate	18.279	18.281	(0.972)	167127	5.00000	5.046 (A)
35 Fensulfothion	18.558	18.559	(0.986)	152929	5.00000	5.029 (A)
* 36 TOCP	18.814	18.816	(1.000)	66384	2.00000	
37 Phosmet / EPN	18.908	18.909	(1.005)	330448	10.0000	9.819 (A)
38 Famphur	19.011	19.011	(1.010)	220404	5.00000	5.062 (A)
39 Azinphos-methyl	19.146	19.147	(1.018)	197822	5.00000	4.967
40 Azinphos-ethyl	19.364	19.366	(1.029)	187035	5.00000	4.930
41 Coumaphos	20.348	20.347	(1.081)	155426	5.00000	5.329 (A)
S 42 Merphos				282589	5.00000	5.108 (A)
M 43 Total Demeton				244812	5.00000	4.720

QC Flag Legend

- A - Target compound detected but, quantitated amount exceeded maximum amount.
- M - Compound response manually integrated.

TestAmerica

INTERNAL STANDARD COMPOUNDS
 AREA AND RT SUMMARY

Instrument ID: GC D2.i	Calibration Date: 26-JUN-2009
Lab File ID: 003F0301.D	Calibration Time: 21:40
Lab Smp Id: OPP L7 GSV0634	Client Smp ID: OPP L7 GSV0634
Analysis Type: SV	Level:
Quant Type: ISTD	Sample Type:
Operator: MPK/TLW	
Method File: \\DenSvr03\Public\chem\GCS\GC_D2.i\0626092.B\8141A-2.m	
Misc Info:	

COMPOUND =====	STANDARD =====	AREA LIMIT		SAMPLE =====	%DIFF =====
		LOWER =====	UPPER =====		
11 Tributylphosphate	123933	61967	247866	139264	12.37
36 TOCP	68831	34416	137662	66384	-3.56

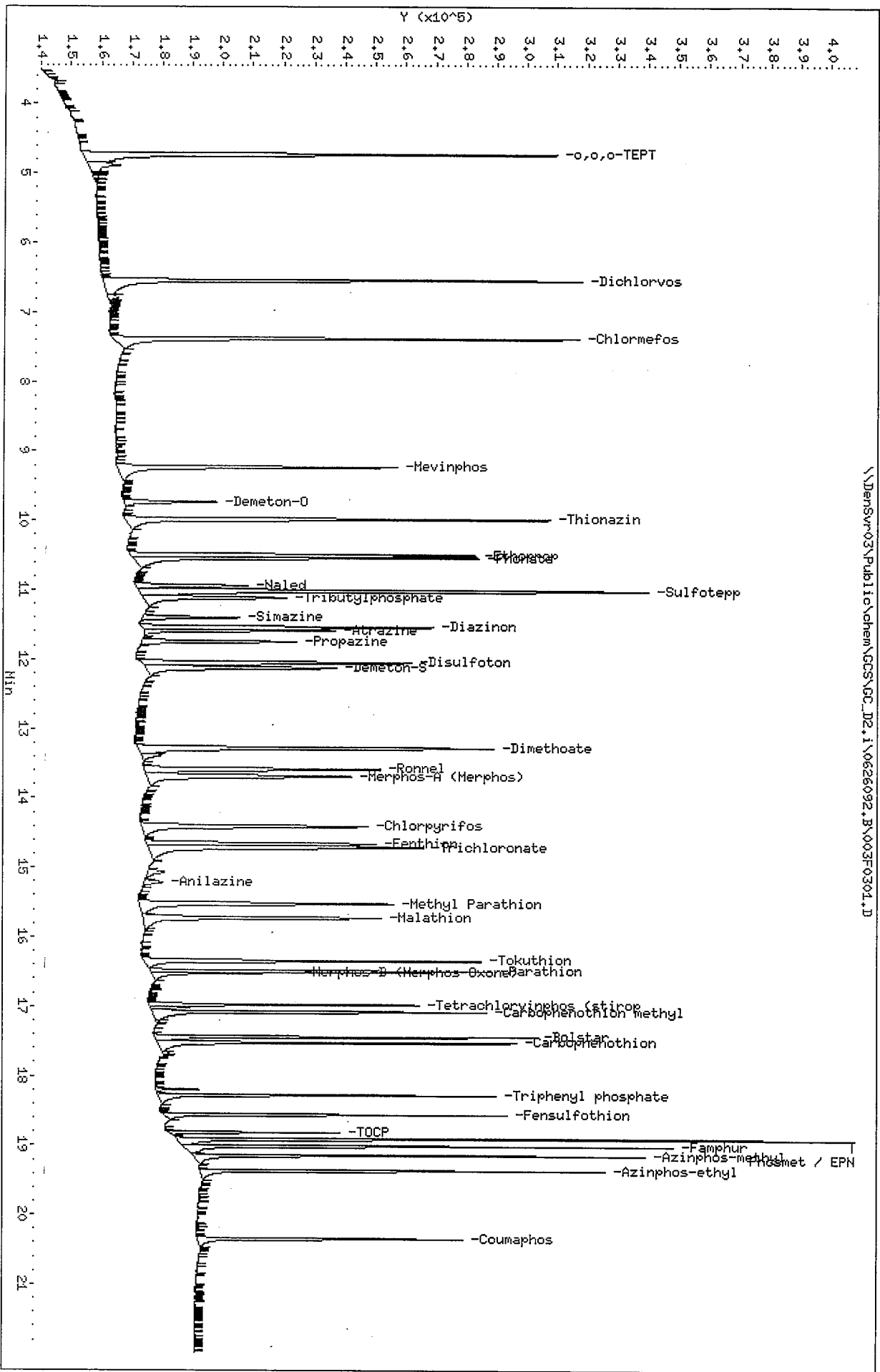
COMPOUND =====	STANDARD =====	RT LIMIT		SAMPLE =====	%DIFF =====
		LOWER =====	UPPER =====		
11 Tributylphosphate	11.12	10.62	11.62	11.12	0.01
36 TOCP	18.82	18.32	19.32	18.81	-0.00

AREA UPPER LIMIT = +100% of internal standard area.
 AREA LOWER LIMIT = - 50% of internal standard area.
 RT UPPER LIMIT = + 0.50 minutes of internal standard RT.
 RT LOWER LIMIT = - 0.50 minutes of internal standard RT.

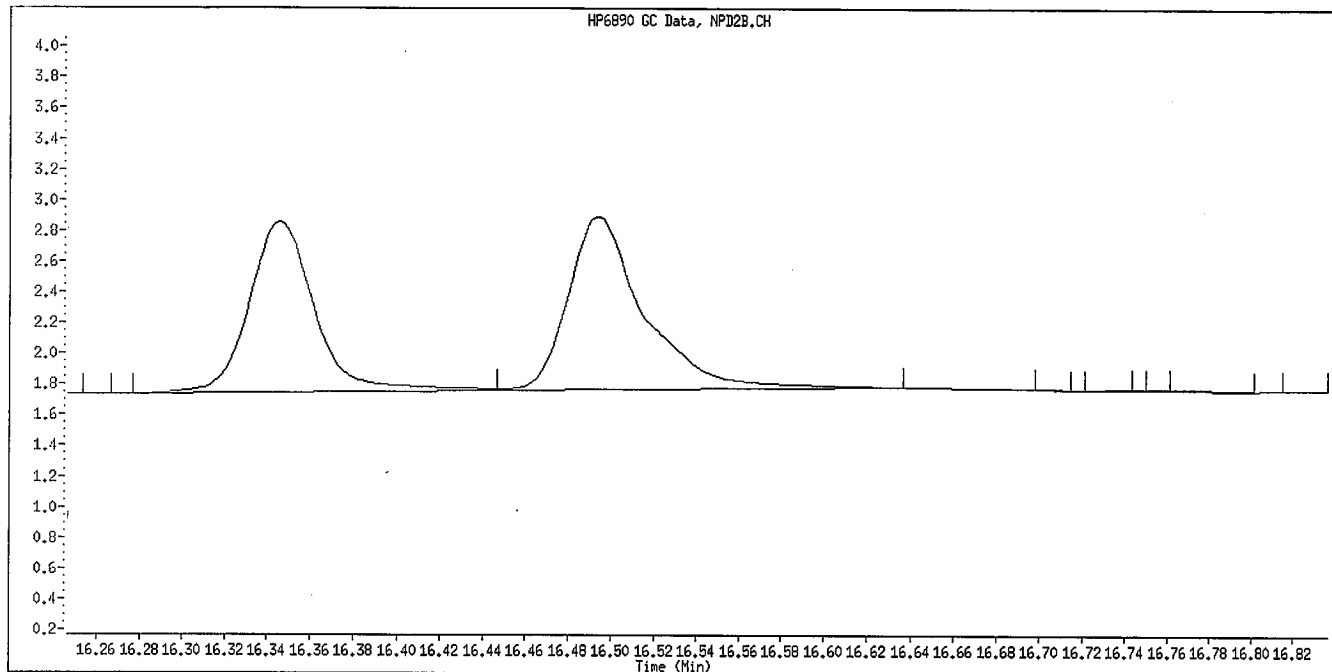
Data File: \\DensSvr03\Public\chem\GCS\GC_D2.i\0626092.B\003F0304.D
 Date: 26-JUN-2009 18:28
 Client ID: OPP L7 GSV0634
 Sample Info: OPP L7 GSV0634
 Column phase: RTX-OPPest

Instrument: GC_D2.i
 Operator: HPK/TLM
 Column diameter: 0.32

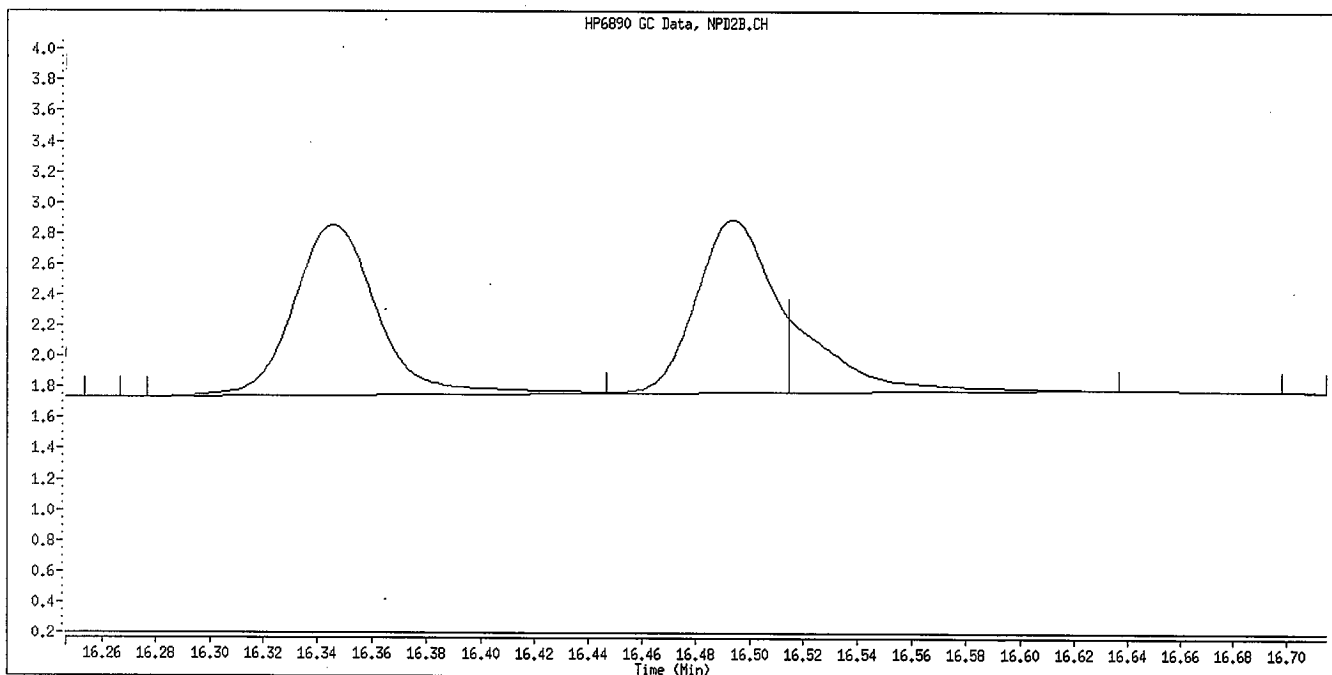
\\DensSvr03\Public\chem\GCS\GC_D2.i\0626092.B\003F0304.D



Data File Name: 003F0301.D
Inj. Date and Time: 26-JUN-2009 18:28
Instrument ID: GC_D2.i
Client ID: OPP L7 GSV0634
Compound Name: Parathion
CAS #:
Report Date: 06/30/2009



Original Integration

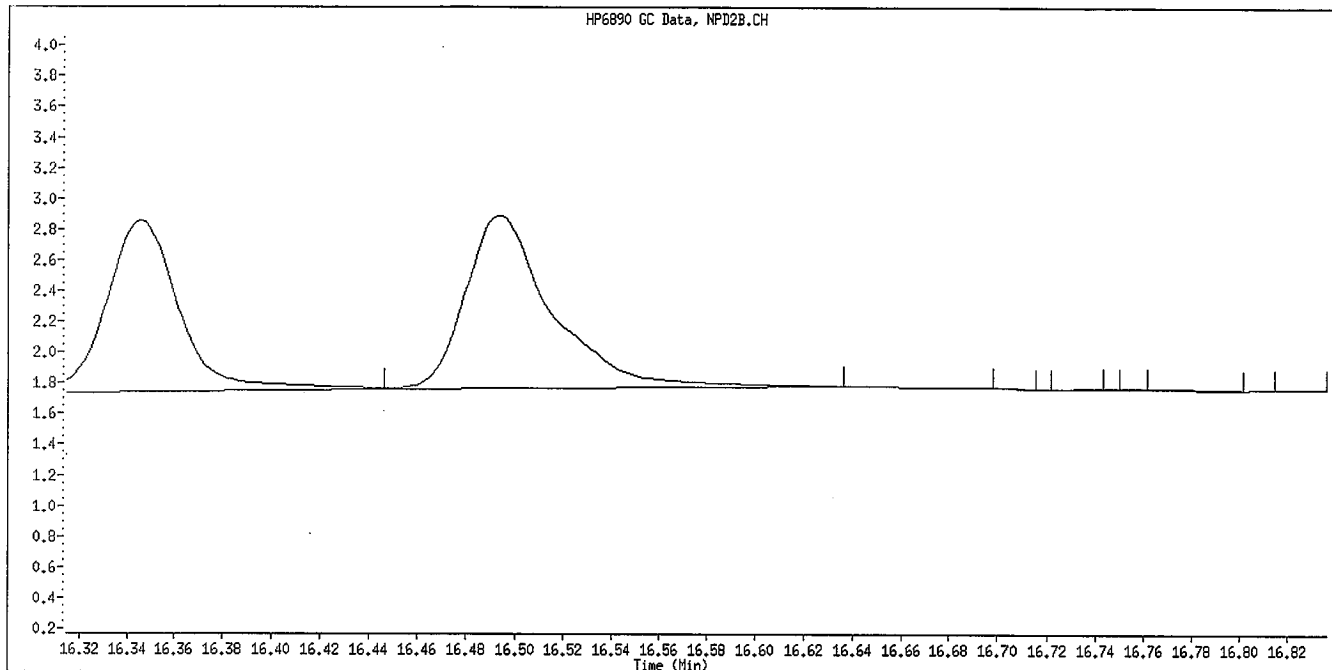


Manual Integration

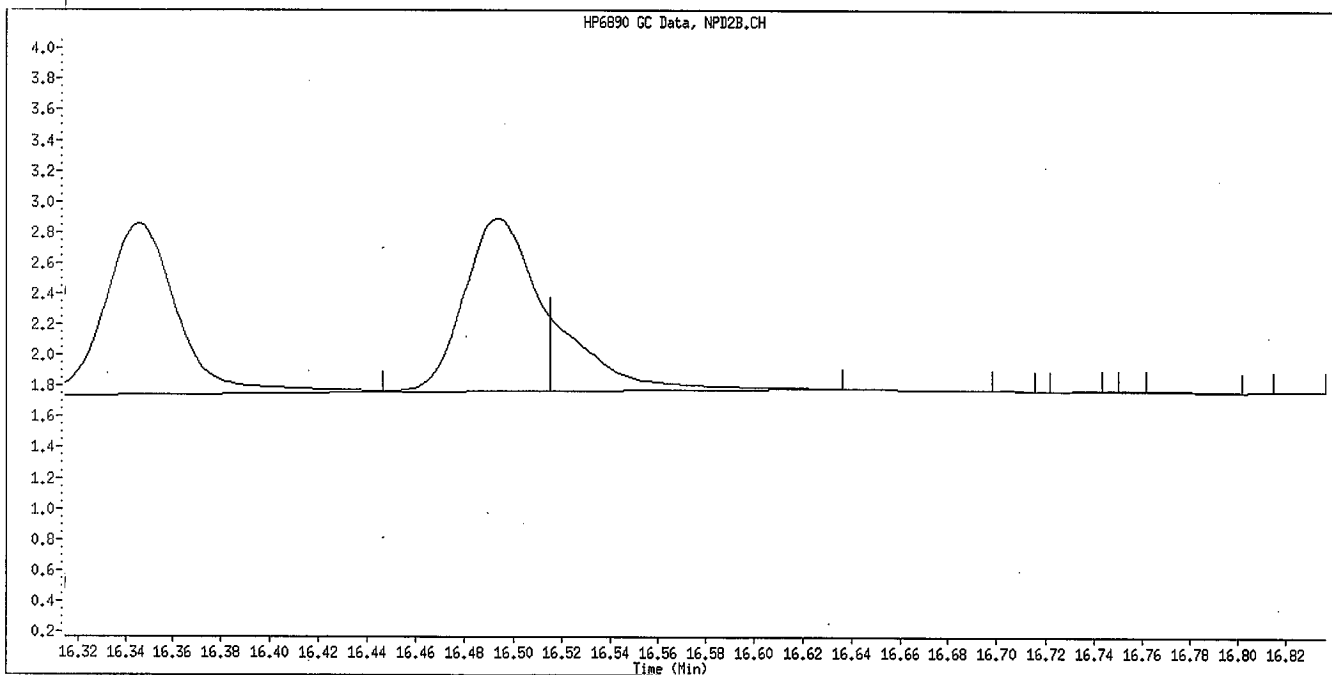
Manually Integrated By: williamst
Manual Integration Reason: Baseline Event

Handwritten signature
6/30/09

Data File Name: 003F0301.D
Inj. Date and Time: 26-JUN-2009 18:28
Instrument ID: GC_D2.i
Client ID: OPP L7 GSV0634
Compound Name: Merphos-B (Merphos Oxone)
CAS #:
Report Date: 06/30/2009



Original Integration



Manual Integration

Manually Integrated By: williamst
Manual Integration Reason: Baseline Event

Handwritten signature
6/30/09

TestAmerica

Data file : \\DenSvr03\Public\chem\GCS\GC_D2.i\0626092.B\004F0401.D
 Lab Smp Id: OPP L6 GSV0637 Client Smp ID: OPP L6 GSV0637
 Inj Date : 26-JUN-2009 18:55
 Operator : MPK/TLW Inst ID: GC_D2.i
 Smp Info : OPP L6 GSV0637
 Misc Info :
 Comment :
 Method : \\DenSvr03\Public\chem\GCS\GC_D2.i\0626092.B\8141A-2.m
 Meth Date : 30-Jun-2009 12:58 GC_D2.i Quant Type: ISTD
 Cal Date : 26-JUN-2009 18:28 Cal File: 003F0301.D
 Als bottle: 4 Calibration Sample, Level: 6
 Dil Factor: 1.00000
 Integrator: Falcon Compound Sublist: 8141A.sub
 Target Version: 4.14
 Processing Host: DENPC075

Compounds	AMOUNTS					
	RT	EXP RT	REL RT	RESPONSE	CAL-AMT (ug/mL)	ON-COL (ug/mL)
1 o,o,o-TEPT	4.729	4.731	(0.251)	328646	4.00000	4.043
2 Dichlorvos	6.546	6.546	(0.348)	257298	4.00000	4.054
\$ 3 Chlormefos	7.384	7.384	(0.392)	258146	4.00000	4.040
4 Mevinphos	9.234	9.234	(0.491)	177060	4.00000	4.141
5 Demeton-O	9.734	9.734	(0.517)	56273	1.30000	1.381
6 Thionazin	9.984	9.984	(0.531)	276609	4.00000	4.326
7 Ethoprop	10.499	10.499	(0.558)	193617	4.00000	4.053
8 Phorate	10.537	10.539	(0.560)	250422	4.00000	4.520
9 Naled	10.941	10.939	(0.582)	58330	4.00000	4.051
10 Sulfotepp	11.017	11.017	(0.586)	337512	4.00000	4.039 (A)
* 11 Tributylphosphate	11.116	11.116	(1.000)	118534	2.00000	
12 Simazine	11.401	11.399	(0.606)	52173	4.00000	4.360 (A)
13 Diazinon	11.541	11.541	(0.613)	181790	4.00000	4.034
14 Atrazine	11.582	11.584	(0.616)	98759	4.00000	4.001 (A)
15 Propazine	11.746	11.747	(0.624)	85745	4.00000	4.068
16 Disulfoton	12.049	12.049	(0.640)	184026	4.00000	4.176
17 Demeton-S	12.124	12.124	(0.644)	157195	2.72000	2.948
18 Dimethoate	13.282	13.282	(0.706)	236550	4.00000	4.005
19 Ronnel	13.589	13.587	(0.722)	165534	4.00000	4.164
20 Merphos-A (Merphos)	13.689	13.689	(1.231)	178652	4.00000	4.159 (A)
21 Chlorpyrifos	14.409	14.409	(0.766)	174421	4.00000	4.326
22 Fenthion	14.662	14.662	(0.779)	149338	4.00000	3.993
23 Trichloronate	14.709	14.711	(0.782)	208762	4.00000	3.926
24 Anilazine	15.216	15.216	(0.809)	13112	4.00000	3.800 (M)
25 Methyl Parathion	15.519	15.519	(0.825)	167086	4.00000	4.138 (A)
26 Malathion	15.724	15.724	(0.836)	151738	4.00000	4.012
27 Tokuthion	16.346	16.344	(0.869)	187169	4.00000	4.226
28 Parathion	16.492	16.494	(0.877)	170901	4.00000	4.296 (M)
29 Merphos-B (Merphos Oxone)	16.514	16.517	(1.486)	62127	4.00000	4.736 (AM)
30 Tetrachlorvinphos (stirophos)	16.976	16.977	(0.902)	109740	4.00000	4.264
31 Carbophenothion methyl	17.081	17.082	(0.908)	159411	4.00000	4.322
32 Bolstar	17.441	17.440	(0.927)	154382	4.00000	3.973
33 Carbophenothion	17.522	17.524	(0.931)	154486	4.00000	4.043 (A)

Compounds	RT	EXP RT	REL RT	RESPONSE	AMOUNTS	
					CAL-AMT (ug/mL)	ON-COL (ug/mL)
\$ 34 Triphenyl phosphate	18.279	18.281	(0.972)	125543	4.00000	4.004
35 Fensulfothion	18.557	18.559	(0.986)	126221	4.00000	4.385
* 36 TOCP	18.814	18.816	(1.000)	62844	2.00000	
37 Phosmet / EPN	18.907	18.909	(1.005)	263604	8.00000	8.261 (A)
38 Famphur	19.009	19.011	(1.010)	175421	4.00000	4.256
39 Azinphos-methyl	19.144	19.147	(1.018)	160515	4.00000	4.257
40 Azinphos-ethyl	19.362	19.366	(1.029)	144031	4.00000	4.011
41 Coumaphos	20.346	20.347	(1.081)	118936	4.00000	4.308
S 42 Merphos				240779	4.00000	4.597 (A)
M 43 Total Demeton				213468	4.00000	4.330

QC Flag Legend

- A - Target compound detected but, quantitated amount exceeded maximum amount.
- M - Compound response manually integrated.

TestAmerica

INTERNAL STANDARD COMPOUNDS
 AREA AND RT SUMMARY

Instrument ID: GC D2.i
 Lab File ID: 004F0401.D
 Lab Smp Id: OPP L6 GSV0637
 Analysis Type: SV
 Quant Type: ISTD
 Operator: MPK/TLW
 Method File: \\DenSvr03\Public\chem\GCS\GC_D2.i\0626092.B\8141A-2.m
 Misc Info:

Calibration Date: 26-JUN-2009
 Calibration Time: 21:40
 Client Smp ID: OPP L6 GSV0637
 Level:
 Sample Type:

COMPOUND	STANDARD	AREA LIMIT		SAMPLE	%DIFF
		LOWER	UPPER		
11 Tributylphosphate	123933	61967	247866	118534	-4.36
36 TOCP	68831	34416	137662	62844	-8.70

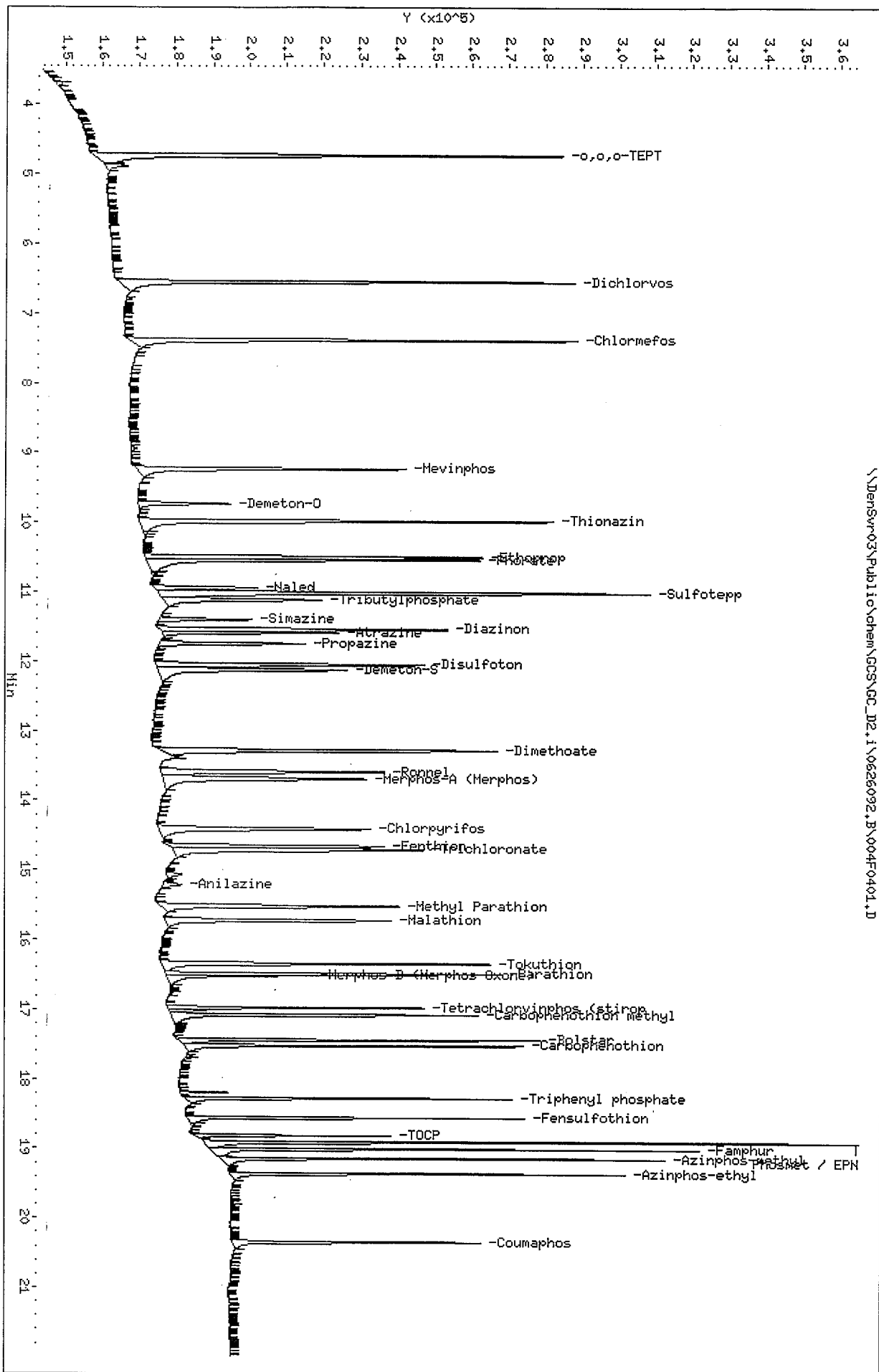
COMPOUND	STANDARD	RT LIMIT		SAMPLE	%DIFF
		LOWER	UPPER		
11 Tributylphosphate	11.12	10.62	11.62	11.12	0.01
36 TOCP	18.82	18.32	19.32	18.81	-0.01

AREA UPPER LIMIT = +100% of internal standard area.
 AREA LOWER LIMIT = - 50% of internal standard area.
 RT UPPER LIMIT = + 0.50 minutes of internal standard RT.
 RT LOWER LIMIT = - 0.50 minutes of internal standard RT.

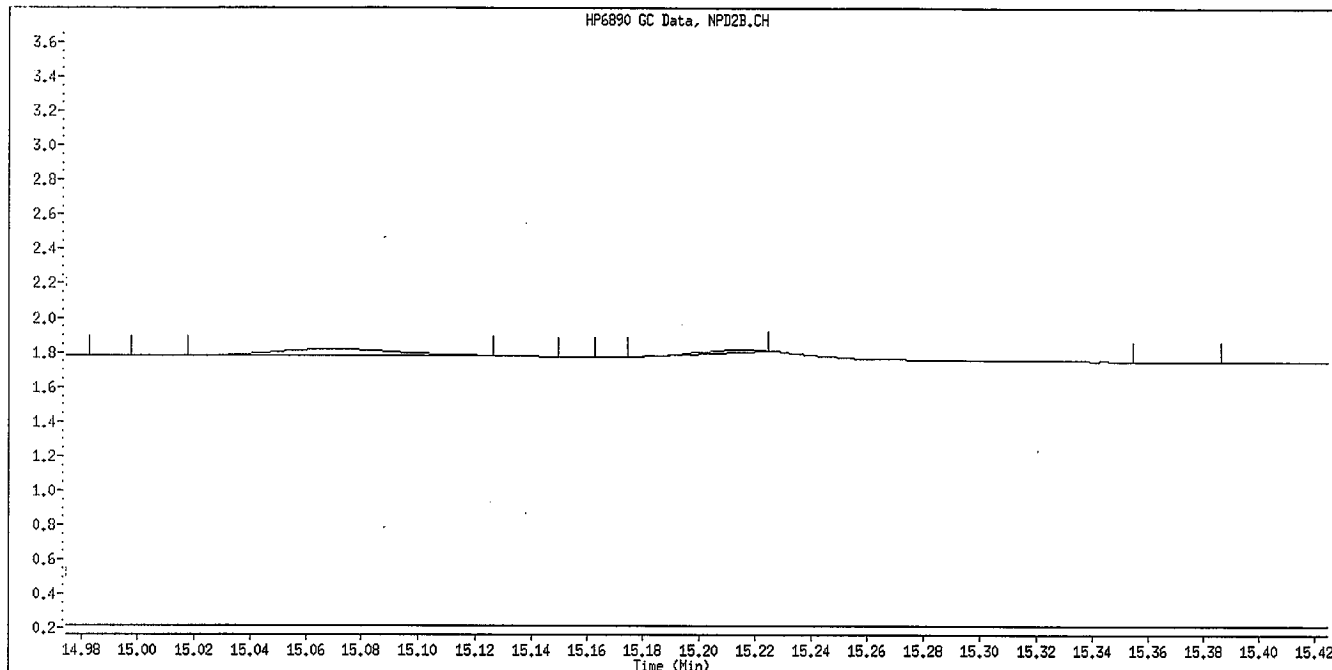
Data File: \\DensSvr03\Public\chem\GCS\GC_D2.i\0626092.B\004F0401.D
 Date: 26-JUN-2009 18:55
 Client ID: OPP L6 GSW0637
 Sample Info: OPP L6 GSW0637
 Column phase: RTX-OPPest

Instrument: GC_D2.i
 Operator: HPK/TLN
 Column diameter: 0.32

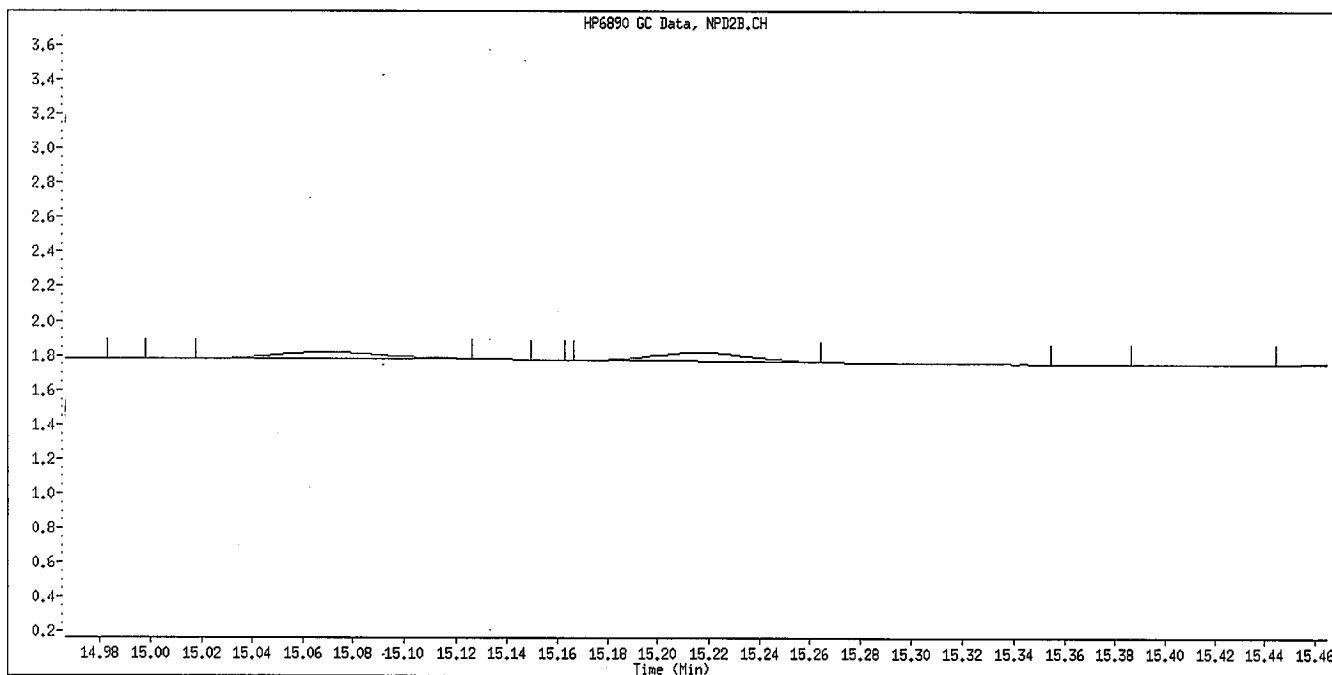
\\DensSvr03\Public\chem\GCS\GC_D2.i\0626092.B\004F0401.D



Data File Name: 004F0401.D
Inj. Date and Time: 26-JUN-2009 18:55
Instrument ID: GC_D2.i
Client ID: OPP L6 GSV0637
Compound Name: Anilazine
CAS #:
Report Date: 06/30/2009



Original Integration

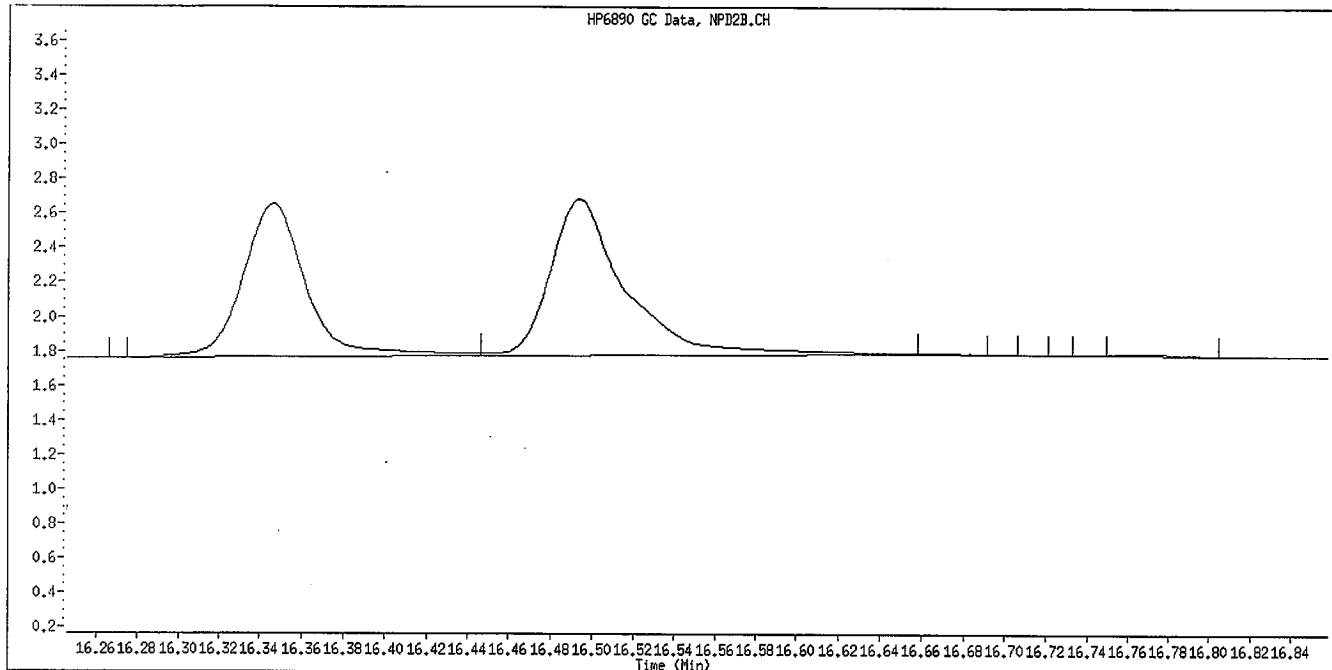


Manual Integration

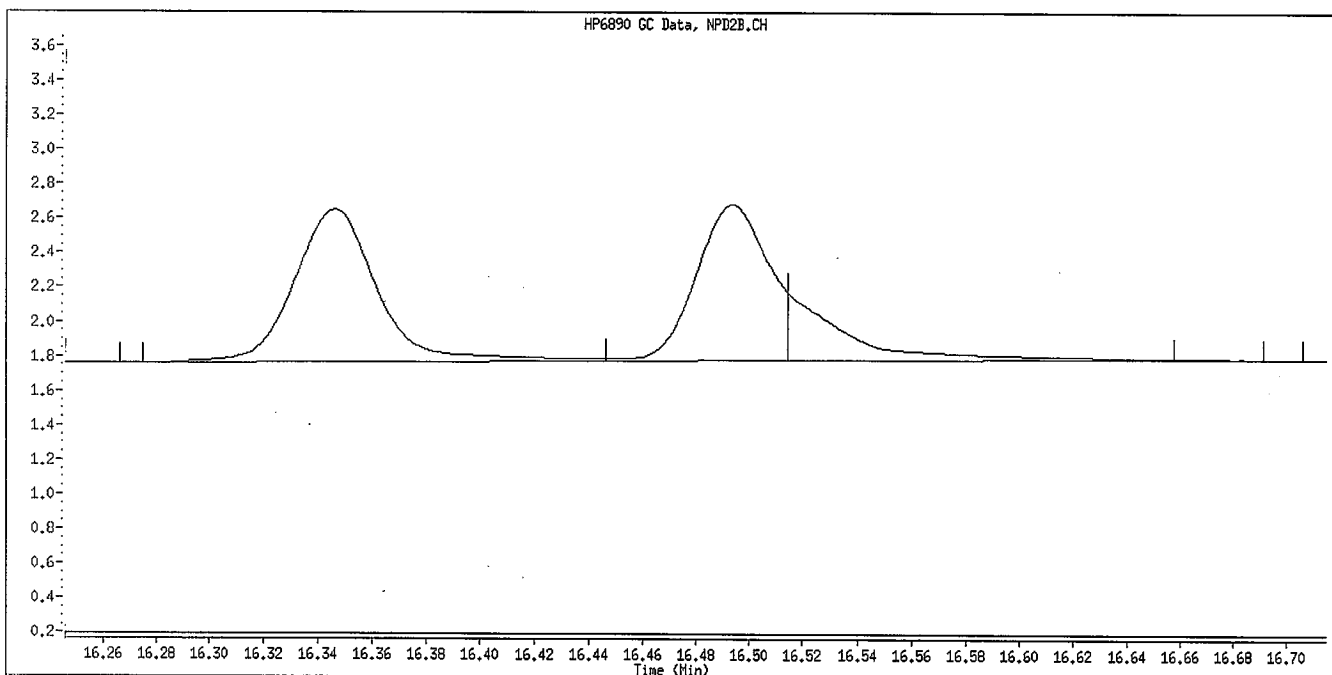
Manually Integrated By: williamst
Manual Integration Reason: Baseline Event

Handwritten signature
6/30/09

Data File Name: 004F0401.D
Inj. Date and Time: 26-JUN-2009 18:55
Instrument ID: GC_D2.i
Client ID: OPP L6 GSV0637
Compound Name: Parathion
CAS #:
Report Date: 06/30/2009



Original Integration

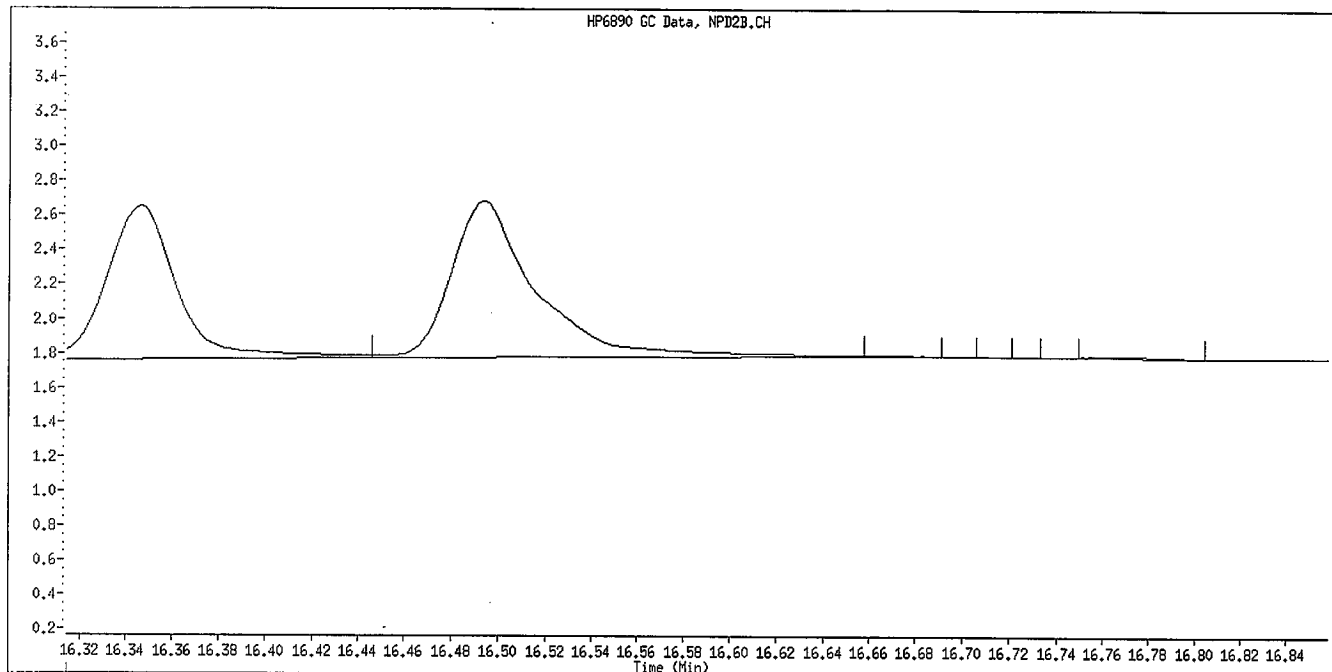


Manual Integration

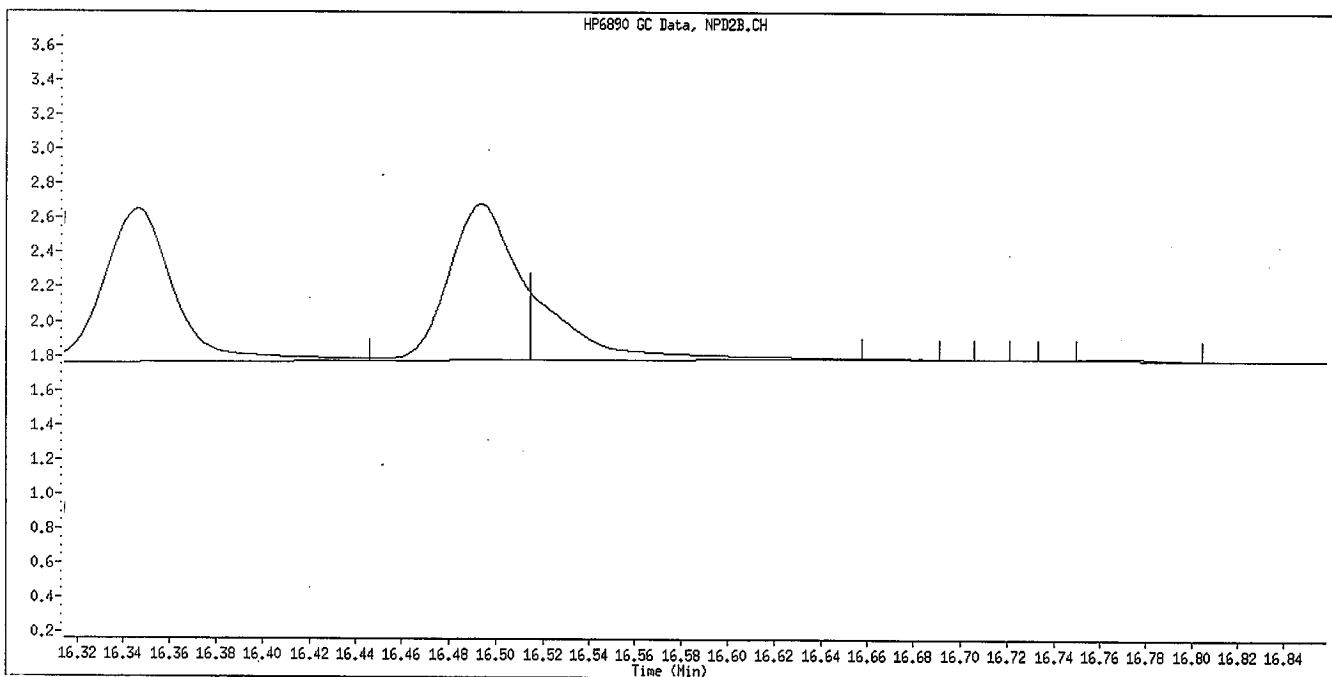
Manually Integrated By: williamst
Manual Integration Reason: Baseline Event

YJL
6/30/09

Data File Name: 004F0401.D
Inj. Date and Time: 26-JUN-2009 18:55
Instrument ID: GC_D2.i
Client ID: OPP L6 GSV0637
Compound Name: Merphos-B (Merphos Oxone)
CAS #:
Report Date: 06/30/2009



Original Integration



Manual Integration

Manually Integrated By: williamst
Manual Integration Reason: Baseline Event

Handwritten signature and date:
JL
6/30/09

TestAmerica

Data file : \\DenSvr03\Public\chem\GCS\GC_D2.i\0626092.B\005F0501.D
 Lab Smp Id: OPP L5 GSV0635 Client Smp ID: OPP L5 GSV0635
 Inj Date : 26-JUN-2009 19:23
 Operator : MPK/TLW Inst ID: GC_D2.i
 Smp Info : OPP L5 GSV0635
 Misc Info :
 Comment :
 Method : \\DenSvr03\Public\chem\GCS\GC_D2.i\0626092.B\8141A-2.m
 Meth Date : 30-Jun-2009 12:58 GC_D2.i Quant Type: ISTD
 Cal Date : 26-JUN-2009 18:55 Cal File: 004F0401.D
 Als bottle: 5 Calibration Sample, Level: 5
 Dil Factor: 1.00000
 Integrator: Falcon Compound Sublist: 8141A.sub
 Target Version: 4.14
 Processing Host: DENPC075

Compounds	AMOUNTS					
	RT	EXP RT	REL RT	RESPONSE	CAL-AMT (ug/mL)	ON-COL (ug/mL)
1 o,o,o-TEPT	4.730	4.731	(0.251)	267154	3.00000	2.982
2 Dichlorvos	6.545	6.546	(0.348)	221023	3.00000	3.159
\$ 3 Chlormefos	7.384	7.384	(0.392)	237967	3.00000	3.379
4 Mevinphos	9.234	9.234	(0.491)	137272	3.00000	2.913
5 Demeton-O	9.734	9.734	(0.517)	46912	0.97500	1.045
6 Thionazin	9.984	9.984	(0.531)	216898	3.00000	3.078
7 Ethoprop	10.499	10.499	(0.558)	162719	3.00000	3.090
8 Phorate	10.539	10.539	(0.560)	189707	3.00000	3.107
9 Naled	10.939	10.939	(0.581)	46004	3.00000	2.975
10 Sulfotepp	11.017	11.017	(0.586)	277819	3.00000	3.017 (A)
* 11 Tributylphosphate	11.115	11.116	(1.000)	123454	2.00000	
12 Simazine	11.399	11.399	(0.606)	40610	3.00000	3.079 (A)
13 Diazinon	11.540	11.541	(0.613)	155648	3.00000	3.140
14 Atrazine	11.584	11.584	(0.616)	85997	3.00000	3.210 (A)
15 Propazine	11.747	11.747	(0.624)	72628	3.00000	3.140
16 Disulfoton	12.049	12.049	(0.640)	152294	3.00000	3.136
17 Demeton-S	12.124	12.124	(0.644)	121463	2.04000	2.103
18 Dimethoate	13.282	13.282	(0.706)	206120	3.00000	3.166
19 Ronnel	13.587	13.587	(0.722)	134377	3.00000	3.067
20 Merphos-A (Merphos)	13.689	13.689	(1.232)	139514	3.00000	3.119 (A)
21 Chlorpyrifos	14.409	14.409	(0.766)	137524	3.00000	3.094
22 Fenthion	14.662	14.662	(0.779)	130285	3.00000	3.161
23 Trichloronate	14.710	14.711	(0.782)	170976	3.00000	2.945
24 Anilazine	15.215	15.216	(0.809)	11039	3.00000	2.902
25 Methyl Parathion	15.519	15.519	(0.825)	140467	3.00000	3.157 (A)
26 Malathion	15.724	15.724	(0.836)	122121	3.00000	2.929
27 Tokuthion	16.344	16.344	(0.869)	150762	3.00000	3.089
28 Parathion	16.494	16.494	(0.877)	135916	3.00000	3.100 (M)
29 Merphos-B (Merphos Oxone)	16.514	16.517	(1.486)	40683	3.00000	2.940 (AM)
30 Tetrachlorvinphos (stirophos)	16.977	16.977	(0.902)	90042	3.00000	3.174
31 Carbophenothion methyl	17.082	17.082	(0.908)	132789	3.00000	3.266
32 Bolstar	17.440	17.440	(0.927)	132222	3.00000	3.088
33 Carbophenothion	17.524	17.524	(0.931)	139939	3.00000	3.323 (A)

Compounds	RT	EXP RT	REL RT	RESPONSE	AMOUNTS	
					CAL-AMT (ug/mL)	ON-COL (ug/mL)
\$ 34 Triphenyl phosphate	18.280	18.281	(0.972)	105020	3.00000	3.039
35 Fensulfothion	18.559	18.559	(0.986)	98284	3.00000	3.098
* 36 TOCP	18.815	18.816	(1.000)	69265	2.00000	
37 Phosmet / EPN	18.909	18.909	(1.005)	207459	6.00000	5.874 (A)
38 Famphur	19.010	19.011	(1.010)	125661	3.00000	2.766
39 Azinphos-methyl	19.147	19.147	(1.018)	125121	3.00000	3.011
40 Azinphos-ethyl	19.365	19.366	(1.029)	120801	3.00000	3.052
41 Coumaphos	20.347	20.347	(1.081)	93401	3.00000	3.069
S 42 Merphos				180197	3.00000	3.122 (A)
M 43 Total Demeton				168375	3.00000	3.147

QC Flag Legend

- A - Target compound detected but, quantitated amount exceeded maximum amount.
- M -, Compound response manually integrated.

TestAmerica

INTERNAL STANDARD COMPOUNDS
 AREA AND RT SUMMARY

Instrument ID: GC_D2.i
 Lab File ID: 005F0501.D
 Lab Smp Id: OPP L5 GSV0635
 Analysis Type: SV
 Quant Type: ISTD
 Operator: MPK/TLW
 Method File: \\DenSvr03\Public\chem\GCS\GC_D2.i\0626092.B\8141A-2.m
 Misc Info:

Calibration Date: 26-JUN-2009
 Calibration Time: 21:40
 Client Smp ID: OPP L5 GSV0635
 Level:
 Sample Type:

COMPOUND	STANDARD	AREA LIMIT		SAMPLE	%DIFF
		LOWER	UPPER		
11 Tributylphosphate	123933	61967	247866	123454	-0.39
36 TOCP	68831	34416	137662	69265	0.63

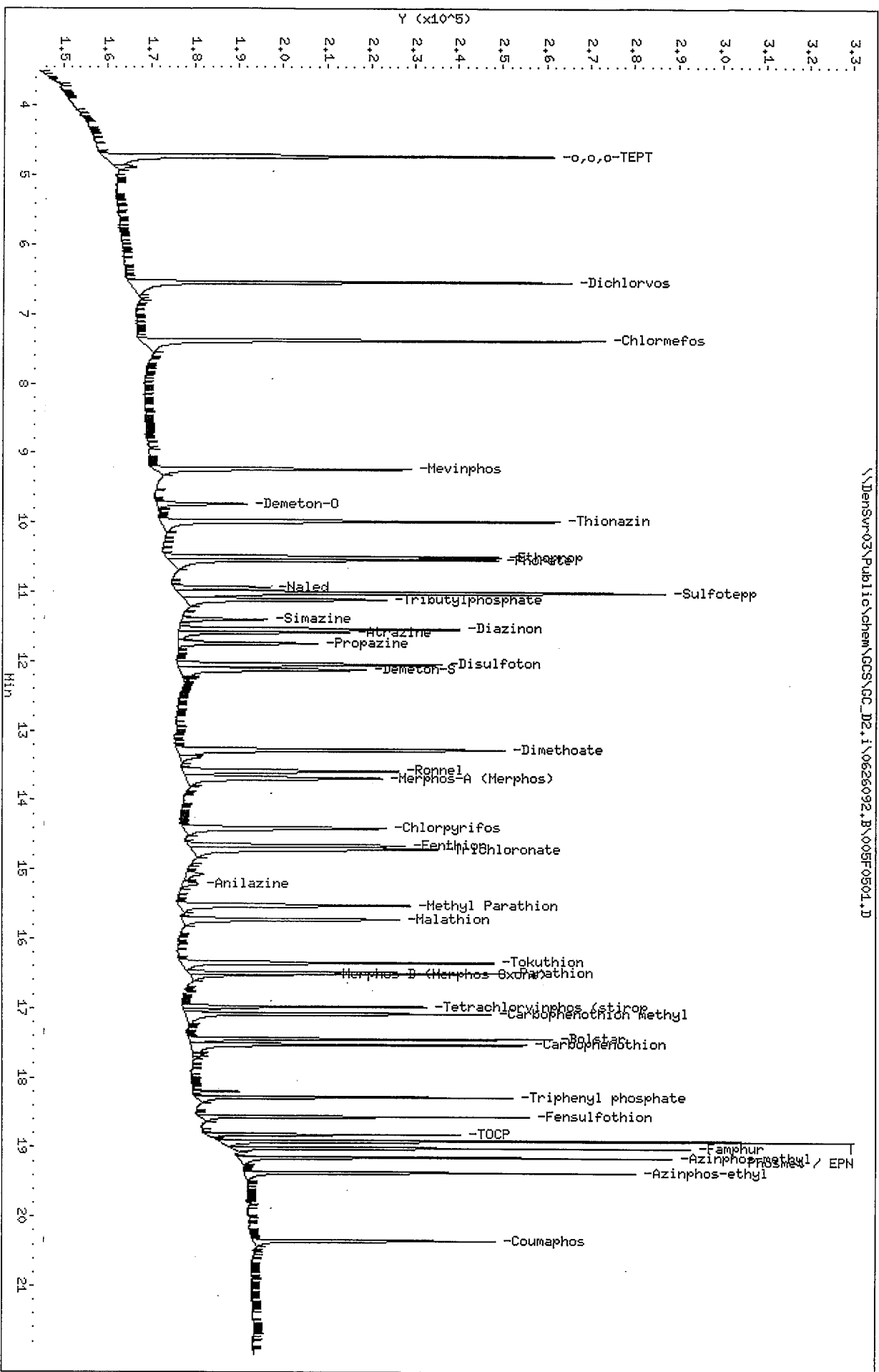
COMPOUND	STANDARD	RT LIMIT		SAMPLE	%DIFF
		LOWER	UPPER		
11 Tributylphosphate	11.12	10.62	11.62	11.12	0.00
36 TOCP	18.82	18.32	19.32	18.82	0.00

AREA UPPER LIMIT = +100% of internal standard area.
 AREA LOWER LIMIT = - 50% of internal standard area.
 RT UPPER LIMIT = + 0.50 minutes of internal standard RT.
 RT LOWER LIMIT = - 0.50 minutes of internal standard RT.

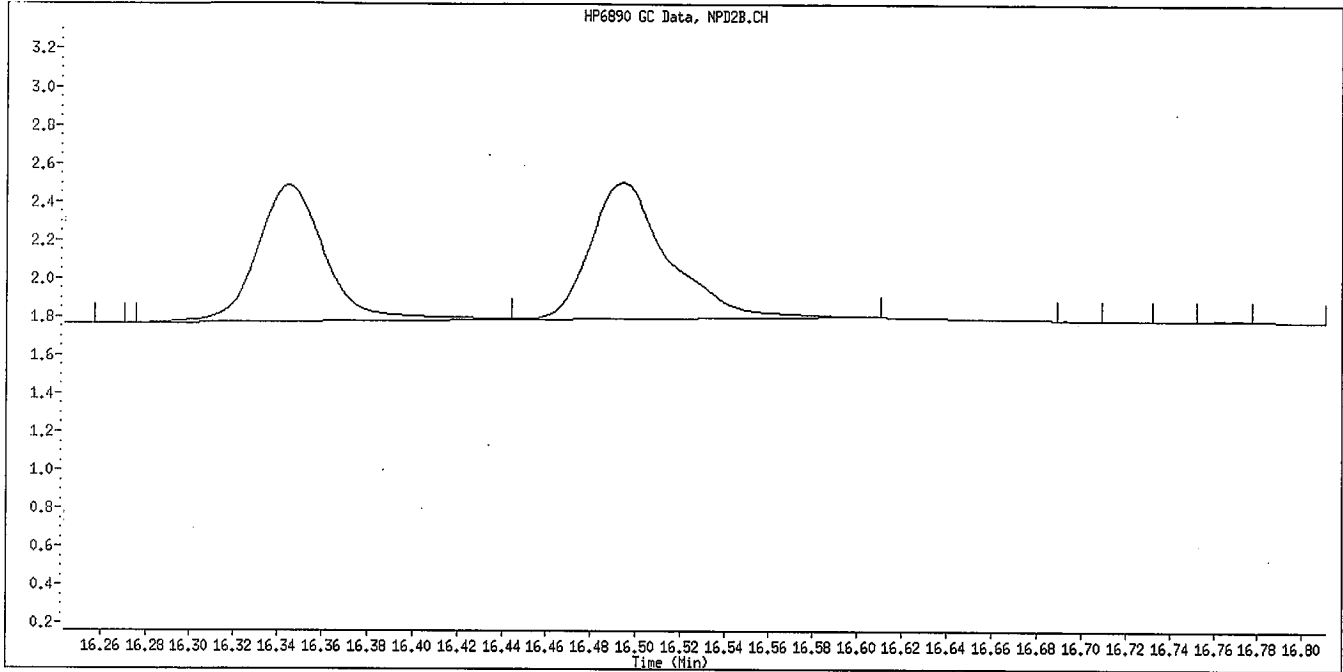
Data File: \\DensSvr-03\Public\chem\GCS\GC_D2.i\0626092.B\005F0504.D
 Date: 26-JUN-2009 19:23
 Client ID: OPP L5 GSV0635
 Sample Info: OPP L5 GSV0635
 Column phase: RTx-OPPest

Instrument: GC_D2.i
 Operator: MPK/TLM
 Column diameter: 0.32

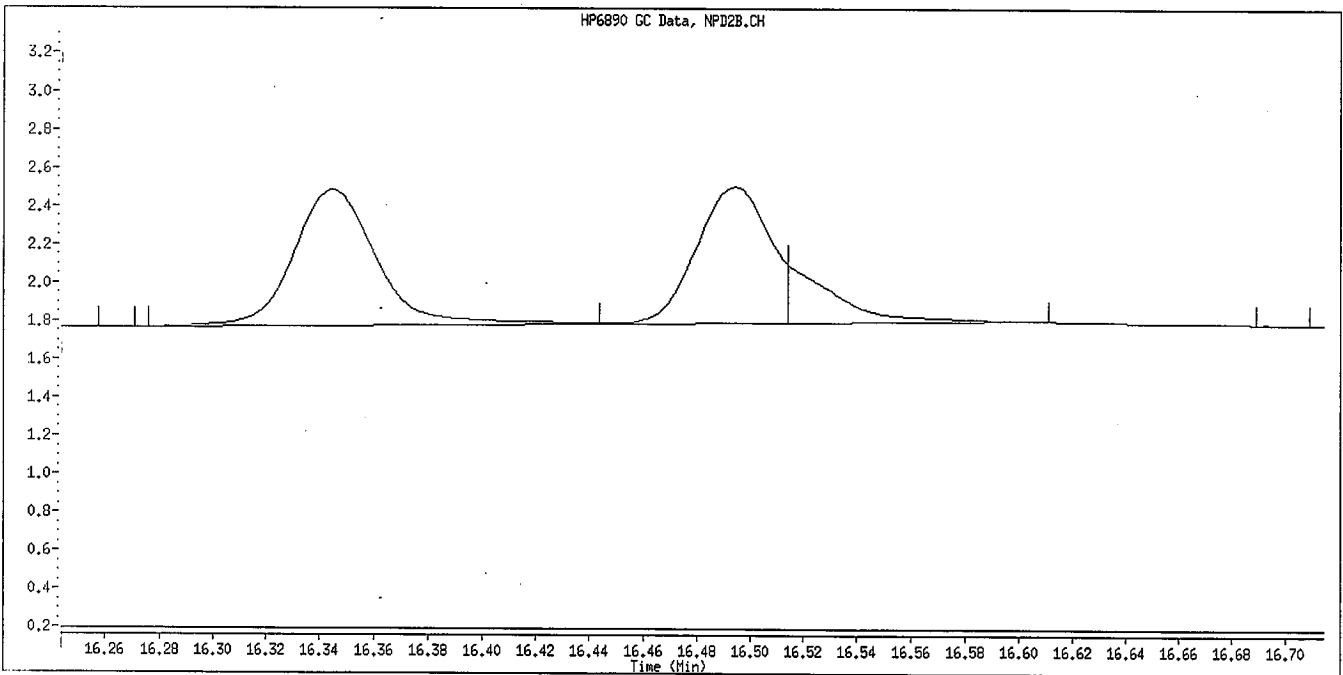
\\DensSvr-03\Public\chem\GCS\GC_D2.i\0626092.B\005F0504.D



Data File Name: 005F0501.D
Inj. Date and Time: 26-JUN-2009 19:23
Instrument ID: GC_D2.i
Client ID: OPP L5 GSV0635
Compound Name: Parathion
CAS #:
Report Date: 06/30/2009



Original Integration

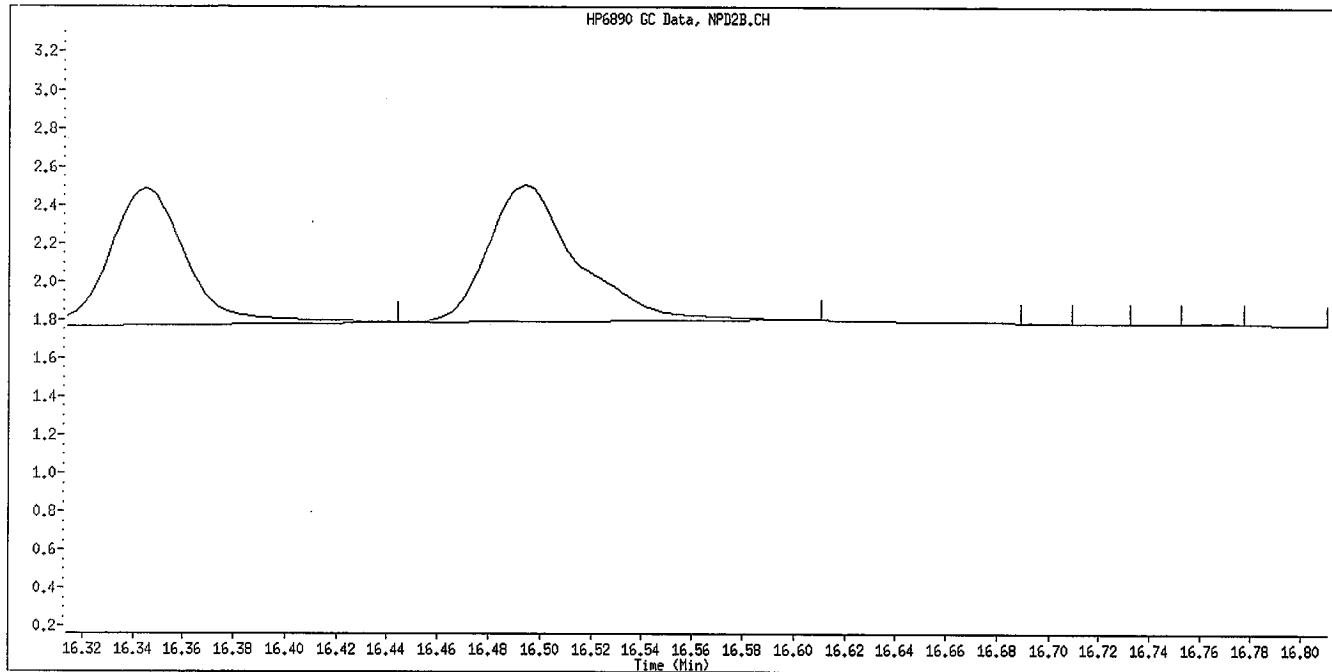


Manual Integration

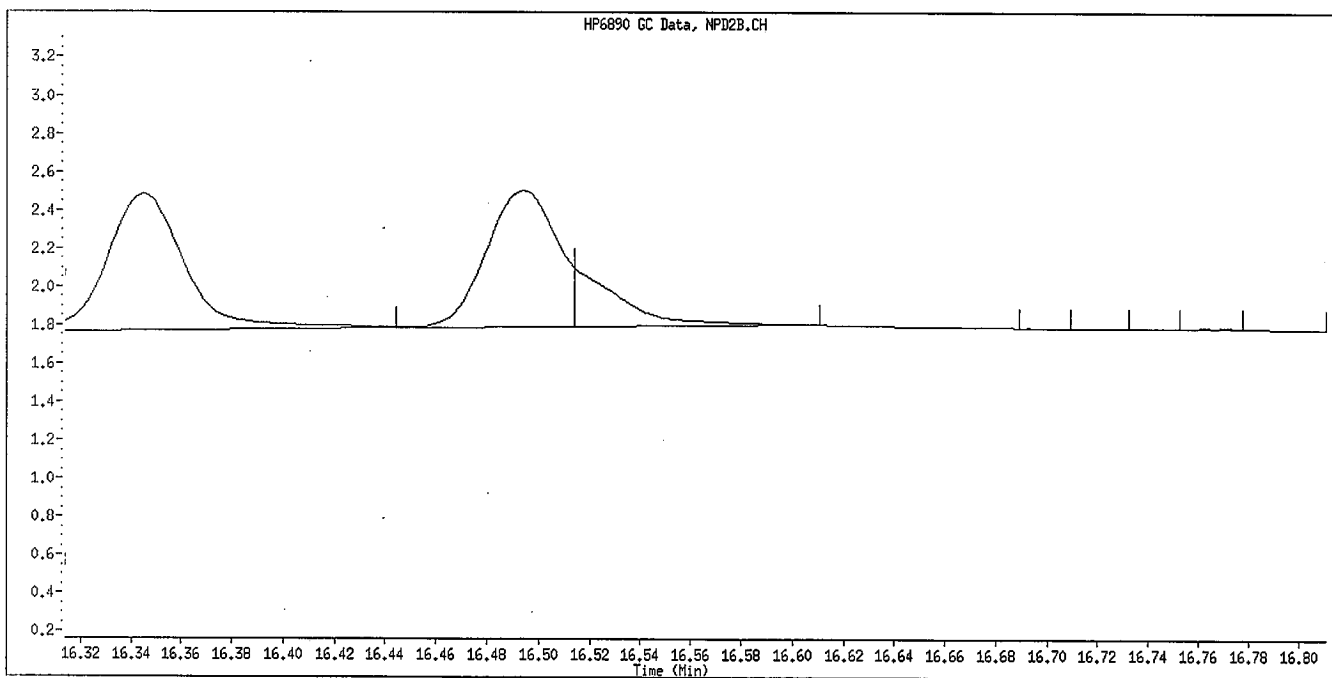
Manually Integrated By: williamst
Manual Integration Reason: Baseline Event

Handwritten signature:
8/6
6/30/09

Data File Name: 005F0501.D
Inj. Date and Time: 26-JUN-2009 19:23
Instrument ID: GC_D2.i
Client ID: OPP L5 GSV0635
Compound Name: Merphos-B (Merphos Oxone)
CAS #:
Report Date: 06/30/2009



Original Integration



Manual Integration

Manually Integrated By: williamst
Manual Integration Reason: Baseline Event

Handwritten signature and date:
JL
6/30/09

TestAmerica

Data file : \\DenSvr03\Public\chem\GCS\GC_D2.i\0626092.B\006F0601.D
 Lab Smp Id: OPP L4 GSV0638 Client Smp ID: OPP L4 GSV0638
 Inj Date : 26-JUN-2009 19:50
 Operator : MPK/TLW Inst ID: GC_D2.i
 Smp Info : OPP L4 GSV0638
 Misc Info :
 Comment :
 Method : \\DenSvr03\Public\chem\GCS\GC_D2.i\0626092.B\8141A-2.m
 Meth Date : 30-Jun-2009 12:58 GC_D2.i Quant Type: ISTD
 Cal Date : 26-JUN-2009 19:23 Cal File: 005F0501.D
 Als bottle: 6 Calibration Sample, Level: 4
 Dil Factor: 1.00000
 Integrator: Falcon Compound Sublist: 8141A.sub
 Target Version: 4.14
 Processing Host: DENPC075

Compounds	AMOUNTS					
	RT	EXP RT	REL RT	RESPONSE	CAL-AMT (ug/mL)	ON-COL (ug/mL)
1 o,o,o-TEPT	4.730	4.731	(0.251)	181207	2.00000	2.055
2 Dichlorvos	6.545	6.546	(0.348)	148252	2.00000	2.154
\$ 3 Chlormefos	7.383	7.384	(0.392)	138652	2.00000	2.001
4 Mevinphos	9.233	9.234	(0.491)	98399	2.00000	2.122
5 Demeton-O	9.733	9.734	(0.517)	29742	0.65000	0.6731
6 Thionazin	9.983	9.984	(0.531)	134999	2.00000	1.947
7 Ethoprop	10.498	10.499	(0.558)	103308	2.00000	1.994
8 Phorate	10.537	10.539	(0.560)	115663	2.00000	1.925
9 Naled	10.940	10.939	(0.581)	28010	2.00000	1.943
10 ¹ Sulfotepp	11.017	11.017	(0.586)	187497	2.00000	2.069 (A)
* 11 Tributylphosphate	11.115	11.116	(1.000)	126959	2.00000	
12 Simazine	11.398	11.399	(0.606)	26282	2.00000	2.025 (A)
13 Diazinon	11.540	11.541	(0.613)	98649	2.00000	2.033
14 Atrazine	11.582	11.584	(0.616)	49088	2.00000	1.960 (A)
15 Propazine	11.745	11.747	(0.624)	43235	2.00000	1.922
16 Disulfoton	12.050	12.049	(0.640)	96402	2.00000	2.017
17 Demeton-S	12.125	12.124	(0.644)	70921	1.36000	1.296
18 Dimethoate	13.280	13.282	(0.706)	123978	2.00000	1.935
19 Ronnel	13.588	13.587	(0.722)	84095	2.00000	1.950
20 ¹ Merphos-A (Merphos)	13.690	13.689	(1.232)	90289	2.00000	1.962 (A)
21 Chlorpyrifos	14.408	14.409	(0.766)	82272	2.00000	1.881
22 Fenthion	14.660	14.662	(0.779)	79190	2.00000	1.952
23 Trichloronate	14.708	14.711	(0.782)	106326	2.00000	1.900
24 Anilazine	15.212	15.216	(0.808)	6899	2.00000	1.843
25 Methyl Parathion	15.520	15.519	(0.825)	91219	2.00000	2.083 (A)
26 Malathion	15.725	15.724	(0.836)	80242	2.00000	1.956
27 Tokuthion	16.345	16.344	(0.869)	92069	2.00000	1.917
28 Parathion	16.493	16.494	(0.877)	84124	2.00000	1.950 (M)
29 Merphos-B (Merphos Oxone)	16.513	16.517	(1.486)	23458	2.00000	1.603 (AM)
30 ¹ Tetrachlorvinphos (stirophos)	16.977	16.977	(0.902)	54727	2.00000	1.961
31 Carbophenothion methyl	17.082	17.082	(0.908)	79857	2.00000	1.996
32 Bolstar	17.440	17.440	(0.927)	82203	2.00000	1.951
33 Carbophenothion	17.523	17.524	(0.931)	80431	2.00000	1.941 (A)

Compounds	RT	EXP RT	REL RT	RESPONSE	AMOUNTS	
					CAL-AMT (ug/mL)	ON-COL (ug/mL)
=====	=====	=====	=====	=====	=====	=====
\$ 34 Triphenyl phosphate	18.280	18.281	(0.972)	73416	2.00000	2.159
35 Fensulfothion	18.558	18.559	(0.986)	66352	2.00000	2.125
* 36 TOCP	18.815	18.816	(1.000)	68161	2.00000	
37 Phosmet / EPN	18.908	18.909	(1.005)	146012	4.00000	4.177
38 Famphur	19.012	19.011	(1.010)	95300	2.00000	2.132
39 Azinphos-methyl	19.147	19.147	(1.018)	88773	2.00000	2.171
40 Azinphos-ethyl	19.365	19.366	(1.029)	80966	2.00000	2.079
41 Coumaphos	20.347	20.347	(1.081)	61650	2.00000	2.059
S 42 Merphos				113747	2.00000	2.002 (A)
M 43 Total Demeton				100663	2.00000	1.969

QC Flag Legend

- A - Target compound detected but, quantitated amount exceeded maximum amount.
- M - Compound response manually integrated.

TestAmerica

INTERNAL STANDARD COMPOUNDS
 AREA AND RT SUMMARY

Instrument ID: GC_D2.i Calibration Date: 26-JUN-2009
 Lab File ID: 006F0601.D Calibration Time: 19:50
 Lab Smp Id: OPP L4 GSV0638 Client Smp ID: OPP L4 GSV0638
 Analysis Type: SV Level:
 Quant Type: ISTD Sample Type:
 Operator: MPK/TLW
 Method File: \\DenSvr03\Public\chem\GCS\GC_D2.i\0626092.B\8141A-2.m
 Misc Info:

COMPOUND	STANDARD	AREA LIMIT		SAMPLE	%DIFF
		LOWER	UPPER		
11 Tributylphosphate	126959	63480	253918	126959	0.00
36 TOCP	68161	34081	136322	68161	0.00

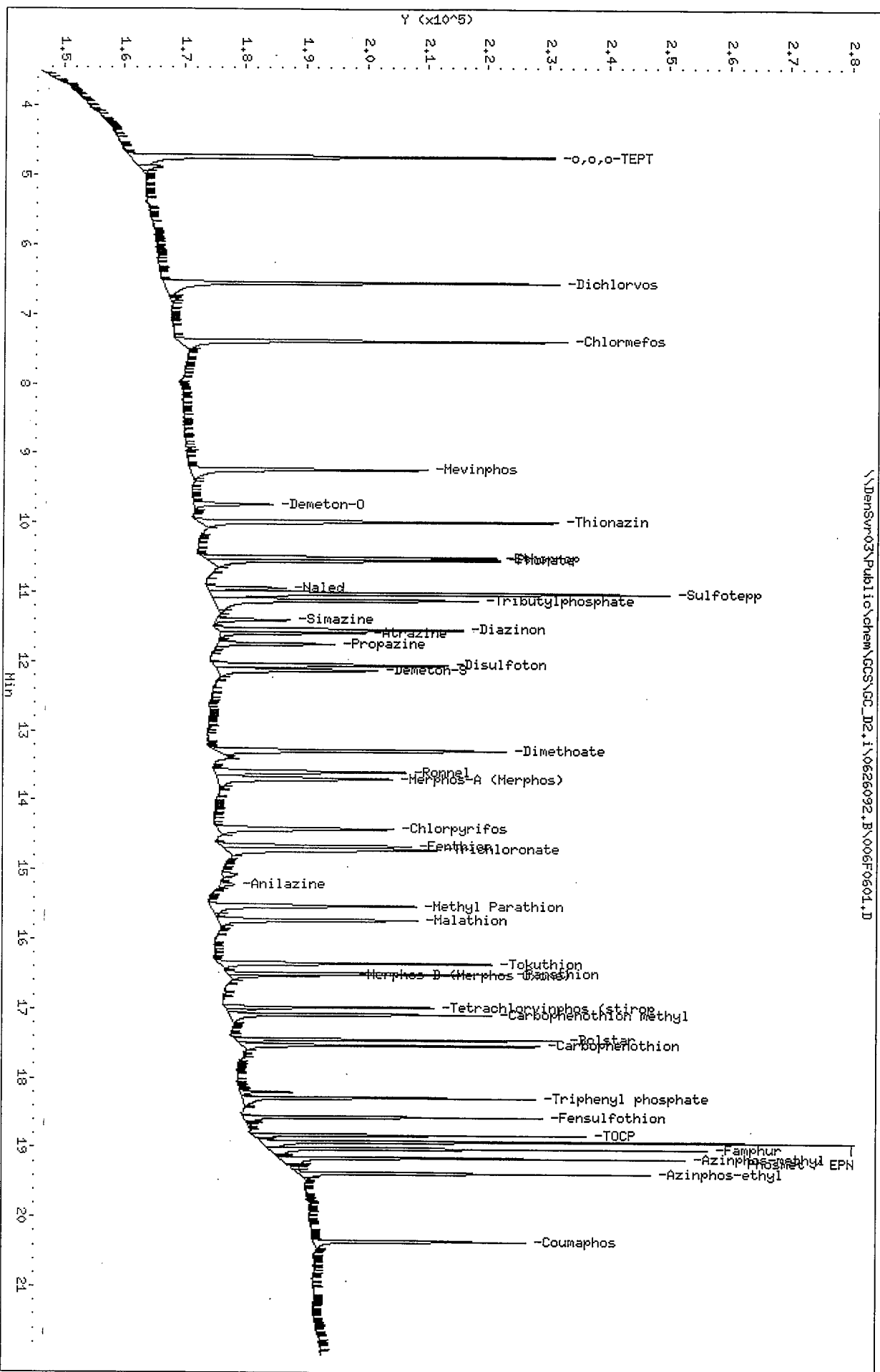
COMPOUND	STANDARD	RT LIMIT		SAMPLE	%DIFF
		LOWER	UPPER		
11 Tributylphosphate	11.12	10.62	11.62	11.12	0.00
36 TOCP	18.82	18.32	19.32	18.82	0.00

AREA UPPER LIMIT = +100% of internal standard area.
 AREA LOWER LIMIT = - 50% of internal standard area.
 RT UPPER LIMIT = + 0.50 minutes of internal standard RT.
 RT LOWER LIMIT = - 0.50 minutes of internal standard RT.

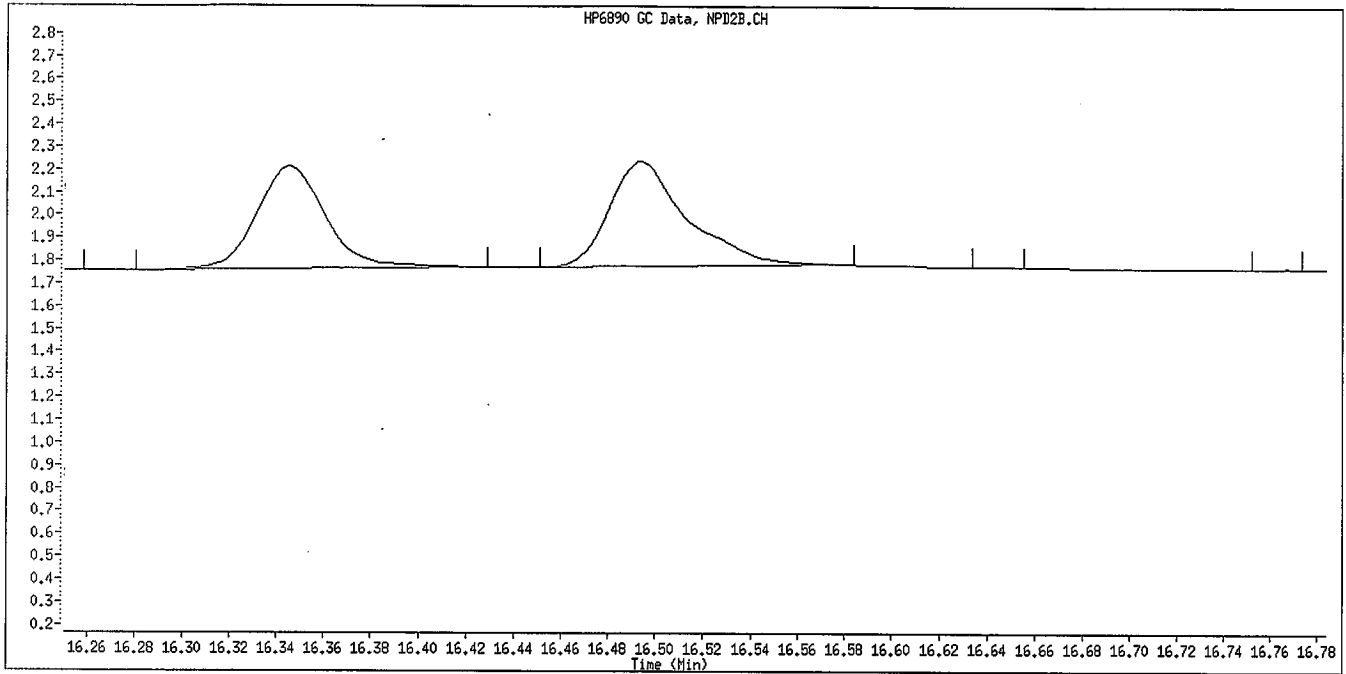
Data File: \\Densv03\Public\chem\GCS\GC_D2.i\0626092.B\006F0601.D
 Date: 26-JUN-2009 19:50
 Client ID: OPP L4 GSV0638
 Sample Info: OPP L4 GSV0638
 Column phase: RTX-OPpest

Instrument: GC_D2.i
 Operator: HPK/TLM
 Column diameter: 0.32

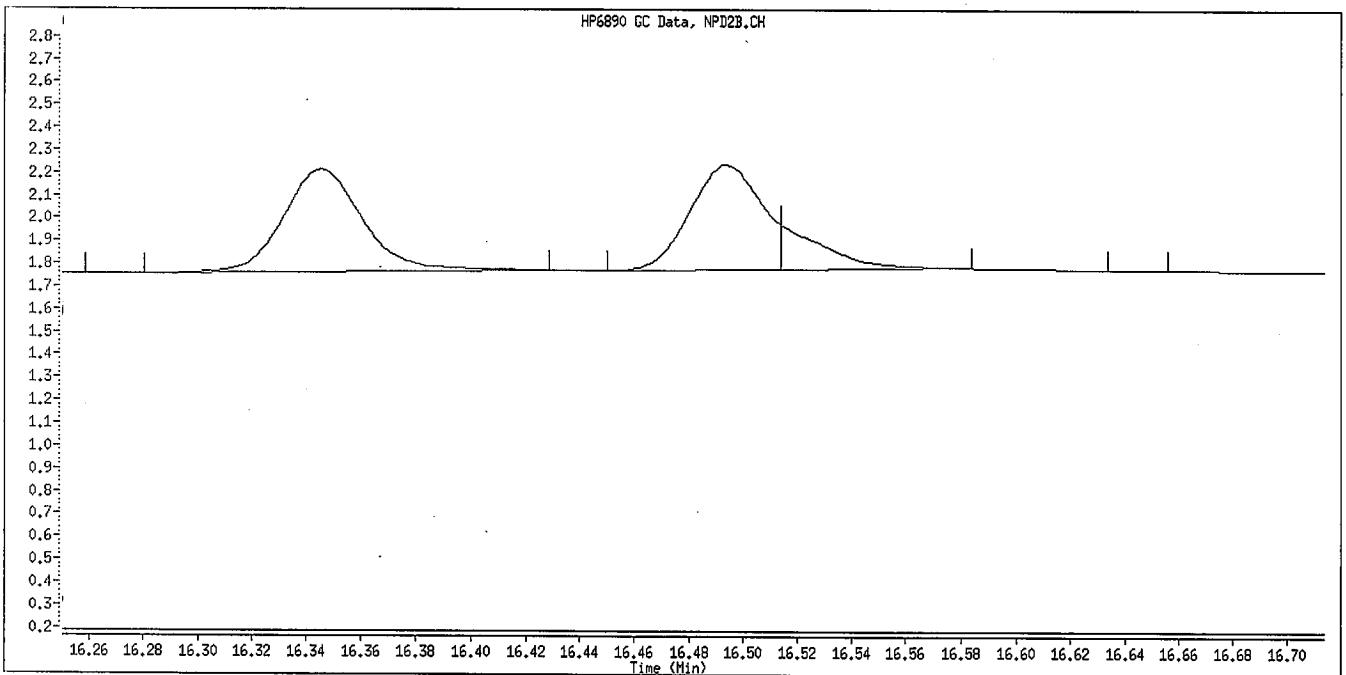
\\Densv03\Public\chem\GCS\GC_D2.i\0626092.B\006F0601.D



Data File Name: 006F0601.D
Inj. Date and Time: 26-JUN-2009 19:50
Instrument ID: GC_D2.i
Client ID: OPP L4 GSV0638
Compound Name: Parathion
CAS #:
Report Date: 06/30/2009



Original Integration

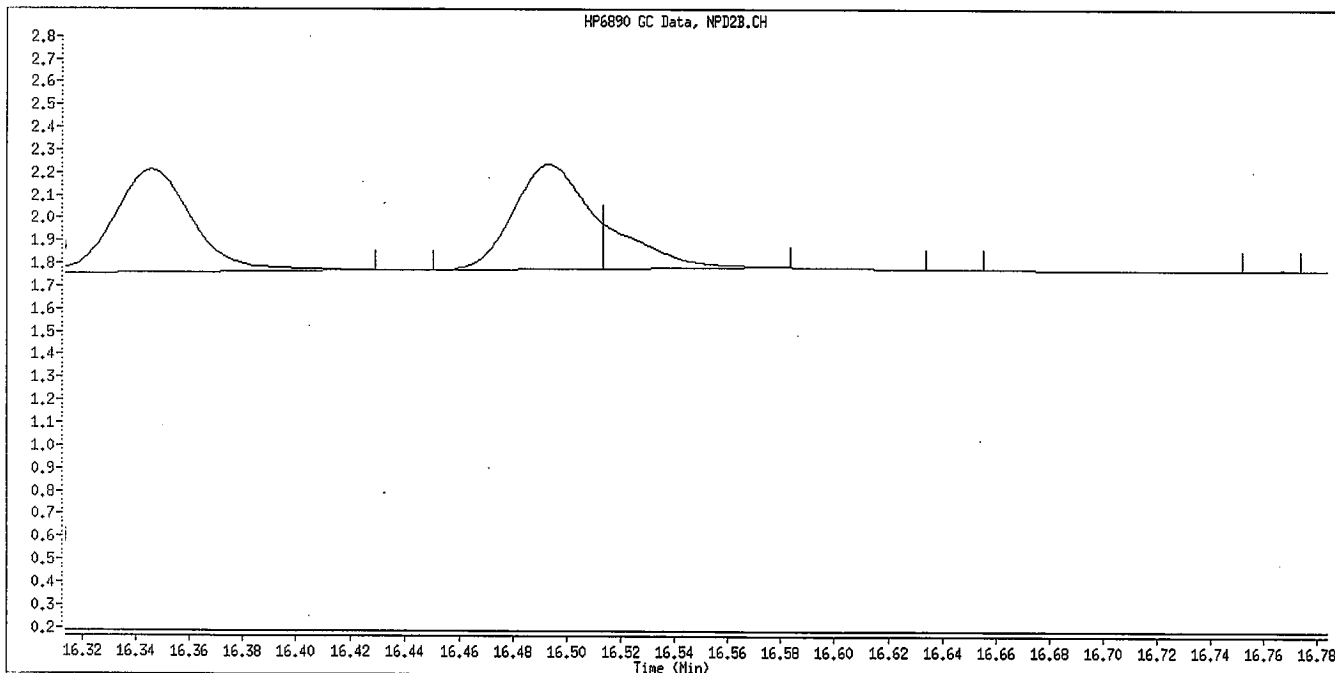
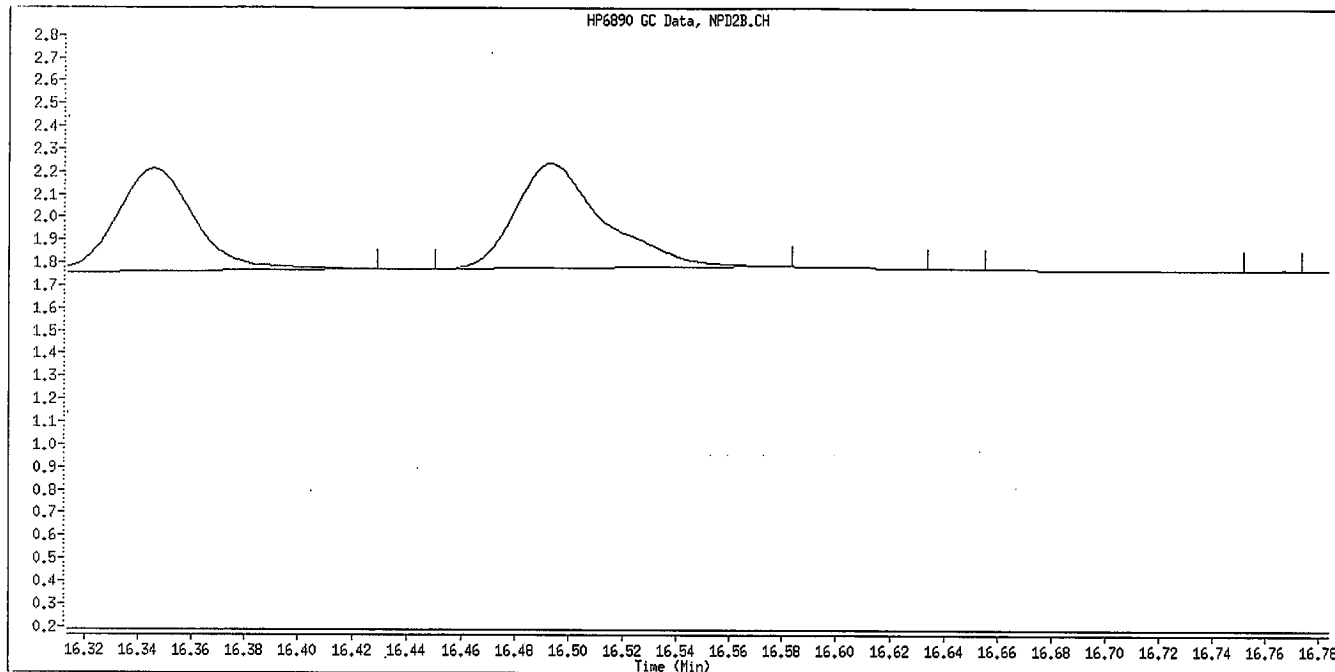


Manual Integration

Manually Integrated By: williamst
Manual Integration Reason: Baseline Event

Handwritten signature and date:
JL
6/30/09

Data File Name: 006F0601.D
Inj. Date and Time: 26-JUN-2009 19:50
Instrument ID: GC_D2.i
Client ID: OPP L4 GSV0638
Compound Name: Merphos-B (Merphos Oxone)
CAS #:
Report Date: 06/30/2009



Manually Integrated By: williamst
Manual Integration Reason: Baseline Event

Handwritten signature and date:
6/30/09

TestAmerica

Data file : \\DenSvr03\Public\chem\GCS\GC_D2.i\0626092.B\007F0701.D
 Lab Smp Id: OPP L3 GSV0639 Client Smp ID: OPP L3 GSV0639
 Inj Date : 26-JUN-2009 20:18
 Operator : MPK/TLW Inst ID: GC_D2.i
 Smp Info : OPP L3 GSV0639
 Misc Info :
 Comment :
 Method : \\DenSvr03\Public\chem\GCS\GC_D2.i\0626092.B\8141A-2.m
 Meth Date : 30-Jun-2009 12:58 GC_D2.i Quant Type: ISTD
 Cal Date : 26-JUN-2009 19:50 Cal File: 006F0601.D
 Als bottle: 7 Calibration Sample, Level: 3
 Dil Factor: 1.00000
 Integrator: Falcon Compound Sublist: 8141A.sub
 Target Version: 4.14
 Processing Host: DENPC075

Compounds	RT	EXP RT	REL RT	RESPONSE	AMOUNTS	
					CAL-AMT (ug/mL)	ON-COL (ug/mL)
1 o,o,o-TEPT	4.728	4.731	(0.251)	81887	1.00000	0.9107
2 Dichlorvos	6.546	6.546	(0.348)	63970	1.00000	0.9111
\$ 3 Chlormefos	7.383	7.384	(0.392)	61984	1.00000	0.8770
4 Mevinphos	9.235	9.234	(0.491)	42341	1.00000	0.8952
5 Demeton-O	9.733	9.734	(0.517)	13386	0.32500	0.2970
6 Thionazin	9.985	9.984	(0.531)	67347	1.00000	0.9522
7 Ethoprop	10.500	10.499	(0.558)	50288	1.00000	0.9515
8 Phorate	10.536	10.539	(0.560)	55056	1.00000	0.8983
9 Naled	10.941	10.939	(0.582)	10859	1.00000	0.9052
10 Sulfotepp	11.016	11.017	(0.586)	90141	1.00000	0.9752 (A)
* 11 Tributylphosphate	11.116	11.116	(1.000)	109941	2.00000	
12 Simazine	11.398	11.399	(0.606)	12288	1.00000	0.9282 (A)
13 Diazinon	11.541	11.541	(0.613)	49407	1.00000	1.013
14 Atrazine	11.581	11.584	(0.616)	21316	1.00000	0.9678 (A)
15 Propazine	11.746	11.747	(0.624)	20907	1.00000	0.9421
16 Disulfoton	12.050	12.049	(0.640)	47563	1.00000	0.9757
17 Demeton-S	12.126	12.124	(0.645)	33785	0.68000	0.6688
18 Dimethoate	13.283	13.282	(0.706)	60106	1.00000	0.9200
19 Ronnel	13.588	13.587	(0.722)	39845	1.00000	0.9061
20 Merphos-A (Merphos)	13.690	13.689	(1.231)	42032	1.00000	1.055 (A)
21 Chlorpyrifos	14.410	14.409	(0.766)	43430	1.00000	0.9737
22 Fenthion	14.663	14.662	(0.779)	40767	1.00000	0.9854
23 Trichloronate	14.710	14.711	(0.782)	49357	1.00000	0.9220
24 Anilazine	15.218	15.216	(0.809)	3581	1.00000	0.9372 (M)
25 Methyl Parathion	15.520	15.519	(0.825)	42442	1.00000	0.9503
26 Malathion	15.725	15.724	(0.836)	39993	1.00000	0.9559
27 Tokuthion	16.345	16.344	(0.869)	47016	1.00000	0.9598
28 Parathion	16.493	16.494	(0.877)	43405	1.00000	0.9863 (M)
29 Merphos-B (Merphos Oxone)	16.515	16.517	(1.486)	15065	1.00000	1.162 (AM)
30 Tetrachlorvinphos (stirophos)	16.976	16.977	(0.902)	25459	1.00000	0.8943
31 Carbophenothion methyl	17.081	17.082	(0.908)	36393	1.00000	0.8919
32 Bolstar	17.441	17.440	(0.927)	41390	1.00000	0.9630
33 Carbophenothion	17.523	17.524	(0.931)	40089	1.00000	0.9485 (A)

Compounds	RT	EXP RT	REL RT	RESPONSE	AMOUNTS	
					CAL-AMT (ug/mL)	ON-COL (ug/mL)
=====	=====	=====	=====	=====	=====	=====
\$ 34 Triphenyl phosphate	18.280	18.281	(0.972)	31677	1.00000	0.9133
35 Fensulfothion	18.558	18.559	(0.986)	30601	1.00000	0.9609
* 36 TOCP	18.815	18.816	(1.000)	69519	2.00000	
37 Phosmet / EPN	18.908	18.909	(1.005)	68186	2.00000	1.866
38 Famphur	19.010	19.011	(1.010)	41284	1.00000	0.9054
39 Azinphos-methyl	19.145	19.147	(1.018)	37491	1.00000	0.8988
40 Azinphos-ethyl	19.365	19.366	(1.029)	38936	1.00000	0.9801
41 Coumaphos	20.345	20.347	(1.081)	29854	1.00000	0.9774
S 42 Merphos				57097	1.00000	0.9855
M 43 Total Demeton				47171	1.00000	0.9658

QC Flag Legend

- A - Target compound detected but, quantitated amount exceeded maximum amount.
- M - Compound response manually integrated.

TestAmerica

INTERNAL STANDARD COMPOUNDS
 AREA AND RT SUMMARY

Instrument ID: GC_D2.i
 Lab File ID: 007F0701.D
 Lab Smp Id: OPP L3 GSV0639
 Analysis Type: SV
 Quant Type: ISTD
 Operator: MPK/TLW
 Method File: \\DenSvr03\Public\chem\GCS\GC_D2.i\0626092.B\8141A-2.m
 Misc Info:

Calibration Date: 26-JUN-2009
 Calibration Time: 19:50
 Client Smp ID: OPP L3 GSV0639
 Level:
 Sample Type:

COMPOUND	STANDARD	AREA LIMIT		SAMPLE	%DIFF
		LOWER	UPPER		
11 Tributylphosphate	126959	63480	253918	109941	-13.40
36 TOCP	68161	34081	136322	69519	1.99

COMPOUND	STANDARD	RT LIMIT		SAMPLE	%DIFF
		LOWER	UPPER		
11 Tributylphosphate	11.12	10.62	11.62	11.12	0.01
36 TOCP	18.82	18.32	19.32	18.82	-0.00

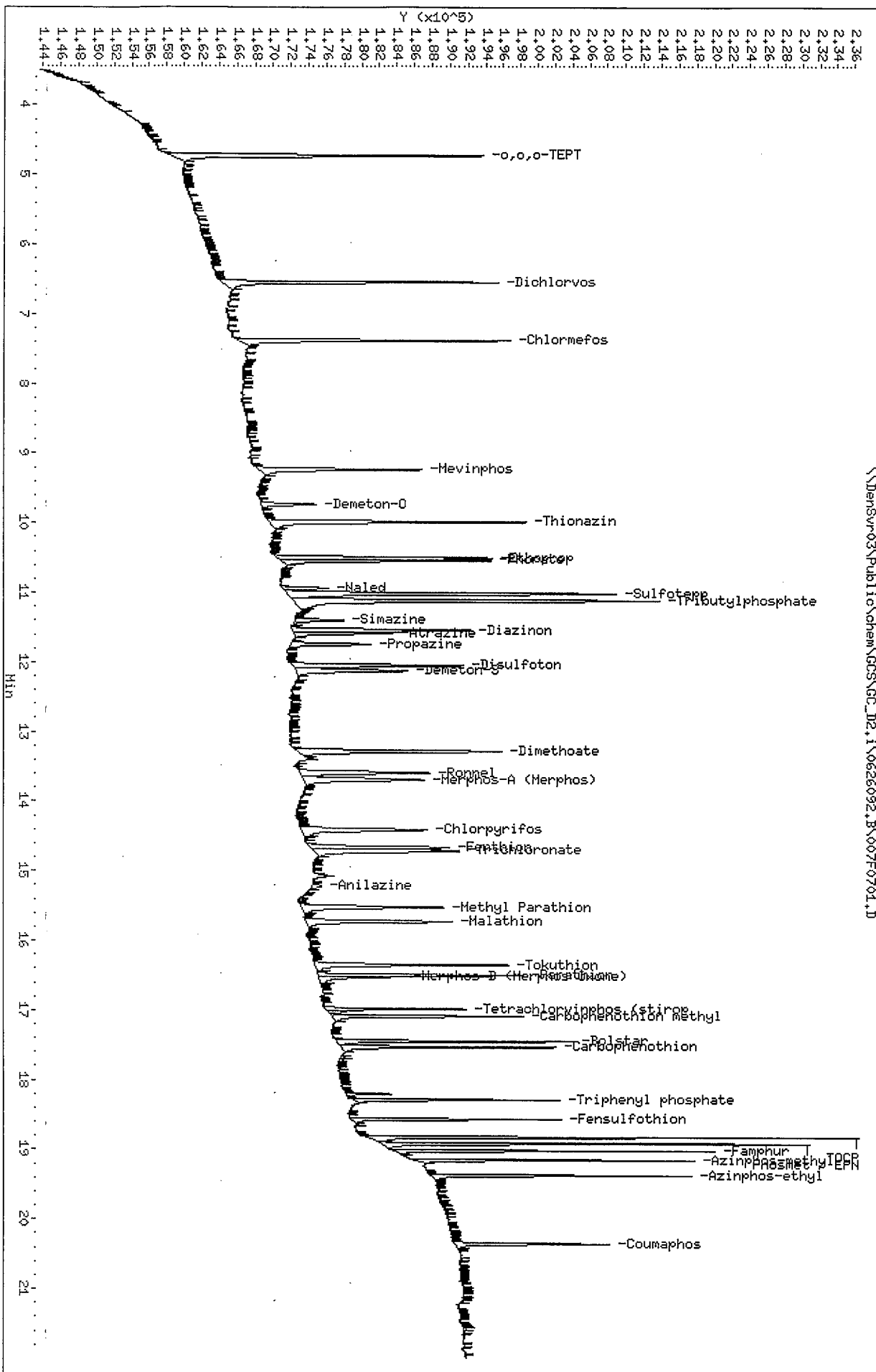
AREA UPPER LIMIT = +100% of internal standard area.
 AREA LOWER LIMIT = - 50% of internal standard area.
 RT UPPER LIMIT = + 0.50 minutes of internal standard RT.
 RT LOWER LIMIT = - 0.50 minutes of internal standard RT.

Data File: \\Densur-03\Public\chem\GCS\GC_D2.1\0626092.B\007F0704.D
 Date: 26-JUN-2009 20:18
 Client ID: OPP L3 GSW0639
 Sample Info: OPP L3 GSW0639

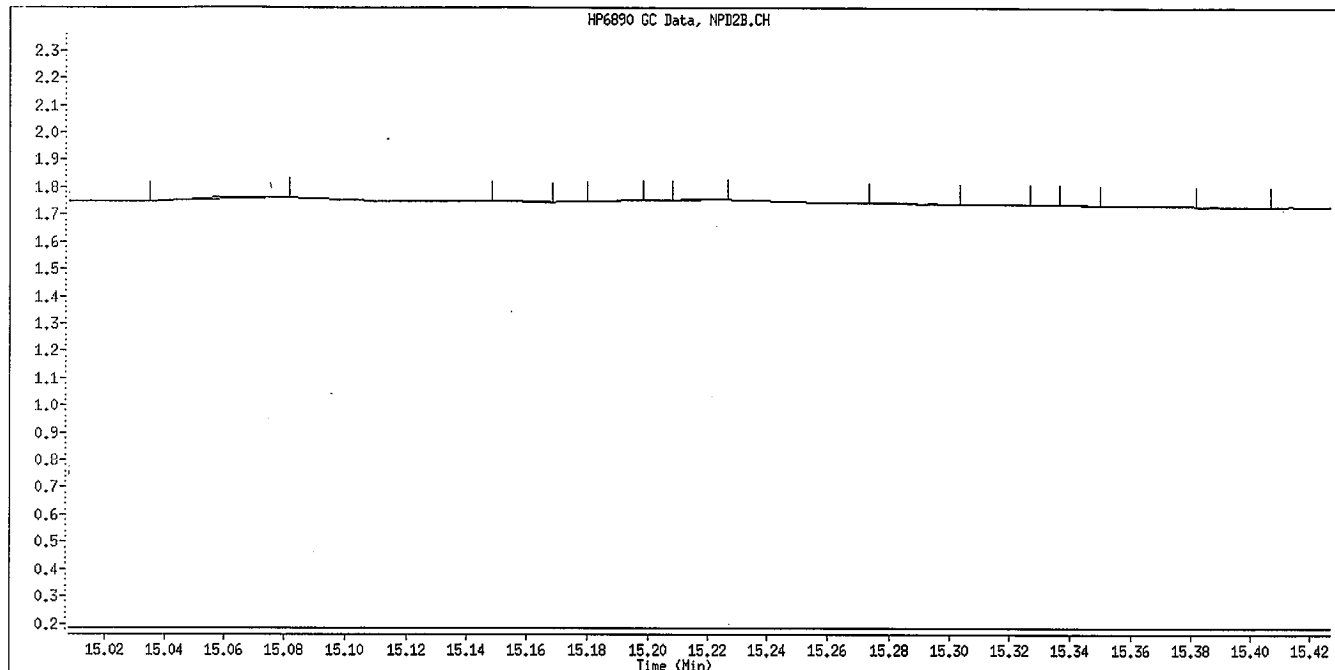
Column phase: RTX-OPPest

Instrument: GC_D2.1
 Operator: HPK/TLM
 Column diameter: 0.32

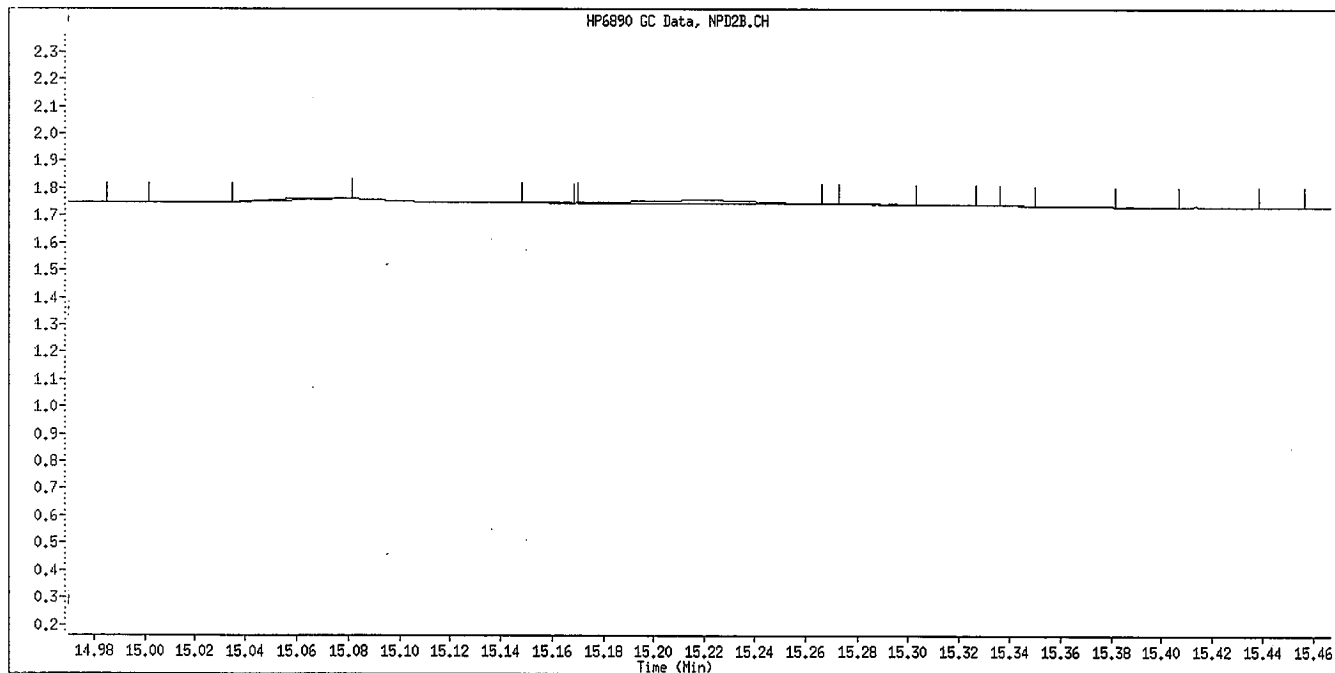
\\Densur-03\Public\chem\GCS\GC_D2.1\0626092.B\007F0704.D



Data File Name: 007F0701.D
Inj. Date and Time: 26-JUN-2009 20:18
Instrument ID: GC_D2.i
Client ID: OPP L3 GSV0639
Compound Name: Anilazine
CAS #:
Report Date: 06/30/2009



Original Integration

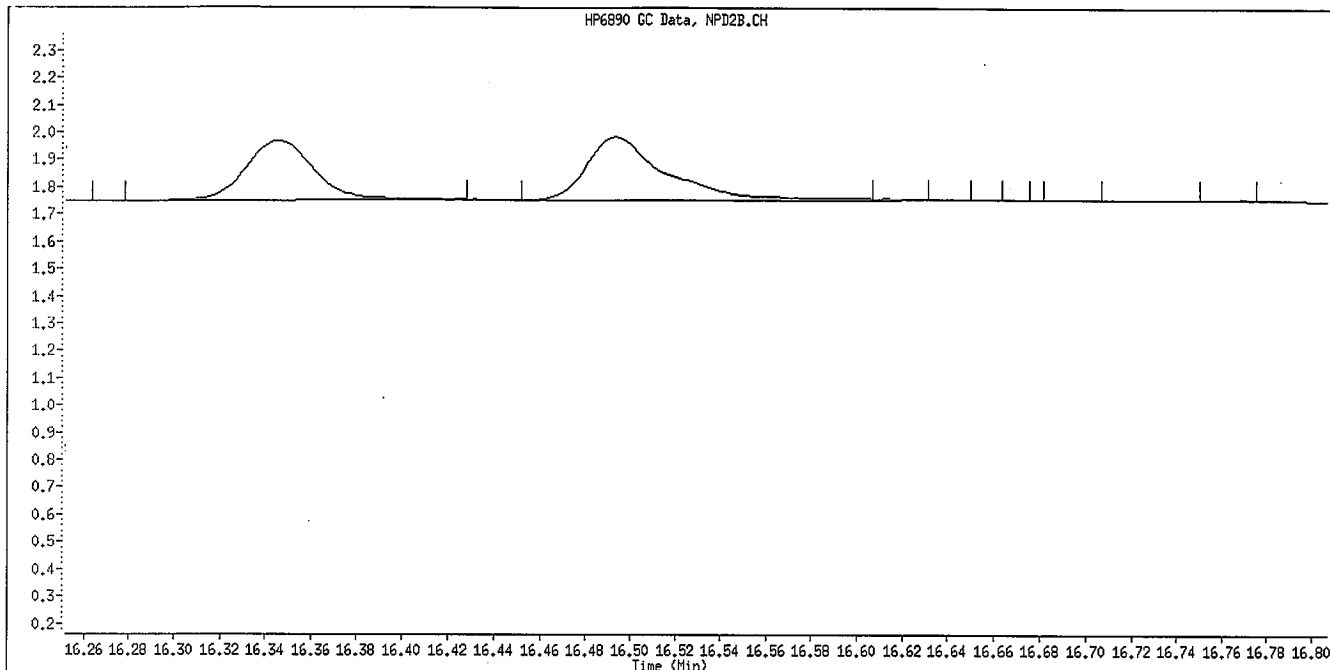


Manual Integration

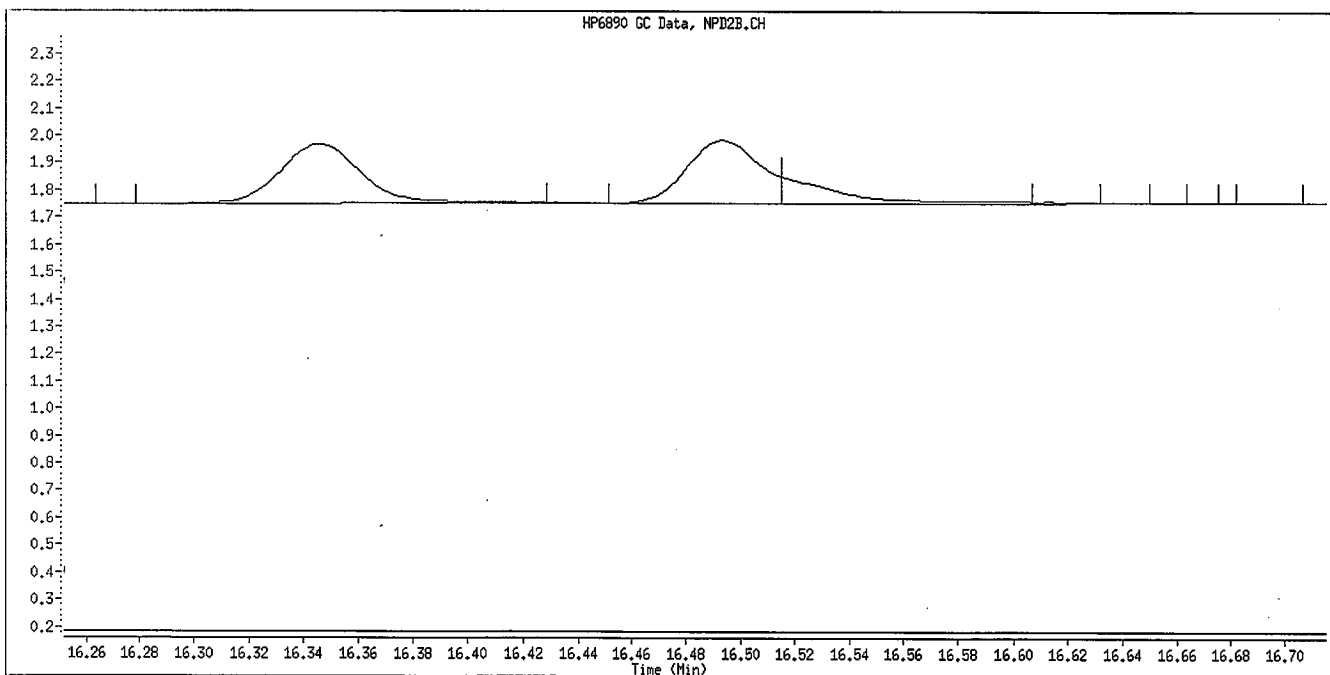
Manually Integrated By: williamst
Manual Integration Reason: Baseline Event

W
6/30/09

Data File Name: 007F0701.D
Inj. Date and Time: 26-JUN-2009 20:18
Instrument ID: GC_D2.i
Client ID: OPP L3 GSV0639
Compound Name: Parathion
CAS #:
Report Date: 06/30/2009



Original Integration

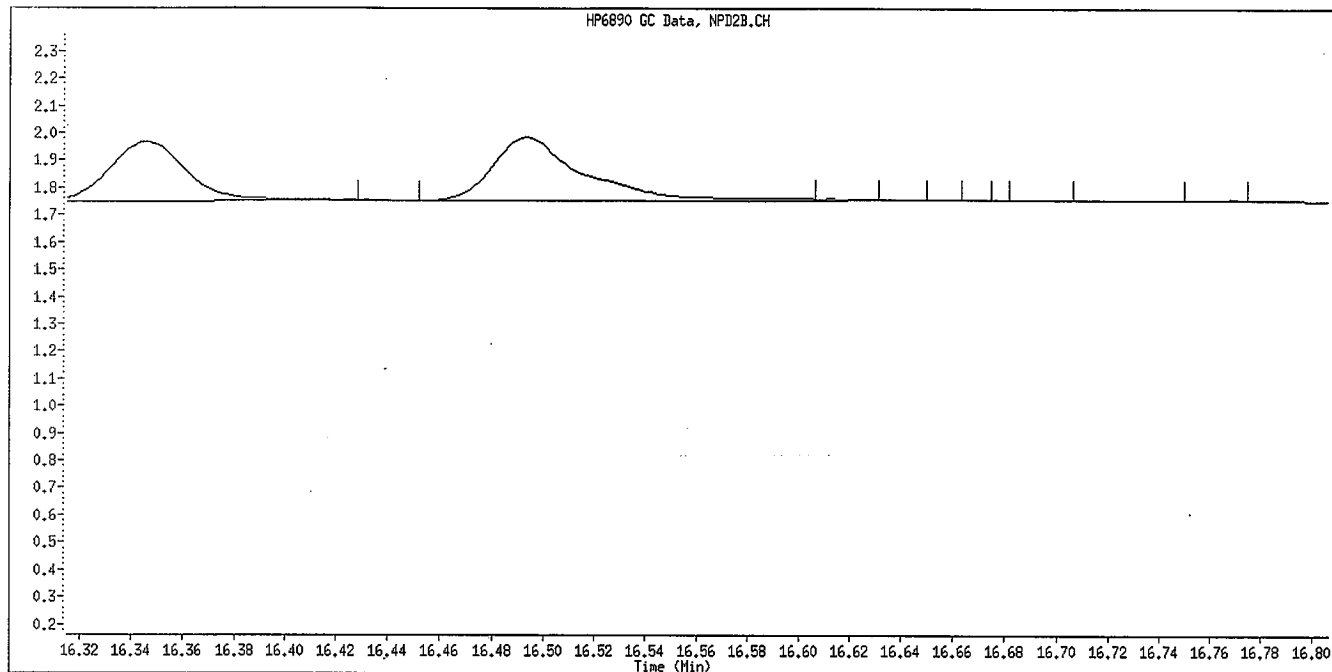


Manual Integration

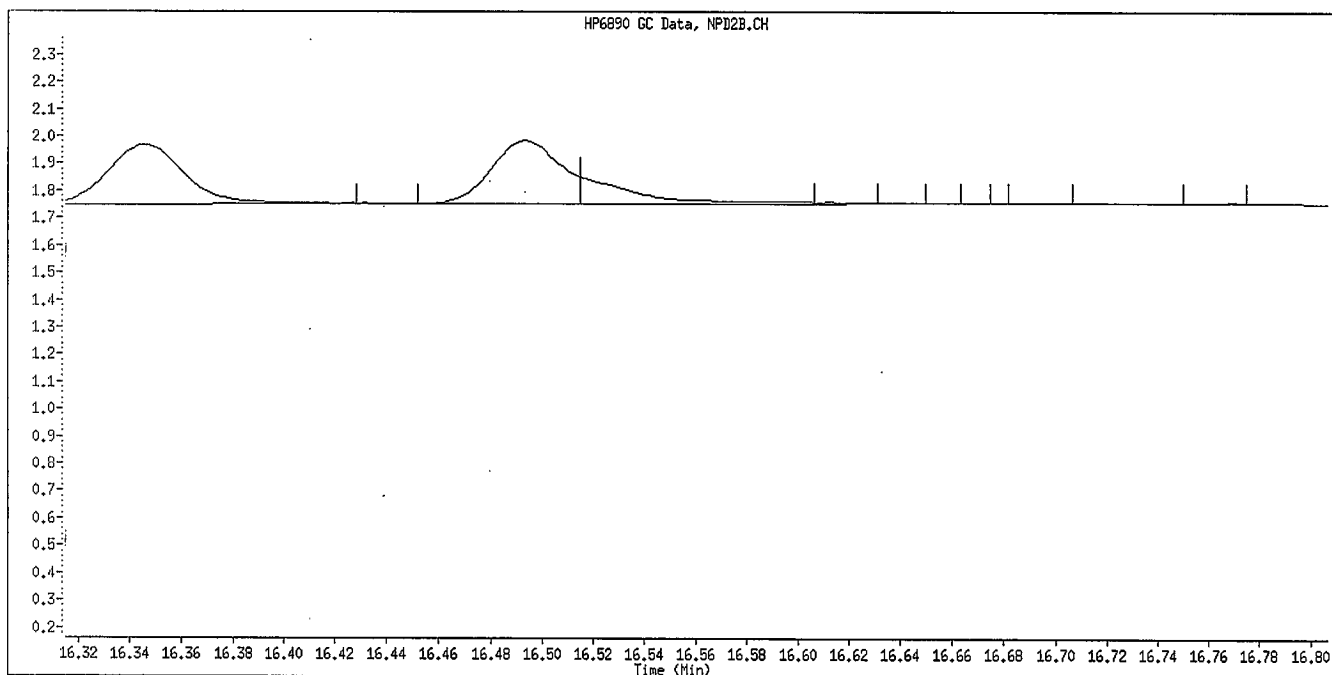
Manually Integrated By: williamst
Manual Integration Reason: Baseline Event

Handwritten signature
6/30/09

Data File Name: 007F0701.D
Inj. Date and Time: 26-JUN-2009 20:18
Instrument ID: GC_D2.i
Client ID: OPP L3 GSV0639
Compound Name: Merphos-B (Merphos Oxone)
CAS #:
Report Date: 06/30/2009



Original Integration



Manual Integration

Manually Integrated By: williamst
Manual Integration Reason: Baseline Event

WJ
6/30/09

TestAmerica

Data file : \\DenSvr03\Public\chem\GCS\GC_D2.i\0626092.B\008F0801.D
 Lab Smp Id: OPP L2 GSV0640 Client Smp ID: OPP L2 GSV0640
 Inj Date : 26-JUN-2009 20:45
 Operator : MPK/TLW Inst ID: GC_D2.i
 Smp Info : OPP L2 GSV0640
 Misc Info :
 Comment :
 Method : \\DenSvr03\Public\chem\GCS\GC_D2.i\0626092.B\8141A-2.m
 Meth Date : 30-Jun-2009 12:58 GC_D2.i Quant Type: ISTD
 Cal Date : 26-JUN-2009 20:18 Cal File: 007F0701.D
 Als. bottle: 8 Calibration Sample, Level: 2
 Dil Factor: 1.00000
 Integrator: Falcon Compound Sublist: 8141A.sub
 Target Version: 4.14
 Processing Host: DENPC075

Compounds	AMOUNTS					
	RT	EXP RT	REL RT	RESPONSE	CAL-AMT (ug/mL)	ON-COL (ug/mL)
1 o,o,o-TEPT	4.729	4.731	(0.251)	43725	0.50000	0.4721
2 Dichlorvos	6.546	6.546	(0.348)	32623	0.50000	0.4511
\$ 3 Chlormefos	7.383	7.384	(0.392)	32886	0.50000	0.4517
4 Mevinphos	9.233	9.234	(0.491)	22377	0.50000	0.4593
5 Demeton-O	9.734	9.734	(0.517)	7562	0.16250	0.1629
6 Thionazin	9.983	9.984	(0.531)	32975	0.50000	0.4526
7 Ethoprop	10.501	10.499	(0.558)	25261	0.50000	0.4640
8 Phorate	10.538	10.539	(0.560)	28693	0.50000	0.4545
9 Naled	10.934	10.939	(0.581)	1666	0.50000	0.3635
10 Sulfotepp	11.018	11.017	(0.586)	45401	0.50000	0.4768 (A)
* 11 Tributylphosphate	11.118	11.116	(1.000)	107017	2.00000	
12 Simazine	11.401	11.399	(0.606)	6209	0.50000	0.4553 (A)
13 Diazinon	11.541	11.541	(0.613)	15923	0.50000	0.3370
14 Atrazine	11.579	11.584	(0.615)	1231	0.50000	0.2736 (A)
15 Propazine	11.746	11.747	(0.624)	8102	0.50000	0.3907
16 Disulfoton	12.049	12.049	(0.640)	23807	0.50000	0.4741
17 Demeton-S	12.124	12.124	(0.644)	15766	0.34000	0.3681
18 Dimethoate	13.281	13.282	(0.706)	33707	0.50000	0.5009
19 Ronnel	13.588	13.587	(0.722)	19648	0.50000	0.4338
20 Merphos-A (Merphos)	13.689	13.689	(1.231)	19488	0.50000	0.5025 (A)
21 Chlorpyrifos	14.409	14.409	(0.766)	20746	0.50000	0.4515
22 Fenthion	14.661	14.662	(0.779)	20747	0.50000	0.4869
23 Trichloronate	14.709	14.711	(0.782)	26053	0.50000	0.5238
24 Anilazine	15.213	15.216	(0.809)	2256	0.50000	0.5727 (M)
25 Methyl Parathion	15.519	15.519	(0.825)	20061	0.50000	0.4361
26 Malathion	15.724	15.724	(0.836)	21428	0.50000	0.4972
27 Tokuthion	16.346	16.344	(0.869)	23462	0.50000	0.4650
28 Parathion	16.493	16.494	(0.877)	20700	0.50000	0.4566 (M)
29 Merphos-B (Merphos Oxone)	16.514	16.517	(1.485)	6271	0.50000	0.4377 (AM)
30 Tetrachlorvinphos (stirophos)	16.976	16.977	(0.902)	13089	0.50000	0.4464
31 Carbophenothion methyl	17.081	17.082	(0.908)	18266	0.50000	0.4346
32 Bolstar	17.441	17.440	(0.927)	21910	0.50000	0.4949
33 Carbophenothion	17.521	17.524	(0.931)	20336	0.50000	0.4671 (A)

Compounds	RT	EXP RT	REL RT	RESPONSE	AMOUNTS	
					CAL-AMT (ug/mL)	ON-COL (ug/mL)
\$ 34 Triphenyl phosphate	18.279	18.281	(0.972)	15570	0.50000	0.4358
35 Fensulfothion	18.558	18.559	(0.986)	14395	0.50000	0.4388
* 36 TOCP	18.814	18.816	(1.000)	71609	2.00000	
37 Phosmet / EPN	18.908	18.909	(1.005)	35826	1.00000	0.9102
38 Famphur	19.009	19.011	(1.010)	21626	0.50000	0.4604
39 Azinphos-methyl	19.146	19.147	(1.018)	19508	0.50000	0.4540
40 Azinphos-ethyl	19.364	19.366	(1.029)	19984	0.50000	0.4884
41 Coumaphos	20.348	20.347	(1.081)	14618	0.50000	0.4646
S 42 Merphos				25759	0.50000	0.4316
M 43. Total Demeton				23328	0.50000	0.5310

QC Flag Legend

- A - Target compound detected but, quantitated amount exceeded maximum amount.
- M - Compound response manually integrated.

TestAmerica

INTERNAL STANDARD COMPOUNDS
 AREA AND RT SUMMARY

Instrument ID: GC_D2.i
 Lab File ID: 008F0801.D
 Lab Smp Id: OPP L2 GSV0640
 Analysis Type: SV
 Quant Type: ISTD
 Operator: MPK/TLW
 Method File: \\DenSvr03\Public\chem\GCS\GC_D2.i\0626092.B\8141A-2.m
 Misc Info:

Calibration Date: 26-JUN-2009
 Calibration Time: 19:50
 Client Smp ID: OPP L2 GSV0640
 Level:
 Sample Type:

COMPOUND	STANDARD	AREA LIMIT		SAMPLE	%DIFF
		LOWER	UPPER		
11 Tributylphosphate	126959	63480	253918	107017	-15.71
36 TOCP	68161	34081	136322	71609	5.06

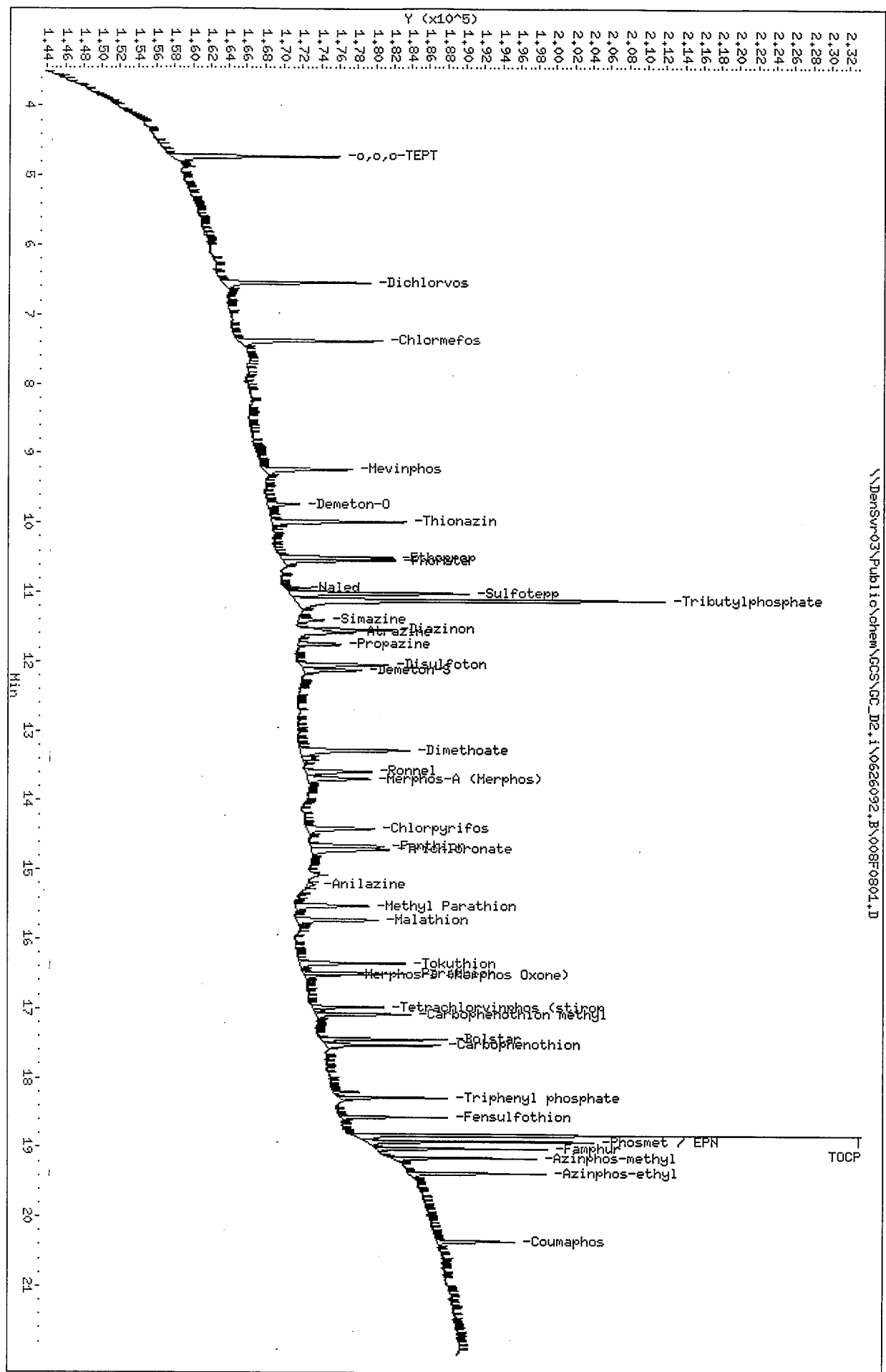
COMPOUND	STANDARD	RT LIMIT		SAMPLE	%DIFF
		LOWER	UPPER		
11 Tributylphosphate	11.12	10.62	11.62	11.12	0.02
36 TOCP	18.82	18.32	19.32	18.81	-0.00

AREA UPPER LIMIT = +100% of internal standard area.
 AREA LOWER LIMIT = - 50% of internal standard area.
 RT UPPER LIMIT = + 0.50 minutes of internal standard RT.
 RT LOWER LIMIT = - 0.50 minutes of internal standard RT.

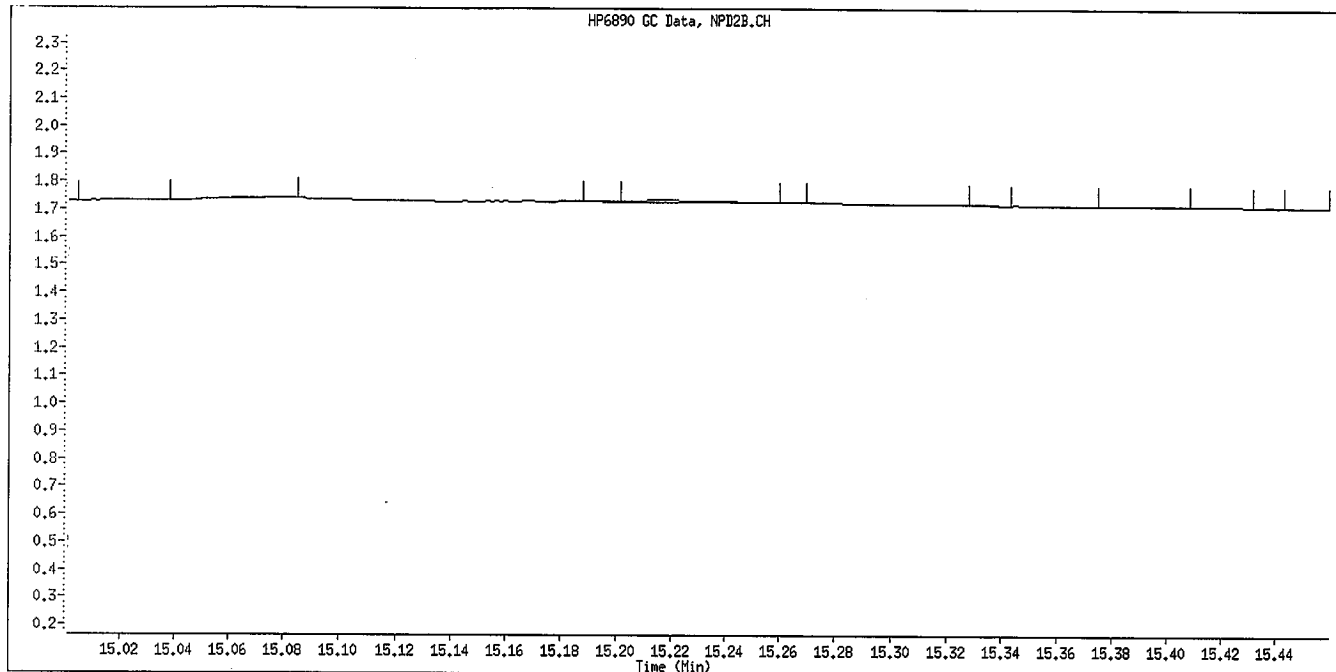
Data File: \\Densur-03\Public\chem\GCS\GC_D2.i\0626092.B\008F0801.D
 Date: 26-JUN-2009 20:45
 Client ID: OPP L2 GSV0640
 Sample Info: OPP L2 GSV0640
 Column phase: RTX-OPPest

Instrument: GC_D2.i
 Operator: MPK/TLW
 Column diameter: 0.32

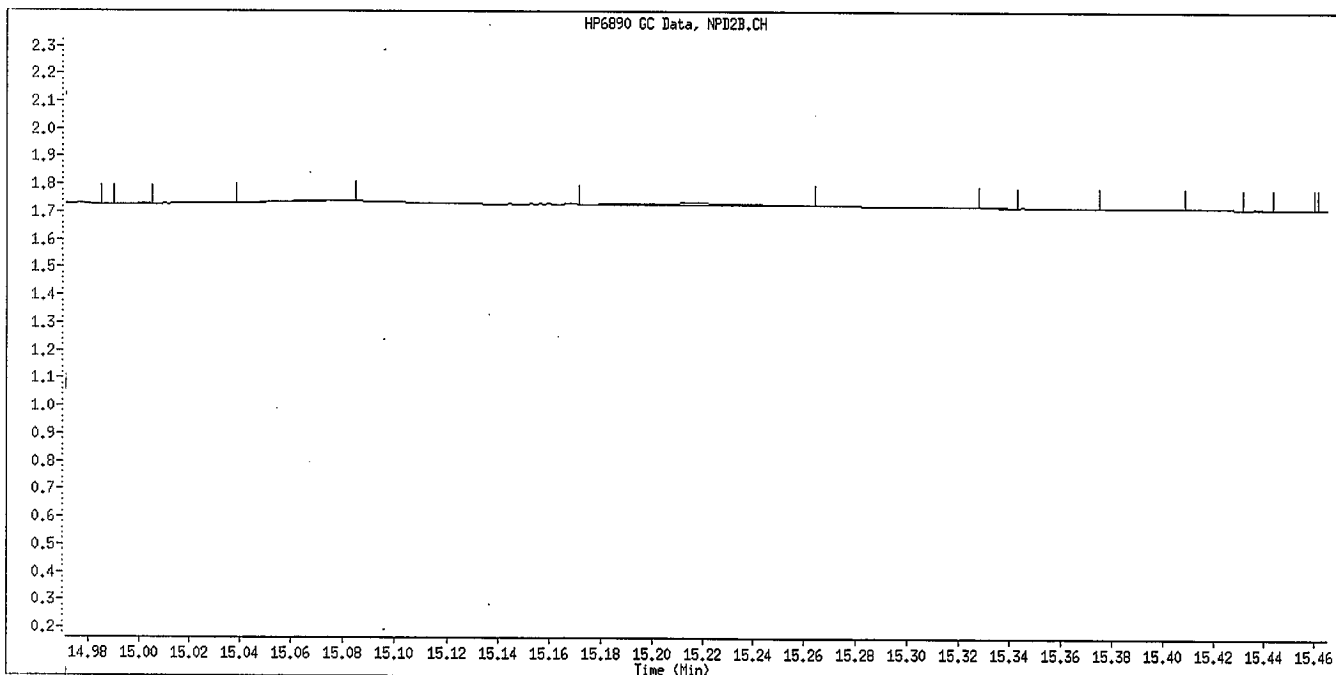
\\Densur-03\Public\chem\GCS\GC_D2.i\0626092.B\008F0801.D



Data File Name: 008F0801.D
Inj. Date and Time: 26-JUN-2009 20:45
Instrument ID: GC_D2.i
Client ID: OPP L2 GSV0640
Compound Name: Anilazine
CAS #:
Report Date: 06/30/2009



Original Integration

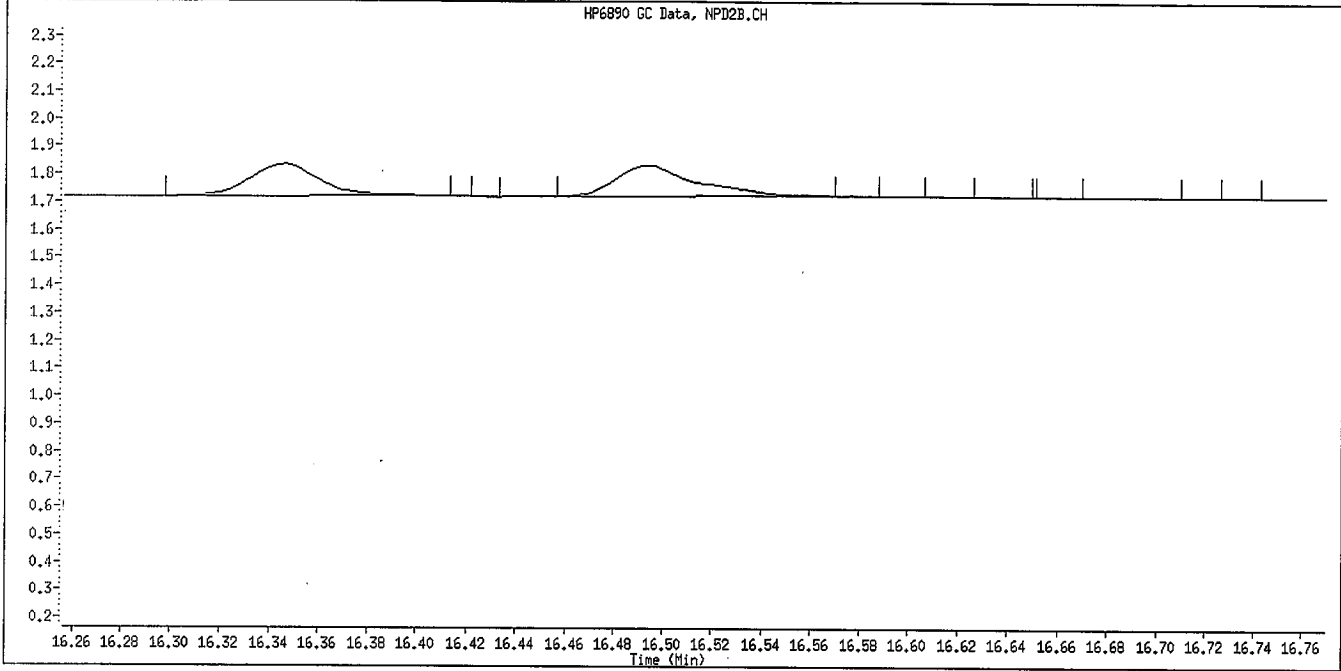


Manual Integration

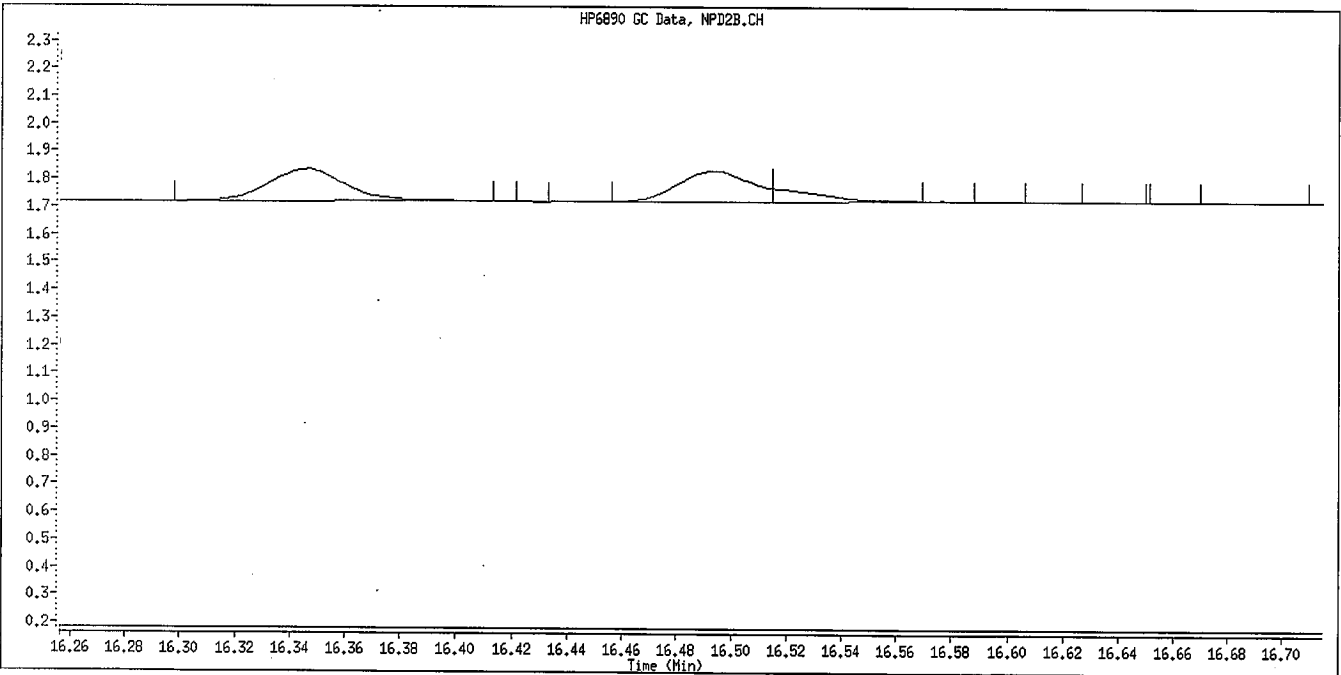
Manually Integrated By: williamst
Manual Integration Reason: Baseline Event

Handwritten signature
6/30/09

Data File Name: 008F0801.D
Inj. Date and Time: 26-JUN-2009 20:45
Instrument ID: GC_D2.i
Client ID: OPP L2 GSV0640
Compound Name: Parathion
CAS #:
Report Date: 06/30/2009



Original Integration

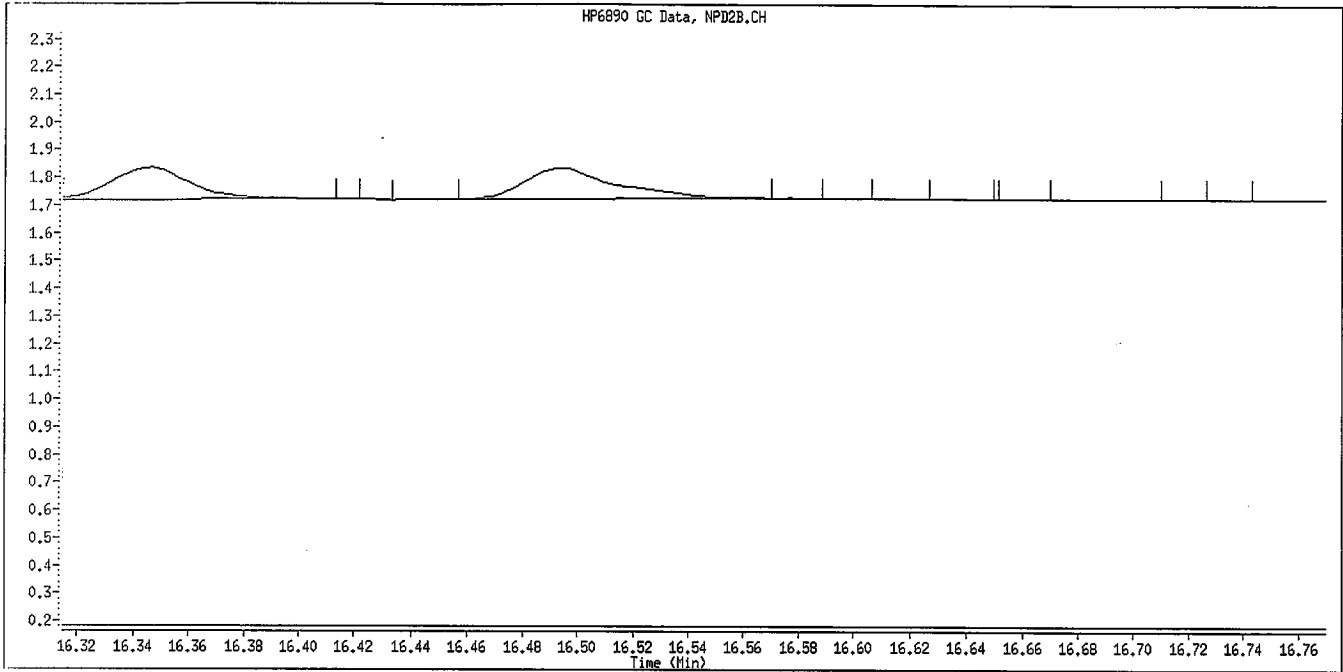


Manual Integration

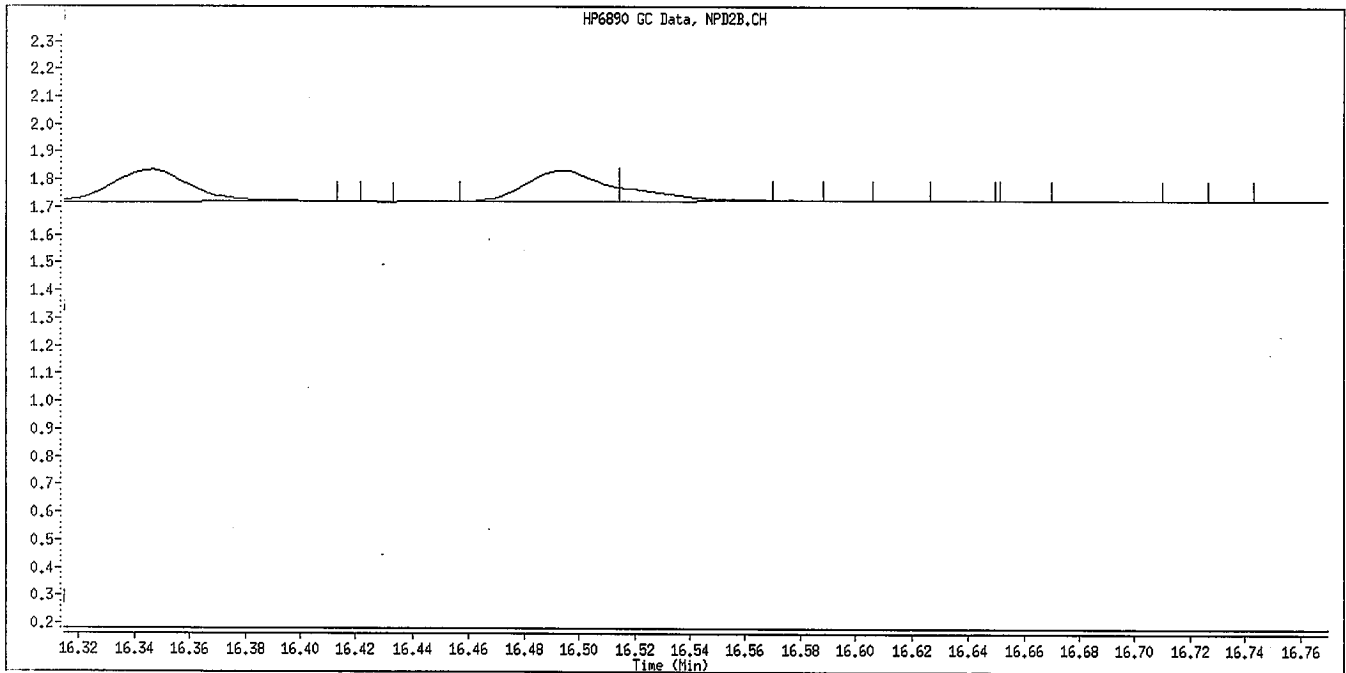
Manually Integrated By: williamst
Manual Integration Reason: Baseline Event

Handwritten signature and date:
6/30/09

Data File Name: 008F0801.D
Inj. Date and Time: 26-JUN-2009 20:45
Instrument ID: GC_D2.i
Client ID: OPP L2 GSV0640
Compound Name: Merphos-B (Merphos Oxone)
CAS #:
Report Date: 06/30/2009



Original Integration



Manual Integration

Manually Integrated By: williamst
Manual Integration Reason: Baseline Event

YJ
6/30/09

TestAmerica

Data file : \\DenSvr03\Public\chem\GCS\GC_D2.i\0626092.B\009F0901.D
 Lab Smp Id: OPP L1 GSV0641 Client Smp ID: OPP L1 GSV0641
 Inj Date : 26-JUN-2009 21:13
 Operator : MPK/TLW Inst ID: GC_D2.i
 Smp Info : OPP L1 GSV0641
 Misc Info :
 Comment :
 Method : \\DenSvr03\Public\chem\GCS\GC_D2.i\0626092.B\8141A-2.m
 Meth Date : 30-Jun-2009 12:58 GC_D2.i Quant Type: ISTD
 Cal Date : 26-JUN-2009 20:45 Cal File: 008F0801.D
 Als bottle: 9 Calibration Sample, Level: 1
 Dil Factor: 1.00000
 Integrator: Falcon Compound Sublist: 8141A.sub
 Target Version: 4.14
 Processing Host: DENPC075

Compounds	AMOUNTS					
	RT	EXP RT	REL RT	RESPONSE	CAL-AMT (ug/mL)	ON-COL (ug/mL)
1 o,o,o-TEPT	4.731	4.731	(0.251)	21538	0.20000	0.2262
2 Dichlorvos	6.546	6.546	(0.348)	14456	0.20000	0.1945
\$ 3 Chlormefos	7.382	7.384	(0.392)	16155	0.20000	0.2159
4 Mevinphos	9.236	9.234	(0.491)	10624	0.20000	0.2122
5 Demeton-O	9.737	9.734	(0.518)	2866	0.06500	0.06007
6 Thionazin	9.986	9.984	(0.531)	15885	0.20000	0.2121
7 Ethoprop	10.502	10.499	(0.558)	12514	0.20000	0.2237
8 Phorate	10.537	10.539	(0.560)	13936	0.20000	0.2148
9 Naled	10.939	10.939	(0.581)	94	0.20000	0.2739
10 Sulfotepp	11.016	11.017	(0.585)	20595	0.20000	0.2105 (A)
* 11 Tributylphosphate	11.117	11.116	(1.000)	104756	2.00000	
12 Simazine	11.399	11.399	(0.606)	2680	0.20000	0.1912 (A)
13 Diazinon	11.541	11.541	(0.613)	12067	0.20000	0.2561
14 Atrazine	11.581	11.584	(0.615)	5427	0.20000	0.4092 (A)
15 Propazine	11.746	11.747	(0.624)	4880	0.20000	0.2531
16 Disulfoton	12.052	12.049	(0.641)	10273	0.20000	0.1991
17 Demeton-S	12.121	12.124	(0.644)	667	0.13600	0.1293
18 Dimethoate	13.282	13.282	(0.706)	14242	0.20000	0.2059
19 Ronnel	13.587	13.587	(0.722)	10994	0.20000	0.2362
20 Merphos-A (Merphos)	13.689	13.689	(1.231)	7722	0.20000	0.2034 (A)
21 Chlorpyrifos	14.409	14.409	(0.766)	9439	0.20000	0.1999
22 Fenthion	14.661	14.662	(0.779)	8896	0.20000	0.2031
23 Trichloronate	14.709	14.711	(0.782)	6944	0.20000	0.2138
24 Anilazine	15.217	15.216	(0.809)	1634	0.20000	0.4033 (M)
25 Methyl Parathion	15.519	15.519	(0.825)	8934	0.20000	0.1890
26 Malathion	15.724	15.724	(0.836)	9125	0.20000	0.2060
27 Tokuthion	16.344	16.344	(0.869)	11061	0.20000	0.2133
28 Parathion	16.494	16.494	(0.877)	9355	0.20000	0.2008 (M)
29 Merphos-B (Merphos Oxone)	16.512	16.517	(1.485)	3793	0.20000	0.2310 (AM)
30 Tetrachlorvinphos (stirophos)	16.976	16.977	(0.902)	6332	0.20000	0.2101
31 Carbophenothion methyl	17.081	17.082	(0.908)	8575	0.20000	0.1985
32 Bolstar	17.441	17.440	(0.927)	9809	0.20000	0.2156
33 Carbophenothion	17.522	17.524	(0.931)	8717	0.20000	0.1948 (A)

Compounds	RT	EXP RT	REL RT	RESPONSE	AMOUNTS	
					CAL-AMT (ug/mL)	ON-COL (ug/mL)
\$ 34. Triphenyl phosphate	18.281	18.281	(0.972)	8167	0.20000	0.2224
35 Fensulfothion	18.559	18.559	(0.986)	6502	0.20000	0.1929
* 36 TOCP	18.816	18.816	(1.000)	73597	2.00000	
37 Phosmet / EPN	18.909	18.909	(1.005)	19707	0.40000	0.4475
38 Famphur	19.012	19.011	(1.010)	10711	0.20000	0.2219
39 Azinphos-methyl	19.149	19.147	(1.018)	9243	0.20000	0.2093
40 Azinphos-ethyl	19.367	19.366	(1.029)	8391	0.20000	0.1995
41 Coumaphos	20.349	20.347	(1.081)	5809	0.20000	0.1796
S 42 Merphos				11515	0.20000	0.1877
M 43 Total Demeton				3533	0.20000	0.1894

QC Flag Legend

- A - Target compound detected but, quantitated amount exceeded maximum amount.
- M - Compound response manually integrated.

TestAmerica

INTERNAL STANDARD COMPOUNDS
 AREA AND RT SUMMARY

Instrument ID: GC D2.i
 Lab File ID: 009F0901.D
 Lab Smp Id: OPP L1 GSV0641
 Analysis Type: SV
 Quant Type: ISTD
 Operator: MPK/TLW
 Method File: \\DenSvr03\Public\chem\GCS\GC_D2.i\0626092.B\8141A-2.m
 Misc Info:

Calibration Date: 26-JUN-2009
 Calibration Time: 19:50
 Client Smp ID: OPP L1 GSV0641
 Level:
 Sample Type:

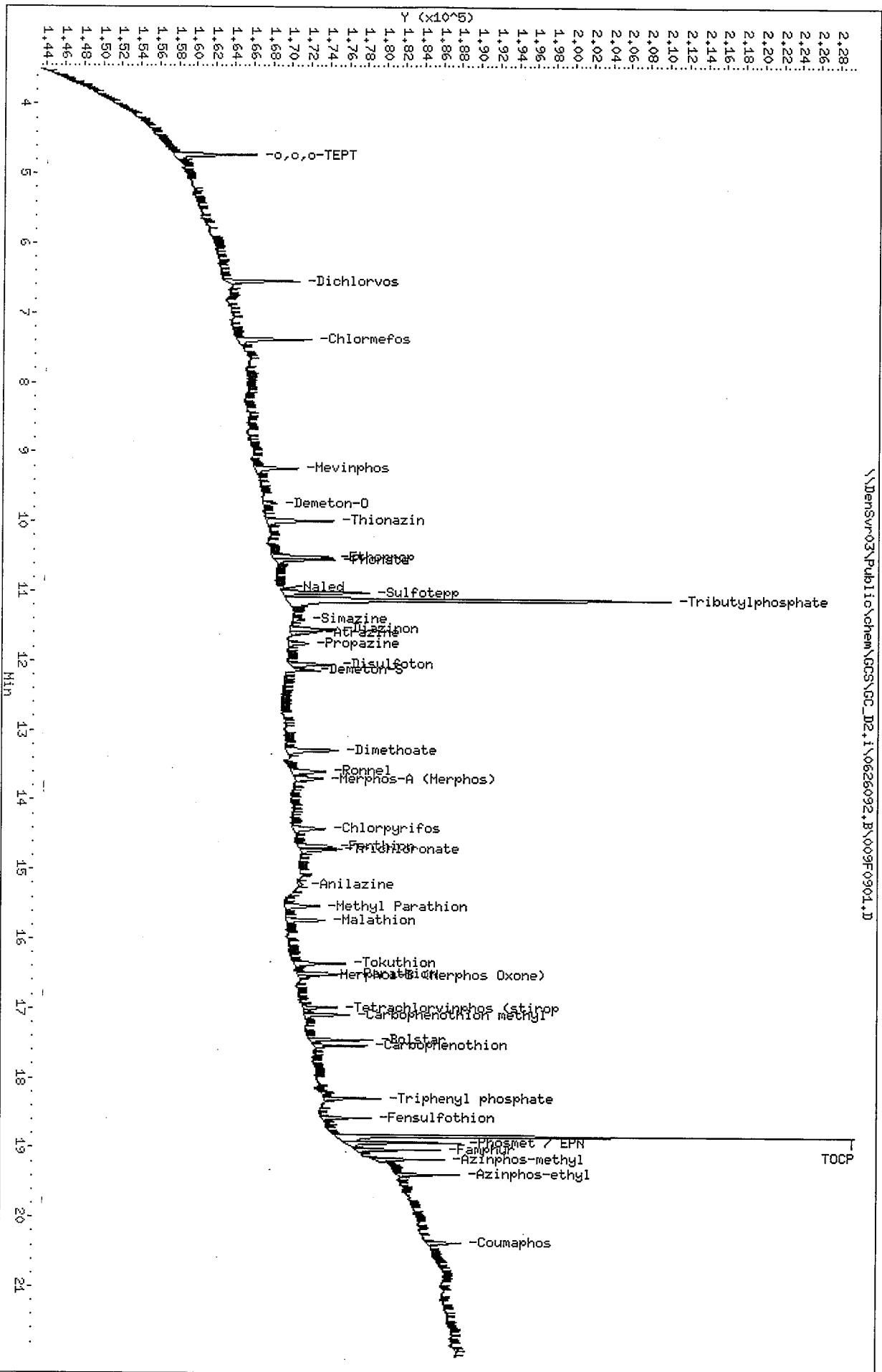
COMPOUND =====	STANDARD =====	AREA LIMIT		SAMPLE =====	%DIFF =====
		LOWER =====	UPPER =====		
11 Tributylphosphate	126959	63480	253918	104756	-17.49
36 TOCP	68161	34081	136322	73597	7.98

COMPOUND =====	STANDARD =====	RT LIMIT		SAMPLE =====	%DIFF =====
		LOWER =====	UPPER =====		
11 Tributylphosphate	11.12	10.62	11.62	11.12	0.02
36 TOCP	18.82	18.32	19.32	18.82	0.00

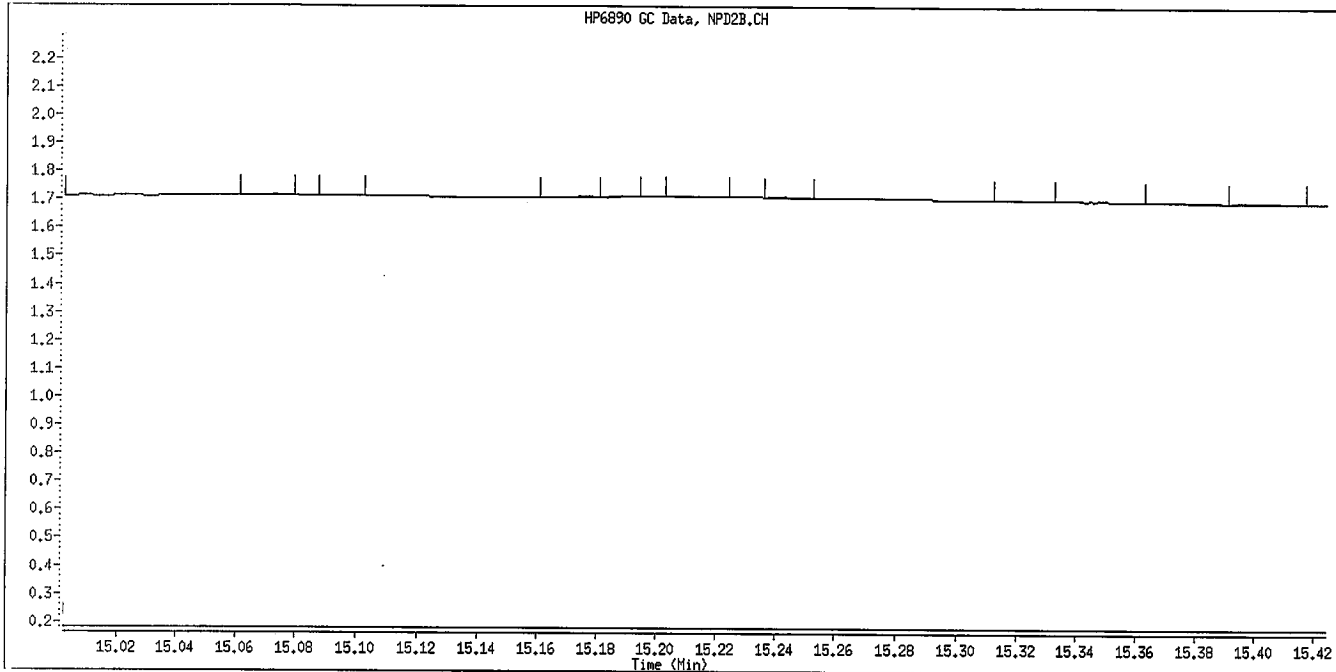
AREA UPPER LIMIT = +100% of internal standard area.
 AREA LOWER LIMIT = - 50% of internal standard area.
 RT UPPER LIMIT = + 0.50 minutes of internal standard RT.
 RT LOWER LIMIT = - 0.50 minutes of internal standard RT.

Data File: \\Densvr03\Public\chem\GCS\GC_D2.i\0626092.B\009F0901.D
 Date: 26-JUN-2009 21:13
 Client ID: OPP L1 GSV0641
 Sample Info: OPP L1 GSV0641
 Column phase: RTX-OPpest

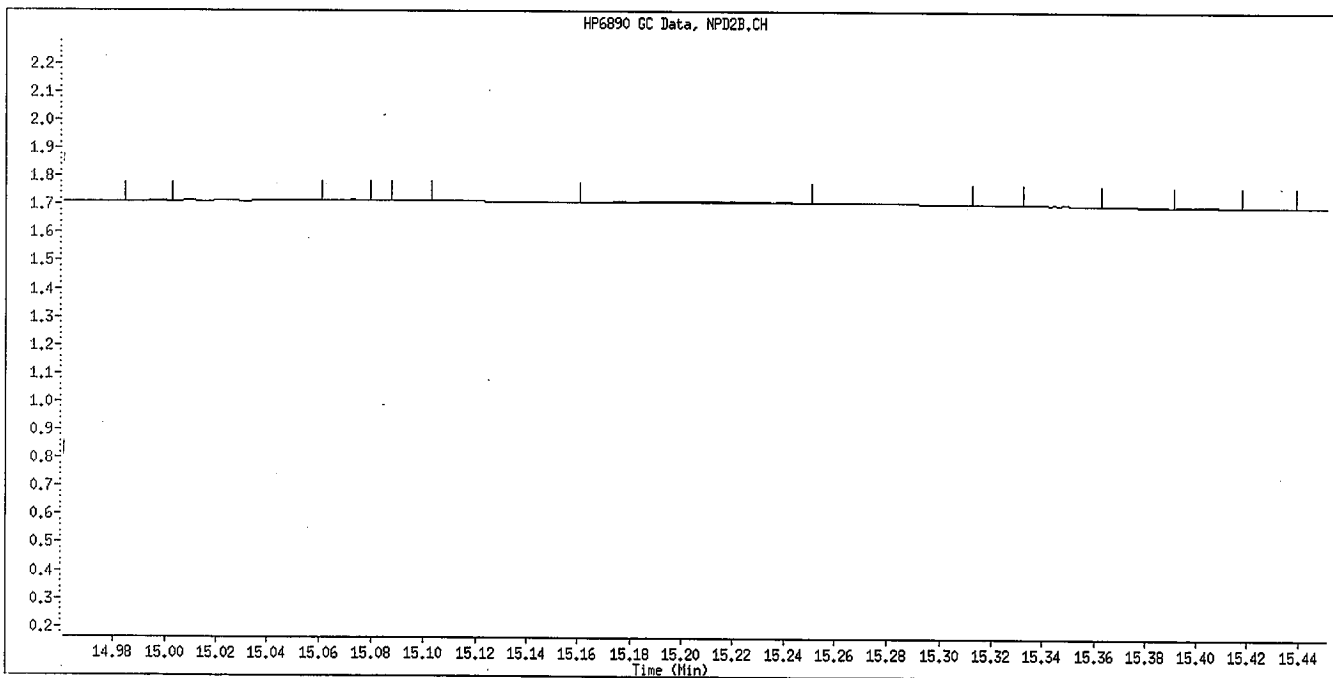
Instrument: GC_D2.i
 Operator: HPK/TLM
 Column diameter: 0.32



Data File Name: 009F0901.D
Inj. Date and Time: 26-JUN-2009 21:13
Instrument ID: GC_D2.i
Client ID: OPP L1 GSV0641
Compound Name: Anilazine
CAS #:
Report Date: 06/30/2009



Original Integration

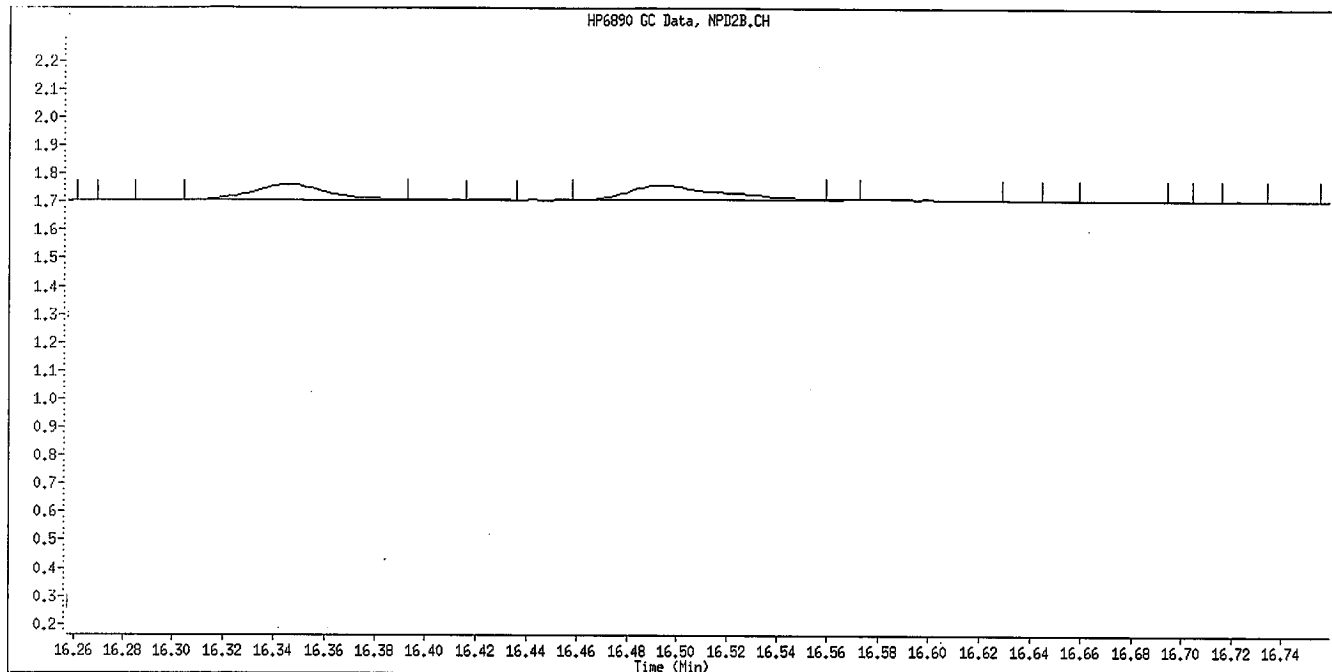


Manual Integration

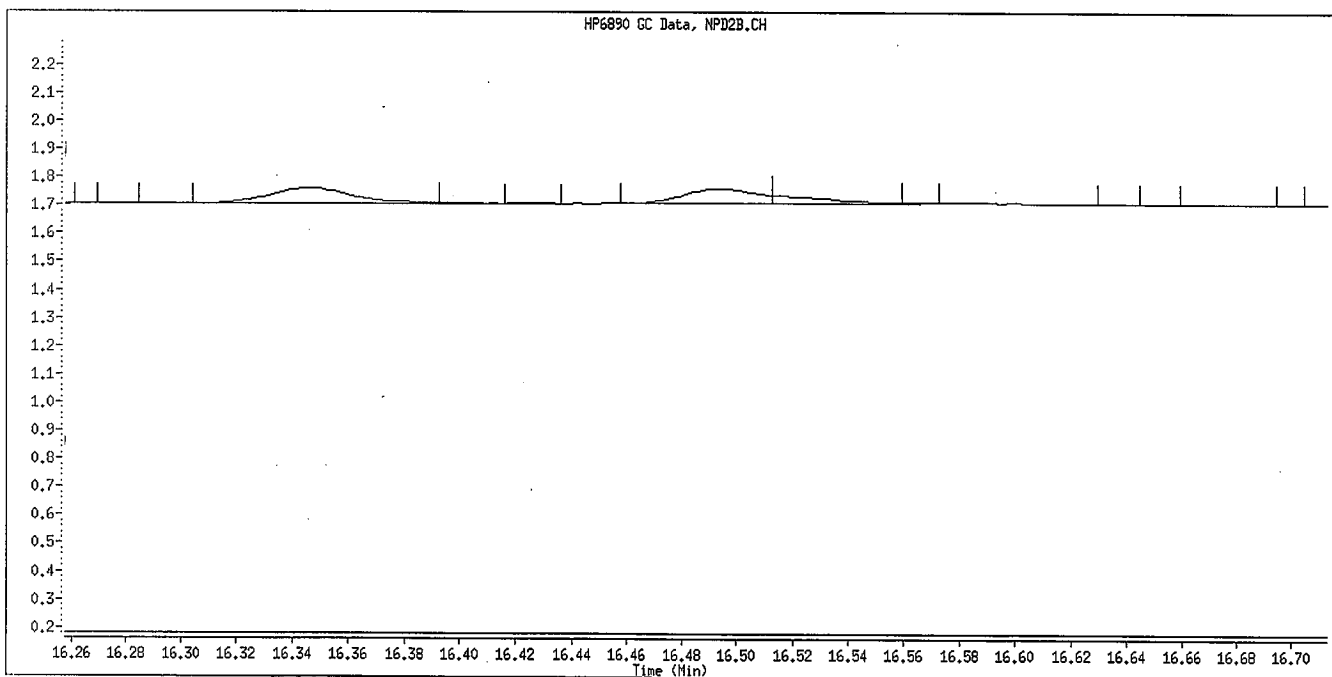
Manually Integrated By: williamst
Manual Integration Reason: Baseline Event

Handwritten signature and number:
JK
613069

Data File Name: 009F0901.D
Inj. Date and Time: 26-JUN-2009 21:13
Instrument ID: GC_D2.i
Client ID: OPP L1 GSV0641
Compound Name: Parathion
CAS #:
Report Date: 06/30/2009



Original Integration

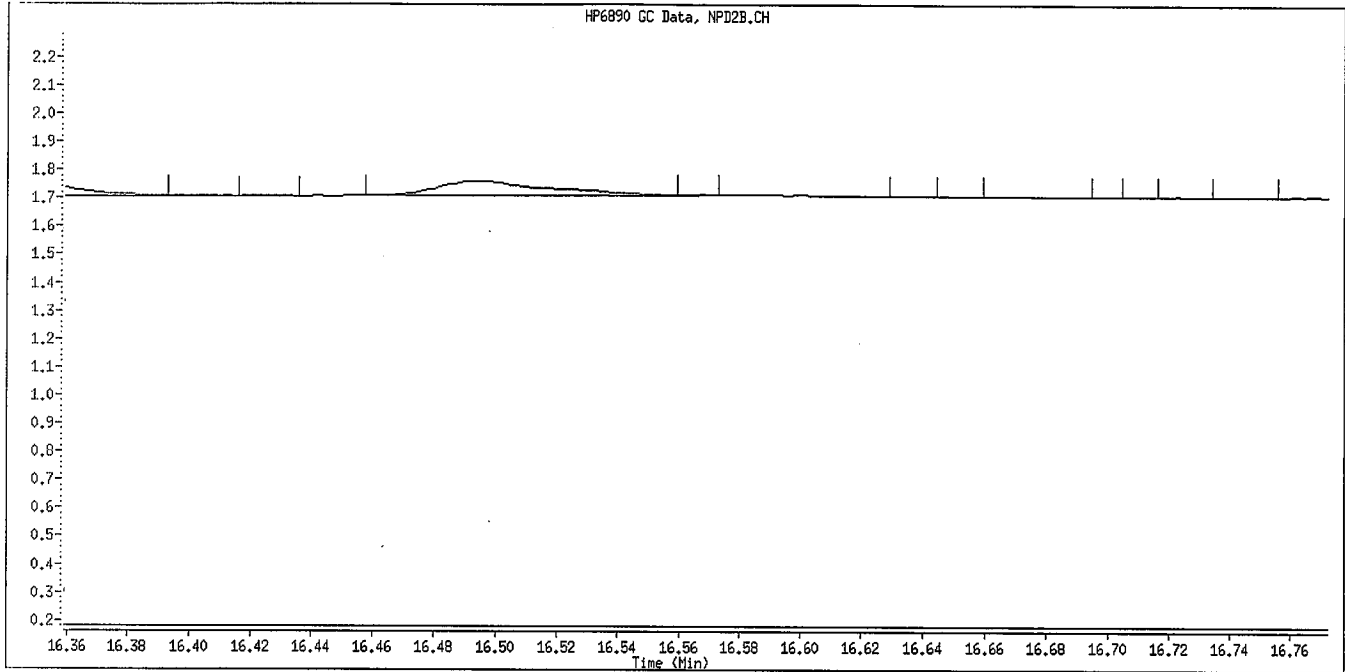


Manual Integration

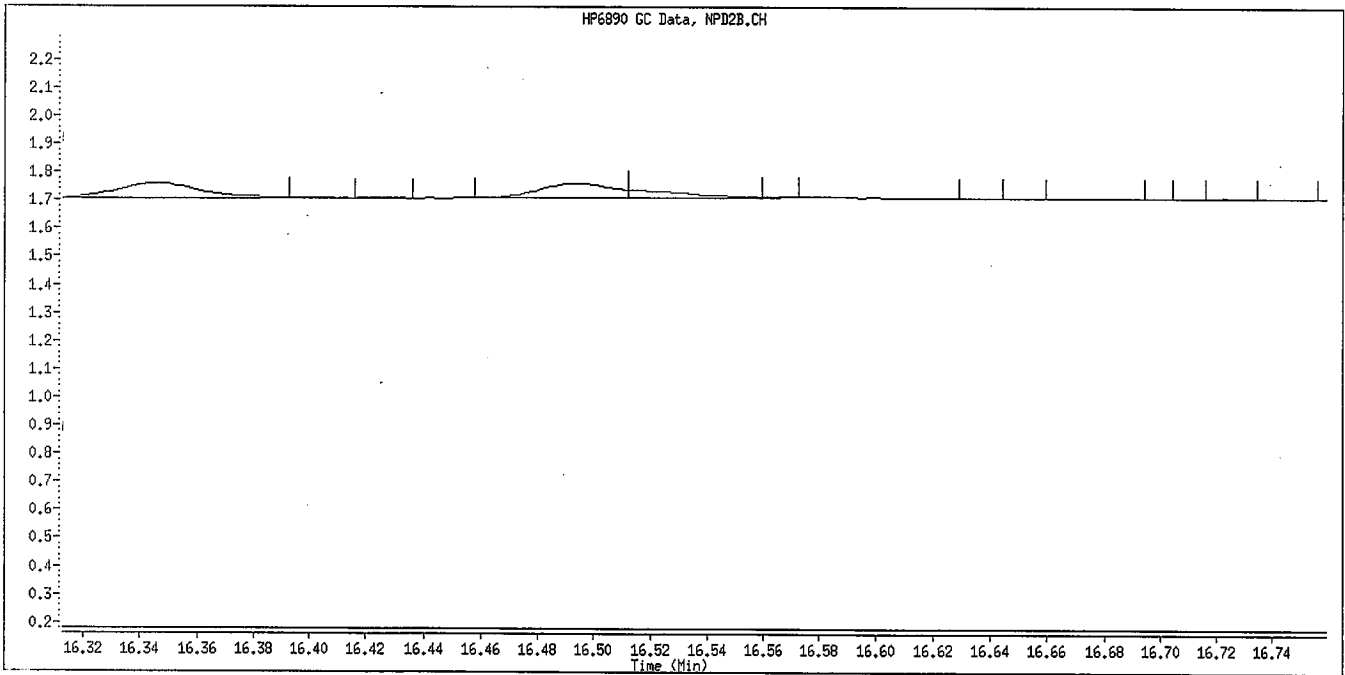
Manually Integrated By: williamst
Manual Integration Reason: Baseline Event

Handwritten signature and date:
JL
6/30/09

Data File Name: 009F0901.D
Inj. Date and Time: 26-JUN-2009 21:13
Instrument ID: GC_D2.i
Client ID: OPP L1 GSV0641
Compound Name: Merphos-B (Merphos Oxone)
CAS #:
Report Date: 06/30/2009



Original Integration



Manual Integration

Manually Integrated By: williamst
Manual Integration Reason: Baseline Event

WJL
6/30/09

TestAmerica

Data file : \\DenSvr03\Public\chem\GCS\GC_D2.i\0626092.B\010F1001.D
 Lab Smp Id: OPP SS GSV0633 Client Smp ID: OPP SS GSV0633
 Inj Date : 26-JUN-2009 21:40
 Operator : MPK/TLW Inst ID: GC_D2.i
 Smp Info : OPP SS GSV0633
 Misc Info :
 Comment :
 Method : \\DenSvr03\Public\chem\GCS\GC_D2.i\0626092.B\8141A-2.m
 Meth Date : 30-Jun-2009 13:09 GC_D2.i Quant Type: ISTD
 Cal Date : 26-JUN-2009 21:13 Cal File: 009F0901.D
 Als bottle: 10 Continuing Calibration Sample
 Dil Factor: 1.00000
 Integrator: Falcon Compound Sublist: 8141A.sub
 Target Version: 4.14
 Processing Host: DENPC075

Compounds	AMOUNTS					
	RT	EXP RT	REL RT	RESPONSE	CAL-AMT (ug/mL)	ON-COL (ug/mL)
1 o,o,o-TEPT	4.728	4.731	(0.251)	178670	2.00000	2.007
2 Dichlorvos	6.545	6.546	(0.348)	123097	2.00000	1.771
\$ 3 Chlormefos	7.383	7.384	(0.392)	118669	2.00000	1.696
4 Mevinphos	9.232	9.234	(0.491)	85996	2.00000	1.836
5 Demeton-O	9.733	9.734	(0.517)	91352	0.65000	2.047
6 Thionazin	9.983	9.984	(0.531)	131360	2.00000	1.876
7 Ethoprop	10.498	10.499	(0.558)	99220	2.00000	1.896
8 Phorate	10.537	10.539	(0.560)	118380	2.00000	1.951
9 Naled	10.938	10.939	(0.581)	13173	2.00000	1.049
10 Sulfotepp	11.017	11.017	(0.586)	156890	2.00000	1.714 (A)
* 11 Tributylphosphate	11.115	11.116	(1.000)	123933	2.00000	
12 Simazine	11.398	11.399	(0.606)	47205	2.00000	3.601 (A)
13 Diazinon	11.540	11.541	(0.613)	101968	2.00000	2.080
14 Atrazine	11.580	11.584	(0.615)	49851	2.00000	1.969 (A)
15 Propazine	11.745	11.747	(0.624)	42529	2.00000	1.874
16 Disulfoton	12.048	12.049	(0.640)	81906	2.00000	1.697 (M)
17 Demeton-S	12.120	12.124	(0.644)	4990	1.36000	0.2011 (M)
18 Dimethoate	13.280	13.282	(0.706)	120970	2.00000	1.870
19 Ronnel	13.587	13.587	(0.722)	87569	2.00000	2.011
20 Merphos-A (Merphos)	13.687	13.689	(1.231)	24019	2.00000	0.5348 (A)
21 Chlorpyrifos	14.410	14.409	(0.766)	93110	2.00000	2.108
22 Fenthion	14.660	14.662	(0.779)	84515	2.00000	2.063
23 Trichloronate	14.708	14.711	(0.782)	105095	2.00000	1.862
24 Anilazine	15.215	15.216	(0.809)	4699	2.00000	1.242 (M)
25 Methyl Parathion	15.517	15.519	(0.825)	89448	2.00000	2.023 (A)
26 Malathion	15.723	15.724	(0.836)	63638	2.00000	1.536
27 Tokuthion	16.345	16.344	(0.869)	91793	2.00000	1.892
28 Parathion	16.493	16.494	(0.877)	92973	2.00000	2.134
29 Merphos-B (Merphos Oxone)	16.518	16.517	(1.486)	68602	2.00000	5.008 (A)
30 Tetrachlorvinphos (stirophos)	16.975	16.977	(0.902)	58667	2.00000	2.081
31 Carbophenothion methyl	17.080	17.082	(0.908)	50362	2.00000	1.246
32 Bolstar	17.440	17.440	(0.927)	88423	2.00000	2.078
33 Carbophenothion	17.522	17.524	(0.931)	73217	2.00000	1.750 (A)

Compounds	RT	EXP RT	REL RT	RESPONSE	AMOUNTS	
					CAL-AMT (ug/mL)	ON-COL (ug/mL)
\$ 34 Triphenyl phosphate	18.278	18.281	(0.971)	59320	2.00000	1.727
35 Fensulfothion	18.558	18.559	(0.986)	65657	2.00000	2.082
* 36 TOCP	18.815	18.816	(1.000)	68831	2.00000	
37 Phosmet / EPN	18.908	18.909	(1.005)	122970	4.00000	3.469
38 Famphur	19.010	19.011	(1.010)	79361	2.00000	1.758
39 Azinphos-methyl	19.145	19.147	(1.018)	74782	2.00000	1.811
40 Azinphos-ethyl	19.363	19.366	(1.029)	70726	2.00000	1.798
41 Coumaphos	20.347	20.347	(1.081)	59237	2.00000	1.959
S 42 Merphos				92621	2.00000	1.615
M 43 Total Demeton				96342	2.00000	2.248

QC Flag Legend

- A - Target compound detected but, quantitated amount exceeded maximum amount.
- M - Compound response manually integrated.

TestAmerica

INTERNAL STANDARD COMPOUNDS
 AREA AND RT SUMMARY

Instrument ID: GC_D2.i
 Lab File ID: 010F1001.D
 Lab Smp Id: OPP SS GSV0633
 Analysis Type: SV
 Quant Type: ISTD
 Operator: MPK/TLW
 Method File: \\DenSvr03\Public\chem\GCS\GC_D2.i\0626092.B\8141A-2.m
 Misc Info:

Calibration Date: 27-JUN-2009
 Calibration Time: 04:04
 Client Smp ID: OPP SS GSV0633
 Level:
 Sample Type:

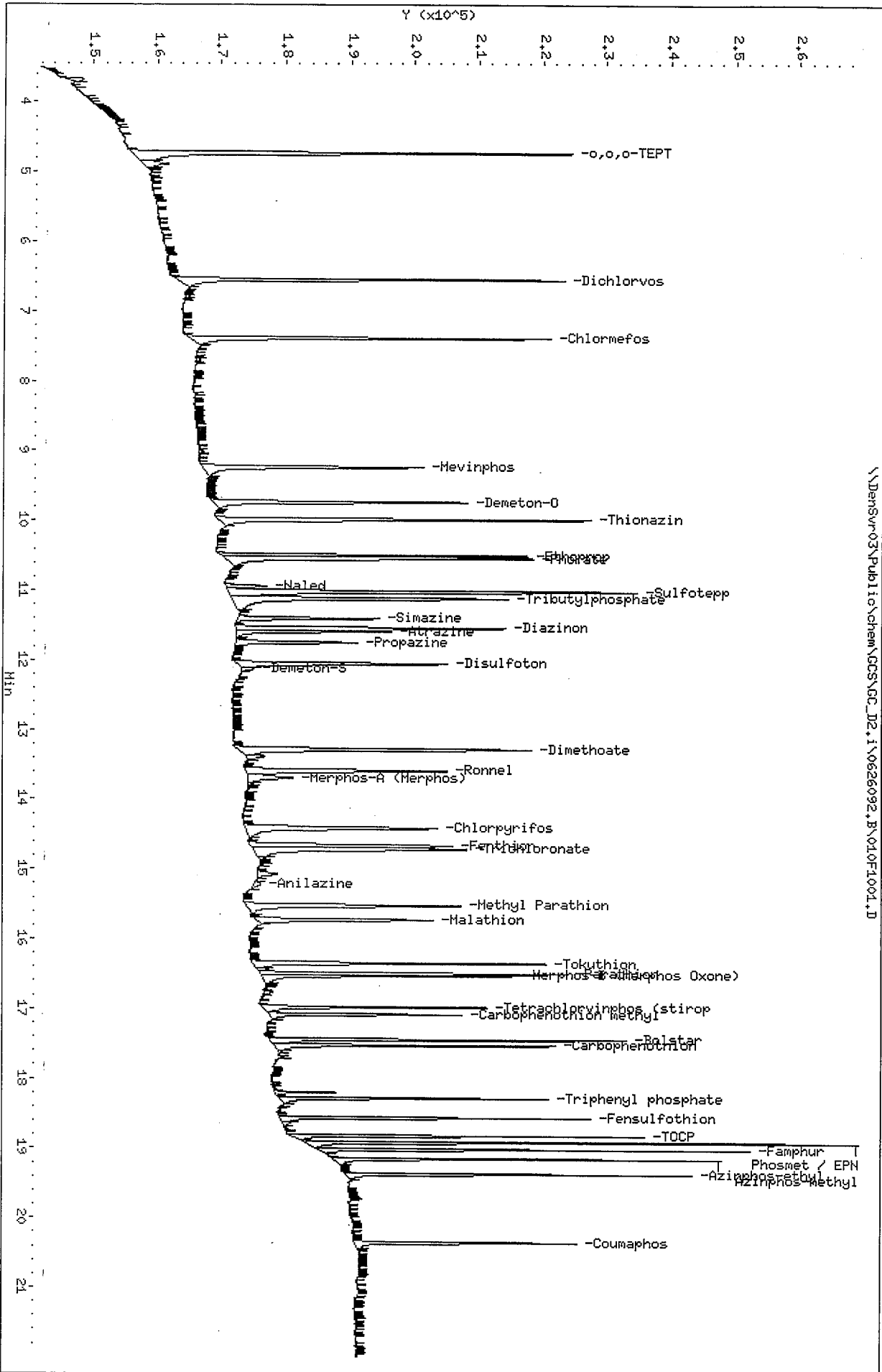
COMPOUND	STANDARD	AREA LIMIT		SAMPLE	%DIFF
		LOWER	UPPER		
11 Tributylphosphate	143401	71701	286802	123933	-13.58
36 TOCP	69335	34668	138670	68831	-0.73

COMPOUND	STANDARD	RT LIMIT		SAMPLE	%DIFF
		LOWER	UPPER		
11 Tributylphosphate	11.12	10.62	11.62	11.12	-0.05
36 TOCP	18.82	18.32	19.32	18.82	-0.01

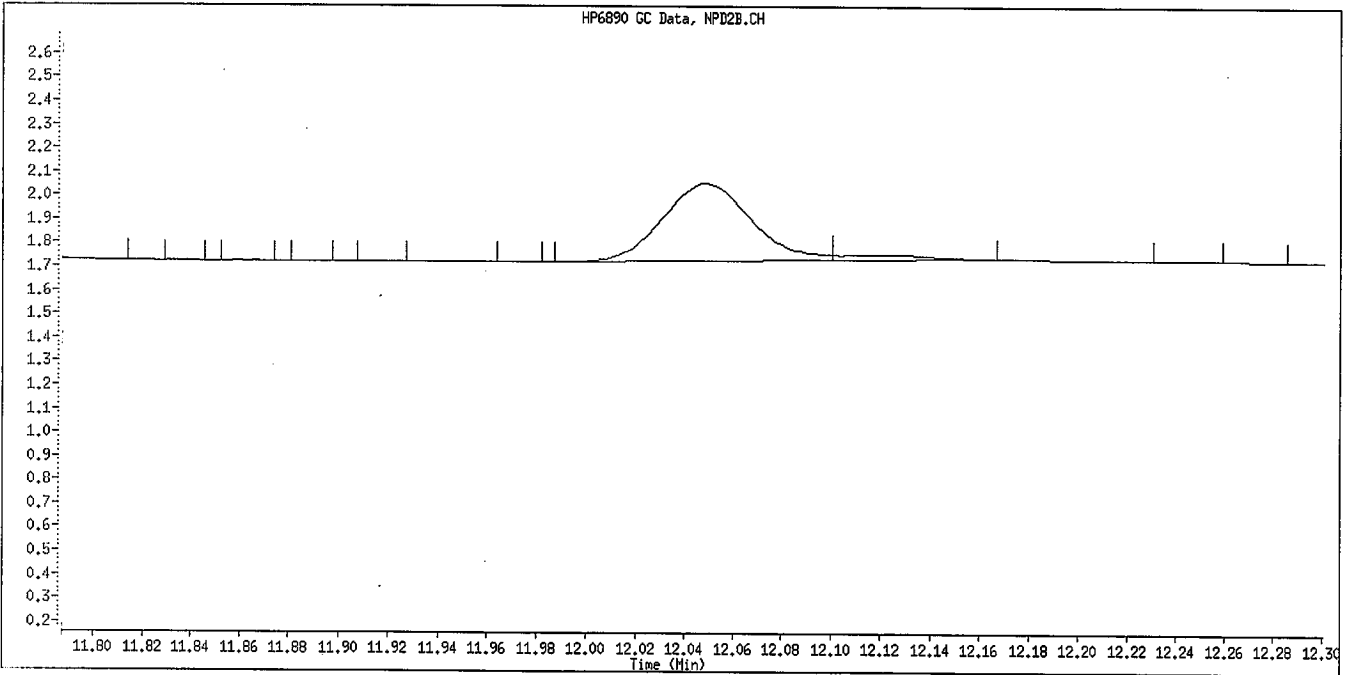
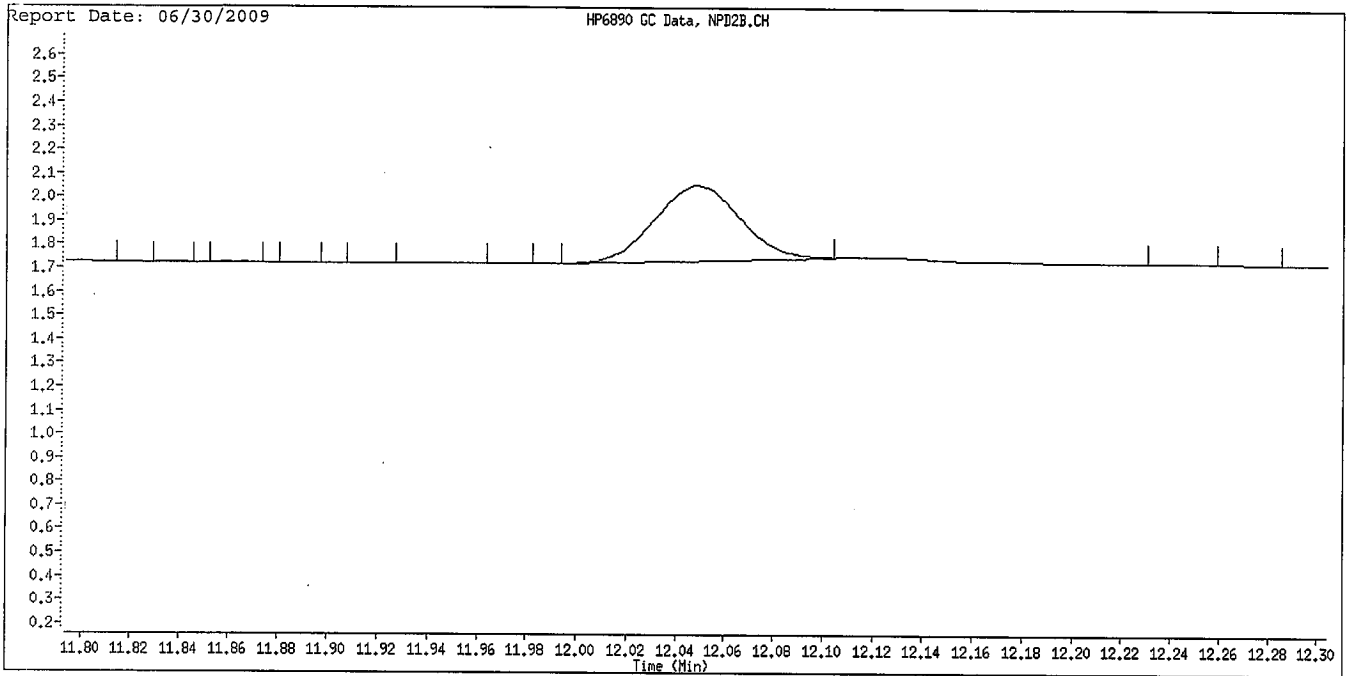
AREA UPPER LIMIT = +100% of internal standard area.
 AREA LOWER LIMIT = - 50% of internal standard area.
 RT UPPER LIMIT = + 0.50 minutes of internal standard RT.
 RT LOWER LIMIT = - 0.50 minutes of internal standard RT.

Data File: \\Densvr03\Public\chem\GCS\GC_D2.i\0626092.B\010F1001.D
 Date: 26-JUN-2009 21:40
 Client ID: OPP SS GSV0633
 Sample Info: OPP SS GSV0633
 Column phase: RTX-OPPest

Instrument: GC_D2.i
 Operator: HPK/TLM
 Column diameter: 0.32



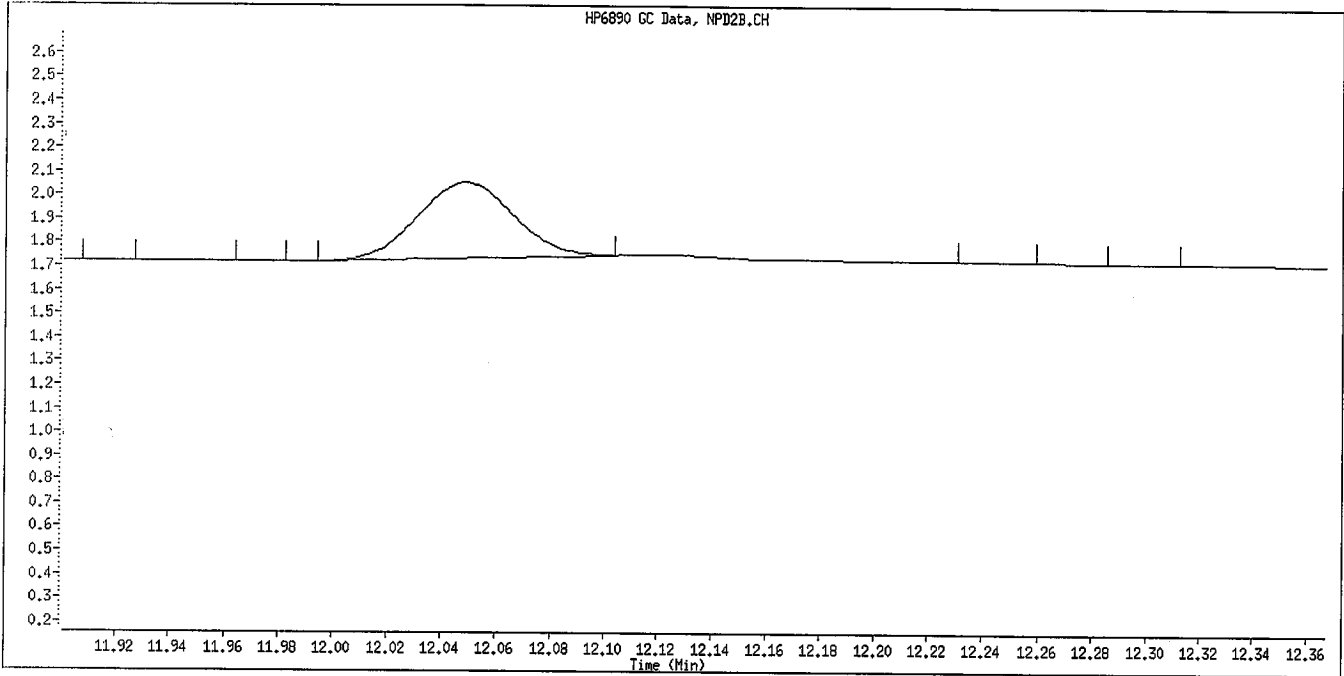
Data File Name: 010F1001.D
Inj. Date and Time: 26-JUN-2009 21:40
Instrument ID: GC_D2.i
Client ID: OPP SS GSV0633
Compound Name: Disulfoton
CAS #: 298-04-4



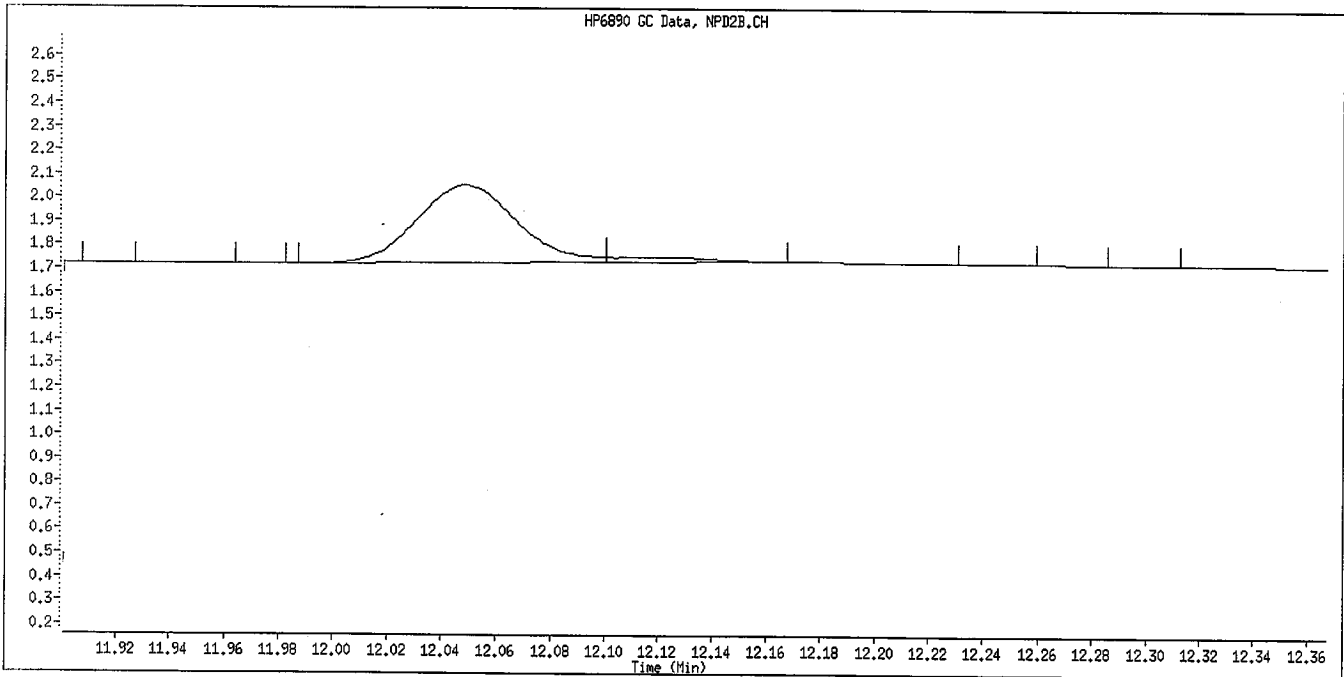
Manually Integrated By: williamst
Manual Integration Reason: Baseline Event

Handwritten signature and date:
6/30/09

Data File Name: 010F1001.D
Inj. Date and Time: 26-JUN-2009 21:40
Instrument ID: GC_D2.i
Client ID: OPP SS GSV0633
Compound Name: Demeton-S
CAS #: 126-75-0
Report Date: 06/30/2009



Original Integration

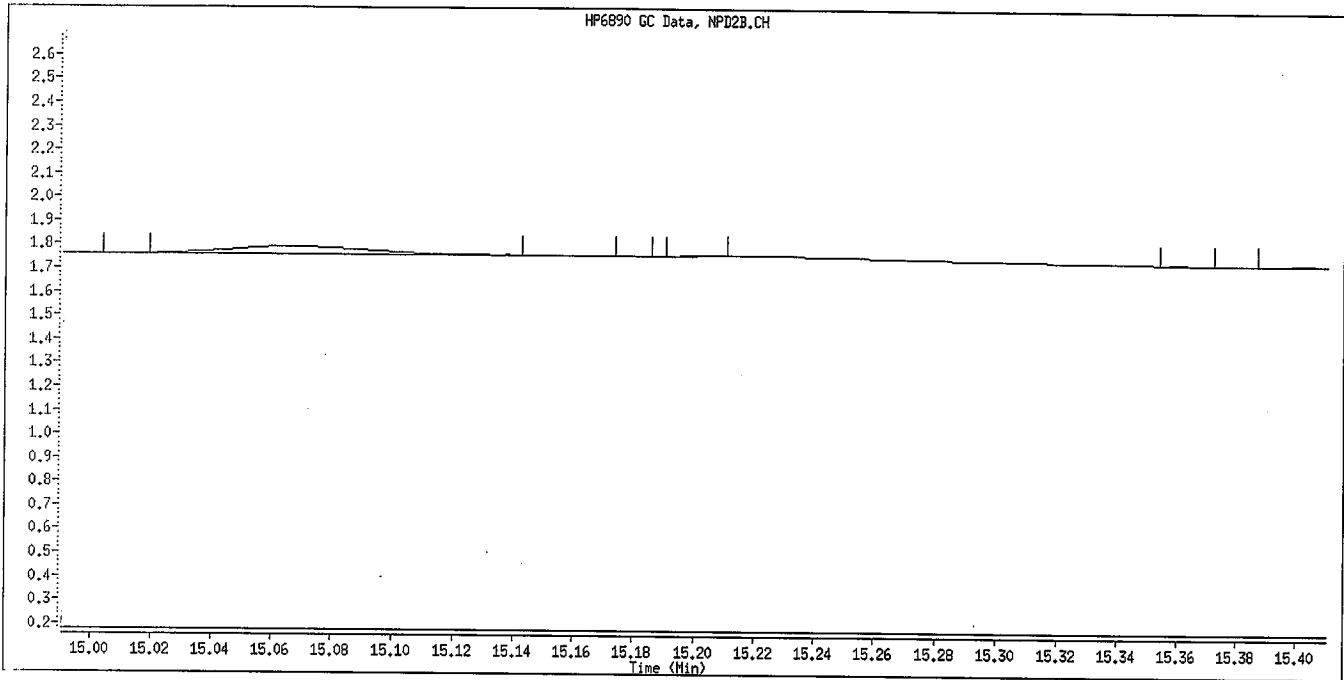


Manual Integration

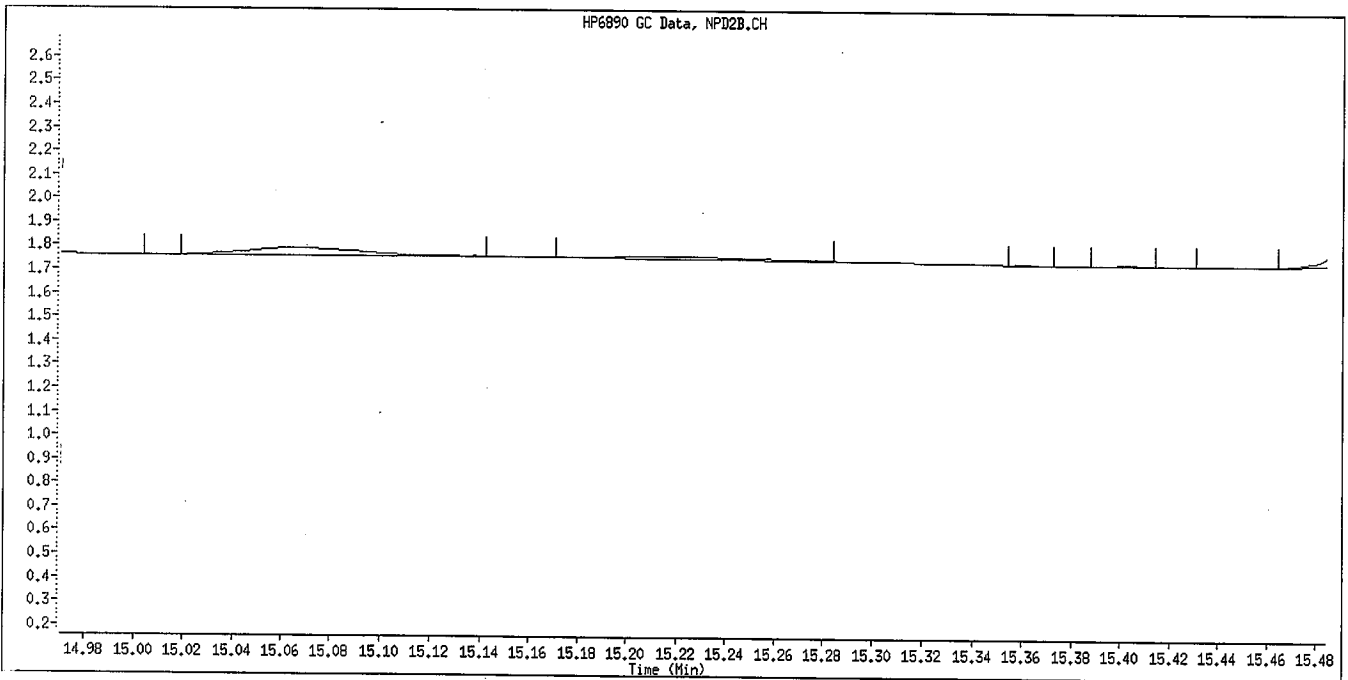
Manually Integrated By: williamst
Manual Integration Reason: Baseline Event

WJL
6/30/09

Data File Name: 010F1001.D
Inj. Date and Time: 26-JUN-2009 21:40
Instrument ID: GC_D2.i
Client ID: OPP SS GSV0633
Compound Name: Anilazine
CAS #:
Report Date: 06/30/2009



Original Integration



Manual Integration

Manually Integrated By: williamst
Manual Integration Reason: Baseline Event

Handwritten signature and date:
yg
6/30/09

General Chemistry

Supporting Documentation

Sample Sequence, Instrument Printouts, Calculations

TestAmerica

THE LEADER IN ENVIRONMENTAL TESTING

Method: Moisture 07/06/07

Batch #(s): 9187130-31-37

I certify that, to the best of my knowledge, the attached package represents a complete and accurate copy of the original data.

Signature/Date:  07/07/07

Wet Chemistry Data Review Checklist For Gravimetric Methods

Test Name/Method #: 9 MOISTURE Analysis Date: 07/06/09

SOP #: DUV0022813 Analyst: Paul Braun Instrument: BALANCE

Lot / Sample Numbers	Matrix	Batch	Method	QC	Special Inst
<u>020318</u>	<u>soil</u>	<u>9187130</u>	<u>NJ</u>	<u>01</u>	
<u>I</u>	<u>I</u>	<u>9187131</u>	<u>NJ</u>	<u>I</u>	
<u>020222, 020235</u>	<u>I</u>	<u>9187132</u>	<u>TJ</u>	<u>I</u>	

A. Balance, Oven, and DI Water QC Checks	Yes	No	N/A	2 nd Level
1. Was the balance calibration verified before and after processing samples and noted in the "Balance Calibration Log" for the date(s) the samples were processed?	<input checked="" type="checkbox"/>			
2. Was the oven temperature within method requirements and recorded in the "Oven Temperature" logbook for the date(s) the samples were processed?	<input checked="" type="checkbox"/>			
3. Was the daily conductivity check of the deionized water recorded in the "Conductivity Logbook"?			<input checked="" type="checkbox"/>	
B. Method Requirements				
1. If sample is visibly oily, was this noted on the benchsheet?			<input checked="" type="checkbox"/>	
2. Was final residue weight within minimum/maximum requirements?	<input checked="" type="checkbox"/>			<input checked="" type="checkbox"/>
3. Were the initial and final drying dates and times recorded on the benchsheet and were all samples dried for at least one hour?	<input checked="" type="checkbox"/>			<input checked="" type="checkbox"/>
C. Sample Results				
1. TDS/Conductivity ratio or historical data checked?			<input checked="" type="checkbox"/>	
2. Were sample analyses done within holding time?	<input checked="" type="checkbox"/>			<input checked="" type="checkbox"/>
3. Were special client requirements met?	<input checked="" type="checkbox"/>			<input checked="" type="checkbox"/>
4. Were data that were manually transcribed from instrument printouts into QuanTIMS verified 100% including significant figures and units?	<input checked="" type="checkbox"/>			<input checked="" type="checkbox"/>
5. Do the prep and analysis dates in QuanTIMS reflect the actual dates? Lots/Dates report checked?	<input checked="" type="checkbox"/>			<input checked="" type="checkbox"/>
6. STD/True Value sheet is updated and included?			<input checked="" type="checkbox"/>	
7. Are all data being reported highlighted on the benchsheet?	<input checked="" type="checkbox"/>			<input checked="" type="checkbox"/>
8. Are raw data copies prepared and scanned?	<input checked="" type="checkbox"/>			
D. Preparation/Matrix QC				
1. Method blank < RL or all reported samples > 10 X RL?			<input checked="" type="checkbox"/>	
2. Method blank < 1/2 RL or NCM provided?			<input checked="" type="checkbox"/>	
3. LCS/LCSD run for batch and within QC limits?			<input checked="" type="checkbox"/>	
4. DUP run for batch and RPD < 20% for samples > 5 X RL?	<input checked="" type="checkbox"/>			<input checked="" type="checkbox"/>

Analyst: _____ Date: 07/07/09
 Comments: _____

2nd Level Reviewer: Paul Braun Date: 7/7/09
 Comments: _____

Semivolatile GC

Supporting Documentation

Sample Sequence, Chromatograms

TestAmerica

THE LEADER IN ENVIRONMENTAL TESTING

Lot ID: D9G020235


Client: Northgate

Method: 8141

Associated Samples: 1-3

Batch #(s): 9188427

I certify that, to the best of my knowledge, the attached package represents a complete and accurate copy of the original data.

Signature/Date:  7/14/09

**GC SEMIVOLATILE
ORGANIC EXTRACTION
LOG SHEETS**

TestAmerica

THE LEADER IN ENVIRONMENTAL TESTING

LEV	LEV	LEV	LEV
1	2	1	2
Y	Y	Y	Y
Y	Y	Y	Y
Y	Y	Y	Y
	Blank		
	Check		
	MS/MSD		

Weights/Volumes
Spike & Surrogate Worksheet
Vial contains correct volume
Labels, greenbars, worksheets
computer batch: correct & all match
Anomalies to Extraction Method

Expanded Deliverable
COC Completed
Bench Sheet Copied
Package Submitted to AnalyticalGroup
Bench Sheet Copied per COC

Extractionist: 009580 David Bourgerly
Concentrationist: 002074 Cheyana Cokley

* QC BATCH: 9188427 *
* *****

PREP DATE: 7/07/09 20:00
COMP DATE: 7/09/09 17:50

Reviewer/Date: COKLEYC / 7/09/09

Compounds, Organophosphorus (8141A)
SOXHNBT (NONE, Na2S04)

EXTR	EXTR	ANL	ANL	LOT#	MSR#	TEST	EXT	MT	MATRIX	INIT	FIN	INIT	PH	ADJT	ADJ2	EXTRACTION	SOLVENTS	VOI	EXCHANGE	YOL	SPIKE	STANDARD	SURROGATE	ID
						FLGS				WT	/VOL						HEXANE	300.0			50.0	1ML	GSV0673	6.4.09
7/14/09	7/14/09	7/14/09	7/14/09	D9G020222	-001		DR	11	P2	SOLID		29.33g	NA	NA	NA	1:1	HEXANE	300.0			50.0	1ML	GSV0673	6.4.09
COMMENTS: D9G020222-001																								
7/14/09	7/14/09	7/14/09	7/14/09	D9G020222	-001		DR	11	P2	SOLID		29.62g	NA	NA	NA	1:1	HEXANE	300.0			50.0	1ML	GSV0753	6.24.09
COMMENTS: D9G020222-001																								
7/14/09	7/14/09	7/14/09	7/14/09	D9G020222	-001		DR	11	P2	SOLID		2.00mL	NA	NA	NA	1:1	HEXANE	300.0			50.0	1ML	GSV0673	6.4.09
COMMENTS: D9G020222-001																								
7/15/09	7/14/09	7/14/09	7/14/09	D9G020235	-001		DR	11	P2	SOLID		29.94g	NA	NA	NA	1:1	HEXANE	300.0			50.0	1ML	GSV0673	6.4.09
COMMENTS: D9G020235-001																								
7/15/09	7/14/09	7/14/09	7/14/09	D9G020235	-001		DR	11	P2	SOLID		30.11g	NA	NA	NA	1:1	HEXANE	300.0			50.0	1ML	GSV0753	6.24.09
COMMENTS: D9G020235-001																								
7/15/09	7/14/09	7/14/09	7/14/09	D9G020235	-001		DR	11	P2	SOLID		29.95g	NA	NA	NA	1:1	HEXANE	300.0			50.0	1ML	GSV0753	6.24.09
COMMENTS: D9G020235-001																								
7/15/09	7/14/09	7/14/09	7/14/09	D9G020235	-002		DR	11	P2	SOLID		2.00mL	NA	NA	NA	1:1	HEXANE	300.0			50.0	1ML	GSV0673	6.4.09
COMMENTS: D9G020235-002																								

RQC058

TestAmerica Laboratories, Inc.
EXTRACTION BENCH WORKSHEET

Run Date: 7/09/09
Time: 17:48:10

* QC BATCH: 9188427 *
* PREP DATE: 7/07/09 20:00
* COMP DATE: 7/09/09 17:50

EXTR EXPR	ANL DUE	LOT# WORK ORDER	MSR# /	TEST FLGS	EXT MTH	MATRIX	INIT/ WT/VOL	FIN	PH'S INIT ADJ1	ADJ2	EXTRACTION VOL	SOLVENTS VOL	EXCHANGE VOL	SPIKE STANDARD/ SUBROGATE ID
7/15/09	7/14/09	D9G020235	-003	DR	11	P2 SOLID	30.79g 2.00mL	NA	NA	NA	1:1	300.0	HEXANE	50.0 1ML GSV0673 6.4.09
COMMENTS: D9G020235-003														
7/14/09	0/00/00	D9G070000	-427		11	P2 SOLID	30.97g 2.00mL	NA	NA	NA	1:1	300.0	HEXANE	50.0 1ML GSV0673 6.4.09
COMMENTS: D9G070000-427														
7/14/09	0/00/00	LF578-1	-ACC		11	P2 SOLID	31.43g 2.00mL	NA	NA	NA	1:1	300.0	HEXANE	50.0 1ML GSV0753 6.24.09 1ML GSV0673 6.4.09
COMMENTS: D9G070000-427														

DV-OP-0010/7 BAL.:J61947 SAND:XV0975 NA2SO4:G45627 1:1-H23E04 S/S:DB-E W:CL
TURBOVAP A:40C HEX:H11E04 PIP:CON-6

R = RUSH C = CLP
E = EPA 600 D = EXP. DEL
M = CLIENT REQ MS/MSD
NUMBER OF WORK ORDERS IN BATCH: 10

**GC SEMIVOLATILE
INSTRUMENT
LOG SHEETS**

TestAmerica



THE LEADER IN ENVIRONMENTAL TESTING

Sequence Table (Front Injector):

Quantification Part:

Line	Location	SampleName	SampleAmount	ISTDAmt	Multiplier	Dilution
1	Vial 1	PRIMER				
2	Vial 2	HEXANE				
3	Vial 3	OPP CCV GSV0827				
4	Vial 4	OPP SS GSV				
5	Vial 5	LF7RT1AA, MB				
6	Vial 6	LF7RT1AD, LCS				
7	Vial 7	LF7RT1AE, LCS				
8	Vial 8	LFC4G2AA, 197-1				
9	Vial 9	LFC4M2AA, 198-1				
10	Vial 10	OPP CCV GSV0827				
11	Vial 11	LF5T81AA, MB				
12	Vial 12	LF5T81AC, LCS				
13	Vial 13	LF1T81AA, 222-1				
14	Vial 14	LF1T81AD, 222-1S				
15	Vial 15	LF1T81AE, 222-1D				
16	Vial 16	LF1XG1AA, 235-1				
17	Vial 17	LF1XG1AC, 235-1S				
18	Vial 18	LF1XG1AD, 235-1D				
19	Vial 19	LF1XT1AA, 235-2				
20	Vial 20	LF1XX1AA, 235-3				
21	Vial 21	OPP CCV GSV0827				
22	Vial 22	OPP L1 GSV				
23	Vial 2	HEXANE/ACETONE				

9189494

918848

Sequence Table (Back Injector):

No entries - empty table!

GC SEMIVOLATILE CONTINUING CALIBRATION DATA

TestAmerica

THE LEADER IN ENVIRONMENTAL TESTING

CONTINUING CALIBRATION COMPOUNDS
 PERCENT DRIFT REPORT

Instrument ID: GC_D2.i
 Lab File ID: 010F1001.D
 Analysis Type: NONE

Injection Date: 13-JUL-2009 20:24
 Lab Sample ID: OPP CCV GSV0827
 Method File: \\DenSvr03\Public\chem\GCS\GC_D2.

COMPOUND	EXPECTED CONC.	MEASURED CONC.	%D	MAX %D
1 o,o,o-TEPT	2.5000	2.1196	15.2	15.0 <-
2 Dichlorvos	2.5000	2.1005	16.0	15.0 <-
3 Mevinphos	2.5000	2.5551	2.2	15.0
4 Chlormefos	2.5000	2.4021	3.9	15.0
5 Thionazin	2.5000	2.3356	6.6	15.0
6 Demeton-O	0.8125	0.7011	13.7	15.0
7 Ethoprop	2.5000	2.3134	7.5	15.0
8 Naled	2.5000	3.5810	43.2	15.0 <-
9 Sulfotepp	2.5000	2.4307	2.8	15.0
10 Phorate	2.5000	2.3319	6.7	15.0
11 Dimethoate	2.5000	2.5150	0.6	15.0
12 Demeton-S	1.7000	1.6459	3.2	15.0
13 Simazine	2.5000	2.1125	15.5	15.0 <-
14 Atrazine	2.5000	2.2786	8.9	15.0
15 propazine	2.5000	2.2181	11.3	15.0
17 Disulfoton	2.5000	2.5010	0.0	15.0
16 Diazinon	2.5000	2.1942	12.2	15.0
18 Methyl Parathion	2.5000	2.6974	7.9	15.0
19 Ronnel	2.5000	2.1761	13.0	15.0
20 Malathion	2.5000	2.3988	4.0	15.0
21 Fenthion	2.5000	2.3975	4.1	15.0
22 Parathion	2.5000	2.5190	0.8	15.0
23 Chlorpyrifos	2.5000	2.2368	10.5	15.0
24 Trichloronate	2.5000	2.3064	7.7	15.0
25 Anilazine	2.5000	2.6602	6.4	15.0
148 Merphos-A (Merphos)	2.5000	2.1335	14.7	999.0
26 Tetrachlorvinphos (Stirophos)	2.5000	2.5724	2.9	15.0
28 Tokuthion	2.5000	2.2457	10.2	15.0
149 Merphos-B (Merphos Oxone)	2.5000	2.7119	8.5	999.0
29 Carbophenothion-methyl	2.5000	2.4374	2.5	15.0
29 Fensulfothion	2.5000	2.4911	0.4	15.0
30 Bolstar / Famphur	5.0000	4.5534	8.9	15.0
32 Carbophenothion	2.5000	2.1561	13.8	15.0
31 Triphenyl phosphate	2.5000	2.3006	8.0	15.0
34 Phosmet	2.5000	2.4661	1.4	15.0
32 EPN	2.5000	2.6567	6.3	15.0
33 Azinphos-methyl	2.5000	2.6326	5.3	15.0
35 Azinphos-ethyl	2.5000	2.4080	3.7	15.0
36 Coumaphos	2.5000	2.5734	2.9	15.0

Data File: \\DenSvr03\Public\chem\GCS\GC_D2.i\0713091.B\010F1001.D
Report Date: 07/14/2009

CONTINUING CALIBRATION COMPOUNDS
PERCENT DRIFT REPORT

Instrument ID: GC D2.i
Lab File ID: 010F1001.D
Analysis Type: NONE

Injection Date: 13-JUL-2009 20:24
Lab Sample ID: OPP CCV GSV0827
Method File: \\DenSvr03\Public\chem\GCS\GC_D2.

COMPOUND	EXPECTED CONC.	MEASURED CONC.	%D	MAX %D
27 Merphos	2.5000	2.2655	9.4	15.0
40 Total Demeton	2.5000	2.3470	6.1	15.0

Average %D = 8.02

TestAmerica

Data file : \\DenSvr03\Public\chem\GCS\GC_D2.i\0713091.B\010F1001.D
 Lab Smp Id: OPP CCV GSV0827 Client Smp ID: OPP CCV GSV0827
 Inj Date : 13-JUL-2009 20:24
 Operator : MPK/TLW Inst ID: GC_D2.i
 Smp Info : OPP CCV GSV0827
 Misc Info : IS - GSV0633-09
 Comment :
 Method : \\DenSvr03\Public\chem\GCS\GC_D2.i\0713091.B\8141A-1.m
 Meth Date : 14-Jul-2009 08:48 GC_D2.i Quant Type: ISTD
 Cal Date : 26-JUN-2009 21:13 Cal File: 009F0901.D
 Als bottle: 10 Continuing Calibration Sample
 Dil Factor: 1.00000
 Integrator: Falcon Compound Sublist: 8141A.sub
 Target Version: 4.14
 Processing Host: DENPC075

Compounds	AMOUNTS					
	RT	EXP RT	REL RT	RESPONSE	CAL-AMT (ug/mL)	ON-COL (ug/mL)
1 o,o,o-TEPT	3.164	3.163	(0.178)	394610	2.50000	2.120
2 Dichlorvos	4.000	4.002	(0.225)	242831	2.50000	2.100
3 Mevinphos	5.662	5.670	(0.319)	162261	2.50000	2.555
4 Chlormefos	5.744	5.745	(0.323)	347750	2.50000	2.402
5 Thionazin	7.405	7.407	(0.417)	308578	2.50000	2.336
6 Demeton-O	7.540	7.542	(0.424)	89244	0.81250	0.7011
7 Ethoprop	7.750	7.753	(0.436)	267843	2.50000	2.313
8 Naled	7.949	7.952	(0.447)	106065	2.50000	3.581
* 9 Tributylphosphate	8.045	8.072	(1.000)	214729	2.00000	
10 Sulfotepp	8.327	8.327	(0.469)	402503	2.50000	2.431
11 Phorate	8.415	8.417	(0.474)	279604	2.50000	2.332
12 Dimethoate	8.547	8.552	(0.481)	350307	2.50000	2.515
13 Demeton-S	8.732	8.747	(0.492)	166237	1.70000	1.646
14 Simazine	8.814	8.815	(0.496)	98233	2.50000	2.112
15 Atrazine	8.982	8.983	(0.506)	123066	2.50000	2.279
16 propazine	9.127	9.127	(0.514)	110536	2.50000	2.218
17 Disulfoton	9.742	9.743	(0.548)	202889	2.50000	2.501
18 Diazinon	9.780	9.782	(0.551)	282616	2.50000	2.194
19 Methyl Parathion	10.589	10.588	(0.596)	220334	2.50000	2.697
20 Ronnel	11.109	11.108	(0.625)	183740	2.50000	2.176
21 Malathion	11.665	11.665	(0.657)	184496	2.50000	2.399
22 Fenthion	11.792	11.792	(0.664)	199073	2.50000	2.397
23 Parathion	11.879	11.877	(0.669)	222604	2.50000	2.519
24 Chlorpyrifos	11.925	11.925	(0.671)	239146	2.50000	2.237
25 Trichloronate	12.347	12.345	(0.695)	220384	2.50000	2.306
26 Anilazine	12.665	12.663	(0.713)	22491	2.50000	2.660
27 Merphos-A (Merphos)	13.040	13.038	(0.734)	170087	2.50000	2.133
28 Tetrachlorvinphos (Stirophos)	13.664	13.667	(0.769)	136299	2.50000	2.572
29 Tokuthion	14.280	14.278	(0.804)	205702	2.50000	2.246
30 Merphos-B (Merphos Oxone)	14.487	14.490	(0.815)	58022	2.50000	2.712
31 Carbophenothion-methyl	15.059	15.058	(0.848)	171777	2.50000	2.437
32 Fensulfothion	15.200	15.205	(0.856)	188031	2.50000	2.491
33 Bolstar / Famphur	15.930	15.930	(0.897)	399018	5.00000	4.553

Compounds	RT	EXP RT	REL RT	RESPONSE	AMOUNTS	
					CAL-AMT (ug/mL)	ON-COL (ug/mL)
34 Carbophenothion	16.079	16.075	(0.905)	189554	2.50000	2.156
S 35 Triphenyl phosphate	16.614	16.615	(0.935)	153702	2.50000	2.301 (A)
36 Phosmet	16.869	16.868	(0.950)	185567	2.50000	2.466
37 EPN	17.059	17.058	(0.960)	192013	2.50000	2.657
38 Azinphos-methyl	17.394	17.392	(0.979)	211088	2.50000	2.632
* 39 TOCP	17.765	17.767	(1.000)	132142	2.00000	
40 Azinphos-ethyl	17.844	17.843	(1.004)	213458	2.50000	2.408
41 Coumaphos	18.290	18.290	(1.030)	166431	2.50000	2.573
B 42 Merphos				228109	2.50000	2.266
M 43 Total Demeton				255481	2.50000	2.347

QC Flag Legend

A - Target compound detected but, quantitated amount exceeded maximum amount.

TestAmerica

INTERNAL STANDARD COMPOUNDS
 AREA AND RT SUMMARY


Instrument ID: GC D2.i
 Lab File ID: 010F1001.D
 Lab Smp Id: OPP CCV GSV0827
 Analysis Type: SV
 Quant Type: ISTD
 Operator: MPK/TLW
 Method File: \\DenSvr03\Public\chem\GCS\GC_D2.i\0713091.B\8141A-1.m
 Misc Info: IS - GSV0633-09

Calibration Date: 13-JUL-2009
 Calibration Time: 17:13
 Client Smp ID: OPP CCV GSV0827
 Level:
 Sample Type:

COMPOUND	STANDARD	AREA LIMIT		SAMPLE	%DIFF
		LOWER	UPPER		
9 Tributylphosphate	221173	110587	442346	214729	-2.91
39 TOCP	134692	67346	269384	132142	-1.89

COMPOUND	STANDARD	RT LIMIT		SAMPLE	%DIFF
		LOWER	UPPER		
9 Tributylphosphate	8.07	7.57	8.57	8.05	-0.32
39 TOCP	17.77	17.27	18.27	17.77	-0.01

AREA UPPER LIMIT = +100% of internal standard area.
 AREA LOWER LIMIT = - 50% of internal standard area.
 RT UPPER LIMIT = + 0.50 minutes of internal standard RT.
 RT LOWER LIMIT = - 0.50 minutes of internal standard RT.



CONTINUING CALIBRATION COMPOUNDS
 PERCENT DRIFT REPORT

Instrument ID: GC_D2.i
 Lab File ID: 010F1001.D
 Analysis Type: NONE

Injection Date: 13-JUL-2009 20:24
 Lab Sample ID: OPP CCV GSV0827
 Method File: \\DenSvr03\Public\chem\GCS\GC_D2.

COMPOUND	EXPECTED CONC.	MEASURED CONC.	%D	MAX %D
1 o,o,o-TEPT	2.5000	2.1611	13.6	15.0
2 Dichlorvos	2.5000	2.2247	11.0	15.0
3 Chlormefos	2.5000	2.1199	15.2	15.0
4 Mevinphos	2.5000	2.5108	0.4	15.0
5 Demeton-O	0.8125	0.7519	7.5	15.0
6 Thionazin	2.5000	2.1134	15.5	15.0
7 Ethoprop	2.5000	2.2141	11.4	15.0
8 Phorate	2.5000	2.3419	6.3	15.0
10 Naled	2.5000	3.3137	32.5	15.0
146 Sulfotepp	2.5000	2.3038	7.8	15.0
10 Simazine	2.5000	1.9770	20.9	15.0
12 Diazinon	2.5000	2.3082	7.7	15.0
150 Atrazine	2.5000	2.0621	17.5	15.0
13 Propazine	2.5000	1.9225	23.1	15.0
14 Disulfoton	2.5000	2.3358	6.6	15.0
15 Demeton-S	1.7000	1.5706	7.6	15.0
16 Dimethoate	2.5000	2.3018	7.9	15.0
17 Ronnel	2.5000	2.2255	11.0	15.0
148 Merphos-A (Merphos)	2.5000	2.3503	6.0	999.0
18 Chlorpyrifos	2.5000	2.3272	6.9	15.0
19 Fenthion	2.5000	2.4350	2.6	15.0
20 Trichloronate	2.5000	2.1545	13.8	15.0
21 Anilazine	2.5000	2.1188	15.2	15.0
23 Methyl Parathion	2.5000	2.5961	3.8	15.0
24 Malathion	2.5000	2.1505	14.0	15.0
25 Tokuthion	2.5000	2.1157	15.4	15.0
26 Parathion	2.5000	2.6148	4.6	15.0
149 Merphos-B (Merphos Oxone)	2.5000	2.8112	12.4	999.0
27 Tetrachlorvinphos (stirophos)	2.5000	2.4481	2.1	15.0
28 Carbophenothion methyl	2.5000	2.1715	13.1	15.0
28 Bolstar	2.5000	2.2071	11.7	15.0
30 Carbophenothion	2.5000	2.2871	8.5	15.0
29 Triphenyl phosphate	2.5000	2.5597	2.4	15.0
30 Fensulfothion	2.5000	2.6588	6.4	15.0
35 Phosmet / EPN	5.0000	5.3413	6.8	15.0
33 Famphur	2.5000	2.5871	3.5	15.0
34 Azinphos-methyl	2.5000	2.3745	5.0	15.0
35 Azinphos-ethyl	2.5000	2.4327	2.7	15.0
36 Coumaphos	2.5000	2.5698	2.8	15.0

CONTINUING CALIBRATION COMPOUNDS
PERCENT DRIFT REPORT

Instrument ID: GC_D2.i
Lab File ID: 010F1001.D
Analysis Type: NONE

Injection Date: 13-JUL-2009 20:24
Lab Sample ID: OPP CCV GSV0827
Method File: \\DenSvr03\Public\chem\GCS\GC_D2.

COMPOUND	EXPECTED CONC.	MEASURED CONC.	%D	MAX %D
22 Merphos	2.5000	2.1896	12.4	15.0
40 Total Demeton	2.5000	2.3224	7.1	15.0

Average %D = 9.83

TestAmerica

Data file : \\DenSvr03\Public\chem\GCS\GC_D2.i\0713092.B\010F1001.D
 Lab Smp Id: OPP CCV GSV0827 Client Smp ID: OPP CCV GSV0827
 Inj Date : 13-JUL-2009 20:24
 Operator : MPK/TLW Inst ID: GC_D2.i
 Smp Info : OPP CCV GSV0827
 Misc Info :
 Comment :
 Method : \\DenSvr03\Public\chem\GCS\GC_D2.i\0713092.B\8141A-2.m
 Meth Date : 14-Jul-2009 10:34 GC_D2.i Quant Type: ISTD
 Cal Date : 26-JUN-2009 21:13 Cal File: 009F0901.D
 Als bottle: 10 Continuing Calibration Sample
 Dil Factor: 1.00000
 Integrator: Falcon Compound Sublist: 8141A.sub
 Target Version: 4.14
 Processing Host: DENPC075

Compounds	AMOUNTS					
	RT	EXP RT	REL RT	RESPONSE	CAL-AMT (ug/mL)	ON-COL (ug/mL)
1 o,o,o-TEPT	4.647	4.647	(0.248)	328675	2.50000	2.161
2 Dichlorvos	6.452	6.452	(0.344)	264188	2.50000	2.225
3 Chlormefos	7.281	7.280	(0.388)	253420	2.50000	2.120
4 Mevinphos	9.119	9.120	(0.486)	200848	2.50000	2.511
5 Demeton-O	9.611	9.610	(0.513)	57312	0.81250	0.7519
6 Thionazin	9.859	9.860	(0.526)	252821	2.50000	2.113
7 Ethoprop	10.376	10.377	(0.553)	197915	2.50000	2.214
8 Phorate	10.406	10.404	(0.555)	242750	2.50000	2.342
9 Naled	10.809	10.809	(0.577)	87861	2.50000	3.314
10 Sulfotepp	10.886	10.885	(0.581)	360174	2.50000	2.304 (A)
* 11 Tributylphosphate	11.002	11.010	(1.000)	183814	2.00000	
12 Simazine	11.269	11.269	(0.601)	44267	2.50000	1.977 (A)
13 Diazinon	11.407	11.407	(0.608)	193544	2.50000	2.308
14 Atrazine	11.449	11.449	(0.611)	89708	2.50000	2.062 (A)
15 Propazine	11.612	11.612	(0.619)	74585	2.50000	1.922
16 Disulfoton	11.904	11.904	(0.635)	192576	2.50000	2.336
17 Demeton-S	11.984	11.989	(0.639)	150874	1.70000	1.570
18 Dimethoate	13.122	13.122	(0.700)	254348	2.50000	2.302
19 Ronnel	13.426	13.424	(0.716)	165527	2.50000	2.226
20 Merphos-A (Merphos)	13.522	13.520	(1.229)	156546	2.50000	2.350 (A)
21 Chlorpyrifos	14.241	14.239	(0.760)	175560	2.50000	2.327
22 Fenthion	14.494	14.490	(0.773)	170374	2.50000	2.435
23 Trichloronate	14.536	14.534	(0.775)	209462	2.50000	2.154
24 Anilazine	15.039	15.039	(0.802)	13683	2.50000	2.119
25 Methyl Parathion	15.359	15.359	(0.819)	196106	2.50000	2.596 (A)
26 Malathion	15.587	15.584	(0.831)	152177	2.50000	2.150
27 Tokuthion	16.229	16.229	(0.866)	175296	2.50000	2.116
28 Parathion	16.382	16.382	(0.874)	194632	2.50000	2.615 (M)
29 Merphos-B (Merphos Oxone)	16.407	16.407	(1.491)	58017	2.50000	2.811 (AM)
30 Tetrachlorvinphos (stirophos)	16.882	16.882	(0.901)	117878	2.50000	2.448
31 Carbophenothion methyl	16.984	16.984	(0.906)	149868	2.50000	2.172
32 Bolstar	17.352	17.352	(0.926)	160452	2.50000	2.207
33 Carbophenothion	17.434	17.434	(0.930)	163495	2.50000	2.287 (A)

Compounds	RT	EXP RT	REL RT	RESPONSE	AMOUNTS	
					CAL-AMT (ug/mL)	ON-COL (ug/mL)
\$ 34 Triphenyl phosphate	18.202	18.202	(0.971)	150154	2.50000	2.560
35 Fensulfothion	18.482	18.484	(0.986)	143204	2.50000	2.659
* 36 TOCP	18.747	18.747	(1.000)	117580	2.00000	
37 Phosmet / EPN	18.837	18.839	(1.005)	320679	5.00000	5.341 (A)
38 Famphur	18.941	18.942	(1.010)	199517	2.50000	2.587
39 Azinphos-methyl	19.076	19.079	(1.018)	167518	2.50000	2.374
40 Azinphos-ethyl	19.289	19.294	(1.029)	163452	2.50000	2.433
41 Coumaphos	20.242	20.247	(1.080)	132755	2.50000	2.570
S 42 Merphos				214563	2.50000	2.190 (A)
M 43 Total Demeton				208186	2.50000	2.322

QC Flag Legend

- A - Target compound detected but, quantitated amount exceeded maximum amount.
- M - Compound response manually integrated.

TestAmerica

INTERNAL STANDARD COMPOUNDS
 AREA AND RT SUMMARY

Instrument ID: GC_D2.i
 Lab File ID: 010F1001.D
 Lab Smp Id: OPP CCV GSV0827
 Analysis Type: SV
 Quant Type: ISTD
 Operator: MPK/TLW
 Method File: \\DenSvr03\Public\chem\GCS\GC_D2.i\0713092.B\8141A-2.m
 Misc Info:

Calibration Date: 13-JUL-2009
 Calibration Time: 17:13
 Client Smp ID: OPP CCV GSV0827
 Level:
 Sample Type:

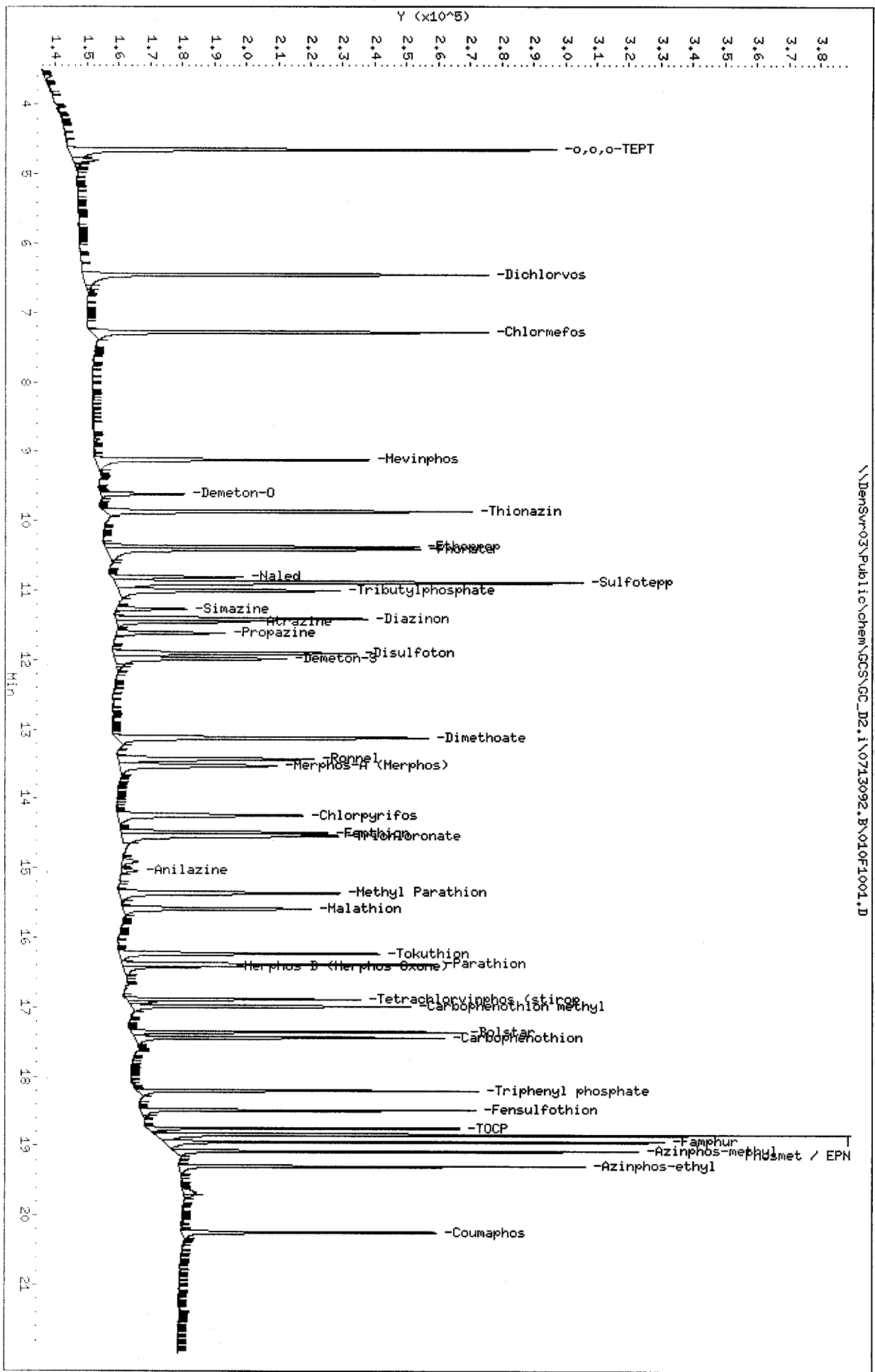
COMPOUND =====	STANDARD =====	AREA LIMIT		SAMPLE =====	%DIFF =====
		LOWER =====	UPPER =====		
11 Tributylphosphate	189223	94612	378446	183814	-2.86
36 TOCP	113498	56749	226996	117580	3.60

COMPOUND =====	STANDARD =====	RT LIMIT		SAMPLE =====	%DIFF =====
		LOWER =====	UPPER =====		
11 Tributylphosphate	11.01	10.51	11.51	11.00	-0.07
36 TOCP	18.75	18.25	19.25	18.75	0.00

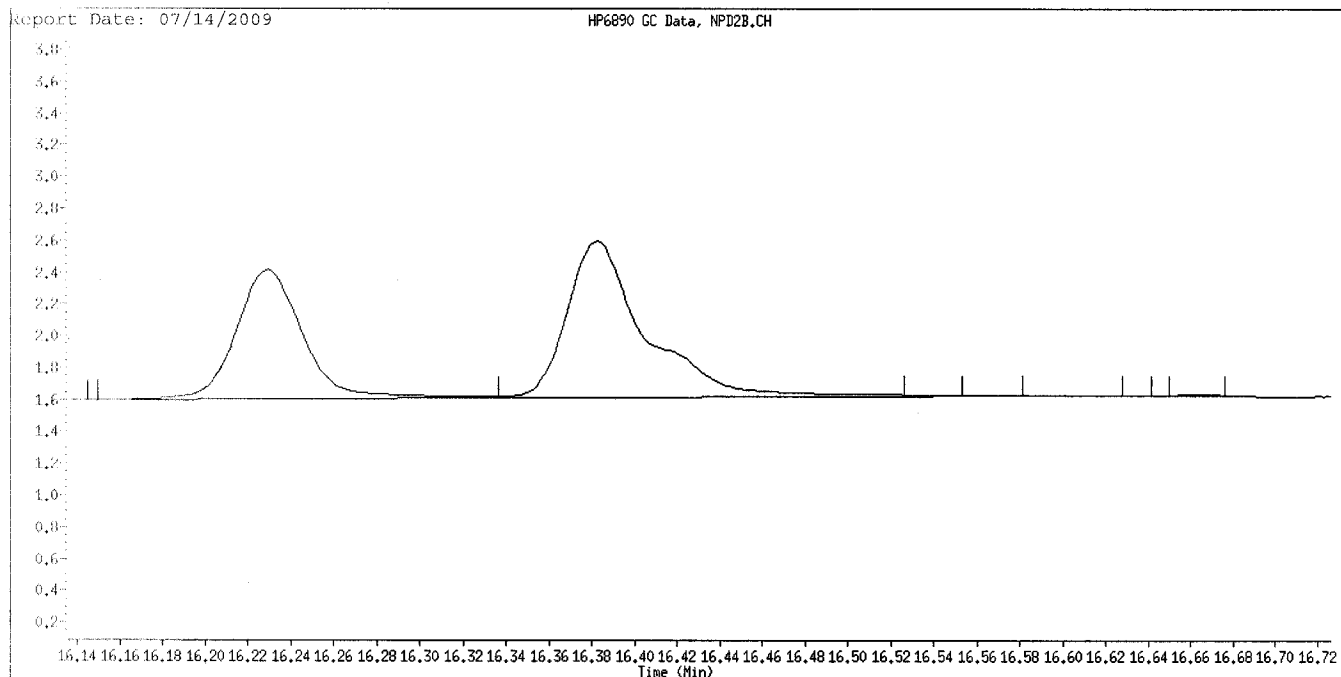
AREA UPPER LIMIT = +100% of internal standard area.
 AREA LOWER LIMIT = - 50% of internal standard area.
 RT UPPER LIMIT = + 0.50 minutes of internal standard RT.
 RT LOWER LIMIT = - 0.50 minutes of internal standard RT.

Data File: \\Densv03\Public\chem\GCS\GC_D2.1\0713092.B\010F1001.D
 Date: 13-JUL-2009 20:24
 Client ID: OPP CCV GSW0827
 Sample Info: OPP CCV GSW0827
 Column phase: RTX-OPPest

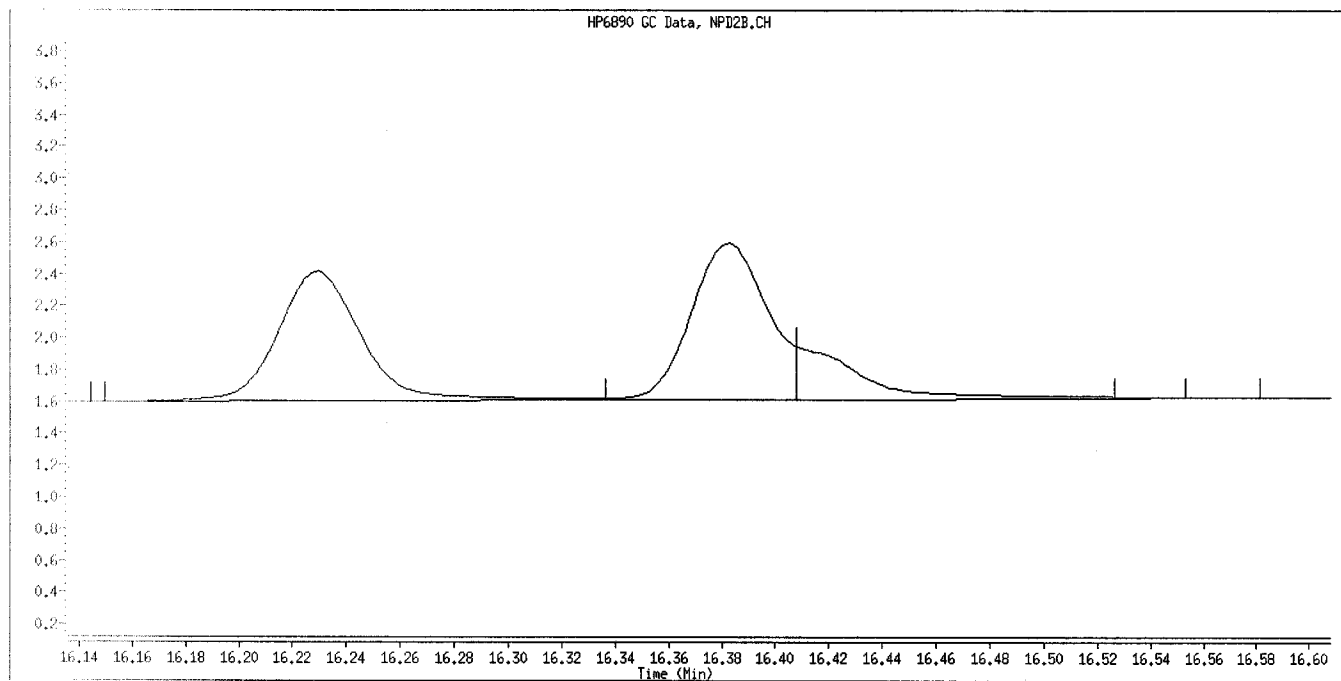
Instrument: GC_D2.1
 Operator: HPK/TLM
 Column diameter: 0.32



Data File Name: 010F1001.D
Inj. Date and Time: 13-JUL-2009 20:24
Instrument ID: GC_D2.i
Client ID: OPP CCV GSV0827
Compound Name: Parathion
CAS #:



Original Integration

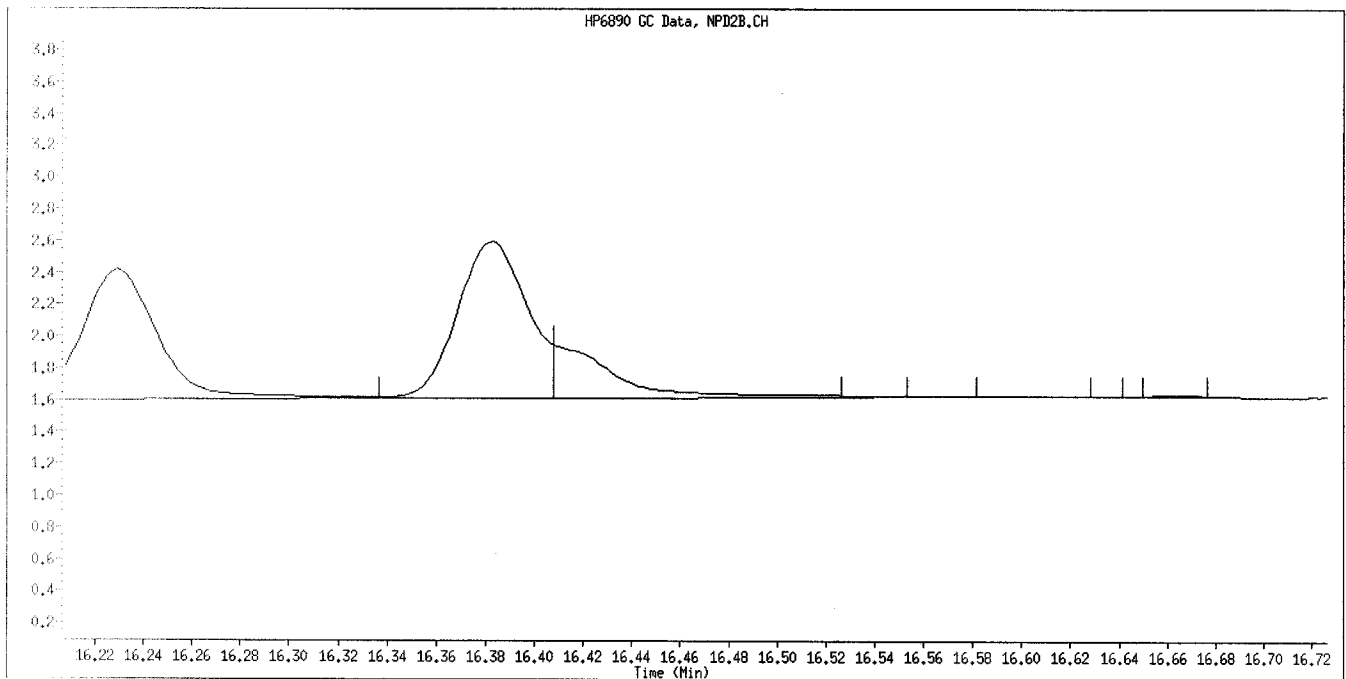
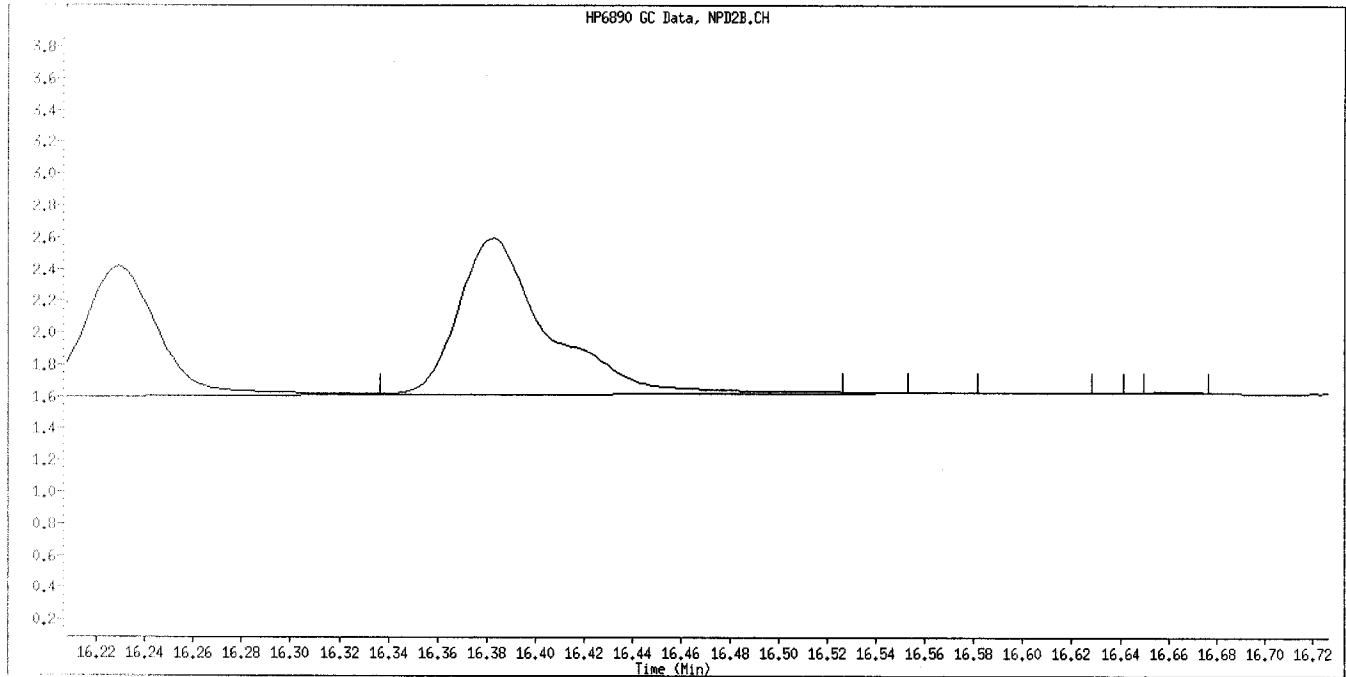


Manual Integration

Manually Integrated By: williamst
Manual Integration Reason: Baseline Event

YB
7/14/09

Data File Name: 010F1001.D
Inj. Date and Time: 13-JUL-2009 20:24
Instrument ID: GC_D2.i
Client ID: OPP CCV GSV0827
Compound Name: Merphos-B (Merphos Oxone)
CAS #:
Report Date: 07/14/2009



Manually Integrated By: williamst
Manual Integration Reason: Baseline Event

Handwritten signature
7/14/09

CONTINUING CALIBRATION COMPOUNDS
 PERCENT DRIFT REPORT

Instrument ID: GC_D2.i
 Lab File ID: 021F2101.D
 Analysis Type: NONE

Injection Date: 14-JUL-2009 01:24
 Lab Sample ID: OPP CCV GSV0827
 Method File: \\DenSvr03\Public\chem\GCS\GC_D2.

COMPOUND	EXPECTED CONC.	MEASURED CONC.	%D	MAX %D
1 o,o,o-TEPT	2.5000	2.2285	10.9	15.0
2 Dichlorvos	2.5000	2.5185	0.7	15.0
3 Mevinphos	2.5000	2.6806	7.2	15.0
4 Chlormefos	2.5000	2.3657	5.4	15.0
5 Thionazin	2.5000	2.3993	4.0	15.0
6 Demeton-O	0.8125	0.7744	4.7	15.0
7 Ethoprop	2.5000	2.3999	4.0	15.0
8 Naled	2.5000	2.4261	3.0	15.0
9 Sulfotepp	2.5000	2.5054	0.2	15.0
10 Phorate	2.5000	2.3527	5.9	15.0
11 Dimethoate	2.5000	2.5321	1.3	15.0
12 Demeton-S	1.7000	1.6872	0.8	15.0
13 Simazine	2.5000	2.0083	19.7	15.0
14 Atrazine	2.5000	2.2907	8.4	15.0
15 propazine	2.5000	2.2221	11.1	15.0
17 Disulfoton	2.5000	2.5380	1.5	15.0
16 Diazinon	2.5000	2.2662	9.4	15.0
18 Methyl Parathion	2.5000	2.7577	10.3	15.0
19 Ronnel	2.5000	2.2370	10.5	15.0
20 Malathion	2.5000	2.4719	1.1	15.0
21 Fenthion	2.5000	2.4235	3.1	15.0
22 Parathion	2.5000	2.5498	2.0	15.0
23 Chlorpyrifos	2.5000	2.2792	8.8	15.0
24 Trichloronate	2.5000	2.2809	8.8	15.0
25 Anilazine	2.5000	1.4012	44.0	15.0
148 Merphos-A (Merphos)	2.5000	2.1693	13.2	999.0
26 Tetrachlorvinphos (Stirophos)	2.5000	2.4417	2.3	15.0
28 Tokuthion	2.5000	2.3124	7.5	15.0
149 Merphos-B (Merphos Oxone)	2.5000	2.9061	16.2	999.0
29 Carbophenothion-methyl	2.5000	2.4580	1.7	15.0
29 Fensulfothion	2.5000	2.7544	10.2	15.0
30 Bolstar / Famphur	5.0000	4.6570	6.9	15.0
32 Carbophenothion	2.5000	2.2653	9.4	15.0
31 Triphenyl phosphate	2.5000	2.4396	2.4	15.0
34 Phosmet	2.5000	2.5112	0.4	15.0
32 EPN	2.5000	2.7613	10.5	15.0
33 Azinphos-methyl	2.5000	2.5923	3.7	15.0
35 Azinphos-ethyl	2.5000	2.4203	3.2	15.0
36 Coumaphos	2.5000	2.6655	6.6	15.0

CONTINUING CALIBRATION COMPOUNDS
PERCENT DRIFT REPORT

Instrument ID: GC_D2.i
Lab File ID: 021F2101.D
Analysis Type: NONE

Injection Date: 14-JUL-2009 01:24
Lab Sample ID: OPP CCV GSV0827
Method File: \\DenSvr03\Public\chem\GCS\GC_D2.

COMPOUND	EXPECTED CONC.	MEASURED CONC.	%D	MAX %D
27 Merphos	2.5000	2.3355	6.6	15.0
40 Total Demeton	2.5000	2.4616	1.5	15.0

Average %D = 7.05

TestAmerica

Data file : \\DenSvr03\Public\chem\GCS\GC_D2.i\0713091.B\021F2101.D
 Lab Smp Id: OPP CCV GSV0827 Client Smp ID: OPP CCV GSV0827
 Inj Date : 14-JUL-2009 01:24
 Operator : MPK/TLW Inst ID: GC_D2.i
 Smp Info : OPP CCV GSV0827
 Misc Info : IS - GSV0633-09
 Comment :
 Method : \\DenSvr03\Public\chem\GCS\GC_D2.i\0713091.B\8141A-1.m
 Meth Date : 14-Jul-2009 08:48 GC_D2.i Quant Type: ISTD
 Cal Date : 26-JUN-2009 21:13 Cal File: 009F0901.D
 Als bottle: 21 Continuing Calibration Sample
 Dil Factor: 1.00000
 Integrator: Falcon Compound Sublist: 8141A.sub
 Target Version: 4.14
 Processing Host: DENPC075

Compounds	AMOUNTS					
	RT	EXP RT	REL RT	RESPONSE	CAL-AMT (ug/mL)	ON-COL (ug/mL)
1 o,o,o-TEPT	3.164	3.163	(0.178)	414906	2.50000	2.228
2 Dichlorvos	4.001	4.002	(0.225)	291172	2.50000	2.518
3 Mevinphos	5.661	5.670	(0.319)	170243	2.50000	2.681
4 Chlormefos	5.746	5.745	(0.323)	342496	2.50000	2.366
5 Thionazin	7.407	7.407	(0.417)	317002	2.50000	2.399
6 Demeton-O	7.542	7.542	(0.425)	98246	0.81250	0.7744
7 Ethoprop	7.749	7.753	(0.436)	277873	2.50000	2.400
8 Naled	7.949	7.952	(0.447)	69916	2.50000	2.426
* 9 Tributylphosphate	8.026	8.072	(1.000)	226582	2.00000	
10 Sulfotepp	8.329	8.327	(0.469)	414556	2.50000	2.505
11 Phorate	8.419	8.417	(0.474)	282104	2.50000	2.353
12 Dimethoate	8.547	8.552	(0.481)	352707	2.50000	2.532
13 Demeton-S	8.731	8.747	(0.491)	170418	1.70000	1.687
14 Simazine	8.814	8.815	(0.496)	93198	2.50000	2.008
15 Atrazine	8.982	8.983	(0.506)	123721	2.50000	2.291
16 propazine	9.129	9.127	(0.514)	110739	2.50000	2.222
17 Disulfoton	9.746	9.743	(0.549)	205848	2.50000	2.538
18 Diazinon	9.782	9.782	(0.551)	291894	2.50000	2.266
19 Methyl Parathion	10.592	10.588	(0.596)	225266	2.50000	2.758
20 Ronnel	11.111	11.108	(0.625)	188891	2.50000	2.237
21 Malathion	11.666	11.665	(0.657)	190033	2.50000	2.472
22 Fenthion	11.794	11.792	(0.664)	201239	2.50000	2.423
23 Parathion	11.881	11.877	(0.669)	225335	2.50000	2.550
24 Chlorpyrifos	11.929	11.925	(0.671)	243688	2.50000	2.279
25 Trichloronate	12.349	12.345	(0.695)	217955	2.50000	2.281
26 Anilazine	12.669	12.663	(0.713)	10602	2.50000	1.401
27 Merphos-A (Merphos)	13.044	13.038	(0.734)	172949	2.50000	2.169
28 Tetrachlorvinphos (Stirophos)	13.666	13.667	(0.769)	129381	2.50000	2.442
29 Tokuthion	14.284	14.278	(0.804)	211822	2.50000	2.312
30 Merphos-B (Merphos Oxone)	14.487	14.490	(0.815)	62212	2.50000	2.906
31 Carbophenothion-methyl	15.064	15.058	(0.848)	173195	2.50000	2.458
32 Fensulfothion	15.201	15.205	(0.856)	208700	2.50000	2.754
33 Bolstar / Famphur	15.934	15.930	(0.897)	408113	5.00000	4.657

Compounds	RT	EXP RT	REL RT	RESPONSE	AMOUNTS	
					CAL-AMT (ug/mL)	ON-COL (ug/mL)
34 Carbophenothion	16.081	16.075	(0.905)	199155	2.50000	2.265
S 35 Triphenyl phosphate	16.616	16.615	(0.935)	162993	2.50000	2.440 (A)
36 Phosmet	16.871	16.868	(0.950)	188969	2.50000	2.511
37 EPN	17.061	17.058	(0.960)	199722	2.50000	2.761
38 Azinphos-methyl	17.394	17.392	(0.979)	207871	2.50000	2.592
* 39 TOCP	17.767	17.767	(1.000)	132147	2.00000	
40 Azinphos-ethyl	17.846	17.843	(1.004)	214496	2.50000	2.420
41 Coumaphos	18.292	18.290	(1.030)	172394	2.50000	2.666
S 42 Merphos				235161	2.50000	2.335
* 43 Total Demeton				268664	2.50000	2.462

QC Flag Legend

A - Target compound detected but, quantitated amount exceeded maximum amount.

TestAmerica

INTERNAL STANDARD COMPOUNDS
 AREA AND RT SUMMARY

Instrument ID: GC_D2.i
 Lab File ID: 021F2101.D
 Lab Smp Id: OPP CCV GSV0827
 Analysis Type: SV
 Quant Type: ISTD
 Operator: MPK/TLW
 Method File: \\DenSvr03\Public\chem\GCS\GC_D2.i\0713091.B\8141A-1.m
 Misc Info: IS - GSV0633-09

Calibration Date: 13-JUL-2009
 Calibration Time: 20:24
 Client Smp ID: OPP CCV GSV0827
 Level:
 Sample Type:

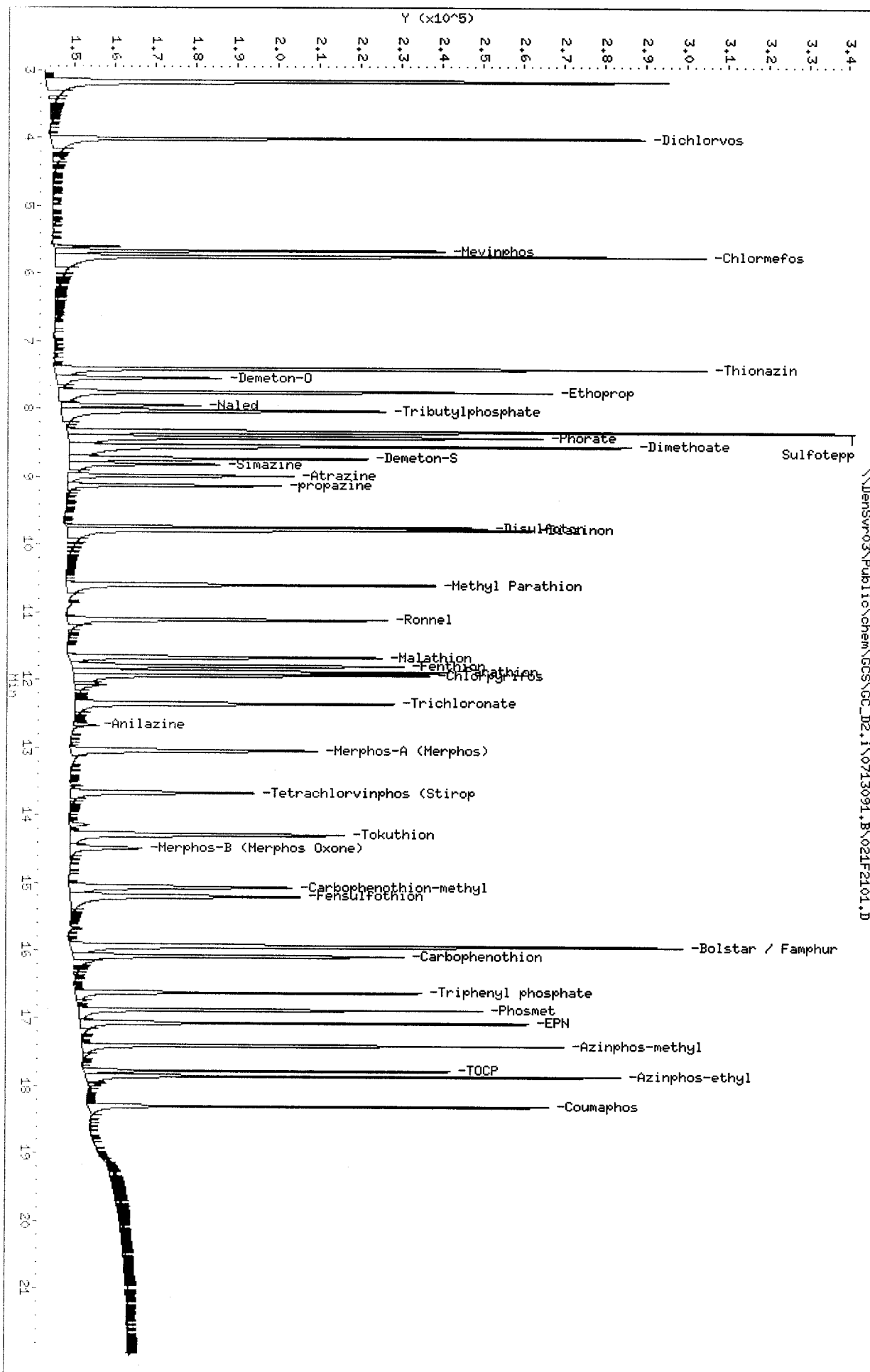
COMPOUND	STANDARD	AREA LIMIT		SAMPLE	%DIFF
		LOWER	UPPER		
9 Tributylphosphate	214729	107365	429458	226582	5.52
39 TOCP	132142	66071	264284	132147	0.00

COMPOUND	STANDARD	RT LIMIT		SAMPLE	%DIFF
		LOWER	UPPER		
9 Tributylphosphate	8.05	7.55	8.55	8.03	-0.25
39 TOCP	17.77	17.27	18.27	17.77	0.01

AREA UPPER LIMIT = +100% of internal standard area.
 AREA LOWER LIMIT = - 50% of internal standard area.
 RT UPPER LIMIT = + 0.50 minutes of internal standard RT.
 RT LOWER LIMIT = - 0.50 minutes of internal standard RT.

Data File: \\DensSvr03\Public\chem\GCS\GC_D2.1\0713091.B\021F2101.D
 Date : 14-JUL-2009 01:24
 Client ID: OPP CCV GSV0827
 Sample Info: OPP CCV GSV0827
 Column phase: RTX-IHS

Instrument: GC_D2.1
 Operator: HPK/TLM
 Column diameter: 0.32



CONTINUING CALIBRATION COMPOUNDS
 PERCENT DRIFT REPORT

Instrument ID: GC D2.i
 Lab File ID: 021F2101.D
 Analysis Type: NONE

Injection Date: 14-JUL-2009 01:24
 Lab Sample ID: OPP CCV GSV0827
 Method File: \\DenSvr03\Public\chem\GCS\GC_D2.

COMPOUND	EXPECTED CONC.	MEASURED CONC.	%D	MAX %D
1 o,o,o-TEPT	2.5000	2.2756	9.0	15.0
2 Dichlorvos	2.5000	2.5849	3.4	15.0
3 Chlormefos	2.5000	2.2493	10.0	15.0
4 Mevinphos	2.5000	2.5389	1.6	15.0
5 Demeton-O	0.8125	0.8856	9.0	15.0
6 Thionazin	2.5000	2.3288	6.8	15.0
7 Ethoprop	2.5000	2.3872	4.5	15.0
8 Phorate	2.5000	2.4102	3.6	15.0
10 Naled	2.5000	2.2814	8.7	15.0
146 Sulfotepp	2.5000	2.4971	0.1	15.0
10 Simazine	2.5000	2.1833	12.7	15.0
12 Diazinon	2.5000	2.5281	1.1	15.0
150 Atrazine	2.5000	2.2970	8.1	15.0
13 Propazine	2.5000	2.2227	11.1	15.0
14 Disulfoton	2.5000	2.4977	0.1	15.0
15 Demeton-S	1.7000	1.7627	3.7	15.0
16 Dimethoate	2.5000	2.4576	1.7	15.0
17 Ronnel	2.5000	2.3350	6.6	15.0
148 Merphos-A (Merphos)	2.5000	2.0654	17.4	999.0
18 Chlorpyrifos	2.5000	2.4690	1.2	15.0
19 Fenthion	2.5000	2.5598	2.4	15.0
20 Trichloronate	2.5000	2.3355	6.6	15.0
21 Anilazine	2.5000	1.4844	40.6	15.0
23 Methyl Parathion	2.5000	2.6637	6.5	15.0
24 Malathion	2.5000	2.4919	0.3	15.0
25 Tokuthion	2.5000	2.2498	10.0	15.0
26 Parathion	2.5000	2.7158	8.6	15.0
149 Merphos-B (Merphos Oxone)	2.5000	2.9499	18.0	999.0
27 Tetrachlorvinphos (stirophos)	2.5000	2.5049	0.2	15.0
28 Carbophenothion methyl	2.5000	2.4377	2.5	15.0
28 Bolstar	2.5000	2.3532	5.9	15.0
30 Carbophenothion	2.5000	2.5813	3.3	15.0
29 Triphenyl phosphate	2.5000	2.5665	2.7	15.0
30 Fensulfothion	2.5000	2.7519	10.1	15.0
35 Phosmet / EPN	5.0000	5.2010	4.0	15.0
33 Famphur	2.5000	2.3224	7.1	15.0
34 Azinphos-methyl	2.5000	2.4969	0.1	15.0
35 Azinphos-ethyl	2.5000	2.5447	1.8	15.0
36 Coumaphos	2.5000	2.7420	9.7	15.0

Data File: \\DenSvr03\Public\chem\GCS\GC_D2.i\0713092.B\021F2101.D
Report Date: 07/14/2009

CONTINUING CALIBRATION COMPOUNDS
PERCENT DRIFT REPORT

Instrument ID: GC_D2.i
Lab File ID: 021F2101.D
Analysis Type: NONE

Injection Date: 14-JUL-2009 01:24
Lab Sample ID: OPP CCV GSV0827
Method File: \\DenSvr03\Public\chem\GCS\GC_D2.

COMPOUND	EXPECTED CONC.	MEASURED CONC.	%D	MAX %D
22 Merphos	2.5000	2.2019	11.9	15.0
40 Total Demeton	2.5000	2.6483	5.9	15.0

Average %D = 6.80

TestAmerica

Data file : \\DenSvr03\Public\chem\GCS\GC_D2.i\0713092.B\021F2101.D
 Lab Smp Id: OPP CCV GSV0827 Client Smp ID: OPP CCV GSV0827
 Inj Date : 14-JUL-2009 01:24
 Operator : MPK/TLW Inst ID: GC_D2.i
 Smp Info : OPP CCV GSV0827
 Misc Info :
 Comment :
 Method : \\DenSvr03\Public\chem\GCS\GC_D2.i\0713092.B\8141A-2.m
 Meth Date : 14-Jul-2009 10:35 GC_D2.i Quant Type: ISTD
 Cal Date : 26-JUN-2009 21:13 Cal File: 009F0901.D
 Als bottle: 21 Continuing Calibration Sample
 Dil Factor: 1.00000
 Integrator: Falcon Compound Sublist: 8141A.sub
 Target Version: 4.14
 Processing Host: DENPC075

Compounds	AMOUNTS					
	RT	EXP RT	REL RT	RESPONSE	CAL-AMT (ug/mL)	ON-COL (ug/mL)
1 o,o,o-TEPT	4.648	4.647	(0.248)	336377	2.50000	2.276
2 Dichlorvos	6.453	6.452	(0.344)	298356	2.50000	2.585
3 Chlormefos	7.283	7.280	(0.388)	261355	2.50000	2.249
4 Mevinphos	9.121	9.120	(0.487)	197407	2.50000	2.539
5 Demeton-O	9.613	9.610	(0.513)	65611	0.81250	0.8856
6 Thionazin	9.861	9.860	(0.526)	270769	2.50000	2.329
7 Ethoprop	10.376	10.377	(0.553)	207398	2.50000	2.387
8 Phorate	10.409	10.404	(0.555)	242823	2.50000	2.410
9 Naled	10.809	10.809	(0.577)	56446	2.50000	2.281
10 Sulfotepp	10.888	10.885	(0.581)	379445	2.50000	2.497 (A)
* 11 Tributylphosphate	10.998	11.010	(1.000)	194356	2.00000	
12 Simazine	11.269	11.269	(0.601)	47516	2.50000	2.183 (A)
13 Diazinon	11.409	11.407	(0.609)	206266	2.50000	2.528
14 Atrazine	11.451	11.449	(0.611)	98386	2.50000	2.297 (A)
15 Propazine	11.613	11.612	(0.619)	84165	2.50000	2.223
16 Disulfoton	11.908	11.904	(0.635)	200155	2.50000	2.498
17 Demeton-S	11.984	11.989	(0.639)	166058	1.70000	1.763
18 Dimethoate	13.124	13.122	(0.700)	263950	2.50000	2.458
19 Ronnel	13.428	13.424	(0.716)	168803	2.50000	2.335
20 Merphos-A (Merphos)	13.526	13.520	(1.230)	145457	2.50000	2.065 (A)
21 Chlorpyrifos	14.243	14.239	(0.760)	181036	2.50000	2.469
22 Fenthion	14.494	14.490	(0.773)	174087	2.50000	2.560
23 Trichloronate	14.538	14.534	(0.775)	221575	2.50000	2.336
24 Anilazine	15.043	15.039	(0.802)	9320	2.50000	1.484 (M)
25 Methyl Parathion	15.361	15.359	(0.819)	195575	2.50000	2.664 (A)
26 Malathion	15.586	15.584	(0.831)	171398	2.50000	2.492
27 Tokuthion	16.231	16.229	(0.866)	181183	2.50000	2.250
28 Parathion	16.383	16.382	(0.874)	196481	2.50000	2.716 (M)
29 Merphos-B (Merphos Oxone)	16.408	16.407	(1.492)	64264	2.50000	2.950 (AM)
30 Tetrachlorvinphos (stirophos)	16.883	16.882	(0.901)	117230	2.50000	2.505
31 Carbophenothion methyl	16.986	16.984	(0.906)	163519	2.50000	2.438
32 Bolstar	17.354	17.352	(0.926)	166272	2.50000	2.353
33 Carbophenothion	17.436	17.434	(0.930)	179348	2.50000	2.581 (A)

Compounds	RT	EXP RT	REL RT	RESPONSE	AMOUNTS	
					CAL-AMT (ug/mL)	ON-COL (ug/mL)
\$ 34 Triphenyl phosphate	18.203	18.202	(0.971)	146328	2.50000	2.566
35 Fensulfothion	18.483	18.484	(0.986)	144066	2.50000	2.752
* 36 TOCP	18.748	18.747	(1.000)	114284	2.00000	
37 Phosmet / EPN	18.838	18.839	(1.005)	303628	5.00000	5.201 (A)
38 Famphur	18.941	18.942	(1.010)	174079	2.50000	2.322
39 Azinphos-methyl	19.074	19.079	(1.017)	171210	2.50000	2.497
40 Azinphos-ethyl	19.289	19.294	(1.029)	166181	2.50000	2.545
41 Coumaphos	20.243	20.247	(1.080)	137679	2.50000	2.742
S 42 Merphos				209721	2.50000	2.202 (A)
M 43 Total Demeton				231669	2.50000	2.648

QC Flag Legend

- A - Target compound detected but, quantitated amount exceeded maximum amount.
- M - Compound response manually integrated.

TestAmerica

INTERNAL STANDARD COMPOUNDS
 AREA AND RT SUMMARY

Instrument ID: GC_D2.i
 Lab File ID: 021F2101.D
 Lab Smp Id: OPP CCV GSV0827
 Analysis Type: SV
 Quant Type: ISTD
 Operator: MPK/TLW
 Method File: \\DenSvr03\Public\chem\GCS\GC_D2.i\0713092.B\8141A-2.m
 Misc Info:

Calibration Date: 13-JUL-2009
 Calibration Time: 20:24
 Client Smp ID: OPP CCV GSV0827
 Level:
 Sample Type:

COMPOUND =====	STANDARD =====	AREA LIMIT		SAMPLE =====	%DIFF =====
		LOWER =====	UPPER =====		
11 Tributylphosphate	183814	91907	367628	194356	5.74
36 TOCP	117580	58790	235160	114284	-2.80

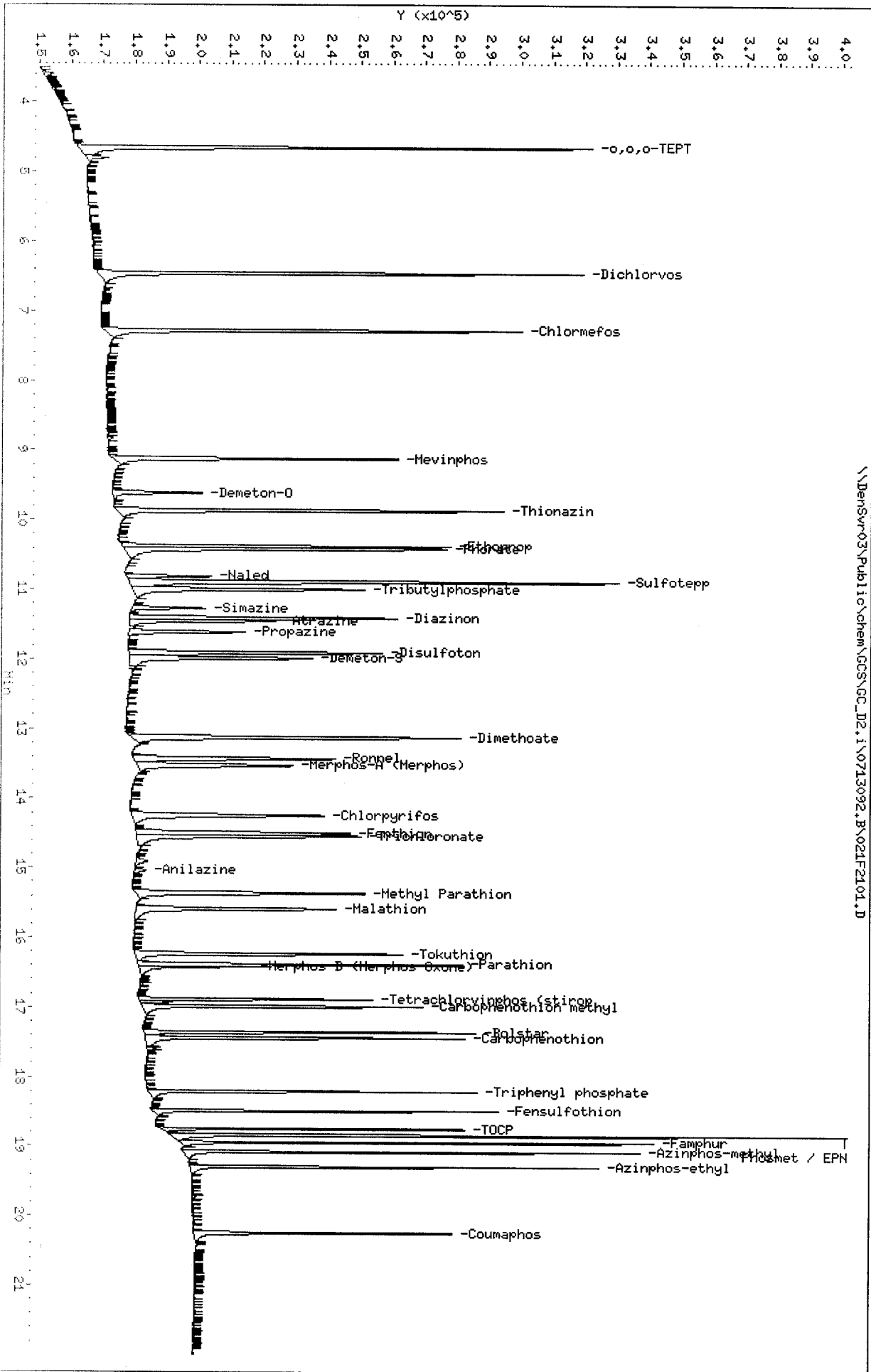
COMPOUND =====	STANDARD =====	RT LIMIT		SAMPLE =====	%DIFF =====
		LOWER =====	UPPER =====		
11 Tributylphosphate	11.00	10.50	11.50	11.00	-0.04
36 TOCP	18.75	18.25	19.25	18.75	0.00

AREA UPPER LIMIT = +100% of internal standard area.
 AREA LOWER LIMIT = - 50% of internal standard area.
 RT UPPER LIMIT = + 0.50 minutes of internal standard RT.
 RT LOWER LIMIT = - 0.50 minutes of internal standard RT.

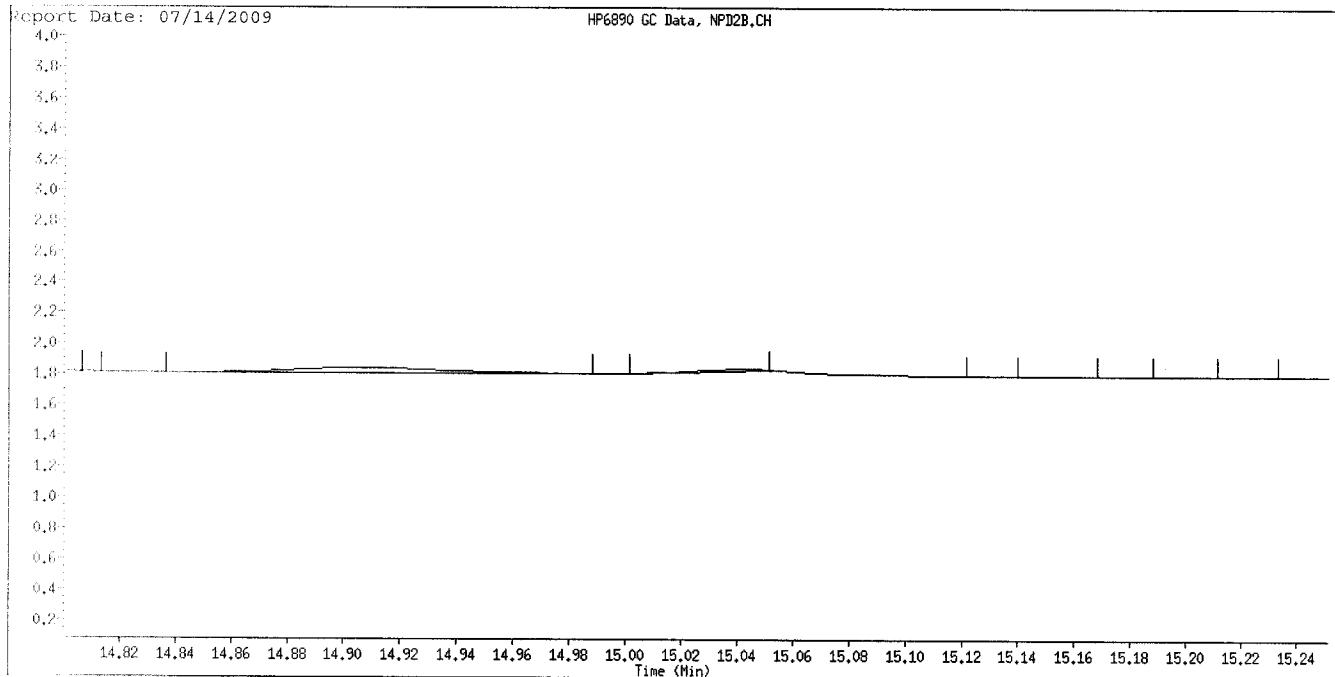
Data File: \\Densur-03\Public\chem\GCS\GC_D2.1\0713092.B\021F2101.D
 Date: 14-JUL-2009 01:24
 Client ID: OPP CCV GSV0827
 Sample Info: OPP CCV GSV0827
 Column phase: RTX-QPest

Instrument: GC_D2.1
 Operator: HPK/TLM
 Column diameter: 0.32

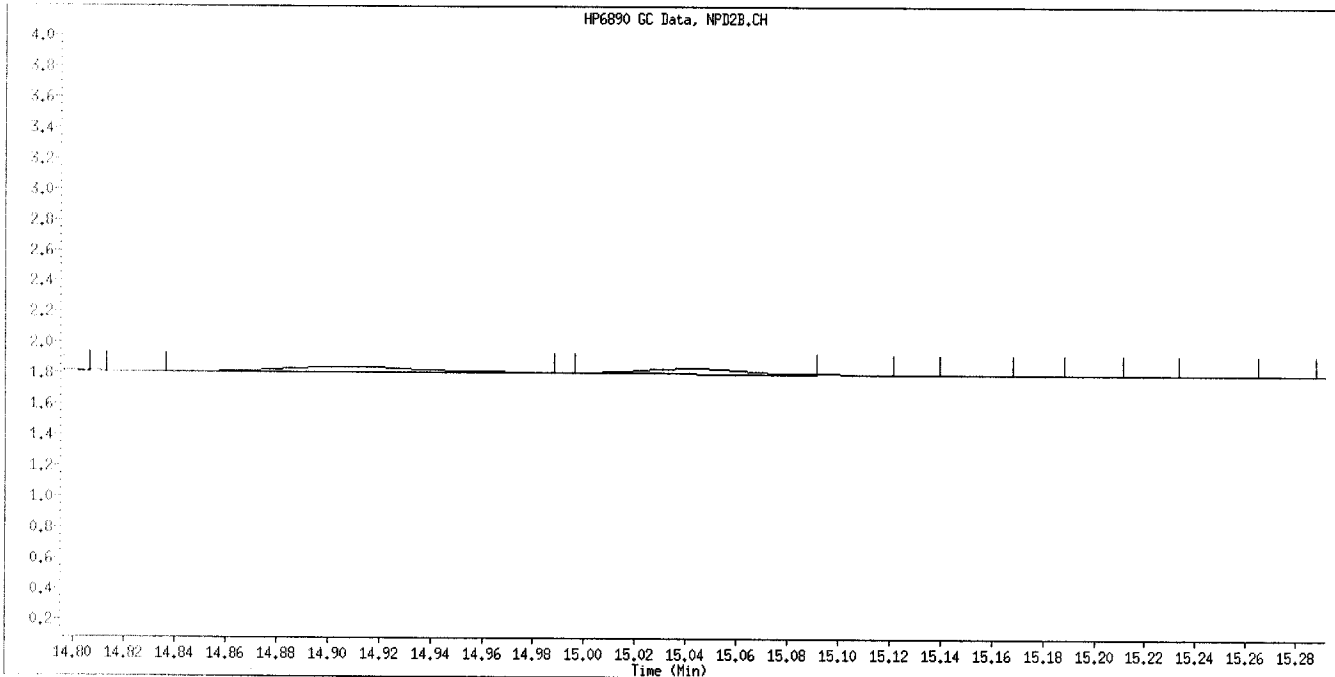
\\Densur-03\Public\chem\GCS\GC_D2.1\0713092.B\021F2101.D



Data File Name: 021F2101.D
Inj. Date and Time: 14-JUL-2009 01:24
Instrument ID: GC_D2.i
Client ID: OPP CCV GSV0827
Compound Name: Anilazine
CAS #:



Original Integration

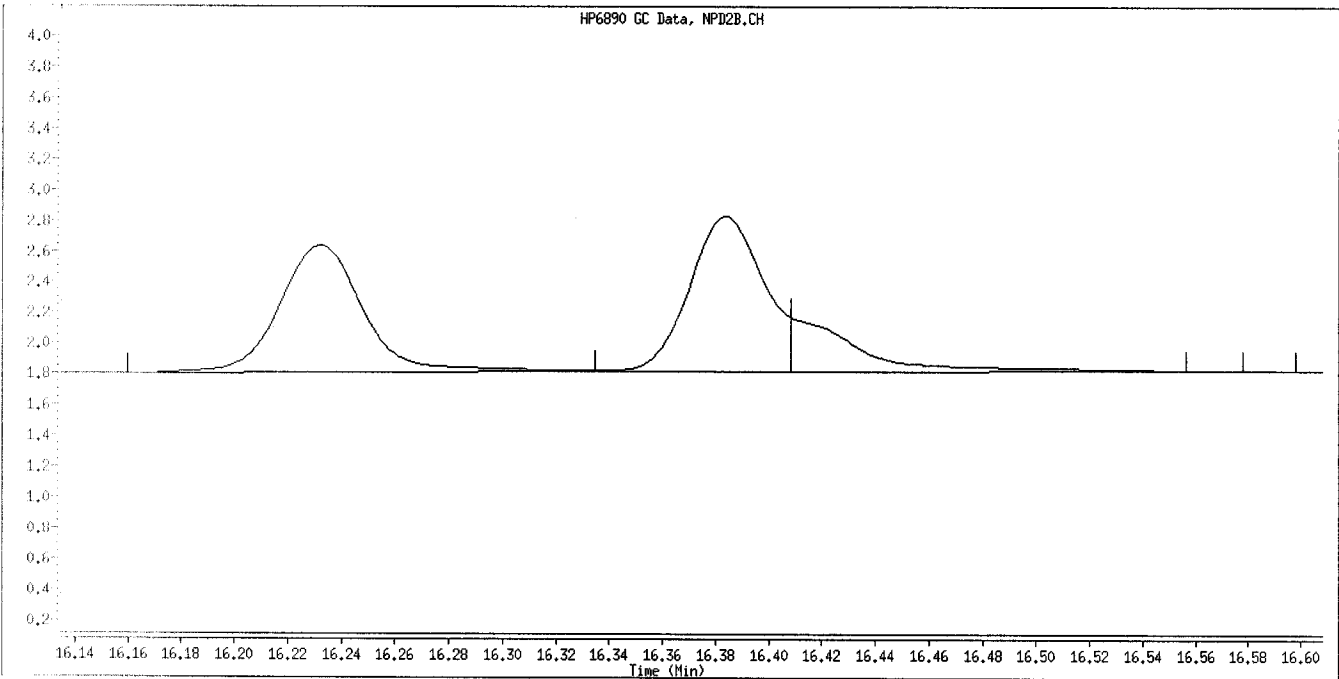
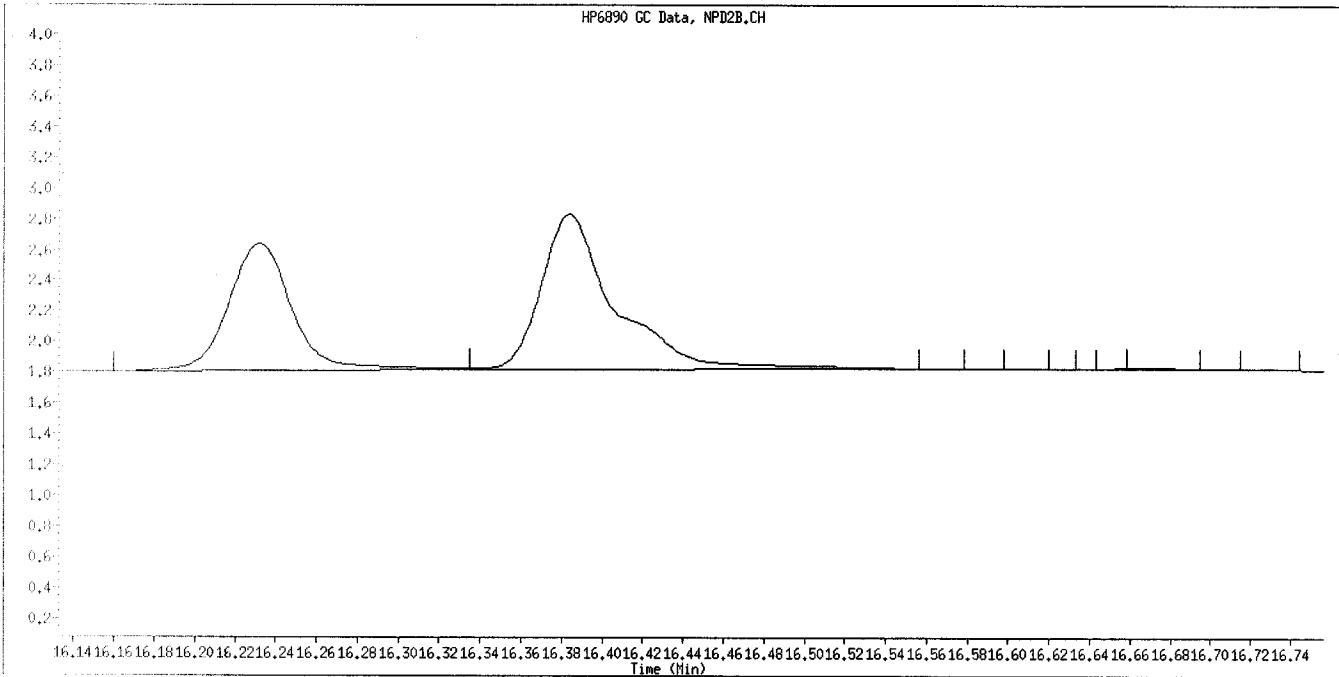


Manual Integration

Manually Integrated By: williamst
Manual Integration Reason: Baseline Event

JK
7/14/09

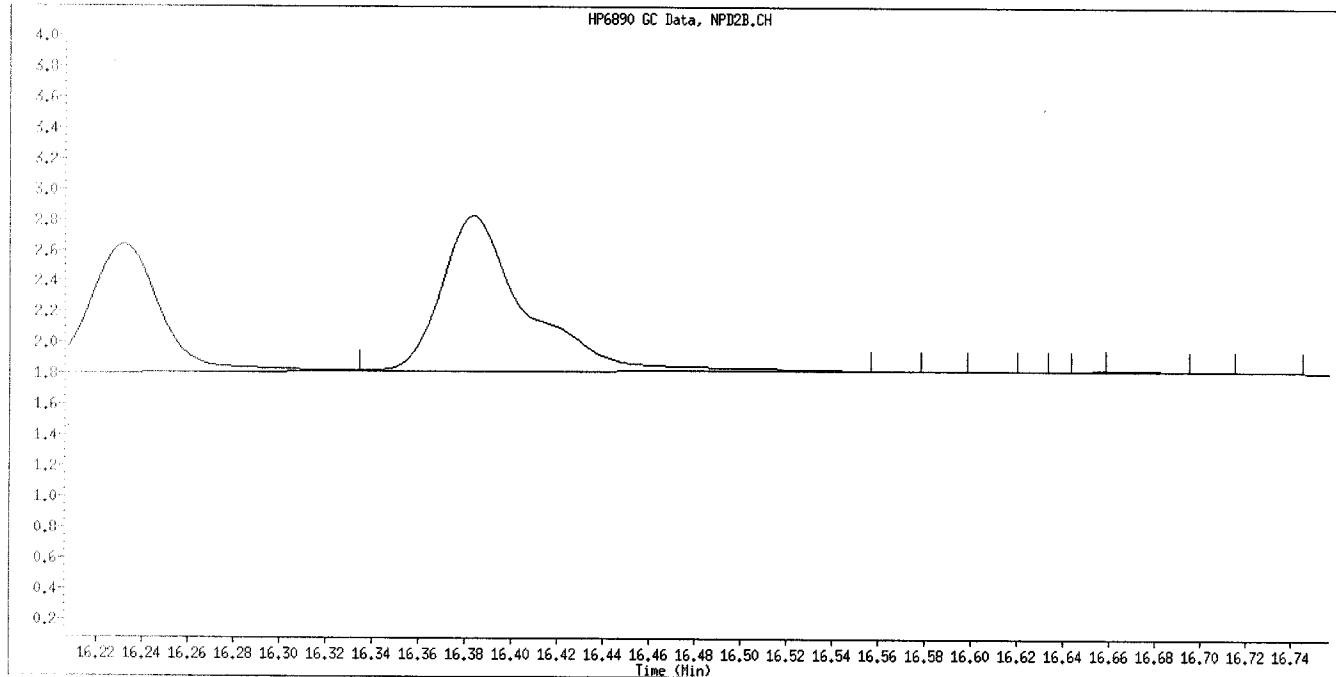
Data File Name: 021F2101.D
Inj. Date and Time: 14-JUL-2009 01:24
Instrument ID: GC_D2.i
Client ID: OPP CCV GSV0827
Compound Name: Parathion
CAS #:
Report Date: 07/14/2009



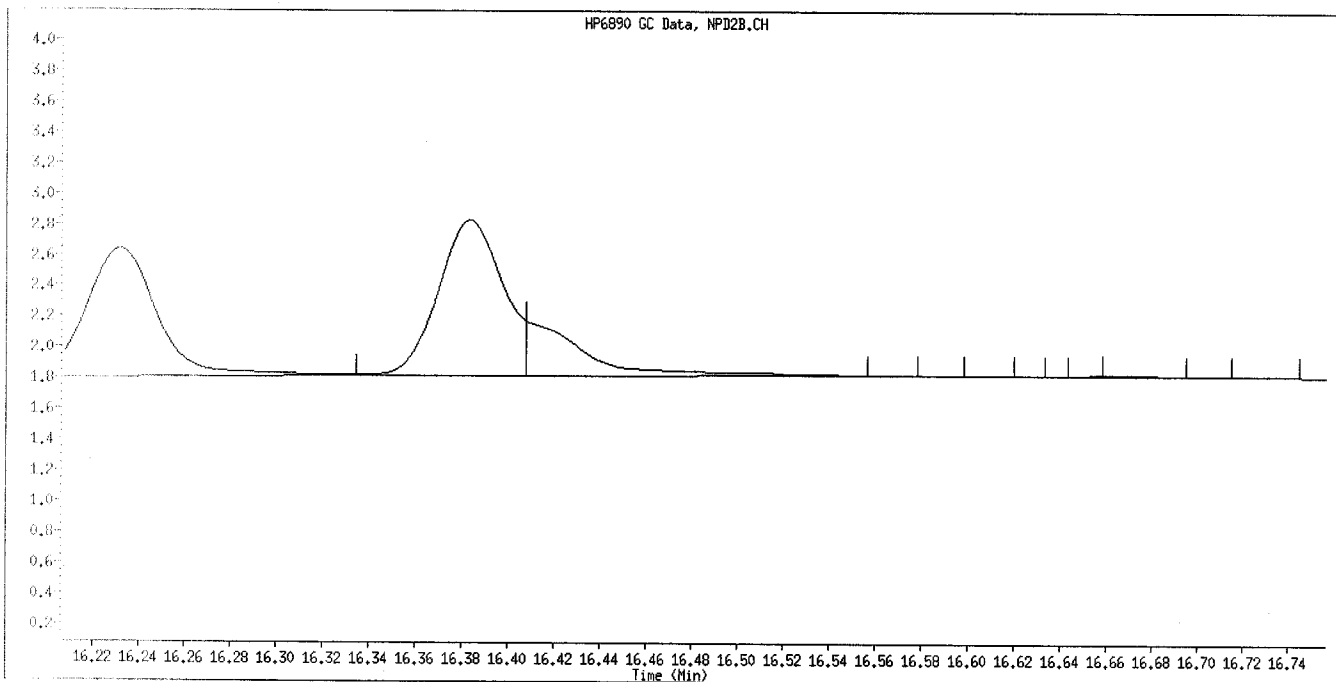
Manually Integrated By: williamst
Manual Integration Reason: Baseline Event

Handwritten signature
7/14/09

Data File Name: 021F2101.D
Inj. Date and Time: 14-JUL-2009 01:24
Instrument ID: GC_D2.i
Client ID: OPP CCV GSV0827
Compound Name: Merphos-B (Merphos Oxone)
CAS #:
Report Date: 07/14/2009



Original Integration



Manual Integration

Manually Integrated By: williamst
Manual Integration Reason: Baseline Event

yl
7/14/09

**GC SEMIVOLATILE
SAMPLE DATA**

TestAmerica



THE LEADER IN ENVIRONMENTAL TESTING

TestAmerica

Data file : \\DenSvr03\Public\chem\GCS\GC_D2.i\0713091.B\011F1101.D
 Lab Smp Id: LF5T81AA Client Smp ID: BLANK
 Inj Date : 13-JUL-2009 20:52
 Operator : MPK/TLW Inst ID: GC_D2.i
 Smp Info : LF5T81AA,MB
 Misc Info : IS - GSV0633-09
 Comment :
 Method : \\DenSvr03\Public\chem\GCS\GC_D2.i\0713091.B\8141A-1.m
 Meth Date : 14-Jul-2009 08:48 GC_D2.i Quant Type: ISTD
 Cal Date : 26-JUN-2009 21:13 Cal File: 009F0901.D
 Als bottle: 11 QC Sample: BLANK
 Dil Factor: 1.00000
 Integrator: Falcon Compound Sublist: 8141A.sub
 Target Version: 4.14
 Processing Host: DENPC075

Concentration Formula: Amt * DF * Vf / Ws * CpndVariable

Name	Value	Description
DF	1.000	Dilution Factor
Vf	2000.000	Final Extract Volume (uL)
Ws	30.970	Weight of Sample extracted (g)
Cpnd Variable		Local Compound Variable

Compounds	RT	EXP RT	REL RT	RESPONSE	CONCENTRATIONS	
					ON-COLUMN (ug/mL)	FINAL (ug/Kg)
1 o,o,o-TEPT						
2 Dichlorvos						
3 Mevinphos						
4 Chlormefos	5.745	5.745	(0.323)	79445	0.45089	29.12 (R)
5 Thionazin						
6 Demeton-O						
7 Ethoprop						
8 Naled	7.950	7.952	(0.447)	104	0.19538	12.62
9 Tributylphosphate	8.047	8.072	(1.000)	223809	2.00000	
10 Sulfotepp						
11 Phorate						
12 Dimethoate						
13 Demeton-S						
14 Simazine	8.802	8.815	(0.495)	77	0.08107	5.235
15 Atrazine						
16 propazine						
17 Disulfoton						
18 Diazinon						
19 Methyl Parathion						
20 Ronnel						
21 Malathion						
22 Fenthion						

Compounds	RT	EXP RT	REL RT	RESPONSE	CONCENTRATIONS	
					ON-COLUMN (ug/mL)	FINAL (ug/Kg)
23 Parathion						
24 Chlorpyrifos	11.928	11.925	(0.671)	113	9e-004	0.05608
25 Trichloronate						
26 Anilazine	12.643	12.663	(0.712)	70	0.05012	3.237
27 Merphos-A (Merphos)						
28 Tetrachlorvinphos (Stirophos)	13.692	13.667	(0.771)	72	0.00112	0.07210
29 Tokuthion						
30 Merphos-B (Merphos Oxone)	14.477	14.490	(0.815)	86	0.02416	1.560
31 Carbophenothion-methyl						
32 Fensulfothion	15.212	15.205	(0.856)	785	0.10278	6.637
33 Bolstar / Famphur						
34 Carbophenothion						
§ 35 Triphenyl phosphate	16.613	16.615	(0.935)	59637	0.73345	47.36
36 Phosmet						
37 EPN	17.058	17.058	(0.960)	121	0.05048	3.260
38 Azinphos-methyl						
* 39 TOCP	17.767	17.767	(1.000)	160825	2.00000	
40 Azinphos-ethyl						
41 Coumaphos						
§ 42 Merphos				86	7.e-004	0.04532
¶ 43 Total Demeton						

QC Flag Legend

R - Spike/Surrogate failed recovery limits.

TestAmerica

INTERNAL STANDARD COMPOUNDS
 AREA AND RT SUMMARY

Instrument ID: GC D2.i
 Lab File ID: 011F1101.D
 Lab Smp Id: LF5T81AA
 Analysis Type: SV
 Quant Type: ISTD
 Operator: MPK/TLW
 Method File: \\DenSvr03\Public\chem\GCS\GC_D2.i\0713091.B\8141A-1.m
 Misc Info: IS - GSV0633-09

Calibration Date: 13-JUL-2009
 Calibration Time: 20:24
 Client Smp ID: BLANK
 Level: LOW
 Sample Type: SOIL

COMPOUND =====	STANDARD =====	AREA LIMIT		SAMPLE =====	%DIFF =====
		LOWER =====	UPPER =====		
9 Tributylphosphate	214729	107365	429458	223809	4.23
39 TOCP	132142	66071	264284	160825	21.71

COMPOUND =====	STANDARD =====	RT LIMIT		SAMPLE =====	%DIFF =====
		LOWER =====	UPPER =====		
9 Tributylphosphate	8.05	7.55	8.55	8.05	0.02
39 TOCP	17.77	17.27	18.27	17.77	0.01

AREA UPPER LIMIT = +100% of internal standard area.
 AREA LOWER LIMIT = - 50% of internal standard area.
 RT UPPER LIMIT = + 0.50 minutes of internal standard RT.
 RT LOWER LIMIT = - 0.50 minutes of internal standard RT.

TestAmerica

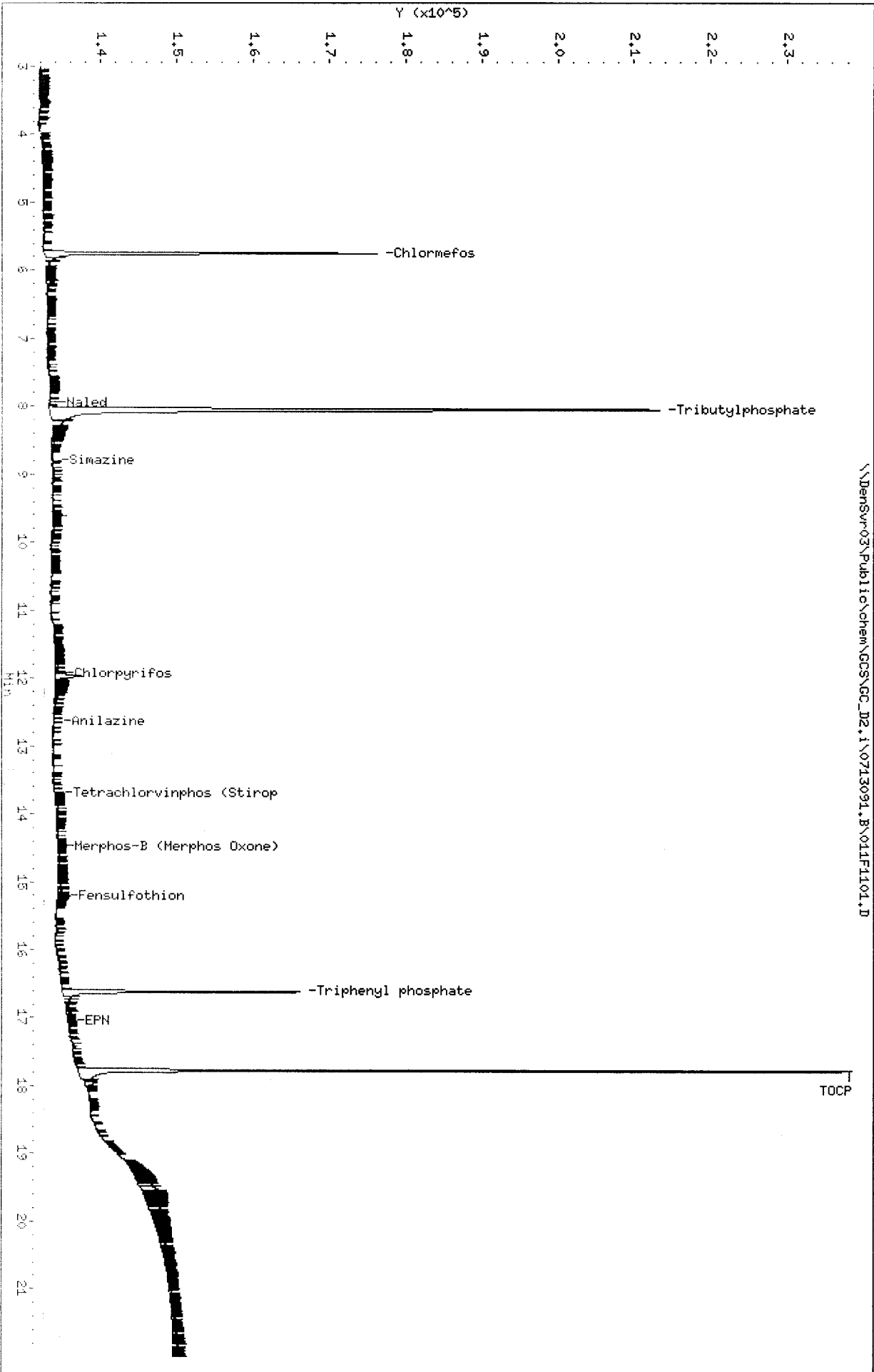
RECOVERY REPORT

Client Name: Client SDG: D9G070000
 Sample Matrix: SOLID Fraction: SV
 Lab Smp Id: LF5T81AA Client Smp ID: BLANK
 Level: LOW Operator: MPK/TLW
 Data Type: GC DATA SampleType: BLANK
 SpikeList File: fullDFCwater.spk Quant Type: ISTD
 Sublist File: 8141A.sub
 Method File: \\DenSvr03\Public\chem\GCS\GC_D2.i\0713091.B\8141A-1.m
 Misc Info: IS - GSV0633-09

SURROGATE COMPOUND	CONC ADDED ug/Kg	CONC RECOVERED ug/Kg	% RECOVERED	LIMITS
\$ 4 Chlormefos	64.58	29.12	45.09*	59-112
\$ 35 Triphenyl phosphat	64.58	47.36	73.34	50-150

Data File: \\DensSvr\03\Public\chem\GC\GC_D2.1\0713091.B\011F1101.D
Date: 13-JUL-2009 20:52
Client ID: BLANK
Sample Info: LF5T81A9,HB
Column phase: RTX-1MS

Instrument: GC_D2.1
Operator: HPK/TLM
Column diameter: 0.32



TestAmerica

Data file : \\DenSvr03\Public\chem\GCS\GC_D2.i\0713092.B\011F1101.D
 Lab Smp Id: LF5T81AA Client Smp ID: BLANK
 Inj Date : 13-JUL-2009 20:52
 Operator : MPK/TLW Inst ID: GC_D2.i
 Smp Info : LF5T81AA,MB
 Misc Info :
 Comment :
 Method : \\DenSvr03\Public\chem\GCS\GC_D2.i\0713092.B\8141A-2.m
 Meth Date : 14-Jul-2009 08:59 GC_D2.i Quant Type: ISTD
 Cal Date : 26-JUN-2009 21:13 Cal File: 009F0901.D
 Als bottle: 11 QC Sample: BLANK
 Dil Factor: 1.00000
 Integrator: Falcon Compound Sublist: 8141A.sub
 Target Version: 4.14
 Processing Host: DENPC075

Concentration Formula: Amt * DF * Vf / Ws * CpndVariable

Name	Value	Description
DF	1.000	Dilution Factor
Vf	2000.000	Final Extract Volume (uL)
Ws	30.970	Weight of Sample extracted (g)
Cpnd Variable		Local Compound Variable

Compounds	RT	EXP RT	REL RT	RESPONSE	CONCENTRATIONS	
					ON-COLUMN (ug/mL)	FINAL (ug/Kg)
1 o,o,o-TEPT						
2 Dichlorvos						
3 Chlormefos	7.280	7.280	(0.388)	67289	0.49335	31.86 (R)
4 Mevinphos						
5 Demeton-O						
6 Thionazin						
7 Ethoprop						
8 Phorate						
9 Naled	10.819	10.809	(0.577)	142	0.27304	17.63
10 Sulfotepp	10.880	10.885	(0.580)	377	0.00211	0.1365 (aA)
* 11 Tributylphosphate	11.004	11.010	(1.000)	189997	2.00000	
12 Simazine	11.274	11.269	(0.601)	83	0.00325	0.2098 (aA)
13 Diazinon						
14 Atrazine	11.472	11.449	(0.612)	77	0.23379	15.10 (aA)
15 Propazine	11.597	11.612	(0.619)	93	0.06024	3.890
16 Disulfoton						
17 Demeton-S	11.992	11.989	(0.640)	60	0.11959	7.723
18 Dimethoate						
19 Ronnel						
20 Merphos-A (Merphos)	13.522	13.520	(1.229)	53	0.00077	0.04971 (aA)
21 Chlorpyrifos						
22 Fenthion						

Compounds	RT	EXP RT	REL RT	RESPONSE	CONCENTRATIONS	
					ON-COLUMN (ug/mL)	FINAL (ug/Kg)
23 Trichloronate	14.527	14.534	(0.775)	79	0.10594	6.841
24 Anilazine	Compound Not Detected.					
25 Methyl Parathion	Compound Not Detected.					
26 Malathion	15.582	15.584	(0.831)	144	0.00178	0.1152 (a)
27 Tokuthion	Compound Not Detected.					
28 Parathion	16.417	16.382	(0.876)	77	9e-004	0.05855 (a)
29 Merphos-B (Merphos Oxone)	Compound Not Detected.					
30 Tetrachlorvinphos (stirophos)	Compound Not Detected.					
31 Carbophenothion methyl	Compound Not Detected.					
32 Bolstar	Compound Not Detected.					
33 Carbophenothion	Compound Not Detected.					
S 34 Triphenyl phosphate	18.202	18.202	(0.971)	49375	0.73775	47.64
35 Fensulfothion	Compound Not Detected.					
* 36 TOCP	18.747	18.747	(1.000)	134150	2.00000	
37 Phosmet / EPN	Compound Not Detected.					
38 Pamphur	Compound Not Detected.					
39 Azinphos-methyl	Compound Not Detected.					
40 Azinphos-ethyl	Compound Not Detected.					
41 Coumaphos	Compound Not Detected.					
S 42 Merphos	Compound Not Detected.					
M 43 Total Demeton				60	0.11959	7.723

QC Flag Legend

- a - Target compound detected but, quantitated amount Below Limit Of Quantitation(BLOQ).
- A - Target compound detected but, quantitated amount exceeded maximum amount.
- R - Spike/Surrogate failed recovery limits.

TestAmerica

INTERNAL STANDARD COMPOUNDS
 AREA AND RT SUMMARY

Instrument ID: GC D2.i
 Lab File ID: 011F1101.D
 Lab Smp Id: LF5T81AA
 Analysis Type: SV
 Quant Type: ISTD
 Operator: MPK/TLW
 Method File: \\DenSvr03\Public\chem\GCS\GC_D2.i\0713092.B\8141A-2.m
 Misc Info:

Calibration Date: 13-JUL-2009
 Calibration Time: 20:24
 Client Smp ID: BLANK
 Level: LOW
 Sample Type: SOIL

COMPOUND	STANDARD	AREA LIMIT		SAMPLE	%DIFF
		LOWER	UPPER		
11 Tributylphosphate	183814	91907	367628	189997	3.36
36 TOCP	117580	58790	235160	134150	14.09

COMPOUND	STANDARD	RT LIMIT		SAMPLE	%DIFF
		LOWER	UPPER		
11 Tributylphosphate	11.00	10.50	11.50	11.00	0.01
36 TOCP	18.75	18.25	19.25	18.75	-0.00

AREA UPPER LIMIT = +100% of internal standard area.
 AREA LOWER LIMIT = - 50% of internal standard area.
 RT UPPER LIMIT = + 0.50 minutes of internal standard RT.
 RT LOWER LIMIT = - 0.50 minutes of internal standard RT.

TestAmerica

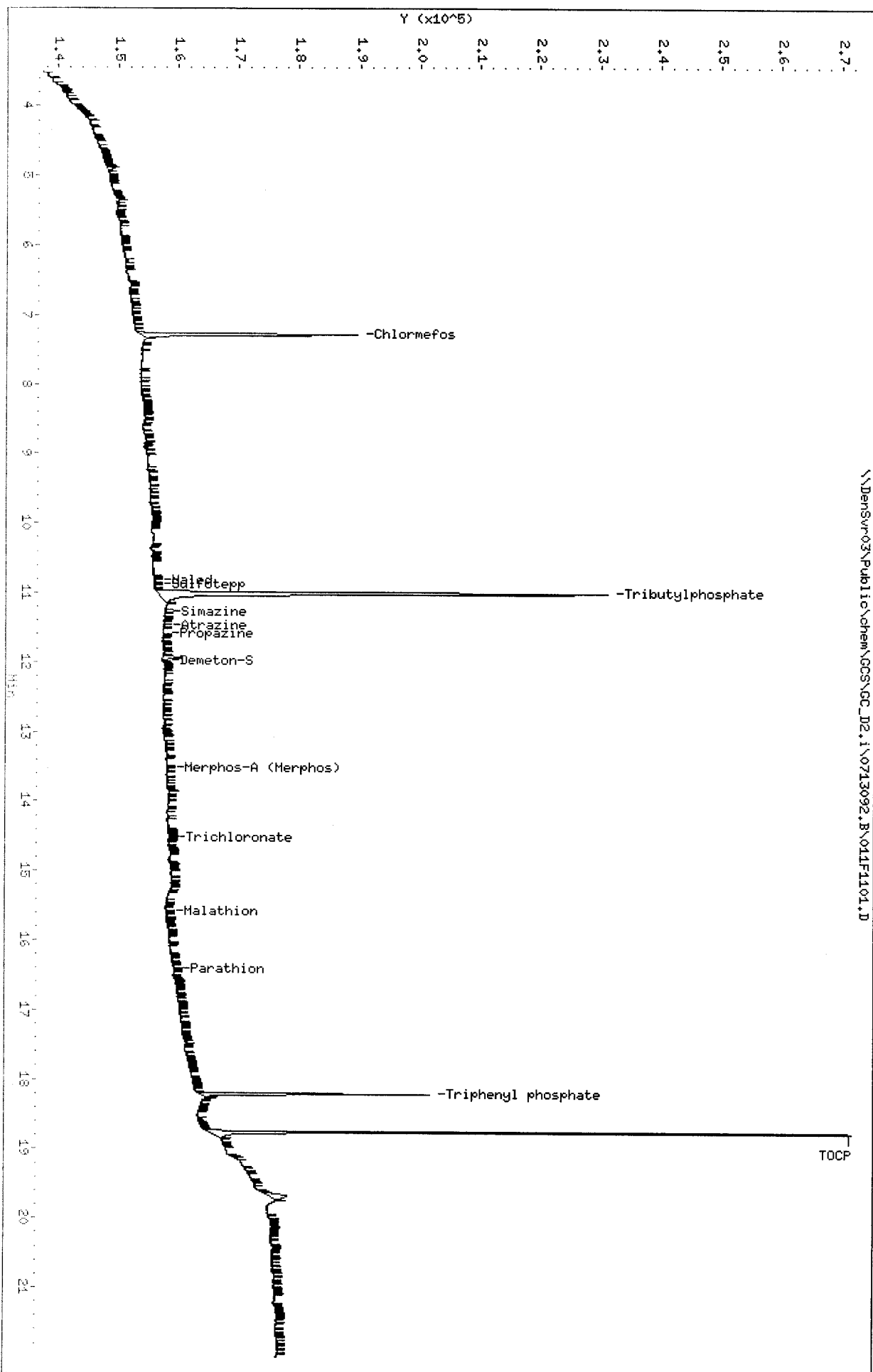
RECOVERY REPORT

Client Name: Client SDG: D9G070000
 Sample Matrix: SOLID Fraction: SV
 Lab Smp Id: LF5T81AA Client Smp ID: BLANK
 Level: LOW Operator: MPK/TLW
 Data Type: GC DATA SampleType: BLANK
 SpikeList File: fullDFCwater.spk Quant Type: ISTD
 Sublist File: 8141A.sub
 Method File: \\DenSvr03\Public\chem\GCS\GC_D2.i\0713092.B\8141A-2.m
 Misc Info:

SURROGATE COMPOUND	CONC ADDED ug/Kg	CONC RECOVERED ug/Kg	% RECOVERED	LIMITS
\$ 3 Chlormefos	64.58	31.86	49.34*	59-112
\$ 34 Triphenyl phosphat	64.58	47.64	73.77	50-150

Data File: \\DensSvr03\Public\chem\GCS\GC_D2.1\0713092.B\011F1101.D
 Date: 13-JUL-2009 20:52
 Client ID: BLANK
 Sample Info: LFS1810A,MB
 Column phase: RTX-QPest

Instrument: GC_D2.1
 Operator: HPK/TLM
 Column diameter: 0.32



TestAmerica

Data file : \\DenSvr03\Public\chem\GCS\GC_D2.i\0713091.B\012F1201.D
 Lab Smp Id: LF5T81AC Client Smp ID: LCS
 Inj Date : 13-JUL-2009 21:19
 Operator : MPK/TLW Inst ID: GC_D2.i
 Smp Info : LF5T81AC,LCS
 Misc Info : IS - GSV0633-09
 Comment :
 Method : \\DenSvr03\Public\chem\GCS\GC_D2.i\0713091.B\8141A-1.m
 Meth Date : 14-Jul-2009 08:48 GC_D2.i Quant Type: ISTD
 Cal Date : 26-JUN-2009 21:13 Cal File: 009F0901.D
 Als bottle: 12 QC Sample: LCS
 Dil Factor: 1.00000
 Integrator: Falcon Compound Sublist: 8141A.sub
 Target Version: 4.14
 Processing Host: DENPC075

Concentration Formula: Amt * DF * Vf / Ws * CpndVariable

Name	Value	Description
DF	1.000	Dilution Factor
Vf	2000.000	Final Extract Volume (uL)
Ws	31.430	Weight of Sample extracted (g)
Cpnd Variable		Local Compound Variable

Compounds	CONCENTRATIONS					
	RT	EXP RT	REL RT	RESPONSE	ON-COLUMN (ug/mL)	FINAL (ug/Kg)
1 o,o,o-TEPT	3.167	3.163	(0.178)	287116	1.43310	91.19
2 Dichlorvos	4.007	4.002	(0.226)	224022	1.80069	114.6
3 Mevinphos	5.668	5.670	(0.319)	86723	1.26899	80.75
4 Chlormefos	5.745	5.745	(0.323)	129859	0.83355	53.04
5 Thionazin	7.407	7.407	(0.417)	239319	1.68325	107.1
6 Demeton-O	7.542	7.542	(0.424)	121293	0.89224	56.78
7 Ethoprop	7.753	7.753	(0.436)	211835	1.70022	108.2
8 Naled	7.952	7.952	(0.448)	23709	0.89647	57.04
* 9 Tributylphosphate	8.045	8.072	(1.000)	216949	2.00000	
10 Sulfotepp	8.328	8.327	(0.469)	280077	1.54720	98.45
11 Phorate	8.417	8.417	(0.474)	164414	1.27422	81.08
12 Dimethoate	8.548	8.552	(0.481)	163529	1.09099	69.42
13 Demeton-S	8.743	8.747	(0.492)	11576	0.10650	6.777
14 Simazine	8.813	8.815	(0.496)	61656	1.26538	80.52
15 Atrazine	8.982	8.983	(0.506)	85094	1.46411	93.17
16 propazine	9.125	9.127	(0.514)	83841	1.56341	99.48
17 Disulfoton	9.743	9.743	(0.548)	91975	1.03126	65.62
18 Diazinon	9.782	9.782	(0.551)	216195	1.55980	99.26
19 Methyl Parathion	10.588	10.588	(0.596)	181993	2.07041	131.7
20 Ronnel	11.108	11.108	(0.625)	160947	1.77130	112.7
21 Malathion	11.665	11.665	(0.657)	130942	1.56800	99.78
22 Fenthion	11.792	11.792	(0.664)	155974	1.74556	111.1

Compounds	RT	EXP RT	REL RT	RESPONSE	CONCENTRATIONS	
					ON-COLUMN (ug/mL)	FINAL (ug/Kg)
23 Parathion	11.878	11.877	(0.669)	177152	1.86287	118.5
24 Chlorpyrifos	11.925	11.925	(0.671)	200626	1.74376	111.0
25 Trichloronate	12.347	12.345	(0.695)	169230	1.64575	104.7
26 Anilazine	12.665	12.663	(0.713)	20140	2.29075	145.8
27 Merphos-A (Merphos)	13.038	13.038	(0.734)	187	0.00218	0.1387
28 Tetrachlorvinphos (Stirophos)	13.663	13.667	(0.769)	115476	2.02522	128.9
29 Tokuthion	14.280	14.278	(0.804)	175322	1.77860	113.2
30 Merphos-B (Merphos Oxone)	14.487	14.490	(0.815)	171242	7.40110	471.0 (A)
31 Carbophenothion-methyl	15.060	15.058	(0.848)	142287	1.86073	118.4
32 Fensulfothion	15.202	15.205	(0.856)	150734	1.87982	119.6
33 Bolstar / Famphur	15.930	15.930	(0.897)	339684	3.60208	229.2
34 Carbophenothion	16.078	16.075	(0.905)	166512	1.76006	112.0
S 35 Triphenyl phosphate	16.613	16.615	(0.935)	71197	0.99030	63.02
36 Phosmet	16.867	16.868	(0.949)	161302	1.99196	126.8
37 EPN	17.060	17.058	(0.960)	169648	2.19003	139.4
38 Azinphos-methyl	17.393	17.392	(0.979)	171292	1.98513	126.3
* 39 TOCP	17.767	17.767	(1.000)	142201	2.00000	
40 Azinphos-ethyl	17.845	17.843	(1.004)	176125	1.81175	115.3
41 Coumaphos	18.290	18.290	(1.029)	147840	2.12426	135.2
S 42 Merphos				171429	1.58214	100.7
M 43 Total Demeton				132869	0.99874	63.55

QC Flag Legend

A - Target compound detected but, quantitated amount exceeded maximum amount.

TestAmerica

INTERNAL STANDARD COMPOUNDS
 AREA AND RT SUMMARY

Instrument ID: GC D2.i
 Lab File ID: 012F1201.D
 Lab Smp Id: LF5T81AC
 Analysis Type: SV
 Quant Type: ISTD
 Operator: MPK/TLW
 Method File: \\DenSvr03\Public\chem\GCS\GC_D2.i\0713091.B\8141A-1.m
 Misc Info: IS - GSV0633-09

Calibration Date: 13-JUL-2009
 Calibration Time: 20:24
 Client Smp ID: LCS
 Level: LOW
 Sample Type: SOIL

COMPOUND =====	STANDARD =====	AREA LIMIT		SAMPLE =====	%DIFF =====
		LOWER =====	UPPER =====		
9 Tributylphosphate	214729	107365	429458	216949	1.03
39 TOCP	132142	66071	264284	142201	7.61

COMPOUND =====	STANDARD =====	RT LIMIT		SAMPLE =====	%DIFF =====
		LOWER =====	UPPER =====		
9 Tributylphosphate	8.05	7.55	8.55	8.05	-0.01
39 TOCP	17.77	17.27	18.27	17.77	0.01

AREA UPPER LIMIT = +100% of internal standard area.
 AREA LOWER LIMIT = - 50% of internal standard area.
 RT UPPER LIMIT = + 0.50 minutes of internal standard RT.
 RT LOWER LIMIT = - 0.50 minutes of internal standard RT.

TestAmerica

RECOVERY REPORT

Client Name: Client SDG: D9G070000
 Sample Matrix: SOLID Fraction: SV
 Lab Smp Id: LF5T81AC Client Smp ID: LCS
 Level: LOW Operator: MPK/TLW
 Data Type: GC DATA SampleType: LCS
 SpikeList File: fullDFCwater.spk Quant Type: ISTD
 Sublist File: 8141A.sub
 Method File: \\DenSvr03\Public\chem\GCS\GC_D2.i\0713091.B\8141A-1.m
 Misc Info: IS - GSV0633-09


SPIKE COMPOUND	CONC ADDED ug/Kg	CONC RECOVERED ug/Kg	% RECOVERED	LIMITS
1 o,o,o-TEPT	127.3	91.19	71.66	36-119
2 Dichlorvos	127.3	114.6	90.03	50-120
3 Mevinphos	127.3	80.75	63.45	35-108
\$ 4 Chlormefos	63.63	53.04	83.35	48-114
5 Thionazin	127.3	107.1	84.16	65-116
7 Ethoprop	127.3	108.2	85.01	65-108
8 Naled	127.3	57.04	44.82	36-119
10 Sulfotepp	127.3	98.45	77.36	69-103
11 Phorate	127.3	81.08	63.71	62-104
12 Dimethoate	127.3	69.42	54.55	28-115
14 Simazine	127.3	80.52	63.27	47-109
15 Atrazine	127.3	93.17	73.21	36-119
16 propazine	127.3	99.48	78.17	36-119
17 Disulfoton	127.3	65.62	51.56	36-119
18 Diazinon	127.3	99.26	77.99	36-119
19 Methyl Parathion	127.3	131.7	103.52	68-119
20 Ronnel	127.3	112.7	88.57	62-115
21 Malathion	127.3	99.78	78.40	67-115
22 Fenthion	127.3	111.1	87.28	36-119
23 Parathion	127.3	118.5	93.14	36-119
24 Chlorpyrifos	127.3	111.0	87.19	36-119
25 Trichloronate	127.3	104.7	82.29	36-119
26 Anilazine	127.3	145.8	114.54	47-115
28 Tetrachlorvinphos	127.3	128.9	101.26	36-119
29 Tokuthion	127.3	113.2	88.93	36-119
31 Carbophenothion-me	127.3	118.4	93.04	36-119
32 Fensulfothion	127.3	119.6	93.99	61-115
33 Bolstar / Famphur	254.5	229.2	90.05	36-119
34 Carbophenothion	127.3	112.0	88.00	36-119
\$ 35 Triphenyl phosphat	63.63	63.02	99.03	50-150
36 Phosmet	127.3	126.8	99.60	36-119
37 EPN	127.3	139.4	109.50	36-119
38 Azinphos-methyl	127.3	126.3	99.26	55-115
40 Azinphos-ethyl	127.3	115.3	90.59	36-119
41 Coumaphos	127.3	135.2	106.21	62-115
S 42 Merphos	127.3	100.7	79.11	36-119
M 43 Total Demeton	127.3	63.55	49.94	47-115

TestAmerica

RECOVERY REPORT

Client Name: Client SDG: D9G070000
 Sample Matrix: SOLID Fraction: SV
 Lab Smp Id: LF5T81AC Client Smp ID: LCS
 Level: LOW Operator: MPK/TLW
 Data Type: GC DATA SampleType: LCS
 SpikeList File: fullDFCwater.spk Quant Type: ISTD
 Sublist File: 8141A.sub
 Method File: \\DenSvr03\Public\chem\GCS\GC_D2.i\0713091.B\8141A-1.m
 Misc Info: IS - GSV0633-09

SURROGATE COMPOUND	CONC ADDED ug/Kg	CONC RECOVERED ug/Kg	% RECOVERED	LIMITS
\$ 4 Chlormefos	64.58	53.04	83.35	59-112
\$ 35 Triphenyl phosphat	64.58	63.02	99.03	50-150



TestAmerica

Data file : \\DenSvr03\Public\chem\GCS\GC_D2.i\0713092.B\012F1201.D
 Lab Smp Id: LF5T81AC Client Smp ID: LCS
 Inj Date : 13-JUL-2009 21:19
 Operator : MPK/TLW Inst ID: GC_D2.i
 Smp Info : LF5T81AC,LCS
 Misc Info :
 Comment :
 Method : \\DenSvr03\Public\chem\GCS\GC_D2.i\0713092.B\8141A-2.m
 Meth Date : 14-Jul-2009 08:59 GC_D2.i Quant Type: ISTD
 Cal Date : 26-JUN-2009 21:13 Cal File: 009F0901.D
 Als bottle: 12 QC Sample: LCS
 Dil Factor: 1.00000
 Integrator: Falcon Compound Sublist: 8141A.sub
 Target Version: 4.14
 Processing Host: DENPC075

Concentration Formula: Amt * DF * Vf / Ws * CpndVariable

Name	Value	Description
DF	1.000	Dilution Factor
Vf	2000.000	Final Extract Volume (uL)
Ws	31.430	Weight of Sample extracted (g)
Cpnd Variable		Local Compound Variable

Compounds	RT	EXP RT	REL RT	RESPONSE	CONCENTRATIONS	
					ON-COLUMN (ug/mL)	FINAL (ug/Kg)
1 o,o,o-TEPT	4.649	4.647 (0.248)		227671	1.41677	90.15
2 Dichlorvos	6.454	6.452 (0.344)		239795	1.91105	121.6
S 3 Chlormefos	7.280	7.280 (0.388)		95203	0.75370	47.96
4 Mevinphos	9.120	9.120 (0.487)		114561	1.35536	86.25
5 Demeton-O	9.610	9.610 (0.513)		88652	1.10068	70.04
6 Thionazin	9.860	9.860 (0.526)		200859	1.58907	101.1
7 Ethoprop	10.375	10.377 (0.553)		173243	1.83425	116.7
8 Phorate	10.404	10.404 (0.555)		120024	1.09585	69.73
9 Naled	10.810	10.809 (0.577)		17673	0.84839	53.99
10 Sulfotepp	10.887	10.885 (0.581)		252668	1.52956	97.33 (A)
* 11 Tributylphosphate	11.002	11.010 (1.000)		215471	2.00000	
12 Simazine	11.269	11.269 (0.601)		47249	1.99707	127.1 (A)
13 Diazinon	11.407	11.407 (0.608)		151965	1.72270	109.6
14 Atrazine	11.449	11.449 (0.611)		61998	1.42917	90.94 (A)
15 Propazine	11.610	11.612 (0.619)		58606	1.44461	91.92
16 Disulfoton	11.904	11.904 (0.635)		91273	1.04772	66.67 (R)
17 Demeton-S	11.982	11.989 (0.639)		314	0.12194	7.760 (R)
18 Dimethoate	13.122	13.122 (0.700)		120847	1.03503	65.86
19 Ronnel	13.425	13.424 (0.716)		145328	1.84922	117.7
20 Merphos-A (Merphos)	13.562	13.520 (1.233)		318	0.00407	0.2592 (aA)
21 Chlorpyrifos	14.240	14.239 (0.760)		139097	1.74501	111.0
22 Penthion	14.492	14.490 (0.773)		131287	1.77578	113.0

Compounds	RT	EXP RT	REL RT	RESPONSE	CONCENTRATIONS	
					ON-COLUMN (ug/mL)	FINAL (ug/Kg)
23 Trichloronate	14.534	14.534	(0.775)	159725	1.58416	100.8
24 Anilazine	15.040	15.039	(0.802)	13888	2.03519	129.5
25 Methyl Parathion	15.359	15.359	(0.819)	162497	2.03588	129.5 (A)
26 Malathion	15.585	15.584	(0.831)	103775	1.38787	88.32
27 Tokuthion	16.230	16.229	(0.866)	144153	1.64658	104.8
28 Parathion	16.382	16.382	(0.874)	151277	1.92343	122.4
29 Merphos-B (Merphos Oxone)	16.415	16.407	(1.492)	153747	6.48546	412.7 (A)
30 Tetrachlorvinphos (stirophos)	16.882	16.882	(0.901)	102016	2.00516	127.6
31 Carbophenothion methyl	16.984	16.984	(0.906)	120375	1.65071	105.0
32 Bolstar	17.354	17.352	(0.926)	139728	1.81904	115.8
33 Carbophenothion	17.434	17.434	(0.930)	142169	1.88221	119.8 (A)
S 34 Triphenyl phosphate	18.202	18.202	(0.971)	62386	1.00652	64.05
35 Fensulfothion	18.484	18.484	(0.986)	109375	1.92186	122.3
* 36 TOCP	18.747	18.747	(1.000)	124239	2.00000	
37 Phosmet / EPN	18.837	18.839	(1.005)	266321	4.17991	266.0
38 Famphur	18.940	18.942	(1.010)	144529	1.77365	112.9
39 Azinphos-methyl	19.074	19.079	(1.017)	142093	1.90620	121.3
40 Azinphos-ethyl	19.289	19.294	(1.029)	124143	1.74864	111.3
41 Coumaphos	20.242	20.247	(1.080)	116618	2.13645	135.9
S 42 Merphos				154065	1.48795	94.68
M 43 Total Demeton				88966	1.22262	77.80

QC Flag Legend

- a - Target compound detected but, quantitated amount Below Limit Of Quantitation(BLOQ).
- A - Target compound detected but, quantitated amount exceeded maximum amount.
- R - Spike/Surrogate failed recovery limits.

TestAmerica

INTERNAL STANDARD COMPOUNDS
 AREA AND RT SUMMARY

Instrument ID: GC_D2.i	Calibration Date: 13-JUL-2009
Lab File ID: 012F1201.D	Calibration Time: 20:24
Lab Smp Id: LF5T81AC	Client Smp ID: LCS
Analysis Type: SV	Level: LOW
Quant Type: ISTD	Sample Type: SOIL
Operator: MPK/TLW	
Method File: \\DenSvr03\Public\chem\GCS\GC_D2.i\0713092.B\8141A-2.m	
Misc Info:	

COMPOUND	STANDARD	AREA LIMIT		SAMPLE	%DIFF
		LOWER	UPPER		
11 Tributylphosphate	183814	91907	367628	215471	17.22
36 TOCP	117580	58790	235160	124239	5.66

COMPOUND	STANDARD	RT LIMIT		SAMPLE	%DIFF
		LOWER	UPPER		
11 Tributylphosphate	11.00	10.50	11.50	11.00	-0.01
36 TOCP	18.75	18.25	19.25	18.75	-0.00

AREA UPPER LIMIT = +100% of internal standard area.
 AREA LOWER LIMIT = - 50% of internal standard area.
 RT UPPER LIMIT = + 0.50 minutes of internal standard RT.
 RT LOWER LIMIT = - 0.50 minutes of internal standard RT.

TestAmerica

RECOVERY REPORT

Client Name: Client SDG: D9G070000
 Sample Matrix: SOLID Fraction: SV
 Lab Smp Id: LF5T81AC Client Smp ID: LCS
 Level: LOW Operator: MPK/TLW
 Data Type: GC DATA SampleType: LCS
 SpikeList File: fullDFCwater.spk Quant Type: ISTD
 Sublist File: 8141A.sub
 Method File: \\DenSvr03\Public\chem\GCS\GC_D2.i\0713092.B\8141A-2.m
 Misc Info:

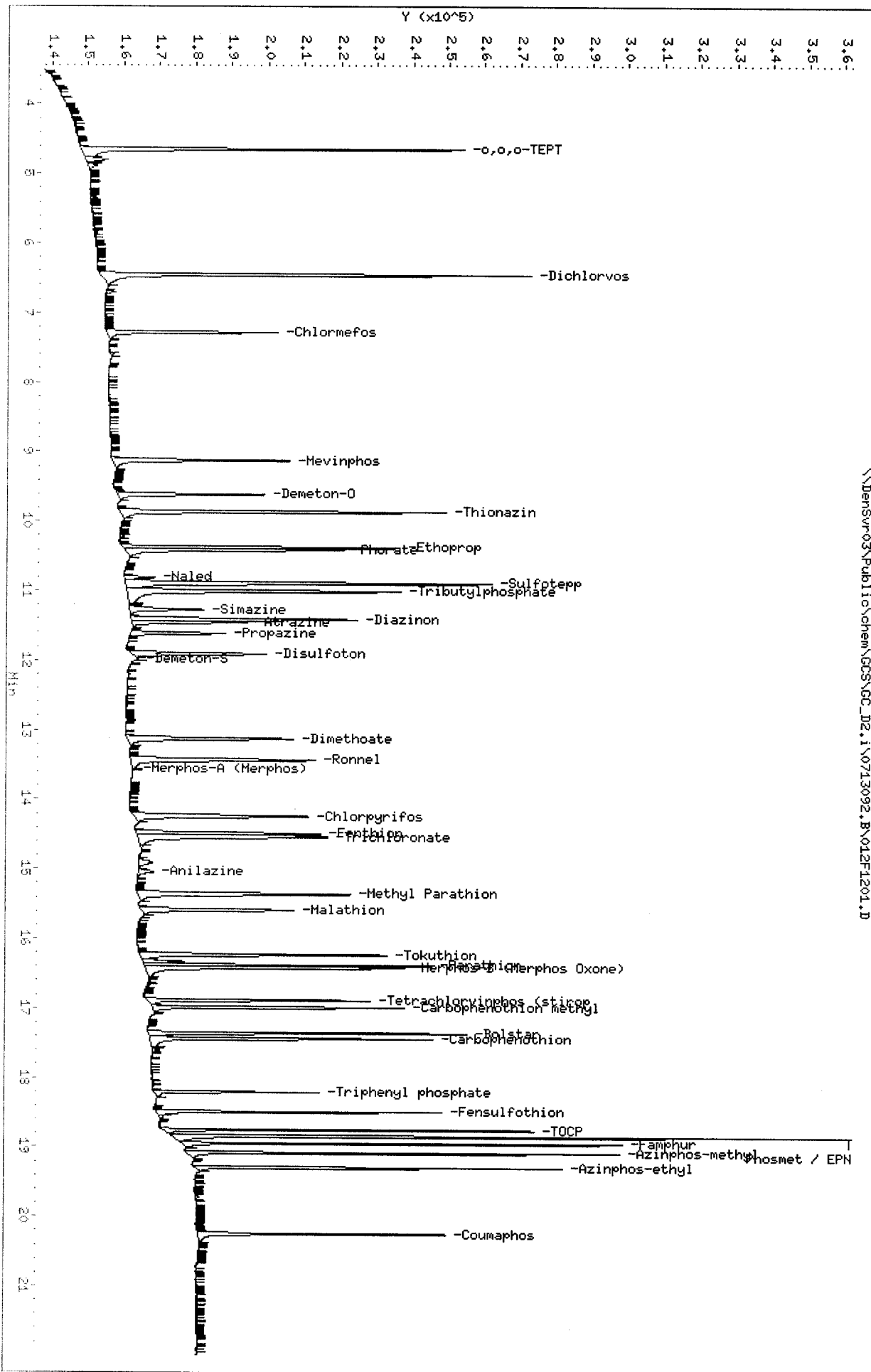
SPIKE	COMPOUND	CONC ADDED ug/Kg	CONC RECOVERED ug/Kg	% RECOVERED	LIMITS
	1 o,o,o-TEPT	127.3	90.15	70.84	36-119
	2 Dichlorvos	127.3	121.6	95.55	50-120
\$	3 Chlormefos	63.63	47.96	75.37	58-114
	4 Mevinphos	127.3	86.25	67.77	35-108
	5 Demeton-O	89.09	70.04	78.62	36-119
	6 Thionazin	127.3	101.1	79.45	65-116
	7 Ethoprop	127.3	116.7	91.71	36-119
	8 Phorate	127.3	69.73	54.79	36-119
	9 Naled	127.3	53.99	42.42	36-119
	10 Sulfotepp	127.3	97.33	76.48	36-119
	12 Simazine	127.3	127.1	99.85	36-119
	13 Diazinon	127.3	109.6	86.14	36-119
	14 Atrazine	127.3	90.94	71.46	36-119
	15 Propazine	127.3	91.92	72.23	36-119
	16 Disulfoton	127.3	66.67	52.39*	61-103
	17 Demeton-S	38.18	7.760	20.32*	36-119
	18 Dimethoate	127.3	65.86	51.75	28-82
	19 Ronnel	127.3	117.7	92.46	62-99
	21 Chlorpyrifos	127.3	111.0	87.25	66-101
	22 Fenthion	127.3	113.0	88.79	36-119
	23 Trichloronate	127.3	100.8	79.21	36-119
	24 Anilazine	127.3	129.5	101.76	36-119
	25 Methyl Parathion	127.3	129.5	101.79	36-119
	26 Malathion	127.3	88.32	69.39	36-119
	27 Tokuthion	127.3	104.8	82.33	36-119
	28 Parathion	127.3	122.4	96.17	36-119
	30 Tetrachlorvinphos	127.3	127.6	100.26	36-119
	31 Carbophenothion me	127.3	105.0	82.54	36-119
	32 Bolstar	127.3	115.8	90.95	36-119
	33 Carbophenothion	127.3	119.8	94.11	36-119
\$	34 Triphenyl phosphat	63.63	64.05	100.65	36-119
	35 Fensulfothion	127.3	122.3	96.09	20-105
	37 Phosmet / EPN	254.5	266.0	104.50	36-119
	38 Famphur	127.3	112.9	88.68	61-108
	39 Azinphos-methyl	127.3	121.3	95.31	55-103
	40 Azinphos-ethyl	127.3	111.3	87.43	36-119
S	41 Coumaphos	127.3	135.9	106.82	36-119
	42 Merphos	127.3	94.68	74.40	36-119
M	43 Total Demeton	127.3	77.80	61.13	47-100

TestAmerica

RECOVERY REPORT

Client Name: Client SDG: D9G070000
 Sample Matrix: SOLID Fraction: SV
 Lab Smp Id: LF5T81AC Client Smp ID: LCS
 Level: LOW Operator: MPK/TLW
 Data Type: GC DATA SampleType: LCS
 SpikeList File: fullDFCwater.spk Quant Type: ISTD
 Sublist File: 8141A.sub
 Method File: \\DenSvr03\Public\chem\GCS\GC_D2.i\0713092.B\8141A-2.m
 Misc Info:

SURROGATE COMPOUND	CONC ADDED ug/Kg	CONC RECOVERED ug/Kg	% RECOVERED	LIMITS
\$ 3 Chlormefos	64.58	47.96	75.37	59-112
\$ 34 Triphenyl phosphat	64.58	64.05	100.65	50-150



TestAmerica

Data file : \\DenSvr03\Public\chem\GCS\GC_D2.i\0713091.B\016F1601.D
 Lab Smp Id: LF1XG1AA Client Smp ID: SA82-0.5B
 Inj Date : 13-JUL-2009 23:08
 Operator : MPK/TLW Inst ID: GC_D2.i
 Smp Info : LF1XG1AA,235-1
 Misc Info : IS - GSV0633-09
 Comment :
 Method : \\DenSvr03\Public\chem\GCS\GC_D2.i\0713091.B\8141A-1.m
 Meth Date : 14-Jul-2009 08:48 GC_D2.i Quant Type: ISTD
 Cal Date : 26-JUN-2009 21:13 Cal File: 009F0901.D
 Als bottle: 16
 Dil Factor: 1.00000
 Integrator: Falcon Compound Sublist: 8141A.sub
 Target Version: 4.14
 Processing Host: DENPC075

Concentration Formula: Amt * DF * Vf / Ws * CpndVariable

Name	Value	Description
DF	1.000	Dilution Factor
Vf	2000.000	Final Extract Volume (uL)
Ws	29.940	Weight of Sample extracted (g)
Cpnd Variable		Local Compound Variable

Compounds	CONCENTRATIONS					
	RT	EXP RT	REL RT	RESPONSE	ON-COLUMN (ug/mL)	FINAL (ug/Kg)
1 o,o,o-TEPT						
2 Dichlorvos						
3 Mevinphos						
4 Chlormefos	5.746	5.745	(0.323)	96404	0.59849	39.98
5 Thionazin						
6 Demeton-O						
7 Ethoprop						
8 Naled	7.946	7.952	(0.447)	54	0.19420	12.97
* 9 Tributylphosphate	8.026	8.072	(1.000)	215969	2.00000	
10 Sulfotepp						
11 Phorate						
12 Dimethoate						
13 Demeton-S	8.733	8.747	(0.492)	8950	0.07964	5.320 NC
14 Simazine	8.831	8.815	(0.497)	242	0.08426	5.628
15 Atrazine						
16 propazine						
17 Disulfoton						
18 Diazinon						
19 Methyl Parathion						
20 Ronnel						
21 Malathion						
22 Fenthion						

Compounds	RT	EXP RT	REL RT	RESPONSE	CONCENTRATIONS	
					ON-COLUMN (ug/mL)	FINAL (ug/Kg)
23 Parathion						
24 Chlorpyrifos	11.925	11.925	(0.671)	210	0.00177	0.1179
25 Trichloronate						
26 Anilazine						
27 Merphos-A (Merphos)	13.016	13.038	(0.733)	54	6e-004	0.04066
28 Tetrachlorvinphos (Stirophos)	13.665	13.667	(0.769)	55	9e-004	0.06232
29 Tokuthion						
30 Merphos-B (Merphos Oxone)	14.493	14.490	(0.816)	416	0.03823	2.554
31 Carbophenothion-methyl						
32 Fensulfothion	15.185	15.205	(0.855)	313	0.09814	6.556
33 Bolstar / Famphur						
34 Carbophenothion						
\$ 35 Triphenyl phosphate	16.615	16.615	(0.935)	68963	0.92773	61.97
36 Phosmet						
37 EPN						
38 Azinphos-methyl						
* 39 TOCP	17.768	17.767	(1.000)	147028	2.00000	
40 Azinphos-ethyl						
41 Coumaphos						
\$ 42 Merphos				470	0.00420	0.2802
M 43 Total Demeton				8950	0.07964	5.320

TestAmerica

INTERNAL STANDARD COMPOUNDS
 AREA AND RT SUMMARY

Instrument ID: GC D2.i
 Lab File ID: 016F1601.D
 Lab Smp Id: LF1XG1AA
 Analysis Type: SV
 Quant Type: ISTD
 Operator: MPK/TLW
 Method File: \\DenSvr03\Public\chem\GCS\GC_D2.i\0713091.B\8141A-1.m
 Misc Info: IS - GSV0633-09

Calibration Date: 13-JUL-2009
 Calibration Time: 20:24
 Client Smp ID: SA82-0.5B
 Level: LOW
 Sample Type: SOIL

COMPOUND =====	STANDARD =====	AREA LIMIT		SAMPLE =====	%DIFF =====
		LOWER =====	UPPER =====		
9 Tributylphosphate	214729	107365	429458	215969	0.58
39 TOCP	132142	66071	264284	147028	11.27

COMPOUND =====	STANDARD =====	RT LIMIT		SAMPLE =====	%DIFF =====
		LOWER =====	UPPER =====		
9 Tributylphosphate	8.05	7.55	8.55	8.03	-0.24
39 TOCP	17.77	17.27	18.27	17.77	0.01

AREA UPPER LIMIT = +100% of internal standard area.
 AREA LOWER LIMIT = - 50% of internal standard area.
 RT UPPER LIMIT = + 0.50 minutes of internal standard RT.
 RT LOWER LIMIT = - 0.50 minutes of internal standard RT.

TestAmerica

RECOVERY REPORT

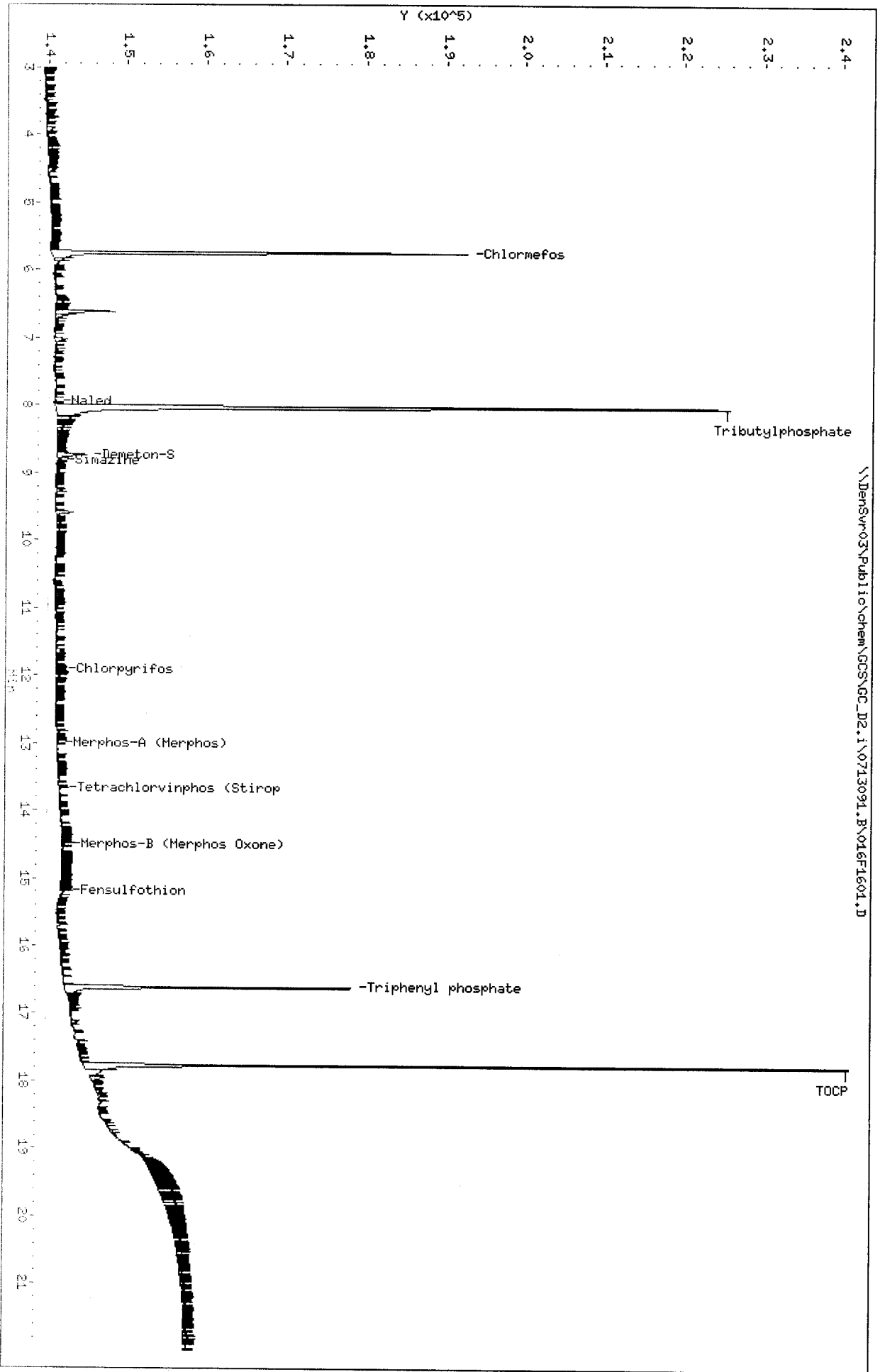
Client Name: Northgate Environmen02-JUL-2009 00:00 Client SDG: 8304610
 Sample Matrix: SOLID Fraction: SV
 Lab Smp Id: LF1XG1AA Client Smp ID: SA82-0.5B
 Level: LOW Operator: MPK/TLW
 Data Type: GC DATA SampleType: SAMPLE
 SpikeList File: fullDFCwater.spk Quant Type: ISTD
 Sublist File: 8141A.sub
 Method File: \\DenSvr03\Public\chem\GCS\GC_D2.i\0713091.B\8141A-1.m
 Misc Info: IS - GSV0633-09

SURROGATE COMPOUND	CONC ADDED ug/Kg	CONC RECOVERED ug/Kg	% RECOVERED	LIMITS
\$ 4 Chlormefos	66.80	39.98	59.85	59-112
\$ 35 Triphenyl phosphat	66.80	61.97	92.77	50-150

Data File: \\DensSvr-03\Public\chem\GCs\GC_D2.1\0713091.B\016F1601.D
Date: 13-JUL-2009 23:08
Client ID: SA82-0.5B
Sample Info: LFLXG1AA\235-1

Column phase: RTX-1HS

Instrument: GC_D2.1
Operator: HPK/TLM
Column diameter: 0.32



TestAmerica

Data file : \\DenSvr03\Public\chem\GCS\GC_D2.i\0713092.B\016F1601.D
 Lab Smp Id: LF1XG1AA Client Smp ID: SA82-0.5B
 Inj Date : 13-JUL-2009 23:08
 Operator : MPK/TLW Inst ID: GC_D2.i
 Smp Info : LF1XG1AA,235-1
 Misc Info :
 Comment :
 Method : \\DenSvr03\Public\chem\GCS\GC_D2.i\0713092.B\8141A-2.m
 Meth Date : 14-Jul-2009 08:59 GC_D2.i Quant Type: ISTD
 Cal Date : 26-JUN-2009 21:13 Cal File: 009F0901.D
 Als bottle: 16
 Dil Factor: 1.00000
 Integrator: Falcon Compound Sublist: 8141A.sub
 Target Version: 4.14
 Processing Host: DENPC075

Concentration Formula: Amt * DF * Vf / Ws * CpndVariable

Name	Value	Description
DF	1.000	Dilution Factor
Vf	2000.000	Final Extract Volume (uL)
Ws	29.940	Weight of Sample extracted (g)
Cpnd Variable		Local Compound Variable

Compounds	RT	EXP RT	REL RT	RESPONSE	CONCENTRATIONS	
					ON-COLUMN (ug/mL)	FINAL (ug/Kg)
1 o,o,o-TEPT						
2 Dichlorvos						
3 Chlormefos	7.282	7.280	(0.388)	82078	0.59449	39.71
4 Mevinphos						
5 Demeton-O						
6 Thionazin						
7 Ethoprop						
8 Phorate						
9 Naled	10.800	10.809	(0.576)	57	0.27044	18.06
10 Sulfotepp	10.862	10.885	(0.579)	91	5.e-004	0.03367 (aA)
* 11 Tributylphosphate	10.997	11.010	(1.000)	182014	2.00000	
12 Simazine	11.263	11.269	(0.601)	61	0.00236	0.1576 (aA)
13 Diazinon						
14 Atrazine	11.448	11.449	(0.611)	57	0.23342	15.59 (aA)
15 Propazine	11.605	11.612	(0.619)	50	0.05929	3.960
16 Disulfoton						
17 Demeton-S	12.008	11.989	(0.641)	735	0.12521	8.364 <i>NOT a peak</i>
18 Dimethoate						
19 Ronnel						
20 Merphos-A (Merphos)	13.515	13.520	(1.229)	76	0.00115	0.07697 (aA)
21 Chlorpyrifos						
22 Penthion						

Compounds	RT	EXP RT	REL RT	RESPONSE	CONCENTRATIONS	
					ON-COLUMN (ug/mL)	FINAL (ug/Kg)
23 Trichloronate	14.575	14.534	(0.777)	50	0.10568	7.060
24 Anilazine	Compound Not Detected.					
25 Methyl Parathion	Compound Not Detected.					
26 Malathion	15.580	15.584	(0.831)	126	0.00154	0.1030 (a)
27 Tokuthion	Compound Not Detected.					
28 Parathion	16.375	16.382	(0.873)	59	7e-004	0.04585 (a)
29 Merphos-B (Merphos Oxone)	Compound Not Detected.					
30 Tetrachlorvinphos (stirophos)	Compound Not Detected.					
31 Carbophenothion methyl	Compound Not Detected.					
32 Bolstar	Compound Not Detected.					
33 Carbophenothion	Compound Not Detected.					
§ 34 Triphenyl phosphate	18.203	18.202	(0.971)	62119	0.91692	61.25
35 Fensulfothion	Compound Not Detected.					
* 36 TOCP	18.748	18.747	(1.000)	135795	2.00000	
37 Phosmet / EPN	Compound Not Detected.					
38 Famphur	Compound Not Detected.					
39 Azinphos-methyl	Compound Not Detected.					
40 Azinphos-ethyl	Compound Not Detected.					
41 Coumaphos	Compound Not Detected.					
§ 42 Merphos	Compound Not Detected.					
4 43 Total Demeton				735	0.12521	8.364

QC Flag Legend

- a - Target compound detected but, quantitated amount Below Limit Of Quantitation(BLOQ).
- A - Target compound detected but, quantitated amount exceeded maximum amount.

TestAmerica

INTERNAL STANDARD COMPOUNDS
 AREA AND RT SUMMARY

Instrument ID: GC D2.i
 Lab File ID: 016F1601.D
 Lab Smp Id: LF1XG1AA
 Analysis Type: SV
 Quant Type: ISTD
 Operator: MPK/TLW
 Method File: \\DenSvr03\Public\chem\GCS\GC_D2.i\0713092.B\8141A-2.m
 Misc Info:

Calibration Date: 13-JUL-2009
 Calibration Time: 20:24
 Client Smp ID: SA82-0.5B
 Level: LOW
 Sample Type: SOIL

COMPOUND	STANDARD	AREA LIMIT		SAMPLE	%DIFF
		LOWER	UPPER		
11 Tributylphosphate	183814	91907	367628	182014	-0.98
36 TOCP	117580	58790	235160	135795	15.49

COMPOUND	STANDARD	RT LIMIT		SAMPLE	%DIFF
		LOWER	UPPER		
11 Tributylphosphate	11.00	10.50	11.50	11.00	-0.05
36 TOCP	18.75	18.25	19.25	18.75	0.01

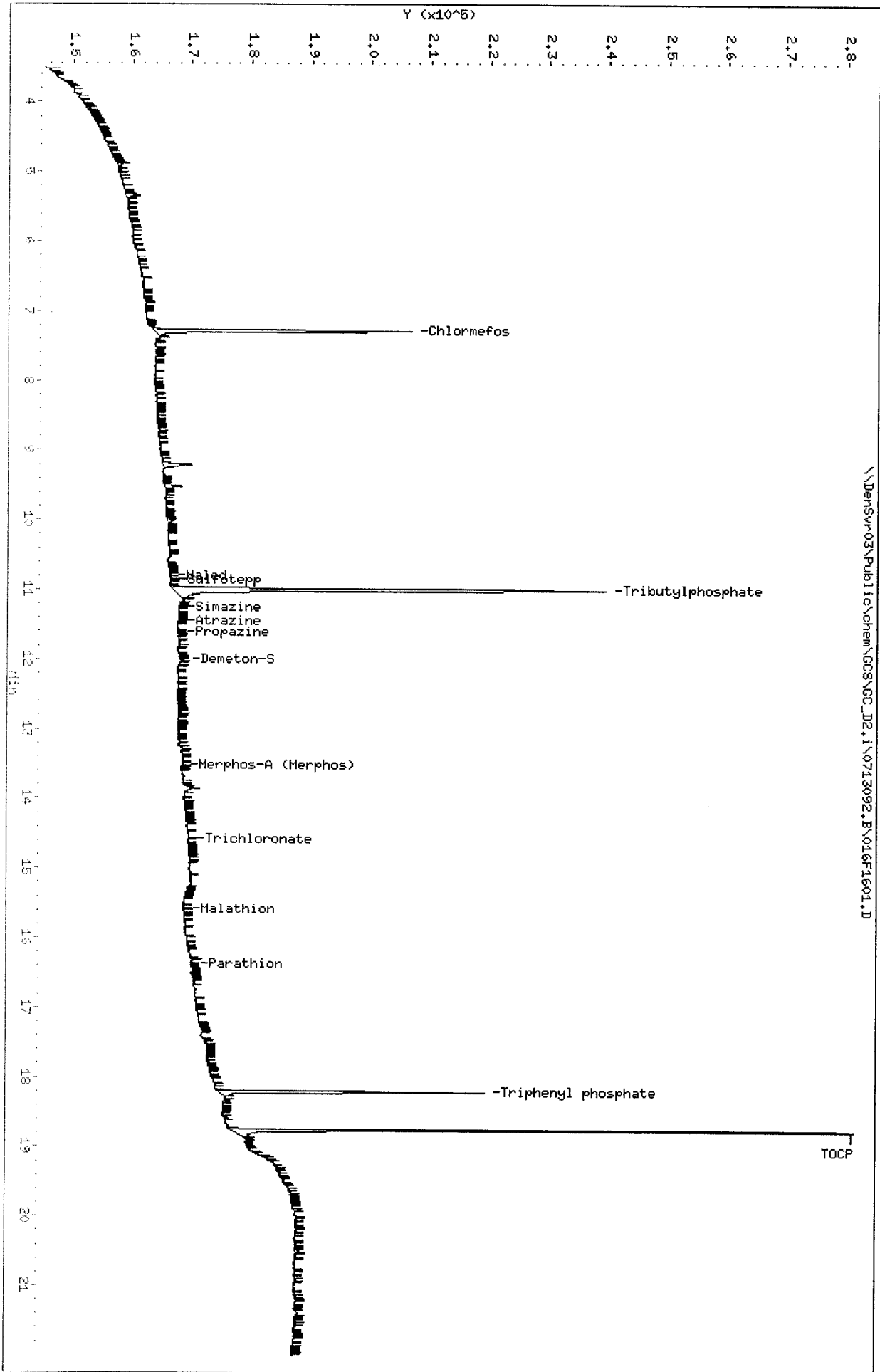
AREA UPPER LIMIT = +100% of internal standard area.
 AREA LOWER LIMIT = - 50% of internal standard area.
 RT UPPER LIMIT = + 0.50 minutes of internal standard RT.
 RT LOWER LIMIT = - 0.50 minutes of internal standard RT.

TestAmerica

RECOVERY REPORT

Client Name: Northgate Environmen02-JUL-2009 00:00 Client SDG: 8304610
 Sample Matrix: SOLID Fraction: SV
 Lab Smp Id: LF1XG1AA Client Smp ID: SA82-0.5B
 Level: LOW Operator: MPK/TLW
 Data Type: GC DATA SampleType: SAMPLE
 SpikeList File: fullDFCwater.spk Quant Type: ISTD
 Sublist File: 8141A.sub
 Method File: \\DenSvr03\Public\chem\GCS\GC_D2.i\0713092.B\8141A-2.m
 Misc Info:

SURROGATE COMPOUND	CONC ADDED ug/Kg	CONC RECOVERED ug/Kg	% RECOVERED	LIMITS
\$ 3 Chlormefos	66.80	39.71	59.45	59-112
\$ 34 Triphenyl phosphat	66.80	61.25	91.69	50-150



TestAmerica

Data file : \\DenSvr03\Public\chem\GCS\GC_D2.i\0713091.B\017F1701.D
 Lab Smp Id: LF1XG1AC Client Smp ID: SA82-0.5B MS
 Inj Date : 13-JUL-2009 23:35
 Operator : MPK/TLW Inst ID: GC_D2.i
 Smp Info : LF1XG1AC,235-1S
 Misc Info : IS - GSV0633-09
 Comment :
 Method : \\DenSvr03\Public\chem\GCS\GC_D2.i\0713091.B\8141A-1.m
 Meth Date : 14-Jul-2009 08:48 GC_D2.i Quant Type: ISTD
 Cal Date : 26-JUN-2009 21:13 Cal File: 009F0901.D
 Als bottle: 17 QC Sample: MS
 Dil Factor: 1.00000
 Integrator: Falcon Compound Sublist: 8141A.sub
 Target Version: 4.14
 Processing Host: DENPC075

Concentration Formula: Amt * DF * Vf / Ws * CpndVariable

Name	Value	Description
DF	1.000	Dilution Factor
Vf	2000.000	Final Extract Volume (uL)
Ws	30.110	Weight of Sample extracted (g)
Cpnd Variable		Local Compound Variable

Compounds	CONCENTRATIONS						
	RT	EXP RT	REL RT	RESPONSE	ON-COLUMN (ug/mL)	FINAL (ug/Kg)	
1 o,o,o-TEPT	3.168	3.163	(0.178)	160674	0.77370	51.39	
2 Dichlorvos	4.008	4.002	(0.226)	93282	0.72336	48.05 (R)	
3 Mevinphos	5.668	5.670	(0.319)	17145	0.24203	16.08 (R)	
4 Chlormefos	5.746	5.745	(0.323)	67519	0.41811	27.77 (RR)	
5 Thionazin	7.408	7.407	(0.417)	139032	0.94340	62.66 (R)	
6 Demeton-O	7.543	7.542	(0.425)	93734	0.65864	43.75	
7 Ethoprop	7.751	7.753	(0.436)	131356	1.01710	67.56 (R)	
8 Naled	7.951	7.952	(0.448)	9491	0.46446	30.85 (R)	
* 9 Tributylphosphate	8.024	8.072	(1.000)	225739	2.00000		
10 Sulfotepp	8.329	8.327	(0.469)	176516	0.91353	60.68 (R)	
11 Phorate	8.418	8.417	(0.474)	105344	0.78764	52.32 (R)	
12 Dimethoate	8.553	8.552	(0.481)	23942	0.15410	10.24 (R)	
13 Demeton-S	8.734	8.747	(0.492)	11481	0.10191	6.769	
14 Simazine	8.816	8.815	(0.496)	33522	0.70164	46.60 (R)	
15 Atrazine	8.984	8.983	(0.506)	47023	0.78054	51.84	
16 propazine	9.129	9.127	(0.514)	48433	0.87130	57.87	
17 Disulfoton	9.746	9.743	(0.549)	79929	0.85836	57.02	
18 Diazinon	9.783	9.782	(0.551)	136618	0.95091	63.16	
19 Methyl Parathion	10.591	10.588	(0.596)	113505	1.24573	82.74 (R)	
20 Ronnel	11.109	11.108	(0.625)	100015	1.06190	70.53 (R)	
21 Malathion	11.666	11.665	(0.657)	84444	0.95992	63.76 (R)	
22 Fenithion	11.793	11.792	(0.664)	100303	1.08294	71.93	

Compounds	RT	EXP RT	REL RT	RESPONSE	CONCENTRATIONS	
					ON-COLUMN (ug/mL)	FINAL (ug/Kg)
23 Parathion	11.879	11.877	(0.669)	112579	1.14209	75.86
24 Chlorpyrifos	11.928	11.925	(0.671)	128231	1.07523	71.42
25 Trichloronate	12.349	12.345	(0.695)	105310	0.98802	65.63
26 Anilazine	12.669	12.663	(0.713)	9128	1.11083	73.78
27 Merphos-A (Merphos)	13.029	13.038	(0.733)	143	0.00161	0.1068
28 Tetrachlorvinphos (Stirophos)	13.664	13.667	(0.769)	69023	1.16783	77.57
29 Tokuthion	14.283	14.278	(0.804)	111881	1.09498	72.73
30 Merphos-B (Merphos Oxone)	14.484	14.490	(0.815)	109497	4.57359	303.8
31 Carbophenothion-methyl	15.063	15.058	(0.848)	93621	1.15667	76.83
32 Fensulfothion	15.204	15.205	(0.856)	68308	0.87505	58.12 (R)
33 Bolstar / Famphur	15.931	15.930	(0.897)	204793	2.09509	139.2
34 Carbophenothion	16.081	16.075	(0.905)	103268	1.05307	69.95
S 35 Triphenyl phosphate	16.616	16.615	(0.935)	43731	0.58682	38.98
36 Phosmet	16.869	16.868	(0.949)	99706	1.18788	78.90
37 EPN	17.061	17.058	(0.960)	106061	1.34038	89.03
38 Azinphos-methyl	17.396	17.392	(0.979)	102525	1.14628	76.14
* 39 TOCP	17.768	17.767	(1.000)	147399	2.00000	
40 Azinphos-ethyl	17.846	17.843	(1.004)	117582	1.11413	74.00
41 Coumaphos	18.293	18.290	(1.030)	92356	1.28023	85.04
S 42 Merphos				109640	0.97620	64.84
M 43 Total Demeton				105215	0.76054	50.52 (R)

QC Flag Legend

R - Spike/Surrogate failed recovery limits.

TestAmerica

INTERNAL STANDARD COMPOUNDS
 AREA AND RT SUMMARY

Instrument ID: GC D2.i	Calibration Date: 13-JUL-2009
Lab File ID: 017F1701.D	Calibration Time: 20:24
Lab Smp Id: LF1XG1AC	Client Smp ID: SA82-0.5B MS
Analysis Type: SV	Level: LOW
Quant Type: ISTD	Sample Type: SOIL
Operator: MPK/TLW	
Method File: \\DenSvr03\Public\chem\GCS\GC_D2.i\0713091.B\8141A-1.m	
Misc Info: IS - GSV0633-09	

COMPOUND	STANDARD	AREA LIMIT		SAMPLE	%DIFF
		LOWER	UPPER		
9 Tributylphosphate	214729	107365	429458	225739	5.13
39 TOCP	132142	66071	264284	147399	11.55

COMPOUND	STANDARD	RT LIMIT		SAMPLE	%DIFF
		LOWER	UPPER		
9 Tributylphosphate	8.05	7.55	8.55	8.02	-0.26
39 TOCP	17.77	17.27	18.27	17.77	0.01

AREA UPPER LIMIT = +100% of internal standard area.
 AREA LOWER LIMIT = - 50% of internal standard area.
 RT UPPER LIMIT = + 0.50 minutes of internal standard RT.
 RT LOWER LIMIT = - 0.50 minutes of internal standard RT.

TestAmerica

RECOVERY REPORT

Client Name: Northgate Environmen02-JUL-2009 00:00 Client SDG: 8304610
 Sample Matrix: SOLID Fraction: SV
 Lab Smp Id: LF1XG1AC Client Smp ID: SA82-0.5B MS
 Level: LOW Operator: MPK/TLW
 Data Type: GC DATA SampleType: MS
 SpikeList File: fullDFCwater.spk Quant Type: ISTD
 Sublist File: 8141A.sub
 Method File: \\DenSvr03\Public\chem\GCS\GC_D2.i\0713091.B\8141A-1.m
 Misc Info: IS - GSV0633-09

SPIKE COMPOUND	CONC ADDED ug/Kg	CONC RECOVERED ug/Kg	% RECOVERED	LIMITS
1 o,o,o-TEPT	132.8	51.39	38.69	36-119
2 Dichlorvos	132.8	48.05	36.17*	50-120
3 Mevinphos	132.8	16.08	12.10*	35-108
\$ 4 Chlormefos	66.42	27.77	41.81*	48-114
5 Thionazin	132.8	62.66	47.17*	65-116
7 Ethoprop	132.8	67.56	50.86*	65-108
8 Naled	132.8	30.85	23.22*	36-119
10 Sulfotepp	132.8	60.68	45.68*	69-103
11 Phorate	132.8	52.32	39.38*	62-104
12 Dimethoate	132.8	10.24	7.70*	28-115
14 Simazine	132.8	46.60	35.08*	47-109
15 Atrazine	132.8	51.84	39.03	36-119
16 propazine	132.8	57.87	43.56	36-119
17 Disulfoton	132.8	57.02	42.92	36-119
18 Diazinon	132.8	63.16	47.55	36-119
19 Methyl Parathion	132.8	82.74	62.29*	68-119
20 Ronnel	132.8	70.53	53.09*	62-115
21 Malathion	132.8	63.76	48.00*	67-115
22 Fenthion	132.8	71.93	54.15	36-119
23 Parathion	132.8	75.86	57.10	36-119
24 Chlorpyrifos	132.8	71.42	53.76	36-119
25 Trichloronate	132.8	65.63	49.40	36-119
26 Anilazine	132.8	73.78	55.54	47-115
28 Tetrachlorvinphos	132.8	77.57	58.39	36-119
29 Tokuthion	132.8	72.73	54.75	36-119
31 Carbophenothion-me	132.8	76.83	57.83	36-119
32 Fensulfothion	132.8	58.12	43.75*	61-115
33 Bolstar / Famphur	265.7	139.2	52.38	36-119
34 Carbophenothion	132.8	69.95	52.65	36-119
\$ 35 Triphenyl phosphat	66.42	38.98	58.68	50-150
36 Phosmet	132.8	78.90	59.39	36-119
37 EPN	132.8	89.03	67.02	36-119
38 Azinphos-methyl	132.8	76.14	57.31	55-115
40 Azinphos-ethyl	132.8	74.00	55.71	36-119
41 Coumaphos	132.8	85.04	64.01	62-115
S 42 Merphos	132.8	64.84	48.81	36-119
M 43 Total Demeton	132.8	50.52	38.03*	47-115

TestAmerica


RECOVERY REPORT

Client Name: Northgate Environmen02-JUL-2009 00:00 Client SDG: 8304610
 Sample Matrix: SOLID Fraction: SV
 Lab Smp Id: LF1XG1AC Client Smp ID: SA82-0.5B MS
 Level: LOW Operator: MPK/TLW
 Data Type: GC DATA SampleType: MS
 SpikeList File: fullDFCwater.spk Quant Type: ISTD
 Sublist File: 8141A.sub
 Method File: \\DenSvr03\Public\chem\GCS\GC_D2.i\0713091.B\8141A-1.m
 Misc Info: IS - GSV0633-09

SURROGATE COMPOUND	CONC ADDED ug/Kg	CONC RECOVERED ug/Kg	% RECOVERED	LIMITS
\$ 4 Chlormefos	66.80	27.77	41.81*	59-112
\$ 35 Triphenyl phosphat	66.80	38.98	58.68	50-150

Data File: \\DensSvr-03\Publio\chem\GCSS\GC_D2.1\0713091.B\017F1701.D
 Date: 13-JUL-2009 23:35
 Client ID: SA82-0,58 HS
 Sample Info: LFI\GC\IAC\235-1S
 Column phase: RTX-1MS

Instrument: GC_D2.1
 Operator: HPK/TLM
 Column diameter: 0.32



TestAmerica

Data file : \\DenSvr03\Public\chem\GCS\GC_D2.i\0713092.B\017F1701.D
 Lab Smp Id: LF1XG1AC Client Smp ID: SA82-0.5B MS
 Inj Date : 13-JUL-2009 23:35
 Operator : MPK/TLW Inst ID: GC_D2.i
 Smp Info : LF1XG1AC,235-1S
 Misc Info :
 Comment :
 Method : \\DenSvr03\Public\chem\GCS\GC_D2.i\0713092.B\8141A-2.m
 Meth Date : 14-Jul-2009 08:59 GC_D2.i Quant Type: ISTD
 Cal Date : 26-JUN-2009 21:13 Cal File: 009F0901.D
 Als bottle: 17 QC Sample: MS
 Dil Factor: 1.00000
 Integrator: Falcon Compound Sublist: 8141A.sub
 Target Version: 4.14
 Processing Host: DENPC075

Concentration Formula: Amt * DF * Vf / Ws * CpndVariable

Name	Value	Description
DF	1.000	Dilution Factor
Vf	2000.000	Final Extract Volume (uL)
Ws	30.110	Weight of Sample extracted (g)
Cpnd Variable		Local Compound Variable

Compounds	RT	EXP RT	REL RT	RESPONSE	CONCENTRATIONS	
					ON-COLUMN (ug/mL)	FINAL (ug/Kg)
1 o,o,o-TEPT	4.648	4.647	(0.248)	126753	0.74107	49.22
2 Dichlorvos	6.455	6.452	(0.344)	106269	0.79570	52.85 (R)
3 Chlormefos	7.281	7.280	(0.388)	58558	0.43556	28.93 (RR)
4 Mevinphos	9.123	9.120	(0.487)	20305	0.22570	14.99 (R)
5 Demeton-O	9.613	9.610	(0.513)	76199	0.88886	59.04
6 Thionazin	9.861	9.860	(0.526)	122823	0.91294	60.64 (R)
7 Ethoprop	10.376	10.377	(0.553)	104495	1.03947	69.04
8 Phorate	10.406	10.404	(0.555)	81370	0.69800	46.36 (R)
9 Naled	10.810	10.809	(0.577)	5596	0.44118	29.30 (R)
10 Sulfotepp	10.888	10.885	(0.581)	152977	0.87007	57.79 (A)
* 11 Tributylphosphate	10.996	11.010	(1.000)	189763	2.00000	
12 Simazine	11.268	11.269	(0.601)	24275	0.96399	64.03 (A)
13 Diazinon	11.408	11.407	(0.609)	98602	1.06155	70.51
14 Atrazine	11.451	11.449	(0.611)	37165	0.90643	60.21 (A)
15 Propazine	11.613	11.612	(0.619)	36237	0.86360	57.36
16 Disulfoton	11.906	11.904	(0.635)	74635	0.80493	53.46 (R)
17 Demeton-S	11.983	11.989	(0.639)	70	0.11968	7.950 (R)
18 Dimethoate	13.126	13.122	(0.700)	14652	0.11790	7.832 (R)
19 Ronnel	13.428	13.424	(0.716)	93479	1.11754	74.23 (R)
20 Merphos-A (Merphos)	13.541	13.520	(1.231)	433	0.00630	0.4183 (aA)
21 Chlorpyrifos	14.243	14.239	(0.760)	92498	1.09025	72.42 (R)
22 Methion	14.495	14.490	(0.773)	85645	1.08838	72.29

Compounds	RT	EXP RT	REL RT	RESPONSE	CONCENTRATIONS	
					ON-COLUMN (ug/mL)	FINAL (ug/Kg)
23 Trichloronate	14.538	14.534	(0.775)	102186	0.99419	66.04
24 Anilazine	15.043	15.039	(0.802)	7225	0.99416	66.03
25 Methyl Parathion	15.360	15.359	(0.819)	103974	1.22389	81.29
26 Malathion	15.586	15.584	(0.831)	69446	0.87260	57.96
27 Tokuthion	16.231	16.229	(0.866)	91946	0.98674	65.54
28 Parathion	16.383	16.382	(0.874)	93985	1.12273	74.57
29 Merphos-B (Merphos Oxone)	16.416	16.407	(1.493)	91249	4.33688	288.1(A)
30 Tetrachlorvinphos (stirophos)	16.883	16.882	(0.901)	64594	1.19284	79.23
31 Carbophenothion methyl	16.986	16.984	(0.906)	83904	1.08101	71.80
32 Bolstar	17.355	17.352	(0.926)	90715	1.10956	73.70
33 Carbophenothion	17.435	17.434	(0.930)	84467	1.05066	69.79(A)
S 34 Triphenyl phosphate	18.205	18.202	(0.971)	40508	0.61403	40.78
35 Fensulfothion	18.485	18.484	(0.986)	48556	0.80160	53.24
A 36 TOCP	18.748	18.747	(1.000)	132235	2.00000	
37 Phosmet / EPN	18.838	18.839	(1.005)	174166	2.53538	168.4
38 Famphur	18.941	18.942	(1.010)	83221	0.95953	63.73(R)
39 Azinphos-methyl	19.075	19.079	(1.017)	85995	1.08388	71.99(R)
40 Azinphos-ethyl	19.288	19.294	(1.029)	83164	1.10059	73.10
41 Coumaphos	20.241	20.247	(1.080)	72551	1.24877	82.95
S 42 Merphos				91682	0.83192	55.26
M 43 Total Demeton				76269	1.00854	66.99

QC Flag Legend

- a - Target compound detected but, quantitated amount Below Limit Of Quantitation(BLOQ).
- A - Target compound detected but, quantitated amount exceeded maximum amount.
- R - Spike/Surrogate failed recovery limits.

TestAmerica

INTERNAL STANDARD COMPOUNDS
 AREA AND RT SUMMARY

Instrument ID: GC D2.i
 Lab File ID: 017F1701.D
 Lab Smp Id: LF1XG1AC
 Analysis Type: SV
 Quant Type: ISTD
 Operator: MPK/TLW
 Method File: \\DenSvr03\Public\chem\GCS\GC_D2.i\0713092.B\8141A-2.m
 Misc Info:

Calibration Date: 13-JUL-2009
 Calibration Time: 20:24
 Client Smp ID: SA82-0.5B MS
 Level: LOW
 Sample Type: SOIL

COMPOUND =====	STANDARD =====	AREA LIMIT		SAMPLE =====	%DIFF =====
		LOWER =====	UPPER =====		
11 Tributylphosphate	183814	91907	367628	189763	3.24
36 TOCP	117580	58790	235160	132235	12.46

COMPOUND =====	STANDARD =====	RT LIMIT		SAMPLE =====	%DIFF =====
		LOWER =====	UPPER =====		
11 Tributylphosphate	11.00	10.50	11.50	11.00	-0.06
36 TOCP	18.75	18.25	19.25	18.75	0.00

AREA UPPER LIMIT = +100% of internal standard area.
 AREA LOWER LIMIT = - 50% of internal standard area.
 RT UPPER LIMIT = + 0.50 minutes of internal standard RT.
 RT LOWER LIMIT = - 0.50 minutes of internal standard RT.

TestAmerica

RECOVERY REPORT

Client Name: Northgate Environmen02-JUL-2009 00:00 Client SDG: 8304610
 Sample Matrix: SOLID Fraction: SV
 Lab Smp Id: LF1XG1AC Client Smp ID: SA82-0.5B MS
 Level: LOW Operator: MPK/TLW
 Data Type: GC DATA SampleType: MS
 SpikeList File: fullDFCwater.spk Quant Type: ISTD
 Sublist File: 8141A.sub
 Method File: \\DenSvr03\Public\chem\GCS\GC_D2.i\0713092.B\8141A-2.m
 Misc Info:

SPIKE COMPOUND	CONC ADDED ug/Kg	CONC RECOVERED ug/Kg	% RECOVERED	LIMITS
1 o,o,o-TEPT	132.8	49.22	37.05	36-119
2 Dichlorvos	132.8	52.85	39.79*	50-120
\$ 3 Chlormefos	66.42	28.93	43.56*	58-114
4 Mevinphos	132.8	14.99	11.29*	35-108
5 Demeton-O	92.99	59.04	63.49	36-119
6 Thionazin	132.8	60.64	45.65*	65-116
7 Ethoprop	132.8	69.04	51.97	36-119
8 Phorate	132.8	46.36	34.90*	36-119
9 Naled	132.8	29.30	22.06*	36-119
10 Sulfotepp	132.8	57.79	43.50	36-119
12 Simazine	132.8	64.03	48.20	36-119
13 Diazinon	132.8	70.51	53.08	36-119
14 Atrazine	132.8	60.21	45.32	36-119
15 Propazine	132.8	57.36	43.18	36-119
16 Disulfoton	132.8	53.46	40.25*	61-103
17 Demeton-S	39.85	7.950	19.95*	36-119
18 Dimethoate	132.8	7.832	5.90*	28-82
19 Ronnel	132.8	74.23	55.88*	62-99
21 Chlorpyrifos	132.8	72.42	54.51*	66-101
22 Fenthion	132.8	72.29	54.42	36-119
23 Trichloronate	132.8	66.04	49.71	36-119
24 Anilazine	132.8	66.03	49.71	36-119
25 Methyl Parathion	132.8	81.29	61.19	36-119
26 Malathion	132.8	57.96	43.63	36-119
27 Tokuthion	132.8	65.54	49.34	36-119
28 Parathion	132.8	74.57	56.14	36-119
30 Tetrachlorvinphos	132.8	79.23	59.64	36-119
31 Carbophenothion me	132.8	71.80	54.05	36-119
32 Bolstar	132.8	73.70	55.48	36-119
33 Carbophenothion	132.8	69.79	52.53	36-119
\$ 34 Triphenyl phosphat	66.42	40.78	61.40	36-119
35 Fensulfothion	132.8	53.24	40.08	20-105
37 Phosmet / EPN	265.7	168.4	63.38	36-119
38 Famphur	132.8	63.73	47.98*	61-108
39 Azinphos-methyl	132.8	71.99	54.19*	55-103
40 Azinphos-ethyl	132.8	73.10	55.03	36-119
41 Coumaphos	132.8	82.95	62.44	36-119
S 42 Merphos	132.8	55.26	41.60	36-119
M 43 Total Demeton	132.8	66.99	50.43	47-100

TestAmerica

RECOVERY REPORT

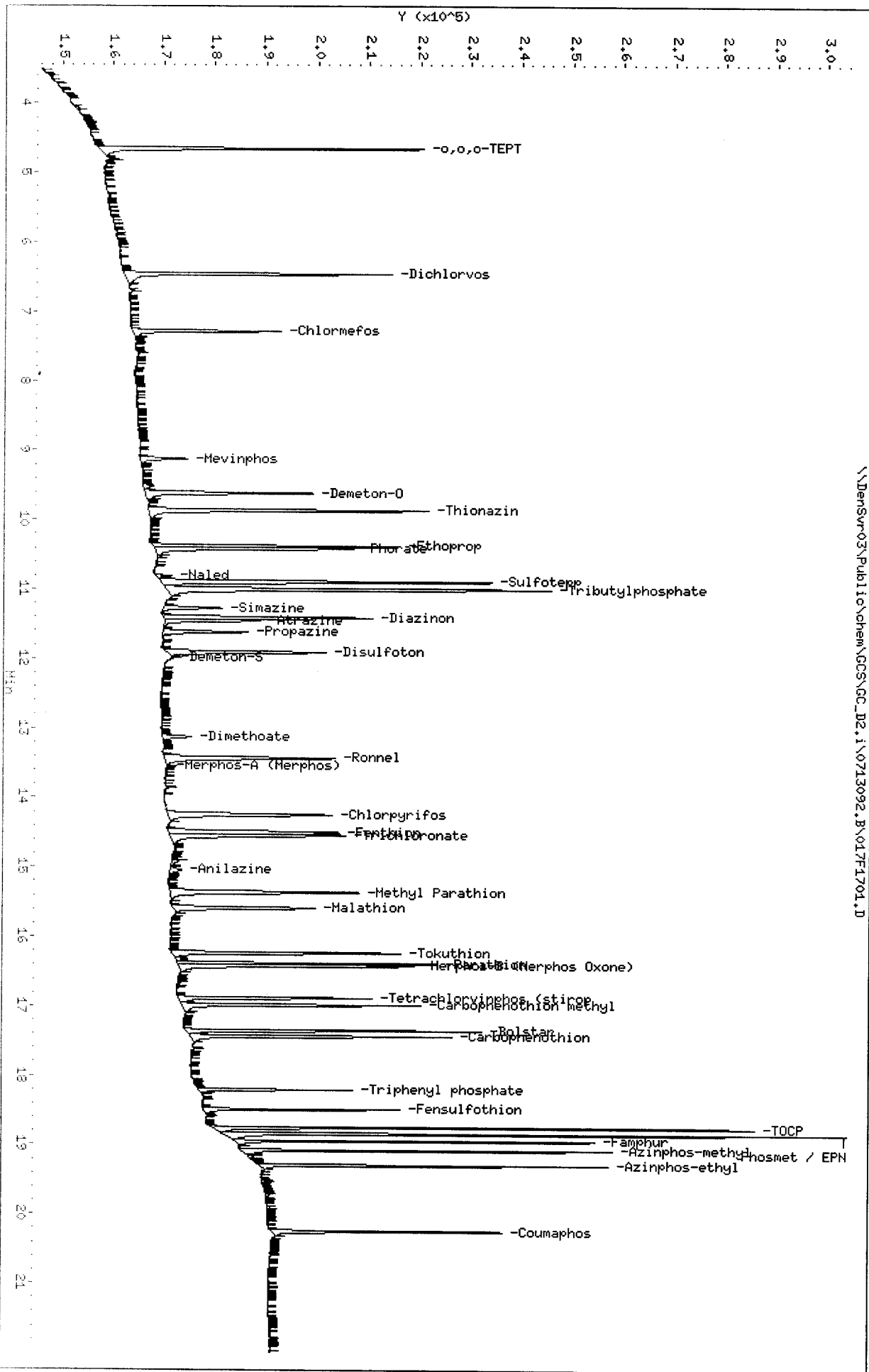
Client Name: Northgate Environmen02-JUL-2009 00:00 Client SDG: 8304610
 Sample Matrix: SOLID Fraction: SV
 Lab Smp Id: LF1XG1AC Client Smp ID: SA82-0.5B MS
 Level: LOW Operator: MPK/TLW
 Data Type: GC DATA SampleType: MS
 SpikeList File: fullDFCwater.spk Quant Type: ISTD
 Sublist File: 8141A.sub
 Method File: \\DenSvr03\Public\chem\GCS\GC_D2.i\0713092.B\8141A-2.m
 Misc Info:

SURROGATE COMPOUND	CONC ADDED ug/Kg	CONC RECOVERED ug/Kg	% RECOVERED	LIMITS
\$ 3 Chlormefos	66.80	28.93	43.56*	59-112
\$ 34 Triphenyl phosphat	66.80	40.78	61.40	50-150

Data File: \\DensSvr03\Public\chem\GC6\GC_D2.1\0713092.B\017F1701.D
 Date: 13-JUL-2009 23:35
 Client ID: S082-0.5B MS
 Sample Info: LFI\GC1AC\235-1S
 Column phase: RTX-OPPest

Instrument: GC_D2.1
 Operator: HPK/TLM
 Column diameter: 0.32

\\DensSvr03\Public\chem\GC6\GC_D2.1\0713092.B\017F1701.D



TestAmerica

Data file : \\DenSvr03\Public\chem\GCS\GC_D2.i\0713091.B\018F1801.D
 Lab Smp Id: LF1XG1AD Client Smp ID: SA82-0.5B MSD
 Inj Date : 14-JUL-2009 00:03
 Operator : MPK/TLW Inst ID: GC_D2.i
 Smp Info : LF1XG1AD,235-1D
 Misc Info : IS - GSV0633-09
 Comment :
 Method : \\DenSvr03\Public\chem\GCS\GC_D2.i\0713091.B\8141A-1.m
 Meth Date : 14-Jul-2009 08:48 GC_D2.i Quant Type: ISTD
 Cal Date : 26-JUN-2009 21:13 Cal File: 009F0901.D
 Als bottle: 18 QC Sample: MSD
 Dil Factor: 1.00000
 Integrator: Falcon Compound Sublist: 8141A.sub
 Target Version: 4.14
 Processing Host: DENPC075

Concentration Formula: Amt * DF * Vf / Ws * CpndVariable

Name	Value	Description
DF	1.000	Dilution Factor
Vf	2000.000	Final Extract Volume (uL)
Ws	29.950	Weight of Sample extracted (g)
Cpnd Variable		Local Compound Variable

Compounds	RT	EXP RT	REL RT	RESPONSE	CONCENTRATIONS	
					ON-COLUMN (ug/mL)	FINAL (ug/Kg)
1 o,o,o-TEPT	3.169	3.163	(0.178)	128597	0.62051	41.44 (R)
2 Dichlorvos	4.007	4.002	(0.226)	94241	0.73229	48.90 (R)
3 Mevinphos	5.665	5.670	(0.319)	39130	0.55352	36.96 (R)
4 Chlormefos	5.747	5.745	(0.323)	67982	0.42184	28.17 (RR)
5 Thionazin	7.407	7.407	(0.417)	157588	1.07150	71.55 (R)
6 Demeton-O	7.544	7.542	(0.425)	106049	0.75015	50.09
7 Ethoprop	7.752	7.753	(0.436)	150273	1.16597	77.86 (R)
8 Naled	7.952	7.952	(0.448)	16020	0.65239	43.56 (R)
* 9 Tributylphosphate	8.025	8.072	(1.000)	219671	2.00000	
10 Sulfotepp	8.330	8.327	(0.469)	197480	1.03252	68.95 (R)
11 Phorate	8.419	8.417	(0.474)	117160	0.87778	58.62 (R)
12 Dimethoate	8.550	8.552	(0.481)	78543	0.50656	33.83 (R)
13 Demeton-S	8.735	8.747	(0.492)	14957	0.13303	8.884
14 Simazine	8.817	8.815	(0.496)	46762	0.94904	63.38
15 Atrazine	8.985	8.983	(0.506)	58009	0.96487	64.43
16 propazine	9.130	9.127	(0.514)	56743	1.02289	68.31
17 Disulfoton	9.747	9.743	(0.549)	94239	1.02111	68.19
18 Diazinon	9.784	9.782	(0.551)	147487	1.02867	68.69
19 Methyl Parathion	10.590	10.588	(0.596)	131811	1.44961	96.80
20 Ronnel	11.112	11.108	(0.625)	114653	1.21982	81.46 (R)
21 Malathion	11.665	11.665	(0.657)	94447	1.08083	72.18 (R)
22 Penthion	11.794	11.792	(0.664)	109540	1.18510	79.14

Compounds	RT	EXP RT	REL RT	RESPONSE	CONCENTRATIONS	
					ON-COLUMN (ug/mL)	FINAL (ug/Kg)
23 Parathion	11.880	11.877	(0.669)	126676	1.28774	85.99
24 Chlorpyrifos	11.929	11.925	(0.671)	141841	1.19179	79.58
25 Trichloronate	12.349	12.345	(0.695)	119740	1.12570	75.17
26 Anilazine	12.670	12.663	(0.713)	10648	1.27823	85.36
27 Merphos-A (Merphos)	13.034	13.038	(0.734)	232	0.00261	0.1746
28 Tetrachlorvinphos (Stirophos)	13.667	13.667	(0.769)	81544	1.38252	92.32
29 Tokuthion	14.282	14.278	(0.804)	126254	1.23819	82.68
30 Merphos-B (Merphos Oxone)	14.487	14.490	(0.815)	125030	5.23010	349.2(A)
31 Carbophenothion-methyl	15.064	15.058	(0.848)	105037	1.30870	87.39
32 Fensulfothion	15.204	15.205	(0.856)	99810	1.23734	82.63
33 Bolstar / Famphur	15.932	15.930	(0.897)	239481	2.45498	163.9
34 Carbophenothion	16.080	16.075	(0.905)	119644	1.22256	81.64
S 35 Triphenyl phosphate	16.615	16.615	(0.935)	52779	0.70968	47.39
36 Phosmet	16.870	16.868	(0.950)	113068	1.34983	90.14
37 EPN	17.062	17.058	(0.960)	114936	1.45131	96.92
38 Azinphos-methyl	17.395	17.392	(0.979)	116938	1.31011	87.49
* 39 TOCP	17.767	17.767	(1.000)	147097	2.00000	
40 Azinphos-ethyl	17.847	17.843	(1.004)	135145	1.30566	87.19
41 Coumaphos	18.292	18.290	(1.030)	104698	1.45430	97.11
S 42 Merphos				125262	1.11758	74.63
M 43 Total Demeton				121006	0.88318	58.98(R)

QC Flag Legend

- A - Target compound detected but, quantitated amount exceeded maximum amount.
- R - Spike/Surrogate failed recovery limits.

TestAmerica

INTERNAL STANDARD COMPOUNDS
 AREA AND RT SUMMARY

Instrument ID: GC D2.i
 Lab File ID: 018F1801.D
 Lab Smp Id: LF1XG1AD
 Analysis Type: SV
 Quant Type: ISTD
 Operator: MPK/TLW
 Method File: \\DenSvr03\Public\chem\GCS\GC_D2.i\0713091.B\8141A-1.m
 Misc Info: IS - GSV0633-09

Calibration Date: 13-JUL-2009
 Calibration Time: 20:24
 Client Smp ID: SA82-0.5B MSD
 Level: LOW
 Sample Type: SOIL

COMPOUND	STANDARD	AREA LIMIT		SAMPLE	%DIFF
		LOWER	UPPER		
9 Tributylphosphate	214729	107365	429458	219671	2.30
39 TOCP	132142	66071	264284	147097	11.32

COMPOUND	STANDARD	RT LIMIT		SAMPLE	%DIFF
		LOWER	UPPER		
9 Tributylphosphate	8.05	7.55	8.55	8.03	-0.25
39 TOCP	17.77	17.27	18.27	17.77	0.01

AREA UPPER LIMIT = +100% of internal standard area.
 AREA LOWER LIMIT = - 50% of internal standard area.
 RT UPPER LIMIT = + 0.50 minutes of internal standard RT.
 RT LOWER LIMIT = - 0.50 minutes of internal standard RT.

TestAmerica

RECOVERY REPORT

Client Name: Northgate Environmen02-JUL-2009 00:00 Client SDG: 8304610
 Sample Matrix: SOLID Fraction: SV
 Lab Smp Id: LF1XG1AD Client Smp ID: SA82-0.5B MSD
 Level: LOW Operator: MPK/TLW
 Data Type: GC DATA SampleType: MSD
 SpikeList File: fullDFCwater.spk Quant Type: ISTD
 Sublist File: 8141A.sub
 Method File: \\DenSvr03\Public\chem\GCS\GC_D2.i\0713091.B\8141A-1.m
 Misc Info: IS - GSV0633-09

SPIKE COMPOUND	CONC ADDED ug/Kg	CONC RECOVERED ug/Kg	% RECOVERED	LIMITS
1 o,o,o-TEPT	133.6	41.44	31.03*	36-119
2 Dichlorvos	133.6	48.90	36.61*	50-120
3 Mevinphos	133.6	36.96	27.68*	35-108
\$ 4 Chlormefos	66.78	28.17	42.18*	48-114
5 Thionazin	133.6	71.55	53.58*	65-116
7 Ethoprop	133.6	77.86	58.30*	65-108
8 Naled	133.6	43.56	32.62*	36-119
10 Sulfotepp	133.6	68.95	51.63*	69-103
11 Phorate	133.6	58.62	43.89*	62-104
12 Dimethoate	133.6	33.83	25.33*	28-115
14 Simazine	133.6	63.38	47.45	47-109
15 Atrazine	133.6	64.43	48.24	36-119
16 propazine	133.6	68.31	51.14	36-119
17 Disulfoton	133.6	68.19	51.06	36-119
18 Diazinon	133.6	68.69	51.43	36-119
19 Methyl Parathion	133.6	96.80	72.48	68-119
20 Ronnel	133.6	81.46	60.99*	62-115
21 Malathion	133.6	72.18	54.04*	67-115
22 Fenthion	133.6	79.14	59.25	36-119
23 Parathion	133.6	85.99	64.39	36-119
24 Chlorpyrifos	133.6	79.58	59.59	36-119
25 Trichloronate	133.6	75.17	56.29	36-119
26 Anilazine	133.6	85.36	63.91	47-115
28 Tetrachlorvinphos	133.6	92.32	69.13	36-119
29 Tokuthion	133.6	82.68	61.91	36-119
31 Carbophenothion-me	133.6	87.39	65.44	36-119
32 Fensulfothion	133.6	82.63	61.87	61-115
33 Bolstar / Famphur	267.1	163.9	61.37	36-119
34 Carbophenothion	133.6	81.64	61.13	36-119
\$ 35 Triphenyl phosphat	66.78	47.39	70.97	50-150
36 Phosmet	133.6	90.14	67.49	36-119
37 EPN	133.6	96.92	72.57	36-119
38 Azinphos-methyl	133.6	87.49	65.51	55-115
40 Azinphos-ethyl	133.6	87.19	65.28	36-119
41 Coumaphos	133.6	97.11	72.71	62-115
S 42 Merphos	133.6	74.63	55.88	36-119
M 43 Total Demeton	133.6	58.98	44.16*	47-115

TestAmerica


RECOVERY REPORT

Client Name: Northgate Environmen02-JUL-2009 00:00 Client SDG: 8304610
Sample Matrix: SOLID Fraction: SV
Lab Smp Id: LF1XG1AD Client Smp ID: SA82-0.5B MSD
Level: LOW Operator: MPK/TLW
Data Type: GC DATA SampleType: MSD
SpikeList File: fullDFCwater.spk Quant Type: ISTD
Sublist File: 8141A.sub
Method File: \\DenSvr03\Public\chem\GCS\GC_D2.i\0713091.B\8141A-1.m
Misc Info: IS - GSV0633-09

SURROGATE COMPOUND	CONC ADDED ug/Kg	CONC RECOVERED ug/Kg	% RECOVERED	LIMITS
\$ 4 Chlormefos	66.80	28.17	42.18*	59-112
\$ 35 Triphenyl phosphat	66.80	47.39	70.97	50-150

Data File: \\DensSvr-03\Public\chem\GCs\GC_D2.1\0713091.B\018F1801.D
 Date: 14-JUL-2009 00:03
 Client ID: SA82-0.5B MSD
 Sample Info: LF1XG1AD,235-1D
 Column phase: RTX-1MS

Instrument: GC_D2.1
 Operator: HPK/TLM
 Column diameter: 0.32



\\DensSvr-03\Public\chem\GCs\GC_D2.1\0713091.B\018F1801.D

TestAmerica

Data file : \\DenSvr03\Public\chem\GCS\GC_D2.i\0713092.B\018F1801.D
 Lab Smp Id: LF1XG1AD Client Smp ID: SA82-0.5B MSD
 Inj Date : 14-JUL-2009 00:03
 Operator : MPK/TLW Inst ID: GC_D2.i
 Smp Info : LF1XG1AD,235-1D
 Misc Info :
 Comment :
 Method : \\DenSvr03\Public\chem\GCS\GC_D2.i\0713092.B\8141A-2.m
 Meth Date : 14-Jul-2009 08:59 GC_D2.i Quant Type: ISTD
 Cal Date : 26-JUN-2009 21:13 Cal File: 009F0901.D
 Als bottle: 18 QC Sample: MSD
 Dil Factor: 1.00000
 Integrator: Falcon Compound Sublist: 8141A.sub
 Target Version: 4.14
 Processing Host: DENPC075

Concentration Formula: Amt * DF * Vf / Ws * CpndVariable

Name	Value	Description
DF	1.000	Dilution Factor
Vf	2000.000	Final Extract Volume (uL)
Ws	29.950	Weight of Sample extracted (g)
Cpnd Variable		Local Compound Variable

Compounds	RT	EXP RT	REL RT	RESPONSE	CONCENTRATIONS	
					ON-COLUMN (ug/mL)	FINAL (ug/Kg)
1 o,o,o-TEPT	4.649	4.647 (0.248)		106595	0.62674	41.85 (R)
2 Dichlorvos	6.454	6.452 (0.344)		103753	0.78125	52.17 (R)
\$ 3 Chlormefos	7.282	7.280 (0.388)		51923	0.38839	25.94 (RR)
4 Mevinphos	9.121	9.120 (0.487)		47998	0.53654	35.83 (R)
5 Demeton-O	9.612	9.610 (0.513)		76968	0.90290	60.29
6 Thionazin	9.861	9.860 (0.526)		136028	1.01681	67.90 (R)
7 Ethoprop	10.377	10.377 (0.554)		121988	1.22033	81.49
8 Phorate	10.407	10.404 (0.555)		92946	0.80181	53.54
9 Naled	10.811	10.809 (0.577)		10641	0.59850	39.97 (R)
10 Sulfotepp	10.887	10.885 (0.581)		170246	0.97376	65.02 (A)
* 11 Tributylphosphate	10.997	11.010 (1.000)		187796	2.00000	
12 Simazine	11.269	11.269 (0.601)		21833	0.87191	58.22 (A)
13 Diazinon	11.409	11.407 (0.609)		112078	1.20928	80.75
14 Atrazine	11.451	11.449 (0.611)		45010	1.05332	70.34 (A)
15 Propazine	11.614	11.612 (0.620)		42814	1.01516	67.79
16 Disulfoton	11.906	11.904 (0.635)		91710	0.99467	66.42 (R)
17 Demeton-S	11.991	11.989 (0.640)		2809	0.14325	9.566 (R)
18 Dimethoate	13.124	13.122 (0.700)		58161	0.47066	31.43 (R)
19 Ronnel	13.427	13.424 (0.716)		105834	1.27240	84.97
20 Merphos-A (Merphos)	13.544	13.520 (1.232)		142	0.00209	0.1393 (aA)
21 Chlorpyrifos	14.242	14.239 (0.760)		105848	1.25465	83.78 (R)
22 Penthion	14.492	14.490 (0.773)		92378	1.18058	78.84

Compounds	RT	EXP RT	REL RT	RESPONSE	CONCENTRATIONS	
					ON-COLUMN (ug/mL)	FINAL (ug/Kg)
23 Trichloronate	14.536	14.534	(0.775)	110942	1.07581	71.84
24 Anilazine	15.044	15.039	(0.802)	6482	0.89685	59.89
25 Methyl Parathion	15.359	15.359	(0.819)	116601	1.38028	92.17
26 Malathion	15.587	15.584	(0.831)	77774	0.98277	65.63
27 Tokuthion	16.231	16.229	(0.866)	103995	1.12235	74.95
28 Parathion	16.382	16.382	(0.874)	107083	1.28642	85.90
29 Merphos-B (Merphos Oxone)	16.416	16.407	(1.493)	107098	5.16269	344.8(A)
30 Tetrachlorvinphos (stirophos)	16.882	16.882	(0.901)	73027	1.35620	90.56
31 Carbophenothion methyl	16.986	16.984	(0.906)	89894	1.16473	77.78
32 Bolstar	17.354	17.352	(0.926)	101317	1.24624	83.22
33 Carbophenothion	17.436	17.434	(0.930)	92832	1.16123	77.54(A)
S 34 Triphenyl phosphate	18.202	18.202	(0.971)	43189	0.65836	43.96
35 Fensulfothion	18.484	18.484	(0.986)	73754	1.22447	81.77
* 36 TOCP	18.747	18.747	(1.000)	131492	2.00000	
37 Phosmet / EPN	18.837	18.839	(1.005)	199182	2.92872	195.6
38 Famphur	18.941	18.942	(1.010)	102937	1.19355	79.70(R)
39 Azinphos-methyl	19.076	19.079	(1.018)	97329	1.23366	82.38
40 Azinphos-ethyl	19.289	19.294	(1.029)	97343	1.29551	86.51
41 Coumaphos	20.242	20.247	(1.080)	82546	1.42883	95.41
S 42 Merphos				107240	0.97859	65.35
M 43 Total Demeton				79777	1.04615	69.86

QC Flag Legend

- a - Target compound detected but, quantitated amount Below Limit Of Quantitation(BLOQ).
- A - Target compound detected but, quantitated amount exceeded maximum amount.
- R - Spike/Surrogate failed recovery limits.

TestAmerica

INTERNAL STANDARD COMPOUNDS
 AREA AND RT SUMMARY

Instrument ID: GC D2.i	Calibration Date: 13-JUL-2009
Lab File ID: 018F1801.D	Calibration Time: 20:24
Lab Smp Id: LF1XG1AD	Client Smp ID: SA82-0.5B MSD
Analysis Type: SV	Level: LOW
Quant Type: ISTD	Sample Type: SOIL
Operator: MPK/TLW	
Method File: \\DenSvr03\Public\chem\GCS\GC_D2.i\0713092.B\8141A-2.m	
Misc Info:	

COMPOUND =====	STANDARD =====	AREA LIMIT		SAMPLE =====	%DIFF =====
		LOWER =====	UPPER =====		
11 Tributylphosphate	183814	91907	367628	187796	2.17
36 TOCP	117580	58790	235160	131492	11.83

COMPOUND =====	STANDARD =====	RT LIMIT		SAMPLE =====	%DIFF =====
		LOWER =====	UPPER =====		
11 Tributylphosphate	11.00	10.50	11.50	11.00	-0.05
36 TOCP	18.75	18.25	19.25	18.75	-0.00

AREA UPPER LIMIT = +100% of internal standard area.
 AREA LOWER LIMIT = - 50% of internal standard area.
 RT UPPER LIMIT = + 0.50 minutes of internal standard RT.
 RT LOWER LIMIT = - 0.50 minutes of internal standard RT.

TestAmerica

RECOVERY REPORT

Client Name: Northgate Environmen02-JUL-2009 00:00 Client SDG: 830461
 Sample Matrix: SOLID Fraction: SV
 Lab Smp Id: LF1XG1AD Client Smp ID: SA82-0.5B MSD
 Level: LOW Operator: MPK/TLW
 Data Type: GC DATA SampleType: MSD
 SpikeList File: fullDFCwater.spk Quant Type: ISTD
 Sublist File: 8141A.sub
 Method File: \\DenSvr03\Public\chem\GCS\GC_D2.i\0713092.B\8141A-2.m
 Misc Info:

SPIKE COMPOUND	CONC ADDED ug/Kg	CONC RECOVERED ug/Kg	% RECOVERED	LIMITS
1 o,o,o-TEPT	133.6	41.85	31.34*	36-119
2 Dichlorvos	133.6	52.17	39.06*	50-120
\$ 3 Chlormefos	66.78	25.94	38.84*	58-114
4 Mevinphos	133.6	35.83	26.83*	35-108
5 Demeton-O	93.49	60.29	64.49	36-119
6 Thionazin	133.6	67.90	50.84*	65-116
7 Ethoprop	133.6	81.49	61.02	36-119
8 Phorate	133.6	53.54	40.09	36-119
9 Naled	133.6	39.97	29.92*	36-119
10 Sulfotepp	133.6	65.02	48.69	36-119
12 Simazine	133.6	58.22	43.60	36-119
13 Diazinon	133.6	80.75	60.46	36-119
14 Atrazine	133.6	70.34	52.67	36-119
15 Propazine	133.6	67.79	50.76	36-119
16 Disulfoton	133.6	66.42	49.73*	61-103
17 Demeton-S	40.07	9.566	23.87*	36-119
18 Dimethoate	133.6	31.43	23.53*	28-82
19 Ronnel	133.6	84.97	63.62	62-99
21 Chlorpyrifos	133.6	83.78	62.73*	66-101
22 Fenthion	133.6	78.84	59.03	36-119
23 Trichloronate	133.6	71.84	53.79	36-119
24 Anilazine	133.6	59.89	44.84	36-119
25 Methyl Parathion	133.6	92.17	69.01	36-119
26 Malathion	133.6	65.63	49.14	36-119
27 Tokuthion	133.6	74.95	56.12	36-119
28 Parathion	133.6	85.90	64.32	36-119
30 Tetrachlorvinphos	133.6	90.56	67.81	36-119
31 Carbophenothion me	133.6	77.78	58.24	36-119
32 Bolstar	133.6	83.22	62.31	36-119
33 Carbophenothion	133.6	77.54	58.06	36-119
\$ 34 Triphenyl phosphat	66.78	43.96	65.84	36-119
35 Fensulfothion	133.6	81.77	61.22	20-105
37 Phosmet / EPN	267.1	195.6	73.22	36-119
38 Famphur	133.6	79.70	59.68*	61-108
39 Azinphos-methyl	133.6	82.38	61.68	55-103
40 Azinphos-ethyl	133.6	86.51	64.78	36-119
41 Coumaphos	133.6	95.41	71.44	36-119
S 42 Merphos	133.6	65.35	48.93	36-119
M 43 Total Demeton	133.6	69.86	52.31	47-100

TestAmerica

RECOVERY REPORT

Client Name: Northgate Environmen02-JUL-2009 00:00 Client SDG: 830461
 Sample Matrix: SOLID Fraction: SV
 Lab Smp Id: LF1XG1AD Client Smp ID: SA82-0.5B MSD
 Level: LOW Operator: MPK/TLW
 Data Type: GC DATA SampleType: MSD
 SpikeList File: fullDFCwater.spk Quant Type: ISTD
 Sublist File: 8141A.sub
 Method File: \\DenSvr03\Public\chem\GCS\GC_D2.i\0713092.B\8141A-2.m
 Misc Info:

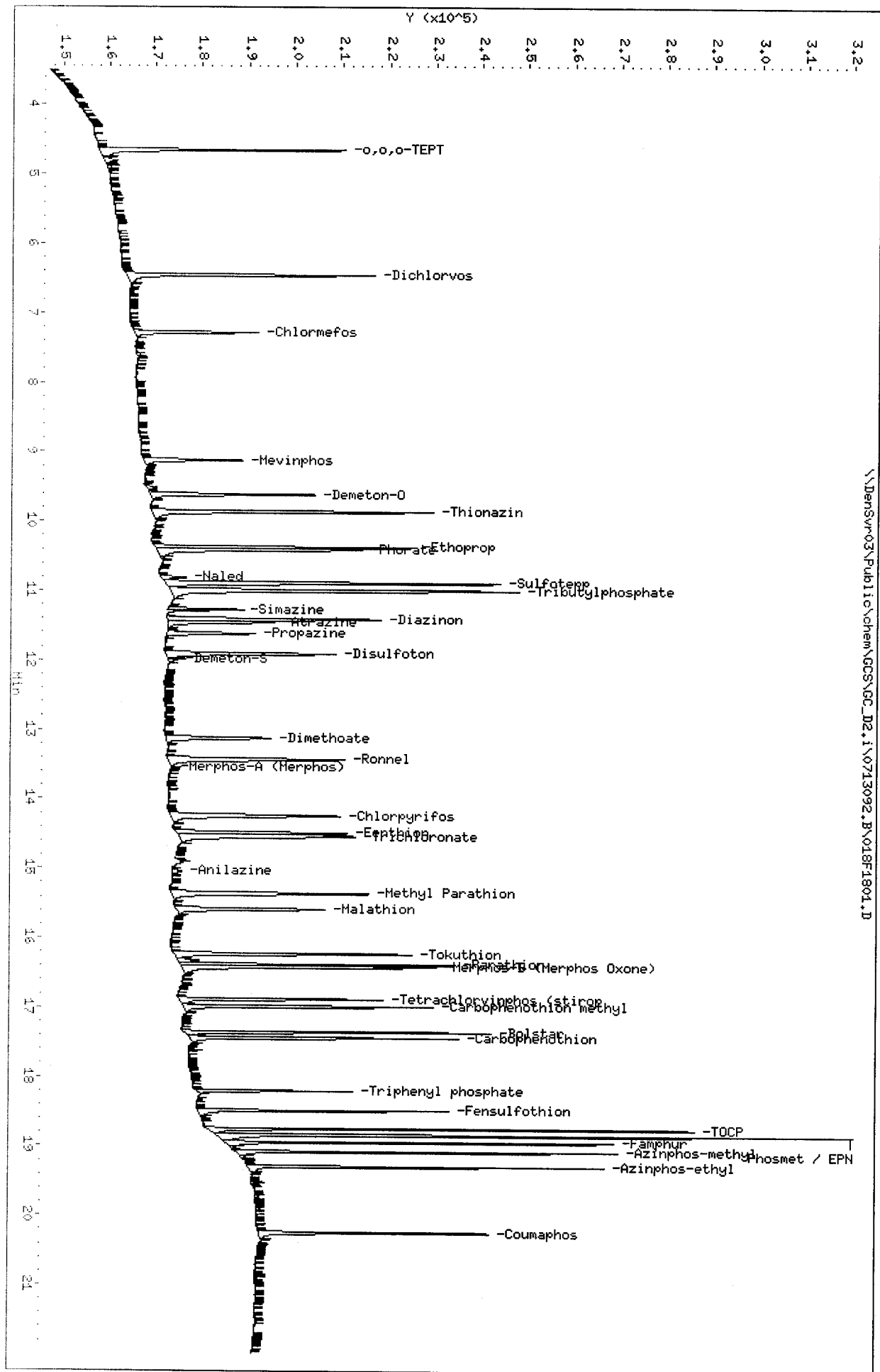
SURROGATE COMPOUND	CONC ADDED ug/Kg	CONC RECOVERED ug/Kg	% RECOVERED	LIMITS
\$ 3 Chlormefos	66.80	25.94	38.84*	59-112
\$ 34 Triphenyl phosphat	66.80	43.96	65.84	50-150

Data File: \\Denswr03\Public\chem\GC5\GC_D2.1\0713092.B\018F1801.D
 Date: 14-JUL-2009 00:03
 Client ID: S482-0.5B MSD
 Sample Info: LFIKGLAD,235-1D

Column phase: RTX-DPEest

Instrument: GC_D2.1
 Operator: HPK/TLW
 Column diameter: 0.32

\\Denswr03\Public\chem\GC5\GC_D2.1\0713092.B\018F1801.D



TestAmerica

Data file : \\DenSvr03\Public\chem\GCS\GC_D2.i\0713091.B\019F1901.D
 Lab Smp Id: LF1XT1AA Client Smp ID: SA82-10B
 Inj Date : 14-JUL-2009 00:30
 Operator : MPK/TLW Inst ID: GC_D2.i
 Smp Info : LF1XT1AA,235-2
 Misc Info : IS - GSV0633-09
 Comment :
 Method : \\DenSvr03\Public\chem\GCS\GC_D2.i\0713091.B\8141A-1.m
 Meth Date : 14-Jul-2009 08:48 GC_D2.i Quant Type: ISTD
 Cal Date : 26-JUN-2009 21:13 Cal File: 009F0901.D
 Als bottle: 19
 Dil Factor: 1.00000
 Integrator: Falcon Compound Sublist: 8141A.sub
 Target Version: 4.14
 Processing Host: DENPC075

Concentration Formula: Amt * DF * Vf / Ws * CpndVariable

Name	Value	Description
DF	1.000	Dilution Factor
Vf	2000.000	Final Extract Volume (uL)
Ws	30.180	Weight of Sample extracted (g)
Cpnd Variable		Local Compound Variable

Compounds	RT	EXP RT	REL RT	RESPONSE	CONCENTRATIONS	
					ON-COLUMN (ug/mL)	FINAL (ug/Kg)
1 o,o,o-TEPT						
2 Dichlorvos						
3 Mevinphos						
\$ 4 Chlormefos	5.746	5.745	(0.323)	95645	0.56031	37.13 (R)
5 Thionazin						
6 Demeton-O						
7 Ethoprop						
8 Naled	7.917	7.952	(0.446)	62	0.19433	12.88
* 9 Tributylphosphate	8.027	8.072	(1.000)	216995	2.00000	
10 Sulfotepp						
11 Phorate						
12 Dimethoate						
13 Demeton-S						
14 Simazine	8.819	8.815	(0.496)	253	0.08420	5.580
15 Atrazine						
16 propazine						
17 Disulfoton						
18 Diazinon						
19 Methyl Parathion						
20 Ronnel						
21 Malathion						
22 Penthion						

Compounds	RT	EXP RT	REL RT	RESPONSE	CONCENTRATIONS	
					ON-COLUMN (ug/mL)	FINAL (ug/Kg)
23 Parathion						
24 Chlorpyrifos	11.926	11.925	(0.671)	116	0.00092	0.06098
25 Trichloronate						
26 Anilazine	12.671	12.663	(0.713)	91	0.05285	3.502
27 Merphos-A (Merphos)	12.997	13.038	(0.732)	92	1e-003	0.06486
28 Tetrachlorvinphos (Stirophos)	13.662	13.667	(0.769)	106	0.00170	0.1124
29 Tokuthion						
30 Merphos-B (Merphos Oxone)	14.496	14.490	(0.816)	71	0.02368	1.569
31 Carbophenothion-methyl						
32 Fensulfothion	15.192	15.205	(0.855)	1124	0.10671	7.071
33 Bolstar / Famphur						
34 Carbophenothion						
35 Triphenyl phosphate	16.616	16.615	(0.935)	66522	0.84446	55.96
36 Phosmet						
37 EPN	17.064	17.058	(0.960)	134	0.05067	3.358
38 Azinphos-methyl						
* 39 TOCP	17.767	17.767	(1.000)	155809	2.00000	
40 Azinphos-ethyl						
41 Coumaphos						
42 Merphos				163	0.00137	0.09098
43 Total Demeton						

QC Flag Legend

R - Spike/Surrogate failed recovery limits.

TestAmerica

INTERNAL STANDARD COMPOUNDS
 AREA AND RT SUMMARY

Instrument ID: GC D2.i
 Lab File ID: 019F1901.D
 Lab Smp Id: LF1XT1AA
 Analysis Type: SV
 Quant Type: ISTD
 Operator: MPK/TLW
 Method File: \\DenSvr03\Public\chem\GCS\GC_D2.i\0713091.B\8141A-1.m
 Misc Info: IS -- GSV0633-09

Calibration Date: 13-JUL-2009
 Calibration Time: 20:24
 Client Smp ID: SA82-10B
 Level: LOW
 Sample Type: SOIL

COMPOUND	STANDARD	AREA LIMIT		SAMPLE	%DIFF
		LOWER	UPPER		
9 Tributylphosphate	214729	107365	429458	216995	1.06
39 TOCP	132142	66071	264284	155809	17.91

COMPOUND	STANDARD	RT LIMIT		SAMPLE	%DIFF
		LOWER	UPPER		
9 Tributylphosphate	8.05	7.55	8.55	8.03	-0.22
39 TOCP	17.77	17.27	18.27	17.77	0.01

AREA UPPER LIMIT = +100% of internal standard area.
 AREA LOWER LIMIT = - 50% of internal standard area.
 RT UPPER LIMIT = + 0.50 minutes of internal standard RT.
 RT LOWER LIMIT = - 0.50 minutes of internal standard RT.

TestAmerica

RECOVERY REPORT

Client Name: Northgate Environmen02-JUL-2009 00:00 Client SDG: 8304610
 Sample Matrix: SOLID Fraction: SV
 Lab Smp Id: LF1XT1AA Client Smp ID: SA82-10B
 Level: LOW Operator: MPK/TLW
 Data Type: GC DATA SampleType: SAMPLE
 SpikeList File: fullDFCwater.spk Quant Type: ISTD
 Sublist File: 8141A.sub
 Method File: \\DenSvr03\Public\chem\GCS\GC_D2.i\0713091.B\8141A-1.m
 Misc Info: IS - GSV0633-09


SURROGATE COMPOUND	CONC ADDED ug/Kg	CONC RECOVERED ug/Kg	% RECOVERED	LIMITS
\$ 4 Chlormefos	66.27	37.13	56.03*	59-112
\$ 35 Triphenyl phosphat	66.27	55.96	84.45	50-150

Data File: \\DensSvr-03\Public\chem\GCSS\GC_D2.i\0713091.B\019F1901.D
Date: 14-JUL-2009 00:30
Client ID: SA82-108
Sample Info: LF1X11A0,235-2

Column phase: RTX-1HS

Instrument: GC_D2.i
Operator: HPK/TLM
Column diameter: 0.32

\\DensSvr-03\Public\chem\GCSS\GC_D2.i\0713091.B\019F1901.D



TestAmerica

Data file : \\DenSvr03\Public\chem\GCS\GC_D2.i\0713092.B\019F1901.D
 Lab Smp Id: LF1XT1AA Client Smp ID: SA82-10B
 Inj Date : 14-JUL-2009 00:30
 Operator : MPK/TLW Inst ID: GC_D2.i
 Smp Info : LF1XT1AA,235-2
 Misc Info :
 Comment :
 Method : \\DenSvr03\Public\chem\GCS\GC_D2.i\0713092.B\8141A-2.m
 Meth Date : 14-Jul-2009 08:59 GC_D2.i Quant Type: ISTD
 Cal Date : 26-JUN-2009 21:13 Cal File: 009F0901.D
 Als bottle: 19
 Dil Factor: 1.00000
 Integrator: Falcon Compound Sublist: 8141A.sub
 Target Version: 4.14
 Processing Host: DENPC075

Concentration Formula: Amt * DF * Vf / Ws * CpndVariable

Name	Value	Description
DF	1.000	Dilution Factor
Vf	2000.000	Final Extract Volume (uL)
Ws	30.180	Weight of Sample extracted (g)
Cpnd Variable		Local Compound Variable

Compounds	RT	EXP RT	REL RT	RESPONSE	CONCENTRATIONS	
					ON-COLUMN (ug/mL)	FINAL (ug/Kg)
1 o,o,o-TEPT						
2 Dichlorvos						
\$ 3 Chlormefos	7.283	7.280	(0.388)	79862	0.59924	39.71
4 Mevinphos						
5 Demeton-O						
6 Thionazin						
7 Ethoprop						
8 Phorate						
9 Naled	10.821	10.809	(0.577)	52	0.27035	17.92
10 Sulfotepp	10.896	10.885	(0.581)	66	4e-004	0.02509 (aA)
* 11 Tributylphosphate	10.998	11.010	(1.000)	175061	2.00000	
12 Simazine	11.241	11.269	(0.600)	107	0.00429	0.2840 (aA)
13 Diazinon						
14 Atrazine	11.443	11.449	(0.610)	154	0.23523	15.59 (aA)
15 Propazine	11.623	11.612	(0.620)	128	0.06108	4.047
16 Disulfoton						
17 Demeton-S	12.008	11.989	(0.641)	122	0.12014	7.961
18 Dimethoate						
19 Ronnel						
20 Merphos-A (Merphos)	13.488	13.520	(1.226)	86	0.00136	0.08984 (aA)
21 Chlorpyrifos						
22 Fenthion						

Compounds	RT	EXP RT	REL RT	RESPONSE	CONCENTRATIONS	
					ON-COLUMN (ug/mL)	FINAL (ug/Kg)
23 Trichloronate	14.556	14.534	(0.776)	96	0.10610	7.031
24 Anilazine	Compound Not Detected.					
25 Methyl Parathion	Compound Not Detected.					
26 Malathion	15.586	15.584	(0.831)	55	7.e-004	0.04620(a)
27 Tokuthion	Compound Not Detected.					
28 Parathion	16.348	16.382	(0.872)	76	9e-004	0.06069(a)
29 Merphos-B (Merphos Oxone)	Compound Not Detected.					
30 Tetrachlorvinphos (stirophos)	Compound Not Detected.					
31 Carbophenothion methyl	Compound Not Detected.					
32 Bolstar	Compound Not Detected.					
33 Carbophenothion	Compound Not Detected.					
\$ 34 Triphenyl phosphate	18.204	18.202	(0.971)	55825	0.85364	56.57
35 Fensulfothion	Compound Not Detected.					
* 36 TOCP	18.748	18.747	(1.000)	131083	2.00000	
37 Phosmet / EPN	Compound Not Detected.					
38 Famphur	Compound Not Detected.					
39 Azinphos-methyl	Compound Not Detected.					
40 Azinphos-ethyl	Compound Not Detected.					
41 Coumaphos	Compound Not Detected.					
\$ 42 Merphos	Compound Not Detected.					
\$ 43 Total Demeton				122	0.12014	7.961

QC Flag Legend

- a - Target compound detected but, quantitated amount Below Limit Of Quantitation(BLOQ).
- A - Target compound detected but, quantitated amount exceeded maximum amount.

TestAmerica

INTERNAL STANDARD COMPOUNDS
 AREA AND RT SUMMARY

Instrument ID: GC D2.i
 Lab File ID: 019F1901.D
 Lab Smp Id: LF1XT1AA
 Analysis Type: SV
 Quant Type: ISTD
 Operator: MPK/TLW
 Method File: \\DenSvr03\Public\chem\GCS\GC_D2.i\0713092.B\8141A-2.m
 Misc Info:

Calibration Date: 13-JUL-2009
 Calibration Time: 20:24
 Client Smp ID: SA82-10B
 Level: LOW
 Sample Type: SOIL

COMPOUND =====	STANDARD =====	AREA LIMIT		SAMPLE =====	%DIFF =====
		LOWER =====	UPPER =====		
11 Tributylphosphate	183814	91907	367628	175061	-4.76
36 TOCP	117580	58790	235160	131083	11.48

COMPOUND =====	STANDARD =====	RT LIMIT		SAMPLE =====	%DIFF =====
		LOWER =====	UPPER =====		
11 Tributylphosphate	11.00	10.50	11.50	11.00	-0.04
36 TOCP	18.75	18.25	19.25	18.75	0.00

AREA UPPER LIMIT = +100% of internal standard area.
 AREA LOWER LIMIT = - 50% of internal standard area.
 RT UPPER LIMIT = + 0.50 minutes of internal standard RT.
 RT LOWER LIMIT = - 0.50 minutes of internal standard RT.

TestAmerica

RECOVERY REPORT

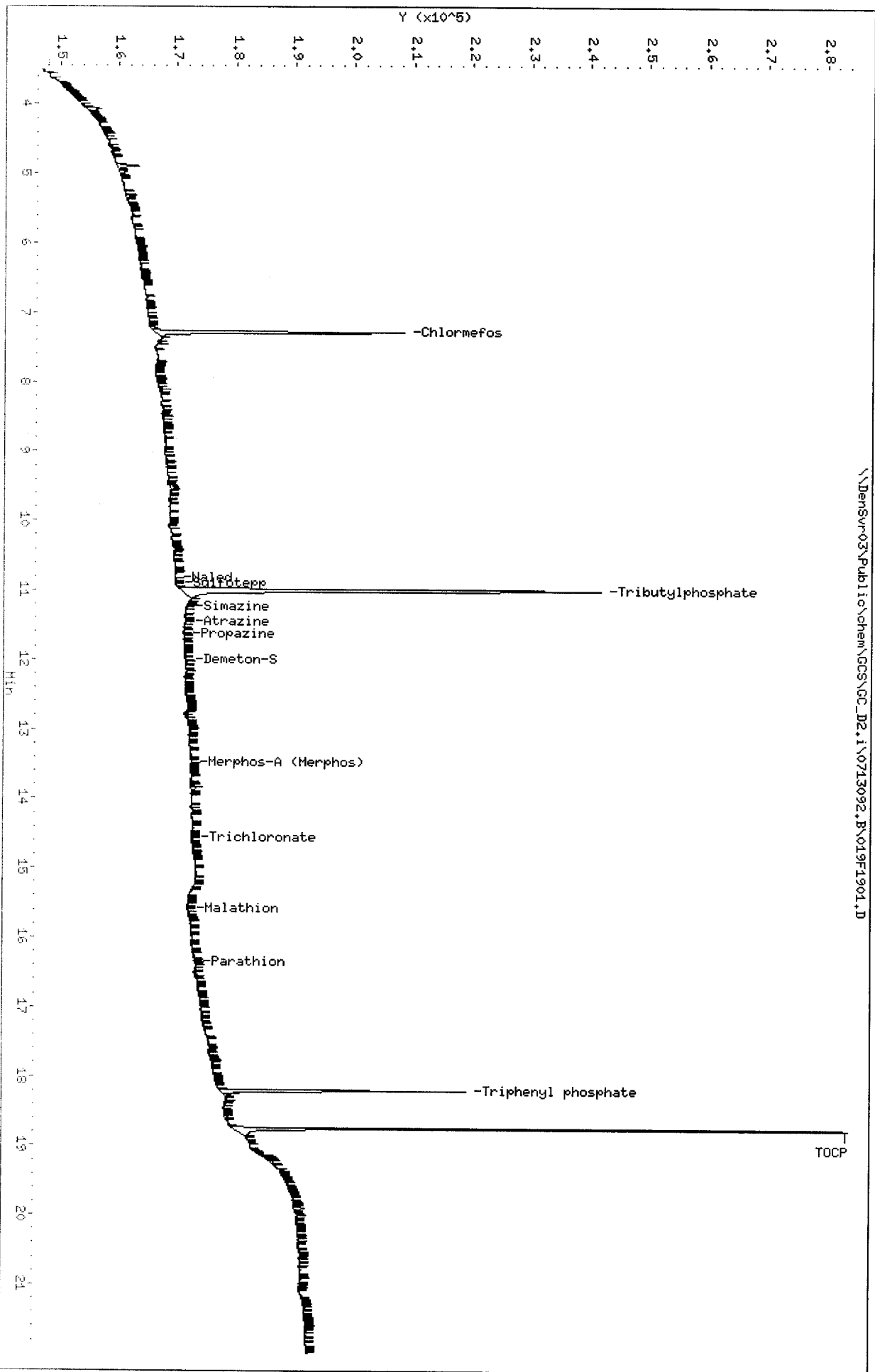
Client Name: Northgate Environmen02-JUL-2009 00:00 Client SDG: 8304610
Sample Matrix: SOLID Fraction: SV
Lab Smp Id: LF1XT1AA Client Smp ID: SA82-10B
Level: LOW Operator: MPK/TLW
Data Type: GC DATA SampleType: SAMPLE
SpikeList File: fullDFCwater.spk Quant Type: ISTD
Sublist File: 8141A.sub
Method File: \\DenSvr03\Public\chem\GCS\GC_D2.i\0713092.B\8141A-2.m
Misc Info:

SURROGATE COMPOUND	CONC ADDED ug/Kg	CONC RECOVERED ug/Kg	% RECOVERED	LIMITS
\$ 3 Chlormefos	66.27	39.71	59.92	59-112
\$ 34 Triphenyl phosphat	66.27	56.57	85.36	50-150

Data File: \\DensSvr-03\Public\chem\GCOS\GC_D2.1\0713092.B\019F1901.D
Date: 14-JUL-2009 00:30
Client ID: S682-10B
Sample Info: LF1X11AA,235-2

Column phase: RTX-0PPEst

Instrument: GC_D2.1
Operator: HPK/TLM
Column diameter: 0.32



TestAmerica

Data file : \\DenSvr03\Public\chem\GCS\GC_D2.i\0713091.B\020F2001.D
 Lab Smp Id: LF1XX1AA Client Smp ID: SA82-29B
 Inj Date : 14-JUL-2009 00:57
 Operator : MPK/TLW Inst ID: GC_D2.i
 Smp Info : LF1XX1AA,235-3
 Misc Info : IS - GSV0633-09
 Comment :
 Method : \\DenSvr03\Public\chem\GCS\GC_D2.i\0713091.B\8141A-1.m
 Meth Date : 14-Jul-2009 08:48 GC_D2.i Quant Type: ISTD
 Cal Date : 26-JUN-2009 21:13 Cal File: 009F0901.D
 Als bottle: 20
 Dil Factor: 1.00000
 Integrator: Falcon Compound Sublist: 8141A.sub
 Target Version: 4.14
 Processing Host: DENPC075

Concentration Formula: Amt * DF * Vf / Ws * CpndVariable

Name	Value	Description
DF	1.000	Dilution Factor
Vf	2000.000	Final Extract Volume (uL)
Ws	30.790	Weight of Sample extracted (g)
Cpnd Variable		Local Compound Variable

Compounds	RT	EXP RT	REL RT	RESPONSE	CONCENTRATIONS	
					ON-COLUMN (ug/mL)	FINAL (ug/Kg)
1 o,o,o-TEPT						
2 Dichlorvos						
3 Mevinphos						
4 Chlormefos	5.746	5.745 (0.323)		82874	0.49256	32.00 (R)
5 Thionazin						
6 Demeton-O						
7 Ethoprop						
8 Naled	7.964	7.952 (0.448)		51	0.19405	12.60
* 9 Tributylphosphate	8.029	8.072 (1.000)		217336	2.00000	
10 Sulfotepp						
11 Phorate						
12 Dimethoate						
13 Demeton-S						
14 Simazine	8.838	8.815 (0.497)		108	0.08168	5.306
15 Atrazine						
16 propazine						
17 Disulfoton						
18 Diazinon						
19 Methyl Parathion						
20 Ronnel						
21 Malathion						
22 Fenthion						

Compounds	RT	EXP RT	REL RT	RESPONSE	CONCENTRATIONS	
					ON-COLUMN (ug/mL)	FINAL (ug/Kg)
23 Parathion						
24 Chlorpyrifos	11.921	11.925	(0.671)	247	0.00199	0.1291
25 Trichloronate						
26 Anilazine	12.669	12.663	(0.713)	152	0.06027	3.915
27 Merphos-A (Merphos)	13.029	13.038	(0.733)	91	1e-003	0.06380
28 Tetrachlorvinphos (Stirophos)	13.663	13.667	(0.769)	81	0.00132	0.08544
29 Tokuthion						
30 Merphos-B (Merphos Oxone)	14.486	14.490	(0.815)	56	0.02312	1.502
31 Carbophenothion-methyl						
32 Fensulfothion	15.198	15.205	(0.855)	381	0.09874	6.414
33 Bolstar / Famphur						
34 Carbophenothion						
35 Triphenyl phosphate	16.616	16.615	(0.935)	57275	0.73766	47.92
36 Phosmet						
37 EPN	17.054	17.058	(0.960)	63	0.04986	3.239
38 Azinphos-methyl						
* 39 TOCP	17.768	17.767	(1.000)	153573	2.00000	
40 Azinphos-ethyl						
41 Coumaphos						
42 Merphos				147	0.00126	0.08160
43 Total Demeton						

QC Flag Legend

R - Spike/Surrogate failed recovery limits.

TestAmerica

INTERNAL STANDARD COMPOUNDS
 AREA AND RT SUMMARY

Instrument ID: GC D2.i
 Lab File ID: 020F2001.D
 Lab Smp Id: LF1XX1AA
 Analysis Type: SV
 Quant Type: ISTD
 Operator: MPK/TLW
 Method File: \\DenSvr03\Public\chem\GCS\GC_D2.i\0713091.B\8141A-1.m
 Misc Info: IS - GSV0633-09

Calibration Date: 13-JUL-2009
 Calibration Time: 20:24
 Client Smp ID: SA82-29B
 Level: LOW
 Sample Type: SOIL

COMPOUND	STANDARD	AREA LIMIT		SAMPLE	%DIFF
		LOWER	UPPER		
9 Tributylphosphate	214729	107365	429458	217336	1.21
39 TOCP	132142	66071	264284	153573	16.22

COMPOUND	STANDARD	RT LIMIT		SAMPLE	%DIFF
		LOWER	UPPER		
9 Tributylphosphate	8.05	7.55	8.55	8.03	-0.20
39 TOCP	17.77	17.27	18.27	17.77	0.01

AREA UPPER LIMIT = +100% of internal standard area.
 AREA LOWER LIMIT = - 50% of internal standard area.
 RT UPPER LIMIT = + 0.50 minutes of internal standard RT.
 RT LOWER LIMIT = - 0.50 minutes of internal standard RT.

TestAmerica

RECOVERY REPORT

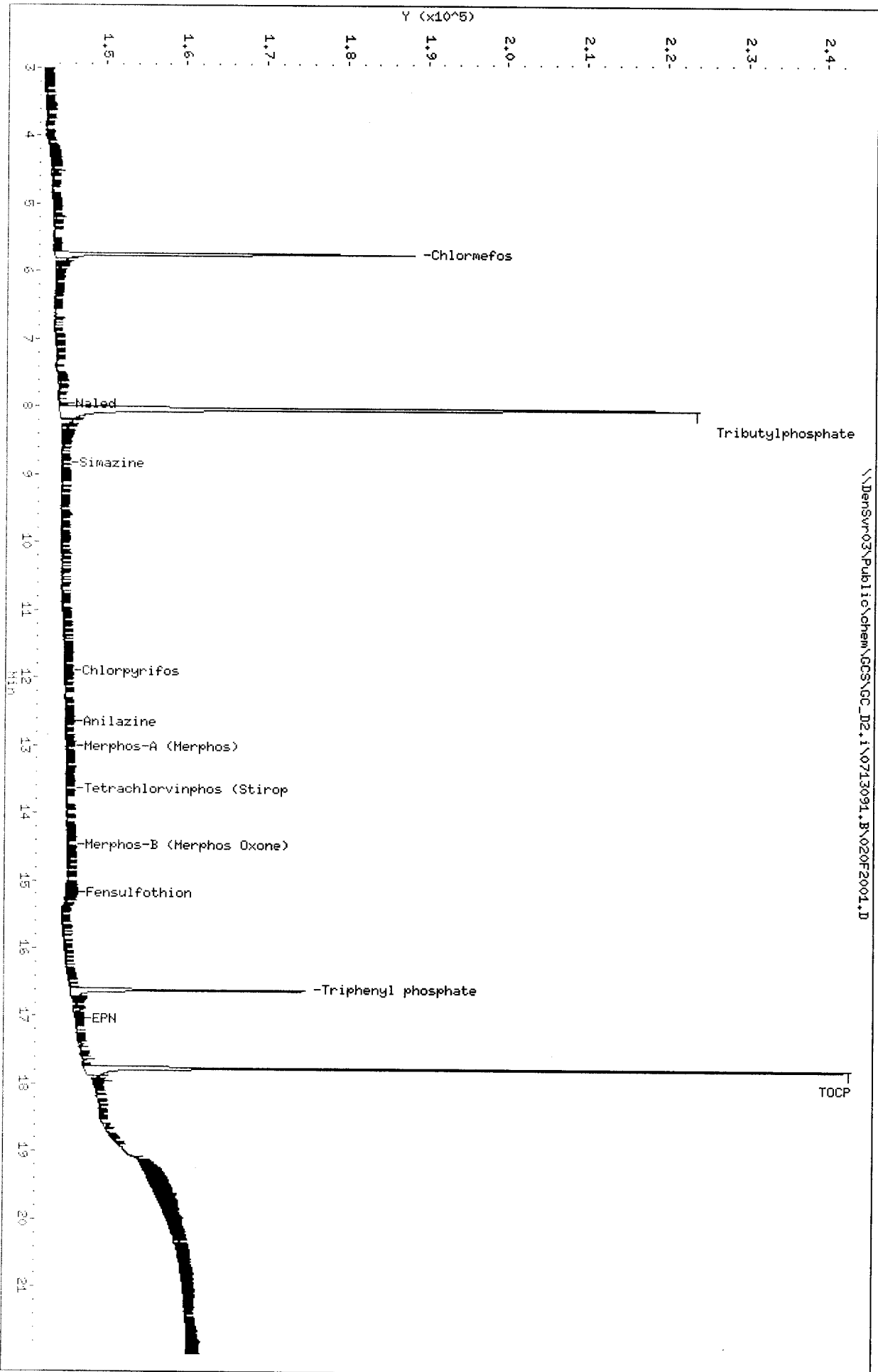
Client Name: Northgate Environmen02-JUL-2009 00:00 Client SDG: 8304610
Sample Matrix: SOLID Fraction: SV
Lab Smp Id: LF1XX1AA Client Smp ID: SA82-29B
Level: LOW Operator: MPK/TLW
Data Type: GC DATA SampleType: SAMPLE
SpikeList File: fullDFCwater.spk Quant Type: ISTD
Sublist File: 8141A.sub
Method File: \\DenSvr03\Public\chem\GCS\GC_D2.i\0713091.B\8141A-1.m
Misc Info: IS - GSV0633-09

SURROGATE COMPOUND	CONC ADDED ug/Kg	CONC RECOVERED ug/Kg	% RECOVERED	LIMITS
\$ 4 Chlormefos	64.96	32.00	49.26*	59-112
\$ 35 Triphenyl phosphat	64.96	47.92	73.77	50-150

Column phase: RTX-1HS

Instrument: GC_D2.1

Operator: HPK/TLM
Column diameter: 0.32



TestAmerica

Data file : \\DenSvr03\Public\chem\GCS\GC_D2.i\0713092.B\020F2001.D
 Lab Smp Id: LF1XX1AA Client Smp ID: SA82-29B
 Inj Date : 14-JUL-2009 00:57
 Operator : MPK/TLW Inst ID: GC_D2.i
 Smp Info : LF1XX1AA,235-3
 Misc Info :
 Comment :
 Method : \\DenSvr03\Public\chem\GCS\GC_D2.i\0713092.B\8141A-2.m
 Meth Date : 14-Jul-2009 08:59 GC_D2.i Quant Type: ISTD
 Cal Date : 26-JUN-2009 21:13 Cal File: 009F0901.D
 Als bottle: 20
 Dil Factor: 1.00000
 Integrator: Falcon Compound Sublist: 8141A.sub
 Target Version: 4.14
 Processing Host: DENPC075

Concentration Formula: Amt * DF * Vf / Ws * CpndVariable

Name	Value	Description
DF	1.000	Dilution Factor
Vf	2000.000	Final Extract Volume (uL)
Ws	30.790	Weight of Sample extracted (g)
Cpnd Variable		Local Compound Variable

Compounds	RT	EXP RT	REL RT	RESPONSE	CONCENTRATIONS	
					ON-COLUMN (ug/mL)	FINAL (ug/Kg)
1 o,o,o-TEPT						
2 Dichlorvos						
3 Chlormefos	7.281	7.280	(0.388)	72859	0.56389	36.63 (R)
4 Mevinphos						
5 Demeton-O						
6 Thionazin						
7 Ethoprop						
8 Phorate						
9 Naled	10.808	10.809	(0.577)	63	0.27075	17.59
10 Sulfotepp	10.863	10.885	(0.579)	51	3.e-004	0.01960 (aA)
* 11 Tributylphosphate	11.000	11.010	(1.000)	175889	2.00000	
12 Simazine	11.270	11.269	(0.601)	82	0.00339	0.2201 (aA)
13 Diazinon						
14 Atrazine	11.448	11.449	(0.611)	57	0.23349	15.17 (aA)
15 Propazine	11.615	11.612	(0.620)	283	0.06475	4.206
16 Disulfoton						
17 Demeton-S	11.986	11.989	(0.639)	76	0.11976	7.779
18 Dimethoate						
19 Ronnel						
20 Merphos-A (Merphos)	13.501	13.520	(1.227)	157	0.00246	0.1600 (aA)
21 Chlorpyrifos						
22 Penthion						

Compounds	RT	EXP RT	REL RT	RESPONSE	CONCENTRATIONS	
					ON-COLUMN (ug/mL)	FINAL (ug/Kg)
23 Trichloronate	14.535	14.534	(0.775)	282	0.10781	7.003
24 Anilazine	Compound Not Detected.					
25 Methyl Parathion	Compound Not Detected.					
26 Malathion	15.585	15.584	(0.831)	108	0.00141	0.09172 (a)
27 Tokuthion	Compound Not Detected.					
28 Parathion	16.386	16.382	(0.874)	227	0.00282	0.1833 (a)
29 Merphos-B (Merphos Oxone)	Compound Not Detected.					
30 Tetrachlorvinphos (stirophos)	Compound Not Detected.					
31 Carbophenothion methyl	Compound Not Detected.					
32 Bolstar	Compound Not Detected.					
33 Carbophenothion	Compound Not Detected.					
\$ 34 Triphenyl phosphate	18.203	18.202	(0.971)	48763	0.76912	49.96
35 Fensulfiothion	Compound Not Detected.					
* 36 TOCP	18.748	18.747	(1.000)	127084	2.00000	
37 Phosmet / EPN	Compound Not Detected.					
38 Famphur	Compound Not Detected.					
39 Azinphos-methyl	Compound Not Detected.					
40 Azinphos-ethyl	Compound Not Detected.					
41 Coumaphos	Compound Not Detected.					
S 42 Merphos	Compound Not Detected.					
M 43 Total Demeton				76	0.11976	7.779

QC Flag Legend

- a - Target compound detected but, quantitated amount Below Limit Of Quantitation (BLOQ).
- A - Target compound detected but, quantitated amount exceeded maximum amount.
- R - Spike/Surrogate failed recovery limits.

TestAmerica

INTERNAL STANDARD COMPOUNDS
 AREA AND RT SUMMARY

Instrument ID: GC_D2.i
 Lab File ID: 020F2001.D
 Lab Smp Id: LF1XX1AA
 Analysis Type: SV
 Quant Type: ISTD
 Operator: MPK/TLW
 Method File: \\DenSvr03\Public\chem\GCS\GC_D2.i\0713092.B\8141A-2.m
 Misc Info:

Calibration Date: 13-JUL-2009
 Calibration Time: 20:24
 Client Smp ID: SA82-29B
 Level: LOW
 Sample Type: SOIL

COMPOUND =====	STANDARD =====	AREA LIMIT		SAMPLE =====	%DIFF =====
		LOWER =====	UPPER =====		
11 Tributylphosphate	183814	91907	367628	175889	-4.31
36 TOCP	117580	58790	235160	127084	8.08

COMPOUND =====	STANDARD =====	RT LIMIT		SAMPLE =====	%DIFF =====
		LOWER =====	UPPER =====		
11 Tributylphosphate	11.00	10.50	11.50	11.00	-0.02
36 TOCP	18.75	18.25	19.25	18.75	0.00

AREA UPPER LIMIT = +100% of internal standard area.
 AREA LOWER LIMIT = - 50% of internal standard area.
 RT UPPER LIMIT = + 0.50 minutes of internal standard RT.
 RT LOWER LIMIT = - 0.50 minutes of internal standard RT.

TestAmerica

RECOVERY REPORT

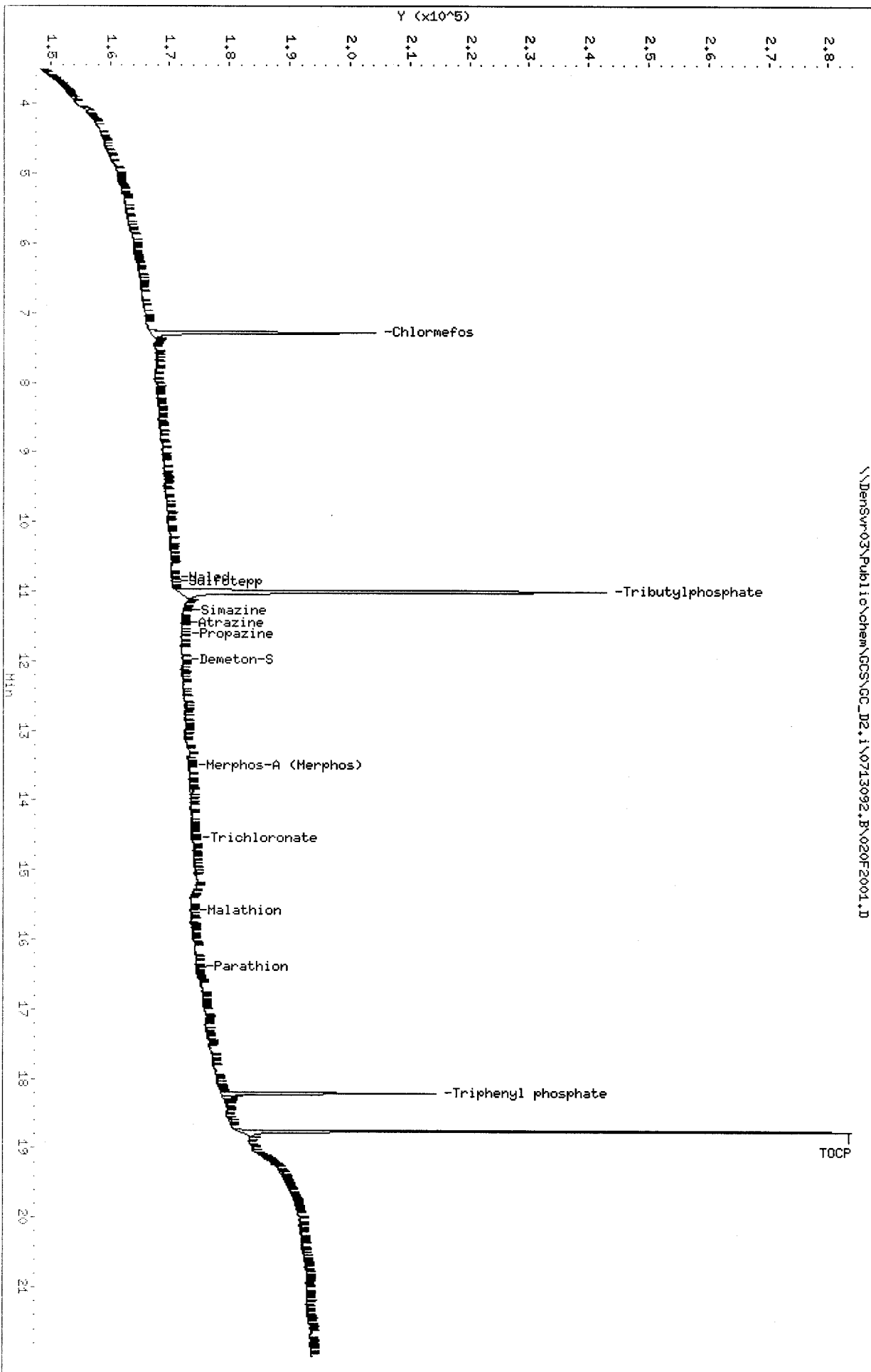
Client Name: Northgate Environmen02-JUL-2009 00:00 Client SDG: 8304610
 Sample Matrix: SOLID Fraction: SV
 Lab Smp Id: LF1XX1AA Client Smp ID: SA82-29B
 Level: LOW Operator: MPK/TLW
 Data Type: GC DATA SampleType: SAMPLE
 SpikeList File: fullDFCwater.spk Quant Type: ISTD
 Sublist File: 8141A.sub
 Method File: \\DenSvr03\Public\chem\GCS\GC_D2.i\0713092.B\8141A-2.m
 Misc Info:

SURROGATE COMPOUND	CONC ADDED ug/Kg	CONC RECOVERED ug/Kg	% RECOVERED	LIMITS
\$ 3 Chlormefos	64.96	36.63	56.39*	59-112
\$ 34 Triphenyl phosphat	64.96	49.96	76.91	50-150

Data File: \\Densv03\Public\chem\GCS\CC_D2.1\0713092.B\020F2001.D
 Date: 14-JUL-2009 00:57
 Client ID: S482-298
 Sample Info: LF1X1A9.235-3
 Column phase: RTX-OPPeat

Instrument: GC_D2.i
 Operator: MPK/TLM
 Column diameter: 0.32

\\Densv03\Public\chem\GCS\CC_D2.1\0713092.B\020F2001.D



**GC SEMIVOLATILE
INITIAL CALIBRATION DATA**

TestAmerica

THE LEADER IN ENVIRONMENTAL TESTING

GC and HPLC ICAL Review Checklist

608 8081 8082 8151 8141
 TPH/DRO Other SV Lab
 8310 8330 Other HPLC _____

601 602 8021 BTEX
 TPH/GRO Other Volatile GC _____

Calibration Date: 6/26/09
 Instrument ID: D2

Initial Calibration	Review Items	Level 1			Level 2	Comments
		Yes	No	N/A		
1.	Are correct data files used?	<input checked="" type="checkbox"/>			<input checked="" type="checkbox"/>	
2.	Is there a sufficient number of calibration points used?	<input checked="" type="checkbox"/>			<input checked="" type="checkbox"/>	
3.	Are reasons for removal of points documented?	<input checked="" type="checkbox"/>			<input checked="" type="checkbox"/>	Better linearity
4.	Is linearity acceptable, 8000 Series: linear least-squares regression with $r \geq 0.990$, (DOD projects require $r \geq 0.995$) quadratic fit COD $r^2 > 0.990$, or average response factors with RSD $\leq 20\%$?	<input checked="" type="checkbox"/>			<input checked="" type="checkbox"/>	
5.	600 Series: < 10% RSD or linear regression Are the correct RT windows applied to the ICAL integration?	<input checked="" type="checkbox"/>			<input checked="" type="checkbox"/>	
6.	Are DDT & Endrin breakdown < 15%?	<input checked="" type="checkbox"/>		<input checked="" type="checkbox"/>	NA	
7.	Is each manual integration completely documented, signed and appropriate?	<input checked="" type="checkbox"/>			<input checked="" type="checkbox"/>	
8.	Is traceability of standards properly documented?	<input checked="" type="checkbox"/>			<input checked="" type="checkbox"/>	
9.	Was second level hand calculation performed? (document analyte checked)	<input checked="" type="checkbox"/>			<input checked="" type="checkbox"/>	
10.	Was second-source ICV performed & recovery 85-115%?	<input checked="" type="checkbox"/>			<input checked="" type="checkbox"/>	Primary Include %R Maled -40.1%, Simazine +31.1%, Disulfoton -20.6%, Malathion -18.8%, Atrazine -49.2%, Carbofenthiol-methyl -32.3%, Phosmet-17.6%, Secondary Include %R Maled -47.6%, Simazine +80.1%, Atrazine -39.9%, Malathion -23.2%, Carbofenthiol-methyl -39.7%, Megphos -19.3%

1st Level Reviewer: [Signature] Date: 6/30/09
 2nd Level Reviewer: [Signature] Date: 6/30/09

Sequence Table (Front Injector):

Quantification Part:

Line	Location	SampleName	SampleAmount	ISTDAmt	Multiplier	Dilution
====	=====	=====	=====	=====	=====	=====
1	Vial 1	PRIMER				
2	Vial 2	HEXANE				
3	Vial 3	OPP L7 GSV0634				
4	Vial 4	OPP L6 GSV0637				
5	Vial 5	OPP L5 GSV0635				
6	Vial 6	OPP L4 GSV0638				
7	Vial 7	OPP L3 GSV0639				
8	Vial 8	OPP L2 GSV0640				
9	Vial 9	OPP L1 GSV0641				
10	Vial 10	OPP SS GSV0633				
11	Vial 11	GSV075309 SPK				
12	Vial 12	LE2931AA,MB				
13	Vial 13	LE2931AC,LCS				
14	Vial 14	LE2931AD,LCSD				
15	Vial 15	LEQA91AC,222-15			10	
16	Vial 16	LEQA91AC,222-15			3	
17	Vial 17	LEQCQ1AC,222-18			2	
18	Vial 18	LERD61AD,377-1				
19	Vial 19	LERD81AH,377-3				
20	Vial 20	LERN71AF,115-1				
21	Vial 21	LERPQ1AF,115-2				
22	Vial 22	LERPX1AF,115-3				
23	Vial 23	LE1F91AJ,138-1				
24	Vial 24	OPP L5 GSV0635				
25	Vial 25	LE29M1AA,MB				
26	Vial 26	LE29M1AC,LCS				
27	Vial 27	LE29M1AD,LCSD				
28	Vial 28	LEQA91AA,222-15			10	
29	Vial 29	LEQA91AA,222-15			3	
30	Vial 30	LEQCQ1AA,222-18			2	
31	Vial 31	LFARC1AA,MB				
32	Vial 32	LFARC1AC,LCS				
33	Vial 33	LFARC1AD,LCSD				
34	Vial 34	LEKL02AA,185-1				
35	Vial 35	LE29L1AA,MB				
36	Vial 36	LE29L1AC,LCS				
37	Vial 37	LE29L1AD,LCSD				
38	Vial 38	LERCV1AA,370-1				
39	Vial 39	LEWJG1AA,143-1				
40	Vial 40	OPP L5 GSV0635				
41	Vial 41	LE5PX1AA,MB				
42	Vial 42	LE5PX1AC,LCS				
43	Vial 43	LE5PX1AD,LCSD				
44	Vial 44	LE39F1AA,179-1				
45	Vial 45	LE3PF1AA,179-2				
46	Vial 46	LE39L1AA,179-3				
47	Vial 47	LFARL1AA,MB				
48	Vial 48	LFARL1AC,LCS				
49	Vial 49	LFARL1AD,LCSD				
50	Vial 50	LEKLE2AE,180-2				
51	Vial 51	LEKLF2AE,180-3				
52	Vial 52	LEKLL2AE,180-4				
53	Vial 53	LEKLO2AE,180-5				
54	Vial 54	LENR72AD,322-1				
55	Vial 55	LEPG32AJ,161-1				
56	Vial 56	OPP L5 GSV0635				
57	Vial 57	LFD4N1AA,MB				
58	Vial 58	LFD4N1AC,LCS				

9168144

9168147

9170431

9168145

9168533

9170430

9173102

RR

Line	Location	SampleName	SampleAmount	ISTDAmt	Multiplier	Dilution
59	Vial 59	LFD4N1AD, LCSD				
60	Vial 60	LE3041AJ, 158-1				
61	Vial 61	LFD4W1AA, MB				
62	Vial 62	LFD4W1AC, LCS				
63	Vial 63	LFD4W1AD, LCSD				
64	Vial 64	LE7EE1AA, 266-2				
65	Vial 65	LE9Q61AA, 216-2				
66	Vial 66	LE9RA1AA, 216-3				
67	Vial 67	LFC4Q1AD, 199-2				
68	Vial 68	OPP L5 GSV0635				
69	Vial 69	LFAN01AA, MB				
70	Vial 70	LFAN01AC, LCS				
71	Vial 71	LFAN01AD, LCSD				
72	Vial 72	LE4291AA, 273-1				
73	Vial 73	LE4291AD, 273-1S				
74	Vial 74	LE4291AE, 273-1D				
75	Vial 75	LE9PJ1AA, 215-1				
76	Vial 76	OPP L5 GSV0635				
77	Vial 77	OPP L1 GSV0641				
78	Vial 100	HEXANE/ACETONE				

9173103

9170419

Sequence Table (Back Injector):

No entries - empty table!

TestAmerica

INITIAL CALIBRATION DATA

Start Cal Date : 26-JUN-2009 18:28
 End Cal Date : 26-JUN-2009 21:13
 Quant Method : ISTD
 Target Version : 4.14
 Integrator : Falcon
 Method file : \\DensVr03\Public\chem\GCS\GC_D2.i\0626091.B\8141A-1.m
 Last Edit : 30-Jun-2009 12:45 GC_D2.i

Calibration File Names:

Level 1: \\DensVr03\Public\chem\GCS\GC_D2.i\0626091.B\009F0901.D
 Level 2: \\DensVr03\Public\chem\GCS\GC_D2.i\0626091.B\008F0801.D
 Level 3: \\DensVr03\Public\chem\GCS\GC_D2.i\0626091.B\007F0701.D
 Level 4: \\DensVr03\Public\chem\GCS\GC_D2.i\0626091.B\006F0601.D
 Level 5: \\DensVr03\Public\chem\GCS\GC_D2.i\0626091.B\005F0501.D
 Level 6: \\DensVr03\Public\chem\GCS\GC_D2.i\0626091.B\004F0401.D
 Level 7: \\DensVr03\Public\chem\GCS\GC_D2.i\0626091.B\003F0301.D

SEE CALIBRATION HISTORY

Compound	Coefficients							Curve	b	ml	m2	%RSD or R ²
	Level 1	Level 2	Level 3	Level 4	Level 5	Level 6	Level 7					
1 o,o'-TEPP	3.11591 2.77446	2.63737	2.67945	2.89676	2.71623	2.90430	AVRG		2.81778			5.91149
2 Dichlorvos	2.01706 1.79032	1.62225	1.58545	1.76366	1.71981	1.74982	AVRG		1.74977			7.99554
3 Mevinphos	1.01774 0.94429	0.91295	0.90158	1.01760	0.95159	0.98250	AVRG		0.96118			4.85992
5 Thiomazin	2.12707 1.93224	1.94606	1.94866	2.08214	1.96051	2.00095	AVRG		1.99966			3.79706

TestAmerica

INITIAL CALIBRATION DATA

Start Cal Date : 26-JUN-2009 18:28
 End Cal Date : 26-JUN-2009 21:13
 Quant Method : ISTD
 Target Version : 4.14
 Integrator : FALCON
 Method file : \\DensVr03\Public\chem\GCS\GC_D2.i\0626091.B\8141A-1.m
 Last Edit : 30-Jun-2009 12:45 GC_D2.i

Compound	Level							Curve	D	Coefficients		%RSD or R ²
	1	2	3	4	5	6	m1			m2		
14 Simazine	4819 190219	16248	29382	64611	115426	147784	WLNMR	0.03988	0.73140		0.99336	
15 Atrazine	0.70185 0.89508	0.76532	0.75073	0.84628	0.85434	0.90844	AVRG		0.81743		9.61085	
16 propazine	0.73887 0.79462	0.70136	0.69239	0.78178	0.75651	0.81417	AVRG		0.75424		6.13423	
17 Disulfoton	15404 290419	33208	61920	127893	193050	247845	WLNMR	-0.01928	1.20917		0.99576	
18 Diazinon	2.20234 1.92388	1.83553	1.83772	2.01856	1.98676	1.84115	AVRG		1.94942		6.88114	
19 Methyl Parathion	1.22644 1.26213	1.10389	1.13741	1.32395	1.30344	1.29686	AVRG		1.23630		6.92144	
20 Ronnel	1.42863 1.18584	1.23369	1.21320	1.29342	1.2446	1.34650	AVRG		1.27796		6.65504	

TestAmerica

INITIAL CALIBRATION DATA

Start Cal Date : 26-JUN-2009 18:28
 End Cal Date : 26-JUN-2009 21:13
 Quant Method : ISTD
 Target Version : 4.14
 Integrator : FALCON
 Method file : \\Densvr03\Public\chem\GCS\GC_D2.i\0626091.B\8141A-1.m
 Last Edit : 30-Jun-2009 12:45 GC_D2.i

Compound	0.2000000 Level 1	0.5000000 Level 2	1.0000 Level 3	2.0000 Level 4	3.0000 Level 5	4.0000 Level 6	Curve	b	Coefficients ml	m2	%RSD or R ²
21 Malathion	15443 283462	30581	57103	119836	186013	228260	WLNIR	-0.02066	1.14436		0.99783
22 Fenthion	1.46442 1.18151	1.18458	1.16481	1.29096	1.25584	1.25506	AVRG		1.25674		8.19381
23 Parathion	1.42438 1.31279	1.25387	1.23322	1.38998	1.36308	1.38514	AVRG		1.33749		5.43501
24 Chlorpyrifos	1.85614 1.56216	1.56747	1.47379	1.62915	1.61527	1.62330	AVRG		1.61818		7.28314
25 Trichloronate	1.44751 1.43428	1.42551	1.34762	1.48171	1.46256	1.52450	AVRG		1.44624		3.78186
26 Anilazine	1493 +++++	2095	5311	12790	19893	29375	QUAD	0.02107	9.16488	-8.66056	0.99476
27 Merphos-A (Merphos)	1.24844 1.18648	1.15527	1.15966	1.23989	1.21263	1.24409	AVRG		1.20664		3.30523

X

TestAmerica

INITIAL CALIBRATION DATA

Start Cal Date : 26-JUN-2009 18:28
 End Cal Date : 26-JUN-2009 21:13
 Target Method : ISTD
 Target Version : 4.14
 Integrator : FALCON
 Method File : \\Densvr03\Public\chem\GCS\GC_D2.i\0626091.B\8141A-1.m
 Last Edit : 30-Jun-2009 12:45 GC_D2.i

Compound	0.2000000 Level 1	0.5000000 Level 2	1.0000 Level 3	2.0000 Level 4	3.0000 Level 5	4.0000 Level 6	Curve	b	Coefficients		%RSD or R ²
									m1	m2	
28 Tetrachlorvinphos (Stirophos)	0.76814 0.82648	0.74606	0.73464	0.83451	0.85233	0.85150	AVRG		0.80195		6.32809
29 Tokuthion	1.50295 1.37817	1.28283	1.29501	1.44234	1.39452	1.40891	AVRG		1.38639		5.62055
30 Merphos-B (Merphos Oxone)	3884 79809	7933	11676	34113	50056	65974	WLNMR	0.01044	0.32634		0.98820
31 Carbophenothion-methyl	14924 266724	30542	55023	105577	167145	206137	WLNMR	-0.03349	1.03813		0.99979
32 Fensulfothion	8319 295978	23000	51304	104440	185778	229856	WLNMR	0.04728	1.18751		0.99821
33 Bolstar / Fampnur	1.54988 1.23307	1.27794	1.32328	1.33835	1.27633	1.28540	AVRG		1.32632		7.86825
34 Carbophenothion	1.57916 1.25966	1.19992	1.27687	1.32336	1.26122	1.41398	AVRG		1.33059		9.63398

NTC
 See Merphos

1/2 X

TestAmerica

INITIAL CALIBRATION DATA

Start Cal Date : 26-JUN-2009 18:28
 End Cal Date : 26-JUN-2009 21:13
 Quant Method : ISTD
 Target Version : 4.14
 Integrator : FALCON
 Method File : \\Densvrv03\Public\chem\GCS\GC_D2.i\0626091.B\8141A-1.m
 Last Edit : 30-Jun-2009 12:45 GC_D2.i

Compound	0.20000000	0.50000000	1.0000	2.0000	3.0000	4.0000	Curve	b	Coefficients		%RSD
	Level 1	Level 2	Level 3	Level 4	Level 5	Level 6			m1	m2	or R ²
36 Phosmet	1.22087	1.01385	1.11032	1.20586	1.12340	1.16129	AVRG		1.13890		6.04111
	1.13672										
37 EPN	9525	23196	48705	111165	171283	220388	WLNMR	0.02456	1.11450		0.99317
	294020										
38 Azinphos-methyl	1.19565	1.13516	1.16767	1.28235	1.23551	1.26700	AVRG		1.21360		4.33999
	1.21185										
40 Azinphos-ethyl	23154	43578	74071	134607	209971	253982	WLNMR	-0.07409	1.26388		0.99928
	318459										
41 Coumaphos	1.00140	0.89806	0.92250	1.01947	1.01017	1.01013	AVRG		0.97884		4.92558
	0.99015										
42 Merphos	1.61523	1.45962	1.38820	1.59026	1.52873	1.58626	AVRG		1.52393		5.34513
	1.49925										
M 43 Total Demeton	1.94415	1.66775	1.60440	1.71838	1.66174	1.66727	AVRG		1.70696		6.44185
	1.68503										

1/2

1/2

TestAmerica

INITIAL CALIBRATION DATA

Start Cal Date : 26-JUN-2009 18:28
 End Cal Date : 26-JUN-2009 21:13
 Quant Method : ISTD
 Target Version : 4.14
 Integrator : FALCON
 Method file : \\DensVr03\Public\chem\GCS\GC_D2.i\0626091.B\8141A-1.m
 Last Edit : 30-Jun-2009 12:45 GC_D2.i

Compound	0.2000000 Level 1	0.5000000 Level 2	1.0000 Level 3	2.0000 Level 4	3.0000 Level 5	4.0000 Level 6	Curve	b	Coefficients m1	m2	%RSD or R ²
	5.0000 Level 7										
\$ 4 Chloroformos	2.28223	2.03679	2.00000	2.26084	2.35620	2.24671	AVRG		2.19114		6.04132
	2.15521										
\$ 35 Triphenyl phosphate	1.09980	0.99217	0.96977	1.05450	0.99627	1.00900	AVRG		1.01117		4.94580
	0.95665										

TestAmerica

INITIAL CALIBRATION DATA

Start Cal Date : 26-JUN-2009 18:28
 End Cal Date : 26-JUN-2009 21:13
 Quant Method : ISTD
 Target Version : 4.14
 Integrator : Falcon
 Method File : \\Densvr03\Public\chem\GCS\GC_D2.i\0626091.B\8141A-1.m
 Last Edit : 30-Jun-2009 12:45 GC_D2.i

Curve	Formula	Units
Averaged	Amt = Rsp/ml	Response
Wt Linear	Amt = b + Rsp/ml	Response
Quad	Amt = b + m1*Rsp + m2*Rsp^2	Response

Calibration History

Method : \\DenSvr03\Public\chem\GCS\GC_D2.i\0626091.B\8141A-1.m
Start Cal Date: 26-JUN-2009 18:28
End Cal Date : 26-JUN-2009 21:13
Last Cal Level: 1
Last Cal Type : Continuing Calibration

Initial Calibration

Injection Date	Sublist	Calibration File
Cal Level: 1 , Cal Amount: 0.20000		
26-JUN-2009 21:13	8141A	\\DenSvr03\Public\chem\GCS\GC_D2.i\0626091.B\009F0901.D
Cal Level: 2 , Cal Amount: 0.50000		
26-JUN-2009 20:45	8141A	\\DenSvr03\Public\chem\GCS\GC_D2.i\0626091.B\008F0801.D
Cal Level: 3 , Cal Amount: 1.00000		
26-JUN-2009 20:18	8141A	\\DenSvr03\Public\chem\GCS\GC_D2.i\0626091.B\007F0701.D
Cal Level: 4 , Cal Amount: 2.00000		
26-JUN-2009 19:50	8141A	\\DenSvr03\Public\chem\GCS\GC_D2.i\0626091.B\006F0601.D
Cal Level: 5 , Cal Amount: 3.00000		
26-JUN-2009 19:23	8141A	\\DenSvr03\Public\chem\GCS\GC_D2.i\0626091.B\005F0501.D
Cal Level: 6 , Cal Amount: 4.00000		
26-JUN-2009 18:55	8141A	\\DenSvr03\Public\chem\GCS\GC_D2.i\0626091.B\004F0401.D
Cal Level: 7 , Cal Amount: 5.00000		
26-JUN-2009 18:28	8141A	\\DenSvr03\Public\chem\GCS\GC_D2.i\0626091.B\003F0301.D

Continuing Calibration

Ccal Level Mode: GLOBAL LEVEL 4

26-JUN-2009 21:40	8141A	\\DenSvr03\Public\chem\GCS\GC_D2.i\0626091.B\010F1001.D
26-JUN-2009 19:50	8141A	\\DenSvr03\Public\chem\GCS\GC_D2.i\0626091.B\006F0601.D
26-JUN-2009 19:23	8141A	\\DenSvr03\Public\chem\GCS\GC_D2.i\0626091.B\005F0501.D

TestAmerica

INITIAL CALIBRATION DATA

Start Cal Date : 26-JUN-2009 18:28
 End Cal Date : 26-JUN-2009 21:13
 Quant Method : ISTD
 Target Version : 4.14
 Integrator : FALCON
 Method File : \\DensVr03\Public\chem\GCS\GC_D2.i\0626092.B\8141A-2.m
 Last Edit : 30-Jun-2009 12:58 GC_D2.i

Calibration File Names:

Level 1: \\DensVr03\Public\chem\GCS\GC_D2.i\0626092.B\009F0901.D
 Level 2: \\DensVr03\Public\chem\GCS\GC_D2.i\0626092.B\008F0801.D
 Level 3: \\DensVr03\Public\chem\GCS\GC_D2.i\0626092.B\007F0701.D
 Level 4: \\DensVr03\Public\chem\GCS\GC_D2.i\0626092.B\006F0601.D
 Level 5: \\DensVr03\Public\chem\GCS\GC_D2.i\0626092.B\005F0501.D
 Level 6: \\DensVr03\Public\chem\GCS\GC_D2.i\0626092.B\004F0401.D
 Level 7: \\DensVr03\Public\chem\GCS\GC_D2.i\0626092.B\003F0301.D

SEE CALIBRATION HISTORY

Compound	0.2000000	0.5000000	1.0000	2.0000	3.0000	4.0000	Curve	b	Coefficients	%RSD
	Level 1	Level 2	Level 3	Level 4	Level 5	Level 6			ml	or R ²
1 o,o'-TEPT	2.92648 2.53900	2.44243	2.35582	2.65851	2.57132	2.61478	AVRG		2.58691	7.02274
2 Dichlorvos	1.96421 2.16332	1.82228	1.84036	2.17503	2.12732	2.04712	AVRG		2.01995	7.32345
4 Mevinphos	1.44354 1.43954	1.24995	1.21811	1.44363	1.32123	1.40873	AVRG		1.36067	7.12634
5 Demeton-O	1.19821 1.28370	1.29971	1.18493	1.34261	1.38930	1.37760	AVRG		1.29658	6.26552

TestAmerica

INITIAL CALIBRATION DATA

Start Cal Date : 26-JUN-2009 18:28
 End Cal Date : 26-JUN-2009 21:13
 Quant Method : ISTD
 Target Version : 4.14
 Integrator : FALCON
 Method file : \\DensVr03\Public\chem\GCS\GC_D2.i\0626092.B\8141A-2.m
 Last Edit : 30-Jun-2009 12:58 GC_D2.i

Compound	Level							Curve	b	Coefficients		%RSD or R ²
	1	2	3	4	5	6	m1			m2		
6 Thionazin	0.2000000 Level 1	0.5000000 Level 2	1.0000 Level 3	2.0000 Level 4	3.0000 Level 5	4.0000 Level 6						
	5.0000 Level 7											
	2.15838	1.84195	1.93751	1.98059	2.08762	2.20076	AVRG			2.03479		6.19054
7 Ethoprop	1.70034	1.41105	1.44674	1.51565	1.56615	1.54046	AVRG			1.52044		6.33190
	1.46268											
8 Phorate	1.89356	1.60276	1.58391	1.69691	1.82591	1.99241	AVRG			1.76315		8.53946
	1.74661											
9 Naled	94.00000	1666	10859	28010	46004	58330	WLINR	0.13436		0.49080		0.99248
	78857											
10 Sulfocepp	2.79835	2.53605	2.59328	2.75080	2.67397	2.68532	AVRG			2.65923		3.59851
	2.57687											
12 Salmazine	0.36415	0.34683	0.35351	0.38559	0.39087	0.41510	AVRG			0.38086		7.05346
	0.41001											
13 Diazinon	12067	15923	49407	98649	155648	181790	WLINR	0.01456		1.44446		0.99190
	228810											

TestAmerica

INITIAL CALIBRATION DATA

Start Cal Date : 26-JUN-2009 18:28
 End Cal Date : 26-JUN-2009 21:13
 Quant Method : ISTD
 Target Version : 4.14
 Integrator : FALCON
 Method file : \\DensVr03\Public\chem\GCS\GC_D2.i\0626092.B\8141A-2.m
 Last Edit : 30-Jun-2009 12:58 GC_D2.i

Compound	Coefficients							m1	m2	%RSD or R ²
	Level 1	Level 2	Level 3	Level 4	Level 5	Level 6	b			
14 Atrazine	5427 128612	1231	21316	49088	85997	98759	LINR	0.11621	0.83396	0.99221
15 Propazine	4880 110050	8102	20907	43235	72628	85745	WLINR	0.02910	0.68050	0.99492
16 Disulfoton	1.39584 1.37843	1.32983	1.36835	1.41433	1.46581	1.46415	AVRG		1.40239	3.56764
17 Demeton-S	667 175573	15766	33785	70921	121463	157195	WLINR	0.05954	1.76807	0.99272
18 Dimethoate	1.93513 1.92489	1.88284	1.72920	1.81890	1.98388	1.88204	AVRG		1.87955	4.46888
19 Ronnel	1.49381 1.27410	1.09752	1.14631	1.23377	1.29336	1.31702	AVRG		1.26513	10.15653
20 Merphos-A (Merphos)	0.73714 0.62474	0.72841	0.76463	0.71117	0.75339	0.75359	AVRG		0.72472	6.56840

X X

TestAmerica

INITIAL CALIBRATION DATA

Start Cal Date : 26-JUN-2009 18:28
 End Cal Date : 26-JUN-2009 21:13
 Quant Method : ISTD
 Target Version : 4.14
 Integrator : FALCON
 Method file : \\Densvrv03\Public\chem\GCS\GC_D2.i\0626092.B\8141A-2.m
 Last Edit : 30-Jun-2009 12:58 GC_D2.i

Compound	Level							Curve	b	Coefficients		%RSD or R ²
	1	2	3	4	5	6	m1			m2		
21 Chlorpyrifos	1.28253 1.37311	1.15885	1.24944	1.20702	1.32365	1.38773	AVRG			1.28319		6.60140
22 Fenitihion	1.20874 1.18668	1.15890	1.17283	1.16181	1.25398	1.18816	AVRG			1.19016		2.76871
23 Trichloronate	6944 296442	26053	49357	106326	170976	208762	WLINR	0.05263		1.73863		0.99738
24 Anilazine	1634 19108	2256	3581	6899	11039	13112	LINR	-0.00058		0.10979		0.99085
25 Methyl Parathion	1.21391 1.41908	1.12059	1.22102	1.33829	1.35198	1.32937	AVRG			1.28489		8.00353
26 Malathion	1.23986 1.27856	1.19694	1.15056	1.17724	1.17540	1.20726	AVRG			1.20369		3.60449
27 Tokuthion	1.50291 1.40826	1.31056	1.35261	1.35076	1.45106	1.48916	AVRG			1.40933		5.28420

TestAmerica

INITIAL CALIBRATION DATA

Start Cal Date : 26-JUN-2009 18:28
 End Cal Date : 26-JUN-2009 21:13
 Quant Method : ISTD
 Target Version : 4.14
 Integrator : FALCON
 Method file : \\DensVr03\Public\chem\GCS\GC_D2.i\0626092.B\8141A-2.m
 Last Edit : 30-Jun-2009 12:58 GC_D2.i

Compound	0.2000000	0.5000000	1.0000	2.0000	3.0000	4.0000	Curve	b	Coefficients		%RSD
	Level 1	Level 2	Level 3	Level 4	Level 5	Level 6			m1	m2	or R ²
28 Parathion	1.27111	1.15628	1.24872	1.23420	1.30817	1.35972	AVRG		1.26610		5.02432
	1.28450										
29 Merphos-B (Merphos Oxone)	3793	6271	15065	23458	40683	62127	WLNIR	-0.05169	0.21659		0.96366
	65080										
30 Tetrachlorvinphos (stirophos)	0.86036	0.73114	0.73243	0.80291	0.86664	0.87311	AVRG		0.81902		7.82425
	0.86651										
31 Carbophenothion methyl	1.16513	1.02032	1.04699	1.17159	1.27808	1.26831	AVRG		1.17392		9.08251
	1.26700										
32 Bolstar	1.33280	1.22387	1.19075	1.20601	1.27262	1.22830	AVRG		1.23655		4.05030
	1.20152										
33 Carbophenothion	1.18442	1.13595	1.15332	1.18001	1.34689	1.22912	AVRG		1.21593		6.21486
	1.28180										
35 Pemsulfotion	0.88346	0.80409	0.88036	0.97346	0.94597	1.00424	AVRG		0.91615		7.30438
	0.92148										

NTC,
 see merphos

TestAmerica

INITIAL CALIBRATION DATA

Start Cal Date : 26-JUN-2009 18:28
 End Cal Date : 26-JUN-2009 21:13
 Quant Method : ISTD
 Target Version : 4.14
 Integrator : FALCON
 Method File : \\DensSvr03\Public\chem\GCS\GC_D2.i\0626092.B\8141A-2.m
 Last Edit : 30-Jun-2009 12:58 GC_D2.i

Compound	0.2000000	0.5000000	1.0000	2.0000	3.0000	4.0000	Curve	b	Coefficients	%RSD	
	Level 1	Level 2	Level 3	Level 4	Level 5	Level 6			m1	m2	or R ²
37 Phosmet / EPN	19707 330448	35826	68186	146012	207459	263604	WLNLR	-0.04262	1.00518		0.99785
38 Fenphur	1.45536 1.32805	1.20800	1.18770	1.39816	1.20947	1.39569	AVRG		1.31178		8.35158
39 Azinphos-methyl	1.25589 1.19199	1.08970	1.07858	1.30240	1.20427	1.27709	AVRG		1.19999		7.33978
40 Azinphos-ethyl	1.14013 1.12699	1.11628	1.12015	1.18786	1.16269	1.14594	AVRG		1.14286		2.23350
41 Coumaphos	0.78930 0.93653	0.81655	0.85887	0.90448	0.89897	0.94628	AVRG		0.87871		6.77030
S 42 Merphos	1.56460 1.70275	1.43887	1.64263	1.66880	1.73437	1.91569	AVRG		1.66682		8.85773
M 43 Total Demeton	3533 244812	23328	47171	100663	168375	213468	WLNLR	0.06780	1.63923		0.99469

TestAmerica

INITIAL CALIBRATION DATA

Start Cal Date : 26-JUN-2009 18:28
 End Cal Date : 26-JUN-2009 21:13
 Quant Method : ISTD
 Target Version : 4.14
 Integrator : Falcon
 Method file : \\Densvr03\Public\chem\GCS\GC_D2.i\0626092.B\8141A-2.m
 Last Edit : 30-Jun-2009 12:58 GC_D2.i

Compound	0.2000000 Level 1	0.5000000 Level 2	1.0000 Level 3	2.0000 Level 4	3.0000 Level 5	4.0000 Level 6	Curve	b	Coefficients m1	m2	%RSD or R ²
\$ 3 Chloroethfos	5.0000 Level 7										
	2.19506	1.83698	1.78322	2.03418	2.29040	2.05386	AVRG		2.03341		8.83890
	2.04016										
\$ 34 Triphenyl phosphate	1.10969	0.86972	0.91132	1.07710	1.01080	0.99885	AVRG		0.99779		8.47904
	1.00703										

TestAmerica

INITIAL CALIBRATION DATA

Start Cal Date : 26-JUN-2009 18:28
 End Cal Date : 26-JUN-2009 21:13
 Quant Method : ISTD
 Target Version : 4.14
 Integrator : FALCON
 Method file : \\DensVr03\Public\chem\GCS\GC_D2.i\0626092.B\8141A-2.m
 Last Edit : 30-Jun-2009 12:58 GC_D2.i

Curve	Formula	Units
Averaged	Amt = Resp/ml	Response
Linear	Amt = b + Resp/ml	Response
Wt Linear	Amt = b + Resp/ml	Response

Calibration History

Method : \\DenSvr03\Public\chem\GCS\GC_D2.i\0626092.B\8141A-2.m
 Start Cal Date: 26-JUN-2009 18:28
 End Cal Date : 26-JUN-2009 21:13
 Last Cal Level: 1
 Last Cal Type : Continuing Calibration

Initial Calibration

Injection Date	Sublist	Calibration File
Cal Level: 1 , Cal Amount: 0.20000		
26-JUN-2009 21:13	8141A	\\DenSvr03\Public\chem\GCS\GC_D2.i\0626092.B\009F0901.D
Cal Level: 2 , Cal Amount: 0.50000		
26-JUN-2009 20:45	8141A	\\DenSvr03\Public\chem\GCS\GC_D2.i\0626092.B\008F0801.D
Cal Level: 3 , Cal Amount: 1.00000		
26-JUN-2009 20:18	8141A	\\DenSvr03\Public\chem\GCS\GC_D2.i\0626092.B\007F0701.D
Cal Level: 4 , Cal Amount: 2.00000		
26-JUN-2009 19:50	8141A	\\DenSvr03\Public\chem\GCS\GC_D2.i\0626092.B\006F0601.D
Cal Level: 5 , Cal Amount: 3.00000		
26-JUN-2009 19:23	8141A	\\DenSvr03\Public\chem\GCS\GC_D2.i\0626092.B\005F0501.D
Cal Level: 6 , Cal Amount: 4.00000		
26-JUN-2009 18:55	8141A	\\DenSvr03\Public\chem\GCS\GC_D2.i\0626092.B\004F0401.D
Cal Level: 7 , Cal Amount: 5.00000		
26-JUN-2009 18:28	8141A	\\DenSvr03\Public\chem\GCS\GC_D2.i\0626092.B\003F0301.D

Continuing Calibration

Ccal Level Mode: GLOBAL LEVEL 4

26-JUN-2009 21:40	8141A	\\DenSvr03\Public\chem\GCS\GC_D2.i\0626092.B\010F1001.D
26-JUN-2009 19:50	8141A	\\DenSvr03\Public\chem\GCS\GC_D2.i\0626092.B\006F0601.D
26-JUN-2009 19:23	8141A	\\DenSvr03\Public\chem\GCS\GC_D2.i\0626092.B\005F0501.D

CONTINUING CALIBRATION COMPOUNDS
 PERCENT DRIFT REPORT

Instrument ID: GC_D2.i
 Lab File ID: 010F1001.D
 Analysis Type: NONE

Injection Date: 26-JUN-2009 21:40
 Lab Sample ID: OPP SS GSV0633
 Method File: \\DenSvr03\Public\chem\GCS\GC_D2.

COMPOUND	EXPECTED CONC.	MEASURED CONC.	%D	MAX %D
1 o,o,o-TEPT	2.0000	2.0577	2.9	15.0
2 Dichlorvos	2.0000	1.9061	4.7	15.0
3 Mevinphos	2.0000	1.6977	15.1	15.0
4 Chlormefos	2.0000	1.7808	11.0	15.0
5 Thionazin	2.0000	1.9740	1.3	15.0
6 Demeton-O	0.6500	1.8707	187.8	15.0
7 Ethoprop	2.0000	2.0536	2.7	15.0
8 Naled	2.0000	1.1983	40.1	15.0
9 Sulfotepp	2.0000	1.7932	10.3	15.0
10 Phorate	2.0000	2.0180	0.9	15.0
11 Dimethoate	2.0000	2.0859	4.3	15.0
12 Demeton-S	1.3600	0.2313	83.0	15.0
13 Simazine	2.0000	2.6218	31.1	15.0
14 Atrazine	2.0000	1.9566	2.2	15.0
15 propazine	2.0000	1.9127	4.4	15.0
17 Disulfoton	2.0000	1.5890	20.6	15.0
16 Diazinon	2.0000	2.1583	7.9	15.0
18 Methyl Parathion	2.0000	2.0404	2.0	15.0
19 Ronnel	2.0000	2.1513	7.6	15.0
20 Malathion	2.0000	1.6248	18.8	15.0
21 Fenthion	2.0000	1.8840	5.8	15.0
22 Parathion	2.0000	1.9436	2.8	15.0
23 Chlorpyrifos	2.0000	1.9720	1.4	15.0
24 Trichloronate	2.0000	1.8619	6.9	15.0
25 Anilazine	2.0000	1.0151	49.2	15.0
148 Merphos-A (Merphos)	2.0000	0.4078	79.6	999.0
26 Tetrachlorvinphos (Stirophos)	2.0000	2.0880	4.4	15.0
28 Tokuthion	2.0000	2.0254	1.3	15.0
149 Merphos-B (Merphos Oxone)	2.0000	6.6232	231.2	999.0
29 Carbophenothion-methyl	2.0000	1.3536	32.3	15.0
29 Fensulfothion	2.0000	1.9235	3.8	15.0
30 Bolstar / Famphur	4.0000	4.0636	1.6	15.0
32 Carbophenothion	2.0000	1.8639	6.8	15.0
31 Triphenyl phosphate	2.0000	1.7170	14.2	15.0
34 Phosmet	2.0000	1.6471	17.6	15.0
32 EPN	2.0000	1.7931	10.3	15.0
33 Azinphos-methyl	2.0000	1.9226	3.9	15.0
35 Azinphos-ethyl	2.0000	1.8331	8.3	15.0
36 Coumaphos	2.0000	2.0063	0.3	15.0

<-ok

<-ok, see total demeton

<-ok, see total demeton

CONTINUING CALIBRATION COMPOUNDS
PERCENT DRIFT REPORT

Instrument ID: GC_D2.i
Lab File ID: 010F1001.D
Analysis Type: NONE

Injection Date: 26-JUN-2009 21:40
Lab Sample ID: OPP SS GSV0633
Method File: \\DenSvr03\Public\chem\GCS\GC_D2.

COMPOUND	EXPECTED CONC.	MEASURED CONC.	%D	MAX %D
27 Merphos	2.0000	1.7215	13.9	15.0
40 Total Demeton	2.0000	2.1021	5.1	15.0

Average %D = 23.4

CONTINUING CALIBRATION COMPOUNDS
 PERCENT DRIFT REPORT

Instrument ID: GC_D2.i
 Lab File ID: 010F1001.D
 Analysis Type: NONE

Injection Date: 26-JUN-2009 21:40
 Lab Sample ID: OPP SS GSV0633
 Method File: \\DenSvr03\Public\chem\GCS\GC_D2.

COMPOUND	EXPECTED CONC.	MEASURED CONC.	%D	MAX %D
1 o,o,o-TEPT	2.0000	2.0069	0.3	15.0
2 Dichlorvos	2.0000	1.7707	11.5	15.0
3 Chlormefos	2.0000	1.6957	15.2	15.0
4 Mevinphos	2.0000	1.8364	8.2	15.0
5 Demeton-O	0.6500	2.0472	215.0	15.0
6 Thionazin	2.0000	1.8758	6.2	15.0
7 Ethoprop	2.0000	1.8962	5.2	15.0
8 Phorate	2.0000	1.9509	2.5	15.0
10 Naled	2.0000	1.0486	47.6	15.0
146 Sulfotepp	2.0000	1.7143	14.3	15.0
10 Simazine	2.0000	3.6013	80.1	15.0
12 Diazinon	2.0000	2.0803	4.0	15.0
150 Atrazine	2.0000	1.9693	1.5	15.0
13 Propazine	2.0000	1.8742	6.3	15.0
14 Disulfoton	2.0000	1.6970	15.1	15.0
15 Demeton-S	1.3600	0.2011	85.2	15.0
16 Dimethoate	2.0000	1.8701	6.5	15.0
17 Ronnel	2.0000	2.0112	0.6	15.0
148 Merphos-A (Merphos)	2.0000	0.5348	73.3	999.0
18 Chlorpyrifos	2.0000	2.1084	5.4	15.0
19 Fenthion	2.0000	2.0634	3.2	15.0
20 Trichloronate	2.0000	1.8617	6.9	15.0
21 Anilazine	2.0000	1.2425	37.9	15.0
23 Methyl Parathion	2.0000	2.0228	1.1	15.0
24 Malathion	2.0000	1.5362	23.2	15.0
25 Tokuthion	2.0000	1.8925	5.4	15.0
26 Parathion	2.0000	2.1337	6.7	15.0
149 Merphos-B (Merphos Oxone)	2.0000	5.0080	150.4	999.0
27 Tetrachlorvinphos (stirophos)	2.0000	2.0814	4.1	15.0
28 Carbophenothion methyl	2.0000	1.2466	37.7	15.0
28 Bolstar	2.0000	2.0778	3.9	15.0
30 Carbophenothion	2.0000	1.7496	12.5	15.0
29 Triphenyl phosphate	2.0000	1.7275	13.6	15.0
30 Fensulfothion	2.0000	2.0824	4.1	15.0
35 Phosmet / EPN	4.0000	3.4695	13.3	15.0
33 Famphur	2.0000	1.7579	12.1	15.0
34 Azinphos-methyl	2.0000	1.8108	9.5	15.0
35 Azinphos-ethyl	2.0000	1.7982	10.1	15.0
36 Coumaphos	2.0000	1.9588	2.1	15.0

ok

ok, see total demeton

ok

ok, see total demeton

CONTINUING CALIBRATION COMPOUNDS
PERCENT DRIFT REPORT

Instrument ID: GC_D2.i
Lab File ID: 010F1001.D
Analysis Type: NONE

Injection Date: 26-JUN-2009 21:40
Lab Sample ID: OPP SS GSV0633
Method File: \\DenSvr03\Public\chem\GCS\GC_D2.

COMPOUND	EXPECTED CONC.	MEASURED CONC.	%D	MAX %D
22 Merphos	2.0000	1.6146	19.3	15.0
40 Total Demeton	2.0000	2.2483	12.4	15.0

Average %D = 24.2

TestAmerica

Data file : \\DenSvr03\Public\chem\GCS\GC_D2.i\0626091.B\003F0301.D
 Lab Smp Id: OPP L7 GSV0634 Client Smp ID: OPP L7 GSV0634
 Inj Date : 26-JUN-2009 18:28
 Operator : MPK/TLW Inst ID: GC_D2.i
 Smp Info : OPP L7 GSV0634
 Misc Info : IS - GSV0633-09
 Comment :
 Method : \\DenSvr03\Public\chem\GCS\GC_D2.i\0626091.B\8141A-1.m
 Meth Date : 30-Jun-2009 12:45 GC_D2.i Quant Type: ISTD
 Cal Date : 26-JUN-2009 20:18 Cal File: 007F0701.D
 Als bottle: 3 Calibration Sample, Level: 7
 Dil Factor: 1.00000
 Integrator: Falcon Compound Sublist: 8141A.sub
 Target Version: 4.14
 Processing Host: DENPC075

Compounds	AMOUNTS					
	RT	EXP RT	REL RT	RESPONSE	CAL-AMT (ug/mL)	ON-COL (ug/mL)
1 o,o,o-TEPT	3.256	3.254	(0.183)	707938	5.00000	4.923
2 Dichlorvos	4.075	4.074	(0.228)	456822	5.00000	5.116 (A)
3 Mevinphos	5.736	5.739	(0.322)	240948	5.00000	4.912
§ 4 Chlorfepos	5.835	5.836	(0.327)	549929	5.00000	4.918
5 Thionazin	7.505	7.507	(0.421)	493034	5.00000	4.831
6 Demeton-O	7.645	7.649	(0.428)	165003	1.62500	1.714
7 Ethoprop	7.846	7.852	(0.440)	445084	5.00000	4.977
8 Naled	8.053	8.057	(0.451)	121152	5.00000	5.203 (A)
* 9 Tributylphosphate	8.110	8.135	(1.000)	206876	2.00000	
10 Sulfotepp	8.440	8.442	(0.473)	609341	5.00000	4.831
11 Phorate	8.530	8.532	(0.478)	441181	5.00000	4.764
12 Dimethoate	8.655	8.659	(0.485)	565436	5.00000	5.256 (A)
13 Demeton-S	8.838	8.846	(0.495)	264954	3.40000	3.396
14 Simazine	8.921	8.924	(0.500)	190219	5.00000	5.176 (A)
15 Atrazine	9.091	9.094	(0.510)	228392	5.00000	5.475 (A)
16 propazine	9.236	9.241	(0.518)	202756	5.00000	5.268 (A)
17 Disulfoton	9.866	9.869	(0.553)	290419	5.00000	4.668
18 Diazinon	9.900	9.902	(0.555)	490902	5.00000	4.934
19 Methyl Parathion	10.715	10.717	(0.601)	322048	5.00000	5.104 (A)
20 Ronnel	11.238	11.241	(0.630)	302582	5.00000	4.640
21 Malathion	11.801	11.804	(0.661)	283462	5.00000	4.812
22 Fenthion	11.930	11.932	(0.669)	301476	5.00000	4.701
23 Parathion	12.020	12.019	(0.674)	334974	5.00000	4.908
24 Chlorpyrifos	12.068	12.067	(0.676)	398604	5.00000	4.827
25 Trichloronate	12.493	12.496	(0.700)	365975	5.00000	4.959
26 Anilazine	12.815	12.817	(0.718)	34322	5.00000	4.247
27 Merphos-A (Merphos)	13.196	13.199	(0.740)	302744	5.00000	4.916
28 Tetrachlorvinphos (Stirophos)	13.818	13.824	(0.774)	210886	5.00000	5.153 (A)
29 Tokuthion	14.448	14.449	(0.810)	351657	5.00000	4.970
30 Merphos-B (Merphos Oxone)	14.646	14.651	(0.821)	79809	5.00000	4.813
31 Carbophenothion-methyl	15.235	15.239	(0.854)	266724	5.00000	4.968
32 Fensulfothion	15.356	15.361	(0.861)	295978	5.00000	4.978
33 Bolstar / Famphur	16.053	16.053	(0.900)	629265	10.0000	9.297

Compounds	RT	EXP RT	REL RT	RESPONSE	AMOUNTS	
					CAL-AMT (ug/mL)	ON-COL (ug/mL)
34 Carbophenothion	16.196	16.197	(0.908)	321417	5.00000	4.733
\$ 35 Triphenyl phosphate	16.710	16.712	(0.936)	244102	5.00000	4.730 (A)
36 Phosmet	16.963	16.963	(0.951)	290049	5.00000	4.990
37 EPN	17.150	17.151	(0.961)	294020	5.00000	5.219 (A)
38 Azinphos-methyl	17.478	17.480	(0.980)	309219	5.00000	4.993
* 39 TOCP	17.843	17.846	(1.000)	102065	2.00000	
40 Azinphos-ethyl	17.923	17.926	(1.004)	318459	5.00000	4.789
41 Coumaphos	18.363	18.366	(1.029)	252650	5.00000	5.058 (A)
S 42 Merphos				382553	5.00000	4.876
M 43 Total Demeton				429957	5.00000	5.110

QC Flag Legend

A - Target compound detected but, quantitated amount exceeded maximum amount.

TestAmerica

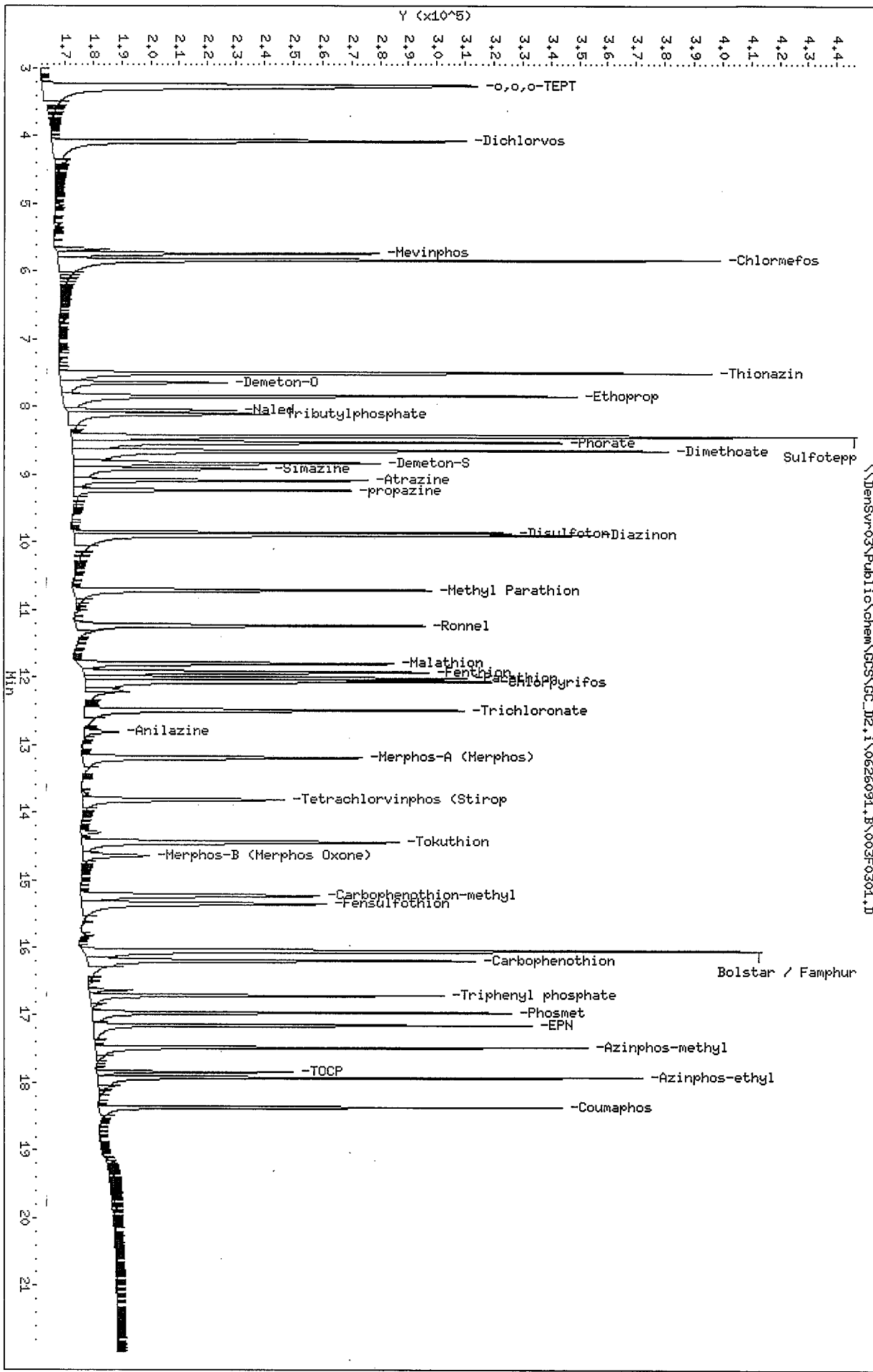
INTERNAL STANDARD COMPOUNDS
 AREA AND RT SUMMARY

Instrument ID: GC_D2.i	Calibration Date: 26-JUN-2009
Lab File ID: 003F0301.D	Calibration Time: 21:40
Lab Smp Id: OPP L7 GSV0634	Client Smp ID: OPP L7 GSV0634
Analysis Type: SV	Level:
Quant Type: ISTD	Sample Type:
Operator: MPK/TLW	
Method File: \\DenSvr03\Public\chem\GCS\GC_D2.i\0626091.B\8141A-1.m	
Misc Info: IS - GSV0633-09	

COMPOUND	STANDARD	AREA LIMIT		SAMPLE	%DIFF
		LOWER	UPPER		
9 Tributylphosphate	166572	83286	333144	206876	24.20
39 TOCP	99647	49824	199294	102065	2.43

COMPOUND	STANDARD	RT LIMIT		SAMPLE	%DIFF
		LOWER	UPPER		
9 Tributylphosphate	8.11	7.61	8.61	8.11	-0.03
39 TOCP	17.84	17.34	18.34	17.84	0.01

AREA UPPER LIMIT = +100% of internal standard area.
 AREA LOWER LIMIT = - 50% of internal standard area.
 RT UPPER LIMIT = + 0.50 minutes of internal standard RT.
 RT LOWER LIMIT = - 0.50 minutes of internal standard RT.



TestAmerica

Data file : \\DenSvr03\Public\chem\GCS\GC_D2.i\0626091.B\004F0401.D
 Lab Smp Id: OPP L6 GSV0637 Client Smp ID: OPP L6 GSV0637
 Inj Date : 26-JUN-2009 18:55
 Operator : MPK/TLW Inst ID: GC_D2.i
 Smp Info : OPP L6 GSV0637
 Misc Info : IS - GSV0633-09
 Comment :
 Method : \\DenSvr03\Public\chem\GCS\GC_D2.i\0626091.B\8141A-1.m
 Meth Date : 30-Jun-2009 12:45 GC_D2.i Quant Type: ISTD
 Cal Date : 26-JUN-2009 18:28 Cal File: 003F0301.D
 Als bottle: 4 Calibration Sample, Level: 6
 Dil Factor: 1.00000
 Integrator: Falcon Compound Sublist: 8141A.sub
 Target Version: 4.14
 Processing Host: DENPC075

Compounds	AMOUNTS					
	RT	EXP RT	REL RT	RESPONSE	CAL-AMT (ug/mL)	ON-COL (ug/mL)
1 o,o,o-TEPT	3.254	3.254	(0.182)	559984	4.00000	4.123
2 Dichlorvos	4.074	4.074	(0.228)	337386	4.00000	4.000
3 Mevinphos	5.736	5.739	(0.321)	189437	4.00000	4.089
\$ 4 Chlorfepos	5.834	5.836	(0.327)	433193	4.00000	4.101
5 Thionazin	7.504	7.507	(0.421)	385808	4.00000	4.002
6 Demeton-O	7.646	7.649	(0.429)	113108	1.30000	1.237
7 Ethoprop	7.848	7.852	(0.440)	343730	4.00000	4.069
8 Naled	8.054	8.057	(0.451)	90892	4.00000	4.172
* 9 Tributylphosphate	8.111	8.135	(1.000)	190710	2.00000	
10 Sulfotepp	8.439	8.442	(0.473)	486417	4.00000	4.072
11 Phorate	8.531	8.532	(0.478)	345415	4.00000	3.949
12 Dimethoate	8.654	8.659	(0.485)	445385	4.00000	4.383
13 Demeton-S	8.838	8.846	(0.495)	208362	2.72000	2.828
14 Simazine	8.919	8.924	(0.500)	147784	4.00000	4.272
15 Atrazine	9.089	9.094	(0.509)	175159	4.00000	4.445
16 propazine	9.236	9.241	(0.518)	156982	4.00000	4.318
17 Disulfoton	9.868	9.869	(0.553)	247845	4.00000	4.214
18 Diazinon	9.901	9.902	(0.555)	354996	4.00000	3.778
19 Methyl Parathion	10.714	10.717	(0.601)	250051	4.00000	4.196
20 Ronnel	11.239	11.241	(0.630)	259621	4.00000	4.214
21 Malathion	11.799	11.804	(0.661)	228260	4.00000	4.097
22 Fenthion	11.931	11.932	(0.669)	241990	4.00000	3.995
23 Parathion	12.018	12.019	(0.674)	267071	4.00000	4.142
24 Chlorpyrifos	12.066	12.067	(0.676)	312992	4.00000	4.013
25 Trichloronate	12.493	12.496	(0.700)	293942	4.00000	4.216
26 Anilazine	12.814	12.817	(0.718)	29375	4.00000	4.019
27 Merphos-A (Merphos)	13.196	13.199	(0.740)	239875	4.00000	4.124
28 Tetrachlorvinphos (Stirophos)	13.818	13.824	(0.774)	164180	4.00000	4.247
29 Tokuthion	14.446	14.449	(0.810)	271654	4.00000	4.065
30 Merphos-B (Merphos Oxone)	14.648	14.651	(0.821)	65974	4.00000	4.215
31 Carbophenothion-methyl	15.234	15.239	(0.854)	206137	4.00000	4.052
32 Fensulfothion	15.358	15.361	(0.861)	229856	4.00000	4.110
33 Bolstar / Famphur	16.053	16.053	(0.900)	495681	8.00000	7.753

AMOUNTS

Compounds	RT	EXP RT	REL RT	RESPONSE	AMOUNTS	
					CAL-AMT (ug/mL)	ON-COL (ug/mL)
34 Carbophenothion	16.194	16.197	(0.908)	272632	4.00000	4.251
\$ 35 Triphenyl phosphate	16.711	16.712	(0.937)	194548	4.00000	3.991(A)
36 Phosmet	16.963	16.963	(0.951)	223910	4.00000	4.079
37 EPN	17.148	17.151	(0.961)	220388	4.00000	4.152
38 Azinphos-methyl	17.478	17.480	(0.980)	244293	4.00000	4.176
* 39 TOCP	17.843	17.846	(1.000)	96406	2.00000	
40 Azinphos-ethyl	17.923	17.926	(1.004)	253982	4.00000	4.021
41 Coumaphos	18.363	18.366	(1.029)	194765	4.00000	4.128
S 42 Merphos				305849	4.00000	4.161
M 43 Total Demeton				321470	4.00000	4.064

QC Flag Legend

A - Target compound detected but, quantitated amount
 exceeded maximum amount.

TestAmerica

INTERNAL STANDARD COMPOUNDS
 AREA AND RT SUMMARY

Instrument ID: GC_D2.i Calibration Date: 26-JUN-2009
 Lab File ID: 004F0401.D Calibration Time: 21:40
 Lab Smp Id: OPP L6 GSV0637 Client Smp ID: OPP L6 GSV0637
 Analysis Type: SV Level:
 Quant Type: ISTD Sample Type:
 Operator: MPK/TLW
 Method File: \\DenSvr03\Public\chem\GCS\GC_D2.i\0626091.B\8141A-1.m
 Misc Info: IS - GSV0633-09


COMPOUND	STANDARD	AREA LIMIT		SAMPLE	%DIFF
		LOWER	UPPER		
9 Tributylphosphate	166572	83286	333144	190710	14.49
39 TOCP	99647	49824	199294	96406	-3.25

COMPOUND	STANDARD	RT LIMIT		SAMPLE	%DIFF
		LOWER	UPPER		
9 Tributylphosphate	8.11	7.61	8.61	8.11	-0.01
39 TOCP	17.84	17.34	18.34	17.84	0.00

AREA UPPER LIMIT = +100% of internal standard area.
 AREA LOWER LIMIT = - 50% of internal standard area.
 RT UPPER LIMIT = + 0.50 minutes of internal standard RT.
 RT LOWER LIMIT = - 0.50 minutes of internal standard RT.

Data File: \\Densvr03\Public\chem\GCSS\GC_D2.1\0626091.B\004F0401.D
 Date: 26-JUN-2009 18:55
 Client ID: OPP L6 GSW0637
 Sample Info: OPP L6 GSW0637
 Column phase: RTX-1MS

Instrument: GC_D2.1
 Operator: HPK/TLW
 Column diameter: 0.32



TestAmerica

Data file : \\DenSvr03\Public\chem\GCS\GC_D2.i\0626091.B\005F0501.D
 Lab Smp Id: OPP L5 GSV0635 Client Smp ID: OPP L5 GSV0635
 Inj Date : 26-JUN-2009 19:23
 Operator : MPK/TLW Inst ID: GC_D2.i
 Smp Info : OPP L5 GSV0635
 Misc Info : IS - GSV0633-09
 Comment :
 Method : \\DenSvr03\Public\chem\GCS\GC_D2.i\0626091.B\8141A-1.m
 Meth Date : 30-Jun-2009 12:45 GC_D2.i Quant Type: ISTD
 Cal Date : 26-JUN-2009 18:55 Cal File: 004F0401.D
 Als bottle: 5 Calibration Sample, Level: 5
 Dil Factor: 1.00000
 Integrator: Falcon Compound Sublist: 8141A.sub
 Target Version: 4.14
 Processing Host: DENPC075

Compounds	AMOUNTS					
	RT	EXP RT	REL RT	RESPONSE	CAL-AMT (ug/mL)	ON-COL (ug/mL)
1 o,o,o-TEPT	3.254	3.254	(0.182)	430120	3.00000	2.892
2 Dichlorvos	4.074	4.074	(0.228)	272336	3.00000	2.949
3 Mevinphos	5.737	5.739	(0.322)	150686	3.00000	2.970
\$ 4 Chlorfepos	5.834	5.836	(0.327)	373109	3.00000	3.226
5 Thionazin	7.504	7.507	(0.421)	310451	3.00000	2.941
6 Demeton-O	7.646	7.649	(0.429)	96004	0.97500	0.9530
7 Ethoprop	7.847	7.852	(0.440)	275706	3.00000	2.981
8 Naled	8.054	8.057	(0.451)	67594	3.00000	2.896
* 9 Tributylphosphate	8.111	8.135	(1.000)	190357	2.00000	
10 Sulfotepp	8.439	8.442	(0.473)	393078	3.00000	2.987
11 Phorate	8.531	8.532	(0.478)	279291	3.00000	2.916
12 Dimethoate	8.654	8.659	(0.485)	354003	3.00000	3.181
13 Demeton-S	8.837	8.846	(0.495)	167136	2.04000	2.071
14 Simazine	8.919	8.924	(0.500)	115426	3.00000	3.070
15 Atrazine	9.089	9.094	(0.509)	135287	3.00000	3.135
16 propazine	9.236	9.241	(0.518)	119795	3.00000	3.009
17 Disulfoton	9.867	9.869	(0.553)	193050	3.00000	2.986
18 Diazinon	9.901	9.902	(0.555)	314608	3.00000	3.057
19 Methyl Parathion	10.714	10.717	(0.600)	206402	3.00000	3.163
20 Ronnel	11.239	11.241	(0.630)	197062	3.00000	2.921
21 Malathion	11.799	11.804	(0.661)	186013	3.00000	3.038
22 Fenthion	11.931	11.932	(0.669)	198864	3.00000	2.998
23 Parathion	12.017	12.019	(0.674)	215846	3.00000	3.057
24 Chlorpyrifos	12.066	12.067	(0.676)	255782	3.00000	2.995
25 Trichloronate	12.494	12.496	(0.700)	231599	3.00000	3.034
26 Anilazine	12.812	12.817	(0.718)	19893	3.00000	2.881
27 Merphos-A (Merphos)	13.196	13.199	(0.740)	192022	3.00000	3.015
28 Tetrachlorvinphos (Stirophos)	13.816	13.824	(0.774)	134968	3.00000	3.188
29 Tokuthion	14.447	14.449	(0.810)	220825	3.00000	3.018
30 Merphos-B (Merphos Oxone)	14.647	14.651	(0.821)	50056	3.00000	2.927
31 Carbophenothion-methyl	15.236	15.239	(0.854)	167145	3.00000	2.983
32 Fensulfothion	15.356	15.361	(0.861)	185778	3.00000	3.058
33 Bolstar / Famphur	16.051	16.053	(0.900)	404218	6.00000	5.774


Compounds	RT	EXP RT	REL RT	RESPONSE	AMOUNTS	
					CAL-AMT (ug/mL)	ON-COL (ug/mL)
34 Carbophenothion	16.194	16.197	(0.908)	199717	3.00000	2.844
\$ 35 Triphenyl phosphate	16.711	16.712	(0.937)	157761	3.00000	2.956 (A)
36 Phosmet	16.962	16.963	(0.951)	177892	3.00000	2.959
37 EPN	17.149	17.151	(0.961)	171283	3.00000	2.961
38 Azinphos-methyl	17.476	17.480	(0.979)	195645	3.00000	3.054
* 39 TOCP	17.842	17.846	(1.000)	105568	2.00000	
40 Azinphos-ethyl	17.922	17.926	(1.004)	209971	3.00000	2.999
41 Coumaphos	18.364	18.366	(1.029)	159962	3.00000	3.096
S 42 Merphos				242078	3.00000	2.978
M 43 Total Demeton				263140	3.00000	3.024

QC Flag Legend

A - Target compound detected but, quantitated amount exceeded maximum amount.

Data File: \\Densw03\Public\chem\GCS\GC_D2+1\0626094_B\005F0504.D
 Date: 26-JUN-2009 19:23
 Client ID: OPP L5 GSV0635
 Sample Info: OPP L5 GSV0635
 Column phase: RTX-1MS

Instrument: GC_D2+1
 Operator: HPK/TLN
 Column diameter: 0.32



TestAmerica

Data file : \\DenSvr03\Public\chem\GCS\GC_D2.i\0626091.B\006F0601.D
 Lab Smp Id: OPP L4 GSV0638 Client Smp ID: OPP L4 GSV0638
 Inj. Date : 26-JUN-2009 19:50
 Operator : MPK/TLW Inst ID: GC_D2.i
 Smp Info : OPP L4 GSV0638
 Misc Info : IS - GSV0633-09
 Comment :
 Method : \\DenSvr03\Public\chem\GCS\GC_D2.i\0626091.B\8141A-1.m
 Meth Date : 30-Jun-2009 12:45 GC_D2.i Quant Type: ISTD
 Cal Date : 26-JUN-2009 19:23 Cal File: 005F0501.D
 Als bottle: 6 Calibration Sample, Level: 4
 Dil Factor: 1.00000 Compound Sublist: 8141A.sub
 Integrator: Falcon
 Target Version: 4.14
 Processing Host: DENPC075

Compounds	AMOUNTS					
	RT	EXP RT	REL RT	RESPONSE	CAL-AMT (ug/mL)	ON-COL (ug/mL)
1 o,o,o-TEPT	3.255	3.254	(0.182)	282037	2.00000	2.056
2 Dichlorvos	4.075	4.074	(0.228)	171715	2.00000	2.016
3 Mevinphos	5.737	5.739	(0.322)	99077	2.00000	2.117
\$ 4 Chlormefos	5.834	5.836	(0.327)	220122	2.00000	2.064
5 Thionazin	7.504	7.507	(0.421)	202723	2.00000	2.082
6 Demeton-O	7.647	7.649	(0.429)	62341	0.65000	0.6633
7 Ethoprop	7.849	7.852	(0.440)	168636	2.00000	1.977
8 Naled	8.055	8.057	(0.451)	36940	2.00000	1.794
* 9 Tributylphosphate	8.112	8.135	(1.000)	160310	2.00000	
10 Sulfotepp	8.439	8.442	(0.473)	259970	2.00000	2.122
11 Phorate	8.530	8.532	(0.478)	177561	2.00000	2.010
12 Dimethoate	8.655	8.659	(0.485)	219744	2.00000	2.141
13 Demeton-S	8.840	8.846	(0.495)	104966	1.36000	1.410
14 Simazine	8.919	8.924	(0.500)	64611	2.00000	1.894
15 Atrazine	9.089	9.094	(0.509)	82396	2.00000	2.070
16 propazine	9.235	9.241	(0.518)	76116	2.00000	2.073
17 Disulfoton	9.867	9.869	(0.553)	127893	2.00000	2.134
18 Diazinon	9.902	9.902	(0.555)	196533	2.00000	2.071
19 Methyl Parathion	10.714	10.717	(0.600)	128904	2.00000	2.142
20 Ronnel	11.239	11.241	(0.630)	125931	2.00000	2.024
21 Malathion	11.799	11.804	(0.661)	119836	2.00000	2.110
22 Fenthion	11.930	11.932	(0.669)	125692	2.00000	2.054
23 Parathion	12.017	12.019	(0.673)	135333	2.00000	2.078
24 Chlorpyrifos	12.067	12.067	(0.676)	158619	2.00000	2.014
25 Trichloronate	12.494	12.496	(0.700)	144264	2.00000	2.049
26 Anilazine	12.815	12.817	(0.718)	12790	2.00000	2.151
27 Merphos-A (Merphos)	13.197	13.199	(0.740)	120719	2.00000	2.055
28 Tetrachlorvinphos (Stirophos)	13.817	13.824	(0.774)	81250	2.00000	2.081
29 Tokuthion	14.447	14.449	(0.810)	140431	2.00000	2.081
30 Merphos-B (Merphos Oxone)	14.649	14.651	(0.821)	34113	2.00000	2.168
31 Carbofenothion-methyl	15.235	15.239	(0.854)	105577	2.00000	2.022
32 Fensulfothion	15.357	15.361	(0.861)	104440	2.00000	1.901
33 Bolstar / Famphur	16.052	16.053	(0.900)	260611	4.00000	4.036

Compounds	RT	EXP RT	REL RT	RESPONSE	AMOUNTS	
					CAL-AMT (ug/mL)	ON-COL (ug/mL)
34 Carbophenothion	16.195	16.197	(0.908)	128846	2.00000	1.989
\$ 35 Triphenyl phosphate	16.710	16.712	(0.936)	102669	2.00000	2.086 (A)
36 Phosmet	16.962	16.963	(0.951)	117406	2.00000	2.118
37 EPN	17.149	17.151	(0.961)	111165	2.00000	2.098
38 Azinphos-methyl	17.477	17.480	(0.979)	124853	2.00000	2.113
* 39 TOCP	17.844	17.846	(1.000)	97363	2.00000	
40 Azinphos-ethyl	17.924	17.926	(1.004)	134607	2.00000	2.040
S 41 Coumaphos	18.364	18.366	(1.029)	99259	2.00000	2.083
M 42 Merphos				154832	2.00000	2.068
M 43 Total Demeton				167307	2.00000	2.074

QC Flag Legend

A - Target compound detected but, quantitated amount exceeded maximum amount.

TestAmerica

INTERNAL STANDARD COMPOUNDS
 AREA AND RT SUMMARY

Instrument ID: GC_D2.i
 Lab File ID: 006F0601.D
 Lab Smp Id: OPP L4 GSV0638
 Analysis Type: SV
 Quant Type: ISTD
 Operator: MPK/TLW
 Method File: \\DenSvr03\Public\chem\GCS\GC_D2.i\0626091.B\8141A-1.m
 Misc Info: IS - GSV0633-09

Calibration Date: 26-JUN-2009
 Calibration Time: 19:50
 Client Smp ID: OPP L4 GSV0638
 Level:
 Sample Type:

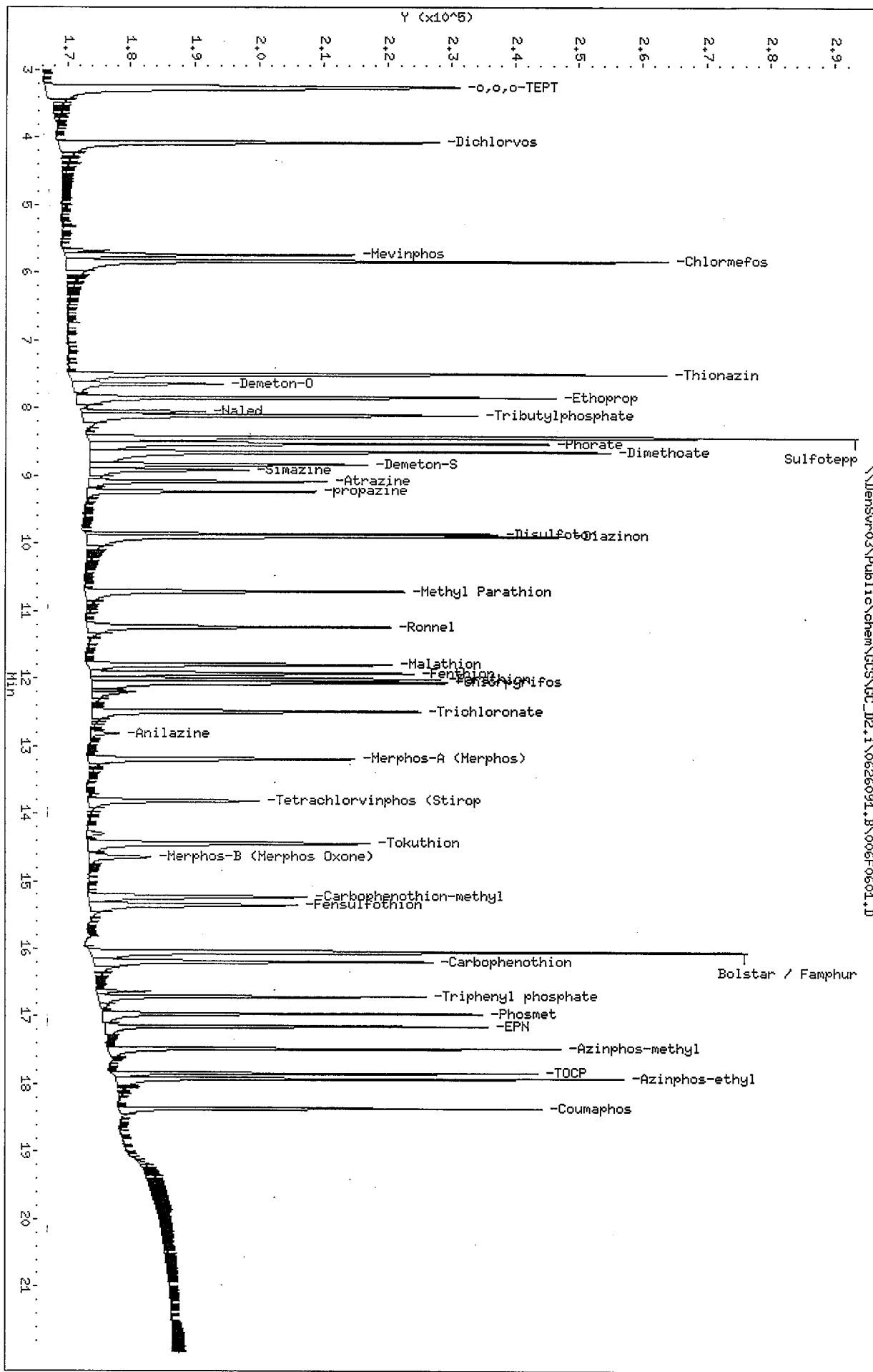
COMPOUND	STANDARD	AREA LIMIT		SAMPLE	%DIFF
		LOWER	UPPER		
9 Tributylphosphate	160310	80155	320620	160310	0.00
39 TOCP	97363	48682	194726	97363	0.00

COMPOUND	STANDARD	RT LIMIT		SAMPLE	%DIFF
		LOWER	UPPER		
9 Tributylphosphate	8.11	7.61	8.61	8.11	0.00
39 TOCP	17.84	17.34	18.34	17.84	0.00

AREA UPPER LIMIT = +100% of internal standard area.
 AREA LOWER LIMIT = - 50% of internal standard area.
 RT UPPER LIMIT = + 0.50 minutes of internal standard RT.
 RT LOWER LIMIT = - 0.50 minutes of internal standard RT.

Data File: \\Densv03\Public\chem\GCS\GC_D2.i\0626091.B\006F0604.D
 Date: 26-JUN-2009 19:50
 Client ID: OPP L4 GSV0638
 Sample Info: OPP L4 GSV0638
 Column phase: RTX-IMS

Instrument: GC_D2.i
 Operator: HPK/TLM
 Column diameter: 0.32



TestAmerica

Data file : \\DenSvr03\Public\chem\GCS\GC_D2.i\0626091.B\007F0701.D
 Lab Smp Id: OPP L3 GSV0639 Client Smp ID: OPP L3 GSV0639
 Inj Date : 26-JUN-2009 20:18
 Operator : MPK/TLW Inst ID: GC_D2.i
 Smp Info : OPP L3 GSV0639
 Misc Info : IS - GSV0633-09
 Comment :
 Method : \\DenSvr03\Public\chem\GCS\GC_D2.i\0626091.B\8141A-1.m
 Meth Date : 30-Jun-2009 12:45 GC_D2.i Quant Type: ISTD
 Cal Date : 26-JUN-2009 19:50 Cal File: 006F0601.D
 Als bottle: 7 Calibration Sample, Level: 3
 Dil Factor: 1.00000
 Integrator: Falcon Compound Sublist: 8141A.sub
 Target Version: 4.14
 Processing Host: DENPC075

Compounds	RT	EXP RT	REL RT	RESPONSE	AMOUNTS	
					CAL-AMT (ug/mL)	ON-COL (ug/mL)
1 o,o,o-TEPT	3.253	3.254	(0.182)	136897	1.00000	0.9509
2 Dichlorvos	4.075	4.074	(0.228)	81003	1.00000	0.9061
3 Mevinphos	5.738	5.739	(0.322)	46063	1.00000	0.9380
§ 4 Chlormefos	5.833	5.836	(0.327)	102183	1.00000	0.9128
5 Thionazin	7.503	7.507	(0.421)	99560	1.00000	0.9745
6 Demeton-O	7.645	7.649	(0.429)	30145	0.32500	0.2917
7 Ethoprop	7.850	7.852	(0.440)	82934	1.00000	0.9263
8 Naled	8.055	8.057	(0.451)	15042	1.00000	0.8141
* 9 Tributylphosphate	8.113	8.135	(1.000)	156624	2.00000	
10 Sulfotepp	8.438	8.442	(0.473)	131347	1.00000	0.9856
11 Phorate	8.530	8.532	(0.478)	88795	1.00000	0.9577
12 Dimethoate	8.657	8.659	(0.485)	105981	1.00000	0.9840
13 Demeton-S	8.840	8.846	(0.495)	51826	0.68000	0.6636
14 Simazine	8.918	8.924	(0.500)	29382	1.00000	0.8660
15 Atrazine	9.088	9.094	(0.509)	38356	1.00000	0.9184
16 propazine	9.235	9.241	(0.518)	35375	1.00000	0.9180
17 Disulfoton	9.867	9.869	(0.553)	61920	1.00000	0.9637
18 Diazinon	9.902	9.902	(0.555)	93892	1.00000	0.9427
19 Methyl Parathion	10.715	10.717	(0.601)	58112	1.00000	0.9200
20 Ronnel	11.240	11.241	(0.630)	61984	1.00000	0.9493
21 Malathion	11.800	11.804	(0.661)	57103	1.00000	0.9353
22 Fenthion	11.930	11.932	(0.669)	59512	1.00000	0.9268
23 Parathion	12.017	12.019	(0.674)	63007	1.00000	0.9220
24 Chlorpyrifos	12.067	12.067	(0.676)	75298	1.00000	0.9108
25 Trichloronate	12.493	12.496	(0.700)	68852	1.00000	0.9318
26 Anilazine	12.817	12.817	(0.718)	5311	1.00000	0.9480
27 Merphos-A (Merphos)	13.198	13.199	(0.740)	59249	1.00000	0.9611
28 Tetrachlorvinphos (Stirophos)	13.818	13.824	(0.775)	37534	1.00000	0.9161
29 Tokuthion	14.448	14.449	(0.810)	66164	1.00000	0.9341
30 Merphos-B (Merphos Oxone)	14.647	14.651	(0.821)	11676	1.00000	0.7212
31 Carbophenothion-methyl	15.235	15.239	(0.854)	55023	1.00000	0.9704
32 Fensulfothion	15.360	15.361	(0.861)	51304	1.00000	0.9402
33 Bolstar / Famphur	16.050	16.053	(0.900)	135217	2.00000	1.995

Compounds	AMOUNTS					
	RT	EXP RT	REL RT	RESPONSE	CAL-AMT (ug/mL)	ON-COL (ug/mL)
===== 34 Carbophenothion	16.193	16.197	(0.908)	65237	1.00000	0.9596
\$ 35 Triphenyl phosphate	16.708	16.712	(0.936)	49547	1.00000	0.9591
36 Phosmet	16.962	16.963	(0.951)	56728	1.00000	0.9749
37 EPN	17.148	17.151	(0.961)	48705	1.00000	0.9045
38 Azinphos-methyl	17.478	17.480	(0.980)	59658	1.00000	0.9622
* 39 TOCP	17.842	17.846	(1.000)	102183	2.00000	
40 Azinphos-ethyl	17.923	17.926	(1.005)	74071	1.00000	0.9989
41 Coumaphos	18.363	18.366	(1.029)	47132	1.00000	0.9424
S 42 Merphos				70925	1.00000	0.8976
M 43 Total Demeton				81971	1.00000	0.9553

TestAmerica

INTERNAL STANDARD COMPOUNDS
 AREA AND RT SUMMARY

Instrument ID: GC_D2.i
 Lab File ID: 007F0701.D
 Lab Smp Id: OPP L3 GSV0639
 Analysis Type: SV
 Quant Type: ISTD
 Operator: MPK/TLW
 Method File: \\DenSvr03\Public\chem\GCS\GC_D2.i\0626091.B\8141A-1.m
 Misc Info: IS - GSV0633-09

Calibration Date: 26-JUN-2009
 Calibration Time: 19:50
 Client Smp ID: OPP L3 GSV0639
 Level:
 Sample Type:

COMPOUND	STANDARD	AREA LIMIT		SAMPLE	%DIFF
		LOWER	UPPER		
9 Tributylphosphate	160310	80155	320620	156624	-2.30
39 TOCP	97363	48682	194726	102183	4.95

COMPOUND	STANDARD	RT LIMIT		SAMPLE	%DIFF
		LOWER	UPPER		
9 Tributylphosphate	8.11	7.61	8.61	8.11	0.02
39 TOCP	17.84	17.34	18.34	17.84	-0.01


AREA UPPER LIMIT = +100% of internal standard area.
 AREA LOWER LIMIT = - 50% of internal standard area.
 RT UPPER LIMIT = + 0.50 minutes of internal standard RT.
 RT LOWER LIMIT = - 0.50 minutes of internal standard RT.

Data File: \\Densvr-03\Public\chem\GCS\GC_D2.1\0626091.B\007F0701.D
 Date: 26-JUN-2009 20:18
 Client ID: OPP L3 GSV0639
 Sample Info: OPP L3 GSV0639

Column phase: RTX-1MS

Instrument: GC_D2.1
 Operator: NPK/TLW
 Column diameter: 0.32

\\Densvr-03\Public\chem\GCS\GC_D2.1\0626091.B\007F0701.D



TestAmerica

Data file : \\DenSvr03\Public\chem\GCS\GC_D2.i\0626091.B\008F0801.D
 Lab Smp Id: OPP L2 GSV0640 Client Smp ID: OPP L2 GSV0640
 Inj Date : 26-JUN-2009 20:45
 Operator : MPK/TLW Inst ID: GC_D2.i
 Smp Info : OPP L2 GSV0640
 Misc Info : IS - GSV0633-09
 Comment :
 Method : \\DenSvr03\Public\chem\GCS\GC_D2.i\0626091.B\8141A-1.m
 Meth Date : 30-Jun-2009 12:45 GC_D2.i Quant Type: ISTD
 Cal Date : 26-JUN-2009 20:18 Cal File: 007F0701.D
 Als bottle: 8 Calibration Sample, Level: 2
 Dil Factor: 1.00000
 Integrator: Falcon Compound Sublist: 8141A.sub
 Target Version: 4.14
 Processing Host: DENPC075

Compounds	AMOUNTS					
	RT	EXP RT	REL RT	RESPONSE	CAL-AMT (ug/mL)	ON-COL (ug/mL)
1 o,o,o-TEPT	3.255	3.254	(0.182)	68743	0.50000	0.4680
2 Dichlorvos	4.076	4.074	(0.228)	42284	0.50000	0.4636
3 Mevinphos	5.738	5.739	(0.322)	23796	0.50000	0.4749
\$ 4 Chlormefos	5.833	5.836	(0.327)	53089	0.50000	0.4648
5 Thionazin	7.505	7.507	(0.421)	50724	0.50000	0.4866
6 Demeton-O	7.646	7.649	(0.429)	17553	0.16250	0.1554
7 Ethoprop	7.851	7.852	(0.440)	44525	0.50000	0.4874
8 Naled	8.056	8.057	(0.452)	6103	0.50000	0.4398
* 9 Tributylphosphate	8.113	8.135	(1.000)	165852	2.00000	
10 Sulfotepp	8.438	8.442	(0.473)	70885	0.50000	0.4886
11 Phorate	8.530	8.532	(0.478)	47685	0.50000	0.5040
12 Dimethoate	8.660	8.659	(0.485)	46100	0.50000	0.4195
13 Demeton-S	8.843	8.846	(0.496)	25917	0.34000	0.3252
14 Simazine	8.920	8.924	(0.500)	16248	0.50000	0.5059
15 Atrazine	9.091	9.094	(0.510)	19948	0.50000	0.4681
16 propazine	9.236	9.241	(0.518)	18281	0.50000	0.4649
17 Disulfoton	9.866	9.869	(0.553)	33208	0.50000	0.4883
18 Diazinon	9.903	9.902	(0.555)	47843	0.50000	0.4708
19 Methyl Parathion	10.715	10.717	(0.601)	28773	0.50000	0.4464
20 Ronnel	11.240	11.241	(0.630)	32156	0.50000	0.4827
21 Malathion	11.800	11.804	(0.661)	30581	0.50000	0.4713
22 Fenthion	11.931	11.932	(0.669)	30876	0.50000	0.4713
23 Parathion	12.016	12.019	(0.673)	32682	0.50000	0.4687
24 Chlorpyrifos	12.066	12.067	(0.676)	40856	0.50000	0.4843
25 Trichloronate	12.493	12.496	(0.700)	37156	0.50000	0.4928
26 Anilazine	12.820	12.817	(0.718)	2095	0.50000	0.4035 (M)
27 Merphos-A (Merphos)	13.200	13.199	(0.740)	30112	0.50000	0.4787
28 Tetrachlorvinphos (Stirophos)	13.818	13.824	(0.774)	19446	0.50000	0.4652
29 Tokuthion	14.448	14.449	(0.810)	33437	0.50000	0.4626
30 Merphos-B (Merphos Oxone)	14.651	14.651	(0.821)	7933	0.50000	0.4872 (M)
31 Carbophenothion-methyl	15.235	15.239	(0.854)	30542	0.50000	0.4974
32 Fensulfothion	15.360	15.361	(0.861)	23000	0.50000	0.4661
33 Bolstar / Famphur	16.050	16.053	(0.899)	66619	1.00000	0.9635

Compounds	RT	EXP RT	REL RT	RESPONSE	AMOUNTS	
					CAL-AMT (ug/mL)	ON-COL (ug/mL)
34 Carbophenothion	16.193	16.197	(0.908)	31276	0.50000	0.4509
\$ 35 Triphenyl phosphate	16.710	16.712	(0.936)	25861	0.50000	0.4906
36 Phosmet	16.961	16.963	(0.951)	26426	0.50000	0.4451
37 EPN	17.148	17.151	(0.961)	23196	0.50000	0.4484
38 Azinphos-methyl	17.478	17.480	(0.980)	29588	0.50000	0.4677
* 39 TOCP	17.843	17.846	(1.000)	104260	2.00000	
40 Azinphos-ethyl	17.923	17.926	(1.004)	43578	0.50000	0.5132
41 Coumaphos	18.363	18.366	(1.029)	23408	0.50000	0.4587
S 42 Merphos				38045	0.50000	0.4789
M 43 Total Demeton				43470	0.50000	0.4806

QC Flag Legend

M - Compound response manually integrated.

TestAmerica

INTERNAL STANDARD COMPOUNDS
 AREA AND RT SUMMARY

Instrument ID: GC_D2.i
 Lab File ID: 008F0801.D
 Lab Smp Id: OPP L2 GSV0640
 Analysis Type: SV
 Quant Type: ISTD
 Operator: MPK/TLW
 Method File: \\DenSvr03\Public\chem\GCS\GC_D2.i\0626091.B\8141A-1.m
 Misc Info: IS - GSV0633-09

Calibration Date: 26-JUN-2009
 Calibration Time: 19:50
 Client Smp ID: OPP L2 GSV0640
 Level:
 Sample Type:

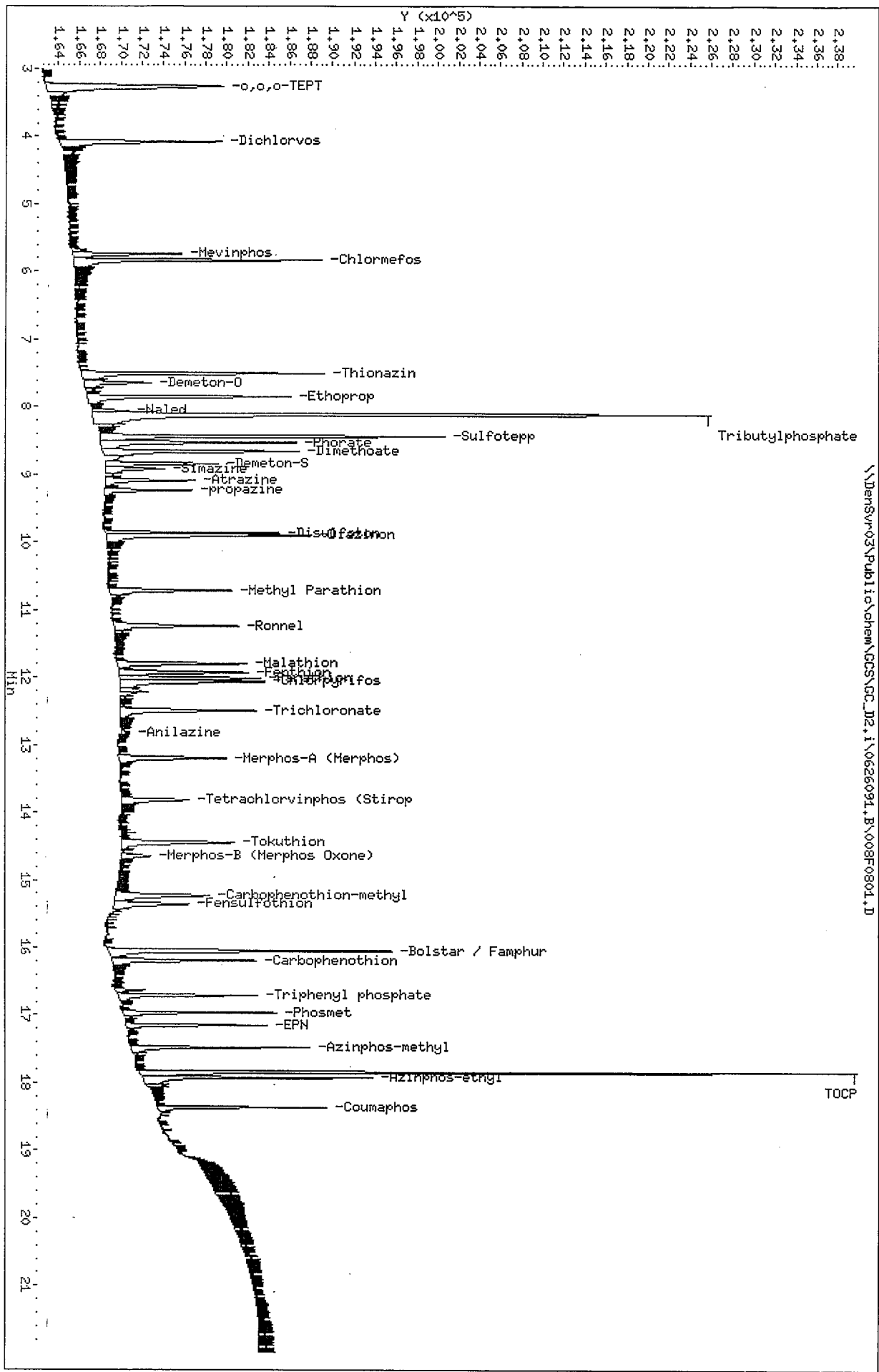
COMPOUND	STANDARD	AREA LIMIT		SAMPLE	%DIFF
		LOWER	UPPER		
9 Tributylphosphate	160310	80155	320620	165852	3.46
39 TOCP	97363	48682	194726	104260	7.08

COMPOUND	STANDARD	RT LIMIT		SAMPLE	%DIFF
		LOWER	UPPER		
9 Tributylphosphate	8.11	7.61	8.61	8.11	0.01
39 TOCP	17.84	17.34	18.34	17.84	-0.00

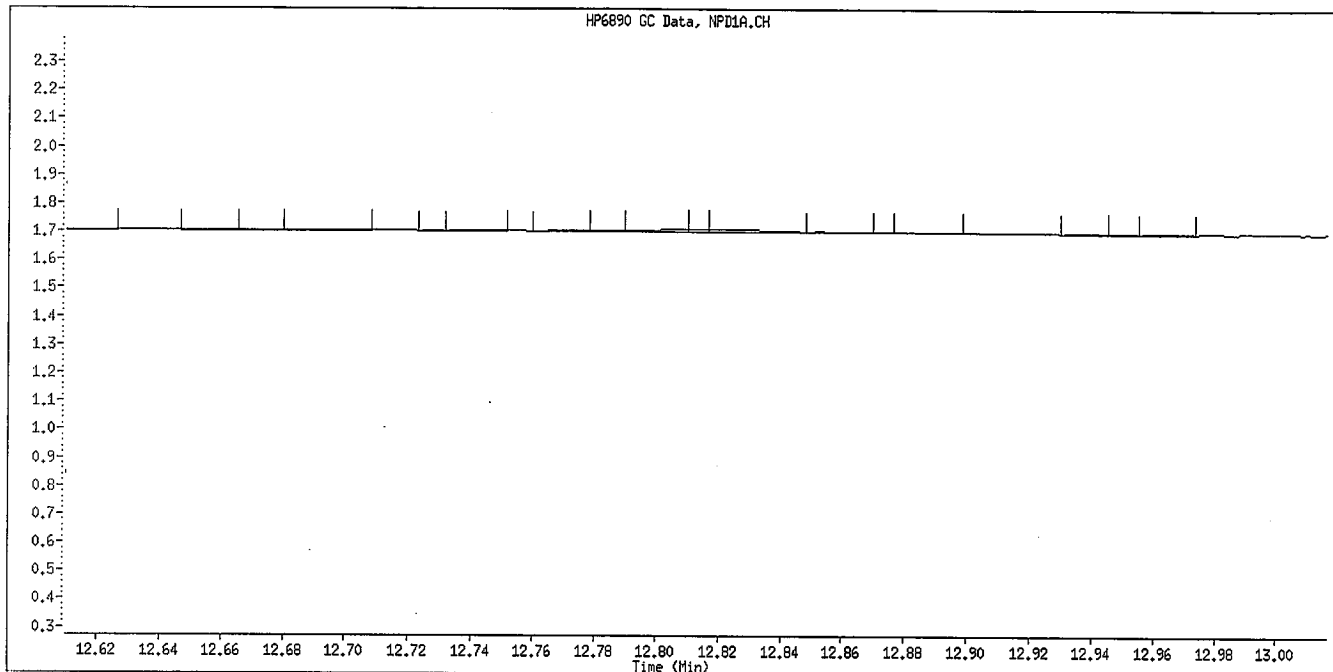
AREA UPPER LIMIT = +100% of internal standard area.
 AREA LOWER LIMIT = - 50% of internal standard area.
 RT UPPER LIMIT = + 0.50 minutes of internal standard RT.
 RT LOWER LIMIT = - 0.50 minutes of internal standard RT.

Data File: \\Densvyr03\Public\chem\GCs\GC_D2.1\0626091.B\008F0801.D
 Date: 26-JUN-2009 20:45
 Client ID: OPP L2 GSV0640
 Sample Info: OPP L2 GSV0640
 Column phase: RTX-1MS

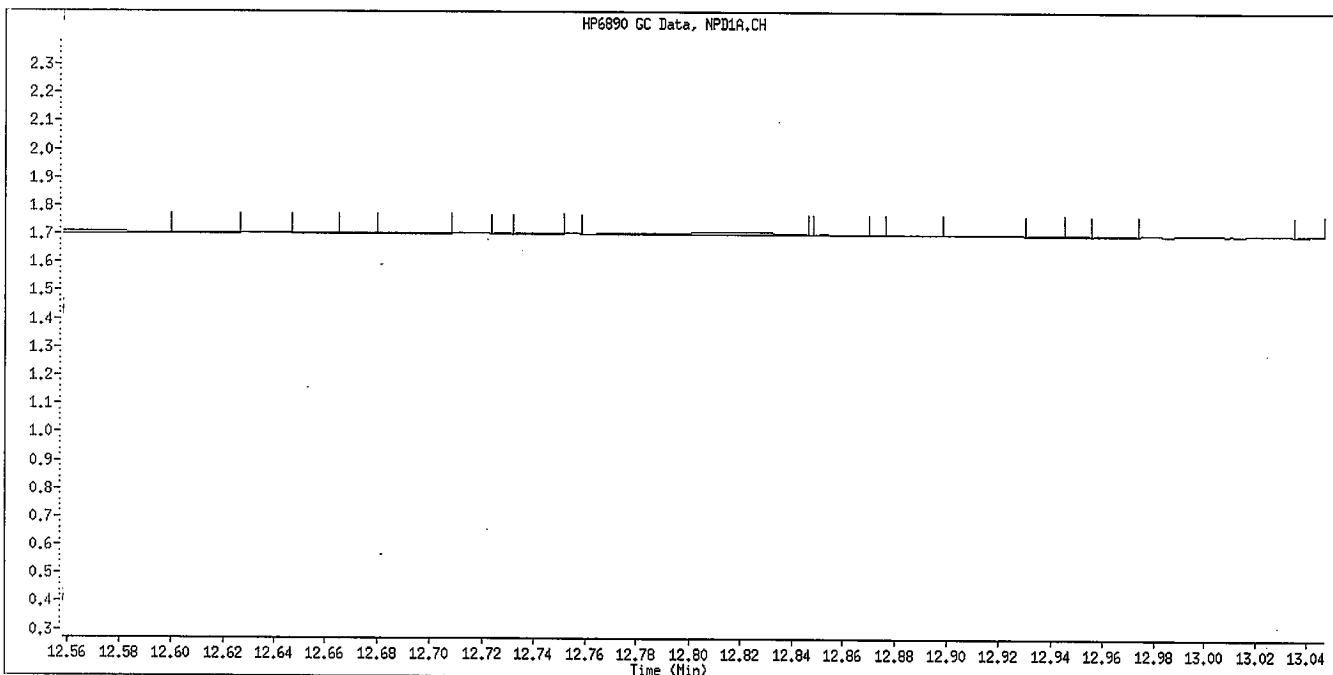
Instrument: GC_D2.1
 Operator: MPK/TLM
 Column diameter: 0.32



Data File Name: 008F0801.D
Inj. Date and Time: 26-JUN-2009 20:45
Instrument ID: GC_D2.i
Client ID: OPP L2 GSV0640
Compound Name: Anilazine
CAS #:
Report Date: 06/30/2009



Original Integration

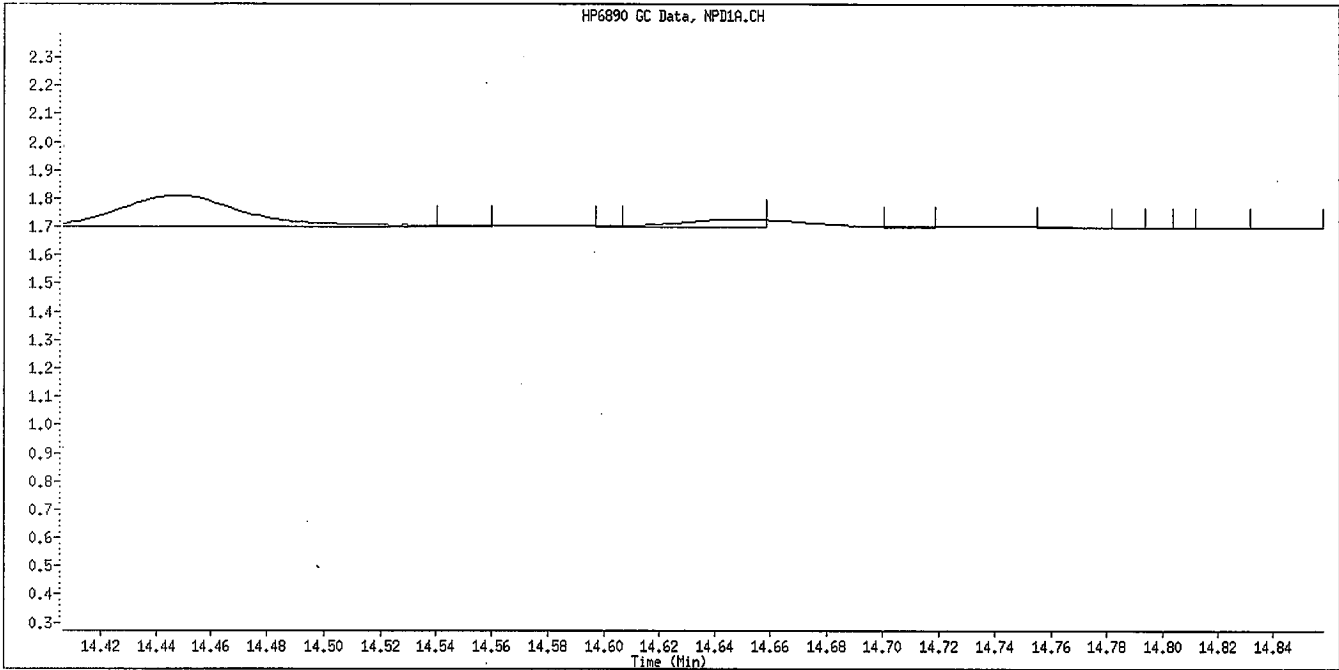


Manual Integration

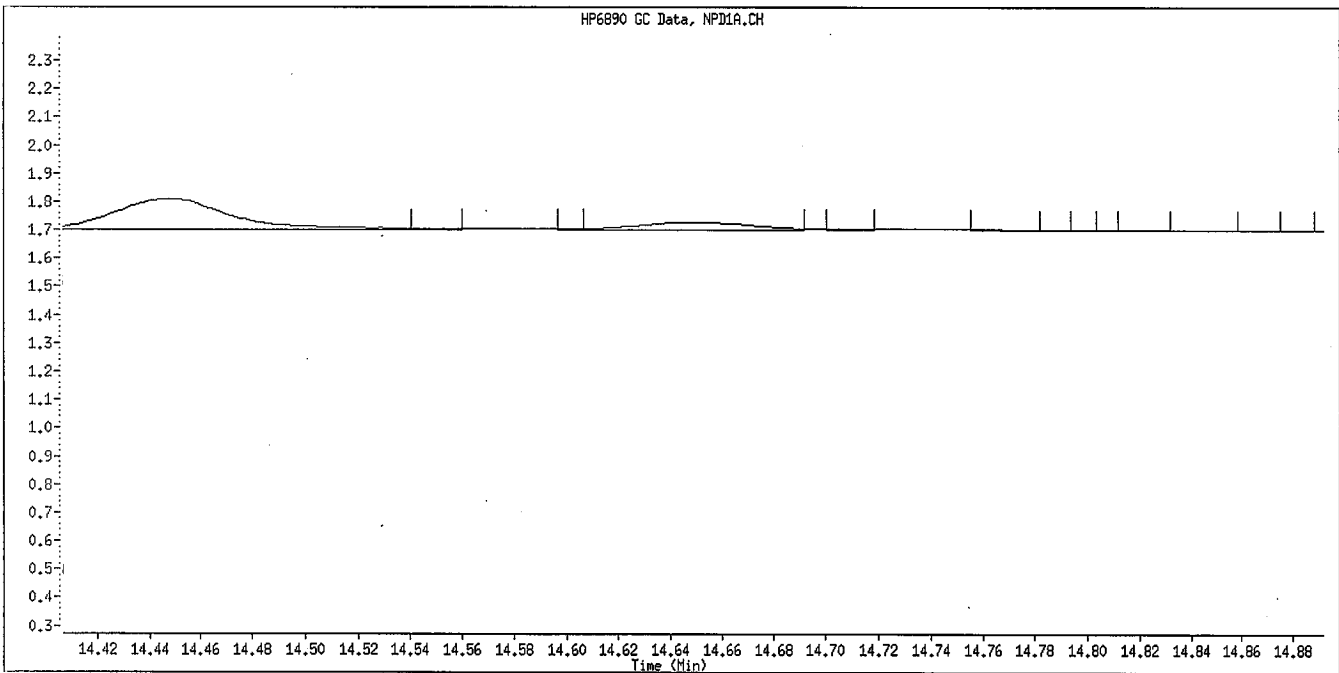
Manually Integrated By: williamst
Manual Integration Reason: Baseline Event

Handwritten signature:
JL
6/30/09

Data File Name: 008F0801.D
Inj. Date and Time: 26-JUN-2009 20:45
Instrument ID: GC_D2.i
Client ID: OPP L2 GSV0640
Compound Name: Merphos-B (Merphos Oxone)
CAS #:
Report Date: 06/30/2009



Original Integration



Manual Integration

Manually Integrated By: williamst
Manual Integration Reason: Baseline Event

Je
6/30/09

TestAmerica

Data file : \\DenSvr03\Public\chem\GCS\GC_D2.i\0626091.B\009F0901.D
 Lab Smp Id: OPP L1 GSV0641 Client Smp ID: OPP L1 GSV0641
 Inj Date : 26-JUN-2009 21:13
 Operator : MPK/TLW Inst ID: GC_D2.i
 Smp Info : OPP L1 GSV0641
 Misc Info : IS - GSV0633-09
 Comment :
 Method : \\DenSvr03\Public\chem\GCS\GC_D2.i\0626091.B\8141A-1.m
 Meth Date : 30-Jun-2009 12:45 GC_D2.i Quant Type: ISTD
 Cal Date : 26-JUN-2009 20:45 Cal File: 008F0801.D
 Als bottle: 9 Calibration Sample, Level: 1
 Dil Factor: 1.00000
 Integrator: Falcon Compound Sublist: 8141A.sub
 Target Version: 4.14
 Processing Host: DENPC075

Compounds	AMOUNTS					
	RT	EXP RT	REL RT	RESPONSE	CAL-AMT (ug/mL)	ON-COL (ug/mL)
1 o,o,o-TEPT	3.258	3.254	(0.183)	32995	0.20000	0.2212
2 Dichlorvos	4.081	4.074	(0.229)	21359	0.20000	0.2306
3 Mevinphos	5.743	5.739	(0.322)	10777	0.20000	0.2118
\$ 4 Chlormefos	5.834	5.836	(0.327)	24167	0.20000	0.2083
5 Thionazin	7.506	7.507	(0.421)	22524	0.20000	0.2127
6 Demeton-O	7.646	7.649	(0.429)	9836	0.06500	0.07420
7 Ethoprop	7.854	7.852	(0.440)	20488	0.20000	0.2208
8 Naled	8.063	8.057	(0.452)	1992	0.20000	0.2720 (M)
* 9 Tributylphosphate	8.114	8.135	(1.000)	165799	2.00000	
10 Sulfotepp	8.439	8.442	(0.473)	34658	0.20000	0.1992
11 Phorate	8.531	8.532	(0.478)	21475	0.20000	0.2235
12 Dimethoate	8.664	8.659	(0.486)	20073	0.20000	0.1798
13 Demeton-S	8.846	8.846	(0.496)	10751	0.13600	0.1328
14 Simazine	8.926	8.924	(0.500)	4819	0.20000	0.2042 (M)
15 Atrazine	9.093	9.094	(0.510)	7432	0.20000	0.1717
16 propazine	9.238	9.241	(0.518)	7824	0.20000	0.1959
17 Disulfoton	9.868	9.869	(0.553)	15404	0.20000	0.2020
18 Diazinon	9.904	9.902	(0.555)	23321	0.20000	0.2259
19 Methyl Parathion	10.716	10.717	(0.601)	12987	0.20000	0.1984
20 Ronnel	11.239	11.241	(0.630)	15128	0.20000	0.2236
21 Malathion	11.801	11.804	(0.661)	15443	0.20000	0.2136
22 Fenthion	11.931	11.932	(0.669)	15507	0.20000	0.2330
23 Parathion	12.019	12.019	(0.674)	15083	0.20000	0.2130
24 Chlorpyrifos	12.069	12.067	(0.676)	19655	0.20000	0.2294
25 Trichloronate	12.494	12.496	(0.700)	15328	0.20000	0.2002
26 Anilazine	12.824	12.817	(0.719)	1493	0.20000	0.2971 (M)
27 Merphos-A (Merphos)	13.199	13.199	(0.740)	13220	0.20000	0.2069
28 Tetrachlorvinphos (Stirophos)	13.823	13.824	(0.775)	8134	0.20000	0.1916
29 Tokuthion	14.448	14.449	(0.810)	15915	0.20000	0.2168
30 Merphos-B (Merphos Oxone)	14.656	14.651	(0.821)	3884	0.20000	0.2457 (M)
31 Carbophenothion-methyl	15.238	15.239	(0.854)	14924	0.20000	0.2045
32 Fensulfotion	15.364	15.361	(0.861)	8319	0.20000	0.2269
33 Bolstar / Famphur	16.049	16.053	(0.899)	32824	0.40000	0.4674

Compounds	RT	EXP RT	REL RT	RESPONSE	AMOUNTS	
					CAL-AMT (ug/mL)	ON-COL (ug/mL)
===== 34 Carbophenothion	16.193	16.197	(0.908)	16722	0.20000	0.2374
\$ 35 Triphenyl phosphate	16.709	16.712	(0.936)	11646	0.20000	0.2175
36 Phosmet	16.963	16.963	(0.951)	12928	0.20000	0.2144
37 EPN	17.148	17.151	(0.961)	9525	0.20000	0.2105
38 Azinphos-methyl	17.478	17.480	(0.980)	12661	0.20000	0.1970
* 39 TOCP	17.843	17.846	(1.000)	105892	2.00000	
40 Azinphos-ethyl	17.923	17.926	(1.004)	23154	0.20000	0.1978
41 Coumaphos	18.364	18.366	(1.029)	10604	0.20000	0.2046
S 42 Merphos				17104	0.20000	0.2120
M 43 Total Demeton				20587	0.20000	0.2070

QC Flag Legend

M - Compound response manually integrated.

TestAmerica

INTERNAL STANDARD COMPOUNDS
 AREA AND RT SUMMARY

Instrument ID: GC_D2.i
 Lab File ID: 009F0901.D
 Lab Smp Id: OPP L1 GSV0641
 Analysis Type: SV
 Quant Type: ISTD
 Operator: MPK/TLW
 Method File: \\DenSvr03\Public\chem\GCS\GC_D2.i\0626091.B\8141A-1.m
 Misc Info: IS - GSV0633-09

Calibration Date: 26-JUN-2009
 Calibration Time: 19:50
 Client Smp ID: OPP L1 GSV0641
 Level:
 Sample Type:

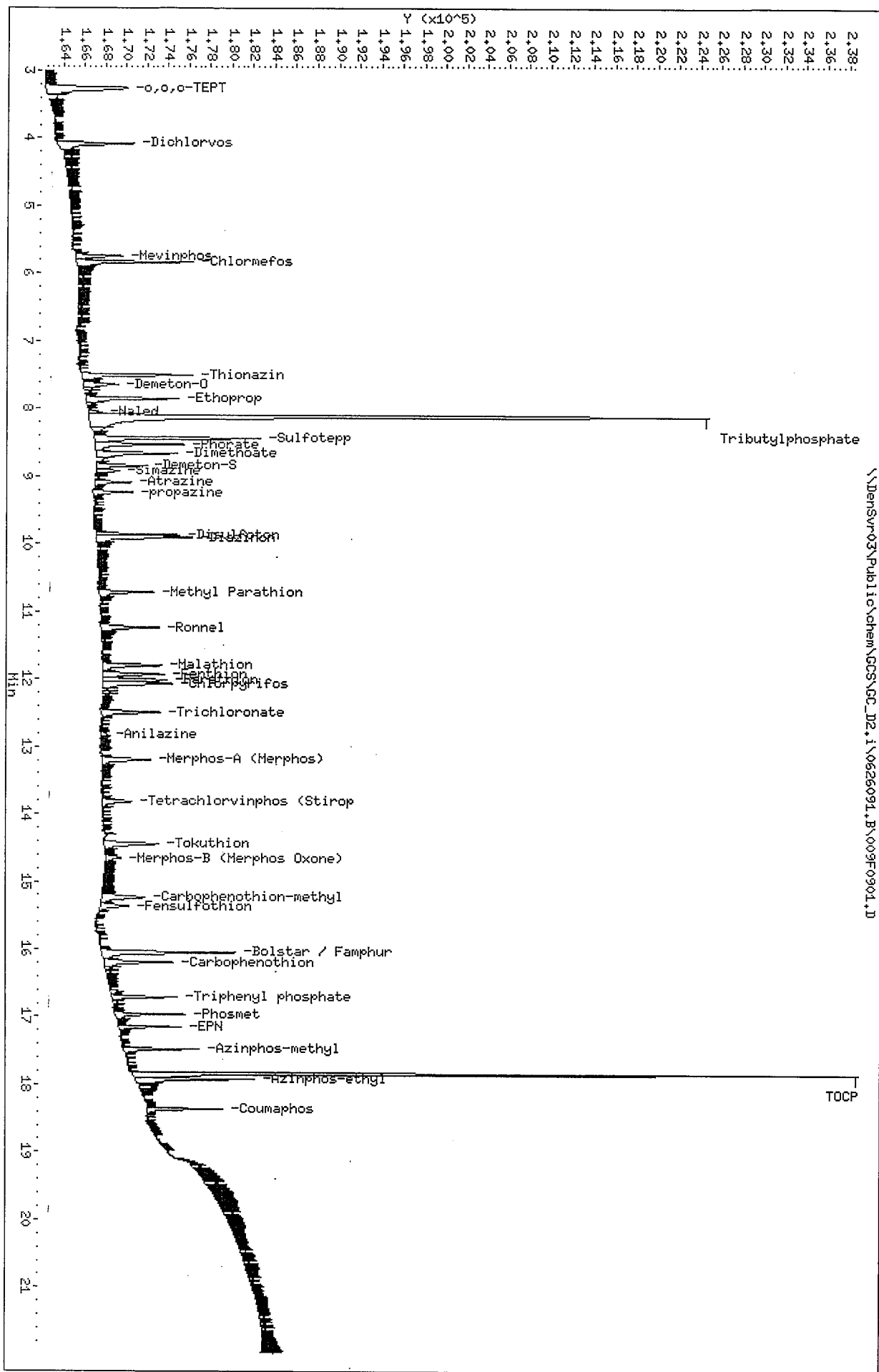
COMPOUND	STANDARD	AREA LIMIT		SAMPLE	%DIFF
		LOWER	UPPER		
9 Tributylphosphate	160310	80155	320620	165799	3.42
39 TOCP	97363	48682	194726	105892	8.76

COMPOUND	STANDARD	RT LIMIT		SAMPLE	%DIFF
		LOWER	UPPER		
9 Tributylphosphate	8.11	7.61	8.61	8.11	0.03
39 TOCP	17.84	17.34	18.34	17.84	-0.01

AREA UPPER LIMIT = +100% of internal standard area.
 AREA LOWER LIMIT = - 50% of internal standard area.
 RT UPPER LIMIT = + 0.50 minutes of internal standard RT.
 RT LOWER LIMIT = - 0.50 minutes of internal standard RT.

Data File: \\Densur-03\Public\chem\GC\GC_D2.1\0626091.B\009F0901.D
 Date: 26-JUN-2009 21:13
 Client ID: OPP L1 GSV0641
 Sample Info: OPP L1 GSV0641
 Column phase: RTX-1MS

Instrument: GC_D2.1
 Operator: HPK/TLW
 Column diameter: 0.32



Data File Name: 009F0901.D

Inj. Date and Time: 26-JUN-2009 21:13

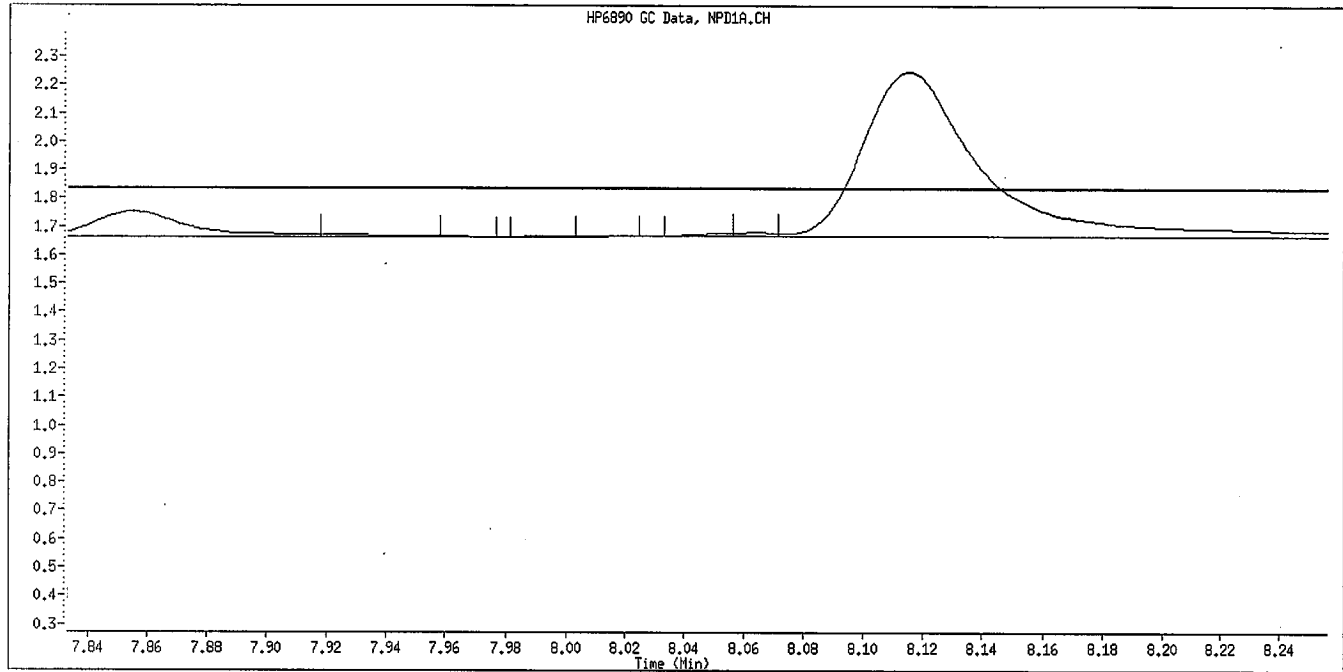
Instrument ID: GC_D2.i

Client ID: OPP L1 GSV0641

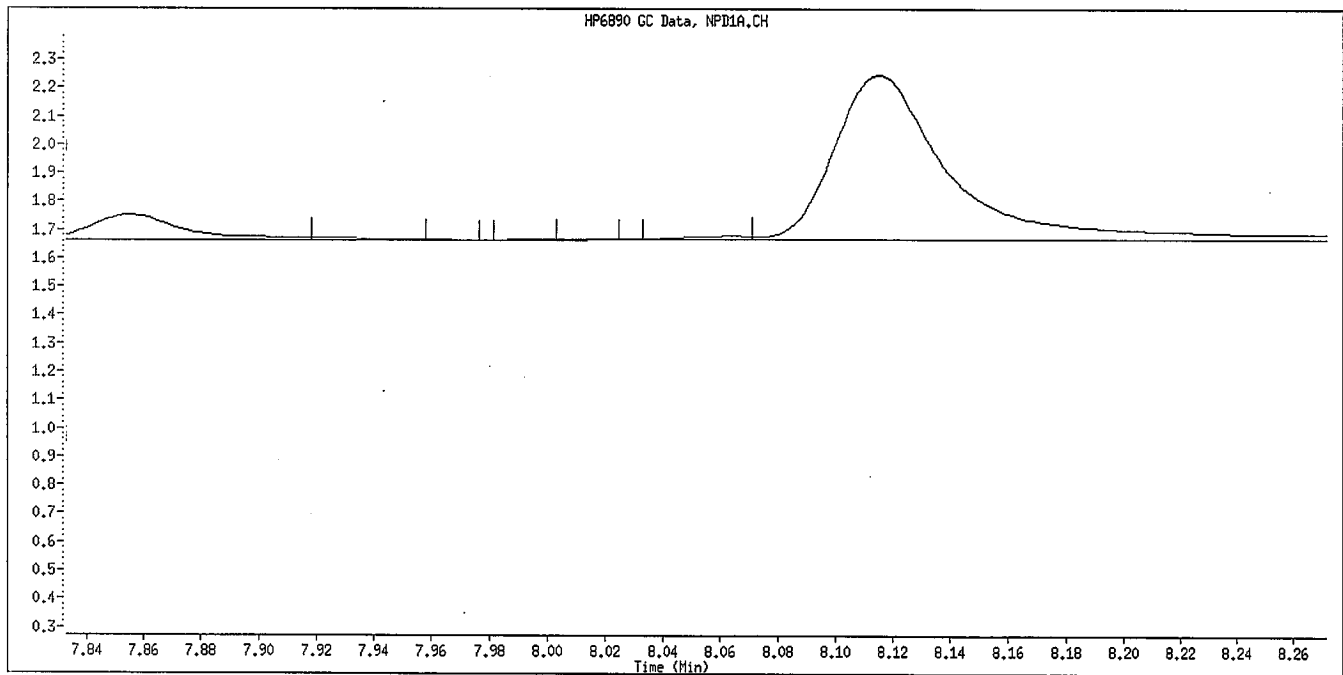
Compound Name: Naled

CAS #:

Report Date: 06/30/2009



Original Integration



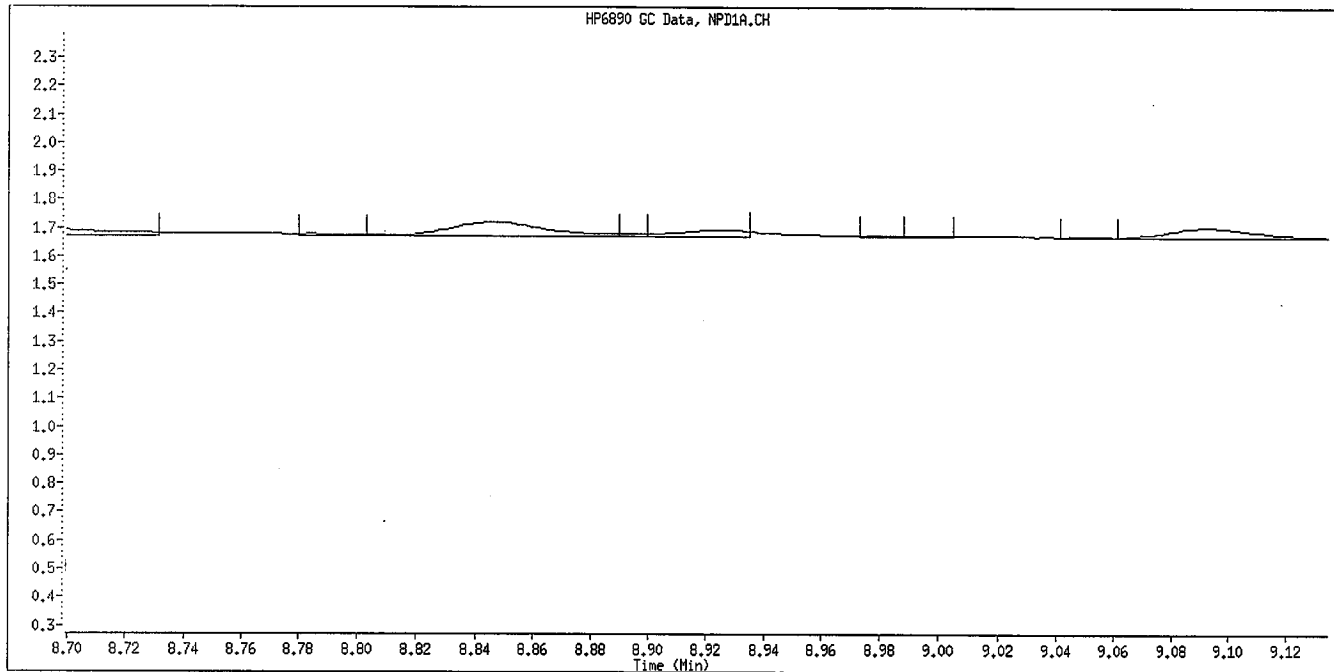
Manual Integration

Manually Integrated By: williamst

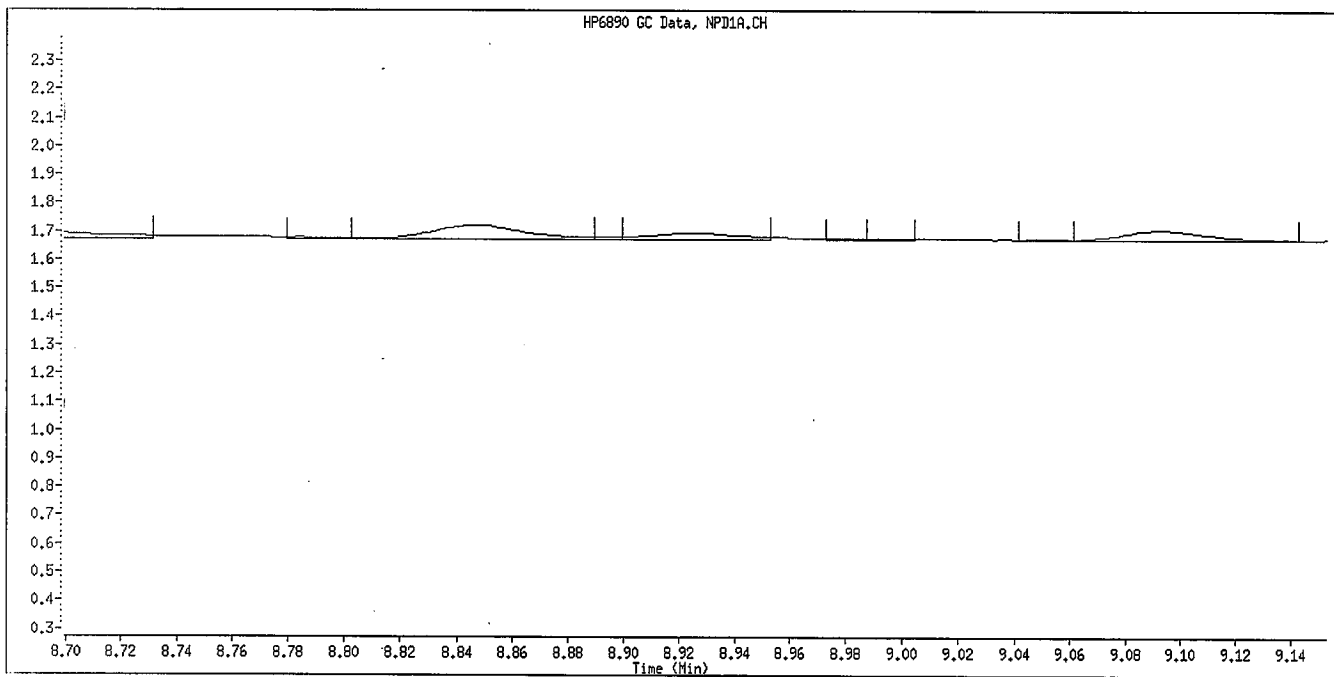
Manual Integration Reason: Baseline Event

Handwritten signature and date: 6/30/09

Data File Name: 009F0901.D
Inj. Date and Time: 26-JUN-2009 21:13
Instrument ID: GC_D2.i
Client ID: OPP L1 GSV0641
Compound Name: Simazine
CAS #:
Report Date: 06/30/2009



Original Integration

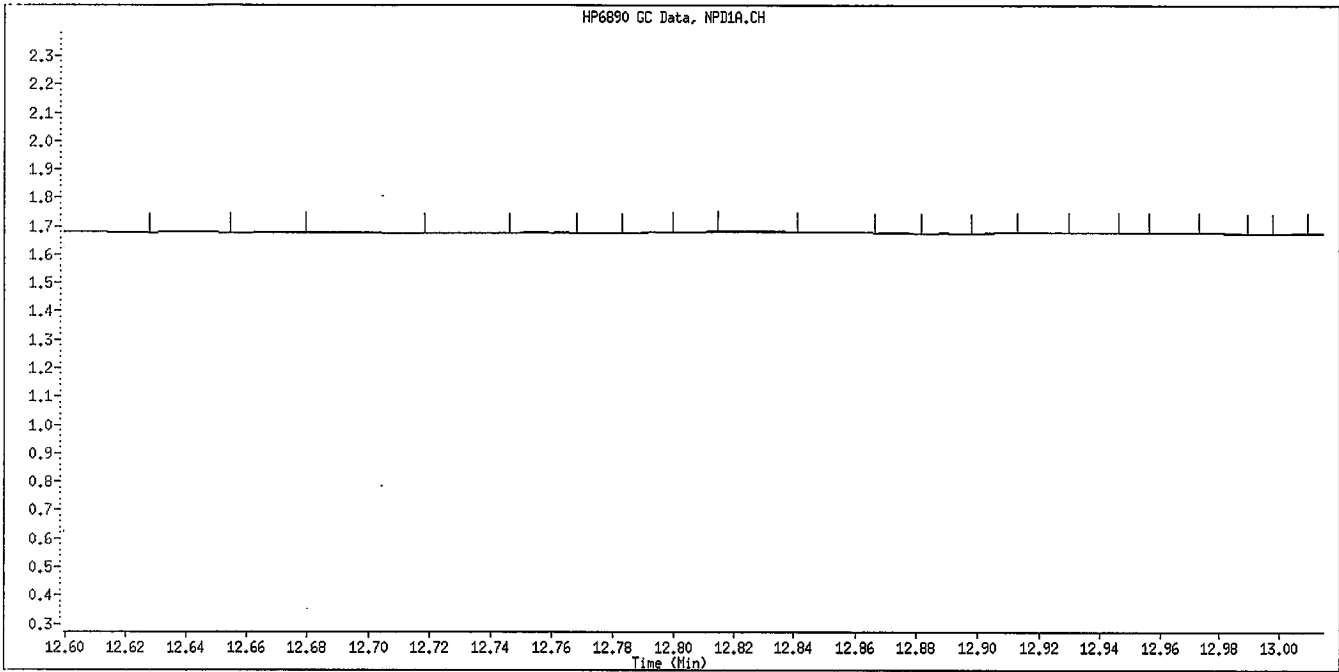


Manual Integration

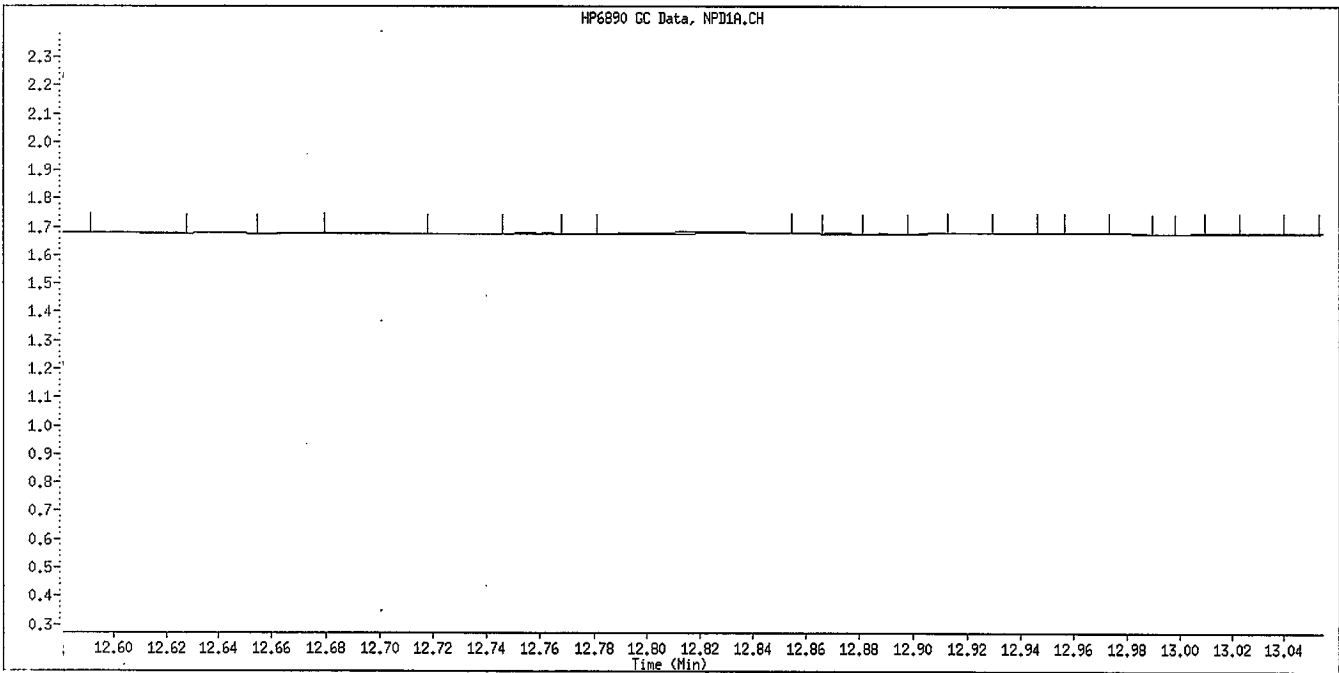
Manually Integrated By: williamst
Manual Integration Reason: Baseline Event

Handwritten signature
6/30/09

Data File Name: 009F0901.D
Inj. Date and Time: 26-JUN-2009 21:13
Instrument ID: GC_D2.i
Client ID: OPP L1 GSV0641
Compound Name: Anilazine
CAS #:
Report Date: 06/30/2009



Original Integration

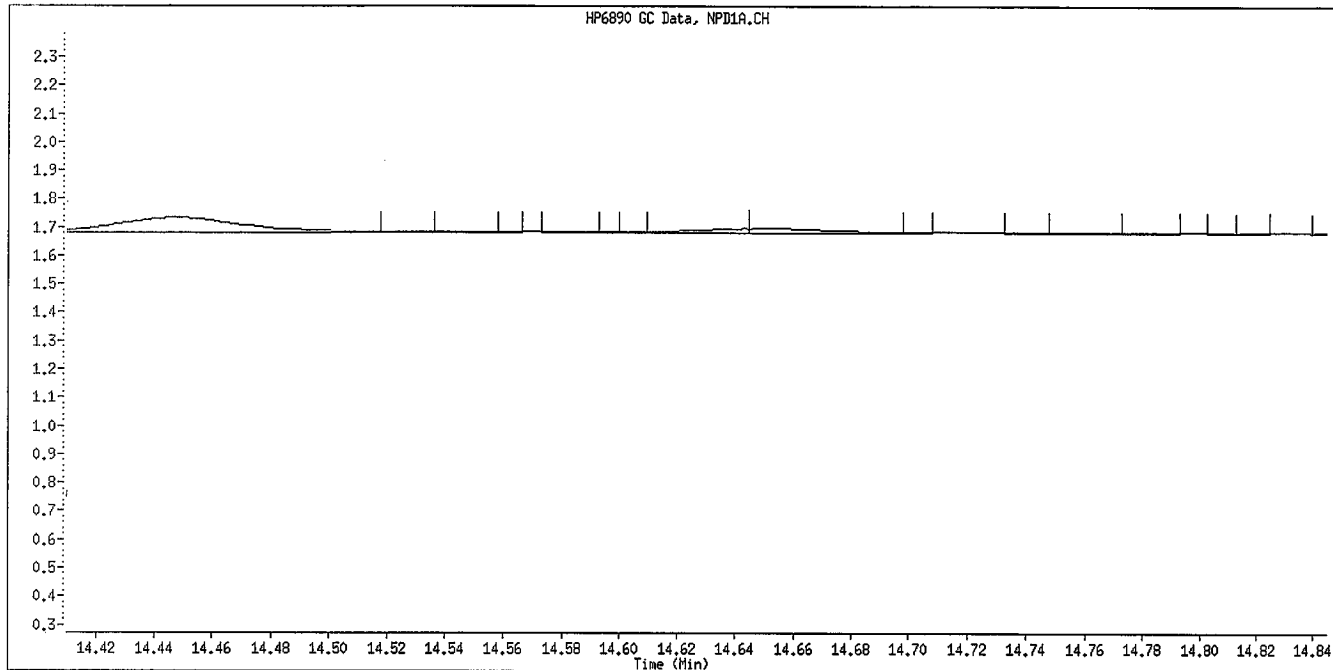


Manual Integration

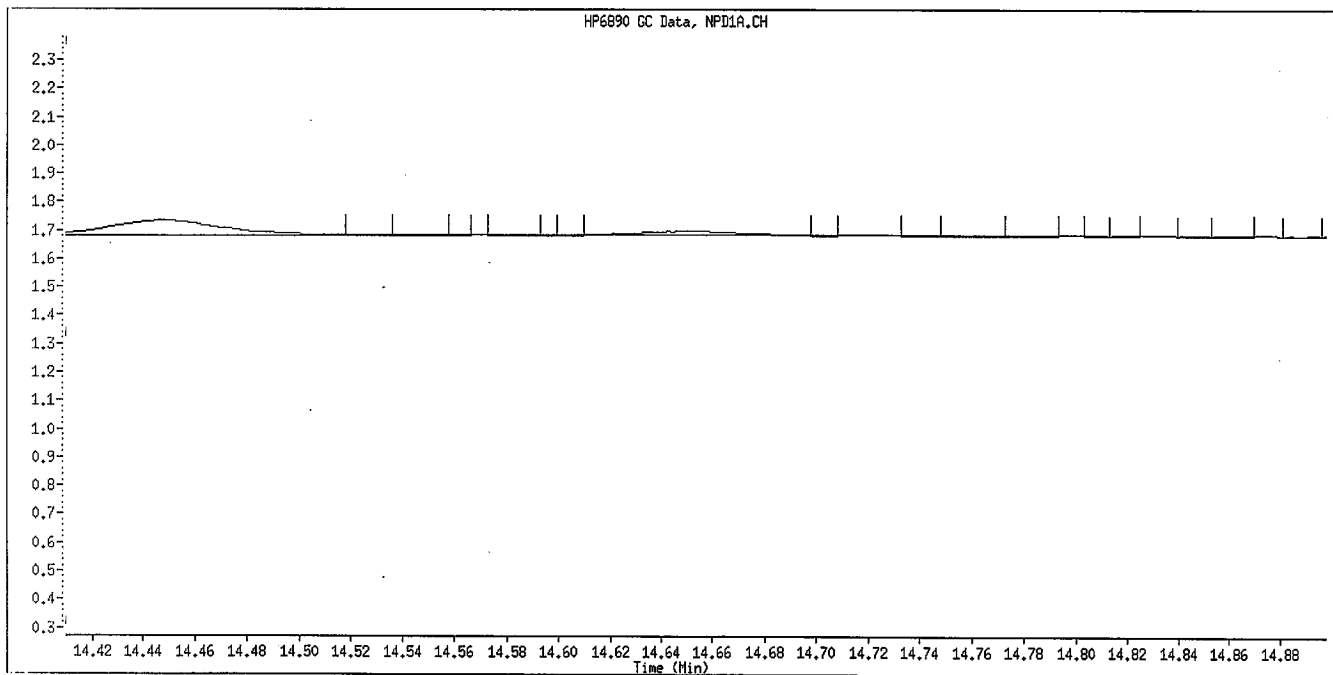
Manually Integrated By: williamst
Manual Integration Reason: Baseline Event

Handwritten signature and date:
JL
6/30/09

Data File Name: 009F0901.D
Inj. Date and Time: 26-JUN-2009 21:13
Instrument ID: GC_D2.i
Client ID: OPP L1 GSV0641
Compound Name: Merphos-B (Merphos Oxone)
CAS #:
Report Date: 06/30/2009



Original Integration



Manual Integration

Manually Integrated By: williamst
Manual Integration Reason: Baseline Event

Handwritten signature and date:
7/6
6/30/09

TestAmerica

Data file : \\DenSvr03\Public\chem\GCS\GC_D2.i\0626091.B\010F1001.D
 Lab Smp Id: OPP SS GSV0633 Client Smp ID: OPP SS GSV0633
 Inj Date : 26-JUN-2009 21:40
 Operator : MPK/TLW Inst ID: GC_D2.i
 Smp Info : OPP SS GSV0633
 Misc Info : IS - GSV0633-09
 Comment :
 Method : \\DenSvr03\Public\chem\GCS\GC_D2.i\0626091.B\8141A-1.m
 Meth Date : 30-Jun-2009 12:45 GC_D2.i Quant Type: ISTD
 Cal Date : 26-JUN-2009 21:13 Cal File: 009F0901.D
 Als bottle: 10 Continuing Calibration Sample
 Dil Factor: 1.00000
 Integrator: Falcon Compound Sublist: 8141A.sub
 Target Version: 4.14
 Processing Host: DENPC075

Compounds	AMOUNTS					
	RT	EXP RT	REL RT	RESPONSE	CAL-AMT (ug/mL)	ON-COL (ug/mL)
1 o,o,o-TEPT	3.252	3.254	(0.182)	288886	2.00000	2.058
2 Dichlorvos	4.074	4.074	(0.228)	166172	2.00000	1.906
3 Mevinphos	5.737	5.739	(0.322)	81302	2.00000	1.698
4 Chlormefos	5.834	5.836	(0.327)	194413	2.00000	1.781
5 Thionazin	7.504	7.507	(0.421)	196672	2.00000	1.974
6 Demeton-O	7.645	7.649	(0.429)	175593	0.65000	1.871
7 Ethoprop	7.849	7.852	(0.440)	179292	2.00000	2.054
8 Naled	8.054	8.057	(0.451)	23739	2.00000	1.198
9 Tributylphosphate	8.112	8.135	(1.000)	166572	2.00000	
10 Sulfotepp	8.437	8.442	(0.473)	226133	2.00000	1.793
11 Phorate	8.529	8.532	(0.478)	182466	2.00000	2.018
12 Dimethoate	8.654	8.659	(0.485)	219089	2.00000	2.086
13 Demeton-S	8.842	8.846	(0.496)	17618	1.36000	0.2313
14 Simazine	8.919	8.924	(0.500)	92634	2.00000	2.622
15 Atrazine	9.089	9.094	(0.509)	79689	2.00000	1.957
16 propazine	9.235	9.241	(0.518)	71876	2.00000	1.913
17 Disulfoton	9.865	9.869	(0.553)	98052	2.00000	1.589
18 Diazinon	9.900	9.902	(0.555)	209627	2.00000	2.158
19 Methyl Parathion	10.714	10.717	(0.600)	125682	2.00000	2.040
20 Ronnel	11.237	11.241	(0.630)	136977	2.00000	2.151
21 Malathion	11.799	11.804	(0.661)	94998	2.00000	1.625
22 Fenthion	11.929	11.932	(0.669)	117968	2.00000	1.884
23 Parathion	12.017	12.019	(0.674)	129518	2.00000	1.944
24 Chlorpyrifos	12.067	12.067	(0.676)	158990	2.00000	1.972
25 Trichloronate	12.492	12.496	(0.700)	134163	2.00000	1.862
26 Anilazine	12.817	12.817	(0.718)	5585	2.00000	1.015
27 Merphos-A (Merphos)	13.195	13.199	(0.740)	24516	2.00000	0.4078
28 Tetrachlorvinphos (Stirophos)	13.817	13.824	(0.774)	83430	2.00000	2.088
29 Tokuthion	14.444	14.449	(0.810)	139904	2.00000	2.025
30 Merphos-B (Merphos Oxone)	14.647	14.651	(0.821)	107349	2.00000	6.623(A)
31 Carbophenothion-methyl	15.234	15.239	(0.854)	73477	2.00000	1.354
32 Fensulfothion	15.355	15.361	(0.861)	108213	2.00000	1.924
33 Bolstar / Famphur	16.047	16.053	(0.899)	268528	4.00000	4.064

Compounds	RT	EXP RT	REL RT	RESPONSE	AMOUNTS	
					CAL-AMT (ug/mL)	ON-COL (ug/mL)
===== 34 Carbophenothion	16.194	16.197	(0.908)	123570	2.00000	1.864
\$ 35 Triphenyl phosphate	16.709	16.712	(0.936)	86501	2.00000	1.717
36 Phosmet	16.960	16.963	(0.951)	93465	2.00000	1.647
37 EPN	17.147	17.151	(0.961)	96842	2.00000	1.793
38 Azinphos-methyl	17.477	17.480	(0.980)	116249	2.00000	1.922
* 39 TOCP	17.842	17.846	(1.000)	99647	2.00000	
40 Azinphos-ethyl	17.922	17.926	(1.004)	124764	2.00000	1.833
41 Coumaphos	18.362	18.366	(1.029)	97846	2.00000	2.006
S 42 Merphos				131865	2.00000	1.737
M 43 Total Demeton				193211	2.00000	2.102

QC Flag Legend

A - Target compound detected but, quantitated amount exceeded maximum amount.

TestAmerica

INTERNAL STANDARD COMPOUNDS
 AREA AND RT SUMMARY

Instrument ID: GC_D2.i Calibration Date: 26-JUN-2009
 Lab File ID: 010F1001.D Calibration Time: 19:50
 Lab Smp Id: OPP SS GSV0633 Client Smp ID: OPP SS GSV0633
 Analysis Type: SV Level:
 Quant Type: ISTD Sample Type:
 Operator: MPK/TLW
 Method File: \\DenSvr03\Public\chem\GCS\GC_D2.i\0626091.B\8141A-1.m
 Misc Info: IS - GSV0633-09


COMPOUND	STANDARD	AREA LIMIT		SAMPLE	%DIFF
		LOWER	UPPER		
9 Tributylphosphate	160310	80155	320620	166572	3.91
39 TOCP	97363	48682	194726	99647	2.35

COMPOUND	STANDARD	RT LIMIT		SAMPLE	%DIFF
		LOWER	UPPER		
9 Tributylphosphate	8.11	7.61	8.61	8.11	0.00
39 TOCP	17.84	17.34	18.34	17.84	-0.01

AREA UPPER LIMIT = +100% of internal standard area.
 AREA LOWER LIMIT = - 50% of internal standard area.
 RT UPPER LIMIT = + 0.50 minutes of internal standard RT.
 RT LOWER LIMIT = - 0.50 minutes of internal standard RT.

Data File: \\DensSvr03\Public\chem\GCS\GC_D2.1\0626091.B\010F1001.D
 Date: 26-JUN-2009 21:40
 Client ID: OPP SS GSV0633
 Sample Info: OPP SS GSV0633
 Column phase: RTX-1MS

Instrument: GC_D2.1
 Operator: HPK/TLW
 Column diameter: 0.32



TestAmerica

Data file : \\DenSvr03\Public\chem\GCS\GC_D2.i\0626092.B\003F0301.D
 Lab Smp Id: OPP L7 GSV0634 Client Smp ID: OPP L7 GSV0634
 Inj Date : 26-JUN-2009 18:28
 Operator : MPK/TLW Inst ID: GC_D2.i
 Smp Info : OPP L7 GSV0634
 Misc Info :
 Comment :
 Method : \\DenSvr03\Public\chem\GCS\GC_D2.i\0626092.B\8141A-2.m
 Meth Date : 30-Jun-2009 12:58 GC_D2.i Quant Type: ISTD
 Cal Date : 26-JUN-2009 21:13 Cal File: 009F0901.D
 Als bottle: 3 Calibration Sample, Level: 7
 Dil Factor: 1.00000
 Integrator: Falcon Compound Sublist: 8141A.sub
 Target Version: 4.14
 Processing Host: DENPC075

Compounds	AMOUNTS					
	RT	EXP RT	REL RT	RESPONSE	CAL-AMT (ug/mL)	ON-COL (ug/mL)
1 o,o,o-TEPT	4.729	4.731	(0.251)	421372	5.00000	4.907
2 Dichlorvos	6.546	6.546	(0.348)	359024	5.00000	5.355 (A)
\$ 3 Chlormefos	7.383	7.384	(0.392)	338585	5.00000	5.016 (A)
4 Mevinphos	9.233	9.234	(0.491)	238906	5.00000	5.290 (A)
5 Demeton-O	9.733	9.734	(0.517)	69239	1.62500	1.609
6 Thionazin	9.984	9.984	(0.531)	338015	5.00000	5.005 (A)
7 Ethoprop	10.499	10.499	(0.558)	242747	5.00000	4.810
8 Phorate	10.538	10.539	(0.560)	289868	5.00000	4.953
9 Naled	10.939	10.939	(0.581)	78857	5.00000	5.109 (A)
10 Sulfotepp	11.018	11.017	(0.586)	427657	5.00000	4.845 (A)
* 11 Tributylphosphate	11.116	11.116	(1.000)	139264	2.00000	
12 Simazine	11.401	11.399	(0.606)	68046	5.00000	5.383 (A)
13 Diazinon	11.541	11.541	(0.613)	228810	5.00000	4.801
14 Atrazine	11.584	11.584	(0.616)	128612	5.00000	4.879 (A)
15 Propazine	11.746	11.747	(0.624)	110050	5.00000	4.930
16 Disulfoton	12.049	12.049	(0.640)	228764	5.00000	4.914
17 Demeton-S	12.124	12.124	(0.644)	175573	3.40000	3.111
18 Dimethoate	13.283	13.282	(0.706)	319454	5.00000	5.120 (A)
19 Ronnel	13.588	13.587	(0.722)	211449	5.00000	5.035 (A)
20 Merphos-A (Merphos)	13.689	13.689	(1.231)	217509	5.00000	4.310 (A)
21 Chlorpyrifos	14.411	14.409	(0.766)	227882	5.00000	5.350 (A)
22 Fenthion	14.663	14.662	(0.779)	196942	5.00000	4.985
23 Trichloronate	14.711	14.711	(0.782)	296442	5.00000	5.242 (A)
24 Anilazine	15.214	15.216	(0.809)	19108	5.00000	5.242 (A)
25 Methyl Parathion	15.521	15.519	(0.825)	235511	5.00000	5.522 (A)
26 Malathion	15.724	15.724	(0.836)	212190	5.00000	5.311 (A)
27 Tokuthion	16.344	16.344	(0.869)	233715	5.00000	4.996
28 Parathion	16.493	16.494	(0.877)	213175	5.00000	5.073 (AM)
29 Merphos-B (Merphos Oxone)	16.514	16.517	(1.486)	65080	5.00000	4.212 (AM)
30 Tetrachlorvinphos (stirophos)	16.976	16.977	(0.902)	143806	5.00000	5.290 (A)
31 Carbophenothion methyl	17.081	17.082	(0.908)	210272	5.00000	5.396 (A)
32 Bolstar	17.441	17.440	(0.927)	199405	5.00000	4.858
33 Carbophenothion	17.523	17.524	(0.931)	212727	5.00000	5.271 (A)

Compounds	RT	EXP RT	REL RT	RESPONSE	AMOUNTS	
					CAL-AMT (ug/mL)	ON-COL (ug/mL)
\$ 34 Triphenyl phosphate	18.279	18.281	(0.972)	167127	5.00000	5.046 (A)
35 Fensulfothion	18.558	18.559	(0.986)	152929	5.00000	5.029 (A)
* 36 TOCP	18.814	18.816	(1.000)	66384	2.00000	
37 Phosmet / EPN	18.908	18.909	(1.005)	330448	10.0000	9.819 (A)
38 Famphur	19.011	19.011	(1.010)	220404	5.00000	5.062 (A)
39 Azinphos-methyl	19.146	19.147	(1.018)	197822	5.00000	4.967
40 Azinphos-ethyl	19.364	19.366	(1.029)	187035	5.00000	4.930
41 Coumaphos	20.348	20.347	(1.081)	155426	5.00000	5.329 (A)
S 42 Merphos				282589	5.00000	5.108 (A)
M 43 Total Demeton				244812	5.00000	4.720

QC Flag Legend

- A - Target compound detected but, quantitated amount exceeded maximum amount.
- M - Compound response manually integrated.

TestAmerica

INTERNAL STANDARD COMPOUNDS
 AREA AND RT SUMMARY

Instrument ID: GC D2.i	Calibration Date: 26-JUN-2009
Lab File ID: 003F0301.D	Calibration Time: 21:40
Lab Smp Id: OPP L7 GSV0634	Client Smp ID: OPP L7 GSV0634
Analysis Type: SV	Level:
Quant Type: ISTD	Sample Type:
Operator: MPK/TLW	
Method File: \\DenSvr03\Public\chem\GCS\GC_D2.i\0626092.B\8141A-2.m	
Misc Info:	

COMPOUND =====	STANDARD =====	AREA LIMIT		SAMPLE =====	%DIFF =====
		LOWER =====	UPPER =====		
11 Tributylphosphate	123933	61967	247866	139264	12.37
36 TOCP	68831	34416	137662	66384	-3.56

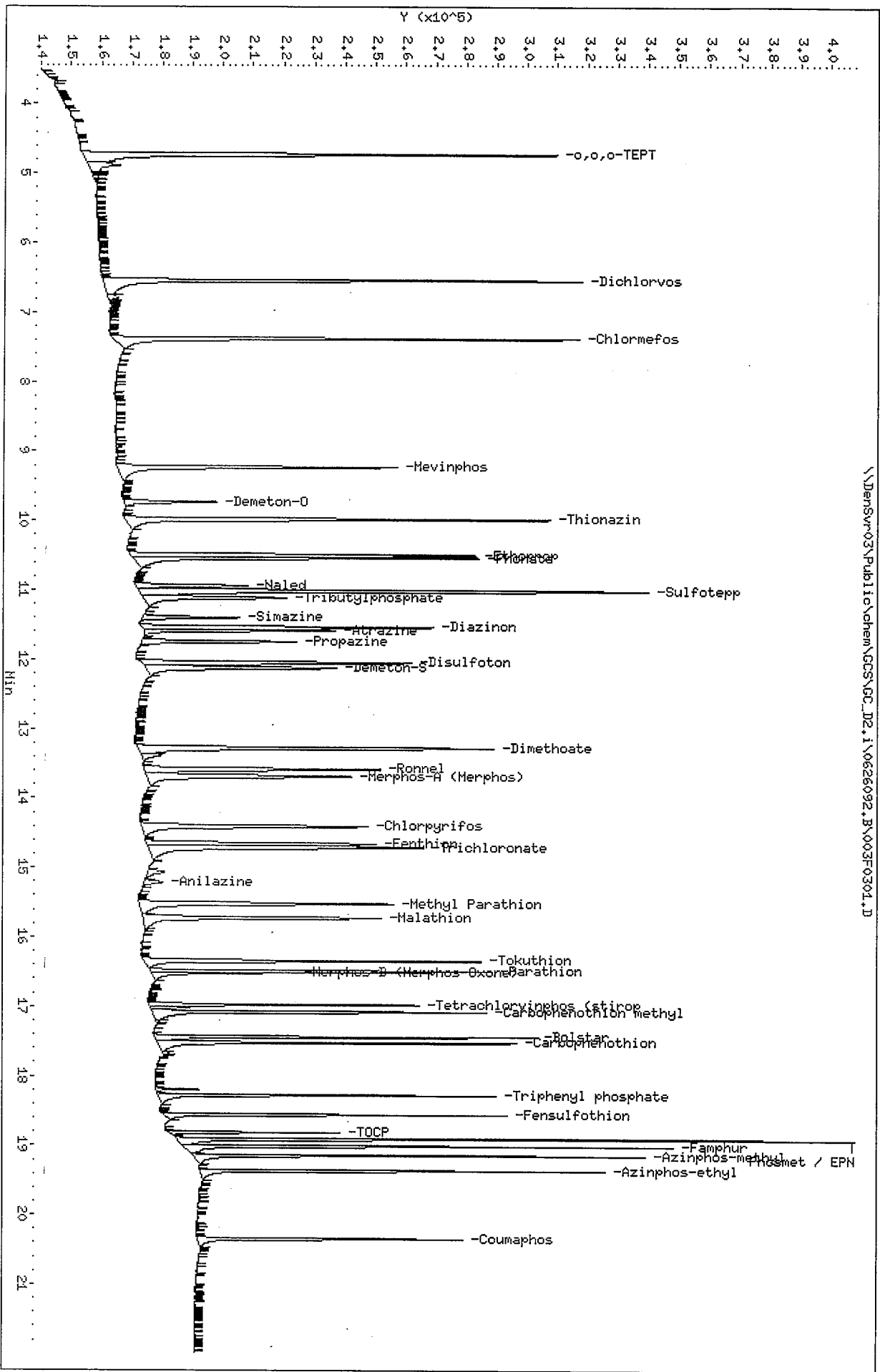
COMPOUND =====	STANDARD =====	RT LIMIT		SAMPLE =====	%DIFF =====
		LOWER =====	UPPER =====		
11 Tributylphosphate	11.12	10.62	11.62	11.12	0.01
36 TOCP	18.82	18.32	19.32	18.81	-0.00

AREA UPPER LIMIT = +100% of internal standard area.
 AREA LOWER LIMIT = - 50% of internal standard area.
 RT UPPER LIMIT = + 0.50 minutes of internal standard RT.
 RT LOWER LIMIT = - 0.50 minutes of internal standard RT.

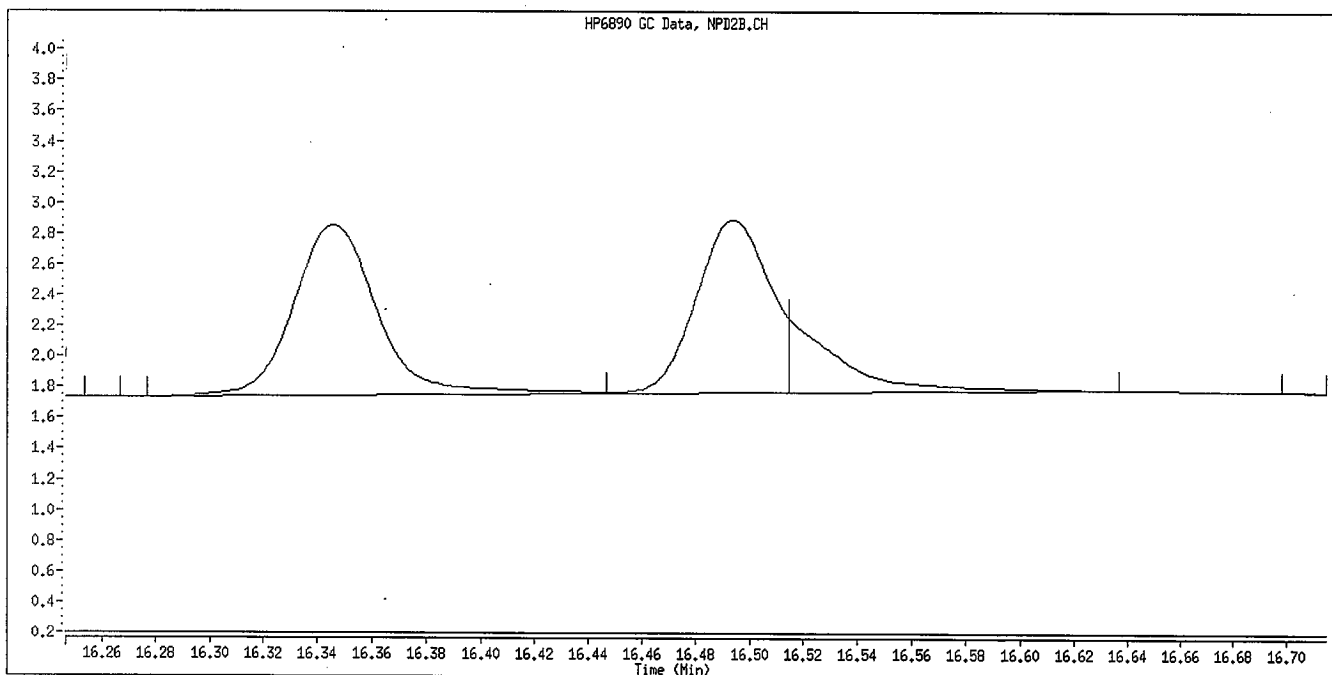
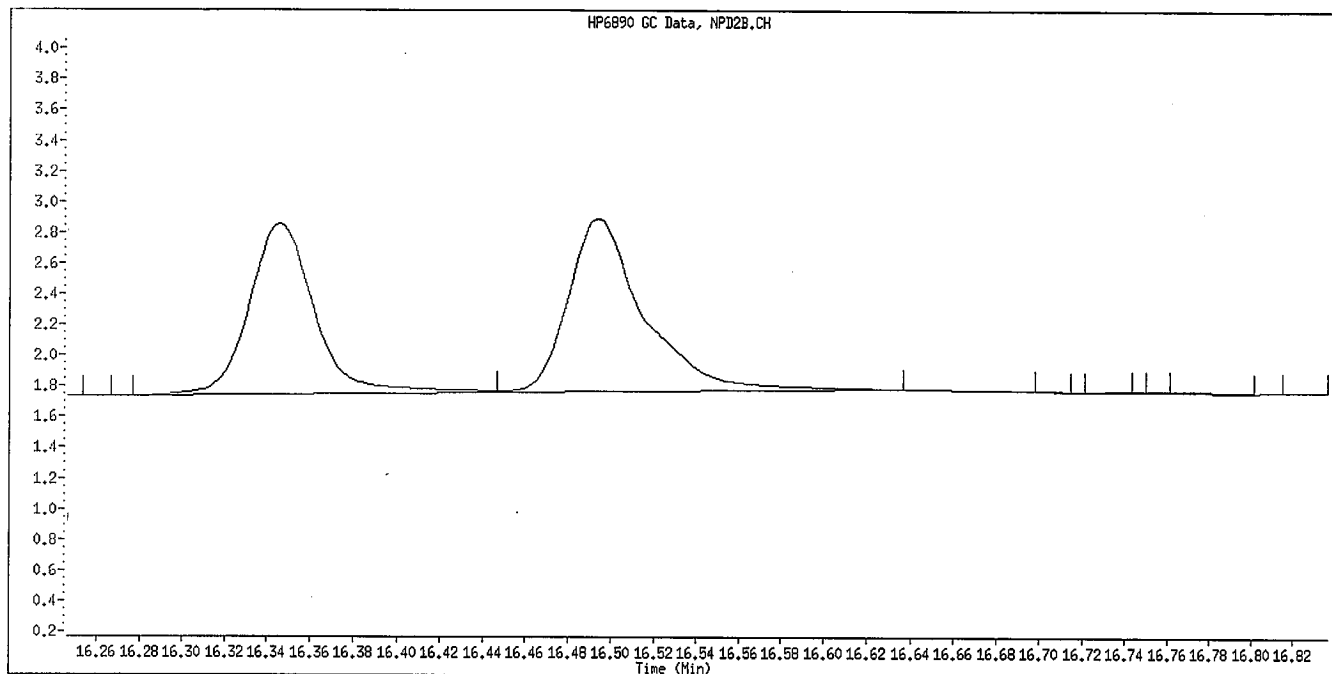
Data File: \\DensSvr03\Public\chem\GCS\GC_D2.i\0626092.B\003F0304.D
 Date: 26-JUN-2009 18:28
 Client ID: OPP L7 GSV0634
 Sample Info: OPP L7 GSV0634
 Column phase: RTX-OPPest

Instrument: GC_D2.i
 Operator: HPK/TLN
 Column diameter: 0.32

\\DensSvr03\Public\chem\GCS\GC_D2.i\0626092.B\003F0304.D



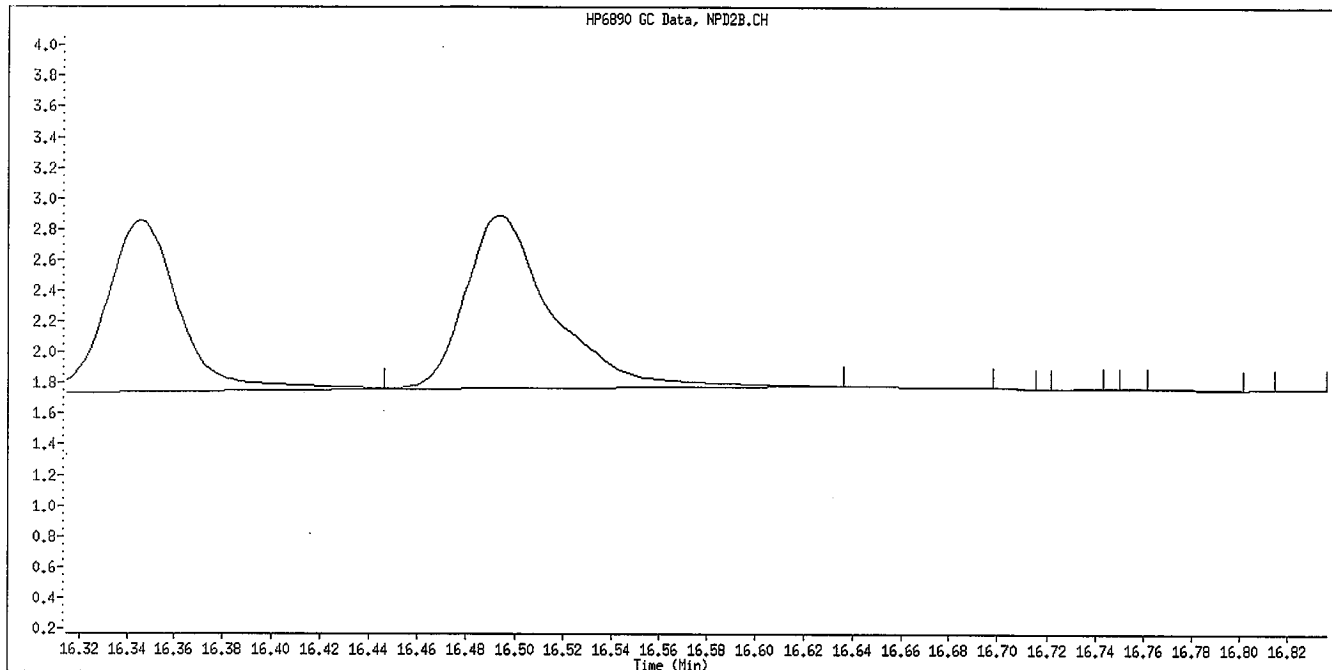
Data File Name: 003F0301.D
Inj. Date and Time: 26-JUN-2009 18:28
Instrument ID: GC_D2.i
Client ID: OPP L7 GSV0634
Compound Name: Parathion
CAS #:
Report Date: 06/30/2009



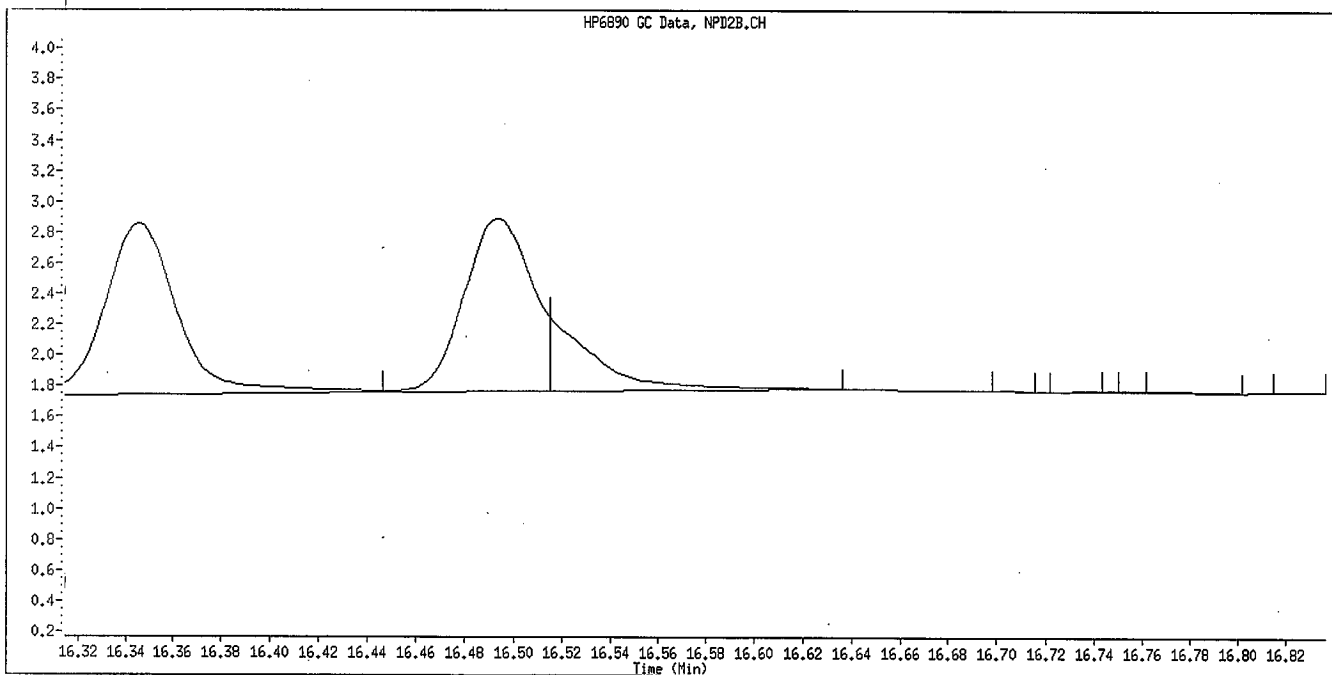
Manually Integrated By: williamst
Manual Integration Reason: Baseline Event

WJ
6/30/09

Data File Name: 003F0301.D
Inj. Date and Time: 26-JUN-2009 18:28
Instrument ID: GC_D2.i
Client ID: OPP L7 GSV0634
Compound Name: Merphos-B (Merphos Oxone)
CAS #:
Report Date: 06/30/2009



Original Integration



Manual Integration

Manually Integrated By: williamst
Manual Integration Reason: Baseline Event

Handwritten signature
6/30/09

TestAmerica

Data file : \\DenSvr03\Public\chem\GCS\GC_D2.i\0626092.B\004F0401.D
 Lab Smp Id: OPP L6 GSV0637 Client Smp ID: OPP L6 GSV0637
 Inj Date : 26-JUN-2009 18:55
 Operator : MPK/TLW Inst ID: GC_D2.i
 Smp Info : OPP L6 GSV0637
 Misc Info :
 Comment :
 Method : \\DenSvr03\Public\chem\GCS\GC_D2.i\0626092.B\8141A-2.m
 Meth Date : 30-Jun-2009 12:58 GC_D2.i Quant Type: ISTD
 Cal Date : 26-JUN-2009 18:28 Cal File: 003F0301.D
 Als bottle: 4 Calibration Sample, Level: 6
 Dil Factor: 1.00000
 Integrator: Falcon Compound Sublist: 8141A.sub
 Target Version: 4.14
 Processing Host: DENPC075

Compounds	AMOUNTS					
	RT	EXP RT	REL RT	RESPONSE	CAL-AMT (ug/mL)	ON-COL (ug/mL)
1 o,o,o-TEPT	4.729	4.731	(0.251)	328646	4.00000	4.043
2 Dichlorvos	6.546	6.546	(0.348)	257298	4.00000	4.054
\$ 3 Chlormefos	7.384	7.384	(0.392)	258146	4.00000	4.040
4 Mevinphos	9.234	9.234	(0.491)	177060	4.00000	4.141
5 Demeton-O	9.734	9.734	(0.517)	56273	1.30000	1.381
6 Thionazin	9.984	9.984	(0.531)	276609	4.00000	4.326
7 Ethoprop	10.499	10.499	(0.558)	193617	4.00000	4.053
8 Phorate	10.537	10.539	(0.560)	250422	4.00000	4.520
9 Naled	10.941	10.939	(0.582)	58330	4.00000	4.051
10 Sulfotepp	11.017	11.017	(0.586)	337512	4.00000	4.039 (A)
* 11 Tributylphosphate	11.116	11.116	(1.000)	118534	2.00000	
12 Simazine	11.401	11.399	(0.606)	52173	4.00000	4.360 (A)
13 Diazinon	11.541	11.541	(0.613)	181790	4.00000	4.034
14 Atrazine	11.582	11.584	(0.616)	98759	4.00000	4.001 (A)
15 Propazine	11.746	11.747	(0.624)	85745	4.00000	4.068
16 Disulfoton	12.049	12.049	(0.640)	184026	4.00000	4.176
17 Demeton-S	12.124	12.124	(0.644)	157195	2.72000	2.948
18 Dimethoate	13.282	13.282	(0.706)	236550	4.00000	4.005
19 Ronnel	13.589	13.587	(0.722)	165534	4.00000	4.164
20 Merphos-A (Merphos)	13.689	13.689	(1.231)	178652	4.00000	4.159 (A)
21 Chlorpyrifos	14.409	14.409	(0.766)	174421	4.00000	4.326
22 Fenthion	14.662	14.662	(0.779)	149338	4.00000	3.993
23 Trichloronate	14.709	14.711	(0.782)	208762	4.00000	3.926
24 Anilazine	15.216	15.216	(0.809)	13112	4.00000	3.800 (M)
25 Methyl Parathion	15.519	15.519	(0.825)	167086	4.00000	4.138 (A)
26 Malathion	15.724	15.724	(0.836)	151738	4.00000	4.012
27 Tokuthion	16.346	16.344	(0.869)	187169	4.00000	4.226
28 Parathion	16.492	16.494	(0.877)	170901	4.00000	4.296 (M)
29 Merphos-B (Merphos Oxone)	16.514	16.517	(1.486)	62127	4.00000	4.736 (AM)
30 Tetrachlorvinphos (stirophos)	16.976	16.977	(0.902)	109740	4.00000	4.264
31 Carbophenothion methyl	17.081	17.082	(0.908)	159411	4.00000	4.322
32 Bolstar	17.441	17.440	(0.927)	154382	4.00000	3.973
33 Carbophenothion	17.522	17.524	(0.931)	154486	4.00000	4.043 (A)

Compounds	RT	EXP RT	REL RT	RESPONSE	AMOUNTS	
					CAL-AMT (ug/mL)	ON-COL (ug/mL)
\$ 34 Triphenyl phosphate	18.279	18.281	(0.972)	125543	4.00000	4.004
35 Fensulfothion	18.557	18.559	(0.986)	126221	4.00000	4.385
* 36 TOCP	18.814	18.816	(1.000)	62844	2.00000	
37 Phosmet / EPN	18.907	18.909	(1.005)	263604	8.00000	8.261 (A)
38 Famphur	19.009	19.011	(1.010)	175421	4.00000	4.256
39 Azinphos-methyl	19.144	19.147	(1.018)	160515	4.00000	4.257
40 Azinphos-ethyl	19.362	19.366	(1.029)	144031	4.00000	4.011
41 Coumaphos	20.346	20.347	(1.081)	118936	4.00000	4.308
S 42 Merphos				240779	4.00000	4.597 (A)
M 43 Total Demeton				213468	4.00000	4.330

QC Flag Legend

- A - Target compound detected but, quantitated amount exceeded maximum amount.
- M - Compound response manually integrated.

TestAmerica

INTERNAL STANDARD COMPOUNDS
 AREA AND RT SUMMARY

Instrument ID: GC D2.i
 Lab File ID: 004F0401.D
 Lab Smp Id: OPP L6 GSV0637
 Analysis Type: SV
 Quant Type: ISTD
 Operator: MPK/TLW
 Method File: \\DenSvr03\Public\chem\GCS\GC_D2.i\0626092.B\8141A-2.m
 Misc Info:

Calibration Date: 26-JUN-2009
 Calibration Time: 21:40
 Client Smp ID: OPP L6 GSV0637
 Level:
 Sample Type:

COMPOUND	STANDARD	AREA LIMIT		SAMPLE	%DIFF
		LOWER	UPPER		
11 Tributylphosphate	123933	61967	247866	118534	-4.36
36 TOCP	68831	34416	137662	62844	-8.70

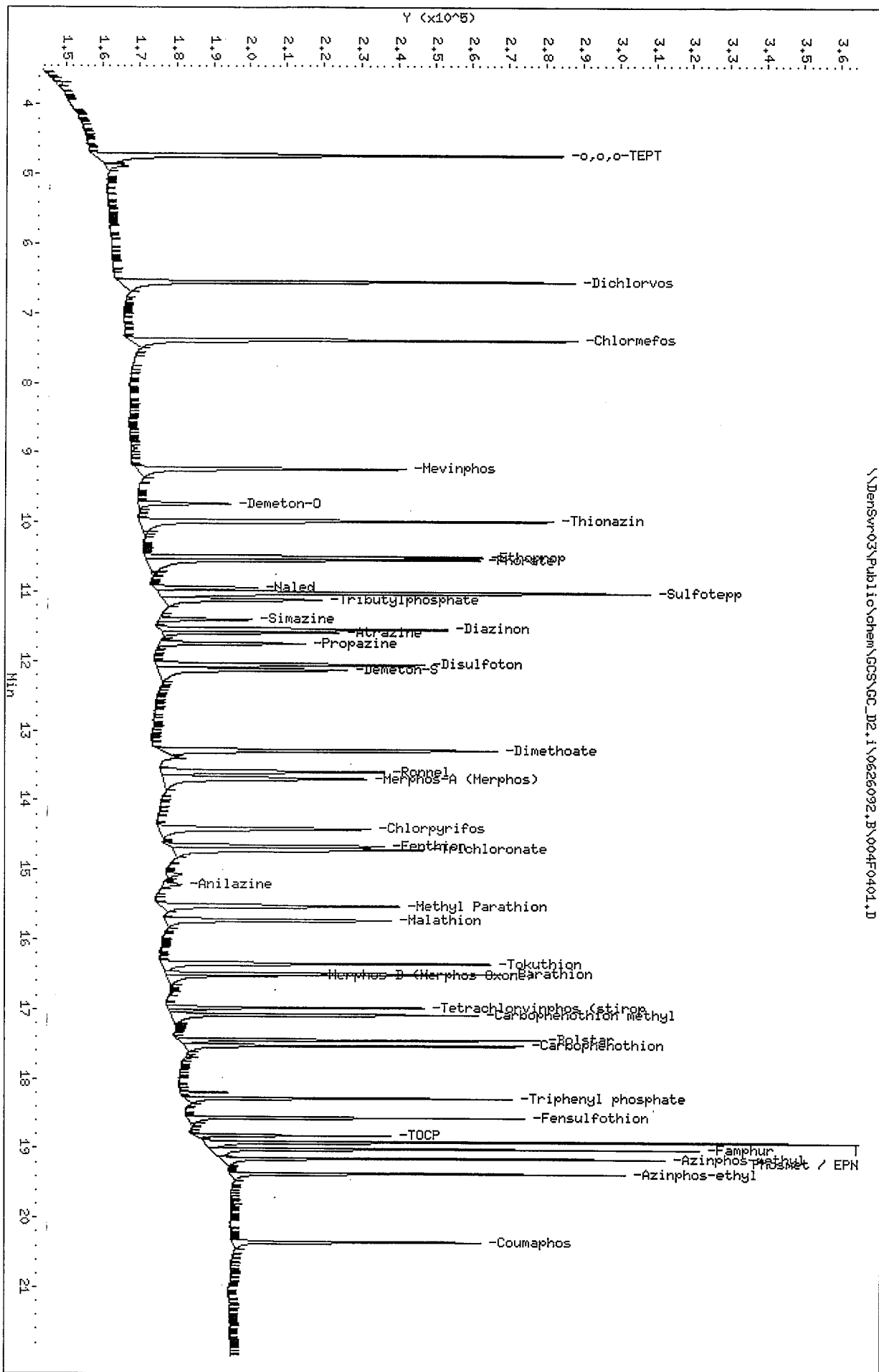
COMPOUND	STANDARD	RT LIMIT		SAMPLE	%DIFF
		LOWER	UPPER		
11 Tributylphosphate	11.12	10.62	11.62	11.12	0.01
36 TOCP	18.82	18.32	19.32	18.81	-0.01

AREA UPPER LIMIT = +100% of internal standard area.
 AREA LOWER LIMIT = - 50% of internal standard area.
 RT UPPER LIMIT = + 0.50 minutes of internal standard RT.
 RT LOWER LIMIT = - 0.50 minutes of internal standard RT.

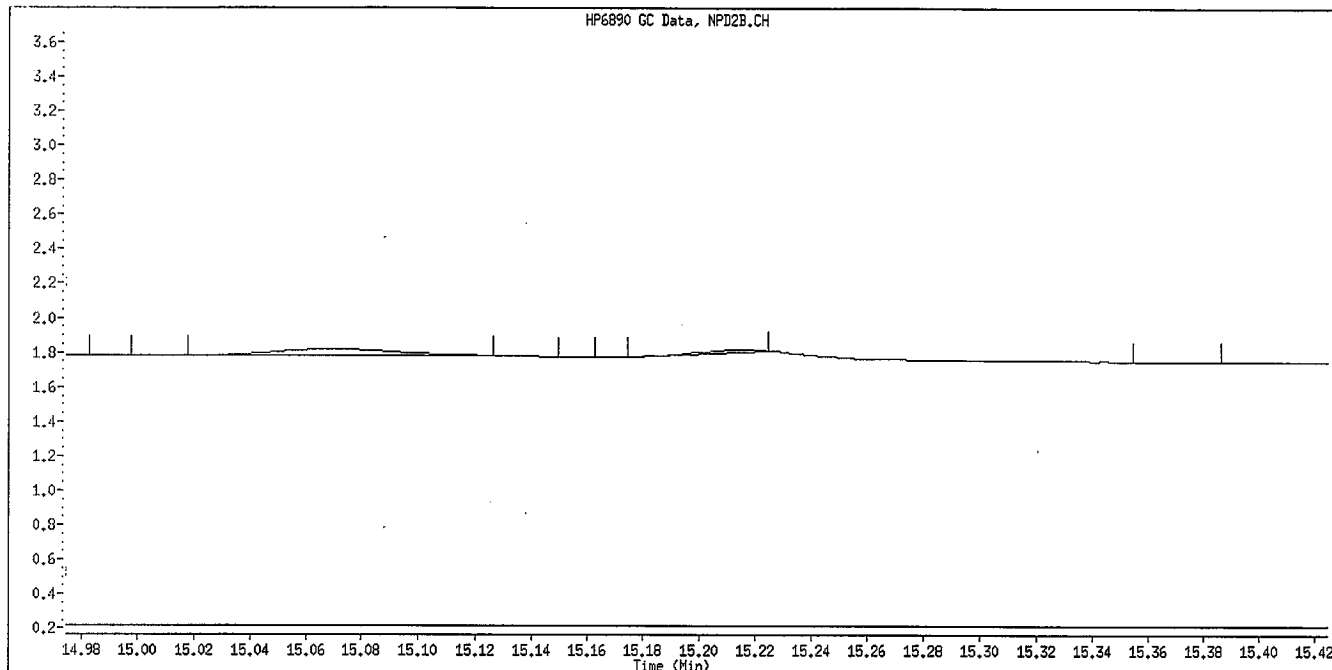
Data File: \\DensSvr-03\Public\chem\GCS\GC_D2.i\0626092.B\004F0401.D
 Date: 26-JUN-2009 18:55
 Client ID: OPP L6 GSW0637
 Sample Info: OPP L6 GSW0637
 Column phase: RTX-OPPest

Instrument: GC_D2.i
 Operator: HPK/TLN
 Column diameter: 0.32

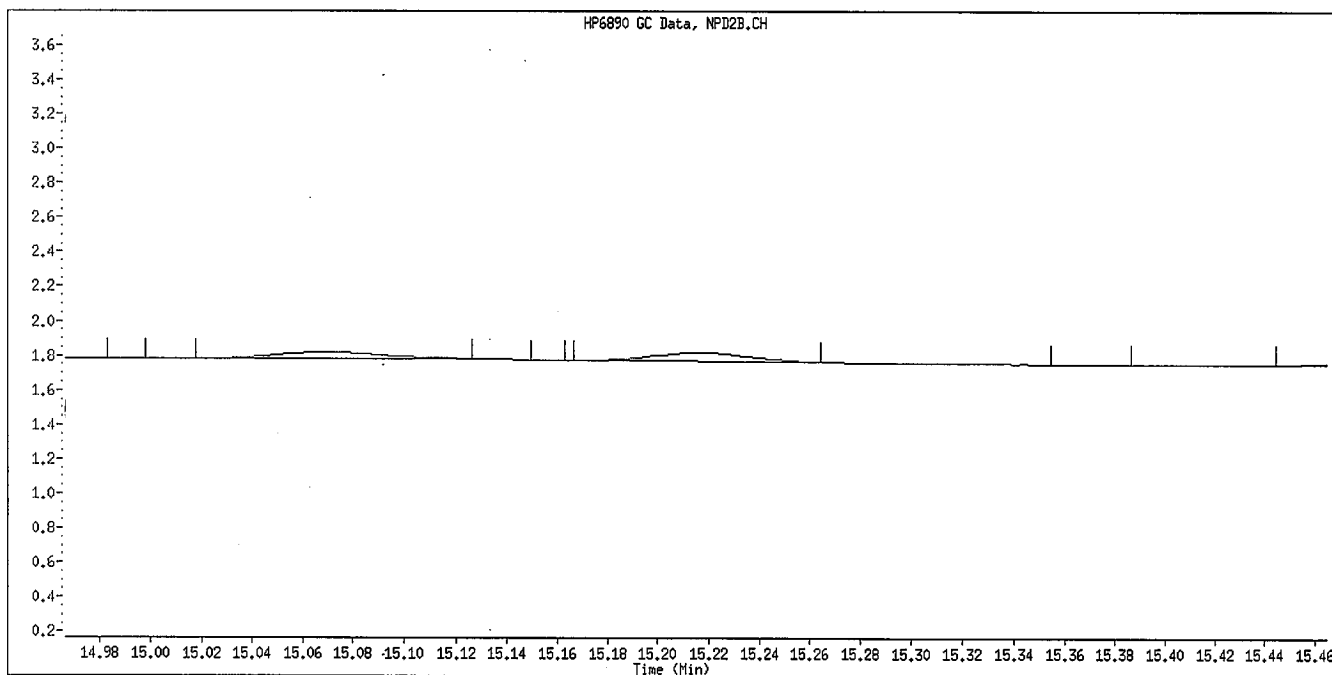
\\DensSvr-03\Public\chem\GCS\GC_D2.i\0626092.B\004F0401.D



Data File Name: 004F0401.D
Inj. Date and Time: 26-JUN-2009 18:55
Instrument ID: GC_D2.i
Client ID: OPP L6 GSV0637
Compound Name: Anilazine
CAS #:
Report Date: 06/30/2009



Original Integration

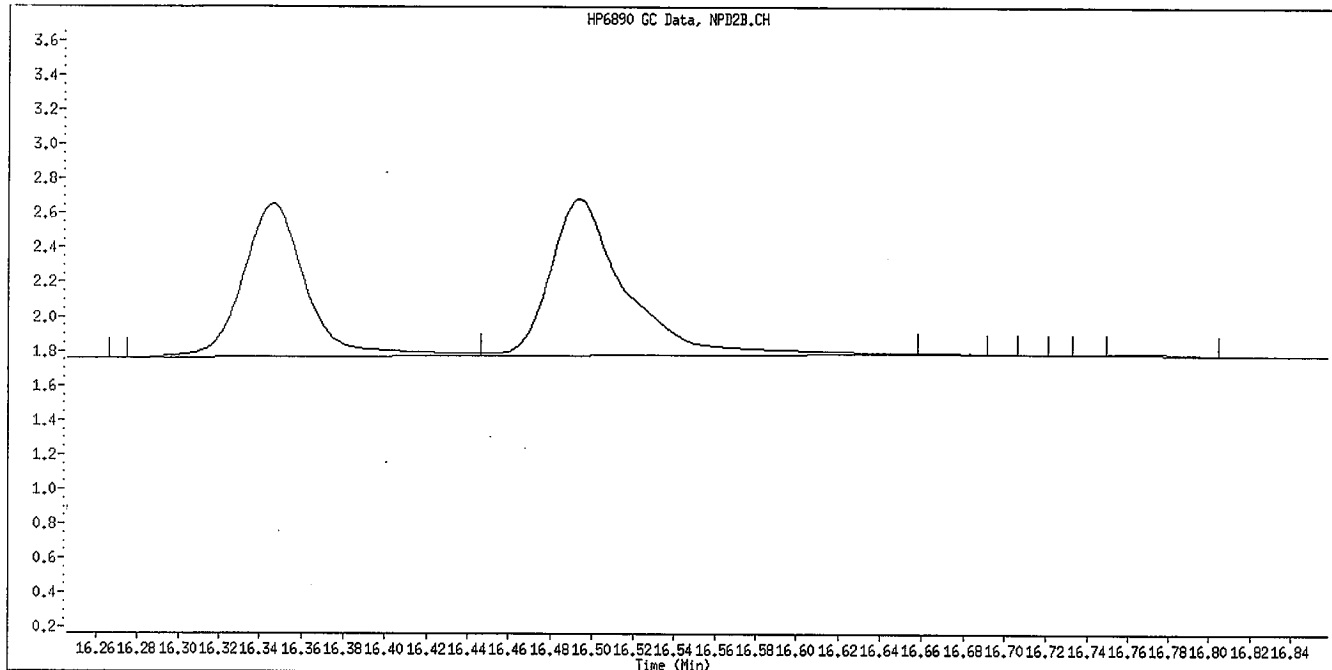


Manual Integration

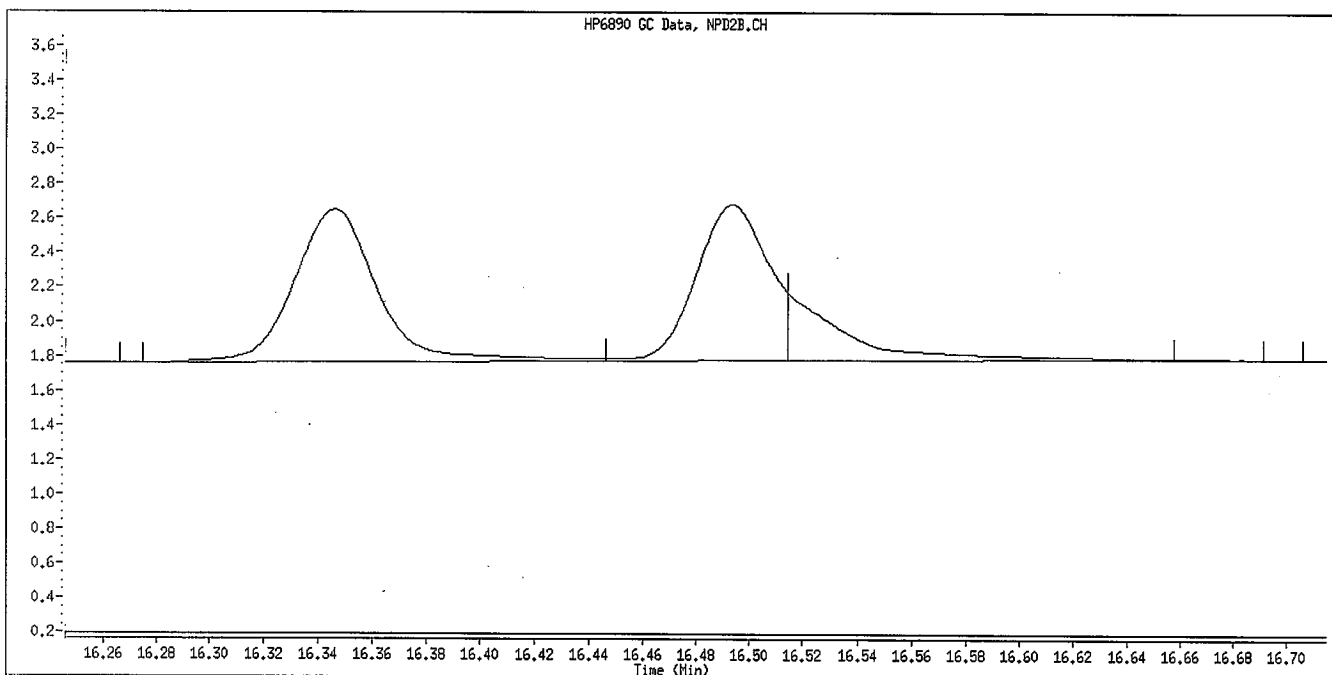
Manually Integrated By: williamst
Manual Integration Reason: Baseline Event

Handwritten signature and date:
6/30/09

Data File Name: 004F0401.D
Inj. Date and Time: 26-JUN-2009 18:55
Instrument ID: GC_D2.i
Client ID: OPP L6 GSV0637
Compound Name: Parathion
CAS #:
Report Date: 06/30/2009



Original Integration

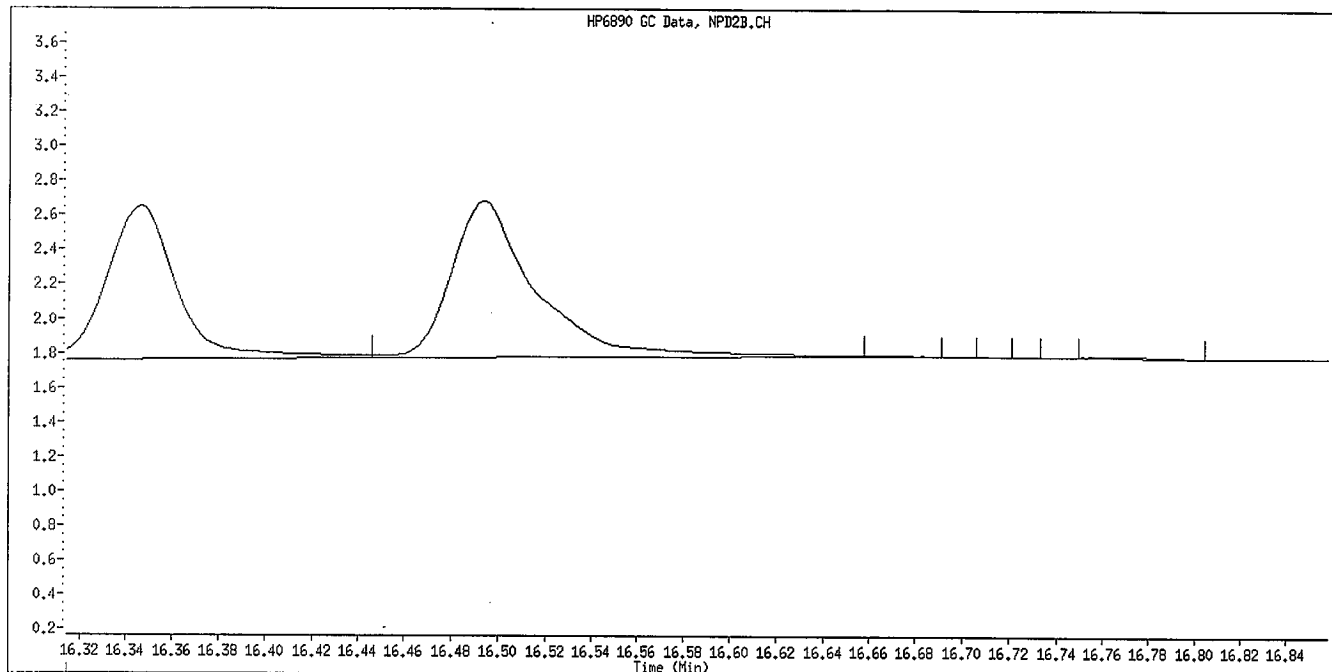


Manual Integration

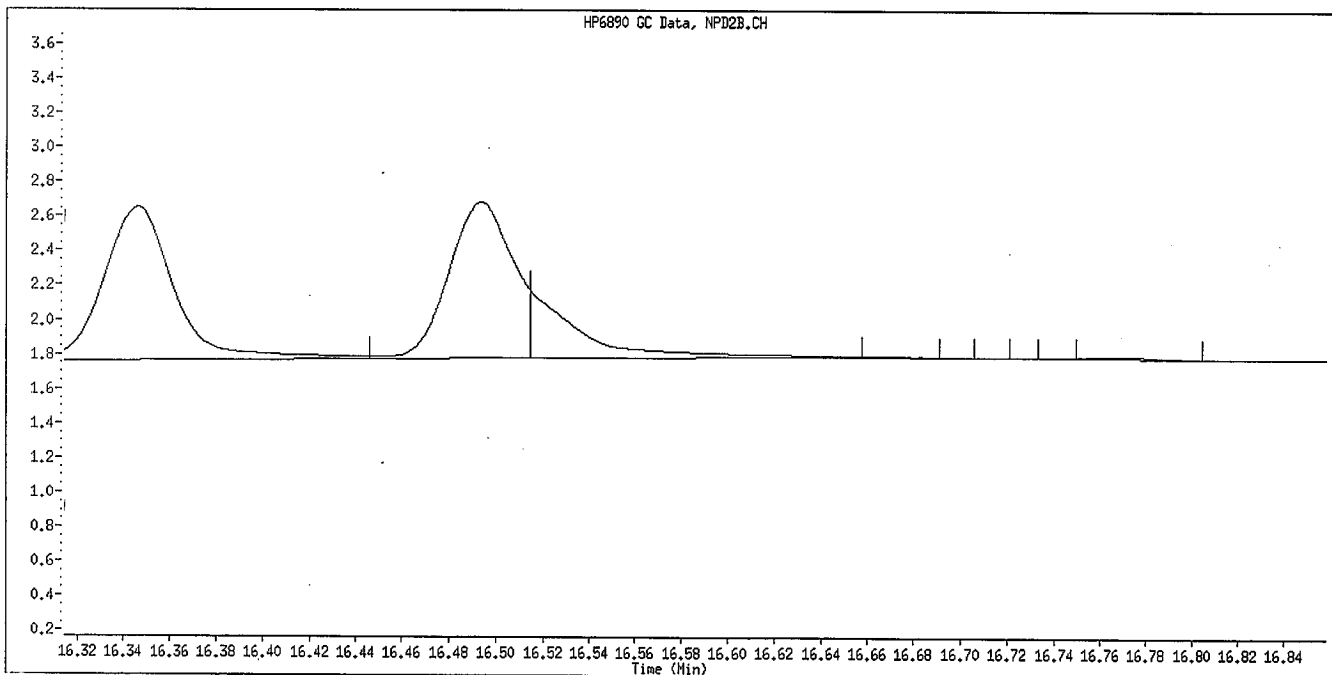
Manually Integrated By: williamst
Manual Integration Reason: Baseline Event

YJL
6/30/09

Data File Name: 004F0401.D
Inj. Date and Time: 26-JUN-2009 18:55
Instrument ID: GC_D2.i
Client ID: OPP L6 GSV0637
Compound Name: Merphos-B (Merphos Oxone)
CAS #:
Report Date: 06/30/2009



Original Integration



Manual Integration

Manually Integrated By: williamst
Manual Integration Reason: Baseline Event

Handwritten signature and date:
JL
6/30/09

TestAmerica

Data file : \\DenSvr03\Public\chem\GCS\GC_D2.i\0626092.B\005F0501.D
 Lab Smp Id: OPP L5 GSV0635 Client Smp ID: OPP L5 GSV0635
 Inj Date : 26-JUN-2009 19:23
 Operator : MPK/TLW Inst ID: GC_D2.i
 Smp Info : OPP L5 GSV0635
 Misc Info :
 Comment :
 Method : \\DenSvr03\Public\chem\GCS\GC_D2.i\0626092.B\8141A-2.m
 Meth Date : 30-Jun-2009 12:58 GC_D2.i Quant Type: ISTD
 Cal Date : 26-JUN-2009 18:55 Cal File: 004F0401.D
 Als bottle: 5 Calibration Sample, Level: 5
 Dil Factor: 1.00000
 Integrator: Falcon Compound Sublist: 8141A.sub
 Target Version: 4.14
 Processing Host: DENPC075

Compounds	AMOUNTS					
	RT	EXP RT	REL RT	RESPONSE	CAL-AMT (ug/mL)	ON-COL (ug/mL)
1 o,o,o-TEPT	4.730	4.731	(0.251)	267154	3.00000	2.982
2 Dichlorvos	6.545	6.546	(0.348)	221023	3.00000	3.159
\$ 3 Chlormefos	7.384	7.384	(0.392)	237967	3.00000	3.379
4 Mevinphos	9.234	9.234	(0.491)	137272	3.00000	2.913
5 Demeton-O	9.734	9.734	(0.517)	46912	0.97500	1.045
6 Thionazin	9.984	9.984	(0.531)	216898	3.00000	3.078
7 Ethoprop	10.499	10.499	(0.558)	162719	3.00000	3.090
8 Phorate	10.539	10.539	(0.560)	189707	3.00000	3.107
9 Naled	10.939	10.939	(0.581)	46004	3.00000	2.975
10 Sulfotepp	11.017	11.017	(0.586)	277819	3.00000	3.017 (A)
* 11 Tributylphosphate	11.115	11.116	(1.000)	123454	2.00000	
12 Simazine	11.399	11.399	(0.606)	40610	3.00000	3.079 (A)
13 Diazinon	11.540	11.541	(0.613)	155648	3.00000	3.140
14 Atrazine	11.584	11.584	(0.616)	85997	3.00000	3.210 (A)
15 Propazine	11.747	11.747	(0.624)	72628	3.00000	3.140
16 Disulfoton	12.049	12.049	(0.640)	152294	3.00000	3.136
17 Demeton-S	12.124	12.124	(0.644)	121463	2.04000	2.103
18 Dimethoate	13.282	13.282	(0.706)	206120	3.00000	3.166
19 Ronnel	13.587	13.587	(0.722)	134377	3.00000	3.067
20 Merphos-A (Merphos)	13.689	13.689	(1.232)	139514	3.00000	3.119 (A)
21 Chlorpyrifos	14.409	14.409	(0.766)	137524	3.00000	3.094
22 Fenthion	14.662	14.662	(0.779)	130285	3.00000	3.161
23 Trichloronate	14.710	14.711	(0.782)	170976	3.00000	2.945
24 Anilazine	15.215	15.216	(0.809)	11039	3.00000	2.902
25 Methyl Parathion	15.519	15.519	(0.825)	140467	3.00000	3.157 (A)
26 Malathion	15.724	15.724	(0.836)	122121	3.00000	2.929
27 Tokuthion	16.344	16.344	(0.869)	150762	3.00000	3.089
28 Parathion	16.494	16.494	(0.877)	135916	3.00000	3.100 (M)
29 Merphos-B (Merphos Oxone)	16.514	16.517	(1.486)	40683	3.00000	2.940 (AM)
30 Tetrachlorvinphos (stirophos)	16.977	16.977	(0.902)	90042	3.00000	3.174
31 Carbophenothion methyl	17.082	17.082	(0.908)	132789	3.00000	3.266
32 Bolstar	17.440	17.440	(0.927)	132222	3.00000	3.088
33 Carbophenothion	17.524	17.524	(0.931)	139939	3.00000	3.323 (A)

Compounds	RT	EXP RT	REL RT	RESPONSE	AMOUNTS	
					CAL-AMT (ug/mL)	ON-COL (ug/mL)
\$ 34 Triphenyl phosphate	18.280	18.281	(0.972)	105020	3.00000	3.039
35 Fensulfothion	18.559	18.559	(0.986)	98284	3.00000	3.098
* 36 TOCP	18.815	18.816	(1.000)	69265	2.00000	
37 Phosmet / EPN	18.909	18.909	(1.005)	207459	6.00000	5.874 (A)
38 Famphur	19.010	19.011	(1.010)	125661	3.00000	2.766
39 Azinphos-methyl	19.147	19.147	(1.018)	125121	3.00000	3.011
40 Azinphos-ethyl	19.365	19.366	(1.029)	120801	3.00000	3.052
41 Coumaphos	20.347	20.347	(1.081)	93401	3.00000	3.069
S 42 Merphos				180197	3.00000	3.122 (A)
M 43 Total Demeton				168375	3.00000	3.147

QC Flag Legend

- A - Target compound detected but, quantitated amount exceeded maximum amount.
- M -, Compound response manually integrated.

TestAmerica

INTERNAL STANDARD COMPOUNDS
 AREA AND RT SUMMARY

Instrument ID: GC_D2.i
 Lab File ID: 005F0501.D
 Lab Smp Id: OPP L5 GSV0635
 Analysis Type: SV
 Quant Type: ISTD
 Operator: MPK/TLW
 Method File: \\DenSvr03\Public\chem\GCS\GC_D2.i\0626092.B\8141A-2.m
 Misc Info:

Calibration Date: 26-JUN-2009
 Calibration Time: 21:40
 Client Smp ID: OPP L5 GSV0635
 Level:
 Sample Type:

COMPOUND	STANDARD	AREA LIMIT		SAMPLE	%DIFF
		LOWER	UPPER		
11 Tributylphosphate	123933	61967	247866	123454	-0.39
36 TOCP	68831	34416	137662	69265	0.63

COMPOUND	STANDARD	RT LIMIT		SAMPLE	%DIFF
		LOWER	UPPER		
11 Tributylphosphate	11.12	10.62	11.62	11.12	0.00
36 TOCP	18.82	18.32	19.32	18.82	0.00

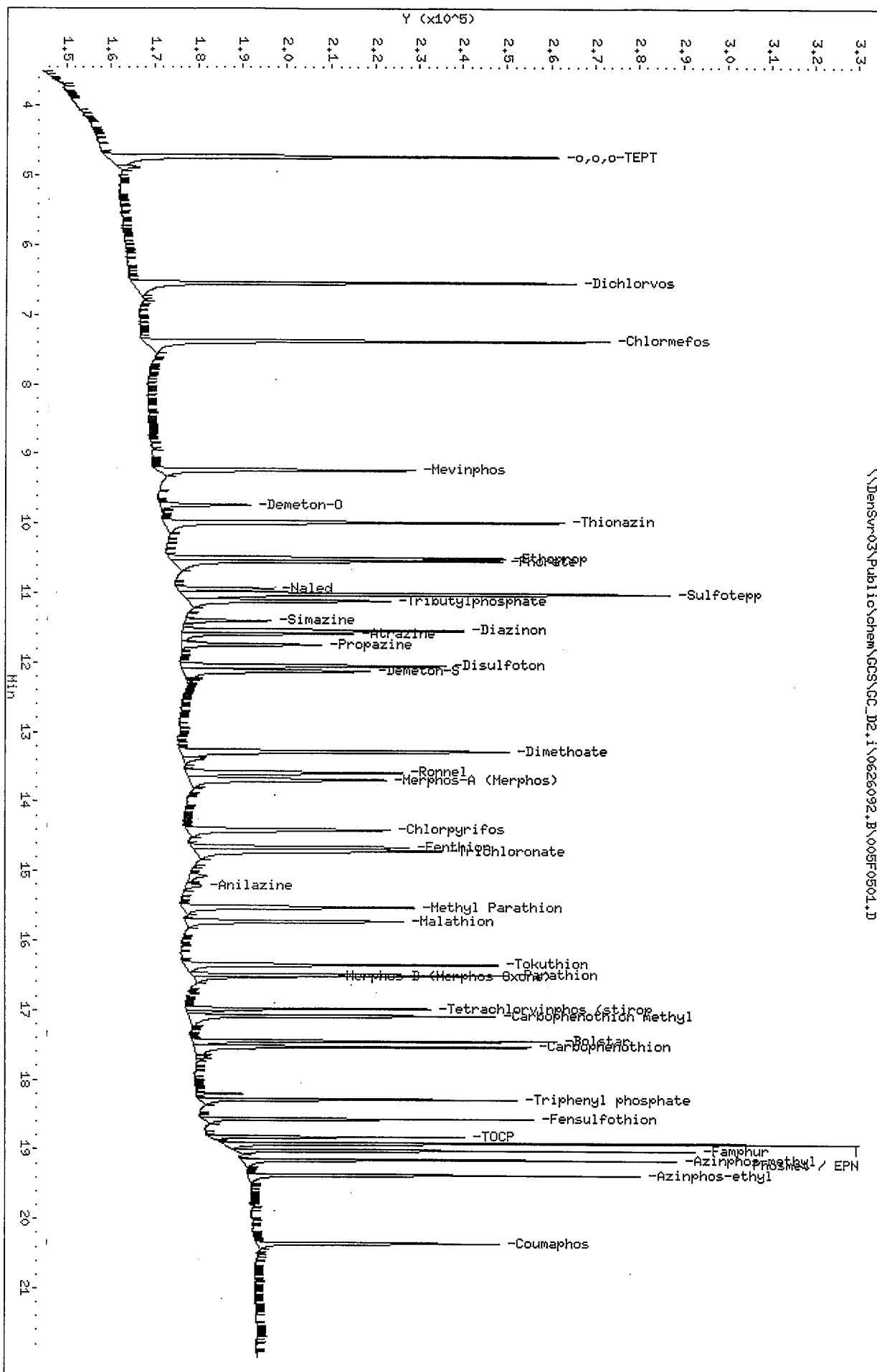
AREA UPPER LIMIT = +100% of internal standard area.
 AREA LOWER LIMIT = - 50% of internal standard area.
 RT UPPER LIMIT = + 0.50 minutes of internal standard RT.
 RT LOWER LIMIT = - 0.50 minutes of internal standard RT.

Data File: \\DensSvr-03\Public\chem\GCS\GC_D2.i\0626092.B\005F0504.D
 Date: 26-JUN-2009 19:23
 Client ID: OPP L5 GSV0635
 Sample Info: OPP L5 GSV0635

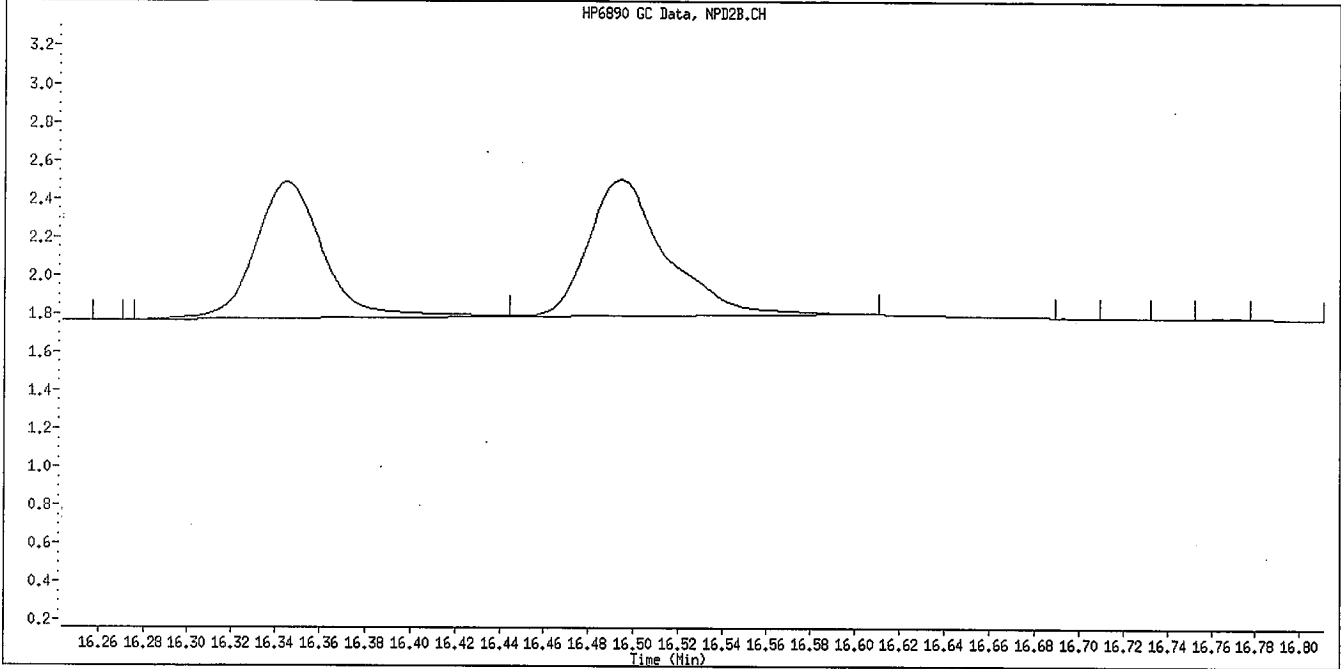
Column phase: RTx-OPPest

Instrument: GC_D2.i
 Operator: MPK/TLM
 Column diameter: 0.32

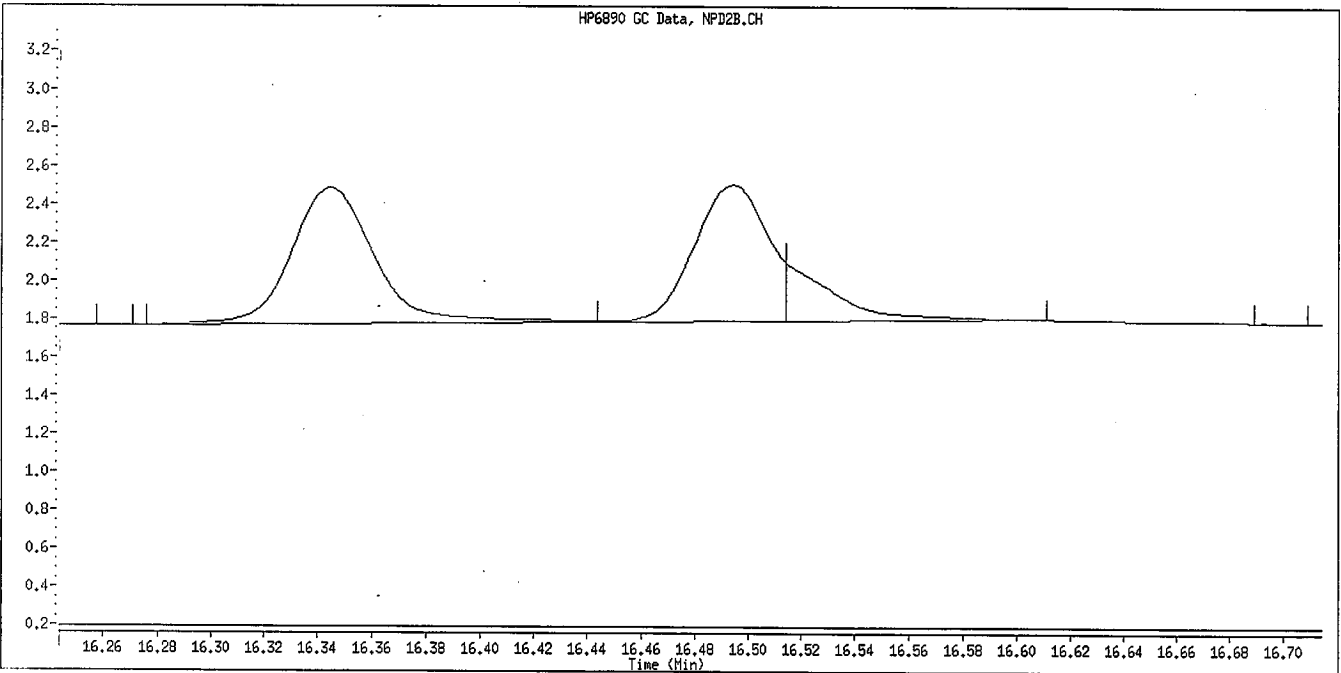
\\DensSvr-03\Public\chem\GCS\GC_D2.i\0626092.B\005F0504.D



Data File Name: 005F0501.D
Inj. Date and Time: 26-JUN-2009 19:23
Instrument ID: GC_D2.i
Client ID: OPP L5 GSV0635
Compound Name: Parathion
CAS #:
Report Date: 06/30/2009



Original Integration

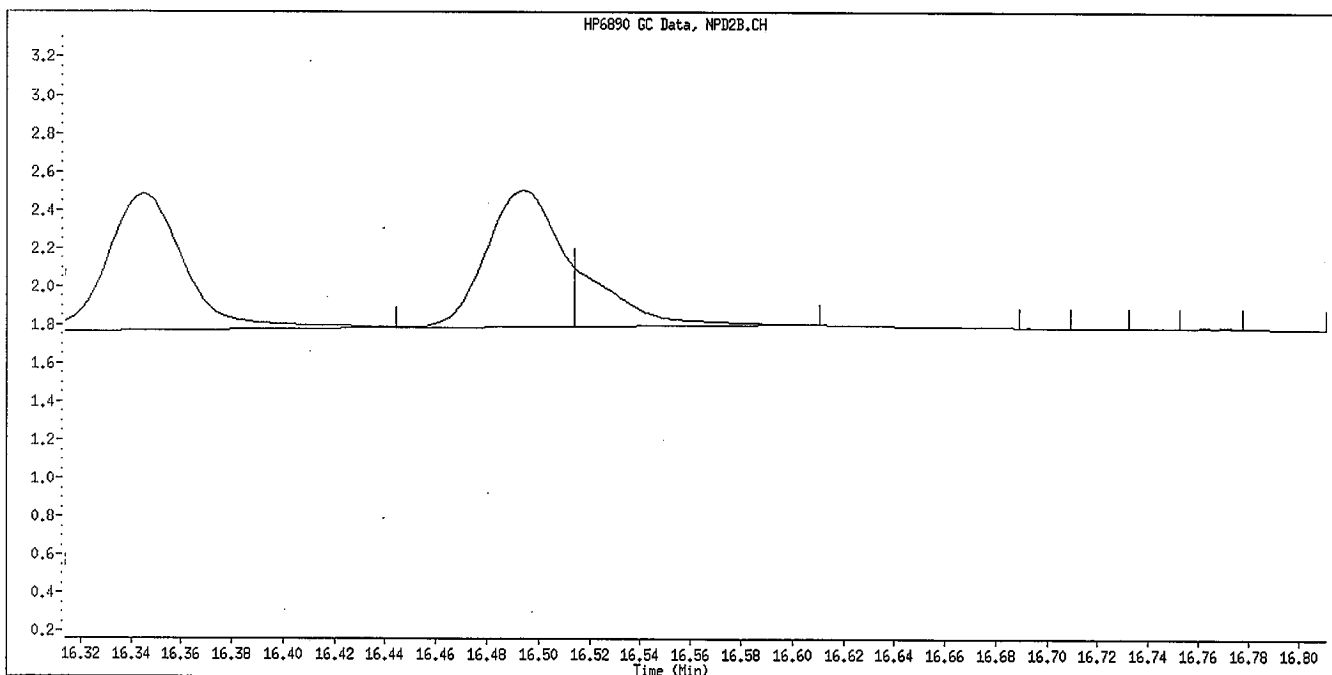
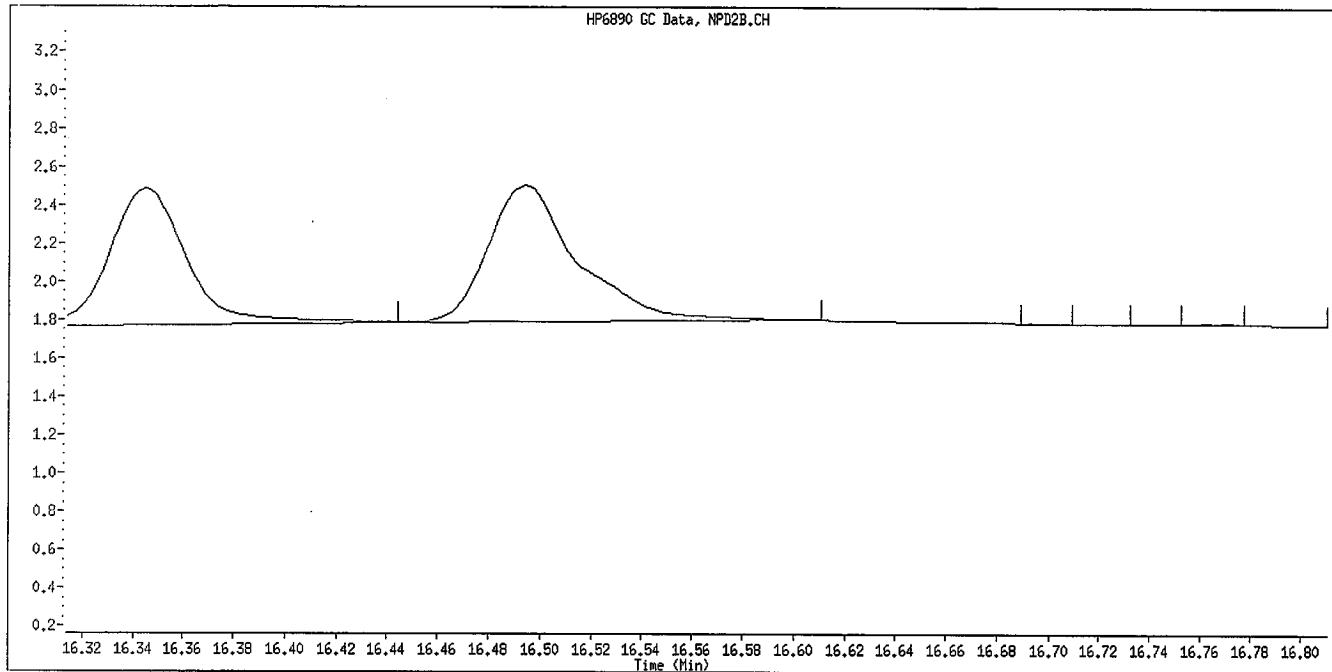


Manual Integration

Manually Integrated By: williamst
Manual Integration Reason: Baseline Event

Handwritten signature:
86
6/30/09

Data File Name: 005F0501.D
Inj. Date and Time: 26-JUN-2009 19:23
Instrument ID: GC_D2.i
Client ID: OPP L5 GSV0635
Compound Name: Merphos-B (Merphos Oxone)
CAS #:
Report Date: 06/30/2009



Manually Integrated By: williamst
Manual Integration Reason: Baseline Event

St
6/30/09

TestAmerica

Data file : \\DenSvr03\Public\chem\GCS\GC_D2.i\0626092.B\006F0601.D
 Lab Smp Id: OPP L4 GSV0638 Client Smp ID: OPP L4 GSV0638
 Inj Date : 26-JUN-2009 19:50
 Operator : MPK/TLW Inst ID: GC_D2.i
 Smp Info : OPP L4 GSV0638
 Misc Info :
 Comment :
 Method : \\DenSvr03\Public\chem\GCS\GC_D2.i\0626092.B\8141A-2.m
 Meth Date : 30-Jun-2009 12:58 GC_D2.i Quant Type: ISTD
 Cal Date : 26-JUN-2009 19:23 Cal File: 005F0501.D
 Als bottle: 6 Calibration Sample, Level: 4
 Dil Factor: 1.00000
 Integrator: Falcon Compound Sublist: 8141A.sub
 Target Version: 4.14
 Processing Host: DENPC075

Compounds	AMOUNTS					
	RT	EXP RT	REL RT	RESPONSE	CAL-AMT (ug/mL)	ON-COL (ug/mL)
1 o,o,o-TEPT	4.730	4.731	(0.251)	181207	2.00000	2.055
2 Dichlorvos	6.545	6.546	(0.348)	148252	2.00000	2.154
\$ 3 Chlormefos	7.383	7.384	(0.392)	138652	2.00000	2.001
4 Mevinphos	9.233	9.234	(0.491)	98399	2.00000	2.122
5 Demeton-O	9.733	9.734	(0.517)	29742	0.65000	0.6731
6 Thionazin	9.983	9.984	(0.531)	134999	2.00000	1.947
7 Ethoprop	10.498	10.499	(0.558)	103308	2.00000	1.994
8 Phorate	10.537	10.539	(0.560)	115663	2.00000	1.925
9 Naled	10.940	10.939	(0.581)	28010	2.00000	1.943
10 ¹ Sulfotepp	11.017	11.017	(0.586)	187497	2.00000	2.069 (A)
* 11 Tributylphosphate	11.115	11.116	(1.000)	126959	2.00000	
12 Simazine	11.398	11.399	(0.606)	26282	2.00000	2.025 (A)
13 Diazinon	11.540	11.541	(0.613)	98649	2.00000	2.033
14 Atrazine	11.582	11.584	(0.616)	49088	2.00000	1.960 (A)
15 Propazine	11.745	11.747	(0.624)	43235	2.00000	1.922
16 Disulfoton	12.050	12.049	(0.640)	96402	2.00000	2.017
17 Demeton-S	12.125	12.124	(0.644)	70921	1.36000	1.296
18 Dimethoate	13.280	13.282	(0.706)	123978	2.00000	1.935
19 Ronnel	13.588	13.587	(0.722)	84095	2.00000	1.950
20 ¹ Merphos-A (Merphos)	13.690	13.689	(1.232)	90289	2.00000	1.962 (A)
21 Chlorpyrifos	14.408	14.409	(0.766)	82272	2.00000	1.881
22 Fenthion	14.660	14.662	(0.779)	79190	2.00000	1.952
23 Trichloronate	14.708	14.711	(0.782)	106326	2.00000	1.900
24 Anilazine	15.212	15.216	(0.808)	6899	2.00000	1.843
25 Methyl Parathion	15.520	15.519	(0.825)	91219	2.00000	2.083 (A)
26 Malathion	15.725	15.724	(0.836)	80242	2.00000	1.956
27 Tokuthion	16.345	16.344	(0.869)	92069	2.00000	1.917
28 Parathion	16.493	16.494	(0.877)	84124	2.00000	1.950 (M)
29 Merphos-B (Merphos Oxone)	16.513	16.517	(1.486)	23458	2.00000	1.603 (AM)
30 ¹ Tetrachlorvinphos (stirophos)	16.977	16.977	(0.902)	54727	2.00000	1.961
31 Carbophenothion methyl	17.082	17.082	(0.908)	79857	2.00000	1.996
32 Bolstar	17.440	17.440	(0.927)	82203	2.00000	1.951
33 Carbophenothion	17.523	17.524	(0.931)	80431	2.00000	1.941 (A)

Compounds	RT	EXP RT	REL RT	RESPONSE	AMOUNTS	
					CAL-AMT (ug/mL)	ON-COL (ug/mL)
\$ 34 Triphenyl phosphate	18.280	18.281	(0.972)	73416	2.00000	2.159
35 Fensulfothion	18.558	18.559	(0.986)	66352	2.00000	2.125
* 36 TOCP	18.815	18.816	(1.000)	68161	2.00000	
37 Phosmet / EPN	18.908	18.909	(1.005)	146012	4.00000	4.177
38 Famphur	19.012	19.011	(1.010)	95300	2.00000	2.132
39 Azinphos-methyl	19.147	19.147	(1.018)	88773	2.00000	2.171
40 Azinphos-ethyl	19.365	19.366	(1.029)	80966	2.00000	2.079
41 Coumaphos	20.347	20.347	(1.081)	61650	2.00000	2.059
S 42 Merphos				113747	2.00000	2.002 (A)
M 43 Total Demeton				100663	2.00000	1.969

QC Flag Legend

- A - Target compound detected but, quantitated amount exceeded maximum amount.
- M - Compound response manually integrated.

TestAmerica

INTERNAL STANDARD COMPOUNDS
 AREA AND RT SUMMARY

Instrument ID: GC_D2.i
 Lab File ID: 006F0601.D
 Lab Smp Id: OPP L4 GSV0638
 Analysis Type: SV
 Quant Type: ISTD
 Operator: MPK/TLW
 Method File: \\DenSvr03\Public\chem\GCS\GC_D2.i\0626092.B\8141A-2.m
 Misc Info:

Calibration Date: 26-JUN-2009
 Calibration Time: 19:50
 Client Smp ID: OPP L4 GSV0638
 Level:
 Sample Type:

COMPOUND	STANDARD	AREA LIMIT		SAMPLE	%DIFF
		LOWER	UPPER		
11 Tributylphosphate	126959	63480	253918	126959	0.00
36 TOCP	68161	34081	136322	68161	0.00

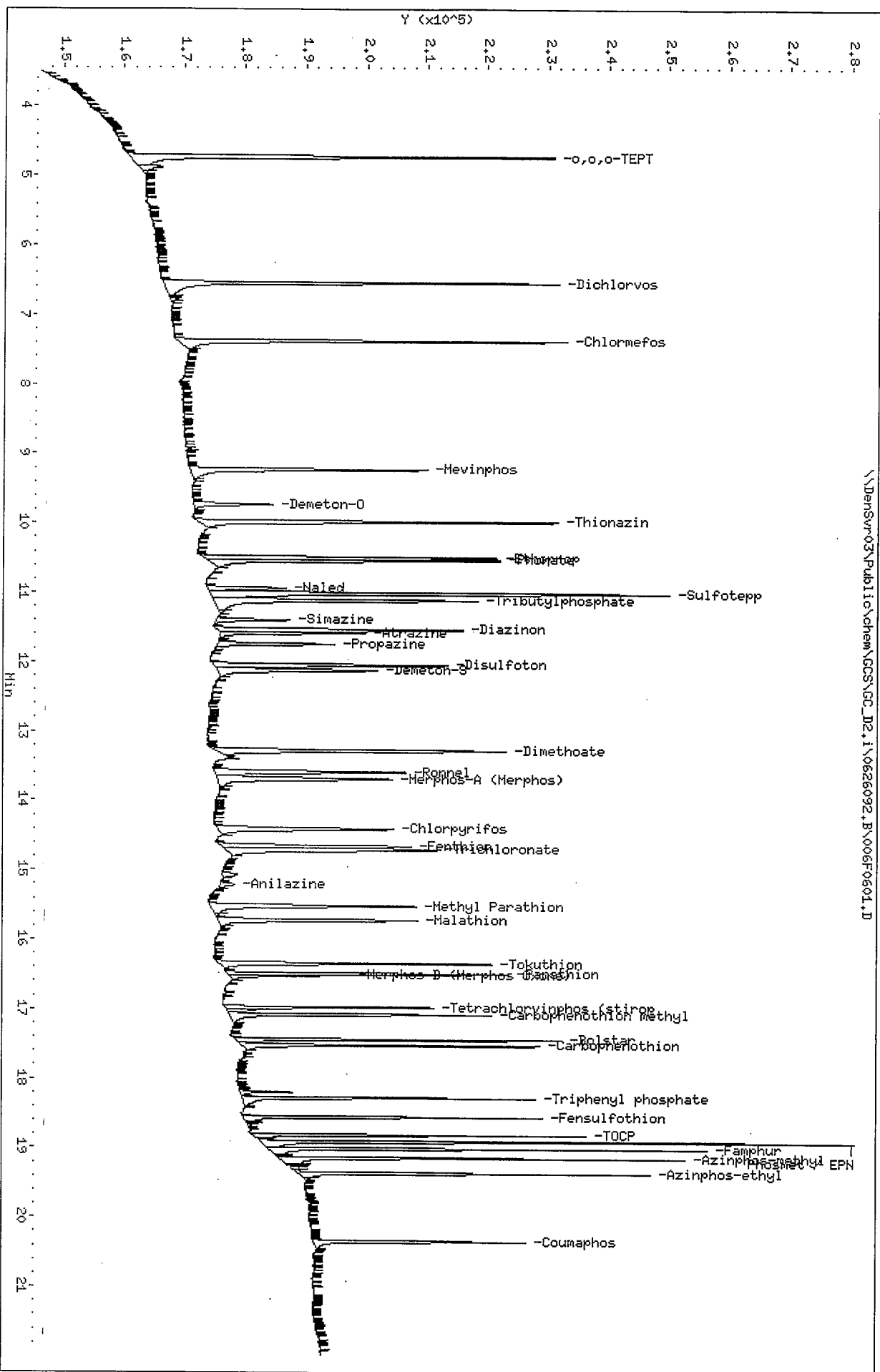
COMPOUND	STANDARD	RT LIMIT		SAMPLE	%DIFF
		LOWER	UPPER		
11 Tributylphosphate	11.12	10.62	11.62	11.12	0.00
36 TOCP	18.82	18.32	19.32	18.82	0.00

AREA UPPER LIMIT = +100% of internal standard area.
 AREA LOWER LIMIT = - 50% of internal standard area.
 RT UPPER LIMIT = + 0.50 minutes of internal standard RT.
 RT LOWER LIMIT = - 0.50 minutes of internal standard RT.

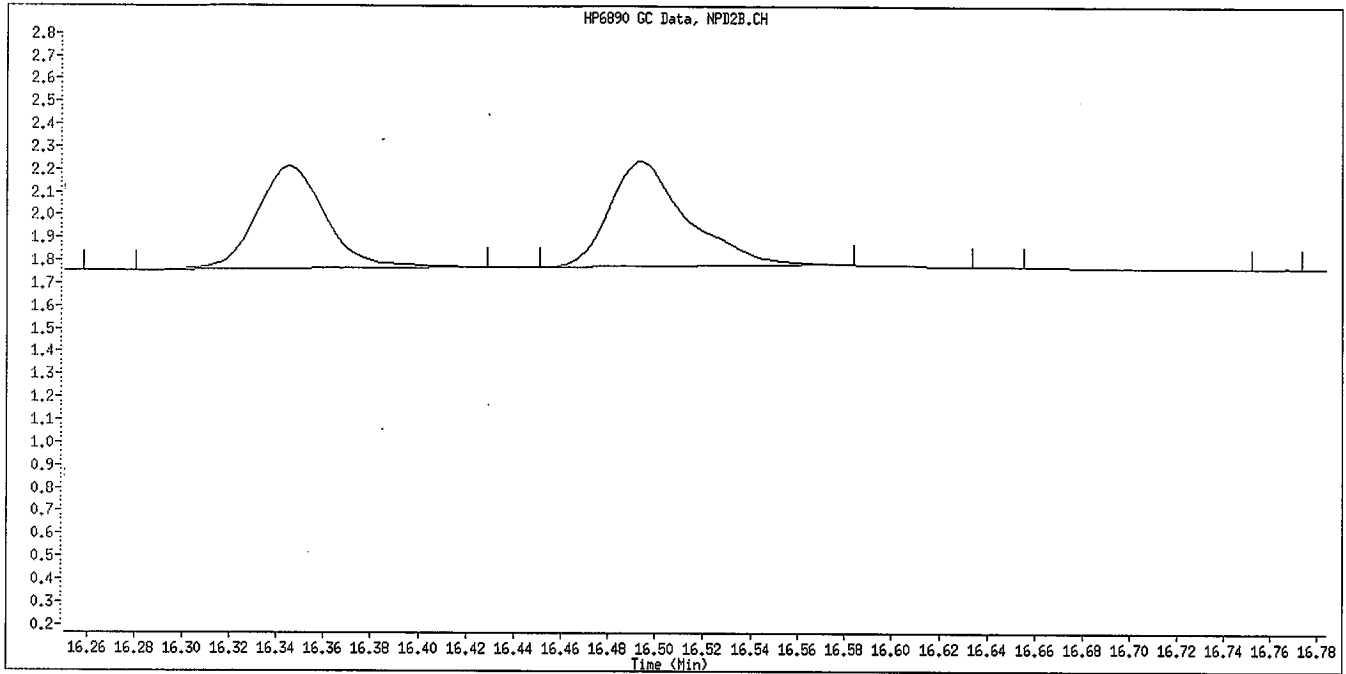
Data File: \\Densvr03\Public\chem\GCS\GC_D2.i\0626092.B\006F0601.D
 Date: 26-JUN-2009 19:50
 Client ID: OPP L4 GSV0638
 Sample Info: OPP L4 GSV0638
 Column phase: RTX-OPpest

Instrument: GC_D2.i
 Operator: HPK/TLM
 Column diameter: 0.32

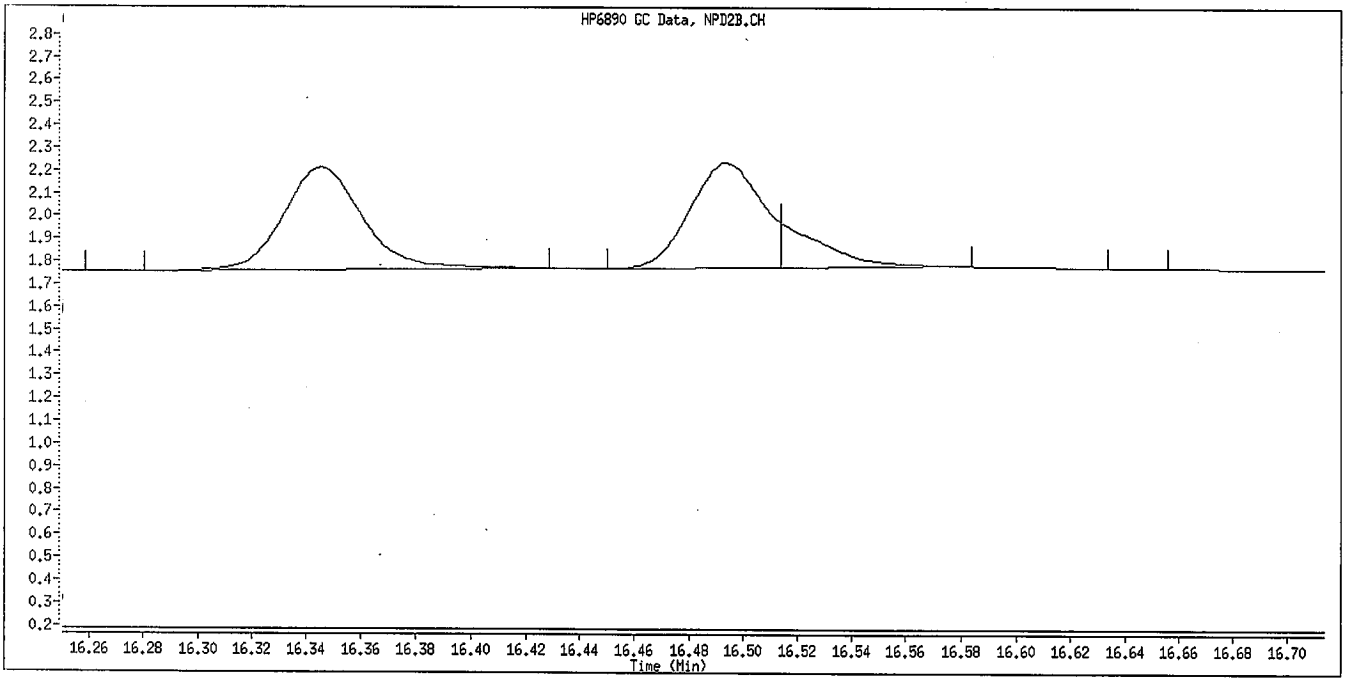
\\Densvr03\Public\chem\GCS\GC_D2.i\0626092.B\006F0601.D



Data File Name: 006F0601.D
Inj. Date and Time: 26-JUN-2009 19:50
Instrument ID: GC_D2.i
Client ID: OPP L4 GSV0638
Compound Name: Parathion
CAS #:
Report Date: 06/30/2009



Original Integration

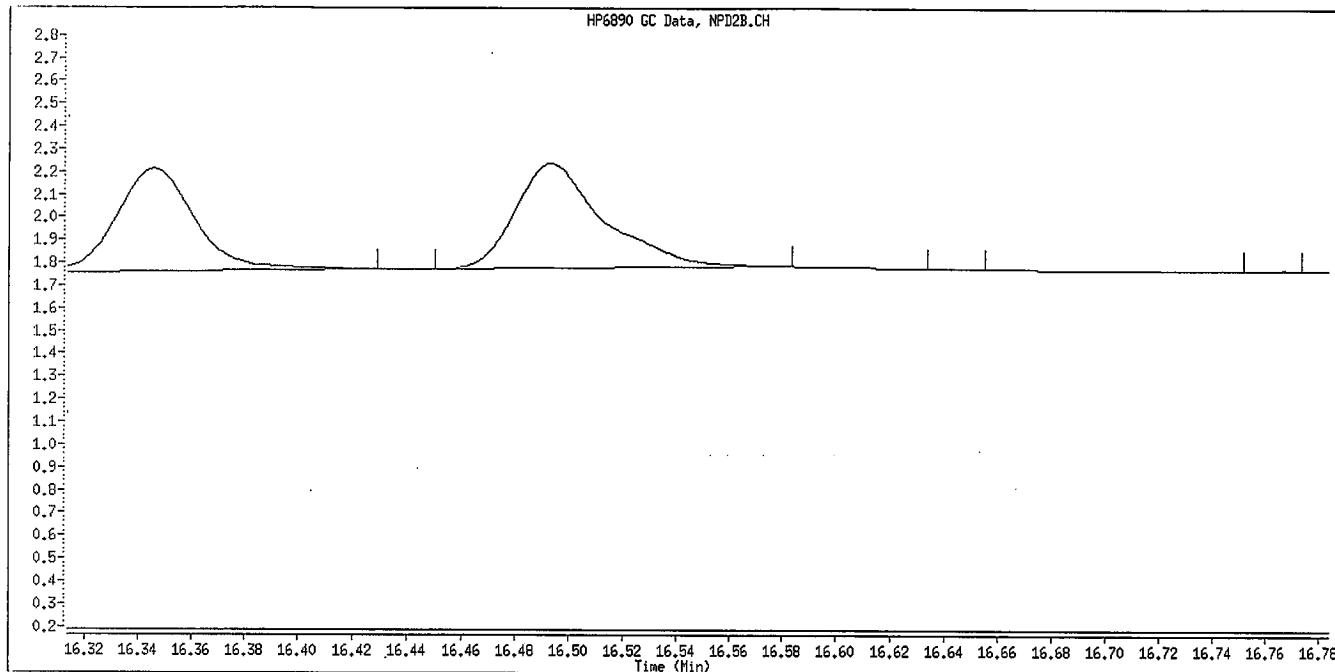


Manual Integration

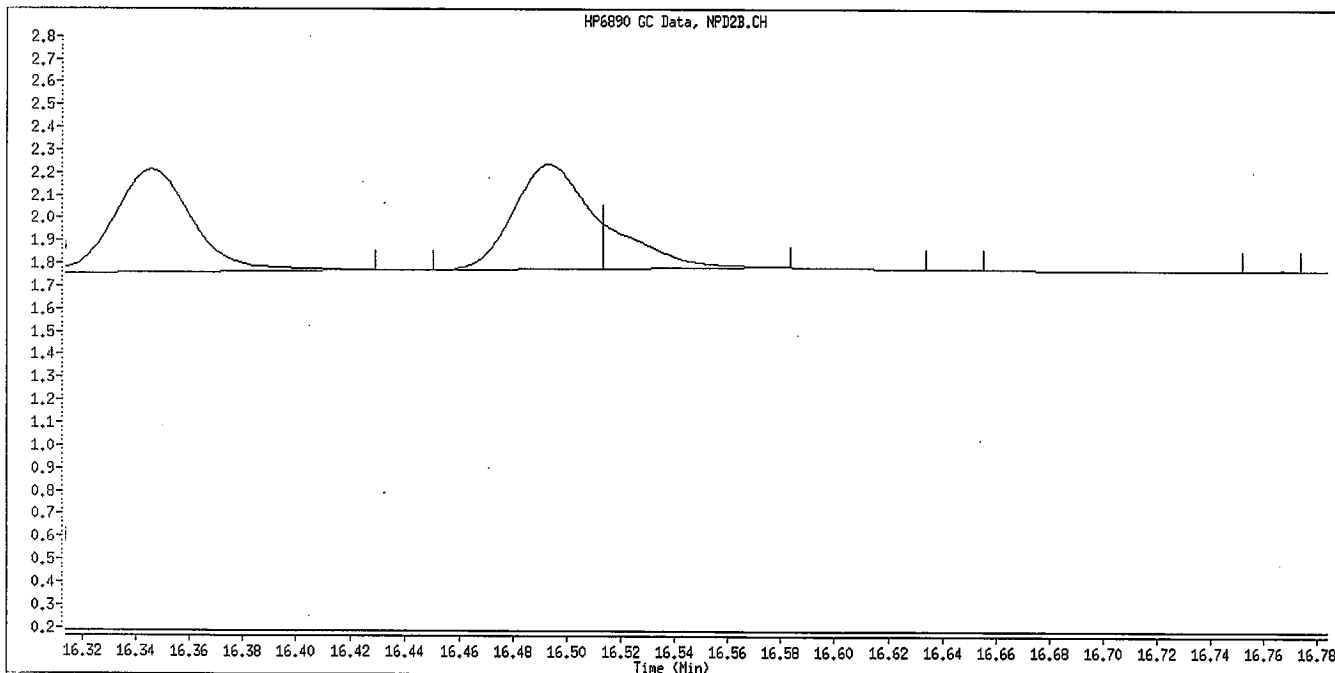
Manually Integrated By: williamst
Manual Integration Reason: Baseline Event

Handwritten signature and date:
JL
6/30/09

Data File Name: 006F0601.D
Inj. Date and Time: 26-JUN-2009 19:50
Instrument ID: GC_D2.i
Client ID: OPP L4 GSV0638
Compound Name: Merphos-B (Merphos Oxone)
CAS #:
Report Date: 06/30/2009



Original Integration



Manual Integration

Manually Integrated By: williamst
Manual Integration Reason: Baseline Event

Handwritten signature
6/30/09

TestAmerica

Data file : \\DenSvr03\Public\chem\GCS\GC_D2.i\0626092.B\007F0701.D
 Lab Smp Id: OPP L3 GSV0639 Client Smp ID: OPP L3 GSV0639
 Inj Date : 26-JUN-2009 20:18
 Operator : MPK/TLW Inst ID: GC_D2.i
 Smp Info : OPP L3 GSV0639
 Misc Info :
 Comment :
 Method : \\DenSvr03\Public\chem\GCS\GC_D2.i\0626092.B\8141A-2.m
 Meth Date : 30-Jun-2009 12:58 GC_D2.i Quant Type: ISTD
 Cal Date : 26-JUN-2009 19:50 Cal File: 006F0601.D
 Als bottle: 7 Calibration Sample, Level: 3
 Dil Factor: 1.00000
 Integrator: Falcon Compound Sublist: 8141A.sub
 Target Version: 4.14
 Processing Host: DENPC075

Compounds	RT	EXP RT	REL RT	RESPONSE	AMOUNTS	
					CAL-AMT (ug/mL)	ON-COL (ug/mL)
1 o,o,o-TEPT	4.728	4.731	(0.251)	81887	1.00000	0.9107
2 Dichlorvos	6.546	6.546	(0.348)	63970	1.00000	0.9111
3 Chlormefos	7.383	7.384	(0.392)	61984	1.00000	0.8770
4 Mevinphos	9.235	9.234	(0.491)	42341	1.00000	0.8952
5 Demeton-O	9.733	9.734	(0.517)	13386	0.32500	0.2970
6 Thionazin	9.985	9.984	(0.531)	67347	1.00000	0.9522
7 Ethoprop	10.500	10.499	(0.558)	50288	1.00000	0.9515
8 Phorate	10.536	10.539	(0.560)	55056	1.00000	0.8983
9 Naled	10.941	10.939	(0.582)	10859	1.00000	0.9052
10 Sulfotepp	11.016	11.017	(0.586)	90141	1.00000	0.9752 (A)
* 11 Tributylphosphate	11.116	11.116	(1.000)	109941	2.00000	
12 Simazine	11.398	11.399	(0.606)	12288	1.00000	0.9282 (A)
13 Diazinon	11.541	11.541	(0.613)	49407	1.00000	1.013
14 Atrazine	11.581	11.584	(0.616)	21316	1.00000	0.9678 (A)
15 Propazine	11.746	11.747	(0.624)	20907	1.00000	0.9421
16 Disulfoton	12.050	12.049	(0.640)	47563	1.00000	0.9757
17 Demeton-S	12.126	12.124	(0.645)	33785	0.68000	0.6688
18 Dimethoate	13.283	13.282	(0.706)	60106	1.00000	0.9200
19 Ronnel	13.588	13.587	(0.722)	39845	1.00000	0.9061
20 Merphos-A (Merphos)	13.690	13.689	(1.231)	42032	1.00000	1.055 (A)
21 Chlorpyrifos	14.410	14.409	(0.766)	43430	1.00000	0.9737
22 Fenthion	14.663	14.662	(0.779)	40767	1.00000	0.9854
23 Trichloronate	14.710	14.711	(0.782)	49357	1.00000	0.9220
24 Anilazine	15.218	15.216	(0.809)	3581	1.00000	0.9372 (M)
25 Methyl Parathion	15.520	15.519	(0.825)	42442	1.00000	0.9503
26 Malathion	15.725	15.724	(0.836)	39993	1.00000	0.9559
27 Tokuthion	16.345	16.344	(0.869)	47016	1.00000	0.9598
28 Parathion	16.493	16.494	(0.877)	43405	1.00000	0.9863 (M)
29 Merphos-B (Merphos Oxone)	16.515	16.517	(1.486)	15065	1.00000	1.162 (AM)
30 Tetrachlorvinphos (stirophos)	16.976	16.977	(0.902)	25459	1.00000	0.8943
31 Carbophenothion methyl	17.081	17.082	(0.908)	36393	1.00000	0.8919
32 Bolstar	17.441	17.440	(0.927)	41390	1.00000	0.9630
33 Carbophenothion	17.523	17.524	(0.931)	40089	1.00000	0.9485 (A)

Compounds	RT	EXP RT	REL RT	RESPONSE	AMOUNTS	
					CAL-AMT (ug/mL)	ON-COL (ug/mL)
=====	=====	=====	=====	=====	=====	=====
\$ 34 Triphenyl phosphate	18.280	18.281	(0.972)	31677	1.00000	0.9133
35 Fensulfotion	18.558	18.559	(0.986)	30601	1.00000	0.9609
* 36 TOCP	18.815	18.816	(1.000)	69519	2.00000	
37 Phosmet / EPN	18.908	18.909	(1.005)	68186	2.00000	1.866
38 Famphur	19.010	19.011	(1.010)	41284	1.00000	0.9054
39 Azinphos-methyl	19.145	19.147	(1.018)	37491	1.00000	0.8988
40 Azinphos-ethyl	19.365	19.366	(1.029)	38936	1.00000	0.9801
41 Coumaphos	20.345	20.347	(1.081)	29854	1.00000	0.9774
S 42 Merphos				57097	1.00000	0.9855
M 43 Total Demeton				47171	1.00000	0.9658

QC Flag Legend

- A - Target compound detected but, quantitated amount exceeded maximum amount.
- M - Compound response manually integrated.

TestAmerica

INTERNAL STANDARD COMPOUNDS
 AREA AND RT SUMMARY

Instrument ID: GC_D2.i
 Lab File ID: 007F0701.D
 Lab Smp Id: OPP L3 GSV0639
 Analysis Type: SV
 Quant Type: ISTD
 Operator: MPK/TLW
 Method File: \\DenSvr03\Public\chem\GCS\GC_D2.i\0626092.B\8141A-2.m
 Misc Info:

Calibration Date: 26-JUN-2009
 Calibration Time: 19:50
 Client Smp ID: OPP L3 GSV0639
 Level:
 Sample Type:

COMPOUND	STANDARD	AREA LIMIT		SAMPLE	%DIFF
		LOWER	UPPER		
11 Tributylphosphate	126959	63480	253918	109941	-13.40
36 TOCP	68161	34081	136322	69519	1.99

COMPOUND	STANDARD	RT LIMIT		SAMPLE	%DIFF
		LOWER	UPPER		
11 Tributylphosphate	11.12	10.62	11.62	11.12	0.01
36 TOCP	18.82	18.32	19.32	18.82	-0.00

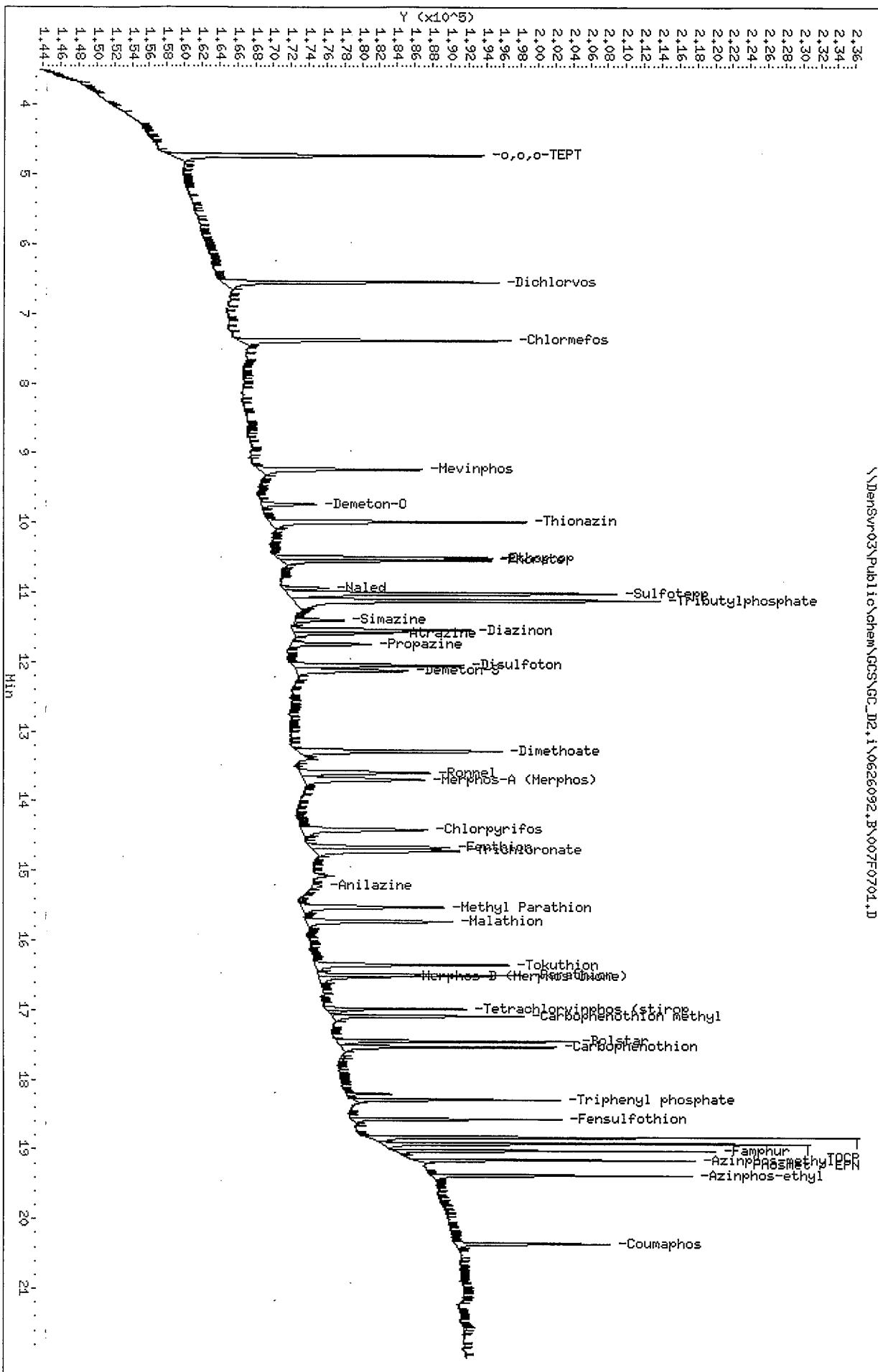
AREA UPPER LIMIT = +100% of internal standard area.
 AREA LOWER LIMIT = - 50% of internal standard area.
 RT UPPER LIMIT = + 0.50 minutes of internal standard RT.
 RT LOWER LIMIT = - 0.50 minutes of internal standard RT.

Data File: \\Densur-03\Public\chem\GCS\GC_D2.1\0626092.B\007F0704.D
 Date: 26-JUN-2009 20:18
 Client ID: OPP L3 GSW0639
 Sample Info: OPP L3 GSW0639

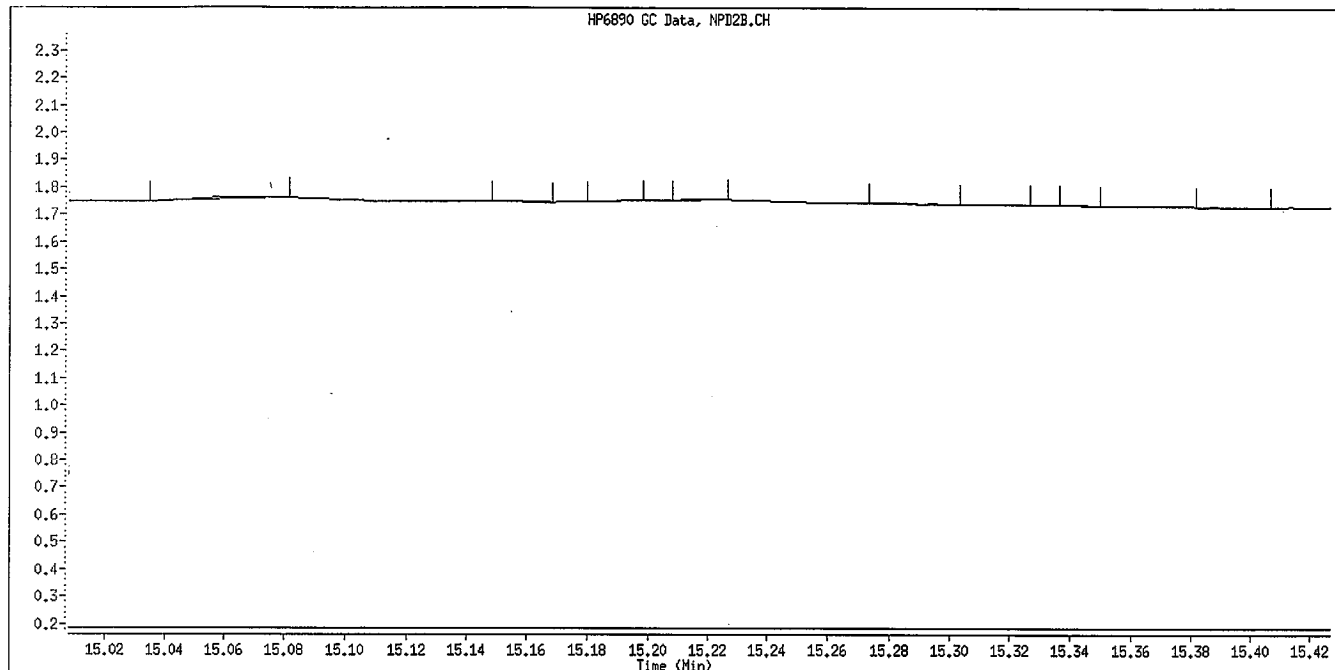
Column phase: RTX-OPPest

Instrument: GC_D2.1
 Operator: HPK/TLM
 Column diameter: 0.32

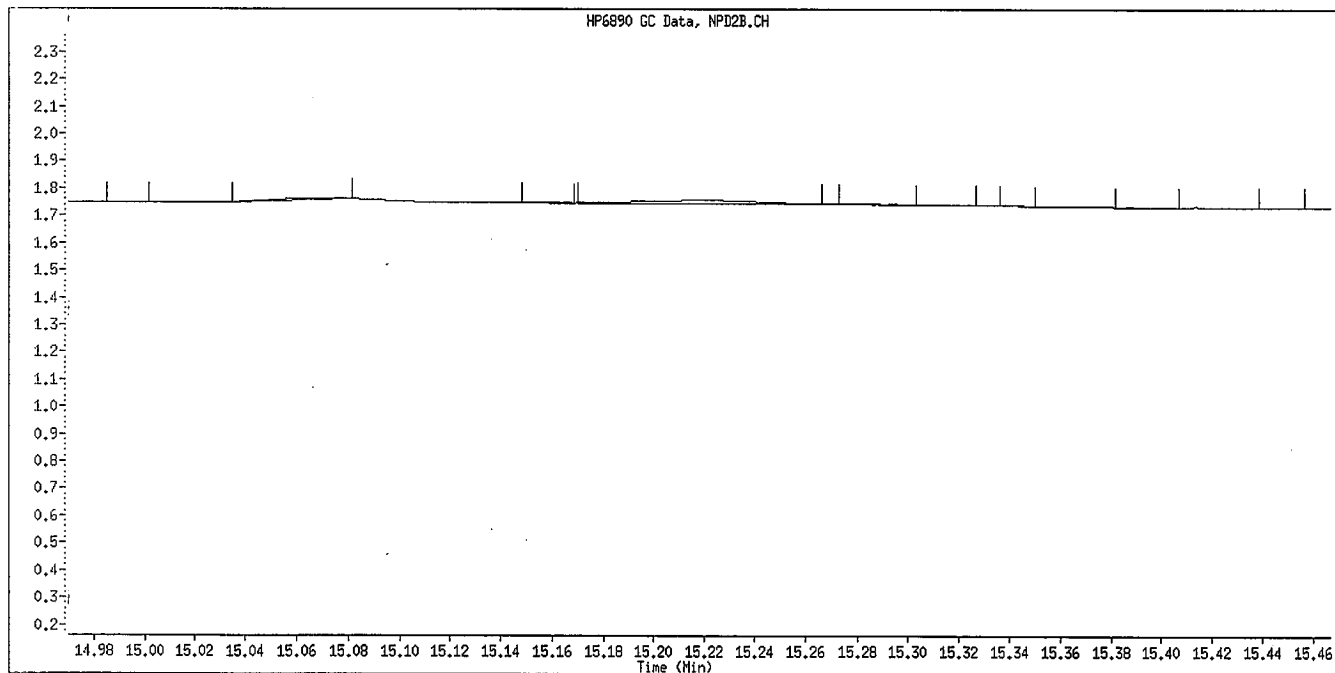
\\Densur-03\Public\chem\GCS\GC_D2.1\0626092.B\007F0704.D



Data File Name: 007F0701.D
Inj. Date and Time: 26-JUN-2009 20:18
Instrument ID: GC_D2.i
Client ID: OPP L3 GSV0639
Compound Name: Anilazine
CAS #:
Report Date: 06/30/2009



Original Integration

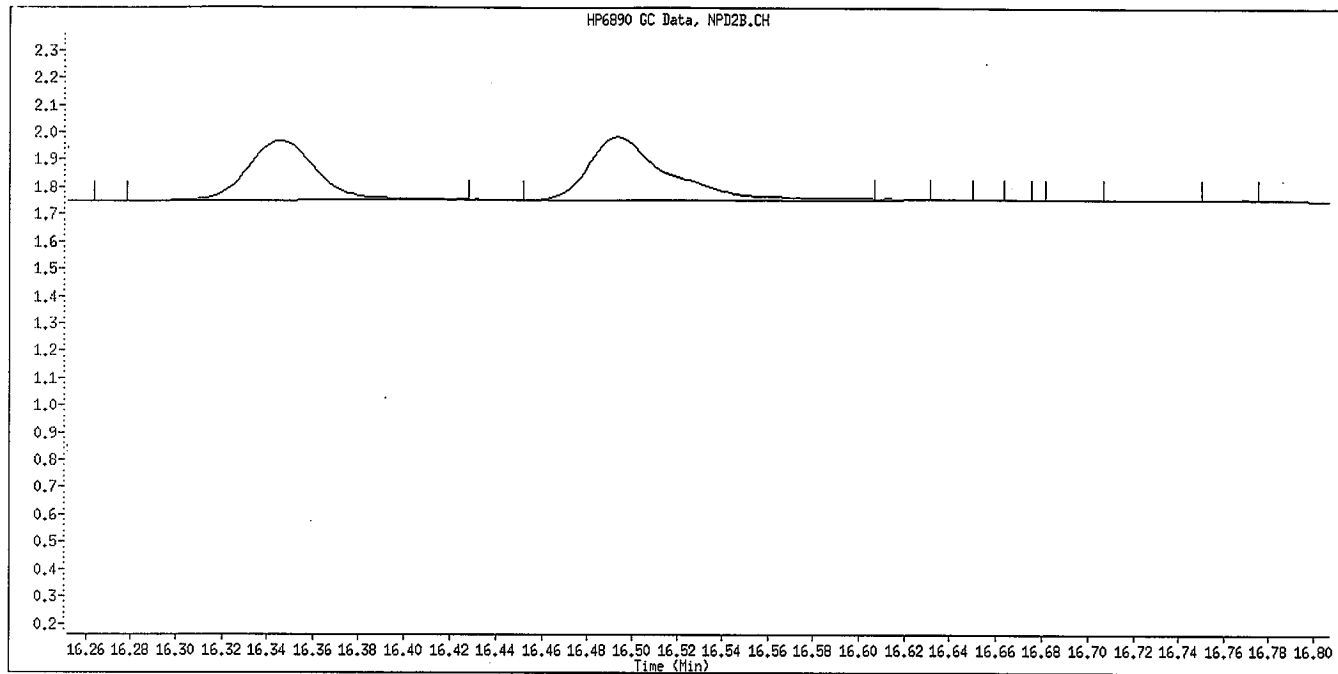


Manual Integration

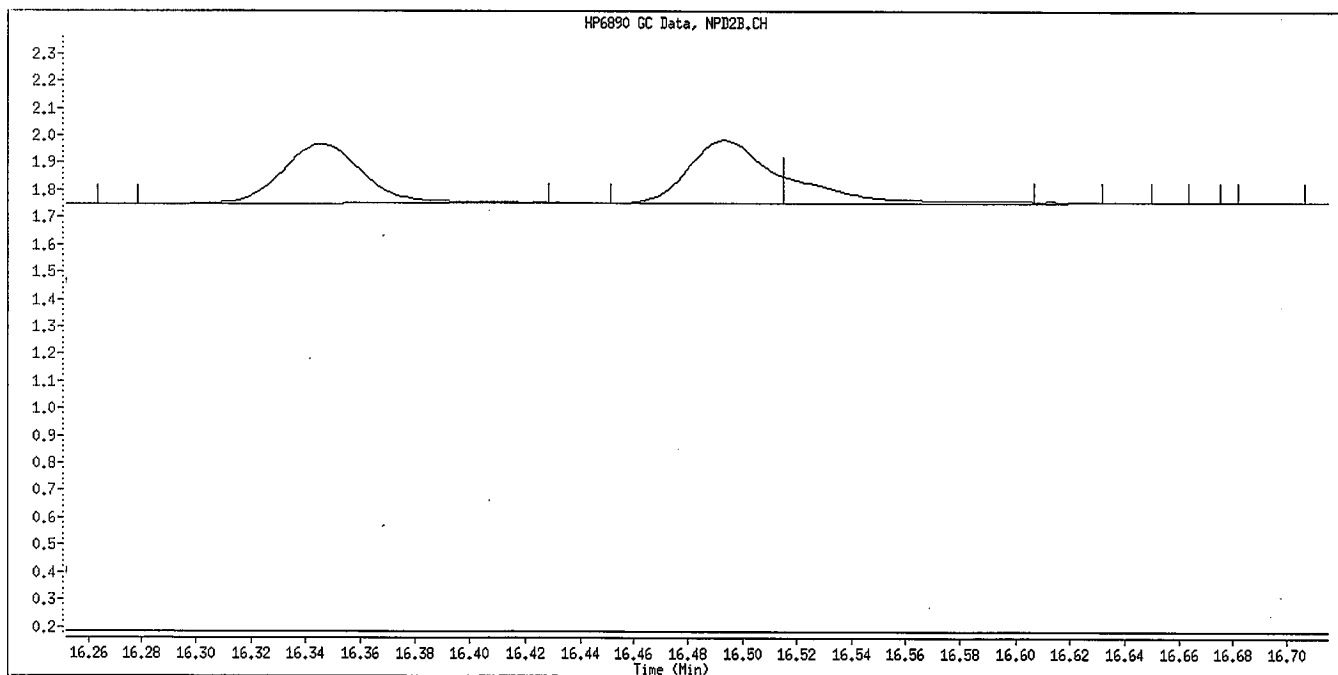
Manually Integrated By: williamst
Manual Integration Reason: Baseline Event

W
6/30/09

Data File Name: 007F0701.D
Inj. Date and Time: 26-JUN-2009 20:18
Instrument ID: GC_D2.i
Client ID: OPP L3 GSV0639
Compound Name: Parathion
CAS #:
Report Date: 06/30/2009



Original Integration

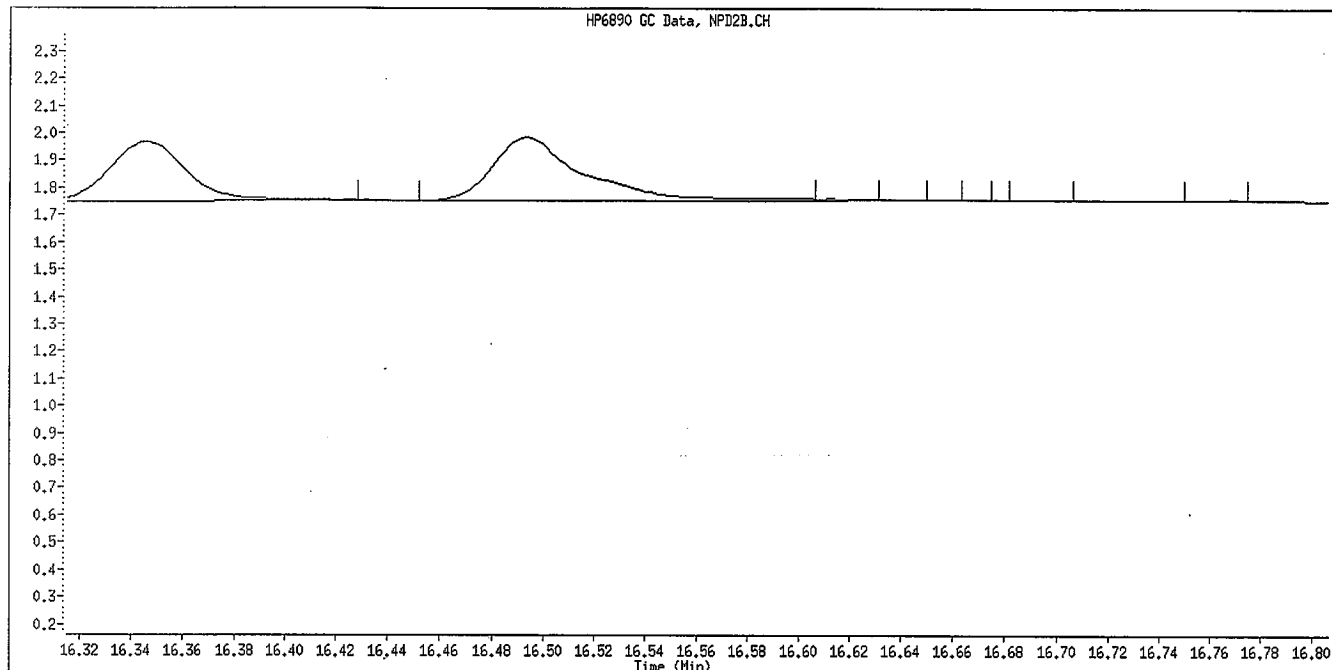


Manual Integration

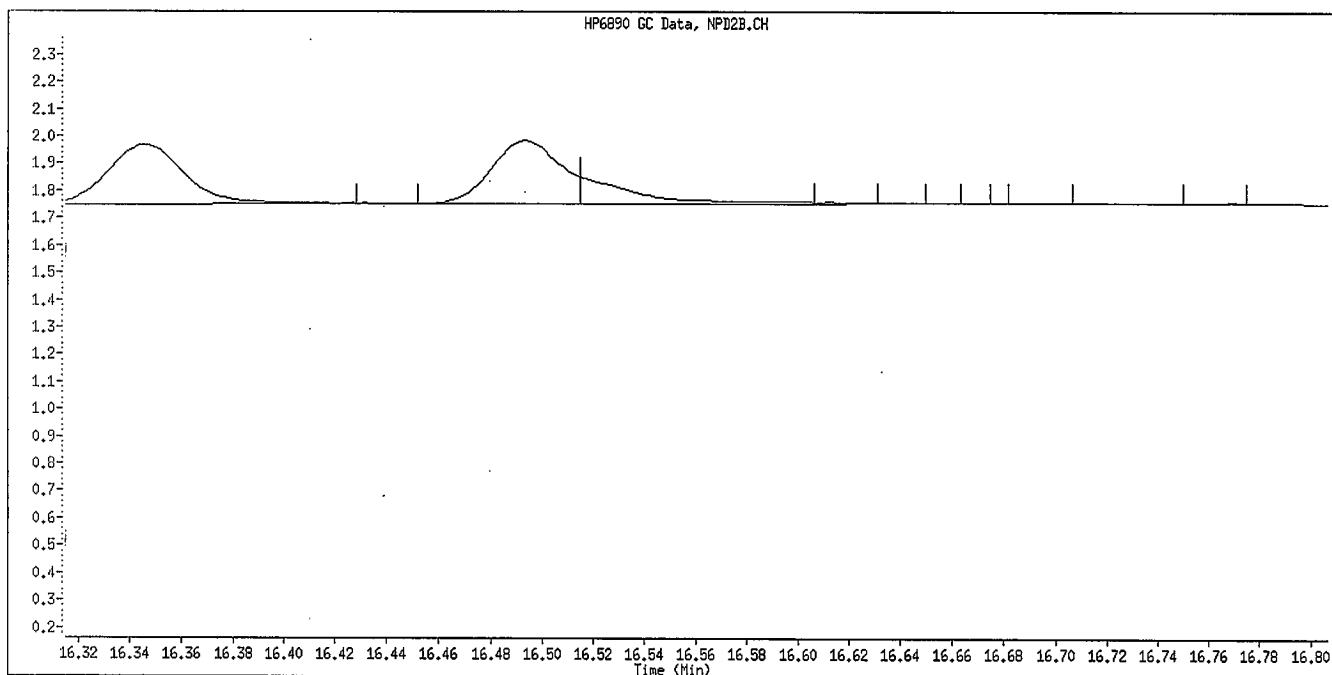
Manually Integrated By: williamst
Manual Integration Reason: Baseline Event

Handwritten signature
6/30/09

Data File Name: 007F0701.D
Inj. Date and Time: 26-JUN-2009 20:18
Instrument ID: GC_D2.i
Client ID: OPP L3 GSV0639
Compound Name: Merphos-B (Merphos Oxone)
CAS #:
Report Date: 06/30/2009



Original Integration



Manual Integration

Manually Integrated By: williamst
Manual Integration Reason: Baseline Event

WJ
6/30/09

TestAmerica

Data file : \\DenSvr03\Public\chem\GCS\GC_D2.i\0626092.B\008F0801.D
 Lab Smp Id: OPP L2 GSV0640 Client Smp ID: OPP L2 GSV0640
 Inj Date : 26-JUN-2009 20:45
 Operator : MPK/TLW Inst ID: GC_D2.i
 Smp Info : OPP L2 GSV0640
 Misc Info :
 Comment :
 Method : \\DenSvr03\Public\chem\GCS\GC_D2.i\0626092.B\8141A-2.m
 Meth Date : 30-Jun-2009 12:58 GC_D2.i Quant Type: ISTD
 Cal Date : 26-JUN-2009 20:18 Cal File: 007F0701.D
 Als. bottle: 8 Calibration Sample, Level: 2
 Dil Factor: 1.00000
 Integrator: Falcon Compound Sublist: 8141A.sub
 Target Version: 4.14
 Processing Host: DENPC075

Compounds	AMOUNTS					
	RT	EXP RT	REL RT	RESPONSE	CAL-AMT (ug/mL)	ON-COL (ug/mL)
1 o,o,o-TEPT	4.729	4.731	(0.251)	43725	0.50000	0.4721
2 Dichlorvos	6.546	6.546	(0.348)	32623	0.50000	0.4511
\$ 3 Chlormefos	7.383	7.384	(0.392)	32886	0.50000	0.4517
4 Mevinphos	9.233	9.234	(0.491)	22377	0.50000	0.4593
5 Demeton-O	9.734	9.734	(0.517)	7562	0.16250	0.1629
6 Thionazin	9.983	9.984	(0.531)	32975	0.50000	0.4526
7 Ethoprop	10.501	10.499	(0.558)	25261	0.50000	0.4640
8 Phorate	10.538	10.539	(0.560)	28693	0.50000	0.4545
9 Naled	10.934	10.939	(0.581)	1666	0.50000	0.3635
10 Sulfotepp	11.018	11.017	(0.586)	45401	0.50000	0.4768 (A)
* 11 Tributylphosphate	11.118	11.116	(1.000)	107017	2.00000	
12 Simazine	11.401	11.399	(0.606)	6209	0.50000	0.4553 (A)
13 Diazinon	11.541	11.541	(0.613)	15923	0.50000	0.3370
14 Atrazine	11.579	11.584	(0.615)	1231	0.50000	0.2736 (A)
15 Propazine	11.746	11.747	(0.624)	8102	0.50000	0.3907
16 Disulfoton	12.049	12.049	(0.640)	23807	0.50000	0.4741
17 Demeton-S	12.124	12.124	(0.644)	15766	0.34000	0.3681
18 Dimethoate	13.281	13.282	(0.706)	33707	0.50000	0.5009
19 Ronnel	13.588	13.587	(0.722)	19648	0.50000	0.4338
20 Merphos-A (Merphos)	13.689	13.689	(1.231)	19488	0.50000	0.5025 (A)
21 Chlorpyrifos	14.409	14.409	(0.766)	20746	0.50000	0.4515
22 Fenthion	14.661	14.662	(0.779)	20747	0.50000	0.4869
23 Trichloronate	14.709	14.711	(0.782)	26053	0.50000	0.5238
24 Anilazine	15.213	15.216	(0.809)	2256	0.50000	0.5727 (M)
25 Methyl Parathion	15.519	15.519	(0.825)	20061	0.50000	0.4361
26 Malathion	15.724	15.724	(0.836)	21428	0.50000	0.4972
27 Tokuthion	16.346	16.344	(0.869)	23462	0.50000	0.4650
28 Parathion	16.493	16.494	(0.877)	20700	0.50000	0.4566 (M)
29 Merphos-B (Merphos Oxone)	16.514	16.517	(1.485)	6271	0.50000	0.4377 (AM)
30 Tetrachlorvinphos (stirophos)	16.976	16.977	(0.902)	13089	0.50000	0.4464
31 Carbophenothion methyl	17.081	17.082	(0.908)	18266	0.50000	0.4346
32 Bolstar	17.441	17.440	(0.927)	21910	0.50000	0.4949
33 Carbophenothion	17.521	17.524	(0.931)	20336	0.50000	0.4671 (A)

Compounds	RT	EXP RT	REL RT	RESPONSE	AMOUNTS	
					CAL-AMT (ug/mL)	ON-COL (ug/mL)
\$ 34 Triphenyl phosphate	18.279	18.281	(0.972)	15570	0.50000	0.4358
35 Fensulfothion	18.558	18.559	(0.986)	14395	0.50000	0.4388
* 36 TOCP	18.814	18.816	(1.000)	71609	2.00000	
37 Phosmet / EPN	18.908	18.909	(1.005)	35826	1.00000	0.9102
38 Famphur	19.009	19.011	(1.010)	21626	0.50000	0.4604
39 Azinphos-methyl	19.146	19.147	(1.018)	19508	0.50000	0.4540
40 Azinphos-ethyl	19.364	19.366	(1.029)	19984	0.50000	0.4884
41 Coumaphos	20.348	20.347	(1.081)	14618	0.50000	0.4646
S 42 Merphos				25759	0.50000	0.4316
M 43. Total Demeton				23328	0.50000	0.5310

QC Flag Legend

- A - Target compound detected but, quantitated amount exceeded maximum amount.
- M - Compound response manually integrated.

TestAmerica

INTERNAL STANDARD COMPOUNDS
 AREA AND RT SUMMARY

Instrument ID: GC_D2.i
 Lab File ID: 008F0801.D
 Lab Smp Id: OPP L2 GSV0640
 Analysis Type: SV
 Quant Type: ISTD
 Operator: MPK/TLW
 Method File: \\DenSvr03\Public\chem\GCS\GC_D2.i\0626092.B\8141A-2.m
 Misc Info:

Calibration Date: 26-JUN-2009
 Calibration Time: 19:50
 Client Smp ID: OPP L2 GSV0640
 Level:
 Sample Type:

COMPOUND	STANDARD	AREA LIMIT		SAMPLE	%DIFF
		LOWER	UPPER		
11 Tributylphosphate	126959	63480	253918	107017	-15.71
36 TOCP	68161	34081	136322	71609	5.06

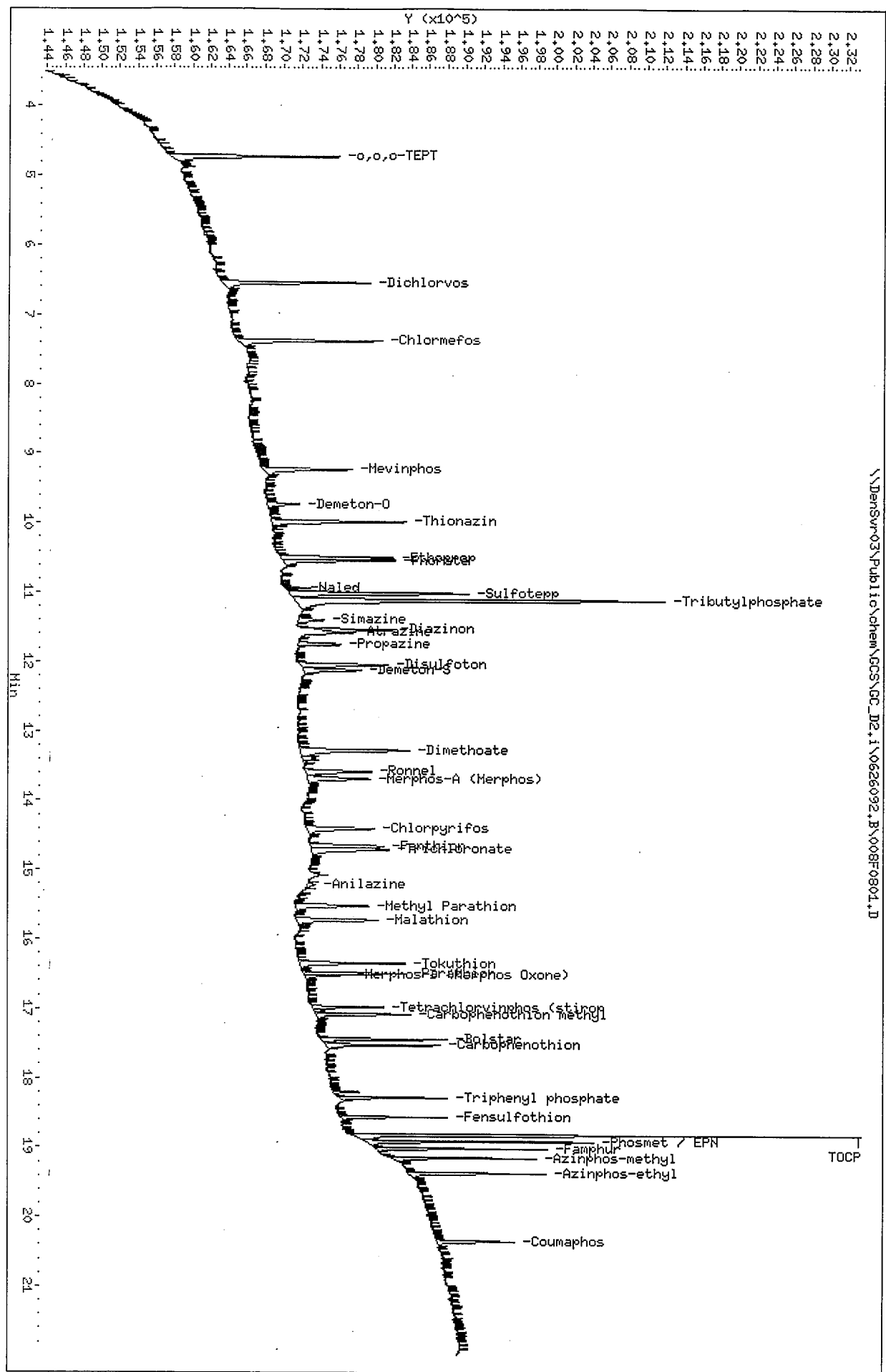
COMPOUND	STANDARD	RT LIMIT		SAMPLE	%DIFF
		LOWER	UPPER		
11 Tributylphosphate	11.12	10.62	11.62	11.12	0.02
36 TOCP	18.82	18.32	19.32	18.81	-0.00

AREA UPPER LIMIT = +100% of internal standard area.
 AREA LOWER LIMIT = - 50% of internal standard area.
 RT UPPER LIMIT = + 0.50 minutes of internal standard RT.
 RT LOWER LIMIT = - 0.50 minutes of internal standard RT.

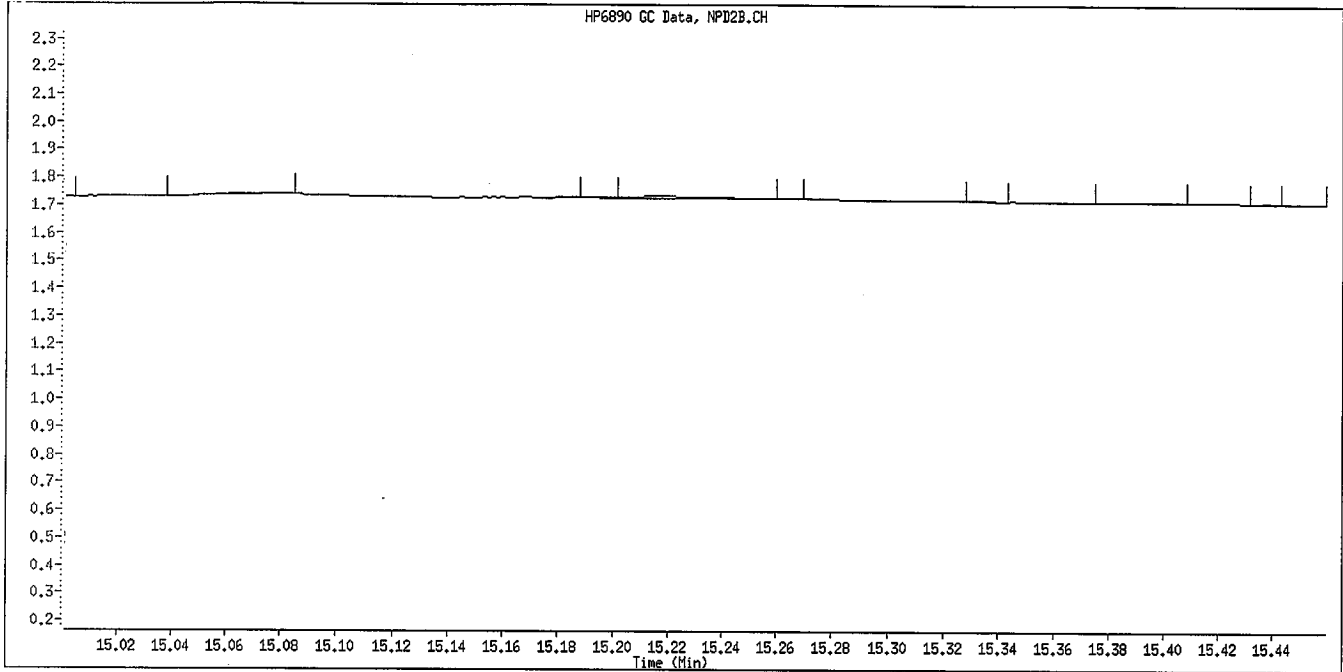
Data File: \\Densur-03\Public\chem\GCS\GC_D2.i\0626092.B\008F0801.D
 Date: 26-JUN-2009 20:45
 Client ID: OPP L2 GSV0640
 Sample Info: OPP L2 GSV0640

Instrument: GC_D2.i
 Operator: MPK/TLW
 Column diameter: 0.32
 Column phase: RTX-OPPest

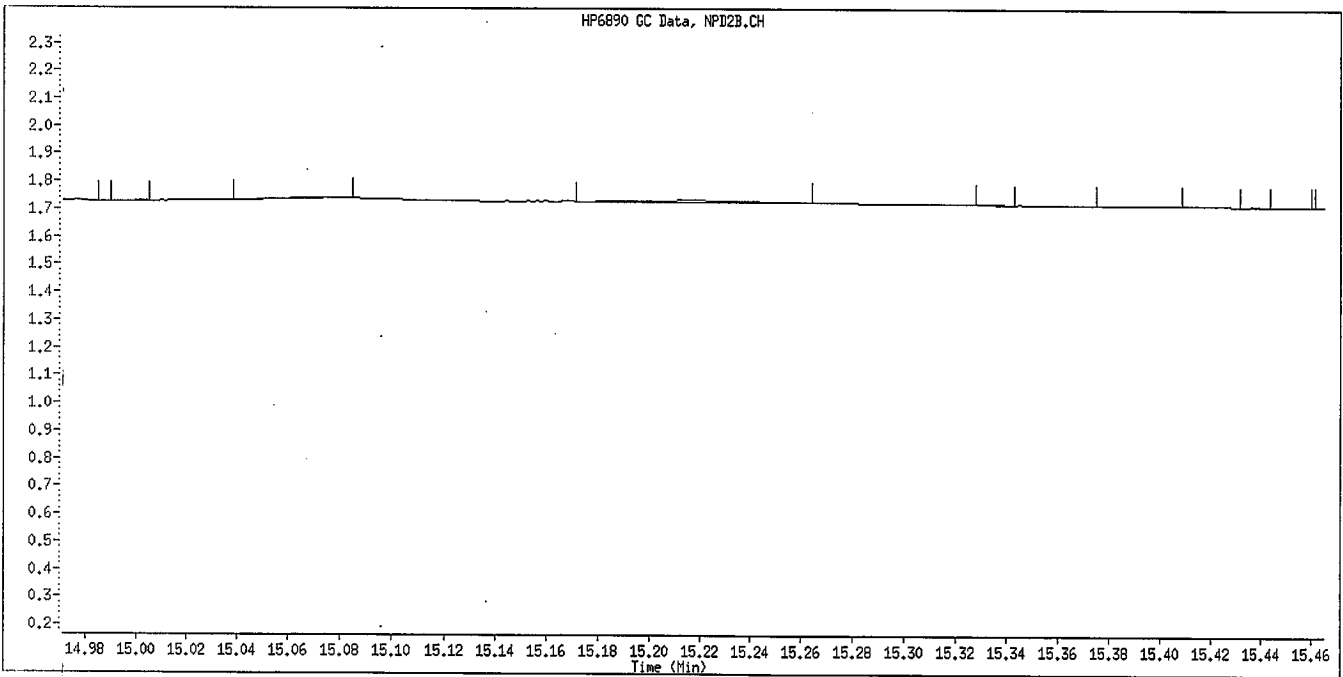
\\Densur-03\Public\chem\GCS\GC_D2.i\0626092.B\008F0801.D



Data File Name: 008F0801.D
Inj. Date and Time: 26-JUN-2009 20:45
Instrument ID: GC_D2.i
Client ID: OPP L2 GSV0640
Compound Name: Anilazine
CAS #:
Report Date: 06/30/2009



Original Integration

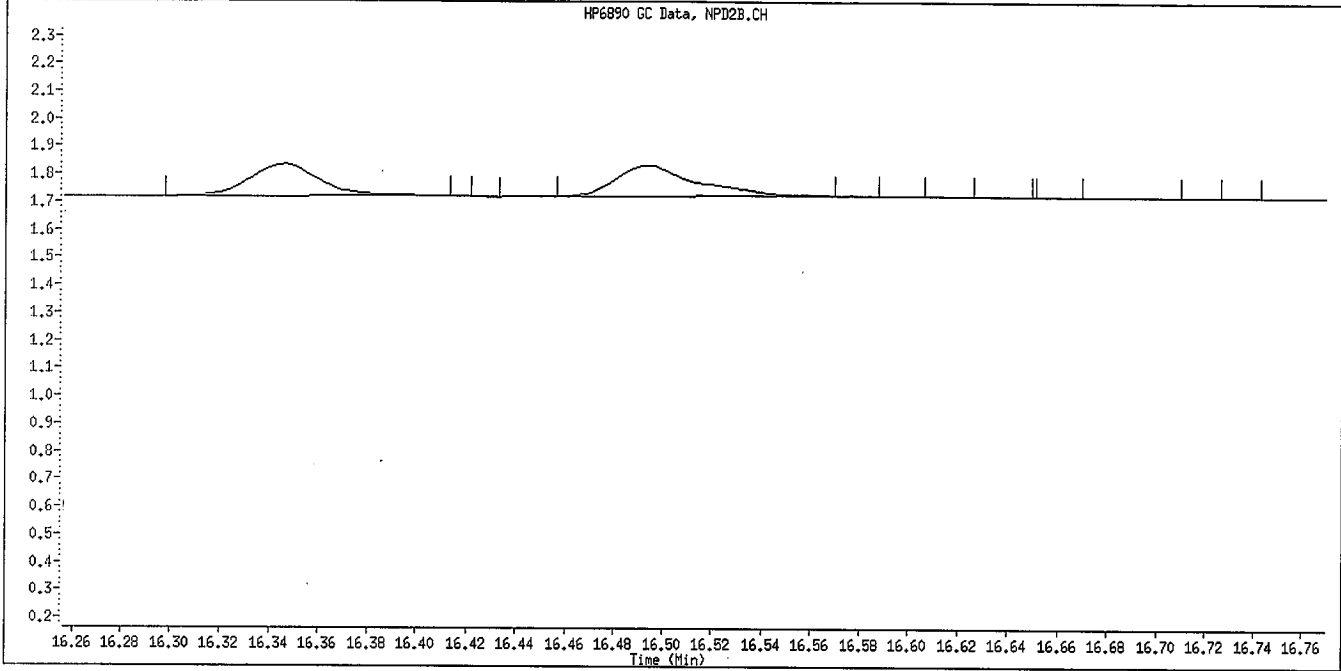


Manual Integration

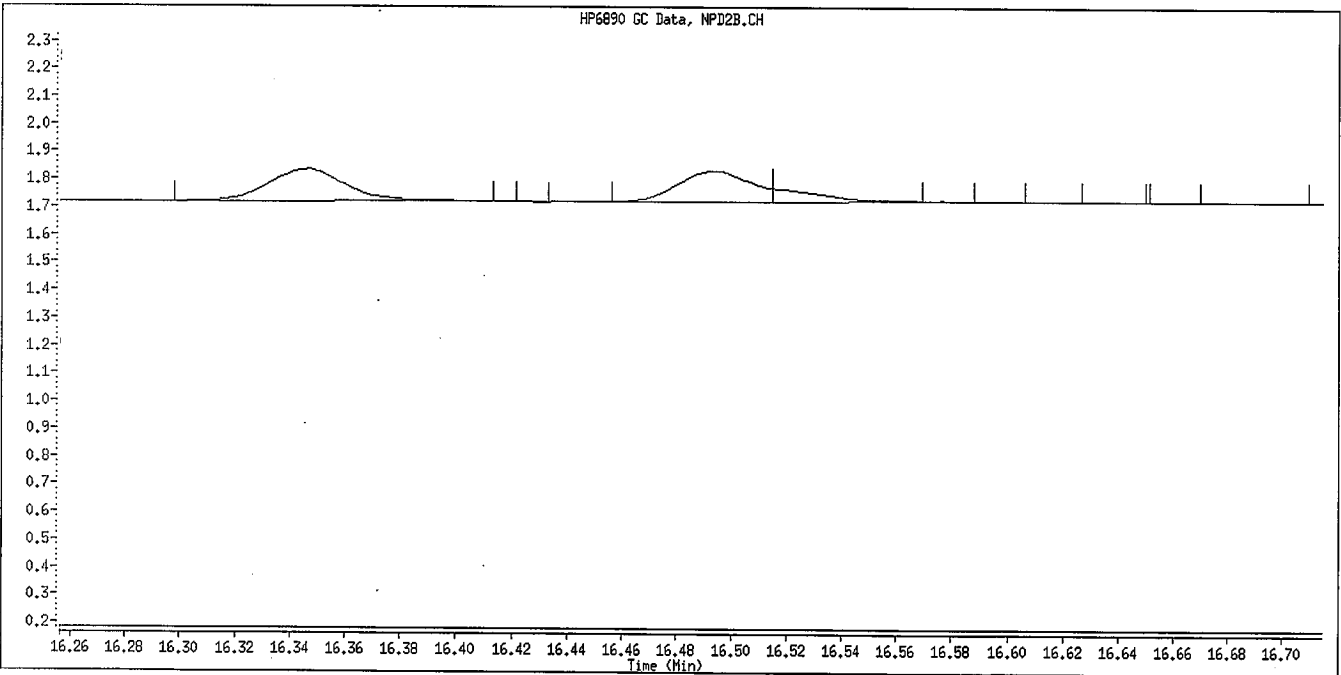
Manually Integrated By: williamst
Manual Integration Reason: Baseline Event

Handwritten signature
6/30/09

Data File Name: 008F0801.D
Inj. Date and Time: 26-JUN-2009 20:45
Instrument ID: GC_D2.i
Client ID: OPP L2 GSV0640
Compound Name: Parathion
CAS #:
Report Date: 06/30/2009



Original Integration

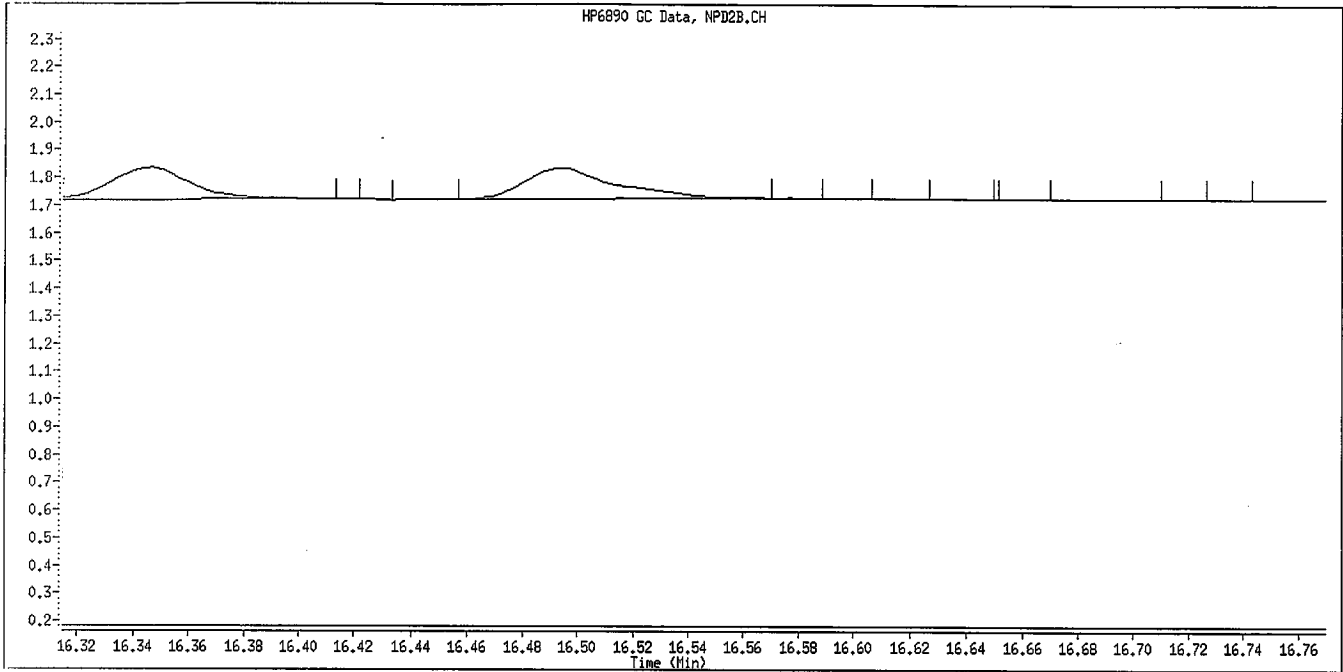


Manual Integration

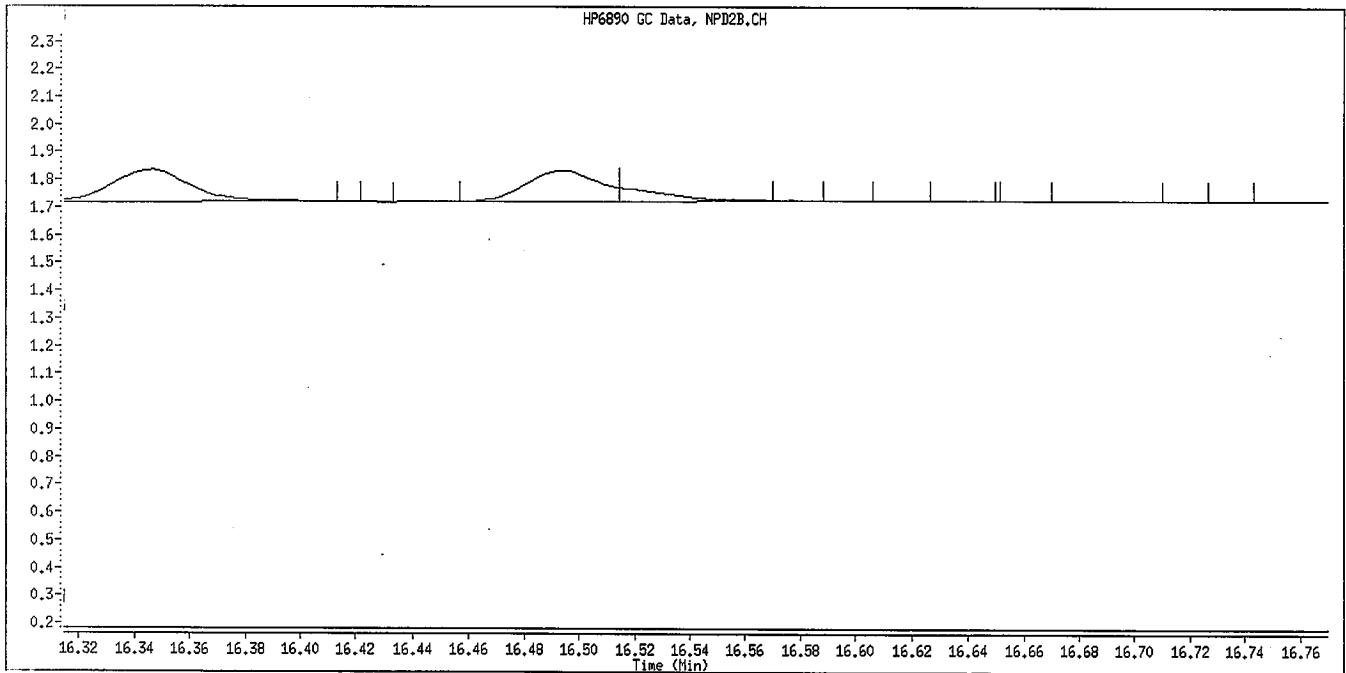
Manually Integrated By: williamst
Manual Integration Reason: Baseline Event

Handwritten signature
6/30/09

Data File Name: 008F0801.D
Inj. Date and Time: 26-JUN-2009 20:45
Instrument ID: GC_D2.i
Client ID: OPP L2 GSV0640
Compound Name: Merphos-B (Merphos Oxone)
CAS #:
Report Date: 06/30/2009



Original Integration



Manual Integration

Manually Integrated By: williamst
Manual Integration Reason: Baseline Event

YJL
6/30/09

TestAmerica

Data file : \\DenSvr03\Public\chem\GCS\GC_D2.i\0626092.B\009F0901.D
 Lab Smp Id: OPP L1 GSV0641 Client Smp ID: OPP L1 GSV0641
 Inj Date : 26-JUN-2009 21:13
 Operator : MPK/TLW Inst ID: GC_D2.i
 Smp Info : OPP L1 GSV0641
 Misc Info :
 Comment :
 Method : \\DenSvr03\Public\chem\GCS\GC_D2.i\0626092.B\8141A-2.m
 Meth Date : 30-Jun-2009 12:58 GC_D2.i Quant Type: ISTD
 Cal Date : 26-JUN-2009 20:45 Cal File: 008F0801.D
 Als bottle: 9 Calibration Sample, Level: 1
 Dil Factor: 1.00000
 Integrator: Falcon Compound Sublist: 8141A.sub
 Target Version: 4.14
 Processing Host: DENPC075

Compounds	AMOUNTS					
	RT	EXP RT	REL RT	RESPONSE	CAL-AMT (ug/mL)	ON-COL (ug/mL)
1 o,o,o-TEPT	4.731	4.731	(0.251)	21538	0.20000	0.2262
2 Dichlorvos	6.546	6.546	(0.348)	14456	0.20000	0.1945
\$ 3 Chlormefos	7.382	7.384	(0.392)	16155	0.20000	0.2159
4 Mevinphos	9.236	9.234	(0.491)	10624	0.20000	0.2122
5 Demeton-O	9.737	9.734	(0.518)	2866	0.06500	0.06007
6 Thionazin	9.986	9.984	(0.531)	15885	0.20000	0.2121
7 Ethoprop	10.502	10.499	(0.558)	12514	0.20000	0.2237
8 Phorate	10.537	10.539	(0.560)	13936	0.20000	0.2148
9 Naled	10.939	10.939	(0.581)	94	0.20000	0.2739
10 Sulfotepp	11.016	11.017	(0.585)	20595	0.20000	0.2105 (A)
* 11 Tributylphosphate	11.117	11.116	(1.000)	104756	2.00000	
12 Simazine	11.399	11.399	(0.606)	2680	0.20000	0.1912 (A)
13 Diazinon	11.541	11.541	(0.613)	12067	0.20000	0.2561
14 Atrazine	11.581	11.584	(0.615)	5427	0.20000	0.4092 (A)
15 Propazine	11.746	11.747	(0.624)	4880	0.20000	0.2531
16 Disulfoton	12.052	12.049	(0.641)	10273	0.20000	0.1991
17 Demeton-S	12.121	12.124	(0.644)	667	0.13600	0.1293
18 Dimethoate	13.282	13.282	(0.706)	14242	0.20000	0.2059
19 Ronnel	13.587	13.587	(0.722)	10994	0.20000	0.2362
20 Merphos-A (Merphos)	13.689	13.689	(1.231)	7722	0.20000	0.2034 (A)
21 Chlorpyrifos	14.409	14.409	(0.766)	9439	0.20000	0.1999
22 Fenthion	14.661	14.662	(0.779)	8896	0.20000	0.2031
23 Trichloronate	14.709	14.711	(0.782)	6944	0.20000	0.2138
24 Anilazine	15.217	15.216	(0.809)	1634	0.20000	0.4033 (M)
25 Methyl Parathion	15.519	15.519	(0.825)	8934	0.20000	0.1890
26 Malathion	15.724	15.724	(0.836)	9125	0.20000	0.2060
27 Tokuthion	16.344	16.344	(0.869)	11061	0.20000	0.2133
28 Parathion	16.494	16.494	(0.877)	9355	0.20000	0.2008 (M)
29 Merphos-B (Merphos Oxone)	16.512	16.517	(1.485)	3793	0.20000	0.2310 (AM)
30 Tetrachlorvinphos (stirophos)	16.976	16.977	(0.902)	6332	0.20000	0.2101
31 Carbophenothion methyl	17.081	17.082	(0.908)	8575	0.20000	0.1985
32 Bolstar	17.441	17.440	(0.927)	9809	0.20000	0.2156
33 Carbophenothion	17.522	17.524	(0.931)	8717	0.20000	0.1948 (A)

Compounds	RT	EXP RT	REL RT	RESPONSE	AMOUNTS	
					CAL-AMT (ug/mL)	ON-COL (ug/mL)
\$ 34. Triphenyl phosphate	18.281	18.281	(0.972)	8167	0.20000	0.2224
35 Fensulfothion	18.559	18.559	(0.986)	6502	0.20000	0.1929
* 36 TOCP	18.816	18.816	(1.000)	73597	2.00000	
37 Phosmet / EPN	18.909	18.909	(1.005)	19707	0.40000	0.4475
38 Famphur	19.012	19.011	(1.010)	10711	0.20000	0.2219
39 Azinphos-methyl	19.149	19.147	(1.018)	9243	0.20000	0.2093
40 Azinphos-ethyl	19.367	19.366	(1.029)	8391	0.20000	0.1995
41 Coumaphos	20.349	20.347	(1.081)	5809	0.20000	0.1796
S 42 Merphos				11515	0.20000	0.1877
M 43 Total Demeton				3533	0.20000	0.1894

QC Flag Legend

- A - Target compound detected but, quantitated amount exceeded maximum amount.
- M - Compound response manually integrated.

TestAmerica

INTERNAL STANDARD COMPOUNDS
 AREA AND RT SUMMARY

Instrument ID: GC D2.i
 Lab File ID: 009F0901.D
 Lab Smp Id: OPP L1 GSV0641
 Analysis Type: SV
 Quant Type: ISTD
 Operator: MPK/TLW
 Method File: \\DenSvr03\Public\chem\GCS\GC_D2.i\0626092.B\8141A-2.m
 Misc Info:

Calibration Date: 26-JUN-2009
 Calibration Time: 19:50
 Client Smp ID: OPP L1 GSV0641
 Level:
 Sample Type:

COMPOUND =====	STANDARD =====	AREA LIMIT		SAMPLE =====	%DIFF =====
		LOWER =====	UPPER =====		
11 Tributylphosphate	126959	63480	253918	104756	-17.49
36 TOCP	68161	34081	136322	73597	7.98

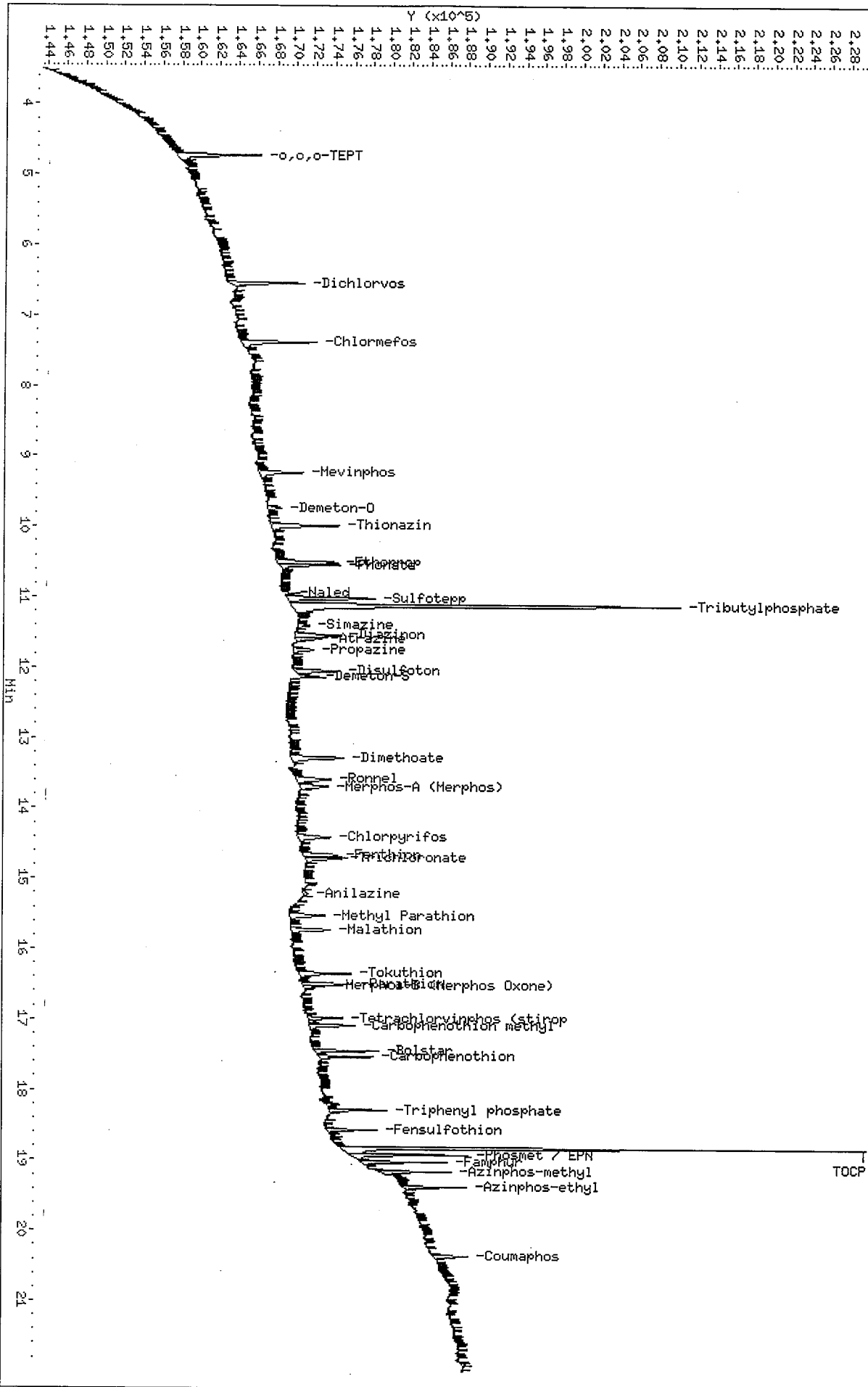
COMPOUND =====	STANDARD =====	RT LIMIT		SAMPLE =====	%DIFF =====
		LOWER =====	UPPER =====		
11 Tributylphosphate	11.12	10.62	11.62	11.12	0.02
36 TOCP	18.82	18.32	19.32	18.82	0.00

AREA UPPER LIMIT = +100% of internal standard area.
 AREA LOWER LIMIT = - 50% of internal standard area.
 RT UPPER LIMIT = + 0.50 minutes of internal standard RT.
 RT LOWER LIMIT = - 0.50 minutes of internal standard RT.

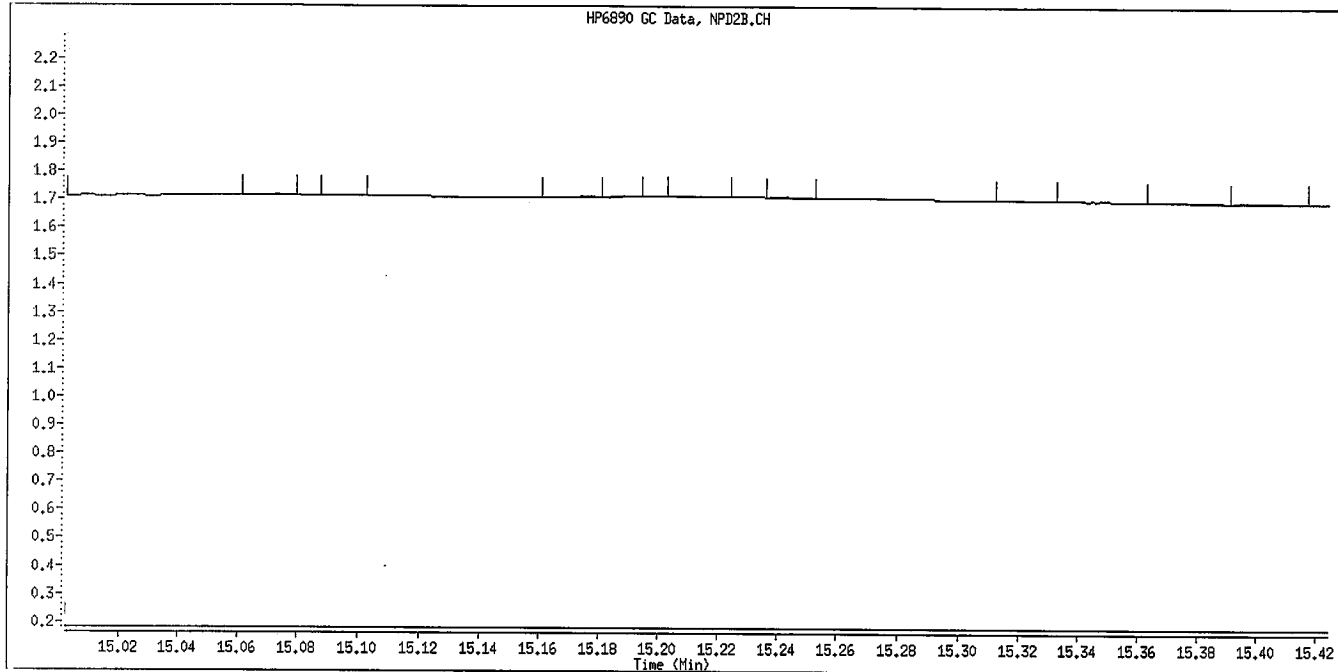
Data File: \\Densvr03\Public\chem\GCS\GC_D2.i\0626092.B\009F0901.D
 Date: 26-JUN-2009 21:13
 Client ID: OPP L1 GSV0641
 Sample Info: OPP L1 GSV0641
 Column phase: RTX-OPpest

Instrument: GC_D2.i
 Operator: HPK/TLM
 Column diameter: 0.32

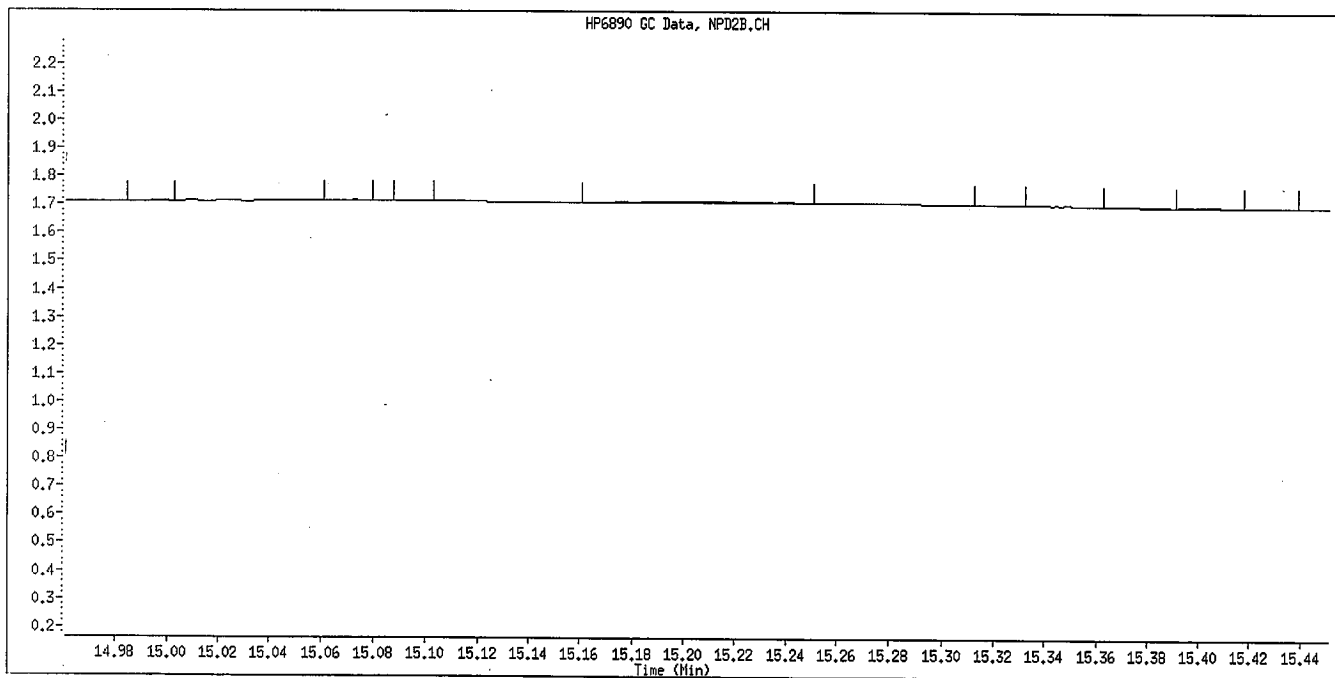
\\Densvr03\Public\chem\GCS\GC_D2.i\0626092.B\009F0901.D



Data File Name: 009F0901.D
Inj. Date and Time: 26-JUN-2009 21:13
Instrument ID: GC_D2.i
Client ID: OPP L1 GSV0641
Compound Name: Anilazine
CAS #:
Report Date: 06/30/2009



Original Integration

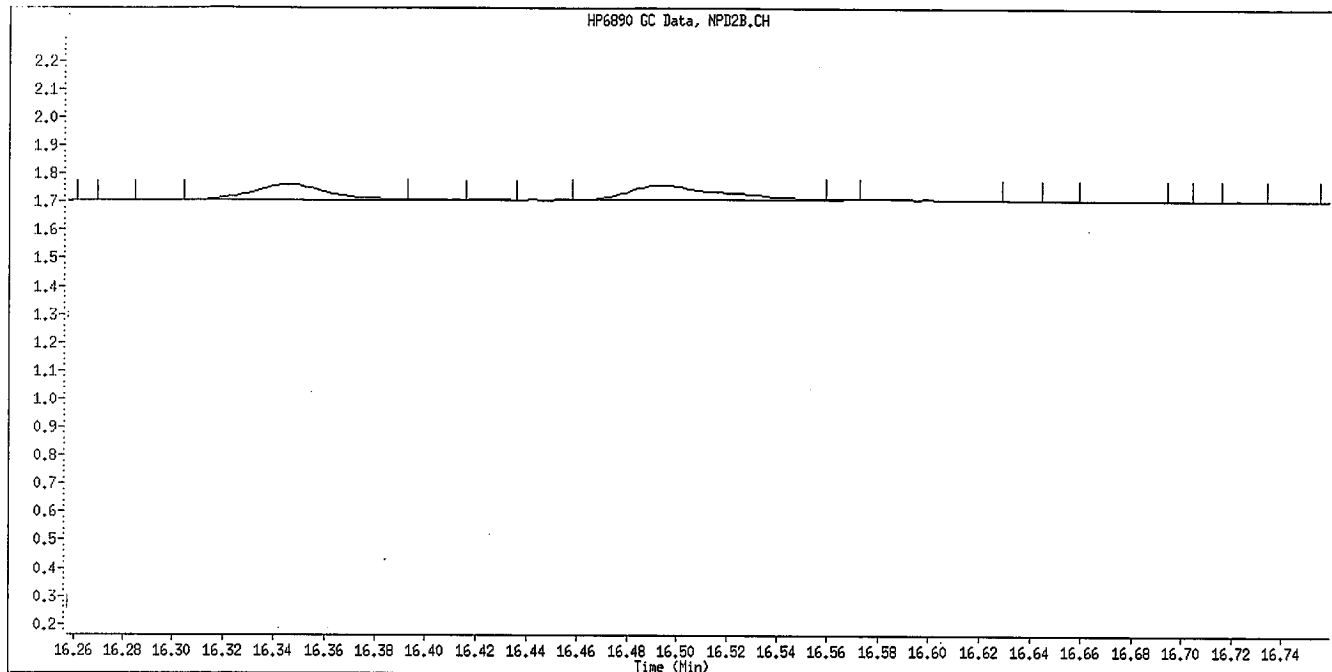


Manual Integration

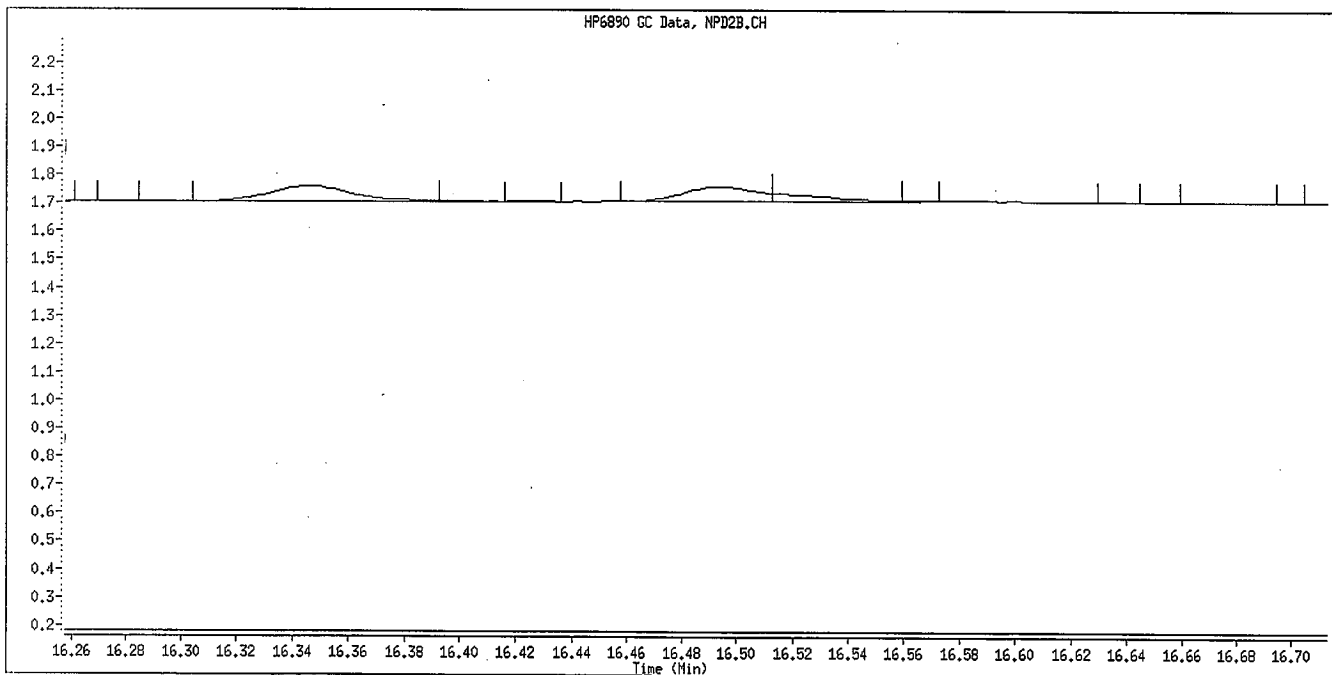
Manually Integrated By: williamst
Manual Integration Reason: Baseline Event

Handwritten signature and date:
JK
6/30/09

Data File Name: 009F0901.D
Inj. Date and Time: 26-JUN-2009 21:13
Instrument ID: GC_D2.i
Client ID: OPP L1 GSV0641
Compound Name: Parathion
CAS #:
Report Date: 06/30/2009



Original Integration

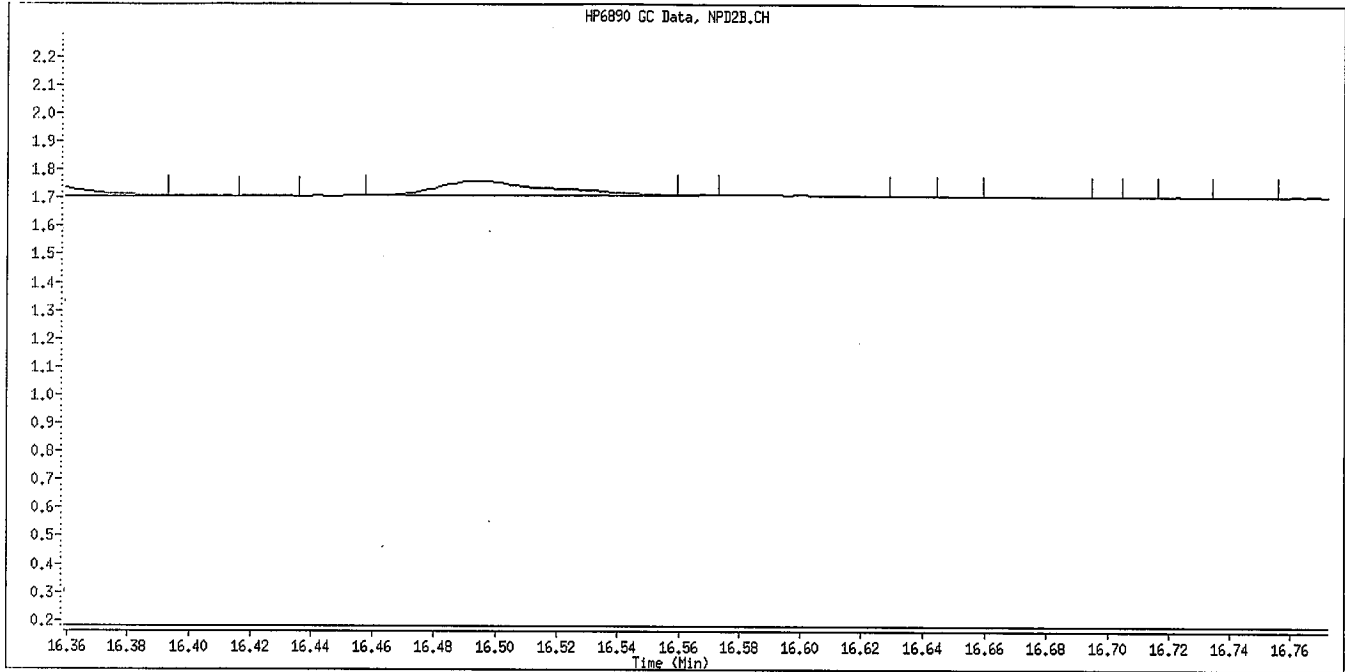


Manual Integration

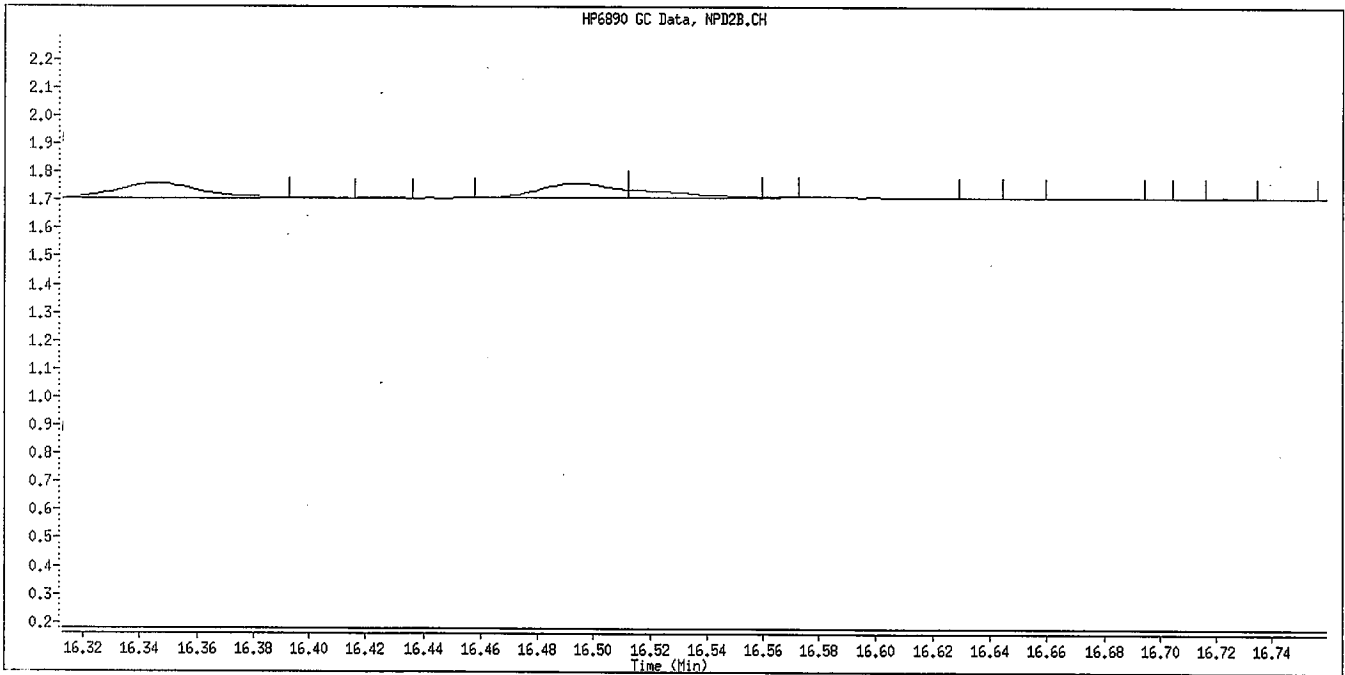
Manually Integrated By: williamst
Manual Integration Reason: Baseline Event

Handwritten signature and date:
JL
6/30/09

Data File Name: 009F0901.D
Inj. Date and Time: 26-JUN-2009 21:13
Instrument ID: GC_D2.i
Client ID: OPP L1 GSV0641
Compound Name: Merphos-B (Merphos Oxone)
CAS #:
Report Date: 06/30/2009



Original Integration



Manual Integration

Manually Integrated By: williamst
Manual Integration Reason: Baseline Event

WJL
6/30/09

TestAmerica

Data file : \\DenSvr03\Public\chem\GCS\GC_D2.i\0626092.B\010F1001.D
 Lab Smp Id: OPP SS GSV0633 Client Smp ID: OPP SS GSV0633
 Inj Date : 26-JUN-2009 21:40
 Operator : MPK/TLW Inst ID: GC_D2.i
 Smp Info : OPP SS GSV0633
 Misc Info :
 Comment :
 Method : \\DenSvr03\Public\chem\GCS\GC_D2.i\0626092.B\8141A-2.m
 Meth Date : 30-Jun-2009 13:09 GC_D2.i Quant Type: ISTD
 Cal Date : 26-JUN-2009 21:13 Cal File: 009F0901.D
 Als bottle: 10 Continuing Calibration Sample
 Dil Factor: 1.00000
 Integrator: Falcon Compound Sublist: 8141A.sub
 Target Version: 4.14
 Processing Host: DENPC075

Compounds	AMOUNTS					
	RT	EXP RT	REL RT	RESPONSE	CAL-AMT (ug/mL)	ON-COL (ug/mL)
1 o,o,o-TEPT	4.728	4.731	(0.251)	178670	2.00000	2.007
2 Dichlorvos	6.545	6.546	(0.348)	123097	2.00000	1.771
\$ 3 Chlormefos	7.383	7.384	(0.392)	118669	2.00000	1.696
4 Mevinphos	9.232	9.234	(0.491)	85996	2.00000	1.836
5 Demeton-O	9.733	9.734	(0.517)	91352	0.65000	2.047
6 Thionazin	9.983	9.984	(0.531)	131360	2.00000	1.876
7 Ethoprop	10.498	10.499	(0.558)	99220	2.00000	1.896
8 Phorate	10.537	10.539	(0.560)	118380	2.00000	1.951
9 Naled	10.938	10.939	(0.581)	13173	2.00000	1.049
10 Sulfotepp	11.017	11.017	(0.586)	156890	2.00000	1.714 (A)
* 11 Tributylphosphate	11.115	11.116	(1.000)	123933	2.00000	
12 Simazine	11.398	11.399	(0.606)	47205	2.00000	3.601 (A)
13 Diazinon	11.540	11.541	(0.613)	101968	2.00000	2.080
14 Atrazine	11.580	11.584	(0.615)	49851	2.00000	1.969 (A)
15 Propazine	11.745	11.747	(0.624)	42529	2.00000	1.874
16 Disulfoton	12.048	12.049	(0.640)	81906	2.00000	1.697 (M)
17 Demeton-S	12.120	12.124	(0.644)	4990	1.36000	0.2011 (M)
18 Dimethoate	13.280	13.282	(0.706)	120970	2.00000	1.870
19 Ronnel	13.587	13.587	(0.722)	87569	2.00000	2.011
20 Merphos-A (Merphos)	13.687	13.689	(1.231)	24019	2.00000	0.5348 (A)
21 Chlorpyrifos	14.410	14.409	(0.766)	93110	2.00000	2.108
22 Fenthion	14.660	14.662	(0.779)	84515	2.00000	2.063
23 Trichloronate	14.708	14.711	(0.782)	105095	2.00000	1.862
24 Anilazine	15.215	15.216	(0.809)	4699	2.00000	1.242 (M)
25 Methyl Parathion	15.517	15.519	(0.825)	89448	2.00000	2.023 (A)
26 Malathion	15.723	15.724	(0.836)	63638	2.00000	1.536
27 Tokuthion	16.345	16.344	(0.869)	91793	2.00000	1.892
28 Parathion	16.493	16.494	(0.877)	92973	2.00000	2.134
29 Merphos-B (Merphos Oxone)	16.518	16.517	(1.486)	68602	2.00000	5.008 (A)
30 Tetrachlorvinphos (stirophos)	16.975	16.977	(0.902)	58667	2.00000	2.081
31 Carbophenothion methyl	17.080	17.082	(0.908)	50362	2.00000	1.246
32 Bolstar	17.440	17.440	(0.927)	88423	2.00000	2.078
33 Carbophenothion	17.522	17.524	(0.931)	73217	2.00000	1.750 (A)

Compounds	RT	EXP RT	REL RT	RESPONSE	AMOUNTS	
					CAL-AMT (ug/mL)	ON-COL (ug/mL)
\$ 34 Triphenyl phosphate	18.278	18.281	(0.971)	59320	2.00000	1.727
35 Fensulfothion	18.558	18.559	(0.986)	65657	2.00000	2.082
* 36 TOCP	18.815	18.816	(1.000)	68831	2.00000	
37 Phosmet / EPN	18.908	18.909	(1.005)	122970	4.00000	3.469
38 Famphur	19.010	19.011	(1.010)	79361	2.00000	1.758
39 Azinphos-methyl	19.145	19.147	(1.018)	74782	2.00000	1.811
40 Azinphos-ethyl	19.363	19.366	(1.029)	70726	2.00000	1.798
41 Coumaphos	20.347	20.347	(1.081)	59237	2.00000	1.959
S 42 Merphos				92621	2.00000	1.615
M 43 Total Demeton				96342	2.00000	2.248

QC Flag Legend

- A - Target compound detected but, quantitated amount exceeded maximum amount.
- M - Compound response manually integrated.

TestAmerica

INTERNAL STANDARD COMPOUNDS
 AREA AND RT SUMMARY

Instrument ID: GC_D2.i
 Lab File ID: 010F1001.D
 Lab Smp Id: OPP SS GSV0633
 Analysis Type: SV
 Quant Type: ISTD
 Operator: MPK/TLW
 Method File: \\DenSvr03\Public\chem\GCS\GC_D2.i\0626092.B\8141A-2.m
 Misc Info:

Calibration Date: 27-JUN-2009
 Calibration Time: 04:04
 Client Smp ID: OPP SS GSV0633
 Level:
 Sample Type:

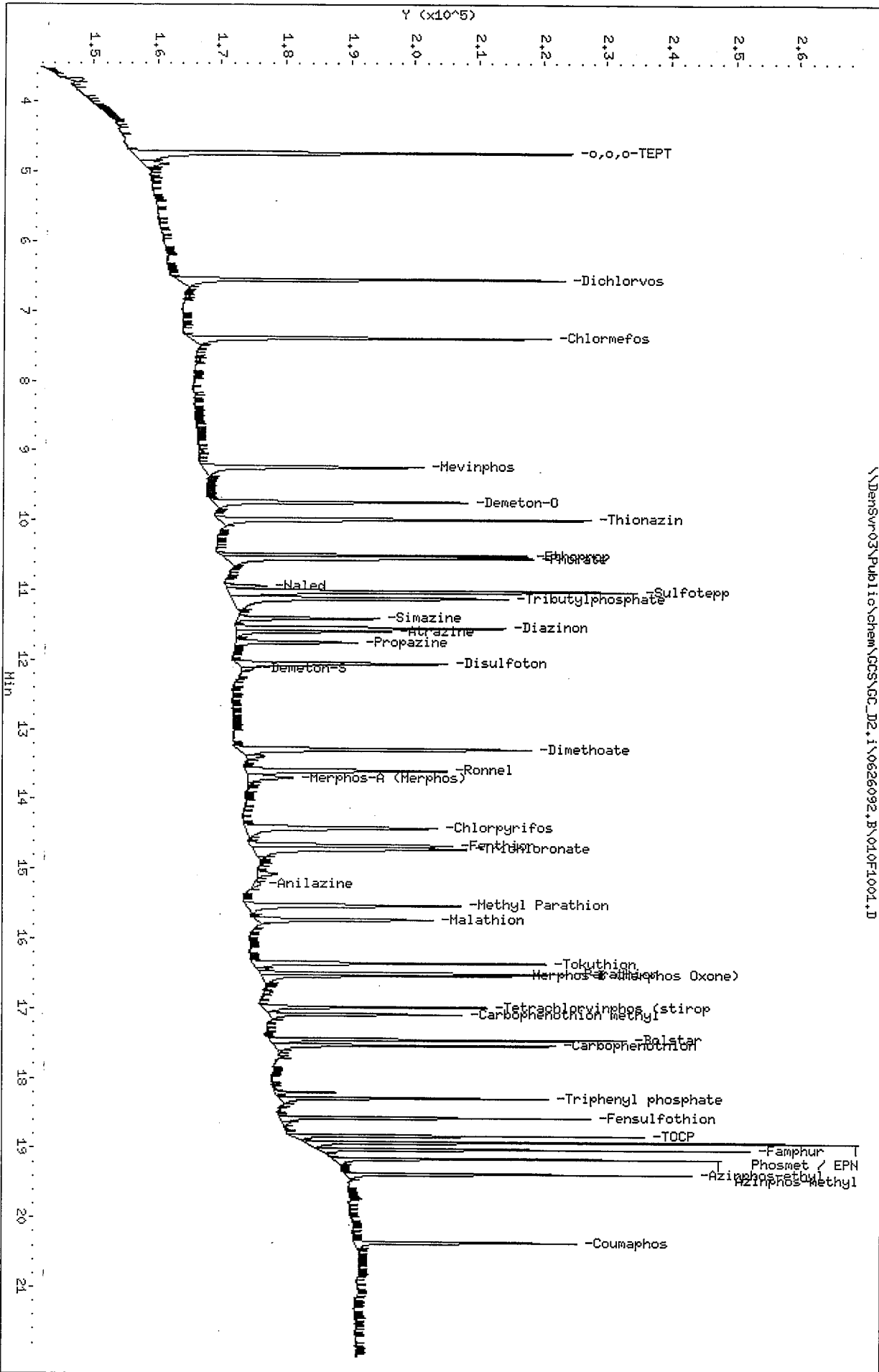
COMPOUND	STANDARD	AREA LIMIT		SAMPLE	%DIFF
		LOWER	UPPER		
11 Tributylphosphate	143401	71701	286802	123933	-13.58
36 TOCP	69335	34668	138670	68831	-0.73

COMPOUND	STANDARD	RT LIMIT		SAMPLE	%DIFF
		LOWER	UPPER		
11 Tributylphosphate	11.12	10.62	11.62	11.12	-0.05
36 TOCP	18.82	18.32	19.32	18.82	-0.01

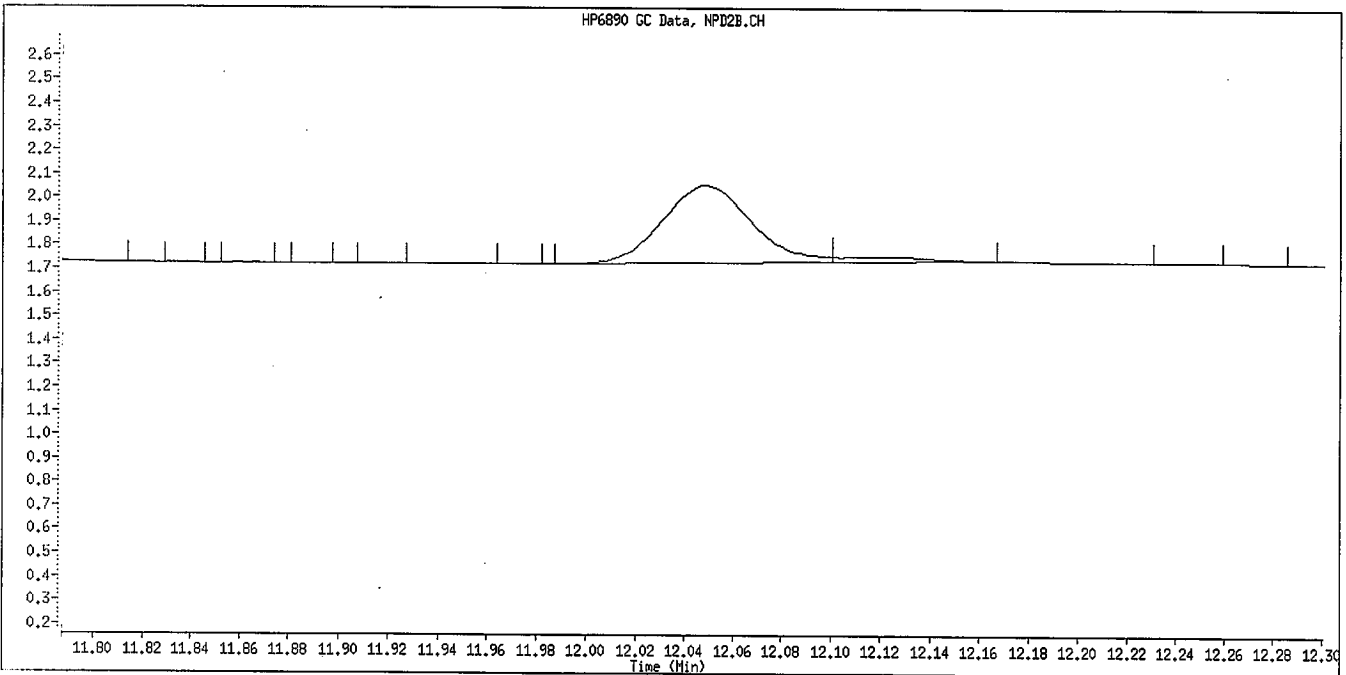
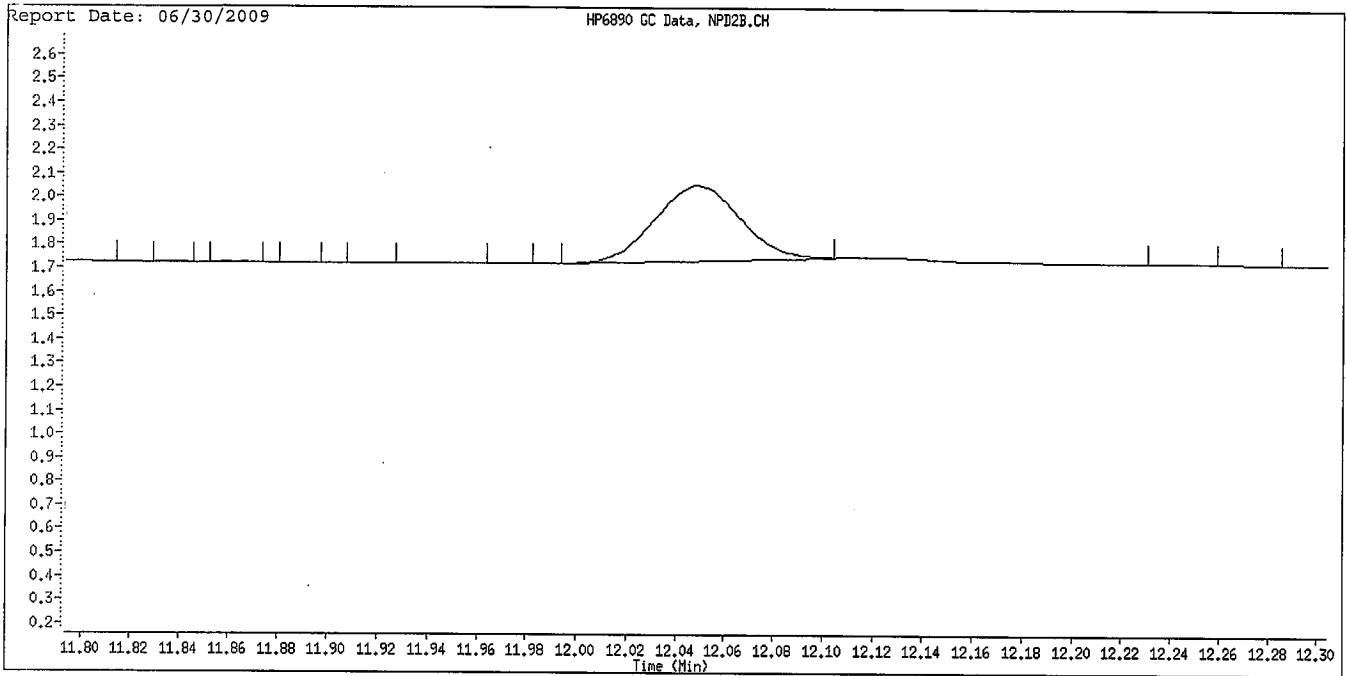
AREA UPPER LIMIT = +100% of internal standard area.
 AREA LOWER LIMIT = - 50% of internal standard area.
 RT UPPER LIMIT = + 0.50 minutes of internal standard RT.
 RT LOWER LIMIT = - 0.50 minutes of internal standard RT.

Data File: \\Densvr03\Public\chem\GCS\GC_D2.i\0626092.B\010F1001.D
 Date: 26-JUN-2009 21:40
 Client ID: OPP SS GSV0633
 Sample Info: OPP SS GSV0633
 Column phase: RTX-OPPest

Instrument: GC_D2.i
 Operator: HPK/TLM
 Column diameter: 0.32



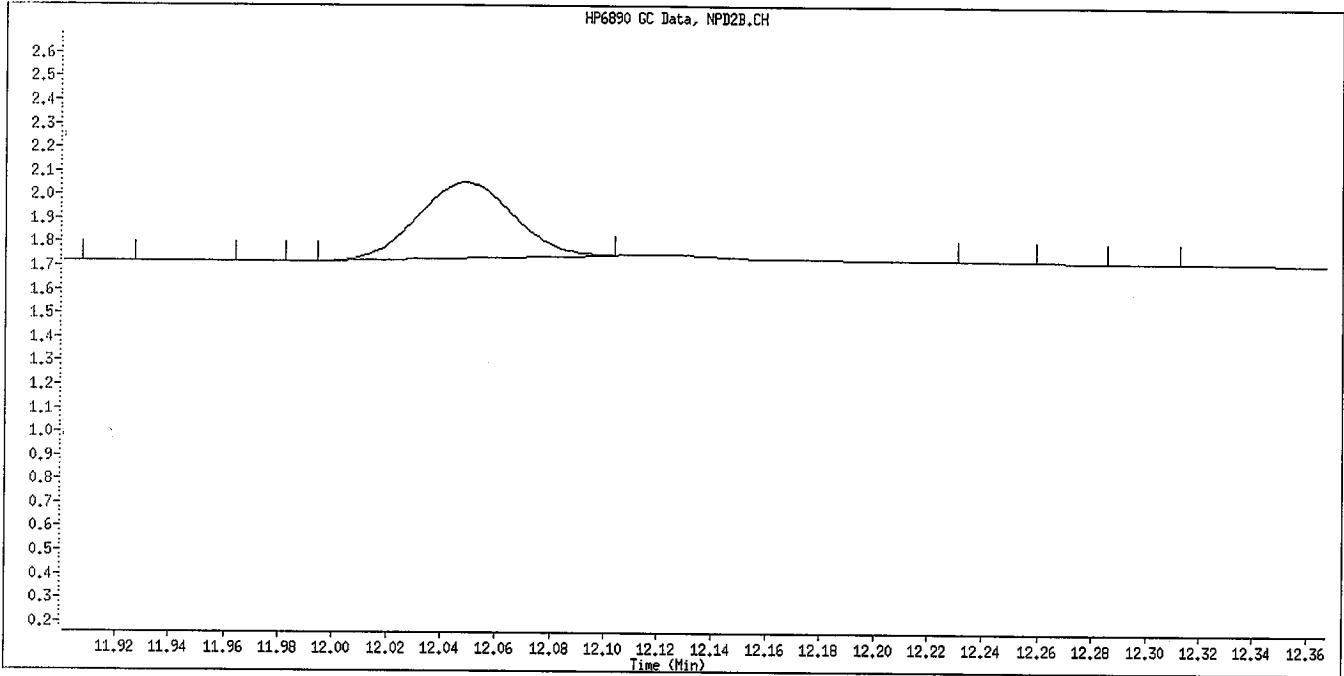
Data File Name: 010F1001.D
Inj. Date and Time: 26-JUN-2009 21:40
Instrument ID: GC_D2.i
Client ID: OPP SS GSV0633
Compound Name: Disulfoton
CAS #: 298-04-4



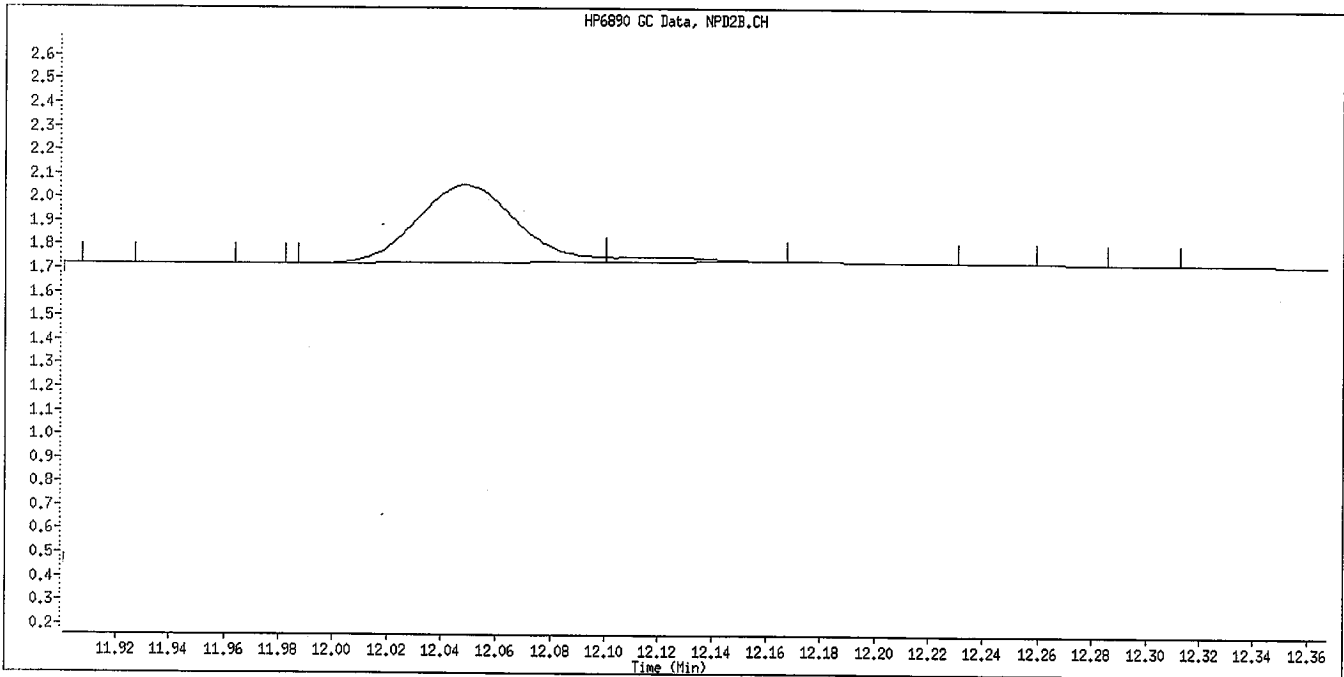
Manually Integrated By: williamst
Manual Integration Reason: Baseline Event

Handwritten signature
6/30/09

Data File Name: 010F1001.D
Inj. Date and Time: 26-JUN-2009 21:40
Instrument ID: GC_D2.i
Client ID: OPP SS GSV0633
Compound Name: Demeton-S
CAS #: 126-75-0
Report Date: 06/30/2009



Original Integration

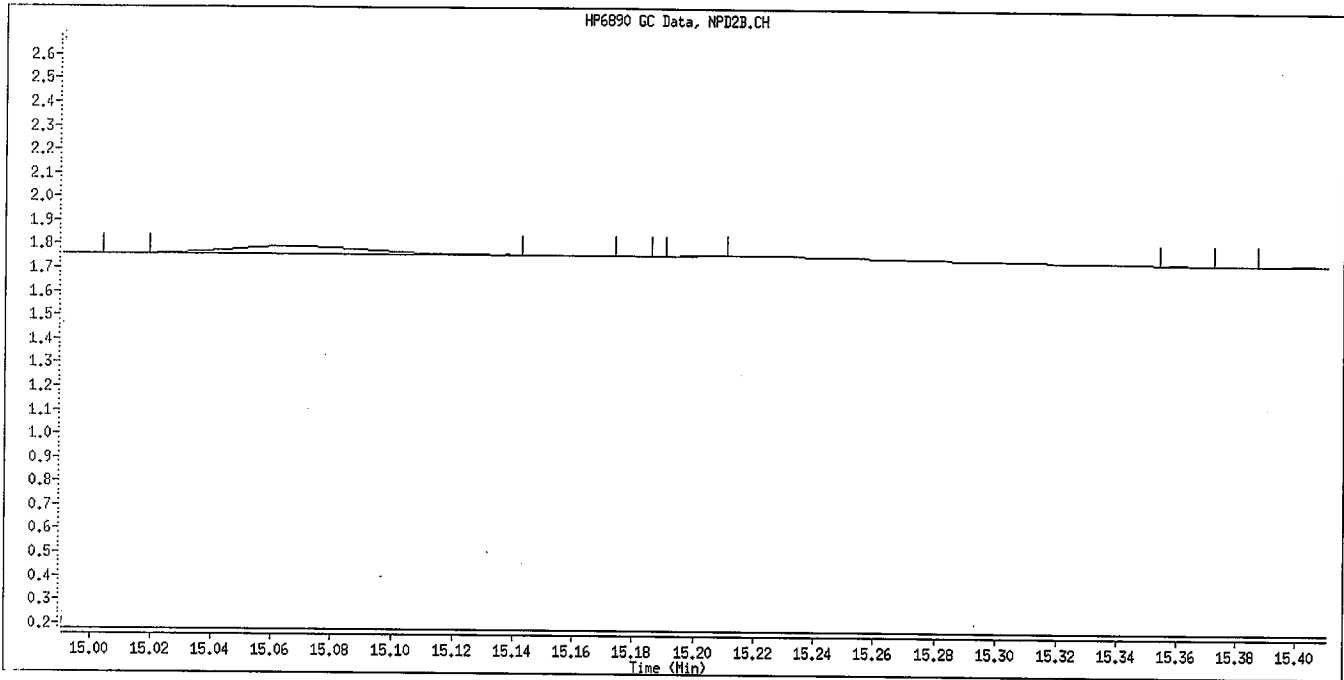


Manual Integration

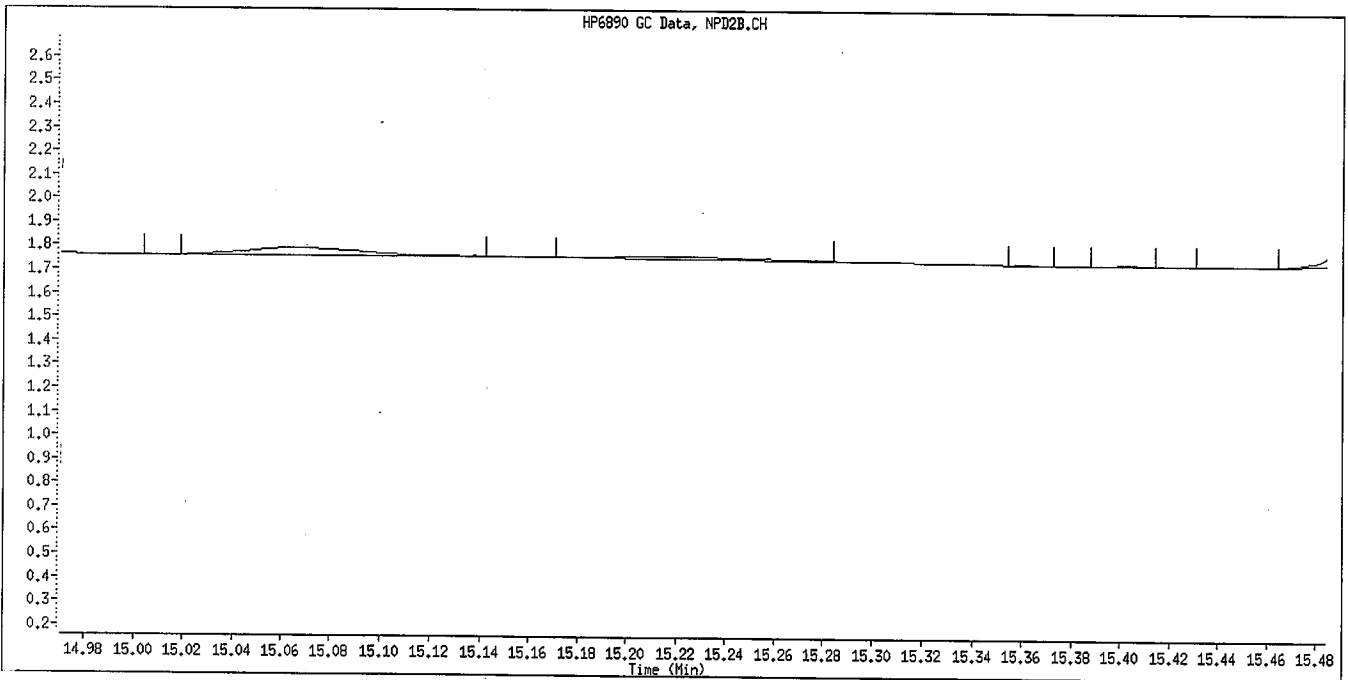
Manually Integrated By: williamst
Manual Integration Reason: Baseline Event

WJL
6/30/09

Data File Name: 010F1001.D
Inj. Date and Time: 26-JUN-2009 21:40
Instrument ID: GC_D2.i
Client ID: OPP SS GSV0633
Compound Name: Anilazine
CAS #:
Report Date: 06/30/2009



Original Integration



Manual Integration

Manually Integrated By: williamst
Manual Integration Reason: Baseline Event

Handwritten signature and date:
yg
6/30/09