



September 08, 2009

Mr. Frank Hagar
Northgate Environmental Management, Inc.
1100 Quail St., Suite 102
Newport Beach, California 92660

Re: Tronox Henderson
Work Order: 235177

Dear Mr. Hagar:

GEL Laboratories, LLC (GEL) appreciates the opportunity to provide the enclosed analytical results for the sample(s) we received on August 12, 2009. This original data report has been prepared and reviewed in accordance with GEL's standard operating procedures.

Our policy is to provide high quality, personalized analytical services to enable you to meet your analytical needs on time every time. We trust that you will find everything in order and to your satisfaction. If you have any questions, please do not hesitate to call me at (843) 556-8171, ext. 4453.

Sincerely,

Edith Kent
Project Manager

Chain of Custody: 2027.001.00405, 2027.001.00549, 2027.001.00553, 2027.001.00558, 2027.001.00568 and
2027.001.00570
Enclosures

Tronox LLC
Tronox Henderson
SDG:235177

Table of Contents

Case Narrative	1
Chain of Custody and Supporting Documentation	4
Laboratory Certifications	19
Radiological Analysis	21
Sample Data Summary	41
Quality Control Data	64
Raw Data	70
Thorium	71
895167.....	72
896409.....	98
Uranium.....	104
895168.....	105
896416.....	131
Radium 228.....	137
894545.....	138
894566.....	146
Radium 226.....	153
898657.....	154
896135.....	159
Method Calibration Data	164
Gas Flow Proportional Counters	165
Alpha Spectroscopy	249
Lucas Cell Counters	701
Lucas 1	702
Lucas 2	723
Lucas 3.....	743
Lucas 4.....	763
Lucas 5.....	778
Lucas 6.....	799
Background and Efficiency Data	825
Runlogs	1015

Case Narrative

**CASE NARRATIVE
for
Tronox LLC
Tronox Henderson
SDG:235177**

September 08, 2009

Laboratory Identification:

GEL Laboratories LLC
2040 Savage Road
Charleston, South Carolina 29407
(843) 556-8171

Summary

Sample receipt

The samples arrived at GEL Laboratories LLC, Charleston, South Carolina on August 12, 2009 for analysis. Shipping container temperatures were checked, documented, and within specifications. Samples SA115009-10B, SA115-25B, SA115-40B, and SA115-51B were received in 1000 ml containers rather than the 250 ml containers listed on the chain. The client verified that these were not SPLP samples. Also, there was a discrepancy between the sample ID on the chain and the container for sample SA115009-10B. The correct ID was on the chain. Please refer to the attached e-mail for further details. All sample containers arrived without any visible signs of tampering or breakage. There are no additional comments concerning sample receipt.

Items of Note

There are no additional items of note concerning this SDG.

QC Issues

The following samples did not meet the Tronox QA program sample result uncertainty limit of <30% for Ra-226 with the results between 2 and 5 times the MDA and were counted for the maximum time: and 235177017. The following samples did not meet the Tronox QA program sample result uncertainty limit of <30% for Alpha Spec Uranium with the results between 2 and 5 times the MDA and were counted for the maximum time: 235177003, 235177006, 235177009, 235177011 and 235177017. The following samples did not meet the Tronox QA program sample result uncertainty limit of <30% for Alpha Spec Thorium with the results between 2 and 5 times the MDA and were counted for the maximum time: and 235177021. The following samples did not meet the Tronox QA program sample tracer yield requirements of 70-120% for Alpha Spec Uranium due to matrix issues: and 235177002. The following samples did not meet the Tronox QA program sample tracer yield requirements of 70-120% for Alpha Spec Thorium due to matrix issues: 235177002, 235177003, 235177008 and 235177009. The following samples did not meet the Tronox QA program sample result uncertainty limit of <30% for Alpha Spec Uranium with the results greater than 5 times the MDA and were counted for the maximum time: 235177002, 235177004, 235177008, 235177010, 235177014, 235177015, 235177016 and 235177020. The following samples did not meet the Tronox QA program required detection limits for Alpha Spec Uranium due to limited sample volume and were counted for the maximum time: and 235177005. Thorium was detected above the MDA in sample EB081109-SO but was not detected in the batch method blank. Please refer to the attached e-mails for further details on QA issues.

Sample Identification

The laboratory received the following samples:

<u>Laboratory ID</u>	<u>Client ID</u>
235177001	SA107-0.5B
235177002	SA107-10B
235177003	SA107009-10B

235177004	SA107-29B
235177005	SA61-10B
235177006	SA61-30B
235177007	SA155-0.5B
235177008	SA155009-0.5B
235177009	SA155-10B
235177010	SA155-30B
235177011	SA115-0.5B
235177012	SA115-10B
235177013	SA115009-10B
235177014	SA115-25B
235177015	SA115-40B
235177016	SA115-51B
235177017	RSAU6-0.5B
235177018	RSAU6-10B
235177019	RSAU6-25B
235177020	RSAU6-40B
235177021	EB081109-SO

Case Narrative

Sample analyses were conducted using methodology as outlined in GEL Laboratories, LLC (GEL) Standard Operating Procedures. Any technical or administrative problems during analysis, data review, and reduction are contained in the analytical case narratives in the enclosed data package.

Data Package

The enclosed data package contains the following sections: Case Narrative, Chain of Custody, Cooler Receipt Checklist, Data Package Qualifier Definitions and data from the following fractions: Radiochemistry.

This data package, to the best of my knowledge, is in compliance with technical and administrative requirements.



Edith Kent

Project Manager

Chain of Custody and Supporting Documentation

2351772



1100 Quail Street, Suite 102, Newport Beach, CA 92660
(949) 260-9293

CHAIN-OF-CUSTODY / Analytical Request Document

The Chain-of-Custody is a LEGAL DOCUMENT. All relevant fields must be completed and accurate.

COC No. 2027.001.00549
Page: 1 of 1
Cooler # 1 of 1

Required Ship to Lab:		Required Project Information:		Required Invoice Information:		TAT: Standard 30 day		Rush		Mark One	
Lab Name: GEL Laboratories, LLC		Site ID #: TRONOX LLC, HENDERSON		Send Invoice to: Susan Crowley Tronox LLC				<input checked="" type="checkbox"/>			
Address: 2040 Savage Road		Project #: 2027.001		Address: PO Box 55							
Charleston, SC 29407		Site Address: 560 W. Lake Mead Drive		City/State: Henderson, NV 89009		Phone #: (949) 260-9293		Special EPA Stages		Mark one	
Lab PM: Edith M. Kent		City: Henderson		State: NV		Reimbursement project? <input checked="" type="checkbox"/>		Non-reimbursement project? <input type="checkbox"/>		Mark one	
Phone/Fax: (843) 556-8171		Site PM Name: Derrick Willis		Site PM Email: derrick.willis@ngem.com		Send EDD to: Frank Hagar Northgate Environmental Management, Inc frank.hagar@ngem.com		NJ Reduced Deliverable Package?		MA MCP Cert? <input type="checkbox"/>	
Lab PM email: emk@gel.com		Phone/Fax: (949) 375-7004		CC Hardcopy report to: PDF Electronic Version Only		CC Hardcopy report to: see additional comments below		CT RCP Cert? <input type="checkbox"/>		Mark One	
Applicable Lab Quote #:								Lab Project ID (lab use)			
ITEM #	SAMPLE ID	MATRIX	SAMPLE TYPE	SAMPLE DATE	SAMPLE TIME	#OF CONTAINERS	FIELD FILTERED? (Y/N)	Preservatives	Requested Analytes	Comments/Lab Sample I.D.	
1	SA107-0.5B	WATER	G	8-11-09	0801	1	N	Unpreserved	EP1903.1 Radium-226 EP1903.0 Radium-228 Radon-222	250 ml Plastic jar	
2	SA107-10B	WATER	G	8-11-09	0930	1	N	Unpreserved		250 ml Plastic jar	
3	SA107009-10B	WATER	G	8-11-09	0930	1	N	Unpreserved		250 ml Plastic jar	
4	SA107-29B	WATER	G	8-11-09	1025	1	N	Unpreserved		250 ml Plastic jar	
5											
6											
7											
8											
9											
10											
11											
12											
13											

RELINQUISHED BY / AFFILIATION	DATE	TIME	ACCEPTED BY / AFFILIATION	DATE	TIME	SAMPLE RECEIPT CONDITIONS
<i>Patrick Ferring</i>	8-11-09	05:33	<i>John Kuchar</i>	8-11-09	09:00	Y/N
						Y/N
						Y/N
						Y/N
						Y/N
						Y/N

SHIPPING METHOD: (mark as appropriate) **UPS COURIER** **US MAIL**

SAMPLER NAME AND SIGNATURE: *Patrick Ferring*

PRINT NAME OF SAMPLER: Patrick Ferring

SIGNATURE OF SAMPLER: *Patrick Ferring*

DATE SHIPPED: 8-11 Time: 1523

Additional Comments/Special Instructions:
FULL DIGESTION SPECIFICATION
Radionuclides: includes Thorium (isotopic) and Uranium (isotopic) by EML HASL 300 modified(alpha spectroscopy)

Samples are collected from **Area II**
 All PDF reports and EDDs will be uploaded to:
 Northgate Environmental Management, Inc.
 FTP site address provided to labs
 Notifications provided to:
 cindy.armold@ngem.com & frank.hagar@ngem.com



SAMPLE RECEIPT & REVIEW FORM

Client: <u>KERR/NORTHEAST</u>		SDG/ARCOC/Work Order: <u>2351771</u>	
Received By: <u>MK</u>		Date Received: <u>8-12-09</u>	
Suspected Hazard Information	Yes	No	*If Counts > x2 area background on samples not marked "radioactive", contact the Radiation Safety Group of further investigation.
COC/Samples marked as radioactive?		<input checked="" type="checkbox"/>	Maximum Counts Observed*: <u>cpm 30</u>
Classified Radioactive II or III by RSO?		<input checked="" type="checkbox"/>	
COC/Samples marked containing PCBs?		<input checked="" type="checkbox"/>	
Shipped as a DOT Hazardous?		<input checked="" type="checkbox"/>	Hazard Class Shipped: _____ UN#: _____
Samples identified as Foreign Soil?		<input checked="" type="checkbox"/>	

Sample Receipt Criteria	Yes	NA	No	Comments/Qualifiers (Required for Non-Conforming Items)
1 Shipping containers received intact and sealed?	<input checked="" type="checkbox"/>			Circle Applicable: seals broken damaged container leaking container other (describe)
2 Samples requiring cold preservation within 0 ≤ 6 deg. C?		<input checked="" type="checkbox"/>		Preservation Method: ice bags blue ice dry ice <u>none</u> other (describe) <u>23 C</u>
3 Chain of custody documents included with shipment?	<input checked="" type="checkbox"/>			
4 Sample containers intact and sealed?	<input checked="" type="checkbox"/>			Circle Applicable: seals broken damaged container leaking container other (describe)
5 Samples requiring chemical preservation at proper pH?		<input checked="" type="checkbox"/>		Sample ID's, containers affected and observed pH: If Preservation added, Lot#:
6 VOA vials free of headspace (defined as < 6mm bubble)?		<input checked="" type="checkbox"/>		Sample ID's and containers affected:
7 Are Encore containers present?		<input checked="" type="checkbox"/>		(If yes, immediately deliver to Volatiles laboratory)
8 Samples received within holding time?	<input checked="" type="checkbox"/>			Id's and tests affected:
9 Sample ID's on COC match ID's on bottles?	<input checked="" type="checkbox"/>			Sample ID's and containers affected:
10 Date & time on COC match date & time on bottles?	<input checked="" type="checkbox"/>			Sample ID's affected:
11 Number of containers received match number indicated on COC?	<input checked="" type="checkbox"/>			Sample ID's affected:
12 COC form is properly signed in relinquished/received sections?	<input checked="" type="checkbox"/>			

Comments:

FX 7968 5309 0764

PM (or PMA) review: Initials CM Date 8/12/09



1100 Quail Street, Suite 102, Newport Beach, CA 92660
(949) 260-9293

CHAIN-OF-CUSTODY / Analytical Request Document

The Chain-of-Custody is a LEGAL DOCUMENT. All relevant fields must be completed and accurate.

COC No. 2027.001.00568
Page: 1 of 1
Cooler # 1 of 1

Required Ship to Lab:		Required Project Information:		Required Invoice Information:		TAT: Standard 30 day		Rush		Mark One			
Lab Name: GEL Laboratories, LLC		Site ID #: TRONOX LLC, HENDERSON		Send Invoice to: Susan Crowley Tronox LLC				<input checked="" type="checkbox"/>					
Address: 2040 Savage Road		Project #: 2027.001		Address: PO Box 55									
Charleston, SC 29407		Site Address: 560 W. Lake Mead Drive		City/State: Henderson, NV 89009		Phone #: (949) 260-9293		Special EPA Stage 4		Mark one			
Lab PM: Edith M. Kent		City: Henderson		State: NV		Reimbursement project? <input checked="" type="checkbox"/>		Non-reimbursement project? <input type="checkbox"/>		Mark one			
Phone/Fax: (843) 556-8171		Site PM Name: Derrick Willis		Send EDD to: frank.hegar@ngem.com		Frank Hagar Northgate Environmental Management, Inc		MA MCP Cert? <input type="checkbox"/>		CT RCP Cert? <input type="checkbox"/>			
Lab PM email: emk@gel.com		Phone/Fax: 949-375-7004		CC Hardcopy report to: derrick.willis@ngem.com		CC Hardcopy report to: see additional comments below		Lab Project ID (lab use)					
Applicable Lab Quote #:													
ITEM #	SAMPLE ID	CHARACTER PER BOX	SAMPLES IDs MUST BE UNIQUE	MATRIX CODE	SAMPLE TYPE	G-RAB C-COMP	SAMPLE DATE	SAMPLE TIME	#OF CONTAINERS	FIELD FILTERED? (Y/N)	Preservatives	Requested Analytes	Comments/Lab Sample I.D.
1	SA115-0.5B			SO	G		8/11/2009	10:54	1	N	X	X	250 ml Plastic jar
2	SA115-10B			SO	G		8/11/2009	11:07	1	N	X	X	250 ml Plastic jar
3	SA115009-10B			SO	G		8/11/2009	11:07	1	N	X	X	250 ml Plastic jar
4	SA115-25B			SO	G		8/11/2009	11:35	1	N	X	X	250 ml Plastic jar
5	SA115-40B			SO	G		8/11/2009	12:25	1	N	X	X	250 ml Plastic jar
6	SA115-51B			SO	G		8/11/2009	12:55	1	N	X	X	250 ml Plastic jar
7													
8													
9													
10													
11													
12													
13													

Additional Comments/Special Instructions: **AREA IV samples**
FULL DIGESTION SPECIFICATION
Radionuclides: includes Thorium (isotopic) and Uranium (isotopic)
 by EML HASL 300 modified(alpha spectroscopy)

All PDF reports and EDDs will be uploaded to:
 Northgate Environmental Management, Inc.
 FTP site address provided to labs
 Notifications provided to:
 cindy.amold@ngem.com
 frank.hegar@ngem.com

DATE: 8/11/2009
 TIME: 14:05
 DATE SIGNED: 8/11/2009
 SIGNATURE OF SAMPLER: Dana R. Brown

DATE: 8-11-09
 TIME: 14:05
 DATE SIGNED: 8-11-09
 SIGNATURE OF SAMPLER: Dana R. Brown

DATE: 8-11-09
 TIME: 14:05
 DATE SIGNED: 8-11-09
 SIGNATURE OF SAMPLER: Dana R. Brown

DATE: 8-11-09
 TIME: 14:05
 DATE SIGNED: 8-11-09
 SIGNATURE OF SAMPLER: Dana R. Brown



1100 Quail Street, Suite 102, Newport Beach, CA 92660
(949) 260-9293

CHAIN-OF-CUSTODY / Analytical Request Document

The Chain-of-Custody is a LEGAL DOCUMENT. All relevant fields must be completed and accurate.

COC No. 2027.001.00558
Page: 1 of 1
Cooler # 1 of 1

Required Ship to Lab:		Required Project Information:		Required Invoice Information:		TAT: Standard 30 day		Rush		Mark One								
Lab Name:	GEL Laboratories, LLC	Site ID #:	TRONOX LLC, HENDERSON	Send Invoice to:	Susan Crowley Trenox, LLC	City/State:	Henderson, NV 89009	Phone #:	(949) 260-9293	GC level Required:	Standard	Special EPA Stage #	Mark one					
Address:	2040 Savage Road Charleston, SC 29407	Project #:	2027.001	City/State:	PO Box 55	Reimbursement project?	X	Non-reimbursement project?		NJ Reduced Deliverable Package?		CT RCP Cert?	Mark One					
Lab PM:	Edith M. Kent	Site Address:	1500 W. Lake Mead Drive Henderson	State:	NV	Send EDD to:	Frank Hagar Northgate Environmental Management, Inc frank.hagar@ngem.com	CC Hardcopy report to:	PDF Electronic Version Only	Lab Project ID (lab use)								
Phone/Fax:	(649) 556-8171	Site PM Name:	Derrick Willis	Site PM Email:	derrick.willis@ngem.com	Matrix Code:		Sample Type:		Requested Analyses:								
Lab PM email:	emk@gel.com	Phone/Fax:	949-375-7004	Matrix Code:		Sample Date:		Sample Time:		Preservatives:								
Applicable Lab Quote #:		Matrix Code:		Sample Date:		Sample Time:		Field Filtered? (Y/N)		# of Containers:								
ITEM #		SAMPLE ID One Character per box. (A-Z, 0-9 / -)	MATRIX	DATE	TIME	FIELD FILTERED? (Y/N)	# OF CONTAINERS	SAMPLE TIME	SAMPLE DATE	DATE	TIME	ACQUIRED BY / AFFILIATION	DATE	TIME	TEMP IN OC	SAMPLES ON ICE?	SAMPLE INTER?	TRIP BLANK?
1		RSAU6-0.5B	SO	8/11/2009	6:50	N	1			11-AUG	14:05	DANA BROWAL NGEM	8-11-09	14:05				
2		RSAU6-0.5BMS	SO	8/11/2009	6:50	N	1			8-11-09	17:00	DANA BROWAL NGEM	8-11-09	17:00				
3		RSAU6-0.5BMSD	SO	8/11/2009	6:50	N	1											
4		RSAU6-10B	SO	8/11/2009	7:14	N	1											
5		RSAU6-25B	SO	8/11/2009	7:37	N	1											
6		RSAU6-40B	SO	8/11/2009	8:29	N	1											
7		RSAU6-53B	SO	8/11/2009	9:10	N	1											
8																		
9																		
10																		
11																		
12																		
13																		

Additional Comments/Special Instructions:

FULL DIGESTION SPECIFICATION
Radionuclides* includes Thorium (Isotopic) and Uranium (Isotopic)
by EML HASL 300 modified(alpha spectroscopy)

All PDF reports and EDDs will be uploaded to:
Northgate Environmental Management, Inc.
FTP site address provided to labs
Notifications provided to:
cindy.armok@ngem.com
frank.hagar@ngem.com

SHIPPING METHOD (check appropriate) SAMPLER MAKE AND MODEL #

UPS COURIER (FEDEX) PRINT Name of SAMPLER: Dana R. Brown

US MAIL SIGNATURE OF SAMPLER: [Signature]

DATE SIGNED: 8/11/2009

TIME: 14:05

Client: <u>Kerr/Northeast</u>		SDG/ARCOC/Work Order: <u>2351771</u>	
Received By: <u>MK</u>		Date Received: <u>8-12-09</u>	
Suspected Hazard Information	Yes	No	*If Counts > x2 area background on samples not marked "radioactive", contact the Radiation Safety Group of further investigation.
COC/Samples marked as radioactive?		<input checked="" type="checkbox"/>	Maximum Counts Observed*: <u>CM 20</u>
Classified Radioactive II or III by RSO?		<input checked="" type="checkbox"/>	
COC/Samples marked containing PCBs?		<input checked="" type="checkbox"/>	
Shipped as a DOT Hazardous?		<input checked="" type="checkbox"/>	Hazard Class Shipped: UN#:
Samples identified as Foreign Soil?		<input checked="" type="checkbox"/>	

Sample Receipt Criteria		Yes	NA	No	Comments/Qualifiers (Required for Non-Conforming Items)
1	Shipping containers received intact and sealed?	<input checked="" type="checkbox"/>			Circle Applicable: seals broken damaged container leaking container other (describe)
2	Samples requiring cold preservation within 0 ≤ 6 deg. C?		<input checked="" type="checkbox"/>		ice bags blue ice dry ice <u>none</u> other (describe) <u>25°</u>
3	Chain of custody documents included with shipment?	<input checked="" type="checkbox"/>			
4	Sample containers intact and sealed?	<input checked="" type="checkbox"/>			Circle Applicable: seals broken damaged container leaking container other (describe)
5	Samples requiring chemical preservation at proper pH?		<input checked="" type="checkbox"/>		Sample ID's, containers affected and observed pH: If Preservation added, Lot#:
6	VOA vials free of headspace (defined as < 6mm bubble)?		<input checked="" type="checkbox"/>		Sample ID's and containers affected:
7	Are Encore containers present?			<input checked="" type="checkbox"/>	(if yes, immediately deliver to Volatiles laboratory)
8	Samples received within holding time?	<input checked="" type="checkbox"/>			Id's and tests affected:
9	Sample ID's on COC match ID's on bottles?	<input checked="" type="checkbox"/>		<input checked="" type="checkbox"/>	Sample ID's and containers affected: <u>SA 115009-10B ON CHAIN</u> <u>SA 115-10009B ON CONTAINER</u>
10	Date & time on COC match date & time on bottles?	<input checked="" type="checkbox"/>			Sample ID's affected:
11	Number of containers received match number indicated on COC?	<input checked="" type="checkbox"/>			Sample ID's affected:
12	COC form is properly signed in relinquished/received sections?	<input checked="" type="checkbox"/>			

Comments:

* SA 115 009-10B } Received in
 " - 25B } 1,000 mL containers
 " - 40B }
 " - 51B }

FX 7968 5296 4515

PM (or PMA) review: Initials EA Date 8/12/09



SAMPLE RECEIPT & REVIEW FORM

Client: <u>Kerr/NorKorte</u>		SDG/ARCOC/Work Order: <u>2351771</u>	
Received By: <u>MF</u>		Date Received: <u>8-12-09</u>	
Suspected Hazard Information	Yes	No	*If Counts > x2 area background on samples not marked "radioactive", contact the Radiation Safety Group of further investigation.
COC/Samples marked as radioactive?		<input checked="" type="checkbox"/>	Maximum Counts Observed*: <u>Open to</u>
Classified Radioactive II or III by RSO?		<input checked="" type="checkbox"/>	
COC/Samples marked containing PCBs?		<input checked="" type="checkbox"/>	
Shipped as a DOT Hazardous?		<input checked="" type="checkbox"/>	Hazard Class Shipped: UN#:
Samples identified as Foreign Soil?		<input checked="" type="checkbox"/>	

Sample Receipt Criteria		Yes	NA	No	Comments/Qualifiers (Required for Non-Conforming Items)
1	Shipping containers received intact and sealed?	<input checked="" type="checkbox"/>			Circle Applicable: seals broken damaged container leaking container other (describe)
2	Samples requiring cold preservation within 0 ≤ 6 deg. C?		<input checked="" type="checkbox"/>		ice bags blue ice dry ice <u>none</u> other (describe) <u>db^s</u>
3	Chain of custody documents included with shipment?	<input checked="" type="checkbox"/>			
4	Sample containers intact and sealed?	<input checked="" type="checkbox"/>			Circle Applicable: seals broken damaged container leaking container other (describe)
5	Samples requiring chemical preservation at proper pH?	<input checked="" type="checkbox"/>			Sample ID's, containers affected and observed pH: If Preservation added, Lot#:
6	VOA vials free of headspace (defined as < 6mm bubble)?		<input checked="" type="checkbox"/>		Sample ID's and containers affected:
7	Are Encore containers present?			<input checked="" type="checkbox"/>	(If yes, immediately deliver to Volatiles laboratory)
8	Samples received within holding time?	<input checked="" type="checkbox"/>			Id's and tests affected:
9	Sample ID's on COC match ID's on bottles?	<input checked="" type="checkbox"/>			Sample ID's and containers affected:
10	Date & time on COC match date & time on bottles?	<input checked="" type="checkbox"/>			Sample ID's affected:
11	Number of containers received match number indicated on COC?	<input checked="" type="checkbox"/>			Sample ID's affected:
12	COC form is properly signed in relinquished/received sections?	<input checked="" type="checkbox"/>			

Comments:

FX 7968 5309 0742

PM (or PMA) review: Initials EM Date 8/12/09

Subject: [Fwd: Re: Additional question for COC# 2027.001.00568 Received 08/12/09]
From: Heather Shaffer <Heather.Shaffer@gel.com>
Date: Fri, 14 Aug 2009 11:23:08 -0400
To: Edie Kent <emk@gel.com>, Mike Kinslow <michael.kinslow@mail.gel.com>

--
Heather Shaffer
Project Manager Assistant
GEL Laboratories, LLC
2040 Savage Road
Charleston, SC (USA) 29407
Main: 843.556.8171 x 4505
Fax: 843.766.1178
E-mail: heather.shaffer@gel.com
Web: www.gel.com

Subject: RE: Additional question for COC# 2027.001.00568 Received 08/12/09
From: <frank.hagar@ngem.com>
Date: Fri, 14 Aug 2009 08:17:41 -0700
To: "Heather Shaffer" <Heather.Shaffer@gel.com>

The label is incorrect the COC ID is correct

 **Frank Hagar, C.Hg., C.E.G.**
Hydrogeologist

Northgate Environmental Management, Inc.
1100 Quail Street, Suite 102, Newport Beach, CA 92660
main (949) 260-9293; cell (949) 689-9987;
fax (949) 315-3365
<http://www.ngem.com/>

CONFIDENTIALITY NOTICE:

This e-mail and its attachments from Northgate Environmental Management, Inc. contain information that is confidential and/or privileged and is intended for the sole use of the individual or entity named above. Any disclosure, copying, distribution, dissemination, or use of this information by any other person than the intended recipient is prohibited. If you have received this e-mail in error, please notify the sender via e-mail or by calling us at 510-839-0688.

From: Heather Shaffer [mailto:Heather.Shaffer@gel.com]
Sent: Friday, August 14, 2009 4:38 AM
To: frank.hagar@ngem.com; 'Cindy Arnold'; 'Derrick Willis'; Vivian Willis
Cc: 'Edie Kent'
Subject: Additional question for COC# 2027.001.00568 Received 08/12/09

All,
We have sample ID SA115009-10B listed on the chain of custody. The container has SA115-10009B on the label. The times and dates match. Please verify the correct ID for this sample.

Thank you,
Heather

frank.hagar@ngem.com wrote:

Hi Edie,

I thought that they were going to use 8 oz glass to send you those samples not 1000 ml sar
No wonder that they needed 2 borings to get the entire sample set.

These are normal samples - no SPLP.

I will need replacement jars for these.

Thanks

-----Original Message-----

From: Edie Kent [<mailto:emk@gel.com>]

Sent: Wednesday, August 12, 2009 11:38 AM

To: Cindy Arnold; Frank Hagar; Derrick Willis; Team Kent

Subject: Please Verify Requested Analysis for COC# 2027.001.00568 Received Today, 08/12/09

We received 1000 mL containers for samples SA115009-10B, SA115-25B, SA115-40B, and SA115-51B. The chain of custody indicates 250 ml containers. We usually receive 1000 mL containers only for SPLP samples which is not indicated on the chain as the requested analysis. Please verify that the tests requested for these samples are not SPLP. Also, if they are not SPLP samples, please let me know if you will need replacement 1000 mL containers for future SPLP samples.

Edie

--
Heather Shaffer
Project Manager Assistant
GEL Laboratories, LLC
2040 Savage Road
Charleston, SC (USA) 29407
Main: 843.556.8171 x 4505
Fax: 843.766.1178
E-mail: heather.shaffer@gel.com
Web: www.gel.com

CONFIDENTIALITY NOTICE: This e-mail and any files transmitted with it are the property of The GEL Group, Inc. and its affiliates. All rights, including without limitation copyright, are reserved. The proprietary information contained in this e-mail message, and any files transmitted with it, is intended for the use of the recipient(s) named above. If the reader of this e-mail is not the intended recipient, you are hereby notified that you have received this e-mail in error and that any review, distribution or copying of this e-mail or any files transmitted with it is strictly prohibited. If you have received this e-mail in error, please notify the sender immediately and delete the original message and any files transmitted. The unauthorized use of this e-mail or any files transmitted with it is prohibited and disclaimed by The GEL Group, Inc. and its affiliates.

Re: Additional question for COC# 2027.001.00568 Received 08/12/09.eml	Content-Type: message/rfc822 Content-Encoding: 7bit
------------------------------------------------------------------------------	----------------------------------------------------------------------

Subject: SDGs 235177 and 235208 Thorium Equipment Blanks

From: Edie Kent <emk@gel.com>

Date: Tue, 08 Sep 2009 13:53:41 -0400

To: Cindy Arnold <Cindy.Arnold@ngem.com>, Frank Hagar <Frank.Hagar@ngem.com>, Derrick Willis <Derrick.Willis@ngem.com>, Team Kent <Team.Kent@gel.com>, 'Vivian Willis' <vivian.willis@verdant-solutions.com>

Thorium was detected above the MDA in EB081109-SO, GEL ID 235177021, COC# 2027.001.00553, and EB081909-SO1, GEL ID 235208014, COC# 2027.001.00589. I have attached a spreadsheet containing the results. There was no measurable activity in the batch method blank. The activity was less than the detection limit.

Edie

--

Edith M. Kent
Project Manager
GEL Laboratories, LLC
2040 Savage Road
Charleston, SC (USA) 29407
Direct: 843.769.7385 x4453
Main: 843.556.8171
Fax: 843.766.1178
E-mail: emk@gel.com
Web: www.gel.com

kerr 896409.xls	Content-Type: application/vnd.ms-excel Content-Encoding: base64
------------------------	----------------------------------------------------------------------------------

Subject: SDG 235177 QC Issues - Alpha Spec Th, Alpha Spec U, Ra-226

From: Edie Kent <emk@gel.com>

Date: Tue, 08 Sep 2009 16:13:03 -0400

To: Cindy Arnold <Cindy.Arnold@ngem.com>, Frank Hagar <Frank.Hagar@ngem.com>, Derrick Willis <Derrick.Willis@ngem.com>, Team Kent <Team.Kent@gel.com>

CC: Martha Harrison <Martha.Harrison@gel.com>

The following are the QC issues regarding this SDG for Alpha Spec Th, Alpha Spec U and Ra 226:

Ra 226 Issues:

The following samples do not meet the Tronox QA program sample result uncertainty limit of <30% with activity between 2 and 5 times the MDA and were counted for the maximum possible count time: 235177017.

Soil Thorium Issues:

The following samples not meet the Tronox QA program tracer yield requirements of 70-120%: 235177002, 235177003, 235177008, 235177009. The blank and LCS met the contract requirements. The samples met the detection limit requirements, GEL's standard tracer yield recovery requirements, and the uncertainty requirements.

Water Thorium Issues:

Sample 235177021 did not meet the Tronox QA program sample result uncertainty limit of <30% with activity between 2 and 5 times the MDA for Th-228 and Th-230 and was counted for the maximum possible count time.

*Soil Uranium Issues: *

The following samples do not meet the Tronox QA program sample result uncertainty limit of <30% with activity between 2 and 5 times the MDA for U235/236 and were counted for the maximum possible count time: 235177003, 235177006, 235177009, 235177011, 235177017.

The following samples do not meet the Tronox QA program sample result uncertainty limit of <30% with activity greater than 5 times the MDA for U235/236 and were counted for the maximum possible count time: 235177002, 235177004, 235177008, 235177010, 235177014, 235177015, 235177016, 235177020.

The following samples do not meet the Tronox QA program detection limit requirements for U235/236 and were counted for the maximum count time: 235177005.

Sample 235177002 did not meet the Tronox QA program tracer yield requirements of 70-120%. With a yield of 63.7%, the sample did meet GEL's standard requirement. The blank and the LCS met the contract requirements.

This will be noted in the case narrative.

Edie

--

Edith M. Kent
Project Manager
GEL Laboratories, LLC
2040 Savage Road
Charleston, SC (USA) 29407
Direct: 843.769.7385 x4453
Main: 843.556.8171
Fax: 843.766.1178
E-mail: emk@gel.com
Web: www.gel.com

Laboratory Certifications

List of current GEL Certifications as of 08 September 2009

State	Certification
Arizona	AZ0668
Arkansas	88-0651
CLIA	42D0904046
California – NELAP	01151CA
Colorado	GEL
Connecticut	PH-0169
Dept. of Navy	NFESC 413
EPA Region 5	WG-15J
Florida – NELAP	E87156
Georgia	E87156 (FL/NELAP)
Georgia DW	967
Hawaii	N/A
ISO 17025	2567.01
Idaho	SC00012
Illinois – NELAP	200029
Indiana	C-SC-01
Kansas – NELAP	E-10332
Kentucky	90129
Louisiana – NELAP	03046
Maryland	270
Massachusetts	M-SC012
Nevada	SC00012
New Jersey – NELAP	SC002
New Mexico	FL NELAP E87156
New York – NELAP	11501
North Carolina	233
North Carolina DW	45709
Oklahoma	9904
Pennsylvania – NELAP	68-00485
South Carolina	10120001/10120002
Tennessee	TN 02934
Texas – NELAP	T104704235-07B-TX
U.S. Dept. of Agriculture	S-52597
Utah – NELAP	GEL
Vermont	VT87156
Virginia	00151
Washington	C1641

RADIOLOGICAL ANALYSIS

Radiochemistry Case Narrative
Tronox LLC (KERR)
SDG 235177

Method/Analysis Information

Product: Alphaspec Th, Solid
Analytical Method: DOE EML HASL-300, Th-01-RC Modified
Prep Method: Dry Soil Prep
Analytical Batch Number: 895167
Prep Batch Number: 893487

Sample ID	Client ID
235177001	SA107-0.5B
235177002	SA107-10B
235177003	SA107009-10B
235177004	SA107-29B
235177005	SA61-10B
235177006	SA61-30B
235177007	SA155-0.5B
235177008	SA155009-0.5B
235177009	SA155-10B
235177010	SA155-30B
235177011	SA115-0.5B
235177012	SA115-10B
235177013	SA115009-10B
235177014	SA115-25B
235177015	SA115-40B
235177016	SA115-51B
235177017	RSAU6-0.5B
235177018	RSAU6-10B
235177019	RSAU6-25B
235177020	RSAU6-40B
1201905500	Method Blank (MB)
1201905501	235177017(RSAU6-0.5B) Sample Duplicate (DUP)
1201905502	235177017(RSAU6-0.5B) Matrix Spike (MS)
1201905503	Laboratory Control Sample (LCS)

The samples in this SDG were analyzed on a "dry weight" basis.

SOP Reference

Procedure for preparation, analysis and reporting of analytical data are controlled by GEL Laboratories LLC as Standard Operating Procedure (SOP). The data discussed in this narrative has been analyzed in accordance with GL-RAD-A-038 REV# 12.

Calibration Information:**Calibration Information**

All initial and continuing calibration requirements have been met.

Standards Information

Standard solution(s) for these analyses are NIST traceable and used before the expiration date(s).

Sample Geometry

All counting sources were prepared in the same geometry as the calibration standards.

Quality Control (QC) Information:**Blank Information**

The blank volume is representative of the sample volume in this batch.

Designated QC

The following sample was used for QC: 235177017 (RSAU6-0.5B).

QC Information

All of the QC samples met the required acceptance limits.

Technical Information:**Holding Time**

All sample procedures for this sample set were performed within the required holding time.

Sample Re-prep/Re-analysis

None of the samples in this sample set required reprep or reanalysis.

Miscellaneous Information:**NCR Documentation**

Nonconformance reports are generated to document any procedural anomalies that may deviate from referenced SOP or contractual documents. The following NCR was generated for this SDG: NCR 730576 was generated due to Failed Recovery for Surrogate or Tracer. 1. Samples 235177002, 235177003, 235177008 and 235177009 do not meet the client's tracer yield requirement of 70 - 120%. 1. With yields of 63.5 - 68.5%, the samples do meet the standard GEL requirement. The blank and the LCS meet the client's tracer yield requirement.

Manual Integration

No manual integrations were performed on data in this batch.

Additional Comments

The blank, 1201905500 (MB), did not meet the detection limit for Th228 or Th230 due to keeping the blank volume consistent with the other sample aliquots. All other samples met the detection limits.

Qualifier information

Manual qualifiers were not required.

Method/Analysis Information

Product: Alphaspec Th, Liquid
Analytical Method: DOE EML HASL-300, Th-01-RC Modified
Analytical Batch Number: 896409

Sample ID	Client ID
235177021	EB081109-SO
1201908443	Method Blank (MB)
1201908444	Laboratory Control Sample (LCS)
1201908445	Laboratory Control Sample Duplicate (LCSD)

The samples in this SDG were analyzed on an "as received" basis.

SOP Reference

Procedure for preparation, analysis and reporting of analytical data are controlled by GEL Laboratories LLC as Standard Operating Procedure (SOP). The data discussed in this narrative has been analyzed in accordance with GL-RAD-A-038 REV# 12.

Calibration Information:

Calibration Information

All initial and continuing calibration requirements have been met.

Standards Information

Standard solution(s) for these analyses are NIST traceable and used before the expiration date(s).

Sample Geometry

All counting sources were prepared in the same geometry as the calibration standards.

Quality Control (QC) Information:

Blank Information

The blank volume is representative of the sample volume in this batch.

Designated QC

A laboratory duplicate was not run with the analytical batch since it was designated by the client as a field QC. A laboratory control sample duplicate was analyzed for precision. 1201908444 (LCS) and 1201908445 (LCSD).

QC Information

All of the QC samples met the required acceptance limits.

Technical Information:

Holding Time

All sample procedures for this sample set were performed within the required holding time.

Sample Re-prep/Re-analysis

Sample 235177021 (EB081109-SO) was recounted to verify the results.

Miscellaneous Information:

NCR Documentation

Nonconformance reports are generated to document any procedural anomalies that may deviate from referenced SOP or contractual documents. The following NCR was generated for this SDG: NCR 730515 was generated due to Other. 1. Sample 235177021 has Thorium-228 activity between two and five times the MDA and uncertainty greater than 30% of that respective activity. Sample 235177021 has Thorium-230 activity between two and five times the MDA and uncertainty greater than 30% of that respective activity. 1. Samples were all counted the maximum count time of 1000 minutes to achieve the best possible uncertainties. PM notified, reporting results.

Manual Integration

No manual integrations were performed on data in this batch.

Additional Comments

The blank, 1201908443 (MB), did not meet the detection limit for Th228 due to keeping the blank volume consistent with the other sample aliquots. All other samples met the detection limits.

Qualifier information

Manual qualifiers were not required.

Method/Analysis Information

Product:	Alphaspec U, Solid
Analytical Method:	DOE EML HASL-300, U-02-RC Modified
Prep Method:	Dry Soil Prep
Analytical Batch Number:	895168
Prep Batch Number:	893487

Sample ID	Client ID
235177001	SA107-0.5B
235177002	SA107-10B
235177003	SA107009-10B
235177004	SA107-29B
235177005	SA61-10B
235177006	SA61-30B
235177007	SA155-0.5B
235177008	SA155009-0.5B
235177009	SA155-10B
235177010	SA155-30B
235177011	SA115-0.5B
235177012	SA115-10B
235177013	SA115009-10B
235177014	SA115-25B
235177015	SA115-40B
235177016	SA115-51B
235177017	RSAU6-0.5B
235177018	RSAU6-10B
235177019	RSAU6-25B
235177020	RSAU6-40B
1201905504	Method Blank (MB)
1201905505	235177017(RSAU6-0.5B) Sample Duplicate (DUP)
1201905506	235177017(RSAU6-0.5B) Matrix Spike (MS)
1201905507	Laboratory Control Sample (LCS)

The samples in this SDG were analyzed on a "dry weight" basis.

SOP Reference

Procedure for preparation, analysis and reporting of analytical data are controlled by GEL Laboratories LLC as Standard Operating Procedure (SOP). The data discussed in this narrative has been analyzed in accordance with GL-RAD-A-011 REV# 17.

Calibration Information:

Calibration Information

All initial and continuing calibration requirements have been met.

Standards Information

Standard solution(s) for these analyses are NIST traceable and used before the expiration date(s).

Sample Geometry

All counting sources were prepared in the same geometry as the calibration standards.

Quality Control (QC) Information:

Blank Information

The blank volume is representative of the sample volume in this batch.

Designated QC

The following sample was used for QC: 235177017 (RSAU6-0.5B).

QC Information

Refer to Non-Conformance Report.

Technical Information:**Holding Time**

All sample procedures for this sample set were performed within the required holding time.

Sample Re-prep/Re-analysis

None of the samples in this sample set required reprep or reanalysis.

Miscellaneous Information:**NCR Documentation**

Nonconformance reports are generated to document any procedural anomalies that may deviate from referenced SOP or contractual documents. The following NCR was generated for this SDG: NCR 730491 was generated due to RDL less than MDA, Failed Recovery for Surrogate or Tracer and Other. 1. Sample 235177005 does not meet the requested detection limit for U235/236. 2. Sample 235177002 does not meet the client's tracer yield requirement of 70 - 120%. 3. Samples 235177002, 235177004, 235177008, 235177010, 235177014, 235177015, 235177016 and 235177020 have Uranium-235/236 activity greater than five times the MDA and uncertainty greater than 30% of that activity. Samples 235177003, 235177006, 235177009, 235177011 and 235177017 have Uranium-235/236 activity between two and five times the MDA and uncertainty greater than 30% of that respective activity. 1. Samples were all counted the maximum count time of 1000 minutes to achieve the lowest possible MDA's. PM notified, reporting results. 2. With a yield of 63.7%, the sample does meet the standard GEL requirement. The blank and the LCS meet the client's tracer yield requirement. PM notified, reporting results. 3. Samples were all counted the maximum count time of 1000 minutes to achieve the best possible uncertainties. PM notified, reporting results.

Manual Integration

No manual integrations were performed on data in this batch.

Additional Comments

Additional comments were not required for this sample set.

Qualifier information

Manual qualifiers were not required.

Method/Analysis Information

Product:	Alphaspec U, Liquid
Analytical Method:	DOE EML HASL-300, U-02-RC Modified
Analytical Batch Number:	896416

Sample ID	Client ID
235177021	EB081109-SO
1201908465	Method Blank (MB)
1201908466	Laboratory Control Sample (LCS)
1201908467	Laboratory Control Sample Duplicate (LCSD)

The samples in this SDG were analyzed on an "as received" basis.

SOP Reference

Procedure for preparation, analysis and reporting of analytical data are controlled by GEL Laboratories LLC as Standard Operating Procedure (SOP). The data discussed in this narrative has been analyzed in accordance with GL-RAD-A-011 REV# 17.

Calibration Information:

Calibration Information

All initial and continuing calibration requirements have been met.

Standards Information

Standard solution(s) for these analyses are NIST traceable and used before the expiration date(s).

Sample Geometry

All counting sources were prepared in the same geometry as the calibration standards.

Quality Control (QC) Information:

Blank Information

The blank volume is representative of the sample volume in this batch.

Designated QC

A laboratory duplicate was not run with the analytical batch since it was designated by the client as a field QC. A laboratory control sample duplicate was analyzed for precision. 1201908466 (LCS) and 1201908467 (LCSD).

QC Information

All of the QC samples met the required acceptance limits.

Technical Information:

Holding Time

All sample procedures for this sample set were performed within the required holding time.

Sample Re-prep/Re-analysis

None of the samples in this sample set required reprep or reanalysis.

Miscellaneous Information:

NCR Documentation

Nonconformance reports are generated to document any procedural anomalies that may deviate from referenced SOP or contractual documents. A nonconformance report (NCR) was not generated for this SDG.

Manual Integration

No manual integrations were performed on data in this batch.

Additional Comments

Additional comments were not required for this sample set.

Qualifier information

Manual qualifiers were not required.

Method/Analysis Information

Product:	Gas Flow Radium 228
Analytical Method:	EPA 904.0/SW846 9320 Modified
Prep Method:	Dry Soil Prep
Analytical Batch Number:	894545
Prep Batch Number:	893487

Sample ID	Client ID
235177001	SA107-0.5B
235177002	SA107-10B
235177003	SA107009-10B
235177004	SA107-29B
235177005	SA61-10B
235177006	SA61-30B
235177007	SA155-0.5B
235177008	SA155009-0.5B
235177009	SA155-10B
235177010	SA155-30B
235177011	SA115-0.5B
235177012	SA115-10B
235177013	SA115009-10B
235177014	SA115-25B
235177015	SA115-40B
235177016	SA115-51B
235177017	RSAU6-0.5B
235177018	RSAU6-10B
235177019	RSAU6-25B
235177020	RSAU6-40B
1201903878	Method Blank (MB)
1201903879	235177017(RSAU6-0.5B) Sample Duplicate (DUP)
1201903880	235177017(RSAU6-0.5B) Matrix Spike (MS)
1201903881	Laboratory Control Sample (LCS)

The samples in this SDG were analyzed on a "dry weight" basis.

SOP Reference

Procedure for preparation, analysis and reporting of analytical data are controlled by GEL Laboratories LLC as Standard Operating Procedure (SOP). The data discussed in this narrative has been analyzed in accordance with GL-RAD-A-009 REV# 15.

Calibration Information:

Calibration Information

All initial and continuing calibration requirements have been met.

Standards Information

Standard solution(s) for these analyses are NIST traceable and used before the expiration date(s).

Sample Geometry

All counting sources were prepared in the same geometry as the calibration standards.

Quality Control (QC) Information:

Blank Information

The blank volume is representative of the sample volume in this batch.

Designated QC

The following sample was used for QC: 235177017 (RSAU6-0.5B).

QC Information

All of the QC samples met the required acceptance limits.

Technical Information:

Holding Time

All sample procedures for this sample set were performed within the required holding time.

Sample Re-prep/Re-analysis

Samples 235177001 (SA107-0.5B), 235177003 (SA107009-10B), 235177005 (SA61-10B), 235177009 (SA155-10B), 235177010 (SA155-30B), 235177012 (SA115-10B), 235177014 (SA115-25B) and 235177017 (RSAU6-0.5B) were recounted, per client requirements, due to sample activity being between two and five times the MDA and uncertainty greater than 30% of that respective activity.

Chemical Recoveries

All chemical recoveries meet the required acceptance limits for this sample set.

Miscellaneous Information:

NCR Documentation

Nonconformance reports are generated to document any procedural anomalies that may deviate from referenced SOP or contractual documents. A nonconformance report (NCR) was not generated for this SDG.

Additional Comments

Additional comments were not required for this sample set.

Qualifier information

Manual qualifiers were not required.

Method/Analysis Information

Product: **GFPC, Ra228, Liquid**

Analytical Method: EPA 904.0/SW846 9320 Modified

Analytical Batch Number: 894566

Sample ID	Client ID
235177021	EB081109-SO
1201903951	Method Blank (MB)
1201903952	Laboratory Control Sample (LCS)
1201903953	Laboratory Control Sample Duplicate (LCSD)

The samples in this SDG were analyzed on an "as received" basis.

SOP Reference

Procedure for preparation, analysis and reporting of analytical data are controlled by GEL Laboratories LLC as Standard Operating Procedure (SOP). The data discussed in this narrative has been analyzed in accordance with GL-RAD-A-009 REV# 15.

Calibration Information:

Calibration Information

All initial and continuing calibration requirements have been met.

Standards Information

Standard solution(s) for these analyses are NIST traceable and used before the expiration date(s).

Sample Geometry

All counting sources were prepared in the same geometry as the calibration standards.

Quality Control (QC) Information:

Blank Information

The blank volume is representative of the sample volume in this batch.

Designated QC

A laboratory duplicate was not run with the analytical batch since it was designated by the client as a field QC. A laboratory control sample duplicate was analyzed for precision. 1201903952 (LCS) and 1201903953 (LCSD).

QC Information

All of the QC samples met the required acceptance limits.

Technical Information:

Holding Time

All sample procedures for this sample set were performed within the required holding time.

Sample Re-prep/Re-analysis

Sample 1201903952 (LCS) was recounted due to high recovery. Sample 235177021 (EB081109-SO) was recounted due to high MDA.

Chemical Recoveries

All chemical recoveries meet the required acceptance limits for this sample set.

Miscellaneous Information:

NCR Documentation

Nonconformance reports are generated to document any procedural anomalies that may deviate from referenced SOP or contractual documents. A nonconformance report (NCR) was not generated for this SDG.

Additional Comments

Additional comments were not required for this sample set.

Qualifier information

Manual qualifiers were not required.

Method/Analysis Information

Product: Lucas Cell, Ra226, solid
Analytical Method: EPA 903.1 Modified
Prep Method: Dry Soil Prep
Analytical Batch Number: 896135
Prep Batch Number: 893487

Sample ID	Client ID
235177001	SA107-0.5B
235177002	SA107-10B
235177003	SA107009-10B
235177004	SA107-29B
235177005	SA61-10B
235177006	SA61-30B
235177007	SA155-0.5B
235177008	SA155009-0.5B
235177009	SA155-10B
235177010	SA155-30B
235177011	SA115-0.5B
235177012	SA115-10B
235177013	SA115009-10B
235177014	SA115-25B
235177015	SA115-40B
235177016	SA115-51B
235177017	RSAU6-0.5B
235177018	RSAU6-10B
235177019	RSAU6-25B
235177020	RSAU6-40B
1201907717	Method Blank (MB)
1201907718	235177017(RSAU6-0.5B) Sample Duplicate (DUP)
1201907719	235177017(RSAU6-0.5B) Matrix Spike (MS)
1201907720	Laboratory Control Sample (LCS)

The samples in this SDG were analyzed on a "dry weight" basis.

SOP Reference

Procedure for preparation, analysis and reporting of analytical data are controlled by GEL Laboratories LLC as Standard Operating Procedure (SOP). The data discussed in this narrative has been analyzed in accordance with GL-RAD-A-008 REV# 12.

Calibration Information:**Calibration Information**

All initial and continuing calibration requirements have been met.

Standards Information

Standard solution(s) for these analyses are NIST traceable and used before the expiration date(s).

Sample Geometry

All counting sources were prepared in the same geometry as the calibration standards.

Quality Control (QC) Information:**Blank Information**

The blank volume is representative of the sample volume in this batch.

Designated QC

The following sample was used for QC: 235177017 (RSAU6-0.5B).

QC Information

All of the QC samples met the required acceptance limits.

Technical Information:**Holding Time**

All sample procedures for this sample set were performed within the required holding time.

Sample Re-prep/Re-analysis

Sample 1201907719 (RSAU6-0.5B) was recounted due to low recovery. Sample 235177018 (RSAU6-10B) was recounted to verify activity.

Miscellaneous Information:**NCR Documentation**

Nonconformance reports are generated to document any procedural anomalies that may deviate from referenced SOP or contractual documents. The following NCR was generated for this SDG: NCR 730785 was generated due to Other. 1. Sample 235177017 has Radium-226 activity between two and five times the MDA and uncertainty greater than 30% of that respective activity. Samples were all counted the maximum count time of 30 minutes to achieve the best possible uncertainties. 1. PM notified, reporting results.

Additional Comments

The sample and the duplicate, 1201907718 (RSAU6-0.5B) and 235177017 (RSAU6-0.5B), did not meet the relative percent difference requirement, however they do meet the relative error ratio requirement with value of 1.585.

Qualifier information

Manual qualifiers were not required.

Method/Analysis Information

Product: Lucas Cell, Ra226, liquid

Analytical Method: EPA 903.1 Modified

Analytical Batch Number: 898657

Sample ID	Client ID
235177021	EB081109-SO
1201914119	Method Blank (MB)
1201914120	Laboratory Control Sample (LCS)
1201914121	Laboratory Control Sample Duplicate (LCSD)

The samples in this SDG were analyzed on an "as received" basis.

SOP Reference

Procedure for preparation, analysis and reporting of analytical data are controlled by GEL Laboratories LLC as Standard Operating Procedure (SOP). The data discussed in this narrative has been analyzed in accordance with GL-RAD-A-008 REV# 12.

Calibration Information:

Calibration Information

All initial and continuing calibration requirements have been met.

Standards Information

Standard solution(s) for these analyses are NIST traceable and used before the expiration date(s).

Sample Geometry

All counting sources were prepared in the same geometry as the calibration standards.

Quality Control (QC) Information:

Blank Information

The blank volume is representative of the sample volume in this batch.

Designated QC

A laboratory duplicate was not run with the analytical batch since it was designated by the client as a field QC. A laboratory control sample duplicate was analyzed for precision. 1201914120 (LCS) and 1201914121 (LCSD).

QC Information

All of the QC samples met the required acceptance limits.

Technical Information:

Holding Time

All sample procedures for this sample set were performed within the required holding time.

Sample Re-prep/Re-analysis

None of the samples in this sample set required reprep or reanalysis.

Miscellaneous Information:

NCR Documentation

Nonconformance reports are generated to document any procedural anomalies that may deviate from referenced SOP or contractual documents. A nonconformance report (NCR) was not generated for this SDG.

Additional Comments

Additional comments were not required for this sample set.

Qualifier information

Manual qualifiers were not required.

Certification Statement

Where the analytical method has been performed under NELAP certification, the analysis has met all of the requirements of the NELAC standard unless otherwise noted in the analytical case narrative.

Review Validation:

GEL requires all analytical data to be verified by a qualified data validator. In addition, all data designated for CLP or CLP-like packaging will receive a third level validation upon completion of the data package.

The following data validator verified the information presented in this case narrative:

Reviewer/Date: _____  7/8/09

COMPANY - WIDE NONCONFORMANCE REPORT

Mo.Day Yr. 08-SEP-09	Division: Radiochemistry	Quality Criteria: Specifications	Type: Process
Instrument Type: ALPHA SPECTROMETER	Test / Method: DOE EML HASL-300, U-02-RC Modified	Matrix Type: Solid	Client Code: KERR
Batch ID: 895168	Sample Numbers: See Below		

Potentially affected work order(s)(SDG): 235177

Application Issues:

- RDL less than MDA
- Failed Recovery for Surrogate or Tracer
- Other

**Specification and Requirements
Nonconformance Description:**

1. Sample 235177005 does not meet the requested detection limit for U235/236.
 2. Sample 235177002 does not meet the client's tracer yield requirement of 70 - 120%.
 3. Samples 235177002, 235177004, 235177008, 235177010, 235177014, 235177015, 235177016 and 235177020 have Uranium-235/236 activity greater than five times the MDA and uncertainty greater than 30% of that activity.
- Samples 235177003, 235177006, 235177009, 235177011 and 235177017 have Uranium-235/236 activity between two and five times the MDA and uncertainty greater than 30% of that respective activity.

NRG Disposition:

1. Samples were all counted the maximum count time of 1000 minutes to achieve the lowest possible MDA's. PM notified, reporting results.
2. With a yield of 63.7%, the sample does meet the standard GEL requirement. The blank and the LCS meet the client's tracer yield requirement. PM notified, reporting results.
3. Samples were all counted the maximum count time of 1000 minutes to achieve the best possible uncertainties. PM notified, reporting results.

Originator's Name:

Joseph Moulden 08-SEP-09

Data Validator/Group Leader:

Scott Moreland 08-SEP-09

COMPANY - WIDE NONCONFORMANCE REPORT

Mo.Day Yr. 08-SEP-09	Division: Radiochemistry	Quality Criteria: Specifications	Type: Process
Instrument Type: ALPHA SPECTROMETER	Test / Method: DOE EML HASL-300, Th-01-RC Modified	Matrix Type: Liquid	Client Code: KERR
Batch ID: 896409	Sample Numbers: See below		
Potentially affected work order(s)(SDG): 235177,235208			
Application Issues: Other			
Specification and Requirements Nonconformance Description:		NRG Disposition:	
<p>1. Sample 235177021 has Thorium-228 activity between two and five times the MDA and uncertainty greater than 30% of that respective activity. Sample 235177021 has Thorium-230 activity between two and five times the MDA and uncertainty greater than 30% of that respective activity.</p>		<p>1. Samples were all counted the maximum count time of 1000 minutes to achieve the best possible uncertainties. PM notified, reporting results.</p>	

Originator's Name:
Joseph Moulden 08-SEP-09

Data Validator/Group Leader:
Scott Moreland 08-SEP-09

COMPANY - WIDE NONCONFORMANCE REPORT

Mo.Day Yr. 08-SEP-09	Division: Radiochemistry	Quality Criteria: Specifications	Type: Process
Instrument Type: ALPHA SPECTROMETER	Test / Method: DOE EML HASL-300, Th-01-RC Modified	Matrix Type: Solid	Client Code: KERR
Batch ID: 895167	Sample Numbers: See below		
Potentially affected work order(s)(SDG): 235177			
Application Issues: Failed Recovery for Surrogate or Tracer			
Specification and Requirements Nonconformance Description:		NRG Disposition:	
1. Samples 235177002, 235177003, 235177008 and 235177009 do not meet the client's tracer yield requirement of 70 - 120%.		1. With yields of 63.5 - 68.5%, the samples do meet the standard GEL requirement. The blank and the LCS meet the client's tracer yield requirement.	

Originator's Name:
Joseph Moulden 08-SEP-09

Data Validator/Group Leader:
Scott Moreland 08-SEP-09

COMPANY - WIDE NONCONFORMANCE REPORT

Mo.Day Yr. 08-SEP-09	Division: Radiochemistry	Quality Criteria: Specifications	Type: Process
Instrument Type: LUCAS CELL DETECTOR	Test / Method: EPA 903.1 Modified	Matrix Type: Solid	Client Code: KERR
Batch ID: 896135	Sample Numbers: see below		
Potentially affected work order(s)(SDG): 235177			
Application Issues: Other			
Specification and Requirements Nonconformance Description:		NRG Disposition:	
<p>1. Sample 235177017 has Radium-226 activity between two and five times the MDA and uncertainty greater than 30% of that respective activity. Samples were all counted the maximum count time of 30 minutes to achieve the best possible uncertainties.</p>		<p>1. PM notified, reporting results.</p>	

Originator's Name:
Lyndsey Pace 08-SEP-09

Data Validator/Group Leader:
Lesley Anderson 08-SEP-09

SAMPLE DATA SUMMARY

GEL LABORATORIES LLC

2040 Savage Road Charleston SC 29407 - (843) 556-8171 - www.gel.com

Certificate of Analysis Report for

KERR003 Tronox LLC

Client SDG: 235177 GEL Work Order: 235177

The Qualifiers in this report are defined as follows:

- * A quality control analyte recovery is outside of specified acceptance criteria
- ** Analyte is a surrogate compound
- U Analyte was analyzed for, but not detected above the MDL, MDA, or LOD.

Where the analytical method has been performed under NELAP certification, the analysis has met all of the requirements of the NELAC standard unless qualified on the Certificate of Analysis.

The designation ND, if present, appears in the result column when the analyte concentration is not detected above the detection limit.

This data report has been prepared and reviewed in accordance with GEL Laboratories LLC standard operating procedures. Please direct any questions to your Project Manager, Edith Kent.

 9/8/09

Reviewed by

GEL LABORATORIES LLC

2040 Savage Road Charleston SC 29407 - (843) 556-8171 - www.gel.com

Certificate of Analysis

Company : Northgate Environmental
Management, Inc.
Address : 1100 Quail St., Suite 102
Newport Beach, California 92660

Report Date: September 8, 2009

Contact: Mr. Frank Hagar
Project: **Tronox Henderson**

Client Sample ID:	SA107-0.5B	Project:	KERRHenderson
Sample ID:	235177001	Client ID:	KERR003
Matrix:	SO		
Collect Date:	11-AUG-09 08:01		
Receive Date:	12-AUG-09		
Collector:	Client		

Parameter	Qualifier	Result	Uncertainty	DL	RL	Units	DF	Analyst	Date	Time	Batch	Method
Rad Alpha Spec Analysis												
<i>Alphaspec Th, Solid "Dry Weight Corrected"</i>												
Thorium-228		2.26	+/-0.296	0.146	0.050	pCi/g		MXA	09/04/09	1412	895167	1
Thorium-230		1.17	+/-0.210	0.0909	0.050	pCi/g						
Thorium-232		1.97	+/-0.274	0.127	0.100	pCi/g						
<i>Alphaspec U, Solid "Dry Weight Corrected"</i>												
Uranium-233/234		0.939	+/-0.102	0.0379	0.040	pCi/g		MXA	09/04/09	1442	895168	2
Uranium-235/236		0.0769	+/-0.0362	0.0387	0.040	pCi/g						
Uranium-238		0.913	+/-0.101	0.0379	0.040	pCi/g						
Rad Gas Flow Proportional Counting												
<i>Gas Flow Radium 228 "Dry Weight Corrected"</i>												
Radium-228		0.929	+/-0.170	0.211	0.500	pCi/g		MXS2	08/24/09	2239	894545	3
Rad Radium-226												
<i>Lucas Cell, Ra226, solid "Dry Weight Corrected"</i>												
Radium-226		1.58	+/-0.339	0.263	0.500	pCi/g		KSD1	09/08/09	0810	896135	4

The following Prep Methods were performed

Method	Description	Analyst	Date	Time	Prep Batch
Dry Soil Prep	Dry Soil Prep GL-RAD-A-021	DRS1	08/13/09	1748	893487

The following Analytical Methods were performed

Method	Description	Analyst Comments
1	DOE EML HASL-300, Th-01-RC Modified	
2	DOE EML HASL-300, U-02-RC Modified	
3	EPA 904.0/SW846 9320 Modified	
4	EPA 903.1 Modified	

Surrogate/Tracer recovery	Test	Result	Nominal	Recovery%	Acceptable Limits
Actinium-227 Tracer	Alphaspec Th, Solid "Dry Weight Corrected"			70.7	(15%-125%)
Uranium-232 Tracer	Alphaspec U, Solid "Dry Weight Corrected"			81.5	(15%-125%)
Barium-133 Tracer	Gas Flow Radium 228 "Dry Weight Corrected"			97.6	(25%-125%)

GEL LABORATORIES LLC

2040 Savage Road Charleston SC 29407 - (843) 556-8171 - www.gel.com

Certificate of Analysis

Company : Northgate Environmental
Management, Inc.
Address : 1100 Quail St., Suite 102
Newport Beach, California 92660

Report Date: September 8, 2009

Contact: Mr. Frank Hagar
Project: **Tronox Henderson**

Client Sample ID: SA107-10B
Sample ID: 235177002
Matrix: SO
Collect Date: 11-AUG-09 09:30
Receive Date: 12-AUG-09
Collector: Client

Project: KERRHenderson
Client ID: KERR003

Parameter	Qualifier	Result	Uncertainty	DL	RL	Units	DF	Analyst	Date	Time	Batch	Method
Rad Alpha Spec Analysis												
<i>Alphaspec Th, Solid "Dry Weight Corrected"</i>												
Thorium-228		2.01	+/-0.281	0.0308	0.050	pCi/g		MXA	09/04/09	1412	895167	1
Thorium-230		1.55	+/-0.249	0.0782	0.050	pCi/g						
Thorium-232		2.08	+/-0.287	0.0782	0.100	pCi/g						
<i>Alphaspec U, Solid "Dry Weight Corrected"</i>												
Uranium-233/234		1.36	+/-0.142	0.0601	0.040	pCi/g		MXA	09/04/09	1442	895168	2
Uranium-235/236		0.0874	+/-0.0393	0.0138	0.040	pCi/g						
Uranium-238		1.18	+/-0.132	0.0499	0.040	pCi/g						
Rad Gas Flow Proportional Counting												
<i>Gas Flow Radium 228 "Dry Weight Corrected"</i>												
Radium-228		0.618	+/-0.252	0.314	0.500	pCi/g		MXS2	08/24/09	2106	894545	3
Rad Radium-226												
<i>Lucas Cell, Ra226, solid "Dry Weight Corrected"</i>												
Radium-226		1.51	+/-0.307	0.209	0.500	pCi/g		KSD1	09/08/09	0810	896135	4

The following Prep Methods were performed

Method	Description	Analyst	Date	Time	Prep Batch
Dry Soil Prep	Dry Soil Prep GL-RAD-A-021	DRS1	08/13/09	1748	893487

The following Analytical Methods were performed

Method	Description	Analyst Comments
1	DOE EML HASL-300, Th-01-RC Modified	
2	DOE EML HASL-300, U-02-RC Modified	
3	EPA 904.0/SW846 9320 Modified	
4	EPA 903.1 Modified	

Surrogate/Tracer recovery	Test	Result	Nominal	Recovery%	Acceptable Limits
Actinium-227 Tracer	Alphaspec Th, Solid "Dry Weight Corrected"			68.3	(15%-125%)
Uranium-232 Tracer	Alphaspec U, Solid "Dry Weight Corrected"			63.7	(15%-125%)
Barium-133 Tracer	Gas Flow Radium 228 "Dry Weight Corrected"			101	(25%-125%)

GEL LABORATORIES LLC

2040 Savage Road Charleston SC 29407 - (843) 556-8171 - www.gel.com

Certificate of Analysis

Company : Northgate Environmental
Management, Inc.
Address : 1100 Quail St., Suite 102
Newport Beach, California 92660

Report Date: September 8, 2009

Contact: Mr. Frank Hagar
Project: **Tronox Henderson**

Client Sample ID:	SA107009-10B	Project:	KERRHenderson
Sample ID:	235177003	Client ID:	KERR003
Matrix:	SO		
Collect Date:	11-AUG-09 09:30		
Receive Date:	12-AUG-09		
Collector:	Client		

Parameter	Qualifier	Result	Uncertainty	DL	RL	Units	DF	Analyst	Date	Time	Batch	Method
Rad Alpha Spec Analysis												
<i>Alphaspec Th, Solid "Dry Weight Corrected"</i>												
Thorium-228		2.07	+/-0.284	0.0955	0.050	pCi/g		MXA	09/04/09	1412	895167	1
Thorium-230		1.16	+/-0.211	0.0298	0.050	pCi/g						
Thorium-232		1.57	+/-0.246	0.076	0.100	pCi/g						
<i>Alphaspec U, Solid "Dry Weight Corrected"</i>												
Uranium-233/234		1.87	+/-0.151	0.0444	0.040	pCi/g		MXA	09/05/09	1302	895168	2
Uranium-235/236		0.0877	+/-0.0374	0.0292	0.040	pCi/g						
Uranium-238		1.36	+/-0.129	0.0444	0.040	pCi/g						
Rad Gas Flow Proportional Counting												
<i>Gas Flow Radium 228 "Dry Weight Corrected"</i>												
Radium-228		0.837	+/-0.171	0.224	0.500	pCi/g		MXS2	08/24/09	2239	894545	3
Rad Radium-226												
<i>Lucas Cell, Ra226, solid "Dry Weight Corrected"</i>												
Radium-226		1.84	+/-0.342	0.237	0.500	pCi/g		KSD1	09/08/09	0810	896135	4

The following Prep Methods were performed

Method	Description	Analyst	Date	Time	Prep Batch
Dry Soil Prep	Dry Soil Prep GL-RAD-A-021	DRS1	08/13/09	1748	893487

The following Analytical Methods were performed

Method	Description	Analyst Comments
1	DOE EML HASL-300, Th-01-RC Modified	
2	DOE EML HASL-300, U-02-RC Modified	
3	EPA 904.0/SW846 9320 Modified	
4	EPA 903.1 Modified	

Surrogate/Tracer recovery	Test	Result	Nominal	Recovery%	Acceptable Limits
Actinium-227 Tracer	Alphaspec Th, Solid "Dry Weight Corrected"			68.5	(15%-125%)
Uranium-232 Tracer	Alphaspec U, Solid "Dry Weight Corrected"			85.3	(15%-125%)
Barium-133 Tracer	Gas Flow Radium 228 "Dry Weight Corrected"			95.6	(25%-125%)

GEL LABORATORIES LLC

2040 Savage Road Charleston SC 29407 - (843) 556-8171 - www.gel.com

Certificate of Analysis

Company : Northgate Environmental
Management, Inc.
Address : 1100 Quail St., Suite 102
Newport Beach, California 92660

Report Date: September 8, 2009

Contact: Mr. Frank Hagar
Project: **Tronox Henderson**

Client Sample ID:	SA107-29B	Project:	KERRHenderson
Sample ID:	235177004	Client ID:	KERR003
Matrix:	SO		
Collect Date:	11-AUG-09 10:25		
Receive Date:	12-AUG-09		
Collector:	Client		

Parameter	Qualifier	Result	Uncertainty	DL	RL	Units	DF	Analyst	Date	Time	Batch	Method
Rad Alpha Spec Analysis												
<i>Alphaspec Th, Solid "Dry Weight Corrected"</i>												
Thorium-228		1.57	+/-0.231	0.0264	0.050	pCi/g		MXA	09/04/09	1412	895167	1
Thorium-230		4.65	+/-0.397	0.0671	0.050	pCi/g						
Thorium-232		1.46	+/-0.224	0.084	0.100	pCi/g						
<i>Alphaspec U, Solid "Dry Weight Corrected"</i>												
Uranium-233/234		4.03	+/-0.227	0.0443	0.040	pCi/g		MXA	09/05/09	1302	895168	2
Uranium-235/236		0.159	+/-0.0513	0.0313	0.040	pCi/g						
Uranium-238		3.59	+/-0.214	0.0317	0.040	pCi/g						
Rad Gas Flow Proportional Counting												
<i>Gas Flow Radium 228 "Dry Weight Corrected"</i>												
Radium-228		1.16	+/-0.311	0.310	0.500	pCi/g		MXS2	08/24/09	2106	894545	3
Rad Radium-226												
<i>Lucas Cell, Ra226, solid "Dry Weight Corrected"</i>												
Radium-226		3.41	+/-0.533	0.255	0.500	pCi/g		KSD1	09/08/09	0810	896135	4

The following Prep Methods were performed

Method	Description	Analyst	Date	Time	Prep Batch
Dry Soil Prep	Dry Soil Prep GL-RAD-A-021	DRS1	08/13/09	1748	893487

The following Analytical Methods were performed

Method	Description	Analyst Comments
1	DOE EML HASL-300, Th-01-RC Modified	
2	DOE EML HASL-300, U-02-RC Modified	
3	EPA 904.0/SW846 9320 Modified	
4	EPA 903.1 Modified	

Surrogate/Tracer recovery	Test	Result	Nominal	Recovery%	Acceptable Limits
Actinium-227 Tracer	Alphaspec Th, Solid "Dry Weight Corrected"			78.8	(15%-125%)
Uranium-232 Tracer	Alphaspec U, Solid "Dry Weight Corrected"			86.7	(15%-125%)
Barium-133 Tracer	Gas Flow Radium 228 "Dry Weight Corrected"			98.8	(25%-125%)

GEL LABORATORIES LLC

2040 Savage Road Charleston SC 29407 - (843) 556-8171 - www.gel.com

Certificate of Analysis

Company : Northgate Environmental
Management, Inc.
Address : 1100 Quail St., Suite 102
Newport Beach, California 92660

Report Date: September 8, 2009

Contact: Mr. Frank Hagar
Project: **Tronox Henderson**

Client Sample ID:	SA61-10B	Project:	KERRHenderson
Sample ID:	235177005	Client ID:	KERR003
Matrix:	SO		
Collect Date:	11-AUG-09 06:54		
Receive Date:	12-AUG-09		
Collector:	Client		

Parameter	Qualifier	Result	Uncertainty	DL	RL	Units	DF	Analyst	Date	Time	Batch	Method
Rad Alpha Spec Analysis												
<i>Alphaspec Th, Solid "Dry Weight Corrected"</i>												
Thorium-228		1.91	+/-0.261	0.119	0.050	pCi/g		MXA	09/04/09	1412	895167	1
Thorium-230		1.29	+/-0.213	0.0976	0.050	pCi/g						
Thorium-232		1.84	+/-0.257	0.127	0.100	pCi/g						
<i>Alphaspec U, Solid "Dry Weight Corrected"</i>												
Uranium-233/234		1.14	+/-0.116	0.0455	0.040	pCi/g		MXA	09/05/09	1302	895168	2
Uranium-235/236	U	0.0404	+/-0.0314	0.0452	0.040	pCi/g						
Uranium-238		1.16	+/-0.116	0.0328	0.040	pCi/g						
Rad Gas Flow Proportional Counting												
<i>Gas Flow Radium 228 "Dry Weight Corrected"</i>												
Radium-228		0.936	+/-0.164	0.197	0.500	pCi/g		MXS2	08/24/09	2239	894545	3
Rad Radium-226												
<i>Lucas Cell, Ra226, solid "Dry Weight Corrected"</i>												
Radium-226		1.52	+/-0.311	0.233	0.500	pCi/g		KSD1	09/08/09	0810	896135	4

The following Prep Methods were performed

Method	Description	Analyst	Date	Time	Prep Batch
Dry Soil Prep	Dry Soil Prep GL-RAD-A-021	DRS1	08/13/09	1748	893487

The following Analytical Methods were performed

Method	Description	Analyst Comments
1	DOE EML HASL-300, Th-01-RC Modified	
2	DOE EML HASL-300, U-02-RC Modified	
3	EPA 904.0/SW846 9320 Modified	
4	EPA 903.1 Modified	

Surrogate/Tracer recovery	Test	Result	Nominal	Recovery%	Acceptable Limits
Actinium-227 Tracer	Alphaspec Th, Solid "Dry Weight Corrected"			78.7	(15%-125%)
Uranium-232 Tracer	Alphaspec U, Solid "Dry Weight Corrected"			88.7	(15%-125%)
Barium-133 Tracer	Gas Flow Radium 228 "Dry Weight Corrected"			97.7	(25%-125%)

GEL LABORATORIES LLC

2040 Savage Road Charleston SC 29407 - (843) 556-8171 - www.gel.com

Certificate of Analysis

Company : Northgate Environmental Management, Inc.
 Address : 1100 Quail St., Suite 102
 Newport Beach, California 92660

Report Date: September 8, 2009

Contact: Mr. Frank Hagar
 Project: **Tronox Henderson**

Client Sample ID:	SA61-30B	Project:	KERRHenderson
Sample ID:	235177006	Client ID:	KERR003
Matrix:	SO		
Collect Date:	11-AUG-09 07:24		
Receive Date:	12-AUG-09		
Collector:	Client		

Parameter	Qualifier	Result	Uncertainty	DL	RL	Units	DF	Analyst	Date	Time	Batch	Method
Rad Alpha Spec Analysis												
<i>Alphaspec Th, Solid "Dry Weight Corrected"</i>												
Thorium-228		1.86	+/-0.250	0.0662	0.050	pCi/g		MXA	09/04/09	1412	895167	1
Thorium-230		3.00	+/-0.315	0.0259	0.050	pCi/g						
Thorium-232		1.67	+/-0.236	0.066	0.100	pCi/g						
<i>Alphaspec U, Solid "Dry Weight Corrected"</i>												
Uranium-233/234		1.86	+/-0.147	0.0427	0.040	pCi/g		MXA	09/05/09	1302	895168	2
Uranium-235/236		0.0916	+/-0.0387	0.0351	0.040	pCi/g						
Uranium-238		1.53	+/-0.133	0.0284	0.040	pCi/g						
Rad Gas Flow Proportional Counting												
<i>Gas Flow Radium 228 "Dry Weight Corrected"</i>												
Radium-228		0.796	+/-0.345	0.457	0.500	pCi/g		MXS2	08/24/09	2106	894545	3
Rad Radium-226												
<i>Lucas Cell, Ra226, solid "Dry Weight Corrected"</i>												
Radium-226		1.73	+/-0.314	0.172	0.500	pCi/g		KSD1	09/08/09	0810	896135	4

The following Prep Methods were performed

Method	Description	Analyst	Date	Time	Prep Batch
Dry Soil Prep	Dry Soil Prep GL-RAD-A-021	DRS1	08/13/09	1748	893487

The following Analytical Methods were performed

Method	Description	Analyst Comments
1	DOE EML HASL-300, Th-01-RC Modified	
2	DOE EML HASL-300, U-02-RC Modified	
3	EPA 904.0/SW846 9320 Modified	
4	EPA 903.1 Modified	

Surrogate/Tracer recovery	Test	Result	Nominal	Recovery%	Acceptable Limits
Actinium-227 Tracer	Alphaspec Th, Solid "Dry Weight Corrected"			80.3	(15%-125%)
Uranium-232 Tracer	Alphaspec U, Solid "Dry Weight Corrected"			96.5	(15%-125%)
Barium-133 Tracer	Gas Flow Radium 228 "Dry Weight Corrected"			77.3	(25%-125%)

GEL LABORATORIES LLC

2040 Savage Road Charleston SC 29407 - (843) 556-8171 - www.gel.com

Certificate of Analysis

Company : Northgate Environmental
Management, Inc.
Address : 1100 Quail St., Suite 102
Newport Beach, California 92660

Report Date: September 8, 2009

Contact: Mr. Frank Hagar
Project: **Tronox Henderson**

Client Sample ID:	SA155-0.5B	Project:	KERRHenderson
Sample ID:	235177007	Client ID:	KERR003
Matrix:	SO		
Collect Date:	11-AUG-09 10:57		
Receive Date:	12-AUG-09		
Collector:	Client		

Parameter	Qualifier	Result	Uncertainty	DL	RL	Units	DF	Analyst	Date	Time	Batch	Method
Rad Alpha Spec Analysis												
<i>Alphaspec Th, Solid "Dry Weight Corrected"</i>												
Thorium-228		2.06	+/-0.263	0.0665	0.050	pCi/g		MXA	09/04/09	1412	895167	1
Thorium-230		0.979	+/-0.182	0.0663	0.050	pCi/g						
Thorium-232		1.77	+/-0.242	0.026	0.100	pCi/g						
<i>Alphaspec U, Solid "Dry Weight Corrected"</i>												
Uranium-233/234		0.905	+/-0.102	0.0285	0.040	pCi/g		MXA	09/05/09	1302	895168	2
Uranium-235/236		0.0552	+/-0.0314	0.0352	0.040	pCi/g						
Uranium-238		0.839	+/-0.0989	0.0329	0.040	pCi/g						
Rad Gas Flow Proportional Counting												
<i>Gas Flow Radium 228 "Dry Weight Corrected"</i>												
Radium-228		1.21	+/-0.355	0.386	0.500	pCi/g		MXS2	08/24/09	2106	894545	3
Rad Radium-226												
<i>Lucas Cell, Ra226, solid "Dry Weight Corrected"</i>												
Radium-226		1.09	+/-0.286	0.256	0.500	pCi/g		KSD1	09/08/09	0845	896135	4

The following Prep Methods were performed

Method	Description	Analyst	Date	Time	Prep Batch
Dry Soil Prep	Dry Soil Prep GL-RAD-A-021	DRS1	08/13/09	1748	893487

The following Analytical Methods were performed

Method	Description	Analyst Comments
1	DOE EML HASL-300, Th-01-RC Modified	
2	DOE EML HASL-300, U-02-RC Modified	
3	EPA 904.0/SW846 9320 Modified	
4	EPA 903.1 Modified	

Surrogate/Tracer recovery	Test	Result	Nominal	Recovery%	Acceptable Limits
Actinium-227 Tracer	Alphaspec Th, Solid "Dry Weight Corrected"			80.9	(15%-125%)
Uranium-232 Tracer	Alphaspec U, Solid "Dry Weight Corrected"			89.9	(15%-125%)
Barium-133 Tracer	Gas Flow Radium 228 "Dry Weight Corrected"			87.4	(25%-125%)

GEL LABORATORIES LLC

2040 Savage Road Charleston SC 29407 - (843) 556-8171 - www.gel.com

Certificate of Analysis

Company : Northgate Environmental
Management, Inc.
Address : 1100 Quail St., Suite 102
Newport Beach, California 92660

Report Date: September 8, 2009

Contact: Mr. Frank Hagar
Project: **Tronox Henderson**

Client Sample ID:	SA155009-0.5B	Project:	KERRHenderson
Sample ID:	235177008	Client ID:	KERR003
Matrix:	SO		
Collect Date:	11-AUG-09 10:57		
Receive Date:	12-AUG-09		
Collector:	Client		

Parameter	Qualifier	Result	Uncertainty	DL	RL	Units	DF	Analyst	Date	Time	Batch	Method
Rad Alpha Spec Analysis												
<i>Alphaspec Th, Solid "Dry Weight Corrected"</i>												
Thorium-228		1.83	+/-0.283	0.122	0.050	pCi/g		MXA	09/04/09	1413	895167	1
Thorium-230		0.745	+/-0.180	0.0839	0.050	pCi/g						
Thorium-232		1.97	+/-0.291	0.105	0.100	pCi/g						
<i>Alphaspec U, Solid "Dry Weight Corrected"</i>												
Uranium-233/234		0.938	+/-0.111	0.0369	0.040	pCi/g		MXA	09/05/09	1302	895168	2
Uranium-235/236		0.0702	+/-0.0334	0.0124	0.040	pCi/g						
Uranium-238		0.878	+/-0.107	0.032	0.040	pCi/g						
Rad Gas Flow Proportional Counting												
<i>Gas Flow Radium 228 "Dry Weight Corrected"</i>												
Radium-228		0.768	+/-0.330	0.460	0.500	pCi/g		MXS2	08/24/09	2106	894545	3
Rad Radium-226												
<i>Lucas Cell, Ra226, solid "Dry Weight Corrected"</i>												
Radium-226		0.789	+/-0.225	0.212	0.500	pCi/g		KSD1	09/08/09	0845	896135	4

The following Prep Methods were performed

Method	Description	Analyst	Date	Time	Prep Batch
Dry Soil Prep	Dry Soil Prep GL-RAD-A-021	DRS1	08/13/09	1748	893487

The following Analytical Methods were performed

Method	Description	Analyst Comments
1	DOE EML HASL-300, Th-01-RC Modified	
2	DOE EML HASL-300, U-02-RC Modified	
3	EPA 904.0/SW846 9320 Modified	
4	EPA 903.1 Modified	

Surrogate/Tracer recovery	Test	Result	Nominal	Recovery%	Acceptable Limits
Actinium-227 Tracer	Alphaspec Th, Solid "Dry Weight Corrected"			63.5	(15%-125%)
Uranium-232 Tracer	Alphaspec U, Solid "Dry Weight Corrected"			91.4	(15%-125%)
Barium-133 Tracer	Gas Flow Radium 228 "Dry Weight Corrected"			95.1	(25%-125%)

GEL LABORATORIES LLC

2040 Savage Road Charleston SC 29407 - (843) 556-8171 - www.gel.com

Certificate of Analysis

Company : Northgate Environmental
Management, Inc.
Address : 1100 Quail St., Suite 102
Newport Beach, California 92660

Report Date: September 8, 2009

Contact: Mr. Frank Hagar
Project: **Tronox Henderson**

Client Sample ID:	SA155-10B	Project:	KERRHenderson
Sample ID:	235177009	Client ID:	KERR003
Matrix:	SO		
Collect Date:	11-AUG-09 11:30		
Receive Date:	12-AUG-09		
Collector:	Client		

Parameter	Qualifier	Result	Uncertainty	DL	RL	Units	DF	Analyst	Date	Time	Batch	Method
Rad Alpha Spec Analysis												
<i>Alphaspec Th, Solid "Dry Weight Corrected"</i>												
Thorium-228		1.93	+/-0.279	0.143	0.050	pCi/g		MXA	09/05/09	1207	895167	1
Thorium-230		1.01	+/-0.201	0.109	0.050	pCi/g						
Thorium-232		1.67	+/-0.253	0.0757	0.100	pCi/g						
<i>Alphaspec U, Solid "Dry Weight Corrected"</i>												
Uranium-233/234		0.920	+/-0.116	0.0456	0.040	pCi/g		MXA	09/05/09	1302	895168	2
Uranium-235/236		0.0321	+/-0.0238	0.0137	0.040	pCi/g						
Uranium-238		0.956	+/-0.118	0.0355	0.040	pCi/g						
Rad Gas Flow Proportional Counting												
<i>Gas Flow Radium 228 "Dry Weight Corrected"</i>												
Radium-228		0.891	+/-0.234	0.353	0.500	pCi/g		MXS2	08/24/09	2239	894545	3
Rad Radium-226												
<i>Lucas Cell, Ra226, solid "Dry Weight Corrected"</i>												
Radium-226		0.914	+/-0.246	0.224	0.500	pCi/g		KSD1	09/08/09	0845	896135	4

The following Prep Methods were performed

Method	Description	Analyst	Date	Time	Prep Batch
Dry Soil Prep	Dry Soil Prep GL-RAD-A-021	DRS1	08/13/09	1748	893487

The following Analytical Methods were performed

Method	Description	Analyst Comments
1	DOE EML HASL-300, Th-01-RC Modified	
2	DOE EML HASL-300, U-02-RC Modified	
3	EPA 904.0/SW846 9320 Modified	
4	EPA 903.1 Modified	

Surrogate/Tracer recovery	Test	Result	Nominal	Recovery%	Acceptable Limits
Actinium-227 Tracer	Alphaspec Th, Solid "Dry Weight Corrected"			68.2	(15%-125%)
Uranium-232 Tracer	Alphaspec U, Solid "Dry Weight Corrected"			74.7	(15%-125%)
Barium-133 Tracer	Gas Flow Radium 228 "Dry Weight Corrected"			103	(25%-125%)

GEL LABORATORIES LLC

2040 Savage Road Charleston SC 29407 - (843) 556-8171 - www.gel.com

Certificate of Analysis

Company : Northgate Environmental
Management, Inc.
Address : 1100 Quail St., Suite 102
Newport Beach, California 92660

Report Date: September 8, 2009

Contact: Mr. Frank Hagar
Project: **Tronox Henderson**

Client Sample ID:	SA155-30B	Project:	KERRHenderson
Sample ID:	235177010	Client ID:	KERR003
Matrix:	SO		
Collect Date:	11-AUG-09 12:16		
Receive Date:	12-AUG-09		
Collector:	Client		

Parameter	Qualifier	Result	Uncertainty	DL	RL	Units	DF	Analyst	Date	Time	Batch	Method
Rad Alpha Spec Analysis												
<i>Alphaspec Th, Solid "Dry Weight Corrected"</i>												
Thorium-228		1.15	+/-0.193	0.113	0.050	pCi/g		MXA	09/05/09	1207	895167	1
Thorium-230		2.32	+/-0.264	0.0596	0.050	pCi/g						
Thorium-232		1.12	+/-0.184	0.0596	0.100	pCi/g						
<i>Alphaspec U, Solid "Dry Weight Corrected"</i>												
Uranium-233/234		2.46	+/-0.173	0.0384	0.040	pCi/g		MXA	09/05/09	1302	895168	2
Uranium-235/236		0.154	+/-0.049	0.0295	0.040	pCi/g						
Uranium-238		2.36	+/-0.170	0.0419	0.040	pCi/g						
Rad Gas Flow Proportional Counting												
<i>Gas Flow Radium 228 "Dry Weight Corrected"</i>												
Radium-228		1.03	+/-0.218	0.303	0.500	pCi/g		MXS2	08/24/09	2239	894545	3
Rad Radium-226												
<i>Lucas Cell, Ra226, solid "Dry Weight Corrected"</i>												
Radium-226		3.68	+/-0.479	0.246	0.500	pCi/g		KSD1	09/08/09	0845	896135	4

The following Prep Methods were performed

Method	Description	Analyst	Date	Time	Prep Batch
Dry Soil Prep	Dry Soil Prep GL-RAD-A-021	DRS1	08/13/09	1748	893487

The following Analytical Methods were performed

Method	Description	Analyst Comments
1	DOE EML HASL-300, Th-01-RC Modified	
2	DOE EML HASL-300, U-02-RC Modified	
3	EPA 904.0/SW846 9320 Modified	
4	EPA 903.1 Modified	

Surrogate/Tracer recovery	Test	Result	Nominal	Recovery%	Acceptable Limits
Actinium-227 Tracer	Alphaspec Th, Solid "Dry Weight Corrected"			91.1	(15%-125%)
Uranium-232 Tracer	Alphaspec U, Solid "Dry Weight Corrected"			86.4	(15%-125%)
Barium-133 Tracer	Gas Flow Radium 228 "Dry Weight Corrected"			87.9	(25%-125%)

GEL LABORATORIES LLC

2040 Savage Road Charleston SC 29407 - (843) 556-8171 - www.gel.com

Certificate of Analysis

Company : Northgate Environmental
Management, Inc.
Address : 1100 Quail St., Suite 102
Newport Beach, California 92660

Report Date: September 8, 2009

Contact: Mr. Frank Hagar
Project: **Tronox Henderson**

Client Sample ID:	SA115-0.5B	Project:	KERRHenderson
Sample ID:	235177011	Client ID:	KERR003
Matrix:	SO		
Collect Date:	11-AUG-09 10:54		
Receive Date:	12-AUG-09		
Collector:	Client		

Parameter	Qualifier	Result	Uncertainty	DL	RL	Units	DF	Analyst	Date	Time	Batch	Method
Rad Alpha Spec Analysis												
<i>Alphaspec Th, Solid "Dry Weight Corrected"</i>												
Thorium-228		1.96	+/-0.259	0.129	0.050	pCi/g		MXA	09/05/09	1208	895167	1
Thorium-230		1.48	+/-0.221	0.0802	0.050	pCi/g						
Thorium-232		1.78	+/-0.245	0.112	0.100	pCi/g						
<i>Alphaspec U, Solid "Dry Weight Corrected"</i>												
Uranium-233/234		1.02	+/-0.128	0.0317	0.040	pCi/g		MXA	09/05/09	1159	895168	2
Uranium-235/236		0.0563	+/-0.0333	0.0154	0.040	pCi/g						
Uranium-238		0.911	+/-0.120	0.0124	0.040	pCi/g						
Rad Gas Flow Proportional Counting												
<i>Gas Flow Radium 228 "Dry Weight Corrected"</i>												
Radium-228		0.892	+/-0.349	0.465	0.500	pCi/g		MXS2	08/24/09	2107	894545	3
Rad Radium-226												
<i>Lucas Cell, Ra226, solid "Dry Weight Corrected"</i>												
Radium-226		1.36	+/-0.304	0.234	0.500	pCi/g		KSD1	09/08/09	0845	896135	4

The following Prep Methods were performed

Method	Description	Analyst	Date	Time	Prep Batch
Dry Soil Prep	Dry Soil Prep GL-RAD-A-021	DRS1	08/13/09	1748	893487

The following Analytical Methods were performed

Method	Description	Analyst Comments
1	DOE EML HASL-300, Th-01-RC Modified	
2	DOE EML HASL-300, U-02-RC Modified	
3	EPA 904.0/SW846 9320 Modified	
4	EPA 903.1 Modified	

Surrogate/Tracer recovery	Test	Result	Nominal	Recovery%	Acceptable Limits
Actinium-227 Tracer	Alphaspec Th, Solid "Dry Weight Corrected"			80.8	(15%-125%)
Uranium-232 Tracer	Alphaspec U, Solid "Dry Weight Corrected"			83.9	(15%-125%)
Barium-133 Tracer	Gas Flow Radium 228 "Dry Weight Corrected"			88.1	(25%-125%)

GEL LABORATORIES LLC

2040 Savage Road Charleston SC 29407 - (843) 556-8171 - www.gel.com

Certificate of Analysis

Company : Northgate Environmental
Management, Inc.
Address : 1100 Quail St., Suite 102
Newport Beach, California 92660

Report Date: September 8, 2009

Contact: Mr. Frank Hagar
Project: **Tronox Henderson**

Client Sample ID:	SA115-10B	Project:	KERRHenderson
Sample ID:	235177012	Client ID:	KERR003
Matrix:	SO		
Collect Date:	11-AUG-09 11:07		
Receive Date:	12-AUG-09		
Collector:	Client		

Parameter	Qualifier	Result	Uncertainty	DL	RL	Units	DF	Analyst	Date	Time	Batch	Method
Rad Alpha Spec Analysis												
<i>Alphaspec Th, Solid "Dry Weight Corrected"</i>												
Thorium-228		1.93	+/-0.256	0.114	0.050	pCi/g		MXA	09/05/09	1208	895167	1
Thorium-230		1.22	+/-0.203	0.0935	0.050	pCi/g						
Thorium-232		1.49	+/-0.227	0.122	0.100	pCi/g						
<i>Alphaspec U, Solid "Dry Weight Corrected"</i>												
Uranium-233/234		1.06	+/-0.127	0.0428	0.040	pCi/g		MXA	09/05/09	1159	895168	2
Uranium-235/236		0.0623	+/-0.0363	0.0366	0.040	pCi/g						
Uranium-238		1.15	+/-0.132	0.0371	0.040	pCi/g						
Rad Gas Flow Proportional Counting												
<i>Gas Flow Radium 228 "Dry Weight Corrected"</i>												
Radium-228		0.701	+/-0.168	0.234	0.500	pCi/g		MXS2	08/24/09	2239	894545	3
Rad Radium-226												
<i>Lucas Cell, Ra226, solid "Dry Weight Corrected"</i>												
Radium-226		1.28	+/-0.272	0.209	0.500	pCi/g		KSD1	09/08/09	0845	896135	4

The following Prep Methods were performed

Method	Description	Analyst	Date	Time	Prep Batch
Dry Soil Prep	Dry Soil Prep GL-RAD-A-021	DRS1	08/13/09	1748	893487

The following Analytical Methods were performed

Method	Description	Analyst Comments
1	DOE EML HASL-300, Th-01-RC Modified	
2	DOE EML HASL-300, U-02-RC Modified	
3	EPA 904.0/SW846 9320 Modified	
4	EPA 903.1 Modified	

Surrogate/Tracer recovery	Test	Result	Nominal	Recovery%	Acceptable Limits
Actinium-227 Tracer	Alphaspec Th, Solid "Dry Weight Corrected"			85.1	(15%-125%)
Uranium-232 Tracer	Alphaspec U, Solid "Dry Weight Corrected"			88.9	(15%-125%)
Barium-133 Tracer	Gas Flow Radium 228 "Dry Weight Corrected"			96.7	(25%-125%)

GEL LABORATORIES LLC

2040 Savage Road Charleston SC 29407 - (843) 556-8171 - www.gel.com

Certificate of Analysis

Company : Northgate Environmental
Management, Inc.
Address : 1100 Quail St., Suite 102
Newport Beach, California 92660

Report Date: September 8, 2009

Contact: Mr. Frank Hagar
Project: **Tronox Henderson**

Client Sample ID:	SA115009-10B	Project:	KERRHenderson
Sample ID:	235177013	Client ID:	KERR003
Matrix:	SO		
Collect Date:	11-AUG-09 11:07		
Receive Date:	12-AUG-09		
Collector:	Client		

Parameter	Qualifier	Result	Uncertainty	DL	RL	Units	DF	Analyst	Date	Time	Batch	Method
Rad Alpha Spec Analysis												
<i>Alphaspec Th, Solid "Dry Weight Corrected"</i>												
Thorium-228		1.91	+/-0.263	0.0715	0.050	pCi/g		MXA	09/05/09	1208	895167	1
Thorium-230		1.71	+/-0.247	0.0279	0.050	pCi/g						
Thorium-232		2.07	+/-0.274	0.0712	0.100	pCi/g						
<i>Alphaspec U, Solid "Dry Weight Corrected"</i>												
Uranium-233/234		1.11	+/-0.131	0.0121	0.040	pCi/g		MXA	09/05/09	1159	895168	2
Uranium-235/236		0.0547	+/-0.0352	0.0381	0.040	pCi/g						
Uranium-238		1.06	+/-0.128	0.0121	0.040	pCi/g						
Rad Gas Flow Proportional Counting												
<i>Gas Flow Radium 228 "Dry Weight Corrected"</i>												
Radium-228		0.955	+/-0.341	0.480	0.500	pCi/g		MXS2	08/24/09	2107	894545	3
Rad Radium-226												
<i>Lucas Cell, Ra226, solid "Dry Weight Corrected"</i>												
Radium-226		1.72	+/-0.339	0.246	0.500	pCi/g		KSD1	09/08/09	0920	896135	4

The following Prep Methods were performed

Method	Description	Analyst	Date	Time	Prep Batch
Dry Soil Prep	Dry Soil Prep GL-RAD-A-021	DRS1	08/13/09	1748	893487

The following Analytical Methods were performed

Method	Description	Analyst Comments
1	DOE EML HASL-300, Th-01-RC Modified	
2	DOE EML HASL-300, U-02-RC Modified	
3	EPA 904.0/SW846 9320 Modified	
4	EPA 903.1 Modified	

Surrogate/Tracer recovery	Test	Result	Nominal	Recovery%	Acceptable Limits
Actinium-227 Tracer	Alphaspec Th, Solid "Dry Weight Corrected"			75.4	(15%-125%)
Uranium-232 Tracer	Alphaspec U, Solid "Dry Weight Corrected"			85.8	(15%-125%)
Barium-133 Tracer	Gas Flow Radium 228 "Dry Weight Corrected"			96.9	(25%-125%)

GEL LABORATORIES LLC

2040 Savage Road Charleston SC 29407 - (843) 556-8171 - www.gel.com

Certificate of Analysis

Company : Northgate Environmental
Management, Inc.
Address : 1100 Quail St., Suite 102
Newport Beach, California 92660

Report Date: September 8, 2009

Contact: Mr. Frank Hagar
Project: **Tronox Henderson**

Client Sample ID:	SA115-25B	Project:	KERRHenderson
Sample ID:	235177014	Client ID:	KERR003
Matrix:	SO		
Collect Date:	11-AUG-09 11:35		
Receive Date:	12-AUG-09		
Collector:	Client		

Parameter	Qualifier	Result	Uncertainty	DL	RL	Units	DF	Analyst	Date	Time	Batch	Method
Rad Alpha Spec Analysis												
<i>Alphaspec Th, Solid "Dry Weight Corrected"</i>												
Thorium-228		1.22	+/-0.216	0.0749	0.050	pCi/g		MXA	09/05/09	1208	895167	1
Thorium-230		2.30	+/-0.295	0.0746	0.050	pCi/g						
Thorium-232		1.07	+/-0.200	0.0293	0.100	pCi/g						
<i>Alphaspec U, Solid "Dry Weight Corrected"</i>												
Uranium-233/234		1.76	+/-0.161	0.0416	0.040	pCi/g		MXA	09/05/09	1159	895168	2
Uranium-235/236		0.116	+/-0.0456	0.014	0.040	pCi/g						
Uranium-238		1.83	+/-0.163	0.0288	0.040	pCi/g						
Rad Gas Flow Proportional Counting												
<i>Gas Flow Radium 228 "Dry Weight Corrected"</i>												
Radium-228		0.368	+/-0.185	0.290	0.500	pCi/g		MXS2	08/24/09	2239	894545	3
Rad Radium-226												
<i>Lucas Cell, Ra226, solid "Dry Weight Corrected"</i>												
Radium-226		1.32	+/-0.284	0.222	0.500	pCi/g		KSD1	09/08/09	0920	896135	4

The following Prep Methods were performed

Method	Description	Analyst	Date	Time	Prep Batch
Dry Soil Prep	Dry Soil Prep GL-RAD-A-021	DRS1	08/13/09	1748	893487

The following Analytical Methods were performed

Method	Description	Analyst Comments
1	DOE EML HASL-300, Th-01-RC Modified	
2	DOE EML HASL-300, U-02-RC Modified	
3	EPA 904.0/SW846 9320 Modified	
4	EPA 903.1 Modified	

Surrogate/Tracer recovery	Test	Result	Nominal	Recovery%	Acceptable Limits
Actinium-227 Tracer	Alphaspec Th, Solid "Dry Weight Corrected"			72.7	(15%-125%)
Uranium-232 Tracer	Alphaspec U, Solid "Dry Weight Corrected"			92.2	(15%-125%)
Barium-133 Tracer	Gas Flow Radium 228 "Dry Weight Corrected"			70.2	(25%-125%)

GEL LABORATORIES LLC

2040 Savage Road Charleston SC 29407 - (843) 556-8171 - www.gel.com

Certificate of Analysis

Company : Northgate Environmental
Management, Inc.
Address : 1100 Quail St., Suite 102
Newport Beach, California 92660

Report Date: September 8, 2009

Contact: Mr. Frank Hagar
Project: **Tronox Henderson**

Client Sample ID:	SA115-40B	Project:	KERRHenderson
Sample ID:	235177015	Client ID:	KERR003
Matrix:	SO		
Collect Date:	11-AUG-09 12:25		
Receive Date:	12-AUG-09		
Collector:	Client		

Parameter	Qualifier	Result	Uncertainty	DL	RL	Units	DF	Analyst	Date	Time	Batch	Method
Rad Alpha Spec Analysis												
<i>Alphaspec Th, Solid "Dry Weight Corrected"</i>												
Thorium-228		1.49	+/-0.239	0.106	0.050	pCi/g		MXA	09/05/09	1208	895167	1
Thorium-230		2.82	+/-0.323	0.0731	0.050	pCi/g						
Thorium-232		1.57	+/-0.243	0.0916	0.100	pCi/g						
<i>Alphaspec U, Solid "Dry Weight Corrected"</i>												
Uranium-233/234		2.28	+/-0.186	0.0377	0.040	pCi/g		MXA	09/05/09	1200	895168	2
Uranium-235/236		0.122	+/-0.0477	0.0146	0.040	pCi/g						
Uranium-238		2.24	+/-0.185	0.0377	0.040	pCi/g						
Rad Gas Flow Proportional Counting												
<i>Gas Flow Radium 228 "Dry Weight Corrected"</i>												
Radium-228		1.45	+/-0.422	0.472	0.500	pCi/g		MXS2	08/24/09	2108	894545	3
Rad Radium-226												
<i>Lucas Cell, Ra226, solid "Dry Weight Corrected"</i>												
Radium-226		2.25	+/-0.370	0.211	0.500	pCi/g		KSD1	09/08/09	0920	896135	4

The following Prep Methods were performed

Method	Description	Analyst	Date	Time	Prep Batch
Dry Soil Prep	Dry Soil Prep GL-RAD-A-021	DRS1	08/13/09	1748	893487

The following Analytical Methods were performed

Method	Description	Analyst Comments
1	DOE EML HASL-300, Th-01-RC Modified	
2	DOE EML HASL-300, U-02-RC Modified	
3	EPA 904.0/SW846 9320 Modified	
4	EPA 903.1 Modified	

Surrogate/Tracer recovery	Test	Result	Nominal	Recovery%	Acceptable Limits
Actinium-227 Tracer	Alphaspec Th, Solid "Dry Weight Corrected"			73.4	(15%-125%)
Uranium-232 Tracer	Alphaspec U, Solid "Dry Weight Corrected"			92.6	(15%-125%)
Barium-133 Tracer	Gas Flow Radium 228 "Dry Weight Corrected"			77.7	(25%-125%)

GEL LABORATORIES LLC

2040 Savage Road Charleston SC 29407 - (843) 556-8171 - www.gel.com

Certificate of Analysis

Company : Northgate Environmental
Management, Inc.
Address : 1100 Quail St., Suite 102
Newport Beach, California 92660

Report Date: September 8, 2009

Contact: Mr. Frank Hagar
Project: **Tronox Henderson**

Client Sample ID:	SA115-51B	Project:	KERRHenderson
Sample ID:	235177016	Client ID:	KERR003
Matrix:	SO		
Collect Date:	11-AUG-09 12:55		
Receive Date:	12-AUG-09		
Collector:	Client		

Parameter	Qualifier	Result	Uncertainty	DL	RL	Units	DF	Analyst	Date	Time	Batch	Method
Rad Alpha Spec Analysis												
<i>Alphaspec Th, Solid "Dry Weight Corrected"</i>												
Thorium-228		1.50	+/-0.203	0.0848	0.050	pCi/g		MXA	09/05/09	1356	895167	1
Thorium-230		1.85	+/-0.223	0.0759	0.050	pCi/g						
Thorium-232		1.37	+/-0.191	0.0525	0.100	pCi/g						
<i>Alphaspec U, Solid "Dry Weight Corrected"</i>												
Uranium-233/234		2.04	+/-0.183	0.0464	0.040	pCi/g		MXA	09/05/09	1200	895168	2
Uranium-235/236		0.114	+/-0.0477	0.0156	0.040	pCi/g						
Uranium-238		2.12	+/-0.186	0.0402	0.040	pCi/g						
Rad Gas Flow Proportional Counting												
<i>Gas Flow Radium 228 "Dry Weight Corrected"</i>												
Radium-228		1.16	+/-0.341	0.403	0.500	pCi/g		MXS2	08/24/09	2057	894545	3
Rad Radium-226												
<i>Lucas Cell, Ra226, solid "Dry Weight Corrected"</i>												
Radium-226		2.25	+/-0.367	0.182	0.500	pCi/g		KSD1	09/08/09	0920	896135	4

The following Prep Methods were performed

Method	Description	Analyst	Date	Time	Prep Batch
Dry Soil Prep	Dry Soil Prep GL-RAD-A-021	DRS1	08/13/09	1748	893487

The following Analytical Methods were performed

Method	Description	Analyst Comments
1	DOE EML HASL-300, Th-01-RC Modified	
2	DOE EML HASL-300, U-02-RC Modified	
3	EPA 904.0/SW846 9320 Modified	
4	EPA 903.1 Modified	

Surrogate/Tracer recovery	Test	Result	Nominal	Recovery%	Acceptable Limits
Actinium-227 Tracer	Alphaspec Th, Solid "Dry Weight Corrected"			77.8	(15%-125%)
Uranium-232 Tracer	Alphaspec U, Solid "Dry Weight Corrected"			86.6	(15%-125%)
Barium-133 Tracer	Gas Flow Radium 228 "Dry Weight Corrected"			84.4	(25%-125%)

GEL LABORATORIES LLC

2040 Savage Road Charleston SC 29407 - (843) 556-8171 - www.gel.com

Certificate of Analysis

Company : Northgate Environmental
Management, Inc.
Address : 1100 Quail St., Suite 102
Newport Beach, California 92660

Report Date: September 8, 2009

Contact: Mr. Frank Hagar
Project: **Tronox Henderson**

Client Sample ID:	RSAU6-0.5B	Project:	KERRHenderson
Sample ID:	235177017	Client ID:	KERR003
Matrix:	SO		
Collect Date:	11-AUG-09 06:50		
Receive Date:	12-AUG-09		
Collector:	Client		

Parameter	Qualifier	Result	Uncertainty	DL	RL	Units	DF	Analyst	Date	Time	Batch	Method
Rad Alpha Spec Analysis												
<i>Alphaspec Th, Solid "Dry Weight Corrected"</i>												
Thorium-228		1.80	+/-0.228	0.0811	0.050	pCi/g		MXA	09/05/09	1356	895167	1
Thorium-230		1.10	+/-0.182	0.105	0.050	pCi/g						
Thorium-232		1.78	+/-0.225	0.070	0.100	pCi/g						
<i>Alphaspec U, Solid "Dry Weight Corrected"</i>												
Uranium-233/234		0.828	+/-0.112	0.0373	0.040	pCi/g		MXA	09/05/09	1243	895168	2
Uranium-235/236		0.0482	+/-0.0299	0.0145	0.040	pCi/g						
Uranium-238		0.881	+/-0.116	0.0373	0.040	pCi/g						
Rad Gas Flow Proportional Counting												
<i>Gas Flow Radium 228 "Dry Weight Corrected"</i>												
Radium-228		1.23	+/-0.228	0.319	0.500	pCi/g		MXS2	08/24/09	2240	894545	3
Rad Radium-226												
<i>Lucas Cell, Ra226, solid "Dry Weight Corrected"</i>												
Radium-226		0.842	+/-0.263	0.247	0.500	pCi/g		KSD1	09/08/09	0920	896135	4

The following Prep Methods were performed

Method	Description	Analyst	Date	Time	Prep Batch
Dry Soil Prep	Dry Soil Prep GL-RAD-A-021	DRS1	08/13/09	1748	893487

The following Analytical Methods were performed

Method	Description	Analyst Comments
1	DOE EML HASL-300, Th-01-RC Modified	
2	DOE EML HASL-300, U-02-RC Modified	
3	EPA 904.0/SW846 9320 Modified	
4	EPA 903.1 Modified	

Surrogate/Tracer recovery	Test	Result	Nominal	Recovery%	Acceptable Limits
Actinium-227 Tracer	Alphaspec Th, Solid "Dry Weight Corrected"			71.5	(15%-125%)
Uranium-232 Tracer	Alphaspec U, Solid "Dry Weight Corrected"			94.5	(15%-125%)
Barium-133 Tracer	Gas Flow Radium 228 "Dry Weight Corrected"			101	(25%-125%)

GEL LABORATORIES LLC

2040 Savage Road Charleston SC 29407 - (843) 556-8171 - www.gel.com

Certificate of Analysis

Company : Northgate Environmental
Management, Inc.
Address : 1100 Quail St., Suite 102
Newport Beach, California 92660

Report Date: September 8, 2009

Contact: Mr. Frank Hagar
Project: **Tronox Henderson**

Client Sample ID:	RSAU6-10B	Project:	KERRHenderson
Sample ID:	235177018	Client ID:	KERR003
Matrix:	SO		
Collect Date:	11-AUG-09 07:14		
Receive Date:	12-AUG-09		
Collector:	Client		

Parameter	Qualifier	Result	Uncertainty	DL	RL	Units	DF	Analyst	Date	Time	Batch	Method
Rad Alpha Spec Analysis												
<i>Alphaspec Th, Solid "Dry Weight Corrected"</i>												
Thorium-228		1.83	+/-0.218	0.0731	0.050	pCi/g		MXA	09/05/09	1356	895167	1
Thorium-230		1.45	+/-0.194	0.0631	0.050	pCi/g						
Thorium-232		1.45	+/-0.195	0.081	0.100	pCi/g						
<i>Alphaspec U, Solid "Dry Weight Corrected"</i>												
Uranium-233/234		1.36	+/-0.150	0.0468	0.040	pCi/g		MXA	09/05/09	1243	895168	2
Uranium-235/236		0.0471	+/-0.034	0.0401	0.040	pCi/g						
Uranium-238		1.07	+/-0.133	0.0406	0.040	pCi/g						
Rad Gas Flow Proportional Counting												
<i>Gas Flow Radium 228 "Dry Weight Corrected"</i>												
Radium-228		0.535	+/-0.243	0.319	0.500	pCi/g		MXS2	08/24/09	2057	894545	3
Rad Radium-226												
<i>Lucas Cell, Ra226, solid "Dry Weight Corrected"</i>												
Radium-226		5.56	+/-0.525	0.201	0.500	pCi/g		KSD1	09/08/09	1145	896135	4

The following Prep Methods were performed

Method	Description	Analyst	Date	Time	Prep Batch
Dry Soil Prep	Dry Soil Prep GL-RAD-A-021	DRS1	08/13/09	1748	893487

The following Analytical Methods were performed

Method	Description	Analyst Comments
1	DOE EML HASL-300, Th-01-RC Modified	
2	DOE EML HASL-300, U-02-RC Modified	
3	EPA 904.0/SW846 9320 Modified	
4	EPA 903.1 Modified	

Surrogate/Tracer recovery	Test	Result	Nominal	Recovery%	Acceptable Limits
Actinium-227 Tracer	Alphaspec Th, Solid "Dry Weight Corrected"			78.3	(15%-125%)
Uranium-232 Tracer	Alphaspec U, Solid "Dry Weight Corrected"			81.1	(15%-125%)
Barium-133 Tracer	Gas Flow Radium 228 "Dry Weight Corrected"			97.8	(25%-125%)

GEL LABORATORIES LLC

2040 Savage Road Charleston SC 29407 - (843) 556-8171 - www.gel.com

Certificate of Analysis

Company : Northgate Environmental
Management, Inc.
Address : 1100 Quail St., Suite 102
Newport Beach, California 92660

Report Date: September 8, 2009

Contact: Mr. Frank Hagar
Project: **Tronox Henderson**

Client Sample ID:	RSAU6-25B	Project:	KERRHenderson
Sample ID:	235177019	Client ID:	KERR003
Matrix:	SO		
Collect Date:	11-AUG-09 07:37		
Receive Date:	12-AUG-09		
Collector:	Client		

Parameter	Qualifier	Result	Uncertainty	DL	RL	Units	DF	Analyst	Date	Time	Batch	Method
Rad Alpha Spec Analysis												
<i>Alphaspec Th, Solid "Dry Weight Corrected"</i>												
Thorium-228		1.32	+/-0.179	0.0956	0.050	pCi/g		MXA	09/05/09	1356	895167	1
Thorium-230		3.13	+/-0.267	0.0451	0.050	pCi/g						
Thorium-232		1.14	+/-0.162	0.0564	0.100	pCi/g						
<i>Alphaspec U, Solid "Dry Weight Corrected"</i>												
Uranium-233/234		2.84	+/-0.169	0.0318	0.040	pCi/g		MXA	09/05/09	1245	895168	2
Uranium-235/236		0.227	+/-0.0542	0.0306	0.040	pCi/g						
Uranium-238		2.96	+/-0.172	0.0198	0.040	pCi/g						
Rad Gas Flow Proportional Counting												
<i>Gas Flow Radium 228 "Dry Weight Corrected"</i>												
Radium-228		1.15	+/-0.317	0.321	0.500	pCi/g		MXS2	08/24/09	2057	894545	3
Rad Radium-226												
<i>Lucas Cell, Ra226, solid "Dry Weight Corrected"</i>												
Radium-226		2.64	+/-0.406	0.241	0.500	pCi/g		KSD1	09/08/09	0955	896135	4

The following Prep Methods were performed

Method	Description	Analyst	Date	Time	Prep Batch
Dry Soil Prep	Dry Soil Prep GL-RAD-A-021	DRS1	08/13/09	1748	893487

The following Analytical Methods were performed

Method	Description	Analyst Comments
1	DOE EML HASL-300, Th-01-RC Modified	
2	DOE EML HASL-300, U-02-RC Modified	
3	EPA 904.0/SW846 9320 Modified	
4	EPA 903.1 Modified	

Surrogate/Tracer recovery	Test	Result	Nominal	Recovery%	Acceptable Limits
Actinium-227 Tracer	Alphaspec Th, Solid "Dry Weight Corrected"			87.1	(15%-125%)
Uranium-232 Tracer	Alphaspec U, Solid "Dry Weight Corrected"			92.5	(15%-125%)
Barium-133 Tracer	Gas Flow Radium 228 "Dry Weight Corrected"			92.4	(25%-125%)

GEL LABORATORIES LLC

2040 Savage Road Charleston SC 29407 - (843) 556-8171 - www.gel.com

Certificate of Analysis

Company : Northgate Environmental
Management, Inc.
Address : 1100 Quail St., Suite 102
Newport Beach, California 92660

Report Date: September 8, 2009

Contact: Mr. Frank Hagar
Project: **Tronox Henderson**

Client Sample ID:	RSAU6-40B	Project:	KERRHenderson
Sample ID:	235177020	Client ID:	KERR003
Matrix:	SO		
Collect Date:	11-AUG-09 08:29		
Receive Date:	12-AUG-09		
Collector:	Client		

Parameter	Qualifier	Result	Uncertainty	DL	RL	Units	DF	Analyst	Date	Time	Batch	Method
Rad Alpha Spec Analysis												
<i>Alphaspec Th, Solid "Dry Weight Corrected"</i>												
Thorium-228		1.32	+/-0.197	0.126	0.050	pCi/g		MXA	09/05/09	1356	895167	1
Thorium-230		1.59	+/-0.211	0.110	0.050	pCi/g						
Thorium-232		1.06	+/-0.173	0.0983	0.100	pCi/g						
<i>Alphaspec U, Solid "Dry Weight Corrected"</i>												
Uranium-233/234		1.38	+/-0.120	0.0422	0.040	pCi/g		MXA	09/05/09	1245	895168	2
Uranium-235/236		0.142	+/-0.0429	0.0247	0.040	pCi/g						
Uranium-238		1.33	+/-0.117	0.035	0.040	pCi/g						
Rad Gas Flow Proportional Counting												
<i>Gas Flow Radium 228 "Dry Weight Corrected"</i>												
Radium-228		0.815	+/-0.329	0.442	0.500	pCi/g		MXS2	08/24/09	2057	894545	3
Rad Radium-226												
<i>Lucas Cell, Ra226, solid "Dry Weight Corrected"</i>												
Radium-226		1.36	+/-0.284	0.216	0.500	pCi/g		KSD1	09/08/09	0955	896135	4

The following Prep Methods were performed

Method	Description	Analyst	Date	Time	Prep Batch
Dry Soil Prep	Dry Soil Prep GL-RAD-A-021	DRS1	08/13/09	1748	893487

The following Analytical Methods were performed

Method	Description	Analyst Comments
1	DOE EML HASL-300, Th-01-RC Modified	
2	DOE EML HASL-300, U-02-RC Modified	
3	EPA 904.0/SW846 9320 Modified	
4	EPA 903.1 Modified	

Surrogate/Tracer recovery	Test	Result	Nominal	Recovery%	Acceptable Limits
Actinium-227 Tracer	Alphaspec Th, Solid "Dry Weight Corrected"			77.3	(15%-125%)
Uranium-232 Tracer	Alphaspec U, Solid "Dry Weight Corrected"			90.1	(15%-125%)
Barium-133 Tracer	Gas Flow Radium 228 "Dry Weight Corrected"			90.0	(25%-125%)

GEL LABORATORIES LLC

2040 Savage Road Charleston SC 29407 - (843) 556-8171 - www.gel.com

Certificate of Analysis

Company : Northgate Environmental
Management, Inc.
Address : 1100 Quail St., Suite 102
Newport Beach, California 92660

Report Date: September 8, 2009

Contact: Mr. Frank Hagar
Project: **Tronox Henderson**

Client Sample ID:	EB081109-SO	Project:	KERRHenderson
Sample ID:	235177021	Client ID:	KERR003
Matrix:	W		
Collect Date:	11-AUG-09 09:10		
Receive Date:	12-AUG-09		
Collector:	Client		

Parameter	Qualifier	Result	Uncertainty	DL	RL	Units	DF	Analyst	Date	Time	Batch	Method
Rad Alpha Spec Analysis												
<i>Alphaspec Th, Liquid "As Received"</i>												
Thorium-228		0.0703	+/-0.0273	0.0232	0.030	pCi/L		MXE1	09/05/09	1208	896409	1
Thorium-230		0.0215	+/-0.0141	0.00718	0.030	pCi/L						
Thorium-232	U	0.00479	+/-0.00938	0.0183	0.030	pCi/L						
<i>Alphaspec U, Liquid "As Received"</i>												
Uranium-233/234	U	6.23E-05	+/-0.00629	0.0172	0.030	pCi/L		MXE1	08/27/09	1832	896416	2
Uranium-235/236	U	0.00278	+/-0.00546	0.00835	0.030	pCi/L						
Uranium-238	U	0.00225	+/-0.0146	0.0302	0.030	pCi/L						
Rad Gas Flow Proportional Counting												
<i>GFPC, Ra228, Liquid "As Received"</i>												
Radium-228	U	1.28	+/-1.29	2.13	3.00	pCi/L		MXS2	08/21/09	1527	894566	3
Rad Radium-226												
<i>Lucas Cell, Ra226, liquid "As Received"</i>												
Radium-226	U	0.275	+/-0.254	0.403	1.00	pCi/L		KSD1	09/08/09	1030	898657	4

The following Analytical Methods were performed

Method	Description	Analyst Comments
1	DOE EML HASL-300, Th-01-RC Modified	
2	DOE EML HASL-300, U-02-RC Modified	
3	EPA 904.0/SW846 9320 Modified	
4	EPA 903.1 Modified	

Surrogate/Tracer recovery	Test	Result	Nominal	Recovery%	Acceptable Limits
Actinium-227 Tracer	Alphaspec Th, Liquid "As Received"			89.2	(15%-125%)
Uranium-232 Tracer	Alphaspec U, Liquid "As Received"			101	(15%-125%)
Barium-133 Tracer	GFPC, Ra228, Liquid "As Received"			70.1	(15%-125%)

QUALITY CONTROL DATA

GEL LABORATORIES LLC

2040 Savage Road Charleston, SC 29407 - (843) 556-8171 - www.gel.com

QC Summary

Report Date: September 8, 2009

Page 1 of 5

Northgate Environmental Management, Inc.

1100 Quail St., Suite 102
Newport Beach, California

Contact: Mr. Frank Hagar

Workorder: 235177

Parmname	NOM	Sample	Qual	QC	Units	RPD%	REC%	Range	Anlst	Date	Time
Rad Alpha Spec											
Batch	895167										
QC1201905501	235177017 DUP										
Thorium-228		1.80		1.66	pCi/g	8.09		(0% - 20%)	MXA1	09/05/09	13:55
		+/-0.228		+/-0.239							
Thorium-230		1.10		0.946	pCi/g	15.1		(0% - 20%)			
		+/-0.182		+/-0.167							
Thorium-232		1.78		1.50	pCi/g	17.1		(0% - 20%)			
		+/-0.225		+/-0.200							
QC1201905503	LCS										
Thorium-228			U	0.164	pCi/g					09/04/09	11:28
				+/-0.130							
Thorium-230	8.30			8.07	pCi/g		97.3	(75%-125%)			
				+/-0.463							
Thorium-232			U	0.0341	pCi/g			(75%-125%)			
				+/-0.0353							
QC1201905500	MB										
Thorium-228			U	0.172	pCi/g					09/05/09	13:55
				+/-0.120							
Thorium-230			U	0.0297	pCi/g						
				+/-0.0545							
Thorium-232			U	1.77E-09	pCi/g						
				+/-0.0412							
QC1201905502	235177017 MS										
Thorium-228		1.80		2.01	pCi/g					09/04/09	11:28
		+/-0.228		+/-0.269							
Thorium-230	8.63	1.10		11.3	pCi/g		118	(75%-125%)			
		+/-0.182		+/-0.587							
Thorium-232		1.78		1.75	pCi/g			(75%-125%)			
		+/-0.225		+/-0.234							
Batch	895168										
QC1201905505	235177017 DUP										
Uranium-233/234		0.828		0.851	pCi/g	2.74		(0% - 20%)	MXA1	09/05/09	12:45
		+/-0.112		+/-0.0902							
Uranium-235/236		0.0482		0.0538	pCi/g	11.0		(0% - 100%)			
		+/-0.0299		+/-0.0287							
Uranium-238		0.881		0.921	pCi/g	4.44		(0% - 20%)			
		+/-0.116		+/-0.0937							
QC1201905507	LCS										
Uranium-233/234				4.79	pCi/g					09/03/09	13:56
				+/-0.260							
Uranium-235/236				0.349	pCi/g						
				+/-0.0789							
Uranium-238	4.98			5.04	pCi/g		101	(75%-125%)			

GEL LABORATORIES LLC

2040 Savage Road Charleston, SC 29407 - (843) 556-8171 - www.gel.com

QC Summary

Workorder: 235177

Page 2 of 5

Parmname	NOM	Sample	Qual	QC	Units	RPD%	REC%	Range	Anlst	Date	Time
Rad Alpha Spec											
Batch	895168										
QC1201905504		MB		+/-0.268							
Uranium-233/234			U	0.0178	pCi/g				MXA1	09/05/09	12:45
				+/-0.0248							
Uranium-235/236			U	0.0131	pCi/g						
				+/-0.0158							
Uranium-238			U	0.00266	pCi/g						
				+/-0.0156							
QC1201905506	235177017	MS									
Uranium-233/234				0.828	pCi/g					09/03/09	13:56
				+/-0.112							
Uranium-235/236				0.0482	pCi/g						
				+/-0.0299							
Uranium-238	5.02			0.881	pCi/g		101	(75%-125%)			
				+/-0.116							
Batch	896409										
QC1201908444		LCS									
Thorium-228				0.0576	pCi/L				MXE1	08/29/09	18:13
				+/-0.0285							
Thorium-230	2.68			2.87	pCi/L		107	(75%-125%)			
				+/-0.151							
Thorium-232			U	0.0102	pCi/L			(75%-125%)			
				+/-0.012							
QC1201908445		LCSD									
Thorium-228				0.0609	pCi/L	5.58				08/29/09	18:13
				+/-0.0252							
Thorium-230	2.68			3.03	pCi/L	5.30	113	(0%-20%)			
				+/-0.153							
Thorium-232			U	0.0101	pCi/L	1.32		(0%-20%)			
				+/-0.0105							
QC1201908443		MB									
Thorium-228			U	0.0288	pCi/L					08/29/09	18:13
				+/-0.0242							
Thorium-230			U	0.00817	pCi/L						
				+/-0.016							
Thorium-232			U	0.00204	pCi/L						
				+/-0.004							
Batch	896416										
QC1201908466		LCS									
Uranium-233/234				3.13	pCi/L				MXE1	08/27/09	18:32
				+/-0.164							
Uranium-235/236				0.186	pCi/L						
				+/-0.0443							
Uranium-238	3.15			3.08	pCi/L		97.9	(75%-125%)			
				+/-0.163							

GEL LABORATORIES LLC

2040 Savage Road Charleston, SC 29407 - (843) 556-8171 - www.gel.com

QC Summary

Workorder: 235177

Page 3 of 5

Parmname	NOM	Sample	Qual	QC	Units	RPD%	REC%	Range	Anlst	Date	Time
Rad Alpha Spec											
Batch	896416										
QC1201908467	LCS										
Uranium-233/234				3.08	pCi/L	1.61			MXE1	08/27/09	18:32
				+/-0.176							
Uranium-235/236				0.139	pCi/L	29.4					
				+/-0.0424							
Uranium-238	3.15			3.41	pCi/L	10.2	108	(0%-20%)			
				+/-0.185							
QC1201908465	MB										
Uranium-233/234			U	-0.00227	pCi/L					08/27/09	18:32
				+/-0.00755							
Uranium-235/236			U	0.00275	pCi/L						
				+/-0.00539							
Uranium-238			U	0.00668	pCi/L						
				+/-0.00975							
Rad Gas Flow											
Batch	894545										
QC1201903879	235177017	DUP									
Radium-228				1.23	pCi/g	42.4		(0% - 100%)	MXS2	08/24/09	20:57
				+/-0.228							
QC1201903881	LCS										
Radium-228	7.94			6.59	pCi/g		83.1	(75%-125%)		08/24/09	20:57
				+/-0.763							
QC1201903878	MB										
Radium-228			U	0.304	pCi/g						
				+/-0.264							
QC1201903880	235177017	MS									
Radium-228	77.9			1.23	pCi/g		91.8	(75%-125%)		08/24/09	20:57
				+/-0.228							
Batch	894566										
QC1201903952	LCS										
Radium-228	40.4			43.0	pCi/L		106	(75%-125%)	MXS2	08/21/09	15:27
				+/-5.07							
QC1201903953	LCS										
Radium-228	40.4			37.3	pCi/L	14.3	92.2	(0%-20%)		08/21/09	13:34
				+/-3.71							
QC1201903951	MB										
Radium-228			U	2.04	pCi/L						
				+/-1.79							
Rad Ra-226											
Batch	896135										
QC1201907718	235177017	DUP									
Radium-226				0.842	pCi/g	49.6		(0% - 100%)	KSD1	09/08/09	09:55
				+/-0.263							
QC1201907720	LCS										
Radium-226	11.1			9.51	pCi/g		85.9	(75%-125%)		09/08/09	09:55
				+/-0.669							
QC1201907717	MB										

GEL LABORATORIES LLC

2040 Savage Road Charleston, SC 29407 - (843) 556-8171 - www.gel.com

QC Summary

Workorder: 235177

Page 4 of 5

Parmname	NOM	Sample	Qual	QC	Units	RPD%	REC%	Range	Anlst	Date	Time
Rad Ra-226											
Batch	896135										
Radium-226			U	0.143	pCi/g						09/08/09 09:55
				+/-0.155							
QC1201907719	235177017 MS										
Radium-226	12.0	0.842		10.1	pCi/g		77.5	(75%-125%)	KSD1	09/08/09	11:00
		+/-0.263		+/-0.716							
Batch	898657										
QC1201914120	LCS										
Radium-226	24.2			23.1	pCi/L		95.6	(75%-125%)	KSD1	09/08/09	11:00
				+/-1.50							
QC1201914121	LCSD										
Radium-226	24.2			27.9	pCi/L	18.8	115	(0%-20%)		09/08/09	11:35
				+/-1.76							
QC1201914119	MB										
Radium-226			U	0.127	pCi/L					09/08/09	11:00
				+/-0.195							

Notes:

The Qualifiers in this report are defined as follows:

- ** Analyte is a surrogate compound
- < Result is less than value reported
- > Result is greater than value reported
- A The TIC is a suspected aldol-condensation product
- B For General Chemistry and Organic analysis the target analyte was detected in the associated blank.
- BD Results are either below the MDC or tracer recovery is low
- C Analyte has been confirmed by GC/MS analysis
- D Results are reported from a diluted aliquot of the sample
- F Estimated Value
- H Analytical holding time was exceeded
- J Value is estimated
- M M if above MDC and less than LLD
- M Matrix Related Failure
- N/A RPD or %Recovery limits do not apply.
- ND Analyte concentration is not detected above the detection limit
- NJ Consult Case Narrative, Data Summary package, or Project Manager concerning this qualifier
- R Sample results are rejected
- U Analyte was analyzed for, but not detected above the MDL, MDA, or LOD.
- UI Gamma Spectroscopy--Uncertain identification
- X Consult Case Narrative, Data Summary package, or Project Manager concerning this qualifier
- Y QC Samples were not spiked with this compound

GEL LABORATORIES LLC

2040 Savage Road Charleston, SC 29407 - (843) 556-8171 - www.gel.com

QC Summary

Workorder: 235177

Page 5 of 5

Parmname	NOM	Sample Qual	QC	Units	RPD%	REC%	Range	Anlst	Date	Time
^										
RPD of sample and duplicate evaluated using +/-RL. Concentrations are <5X the RL. Qualifier Not Applicable for Radiochemistry.										
h										
Preparation or preservation holding time was exceeded										

N/A indicates that spike recovery limits do not apply when sample concentration exceeds spike conc. by a factor of 4 or more.

^ The Relative Percent Difference (RPD) obtained from the sample duplicate (DUP) is evaluated against the acceptance criteria when the sample is greater than five times (5X) the contract required detection limit (RL). In cases where either the sample or duplicate value is less than 5X the RL, a control limit of +/- the RL is used to evaluate the DUP result.

* Indicates that a Quality Control parameter was not within specifications.

For PS, PSD, and SDILT results, the values listed are the measured amounts, not final concentrations.

Where the analytical method has been performed under NELAP certification, the analysis has met all of the requirements of the NELAC standard unless qualified on the QC Summary.

RAW DATA

THORIUM

Radiochemistry Batch Checklist, Rev 9

Batch# 895167 Product: Th Date: 9/8/09

Criteria:	Yes	No	Comments
Sample Solids are less than or equal to 100 mg for GAB.			N/A
Samples have been blank corrected (if required)			N/A
If activity less 10* MDA/ MDC, error is 150% or less of sample activity. If greater 10* MDA/ MDC, error is 40% or less. If below the MDA/ MDC, error is okay.	✓		
Instrument source check is within limits.	✓		
Instrument bkg check is within limits.	✓		
Method RDL/ LLD has been met.	✓		Case narrative
If duplicate activities are less 5* MDA/ MDC, then RPD is 100% or less. If greater 5* MDA/ MDC, then RPD 20% or less. If below the MDA/ MDC, the RPD is 0%. Or meets the client's required RER acceptance criteria.	✓		
Tracer yield is 15-125% . Carrier yield 25-125%. Or meets the client's contract acceptance criteria.		✓	NCR 730576
Method blank is less than the RDL/ LLD. (If rad samples, < 5% of lowest activity)	✓		
Sample was run within hold time.	✓		
Sample was correctly preserved if required.			N/A
Smears Taken for Radioactive batches.	✓		
Method Spike and LCS are within 75-125% or meets the client's contract acceptance criteria.	✓		
No blank spaces on data forms. All line outs initialed and dated. No transcription errors are apparent.	✓		
Aux data is correct.			N/A
Client Special requirements page has been checked.	✓		
Raw Data and/ or spectrum are included and properly stasured.	✓		
QC data entered into QC database and batch is in REVW	✓		
Hit notification complete (if necessary)			N/A
Batch entered into Case Narrative.	✓		
Batch non-conformances completed. if applicable.	✓		NCR 730576
Batch non-conformances second reviewed and disposition verified to be completed.	✓		NCR 730576
Aliquot Correction completed if required.			N/A
Review sample historical results if available (If REMP, results above MDC have been verified by historical results, recount or re-analysis.)	✓		

GEL Laboratories, LLC

revised 8/1/08

Primary Review Performed By:

Jop L. M. L. 9/8/09

Secondary Review Performed By:

Just W. L. 9/8/09

8/29 9/9

KERR

Thorium (Ac-227 Tracer) Que Sheet

P

27-AUG-09

Batch #: 895167 Analyst: MXA1 First Client Due Date: 09-SEP-09 Internal Due Date: 29-AUG-09
 Tracer Isotope: Ac-227 Expiration Date: 7/23/10 Vol: 0.1 mL Ac-227 Separation Date/Time: 9/2/09 KT 0640 AM
 LCS Isotope: Th-230 Expiration Date: 4/13/10 Vol: 0.1 mL
 Spike Isotope: Th-230 Expiration Date: 4/13/10 Vol: 0.1 mL
 Prep Date: 8/27/09 Initials: MDA Pipet ID: 2971058 Balance ID: SD410272 Witness: KM 8.17-09

Sample ID	Client Description	Type	Hazard Code	Min CRDL	Matrix	Client	Collection Date	Pos.	Label #	Wet/Dry Aliquot (g/l/f)	Th Det #
235177001-1	SA107-0.5B	SAMPLE		.05 pCi/g	SOIL	KERR003	11-AUG-09	1	31	0.250	200
235177002-1	SA107-10B	SAMPLE		.05 pCi/g	SOIL	KERR003	11-AUG-09	2	32	0.249	201
235177003-1	SA107009-10B	SAMPLE		.05 pCi/g	SOIL	KERR003	11-AUG-09	3	33	0.251	202
235177004-1	SA107-29B	SAMPLE		.05 pCi/g	SOIL	KERR003	11-AUG-09	4	34	0.247	203
235177005-1	SA61-10B	SAMPLE		.05 pCi/g	SOIL	KERR003	11-AUG-09	5	35	0.257	204
235177006-1	SA61-30B	SAMPLE		.05 pCi/g	SOIL	KERR003	11-AUG-09	6	36	0.254	205
235177007-1	SA155-0.5B	SAMPLE		.05 pCi/g	SOIL	KERR003	11-AUG-09	7	37	0.253	206
235177008-1	SA155009-0.5B	SAMPLE		.05 pCi/g	SOIL	KERR003	11-AUG-09	8	38	0.253	206
235177009-1	SA155-10B	SAMPLE		.05 pCi/g	SOIL	KERR003	11-AUG-09	9	39	0.258	188
235177010-1	SA155-30B	SAMPLE		.05 pCi/g	SOIL	KERR003	11-AUG-09	10	40	0.248	194
235177011-1	SA115-0.5B	SAMPLE		.05 pCi/g	SOIL	KERR003	11-AUG-09	11	41	0.248	200
235177012-1	SA115-10B	SAMPLE		.05 pCi/g	SOIL	KERR003	11-AUG-09	12	42	0.248	204
235177013-1	SA115009-10B	SAMPLE		.05 pCi/g	SOIL	KERR003	11-AUG-09	13	43	0.251	205
235177014-1	SA115-25B	SAMPLE		.05 pCi/g	SOIL	KERR003	11-AUG-09	14	44	0.250	206
235177015-1	SA115-40B	SAMPLE		.05 pCi/g	SOIL	KERR003	11-AUG-09	15	45	0.251	208
235177016-1	SA115-51B	SAMPLE		.05 pCi/g	SOIL	KERR003	11-AUG-09	16	46	0.249	43
235177017-1	RSAU6-0.5B	SAMPLE		.05 pCi/g	SOIL	KERR003	11-AUG-09	17	47	0.249	44
235177018-1	RSAU6-10B	SAMPLE		.05 pCi/g	SOIL	KERR003	11-AUG-09	18	48	0.258	45
235177019-1	RSAU6-25B	SAMPLE		.05 pCi/g	SOIL	KERR003	11-AUG-09	19	49	0.256	46
235177020-1	RSAU6-40B	SAMPLE		.05 pCi/g	SOIL	KERR003	11-AUG-09	20	50	0.250	47
1201905500-1	MB for batch 895167	MB		.05 pCi/g	SOIL	QC ACCOUNT		21	51	0.258	29
1201905501-1	RSAU6-0.5B(235177017DUP)	DUP		.05 pCi/g	SOIL	QC ACCOUNT	11-AUG-09	22	52	0.248	30
1201905502-1	RSAU6-0.5B(235177017MS)	MS		.05 pCi/g	SOIL	QC ACCOUNT	11-AUG-09	23	53	0.248	29
1201905503-1	LCS for batch 895167	LCS		.05 pCi/g	SOIL	QC ACCOUNT		24	54	0.258	30

Choose SOP Used: GL-RAD-A-038
 Solid Sample Dissolution by: LEACH or DIGESTION
 Circle One
 Data Reviewed By: Jay Mc 9/8/09
 for 5/8 lbs
 GL-RAD-A-045
 GL-RAD-A-043
 GL-RAD-A-032
 GEL Laboratories LLC, Radiochemistry Division
 Page 1 of 1

GEL Laboratories LLC
ALPHA SPECTROSCOPY REPORT

BATCH NUMBER: 895167
SAMPLE DATE : 2-SEP-2009 06:40:00.

SAMPLE ID : S0235177001_TH
SAMPLE QTY: 0.250 G

DETECTOR NUMBER :78900
AVERAGE %EFFICIENCY :26.8457
% YIELD : 70.700

COUNT DATE: 4-SEP-2009 14:12:43
ELAPSED LIVE TIME(SEC): 60000.00
ANALYST :MXA1

MS/MSD
ID : A2796-J
ISOTOPE : TH-230
PCI/G : 8.561E+00

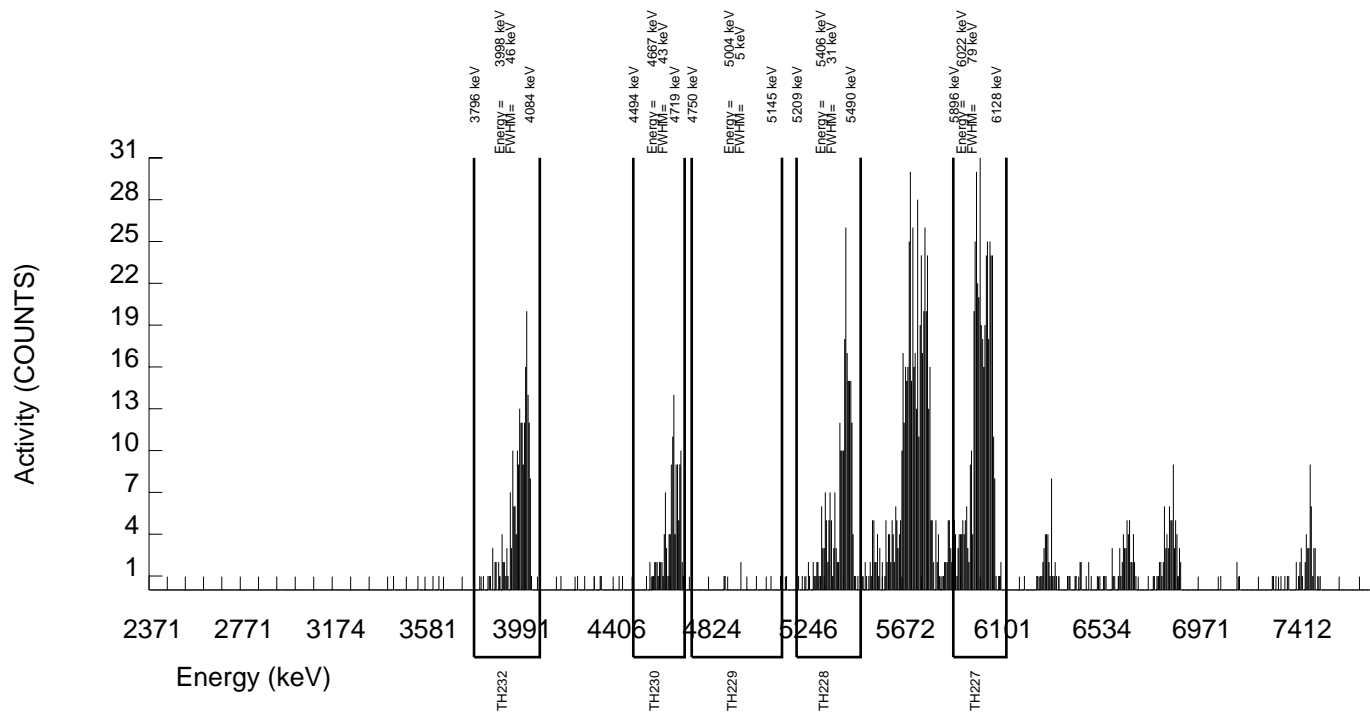
LCS/LCSD
ID : A2796-J
ISOTOPE : TH-230
PCI/G : 8.561E+00

TRACER
ID : 0387-B-102
ISOTOPE : AC227
NOMINAL : 3.91034 dpm
RESULTS : 2.76460 dpm

LIB FILE : ENV_ALPHA_TH.N
BKG FILE : B200.CNF;50
BKG DATE : 30-AUG-2009
EFF FILE : W200.CNF;35
CAL DATE : 24-AUG-2009

NUCLIDE ACTIVITY SUMMARY

NUCLIDE	ENERGY	GROSS AREA	NET AREA	BKG AREA	BKG Sg	%ABUN	ACTIVITY pCi/G	TPU 1.96-SIGMA	MDA pCi/G	Lc pCi/G	UNC pCi/G
AC-227	6038.010	462.000	458.000	4.000	2.0000	68.10000	7.05E+00	7.75E-01	1.89E-01	7.16E-02	6.51E-01
TH-228	5363.000	244.000	237.000	7.000	2.6458	99.94000	2.26E+00	3.25E-01	1.46E-01	5.86E-02	2.96E-01
TH229	4900.000	7.000	-4.000	11.000	3.3166	99.52000	-3.82E-02	7.93E-02	1.76E-01	7.36E-02	7.93E-02
TH-230	4625.000	125.000	123.000	2.000	1.4142	100.0000	1.17E+00	2.21E-01	9.09E-02	3.12E-02	2.10E-01
TH-232	3972.000	212.000	207.000	5.000	2.2361	100.0000	1.97E+00	2.98E-01	1.27E-01	4.94E-02	2.74E-01



GEL Laboratories LLC
ALPHA SPECTROSCOPY REPORT

BATCH NUMBER: 895167
SAMPLE DATE : 2-SEP-2009 06:40:00.

SAMPLE ID : S0235177002_TH
SAMPLE QTY: 0.249 G

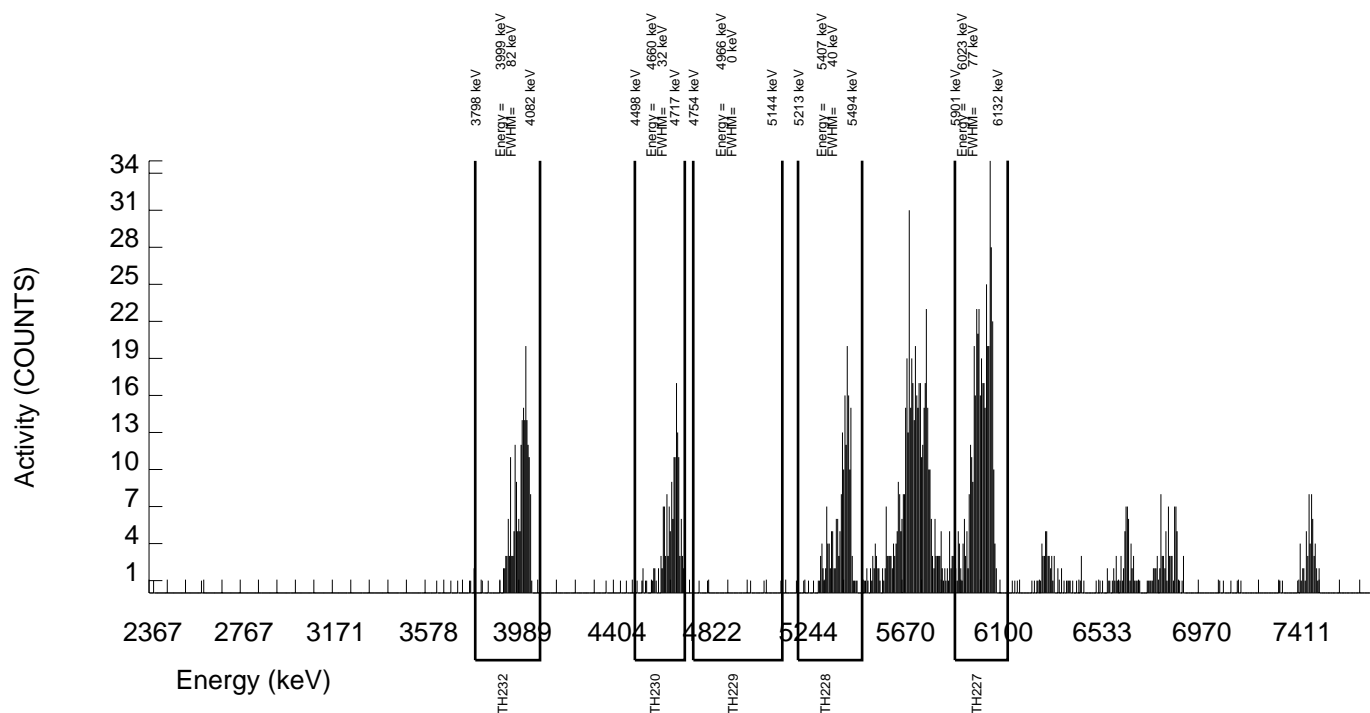
DETECTOR NUMBER :78902
AVERAGE %EFFICIENCY :25.9222
% YIELD : 68.263

COUNT DATE: 4-SEP-2009 14:12:45
ELAPSED LIVE TIME(SEC): 60000.00
ANALYST :MXA1

MS/MSD ID : A2796-J ISOTOPE : TH-230 PCI/G : 8.595E+00	LCS/LCSD ID : A2796-J ISOTOPE : TH-230 PCI/G : 8.595E+00	TRACER ID : 0387-B-102 ISOTOPE : AC227 NOMINAL : 3.91034 dpm RESULTS : 2.66930 dpm	LIB FILE : ENV_ALPHA_TH.N BKG FILE : B201.CNF;50 BKG DATE : 30-AUG-2009 EFF FILE : W201.CNF;35 CAL DATE : 24-AUG-2009
-----------------------------------------------------------------	-------------------------------------------------------------------	------------------------------------------------------------------------------------------------	-----------------------------------------------------------------------------------------------------------------------------------

NUCLIDE ACTIVITY SUMMARY

NUCLIDE	ENERGY	GROSS AREA	NET AREA	BKG AREA	BKG Sg	%ABUN	ACTIVITY pCi/G	TPU 1.96-SIGMA	MDA pCi/G	Lc pCi/G	UNC pCi/G
AC-227	6038.010	432.000	427.000	5.000	2.2361	68.10000	7.07E+00	8.00E-01	2.22E-01	8.62E-02	6.79E-01
TH-228	5363.000	196.000	196.000	0.000	0.0000	99.94000	2.01E+00	3.06E-01	3.08E-02	0.00E+00	2.81E-01
TH229	4900.000	5.000	2.000	3.000	1.7321	99.52000	2.05E-02	5.70E-02	1.14E-01	4.14E-02	5.69E-02
TH-230	4625.000	153.000	152.000	1.000	1.0000	100.0000	1.55E+00	2.65E-01	7.82E-02	2.38E-02	2.49E-01
TH-232	3972.000	204.000	203.000	1.000	1.0000	100.0000	2.08E+00	3.13E-01	7.82E-02	2.38E-02	2.87E-01



GEL Laboratories LLC
ALPHA SPECTROSCOPY REPORT

BATCH NUMBER: 895167
SAMPLE DATE : 2-SEP-2009 06:40:00.

SAMPLE ID : S0235177003_TH
SAMPLE QTY: 0.251 G

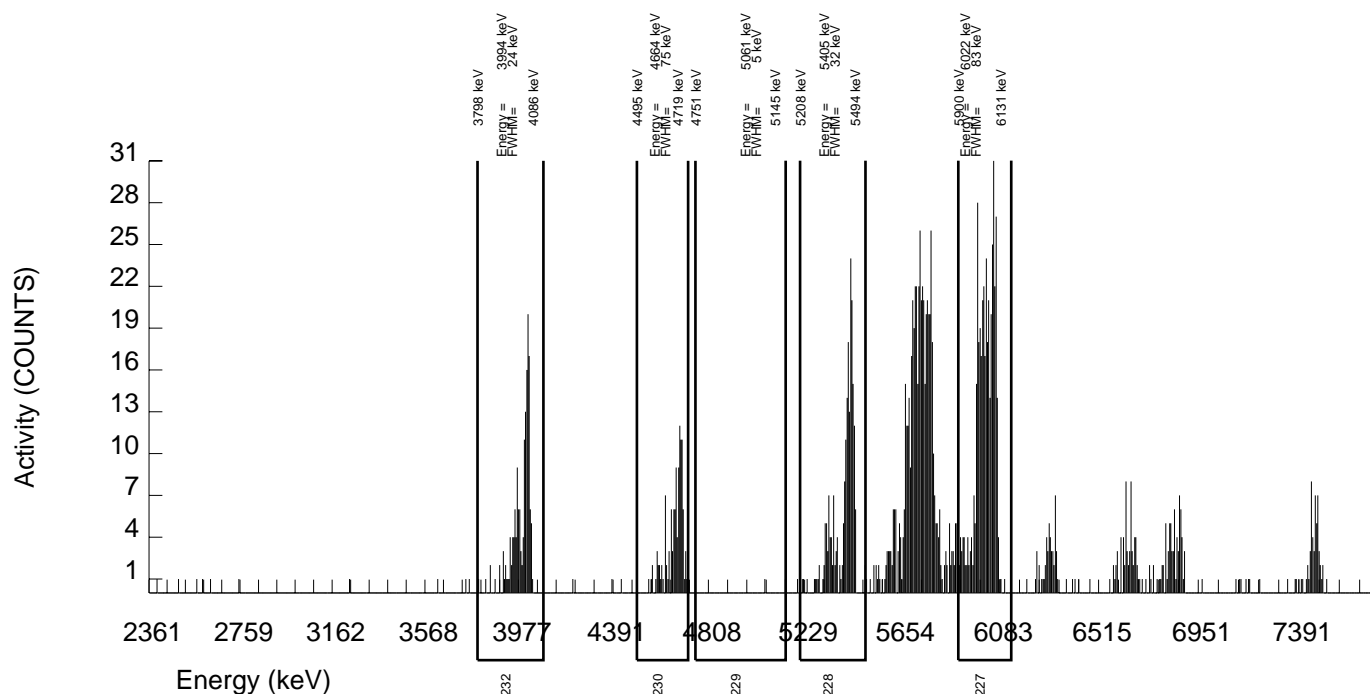
DETECTOR NUMBER :78903
AVERAGE %EFFICIENCY :26.3611
% YIELD : 68.541

COUNT DATE: 4-SEP-2009 14:12:47
ELAPSED LIVE TIME(SEC): 60000.00
ANALYST :MXA1

MS/MSD ID : A2796-J ISOTOPE : TH-230 PCI/G : 8.527E+00	LCS/LCSD ID : A2796-J ISOTOPE : TH-230 PCI/G : 8.527E+00	TRACER ID : 0387-B-102 ISOTOPE : AC227 NOMINAL : 3.91035 dpm RESULTS : 2.68019 dpm	LIB FILE : ENV_ALPHA_TH.N BKG FILE : B202.CNF;50 BKG DATE : 30-AUG-2009 EFF FILE : W202.CNF;35 CAL DATE : 24-AUG-2009
-----------------------------------------------------------------	-------------------------------------------------------------------	------------------------------------------------------------------------------------------------	-----------------------------------------------------------------------------------------------------------------------------------

NUCLIDE ACTIVITY SUMMARY

NUCLIDE	ENERGY	GROSS AREA	NET AREA	BKG AREA	BKG Sg	%ABUN	ACTIVITY pCi/G	TPU 1.96-SIGMA	MDA pCi/G	Lc pCi/G	UNC pCi/G
AC-227	6038.010	436.000	436.000	0.000	0.0000	68.10000	7.02E+00	7.81E-01	4.83E-02	0.00E+00	6.59E-01
TH-228	5363.000	210.000	208.000	2.000	1.4142	99.94000	2.07E+00	3.10E-01	9.55E-02	3.28E-02	2.84E-01
TH229	4900.000	1.000	0.000	1.000	1.0000	99.52000	0.00E+00	2.77E-02	7.64E-02	2.32E-02	2.77E-02
TH-230	4625.000	117.000	117.000	0.000	0.0000	100.0000	1.16E+00	2.22E-01	2.98E-02	0.00E+00	2.11E-01
TH-232	3972.000	159.000	158.000	1.000	1.0000	100.0000	1.57E+00	2.63E-01	7.60E-02	2.31E-02	2.46E-01



GEL Laboratories LLC
ALPHA SPECTROSCOPY REPORT

BATCH NUMBER: 895167
SAMPLE DATE : 2-SEP-2009 06:40:00.

SAMPLE ID : S0235177004_TH
SAMPLE QTY: 0.247 G

DETECTOR NUMBER :78905
AVERAGE %EFFICIENCY :26.4008
% YIELD : 78.798

COUNT DATE: 4-SEP-2009 14:12:50
ELAPSED LIVE TIME(SEC): 60000.00
ANALYST :MXA1

MS/MSD
ID : A2796-J
ISOTOPE : TH-230
PCI/G : 8.665E+00

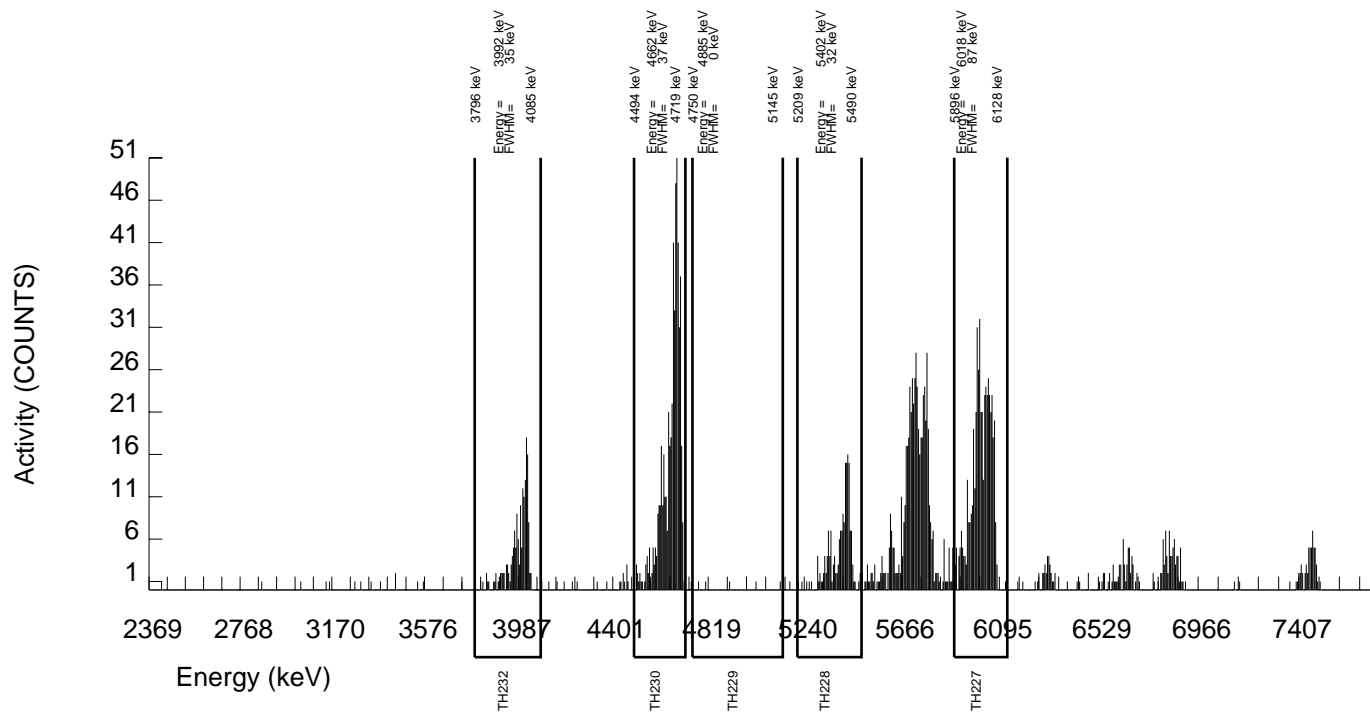
LCS/LCSD
ID : A2796-J
ISOTOPE : TH-230
PCI/G : 8.665E+00

TRACER
ID : 0387-B-102
ISOTOPE : AC227
NOMINAL : 3.91034 dpm
RESULTS : 3.08127 dpm

LIB FILE : ENV_ALPHA_TH.N
BKG FILE : B203.CNF;50
BKG DATE : 30-AUG-2009
EFF FILE : W203.CNF;36
CAL DATE : 24-AUG-2009

NUCLIDE ACTIVITY SUMMARY

NUCLIDE	ENERGY	GROSS AREA	NET AREA	BKG AREA	BKG Sg	%ABUN	ACTIVITY pCi/G	TPU 1.96-SIGMA	MDA pCi/G	Lc pCi/G	UNC pCi/G
AC-227	6038.010	506.000	502.000	4.000	2.0000	68.10000	7.13E+00	7.60E-01	1.75E-01	6.61E-02	6.29E-01
TH-228	5363.000	179.000	179.000	0.000	0.0000	99.94000	1.57E+00	2.49E-01	2.64E-02	0.00E+00	2.31E-01
TH229	4900.000	7.000	0.000	7.000	2.6458	99.52000	0.00E+00	6.46E-02	1.35E-01	5.42E-02	6.46E-02
TH-230	4625.000	532.000	531.000	1.000	1.0000	100.0000	4.65E+00	4.85E-01	6.71E-02	2.04E-02	3.97E-01
TH-232	3972.000	168.000	166.000	2.000	1.4142	100.0000	1.46E+00	2.40E-01	8.40E-02	2.88E-02	2.24E-01



GEL Laboratories LLC
ALPHA SPECTROSCOPY REPORT

BATCH NUMBER: 895167
SAMPLE DATE : 2-SEP-2009 06:40:00.

SAMPLE ID : S0235177005_TH
SAMPLE QTY: 0.257 G

DETECTOR NUMBER :78907
AVERAGE %EFFICIENCY :25.2346
% YIELD : 78.662

COUNT DATE: 4-SEP-2009 14:12:52
ELAPSED LIVE TIME(SEC): 60000.00
ANALYST :MXA1

MS/MSD
ID : A2796-J
ISOTOPE : TH-230
PCI/G : 8.328E+00

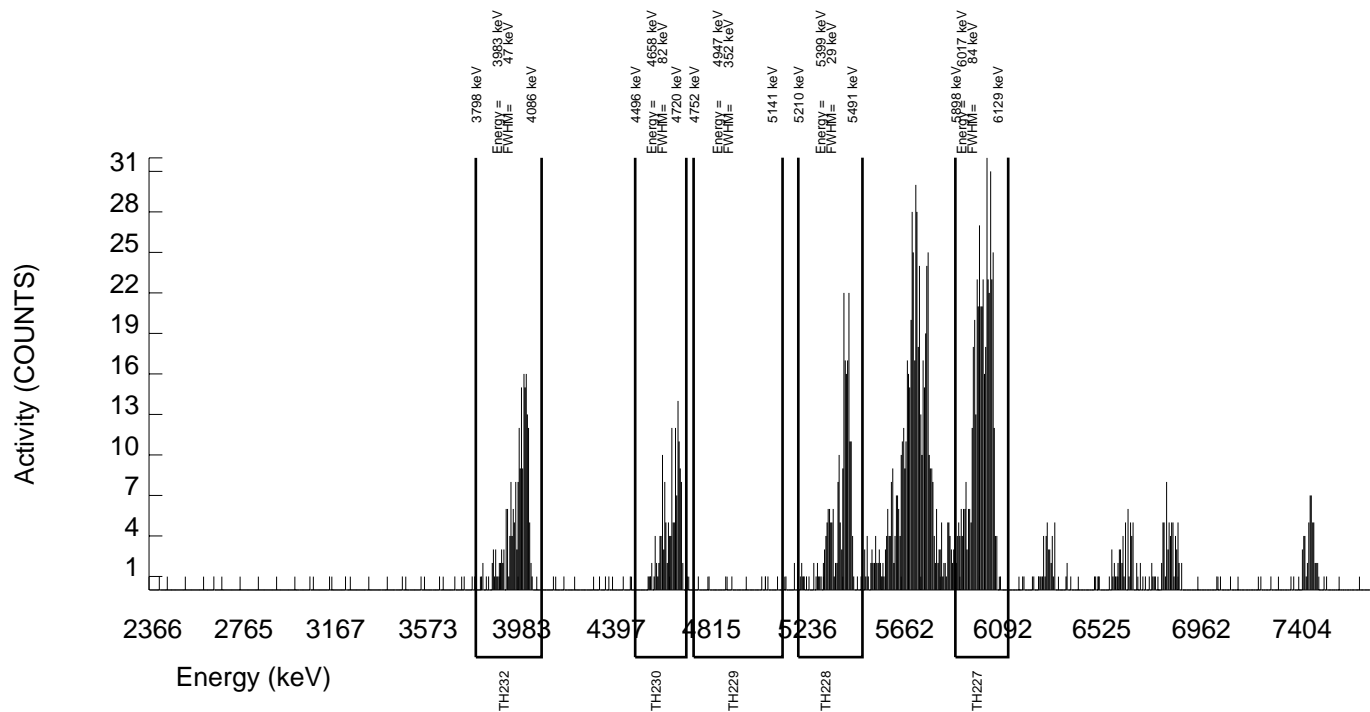
LCS/LCSD
ID : A2796-J
ISOTOPE : TH-230
PCI/G : 8.328E+00

TRACER
ID : 0387-B-102
ISOTOPE : AC227
NOMINAL : 3.91035 dpm
RESULTS : 3.07596 dpm

LIB FILE : ENV_ALPHA_TH.N
BKG FILE : B204.CNF;50
BKG DATE : 30-AUG-2009
EFF FILE : W204.CNF;35
CAL DATE : 24-AUG-2009

NUCLIDE ACTIVITY SUMMARY

NUCLIDE	ENERGY	GROSS AREA	NET AREA	BKG AREA	BKG Sg	%ABUN	ACTIVITY pCi/G	TPU 1.96-SIGMA	MDA pCi/G	Lc pCi/G	UNC pCi/G
AC-227	6038.010	481.000	479.000	2.000	1.4142	68.10000	6.85E+00	7.39E-01	1.37E-01	4.71E-02	6.16E-01
TH-228	5363.000	221.000	216.000	5.000	2.2361	99.94000	1.91E+00	2.85E-01	1.19E-01	4.61E-02	2.61E-01
TH229	4900.000	9.000	0.000	9.000	3.0000	99.52000	0.00E+00	7.38E-02	1.50E-01	6.19E-02	7.38E-02
TH-230	4625.000	149.000	146.000	3.000	1.7321	100.0000	1.29E+00	2.27E-01	9.76E-02	3.56E-02	2.13E-01
TH-232	3972.000	214.000	208.000	6.000	2.4495	100.0000	1.84E+00	2.79E-01	1.27E-01	5.03E-02	2.57E-01



GEL Laboratories LLC
ALPHA SPECTROSCOPY REPORT

BATCH NUMBER: 895167
SAMPLE DATE : 2-SEP-2009 06:40:00.

SAMPLE ID : S0235177006_TH
SAMPLE QTY: 0.254 G

DETECTOR NUMBER :78908
AVERAGE %EFFICIENCY :25.6002
% YIELD : 80.291

COUNT DATE: 4-SEP-2009 14:12:54
ELAPSED LIVE TIME(SEC): 60000.00
ANALYST :MXA1

MS/MSD
ID : A2796-J
ISOTOPE : TH-230
PCI/G : 8.426E+00

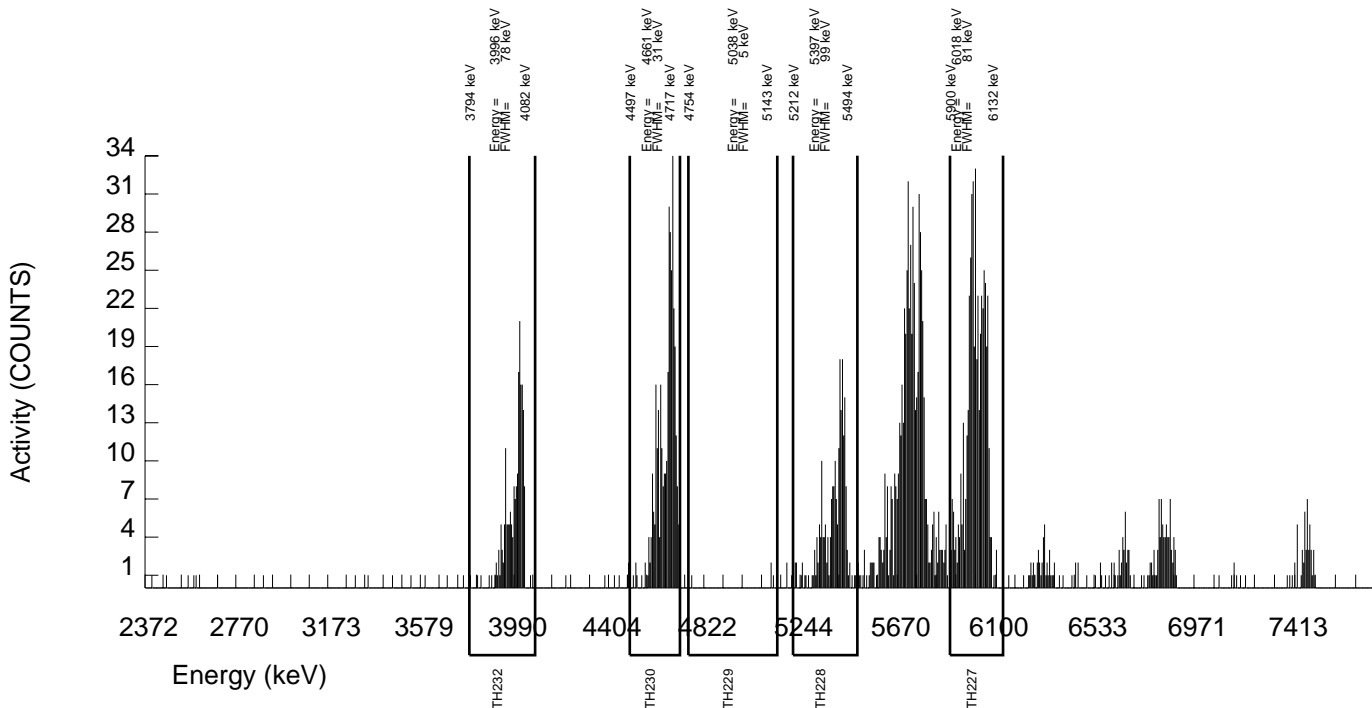
LCS/LCSD
ID : A2796-J
ISOTOPE : TH-230
PCI/G : 8.426E+00

TRACER
ID : 0387-B-102
ISOTOPE : AC227
NOMINAL : 3.91035 dpm
RESULTS : 3.13966 dpm

LIB FILE : ENV_ALPHA_TH.N
BKG FILE : B205.CNF;50
BKG DATE : 30-AUG-2009
EFF FILE : W205.CNF;35
CAL DATE : 24-AUG-2009

NUCLIDE ACTIVITY SUMMARY

NUCLIDE	ENERGY	GROSS AREA	NET AREA	BKG AREA	BKG Sg	%ABUN	ACTIVITY pCi/G	TPU 1.96-SIGMA	MDA pCi/G	Lc pCi/G	UNC pCi/G
AC-227	6038.010	497.000	496.000	1.000	1.0000	68.10000	6.93E+00	7.38E-01	1.07E-01	3.25E-02	6.12E-01
TH-228	5363.000	216.000	215.000	1.000	1.0000	99.94000	1.86E+00	2.73E-01	6.62E-02	2.01E-02	2.50E-01
TH229	4900.000	4.000	3.000	1.000	1.0000	99.52000	2.60E-02	3.80E-02	6.63E-02	2.02E-02	3.80E-02
TH-230	4625.000	348.000	348.000	0.000	0.0000	100.0000	3.00E+00	3.63E-01	2.59E-02	0.00E+00	3.15E-01
TH-232	3972.000	194.000	193.000	1.000	1.0000	100.0000	1.67E+00	2.56E-01	6.60E-02	2.01E-02	2.36E-01



GEL Laboratories LLC
 ALPHA SPECTROSCOPY REPORT

BATCH NUMBER: 895167
 SAMPLE DATE : 2-SEP-2009 06:40:00.

SAMPLE ID : S0235177007_TH
 SAMPLE QTY: 0.253 G

DETECTOR NUMBER :78909
 AVERAGE %EFFICIENCY :25.3986
 % YIELD : 80.928

COUNT DATE: 4-SEP-2009 14:12:57
 ELAPSED LIVE TIME(SEC): 60000.00
 ANALYST :MXA1

MS/MSD
 ID : A2796-J
 ISOTOPE : TH-230
 PCI/G : 8.459E+00

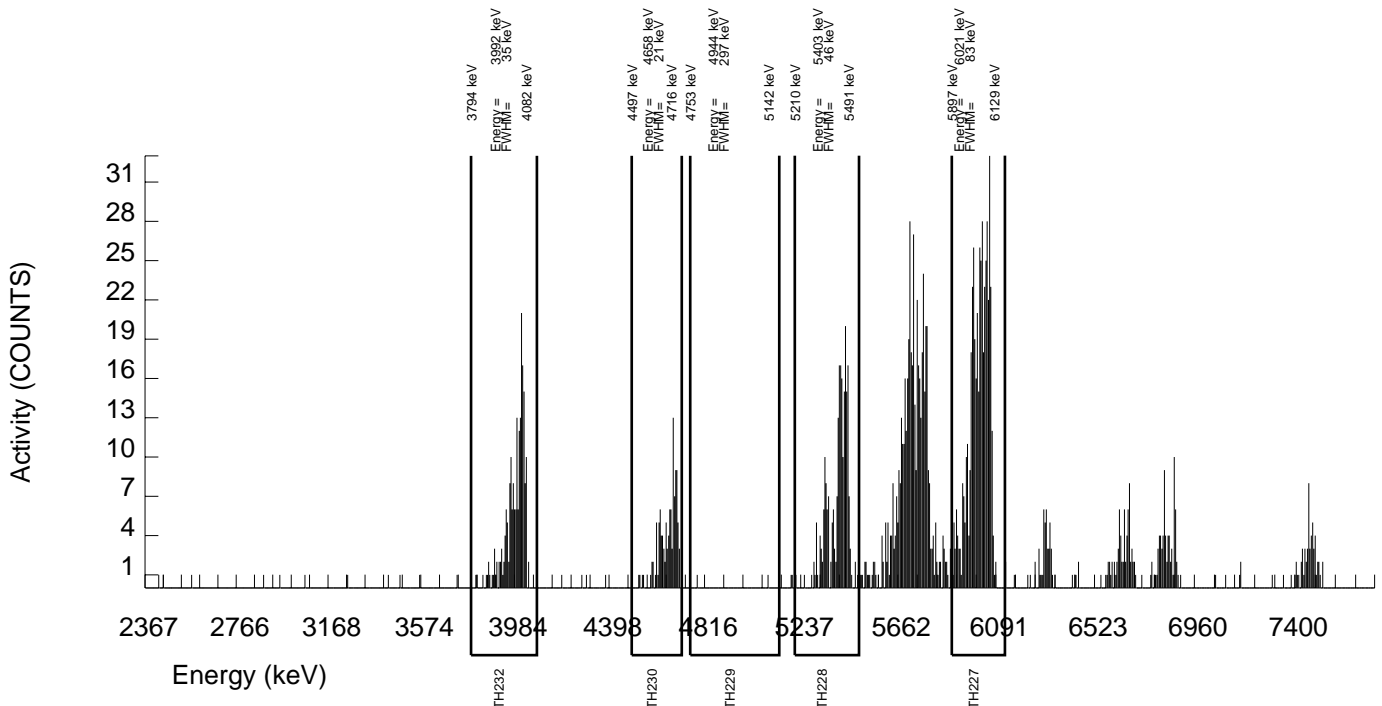
LCS/LCSD
 ID : A2796-J
 ISOTOPE : TH-230
 PCI/G : 8.459E+00

TRACER
 ID : 0387-B-102
 ISOTOPE : AC227
 NOMINAL : 3.91034 dpm
 RESULTS : 3.16457 dpm

LIB FILE : ENV_ALPHA_TH.N
 BKG FILE : B206.CNF;50
 BKG DATE : 30-AUG-2009
 EFF FILE : W206.CNF;35
 CAL DATE : 24-AUG-2009

NUCLIDE ACTIVITY SUMMARY

NUCLIDE	ENERGY	GROSS AREA	NET AREA	BKG AREA	BKG Sg	%ABUN	ACTIVITY pCi/G	TPU 1.96-SIGMA	MDA pCi/G	Lc pCi/G	UNC pCi/G
AC-227	6038.010	496.000	496.000	0.000	0.0000	68.10000	6.96E+00	7.40E-01	4.21E-02	0.00E+00	6.13E-01
TH-228	5363.000	238.000	237.000	1.000	1.0000	99.94000	2.06E+00	2.91E-01	6.65E-02	2.02E-02	2.63E-01
TH229	4900.000	2.000	2.000	0.000	0.0000	99.52000	1.74E-02	2.41E-02	2.61E-02	0.00E+00	2.41E-02
TH-230	4625.000	114.000	113.000	1.000	1.0000	100.0000	9.79E-01	1.91E-01	6.63E-02	2.02E-02	1.82E-01
TH-232	3972.000	204.000	204.000	0.000	0.0000	100.0000	1.77E+00	2.64E-01	2.60E-02	0.00E+00	2.42E-01



GEL Laboratories LLC
ALPHA SPECTROSCOPY REPORT

BATCH NUMBER: 895167
SAMPLE DATE : 2-SEP-2009 06:40:00.

SAMPLE ID : S0235177008_TH
SAMPLE QTY: 0.253 G

DETECTOR NUMBER :78911
AVERAGE %EFFICIENCY :25.5872
% YIELD : 63.488

COUNT DATE: 4-SEP-2009 14:13:01
ELAPSED LIVE TIME(SEC): 60000.00
ANALYST :MXA1

MS/MSD
ID : A2796-J
ISOTOPE : TH-230
PCI/G : 8.459E+00

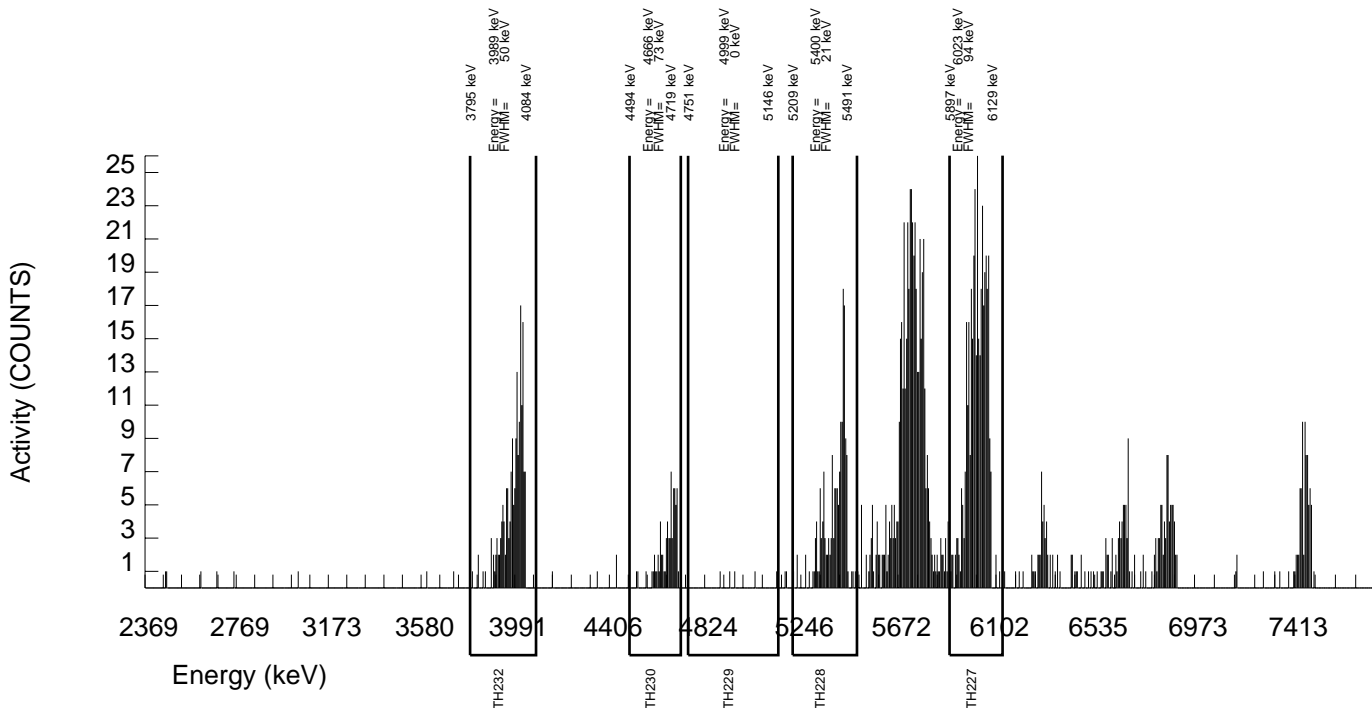
LCS/LCSD
ID : A2796-J
ISOTOPE : TH-230
PCI/G : 8.459E+00

TRACER
ID : 0387-B-102
ISOTOPE : AC227
NOMINAL : 3.91034 dpm
RESULTS : 2.48260 dpm

LIB FILE : ENV_ALPHA_TH.N
BKG FILE : B208.CNF;50
BKG DATE : 30-AUG-2009
EFF FILE : W208.CNF;35
CAL DATE : 24-AUG-2009

NUCLIDE ACTIVITY SUMMARY

NUCLIDE	ENERGY	GROSS AREA	NET AREA	BKG AREA	BKG Sg	%ABUN	ACTIVITY pCi/G	TPU 1.96-SIGMA	MDA pCi/G	Lc pCi/G	UNC pCi/G
AC-227	6038.010	392.000	392.000	0.000	0.0000	68.10000	6.96E+00	8.05E-01	5.33E-02	0.00E+00	6.89E-01
TH-228	5363.000	169.000	166.000	3.000	1.7321	99.94000	1.83E+00	3.03E-01	1.22E-01	4.43E-02	2.83E-01
TH229	4900.000	5.000	1.000	4.000	2.0000	99.52000	1.10E-02	6.48E-02	1.36E-01	5.12E-02	6.48E-02
TH-230	4625.000	69.000	68.000	1.000	1.0000	100.0000	7.45E-01	1.85E-01	8.39E-02	2.55E-02	1.80E-01
TH-232	3972.000	182.000	180.000	2.000	1.4142	100.0000	1.97E+00	3.14E-01	1.05E-01	3.61E-02	2.91E-01



GEL Laboratories LLC
ALPHA SPECTROSCOPY REPORT

BATCH NUMBER: 895167
SAMPLE DATE : 2-SEP-2009 06:40:00.

SAMPLE ID : S0235177009_TH
SAMPLE QTY: 0.258 G

DETECTOR NUMBER :68621
AVERAGE %EFFICIENCY :25.9021
% YIELD : 68.182

COUNT DATE: 5-SEP-2009 12:07:35
ELAPSED LIVE TIME(SEC): 60000.00
ANALYST :MXA1

MS/MSD
ID : A2796-J
ISOTOPE : TH-230
PCI/G : 8.295E+00

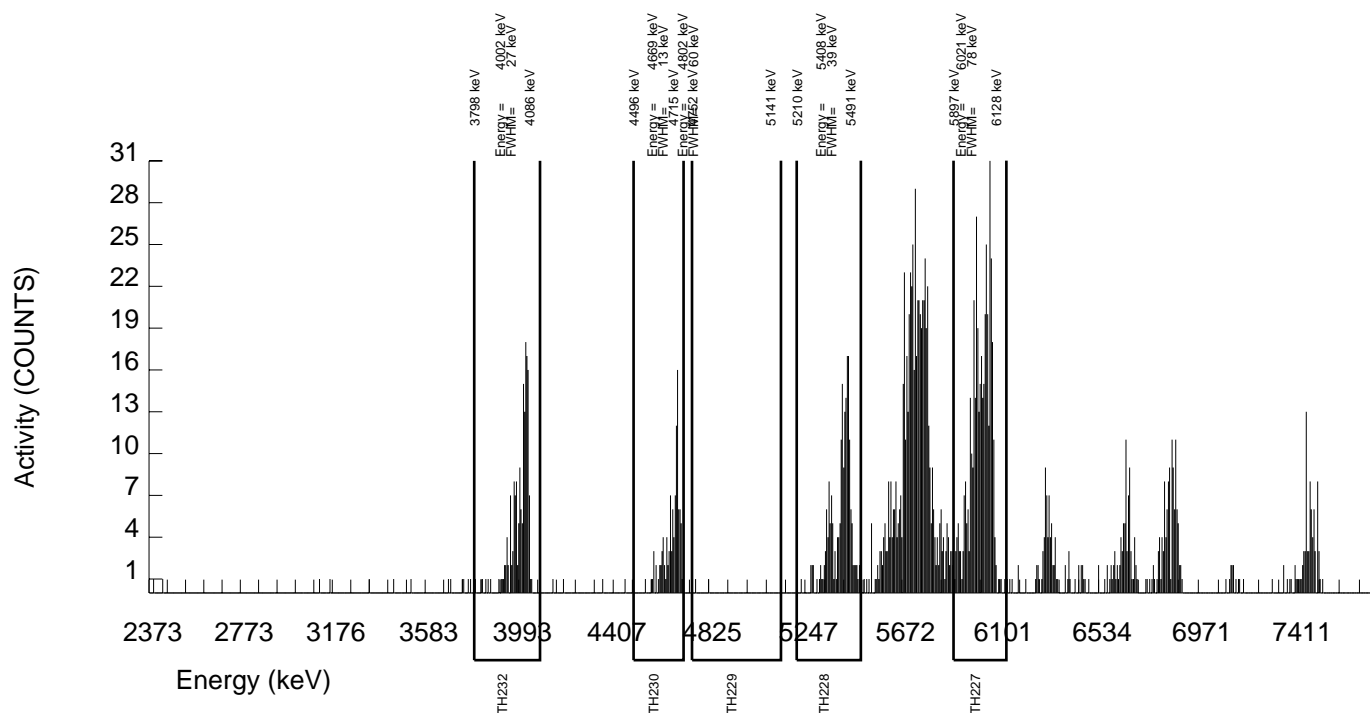
LCS/LCSD
ID : A2796-J
ISOTOPE : TH-230
PCI/G : 8.295E+00

TRACER
ID : 0387-B-102
ISOTOPE : AC227
NOMINAL : 3.91035 dpm
RESULTS : 2.66616 dpm

LIB FILE : ENV_ALPHA_TH.N
BKG FILE : B188.CNF;104
BKG DATE : 30-AUG-2009
EFF FILE : W188.CNF;39
CAL DATE : 24-AUG-2009

NUCLIDE ACTIVITY SUMMARY

NUCLIDE	ENERGY	GROSS AREA	NET AREA	BKG AREA	BKG Sg	%ABUN	ACTIVITY pCi/G	TPU 1.96-SIGMA	MDA pCi/G	Lc pCi/G	UNC pCi/G
AC-227	6038.010	416.000	412.000	4.000	2.0000	68.10000	6.83E+00	7.79E-01	2.04E-01	7.71E-02	6.66E-01
TH-228	5363.000	200.000	194.000	6.000	2.4495	99.94000	1.93E+00	3.02E-01	1.43E-01	5.66E-02	2.79E-01
TH229	4900.000	2.000	-3.000	5.000	2.2361	99.52000	-2.98E-02	5.15E-02	1.33E-01	5.17E-02	5.15E-02
TH-230	4625.000	105.000	102.000	3.000	1.7321	100.0000	1.01E+00	2.10E-01	1.09E-01	3.98E-02	2.01E-01
TH-232	3972.000	170.000	169.000	1.000	1.0000	100.0000	1.67E+00	2.72E-01	7.57E-02	2.30E-02	2.53E-01



GEL Laboratories LLC
ALPHA SPECTROSCOPY REPORT

BATCH NUMBER: 895167
SAMPLE DATE : 2-SEP-2009 06:40:00.

SAMPLE ID : S0235177010_TH
SAMPLE QTY: 0.248 G

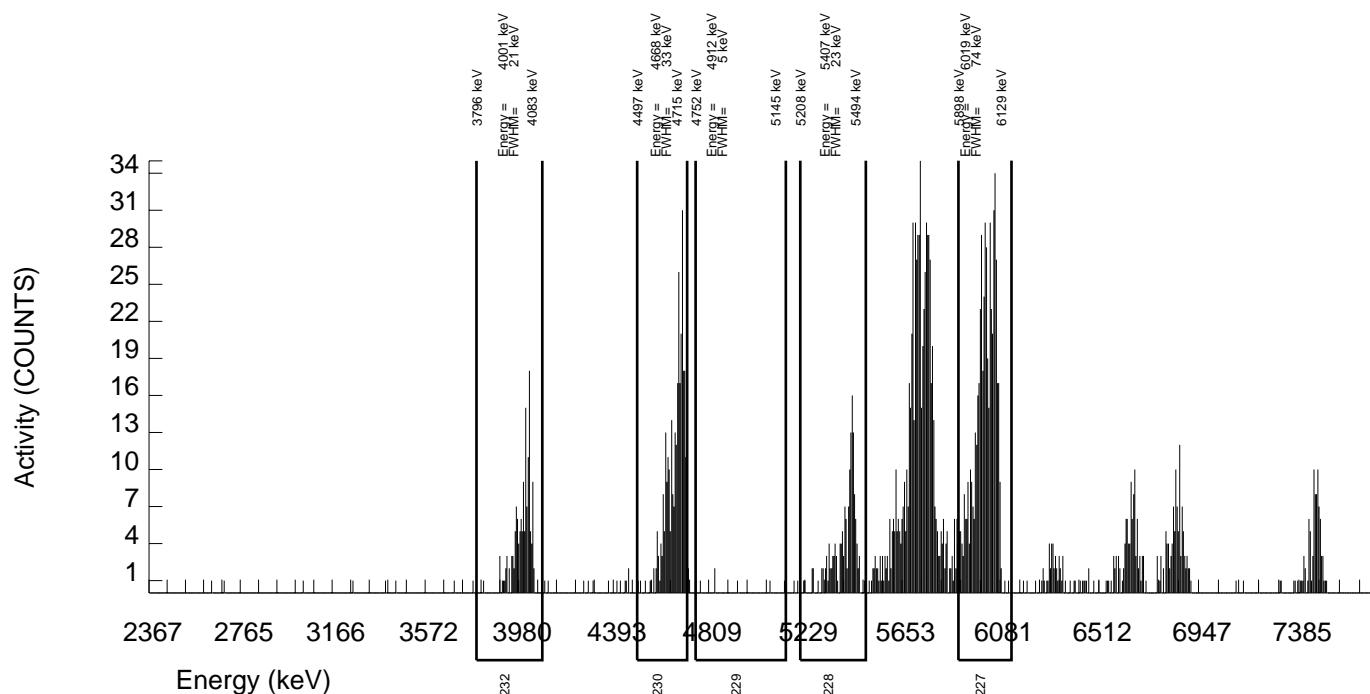
DETECTOR NUMBER :68635
AVERAGE %EFFICIENCY :25.5915
% YIELD : 91.120

COUNT DATE: 5-SEP-2009 12:07:50
ELAPSED LIVE TIME(SEC): 60000.00
ANALYST :MXA1

MS/MSD ID : A2796-J ISOTOPE : TH-230 PCI/G : 8.630E+00	LCS/LCSD ID : A2796-J ISOTOPE : TH-230 PCI/G : 8.630E+00	TRACER ID : 0387-B-102 ISOTOPE : AC227 NOMINAL : 3.91035 dpm RESULTS : 3.56311 dpm	LIB FILE : ENV_ALPHA_TH.N BKG FILE : B194.CNF;104 BKG DATE : 30-AUG-2009 EFF FILE : W194.CNF;38 CAL DATE : 24-AUG-2009
-----------------------------------------------------------------	-------------------------------------------------------------------	------------------------------------------------------------------------------------------------	------------------------------------------------------------------------------------------------------------------------------------

NUCLIDE ACTIVITY SUMMARY

NUCLIDE	ENERGY	GROSS AREA	NET AREA	BKG AREA	BKG Sg	%ABUN	ACTIVITY pCi/G	TPU 1.96-SIGMA	MDA pCi/G	Lc pCi/G	UNC pCi/G
AC-227	6038.010	549.000	544.000	5.000	2.2361	68.10000	7.10E+00	7.37E-01	1.75E-01	6.79E-02	6.02E-01
TH-228	5363.000	153.000	147.000	6.000	2.4495	99.94000	1.15E+00	2.05E-01	1.13E-01	4.46E-02	1.93E-01
TH229	4900.000	7.000	3.000	4.000	2.0000	99.52000	2.35E-02	5.09E-02	9.63E-02	3.64E-02	5.09E-02
TH-230	4625.000	299.000	298.000	1.000	1.0000	100.0000	2.32E+00	2.99E-01	5.96E-02	1.81E-02	2.64E-01
TH-232	3972.000	145.000	144.000	1.000	1.0000	100.0000	1.12E+00	1.96E-01	5.96E-02	1.81E-02	1.84E-01



GEL Laboratories LLC
ALPHA SPECTROSCOPY REPORT

BATCH NUMBER: 895167
SAMPLE DATE : 2-SEP-2009 06:40:00.

SAMPLE ID : S0235177011_TH
SAMPLE QTY: 0.248 G

DETECTOR NUMBER :78900
AVERAGE %EFFICIENCY :26.8457
% YIELD : 80.796

COUNT DATE: 5-SEP-2009 12:08:06
ELAPSED LIVE TIME(SEC): 60000.00
ANALYST :MXA1

MS/MSD
ID : A2796-J
ISOTOPE : TH-230
PCI/G : 8.630E+00

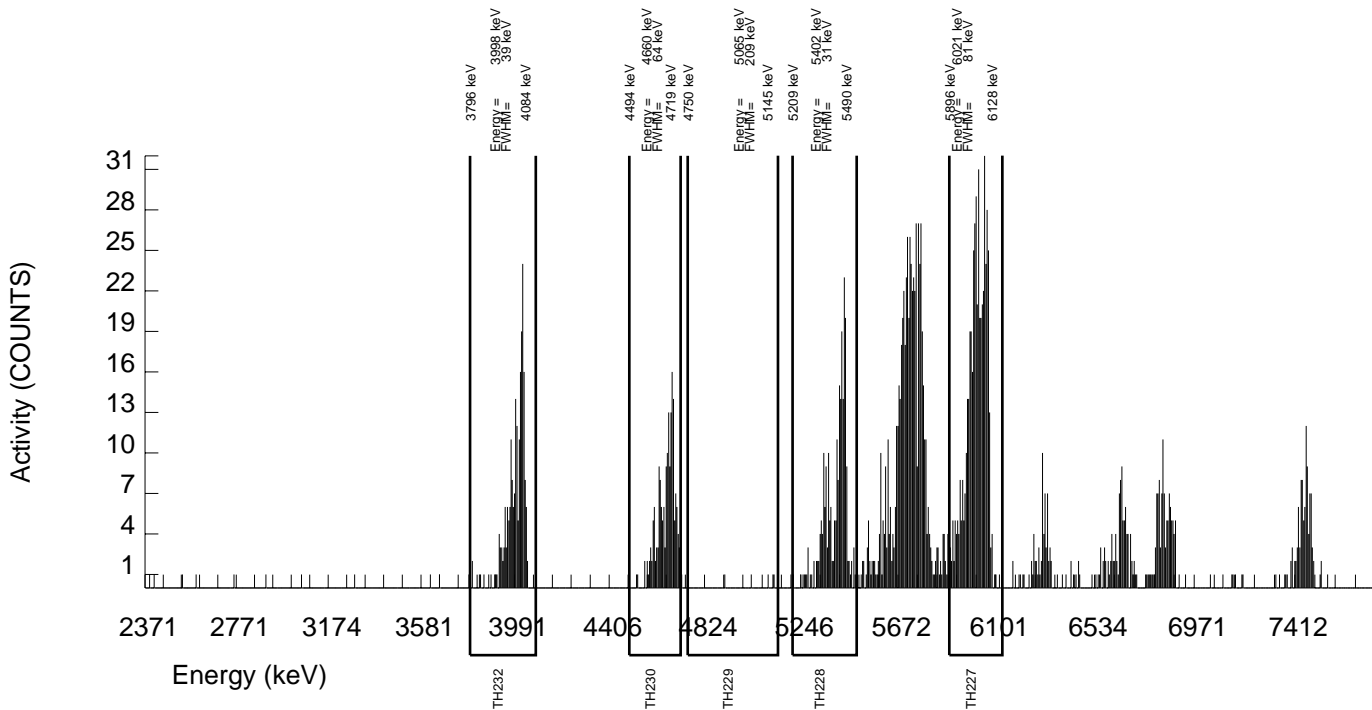
LCS/LCSD
ID : A2796-J
ISOTOPE : TH-230
PCI/G : 8.630E+00

TRACER
ID : 0387-B-102
ISOTOPE : AC227
NOMINAL : 3.91034 dpm
RESULTS : 3.15941 dpm

LIB FILE : ENV_ALPHA_TH.N
BKG FILE : B200.CNF;50
BKG DATE : 30-AUG-2009
EFF FILE : W200.CNF;35
CAL DATE : 24-AUG-2009

NUCLIDE ACTIVITY SUMMARY

NUCLIDE	ENERGY	GROSS AREA	NET AREA	BKG AREA	BKG Sg	%ABUN	ACTIVITY pCi/G	TPU 1.96-SIGMA	MDA pCi/G	Lc pCi/G	UNC pCi/G
AC-227	6038.010	510.000	506.000	4.000	2.0000	68.10000	7.10E+00	7.55E-01	1.73E-01	6.53E-02	6.24E-01
TH-228	5363.000	240.000	233.000	7.000	2.6458	99.94000	1.96E+00	2.84E-01	1.29E-01	5.18E-02	2.59E-01
TH229	4900.000	5.000	-6.000	11.000	3.3166	99.52000	-5.05E-02	6.60E-02	1.55E-01	6.49E-02	6.60E-02
TH-230	4625.000	179.000	177.000	2.000	1.4142	100.0000	1.48E+00	2.38E-01	8.02E-02	2.76E-02	2.21E-01
TH-232	3972.000	217.000	212.000	5.000	2.2361	100.0000	1.78E+00	2.67E-01	1.12E-01	4.36E-02	2.45E-01



GEL Laboratories LLC
ALPHA SPECTROSCOPY REPORT

BATCH NUMBER: 895167
SAMPLE DATE : 2-SEP-2009 06:40:00.

SAMPLE ID : S0235177012_TH
SAMPLE QTY: 0.248 G

DETECTOR NUMBER :78907
AVERAGE %EFFICIENCY :25.2346
% YIELD : 85.105

COUNT DATE: 5-SEP-2009 12:08:16
ELAPSED LIVE TIME(SEC): 60000.00
ANALYST :MXA1

MS/MSD
ID : A2796-J
ISOTOPE : TH-230
PCI/G : 8.630E+00

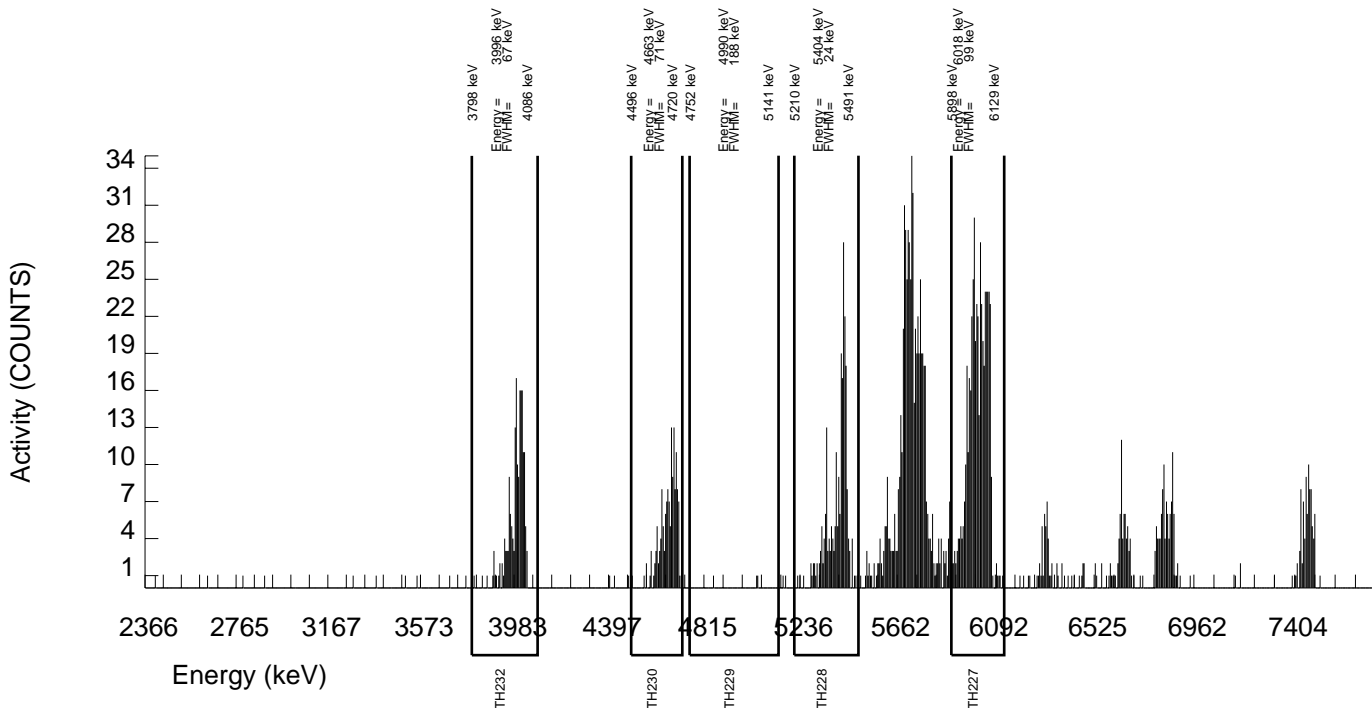
LCS/LCSD
ID : A2796-J
ISOTOPE : TH-230
PCI/G : 8.630E+00

TRACER
ID : 0387-B-102
ISOTOPE : AC227
NOMINAL : 3.91034 dpm
RESULTS : 3.32792 dpm

LIB FILE : ENV_ALPHA_TH.N
BKG FILE : B204.CNF;50
BKG DATE : 30-AUG-2009
EFF FILE : W204.CNF;35
CAL DATE : 24-AUG-2009

NUCLIDE ACTIVITY SUMMARY

NUCLIDE	ENERGY	GROSS AREA	NET AREA	BKG AREA	BKG Sg	%ABUN	ACTIVITY pCi/G	TPU 1.96-SIGMA	MDA pCi/G	Lc pCi/G	UNC pCi/G
AC-227	6038.010	503.000	501.000	2.000	1.4142	68.10000	7.10E+00	7.55E-01	1.36E-01	4.66E-02	6.24E-01
TH-228	5363.000	232.000	227.000	5.000	2.2361	99.94000	1.93E+00	2.81E-01	1.14E-01	4.42E-02	2.56E-01
TH229	4900.000	3.000	-6.000	9.000	3.0000	99.52000	-5.10E-02	5.77E-02	1.44E-01	5.93E-02	5.77E-02
TH-230	4625.000	147.000	144.000	3.000	1.7321	100.0000	1.22E+00	2.16E-01	9.35E-02	3.41E-02	2.03E-01
TH-232	3972.000	182.000	176.000	6.000	2.4495	100.0000	1.49E+00	2.44E-01	1.22E-01	4.82E-02	2.27E-01



GEL Laboratories LLC
ALPHA SPECTROSCOPY REPORT

BATCH NUMBER: 895167
SAMPLE DATE : 2-SEP-2009 06:40:00.

SAMPLE ID : S0235177013_TH
SAMPLE QTY: 0.251 G

DETECTOR NUMBER :78908
AVERAGE %EFFICIENCY :25.6002
% YIELD : 75.351

COUNT DATE: 5-SEP-2009 12:08:19
ELAPSED LIVE TIME(SEC): 60000.00
ANALYST :MXA1

MS/MSD
ID : A2796-J
ISOTOPE : TH-230
PCI/G : 8.527E+00

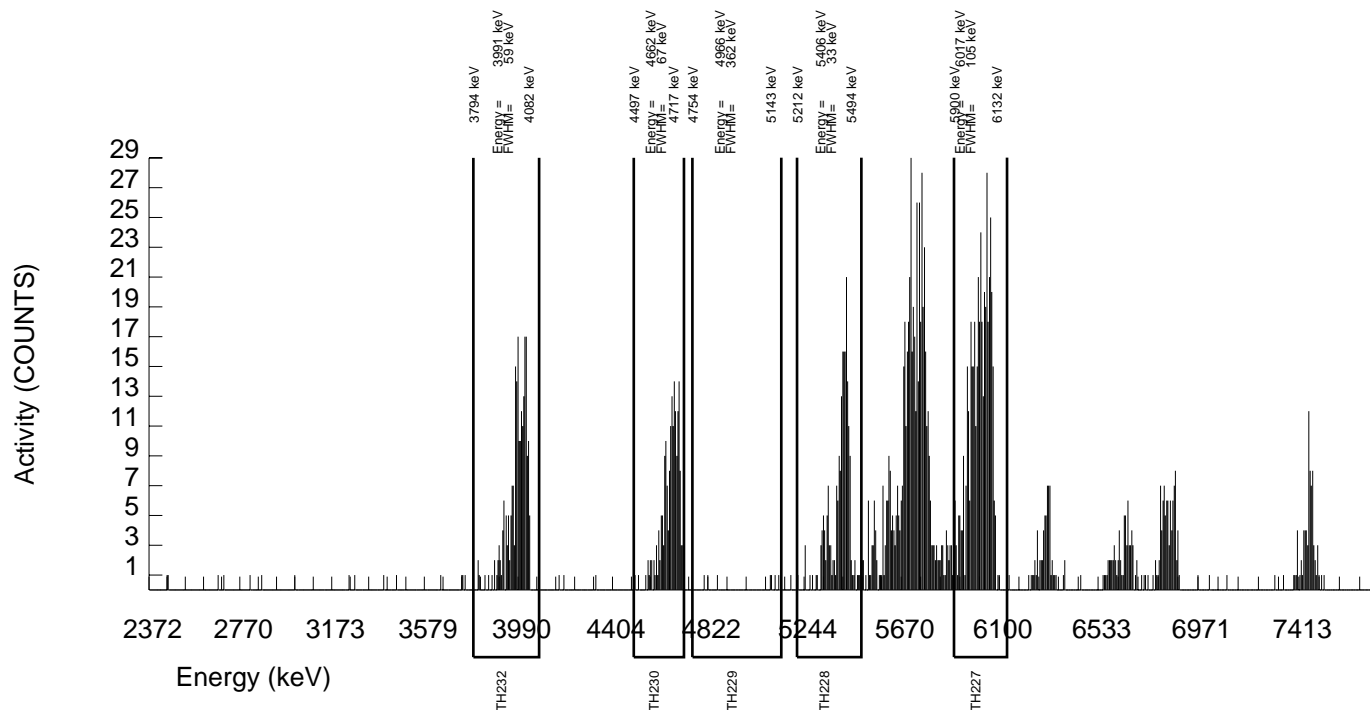
LCS/LCSD
ID : A2796-J
ISOTOPE : TH-230
PCI/G : 8.527E+00

TRACER
ID : 0387-B-102
ISOTOPE : AC227
NOMINAL : 3.91034 dpm
RESULTS : 2.94647 dpm

LIB FILE : ENV_ALPHA_TH.N
BKG FILE : B205.CNF;50
BKG DATE : 30-AUG-2009
EFF FILE : W205.CNF;35
CAL DATE : 24-AUG-2009

NUCLIDE ACTIVITY SUMMARY

NUCLIDE	ENERGY	GROSS AREA	NET AREA	BKG AREA	BKG Sg	%ABUN	ACTIVITY pCi/G	TPU 1.96-SIGMA	MDA pCi/G	Lc pCi/G	UNC pCi/G
AC-227	6038.010	451.000	450.000	1.000	1.0000	68.10000	7.02E+00	7.73E-01	1.19E-01	3.63E-02	6.50E-01
TH-228	5363.000	205.000	204.000	1.000	1.0000	99.94000	1.91E+00	2.86E-01	7.15E-02	2.17E-02	2.63E-01
TH229	4900.000	8.000	7.000	1.000	1.0000	99.52000	6.54E-02	5.51E-02	7.15E-02	2.17E-02	5.50E-02
TH-230	4625.000	184.000	184.000	0.000	0.0000	100.0000	1.71E+00	2.68E-01	2.79E-02	0.00E+00	2.47E-01
TH-232	3972.000	224.000	223.000	1.000	1.0000	100.0000	2.07E+00	3.00E-01	7.12E-02	2.16E-02	2.74E-01



GEL Laboratories LLC
ALPHA SPECTROSCOPY REPORT

BATCH NUMBER: 895167
SAMPLE DATE : 2-SEP-2009 06:40:00.

SAMPLE ID : S0235177014_TH
SAMPLE QTY: 0.250 G

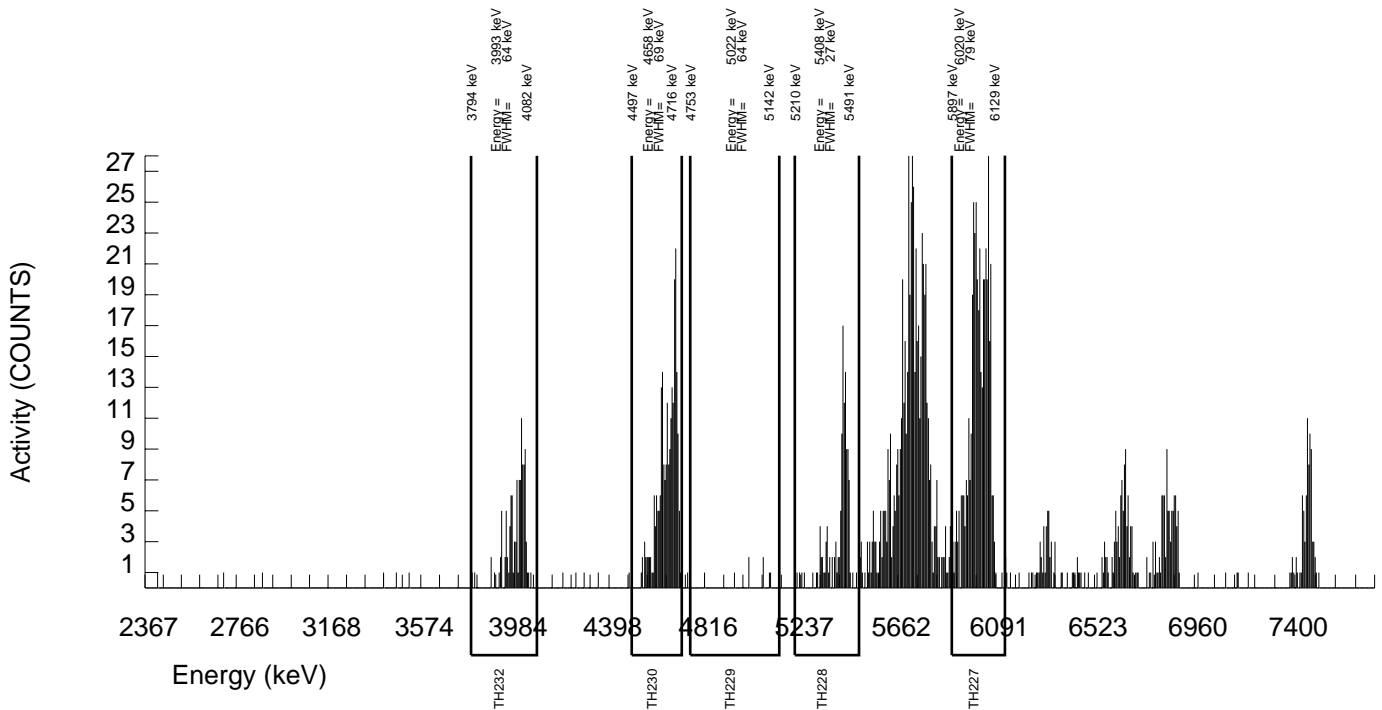
DETECTOR NUMBER :78909
AVERAGE %EFFICIENCY :25.3986
% YIELD : 72.742

COUNT DATE: 5-SEP-2009 12:08:21
ELAPSED LIVE TIME(SEC): 60000.00
ANALYST :MXA1

MS/MSD ID : A2796-J ISOTOPE : TH-230 PCI/G : 8.561E+00	LCS/LCSD ID : A2796-J ISOTOPE : TH-230 PCI/G : 8.561E+00	TRACER ID : 0387-B-102 ISOTOPE : AC227 NOMINAL : 3.91035 dpm RESULTS : 2.84446 dpm	LIB FILE : ENV_ALPHA_TH.N BKG FILE : B206.CNF;50 BKG DATE : 30-AUG-2009 EFF FILE : W206.CNF;35 CAL DATE : 24-AUG-2009
-----------------------------------------------------------------	-------------------------------------------------------------------	------------------------------------------------------------------------------------------------	-----------------------------------------------------------------------------------------------------------------------------------

NUCLIDE ACTIVITY SUMMARY

NUCLIDE	ENERGY	GROSS AREA	NET AREA	BKG AREA	BKG Sg	%ABUN	ACTIVITY pCi/G	TPU 1.96-SIGMA	MDA pCi/G	Lc pCi/G	UNC pCi/G
AC-227	6038.010	431.000	431.000	0.000	0.0000	68.10000	7.05E+00	7.87E-01	4.90E-02	0.00E+00	6.65E-01
TH-228	5363.000	126.000	125.000	1.000	1.0000	99.94000	1.22E+00	2.28E-01	7.49E-02	2.28E-02	2.16E-01
TH229	4900.000	8.000	8.000	0.000	0.0000	99.52000	7.84E-02	5.45E-02	2.94E-02	0.00E+00	5.43E-02
TH-230	4625.000	237.000	236.000	1.000	1.0000	100.0000	2.30E+00	3.25E-01	7.46E-02	2.27E-02	2.95E-01
TH-232	3972.000	110.000	110.000	0.000	0.0000	100.0000	1.07E+00	2.10E-01	2.93E-02	0.00E+00	2.00E-01



GEL Laboratories LLC
ALPHA SPECTROSCOPY REPORT

BATCH NUMBER: 895167
SAMPLE DATE : 2-SEP-2009 06:40:00.

SAMPLE ID : S0235177015_TH
SAMPLE QTY: 0.251 G

DETECTOR NUMBER :78911
AVERAGE %EFFICIENCY :25.5872
% YIELD : 73.379

COUNT DATE: 5-SEP-2009 12:08:26
ELAPSED LIVE TIME(SEC): 60000.00
ANALYST :MXA1

MS/MSD
ID : A2796-J
ISOTOPE : TH-230
PCI/G : 8.527E+00

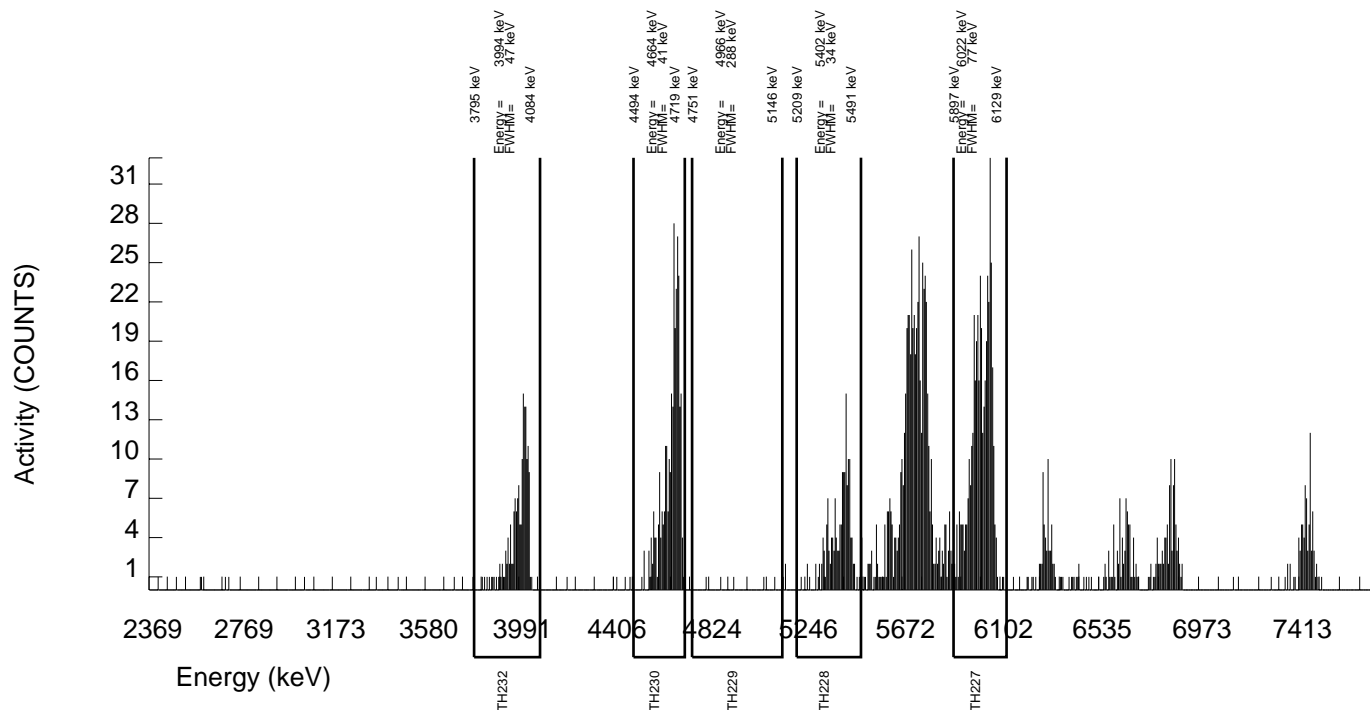
LCS/LCSD
ID : A2796-J
ISOTOPE : TH-230
PCI/G : 8.527E+00

TRACER
ID : 0387-B-102
ISOTOPE : AC227
NOMINAL : 3.91034 dpm
RESULTS : 2.86936 dpm

LIB FILE : ENV_ALPHA_TH.N
BKG FILE : B208.CNF;50
BKG DATE : 30-AUG-2009
EFF FILE : W208.CNF;35
CAL DATE : 24-AUG-2009

NUCLIDE ACTIVITY SUMMARY

NUCLIDE	ENERGY	GROSS AREA	NET AREA	BKG AREA	BKG Sg	%ABUN	ACTIVITY pCi/G	TPU 1.96-SIGMA	MDA pCi/G	Lc pCi/G	UNC pCi/G
AC-227	6038.010	438.000	438.000	0.000	0.0000	68.10000	7.02E+00	7.79E-01	4.81E-02	0.00E+00	6.57E-01
TH-228	5363.000	158.000	155.000	3.000	1.7321	99.94000	1.49E+00	2.55E-01	1.06E-01	3.87E-02	2.39E-01
TH229	4900.000	5.000	1.000	4.000	2.0000	99.52000	9.60E-03	5.65E-02	1.18E-01	4.47E-02	5.65E-02
TH-230	4625.000	296.000	295.000	1.000	1.0000	100.0000	2.82E+00	3.64E-01	7.31E-02	2.22E-02	3.23E-01
TH-232	3972.000	166.000	164.000	2.000	1.4142	100.0000	1.57E+00	2.60E-01	9.16E-02	3.14E-02	2.43E-01



GEL Laboratories LLC
ALPHA SPECTROSCOPY REPORT

BATCH NUMBER: 895167
SAMPLE DATE : 2-SEP-2009 06:40:00.

SAMPLE ID : S0235177016_TH
SAMPLE QTY: 0.249 G

DETECTOR NUMBER :76543
AVERAGE %EFFICIENCY :33.8839
% YIELD : 77.766

COUNT DATE: 5-SEP-2009 13:56:00
ELAPSED LIVE TIME(SEC): 59999.99
ANALYST :MXA1

MS/MSD
ID : A2796-J
ISOTOPE : TH-230
PCI/G : 8.595E+00

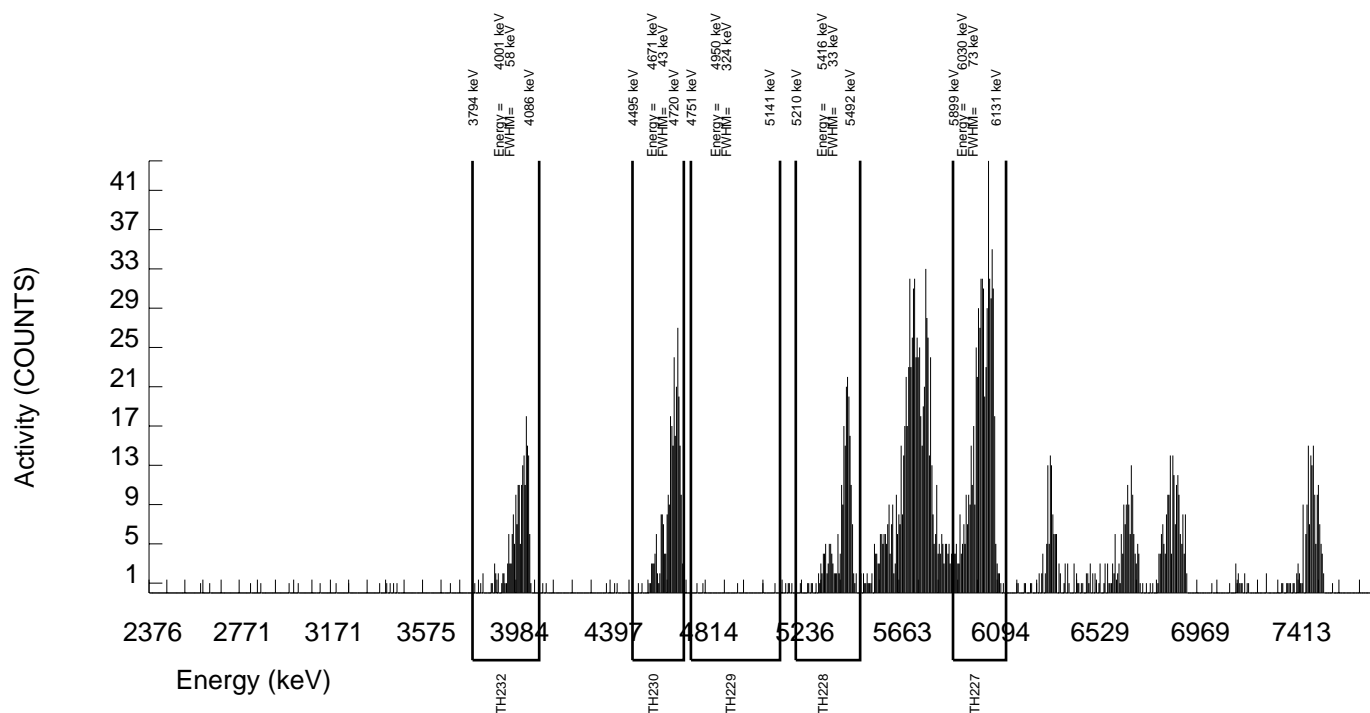
LCS/LCSD
ID : A2796-J
ISOTOPE : TH-230
PCI/G : 8.595E+00

TRACER
ID : 0387-B-102
ISOTOPE : AC227
NOMINAL : 3.91035 dpm
RESULTS : 3.04090 dpm

LIB FILE : ENV_ALPHA_TH.N
BKG FILE : B043.CNF;1051
BKG DATE : 30-AUG-2009
EFF FILE : W043.CNF;275
CAL DATE : 5-SEP-2009

NUCLIDE ACTIVITY SUMMARY

NUCLIDE	ENERGY	GROSS AREA	NET AREA	BKG AREA	BKG Sg	%ABUN	ACTIVITY pCi/G	TPU 1.96-SIGMA	MDA pCi/G	Lc pCi/G	UNC pCi/G
AC-227	6038.010	617.000	613.000	4.000	2.0000	68.10000	7.07E+00	7.04E-01	1.42E-01	5.37E-02	5.64E-01
TH-228	5363.000	221.000	217.000	4.000	2.0000	99.94000	1.50E+00	2.22E-01	8.48E-02	3.21E-02	2.03E-01
TH229	4900.000	5.000	0.000	5.000	2.2361	99.52000	3.29E-09	4.28E-02	9.25E-02	3.59E-02	4.28E-02
TH-230	4625.000	272.000	269.000	3.000	1.7321	100.0000	1.85E+00	2.49E-01	7.59E-02	2.77E-02	2.23E-01
TH-232	3972.000	201.000	200.000	1.000	1.0000	100.0000	1.37E+00	2.08E-01	5.25E-02	1.60E-02	1.91E-01



GEL Laboratories LLC
ALPHA SPECTROSCOPY REPORT

BATCH NUMBER: 895167
SAMPLE DATE : 2-SEP-2009 06:40:00.

SAMPLE ID : S0235177017_TH
SAMPLE QTY: 0.249 G

DETECTOR NUMBER :79459
AVERAGE %EFFICIENCY :34.6111
% YIELD : 71.536

COUNT DATE: 5-SEP-2009 13:56:00
ELAPSED LIVE TIME(SEC): 59999.99
ANALYST :MXA1

MS/MSD
ID : A2796-J
ISOTOPE : TH-230
PCI/G : 8.595E+00

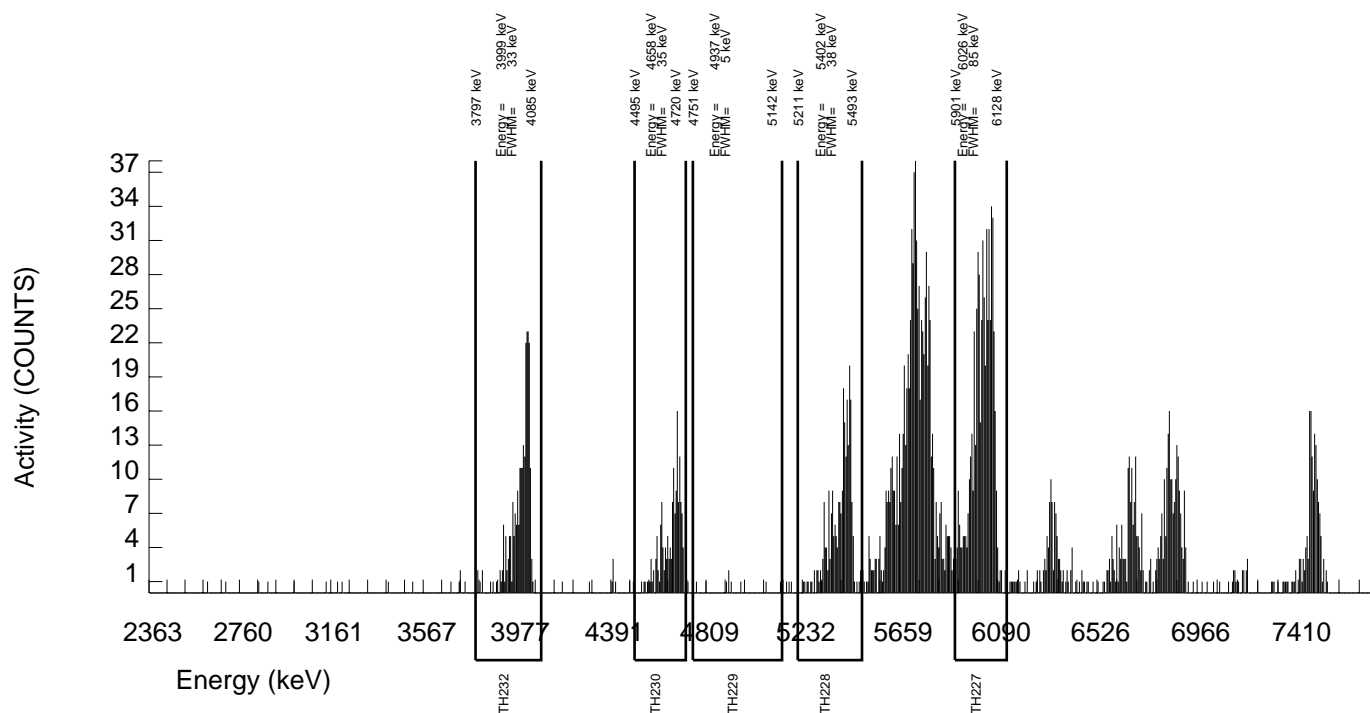
LCS/LCSD
ID : A2796-J
ISOTOPE : TH-230
PCI/G : 8.595E+00

TRACER
ID : 0387-B-102
ISOTOPE : AC227
NOMINAL : 3.91035 dpm
RESULTS : 2.79732 dpm

LIB FILE : ENV_ALPHA_TH.N
BKG FILE : B044.CNF;1061
BKG DATE : 30-AUG-2009
EFF FILE : W044.CNF;296
CAL DATE : 5-SEP-2009

NUCLIDE ACTIVITY SUMMARY

NUCLIDE	ENERGY	GROSS AREA	NET AREA	BKG AREA	BKG Sg	%ABUN	ACTIVITY pCi/G	TPU 1.96-SIGMA	MDA pCi/G	Lc pCi/G	UNC pCi/G
AC-227	6038.010	581.000	576.000	5.000	2.2361	68.10000	7.07E+00	7.20E-01	1.65E-01	6.39E-02	5.83E-01
TH-228	5363.000	248.000	245.000	3.000	1.7321	99.94000	1.80E+00	2.52E-01	8.11E-02	2.96E-02	2.28E-01
TH229	4900.000	9.000	1.000	8.000	2.8284	99.52000	7.34E-03	5.93E-02	1.19E-01	4.83E-02	5.93E-02
TH-230	4625.000	156.000	150.000	6.000	2.4495	100.0000	1.10E+00	1.94E-01	1.05E-01	4.16E-02	1.82E-01
TH-232	3972.000	245.000	243.000	2.000	1.4142	100.0000	1.78E+00	2.49E-01	7.00E-02	2.40E-02	2.25E-01



GEL Laboratories LLC
ALPHA SPECTROSCOPY REPORT

BATCH NUMBER: 895167
SAMPLE DATE : 2-SEP-2009 06:40:00.

SAMPLE ID : S0235177018_TH
SAMPLE QTY: 0.258 G

DETECTOR NUMBER :78783
AVERAGE %EFFICIENCY :33.8617
% YIELD : 78.324

COUNT DATE: 5-SEP-2009 13:56:00
ELAPSED LIVE TIME(SEC): 59999.99
ANALYST :MXA1

MS/MSD
ID : A2796-J
ISOTOPE : TH-230
PCI/G : 8.295E+00

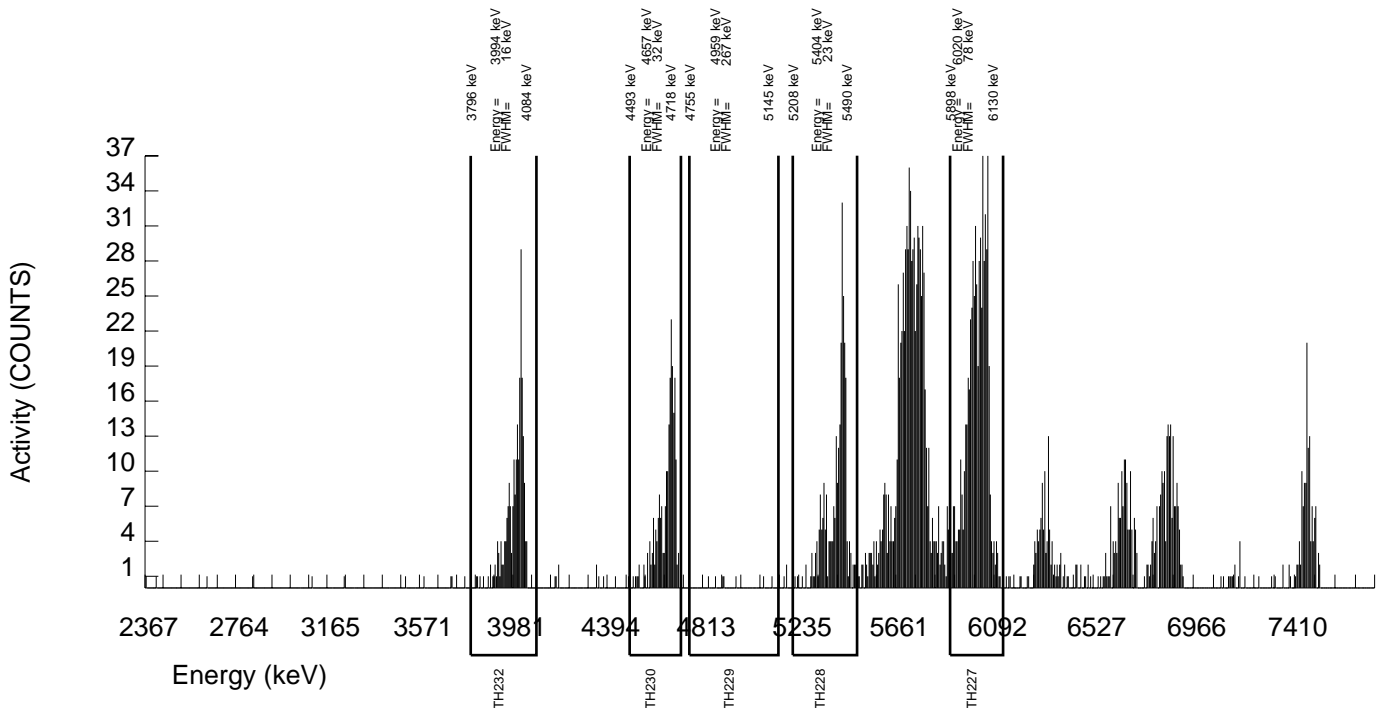
LCS/LCSD
ID : A2796-J
ISOTOPE : TH-230
PCI/G : 8.295E+00

TRACER
ID : 0387-B-102
ISOTOPE : AC227
NOMINAL : 3.91035 dpm
RESULTS : 3.06275 dpm

LIB FILE : ENV_ALPHA_TH.N
BKG FILE : B045.CNF;1050
BKG DATE : 30-AUG-2009
EFF FILE : W045.CNF;287
CAL DATE : 5-SEP-2009

NUCLIDE ACTIVITY SUMMARY

NUCLIDE	ENERGY	GROSS AREA	NET AREA	BKG AREA	BKG Sg	%ABUN	ACTIVITY pCi/G	TPU 1.96-SIGMA	MDA pCi/G	Lc pCi/G	UNC pCi/G
AC-227	6038.010	622.000	617.000	5.000	2.2361	68.10000	6.83E+00	6.78E-01	1.48E-01	5.76E-02	5.43E-01
TH-228	5363.000	280.000	277.000	3.000	1.7321	99.94000	1.83E+00	2.44E-01	7.31E-02	2.66E-02	2.18E-01
TH229	4900.000	7.000	1.000	6.000	2.4495	99.52000	6.61E-03	4.67E-02	9.52E-02	3.77E-02	4.67E-02
TH-230	4625.000	223.000	221.000	2.000	1.4142	100.0000	1.45E+00	2.12E-01	6.31E-02	2.17E-02	1.94E-01
TH-232	3972.000	225.000	221.000	4.000	2.0000	100.0000	1.45E+00	2.14E-01	8.10E-02	3.06E-02	1.95E-01



GEL Laboratories LLC
ALPHA SPECTROSCOPY REPORT

BATCH NUMBER: 895167
SAMPLE DATE : 2-SEP-2009 06:40:00.

SAMPLE ID : S0235177019_TH
SAMPLE QTY: 0.256 G

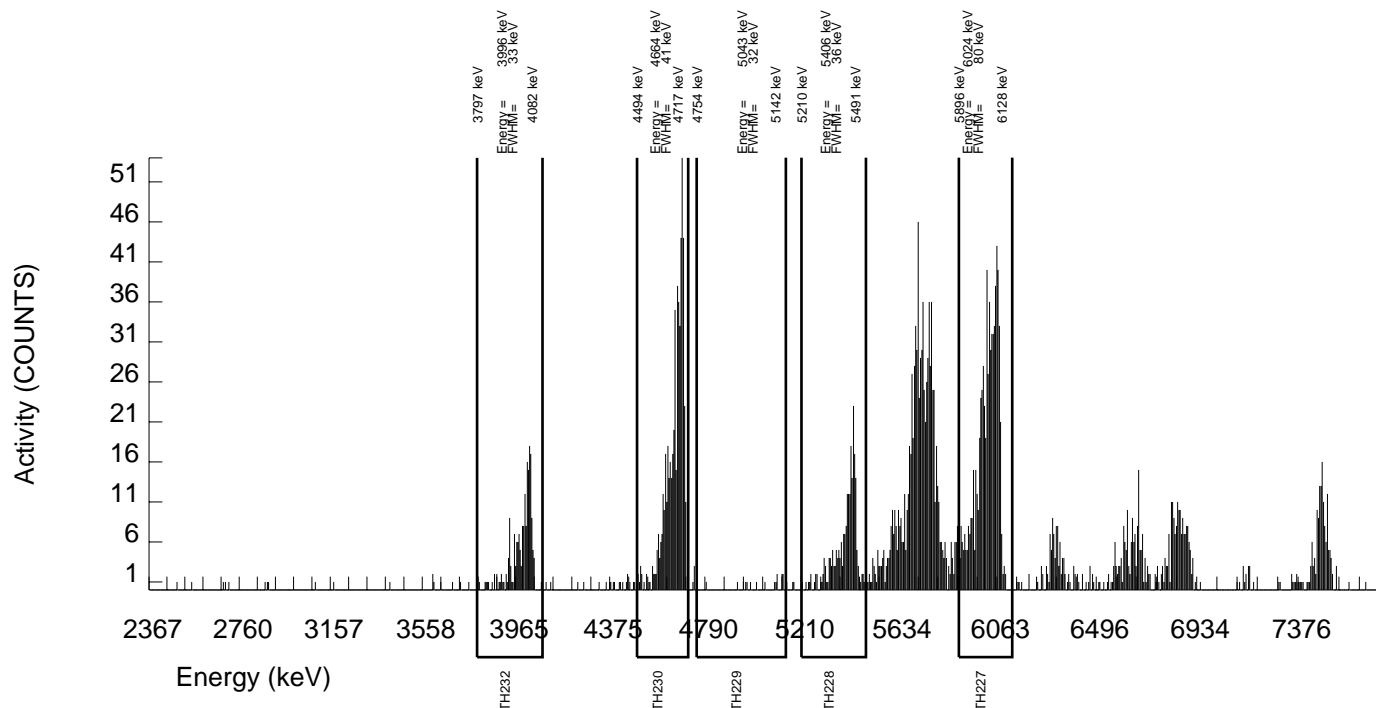
DETECTOR NUMBER :76544
AVERAGE %EFFICIENCY :34.2883
% YIELD : 87.128

COUNT DATE: 5-SEP-2009 13:56:00
ELAPSED LIVE TIME(SEC): 59999.99
ANALYST :MXA1

MS/MSD ID : A2796-J ISOTOPE : TH-230 PCI/G : 8.360E+00	LCS/LCSD ID : A2796-J ISOTOPE : TH-230 PCI/G : 8.360E+00	TRACER ID : 0387-B-102 ISOTOPE : AC227 NOMINAL : 3.91035 dpm RESULTS : 3.40701 dpm	LIB FILE : ENV_ALPHA_TH.N BKG FILE : B046.CNF;1061 BKG DATE : 30-AUG-2009 EFF FILE : W046.CNF;278 CAL DATE : 5-SEP-2009
-----------------------------------------------------------------	-------------------------------------------------------------------	------------------------------------------------------------------------------------------------	-------------------------------------------------------------------------------------------------------------------------------------

NUCLIDE ACTIVITY SUMMARY

NUCLIDE	ENERGY	GROSS AREA	NET AREA	BKG AREA	BKG Sg	%ABUN	ACTIVITY pCi/G	TPU 1.96-SIGMA	MDA pCi/G	Lc pCi/G	UNC pCi/G
AC-227	6038.010	700.000	695.000	5.000	2.2361	68.10000	6.88E+00	6.58E-01	1.33E-01	5.15E-02	5.15E-01
TH-228	5363.000	231.000	223.000	8.000	2.8284	99.94000	1.32E+00	1.96E-01	9.56E-02	3.89E-02	1.79E-01
TH229	4900.000	16.000	8.000	8.000	2.8284	99.52000	4.73E-02	5.69E-02	9.56E-02	3.89E-02	5.68E-02
TH-230	4625.000	533.000	532.000	1.000	1.0000	100.0000	3.13E+00	3.25E-01	4.51E-02	1.37E-02	2.67E-01
TH-232	3972.000	195.000	193.000	2.000	1.4142	100.0000	1.14E+00	1.76E-01	5.64E-02	1.94E-02	1.62E-01



GEL Laboratories LLC
ALPHA SPECTROSCOPY REPORT

BATCH NUMBER: 895167
SAMPLE DATE : 2-SEP-2009 06:40:00.

SAMPLE ID : S0235177020_TH
SAMPLE QTY: 0.250 G

DETECTOR NUMBER :46-089B1
AVERAGE %EFFICIENCY :34.1455
% YIELD : 77.295

COUNT DATE: 5-SEP-2009 13:56:00
ELAPSED LIVE TIME(SEC): 59999.99
ANALYST :MXA1

MS/MSD
ID : A2796-J
ISOTOPE : TH-230
PCI/G : 8.561E+00

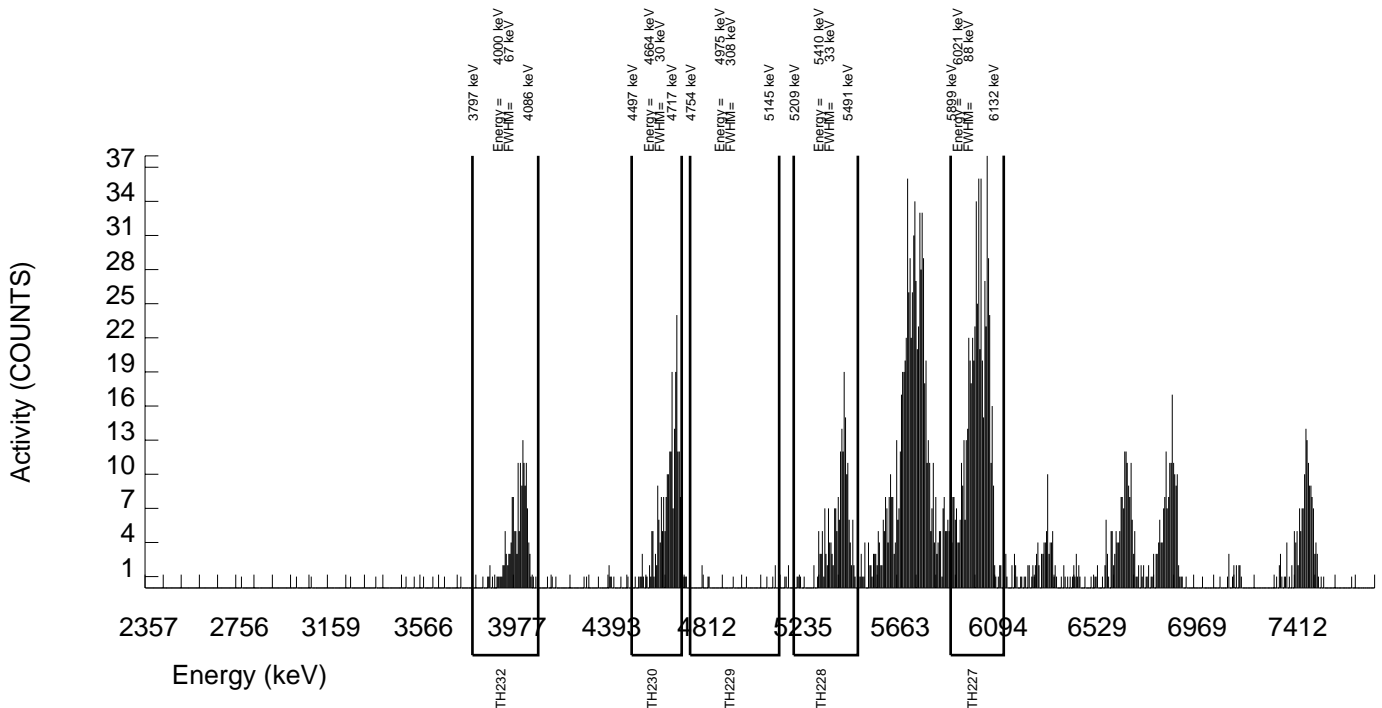
LCS/LCSD
ID : A2796-J
ISOTOPE : TH-230
PCI/G : 8.561E+00

TRACER
ID : 0387-B-102
ISOTOPE : AC227
NOMINAL : 3.91035 dpm
RESULTS : 3.02252 dpm

LIB FILE : ENV_ALPHA_TH.N
BKG FILE : B047.CNF;1056
BKG DATE : 30-AUG-2009
EFF FILE : W047.CNF;292
CAL DATE : 5-SEP-2009

NUCLIDE ACTIVITY SUMMARY

NUCLIDE	ENERGY	GROSS AREA	NET AREA	BKG AREA	BKG Sg	%ABUN	ACTIVITY pCi/G	TPU 1.96-SIGMA	MDA pCi/G	Lc pCi/G	UNC pCi/G
AC-227	6038.010	621.000	614.000	7.000	2.6458	68.10000	7.05E+00	7.03E-01	1.76E-01	7.06E-02	5.64E-01
TH-228	5363.000	203.000	192.000	11.000	3.3166	99.94000	1.32E+00	2.12E-01	1.26E-01	5.29E-02	1.97E-01
TH229	4900.000	10.000	2.000	8.000	2.8284	99.52000	1.37E-02	5.70E-02	1.11E-01	4.51E-02	5.70E-02
TH-230	4625.000	241.000	233.000	8.000	2.8284	100.0000	1.59E+00	2.32E-01	1.10E-01	4.49E-02	2.11E-01
TH-232	3972.000	161.000	155.000	6.000	2.4495	100.0000	1.06E+00	1.84E-01	9.83E-02	3.89E-02	1.73E-01



GEL Laboratories LLC
ALPHA SPECTROSCOPY REPORT

BATCH NUMBER: 895167
SAMPLE DATE : 2-SEP-2009 06:40:00.

SAMPLE ID : S1201905500_TH
SAMPLE QTY: 0.258 G

DETECTOR NUMBER :33454
AVERAGE %EFFICIENCY :31.5115
% YIELD : 74.617

COUNT DATE: 5-SEP-2009 13:55:54
ELAPSED LIVE TIME(SEC): 59999.99
ANALYST :MXA1

MS/MSD
ID : A2796-J
ISOTOPE : TH-230
PCI/G : 8.295E+00

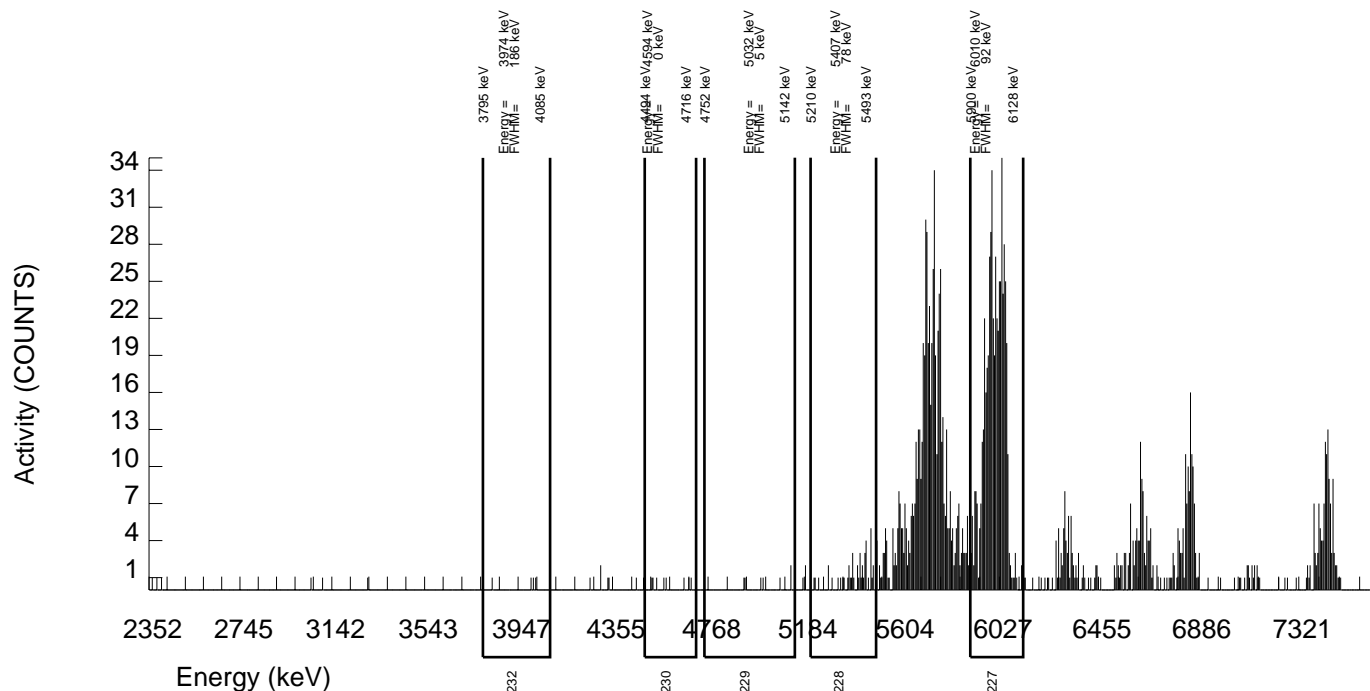
LCS/LCSD
ID : A2796-J
ISOTOPE : TH-230
PCI/G : 8.295E+00

TRACER
ID : 0387-B-102
ISOTOPE : AC227
NOMINAL : 3.91035 dpm
RESULTS : 2.91777 dpm

LIB FILE : ENV_ALPHA_TH.N
BKG FILE : B029.CNF;1061
BKG DATE : 30-AUG-2009
EFF FILE : W029.CNF;309
CAL DATE : 5-SEP-2009

NUCLIDE ACTIVITY SUMMARY

NUCLIDE	ENERGY	GROSS AREA	NET AREA	BKG AREA	BKG Sg	%ABUN	ACTIVITY pCi/G	TPU 1.96-SIGMA	MDA pCi/G	Lc pCi/G	UNC pCi/G
AC-227	6038.010	561.000	547.000	14.000	3.7417	68.10000	6.83E+00	7.26E-01	2.55E-01	1.09E-01	5.87E-01
TH-228	5363.000	45.000	23.000	22.000	4.6904	99.94000	1.72E-01	1.20E-01	1.85E-01	8.14E-02	1.20E-01
TH229	4900.000	7.000	0.000	7.000	2.6458	99.52000	3.56E-09	5.47E-02	1.14E-01	4.59E-02	5.47E-02
TH-230	4625.000	9.000	4.000	5.000	2.2361	100.0000	2.97E-02	5.45E-02	9.95E-02	3.86E-02	5.45E-02
TH-232	3972.000	4.000	0.000	4.000	2.0000	100.0000	1.77E-09	4.12E-02	9.14E-02	3.45E-02	4.12E-02



GEL Laboratories LLC
ALPHA SPECTROSCOPY REPORT

BATCH NUMBER: 895167
SAMPLE DATE : 2-SEP-2009 06:40:00.

SAMPLE ID : S1201905501_TH
SAMPLE QTY: 0.248 G

DETECTOR NUMBER :33447
AVERAGE %EFFICIENCY :32.0314
% YIELD : 82.129

COUNT DATE: 5-SEP-2009 13:55:54
ELAPSED LIVE TIME(SEC): 59999.99
ANALYST :MXA1

MS/MSD
ID : A2796-J
ISOTOPE : TH-230
PCI/G : 8.630E+00

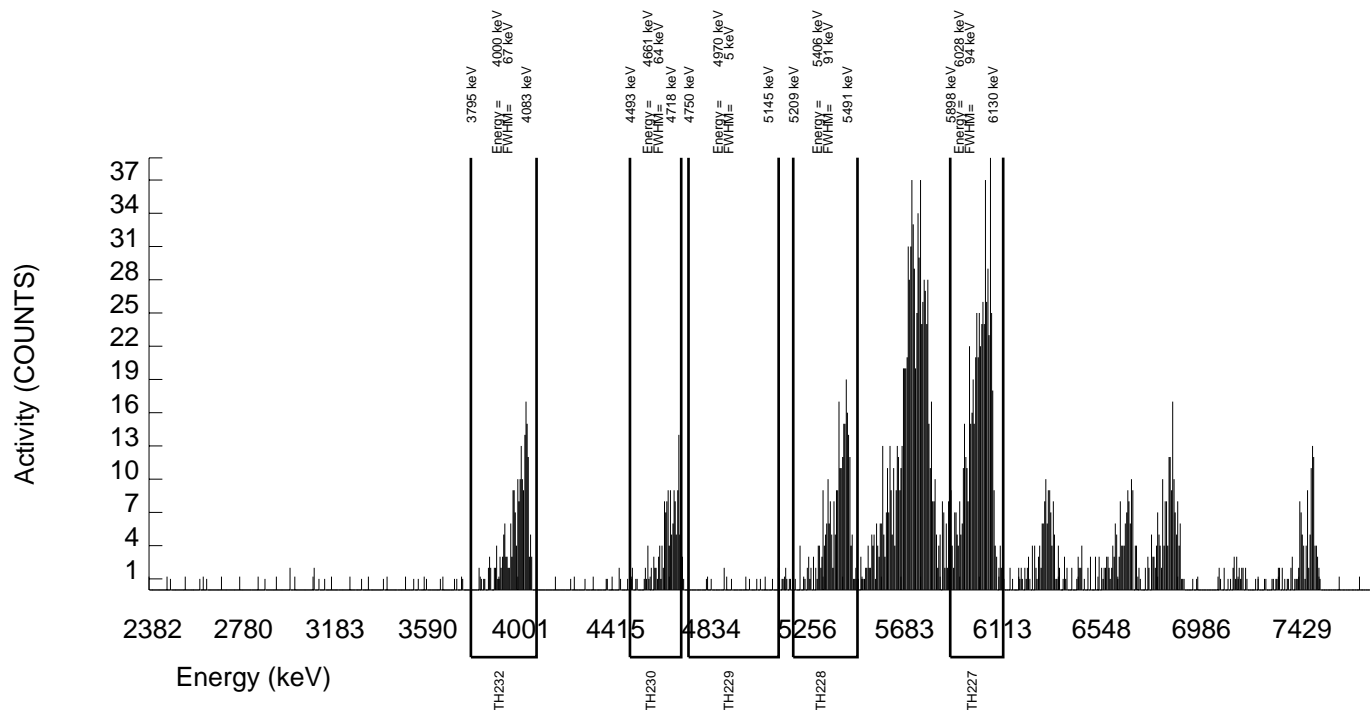
LCS/LCSD
ID : A2796-J
ISOTOPE : TH-230
PCI/G : 8.630E+00

TRACER
ID : 0387-B-102
ISOTOPE : AC227
NOMINAL : 3.91035 dpm
RESULTS : 3.21151 dpm

LIB FILE : ENV_ALPHA_TH.N
BKG FILE : B030.CNF;1058
BKG DATE : 30-AUG-2009
EFF FILE : W030.CNF;294
CAL DATE : 5-SEP-2009

NUCLIDE ACTIVITY SUMMARY

NUCLIDE	ENERGY	GROSS AREA	NET AREA	BKG AREA	BKG Sg	%ABUN	ACTIVITY pCi/G	TPU 1.96-SIGMA	MDA pCi/G	Lc pCi/G	UNC pCi/G
AC-227	6038.010	622.000	612.000	10.000	3.1623	68.10000	7.10E+00	7.26E-01	2.06E-01	8.54E-02	5.72E-01
TH-228	5363.000	275.000	240.000	35.000	5.9161	99.94000	1.66E+00	2.61E-01	2.12E-01	9.54E-02	2.39E-01
TH229	4900.000	9.000	-7.000	16.000	4.0000	99.52000	-4.86E-02	6.80E-02	1.50E-01	6.46E-02	6.80E-02
TH-230	4625.000	145.000	137.000	8.000	2.8284	100.0000	9.46E-01	1.78E-01	1.12E-01	4.54E-02	1.67E-01
TH-232	3972.000	218.000	217.000	1.000	1.0000	100.0000	1.50E+00	2.21E-01	5.28E-02	1.61E-02	2.00E-01



GEL Laboratories LLC
ALPHA SPECTROSCOPY REPORT

BATCH NUMBER: 895167
SAMPLE DATE : 2-SEP-2009 06:40:00.

SAMPLE ID : S1201905502_TH
SAMPLE QTY: 0.248 G

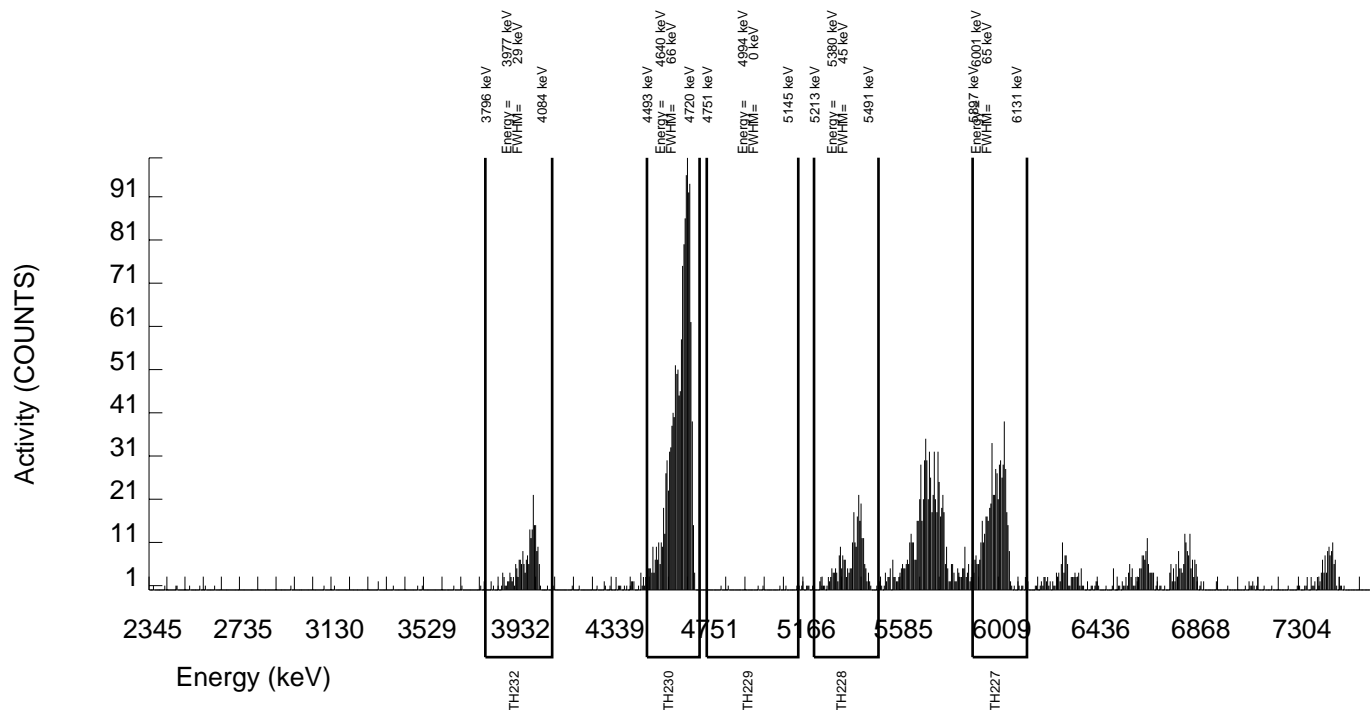
DETECTOR NUMBER :33454
AVERAGE %EFFICIENCY :31.6551
% YIELD : 72.872

COUNT DATE: 4-SEP-2009 11:28:27
ELAPSED LIVE TIME(SEC): 60000.00
ANALYST :MXA1

MS/MSD ID : A2796-J ISOTOPE : TH-230 PCI/G : 8.630E+00	LCS/LCSD ID : A2796-J ISOTOPE : TH-230 PCI/G : 8.630E+00	TRACER ID : 0387-B-102 ISOTOPE : AC227 NOMINAL : 3.91035 dpm RESULTS : 2.84954 dpm	LIB FILE : ENV_ALPHA_TH.N BKG FILE : B029.CNF;1061 BKG DATE : 30-AUG-2009 EFF FILE : W029.CNF;307 CAL DATE : 3-AUG-2009
-----------------------------------------------------------------	-------------------------------------------------------------------	------------------------------------------------------------------------------------------------	-------------------------------------------------------------------------------------------------------------------------------------

NUCLIDE ACTIVITY SUMMARY

NUCLIDE	ENERGY	GROSS AREA	NET AREA	BKG AREA	BKG Sg	%ABUN	ACTIVITY pCi/G	TPU 1.96-SIGMA	MDA pCi/G	Lc pCi/G	UNC pCi/G
AC-227	6038.010	576.000	559.000	17.000	4.1231	68.10000	7.10E+00	7.53E-01	2.82E-01	1.22E-01	6.06E-01
TH-228	5363.000	279.000	255.000	24.000	4.8990	99.94000	2.01E+00	2.98E-01	2.04E-01	9.00E-02	2.69E-01
TH229	4900.000	7.000	0.000	7.000	2.6458	99.52000	0.00E+00	5.80E-02	1.21E-01	4.87E-02	5.80E-02
TH-230	4625.000	1440.000	1434.000	6.000	2.4495	100.0000	1.13E+01	9.21E-01	1.13E-01	4.49E-02	5.87E-01
TH-232	3972.000	226.000	222.000	4.000	2.0000	100.0000	1.75E+00	2.59E-01	9.69E-02	3.66E-02	2.34E-01



GEL Laboratories LLC
ALPHA SPECTROSCOPY REPORT

BATCH NUMBER: 895167
SAMPLE DATE : 2-SEP-2009 06:40:00.

SAMPLE ID : S1201905503_TH
SAMPLE QTY: 0.258 G

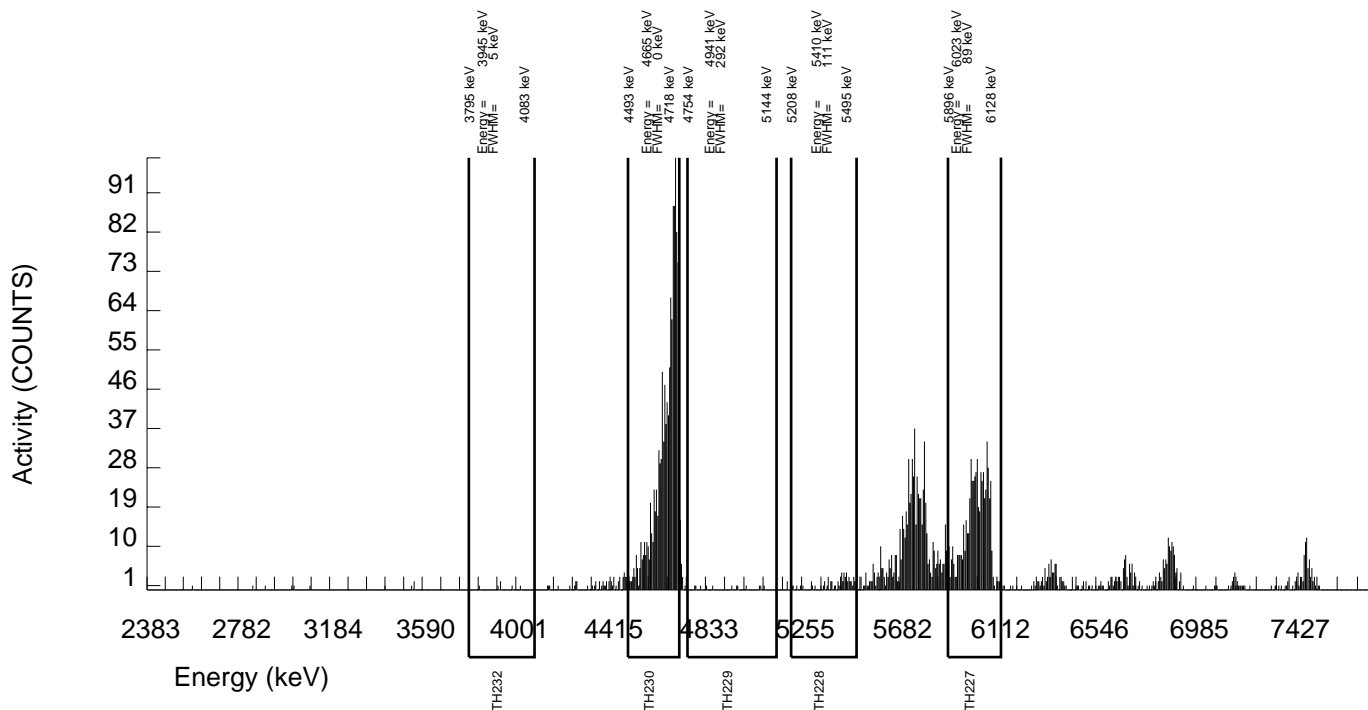
DETECTOR NUMBER :33447
AVERAGE %EFFICIENCY :31.9513
% YIELD : 80.204

COUNT DATE: 4-SEP-2009 11:28:27
ELAPSED LIVE TIME(SEC): 60000.00
ANALYST :MXA1

MS/MSD ID : A2796-J ISOTOPE : TH-230 PCI/G : 8.295E+00	LCS/LCSD ID : A2796-J ISOTOPE : TH-230 PCI/G : 8.295E+00	TRACER ID : 0387-B-102 ISOTOPE : AC227 NOMINAL : 3.91035 dpm RESULTS : 3.13624 dpm	LIB FILE : ENV_ALPHA_TH.N BKG FILE : B030.CNF;1058 BKG DATE : 30-AUG-2009 EFF FILE : W030.CNF;292 CAL DATE : 3-AUG-2009
-----------------------------------------------------------------	-------------------------------------------------------------------	------------------------------------------------------------------------------------------------	-------------------------------------------------------------------------------------------------------------------------------------

NUCLIDE ACTIVITY SUMMARY

NUCLIDE	ENERGY	GROSS AREA	NET AREA	BKG AREA	BKG Sg	%ABUN	ACTIVITY pCi/G	TPU 1.96-SIGMA	MDA pCi/G	Lc pCi/G	UNC pCi/G
AC-227	6038.010	631.000	621.000	10.000	3.1623	68.10000	6.83E+00	6.93E-01	1.95E-01	8.09E-02	5.46E-01
TH-228	5363.000	59.000	24.000	35.000	5.9161	99.94000	1.64E-01	1.30E-01	2.09E-01	9.41E-02	1.30E-01
TH229	4900.000	12.000	-4.000	16.000	4.0000	99.52000	-2.74E-02	7.10E-02	1.48E-01	6.37E-02	7.10E-02
TH-230	4625.000	1193.000	1185.000	8.000	2.8284	100.0000	8.07E+00	6.85E-01	1.10E-01	4.48E-02	4.63E-01
TH-232	3972.000	6.000	5.000	1.000	1.0000	100.0000	3.41E-02	3.54E-02	5.21E-02	1.58E-02	3.53E-02



Radiochemistry Batch Checklist, Rev 9

Batch# 896409 Product: Th Date: 9/8/09

Criteria:	Yes	No	Comments
Sample Solids are less than or equal to 100 mg for GAB.			N/A
Samples have been blank corrected (if required)			N/A
If activity less 10* MDA/ MDC, error is 150% or less of sample activity. If greater 10* MDA/ MDC, error is 40% or less. If below the MDA/ MDC, error is okay.	✓		
Instrument source check is within limits.	✓		
Instrument bkg check is within limits.	✓		
Method RDL/ LLD has been met.	✓		Case narrative
If duplicate activities are less 5* MDA/ MDC, then RPD is 100% or less. If greater 5* MDA/ MDC, then RPD 20% or less. If below the MDA/ MDC, the RPD is 0%.	✓		
Or meets the client's required RER acceptance criteria.	✓		
Tracer yield is 15-125% . Carrier yield 25-125%.	✓		
Or meets the client's contract acceptance criteria.	✓		
Method blank is less than the RDL/ LLD. (If rad samples. < 5% of lowest activity)	✓		
Sample was run within hold time.	✓		
Sample was correctly preserved if required.			N/A
Smears Taken for Radioactive batches.			N/A
Method Spike and LCS are within 75-125% or meets the client's contract acceptance criteria.	✓		
No blank spaces on data forms.	✓		
All line outs initialed and dated.	✓		
No transcription errors are apparent.	✓		
Aux data is correct.			N/A
Client Special requirements page has been checked.	✓		
Raw Data and/ or spectrum are included and properly stated.	✓		
QC data entered into QC database and batch is in REVW	✓		
Hit notification complete (if necessary)			N/A
Batch entered into Case Narrative.	✓		
Batch non-conformances completed, if applicable.	✓		NCR 730515
Batch non-conformances second reviewed and disposition verified to be completed.	✓		NCR 730515
Aliquot Correction completed if required.			N/A
Review sample historical results if available (If REMP, results above MDC have been verified by historical results, recount or re-analysis.)	✓		

GEL Laboratories, LLC

revised 8/1/08

Primary Review Performed By: JupLMR- 9/8/09
 Secondary Review Performed By: lit could 9/8/09

8/22 9/9
KSRD

Thorium (Ac-227 Tracer) Que Sheet

24-AUG-09

Batch #: 896409 Analyst: MXE1 First Client Due Date: 09-SEP-09 Internal Due Date: 29-AUG-09
 Tracer Isotope: Ac-227 Tracer Code: 0287-BAD2 Expiration Date: 1/23/10 Vol: 0.1 Ac-227 Separation Date/Time: 2200 8/24/09
 LCS Isotope: Th-230 LCS Code: A27960 Expiration Date: 4/13/10 Vol: 0.1
 Spike Isotope: Th-230 Spike Code: _____ Expiration Date: _____ Vol: _____
 Prep Date: 8/24/09 Initials: MME Pipet ID: 2971050 Balance ID: 16750207

Witness: AND 8/24/09
 Wet/Dry Aliquot (g/L) 9/8/09

Sample ID	Client Description	Type	Hazard Code	Min CRDL	Matrix	Client	Collection Date	Pos.	Label #	Wet/Dry Aliquot (g/L)	Th Det #
235177021-1	EB081109-SO	SAMPLE		.03 pCi/L	WATER	KERR003	11-AUG-09	1	1	0.800	29
235208014-1	EB081909-SO1	SAMPLE		.03 pCi/L	WATER	KERR003	19-AUG-09	2	2	0.800	41
1201908443-1	MB for batch 896409	MB		.03 pCi/L	WATER	QC ACCOUNT	11-AUG-09	3	3	0.800	41
1201908444-1	LCS for batch 896409	LCS		.03 pCi/L	WATER	QC ACCOUNT	11-AUG-09	4	4	0.800	42
1201908445-1	LCSD for batch 896409	LCSD		.03 pCi/L	WATER	QC ACCOUNT	11-AUG-09	5	5	0.800	43

Choose SOP Used: GL-RAD-A-038
 GL-RAD-A-045 _____
 GL-RAD-A-043 _____
 GL-RAD-A-032 _____

Solid Sample Dissolution by: LEACH OR DIGESTION
 Circle One

Data Reviewed By: Jac M.L. 9/8/09
9/8/09

GEL Laboratories LLC
ALPHA SPECTROSCOPY REPORT

BATCH NUMBER: 896409
SAMPLE DATE : 24-AUG-2009 22:00:00

SAMPLE ID : S0235177021_TH
SAMPLE QTY: 0.800 L

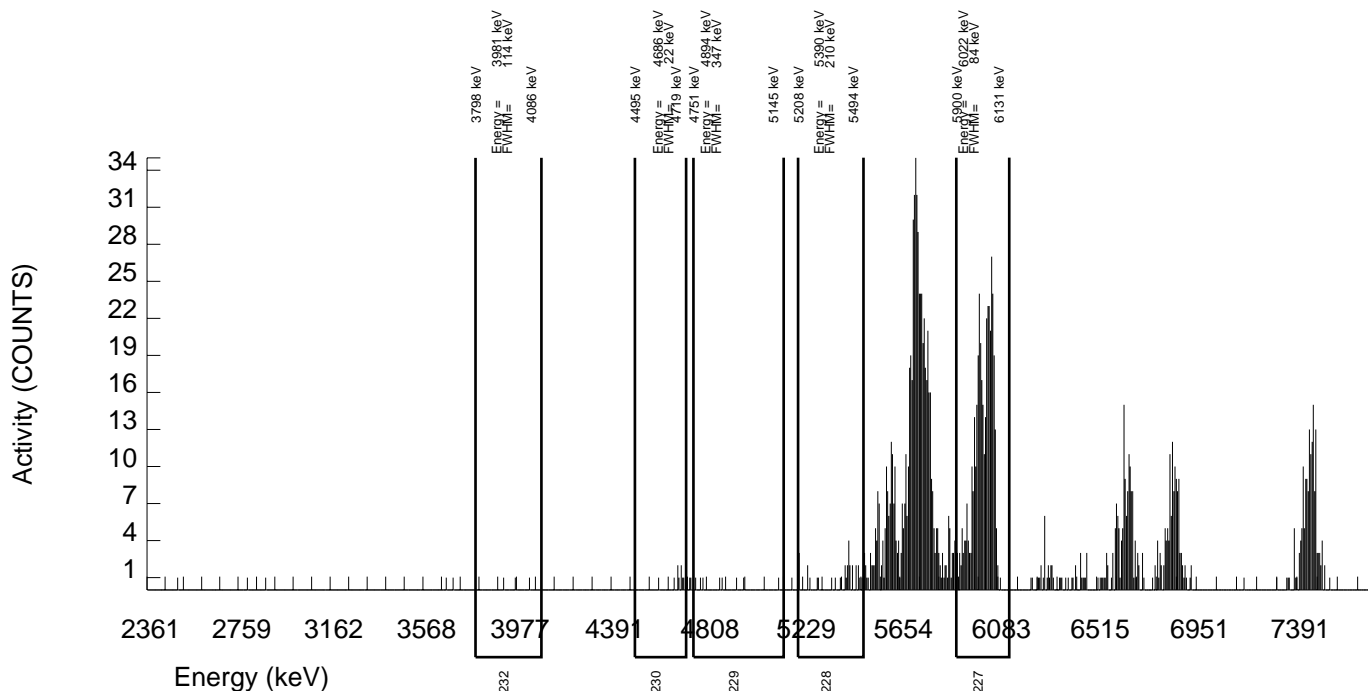
DETECTOR NUMBER :78903
AVERAGE %EFFICIENCY :26.3611
% YIELD : 89.247

COUNT DATE: 5-SEP-2009 12:08:11
ELAPSED LIVE TIME(SEC): 60000.00
ANALYST :MXE1

MS/MSD ID : A2796-J ISOTOPE : TH-230 PCI/L : 2.675E+00	LCS/LCSD ID : A2796-J ISOTOPE : TH-230 PCI/L : 2.675E+00	TRACER ID : 0387-B-102 ISOTOPE : AC227 NOMINAL : 3.91319 dpm RESULTS : 3.49241 dpm	LIB FILE : ENV_ALPHA_TH.N BKG FILE : B202.CNF;50 BKG DATE : 30-AUG-2009 EFF FILE : W202.CNF;35 CAL DATE : 24-AUG-2009
-----------------------------------------------------------------	-------------------------------------------------------------------	------------------------------------------------------------------------------------------------	-----------------------------------------------------------------------------------------------------------------------------------

NUCLIDE ACTIVITY SUMMARY

NUCLIDE	ENERGY	GROSS AREA	NET AREA	BKG AREA	BKG Sg	%ABUN	ACTIVITY pCi/L	TPU 1.96-SIGMA	MDA pCi/L	Lc pCi/L	UNC pCi/L
AC-227	6038.010	403.000	403.000	0.000	0.0000	68.10000	2.20E+00	2.46E-01	1.64E-02	0.00E+00	2.15E-01
TH-228	5363.000	31.000	29.000	2.000	1.4142	99.94000	7.03E-02	2.75E-02	2.32E-02	7.97E-03	2.73E-02
TH229	4900.000	8.000	7.000	1.000	1.0000	99.52000	1.68E-02	1.42E-02	1.84E-02	5.59E-03	1.41E-02
TH-230	4625.000	9.000	9.000	0.000	0.0000	100.0000	2.15E-02	1.41E-02	7.18E-03	0.00E+00	1.41E-02
TH-232	3972.000	3.000	2.000	1.000	1.0000	100.0000	4.79E-03	9.39E-03	1.83E-02	5.57E-03	9.38E-03



GEL Laboratories LLC
ALPHA SPECTROSCOPY REPORT

BATCH NUMBER: 896409
SAMPLE DATE : 24-AUG-2009 22:00:00

SAMPLE ID : S1201908443_TH
SAMPLE QTY: 0.800 L

DETECTOR NUMBER :78205
AVERAGE %EFFICIENCY :33.2073
% YIELD : 82.987

COUNT DATE:29-AUG-2009 18:13:46
ELAPSED LIVE TIME(SEC): 60000.00
ANALYST :MXE1

MS/MSD
ID : A2796-J
ISOTOPE : TH-230
PCI/L : 2.675E+00

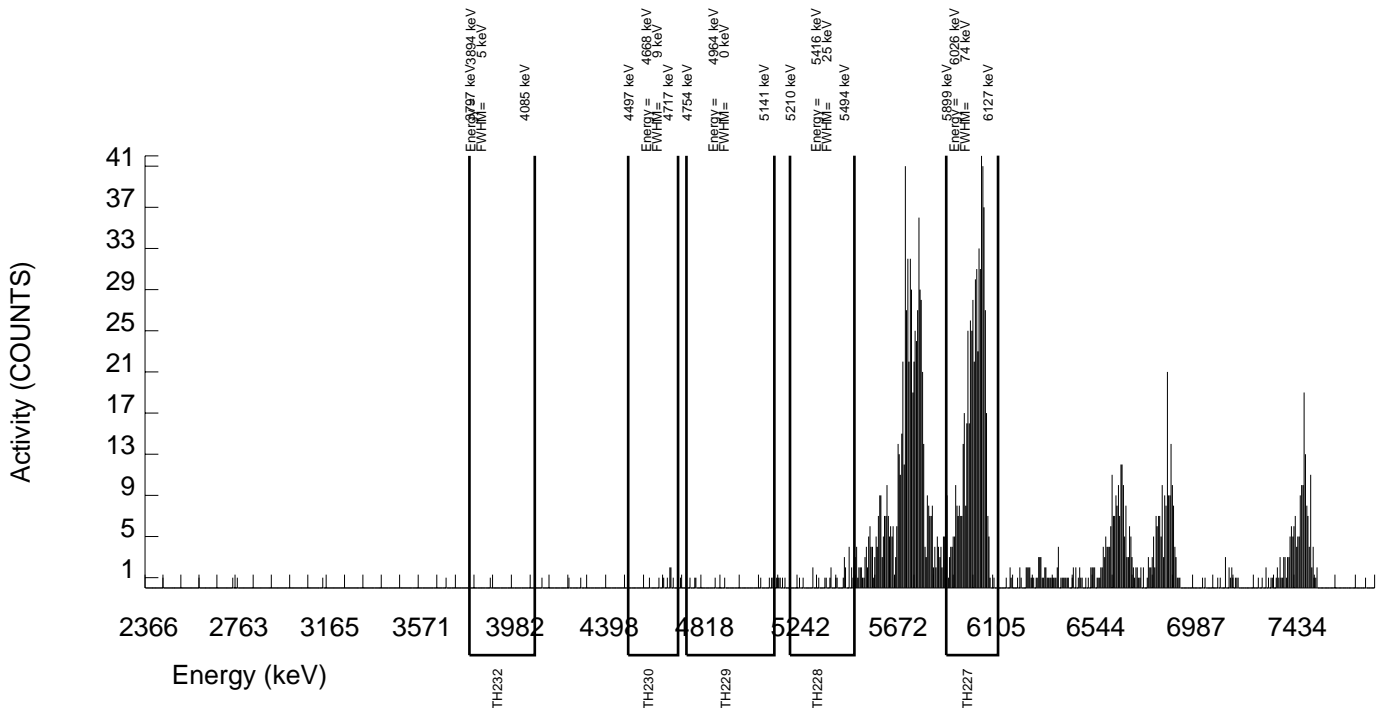
LCS/LCSD
ID : A2796-J
ISOTOPE : TH-230
PCI/L : 2.675E+00

TRACER
ID : 0387-B-102
ISOTOPE : AC227
NOMINAL : 3.91320 dpm
RESULTS : 3.24744 dpm

LIB FILE : ENV_ALPHA_TH.N
BKG FILE : B041.CNF;1054
BKG DATE : 23-AUG-2009
EFF FILE : W041.CNF;308
CAL DATE : 3-AUG-2009

NUCLIDE ACTIVITY SUMMARY

NUCLIDE	ENERGY	GROSS AREA	NET AREA	BKG AREA	BKG Sg	%ABUN	ACTIVITY pCi/L	TPU 1.96-SIGMA	MDA pCi/L	Lc pCi/L	UNC pCi/L
AC-227	6038.010	610.000	606.000	4.000	2.0000	68.10000	2.20E+00	2.13E-01	4.47E-02	1.69E-02	1.77E-01
TH-228	5363.000	25.000	14.000	11.000	3.3166	99.94000	2.88E-02	2.42E-02	3.79E-02	1.59E-02	2.42E-02
TH229	4900.000	9.000	4.000	5.000	2.2361	99.52000	8.21E-03	1.51E-02	2.75E-02	1.07E-02	1.51E-02
TH-230	4625.000	10.000	4.000	6.000	2.4495	100.0000	8.17E-03	1.60E-02	2.94E-02	1.16E-02	1.60E-02
TH-232	3972.000	1.000	1.000	0.000	0.0000	100.0000	2.04E-03	4.01E-03	6.13E-03	0.00E+00	4.00E-03



GEL Laboratories LLC
ALPHA SPECTROSCOPY REPORT

BATCH NUMBER: 896409
SAMPLE DATE : 24-AUG-2009 22:00:00

SAMPLE ID : S1201908444_TH
SAMPLE QTY: 0.800 L

DETECTOR NUMBER :78793
AVERAGE %EFFICIENCY :33.5513
% YIELD : 82.000

COUNT DATE:29-AUG-2009 18:13:46
ELAPSED LIVE TIME(SEC): 60000.00
ANALYST :MXE1

MS/MSD
ID : A2796-J
ISOTOPE : TH-230
PCI/L : 2.675E+00

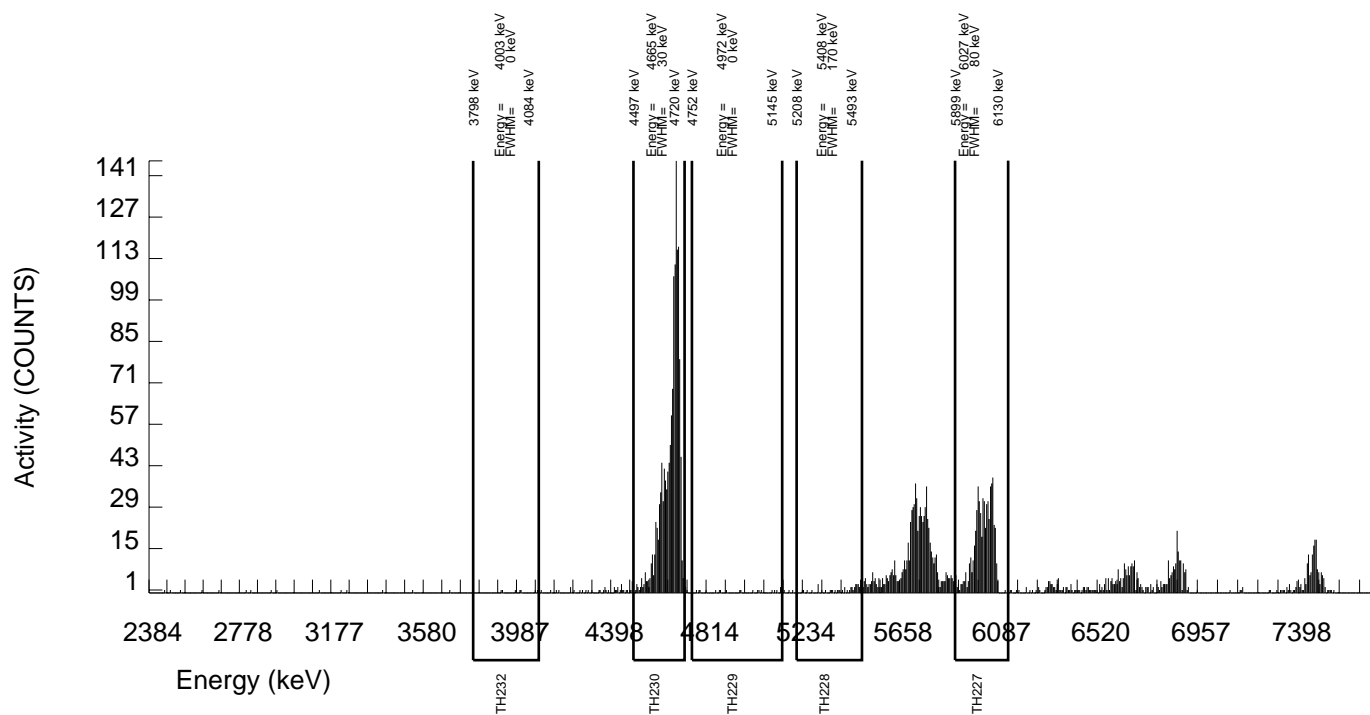
LCS/LCSD
ID : A2796-J
ISOTOPE : TH-230
PCI/L : 2.675E+00

TRACER
ID : 0387-B-102
ISOTOPE : AC227
NOMINAL : 3.91320 dpm
RESULTS : 3.20883 dpm

LIB FILE : ENV_ALPHA_TH.N
BKG FILE : B042.CNF;1053
BKG DATE : 23-AUG-2009
EFF FILE : W042.CNF;281
CAL DATE : 3-AUG-2009

NUCLIDE ACTIVITY SUMMARY

NUCLIDE	ENERGY	GROSS AREA	NET AREA	BKG AREA	BKG Sg	%ABUN	ACTIVITY pCi/L	TPU 1.96-SIGMA	MDA pCi/L	Lc pCi/L	UNC pCi/L
AC-227	6038.010	606.000	605.000	1.000	1.0000	68.10000	2.20E+00	2.12E-01	2.79E-02	8.47E-03	1.76E-01
TH-228	5363.000	39.000	28.000	11.000	3.3166	99.94000	5.76E-02	2.87E-02	3.79E-02	1.59E-02	2.85E-02
TH229	4900.000	19.000	10.000	9.000	3.0000	99.52000	2.06E-02	2.14E-02	3.49E-02	1.44E-02	2.13E-02
TH-230	4625.000	1407.000	1404.000	3.000	1.7321	100.0000	2.87E+00	2.16E-01	2.26E-02	8.25E-03	1.51E-01
TH-232	3972.000	7.000	5.000	2.000	1.4142	100.0000	1.02E-02	1.20E-02	1.96E-02	6.73E-03	1.20E-02



GEL Laboratories LLC
ALPHA SPECTROSCOPY REPORT

BATCH NUMBER: 896409
SAMPLE DATE : 24-AUG-2009 22:00:00

SAMPLE ID : S1201908445_TH
SAMPLE QTY: 0.800 L

DETECTOR NUMBER :76543
AVERAGE %EFFICIENCY :33.9498
% YIELD : 82.109

COUNT DATE:29-AUG-2009 18:13:47
ELAPSED LIVE TIME(SEC): 60000.00
ANALYST :MXE1

MS/MSD
ID : A2796-J
ISOTOPE : TH-230
PCI/L : 2.675E+00

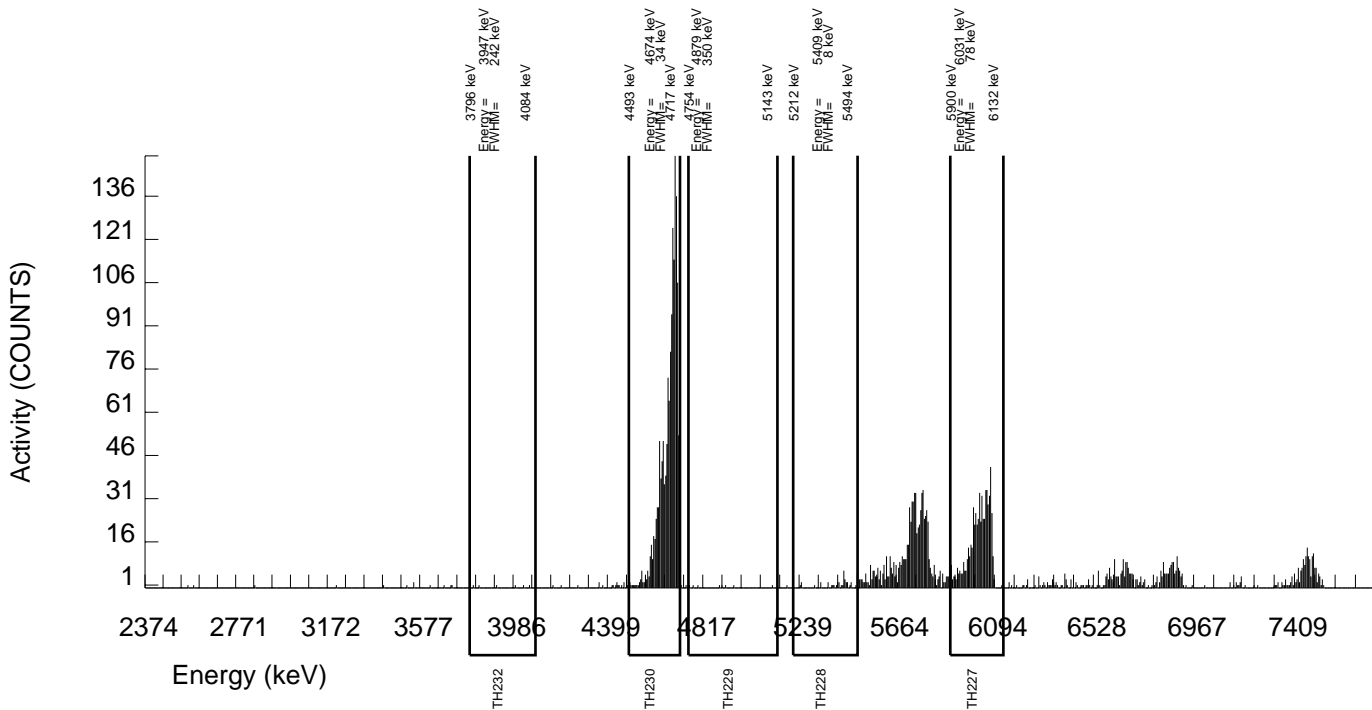
LCS/LCSD
ID : A2796-J
ISOTOPE : TH-230
PCI/L : 2.675E+00

TRACER
ID : 0387-B-102
ISOTOPE : AC227
NOMINAL : 3.91320 dpm
RESULTS : 3.21310 dpm

LIB FILE : ENV_ALPHA_TH.N
BKG FILE : B043.CNF;1049
BKG DATE : 23-AUG-2009
EFF FILE : W043.CNF;273
CAL DATE : 3-AUG-2009

NUCLIDE ACTIVITY SUMMARY

NUCLIDE	ENERGY	GROSS AREA	NET AREA	BKG AREA	BKG Sg	%ABUN	ACTIVITY pCi/L	TPU 1.96-SIGMA	MDA pCi/L	Lc pCi/L	UNC pCi/L
AC-227	6038.010	616.000	613.000	3.000	1.7321	68.10000	2.20E+00	2.12E-01	3.98E-02	1.45E-02	1.75E-01
TH-228	5363.000	35.000	30.000	5.000	2.2361	99.94000	6.09E-02	2.54E-02	2.72E-02	1.06E-02	2.52E-02
TH229	4900.000	9.000	5.000	4.000	2.0000	99.52000	1.01E-02	1.44E-02	2.50E-02	9.44E-03	1.43E-02
TH-230	4625.000	1501.000	1500.000	1.000	1.0000	100.0000	3.03E+00	2.24E-01	1.55E-02	4.70E-03	1.53E-01
TH-232	3972.000	6.000	5.000	1.000	1.0000	100.0000	1.01E-02	1.05E-02	1.55E-02	4.70E-03	1.05E-02



URANIUM

Radiochemistry Batch Checklist, Rev 9

Batch# 895168 Product: U Date: 9/8/09

Criteria:	Yes	No	Comments
Sample Solids are less than or equal to 100 mg for GAB.			N/A
Samples have been blank corrected (if required)			N/A
If activity less 10* MDA/ MDC, error is 150% or less of sample activity. If greater 10* MDA/ MDC, error is 40% or less. If below the MDA/ MDC, error is okay.	✓		
Instrument source check is within limits.	✓		
Instrument bkg check is within limits.		✓	NCR 730491
Method RDL/ LLD has been met.			
If duplicate activities are less 5* MDA/ MDC, then RPD is 100% or less. If greater 5* MDA/ MDC, then RPD 20% or less. If below the MDA/ MDC, the RPD is 0%.	✓		
Or meets the client's required RER acceptance criteria.			
Tracer yield is 15-125% . Carrier yield 25-125%.		✓	NCR 730491
Or meets the client's contract acceptance criteria.			
Method blank is less than the RDL/ LLD. (If rad samples, < 5% of lowest activity)	✓		
Sample was run within hold time.	✓		
Sample was correctly preserved if required.			N/A
Smears Taken for Radioactive batches.	✓		
Method Spike and LCS are within 75-125% or meets the client's contract acceptance criteria.	✓		
No blank spaces on data forms.			
All line outs initialed and dated.	✓		
No transcription errors are apparent.			
Aux data is correct.			N/A
Client Special requirements page has been checked.	✓		
Raw Data and/ or spectrum are included and properly stated.	✓		
QC data entered into QC database and batch is in REVW	✓		
Hit notification complete (if necessary)			N/A
Batch entered into Case Narrative.	✓		
Batch non-conformances completed, if applicable.	✓		NCR 730491
Batch non-conformances second reviewed and disposition verified to be completed.	✓		NCR 730491
Aliquot Correction completed if required.			N/A
Review sample historical results if available (If REMP, results above MDC have been verified by historical results, recount or re-analysis.)	✓		

GEL Laboratories, LLC

revised 8/1/08

Primary Review Performed By: Jap LM 9/8/09

Secondary Review Performed By: Just Caldwell 9/8/09

8/29 9/9

KERR

Uranium Que Sheet

P

19-AUG-09

Batch #: 895168 Analyst: MXA1 First Client Due Date: 09-SEP-09 Internal Due Date: 29-AUG-09

Tracer Isotope: U-232 U-236 Tracer Code: 1283-E Expiration Date: 1/15/10 Vol: 0.1 ml
 LCS Isotope: U-238 LCS Code: 1163-G Expiration Date: 4/16/10 Vol: 0.1 ml
 Spike Isotope: U-238 Spike Code: 1163-G Expiration Date: 4/16/10 Vol: 0.1 ml
 Prep Date: 8/27/09 Initials: MDA Pipet ID: 2971058 Balance ID: SD410272

Witness: KM 8-27-09

Sample ID	Client Description	Type	Hazard Code	Min CRDL	Matrix	Client	Collection Date	Pos.	Label #	Wet/Dry Aliquot (g/l/f)	U Det #
235177001-1	SA107-0.5B	SAMPLE		.04 pCi/g	SOIL	KERR003	11-AUG-09	1	1	0.502	168
235177002-1	SA107-10B	SAMPLE		.04 pCi/g	SOIL	KERR003	11-AUG-09	2	2	0.500	172
235177003-1	SA107009-10B	SAMPLE		.04 pCi/g	SOIL	KERR003	11-AUG-09	3	3	0.503	9
235177004-1	SA107-29B	SAMPLE		.04 pCi/g	SOIL	KERR003	11-AUG-09	4	4	0.501	10
235177005-1	SA61-10B	SAMPLE		.04 pCi/g	SOIL	KERR003	11-AUG-09	5	5	0.497	13
235177006-1	SA61-30B	SAMPLE		.04 pCi/g	SOIL	KERR003	11-AUG-09	6	6	0.504	14
235177007-1	SA155-0.5B	SAMPLE		.04 pCi/g	SOIL	KERR003	11-AUG-09	7	7	0.505	16
235177008-1	SA155009-0.5B	SAMPLE		.04 pCi/g	SOIL	KERR003	11-AUG-09	8	8	0.503	17
235177009-1	SA155-10B	SAMPLE		.04 pCi/g	SOIL	KERR003	11-AUG-09	9	9	0.504	18
235177010-1	SA155-30B	SAMPLE		.04 pCi/g	SOIL	KERR003	11-AUG-09	10	10	0.503	23
235177011-1	SA115-0.5B	SAMPLE		.04 pCi/g	SOIL	KERR003	11-AUG-09	11	11	0.505	114
235177012-1	SA115-10B	SAMPLE		.04 pCi/g	SOIL	KERR003	11-AUG-09	12	12	0.500	116
235177013-1	SA115009-10B	SAMPLE		.04 pCi/g	SOIL	KERR003	11-AUG-09	13	13	0.506	118
235177014-1	SA115-25B	SAMPLE		.04 pCi/g	SOIL	KERR003	11-AUG-09	14	14	0.500	123
235177015-1	SA115-40B	SAMPLE		.04 pCi/g	SOIL	KERR003	11-AUG-09	15	15	0.501	127
235177016-1	SA115-51B	SAMPLE		.04 pCi/g	SOIL	KERR003	11-AUG-09	16	16	0.498	131
235177017-1	RSAU6-0.5B	SAMPLE		.04 pCi/g	SOIL	KERR003	11-AUG-09	17	17	0.499	151
235177018-1	RSAU6-10B	SAMPLE		.04 pCi/g	SOIL	KERR003	11-AUG-09	18	18	0.504	155
235177019-1	RSAU6-25B	SAMPLE		.04 pCi/g	SOIL	KERR003	11-AUG-09	19	19	0.505	161
235177020-1	RSAU6-40B	SAMPLE		.04 pCi/g	SOIL	KERR003	11-AUG-09	20	20	0.501	165
1201905504-1	MB for batch 895168	MB		.04 pCi/g	SOIL	QC ACCOUNT	11-AUG-09	21	21	0.506	167
1201905505-1	RSAU6-0.5B(235177017DUP)	DUP		.04 pCi/g	SOIL	QC ACCOUNT	11-AUG-09	22	22	0.500	168
1201905506-1	RSAU6-0.5B(235177017MS)	MS		.04 pCi/g	SOIL	QC ACCOUNT	11-AUG-09	23	23	0.502	168
1201905507-1	LCS for batch 895168	LCS		.04 pCi/g	SOIL	QC ACCOUNT	11-AUG-09	24	24	0.506	168

106

Choose SOP used: GL-RAD-A-011
 GL-RAD-A-038
 GL-RAD-A-045
 GL-RAD-A-043

Solid Sample Dissolution by: LEACH or DIGESTION
 Circle One

Data Reviewed By: Jep M L - 9/8/09

9/8/09

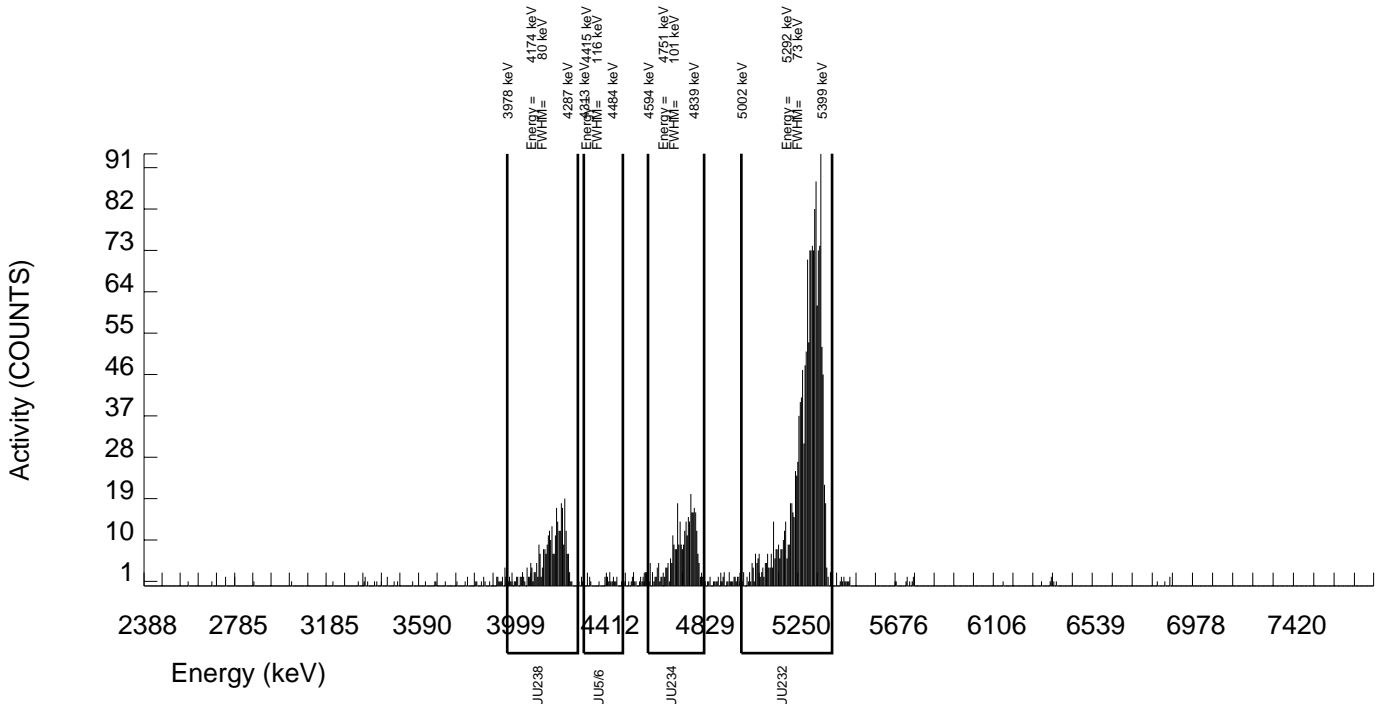
GEL Laboratories LLC
ALPHA SPECTROSCOPY REPORT

BATCH NUMBER: 895168 SAMPLE DATE : 11-AUG-2009 00:00:00		SAMPLE ID : S0235177001_UU SAMPLE QTY: 0.502 G	
DETECTOR NUMBER :72547 AVERAGE %EFFICIENCY :38.9180 % YIELD : 81.546		COUNT DATE: 4-SEP-2009 14:42:38 ELAPSED LIVE TIME(SEC): 60000.00 ANALYST :MXA1	
MS/MSD ID : 1163-G ISOTOPE : U-238 PCI/G : 5.018E+00	LCS/LCSD ID : 1163-G ISOTOPE : U-238 PCI/G : 5.018E+00	TRACER ID : 1283-E ISOTOPE : U232 NOMINAL : 5.26247 dpm RESULTS : 4.29132 dpm	LIB FILE : ENV_ALPHA_UU.N BKG FILE : B168.CNF;121 BKG DATE : 30-AUG-2009 EFF FILE : W168.CNF;40 CAL DATE : 24-AUG-2009

NUCLIDE ACTIVITY SUMMARY

NUCLIDE	ENERGY	GROSS AREA	NET AREA	BKG AREA	BKG Sg	%ABUN	ACTIVITY pCi/G	TPU 1.96-SIGMA	MDA pCi/G	Lc pCi/G	UNC pCi/G
U-3/4	4763.020	342.000	331.957	5.000	2.2361	100.0000	9.39E-01	1.62E-01	3.79E-02	1.47E-02	1.02E-01
U232	5302.100	1695.000	1669.000	26.000	5.0990	100.0000	4.72E+00	6.73E-01	7.56E-02	3.36E-02	2.30E-01
U-235	4391.000	25.000	22.000	3.000	1.7321	80.90000	7.69E-02	3.77E-02	3.87E-02	1.41E-02	3.62E-02
U-238	4184.730	328.000	323.000	5.000	2.2361	100.0000	9.13E-01	1.59E-01	3.79E-02	1.47E-02	1.01E-01

NOTE: Corrections made to U-3/4 net area due to tracer impurity



GEL Laboratories LLC
ALPHA SPECTROSCOPY REPORT

BATCH NUMBER: 895168
SAMPLE DATE : 11-AUG-2009 00:00:00

SAMPLE ID : S0235177002_UU
SAMPLE QTY: 0.500 G

DETECTOR NUMBER :78772
AVERAGE %EFFICIENCY :37.9772
% YIELD : 63.738

COUNT DATE: 4-SEP-2009 14:42:43
ELAPSED LIVE TIME(SEC): 60000.00
ANALYST :MXA1

MS/MSD
ID : 1163-G
ISOTOPE : U-238
PCI/G : 5.038E+00

LCS/LCSD
ID : 1163-G
ISOTOPE : U-238
PCI/G : 5.038E+00

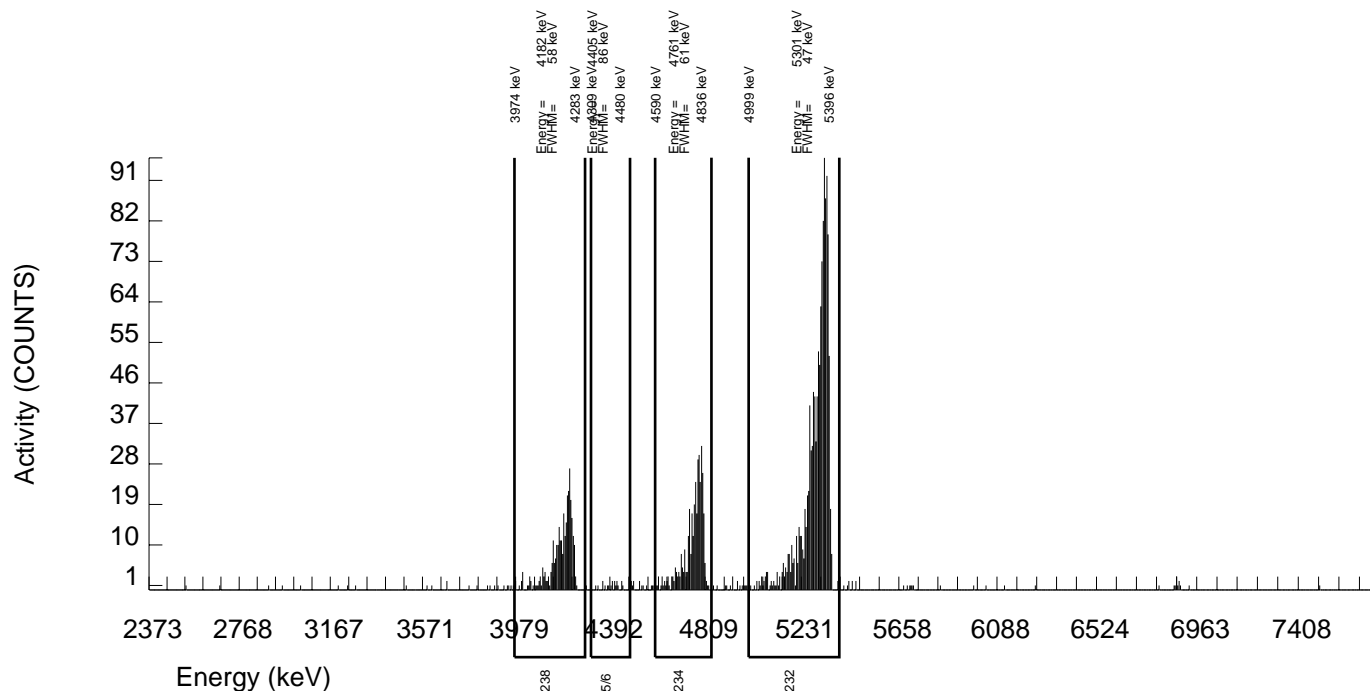
TRACER
ID : 1283-E
ISOTOPE : U232
NOMINAL : 5.26247 dpm
RESULTS : 3.35422 dpm

LIB FILE : ENV_ALPHA_UU.N
BKG FILE : B172.CNF;125
BKG DATE : 30-AUG-2009
EFF FILE : W172.CNF;50
CAL DATE : 24-AUG-2009

NUCLIDE ACTIVITY SUMMARY

NUCLIDE	ENERGY	GROSS AREA	NET AREA	BKG AREA	BKG Sg	%ABUN	ACTIVITY pCi/G	TPU 1.96-SIGMA	MDA pCi/G	Lc pCi/G	UNC pCi/G
U-3/4	4763.020	377.000	365.154	8.000	2.8284	100.0000	1.36E+00	2.34E-01	6.01E-02	2.45E-02	1.42E-01
U232	5302.100	1276.000	1273.000	3.000	1.7321	100.0000	4.74E+00	6.97E-01	4.12E-02	1.50E-02	2.61E-01
U-235	4391.000	19.000	19.000	0.000	0.0000	80.90000	8.74E-02	4.11E-02	1.38E-02	0.00E+00	3.93E-02
U-238	4184.730	321.000	316.000	5.000	2.2361	100.0000	1.18E+00	2.07E-01	4.99E-02	1.94E-02	1.32E-01

NOTE: Corrections made to U-3/4 net area due to tracer impurity



GEL Laboratories LLC
ALPHA SPECTROSCOPY REPORT

BATCH NUMBER: 895168
SAMPLE DATE : 11-AUG-2009 00:00:00

SAMPLE ID : S0235177003_UU
SAMPLE QTY: 0.503 G

DETECTOR NUMBER :72528
AVERAGE %EFFICIENCY :34.0291
% YIELD : 85.273

COUNT DATE: 5-SEP-2009 13:02:01
ELAPSED LIVE TIME(SEC): 60000.00
ANALYST :MXA1

MS/MSD
ID : 1163-G
ISOTOPE : U-238
PCI/G : 5.008E+00

LCS/LCSD
ID : 1163-G
ISOTOPE : U-238
PCI/G : 5.008E+00

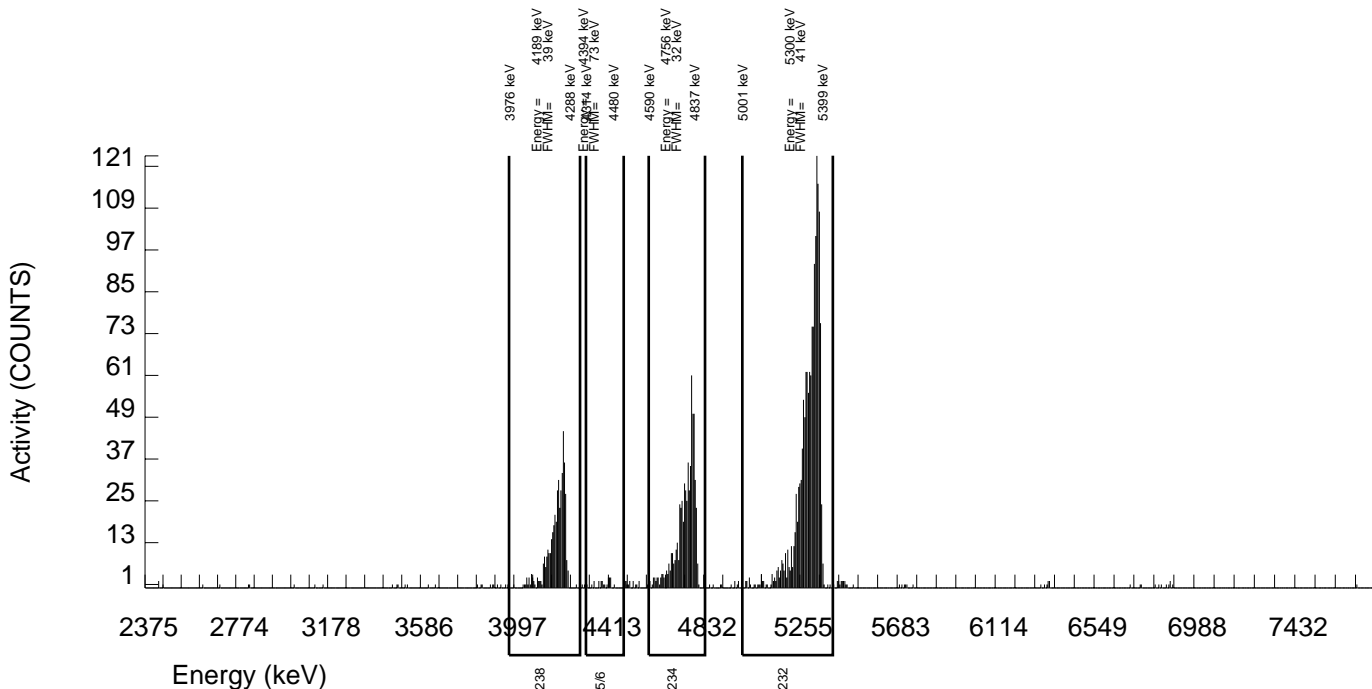
TRACER
ID : 1283-E
ISOTOPE : U232
NOMINAL : 5.26247 dpm
RESULTS : 4.48746 dpm

LIB FILE : ENV_ALPHA_UU.N
BKG FILE : B009.CNF;1052
BKG DATE : 30-AUG-2009
EFF FILE : W009.CNF;295
CAL DATE : 4-SEP-2009

NUCLIDE ACTIVITY SUMMARY

NUCLIDE	ENERGY	GROSS AREA	NET AREA	BKG AREA	BKG Sg	%ABUN	ACTIVITY pCi/G	TPU 1.96-SIGMA	MDA pCi/G	Lc pCi/G	UNC pCi/G
U-3/4	4763.020	618.000	607.389	6.000	2.4495	100.0000	1.87E+00	2.94E-01	4.44E-02	1.76E-02	1.51E-01
U232	5302.100	1539.000	1526.000	13.000	3.6056	100.0000	4.71E+00	6.78E-01	6.11E-02	2.59E-02	2.38E-01
U-235	4391.000	24.000	23.000	1.000	1.0000	80.90000	8.77E-02	3.92E-02	2.92E-02	8.87E-03	3.74E-02
U-238	4184.730	448.000	442.000	6.000	2.4495	100.0000	1.36E+00	2.24E-01	4.44E-02	1.76E-02	1.29E-01

NOTE: Corrections made to U-3/4 net area due to tracer impurity



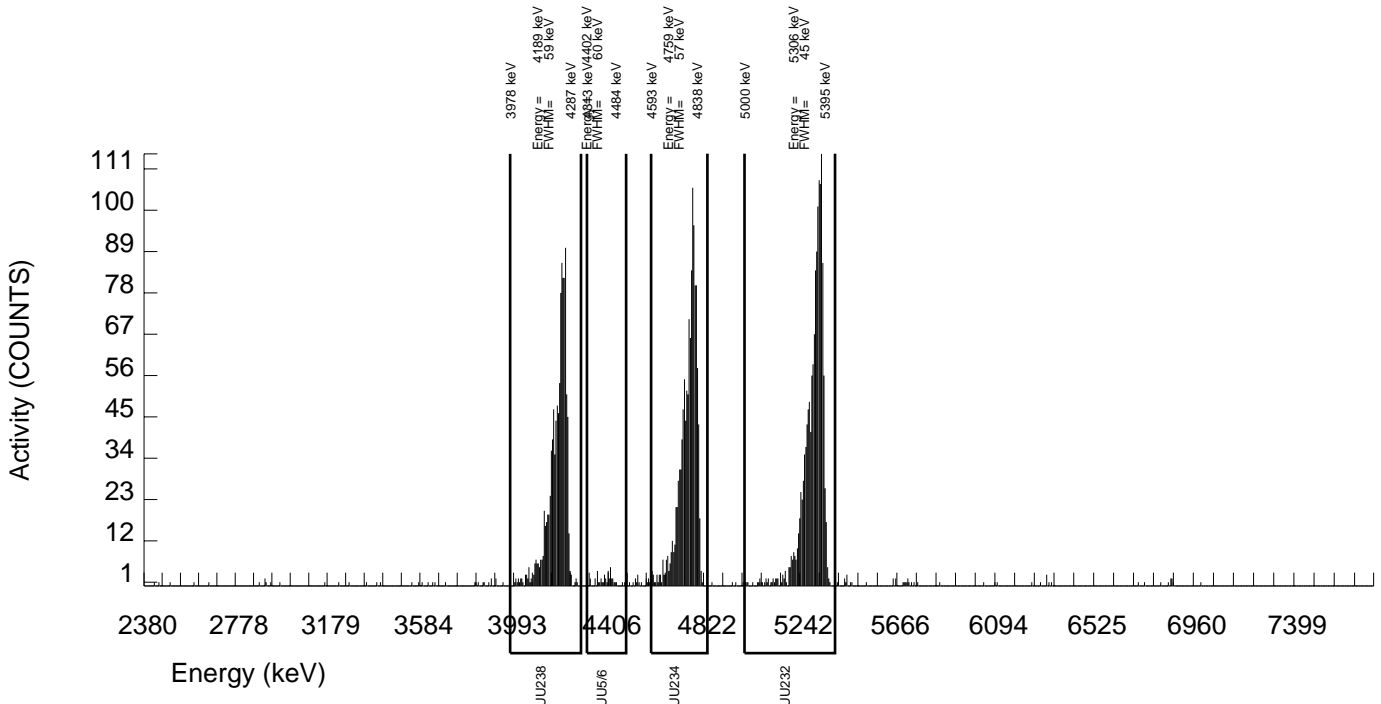
GEL Laboratories LLC
ALPHA SPECTROSCOPY REPORT

BATCH NUMBER: 895168 SAMPLE DATE : 11-AUG-2009 00:00:00		SAMPLE ID : S0235177004_UU SAMPLE QTY: 0.501 G	
DETECTOR NUMBER :72529 AVERAGE %EFFICIENCY :31.3958 % YIELD : 86.671		COUNT DATE: 5-SEP-2009 13:02:01 ELAPSED LIVE TIME(SEC): 60000.00 ANALYST :MXA1	
MS/MSD ID : 1163-G ISOTOPE : U-238 PCI/G : 5.028E+00	LCS/LCSD ID : 1163-G ISOTOPE : U-238 PCI/G : 5.028E+00	TRACER ID : 1283-E ISOTOPE : U232 NOMINAL : 5.26247 dpm RESULTS : 4.56104 dpm	LIB FILE : ENV_ALPHA_UU.N BKG FILE : B010.CNF;1070 BKG DATE : 30-AUG-2009 EFF FILE : W010.CNF;323 CAL DATE : 4-SEP-2009

NUCLIDE ACTIVITY SUMMARY

NUCLIDE	ENERGY	GROSS AREA	NET AREA	BKG AREA	BKG Sg	%ABUN	ACTIVITY pCi/G	TPU 1.96-SIGMA	MDA pCi/G	Lc pCi/G	UNC pCi/G
U-3/4	4763.020	1229.000	1219.676	5.000	2.2361	100.0000	4.03E+00	5.91E-01	4.43E-02	1.72E-02	2.27E-01
U232	5302.100	1438.000	1431.000	7.000	2.6458	100.0000	4.73E+00	6.86E-01	5.06E-02	2.04E-02	2.46E-01
U-235	4391.000	40.000	39.000	1.000	1.0000	80.90000	1.59E-01	5.56E-02	3.13E-02	9.50E-03	5.13E-02
U-238	4184.730	1089.000	1087.000	2.000	1.4142	100.0000	3.59E+00	5.31E-01	3.17E-02	1.09E-02	2.14E-01

NOTE: Corrections made to U-3/4 net area due to tracer impurity



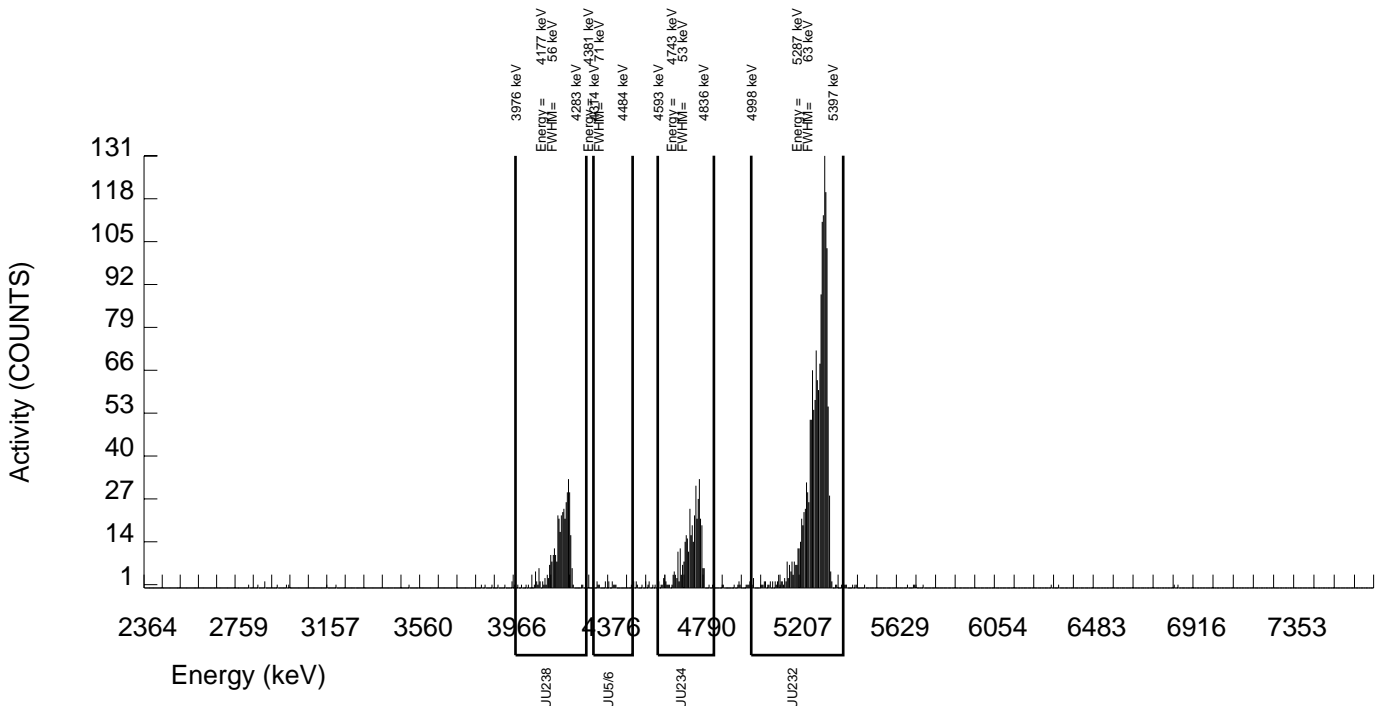
GEL Laboratories LLC
ALPHA SPECTROSCOPY REPORT

BATCH NUMBER: 895168 SAMPLE DATE : 11-AUG-2009 00:00:00		SAMPLE ID : S0235177005_UU SAMPLE QTY: 0.497 G	
DETECTOR NUMBER :78790 AVERAGE %EFFICIENCY :34.4179 % YIELD : 88.674		COUNT DATE: 5-SEP-2009 13:02:02 ELAPSED LIVE TIME(SEC): 60000.00 ANALYST :MXA1	
MS/MSD ID : 1163-G ISOTOPE : U-238 PCI/G : 5.068E+00	LCS/LCSD ID : 1163-G ISOTOPE : U-238 PCI/G : 5.068E+00	TRACER ID : 1283-E ISOTOPE : U232 NOMINAL : 5.26247 dpm RESULTS : 4.66646 dpm	LIB FILE : ENV_ALPHA_UU.N BKG FILE : B013.CNF;1041 BKG DATE : 30-AUG-2009 EFF FILE : W013.CNF;315 CAL DATE : 4-SEP-2009

NUCLIDE ACTIVITY SUMMARY

NUCLIDE	ENERGY	GROSS AREA	NET AREA	BKG AREA	BKG Sg	%ABUN	ACTIVITY pCi/G	TPU 1.96-SIGMA	MDA pCi/G	Lc pCi/G	UNC pCi/G
U-3/4	4763.020	395.000	383.151	7.000	2.6458	100.0000	1.14E+00	1.92E-01	4.55E-02	1.83E-02	1.16E-01
U232	5302.100	1610.000	1605.000	5.000	2.2361	100.0000	4.77E+00	6.81E-01	3.98E-02	1.55E-02	2.34E-01
U-235	4391.000	15.000	11.000	4.000	2.0000	80.90000	4.04E-02	3.18E-02	4.52E-02	1.71E-02	3.14E-02
U-238	4184.730	394.000	391.000	3.000	1.7321	100.0000	1.16E+00	1.94E-01	3.28E-02	1.20E-02	1.16E-01

NOTE: Corrections made to U-3/4 net area due to tracer impurity



GEL Laboratories LLC
ALPHA SPECTROSCOPY REPORT

BATCH NUMBER: 895168
SAMPLE DATE : 11-AUG-2009 00:00:00

SAMPLE ID : S0235177006_UU
SAMPLE QTY: 0.504 G

DETECTOR NUMBER :67616
AVERAGE %EFFICIENCY :31.2653
% YIELD : 96.460

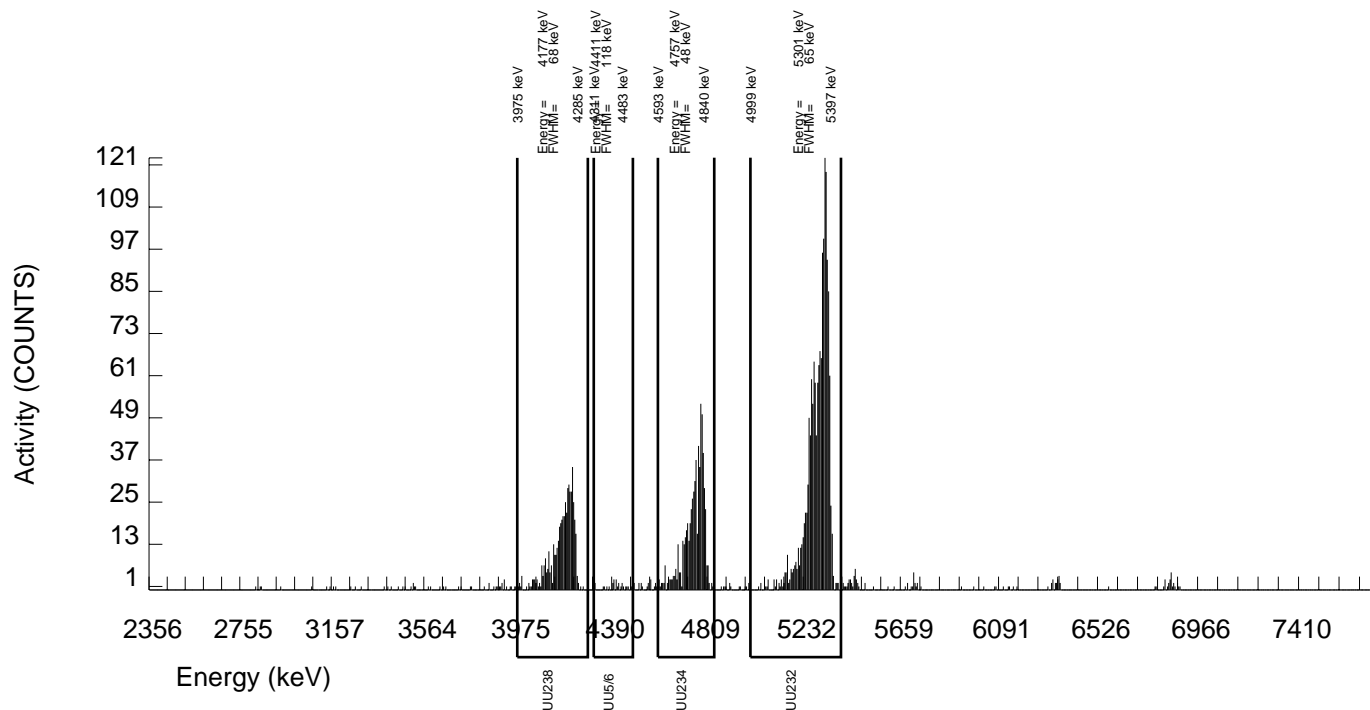
COUNT DATE: 5-SEP-2009 13:02:02
ELAPSED LIVE TIME(SEC): 60000.00
ANALYST :MXA1

MS/MSD ID : 1163-G ISOTOPE : U-238 PCI/G : 4.998E+00	LCS/LCSD ID : 1163-G ISOTOPE : U-238 PCI/G : 4.998E+00	TRACER ID : 1283-E ISOTOPE : U232 NOMINAL : 5.26247 dpm RESULTS : 5.07618 dpm	LIB FILE : ENV_ALPHA_UU.N BKG FILE : B014.CNF;1042 BKG DATE : 30-AUG-2009 EFF FILE : W014.CNF;314 CAL DATE : 4-SEP-2009
---------------------------------------------------------------	-----------------------------------------------------------------	-------------------------------------------------------------------------------------------	-------------------------------------------------------------------------------------------------------------------------------------

NUCLIDE ACTIVITY SUMMARY

NUCLIDE	ENERGY	GROSS AREA	NET AREA	BKG AREA	BKG Sg	%ABUN	ACTIVITY pCi/G	TPU 1.96-SIGMA	MDA pCi/G	Lc pCi/G	UNC pCi/G
U-3/4	4763.020	637.000	626.208	6.000	2.4495	100.0000	1.86E+00	2.89E-01	4.27E-02	1.69E-02	1.47E-01
U232	5302.100	1602.000	1586.000	16.000	4.0000	100.0000	4.70E+00	6.74E-01	6.41E-02	2.76E-02	2.34E-01
U-235	4391.000	27.000	25.000	2.000	1.4142	80.90000	9.16E-02	4.06E-02	3.51E-02	1.21E-02	3.87E-02
U-238	4184.730	519.000	517.000	2.000	1.4142	100.0000	1.53E+00	2.45E-01	2.84E-02	9.75E-03	1.33E-01

NOTE: Corrections made to U-3/4 net area due to tracer impurity



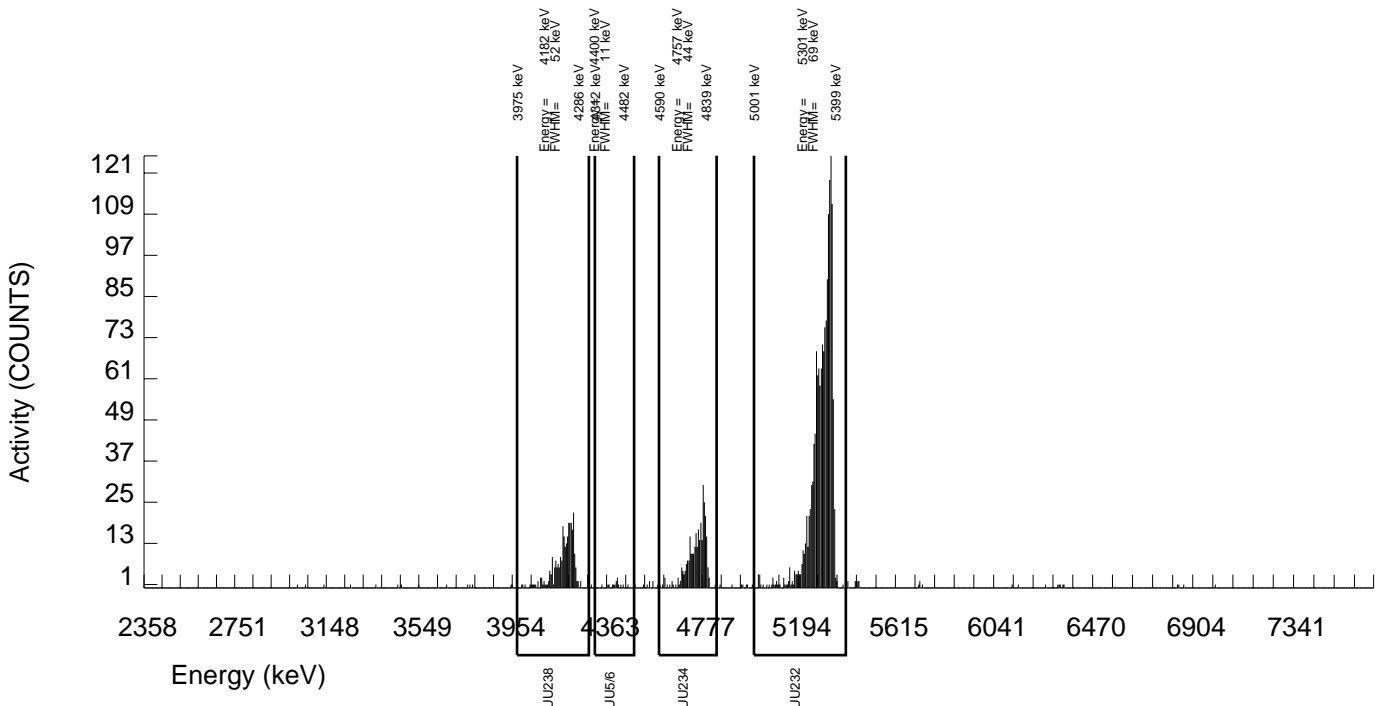
GEL Laboratories LLC
ALPHA SPECTROSCOPY REPORT

BATCH NUMBER: 895168 SAMPLE DATE : 11-AUG-2009 00:00:00		SAMPLE ID : S0235177007_UU SAMPLE QTY: 0.505 G	
DETECTOR NUMBER :78774 AVERAGE %EFFICIENCY :33.3718 % YIELD : 89.859		COUNT DATE: 5-SEP-2009 13:02:02 ELAPSED LIVE TIME(SEC): 60000.00 ANALYST :MXA1	
MS/MSD ID : 1163-G ISOTOPE : U-238 PCI/G : 4.988E+00	LCS/LCSD ID : 1163-G ISOTOPE : U-238 PCI/G : 4.988E+00	TRACER ID : 1283-E ISOTOPE : U232 NOMINAL : 5.26247 dpm RESULTS : 4.72878 dpm	LIB FILE : ENV_ALPHA_UU.N BKG FILE : B016.CNF;1037 BKG DATE : 30-AUG-2009 EFF FILE : W016.CNF;300 CAL DATE : 4-SEP-2009

NUCLIDE ACTIVITY SUMMARY

NUCLIDE	ENERGY	GROSS AREA	NET AREA	BKG AREA	BKG Sg	%ABUN	ACTIVITY pCi/G	TPU 1.96-SIGMA	MDA pCi/G	Lc pCi/G	UNC pCi/G
U-3/4	4763.020	311.000	304.235	2.000	1.4142	100.0000	9.05E-01	1.59E-01	2.85E-02	9.79E-03	1.02E-01
U232	5302.100	1582.000	1577.000	5.000	2.2361	100.0000	4.69E+00	6.72E-01	3.99E-02	1.55E-02	2.32E-01
U-235	4391.000	17.000	15.000	2.000	1.4142	80.90000	5.52E-02	3.23E-02	3.52E-02	1.21E-02	3.14E-02
U-238	4184.730	285.000	282.000	3.000	1.7321	100.0000	8.39E-01	1.50E-01	3.29E-02	1.20E-02	9.89E-02

NOTE: Corrections made to U-3/4 net area due to tracer impurity



GEL Laboratories LLC
ALPHA SPECTROSCOPY REPORT

BATCH NUMBER: 895168
SAMPLE DATE : 11-AUG-2009 00:00:00

SAMPLE ID : S0235177008_UU
SAMPLE QTY: 0.503 G

DETECTOR NUMBER :78791
AVERAGE %EFFICIENCY :29.3251
% YIELD : 91.430

COUNT DATE: 5-SEP-2009 13:02:02
ELAPSED LIVE TIME(SEC): 60000.00
ANALYST :MXA1

MS/MSD
ID : 1163-G
ISOTOPE : U-238
PCI/G : 5.008E+00

LCS/LCSD
ID : 1163-G
ISOTOPE : U-238
PCI/G : 5.008E+00

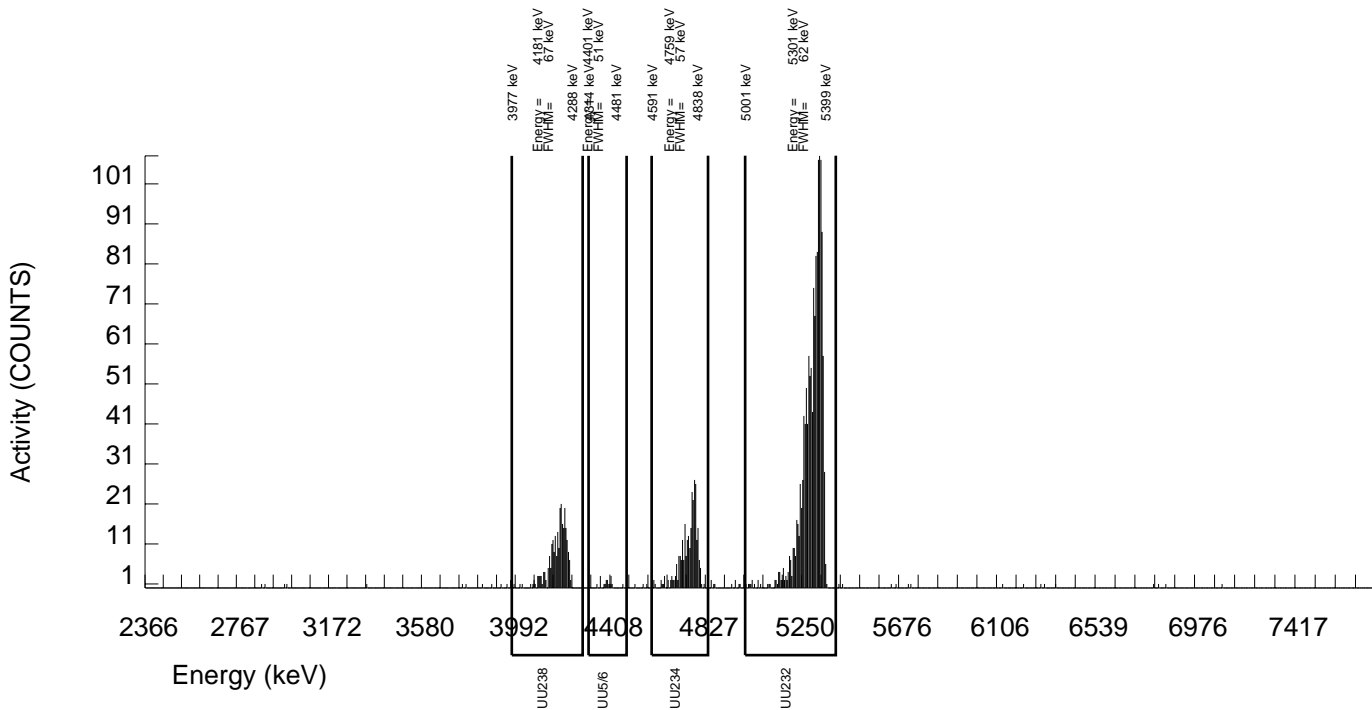
TRACER
ID : 1283-E
ISOTOPE : U232
NOMINAL : 5.26247 dpm
RESULTS : 4.81145 dpm

LIB FILE : ENV_ALPHA_UU.N
BKG FILE : B017.CNF;1884
BKG DATE : 30-AUG-2009
EFF FILE : W017.CNF;1251
CAL DATE : 4-SEP-2009

NUCLIDE ACTIVITY SUMMARY

NUCLIDE	ENERGY	GROSS AREA	NET AREA	BKG AREA	BKG Sg	%ABUN	ACTIVITY pCi/G	TPU 1.96-SIGMA	MDA pCi/G	Lc pCi/G	UNC pCi/G
U-3/4	4763.020	288.000	280.740	3.000	1.7321	100.0000	9.38E-01	1.69E-01	3.69E-02	1.35E-02	1.11E-01
U232	5302.100	1411.000	1410.000	1.000	1.0000	100.0000	4.71E+00	6.84E-01	2.56E-02	7.78E-03	2.46E-01
U-235	4391.000	17.000	17.000	0.000	0.0000	80.90000	7.02E-02	3.47E-02	1.24E-02	0.00E+00	3.34E-02
U-238	4184.730	265.000	263.000	2.000	1.4142	100.0000	8.78E-01	1.60E-01	3.20E-02	1.10E-02	1.07E-01

NOTE: Corrections made to U-3/4 net area due to tracer impurity



GEL Laboratories LLC
ALPHA SPECTROSCOPY REPORT

BATCH NUMBER: 895168
SAMPLE DATE : 11-AUG-2009 00:00:00

SAMPLE ID : S0235177009_UU
SAMPLE QTY: 0.504 G

DETECTOR NUMBER :78782
AVERAGE %EFFICIENCY :32.2929
% YIELD : 74.665

COUNT DATE: 5-SEP-2009 13:02:02
ELAPSED LIVE TIME(SEC): 60000.00
ANALYST :MXA1

MS/MSD
ID : 1163-G
ISOTOPE : U-238
PCI/G : 4.998E+00

LCS/LCSD
ID : 1163-G
ISOTOPE : U-238
PCI/G : 4.998E+00

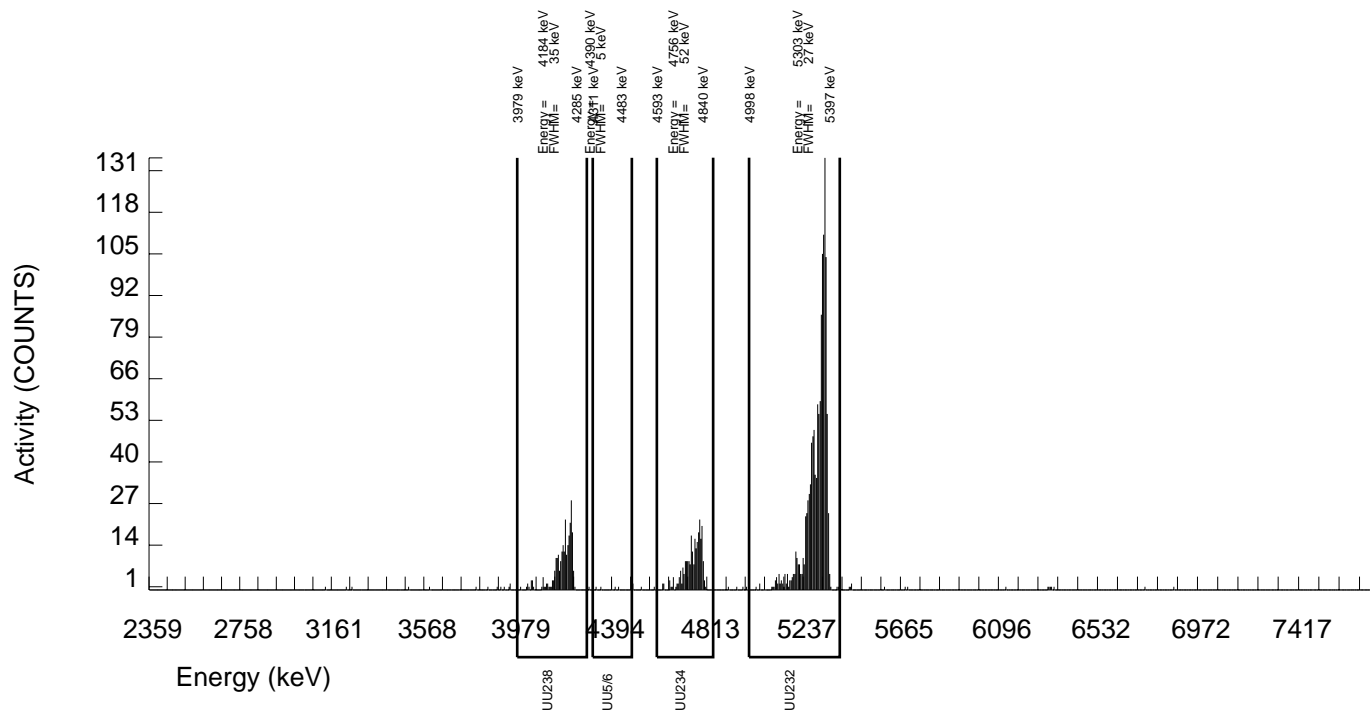
TRACER
ID : 1283-E
ISOTOPE : U232
NOMINAL : 5.26247 dpm
RESULTS : 3.92924 dpm

LIB FILE : ENV_ALPHA_UU.N
BKG FILE : B018.CNF;1036
BKG DATE : 30-AUG-2009
EFF FILE : W018.CNF;295
CAL DATE : 4-SEP-2009

NUCLIDE ACTIVITY SUMMARY

NUCLIDE	ENERGY	GROSS AREA	NET AREA	BKG AREA	BKG Sg	%ABUN	ACTIVITY pCi/G	TPU 1.96-SIGMA	MDA pCi/G	Lc pCi/G	UNC pCi/G
U-3/4	4763.020	256.000	248.169	4.000	2.0000	100.0000	9.20E-01	1.71E-01	4.56E-02	1.72E-02	1.16E-01
U232	5302.100	1281.000	1268.000	13.000	3.6056	100.0000	4.70E+00	6.94E-01	7.34E-02	3.11E-02	2.62E-01
U-235	4391.000	7.000	7.000	0.000	0.0000	80.90000	3.21E-02	2.42E-02	1.37E-02	0.00E+00	2.38E-02
U-238	4184.730	260.000	258.000	2.000	1.4142	100.0000	9.56E-01	1.76E-01	3.55E-02	1.22E-02	1.18E-01

NOTE: Corrections made to U-3/4 net area due to tracer impurity



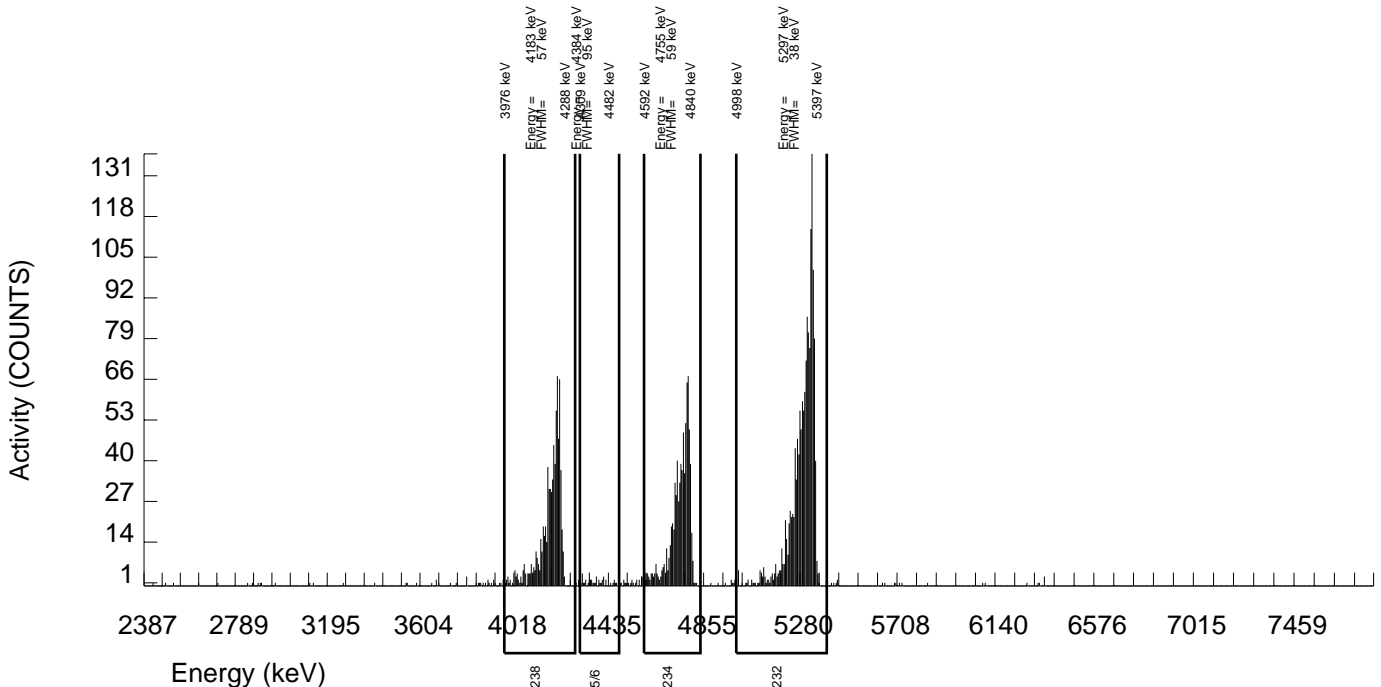
GEL Laboratories LLC
ALPHA SPECTROSCOPY REPORT

BATCH NUMBER: 895168 SAMPLE DATE : 11-AUG-2009 00:00:00		SAMPLE ID : S0235177010_UU SAMPLE QTY: 0.503 G	
DETECTOR NUMBER :78264 AVERAGE %EFFICIENCY :33.1983 % YIELD : 86.376		COUNT DATE: 5-SEP-2009 13:02:03 ELAPSED LIVE TIME(SEC): 59999.99 ANALYST :MXA1	
MS/MSD ID : 1163-G ISOTOPE : U-238 PCI/G : 5.008E+00	LCS/LCSD ID : 1163-G ISOTOPE : U-238 PCI/G : 5.008E+00	TRACER ID : 1283-E ISOTOPE : U232 NOMINAL : 5.26247 dpm RESULTS : 4.54551 dpm	LIB FILE : ENV_ALPHA_UU.N BKG FILE : B023.CNF;1056 BKG DATE : 30-AUG-2009 EFF FILE : W023.CNF;290 CAL DATE : 4-SEP-2009

NUCLIDE ACTIVITY SUMMARY

NUCLIDE	ENERGY	GROSS AREA	NET AREA	BKG AREA	BKG Sg	%ABUN	ACTIVITY pCi/G	TPU 1.96-SIGMA	MDA pCi/G	Lc pCi/G	UNC pCi/G
U-3/4	4763.020	797.000	788.444	4.000	2.0000	100.0000	2.46E+00	3.74E-01	3.84E-02	1.45E-02	1.73E-01
U232	5302.100	1515.000	1508.000	7.000	2.6458	100.0000	4.71E+00	6.79E-01	4.78E-02	1.92E-02	2.39E-01
U-235	4391.000	41.000	40.000	1.000	1.0000	80.90000	1.54E-01	5.33E-02	2.95E-02	8.98E-03	4.90E-02
U-238	4184.730	762.000	757.000	5.000	2.2361	100.0000	2.36E+00	3.61E-01	4.19E-02	1.62E-02	1.70E-01

NOTE: Corrections made to U-3/4 net area due to tracer impurity



GEL Laboratories LLC
ALPHA SPECTROSCOPY REPORT

BATCH NUMBER: 895168
SAMPLE DATE : 11-AUG-2009 00:00:00

SAMPLE ID : S0235177011_UU
SAMPLE QTY: 0.505 G

DETECTOR NUMBER :78258
AVERAGE %EFFICIENCY :25.6694
% YIELD : 83.931

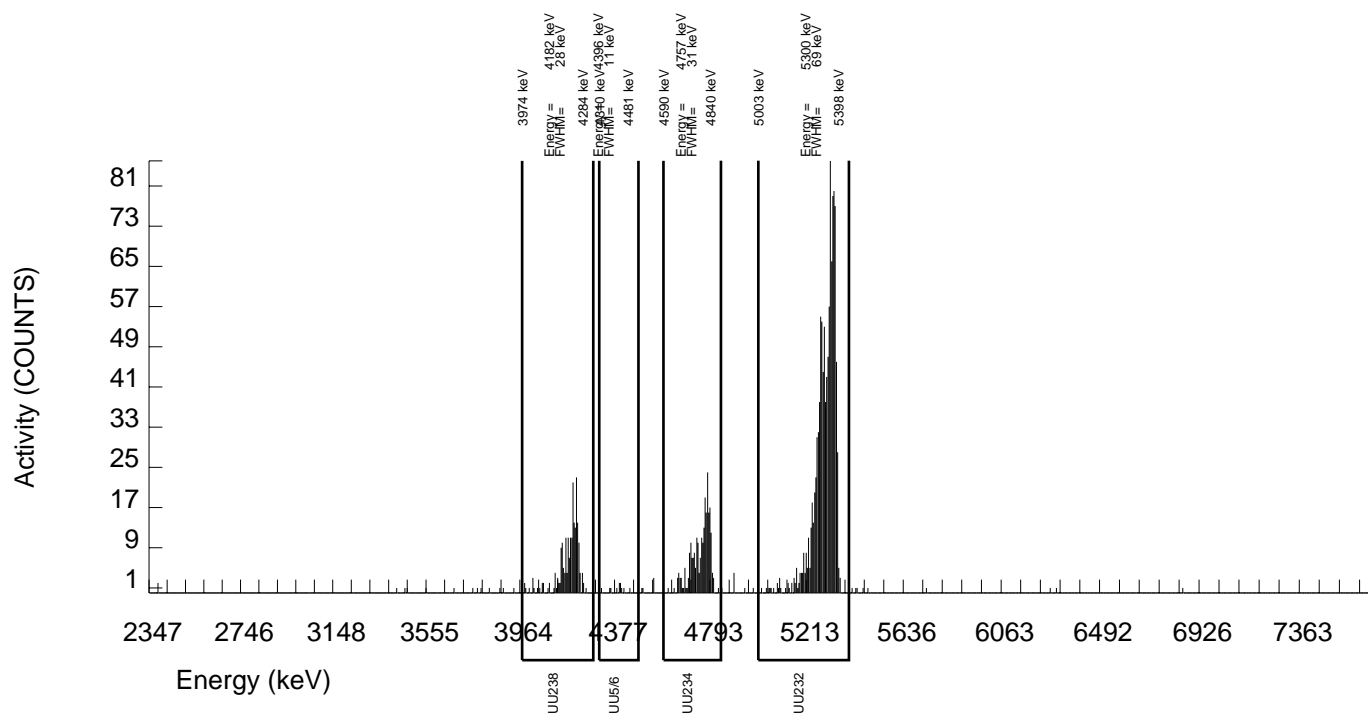
COUNT DATE: 5-SEP-2009 11:59:35
ELAPSED LIVE TIME(SEC): 60000.00
ANALYST :MXA1

MS/MSD ID : 1163-G ISOTOPE : U-238 PCI/G : 4.988E+00	LCS/LCSD ID : 1163-G ISOTOPE : U-238 PCI/G : 4.988E+00	TRACER ID : 1283-E ISOTOPE : U232 NOMINAL : 5.26247 dpm RESULTS : 4.41682 dpm	LIB FILE : ENV_ALPHA_UU.N BKG FILE : B114.CNF;391 BKG DATE : 30-AUG-2009 EFF FILE : W114.CNF;108 CAL DATE : 17-AUG-2009
---------------------------------------------------------------	-----------------------------------------------------------------	-------------------------------------------------------------------------------------------	-------------------------------------------------------------------------------------------------------------------------------------

NUCLIDE ACTIVITY SUMMARY

NUCLIDE	ENERGY	GROSS AREA	NET AREA	BKG AREA	BKG Sg	%ABUN	ACTIVITY pCi/G	TPU 1.96-SIGMA	MDA pCi/G	Lc pCi/G	UNC pCi/G
U-3/4	4763.020	251.000	246.577	1.000	1.0000	100.0000	1.02E+00	1.90E-01	3.17E-02	9.63E-03	1.28E-01
U232	5302.100	1135.000	1133.000	2.000	1.4142	100.0000	4.69E+00	7.03E-01	3.97E-02	1.36E-02	2.74E-01
U-235	4391.000	11.000	11.000	0.000	0.0000	80.90000	5.63E-02	3.42E-02	1.54E-02	0.00E+00	3.33E-02
U-238	4184.730	220.000	220.000	0.000	0.0000	100.0000	9.11E-01	1.74E-01	1.24E-02	0.00E+00	1.20E-01

NOTE: Corrections made to U-3/4 net area due to tracer impurity



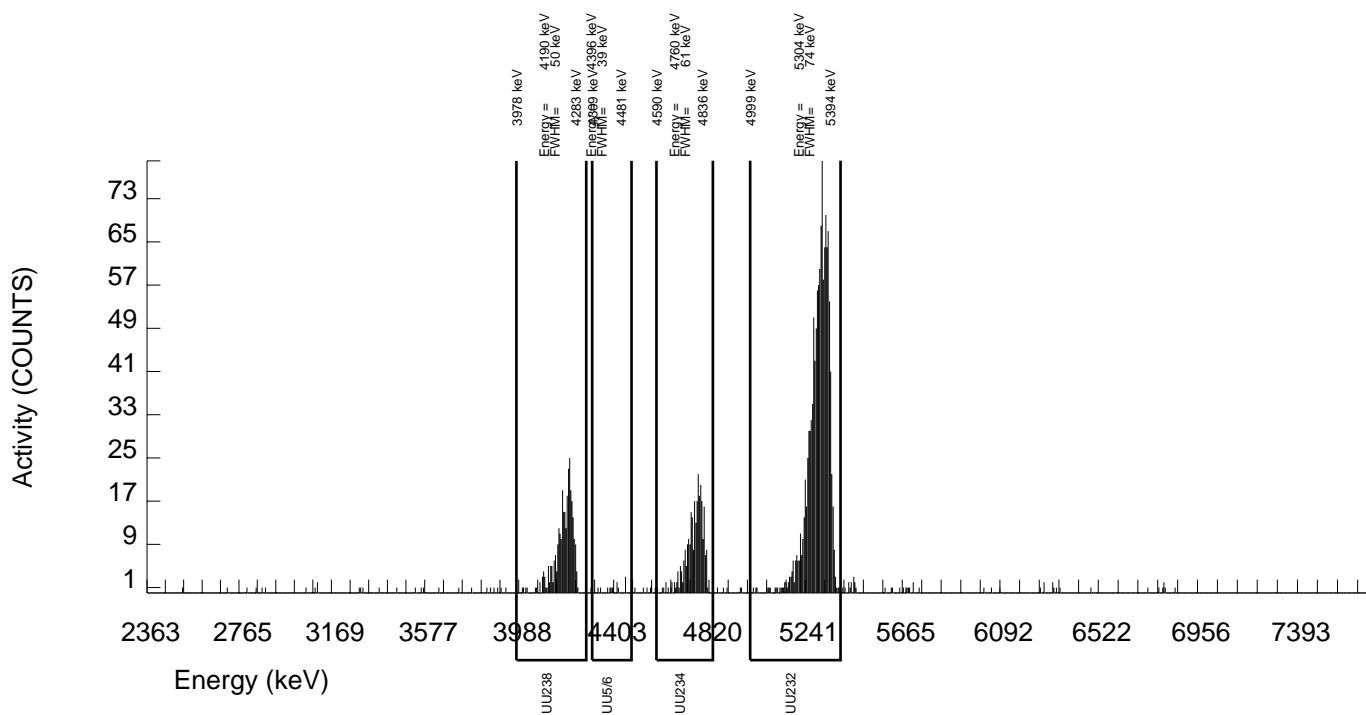
GEL Laboratories LLC
ALPHA SPECTROSCOPY REPORT

BATCH NUMBER: 895168 SAMPLE DATE : 11-AUG-2009 00:00:00		SAMPLE ID : S0235177012_UU SAMPLE QTY: 0.500 G	
DETECTOR NUMBER :45-132FF2 AVERAGE %EFFICIENCY :26.1701 % YIELD : 88.864		COUNT DATE: 5-SEP-2009 11:59:41 ELAPSED LIVE TIME(SEC): 60000.00 ANALYST :MXA1	
MS/MSD ID : 1163-G ISOTOPE : U-238 PCI/G : 5.038E+00	LCS/LCSD ID : 1163-G ISOTOPE : U-238 PCI/G : 5.038E+00	TRACER ID : 1283-E ISOTOPE : U232 NOMINAL : 5.26246 dpm RESULTS : 4.67644 dpm	LIB FILE : ENV_ALPHA_UU.N BKG FILE : B116.CNF;385 BKG DATE : 30-AUG-2009 EFF FILE : W116.CNF;96 CAL DATE : 17-AUG-2009

NUCLIDE ACTIVITY SUMMARY

NUCLIDE	ENERGY	GROSS AREA	NET AREA	BKG AREA	BKG Sg	%ABUN	ACTIVITY pCi/G	TPU 1.96-SIGMA	MDA pCi/G	Lc pCi/G	UNC pCi/G
U-3/4	4763.020	281.000	274.305	3.000	1.7321	100.0000	1.06E+00	1.93E-01	4.28E-02	1.56E-02	1.27E-01
U232	5302.100	1230.000	1223.000	7.000	2.6458	100.0000	4.74E+00	7.02E-01	5.93E-02	2.39E-02	2.67E-01
U-235	4391.000	14.000	13.000	1.000	1.0000	80.90000	6.22E-02	3.73E-02	3.66E-02	1.11E-02	3.63E-02
U-238	4184.730	299.000	297.000	2.000	1.4142	100.0000	1.15E+00	2.05E-01	3.71E-02	1.27E-02	1.32E-01

NOTE: Corrections made to U-3/4 net area due to tracer impurity



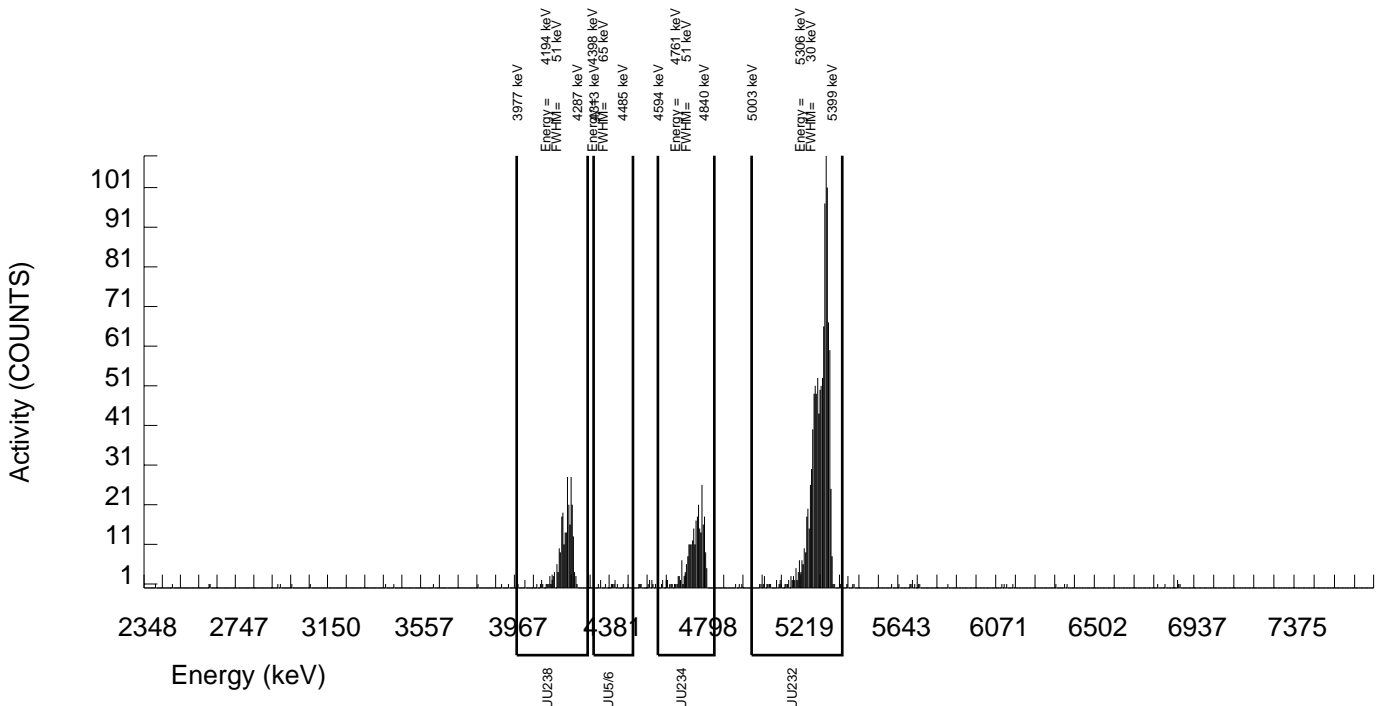
GEL Laboratories LLC
ALPHA SPECTROSCOPY REPORT

BATCH NUMBER: 895168 SAMPLE DATE : 11-AUG-2009 00:00:00		SAMPLE ID : S0235177013_UU SAMPLE QTY: 0.506 G	
DETECTOR NUMBER :75544 AVERAGE %EFFICIENCY :25.7630 % YIELD : 85.840		COUNT DATE: 5-SEP-2009 11:59:46 ELAPSED LIVE TIME(SEC): 60000.00 ANALYST :MXA1	
MS/MSD ID : 1163-G ISOTOPE : U-238 PCI/G : 4.978E+00	LCS/LCSD ID : 1163-G ISOTOPE : U-238 PCI/G : 4.978E+00	TRACER ID : 1283-E ISOTOPE : U232 NOMINAL : 5.26247 dpm RESULTS : 4.51730 dpm	LIB FILE : ENV_ALPHA_UU.N BKG FILE : B118.CNF;394 BKG DATE : 31-AUG-2009 EFF FILE : W118.CNF;105 CAL DATE : 17-AUG-2009

NUCLIDE ACTIVITY SUMMARY

NUCLIDE	ENERGY	GROSS AREA	NET AREA	BKG AREA	BKG Sg	%ABUN	ACTIVITY pCi/G	TPU 1.96-SIGMA	MDA pCi/G	Lc pCi/G	UNC pCi/G
U-3/4	4763.020	280.000	276.486	0.000	0.0000	100.0000	1.11E+00	2.02E-01	1.21E-02	0.00E+00	1.31E-01
U232	5302.100	1171.000	1163.000	8.000	2.8284	100.0000	4.68E+00	6.99E-01	6.51E-02	2.65E-02	2.71E-01
U-235	4391.000	12.000	11.000	1.000	1.0000	80.90000	5.47E-02	3.60E-02	3.81E-02	1.16E-02	3.52E-02
U-238	4184.730	264.000	264.000	0.000	0.0000	100.0000	1.06E+00	1.94E-01	1.21E-02	0.00E+00	1.28E-01

NOTE: Corrections made to U-3/4 net area due to tracer impurity



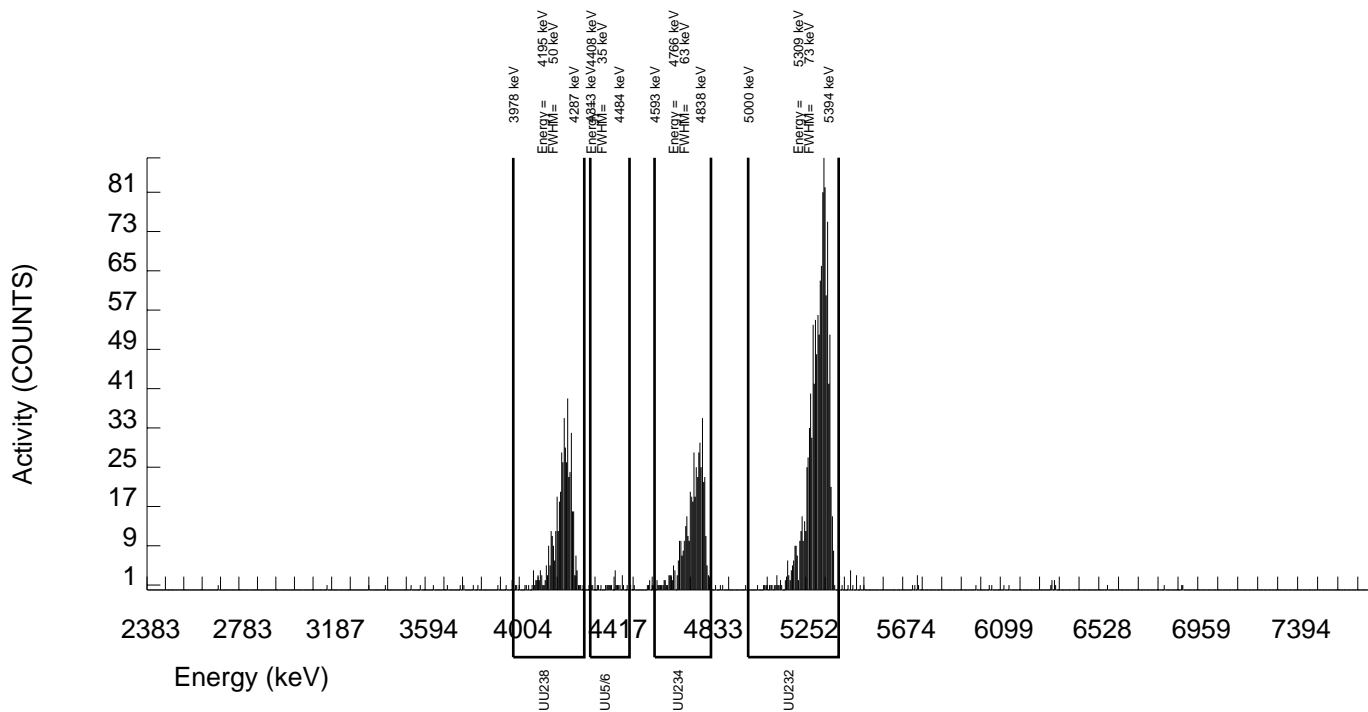
GEL Laboratories LLC
ALPHA SPECTROSCOPY REPORT

BATCH NUMBER: 895168 SAMPLE DATE : 11-AUG-2009 00:00:00		SAMPLE ID : S0235177014_UU SAMPLE QTY: 0.500 G	
DETECTOR NUMBER :45-142V3 AVERAGE %EFFICIENCY :25.9433 % YIELD : 92.207		COUNT DATE: 5-SEP-2009 11:59:58 ELAPSED LIVE TIME(SEC): 60000.00 ANALYST :MXA1	
MS/MSD ID : 1163-G ISOTOPE : U-238 PCI/G : 5.038E+00	LCS/LCSD ID : 1163-G ISOTOPE : U-238 PCI/G : 5.038E+00	TRACER ID : 1283-E ISOTOPE : U232 NOMINAL : 5.26246 dpm RESULTS : 4.85234 dpm	LIB FILE : ENV_ALPHA_UU.N BKG FILE : B123.CNF;390 BKG DATE : 30-AUG-2009 EFF FILE : W123.CNF;105 CAL DATE : 17-AUG-2009

NUCLIDE ACTIVITY SUMMARY

NUCLIDE	ENERGY	GROSS AREA	NET AREA	BKG AREA	BKG Sg	%ABUN	ACTIVITY pCi/G	TPU 1.96-SIGMA	MDA pCi/G	Lc pCi/G	UNC pCi/G
U-3/4	4763.020	474.000	467.199	3.000	1.7321	100.0000	1.76E+00	2.89E-01	4.16E-02	1.52E-02	1.61E-01
U232	5302.100	1264.000	1258.000	6.000	2.4495	100.0000	4.74E+00	6.99E-01	5.43E-02	2.15E-02	2.63E-01
U-235	4391.000	25.000	25.000	0.000	0.0000	80.90000	1.16E-01	4.83E-02	1.40E-02	0.00E+00	4.56E-02
U-238	4184.730	487.000	486.000	1.000	1.0000	100.0000	1.83E+00	2.99E-01	2.88E-02	8.76E-03	1.63E-01

NOTE: Corrections made to U-3/4 net area due to tracer impurity



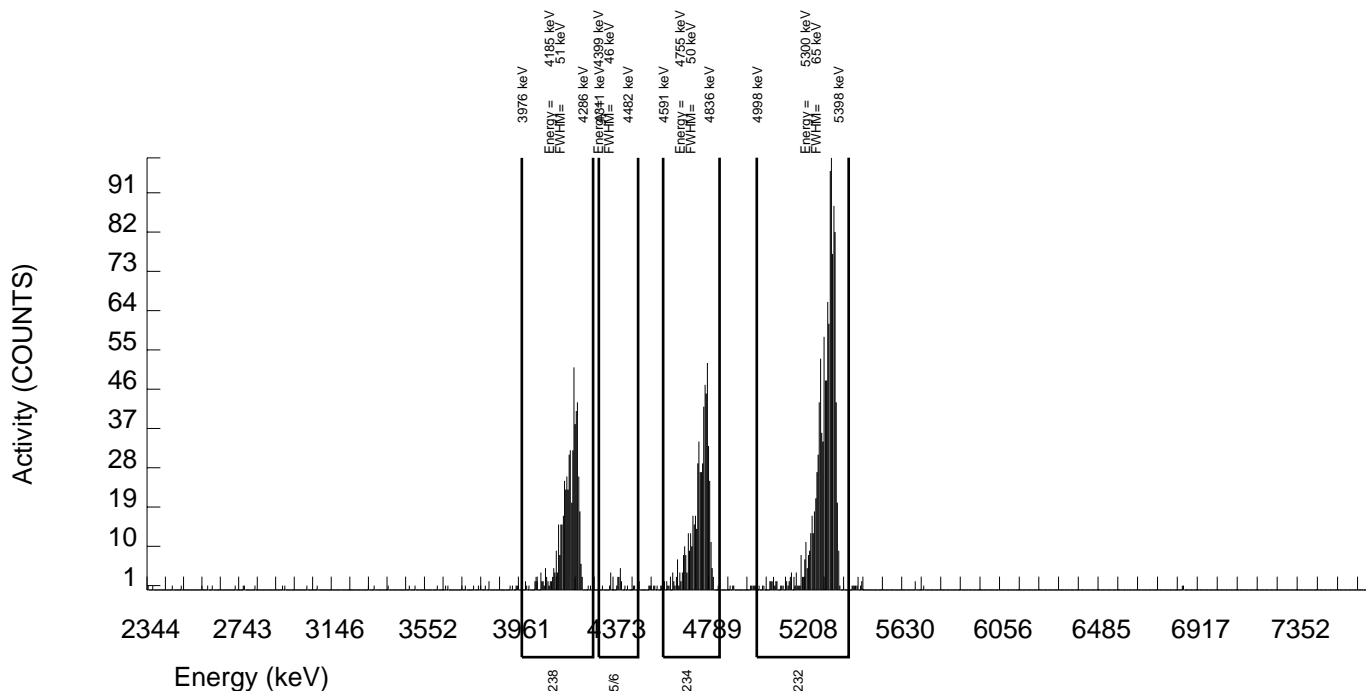
GEL Laboratories LLC
ALPHA SPECTROSCOPY REPORT

BATCH NUMBER: 895168 SAMPLE DATE : 11-AUG-2009 00:00:00		SAMPLE ID : S0235177015_UU SAMPLE QTY: 0.501 G	
DETECTOR NUMBER :78770 AVERAGE %EFFICIENCY :24.6765 % YIELD : 92.625		COUNT DATE: 5-SEP-2009 12:00:07 ELAPSED LIVE TIME(SEC): 60000.00 ANALYST :MXA1	
MS/MSD ID : 1163-G ISOTOPE : U-238 PCI/G : 5.028E+00	LCS/LCSD ID : 1163-G ISOTOPE : U-238 PCI/G : 5.028E+00	TRACER ID : 1283-E ISOTOPE : U232 NOMINAL : 5.26247 dpm RESULTS : 4.87436 dpm	LIB FILE : ENV_ALPHA_UU.N BKG FILE : B127.CNF;399 BKG DATE : 30-AUG-2009 EFF FILE : W127.CNF;112 CAL DATE : 17-AUG-2009

NUCLIDE ACTIVITY SUMMARY

NUCLIDE	ENERGY	GROSS AREA	NET AREA	BKG AREA	BKG Sg	%ABUN	ACTIVITY pCi/G	TPU 1.96-SIGMA	MDA pCi/G	Lc pCi/G	UNC pCi/G
U-3/4	4763.020	584.000	578.368	2.000	1.4142	100.0000	2.28E+00	3.63E-01	3.77E-02	1.29E-02	1.86E-01
U232	5302.100	1204.000	1202.000	2.000	1.4142	100.0000	4.73E+00	7.02E-01	3.77E-02	1.30E-02	2.68E-01
U-235	4391.000	25.000	25.000	0.000	0.0000	80.90000	1.22E-01	5.05E-02	1.46E-02	0.00E+00	4.77E-02
U-238	4184.730	572.000	570.000	2.000	1.4142	100.0000	2.24E+00	3.59E-01	3.77E-02	1.29E-02	1.85E-01

NOTE: Corrections made to U-3/4 net area due to tracer impurity



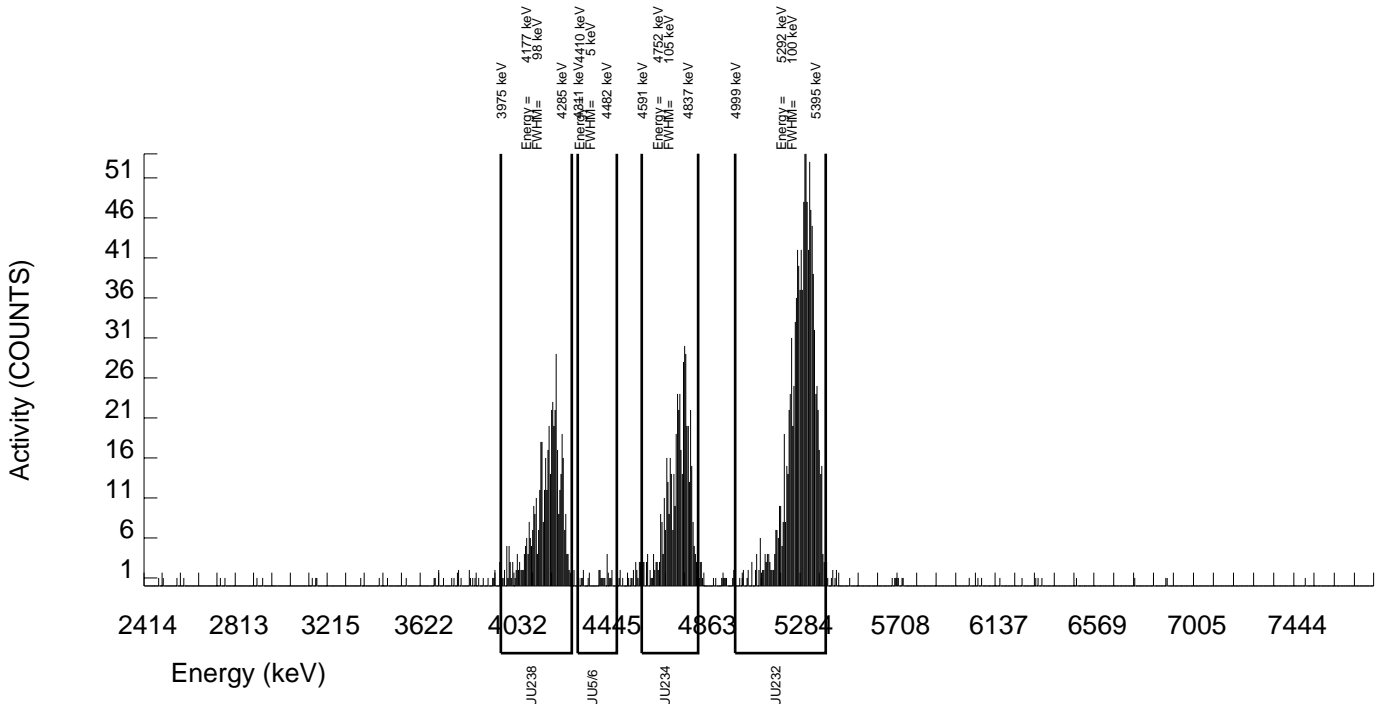
GEL Laboratories LLC
ALPHA SPECTROSCOPY REPORT

BATCH NUMBER: 895168 SAMPLE DATE : 11-AUG-2009 00:00:00		SAMPLE ID : S0235177016_UU SAMPLE QTY: 0.498 G	
DETECTOR NUMBER :33448 AVERAGE %EFFICIENCY :24.8669 % YIELD : 86.639		COUNT DATE: 5-SEP-2009 12:00:17 ELAPSED LIVE TIME(SEC): 60000.00 ANALYST :MXA1	
MS/MSD ID : 1163-G ISOTOPE : U-238 PCI/G : 5.058E+00	LCS/LCSD ID : 1163-G ISOTOPE : U-238 PCI/G : 5.058E+00	TRACER ID : 1283-E ISOTOPE : U232 NOMINAL : 5.26247 dpm RESULTS : 4.55937 dpm	LIB FILE : ENV_ALPHA_UU.N BKG FILE : B131.CNF;390 BKG DATE : 30-AUG-2009 EFF FILE : W131.CNF;116 CAL DATE : 17-AUG-2009

NUCLIDE ACTIVITY SUMMARY

NUCLIDE	ENERGY	GROSS AREA	NET AREA	BKG AREA	BKG Sg	%ABUN	ACTIVITY pCi/G	TPU 1.96-SIGMA	MDA pCi/G	Lc pCi/G	UNC pCi/G
U-3/4	4763.020	493.000	486.577	3.000	1.7321	100.0000	2.04E+00	3.36E-01	4.64E-02	1.69E-02	1.83E-01
U232	5302.100	1143.000	1133.000	10.000	3.1623	100.0000	4.76E+00	7.14E-01	7.44E-02	3.09E-02	2.80E-01
U-235	4391.000	22.000	22.000	0.000	0.0000	80.90000	1.14E-01	5.02E-02	1.56E-02	0.00E+00	4.77E-02
U-238	4184.730	507.000	505.000	2.000	1.4142	100.0000	2.12E+00	3.47E-01	4.02E-02	1.38E-02	1.86E-01

NOTE: Corrections made to U-3/4 net area due to tracer impurity



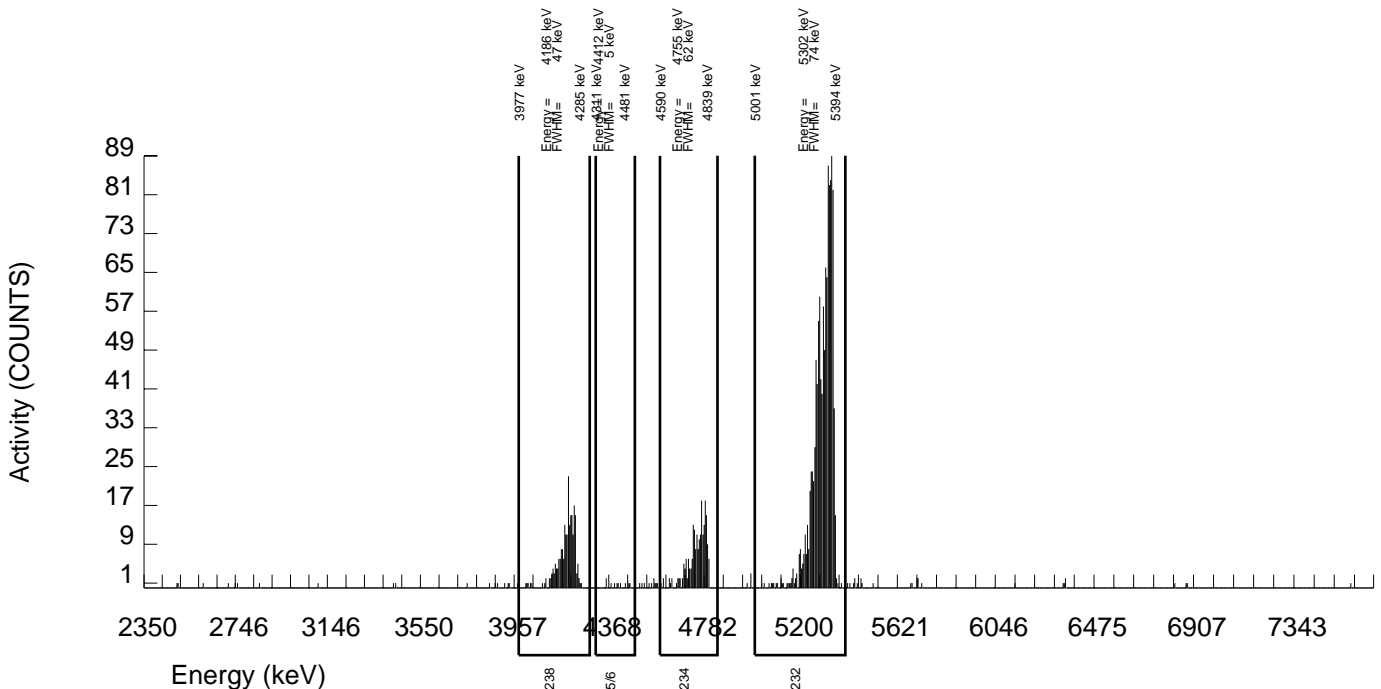
GEL Laboratories LLC
ALPHA SPECTROSCOPY REPORT

BATCH NUMBER: 895168 SAMPLE DATE : 11-AUG-2009 00:00:00		SAMPLE ID : S0235177017_UU SAMPLE QTY: 0.499 G	
DETECTOR NUMBER :75556 AVERAGE %EFFICIENCY :24.5018 % YIELD : 94.527		COUNT DATE: 5-SEP-2009 12:43:24 ELAPSED LIVE TIME(SEC): 60000.00 ANALYST :MXA1	
MS/MSD ID : 1163-G ISOTOPE : U-238 PCI/G : 5.048E+00	LCS/LCSD ID : 1163-G ISOTOPE : U-238 PCI/G : 5.048E+00	TRACER ID : 1283-E ISOTOPE : U232 NOMINAL : 5.26246 dpm RESULTS : 4.97444 dpm	LIB FILE : ENV_ALPHA_UU.N BKG FILE : B151.CNF;346 BKG DATE : 30-AUG-2009 EFF FILE : W151.CNF;108 CAL DATE : 17-AUG-2009

NUCLIDE ACTIVITY SUMMARY

NUCLIDE	ENERGY	GROSS AREA	NET AREA	BKG AREA	BKG Sg	%ABUN	ACTIVITY pCi/G	TPU 1.96-SIGMA	MDA pCi/G	Lc pCi/G	UNC pCi/G
U-3/4	4763.020	218.000	212.320	2.000	1.4142	100.0000	8.28E-01	1.60E-01	3.73E-02	1.28E-02	1.12E-01
U232	5302.100	1222.000	1218.000	4.000	2.0000	100.0000	4.75E+00	7.04E-01	4.80E-02	1.81E-02	2.68E-01
U-235	4391.000	10.000	10.000	0.000	0.0000	80.90000	4.82E-02	3.06E-02	1.45E-02	0.00E+00	2.99E-02
U-238	4184.730	228.000	226.000	2.000	1.4142	100.0000	8.81E-01	1.67E-01	3.73E-02	1.28E-02	1.16E-01

NOTE: Corrections made to U-3/4 net area due to tracer impurity



GEL Laboratories LLC
ALPHA SPECTROSCOPY REPORT

BATCH NUMBER: 895168
SAMPLE DATE : 11-AUG-2009 00:00:00

SAMPLE ID : S0235177018_UU
SAMPLE QTY: 0.504 G

DETECTOR NUMBER :75553
AVERAGE %EFFICIENCY :26.0403
% YIELD : 81.056

COUNT DATE: 5-SEP-2009 12:43:34
ELAPSED LIVE TIME(SEC): 60000.00
ANALYST :MXA1

MS/MSD
ID : 1163-G
ISOTOPE : U-238
PCI/G : 4.998E+00

LCS/LCSD
ID : 1163-G
ISOTOPE : U-238
PCI/G : 4.998E+00

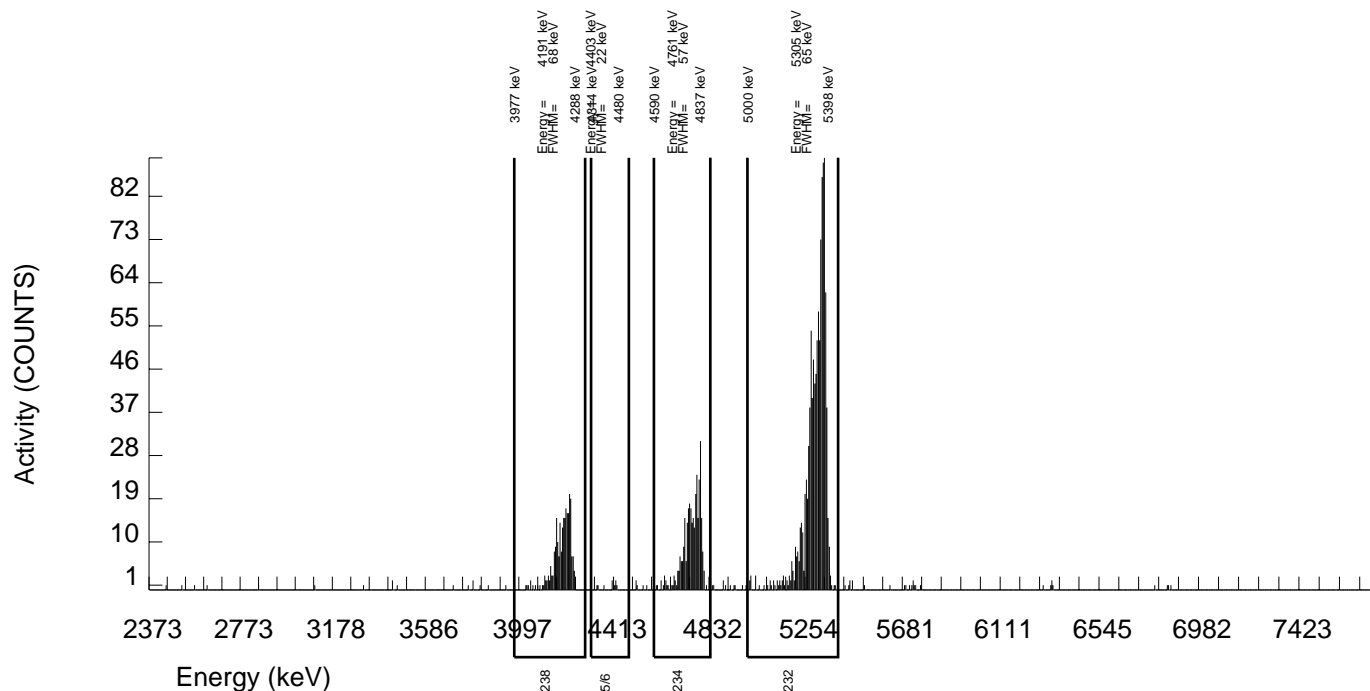
TRACER
ID : 1283-E
ISOTOPE : U232
NOMINAL : 5.26247 dpm
RESULTS : 4.26553 dpm

LIB FILE : ENV_ALPHA_UU.N
BKG FILE : B155.CNF;347
BKG DATE : 30-AUG-2009
EFF FILE : W155.CNF;105
CAL DATE : 17-AUG-2009

NUCLIDE ACTIVITY SUMMARY

NUCLIDE	ENERGY	GROSS AREA	NET AREA	BKG AREA	BKG Sg	%ABUN	ACTIVITY pCi/G	TPU 1.96-SIGMA	MDA pCi/G	Lc pCi/G	UNC pCi/G
U-3/4	4763.020	327.000	320.646	3.000	1.7321	100.0000	1.36E+00	2.40E-01	4.68E-02	1.71E-02	1.50E-01
U232	5302.100	1114.000	1110.000	4.000	2.0000	100.0000	4.70E+00	7.07E-01	5.21E-02	1.97E-02	2.78E-01
U-235	4391.000	10.000	9.000	1.000	1.0000	80.90000	4.71E-02	3.46E-02	4.01E-02	1.22E-02	3.40E-02
U-238	4184.730	254.000	252.000	2.000	1.4142	100.0000	1.07E+00	1.98E-01	4.06E-02	1.39E-02	1.33E-01

NOTE: Corrections made to U-3/4 net area due to tracer impurity



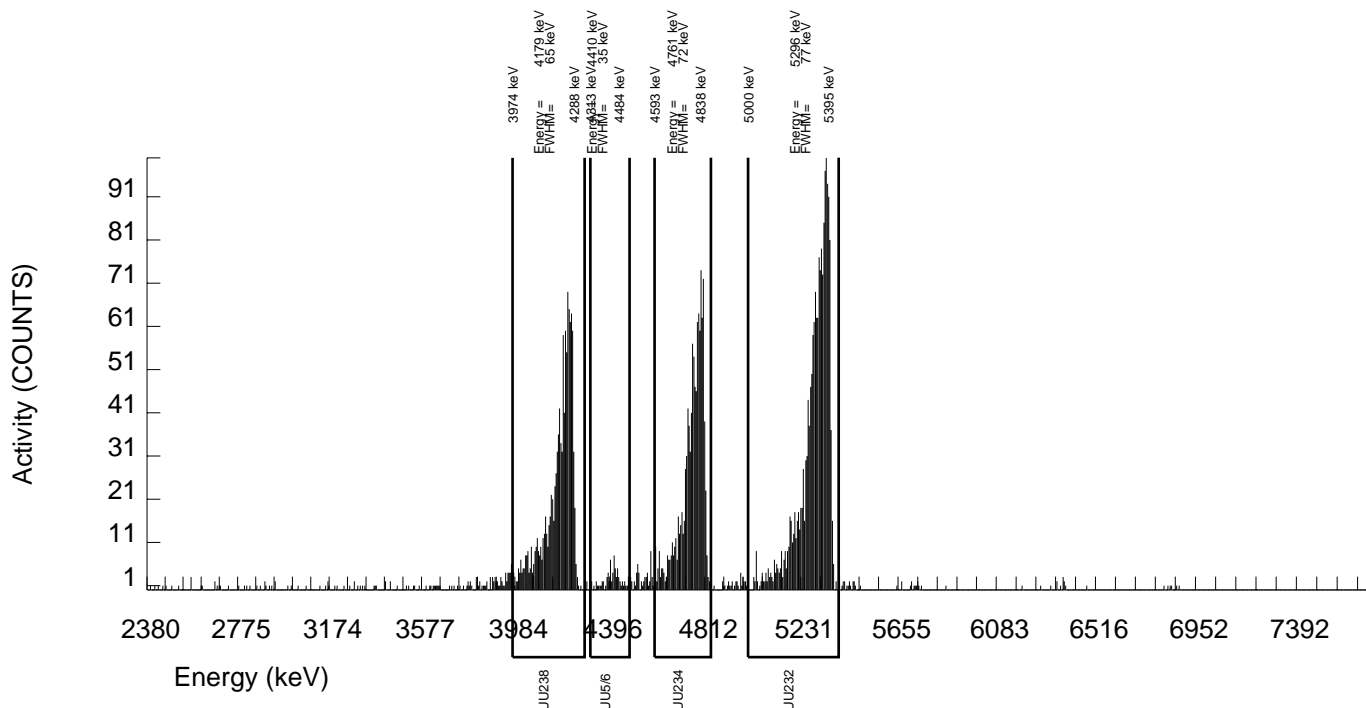
GEL Laboratories LLC
ALPHA SPECTROSCOPY REPORT

BATCH NUMBER: 895168 SAMPLE DATE : 11-AUG-2009 00:00:00		SAMPLE ID : S0235177019_UU SAMPLE QTY: 0.505 G	
DETECTOR NUMBER :70321 AVERAGE %EFFICIENCY :37.3131 % YIELD : 92.496		COUNT DATE: 5-SEP-2009 12:45:03 ELAPSED LIVE TIME(SEC): 60000.00 ANALYST :MXA1	
MS/MSD ID : 1163-G ISOTOPE : U-238 PCI/G : 4.988E+00	LCS/LCSD ID : 1163-G ISOTOPE : U-238 PCI/G : 4.988E+00	TRACER ID : 1283-E ISOTOPE : U232 NOMINAL : 5.26246 dpm RESULTS : 4.86756 dpm	LIB FILE : ENV_ALPHA_UU.N BKG FILE : B161.CNF;120 BKG DATE : 30-AUG-2009 EFF FILE : W161.CNF;43 CAL DATE : 24-AUG-2009

NUCLIDE ACTIVITY SUMMARY

NUCLIDE	ENERGY	GROSS AREA	NET AREA	BKG AREA	BKG Sg	%ABUN	ACTIVITY pCi/G	TPU 1.96-SIGMA	MDA pCi/G	Lc pCi/G	UNC pCi/G
U-3/4	4763.020	1109.000	1099.516	4.000	2.0000	100.0000	2.84E+00	4.14E-01	3.18E-02	1.20E-02	1.69E-01
U232	5302.100	1820.000	1815.000	5.000	2.2361	100.0000	4.69E+00	6.61E-01	3.47E-02	1.35E-02	2.17E-01
U-235	4391.000	73.000	71.000	2.000	1.4142	80.90000	2.27E-01	6.21E-02	3.06E-02	1.05E-02	5.42E-02
U-238	4184.730	1146.000	1145.000	1.000	1.0000	100.0000	2.96E+00	4.29E-01	1.98E-02	6.01E-03	1.72E-01

NOTE: Corrections made to U-3/4 net area due to tracer impurity



GEL Laboratories LLC
ALPHA SPECTROSCOPY REPORT

BATCH NUMBER: 895168
SAMPLE DATE : 11-AUG-2009 00:00:00

SAMPLE ID : S0235177020_UU
SAMPLE QTY: 0.501 G

DETECTOR NUMBER :72544
AVERAGE %EFFICIENCY :38.1852
% YIELD : 90.084

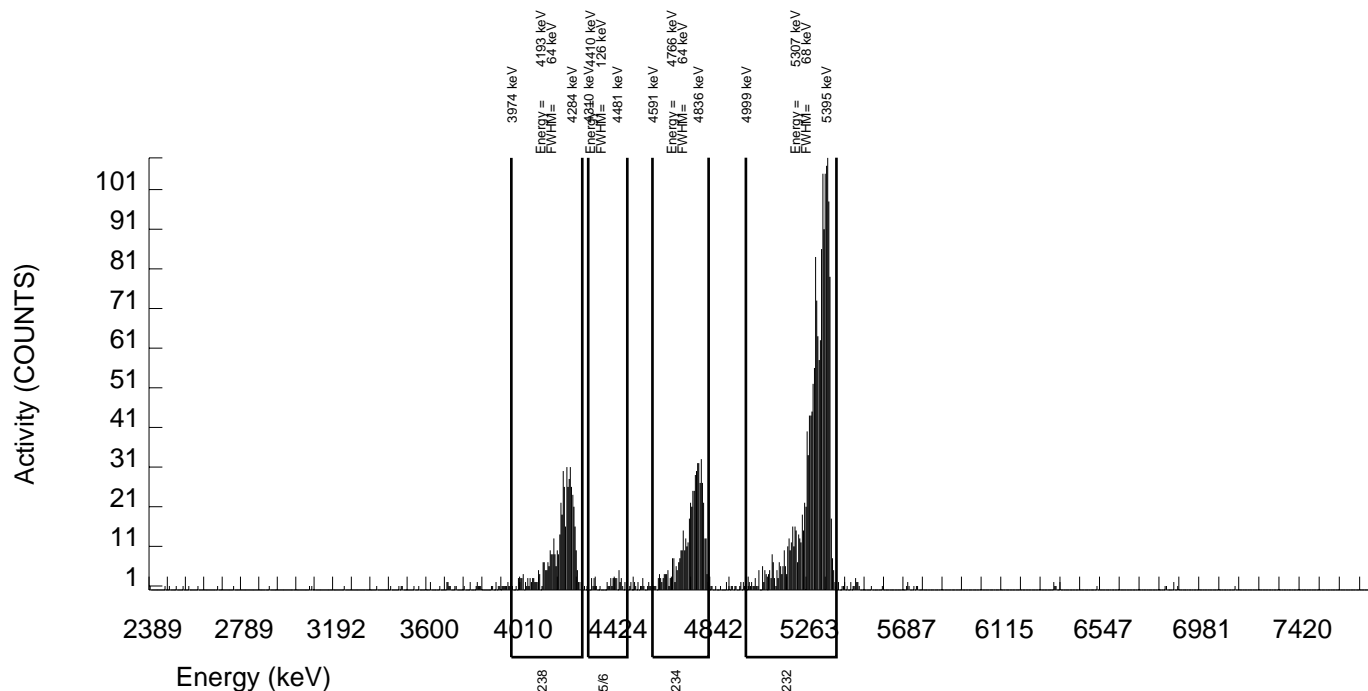
COUNT DATE: 5-SEP-2009 12:45:13
ELAPSED LIVE TIME(SEC): 60000.00
ANALYST :MXA1

MS/MSD ID : 1163-G ISOTOPE : U-238 PCI/G : 5.028E+00	LCS/LCSD ID : 1163-G ISOTOPE : U-238 PCI/G : 5.028E+00	TRACER ID : 1283-E ISOTOPE : U232 NOMINAL : 5.26246 dpm RESULTS : 4.74066 dpm	LIB FILE : ENV_ALPHA_UU.N BKG FILE : B165.CNF;120 BKG DATE : 30-AUG-2009 EFF FILE : W165.CNF;40 CAL DATE : 24-AUG-2009
---------------------------------------------------------------	-----------------------------------------------------------------	-------------------------------------------------------------------------------------------	------------------------------------------------------------------------------------------------------------------------------------

NUCLIDE ACTIVITY SUMMARY

NUCLIDE	ENERGY	GROSS AREA	NET AREA	BKG AREA	BKG Sg	%ABUN	ACTIVITY pCi/G	TPU 1.96-SIGMA	MDA pCi/G	Lc pCi/G	UNC pCi/G
U-3/4	4763.020	542.000	528.534	8.000	2.8284	100.0000	1.38E+00	2.19E-01	4.22E-02	1.72E-02	1.20E-01
U232	5302.100	1816.000	1809.000	7.000	2.6458	100.0000	4.73E+00	6.66E-01	4.00E-02	1.61E-02	2.19E-01
U-235	4391.000	45.000	44.000	1.000	1.0000	80.90000	1.42E-01	4.69E-02	2.47E-02	7.52E-03	4.29E-02
U-238	4184.730	515.000	510.000	5.000	2.2361	100.0000	1.33E+00	2.12E-01	3.50E-02	1.36E-02	1.17E-01

NOTE: Corrections made to U-3/4 net area due to tracer impurity



GEL Laboratories LLC
ALPHA SPECTROSCOPY REPORT

BATCH NUMBER: 895168
SAMPLE DATE : 27-AUG-2009 00:00:00

SAMPLE ID : S1201905504_UU
SAMPLE QTY: 0.506 G

DETECTOR NUMBER :72546
AVERAGE %EFFICIENCY :38.9610
% YIELD : 85.948

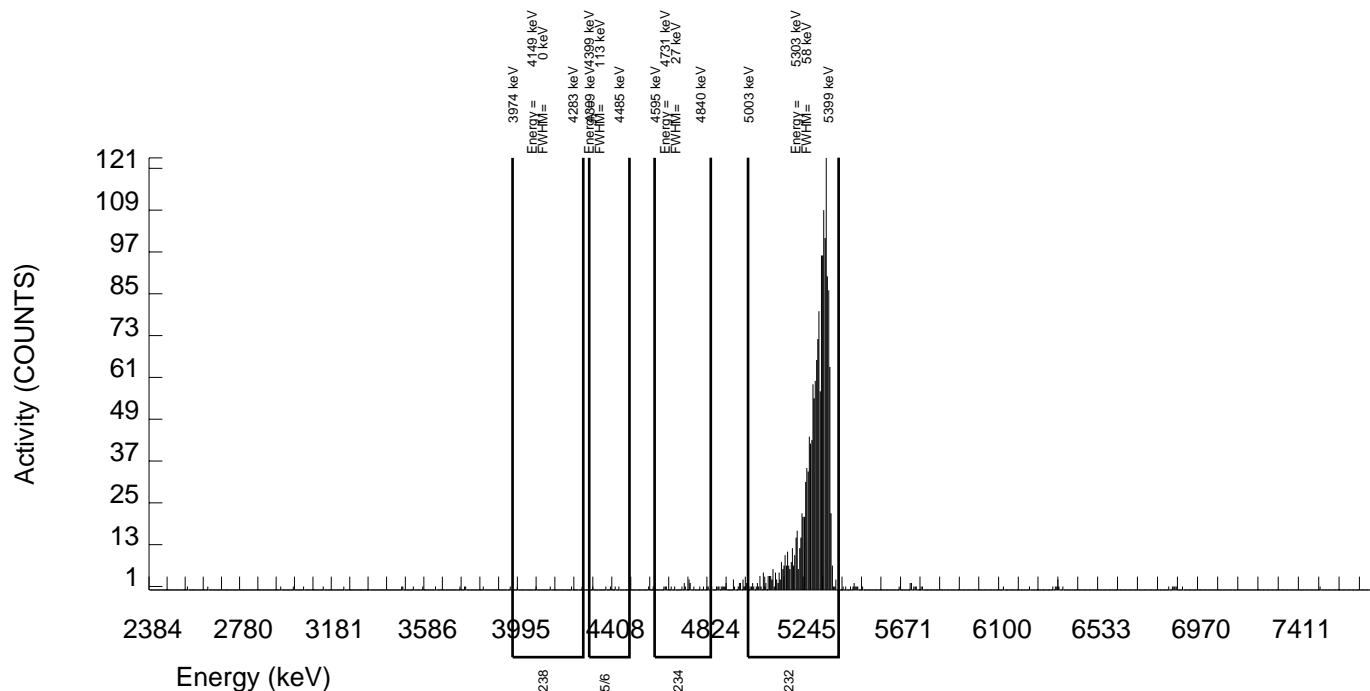
COUNT DATE: 5-SEP-2009 12:45:17
ELAPSED LIVE TIME(SEC): 60000.00
ANALYST :MXA1

MS/MSD ID : 1163-G ISOTOPE : U-238 PCI/G : 4.978E+00	LCS/LCSD ID : 1163-G ISOTOPE : U-238 PCI/G : 4.978E+00	TRACER ID : 1283-E ISOTOPE : U232 NOMINAL : 5.26025 dpm RESULTS : 4.52107 dpm	LIB FILE : ENV_ALPHA_UU.N BKG FILE : B167.CNF;121 BKG DATE : 30-AUG-2009 EFF FILE : W167.CNF;40 CAL DATE : 24-AUG-2009
---------------------------------------------------------------	-----------------------------------------------------------------	-------------------------------------------------------------------------------------------	------------------------------------------------------------------------------------------------------------------------------------

NUCLIDE ACTIVITY SUMMARY

NUCLIDE	ENERGY	GROSS AREA	NET AREA	BKG AREA	BKG Sg	%ABUN	ACTIVITY pCi/G	TPU 1.96-SIGMA	MDA pCi/G	Lc pCi/G	UNC pCi/G
U-3/4	4763.020	20.000	6.679	8.000	2.8284	100.0000	1.78E-02	2.49E-02	4.30E-02	1.75E-02	2.48E-02
U232	5302.100	1771.000	1761.000	10.000	3.1623	100.0000	4.68E+00	6.61E-01	4.71E-02	1.96E-02	2.20E-01
U-235	4391.000	5.000	4.000	1.000	1.0000	80.90000	1.31E-02	1.59E-02	2.51E-02	7.64E-03	1.58E-02
U-238	4184.730	5.000	1.000	4.000	2.0000	100.0000	2.66E-03	1.56E-02	3.27E-02	1.24E-02	1.56E-02

NOTE: Corrections made to U-3/4 net area due to tracer impurity



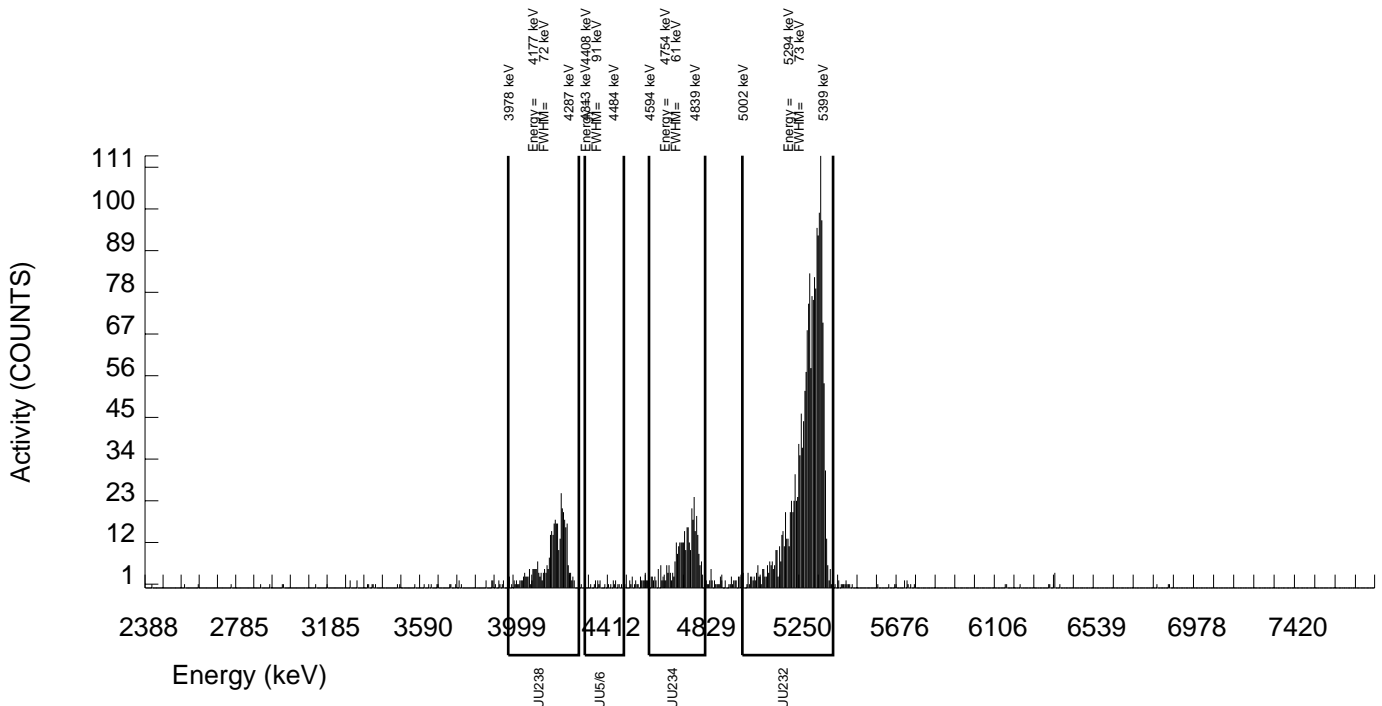
GEL Laboratories LLC
ALPHA SPECTROSCOPY REPORT

BATCH NUMBER: 895168 SAMPLE DATE : 11-AUG-2009 00:00:00		SAMPLE ID : S1201905505_UU SAMPLE QTY: 0.500 G	
DETECTOR NUMBER :72547 AVERAGE %EFFICIENCY :38.9180 % YIELD : 95.717		COUNT DATE: 5-SEP-2009 12:45:20 ELAPSED LIVE TIME(SEC): 60000.00 ANALYST :MXA1	
MS/MSD ID : 1163-G ISOTOPE : U-238 PCI/G : 5.038E+00	LCS/LCSD ID : 1163-G ISOTOPE : U-238 PCI/G : 5.038E+00	TRACER ID : 1283-E ISOTOPE : U232 NOMINAL : 5.26247 dpm RESULTS : 5.03708 dpm	LIB FILE : ENV_ALPHA_UU.N BKG FILE : B168.CNF;121 BKG DATE : 30-AUG-2009 EFF FILE : W168.CNF;40 CAL DATE : 24-AUG-2009

NUCLIDE ACTIVITY SUMMARY

NUCLIDE	ENERGY	GROSS AREA	NET AREA	BKG AREA	BKG Sg	%ABUN	ACTIVITY pCi/G	TPU 1.96-SIGMA	MDA pCi/G	Lc pCi/G	UNC pCi/G
U-3/4	4763.020	363.000	352.081	5.000	2.2361	100.0000	8.51E-01	1.44E-01	3.24E-02	1.26E-02	9.02E-02
U232	5302.100	1985.000	1959.000	26.000	5.0990	100.0000	4.74E+00	6.63E-01	6.47E-02	2.87E-02	2.13E-01
U-235	4391.000	21.000	18.000	3.000	1.7321	80.90000	5.38E-02	2.96E-02	3.31E-02	1.20E-02	2.87E-02
U-238	4184.730	386.000	381.000	5.000	2.2361	100.0000	9.21E-01	1.54E-01	3.24E-02	1.26E-02	9.37E-02

NOTE: Corrections made to U-3/4 net area due to tracer impurity



GEL Laboratories LLC
ALPHA SPECTROSCOPY REPORT

BATCH NUMBER: 895168
SAMPLE DATE : 11-AUG-2009 00:00:00

SAMPLE ID : S1201905506_UU
SAMPLE QTY: 0.502 G

DETECTOR NUMBER :72530
AVERAGE %EFFICIENCY :31.7106
% YIELD : 90.004

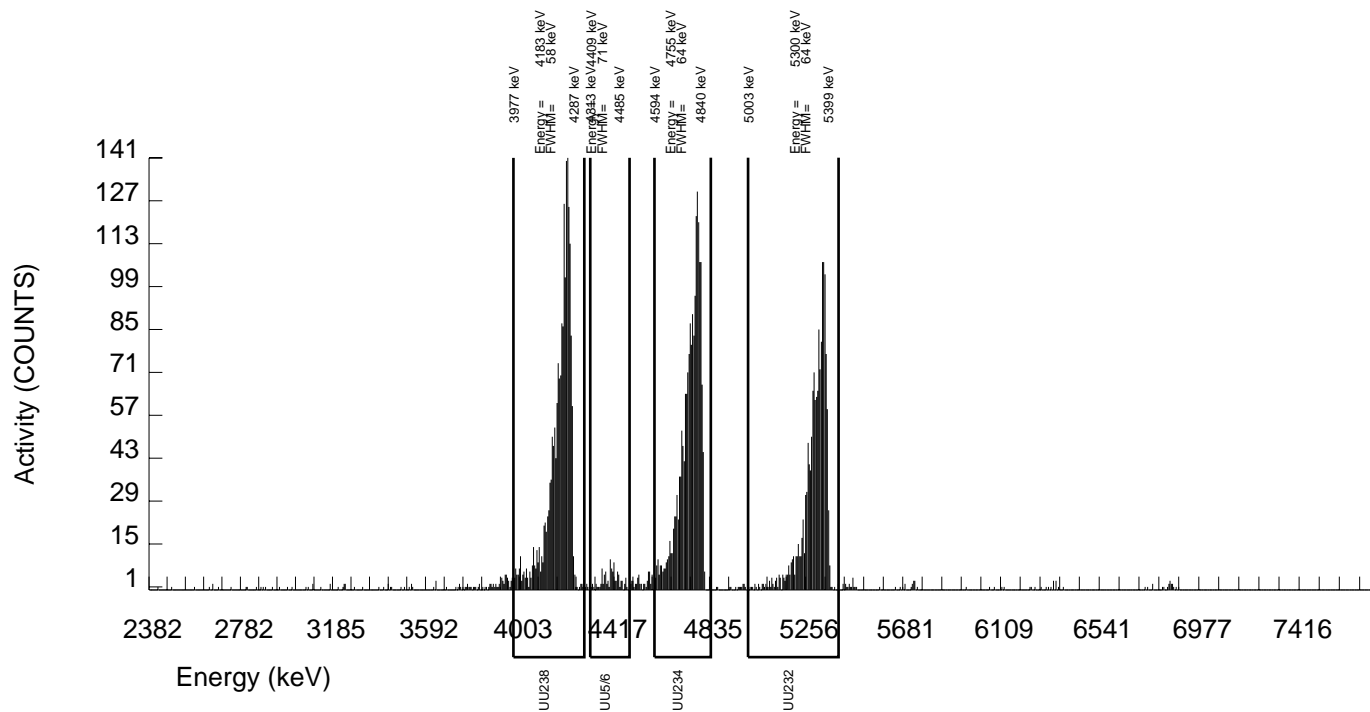
COUNT DATE: 3-SEP-2009 13:56:56
ELAPSED LIVE TIME(SEC): 60000.00
ANALYST :MXA1

MS/MSD ID : 1163-G ISOTOPE : U-238 PCI/G : 5.018E+00	LCS/LCSD ID : 1163-G ISOTOPE : U-238 PCI/G : 5.018E+00	TRACER ID : 1283-E ISOTOPE : U232 NOMINAL : 5.26247 dpm RESULTS : 4.73641 dpm	LIB FILE : ENV_ALPHA_UU.N BKG FILE : B022.CNF;1054 BKG DATE : 30-AUG-2009 EFF FILE : W022.CNF;302 CAL DATE : 3-AUG-2009
---------------------------------------------------------------	-----------------------------------------------------------------	-------------------------------------------------------------------------------------------	-------------------------------------------------------------------------------------------------------------------------------------

NUCLIDE ACTIVITY SUMMARY

NUCLIDE	ENERGY	GROSS AREA	NET AREA	BKG AREA	BKG Sg	%ABUN	ACTIVITY pCi/G	TPU 1.96-SIGMA	MDA pCi/G	Lc pCi/G	UNC pCi/G
U-3/4	4763.020	1890.000	1875.465	10.000	3.1623	100.0000	5.90E+00	8.40E-01	5.57E-02	2.31E-02	2.68E-01
U232	5302.100	1523.000	1501.000	22.000	4.6904	100.0000	4.72E+00	6.82E-01	7.81E-02	3.43E-02	2.42E-01
U-235	4391.000	100.000	93.000	7.000	2.6458	80.90000	3.61E-01	9.27E-02	5.95E-02	2.39E-02	7.88E-02
U-238	4184.730	1922.000	1899.000	23.000	4.7958	100.0000	5.97E+00	8.51E-01	7.96E-02	3.51E-02	2.72E-01

NOTE: Corrections made to U-3/4 net area due to tracer impurity



GEL Laboratories LLC
ALPHA SPECTROSCOPY REPORT

BATCH NUMBER: 895168
SAMPLE DATE : 27-AUG-2009 00:00:00

SAMPLE ID : S1201905507_UU
SAMPLE QTY: 0.506 G

DETECTOR NUMBER :76542
AVERAGE %EFFICIENCY :33.2976
% YIELD : 72.923

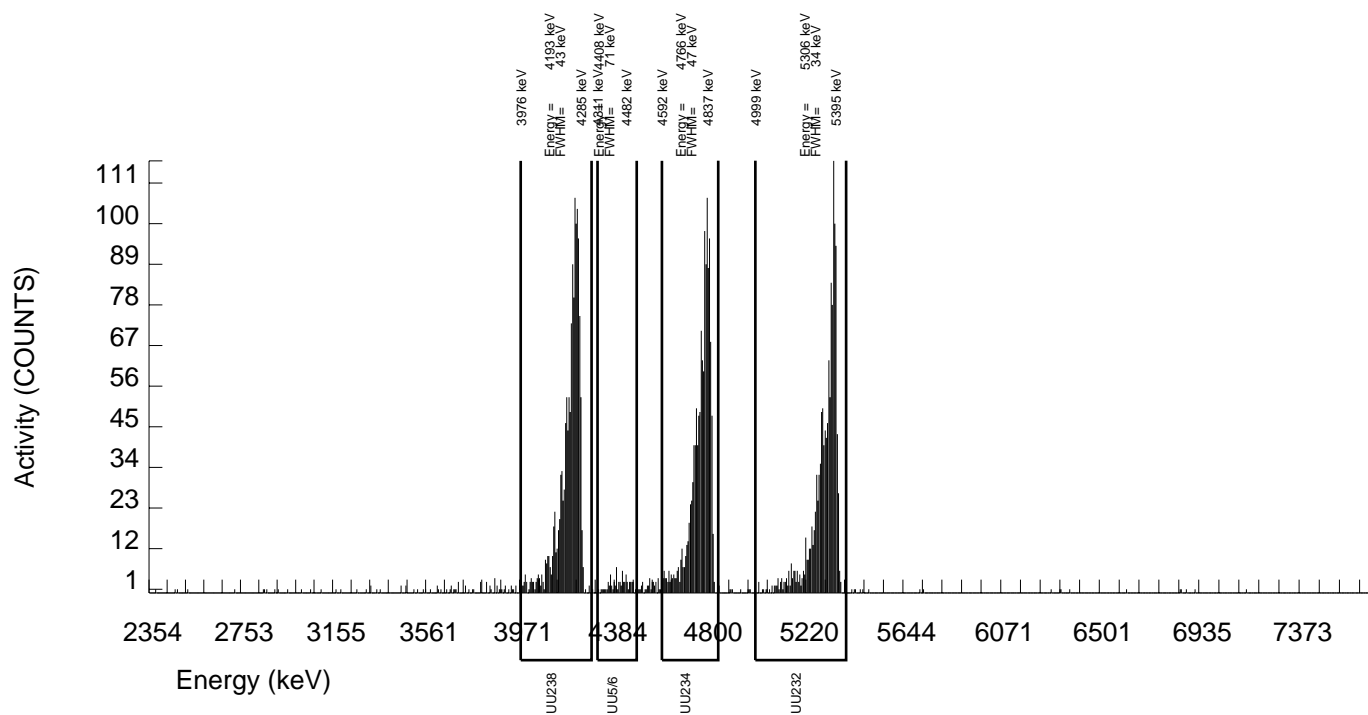
COUNT DATE: 3-SEP-2009 13:56:56
ELAPSED LIVE TIME(SEC): 60000.00
ANALYST :MXA1

MS/MSD ID : 1163-G ISOTOPE : U-238 PCI/G : 4.978E+00	LCS/LCSD ID : 1163-G ISOTOPE : U-238 PCI/G : 4.978E+00	TRACER ID : 1283-E ISOTOPE : U232 NOMINAL : 5.26025 dpm RESULTS : 3.83591 dpm	LIB FILE : ENV_ALPHA_UU.N BKG FILE : B024.CNF;1049 BKG DATE : 30-AUG-2009 EFF FILE : W024.CNF;287 CAL DATE : 3-AUG-2009
---------------------------------------------------------------	-----------------------------------------------------------------	-------------------------------------------------------------------------------------------	-------------------------------------------------------------------------------------------------------------------------------------

NUCLIDE ACTIVITY SUMMARY

NUCLIDE	ENERGY	GROSS AREA	NET AREA	BKG AREA	BKG Sg	%ABUN	ACTIVITY pCi/G	TPU 1.96-SIGMA	MDA pCi/G	Lc pCi/G	UNC pCi/G
U-3/4	4763.020	1314.000	1306.142	4.000	2.0000	100.0000	4.79E+00	7.05E-01	4.51E-02	1.71E-02	2.60E-01
U232	5302.100	1299.000	1277.000	22.000	4.6904	100.0000	4.68E+00	6.92E-01	9.10E-02	4.00E-02	2.61E-01
U-235	4391.000	78.000	77.000	1.000	1.0000	80.90000	3.49E-01	9.23E-02	3.47E-02	1.05E-02	7.89E-02
U-238	4184.730	1385.000	1376.000	9.000	3.0000	100.0000	5.04E+00	7.40E-01	6.22E-02	2.56E-02	2.68E-01

NOTE: Corrections made to U-3/4 net area due to tracer impurity



Radiochemistry Batch Checklist, Rev 9

Batch# 896416 Product: U Date: 9/3/09

Criteria:	Yes	No	Comments
Sample Solids are less than or equal to 100 mg for GAB.			N/A
Samples have been blank corrected (if required)			N/A
If activity less 10* MDA/ MDC, error is 150% or less of sample activity. If greater 10* MDA/ MDC, error is 40% or less. If below the MDA/ MDC, error is okay.	✓		
Instrument source check is within limits.	✓		
Instrument bkg check is within limits.	✓		
Method RDL/ LLD has been met.	✓		
If duplicate activities are less 5* MDA/ MDC, then RPD is 100% or less. If greater 5* MDA/ MDC, then RPD 20% or less. If below the MDA/ MDC, the RPD is 0%. Or meets the client's required RER acceptance criteria.	✓		
Tracer yield is 15-125% . Carrier yield 25-125%. Or meets the client's contract acceptance criteria.	✓		
Method blank is less than the RDL/ LLD. (If rad samples. < 5% of lowest activity)	✓		
Sample was run within hold time.	✓		
Sample was correctly preserved if required.	✓		
Smears Taken for Radioactive batches.			N/A
Method Spike and LCS are within 75-125% or meets the client's contract acceptance criteria.	✓		
No blank spaces on data forms. All line outs initialed and dated. No transcription errors are apparent.	✓		
Aux data is correct.			N/A
Client Special requirements page has been checked.	✓		
Raw Data and/ or spectrum are included and properly stated.	✓		
QC data entered into QC database and batch is in REVW	✓		
Hit notification complete (if necessary)			N/A
Batch entered into Case Narrative.	✓		
Batch non-conformances completed, if applicable.			N/A
Batch non-conformances second reviewed and disposition verified to be completed.			N/A
Aliquot Correction completed if required.			N/A
Review sample historical results if available (If REMP, results above MDC have been verified by historical results, recount or re-analysis.)	✓		

GEL Laboratories, LLC

revised 8/1/08

Primary Review Performed By: [Signature] 9/3/09

Secondary Review Performed By: [Signature] 9/9/09

KERR
8/29 - 9/9

Uranium Que Sheet

24-AUG-09

Batch #: 896416 Analyst: MXE1 First Client Due Date: 09-SEP-09 Internal Due Date: 29-AUG-09
 Tracer Isotope: ~~U-232~~ U-236 Tracer Code: 17838 Expiration Date: 1/15/10 Vol: 0.1
 LCS Isotope: ~~U-238~~ LCS Code: 17838 Expiration Date: 4/16/10 Vol: 0.1
 Spike Isotope: U-238 Spike Code: 17838 Expiration Date: --- Vol: ---
 Prep Date: 8/24/09 Initials: MB Pipet ID: 2A11058 Balance ID: 16750207

Witness: AM 8/24/09
Wet/Dry

Sample ID	Client Description	Type	Hazard Code	Min CRDL	Matrix	Client	Collection Date	Pos.	Label #	Aliquot (g) (U/f)	U Det #
235177021-1	EB081109-SO	SAMPLE		.03 pCi/L	WATER	KERR003	11-AUG-09	1	1	0.800	121
235208014-1	EB081909-SO1	SAMPLE		.03 pCi/L	WATER	KERR003	19-AUG-09	2	2	0.800	122
1201908465-1	MB for batch 896416	MB		.03 pCi/L	WATER	QC ACCOUNT	11-AUG-09 ^{ESS 9/3/09}	3	3	0.800	123
1201908466-1	LCS for batch 896416	LCS		.03 pCi/L	WATER	QC ACCOUNT	11-AUG-09	4	4	0.800	124
1201908467-1	LCS for batch 896416	LCS		.03 pCi/L	WATER	QC ACCOUNT	11-AUG-09	5	5	0.800	125

Choose SOP used: GL-RAD-A-011
 GL-RAD-A-038
 GL-RAD-A-045
 GL-RAD-A-043

Solid Sample Dissolution by: LEACH OF DIGESTION
 Circle One
~~N/A~~
 ESS 9/2/09

Data Reviewed By: [Signature] 9/3/09
[Signature] 9/4/09

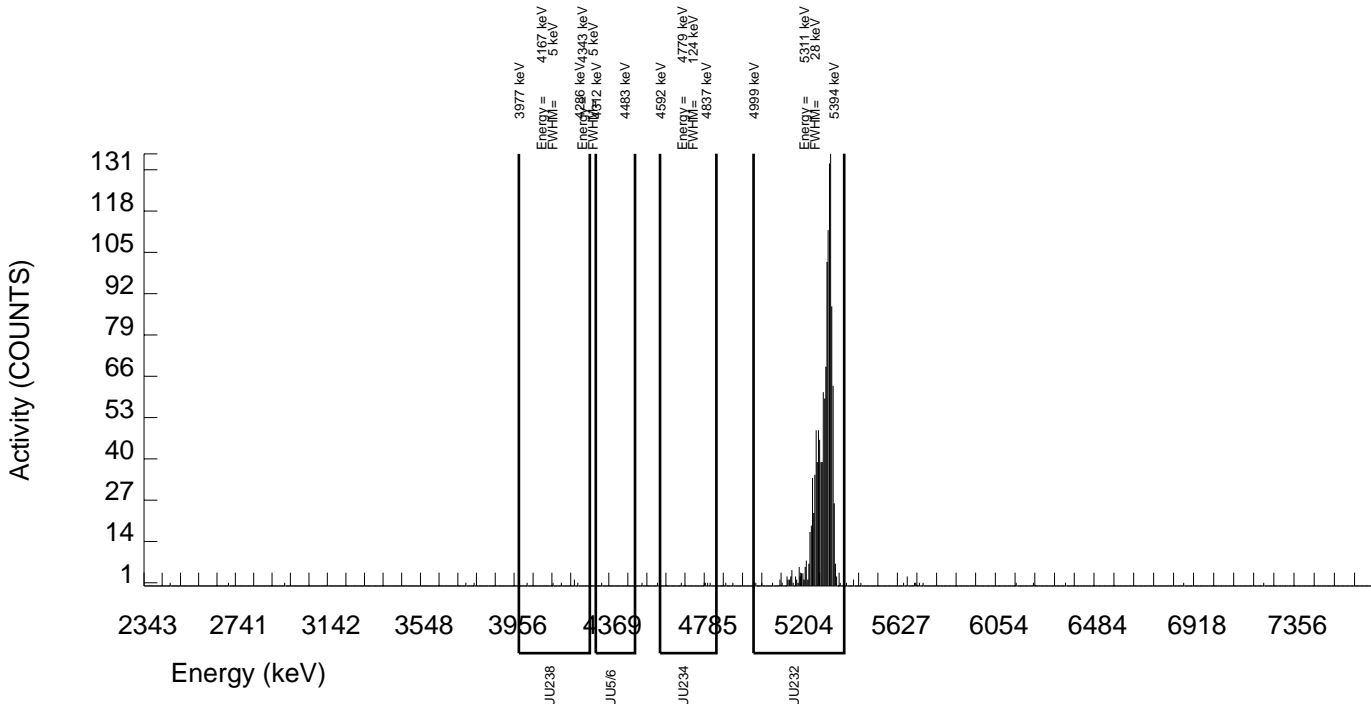
GEL Laboratories LLC
ALPHA SPECTROSCOPY REPORT

BATCH NUMBER: 896416 SAMPLE DATE : 11-AUG-2009 00:00:00		SAMPLE ID : S0235177021_UU SAMPLE QTY: 0.800 L	
DETECTOR NUMBER :75545 AVERAGE %EFFICIENCY :24.7799 % YIELD : 100.886		COUNT DATE:27-AUG-2009 18:32:37 ELAPSED LIVE TIME(SEC): 60000.00 ANALYST :MXE1	
MS/MSD ID : 1163-G ISOTOPE : U-238 PCI/L : 3.149E+00	LCS/LCSD ID : 1163-G ISOTOPE : U-238 PCI/L : 3.149E+00	TRACER ID : 1283-E ISOTOPE : U232 NOMINAL : 5.26246 dpm RESULTS : 5.30910 dpm	LIB FILE : ENV_ALPHA_UU.N BKG FILE : B121.CNF;388 BKG DATE : 23-AUG-2009 EFF FILE : W121.CNF;106 CAL DATE : 17-AUG-2009

NUCLIDE ACTIVITY SUMMARY

NUCLIDE	ENERGY	GROSS AREA	NET AREA	BKG AREA	BKG Sg	%ABUN	ACTIVITY pCi/L	TPU 1.96-SIGMA	MDA pCi/L	Lc pCi/L	UNC pCi/L
U-3/4	4763.020	5.000	0.028	1.000	1.0000	100.0000	6.23E-05	6.29E-03	1.72E-02	5.24E-03	6.29E-03
U232	5302.100	1320.000	1315.000	5.000	2.2361	100.0000	2.96E+00	4.33E-01	3.02E-02	1.17E-02	1.61E-01
U-235	4391.000	1.000	1.000	0.000	0.0000	80.90000	2.78E-03	5.47E-03	8.35E-03	0.00E+00	5.46E-03
U-238	4184.730	6.000	1.000	5.000	2.2361	100.0000	2.25E-03	1.46E-02	3.02E-02	1.17E-02	1.46E-02

NOTE: Corrections made to U-3/4 net area due to tracer impurity



GEL Laboratories LLC
ALPHA SPECTROSCOPY REPORT

BATCH NUMBER: 896416
SAMPLE DATE : 24-AUG-2009 00:00:00

SAMPLE ID : S1201908465_UU
SAMPLE QTY: 0.800 L

DETECTOR NUMBER :45-142V3
AVERAGE %EFFICIENCY :25.9433
% YIELD : 97.535

COUNT DATE:27-AUG-2009 18:32:41
ELAPSED LIVE TIME(SEC): 60000.00
ANALYST :MXE1

MS/MSD
ID : 1163-G
ISOTOPE : U-238
PCI/L : 3.149E+00

LCS/LCSD
ID : 1163-G
ISOTOPE : U-238
PCI/L : 3.149E+00

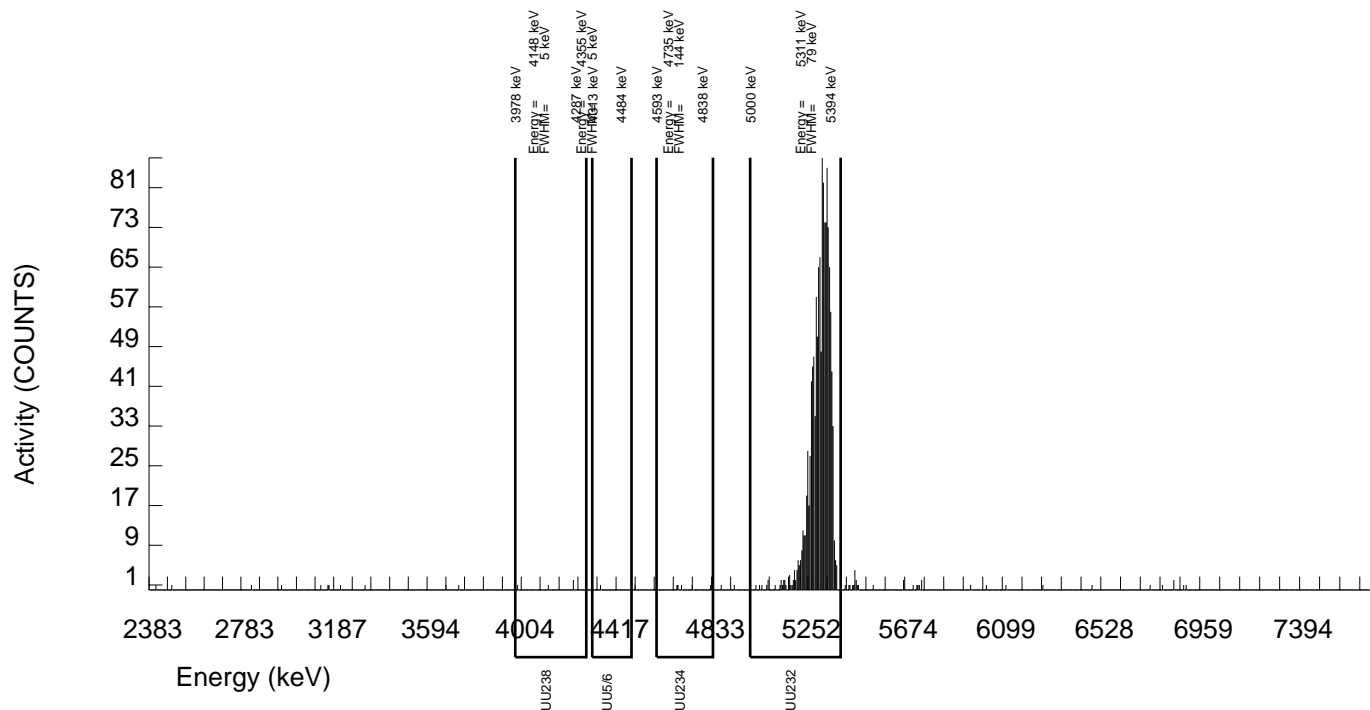
TRACER
ID : 1283-E
ISOTOPE : U232
NOMINAL : 5.26067 dpm
RESULTS : 5.13097 dpm

LIB FILE : ENV_ALPHA_UU.N
BKG FILE : B123.CNF;388
BKG DATE : 23-AUG-2009
EFF FILE : W123.CNF;105
CAL DATE : 17-AUG-2009

NUCLIDE ACTIVITY SUMMARY

NUCLIDE	ENERGY	GROSS AREA	NET AREA	BKG AREA	BKG Sg	%ABUN	ACTIVITY pCi/L	TPU 1.96-SIGMA	MDA pCi/L	Lc pCi/L	UNC pCi/L
U-3/4	4763.020	5.000	-1.021	2.000	1.4142	100.0000	-2.27E-03	7.56E-03	2.13E-02	7.32E-03	7.55E-03
U232	5302.100	1338.000	1331.000	7.000	2.6458	100.0000	2.96E+00	4.32E-01	3.41E-02	1.37E-02	1.60E-01
U-235	4391.000	1.000	1.000	0.000	0.0000	80.90000	2.75E-03	5.40E-03	8.25E-03	0.00E+00	5.39E-03
U-238	4184.730	4.000	3.000	1.000	1.0000	100.0000	6.68E-03	9.79E-03	1.70E-02	5.18E-03	9.75E-03

NOTE: Corrections made to U-3/4 net area due to tracer impurity



GEL Laboratories LLC
ALPHA SPECTROSCOPY REPORT

BATCH NUMBER: 896416
SAMPLE DATE : 24-AUG-2009 00:00:00

SAMPLE ID : S1201908466_UU
SAMPLE QTY: 0.800 L

DETECTOR NUMBER :45-142V2
AVERAGE %EFFICIENCY :26.2275
% YIELD : 96.768

COUNT DATE:27-AUG-2009 18:32:44
ELAPSED LIVE TIME(SEC): 60000.00
ANALYST :MXE1

MS/MSD
ID : 1163-G
ISOTOPE : U-238
PCI/L : 3.149E+00

LCS/LCSD
ID : 1163-G
ISOTOPE : U-238
PCI/L : 3.149E+00

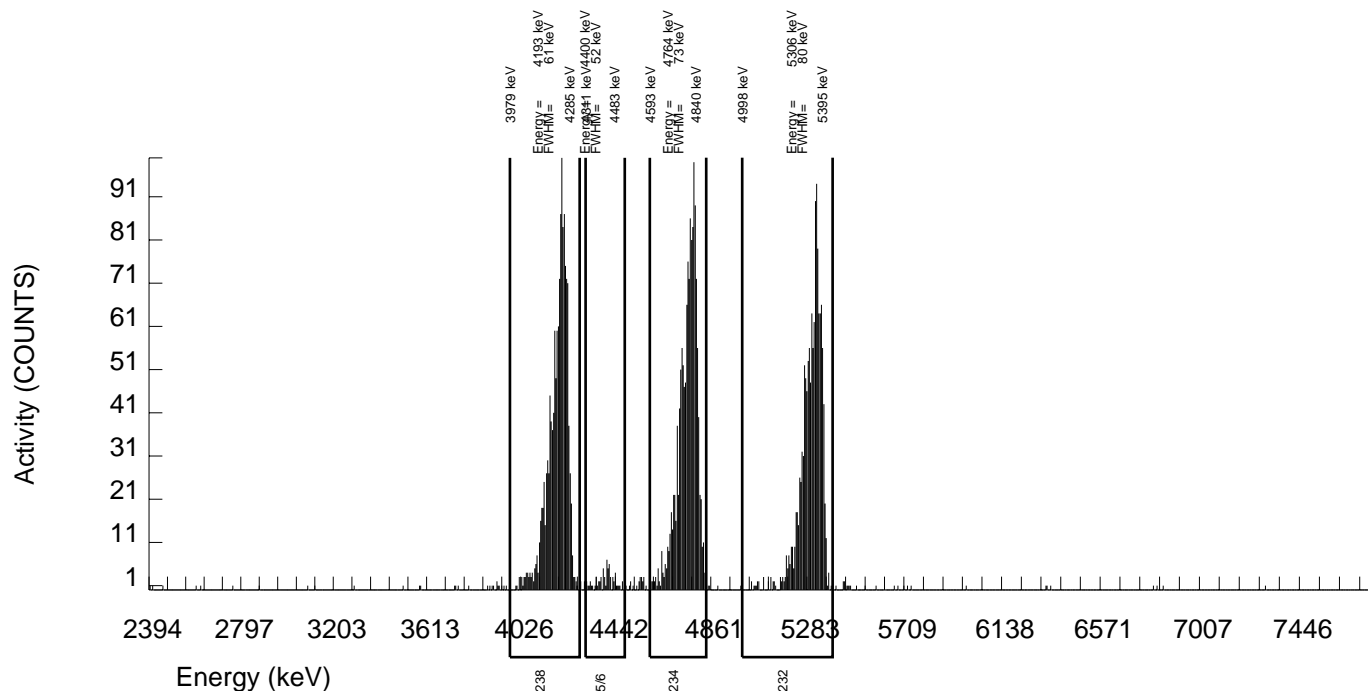
TRACER
ID : 1283-E
ISOTOPE : U232
NOMINAL : 5.26067 dpm
RESULTS : 5.09064 dpm

LIB FILE : ENV_ALPHA_UU.N
BKG FILE : B124.CNF;384
BKG DATE : 23-AUG-2009
EFF FILE : W124.CNF;101
CAL DATE : 17-AUG-2009

NUCLIDE ACTIVITY SUMMARY

NUCLIDE	ENERGY	GROSS AREA	NET AREA	BKG AREA	BKG Sg	%ABUN	ACTIVITY pCi/L	TPU 1.96-SIGMA	MDA pCi/L	Lc pCi/L	UNC pCi/L
U-3/4	4763.020	1418.000	1409.967	4.000	2.0000	100.0000	3.13E+00	4.54E-01	2.73E-02	1.03E-02	1.64E-01
U232	5302.100	1343.000	1335.000	8.000	2.8284	100.0000	2.96E+00	4.32E-01	3.59E-02	1.46E-02	1.60E-01
U-235	4391.000	68.000	68.000	0.000	0.0000	80.90000	1.86E-01	5.10E-02	8.23E-03	0.00E+00	4.43E-02
U-238	4184.730	1394.000	1389.000	5.000	2.2361	100.0000	3.08E+00	4.48E-01	2.97E-02	1.15E-02	1.63E-01

NOTE: Corrections made to U-3/4 net area due to tracer impurity



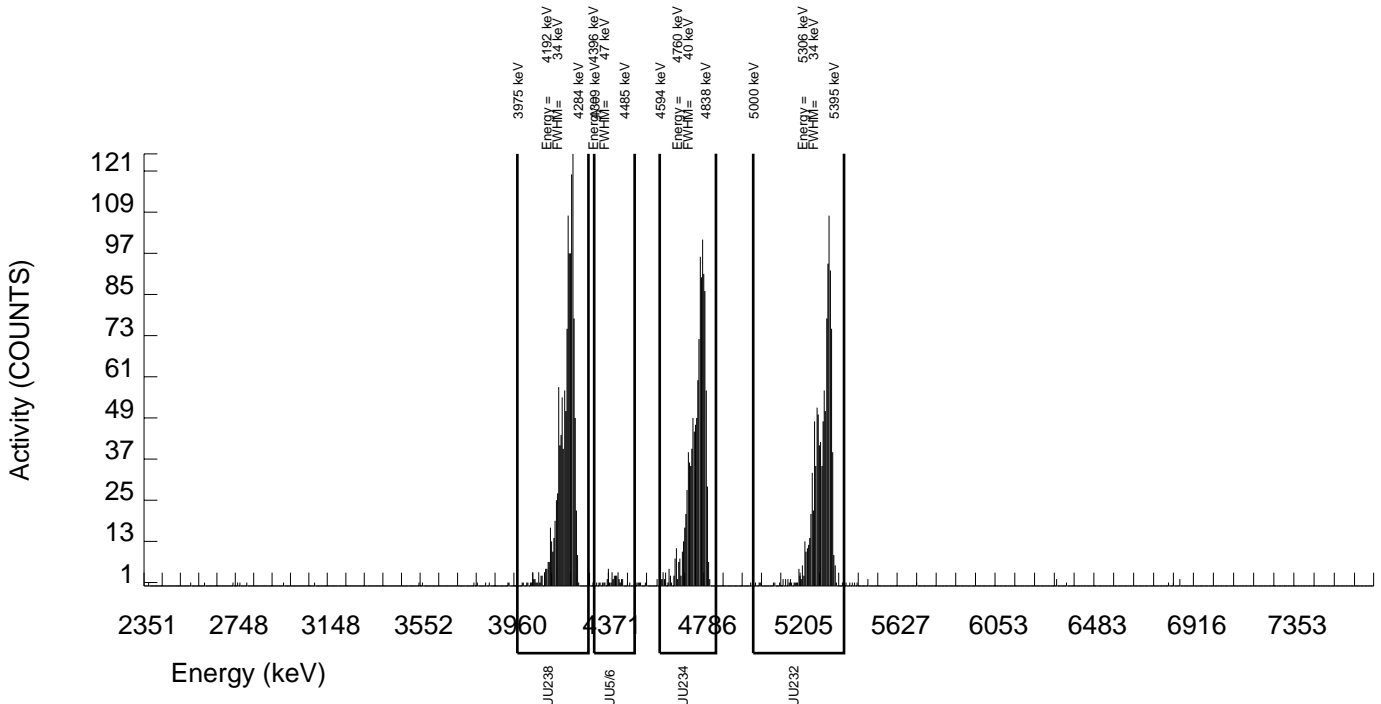
GEL Laboratories LLC
ALPHA SPECTROSCOPY REPORT

BATCH NUMBER: 896416 SAMPLE DATE : 24-AUG-2009 00:00:00		SAMPLE ID : S1201908467_UU SAMPLE QTY: 0.800 L	
DETECTOR NUMBER :75547 AVERAGE %EFFICIENCY :25.7713 % YIELD : 83.727		COUNT DATE:27-AUG-2009 18:32:47 ELAPSED LIVE TIME(SEC): 60000.00 ANALYST :MXE1	
MS/MSD ID : 1163-G ISOTOPE : U-238 PCI/L : 3.149E+00	LCS/LCSD ID : 1163-G ISOTOPE : U-238 PCI/L : 3.149E+00	TRACER ID : 1283-E ISOTOPE : U232 NOMINAL : 5.26067 dpm RESULTS : 4.40460 dpm	LIB FILE : ENV_ALPHA_UU.N BKG FILE : B125.CNF;394 BKG DATE : 23-AUG-2009 EFF FILE : W125.CNF;119 CAL DATE : 17-AUG-2009

NUCLIDE ACTIVITY SUMMARY

NUCLIDE	ENERGY	GROSS AREA	NET AREA	BKG AREA	BKG Sg	%ABUN	ACTIVITY pCi/L	TPU 1.96-SIGMA	MDA pCi/L	Lc pCi/L	UNC pCi/L
U-3/4	4763.020	1187.000	1179.571	4.000	2.0000	100.0000	3.08E+00	4.58E-01	3.21E-02	1.21E-02	1.76E-01
U232	5302.100	1137.000	1135.000	2.000	1.4142	100.0000	2.96E+00	4.42E-01	2.50E-02	8.59E-03	1.73E-01
U-235	4391.000	44.000	43.000	1.000	1.0000	80.90000	1.39E-01	4.65E-02	2.47E-02	7.50E-03	4.24E-02
U-238	4184.730	1308.000	1308.000	0.000	0.0000	100.0000	3.41E+00	5.04E-01	7.83E-03	0.00E+00	1.85E-01

NOTE: Corrections made to U-3/4 net area due to tracer impurity



RADIUM 228

Radiochemistry Batch Checklist, Rev 9

Batch# 894545 Product: PA 228 Date: 8/28/09

Criteria:	Yes	No	Comments
Sample Solids are less than or equal to 100 mg for GAB.			N/A
Samples have been blank corrected (if required)			N/A
If activity less 10* MDA/ MDC, error is 150% or less of sample activity. If greater 10* MDA/ MDC, error is 40% or less. If below the MDA/ MDC, error is okay.	✓		
Instrument source check is within limits.	✓		
Instrument bkg check is within limits.	✓		
Method RDL/ LLD has been met.	✓		
If duplicate activities are less 5* MDA/ MDC, then RPD is 100% or less. If greater 5* MDA/ MDC, then RPD 20% or less. If below the MDA/ MDC, the RPD is 0%. Or meets the client's required RER acceptance criteria.	✓		
Tracer yield is 15-125% . Carrier yield 25-125%. Or meets the client's contract acceptance criteria.	✓		
Method blank is less than the RDL/ LLD. (If rad samples, < 5% of lowest activity)	✓		
Sample was run within hold time.	✓		
Sample was correctly preserved if required.			N/A
Smears Taken for Radioactive batches.			N/A
Method Spike and LCS are within 75-125% or meets the client's contract acceptance criteria.	✓		
No blank spaces on data forms. All line outs initialed and dated. No transcription errors are apparent.	✓		
Aux data is correct.			N/A
Client Special requirements page has been checked.	✓		
Raw Data and/ or spectrum are included and properly stated.	✓		
QC data entered into QC database and batch is in REVW	✓		
Hit notification complete (if necessary)	✓		
Batch entered into Case Narrative.	✓		
Batch non-conformances completed, if applicable.			N/A
Batch non-conformances second reviewed and disposition verified to be completed.			N/A
Aliquot Correction completed if required.			N/A
Review sample historical results if available (If REMF, results above MDC have been verified by historical results, recount or re-analysis.)	✓		

GEL Laboratories, LLC

revised 8/1/08

Primary Review Performed By:  8/28/09

Secondary Review Performed By: 

11/20/09
8/28/09
9/9

Radium-228 Que Sheet

Batch #: 894545 Analyst: MXS2 First Client Due Date: 09/09/2009 Internal Due Date: 08/29/2009
 Spike Code: 0503-B Expiration Date: 9-13-09 Vol: 0.1 mL Ac-228 Ingrow: 8-21-09 / 1100
 LCS Isotope: Radium-228 Expiration Date: 9-13-09 Vol: 0.1 mL
 Tracer Isotope: Barium-133 Expiration Date: 2-17-10 Vol: 0.1 mL
 Prep Date: 8-18-09 Initials: JJC Pipet ID: 2111953 Balance ID: 5040272
 Ac-228 Separation Date/Time: 8-24-09 / 1900
 Witness: 888/18/09

Sample ID	Client Description	Type	Hazard Code	Min CRDL	Matrix	Client	Collect Date & Time	Pos. #	Vol. (mL)	Ba Yield (%)	Gamma Det. #
235177001-1	SA107-0-5B	SAMPLE		.5 pCi/g	SOIL	KERR003	11-AUG-09 08:01 AM	1	1.002	2C	97.64
235177002-1	SA107-10B	SAMPLE		.5 pCi/g	SOIL	KERR003	11-AUG-09 09:30 AM	2	1.012	2D	100.70
235177003-1	SA107009-10B	SAMPLE		.5 pCi/g	SOIL	KERR003	11-AUG-09 09:30 AM	3	1.004	7A	95.60
235177004-1	SA107-29B	SAMPLE		.5 pCi/g	SOIL	KERR003	11-AUG-09 10:25 AM	4	1.006	7B	98.84
235177005-1	SA61-10B	SAMPLE		.5 pCi/g	SOIL	KERR003	11-AUG-09 06:54 AM	5	1.004	7C	97.68
235177006-1	SA61-30B	SAMPLE		.5 pCi/g	SOIL	KERR003	11-AUG-09 07:24 AM	6	1.012	2A	77.28
235177007-1	SA155-0-5B	SAMPLE		.5 pCi/g	SOIL	KERR003	11-AUG-09 10:57 AM	7	1.008	6D	87.44
235177008-1	SA155009-0-5B	SAMPLE		.5 pCi/g	SOIL	KERR003	11-AUG-09 10:57 AM	8	1.016	8A	95.13
235177009-1	SA155-10B	SAMPLE		.5 pCi/g	SOIL	KERR003	11-AUG-09 11:30 AM	9	1.019	4A	102.74
235177010-1	SA155-30B	SAMPLE		.5 pCi/g	SOIL	KERR003	11-AUG-09 12:16 PM	10	1.009	5A	87.95
235177011-1	SA115-0-5B	SAMPLE		.5 pCi/g	SOIL	KERR003	11-AUG-09 10:54 AM	11	1.006	5C	88.13
235177012-1	SA115-10B	SAMPLE		.5 pCi/g	SOIL	KERR003	11-AUG-09 11:07 AM	12	1.009	7D	96.66
235177013-1	SA115009-10B	SAMPLE		.5 pCi/g	SOIL	KERR003	11-AUG-09 11:07 AM	13	1.004	5D	96.94
235177014-1	SA115-25B	SAMPLE		.5 pCi/g	SOIL	KERR003	11-AUG-09 11:35 AM	14	1.011	1B	70.16
235177015-1	SA115-40B	SAMPLE		.5 pCi/g	SOIL	KERR003	11-AUG-09 12:25 PM	15	1.012	1D	77.75
235177016-1	SA115-51B	SAMPLE		.5 pCi/g	SOIL	KERR003	11-AUG-09 12:55 PM	16	1.002	11D	84.42
235177017-1	RSAUG-6-05B	SAMPLE		.5 pCi/g	SOIL	KERR003	11-AUG-09 06:50 AM	17	1.009	512B88	100.65
235177018-1	RSAUG-10B	SAMPLE		.5 pCi/g	SOIL	KERR003	11-AUG-09 07:14 AM	18	1.008	12C	97.82
235177019-1	RSAUG-25B	SAMPLE		.5 pCi/g	SOIL	KERR003	11-AUG-09 07:37 AM	19	1.009	12D	92.40
235177020-1	RSAUG-40B	SAMPLE		.5 pCi/g	SOIL	KERR003	11-AUG-09 08:29 AM	20	1.004	13A	89.99
1201903878-1	MB for batch 894545	MB		.5 pCi/g	SOIL	QC ACCOUNT		21	1.019	10125	73.02
1201903879-1	RSAUG-05B(235177017DUP)	DUP		.5 pCi/g	SOIL	QC ACCOUNT	11-AUG-09 06:50 AM	22	1.017	13C	94.53
1201903880-1	RSAUG-05B(235177017MS)	MS		.5 pCi/g	SOIL	QC ACCOUNT	11-AUG-09 06:50 AM	23	0.104	13D	94.20
1201903881-1	LCS for batch 894545	LCS		.5 pCi/g	SOIL	QC ACCOUNT		24	1.019	14A	77.79

Comments: AP. 8/28/09 Data Reviewed By: AP. 8/28/09

Radium-228 Solid

Filename : RA228.XLS
 File type : Excel
 Version # : 1.2.4

Spike S/N : 0503-B
 Spike Exp Date : 9/13/2009
 Spike Activity (dpm/ml) : 179.55
 Spike Volume Added: 0.10

Pipet, 0.1 ml Stdev : +/- 0.000701 ml
 Pipet, 0.5 ml Stdev : +/- 0.002564 ml
 Pipet, 1 ml Stdev : +/- 0.005480 ml

Batch : 894545
 Analyst : MXS2
 Prep Date : 8/18/2009

Procedure Code : GFC28RAS
 Parname : Radium-228
 Required MDA : 0.5 pCi/G
 Half-life of Ra-228 : 5.75 years
 Half-life of Ac-228 : 6.13 hours
 Batch counted on : PIC
 BKG Count time : 500 min

Ra-228 Abundance : 1
 Ra-228 Method Uncertainty : 0

LCS S/N : 0503-B
 LCS Exp Date : 9/13/2009
 LCS Activity (dpm/ml) : 179.55
 LCS Volume Added: 0.10

Tracer S/N : 0112-J
 Tracer Exp Date : 2/17/2010
 Tracer Volume Added: 0.10

Geometry: CeF on 25mm Filter

Sample Characteristics				Tracer Calculations				Tracer Samp.			
Pos.	Sample ID	Sample Aliquot G	Sample Aliquot StDev. G	Tracer Concentration (cpm) (Ba-133 Ref.)	Tracer Ref. Count Uncertainty (cpm)	Tracer Concentration (cpm) (Ba-133 Samp.)	Tracer Count Uncertainty (cpm)	Tracer Aliquot (mL)	Tracer Aliquot (mL)	Tracer Aliquot StDev. (mL)	
1	235177001.1	1.0020	3.3235E-03	215.7	4.28%	210.6	4.34%	0.1	0.1	0.000701	
2	235177002.1	1.0120	3.3246E-03	215.7	4.28%	217.2	4.26%	0.1	0.1	0.000701	
3	235177003.1	1.0040	3.3238E-03	215.7	4.28%	206.2	4.39%	0.1	0.1	0.000701	
4	235177004.1	1.0060	3.3240E-03	215.7	4.28%	213.2	4.30%	0.1	0.1	0.000701	
5	235177005.1	1.0040	3.3238E-03	215.7	4.28%	210.7	4.33%	0.1	0.1	0.000701	
6	235177006.1	1.0120	3.3246E-03	215.7	4.28%	166.7	4.97%	0.1	0.1	0.000701	
7	235177007.1	1.0080	3.3242E-03	215.7	4.28%	188.6	4.62%	0.1	0.1	0.000701	
8	235177008.1	1.0160	3.3250E-03	215.7	4.28%	205.2	4.40%	0.1	0.1	0.000701	
9	235177009.1	1.0190	3.3253E-03	215.7	4.28%	221.6	4.21%	0.1	0.1	0.000701	
10	235177010.1	1.0090	3.3243E-03	215.7	4.28%	189.7	4.61%	0.1	0.1	0.000701	
11	235177011.1	1.0060	3.3240E-03	215.7	4.28%	190.1	4.60%	0.1	0.1	0.000701	
12	235177012.1	1.0090	3.3243E-03	215.7	4.28%	208.5	4.36%	0.1	0.1	0.000701	
13	235177013.1	1.0040	3.3238E-03	215.7	4.28%	209.1	4.35%	0.1	0.1	0.000701	
14	235177014.1	1.0110	3.3245E-03	284.5	3.65%	199.6	4.47%	0.1	0.1	0.000701	
15	235177015.1	1.0120	3.3246E-03	215.7	4.28%	167.7	4.96%	0.1	0.1	0.000701	
16	235177016.1	1.0020	3.3235E-03	215.7	4.28%	182.1	4.72%	0.1	0.1	0.000701	
17	235177017.1	1.0090	3.3243E-03	215.7	4.28%	217.1	4.26%	0.1	0.1	0.000701	
18	235177018.1	1.0080	3.3242E-03	215.7	4.28%	211.0	4.33%	0.1	0.1	0.000701	
19	235177019.1	1.0090	3.3243E-03	215.7	4.28%	199.3	4.48%	0.1	0.1	0.000701	
20	235177020.1	1.0040	3.3238E-03	215.7	4.28%	194.1	4.55%	0.1	0.1	0.000701	
21	1201903878.1	1.0190	3.3253E-03	215.7	4.28%	157.5	5.15%	0.1	0.1	0.000701	
22	1201903879.1	1.0170	3.3251E-03	215.7	4.28%	203.9	4.42%	0.1	0.1	0.000701	
23	1201903880.1	0.1040	3.2299E-03	215.7	4.28%	203.2	4.43%	0.1	0.1	0.000701	
24	1201903881.1	1.0190	3.3253E-03	284.5	3.65%	207.1	4.38%	0.1	0.1	0.000701	

Count raw Data																
Pos.	Detector ID	Counting Time (min.)		Gross Counts		Beta cpm	Detector Efficiency (cpm/dpm)	Detector Efficiency Error (cpm/dpm)	Weekly Bkg cpm	Count Time (min.)	Separation Date/Time	Count Start Date/Time	Ra-228 Decay			
		Alpha	Beta	Alpha	Beta											
1	2C	390	34	332	0.851	0.5969	0.00575	0.290	500	8/24/2009 19:00	8/24/2009 22:39	0.995	0.661	1.412	97.64%	3.20%
2	2D	60	11	60	1.000	0.6119	0.00479	0.366	500	8/24/2009 19:00	8/24/2009 21:06	0.996	0.788	1.058	100.70%	3.18%
3	7A	390	43	333	0.854	0.6180	0.00816	0.340	500	8/24/2009 19:00	8/24/2009 22:39	0.995	0.661	1.412	95.60%	3.22%
4	7B	60	5	93	1.550	0.6280	0.00816	0.358	500	8/24/2009 19:00	8/24/2009 21:06	0.996	0.788	1.058	98.84%	3.19%
5	7C	390	31	334	0.856	0.6178	0.00816	0.270	500	8/24/2009 19:00	8/24/2009 22:39	0.995	0.661	1.412	97.68%	3.20%
6	2A	60	9	67	1.117	0.6172	0.00349	0.484	500	8/24/2009 19:00	8/24/2009 21:06	0.996	0.788	1.058	77.28%	3.43%
7	6D	60	17	90	1.500	0.6120	0.00816	0.424	500	8/24/2009 19:00	8/24/2009 21:06	0.996	0.787	1.058	87.44%	3.30%
8	8A	60	8	95	1.583	0.6247	0.00816	0.820	500	8/24/2009 19:00	8/24/2009 21:06	0.996	0.787	1.058	95.13%	3.23%
9	4A	390	90	651	1.669	0.6208	0.00744	1.070	500	8/24/2009 19:00	8/24/2009 22:39	0.996	0.661	1.412	102.74%	3.16%
10	5A	390	38	449	1.151	0.6258	0.00816	0.560	500	8/24/2009 19:00	8/24/2009 22:39	0.996	0.661	1.412	87.95%	3.30%
11	5C	60	13	93	1.550	0.6368	0.00816	0.722	500	8/24/2009 19:00	8/24/2009 21:07	0.996	0.787	1.058	88.13%	3.29%
12	7D	390	53	327	0.838	0.6257	0.00816	0.396	500	8/24/2009 19:00	8/24/2009 22:39	0.996	0.661	1.412	96.66%	3.21%
13	5D	80	14	170	2.125	0.6237	0.00816	1.190	500	8/24/2009 19:00	8/24/2009 21:07	0.996	0.786	1.077	96.94%	3.21%
14	1B	390	23	191	0.490	0.6282	0.00409	0.320	500	8/24/2009 19:00	8/24/2009 22:39	0.996	0.661	1.412	70.16%	3.05%
15	1D	60	11	98	1.633	0.6043	0.00511	0.502	500	8/24/2009 19:00	8/24/2009 21:08	0.996	0.786	1.058	77.75%	3.42%
16	11D	70	15	112	1.600	0.6348	0.00816	0.566	500	8/24/2009 19:00	8/24/2009 20:57	0.996	0.801	1.067	84.42%	3.34%
17	8A	390	26	635	1.628	0.6247	0.00816	0.820	500	8/24/2009 19:00	8/24/2009 22:40	0.995	0.660	1.412	100.65%	3.18%
18	12C	60	9	57	0.950	0.6304	0.00816	0.394	500	8/24/2009 19:00	8/24/2009 20:57	0.996	0.801	1.058	97.82%	3.20%
19	12D	60	10	89	1.483	0.6320	0.00816	0.352	500	8/24/2009 19:00	8/24/2009 20:57	0.996	0.801	1.058	92.40%	3.25%
20	13A	60	29	134	1.500	0.6410	0.00816	0.710	500	8/24/2009 19:00	8/24/2009 20:57	0.996	0.801	1.058	89.99%	3.28%
21	10C	60	8	36	0.600	0.6250	0.00816	0.366	500	8/24/2009 19:00	8/24/2009 21:04	0.998	0.791	1.058	73.02%	3.49%
22	13C	80	14	166	2.075	0.6538	0.00816	1.248	500	8/24/2009 19:00	8/24/2009 20:57	0.996	0.801	1.077	94.53%	3.23%
23	13D	60	11	507	8.450	0.6377	0.00816	0.838	500	8/24/2009 19:00	8/24/2009 20:57	0.996	0.801	1.058	94.20%	3.24%
24	14A	60	16	342	5.700	0.6393	0.00816	0.456	500	8/24/2009 19:00	8/24/2009 20:57	0.998	0.801	1.058	72.79%	3.02%

- Notes:
 1 - Results are decay corrected to Sample Date/Time
 2 - Reference date for Spike Activity (dpm/ml) is the batch Prep Date
 3 - Spike Nominals are decay corrected to Sample Date/Time

Pos.	Decision Level pCi/G	Critical Level pCi/G	Required MDA pCi/G	MDA pCi/G	Sample Act. Conc. pCi/G	Sample Act. Error pCi/G	Net Count Rate CPM	Net Count Rate Error CPM	2 SIGMA		Sample QC	Sample Type	RPD	RER	Nominal pCi/G	Recovery
									Counting Uncertainty pCi/G	Total Prop. Uncertainty pCi/G						
1	0.1403	0.0990	0.5	0.2108	0.9288	0.0992	0.5613	0.0526	0.1705	0.1806		SAMPLE				
2	0.1876	0.1324	0.5	0.3136	0.6175	0.2105	0.6340	0.1319	0.2518	0.2548		SAMPLE				
3	0.1496	0.1056	0.5	0.2237	0.8373	0.1095	0.5138	0.0536	0.1711	0.1797		SAMPLE				
4	0.1853	0.1308	0.5	0.3103	1.1597	0.1406	1.1920	0.1629	0.3107	0.3197		SAMPLE				
5	0.1305	0.0921	0.5	0.1965	0.9356	0.0952	0.5864	0.0523	0.1636	0.1745		SAMPLE				
6	0.2788	0.1968	0.5	0.4566	0.7964	0.2239	0.6327	0.1399	0.3452	0.3494		SAMPLE				
7	0.2335	0.1649	0.5	0.3861	1.2122	0.1533	1.0760	0.1608	0.3550	0.3642		SAMPLE				
8	0.2902	0.2049	0.5	0.4600	0.7683	0.2219	0.7633	0.1674	0.3303	0.3341		SAMPLE				
9	0.2422	0.1710	0.5	0.3535	0.8914	0.1376	0.5992	0.0801	0.2336	0.2405		SAMPLE				
10	0.2051	0.1448	0.5	0.3030	1.0295	0.1132	0.5913	0.0638	0.2178	0.2284		SAMPLE				
11	0.2915	0.2058	0.5	0.4654	0.8922	0.2024	0.8280	0.1652	0.3488	0.3539		SAMPLE				
12	0.1570	0.1108	0.5	0.2338	0.7012	0.1270	0.4425	0.0542	0.1685	0.1746		SAMPLE				
13	0.3126	0.2207	0.5	0.4797	0.9551	0.1850	0.9350	0.1701	0.3406	0.3462		SAMPLE				
14	0.1933	0.1365	0.5	0.2896	0.3684	0.2584	0.1697	0.0435	0.1852	0.1866		SAMPLE				
15	0.2889	0.2040	0.5	0.4720	1.4491	0.1525	1.1313	0.1680	0.4218	0.4332		SAMPLE				
16	0.2512	0.1774	0.5	0.4029	1.1612	0.1537	1.0340	0.1549	0.3409	0.3499		SAMPLE				
17	0.2174	0.1535	0.5	0.3187	1.2325	0.0999	0.8082	0.0763	0.2279	0.2414		SAMPLE				
18	0.1921	0.1356	0.5	0.3193	0.5346	0.2342	0.5560	0.1289	0.2429	0.2454		SAMPLE				
19	0.1916	0.1352	0.5	0.3212	1.1475	0.1449	1.1313	0.1595	0.3170	0.3259		SAMPLE				
20	0.2768	0.1954	0.5	0.4425	0.8153	0.2085	0.7900	0.1625	0.3288	0.3332		SAMPLE				
21	0.2500	0.1765	0.5	0.4179	0.3038	0.4442	0.2340	0.1036	0.2636	0.2645		SAMPLE				
22	0.3036	0.2143	0.5	0.4650	0.8010	0.2066	0.8270	0.1686	0.3201	0.3244	235177017.1	MB	42.4%	77.9408	91.8%	
23	2.7875	1.9680	0.5	4.4143	72.8124	0.0674	7.6120	0.3775	7.0776	9.6131	235177017.1	DUP		7.9371	83.1%	
24	0.2703	0.1909	0.5	0.4446	6.5944	0.0669	5.2440	0.3097	0.7633	0.8647		LOS				

SampleID	Instr	Time (min.)	Alpha Counts	Beta Counts	Count Start Time	Count End Time	Machine
235177001	2C	390	34	332	8/24/2009 22:39	8/25/2009 5:09	Protean
235177002	2D	60	11	60	8/24/2009 21:06	8/24/2009 22:06	Protean
235177003	7A	390	43	333	8/24/2009 22:39	8/25/2009 5:09	Protean
235177004	7B	60	5	93	8/24/2009 21:06	8/24/2009 22:06	Protean
235177005	7C	390	31	334	8/24/2009 22:39	8/25/2009 5:09	Protean
235177006	2A	60	9	67	8/24/2009 21:06	8/24/2009 22:06	Protean
235177007	6D	60	17	90	8/24/2009 21:06	8/24/2009 22:06	Protean
235177008	8A	60	8	95	8/24/2009 21:06	8/24/2009 22:06	Protean
235177009	4A	390	90	651	8/24/2009 22:39	8/25/2009 5:09	Protean
235177010	5A	390	38	449	8/24/2009 22:39	8/25/2009 5:09	Protean
235177011	5C	60	13	93	8/24/2009 21:07	8/24/2009 22:07	Protean
235177012	7D	390	53	327	8/24/2009 22:39	8/25/2009 5:09	Protean
235177013	5D	80	14	170	8/24/2009 21:07	8/24/2009 22:27	Protean
235177014	1B	390	23	191	8/24/2009 22:39	8/25/2009 5:09	Protean
235177015	1D	60	11	98	8/24/2009 21:08	8/24/2009 22:08	Protean
235177016	11D	70	15	112	8/24/2009 20:57	8/24/2009 22:07	Protean
235177017	8A	390	26	635	8/24/2009 22:40	8/25/2009 5:10	Protean
235177018	12C	60	9	57	8/24/2009 20:57	8/24/2009 21:57	Protean
235177019	12D	60	10	89	8/24/2009 20:57	8/24/2009 21:57	Protean
235177020	13A	60	29	90	8/24/2009 20:57	8/24/2009 21:57	Protean
1201903878	10C	60	8	36	8/24/2009 21:04	8/24/2009 22:04	Protean
1201903879	13C	80	14	166	8/24/2009 20:57	8/24/2009 22:17	Protean
1201903880	13D	60	11	507	8/24/2009 20:57	8/24/2009 21:57	Protean
1201903881	14A	60	16	342	8/24/2009 20:57	8/24/2009 21:57	Protean

ASSAY 21-Aug-09 10:46:48

Protocol id 9 228_REC2
Time limit 180
Count limit 50000
Isotope Ba-133
Protocol date 9-Apr-07 10:02:22
Run id. 2

POS	RACK	BATCH	TIME	COUNTS	CPM	ERROR	% RECOVERY	COUNT TIME
1	72	1	180	738	215.7	4.28		10:46:55
2	72	2	180	723	210.6	4.34	97.64	10:50:06
3	72	3	180	743	217.2	4.26	100.70	10:53:17
4	72	4	180	710	206.2	4.39	95.60	10:56:29
5	72	5	180	731	213.2	4.3	98.84	10:59:40
6	66	6	180	723	210.7	4.33	97.68	11:03:05
7	66	7	180	591	166.7	4.97	77.28	11:06:17
8	66	8	180	657	188.6	4.62	87.44	11:09:28
9	66	9	180	707	205.2	4.4	95.13	11:12:39
10	66	10	180	756	221.6	4.21	102.74	11:15:51
11	92	11	180	660	189.7	4.61	87.95	11:19:20
12	92	12	180	661	190.1	4.6	88.13	11:22:31
13	92	13	180	717	208.5	4.36	96.66	11:25:43
14	92	14	180	718	209.1	4.35	96.94	11:28:54
15	92	15	180	514	140.9	5.5	65.32	11:32:06
16	77	16	180	594	167.7	4.96	77.75	11:35:27
17	77	17	180	637	182.1	4.72	84.42	11:38:39
18	77	18	180	743	217.1	4.26	100.65	11:41:50
19	77	19	180	724	211	4.33	97.82	11:45:01
20	77	20	180	689	199.3	4.48	92.40	11:48:13
21	74	21	180	673	194.1	4.55	89.99	11:51:38
22	74	22	180	564	157.5	5.15	73.02	11:54:50
23	74	23	180	703	203.9	4.42	94.53	11:58:01
24	74	24	180	701	203.2	4.43	94.20	12:01:12
25	74	25	180	491	133.4	5.69	61.85	12:04:24

911 8-24-09

911 8-24-09

END OF ASSAY

ASSAY 24-Aug-09 6:01:35

Protocol id 8 228_REC
Time limit 180
Count limit 50000
Isotope Ba-133
Protocol date 9-Apr-07 10:03:07
Run id. 39

POS	RACK	BATCH	TIME	COUNTS	CPM	ERROR	% RECOVERY	COUNT TIME
1	98	1	180	945	284.5	3.65		06:01:43
2	98	2	180	690	199.6	4.47	70.16	06:04:54
3	98	3	180	713	207.1	4.38	72.79	06:08:05

END OF ASSAY

Radiochemistry Batch Checklist, Rev 9

Batch# 8945266 Product: RA228 Date: 8/21/09

Criteria:	Yes	No	Comments
Sample Solids are less than or equal to 100 mg for GAB.			N/A
Samples have been blank corrected (if required)			N/A
If activity less 10* MDA/ MDC, error is 150% or less of sample activity. If greater 10* MDA/ MDC, error is 40% or less. If below the MDA/ MDC, error is okay.	✓		
Instrument source check is within limits.	✓		
Instrument bkg check is within limits.	✓		
Method RDL/ LLD has been met.	✓		
If duplicate activities are less 5* MDA/ MDC, then RPD is 100% or less. If greater 5* MDA/ MDC, then RPD 20% or less. If below the MDA/ MDC, the RPD is 0%.	✓		
Or meets the client's required RER acceptance criteria.	✓		
Tracer yield is 15-125% . Carrier yield 25-125%.	✓		
Or meets the client's contract acceptance criteria.	✓		✓ 8/21/09
Method blank is less than the RDL/ LLD.	✓		
(If rad samples, < 5% of lowest activity)	✓		
Sample was run within hold time.	✓		
Sample was correctly preserved if required.			N/A
Smears Taken for Radioactive batches.			N/A
Method Spike and LCS are within 75-125% or meets the client's contract acceptance criteria.	✓		
No blank spaces on data forms.	✓		
All line outs initialed and dated.	✓		
No transcription errors are apparent.			
Aux data is correct.			N/A
Client Special requirements page has been checked.	✓		
Raw Data and/ or spectrum are included and properly stated.	✓		
QC data entered into QC database and batch is in REVW	✓		
Hit notification complete (if necessary)	✓		
Batch entered into Case Narrative.	✓		
Batch non-conformances completed, if applicable.			N/A
Batch non-conformances second reviewed and disposition verified to be completed.			N/A
Aliquot Correction completed if required.			N/A
Review sample historical results if available (if REMF, results above MDC have been verified by historical results, recount or re-analysis.)	✓		

GEL Laboratories, LLC

revised 8/1/08

Primary Review Performed By: [Signature] 8/21/09

Secondary Review Performed By: [Signature]

✓ 8/21/09

Radium-228 Que Sheet

Batch #: 894566 Analyst: MXS2 Internal Due Date: 08/29/2009 Ac-228 Ingrow: 8-19-09 | 1010
 Spike Isotope: Radium-228 Spike Code: _____ Expiration Date: _____ Vol: _____
 LCS Isotope: Radium-228 LCS Code: 0503B Expiration Date: 7-13-09 Vol: 0.1 mL
 Tracer Isotope: Barium-133 Tracer Code: 0112J Expiration Date: 2-17-10 Vol: 0.1 mL
 Prep Date: 8-18-09 Initials: JUC Pipet ID: 2766953 Balance ID: 1795110
 Ac-228 Separation Date/Time: 8-21-09 | 1125
 Witness: 268/1809

Sample ID	Client Description	Type	Hazard Code	Min CRDL	Matrix	Client	Collect Date & Time	Pos. #	Vol (mL)	Det #	Ba Yield (%)	Gamma Det. #
235177021-1	EB081109-SO	SAMPLE		3 pCi/L	WATER	KERR003	11-AUG-09 09:10 AM	1	200	3A	70.12	
1201903951-1	MB for batch 894566	MB		3 pCi/L	WATER	QC ACCOUNT	11-AUG-09 09:10 AM	2	200	3C	81.39	
1201903952-1	LCS for batch 894566	LCS		3 pCi/L	WATER	QC ACCOUNT	11-AUG-09 09:10 AM	3	200	3D	73.16	
1201903953-1	LCS for batch 894566	LCS		3 pCi/L	WATER	QC ACCOUNT	11-AUG-09 09:10 AM	4	200	4A	97.00	

X NL 8/26/09

8/21/09

Comments: _____ Data Reviewed By: JUC. 8/21/09

ASSAY 19-Aug-09 9:16:44

Protocol id 9 228_REC2
Time limit 180
Count limit 50000
Isotope Ba-133
Protocol date 9-Apr-07 10:02:22
Run id. 86

POS	RACK	BATCH	TIME	COUNTS	CPM	ERROR	% RECOVERY	COUNT TIME
1	90	1	180	741	216.5	4.27		09:16:51
2	90	2	180	547	151.8	5.26	70.12	09:20:03
3	90	3	180	620	176.2	4.81	81.39	09:23:14
4	90	4	180	566	158.4	5.13	73.16	09:26:25
5	90	5	180	721	210	4.34	97.00	09:29:37

END OF ASSAY

Radium-228 Liquid

Filename : RA228.XLS
 File type : Excel
 Version # : 1.2.4

Spike S/N : N/A
 Spike Exp Date : N/A
 Spike Activity (dpm/ml) : N/A
 Spike Volume Added : N/A

Pipet, 0.1 ml Stdev : +/- 0.000701 ml
 Pipet, 0.5 ml Stdev : +/- 0.002564 ml
 Pipet, 1 ml Stdev : +/- 0.005480 ml

Batch : 894566
 Analyst : MXS2
 Prep Date : 8/18/2009

LCS S/N : 0503-B
 LCS Exp Date : 9/13/2009
 LCS Activity (dpm/ml) : 179.55
 LCS Volume Added : 0.10

Procedure Code : GFC28FAL
 Parmname : Radium-228

Ra-228 Abundance : 1
 Ra-228 Method Uncertainty : 0.1268

Required MDA : 3 pCi/L
 Half-life of Ra-228 : 5.75 years
 Half-life of Ac-228 : 6.13 hours
 Batch counted on : PIC
 BKG Count time : 500 min

Tracer S/N : 0112-J
 Tracer Exp Date : 2/17/2010
 Tracer Volume Added : 0.10

Calibration Date : 7/2/2009
 Calibration Due Date : 7/31/2010
 Geometry: CeF on 25mm Filter

Sample Characteristics			Tracer Calculations				Tracer Samp.		
Pos.	Sample ID	Sample Aliquot L	Sample Aliquot StDev. L	Tracer Concentration (cpm) (Ba-133 Ref.)	Tracer Count Uncertainty (cpm)	Tracer Concentration (cpm) (Ba-133 Samp.)	Tracer Count Uncertainty (cpm)	Tracer Aliquot (mL)	Tracer Aliquot StDev. (mL)
1	235177021.1	0.2000	1.6007E-05	216.5	4.27%	151.8	5.26%	0.1	0.000701
2	1201903951.1	0.2000	1.6007E-05	216.5	4.27%	176.2	4.81%	0.1	0.000701
3	1201903952.1	0.2000	1.6007E-05	216.5	4.27%	158.4	5.13%	0.1	0.000701
4	1201903953.1	0.2000	1.6007E-05	216.5	4.27%	210.0	4.34%	0.1	0.000701

Pos.	Counting		Gross Counts		Beta cpm	Detector Efficiency (cpm/dpm)	Detector Efficiency Error (cpm/dpm)	Weekly Bkg Count Time (min.)	Separation Date/Time	Count Start Date/Time	Ra-228 Decay	Ac-228 Decay	Ac-228 Count Correction	Calculated Sample Recovery %	Sample Recovery Error %
	Detector ID	Time (min.)	Alpha	Beta											
1	12D	90	5	41	0.456	0.6320	0.00816	500	8/21/2009 11:25	8/21/2009 15:27	0.997	0.633	1.087	70.12%	3.53%
2	3C	60	4	75	1.250	0.6164	0.00535	500	8/21/2009 11:25	8/21/2009 13:34	0.999	0.784	1.058	81.39%	3.37%
3	13A	60	24	367	6.117	0.6410	0.00816	500	8/21/2009 11:25	8/21/2009 15:27	0.999	0.633	1.058	73.16%	3.48%
4	4A	60	19	498	8.300	0.6208	0.00744	500	8/21/2009 11:25	8/21/2009 13:34	0.999	0.784	1.058	97.00%	3.20%

- Notes:
 1 - Results are decay corrected to Sample Date/Time
 2 - Reference date for Spike Activity (dpm/mi) is the batch Prep Date
 3 - Spike Nominals are decay corrected to Sample Date/Time

Pos.	Decision Level		Critical Level pCi/L	Required MDA		MDA pCi/L	Sample Act. Conc. pCi/L	Sample Act. Error pCi/L	Net Count Rate CPM	Net Count Rate Error CPM	2 SIGMA Counting Uncertainty		2 SIGMA Total Prop. Uncertainty		Sample QC	Sample Type	RPD	RER	Nominal pCi/L	Recovery
	pCi/L	pCi/L		pCi/L	pCi/L						pCi/L	pCi/L	pCi/L							
1	1.3018	0.9191	3	2.1302	1.2756	0.5191	0.1456	0.0754	1.2947	1.3360	SAMPLE									
2	1.8454	1.3029	3	2.9090	2.0374	0.4493	0.3360	0.1505	1.7891	1.8644	MB									
3	2.2395	1.5811	3	3.5641	43.0084	0.0699	5.3507	0.3217	5.0678	12.2073	LCS								40.4395	106.4%
4	1.5442	1.0902	3	2.4330	37.2718	0.0605	7.3780	0.3744	3.7071	10.2622	LCSD			14.3%				40.4395	92.2%	

894566r

SampleID	Instr	Time (min.)	Alpha Counts	Beta Counts	Count Start Time	Count End Time	Machine
235177021	12D	90	5	41	8/21/2009 15:27	8/21/2009 16:57	Protean
1201903951	3C	60	4	75	8/21/2009 13:34	8/21/2009 14:34	Protean
1201903952	13A	60	24	367	8/21/2009 15:27	8/21/2009 16:27	Protean
1201903953	4A	60	19	498	8/21/2009 13:34	8/21/2009 14:34	Protean

RADIUM 226

Radiochemistry Batch Checklist, Rev 9

Batch# 898657 Product: Tla-226 Date: 9/8/09

Criteria:	Yes	No	Comments
Sample Solids are less than or equal to 100 mg for GAB.			NA
Samples have been blank corrected (if required)			NA
If activity less 10* MDA/ MDC, error is 150% or less of sample activity. If greater 10* MDA/ MDC, error is 40% or less. If below the MDA/ MDC, error is okay.	✓		
Instrument source check is within limits	✓		
Instrument bkg check is within limits.	✓		
Method RDL/ LLD has been met.	✓		
If duplicate activities are less 5* MDA/ MDC, then RPD is 100% or less. If greater 5* MDA/ MDC, then RPD 20% or less. If below the MDA/ MDC, the RPD is 0%.	✓		
Or meets the client's required RER acceptance criteria.			
Tracer yield is 15-125% . Carrier yield 25-125%.			
Or meets the client's contract acceptance criteria.			NA
Method blank is less than the RDL/ LLD.	✓		
(If rad samples, < 5% of lowest activity)	✓		
Sample was run within hold time.	✓		
Sample was correctly preserved if required.			NA
Smears Taken for Radioactive batches.			NA
Method Spike and LCS are within 75-125% or meets the client's contract acceptance criteria.	✓		
No blank spaces on data forms.	✓		
All line outs initialed and dated.	✓		
No transcription errors are apparent.			
Aux data is correct.			NA
Client Special requirements page has been checked.	✓		
Raw Data and/ or spectrum are included and properly stated.	✓		
QC data entered into QC database and batch is in REVW	✓		
Hit notification complete (if necessary)			NA
Batch entered into Case Narrative.	✓		
Batch non-conformances completed, if applicable.			NA
Batch non-conformances second reviewed and disposition verified to be completed.			NA
Aliquot Correction completed if required.			NA
Review sample historical results if available (If REMP, results above MDC have been verified by historical results, recount or re-analysis.)	✓		

GEL Laboratories, LLC

revised 8/1/08

Primary Review Performed By:

Symphony Pace

KERR 9/9/09

Secondary Review Performed By:

Zluch 9/8/09

Radium-226 Que Sheet

08/31/2009

General Engineering Laboratories, Radiochemistry Division

Batch #: 898657

Analyst: KSD1

First Client Due Date: 09/09/2009

Internal Due Date: 08/29/2009

Spike Isotope: Radium-226

Spike Code: 00284A

Expiration Date: 7/17/10

Vol: 0.1

Norm Conc: 24.1050

LCS Isotope: Radium-226

LCS Code: 00284A

Expiration Date: 7/17/10

Vol: 0.1

Norm Conc: 24.1050

Prep Date: 9/1/09

Pipet ID: 42930's

Initials: HD

Witness: 75p 9/2/09

Sample Count Time: 30 (Min)

Bkg Count Time: 30 (Min)

Sample I	Client Description	Type	Hazard Code Matrix	Min CRDL	Client	Vol (mL)	End Init Date/Time	End LN De-em Date/Time	Start Count Date/Time	Cell #	Det #	Bkg counts	Total Counts
235177021-1	EB081109-SO	SAMPLE	WATER	1 pCi/L	KERR003 1	500	9/1/09 1710	9/8/09 0640	9/8/09 1030	108	1	8	19
235208014-1	EB081909-SO1	SAMPLE	WATER	1 pCi/L	KERR003 2	500	9/2/09 1710	9/8/09 0640	9/8/09 1030	207	2	8	12
235782015-1	EB082009-SO2	SAMPLE	WATER	1 pCi/L	KERR003 3	500	9/2/09 1710	9/8/09 0640	9/8/09 1030	307	3	8	25
235860015-1	EB082109-SO1	SAMPLE	WATER	1 pCi/L	KERR003 4	500	9/2/09 1710	9/8/09 0640	9/8/09 1030	506	5	8	24
1201914119-1	MB for batch 898657	MB	WATER	1 pCi/L	QC ACCOUNT 5	500	9/2/09 1710	9/8/09 0700	9/8/09 1100	209	2	8	14
1201914120-1	LCS for batch 898657	LCS	WATER	1 pCi/L	QC ACCOUNT 6	500	9/2/09 1710	9/8/09 0700	9/8/09 1100	308	3	7	935
1201914121-1	LCSD for batch 898657	LCSD	WATER	1 pCi/L	QC ACCOUNT 7	500	9/2/09 1710	9/8/09 0700	9/8/09 1135	507	5	4	977

Comments:

Instrument ID's:

LUCAS1:90988, LUCAS2:136917, LUCAS3:90989, LUCAS4:102753, LUC5:132286, LUC6:170055

Data Reviewed By:

Judy Fall 9/8/09

Radium-226 Liquid

Filename : RA226.XLS
 File type : Excel
 Version # : 1.2.4

Pipet, 0.1 ml Stdev : +/- 0.000701 ml
 Pipet, 0.5 ml Stdev : +/- 0.002564 ml
 Pipet, 1 ml Stdev : +/- 0.005480 ml

Batch : 898657

Analyst : KSD1
 Prep Date : 9/2/2009

Ra-226 Abundance : 1
 Ra-226 Method Uncertainty : 0.0918

LCS S/N : 0638-H
 LCS Exp Date : 7/17/2010
 LCS Activity (dpm/ml): 268.23
 LCS Volume Added: 0.10

Procedure Code : LUC26RAL
 Parmname : Radium-226
 Required MDA : 1 pCi/L
 Half-life of Ra-226 : 1600 years
 Half-life of Rn-222: 3.823 days
 Batch counted on : LUCAS CELL DETECTOR
 BKG Count time : 30 min

Pos.	Sample Characteristics		Sample Aliquot L	Sample Aliquot StDev. L	Sample Date/Time	Count Raw Data			Weekly Background			Count Time (min.)	Detector Efficiency (cpm/dpm)
	Sample ID	Sample Aliquot L				Cell Number	Counting Time (min.)	Gross Counts	Gross CPM	Counts	CPM		
1	235177021.1	0.5000	2.0256E-05	2.0256E-05	8/11/2009 9:10	108	30	19	0.633	8	0.267	30	1.9460
2	235208014.1	0.5000	2.0256E-05	2.0256E-05	8/19/2009 14:00	207	30	12	0.400	8	0.267	30	2.1460
3	235782015.1	0.5000	2.0256E-05	2.0256E-05	8/20/2009 9:00	307	30	25	0.833	8	0.267	30	1.9310
4	235860015.1	0.5000	2.0256E-05	2.0256E-05	8/21/2009 13:26	506	30	24	0.800	8	0.267	30	2.0040
5	1201914119.1	0.5000	2.0256E-05	2.0256E-05	9/2/2009 0:00	209	30	14	0.467	8	0.267	30	2.2910
6	1201914120.1	0.5000	2.0256E-05	2.0256E-05	9/2/2009 0:00	308	30	935	31.167	7	0.233	30	1.9500
7	1201914121.1	0.5000	2.0256E-05	2.0256E-05	9/2/2009 0:00	507	30	977	32.567	4	0.133	30	1.7010

Detector Efficiency Error (cpm/dpm)	Cell Calibration Date	Cell Calibration Due Date	De-Gas Date/Time	Rn-222 Ingrow End Date/Time	Count Start Date/Time	De-Gas to Ingrowth	Rn-222 Corrections to Count	During Count	Ra-226 Decay
0.05303	8/31/2009	8/31/2010	9/2/2009 17:10	9/8/2009 6:40	9/8/2009 10:30	0.635	0.971	1.002	1.000
0.07722	12/19/2008	12/19/2009	9/2/2009 17:10	9/8/2009 6:40	9/8/2009 10:30	0.635	0.971	1.002	1.000
0.06082	2/4/2009	2/4/2010	9/2/2009 17:10	9/8/2009 6:40	9/8/2009 10:30	0.635	0.971	1.002	1.000
0.14377	3/25/2009	3/25/2010	9/2/2009 17:10	9/8/2009 6:40	9/8/2009 10:30	0.635	0.971	1.002	1.000
0.07722	12/19/2008	12/19/2009	9/2/2009 17:10	9/8/2009 7:00	9/8/2009 11:00	0.636	0.970	1.002	1.000
0.06082	2/4/2009	2/4/2010	9/2/2009 17:10	9/8/2009 7:00	9/8/2009 11:00	0.636	0.970	1.002	1.000
0.14377	3/25/2009	3/25/2010	9/2/2009 17:10	9/8/2009 7:00	9/8/2009 11:35	0.636	0.966	1.002	1.000

- Notes:
 1 - Results are decay corrected to Sample Date/Time
 2 - Reference date for Spike Activity (dpm/ml) is the batch Prep Date
 3 - Spike Nominals are decay corrected to Sample Date/Time

Pos.	Decision Level pCi/L	Critical Level pCi/L	Required MDA pCi/L	MDA pCi/L	Sample Act. Conc. pCi/L	Sample Act. Error pCi/L	Net Count Rate CPM	Net Count Rate Error CPM	2 SIGMA		Sample QC	Sample Type	RPD	FRR	Nominal pCi/L	Recovery
									Counting Uncertainty pCi/L	Total Prop. Uncertainty pCi/L						
1	0.2326	0.1642	1	0.4033	0.2746	0.4753	0.3667	0.1732	0.2542	0.2605		SAMPLE				
2	0.2109	0.1489	1	0.3658	0.0905	1.1207	0.1333	0.1491	0.1984	0.1995		SAMPLE				
3	0.2344	0.1655	1	0.4065	0.4276	0.3433	0.5667	0.1915	0.2832	0.2979		SAMPLE				
4	0.2259	0.1595	1	0.3917	0.3878	0.3817	0.5333	0.1886	0.2687	0.2984		SAMPLE				
5	0.1976	0.1395	1	0.3425	0.1272	0.7855	0.2000	0.1563	0.1949	0.1971		MB				
6	0.2171	0.1533	1	0.3813	23.1102	0.0692	30.9333	1.0231	1.4981	5.2080		LCS			24.1650	95.6%
7	0.1890	0.1334	1	0.3529	27.9005	0.1473	32.4333	1.0440	1.7603	9.4927		LCS	18.8%		24.1650	115.5%

Radiochemistry Batch Checklist, Rev 9

Batch# 896135 Product: Ta-226 Date: 9/8/09

Criteria:	Yes	No	Comments
Sample Solids are less than or equal to 100 mg for GAB.			NA
Samples have been blank corrected (if required)			NA
If activity less 10* MDA/ MDC, error is 150% or less of sample activity. If greater 10* MDA/ MDC, error is 40% or less. If below the MDA/ MDC, error is okay.	✓		
Instrument source check is within limits	✓		
Instrument bkg check is within limits.	✓		
Method RDL/ LLD has been met.	✓		
If duplicate activities are less 5* MDA/ MDC, then RPD is 100% or less. If greater 5* MDA/ MDC, then RPD 20% or less. If below the MDA/ MDC, the RPD is 0%.	✓		
Or meets the client's required RER acceptance criteria.			
Tracer yield is 15-125% . Carrier yield 25-125%.			NA
Or meets the client's contract acceptance criteria.			
Method blank is less than the RDL/ LLD. (If rad samples. < 5% of lowest activity)	✓		
Sample was run within hold time.	✓		
Sample was correctly preserved if required.			NA
Smears Taken for Radioactive batches.			NA
Method Spike and LCS are within 75-125% or meets the client's contract acceptance criteria.	✓		
No blank spaces on data forms.	✓		
All line outs initialed and dated.	✓		
No transcription errors are apparent.			
Aux data is correct.			NA
Client Special requirements page has been checked.	✓		
Raw Data and/ or spectrum are included and properly stasured.	✓		
QC data entered into QC database and batch is in REVW	✓		
Hit notification complete (if necessary)			NA
Batch entered into Case Narrative.	✓		
Batch non-conformances completed. if applicable.	✓		NCR 730785
Batch non-conformances second reviewed and disposition verified to be completed.	✓		NCR 730785
Aliquot Correction completed if required.			NA
Review sample historical results if available (If REMP, results above MDC have been verified by historical results, recount or re-analysis.)	✓		

GEL Laboratories, LLC

revised 8/1/08

Primary Review Performed By:

Symphony Pace

KERR 9/9/09

Secondary Review Performed By:

Linda 9/8/09

Radium-226 Que Sheet

General Engineering Laboratories, Radiochemistry Division

08/21/2009

Batch #: 896135

Analyst: KSD1

First Client Due Date: 09/20/09

Internal Due Date: 08/29/2009

Spike Isotope: Radium-226 Spike Code: 0638-H Expiration Date: 7/17/10 Vol: 0.1 Nom Conc: 11.9514
 LCS Isotope: Radium-226 LCS Code: 0638-H Expiration Date: 7/17/10 Vol: 0.1 Nom Conc: 11.0646

Prep Date: 9/3/09 Pipet ID: J427303 Initials: AS Witness: BS 9/3/09 Sample Count Time: 30 (Min) Bkg Count Time: 30 (Min)

Sample I	Client Description	Type	Hazard Code Matrix	Min CRDL	Client	Vol (mL)	End Init Degas Date/Tin	End LN De-em Date/Time	Start Count Date/Time	Cell #	Det #	Bkg counts	Total Counts
235177001-1	SA107-0.5B	SAMPLE	SOIL	.5 pCi/g	KERR003 1	1.008	9/4/09 0800	9/8/09 0500	9/8/09 810	102	1	8	105
235177002-1	SA107-10B	SAMPLE	SOIL	.5 pCi/g	KERR003 2	1.049	9/4/09 0800	9/8/09 0500	9/8/09 810	201	2	6	110
235177003-1	SA107009-10B	SAMPLE	SOIL	.5 pCi/g	KERR003 3	1.084	9/4/09 0800	9/8/09 0500	9/8/09 810	301	3	8	133
235177004-1	SA107-29B	SAMPLE	SOIL	.5 pCi/g	KERR003 4	1.005	9/4/09 0800	9/8/09 0500	9/8/09 810	403	4	4	169
235177005-1	SA61-10B	SAMPLE	SOIL	.5 pCi/g	KERR003 5	1.010	9/4/09 0800	9/8/09 0500	9/8/09 810	501	5	8	113
235177006-1	SA61-30B	SAMPLE	SOIL	.5 pCi/g	KERR003 6	1.031	9/4/09 0800	9/8/09 0500	9/8/09 810	604	6	4	128
235177007-1	SA155-0.5B	SAMPLE	SOIL	.5 pCi/g	KERR003 7	1.045	9/4/09 0800	9/8/09 0520	9/8/09 845	106	1	8	77
235177008-1	SA155009-0.5B	SAMPLE	SOIL	.5 pCi/g	KERR003 8	1.026	9/4/09 0800	9/8/09 0520	9/8/09 845	203	2	8	68
235177009-1	SA155-10B	SAMPLE	SOIL	.5 pCi/g	KERR003 9	1.032	9/4/09 0800	9/8/09 0520	9/8/09 845	303	3	8	74
235177010-1	SA155-30B	SAMPLE	SOIL	.5 pCi/g	KERR003 10	1.060	9/4/09 0800	9/8/09 0520	9/8/09 845	404	4	8	249
235177011-1	SA115-0.5B	SAMPLE	SOIL	.5 pCi/g	KERR003 11	1.062	9/4/09 0800	9/8/09 0520	9/8/09 845	502	5	7	96
235177012-1	SA115-10B	SAMPLE	SOIL	.5 pCi/g	KERR003 12	1.002	9/4/09 0800	9/8/09 0520	9/8/09 845	606	6	8	107
235177013-1	SA115009-10B	SAMPLE	SOIL	.5 pCi/g	KERR003 13	1.005	9/4/09 0800	9/8/09 0550	9/8/09 920	107	1	8	121
235177014-1	SA115-25B	SAMPLE	SOIL	.5 pCi/g	KERR003 14	1.008	9/4/09 0800	9/8/09 0550	9/8/09 920	204	2	8	104
235177015-1	SA115-40B	SAMPLE	SOIL	.5 pCi/g	KERR003 15	1.003	9/4/09 0800	9/8/09 0550	9/8/09 920	305	3	6	159
235177016-1	SA115-51B	SAMPLE	SOIL	.5 pCi/g	KERR003 16	1.005	9/4/09 0800	9/8/09 0550	9/8/09 920	407	4	4	156
235177017-1	RSAU6-0.5B	SAMPLE	SOIL	.5 pCi/g	KERR003 17	1.092	9/4/09 0800	9/8/09 0550	9/8/09 920	504	5	6	55
235177018-1	RSAU6-10B	SAMPLE	SOIL	.5 pCi/g	KERR003 18	1.011	9/4/09 0800	9/8/09 0550	9/8/09 920	607	6	8	457.4
235177019-1	RSAU6-25B	SAMPLE	SOIL	.5 pCi/g	KERR003 19	1.002	9/4/09 0800	9/8/09 0615	9/8/09 955	711	1	8	185
235177020-1	RSAU6-40B	SAMPLE	SOIL	.5 pCi/g	KERR003 20	1.003	9/4/09 0800	9/8/09 0615	9/8/09 955	206	2	8	110
1201907717-1	MB for batch 896135	MB	SOIL	.5 pCi/g	QC ACCOUNT 21	1.092	9/4/09 0800	9/8/09 0615	9/8/09 955	306	3	8	17
1201907718-1	RSAU6-0.5B(235177017DUP)	DUP	SOIL	.5 pCi/g	QC ACCOUNT 22	1.058	9/4/09 0800	9/8/09 0615	9/8/09 955	410	4	8	101.24/0.89
1201907719-1	RSAU6-0.5B(235177017MS)	MS	SOIL	.5 pCi/g	QC ACCOUNT 23	1.011	9/4/09 0800	9/8/09 0615	9/8/09 955	505	5	8	748.89
1201907720-1	LCS for batch 896135	LCS	SOIL	.5 pCi/g	QC ACCOUNT 24	1.092	9/4/09 0800	9/8/09 0615	9/8/09 955	611	6	8	800

160

Data Reviewed By: Andrew Pave 9/8/09

Comments: Instrument ID's: LUCAS1:90988, LUCAS2:136917, LUCAS3:90989, LUCAS4:102753, LUC5:132286, LUC6:170055

Radium-226 Solid

Filename : RA226.XLS
 File type : Excel
 Version # : 1.2.4

Pipet, 0.1 ml Stdev : +/- 0.000701 ml
 Pipet, 0.5 ml Stdev : +/- 0.002564 ml
 Pipet, 1 ml Stdev : +/- 0.005480 ml

Spike S/N : 0638-H
 Spike Exp Date : 7/17/2010
 Spike Activity (dpm/ml): 268.23
 Spike Volume Added: 0.10

Batch : 896135
 Analyst : KSD1
 Prep Date : 9/3/2009
 Ra-226 Abundance : 1
 Ra-226 Method Uncertainty : 0.1153

Procedure Code : LUC26RAS
 Parmname : Radium-226
 Required MDA : 0.5 pCi/G
 Half-life of Ra-226 : 1600 years
 Half-life of Rn-222 : 3.823 days
 Batch counted on : LUCAS CELL DETECTOR
 BKG Count time : 30 min

LCS S/N : 0638-H
 LCS Exp Date : 7/17/2010
 LCS Activity (dpm/ml): 268.23
 LCS Volume Added: 0.10

Pos.	Sample Characteristics		Sample Aliquot StDev. G	Sample Date/Time	Count Raw Data Counting			Weekly Background			Detector Efficiency (cpm/dpm)	
	Sample ID	Sample Aliquot G			Cell Number	Gross Time (min.)	Gross Counts	CPM	Counts	CPM		Count Time (min.)
1	235177001.1	1.0080	3.3242E-03	8/11/2009 8:01	102	30	105	3.500	8	0.267	30	1.8550
2	235177002.1	1.0490	3.3284E-03	8/11/2009 9:30	201	30	110	3.667	6	0.200	30	1.9930
3	235177003.1	1.0240	3.3258E-03	8/11/2009 9:30	301	30	133	4.433	8	0.267	30	2.0210
4	235177004.1	1.0050	3.3239E-03	8/11/2009 10:25	403	30	169	5.633	4	0.133	30	1.4630
5	235177005.1	1.0100	3.3244E-03	8/11/2009 6:54	501	30	113	3.767	8	0.267	30	2.0870
6	235177006.1	1.0210	3.3255E-03	8/11/2009 7:24	604	30	128	4.267	4	0.133	30	2.1330
7	235177007.1	1.0450	3.3280E-03	8/11/2009 10:57	106	30	77	2.567	8	0.267	30	1.8360
8	235177008.1	1.0260	3.3260E-03	8/11/2009 10:57	203	30	68	2.267	8	0.267	30	2.2540
9	235177009.1	1.0280	3.3269E-03	8/11/2009 11:30	303	30	74	2.467	8	0.267	30	2.1360
10	235177010.1	1.0320	3.3267E-03	8/11/2009 12:16	404	30	249	8.300	8	0.267	30	1.9310
11	235177011.1	1.0600	3.3296E-03	8/11/2009 10:54	502	30	96	3.200	7	0.233	30	1.8780
12	235177012.1	1.0020	3.3235E-03	8/11/2009 11:07	606	30	107	3.567	8	0.267	30	2.3480
13	235177013.1	1.0050	3.3239E-03	8/11/2009 11:07	107	30	121	4.033	8	0.267	30	1.9810
14	235177014.1	1.0080	3.3242E-03	8/11/2009 11:35	204	30	104	3.467	8	0.267	30	2.1930
15	235177015.1	1.0030	3.3237E-03	8/11/2009 12:25	305	30	159	5.300	6	0.200	30	2.0570
16	235177016.1	1.0050	3.3239E-03	8/11/2009 12:55	409	30	156	5.200	4	0.133	30	2.0360
17	235177017.1	1.0920	3.3329E-03	8/11/2009 6:50	504	30	55	1.833	6	0.200	30	1.6150
18	235177018.1	1.0110	3.3245E-03	8/11/2009 7:14	607	30	454	15.133	8	0.267	30	2.4500
19	235177019.1	1.0020	3.3235E-03	8/11/2009 7:37	111	30	185	6.167	8	0.267	30	2.0240
20	235177020.1	1.0030	3.3237E-03	8/11/2009 8:29	206	30	110	3.667	8	0.267	30	2.2590
21	1201907717.1	1.0920	3.3329E-03	9/3/2009 0:00	306	30	17	0.567	8	0.267	30	1.7470
22	1201907718.1	1.0680	3.3304E-03	8/11/2009 6:50	410	30	101	3.367	8	0.267	30	1.8860
23	1201907719.1	1.0110	3.3245E-03	8/11/2009 6:50	505	30	789	26.300	8	0.267	30	2.3310
24	1201907720.1	1.0920	3.3329E-03	9/3/2009 0:00	611	30	800	26.667	8	0.267	30	2.3070

Detector Efficiency Error (cpm/dpm)	Cell Calibration Date	Cell Calibration Due Date	De-Gas Date/Time	Rn-222 Ingrow End Date/Time	Count Start Date/Time	De-Gas to Ingrow	Rn-222 Corrections		Ra-226 Decay
							Ingrow to Count	During Count	
0.05303	8/31/2009	8/31/2010	9/4/2009 8:00	9/8/2009 5:00	9/8/2009 8:10	0.505	0.976	1.002	1.000
0.07722	12/19/2008	12/19/2009	9/4/2009 8:00	9/8/2009 5:00	9/8/2009 8:10	0.505	0.976	1.002	1.000
0.06082	2/4/2009	2/4/2010	9/4/2009 8:00	9/8/2009 5:00	9/8/2009 8:10	0.505	0.976	1.002	1.000
0.12371	3/2/2009	3/2/2010	9/4/2009 8:00	9/8/2009 5:00	9/8/2009 8:10	0.505	0.976	1.002	1.000
0.14377	3/25/2009	3/25/2010	9/4/2009 8:00	9/8/2009 5:00	9/8/2009 8:10	0.505	0.976	1.002	1.000
0.06605	8/4/2009	8/4/2010	9/4/2009 8:00	9/8/2009 5:00	9/8/2009 8:10	0.505	0.976	1.002	1.000
0.05303	8/31/2009	8/31/2010	9/4/2009 8:00	9/8/2009 5:20	9/8/2009 8:45	0.506	0.975	1.002	1.000
0.07722	12/19/2008	12/19/2009	9/4/2009 8:00	9/8/2009 5:20	9/8/2009 8:45	0.506	0.975	1.002	1.000
0.06082	2/4/2009	2/4/2010	9/4/2009 8:00	9/8/2009 5:20	9/8/2009 8:45	0.506	0.975	1.002	1.000
0.12371	3/2/2009	3/2/2010	9/4/2009 8:00	9/8/2009 5:20	9/8/2009 8:45	0.506	0.975	1.002	1.000
0.14377	3/25/2009	3/25/2010	9/4/2009 8:00	9/8/2009 5:20	9/8/2009 8:45	0.506	0.975	1.002	1.000
0.06605	8/4/2009	8/4/2010	9/4/2009 8:00	9/8/2009 5:20	9/8/2009 8:45	0.506	0.974	1.002	1.000
0.05303	8/31/2009	8/31/2010	9/4/2009 8:00	9/8/2009 5:50	9/8/2009 9:20	0.508	0.974	1.002	1.000
0.07722	12/19/2008	12/19/2009	9/4/2009 8:00	9/8/2009 5:50	9/8/2009 9:20	0.508	0.974	1.002	1.000
0.06082	2/4/2009	2/4/2010	9/4/2009 8:00	9/8/2009 5:50	9/8/2009 9:20	0.508	0.974	1.002	1.000
0.12371	3/2/2009	3/2/2010	9/4/2009 8:00	9/8/2009 5:50	9/8/2009 9:20	0.508	0.974	1.002	1.000
0.14377	3/25/2009	3/25/2010	9/4/2009 8:00	9/8/2009 5:50	9/8/2009 9:20	0.508	0.974	1.002	1.000
0.06605	8/4/2009	8/4/2010	9/4/2009 8:00	9/8/2009 6:15	9/8/2009 9:55	0.509	0.973	1.002	1.000
0.05303	8/31/2009	8/31/2010	9/4/2009 8:00	9/8/2009 6:15	9/8/2009 9:55	0.509	0.973	1.002	1.000
0.07722	12/19/2008	12/19/2009	9/4/2009 8:00	9/8/2009 6:15	9/8/2009 9:55	0.509	0.973	1.002	1.000
0.06082	2/4/2009	2/4/2010	9/4/2009 8:00	9/8/2009 6:15	9/8/2009 9:55	0.509	0.973	1.002	1.000
0.12371	3/2/2009	3/2/2010	9/4/2009 8:00	9/8/2009 6:15	9/8/2009 9:55	0.509	0.973	1.002	1.000
0.14377	3/25/2009	3/25/2010	9/4/2009 8:00	9/8/2009 6:15	9/8/2009 11:00	0.509	0.965	1.002	1.000
0.06605	8/4/2009	8/4/2010	9/4/2009 8:00	9/8/2009 6:15	9/8/2009 9:55	0.509	0.973	1.002	1.000

- Notes:
 1 - Results are decay corrected to Sample Date/Time
 2 - Reference date for Spike Activity (dpm/ml) is the batch Prep Date
 3 - Spike Nominals are decay corrected to Sample Date/Time

Pos.	Decision Level pCi/G	Critical Level pCi/G	Required MDA pCi/G	MDA pCi/G	Sample Act. Conc. pCi/G	Sample Act. Error pCi/G	Net Count Rate CPM	Net Count Rate Error CPM	2 SIGMA		Sample QC	Sample Type	RPD	RER	Nominal pCi/G	Recovery
									Counting Uncertainty pCi/G	Total Prop. Uncertainty pCi/G						
1	0.1516	0.1070	0.5	0.2629	1.5778	0.1218	3.2333	0.3543	0.3389	0.5186		SAMPLE				
2	0.1174	0.0829	0.5	0.2094	1.5130	0.1292	3.4667	0.3590	0.3071	0.5136		SAMPLE				
3	0.1370	0.0967	0.5	0.2375	1.8371	0.1128	4.1667	0.3958	0.3420	0.5809		SAMPLE				
4	0.1363	0.0962	0.5	0.2545	3.4131	0.1472	5.5000	0.4384	0.5333	1.2509		SAMPLE				
5	0.1345	0.0949	0.5	0.2332	1.5150	0.1779	3.5000	0.3667	0.3111	0.6296		SAMPLE				
6	0.0920	0.0650	0.5	0.1719	1.7318	0.1138	4.1333	0.3830	0.3145	0.5500		SAMPLE				
7	0.1477	0.1042	0.5	0.2560	1.0932	0.1438	2.3000	0.3073	0.2863	0.3949		SAMPLE				
8	0.1225	0.0865	0.5	0.2124	0.7886	0.1646	2.0000	0.2906	0.2246	0.3106		SAMPLE				
9	0.1290	0.0911	0.5	0.2237	0.9137	0.1501	2.2000	0.3018	0.2457	0.3390		SAMPLE				
10	0.1422	0.1004	0.5	0.2465	3.6761	0.1405	8.0333	0.5344	0.4793	1.3095		SAMPLE				
11	0.1331	0.0940	0.5	0.2338	1.3590	0.1835	2.9667	0.3383	0.3037	0.5773		SAMPLE				
12	0.1204	0.0850	0.5	0.2088	1.2791	0.1269	3.3000	0.3575	0.2716	0.4299		SAMPLE				
13	0.1419	0.1002	0.5	0.2460	1.7200	0.1137	3.7667	0.3786	0.3389	0.5459		SAMPLE				
14	0.1278	0.0902	0.5	0.2215	1.3161	0.1346	3.2000	0.3528	0.2844	0.4572		SAMPLE				
15	0.1186	0.0837	0.5	0.2115	2.2473	0.1037	5.1000	0.4282	0.3698	0.6831		SAMPLE				
16	0.0976	0.0689	0.5	0.1822	2.2512	0.1491	5.0667	0.4216	0.3672	0.8317		SAMPLE				
17	0.1387	0.0979	0.5	0.2474	0.8420	0.2147	1.6333	0.2603	0.2630	0.4021		SAMPLE				
18	0.1161	0.0820	0.5	0.2014	5.5572	0.0818	14.8667	0.7165	0.5249	1.5400		SAMPLE				
19	0.1390	0.0981	0.5	0.2410	2.6402	0.0948	5.9000	0.4631	0.4062	0.7724		SAMPLE				
20	0.1244	0.0879	0.5	0.2158	1.3618	0.1316	3.4000	0.3621	0.2843	0.4670		SAMPLE				
21	0.1478	0.1043	0.5	0.2562	0.1427	0.5589	0.3000	0.1667	0.1554	0.1596		MB				
22	0.1400	0.0988	0.5	0.2427	1.3967	0.1671	3.1000	0.3480	0.3073	0.5557	235177017.1	DUP	49.6%	1.5850	11.9514	77.5%
23	0.1206	0.0852	0.5	0.2091	10.1076	0.1483	26.0333	0.9410	0.7161	3.7211	235177017.1	MS			11.0646	85.9%
24	0.1119	0.0790	0.5	0.1940	9.5099	0.0752	26.4000	0.9475	0.6690	2.5662		LCS				

METHOD CALIBRATION DATA

GAS FLOW PROPORTIONAL COUNTERS


General Engineering Laboratories

2040 Savage Road, Charleston, SC 29414
(843)556-8171

Gas Flow Proportional Counter Calibration Package

Method: Re-228(Pc)

	YES	NO	Comments
1) Is all calibration standard information enclosed for: primary standard certificate? secondary standard(s) documentation? standard preparation information? standard < 1 Year old or verified?	<input checked="" type="checkbox"/>		
	<input checked="" type="checkbox"/>		
	<input checked="" type="checkbox"/>		
	<input checked="" type="checkbox"/>		
2) Are the detector graphs included? beta absorption curves? beta plateau?			Average Efficiency
	<input checked="" type="checkbox"/>		
3) Is the raw count data included for: the plateau generation? the absorption curve generation? the calibration verification? the crosstalk calculations?	<input checked="" type="checkbox"/>		
	<input checked="" type="checkbox"/>		
	<input checked="" type="checkbox"/>		
	<input checked="" type="checkbox"/>		
4) Are the calibration verification calculations included? are verification recoveries 100% +/- 25%			
	<input checked="" type="checkbox"/>		
5) Is the method Carrier Standardization included?			N/A

Prepared By: 

Date: 7/2/09

Reviewed By: 

Date: 7/2/09

Effective Date: 7/2/09

Ra-228 Calibration PROTEAN Detectors

		Separation time		Decay Corrected		Volume corrected							
Detector	Source	Separation date	Count date	Ac-228 decay	Spike Vol. Ra-228	Std. Act. Ra-228	Standard Nominal	raw beta	ct. time (min)	Beta cpm	corrected* cpm	Ra-228 eff (cpm/dpm)	
#	#			(dec)	(mL)	dpm/mL	dpm	counts					
1A	1	7/1/09 10:45	7/1/2009 13:36	0.7249	1.5	6363.2	9544.8	13564	3	4521.3	6237.434348	0.6535	
1A	2	7/1/09 10:45	7/1/2009 13:52	0.7032	1.5	6363.2	9544.8	12775	3	4258.3	6055.521583	0.6344	
1A	3	7/1/09 10:45	7/1/2009 13:48	0.7083	1.5	6363.2	9544.8	12750	3	4250.0	6000.085083	0.6286	
1A	4	7/1/09 10:45	7/1/2009 13:41	0.7170	1.5	6363.2	9544.8	12410	3	4136.7	5769.693602	0.6045	
1B	1	7/1/09 10:45	7/1/2009 13:41	0.7174	1.5	6363.2	9544.8	13292	3	4430.7	6176.07771	0.6471	
1B	2	7/1/09 10:45	7/1/2009 13:36	0.7246	1.5	6363.2	9544.8	13274	3	4424.7	6106.181463	0.6397	
1B	3	7/1/09 10:45	7/1/2009 13:52	0.7031	1.5	6363.2	9544.8	12699	3	4233.0	6020.43969	0.6308	
1B	4	7/1/09 10:45	7/1/2009 13:48	0.7082	1.5	6363.2	9544.8	12072	3	4024.0	5682.267909	0.5953	
1C	1	7/1/09 10:45	7/1/2009 13:48	0.7085	1.5	6363.2	9544.8	12813	3	4271.0	6028.410186	0.6316	
1C	2	7/1/09 10:45	7/1/2009 13:41	0.7172	1.5	6363.2	9544.8	12979	3	4326.3	6032.15531	0.6320	
1C	3	7/1/09 10:45	7/1/2009 13:36	0.7245	1.5	6363.2	9544.8	12755	3	4251.7	5868.722998	0.6149	
1C	4	7/1/09 10:45	7/1/2009 13:52	0.7030	1.5	6363.2	9544.8	11917	3	3972.3	5650.765354	0.5920	
1D	1	7/1/09 10:45	7/1/2009 13:52	0.7033	1.5	6363.2	9544.8	12473	3	4157.7	5911.258105	0.6193	
1D	2	7/1/09 10:45	7/1/2009 13:48	0.7084	1.5	6363.2	9544.8	12484	3	4161.3	5874.170562	0.6154	
1D	3	7/1/09 10:45	7/1/2009 13:41	0.7171	1.5	6363.2	9544.8	12289	3	4096.3	5712.363902	0.5985	
1D	4	7/1/09 10:45	7/1/2009 13:36	0.7243	1.5	6363.2	9544.8	12115	3	4038.3	5575.47435	0.5841	
2A	1	7/1/09 10:45	7/1/2009 13:57	0.6960	1.5	6363.2	9544.8	12499	3	4166.3	5986.085459	0.6272	
2A	2	7/1/09 10:45	7/1/2009 14:15	0.6728	1.5	6363.2	9544.8	12103	3	4034.3	5996.6905	0.6283	
2A	3	7/1/09 10:45	7/1/2009 14:09	0.6815	1.5	6363.2	9544.8	11968	3	3989.3	5854.110901	0.6133	
2A	4	7/1/09 10:45	7/1/2009 14:02	0.6899	1.5	6363.2	9544.8	11855	3	3951.7	5728.227222	0.6001	
2B	1	7/1/09 10:45	7/1/2009 14:02	0.6903	1.5	6363.2	9544.8	12471	3	4157.0	6022.266434	0.6309	
2B	2	7/1/09 10:45	7/1/2009 13:57	0.6958	1.5	6363.2	9544.8	12492	3	4164.0	5984.232843	0.6270	
2B	3	7/1/09 10:45	7/1/2009 14:15	0.6727	1.5	6363.2	9544.8	11892	3	3964.0	5892.884561	0.6174	
2B	4	7/1/09 10:45	7/1/2009 14:09	0.6814	1.5	6363.2	9544.8	11539	3	3846.3	5644.974311	0.5914	
2C	1	7/1/09 10:45	7/1/2009 14:08	0.6817	1.5	6363.2	9544.8	12050	3	4016.7	5892.005142	0.6173	
2C	2	7/1/09 10:45	7/1/2009 14:02	0.6901	1.5	6363.2	9544.8	11914	3	3971.3	5754.571355	0.6029	
2C	3	7/1/09 10:45	7/1/2009 13:58	0.6957	1.5	6363.2	9544.8	11994	3	3998.0	5748.92888	0.6021	
2C	4	7/1/09 10:45	7/1/2009 14:15	0.6726	1.5	6363.2	9544.8	10889	3	3629.7	5396.37168	0.5854	
2D	1	7/1/09 10:45	7/1/2009 14:15	0.6729	1.5	6363.2	9544.8	12010	3	4003.3	5949.493049	0.6233	
2D	2	7/1/09 10:45	7/1/2009 14:08	0.6816	1.5	6363.2	9544.8	12124	3	4041.3	5929.303014	0.6212	
2D	3	7/1/09 10:45	7/1/2009 14:02	0.6900	1.5	6363.2	9544.8	12168	3	4056.0	5878.380714	0.6159	
2D	4	7/1/09 10:45	7/1/2009 13:58	0.6954	1.5	6363.2	9544.8	11692	3	3897.3	5804.158523	0.5871	
3A	1	7/1/09 10:45	7/1/2009 14:19	0.6675	1.5	6363.2	9544.8	11194	3	3731.3	5589.748519	0.5856	
3A	2	7/1/09 10:45	7/1/2009 14:36	0.6482	1.5	6363.2	9544.8	14227	4	3556.8	5486.792678	0.5748	
3A	3	7/1/09 10:45	7/1/2009 14:30	0.6548	1.5	6363.2	9544.8	14180	4	3545.0	5414.108112	0.5672	
3A	4	7/1/09 10:45	7/1/2009 14:25	0.6608	1.5	6363.2	9544.8	13754	4	3438.5	5203.464549	0.5452	
3B	1	7/1/09 10:45	7/1/2009 14:25	0.6612	1.5	6363.2	9544.8	15370	4	3842.5	5811.010789	0.6088	
3B	2	7/1/09 10:45	7/1/2009 14:20	0.6673	1.5	6363.2	9544.8	11695	3	3898.3	5842.303251	0.6121	
3B	3	7/1/09 10:45	7/1/2009 14:35	0.6481	1.5	6363.2	9544.8	14905	4	3726.3	5749.171166	0.6023	
3B	4	7/1/09 10:45	7/1/2009 14:30	0.6547	1.5	6363.2	9544.8	14220	4	3555.0	5430.231301	0.5689	
3C	1	7/1/09 10:45	7/1/2009 14:29	0.6552	1.5	6363.2	9544.8	15644	4	3911.0	5969.527404	0.6254	
3C	2	7/1/09 10:45	7/1/2009 14:25	0.6611	1.5	6363.2	9544.8	15964	4	3991.0	6036.911214	0.6325	
3C	3	7/1/09 10:45	7/1/2009 14:20	0.6672	1.5	6363.2	9544.8	11701	3	3900.3	5846.033242	0.6125	
3C	4	7/1/09 10:45	7/1/2009 14:35	0.6480	1.5	6363.2	9544.8	14729	4	3682.3	5682.352456	0.5953	
3D	1	7/1/09 10:45	7/1/2009 14:35	0.6484	1.5	6363.2	9544.8	15152	4	3788.0	5842.430209	0.6121	
3D	2	7/1/09 10:45	7/1/2009 14:30	0.6550	1.5	6363.2	9544.8	15168	4	3792.0	5789.343603	0.6065	
3D	3	7/1/09 10:45	7/1/2009 14:25	0.6610	1.5	6363.2	9544.8	15295	4	3823.8	5785.011122	0.6061	
3D	4	7/1/09 10:45	7/1/2009 14:20	0.6670	1.5	6363.2	9544.8	10942	3	3647.3	5468.022172	0.5729	
4A	1	7/1/09 10:45	7/1/2009 14:40	0.6418	1.5	6363.2	9544.8	15298	4	3824.5	5959.288371	0.6243	
4A	2	7/1/09 10:45	7/1/2009 15:00	0.6187	1.5	6363.2	9544.8	14897	4	3724.3	6019.957238	0.6307	
4A	3	7/1/09 10:45	7/1/2009 14:53	0.6266	1.5	6363.2	9544.8	15050	4	3762.5	6005.095127	0.6291	
4A	4	7/1/09 10:45	7/1/2009 14:48	0.6325	1.5	6363.2	9544.8	14462	4	3615.5	5715.951787	0.5989	
4B	1	7/1/09 10:45	7/1/2009 14:48	0.6329	1.5	6363.2	9544.8	15335	4	3833.8	6057.768128	0.6347	
4B	2	7/1/09 10:45	7/1/2009 14:41	0.6416	1.5	6363.2	9544.8	15513	4	3878.3	6044.745331	0.6333	
4B	3	7/1/09 10:45	7/1/2009 15:00	0.6186	1.5	6363.2	9544.8	14521	4	3630.3	5868.58525	0.6148	
4B	4	7/1/09 10:45	7/1/2009 14:53	0.6265	1.5	6363.2	9544.8	14328	4	3582.0	5717.547589	0.5990	
4C	1	7/1/09 10:45	7/1/2009 14:53	0.6268	1.5	6363.2	9544.8	14733	4	3683.3	5876.583259	0.6157	
4C	2	7/1/09 10:45	7/1/2009 14:48	0.6327	1.5	6363.2	9544.8	14902	4	3725.5	5888.011911	0.6169	
4C	3	7/1/09 10:45	7/1/2009 14:41	0.6414	1.5	6363.2	9544.8	14856	4	3714.0	5790.010642	0.6066	
4C	4	7/1/09 10:45	7/1/2009 15:00	0.6185	1.5	6363.2	9544.8	13733	4	3433.3	5550.795964	0.5816	
4D	1	7/1/09 10:45	7/1/2009 15:00	0.6188	1.5	6363.2	9544.8	14167	4	3541.8	5723.884149	0.5997	
4D	2	7/1/09 10:45	7/1/2009 14:53	0.6267	1.5	6363.2	9544.8	14204	4	3551.0	5686.467573	0.5937	
4D	3	7/1/09 10:45	7/1/2009 14:48	0.6326	1.5	6363.2	9544.8	14131	4	3532.8	5584.07765	0.5850	
4D	4	7/1/09 10:45	7/1/2009 14:41	0.6413	1.5	6363.2	9544.8	13978	4	3494.5	5449.182717	0.5709	
5A	1	7/1/09 10:45	7/1/2009 15:06	0.6112	1.5	6363.2	9544.8	14870	4	3717.5	6082.165089	0.6372	
5A	2	7/1/09 10:45	7/1/2009 15:21	0.5943	1.5	6363.2	9544.8	14487	4	3621.8	6094.223373	0.6385	
5A	3	7/1/09 10:45	7/1/2009 15:17	0.5996	1.5	6363.2	9544.8	14259	4	3564.8	5945.170793	0.6229	
5A	4	7/1/09 10:45	7/1/2009 15:12	0.6047	1.5	6363.2	9544.8	13957	4	3489.3	5770.592799	0.6046	
5B	1	7/1/09 10:45	7/1/2009 15:12	0.6050	1.5	6363.2	9544.8	14869	4	3717.3	6144.005028	0.6437	
5B	2	7/1/09 10:45	7/1/2009 15:06	0.6111	1.5	6363.2	9544.8	14821	4	3705.3	6063.072791	0.6352	
5B	3	7/1/09 10:45	7/1/2009 15:21	0.5942	1.5	6363.2	9544.8	14289	4	3572.3	6011.872812	0.6299	
5B	4	7/1/09 10:45	7/1/2009 15:17	0.5995	1.5	6363.2	9544.8	13809	4	3452.3	5758.629577	0.6033	
5C	1	7/1/09 10:45	7/1/2009 15:17	0.5994	1.5	6363.2	9544.8	14676	4	3669.0	6120.953053	0.6413	
5C	2	7/1/09 10:45	7/1/2009 15:12	0.6049	1.5	6363.2	9544.8	15122	4	3780.5	6249.917577	0.6548	
5C	3	7/1/09 10:45	7/1/2009 15:07	0.6108	1.5	6363.2	9544.8	14958	4	3739.5	6121.8025	0.6414	

7/2/09

5C	4	7/1/09 10:45	7/1/2009 15:21	0.5941	1.5	6363.2	9544.8	13831	4	3457.8	5819.905873	0.6097	0.6368
5D	1	7/1/09 10:45	7/1/2009 15:21	0.5943	1.5	6363.2	9544.8	14321	4	3580.3	6024.014899	0.6311	
5D	2	7/1/09 10:45	7/1/2009 15:17	0.5993	1.5	6363.2	9544.8	14642	4	3660.5	6107.538025	0.6399	
5D	3	7/1/09 10:45	7/1/2009 15:12	0.6048	1.5	6363.2	9544.8	14443	4	3610.8	5970.409434	0.6255	Average EFF
5D	4	7/1/09 10:45	7/1/2009 15:07	0.6107	1.5	6363.2	9544.8	13954	4	3488.5	5711.973074	0.5984	0.6237
6A	1	7/1/09 10:45	7/1/2009 15:27	0.5885	1.5	6363.2	9544.8	14018	4	3504.5	5955.42076	0.6239	
6A	2	7/1/09 10:45	7/1/2009 15:40	0.5735	1.5	6363.2	9544.8	12283	3.5	3509.4	6118.819734	0.6411	
6A	3	7/1/09 10:45	7/1/2009 15:36	0.5779	1.5	6363.2	9544.8	12111	3.5	3460.3	5987.187856	0.6273	Average EFF
6A	4	7/1/09 10:45	7/1/2009 15:32	0.5826	1.5	6363.2	9544.8	11598	3.5	3313.7	5687.952648	0.5959	0.6221
6B	1	7/1/09 10:45	7/1/2009 15:32	0.5824	1.5	6363.2	9544.8	12151	3.5	3471.7	5961.398905	0.6246	
6B	2	7/1/09 10:45	7/1/2009 15:27	0.5885	1.5	6363.2	9544.8	14371	4	3592.8	6105.389624	0.6397	
6B	3	7/1/09 10:45	7/1/2009 15:40	0.5734	1.5	6363.2	9544.8	11705	3.5	3344.3	5831.983307	0.6110	Average EFF
6B	4	7/1/09 10:45	7/1/2009 15:36	0.5779	1.5	6363.2	9544.8	11388	3.5	3253.7	5630.295163	0.5899	0.6163
6C	1	7/1/09 10:45	7/1/2009 15:36	0.5778	1.5	6363.2	9544.8	12161	3.5	3474.6	6013.224586	0.6300	
6C	2	7/1/09 10:45	7/1/2009 15:32	0.5821	1.5	6363.2	9544.8	12083	3.5	3452.3	5930.638446	0.6213	
6C	3	7/1/09 10:45	7/1/2009 15:27	0.5883	1.5	6363.2	9544.8	13638	4	3409.5	5795.433731	0.6072	Average EFF
6C	4	7/1/09 10:45	7/1/2009 15:40	0.5733	1.5	6363.2	9544.8	11218	3.5	3205.1	5590.212859	0.5857	0.6111
6D	1	7/1/09 10:45	7/1/2009 15:40	0.5732	1.5	6363.2	9544.8	11987	3.5	3424.9	5974.547886	0.6259	
6D	2	7/1/09 10:45	7/1/2009 15:36	0.5777	1.5	6363.2	9544.8	12183	3.5	3480.9	6025.235519	0.6313	
6D	3	7/1/09 10:45	7/1/2009 15:32	0.5819	1.5	6363.2	9544.8	11882	3.5	3394.9	5833.810262	0.6112	Average EFF
6D	4	7/1/09 10:45	7/1/2009 15:27	0.5881	1.5	6363.2	9544.8	13018	4	3254.5	5533.699914	0.5798	0.6120
7A	1	7/1/09 10:45	7/1/2009 15:46	0.5673	1.5	6363.2	9544.8	12007	3.5	3430.6	6047.285806	0.6336	
7A	2	7/1/09 10:45	7/1/2009 16:00	0.5525	1.5	6363.2	9544.8	11655	3.5	3330.0	6027.30696	0.6315	
7A	3	7/1/09 10:45	7/1/2009 15:56	0.5569	1.5	6363.2	9544.8	11445	3.5	3270.0	5871.972756	0.6152	Average EFF
7A	4	7/1/09 10:45	7/1/2009 15:50	0.5627	1.5	6363.2	9544.8	11121	3.5	3177.4	5846.694018	0.5916	0.6180
7B	1	7/1/09 10:45	7/1/2009 15:51	0.5622	1.5	6363.2	9544.8	11968	3.5	3419.4	6082.664171	0.6373	
7B	2	7/1/09 10:45	7/1/2009 15:46	0.5673	1.5	6363.2	9544.8	12050	3.5	3442.9	6069.322745	0.6359	
7B	3	7/1/09 10:45	7/1/2009 16:00	0.5524	1.5	6363.2	9544.8	11675	3.5	3335.7	6038.785014	0.6327	Average EFF
7B	4	7/1/09 10:45	7/1/2009 15:56	0.5567	1.5	6363.2	9544.8	11271	3.5	3220.3	5784.331251	0.6060	0.6280
7C	1	7/1/09 10:45	7/1/2009 15:56	0.5566	1.5	6363.2	9544.8	11781	3.5	3366.0	6047.202464	0.6336	
7C	2	7/1/09 10:45	7/1/2009 15:51	0.5621	1.5	6363.2	9544.8	11760	3.5	3360.0	5978.073192	0.6263	
7C	3	7/1/09 10:45	7/1/2009 15:46	0.5670	1.5	6363.2	9544.8	11766	3.5	3361.7	5928.878357	0.6212	Average EFF
7C	4	7/1/09 10:45	7/1/2009 16:00	0.5523	1.5	6363.2	9544.8	10888	3.5	3110.9	5632.598965	0.5901	0.6178
7D	1	7/1/09 10:45	7/1/2009 16:00	0.5522	1.5	6363.2	9544.8	11605	3.5	3315.7	6004.271132	0.6291	
7D	2	7/1/09 10:45	7/1/2009 15:58	0.5565	1.5	6363.2	9544.8	11920	3.5	3405.7	6119.509991	0.6411	
7D	3	7/1/09 10:45	7/1/2009 15:51	0.5619	1.5	6363.2	9544.8	11933	3.5	3409.4	6067.346561	0.6357	Average EFF
7D	4	7/1/09 10:45	7/1/2009 15:46	0.5668	1.5	6363.2	9544.8	11305	3.5	3230.0	5698.36602	0.5970	0.6257
8A	1	7/1/09 10:45	7/1/2009 16:06	0.5466	1.5	6363.2	9544.8	11673	3.5	3335.1	6101.651756	0.6393	
8A	2	7/1/09 10:45	7/1/2009 16:19	0.5333	1.5	6363.2	9544.8	11172	3.5	3192.0	5985.379105	0.6271	
8A	3	7/1/09 10:45	7/1/2009 16:15	0.5377	1.5	6363.2	9544.8	11258	3.5	3216.6	5982.329368	0.6268	Average EFF
8A	4	7/1/09 10:45	7/1/2009 16:10	0.5424	1.5	6363.2	9544.8	10977	3.5	3136.3	5782.059146	0.6058	0.6247
8B	1	7/1/09 10:45	7/1/2009 16:10	0.5423	1.5	6363.2	9544.8	11583	3.5	3309.4	6102.412618	0.6393	
8B	2	7/1/09 10:45	7/1/2009 16:06	0.5466	1.5	6363.2	9544.8	11758	3.5	3359.4	6146.082528	0.6439	
8B	3	7/1/09 10:45	7/1/2009 16:19	0.5332	1.5	6363.2	9544.8	11499	3.5	3285.4	6161.727069	0.6456	Average EFF
8B	4	7/1/09 10:45	7/1/2009 16:15	0.5376	1.5	6363.2	9544.8	10844	3.5	3098.3	5763.600098	0.6038	0.6332
8C	1	7/1/09 10:45	7/1/2009 16:15	0.5375	1.5	6363.2	9544.8	11539	3.5	3296.9	6133.782218	0.6426	
8C	2	7/1/09 10:45	7/1/2009 16:10	0.5422	1.5	6363.2	9544.8	11774	3.5	3364.0	6204.011354	0.6500	
8C	3	7/1/09 10:45	7/1/2009 16:06	0.5465	1.5	6363.2	9544.8	11611	3.5	3317.4	6070.574762	0.6360	Average EFF
8C	4	7/1/09 10:45	7/1/2009 16:19	0.5331	1.5	6363.2	9544.8	10809	3.5	3088.3	5793.080291	0.6069	0.6339
8D	1	7/1/09 10:45	7/1/2009 16:19	0.5330	1.5	6363.2	9544.8	11301	3.5	3228.9	6057.336905	0.6346	
8D	2	7/1/09 10:45	7/1/2009 16:15	0.5374	1.5	6363.2	9544.8	11412	3.5	3260.6	6067.58377	0.6357	
8D	3	7/1/09 10:45	7/1/2009 16:10	0.5421	1.5	6363.2	9544.8	11660	3.5	3331.4	6145.874775	0.6439	Average EFF
8D	4	7/1/09 10:45	7/1/2009 16:06	0.5464	1.5	6363.2	9544.8	10918	3.5	3119.4	5709.327085	0.5982	0.6281
9A	1	7/1/09 10:45	7/1/2009 16:24	0.5280	1.5	6363.2	9544.8	11605	3.5	3315.7	6280.207813	0.6580	
9A	2	7/1/09 10:45	7/1/2009 16:42	0.5106	1.5	6363.2	9544.8	11281	3.5	3223.1	6313.016372	0.6614	
9A	3	7/1/09 10:45	7/1/2009 16:33	0.5196	1.5	6363.2	9544.8	11301	3.5	3228.9	6214.402502	0.6511	Average EFF
9A	4	7/1/09 10:45	7/1/2009 16:29	0.5236	1.5	6363.2	9544.8	10987	3.5	3139.1	5995.155865	0.6281	0.6496
9B	1	7/1/09 10:45	7/1/2009 16:29	0.5235	1.5	6363.2	9544.8	11151	3.5	3186.0	6085.406803	0.6376	
9B	2	7/1/09 10:45	7/1/2009 16:24	0.5280	1.5	6363.2	9544.8	11462	3.5	3274.9	6202.821366	0.6499	
9B	3	7/1/09 10:45	7/1/2009 16:42	0.5104	1.5	6363.2	9544.8	11004	3.5	3144.0	6160.125852	0.6454	Average EFF
9B	4	7/1/09 10:45	7/1/2009 16:33	0.5195	1.5	6363.2	9544.8	10581	3.5	3023.1	5819.569586	0.6097	0.6356
9C	1	7/1/09 10:45	7/1/2009 16:33	0.5194	1.5	6363.2	9544.8	11026	3.5	3150.3	6064.890483	0.6354	
9C	2	7/1/09 10:45	7/1/2009 16:29	0.5235	1.5	6363.2	9544.8	11281	3.5	3223.1	6157.122814	0.6451	
9C	3	7/1/09 10:45	7/1/2009 16:24	0.5279	1.5	6363.2	9544.8	11016	3.5	3147.4	5982.583098	0.6247	Average EFF
9C	4	7/1/09 10:45	7/1/2009 16:42	0.5103	1.5	6363.2	9544.8	10297	3.5	2942.0	5765.244836	0.6040	0.6273
9D	1	7/1/09 10:45	7/1/2009 16:38	0.5146	1.5	6363.2	9544.8	11135	3.5	3181.4	6182.4976	0.6477	
9D	2	7/1/09 10:45	7/1/2009 16:33	0.5193	1.5	6363.2	9544.8	11412	3.5	3260.6	6278.391381	0.6578	
9D	3	7/1/09 10:45	7/1/2009 16:29	0.5234	1.5	6363.2	9544.8	11340	3.5	3240.0	6190.682442	0.6486	Average EFF
9D	4	7/1/09 10:45	7/1/2009 16:24	0.5278	1.5	6363.2	9544.8	10912	3.5	3117.7	5907.401951	0.6189	0.6433
10A	1	7/1/09 10:45	7/1/2009 16:47	0.5057	1.5	6363.2	9544.8	10991	3.5	3140.3	6209.984837	0.6506	
10A	2	7/1/09 10:45	7/1/2009 17:12	0.4824	1.5	6363.2	9544.8	11959	4	2989.8	6198.168046	0.6494	
10A	3	7/1/09 10:45	7/1/2009 16:58	0.4958	1.5	6363.2	9544.8	10553	3.5	3015.1	6081.381423	0.6371	Average EFF
10A	4	7/1/09 10:45	7/1/2009 16:53	0.5003	1.5	6363.2	9544.8	10338	3.5	2953.7	5903.409852	0.6185	0.6389
10B	1	7/1/09 10:45	7/1/2009 17:03	0.4910	1.5	6363.2	9544.8	11110	4	2777.5	5656.748417	0.5927	
10B	2	7/1/09 10:45	7/1/2009 16:47	0.5057	1.5	6363.2	9544.8	10812	3.5	3089.1	6109.231533	0.6401	
10B	3	7/1/09 10:45	7/1/2009 17:12	0.4822	1.5	6363.2	9544.8	11422	4	2855.5	5921.333197	0.6204	Average EFF
10B	4	7/1/09 10:45	7/1/2009 16:58	0.4957	1.5	6363.2	9544.8	9967	3.5	2847.7	5744.946895	0.6019	0.6137
10C	1	7/1/09 10:45	7/1/2009 16:58	0.4956	1.5	6363.2	9544.8	10482	3.5	2994.9	6042.548531	0.6331	
10C	2	7/1/09 10:45	7/1										

10D	3	7/1/09 10:45	7/1/2009 16:53	0.5000	1.5	6363.2	9544.8	10643	3.5	3040.9	6081.577364	0.6372	Average EFF
10D	4	7/1/09 10:45	7/1/2009 16:48	0.5053	1.5	6363.2	9544.8	10064	3.5	2875.4	5690.501596	0.5962	0.6320
11A	1	7/1/09 10:45	7/1/2009 11:56	0.8745	1.5	6363.2	9544.8	14773	3	4924.3	5631.22443	0.5900	
11A	2	7/1/09 10:45	7/1/2009 12:08	0.8547	1.5	6363.2	9544.8	14429	3	4809.7	5627.17636	0.5896	
11A	3	7/1/09 10:45	7/1/2009 12:04	0.8607	1.5	6363.2	9544.8	14454	3	4818.0	5597.851728	0.5865	Average EFF
11A	4	7/1/09 10:45	7/1/2009 12:00	0.8677	1.5	6363.2	9544.8	14013	3	4671.0	5383.193838	0.5640	0.5825
11B	1	7/1/09 10:45	7/1/2009 12:00	0.8681	1.5	6363.2	9544.8	16203	3	5401.0	6221.768068	0.6518	
11B	2	7/1/09 10:45	7/1/2009 11:56	0.8742	1.5	6363.2	9544.8	16106	3	5368.7	6141.073627	0.6434	
11B	3	7/1/09 10:45	7/1/2009 12:08	0.8545	1.5	6363.2	9544.8	15643	3	5214.3	6102.154531	0.6393	Average EFF
11B	4	7/1/09 10:45	7/1/2009 12:04	0.8606	1.5	6363.2	9544.8	15133	3	5044.3	5861.738123	0.6141	0.6372
11C	1	7/1/09 10:45	7/1/2009 12:04	0.8609	1.5	6363.2	9544.8	15637	3	5212.3	6054.305139	0.6343	
11C	2	7/1/09 10:45	7/1/2009 12:00	0.8680	1.5	6363.2	9544.8	15919	3	5306.3	6113.481467	0.6405	
11C	3	7/1/09 10:45	7/1/2009 11:56	0.8740	1.5	6363.2	9544.8	16452	3	5484.0	6274.376359	0.6574	Average EFF
11C	4	7/1/09 10:45	7/1/2009 12:08	0.8544	1.5	6363.2	9544.8	14887	3	4962.3	5808.157492	0.6085	0.6352
11D	1	7/1/09 10:45	7/1/2009 12:08	0.8548	1.5	6363.2	9544.8	15607	3	5202.3	6085.822645	0.6376	
11D	2	7/1/09 10:45	7/1/2009 12:04	0.8608	1.5	6363.2	9544.8	15944	3	5314.7	6174.136045	0.6469	
11D	3	7/1/09 10:45	7/1/2009 12:00	0.8679	1.5	6363.2	9544.8	16098	3	5366.0	6182.998937	0.6478	Average EFF
11D	4	7/1/09 10:45	7/1/2009 11:56	0.8738	1.5	6363.2	9544.8	15191	3	5063.7	5794.733717	0.6071	0.6348
12A	1	7/1/09 10:45	7/1/2009 12:15	0.8437	1.5	6363.2	9544.8	15450	3	5150.0	6104.026984	0.6395	
12A	2	7/1/09 10:45	7/1/2009 12:28	0.8234	1.5	6363.2	9544.8	15016	3	5005.3	6078.958269	0.6369	
12A	3	7/1/09 10:45	7/1/2009 12:24	0.8296	1.5	6363.2	9544.8	14984	3	4994.7	6020.558384	0.6308	Average EFF
12A	4	7/1/09 10:45	7/1/2009 12:20	0.8358	1.5	6363.2	9544.8	14530	3	4843.3	5794.58497	0.6071	0.6286
12B	1	7/1/09 10:45	7/1/2009 12:20	0.8362	1.5	6363.2	9544.8	15404	3	5134.7	6140.635636	0.6433	
12B	2	7/1/09 10:45	7/1/2009 12:15	0.8437	1.5	6363.2	9544.8	15607	3	5202.3	6166.05496	0.6460	
12B	3	7/1/09 10:45	7/1/2009 12:28	0.8232	1.5	6363.2	9544.8	15060	3	5020.0	6097.91718	0.6389	Average EFF
12B	4	7/1/09 10:45	7/1/2009 12:24	0.8295	1.5	6363.2	9544.8	14553	3	4851.0	5848.11587	0.6127	0.6352
12C	1	7/1/09 10:45	7/1/2009 12:24	0.8300	1.5	6363.2	9544.8	15183	3	5061.0	6097.649845	0.6386	
12C	2	7/1/09 10:45	7/1/2009 12:20	0.8361	1.5	6363.2	9544.8	15851	3	5217.0	6239.881493	0.6537	
12C	3	7/1/09 10:45	7/1/2009 12:15	0.8436	1.5	6363.2	9544.8	15216	3	5072.0	6012.519531	0.6299	Average EFF
12C	4	7/1/09 10:45	7/1/2009 12:28	0.8231	1.5	6363.2	9544.8	14117	3	4705.7	5718.805229	0.5989	0.6304
12D	1	7/1/09 10:45	7/1/2009 12:28	0.8235	1.5	6363.2	9544.8	15174	3	5058.0	6141.959419	0.6435	
12D	2	7/1/09 10:45	7/1/2009 12:24	0.8298	1.5	6363.2	9544.8	15137	3	5045.7	6080.699807	0.6371	
12D	3	7/1/09 10:45	7/1/2009 12:20	0.8359	1.5	6363.2	9544.8	15418	3	5139.3	6148.142699	0.6441	Average EFF
12D	4	7/1/09 10:45	7/1/2009 12:15	0.8434	1.5	6363.2	9544.8	14566	3	4855.3	5758.75774	0.6031	0.6320
13A	1	7/1/09 10:45	7/1/2009 12:33	0.8153	1.5	6363.2	9544.8	15230	3	5076.7	6226.552932	0.6524	
13A	2	7/1/09 10:45	7/1/2009 12:50	0.7902	1.5	6363.2	9544.8	14784	3	4928.0	6236.596242	0.6534	
13A	3	7/1/09 10:45	7/1/2009 12:41	0.8031	1.5	6363.2	9544.8	14851	3	4950.3	6164.384216	0.6458	Average EFF
13A	4	7/1/09 10:45	7/1/2009 12:37	0.8090	1.5	6363.2	9544.8	14183	3	4727.7	5843.553624	0.6122	0.6410
13B	1	7/1/09 10:45	7/1/2009 12:37	0.8094	1.5	6363.2	9544.8	15625	3	5208.3	6434.850276	0.6742	
13B	2	7/1/09 10:45	7/1/2009 12:33	0.8153	1.5	6363.2	9544.8	15450	3	5150.0	6316.496573	0.6618	
13B	3	7/1/09 10:45	7/1/2009 12:50	0.7901	1.5	6363.2	9544.8	14689	3	4896.3	6197.297391	0.6493	Average EFF
13B	4	7/1/09 10:45	7/1/2009 12:41	0.8029	1.5	6363.2	9544.8	14377	3	4792.3	5968.757323	0.6253	0.6526
13C	1	7/1/09 10:45	7/1/2009 12:41	0.8033	1.5	6363.2	9544.8	15426	3	5142.0	6401.251014	0.6707	
13C	2	7/1/09 10:45	7/1/2009 12:37	0.8093	1.5	6363.2	9544.8	15315	3	5105.0	6307.973396	0.6609	
13C	3	7/1/09 10:45	7/1/2009 12:33	0.8152	1.5	6363.2	9544.8	15288	3	5096.0	6251.048762	0.6549	Average EFF
13C	4	7/1/09 10:45	7/1/2009 12:50	0.7900	1.5	6363.2	9544.8	14222	3	4740.7	6001.209943	0.6287	0.6538
13D	1	7/1/09 10:45	7/1/2009 12:50	0.7903	1.5	6363.2	9544.8	14492	3	4830.7	6112.65055	0.6404	
13D	2	7/1/09 10:45	7/1/2009 12:46	0.7958	1.5	6363.2	9544.8	14858	3	4952.7	6223.19528	0.6520	
13D	3	7/1/09 10:45	7/1/2009 12:37	0.8082	1.5	6363.2	9544.8	14873	3	4957.7	6126.881339	0.6419	Average EFF
13D	4	7/1/09 10:45	7/1/2009 12:33	0.8151	1.5	6363.2	9544.8	14389	3	4796.3	5884.197712	0.6165	0.6377
14A	1	7/1/09 10:45	7/1/2009 12:54	0.7834	1.5	6363.2	9544.8	14463	3	4821.0	6153.596507	0.6447	
14A	2	7/1/09 10:45	7/1/2009 13:17	0.7507	1.5	6363.2	9544.8	14137	3	4712.3	6277.53373	0.6577	
14A	3	7/1/09 10:45	7/1/2009 13:13	0.7571	1.5	6363.2	9544.8	14022	3	4674.0	6173.627369	0.6468	Average EFF
14A	4	7/1/09 10:45	7/1/2009 13:02	0.7727	1.5	6363.2	9544.8	13451	3	4483.7	5802.830587	0.6080	0.6393
14B	1	7/1/09 10:45	7/1/2009 13:01	0.7730	1.5	6363.2	9544.8	14039	3	4679.7	6054.030301	0.6343	
14B	2	7/1/09 10:45	7/1/2009 12:54	0.7834	1.5	6363.2	9544.8	14398	3	4799.3	6126.324754	0.6418	
14B	3	7/1/09 10:45	7/1/2009 13:17	0.7505	1.5	6363.2	9544.8	13475	3	4491.7	5984.510182	0.6270	Average EFF
14B	4	7/1/09 10:45	7/1/2009 13:13	0.7569	1.5	6363.2	9544.8	13077	3	4359.0	5758.643863	0.6033	0.6266
14C	1	7/1/09 10:45	7/1/2009 13:12	0.7573	1.5	6363.2	9544.8	14116	3	4705.3	6213.261445	0.6510	
14C	2	7/1/09 10:45	7/1/2009 13:02	0.7729	1.5	6363.2	9544.8	14187	3	4729.0	6118.427365	0.6410	
14C	3	7/1/09 10:45	7/1/2009 12:55	0.7832	1.5	6363.2	9544.8	14409	3	4803.0	6132.734423	0.6425	Average EFF
14C	4	7/1/09 10:45	7/1/2009 13:17	0.7505	1.5	6363.2	9544.8	13229	3	4409.7	5875.993199	0.6156	0.6375
14D	1	7/1/09 10:45	7/1/2009 13:17	0.7508	1.5	6363.2	9544.8	13927	3	4642.3	6183.314452	0.6478	
14D	2	7/1/09 10:45	7/1/2009 13:12	0.7572	1.5	6363.2	9544.8	14089	3	4696.3	6202.348821	0.6498	
14D	3	7/1/09 10:45	7/1/2009 13:02	0.7728	1.5	6363.2	9544.8	13912	3	4637.3	6000.768164	0.6287	Average EFF
14D	4	7/1/09 10:45	7/1/2009 12:55	0.7830	1.5	6363.2	9544.8	13545	3	4515.0	5766.084113	0.6041	0.6326

*Background is considered negligible

SampleID	Instr	Time (min.)	Alpha Counts	Beta Counts	Count Start Time	Count End Time
1 1A		3	126	13564	7/1/2009 13:36	7/1/2009 13:39
2 1A		3	136	12775	7/1/2009 13:52	7/1/2009 13:55
3 1A		3	135	12750	7/1/2009 13:48	7/1/2009 13:51
4 1A		3	142	12410	7/1/2009 13:41	7/1/2009 13:44
1 1B		3	115	13292	7/1/2009 13:41	7/1/2009 13:44
2 1B		3	136	13274	7/1/2009 13:36	7/1/2009 13:39
3 1B		3	131	12699	7/1/2009 13:52	7/1/2009 13:55
4 1B		3	129	12072	7/1/2009 13:48	7/1/2009 13:51
1 1C		3	207	12813	7/1/2009 13:48	7/1/2009 13:51
2 1C		3	221	12979	7/1/2009 13:41	7/1/2009 13:44
3 1C		3	189	12755	7/1/2009 13:36	7/1/2009 13:39
4 1C		3	179	11917	7/1/2009 13:52	7/1/2009 13:55
1 1D		3	558	12473	7/1/2009 13:52	7/1/2009 13:55
2 1D		3	582	12484	7/1/2009 13:48	7/1/2009 13:51
3 1D		3	632	12289	7/1/2009 13:41	7/1/2009 13:44
4 1D		3	568	12115	7/1/2009 13:36	7/1/2009 13:39
1 2A		3	424	12499	7/1/2009 13:57	7/1/2009 14:00
2 2A		3	449	12103	7/1/2009 14:15	7/1/2009 14:18
3 2A		3	419	11968	7/1/2009 14:09	7/1/2009 14:12
4 2A		3	417	11855	7/1/2009 14:02	7/1/2009 14:05
1 2B		3	42	12471	7/1/2009 14:02	7/1/2009 14:05
2 2B		3	39	12492	7/1/2009 13:57	7/1/2009 14:00
3 2B		3	54	11892	7/1/2009 14:15	7/1/2009 14:18
4 2B		3	69	11539	7/1/2009 14:09	7/1/2009 14:12
1 2C		3	504	12050	7/1/2009 14:08	7/1/2009 14:11
2 2C		3	527	11914	7/1/2009 14:02	7/1/2009 14:05
3 2C		3	496	11994	7/1/2009 13:58	7/1/2009 14:01
4 2C		3	499	10889	7/1/2009 14:15	7/1/2009 14:18
1 2D		3	543	12010	7/1/2009 14:15	7/1/2009 14:18
2 2D		3	508	12124	7/1/2009 14:08	7/1/2009 14:11
3 2D		3	542	12168	7/1/2009 14:02	7/1/2009 14:05
4 2D		3	544	11692	7/1/2009 13:58	7/1/2009 14:01
1 3A		3	1397	11194	7/1/2009 14:19	7/1/2009 14:22
2 3A		4	1809	14227	7/1/2009 14:35	7/1/2009 14:39
3 3A		4	1757	14180	7/1/2009 14:30	7/1/2009 14:34
4 3A		4	1725	13754	7/1/2009 14:25	7/1/2009 14:29
1 3B		4	914	15370	7/1/2009 14:25	7/1/2009 14:29
2 3B		3	731	11695	7/1/2009 14:20	7/1/2009 14:23
3 3B		4	960	14905	7/1/2009 14:35	7/1/2009 14:39
4 3B		4	922	14220	7/1/2009 14:30	7/1/2009 14:34
1 3C		4	671	15644	7/1/2009 14:29	7/1/2009 14:33
2 3C		4	722	15964	7/1/2009 14:25	7/1/2009 14:29
3 3C		3	558	11701	7/1/2009 14:20	7/1/2009 14:23
4 3C		4	647	14729	7/1/2009 14:35	7/1/2009 14:39
1 3D		4	651	15152	7/1/2009 14:35	7/1/2009 14:39
2 3D		4	722	15168	7/1/2009 14:30	7/1/2009 14:34
3 3D		4	684	15295	7/1/2009 14:25	7/1/2009 14:29
4 3D		3	466	10942	7/1/2009 14:20	7/1/2009 14:23
1 4A		4	412	15298	7/1/2009 14:40	7/1/2009 14:44
2 4A		4	407	14897	7/1/2009 15:00	7/1/2009 15:04
3 4A		4	389	15050	7/1/2009 14:53	7/1/2009 14:57

419
7/2/09

4 4A	4	417	14462	7/1/2009 14:48	7/1/2009 14:52
1 4B	4	58	15335	7/1/2009 14:48	7/1/2009 14:52
2 4B	4	61	15513	7/1/2009 14:41	7/1/2009 14:45
3 4B	4	53	14521	7/1/2009 15:00	7/1/2009 15:04
4 4B	4	72	14328	7/1/2009 14:53	7/1/2009 14:57
1 4C	4	532	14733	7/1/2009 14:53	7/1/2009 14:57
2 4C	4	545	14902	7/1/2009 14:48	7/1/2009 14:52
3 4C	4	486	14856	7/1/2009 14:41	7/1/2009 14:45
4 4C	4	540	13733	7/1/2009 15:00	7/1/2009 15:04
1 4D	4	1158	14167	7/1/2009 15:00	7/1/2009 15:04
2 4D	4	1192	14204	7/1/2009 14:53	7/1/2009 14:57
3 4D	4	1136	14131	7/1/2009 14:48	7/1/2009 14:52
4 4D	4	1149	13978	7/1/2009 14:41	7/1/2009 14:45
1 5A	4	424	14870	7/1/2009 15:06	7/1/2009 15:10
2 5A	4	395	14487	7/1/2009 15:21	7/1/2009 15:25
3 5A	4	403	14259	7/1/2009 15:17	7/1/2009 15:21
4 5A	4	389	13957	7/1/2009 15:12	7/1/2009 15:16
1 5B	4	428	14869	7/1/2009 15:12	7/1/2009 15:16
2 5B	4	440	14821	7/1/2009 15:06	7/1/2009 15:10
3 5B	4	420	14289	7/1/2009 15:21	7/1/2009 15:25
4 5B	4	414	13809	7/1/2009 15:17	7/1/2009 15:21
1 5C	4	436	14676	7/1/2009 15:17	7/1/2009 15:21
2 5C	4	443	15122	7/1/2009 15:12	7/1/2009 15:16
3 5C	4	433	14958	7/1/2009 15:07	7/1/2009 15:11
4 5C	4	416	13831	7/1/2009 15:21	7/1/2009 15:25
1 5D	4	451	14321	7/1/2009 15:21	7/1/2009 15:25
2 5D	4	452	14642	7/1/2009 15:17	7/1/2009 15:21
3 5D	4	444	14443	7/1/2009 15:12	7/1/2009 15:16
4 5D	4	414	13954	7/1/2009 15:07	7/1/2009 15:11
1 6A	4	272	14018	7/1/2009 15:27	7/1/2009 15:31
2 6A	3.5	246	12283	7/1/2009 15:40	7/1/2009 15:44
3 6A	3.5	231	12111	7/1/2009 15:36	7/1/2009 15:40
4 6A	3.5	229	11598	7/1/2009 15:32	7/1/2009 15:35
1 6B	3.5	540	12151	7/1/2009 15:32	7/1/2009 15:36
2 6B	4	592	14371	7/1/2009 15:27	7/1/2009 15:31
3 6B	3.5	498	11705	7/1/2009 15:40	7/1/2009 15:44
4 6B	3.5	498	11388	7/1/2009 15:36	7/1/2009 15:40
1 6C	3.5	462	12161	7/1/2009 15:36	7/1/2009 15:40
2 6C	3.5	468	12083	7/1/2009 15:32	7/1/2009 15:36
3 6C	4	534	13638	7/1/2009 15:27	7/1/2009 15:31
4 6C	3.5	455	11218	7/1/2009 15:40	7/1/2009 15:44
1 6D	3.5	456	11987	7/1/2009 15:40	7/1/2009 15:44
2 6D	3.5	468	12183	7/1/2009 15:36	7/1/2009 15:40
3 6D	3.5	496	11882	7/1/2009 15:32	7/1/2009 15:36
4 6D	4	525	13018	7/1/2009 15:27	7/1/2009 15:31
1 7A	3.5	466	12007	7/1/2009 15:46	7/1/2009 15:50
2 7A	3.5	491	11655	7/1/2009 16:00	7/1/2009 16:04
3 7A	3.5	444	11445	7/1/2009 15:56	7/1/2009 15:59
4 7A	3.5	477	11121	7/1/2009 15:50	7/1/2009 15:54
1 7B	3.5	418	11968	7/1/2009 15:51	7/1/2009 15:54
2 7B	3.5	448	12050	7/1/2009 15:46	7/1/2009 15:50
3 7B	3.5	460	11675	7/1/2009 16:00	7/1/2009 16:04

4 7B	3.5	413	11271	7/1/2009 15:56	7/1/2009 16:00
1 7C	3.5	471	11781	7/1/2009 15:56	7/1/2009 16:00
2 7C	3.5	457	11760	7/1/2009 15:51	7/1/2009 15:54
3 7C	3.5	454	11766	7/1/2009 15:46	7/1/2009 15:50
4 7C	3.5	406	10888	7/1/2009 16:00	7/1/2009 16:04
1 7D	3.5	359	11605	7/1/2009 16:00	7/1/2009 16:04
2 7D	3.5	391	11920	7/1/2009 15:56	7/1/2009 16:00
3 7D	3.5	386	11933	7/1/2009 15:51	7/1/2009 15:55
4 7D	3.5	400	11305	7/1/2009 15:46	7/1/2009 15:50
1 8A	3.5	348	11673	7/1/2009 16:06	7/1/2009 16:09
2 8A	3.5	340	11172	7/1/2009 16:19	7/1/2009 16:22
3 8A	3.5	298	11258	7/1/2009 16:15	7/1/2009 16:18
4 8A	3.5	327	10977	7/1/2009 16:10	7/1/2009 16:13
1 8B	3.5	124	11583	7/1/2009 16:10	7/1/2009 16:13
2 8B	3.5	112	11758	7/1/2009 16:06	7/1/2009 16:09
3 8B	3.5	110	11499	7/1/2009 16:19	7/1/2009 16:23
4 8B	3.5	102	10844	7/1/2009 16:15	7/1/2009 16:18
1 8C	3.5	202	11539	7/1/2009 16:15	7/1/2009 16:18
2 8C	3.5	196	11774	7/1/2009 16:10	7/1/2009 16:14
3 8C	3.5	203	11611	7/1/2009 16:06	7/1/2009 16:09
4 8C	3.5	207	10809	7/1/2009 16:19	7/1/2009 16:23
1 8D	3.5	240	11301	7/1/2009 16:19	7/1/2009 16:23
2 8D	3.5	248	11412	7/1/2009 16:15	7/1/2009 16:18
3 8D	3.5	233	11660	7/1/2009 16:10	7/1/2009 16:14
4 8D	3.5	235	10918	7/1/2009 16:06	7/1/2009 16:10
1 9A	3.5	39	11605	7/1/2009 16:24	7/1/2009 16:28
2 9A	3.5	49	11281	7/1/2009 16:42	7/1/2009 16:46
3 9A	3.5	47	11301	7/1/2009 16:33	7/1/2009 16:36
4 9A	3.5	64	10987	7/1/2009 16:29	7/1/2009 16:32
1 9B	3.5	53	11151	7/1/2009 16:29	7/1/2009 16:32
2 9B	3.5	39	11462	7/1/2009 16:24	7/1/2009 16:28
3 9B	3.5	45	11004	7/1/2009 16:42	7/1/2009 16:46
4 9B	3.5	51	10581	7/1/2009 16:33	7/1/2009 16:36
1 9C	3.5	49	11026	7/1/2009 16:33	7/1/2009 16:36
2 9C	3.5	49	11281	7/1/2009 16:29	7/1/2009 16:32
3 9C	3.5	40	11016	7/1/2009 16:24	7/1/2009 16:28
4 9C	3.5	60	10297	7/1/2009 16:42	7/1/2009 16:46
1 9D	3.5	65	11135	7/1/2009 16:38	7/1/2009 16:41
2 9D	3.5	53	11412	7/1/2009 16:33	7/1/2009 16:37
3 9D	3.5	54	11340	7/1/2009 16:29	7/1/2009 16:32
4 9D	3.5	77	10912	7/1/2009 16:24	7/1/2009 16:28
1 10A	3.5	71	10991	7/1/2009 16:47	7/1/2009 16:51
2 10A	4	106	11959	7/1/2009 17:12	7/1/2009 17:16
3 10A	3.5	70	10553	7/1/2009 16:58	7/1/2009 17:01
4 10A	3.5	95	10338	7/1/2009 16:53	7/1/2009 16:56
1 10B	4	139	11110	7/1/2009 17:03	7/1/2009 17:07
2 10B	3.5	102	10812	7/1/2009 16:47	7/1/2009 16:51
3 10B	4	103	11422	7/1/2009 17:12	7/1/2009 17:16
4 10B	3.5	110	9967	7/1/2009 16:58	7/1/2009 17:01
1 10C	3.5	74	10482	7/1/2009 16:58	7/1/2009 17:01
2 10C	3.5	79	10535	7/1/2009 16:53	7/1/2009 16:57
3 10C	3.5	87	10723	7/1/2009 16:47	7/1/2009 16:51

4 10C	4	95	11066	7/1/2009 17:13	7/1/2009 17:17
1 10D	4	102	12021	7/1/2009 17:13	7/1/2009 17:17
2 10D	3.5	75	10614	7/1/2009 16:58	7/1/2009 17:01
3 10D	3.5	78	10643	7/1/2009 16:53	7/1/2009 16:57
4 10D	3.5	81	10064	7/1/2009 16:48	7/1/2009 16:51
1 11A	3	31	14773	7/1/2009 11:56	7/1/2009 11:59
2 11A	3	23	14429	7/1/2009 12:08	7/1/2009 12:11
3 11A	3	33	14454	7/1/2009 12:04	7/1/2009 12:07
4 11A	3	49	14013	7/1/2009 12:00	7/1/2009 12:03
1 11B	3	43	16203	7/1/2009 12:00	7/1/2009 12:03
2 11B	3	53	16106	7/1/2009 11:56	7/1/2009 11:59
3 11B	3	46	15643	7/1/2009 12:08	7/1/2009 12:11
4 11B	3	42	15133	7/1/2009 12:04	7/1/2009 12:07
1 11C	3	27	15637	7/1/2009 12:04	7/1/2009 12:07
2 11C	3	38	15919	7/1/2009 12:00	7/1/2009 12:03
3 11C	3	33	16452	7/1/2009 11:56	7/1/2009 11:59
4 11C	3	46	14887	7/1/2009 12:08	7/1/2009 12:11
1 11D	3	43	15607	7/1/2009 12:08	7/1/2009 12:11
2 11D	3	42	15944	7/1/2009 12:04	7/1/2009 12:07
3 11D	3	32	16098	7/1/2009 12:00	7/1/2009 12:03
4 11D	3	39	15191	7/1/2009 11:56	7/1/2009 11:59
1 12A	3	29	15450	7/1/2009 12:15	7/1/2009 12:18
2 12A	3	28	15016	7/1/2009 12:28	7/1/2009 12:31
3 12A	3	31	14984	7/1/2009 12:24	7/1/2009 12:27
4 12A	3	46	14530	7/1/2009 12:20	7/1/2009 12:23
1 12B	3	26	15404	7/1/2009 12:20	7/1/2009 12:23
2 12B	3	31	15607	7/1/2009 12:15	7/1/2009 12:18
3 12B	3	34	15060	7/1/2009 12:28	7/1/2009 12:31
4 12B	3	49	14553	7/1/2009 12:24	7/1/2009 12:27
1 12C	3	24	15183	7/1/2009 12:24	7/1/2009 12:27
2 12C	3	44	15651	7/1/2009 12:20	7/1/2009 12:23
3 12C	3	46	15216	7/1/2009 12:15	7/1/2009 12:18
4 12C	3	60	14117	7/1/2009 12:28	7/1/2009 12:31
1 12D	3	48	15174	7/1/2009 12:28	7/1/2009 12:31
2 12D	3	37	15137	7/1/2009 12:24	7/1/2009 12:27
3 12D	3	25	15418	7/1/2009 12:20	7/1/2009 12:23
4 12D	3	59	14566	7/1/2009 12:15	7/1/2009 12:18
1 13A	3	50	15230	7/1/2009 12:33	7/1/2009 12:36
2 13A	3	36	14784	7/1/2009 12:50	7/1/2009 12:53
3 13A	3	41	14851	7/1/2009 12:41	7/1/2009 12:44
4 13A	3	49	14183	7/1/2009 12:37	7/1/2009 12:40
1 13B	3	39	15625	7/1/2009 12:37	7/1/2009 12:40
2 13B	3	41	15450	7/1/2009 12:33	7/1/2009 12:36
3 13B	3	37	14689	7/1/2009 12:50	7/1/2009 12:53
4 13B	3	47	14377	7/1/2009 12:41	7/1/2009 12:44
1 13C	3	54	15426	7/1/2009 12:41	7/1/2009 12:44
2 13C	3	41	15315	7/1/2009 12:37	7/1/2009 12:40
3 13C	3	36	15288	7/1/2009 12:33	7/1/2009 12:36
4 13C	3	34	14222	7/1/2009 12:50	7/1/2009 12:53
1 13D	3	47	14492	7/1/2009 12:50	7/1/2009 12:53
2 13D	3	50	14858	7/1/2009 12:46	7/1/2009 12:49
3 13D	3	43	14873	7/1/2009 12:37	7/1/2009 12:40

4 13D	3	47	14389	7/1/2009 12:33	7/1/2009 12:36
1 14A	3	44	14463	7/1/2009 12:54	7/1/2009 12:57
2 14A	3	41	14137	7/1/2009 13:17	7/1/2009 13:20
3 14A	3	45	14022	7/1/2009 13:13	7/1/2009 13:16
4 14A	3	51	13451	7/1/2009 13:02	7/1/2009 13:05
1 14B	3	42	14039	7/1/2009 13:01	7/1/2009 13:04
2 14B	3	36	14398	7/1/2009 12:54	7/1/2009 12:57
3 14B	3	47	13475	7/1/2009 13:17	7/1/2009 13:20
4 14B	3	47	13077	7/1/2009 13:13	7/1/2009 13:16
1 14C	3	26	14116	7/1/2009 13:12	7/1/2009 13:15
2 14C	3	35	14187	7/1/2009 13:02	7/1/2009 13:05
3 14C	3	37	14409	7/1/2009 12:55	7/1/2009 12:58
4 14C	3	38	13229	7/1/2009 13:17	7/1/2009 13:20
1 14D	3	16	13927	7/1/2009 13:17	7/1/2009 13:20
2 14D	3	32	14089	7/1/2009 13:12	7/1/2009 13:15
3 14D	3	16	13912	7/1/2009 13:02	7/1/2009 13:05
4 14D	3	47	13545	7/1/2009 12:55	7/1/2009 12:58

Radium-228 Liquid

Filename : RA228.XLS
 File Type : Excel
 Version # : 1.2.3

 Batch : 595514
 Analyst : AFI
 Prep Date : 7/12/2009

 Re-228 Abundance : 1
 Re-228 Method Uncertainty : 0.0784

 Calibration Date : 6/2/2008
 Calibration Due Date : 6/30/2009

 Tracer SN : 0112-J
 Tracer Exp Date : 2/17/2010
 Tracer Volume Added : 0.10

 Spike SN : N/A
 Spike Exp Date : N/A
 Spike Activity (dpm/ml) : N/A
 Spike Volume Added : N/A

 LCS SN : 0503-B
 LCS Exp Date : 9/13/2009
 LCS Activity (dpm/ml) : 182.42
 LCS Volume Added : 2.00

 Procedure Code : GF090SRL
 Param Name : Radium-228
 Required MDA : 1 pCi/L
 Half-life of Re-228 : 5.75 years
 Half-life of Ac-228 : 6.13 hours
 Batch counted on : PIC
 BKG Count time : 500 min

 Pipet, 0.1 ml Stdev : +/- 0.000701 ml
 Pipet, 0.5 ml Stdev : +/- 0.002564 ml
 Pipet, 1 ml Stdev : +/- 0.005480 ml

Pos.	Sample Characteristics				Count raw Data				Counting Time (min.)	Alpha	Beta	Beta cpm	Detector Efficiency Error (cpm/dpm)	Weekly Bkg Count Time (min.)	Separation Date/Time	Count Start Date/Time	Ra-228 Decay	Ac-228 Count Correction	Calculated Sample Recovery %	Sample Recovery Error %	Result
	Sample ID	Sample Aliquot L	Sample Aliquot L	Sample Aliquot L	Detector ID	Pos.	Sample Date/Time	Detector													
1	1201245712.1	1.0000	2.0399E-05	7/1/2009 0:00	1A	1	1980	132.000	0.6303	0.0690	0.312	500	7/2/2009 5:40	7/2/2009 8:39	1.000	0.713	1.014	100.83%	1.00%	1	
2	1201245713.1	1.0000	2.0399E-05	7/1/2009 0:00	1B	2	1959	130.600	0.6282	0.00409	0.342	500	7/2/2009 5:40	7/2/2009 8:40	1.000	0.712	1.014	108.20%	1.00%	2	
3	1201245714.1	1.0000	2.0399E-05	7/1/2009 0:00	1C	3	2108	140.533	0.6176	0.00344	0.716	500	7/2/2009 5:40	7/2/2009 8:40	1.000	0.712	1.014	114.22%	1.00%	3	
4	1201245715.1	1.0000	2.0399E-05	7/1/2009 0:00	1D	4	2265	151.000	0.6043	0.00511	0.524	500	7/2/2009 5:40	7/2/2009 8:40	1.000	0.712	1.014	120.58%	1.00%	4	
5	1201245716.1	1.0000	2.0399E-05	7/1/2009 0:00	2A	5	1858	122.533	0.6172	0.00349	0.450	500	7/2/2009 5:40	7/2/2009 8:40	1.000	0.712	1.014	105.84%	1.00%	5	
6	1201245717.1	1.0000	2.0399E-05	7/1/2009 0:00	2B	6	2053	136.967	0.6167	0.00383	1.428	500	7/2/2009 5:40	7/2/2009 8:40	1.000	0.712	1.014	102.70%	1.00%	6	
7	1201245718.1	1.0000	2.0399E-05	7/1/2009 0:00	2C	7	1982	132.133	0.5969	0.00575	0.334	500	7/2/2009 5:40	7/2/2009 8:40	1.000	0.711	1.014	112.82%	1.00%	7	
8	1201245719.1	1.0000	2.0399E-05	7/1/2009 0:00	3A	8	1645	109.667	0.5682	0.00643	0.762	500	7/2/2009 5:40	7/2/2009 8:08	1.000	0.675	1.014	100.83%	1.00%	8	
9	1201245720.1	1.0000	2.0399E-05	7/1/2009 0:00	3B	9	1821	121.400	0.5980	0.00655	1.710	500	7/2/2009 5:40	7/2/2009 8:08	1.000	0.675	1.014	114.22%	1.00%	9	
10	1201245721.1	1.0000	2.0399E-05	7/1/2009 0:00	3C	10	1942	129.467	0.6164	0.00535	0.822	500	7/2/2009 5:40	7/2/2009 8:08	1.000	0.675	1.014	120.58%	1.00%	10	
11	1201245722.1	1.0000	2.0399E-05	7/1/2009 0:00	3D	11	2076	138.400	0.5994	0.00464	0.630	500	7/2/2009 5:40	7/2/2009 8:08	1.000	0.675	1.014	105.84%	1.00%	11	
12	1201245723.1	1.0000	2.0399E-05	7/1/2009 0:00	4A	12	1877	125.133	0.6208	0.00744	0.890	500	7/2/2009 5:40	7/2/2009 8:08	1.000	0.675	1.014	102.70%	1.00%	12	
13	1201245724.1	1.0000	2.0399E-05	7/1/2009 0:00	4B	13	1909	127.267	0.6205	0.00796	1.838	500	7/2/2009 5:40	7/2/2009 8:08	1.000	0.674	1.014	112.82%	1.00%	13	
14	1201245725.1	1.0000	2.0399E-05	7/1/2009 0:00	4C	14	1974	131.600	0.6052	0.00426	1.260	500	7/2/2009 5:40	7/2/2009 8:08	1.000	0.674	1.014	111.91%	1.00%	14	
15	1201245726.1	1.0000	2.0399E-05	7/1/2009 0:00	4D	15	1880	125.333	0.5873	0.00816	1.070	500	7/2/2009 5:40	7/2/2009 8:26	1.000	0.654	1.014	100.83%	1.00%	15	
16	1201245727.1	1.0000	2.0399E-05	7/1/2009 0:00	5A	16	1818	121.200	0.6258	0.00816	1.004	500	7/2/2009 5:40	7/2/2009 8:26	1.000	0.654	1.014	100.83%	1.00%	16	
17	1201245728.1	1.0000	2.0399E-05	7/1/2009 0:00	5B	17	1785	119.000	0.6280	0.00816	1.050	500	7/2/2009 5:40	7/2/2009 8:26	1.000	0.653	1.014	108.20%	1.00%	17	
18	1201245729.1	1.0000	2.0399E-05	7/1/2009 0:00	5C	18	2098	133.933	0.6368	0.00816	0.946	500	7/2/2009 5:40	7/2/2009 8:26	1.000	0.653	1.014	114.22%	1.00%	18	
19	1201245730.1	1.0000	2.0399E-05	7/1/2009 0:00	5D	19	2107	140.467	0.6237	0.00816	1.248	500	7/2/2009 5:40	7/2/2009 8:26	1.000	0.652	1.014	120.58%	1.00%	19	
20	1201245731.1	1.0000	2.0399E-05	7/1/2009 0:00	6A	20	1816	121.067	0.6163	0.00816	1.636	500	7/2/2009 5:40	7/2/2009 8:27	1.000	0.651	1.014	102.70%	1.00%	20	
21	1201245732.1	1.0000	2.0399E-05	7/1/2009 0:00	6B	21	1933	128.867	0.6111	0.00816	1.836	500	7/2/2009 5:40	7/2/2009 8:27	1.000	0.651	1.014	112.82%	1.00%	21	
22	1201245733.1	1.0000	2.0399E-05	7/1/2009 0:00	6C	22	1826	121.733	0.6120	0.00816	1.362	500	7/2/2009 5:40	7/2/2009 8:47	1.000	0.627	1.014	111.91%	1.00%	22	
23	1201245734.1	1.0000	2.0399E-05	7/1/2009 0:00	6D	23	1706	112.600	0.6496	0.00816	0.380	500	7/2/2009 5:40	7/2/2009 8:48	1.000	0.627	1.014	100.83%	1.00%	23	
24	1201245735.1	1.0000	2.0399E-05	7/1/2009 0:00	7A	24	1706	112.600	0.6496	0.00816	1.206	500	7/2/2009 5:40	7/2/2009 8:48	1.000	0.627	1.014	108.20%	1.00%	24	
25	1201245736.1	1.0000	2.0399E-05	7/1/2009 0:00	7B	25	1783	118.867	0.6280	0.00816	0.378	500	7/2/2009 5:40	7/2/2009 8:48	1.000	0.627	1.014	114.22%	1.00%	25	
26	1201245737.1	1.0000	2.0399E-05	7/1/2009 0:00	7C	26	1934	128.933	0.6178	0.00816	0.302	500	7/2/2009 5:40	7/2/2009 8:48	1.000	0.627	1.014	120.58%	1.00%	26	
27	1201245738.1	1.0000	2.0399E-05	7/1/2009 0:00	7D	27	1963	130.867	0.6257	0.00816	0.386	500	7/2/2009 5:40	7/2/2009 8:48	1.000	0.626	1.014	105.84%	1.00%	27	
28	1201245739.1	1.0000	2.0399E-05	7/1/2009 0:00	8A	28	1653	110.200	0.6247	0.00816	0.788	500	7/2/2009 5:40	7/2/2009 8:48	1.000	0.626	1.014	102.70%	1.00%	28	
29	1201245740.1	1.0000	2.0399E-05	7/1/2009 0:00	8B	29	1788	119.200	0.6332	0.00816	1.946	500	7/2/2009 5:40	7/2/2009 8:48	1.000	0.626	1.014	106.20%	1.00%	29	
30	1201245741.1	1.0000	2.0399E-05	7/1/2009 0:00	8C	30	1820	128.000	0.6339	0.00816	0.676	500	7/2/2009 5:40	7/2/2009 8:48	1.000	0.626	1.014	112.82%	1.00%	30	
31	1201245742.1	1.0000	2.0399E-05	7/1/2009 0:00	8D	31	1782	118.800	0.6281	0.00816	1.312	500	7/2/2009 5:40	7/2/2009 10:07	1.000	0.604	1.014	111.91%	1.00%	31	
32	1201245743.1	1.0000	2.0399E-05	7/1/2009 0:00	9A	32	1689	112.600	0.6496	0.00816	0.380	500	7/2/2009 5:40	7/2/2009 10:06	1.000	0.605	1.014	100.83%	1.00%	32	
33	1201245744.1	1.0000	2.0399E-05	7/1/2009 0:00	9B	33	1706	113.733	0.6356	0.00816	1.206	500	7/2/2009 5:40	7/2/2009 10:06	1.000	0.605	1.014	108.20%	1.00%	33	
34	1201245745.1	1.0000	2.0399E-05	7/1/2009 0:00	9C	34	1802	120.133	0.6273	0.00816	0.370	500	7/2/2009 5:40	7/2/2009 10:06	1.000	0.605	1.014	114.22%	1.00%	34	
35	1201245746.1	1.0000	2.0399E-05	7/1/2009 0:00	9D	35	1945	128.667	0.6433	0.00816	1.292	500	7/2/2009 5:40	7/2/2009 10:07	1.000	0.604	1.014	120.58%	1.00%	35	
36	1201245747.1	1.0000	2.0399E-05	7/1/2009 0:00	10A	36	1708	113.867	0.6389	0.00816	0.316	500	7/2/2009 5:40	7/2/2009 10:07	1.000	0.604	1.014	105.84%	1.00%	36	
37	1201245748.1	1.0000	2.0399E-05	7/1/2009 0:00	10B	37	1743	116.200	0.6137	0.00816	0.696	500	7/2/2009 5:40	7/2/2009 10:07	1.000	0.604	1.014	102.70%	1.00%	37	
38	1201245749.1	1.0000	2.0399E-05	7/1/2009 0:00	10C	38	1826	121.733	0.6250	0.00816	0.324	500	7/2/2009 5:40	7/2/2009 10:22	1.000	0.587	1.014	112.82%	1.00%	38	
39	1201245750.1	1.0000	2.0399E-05	7/1/2009 0:00	10D	39	1769	117.933	0.6320	0.00816	0.348	500	7/2/2009 5:40	7/2/2009 10:22	1.000	0.587	1.014	111.91%	1.00%	39	
40	1201245751.1	1.0000	2.0399E-05	7/1/2009 0:00	11A	40	2125	141.667	0.5825	0.00816	0.344	500	7/2/2009 5:40	7/2/2009 10:22	1.000	0.587	1.014	100.83%	1.00%	40	
41	1201245752.1	1.0000	2.0399E-05	7/1/2009 0:00	11B	41	2560	150.667	0.6372	0.00816	0.378	500	7/2/2009 5:40	7/2/2009 7:26	1.000	0.819	1.014	108.20%	1.00%	41	
42	1201245753.1	1.0000	2.0399E-05	7/1/2009 0:00	11C	42	2544	149.000	0.6352	0.00816	0.378	500	7/2/2009 5:40	7/2/2009 7:26	1.000	0.819	1.014	114.22%	1.00%	42	
43	1201245754.1	1.0000	2.0399E-05	7/1/2009 0:00	11D	43	2536	148.000	0.6348	0.00816	0.396	500	7/2/2009 5:40	7/2/2009 7:26	1.000	0.818	1.014	105.84%	1.00%	43	
44	1201245755.1	1.0000	2.0399E-05	7/1/2009 0:00	12A	44	2235	148.000	0.6286	0.00816	0.788	500	7/2/2009 5:40	7/2/2009 7:26	1.000	0.818	1.014	102.70%	1.00%	44	
45	1201245756.1	1.0000	2.0399E-05	7/1/2009 0:00	12B	45	2330	155.333	0.6352	0.00816	1.946	500	7/2/2009 5:40	7/2/2009 7:26	1.000	0.818	1.014	112.82%	1.00%	45	
46	1201245757.1	1.0000	2.0399E-05	7/1/2009 0:00	12C	46	2530	148.667	0.6304	0.00816	0.676	500	7/2/2009 5:40	7/2/2009 7:26	1.000	0.818	1.014	105.84%	1.00%	46	
47	1201245758.1	1.0000	2.0399E-05	7/1/2009 0:00	12D	47	2463	164.200	0.6350	0.00816	1.312	500	7/2/2009 5:40	7/2/2009 7:26	1.000	0.818	1.014	111.			

2009-12-10

Notes:

- 1 - Results are decay corrected to Sample Date/Time
- 2 - Reference date for Spike Activity (dpm/fm) is the batch Prep Date
- 3 - Spike Normalis are decay corrected to Sample Date/Time

* indicates results calculated at 100% recovery

Decision Level	Critical Level	Required MDA	MDA	Sample Act. Conc.		Net Count Rate		Net Count Rate		2 SIGMA Counting		2 SIGMA Total Prop. Uncertainty		Nominal pCi/L	Recovery
				pCi/L	pCi/L	CPM	CPM	CPM	CPM	pCi/L	pCi/L				
0.3471	0.2451	1	0.6837	134.0279	0.0254	131.6880	2.9666	5.9178	21.6466	164.3409	81.6%				
0.3647	0.2575	1	0.7192	133.0399	0.0251	130.2690	2.9508	5.9071	21.4655	164.3409	81.0%				
0.5389	0.3790	1	0.9659	145.2821	0.0243	139.8173	3.0611	6.2347	23.3752	164.3409	88.4%				
0.4695	0.3314	1	0.8755	159.8828	0.0239	150.4760	3.1730	6.6057	25.6756	164.3409	97.3%				
0.4261	0.3008	1	0.8077	127.0000	0.0247	122.0633	2.8683	5.8279	20.5368	164.3409	77.3%				
0.7599	0.5385	1	1.2813	141.0616	0.0243	135.4387	3.0211	6.1673	22.7300	164.3409	85.8%				
0.3798	0.2681	1	0.7515	141.8559	0.0253	131.7993	2.9681	6.4352	23.5274	164.3409	86.3%				
0.4150	0.2930	1	0.8072	145.8182	0.0251	131.8887	2.9642	6.3116	23.1935	164.3409	88.7%				
0.6347	0.4481	1	1.1343	129.6854	0.0284	108.9047	2.7042	6.3116	23.1935	164.3409	82.4%				
0.9035	0.6379	1	1.5022	135.4510	0.0266	119.6900	2.8455	6.3115	23.1935	164.3409	86.0%				
0.6078	0.4291	1	1.0779	141.2594	0.0255	128.6447	2.9382	6.3235	23.8259	164.3409	94.7%				
0.5473	0.3864	1	0.9887	155.5960	0.0247	137.7700	3.0378	6.7244	25.0636	164.3409	82.5%				
0.6283	0.4438	1	1.1054	135.5336	0.0264	124.2433	2.8886	6.1761	23.1127	164.3409	88.8%				
0.9036	0.6378	1	1.4942	138.9155	0.0254	125.4287	2.9134	6.3032	23.5821	164.3409	90.0%				
0.7676	0.5419	1	1.3079	145.9826	0.0252	130.3400	2.9624	6.7471	24.0105	164.3409	82.1%				
0.7520	0.5309	1	1.3000	147.9661	0.0268	124.2633	2.8910	6.4122	23.2643	164.3409	88.8%				
0.4809	0.3385	1	0.9027	134.9811	0.0269	120.7040	2.8427	6.1544	23.4785	164.3409	88.0%				
0.8874	0.4924	1	1.2076	131.4742	0.0271	117.9500	2.8170	6.4406	23.6659	164.3409	95.2%				
0.8530	0.4610	1	1.1419	148.2299	0.0259	132.9873	2.9894	6.7377	25.2668	164.3409	81.7%				
0.7661	0.5409	1	1.3064	156.3706	0.0255	139.2187	3.0605	6.7377	25.2668	164.3409	88.8%				
0.8889	0.4871	1	1.1997	134.1883	0.0270	118.9960	2.8288	6.2523	21.8127	164.3409	83.4%				
0.6079	0.4282	1	1.0882	137.0396	0.0269	120.3027	2.8412	6.3436	22.2643	164.3409	88.8%				
0.9509	0.6713	1	1.5725	146.0056	0.0264	127.0507	2.9317	6.6044	23.6775	164.3409	88.0%				
0.4376	0.3090	1	0.8562	144.5849	0.0275	113.7227	2.7577	6.3803	21.8573	164.3409	88.8%				
0.4227	0.2984	1	0.8330	134.2390	0.0275	113.7227	2.7577	6.3803	21.8573	164.3409	88.8%				
0.4360	0.3079	1	0.8480	137.6373	0.0270	118.4887	2.8152	6.4094	22.3723	164.3409	92.4%				
0.3982	0.2797	1	0.7956	151.8935	0.0262	128.6313	2.9319	6.7858	24.6088	164.3409	92.6%				
0.4480	0.3163	1	0.8657	152.1131	0.0261	130.4707	2.9539	6.7499	24.6318	164.3409	77.8%				
0.6332	0.4470	1	1.1278	127.8251	0.0279	109.4120	2.7108	6.2072	20.8618	164.3409	82.2%				
0.8817	0.6831	1	1.6167	135.1471	0.0273	117.2540	2.8197	6.3699	21.9896	164.3409	89.2%				
0.5779	0.4080	1	1.0463	146.5864	0.0263	127.3240	2.8214	6.5922	23.7610	164.3409	86.1%				
0.8422	0.5946	1	1.4301	141.4935	0.0272	117.4680	2.8147	6.6441	23.0148	164.3409	79.4%				
0.4379	0.3091	1	0.8509	130.5505	0.0276	112.2200	2.7400	6.2478	21.2882	164.3409	81.4%				
0.7972	0.5629	1	1.3635	133.7974	0.0277	112.5273	2.7540	6.4182	21.8026	164.3409	87.8%				
0.4154	0.3159	1	0.8728	144.2824	0.0269	119.7633	2.8301	6.6832	23.4437	164.3409	91.9%				
0.4063	0.2868	1	0.8104	134.4151	0.0275	118.5507	2.7553	6.3927	21.8871	164.3409	82.2%				
1.9322	1.3641	1	2.9747	135.0540	0.0285	109.6040	2.8489	6.7565	23.8548	164.3409	89.4%				
0.4205	0.2969	1	0.8358	146.9063	0.0268	121.4093	2.8041	6.7699	23.5500	164.3409	88.1%				
0.4437	0.3132	1	0.8728	144.8386	0.0271	117.5853	2.8041	6.7699	23.5500	164.3409	82.4%				
0.3432	0.2423	1	0.6763	135.4549	0.0253	141.3227	3.0733	5.7736	21.8705	164.3409	80.1%				
0.3289	0.2322	1	0.6397	131.8931	0.0247	150.2887	3.1684	5.4434	21.2189	164.3409	80.1%				
0.2949	0.2082	1	0.5922	148.8038	0.0237	169.2880	3.3628	5.7929	23.8866	164.3409	90.5%				
0.3379	0.2385	1	0.6530	151.8473	0.0235	172.6707	3.3968	5.8549	24.3615	164.3409	92.4%				
0.4816	0.3400	1	0.8577	131.6889	0.0249	148.2120	3.1520	5.4891	21.2301	164.3409	80.1%				
0.7488	0.5287	1	1.2332	134.8866	0.0246	153.3873	3.2186	5.5463	21.7215	164.3409	82.1%				
0.4447	0.3140	1	0.8052	148.8317	0.0238	167.9907	3.3090	5.8232	23.8982	164.3409	90.6%				
0.6180	0.4363	1	1.0494	143.9479	0.0241	162.8880	3.3090	5.7315	23.1384	164.3409	87.8%				
0.3427	0.2420	1	0.6680	135.0873	0.0248	148.3533	3.1490	5.6202	21.7752	164.3409	82.2%				
0.5997	0.4234	1	1.0256	129.5009	0.0251	144.7940	3.1202	5.4687	20.8960	164.3409	78.8%				
0.3316	0.2341	1	0.6469	146.0021	0.0240	163.4967	3.3053	5.7852	23.4616	164.3409	88.8%				
0.6355	0.4487	1	1.0805	159.6717	0.0235	174.3747	3.4225	5.1425	25.6134	164.3409	97.2%				
0.3138	0.2214	1	0.6265	132.0625	0.0251	144.5507	3.1078	5.5650	21.3060	164.3409	80.4%				
1.4618	1.0321	1	2.2506	135.6135	0.0254	145.4707	3.1861	5.8215	21.9070	164.3409	82.5%				
0.3185	0.2249	1	0.6330	141.6298	0.0245	158.5427	3.2193	5.7718	22.7980	164.3409	86.2%				
0.3327	0.2349	1	0.6546	146.7439	0.0242	156.8520	3.2579	5.8988	23.6017	164.3409	89.3%				

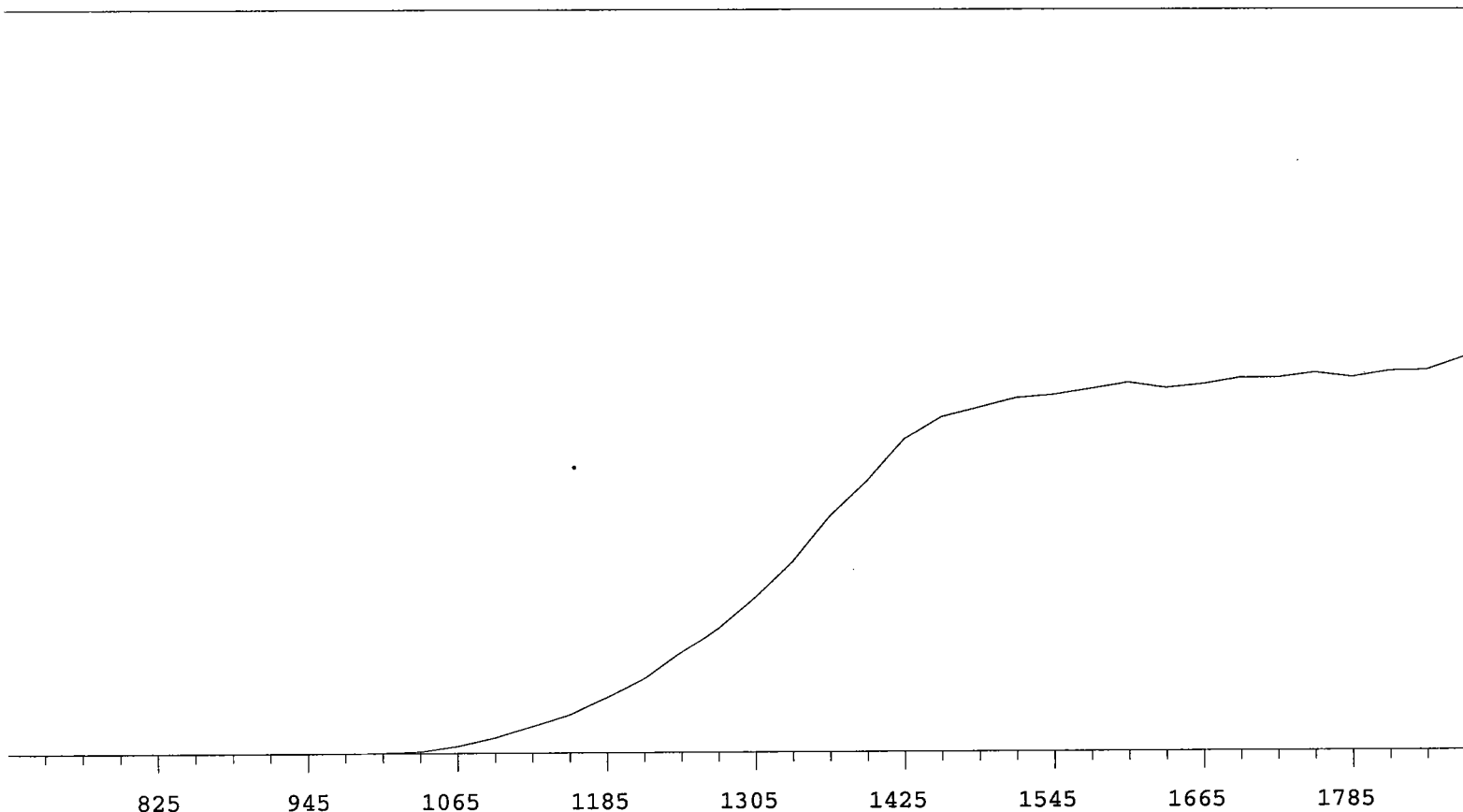
SampleID	Instr	Time (min.)	Alpha Counts	Beta Counts	Count Start Time	Count End Time	Machine
1	1A	15	36	1980	7/2/2009 8:39	7/2/2009 8:54	Protean
2	1B	15	27	1959	7/2/2009 8:40	7/2/2009 8:55	Protean
3	1C	15	44	2108	7/2/2009 8:40	7/2/2009 8:55	Protean
4	1D	15	108	2265	7/2/2009 8:40	7/2/2009 8:55	Protean
5	2A	15	69	1838	7/2/2009 8:40	7/2/2009 8:55	Protean
6	2B	15	8	2053	7/2/2009 8:40	7/2/2009 8:55	Protean
7	2C	15	96	1982	7/2/2009 8:40	7/2/2009 8:55	Protean
8	2D	15	93	1984	7/2/2009 9:08	7/2/2009 9:23	Protean
1	3A	15	233	1645	7/2/2009 9:08	7/2/2009 9:23	Protean
2	3B	15	99	1821	7/2/2009 9:08	7/2/2009 9:23	Protean
3	3C	15	96	1942	7/2/2009 9:08	7/2/2009 9:23	Protean
4	3D	15	90	2076	7/2/2009 9:08	7/2/2009 9:23	Protean
5	4A	15	79	1877	7/2/2009 9:08	7/2/2009 9:23	Protean
6	4B	15	13	1909	7/2/2009 9:08	7/2/2009 9:23	Protean
7	4C	15	97	1974	7/2/2009 9:09	7/2/2009 9:24	Protean
8	4D	15	181	1880	7/2/2009 9:25	7/2/2009 9:40	Protean
1	5A	15	53	1818	7/2/2009 9:26	7/2/2009 9:41	Protean
2	5B	15	59	1785	7/2/2009 9:26	7/2/2009 9:41	Protean
3	5C	15	43	2009	7/2/2009 9:26	7/2/2009 9:41	Protean
4	5D	15	59	2107	7/2/2009 9:26	7/2/2009 9:41	Protean
5	6A	15	35	1800	7/2/2009 9:27	7/2/2009 9:42	Protean
6	6B	15	71	1816	7/2/2009 9:27	7/2/2009 9:42	Protean
7	6C	15	81	1933	7/2/2009 9:27	7/2/2009 9:42	Protean
8	6D	15	81	1826	7/2/2009 9:47	7/2/2009 10:02	Protean
1	7A	15	75	1711	7/2/2009 9:48	7/2/2009 10:03	Protean
2	7B	15	59	1783	7/2/2009 9:48	7/2/2009 10:03	Protean
3	7C	15	74	1934	7/2/2009 9:48	7/2/2009 10:03	Protean
4	7D	15	83	1963	7/2/2009 9:48	7/2/2009 10:03	Protean
5	8A	15	49	1653	7/2/2009 9:48	7/2/2009 10:03	Protean
6	8B	15	20	1788	7/2/2009 9:48	7/2/2009 10:03	Protean
7	8C	15	34	1920	7/2/2009 9:48	7/2/2009 10:03	Protean
8	8D	15	45	1782	7/2/2009 10:07	7/2/2009 10:22	Protean
1	9A	15	17	1689	7/2/2009 10:06	7/2/2009 10:21	Protean
2	9B	15	13	1706	7/2/2009 10:06	7/2/2009 10:21	Protean
3	9C	15	13	1802	7/2/2009 10:06	7/2/2009 10:21	Protean
4	9D	15	15	1945	7/2/2009 10:06	7/2/2009 10:21	Protean
5	10A	15	10	1708	7/2/2009 10:07	7/2/2009 10:22	Protean
6	10B	15	19	1743	7/2/2009 10:07	7/2/2009 10:22	Protean
7	10C	15	15	1826	7/2/2009 10:07	7/2/2009 10:22	Protean
8	10D	15	14	1769	7/2/2009 10:22	7/2/2009 10:37	Protean
1	11A	15	19	2125	7/2/2009 7:26	7/2/2009 7:41	Protean
2	11B	15	22	2260	7/2/2009 7:26	7/2/2009 7:41	Protean
3	11C	15	13	2544	7/2/2009 7:26	7/2/2009 7:41	Protean
4	11D	15	14	2596	7/2/2009 7:26	7/2/2009 7:41	Protean
5	12A	15	17	2235	7/2/2009 7:26	7/2/2009 7:41	Protean
6	12B	15	10	2330	7/2/2009 7:26	7/2/2009 7:41	Protean
7	12C	15	16	2530	7/2/2009 7:26	7/2/2009 7:41	Protean
8	12D	15	10	2463	7/2/2009 7:26	7/2/2009 7:41	Protean
1	13A	15	11	2231	7/2/2009 7:49	7/2/2009 8:04	Protean
2	13B	15	13	2190	7/2/2009 7:49	7/2/2009 8:04	Protean
3	13C	15	11	2458	7/2/2009 7:49	7/2/2009 8:04	Protean

219
7/2/09

4	13D	15	12	2635	7/2/2009 7:50	7/2/2009 8:05	Protean
5	14A	15	11	2173	7/2/2009 7:50	7/2/2009 8:05	Protean
6	14B	15	11	2281	7/2/2009 7:50	7/2/2009 8:05	Protean
7	14C	15	14	2323	7/2/2009 7:50	7/2/2009 8:05	Protean
8	14D	15	14	2388	7/2/2009 7:50	7/2/2009 8:05	Protean

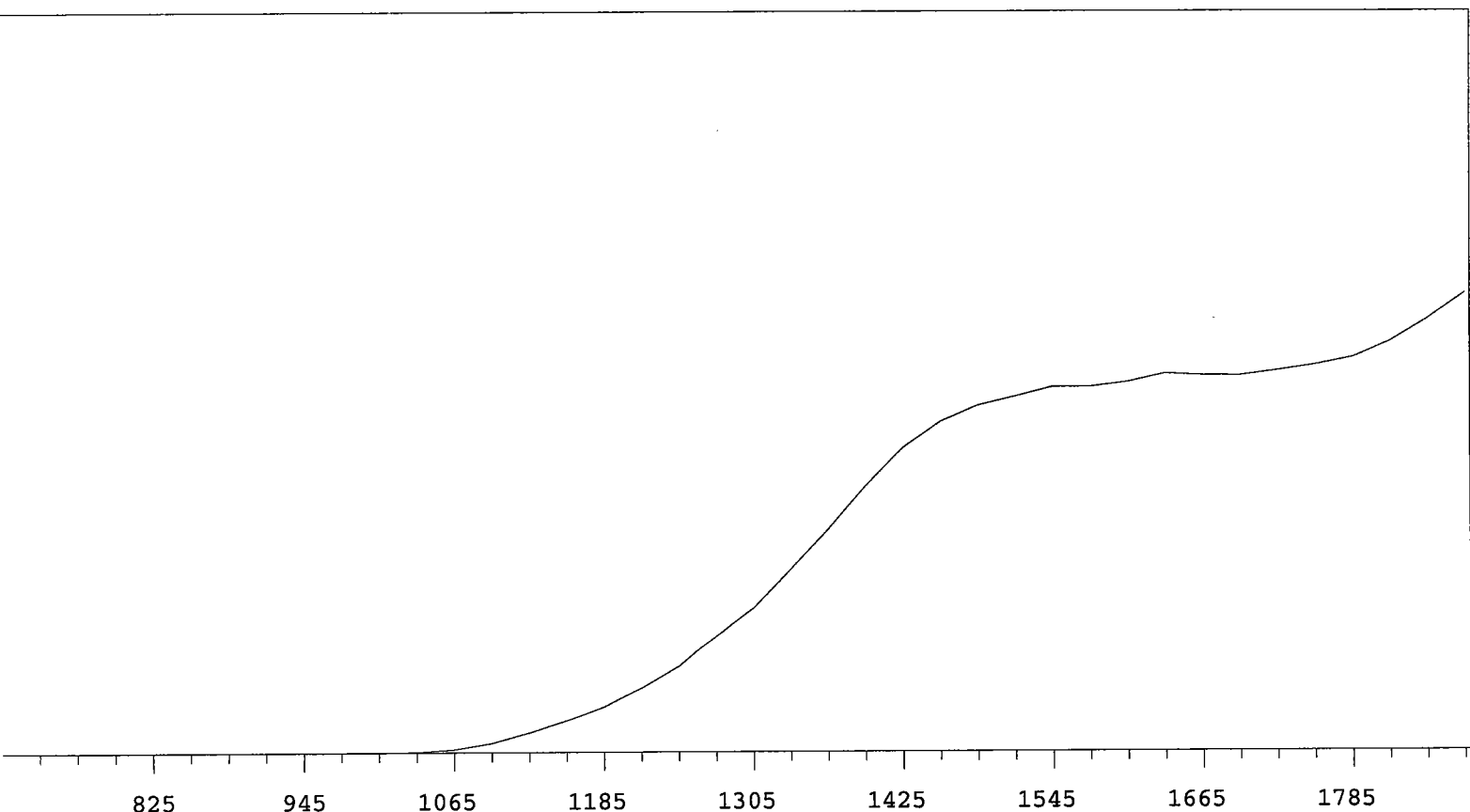
Ra-228 Protean	Cal Date A0	7/2/2009 A1	Exp Date A2	7/31/2009 A3	A4
1A	6.30258E-01				
1B	6.28221E-01				
1C	6.17615E-01				
1D	6.04341E-01				
2A	6.17224E-01				
2B	6.16681E-01				
2C	5.96919E-01				
2D	6.11886E-01				
3A	5.68218E-01				
3B	5.98041E-01				
3C	6.16431E-01				
3D	5.99405E-01				
4A	6.20765E-01				
4B	6.20459E-01				
4C	6.05183E-01				
4D	5.87325E-01				
5A	6.25790E-01				
5B	6.28027E-01				
5C	6.36802E-01				
5D	6.23741E-01				
6A	6.22050E-01				
6B	6.16280E-01				
6C	6.11053E-01				
6D	6.12043E-01				
7A	6.17961E-01				
7B	6.27962E-01				
7C	6.17791E-01				
7D	6.25720E-01				
8A	6.24723E-01				
8B	6.33167E-01				
8C	6.33890E-01				
8D	6.28089E-01				
9A	6.496412E-01				
9B	6.356321E-01				
9C	6.273008E-01				
9D	6.432553E-01				
10A	6.389066E-01				
10B	6.137441E-01				
10C	6.249999E-01				
10D	6.319781E-01				
11A	5.82502E-01				
11B	6.37172E-01				
11C	6.35171E-01				
11D	6.34840E-01				
12A	6.28566E-01				
12B	6.35234E-01				
12C	6.30366E-01				
12D	6.31956E-01				
13A	6.40953E-01				

13B	6.52643E-01
13C	6.53798E-01
13D	6.37701E-01
14A	6.39290E-01
14B	6.26611E-01
14C	6.37531E-01
14D	6.32609E-01



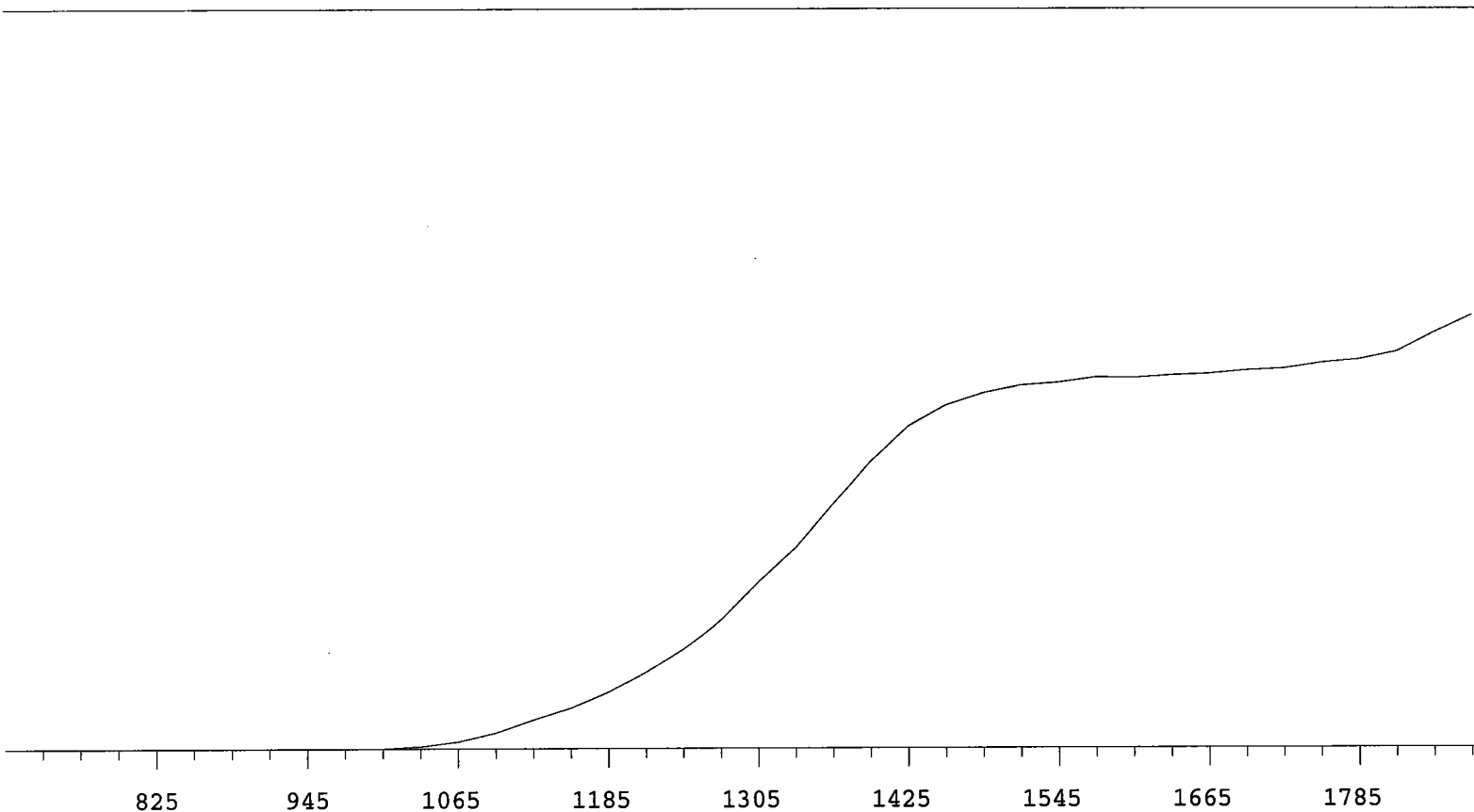
VOLTS	COUNTS	%/100 Volts	VOLTS	COUNTS	%/100 Volts
705	1		1305	11640	+69.78
735	1		1335	14241	+62.88
765	0		1365	17534	+55.91
795	0	+0.00	1395	20127	+45.04
825	0	>100	1425	23254	+31.29
855	1	>100	1455	24902	+20.41
885	0	+55.56	1485	25605	+10.49
915	2	+66.67	1515	26310	+6.44
945	0	>100	1545	26535	+5.31
975	2	>100	1575	26953	+2.79
1005	42	>100	1605	27399	+1.83
1035	145	>100	1635	27000	+1.71
1065	544	>100	1665	27255	+1.62
1095	1136	>100	1695	27723	+3.14
1125	1967	>100	1725	27705	+1.56
1155	2845	>100	1755	28072	+1.15
1185	4078	>100	1785	27729	+1.43
1215	5483	+93.18	1815	28194	+3.24
1245	7400	+83.35	1845	28243	
1275	9328	+75.40	1875	29191	

Alpha Volts: 1575 Beta Volts: 1575



VOLTS	COUNTS	%/100 Volts	VOLTS	COUNTS	%/100 Volts
705	1		1305	13188	+75.92
735	0		1335	16818	+67.60
765	0	+55.56	1365	20420	+59.86
795	1	+83.33	1395	24341	+47.85
825	1	+55.56	1425	27854	+35.51
855	0	>100	1455	30288	+23.26
885	1	+0.00	1485	31798	+14.54
915	0	+0.00	1515	32622	+8.32
945	1	>100	1545	33496	+5.11
975	0	>100	1575	33475	+4.43
1005	4	>100	1605	33903	+3.09
1035	56	>100	1635	34654	+2.46
1065	292	>100	1665	34485	+1.74
1095	890	>100	1695	34445	+1.84
1125	1841	>100	1725	34908	+3.91
1155	2936	>100	1755	35401	+6.80
1185	4179	>100	1785	36062	+10.27
1215	5837	>100	1815	37505	+14.30
1245	7821	+91.28	1845	39508	
1275	10638	+83.88	1875	41843	

Alpha Volts: 1575 Beta Volts: 1575

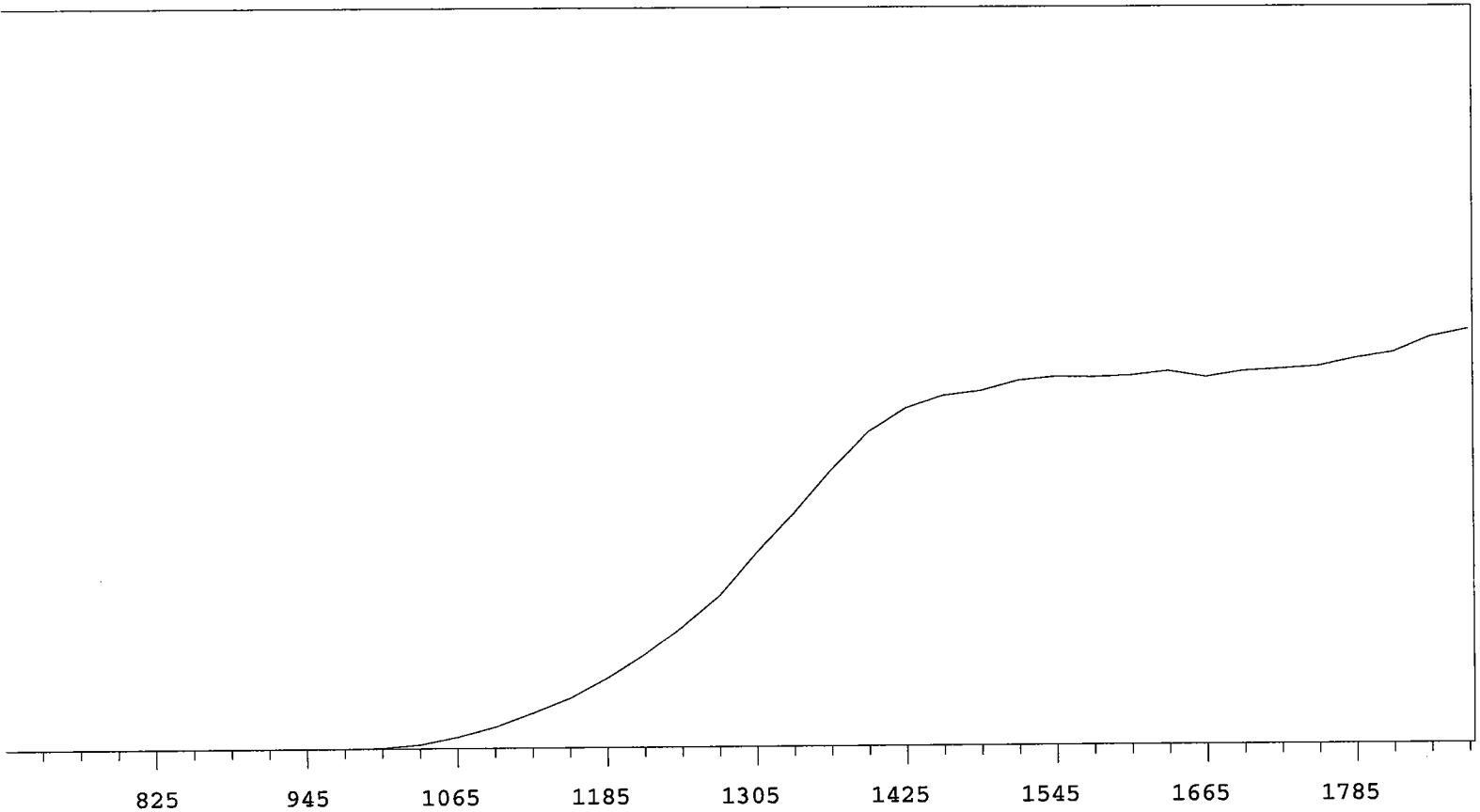


VOLTS	COUNTS	%/100 Volts	VOLTS	COUNTS	%/100 Volts
705	1		1305	14817	+71.06
735	0		1335	17823	+63.34
765	1	+0.00	1365	21704	+53.63
795	0	>100	1395	25422	+42.55
825	1	-55.56	1425	28424	+29.21
855	1	+55.56	1455	30244	+18.11
885	0	>100	1485	31305	+10.10
915	1	>100	1515	31989	+6.07
945	0	>100	1545	32223	+3.43
975	4	>100	1575	32671	+2.15
1005	32	>100	1605	32621	+1.68
1035	206	>100	1635	32837	+1.52
1065	639	>100	1665	32961	+2.01
1095	1416	>100	1695	33249	+2.64
1125	2551	>100	1725	33409	+3.21
1155	3619	>100	1755	33931	+4.07
1185	5037	+98.68	1785	34234	+7.20
1215	6875	+91.19	1815	34909	+10.28
1245	8915	+85.53	1845	36660	
1275	11519	+77.28	1875	38205	

MPC 9600 Plateau
Alpha Volts: 1575

Instrument 1 MPC 9604 Detector D
Beta Volts: 1575

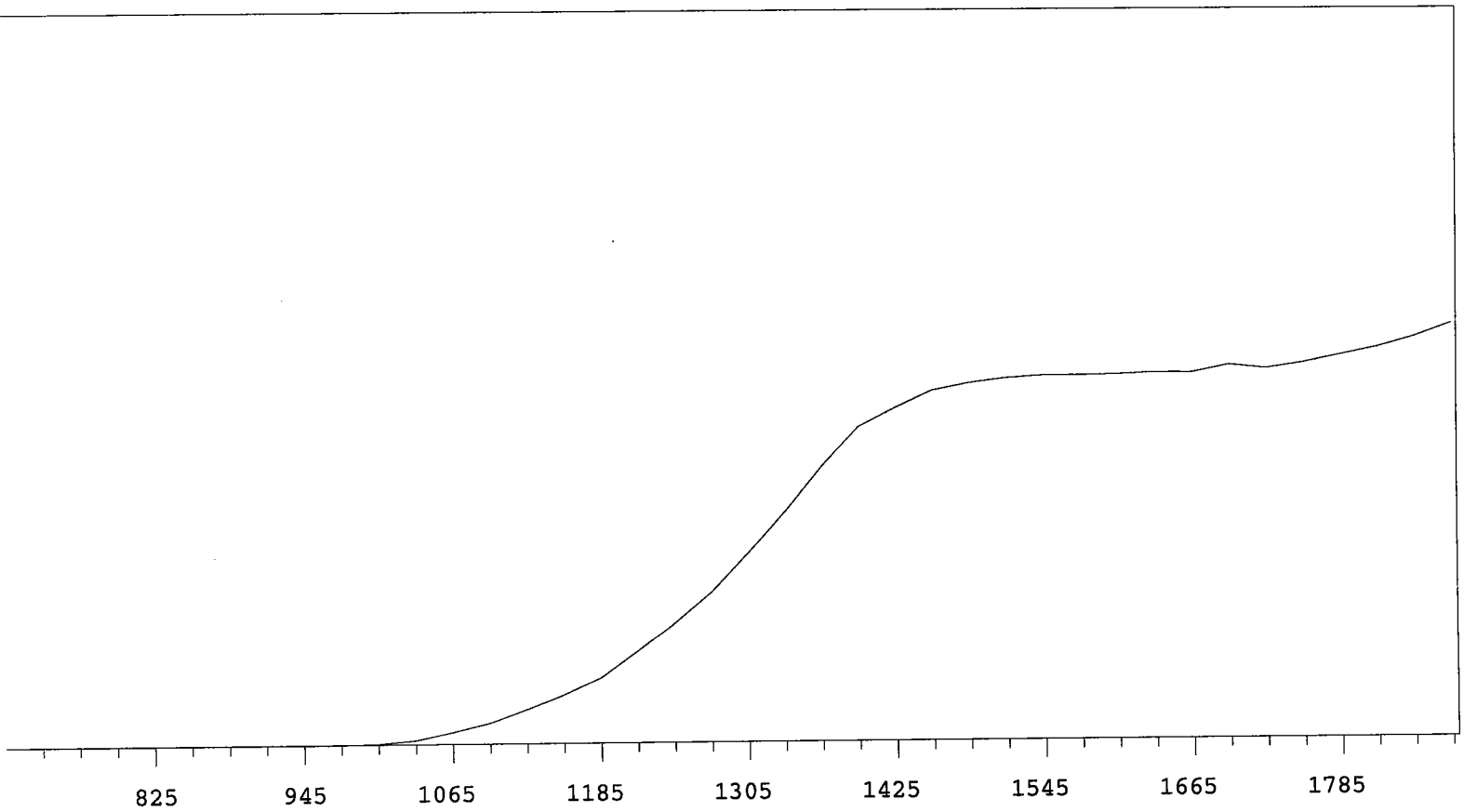
7/1/2009



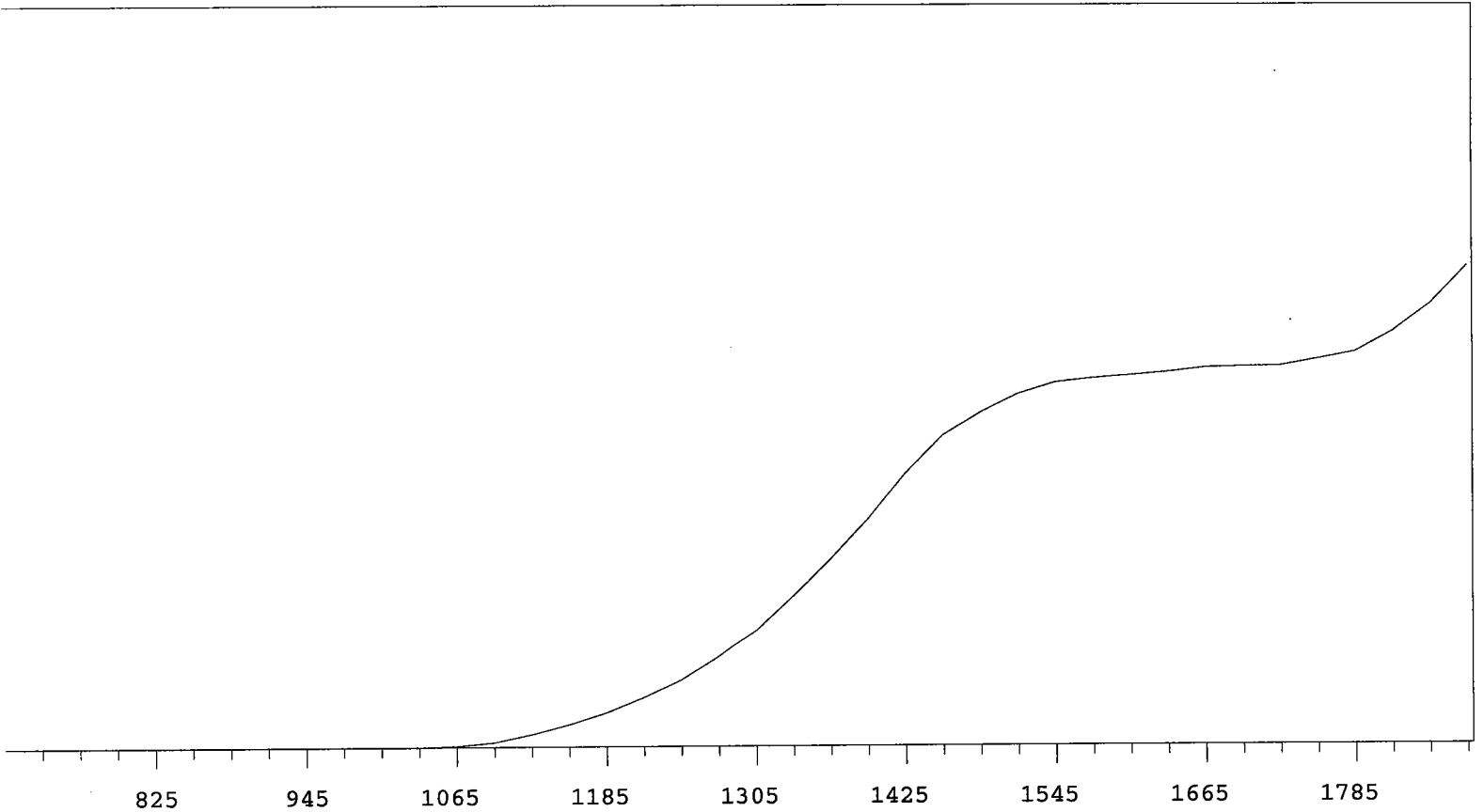
VOLTS	COUNTS	%/100 Volts	VOLTS	COUNTS	%/100 Volts
705	0		1305	15202	+66.36
735	1		1335	18216	+57.86
765	0	+0.00	1365	21597	+45.58
795	1	+0.00	1395	24648	+32.96
825	0	+0.00	1425	26505	+19.92
855	1	>100	1455	27475	+11.42
885	0	>100	1485	27836	+7.08
915	0	>100	1515	28609	+4.51
945	0	>100	1545	28896	+2.93
975	8	>100	1575	28862	+1.66
1005	75	>100	1605	28969	+0.36
1035	303	>100	1635	29292	+0.80
1065	872	>100	1665	28836	+1.06
1095	1656	>100	1695	29279	+1.48
1125	2729	>100	1725	29439	+3.59
1155	3862	>100	1755	29642	+4.07
1185	5425	+98.19	1785	30243	+6.51
1215	7256	+88.82	1815	30699	+7.79
1245	9510	+81.89	1845	31876	
1275	11944	+74.07	1875	32444	

MPC 9600 Plateau
 Alpha Volts: 705

Instrument 2 MPC 9604 Detector A 7/1/2009
 Beta Volts: 1575



VOLTS	COUNTS	%/100 Volts	VOLTS	COUNTS	%/100 Volts
705	0		1305	19017	+67.45
735	1		1335	23157	+59.23
765	0	+83.33	1365	27625	+45.78
795	0	-83.33	1395	31465	+32.72
825	1	>100	1425	33352	+20.41
855	0	>100	1455	35084	+11.74
885	1	+100.00	1485	35819	+7.11
915	1	>100	1515	36292	+3.35
945	2	>100	1545	36527	+1.63
975	12	>100	1575	36540	+0.87
1005	91	>100	1605	36585	+0.48
1035	421	>100	1635	36742	+1.76
1065	1239	>100	1665	36691	+1.53
1095	2155	>100	1695	37461	+1.89
1125	3527	>100	1725	37073	+3.07
1155	4974	>100	1755	37603	+4.02
1185	6647	+97.44	1785	38346	+6.58
1215	9250	+89.00	1815	39111	+7.95
1245	12041	+82.15	1845	40115	
1275	15094	+73.81	1875	41409	

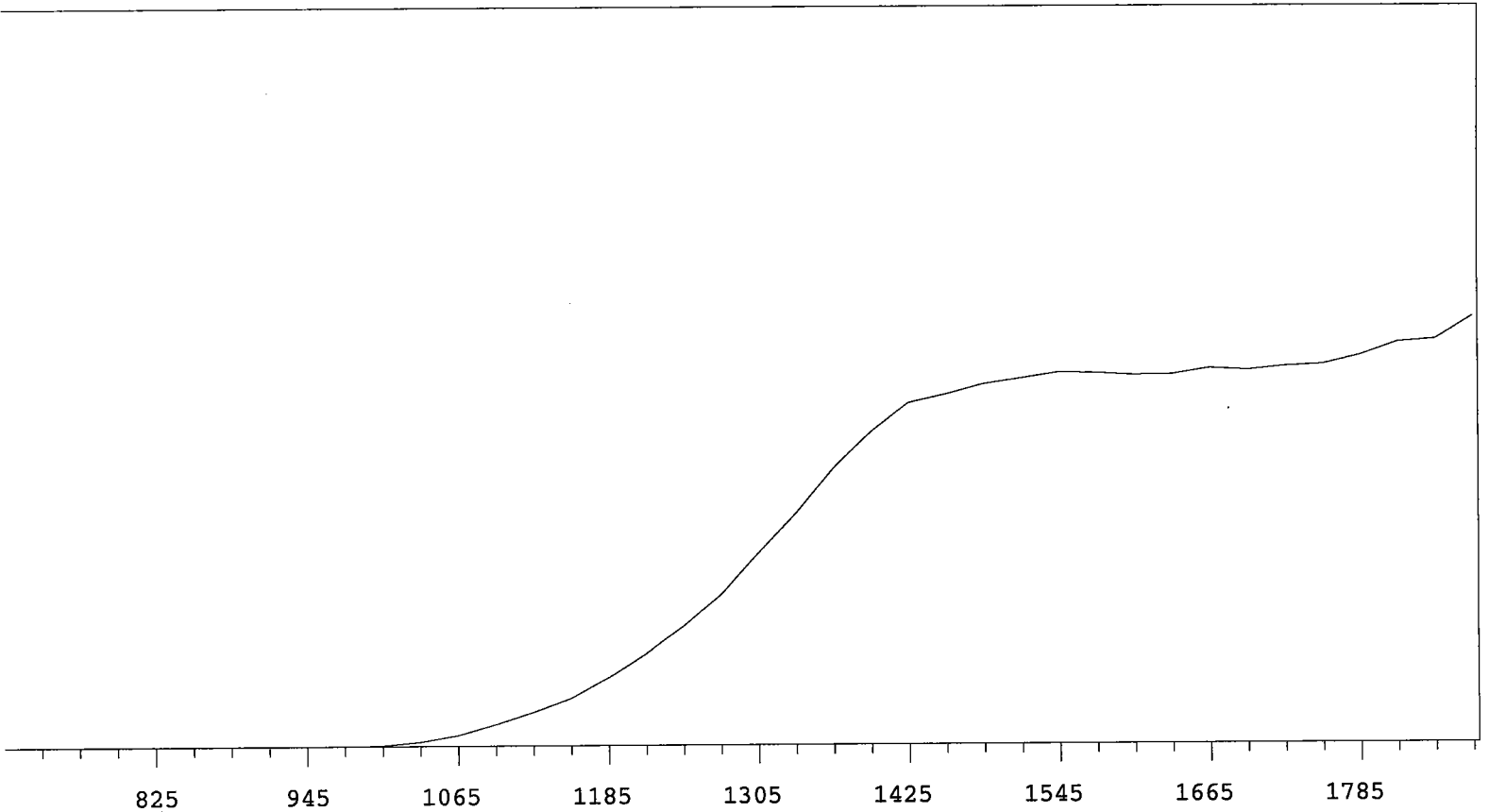


VOLTS	COUNTS	%/100 Volts	VOLTS	COUNTS	%/100 Volts
705	0		1305	12541	+83.18
735	1		1335	16192	+74.48
765	0		1365	20083	+67.17
795	0	>100	1395	24273	+58.43
825	0	>100	1425	29090	+46.86
855	0	>100	1455	33223	+34.56
885	0	>100	1485	35608	+22.67
915	0	>100	1515	37581	+13.63
945	1	>100	1545	38762	+8.18
975	2	>100	1575	39185	+4.42
1005	3	>100	1605	39484	+3.06
1035	14	>100	1635	39806	+2.61
1065	127	>100	1665	40264	+2.03
1095	500	>100	1695	40353	+2.32
1125	1332	>100	1725	40431	+3.28
1155	2373	>100	1755	41127	+7.09
1185	3614	>100	1785	41882	+12.40
1215	5227	>100	1815	44049	+18.52
1245	7060	+97.33	1845	46950	
1275	9574	+90.30	1875	51097	

MPC 9600 Plateau
Alpha Volts: 705

Instrument 2 MPC 9604 Detector C
Beta Volts: 1575

7/1/2009

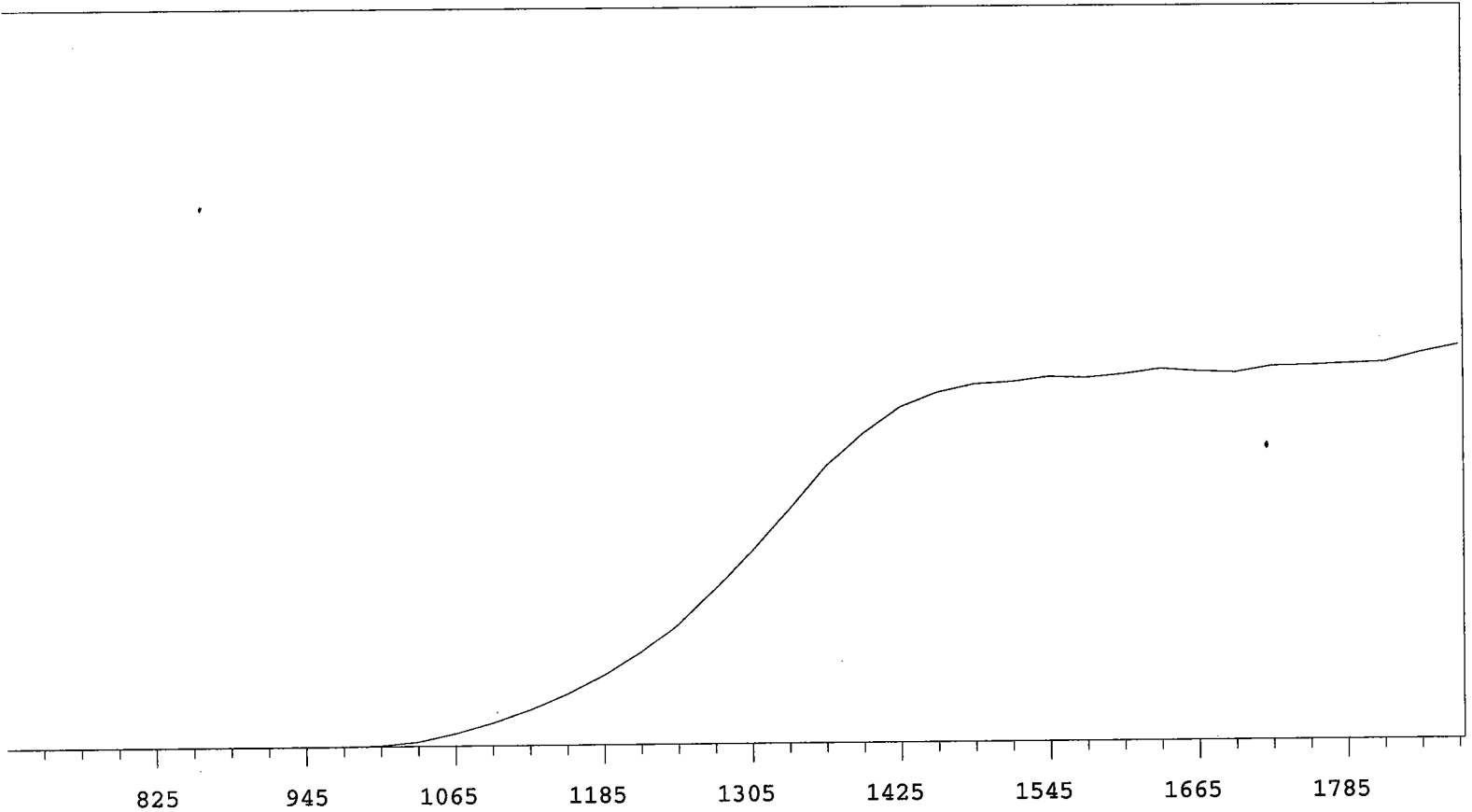


VOLTS	COUNTS	%/100 Volts	VOLTS	COUNTS	%/100 Volts
705	1		1305	18216	+67.74
735	0		1335	21995	+58.11
765	0		1365	26173	+46.11
795	0	>100	1395	29479	+32.75
825	0	>100	1425	32186	+20.62
855	0	>100	1455	33022	+12.13
885	0	>100	1485	33981	+7.22
915	1	>100	1515	34520	+4.95
945	0	>100	1545	35095	+2.07
975	17	>100	1575	35014	+0.38
1005	87	>100	1605	34812	+0.55
1035	438	>100	1635	34859	+1.11
1065	1055	>100	1665	35460	+1.94
1095	2114	>100	1695	35273	+1.95
1125	3282	>100	1725	35629	+2.73
1155	4625	>100	1755	35811	+5.77
1185	6554	+97.66	1785	36656	+6.44
1215	8743	+88.09	1815	37896	+9.21
1245	11345	+81.31	1845	38145	
1275	14261	+74.60	1875	40283	

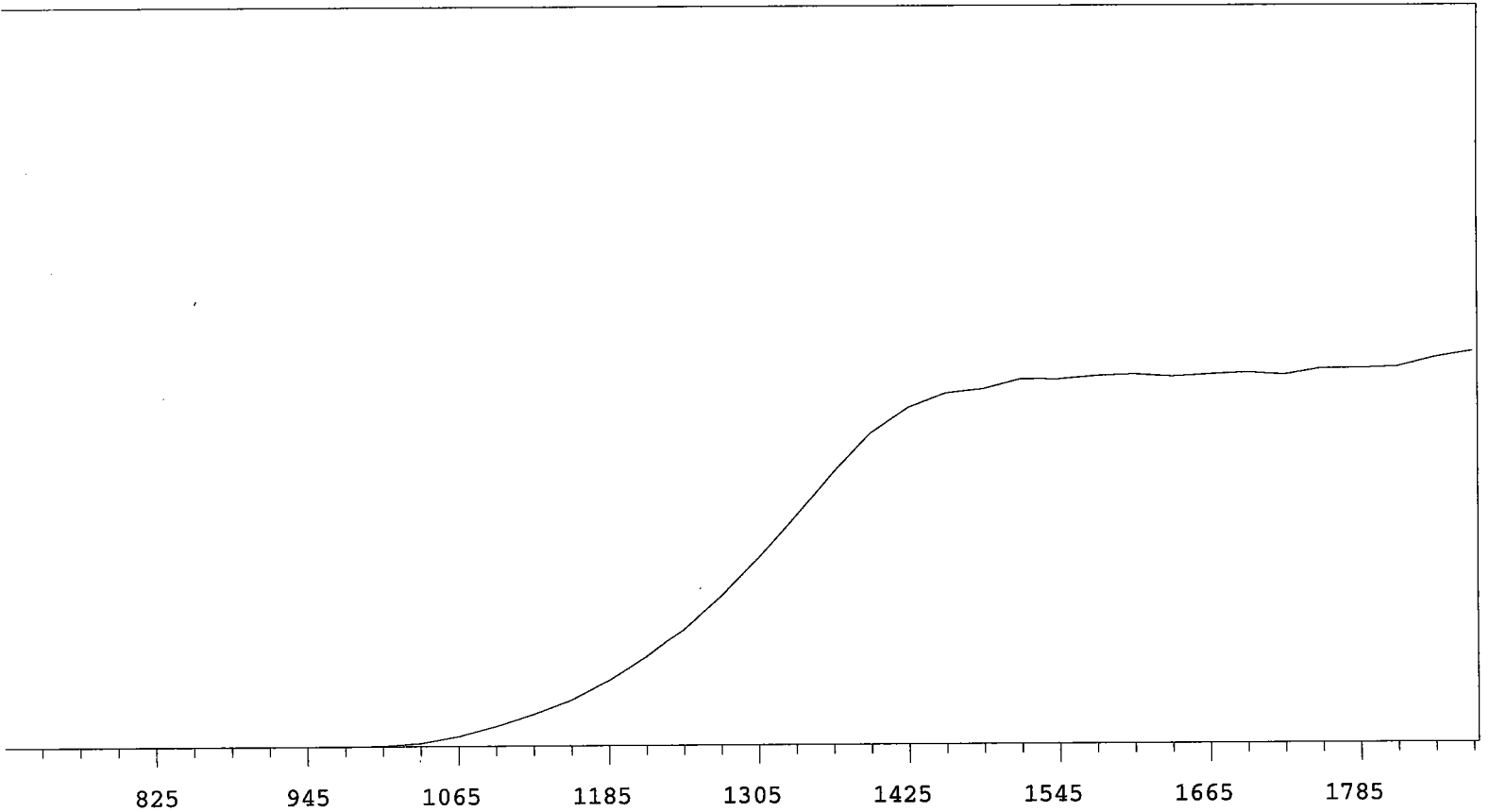
MPC 9600 Plateau
 Alpha Volts: 705

Instrument 2 MPC 9604 Detector D
 Beta Volts: 1575

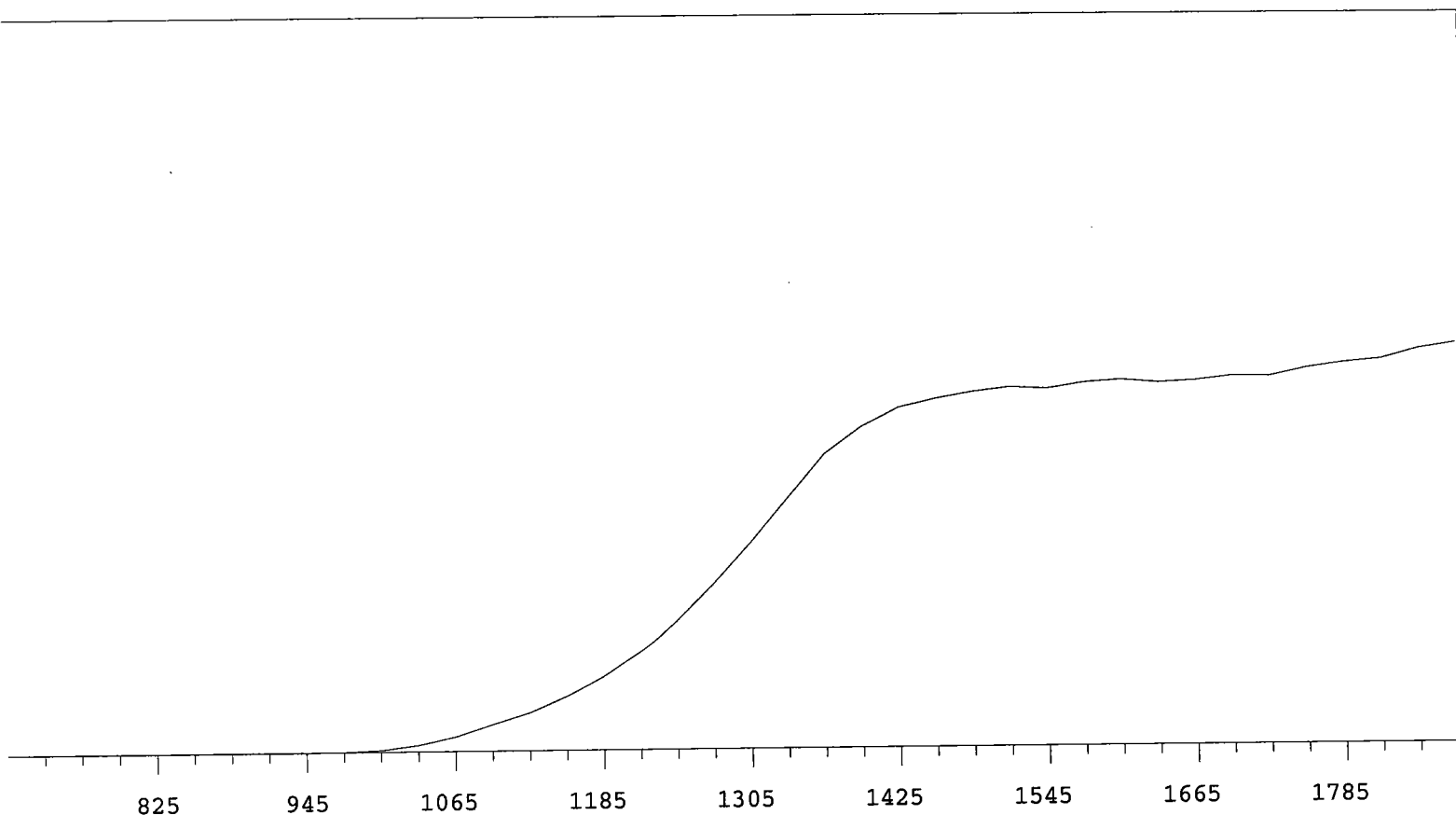
7/1/2009



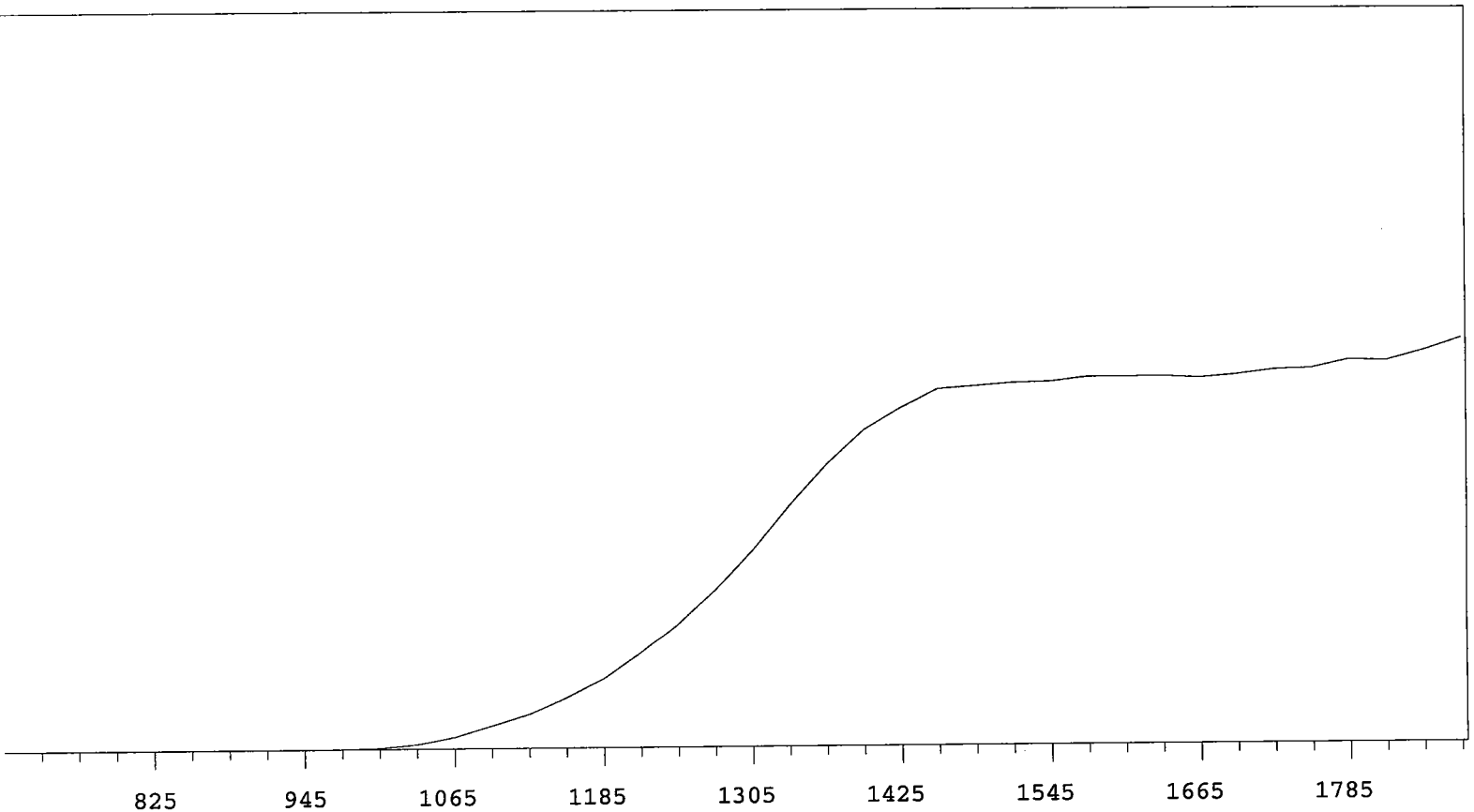
VOLTS	COUNTS	%/100 Volts	VOLTS	COUNTS	%/100 Volts
705	1		1305	18675	+65.94
735	0		1335	22620	+55.69
765	0	+83.33	1365	26869	+44.63
795	2	+55.56	1395	29957	+32.08
825	1	>100	1425	32494	+20.49
855	0	>100	1455	33836	+11.98
885	0	>100	1485	34627	+6.45
915	0	>100	1515	34849	+3.22
945	2	>100	1545	35298	+1.98
975	9	>100	1575	35180	+2.37
1005	89	>100	1605	35503	+1.57
1035	439	>100	1635	36006	+0.99
1065	1198	>100	1665	35722	+0.89
1095	2164	>100	1695	35597	+0.93
1125	3436	>100	1725	36188	+1.86
1155	4917	>100	1755	36272	+1.90
1185	6762	+96.59	1785	36389	+2.55
1215	9006	+89.14	1815	36529	+4.39
1245	11800	+81.34	1845	37459	
1275	15132	+73.59	1875	38170	



VOLTS	COUNTS	%/100 Volts	VOLTS	COUNTS	%/100 Volts
705	1		1305	16654	+68.57
735	0		1335	20416	+59.26
765	0	+55.56	1365	24191	+47.28
795	1	>100	1395	27643	+34.04
825	1	+0.00	1425	29891	+21.08
855	1	>100	1455	31183	+12.30
885	0	>100	1485	31558	+6.67
915	0	>100	1515	32444	+4.05
945	0	>100	1545	32413	+2.90
975	9	>100	1575	32704	+0.81
1005	53	>100	1605	32837	+0.71
1035	302	>100	1635	32629	+0.49
1065	878	>100	1665	32797	+0.16
1095	1805	>100	1695	32964	+1.32
1125	2887	>100	1725	32746	+1.40
1155	4163	>100	1755	33308	+1.56
1185	5842	+99.81	1785	33318	+3.21
1215	7959	+90.90	1815	33456	+3.92
1245	10323	+83.03	1845	34283	
1275	13250	+75.91	1875	34815	



VOLTS	COUNTS	%/100 Volts	VOLTS	COUNTS	%/100 Volts
705	1		1305	19810	+64.73
735	1		1335	23962	+52.62
765	0	-55.56	1365	28091	+39.27
795	0	>100	1395	30594	+25.61
825	1	>100	1425	32381	+14.86
855	3	+33.33	1455	33206	+8.91
885	0	+0.00	1485	33832	+4.41
915	1	>100	1515	34260	+3.01
945	2	>100	1545	34071	+2.33
975	29	>100	1575	34623	+1.34
1005	165	>100	1605	34848	+1.22
1035	613	>100	1635	34564	+0.89
1065	1394	>100	1665	34733	+1.01
1095	2558	>100	1695	35144	+2.76
1125	3702	>100	1725	35084	+3.66
1155	5222	>100	1755	35839	+3.97
1185	7161	+96.06	1785	36332	+5.39
1215	9507	+89.18	1815	36654	+5.35
1245	12552	+81.52	1845	37609	
1275	16030	+73.64	1875	38164	

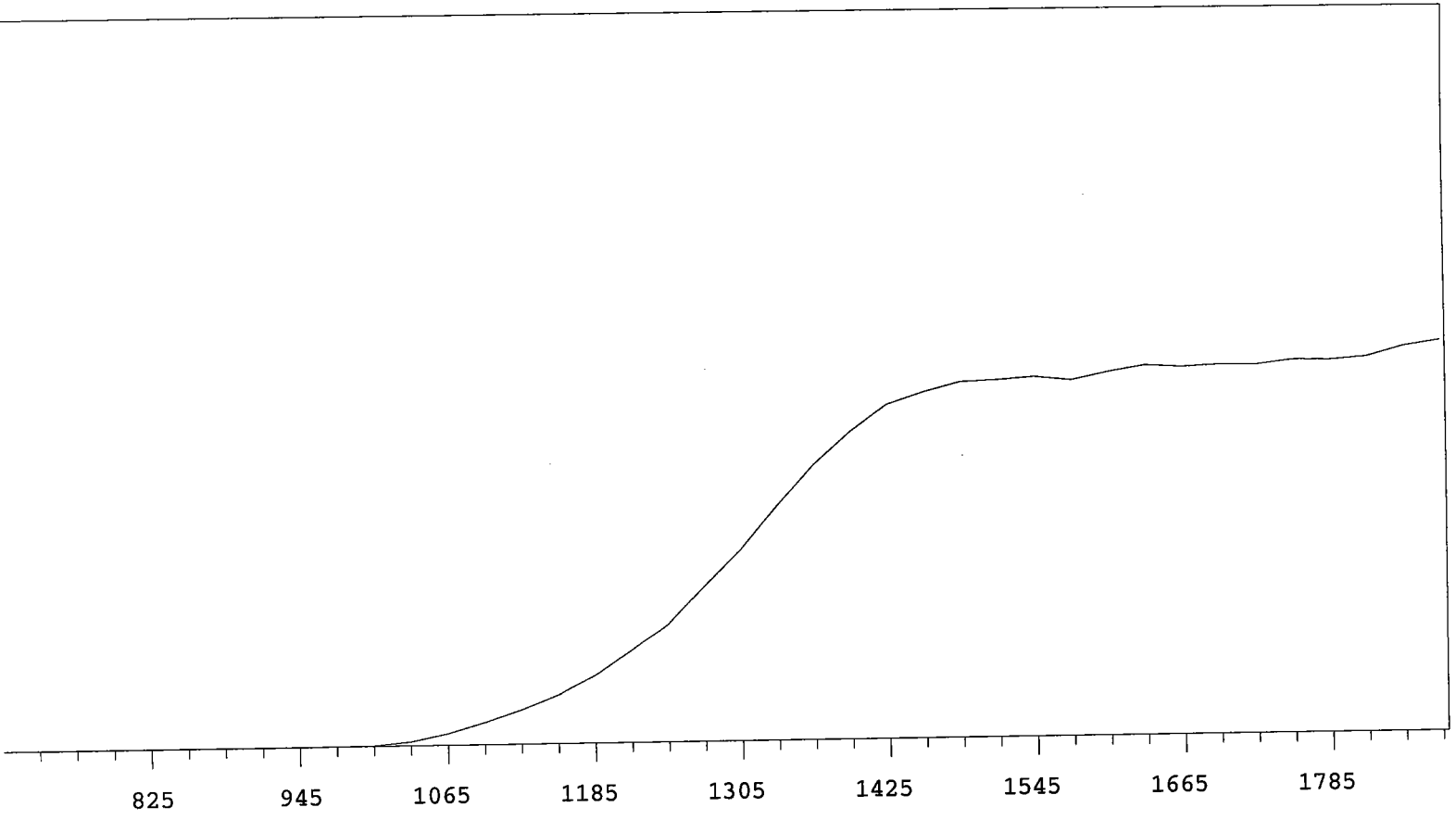


VOLTS	COUNTS	%/100 Volts	VOLTS	COUNTS	%/100 Volts
705	1		1305	21412	+66.80
735	1		1335	26262	+56.32
765	1		1365	30679	+43.71
795	0	>100	1395	34466	+31.61
825	0	+0.00	1425	36949	+20.14
855	0	>100	1455	38998	+11.16
885	1	>100	1485	39313	+5.34
915	1	>100	1515	39625	+2.44
945	1	>100	1545	39751	+2.04
975	17	>100	1575	40227	+1.45
1005	122	>100	1605	40228	+0.56
1035	533	>100	1635	40255	+0.13
1065	1287	>100	1665	40075	+1.22
1095	2493	>100	1695	40384	+1.95
1125	3753	>100	1725	40900	+3.50
1155	5482	>100	1755	41028	+3.05
1185	7538	+99.39	1785	41899	+3.71
1215	10305	+90.31	1815	41767	+5.64
1245	13415	+82.57	1845	42852	
1275	17141	+75.13	1875	44132	

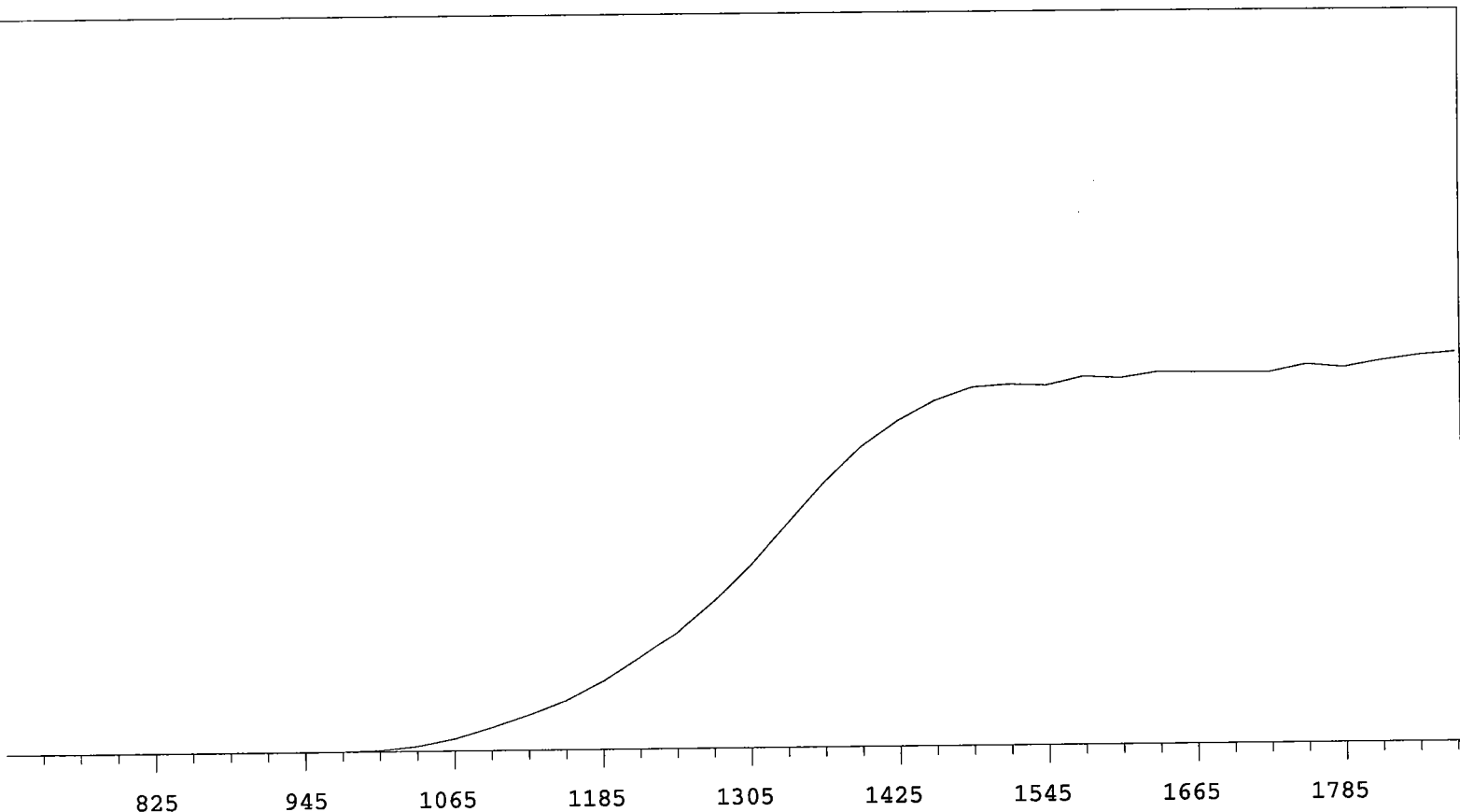
MPC 9600 Plateau
 Alpha Volts: 705

Instrument 3 MPC 9604 Detector D
 Beta Volts: 1575

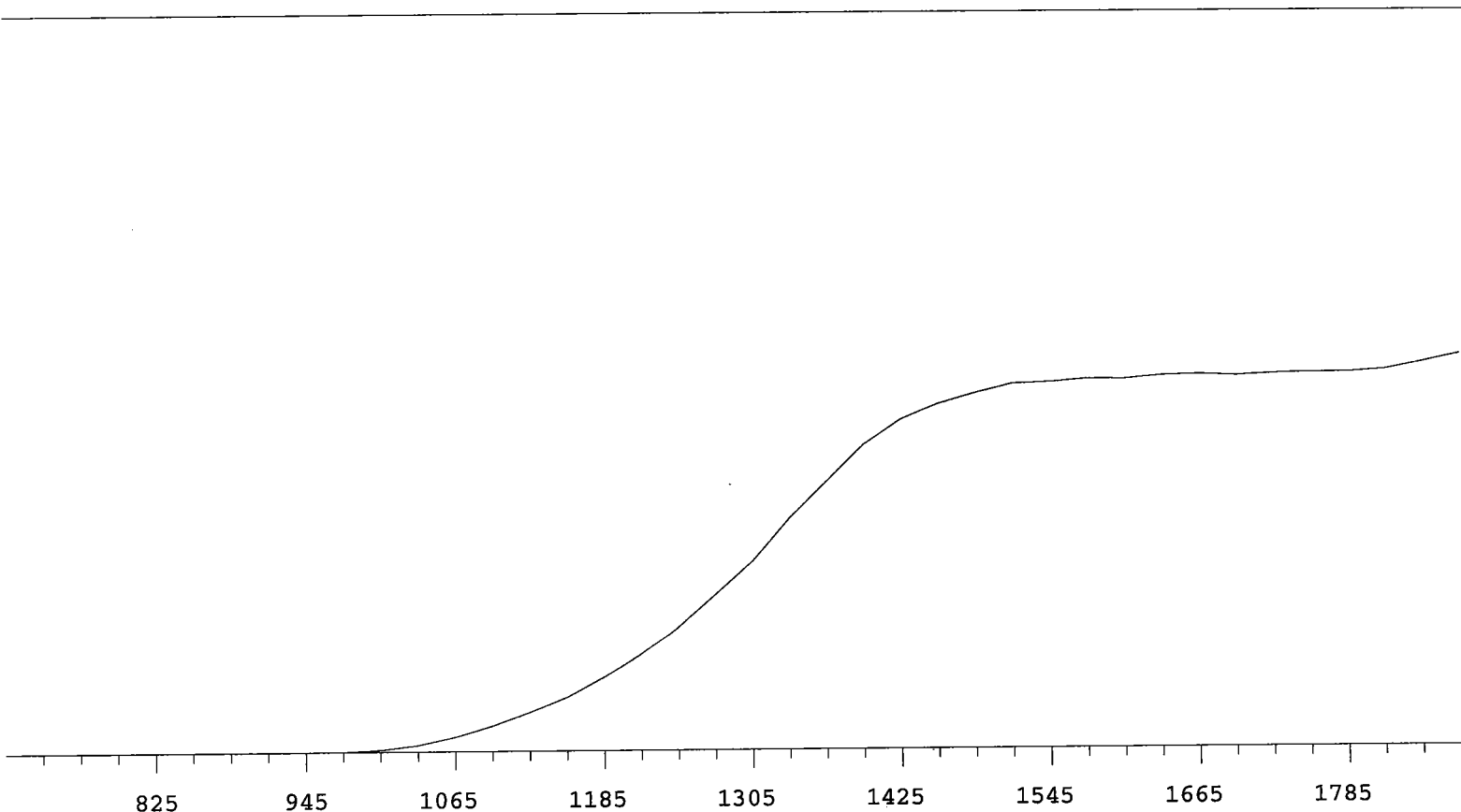
7/1/2009



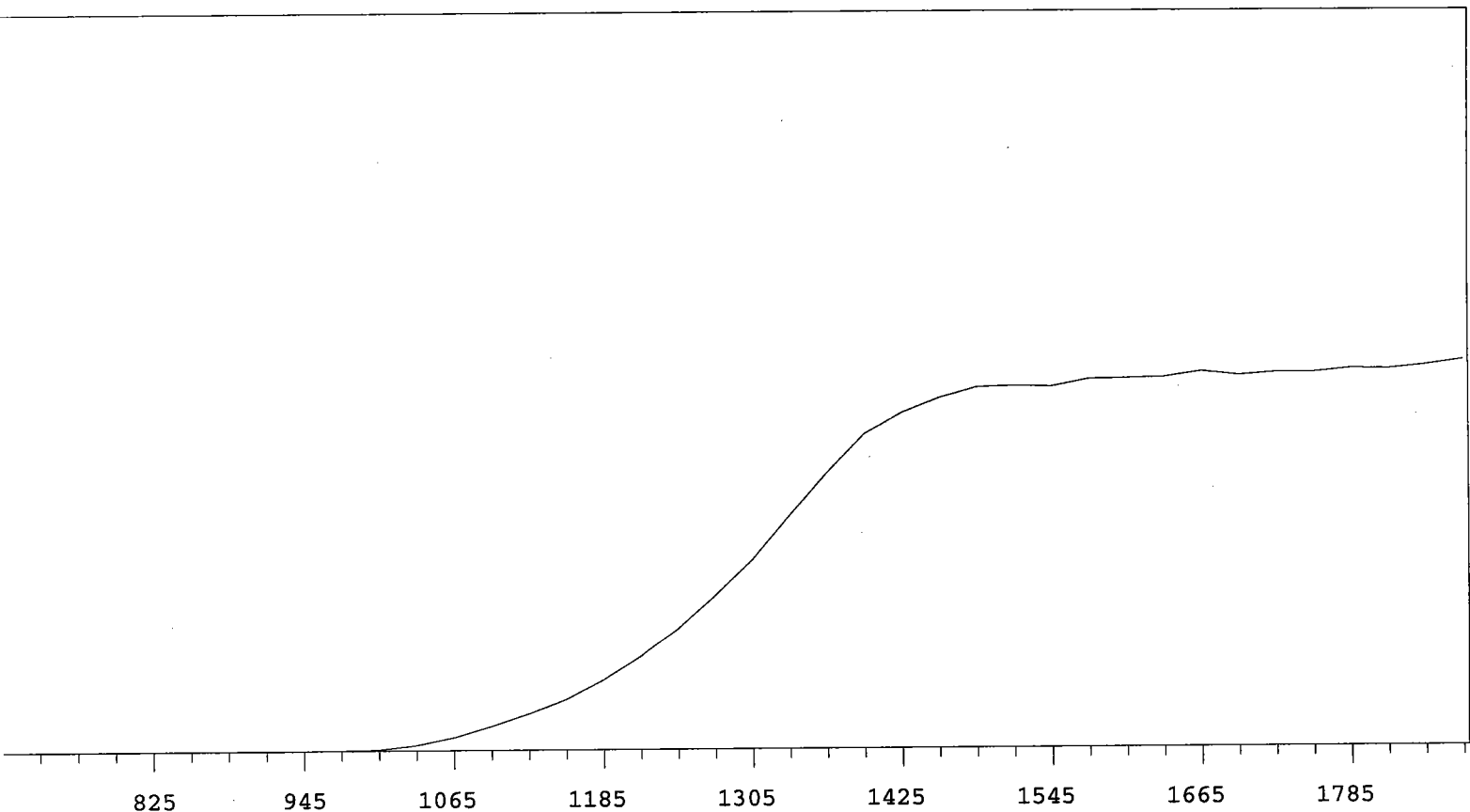
VOLTS	COUNTS	%/100 Volts	VOLTS	COUNTS	%/100 Volts
705	0		1305	14171	+66.45
735	1		1335	17362	+54.90
765	0	+0.00	1365	20310	+43.83
795	1	>100	1395	22647	+30.82
825	0	+83.33	1425	24551	+20.19
855	0	-83.33	1455	25440	+11.69
885	1	>100	1485	26124	+5.90
915	0	>100	1515	26245	+2.21
945	1	>100	1545	26428	+1.39
975	12	>100	1575	26151	+2.69
1005	51	>100	1605	26721	+2.72
1035	298	>100	1635	27168	+2.80
1065	848	>100	1665	27007	+0.87
1095	1649	>100	1695	27135	+0.70
1125	2535	>100	1725	27089	+1.24
1155	3602	>100	1755	27414	+1.43
1185	5036	+98.31	1785	27373	+3.21
1215	6880	+91.37	1815	27581	+4.34
1245	8822	+82.29	1845	28332	
1275	11546	+74.61	1875	28750	



VOLTS	COUNTS	%/100 Volts	VOLTS	COUNTS	%/100 Volts
705	0		1305	16442	+66.24
735	0		1335	20146	+57.40
765	0		1365	23769	+46.40
795	0	>100	1395	26926	+34.68
825	2	+55.56	1425	29276	+24.40
855	1	>100	1455	31037	+15.28
885	0	-55.56	1485	32197	+7.91
915	3	>100	1515	32425	+4.33
945	0	>100	1545	32314	+2.14
975	16	>100	1575	33071	+2.66
1005	114	>100	1605	32918	+2.52
1035	451	>100	1635	33435	+1.02
1065	1100	>100	1665	33382	+0.73
1095	2068	>100	1695	33349	+1.07
1125	3189	>100	1725	33324	+1.28
1155	4386	>100	1755	34001	+2.26
1185	6094	+94.81	1785	33701	+3.08
1215	8184	+87.09	1815	34304	+2.97
1245	10489	+78.88	1845	34744	
1275	13273	+72.66	1875	35012	



VOLTS	COUNTS	%/100 Volts	VOLTS	COUNTS	%/100 Volts
705	0		1305	15747	+62.38
735	1		1335	19230	+54.19
765	0	+0.00	1365	22255	+44.46
795	1	>100	1395	25299	+32.45
825	0	>100	1425	27370	+22.24
855	0	>100	1455	28625	+14.10
885	0	>100	1485	29467	+8.56
915	0	>100	1515	30213	+5.29
945	2	>100	1545	30326	+2.77
975	31	>100	1575	30564	+1.57
1005	176	>100	1605	30548	+1.52
1035	550	>100	1635	30820	+0.85
1065	1218	>100	1665	30898	+0.79
1095	2114	>100	1695	30779	+0.44
1125	3212	>100	1725	30934	+0.45
1155	4416	>100	1755	31008	+0.96
1185	6066	+92.28	1785	30991	+2.01
1215	7936	+85.60	1815	31196	+3.80
1245	10288	+76.79	1845	31781	
1275	13020	+70.59	1875	32406	

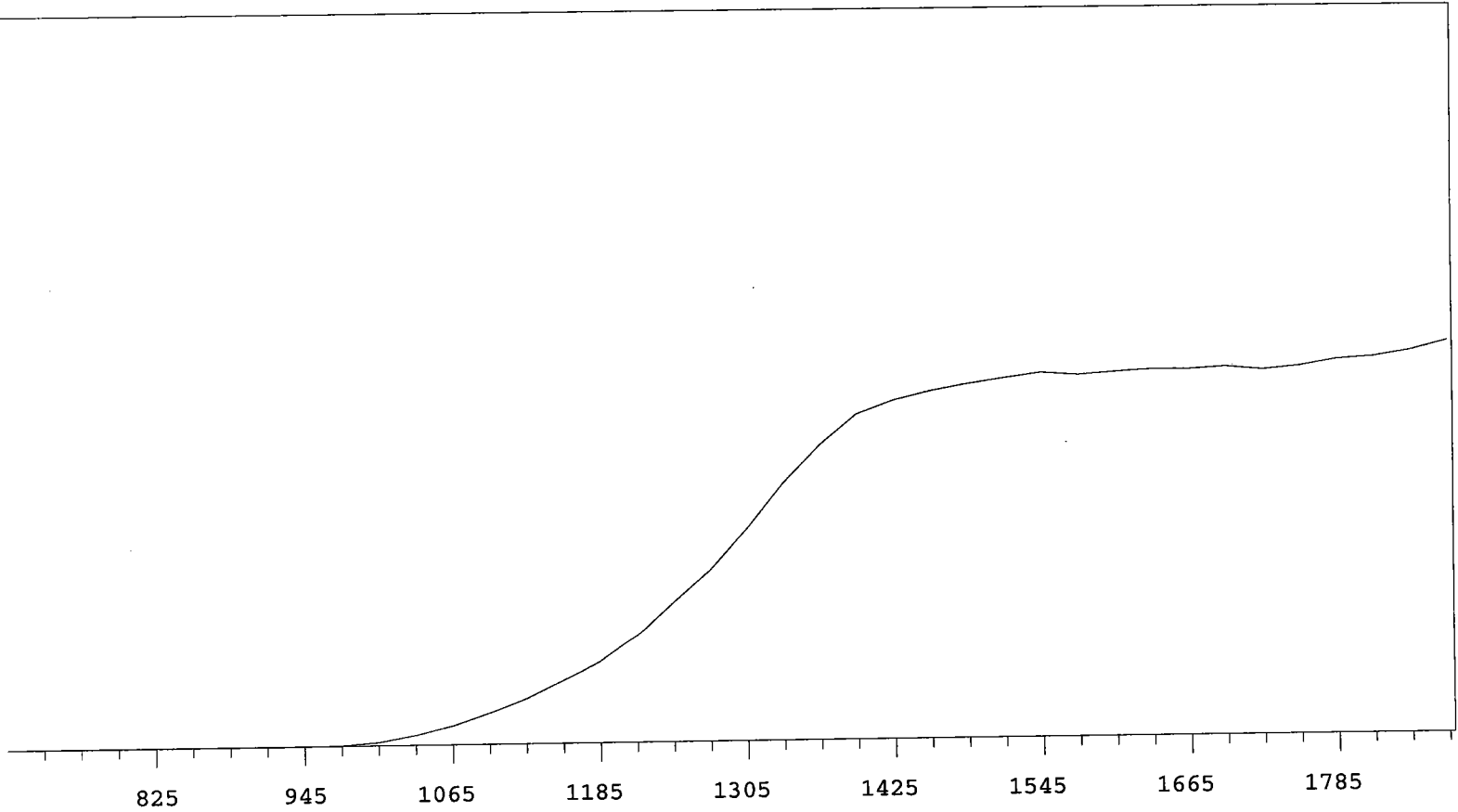


VOLTS	COUNTS	%/100 Volts	VOLTS	COUNTS	%/100 Volts
705	0		1305	19796	+65.77
735	1		1335	24338	+57.55
765	0	+55.56	1365	28686	+45.86
795	2	+0.00	1395	32750	+32.27
825	0	-55.56	1425	34919	+20.83
855	1	>100	1455	36434	+11.45
885	0	>100	1485	37487	+5.80
915	0	>100	1515	37623	+3.32
945	2	>100	1545	37528	+2.07
975	24	>100	1575	38277	+2.12
1005	134	>100	1605	38338	+2.70
1035	558	>100	1635	38426	+1.12
1065	1361	>100	1665	39007	+1.06
1095	2511	>100	1695	38592	+0.64
1125	3762	>100	1725	38870	+0.63
1155	5246	>100	1755	38868	+1.30
1185	7268	+96.29	1785	39238	+1.45
1215	9733	+88.98	1815	39169	+2.34
1245	12701	+79.94	1845	39570	
1275	16176	+73.13	1875	40086	

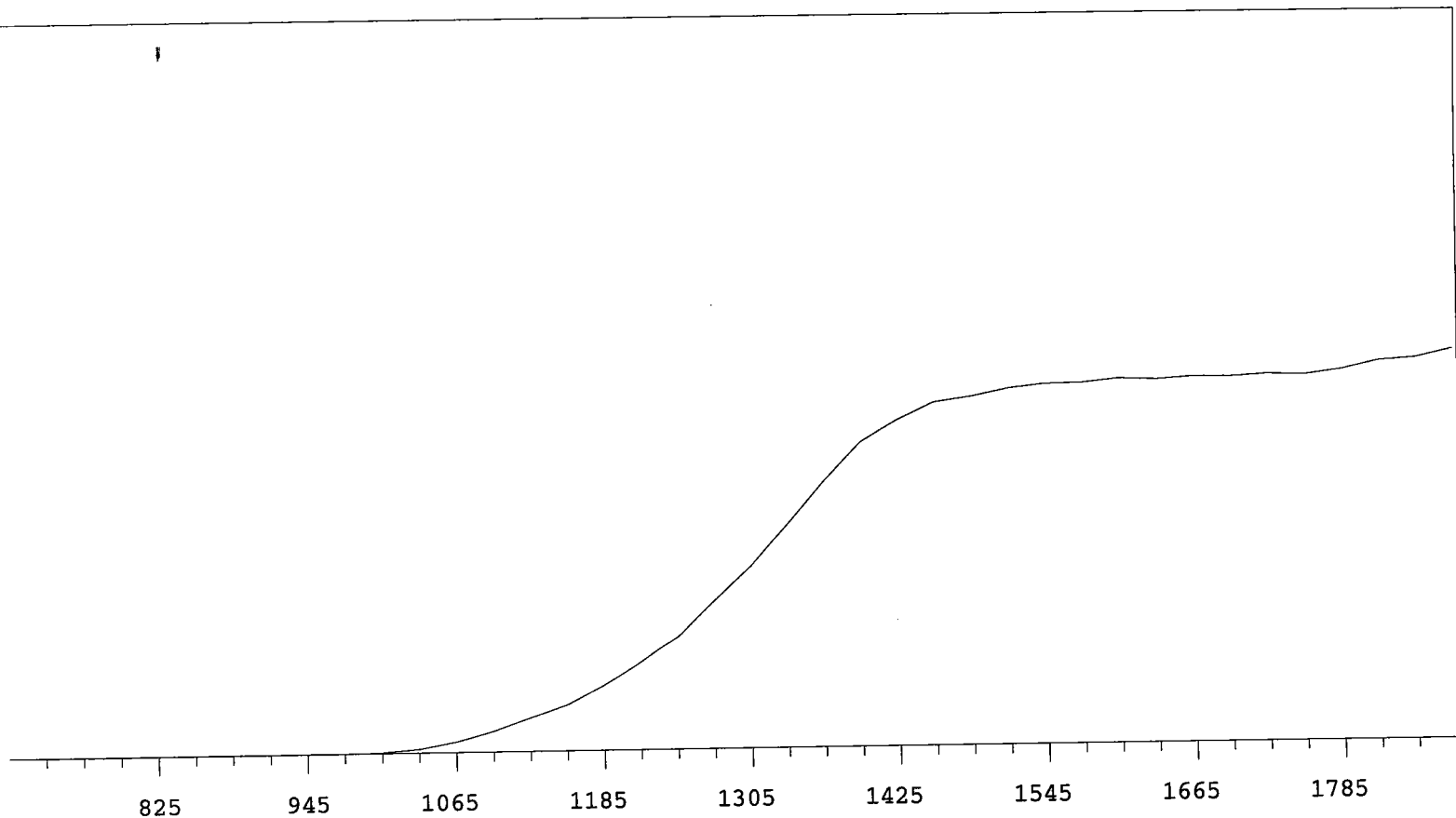
MPC 9600 Plateau
Alpha Volts: 705

Instrument 4 MPC 9604 Detector D
Beta Volts: 1575

7/1/2009



VOLTS	COUNTS	%/100 Volts	VOLTS	COUNTS	%/100 Volts
705	1		1305	18491	+61.09
735	0		1335	22444	+51.56
765	0	+0.00	1365	25756	+37.44
795	0	>100	1395	28379	+23.82
825	1	+83.33	1425	29517	+14.00
855	1	+55.56	1455	30309	+8.08
885	0	+0.00	1485	30874	+6.03
915	1	>100	1515	31345	+3.66
945	1	>100	1545	31782	+2.17
975	60	>100	1575	31567	+1.31
1005	297	>100	1605	31789	+0.78
1035	855	>100	1635	31963	+1.34
1065	1647	>100	1665	31956	+0.29
1095	2700	>100	1695	32123	+0.20
1125	3921	>100	1725	31850	+1.46
1155	5471	+96.54	1755	32114	+2.39
1185	7042	+90.21	1785	32665	+3.95
1215	9405	+82.23	1815	32876	+4.96
1245	12266	+76.33	1845	33399	
1275	14989	+69.38	1875	34206	

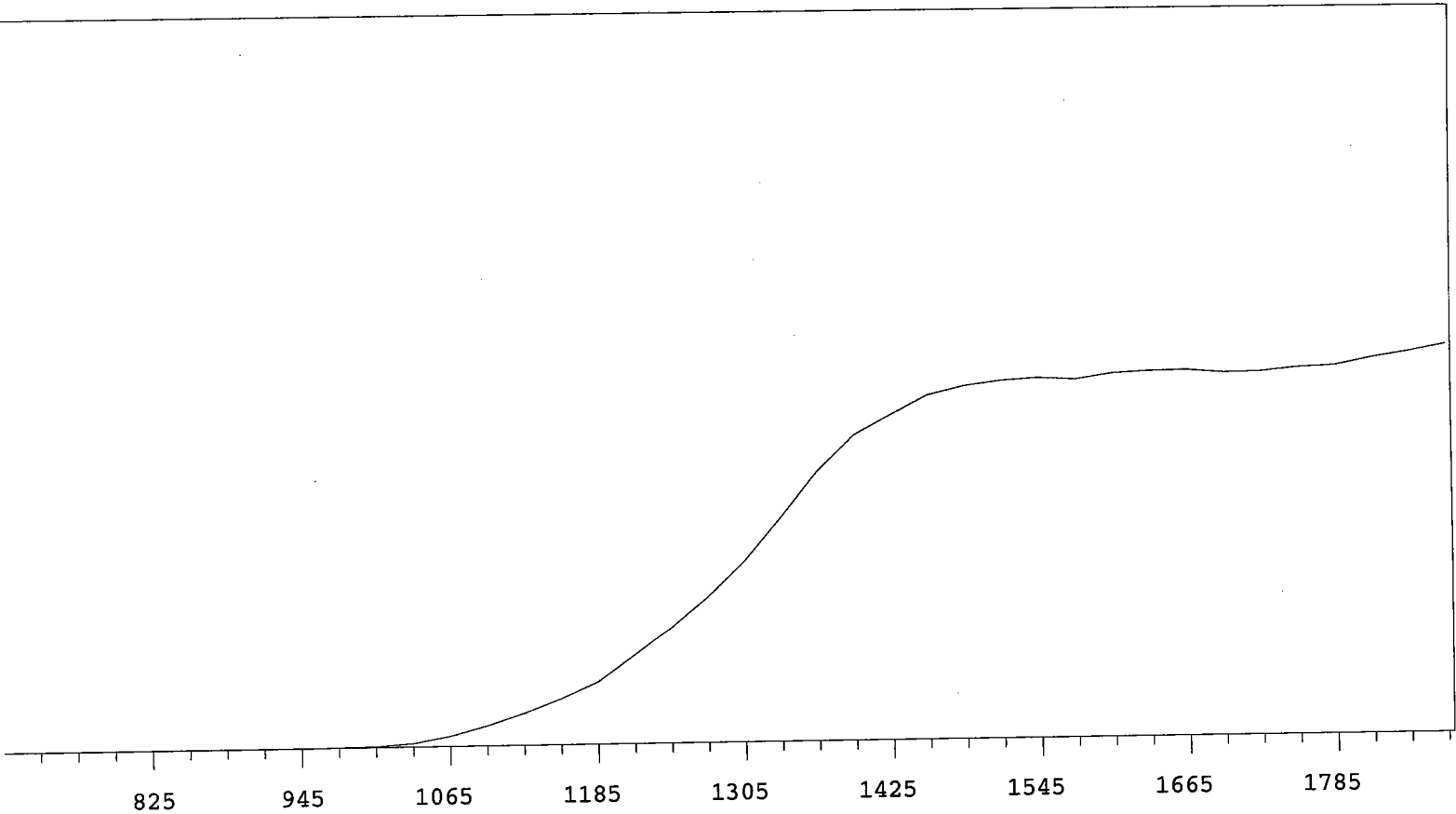


VOLTS	COUNTS	%/100 Volts	VOLTS	COUNTS	%/100 Volts
705	0		1305	13974	+68.00
735	0		1335	17170	+58.62
765	1		1365	20456	+47.04
795	1	+83.33	1395	23332	+33.83
825	1	-83.33	1425	24996	+21.10
855	1	>100	1455	26290	+12.40
885	0	-55.56	1485	26683	+7.74
915	0	>100	1515	27270	+4.43
945	1	>100	1545	27590	+3.48
975	9	>100	1575	27635	+1.71
1005	76	>100	1605	27932	+1.20
1035	308	>100	1635	27807	+0.88
1065	814	>100	1665	28006	+0.62
1095	1600	>100	1695	27964	+0.63
1125	2598	>100	1725	28112	+0.98
1155	3596	>100	1755	28020	+2.84
1185	5065	+96.05	1785	28392	+3.76
1215	6773	+90.23	1815	29028	+5.17
1245	8717	+81.43	1845	29220	
1275	11391	+74.83	1875	29849	

MPC 9600 Plateau
 Alpha Volts: 705

Instrument 5 MPC 9604 Detector B
 Beta Volts: 1575

7/1/2009

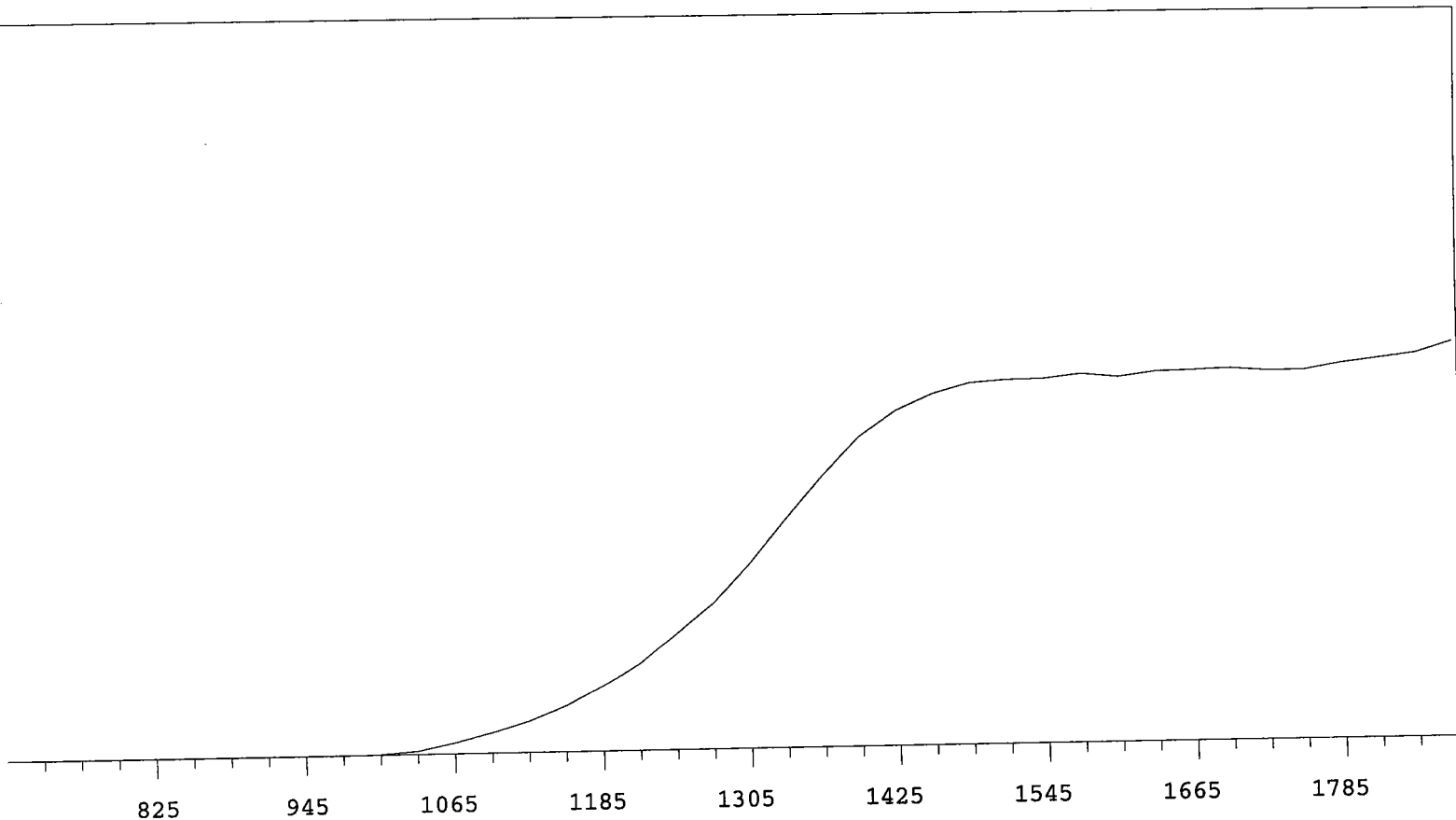


VOLTS	COUNTS	%/100 Volts	VOLTS	COUNTS	%/100 Volts
705	0		1305	17414	+68.46
735	0		1335	21540	+59.98
765	0		1365	25854	+46.75
795	0	>100	1395	29222	+33.38
825	1	>100	1425	31128	+21.52
855	1	+41.67	1455	32995	+13.26
885	2	-33.33	1485	33846	+8.09
915	0	>100	1515	34289	+3.25
945	1	>100	1545	34528	+2.00
975	17	>100	1575	34311	+1.78
1005	87	>100	1605	34866	+1.78
1035	336	>100	1635	35046	+1.14
1065	1010	>100	1665	35087	-0.26
1095	1955	>100	1695	34795	+0.11
1125	3124	>100	1725	34857	+0.93
1155	4486	>100	1755	35220	+2.81
1185	6017	>100	1785	35363	+3.98
1215	8507	+91.20	1815	36028	+4.79
1245	11148	+82.59	1845	36577	
1275	14003	+74.21	1875	37207	

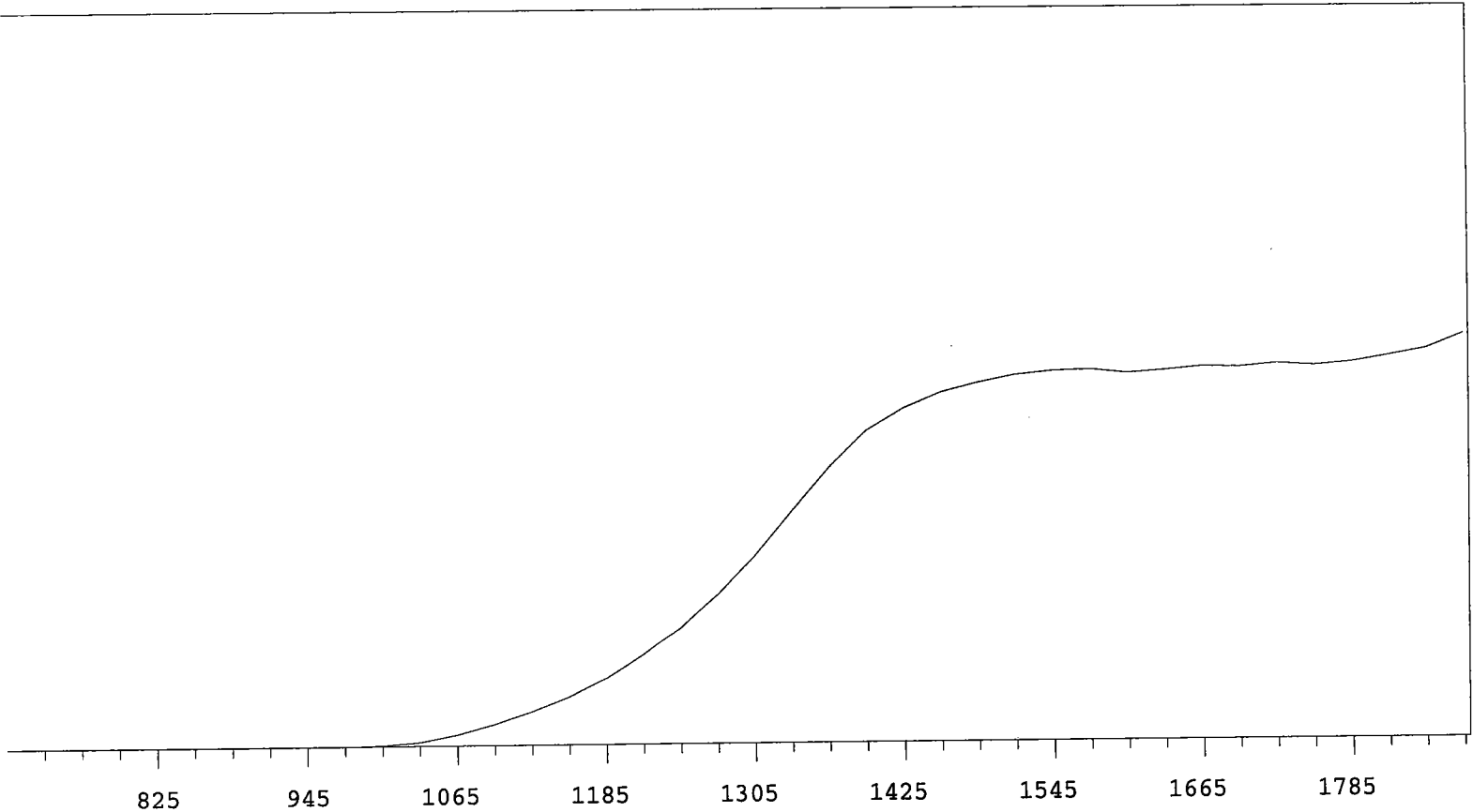
MPC 9600 Plateau
Alpha Volts: 705

Instrument 5 MPC 9604 Detector C
Beta Volts: 1575

7/1/2009



VOLTS	COUNTS	%/100 Volts	VOLTS	COUNTS	%/100 Volts
705	0		1305	17085	+68.24
735	0		1335	21135	+59.99
765	0		1365	25066	+47.39
795	0	>100	1395	28530	+33.93
825	0	>100	1425	30823	+22.30
855	1	>100	1455	32287	+12.93
885	0	>100	1485	33217	+6.71
915	1	>100	1515	33474	+3.57
945	2	>100	1545	33517	+1.17
975	7	>100	1575	33921	+1.13
1005	56	>100	1605	33584	+1.27
1035	305	>100	1635	34014	+1.12
1065	982	>100	1665	34116	+0.98
1095	1874	>100	1695	34225	-0.22
1125	2890	>100	1725	33980	+0.58
1155	4260	>100	1755	33971	+1.96
1185	6001	>100	1785	34541	+3.64
1215	8050	+91.54	1815	34954	+5.38
1245	10895	+82.98	1845	35375	
1275	13556	+76.26	1875	36384	



VOLTS COUNTS %/100 Volts

VOLTS COUNTS %/100 Volts

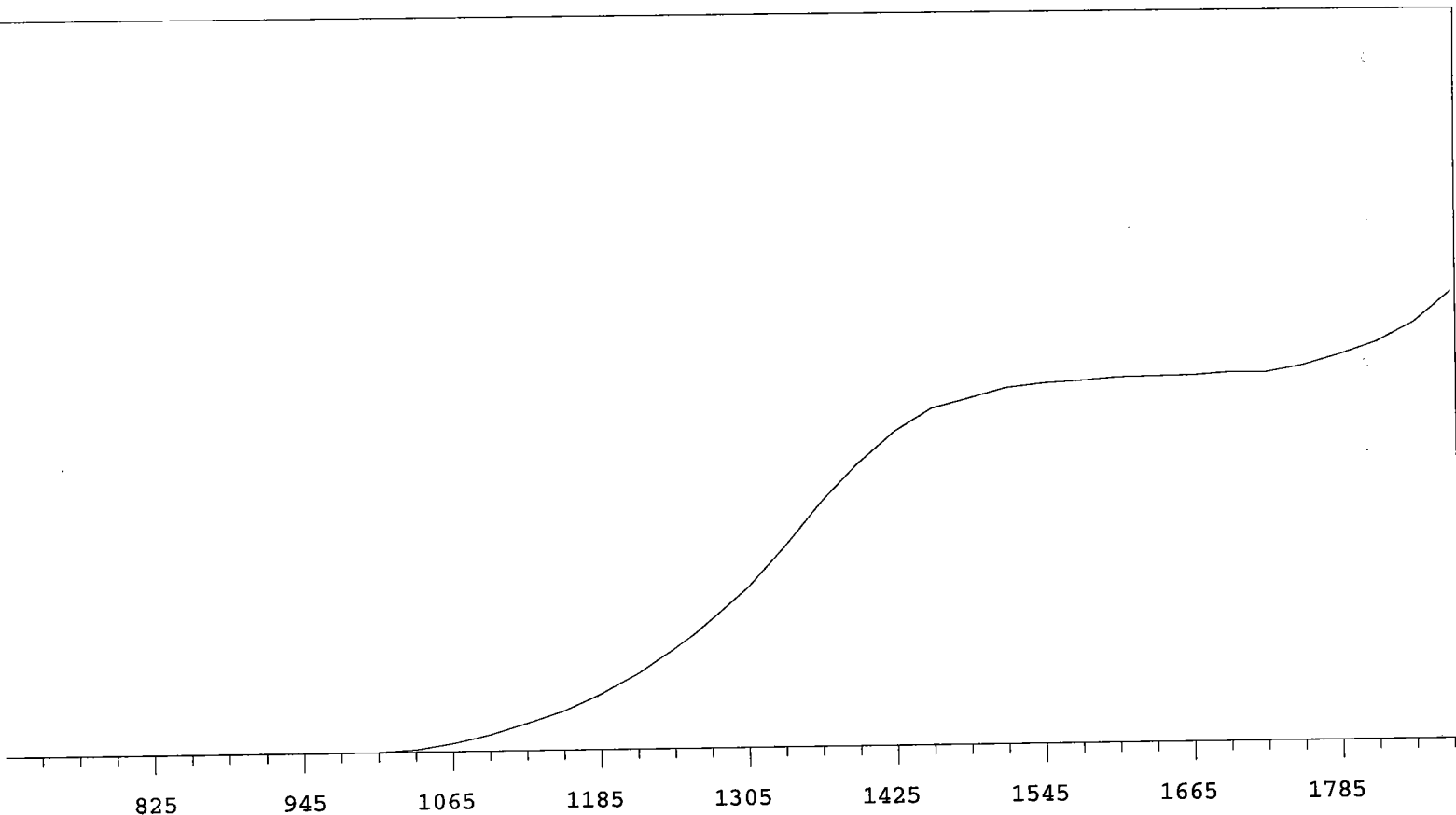
705 0
 735 0
 765 0
 795 0 >100
 825 0 >100
 855 0 >100
 885 0 >100
 915 0 >100
 945 0 >100
 975 6 >100
 1005 81 >100
 1035 318 >100
 1065 897 >100
 1095 1710 >100
 1125 2714 >100
 1155 3925 >100
 1185 5395 +97.31
 1215 7282 +88.49
 1245 9426 +81.36
 1275 12007 +75.65

1305 15025 +68.87
 1335 18640 +58.97
 1365 22048 +45.84
 1395 24877 +32.08
 1425 26653 +20.83
 1455 27899 +13.08
 1485 28670 +8.43
 1515 29257 +5.13
 1545 29568 +2.06
 1575 29683 +0.52
 1605 29362 +0.57
 1635 29589 +0.80
 1665 29870 +1.82
 1695 29783 +0.90
 1725 30077 +0.75
 1755 29889 +2.02
 1785 30152 +3.33
 1815 30656 +6.54
 1845 31211
 1875 32389

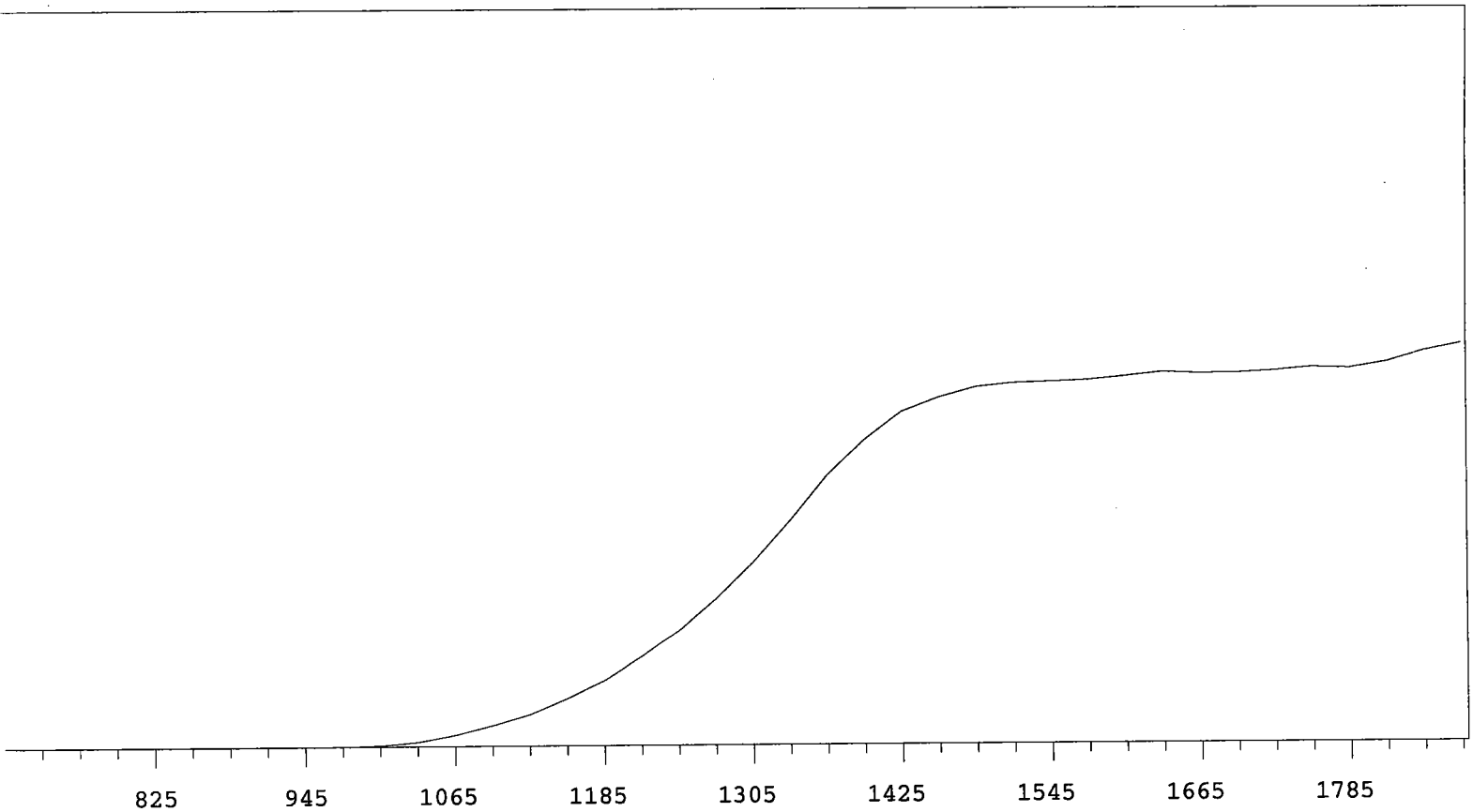
MPC 9600 Plateau
Alpha Volts: 705

Instrument 6 MPC 9604 Detector A
Beta Volts: 1575

7/1/2009



VOLTS	COUNTS	%/100 Volts	VOLTS	COUNTS	%/100 Volts
705	0		1305	16217	+71.57
735	0		1335	20184	+63.76
765	0		1365	24605	+53.98
795	0	>100	1395	28528	+41.40
825	0	>100	1425	31675	+28.02
855	0	>100	1455	33899	+17.93
885	0	>100	1485	34826	+10.65
915	0	>100	1515	35815	+6.13
945	0	>100	1545	36225	+4.15
975	7	>100	1575	36456	+2.28
1005	31	>100	1605	36747	+1.47
1035	238	>100	1635	36801	+1.26
1065	810	>100	1665	36859	+0.85
1095	1637	>100	1695	37095	+1.85
1125	2743	>100	1725	37072	+4.01
1155	3932	>100	1755	37724	+6.65
1185	5579	>100	1785	38802	+10.33
1215	7602	+94.41	1815	40036	+14.71
1245	10078	+84.86	1845	41975	
1275	13091	+77.67	1875	45123	

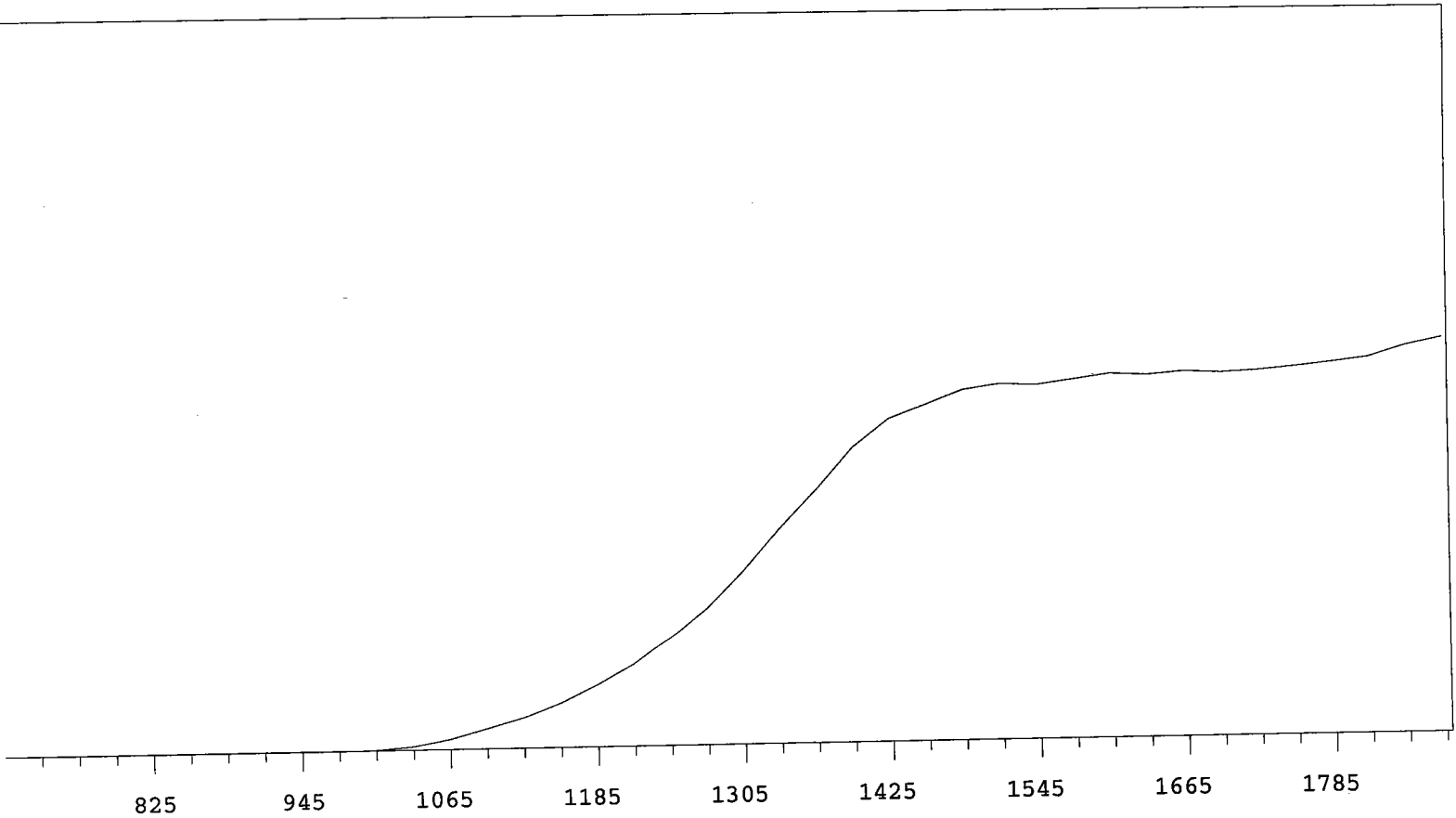


VOLTS	COUNTS	%/100 Volts	VOLTS	COUNTS	%/100 Volts
705	0		1305	20094	+68.67
735	0		1335	24665	+59.40
765	0		1365	29591	+47.86
795	0	>100	1395	33376	+34.51
825	1	+83.33	1425	36440	+22.50
855	1	-83.33	1455	38024	+13.58
885	0	>100	1485	39187	+7.04
915	0	>100	1515	39608	+3.63
945	5	>100	1545	39722	+2.10
975	18	>100	1575	39894	+2.32
1005	125	>100	1605	40298	+2.09
1035	482	>100	1635	40711	+1.41
1065	1255	>100	1665	40574	+0.80
1095	2318	>100	1695	40608	+1.02
1125	3540	>100	1725	40839	+1.28
1155	5288	>100	1755	41201	+1.97
1185	7168	+98.51	1785	41065	+3.74
1215	9760	+88.48	1815	41711	+5.42
1245	12656	+81.52	1845	42917	
1275	16065	+74.58	1875	43699	

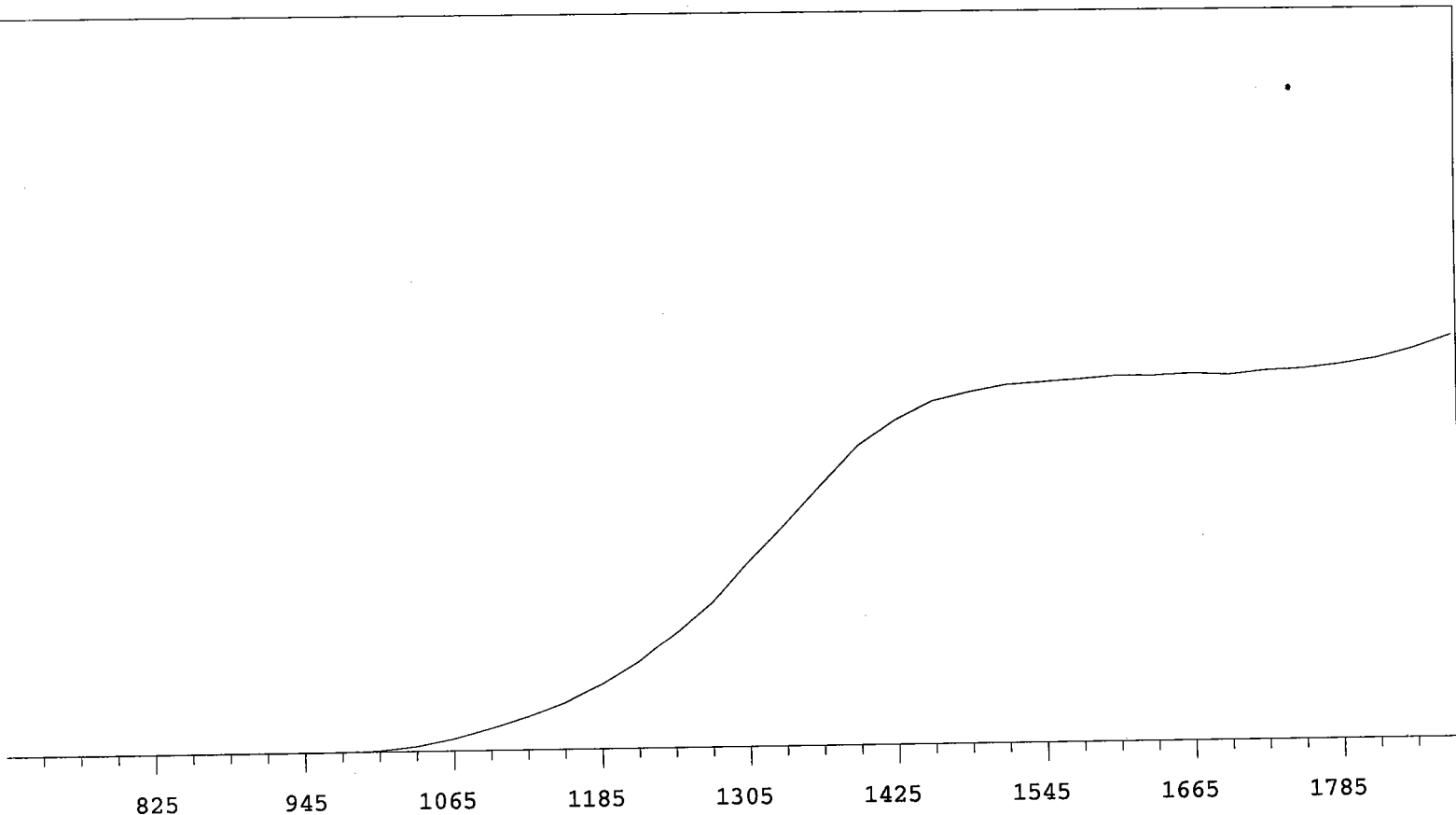
MPC 9600 Plateau
Alpha Volts: 705

Instrument 6 MPC 9604 Detector C
Beta Volts: 1575

7/1/2009



VOLTS	COUNTS	%/100 Volts	VOLTS	COUNTS	%/100 Volts
705	0		1305	17350	+67.80
735	0		1335	21371	+60.27
765	1	+0.00	1365	25084	+49.32
795	0	>100	1395	29177	+36.15
825	0	+0.00	1425	31927	+24.86
855	0	>100	1455	33217	+14.70
885	1	>100	1485	34545	+7.74
915	1	>100	1515	35097	+4.64
945	2	>100	1545	34927	+2.96
975	8	>100	1575	35439	+2.21
1005	70	>100	1605	35939	+2.41
1035	353	>100	1635	35763	+0.94
1065	990	>100	1665	36053	+0.35
1095	1956	>100	1695	35886	+1.15
1125	3024	>100	1725	36066	+1.77
1155	4400	>100	1755	36379	+3.03
1185	6173	+99.75	1785	36768	+4.80
1215	8230	+89.85	1815	37193	+6.14
1245	10904	+82.36	1845	38320	
1275	13747	+76.18	1875	39061	

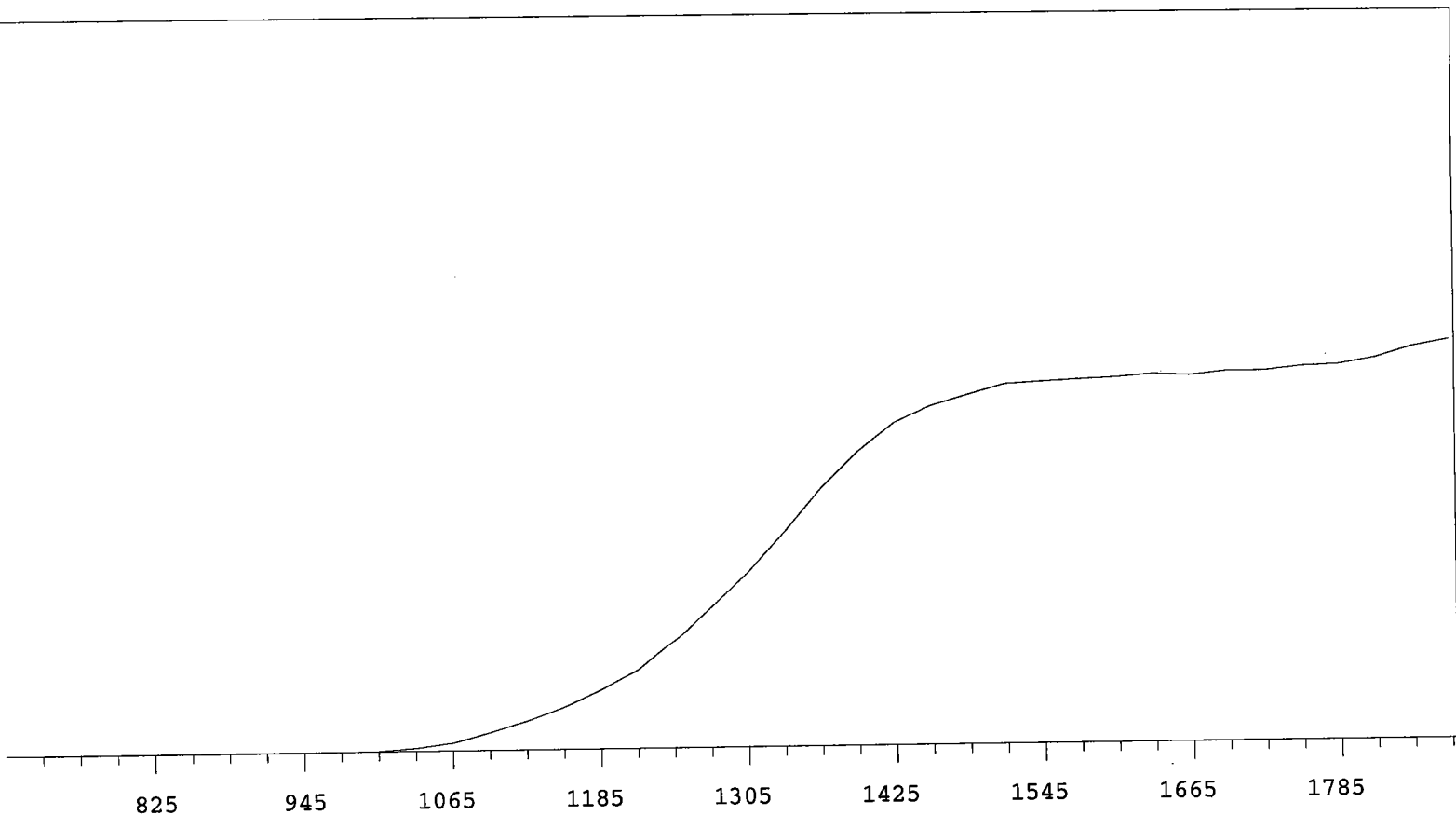


VOLTS	COUNTS	%/100 Volts	VOLTS	COUNTS	%/100 Volts
705	0		1305	17954	+65.82
735	0		1335	21482	+57.64
765	0		1365	25373	+45.78
795	1	+0.00	1395	29042	+34.80
825	0	>100	1425	31373	+23.29
855	0	+0.00	1455	33143	+14.25
885	0	>100	1485	34006	+8.49
915	1	>100	1515	34662	+4.71
945	0	>100	1545	34892	+3.14
975	14	>100	1575	35129	+1.86
1005	109	>100	1605	35411	+1.49
1035	481	>100	1635	35380	+0.62
1065	1177	>100	1665	35554	+0.65
1095	2133	>100	1695	35385	+1.18
1125	3243	>100	1725	35755	+1.89
1155	4554	>100	1755	35907	+3.26
1185	6285	+98.38	1785	36305	+4.62
1215	8468	+89.75	1815	36870	+6.98
1245	11266	+83.13	1845	37807	
1275	14088	+74.43	1875	39047	

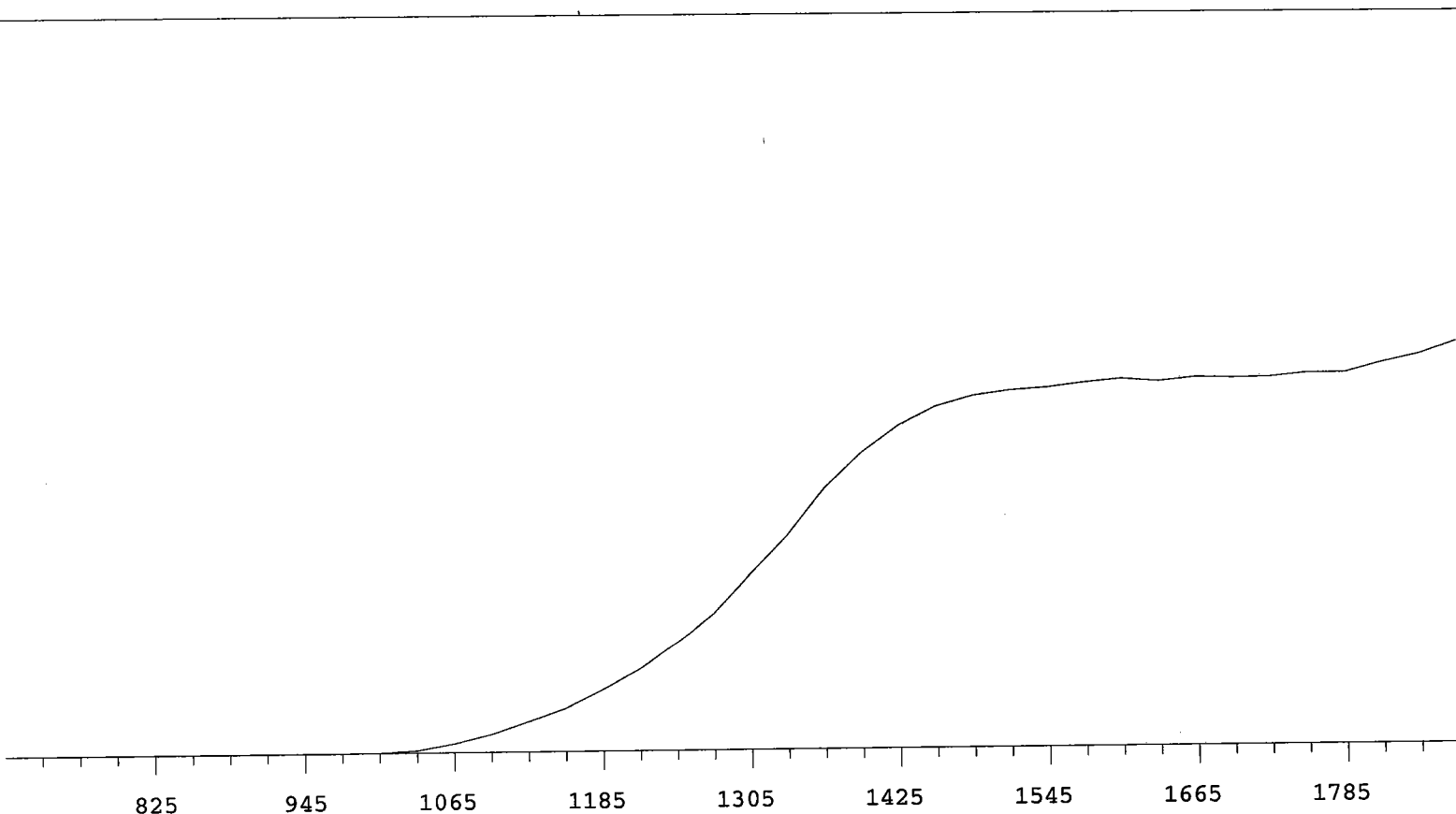
MPC 9600 Plateau
Alpha Volts: 705

Instrument 7 MPC 9604 Detector A
Beta Volts: 1575

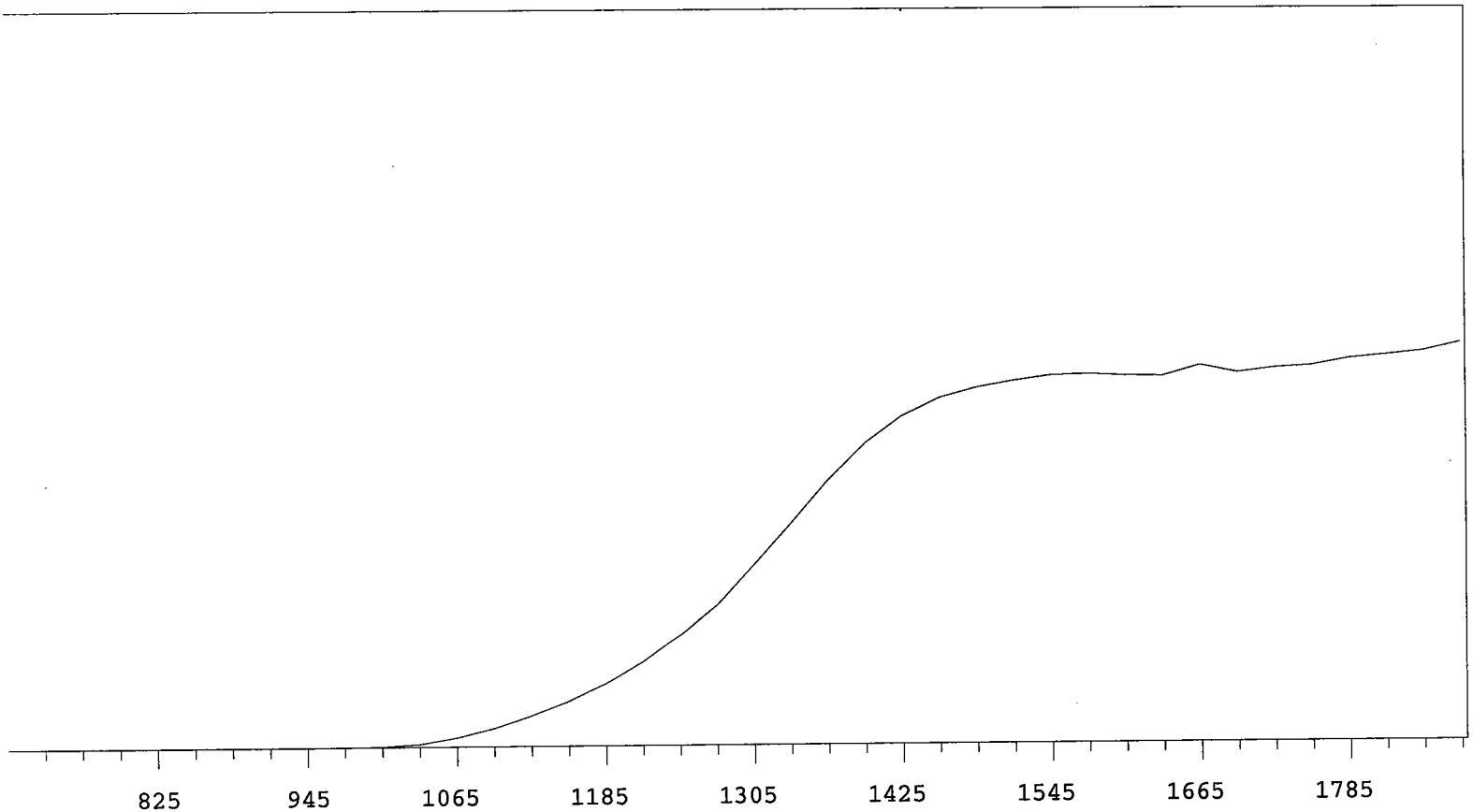
7/1/2009



VOLTS	COUNTS	%/100 Volts	VOLTS	COUNTS	%/100 Volts
705	0		1305	13228	+70.36
735	0		1335	16271	+60.12
765	0		1365	19506	+49.19
795	0	>100	1395	22188	+36.46
825	1	+83.33	1425	24373	+24.43
855	1	-83.33	1455	25649	+15.99
885	0	-55.56	1485	26433	+9.58
915	0	>100	1515	27195	+5.74
945	1	>100	1545	27367	+3.24
975	3	>100	1575	27490	+1.86
1005	42	>100	1605	27608	+1.22
1035	242	>100	1635	27841	+1.33
1065	613	>100	1665	27695	+1.11
1095	1353	>100	1695	27999	+1.42
1125	2213	>100	1725	27992	+2.04
1155	3256	>100	1755	28289	+2.52
1185	4474	>100	1785	28408	+4.56
1215	5932	+94.10	1815	28863	+5.70
1245	8072	+87.32	1845	29664	
1275	10579	+79.61	1875	30148	



VOLTS	COUNTS	%/100 Volts	VOLTS	COUNTS	%/100 Volts
705	0		1305	16978	+70.97
735	0		1335	20569	+61.39
765	0		1365	24989	+48.97
795	0	>100	1395	28389	+36.69
825	0	>100	1425	30977	+24.05
855	0	>100	1455	32727	+14.93
885	0	>100	1485	33697	+8.42
915	1	>100	1515	34195	+4.89
945	1	>100	1545	34437	+3.49
975	3	>100	1575	34850	+2.11
1005	34	>100	1605	35174	+1.62
1035	221	>100	1635	34923	+0.68
1065	825	>100	1665	35250	+0.35
1095	1709	>100	1695	35171	+1.24
1125	2873	>100	1725	35237	+1.02
1155	4078	>100	1755	35584	+2.79
1185	5858	>100	1785	35587	+4.59
1215	7809	+91.82	1815	36485	+6.74
1245	10336	+85.02	1845	37270	
1275	13215	+77.79	1875	38453	

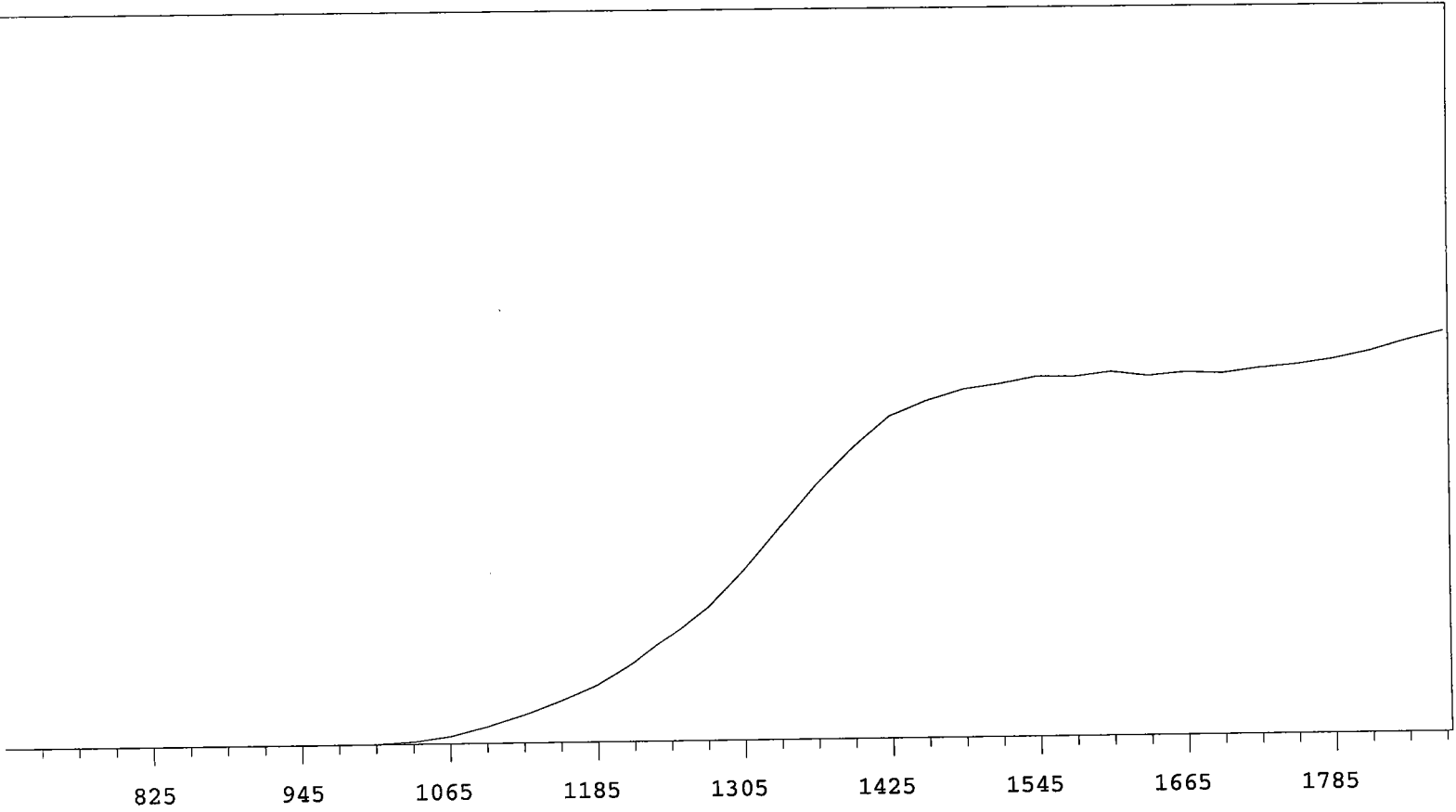


VOLTS	COUNTS	%/100 Volts	VOLTS	COUNTS	%/100 Volts
705	0		1305	16543	+70.03
735	0		1335	20257	+60.71
765	0		1365	24245	+48.17
795	0	>100	1395	27602	+35.50
825	0	>100	1425	30019	+23.48
855	0	>100	1455	31614	+14.53
885	0	>100	1485	32522	+8.91
915	0	>100	1515	33103	+5.28
945	0	>100	1545	33572	+2.60
975	4	>100	1575	33695	+0.70
1005	57	>100	1605	33525	+1.48
1035	277	>100	1635	33477	+0.99
1065	817	>100	1665	34432	+1.49
1095	1666	>100	1695	33745	+1.43
1125	2766	>100	1725	34149	+1.60
1155	4077	>100	1755	34350	+3.69
1185	5667	>100	1785	34955	+3.62
1215	7694	+91.50	1815	35251	+4.44
1245	10209	+84.83	1845	35592	
1275	12950	+77.50	1875	36382	

MPC 9600 Plateau
 Alpha Volts: 705

Instrument 7 MPC 9604 Detector D
 Beta Volts: 1575

7/1/2009

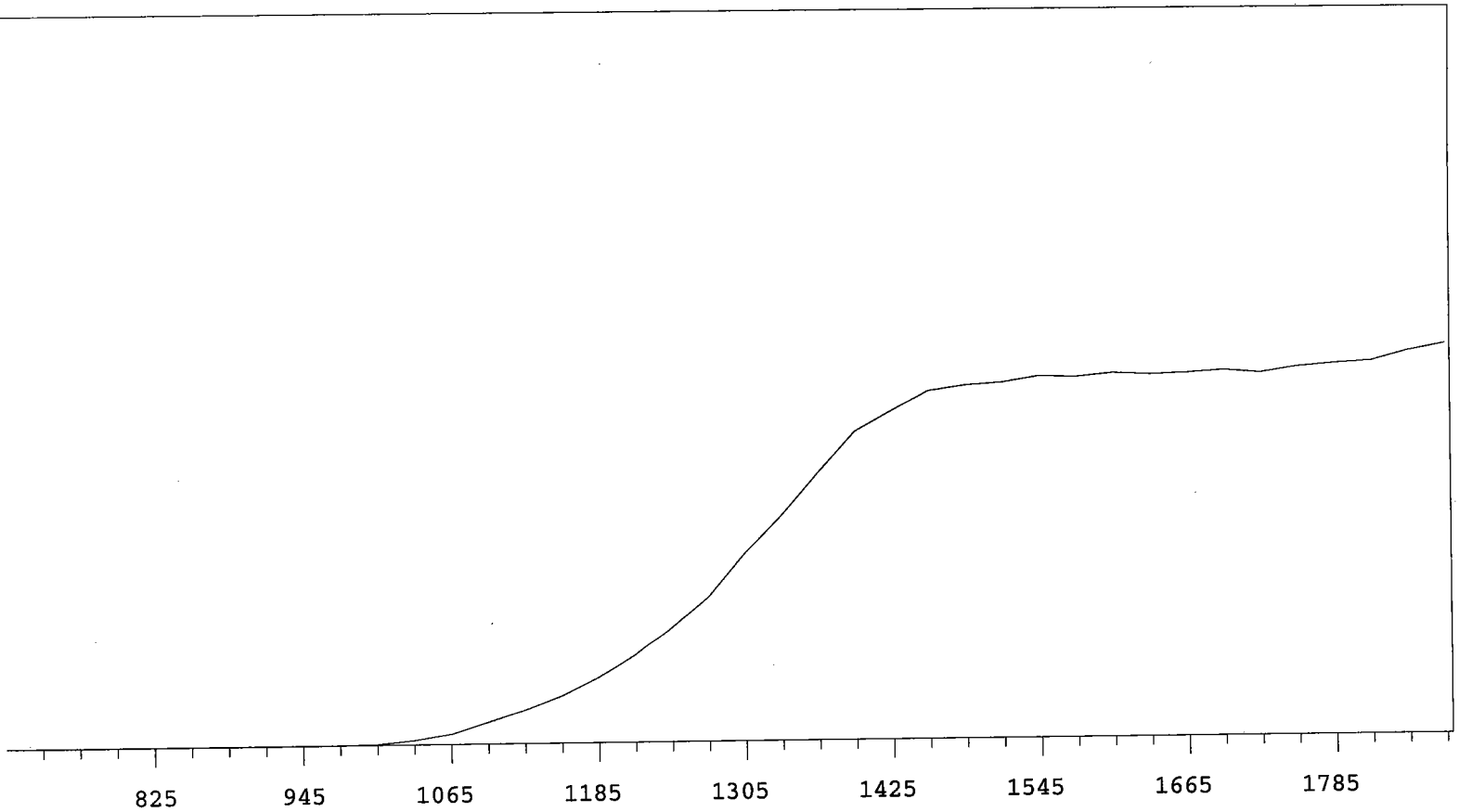


VOLTS	COUNTS	%/100 Volts	VOLTS	COUNTS	%/100 Volts
705	0		1305	14016	+71.42
735	0		1335	17436	+62.21
765	0		1365	20814	+50.32
795	0	>100	1395	23760	+36.91
825	0	>100	1425	26302	+24.91
855	0	>100	1455	27519	+15.17
885	0	>100	1485	28410	+8.91
915	0	>100	1515	28843	+5.41
945	0	>100	1545	29396	+3.58
975	5	>100	1575	29357	+1.54
1005	29	>100	1605	29719	+0.51
1035	204	>100	1635	29358	+0.23
1065	609	>100	1665	29623	+0.57
1095	1354	>100	1695	29509	+2.12
1125	2316	>100	1725	29896	+2.84
1155	3418	>100	1755	30165	+4.42
1185	4654	>100	1785	30570	+5.65
1215	6455	+92.99	1815	31180	+6.95
1245	8669	+86.45	1845	31995	
1275	10931	+79.15	1875	32717	

MPC 9600 Plateau
Alpha Volts: 705

Instrument 8 MPC 9604 Detector A
Beta Volts: 1575

7/1/2009

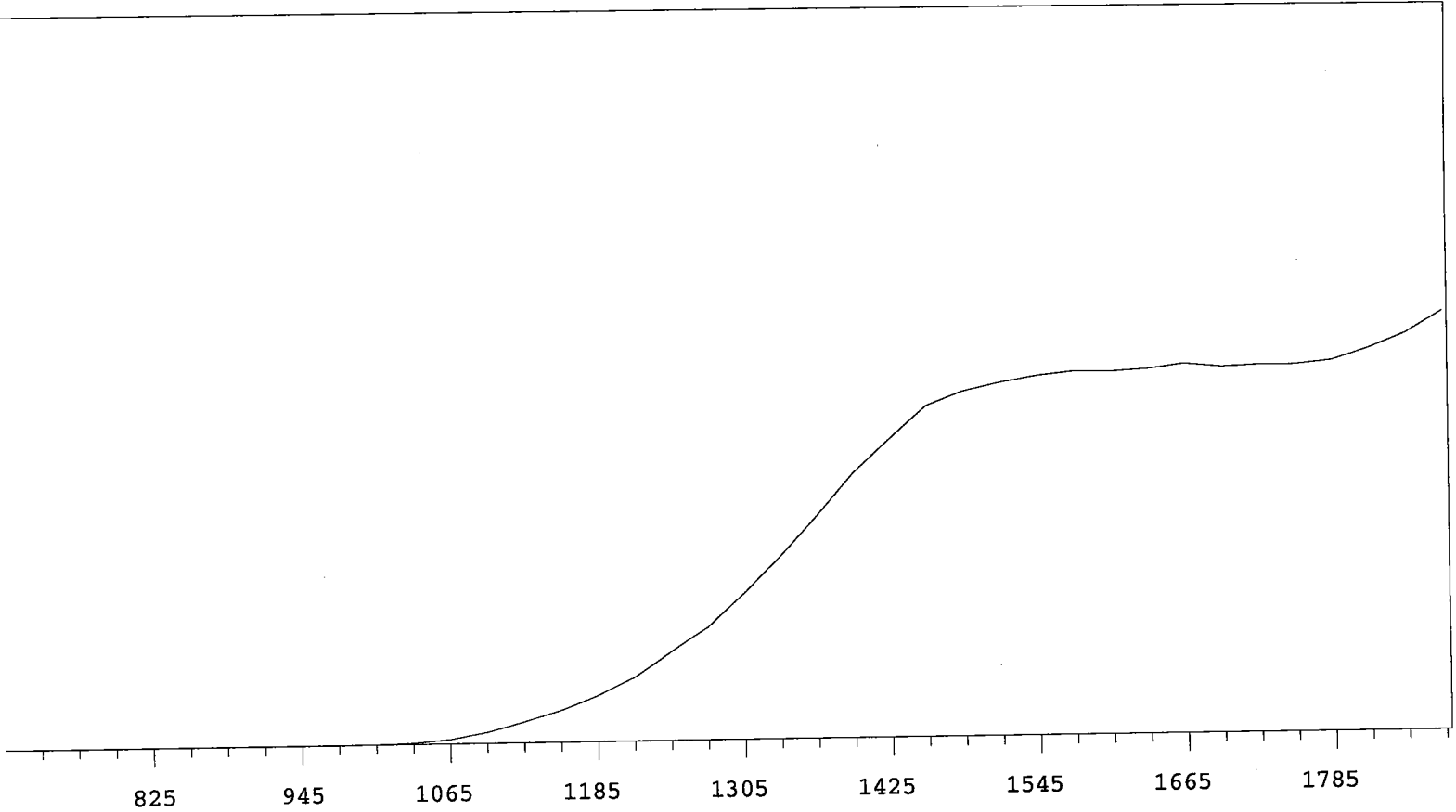


VOLTS	COUNTS	%/100 Volts	VOLTS	COUNTS	%/100 Volts
705	0		1305	19482	+67.45
735	0		1335	23344	+59.35
765	0		1365	27793	+45.86
795	0	>100	1395	31916	+34.29
825	0	>100	1425	33979	+21.61
855	0	>100	1455	35993	+11.71
885	0	>100	1485	36530	+7.04
915	0	>100	1515	36796	+3.11
945	1	>100	1545	37393	+2.44
975	9	>100	1575	37279	+1.41
1005	96	>100	1605	37650	+0.49
1035	468	>100	1635	37458	+0.91
1065	1084	>100	1665	37579	+0.12
1095	2286	>100	1695	37828	+1.10
1125	3479	>100	1725	37535	+1.72
1155	4912	>100	1755	38104	+2.18
1185	6819	+98.23	1785	38416	+4.12
1215	9153	+89.05	1815	38633	+4.92
1245	12105	+83.21	1845	39649	
1275	15122	+75.24	1875	40366	

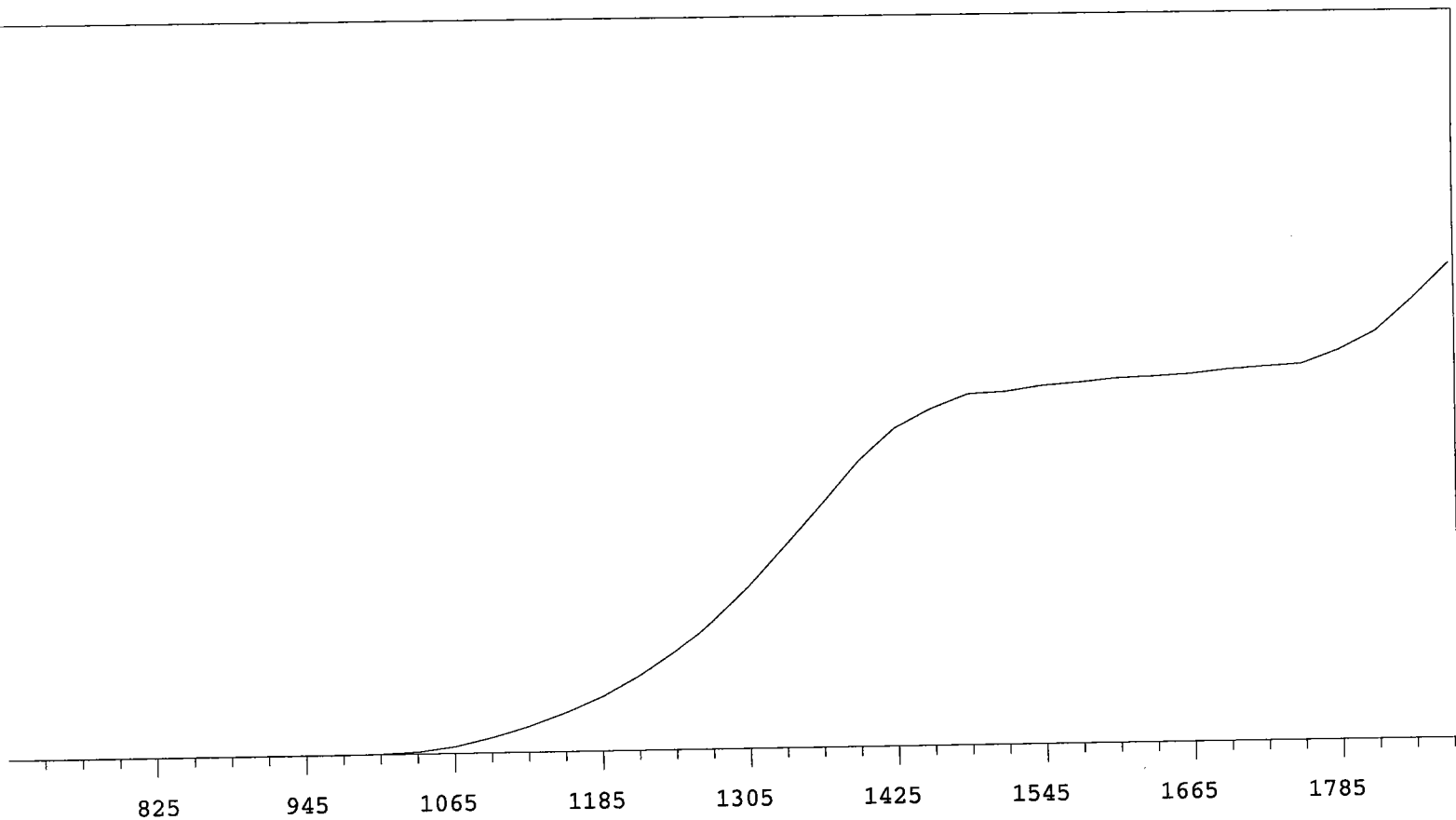
MPC 9600 Plateau
 Alpha Volts: 705

Instrument 8 MPC 9604 Detector B
 Beta Volts: 1575

7/1/2009



VOLTS	COUNTS	%/100 Volts	VOLTS	COUNTS	%/100 Volts
705	0		1305	16337	+74.91
735	0		1335	20471	+68.07
765	0		1365	25012	+57.86
795	0	>100	1395	29694	+47.48
825	0	>100	1425	33409	+35.17
855	0	>100	1455	37013	+23.27
885	0	>100	1485	38629	+14.35
915	0	>100	1515	39529	+7.69
945	0	>100	1545	40284	+4.34
975	0	>100	1575	40711	+2.52
1005	20	>100	1605	40642	+1.97
1035	122	>100	1635	40879	+1.11
1065	511	>100	1665	41405	+0.98
1095	1263	>100	1695	41011	+0.30
1125	2390	>100	1725	41182	+0.41
1155	3641	>100	1755	41178	+3.28
1185	5246	>100	1785	41573	+6.47
1215	7212	+98.32	1815	42858	+10.82
1245	9897	+89.80	1845	44440	
1275	12742	+82.40	1875	46780	

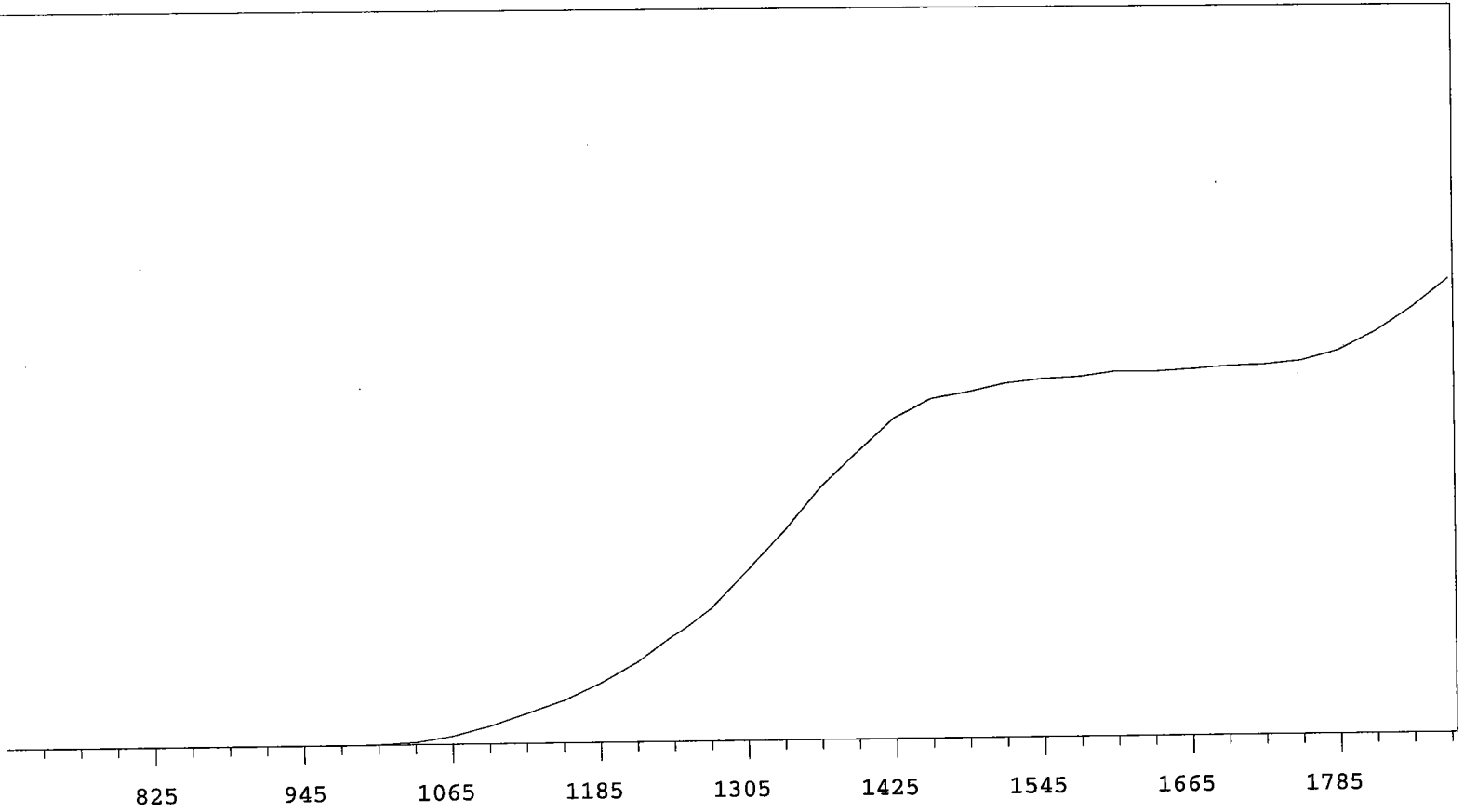


VOLTS	COUNTS	%/100 Volts	VOLTS	COUNTS	%/100 Volts
705	0		1305	16303	+72.82
735	0		1335	20309	+64.32
765	0		1365	24364	+53.82
795	0	>100	1395	28527	+40.95
825	0	>100	1425	31774	+28.74
855	0	>100	1455	33631	+16.87
885	0	>100	1485	35030	+9.25
915	0	>100	1515	35208	+5.21
945	0	>100	1545	35741	+3.27
975	4	>100	1575	36019	+2.95
1005	46	>100	1605	36373	+2.21
1035	202	>100	1635	36484	+2.27
1065	697	>100	1665	36713	+2.28
1095	1532	>100	1695	37093	+2.46
1125	2614	>100	1725	37325	+4.17
1155	3953	>100	1755	37543	+7.52
1185	5474	>100	1785	38833	+13.43
1215	7466	+93.09	1815	40656	+19.49
1245	9842	+86.73	1845	43753	
1275	12814	+80.29	1875	47246	

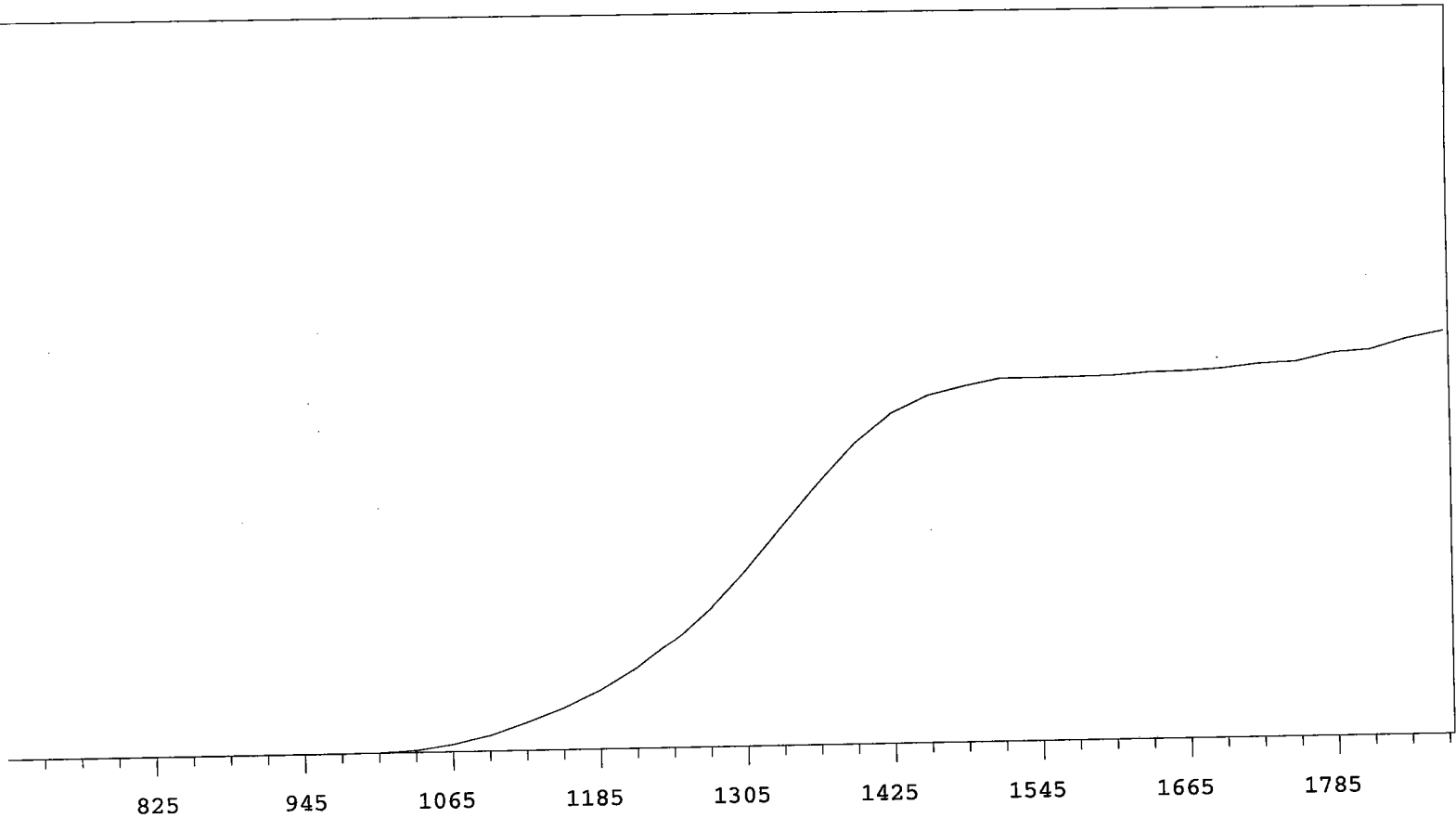
MPC 9600 Plateau
 Alpha Volts: 705

Instrument 8 MPC 9604 Detector D
 Beta Volts: 1575

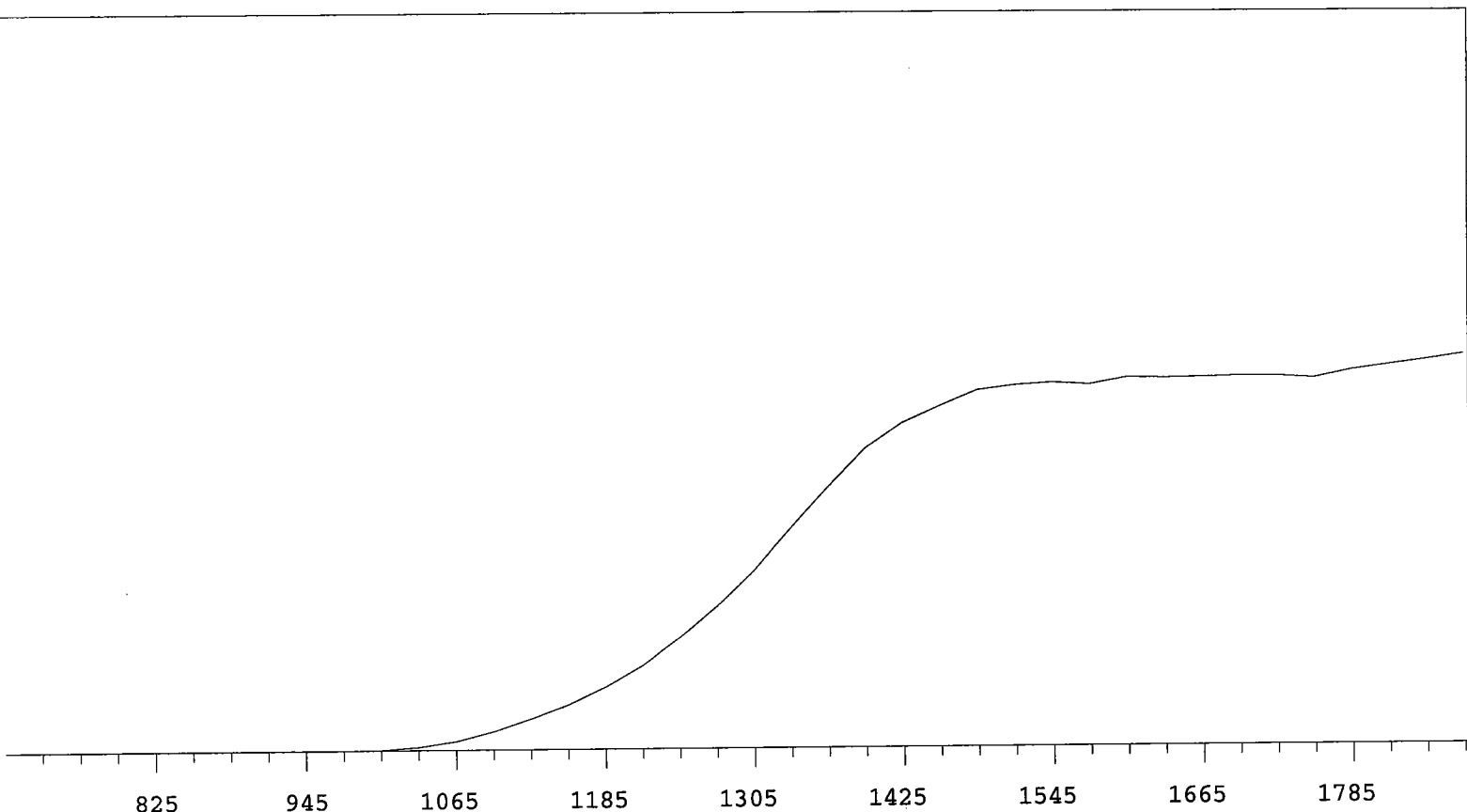
7/1/2009



VOLTS	COUNTS	%/100 Volts	VOLTS	COUNTS	%/100 Volts
705	0		1305	16889	+70.18
735	0		1335	20600	+61.29
765	1	+0.00	1365	24824	+50.40
795	0	>100	1395	28208	+38.85
825	0	>100	1425	31539	+25.79
855	0	>100	1455	33391	+16.06
885	0	>100	1485	33991	+8.60
915	0	>100	1515	34782	+5.01
945	0	>100	1545	35201	+4.10
975	5	>100	1575	35380	+2.50
1005	47	>100	1605	35849	+1.87
1035	243	>100	1635	35784	+1.79
1065	792	>100	1665	36000	+1.43
1095	1744	>100	1695	36269	+2.10
1125	2933	>100	1725	36381	+3.46
1155	4123	>100	1755	36733	+6.86
1185	5780	>100	1785	37669	+11.78
1215	7791	+91.58	1815	39465	+16.64
1245	10478	+84.93	1845	41803	
1275	13118	+77.50	1875	44665	



VOLTS	COUNTS	%/100 Volts	VOLTS	COUNTS	%/100 Volts
705	0		1305	16226	+71.71
735	0		1335	20083	+61.95
765	1	+0.00	1365	23913	+49.99
795	0	>100	1395	27526	+36.97
825	0	>100	1425	30193	+24.54
855	0	>100	1455	31747	+14.71
885	0	>100	1485	32544	+7.71
915	0	>100	1515	33198	+3.66
945	0	>100	1545	33188	+1.51
975	2	>100	1575	33227	+0.73
1005	33	>100	1605	33278	+1.04
1035	203	>100	1635	33518	+1.38
1065	668	>100	1665	33565	+1.95
1095	1403	>100	1695	33774	+1.99
1125	2545	>100	1725	34135	+3.30
1155	3800	>100	1755	34244	+3.67
1185	5363	>100	1785	35022	+4.84
1215	7355	+95.00	1815	35229	+5.93
1245	9807	+87.69	1845	36179	
1275	12700	+80.28	1875	36821	

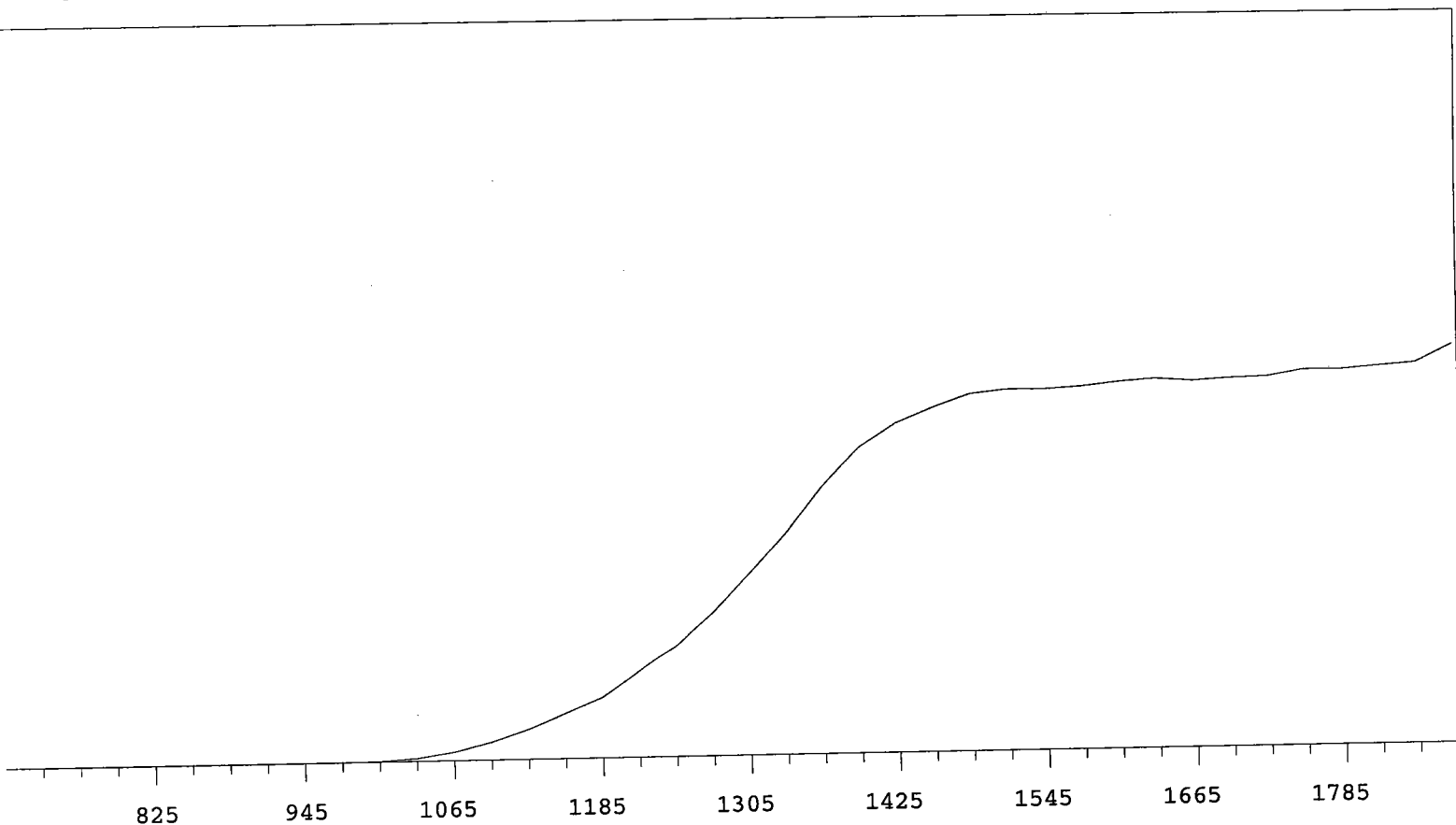


VOLTS	COUNTS	%/100 Volts	VOLTS	COUNTS	%/100 Volts
705	0		1305	16723	+68.78
735	0		1335	20749	+60.55
765	0		1365	24686	+48.78
795	0	>100	1395	28343	+35.24
825	0	>100	1425	30657	+24.31
855	0	>100	1455	32208	+15.22
885	0	>100	1485	33662	+9.32
915	0	>100	1515	34098	+4.47
945	0	>100	1545	34326	+2.17
975	4	>100	1575	34133	+1.60
1005	45	>100	1605	34758	+1.41
1035	300	>100	1635	34706	+1.35
1065	836	>100	1665	34769	+0.30
1095	1742	>100	1695	34830	-0.10
1125	2896	>100	1725	34850	+0.90
1155	4198	>100	1755	34613	+2.41
1185	5849	>100	1785	35351	+3.87
1215	7887	+92.20	1815	35849	+4.97
1245	10561	+83.55	1845	36285	
1275	13442	+76.62	1875	36814	

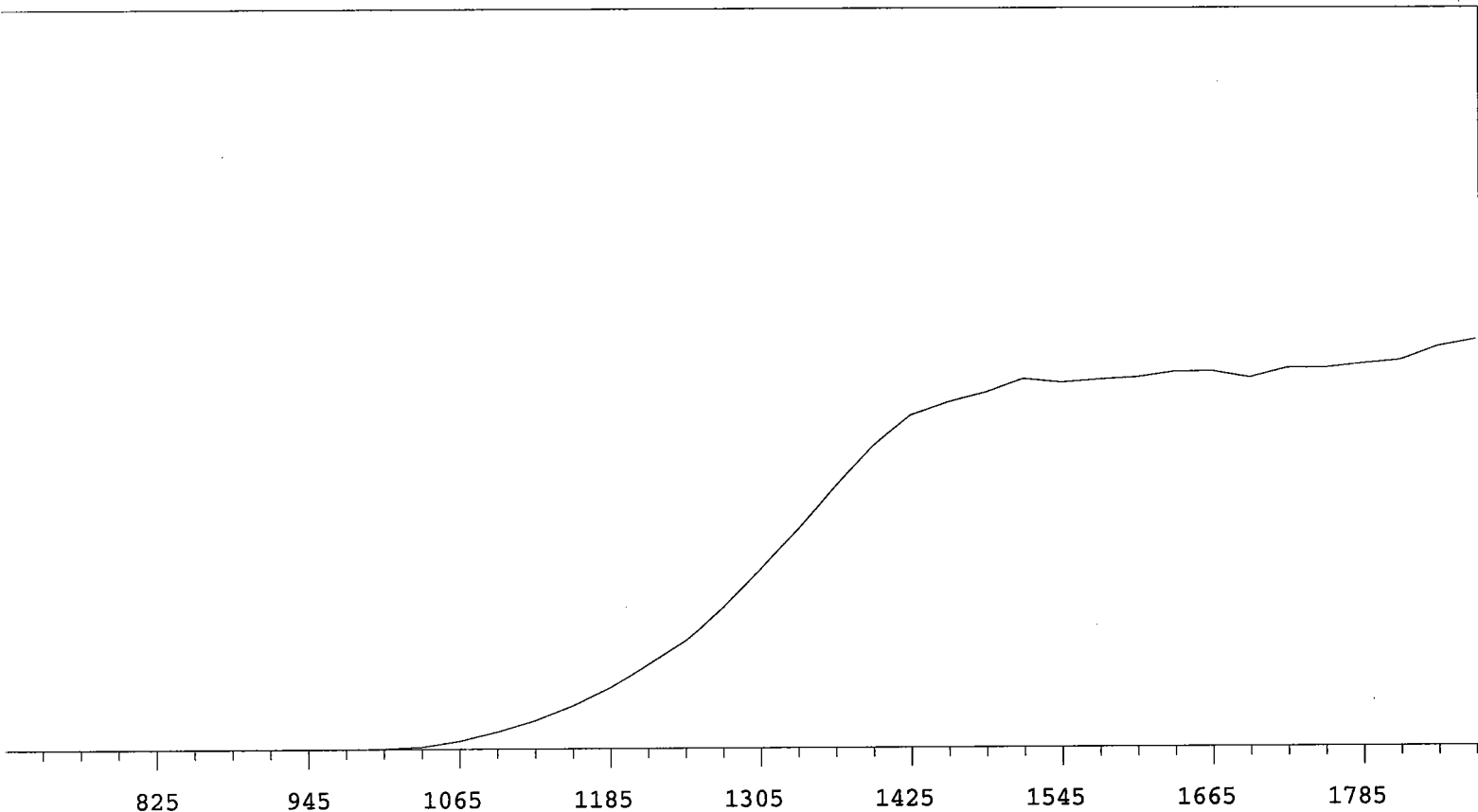
MPC 9600 Plateau
Alpha Volts: 870

Instrument 9 MPC 9604 Detector C
Beta Volts: 1530

7/1/2009



VOLTS	COUNTS	%/100 Volts	VOLTS	COUNTS	%/100 Volts
705	0		1305	20192	+70.39
735	0		1335	24524	+60.97
765	0		1365	29650	+48.44
795	0	>100	1395	33904	+35.09
825	0	>100	1425	36549	+22.73
855	0	>100	1455	38217	+13.58
885	1	>100	1485	39628	+7.51
915	1	>100	1515	40035	+3.73
945	2	>100	1545	40020	+1.92
975	3	>100	1575	40236	+2.06
1005	64	>100	1605	40680	+1.62
1035	349	>100	1635	40953	+1.03
1065	970	>100	1665	40643	+0.43
1095	1982	>100	1695	40882	+1.41
1125	3328	>100	1725	40979	+2.18
1155	5012	>100	1755	41654	+2.20
1185	6669	>100	1785	41602	+2.27
1215	9448	+92.67	1815	41935	+4.50
1245	12293	+86.58	1845	42259	
1275	15917	+76.99	1875	44183	

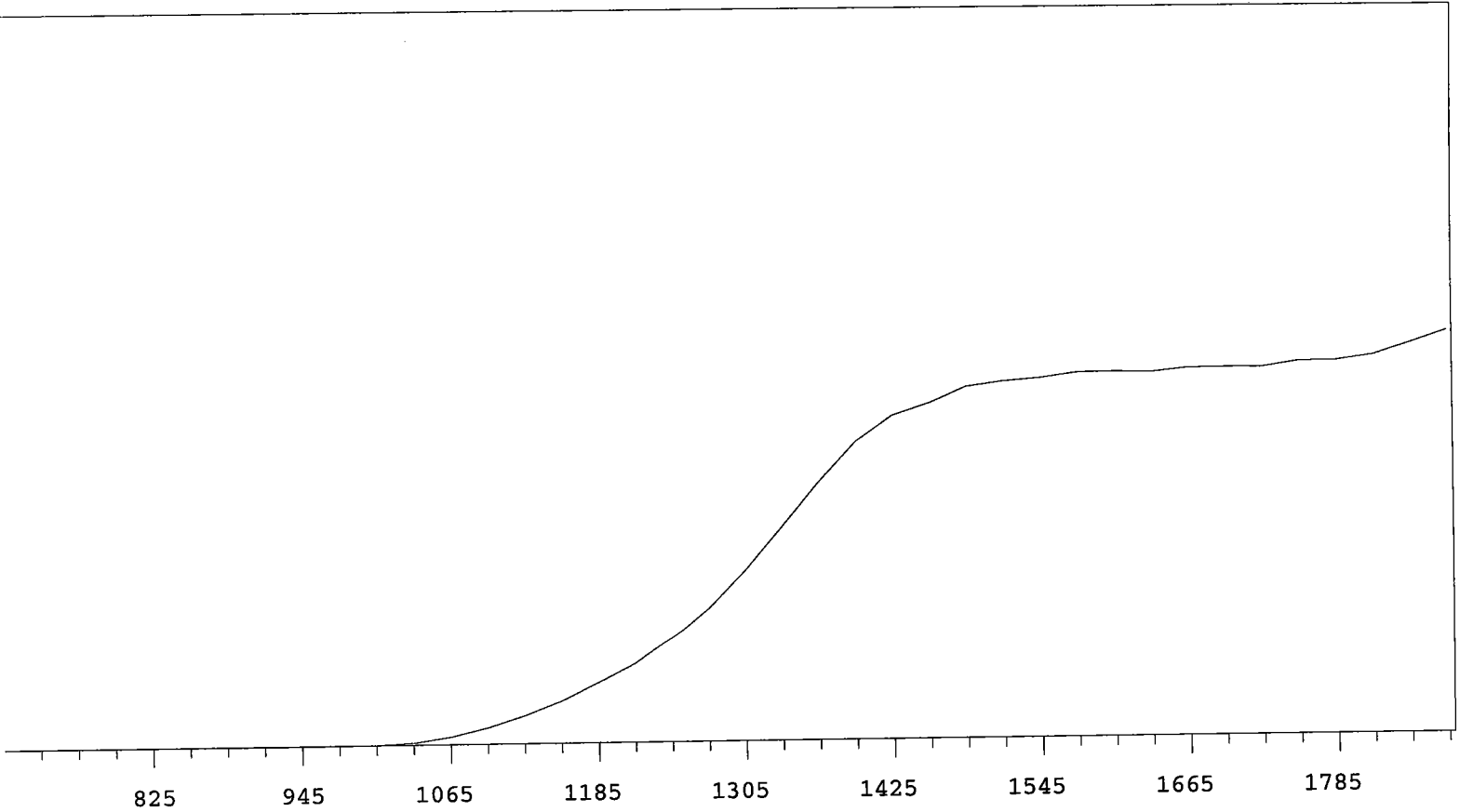


VOLTS	COUNTS	%/100 Volts
705	0	
735	0	
765	0	
795	0	>100
825	0	>100
855	0	>100
885	0	>100
915	1	>100
945	0	>100
975	5	>100
1005	35	>100
1035	186	>100
1065	618	>100
1095	1280	>100
1125	2141	>100
1155	3268	>100
1185	4659	>100
1215	6343	+90.68
1245	8064	+83.46
1275	10497	+77.03
1305	13319	+70.94
1335	16319	+61.35
1365	19577	+50.27
1395	22498	+36.85
1425	24782	+23.90
1455	25761	+15.37
1485	26486	+8.38
1515	27503	+5.11
1545	27223	+2.67
1575	27453	+1.71
1605	27604	+2.70
1635	28021	+0.78
1665	28059	+1.05
1695	27548	+0.90
1725	28280	+2.16
1755	28290	+3.51
1785	28600	+4.46
1815	28879	+6.35
1845	29913	
1875	30417	

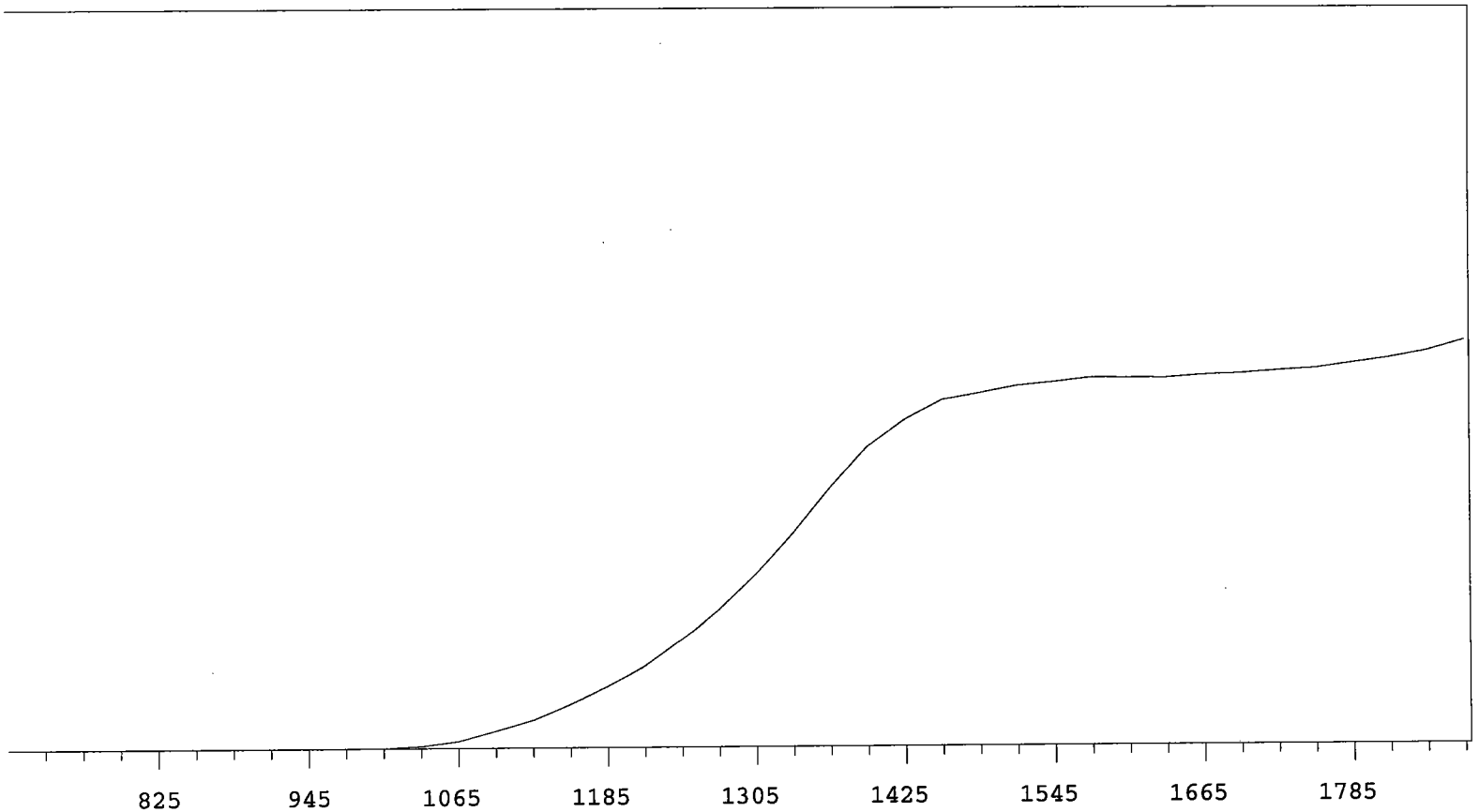
MPC 9600 Plateau
 Alpha Volts: 870

Instrument 10 MPC 9604 Detector A
 Beta Volts: 1552

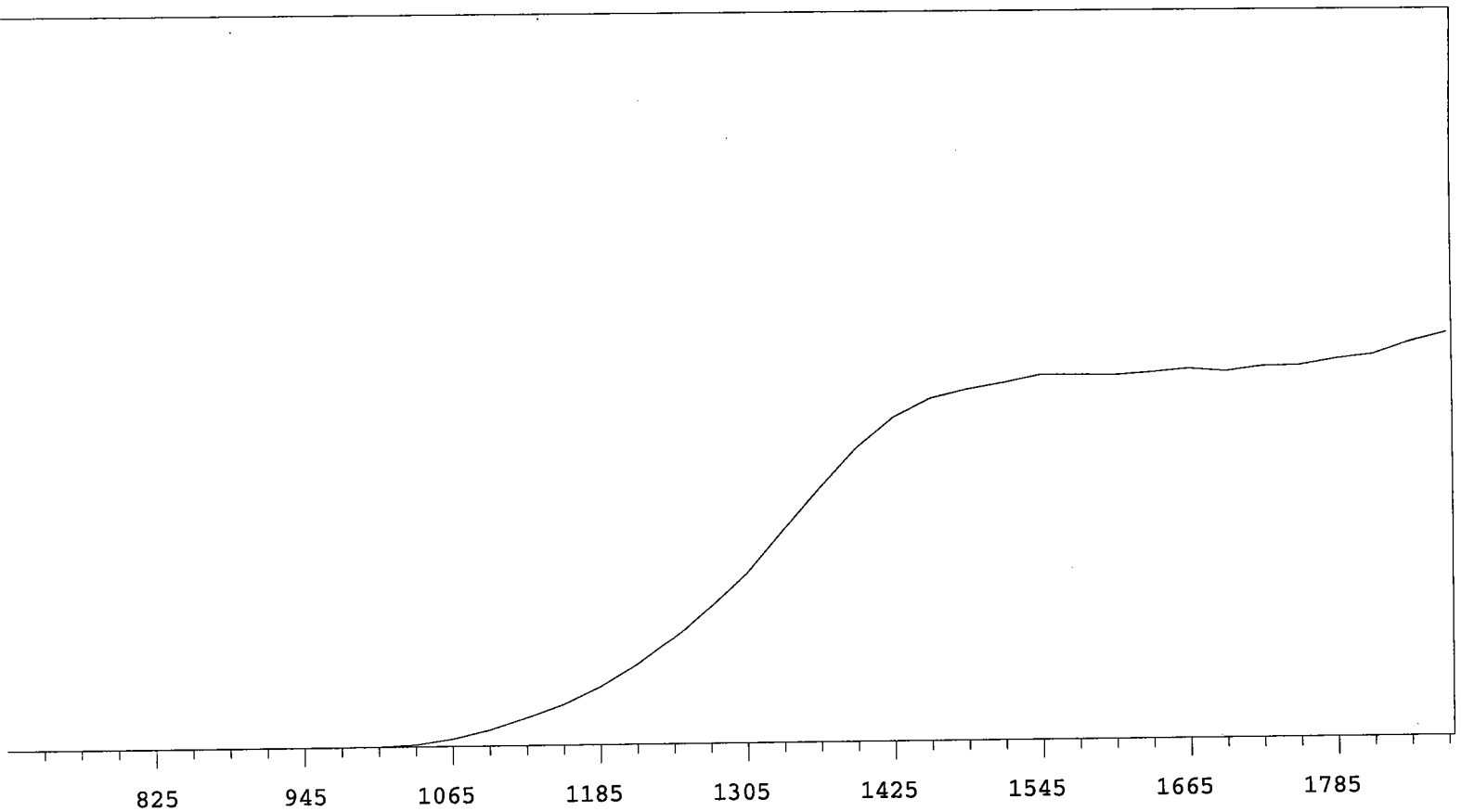
7/1/2009



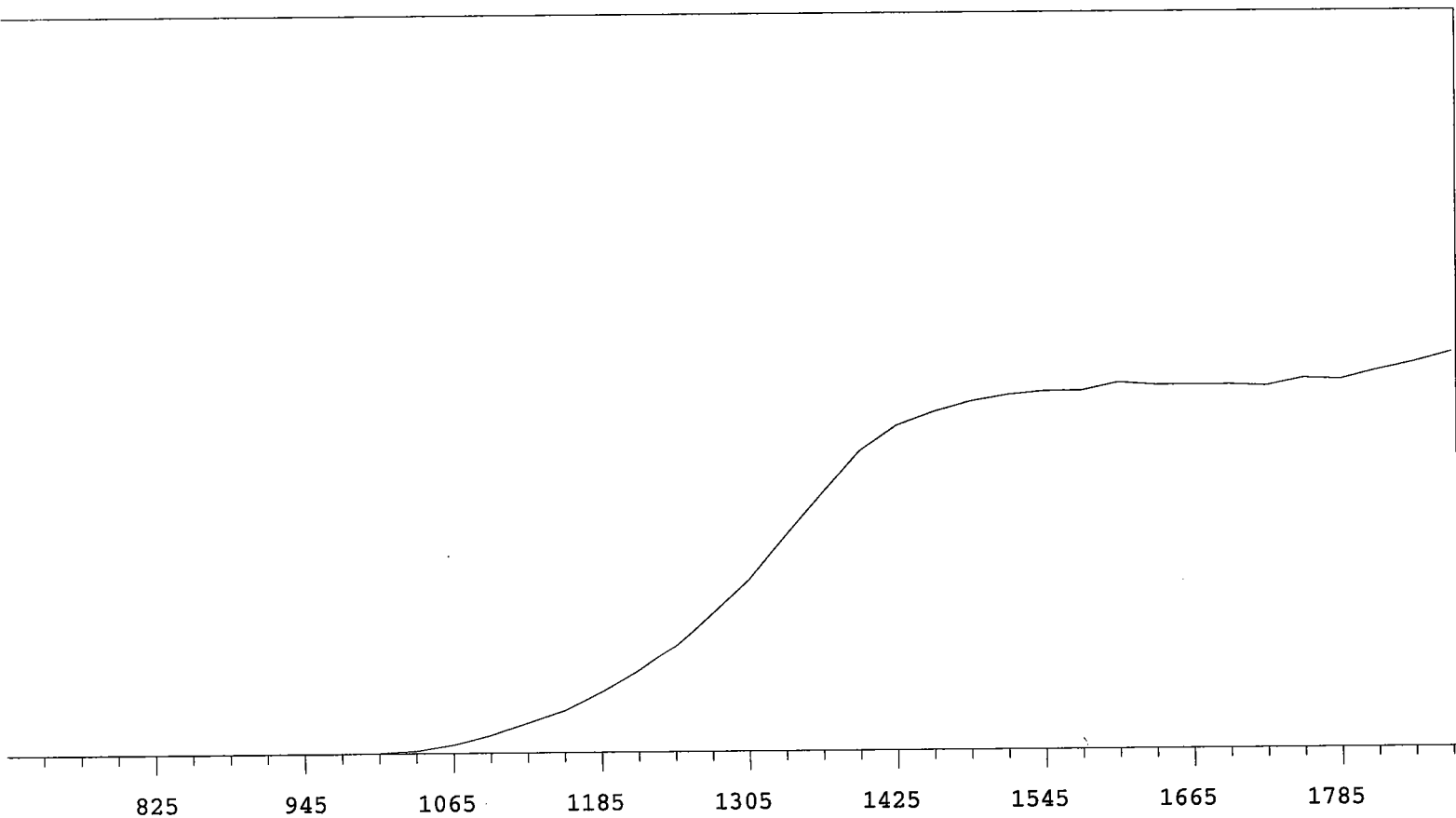
VOLTS	COUNTS	%/100 Volts	VOLTS	COUNTS	%/100 Volts
705	0		1305	16076	+72.76
735	1		1335	19985	+63.85
765	0		1365	24102	+50.95
795	0	>100	1395	27819	+36.01
825	0	>100	1425	30228	+23.86
855	0	>100	1455	31343	+14.40
885	0	>100	1485	32811	+8.77
915	0	>100	1515	33243	+6.10
945	0	>100	1545	33518	+3.25
975	1	>100	1575	34010	+1.98
1005	37	>100	1605	34061	+1.59
1035	198	>100	1635	33973	+0.97
1065	687	>100	1665	34346	+0.93
1095	1491	>100	1695	34366	+1.72
1125	2580	>100	1725	34341	+1.54
1155	3920	>100	1755	34860	+2.47
1185	5588	>100	1785	34897	+4.50
1215	7384	+91.32	1815	35377	+6.60
1245	9794	+84.81	1845	36458	
1275	12572	+79.73	1875	37630	



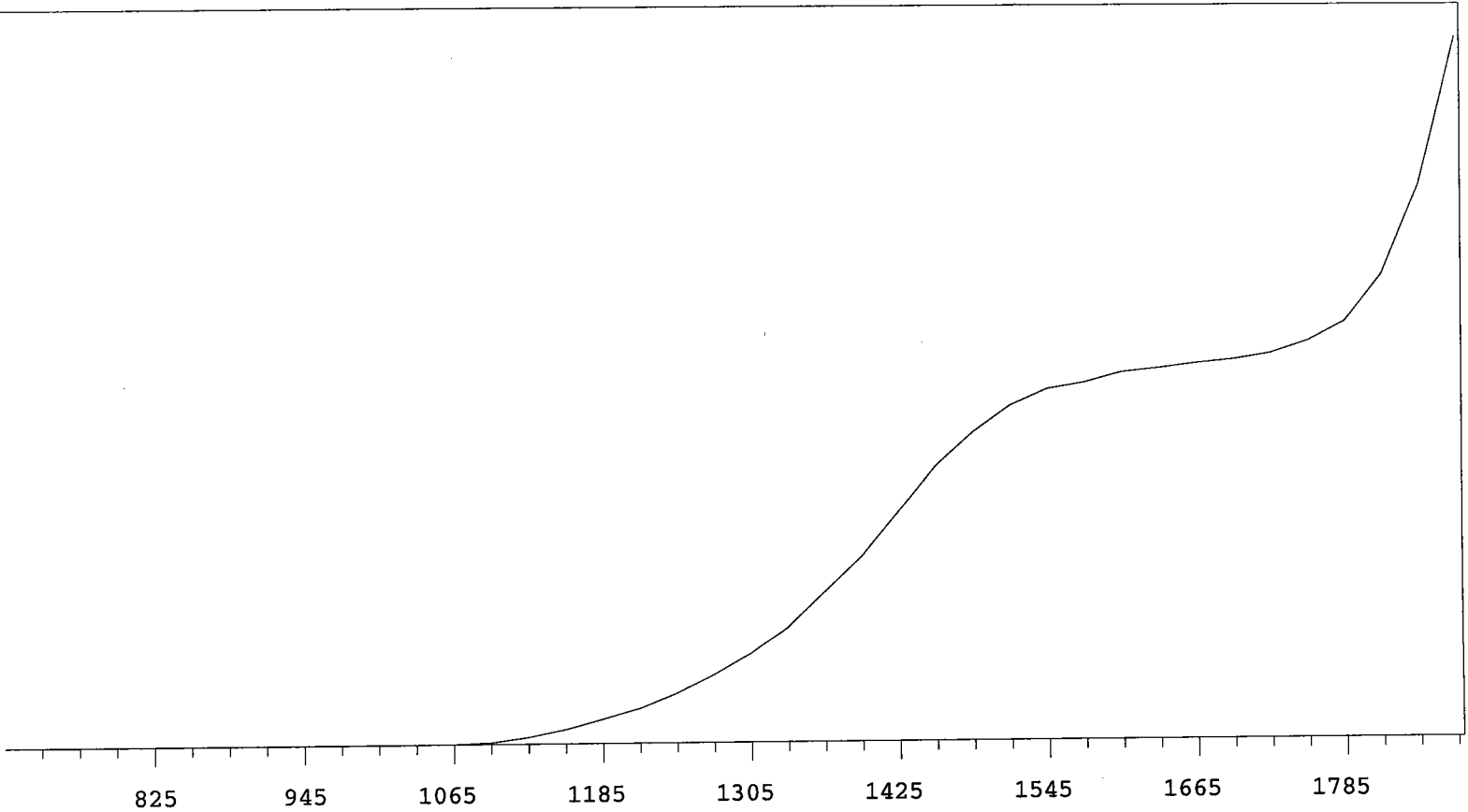
VOLTS	COUNTS	%/100 Volts	VOLTS	COUNTS	%/100 Volts
705	0		1305	14469	+71.08
735	0		1335	17904	+63.07
765	0		1365	21677	+51.20
795	0	>100	1395	25027	+38.06
825	0	>100	1425	27237	+24.55
855	0	>100	1455	28914	+14.61
885	0	>100	1485	29480	+8.48
915	0	>100	1515	30075	+5.06
945	1	>100	1545	30374	+3.42
975	7	>100	1575	30738	+1.68
1005	28	>100	1605	30703	+1.08
1035	190	>100	1635	30679	+0.77
1065	597	>100	1665	30902	+1.46
1095	1474	>100	1695	30992	+1.89
1125	2383	>100	1725	31224	+2.40
1155	3680	>100	1755	31397	+3.27
1185	5131	>100	1785	31826	+4.13
1215	6808	+89.95	1815	32236	+5.59
1245	8990	+83.03	1845	32782	
1275	11493	+77.30	1875	33632	



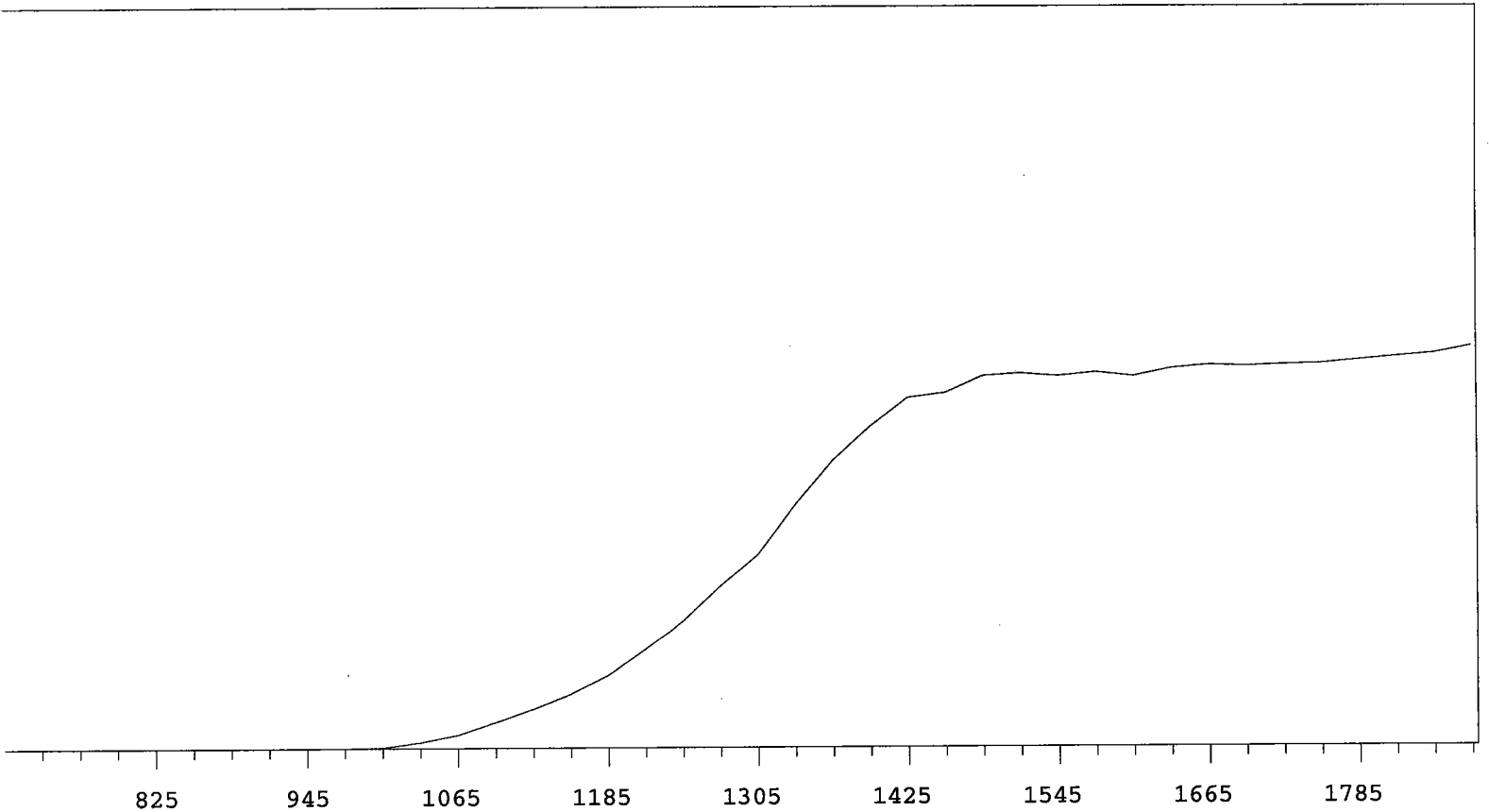
VOLTS	COUNTS	%/100 Volts	VOLTS	COUNTS	%/100 Volts
705	1		1305	18051	+71.16
735	0		1335	22586	+62.34
765	0		1365	26973	+51.47
795	0	>100	1395	31137	+38.24
825	0	>100	1425	34321	+25.70
855	0	>100	1455	36267	+15.37
885	1	>100	1485	37197	+9.21
915	0	>100	1515	37851	+5.38
945	2	>100	1545	38622	+3.00
975	2	>100	1575	38600	+1.55
1005	36	>100	1605	38538	+1.03
1035	220	>100	1635	38786	+0.91
1065	780	>100	1665	39129	+1.38
1095	1712	>100	1695	38832	+1.20
1125	2926	>100	1725	39323	+2.00
1155	4297	>100	1755	39390	+3.35
1185	6097	>100	1785	40031	+4.86
1215	8397	+95.11	1815	40466	+6.64
1245	11155	+85.84	1845	41713	
1275	14430	+78.79	1875	42620	



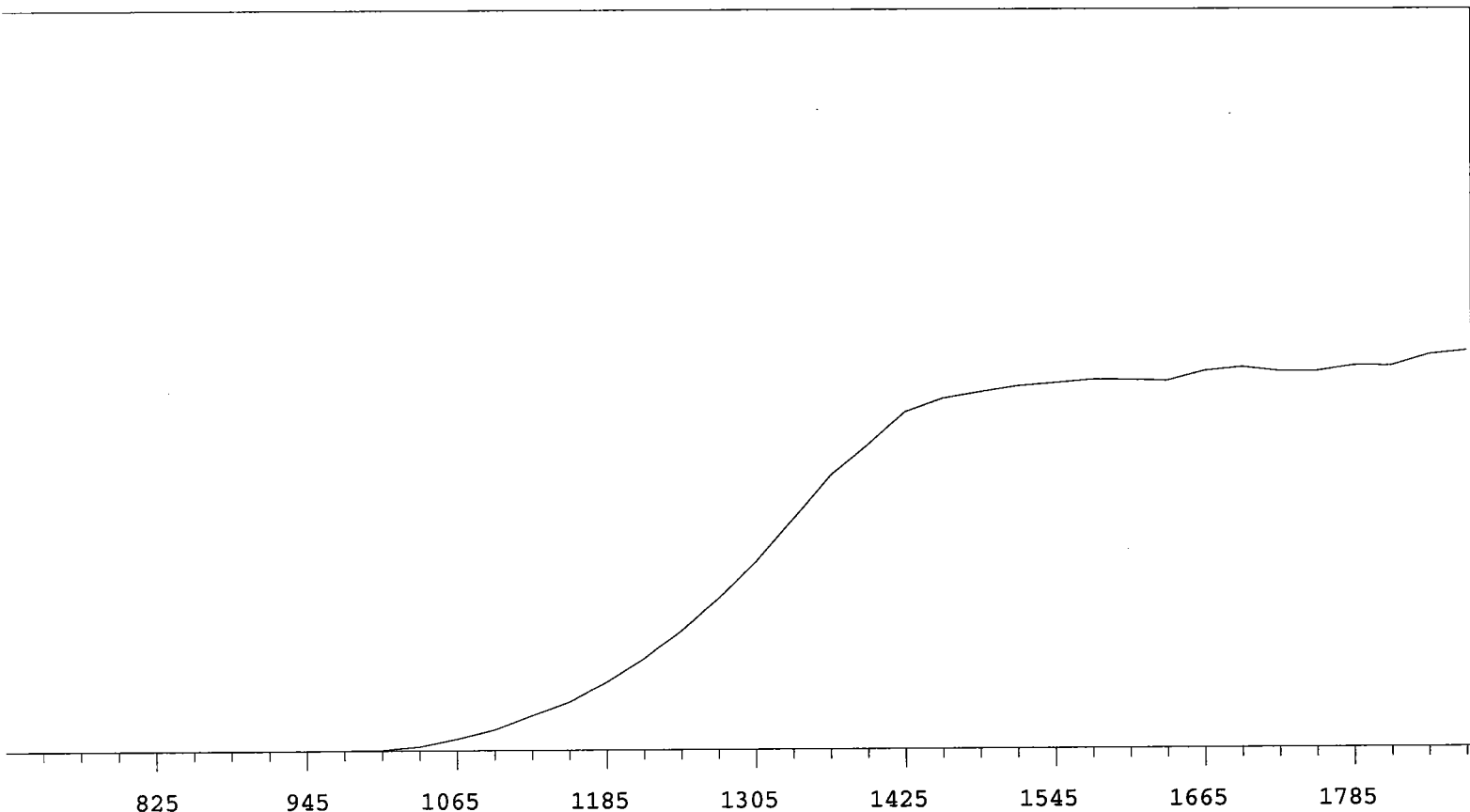
VOLTS	COUNTS	%/100 Volts	VOLTS	COUNTS	%/100 Volts
705	0		1305	15430	+69.87
735	0		1335	19258	+61.49
765	0		1365	23018	+50.06
795	0	>100	1395	26562	+35.34
825	0	>100	1425	28750	+22.67
855	0	>100	1455	29911	+13.20
885	0	>100	1485	30798	+8.01
915	0	>100	1515	31375	+4.83
945	0	>100	1545	31684	+3.74
975	3	>100	1575	31721	+2.38
1005	49	>100	1605	32398	+1.44
1035	244	>100	1635	32154	+0.64
1065	764	>100	1665	32157	-0.77
1095	1584	>100	1695	32152	+0.99
1125	2677	>100	1725	32029	+1.41
1155	3763	>100	1755	32699	+3.00
1185	5395	>100	1785	32566	+4.71
1215	7350	+93.71	1815	33351	+5.92
1245	9655	+83.52	1845	34031	
1275	12504	+76.82	1875	34941	



VOLTS	COUNTS	%/100 Volts	VOLTS	COUNTS	%/100 Volts
705	0		1305	3225	+87.64
735	1		1335	4189	+80.15
765	0		1365	5428	+75.12
795	0	>100	1395	6662	+68.60
825	0	>100	1425	8241	+58.14
855	0	>100	1455	9857	+46.65
885	0	>100	1485	11018	+33.24
915	0	>100	1515	11953	+21.01
945	1	+0.00	1545	12538	+13.57
975	0	>100	1575	12760	+8.35
1005	0	>100	1605	13114	+5.84
1035	2	>100	1635	13258	+4.78
1065	9	>100	1665	13430	+3.99
1095	61	>100	1695	13551	+5.46
1125	248	>100	1725	13771	+8.65
1155	528	>100	1755	14204	+16.44
1185	882	>100	1785	14916	+30.03
1215	1270	>100	1815	16579	+48.74
1245	1786	>100	1845	19717	
1275	2478	+93.67	1875	25029	



VOLTS	COUNTS	%/100 Volts	VOLTS	COUNTS	%/100 Volts
705	0		1305	8947	+65.63
735	0		1335	11238	+56.58
765	0		1365	13246	+46.66
795	0	>100	1395	14838	+30.69
825	0	>100	1425	16166	+20.11
855	0	>100	1455	16396	+11.95
885	0	>100	1485	17161	+5.61
915	1	>100	1515	17274	+3.59
945	0	>100	1545	17144	-0.00
975	11	>100	1575	17323	+0.80
1005	47	>100	1605	17136	+2.21
1035	280	>100	1635	17484	+1.94
1065	610	>100	1665	17638	+2.16
1095	1192	>100	1695	17580	+0.85
1125	1789	>100	1725	17655	+1.05
1155	2466	>100	1755	17700	+1.98
1185	3337	+94.91	1785	17857	+2.38
1215	4526	+88.85	1815	18006	+3.36
1245	5885	+78.40	1845	18140	
1275	7518	+72.09	1875	18468	



VOLTS	COUNTS	%/100 Volts
-------	--------	-------------

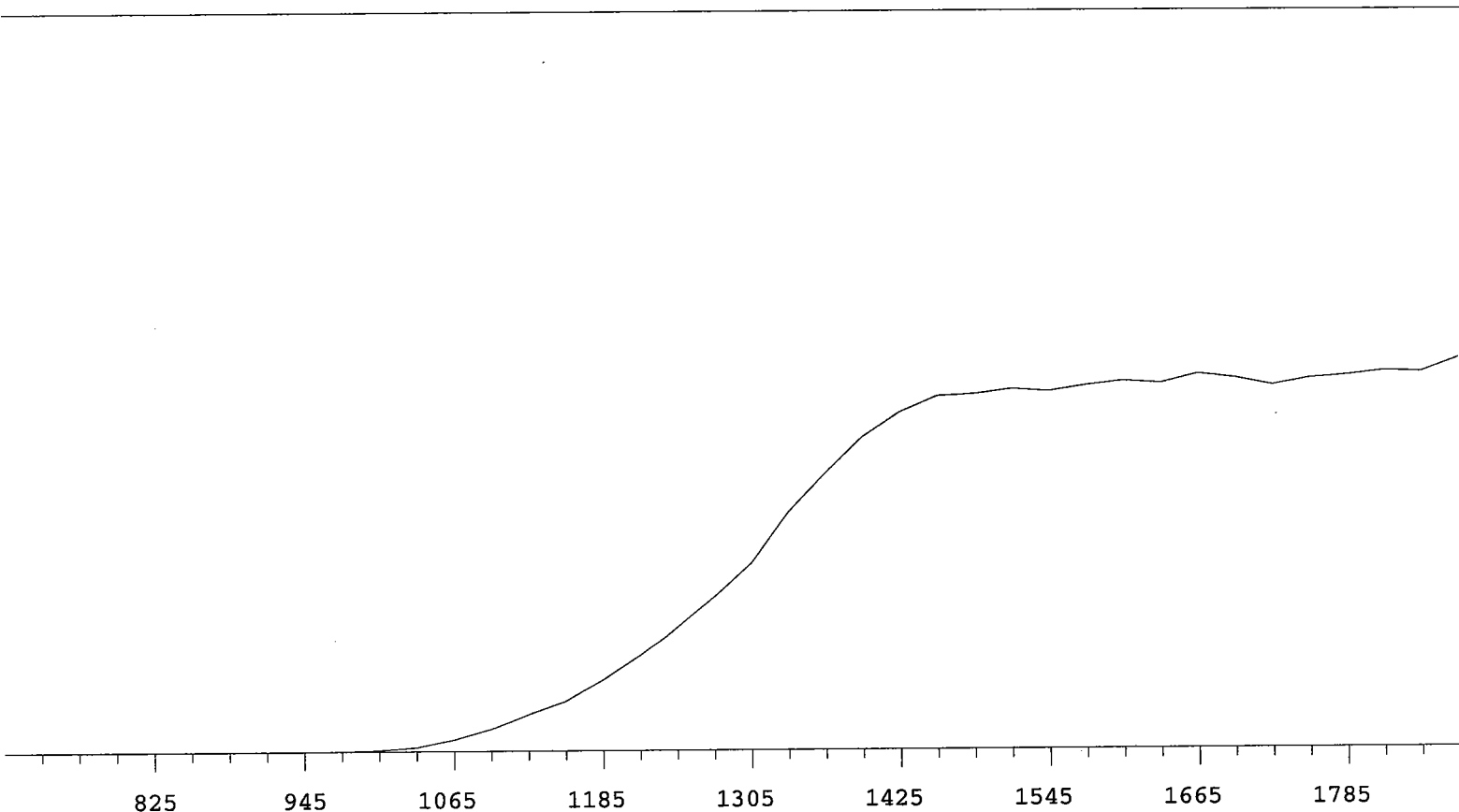
VOLTS	COUNTS	%/100 Volts
-------	--------	-------------

705	1	
735	0	
765	0	+0.00
795	0	>100
825	1	+0.00
855	0	>100
885	0	+0.00
915	0	>100
945	1	>100
975	7	>100
1005	46	>100
1035	191	>100
1065	540	>100
1095	957	>100
1125	1597	>100
1155	2217	>100
1185	3154	+98.74
1215	4239	+89.75
1245	5550	+79.98
1275	6980	+73.12

1305	8636	+66.44
1335	10593	+56.56
1365	12582	+46.23
1395	13957	+33.45
1425	15443	+21.49
1455	16048	+13.14
1485	16331	+6.45
1515	16603	+4.19
1545	16736	+2.73
1575	16884	+1.11
1605	16875	+1.91
1635	16813	+2.86
1665	17257	+2.60
1695	17425	+1.58
1725	17238	+0.49
1755	17230	+0.63
1785	17482	+3.27
1815	17468	+4.46
1845	17977	
1875	18163	

Alpha Volts: 1515

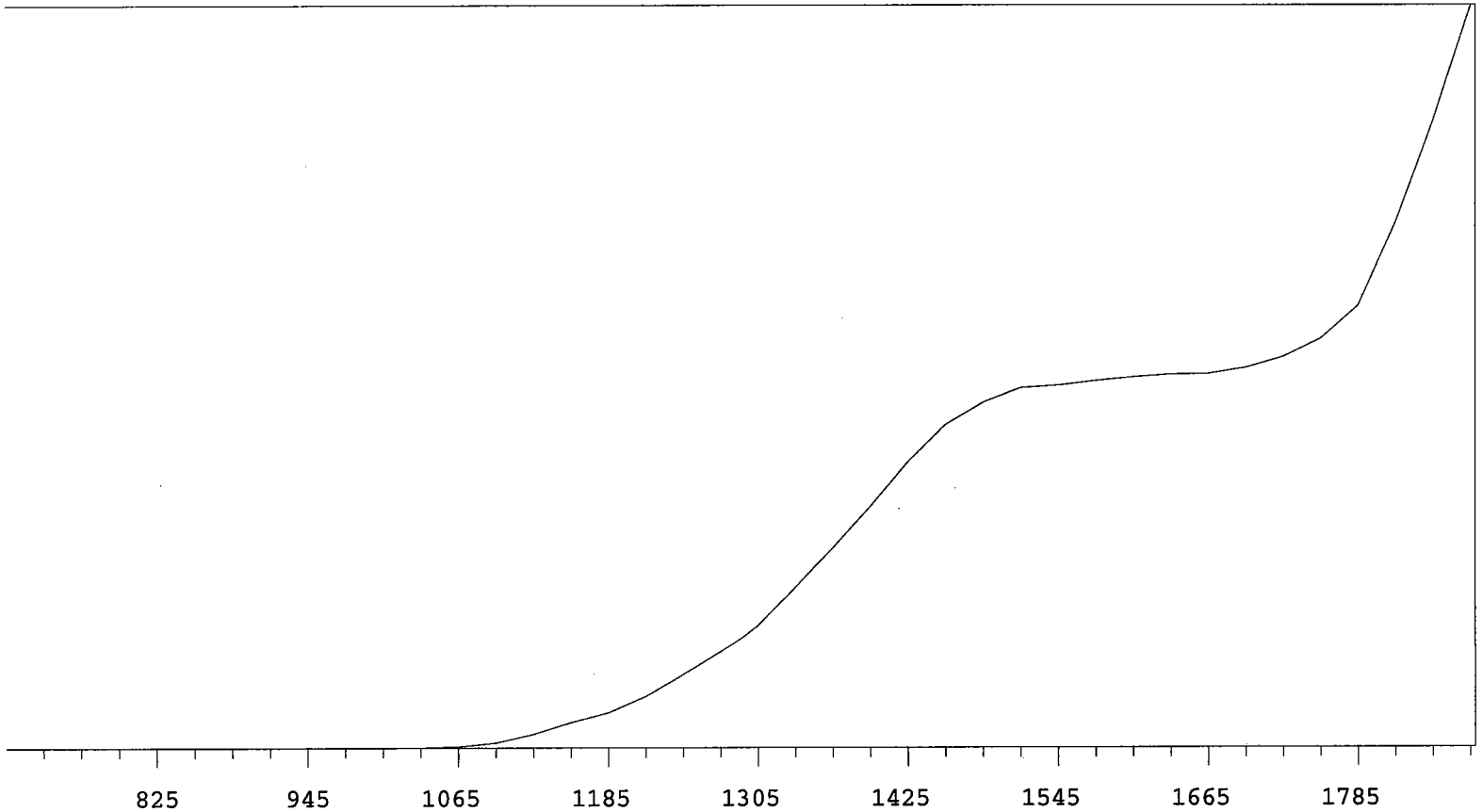
Beta Volts: 1515



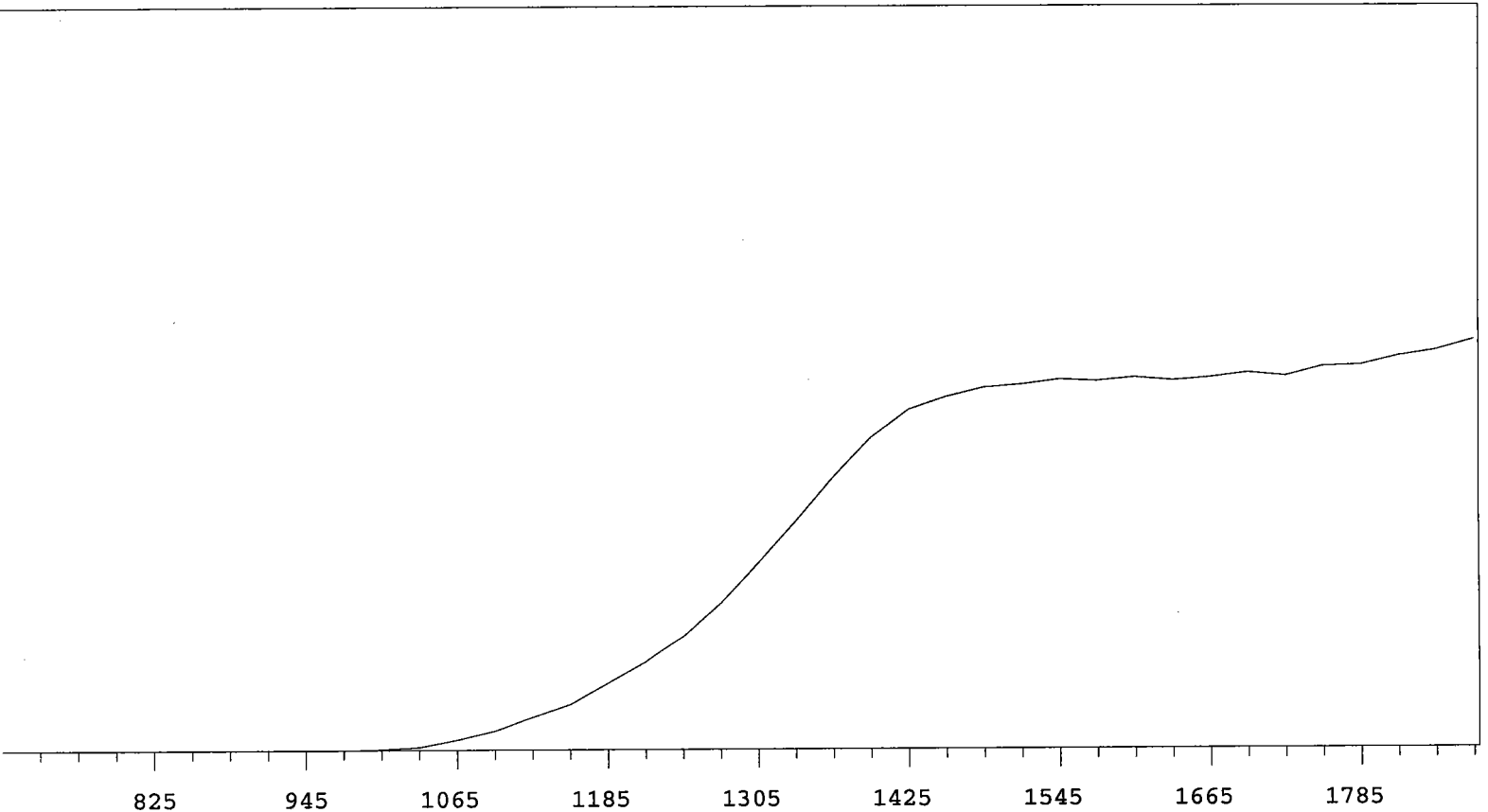
VOLTS	COUNTS	%/100 Volts	VOLTS	COUNTS	%/100 Volts
705	0		1305	7679	+65.97
735	0		1335	9737	+57.57
765	0		1365	11301	+45.87
795	0	>100	1395	12767	+31.71
825	0	>100	1425	13767	+19.90
855	1	+83.33	1455	14399	+10.72
885	1	+55.56	1485	14467	+4.38
915	0	>100	1515	14671	+2.12
945	1	>100	1545	14576	+2.61
975	9	>100	1575	14808	+1.80
1005	60	>100	1605	14974	+3.15
1035	173	>100	1635	14872	+1.76
1065	480	>100	1665	15248	-0.41
1095	911	>100	1695	15067	-0.27
1125	1508	>100	1725	14784	-0.43
1155	2024	>100	1755	15044	+2.01
1185	2872	+97.38	1785	15163	+2.82
1215	3858	+89.30	1815	15333	+3.61
1245	5070	+78.02	1845	15278	
1275	6322	+73.30	1875	15817	

Alpha Volts: 705

Beta Volts: 1515



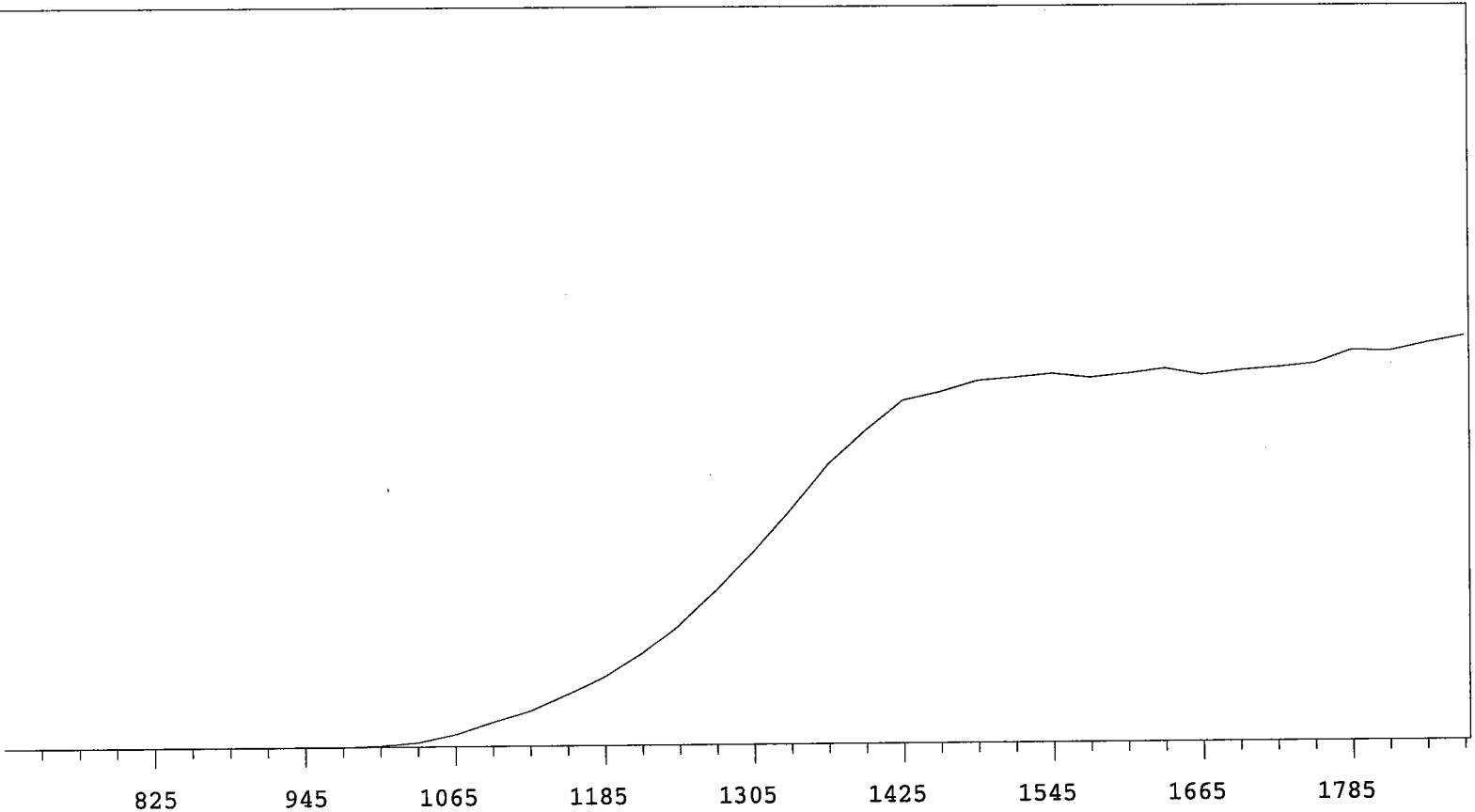
VOLTS	COUNTS	%/100 Volts	VOLTS	COUNTS	%/100 Volts
705	0		1305	6302	+80.03
735	1		1335	8191	+73.78
765	0		1365	10140	+66.18
795	0	>100	1395	12247	+55.83
825	0	>100	1425	14468	+43.92
855	0	>100	1455	16303	+31.28
885	0	>100	1485	17411	+18.64
915	0	>100	1515	18150	+9.87
945	0	>100	1545	18275	+5.30
975	1	>100	1575	18496	+3.16
1005	3	>100	1605	18685	+2.66
1035	17	>100	1635	18820	+2.63
1065	84	>100	1665	18855	+4.16
1095	267	>100	1695	19152	+7.70
1125	709	>100	1725	19706	+13.90
1155	1299	>100	1755	20640	+26.51
1185	1813	>100	1785	22308	+40.92
1215	2638	>100	1815	26460	+51.46
1245	3777	+96.47	1845	31616	
1275	4915	+87.98	1875	37348	



VOLTS	COUNTS	%/100 Volts	VOLTS	COUNTS	%/100 Volts
705	0		1305	10207	+70.42
735	0		1335	12473	+60.75
765	0		1365	14900	+48.87
795	0	>100	1395	17101	+35.36
825	0	>100	1425	18643	+22.53
855	1	+83.33	1455	19350	+12.34
885	1	-83.33	1485	19848	+6.68
915	0	-55.56	1515	20014	+3.51
945	0	>100	1545	20278	+2.03
975	1	>100	1575	20186	+0.80
1005	43	>100	1605	20375	+0.32
1035	165	>100	1635	20209	+1.36
1065	557	>100	1665	20364	+0.83
1095	1055	>100	1695	20607	+2.43
1125	1775	>100	1725	20429	+2.51
1155	2470	>100	1755	20924	+3.64
1185	3617	+98.46	1785	20984	+5.11
1215	4757	+90.95	1815	21470	+5.63
1245	6186	+83.59	1845	21773	
1275	8021	+77.85	1875	22346	

Alpha Volts: 705

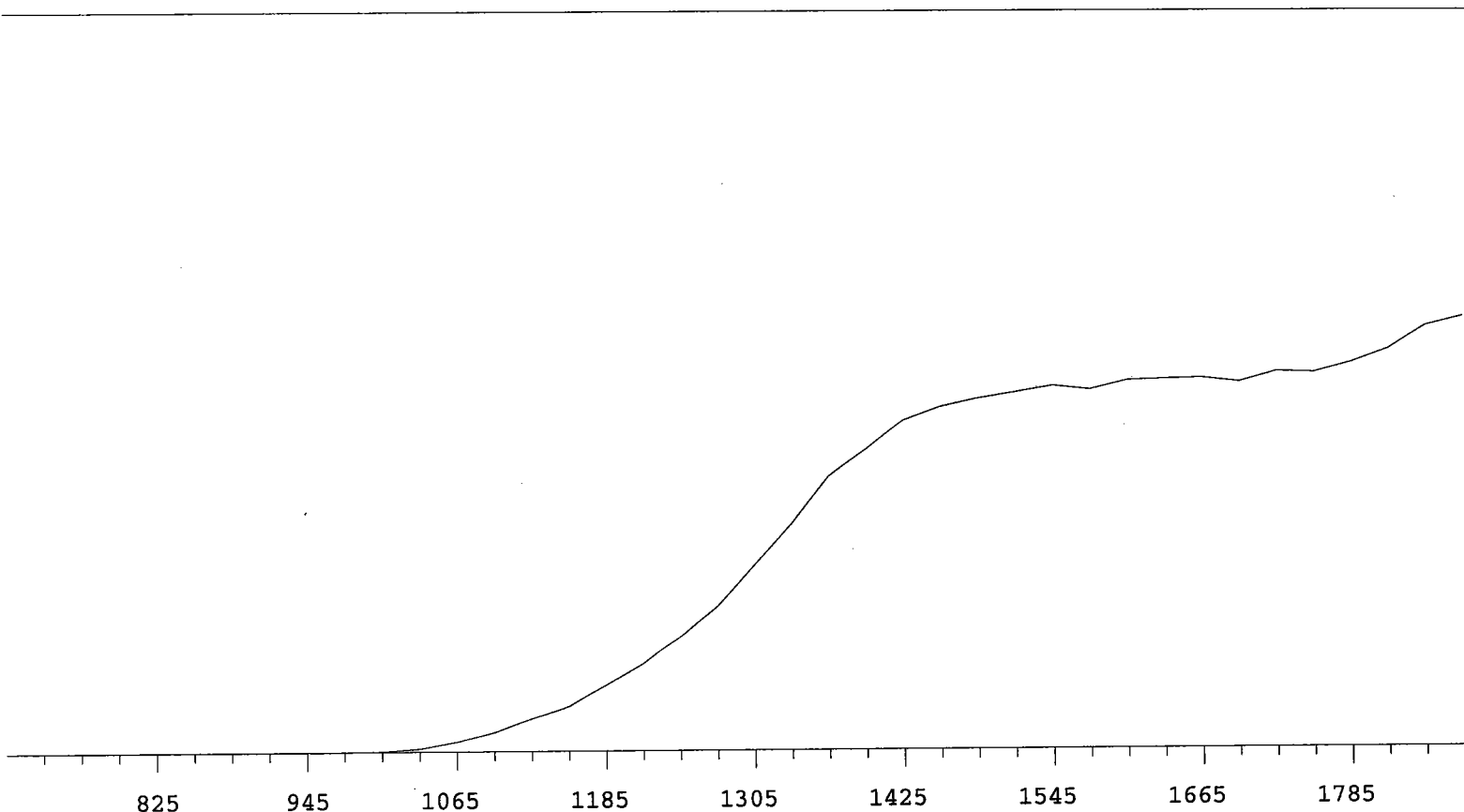
Beta Volts: 1515



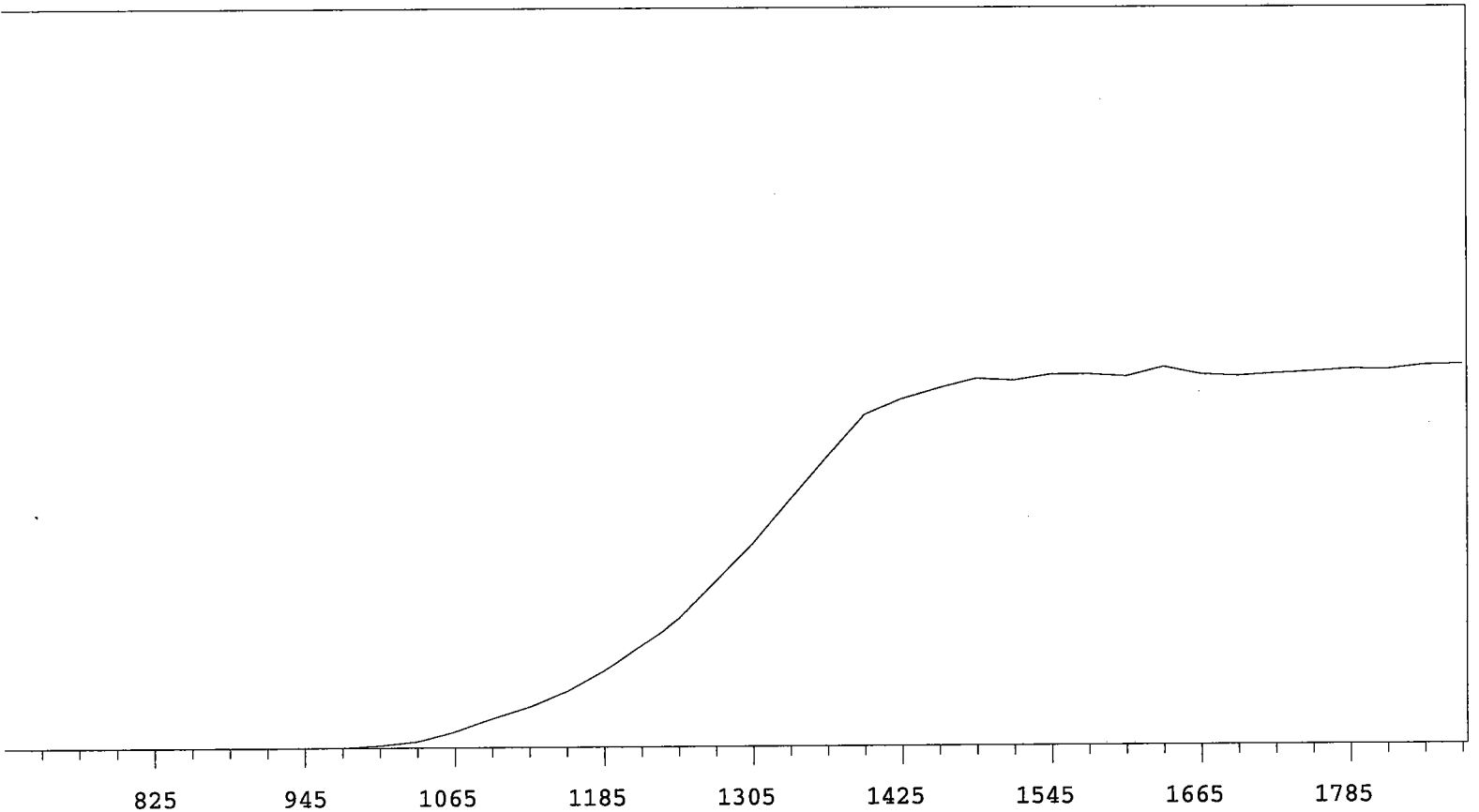
VOLTS	COUNTS	%/100 Volts	VOLTS	COUNTS	%/100 Volts
705	1		1305	9543	+67.01
735	0		1335	11617	+56.47
765	0		1365	13791	+45.47
795	0	>100	1395	15387	+31.66
825	0	>100	1425	16819	+20.02
855	0	>100	1455	17210	+11.63
885	1	+0.00	1485	17742	+6.05
915	0	>100	1515	17892	+3.04
945	0	>100	1545	18070	+1.09
975	7	>100	1575	17856	+1.43
1005	52	>100	1605	18054	+0.42
1035	214	>100	1635	18287	+1.06
1065	590	>100	1665	17969	+0.78
1095	1201	>100	1695	18187	+1.48
1125	1759	>100	1725	18317	+4.89
1155	2569	>100	1755	18518	+4.76
1185	3440	+95.13	1785	19156	+5.18
1215	4583	+87.74	1815	19100	+5.18
1245	5985	+81.67	1845	19496	
1275	7682	+74.54	1875	19842	

Alpha Volts: 705

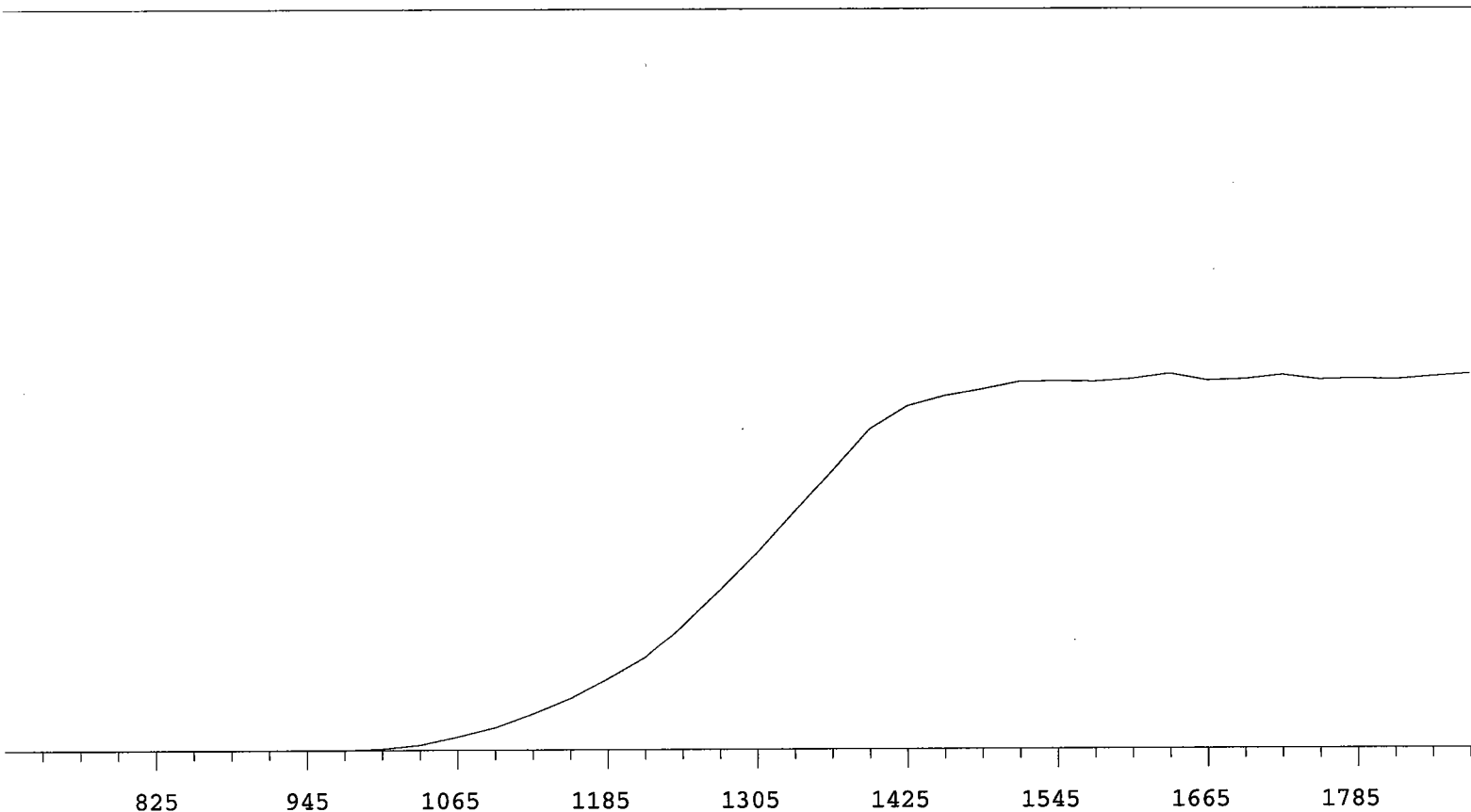
Beta Volts: 1515



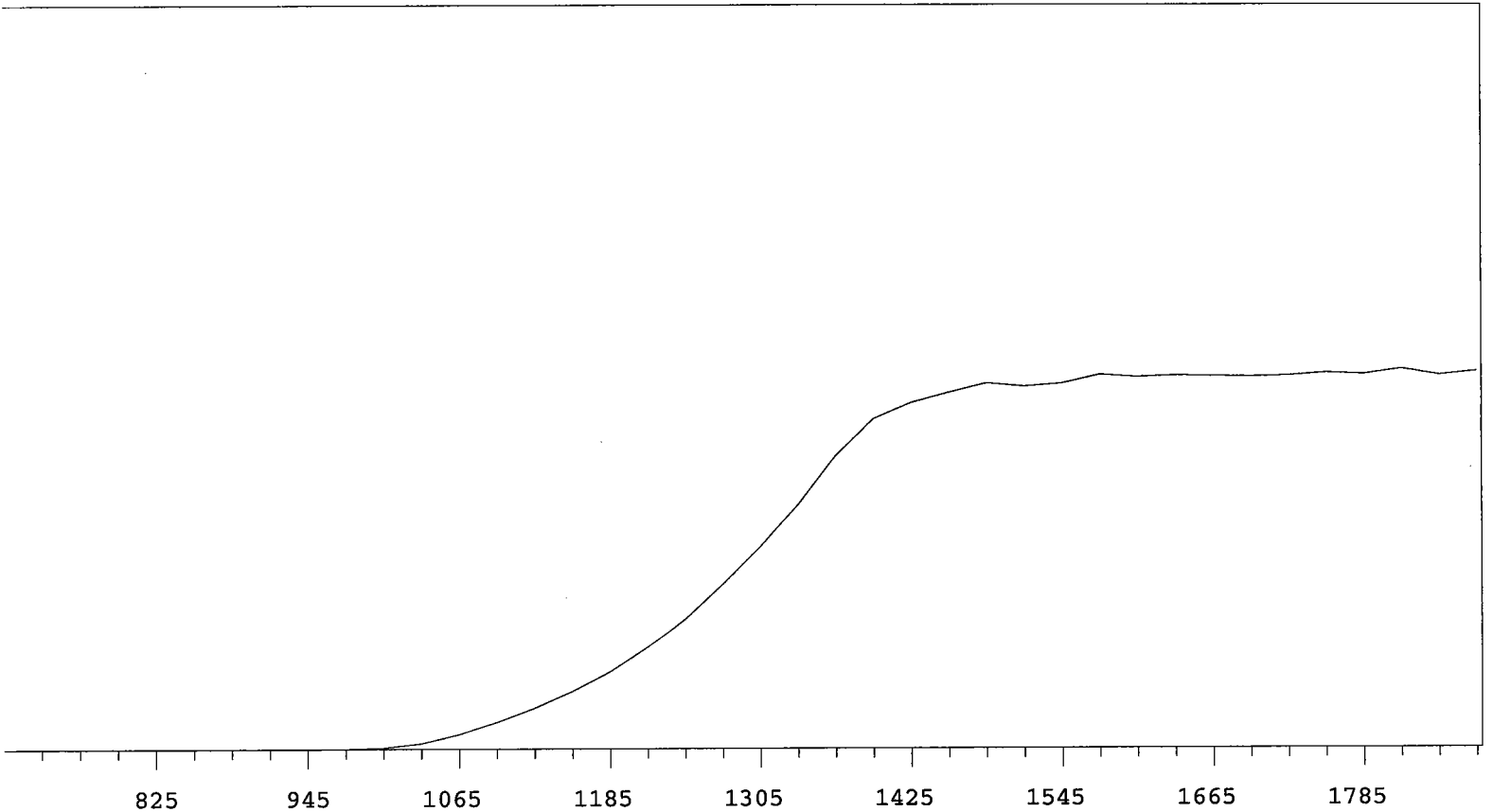
VOLTS	COUNTS	%/100 Volts	VOLTS	COUNTS	%/100 Volts
705	0		1305	9144	+69.92
735	0		1335	11120	+58.43
765	0		1365	13399	+45.40
795	0	>100	1395	14711	+32.57
825	0	>100	1425	16134	+20.69
855	0	>100	1455	16805	+13.46
885	0	>100	1485	17209	+7.90
915	0	>100	1515	17500	+4.31
945	0	>100	1545	17812	+3.48
975	4	>100	1575	17629	+2.80
1005	26	>100	1605	18066	+2.23
1035	169	>100	1635	18122	+1.44
1065	483	>100	1665	18166	+1.20
1095	955	>100	1695	17967	+1.60
1125	1639	>100	1725	18469	+3.41
1155	2233	>100	1755	18409	+6.35
1185	3262	+98.61	1785	18884	+9.47
1215	4306	+89.77	1815	19535	+11.98
1245	5662	+82.36	1845	20630	
1275	7113	+76.36	1875	21076	



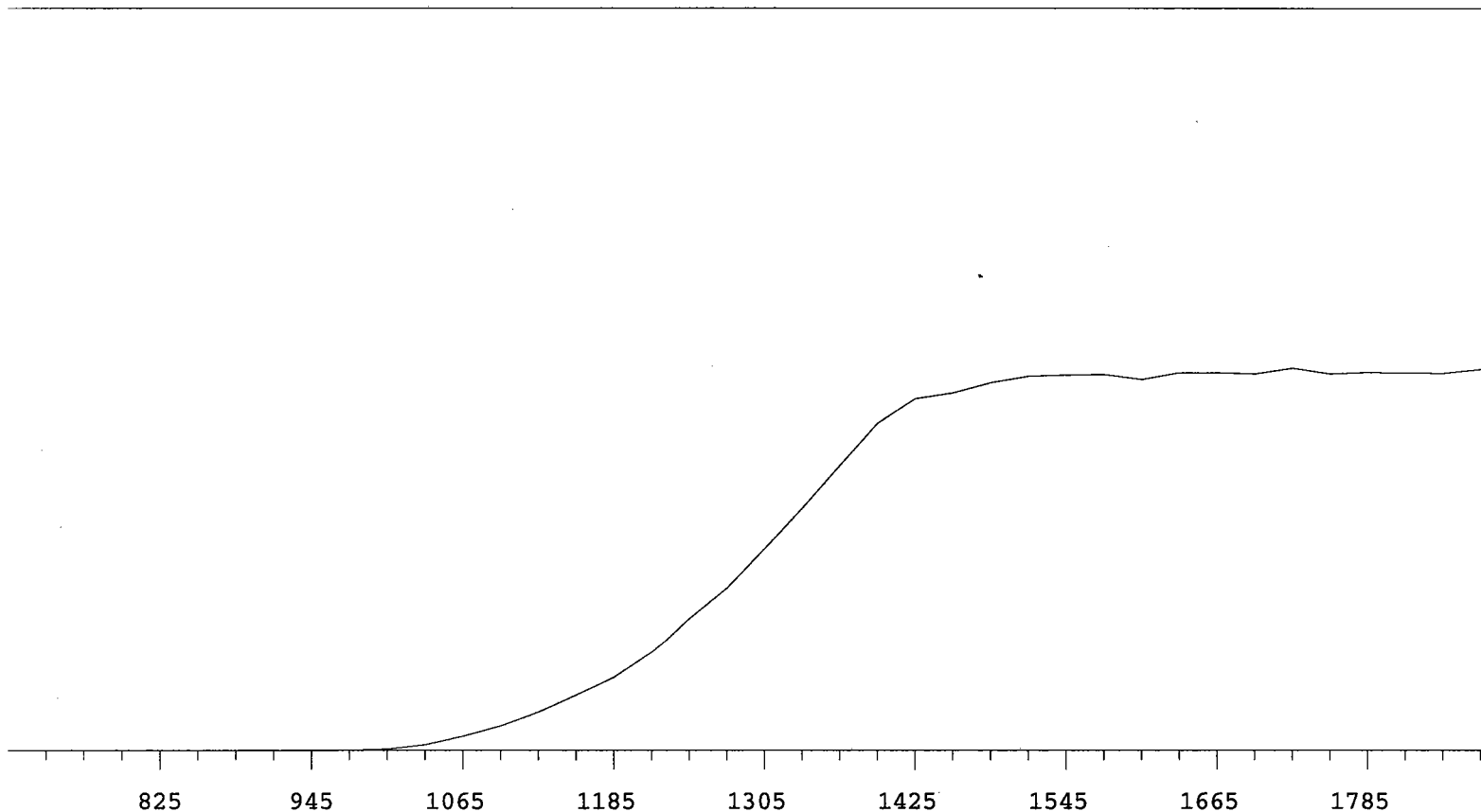
VOLTS	COUNTS	%/100 Volts	VOLTS	COUNTS	%/100 Volts
705	0		1305	9209	+64.55
735	1		1335	11200	+55.94
765	0	+55.56	1365	13123	+43.27
795	2	>100	1395	14957	+29.04
825	0	+0.00	1425	15658	+17.41
855	0	>100	1455	16123	+8.01
885	1	>100	1485	16530	+4.92
915	0	>100	1515	16437	+2.71
945	1	>100	1545	16704	+0.83
975	14	>100	1575	16707	+2.14
1005	104	>100	1605	16602	+0.55
1035	281	>100	1635	17024	-0.28
1065	720	>100	1665	16684	-0.42
1095	1302	>100	1695	16597	-0.85
1125	1834	>100	1725	16711	+1.27
1155	2544	>100	1755	16796	+1.51
1185	3485	+92.28	1785	16903	+1.57
1215	4624	+85.50	1815	16880	+1.46
1245	5878	+77.82	1845	17066	
1275	7515	+71.49	1875	17085	



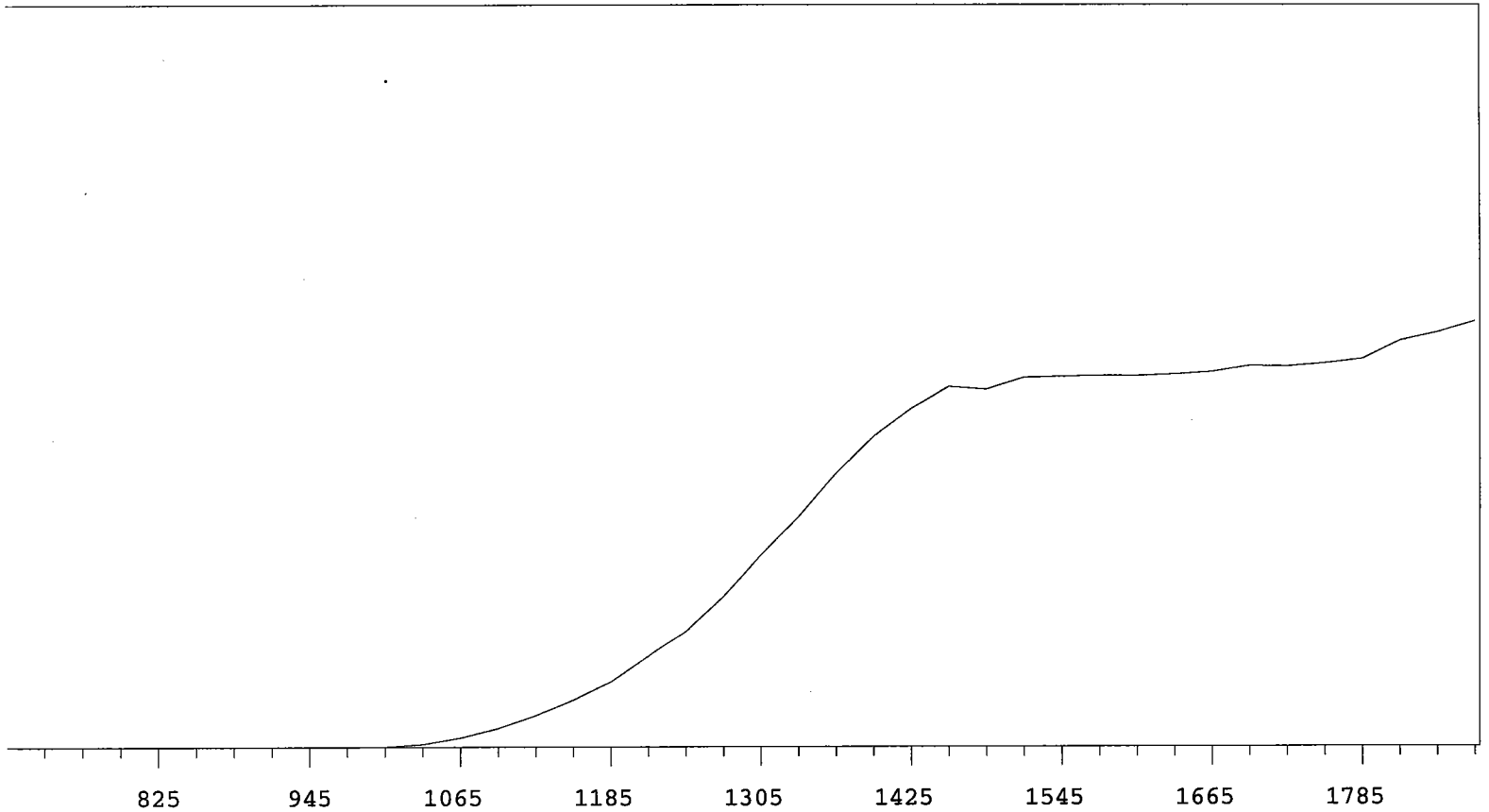
VOLTS	COUNTS	%/100 Volts	VOLTS	COUNTS	%/100 Volts
705	0		1305	9666	+64.39
735	0		1335	11722	+55.91
765	0		1365	13680	+44.91
795	0	>100	1395	15677	+31.56
825	0	>100	1425	16786	+19.46
855	0	>100	1455	17283	+10.57
885	0	>100	1485	17608	+5.95
915	1	>100	1515	17972	+3.32
945	0	>100	1545	18006	+1.84
975	4	>100	1575	17970	+1.58
1005	70	>100	1605	18104	+0.74
1035	257	>100	1635	18351	+0.24
1065	648	>100	1665	18016	+0.16
1095	1116	>100	1695	18080	-0.63
1125	1784	>100	1725	18283	+0.29
1155	2560	>100	1755	18047	-0.47
1185	3531	+96.11	1785	18110	-0.32
1215	4568	+89.22	1815	18040	+1.17
1245	6137	+81.65	1845	18200	
1275	7855	+74.42	1875	18320	



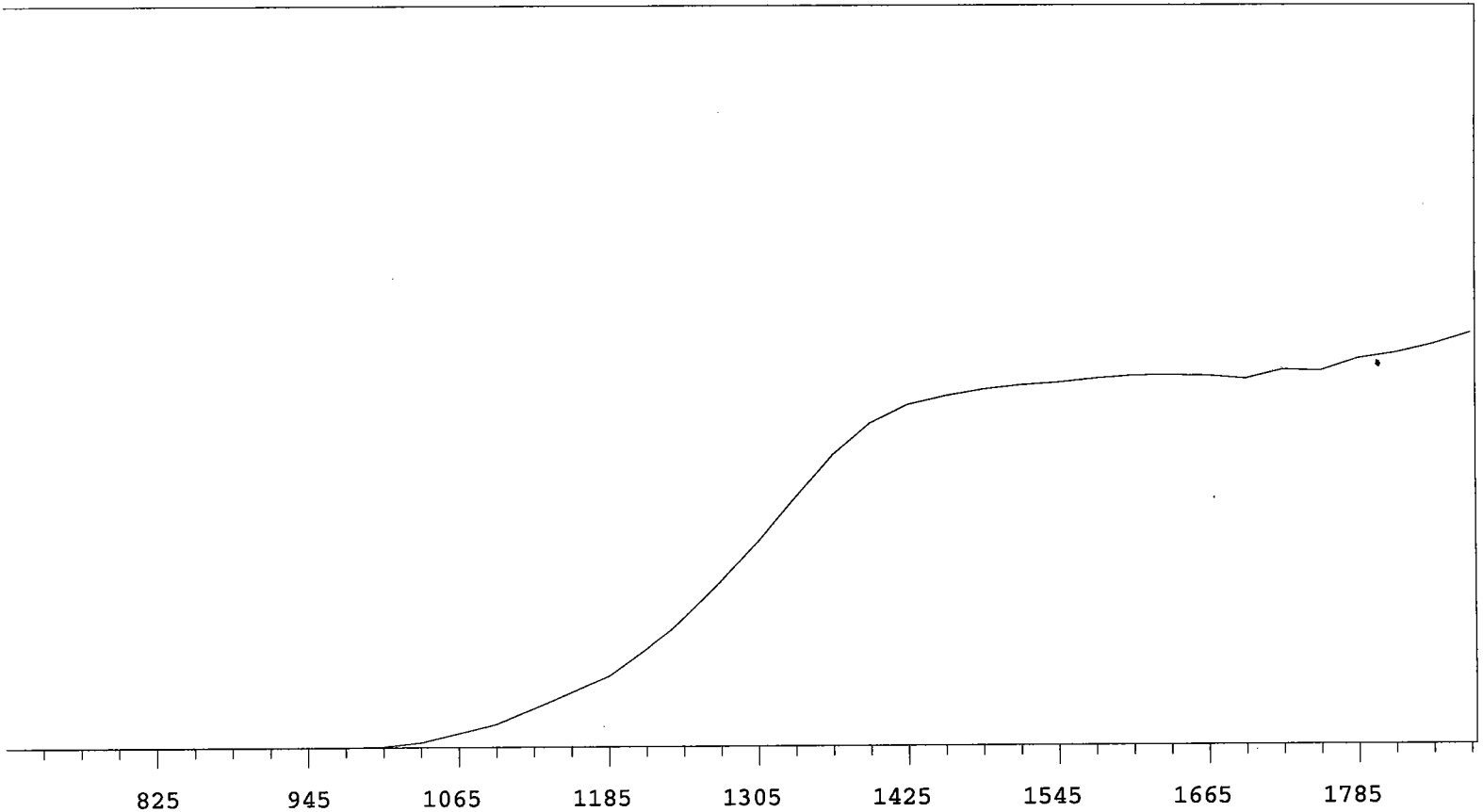
VOLTS	COUNTS	%/100 Volts	VOLTS	COUNTS	%/100 Volts
705	0		1305	11573	+64.95
735	0		1335	13929	+56.47
765	0		1365	16726	+43.82
795	0	>100	1395	18834	+29.38
825	0	>100	1425	19743	+16.84
855	0	>100	1455	20314	+7.95
885	0	>100	1485	20860	+4.16
915	0	>100	1515	20670	+3.23
945	0	>100	1545	20844	+2.09
975	9	>100	1575	21330	+2.48
1005	93	>100	1605	21188	+1.16
1035	325	>100	1635	21280	-0.32
1065	834	>100	1665	21237	+0.08
1095	1525	>100	1695	21202	+0.42
1125	2318	>100	1725	21254	+0.60
1155	3233	>100	1755	21406	+1.41
1185	4357	+92.07	1785	21326	+0.42
1215	5755	+85.64	1815	21619	+0.16
1245	7438	+78.35	1845	21282	
1275	9463	+70.89	1875	21478	



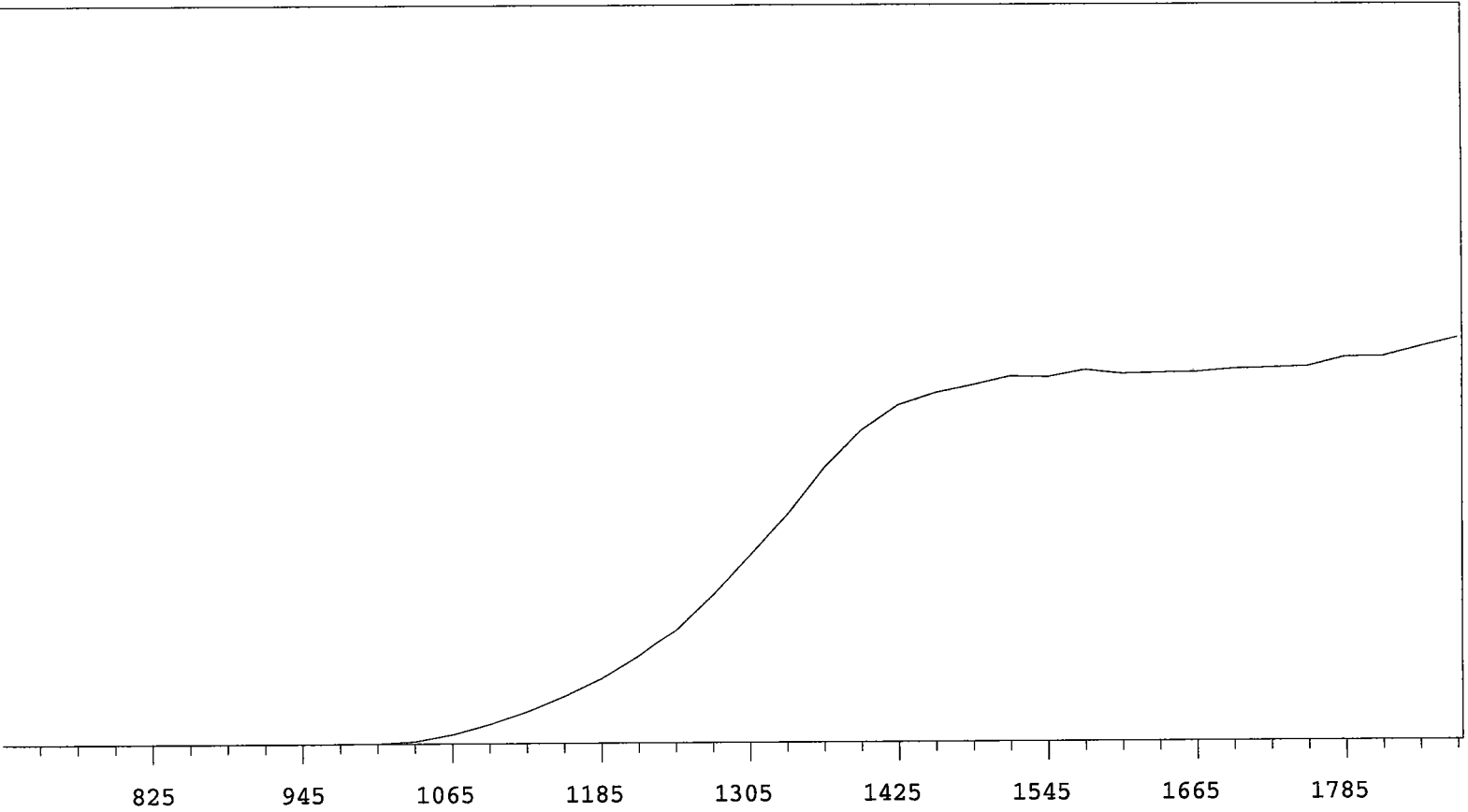
VOLTS	COUNTS	%/100 Volts	VOLTS	COUNTS	%/100 Volts
705	1		1305	7524	+61.93
735	0		1335	9002	+55.36
765	0		1365	10542	+44.70
795	0	>100	1395	12064	+31.21
825	0	>100	1425	12981	+19.20
855	0	>100	1455	13192	+10.41
885	0	>100	1485	13570	+5.93
915	0	>100	1515	13820	+4.08
945	0	>100	1545	13866	+0.75
975	9	>100	1575	13880	+0.21
1005	58	>100	1605	13695	+0.59
1035	228	>100	1635	13950	+0.77
1065	544	>100	1665	13954	+1.92
1095	936	>100	1695	13911	+0.19
1125	1468	>100	1725	14116	+0.02
1155	2110	>100	1755	13908	-0.24
1185	2770	+94.71	1785	13960	-0.81
1215	3670	+85.91	1815	13939	+0.71
1245	4937	+79.46	1845	13931	
1275	6066	+70.79	1875	14071	



VOLTS	COUNTS	%/100 Volts	VOLTS	COUNTS	%/100 Volts
705	0		1305	8778	+67.49
735	0		1335	10502	+57.68
765	0		1365	12516	+46.36
795	0	>100	1395	14215	+35.88
825	0	>100	1425	15472	+22.01
855	0	>100	1455	16469	+12.99
885	1	+0.00	1485	16342	+6.70
915	0	>100	1515	16874	+3.07
945	0	>100	1545	16918	+2.53
975	0	>100	1575	16950	+0.58
1005	18	>100	1605	16943	+0.95
1035	137	>100	1635	17008	+2.13
1065	430	>100	1665	17130	+2.45
1095	865	>100	1695	17403	+2.43
1125	1444	>100	1725	17377	+2.43
1155	2151	>100	1755	17515	+4.88
1185	2981	>100	1785	17710	+7.54
1215	4168	+92.14	1815	18533	+9.04
1245	5377	+84.73	1845	18905	
1275	6924	+74.92	1875	19415	



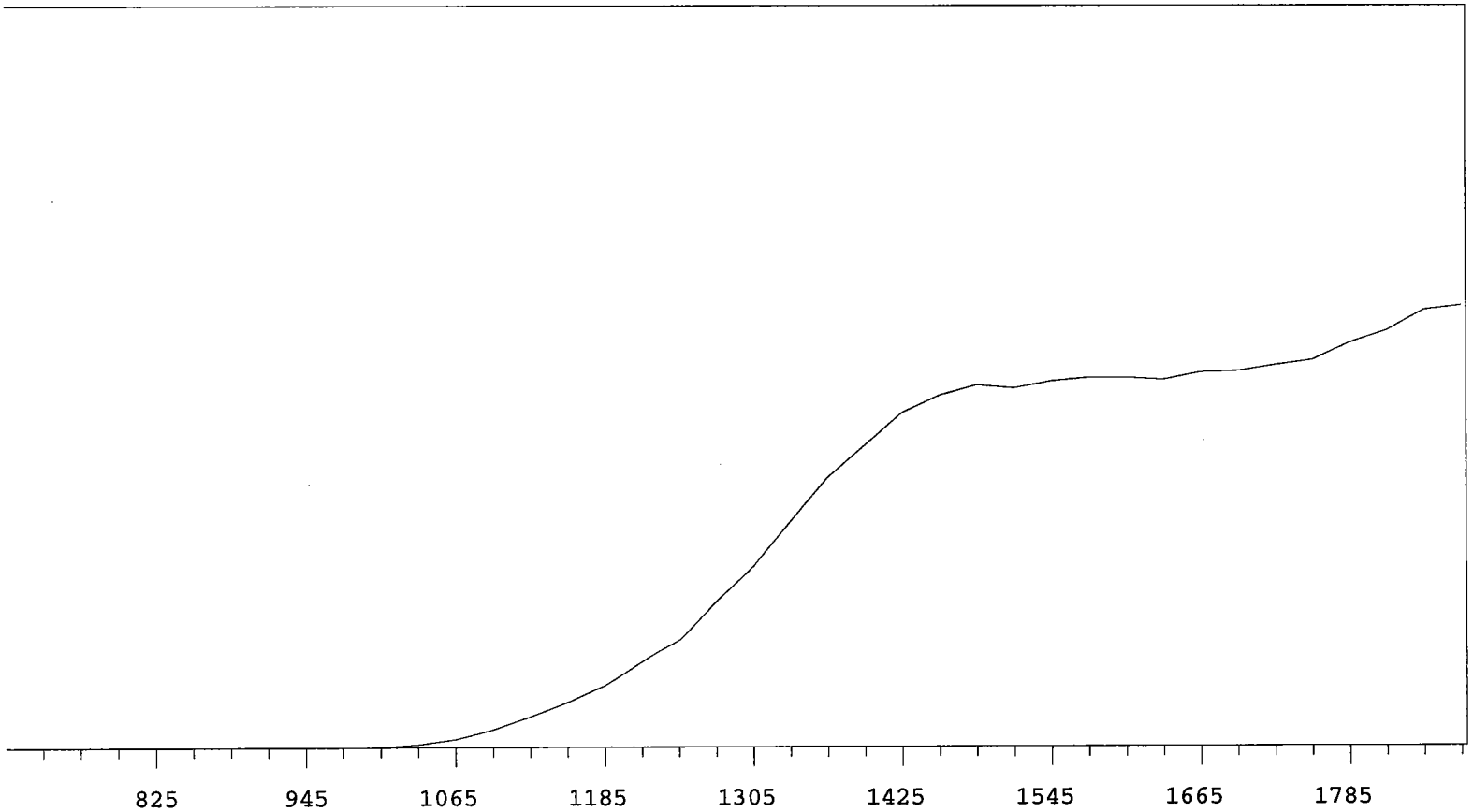
VOLTS	COUNTS	%/100 Volts	VOLTS	COUNTS	%/100 Volts
705	0		1305	8797	+65.44
735	0		1335	10726	+54.47
765	0		1365	12570	+41.11
795	0	>100	1395	13917	+26.79
825	0	>100	1425	14687	+15.44
855	1	+0.00	1455	15048	+8.47
885	0	>100	1485	15318	+5.00
915	0	>100	1515	15494	+3.76
945	0	>100	1545	15606	+3.04
975	3	>100	1575	15776	+2.35
1005	40	>100	1605	15889	+1.44
1035	210	>100	1635	15907	-0.16
1065	590	>100	1665	15881	+0.64
1095	983	>100	1695	15741	+1.21
1125	1645	>100	1725	16124	+3.63
1155	2342	>100	1755	16076	+5.41
1185	3045	+96.43	1785	16588	+5.79
1215	4201	+90.42	1815	16830	+7.53
1245	5579	+83.64	1845	17185	
1275	7121	+74.44	1875	17682	



VOLTS	COUNTS	%/100 Volts	VOLTS	COUNTS	%/100 Volts
705	0		1305	10118	+69.76
735	0		1335	12269	+59.65
765	0		1365	14810	+47.35
795	0	>100	1395	16773	+33.46
825	0	>100	1425	18104	+20.13
855	0	>100	1455	18720	+11.98
885	1	+0.00	1485	19122	+6.50
915	0	>100	1515	19580	+4.77
945	0	>100	1545	19527	+2.48
975	2	>100	1575	19902	+0.81
1005	21	>100	1605	19690	+0.53
1035	132	>100	1635	19739	+0.23
1065	491	>100	1665	19765	+1.29
1095	1036	>100	1695	19932	+1.40
1125	1698	>100	1725	19976	+2.72
1155	2517	>100	1755	20051	+2.92
1185	3468	>100	1785	20523	+4.26
1215	4721	+91.83	1815	20542	+5.57
1245	6175	+85.13	1845	21035	
1275	8025	+76.82	1875	21528	

Alpha Volts: 705

Beta Volts: 1515



VOLTS	COUNTS	%/100 Volts	VOLTS	COUNTS	%/100 Volts
705	0		1305	8095	+71.16
735	0		1335	10052	+58.38
765	0		1365	11990	+47.92
795	0	>100	1395	13400	+35.01
825	0	>100	1425	14808	+23.58
855	0	>100	1455	15554	+13.45
885	0	>100	1485	15987	+6.39
915	0	>100	1515	15861	+3.45
945	0	>100	1545	16156	+2.18
975	1	>100	1575	16297	+1.72
1005	14	>100	1605	16297	+1.33
1035	130	>100	1635	16208	+1.62
1065	363	>100	1665	16526	+2.92
1095	785	>100	1695	16581	+3.94
1125	1357	>100	1725	16832	+5.91
1155	1996	>100	1755	17039	+8.68
1185	2735	+99.45	1785	17800	+11.53
1215	3785	+94.20	1815	18351	+11.46
1245	4857	+86.43	1845	19265	
1275	6571	+78.80	1875	19468	

CERTIFICATE OF CALIBRATION

Standard Radionuclide Source

66002-278

Ra-228 5 mL Liquid in Flame Sealed Vial

This standard radionuclide source was prepared gravimetrically from a calibrated master solution. The master solution was calibrated using a germanium gamma spectrometer system.

Radionuclide purity and calibration were checked using a germanium gamma spectrometer system. The nuclear decay rate and assay date for this source are given below.

ANALYTICS maintains traceability to the National Institute of Standards and Technology through Measurements Assurance Programs as described in USNRC Reg. Guide 4.15, Revision 1.

ISOTOPE:	Ra-228
ACTIVITY (dps):	2.367 E4
HALF-LIFE:	5.75 years
CALIBRATION DATE:	April 23, 2003 12:00 EST
TOTAL UNCERTAINTY*:	2.4%

*95% Confidence Level

Impurities: γ -impurities (other than decay products) <0.1%,
Ra-226 <0.1%

5.31628 grams 4M HCl solution with 100 μ g/g Ba carrier.

P O NUMBER 3219 RD, Item 1

SOURCE PREPARED BY:

M. Taskaeva
M. Taskaeva, Radiochemist

Q A APPROVED:

LM. Muty 4-23-03



Standard Traceability Log Rad

Source Material Info		A Solution Material Info	
Parent Code:	0553-A	Isotope:	Radium-228 SPIKE
Prepared By:	Lonnie Morris	Prepared By:	Lonnie Morris
Carrier Conc:	0.5M HCl	Prep Date:	04/25/2003
Reference Date:	04/23/2003	Verification Date:	04/27/2005
Ampoule Mass (g):	5.0235 g	Expiration Date:	04/27/2006
Uncertainty:	+/-	Primary Code:	0553-B
LogBook No:	RC-S-035-068	Dilution(mL):	1000 mL
		Mass of Parent(g):	30.535 g
		Density(g/mL):	
		Balance ID:	

Calculations Converting parent activity to dpm/mL|dpm/g

$(\text{Mass of parent(g)}) * (\text{Parent Activity (dpm/mL)}) * (\text{conversion dpm to dpm}) / (\text{Dilution Vol}) = \text{Parent Activity (dpm/mL)}$
$(\text{Mass of parent(g)}) * (\text{Parent Activity (dpm/mL)}) * (\text{conversion dpm to dpm}) / \text{Density (g/mL)} / (\text{Dilution Vol}) = \text{Parent Activity (dpm/g)}$
$(30.535 \text{ g}) * (13419.8626 \text{ dpm/mL}) * (1 \text{ dpm/dpm}) / (1000 \text{ mL}) = 409.7755 \text{ dpm/mL}$
$(30.535 \text{ g}) * (13419.8626 \text{ dpm/mL}) * (1 \text{ dpm/dpm}) / (\text{g/mL}) / (1000 \text{ mL}) = \text{dpm/g}$

Secondary Standards

Prep Date	Preparer	Mass Primary	Dilution (mL)	Code	Conc dpm/mL	Verification Date	Expiration Date
-----------	----------	--------------	---------------	------	-------------	-------------------	-----------------

GEL Laboratories LLC
Version 1.0 9/18/2000

CERTIFICATE OF CALIBRATION

Standard Radionuclide Source

64673-278

Ra-228 5 mL Liquid in Flame Sealed Vial

This standard radionuclide source was prepared gravimetrically from a calibrated master solution. The master solution was calibrated using a germanium gamma spectrometer system.

Radionuclide purity and calibration were checked using a germanium gamma spectrometer system. The nuclear decay rate and assay date for this source are given below.

ANALYTICS maintains traceability to the National Institute of Standards and Technology through Measurements Assurance Programs as described in USNRC Reg. Guide 4.15, Revision 1.

ISOTOPE:	Ra-228
ACTIVITY (dps):	1.939 E4
HALF-LIFE:	5.75 years
CALIBRATION DATE:	October 1, 2002 12:00 EST
TOTAL UNCERTAINTY*:	3.6%
SYSTEMATIC:	3.4%
RANDOM:	1.1%

*99% Confidence Level

Impurities: γ -impurities <0.1%

5.02617 grams 0.1M HCl solution with 110 $\mu\text{g/g}$ Ba carrier.

P O NUMBER 3208RD, Item 2

SOURCE PREPARED BY: M. Taskaeva
M. Taskaeva, Radiochemist

Q A APPROVED:

M. M. T. 10202



Standard Traceability Log Rad

Source Material Info		A Solution Material Info	
Parent Code:	0503	Isotope:	Radium-228
Prepared By:	Angela Johnson	Prepared By:	Angela Johnson
Carrier Conc:	0.1 M HCL	Prep Date:	02/20/2003
Reference Date:	10/01/2002	Verification Date:	04/09/2004
Ampoule Mass (g):	5.02617 g	Expiration Date:	04/09/2005
Uncertainty:	+/- 3.6 %	Primary Code:	0503-A
LogBook No:	RC S 035 018	Dilution(mL):	100 mL
		Mass of Parent(g):	4.4737 g
		Density(g/mL):	0.9992
		Balance ID:	

Calculations Converting parent activity to dpm/mL|dpm/g

$(\text{Mass of parent(g)}) * (\text{Parm Activity (dps)}) * (\text{conversion dpm to dps}) / (\text{Ampoule Mass(g)} * (\text{Dilution Vol})) = \text{Parent Activity (dpm/mL)}$
$(\text{Mass of parent(g)}) * (\text{Parm Activity (dps)}) * (\text{conversion dpm to dps}) / \text{Density} / (\text{Ampoule Mass (g)} * (\text{Dilution Vol})) = \text{Parent Activity (dpm/g)}$
$(4.4737 \text{ g}) * (19390 \text{ dps}) * (60 \text{ dpm/dps}) / (5.02617 \text{ g} * 100 \text{ mL}) = 10355.2060 \text{ dpm/mL}$
$(4.4737 \text{ g}) * (19390 \text{ dps}) * (60 \text{ dpm/dps}) / (0.9992 \text{ g/mL}) / (5.02617 \text{ g} * 100 \text{ mL}) = 10363.0820 \text{ dpm/g}$

Secondary Standards

Prep Date	Preparer	Mass Primary	Dilution (mL)	Code	Conc dpm/mL	Verification Date	Expiration Date
04/02/2003	Lonnie Morris	39.71	1000	0503-B	411.518 dpm/mL	09/13/2008	09/13/2009

GEL Laboratories LLC
Version 1.0 9/18/2000

Verification for Ra-228 Standard 0503-B

D. Roy 9/13/2008		Standard	
Isotope	Detector CPM	NET CPM	Source DPM/mL
0503-B	1962.0000	1916.4000	206.8705773
0503-B	1983.2000	1937.6000	209.1590642
0503-B	1927.0000	1881.4000	203.092415
			206.3740189

Mean Value (Counting) = 206.3740189 dpm/mL 102.890426 Pass
 Stdev = 3.063655617 dpm/mL 0.01484516 Rule 3 (Pass/Fail)

Certificate Value = 200.596 dpm/mL
 Lower Limit = 200.2467076 dpm/mL
 Upper Limit = 212.5013301 dpm/mL
 Rule 1 Pass/Fail Pass
 Two sigma = 6.127311233
 10 % of Mean = 20.63740189
 Rule 2 (Pass/Fail) Pass

Verification Rules

- Rule 1 = The certificate value (NOT including any uncertainty) shall lie within the 95% confidence interval determined from the mean and two sigma standard deviation of the three measurements
- Rule 2 = The two sigma value used for the 95% confidence interval shall not exceed 10% of the mean value of the three verification measurements.
- Rule 3 = The determined mean value shall be within 10% of the certificate value.

The analyst prepared three standard verification sources for Ra-228 source 0503-B by transferring portions of the standard into glass liquid scintillation vials. Ten mL of Ready Gel liquid scintillation cocktail was added to each vial and the vials were shaken to mix. A Blank vial was prepared in a similar fashion using 1 mL of DI water and 10 mL of Ready Gel cocktail. The standard verification vials and Background source were dark adapted for two hours and counted on LSC Gold for Ra-228 source standard verification. The Ra-228 efficiency calibration which was used for verification calculations was performed on 9/13/08 using source 0683-A (Ra-228). Calibration data is recorded in this logbook under Ra-228 0683-A. Each verification source calculation was performed as follows:

Source dpm/g = (A - B)/(C)(D)

where:

A = Ver. source cpm,
 B = BKG cpm,
 C = System efficiency, (cpm/dpm), and
 D = mass used for standard verification.

Reference RAD SOP M-001

David D. Roy 9/16/08
Angela Johnson 9/17/08

5/16/16

16 SEP 2008 16:24

ID: TOTAL ACTIVITY

USER:11 COMMENT:GOLD

PRESET TIME : 5.00

DATA CALC : CPM H# :YES SAMPLE REPEATS: 1 PRINTER : STD

COUNT BLANK : NO IC# : NO REPLICATES : 1 RS232 :EDIT

TWO PHASE : NO AQC : NO CYCLE REPEATS : 1 DISK : OFF

SCINTILLATOR: LIQUID LUMEX:YES LOW SAMPLE REJ: 0

LOW LEVEL : NO HALF LIFE CORRECTION DATE: none

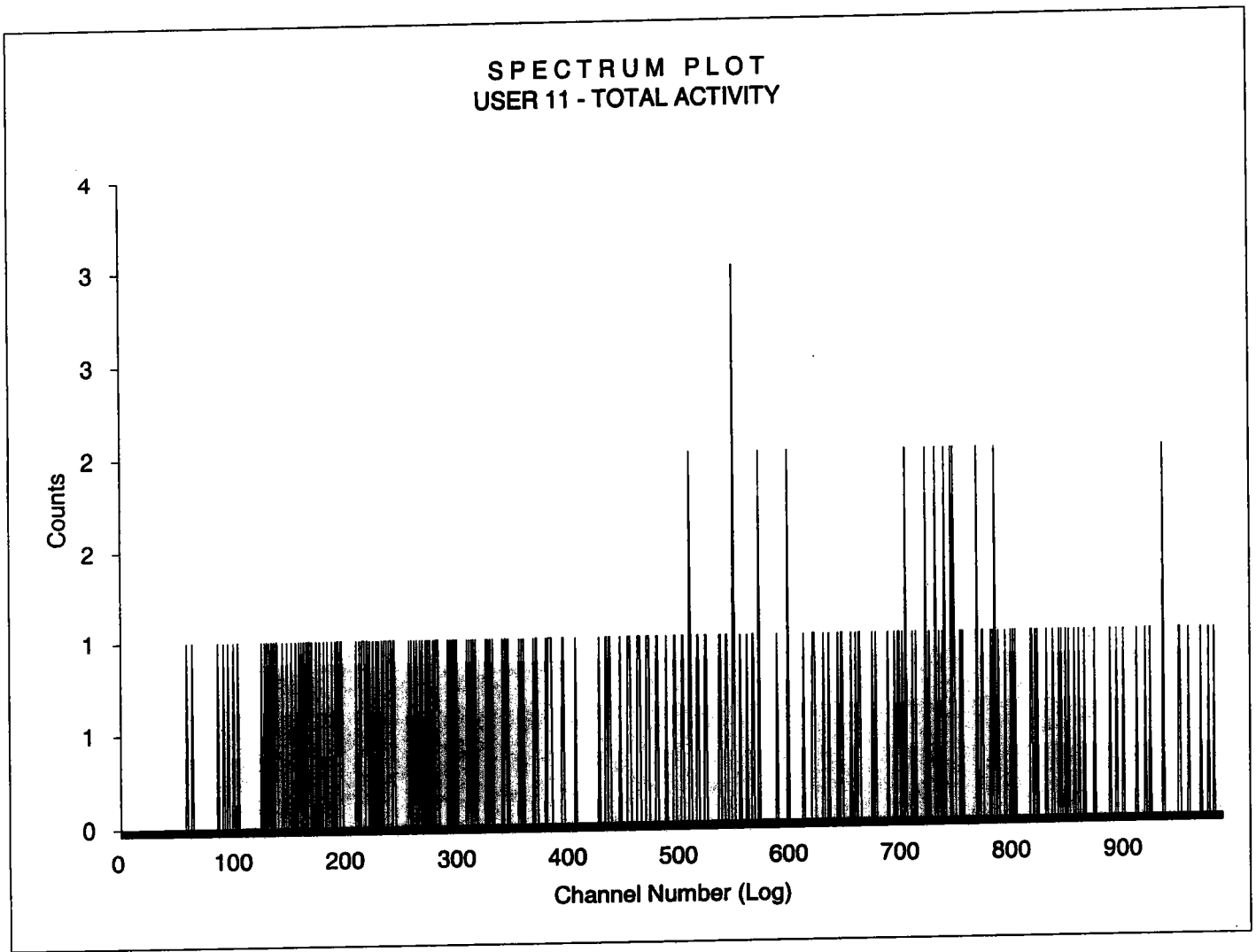
CHAN: 0.0 - 990.0 %ERROR: 2.00 FACTOR: 1.000000 BKG. SUB: 0

CHAN: 0.0 - 1000.0 %ERROR: 2.00 FACTOR: 1.000000 BKG. SUB: 0

SAM NO	POS	TIME MIN	H#	WIND1		WIND2		LUMEX %	ELAPSED TIME
				CPM	%ERROR	CPM	%ERROR		
1	11-1	5.00	98.2	50.40	12.60	54.00	12.17	0.41	5.55
2	11-2	1.30	99.3	7802.31	1.99	7803.08	1.99	0.00	7.81
3	11-3	1.30	100.4	7782.31	1.99	7786.15	1.99	0.00	10.14
4	11-4	1.35	99.2	7581.48	1.98	7585.19	1.98	0.01	12.51
5	11-5	5.00	97.9	45.60	13.25	47.20	13.02	0.43	18.61
6	11-6	5.00	110.7	1962.00	2.02	1964.80	2.02	0.01	24.65
7	11-7	5.00	110.8	1983.20	2.01	1984.80	2.01	0.01	30.75
8	11-8	5.00	110.7	1927.00	2.04	1927.80	2.04	0.02	36.85

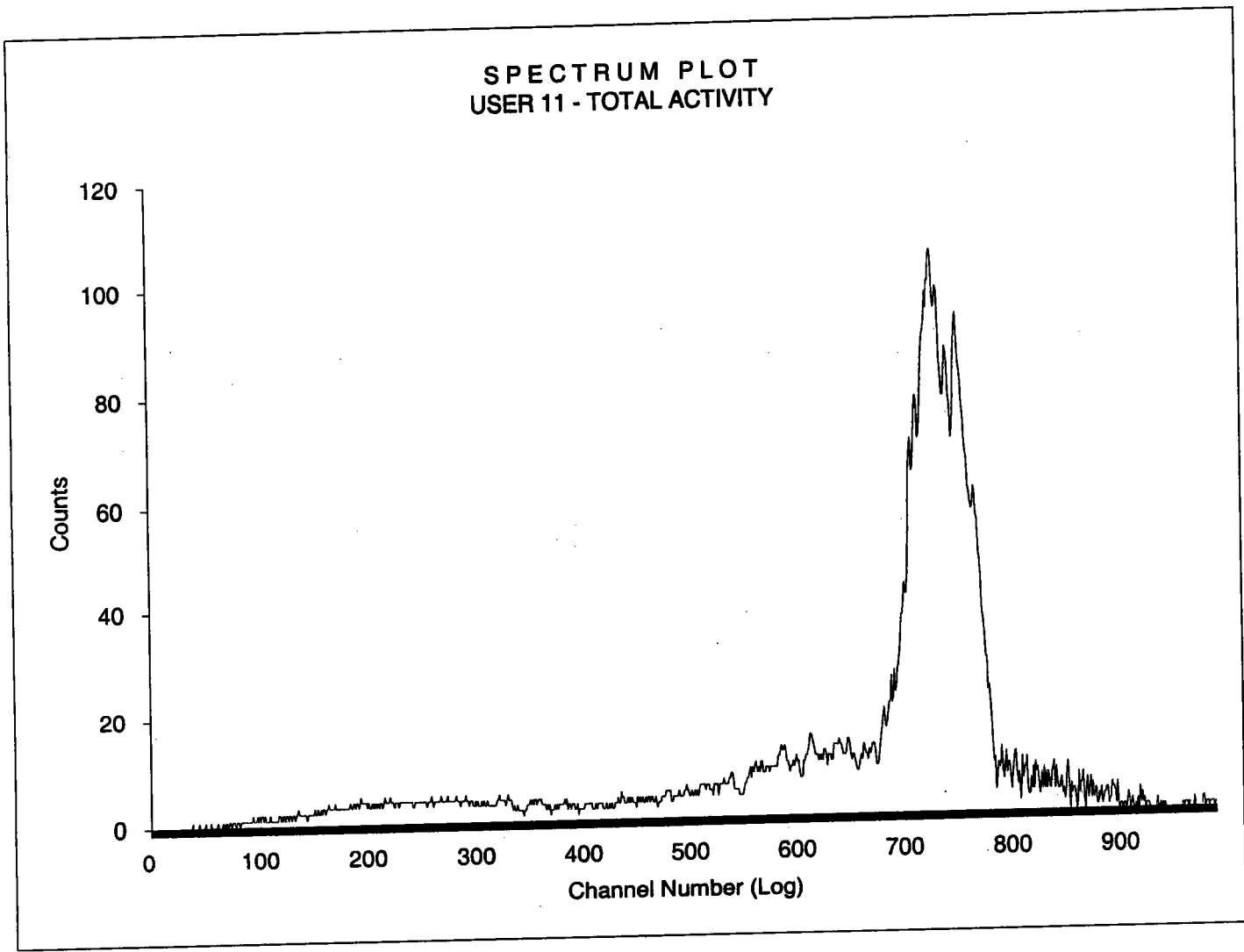
801916
28

Sample Count Start Time: 16 Sep 2008 16:46:59
Data Capture Date: 9/16/2008 16:52:01
User Filename: S11091611-5A.WK1
U11091611-1A.WK1
Spectrum Type: Log Counts
User Number: 11
User Id: TOTAL ACTIVITY
User Comment: GOLD
Isotope Name: 14C
Scintillator: LIQUID
Sample, Rack-Pos, Time: 5 11-5 5.00
H#, Total Counts: 97.9 69
Start, End, X-Axis: 0 990 Channel Number



50/9/16
22

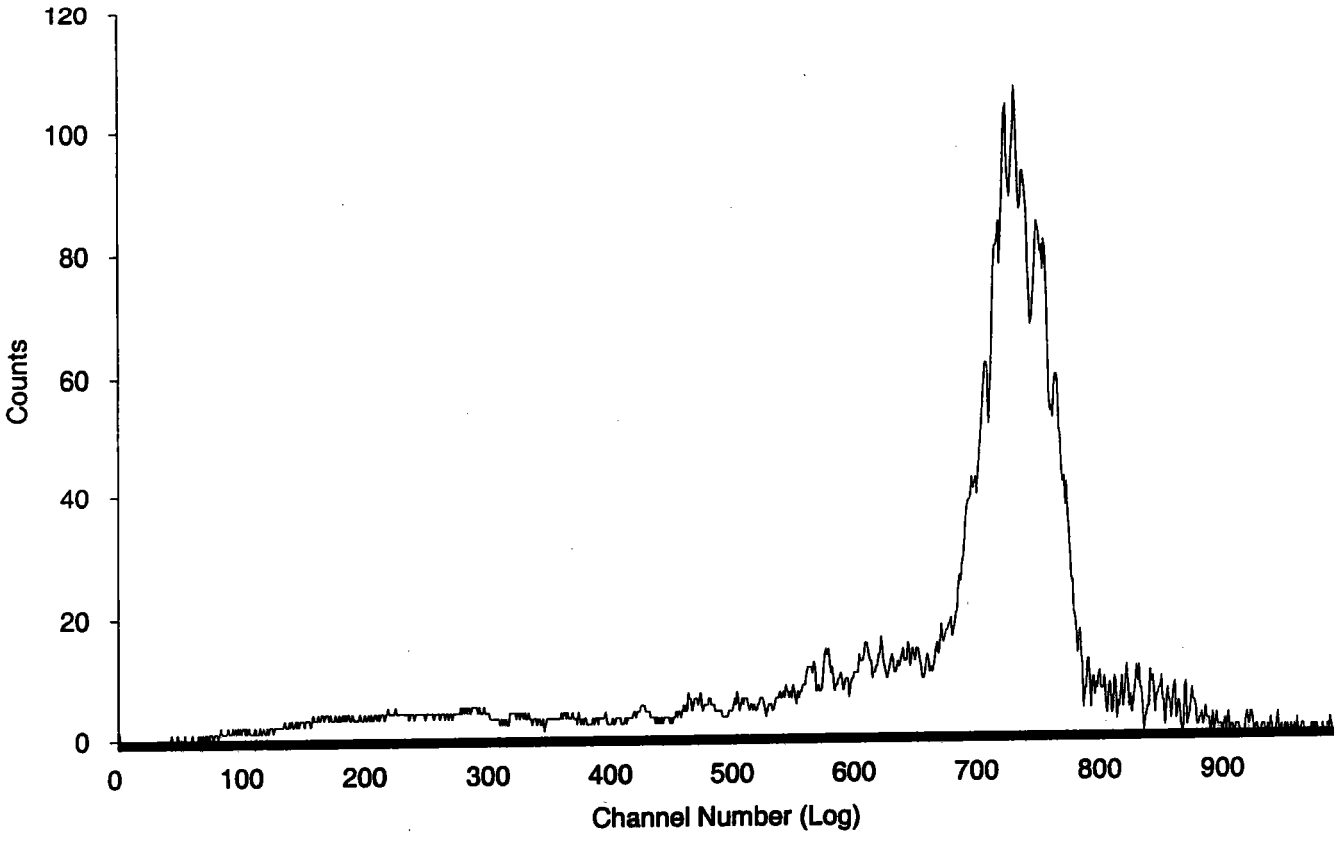
Sample Count Start Time: 16 Sep 2008 16:53:01
Data Capture Date: 9/16/2008 16:58:06
User Filename: S11091611-6A.WK1
U11091611-1A.WK1
Spectrum Type: Log Counts
User Number: 11
User Id: TOTAL ACTIVITY
User Comment: GOLD
Isotope Name: 14C
Scintillator: LIQUID
Sample, Rack-Pos, Time: 6 11-6 5.00
H#, Total Counts: 110.7 7666
Start, End, X-Axis: 0 990 Channel Number



8/16/08
LJS

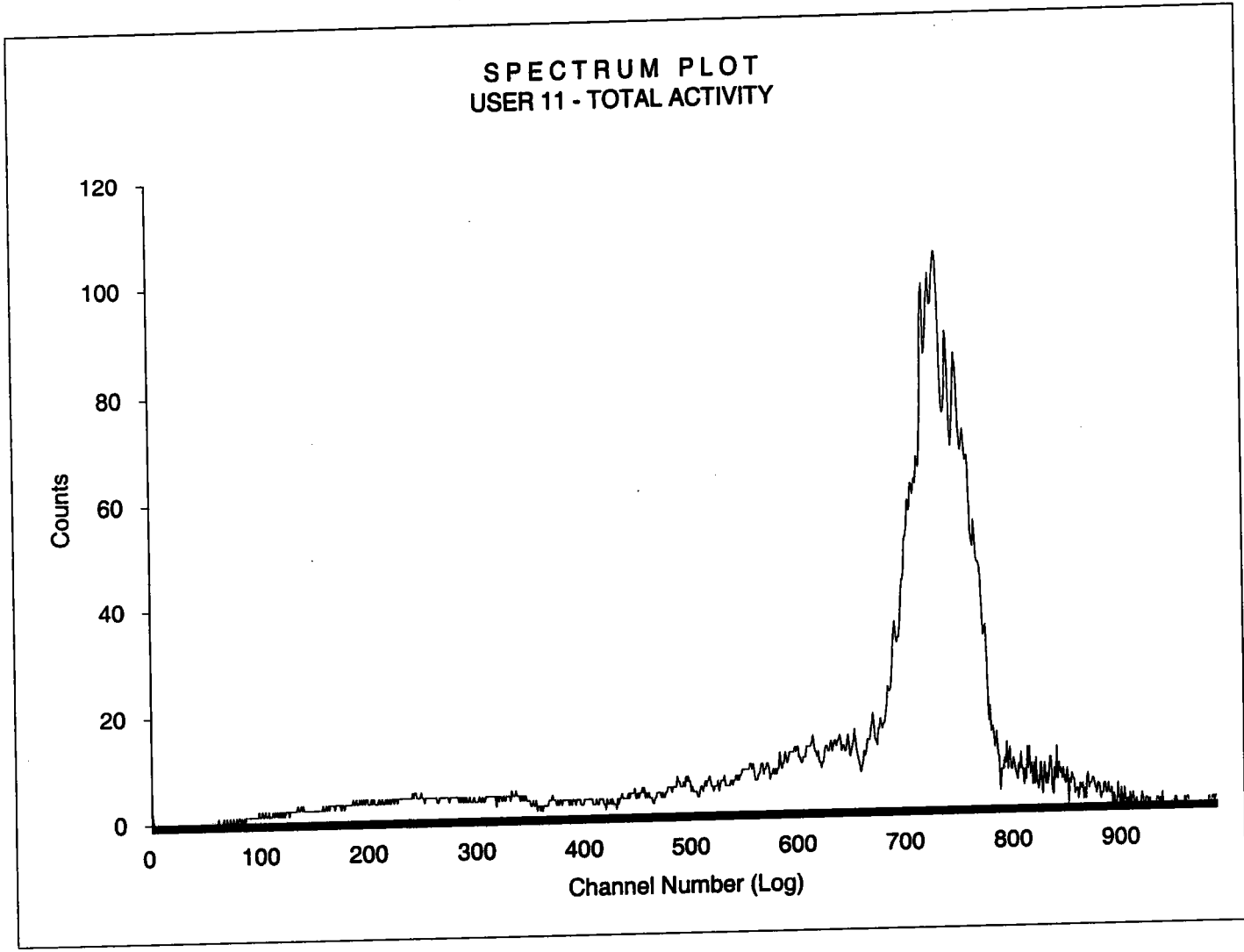
Sample Count Start Time: 16 Sep 2008 16:59:07
Data Capture Date: 9/16/2008 17:04:12
User Filename: S11091611-7A.WK1
U11091611-1A.WK1
Spectrum Type: Log Counts
User Number: 11
User Id: TOTAL ACTIVITY
User Comment: GOLD
Isotope Name: 14C
Scintillator: LIQUID
Sample, Rack-Pos, Time: 7 11-7 5.00
H#, Total Counts: 110.8 7726
Start, End, X-Axis: 0 990 Channel Number

SPECTRUM PLOT
USER 11 - TOTAL ACTIVITY



9/16/08
S

Sample Count Start Time: 16 Sep 2008 17:05:13
Data Capture Date: 9/16/2008 17:10:18
User Filename: S11091611-8A.WK1
U11091611-1A.WK1
Spectrum Type: Log Counts
User Number: 11
User Id: TOTAL ACTIVITY
User Comment: GOLD
Isotope Name: 14C
Scintillator: LIQUID
Sample, Rack-Pos, Time: 8 11-8 5.00
H#, Total Counts: 110.7 7557
Start, End, X-Axis: 0 990 Channel Number



Radium-228 Que Sheet

SR 6/30/09

Batch #: 881540
 Spike Isotope: Radium-228
 LCS Isotope: Radium-228
 Tracer Isotope: Barium-133
 Prep Date: 6/30/09
 Analyst: DXM2
 Spike Code: NA
 LCS Code: 0503-B
 Tracer Code: 0112-2
 Initials: JRS
 First Client Due Date: NA
 Expiration Date: 9/13/09
 Expiration Date: 2/17/10
 Pipet ID: 1734212
 Internal Due Date: 7/03/2009
 Ac-228 Ingrow: 2025 6/30/09
 Ac-228 Separation Date/Time: 7-2-09 0540
 Witness: JRS 6/30/09
 Balance ID: NA

Sample ID	Client Description	Type	Hazard Code	Min CRDL	Matrix	Client	Collect Date & Time	Pos. #	Vol (mL)	Det #	Ba Yield (%)	Gamma Det. #
1201872112-1	LCS for batch 881540	LCS		3 pCi/L	GROUND WATI	QC ACCOUNT	16-JUN-09 03:56 PM	1	20		100.83	↑
1201872113-1	LCS for batch 881540	LCS		3 pCi/L	GROUND WATI	QC ACCOUNT	16-JUN-09 03:56 PM	2	20		108.20	
1201872114-1	LCS for batch 881540	LCS		3 pCi/L	GROUND WATI	QC ACCOUNT	16-JUN-09 03:56 PM	3	20		114.22	
1201872115-1	LCS for batch 881540	LCS		3 pCi/L	GROUND WATI	QC ACCOUNT	16-JUN-09 03:56 PM	4	20		120.58	WZAL
1201872116-1	LCS for batch 881540	LCS		3 pCi/L	GROUND WATI	QC ACCOUNT	16-JUN-09 03:56 PM	5	20		105.84	
1201872117-1	LCS for batch 881540	LCS		3 pCi/L	GROUND WATI	QC ACCOUNT	16-JUN-09 03:56 PM	6	20		107.70	
1201872118-1	LCS for batch 881540	LCS		3 pCi/L	GROUND WATI	QC ACCOUNT	16-JUN-09 03:56 PM	7	20		112.82	
1201872119-1	LCS for batch 881540	LCS		3 pCi/L	GROUND WATI	QC ACCOUNT	16-JUN-09 03:56 PM	8	20		111.91	↓

JRS 7/2/09

SLC 7/2/09

Data Reviewed By:

Comments:

ASSAY 30-Jun-09 19:32:06

Protocol id 8 228_REC
Time limit 180
Count limit 50000
Isotope Ba-133
Protocol date 9-Apr-07 10:03:07
Run id. 54

POS	RACK	BATCH	TIME	COUNTS	CPM	ERROR	% RECOVERY	COUNT	TIME
1	97	1	180	779	229.3	4.13			19:32:13
2	97	2	180	785	231.2	4.11	100.83		19:35:24
3	97	3	180	835	248.1	3.95	108.20		19:38:35
4	97	4	180	877	261.9	3.83	114.22		19:41:47
5	97	5	180	921	276.5	3.71	120.58		19:44:58
6	72	6	180	819	242.7	4	105.84		19:48:17
7	72	7	180	798	235.5	4.07	102.70		19:51:28
8	72	8	180	867	258.7	3.85	112.82		19:54:40
9	72	9	180	861	256.6	3.87	111.91		19:57:51

END OF ASSAY

[Handwritten signature]
7/2/09

ALPHA SPECTROSCOPY

Alpha Spectroscopy Calibration Sources

The following is a summary of the procedure performed for preparing mixed alpha calibration standards:

A calibration stock solution was prepared by combining the following in a volumetric flask and diluting to 50 ml (51.4561 grams). These individual standards were first verified by direct precipitation of small aliquots of each standard (as described in Attachment I).

Isotope	Serial #	amount used (g)	dpm (note 1)
Gd-148	64445-278	0.2471	212.159287
Np-237	4341	1.8075	204.438594
Cm-244	4320A	7.2704	240.144737

Note 1: Dpm values are decay corrected to 2/7/2003.

Forty one weighted aliquots were then directly precipitated using Neodymium Flouride /HF system. The sources were then mounted on 0.1Poly-propylene filters and taped securely to 1 inch stainless steel planchettes for counting in an Alpha Spectroscopy system. The liquid fraction that passes through the filter is collected, traced with Am-241 and prepared for counting using the identical procedure. These samples are counted to ensure there is no more than 1% loss in the filtering processes. All sources pass this requirement. The DPM information for each source is listed in attachment II.

Certificate files were then created on the Alpha system used for acquisition and processing of data. Each source is assigned a name (AESS-001 through AESS-041). The information for the source activities is entered into the certificate files appropriate for the detector being used.

For example: If source AESS-001 is used for calibrating detector 25, the source data is entered into the certificate file name [env_alpha.cer]U025.cer.

The computer software uses these certificate files to calculate an energy calibration and determine the efficiency of the detector after counting the source.

Ante Hill
4/1/03

2002 Alpha Eff Source Stock Verification

Curium-244

Isotope	Value pCi/g
SSTOCK2002A2_AM	106.000
SSTOCK2002B2_AM	106.000
SSTOCK2002C2_AM	106.000

Mean Value (Counting) = 106.000 98.04%
 Stdev = 0 pCi/g

Target = 108.1230
 Lower Limit = 106
 Upper Limit = 106
 Rule 1 Pass/Fail Pass
 Two sigma = 0
 10 % of Mean = 10.6
 Rule 2 (Pass/Fail) Pass

PASS
 ① Fair *3.2123*

Neptunium-237

Isotope	Value pCi/g
SSTOCK2002A2_AM	90.100
SSTOCK2002B2_AM	87.200
SSTOCK2002C2_AM	93.500

Mean Value (Counting) = 90.267 98.02%
 Stdev = 3.153305144 pCi/g

Target = 92.0900
 Lower Limit = 83.96005638
 Upper Limit = 96.57327696
 Rule 1 Pass/Fail Pass
 Two sigma = 6.306610289
 10 % of Mean = 9.026666667
 Rule 2 (Pass/Fail) Pass

Gadolinium-148

Isotope	Value pCi/g
SSTOCK2002A2_AM	95.080
SSTOCK2002B2_AM	93.750
SSTOCK2002C2_AM	96.560

Mean Value (Counting) = 95.463 99.81%
 Stdev = 1.503074627 pCi/g

Target = 95.6460
 Lower Limit = 92.45718408
 Upper Limit = 98.46948259
 Rule 1 Pass/Fail Pass
 Two sigma = 3.006148253
 10 % of Mean = 9.546333333
 Rule 2 (Pass/Fail) Pass

The analyst prepared three standard verification sources for the mixed alpha stock standard using 0.1030 g for source #1, 0.1035 g for source #2 and 0.1028 g for source #3. Each standard was combined with 1.0 mL of Am-243 standard 0454-A and 0.1 mL of Nd carrier in a disposable centrifuge tube. Four mL of 2 M HCl was added to each standard and then diluted with 4 mL of DI water. 5 mL of ascorbic acid was added to each sample then one mL of 48% HF was added to precipitate Nd (and Curium) fluoride. After 30 minutes, each sample was filtered following routine procedures for alpha spectroscopy source preparation. Each source was counted using routine alpha spec procedures. pCi/L values for the Mixed Alpha Stock were calculated and compared to Am-243 certified values.

① The rule failed because the 3 results from 3 sources were the same. Therefore, the stdev was zero. The intent of this ^{rule} is to ensure an appropriate amount of counts are achieved for proper determinations. ~~Surfaces~~ For each standard the # of counts achieved was

Just under 10000 which has a counting error of nearly 1%. Because the standard's bias is < 2% from the known value the standard is acceptable.

Robert J. ... 021203

Attachment II

Mixed alpha Reference date = 2/7/2003		Stock Dpm/g	Reference date	Half-life (years)	amount used for mixed	Dpm/g mixed	Decay corr dpm/g
isotope	Source						
Gd-148	64445-278 (0502)	44354.59289	9/5/2002	74.60	0.2471	212.9974853	212.159287
Np-237	Srm 4341 (0493)	5820	3/1/1992	2.14E+06	1.8075	204.4393182	204.438594
Cm-244	SRM 4320a (0490)	2223.6	2/1/1996	18.1	7.2704	314.1796879	240.144737
Source	Amount of standard used	dpm Gd-148	dpm Np-237	dpm Cm-244	dps Gd-148	dps Np-237	dps Cm-244
AESS-001	1.0362	219.839	211.839	248.838	3.664	3.531	4.147
AESS-002	1.0344	219.458	211.471	248.406	3.658	3.525	4.140
AESS-003	1.034	219.373	211.390	248.310	3.656	3.523	4.138
AESS-004	1.0331	219.182	211.206	248.094	3.653	3.520	4.135
AESS-005	1.0353	219.649	211.655	248.622	3.661	3.528	4.144
AESS-006	1.0331	219.182	211.206	248.094	3.653	3.520	4.135
AESS-007	1.0348	219.542	211.553	248.502	3.659	3.526	4.142
AESS-008	1.0363	219.861	211.860	248.862	3.664	3.531	4.148
AESS-009	1.0352	219.627	211.635	248.598	3.660	3.527	4.143
AESS-010	1.0346	219.500	211.512	248.454	3.658	3.525	4.141
AESS-011	1.0353	219.649	211.655	248.622	3.661	3.528	4.144
AESS-012	1.0367	219.946	211.941	248.958	3.666	3.532	4.149
AESS-013	1.0396	220.561	212.534	249.654	3.676	3.542	4.161
AESS-014	1.0368	219.967	211.962	248.982	3.666	3.533	4.150
AESS-015	1.0363	219.861	211.860	248.862	3.664	3.531	4.148
AESS-016	1.0353	219.649	211.655	248.622	3.661	3.528	4.144
AESS-017	1.0356	219.712	211.717	248.694	3.662	3.529	4.145
AESS-018	1.0359	219.776	211.778	248.766	3.663	3.530	4.146
AESS-019	1.0349	219.564	211.574	248.526	3.659	3.526	4.142
AESS-020	1.0361	219.818	211.819	248.814	3.664	3.530	4.147
AESS-021	1.0348	219.542	211.553	248.502	3.659	3.526	4.142
AESS-022	1.0353	219.649	211.655	248.622	3.661	3.528	4.144
AESS-023	1.0353	219.649	211.655	248.622	3.661	3.528	4.144
AESS-024	1.0343	219.436	211.451	248.382	3.657	3.524	4.140
AESS-025	1.0364	219.882	211.880	248.886	3.665	3.531	4.148
AESS-026	1.0336	219.288	211.308	248.214	3.655	3.522	4.137
AESS-027	1.0353	219.649	211.655	248.622	3.661	3.528	4.144
AESS-028	1.0366	219.924	211.921	248.934	3.665	3.532	4.149

Attachment II

AESS-029	1.0355	219.691	211.696	248.670	3.662	3.528	4.144
AESS-030	1.0349	219.564	211.574	248.526	3.659	3.526	4.142
AESS-031	1.0343	219.436	211.451	248.382	3.657	3.524	4.140
AESS-032	1.0326	219.076	211.103	247.973	3.651	3.518	4.133
AESS-033	1.0308	218.694	210.735	247.541	3.645	3.512	4.126
AESS-034	1.0314	218.821	210.858	247.685	3.647	3.514	4.128
AESS-035	1.0303	218.588	210.633	247.421	3.643	3.511	4.124
AESS-036	1.0343	219.436	211.451	248.382	3.657	3.524	4.140
AESS-037	1.0353	219.649	211.655	248.622	3.661	3.528	4.144
AESS-038	1.0373	220.073	212.064	249.102	3.668	3.534	4.152
AESS-039	1.0334	219.245	211.267	248.166	3.654	3.521	4.136
AESS-040	1.0346	219.500	211.512	248.454	3.658	3.525	4.141
AESS-041	1.0352	219.627	211.635	248.598	3.660	3.527	4.143



0490
0491
National Institute of Standards & Technology

Certificate

Standard Reference Material 4320A Curium-244 Radioactivity Standard

This Standard Reference Material (SRM) consists of radioactive curium-244 nitrate and nitric acid dissolved in 5 mL of distilled water. The solution is contained in a flame-sealed NIST borosilicate-glass ampoule. The SRM is intended for the calibration of alpha-particle counting instruments and for the monitoring of radiochemical procedures.

Radiological Hazard

The SRM ampoule contains curium-244 with a total activity of approximately 200 Bq. Curium-244 decays by alpha-particle emission to plutonium-240, which also decays by alpha-particle emission. None of the alpha particles escape from the SRM ampoule. During the decay process X-rays and gamma rays with energies from 40 keV to 1100 keV are also emitted. Most of these photons escape from the SRM ampoule but their intensities are so small that they do not represent a radiation hazard. Approximate unshielded dose rates at several distances (as of the reference time) are given in note [a]*. The SRM should be used only by persons qualified to handle radioactive material.

Chemical Hazard

The SRM ampoule contains nitric acid (HNO_3) with a concentration of 1 mole per liter of water. The solution is corrosive and represents a health hazard if it comes in contact with eyes or skin. If the ampoule is to be opened to transfer the solution, the recommended procedure is given on page 2. The ampoule should be opened only by persons qualified to handle both radioactive material and strong acid solution.

Storage and Handling

The SRM should be stored and used at a temperature between 5 and 65 °C. The solution in an unopened ampoule should remain stable and homogeneous until at least February 2006.

The ampoule (or any subsequent container) should always be clearly marked as containing radioactive material. If the ampoule is transported it should be packed, marked, labeled, and shipped in accordance with the applicable national, international, and carrier regulations. The solution in the ampoule is a dangerous good (hazardous material) both because of the radioactivity and because of the strong acid.

Preparation

This Standard Reference Material was prepared in the Physics Laboratory, Ionizing Radiation Division, Radioactivity Group, J.M.R. Hutchinson, Group Leader. The overall technical direction and physical measurements leading to certification were provided by L.L. Lucas of the Radioactivity Group.

The support aspects involved in the preparation, certification, and issuance of this SRM were coordinated through the Standard Reference Materials Program by N.M. Trahey.

Gaithersburg, Maryland 20899
February 1996 (Text only revised November 1997)

Thomas E. Gills, Chief
Standard Reference Materials Program

Recommended Procedure for Opening the SRM Ampoule

- 1) If the SRM solution is to be diluted, it is recommended that the diluting solution have a composition comparable to that of the SRM solution.
- 2) Wear eye protection, gloves, and protective clothing and work over a tray with absorbent paper in it. Work in a fume hood. In addition to the radioactive material, the solution contains strong acid and is corrosive.
- 3) Shake the ampoule to wet all of the inside surface of the ampoule. Return the ampoule to the upright position.
- 4) Check that all of the liquid has drained out of the neck of the ampoule. If necessary, gently tap the neck to speed the process.
- 5) Holding the ampoule upright, score the narrowest part of the neck with a scribe or diamond pencil.
- 6) Lightly wet the scored line. This reduces the crack propagation velocity and makes for a cleaner break.
- 7) Hold the ampoule upright with a paper towel, a wiper, or a support jig. Position the scored line away from you. Using a paper towel or wiper to avoid contamination, snap off the top of the ampoule by pressing the narrowest part of the neck away from you while pulling the tip of the ampoule towards you.
- 8) Transfer the solution from the ampoule using a pycnometer or a pipet with dispenser handle.
NEVER PIPETTE BY MOUTH
- 9) Seal any unused SRM solution in a flame-sealed glass ampoule, if possible, to minimize the evaporation loss.

See also reference [4]*.

PROPERTIES OF SRM 4320A
(Certified values are shown in bold type)

Source identification number	NIST SRM 4320A		
Physical Properties:			
Source description	Liquid in flame-sealed NIST borosilicate-glass ampoule		
Ampoule specifications	Body outside diameter	(16.5 ± 0.5) mm	
	Wall Thickness	(0.60 ± 0.04) mm	
	Barium content	Less than 2.5%	
	Lead-oxide content	Less than 0.02%	
	Other heavy elements	Trace quantities	
Solution density	(1.030 ± 0.002) g·mL ⁻¹ at 22.8 °C [b]*		
Solution mass	Approximately 5.15 g		
Chemical Properties:			
Solution composition	Chemical Formula	Concentration (mol·L ⁻¹)	Mass Fraction (g·g ⁻¹)
	H ₂ O	54	0.94
	HNO ₃	1.0	0.06
	HCl	<0.001	<4 × 10 ⁻⁵
	²⁴⁴ Cm +3	5 × 10 ⁻¹¹	1 × 10 ⁻¹¹
Radiological Properties:			
Radionuclide	Curium-244		
Reference time	1230 EST, 1 February 1996 [c]		
Massic activity of the solution [d]	37.06 Bq·g ⁻¹ 24.12 Bq·g ⁻¹		
Relative expanded uncertainty (k=2)	0.68% [e] [f]		
Alpha-particle-emitting daughters	Plutonium-240: (0.22 ± 0.11) Bq·g ⁻¹ [b] [c]		
Alpha-particle-emitting impurities	Curium-243: (0.005 ± 0.004) Bq·g ⁻¹ [b] [g]		
Photon-emitting impurities	None detected [h]		
Half lives used in the decay corrections	Curium-244: (18.10 ± 0.02) a [i] Plutonium-240: (6563 ± 7) a [i]		
Calibration method	Two 4π liquid-scintillation counting systems		

37.06 x 2 2004

6

- [i] The stated uncertainty is the standard uncertainty. See reference [5].
- [j] Relative standard uncertainty of the input quantity x_i .
- [k] The relative change in the output quantity y divided by the relative change in the input quantity x_i . If $|\partial y/\partial x_i| \cdot (x_i/y) = 1.0$, then a 1% change in x_i results in a 1% change in y . If $|\partial y/\partial x_i| \cdot (x_i/y) = 0.05$, then a 1% change in x_i results in a 0.05% change in y .
- [m] Relative component of combined standard uncertainty of output quantity y , rounded to two significant figures or less. The relative component of combined standard uncertainty of y is given by $u_i(y)/y = |\partial y/\partial x_i| \cdot u(x_i)/y = |\partial y/\partial x_i| \cdot (x_i/y) \cdot u(x_i)/x_i$. The numerical values of $u(x_i)/x_i$, $|\partial y/\partial x_i| \cdot (x_i/y)$, and $u_i(y)/y$, all dimensionless quantities, are listed in columns 3, 4, and 5, respectively. Thus, the value in column 5 is equal to the value in column 4 multiplied by the value in column 3. The input quantities are independent, or very nearly so. Hence the covariances are zero or negligible.
- [n] The relative standard uncertainty of $\lambda \cdot t$ is determined by the relative standard uncertainty of λ (i.e., of the half life). The relative standard uncertainty of t is negligible.
- [p] $|\partial y/\partial x_i| \cdot (x_i/y) = |\lambda \cdot t|$
- [q] The live time is determined by counting the pulses from a gated oscillator.
- [r] The standard uncertainty given is for the detected Cm-243 impurity. $|\partial y/\partial x_i| \cdot (x_i/y) = \{(\text{response per Bq of impurity})/(\text{response per Bq of Cm-244})\} \cdot \{(\text{Bq of impurity})/(\text{Bq of Cm-244})\}$.
- [s] The standard uncertainty for each undetected impurity that might reasonably be expected to be present is estimated to be equal to the estimated limit of detection for that impurity, i.e. $u(x_i)/x_i = 100\%$. $|\partial y/\partial x_i| \cdot (x_i/y) = \{(\text{response per Bq of impurity})/(\text{response per Bq of Cm-244})\} \cdot \{(\text{Bq of impurity})/(\text{Bq of Cm-244})\}$. Thus $u_i(y)/y$ is the relative change in y if the impurity were present with a massic activity equal to the estimated limit of detection.

REFERENCES

- [1] International Organization for Standardization (ISO), *ISO Standards Handbook - Quantities and Units*, 1993. Available from the American National Standards Institute, 11 West 42nd Street, New York, NY 10036, U.S.A. 1-212-642-4900.
- [2] International Organization for Standardization (ISO), *Guide to the Expression of Uncertainty in Measurement*, 1993. Available from the American National Standards Institute, 11 West 42nd Street, New York, NY 10036, U.S.A. 1-212-642-4900. (Listed under ISO miscellaneous publications as "ISO Guide to the Expression 1993".)
- [3] B. N. Taylor and C. E. Kuyatt, *Guidelines for Evaluating and Expressing the Uncertainty of NIST Measurement Results*, NIST Technical Note 1297, 1994. Available from the Superintendent of Documents, U.S. Government Printing Office, Washington, DC 20407, U.S.A.
- [4] National Council on Radiation Protection and Measurements Report No. 58, *A Handbook of Radioactivity Measurements Procedures*, Second Edition, 1985. Available from the National Council on Radiation Protection and Measurements, 7910 Woodmont Avenue, Bethesda, MD 20814 U.S.A.
- [5] Evaluated Nuclear Structure Data File (ENSDF), February 1996.



CERTIFICATE OF CALIBRATION

Standard Radionuclide Source

64445-278

Gd-148 5 mL Liquid in Flame Sealed Vial

This standard radionuclide source was prepared gravimetrically from a calibrated master liquid radionuclide solution source. The master source was calibrated by liquid scintillation counting.

ANALYTICS maintains traceability to the National Institute of Standards and Technology through Measurements Assurance Programs as described in USNRC Reg. Guide 4.15, Revision 1.

Radionuclide purity and calibration were checked using a germanium gamma spectrometer system. The nuclear decay rate and assay date for this source are given below.

ISOTOPE:	Gd-148
ACTIVITY (dps):	<u>3.759 E3</u>
HALF-LIFE:	<u>74.6 years</u>
CALIBRATION DATE:	September 5, 2002 12:00 EST
TOTAL UNCERTAINTY*:	2.7%
SYSTEMATIC:	1.9%
RANDOM:	0.8%

99% confidence level.

5.08493 grams 0.1M HCl solution.

P O NUMBER 3207RD, Item 1

SOURCE PREPARED BY:

M.D. Currie
M.D. Currie, Radiochemist

Q A APPROVED:

100. [Signature] 9-6-02

25
31
30
31
31
7

0493



National Institute of Standards & Technology

Certificate

Standard Reference Material 4341 Radioactivity Standard

Radionuclide	Neptunium-237
Source identification	SRM 4341
Source description	Liquid in flame-sealed NIST borosilicate-glass ampoule ⁽¹⁾ *
Solution mass	Approximately 5 grams
Solution composition	Neptunium-237 in 2 mol·L ⁻¹ nitric acid
Reference time	March 1992
Radioactivity concentration	97.0 Bq·g ⁻¹
Overall uncertainty	1.28 percent ⁽²⁾
Photon-emitting impurities	None detected ⁽³⁾
Alpha-particle-emitting impurities	None detected ⁽⁴⁾
Half life	(2.14 ± 0.11) × 10 ⁶ years ⁽⁵⁾
Measuring instrument	NIST "0.8π" α defined-solid-angle counter with scintillation detector

This standard reference material was prepared in the Physics Laboratory, Ionizing Radiation Division, Radioactivity Group, J.M. Robin Hutchinson, Acting Group Leader.

Gaithersburg, MD
January 1993

William P. Reed, Chief
Standard Reference Materials Program

*Notes on back

NOTES

(1) Approximately five milliliters of solution. Ampoule specifications:

body diameter	16.5 ± 0.5 mm
wall thickness	0.60 ± 0.04 mm
barium content	less than 2.5 percent
lead oxide content	less than 0.02 percent
other heavy elements	trace quantities

(2) The overall uncertainty was formed by taking three times the quadratic combination of the standard deviations of the mean, or approximations thereof, for the following:

a) alpha-particle-emission-rate measurements	0.34 percent
b) background	0.01 percent
c) livetime	0.10 percent
d) detection efficiency	0.16 percent
e) count-rate-vs-energy extrapolation to zero energy	0.10 percent
f) half life	0.00 percent
g) gravimetric measurements	0.10 percent
h) alpha-emitting impurities	0.10 percent

(3) The protactinium-233 daughter of neptunium-237 is approximately in equilibrium.
The limit of detection for photon-emitting impurities is

$0.19 \gamma \cdot s^{-1} \cdot g^{-1}$ for energies between 30 and 307 keV and
 $0.01 \gamma \cdot s^{-1} \cdot g^{-1}$ for energies between 317 and 1750 keV,

provided that the impurity photons are separated in energy by 5 keV or more from photons emitted in the decay of neptunium-237 and progeny.

(4) The limit of detection for alpha-particle-emitting impurities is

$0.10 \alpha \cdot s^{-1} \cdot g^{-1}$ for energies between 1.0 and 4.3 MeV and
 $0.05 \alpha \cdot s^{-1} \cdot g^{-1}$ for energies between 4.9 and 10 MeV.

(5) Evaluated Nuclear Structure Data File (ENSDF), February 1990.

For further information please contact Dr. J.M. Robin Hutchinson at NIST.

Telephone: (301) 975-5532

FAX: (301) 926-7416

Subsection 1: Energy Calibration

The Energy Calibration energy=Cal_Zero+(e1*C)+(e2*C^2)

where : Cal_Zero = Energy Calibration Zero
 e1 = Energy Calibration Slope
 e2 = Energy Calibration Quadratic
 C = Channel

Instrument : CHAMBER 001
 Detector : 78788
 Calibration Date/Time : 5-AUG-2009 14:45:15
 Calibration Source Id : AESS-001

Cal. Isotopes	Source Id	Expiration Date	Standard Energy	Actual Energy
GD-148	6445-278	2/28/10	3183.000	3182.768
NP-237	4341	2/28/10	4768.800	4768.589
CM-244	4320A	2/28/10	5795.020	5794.928

Energy/Channel Equation : see above
 Energy Calibration Zero : 2541.111
 Energy Calibration Slope : 5.103021
 Energy Calibration Quadratic : 3.7696620E-04
 Energy Calibration Range : 8162.000

Instrument : CHAMBER 002
 Detector : 78266
 Calibration Date/Time : 5-AUG-2009 14:45:26
 Calibration Source Id : AESS-002

Cal. Isotopes	Source Id	Expiration Date	Standard Energy	Actual Energy
GD-148	6445-278	2/28/10	3183.000	3174.754
NP-237	4341	2/28/10	4768.800	4760.313
CM-244	4320A	2/28/10	5795.020	5783.900

Energy/Channel Equation : see above
 Energy Calibration Zero : 2454.309
 Energy Calibration Slope : 5.127246
 Energy Calibration Quadratic : 2.9634204E-04
 Energy Calibration Range : 8015.000

Instrument : CHAMBER 003
 Detector : 67617
 Calibration Date/Time : 5-AUG-2009 14:45:38
 Calibration Source Id : AESS-003

Cal. Isotopes	Source Id	Expiration Date	Standard Energy	Actual Energy
GD-148	6445-278	2/28/10	3183.000	3181.710
NP-237	4341	2/28/10	4768.800	4767.829
CM-244	4320A	2/28/10	5795.020	5794.321

Energy/Channel Equation : see above
 Energy Calibration Zero : 2595.909
 Energy Calibration Slope : 5.495871
 Energy Calibration Quadratic : 3.8085488E-04
 Energy Calibration Range : 8623.000

Instrument : CHAMBER 004
 Detector : 64279
 Calibration Date/Time : 5-AUG-2009 14:45:54
 Calibration Source Id : AESS-004
 Cal. Isotopes Source Id Expiration Date Standard Energy Actual Energy
 GD-148 6445-278 2/28/10 3183.000 3183.926
 NP-237 4341 2/28/10 4768.800 4769.257
 CM-244 4320A 2/28/10 5795.020 5795.158
 Energy/Channel Equation : see above
 Energy Calibration Zero : 2531.198
 Energy Calibration Slope : 5.085382
 Energy Calibration Quadratic : 3.7076508E-04
 Energy Calibration Range : 8127.000

Instrument : CHAMBER 005
 Detector : 67612
 Calibration Date/Time : 5-AUG-2009 14:46:05
 Calibration Source Id : AESS-005
 Cal. Isotopes Source Id Expiration Date Standard Energy Actual Energy
 GD-148 6445-278 2/28/10 3183.000 3183.615
 NP-237 4341 2/28/10 4768.800 4768.917
 CM-244 4320A 2/28/10 5795.020 5795.262
 Energy/Channel Equation : see above
 Energy Calibration Zero : 2383.824
 Energy Calibration Slope : 5.018230
 Energy Calibration Quadratic : 2.9044802E-04
 Energy Calibration Range : 7827.000

Instrument : CHAMBER 006
 Detector : 67613
 Calibration Date/Time : 5-AUG-2009 14:46:15
 Calibration Source Id : AESS-006
 Cal. Isotopes Source Id Expiration Date Standard Energy Actual Energy
 GD-148 6445-278 2/28/10 3183.000 3182.663
 NP-237 4341 2/28/10 4768.800 4768.540
 CM-244 4320A 2/28/10 5795.020 5794.813
 Energy/Channel Equation : see above
 Energy Calibration Zero : 2372.455
 Energy Calibration Slope : 4.968300
 Energy Calibration Quadratic : 3.0602218E-04
 Energy Calibration Range : 7781.000

Instrument : CHAMBER 007
 Detector : 67607
 Calibration Date/Time : 3-AUG-2009 15:08:14
 Calibration Source Id : AESS-007

Cal. Isotopes	Source Id	Expiration Date	Standard Energy	Actual Energy
GD-148	6445-278	2/28/10	3183.000	3183.242
NP-237	4341	2/28/10	4768.800	4768.799
CM-244	4320A	2/28/10	5795.020	5795.021

Energy/Channel Equation : see above
 Energy Calibration Zero : 2434.070
 Energy Calibration Slope : 5.126286
 Energy Calibration Quadratic : 3.2231462E-04
 Energy Calibration Range : 8021.000

Instrument : CHAMBER 008
 Detector : 78788
 Calibration Date/Time : 3-AUG-2009 15:08:25
 Calibration Source Id : AESS-008

Cal. Isotopes	Source Id	Expiration Date	Standard Energy	Actual Energy
GD-148	6445-278	2/28/10	3183.000	3183.000
NP-237	4341	2/28/10	4768.800	4768.886
CM-244	4320A	2/28/10	5795.020	5795.020

Energy/Channel Equation : see above
 Energy Calibration Zero : 2371.872
 Energy Calibration Slope : 4.982497
 Energy Calibration Quadratic : 2.9716187E-04
 Energy Calibration Range : 7786.000

Instrument : CHAMBER 009
 Detector : 72528
 Calibration Date/Time : 3-AUG-2009 15:08:37
 Calibration Source Id : AESS-009

Cal. Isotopes	Source Id	Expiration Date	Standard Energy	Actual Energy
GD-148	6445-278	2/28/10	3183.000	3183.000
NP-237	4341	2/28/10	4768.800	4768.800
CM-244	4320A	2/28/10	5795.020	5795.020

Energy/Channel Equation : see above
 Energy Calibration Zero : 2376.048
 Energy Calibration Slope : 4.954385
 Energy Calibration Quadratic : 3.3214918E-04
 Energy Calibration Range : 7798.000

Instrument : CHAMBER 010
 Detector : 72529
 Calibration Date/Time : 3-AUG-2009 15:08:47
 Calibration Source Id : AESS-010
 Cal. Isotopes Source Id Expiration Date Standard Energy Actual Energy
 GD-148 6445-278 2/28/10 3183.000 3183.000
 NP-237 4341 2/28/10 4768.800 4768.799
 CM-244 4320A 2/28/10 5795.020 5795.021

 Energy/Channel Equation : see above
 Energy Calibration Zero : 2369.197
 Energy Calibration Slope : 4.976785
 Energy Calibration Quadratic : 2.5434556E-04
 Energy Calibration Range : 7732.000

Instrument : CHAMBER 011
 Detector : 72531
 Calibration Date/Time : 3-AUG-2009 15:10:05
 Calibration Source Id : AESS-011
 Cal. Isotopes Source Id Expiration Date Standard Energy Actual Energy
 GD-148 6445-278 2/28/10 3183.000 3183.000
 NP-237 4341 2/28/10 4768.800 4768.798
 CM-244 4320A 2/28/10 5795.020 5794.773

 Energy/Channel Equation : see above
 Energy Calibration Zero : 2352.745
 Energy Calibration Slope : 4.989676
 Energy Calibration Quadratic : 3.1640983E-04
 Energy Calibration Range : 7794.000

Instrument : CHAMBER 012
 Detector : 67594
 Calibration Date/Time : 3-AUG-2009 15:10:47
 Calibration Source Id : AESS-012
 Cal. Isotopes Source Id Expiration Date Standard Energy Actual Energy
 GD-148 6445-278 2/28/10 3183.000 3182.999
 NP-237 4341 2/28/10 4768.800 4768.892
 CM-244 4320A 2/28/10 5795.020 5795.162

 Energy/Channel Equation : see above
 Energy Calibration Zero : 2380.763
 Energy Calibration Slope : 4.944053
 Energy Calibration Quadratic : 2.9969949E-04
 Energy Calibration Range : 7758.000

Instrument : CHAMBER 013
 Detector : 78790
 Calibration Date/Time : 3-AUG-2009 15:10:57
 Calibration Source Id : AESS-013
 Cal. Isotopes Source Id Expiration Date Standard Energy Actual Energy
 GD-148 6445-278 2/28/10 3183.000 3182.313
 NP-237 4341 2/28/10 4768.800 4768.407
 CM-244 4320A 2/28/10 5795.020 5794.604
 Energy/Channel Equation : see above
 Energy Calibration Zero : 2363.188
 Energy Calibration Slope : 4.918418
 Energy Calibration Quadratic : 2.9963398E-04
 Energy Calibration Range : 7714.000

Instrument : CHAMBER 014
 Detector : 67616
 Calibration Date/Time : 3-AUG-2009 15:11:09
 Calibration Source Id : AESS-014
 Cal. Isotopes Source Id Expiration Date Standard Energy Actual Energy
 GD-148 6445-278 2/28/10 3183.000 3183.775
 NP-237 4341 2/28/10 4768.800 4769.221
 CM-244 4320A 2/28/10 5795.020 5795.274
 Energy/Channel Equation : see above
 Energy Calibration Zero : 2348.951
 Energy Calibration Slope : 4.947984
 Energy Calibration Quadratic : 3.1622496E-04
 Energy Calibration Range : 7747.000

Instrument : CHAMBER 015
 Detector : 61581
 Calibration Date/Time : 3-AUG-2009 15:11:19
 Calibration Source Id : AESS-015
 Cal. Isotopes Source Id Expiration Date Standard Energy Actual Energy
 GD-148 6445-278 2/28/10 3183.000 3182.428
 NP-237 4341 2/28/10 4768.800 4768.094
 CM-244 4320A 2/28/10 5795.020 5794.472
 Energy/Channel Equation : see above
 Energy Calibration Zero : 2351.056
 Energy Calibration Slope : 4.893757
 Energy Calibration Quadratic : 3.2378119E-04
 Energy Calibration Range : 7702.000

Instrument : CHAMBER 016
 Detector : 78774
 Calibration Date/Time : 3-AUG-2009 15:11:28
 Calibration Source Id : AESS-016
 Cal. Isotopes Source Id Expiration Date Standard Energy Actual Energy
 GD-148 6445-278 2/28/10 3183.000 3183.000
 NP-237 4341 2/28/10 4768.800 4768.555
 CM-244 4320A 2/28/10 5795.020 5795.020
 Energy/Channel Equation : see above
 Energy Calibration Zero : 2352.841
 Energy Calibration Slope : 4.901042
 Energy Calibration Quadratic : 2.9683873E-04
 Energy Calibration Range : 7683.000

Instrument : CHAMBER 017
 Detector : 78791
 Calibration Date/Time : 3-AUG-2009 15:12:45
 Calibration Source Id : AESS-017
 Cal. Isotopes Source Id Expiration Date Standard Energy Actual Energy
 GD-148 6445-278 2/28/10 3183.000 3183.274
 NP-237 4341 2/28/10 4768.800 4768.745
 CM-244 4320A 2/28/10 5795.020 5795.020
 Energy/Channel Equation : see above
 Energy Calibration Zero : 2363.135
 Energy Calibration Slope : 4.992663
 Energy Calibration Quadratic : 2.7446265E-04
 Energy Calibration Range : 7763.000

Instrument : CHAMBER 018
 Detector : 78782
 Calibration Date/Time : 3-AUG-2009 15:12:56
 Calibration Source Id : AESS-018
 Cal. Isotopes Source Id Expiration Date Standard Energy Actual Energy
 GD-148 6445-278 2/28/10 3183.000 3182.695
 NP-237 4341 2/28/10 4768.800 4768.801
 CM-244 4320A 2/28/10 5795.020 5795.113
 Energy/Channel Equation : see above
 Energy Calibration Zero : 2352.853
 Energy Calibration Slope : 4.963830
 Energy Calibration Quadratic : 3.1513936E-04
 Energy Calibration Range : 7766.000

Instrument : CHAMBER 019
 Detector : 78786
 Calibration Date/Time : 3-AUG-2009 15:13:21
 Calibration Source Id : AESS-019

Cal. Isotopes	Source Id	Expiration Date	Standard Energy	Actual Energy
GD-148	6445-278	2/28/10	3183.000	3183.000
NP-237	4341	2/28/10	4768.800	4768.801
CM-244	4320A	2/28/10	5795.020	5794.625

Energy/Channel Equation : see above
 Energy Calibration Zero : 2342.911
 Energy Calibration Slope : 5.075375
 Energy Calibration Quadratic : 2.0290195E-04
 Energy Calibration Range : 7753.000

Instrument : CHAMBER 020
 Detector : 78787
 Calibration Date/Time : 3-AUG-2009 15:13:30
 Calibration Source Id : AESS-020

Cal. Isotopes	Source Id	Expiration Date	Standard Energy	Actual Energy
GD-148	6445-278	2/28/10	3183.000	3182.407
NP-237	4341	2/28/10	4768.800	4768.798
CM-244	4320A	2/28/10	5795.020	5794.754

Energy/Channel Equation : see above
 Energy Calibration Zero : 2341.178
 Energy Calibration Slope : 4.974929
 Energy Calibration Quadratic : 3.0557165E-04
 Energy Calibration Range : 7756.000

Instrument : CHAMBER 021
 Detector : 67047
 Calibration Date/Time : 3-AUG-2009 15:13:40
 Calibration Source Id : AESS-021

Cal. Isotopes	Source Id	Expiration Date	Standard Energy	Actual Energy
GD-148	6445-278	2/28/10	3183.000	3182.625
NP-237	4341	2/28/10	4768.800	4768.133
CM-244	4320A	2/28/10	5795.020	5794.606

Energy/Channel Equation : see above
 Energy Calibration Zero : 2275.519
 Energy Calibration Slope : 4.971471
 Energy Calibration Quadratic : 2.7405904E-04
 Energy Calibration Range : 7654.000

Instrument : CHAMBER 022
 Detector : 72530
 Calibration Date/Time : 3-AUG-2009 15:13:53
 Calibration Source Id : AESS-022

Cal. Isotopes	Source Id	Expiration Date	Standard Energy	Actual Energy
GD-148	6445-278	2/28/10	3183.000	3183.000
NP-237	4341	2/28/10	4768.800	4768.547
CM-244	4320A	2/28/10	5795.020	5795.021

Energy/Channel Equation : see above
 Energy Calibration Zero : 2376.547
 Energy Calibration Slope : 4.977059
 Energy Calibration Quadratic : 2.7739155E-04
 Energy Calibration Range : 7764.000

Instrument : CHAMBER 023
 Detector : 78264
 Calibration Date/Time : 3-AUG-2009 15:14:51
 Calibration Source Id : AESS-023

Cal. Isotopes	Source Id	Expiration Date	Standard Energy	Actual Energy
GD-148	6445-278	2/28/10	3183.000	3182.979
NP-237	4341	2/28/10	4768.800	4768.454
CM-244	4320A	2/28/10	5795.020	5795.020

Energy/Channel Equation : see above
 Energy Calibration Zero : 2383.134
 Energy Calibration Slope : 4.999145
 Energy Calibration Quadratic : 2.8956190E-04
 Energy Calibration Range : 7806.000

Instrument : CHAMBER 024
 Detector : 76542
 Calibration Date/Time : 3-AUG-2009 15:15:01
 Calibration Source Id : AESS-024

Cal. Isotopes	Source Id	Expiration Date	Standard Energy	Actual Energy
GD-148	6445-278	2/28/10	3183.000	3183.000
NP-237	4341	2/28/10	4768.800	4768.799
CM-244	4320A	2/28/10	5795.020	5795.021

Energy/Channel Equation : see above
 Energy Calibration Zero : 2348.727
 Energy Calibration Slope : 4.965035
 Energy Calibration Quadratic : 2.7366623E-04
 Energy Calibration Range : 7720.000

Instrument : CHAMBER 025
 Detector : 45-149AA5
 Calibration Date/Time : 3-AUG-2009 15:15:13
 Calibration Source Id : AESS-025
 Cal. Isotopes Source Id Expiration Date Standard Energy Actual Energy
 GD-148 6445-278 2/28/10 3183.000 3183.326
 NP-237 4341 2/28/10 4768.800 4769.288
 CM-244 4320A 2/28/10 5795.020 5795.321
 Energy/Channel Equation : see above
 Energy Calibration Zero : 2318.480
 Energy Calibration Slope : 4.856905
 Energy Calibration Quadratic : 3.0368069E-04
 Energy Calibration Range : 7610.000

Instrument : CHAMBER 026
 Detector : 78204
 Calibration Date/Time : 3-AUG-2009 15:15:23
 Calibration Source Id : AESS-026
 Cal. Isotopes Source Id Expiration Date Standard Energy Actual Energy
 GD-148 6445-278 2/28/10 3183.000 3183.000
 NP-237 4341 2/28/10 4768.800 4768.821
 CM-244 4320A 2/28/10 5795.020 5795.028
 Energy/Channel Equation : see above
 Energy Calibration Zero : 2356.528
 Energy Calibration Slope : 4.940171
 Energy Calibration Quadratic : 3.3160963E-04
 Energy Calibration Range : 7763.000

Instrument : CHAMBER 027
 Detector : 42484
 Calibration Date/Time : 3-AUG-2009 15:15:36
 Calibration Source Id : AESS-027
 Cal. Isotopes Source Id Expiration Date Standard Energy Actual Energy
 GD-148 6445-278 2/28/10 3183.000 3183.000
 NP-237 4341 2/28/10 4768.800 4768.779
 CM-244 4320A 2/28/10 5795.020 5795.020
 Energy/Channel Equation : see above
 Energy Calibration Zero : 2362.956
 Energy Calibration Slope : 4.971167
 Energy Calibration Quadratic : 3.1741365E-04
 Energy Calibration Range : 7786.000

Instrument : CHAMBER 028
 Detector : 78792
 Calibration Date/Time : 3-AUG-2009 15:15:45
 Calibration Source Id : AESS-028
 Cal. Isotopes Source Id Expiration Date Standard Energy Actual Energy
 GD-148 6445-278 2/28/10 3183.000 3183.319
 NP-237 4341 2/28/10 4768.800 4768.977
 CM-244 4320A 2/28/10 5795.020 5795.122

 Energy/Channel Equation : see above
 Energy Calibration Zero : 2311.473
 Energy Calibration Slope : 4.929708
 Energy Calibration Quadratic : 3.5385601E-04
 Energy Calibration Range : 7731.000

Instrument : CHAMBER 029
 Detector : 33454
 Calibration Date/Time : 3-AUG-2009 15:15:55
 Calibration Source Id : AESS-029
 Cal. Isotopes Source Id Expiration Date Standard Energy Actual Energy
 GD-148 6445-278 2/28/10 3183.000 3184.453
 NP-237 4341 2/28/10 4768.800 4773.209
 CM-244 4320A 2/28/10 5795.020 5802.449

 Energy/Channel Equation : see above
 Energy Calibration Zero : 2339.797
 Energy Calibration Slope : 4.857889
 Energy Calibration Quadratic : 3.2029144E-04
 Energy Calibration Range : 7650.000

Instrument : CHAMBER 030
 Detector : 33447
 Calibration Date/Time : 3-AUG-2009 15:16:05
 Calibration Source Id : AESS-030
 Cal. Isotopes Source Id Expiration Date Standard Energy Actual Energy
 GD-148 6445-278 2/28/10 3183.000 3182.504
 NP-237 4341 2/28/10 4768.800 4768.116
 CM-244 4320A 2/28/10 5795.020 5794.519

 Energy/Channel Equation : see above
 Energy Calibration Zero : 2378.547
 Energy Calibration Slope : 4.952705
 Energy Calibration Quadratic : 3.1284252E-04
 Energy Calibration Range : 7778.000

Instrument : CHAMBER 031
 Detector : 67042
 Calibration Date/Time : 3-AUG-2009 15:16:16
 Calibration Source Id : AESS-031

Cal. Isotopes	Source Id	Expiration Date	Standard Energy	Actual Energy
GD-148	6445-278	2/28/10	3183.000	3183.466
NP-237	4341	2/28/10	4768.800	4769.878
CM-244	4320A	2/28/10	5795.020	5796.077

Energy/Channel Equation : see above
 Energy Calibration Zero : 2364.033
 Energy Calibration Slope : 4.931703
 Energy Calibration Quadratic : 3.3940026E-04
 Energy Calibration Range : 7770.000

Instrument : CHAMBER 032
 Detector : 67041
 Calibration Date/Time : 3-AUG-2009 15:16:28
 Calibration Source Id : AESS-032

Cal. Isotopes	Source Id	Expiration Date	Standard Energy	Actual Energy
GD-148	6445-278	2/28/10	3183.000	3183.000
NP-237	4341	2/28/10	4768.800	4768.801
CM-244	4320A	2/28/10	5795.020	5795.020

Energy/Channel Equation : see above
 Energy Calibration Zero : 2370.812
 Energy Calibration Slope : 4.912539
 Energy Calibration Quadratic : 3.7134811E-04
 Energy Calibration Range : 7791.000

Instrument : CHAMBER 033
 Detector : 78785
 Calibration Date/Time : 3-AUG-2009 15:16:44
 Calibration Source Id : AESS-033

Cal. Isotopes	Source Id	Expiration Date	Standard Energy	Actual Energy
GD-148	6445-278	2/28/10	3183.000	3183.000
NP-237	4341	2/28/10	4768.800	4768.937
CM-244	4320A	2/28/10	5795.020	5795.020

Energy/Channel Equation : see above
 Energy Calibration Zero : 2376.592
 Energy Calibration Slope : 4.933960
 Energy Calibration Quadratic : 3.4911980E-04
 Energy Calibration Range : 7795.000

Instrument : CHAMBER 034
 Detector : 61586
 Calibration Date/Time : 3-AUG-2009 15:16:57
 Calibration Source Id : AESS-034
 Cal. Isotopes Source Id Expiration Date Standard Energy Actual Energy
 GD-148 6445-278 2/28/10 3183.000 3182.237
 NP-237 4341 2/28/10 4768.800 4768.352
 CM-244 4320A 2/28/10 5795.020 5794.135
 Energy/Channel Equation : see above
 Energy Calibration Zero : 2382.364
 Energy Calibration Slope : 5.064843
 Energy Calibration Quadratic : 3.7605409E-04
 Energy Calibration Range : 7963.000

Instrument : CHAMBER 035
 Detector : 78202
 Calibration Date/Time : 3-AUG-2009 15:17:07
 Calibration Source Id : AESS-035
 Cal. Isotopes Source Id Expiration Date Standard Energy Actual Energy
 GD-148 6445-278 2/28/10 3183.000 3183.000
 NP-237 4341 2/28/10 4768.800 4768.976
 CM-244 4320A 2/28/10 5795.020 5795.068
 Energy/Channel Equation : see above
 Energy Calibration Zero : 2332.455
 Energy Calibration Slope : 4.961503
 Energy Calibration Quadratic : 3.2716690E-04
 Energy Calibration Range : 7756.000

Instrument : CHAMBER 036
 Detector : 78203
 Calibration Date/Time : 3-AUG-2009 15:17:19
 Calibration Source Id : AESS-036
 Cal. Isotopes Source Id Expiration Date Standard Energy Actual Energy
 GD-148 6445-278 2/28/10 3183.000 3183.000
 NP-237 4341 2/28/10 4768.800 4768.831
 CM-244 4320A 2/28/10 5795.020 5795.020
 Energy/Channel Equation : see above
 Energy Calibration Zero : 2351.688
 Energy Calibration Slope : 4.934670
 Energy Calibration Quadratic : 3.2679725E-04
 Energy Calibration Range : 7747.000

Instrument : CHAMBER 037
 Detector : 45-149BB5
 Calibration Date/Time : 3-AUG-2009 15:17:30
 Calibration Source Id : AESS-037
 Cal. Isotopes Source Id Expiration Date Standard Energy Actual Energy
 GD-148 6445-278 2/28/10 3183.000 3183.360
 NP-237 4341 2/28/10 4768.800 4770.173
 CM-244 4320A 2/28/10 5795.020 5795.449
 Energy/Channel Equation : see above
 Energy Calibration Zero : 2380.215
 Energy Calibration Slope : 4.934037
 Energy Calibration Quadratic : 2.6879812E-04
 Energy Calibration Range : 7715.000

Instrument : CHAMBER 038
 Detector : 72532
 Calibration Date/Time : 3-AUG-2009 15:17:42
 Calibration Source Id : AESS-038
 Cal. Isotopes Source Id Expiration Date Standard Energy Actual Energy
 GD-148 6445-278 2/28/10 3183.000 3182.992
 NP-237 4341 2/28/10 4768.800 4768.694
 CM-244 4320A 2/28/10 5795.020 5794.956
 Energy/Channel Equation : see above
 Energy Calibration Zero : 2374.738
 Energy Calibration Slope : 4.941356
 Energy Calibration Quadratic : 3.2555324E-04
 Energy Calibration Range : 7776.000

Instrument : CHAMBER 039
 Detector : 45-149BB2
 Calibration Date/Time : 3-AUG-2009 15:17:50
 Calibration Source Id : AESS-039
 Cal. Isotopes Source Id Expiration Date Standard Energy Actual Energy
 GD-148 6445-278 2/28/10 3183.000 3183.000
 NP-237 4341 2/28/10 4768.800 4769.047
 CM-244 4320A 2/28/10 5795.020 5795.021
 Energy/Channel Equation : see above
 Energy Calibration Zero : 2386.341
 Energy Calibration Slope : 4.892657
 Energy Calibration Quadratic : 3.3502636E-04
 Energy Calibration Range : 7748.000

Instrument : CHAMBER 040
 Detector : 78773
 Calibration Date/Time : 3-AUG-2009 15:18:00
 Calibration Source Id : AESS-040
 Cal. Isotopes Source Id Expiration Date Standard Energy Actual Energy
 GD-148 6445-278 2/28/10 3183.000 3183.000
 NP-237 4341 2/28/10 4768.800 4768.801
 CM-244 4320A 2/28/10 5795.020 5795.091
 Energy/Channel Equation : see above
 Energy Calibration Zero : 2353.680
 Energy Calibration Slope : 4.886324
 Energy Calibration Quadratic : 3.3744561E-04
 Energy Calibration Range : 7711.000

Instrument : CHAMBER 041
 Detector : 78205
 Calibration Date/Time : 3-AUG-2009 15:18:09
 Calibration Source Id : AESS-041
 Cal. Isotopes Source Id Expiration Date Standard Energy Actual Energy
 GD-148 6445-278 2/28/10 3183.000 3183.000
 NP-237 4341 2/28/10 4768.800 4768.801
 CM-244 4320A 2/28/10 5795.020 5795.019
 Energy/Channel Equation : see above
 Energy Calibration Zero : 2360.991
 Energy Calibration Slope : 4.934965
 Energy Calibration Quadratic : 3.5826201E-04
 Energy Calibration Range : 7790.000

Instrument : CHAMBER 042
 Detector : 78793
 Calibration Date/Time : 3-AUG-2009 15:18:18
 Calibration Source Id : AESS-042
 Cal. Isotopes Source Id Expiration Date Standard Energy Actual Energy
 GD-148 6445-278 2/28/10 3183.000 3183.000
 NP-237 4341 2/28/10 4768.800 4768.799
 CM-244 4320A 2/28/10 5795.020 5795.021
 Energy/Channel Equation : see above
 Energy Calibration Zero : 2378.631
 Energy Calibration Slope : 4.903480
 Energy Calibration Quadratic : 3.3252311E-04
 Energy Calibration Range : 7748.000

Instrument : CHAMBER 043
 Detector : 76543
 Calibration Date/Time : 3-AUG-2009 15:18:26
 Calibration Source Id : AESS-043

Cal. Isotopes	Source Id	Expiration Date	Standard Energy	Actual Energy
GD-148	6445-278	2/28/10	3183.000	3183.000
NP-237	4341	2/28/10	4768.800	4768.829
CM-244	4320A	2/28/10	5795.020	5795.020

Energy/Channel Equation : see above
 Energy Calibration Zero : 2368.789
 Energy Calibration Slope : 4.934124
 Energy Calibration Quadratic : 3.2330386E-04
 Energy Calibration Range : 7760.000

Instrument : CHAMBER 044
 Detector : 79459
 Calibration Date/Time : 3-AUG-2009 15:18:36
 Calibration Source Id : AESS-044

Cal. Isotopes	Source Id	Expiration Date	Standard Energy	Actual Energy
GD-148	6445-278	2/28/10	3183.000	3183.302
NP-237	4341	2/28/10	4768.800	4768.800
CM-244	4320A	2/28/10	5795.020	5795.020

Energy/Channel Equation : see above
 Energy Calibration Zero : 2359.457
 Energy Calibration Slope : 4.939529
 Energy Calibration Quadratic : 3.2710869E-04
 Energy Calibration Range : 7761.000

Instrument : CHAMBER 045
 Detector : 78783
 Calibration Date/Time : 3-AUG-2009 15:18:46
 Calibration Source Id : AESS-045

Cal. Isotopes	Source Id	Expiration Date	Standard Energy	Actual Energy
GD-148	6445-278	2/28/10	3183.000	3182.992
NP-237	4341	2/28/10	4768.800	4768.800
CM-244	4320A	2/28/10	5795.020	5795.021

Energy/Channel Equation : see above
 Energy Calibration Zero : 2366.479
 Energy Calibration Slope : 4.912705
 Energy Calibration Quadratic : 3.5802016E-04
 Energy Calibration Range : 7773.000

Instrument : CHAMBER 046
 Detector : 76544
 Calibration Date/Time : 3-AUG-2009 15:18:55
 Calibration Source Id : AESS-046

Cal. Isotopes	Source Id	Expiration Date	Standard Energy	Actual Energy
GD-148	6445-278	2/28/10	3183.000	3183.000
NP-237	4341	2/28/10	4768.800	4768.801
CM-244	4320A	2/28/10	5795.020	5795.020

Energy/Channel Equation : see above
 Energy Calibration Zero : 2361.703
 Energy Calibration Slope : 4.888400
 Energy Calibration Quadratic : 3.3994557E-04
 Energy Calibration Range : 7724.000

Instrument : CHAMBER 047
 Detector : 46-089B1
 Calibration Date/Time : 3-AUG-2009 15:19:03
 Calibration Source Id : AESS-047

Cal. Isotopes	Source Id	Expiration Date	Standard Energy	Actual Energy
GD-148	6445-278	2/28/10	3183.000	3183.340
NP-237	4341	2/28/10	4768.800	4768.922
CM-244	4320A	2/28/10	5795.020	5795.151

Energy/Channel Equation : see above
 Energy Calibration Zero : 2354.429
 Energy Calibration Slope : 4.963282
 Energy Calibration Quadratic : 3.1133511E-04
 Energy Calibration Range : 7763.000

Instrument : CHAMBER 048
 Detector : 42483
 Calibration Date/Time : 3-AUG-2009 15:19:12
 Calibration Source Id : AESS-048

Cal. Isotopes	Source Id	Expiration Date	Standard Energy	Actual Energy
GD-148	6445-278	2/28/10	3183.000	3183.266
NP-237	4341	2/28/10	4768.800	4768.972
CM-244	4320A	2/28/10	5795.020	5795.095

Energy/Channel Equation : see above
 Energy Calibration Zero : 2377.788
 Energy Calibration Slope : 4.957360
 Energy Calibration Quadratic : 2.8386535E-04
 Energy Calibration Range : 7752.000

Instrument : CHAMBER 065
 Detector : 68551
 Calibration Date/Time : 11-AUG-2009 11:32:36
 Calibration Source Id : AESS-001

Cal. Isotopes	Source Id	Expiration Date	Standard Energy	Actual Energy
GD-148	6445-278	2/28/10	3183.000	3183.849
NP-237	4341	2/28/10	4768.800	4769.466
CM-244	4320A	2/28/10	5795.020	5795.163

Energy/Channel Equation : see above
 Energy Calibration Zero : 2372.264
 Energy Calibration Slope : 4.908353
 Energy Calibration Quadratic : 3.3354512E-04
 Energy Calibration Range : 7748.000

Instrument : CHAMBER 066
 Detector : 46-089C1
 Calibration Date/Time : 11-AUG-2009 11:33:22
 Calibration Source Id : AESS-002

Cal. Isotopes	Source Id	Expiration Date	Standard Energy	Actual Energy
GD-148	6445-278	2/28/10	3183.000	3183.390
NP-237	4341	2/28/10	4768.800	4769.085
CM-244	4320A	2/28/10	5795.020	5795.154

Energy/Channel Equation : see above
 Energy Calibration Zero : 2366.405
 Energy Calibration Slope : 4.987269
 Energy Calibration Quadratic : 2.6785664E-04
 Energy Calibration Range : 7754.000

Instrument : CHAMBER 067
 Detector : 46-089B4
 Calibration Date/Time : 11-AUG-2009 11:33:34
 Calibration Source Id : AESS-003

Cal. Isotopes	Source Id	Expiration Date	Standard Energy	Actual Energy
GD-148	6445-278	2/28/10	3183.000	3183.001
NP-237	4341	2/28/10	4768.800	4768.295
CM-244	4320A	2/28/10	5795.020	5794.813

Energy/Channel Equation : see above
 Energy Calibration Zero : 2395.106
 Energy Calibration Slope : 4.966452
 Energy Calibration Quadratic : 2.8820083E-04
 Energy Calibration Range : 7783.000

Instrument : CHAMBER 068
 Detector : 78794
 Calibration Date/Time : 11-AUG-2009 11:38:02
 Calibration Source Id : AESS-004

Cal. Isotopes	Source Id	Expiration Date	Standard Energy	Actual Energy
GD-148	6445-278	2/28/10	3183.000	3183.000
NP-237	4341	2/28/10	4768.800	4768.980
CM-244	4320A	2/28/10	5795.020	5795.141

Energy/Channel Equation : see above
 Energy Calibration Zero : 2363.999
 Energy Calibration Slope : 4.959627
 Energy Calibration Quadratic : 3.2675461E-04
 Energy Calibration Range : 7785.000

Instrument : CHAMBER 069
 Detector : 78795
 Calibration Date/Time : 11-AUG-2009 11:38:36
 Calibration Source Id : AESS-005

Cal. Isotopes	Source Id	Expiration Date	Standard Energy	Actual Energy
GD-148	6445-278	2/28/10	3183.000	3183.000
NP-237	4341	2/28/10	4768.800	4768.715
CM-244	4320A	2/28/10	5795.020	5795.021

Energy/Channel Equation : see above
 Energy Calibration Zero : 2374.161
 Energy Calibration Slope : 4.934980
 Energy Calibration Quadratic : 3.3370449E-04
 Energy Calibration Range : 7777.000

Instrument : CHAMBER 070
 Detector : 46-089B2
 Calibration Date/Time : 11-AUG-2009 11:38:49
 Calibration Source Id : AESS-006

Cal. Isotopes	Source Id	Expiration Date	Standard Energy	Actual Energy
GD-148	6445-278	2/28/10	3183.000	3183.376
NP-237	4341	2/28/10	4768.800	4768.799
CM-244	4320A	2/28/10	5795.020	5795.021

Energy/Channel Equation : see above
 Energy Calibration Zero : 2384.967
 Energy Calibration Slope : 4.940035
 Energy Calibration Quadratic : 3.0117441E-04
 Energy Calibration Range : 7759.000

Instrument : CHAMBER 071
 Detector : 64259
 Calibration Date/Time : 11-AUG-2009 11:39:05
 Calibration Source Id : AESS-007

Cal. Isotopes	Source Id	Expiration Date	Standard Energy	Actual Energy
GD-148	6445-278	2/28/10	3183.000	3183.000
NP-237	4341	2/28/10	4768.800	4768.799
CM-244	4320A	2/28/10	5795.020	5795.020

Energy/Channel Equation : see above
 Energy Calibration Zero : 2380.222
 Energy Calibration Slope : 4.972534
 Energy Calibration Quadratic : 3.0923611E-04
 Energy Calibration Range : 7796.000

Instrument : CHAMBER 072
 Detector : 45-149AA3
 Calibration Date/Time : 11-AUG-2009 11:41:05
 Calibration Source Id : AESS-008

Cal. Isotopes	Source Id	Expiration Date	Standard Energy	Actual Energy
GD-148	6445-278	2/28/10	3183.000	3183.000
NP-237	4341	2/28/10	4768.800	4768.799
CM-244	4320A	2/28/10	5795.020	5794.779

Energy/Channel Equation : see above
 Energy Calibration Zero : 2367.289
 Energy Calibration Slope : 4.936321
 Energy Calibration Quadratic : 3.1663457E-04
 Energy Calibration Range : 7754.000

Instrument : CHAMBER 073
 Detector : 78775
 Calibration Date/Time : 11-AUG-2009 11:41:19
 Calibration Source Id : AESS-009

Cal. Isotopes	Source Id	Expiration Date	Standard Energy	Actual Energy
GD-148	6445-278	2/28/10	3183.000	3183.000
NP-237	4341	2/28/10	4768.800	4768.800
CM-244	4320A	2/28/10	5795.020	5795.020

Energy/Channel Equation : see above
 Energy Calibration Zero : 2340.294
 Energy Calibration Slope : 4.933617
 Energy Calibration Quadratic : 3.0803526E-04
 Energy Calibration Range : 7715.000

Instrument : CHAMBER 074
 Detector : 78266
 Calibration Date/Time : 11-AUG-2009 11:41:50
 Calibration Source Id : AESS-010

Cal. Isotopes	Source Id	Expiration Date	Standard Energy	Actual Energy
GD-148	6445-278	2/28/10	3183.000	3183.000
NP-237	4341	2/28/10	4768.800	4768.800
CM-244	4320A	2/28/10	5795.020	5795.020

Energy/Channel Equation : see above
 Energy Calibration Zero : 2357.238
 Energy Calibration Slope : 4.957754
 Energy Calibration Quadratic : 3.2763465E-04
 Energy Calibration Range : 7778.000

Instrument : CHAMBER 075
 Detector : 68550
 Calibration Date/Time : 11-AUG-2009 11:42:08
 Calibration Source Id : AESS-011

Cal. Isotopes	Source Id	Expiration Date	Standard Energy	Actual Energy
GD-148	6445-278	2/28/10	3183.000	3183.795
NP-237	4341	2/28/10	4768.800	4769.246
CM-244	4320A	2/28/10	5795.020	5795.020

Energy/Channel Equation : see above
 Energy Calibration Zero : 2357.909
 Energy Calibration Slope : 4.956091
 Energy Calibration Quadratic : 3.1667759E-04
 Energy Calibration Range : 7765.000

Instrument : CHAMBER 076
 Detector : 78779
 Calibration Date/Time : 11-AUG-2009 11:42:40
 Calibration Source Id : AESS-012

Cal. Isotopes	Source Id	Expiration Date	Standard Energy	Actual Energy
GD-148	6445-278	2/28/10	3183.000	3183.000
NP-237	4341	2/28/10	4768.800	4768.799
CM-244	4320A	2/28/10	5795.020	5795.193

Energy/Channel Equation : see above
 Energy Calibration Zero : 2353.146
 Energy Calibration Slope : 4.949463
 Energy Calibration Quadratic : 3.2361425E-04
 Energy Calibration Range : 7761.000

Instrument : CHAMBER 077
 Detector : 67576
 Calibration Date/Time : 11-AUG-2009 11:42:53
 Calibration Source Id : AESS-013

Cal. Isotopes	Source Id	Expiration Date	Standard Energy	Actual Energy
GD-148	6445-278	2/28/10	3183.000	3183.000
NP-237	4341	2/28/10	4768.800	4768.800
CM-244	4320A	2/28/10	5795.020	5794.739

Energy/Channel Equation : see above
 Energy Calibration Zero : 2362.830
 Energy Calibration Slope : 4.939044
 Energy Calibration Quadratic : 3.0275399E-04
 Energy Calibration Range : 7738.000

Instrument : CHAMBER 078
 Detector : 67577
 Calibration Date/Time : 11-AUG-2009 11:43:47
 Calibration Source Id : AESS-014

Cal. Isotopes	Source Id	Expiration Date	Standard Energy	Actual Energy
GD-148	6445-278	2/28/10	3183.000	3181.433
NP-237	4341	2/28/10	4768.800	4767.846
CM-244	4320A	2/28/10	5795.020	5793.522

Energy/Channel Equation : see above
 Energy Calibration Zero : 2407.798
 Energy Calibration Slope : 4.964797
 Energy Calibration Quadratic : 3.3742035E-04
 Energy Calibration Range : 7846.000

Instrument : CHAMBER 079
 Detector : 67598
 Calibration Date/Time : 11-AUG-2009 11:44:09
 Calibration Source Id : AESS-015

Cal. Isotopes	Source Id	Expiration Date	Standard Energy	Actual Energy
GD-148	6445-278	2/28/10	3183.000	3183.000
NP-237	4341	2/28/10	4768.800	4768.694
CM-244	4320A	2/28/10	5795.020	5795.021

Energy/Channel Equation : see above
 Energy Calibration Zero : 2369.132
 Energy Calibration Slope : 4.920986
 Energy Calibration Quadratic : 3.1385853E-04
 Energy Calibration Range : 7737.000

Instrument : CHAMBER 080
 Detector : 78197
 Calibration Date/Time : 12-AUG-2009 06:47:19
 Calibration Source Id : AESS-016

Cal. Isotopes	Source Id	Expiration Date	Standard Energy	Actual Energy
GD-148	6445-278	2/28/10	3183.000	3183.250
NP-237	4341	2/28/10	4768.800	4769.057
CM-244	4320A	2/28/10	5795.020	5795.270

Energy/Channel Equation : see above
 Energy Calibration Zero : 2352.236
 Energy Calibration Slope : 4.998828
 Energy Calibration Quadratic : 2.8291933E-04
 Energy Calibration Range : 7768.000

Instrument : CHAMBER 081
 Detector : 72533
 Calibration Date/Time : 11-AUG-2009 11:46:32
 Calibration Source Id : AESS-017

Cal. Isotopes	Source Id	Expiration Date	Standard Energy	Actual Energy
GD-148	6445-278	2/28/10	3183.000	3204.930
NP-237	4341	2/28/10	4768.800	4703.826
CM-244	4320A	2/28/10	5795.020	5726.761

Energy/Channel Equation : see above
 Energy Calibration Zero : 2219.847
 Energy Calibration Slope : 9.458302
 Energy Calibration Quadratic : -5.2725184E-03
 Energy Calibration Range : 6377.000

Instrument : CHAMBER 082
 Detector : 64263
 Calibration Date/Time : 11-AUG-2009 11:47:05
 Calibration Source Id : AESS-018

Cal. Isotopes	Source Id	Expiration Date	Standard Energy	Actual Energy
GD-148	6445-278	2/28/10	3183.000	3182.619
NP-237	4341	2/28/10	4768.800	4767.967
CM-244	4320A	2/28/10	5795.020	5794.591

Energy/Channel Equation : see above
 Energy Calibration Zero : 2389.567
 Energy Calibration Slope : 4.987039
 Energy Calibration Quadratic : 3.1898782E-04
 Energy Calibration Range : 7831.000

Instrument : CHAMBER 083
 Detector : 64278
 Calibration Date/Time : 11-AUG-2009 11:47:29
 Calibration Source Id : AESS-019
 Cal. Isotopes Source Id Expiration Date Standard Energy Actual Energy
 GD-148 6445-278 2/28/10 3183.000 3183.777
 NP-237 4341 2/28/10 4768.800 4768.800
 CM-244 4320A 2/28/10 5795.020 5795.020

 Energy/Channel Equation : see above
 Energy Calibration Zero : 2373.204
 Energy Calibration Slope : 5.041853
 Energy Calibration Quadratic : 2.3808437E-04
 Energy Calibration Range : 7786.000

Instrument : CHAMBER 084
 Detector : 78265
 Calibration Date/Time : 11-AUG-2009 11:47:52
 Calibration Source Id : AESS-020
 Cal. Isotopes Source Id Expiration Date Standard Energy Actual Energy
 GD-148 6445-278 2/28/10 3183.000 3183.000
 NP-237 4341 2/28/10 4768.800 4768.799
 CM-244 4320A 2/28/10 5795.020 5794.867

 Energy/Channel Equation : see above
 Energy Calibration Zero : 2362.363
 Energy Calibration Slope : 5.016379
 Energy Calibration Quadratic : 2.7867779E-04
 Energy Calibration Range : 7791.000

Instrument : CHAMBER 085
 Detector : 78776
 Calibration Date/Time : 11-AUG-2009 11:48:19
 Calibration Source Id : AESS-021
 Cal. Isotopes Source Id Expiration Date Standard Energy Actual Energy
 GD-148 6445-278 2/28/10 3183.000 3183.000
 NP-237 4341 2/28/10 4768.800 4768.802
 CM-244 4320A 2/28/10 5795.020 5795.019

 Energy/Channel Equation : see above
 Energy Calibration Zero : 2368.057
 Energy Calibration Slope : 4.984862
 Energy Calibration Quadratic : 2.9382212E-04
 Energy Calibration Range : 7781.000

Instrument : CHAMBER 086
 Detector : 78198
 Calibration Date/Time : 11-AUG-2009 11:48:41
 Calibration Source Id : AESS-022

Cal. Isotopes	Source Id	Expiration Date	Standard Energy	Actual Energy
GD-148	6445-278	2/28/10	3183.000	3182.458
NP-237	4341	2/28/10	4768.800	4768.482
CM-244	4320A	2/28/10	5795.020	5794.558

Energy/Channel Equation : see above
 Energy Calibration Zero : 2358.351
 Energy Calibration Slope : 5.023737
 Energy Calibration Quadratic : 2.3622859E-04
 Energy Calibration Range : 7750.000

Instrument : CHAMBER 087
 Detector : 78199
 Calibration Date/Time : 11-AUG-2009 11:49:08
 Calibration Source Id : AESS-023

Cal. Isotopes	Source Id	Expiration Date	Standard Energy	Actual Energy
GD-148	6445-278	2/28/10	3183.000	3182.717
NP-237	4341	2/28/10	4768.800	4768.539
CM-244	4320A	2/28/10	5795.020	5794.745

Energy/Channel Equation : see above
 Energy Calibration Zero : 2342.553
 Energy Calibration Slope : 4.976685
 Energy Calibration Quadratic : 2.4361881E-04
 Energy Calibration Range : 7694.000

Instrument : CHAMBER 088
 Detector : 33452
 Calibration Date/Time : 11-AUG-2009 11:50:14
 Calibration Source Id : AESS-024

Cal. Isotopes	Source Id	Expiration Date	Standard Energy	Actual Energy
GD-148	6445-278	2/28/10	3183.000	3183.000
NP-237	4341	2/28/10	4768.800	4768.801
CM-244	4320A	2/28/10	5795.020	5795.020

Energy/Channel Equation : see above
 Energy Calibration Zero : 2348.450
 Energy Calibration Slope : 4.985291
 Energy Calibration Quadratic : 2.0228673E-04
 Energy Calibration Range : 7666.000

Instrument : CHAMBER 089
 Detector : 78262
 Calibration Date/Time : 11-AUG-2009 11:50:54
 Calibration Source Id : AESS-025

Cal. Isotopes	Source Id	Expiration Date	Standard Energy	Actual Energy
GD-148	6445-278	2/28/10	3183.000	3182.822
NP-237	4341	2/28/10	4768.800	4768.800
CM-244	4320A	2/28/10	5795.020	5795.020

Energy/Channel Equation : see above
 Energy Calibration Zero : 2360.236
 Energy Calibration Slope : 4.993787
 Energy Calibration Quadratic : 3.1235311E-04
 Energy Calibration Range : 7801.000

Instrument : CHAMBER 090
 Detector : 78263
 Calibration Date/Time : 11-AUG-2009 11:51:07
 Calibration Source Id : AESS-026

Cal. Isotopes	Source Id	Expiration Date	Standard Energy	Actual Energy
GD-148	6445-278	2/28/10	3183.000	3183.000
NP-237	4341	2/28/10	4768.800	4768.689
CM-244	4320A	2/28/10	5795.020	5794.864

Energy/Channel Equation : see above
 Energy Calibration Zero : 2367.944
 Energy Calibration Slope : 4.912088
 Energy Calibration Quadratic : 3.3423179E-04
 Energy Calibration Range : 7748.000

Instrument : CHAMBER 091
 Detector : 78259
 Calibration Date/Time : 11-AUG-2009 11:51:19
 Calibration Source Id : AESS-027

Cal. Isotopes	Source Id	Expiration Date	Standard Energy	Actual Energy
GD-148	6445-278	2/28/10	3183.000	3182.501
NP-237	4341	2/28/10	4768.800	4768.562
CM-244	4320A	2/28/10	5795.020	5794.908

Energy/Channel Equation : see above
 Energy Calibration Zero : 2373.294
 Energy Calibration Slope : 4.962712
 Energy Calibration Quadratic : 3.3628431E-04
 Energy Calibration Range : 7808.000

Instrument : CHAMBER 092
 Detector : 79457
 Calibration Date/Time : 11-AUG-2009 11:52:08
 Calibration Source Id : AESS-028
 Cal. Isotopes Source Id Expiration Date Standard Energy Actual Energy
 GD-148 6445-278 2/28/10 3183.000 3182.999
 NP-237 4341 2/28/10 4768.800 4769.086
 CM-244 4320A 2/28/10 5795.020 5795.236

 Energy/Channel Equation : see above
 Energy Calibration Zero : 2353.207
 Energy Calibration Slope : 4.920592
 Energy Calibration Quadratic : 3.2561756E-04
 Energy Calibration Range : 7733.000

Instrument : CHAMBER 093
 Detector : 33206
 Calibration Date/Time : 11-AUG-2009 11:52:22
 Calibration Source Id : AESS-029
 Cal. Isotopes Source Id Expiration Date Standard Energy Actual Energy
 GD-148 6445-278 2/28/10 3183.000 3182.729
 NP-237 4341 2/28/10 4768.800 4768.662
 CM-244 4320A 2/28/10 5795.020 5794.973

 Energy/Channel Equation : see above
 Energy Calibration Zero : 2374.507
 Energy Calibration Slope : 4.905449
 Energy Calibration Quadratic : 3.4070064E-04
 Energy Calibration Range : 7755.000

Instrument : CHAMBER 094
 Detector : 78267
 Calibration Date/Time : 11-AUG-2009 11:52:36
 Calibration Source Id : AESS-030
 Cal. Isotopes Source Id Expiration Date Standard Energy Actual Energy
 GD-148 6445-278 2/28/10 3183.000 3182.615
 NP-237 4341 2/28/10 4768.800 4768.657
 CM-244 4320A 2/28/10 5795.020 5794.828

 Energy/Channel Equation : see above
 Energy Calibration Zero : 2364.661
 Energy Calibration Slope : 4.944430
 Energy Calibration Quadratic : 3.0602465E-04
 Energy Calibration Range : 7749.000

Instrument : CHAMBER 095
 Detector : 64279
 Calibration Date/Time : 11-AUG-2009 11:53:20
 Calibration Source Id : AESS-031

Cal. Isotopes	Source Id	Expiration Date	Standard Energy	Actual Energy
GD-148	6445-278	2/28/10	3183.000	3183.000
NP-237	4341	2/28/10	4768.800	4768.800
CM-244	4320A	2/28/10	5795.020	5794.924

Energy/Channel Equation : see above
 Energy Calibration Zero : 2360.997
 Energy Calibration Slope : 4.923662
 Energy Calibration Quadratic : 3.3134571E-04
 Energy Calibration Range : 7750.000

Instrument : CHAMBER 096
 Detector : 67605
 Calibration Date/Time : 11-AUG-2009 11:53:35
 Calibration Source Id : AESS-032

Cal. Isotopes	Source Id	Expiration Date	Standard Energy	Actual Energy
GD-148	6445-278	2/28/10	3183.000	3182.861
NP-237	4341	2/28/10	4768.800	4768.801
CM-244	4320A	2/28/10	5795.020	5794.970

Energy/Channel Equation : see above
 Energy Calibration Zero : 2352.669
 Energy Calibration Slope : 4.930194
 Energy Calibration Quadratic : 3.4499675E-04
 Energy Calibration Range : 7763.000

Instrument : CHAMBER 097
 Detector : 67599
 Calibration Date/Time : 11-AUG-2009 11:54:04
 Calibration Source Id : AESS-033

Cal. Isotopes	Source Id	Expiration Date	Standard Energy	Actual Energy
GD-148	6445-278	2/28/10	3183.000	3182.385
NP-237	4341	2/28/10	4768.800	4768.497
CM-244	4320A	2/28/10	5795.020	5794.575

Energy/Channel Equation : see above
 Energy Calibration Zero : 2366.630
 Energy Calibration Slope : 4.955770
 Energy Calibration Quadratic : 3.2342706E-04
 Energy Calibration Range : 7780.000

Instrument : CHAMBER 098
 Detector : 68644
 Calibration Date/Time : 11-AUG-2009 11:54:57
 Calibration Source Id : AESS-034

Cal. Isotopes	Source Id	Expiration Date	Standard Energy	Actual Energy
GD-148	6445-278	2/28/10	3183.000	3183.000
NP-237	4341	2/28/10	4768.800	4768.677
CM-244	4320A	2/28/10	5795.020	5795.020

Energy/Channel Equation : see above
 Energy Calibration Zero : 2384.988
 Energy Calibration Slope : 4.980790
 Energy Calibration Quadratic : 3.1301824E-04
 Energy Calibration Range : 7814.000

Instrument : CHAMBER 099
 Detector : 70317
 Calibration Date/Time : 11-AUG-2009 11:55:11
 Calibration Source Id : AESS-035

Cal. Isotopes	Source Id	Expiration Date	Standard Energy	Actual Energy
GD-148	6445-278	2/28/10	3183.000	3182.657
NP-237	4341	2/28/10	4768.800	4768.798
CM-244	4320A	2/28/10	5795.020	5794.872

Energy/Channel Equation : see above
 Energy Calibration Zero : 2370.271
 Energy Calibration Slope : 4.896307
 Energy Calibration Quadratic : 3.5264078E-04
 Energy Calibration Range : 7754.000

Instrument : CHAMBER 100
 Detector : 79456
 Calibration Date/Time : 11-AUG-2009 11:55:23
 Calibration Source Id : AESS-046

Cal. Isotopes	Source Id	Expiration Date	Standard Energy	Actual Energy
GD-148	6445-278	2/28/10	3183.000	3183.007
NP-237	4341	2/28/10	4768.800	4768.931
CM-244	4320A	2/28/10	5795.020	5795.248

Energy/Channel Equation : see above
 Energy Calibration Zero : 2353.091
 Energy Calibration Slope : 4.889555
 Energy Calibration Quadratic : 3.4731548E-04
 Energy Calibration Range : 7724.000

Instrument : CHAMBER 101
 Detector : 64253
 Calibration Date/Time : 11-AUG-2009 11:55:41
 Calibration Source Id : AESS-037

Cal. Isotopes	Source Id	Expiration Date	Standard Energy	Actual Energy
GD-148	6445-278	2/28/10	3183.000	3182.482
NP-237	4341	2/28/10	4768.800	4768.628
CM-244	4320A	2/28/10	5795.020	5795.004

Energy/Channel Equation : see above
 Energy Calibration Zero : 2413.378
 Energy Calibration Slope : 4.941072
 Energy Calibration Quadratic : 3.1744229E-04
 Energy Calibration Range : 7806.000

Instrument : CHAMBER 102
 Detector : 72525
 Calibration Date/Time : 11-AUG-2009 11:55:55
 Calibration Source Id : AESS-038

Cal. Isotopes	Source Id	Expiration Date	Standard Energy	Actual Energy
GD-148	6445-278	2/28/10	3183.000	3182.620
NP-237	4341	2/28/10	4768.800	4768.759
CM-244	4320A	2/28/10	5795.020	5795.021

Energy/Channel Equation : see above
 Energy Calibration Zero : 2365.023
 Energy Calibration Slope : 4.877947
 Energy Calibration Quadratic : 3.3410732E-04
 Energy Calibration Range : 7710.000

Instrument : CHAMBER 103
 Detector : 79461
 Calibration Date/Time : 11-AUG-2009 11:56:06
 Calibration Source Id : AESS-039

Cal. Isotopes	Source Id	Expiration Date	Standard Energy	Actual Energy
GD-148	6445-278	2/28/10	3183.000	3183.000
NP-237	4341	2/28/10	4768.800	4768.724
CM-244	4320A	2/28/10	5795.020	5795.020

Energy/Channel Equation : see above
 Energy Calibration Zero : 2388.602
 Energy Calibration Slope : 4.925415
 Energy Calibration Quadratic : 3.3399722E-04
 Energy Calibration Range : 7782.000

Instrument : CHAMBER 104
 Detector : 72524
 Calibration Date/Time : 11-AUG-2009 11:56:56
 Calibration Source Id : AESS-040

Cal. Isotopes	Source Id	Expiration Date	Standard Energy	Actual Energy
GD-148	6445-278	2/28/10	3183.000	3182.731
NP-237	4341	2/28/10	4768.800	4768.746
CM-244	4320A	2/28/10	5795.020	5794.950

Energy/Channel Equation : see above
 Energy Calibration Zero : 2361.164
 Energy Calibration Slope : 4.875978
 Energy Calibration Quadratic : 3.5914616E-04
 Energy Calibration Range : 7731.000

Instrument : CHAMBER 105
 Detector : 78777
 Calibration Date/Time : 11-AUG-2009 11:57:20
 Calibration Source Id : AESS-041

Cal. Isotopes	Source Id	Expiration Date	Standard Energy	Actual Energy
GD-148	6445-278	2/28/10	3183.000	3183.000
NP-237	4341	2/28/10	4768.800	4768.800
CM-244	4320A	2/28/10	5795.020	5795.021

Energy/Channel Equation : see above
 Energy Calibration Zero : 2374.957
 Energy Calibration Slope : 4.877512
 Energy Calibration Quadratic : 3.5687728E-04
 Energy Calibration Range : 7744.000

Instrument : CHAMBER 106
 Detector : 64274
 Calibration Date/Time : 11-AUG-2009 11:57:33
 Calibration Source Id : AESS-042

Cal. Isotopes	Source Id	Expiration Date	Standard Energy	Actual Energy
GD-148	6445-278	2/28/10	3183.000	3183.000
NP-237	4341	2/28/10	4768.800	4768.799
CM-244	4320A	2/28/10	5795.020	5795.021

Energy/Channel Equation : see above
 Energy Calibration Zero : 2386.397
 Energy Calibration Slope : 4.925849
 Energy Calibration Quadratic : 3.5619634E-04
 Energy Calibration Range : 7804.000

Instrument : CHAMBER 107
 Detector : 67578
 Calibration Date/Time : 11-AUG-2009 11:58:23
 Calibration Source Id : AESS-043

Cal. Isotopes	Source Id	Expiration Date	Standard Energy	Actual Energy
GD-148	6445-278	2/28/10	3183.000	3182.757
NP-237	4341	2/28/10	4768.800	4768.431
CM-244	4320A	2/28/10	5795.020	5794.760

Energy/Channel Equation : see above
 Energy Calibration Zero : 2365.165
 Energy Calibration Slope : 4.989622
 Energy Calibration Quadratic : 3.0367926E-04
 Energy Calibration Range : 7793.000

Instrument : CHAMBER 108
 Detector : 78778
 Calibration Date/Time : 11-AUG-2009 12:00:02
 Calibration Source Id : AESS-044

Cal. Isotopes	Source Id	Expiration Date	Standard Energy	Actual Energy
GD-148	6445-278	2/28/10	3183.000	3183.000
NP-237	4341	2/28/10	4768.800	4768.799
CM-244	4320A	2/28/10	5795.020	5795.085

Energy/Channel Equation : see above
 Energy Calibration Zero : 2361.750
 Energy Calibration Slope : 4.889173
 Energy Calibration Quadratic : 3.3859405E-04
 Energy Calibration Range : 7723.000

Instrument : CHAMBER 109
 Detector : 79463
 Calibration Date/Time : 11-AUG-2009 12:00:23
 Calibration Source Id : AESS-045

Cal. Isotopes	Source Id	Expiration Date	Standard Energy	Actual Energy
GD-148	6445-278	2/28/10	3183.000	3183.000
NP-237	4341	2/28/10	4768.800	4768.801
CM-244	4320A	2/28/10	5795.020	5795.011

Energy/Channel Equation : see above
 Energy Calibration Zero : 2361.956
 Energy Calibration Slope : 4.902098
 Energy Calibration Quadratic : 3.6021773E-04
 Energy Calibration Range : 7759.000

Instrument : CHAMBER 110
 Detector : 67602
 Calibration Date/Time : 11-AUG-2009 12:01:03
 Calibration Source Id : AESS-046
 Cal. Isotopes Source Id Expiration Date Standard Energy Actual Energy
 GD-148 6445-278 2/28/10 3183.000 3180.240
 NP-237 4341 2/28/10 4768.800 4767.627
 CM-244 4320A 2/28/10 5795.020 5792.351
 Energy/Channel Equation : see above
 Energy Calibration Zero : 2450.737
 Energy Calibration Slope : 5.078455
 Energy Calibration Quadratic : 3.6329794E-04
 Energy Calibration Range : 8032.000

Instrument : CHAMBER 111
 Detector : 79462
 Calibration Date/Time : 11-AUG-2009 12:01:21
 Calibration Source Id : AESS-047
 Cal. Isotopes Source Id Expiration Date Standard Energy Actual Energy
 GD-148 6445-278 2/28/10 3183.000 3182.689
 NP-237 4341 2/28/10 4768.800 4768.620
 CM-244 4320A 2/28/10 5795.020 5794.913
 Energy/Channel Equation : see above
 Energy Calibration Zero : 2360.863
 Energy Calibration Slope : 4.982990
 Energy Calibration Quadratic : 3.1839884E-04
 Energy Calibration Range : 7797.000

Instrument : CHAMBER 112
 Detector : 78261
 Calibration Date/Time : 11-AUG-2009 12:02:06
 Calibration Source Id : AESS-048
 Cal. Isotopes Source Id Expiration Date Standard Energy Actual Energy
 GD-148 6445-278 2/28/10 3183.000 3183.000
 NP-237 4341 2/28/10 4768.800 4768.798
 CM-244 4320A 2/28/10 5795.020 5795.021
 Energy/Channel Equation : see above
 Energy Calibration Zero : 2372.713
 Energy Calibration Slope : 4.922604
 Energy Calibration Quadratic : 3.2149741E-04
 Energy Calibration Range : 7751.000

Instrument : CHAMBER 113
 Detector : 45-111B4
 Calibration Date/Time : 17-AUG-2009 14:57:05
 Calibration Source Id : AESS-001

Cal. Isotopes	Source Id	Expiration Date	Standard Energy	Actual Energy
GD-148	6445-278	2/28/10	3183.000	3183.000
NP-237	4341	2/28/10	4768.800	4768.693
CM-244	4320A	2/28/10	5795.020	5795.021

Energy/Channel Equation : see above
 Energy Calibration Zero : 2388.351
 Energy Calibration Slope : 4.986037
 Energy Calibration Quadratic : 2.9112995E-04
 Energy Calibration Range : 7799.000

Instrument : CHAMBER 114
 Detector : 78258
 Calibration Date/Time : 17-AUG-2009 14:57:42
 Calibration Source Id : AESS-007

Cal. Isotopes	Source Id	Expiration Date	Standard Energy	Actual Energy
GD-148	6445-278	2/28/10	3183.000	3182.738
NP-237	4341	2/28/10	4768.800	4768.375
CM-244	4320A	2/28/10	5795.020	5794.878

Energy/Channel Equation : see above
 Energy Calibration Zero : 2341.717
 Energy Calibration Slope : 4.967946
 Energy Calibration Quadratic : 2.6719994E-04
 Energy Calibration Range : 7709.000

Instrument : CHAMBER 115
 Detector : 45-132FF4
 Calibration Date/Time : 17-AUG-2009 14:57:55
 Calibration Source Id : AESS-002

Cal. Isotopes	Source Id	Expiration Date	Standard Energy	Actual Energy
GD-148	6445-278	2/28/10	3183.000	3183.000
NP-237	4341	2/28/10	4768.800	4768.996
CM-244	4320A	2/28/10	5795.020	5795.124

Energy/Channel Equation : see above
 Energy Calibration Zero : 2360.484
 Energy Calibration Slope : 5.001271
 Energy Calibration Quadratic : 2.5857674E-04
 Energy Calibration Range : 7753.000

Instrument : CHAMBER 116
 Detector : 45-132FF2
 Calibration Date/Time : 17-AUG-2009 14:58:06
 Calibration Source Id : AESS-008

Cal. Isotopes	Source Id	Expiration Date	Standard Energy	Actual Energy
GD-148	6445-278	2/28/10	3183.000	3183.296
NP-237	4341	2/28/10	4768.800	4768.799
CM-244	4320A	2/28/10	5795.020	5795.021

Energy/Channel Equation : see above
 Energy Calibration Zero : 2358.140
 Energy Calibration Slope : 4.998592
 Energy Calibration Quadratic : 2.4986797E-04
 Energy Calibration Range : 7739.000

Instrument : CHAMBER 117
 Detector : 33450
 Calibration Date/Time : 17-AUG-2009 14:58:17
 Calibration Source Id : AESS-003

Cal. Isotopes	Source Id	Expiration Date	Standard Energy	Actual Energy
GD-148	6445-278	2/28/10	3183.000	3182.212
NP-237	4341	2/28/10	4768.800	4768.136
CM-244	4320A	2/28/10	5795.020	5794.829

Energy/Channel Equation : see above
 Energy Calibration Zero : 2377.331
 Energy Calibration Slope : 4.984442
 Energy Calibration Quadratic : 2.6023277E-04
 Energy Calibration Range : 7754.000

Instrument : CHAMBER 118
 Detector : 75544
 Calibration Date/Time : 17-AUG-2009 14:58:27
 Calibration Source Id : AESS-009

Cal. Isotopes	Source Id	Expiration Date	Standard Energy	Actual Energy
GD-148	6445-278	2/28/10	3183.000	3182.453
NP-237	4341	2/28/10	4768.800	4768.624
CM-244	4320A	2/28/10	5795.020	5794.893

Energy/Channel Equation : see above
 Energy Calibration Zero : 2343.030
 Energy Calibration Slope : 4.970738
 Energy Calibration Quadratic : 2.7650801E-04
 Energy Calibration Range : 7723.000

Instrument : CHAMBER 119
 Detector : 74429
 Calibration Date/Time : 2-FEB-2009 15:15:38
 Calibration Source Id : AESS-004

Cal. Isotopes	Source Id	Expiration Date	Standard Energy	Actual Energy
GD-148	6445-278	2/28/10	3183.000	3001.688
NP-237	4341	2/28/10	4768.800	4669.281
CM-244	4320A	2/28/10	5795.020	5706.875

Energy/Channel Equation : see above
 Energy Calibration Zero : 2437.949
 Energy Calibration Slope : 5.036866
 Energy Calibration Quadratic :
 Energy Calibration Range : 7596.000

Instrument : CHAMBER 120
 Detector : 74430
 Calibration Date/Time : 18-AUG-2009 13:38:55
 Calibration Source Id : AESS-010

Cal. Isotopes	Source Id	Expiration Date	Standard Energy	Actual Energy
GD-148	6445-278	2/28/10	3183.000	3182.734
NP-237	4341	2/28/10	4768.800	4768.799
CM-244	4320A	2/28/10	5795.020	5794.984

Energy/Channel Equation : see above
 Energy Calibration Zero : 2316.127
 Energy Calibration Slope : 4.939470
 Energy Calibration Quadratic : 2.8824760E-04
 Energy Calibration Range : 7676.000

Instrument : CHAMBER 121
 Detector : 75545
 Calibration Date/Time : 17-AUG-2009 14:58:37
 Calibration Source Id : AESS-005

Cal. Isotopes	Source Id	Expiration Date	Standard Energy	Actual Energy
GD-148	6445-278	2/28/10	3183.000	3182.992
NP-237	4341	2/28/10	4768.800	4768.800
CM-244	4320A	2/28/10	5795.020	5794.910

Energy/Channel Equation : see above
 Energy Calibration Zero : 2338.077
 Energy Calibration Slope : 4.950966
 Energy Calibration Quadratic : 2.8139201E-04
 Energy Calibration Range : 7703.000

Instrument : CHAMBER 122
 Detector : 75546
 Calibration Date/Time : 17-AUG-2009 14:58:49
 Calibration Source Id : AESS-011

Cal. Isotopes	Source Id	Expiration Date	Standard Energy	Actual Energy
GD-148	6445-278	2/28/10	3183.000	3182.767
NP-237	4341	2/28/10	4768.800	4768.557
CM-244	4320A	2/28/10	5795.020	5795.021

Energy/Channel Equation : see above
 Energy Calibration Zero : 2334.596
 Energy Calibration Slope : 4.961221
 Energy Calibration Quadratic : 2.6947071E-04
 Energy Calibration Range : 7697.000

Instrument : CHAMBER 123
 Detector : 45-142V3
 Calibration Date/Time : 17-AUG-2009 14:58:58
 Calibration Source Id : AESS-006

Cal. Isotopes	Source Id	Expiration Date	Standard Energy	Actual Energy
GD-148	6445-278	2/28/10	3183.000	3182.626
NP-237	4341	2/28/10	4768.800	4768.419
CM-244	4320A	2/28/10	5795.020	5794.913

Energy/Channel Equation : see above
 Energy Calibration Zero : 2377.630
 Energy Calibration Slope : 4.988592
 Energy Calibration Quadratic : 2.4062325E-04
 Energy Calibration Range : 7738.000

Instrument : CHAMBER 124
 Detector : 45-142V2
 Calibration Date/Time : 17-AUG-2009 14:59:08
 Calibration Source Id : AESS-012

Cal. Isotopes	Source Id	Expiration Date	Standard Energy	Actual Energy
GD-148	6445-278	2/28/10	3183.000	3182.737
NP-237	4341	2/28/10	4768.800	4768.348
CM-244	4320A	2/28/10	5795.020	5794.822

Energy/Channel Equation : see above
 Energy Calibration Zero : 2389.445
 Energy Calibration Slope : 5.014465
 Energy Calibration Quadratic : 2.5700411E-04
 Energy Calibration Range : 7794.000

Instrument : CHAMBER 125
 Detector : 75547
 Calibration Date/Time : 17-AUG-2009 14:59:18
 Calibration Source Id : AESS-013

Cal. Isotopes	Source Id	Expiration Date	Standard Energy	Actual Energy
GD-148	6445-278	2/28/10	3183.000	3182.519
NP-237	4341	2/28/10	4768.800	4768.590
CM-244	4320A	2/28/10	5795.020	5794.968

Energy/Channel Equation : see above
 Energy Calibration Zero : 2346.234
 Energy Calibration Slope : 4.935012
 Energy Calibration Quadratic : 2.8653492E-04
 Energy Calibration Range : 7700.000

Instrument : CHAMBER 126
 Detector : 75548
 Calibration Date/Time : 17-AUG-2009 14:59:32
 Calibration Source Id : AESS-019

Cal. Isotopes	Source Id	Expiration Date	Standard Energy	Actual Energy
GD-148	6445-278	2/28/10	3183.000	3182.586
NP-237	4341	2/28/10	4768.800	4768.494
CM-244	4320A	2/28/10	5795.020	5794.836

Energy/Channel Equation : see above
 Energy Calibration Zero : 2351.831
 Energy Calibration Slope : 5.025319
 Energy Calibration Quadratic : 2.1107355E-04
 Energy Calibration Range : 7719.000

Instrument : CHAMBER 127
 Detector : 78770
 Calibration Date/Time : 17-AUG-2009 14:59:46
 Calibration Source Id : AESS-014

Cal. Isotopes	Source Id	Expiration Date	Standard Energy	Actual Energy
GD-148	6445-278	2/28/10	3183.000	3182.831
NP-237	4341	2/28/10	4768.800	4768.741
CM-244	4320A	2/28/10	5795.020	5794.894

Energy/Channel Equation : see above
 Energy Calibration Zero : 2339.154
 Energy Calibration Slope : 4.970251
 Energy Calibration Quadratic : 2.5652250E-04
 Energy Calibration Range : 7698.000

Instrument : CHAMBER 128
 Detector : 75549
 Calibration Date/Time : 17-AUG-2009 15:00:39
 Calibration Source Id : AESS-020

Cal. Isotopes	Source Id	Expiration Date	Standard Energy	Actual Energy
GD-148	6445-278	2/28/10	3183.000	3182.531
NP-237	4341	2/28/10	4768.800	4768.610
CM-244	4320A	2/28/10	5795.020	5794.838

Energy/Channel Equation : see above
 Energy Calibration Zero : 2330.388
 Energy Calibration Slope : 5.000057
 Energy Calibration Quadratic : 2.3812153E-04
 Energy Calibration Range : 7700.000

Instrument : CHAMBER 129
 Detector : 76227
 Calibration Date/Time : 17-AUG-2009 15:00:50
 Calibration Source Id : AESS-015

Cal. Isotopes	Source Id	Expiration Date	Standard Energy	Actual Energy
GD-148	6445-278	2/28/10	3183.000	3182.843
NP-237	4341	2/28/10	4768.800	4768.717
CM-244	4320A	2/28/10	5795.020	5794.874

Energy/Channel Equation : see above
 Energy Calibration Zero : 2351.215
 Energy Calibration Slope : 4.930460
 Energy Calibration Quadratic : 2.9455224E-04
 Energy Calibration Range : 7709.000

Instrument : CHAMBER 130
 Detector : 76228
 Calibration Date/Time : 17-AUG-2009 15:01:00
 Calibration Source Id : AESS-021

Cal. Isotopes	Source Id	Expiration Date	Standard Energy	Actual Energy
GD-148	6445-278	2/28/10	3183.000	3182.985
NP-237	4341	2/28/10	4768.800	4768.658
CM-244	4320A	2/28/10	5795.020	5794.729

Energy/Channel Equation : see above
 Energy Calibration Zero : 2337.606
 Energy Calibration Slope : 4.982665
 Energy Calibration Quadratic : 2.2944069E-04
 Energy Calibration Range : 7680.000

Instrument : CHAMBER 131
 Detector : 33448
 Calibration Date/Time : 17-AUG-2009 15:01:10
 Calibration Source Id : AESS-016

Cal. Isotopes	Source Id	Expiration Date	Standard Energy	Actual Energy
GD-148	6445-278	2/28/10	3183.000	3178.948
NP-237	4341	2/28/10	4768.800	4766.564
CM-244	4320A	2/28/10	5795.020	5793.610

Energy/Channel Equation : see above
 Energy Calibration Zero : 2408.823
 Energy Calibration Slope : 4.963500
 Energy Calibration Quadratic : 2.8727154E-04
 Energy Calibration Range : 7793.000

Instrument : CHAMBER 132
 Detector : 67579
 Calibration Date/Time : 17-AUG-2009 15:01:19
 Calibration Source Id : AESS-022

Cal. Isotopes	Source Id	Expiration Date	Standard Energy	Actual Energy
GD-148	6445-278	2/28/10	3183.000	3183.000
NP-237	4341	2/28/10	4768.800	4768.495
CM-244	4320A	2/28/10	5795.020	5794.895

Energy/Channel Equation : see above
 Energy Calibration Zero : 2326.639
 Energy Calibration Slope : 5.034670
 Energy Calibration Quadratic : 2.1709618E-04
 Energy Calibration Range : 7710.000

Instrument : CHAMBER 133
 Detector : 76229
 Calibration Date/Time : 17-AUG-2009 15:01:29
 Calibration Source Id : AESS-017

Cal. Isotopes	Source Id	Expiration Date	Standard Energy	Actual Energy
GD-148	6445-278	2/28/10	3183.000	3182.802
NP-237	4341	2/28/10	4768.800	4768.798
CM-244	4320A	2/28/10	5795.020	5794.855

Energy/Channel Equation : see above
 Energy Calibration Zero : 2310.723
 Energy Calibration Slope : 4.901457
 Energy Calibration Quadratic : 2.6648620E-04
 Energy Calibration Range : 7609.000

Instrument : CHAMBER 134
 Detector : 76230
 Calibration Date/Time : 17-AUG-2009 15:01:38
 Calibration Source Id : AESS-023
 Cal. Isotopes Source Id Expiration Date Standard Energy Actual Energy
 GD-148 6445-278 2/28/10 3183.000 3182.670
 NP-237 4341 2/28/10 4768.800 4768.734
 CM-244 4320A 2/28/10 5795.020 5795.020
 Energy/Channel Equation : see above
 Energy Calibration Zero : 2328.671
 Energy Calibration Slope : 4.971330
 Energy Calibration Quadratic : 2.3919715E-04
 Energy Calibration Range : 7670.000

Instrument : CHAMBER 135
 Detector : 64270
 Calibration Date/Time : 17-AUG-2009 15:01:50
 Calibration Source Id : AESS-018
 Cal. Isotopes Source Id Expiration Date Standard Energy Actual Energy
 GD-148 6445-278 2/28/10 3183.000 3183.220
 NP-237 4341 2/28/10 4768.800 4768.800
 CM-244 4320A 2/28/10 5795.020 5795.020
 Energy/Channel Equation : see above
 Energy Calibration Zero : 2334.713
 Energy Calibration Slope : 4.950563
 Energy Calibration Quadratic : 2.6665861E-04
 Energy Calibration Range : 7684.000

Instrument : CHAMBER 136
 Detector : 68549
 Calibration Date/Time : 17-AUG-2009 15:02:00
 Calibration Source Id : AESS-024
 Cal. Isotopes Source Id Expiration Date Standard Energy Actual Energy
 GD-148 6445-278 2/28/10 3183.000 3183.547
 NP-237 4341 2/28/10 4768.800 4769.648
 CM-244 4320A 2/28/10 5795.020 5795.176
 Energy/Channel Equation : see above
 Energy Calibration Zero : 2352.961
 Energy Calibration Slope : 4.996480
 Energy Calibration Quadratic : 2.6544984E-04
 Energy Calibration Range : 7748.000

Instrument : CHAMBER 137
 Detector : 64288
 Calibration Date/Time : 18-AUG-2009 09:58:00
 Calibration Source Id : AESS-025

Cal. Isotopes	Source Id	Expiration Date	Standard Energy	Actual Energy
GD-148	6445-278	2/28/10	3183.000	3183.000
NP-237	4341	2/28/10	4768.800	4768.426
CM-244	4320A	2/28/10	5795.020	5794.897

Energy/Channel Equation : see above
 Energy Calibration Zero : 2376.854
 Energy Calibration Slope : 5.032813
 Energy Calibration Quadratic : 2.8756596E-04
 Energy Calibration Range : 7832.000

Instrument : CHAMBER 138
 Detector : 65877
 Calibration Date/Time : 17-AUG-2009 15:10:23
 Calibration Source Id : AESS-031

Cal. Isotopes	Source Id	Expiration Date	Standard Energy	Actual Energy
GD-148	6445-278	2/28/10	3183.000	3183.000
NP-237	4341	2/28/10	4768.800	4768.778
CM-244	4320A	2/28/10	5795.020	5794.902

Energy/Channel Equation : see above
 Energy Calibration Zero : 2376.472
 Energy Calibration Slope : 4.997972
 Energy Calibration Quadratic : 2.8433124E-04
 Energy Calibration Range : 7793.000

Instrument : CHAMBER 139
 Detector : 76231
 Calibration Date/Time : 17-AUG-2009 15:10:36
 Calibration Source Id : AESS-026

Cal. Isotopes	Source Id	Expiration Date	Standard Energy	Actual Energy
GD-148	6445-278	2/28/10	3183.000	3182.807
NP-237	4341	2/28/10	4768.800	4768.778
CM-244	4320A	2/28/10	5795.020	5795.020

Energy/Channel Equation : see above
 Energy Calibration Zero : 2353.050
 Energy Calibration Slope : 4.923675
 Energy Calibration Quadratic : 3.2614564E-04
 Energy Calibration Range : 7737.000

Instrument : CHAMBER 140
 Detector : 78771
 Calibration Date/Time : 17-AUG-2009 15:10:53
 Calibration Source Id : AESS-032

Cal. Isotopes	Source Id	Expiration Date	Standard Energy	Actual Energy
GD-148	6445-278	2/28/10	3183.000	3183.000
NP-237	4341	2/28/10	4768.800	4768.800
CM-244	4320A	2/28/10	5795.020	5794.950

Energy/Channel Equation : see above
 Energy Calibration Zero : 2343.606
 Energy Calibration Slope : 4.949296
 Energy Calibration Quadratic : 3.0935110E-04
 Energy Calibration Range : 7736.000

Instrument : CHAMBER 141
 Detector : 76232
 Calibration Date/Time : 17-AUG-2009 15:11:05
 Calibration Source Id : AESS-027

Cal. Isotopes	Source Id	Expiration Date	Standard Energy	Actual Energy
GD-148	6445-278	2/28/10	3183.000	3182.704
NP-237	4341	2/28/10	4768.800	4768.701
CM-244	4320A	2/28/10	5795.020	5795.020

Energy/Channel Equation : see above
 Energy Calibration Zero : 2354.080
 Energy Calibration Slope : 4.967496
 Energy Calibration Quadratic : 2.7667297E-04
 Energy Calibration Range : 7731.000

Instrument : CHAMBER 142
 Detector : 64261
 Calibration Date/Time : 17-AUG-2009 15:11:22
 Calibration Source Id : AESS-033

Cal. Isotopes	Source Id	Expiration Date	Standard Energy	Actual Energy
GD-148	6445-278	2/28/10	3183.000	3183.000
NP-237	4341	2/28/10	4768.800	4768.800
CM-244	4320A	2/28/10	5795.020	5794.996

Energy/Channel Equation : see above
 Energy Calibration Zero : 2377.858
 Energy Calibration Slope : 4.966272
 Energy Calibration Quadratic : 3.0408424E-04
 Energy Calibration Range : 7782.000

Instrument : CHAMBER 143
 Detector : 65882
 Calibration Date/Time : 17-AUG-2009 15:11:35
 Calibration Source Id : AESS-028
 Cal. Isotopes Source Id Expiration Date Standard Energy Actual Energy
 GD-148 6445-278 2/28/10 3183.000 3182.838
 NP-237 4341 2/28/10 4768.800 4768.801
 CM-244 4320A 2/28/10 5795.020 5795.020

 Energy/Channel Equation : see above
 Energy Calibration Zero : 2353.476
 Energy Calibration Slope : 4.958334
 Energy Calibration Quadratic : 2.9036327E-04
 Energy Calibration Range : 7735.000

Instrument : CHAMBER 144
 Detector : 75551
 Calibration Date/Time : 17-AUG-2009 15:11:48
 Calibration Source Id : AESS-034
 Cal. Isotopes Source Id Expiration Date Standard Energy Actual Energy
 GD-148 6445-278 2/28/10 3183.000 3183.149
 NP-237 4341 2/28/10 4768.800 4768.801
 CM-244 4320A 2/28/10 5795.020 5795.020

 Energy/Channel Equation : see above
 Energy Calibration Zero : 2348.280
 Energy Calibration Slope : 4.953019
 Energy Calibration Quadratic : 2.9027942E-04
 Energy Calibration Range : 7725.000

Instrument : CHAMBER 145
 Detector : 72526
 Calibration Date/Time : 17-AUG-2009 15:12:06
 Calibration Source Id : AESS-029
 Cal. Isotopes Source Id Expiration Date Standard Energy Actual Energy
 GD-148 6445-278 2/28/10 3183.000 3183.000
 NP-237 4341 2/28/10 4768.800 4768.799
 CM-244 4320A 2/28/10 5795.020 5794.950

 Energy/Channel Equation : see above
 Energy Calibration Zero : 2358.188
 Energy Calibration Slope : 4.950538
 Energy Calibration Quadratic : 3.1101296E-04
 Energy Calibration Range : 7754.000

Instrument : CHAMBER 146
 Detector : 72527
 Calibration Date/Time : 17-AUG-2009 15:12:19
 Calibration Source Id : AESS-035

Cal. Isotopes	Source Id	Expiration Date	Standard Energy	Actual Energy
GD-148	6445-278	2/28/10	3183.000	3182.841
NP-237	4341	2/28/10	4768.800	4768.589
CM-244	4320A	2/28/10	5795.020	5795.021

Energy/Channel Equation : see above
 Energy Calibration Zero : 2352.896
 Energy Calibration Slope : 4.936564
 Energy Calibration Quadratic : 2.8588294E-04
 Energy Calibration Range : 7708.000

Instrument : CHAMBER 147
 Detector : 75550
 Calibration Date/Time : 17-AUG-2009 15:12:37
 Calibration Source Id : AESS-030

Cal. Isotopes	Source Id	Expiration Date	Standard Energy	Actual Energy
GD-148	6445-278	2/28/10	3183.000	3182.991
NP-237	4341	2/28/10	4768.800	4768.681
CM-244	4320A	2/28/10	5795.020	5794.852

Energy/Channel Equation : see above
 Energy Calibration Zero : 2344.357
 Energy Calibration Slope : 4.979820
 Energy Calibration Quadratic : 2.4974984E-04
 Energy Calibration Range : 7706.000

Instrument : CHAMBER 148
 Detector : 74429
 Calibration Date/Time : 17-AUG-2009 15:12:57
 Calibration Source Id : AESS-036

Cal. Isotopes	Source Id	Expiration Date	Standard Energy	Actual Energy
GD-148	6445-278	2/28/10	3183.000	3182.790
NP-237	4341	2/28/10	4768.800	4768.746
CM-244	4320A	2/28/10	5795.020	5794.901

Energy/Channel Equation : see above
 Energy Calibration Zero : 2347.048
 Energy Calibration Slope : 4.952481
 Energy Calibration Quadratic : 2.8881739E-04
 Energy Calibration Range : 7721.000

Instrument : CHAMBER 149
 Detector : 33449
 Calibration Date/Time : 17-AUG-2009 15:02:09
 Calibration Source Id : AESS-037

Cal. Isotopes	Source Id	Expiration Date	Standard Energy	Actual Energy
GD-148	6445-278	2/28/10	3183.000	3182.635
NP-237	4341	2/28/10	4768.800	4768.444
CM-244	4320A	2/28/10	5795.020	5794.948

Energy/Channel Equation : see above
 Energy Calibration Zero : 2393.262
 Energy Calibration Slope : 4.951241
 Energy Calibration Quadratic : 3.0021602E-04
 Energy Calibration Range : 7778.000

Instrument : CHAMBER 150
 Detector : 75552
 Calibration Date/Time : 17-AUG-2009 15:02:19
 Calibration Source Id : AESS-043

Cal. Isotopes	Source Id	Expiration Date	Standard Energy	Actual Energy
GD-148	6445-278	2/28/10	3183.000	3183.000
NP-237	4341	2/28/10	4768.800	4768.799
CM-244	4320A	2/28/10	5795.020	5795.021

Energy/Channel Equation : see above
 Energy Calibration Zero : 2357.177
 Energy Calibration Slope : 4.964990
 Energy Calibration Quadratic : 2.8429780E-04
 Energy Calibration Range : 7739.000

Instrument : CHAMBER 151
 Detector : 75556
 Calibration Date/Time : 17-AUG-2009 15:02:29
 Calibration Source Id : AESS-038

Cal. Isotopes	Source Id	Expiration Date	Standard Energy	Actual Energy
GD-148	6445-278	2/28/10	3183.000	3183.000
NP-237	4341	2/28/10	4768.800	4768.755
CM-244	4320A	2/28/10	5795.020	5794.925

Energy/Channel Equation : see above
 Energy Calibration Zero : 2344.746
 Energy Calibration Slope : 4.932197
 Energy Calibration Quadratic : 2.7974858E-04
 Energy Calibration Range : 7689.000

Instrument : CHAMBER 152
 Detector : 76222
 Calibration Date/Time : 17-AUG-2009 15:02:41
 Calibration Source Id : AESS-044
 Cal. Isotopes Source Id Expiration Date Standard Energy Actual Energy
 GD-148 6445-278 2/28/10 3183.000 3182.811
 NP-237 4341 2/28/10 4768.800 4768.798
 CM-244 4320A 2/28/10 5795.020 5794.877

 Energy/Channel Equation : see above
 Energy Calibration Zero : 2344.480
 Energy Calibration Slope : 4.936235
 Energy Calibration Quadratic : 2.8715734E-04
 Energy Calibration Range : 7700.000

Instrument : CHAMBER 153
 Detector : 76223
 Calibration Date/Time : 17-AUG-2009 15:02:59
 Calibration Source Id : AESS-039
 Cal. Isotopes Source Id Expiration Date Standard Energy Actual Energy
 GD-148 6445-278 2/28/10 3183.000 3182.810
 NP-237 4341 2/28/10 4768.800 4768.800
 CM-244 4320A 2/28/10 5795.020 5794.996

 Energy/Channel Equation : see above
 Energy Calibration Zero : 2337.684
 Energy Calibration Slope : 4.933674
 Energy Calibration Quadratic : 3.0187287E-04
 Energy Calibration Range : 7706.000

Instrument : CHAMBER 154
 Detector : 76224
 Calibration Date/Time : 17-AUG-2009 15:03:12
 Calibration Source Id : AESS-045
 Cal. Isotopes Source Id Expiration Date Standard Energy Actual Energy
 GD-148 6445-278 2/28/10 3183.000 3183.000
 NP-237 4341 2/28/10 4768.800 4768.801
 CM-244 4320A 2/28/10 5795.020 5795.019

 Energy/Channel Equation : see above
 Energy Calibration Zero : 2342.948
 Energy Calibration Slope : 4.948957
 Energy Calibration Quadratic : 2.8683257E-04
 Energy Calibration Range : 7711.000

Instrument : CHAMBER 155
 Detector : 75553
 Calibration Date/Time : 17-AUG-2009 15:03:49
 Calibration Source Id : AESS-040
 Cal. Isotopes Source Id Expiration Date Standard Energy Actual Energy
 GD-148 6445-278 2/28/10 3183.000 3182.770
 NP-237 4341 2/28/10 4768.800 4768.662
 CM-244 4320A 2/28/10 5795.020 5794.902
 Energy/Channel Equation : see above
 Energy Calibration Zero : 2367.728
 Energy Calibration Slope : 4.983710
 Energy Calibration Quadratic : 2.8808211E-04
 Energy Calibration Range : 7773.000

Instrument : CHAMBER 156
 Detector : 75554
 Calibration Date/Time : 17-AUG-2009 15:03:58
 Calibration Source Id : AESS-046
 Cal. Isotopes Source Id Expiration Date Standard Energy Actual Energy
 GD-148 6445-278 2/28/10 3183.000 3182.851
 NP-237 4341 2/28/10 4768.800 4768.705
 CM-244 4320A 2/28/10 5795.020 5794.899
 Energy/Channel Equation : see above
 Energy Calibration Zero : 2362.355
 Energy Calibration Slope : 4.999010
 Energy Calibration Quadratic : 2.6741659E-04
 Energy Calibration Range : 7762.000

Instrument : CHAMBER 157
 Detector : 75555
 Calibration Date/Time : 17-AUG-2009 15:04:07
 Calibration Source Id : AESS-041
 Cal. Isotopes Source Id Expiration Date Standard Energy Actual Energy
 GD-148 6445-278 2/28/10 3183.000 3182.868
 NP-237 4341 2/28/10 4768.800 4768.768
 CM-244 4320A 2/28/10 5795.020 5794.925
 Energy/Channel Equation : see above
 Energy Calibration Zero : 2358.092
 Energy Calibration Slope : 4.979420
 Energy Calibration Quadratic : 2.8018607E-04
 Energy Calibration Range : 7751.000

Instrument : CHAMBER 158
 Detector : 33451
 Calibration Date/Time : 17-AUG-2009 15:04:18
 Calibration Source Id : AESS-047
 Cal. Isotopes Source Id Expiration Date Standard Energy Actual Energy
 GD-148 6445-278 2/28/10 3183.000 3182.449
 NP-237 4341 2/28/10 4768.800 4768.432
 CM-244 4320A 2/28/10 5795.020 5794.938
 Energy/Channel Equation : see above
 Energy Calibration Zero : 2389.976
 Energy Calibration Slope : 5.006801
 Energy Calibration Quadratic : 3.0287215E-04
 Energy Calibration Range : 7835.000

Instrument : CHAMBER 159
 Detector : 76225
 Calibration Date/Time : 17-AUG-2009 15:04:28
 Calibration Source Id : AESS-042
 Cal. Isotopes Source Id Expiration Date Standard Energy Actual Energy
 GD-148 6445-278 2/28/10 3183.000 3183.000
 NP-237 4341 2/28/10 4768.800 4768.800
 CM-244 4320A 2/28/10 5795.020 5795.021
 Energy/Channel Equation : see above
 Energy Calibration Zero : 2354.720
 Energy Calibration Slope : 4.980748
 Energy Calibration Quadratic : 2.9428111E-04
 Energy Calibration Range : 7764.000

Instrument : CHAMBER 160
 Detector : 76226
 Calibration Date/Time : 17-AUG-2009 15:04:40
 Calibration Source Id : AESS-048
 Cal. Isotopes Source Id Expiration Date Standard Energy Actual Energy
 GD-148 6445-278 2/28/10 3183.000 3183.000
 NP-237 4341 2/28/10 4768.800 4768.799
 CM-244 4320A 2/28/10 5795.020 5795.021
 Energy/Channel Equation : see above
 Energy Calibration Zero : 2355.649
 Energy Calibration Slope : 4.990073
 Energy Calibration Quadratic : 2.8874222E-04
 Energy Calibration Range : 7768.000

Instrument : CHAMBER 161
 Detector : 70321
 Calibration Date/Time : 24-AUG-2009 14:06:47
 Calibration Source Id : AESS-001
 Cal. Isotopes Source Id Expiration Date Standard Energy Actual Energy
 GD-148 6445-278 2/28/10 3183.000 3183.000
 NP-237 4341 2/28/10 4768.800 4768.800
 CM-244 4320A 2/28/10 5795.020 5795.020
 Energy/Channel Equation : see above
 Energy Calibration Zero : 2374.961
 Energy Calibration Slope : 4.910189
 Energy Calibration Quadratic : 3.2356248E-04
 Energy Calibration Range : 7742.000

Instrument : CHAMBER 162
 Detector : 70323
 Calibration Date/Time : 24-AUG-2009 14:06:56
 Calibration Source Id : AESS-007
 Cal. Isotopes Source Id Expiration Date Standard Energy Actual Energy
 GD-148 6445-278 2/28/10 3183.000 3183.000
 NP-237 4341 2/28/10 4768.800 4768.799
 CM-244 4320A 2/28/10 5795.020 5795.021
 Energy/Channel Equation : see above
 Energy Calibration Zero : 2369.767
 Energy Calibration Slope : 4.933752
 Energy Calibration Quadratic : 2.9582490E-04
 Energy Calibration Range : 7732.000

Instrument : CHAMBER 163
 Detector : 70324
 Calibration Date/Time : 24-AUG-2009 14:07:06
 Calibration Source Id : AESS-002
 Cal. Isotopes Source Id Expiration Date Standard Energy Actual Energy
 GD-148 6445-278 2/28/10 3183.000 3183.000
 NP-237 4341 2/28/10 4768.800 4768.801
 CM-244 4320A 2/28/10 5795.020 5795.020
 Energy/Channel Equation : see above
 Energy Calibration Zero : 2380.833
 Energy Calibration Slope : 4.951450
 Energy Calibration Quadratic : 2.9602056E-04
 Energy Calibration Range : 7762.000

Instrument : CHAMBER 164
 Detector : 70325
 Calibration Date/Time : 24-AUG-2009 14:07:20
 Calibration Source Id : AESS-008

Cal. Isotopes	Source Id	Expiration Date	Standard Energy	Actual Energy
GD-148	6445-278	2/28/10	3183.000	3183.000
NP-237	4341	2/28/10	4768.800	4768.801
CM-244	4320A	2/28/10	5795.020	5795.020

Energy/Channel Equation : see above
 Energy Calibration Zero : 2382.319
 Energy Calibration Slope : 4.937610
 Energy Calibration Quadratic : 3.1754762E-04
 Energy Calibration Range : 7771.000

Instrument : CHAMBER 165
 Detector : 72544
 Calibration Date/Time : 24-AUG-2009 14:07:34
 Calibration Source Id : AESS-003

Cal. Isotopes	Source Id	Expiration Date	Standard Energy	Actual Energy
GD-148	6445-278	2/28/10	3183.000	3183.000
NP-237	4341	2/28/10	4768.800	4768.801
CM-244	4320A	2/28/10	5795.020	5795.020

Energy/Channel Equation : see above
 Energy Calibration Zero : 2383.801
 Energy Calibration Slope : 4.978922
 Energy Calibration Quadratic : 2.7212233E-04
 Energy Calibration Range : 7768.000

Instrument : CHAMBER 166
 Detector : 74545
 Calibration Date/Time : 24-AUG-2009 14:07:42
 Calibration Source Id : AESS-009

Cal. Isotopes	Source Id	Expiration Date	Standard Energy	Actual Energy
GD-148	6445-278	2/28/10	3183.000	3183.000
NP-237	4341	2/28/10	4768.800	4768.800
CM-244	4320A	2/28/10	5795.020	5795.021

Energy/Channel Equation : see above
 Energy Calibration Zero : 2376.102
 Energy Calibration Slope : 4.917744
 Energy Calibration Quadratic : 3.4292034E-04
 Energy Calibration Range : 7771.000

Instrument : CHAMBER 167
 Detector : 72546
 Calibration Date/Time : 24-AUG-2009 14:07:51
 Calibration Source Id : AESS-004
 Cal. Isotopes Source Id Expiration Date Standard Energy Actual Energy
 GD-148 6445-278 2/28/10 3183.000 3183.000
 NP-237 4341 2/28/10 4768.800 4768.800
 CM-244 4320A 2/28/10 5795.020 5795.020
 Energy/Channel Equation : see above
 Energy Calibration Zero : 2378.657
 Energy Calibration Slope : 4.932514
 Energy Calibration Quadratic : 3.1670861E-04
 Energy Calibration Range : 7762.000

Instrument : CHAMBER 168
 Detector : 72547
 Calibration Date/Time : 24-AUG-2009 14:07:59
 Calibration Source Id : AESS-010
 Cal. Isotopes Source Id Expiration Date Standard Energy Actual Energy
 GD-148 6445-278 2/28/10 3183.000 3183.000
 NP-237 4341 2/28/10 4768.800 4768.799
 CM-244 4320A 2/28/10 5795.020 5795.021
 Energy/Channel Equation : see above
 Energy Calibration Zero : 2383.249
 Energy Calibration Slope : 4.927288
 Energy Calibration Quadratic : 3.2642024E-04
 Energy Calibration Range : 7771.000

Instrument : CHAMBER 169
 Detector : 72548
 Calibration Date/Time : 24-AUG-2009 14:08:11
 Calibration Source Id : AESS-005
 Cal. Isotopes Source Id Expiration Date Standard Energy Actual Energy
 GD-148 6445-278 2/28/10 3183.000 3183.000
 NP-237 4341 2/28/10 4768.800 4768.799
 CM-244 4320A 2/28/10 5795.020 5795.021
 Energy/Channel Equation : see above
 Energy Calibration Zero : 2381.642
 Energy Calibration Slope : 4.923596
 Energy Calibration Quadratic : 3.2521432E-04
 Energy Calibration Range : 7764.000

Instrument : CHAMBER 170
 Detector : 72549
 Calibration Date/Time : 24-AUG-2009 14:08:20
 Calibration Source Id : AESS-011

Cal. Isotopes	Source Id	Expiration Date	Standard Energy	Actual Energy
GD-148	6445-278	2/28/10	3183.000	3183.000
NP-237	4341	2/28/10	4768.800	4768.492
CM-244	4320A	2/28/10	5795.020	5795.021

Energy/Channel Equation : see above
 Energy Calibration Zero : 2382.004
 Energy Calibration Slope : 4.926051
 Energy Calibration Quadratic : 3.3877406E-04
 Energy Calibration Range : 7782.000

Instrument : CHAMBER 171
 Detector : 78260
 Calibration Date/Time : 24-AUG-2009 14:08:29
 Calibration Source Id : AESS-006

Cal. Isotopes	Source Id	Expiration Date	Standard Energy	Actual Energy
GD-148	6445-278	2/28/10	3183.000	3183.000
NP-237	4341	2/28/10	4768.800	4769.426
CM-244	4320A	2/28/10	5795.020	5795.289

Energy/Channel Equation : see above
 Energy Calibration Zero : 2366.691
 Energy Calibration Slope : 4.935659
 Energy Calibration Quadratic : 3.0618926E-04
 Energy Calibration Range : 7742.000

Instrument : CHAMBER 172
 Detector : 78772
 Calibration Date/Time : 24-AUG-2009 14:08:40
 Calibration Source Id : AESS-012

Cal. Isotopes	Source Id	Expiration Date	Standard Energy	Actual Energy
GD-148	6445-278	2/28/10	3183.000	3183.000
NP-237	4341	2/28/10	4768.800	4768.798
CM-244	4320A	2/28/10	5795.020	5795.021

Energy/Channel Equation : see above
 Energy Calibration Zero : 2367.995
 Energy Calibration Slope : 4.907234
 Energy Calibration Quadratic : 3.5045875E-04
 Energy Calibration Range : 7760.000

Instrument : CHAMBER 173
 Detector : 74431
 Calibration Date/Time : 24-AUG-2009 14:08:49
 Calibration Source Id : AESS-013

Cal. Isotopes	Source Id	Expiration Date	Standard Energy	Actual Energy
GD-148	6445-278	2/28/10	3183.000	3183.000
NP-237	4341	2/28/10	4768.800	4768.801
CM-244	4320A	2/28/10	5795.020	5795.020

Energy/Channel Equation : see above
 Energy Calibration Zero : 2364.808
 Energy Calibration Slope : 4.998088
 Energy Calibration Quadratic : 2.5220143E-04
 Energy Calibration Range : 7747.000

Instrument : CHAMBER 174
 Detector : 74432
 Calibration Date/Time : 24-AUG-2009 14:08:58
 Calibration Source Id : AESS-019

Cal. Isotopes	Source Id	Expiration Date	Standard Energy	Actual Energy
GD-148	6445-278	2/28/10	3183.000	3183.000
NP-237	4341	2/28/10	4768.800	4768.801
CM-244	4320A	2/28/10	5795.020	5795.020

Energy/Channel Equation : see above
 Energy Calibration Zero : 2359.695
 Energy Calibration Slope : 5.048626
 Energy Calibration Quadratic : 1.8959134E-04
 Energy Calibration Range : 7728.000

Instrument : CHAMBER 175
 Detector : 74433
 Calibration Date/Time : 24-AUG-2009 14:09:06
 Calibration Source Id : AESS-014

Cal. Isotopes	Source Id	Expiration Date	Standard Energy	Actual Energy
GD-148	6445-278	2/28/10	3183.000	3183.000
NP-237	4341	2/28/10	4768.800	4768.801
CM-244	4320A	2/28/10	5795.020	5795.020

Energy/Channel Equation : see above
 Energy Calibration Zero : 2365.396
 Energy Calibration Slope : 4.978646
 Energy Calibration Quadratic : 2.7462494E-04
 Energy Calibration Range : 7751.000

Instrument : CHAMBER 176
 Detector : 74434
 Calibration Date/Time : 24-AUG-2009 14:09:15
 Calibration Source Id : AESS-020
 Cal. Isotopes Source Id Expiration Date Standard Energy Actual Energy
 GD-148 6445-278 2/28/10 3183.000 3183.000
 NP-237 4341 2/28/10 4768.800 4768.800
 CM-244 4320A 2/28/10 5795.020 5795.020
 Energy/Channel Equation : see above
 Energy Calibration Zero : 2362.332
 Energy Calibration Slope : 5.014320
 Energy Calibration Quadratic : 2.4356594E-04
 Energy Calibration Range : 7752.000

Instrument : CHAMBER 177
 Detector : 74435
 Calibration Date/Time : 24-AUG-2009 14:09:24
 Calibration Source Id : AESS-015
 Cal. Isotopes Source Id Expiration Date Standard Energy Actual Energy
 GD-148 6445-278 2/28/10 3183.000 3183.000
 NP-237 4341 2/28/10 4768.800 4768.800
 CM-244 4320A 2/28/10 5795.020 5795.020
 Energy/Channel Equation : see above
 Energy Calibration Zero : 2364.740
 Energy Calibration Slope : 4.964604
 Energy Calibration Quadratic : 2.9061688E-04
 Energy Calibration Range : 7753.000

Instrument : CHAMBER 178
 Detector : 74436
 Calibration Date/Time : 24-AUG-2009 14:09:35
 Calibration Source Id : AESS-021
 Cal. Isotopes Source Id Expiration Date Standard Energy Actual Energy
 GD-148 6445-278 2/28/10 3183.000 3183.000
 NP-237 4341 2/28/10 4768.800 4768.799
 CM-244 4320A 2/28/10 5795.020 5795.020
 Energy/Channel Equation : see above
 Energy Calibration Zero : 2358.420
 Energy Calibration Slope : 4.990875
 Energy Calibration Quadratic : 2.6006214E-04
 Energy Calibration Range : 7742.000

Instrument : CHAMBER 179
 Detector : 74437
 Calibration Date/Time : 24-AUG-2009 14:09:44
 Calibration Source Id : AESS-016
 Cal. Isotopes Source Id Expiration Date Standard Energy Actual Energy
 GD-148 6445-278 2/28/10 3183.000 3183.000
 NP-237 4341 2/28/10 4768.800 4768.800
 CM-244 4320A 2/28/10 5795.020 5795.020
 Energy/Channel Equation : see above
 Energy Calibration Zero : 2360.365
 Energy Calibration Slope : 4.967896
 Energy Calibration Quadratic : 2.8685154E-04
 Energy Calibration Range : 7748.000

Instrument : CHAMBER 180
 Detector : 74438
 Calibration Date/Time : 24-AUG-2009 14:09:54
 Calibration Source Id : AESS-022
 Cal. Isotopes Source Id Expiration Date Standard Energy Actual Energy
 GD-148 6445-278 2/28/10 3183.000 3183.000
 NP-237 4341 2/28/10 4768.800 4768.800
 CM-244 4320A 2/28/10 5795.020 5795.020
 Energy/Channel Equation : see above
 Energy Calibration Zero : 2358.338
 Energy Calibration Slope : 5.025792
 Energy Calibration Quadratic : 2.1654682E-04
 Energy Calibration Range : 7732.000

Instrument : CHAMBER 181
 Detector : 74439
 Calibration Date/Time : 24-AUG-2009 14:10:03
 Calibration Source Id : AESS-017
 Cal. Isotopes Source Id Expiration Date Standard Energy Actual Energy
 GD-148 6445-278 2/28/10 3183.000 3183.000
 NP-237 4341 2/28/10 4768.800 4768.697
 CM-244 4320A 2/28/10 5795.020 5795.020
 Energy/Channel Equation : see above
 Energy Calibration Zero : 2362.787
 Energy Calibration Slope : 4.972206
 Energy Calibration Quadratic : 2.7814286E-04
 Energy Calibration Range : 7746.000

Instrument : CHAMBER 182
 Detector : 74440
 Calibration Date/Time : 24-AUG-2009 14:10:14
 Calibration Source Id : AESS-023

Cal. Isotopes	Source Id	Expiration Date	Standard Energy	Actual Energy
GD-148	6445-278	2/28/10	3183.000	3183.000
NP-237	4341	2/28/10	4768.800	4768.799
CM-244	4320A	2/28/10	5795.020	5795.021

Energy/Channel Equation : see above
 Energy Calibration Zero : 2353.051
 Energy Calibration Slope : 4.986979
 Energy Calibration Quadratic : 2.5764259E-04
 Energy Calibration Range : 7730.000

Instrument : CHAMBER 183
 Detector : 74441
 Calibration Date/Time : 24-AUG-2009 14:10:29
 Calibration Source Id : AESS-018

Cal. Isotopes	Source Id	Expiration Date	Standard Energy	Actual Energy
GD-148	6445-278	2/28/10	3183.000	3183.000
NP-237	4341	2/28/10	4768.800	4768.799
CM-244	4320A	2/28/10	5795.020	5795.021

Energy/Channel Equation : see above
 Energy Calibration Zero : 2362.208
 Energy Calibration Slope : 4.980685
 Energy Calibration Quadratic : 2.7016739E-04
 Energy Calibration Range : 7746.000

Instrument : CHAMBER 184
 Detector : 74442
 Calibration Date/Time : 24-AUG-2009 14:10:41
 Calibration Source Id : AESS-024

Cal. Isotopes	Source Id	Expiration Date	Standard Energy	Actual Energy
GD-148	6445-278	2/28/10	3183.000	3183.000
NP-237	4341	2/28/10	4768.800	4768.799
CM-244	4320A	2/28/10	5795.020	5795.021

Energy/Channel Equation : see above
 Energy Calibration Zero : 2359.055
 Energy Calibration Slope : 5.010284
 Energy Calibration Quadratic : 2.3703104E-04
 Energy Calibration Range : 7738.000

Instrument : CHAMBER 185
 Detector : 68615
 Calibration Date/Time : 24-AUG-2009 14:10:54
 Calibration Source Id : AESS-025

Cal. Isotopes	Source Id	Expiration Date	Standard Energy	Actual Energy
GD-148	6445-278	2/28/10	3183.000	3183.000
NP-237	4341	2/28/10	4768.800	4768.699
CM-244	4320A	2/28/10	5795.020	5795.020

Energy/Channel Equation : see above
 Energy Calibration Zero : 2361.733
 Energy Calibration Slope : 4.933492
 Energy Calibration Quadratic : 2.8617174E-04
 Energy Calibration Range : 7714.000

Instrument : CHAMBER 186
 Detector : 68616
 Calibration Date/Time : 24-AUG-2009 14:11:06
 Calibration Source Id : AESS-031

Cal. Isotopes	Source Id	Expiration Date	Standard Energy	Actual Energy
GD-148	6445-278	2/28/10	3183.000	3183.000
NP-237	4341	2/28/10	4768.800	4768.800
CM-244	4320A	2/28/10	5795.020	5795.020

Energy/Channel Equation : see above
 Energy Calibration Zero : 2365.753
 Energy Calibration Slope : 4.935731
 Energy Calibration Quadratic : 2.9755512E-04
 Energy Calibration Range : 7732.000

Instrument : CHAMBER 187
 Detector : 68620
 Calibration Date/Time : 24-AUG-2009 14:11:16
 Calibration Source Id : AESS-026

Cal. Isotopes	Source Id	Expiration Date	Standard Energy	Actual Energy
GD-148	6445-278	2/28/10	3183.000	3183.000
NP-237	4341	2/28/10	4768.800	4768.801
CM-244	4320A	2/28/10	5795.020	5795.020

Energy/Channel Equation : see above
 Energy Calibration Zero : 2376.047
 Energy Calibration Slope : 4.966012
 Energy Calibration Quadratic : 3.0612116E-04
 Energy Calibration Range : 7782.000

Instrument : CHAMBER 188
 Detector : 68621
 Calibration Date/Time : 24-AUG-2009 14:11:25
 Calibration Source Id : AESS-032

Cal. Isotopes	Source Id	Expiration Date	Standard Energy	Actual Energy
GD-148	6445-278	2/28/10	3183.000	3183.000
NP-237	4341	2/28/10	4768.800	4768.799
CM-244	4320A	2/28/10	5795.020	5795.021

Energy/Channel Equation : see above
 Energy Calibration Zero : 2368.519
 Energy Calibration Slope : 4.967674
 Energy Calibration Quadratic : 2.9094989E-04
 Energy Calibration Range : 7761.000

Instrument : CHAMBER 189
 Detector : 68622
 Calibration Date/Time : 24-AUG-2009 14:11:34
 Calibration Source Id : AESS-027

Cal. Isotopes	Source Id	Expiration Date	Standard Energy	Actual Energy
GD-148	6445-278	2/28/10	3183.000	3183.000
NP-237	4341	2/28/10	4768.800	4768.800
CM-244	4320A	2/28/10	5795.020	5795.020

Energy/Channel Equation : see above
 Energy Calibration Zero : 2363.805
 Energy Calibration Slope : 4.932057
 Energy Calibration Quadratic : 3.0281782E-04
 Energy Calibration Range : 7732.000

Instrument : CHAMBER 190
 Detector : 68623
 Calibration Date/Time : 24-AUG-2009 14:11:43
 Calibration Source Id : AESS-033

Cal. Isotopes	Source Id	Expiration Date	Standard Energy	Actual Energy
GD-148	6445-278	2/28/10	3183.000	3183.000
NP-237	4341	2/28/10	4768.800	4768.799
CM-244	4320A	2/28/10	5795.020	5795.021

Energy/Channel Equation : see above
 Energy Calibration Zero : 2358.846
 Energy Calibration Slope : 4.945598
 Energy Calibration Quadratic : 2.9230170E-04
 Energy Calibration Range : 7730.000

Instrument : CHAMBER 191
 Detector : 68624
 Calibration Date/Time : 24-AUG-2009 14:11:54
 Calibration Source Id : AESS-028
 Cal. Isotopes Source Id Expiration Date Standard Energy Actual Energy
 GD-148 6445-278 2/28/10 3183.000 3183.000
 NP-237 4341 2/28/10 4768.800 4768.800
 CM-244 4320A 2/28/10 5795.020 5795.020
 Energy/Channel Equation : see above
 Energy Calibration Zero : 2370.757
 Energy Calibration Slope : 4.964250
 Energy Calibration Quadratic : 3.1056980E-04
 Energy Calibration Range : 7780.000

Instrument : CHAMBER 192
 Detector : 74430
 Calibration Date/Time : 24-AUG-2009 14:12:04
 Calibration Source Id : AESS-034
 Cal. Isotopes Source Id Expiration Date Standard Energy Actual Energy
 GD-148 6445-278 2/28/10 3183.000 3183.000
 NP-237 4341 2/28/10 4768.800 4768.800
 CM-244 4320A 2/28/10 5795.020 5795.021
 Energy/Channel Equation : see above
 Energy Calibration Zero : 2365.552
 Energy Calibration Slope : 4.984001
 Energy Calibration Quadratic : 2.9122332E-04
 Energy Calibration Range : 7775.000

Instrument : CHAMBER 193
 Detector : 68627
 Calibration Date/Time : 24-AUG-2009 14:12:15
 Calibration Source Id : AESS-029
 Cal. Isotopes Source Id Expiration Date Standard Energy Actual Energy
 GD-148 6445-278 2/28/10 3183.000 3183.000
 NP-237 4341 2/28/10 4768.800 4768.799
 CM-244 4320A 2/28/10 5795.020 5795.021
 Energy/Channel Equation : see above
 Energy Calibration Zero : 2364.432
 Energy Calibration Slope : 4.926356
 Energy Calibration Quadratic : 3.1079396E-04
 Energy Calibration Range : 7735.000

Instrument : CHAMBER 194
 Detector : 68635
 Calibration Date/Time : 24-AUG-2009 14:12:24
 Calibration Source Id : AESS-035

Cal. Isotopes	Source Id	Expiration Date	Standard Energy	Actual Energy
GD-148	6445-278	2/28/10	3183.000	3183.000
NP-237	4341	2/28/10	4768.800	4768.801
CM-244	4320A	2/28/10	5795.020	5795.020

Energy/Channel Equation : see above
 Energy Calibration Zero : 2361.972
 Energy Calibration Slope : 4.949121
 Energy Calibration Quadratic : 2.8917161E-04
 Energy Calibration Range : 7733.000

Instrument : CHAMBER 195
 Detector : 68636
 Calibration Date/Time : 24-AUG-2009 14:12:38
 Calibration Source Id : AESS-030

Cal. Isotopes	Source Id	Expiration Date	Standard Energy	Actual Energy
GD-148	6445-278	2/28/10	3183.000	3183.000
NP-237	4341	2/28/10	4768.800	4768.802
CM-244	4320A	2/28/10	5795.020	5795.020

Energy/Channel Equation : see above
 Energy Calibration Zero : 2361.575
 Energy Calibration Slope : 4.972611
 Energy Calibration Quadratic : 2.6226370E-04
 Energy Calibration Range : 7729.000

Instrument : CHAMBER 196
 Detector : 68637
 Calibration Date/Time : 24-AUG-2009 14:12:49
 Calibration Source Id : AESS-036

Cal. Isotopes	Source Id	Expiration Date	Standard Energy	Actual Energy
GD-148	6445-278	2/28/10	3183.000	3183.000
NP-237	4341	2/28/10	4768.800	4768.799
CM-244	4320A	2/28/10	5795.020	5795.021

Energy/Channel Equation : see above
 Energy Calibration Zero : 2364.691
 Energy Calibration Slope : 4.926461
 Energy Calibration Quadratic : 3.1398068E-04
 Energy Calibration Range : 7739.000

Instrument : CHAMBER 197
 Detector : 78894
 Calibration Date/Time : 24-AUG-2009 14:12:58
 Calibration Source Id : AESS-037

Cal. Isotopes	Source Id	Expiration Date	Standard Energy	Actual Energy
GD-148	6445-278	2/28/10	3183.000	3183.000
NP-237	4341	2/28/10	4768.800	4768.801
CM-244	4320A	2/28/10	5795.020	5795.020

Energy/Channel Equation : see above
 Energy Calibration Zero : 2371.940
 Energy Calibration Slope : 4.962372
 Energy Calibration Quadratic : 3.0214558E-04
 Energy Calibration Range : 7770.000

Instrument : CHAMBER 198
 Detector : 78895
 Calibration Date/Time : 24-AUG-2009 14:13:11
 Calibration Source Id : AESS-043

Cal. Isotopes	Source Id	Expiration Date	Standard Energy	Actual Energy
GD-148	6445-278	2/28/10	3183.000	3183.000
NP-237	4341	2/28/10	4768.800	4768.801
CM-244	4320A	2/28/10	5795.020	5795.020

Energy/Channel Equation : see above
 Energy Calibration Zero : 2366.058
 Energy Calibration Slope : 4.966545
 Energy Calibration Quadratic : 2.8346200E-04
 Energy Calibration Range : 7749.000

Instrument : CHAMBER 199
 Detector : 78896
 Calibration Date/Time : 24-AUG-2009 14:13:20
 Calibration Source Id : AESS-038

Cal. Isotopes	Source Id	Expiration Date	Standard Energy	Actual Energy
GD-148	6445-278	2/28/10	3183.000	3183.000
NP-237	4341	2/28/10	4768.800	4768.800
CM-244	4320A	2/28/10	5795.020	5795.020

Energy/Channel Equation : see above
 Energy Calibration Zero : 2368.399
 Energy Calibration Slope : 4.967513
 Energy Calibration Quadratic : 2.9532972E-04
 Energy Calibration Range : 7765.000

Instrument : CHAMBER 200
 Detector : 78900
 Calibration Date/Time : 24-AUG-2009 14:13:29
 Calibration Source Id : AESS-044
 Cal. Isotopes Source Id Expiration Date Standard Energy Actual Energy
 GD-148 6445-278 2/28/10 3183.000 3183.000
 NP-237 4341 2/28/10 4768.800 4768.801
 CM-244 4320A 2/28/10 5795.020 5795.020
 Energy/Channel Equation : see above
 Energy Calibration Zero : 2366.221
 Energy Calibration Slope : 4.968300
 Energy Calibration Quadratic : 2.9352392E-04
 Energy Calibration Range : 7762.000

Instrument : CHAMBER 201
 Detector : 78902
 Calibration Date/Time : 24-AUG-2009 14:13:38
 Calibration Source Id : AESS-039
 Cal. Isotopes Source Id Expiration Date Standard Energy Actual Energy
 GD-148 6445-278 2/28/10 3183.000 3183.000
 NP-237 4341 2/28/10 4768.800 4768.801
 CM-244 4320A 2/28/10 5795.020 5795.020
 Energy/Channel Equation : see above
 Energy Calibration Zero : 2362.156
 Energy Calibration Slope : 4.974658
 Energy Calibration Quadratic : 2.9066936E-04
 Energy Calibration Range : 7761.000

Instrument : CHAMBER 202
 Detector : 78903
 Calibration Date/Time : 24-AUG-2009 14:13:47
 Calibration Source Id : AESS-045
 Cal. Isotopes Source Id Expiration Date Standard Energy Actual Energy
 GD-148 6445-278 2/28/10 3183.000 3183.000
 NP-237 4341 2/28/10 4768.800 4768.800
 CM-244 4320A 2/28/10 5795.020 5795.020
 Energy/Channel Equation : see above
 Energy Calibration Zero : 2356.033
 Energy Calibration Slope : 4.956886
 Energy Calibration Quadratic : 2.9409473E-04
 Energy Calibration Range : 7740.000

Instrument : CHAMBER 203
 Detector : 78905
 Calibration Date/Time : 24-AUG-2009 14:16:33
 Calibration Source Id : AESS-040

Cal. Isotopes	Source Id	Expiration Date	Standard Energy	Actual Energy
GD-148	6445-278	2/28/10	3183.000	3183.000
NP-237	4341	2/28/10	4768.800	4768.800
CM-244	4320A	2/28/10	5795.020	5795.020

Energy/Channel Equation : see above
 Energy Calibration Zero : 2364.159
 Energy Calibration Slope : 4.957525
 Energy Calibration Quadratic : 3.0185276E-04
 Energy Calibration Range : 7757.000

Instrument : CHAMBER 204
 Detector : 78907
 Calibration Date/Time : 24-AUG-2009 14:14:37
 Calibration Source Id : AESS-046

Cal. Isotopes	Source Id	Expiration Date	Standard Energy	Actual Energy
GD-148	6445-278	2/28/10	3183.000	3183.000
NP-237	4341	2/28/10	4768.800	4768.799
CM-244	4320A	2/28/10	5795.020	5795.021

Energy/Channel Equation : see above
 Energy Calibration Zero : 2361.336
 Energy Calibration Slope : 4.953297
 Energy Calibration Quadratic : 3.0559121E-04
 Energy Calibration Range : 7754.000

Instrument : CHAMBER 205
 Detector : 78908
 Calibration Date/Time : 24-AUG-2009 14:14:46
 Calibration Source Id : AESS-041

Cal. Isotopes	Source Id	Expiration Date	Standard Energy	Actual Energy
GD-148	6445-278	2/28/10	3183.000	3183.000
NP-237	4341	2/28/10	4768.800	4768.800
CM-244	4320A	2/28/10	5795.020	5795.020

Energy/Channel Equation : see above
 Energy Calibration Zero : 2366.916
 Energy Calibration Slope : 4.956555
 Energy Calibration Quadratic : 3.0603251E-04
 Energy Calibration Range : 7763.000

Instrument : CHAMBER 206
 Detector : 78909
 Calibration Date/Time : 24-AUG-2009 14:14:55
 Calibration Source Id : AESS-047

Cal. Isotopes	Source Id	Expiration Date	Standard Energy	Actual Energy
GD-148	6445-278	2/28/10	3183.000	3183.000
NP-237	4341	2/28/10	4768.800	4768.800
CM-244	4320A	2/28/10	5795.020	5795.020

Energy/Channel Equation : see above
 Energy Calibration Zero : 2362.312
 Energy Calibration Slope : 4.958225
 Energy Calibration Quadratic : 2.9557038E-04
 Energy Calibration Range : 7749.000

Instrument : CHAMBER 207
 Detector : 78910
 Calibration Date/Time : 24-AUG-2009 14:15:04
 Calibration Source Id : AESS-042

Cal. Isotopes	Source Id	Expiration Date	Standard Energy	Actual Energy
GD-148	6445-278	2/28/10	3183.000	3183.000
NP-237	4341	2/28/10	4768.800	4768.801
CM-244	4320A	2/28/10	5795.020	5795.020

Energy/Channel Equation : see above
 Energy Calibration Zero : 2365.581
 Energy Calibration Slope : 4.980759
 Energy Calibration Quadratic : 2.8388310E-04
 Energy Calibration Range : 7764.000

Instrument : CHAMBER 208
 Detector : 78911
 Calibration Date/Time : 24-AUG-2009 14:15:14
 Calibration Source Id : AESS-048

Cal. Isotopes	Source Id	Expiration Date	Standard Energy	Actual Energy
GD-148	6445-278	2/28/10	3183.000	3183.000
NP-237	4341	2/28/10	4768.800	4768.800
CM-244	4320A	2/28/10	5795.020	5795.020

Energy/Channel Equation : see above
 Energy Calibration Zero : 2364.472
 Energy Calibration Slope : 4.972521
 Energy Calibration Quadratic : 2.9282621E-04
 Energy Calibration Range : 7763.000

Instrument : CHAMBER 209
 Detector : 79188
 Calibration Date/Time : 28-AUG-2009 13:24:07
 Calibration Source Id : AESS-001

Cal. Isotopes	Source Id	Expiration Date	Standard Energy	Actual Energy
GD-148	6445-278	2/28/10	3183.000	3183.000
NP-237	4341	2/28/10	4768.800	4768.335
CM-244	4320A	2/28/10	5795.020	5794.881

Energy/Channel Equation : see above
 Energy Calibration Zero : 2390.838
 Energy Calibration Slope : 4.927811
 Energy Calibration Quadratic : 3.3034658E-04
 Energy Calibration Range : 7783.000

Instrument : CHAMBER 210
 Detector : 79189
 Calibration Date/Time : 28-AUG-2009 13:25:35
 Calibration Source Id : AESS-002

Cal. Isotopes	Source Id	Expiration Date	Standard Energy	Actual Energy
GD-148	6445-278	2/28/10	3183.000	3182.411
NP-237	4341	2/28/10	4768.800	4768.113
CM-244	4320A	2/28/10	5795.020	5794.645

Energy/Channel Equation : see above
 Energy Calibration Zero : 2383.667
 Energy Calibration Slope : 4.959684
 Energy Calibration Quadratic : 2.9263049E-04
 Energy Calibration Range : 7769.000

Instrument : CHAMBER 211
 Detector : 79190
 Calibration Date/Time : 28-AUG-2009 13:25:47
 Calibration Source Id : AESS-003

Cal. Isotopes	Source Id	Expiration Date	Standard Energy	Actual Energy
GD-148	6445-278	2/28/10	3183.000	3182.995
NP-237	4341	2/28/10	4768.800	4768.326
CM-244	4320A	2/28/10	5795.020	5794.748

Energy/Channel Equation : see above
 Energy Calibration Zero : 2392.783
 Energy Calibration Slope : 4.948876
 Energy Calibration Quadratic : 3.2176418E-04
 Energy Calibration Range : 7798.000

Instrument : CHAMBER 212
 Detector : 79191
 Calibration Date/Time : 28-AUG-2009 13:26:50
 Calibration Source Id : AESS-004

Cal. Isotopes	Source Id	Expiration Date	Standard Energy	Actual Energy
GD-148	6445-278	2/28/10	3183.000	3182.995
NP-237	4341	2/28/10	4768.800	4768.536
CM-244	4320A	2/28/10	5795.020	5794.696

Energy/Channel Equation : see above
 Energy Calibration Zero : 2390.425
 Energy Calibration Slope : 4.930474
 Energy Calibration Quadratic : 3.3508314E-04
 Energy Calibration Range : 7791.000

Instrument : CHAMBER 213
 Detector : 79192
 Calibration Date/Time : 28-AUG-2009 13:27:02
 Calibration Source Id : AESS-005

Cal. Isotopes	Source Id	Expiration Date	Standard Energy	Actual Energy
GD-148	6445-278	2/28/10	3183.000	3183.000
NP-237	4341	2/28/10	4768.800	4768.585
CM-244	4320A	2/28/10	5795.020	5795.020

Energy/Channel Equation : see above
 Energy Calibration Zero : 2391.388
 Energy Calibration Slope : 4.965888
 Energy Calibration Quadratic : 2.9186261E-04
 Energy Calibration Range : 7782.000

Instrument : CHAMBER 214
 Detector : 79193
 Calibration Date/Time : 28-AUG-2009 13:27:13
 Calibration Source Id : AESS-006

Cal. Isotopes	Source Id	Expiration Date	Standard Energy	Actual Energy
GD-148	6445-278	2/28/10	3183.000	3182.617
NP-237	4341	2/28/10	4768.800	4768.269
CM-244	4320A	2/28/10	5795.020	5794.897

Energy/Channel Equation : see above
 Energy Calibration Zero : 2388.729
 Energy Calibration Slope : 4.939622
 Energy Calibration Quadratic : 3.2170661E-04
 Energy Calibration Range : 7784.000

Instrument : CHAMBER 215
 Detector : 79194
 Calibration Date/Time : 28-AUG-2009 13:27:24
 Calibration Source Id : AESS-007

Cal. Isotopes	Source Id	Expiration Date	Standard Energy	Actual Energy
GD-148	6445-278	2/28/10	3183.000	3183.000
NP-237	4341	2/28/10	4768.800	4768.687
CM-244	4320A	2/28/10	5795.020	5794.826

Energy/Channel Equation : see above
 Energy Calibration Zero : 2394.311
 Energy Calibration Slope : 4.937372
 Energy Calibration Quadratic : 3.3629968E-04
 Energy Calibration Range : 7803.000

Instrument : CHAMBER 216
 Detector : 79195
 Calibration Date/Time : 28-AUG-2009 13:27:35
 Calibration Source Id : AESS-008

Cal. Isotopes	Source Id	Expiration Date	Standard Energy	Actual Energy
GD-148	6445-278	2/28/10	3183.000	3182.995
NP-237	4341	2/28/10	4768.800	4768.219
CM-244	4320A	2/28/10	5795.020	5795.021

Energy/Channel Equation : see above
 Energy Calibration Zero : 2390.139
 Energy Calibration Slope : 4.935822
 Energy Calibration Quadratic : 3.2837162E-04
 Energy Calibration Range : 7789.000

Instrument : CHAMBER 217
 Detector : 79410
 Calibration Date/Time : 28-AUG-2009 13:27:45
 Calibration Source Id : AESS-009

Cal. Isotopes	Source Id	Expiration Date	Standard Energy	Actual Energy
GD-148	6445-278	2/28/10	3183.000	3182.999
NP-237	4341	2/28/10	4768.800	4768.801
CM-244	4320A	2/28/10	5795.020	5794.882

Energy/Channel Equation : see above
 Energy Calibration Zero : 2392.370
 Energy Calibration Slope : 4.932100
 Energy Calibration Quadratic : 3.3393077E-04
 Energy Calibration Range : 7793.000

Instrument : CHAMBER 218
 Detector : 79411
 Calibration Date/Time : 28-AUG-2009 13:27:55
 Calibration Source Id : AESS-010
 Cal. Isotopes Source Id Expiration Date Standard Energy Actual Energy
 GD-148 6445-278 2/28/10 3183.000 3182.358
 NP-237 4341 2/28/10 4768.800 4768.423
 CM-244 4320A 2/28/10 5795.020 5794.546
 Energy/Channel Equation : see above
 Energy Calibration Zero : 2390.502
 Energy Calibration Slope : 4.945263
 Energy Calibration Quadratic : 3.2289582E-04
 Energy Calibration Range : 7793.000

Instrument : CHAMBER 219
 Detector : 79412
 Calibration Date/Time : 28-AUG-2009 13:28:06
 Calibration Source Id : AESS-011
 Cal. Isotopes Source Id Expiration Date Standard Energy Actual Energy
 GD-148 6445-278 2/28/10 3183.000 3183.000
 NP-237 4341 2/28/10 4768.800 4768.507
 CM-244 4320A 2/28/10 5795.020 5794.730
 Energy/Channel Equation : see above
 Energy Calibration Zero : 2388.417
 Energy Calibration Slope : 4.951864
 Energy Calibration Quadratic : 3.1518008E-04
 Energy Calibration Range : 7790.000

Instrument : CHAMBER 220
 Detector : 79413
 Calibration Date/Time : 28-AUG-2009 13:28:15
 Calibration Source Id : AESS-012
 Cal. Isotopes Source Id Expiration Date Standard Energy Actual Energy
 GD-148 6445-278 2/28/10 3183.000 3183.000
 NP-237 4341 2/28/10 4768.800 4768.604
 CM-244 4320A 2/28/10 5795.020 5795.020
 Energy/Channel Equation : see above
 Energy Calibration Zero : 2384.931
 Energy Calibration Slope : 4.925590
 Energy Calibration Quadratic : 3.4113281E-04
 Energy Calibration Range : 7786.000

Instrument : CHAMBER 221
 Detector : 79414
 Calibration Date/Time : 28-AUG-2009 13:28:26
 Calibration Source Id : AESS-013

Cal. Isotopes	Source Id	Expiration Date	Standard Energy	Actual Energy
GD-148	6445-278	2/28/10	3183.000	3182.994
NP-237	4341	2/28/10	4768.800	4768.508
CM-244	4320A	2/28/10	5795.020	5795.021

Energy/Channel Equation : see above
 Energy Calibration Zero : 2389.873
 Energy Calibration Slope : 4.963081
 Energy Calibration Quadratic : 3.1328213E-04
 Energy Calibration Range : 7801.000

Instrument : CHAMBER 222
 Detector : 79415
 Calibration Date/Time : 28-AUG-2009 13:28:40
 Calibration Source Id : AESS-014

Cal. Isotopes	Source Id	Expiration Date	Standard Energy	Actual Energy
GD-148	6445-278	2/28/10	3183.000	3183.000
NP-237	4341	2/28/10	4768.800	4768.242
CM-244	4320A	2/28/10	5795.020	5795.020

Energy/Channel Equation : see above
 Energy Calibration Zero : 2383.161
 Energy Calibration Slope : 5.032124
 Energy Calibration Quadratic : 2.3446424E-04
 Energy Calibration Range : 7782.000

Instrument : CHAMBER 223
 Detector : 79416
 Calibration Date/Time : 28-AUG-2009 13:28:50
 Calibration Source Id : AESS-015

Cal. Isotopes	Source Id	Expiration Date	Standard Energy	Actual Energy
GD-148	6445-278	2/28/10	3183.000	3183.000
NP-237	4341	2/28/10	4768.800	4768.591
CM-244	4320A	2/28/10	5795.020	5794.816

Energy/Channel Equation : see above
 Energy Calibration Zero : 2389.471
 Energy Calibration Slope : 4.966544
 Energy Calibration Quadratic : 3.1951332E-04
 Energy Calibration Range : 7810.000

Instrument : CHAMBER 224
 Detector : 79417
 Calibration Date/Time : 28-AUG-2009 13:29:01
 Calibration Source Id : AESS-016

Cal. Isotopes	Source Id	Expiration Date	Standard Energy	Actual Energy
GD-148	6445-278	2/28/10	3183.000	3182.496
NP-237	4341	2/28/10	4768.800	4768.799
CM-244	4320A	2/28/10	5795.020	5795.021

Energy/Channel Equation : see above
 Energy Calibration Zero : 2391.014
 Energy Calibration Slope : 4.986970
 Energy Calibration Quadratic : 2.9468181E-04
 Energy Calibration Range : 7807.000

Instrument : CHAMBER 225
 Detector : 79418
 Calibration Date/Time : 28-AUG-2009 13:29:13
 Calibration Source Id : AESS-017

Cal. Isotopes	Source Id	Expiration Date	Standard Energy	Actual Energy
GD-148	6445-278	2/28/10	3183.000	3182.995
NP-237	4341	2/28/10	4768.800	4768.482
CM-244	4320A	2/28/10	5795.020	5794.771

Energy/Channel Equation : see above
 Energy Calibration Zero : 2392.520
 Energy Calibration Slope : 4.953336
 Energy Calibration Quadratic : 3.1543931E-04
 Energy Calibration Range : 7795.000

Instrument : CHAMBER 226
 Detector : 79419
 Calibration Date/Time : 28-AUG-2009 13:29:24
 Calibration Source Id : AESS-018

Cal. Isotopes	Source Id	Expiration Date	Standard Energy	Actual Energy
GD-148	6445-278	2/28/10	3183.000	3183.000
NP-237	4341	2/28/10	4768.800	4768.533
CM-244	4320A	2/28/10	5795.020	5794.638

Energy/Channel Equation : see above
 Energy Calibration Zero : 2385.990
 Energy Calibration Slope : 4.969761
 Energy Calibration Quadratic : 3.0473244E-04
 Energy Calibration Range : 7795.000

Instrument : CHAMBER 227
 Detector : 79420
 Calibration Date/Time : 28-AUG-2009 13:29:35
 Calibration Source Id : AESS-019
 Cal. Isotopes Source Id Expiration Date Standard Energy Actual Energy
 GD-148 6445-278 2/28/10 3183.000 3182.989
 NP-237 4341 2/28/10 4768.800 4768.396
 CM-244 4320A 2/28/10 5795.020 5795.019

 Energy/Channel Equation : see above
 Energy Calibration Zero : 2390.018
 Energy Calibration Slope : 4.958102
 Energy Calibration Quadratic : 3.1095589E-04
 Energy Calibration Range : 7793.000

Instrument : CHAMBER 228
 Detector : 79421
 Calibration Date/Time : 28-AUG-2009 13:30:03
 Calibration Source Id : AESS-020
 Cal. Isotopes Source Id Expiration Date Standard Energy Actual Energy
 GD-148 6445-278 2/28/10 3183.000 3183.001
 NP-237 4341 2/28/10 4768.800 4768.080
 CM-244 4320A 2/28/10 5795.020 5794.730

 Energy/Channel Equation : see above
 Energy Calibration Zero : 2384.553
 Energy Calibration Slope : 4.991631
 Energy Calibration Quadratic : 2.7237524E-04
 Energy Calibration Range : 7782.000

Instrument : CHAMBER 229
 Detector : 79422
 Calibration Date/Time : 28-AUG-2009 13:30:14
 Calibration Source Id : AESS-021
 Cal. Isotopes Source Id Expiration Date Standard Energy Actual Energy
 GD-148 6445-278 2/28/10 3183.000 3182.535
 NP-237 4341 2/28/10 4768.800 4768.314
 CM-244 4320A 2/28/10 5795.020 5794.771

 Energy/Channel Equation : see above
 Energy Calibration Zero : 2391.623
 Energy Calibration Slope : 4.946116
 Energy Calibration Quadratic : 3.3402635E-04
 Energy Calibration Range : 7807.000

Instrument : CHAMBER 230
 Detector : 79423
 Calibration Date/Time : 28-AUG-2009 13:31:10
 Calibration Source Id : AESS-022

Cal. Isotopes	Source Id	Expiration Date	Standard Energy	Actual Energy
GD-148	6445-278	2/28/10	3183.000	3183.000
NP-237	4341	2/28/10	4768.800	4768.295
CM-244	4320A	2/28/10	5795.020	5794.755

Energy/Channel Equation : see above
 Energy Calibration Zero : 2386.924
 Energy Calibration Slope : 4.965939
 Energy Calibration Quadratic : 3.0765639E-04
 Energy Calibration Range : 7795.000

Instrument : CHAMBER 231
 Detector : 79424
 Calibration Date/Time : 28-AUG-2009 13:31:59
 Calibration Source Id : AESS-023

Cal. Isotopes	Source Id	Expiration Date	Standard Energy	Actual Energy
GD-148	6445-278	2/28/10	3183.000	3182.555
NP-237	4341	2/28/10	4768.800	4768.511
CM-244	4320A	2/28/10	5795.020	5794.833

Energy/Channel Equation : see above
 Energy Calibration Zero : 2389.970
 Energy Calibration Slope : 4.957988
 Energy Calibration Quadratic : 3.0450191E-04
 Energy Calibration Range : 7786.000

Instrument : CHAMBER 232
 Detector : 79425
 Calibration Date/Time : 28-AUG-2009 13:32:18
 Calibration Source Id : AESS-024

Cal. Isotopes	Source Id	Expiration Date	Standard Energy	Actual Energy
GD-148	6445-278	2/28/10	3183.000	3183.000
NP-237	4341	2/28/10	4768.800	4768.305
CM-244	4320A	2/28/10	5795.020	5794.704

Energy/Channel Equation : see above
 Energy Calibration Zero : 2386.107
 Energy Calibration Slope : 5.009925
 Energy Calibration Quadratic : 2.5456178E-04
 Energy Calibration Range : 7783.000

Instrument : CHAMBER 233
 Detector : 79426
 Calibration Date/Time : 28-AUG-2009 13:32:35
 Calibration Source Id : AESS-025
 Cal. Isotopes Source Id Expiration Date Standard Energy Actual Energy
 GD-148 6445-278 2/28/10 3183.000 3183.000
 NP-237 4341 2/28/10 4768.800 4768.576
 CM-244 4320A 2/28/10 5795.020 5794.737
 Energy/Channel Equation : see above
 Energy Calibration Zero : 2384.864
 Energy Calibration Slope : 4.921108
 Energy Calibration Quadratic : 3.4491287E-04
 Energy Calibration Range : 7786.000

Instrument : CHAMBER 234
 Detector : 79427
 Calibration Date/Time : 28-AUG-2009 13:32:51
 Calibration Source Id : AESS-026
 Cal. Isotopes Source Id Expiration Date Standard Energy Actual Energy
 GD-148 6445-278 2/28/10 3183.000 3182.551
 NP-237 4341 2/28/10 4768.800 4768.513
 CM-244 4320A 2/28/10 5795.020 5794.778
 Energy/Channel Equation : see above
 Energy Calibration Zero : 2381.948
 Energy Calibration Slope : 4.930495
 Energy Calibration Quadratic : 3.2252993E-04
 Energy Calibration Range : 7769.000

Instrument : CHAMBER 235
 Detector : 79428
 Calibration Date/Time : 28-AUG-2009 13:33:07
 Calibration Source Id : AESS-027
 Cal. Isotopes Source Id Expiration Date Standard Energy Actual Energy
 GD-148 6445-278 2/28/10 3183.000 3183.000
 NP-237 4341 2/28/10 4768.800 4768.799
 CM-244 4320A 2/28/10 5795.020 5795.021
 Energy/Channel Equation : see above
 Energy Calibration Zero : 2389.848
 Energy Calibration Slope : 4.916008
 Energy Calibration Quadratic : 3.6057594E-04
 Energy Calibration Range : 7802.000

Instrument : CHAMBER 236
 Detector : 79429
 Calibration Date/Time : 28-AUG-2009 13:33:24
 Calibration Source Id : AESS-028
 Cal. Isotopes Source Id Expiration Date Standard Energy Actual Energy
 GD-148 6445-278 2/28/10 3183.000 3183.000
 NP-237 4341 2/28/10 4768.800 4768.403
 CM-244 4320A 2/28/10 5795.020 5795.021
 Energy/Channel Equation : see above
 Energy Calibration Zero : 2389.679
 Energy Calibration Slope : 4.915041
 Energy Calibration Quadratic : 3.5203501E-04
 Energy Calibration Range : 7792.000

Instrument : CHAMBER 237
 Detector : 79430
 Calibration Date/Time : 28-AUG-2009 13:33:41
 Calibration Source Id : AESS-029
 Cal. Isotopes Source Id Expiration Date Standard Energy Actual Energy
 GD-148 6445-278 2/28/10 3183.000 3183.000
 NP-237 4341 2/28/10 4768.800 4768.800
 CM-244 4320A 2/28/10 5795.020 5795.020
 Energy/Channel Equation : see above
 Energy Calibration Zero : 2386.371
 Energy Calibration Slope : 4.953910
 Energy Calibration Quadratic : 3.1539882E-04
 Energy Calibration Range : 7790.000

Instrument : CHAMBER 238
 Detector : 79431
 Calibration Date/Time : 28-AUG-2009 13:33:59
 Calibration Source Id : AESS-030
 Cal. Isotopes Source Id Expiration Date Standard Energy Actual Energy
 GD-148 6445-278 2/28/10 3183.000 3183.000
 NP-237 4341 2/28/10 4768.800 4768.662
 CM-244 4320A 2/28/10 5795.020 5795.015
 Energy/Channel Equation : see above
 Energy Calibration Zero : 2382.061
 Energy Calibration Slope : 4.932787
 Energy Calibration Quadratic : 3.2764973E-04
 Energy Calibration Range : 7777.000

Instrument : CHAMBER 239
 Detector : 79432
 Calibration Date/Time : 28-AUG-2009 13:34:23
 Calibration Source Id : AESS-031

Cal. Isotopes	Source Id	Expiration Date	Standard Energy	Actual Energy
GD-148	6445-278	2/28/10	3183.000	3183.000
NP-237	4341	2/28/10	4768.800	4768.800
CM-244	4320A	2/28/10	5795.020	5795.020

Energy/Channel Equation : see above
 Energy Calibration Zero : 2390.464
 Energy Calibration Slope : 4.922751
 Energy Calibration Quadratic : 3.5207078E-04
 Energy Calibration Range : 7801.000

Instrument : CHAMBER 240
 Detector : 79433
 Calibration Date/Time : 28-AUG-2009 13:34:40
 Calibration Source Id : AESS-032

Cal. Isotopes	Source Id	Expiration Date	Standard Energy	Actual Energy
GD-148	6445-278	2/28/10	3183.000	3182.994
NP-237	4341	2/28/10	4768.800	4768.676
CM-244	4320A	2/28/10	5795.020	5795.020

Energy/Channel Equation : see above
 Energy Calibration Zero : 2384.323
 Energy Calibration Slope : 4.929180
 Energy Calibration Quadratic : 3.3816224E-04
 Energy Calibration Range : 7786.000

Instrument : CHAMBER 241
 Detector : 79434
 Calibration Date/Time : 28-AUG-2009 13:34:57
 Calibration Source Id : AESS-033

Cal. Isotopes	Source Id	Expiration Date	Standard Energy	Actual Energy
GD-148	6445-278	2/28/10	3183.000	3183.000
NP-237	4341	2/28/10	4768.800	4768.801
CM-244	4320A	2/28/10	5795.020	5795.020

Energy/Channel Equation : see above
 Energy Calibration Zero : 2388.207
 Energy Calibration Slope : 4.903821
 Energy Calibration Quadratic : 3.6748822E-04
 Energy Calibration Range : 7795.000

Instrument : CHAMBER 242
 Detector : 79435
 Calibration Date/Time : 28-AUG-2009 13:35:16
 Calibration Source Id : AESS-034

Cal. Isotopes	Source Id	Expiration Date	Standard Energy	Actual Energy
GD-148	6445-278	2/28/10	3183.000	3183.000
NP-237	4341	2/28/10	4768.800	4768.542
CM-244	4320A	2/28/10	5795.020	5794.775

Energy/Channel Equation : see above
 Energy Calibration Zero : 2390.032
 Energy Calibration Slope : 4.921538
 Energy Calibration Quadratic : 3.5085063E-04
 Energy Calibration Range : 7798.000

Instrument : CHAMBER 243
 Detector : 79436
 Calibration Date/Time : 28-AUG-2009 13:35:39
 Calibration Source Id : AESS-035

Cal. Isotopes	Source Id	Expiration Date	Standard Energy	Actual Energy
GD-148	6445-278	2/28/10	3183.000	3182.988
NP-237	4341	2/28/10	4768.800	4768.486
CM-244	4320A	2/28/10	5795.020	5794.752

Energy/Channel Equation : see above
 Energy Calibration Zero : 2386.548
 Energy Calibration Slope : 4.951634
 Energy Calibration Quadratic : 3.2005890E-04
 Energy Calibration Range : 7793.000

Instrument : CHAMBER 244
 Detector : 79437
 Calibration Date/Time : 28-AUG-2009 13:36:07
 Calibration Source Id : AESS-036

Cal. Isotopes	Source Id	Expiration Date	Standard Energy	Actual Energy
GD-148	6445-278	2/28/10	3183.000	3182.497
NP-237	4341	2/28/10	4768.800	4768.339
CM-244	4320A	2/28/10	5795.020	5794.813

Energy/Channel Equation : see above
 Energy Calibration Zero : 2390.547
 Energy Calibration Slope : 4.935142
 Energy Calibration Quadratic : 3.3349055E-04
 Energy Calibration Range : 7794.000

Instrument : CHAMBER 245
 Detector : 79438
 Calibration Date/Time : 28-AUG-2009 13:36:53
 Calibration Source Id : AESS-037

Cal. Isotopes	Source Id	Expiration Date	Standard Energy	Actual Energy
GD-148	6445-278	2/28/10	3183.000	3182.392
NP-237	4341	2/28/10	4768.800	4768.244
CM-244	4320A	2/28/10	5795.020	5794.789

Energy/Channel Equation : see above
 Energy Calibration Zero : 2393.397
 Energy Calibration Slope : 4.967153
 Energy Calibration Quadratic : 3.0749093E-04
 Energy Calibration Range : 7802.000

Instrument : CHAMBER 246
 Detector : 78912
 Calibration Date/Time : 28-AUG-2009 13:37:05
 Calibration Source Id : AESS-038

Cal. Isotopes	Source Id	Expiration Date	Standard Energy	Actual Energy
GD-148	6445-278	2/28/10	3183.000	3182.994
NP-237	4341	2/28/10	4768.800	4768.559
CM-244	4320A	2/28/10	5795.020	5794.661

Energy/Channel Equation : see above
 Energy Calibration Zero : 2393.972
 Energy Calibration Slope : 4.938848
 Energy Calibration Quadratic : 3.3234741E-04
 Energy Calibration Range : 7800.000

Instrument : CHAMBER 247
 Detector : 79440
 Calibration Date/Time : 28-AUG-2009 13:37:16
 Calibration Source Id : AESS-039

Cal. Isotopes	Source Id	Expiration Date	Standard Energy	Actual Energy
GD-148	6445-278	2/28/10	3183.000	3183.001
NP-237	4341	2/28/10	4768.800	4768.340
CM-244	4320A	2/28/10	5795.020	5794.822

Energy/Channel Equation : see above
 Energy Calibration Zero : 2392.511
 Energy Calibration Slope : 4.947969
 Energy Calibration Quadratic : 3.3144341E-04
 Energy Calibration Range : 7807.000

Instrument : CHAMBER 248
 Detector : 79441
 Calibration Date/Time : 28-AUG-2009 13:37:28
 Calibration Source Id : AESS-040
 Cal. Isotopes Source Id Expiration Date Standard Energy Actual Energy
 GD-148 6445-278 2/28/10 3183.000 3183.000
 NP-237 4341 2/28/10 4768.800 4768.801
 CM-244 4320A 2/28/10 5795.020 5794.763

 Energy/Channel Equation : see above
 Energy Calibration Zero : 2387.425
 Energy Calibration Slope : 4.938920
 Energy Calibration Quadratic : 3.3573247E-04
 Energy Calibration Range : 7797.000

Instrument : CHAMBER 249
 Detector : 79442
 Calibration Date/Time : 28-AUG-2009 13:37:39
 Calibration Source Id : AESS-041
 Cal. Isotopes Source Id Expiration Date Standard Energy Actual Energy
 GD-148 6445-278 2/28/10 3183.000 3183.000
 NP-237 4341 2/28/10 4768.800 4768.655
 CM-244 4320A 2/28/10 5795.020 5794.817

 Energy/Channel Equation : see above
 Energy Calibration Zero : 2387.492
 Energy Calibration Slope : 4.950956
 Energy Calibration Quadratic : 3.3470633E-04
 Energy Calibration Range : 7808.000

Instrument : CHAMBER 250
 Detector : 79443
 Calibration Date/Time : 28-AUG-2009 13:37:51
 Calibration Source Id : AESS-042
 Cal. Isotopes Source Id Expiration Date Standard Energy Actual Energy
 GD-148 6445-278 2/28/10 3183.000 3183.000
 NP-237 4341 2/28/10 4768.800 4768.800
 CM-244 4320A 2/28/10 5795.020 5795.020

 Energy/Channel Equation : see above
 Energy Calibration Zero : 2382.437
 Energy Calibration Slope : 4.924478
 Energy Calibration Quadratic : 3.4610991E-04
 Energy Calibration Range : 7788.000

Instrument : CHAMBER 251
 Detector : 79444
 Calibration Date/Time : 28-AUG-2009 13:38:01
 Calibration Source Id : AESS-043

Cal. Isotopes	Source Id	Expiration Date	Standard Energy	Actual Energy
GD-148	6445-278	2/28/10	3183.000	3183.000
NP-237	4341	2/28/10	4768.800	4768.630
CM-244	4320A	2/28/10	5795.020	5794.883

Energy/Channel Equation : see above
 Energy Calibration Zero : 2390.000
 Energy Calibration Slope : 4.933837
 Energy Calibration Quadratic : 3.5430092E-04
 Energy Calibration Range : 7814.000

Instrument : CHAMBER 252
 Detector : 79445
 Calibration Date/Time : 28-AUG-2009 13:38:11
 Calibration Source Id : AESS-044

Cal. Isotopes	Source Id	Expiration Date	Standard Energy	Actual Energy
GD-148	6445-278	2/28/10	3183.000	3183.000
NP-237	4341	2/28/10	4768.800	4768.618
CM-244	4320A	2/28/10	5795.020	5794.764

Energy/Channel Equation : see above
 Energy Calibration Zero : 2389.483
 Energy Calibration Slope : 4.925191
 Energy Calibration Quadratic : 3.5263240E-04
 Energy Calibration Range : 7803.000

Instrument : CHAMBER 253
 Detector : 79446
 Calibration Date/Time : 28-AUG-2009 13:38:20
 Calibration Source Id : AESS-045

Cal. Isotopes	Source Id	Expiration Date	Standard Energy	Actual Energy
GD-148	6445-278	2/28/10	3183.000	3183.000
NP-237	4341	2/28/10	4768.800	4768.801
CM-244	4320A	2/28/10	5795.020	5794.899

Energy/Channel Equation : see above
 Energy Calibration Zero : 2397.089
 Energy Calibration Slope : 4.939593
 Energy Calibration Quadratic : 3.6825475E-04
 Energy Calibration Range : 7841.000

Instrument : CHAMBER 254
 Detector : 79447
 Calibration Date/Time : 28-AUG-2009 13:38:31
 Calibration Source Id : AESS-046

Cal. Isotopes	Source Id	Expiration Date	Standard Energy	Actual Energy
GD-148	6445-278	2/28/10	3183.000	3182.420
NP-237	4341	2/28/10	4768.800	4768.432
CM-244	4320A	2/28/10	5795.020	5794.736

Energy/Channel Equation : see above
 Energy Calibration Zero : 2392.513
 Energy Calibration Slope : 4.939602
 Energy Calibration Quadratic : 3.3955529E-04
 Energy Calibration Range : 7807.000

Instrument : CHAMBER 255
 Detector : 79448
 Calibration Date/Time : 28-AUG-2009 13:38:42
 Calibration Source Id : AESS-047

Cal. Isotopes	Source Id	Expiration Date	Standard Energy	Actual Energy
GD-148	6445-278	2/28/10	3183.000	3182.573
NP-237	4341	2/28/10	4768.800	4768.801
CM-244	4320A	2/28/10	5795.020	5795.019

Energy/Channel Equation : see above
 Energy Calibration Zero : 2389.962
 Energy Calibration Slope : 4.937794
 Energy Calibration Quadratic : 3.5419688E-04
 Energy Calibration Range : 7818.000

Instrument : CHAMBER 256
 Detector : 79449
 Calibration Date/Time : 28-AUG-2009 13:38:54
 Calibration Source Id : AESS-048

Cal. Isotopes	Source Id	Expiration Date	Standard Energy	Actual Energy
GD-148	6445-278	2/28/10	3183.000	3182.994
NP-237	4341	2/28/10	4768.800	4768.603
CM-244	4320A	2/28/10	5795.020	5794.763

Energy/Channel Equation : see above
 Energy Calibration Zero : 2390.038
 Energy Calibration Slope : 4.925209
 Energy Calibration Quadratic : 3.5748276E-04
 Energy Calibration Range : 7808.000

Subsection 2: Background Calibration

Instrument : CHAMBER 001
 Detector : 78788
 Background Analysis Date/Time : 2-AUG-2009 17:38:31
 Background Count Time : 59999.99

Cal. Isotopes	Start Energy	End Energy	Counts in 1000 min	Counts during Cal	% Error	Confidence
GD-148	2987.927	3299.401	3.000000	0.7200001	57.73503	95.00000
NP-237	4432.428	4902.923	11.000000	2.640001	30.15113	95.00000
CM-244	5533.599	5883.327	10.000000	2.400001	31.62278	95.00000

Instrument : CHAMBER 002
 Detector : 78266
 Background Analysis Date/Time : 2-AUG-2009 17:38:31
 Background Count Time : 59999.99

Cal. Isotopes	Start Energy	End Energy	Counts in 1000 min	Counts during Cal	% Error	Confidence
GD-148	2990.748	3297.924	4.000000	0.9600002	50.00000	95.00000
NP-237	4434.751	4902.555	3.000000	0.7200001	57.73503	95.00000
CM-244	5533.273	5884.668	1.000000	0.2400001	100.0000	95.00000

Instrument : CHAMBER 003
 Detector : 67617
 Background Analysis Date/Time : 2-AUG-2009 17:38:31
 Background Count Time : 59999.99

Cal. Isotopes	Start Energy	End Energy	Counts in 1000 min	Counts during Cal	% Error	Confidence
GD-148	2988.035	3300.027	6.000000	1.440000	40.82483	95.00000
NP-237	4433.783	4901.623	9.000000	2.160001	33.33334	95.00000
CM-244	5533.183	5887.889	9.000000	2.160001	33.33334	95.00000

Instrument : CHAMBER 004
 Detector : 64279
 Background Analysis Date/Time : 2-AUG-2009 17:38:31
 Background Count Time : 59999.99

Cal. Isotopes	Start Energy	End Energy	Counts in 1000 min	Counts during Cal	% Error	Confidence
GD-148	2991.885	3302.347	4.000000	0.9600002	50.00000	95.00000
NP-237	4436.757	4905.540	7.000000	1.680000	37.79645	95.00000
CM-244	5533.807	5887.698	4.000000	0.9600002	50.00000	95.00000

Instrument : CHAMBER 005
 Detector : 67612
 Background Analysis Date/Time : 2-AUG-2009 17:38:31
 Background Count Time : 59999.99

Cal. Isotopes	Start Energy	End Energy	Counts in 1000 min	Counts during Cal	% Error	Confidence
GD-148	2990.194	3301.639	3.000000	0.7200001	57.73503	95.00000
NP-237	4437.588	4901.889	8.000000	1.920000	35.35534	95.00000
CM-244	5531.535	5887.236	1.000000	0.2400001	100.0000	95.00000

Instrument : CHAMBER 006
 Detector : 67613
 Background Analysis Date/Time : 2-AUG-2009 17:38:31
 Background Count Time : 59999.99

Cal. Isotopes	Start Energy	End Energy	Counts in 1000 min	Counts during Cal	% Error	Confidence
GD-148	2988.186	3302.064	0.0000000E+00	0.0000000E+00	0.0000000E+00	95.00000
NP-237	4434.812	4901.476	9.000000	2.160001	33.33334	95.00000
CM-244	5533.017	5887.020	8.000000	1.920000	35.35534	95.00000

Instrument : CHAMBER 007
 Detector : 67607
 Background Analysis Date/Time : 2-AUG-2009 17:38:32
 Background Count Time : 60000.00

Cal. Isotopes	Start Energy	End Energy	Counts in 1000 min	Counts during Cal	% Error	Confidence
GD-148	2991.468	3299.148	8.000000	1.920000	35.35534	95.00000
NP-237	4433.972	4903.766	11.00000	2.640000	30.15113	95.00000
CM-244	5532.246	5885.701	17.00000	4.080001	24.25356	95.00000

Instrument : CHAMBER 008
 Detector : 78788
 Background Analysis Date/Time : 2-AUG-2009 17:38:32
 Background Count Time : 60000.00

Cal. Isotopes	Start Energy	End Energy	Counts in 1000 min	Counts during Cal	% Error	Confidence
GD-148	2989.215	3298.713	3.000000	0.7200001	57.73503	95.00000
NP-237	4433.303	4905.744	4.000000	0.9600002	50.00000	95.00000
CM-244	5532.461	5886.606	2.000000	0.4800001	70.71068	95.00000

Instrument : CHAMBER 009
 Detector : 72528
 Background Analysis Date/Time : 2-AUG-2009 17:38:32
 Background Count Time : 60000.00

Cal. Isotopes	Start Energy	End Energy	Counts in 1000 min	Counts during Cal	% Error	Confidence
GD-148	2990.462	3298.900	5.000000	1.200000	44.72136	95.00000
NP-237	4437.055	4904.570	10.000000	2.400000	31.62278	95.00000
CM-244	5532.536	5882.399	13.000000	3.120001	27.73501	95.00000

Instrument : CHAMBER 010
 Detector : 72529
 Background Analysis Date/Time : 2-AUG-2009 17:38:32
 Background Count Time : 60000.00

Cal. Isotopes	Start Energy	End Energy	Counts in 1000 min	Counts during Cal	% Error	Confidence
GD-148	2990.229	3298.607	8.000000	1.920000	35.35534	95.00000
NP-237	4436.880	4905.484	9.000000	2.160000	33.33334	95.00000
CM-244	5531.409	5886.990	4.000000	0.9600002	50.00000	95.00000

Instrument : CHAMBER 011
 Detector : 72531
 Background Analysis Date/Time : 2-AUG-2009 17:38:32
 Background Count Time : 60000.00

Cal. Isotopes	Start Energy	End Energy	Counts in 1000 min	Counts during Cal	% Error	Confidence
GD-148	2991.538	3301.988	3.000000	0.7200001	57.73503	95.00000
NP-237	4435.957	4905.467	9.000000	2.160000	33.33334	95.00000
CM-244	5530.314	5886.614	3.000000	0.7200001	57.73503	95.00000

Instrument : CHAMBER 012
 Detector : 67594
 Background Analysis Date/Time : 2-AUG-2009 17:38:32
 Background Count Time : 60000.00

Cal. Isotopes	Start Energy	End Energy	Counts in 1000 min	Counts during Cal	% Error	Confidence
GD-148	2988.398	3300.615	3.000000	0.7200001	57.73503	95.00000
NP-237	4437.450	4901.503	9.000000	2.160000	33.33334	95.00000
CM-244	5534.709	5886.652	16.000000	3.840001	25.00000	95.00000

Instrument : CHAMBER 013
 Detector : 78790
 Background Analysis Date/Time : 2-AUG-2009 17:38:33
 Background Count Time : 59999.99

Cal. Isotopes	Start Energy	End Energy	Counts in 1000 min	Counts during Cal	% Error	Confidence
GD-148	2987.666	3298.441	1.000000	0.2400001	100.0000	95.00000
NP-237	4435.272	4902.524	6.000000	1.440000	40.82483	95.00000
CM-244	5533.077	5883.559	0.0000000E+00	0.0000000E+00	0.0000000E+00	95.00000

Instrument : CHAMBER 014
 Detector : 67616
 Background Analysis Date/Time : 2-AUG-2009 17:38:33
 Background Count Time : 59999.99

Cal. Isotopes	Start Energy	End Energy	Counts in 1000 min	Counts during Cal	% Error	Confidence
GD-148	2992.504	3300.484	2.000000	0.4800001	70.71068	95.00000
NP-237	4435.990	4902.000	4.000000	0.9600002	50.00000	95.00000
CM-244	5532.918	5886.701	23.00000	5.520001	20.85144	95.00000

Instrument : CHAMBER 015
 Detector : 61581
 Background Analysis Date/Time : 2-AUG-2009 17:38:33
 Background Count Time : 59999.99

Cal. Isotopes	Start Energy	End Energy	Counts in 1000 min	Counts during Cal	% Error	Confidence
GD-148	2987.739	3297.575	0.0000000E+00	0.0000000E+00	0.0000000E+00	95.00000
NP-237	4432.566	4904.976	10.00000	2.400001	31.62278	95.00000
CM-244	5530.833	5887.242	22.00000	5.280001	21.32007	95.00000

Instrument : CHAMBER 016
 Detector : 78774
 Background Analysis Date/Time : 2-AUG-2009 17:38:33
 Background Count Time : 59999.99

Cal. Isotopes	Start Energy	End Energy	Counts in 1000 min	Counts during Cal	% Error	Confidence
GD-148	2990.015	3299.769	3.000000	0.7200001	57.73503	95.00000
NP-237	4432.750	4903.568	3.000000	0.7200001	57.73503	95.00000
CM-244	5531.945	5886.508	2.000000	0.4800001	70.71068	95.00000

Instrument : CHAMBER 017
 Detector : 78791
 Background Analysis Date/Time : 2-AUG-2009 17:38:33
 Background Count Time : 59999.99

Cal. Isotopes	Start Energy	End Energy	Counts in 1000 min	Counts during Cal	% Error	Confidence
GD-148	2991.506	3301.266	0.000000E+00	0.000000E+00	0.000000E+00	95.00000
NP-237	4435.397	4901.753	6.000000	1.440000	40.82483	95.00000
CM-244	5532.102	5885.058	2.000000	0.4800001	70.71068	95.00000

Instrument : CHAMBER 018
 Detector : 78782
 Background Analysis Date/Time : 2-AUG-2009 17:38:33
 Background Count Time : 59999.99

Cal. Isotopes	Start Energy	End Energy	Counts in 1000 min	Counts during Cal	% Error	Confidence
GD-148	2988.342	3302.274	1.000000	0.2400001	100.0000	95.00000
NP-237	4435.776	4902.996	4.000000	0.9600002	50.00000	95.00000
CM-244	5535.506	5884.764	1.000000	0.2400001	100.0000	95.00000

Instrument : CHAMBER 019
 Detector : 78786
 Background Analysis Date/Time : 2-AUG-2009 17:38:34
 Background Count Time : 59999.99

Cal. Isotopes	Start Energy	End Energy	Counts in 1000 min	Counts during Cal	% Error	Confidence
GD-148	2990.757	3299.102	1.000000	0.2399998	100.0000	95.00000
NP-237	4436.959	4904.938	5.000000	1.199999	44.72136	95.00000
CM-244	5530.360	5882.637	4.000000	0.9599994	50.00000	95.00000

Instrument : CHAMBER 020
 Detector : 78787
 Background Analysis Date/Time : 2-AUG-2009 17:38:34
 Background Count Time : 59999.99

Cal. Isotopes	Start Energy	End Energy	Counts in 1000 min	Counts during Cal	% Error	Confidence
GD-148	2988.029	3302.537	0.000000E+00	0.000000E+00	0.000000E+00	95.00000
NP-237	4437.491	4905.035	10.00000	2.399998	31.62278	95.00000
CM-244	5532.389	5886.993	5.000000	1.199999	44.72136	95.00000

Instrument : CHAMBER 021
 Detector : 67047
 Background Analysis Date/Time : 2-AUG-2009 17:38:34
 Background Count Time : 59999.99

Cal. Isotopes	Start Energy	End Energy	Counts in 1000 min	Counts during Cal	% Error	Confidence
GD-148	2992.044	3301.105	4.000000	0.9599994	50.00000	95.00000
NP-237	4432.692	4903.261	8.000000	1.919999	35.35534	95.00000
CM-244	5532.273	5884.483	16.00000	3.839998	25.00000	95.00000

Instrument : CHAMBER 022
 Detector : 72530
 Background Analysis Date/Time : 2-AUG-2009 17:38:34
 Background Count Time : 59999.99

Cal. Isotopes	Start Energy	End Energy	Counts in 1000 min	Counts during Cal	% Error	Confidence
GD-148	2987.876	3301.717	5.000000	1.199999	44.72136	95.00000
NP-237	4432.553	4902.907	4.000000	0.9599994	50.00000	95.00000
CM-244	5531.719	5883.858	21.00000	5.039997	21.82179	95.00000

Instrument : CHAMBER 023
 Detector : 78264
 Background Analysis Date/Time : 2-AUG-2009 17:38:34
 Background Count Time : 59999.99

Cal. Isotopes	Start Energy	End Energy	Counts in 1000 min	Counts during Cal	% Error	Confidence
GD-148	2992.270	3297.465	1.000000	0.2399998	100.0000	95.00000
NP-237	4434.353	4902.238	12.00000	2.879998	28.86751	95.00000
CM-244	5535.006	5884.098	4.000000	0.9599994	50.00000	95.00000

Instrument : CHAMBER 024
 Detector : 76542
 Background Analysis Date/Time : 2-AUG-2009 17:38:34
 Background Count Time : 59999.99

Cal. Isotopes	Start Energy	End Energy	Counts in 1000 min	Counts during Cal	% Error	Confidence
GD-148	2988.735	3301.963	3.000000	0.7199996	57.73503	95.00000
NP-237	4435.585	4904.900	14.00000	3.359998	26.72612	95.00000
CM-244	5532.247	5883.527	6.000000	1.439999	40.82483	95.00000

Instrument : CHAMBER 025
 Detector : 45-149AA5
 Background Analysis Date/Time : 2-AUG-2009 17:38:35
 Background Count Time : 59999.99

Cal. Isotopes	Start Energy	End Energy	Counts in 1000 min	Counts during Cal	% Error	Confidence
GD-148	2989.576	3302.009	0.000000E+00	0.000000E+00	0.000000E+00	95.00000
NP-237	4437.518	4905.500	4.000000	0.9600002	50.00000	95.00000
CM-244	5535.553	5882.966	61.00000	14.64000	12.80369	95.00000

Instrument : CHAMBER 026
 Detector : 78204
 Background Analysis Date/Time : 2-AUG-2009 17:38:35
 Background Count Time : 59999.99

Cal. Isotopes	Start Energy	End Energy	Counts in 1000 min	Counts during Cal	% Error	Confidence
GD-148	2989.278	3302.066	1.000000	0.2400001	100.0000	95.00000
NP-237	4432.530	4904.245	8.000000	1.920000	35.35534	95.00000
CM-244	5530.854	5885.357	35.00000	8.400002	16.90309	95.00000

Instrument : CHAMBER 027
 Detector : 42484
 Background Analysis Date/Time : 2-AUG-2009 17:38:35
 Background Count Time : 59999.99

Cal. Isotopes	Start Energy	End Energy	Counts in 1000 min	Counts during Cal	% Error	Confidence
GD-148	2989.311	3298.574	1.000000	0.2400001	100.0000	95.00000
NP-237	4433.571	4901.458	4.000000	0.9600002	50.00000	95.00000
CM-244	5534.916	5884.719	37.00000	8.880002	16.43990	95.00000

Instrument : CHAMBER 028
 Detector : 78792
 Background Analysis Date/Time : 2-AUG-2009 17:38:35
 Background Count Time : 59999.99

Cal. Isotopes	Start Energy	End Energy	Counts in 1000 min	Counts during Cal	% Error	Confidence
GD-148	2988.458	3301.428	1.000000	0.2400001	100.0000	95.00000
NP-237	4433.918	4901.793	10.00000	2.400001	31.62278	95.00000
CM-244	5530.766	5886.861	36.00000	8.640002	16.66667	95.00000

Instrument : CHAMBER 029
 Detector : 33454
 Background Analysis Date/Time : 2-AUG-2009 17:38:35
 Background Count Time : 59999.99

Cal. Isotopes	Start Energy	End Energy	Counts in 1000 min	Counts during Cal	% Error	Confidence
GD-148	2991.561	3299.264	4.000000	0.9600002	50.00000	95.00000
NP-237	4436.609	4905.813	5.000000	1.200000	44.72136	95.00000
CM-244	5532.652	5886.650	41.00000	9.840002	15.61738	95.00000

Instrument : CHAMBER 030
 Detector : 33447
 Background Analysis Date/Time : 2-AUG-2009 17:38:35
 Background Count Time : 59999.99

Cal. Isotopes	Start Energy	End Energy	Counts in 1000 min	Counts during Cal	% Error	Confidence
GD-148	2992.462	3300.436	4.000000	0.9600002	50.00000	95.00000
NP-237	4435.706	4901.528	10.00000	2.400001	31.62278	95.00000
CM-244	5532.111	5885.667	49.00000	11.76000	14.28572	95.00000

Instrument : CHAMBER 031
 Detector : 67042
 Background Analysis Date/Time : 2-AUG-2009 17:38:35
 Background Count Time : 59999.99

Cal. Isotopes	Start Energy	End Energy	Counts in 1000 min	Counts during Cal	% Error	Confidence
GD-148	2990.816	3298.130	4.000000	0.9599994	50.00000	95.00000
NP-237	4432.666	4904.194	11.00000	2.639998	30.15113	95.00000
CM-244	5530.750	5885.317	50.00000	11.99999	14.14214	95.00000

Instrument : CHAMBER 032
 Detector : 67041
 Background Analysis Date/Time : 2-AUG-2009 17:38:35
 Background Count Time : 59999.99

Cal. Isotopes	Start Energy	End Energy	Counts in 1000 min	Counts during Cal	% Error	Confidence
GD-148	2990.681	3302.442	2.000000	0.4799997	70.71068	95.00000
NP-237	4436.943	4904.070	8.000000	1.919999	35.35534	95.00000
CM-244	5532.476	5883.050	63.00000	15.11999	12.59882	95.00000

Instrument : CHAMBER 033
 Detector : 78785
 Background Analysis Date/Time : 2-AUG-2009 17:38:35
 Background Count Time : 59999.99

Cal. Isotopes	Start Energy	End Energy	Counts in 1000 min	Counts during Cal	% Error	Confidence
GD-148	2988.750	3301.323	2.000000	0.4799997	70.71068	95.00000
NP-237	4437.327	4904.445	7.000000	1.679999	37.79645	95.00000
CM-244	5532.298	5882.301	47.00000	11.27999	14.58650	95.00000

Instrument : CHAMBER 034
 Detector : 61586
 Background Analysis Date/Time : 2-AUG-2009 17:38:35
 Background Count Time : 59999.99

Cal. Isotopes	Start Energy	End Energy	Counts in 1000 min	Counts during Cal	% Error	Confidence
GD-148	2990.405	3301.020	3.000000	0.7199996	57.73503	95.00000
NP-237	4436.289	4905.558	6.000000	1.439999	40.82483	95.00000
CM-244	5534.591	5883.408	6.000000	1.439999	40.82483	95.00000

Instrument : CHAMBER 035
 Detector : 78202
 Background Analysis Date/Time : 2-AUG-2009 17:38:35
 Background Count Time : 59999.99

Cal. Isotopes	Start Energy	End Energy	Counts in 1000 min	Counts during Cal	% Error	Confidence
GD-148	2988.026	3302.211	3.000000	0.7199996	57.73503	95.00000
NP-237	4437.360	4905.577	20.00000	4.799997	22.36068	95.00000
CM-244	5534.350	5884.600	61.00000	14.63999	12.80369	95.00000

Instrument : CHAMBER 036
 Detector : 78203
 Background Analysis Date/Time : 2-AUG-2009 17:38:35
 Background Count Time : 59999.99

Cal. Isotopes	Start Energy	End Energy	Counts in 1000 min	Counts during Cal	% Error	Confidence
GD-148	2988.680	3301.073	2.000000	0.4799997	70.71068	95.00000
NP-237	4435.041	4905.984	9.000000	2.159999	33.33334	95.00000
CM-244	5531.465	5885.278	47.00000	11.27999	14.58650	95.00000

Instrument : CHAMBER 037
 Detector : 45-149BB5
 Background Analysis Date/Time : 2-AUG-2009 17:38:36
 Background Count Time : 60000.00

Cal. Isotopes	Start Energy	End Energy	Counts in 1000 min	Counts during Cal	% Error	Confidence
GD-148	2991.168	3302.212	3.000000	0.7199995	57.73503	95.00000
NP-237	4432.895	4904.029	13.00000	3.119998	27.73501	95.00000
CM-244	5532.110	5886.157	66.00000	15.83999	12.30915	95.00000

Instrument : CHAMBER 038
 Detector : 72532
 Background Analysis Date/Time : 2-AUG-2009 17:38:36
 Background Count Time : 60000.00

Cal. Isotopes	Start Energy	End Energy	Counts in 1000 min	Counts during Cal	% Error	Confidence
GD-148	2992.472	3300.031	4.000000	0.9599993	50.00000	95.00000
NP-237	4434.591	4905.742	16.00000	3.839997	25.00000	95.00000
CM-244	5531.463	5885.396	50.00000	11.99999	14.14214	95.00000

Instrument : CHAMBER 039
 Detector : 45-149BB2
 Background Analysis Date/Time : 2-AUG-2009 17:38:36
 Background Count Time : 60000.00

Cal. Isotopes	Start Energy	End Energy	Counts in 1000 min	Counts during Cal	% Error	Confidence
GD-148	2988.231	3297.932	6.000000	1.439999	40.82483	95.00000
NP-237	4433.148	4905.972	6.000000	1.439999	40.82483	95.00000
CM-244	5532.651	5884.312	76.00000	18.23999	11.47079	95.00000

Instrument : CHAMBER 040
 Detector : 78773
 Background Analysis Date/Time : 2-AUG-2009 17:38:36
 Background Count Time : 60000.00

Cal. Isotopes	Start Energy	End Energy	Counts in 1000 min	Counts during Cal	% Error	Confidence
GD-148	2989.631	3299.278	2.000000	0.4799997	70.71068	95.00000
NP-237	4434.455	4902.104	2.000000	0.4799997	70.71068	95.00000
CM-244	5534.140	5885.901	43.00000	10.31999	15.24986	95.00000

Instrument : CHAMBER 041
 Detector : 78205
 Background Analysis Date/Time : 2-AUG-2009 17:38:36
 Background Count Time : 60000.00

Cal. Isotopes	Start Energy	End Energy	Counts in 1000 min	Counts during Cal	% Error	Confidence
GD-148	2988.485	3301.427	8.000000	1.919999	35.35534	95.00000
NP-237	4434.095	4902.163	8.000000	1.919999	35.35534	95.00000
CM-244	5531.498	5882.427	43.00000	10.31999	15.24986	95.00000

Instrument : CHAMBER 042
 Detector : 78793
 Background Analysis Date/Time : 2-AUG-2009 17:38:36
 Background Count Time : 60000.00

Cal. Isotopes	Start Energy	End Energy	Counts in 1000 min	Counts during Cal	% Error	Confidence
GD-148	2991.775	3302.182	3.000000	0.7199995	57.73503	95.00000
NP-237	4434.604	4903.031	12.00000	2.879998	28.86751	95.00000
CM-244	5530.666	5882.826	45.00000	10.79999	14.90712	95.00000

Instrument : CHAMBER 043
 Detector : 76543
 Background Analysis Date/Time : 2-AUG-2009 17:38:37
 Background Count Time : 59999.99

Cal. Isotopes	Start Energy	End Energy	Counts in 1000 min	Counts during Cal	% Error	Confidence
GD-148	2990.605	3297.721	2.000000	0.4799997	70.71068	95.00000
NP-237	4435.729	4906.163	7.000000	1.679999	37.79645	95.00000
CM-244	5530.889	5884.237	59.00000	14.15999	13.01889	95.00000

Instrument : CHAMBER 044
 Detector : 79459
 Background Analysis Date/Time : 2-AUG-2009 17:38:37
 Background Count Time : 59999.99

Cal. Isotopes	Start Energy	End Energy	Counts in 1000 min	Counts during Cal	% Error	Confidence
GD-148	2992.053	3299.650	4.000000	0.9599994	50.00000	95.00000
NP-237	4434.444	4905.733	8.000000	1.919999	35.35534	95.00000
CM-244	5531.674	5885.749	67.00000	16.07999	12.21694	95.00000

Instrument : CHAMBER 045
 Detector : 78783
 Background Analysis Date/Time : 2-AUG-2009 17:38:37
 Background Count Time : 59999.99

Cal. Isotopes	Start Energy	End Energy	Counts in 1000 min	Counts during Cal	% Error	Confidence
GD-148	2991.163	3297.674	2.000000	0.4799997	70.71068	95.00000
NP-237	4435.665	4901.796	4.000000	0.9599994	50.00000	95.00000
CM-244	5533.912	5883.468	60.000000	14.399999	12.90994	95.00000

Instrument : CHAMBER 046
 Detector : 76544
 Background Analysis Date/Time : 2-AUG-2009 17:38:37
 Background Count Time : 59999.99

Cal. Isotopes	Start Energy	End Energy	Counts in 1000 min	Counts during Cal	% Error	Confidence
GD-148	2988.013	3297.754	6.000000	1.4399999	40.82483	95.00000
NP-237	4433.428	4906.578	9.000000	2.1599999	33.33334	95.00000
CM-244	5533.808	5885.833	47.000000	11.279999	14.58650	95.00000

Instrument : CHAMBER 047
 Detector : 46-089B1
 Background Analysis Date/Time : 2-AUG-2009 17:38:37
 Background Count Time : 59999.99

Cal. Isotopes	Start Energy	End Energy	Counts in 1000 min	Counts during Cal	% Error	Confidence
GD-148	2989.788	3298.531	0.0000000E+00	0.0000000E+00	0.0000000E+00	95.00000
NP-237	4436.493	4903.356	9.000000	2.1599999	33.33334	95.00000
CM-244	5535.296	5884.198	73.000000	17.519999	11.70411	95.00000

Instrument : CHAMBER 048
 Detector : 42483
 Background Analysis Date/Time : 2-AUG-2009 17:38:37
 Background Count Time : 59999.99

Cal. Isotopes	Start Energy	End Energy	Counts in 1000 min	Counts during Cal	% Error	Confidence
GD-148	2991.838	3299.553	0.0000000E+00	0.0000000E+00	0.0000000E+00	95.00000
NP-237	4437.268	4906.475	10.000000	2.3999998	31.62278	95.00000
CM-244	5533.930	5885.396	49.000000	11.759999	14.28572	95.00000

Instrument : CHAMBER 065
 Detector : 68551
 Background Analysis Date/Time : 9-AUG-2009 15:42:44
 Background Count Time : 60000.00

Cal. Isotopes	Start Energy	End Energy	Counts in 1000 min	Counts during Cal	% Error	Confidence
GD-148	2991.020	3301.790	4.000000	0.9599993	50.00000	95.00000
NP-237	4435.576	4904.585	11.00000	2.639998	30.15113	95.00000
CM-244	5533.015	5885.628	14.00000	3.359998	26.72612	95.00000

Instrument : CHAMBER 066
 Detector : 46-089C1
 Background Analysis Date/Time : 9-AUG-2009 15:42:44
 Background Count Time : 60000.00

Cal. Isotopes	Start Energy	End Energy	Counts in 1000 min	Counts during Cal	% Error	Confidence
GD-148	2988.945	3298.217	3.000000	0.7199995	57.73503	95.00000
NP-237	4435.388	4905.987	4.000000	0.9599993	50.00000	95.00000
CM-244	5534.885	5886.957	15.00000	3.599998	25.81989	95.00000

Instrument : CHAMBER 067
 Detector : 46-089B4
 Background Analysis Date/Time : 9-AUG-2009 15:42:44
 Background Count Time : 60000.00

Cal. Isotopes	Start Energy	End Energy	Counts in 1000 min	Counts during Cal	% Error	Confidence
GD-148	2990.195	3298.405	1.000000	0.2399998	100.0000	95.00000
NP-237	4432.996	4903.114	5.000000	1.199999	44.72136	95.00000
CM-244	5531.881	5884.128	12.00000	2.879998	28.86751	95.00000

Instrument : CHAMBER 068
 Detector : 78794
 Background Analysis Date/Time : 9-AUG-2009 15:42:44
 Background Count Time : 60000.00

Cal. Isotopes	Start Energy	End Energy	Counts in 1000 min	Counts during Cal	% Error	Confidence
GD-148	2989.058	3297.794	2.000000	0.4799997	70.71068	95.00000
NP-237	4436.694	4904.361	3.000000	0.7199995	57.73503	95.00000
CM-244	5532.395	5887.637	15.00000	3.599998	25.81989	95.00000

Instrument : CHAMBER 069
 Detector : 78795
 Background Analysis Date/Time : 9-AUG-2009 15:42:44
 Background Count Time : 60000.00

Cal. Isotopes	Start Energy	End Energy	Counts in 1000 min	Counts during Cal	% Error	Confidence
GD-148	2991.230	3298.554	0.000000E+00	0.000000E+00	0.000000E+00	95.00000
NP-237	4432.770	4904.008	12.00000	2.879998	28.86751	95.00000
CM-244	5535.390	5884.253	11.00000	2.639998	30.15113	95.00000

Instrument : CHAMBER 070
 Detector : 46-089B2
 Background Analysis Date/Time : 9-AUG-2009 15:42:44
 Background Count Time : 60000.00

Cal. Isotopes	Start Energy	End Energy	Counts in 1000 min	Counts during Cal	% Error	Confidence
GD-148	2992.134	3299.079	4.000000	0.9599993	50.00000	95.00000
NP-237	4435.081	4904.079	12.00000	2.879998	28.86751	95.00000
CM-244	5531.689	5883.454	10.00000	2.399998	31.62278	95.00000

Instrument : CHAMBER 071
 Detector : 64259
 Background Analysis Date/Time : 9-AUG-2009 15:42:45
 Background Count Time : 60000.00

Cal. Isotopes	Start Energy	End Energy	Counts in 1000 min	Counts during Cal	% Error	Confidence
GD-148	2991.474	3300.552	4.000000	0.9599993	50.00000	95.00000
NP-237	4434.375	4901.563	12.00000	2.879998	28.86751	95.00000
CM-244	5533.885	5882.968	9.000000	2.159998	33.33334	95.00000

Instrument : CHAMBER 072
 Detector : 45-149AA3
 Background Analysis Date/Time : 9-AUG-2009 15:42:45
 Background Count Time : 60000.00

Cal. Isotopes	Start Energy	End Energy	Counts in 1000 min	Counts during Cal	% Error	Confidence
GD-148	2989.276	3301.453	1.000000	0.2399998	100.0000	95.00000
NP-237	4434.016	4904.104	11.00000	2.639998	30.15113	95.00000
CM-244	5533.538	5886.502	15.00000	3.599998	25.81989	95.00000

Instrument : CHAMBER 073
 Detector : 78775
 Background Analysis Date/Time : 9-AUG-2009 15:42:45
 Background Count Time : 60000.00

Cal. Isotopes	Start Energy	End Energy	Counts in 1000 min	Counts during Cal	% Error	Confidence
GD-148	2991.884	3298.904	2.000000	0.4799997	70.71068	95.00000
NP-237	4435.607	4905.083	10.00000	2.399998	31.62278	95.00000
CM-244	5533.495	5885.787	1.000000	0.2399998	100.0000	95.00000

Instrument : CHAMBER 074
 Detector : 78266
 Background Analysis Date/Time : 9-AUG-2009 15:42:45
 Background Count Time : 60000.00

Cal. Isotopes	Start Energy	End Energy	Counts in 1000 min	Counts during Cal	% Error	Confidence
GD-148	2992.157	3300.875	6.000000	1.439999	40.82483	95.00000
NP-237	4434.541	4902.170	10.00000	2.399998	31.62278	95.00000
CM-244	5535.537	5885.413	5.000000	1.199999	44.72136	95.00000

Instrument : CHAMBER 075
 Detector : 68550
 Background Analysis Date/Time : 9-AUG-2009 15:42:45
 Background Count Time : 60000.00

Cal. Isotopes	Start Energy	End Energy	Counts in 1000 min	Counts during Cal	% Error	Confidence
GD-148	2992.440	3300.846	3.000000	0.7199995	57.73503	95.00000
NP-237	4432.709	4904.580	14.00000	3.359998	26.72612	95.00000
CM-244	5531.026	5885.258	12.00000	2.879998	28.86751	95.00000

Instrument : CHAMBER 076
 Detector : 78779
 Background Analysis Date/Time : 9-AUG-2009 15:42:45
 Background Count Time : 60000.00

Cal. Isotopes	Start Energy	End Energy	Counts in 1000 min	Counts during Cal	% Error	Confidence
GD-148	2991.979	3300.154	1.000000	0.2399998	100.0000	95.00000
NP-237	4436.825	4903.508	11.00000	2.639998	30.15113	95.00000
CM-244	5535.510	5884.591	0.000000E+00	0.000000E+00	0.000000E+00	95.00000

Instrument : CHAMBER 077
 Detector : 67576
 Background Analysis Date/Time : 9-AUG-2009 15:42:46
 Background Count Time : 59999.99

Cal. Isotopes	Start Energy	End Energy	Counts in 1000 min	Counts during Cal	% Error	Confidence
GD-148	2989.957	3302.071	2.000000	0.4800001	70.71068	95.00000
NP-237	4433.544	4902.799	6.000000	1.440000	40.82483	95.00000
CM-244	5530.788	5882.782	17.00000	4.080001	24.25356	95.00000

Instrument : CHAMBER 078
 Detector : 67577
 Background Analysis Date/Time : 9-AUG-2009 15:42:46
 Background Count Time : 59999.99

Cal. Isotopes	Start Energy	End Energy	Counts in 1000 min	Counts during Cal	% Error	Confidence
GD-148	2988.255	3302.223	3.000000	0.7200001	57.73503	95.00000
NP-237	4437.236	4905.680	5.000000	1.200000	44.72136	95.00000
CM-244	5535.005	5885.680	6.000000	1.440000	40.82483	95.00000

Instrument : CHAMBER 079
 Detector : 67598
 Background Analysis Date/Time : 9-AUG-2009 15:42:46
 Background Count Time : 59999.99

Cal. Isotopes	Start Energy	End Energy	Counts in 1000 min	Counts during Cal	% Error	Confidence
GD-148	2989.159	3300.331	0.0000000E+00	0.0000000E+00	0.0000000E+00	95.00000
NP-237	4434.317	4902.854	5.000000	1.200000	44.72136	95.00000
CM-244	5535.480	5887.277	7.000000	1.680000	37.79645	95.00000

Instrument : CHAMBER 080
 Detector : 78197
 Background Analysis Date/Time : 9-AUG-2009 15:42:46
 Background Count Time : 59999.99

Cal. Isotopes	Start Energy	End Energy	Counts in 1000 min	Counts during Cal	% Error	Confidence
GD-148	2991.650	3302.015	2.000000	0.4799997	70.71068	95.00000
NP-237	4433.624	4906.537	7.000000	1.679999	37.79645	95.00000
CM-244	5533.522	5887.645	5.000000	1.199999	44.72136	95.00000

Instrument : CHAMBER 081
 Detector : 72533
 Background Analysis Date/Time : 9-AUG-2009 15:42:46
 Background Count Time : 59999.99

Cal. Isotopes	Start Energy	End Energy	Counts in 1000 min	Counts during Cal	% Error	Confidence
GD-148	2994.266	3303.451	0.000000E+00	0.000000E+00	0.000000E+00	95.00000
NP-237	4435.242	4901.625	6.000000	1.440000	40.82483	95.00000
CM-244	5531.807	5884.164	15.00000	3.600001	25.81989	95.00000

Instrument : CHAMBER 082
 Detector : 64263
 Background Analysis Date/Time : 9-AUG-2009 15:42:46
 Background Count Time : 59999.99

Cal. Isotopes	Start Energy	End Energy	Counts in 1000 min	Counts during Cal	% Error	Confidence
GD-148	2987.542	3297.569	2.000000	0.4800001	70.71068	95.00000
NP-237	4435.421	4904.506	14.00000	3.360001	26.72612	95.00000
CM-244	5534.230	5884.907	8.000000	1.920000	35.35534	95.00000

Instrument : CHAMBER 083
 Detector : 64278
 Background Analysis Date/Time : 9-AUG-2009 15:42:47
 Background Count Time : 60000.00

Cal. Isotopes	Start Energy	End Energy	Counts in 1000 min	Counts during Cal	% Error	Confidence
GD-148	2991.854	3298.707	3.000000	0.7199995	57.73503	95.00000
NP-237	4433.271	4906.151	10.00000	2.399998	31.62278	95.00000
CM-244	5531.993	5884.932	8.000000	1.919999	35.35534	95.00000

Instrument : CHAMBER 084
 Detector : 78265
 Background Analysis Date/Time : 9-AUG-2009 15:42:47
 Background Count Time : 60000.00

Cal. Isotopes	Start Energy	End Energy	Counts in 1000 min	Counts during Cal	% Error	Confidence
GD-148	2988.678	3299.931	1.000000	0.2399998	100.0000	95.00000
NP-237	4434.465	4903.170	11.00000	2.639998	30.15113	95.00000
CM-244	5531.407	5886.178	0.000000E+00	0.000000E+00	0.000000E+00	95.00000

Instrument : CHAMBER 085
 Detector : 78776
 Background Analysis Date/Time : 9-AUG-2009 15:42:47
 Background Count Time : 60000.00

Cal. Isotopes	Start Energy	End Energy	Counts in 1000 min	Counts during Cal	% Error	Confidence
GD-148	2990.698	3300.313	4.000000	0.9599993	50.00000	95.00000
NP-237	4435.121	4902.282	7.000000	1.679999	37.79645	95.00000
CM-244	5534.187	5882.859	5.000000	1.199999	44.72136	95.00000

Instrument : CHAMBER 086
 Detector : 78198
 Background Analysis Date/Time : 9-AUG-2009 15:42:47
 Background Count Time : 60000.00

Cal. Isotopes	Start Energy	End Energy	Counts in 1000 min	Counts during Cal	% Error	Confidence
GD-148	2990.009	3300.939	1.000000	0.2399998	100.0000	95.00000
NP-237	4436.927	4902.983	9.000000	2.159998	33.33334	95.00000
CM-244	5531.983	5883.724	1.000000	0.2399998	100.0000	95.00000

Instrument : CHAMBER 087
 Detector : 78199
 Background Analysis Date/Time : 9-AUG-2009 15:42:47
 Background Count Time : 60000.00

Cal. Isotopes	Start Energy	End Energy	Counts in 1000 min	Counts during Cal	% Error	Confidence
GD-148	2988.599	3301.987	2.000000	0.4799997	70.71068	95.00000
NP-237	4434.300	4902.242	9.000000	2.159998	33.33334	95.00000
CM-244	5532.304	5887.140	2.000000	0.4799997	70.71068	95.00000

Instrument : CHAMBER 088
 Detector : 33452
 Background Analysis Date/Time : 9-AUG-2009 15:42:47
 Background Count Time : 60000.00

Cal. Isotopes	Start Energy	End Energy	Counts in 1000 min	Counts during Cal	% Error	Confidence
GD-148	2989.881	3297.896	3.000000	0.7199995	57.73503	95.00000
NP-237	4436.727	4902.043	10.00000	2.399998	31.62278	95.00000
CM-244	5532.799	5884.609	11.00000	2.639998	30.15113	95.00000

Instrument : CHAMBER 089
 Detector : 78262
 Background Analysis Date/Time : 9-AUG-2009 15:42:48
 Background Count Time : 60000.00

Cal. Isotopes	Start Energy	End Energy	Counts in 1000 min	Counts during Cal	% Error	Confidence
GD-148	2989.340	3299.886	3.000000	0.7200001	57.73503	95.00000
NP-237	4433.954	4903.393	6.000000	1.440000	40.82483	95.00000
CM-244	5533.423	5884.190	0.0000000E+00	0.0000000E+00	0.0000000E+00	95.00000

Instrument : CHAMBER 090
 Detector : 78263
 Background Analysis Date/Time : 9-AUG-2009 15:42:48
 Background Count Time : 60000.00

Cal. Isotopes	Start Energy	End Energy	Counts in 1000 min	Counts during Cal	% Error	Confidence
GD-148	2992.174	3298.193	2.000000	0.4800001	70.71068	95.00000
NP-237	4432.899	4902.301	9.000000	2.160000	33.33334	95.00000
CM-244	5531.267	5884.186	1.000000	0.2400000	100.0000	95.00000

Instrument : CHAMBER 091
 Detector : 78259
 Background Analysis Date/Time : 9-AUG-2009 15:42:48
 Background Count Time : 60000.00

Cal. Isotopes	Start Energy	End Energy	Counts in 1000 min	Counts during Cal	% Error	Confidence
GD-148	2988.796	3297.819	3.000000	0.7200001	57.73503	95.00000
NP-237	4433.118	4901.645	4.000000	0.9600002	50.00000	95.00000
CM-244	5531.054	5887.180	2.000000	0.4800001	70.71068	95.00000

Instrument : CHAMBER 092
 Detector : 79457
 Background Analysis Date/Time : 9-AUG-2009 15:42:48
 Background Count Time : 60000.00

Cal. Isotopes	Start Energy	End Energy	Counts in 1000 min	Counts during Cal	% Error	Confidence
GD-148	2988.378	3299.875	108.0000	25.92000	9.622504	95.00000
NP-237	4435.762	4905.401	82.00000	19.68000	11.04315	95.00000
CM-244	5534.466	5887.335	8.000000	1.920000	35.35534	95.00000

Instrument : CHAMBER 093
 Detector : 33206
 Background Analysis Date/Time : 9-AUG-2009 15:42:48
 Background Count Time : 60000.00

Cal. Isotopes	Start Energy	End Energy	Counts in 1000 min	Counts during Cal	% Error	Confidence
GD-148	2988.021	3298.707	5.000000	1.200000	44.72136	95.00000
NP-237	4432.645	4901.916	6.000000	1.440000	40.82483	95.00000
CM-244	5530.870	5883.862	2.000000	0.4800001	70.71068	95.00000

Instrument : CHAMBER 094
 Detector : 78267
 Background Analysis Date/Time : 9-AUG-2009 15:42:48
 Background Count Time : 60000.00

Cal. Isotopes	Start Energy	End Energy	Counts in 1000 min	Counts during Cal	% Error	Confidence
GD-148	2987.496	3299.970	8.000000	1.920000	35.35534	95.00000
NP-237	4432.930	4902.883	1.000000	0.2400000	100.0000	95.00000
CM-244	5531.875	5884.464	4.000000	0.9600002	50.00000	95.00000

Instrument : CHAMBER 095
 Detector : 64279
 Background Analysis Date/Time : 9-AUG-2009 17:08:35
 Background Count Time : 59999.99

Cal. Isotopes	Start Energy	End Energy	Counts in 1000 min	Counts during Cal	% Error	Confidence
GD-148	2991.646	3298.356	3.000000	0.7199996	57.73503	95.00000
NP-237	4435.397	4905.664	11.00000	2.639998	30.15113	95.00000
CM-244	5530.369	5883.804	23.00000	5.519997	20.85144	95.00000

Instrument : CHAMBER 096
 Detector : 67605
 Background Analysis Date/Time : 9-AUG-2009 17:08:35
 Background Count Time : 59999.99

Cal. Isotopes	Start Energy	End Energy	Counts in 1000 min	Counts during Cal	% Error	Confidence
GD-148	2989.386	3301.860	1.000000	0.2399998	100.0000	95.00000
NP-237	4437.256	4904.015	24.00000	5.759996	20.41241	95.00000
CM-244	5531.292	5886.331	5.000000	1.199999	44.72136	95.00000

Instrument : CHAMBER 097
 Detector : 67599
 Background Analysis Date/Time : 9-AUG-2009 17:08:35
 Background Count Time : 59999.99

Cal. Isotopes	Start Energy	End Energy	Counts in 1000 min	Counts during Cal	% Error	Confidence
GD-148	2991.155	3299.592	5.000000	1.199999	44.72136	95.00000
NP-237	4437.204	4904.260	9.000000	2.159999	33.33334	95.00000
CM-244	5531.403	5886.106	16.00000	3.839998	25.00000	95.00000

Instrument : CHAMBER 098
 Detector : 68644
 Background Analysis Date/Time : 9-AUG-2009 17:08:35
 Background Count Time : 59999.99

Cal. Isotopes	Start Energy	End Energy	Counts in 1000 min	Counts during Cal	% Error	Confidence
GD-148	2992.247	3301.860	4.000000	0.9599994	50.00000	95.00000
NP-237	4432.619	4906.019	9.000000	2.159999	33.33334	95.00000
CM-244	5534.382	5884.237	3.000000	0.7199996	57.73503	95.00000

Instrument : CHAMBER 099
 Detector : 70317
 Background Analysis Date/Time : 9-AUG-2009 17:08:35
 Background Count Time : 59999.99

Cal. Isotopes	Start Energy	End Energy	Counts in 1000 min	Counts during Cal	% Error	Confidence
GD-148	2987.820	3298.212	1.000000	0.2399998	100.0000	95.00000
NP-237	4437.036	4906.585	8.000000	1.919999	35.35534	95.00000
CM-244	5530.871	5884.331	1.000000	0.2399998	100.0000	95.00000

Instrument : CHAMBER 100
 Detector : 79456
 Background Analysis Date/Time : 9-AUG-2009 17:08:35
 Background Count Time : 59999.99

Cal. Isotopes	Start Energy	End Energy	Counts in 1000 min	Counts during Cal	% Error	Confidence
GD-148	2989.623	3299.666	6.000000	1.439999	40.82483	95.00000
NP-237	4436.895	4905.650	17.00000	4.079998	24.25356	95.00000
CM-244	5534.086	5886.872	12.00000	2.879998	28.86751	95.00000

Instrument : CHAMBER 101
 Detector : 64253
 Background Analysis Date/Time : 9-AUG-2009 15:42:49
 Background Count Time : 60000.00

Cal. Isotopes	Start Energy	End Energy	Counts in 1000 min	Counts during Cal	% Error	Confidence
GD-148	2990.814	3297.893	8.000000	1.919999	35.35534	95.00000
NP-237	4435.403	4905.470	5.000000	1.199999	44.72136	95.00000
CM-244	5534.897	5882.499	0.000000E+00	0.000000E+00	0.000000E+00	95.00000

Instrument : CHAMBER 102
 Detector : 72525
 Background Analysis Date/Time : 9-AUG-2009 15:42:49
 Background Count Time : 60000.00

Cal. Isotopes	Start Energy	End Energy	Counts in 1000 min	Counts during Cal	% Error	Confidence
GD-148	2989.911	3298.890	2.000000	0.4799997	70.71068	95.00000
NP-237	4436.604	4903.163	6.000000	1.439999	40.82483	95.00000
CM-244	5533.661	5884.537	1.000000	0.2399998	100.0000	95.00000

Instrument : CHAMBER 103
 Detector : 79461
 Background Analysis Date/Time : 9-AUG-2009 15:42:49
 Background Count Time : 60000.00

Cal. Isotopes	Start Energy	End Energy	Counts in 1000 min	Counts during Cal	% Error	Confidence
GD-148	2989.467	3301.138	2.000000	0.4799997	70.71068	95.00000
NP-237	4432.983	4903.264	8.000000	1.919999	35.35534	95.00000
CM-244	5533.387	5886.945	0.000000E+00	0.000000E+00	0.000000E+00	95.00000

Instrument : CHAMBER 104
 Detector : 72524
 Background Analysis Date/Time : 9-AUG-2009 15:42:49
 Background Count Time : 60000.00

Cal. Isotopes	Start Energy	End Energy	Counts in 1000 min	Counts during Cal	% Error	Confidence
GD-148	2991.174	3300.565	4.000000	0.9599993	50.00000	95.00000
NP-237	4436.202	4904.648	8.000000	1.919999	35.35534	95.00000
CM-244	5532.970	5885.836	3.000000	0.7199995	57.73503	95.00000

Instrument : CHAMBER 105
 Detector : 78777
 Background Analysis Date/Time : 9-AUG-2009 15:42:49
 Background Count Time : 60000.00

Cal. Isotopes	Start Energy	End Energy	Counts in 1000 min	Counts during Cal	% Error	Confidence
GD-148	2990.222	3299.531	4.000000	0.9599993	50.00000	95.00000
NP-237	4434.728	4902.932	3.000000	0.7199995	57.73503	95.00000
CM-244	5530.878	5883.508	1.000000	0.2399998	100.0000	95.00000

Instrument : CHAMBER 106
 Detector : 64274
 Background Analysis Date/Time : 9-AUG-2009 15:42:49
 Background Count Time : 60000.00

Cal. Isotopes	Start Energy	End Energy	Counts in 1000 min	Counts during Cal	% Error	Confidence
GD-148	2987.640	3299.757	6.000000	1.439999	40.82483	95.00000
NP-237	4434.577	4901.415	11.00000	2.639998	30.15113	95.00000
CM-244	5534.428	5884.452	4.000000	0.9599993	50.00000	95.00000

Instrument : CHAMBER 107
 Detector : 67578
 Background Analysis Date/Time : 9-AUG-2009 15:42:50
 Background Count Time : 60000.00

Cal. Isotopes	Start Energy	End Energy	Counts in 1000 min	Counts during Cal	% Error	Confidence
GD-148	2988.547	3298.638	3.000000	0.7199995	57.73503	95.00000
NP-237	4435.772	4904.146	5.000000	1.199999	44.72136	95.00000
CM-244	5532.554	5882.324	8.000000	1.919999	35.35534	95.00000

Instrument : CHAMBER 108
 Detector : 78778
 Background Analysis Date/Time : 9-AUG-2009 15:42:50
 Background Count Time : 60000.00

Cal. Isotopes	Start Energy	End Energy	Counts in 1000 min	Counts during Cal	% Error	Confidence
GD-148	2988.136	3297.898	0.000000E+00	0.000000E+00	0.000000E+00	95.00000
NP-237	4433.563	4901.441	2.000000	0.4799997	70.71068	95.00000
CM-244	5533.812	5885.772	9.000000	2.159998	33.33334	95.00000

Instrument : CHAMBER 109
 Detector : 79463
 Background Analysis Date/Time : 9-AUG-2009 15:42:50
 Background Count Time : 60000.00

Cal. Isotopes	Start Energy	End Energy	Counts in 1000 min	Counts during Cal	% Error	Confidence
GD-148	2990.332	3301.320	1.000000	0.2399998	100.0000	95.00000
NP-237	4437.566	4903.059	2.000000	0.4799997	70.71068	95.00000
CM-244	5534.376	5883.521	6.000000	1.439999	40.82483	95.00000

Instrument : CHAMBER 110
 Detector : 67602
 Background Analysis Date/Time : 9-AUG-2009 15:42:50
 Background Count Time : 60000.00

Cal. Isotopes	Start Energy	End Energy	Counts in 1000 min	Counts during Cal	% Error	Confidence
GD-148	2987.980	3298.573	1.000000	0.2399998	100.0000	95.00000
NP-237	4433.010	4901.606	8.000000	1.919999	35.35534	95.00000
CM-244	5534.957	5883.028	14.00000	3.359998	26.72612	95.00000

Instrument : CHAMBER 111
 Detector : 79462
 Background Analysis Date/Time : 9-AUG-2009 15:42:50
 Background Count Time : 60000.00

Cal. Isotopes	Start Energy	End Energy	Counts in 1000 min	Counts during Cal	% Error	Confidence
GD-148	2988.711	3298.714	0.000000E+00	0.000000E+00	0.000000E+00	95.00000
NP-237	4436.440	4905.458	8.000000	1.919999	35.35534	95.00000
CM-244	5535.080	5885.693	4.000000	0.9599993	50.00000	95.00000

Instrument : CHAMBER 112
 Detector : 78261
 Background Analysis Date/Time : 9-AUG-2009 15:42:50
 Background Count Time : 60000.00

Cal. Isotopes	Start Energy	End Energy	Counts in 1000 min	Counts during Cal	% Error	Confidence
GD-148	2988.059	3299.440	3.000000	0.7199995	57.73503	95.00000
NP-237	4434.653	4903.902	1.000000	0.2399998	100.0000	95.00000
CM-244	5532.350	5884.826	7.000000	1.679999	37.79645	95.00000

Instrument : CHAMBER 113
 Detector : 45-111B4
 Background Analysis Date/Time : 16-AUG-2009 16:34:44
 Background Count Time : 60000.00

Cal. Isotopes	Start Energy	End Energy	Counts in 1000 min	Counts during Cal	% Error	Confidence
GD-148	2990.867	3300.361	1.000000	0.3000000	100.0000	95.00000
NP-237	4434.565	4901.409	0.0000000E+00	0.0000000E+00	0.0000000E+00	95.00000
CM-244	5532.822	5886.571	10.00000	3.000000	31.62278	95.00000

Instrument : CHAMBER 114
 Detector : 78258
 Background Analysis Date/Time : 16-AUG-2009 16:34:50
 Background Count Time : 60000.00

Cal. Isotopes	Start Energy	End Energy	Counts in 1000 min	Counts during Cal	% Error	Confidence
GD-148	2992.066	3300.343	1.000000	0.3000000	100.0000	95.00000
NP-237	4433.866	4902.961	2.000000	0.6000000	70.71068	95.00000
CM-244	5535.155	5886.142	4.000000	1.200000	50.00000	95.00000

Instrument : CHAMBER 115
 Detector : 45-132FF4
 Background Analysis Date/Time : 16-AUG-2009 16:34:55
 Background Count Time : 60000.00

Cal. Isotopes	Start Energy	End Energy	Counts in 1000 min	Counts during Cal	% Error	Confidence
GD-148	2989.683	3299.666	2.000000	0.6000000	70.71068	95.00000
NP-237	4433.623	4904.729	6.000000	1.800000	40.82483	95.00000
CM-244	5534.066	5886.268	10.00000	3.000000	31.62278	95.00000

Instrument : CHAMBER 116
 Detector : 45-132FF2
 Background Analysis Date/Time : 16-AUG-2009 16:34:59
 Background Count Time : 60000.00

Cal. Isotopes	Start Energy	End Energy	Counts in 1000 min	Counts during Cal	% Error	Confidence
GD-148	2991.930	3301.615	0.0000000E+00	0.0000000E+00	0.0000000E+00	95.00000
NP-237	4433.958	4904.160	3.000000	0.9000000	57.73503	95.00000
CM-244	5532.087	5883.400	11.00000	3.300000	30.15113	95.00000

Instrument : CHAMBER 117
 Detector : 33450
 Background Analysis Date/Time : 16-AUG-2009 16:35:03
 Background Count Time : 60000.00

Cal. Isotopes	Start Energy	End Energy	Counts in 1000 min	Counts during Cal	% Error	Confidence
GD-148	2989.306	3298.199	2.000000	0.6000000	70.71068	95.00000
NP-237	4433.520	4903.152	3.000000	0.9000000	57.73503	95.00000
CM-244	5530.582	5887.083	11.00000	3.300000	30.15113	95.00000

Instrument : CHAMBER 118
 Detector : 75544
 Background Analysis Date/Time : 16-AUG-2009 16:35:08
 Background Count Time : 60000.00

Cal. Isotopes	Start Energy	End Energy	Counts in 1000 min	Counts during Cal	% Error	Confidence
GD-148	2988.856	3302.528	2.000000	0.6000000	70.71068	95.00000
NP-237	4432.711	4902.773	2.000000	0.6000000	70.71068	95.00000
CM-244	5531.177	5883.080	18.00000	5.400000	23.57022	95.00000

Instrument : CHAMBER 119
 Detector : 74429
 Background Analysis Date/Time : 16-AUG-2009 16:35:12
 Background Count Time : 60000.00

Cal. Isotopes	Start Energy	End Energy	Counts in 1000 min	Counts during Cal	% Error	Confidence
GD-148	2992.004	3299.253	3.000000	0.9000000	57.73503	95.00000
NP-237	4432.548	4906.013	0.0000000E+00	0.0000000E+00	0.0000000E+00	95.00000
CM-244	5530.584	5883.165	0.0000000E+00	0.0000000E+00	0.0000000E+00	95.00000

Instrument : CHAMBER 120
 Detector : 74430
 Background Analysis Date/Time : 16-AUG-2009 16:35:17
 Background Count Time : 60000.00

Cal. Isotopes	Start Energy	End Energy	Counts in 1000 min	Counts during Cal	% Error	Confidence
GD-148	2988.209	3300.389	1.000000	0.3000000	100.0000	95.00000
NP-237	4436.370	4904.997	0.0000000E+00	0.0000000E+00	0.0000000E+00	95.00000
CM-244	5531.794	5882.950	1.000000	0.3000000	100.0000	95.00000

Instrument : CHAMBER 121
 Detector : 75545
 Background Analysis Date/Time : 16-AUG-2009 16:35:22
 Background Count Time : 60000.00

Cal. Isotopes	Start Energy	End Energy	Counts in 1000 min	Counts during Cal	% Error	Confidence
GD-148	2991.483	3299.036	4.000000	1.200000	50.00000	95.00000
NP-237	4436.007	4904.843	6.000000	1.800000	40.82483	95.00000
CM-244	5531.746	5882.876	5.000000	1.500000	44.72136	95.00000

Instrument : CHAMBER 122
 Detector : 75546
 Background Analysis Date/Time : 16-AUG-2009 16:35:26
 Background Count Time : 60000.00

Cal. Isotopes	Start Energy	End Energy	Counts in 1000 min	Counts during Cal	% Error	Confidence
GD-148	2989.140	3302.149	0.000000E+00	0.000000E+00	0.000000E+00	95.00000
NP-237	4434.728	4903.501	14.00000	4.200000	26.72612	95.00000
CM-244	5535.323	5886.133	13.00000	3.900000	27.73501	95.00000

Instrument : CHAMBER 123
 Detector : 45-142V3
 Background Analysis Date/Time : 16-AUG-2009 16:35:30
 Background Count Time : 60000.00

Cal. Isotopes	Start Energy	End Energy	Counts in 1000 min	Counts during Cal	% Error	Confidence
GD-148	2989.820	3298.601	3.000000	0.9000000	57.73503	95.00000
NP-237	4437.478	4905.941	6.000000	1.800000	40.82483	95.00000
CM-244	5531.339	5886.453	8.000000	2.400000	35.35534	95.00000

Instrument : CHAMBER 124
 Detector : 45-142V2
 Background Analysis Date/Time : 16-AUG-2009 16:35:35
 Background Count Time : 60000.00

Cal. Isotopes	Start Energy	End Energy	Counts in 1000 min	Counts during Cal	% Error	Confidence
GD-148	2989.806	3300.376	2.000000	0.6000000	70.71068	95.00000
NP-237	4436.352	4902.974	9.000000	2.700000	33.33334	95.00000
CM-244	5533.246	5885.946	6.000000	1.800000	40.82483	95.00000

Instrument : CHAMBER 125
 Detector : 75547
 Background Analysis Date/Time : 16-AUG-2009 16:35:39
 Background Count Time : 60000.00

Cal. Isotopes	Start Energy	End Energy	Counts in 1000 min	Counts during Cal	% Error	Confidence
GD-148	2987.619	3299.275	2.000000	0.6000000	70.71068	95.00000
NP-237	4433.269	4906.266	6.000000	1.800000	40.82483	95.00000
CM-244	5531.959	5882.482	4.000000	1.200000	50.00000	95.00000

Instrument : CHAMBER 126
 Detector : 75548
 Background Analysis Date/Time : 16-AUG-2009 16:35:44
 Background Count Time : 60000.00

Cal. Isotopes	Start Energy	End Energy	Counts in 1000 min	Counts during Cal	% Error	Confidence
GD-148	2988.372	3298.946	0.0000000E+00	0.0000000E+00	0.0000000E+00	95.00000
NP-237	4437.297	4901.551	15.00000	4.500000	25.81989	95.00000
CM-244	5532.806	5882.587	4.000000	1.200000	50.00000	95.00000

Instrument : CHAMBER 127
 Detector : 78770
 Background Analysis Date/Time : 16-AUG-2009 16:35:48
 Background Count Time : 60000.00

Cal. Isotopes	Start Energy	End Energy	Counts in 1000 min	Counts during Cal	% Error	Confidence
GD-148	2989.622	3297.830	3.000000	0.9000000	57.73503	95.00000
NP-237	4435.622	4904.092	1.000000	0.3000000	100.0000	95.00000
CM-244	5535.184	5885.434	1.000000	0.3000000	100.0000	95.00000

Instrument : CHAMBER 128
 Detector : 75549
 Background Analysis Date/Time : 16-AUG-2009 16:35:52
 Background Count Time : 60000.00

Cal. Isotopes	Start Energy	End Energy	Counts in 1000 min	Counts during Cal	% Error	Confidence
GD-148	2989.482	3299.177	135.0000	40.50000	8.606629	95.00000
NP-237	4436.028	4905.664	84.00000	25.20000	10.91089	95.00000
CM-244	5532.549	5883.141	32.00000	9.600000	17.67767	95.00000

Instrument : CHAMBER 129
 Detector : 76227
 Background Analysis Date/Time : 16-AUG-2009 16:35:57
 Background Count Time : 60000.00

Cal. Isotopes	Start Energy	End Energy	Counts in 1000 min	Counts during Cal	% Error	Confidence
GD-148	2992.146	3298.635	1.000000	0.3000000	100.0000	95.00000
NP-237	4432.563	4905.761	8.000000	2.400000	35.35534	95.00000
CM-244	5531.918	5882.796	2.000000	0.6000000	70.71068	95.00000

Instrument : CHAMBER 130
 Detector : 76228
 Background Analysis Date/Time : 16-AUG-2009 16:36:01
 Background Count Time : 60000.00

Cal. Isotopes	Start Energy	End Energy	Counts in 1000 min	Counts during Cal	% Error	Confidence
GD-148	2989.230	3297.665	2.000000	0.6000000	70.71068	95.00000
NP-237	4434.582	4901.937	8.000000	2.400000	35.35534	95.00000
CM-244	5530.859	5884.881	4.000000	1.200000	50.00000	95.00000

Instrument : CHAMBER 131
 Detector : 33448
 Background Analysis Date/Time : 16-AUG-2009 16:36:05
 Background Count Time : 60000.00

Cal. Isotopes	Start Energy	End Energy	Counts in 1000 min	Counts during Cal	% Error	Confidence
GD-148	2988.455	3301.428	0.0000000E+00	0.0000000E+00	0.0000000E+00	95.00000
NP-237	4434.994	4904.668	4.000000	1.200000	50.00000	95.00000
CM-244	5532.826	5884.723	6.000000	1.800000	40.82483	95.00000

Instrument : CHAMBER 132
 Detector : 67579
 Background Analysis Date/Time : 16-AUG-2009 16:36:09
 Background Count Time : 60000.00

Cal. Isotopes	Start Energy	End Energy	Counts in 1000 min	Counts during Cal	% Error	Confidence
GD-148	2989.906	3301.298	2.000000	0.6000000	70.71068	95.00000
NP-237	4432.560	4903.500	5.000000	1.500000	44.72136	95.00000
CM-244	5531.586	5882.587	2.000000	0.6000000	70.71068	95.00000

Instrument : CHAMBER 133
 Detector : 76229
 Background Analysis Date/Time : 16-AUG-2009 16:36:14
 Background Count Time : 60000.00

Cal. Isotopes	Start Energy	End Energy	Counts in 1000 min	Counts during Cal	% Error	Confidence
GD-148	2992.199	3301.674	1.000000	0.3000000	100.0000	95.00000
NP-237	4436.849	4905.652	3.000000	0.9000000	57.73503	95.00000
CM-244	5530.602	5882.872	5.000000	1.500000	44.72136	95.00000

Instrument : CHAMBER 134
 Detector : 76230
 Background Analysis Date/Time : 16-AUG-2009 16:36:19
 Background Count Time : 60000.00

Cal. Isotopes	Start Energy	End Energy	Counts in 1000 min	Counts during Cal	% Error	Confidence
GD-148	2989.055	3302.112	0.0000000E+00	0.0000000E+00	0.0000000E+00	95.00000
NP-237	4432.969	4905.408	21.00000	6.300000	21.82179	95.00000
CM-244	5534.460	5883.375	9.000000	2.700000	33.33334	95.00000

Instrument : CHAMBER 135
 Detector : 64270
 Background Analysis Date/Time : 16-AUG-2009 16:36:23
 Background Count Time : 60000.00

Cal. Isotopes	Start Energy	End Energy	Counts in 1000 min	Counts during Cal	% Error	Confidence
GD-148	2987.813	3300.105	2.000000	0.6000000	70.71068	95.00000
NP-237	4435.123	4902.752	2.000000	0.6000000	70.71068	95.00000
CM-244	5532.979	5882.877	10.00000	3.000000	31.62278	95.00000

Instrument : CHAMBER 136
 Detector : 68549
 Background Analysis Date/Time : 16-AUG-2009 16:36:27
 Background Count Time : 60000.00

Cal. Isotopes	Start Energy	End Energy	Counts in 1000 min	Counts during Cal	% Error	Confidence
GD-148	2991.796	3301.682	3.000000	0.9000000	57.73503	95.00000
NP-237	4435.713	4901.780	14.00000	4.200000	26.72612	95.00000
CM-244	5531.520	5884.028	5.000000	1.500000	44.72136	95.00000

Instrument : CHAMBER 137
 Detector : 64288
 Background Analysis Date/Time : 16-AUG-2009 16:36:31
 Background Count Time : 60000.00

Cal. Isotopes	Start Energy	End Energy	Counts in 1000 min	Counts during Cal	% Error	Confidence
GD-148	2990.035	3302.352	4.000000	1.200000	50.00000	95.00000
NP-237	4435.990	4901.349	6.000000	1.800000	40.82483	95.00000
CM-244	5532.344	5883.346	7.000000	2.100000	37.79645	95.00000

Instrument : CHAMBER 138
 Detector : 65877
 Background Analysis Date/Time : 16-AUG-2009 16:36:35
 Background Count Time : 60000.00

Cal. Isotopes	Start Energy	End Energy	Counts in 1000 min	Counts during Cal	% Error	Confidence
GD-148	2990.457	3300.623	3.000000	0.9000000	57.73503	95.00000
NP-237	4436.833	4904.301	13.00000	3.900000	27.73501	95.00000
CM-244	5531.035	5885.034	10.00000	3.000000	31.62278	95.00000

Instrument : CHAMBER 139
 Detector : 76231
 Background Analysis Date/Time : 16-AUG-2009 16:36:40
 Background Count Time : 60000.00

Cal. Isotopes	Start Energy	End Energy	Counts in 1000 min	Counts during Cal	% Error	Confidence
GD-148	2988.624	3300.322	4.000000	1.200000	50.00000	95.00000
NP-237	4436.965	4901.673	8.000000	2.400000	35.35534	95.00000
CM-244	5531.099	5884.173	8.000000	2.400000	35.35534	95.00000

Instrument : CHAMBER 140
 Detector : 78771
 Background Analysis Date/Time : 16-AUG-2009 16:36:43
 Background Count Time : 60000.00

Cal. Isotopes	Start Energy	End Energy	Counts in 1000 min	Counts during Cal	% Error	Confidence
GD-148	2992.243	3300.208	3.000000	0.9000000	57.73503	95.00000
NP-237	4435.227	4906.111	12.00000	3.600000	28.86751	95.00000
CM-244	5531.085	5884.403	1.000000	0.3000000	100.0000	95.00000

Instrument : CHAMBER 141
 Detector : 76232
 Background Analysis Date/Time : 16-AUG-2009 16:36:48
 Background Count Time : 60000.00

Cal. Isotopes	Start Energy	End Energy	Counts in 1000 min	Counts during Cal	% Error	Confidence
GD-148	2989.414	3297.748	1.000000	0.3000000	100.0000	95.00000
NP-237	4437.262	4901.753	5.000000	1.500000	44.72136	95.00000
CM-244	5534.971	5886.637	5.000000	1.500000	44.72136	95.00000

Instrument : CHAMBER 142
 Detector : 64261
 Background Analysis Date/Time : 16-AUG-2009 16:36:52
 Background Count Time : 60000.00

Cal. Isotopes	Start Energy	End Energy	Counts in 1000 min	Counts during Cal	% Error	Confidence
GD-148	2988.269	3301.948	2.000000	0.6000000	70.71068	95.00000
NP-237	4433.864	4905.404	11.00000	3.300000	30.15113	95.00000
CM-244	5531.110	5884.773	12.00000	3.600000	28.86751	95.00000

Instrument : CHAMBER 143
 Detector : 65882
 Background Analysis Date/Time : 16-AUG-2009 16:36:56
 Background Count Time : 60000.00

Cal. Isotopes	Start Energy	End Energy	Counts in 1000 min	Counts during Cal	% Error	Confidence
GD-148	2987.868	3300.973	10.00000	3.000000	31.62278	95.00000
NP-237	4435.203	4905.234	16.00000	4.800000	25.00000	95.00000
CM-244	5533.941	5886.181	11.00000	3.300000	30.15113	95.00000

Instrument : CHAMBER 144
 Detector : 75551
 Background Analysis Date/Time : 16-AUG-2009 16:37:00
 Background Count Time : 60000.00

Cal. Isotopes	Start Energy	End Energy	Counts in 1000 min	Counts during Cal	% Error	Confidence
GD-148	2992.050	3299.833	2.000000	0.6000000	70.71068	95.00000
NP-237	4433.005	4902.603	12.00000	3.600000	28.86751	95.00000
CM-244	5530.735	5882.656	9.000000	2.700000	33.33334	95.00000

Instrument : CHAMBER 145
 Detector : 72526
 Background Analysis Date/Time : 16-AUG-2009 16:37:03
 Background Count Time : 60000.00

Cal. Isotopes	Start Energy	End Energy	Counts in 1000 min	Counts during Cal	% Error	Confidence
GD-148	2991.923	3299.882	3.000000	0.9000000	57.73503	95.00000
NP-237	4434.984	4905.949	4.000000	1.200000	50.00000	95.00000
CM-244	5531.069	5884.490	6.000000	1.800000	40.82483	95.00000

Instrument : CHAMBER 146
 Detector : 72527
 Background Analysis Date/Time : 16-AUG-2009 16:37:08
 Background Count Time : 60000.00

Cal. Isotopes	Start Energy	End Energy	Counts in 1000 min	Counts during Cal	% Error	Confidence
GD-148	2989.460	3301.164	2.000000	0.6000000	70.71068	95.00000
NP-237	4435.288	4903.095	2.000000	0.6000000	70.71068	95.00000
CM-244	5534.042	5884.573	6.000000	1.800000	40.82483	95.00000

Instrument : CHAMBER 147
 Detector : 75550
 Background Analysis Date/Time : 16-AUG-2009 16:37:11
 Background Count Time : 60000.00

Cal. Isotopes	Start Energy	End Energy	Counts in 1000 min	Counts during Cal	% Error	Confidence
GD-148	2990.910	3299.539	10.00000	3.000000	31.62278	95.00000
NP-237	4433.251	4901.935	8.000000	2.400000	35.35534	95.00000
CM-244	5533.139	5883.368	12.00000	3.600000	28.86751	95.00000

Instrument : CHAMBER 148
 Detector : 74429
 Background Analysis Date/Time : 16-AUG-2009 16:37:16
 Background Count Time : 60000.00

Cal. Isotopes	Start Energy	End Energy	Counts in 1000 min	Counts during Cal	% Error	Confidence
GD-148	2990.725	3298.446	6.000000	1.800000	40.82483	95.00000
NP-237	4436.496	4905.977	7.000000	2.100000	37.79645	95.00000
CM-244	5533.919	5885.716	8.000000	2.400000	35.35534	95.00000

Instrument : CHAMBER 149
 Detector : 33449
 Background Analysis Date/Time : 16-AUG-2009 16:37:20
 Background Count Time : 60000.00

Cal. Isotopes	Start Energy	End Energy	Counts in 1000 min	Counts during Cal	% Error	Confidence
GD-148	2991.734	3299.272	0.000000E+00	0.000000E+00	0.000000E+00	95.00000
NP-237	4437.371	4901.944	4.000000	1.200000	50.00000	95.00000
CM-244	5530.548	5882.851	6.000000	1.800000	40.82483	95.00000

Instrument : CHAMBER 150
 Detector : 75552
 Background Analysis Date/Time : 16-AUG-2009 16:37:24
 Background Count Time : 60000.00

Cal. Isotopes	Start Energy	End Energy	Counts in 1000 min	Counts during Cal	% Error	Confidence
GD-148	2992.316	3300.643	2.000000	0.6000000	70.71068	95.00000
NP-237	4435.415	4905.497	7.000000	2.100000	37.79645	95.00000
CM-244	5534.121	5886.240	7.000000	2.100000	37.79645	95.00000

Instrument : CHAMBER 151
 Detector : 75556
 Background Analysis Date/Time : 16-AUG-2009 16:37:28
 Background Count Time : 60000.00

Cal. Isotopes	Start Energy	End Energy	Counts in 1000 min	Counts during Cal	% Error	Confidence
GD-148	2990.659	3302.040	1.000000	0.3000000	100.0000	95.00000
NP-237	4434.623	4901.634	4.000000	1.200000	50.00000	95.00000
CM-244	5531.364	5886.469	8.000000	2.400000	35.35534	95.00000

Instrument : CHAMBER 152
 Detector : 76222
 Background Analysis Date/Time : 16-AUG-2009 16:37:32
 Background Count Time : 60000.00

Cal. Isotopes	Start Energy	End Energy	Counts in 1000 min	Counts during Cal	% Error	Confidence
GD-148	2991.044	3297.777	4.000000	1.200000	50.00000	95.00000
NP-237	4437.300	4905.285	5.000000	1.500000	44.72136	95.00000
CM-244	5531.209	5887.199	7.000000	2.100000	37.79645	95.00000

Instrument : CHAMBER 153
 Detector : 76223
 Background Analysis Date/Time : 16-AUG-2009 16:37:35
 Background Count Time : 60000.00

Cal. Isotopes	Start Energy	End Energy	Counts in 1000 min	Counts during Cal	% Error	Confidence
GD-148	2989.175	3301.127	4.000000	1.200000	50.00000	95.00000
NP-237	4437.148	4906.174	10.00000	3.000000	31.62278	95.00000
CM-244	5533.838	5885.640	4.000000	1.200000	50.00000	95.00000

Instrument : CHAMBER 154
 Detector : 76224
 Background Analysis Date/Time : 16-AUG-2009 16:37:40
 Background Count Time : 60000.00

Cal. Isotopes	Start Energy	End Energy	Counts in 1000 min	Counts during Cal	% Error	Confidence
GD-148	2991.160	3298.663	3.000000	0.9000000	57.73503	95.00000
NP-237	4435.792	4904.845	6.000000	1.800000	40.82483	95.00000
CM-244	5532.170	5883.602	4.000000	1.200000	50.00000	95.00000

Instrument : CHAMBER 155
 Detector : 75553
 Background Analysis Date/Time : 16-AUG-2009 16:37:44
 Background Count Time : 60000.00

Cal. Isotopes	Start Energy	End Energy	Counts in 1000 min	Counts during Cal	% Error	Confidence
GD-148	2990.137	3299.574	8.000000	2.400000	35.35534	95.00000
NP-237	4433.383	4905.252	9.000000	2.700000	33.33334	95.00000
CM-244	5530.995	5884.485	8.000000	2.400000	35.35534	95.00000

Instrument : CHAMBER 156
 Detector : 75554
 Background Analysis Date/Time : 16-AUG-2009 16:37:48
 Background Count Time : 60000.00

Cal. Isotopes	Start Energy	End Energy	Counts in 1000 min	Counts during Cal	% Error	Confidence
GD-148	2991.410	3301.423	6.000000	1.800000	40.82483	95.00000
NP-237	4436.034	4902.390	17.00000	5.100000	24.25356	95.00000
CM-244	5532.563	5885.336	4.000000	1.200000	50.00000	95.00000

Instrument : CHAMBER 157
 Detector : 75555
 Background Analysis Date/Time : 16-AUG-2009 16:37:52
 Background Count Time : 60000.00

Cal. Isotopes	Start Energy	End Energy	Counts in 1000 min	Counts during Cal	% Error	Confidence
GD-148	2989.948	3299.042	1.000000	0.3000000	100.0000	95.00000
NP-237	4436.337	4902.073	9.000000	2.700000	33.33334	95.00000
CM-244	5531.733	5884.378	7.000000	2.100000	37.79645	95.00000

Instrument : CHAMBER 158
 Detector : 33451
 Background Analysis Date/Time : 16-AUG-2009 16:37:56
 Background Count Time : 60000.00

Cal. Isotopes	Start Energy	End Energy	Counts in 1000 min	Counts during Cal	% Error	Confidence
GD-148	2990.074	3301.013	2.000000	0.6000000	70.71068	95.00000
NP-237	4435.907	4905.421	10.00000	3.000000	31.62278	95.00000
CM-244	5535.323	5885.904	6.000000	1.800000	40.82483	95.00000

Instrument : CHAMBER 159
 Detector : 76225
 Background Analysis Date/Time : 16-AUG-2009 16:38:00
 Background Count Time : 60000.00

Cal. Isotopes	Start Energy	End Energy	Counts in 1000 min	Counts during Cal	% Error	Confidence
GD-148	2992.022	3301.502	4.000000	1.200000	50.00000	95.00000
NP-237	4435.853	4902.842	7.000000	2.100000	37.79645	95.00000
CM-244	5534.528	5883.086	12.00000	3.600000	28.86751	95.00000

Instrument : CHAMBER 160
 Detector : 76226
 Background Analysis Date/Time : 16-AUG-2009 16:38:03
 Background Count Time : 60000.00

Cal. Isotopes	Start Energy	End Energy	Counts in 1000 min	Counts during Cal	% Error	Confidence
GD-148	2988.982	3298.890	6.000000	1.800000	40.82483	95.00000
NP-237	4434.439	4901.761	20.00000	6.000000	22.36068	95.00000
CM-244	5533.753	5882.414	11.00000	3.300000	30.15113	95.00000

Instrument : CHAMBER 161
 Detector : 70321
 Background Analysis Date/Time : 23-AUG-2009 11:54:11
 Background Count Time : 60000.00

Cal. Isotopes	Start Energy	End Energy	Counts in 1000 min	Counts during Cal	% Error	Confidence
GD-148	2988.799	3299.450	0.000000E+00	0.000000E+00	0.000000E+00	95.00000
NP-237	4437.354	4905.712	6.000000	1.800000	40.82483	95.00000
CM-244	5533.034	5884.911	14.00000	4.200000	26.72612	95.00000

Instrument : CHAMBER 162
 Detector : 70323
 Background Analysis Date/Time : 23-AUG-2009 11:54:16
 Background Count Time : 60000.00

Cal. Isotopes	Start Energy	End Energy	Counts in 1000 min	Counts during Cal	% Error	Confidence
GD-148	2991.108	3297.679	0.000000E+00	0.000000E+00	0.000000E+00	95.00000
NP-237	4437.157	4905.370	5.000000	1.500000	44.72136	95.00000
CM-244	5531.808	5882.856	5.000000	1.500000	44.72136	95.00000

Instrument : CHAMBER 163
 Detector : 70324
 Background Analysis Date/Time : 23-AUG-2009 11:54:21
 Background Count Time : 60000.00

Cal. Isotopes	Start Energy	End Energy	Counts in 1000 min	Counts during Cal	% Error	Confidence
GD-148	2989.316	3301.922	0.000000E+00	0.000000E+00	0.000000E+00	95.00000
NP-237	4434.725	4904.333	12.00000	3.600000	28.86751	95.00000
CM-244	5532.622	5884.699	13.00000	3.900000	27.73501	95.00000

Instrument : CHAMBER 164
 Detector : 70325
 Background Analysis Date/Time : 23-AUG-2009 11:54:26
 Background Count Time : 60000.00

Cal. Isotopes	Start Energy	End Energy	Counts in 1000 min	Counts during Cal	% Error	Confidence
GD-148	2989.433	3301.590	2.000000	0.6000000	70.71068	95.00000
NP-237	4434.137	4904.243	9.000000	2.700000	33.33334	95.00000
CM-244	5533.726	5886.727	6.000000	1.800000	40.82483	95.00000

Instrument : CHAMBER 165
 Detector : 72544
 Background Analysis Date/Time : 23-AUG-2009 11:54:31
 Background Count Time : 60000.00

Cal. Isotopes	Start Energy	End Energy	Counts in 1000 min	Counts during Cal	% Error	Confidence
GD-148	2990.235	3298.979	0.000000E+00	0.000000E+00	0.000000E+00	95.00000
NP-237	4434.502	4904.549	7.000000	2.100000	37.79645	95.00000
CM-244	5532.823	5884.601	7.000000	2.100000	37.79645	95.00000

Instrument : CHAMBER 166
 Detector : 74545
 Background Analysis Date/Time : 23-AUG-2009 11:54:35
 Background Count Time : 60000.00

Cal. Isotopes	Start Energy	End Energy	Counts in 1000 min	Counts during Cal	% Error	Confidence
GD-148	2991.175	3297.621	0.000000E+00	0.000000E+00	0.000000E+00	95.00000
NP-237	4434.428	4904.926	5.000000	1.500000	44.72136	95.00000
CM-244	5535.556	5884.119	12.000000	3.600000	28.86751	95.00000

Instrument : CHAMBER 167
 Detector : 72546
 Background Analysis Date/Time : 23-AUG-2009 11:54:40
 Background Count Time : 60000.00

Cal. Isotopes	Start Energy	End Energy	Counts in 1000 min	Counts during Cal	% Error	Confidence
GD-148	2990.148	3302.011	2.000000	0.6000000	70.71068	95.00000
NP-237	4433.463	4903.100	12.000000	3.600000	28.86751	95.00000
CM-244	5531.940	5884.576	10.000000	3.000000	31.62278	95.00000

Instrument : CHAMBER 168
 Detector : 72547
 Background Analysis Date/Time : 23-AUG-2009 11:54:44
 Background Count Time : 60000.00

Cal. Isotopes	Start Energy	End Energy	Counts in 1000 min	Counts during Cal	% Error	Confidence
GD-148	2989.237	3300.921	1.000000	0.3000000	100.0000	95.00000
NP-237	4437.534	4902.237	16.000000	4.800000	25.00000	95.00000
CM-244	5531.663	5884.741	9.000000	2.700000	33.33334	95.00000

Instrument : CHAMBER 169
 Detector : 72548
 Background Analysis Date/Time : 23-AUG-2009 11:54:49
 Background Count Time : 60000.00

Cal. Isotopes	Start Energy	End Energy	Counts in 1000 min	Counts during Cal	% Error	Confidence
GD-148	2992.165	3298.594	1.000000	0.3000000	100.0000	95.00000
NP-237	4434.229	4903.754	13.00000	3.900000	27.73501	95.00000
CM-244	5532.658	5885.433	3.000000	0.9000000	57.73503	95.00000

Instrument : CHAMBER 170
 Detector : 72549
 Background Analysis Date/Time : 23-AUG-2009 11:54:54
 Background Count Time : 60000.00

Cal. Isotopes	Start Energy	End Energy	Counts in 1000 min	Counts during Cal	% Error	Confidence
GD-148	2988.025	3299.867	0.0000000E+00	0.0000000E+00	0.0000000E+00	95.00000
NP-237	4432.622	4903.408	16.00000	4.800000	25.00000	95.00000
CM-244	5534.316	5882.981	5.000000	1.500000	44.72136	95.00000

Instrument : CHAMBER 171
 Detector : 78260
 Background Analysis Date/Time : 23-AUG-2009 11:54:58
 Background Count Time : 60000.00

Cal. Isotopes	Start Energy	End Energy	Counts in 1000 min	Counts during Cal	% Error	Confidence
GD-148	2988.433	3300.366	1.000000	0.3000000	100.0000	95.00000
NP-237	4436.595	4905.826	9.000000	2.700000	33.33334	95.00000
CM-244	5533.870	5885.935	11.00000	3.300000	30.15113	95.00000

Instrument : CHAMBER 172
 Detector : 78772
 Background Analysis Date/Time : 23-AUG-2009 11:55:03
 Background Count Time : 60000.00

Cal. Isotopes	Start Energy	End Energy	Counts in 1000 min	Counts during Cal	% Error	Confidence
GD-148	2991.870	3297.903	3.000000	0.9000000	57.73503	95.00000
NP-237	4433.678	4903.969	9.000000	2.700000	33.33334	95.00000
CM-244	5534.514	5883.121	7.000000	2.100000	37.79645	95.00000

Instrument : CHAMBER 173
 Detector : 74431
 Background Analysis Date/Time : 23-AUG-2009 11:55:07
 Background Count Time : 60000.00

Cal. Isotopes	Start Energy	End Energy	Counts in 1000 min	Counts during Cal	% Error	Confidence
GD-148	2988.449	3298.086	0.000000E+00	0.000000E+00	0.000000E+00	95.00000
NP-237	4435.604	4905.905	2.000000	0.6000000	70.71068	95.00000
CM-244	5534.021	5885.467	33.00000	9.900001	17.40777	95.00000

Instrument : CHAMBER 174
 Detector : 74432
 Background Analysis Date/Time : 23-AUG-2009 11:55:12
 Background Count Time : 60000.00

Cal. Isotopes	Start Energy	End Energy	Counts in 1000 min	Counts during Cal	% Error	Confidence
GD-148	2988.639	3300.179	2.000000	0.6000000	70.71068	95.00000
NP-237	4435.486	4905.219	9.000000	2.700000	33.33334	95.00000
CM-244	5531.026	5885.734	20.00000	6.000000	22.36068	95.00000

Instrument : CHAMBER 175
 Detector : 74433
 Background Analysis Date/Time : 23-AUG-2009 11:55:16
 Background Count Time : 60000.00

Cal. Isotopes	Start Energy	End Energy	Counts in 1000 min	Counts during Cal	% Error	Confidence
GD-148	2992.018	3300.926	1.000000	0.3000000	100.0000	95.00000
NP-237	4437.197	4902.367	8.000000	2.400000	35.35534	95.00000
CM-244	5531.134	5883.215	22.00000	6.600000	21.32007	95.00000

Instrument : CHAMBER 176
 Detector : 74434
 Background Analysis Date/Time : 23-AUG-2009 11:55:21
 Background Count Time : 60000.00

Cal. Isotopes	Start Energy	End Energy	Counts in 1000 min	Counts during Cal	% Error	Confidence
GD-148	2987.853	3298.318	1.000000	0.3000000	100.0000	95.00000
NP-237	4433.083	4904.101	7.000000	2.100000	37.79645	95.00000
CM-244	5532.948	5884.695	23.00000	6.900000	20.85144	95.00000

Instrument : CHAMBER 177
 Detector : 74435
 Background Analysis Date/Time : 23-AUG-2009 11:55:26
 Background Count Time : 60000.00

Cal. Isotopes	Start Energy	End Energy	Counts in 1000 min	Counts during Cal	% Error	Confidence
GD-148	2989.857	3298.211	3.000000	0.9000000	57.73503	95.00000
NP-237	4433.475	4903.934	1.000000	0.3000000	100.0000	95.00000
CM-244	5533.213	5885.773	29.00000	8.700001	18.56953	95.00000

Instrument : CHAMBER 178
 Detector : 74436
 Background Analysis Date/Time : 23-AUG-2009 11:55:31
 Background Count Time : 60000.00

Cal. Isotopes	Start Energy	End Energy	Counts in 1000 min	Counts during Cal	% Error	Confidence
GD-148	2991.399	3300.807	0.0000000E+00	0.0000000E+00	0.0000000E+00	95.00000
NP-237	4432.785	4903.123	10.00000	3.000000	31.62278	95.00000
CM-244	5531.481	5883.158	22.00000	6.600000	21.32007	95.00000

Instrument : CHAMBER 179
 Detector : 74437
 Background Analysis Date/Time : 23-AUG-2009 11:55:36
 Background Count Time : 60000.00

Cal. Isotopes	Start Energy	End Energy	Counts in 1000 min	Counts during Cal	% Error	Confidence
GD-148	2990.874	3299.393	2.000000	0.6000000	70.71068	95.00000
NP-237	4435.018	4905.518	5.000000	1.500000	44.72136	95.00000
CM-244	5534.758	5887.251	32.00000	9.600000	17.67767	95.00000

Instrument : CHAMBER 180
 Detector : 74438
 Background Analysis Date/Time : 23-AUG-2009 11:55:40
 Background Count Time : 60000.00

Cal. Isotopes	Start Energy	End Energy	Counts in 1000 min	Counts during Cal	% Error	Confidence
GD-148	2989.946	3300.627	2.000000	0.6000000	70.71068	95.00000
NP-237	4434.505	4904.405	9.000000	2.700000	33.33334	95.00000
CM-244	5531.104	5886.649	24.00000	7.200000	20.41241	95.00000

Instrument : CHAMBER 181
 Detector : 74439
 Background Analysis Date/Time : 23-AUG-2009 11:55:45
 Background Count Time : 60000.00

Cal. Isotopes	Start Energy	End Energy	Counts in 1000 min	Counts during Cal	% Error	Confidence
GD-148	2988.658	3302.315	0.000000E+00	0.000000E+00	0.000000E+00	95.00000
NP-237	4432.549	4902.677	7.000000	2.100000	37.79645	95.00000
CM-244	5531.208	5883.203	33.00000	9.900001	17.40777	95.00000

Instrument : CHAMBER 182
 Detector : 74440
 Background Analysis Date/Time : 23-AUG-2009 11:55:49
 Background Count Time : 60000.00

Cal. Isotopes	Start Energy	End Energy	Counts in 1000 min	Counts during Cal	% Error	Confidence
GD-148	2990.553	3299.709	0.000000E+00	0.000000E+00	0.000000E+00	95.00000
NP-237	4435.824	4905.707	3.000000	0.9000000	57.73503	95.00000
CM-244	5533.404	5884.684	13.00000	3.900000	27.73501	95.00000

Instrument : CHAMBER 183
 Detector : 74441
 Background Analysis Date/Time : 23-AUG-2009 11:55:54
 Background Count Time : 60000.00

Cal. Isotopes	Start Energy	End Energy	Counts in 1000 min	Counts during Cal	% Error	Confidence
GD-148	2989.015	3297.962	3.000000	0.9000000	57.73503	95.00000
NP-237	4434.099	4904.342	5.000000	1.500000	44.72136	95.00000
CM-244	5532.826	5884.696	34.00000	10.20000	17.14986	95.00000

Instrument : CHAMBER 184
 Detector : 74442
 Background Analysis Date/Time : 23-AUG-2009 11:55:58
 Background Count Time : 60000.00

Cal. Isotopes	Start Energy	End Energy	Counts in 1000 min	Counts during Cal	% Error	Confidence
GD-148	2989.045	3299.169	1.000000	0.3000000	100.0000	95.00000
NP-237	4437.505	4902.470	5.000000	1.500000	44.72136	95.00000
CM-244	5535.333	5886.318	24.00000	7.200000	20.41241	95.00000

Instrument : CHAMBER 185
 Detector : 68615
 Background Analysis Date/Time : 23-AUG-2009 11:56:04
 Background Count Time : 60000.00

Cal. Isotopes	Start Energy	End Energy	Counts in 1000 min	Counts during Cal	% Error	Confidence
GD-148	2987.897	3299.344	1.000000	0.3000000	100.0000	95.00000
NP-237	4432.571	4905.243	2.000000	0.6000000	70.71068	95.00000
CM-244	5530.503	5886.106	27.00000	8.100000	19.24501	95.00000

Instrument : CHAMBER 186
 Detector : 68616
 Background Analysis Date/Time : 23-AUG-2009 11:56:08
 Background Count Time : 60000.00

Cal. Isotopes	Start Energy	End Energy	Counts in 1000 min	Counts during Cal	% Error	Confidence
GD-148	2992.379	3299.140	0.0000000E+00	0.0000000E+00	0.0000000E+00	95.00000
NP-237	4434.242	4902.774	1.000000	0.3000000	100.0000	95.00000
CM-244	5534.982	5886.349	24.00000	7.200000	20.41241	95.00000

Instrument : CHAMBER 187
 Detector : 68620
 Background Analysis Date/Time : 23-AUG-2009 11:56:12
 Background Count Time : 60000.00

Cal. Isotopes	Start Energy	End Energy	Counts in 1000 min	Counts during Cal	% Error	Confidence
GD-148	2991.498	3300.157	4.000000	1.200000	50.00000	95.00000
NP-237	4437.493	4903.961	8.000000	2.400000	35.35534	95.00000
CM-244	5535.243	5883.722	19.00000	5.700000	22.94157	95.00000

Instrument : CHAMBER 188
 Detector : 68621
 Background Analysis Date/Time : 23-AUG-2009 11:56:16
 Background Count Time : 60000.00

Cal. Isotopes	Start Energy	End Energy	Counts in 1000 min	Counts during Cal	% Error	Confidence
GD-148	2988.985	3297.497	1.000000	0.3000000	100.0000	95.00000
NP-237	4433.354	4904.064	5.000000	1.500000	44.72136	95.00000
CM-244	5533.683	5886.437	31.00000	9.300000	17.96053	95.00000

Instrument : CHAMBER 189
 Detector : 68622
 Background Analysis Date/Time : 23-AUG-2009 11:56:21
 Background Count Time : 60000.00

Cal. Isotopes	Start Energy	End Energy	Counts in 1000 min	Counts during Cal	% Error	Confidence
GD-148	2990.052	3301.735	1.000000	0.3000000	100.0000	95.00000
NP-237	4436.853	4905.539	3.000000	0.9000000	57.73503	95.00000
CM-244	5532.776	5884.354	29.00000	8.700001	18.56953	95.00000

Instrument : CHAMBER 190
 Detector : 68623
 Background Analysis Date/Time : 23-AUG-2009 11:56:25
 Background Count Time : 60000.00

Cal. Isotopes	Start Energy	End Energy	Counts in 1000 min	Counts during Cal	% Error	Confidence
GD-148	2991.652	3298.950	4.000000	1.200000	50.00000	95.00000
NP-237	4435.677	4904.720	24.00000	7.200000	20.41241	95.00000
CM-244	5532.170	5883.736	36.00000	10.80000	16.66667	95.00000

Instrument : CHAMBER 191
 Detector : 68624
 Background Analysis Date/Time : 23-AUG-2009 11:56:29
 Background Count Time : 60000.00

Cal. Isotopes	Start Energy	End Energy	Counts in 1000 min	Counts during Cal	% Error	Confidence
GD-148	2991.100	3299.772	1.000000	0.3000000	100.0000	95.00000
NP-237	4437.436	4904.158	1.000000	0.3000000	100.0000	95.00000
CM-244	5530.545	5884.668	27.00000	8.100000	19.24501	95.00000

Instrument : CHAMBER 192
 Detector : 74430
 Background Analysis Date/Time : 23-AUG-2009 11:56:33
 Background Count Time : 60000.00

Cal. Isotopes	Start Energy	End Energy	Counts in 1000 min	Counts during Cal	% Error	Confidence
GD-148	2988.046	3297.560	1.000000	0.3000000	100.0000	95.00000
NP-237	4437.061	4903.990	4.000000	1.200000	50.00000	95.00000
CM-244	5535.519	5883.955	25.00000	7.500000	20.00000	95.00000

Instrument : CHAMBER 193
 Detector : 68627
 Background Analysis Date/Time : 23-AUG-2009 11:56:37
 Background Count Time : 60000.00

Cal. Isotopes	Start Energy	End Energy	Counts in 1000 min	Counts during Cal	% Error	Confidence
GD-148	2990.087	3301.572	2.000000	0.6000000	70.71068	95.00000
NP-237	4436.483	4905.309	7.000000	2.100000	37.79645	95.00000
CM-244	5532.931	5884.819	32.00000	9.600000	17.67767	95.00000

Instrument : CHAMBER 194
 Detector : 68635
 Background Analysis Date/Time : 23-AUG-2009 11:56:41
 Background Count Time : 60000.00

Cal. Isotopes	Start Energy	End Energy	Counts in 1000 min	Counts during Cal	% Error	Confidence
GD-148	2990.152	3297.570	1.000000	0.3000000	100.0000	95.00000
NP-237	4434.536	4903.587	4.000000	1.200000	50.00000	95.00000
CM-244	5530.970	5882.461	12.00000	3.600000	28.86751	95.00000

Instrument : CHAMBER 195
 Detector : 68636
 Background Analysis Date/Time : 23-AUG-2009 11:56:45
 Background Count Time : 60000.00

Cal. Isotopes	Start Energy	End Energy	Counts in 1000 min	Counts during Cal	% Error	Confidence
GD-148	2992.288	3300.624	0.0000000E+00	0.0000000E+00	0.0000000E+00	95.00000
NP-237	4434.057	4902.978	3.000000	0.9000000	57.73503	95.00000
CM-244	5534.813	5885.542	15.00000	4.500000	25.81989	95.00000

Instrument : CHAMBER 196
 Detector : 68637
 Background Analysis Date/Time : 23-AUG-2009 11:56:50
 Background Count Time : 60000.00

Cal. Isotopes	Start Energy	End Energy	Counts in 1000 min	Counts during Cal	% Error	Confidence
GD-148	2990.410	3301.963	3.000000	0.9000000	57.73503	95.00000
NP-237	4437.321	4906.417	5.000000	1.500000	44.72136	95.00000
CM-244	5534.476	5886.645	21.00000	6.300000	21.82179	95.00000

Instrument : CHAMBER 197
 Detector : 78894
 Background Analysis Date/Time : 23-AUG-2009 11:56:54
 Background Count Time : 60000.00

Cal. Isotopes	Start Energy	End Energy	Counts in 1000 min	Counts during Cal	% Error	Confidence
GD-148	2991.920	3300.320	0.000000E+00	0.000000E+00	0.000000E+00	95.00000
NP-237	4436.468	4902.348	1.000000	0.3000000	100.0000	95.00000
CM-244	5532.745	5886.065	12.00000	3.600000	28.86751	95.00000

Instrument : CHAMBER 198
 Detector : 78895
 Background Analysis Date/Time : 23-AUG-2009 11:56:58
 Background Count Time : 60000.00

Cal. Isotopes	Start Energy	End Energy	Counts in 1000 min	Counts during Cal	% Error	Confidence
GD-148	2991.305	3299.642	1.000000	0.3000000	100.0000	95.00000
NP-237	4434.397	4904.448	1.000000	0.3000000	100.0000	95.00000
CM-244	5533.011	5885.087	30.00000	9.000000	18.25742	95.00000

Instrument : CHAMBER 199
 Detector : 78896
 Background Analysis Date/Time : 23-AUG-2009 11:57:02
 Background Count Time : 60000.00

Cal. Isotopes	Start Energy	End Energy	Counts in 1000 min	Counts during Cal	% Error	Confidence
GD-148	2988.912	3297.497	0.000000E+00	0.000000E+00	0.000000E+00	95.00000
NP-237	4433.891	4904.941	5.000000	1.500000	44.72136	95.00000
CM-244	5535.121	5882.869	7.000000	2.100000	37.79645	95.00000

Instrument : CHAMBER 200
 Detector : 78900
 Background Analysis Date/Time : 23-AUG-2009 11:57:06
 Background Count Time : 60000.00

Cal. Isotopes	Start Energy	End Energy	Counts in 1000 min	Counts during Cal	% Error	Confidence
GD-148	2991.845	3300.480	2.000000	0.6000000	70.71068	95.00000
NP-237	4436.941	4902.709	10.00000	3.000000	31.62278	95.00000
CM-244	5532.744	5885.759	30.00000	9.000000	18.25742	95.00000

Instrument : CHAMBER 201
 Detector : 78902
 Background Analysis Date/Time : 23-AUG-2009 11:57:10
 Background Count Time : 60000.00

Cal. Isotopes	Start Energy	End Energy	Counts in 1000 min	Counts during Cal	% Error	Confidence
GD-148	2988.531	3297.499	1.000000	0.3000000	100.0000	95.00000
NP-237	4434.991	4906.359	5.000000	1.500000	44.72136	95.00000
CM-244	5531.510	5884.700	15.00000	4.500000	25.81989	95.00000

Instrument : CHAMBER 202
 Detector : 78903
 Background Analysis Date/Time : 23-AUG-2009 11:57:14
 Background Count Time : 60000.00

Cal. Isotopes	Start Energy	End Energy	Counts in 1000 min	Counts during Cal	% Error	Confidence
GD-148	2990.301	3298.322	1.000000	0.3000000	100.0000	95.00000
NP-237	4432.596	4902.750	0.000000E+00	0.0000000E+00	0.000000E+00	95.00000
CM-244	5531.710	5884.137	14.00000	4.200000	26.72612	95.00000

Instrument : CHAMBER 203
 Detector : 78905
 Background Analysis Date/Time : 23-AUG-2009 11:57:19
 Background Count Time : 60000.00

Cal. Isotopes	Start Energy	End Energy	Counts in 1000 min	Counts during Cal	% Error	Confidence
GD-148	2988.566	3301.771	4.000000	1.200000	50.00000	95.00000
NP-237	4437.077	4902.609	6.000000	1.800000	40.82483	95.00000
CM-244	5532.534	5885.590	12.00000	3.600000	28.86751	95.00000

Instrument : CHAMBER 204
 Detector : 78907
 Background Analysis Date/Time : 23-AUG-2009 11:57:23
 Background Count Time : 60000.00

Cal. Isotopes	Start Energy	End Energy	Counts in 1000 min	Counts during Cal	% Error	Confidence
GD-148	2990.303	3298.289	13.00000	3.900000	27.73501	95.00000
NP-237	4433.152	4903.866	12.00000	3.600000	28.86751	95.00000
CM-244	5533.856	5886.993	34.00000	10.20000	17.14986	95.00000

Instrument : CHAMBER 205
 Detector : 78908
 Background Analysis Date/Time : 23-AUG-2009 11:57:27
 Background Count Time : 60000.00

Cal. Isotopes	Start Energy	End Energy	Counts in 1000 min	Counts during Cal	% Error	Confidence
GD-148	2991.267	3299.423	1.000000	0.3000000	100.0000	95.00000
NP-237	4434.928	4905.917	1.000000	0.3000000	100.0000	95.00000
CM-244	5530.946	5884.256	15.00000	4.500000	25.81989	95.00000

Instrument : CHAMBER 206
 Detector : 78909
 Background Analysis Date/Time : 23-AUG-2009 11:57:31
 Background Count Time : 60000.00

Cal. Isotopes	Start Energy	End Energy	Counts in 1000 min	Counts during Cal	% Error	Confidence
GD-148	2991.740	3299.836	0.0000000E+00	0.0000000E+00	0.0000000E+00	95.00000
NP-237	4434.469	4904.811	0.0000000E+00	0.0000000E+00	0.0000000E+00	95.00000
CM-244	5534.058	5886.660	13.00000	3.900000	27.73501	95.00000

Instrument : CHAMBER 207
 Detector : 78910
 Background Analysis Date/Time : 23-AUG-2009 11:57:35
 Background Count Time : 60000.00

Cal. Isotopes	Start Energy	End Energy	Counts in 1000 min	Counts during Cal	% Error	Confidence
GD-148	2987.560	3301.824	2.000000	0.6000000	70.71068	95.00000
NP-237	4434.563	4905.877	4.000000	1.200000	50.00000	95.00000
CM-244	5530.790	5883.765	14.00000	4.200000	26.72612	95.00000

Instrument : CHAMBER 208
 Detector : 78911
 Background Analysis Date/Time : 23-AUG-2009 11:57:40
 Background Count Time : 60000.00

Cal. Isotopes	Start Energy	End Energy	Counts in 1000 min	Counts during Cal	% Error	Confidence
GD-148	2990.613	3299.492	2.000000	0.6000000	70.71068	95.00000
NP-237	4436.795	4902.883	6.000000	1.800000	40.82483	95.00000
CM-244	5533.327	5886.561	13.00000	3.900000	27.73501	95.00000

Instrument : CHAMBER 209
 Detector : 79188
 Background Analysis Date/Time : 23-AUG-2009 11:57:44
 Background Count Time : 60000.00

Cal. Isotopes	Start Energy	End Energy	Counts in 1000 min	Counts during Cal	% Error	Confidence
GD-148	2991.940	3298.642	2.000000	0.6000000	70.71068	95.00000
NP-237	4435.592	4905.793	3.000000	0.9000000	57.73503	95.00000
CM-244	5530.388	5883.749	4.000000	1.200000	50.00000	95.00000

Instrument : CHAMBER 210
 Detector : 79189
 Background Analysis Date/Time : 23-AUG-2009 11:57:48
 Background Count Time : 60000.00

Cal. Isotopes	Start Energy	End Energy	Counts in 1000 min	Counts during Cal	% Error	Confidence
GD-148	2988.073	3301.089	0.0000000E+00	0.0000000E+00	0.0000000E+00	95.00000
NP-237	4435.142	4905.164	1.000000	0.3000000	100.0000	95.00000
CM-244	5533.916	5886.208	0.0000000E+00	0.0000000E+00	0.0000000E+00	95.00000

Instrument : CHAMBER 211
 Detector : 79190
 Background Analysis Date/Time : 23-AUG-2009 11:57:52
 Background Count Time : 60000.00

Cal. Isotopes	Start Energy	End Energy	Counts in 1000 min	Counts during Cal	% Error	Confidence
GD-148	2991.282	3299.071	0.0000000E+00	0.0000000E+00	0.0000000E+00	95.00000
NP-237	4434.230	4900.253	2.000000	0.6000000	70.71068	95.00000
CM-244	5531.327	5885.262	2.000000	0.6000000	70.71068	95.00000

Instrument : CHAMBER 212
 Detector : 79191
 Background Analysis Date/Time : 23-AUG-2009 11:57:56
 Background Count Time : 60000.00

Cal. Isotopes	Start Energy	End Energy	Counts in 1000 min	Counts during Cal	% Error	Confidence
GD-148	2991.918	3298.870	0.0000000E+00	0.0000000E+00	0.0000000E+00	95.00000
NP-237	4437.027	4902.590	1.000000	0.3000000	100.0000	95.00000
CM-244	5533.378	5887.318	0.0000000E+00	0.0000000E+00	0.0000000E+00	95.00000

Instrument : CHAMBER 213
 Detector : 79192
 Background Analysis Date/Time : 23-AUG-2009 11:58:01
 Background Count Time : 60000.00

Cal. Isotopes	Start Energy	End Energy	Counts in 1000 min	Counts during Cal	% Error	Confidence
GD-148	2991.497	3299.775	0.000000E+00	0.000000E+00	0.000000E+00	95.00000
NP-237	4434.841	4905.254	1.000000	0.3000000	100.0000	95.00000
CM-244	5534.504	5887.063	3.000000	0.9000000	57.73503	95.00000

Instrument : CHAMBER 214
 Detector : 79193
 Background Analysis Date/Time : 23-AUG-2009 11:58:05
 Background Count Time : 60000.00

Cal. Isotopes	Start Energy	End Energy	Counts in 1000 min	Counts during Cal	% Error	Confidence
GD-148	2991.133	3298.396	0.000000E+00	0.000000E+00	0.000000E+00	95.00000
NP-237	4436.844	4902.153	4.000000	1.200000	50.00000	95.00000
CM-244	5532.271	5885.676	3.000000	0.9000000	57.73503	95.00000

Instrument : CHAMBER 215
 Detector : 79194
 Background Analysis Date/Time : 23-AUG-2009 11:58:09
 Background Count Time : 60000.00

Cal. Isotopes	Start Energy	End Energy	Counts in 1000 min	Counts during Cal	% Error	Confidence
GD-148	2991.638	3298.993	0.000000E+00	0.000000E+00	0.000000E+00	95.00000
NP-237	4433.482	4904.904	1.000000	0.3000000	100.0000	95.00000
CM-244	5531.246	5885.655	3.000000	0.9000000	57.73503	95.00000

Instrument : CHAMBER 216
 Detector : 79195
 Background Analysis Date/Time : 23-AUG-2009 11:58:13
 Background Count Time : 60000.00

Cal. Isotopes	Start Energy	End Energy	Counts in 1000 min	Counts during Cal	% Error	Confidence
GD-148	2992.181	3299.336	0.000000E+00	0.000000E+00	0.000000E+00	95.00000
NP-237	4432.606	4903.311	1.000000	0.3000000	100.0000	95.00000
CM-244	5533.853	5887.574	2.000000	0.6000000	70.71068	95.00000

Instrument : CHAMBER 217
 Detector : 79410
 Background Analysis Date/Time : 23-AUG-2009 11:58:18
 Background Count Time : 60000.00

Cal. Isotopes	Start Energy	End Energy	Counts in 1000 min	Counts during Cal	% Error	Confidence
GD-148	2989.031	3301.074	1.000000	0.3000000	100.0000	95.00000
NP-237	4434.240	4905.058	0.0000000E+00	0.0000000E+00	0.0000000E+00	95.00000
CM-244	5530.547	5884.453	2.000000	0.6000000	70.71068	95.00000

Instrument : CHAMBER 218
 Detector : 79411
 Background Analysis Date/Time : 23-AUG-2009 11:58:23
 Background Count Time : 60000.00

Cal. Isotopes	Start Energy	End Energy	Counts in 1000 min	Counts during Cal	% Error	Confidence
GD-148	2988.583	3301.235	0.0000000E+00	0.0000000E+00	0.0000000E+00	95.00000
NP-237	4435.884	4901.733	9.000000	2.700000	33.33334	95.00000
CM-244	5532.602	5886.438	0.0000000E+00	0.0000000E+00	0.0000000E+00	95.00000

Instrument : CHAMBER 219
 Detector : 79412
 Background Analysis Date/Time : 23-AUG-2009 11:58:27
 Background Count Time : 60000.00

Cal. Isotopes	Start Energy	End Energy	Counts in 1000 min	Counts during Cal	% Error	Confidence
GD-148	2992.207	3300.096	1.000000	0.3000000	100.0000	95.00000
NP-237	4435.206	4906.290	4.000000	1.200000	50.00000	95.00000
CM-244	5531.669	5885.285	0.0000000E+00	0.0000000E+00	0.0000000E+00	95.00000

Instrument : CHAMBER 220
 Detector : 79413
 Background Analysis Date/Time : 23-AUG-2009 11:58:31
 Background Count Time : 60000.00

Cal. Isotopes	Start Energy	End Energy	Counts in 1000 min	Counts during Cal	% Error	Confidence
GD-148	2990.930	3297.738	0.0000000E+00	0.0000000E+00	0.0000000E+00	95.00000
NP-237	4435.749	4901.420	0.0000000E+00	0.0000000E+00	0.0000000E+00	95.00000
CM-244	5532.504	5886.683	1.000000	0.3000000	100.0000	95.00000

Instrument : CHAMBER 221
 Detector : 79414
 Background Analysis Date/Time : 23-AUG-2009 11:58:35
 Background Count Time : 60000.00

Cal. Isotopes	Start Energy	End Energy	Counts in 1000 min	Counts during Cal	% Error	Confidence
GD-148	2989.954	3298.454	0.000000E+00	0.000000E+00	0.000000E+00	95.00000
NP-237	4435.659	4902.272	0.000000E+00	0.000000E+00	0.000000E+00	95.00000
CM-244	5533.925	5882.692	2.000000	0.6000000	70.71068	95.00000

Instrument : CHAMBER 222
 Detector : 79415
 Background Analysis Date/Time : 23-AUG-2009 11:58:40
 Background Count Time : 60000.00

Cal. Isotopes	Start Energy	End Energy	Counts in 1000 min	Counts during Cal	% Error	Confidence
GD-148	2990.392	3301.657	0.000000E+00	0.000000E+00	0.000000E+00	95.00000
NP-237	4433.525	4905.197	0.000000E+00	0.000000E+00	0.000000E+00	95.00000
CM-244	5534.683	5886.672	2.000000	0.6000000	70.71068	95.00000

Instrument : CHAMBER 223
 Detector : 79416
 Background Analysis Date/Time : 23-AUG-2009 11:58:47
 Background Count Time : 60000.00

Cal. Isotopes	Start Energy	End Energy	Counts in 1000 min	Counts during Cal	% Error	Confidence
GD-148	2990.058	3298.884	2.000000	0.6000000	70.71068	95.00000
NP-237	4432.434	4905.074	2.000000	0.6000000	70.71068	95.00000
CM-244	5532.599	5887.467	3.000000	0.9000000	57.73503	95.00000

Instrument : CHAMBER 224
 Detector : 79417
 Background Analysis Date/Time : 23-AUG-2009 11:58:53
 Background Count Time : 60000.00

Cal. Isotopes	Start Energy	End Energy	Counts in 1000 min	Counts during Cal	% Error	Confidence
GD-148	2988.636	3298.216	0.000000E+00	0.000000E+00	0.000000E+00	95.00000
NP-237	4432.951	4905.382	3.000000	0.9000000	57.73503	95.00000
CM-244	5532.025	5886.099	4.000000	1.200000	50.00000	95.00000

Instrument : CHAMBER 225
 Detector : 79418
 Background Analysis Date/Time : 23-AUG-2009 11:58:59
 Background Count Time : 60000.00

Cal. Isotopes	Start Energy	End Energy	Counts in 1000 min	Counts during Cal	% Error	Confidence
GD-148	2991.462	3299.408	0.000000E+00	0.000000E+00	0.000000E+00	95.00000
NP-237	4434.737	4905.917	1.000000	0.3000000	100.0000	95.00000
CM-244	5531.430	5885.124	1.000000	0.3000000	100.0000	95.00000

Instrument : CHAMBER 226
 Detector : 79419
 Background Analysis Date/Time : 23-AUG-2009 11:59:05
 Background Count Time : 60000.00

Cal. Isotopes	Start Energy	End Energy	Counts in 1000 min	Counts during Cal	% Error	Confidence
GD-148	2991.793	3300.581	1.000000	0.3000000	100.0000	95.00000
NP-237	4433.080	4904.877	2.000000	0.6000000	70.71068	95.00000
CM-244	5530.936	5884.804	0.000000E+00	0.000000E+00	0.000000E+00	95.00000

Instrument : CHAMBER 227
 Detector : 79420
 Background Analysis Date/Time : 23-AUG-2009 11:59:10
 Background Count Time : 60000.00

Cal. Isotopes	Start Energy	End Energy	Counts in 1000 min	Counts during Cal	% Error	Confidence
GD-148	2989.468	3297.622	1.000000	0.3000000	100.0000	95.00000
NP-237	4433.427	4904.675	1.000000	0.3000000	100.0000	95.00000
CM-244	5535.505	5883.794	1.000000	0.3000000	100.0000	95.00000

Instrument : CHAMBER 228
 Detector : 79421
 Background Analysis Date/Time : 23-AUG-2009 11:59:16
 Background Count Time : 60000.00

Cal. Isotopes	Start Energy	End Energy	Counts in 1000 min	Counts during Cal	% Error	Confidence
GD-148	2992.529	3302.052	1.000000	0.3000000	100.0000	95.00000
NP-237	4435.206	4906.368	1.000000	0.3000000	100.0000	95.00000
CM-244	5530.800	5883.365	1.000000	0.3000000	100.0000	95.00000

Instrument : CHAMBER 229
 Detector : 79422
 Background Analysis Date/Time : 23-AUG-2009 11:59:21
 Background Count Time : 60000.00

Cal. Isotopes	Start Energy	End Energy	Counts in 1000 min	Counts during Cal	% Error	Confidence
GD-148	2989.967	3297.813	1.000000	0.3000000	100.0000	95.00000
NP-237	4433.942	4905.968	2.000000	0.6000000	70.71068	95.00000
CM-244	5533.045	5882.442	1.000000	0.3000000	100.0000	95.00000

Instrument : CHAMBER 230
 Detector : 79423
 Background Analysis Date/Time : 23-AUG-2009 11:59:28
 Background Count Time : 60000.00

Cal. Isotopes	Start Energy	End Energy	Counts in 1000 min	Counts during Cal	% Error	Confidence
GD-148	2992.307	3300.916	0.0000000E+00	0.0000000E+00	0.0000000E+00	95.00000
NP-237	4432.950	4904.639	2.000000	0.6000000	70.71068	95.00000
CM-244	5530.626	5884.491	0.0000000E+00	0.0000000E+00	0.0000000E+00	95.00000

Instrument : CHAMBER 231
 Detector : 79424
 Background Analysis Date/Time : 23-AUG-2009 11:59:34
 Background Count Time : 60000.00

Cal. Isotopes	Start Energy	End Energy	Counts in 1000 min	Counts during Cal	% Error	Confidence
GD-148	2989.314	3302.411	0.0000000E+00	0.0000000E+00	0.0000000E+00	95.00000
NP-237	4437.493	4903.010	4.000000	1.200000	50.00000	95.00000
CM-244	5532.978	5886.091	0.0000000E+00	0.0000000E+00	0.0000000E+00	95.00000

Instrument : CHAMBER 232
 Detector : 79425
 Background Analysis Date/Time : 23-AUG-2009 11:59:39
 Background Count Time : 60000.00

Cal. Isotopes	Start Energy	End Energy	Counts in 1000 min	Counts during Cal	% Error	Confidence
GD-148	2990.963	3301.243	2.000000	0.6000000	70.71068	95.00000
NP-237	4436.020	4902.090	4.000000	1.200000	50.00000	95.00000
CM-244	5531.563	5883.791	2.000000	0.6000000	70.71068	95.00000

Instrument : CHAMBER 233
 Detector : 79426
 Background Analysis Date/Time : 23-AUG-2009 11:59:46
 Background Count Time : 60000.00

Cal. Isotopes	Start Energy	End Energy	Counts in 1000 min	Counts during Cal	% Error	Confidence
GD-148	2990.373	3302.025	0.000000E+00	0.000000E+00	0.000000E+00	95.00000
NP-237	4434.487	4905.324	2.000000	0.6000000	70.71068	95.00000
CM-244	5531.110	5885.315	3.000000	0.9000000	57.73503	95.00000

Instrument : CHAMBER 234
 Detector : 79427
 Background Analysis Date/Time : 23-AUG-2009 11:59:51
 Background Count Time : 60000.00

Cal. Isotopes	Start Energy	End Energy	Counts in 1000 min	Counts during Cal	% Error	Confidence
GD-148	2988.269	3300.079	1.000000	0.3000000	100.0000	95.00000
NP-237	4436.893	4901.571	1.000000	0.3000000	100.0000	95.00000
CM-244	5530.864	5883.822	6.000000	1.800000	40.82483	95.00000

Instrument : CHAMBER 235
 Detector : 79428
 Background Analysis Date/Time : 23-AUG-2009 11:59:57
 Background Count Time : 60000.00

Cal. Isotopes	Start Energy	End Energy	Counts in 1000 min	Counts during Cal	% Error	Confidence
GD-148	2989.964	3301.553	0.000000E+00	0.000000E+00	0.000000E+00	95.00000
NP-237	4434.767	4906.350	1.000000	0.3000000	100.0000	95.00000
CM-244	5533.497	5883.248	0.000000E+00	0.000000E+00	0.000000E+00	95.00000

Instrument : CHAMBER 236
 Detector : 79429
 Background Analysis Date/Time : 23-AUG-2009 12:00:03
 Background Count Time : 60000.00

Cal. Isotopes	Start Energy	End Energy	Counts in 1000 min	Counts during Cal	% Error	Confidence
GD-148	2989.553	3300.921	3.000000	0.9000000	57.73503	95.00000
NP-237	4432.813	4903.618	11.00000	3.300000	30.15113	95.00000
CM-244	5534.883	5883.901	1.000000	0.3000000	100.0000	95.00000

Instrument : CHAMBER 237
 Detector : 79430
 Background Analysis Date/Time : 23-AUG-2009 12:00:08
 Background Count Time : 60000.00

Cal. Isotopes	Start Energy	End Energy	Counts in 1000 min	Counts during Cal	% Error	Confidence
GD-148	2990.412	3298.430	0.000000E+00	0.000000E+00	0.000000E+00	95.00000
NP-237	4434.021	4905.306	1.000000	0.3000000	100.0000	95.00000
CM-244	5530.956	5884.725	0.000000E+00	0.000000E+00	0.000000E+00	95.00000

Instrument : CHAMBER 238
 Detector : 79431
 Background Analysis Date/Time : 23-AUG-2009 12:00:14
 Background Count Time : 60000.00

Cal. Isotopes	Start Energy	End Energy	Counts in 1000 min	Counts during Cal	% Error	Confidence
GD-148	2988.738	3300.787	0.000000E+00	0.000000E+00	0.000000E+00	95.00000
NP-237	4433.583	4904.073	4.000000	1.200000	50.00000	95.00000
CM-244	5534.315	5882.484	1.000000	0.3000000	100.0000	95.00000

Instrument : CHAMBER 239
 Detector : 79432
 Background Analysis Date/Time : 23-AUG-2009 12:00:20
 Background Count Time : 60000.00

Cal. Isotopes	Start Energy	End Energy	Counts in 1000 min	Counts during Cal	% Error	Confidence
GD-148	2991.271	3298.066	2.000000	0.6000000	70.71068	95.00000
NP-237	4436.718	4902.950	8.000000	2.400000	35.35534	95.00000
CM-244	5535.054	5884.530	1.000000	0.3000000	100.0000	95.00000

Instrument : CHAMBER 240
 Detector : 79433
 Background Analysis Date/Time : 23-AUG-2009 12:00:26
 Background Count Time : 60000.00

Cal. Isotopes	Start Energy	End Energy	Counts in 1000 min	Counts during Cal	% Error	Confidence
GD-148	2990.716	3297.687	2.000000	0.6000000	70.71068	95.00000
NP-237	4436.108	4901.861	3.000000	0.9000000	57.73503	95.00000
CM-244	5532.981	5887.143	1.000000	0.3000000	100.0000	95.00000

Instrument : CHAMBER 241
 Detector : 79434
 Background Analysis Date/Time : 23-AUG-2009 12:00:31
 Background Count Time : 60000.00

Cal. Isotopes	Start Energy	End Energy	Counts in 1000 min	Counts during Cal	% Error	Confidence
GD-148	2991.942	3297.913	4.000000	1.200000	50.00000	95.00000
NP-237	4434.531	4905.642	0.000000E+00	0.000000E+00	0.000000E+00	95.00000
CM-244	5532.339	5887.328	0.000000E+00	0.000000E+00	0.000000E+00	95.00000

Instrument : CHAMBER 242
 Detector : 79435
 Background Analysis Date/Time : 23-AUG-2009 12:00:38
 Background Count Time : 60000.00

Cal. Isotopes	Start Energy	End Energy	Counts in 1000 min	Counts during Cal	% Error	Confidence
GD-148	2990.675	3302.424	0.000000E+00	0.000000E+00	0.000000E+00	95.00000
NP-237	4435.599	4901.625	2.000000	0.6000000	70.71068	95.00000
CM-244	5533.423	5882.719	0.000000E+00	0.000000E+00	0.000000E+00	95.00000

Instrument : CHAMBER 243
 Detector : 79436
 Background Analysis Date/Time : 23-AUG-2009 12:00:44
 Background Count Time : 60000.00

Cal. Isotopes	Start Energy	End Energy	Counts in 1000 min	Counts during Cal	% Error	Confidence
GD-148	2990.382	3298.347	0.000000E+00	0.000000E+00	0.000000E+00	95.00000
NP-237	4434.037	4905.494	2.000000	0.6000000	70.71068	95.00000
CM-244	5531.482	5885.497	1.000000	0.3000000	100.0000	95.00000

Instrument : CHAMBER 244
 Detector : 79437
 Background Analysis Date/Time : 23-AUG-2009 12:00:50
 Background Count Time : 60000.00

Cal. Isotopes	Start Energy	End Energy	Counts in 1000 min	Counts during Cal	% Error	Confidence
GD-148	2987.566	3299.789	5.000000	1.500000	44.72136	95.00000
NP-237	4433.571	4904.626	2.000000	0.6000000	70.71068	95.00000
CM-244	5530.417	5884.486	0.000000E+00	0.000000E+00	0.000000E+00	95.00000

Instrument : CHAMBER 245
 Detector : 79438
 Background Analysis Date/Time : 23-AUG-2009 12:00:56
 Background Count Time : 60000.00

Cal. Isotopes	Start Energy	End Energy	Counts in 1000 min	Counts during Cal	% Error	Confidence
GD-148	2988.843	3302.525	0.000000E+00	0.000000E+00	0.000000E+00	95.00000
NP-237	4434.670	4906.399	2.000000	0.6000000	70.71068	95.00000
CM-244	5532.436	5886.326	1.000000	0.3000000	100.0000	95.00000

Instrument : CHAMBER 246
 Detector : 78912
 Background Analysis Date/Time : 23-AUG-2009 12:01:02
 Background Count Time : 60000.00

Cal. Isotopes	Start Energy	End Energy	Counts in 1000 min	Counts during Cal	% Error	Confidence
GD-148	2991.420	3298.792	1.000000	0.3000000	100.0000	95.00000
NP-237	4433.098	4904.335	4.000000	1.200000	50.00000	95.00000
CM-244	5530.336	5884.508	0.000000E+00	0.000000E+00	0.000000E+00	95.00000

Instrument : CHAMBER 247
 Detector : 79440
 Background Analysis Date/Time : 23-AUG-2009 12:01:07
 Background Count Time : 60000.00

Cal. Isotopes	Start Energy	End Energy	Counts in 1000 min	Counts during Cal	% Error	Confidence
GD-148	2991.040	3298.952	5.000000	1.500000	44.72136	95.00000
NP-237	4435.157	4901.869	5.000000	1.500000	44.72136	95.00000
CM-244	5534.103	5883.404	6.000000	1.800000	40.82483	95.00000

Instrument : CHAMBER 248
 Detector : 79441
 Background Analysis Date/Time : 23-AUG-2009 12:01:13
 Background Count Time : 60000.00

Cal. Isotopes	Start Energy	End Energy	Counts in 1000 min	Counts during Cal	% Error	Confidence
GD-148	2989.950	3302.491	1.000000	0.3000000	100.0000	95.00000
NP-237	4437.546	4903.912	6.000000	1.800000	40.82483	95.00000
CM-244	5530.441	5884.950	3.000000	0.9000000	57.73503	95.00000

Instrument : CHAMBER 249
 Detector : 79442
 Background Analysis Date/Time : 23-AUG-2009 12:01:19
 Background Count Time : 60000.00

Cal. Isotopes	Start Energy	End Energy	Counts in 1000 min	Counts during Cal	% Error	Confidence
GD-148	2991.458	3299.653	2.000000	0.6000000	70.71068	95.00000
NP-237	4437.087	4904.383	6.000000	1.800000	40.82483	95.00000
CM-244	5532.120	5887.291	2.000000	0.6000000	70.71068	95.00000

Instrument : CHAMBER 250
 Detector : 79443
 Background Analysis Date/Time : 23-AUG-2009 12:01:25
 Background Count Time : 60000.00

Cal. Isotopes	Start Energy	End Energy	Counts in 1000 min	Counts during Cal	% Error	Confidence
GD-148	2988.375	3300.259	0.0000000E+00	0.0000000E+00	0.0000000E+00	95.00000
NP-237	4433.621	4904.859	3.000000	0.9000000	57.73503	95.00000
CM-244	5531.200	5885.729	1.000000	0.3000000	100.0000	95.00000

Instrument : CHAMBER 251
 Detector : 79444
 Background Analysis Date/Time : 23-AUG-2009 12:01:31
 Background Count Time : 60000.00

Cal. Isotopes	Start Energy	End Energy	Counts in 1000 min	Counts during Cal	% Error	Confidence
GD-148	2992.181	3299.694	0.0000000E+00	0.0000000E+00	0.0000000E+00	95.00000
NP-237	4435.877	4903.211	9.000000	2.700000	33.33334	95.00000
CM-244	5531.476	5887.181	0.0000000E+00	0.0000000E+00	0.0000000E+00	95.00000

Instrument : CHAMBER 252
 Detector : 79445
 Background Analysis Date/Time : 23-AUG-2009 12:01:36
 Background Count Time : 60000.00

Cal. Isotopes	Start Energy	End Energy	Counts in 1000 min	Counts during Cal	% Error	Confidence
GD-148	2990.594	3297.549	0.0000000E+00	0.0000000E+00	0.0000000E+00	95.00000
NP-237	4436.816	4903.310	2.000000	0.6000000	70.71068	95.00000
CM-244	5530.420	5885.459	0.0000000E+00	0.0000000E+00	0.0000000E+00	95.00000

Instrument : CHAMBER 253
 Detector : 79446
 Background Analysis Date/Time : 23-AUG-2009 12:01:42
 Background Count Time : 60000.00

Cal. Isotopes	Start Energy	End Energy	Counts in 1000 min	Counts during Cal	% Error	Confidence
GD-148	2990.116	3298.147	1.000000	0.3000000	100.0000	95.00000
NP-237	4437.082	4905.908	11.00000	3.300000	30.15113	95.00000
CM-244	5531.106	5882.794	0.0000000E+00	0.0000000E+00	0.0000000E+00	95.00000

Instrument : CHAMBER 254
 Detector : 79447
 Background Analysis Date/Time : 23-AUG-2009 12:01:48
 Background Count Time : 60000.00

Cal. Isotopes	Start Energy	End Energy	Counts in 1000 min	Counts during Cal	% Error	Confidence
GD-148	2990.155	3297.706	1.000000	0.3000000	100.0000	95.00000
NP-237	4433.107	4904.992	6.000000	1.800000	40.82483	95.00000
CM-244	5532.020	5886.853	0.0000000E+00	0.0000000E+00	0.0000000E+00	95.00000

Instrument : CHAMBER 255
 Detector : 79448
 Background Analysis Date/Time : 23-AUG-2009 12:02:23
 Background Count Time : 60000.00

Cal. Isotopes	Start Energy	End Energy	Counts in 1000 min	Counts during Cal	% Error	Confidence
GD-148	2987.598	3300.373	1.000000	0.3000000	100.0000	95.00000
NP-237	4437.418	4905.095	9.000000	2.700000	33.33334	95.00000
CM-244	5533.813	5884.354	1.000000	0.3000000	100.0000	95.00000

Instrument : CHAMBER 256
 Detector : 79449
 Background Analysis Date/Time : 23-AUG-2009 12:02:28
 Background Count Time : 60000.00

Cal. Isotopes	Start Energy	End Energy	Counts in 1000 min	Counts during Cal	% Error	Confidence
GD-148	2991.222	3298.267	1.000000	0.3000000	100.0000	95.00000
NP-237	4432.956	4905.052	4.000000	1.200000	50.00000	95.00000
CM-244	5532.797	5882.840	2.000000	0.6000000	70.71068	95.00000

Subsection 3: Efficiency Calibration

Instrument : CHAMBER 001
 Detector : 78788
 Standard ID : AESS-001
 Standard Reference Date : 20-FEB-2008 09:54:53
 Calibration Analysis Date/Time : 5-AUG-2009 09:23:09
 Calibration Count Time : 240.0000
 Efficiency Calibration Date/Time : 5-AUG-2009 14:45:15
 Average Efficiency : 0.3129051
 Average Efficiency Error : 8.6269947E-03
 Confidence : 95.00000

Cal. Istps	DPM	Exp. Date	Start Engy	End Engy	Counts	EFF.	EFF Err	Resolution
GD-148	208.6698	28-FEB-2010	2987.927	3299.401	15169.00	0.3069817	1.3193288E-02	58.42078
NP-237	171.0024	28-FEB-2010	4432.428	4902.923	12984.00	0.3163057	1.6057158E-02	73.48861
CM-244	158.1060	28-FEB-2010	5533.599	5883.327	11428.00	0.3183713	1.6194897E-02	56.66428

Instrument : CHAMBER 002
 Detector : 78266
 Standard ID : AESS-002
 Standard Reference Date : 19-FEB-2008 11:05:22
 Calibration Analysis Date/Time : 5-AUG-2009 09:23:09
 Calibration Count Time : 240.0000
 Efficiency Calibration Date/Time : 5-AUG-2009 14:45:26
 Average Efficiency : 0.3058862
 Average Efficiency Error : 8.4242094E-03
 Confidence : 95.00000

Cal. Istps	DPM	Exp. Date	Start Engy	End Engy	Counts	EFF.	EFF Err	Resolution
GD-148	200.1144	28-FEB-2010	2990.748	3297.924	14398.00	0.3038373	1.3070637E-02	49.74084
NP-237	200.4990	28-FEB-2010	4434.751	4902.555	14828.00	0.3081331	1.5613098E-02	65.75996
CM-244	196.5558	28-FEB-2010	5533.273	5884.668	13676.00	0.3065576	1.5550442E-02	56.66758

Instrument : CHAMBER 003
 Detector : 67617
 Standard ID : AESS-003
 Standard Reference Date : 15-FEB-2008 13:12:27
 Calibration Analysis Date/Time : 5-AUG-2009 09:23:09
 Calibration Count Time : 240.0000
 Efficiency Calibration Date/Time : 5-AUG-2009 14:45:38
 Average Efficiency : 0.3501697
 Average Efficiency Error : 9.6245455E-03
 Confidence : 95.00000

Cal. Istps	DPM	Exp. Date	Start Engy	End Engy	Counts	EFF.	EFF Err	Resolution
GD-148	202.9740	28-FEB-2010	2988.035	3300.027	16505.00	0.3434206	1.4738046E-02	69.44512
NP-237	203.2080	28-FEB-2010	4433.783	4901.623	17421.00	0.3571638	1.8062104E-02	78.56305
CM-244	197.2236	28-FEB-2010	5533.183	5887.889	15808.00	0.3532508	1.7884690E-02	60.67228

Instrument : CHAMBER 004
 Detector : 64279
 Standard ID : AESS-004
 Standard Reference Date : 14-FEB-2008 09:35:18
 Calibration Analysis Date/Time : 5-AUG-2009 09:23:09
 Calibration Count Time : 240.0000
 Efficiency Calibration Date/Time : 5-AUG-2009 14:45:54
 Average Efficiency : 0.3004026
 Average Efficiency Error : 8.2737673E-03
 Confidence : 95.00000

Cal. Istps	DPM	Exp. Date	Start Engy	End Engy	Counts	EFF.	EFF Err	Resolution
GD-148	206.1222	28-FEB-2010	2991.885	3302.347	14848.00	0.3042404	1.3080551E-02	53.10138
NP-237	204.2586	28-FEB-2010	4436.757	4905.540	14917.00	0.3042575	1.5415543E-02	64.73015
CM-244	198.8100	28-FEB-2010	5533.807	5887.698	13166.00	0.2919180	1.4816008E-02	57.85523

Instrument : CHAMBER 005
 Detector : 67612
 Standard ID : AESS-005
 Standard Reference Date : 14-FEB-2008 09:35:18
 Calibration Analysis Date/Time : 5-AUG-2009 09:23:09
 Calibration Count Time : 240.0000
 Efficiency Calibration Date/Time : 5-AUG-2009 14:46:05
 Average Efficiency : 0.2843162
 Average Efficiency Error : 7.8336252E-03
 Confidence : 95.00000

Cal. Istps	DPM	Exp. Date	Start Engy	End Engy	Counts	EFF.	EFF Err	Resolution
GD-148	210.7452	28-FEB-2010	2990.194	3301.639	14157.00	0.2837222	1.2209224E-02	51.06648
NP-237	209.5938	28-FEB-2010	4437.588	4901.889	14375.00	0.2857330	1.4484116E-02	69.27464
CM-244	202.7478	28-FEB-2010	5531.535	5887.236	13050.00	0.2837417	1.4402892E-02	60.22887

Instrument : CHAMBER 006
 Detector : 67613
 Standard ID : AESS-006
 Standard Reference Date : 14-FEB-2008 09:35:18
 Calibration Analysis Date/Time : 5-AUG-2009 09:23:09
 Calibration Count Time : 240.0000
 Efficiency Calibration Date/Time : 5-AUG-2009 14:46:15
 Average Efficiency : 0.3150931
 Average Efficiency Error : 8.6723948E-03
 Confidence : 95.00000

Cal. Istps	DPM	Exp. Date	Start Engy	End Engy	Counts	EFF.	EFF Err	Resolution
GD-148	203.6952	28-FEB-2010	2988.186	3302.064	15061.00	0.3123020	1.3423658E-02	54.65259
NP-237	204.7038	28-FEB-2010	4434.812	4901.476	15598.00	0.3174475	1.6074667E-02	62.21717
CM-244	195.0060	28-FEB-2010	5533.017	5887.020	14013.00	0.3167382	1.6061435E-02	59.32273

Instrument : CHAMBER 007
 Detector : 67607
 Standard ID : AESS-007
 Standard Reference Date : 14-FEB-2008 13:39:25
 Calibration Analysis Date/Time : 3-AUG-2009 10:53:33
 Calibration Count Time : 240.0000
 Efficiency Calibration Date/Time : 3-AUG-2009 15:08:14
 Average Efficiency : 0.3026176
 Average Efficiency Error : 8.3323661E-03
 Confidence : 95.00000

Cal. Istds	DPM	Exp. Date	Start Engy	End Engy	Counts	EFF.	EFF Err	Resolution
GD-148	206.7342	28-FEB-2010	2991.468	3299.148	14693.00	0.3001373	1.2906651E-02	48.67664
NP-237	205.0260	28-FEB-2010	4433.972	4903.766	14977.00	0.3043185	1.5417857E-02	59.64954
CM-244	199.6806	28-FEB-2010	5532.246	5885.701	13798.00	0.3044618	1.5442326E-02	51.23282

Instrument : CHAMBER 008
 Detector : 78788
 Standard ID : AESS-008
 Standard Reference Date : 14-FEB-2008 13:39:25
 Calibration Analysis Date/Time : 3-AUG-2009 10:53:33
 Calibration Count Time : 240.0000
 Efficiency Calibration Date/Time : 3-AUG-2009 15:08:25
 Average Efficiency : 0.3224154
 Average Efficiency Error : 8.8692745E-03
 Confidence : 95.00000

Cal. Istds	DPM	Exp. Date	Start Engy	End Engy	Counts	EFF.	EFF Err	Resolution
GD-148	206.0418	28-FEB-2010	2989.215	3298.713	15734.00	0.3225096	1.3851766E-02	44.71056
NP-237	209.2716	28-FEB-2010	4433.303	4905.744	15863.00	0.3158187	1.5988812E-02	63.33889
CM-244	199.6488	28-FEB-2010	5532.461	5886.606	14925.00	0.3294691	1.6692771E-02	51.66238

Instrument : CHAMBER 009
 Detector : 72528
 Standard ID : AESS-009
 Standard Reference Date : 19-FEB-2008 11:05:22
 Calibration Analysis Date/Time : 3-AUG-2009 10:53:33
 Calibration Count Time : 240.0000
 Efficiency Calibration Date/Time : 3-AUG-2009 15:08:37
 Average Efficiency : 0.3431641
 Average Efficiency Error : 9.4328979E-03
 Confidence : 95.00000

Cal. Istds	DPM	Exp. Date	Start Engy	End Engy	Counts	EFF.	EFF Err	Resolution
GD-148	203.3736	28-FEB-2010	2990.462	3298.900	16457.00	0.3417034	1.4665021E-02	47.76541
NP-237	204.0192	28-FEB-2010	4437.055	4904.570	16959.00	0.3463034	1.7518245E-02	66.91080
CM-244	197.2128	28-FEB-2010	5532.536	5882.399	15320.00	0.3421319	1.7328590E-02	53.20248

Instrument : CHAMBER 010
 Detector : 72529
 Standard ID : AESS-010
 Standard Reference Date : 14-FEB-2008 13:39:25
 Calibration Analysis Date/Time : 3-AUG-2009 10:53:33
 Calibration Count Time : 240.0000
 Efficiency Calibration Date/Time : 3-AUG-2009 15:08:47
 Average Efficiency : 0.3163380
 Average Efficiency Error : 8.7065995E-03
 Confidence : 95.00000

Cal. Istps	DPM	Exp. Date	Start Engy	End Engy	Counts	EFF.	EFF Err	Resolution
GD-148	202.0008	28-FEB-2010	2990.229	3298.607	15141.00	0.3165374	1.3604476E-02	54.57225
NP-237	202.9926	28-FEB-2010	4436.880	4905.484	15237.00	0.3127136	1.5839646E-02	70.41494
CM-244	196.2330	28-FEB-2010	5531.409	5886.990	14242.00	0.3198532	1.6215732E-02	59.36025

Instrument : CHAMBER 011
 Detector : 72531
 Standard ID : AESS-011
 Standard Reference Date : 14-FEB-2008 13:39:25
 Calibration Analysis Date/Time : 3-AUG-2009 10:53:33
 Calibration Count Time : 240.0000
 Efficiency Calibration Date/Time : 3-AUG-2009 15:10:05
 Average Efficiency : 0.2947833
 Average Efficiency Error : 8.1152376E-03
 Confidence : 95.00000

Cal. Istps	DPM	Exp. Date	Start Engy	End Engy	Counts	EFF.	EFF Err	Resolution
GD-148	212.8284	28-FEB-2010	2991.538	3301.988	14786.00	0.2934125	1.2615963E-02	51.15865
NP-237	214.4868	28-FEB-2010	4435.957	4905.467	15318.00	0.2975290	1.5069493E-02	57.97636
CM-244	208.4184	28-FEB-2010	5530.314	5886.614	13904.00	0.2940101	1.4910497E-02	52.04412

Instrument : CHAMBER 012
 Detector : 67594
 Standard ID : AESS-012
 Standard Reference Date : 14-FEB-2008 13:39:25
 Calibration Analysis Date/Time : 3-AUG-2009 10:53:33
 Calibration Count Time : 240.0000
 Efficiency Calibration Date/Time : 3-AUG-2009 15:10:47
 Average Efficiency : 0.2985670
 Average Efficiency Error : 8.2218517E-03
 Confidence : 95.00000

Cal. Istps	DPM	Exp. Date	Start Engy	End Engy	Counts	EFF.	EFF Err	Resolution
GD-148	206.2200	28-FEB-2010	2988.398	3300.615	14557.00	0.2981249	1.2822272E-02	47.31236
NP-237	205.8930	28-FEB-2010	4437.450	4901.503	14889.00	0.3012659	1.5264360E-02	60.85177
CM-244	203.1954	28-FEB-2010	5534.709	5886.652	13676.00	0.2965543	1.5043142E-02	54.26840

Instrument : CHAMBER 013
 Detector : 78790
 Standard ID : AESS-013
 Standard Reference Date : 14-FEB-2008 17:45:04
 Calibration Analysis Date/Time : 3-AUG-2009 10:53:35
 Calibration Count Time : 240.0000
 Efficiency Calibration Date/Time : 3-AUG-2009 15:10:57
 Average Efficiency : 0.3409691
 Average Efficiency Error : 9.3713822E-03
 Confidence : 95.00000

Cal. Istps	DPM	Exp. Date	Start Engy	End Engy	Counts	EFF.	EFF Err	Resolution
GD-148	203.6544	28-FEB-2010	2987.666	3298.441	16523.00	0.3426617	1.4705168E-02	49.16812
NP-237	210.2526	28-FEB-2010	4435.272	4902.524	17040.00	0.3376607	1.7080082E-02	61.60270
CM-244	201.9108	28-FEB-2010	5533.077	5883.559	15669.00	0.3420227	1.7318053E-02	54.98487

Instrument : CHAMBER 014
 Detector : 67616
 Standard ID : AESS-014
 Standard Reference Date : 19-FEB-2008 11:05:22
 Calibration Analysis Date/Time : 3-AUG-2009 10:53:35
 Calibration Count Time : 240.0000
 Efficiency Calibration Date/Time : 3-AUG-2009 15:11:09
 Average Efficiency : 0.3130623
 Average Efficiency Error : 8.6121503E-03
 Confidence : 95.00000

Cal. Istps	DPM	Exp. Date	Start Engy	End Engy	Counts	EFF.	EFF Err	Resolution
GD-148	214.7088	28-FEB-2010	2992.504	3300.484	15590.00	0.3066251	1.3171598E-02	52.69585
NP-237	211.7160	28-FEB-2010	4435.990	4902.000	16202.00	0.3188440	1.6137818E-02	68.36411
CM-244	207.3882	28-FEB-2010	5532.918	5886.701	14925.00	0.3169042	1.6056320E-02	53.58373

Instrument : CHAMBER 015
 Detector : 61581
 Standard ID : AESS-015
 Standard Reference Date : 14-FEB-2008 17:45:04
 Calibration Analysis Date/Time : 3-AUG-2009 10:53:35
 Calibration Count Time : 240.0000
 Efficiency Calibration Date/Time : 3-AUG-2009 15:11:19
 Average Efficiency : 0.3249588
 Average Efficiency Error : 8.9409258E-03
 Confidence : 95.00000

Cal. Istps	DPM	Exp. Date	Start Engy	End Engy	Counts	EFF.	EFF Err	Resolution
GD-148	204.0270	28-FEB-2010	2987.739	3297.575	15440.00	0.3196218	1.3732214E-02	68.63618
NP-237	200.6460	28-FEB-2010	4432.566	4904.976	15842.00	0.3289294	1.6652878E-02	78.34551
CM-244	195.9270	28-FEB-2010	5530.833	5887.242	14624.00	0.3288428	1.6665678E-02	73.03269

Instrument : CHAMBER 016
 Detector : 78774
 Standard ID : AESS-016
 Standard Reference Date : 14-FEB-2008 17:45:04
 Calibration Analysis Date/Time : 3-AUG-2009 10:53:35
 Calibration Count Time : 240.0000
 Efficiency Calibration Date/Time : 3-AUG-2009 15:11:28
 Average Efficiency : 0.3372796
 Average Efficiency Error : 9.2755891E-03
 Confidence : 95.00000

Cal. Istps	DPM	Exp. Date	Start Engy	End Engy	Counts	EFF.	EFF Err	Resolution
GD-148	204.0534	28-FEB-2010	2990.015	3299.769	15968.00	0.3304942	1.4191121E-02	47.63641
NP-237	199.3962	28-FEB-2010	4432.750	4903.568	16594.00	0.3467403	1.7544748E-02	65.62801
CM-244	198.6402	28-FEB-2010	5531.945	5886.508	15241.00	0.3381473	1.7127821E-02	51.73166

Instrument : CHAMBER 017
 Detector : 78791
 Standard ID : AESS-017
 Standard Reference Date : 14-FEB-2008 17:45:04
 Calibration Analysis Date/Time : 3-AUG-2009 10:53:35
 Calibration Count Time : 240.0000
 Efficiency Calibration Date/Time : 3-AUG-2009 15:12:45
 Average Efficiency : 0.2920910
 Average Efficiency Error : 8.0447914E-03
 Confidence : 95.00000

Cal. Istps	DPM	Exp. Date	Start Engy	End Engy	Counts	EFF.	EFF Err	Resolution
GD-148	210.0798	28-FEB-2010	2991.506	3301.266	14360.00	0.2887001	1.2420051E-02	46.05902
NP-237	208.5846	28-FEB-2010	4435.397	4901.753	14828.00	0.2961742	1.5007162E-02	55.70656
CM-244	205.5828	28-FEB-2010	5532.102	5885.058	13665.00	0.2929415	1.4859928E-02	50.18596

Instrument : CHAMBER 018
 Detector : 78782
 Standard ID : AESS-018
 Standard Reference Date : 14-FEB-2008 17:45:04
 Calibration Analysis Date/Time : 3-AUG-2009 10:53:35
 Calibration Count Time : 240.0000
 Efficiency Calibration Date/Time : 3-AUG-2009 15:12:56
 Average Efficiency : 0.3172097
 Average Efficiency Error : 8.7289969E-03
 Confidence : 95.00000

Cal. Istps	DPM	Exp. Date	Start Engy	End Engy	Counts	EFF.	EFF Err	Resolution
GD-148	202.1856	28-FEB-2010	2988.342	3302.274	15345.00	0.3205433	1.3773307E-02	42.03425
NP-237	208.8990	28-FEB-2010	4435.776	4902.996	15628.00	0.3116947	1.5782947E-02	59.98587
CM-244	198.1458	28-FEB-2010	5535.506	5884.764	14315.00	0.3183995	1.6140889E-02	46.41229

Instrument : CHAMBER 019
 Detector : 78786
 Standard ID : AESS-019
 Standard Reference Date : 19-FEB-2008 11:05:22
 Calibration Analysis Date/Time : 3-AUG-2009 10:53:38
 Calibration Count Time : 239.9998
 Efficiency Calibration Date/Time : 3-AUG-2009 15:13:21
 Average Efficiency : 0.2910323
 Average Efficiency Error : 8.0228020E-03
 Confidence : 95.00000

Cal. Istps	DPM	Exp. Date	Start Engy	End Engy	Counts	EFF.	EFF Err	Resolution
GD-148	204.6468	28-FEB-2010	2990.757	3299.102	13644.00	0.2815492	1.2124360E-02	48.88054
NP-237	202.9140	28-FEB-2010	4436.959	4904.938	14592.00	0.2996101	1.5184480E-02	53.45035
CM-244	199.3140	28-FEB-2010	5530.360	5882.637	13450.00	0.2972434	1.5081594E-02	50.55271

Instrument : CHAMBER 020
 Detector : 78787
 Standard ID : AESS-020
 Standard Reference Date : 14-FEB-2008 21:55:55
 Calibration Analysis Date/Time : 3-AUG-2009 10:53:38
 Calibration Count Time : 239.9998
 Efficiency Calibration Date/Time : 3-AUG-2009 15:13:30
 Average Efficiency : 0.3471871
 Average Efficiency Error : 9.5441081E-03
 Confidence : 95.00000

Cal. Istps	DPM	Exp. Date	Start Engy	End Engy	Counts	EFF.	EFF Err	Resolution
GD-148	205.5870	28-FEB-2010	2988.029	3302.537	16453.00	0.3380062	1.4506385E-02	51.08092
NP-237	203.4984	28-FEB-2010	4437.491	4905.035	17379.00	0.3557895	1.7993098E-02	61.84319
CM-244	197.1096	28-FEB-2010	5532.389	5886.993	15772.00	0.3526238	1.7853415E-02	51.51802

Instrument : CHAMBER 021
 Detector : 67047
 Standard ID : AESS-021
 Standard Reference Date : 19-FEB-2008 15:31:52
 Calibration Analysis Date/Time : 3-AUG-2009 10:53:38
 Calibration Count Time : 239.9998
 Efficiency Calibration Date/Time : 3-AUG-2009 15:13:40
 Average Efficiency : 0.3035440
 Average Efficiency Error : 8.3565973E-03
 Confidence : 95.00000

Cal. Istps	DPM	Exp. Date	Start Engy	End Engy	Counts	EFF.	EFF Err	Resolution
GD-148	208.3608	28-FEB-2010	2992.044	3301.105	14782.00	0.2995796	1.2881183E-02	58.16195
NP-237	210.1548	28-FEB-2010	4432.692	4903.261	15300.00	0.3033102	1.5362527E-02	64.83363
CM-244	200.7390	28-FEB-2010	5532.273	5884.483	14116.00	0.3096792	1.5701950E-02	51.57142

Instrument : CHAMBER 022
 Detector : 72530
 Standard ID : AESS-022
 Standard Reference Date : 14-FEB-2008 21:55:55
 Calibration Analysis Date/Time : 3-AUG-2009 10:53:38
 Calibration Count Time : 239.9998
 Efficiency Calibration Date/Time : 3-AUG-2009 15:13:53
 Average Efficiency : 0.3171063
 Average Efficiency Error : 8.7253209E-03
 Confidence : 95.00000

Cal. Istps	DPM	Exp. Date	Start Engy	End Engy	Counts	EFF.	EFF Err	Resolution
GD-148	209.6724	28-FEB-2010	2987.876	3301.717	15368.00	0.3095404	1.3300211E-02	46.46027
NP-237	206.8830	28-FEB-2010	4432.553	4902.907	16121.00	0.3246614	1.6433254E-02	59.61079
CM-244	203.0208	28-FEB-2010	5531.719	5883.858	14793.00	0.3210209	1.6266784E-02	54.93265

Instrument : CHAMBER 023
 Detector : 78264
 Standard ID : AESS-023
 Standard Reference Date : 14-FEB-2008 21:55:55
 Calibration Analysis Date/Time : 3-AUG-2009 10:53:38
 Calibration Count Time : 239.9998
 Efficiency Calibration Date/Time : 3-AUG-2009 15:14:51
 Average Efficiency : 0.3475247
 Average Efficiency Error : 9.5510995E-03
 Confidence : 95.00000

Cal. Istps	DPM	Exp. Date	Start Engy	End Engy	Counts	EFF.	EFF Err	Resolution
GD-148	207.4764	28-FEB-2010	2992.270	3297.465	16655.00	0.3390353	1.4547646E-02	44.65316
NP-237	207.4998	28-FEB-2010	4434.353	4902.238	17621.00	0.3537784	1.7888635E-02	67.17326
CM-244	199.8804	28-FEB-2010	5535.006	5884.098	16062.00	0.3541352	1.7925926E-02	50.59406

Instrument : CHAMBER 024
 Detector : 76542
 Standard ID : AESS-024
 Standard Reference Date : 14-FEB-2008 21:55:55
 Calibration Analysis Date/Time : 3-AUG-2009 10:53:38
 Calibration Count Time : 239.9998
 Efficiency Calibration Date/Time : 3-AUG-2009 15:15:01
 Average Efficiency : 0.3329758
 Average Efficiency Error : 9.1575533E-03
 Confidence : 95.00000

Cal. Istps	DPM	Exp. Date	Start Engy	End Engy	Counts	EFF.	EFF Err	Resolution
GD-148	203.5218	28-FEB-2010	2988.735	3301.963	15751.00	0.3268531	1.4038056E-02	48.09840
NP-237	205.6662	28-FEB-2010	4435.585	4904.900	16552.00	0.3352655	1.6964708E-02	62.82615
CM-244	198.3060	28-FEB-2010	5532.247	5883.527	15292.00	0.3398233	1.7212013E-02	54.96418

Instrument : CHAMBER 025
 Detector : 45-149AA5
 Standard ID : AESS-025
 Standard Reference Date : 15-FEB-2008 09:06:52
 Calibration Analysis Date/Time : 3-AUG-2009 10:53:40
 Calibration Count Time : 240.0000
 Efficiency Calibration Date/Time : 3-AUG-2009 15:15:13
 Average Efficiency : 0.3273577
 Average Efficiency Error : 9.0229549E-03
 Confidence : 95.00000

Cal. Istps	DPM	Exp. Date	Start Engy	End Engy	Counts	EFF.	EFF Err	Resolution
GD-148	195.5670	28-FEB-2010	2989.576	3302.009	15260.00	0.3295556	1.4161936E-02	65.60141
NP-237	167.9916	28-FEB-2010	4437.518	4905.500	13240.00	0.3283658	1.6664496E-02	71.67536
CM-244	157.2432	28-FEB-2010	5535.553	5882.966	11554.00	0.3234104	1.6448844E-02	64.13462

Instrument : CHAMBER 026
 Detector : 78204
 Standard ID : AESS-026
 Standard Reference Date : 15-FEB-2008 09:06:52
 Calibration Analysis Date/Time : 3-AUG-2009 10:53:40
 Calibration Count Time : 240.0000
 Efficiency Calibration Date/Time : 3-AUG-2009 15:15:23
 Average Efficiency : 0.3163501
 Average Efficiency Error : 9.2731481E-03
 Confidence : 95.00000

Cal. Istps	DPM	Exp. Date	Start Engy	End Engy	Counts	EFF.	EFF Err	Resolution
GD-148	199.5072	28-FEB-2010	2989.278	3302.066	15073.00	0.3190832	1.6165398E-02	47.54145
NP-237	168.0294	28-FEB-2010	4432.530	4904.245	12818.00	0.3178037	1.6136298E-02	64.89447
CM-244	160.5822	28-FEB-2010	5530.854	5885.357	11388.00	0.3123012	1.5887389E-02	53.07367

Instrument : CHAMBER 027
 Detector : 42484
 Standard ID : AESS-027
 Standard Reference Date : 15-FEB-2008 09:06:52
 Calibration Analysis Date/Time : 3-AUG-2009 10:53:40
 Calibration Count Time : 240.0000
 Efficiency Calibration Date/Time : 3-AUG-2009 15:15:36
 Average Efficiency : 0.3396688
 Average Efficiency Error : 9.9549843E-03
 Confidence : 95.00000

Cal. Istps	DPM	Exp. Date	Start Engy	End Engy	Counts	EFF.	EFF Err	Resolution
GD-148	193.4238	28-FEB-2010	2989.311	3298.574	15139.00	0.3305598	1.6745884E-02	45.75581
NP-237	161.6154	28-FEB-2010	4433.571	4901.458	13298.00	0.3428161	1.7396733E-02	58.91746
CM-244	148.1754	28-FEB-2010	5534.916	5884.719	11660.00	0.3465259	1.7621491E-02	49.89463

Instrument : CHAMBER 028
 Detector : 78792
 Standard ID : AESS-028
 Standard Reference Date : 15-FEB-2008 09:06:52
 Calibration Analysis Date/Time : 3-AUG-2009 10:53:40
 Calibration Count Time : 240.0000
 Efficiency Calibration Date/Time : 3-AUG-2009 15:15:45
 Average Efficiency : 0.3070537
 Average Efficiency Error : 9.0059368E-03
 Confidence : 95.00000

Cal. Istps	DPM	Exp. Date	Start Engy	End Engy	Counts	EFF.	EFF Err	Resolution
GD-148	199.6542	28-FEB-2010	2988.458	3301.428	14649.00	0.3098790	1.5704965E-02	43.03392
NP-237	168.1992	28-FEB-2010	4433.918	4901.793	12445.00	0.3082309	1.5657367E-02	57.16418
CM-244	156.7614	28-FEB-2010	5530.766	5886.861	10793.00	0.3031792	1.5437813E-02	42.94358

Instrument : CHAMBER 029
 Detector : 33454
 Standard ID : AESS-029
 Standard Reference Date : 15-FEB-2008 09:06:52
 Calibration Analysis Date/Time : 3-AUG-2009 10:53:40
 Calibration Count Time : 240.0000
 Efficiency Calibration Date/Time : 3-AUG-2009 15:15:55
 Average Efficiency : 0.3165512
 Average Efficiency Error : 9.2795976E-03
 Confidence : 95.00000

Cal. Istps	DPM	Exp. Date	Start Engy	End Engy	Counts	EFF.	EFF Err	Resolution
GD-148	201.5742	28-FEB-2010	2991.561	3299.264	14962.00	0.3134704	1.5882587E-02	59.06260
NP-237	169.7700	28-FEB-2010	4436.609	4905.813	12925.00	0.3171891	1.6103044E-02	65.57512
CM-244	154.8234	28-FEB-2010	5532.652	5886.650	11221.00	0.3191230	1.6238619E-02	58.94875

Instrument : CHAMBER 030
 Detector : 33447
 Standard ID : AESS-030
 Standard Reference Date : 15-FEB-2008 09:06:52
 Calibration Analysis Date/Time : 3-AUG-2009 10:53:40
 Calibration Count Time : 240.0000
 Efficiency Calibration Date/Time : 3-AUG-2009 15:16:05
 Average Efficiency : 0.3195129
 Average Efficiency Error : 9.3687959E-03
 Confidence : 95.00000

Cal. Istps	DPM	Exp. Date	Start Engy	End Engy	Counts	EFF.	EFF Err	Resolution
GD-148	198.9792	28-FEB-2010	2992.462	3300.436	14496.00	0.3076674	1.5595090E-02	51.22312
NP-237	166.3758	28-FEB-2010	4435.706	4901.528	13016.00	0.3259090	1.6544048E-02	70.89224
CM-244	157.1856	28-FEB-2010	5532.111	5885.667	11657.00	0.3264974	1.6603231E-02	58.51925

Instrument : CHAMBER 031
 Detector : 67042
 Standard ID : AESS-031
 Standard Reference Date : 18-FEB-2008 11:28:15
 Calibration Analysis Date/Time : 3-AUG-2009 10:53:41
 Calibration Count Time : 239.9998
 Efficiency Calibration Date/Time : 3-AUG-2009 15:16:16
 Average Efficiency : 0.3333972
 Average Efficiency Error : 9.1897855E-03
 Confidence : 95.00000

Cal. Istps	DPM	Exp. Date	Start Engy	End Engy	Counts	EFF.	EFF Err	Resolution
GD-148	193.6650	28-FEB-2010	2990.816	3298.130	15264.00	0.3328327	1.4302717E-02	63.22559
NP-237	162.9186	28-FEB-2010	4432.666	4904.194	13199.00	0.3374993	1.7128870E-02	85.39982
CM-244	153.1968	28-FEB-2010	5530.750	5885.317	11495.00	0.3302312	1.6797049E-02	69.66753

Instrument : CHAMBER 032
 Detector : 67041
 Standard ID : AESS-032
 Standard Reference Date : 18-FEB-2008 11:28:15
 Calibration Analysis Date/Time : 3-AUG-2009 10:53:41
 Calibration Count Time : 239.9998
 Efficiency Calibration Date/Time : 3-AUG-2009 15:16:28
 Average Efficiency : 0.3079946
 Average Efficiency Error : 8.4994007E-03
 Confidence : 95.00000

Cal. Istps	DPM	Exp. Date	Start Engy	End Engy	Counts	EFF.	EFF Err	Resolution
GD-148	195.2364	28-FEB-2010	2990.681	3302.442	14237.00	0.3079492	1.3250315E-02	56.35440
NP-237	165.9822	28-FEB-2010	4436.943	4904.070	12286.00	0.3083688	1.5667509E-02	62.42379
CM-244	153.7938	28-FEB-2010	5532.476	5883.050	10756.00	0.3076837	1.5668528E-02	54.99291

Instrument : CHAMBER 033
 Detector : 78785
 Standard ID : AESS-033
 Standard Reference Date : 18-FEB-2008 11:28:15
 Calibration Analysis Date/Time : 3-AUG-2009 10:53:41
 Calibration Count Time : 239.9998
 Efficiency Calibration Date/Time : 3-AUG-2009 15:16:44
 Average Efficiency : 0.3159786
 Average Efficiency Error : 8.7208869E-03
 Confidence : 95.00000

Cal. Istps	DPM	Exp. Date	Start Engy	End Engy	Counts	EFF.	EFF Err	Resolution
GD-148	192.4158	28-FEB-2010	2988.750	3301.323	14152.00	0.3105978	1.3365801E-02	46.58186
NP-237	161.7816	28-FEB-2010	4437.327	4904.445	12331.00	0.3175407	1.6132571E-02	57.74305
CM-244	147.2670	28-FEB-2010	5532.298	5882.301	10791.00	0.3224820	1.6420925E-02	47.06204

Instrument : CHAMBER 034
 Detector : 61586
 Standard ID : AESS-034
 Standard Reference Date : 18-FEB-2008 11:28:15
 Calibration Analysis Date/Time : 3-AUG-2009 10:53:41
 Calibration Count Time : 239.9998
 Efficiency Calibration Date/Time : 3-AUG-2009 15:16:57
 Average Efficiency : 0.3186626
 Average Efficiency Error : 8.7871859E-03
 Confidence : 95.00000

Cal. Istps	DPM	Exp. Date	Start Engy	End Engy	Counts	EFF.	EFF Err	Resolution
GD-148	200.5488	28-FEB-2010	2990.405	3301.020	14898.00	0.3137061	1.3486663E-02	63.62747
NP-237	167.2962	28-FEB-2010	4436.289	4905.558	12847.00	0.3199310	1.6243735E-02	89.06429
CM-244	154.4388	28-FEB-2010	5534.591	5883.408	11387.00	0.3247890	1.6522311E-02	62.47897

Instrument : CHAMBER 035
 Detector : 78202
 Standard ID : AESS-035
 Standard Reference Date : 18-FEB-2008 11:28:15
 Calibration Analysis Date/Time : 3-AUG-2009 10:53:41
 Calibration Count Time : 239.9998
 Efficiency Calibration Date/Time : 3-AUG-2009 15:17:07
 Average Efficiency : 0.3066753
 Average Efficiency Error : 8.4610144E-03
 Confidence : 95.00000

Cal. Istps	DPM	Exp. Date	Start Engy	End Engy	Counts	EFF.	EFF Err	Resolution
GD-148	198.6666	28-FEB-2010	2988.026	3302.211	14579.00	0.3098971	1.3328200E-02	45.84651
NP-237	168.2934	28-FEB-2010	4437.360	4905.577	12421.00	0.3074051	1.5615990E-02	59.70762
CM-244	158.8128	28-FEB-2010	5534.350	5884.600	10890.00	0.3016905	1.5359893E-02	46.83206

Instrument : CHAMBER 036
 Detector : 78203
 Standard ID : AESS-036
 Standard Reference Date : 18-FEB-2008 11:28:15
 Calibration Analysis Date/Time : 3-AUG-2009 10:53:41
 Calibration Count Time : 239.9998
 Efficiency Calibration Date/Time : 3-AUG-2009 15:17:19
 Average Efficiency : 0.3238717
 Average Efficiency Error : 8.9277234E-03
 Confidence : 95.00000

Cal. Istps	DPM	Exp. Date	Start Engy	End Engy	Counts	EFF.	EFF Err	Resolution
GD-148	201.3204	28-FEB-2010	2988.680	3301.073	15196.00	0.3187600	1.3699047E-02	53.56891
NP-237	167.4312	28-FEB-2010	4435.041	4905.984	13273.00	0.3302565	1.6759887E-02	68.47729
CM-244	156.4188	28-FEB-2010	5531.465	5885.278	11554.00	0.3251042	1.6534815E-02	54.91026

Instrument : CHAMBER 037
 Detector : 45-149BB5
 Standard ID : AESS-037
 Standard Reference Date : 18-FEB-2008 15:31:47
 Calibration Analysis Date/Time : 3-AUG-2009 10:53:43
 Calibration Count Time : 239.9998
 Efficiency Calibration Date/Time : 3-AUG-2009 15:17:30
 Average Efficiency : 0.3588454
 Average Efficiency Error : 9.8783271E-03
 Confidence : 95.00000

Cal. Istps	DPM	Exp. Date	Start Engy	End Engy	Counts	EFF.	EFF Err	Resolution
GD-148	197.7372	28-FEB-2010	2991.168	3302.212	16427.00	0.3508205	1.5056745E-02	64.60843
NP-237	167.1294	28-FEB-2010	4432.895	4904.029	14662.00	0.3654579	1.8520588E-02	77.87219
CM-244	154.7664	28-FEB-2010	5532.110	5886.157	12816.00	0.3643632	1.8501068E-02	65.29257

Instrument : CHAMBER 038
 Detector : 72532
 Standard ID : AESS-038
 Standard Reference Date : 18-FEB-2008 15:31:47
 Calibration Analysis Date/Time : 3-AUG-2009 10:53:43
 Calibration Count Time : 239.9998
 Efficiency Calibration Date/Time : 3-AUG-2009 15:17:42
 Average Efficiency : 0.3401872
 Average Efficiency Error : 9.3690762E-03
 Confidence : 95.00000

Cal. Istps	DPM	Exp. Date	Start Engy	End Engy	Counts	EFF.	EFF Err	Resolution
GD-148	200.1408	28-FEB-2010	2992.472	3300.031	15896.00	0.3353978	1.4402774E-02	52.10275
NP-237	170.0886	28-FEB-2010	4434.591	4905.742	14074.00	0.3446777	1.7477222E-02	66.10255
CM-244	157.7460	28-FEB-2010	5531.463	5885.396	12284.00	0.3427305	1.7413909E-02	59.13643

Instrument : CHAMBER 039
 Detector : 45-149BB2
 Standard ID : AESS-039
 Standard Reference Date : 18-FEB-2008 15:31:47
 Calibration Analysis Date/Time : 3-AUG-2009 10:53:43
 Calibration Count Time : 239.9998
 Efficiency Calibration Date/Time : 3-AUG-2009 15:17:50
 Average Efficiency : 0.3635030
 Average Efficiency Error : 1.0010615E-02
 Confidence : 95.00000

Cal. Istps	DPM	Exp. Date	Start Engy	End Engy	Counts	EFF.	EFF Err	Resolution
GD-148	192.2418	28-FEB-2010	2988.231	3297.932	16136.00	0.3544406	1.5216673E-02	64.96208
NP-237	159.1506	28-FEB-2010	4433.148	4905.972	14381.00	0.3764731	1.9083694E-02	79.22511
CM-244	151.7142	28-FEB-2010	5532.651	5884.312	12578.00	0.3647127	1.8524269E-02	60.58306

Instrument : CHAMBER 040
 Detector : 78773
 Standard ID : AESS-040
 Standard Reference Date : 18-FEB-2008 15:31:47
 Calibration Analysis Date/Time : 3-AUG-2009 10:53:43
 Calibration Count Time : 239.9998
 Efficiency Calibration Date/Time : 3-AUG-2009 15:18:00
 Average Efficiency : 0.3197618
 Average Efficiency Error : 8.8180574E-03
 Confidence : 95.00000

Cal. Istps	DPM	Exp. Date	Start Engy	End Engy	Counts	EFF.	EFF Err	Resolution
GD-148	194.4828	28-FEB-2010	2989.631	3299.278	14776.00	0.3208454	1.3795648E-02	47.91216
NP-237	166.8174	28-FEB-2010	4434.455	4902.104	12719.00	0.3176762	1.6131660E-02	62.00956
CM-244	155.0100	28-FEB-2010	5534.140	5885.901	11283.00	0.3203784	1.6300978E-02	46.47287

Instrument : CHAMBER 041
 Detector : 78205
 Standard ID : AESS-041
 Standard Reference Date : 18-FEB-2008 15:31:47
 Calibration Analysis Date/Time : 3-AUG-2009 10:53:43
 Calibration Count Time : 239.9998
 Efficiency Calibration Date/Time : 3-AUG-2009 15:18:09
 Average Efficiency : 0.3320726
 Average Efficiency Error : 9.1476394E-03
 Confidence : 95.00000

Cal. Istps	DPM	Exp. Date	Start Engy	End Engy	Counts	EFF.	EFF Err	Resolution
GD-148	203.9034	28-FEB-2010	2988.485	3301.427	15744.00	0.3260407	1.4003299E-02	48.05792
NP-237	171.2268	28-FEB-2010	4434.095	4902.163	13892.00	0.3380044	1.7141877E-02	64.23948
CM-244	159.5796	28-FEB-2010	5531.498	5882.427	12150.00	0.3351395	1.7031105E-02	52.60388

Instrument : CHAMBER 042
 Detector : 78793
 Standard ID : AESS-042
 Standard Reference Date : 18-FEB-2008 15:31:47
 Calibration Analysis Date/Time : 3-AUG-2009 10:53:43
 Calibration Count Time : 239.9998
 Efficiency Calibration Date/Time : 3-AUG-2009 15:18:18
 Average Efficiency : 0.3355130
 Average Efficiency Error : 9.2503820E-03
 Confidence : 95.00000

Cal. Istps	DPM	Exp. Date	Start Engy	End Engy	Counts	EFF.	EFF Err	Resolution
GD-148	188.7090	28-FEB-2010	2991.775	3302.182	14895.00	0.3333198	1.4329934E-02	45.19947
NP-237	159.6558	28-FEB-2010	4434.604	4903.031	12973.00	0.3384922	1.7183678E-02	58.44910
CM-244	150.5208	28-FEB-2010	5530.666	5882.826	11480.00	0.3356853	1.7074790E-02	51.00649

Instrument : CHAMBER 043
 Detector : 76543
 Standard ID : AESS-043
 Standard Reference Date : 19-FEB-2008 00:32:27
 Calibration Analysis Date/Time : 3-AUG-2009 10:53:44
 Calibration Count Time : 239.9998
 Efficiency Calibration Date/Time : 3-AUG-2009 15:18:26
 Average Efficiency : 0.3394984
 Average Efficiency Error : 9.3512600E-03
 Confidence : 95.00000

Cal. Istps	DPM	Exp. Date	Start Engy	End Engy	Counts	EFF.	EFF Err	Resolution
GD-148	197.7708	28-FEB-2010	2990.605	3297.721	15848.00	0.3383991	1.4532390E-02	52.98521
NP-237	168.7422	28-FEB-2010	4435.729	4906.163	13860.00	0.3421971	1.7355058E-02	63.69067
CM-244	156.3252	28-FEB-2010	5530.889	5884.237	12022.00	0.3383877	1.7199298E-02	58.34155

Instrument : CHAMBER 044
 Detector : 79459
 Standard ID : AESS-044
 Standard Reference Date : 19-FEB-2008 00:32:27
 Calibration Analysis Date/Time : 3-AUG-2009 10:53:44
 Calibration Count Time : 239.9998
 Efficiency Calibration Date/Time : 3-AUG-2009 15:18:36
 Average Efficiency : 0.3472623
 Average Efficiency Error : 9.5641837E-03
 Confidence : 95.00000

Cal. Istps	DPM	Exp. Date	Start Engy	End Engy	Counts	EFF.	EFF Err	Resolution
GD-148	194.4510	28-FEB-2010	2992.053	3299.650	16240.00	0.3526795	1.5139417E-02	46.60588
NP-237	166.6248	28-FEB-2010	4434.444	4905.733	13868.00	0.3467396	1.7585307E-02	67.40435
CM-244	155.8290	28-FEB-2010	5531.674	5885.749	12067.00	0.3406831	1.7315021E-02	50.52586

Instrument : CHAMBER 045
 Detector : 78783
 Standard ID : AESS-045
 Standard Reference Date : 19-FEB-2008 00:32:27
 Calibration Analysis Date/Time : 3-AUG-2009 10:53:44
 Calibration Count Time : 239.9998
 Efficiency Calibration Date/Time : 3-AUG-2009 15:18:46
 Average Efficiency : 0.3473964
 Average Efficiency Error : 9.5752627E-03
 Confidence : 95.00000

Cal. Istps	DPM	Exp. Date	Start Engy	End Engy	Counts	EFF.	EFF Err	Resolution
GD-148	186.9936	28-FEB-2010	2991.163	3297.674	15321.00	0.3460006	1.4867575E-02	42.89996
NP-237	160.8066	28-FEB-2010	4435.665	4901.796	13169.00	0.3411981	1.7317103E-02	61.13550
CM-244	145.8384	28-FEB-2010	5533.912	5883.468	11808.00	0.3562486	1.8112443E-02	45.70908

Instrument : CHAMBER 046
 Detector : 76544
 Standard ID : AESS-046
 Standard Reference Date : 19-FEB-2008 19:35:48
 Calibration Analysis Date/Time : 3-AUG-2009 10:53:44
 Calibration Count Time : 239.9998
 Efficiency Calibration Date/Time : 3-AUG-2009 15:18:55
 Average Efficiency : 0.3396656
 Average Efficiency Error : 9.3595181E-03
 Confidence : 95.00000

Cal. Istps	DPM	Exp. Date	Start Engy	End Engy	Counts	EFF.	EFF Err	Resolution
GD-148	194.7474	28-FEB-2010	2988.013	3297.754	15574.00	0.3376833	1.4506049E-02	53.28547
NP-237	164.6658	28-FEB-2010	4433.428	4906.578	13320.00	0.3369921	1.7100822E-02	64.03419
CM-244	151.3824	28-FEB-2010	5533.808	5885.833	11881.00	0.3453883	1.7558334E-02	49.95901

Instrument : CHAMBER 047
 Detector : 46-089B1
 Standard ID : AESS-047
 Standard Reference Date : 19-FEB-2008 00:32:27
 Calibration Analysis Date/Time : 3-AUG-2009 10:53:44
 Calibration Count Time : 239.9998
 Efficiency Calibration Date/Time : 3-AUG-2009 15:19:03
 Average Efficiency : 0.3416091
 Average Efficiency Error : 9.4094146E-03
 Confidence : 95.00000

Cal. Istps	DPM	Exp. Date	Start Engy	End Engy	Counts	EFF.	EFF Err	Resolution
GD-148	197.4804	28-FEB-2010	2989.788	3298.531	15812.00	0.3381371	1.4521689E-02	57.51329
NP-237	168.3948	28-FEB-2010	4436.493	4903.356	13857.00	0.3428169	1.7386565E-02	66.01371
CM-244	154.6032	28-FEB-2010	5535.296	5884.198	12141.00	0.3454518	1.7555740E-02	60.25008

Instrument : CHAMBER 048
 Detector : 42483
 Standard ID : AESS-048
 Standard Reference Date : 19-FEB-2008 00:32:27
 Calibration Analysis Date/Time : 3-AUG-2009 10:53:44
 Calibration Count Time : 239.9998
 Efficiency Calibration Date/Time : 3-AUG-2009 15:19:12
 Average Efficiency : 0.3123633
 Average Efficiency Error : 8.6213006E-03
 Confidence : 95.00000

Cal. Istps	DPM	Exp. Date	Start Engy	End Engy	Counts	EFF.	EFF Err	Resolution
GD-148	191.8350	28-FEB-2010	2991.838	3299.553	14065.00	0.3096292	1.3325672E-02	54.65192
NP-237	161.5530	28-FEB-2010	4437.268	4906.475	12285.00	0.3167912	1.6095465E-02	66.40394
CM-244	151.1856	28-FEB-2010	5533.930	5885.396	10717.00	0.3119354	1.5885884E-02	57.74399

Instrument : CHAMBER 065
 Detector : 68551
 Standard ID : AESS-001
 Standard Reference Date : 20-FEB-2008 09:54:53
 Calibration Analysis Date/Time : 11-AUG-2009 07:20:10
 Calibration Count Time : 239.9998
 Efficiency Calibration Date/Time : 11-AUG-2009 11:32:36
 Average Efficiency : 0.3083470
 Average Efficiency Error : 8.5085379E-03
 Confidence : 95.00000

Cal. Istps	DPM	Exp. Date	Start Engy	End Engy	Counts	EFF.	EFF Err	Resolution
GD-148	208.6698	28-FEB-2010	2991.020	3301.790	14596.00	0.2954247	1.2705522E-02	58.52770
NP-237	171.0024	28-FEB-2010	4435.576	4904.585	13191.00	0.3213498	1.6309390E-02	64.23100
CM-244	158.1060	28-FEB-2010	5533.015	5885.628	11352.00	0.3164231	1.6097672E-02	59.22498

Instrument : CHAMBER 066
 Detector : 46-089C1
 Standard ID : AESS-002
 Standard Reference Date : 19-FEB-2008 11:05:22
 Calibration Analysis Date/Time : 11-AUG-2009 07:20:10
 Calibration Count Time : 239.9998
 Efficiency Calibration Date/Time : 11-AUG-2009 11:33:22
 Average Efficiency : 0.3112474
 Average Efficiency Error : 8.5695526E-03
 Confidence : 95.00000

Cal. Istps	DPM	Exp. Date	Start Engy	End Engy	Counts	EFF.	EFF Err	Resolution
GD-148	200.1144	28-FEB-2010	2988.945	3298.217	14657.00	0.3093549	1.3303596E-02	55.37485
NP-237	200.4990	28-FEB-2010	4435.388	4905.987	14981.00	0.3113079	1.5771858E-02	67.81973
CM-244	196.5558	28-FEB-2010	5534.885	5886.957	13998.00	0.3138950	1.5917554E-02	57.19744

Instrument : CHAMBER 067
 Detector : 46-089B4
 Standard ID : AESS-003
 Standard Reference Date : 15-FEB-2008 13:12:27
 Calibration Analysis Date/Time : 11-AUG-2009 07:20:10
 Calibration Count Time : 239.9998
 Efficiency Calibration Date/Time : 11-AUG-2009 11:33:34
 Average Efficiency : 0.3251616
 Average Efficiency Error : 8.9453170E-03
 Confidence : 95.00000

Cal. Istps	DPM	Exp. Date	Start Engy	End Engy	Counts	EFF.	EFF Err	Resolution
GD-148	202.9740	28-FEB-2010	2990.195	3298.405	15523.00	0.3230599	1.3878663E-02	73.01379
NP-237	203.2080	28-FEB-2010	4432.996	4903.114	16006.00	0.3281700	1.6612297E-02	79.50097
CM-244	197.2236	28-FEB-2010	5531.881	5884.128	14543.00	0.3251645	1.6480407E-02	73.28760

Instrument : CHAMBER 068
 Detector : 78794
 Standard ID : AESS-004
 Standard Reference Date : 14-FEB-2008 09:35:18
 Calibration Analysis Date/Time : 11-AUG-2009 07:20:10
 Calibration Count Time : 239.9998
 Efficiency Calibration Date/Time : 11-AUG-2009 11:38:02
 Average Efficiency : 0.2988316
 Average Efficiency Error : 8.2298918E-03
 Confidence : 95.00000

Cal. Istps	DPM	Exp. Date	Start Engy	End Engy	Counts	EFF.	EFF Err	Resolution
GD-148	206.1222	28-FEB-2010	2989.058	3297.794	14610.00	0.2994183	1.2877054E-02	47.51308
NP-237	204.2586	28-FEB-2010	4436.694	4904.361	14617.00	0.2981576	1.5110506E-02	57.11169
CM-244	198.8100	28-FEB-2010	5532.395	5887.637	13466.00	0.2986969	1.5155178E-02	48.38633

Instrument : CHAMBER 069
 Detector : 78795
 Standard ID : AESS-005
 Standard Reference Date : 14-FEB-2008 09:35:18
 Calibration Analysis Date/Time : 11-AUG-2009 07:20:10
 Calibration Count Time : 239.9998
 Efficiency Calibration Date/Time : 11-AUG-2009 11:38:36
 Average Efficiency : 0.3175282
 Average Efficiency Error : 8.7343659E-03
 Confidence : 95.00000

Cal. Istps	DPM	Exp. Date	Start Engy	End Engy	Counts	EFF.	EFF Err	Resolution
GD-148	210.7452	28-FEB-2010	2991.230	3298.554	15670.00	0.3141076	1.3491860E-02	49.70101
NP-237	209.5938	28-FEB-2010	4432.770	4904.008	16141.00	0.3208218	1.6238715E-02	60.15531
CM-244	202.7478	28-FEB-2010	5535.390	5884.253	14673.00	0.3191766	1.6174993E-02	51.27451

Instrument : CHAMBER 070
 Detector : 46-089B2
 Standard ID : AESS-006
 Standard Reference Date : 14-FEB-2008 09:35:18
 Calibration Analysis Date/Time : 11-AUG-2009 07:20:10
 Calibration Count Time : 239.9998
 Efficiency Calibration Date/Time : 11-AUG-2009 11:38:49
 Average Efficiency : 0.3529845
 Average Efficiency Error : 9.7008841E-03
 Confidence : 95.00000

Cal. Istps	DPM	Exp. Date	Start Engy	End Engy	Counts	EFF.	EFF Err	Resolution
GD-148	203.6952	28-FEB-2010	2992.134	3299.079	16742.00	0.3471912	1.4896408E-02	63.07681
NP-237	204.7038	28-FEB-2010	4435.081	4904.079	17300.00	0.3520767	1.7806258E-02	82.77227
CM-244	195.0060	28-FEB-2010	5531.689	5883.454	16039.00	0.3627528	1.8362503E-02	70.00533

Instrument : CHAMBER 071
 Detector : 64259
 Standard ID : AESS-007
 Standard Reference Date : 14-FEB-2008 13:39:25
 Calibration Analysis Date/Time : 11-AUG-2009 07:20:11
 Calibration Count Time : 239.9998
 Efficiency Calibration Date/Time : 11-AUG-2009 11:39:05
 Average Efficiency : 0.3208804
 Average Efficiency Error : 8.8285562E-03
 Confidence : 95.00000

Cal. Isteps	DPM	Exp. Date	Start Engy	End Engy	Counts	EFF.	EFF Err	Resolution
GD-148	206.7342	28-FEB-2010	2991.474	3300.552	15413.00	0.3149293	1.3531087E-02	62.47171
NP-237	205.0260	28-FEB-2010	4434.375	4901.563	15925.00	0.3235798	1.6380999E-02	71.98354
CM-244	199.6806	28-FEB-2010	5533.885	5882.968	14807.00	0.3270442	1.6571697E-02	60.00851

Instrument : CHAMBER 072
 Detector : 45-149AA3
 Standard ID : AESS-008
 Standard Reference Date : 14-FEB-2008 13:39:25
 Calibration Analysis Date/Time : 11-AUG-2009 07:20:11
 Calibration Count Time : 239.9998
 Efficiency Calibration Date/Time : 11-AUG-2009 11:41:05
 Average Efficiency : 0.3267370
 Average Efficiency Error : 8.9871846E-03
 Confidence : 95.00000

Cal. Isteps	DPM	Exp. Date	Start Engy	End Engy	Counts	EFF.	EFF Err	Resolution
GD-148	206.0418	28-FEB-2010	2989.276	3301.453	15650.00	0.3208615	1.3782272E-02	51.51645
NP-237	209.2716	28-FEB-2010	4434.016	4904.104	16413.00	0.3267362	1.6534751E-02	70.18485
CM-244	199.6488	28-FEB-2010	5533.538	5886.502	15197.00	0.3356811	1.7003637E-02	59.25634

Instrument : CHAMBER 073
 Detector : 78775
 Standard ID : AESS-009
 Standard Reference Date : 19-FEB-2008 11:05:22
 Calibration Analysis Date/Time : 11-AUG-2009 07:20:11
 Calibration Count Time : 239.9998
 Efficiency Calibration Date/Time : 11-AUG-2009 11:41:19
 Average Efficiency : 0.3329331
 Average Efficiency Error : 9.1557140E-03
 Confidence : 95.00000

Cal. Isteps	DPM	Exp. Date	Start Engy	End Engy	Counts	EFF.	EFF Err	Resolution
GD-148	203.3736	28-FEB-2010	2991.884	3298.904	15903.00	0.3302805	1.4182931E-02	45.72569
NP-237	204.0192	28-FEB-2010	4435.607	4905.083	16398.00	0.3348464	1.6945357E-02	65.14548
CM-244	197.2128	28-FEB-2010	5533.495	5885.787	14977.00	0.3348103	1.6962610E-02	52.22756

Instrument : CHAMBER 074
 Detector : 78266
 Standard ID : AESS-010
 Standard Reference Date : 14-FEB-2008 13:39:25
 Calibration Analysis Date/Time : 11-AUG-2009 07:20:11
 Calibration Count Time : 239.9998
 Efficiency Calibration Date/Time : 11-AUG-2009 11:41:50
 Average Efficiency : 0.3171463
 Average Efficiency Error : 8.7284483E-03
 Confidence : 95.00000

Cal. Istps	DPM	Exp. Date	Start Engy	End Engy	Counts	EFF.	EFF Err	Resolution
GD-148	202.0008	28-FEB-2010	2992.157	3300.875	15091.00	0.3155650	1.3563500E-02	48.84003
NP-237	202.9926	28-FEB-2010	4434.541	4902.170	15525.00	0.3186204	1.6135018E-02	61.89280
CM-244	196.2330	28-FEB-2010	5535.537	5885.413	14144.00	0.3179084	1.6118674E-02	53.87412

Instrument : CHAMBER 075
 Detector : 68550
 Standard ID : AESS-011
 Standard Reference Date : 14-FEB-2008 13:39:25
 Calibration Analysis Date/Time : 11-AUG-2009 07:20:11
 Calibration Count Time : 239.9998
 Efficiency Calibration Date/Time : 11-AUG-2009 11:42:08
 Average Efficiency : 0.2994908
 Average Efficiency Error : 8.2427450E-03
 Confidence : 95.00000

Cal. Istps	DPM	Exp. Date	Start Engy	End Engy	Counts	EFF.	EFF Err	Resolution
GD-148	212.8284	28-FEB-2010	2992.440	3300.846	15058.00	0.2988699	1.2846401E-02	51.75235
NP-237	214.4868	28-FEB-2010	4432.709	4904.580	15499.00	0.3010221	1.5244178E-02	70.86993
CM-244	208.4184	28-FEB-2010	5531.026	5885.258	14123.00	0.2988416	1.5152307E-02	52.88081

Instrument : CHAMBER 076
 Detector : 78779
 Standard ID : AESS-012
 Standard Reference Date : 14-FEB-2008 13:39:25
 Calibration Analysis Date/Time : 11-AUG-2009 07:20:11
 Calibration Count Time : 239.9998
 Efficiency Calibration Date/Time : 11-AUG-2009 11:42:40
 Average Efficiency : 0.3028130
 Average Efficiency Error : 8.3379308E-03
 Confidence : 95.00000

Cal. Istps	DPM	Exp. Date	Start Engy	End Engy	Counts	EFF.	EFF Err	Resolution
GD-148	206.2200	28-FEB-2010	2991.979	3300.154	14630.00	0.2996896	1.2888389E-02	45.27155
NP-237	205.8930	28-FEB-2010	4436.825	4903.508	15329.00	0.3101608	1.5709149E-02	64.17129
CM-244	203.1954	28-FEB-2010	5535.510	5884.591	13832.00	0.3002685	1.5228972E-02	51.27063

Instrument : CHAMBER 077
 Detector : 67576
 Standard ID : AESS-013
 Standard Reference Date : 14-FEB-2008 17:45:04
 Calibration Analysis Date/Time : 11-AUG-2009 07:20:12
 Calibration Count Time : 240.0000
 Efficiency Calibration Date/Time : 11-AUG-2009 11:42:53
 Average Efficiency : 0.3266060
 Average Efficiency Error : 8.9822784E-03
 Confidence : 95.00000

Cal. Istps	DPM	Exp. Date	Start Engy	End Engy	Counts	EFF.	EFF Err	Resolution
GD-148	203.6544	28-FEB-2010	2989.957	3302.071	15788.00	0.3274788	1.4064389E-02	50.84729
NP-237	210.2526	28-FEB-2010	4433.544	4902.799	16283.00	0.3226589	1.6329939E-02	64.60262
CM-244	201.9108	28-FEB-2010	5530.788	5882.782	15087.00	0.3295008	1.6692154E-02	50.76959

Instrument : CHAMBER 078
 Detector : 67577
 Standard ID : AESS-014
 Standard Reference Date : 19-FEB-2008 11:05:22
 Calibration Analysis Date/Time : 11-AUG-2009 07:20:12
 Calibration Count Time : 240.0000
 Efficiency Calibration Date/Time : 11-AUG-2009 11:43:47
 Average Efficiency : 0.3266194
 Average Efficiency Error : 8.9784693E-03
 Confidence : 95.00000

Cal. Istps	DPM	Exp. Date	Start Engy	End Engy	Counts	EFF.	EFF Err	Resolution
GD-148	214.7088	28-FEB-2010	2988.255	3302.223	16485.00	0.3242883	1.3917238E-02	54.47247
NP-237	211.7160	28-FEB-2010	4437.236	4905.680	16830.00	0.3311986	1.6755598E-02	62.86163
CM-244	207.3882	28-FEB-2010	5535.005	5885.680	15311.00	0.3254575	1.6484126E-02	54.68671

Instrument : CHAMBER 079
 Detector : 67598
 Standard ID : AESS-015
 Standard Reference Date : 14-FEB-2008 17:45:04
 Calibration Analysis Date/Time : 11-AUG-2009 07:20:12
 Calibration Count Time : 240.0000
 Efficiency Calibration Date/Time : 11-AUG-2009 11:44:09
 Average Efficiency : 0.3272116
 Average Efficiency Error : 9.0027396E-03
 Confidence : 95.00000

Cal. Istps	DPM	Exp. Date	Start Engy	End Engy	Counts	EFF.	EFF Err	Resolution
GD-148	204.0270	28-FEB-2010	2989.159	3300.331	15511.00	0.3211554	1.3797027E-02	50.97751
NP-237	200.6460	28-FEB-2010	4434.317	4902.854	16177.00	0.3359110	1.7001966E-02	61.88776
CM-244	195.9270	28-FEB-2010	5535.480	5887.277	14557.00	0.3276861	1.6607955E-02	52.62397

Instrument : CHAMBER 080
 Detector : 78197
 Standard ID : AESS-016
 Standard Reference Date : 14-FEB-2008 17:45:04
 Calibration Analysis Date/Time : 11-AUG-2009 12:17:29
 Calibration Count Time : 239.9998
 Efficiency Calibration Date/Time : 12-AUG-2009 06:47:19
 Average Efficiency : 0.3321076
 Average Efficiency Error : 9.1349650E-03
 Confidence : 95.00000

Cal. Istps	DPM	Exp. Date	Start Engy	End Engy	Counts	EFF.	EFF Err	Resolution
GD-148	204.0534	28-FEB-2010	2991.650	3302.015	15752.00	0.3260951	1.4005513E-02	48.00739
NP-237	199.3962	28-FEB-2010	4433.624	4906.537	16268.00	0.3399083	1.7203139E-02	68.49010
CM-244	198.6402	28-FEB-2010	5533.522	5887.645	15012.00	0.3333320	1.6887236E-02	53.20805

Instrument : CHAMBER 081
 Detector : 72533
 Standard ID : AESS-017
 Standard Reference Date : 14-FEB-2008 17:45:04
 Calibration Analysis Date/Time : 11-AUG-2009 07:20:12
 Calibration Count Time : 240.0000
 Efficiency Calibration Date/Time : 11-AUG-2009 11:46:32
 Average Efficiency : 6.1864634E-03
 Average Efficiency Error : 2.9860463E-04
 Confidence : 95.00000

Cal. Istps	DPM	Exp. Date	Start Engy	End Engy	Counts	EFF.	EFF Err	Resolution
GD-148	210.0798	28-FEB-2010	2994.266	3303.451	1475.000	2.9659975E-02	2.4708204E-03	0.0000000E+00
NP-237	208.5846	28-FEB-2010	4435.242	4901.625	202.0000	4.0063704E-03	3.4766502E-04	575.4393
CM-244	205.5828	28-FEB-2010	5531.807	5884.164	427.0000	9.0843663E-03	3.3504453E-04	562.1900

Instrument : CHAMBER 082
 Detector : 64263
 Standard ID : AESS-018
 Standard Reference Date : 14-FEB-2008 17:45:04
 Calibration Analysis Date/Time : 11-AUG-2009 07:20:12
 Calibration Count Time : 240.0000
 Efficiency Calibration Date/Time : 11-AUG-2009 11:47:05
 Average Efficiency : 0.3226976
 Average Efficiency Error : 8.8783512E-03
 Confidence : 95.00000

Cal. Istps	DPM	Exp. Date	Start Engy	End Engy	Counts	EFF.	EFF Err	Resolution
GD-148	202.1856	28-FEB-2010	2987.542	3297.569	15428.00	0.3223361	1.3849068E-02	64.65321
NP-237	208.8990	28-FEB-2010	4435.421	4904.506	15892.00	0.3169125	1.6043896E-02	93.68992
CM-244	198.1458	28-FEB-2010	5534.230	5884.907	14803.00	0.3294876	1.6695555E-02	84.86885

Instrument : CHAMBER 083
 Detector : 64278
 Standard ID : AESS-019
 Standard Reference Date : 19-FEB-2008 11:05:22
 Calibration Analysis Date/Time : 11-AUG-2009 07:20:14
 Calibration Count Time : 239.9998
 Efficiency Calibration Date/Time : 11-AUG-2009 11:47:29
 Average Efficiency : 0.3395500
 Average Efficiency Error : 9.3379803E-03
 Confidence : 95.00000

Cal. Istps	DPM	Exp. Date	Start Engy	End Engy	Counts	EFF.	EFF Err	Resolution
GD-148	204.6468	28-FEB-2010	2991.854	3298.707	15947.00	0.3291289	1.4132823E-02	53.16394
NP-237	202.9140	28-FEB-2010	4433.271	4906.151	16931.00	0.3476149	1.7584924E-02	67.04104
CM-244	199.3140	28-FEB-2010	5531.993	5884.932	15718.00	0.3476342	1.7601561E-02	59.50858

Instrument : CHAMBER 084
 Detector : 78265
 Standard ID : AESS-020
 Standard Reference Date : 14-FEB-2008 21:55:55
 Calibration Analysis Date/Time : 11-AUG-2009 07:20:14
 Calibration Count Time : 239.9998
 Efficiency Calibration Date/Time : 11-AUG-2009 11:47:52
 Average Efficiency : 0.3397457
 Average Efficiency Error : 9.3453201E-03
 Confidence : 95.00000

Cal. Istps	DPM	Exp. Date	Start Engy	End Engy	Counts	EFF.	EFF Err	Resolution
GD-148	205.5870	28-FEB-2010	2988.678	3299.931	15922.00	0.3271575	1.4048551E-02	47.08979
NP-237	203.4984	28-FEB-2010	4434.465	4903.170	17250.00	0.3531433	1.7860783E-02	67.92932
CM-244	197.1096	28-FEB-2010	5531.407	5886.178	15482.00	0.3464514	1.7544933E-02	50.18247

Instrument : CHAMBER 085
 Detector : 78776
 Standard ID : AESS-021
 Standard Reference Date : 19-FEB-2008 15:31:52
 Calibration Analysis Date/Time : 11-AUG-2009 07:20:14
 Calibration Count Time : 239.9998
 Efficiency Calibration Date/Time : 11-AUG-2009 11:48:19
 Average Efficiency : 0.3272626
 Average Efficiency Error : 8.9994660E-03
 Confidence : 95.00000

Cal. Istps	DPM	Exp. Date	Start Engy	End Engy	Counts	EFF.	EFF Err	Resolution
GD-148	208.3608	28-FEB-2010	2990.698	3300.313	15918.00	0.3226679	1.3855824E-02	49.75027
NP-237	210.1548	28-FEB-2010	4435.121	4902.282	16630.00	0.3296844	1.6681336E-02	59.70044
CM-244	200.7390	28-FEB-2010	5534.187	5882.859	15098.00	0.3315589	1.6796166E-02	51.87433

Instrument : CHAMBER 086
 Detector : 78198
 Standard ID : AESS-022
 Standard Reference Date : 14-FEB-2008 21:55:55
 Calibration Analysis Date/Time : 11-AUG-2009 07:20:14
 Calibration Count Time : 239.9998
 Efficiency Calibration Date/Time : 11-AUG-2009 11:48:41
 Average Efficiency : 0.3012526
 Average Efficiency Error : 8.2951793E-03
 Confidence : 95.00000

Cal. Isteps	DPM	Exp. Date	Start Engy	End Engy	Counts	EFF.	EFF Err	Resolution
GD-148	209.6724	28-FEB-2010	2990.009	3300.939	14622.00	0.2945913	1.2669257E-02	46.73733
NP-237	206.8830	28-FEB-2010	4436.927	4902.983	15242.00	0.3069340	1.5546833E-02	58.46733
CM-244	203.0208	28-FEB-2010	5531.983	5883.724	14065.00	0.3055728	1.5494397E-02	51.66624

Instrument : CHAMBER 087
 Detector : 78199
 Standard ID : AESS-023
 Standard Reference Date : 14-FEB-2008 21:55:55
 Calibration Analysis Date/Time : 11-AUG-2009 07:20:14
 Calibration Count Time : 239.9998
 Efficiency Calibration Date/Time : 11-AUG-2009 11:49:08
 Average Efficiency : 0.3135695
 Average Efficiency Error : 8.6297104E-03
 Confidence : 95.00000

Cal. Isteps	DPM	Exp. Date	Start Engy	End Engy	Counts	EFF.	EFF Err	Resolution
GD-148	207.4764	28-FEB-2010	2988.599	3301.987	15111.00	0.3076608	1.3223418E-02	48.25697
NP-237	207.4998	28-FEB-2010	4434.300	4902.242	15867.00	0.3185670	1.6127942E-02	61.93990
CM-244	199.8804	28-FEB-2010	5532.304	5887.140	14381.00	0.3173418	1.6086275E-02	50.20942

Instrument : CHAMBER 088
 Detector : 33452
 Standard ID : AESS-024
 Standard Reference Date : 14-FEB-2008 21:55:55
 Calibration Analysis Date/Time : 11-AUG-2009 07:20:14
 Calibration Count Time : 239.9998
 Efficiency Calibration Date/Time : 11-AUG-2009 11:50:14
 Average Efficiency : 0.3028336
 Average Efficiency Error : 8.3410190E-03
 Confidence : 95.00000

Cal. Isteps	DPM	Exp. Date	Start Engy	End Engy	Counts	EFF.	EFF Err	Resolution
GD-148	203.5218	28-FEB-2010	2989.881	3297.896	14259.00	0.2959496	1.2733680E-02	60.40763
NP-237	205.6662	28-FEB-2010	4436.727	4902.043	15208.00	0.3080562	1.5604130E-02	68.20498
CM-244	198.3060	28-FEB-2010	5532.799	5884.609	13848.00	0.3079579	1.5618804E-02	57.90837

Instrument : CHAMBER 089
 Detector : 78262
 Standard ID : AESS-025
 Standard Reference Date : 15-FEB-2008 09:06:52
 Calibration Analysis Date/Time : 11-AUG-2009 07:20:15
 Calibration Count Time : 240.0000
 Efficiency Calibration Date/Time : 11-AUG-2009 11:50:54
 Average Efficiency : 0.2999636
 Average Efficiency Error : 8.2814181E-03
 Confidence : 95.00000

Cal. Istps	DPM	Exp. Date	Start Engy	End Engy	Counts	EFF.	EFF Err	Resolution
GD-148	195.5670	28-FEB-2010	2989.340	3299.886	14192.00	0.3065364	1.3190371E-02	47.47885
NP-237	167.9916	28-FEB-2010	4433.954	4903.393	12026.00	0.2982433	1.5158199E-02	61.37537
CM-244	157.2432	28-FEB-2010	5533.423	5884.190	10453.00	0.2932044	1.4938097E-02	52.58473

Instrument : CHAMBER 090
 Detector : 78263
 Standard ID : AESS-026
 Standard Reference Date : 15-FEB-2008 09:06:52
 Calibration Analysis Date/Time : 11-AUG-2009 07:20:15
 Calibration Count Time : 240.0000
 Efficiency Calibration Date/Time : 11-AUG-2009 11:51:07
 Average Efficiency : 0.3280271
 Average Efficiency Error : 9.6107582E-03
 Confidence : 95.00000

Cal. Istps	DPM	Exp. Date	Start Engy	End Engy	Counts	EFF.	EFF Err	Resolution
GD-148	199.5072	28-FEB-2010	2992.174	3298.193	15340.00	0.3247949	1.6451096E-02	48.79327
NP-237	168.0294	28-FEB-2010	4432.899	4902.301	13513.00	0.3350319	1.6997805E-02	59.73701
CM-244	160.5822	28-FEB-2010	5531.267	5884.186	11821.00	0.3246754	1.6506171E-02	54.24763

Instrument : CHAMBER 091
 Detector : 78259
 Standard ID : AESS-027
 Standard Reference Date : 15-FEB-2008 09:06:52
 Calibration Analysis Date/Time : 11-AUG-2009 07:20:15
 Calibration Count Time : 240.0000
 Efficiency Calibration Date/Time : 11-AUG-2009 11:51:19
 Average Efficiency : 0.3422945
 Average Efficiency Error : 1.0031743E-02
 Confidence : 95.00000

Cal. Istps	DPM	Exp. Date	Start Engy	End Engy	Counts	EFF.	EFF Err	Resolution
GD-148	193.4238	28-FEB-2010	2988.796	3297.819	15212.00	0.3322093	1.6828449E-02	48.17033
NP-237	161.6154	28-FEB-2010	4433.118	4901.645	13301.00	0.3428935	1.7400602E-02	71.25236
CM-244	148.1754	28-FEB-2010	5531.054	5887.180	11864.00	0.3531335	1.7951898E-02	54.03432

Instrument : CHAMBER 092
 Detector : 79457
 Standard ID : AESS-028
 Standard Reference Date : 15-FEB-2008 09:06:52
 Calibration Analysis Date/Time : 11-AUG-2009 07:20:15
 Calibration Count Time : 240.0000
 Efficiency Calibration Date/Time : 11-AUG-2009 11:52:08
 Average Efficiency : 0.3126248
 Average Efficiency Error : 9.1664707E-03
 Confidence : 95.00000

Cal. Istps	DPM	Exp. Date	Start Engy	End Engy	Counts	EFF.	EFF Err	Resolution
GD-148	199.6542	28-FEB-2010	2988.378	3299.875	14752.00	0.3115867	1.5790872E-02	44.92863
NP-237	168.1992	28-FEB-2010	4435.762	4905.401	12691.00	0.3138909	1.5940819E-02	59.90319
CM-244	156.7614	28-FEB-2010	5534.466	5887.335	11106.00	0.3124176	1.5899830E-02	46.96757

Instrument : CHAMBER 093
 Detector : 33206
 Standard ID : AESS-029
 Standard Reference Date : 15-FEB-2008 09:06:52
 Calibration Analysis Date/Time : 11-AUG-2009 07:20:15
 Calibration Count Time : 240.0000
 Efficiency Calibration Date/Time : 11-AUG-2009 11:52:22
 Average Efficiency : 0.3223998
 Average Efficiency Error : 9.4486484E-03
 Confidence : 95.00000

Cal. Istps	DPM	Exp. Date	Start Engy	End Engy	Counts	EFF.	EFF Err	Resolution
GD-148	201.5742	28-FEB-2010	2988.021	3298.707	15183.00	0.3181591	1.6117128E-02	52.68830
NP-237	169.7700	28-FEB-2010	4432.645	4901.916	13165.00	0.3230736	1.6397305E-02	66.05635
CM-244	154.8234	28-FEB-2010	5530.870	5883.862	11451.00	0.3262046	1.6592693E-02	55.78003

Instrument : CHAMBER 094
 Detector : 78267
 Standard ID : AESS-030
 Standard Reference Date : 15-FEB-2008 09:06:52
 Calibration Analysis Date/Time : 11-AUG-2009 07:20:15
 Calibration Count Time : 240.0000
 Efficiency Calibration Date/Time : 11-AUG-2009 11:52:36
 Average Efficiency : 0.3070784
 Average Efficiency Error : 9.0072202E-03
 Confidence : 95.00000

Cal. Istps	DPM	Exp. Date	Start Engy	End Engy	Counts	EFF.	EFF Err	Resolution
GD-148	198.9792	28-FEB-2010	2987.496	3299.970	14244.00	0.3023582	1.5329675E-02	44.82082
NP-237	166.3758	28-FEB-2010	4432.930	4902.883	12450.00	0.3117883	1.5837880E-02	57.18416
CM-244	157.1856	28-FEB-2010	5531.875	5884.464	10956.00	0.3073991	1.5648084E-02	55.69304

Instrument : CHAMBER 095
 Detector : 64279
 Standard ID : AESS-031
 Standard Reference Date : 18-FEB-2008 11:28:15
 Calibration Analysis Date/Time : 11-AUG-2009 07:20:16
 Calibration Count Time : 239.9998
 Efficiency Calibration Date/Time : 11-AUG-2009 11:53:20
 Average Efficiency : 0.3112848
 Average Efficiency Error : 8.5905641E-03
 Confidence : 95.00000

Cal. Istps	DPM	Exp. Date	Start Engy	End Engy	Counts	EFF.	EFF Err	Resolution
GD-148	193.6650	28-FEB-2010	2991.646	3298.356	14103.00	0.3075817	1.3236930E-02	52.02211
NP-237	162.9186	28-FEB-2010	4435.397	4905.664	12249.00	0.3132029	1.5913907E-02	59.25825
CM-244	153.1968	28-FEB-2010	5530.369	5883.804	10942.00	0.3147666	1.6023749E-02	56.52655

Instrument : CHAMBER 096
 Detector : 67605
 Standard ID : AESS-032
 Standard Reference Date : 18-FEB-2008 11:28:15
 Calibration Analysis Date/Time : 11-AUG-2009 07:20:16
 Calibration Count Time : 239.9998
 Efficiency Calibration Date/Time : 11-AUG-2009 11:53:35
 Average Efficiency : 0.3007939
 Average Efficiency Error : 8.3044088E-03
 Confidence : 95.00000

Cal. Istps	DPM	Exp. Date	Start Engy	End Engy	Counts	EFF.	EFF Err	Resolution
GD-148	195.2364	28-FEB-2010	2989.386	3301.860	13969.00	0.3022173	1.3008440E-02	46.72513
NP-237	165.9822	28-FEB-2010	4437.256	4904.015	11834.00	0.2969258	1.5095386E-02	61.08714
CM-244	153.7938	28-FEB-2010	5531.292	5886.331	10564.00	0.3028315	1.5425657E-02	47.63036

Instrument : CHAMBER 097
 Detector : 67599
 Standard ID : AESS-033
 Standard Reference Date : 18-FEB-2008 11:28:15
 Calibration Analysis Date/Time : 11-AUG-2009 07:20:16
 Calibration Count Time : 239.9998
 Efficiency Calibration Date/Time : 11-AUG-2009 11:54:04
 Average Efficiency : 0.3450123
 Average Efficiency Error : 9.5089795E-03
 Confidence : 95.00000

Cal. Istps	DPM	Exp. Date	Start Engy	End Engy	Counts	EFF.	EFF Err	Resolution
GD-148	192.4158	28-FEB-2010	2991.155	3299.592	15339.00	0.3367012	1.4467746E-02	59.45457
NP-237	161.7816	28-FEB-2010	4437.204	4904.260	13605.00	0.3503401	1.7772736E-02	79.89651
CM-244	147.2670	28-FEB-2010	5531.403	5886.106	11772.00	0.3523416	1.7914115E-02	60.43928

Instrument : CHAMBER 098
 Detector : 68644
 Standard ID : AESS-034
 Standard Reference Date : 18-FEB-2008 11:28:15
 Calibration Analysis Date/Time : 11-AUG-2009 07:20:16
 Calibration Count Time : 239.9998
 Efficiency Calibration Date/Time : 11-AUG-2009 11:54:57
 Average Efficiency : 0.3358550
 Average Efficiency Error : 9.2535829E-03
 Confidence : 95.00000

Cal. Istps	DPM	Exp. Date	Start Engy	End Engy	Counts	EFF.	EFF Err	Resolution
GD-148	200.5488	28-FEB-2010	2992.247	3301.860	15657.00	0.3297495	1.4163947E-02	50.47488
NP-237	167.2962	28-FEB-2010	4432.619	4906.019	13588.00	0.3383684	1.7165720E-02	63.83917
CM-244	154.4388	28-FEB-2010	5534.382	5884.237	11997.00	0.3424924	1.7407812E-02	51.17926

Instrument : CHAMBER 099
 Detector : 70317
 Standard ID : AESS-035
 Standard Reference Date : 18-FEB-2008 11:28:15
 Calibration Analysis Date/Time : 11-AUG-2009 07:20:16
 Calibration Count Time : 239.9998
 Efficiency Calibration Date/Time : 11-AUG-2009 11:55:11
 Average Efficiency : 0.3432277
 Average Efficiency Error : 9.4517590E-03
 Confidence : 95.00000

Cal. Istps	DPM	Exp. Date	Start Engy	End Engy	Counts	EFF.	EFF Err	Resolution
GD-148	198.6666	28-FEB-2010	2987.820	3298.212	15976.00	0.3396714	1.4585057E-02	54.44847
NP-237	168.2934	28-FEB-2010	4437.036	4906.585	14008.00	0.3467679	1.7584279E-02	71.12630
CM-244	158.8128	28-FEB-2010	5530.871	5884.331	12421.00	0.3448446	1.7517686E-02	52.96134

Instrument : CHAMBER 100
 Detector : 79456
 Standard ID : AESS-046
 Standard Reference Date : 19-FEB-2008 19:35:48
 Calibration Analysis Date/Time : 11-AUG-2009 07:20:16
 Calibration Count Time : 239.9998
 Efficiency Calibration Date/Time : 11-AUG-2009 11:55:23
 Average Efficiency : 0.3455574
 Average Efficiency Error : 9.5195137E-03
 Confidence : 95.00000

Cal. Istps	DPM	Exp. Date	Start Engy	End Engy	Counts	EFF.	EFF Err	Resolution
GD-148	194.7474	28-FEB-2010	2989.623	3299.666	15783.00	0.3422834	1.4700302E-02	52.09954
NP-237	164.6658	28-FEB-2010	4436.895	4905.650	13580.00	0.3435225	1.7427422E-02	69.24625
CM-244	151.3824	28-FEB-2010	5534.086	5886.872	12110.00	0.3525722	1.7917577E-02	56.51697

Instrument : CHAMBER 101
 Detector : 64253
 Standard ID : AESS-037
 Standard Reference Date : 18-FEB-2008 15:31:47
 Calibration Analysis Date/Time : 11-AUG-2009 07:20:17
 Calibration Count Time : 239.9998
 Efficiency Calibration Date/Time : 11-AUG-2009 11:55:41
 Average Efficiency : 0.3333714
 Average Efficiency Error : 9.1898674E-03
 Confidence : 95.00000

Cal. Istps	DPM	Exp. Date	Start Engy	End Engy	Counts	EFF.	EFF Err	Resolution
GD-148	197.7372	28-FEB-2010	2990.814	3297.893	15101.00	0.3225393	1.3863103E-02	69.71876
NP-237	167.1294	28-FEB-2010	4435.403	4905.470	13614.00	0.3393782	1.7216442E-02	75.26087
CM-244	154.7664	28-FEB-2010	5534.897	5882.499	12090.00	0.3444314	1.7504154E-02	64.32682

Instrument : CHAMBER 102
 Detector : 72525
 Standard ID : AESS-038
 Standard Reference Date : 18-FEB-2008 15:31:47
 Calibration Analysis Date/Time : 11-AUG-2009 07:20:17
 Calibration Count Time : 239.9998
 Efficiency Calibration Date/Time : 11-AUG-2009 11:55:55
 Average Efficiency : 0.3351222
 Average Efficiency Error : 9.2311725E-03
 Confidence : 95.00000

Cal. Istps	DPM	Exp. Date	Start Engy	End Engy	Counts	EFF.	EFF Err	Resolution
GD-148	200.1408	28-FEB-2010	2989.911	3298.890	15784.00	0.3331057	1.4306106E-02	52.96164
NP-237	170.0886	28-FEB-2010	4436.604	4903.163	13774.00	0.3373874	1.7112618E-02	67.26456
CM-244	157.7460	28-FEB-2010	5533.661	5884.537	12012.00	0.3357387	1.7064173E-02	56.82374

Instrument : CHAMBER 103
 Detector : 79461
 Standard ID : AESS-039
 Standard Reference Date : 18-FEB-2008 15:31:47
 Calibration Analysis Date/Time : 11-AUG-2009 07:20:17
 Calibration Count Time : 239.9998
 Efficiency Calibration Date/Time : 11-AUG-2009 11:56:06
 Average Efficiency : 0.3326890
 Average Efficiency Error : 9.1751814E-03
 Confidence : 95.00000

Cal. Istps	DPM	Exp. Date	Start Engy	End Engy	Counts	EFF.	EFF Err	Resolution
GD-148	192.2418	28-FEB-2010	2989.467	3301.138	14760.00	0.3242984	1.3944432E-02	47.60223
NP-237	159.1506	28-FEB-2010	4432.983	4903.264	13171.00	0.3447756	1.7498676E-02	57.68694
CM-244	151.7142	28-FEB-2010	5533.387	5886.945	11484.00	0.3337491	1.6975598E-02	51.22444

Instrument : CHAMBER 104
 Detector : 72524
 Standard ID : AESS-040
 Standard Reference Date : 18-FEB-2008 15:31:47
 Calibration Analysis Date/Time : 11-AUG-2009 07:20:17
 Calibration Count Time : 239.9998
 Efficiency Calibration Date/Time : 11-AUG-2009 11:56:56
 Average Efficiency : 0.3150799
 Average Efficiency Error : 8.6921128E-03
 Confidence : 95.00000

Cal. Istps	DPM	Exp. Date	Start Engy	End Engy	Counts	EFF.	EFF Err	Resolution
GD-148	194.4828	28-FEB-2010	2991.174	3300.565	14723.00	0.3197476	1.3749403E-02	50.59072
NP-237	166.8174	28-FEB-2010	4436.202	4904.648	12311.00	0.3074494	1.5620295E-02	55.80039
CM-244	155.0100	28-FEB-2010	5532.970	5885.836	11138.00	0.3167908	1.6121507E-02	49.72461

Instrument : CHAMBER 105
 Detector : 78777
 Standard ID : AESS-041
 Standard Reference Date : 18-FEB-2008 15:31:47
 Calibration Analysis Date/Time : 11-AUG-2009 07:20:17
 Calibration Count Time : 239.9998
 Efficiency Calibration Date/Time : 11-AUG-2009 11:57:20
 Average Efficiency : 0.3276281
 Average Efficiency Error : 9.0270750E-03
 Confidence : 95.00000

Cal. Istps	DPM	Exp. Date	Start Engy	End Engy	Counts	EFF.	EFF Err	Resolution
GD-148	203.9034	28-FEB-2010	2990.222	3299.531	15562.00	0.3223552	1.3847793E-02	46.50069
NP-237	171.2268	28-FEB-2010	4434.728	4902.932	13744.00	0.3344322	1.6963221E-02	65.77631
CM-244	159.5796	28-FEB-2010	5530.878	5883.508	11897.00	0.3287036	1.6709210E-02	49.01804

Instrument : CHAMBER 106
 Detector : 64274
 Standard ID : AESS-042
 Standard Reference Date : 18-FEB-2008 15:31:47
 Calibration Analysis Date/Time : 11-AUG-2009 07:20:17
 Calibration Count Time : 239.9998
 Efficiency Calibration Date/Time : 11-AUG-2009 11:57:33
 Average Efficiency : 0.3250493
 Average Efficiency Error : 8.9671388E-03
 Confidence : 95.00000

Cal. Istps	DPM	Exp. Date	Start Engy	End Engy	Counts	EFF.	EFF Err	Resolution
GD-148	188.7090	28-FEB-2010	2987.640	3299.757	14336.00	0.3208575	1.3803991E-02	53.47353
NP-237	159.6558	28-FEB-2010	4434.577	4901.415	12565.00	0.3278506	1.6651530E-02	72.39591
CM-244	150.5208	28-FEB-2010	5534.428	5884.452	11211.00	0.3283702	1.6708910E-02	56.10339

Instrument : CHAMBER 107
 Detector : 67578
 Standard ID : AESS-043
 Standard Reference Date : 19-FEB-2008 00:32:27
 Calibration Analysis Date/Time : 11-AUG-2009 07:20:19
 Calibration Count Time : 239.9998
 Efficiency Calibration Date/Time : 11-AUG-2009 11:58:23
 Average Efficiency : 0.3085136
 Average Efficiency Error : 8.5112611E-03
 Confidence : 95.00000

Cal. Istps	DPM	Exp. Date	Start Engy	End Engy	Counts	EFF.	EFF Err	Resolution
GD-148	197.7708	28-FEB-2010	2988.547	3298.638	14405.00	0.3076421	1.3234209E-02	50.64014
NP-237	168.7422	28-FEB-2010	4435.772	4904.146	12514.00	0.3089727	1.5693650E-02	62.76998
CM-244	156.3252	28-FEB-2010	5532.554	5882.324	10968.00	0.3092847	1.5743818E-02	52.78785

Instrument : CHAMBER 108
 Detector : 78778
 Standard ID : AESS-044
 Standard Reference Date : 19-FEB-2008 00:32:27
 Calibration Analysis Date/Time : 11-AUG-2009 07:20:19
 Calibration Count Time : 239.9998
 Efficiency Calibration Date/Time : 11-AUG-2009 12:00:02
 Average Efficiency : 0.3507076
 Average Efficiency Error : 9.6569844E-03
 Confidence : 95.00000

Cal. Istps	DPM	Exp. Date	Start Engy	End Engy	Counts	EFF.	EFF Err	Resolution
GD-148	194.4510	28-FEB-2010	2988.136	3297.898	16033.00	0.3482739	1.4953526E-02	49.59322
NP-237	166.6248	28-FEB-2010	4433.563	4901.441	14165.00	0.3542025	1.7958457E-02	66.29896
CM-244	155.8290	28-FEB-2010	5533.812	5885.772	12398.00	0.3507225	1.7816888E-02	52.33121

Instrument : CHAMBER 109
 Detector : 79463
 Standard ID : AESS-045
 Standard Reference Date : 19-FEB-2008 00:32:27
 Calibration Analysis Date/Time : 11-AUG-2009 07:20:19
 Calibration Count Time : 239.9998
 Efficiency Calibration Date/Time : 11-AUG-2009 12:00:23
 Average Efficiency : 0.3572300
 Average Efficiency Error : 9.8411189E-03
 Confidence : 95.00000

Cal. Istps	DPM	Exp. Date	Start Engy	End Engy	Counts	EFF.	EFF Err	Resolution
GD-148	186.9936	28-FEB-2010	2990.332	3301.320	15964.00	0.3605992	1.5483866E-02	43.37672
NP-237	160.8066	28-FEB-2010	4437.566	4903.059	13542.00	0.3508754	1.7801007E-02	56.95218
CM-244	145.8384	28-FEB-2010	5534.376	5883.521	11884.00	0.3592313	1.8261438E-02	45.65917

Instrument : CHAMBER 110
 Detector : 67602
 Standard ID : AESS-046
 Standard Reference Date : 8-JAN-2007 09:29:00
 Calibration Analysis Date/Time : 11-AUG-2009 07:20:19
 Calibration Count Time : 239.9998
 Efficiency Calibration Date/Time : 11-AUG-2009 12:01:03
 Average Efficiency : 0.3231843
 Average Efficiency Error : 8.9130215E-03
 Confidence : 95.00000

Cal. Istps	DPM	Exp. Date	Start Engy	End Engy	Counts	EFF.	EFF Err	Resolution
GD-148	197.6531	28-FEB-2010	2987.980	3298.573	14814.00	0.3198501	1.3754530E-02	53.58074
NP-237	164.3834	28-FEB-2010	4433.010	4901.606	12984.00	0.3290606	1.6704626E-02	68.74621
CM-244	159.4253	28-FEB-2010	5534.957	5883.028	11170.00	0.3222606	1.6399227E-02	53.66474

Instrument : CHAMBER 111
 Detector : 79462
 Standard ID : AESS-047
 Standard Reference Date : 19-FEB-2008 00:32:27
 Calibration Analysis Date/Time : 11-AUG-2009 07:20:19
 Calibration Count Time : 239.9998
 Efficiency Calibration Date/Time : 11-AUG-2009 12:01:21
 Average Efficiency : 0.3397023
 Average Efficiency Error : 9.3582701E-03
 Confidence : 95.00000

Cal. Istps	DPM	Exp. Date	Start Engy	End Engy	Counts	EFF.	EFF Err	Resolution
GD-148	197.4804	28-FEB-2010	2988.711	3298.714	15668.00	0.3351243	1.4394601E-02	47.62338
NP-237	168.3948	28-FEB-2010	4436.440	4905.458	13711.00	0.3392103	1.7206213E-02	64.03130
CM-244	154.6032	28-FEB-2010	5535.080	5885.693	12172.00	0.3470925	1.7637538E-02	47.05465

Instrument : CHAMBER 112
 Detector : 78261
 Standard ID : AESS-048
 Standard Reference Date : 19-FEB-2008 00:32:27
 Calibration Analysis Date/Time : 11-AUG-2009 07:20:19
 Calibration Count Time : 239.9998
 Efficiency Calibration Date/Time : 11-AUG-2009 12:02:06
 Average Efficiency : 0.3161603
 Average Efficiency Error : 8.7240264E-03
 Confidence : 95.00000

Cal. Istps	DPM	Exp. Date	Start Engy	End Engy	Counts	EFF.	EFF Err	Resolution
GD-148	191.8350	28-FEB-2010	2988.059	3299.440	14279.00	0.3143869	1.3526597E-02	45.81523
NP-237	161.5530	28-FEB-2010	4434.653	4903.902	12390.00	0.3195488	1.6233314E-02	58.56979
CM-244	151.1856	28-FEB-2010	5532.350	5884.826	10815.00	0.3153441	1.6056247E-02	49.68813

Instrument : CHAMBER 113
 Detector : 45-111B4
 Standard ID : AESS-001
 Standard Reference Date : 20-FEB-2008 09:54:53
 Calibration Analysis Date/Time : 17-AUG-2009 09:40:49
 Calibration Count Time : 300.0000
 Efficiency Calibration Date/Time : 17-AUG-2009 14:57:05
 Average Efficiency : 0.2505672
 Average Efficiency Error : 6.9084223E-03
 Confidence : 95.00000

Cal. Istps	DPM	Exp. Date	Start Engy	End Engy	Counts	EFF.	EFF Err	Resolution
GD-148	208.6698	28-FEB-2010	2990.867	3300.361	15169.00	0.2456670	1.0558164E-02	69.86203
NP-237	171.0024	28-FEB-2010	4434.565	4901.409	13130.00	0.2559362	1.2990281E-02	75.93420
CM-244	158.1060	28-FEB-2010	5532.822	5886.571	11319.00	0.2525721	1.2849954E-02	69.15296

Instrument : CHAMBER 114
 Detector : 78258
 Standard ID : AESS-007
 Standard Reference Date : 14-FEB-2008 13:39:25
 Calibration Analysis Date/Time : 17-AUG-2009 09:40:56
 Calibration Count Time : 300.0000
 Efficiency Calibration Date/Time : 17-AUG-2009 14:57:42
 Average Efficiency : 0.2566939
 Average Efficiency Error : 7.0618941E-03
 Confidence : 95.00000

Cal. Istps	DPM	Exp. Date	Start Engy	End Engy	Counts	EFF.	EFF Err	Resolution
GD-148	206.7342	28-FEB-2010	2992.066	3300.343	15529.00	0.2538896	1.0907058E-02	46.46336
NP-237	205.0260	28-FEB-2010	4433.866	4902.961	15975.00	0.2597136	1.3147265E-02	59.75802
CM-244	199.6806	28-FEB-2010	5535.155	5886.142	14576.00	0.2577351	1.3062422E-02	48.49145

Instrument : CHAMBER 115
 Detector : 45-132FF4
 Standard ID : AESS-002
 Standard Reference Date : 19-FEB-2008 11:05:22
 Calibration Analysis Date/Time : 17-AUG-2009 09:41:02
 Calibration Count Time : 300.0000
 Efficiency Calibration Date/Time : 17-AUG-2009 14:57:55
 Average Efficiency : 0.2653268
 Average Efficiency Error : 7.2980789E-03
 Confidence : 95.00000

Cal. Istps	DPM	Exp. Date	Start Engy	End Engy	Counts	EFF.	EFF Err	Resolution
GD-148	200.1144	28-FEB-2010	2989.683	3299.666	15797.00	0.2667769	1.1457291E-02	62.01321
NP-237	200.4990	28-FEB-2010	4433.623	4904.729	15897.00	0.2642607	1.3378277E-02	65.74837
CM-244	196.5558	28-FEB-2010	5534.066	5886.268	14729.00	0.2644131	1.3399067E-02	62.30648

Instrument : CHAMBER 116
 Detector : 45-132FF2
 Standard ID : AESS-008
 Standard Reference Date : 14-FEB-2008 13:39:25
 Calibration Analysis Date/Time : 17-AUG-2009 09:41:08
 Calibration Count Time : 300.0000
 Efficiency Calibration Date/Time : 17-AUG-2009 14:58:06
 Average Efficiency : 0.2617015
 Average Efficiency Error : 7.1968301E-03
 Confidence : 95.00000

Cal. Istps	DPM	Exp. Date	Start Engy	End Engy	Counts	EFF.	EFF Err	Resolution
GD-148	206.0418	28-FEB-2010	2991.930	3301.615	15931.00	0.2613424	1.1222276E-02	57.22266
NP-237	209.2716	28-FEB-2010	4433.958	4904.160	16458.00	0.2621330	1.3264989E-02	65.63932
CM-244	199.6488	28-FEB-2010	5532.087	5883.400	14804.00	0.2617715	1.3264321E-02	58.02108

Instrument : CHAMBER 117
 Detector : 33450
 Standard ID : AESS-003
 Standard Reference Date : 15-FEB-2008 13:12:27
 Calibration Analysis Date/Time : 17-AUG-2009 09:41:13
 Calibration Count Time : 300.0000
 Efficiency Calibration Date/Time : 17-AUG-2009 14:58:17
 Average Efficiency : 0.2525579
 Average Efficiency Error : 6.9512939E-03
 Confidence : 95.00000

Cal. Istps	DPM	Exp. Date	Start Engy	End Engy	Counts	EFF.	EFF Err	Resolution
GD-148	202.9740	28-FEB-2010	2989.306	3298.199	15015.00	0.2500224	1.0747343E-02	65.18716
NP-237	203.2080	28-FEB-2010	4433.520	4903.152	15609.00	0.2560285	1.2964435E-02	69.72454
CM-244	197.2236	28-FEB-2010	5530.582	5887.083	14123.00	0.2527719	1.2816428E-02	63.59301

Instrument : CHAMBER 118
 Detector : 75544
 Standard ID : AESS-009
 Standard Reference Date : 19-FEB-2008 11:05:22
 Calibration Analysis Date/Time : 17-AUG-2009 09:41:17
 Calibration Count Time : 300.0000
 Efficiency Calibration Date/Time : 17-AUG-2009 14:58:27
 Average Efficiency : 0.2576301
 Average Efficiency Error : 7.0881532E-03
 Confidence : 95.00000

Cal. Istps	DPM	Exp. Date	Start Engy	End Engy	Counts	EFF.	EFF Err	Resolution
GD-148	203.3736	28-FEB-2010	2988.856	3302.528	15454.00	0.2568017	1.1033086E-02	48.57111
NP-237	204.0192	28-FEB-2010	4432.711	4902.773	15795.00	0.2580543	1.3065088E-02	53.80557
CM-244	197.2128	28-FEB-2010	5531.177	5883.080	14443.00	0.2583711	1.3096387E-02	48.23898

Instrument : CHAMBER 119
 Detector : 74429
 Standard ID : AESS-004
 Standard Reference Date : 14-FEB-2008 09:35:18
 Calibration Analysis Date/Time : 18-AUG-2009 08:34:33
 Calibration Count Time : 300.0000
 Efficiency Calibration Date/Time : 2-FEB-2009 15:15:38
 Average Efficiency : 0.2936279
 Average Efficiency Error : 1.2630888E-02
 Confidence : 95.00000

Cal. Istps	DPM	Exp. Date	Start Engy	End Engy	Counts	EFF.	EFF Err	Resolution
GD-148	206.1222	28-FEB-2010	2992.004	3299.253	1406.000	0.2936279	1.2630888E-02	0.0000000E+00
NP-237	204.2586	28-FEB-2010	4432.548	4906.013	0.0000000E+00	0.0000000E+00	0.0000000E+00	0.0000000E+00
CM-244	198.8100	28-FEB-2010	5530.584	5883.165	0.0000000E+00	0.0000000E+00	0.0000000E+00	0.0000000E+00

Instrument : CHAMBER 120
 Detector : 74430
 Standard ID : AESS-010
 Standard Reference Date : 14-FEB-2008 13:39:25
 Calibration Analysis Date/Time : 18-AUG-2009 08:35:01
 Calibration Count Time : 300.0000
 Efficiency Calibration Date/Time : 18-AUG-2009 13:38:55
 Average Efficiency : 0.2589359
 Average Efficiency Error : 7.1242545E-03
 Confidence : 95.00000

Cal. Istps	DPM	Exp. Date	Start Engy	End Engy	Counts	EFF.	EFF Err	Resolution
GD-148	202.0008	28-FEB-2010	2988.209	3300.389	15391.00	0.2575360	1.1065440E-02	43.23295
NP-237	202.9926	28-FEB-2010	4436.370	4904.997	15823.00	0.2598289	1.3154631E-02	56.74783
CM-244	196.2330	28-FEB-2010	5531.794	5882.950	14449.00	0.2600255	1.3180019E-02	54.60671

Instrument : CHAMBER 121
 Detector : 75545
 Standard ID : AESS-005
 Standard Reference Date : 14-FEB-2008 09:35:18
 Calibration Analysis Date/Time : 17-AUG-2009 09:41:25
 Calibration Count Time : 300.0000
 Efficiency Calibration Date/Time : 17-AUG-2009 14:58:37
 Average Efficiency : 0.2477992
 Average Efficiency Error : 6.8184505E-03
 Confidence : 95.00000

Cal. Istps	DPM	Exp. Date	Start Engy	End Engy	Counts	EFF.	EFF Err	Resolution
GD-148	210.7452	28-FEB-2010	2991.483	3299.036	15409.00	0.2471195	1.0617682E-02	50.47642
NP-237	209.5938	28-FEB-2010	4436.007	4904.843	15591.00	0.2479274	1.2554423E-02	56.89366
CM-244	202.7478	28-FEB-2010	5531.746	5882.876	14277.00	0.2486278	1.2604386E-02	50.04906

Instrument : CHAMBER 122
 Detector : 75546
 Standard ID : AESS-011
 Standard Reference Date : 14-FEB-2008 13:39:25
 Calibration Analysis Date/Time : 17-AUG-2009 09:41:30
 Calibration Count Time : 300.0000
 Efficiency Calibration Date/Time : 17-AUG-2009 14:58:49
 Average Efficiency : 0.2511526
 Average Efficiency Error : 6.9076614E-03
 Confidence : 95.00000

Cal. Istps	DPM	Exp. Date	Start Engy	End Engy	Counts	EFF.	EFF Err	Resolution
GD-148	212.8284	28-FEB-2010	2989.140	3302.149	15817.00	0.2511983	1.0788003E-02	55.71524
NP-237	214.4868	28-FEB-2010	4434.728	4903.501	16008.00	0.2487148	1.2590243E-02	57.96050
CM-244	208.4184	28-FEB-2010	5535.323	5886.133	14974.00	0.2536270	1.2849721E-02	53.77795

Instrument : CHAMBER 123
 Detector : 45-142V3
 Standard ID : AESS-006
 Standard Reference Date : 14-FEB-2008 09:35:18
 Calibration Analysis Date/Time : 17-AUG-2009 09:41:34
 Calibration Count Time : 300.0000
 Efficiency Calibration Date/Time : 17-AUG-2009 14:58:58
 Average Efficiency : 0.2594329
 Average Efficiency Error : 7.1380134E-03
 Confidence : 95.00000

Cal. Istps	DPM	Exp. Date	Start Engy	End Engy	Counts	EFF.	EFF Err	Resolution
GD-148	203.6952	28-FEB-2010	2989.820	3298.601	15515.00	0.2574363	1.1059616E-02	71.81727
NP-237	204.7038	28-FEB-2010	4437.478	4905.941	15738.00	0.2562436	1.2974020E-02	72.62444
CM-244	195.0060	28-FEB-2010	5531.339	5886.453	14683.00	0.2658339	1.3471606E-02	67.85081

Instrument : CHAMBER 124
 Detector : 45-142V2
 Standard ID : AESS-012
 Standard Reference Date : 14-FEB-2008 13:39:25
 Calibration Analysis Date/Time : 17-AUG-2009 09:41:39
 Calibration Count Time : 300.0000
 Efficiency Calibration Date/Time : 17-AUG-2009 14:59:08
 Average Efficiency : 0.2622745
 Average Efficiency Error : 7.2123613E-03
 Confidence : 95.00000

Cal. Istps	DPM	Exp. Date	Start Engy	End Engy	Counts	EFF.	EFF Err	Resolution
GD-148	206.2200	28-FEB-2010	2989.806	3300.376	16169.00	0.2650077	1.1376831E-02	65.10977
NP-237	205.8930	28-FEB-2010	4436.352	4902.974	16128.00	0.2610630	1.3214089E-02	71.08579
CM-244	203.1954	28-FEB-2010	5533.246	5885.946	14953.00	0.2598179	1.3163561E-02	70.97868

Instrument : CHAMBER 125
 Detector : 75547
 Standard ID : AESS-013
 Standard Reference Date : 14-FEB-2008 17:45:04
 Calibration Analysis Date/Time : 17-AUG-2009 09:41:44
 Calibration Count Time : 300.0000
 Efficiency Calibration Date/Time : 17-AUG-2009 14:59:18
 Average Efficiency : 0.2577128
 Average Efficiency Error : 7.0888288E-03
 Confidence : 95.00000

Cal. Istps	DPM	Exp. Date	Start Engy	End Engy	Counts	EFF.	EFF Err	Resolution
GD-148	203.6544	28-FEB-2010	2987.619	3299.275	15570.00	0.2584035	1.1100472E-02	45.32409
NP-237	210.2526	28-FEB-2010	4433.269	4906.266	16194.00	0.2567104	1.2993116E-02	55.37461
CM-244	201.9108	28-FEB-2010	5531.959	5882.482	14741.00	0.2577693	1.3062201E-02	51.62124

Instrument : CHAMBER 126
 Detector : 75548
 Standard ID : AESS-019
 Standard Reference Date : 19-FEB-2008 11:05:22
 Calibration Analysis Date/Time : 17-AUG-2009 09:41:49
 Calibration Count Time : 300.0000
 Efficiency Calibration Date/Time : 17-AUG-2009 14:59:32
 Average Efficiency : 0.2528252
 Average Efficiency Error : 6.9586127E-03
 Confidence : 95.00000

Cal. Istps	DPM	Exp. Date	Start Engy	End Engy	Counts	EFF.	EFF Err	Resolution
GD-148	204.6468	28-FEB-2010	2988.372	3298.946	15025.00	0.2481292	1.0665805E-02	51.29427
NP-237	202.9140	28-FEB-2010	4437.297	4901.551	15728.00	0.2582902	1.3077814E-02	59.55880
CM-244	199.3140	28-FEB-2010	5532.806	5882.587	14367.00	0.2543760	1.2894685E-02	53.51087

Instrument : CHAMBER 127
 Detector : 78770
 Standard ID : AESS-014
 Standard Reference Date : 19-FEB-2008 11:05:22
 Calibration Analysis Date/Time : 17-AUG-2009 09:41:53
 Calibration Count Time : 300.0000
 Efficiency Calibration Date/Time : 17-AUG-2009 14:59:46
 Average Efficiency : 0.2467646
 Average Efficiency Error : 6.7887292E-03
 Confidence : 95.00000

Cal. Istps	DPM	Exp. Date	Start Engy	End Engy	Counts	EFF.	EFF Err	Resolution
GD-148	214.7088	28-FEB-2010	2989.622	3297.830	15608.00	0.2456636	1.0552737E-02	45.17228
NP-237	211.7160	28-FEB-2010	4435.622	4904.092	15815.00	0.2489925	1.2606090E-02	55.68476
CM-244	207.3882	28-FEB-2010	5535.184	5885.434	14463.00	0.2461215	1.2475103E-02	51.99955

Instrument : CHAMBER 128
 Detector : 75549
 Standard ID : AESS-020
 Standard Reference Date : 14-FEB-2008 21:55:55
 Calibration Analysis Date/Time : 17-AUG-2009 09:41:59
 Calibration Count Time : 300.0000
 Efficiency Calibration Date/Time : 17-AUG-2009 15:00:39
 Average Efficiency : 0.2557978
 Average Efficiency Error : 7.0393290E-03
 Confidence : 95.00000

Cal. Istps	DPM	Exp. Date	Start Engy	End Engy	Counts	EFF.	EFF Err	Resolution
GD-148	205.5870	28-FEB-2010	2989.482	3299.177	15312.00	0.2510756	1.0789989E-02	50.23243
NP-237	203.4984	28-FEB-2010	4436.028	4905.664	15805.00	0.2584755	1.3086889E-02	59.26414
CM-244	197.1096	28-FEB-2010	5532.549	5883.141	14531.00	0.2601309	1.3184624E-02	52.60558

Instrument : CHAMBER 129
 Detector : 76227
 Standard ID : AESS-015
 Standard Reference Date : 14-FEB-2008 17:45:04
 Calibration Analysis Date/Time : 17-AUG-2009 09:42:03
 Calibration Count Time : 300.0000
 Efficiency Calibration Date/Time : 17-AUG-2009 15:00:50
 Average Efficiency : 0.2636167
 Average Efficiency Error : 7.2512124E-03
 Confidence : 95.00000

Cal. Istps	DPM	Exp. Date	Start Engy	End Engy	Counts	EFF.	EFF Err	Resolution
GD-148	204.0270	28-FEB-2010	2992.146	3298.635	15855.00	0.2626581	1.1279699E-02	51.01081
NP-237	200.6460	28-FEB-2010	4432.563	4905.761	16101.00	0.2674463	1.3537456E-02	55.64974
CM-244	195.9270	28-FEB-2010	5531.918	5882.796	14498.00	0.2612732	1.3242676E-02	51.23387

Instrument : CHAMBER 130
 Detector : 76228
 Standard ID : AESS-021
 Standard Reference Date : 19-FEB-2008 15:31:52
 Calibration Analysis Date/Time : 17-AUG-2009 09:42:09
 Calibration Count Time : 300.0000
 Efficiency Calibration Date/Time : 17-AUG-2009 15:01:00
 Average Efficiency : 0.2500172
 Average Efficiency Error : 6.8798582E-03
 Confidence : 95.00000

Cal. Istps	DPM	Exp. Date	Start Engy	End Engy	Counts	EFF.	EFF Err	Resolution
GD-148	208.3608	28-FEB-2010	2989.230	3297.665	15254.00	0.2474099	1.0632024E-02	49.47410
NP-237	210.1548	28-FEB-2010	4434.582	4901.937	15716.00	0.2492386	1.2619579E-02	59.00264
CM-244	200.7390	28-FEB-2010	5530.859	5884.881	14487.00	0.2546751	1.2908396E-02	49.18253

Instrument : CHAMBER 131
 Detector : 33448
 Standard ID : AESS-016
 Standard Reference Date : 14-FEB-2008 17:45:04
 Calibration Analysis Date/Time : 17-AUG-2009 09:42:13
 Calibration Count Time : 300.0000
 Efficiency Calibration Date/Time : 17-AUG-2009 15:01:10
 Average Efficiency : 0.2486686
 Average Efficiency Error : 6.8503493E-03
 Confidence : 95.00000

Cal. Istps	DPM	Exp. Date	Start Engy	End Engy	Counts	EFF.	EFF Err	Resolution
GD-148	204.0534	28-FEB-2010	2988.455	3301.428	14427.00	0.2389750	1.0279993E-02	88.46142
NP-237	199.3962	28-FEB-2010	4434.994	4904.668	15550.00	0.2599315	1.3162703E-02	91.50983
CM-244	198.6402	28-FEB-2010	5532.826	5884.723	14238.00	0.2530668	1.2829903E-02	81.92683

Instrument : CHAMBER 132
 Detector : 67579
 Standard ID : AESS-022
 Standard Reference Date : 14-FEB-2008 21:55:55
 Calibration Analysis Date/Time : 17-AUG-2009 09:42:18
 Calibration Count Time : 300.0000
 Efficiency Calibration Date/Time : 17-AUG-2009 15:01:19
 Average Efficiency : 0.2503150
 Average Efficiency Error : 6.8899435E-03
 Confidence : 95.00000

Cal. Istps	DPM	Exp. Date	Start Engy	End Engy	Counts	EFF.	EFF Err	Resolution
GD-148	209.6724	28-FEB-2010	2989.906	3301.298	15059.00	0.2427482	1.0434108E-02	48.23922
NP-237	206.8830	28-FEB-2010	4432.560	4903.500	15980.00	0.2574485	1.3032571E-02	59.84295
CM-244	203.0208	28-FEB-2010	5531.586	5882.587	14657.00	0.2549047	1.2918007E-02	51.83584

Instrument : CHAMBER 133
 Detector : 76229
 Standard ID : AESS-017
 Standard Reference Date : 14-FEB-2008 17:45:04
 Calibration Analysis Date/Time : 17-AUG-2009 09:42:22
 Calibration Count Time : 300.0000
 Efficiency Calibration Date/Time : 17-AUG-2009 15:01:29
 Average Efficiency : 0.2444916
 Average Efficiency Error : 6.7288522E-03
 Confidence : 95.00000

Cal. Istps	DPM	Exp. Date	Start Engy	End Engy	Counts	EFF.	EFF Err	Resolution
GD-148	210.0798	28-FEB-2010	2992.199	3301.674	15088.00	0.2427499	1.0433814E-02	51.73604
NP-237	208.5846	28-FEB-2010	4436.849	4905.652	15341.00	0.2451461	1.2416095E-02	59.86903
CM-244	205.5828	28-FEB-2010	5530.602	5882.872	14343.00	0.2463241	1.2486813E-02	55.80942

Instrument : CHAMBER 134
 Detector : 76230
 Standard ID : AESS-023
 Standard Reference Date : 14-FEB-2008 21:55:55
 Calibration Analysis Date/Time : 17-AUG-2009 09:42:27
 Calibration Count Time : 300.0000
 Efficiency Calibration Date/Time : 17-AUG-2009 15:01:38
 Average Efficiency : 0.2444722
 Average Efficiency Error : 6.7306994E-03
 Confidence : 95.00000

Cal. Istps	DPM	Exp. Date	Start Engy	End Engy	Counts	EFF.	EFF Err	Resolution
GD-148	207.4764	28-FEB-2010	2989.055	3302.112	14731.00	0.2399838	1.0319396E-02	45.58716
NP-237	207.4998	28-FEB-2010	4432.969	4905.408	15414.00	0.2475136	1.2535379E-02	52.40787
CM-244	199.8804	28-FEB-2010	5534.460	5883.375	14046.00	0.2480791	1.2579419E-02	47.39998

Instrument : CHAMBER 135
 Detector : 64270
 Standard ID : AESS-018
 Standard Reference Date : 14-FEB-2008 17:45:04
 Calibration Analysis Date/Time : 17-AUG-2009 09:42:32
 Calibration Count Time : 300.0000
 Efficiency Calibration Date/Time : 17-AUG-2009 15:01:50
 Average Efficiency : 0.2546879
 Average Efficiency Error : 7.0084208E-03
 Confidence : 95.00000

Cal. Istps	DPM	Exp. Date	Start Engy	End Engy	Counts	EFF.	EFF Err	Resolution
GD-148	202.1856	28-FEB-2010	2987.813	3300.105	15110.00	0.2525907	1.0856513E-02	49.36219
NP-237	208.8990	28-FEB-2010	4435.123	4902.752	15878.00	0.2533506	1.2826114E-02	62.03614
CM-244	198.1458	28-FEB-2010	5532.979	5882.877	14546.00	0.2591602	1.3135060E-02	51.79539

Instrument : CHAMBER 136
 Detector : 68549
 Standard ID : AESS-024
 Standard Reference Date : 14-FEB-2008 21:55:55
 Calibration Analysis Date/Time : 17-AUG-2009 09:42:37
 Calibration Count Time : 300.0000
 Efficiency Calibration Date/Time : 17-AUG-2009 15:02:00
 Average Efficiency : 0.2475998
 Average Efficiency Error : 6.8165381E-03
 Confidence : 95.00000

Cal. Istps	DPM	Exp. Date	Start Engy	End Engy	Counts	EFF.	EFF Err	Resolution
GD-148	203.5218	28-FEB-2010	2991.796	3301.682	14741.00	0.2447980	1.0526305E-02	60.65231
NP-237	205.6662	28-FEB-2010	4435.713	4901.780	15573.00	0.2523313	1.2777670E-02	84.66249
CM-244	198.3060	28-FEB-2010	5531.520	5884.028	13875.00	0.2470199	1.2527825E-02	70.83999

Instrument : CHAMBER 137
 Detector : 64288
 Standard ID : AESS-025
 Standard Reference Date : 15-FEB-2008 09:06:52
 Calibration Analysis Date/Time : 17-AUG-2009 15:19:29
 Calibration Count Time : 300.0000
 Efficiency Calibration Date/Time : 18-AUG-2009 09:58:00
 Average Efficiency : 0.2555233
 Average Efficiency Error : 7.0462842E-03
 Confidence : 95.00000

Cal. Istps	DPM	Exp. Date	Start Engy	End Engy	Counts	EFF.	EFF Err	Resolution
GD-148	195.5670	28-FEB-2010	2990.035	3302.352	15040.00	0.2599163	1.1172320E-02	62.16771
NP-237	167.9916	28-FEB-2010	4435.990	4901.349	12745.00	0.2528539	1.2839622E-02	74.72440
CM-244	157.2432	28-FEB-2010	5532.344	5883.346	11242.00	0.2523895	1.2842122E-02	61.62554

Instrument : CHAMBER 138
 Detector : 65877
 Standard ID : AESS-031
 Standard Reference Date : 18-FEB-2008 11:28:15
 Calibration Analysis Date/Time : 17-AUG-2009 10:05:25
 Calibration Count Time : 300.0000
 Efficiency Calibration Date/Time : 17-AUG-2009 15:10:23
 Average Efficiency : 0.2550827
 Average Efficiency Error : 7.0365570E-03
 Confidence : 95.00000

Cal. Istps	DPM	Exp. Date	Start Engy	End Engy	Counts	EFF.	EFF Err	Resolution
GD-148	193.6650	28-FEB-2010	2990.457	3300.623	14458.00	0.2522955	1.0852579E-02	60.07153
NP-237	162.9186	28-FEB-2010	4436.833	4904.301	12578.00	0.2572678	1.3066470E-02	64.63396
CM-244	153.1968	28-FEB-2010	5531.035	5885.034	11155.00	0.2569406	1.3075489E-02	58.61239

Instrument : CHAMBER 139
 Detector : 76231
 Standard ID : AESS-026
 Standard Reference Date : 15-FEB-2008 09:06:52
 Calibration Analysis Date/Time : 17-AUG-2009 10:05:40
 Calibration Count Time : 300.0000
 Efficiency Calibration Date/Time : 17-AUG-2009 15:10:36
 Average Efficiency : 0.2493770
 Average Efficiency Error : 7.3113223E-03
 Confidence : 95.00000

Cal. Istps	DPM	Exp. Date	Start Engy	End Engy	Counts	EFF.	EFF Err	Resolution
GD-148	199.5072	28-FEB-2010	2988.624	3300.322	14789.00	0.2505293	1.2695529E-02	52.23651
NP-237	168.0294	28-FEB-2010	4436.965	4901.673	12535.00	0.2486135	1.2627549E-02	58.33430
CM-244	160.5822	28-FEB-2010	5531.099	5884.173	11327.00	0.2489982	1.2667944E-02	53.91700

Instrument : CHAMBER 140
 Detector : 78771
 Standard ID : AESS-032
 Standard Reference Date : 18-FEB-2008 11:28:15
 Calibration Analysis Date/Time : 17-AUG-2009 10:05:55
 Calibration Count Time : 300.0000
 Efficiency Calibration Date/Time : 17-AUG-2009 15:10:53
 Average Efficiency : 0.2545226
 Average Efficiency Error : 7.0204390E-03
 Confidence : 95.00000

Cal. Istps	DPM	Exp. Date	Start Engy	End Engy	Counts	EFF.	EFF Err	Resolution
GD-148	195.2364	28-FEB-2010	2992.243	3300.208	14492.00	0.2508534	1.0790074E-02	46.38138
NP-237	165.9822	28-FEB-2010	4435.227	4906.111	12782.00	0.2566222	1.3030458E-02	51.74347
CM-244	153.7938	28-FEB-2010	5531.085	5884.403	11234.00	0.2578183	1.3118429E-02	44.44519

Instrument : CHAMBER 141
 Detector : 76232
 Standard ID : AESS-027
 Standard Reference Date : 15-FEB-2008 09:06:52
 Calibration Analysis Date/Time : 17-AUG-2009 10:06:09
 Calibration Count Time : 300.0000
 Efficiency Calibration Date/Time : 17-AUG-2009 15:11:05
 Average Efficiency : 0.2584702
 Average Efficiency Error : 7.5807418E-03
 Confidence : 95.00000

Cal. Istps	DPM	Exp. Date	Start Engy	End Engy	Counts	EFF.	EFF Err	Resolution
GD-148	193.4238	28-FEB-2010	2989.414	3297.748	14427.00	0.2520987	1.2779256E-02	53.56795
NP-237	161.6154	28-FEB-2010	4437.262	4901.753	12660.00	0.2610831	1.3258832E-02	57.80217
CM-244	148.1754	28-FEB-2010	5534.971	5886.637	11030.00	0.2627913	1.3375781E-02	54.14219

Instrument : CHAMBER 142
 Detector : 64261
 Standard ID : AESS-033
 Standard Reference Date : 18-FEB-2008 11:28:15
 Calibration Analysis Date/Time : 17-AUG-2009 10:06:21
 Calibration Count Time : 300.0000
 Efficiency Calibration Date/Time : 17-AUG-2009 15:11:22
 Average Efficiency : 0.2600435
 Average Efficiency Error : 7.1729934E-03
 Confidence : 95.00000

Cal. Istps	DPM	Exp. Date	Start Engy	End Engy	Counts	EFF.	EFF Err	Resolution
GD-148	192.4158	28-FEB-2010	2988.269	3301.948	14656.00	0.2574165	1.1070056E-02	54.03382
NP-237	161.7816	28-FEB-2010	4433.864	4905.404	12714.00	0.2618904	1.3299029E-02	57.43495
CM-244	147.2670	28-FEB-2010	5531.110	5884.773	10935.00	0.2619993	1.3337597E-02	54.46835

Instrument : CHAMBER 143
 Detector : 65882
 Standard ID : AESS-028
 Standard Reference Date : 15-FEB-2008 09:06:52
 Calibration Analysis Date/Time : 17-AUG-2009 10:06:30
 Calibration Count Time : 300.0000
 Efficiency Calibration Date/Time : 17-AUG-2009 15:11:35
 Average Efficiency : 0.2441945
 Average Efficiency Error : 7.1629179E-03
 Confidence : 95.00000

Cal. Istps	DPM	Exp. Date	Start Engy	End Engy	Counts	EFF.	EFF Err	Resolution
GD-148	199.6542	28-FEB-2010	2987.868	3300.973	14504.00	0.2454895	1.2443409E-02	48.86588
NP-237	168.1992	28-FEB-2010	4435.203	4905.234	12409.00	0.2458239	1.2487897E-02	54.42411
CM-244	156.7614	28-FEB-2010	5533.941	5886.181	10719.00	0.2413527	1.2290902E-02	48.55591

Instrument : CHAMBER 144
 Detector : 75551
 Standard ID : AESS-034
 Standard Reference Date : 18-FEB-2008 11:28:15
 Calibration Analysis Date/Time : 17-AUG-2009 10:06:42
 Calibration Count Time : 300.0000
 Efficiency Calibration Date/Time : 17-AUG-2009 15:11:48
 Average Efficiency : 0.2468767
 Average Efficiency Error : 6.8111387E-03
 Confidence : 95.00000

Cal. Istps	DPM	Exp. Date	Start Engy	End Engy	Counts	EFF.	EFF Err	Resolution
GD-148	200.5488	28-FEB-2010	2992.050	3299.833	14487.00	0.2441242	1.0500696E-02	46.56598
NP-237	167.2962	28-FEB-2010	4433.005	4902.603	12463.00	0.2482506	1.2610275E-02	54.14901
CM-244	154.4388	28-FEB-2010	5530.735	5882.656	10920.00	0.2495103	1.2702089E-02	51.83741

Instrument : CHAMBER 145
 Detector : 72526
 Standard ID : AESS-029
 Standard Reference Date : 15-FEB-2008 09:06:52
 Calibration Analysis Date/Time : 17-AUG-2009 10:06:50
 Calibration Count Time : 300.0000
 Efficiency Calibration Date/Time : 17-AUG-2009 15:12:06
 Average Efficiency : 0.2516074
 Average Efficiency Error : 7.3767379E-03
 Confidence : 95.00000

Cal. Istps	DPM	Exp. Date	Start Engy	End Engy	Counts	EFF.	EFF Err	Resolution
GD-148	201.5742	28-FEB-2010	2991.923	3299.882	14896.00	0.2497595	1.2655314E-02	52.44717
NP-237	169.7700	28-FEB-2010	4434.984	4905.949	12721.00	0.2497460	1.2682147E-02	64.14503
CM-244	154.8234	28-FEB-2010	5531.069	5884.490	11206.00	0.2555142	1.3001818E-02	51.97158

Instrument : CHAMBER 146
 Detector : 72527
 Standard ID : AESS-035
 Standard Reference Date : 18-FEB-2008 11:28:15
 Calibration Analysis Date/Time : 17-AUG-2009 10:06:56
 Calibration Count Time : 300.0000
 Efficiency Calibration Date/Time : 17-AUG-2009 15:12:19
 Average Efficiency : 0.2487766
 Average Efficiency Error : 6.8616522E-03
 Confidence : 95.00000

Cal. Istps	DPM	Exp. Date	Start Engy	End Engy	Counts	EFF.	EFF Err	Resolution
GD-148	198.6666	28-FEB-2010	2989.460	3301.164	14683.00	0.2497765	1.0741138E-02	52.75697
NP-237	168.2934	28-FEB-2010	4435.288	4903.095	12451.00	0.2466013	1.2526580E-02	54.23803
CM-244	158.8128	28-FEB-2010	5534.042	5884.573	11233.00	0.2496148	1.2701104E-02	51.22379

Instrument : CHAMBER 147
 Detector : 75550
 Standard ID : AESS-030
 Standard Reference Date : 15-FEB-2008 09:06:52
 Calibration Analysis Date/Time : 17-AUG-2009 10:07:03
 Calibration Count Time : 300.0000
 Efficiency Calibration Date/Time : 17-AUG-2009 15:12:37
 Average Efficiency : 0.2470976
 Average Efficiency Error : 7.2475495E-03
 Confidence : 95.00000

Cal. Istps	DPM	Exp. Date	Start Engy	End Engy	Counts	EFF.	EFF Err	Resolution
GD-148	198.9792	28-FEB-2010	2990.910	3299.539	14303.00	0.2429080	1.2314880E-02	46.94440
NP-237	166.3758	28-FEB-2010	4433.251	4901.935	12590.00	0.2521924	1.2808450E-02	53.36894
CM-244	157.1856	28-FEB-2010	5533.139	5883.368	10980.00	0.2465573	1.2550585E-02	53.24918

Instrument : CHAMBER 148
 Detector : 74429
 Standard ID : AESS-036
 Standard Reference Date : 18-FEB-2008 11:28:15
 Calibration Analysis Date/Time : 17-AUG-2009 10:07:10
 Calibration Count Time : 300.0000
 Efficiency Calibration Date/Time : 17-AUG-2009 15:12:57
 Average Efficiency : 0.2480969
 Average Efficiency Error : 6.8435837E-03
 Confidence : 95.00000

Cal. Istps	DPM	Exp. Date	Start Engy	End Engy	Counts	EFF.	EFF Err	Resolution
GD-148	201.3204	28-FEB-2010	2990.725	3298.446	14645.00	0.2458259	1.0571792E-02	53.02917
NP-237	167.4312	28-FEB-2010	4436.496	4905.977	12647.00	0.2517435	1.2784752E-02	56.62496
CM-244	156.4188	28-FEB-2010	5533.919	5885.716	10983.00	0.2477803	1.2612724E-02	51.14078

Instrument : CHAMBER 149
 Detector : 33449
 Standard ID : AESS-037
 Standard Reference Date : 18-FEB-2008 15:31:47
 Calibration Analysis Date/Time : 17-AUG-2009 09:46:49
 Calibration Count Time : 300.0000
 Efficiency Calibration Date/Time : 17-AUG-2009 15:02:09
 Average Efficiency : 0.2465136
 Average Efficiency Error : 6.8024271E-03
 Confidence : 95.00000

Cal. Istps	DPM	Exp. Date	Start Engy	End Engy	Counts	EFF.	EFF Err	Resolution
GD-148	197.7372	28-FEB-2010	2991.734	3299.272	14178.00	0.2423231	1.0427443E-02	68.70028
NP-237	167.1294	28-FEB-2010	4437.371	4901.944	12533.00	0.2499420	1.2695006E-02	68.91545
CM-244	154.7664	28-FEB-2010	5530.548	5882.851	10933.00	0.2492944	1.2690787E-02	65.41205

Instrument : CHAMBER 150
 Detector : 75552
 Standard ID : AESS-043
 Standard Reference Date : 19-FEB-2008 00:32:27
 Calibration Analysis Date/Time : 17-AUG-2009 09:47:06
 Calibration Count Time : 300.0000
 Efficiency Calibration Date/Time : 17-AUG-2009 15:02:19
 Average Efficiency : 0.2486527
 Average Efficiency Error : 6.8590841E-03
 Confidence : 95.00000

Cal. Istps	DPM	Exp. Date	Start Engy	End Engy	Counts	EFF.	EFF Err	Resolution
GD-148	197.7708	28-FEB-2010	2992.316	3300.643	14670.00	0.2506822	1.0780259E-02	53.31720
NP-237	168.7422	28-FEB-2010	4435.415	4905.497	12565.00	0.2481675	1.2604410E-02	58.05605
CM-244	156.3252	28-FEB-2010	5534.121	5886.240	10915.00	0.2463857	1.2543092E-02	53.10606

Instrument : CHAMBER 151
 Detector : 75556
 Standard ID : AESS-038
 Standard Reference Date : 18-FEB-2008 15:31:47
 Calibration Analysis Date/Time : 17-AUG-2009 09:47:22
 Calibration Count Time : 300.0000
 Efficiency Calibration Date/Time : 17-AUG-2009 15:02:29
 Average Efficiency : 0.2450182
 Average Efficiency Error : 6.7593171E-03
 Confidence : 95.00000

Cal. Istps	DPM	Exp. Date	Start Engy	End Engy	Counts	EFF.	EFF Err	Resolution
GD-148	200.1408	28-FEB-2010	2990.659	3302.040	14473.00	0.2443945	1.0512492E-02	52.21863
NP-237	170.0886	28-FEB-2010	4434.623	4901.634	12448.00	0.2439277	1.2390838E-02	56.98894
CM-244	157.7460	28-FEB-2010	5531.364	5886.469	11043.00	0.2470334	1.2573502E-02	57.42078

Instrument : CHAMBER 152
 Detector : 76222
 Standard ID : AESS-044
 Standard Reference Date : 19-FEB-2008 00:32:27
 Calibration Analysis Date/Time : 17-AUG-2009 09:47:27
 Calibration Count Time : 300.0000
 Efficiency Calibration Date/Time : 17-AUG-2009 15:02:41
 Average Efficiency : 0.2490164
 Average Efficiency Error : 6.8703890E-03
 Confidence : 95.00000

Cal. Istps	DPM	Exp. Date	Start Engy	End Engy	Counts	EFF.	EFF Err	Resolution
GD-148	194.4510	28-FEB-2010	2991.044	3297.777	14243.00	0.2475301	1.0650607E-02	47.08284
NP-237	166.6248	28-FEB-2010	4437.300	4905.285	12419.00	0.2484124	1.2619114E-02	60.94747
CM-244	155.8290	28-FEB-2010	5531.209	5887.199	11119.00	0.2517907	1.2814093E-02	54.11842

Instrument : CHAMBER 153
 Detector : 76223
 Standard ID : AESS-039
 Standard Reference Date : 18-FEB-2008 15:31:47
 Calibration Analysis Date/Time : 17-AUG-2009 09:47:33
 Calibration Count Time : 300.0000
 Efficiency Calibration Date/Time : 17-AUG-2009 15:02:59
 Average Efficiency : 0.2519075
 Average Efficiency Error : 6.9520962E-03
 Confidence : 95.00000

Cal. Istps	DPM	Exp. Date	Start Engy	End Engy	Counts	EFF.	EFF Err	Resolution
GD-148	192.2418	28-FEB-2010	2989.175	3301.127	14308.00	0.2515197	1.0821341E-02	47.18059
NP-237	159.1506	28-FEB-2010	4437.148	4906.174	12220.00	0.2558792	1.3001786E-02	54.79121
CM-244	151.7142	28-FEB-2010	5533.838	5885.640	10690.00	0.2486704	1.2664073E-02	49.37799

Instrument : CHAMBER 154
 Detector : 76224
 Standard ID : AESS-045
 Standard Reference Date : 19-FEB-2008 00:32:27
 Calibration Analysis Date/Time : 17-AUG-2009 09:47:38
 Calibration Count Time : 300.0000
 Efficiency Calibration Date/Time : 17-AUG-2009 15:03:12
 Average Efficiency : 0.2559401
 Average Efficiency Error : 7.0637148E-03
 Confidence : 95.00000

Cal. Istps	DPM	Exp. Date	Start Engy	End Engy	Counts	EFF.	EFF Err	Resolution
GD-148	186.9936	28-FEB-2010	2991.160	3298.663	14169.00	0.2560697	1.1019127E-02	49.27927
NP-237	160.8066	28-FEB-2010	4435.792	4904.845	12224.00	0.2533519	1.2873255E-02	55.70718
CM-244	145.8384	28-FEB-2010	5532.170	5883.602	10681.00	0.2584613	1.3162896E-02	52.40295

Instrument : CHAMBER 155
 Detector : 75553
 Standard ID : AESS-040
 Standard Reference Date : 18-FEB-2008 15:31:47
 Calibration Analysis Date/Time : 17-AUG-2009 09:47:43
 Calibration Count Time : 300.0000
 Efficiency Calibration Date/Time : 17-AUG-2009 15:03:49
 Average Efficiency : 0.2604031
 Average Efficiency Error : 7.1793078E-03
 Confidence : 95.00000

Cal. Istps	DPM	Exp. Date	Start Engy	End Engy	Counts	EFF.	EFF Err	Resolution
GD-148	194.4828	28-FEB-2010	2990.137	3299.574	15144.00	0.2631285	1.1309024E-02	51.70325
NP-237	166.8174	28-FEB-2010	4433.383	4905.252	13025.00	0.2602106	1.3208893E-02	58.26657
CM-244	155.0100	28-FEB-2010	5530.995	5884.485	11287.00	0.2569496	1.3073267E-02	54.09868

Instrument : CHAMBER 156
 Detector : 75554
 Standard ID : AESS-046
 Standard Reference Date : 19-FEB-2008 19:35:48
 Calibration Analysis Date/Time : 17-AUG-2009 09:47:48
 Calibration Count Time : 300.0000
 Efficiency Calibration Date/Time : 17-AUG-2009 15:03:58
 Average Efficiency : 0.2478251
 Average Efficiency Error : 6.8396293E-03
 Confidence : 95.00000

Cal. Istps	DPM	Exp. Date	Start Engy	End Engy	Counts	EFF.	EFF Err	Resolution
GD-148	194.7474	28-FEB-2010	2991.410	3301.423	14146.00	0.2454547	1.0562697E-02	50.29560
NP-237	164.6658	28-FEB-2010	4436.034	4902.390	12227.00	0.2474083	1.2571326E-02	54.83716
CM-244	151.3824	28-FEB-2010	5532.563	5885.336	10800.00	0.2517493	1.2818515E-02	50.76693

Instrument : CHAMBER 157
 Detector : 75555
 Standard ID : AESS-041
 Standard Reference Date : 18-FEB-2008 15:31:47
 Calibration Analysis Date/Time : 17-AUG-2009 09:47:53
 Calibration Count Time : 300.0000
 Efficiency Calibration Date/Time : 17-AUG-2009 15:04:07
 Average Efficiency : 0.2459567
 Average Efficiency Error : 6.7838337E-03
 Confidence : 95.00000

Cal. Istps	DPM	Exp. Date	Start Engy	End Engy	Counts	EFF.	EFF Err	Resolution
GD-148	203.9034	28-FEB-2010	2989.948	3299.042	14635.00	0.2425698	1.0431849E-02	49.95551
NP-237	171.2268	28-FEB-2010	4436.337	4902.073	12880.00	0.2506870	1.2727586E-02	53.18868
CM-244	159.5796	28-FEB-2010	5531.733	5884.378	11136.00	0.2462586	1.2532219E-02	53.03581

Instrument : CHAMBER 158
 Detector : 33451
 Standard ID : AESS-047
 Standard Reference Date : 19-FEB-2008 00:32:27
 Calibration Analysis Date/Time : 17-AUG-2009 09:47:59
 Calibration Count Time : 300.0000
 Efficiency Calibration Date/Time : 17-AUG-2009 15:04:18
 Average Efficiency : 0.2470825
 Average Efficiency Error : 6.8179565E-03
 Confidence : 95.00000

Cal. Istps	DPM	Exp. Date	Start Engy	End Engy	Counts	EFF.	EFF Err	Resolution
GD-148	197.4804	28-FEB-2010	2990.074	3301.013	14195.00	0.2429217	1.0452971E-02	65.65772
NP-237	168.3948	28-FEB-2010	4435.907	4905.421	12486.00	0.2470921	1.2551059E-02	76.64585
CM-244	154.6032	28-FEB-2010	5535.323	5885.904	11102.00	0.2534059	1.2896620E-02	68.27572

Instrument : CHAMBER 159
 Detector : 76225
 Standard ID : AESS-042
 Standard Reference Date : 18-FEB-2008 15:31:47
 Calibration Analysis Date/Time : 17-AUG-2009 09:48:04
 Calibration Count Time : 300.0000
 Efficiency Calibration Date/Time : 17-AUG-2009 15:04:28
 Average Efficiency : 0.2536185
 Average Efficiency Error : 6.9992472E-03
 Confidence : 95.00000

Cal. Istps	DPM	Exp. Date	Start Engy	End Engy	Counts	EFF.	EFF Err	Resolution
GD-148	188.7090	28-FEB-2010	2992.022	3301.502	14176.00	0.2538644	1.0924136E-02	47.45573
NP-237	159.6558	28-FEB-2010	4435.853	4902.842	12186.00	0.2543722	1.2925758E-02	52.94994
CM-244	150.5208	28-FEB-2010	5534.528	5883.086	10773.00	0.2525320	1.2859062E-02	52.36504

Instrument : CHAMBER 160
 Detector : 76226
 Standard ID : AESS-048
 Standard Reference Date : 19-FEB-2008 00:32:27
 Calibration Analysis Date/Time : 17-AUG-2009 09:48:09
 Calibration Count Time : 300.0000
 Efficiency Calibration Date/Time : 17-AUG-2009 15:04:40
 Average Efficiency : 0.2450936
 Average Efficiency Error : 6.7667966E-03
 Confidence : 95.00000

Cal. Istps	DPM	Exp. Date	Start Engy	End Engy	Counts	EFF.	EFF Err	Resolution
GD-148	191.8350	28-FEB-2010	2988.982	3298.890	13916.00	0.2451341	1.0552234E-02	50.78497
NP-237	161.5530	28-FEB-2010	4434.439	4901.761	11957.00	0.2465858	1.2534058E-02	58.31113
CM-244	151.1856	28-FEB-2010	5533.753	5882.414	10437.00	0.2435748	1.2410097E-02	52.51821

Instrument : CHAMBER 161
 Detector : 70321
 Standard ID : AESS-001
 Standard Reference Date : 20-FEB-2008 09:54:53
 Calibration Analysis Date/Time : 24-AUG-2009 08:39:50
 Calibration Count Time : 300.0000
 Efficiency Calibration Date/Time : 24-AUG-2009 14:06:47
 Average Efficiency : 0.3731306
 Average Efficiency Error : 1.0235887E-02
 Confidence : 95.00000

Cal. Istps	DPM	Exp. Date	Start Engy	End Engy	Counts	EFF.	EFF Err	Resolution
GD-148	208.6698	28-FEB-2010	2988.799	3299.450	22121.00	0.3583271	1.5313427E-02	65.76945
NP-237	171.0024	28-FEB-2010	4437.354	4905.712	19775.00	0.3854371	1.9465830E-02	75.53835
CM-244	158.1060	28-FEB-2010	5533.034	5884.911	17229.00	0.3847365	1.9458989E-02	65.65879

Instrument : CHAMBER 162
 Detector : 70323
 Standard ID : AESS-007
 Standard Reference Date : 14-FEB-2008 13:39:25
 Calibration Analysis Date/Time : 24-AUG-2009 08:39:56
 Calibration Count Time : 300.0000
 Efficiency Calibration Date/Time : 24-AUG-2009 14:06:56
 Average Efficiency : 0.3723955
 Average Efficiency Error : 1.0201765E-02
 Confidence : 95.00000

Cal. Istps	DPM	Exp. Date	Start Engy	End Engy	Counts	EFF.	EFF Err	Resolution
GD-148	206.7342	28-FEB-2010	2991.108	3297.679	22068.00	0.3608688	1.5422536E-02	59.05890
NP-237	205.0260	28-FEB-2010	4437.157	4905.370	23621.00	0.3840082	1.9362321E-02	75.93850
CM-244	199.6806	28-FEB-2010	5531.808	5882.856	21406.00	0.3787849	1.9115422E-02	59.17039

Instrument : CHAMBER 163
 Detector : 70324
 Standard ID : AESS-002
 Standard Reference Date : 19-FEB-2008 11:05:22
 Calibration Analysis Date/Time : 24-AUG-2009 08:40:01
 Calibration Count Time : 300.0000
 Efficiency Calibration Date/Time : 24-AUG-2009 14:07:06
 Average Efficiency : 0.3784964
 Average Efficiency Error : 1.0368022E-02
 Confidence : 95.00000

Cal. Istps	DPM	Exp. Date	Start Engy	End Engy	Counts	EFF.	EFF Err	Resolution
GD-148	200.1144	28-FEB-2010	2989.316	3301.922	21875.00	0.3695002	1.5793122E-02	75.87975
NP-237	200.4990	28-FEB-2010	4434.725	4904.333	23130.00	0.3844810	1.9389626E-02	89.93044
CM-244	196.5558	28-FEB-2010	5532.622	5884.699	21494.00	0.3861476	1.9486297E-02	68.44479

Instrument : CHAMBER 164
 Detector : 70325
 Standard ID : AESS-008
 Standard Reference Date : 14-FEB-2008 13:39:25
 Calibration Analysis Date/Time : 24-AUG-2009 08:40:07
 Calibration Count Time : 300.0000
 Efficiency Calibration Date/Time : 24-AUG-2009 14:07:20
 Average Efficiency : 0.3795241
 Average Efficiency Error : 1.0392675E-02
 Confidence : 95.00000

Cal. Istps	DPM	Exp. Date	Start Engy	End Engy	Counts	EFF.	EFF Err	Resolution
GD-148	206.0418	28-FEB-2010	2989.433	3301.590	22711.00	0.3726217	1.5919240E-02	60.22451
NP-237	209.2716	28-FEB-2010	4434.137	4904.243	23751.00	0.3782692	1.9072101E-02	72.85822
CM-244	199.6488	28-FEB-2010	5533.726	5886.727	22121.00	0.3914949	1.9750981E-02	58.50513

Instrument : CHAMBER 165
 Detector : 72544
 Standard ID : AESS-003
 Standard Reference Date : 15-FEB-2008 13:12:27
 Calibration Analysis Date/Time : 24-AUG-2009 08:40:14
 Calibration Count Time : 300.0000
 Efficiency Calibration Date/Time : 24-AUG-2009 14:07:34
 Average Efficiency : 0.3818519
 Average Efficiency Error : 1.0458693E-02
 Confidence : 95.00000

Cal. Istps	DPM	Exp. Date	Start Engy	End Engy	Counts	EFF.	EFF Err	Resolution
GD-148	202.9740	28-FEB-2010	2990.235	3298.979	22293.00	0.3712923	1.5866017E-02	64.67880
NP-237	203.2080	28-FEB-2010	4434.502	4904.549	23821.00	0.3907148	1.9699110E-02	89.80749
CM-244	197.2236	28-FEB-2010	5532.823	5884.601	21728.00	0.3892223	1.9639486E-02	65.21038

Instrument : CHAMBER 166
 Detector : 74545
 Standard ID : AESS-009
 Standard Reference Date : 19-FEB-2008 11:05:22
 Calibration Analysis Date/Time : 24-AUG-2009 08:40:20
 Calibration Count Time : 300.0000
 Efficiency Calibration Date/Time : 24-AUG-2009 14:07:42
 Average Efficiency : 0.3930937
 Average Efficiency Error : 1.0762543E-02
 Confidence : 95.00000

Cal. Istps	DPM	Exp. Date	Start Engy	End Engy	Counts	EFF.	EFF Err	Resolution
GD-148	203.3736	28-FEB-2010	2991.175	3297.621	23070.00	0.3834404	1.6378330E-02	51.93287
NP-237	204.0192	28-FEB-2010	4434.428	4904.926	24581.00	0.4015882	2.0242147E-02	75.61842
CM-244	197.2128	28-FEB-2010	5535.556	5884.119	22299.00	0.3992831	2.0142501E-02	56.82180

Instrument : CHAMBER 167
 Detector : 72546
 Standard ID : AESS-004
 Standard Reference Date : 14-FEB-2008 09:35:18
 Calibration Analysis Date/Time : 24-AUG-2009 08:40:25
 Calibration Count Time : 300.0000
 Efficiency Calibration Date/Time : 24-AUG-2009 14:07:51
 Average Efficiency : 0.3896100
 Average Efficiency Error : 1.0666691E-02
 Confidence : 95.00000

Cal. Istps	DPM	Exp. Date	Start Engy	End Engy	Counts	EFF.	EFF Err	Resolution
GD-148	206.1222	28-FEB-2010	2990.148	3302.011	23242.00	0.3811870	1.6280681E-02	60.73105
NP-237	204.2586	28-FEB-2010	4433.463	4903.100	24426.00	0.3985536	2.0090239E-02	78.42995
CM-244	198.8100	28-FEB-2010	5531.940	5884.576	22136.00	0.3933990	1.9846944E-02	60.41788

Instrument : CHAMBER 168
 Detector : 72547
 Standard ID : AESS-010
 Standard Reference Date : 14-FEB-2008 13:39:25
 Calibration Analysis Date/Time : 24-AUG-2009 08:40:32
 Calibration Count Time : 300.0000
 Efficiency Calibration Date/Time : 24-AUG-2009 14:07:59
 Average Efficiency : 0.3891803
 Average Efficiency Error : 1.0657012E-02
 Confidence : 95.00000

Cal. Istps	DPM	Exp. Date	Start Engy	End Engy	Counts	EFF.	EFF Err	Resolution
GD-148	202.0008	28-FEB-2010	2989.237	3300.921	22691.00	0.3797462	1.6223785E-02	60.45912
NP-237	202.9926	28-FEB-2010	4437.534	4902.237	24096.00	0.3956006	1.9943606E-02	81.13048
CM-244	196.2330	28-FEB-2010	5531.663	5884.741	22054.00	0.3970870	2.0033659E-02	60.17071

Instrument : CHAMBER 169
 Detector : 72548
 Standard ID : AESS-005
 Standard Reference Date : 14-FEB-2008 09:35:18
 Calibration Analysis Date/Time : 24-AUG-2009 08:40:37
 Calibration Count Time : 300.0000
 Efficiency Calibration Date/Time : 24-AUG-2009 14:08:11
 Average Efficiency : 0.3755721
 Average Efficiency Error : 1.0284009E-02
 Confidence : 95.00000

Cal. Istps	DPM	Exp. Date	Start Engy	End Engy	Counts	EFF.	EFF Err	Resolution
GD-148	210.7452	28-FEB-2010	2992.165	3298.594	22868.00	0.3668304	1.5670519E-02	63.17508
NP-237	209.5938	28-FEB-2010	4434.229	4903.754	23971.00	0.3811674	1.9216783E-02	80.00423
CM-244	202.7478	28-FEB-2010	5532.658	5885.433	21988.00	0.3832155	1.9334303E-02	60.82853

Instrument : CHAMBER 170
 Detector : 72549
 Standard ID : AESS-011
 Standard Reference Date : 14-FEB-2008 13:39:25
 Calibration Analysis Date/Time : 24-AUG-2009 08:40:43
 Calibration Count Time : 300.0000
 Efficiency Calibration Date/Time : 24-AUG-2009 14:08:20
 Average Efficiency : 0.3679080
 Average Efficiency Error : 1.0074493E-02
 Confidence : 95.00000

Cal. Istps	DPM	Exp. Date	Start Engy	End Engy	Counts	EFF.	EFF Err	Resolution
GD-148	212.8284	28-FEB-2010	2988.025	3299.867	22620.00	0.3593037	1.5351000E-02	55.68573
NP-237	214.4868	28-FEB-2010	4432.622	4903.408	24183.00	0.3757574	1.8942678E-02	83.32780
CM-244	208.4184	28-FEB-2010	5534.316	5882.981	22007.00	0.3730944	1.8823531E-02	57.78218

Instrument : CHAMBER 171
 Detector : 78260
 Standard ID : AESS-006
 Standard Reference Date : 14-FEB-2008 09:35:18
 Calibration Analysis Date/Time : 24-AUG-2009 08:40:49
 Calibration Count Time : 300.0000
 Efficiency Calibration Date/Time : 24-AUG-2009 14:08:29
 Average Efficiency : 0.3855957
 Average Efficiency Error : 1.0559761E-02
 Confidence : 95.00000

Cal. Istps	DPM	Exp. Date	Start Engy	End Engy	Counts	EFF.	EFF Err	Resolution
GD-148	203.6952	28-FEB-2010	2988.433	3300.366	22641.00	0.3757591	1.6053872E-02	54.75708
NP-237	204.7038	28-FEB-2010	4436.595	4905.826	23976.00	0.3903738	1.9680876E-02	77.89750
CM-244	195.0060	28-FEB-2010	5533.870	5885.935	21851.00	0.3959031	1.9975597E-02	57.65449

Instrument : CHAMBER 172
 Detector : 78772
 Standard ID : AESS-012
 Standard Reference Date : 14-FEB-2008 13:39:25
 Calibration Analysis Date/Time : 24-AUG-2009 08:40:55
 Calibration Count Time : 300.0000
 Efficiency Calibration Date/Time : 24-AUG-2009 14:08:40
 Average Efficiency : 0.3797724
 Average Efficiency Error : 1.0397769E-02
 Confidence : 95.00000

Cal. Istps	DPM	Exp. Date	Start Engy	End Engy	Counts	EFF.	EFF Err	Resolution
GD-148	206.2200	28-FEB-2010	2991.870	3297.903	22889.00	0.3752128	1.6028440E-02	52.39552
NP-237	205.8930	28-FEB-2010	4433.678	4903.969	23812.00	0.3854640	1.9434443E-02	82.21458
CM-244	203.1954	28-FEB-2010	5534.514	5883.121	21897.00	0.3807611	1.9211210E-02	56.07287

Instrument : CHAMBER 173
 Detector : 74431
 Standard ID : AESS-013
 Standard Reference Date : 14-FEB-2008 17:45:04
 Calibration Analysis Date/Time : 24-AUG-2009 08:41:01
 Calibration Count Time : 300.0000
 Efficiency Calibration Date/Time : 24-AUG-2009 14:08:49
 Average Efficiency : 0.2601730
 Average Efficiency Error : 7.1557011E-03
 Confidence : 95.00000

Cal. Istps	DPM	Exp. Date	Start Engy	End Engy	Counts	EFF.	EFF Err	Resolution
GD-148	203.6544	28-FEB-2010	2988.449	3298.086	15819.00	0.2625923	1.1277330E-02	48.84491
NP-237	210.2526	28-FEB-2010	4435.604	4905.905	16223.00	0.2571892	1.3017043E-02	57.42966
CM-244	201.9108	28-FEB-2010	5534.021	5885.467	14862.00	0.2599279	1.3170394E-02	53.55892

Instrument : CHAMBER 174
 Detector : 74432
 Standard ID : AESS-019
 Standard Reference Date : 19-FEB-2008 11:05:22
 Calibration Analysis Date/Time : 24-AUG-2009 08:41:06
 Calibration Count Time : 300.0000
 Efficiency Calibration Date/Time : 24-AUG-2009 14:08:58
 Average Efficiency : 0.2560052
 Average Efficiency Error : 7.0460425E-03
 Confidence : 95.00000

Cal. Istps	DPM	Exp. Date	Start Engy	End Engy	Counts	EFF.	EFF Err	Resolution
GD-148	204.6468	28-FEB-2010	2988.639	3300.179	15066.00	0.2488402	1.0695883E-02	51.37117
NP-237	202.9140	28-FEB-2010	4435.486	4905.219	15899.00	0.2611338	1.3219978E-02	60.89258
CM-244	199.3140	28-FEB-2010	5531.026	5885.734	14784.00	0.2618657	1.3269406E-02	47.62206

Instrument : CHAMBER 175
 Detector : 74433
 Standard ID : AESS-014
 Standard Reference Date : 19-FEB-2008 11:05:22
 Calibration Analysis Date/Time : 24-AUG-2009 08:41:12
 Calibration Count Time : 300.0000
 Efficiency Calibration Date/Time : 24-AUG-2009 14:09:06
 Average Efficiency : 0.2541471
 Average Efficiency Error : 6.9896011E-03
 Confidence : 95.00000

Cal. Istps	DPM	Exp. Date	Start Engy	End Engy	Counts	EFF.	EFF Err	Resolution
GD-148	214.7088	28-FEB-2010	2992.018	3300.926	15876.00	0.2499355	1.0733101E-02	50.54956
NP-237	211.7160	28-FEB-2010	4437.197	4902.367	16318.00	0.2568789	1.3000464E-02	57.64658
CM-244	207.3882	28-FEB-2010	5531.134	5883.215	15134.00	0.2576209	1.3050339E-02	53.56906

Instrument : CHAMBER 176
 Detector : 74434
 Standard ID : AESS-020
 Standard Reference Date : 14-FEB-2008 21:55:55
 Calibration Analysis Date/Time : 24-AUG-2009 08:41:18
 Calibration Count Time : 300.0000
 Efficiency Calibration Date/Time : 24-AUG-2009 14:09:15
 Average Efficiency : 0.2565841
 Average Efficiency Error : 7.0622312E-03
 Confidence : 95.00000

Cal. Istps	DPM	Exp. Date	Start Engy	End Engy	Counts	EFF.	EFF Err	Resolution
GD-148	205.5870	28-FEB-2010	2987.853	3298.318	15148.00	0.2490841	1.0705328E-02	47.98410
NP-237	203.4984	28-FEB-2010	4433.083	4904.101	15833.00	0.2593126	1.3128439E-02	58.20272
CM-244	197.1096	28-FEB-2010	5532.948	5884.695	14821.00	0.2655677	1.3456577E-02	49.33431

Instrument : CHAMBER 177
 Detector : 74435
 Standard ID : AESS-015
 Standard Reference Date : 14-FEB-2008 17:45:04
 Calibration Analysis Date/Time : 24-AUG-2009 08:41:25
 Calibration Count Time : 300.0000
 Efficiency Calibration Date/Time : 24-AUG-2009 14:09:24
 Average Efficiency : 0.2668152
 Average Efficiency Error : 7.3382389E-03
 Confidence : 95.00000

Cal. Istps	DPM	Exp. Date	Start Engy	End Engy	Counts	EFF.	EFF Err	Resolution
GD-148	204.0270	28-FEB-2010	2989.857	3298.211	15920.00	0.2637714	1.1326759E-02	49.45098
NP-237	200.6460	28-FEB-2010	4433.475	4903.934	16338.00	0.2714185	1.3736055E-02	53.30935
CM-244	195.9270	28-FEB-2010	5533.213	5885.773	14796.00	0.2666922	1.3513907E-02	53.74039

Instrument : CHAMBER 178
 Detector : 74436
 Standard ID : AESS-021
 Standard Reference Date : 19-FEB-2008 15:31:52
 Calibration Analysis Date/Time : 24-AUG-2009 08:41:30
 Calibration Count Time : 300.0000
 Efficiency Calibration Date/Time : 24-AUG-2009 14:09:35
 Average Efficiency : 0.2595187
 Average Efficiency Error : 7.1381964E-03
 Confidence : 95.00000

Cal. Istps	DPM	Exp. Date	Start Engy	End Engy	Counts	EFF.	EFF Err	Resolution
GD-148	208.3608	28-FEB-2010	2991.399	3300.807	15690.00	0.2545363	1.0932880E-02	44.11681
NP-237	210.1548	28-FEB-2010	4432.785	4903.123	16730.00	0.2653126	1.3423340E-02	55.16845
CM-244	200.7390	28-FEB-2010	5531.481	5883.158	14852.00	0.2611876	1.3234260E-02	50.76077

Instrument : CHAMBER 179
 Detector : 74437
 Standard ID : AESS-016
 Standard Reference Date : 14-FEB-2008 17:45:04
 Calibration Analysis Date/Time : 24-AUG-2009 08:41:36
 Calibration Count Time : 300.0000
 Efficiency Calibration Date/Time : 24-AUG-2009 14:09:44
 Average Efficiency : 0.2718232
 Average Efficiency Error : 7.4735158E-03
 Confidence : 95.00000

Cal. Istps	DPM	Exp. Date	Start Engy	End Engy	Counts	EFF.	EFF Err	Resolution
GD-148	204.0534	28-FEB-2010	2990.874	3299.393	16266.00	0.2694745	1.1567459E-02	45.58660
NP-237	199.3962	28-FEB-2010	4435.018	4905.518	16480.00	0.2754735	1.3939864E-02	58.76590
CM-244	198.6402	28-FEB-2010	5534.758	5887.251	15277.00	0.2715900	1.3756392E-02	54.51526

Instrument : CHAMBER 180
 Detector : 74438
 Standard ID : AESS-022
 Standard Reference Date : 14-FEB-2008 21:55:55
 Calibration Analysis Date/Time : 24-AUG-2009 08:41:41
 Calibration Count Time : 300.0000
 Efficiency Calibration Date/Time : 24-AUG-2009 14:09:54
 Average Efficiency : 0.2528372
 Average Efficiency Error : 6.9568004E-03
 Confidence : 95.00000

Cal. Istps	DPM	Exp. Date	Start Engy	End Engy	Counts	EFF.	EFF Err	Resolution
GD-148	209.6724	28-FEB-2010	2989.946	3300.627	15376.00	0.2479020	1.0651710E-02	47.69878
NP-237	206.8830	28-FEB-2010	4434.505	4904.405	15995.00	0.2576708	1.3043700E-02	52.34612
CM-244	203.0208	28-FEB-2010	5531.104	5886.649	14679.00	0.2553639	1.2941188E-02	49.43889

Instrument : CHAMBER 181
 Detector : 74439
 Standard ID : AESS-017
 Standard Reference Date : 14-FEB-2008 17:45:04
 Calibration Analysis Date/Time : 24-AUG-2009 08:41:46
 Calibration Count Time : 300.0000
 Efficiency Calibration Date/Time : 24-AUG-2009 14:10:03
 Average Efficiency : 0.2567677
 Average Efficiency Error : 7.0618824E-03
 Confidence : 95.00000

Cal. Istps	DPM	Exp. Date	Start Engy	End Engy	Counts	EFF.	EFF Err	Resolution
GD-148	210.0798	28-FEB-2010	2988.658	3302.315	15809.00	0.2543999	1.0925616E-02	48.94121
NP-237	208.5846	28-FEB-2010	4432.549	4902.677	16291.00	0.2603085	1.3174290E-02	56.85185
CM-244	205.5828	28-FEB-2010	5531.208	5883.203	14943.00	0.2566723	1.3004515E-02	53.00024

Instrument : CHAMBER 182
 Detector : 74440
 Standard ID : AESS-023
 Standard Reference Date : 14-FEB-2008 21:55:55
 Calibration Analysis Date/Time : 24-AUG-2009 08:41:51
 Calibration Count Time : 300.0000
 Efficiency Calibration Date/Time : 24-AUG-2009 14:10:14
 Average Efficiency : 0.2534730
 Average Efficiency Error : 6.9745579E-03
 Confidence : 95.00000

Cal. Istps	DPM	Exp. Date	Start Engy	End Engy	Counts	EFF.	EFF Err	Resolution
GD-148	207.4764	28-FEB-2010	2990.553	3299.709	15297.00	0.2492435	1.0710318E-02	46.65529
NP-237	207.4998	28-FEB-2010	4435.824	4905.707	15977.00	0.2566445	1.2991886E-02	50.94455
CM-244	199.8804	28-FEB-2010	5533.404	5884.684	14515.00	0.2565299	1.3002145E-02	46.18616

Instrument : CHAMBER 183
 Detector : 74441
 Standard ID : AESS-018
 Standard Reference Date : 14-FEB-2008 17:45:04
 Calibration Analysis Date/Time : 24-AUG-2009 08:41:56
 Calibration Count Time : 300.0000
 Efficiency Calibration Date/Time : 24-AUG-2009 14:10:29
 Average Efficiency : 0.2637588
 Average Efficiency Error : 7.2541810E-03
 Confidence : 95.00000

Cal. Istps	DPM	Exp. Date	Start Engy	End Engy	Counts	EFF.	EFF Err	Resolution
GD-148	202.1856	28-FEB-2010	2989.015	3297.962	16012.00	0.2677119	1.1494849E-02	47.11412
NP-237	208.8990	28-FEB-2010	4434.099	4904.342	16303.00	0.2601227	1.3164749E-02	52.97176
CM-244	198.1458	28-FEB-2010	5532.826	5884.696	14712.00	0.2621811	1.3286361E-02	53.53780

Instrument : CHAMBER 184
 Detector : 74442
 Standard ID : AESS-024
 Standard Reference Date : 14-FEB-2008 21:55:55
 Calibration Analysis Date/Time : 24-AUG-2009 08:42:02
 Calibration Count Time : 300.0000
 Efficiency Calibration Date/Time : 24-AUG-2009 14:10:41
 Average Efficiency : 0.2604004
 Average Efficiency Error : 7.1640476E-03
 Confidence : 95.00000

Cal. Istps	DPM	Exp. Date	Start Engy	End Engy	Counts	EFF.	EFF Err	Resolution
GD-148	203.5218	28-FEB-2010	2989.045	3299.169	15378.00	0.2554370	1.0975426E-02	49.39055
NP-237	205.6662	28-FEB-2010	4437.505	4902.470	16322.00	0.2645144	1.3386835E-02	57.05146
CM-244	198.3060	28-FEB-2010	5535.333	5886.318	14804.00	0.2636573	1.3359983E-02	50.92117

Instrument : CHAMBER 185
 Detector : 68615
 Standard ID : AESS-025
 Standard Reference Date : 15-FEB-2008 09:06:52
 Calibration Analysis Date/Time : 24-AUG-2009 08:42:07
 Calibration Count Time : 300.0000
 Efficiency Calibration Date/Time : 24-AUG-2009 14:10:54
 Average Efficiency : 0.2583998
 Average Efficiency Error : 7.1241027E-03
 Confidence : 95.00000

Cal. Istps	DPM	Exp. Date	Start Engy	End Engy	Counts	EFF.	EFF Err	Resolution
GD-148	195.5670	28-FEB-2010	2987.897	3299.344	14977.00	0.2588871	1.1128917E-02	59.70583
NP-237	167.9916	28-FEB-2010	4432.571	4905.243	13169.00	0.2612911	1.3261506E-02	62.76381
CM-244	157.2432	28-FEB-2010	5530.503	5886.106	11355.00	0.2549717	1.2971560E-02	55.40694

Instrument : CHAMBER 186
 Detector : 68616
 Standard ID : AESS-031
 Standard Reference Date : 18-FEB-2008 11:28:15
 Calibration Analysis Date/Time : 24-AUG-2009 08:42:13
 Calibration Count Time : 300.0000
 Efficiency Calibration Date/Time : 24-AUG-2009 14:11:06
 Average Efficiency : 0.2578412
 Average Efficiency Error : 7.1111098E-03
 Confidence : 95.00000

Cal. Istps	DPM	Exp. Date	Start Engy	End Engy	Counts	EFF.	EFF Err	Resolution
GD-148	193.6650	28-FEB-2010	2992.379	3299.140	14692.00	0.2564398	1.1027561E-02	55.81911
NP-237	162.9186	28-FEB-2010	4434.242	4902.774	12639.00	0.2585895	1.3132489E-02	57.78773
CM-244	153.1968	28-FEB-2010	5534.982	5886.349	11244.00	0.2590897	1.3183227E-02	55.94541

Instrument : CHAMBER 187
 Detector : 68620
 Standard ID : AESS-026
 Standard Reference Date : 15-FEB-2008 09:06:52
 Calibration Analysis Date/Time : 24-AUG-2009 08:42:19
 Calibration Count Time : 300.0000
 Efficiency Calibration Date/Time : 24-AUG-2009 14:11:16
 Average Efficiency : 0.2520546
 Average Efficiency Error : 7.3888451E-03
 Confidence : 95.00000

Cal. Istps	DPM	Exp. Date	Start Engy	End Engy	Counts	EFF.	EFF Err	Resolution
GD-148	199.5072	28-FEB-2010	2991.498	3300.157	14978.00	0.2537758	1.2857930E-02	50.69514
NP-237	168.0294	28-FEB-2010	4437.493	4903.961	12739.00	0.2526664	1.2830210E-02	58.36928
CM-244	160.5822	28-FEB-2010	5535.243	5883.722	11357.00	0.2497735	1.2706947E-02	53.40160

Instrument : CHAMBER 188
 Detector : 68621
 Standard ID : AESS-032
 Standard Reference Date : 18-FEB-2008 11:28:15
 Calibration Analysis Date/Time : 24-AUG-2009 08:42:24
 Calibration Count Time : 300.0000
 Efficiency Calibration Date/Time : 24-AUG-2009 14:11:25
 Average Efficiency : 0.2590206
 Average Efficiency Error : 7.1418569E-03
 Confidence : 95.00000

Cal. Istps	DPM	Exp. Date	Start Engy	End Engy	Counts	EFF.	EFF Err	Resolution
GD-148	195.2364	28-FEB-2010	2988.985	3297.497	14940.00	0.2586645	1.1119837E-02	50.77880
NP-237	165.9822	28-FEB-2010	4433.354	4904.064	12857.00	0.2581703	1.3107833E-02	59.69577
CM-244	153.7938	28-FEB-2010	5533.683	5886.437	11347.00	0.2603945	1.3247656E-02	50.83346

Instrument : CHAMBER 189
 Detector : 68622
 Standard ID : AESS-027
 Standard Reference Date : 15-FEB-2008 09:06:52
 Calibration Analysis Date/Time : 24-AUG-2009 08:42:30
 Calibration Count Time : 300.0000
 Efficiency Calibration Date/Time : 24-AUG-2009 14:11:34
 Average Efficiency : 0.2605012
 Average Efficiency Error : 7.6393606E-03
 Confidence : 95.00000

Cal. Istps	DPM	Exp. Date	Start Engy	End Engy	Counts	EFF.	EFF Err	Resolution
GD-148	193.4238	28-FEB-2010	2990.052	3301.735	14579.00	0.2547995	1.2914370E-02	54.11663
NP-237	161.6154	28-FEB-2010	4436.853	4905.539	12669.00	0.2612749	1.3268417E-02	57.74998
CM-244	148.1754	28-FEB-2010	5532.776	5884.354	11162.00	0.2659585	1.3534531E-02	55.68552

Instrument : CHAMBER 190
 Detector : 68623
 Standard ID : AESS-033
 Standard Reference Date : 18-FEB-2008 11:28:15
 Calibration Analysis Date/Time : 24-AUG-2009 08:42:35
 Calibration Count Time : 300.0000
 Efficiency Calibration Date/Time : 24-AUG-2009 14:11:43
 Average Efficiency : 0.2627709
 Average Efficiency Error : 7.2474247E-03
 Confidence : 95.00000

Cal. Istps	DPM	Exp. Date	Start Engy	End Engy	Counts	EFF.	EFF Err	Resolution
GD-148	192.4158	28-FEB-2010	2991.652	3298.950	14837.00	0.2606309	1.1205810E-02	49.34105
NP-237	161.7816	28-FEB-2010	4435.677	4904.720	12625.00	0.2599701	1.3203092E-02	52.76612
CM-244	147.2670	28-FEB-2010	5532.170	5883.736	11225.00	0.2689729	1.3686700E-02	52.48962

Instrument : CHAMBER 191
 Detector : 68624
 Standard ID : AESS-028
 Standard Reference Date : 15-FEB-2008 09:06:52
 Calibration Analysis Date/Time : 24-AUG-2009 08:42:40
 Calibration Count Time : 300.0000
 Efficiency Calibration Date/Time : 24-AUG-2009 14:11:54
 Average Efficiency : 0.2621362
 Average Efficiency Error : 7.6808794E-03
 Confidence : 95.00000

Cal. Isteps	DPM	Exp. Date	Start Engy	End Engy	Counts	EFF.	EFF Err	Resolution
GD-148	199.6542	28-FEB-2010	2991.100	3299.772	15569.00	0.2636111	1.3349629E-02	49.40056
NP-237	168.1992	28-FEB-2010	4437.436	4904.158	13280.00	0.2631744	1.3355431E-02	53.16087
CM-244	156.7614	28-FEB-2010	5530.545	5884.668	11529.00	0.2596773	1.3207550E-02	53.47022

Instrument : CHAMBER 192
 Detector : 74430
 Standard ID : AESS-034
 Standard Reference Date : 18-FEB-2008 11:28:15
 Calibration Analysis Date/Time : 24-AUG-2009 08:42:45
 Calibration Count Time : 300.0000
 Efficiency Calibration Date/Time : 24-AUG-2009 14:12:04
 Average Efficiency : 0.2555450
 Average Efficiency Error : 7.0466422E-03
 Confidence : 95.00000

Cal. Isteps	DPM	Exp. Date	Start Engy	End Engy	Counts	EFF.	EFF Err	Resolution
GD-148	200.5488	28-FEB-2010	2988.046	3297.560	14899.00	0.2511216	1.0796109E-02	50.91946
NP-237	167.2962	28-FEB-2010	4437.061	4903.990	12977.00	0.2585397	1.3124744E-02	59.22014
CM-244	154.4388	28-FEB-2010	5535.519	5883.955	11337.00	0.2591194	1.3182904E-02	51.43979

Instrument : CHAMBER 193
 Detector : 68627
 Standard ID : AESS-029
 Standard Reference Date : 15-FEB-2008 09:06:52
 Calibration Analysis Date/Time : 24-AUG-2009 08:42:50
 Calibration Count Time : 300.0000
 Efficiency Calibration Date/Time : 24-AUG-2009 14:12:15
 Average Efficiency : 0.2629034
 Average Efficiency Error : 7.7030240E-03
 Confidence : 95.00000

Cal. Isteps	DPM	Exp. Date	Start Engy	End Engy	Counts	EFF.	EFF Err	Resolution
GD-148	201.5742	28-FEB-2010	2990.087	3301.572	15539.00	0.2605920	1.3197066E-02	51.03585
NP-237	169.7700	28-FEB-2010	4436.483	4905.309	13298.00	0.2610572	1.3247789E-02	60.49369
CM-244	154.8234	28-FEB-2010	5532.931	5884.819	11722.00	0.2672982	1.3591460E-02	49.40217

Instrument : CHAMBER 194
 Detector : 68635
 Standard ID : AESS-035
 Standard Reference Date : 18-FEB-2008 11:28:15
 Calibration Analysis Date/Time : 24-AUG-2009 08:42:56
 Calibration Count Time : 300.0000
 Efficiency Calibration Date/Time : 24-AUG-2009 14:12:24
 Average Efficiency : 0.2559154
 Average Efficiency Error : 7.0551960E-03
 Confidence : 95.00000

Cal. Istps	DPM	Exp. Date	Start Engy	End Engy	Counts	EFF.	EFF Err	Resolution
GD-148	198.6666	28-FEB-2010	2990.152	3297.570	15094.00	0.2568187	1.1038445E-02	52.22760
NP-237	168.2934	28-FEB-2010	4434.536	4903.587	12941.00	0.2562945	1.3011310E-02	57.01247
CM-244	158.8128	28-FEB-2010	5530.970	5882.461	11437.00	0.2543004	1.2935611E-02	52.26905

Instrument : CHAMBER 195
 Detector : 68636
 Standard ID : AESS-030
 Standard Reference Date : 15-FEB-2008 09:06:52
 Calibration Analysis Date/Time : 24-AUG-2009 08:43:02
 Calibration Count Time : 300.0000
 Efficiency Calibration Date/Time : 24-AUG-2009 14:12:38
 Average Efficiency : 0.2667065
 Average Efficiency Error : 7.8130718E-03
 Confidence : 95.00000

Cal. Istps	DPM	Exp. Date	Start Engy	End Engy	Counts	EFF.	EFF Err	Resolution
GD-148	198.9792	28-FEB-2010	2992.288	3300.624	15672.00	0.2662604	1.3482675E-02	51.81870
NP-237	166.3758	28-FEB-2010	4434.057	4902.978	13400.00	0.2684508	1.3621432E-02	55.01876
CM-244	157.1856	28-FEB-2010	5534.813	5885.542	11813.00	0.2654414	1.3495106E-02	48.18431

Instrument : CHAMBER 196
 Detector : 68637
 Standard ID : AESS-036
 Standard Reference Date : 18-FEB-2008 11:28:15
 Calibration Analysis Date/Time : 24-AUG-2009 08:43:07
 Calibration Count Time : 300.0000
 Efficiency Calibration Date/Time : 24-AUG-2009 14:12:49
 Average Efficiency : 0.2563491
 Average Efficiency Error : 7.0671304E-03
 Confidence : 95.00000

Cal. Istps	DPM	Exp. Date	Start Engy	End Engy	Counts	EFF.	EFF Err	Resolution
GD-148	201.3204	28-FEB-2010	2990.410	3301.963	15144.00	0.2542627	1.0927959E-02	54.37652
NP-237	167.4312	28-FEB-2010	4437.321	4906.417	12971.00	0.2582058	1.3107896E-02	61.84642
CM-244	156.4188	28-FEB-2010	5534.476	5886.645	11409.00	0.2574924	1.3098660E-02	57.13540

Instrument : CHAMBER 197
 Detector : 78894
 Standard ID : AESS-037
 Standard Reference Date : 18-FEB-2008 15:31:47
 Calibration Analysis Date/Time : 24-AUG-2009 08:43:12
 Calibration Count Time : 300.0000
 Efficiency Calibration Date/Time : 24-AUG-2009 14:12:58
 Average Efficiency : 0.2565553
 Average Efficiency Error : 7.0746746E-03
 Confidence : 95.00000

Cal. Istps	DPM	Exp. Date	Start Engy	End Engy	Counts	EFF.	EFF Err	Resolution
GD-148	197.7372	28-FEB-2010	2991.920	3300.320	14773.00	0.2525423	1.0858861E-02	53.38351
NP-237	167.1294	28-FEB-2010	4436.468	4902.348	13097.00	0.2612088	1.3258392E-02	59.72187
CM-244	154.7664	28-FEB-2010	5532.745	5886.065	11302.00	0.2578566	1.3119171E-02	59.33312

Instrument : CHAMBER 198
 Detector : 78895
 Standard ID : AESS-043
 Standard Reference Date : 19-FEB-2008 00:32:27
 Calibration Analysis Date/Time : 24-AUG-2009 08:43:18
 Calibration Count Time : 300.0000
 Efficiency Calibration Date/Time : 24-AUG-2009 14:13:11
 Average Efficiency : 0.2541020
 Average Efficiency Error : 7.0067579E-03
 Confidence : 95.00000

Cal. Istps	DPM	Exp. Date	Start Engy	End Engy	Counts	EFF.	EFF Err	Resolution
GD-148	197.7708	28-FEB-2010	2991.305	3299.642	14821.00	0.2533123	1.0891330E-02	54.52969
NP-237	168.7422	28-FEB-2010	4434.397	4904.448	12902.00	0.2548661	1.2939337E-02	62.13729
CM-244	156.3252	28-FEB-2010	5533.011	5885.087	11271.00	0.2544529	1.2946853E-02	57.18044

Instrument : CHAMBER 199
 Detector : 78896
 Standard ID : AESS-038
 Standard Reference Date : 18-FEB-2008 15:31:47
 Calibration Analysis Date/Time : 24-AUG-2009 08:43:24
 Calibration Count Time : 300.0000
 Efficiency Calibration Date/Time : 24-AUG-2009 14:13:20
 Average Efficiency : 0.2501573
 Average Efficiency Error : 6.8986462E-03
 Confidence : 95.00000

Cal. Istps	DPM	Exp. Date	Start Engy	End Engy	Counts	EFF.	EFF Err	Resolution
GD-148	200.1408	28-FEB-2010	2988.912	3297.497	14841.00	0.2506579	1.0776930E-02	55.76347
NP-237	170.0886	28-FEB-2010	4433.891	4904.941	12813.00	0.2510752	1.2748260E-02	59.43263
CM-244	157.7460	28-FEB-2010	5535.121	5882.869	11103.00	0.2485638	1.2650183E-02	55.23568

Instrument : CHAMBER 200
 Detector : 78900
 Standard ID : AESS-044
 Standard Reference Date : 19-FEB-2008 00:32:27
 Calibration Analysis Date/Time : 24-AUG-2009 08:43:29
 Calibration Count Time : 300.0000
 Efficiency Calibration Date/Time : 24-AUG-2009 14:13:29
 Average Efficiency : 0.2684568
 Average Efficiency Error : 7.3974063E-03
 Confidence : 95.00000

Cal. Istps	DPM	Exp. Date	Start Engy	End Engy	Counts	EFF.	EFF Err	Resolution
GD-148	194.4510	28-FEB-2010	2991.845	3300.480	15537.00	0.2700785	1.1602442E-02	51.63891
NP-237	166.6248	28-FEB-2010	4436.941	4902.709	13461.00	0.2692276	1.3660024E-02	60.85046
CM-244	155.8290	28-FEB-2010	5532.744	5885.759	11723.00	0.2655081	1.3500395E-02	52.11015

Instrument : CHAMBER 201
 Detector : 78902
 Standard ID : AESS-039
 Standard Reference Date : 18-FEB-2008 15:31:47
 Calibration Analysis Date/Time : 24-AUG-2009 08:43:34
 Calibration Count Time : 300.0000
 Efficiency Calibration Date/Time : 24-AUG-2009 14:13:38
 Average Efficiency : 0.2592217
 Average Efficiency Error : 7.1504964E-03
 Confidence : 95.00000

Cal. Istps	DPM	Exp. Date	Start Engy	End Engy	Counts	EFF.	EFF Err	Resolution
GD-148	192.2418	28-FEB-2010	2988.531	3297.499	14697.00	0.2584198	1.1112645E-02	48.26062
NP-237	159.1506	28-FEB-2010	4434.991	4906.359	12598.00	0.2638277	1.3399226E-02	56.82220
CM-244	151.7142	28-FEB-2010	5531.510	5884.700	10999.00	0.2559689	1.3029314E-02	45.31117

Instrument : CHAMBER 202
 Detector : 78903
 Standard ID : AESS-045
 Standard Reference Date : 19-FEB-2008 00:32:27
 Calibration Analysis Date/Time : 24-AUG-2009 08:43:39
 Calibration Count Time : 300.0000
 Efficiency Calibration Date/Time : 24-AUG-2009 14:13:47
 Average Efficiency : 0.2636107
 Average Efficiency Error : 7.2720256E-03
 Confidence : 95.00000

Cal. Istps	DPM	Exp. Date	Start Engy	End Engy	Counts	EFF.	EFF Err	Resolution
GD-148	186.9936	28-FEB-2010	2990.301	3298.322	14668.00	0.2651460	1.1402297E-02	43.51926
NP-237	160.8066	28-FEB-2010	4432.596	4902.750	12471.00	0.2585094	1.3131124E-02	55.44957
CM-244	145.8384	28-FEB-2010	5531.710	5884.137	11024.00	0.2668914	1.3584715E-02	46.64507

Instrument : CHAMBER 203
 Detector : 78905
 Standard ID : AESS-040
 Standard Reference Date : 18-FEB-2008 15:31:47
 Calibration Analysis Date/Time : 24-AUG-2009 08:43:44
 Calibration Count Time : 300.0000
 Efficiency Calibration Date/Time : 24-AUG-2009 14:16:33
 Average Efficiency : 0.2640079
 Average Efficiency Error : 7.2768405E-03
 Confidence : 95.00000

Cal. Istps	DPM	Exp. Date	Start Engy	End Engy	Counts	EFF.	EFF Err	Resolution
GD-148	194.4828	28-FEB-2010	2988.566	3301.771	15299.00	0.2658898	1.1425615E-02	49.79924
NP-237	166.8174	28-FEB-2010	4437.077	4902.609	13111.00	0.2619471	1.3295709E-02	56.73104
CM-244	155.0100	28-FEB-2010	5532.534	5885.590	11568.00	0.2635126	1.3401660E-02	53.98056

Instrument : CHAMBER 204
 Detector : 78907
 Standard ID : AESS-046
 Standard Reference Date : 19-FEB-2008 19:35:48
 Calibration Analysis Date/Time : 24-AUG-2009 08:43:49
 Calibration Count Time : 300.0000
 Efficiency Calibration Date/Time : 24-AUG-2009 14:14:37
 Average Efficiency : 0.2523464
 Average Efficiency Error : 6.9619059E-03
 Confidence : 95.00000

Cal. Istps	DPM	Exp. Date	Start Engy	End Engy	Counts	EFF.	EFF Err	Resolution
GD-148	194.7474	28-FEB-2010	2990.303	3298.289	14571.00	0.2528380	1.0874456E-02	50.39679
NP-237	164.6658	28-FEB-2010	4433.152	4903.866	12403.00	0.2510013	1.2750966E-02	53.81767
CM-244	151.3824	28-FEB-2010	5533.856	5886.993	10856.00	0.2530294	1.2882944E-02	47.99111

Instrument : CHAMBER 205
 Detector : 78908
 Standard ID : AESS-041
 Standard Reference Date : 18-FEB-2008 15:31:47
 Calibration Analysis Date/Time : 24-AUG-2009 08:43:54
 Calibration Count Time : 300.0000
 Efficiency Calibration Date/Time : 24-AUG-2009 14:14:46
 Average Efficiency : 0.2560018
 Average Efficiency Error : 7.0556081E-03
 Confidence : 95.00000

Cal. Istps	DPM	Exp. Date	Start Engy	End Engy	Counts	EFF.	EFF Err	Resolution
GD-148	203.9034	28-FEB-2010	2991.267	3299.423	15358.00	0.2545983	1.0939639E-02	47.30880
NP-237	171.2268	28-FEB-2010	4434.928	4905.917	13265.00	0.2582288	1.3104673E-02	60.39516
CM-244	159.5796	28-FEB-2010	5530.946	5884.256	11561.00	0.2557920	1.3009178E-02	54.31215

Instrument : CHAMBER 206
 Detector : 78909
 Standard ID : AESS-047
 Standard Reference Date : 19-FEB-2008 00:32:27
 Calibration Analysis Date/Time : 24-AUG-2009 08:44:00
 Calibration Count Time : 300.0000
 Efficiency Calibration Date/Time : 24-AUG-2009 14:14:55
 Average Efficiency : 0.2539860
 Average Efficiency Error : 7.0044687E-03
 Confidence : 95.00000

Cal. Istps	DPM	Exp. Date	Start Engy	End Engy	Counts	EFF.	EFF Err	Resolution
GD-148	197.4804	28-FEB-2010	2991.740	3299.836	14668.00	0.2510710	1.0797012E-02	49.54147
NP-237	168.3948	28-FEB-2010	4434.469	4904.811	12921.00	0.2557680	1.2984839E-02	58.90450
CM-244	154.6032	28-FEB-2010	5534.058	5886.660	11229.00	0.2564440	1.3048770E-02	52.29348

Instrument : CHAMBER 207
 Detector : 78910
 Standard ID : AESS-042
 Standard Reference Date : 18-FEB-2008 15:31:47
 Calibration Analysis Date/Time : 24-AUG-2009 08:44:06
 Calibration Count Time : 300.0000
 Efficiency Calibration Date/Time : 24-AUG-2009 14:15:04
 Average Efficiency : 0.2567169
 Average Efficiency Error : 7.0834220E-03
 Confidence : 95.00000

Cal. Istps	DPM	Exp. Date	Start Engy	End Engy	Counts	EFF.	EFF Err	Resolution
GD-148	188.7090	28-FEB-2010	2987.560	3301.824	14325.00	0.2565888	1.1039187E-02	52.32441
NP-237	159.6558	28-FEB-2010	4434.563	4905.877	12409.00	0.2590533	1.3159815E-02	57.42267
CM-244	150.5208	28-FEB-2010	5530.790	5883.765	10855.00	0.2546263	1.2963978E-02	55.85357

Instrument : CHAMBER 208
 Detector : 78911
 Standard ID : AESS-048
 Standard Reference Date : 19-FEB-2008 00:32:27
 Calibration Analysis Date/Time : 24-AUG-2009 08:44:11
 Calibration Count Time : 300.0000
 Efficiency Calibration Date/Time : 24-AUG-2009 14:15:14
 Average Efficiency : 0.2558721
 Average Efficiency Error : 7.0590605E-03
 Confidence : 95.00000

Cal. Istps	DPM	Exp. Date	Start Engy	End Engy	Counts	EFF.	EFF Err	Resolution
GD-148	191.8350	28-FEB-2010	2990.613	3299.492	14536.00	0.2561232	1.1016136E-02	49.47414
NP-237	161.5530	28-FEB-2010	4436.795	4902.883	12269.00	0.2531039	1.2859914E-02	57.37383
CM-244	151.1856	28-FEB-2010	5533.327	5886.561	11065.00	0.2584097	1.3152145E-02	53.34291

Instrument : CHAMBER 209
 Detector : 79188
 Standard ID : AESS-001
 Standard Reference Date : 20-FEB-2008 09:54:53
 Calibration Analysis Date/Time : 28-AUG-2009 07:06:29
 Calibration Count Time : 300.0000
 Efficiency Calibration Date/Time : 28-AUG-2009 13:24:07
 Average Efficiency : 0.3688648
 Average Efficiency Error : 1.0119580E-02
 Confidence : 95.00000

Cal. Istps	DPM	Exp. Date	Start Engy	End Engy	Counts	EFF.	EFF Err	Resolution
GD-148	208.6698	28-FEB-2010	2991.940	3298.642	21909.00	0.3549186	1.5169610E-02	67.58371
NP-237	171.0024	28-FEB-2010	4435.592	4905.793	19508.00	0.3802500	1.9206451E-02	83.29742
CM-244	158.1060	28-FEB-2010	5530.388	5883.749	17000.00	0.3798451	1.9214446E-02	66.10979

Instrument : CHAMBER 210
 Detector : 79189
 Standard ID : AESS-002
 Standard Reference Date : 19-FEB-2008 11:05:22
 Calibration Analysis Date/Time : 28-AUG-2009 07:06:35
 Calibration Count Time : 300.0000
 Efficiency Calibration Date/Time : 28-AUG-2009 13:25:35
 Average Efficiency : 0.3925964
 Average Efficiency Error : 1.0751541E-02
 Confidence : 95.00000

Cal. Istps	DPM	Exp. Date	Start Engy	End Engy	Counts	EFF.	EFF Err	Resolution
GD-148	200.1144	28-FEB-2010	2988.073	3301.089	22564.00	0.3811763	1.6285976E-02	59.50077
NP-237	200.4990	28-FEB-2010	4435.142	4905.164	24168.00	0.4017925	2.0255197E-02	72.98598
CM-244	196.5558	28-FEB-2010	5533.916	5886.208	22310.00	0.4010454	2.0231251E-02	59.60097

Instrument : CHAMBER 211
 Detector : 79190
 Standard ID : AESS-003
 Standard Reference Date : 15-FEB-2008 13:12:27
 Calibration Analysis Date/Time : 28-AUG-2009 07:06:39
 Calibration Count Time : 300.0000
 Efficiency Calibration Date/Time : 28-AUG-2009 13:25:47
 Average Efficiency : 0.3783190
 Average Efficiency Error : 1.0361547E-02
 Confidence : 95.00000

Cal. Istps	DPM	Exp. Date	Start Engy	End Engy	Counts	EFF.	EFF Err	Resolution
GD-148	202.9740	28-FEB-2010	2991.282	3299.071	22252.00	0.3706464	1.5838793E-02	59.43069
NP-237	203.2080	28-FEB-2010	4434.230	4900.253	23526.00	0.3867531	1.9501008E-02	83.71527
CM-244	197.2236	28-FEB-2010	5531.327	5885.262	21283.00	0.3814342	1.9250123E-02	60.34041

Instrument : CHAMBER 212
 Detector : 79191
 Standard ID : AESS-004
 Standard Reference Date : 14-FEB-2008 09:35:18
 Calibration Analysis Date/Time : 28-AUG-2009 07:06:45
 Calibration Count Time : 300.0000
 Efficiency Calibration Date/Time : 28-AUG-2009 13:26:50
 Average Efficiency : 0.3842054
 Average Efficiency Error : 1.0521159E-02
 Confidence : 95.00000

Cal. Istps	DPM	Exp. Date	Start Engy	End Engy	Counts	EFF.	EFF Err	Resolution
GD-148	206.1222	28-FEB-2010	2991.918	3298.870	22817.00	0.3742636	1.5988497E-02	61.37182
NP-237	204.2586	28-FEB-2010	4437.027	4902.590	24211.00	0.3950988	1.9917466E-02	76.39180
CM-244	198.8100	28-FEB-2010	5533.378	5887.318	21854.00	0.3886002	1.9607035E-02	60.73505

Instrument : CHAMBER 213
 Detector : 79192
 Standard ID : AESS-005
 Standard Reference Date : 14-FEB-2008 09:35:18
 Calibration Analysis Date/Time : 28-AUG-2009 07:06:50
 Calibration Count Time : 300.0000
 Efficiency Calibration Date/Time : 28-AUG-2009 13:27:02
 Average Efficiency : 0.3626718
 Average Efficiency Error : 9.9363821E-03
 Confidence : 95.00000

Cal. Istps	DPM	Exp. Date	Start Engy	End Engy	Counts	EFF.	EFF Err	Resolution
GD-148	210.7452	28-FEB-2010	2991.497	3299.775	21877.00	0.3509731	1.5001265E-02	65.21502
NP-237	209.5938	28-FEB-2010	4434.841	4905.254	23395.00	0.3720641	1.8761570E-02	80.31606
CM-244	202.7478	28-FEB-2010	5534.504	5887.063	21311.00	0.3715691	1.8752033E-02	64.10100

Instrument : CHAMBER 214
 Detector : 79193
 Standard ID : AESS-006
 Standard Reference Date : 14-FEB-2008 09:35:18
 Calibration Analysis Date/Time : 28-AUG-2009 07:06:55
 Calibration Count Time : 300.0000
 Efficiency Calibration Date/Time : 28-AUG-2009 13:27:13
 Average Efficiency : 0.3838671
 Average Efficiency Error : 1.0511074E-02
 Confidence : 95.00000

Cal. Istps	DPM	Exp. Date	Start Engy	End Engy	Counts	EFF.	EFF Err	Resolution
GD-148	203.6952	28-FEB-2010	2991.133	3298.396	22762.00	0.3778099	1.6140467E-02	58.86099
NP-237	204.7038	28-FEB-2010	4436.844	4902.153	23748.00	0.3866856	1.9496445E-02	74.56451
CM-244	195.0060	28-FEB-2010	5532.271	5885.676	21514.00	0.3900006	1.9680507E-02	59.70840

Instrument : CHAMBER 215
 Detector : 79194
 Standard ID : AESS-007
 Standard Reference Date : 14-FEB-2008 13:39:25
 Calibration Analysis Date/Time : 28-AUG-2009 07:06:59
 Calibration Count Time : 300.0000
 Efficiency Calibration Date/Time : 28-AUG-2009 13:27:24
 Average Efficiency : 0.3806459
 Average Efficiency Error : 1.0423170E-02
 Confidence : 95.00000

Cal. Istds	DPM	Exp. Date	Start Engy	End Engy	Counts	EFF.	EFF Err	Resolution
GD-148	206.7342	28-FEB-2010	2991.638	3298.993	22783.00	0.3725980	1.5917629E-02	61.31356
NP-237	205.0260	28-FEB-2010	4433.482	4904.904	23893.00	0.3884499	1.9584404E-02	80.36595
CM-244	199.6806	28-FEB-2010	5531.246	5885.655	21745.00	0.3849533	1.9423924E-02	60.77392

Instrument : CHAMBER 216
 Detector : 79195
 Standard ID : AESS-008
 Standard Reference Date : 14-FEB-2008 13:39:25
 Calibration Analysis Date/Time : 28-AUG-2009 07:07:04
 Calibration Count Time : 300.0000
 Efficiency Calibration Date/Time : 28-AUG-2009 13:27:35
 Average Efficiency : 0.3745080
 Average Efficiency Error : 1.0257245E-02
 Confidence : 95.00000

Cal. Istds	DPM	Exp. Date	Start Engy	End Engy	Counts	EFF.	EFF Err	Resolution
GD-148	206.0418	28-FEB-2010	2992.181	3299.336	22346.00	0.3666793	1.5668461E-02	61.23994
NP-237	209.2716	28-FEB-2010	4432.606	4903.311	23466.00	0.3737679	1.8847005E-02	82.70575
CM-244	199.6488	28-FEB-2010	5533.853	5887.574	21885.00	0.3874936	1.9550970E-02	61.73182

Instrument : CHAMBER 217
 Detector : 79410
 Standard ID : AESS-009
 Standard Reference Date : 19-FEB-2008 11:05:22
 Calibration Analysis Date/Time : 28-AUG-2009 07:07:09
 Calibration Count Time : 300.0000
 Efficiency Calibration Date/Time : 28-AUG-2009 13:27:45
 Average Efficiency : 0.3777330
 Average Efficiency Error : 1.0345438E-02
 Confidence : 95.00000

Cal. Istds	DPM	Exp. Date	Start Engy	End Engy	Counts	EFF.	EFF Err	Resolution
GD-148	203.3736	28-FEB-2010	2989.031	3301.074	22245.00	0.3697601	1.5800970E-02	58.22815
NP-237	204.0192	28-FEB-2010	4434.240	4905.058	23534.00	0.3845063	1.9388009E-02	79.31593
CM-244	197.2128	28-FEB-2010	5530.547	5884.453	21374.00	0.3829291	1.9324809E-02	62.42009

Instrument : CHAMBER 218
 Detector : 79411
 Standard ID : AESS-010
 Standard Reference Date : 14-FEB-2008 13:39:25
 Calibration Analysis Date/Time : 28-AUG-2009 07:07:14
 Calibration Count Time : 300.0000
 Efficiency Calibration Date/Time : 28-AUG-2009 13:27:55
 Average Efficiency : 0.3930598
 Average Efficiency Error : 1.0761084E-02
 Confidence : 95.00000

Cal. Istps	DPM	Exp. Date	Start Engy	End Engy	Counts	EFF.	EFF Err	Resolution
GD-148	202.0008	28-FEB-2010	2988.583	3301.235	23052.00	0.3858313	1.6480651E-02	58.44905
NP-237	202.9926	28-FEB-2010	4435.884	4901.733	24227.00	0.3977866	2.0052891E-02	78.90448
CM-244	196.2330	28-FEB-2010	5532.602	5886.438	22153.00	0.3990829	2.0133503E-02	64.39376

Instrument : CHAMBER 219
 Detector : 79412
 Standard ID : AESS-011
 Standard Reference Date : 14-FEB-2008 13:39:25
 Calibration Analysis Date/Time : 28-AUG-2009 07:07:18
 Calibration Count Time : 300.0000
 Efficiency Calibration Date/Time : 28-AUG-2009 13:28:06
 Average Efficiency : 0.3681216
 Average Efficiency Error : 1.0080670E-02
 Confidence : 95.00000

Cal. Istps	DPM	Exp. Date	Start Engy	End Engy	Counts	EFF.	EFF Err	Resolution
GD-148	212.8284	28-FEB-2010	2992.207	3300.096	22591.00	0.3588740	1.5332905E-02	58.48974
NP-237	214.4868	28-FEB-2010	4435.206	4906.290	24021.00	0.3732913	1.8819345E-02	78.80820
CM-244	208.4184	28-FEB-2010	5531.669	5885.285	22231.00	0.3770731	1.9022530E-02	63.56152

Instrument : CHAMBER 220
 Detector : 79413
 Standard ID : AESS-012
 Standard Reference Date : 14-FEB-2008 13:39:25
 Calibration Analysis Date/Time : 28-AUG-2009 07:07:23
 Calibration Count Time : 300.0000
 Efficiency Calibration Date/Time : 28-AUG-2009 13:28:15
 Average Efficiency : 0.3790617
 Average Efficiency Error : 1.0378873E-02
 Confidence : 95.00000

Cal. Istps	DPM	Exp. Date	Start Engy	End Engy	Counts	EFF.	EFF Err	Resolution
GD-148	206.2200	28-FEB-2010	2990.930	3297.738	22806.00	0.3739041	1.5973235E-02	57.23833
NP-237	205.8930	28-FEB-2010	4435.749	4901.420	23881.00	0.3866248	1.9492462E-02	76.47005
CM-244	203.1954	28-FEB-2010	5532.504	5886.683	21795.00	0.3791749	1.9131947E-02	59.12632

Instrument : CHAMBER 221
 Detector : 79414
 Standard ID : AESS-013
 Standard Reference Date : 14-FEB-2008 17:45:04
 Calibration Analysis Date/Time : 28-AUG-2009 07:07:27
 Calibration Count Time : 300.0000
 Efficiency Calibration Date/Time : 28-AUG-2009 13:28:26
 Average Efficiency : 0.3760977
 Average Efficiency Error : 1.0297902E-02
 Confidence : 95.00000

Cal. Istps	DPM	Exp. Date	Start Engy	End Engy	Counts	EFF.	EFF Err	Resolution
GD-148	203.6544	28-FEB-2010	2989.954	3298.454	22543.00	0.3742467	1.5990108E-02	51.83245
NP-237	210.2526	28-FEB-2010	4435.659	4902.272	23655.00	0.3750251	1.8909130E-02	73.29375
CM-244	201.9108	28-FEB-2010	5533.925	5882.692	21697.00	0.3798594	1.9167274E-02	59.34735

Instrument : CHAMBER 222
 Detector : 79415
 Standard ID : AESS-014
 Standard Reference Date : 19-FEB-2008 11:05:22
 Calibration Analysis Date/Time : 28-AUG-2009 07:07:32
 Calibration Count Time : 300.0000
 Efficiency Calibration Date/Time : 28-AUG-2009 13:28:40
 Average Efficiency : 0.3479734
 Average Efficiency Error : 9.5388982E-03
 Confidence : 95.00000

Cal. Istps	DPM	Exp. Date	Start Engy	End Engy	Counts	EFF.	EFF Err	Resolution
GD-148	214.7088	28-FEB-2010	2990.392	3301.657	21181.00	0.3334915	1.4259904E-02	57.45364
NP-237	211.7160	28-FEB-2010	4433.525	4905.197	22862.00	0.3599479	1.8154154E-02	71.83906
CM-244	207.3882	28-FEB-2010	5534.683	5886.672	21099.00	0.3594557	1.8142378E-02	61.07040

Instrument : CHAMBER 223
 Detector : 79416
 Standard ID : AESS-015
 Standard Reference Date : 14-FEB-2008 17:45:04
 Calibration Analysis Date/Time : 28-AUG-2009 07:07:38
 Calibration Count Time : 300.0000
 Efficiency Calibration Date/Time : 28-AUG-2009 13:28:50
 Average Efficiency : 0.3915000
 Average Efficiency Error : 1.0720647E-02
 Confidence : 95.00000

Cal. Istps	DPM	Exp. Date	Start Engy	End Engy	Counts	EFF.	EFF Err	Resolution
GD-148	204.0270	28-FEB-2010	2990.058	3298.884	22991.00	0.3809772	1.6273832E-02	50.91898
NP-237	200.6460	28-FEB-2010	4432.434	4905.074	24293.00	0.4035698	2.0343946E-02	76.26361
CM-244	195.9270	28-FEB-2010	5532.599	5887.467	21933.00	0.3957134	1.9965306E-02	59.83861

Instrument : CHAMBER 224
 Detector : 79417
 Standard ID : AESS-016
 Standard Reference Date : 14-FEB-2008 17:45:04
 Calibration Analysis Date/Time : 28-AUG-2009 07:07:44
 Calibration Count Time : 300.0000
 Efficiency Calibration Date/Time : 28-AUG-2009 13:29:01
 Average Efficiency : 0.3813685
 Average Efficiency Error : 1.0448295E-02
 Confidence : 95.00000

Cal. Istps	DPM	Exp. Date	Start Engy	End Engy	Counts	EFF.	EFF Err	Resolution
GD-148	204.0534	28-FEB-2010	2988.636	3298.216	22249.00	0.3686436	1.5753238E-02	55.61435
NP-237	199.3962	28-FEB-2010	4432.951	4905.382	23877.00	0.3991403	2.0123499E-02	76.52156
CM-244	198.6402	28-FEB-2010	5532.025	5886.099	21587.00	0.3841456	1.9384453E-02	60.82283

Instrument : CHAMBER 225
 Detector : 79418
 Standard ID : AESS-017
 Standard Reference Date : 14-FEB-2008 17:45:04
 Calibration Analysis Date/Time : 28-AUG-2009 07:07:50
 Calibration Count Time : 300.0000
 Efficiency Calibration Date/Time : 28-AUG-2009 13:29:13
 Average Efficiency : 0.3798896
 Average Efficiency Error : 1.0400972E-02
 Confidence : 95.00000

Cal. Istps	DPM	Exp. Date	Start Engy	End Engy	Counts	EFF.	EFF Err	Resolution
GD-148	210.0798	28-FEB-2010	2991.462	3299.408	23067.00	0.3712333	1.5856978E-02	56.54003
NP-237	208.5846	28-FEB-2010	4434.737	4905.917	24322.00	0.3886784	1.9593079E-02	73.79168
CM-244	205.5828	28-FEB-2010	5531.430	5885.124	22345.00	0.3842223	1.9382324E-02	56.97727

Instrument : CHAMBER 226
 Detector : 79419
 Standard ID : AESS-018
 Standard Reference Date : 14-FEB-2008 17:45:04
 Calibration Analysis Date/Time : 28-AUG-2009 07:07:57
 Calibration Count Time : 300.0000
 Efficiency Calibration Date/Time : 28-AUG-2009 13:29:24
 Average Efficiency : 0.3827937
 Average Efficiency Error : 1.0482643E-02
 Confidence : 95.00000

Cal. Istps	DPM	Exp. Date	Start Engy	End Engy	Counts	EFF.	EFF Err	Resolution
GD-148	202.1856	28-FEB-2010	2991.793	3300.581	22481.00	0.3759236	1.6062303E-02	52.26083
NP-237	208.8990	28-FEB-2010	4433.080	4904.877	23880.00	0.3810358	1.9210700E-02	71.56741
CM-244	198.1458	28-FEB-2010	5530.936	5884.804	22156.00	0.3952768	1.9941466E-02	57.91118

Instrument : CHAMBER 227
 Detector : 79420
 Standard ID : AESS-019
 Standard Reference Date : 19-FEB-2008 11:05:22
 Calibration Analysis Date/Time : 28-AUG-2009 07:08:03
 Calibration Count Time : 300.0000
 Efficiency Calibration Date/Time : 28-AUG-2009 13:29:35
 Average Efficiency : 0.3801799
 Average Efficiency Error : 1.0412521E-02
 Confidence : 95.00000

Cal. Istps	DPM	Exp. Date	Start Engy	End Engy	Counts	EFF.	EFF Err	Resolution
GD-148	204.6468	28-FEB-2010	2989.468	3297.622	22414.00	0.3702514	1.5820496E-02	54.09752
NP-237	202.9140	28-FEB-2010	4433.427	4904.675	23804.00	0.3910310	1.9715140E-02	71.53796
CM-244	199.3140	28-FEB-2010	5535.505	5883.794	21696.00	0.3846057	1.9406769E-02	56.80846

Instrument : CHAMBER 228
 Detector : 79421
 Standard ID : AESS-020
 Standard Reference Date : 14-FEB-2008 21:55:55
 Calibration Analysis Date/Time : 28-AUG-2009 07:08:10
 Calibration Count Time : 300.0000
 Efficiency Calibration Date/Time : 28-AUG-2009 13:30:03
 Average Efficiency : 0.3820991
 Average Efficiency Error : 1.0465804E-02
 Confidence : 95.00000

Cal. Istps	DPM	Exp. Date	Start Engy	End Engy	Counts	EFF.	EFF Err	Resolution
GD-148	205.5870	28-FEB-2010	2992.529	3302.052	22496.00	0.3699491	1.5806897E-02	57.79967
NP-237	203.4984	28-FEB-2010	4435.206	4906.368	23880.00	0.3911529	1.9720770E-02	74.62083
CM-244	197.1096	28-FEB-2010	5530.800	5883.365	21859.00	0.3920157	1.9779330E-02	58.42591

Instrument : CHAMBER 229
 Detector : 79422
 Standard ID : AESS-021
 Standard Reference Date : 19-FEB-2008 15:31:52
 Calibration Analysis Date/Time : 28-AUG-2009 07:08:15
 Calibration Count Time : 300.0000
 Efficiency Calibration Date/Time : 28-AUG-2009 13:30:14
 Average Efficiency : 0.3792264
 Average Efficiency Error : 1.0383990E-02
 Confidence : 95.00000

Cal. Istps	DPM	Exp. Date	Start Engy	End Engy	Counts	EFF.	EFF Err	Resolution
GD-148	208.3608	28-FEB-2010	2989.967	3297.813	22847.00	0.3706752	1.5834933E-02	56.62864
NP-237	210.1548	28-FEB-2010	4433.942	4905.968	24067.00	0.3817250	1.9244215E-02	74.03220
CM-244	200.7390	28-FEB-2010	5533.045	5882.442	22147.00	0.3898062	1.9665552E-02	61.11129

Instrument : CHAMBER 230
 Detector : 79423
 Standard ID : AESS-022
 Standard Reference Date : 14-FEB-2008 21:55:55
 Calibration Analysis Date/Time : 28-AUG-2009 07:08:19
 Calibration Count Time : 300.0000
 Efficiency Calibration Date/Time : 28-AUG-2009 13:31:10
 Average Efficiency : 0.3733873
 Average Efficiency Error : 1.0229134E-02
 Confidence : 95.00000

Cal. Istps	DPM	Exp. Date	Start Engy	End Engy	Counts	EFF.	EFF Err	Resolution
GD-148	209.6724	28-FEB-2010	2992.307	3300.916	22287.00	0.3593755	1.5356863E-02	52.42038
NP-237	206.8830	28-FEB-2010	4432.950	4904.639	23944.00	0.3857800	1.9449461E-02	68.40366
CM-244	203.0208	28-FEB-2010	5530.626	5884.491	22017.00	0.3833580	1.9341249E-02	56.79975

Instrument : CHAMBER 231
 Detector : 79424
 Standard ID : AESS-023
 Standard Reference Date : 14-FEB-2008 21:55:55
 Calibration Analysis Date/Time : 28-AUG-2009 07:08:24
 Calibration Count Time : 300.0000
 Efficiency Calibration Date/Time : 28-AUG-2009 13:31:59
 Average Efficiency : 0.3850142
 Average Efficiency Error : 1.0541392E-02
 Confidence : 95.00000

Cal. Istps	DPM	Exp. Date	Start Engy	End Engy	Counts	EFF.	EFF Err	Resolution
GD-148	207.4764	28-FEB-2010	2989.314	3302.411	23101.00	0.3764438	1.6079262E-02	62.44617
NP-237	207.4998	28-FEB-2010	4437.493	4903.010	24175.00	0.3883348	1.9576734E-02	78.49866
CM-244	199.8804	28-FEB-2010	5532.978	5886.091	22319.00	0.3947221	1.9912189E-02	60.41550

Instrument : CHAMBER 232
 Detector : 79425
 Standard ID : AESS-024
 Standard Reference Date : 14-FEB-2008 21:55:55
 Calibration Analysis Date/Time : 28-AUG-2009 07:08:30
 Calibration Count Time : 300.0000
 Efficiency Calibration Date/Time : 28-AUG-2009 13:32:18
 Average Efficiency : 0.3742643
 Average Efficiency Error : 1.0255569E-02
 Confidence : 95.00000

Cal. Istps	DPM	Exp. Date	Start Engy	End Engy	Counts	EFF.	EFF Err	Resolution
GD-148	203.5218	28-FEB-2010	2990.963	3301.243	21662.00	0.3598436	1.5382325E-02	53.98000
NP-237	205.6662	28-FEB-2010	4436.020	4902.090	23797.00	0.3856703	1.9444924E-02	72.96513
CM-244	198.3060	28-FEB-2010	5531.563	5883.791	21651.00	0.3859375	1.9474341E-02	56.32160

Instrument : CHAMBER 233
 Detector : 79426
 Standard ID : AESS-025
 Standard Reference Date : 15-FEB-2008 09:06:52
 Calibration Analysis Date/Time : 28-AUG-2009 07:08:35
 Calibration Count Time : 300.0000
 Efficiency Calibration Date/Time : 28-AUG-2009 13:32:35
 Average Efficiency : 0.3806617
 Average Efficiency Error : 1.0437921E-02
 Confidence : 95.00000

Cal. Istps	DPM	Exp. Date	Start Engy	End Engy	Counts	EFF.	EFF Err	Resolution
GD-148	195.5670	28-FEB-2010	2990.373	3302.025	21917.00	0.3788947	1.6194314E-02	59.57938
NP-237	167.9916	28-FEB-2010	4434.487	4905.324	19388.00	0.3846898	1.9431910E-02	80.68842
CM-244	157.2432	28-FEB-2010	5531.110	5885.315	16870.00	0.3792152	1.9184273E-02	59.70237

Instrument : CHAMBER 234
 Detector : 79427
 Standard ID : AESS-026
 Standard Reference Date : 15-FEB-2008 09:06:52
 Calibration Analysis Date/Time : 28-AUG-2009 07:08:41
 Calibration Count Time : 300.0000
 Efficiency Calibration Date/Time : 28-AUG-2009 13:32:51
 Average Efficiency : 0.3701842
 Average Efficiency Error : 1.0801505E-02
 Confidence : 95.00000

Cal. Istps	DPM	Exp. Date	Start Engy	End Engy	Counts	EFF.	EFF Err	Resolution
GD-148	199.5072	28-FEB-2010	2988.269	3300.079	21287.00	0.3607304	1.8206345E-02	60.36027
NP-237	168.0294	28-FEB-2010	4436.893	4901.571	19195.00	0.3807805	1.9236386E-02	87.24484
CM-244	160.5822	28-FEB-2010	5530.864	5883.822	16817.00	0.3701437	1.8726060E-02	61.15481

Instrument : CHAMBER 235
 Detector : 79428
 Standard ID : AESS-027
 Standard Reference Date : 15-FEB-2008 09:06:52
 Calibration Analysis Date/Time : 28-AUG-2009 07:08:45
 Calibration Count Time : 300.0000
 Efficiency Calibration Date/Time : 28-AUG-2009 13:33:07
 Average Efficiency : 0.3924418
 Average Efficiency Error : 1.1451972E-02
 Confidence : 95.00000

Cal. Istps	DPM	Exp. Date	Start Engy	End Engy	Counts	EFF.	EFF Err	Resolution
GD-148	193.4238	28-FEB-2010	2989.964	3301.553	21591.00	0.3773947	1.9044928E-02	59.06186
NP-237	161.6154	28-FEB-2010	4434.767	4906.350	19376.00	0.3996259	2.0186499E-02	69.60875
CM-244	148.1754	28-FEB-2010	5533.497	5883.248	16865.00	0.4023240	2.0353375E-02	59.46798

Instrument : CHAMBER 236
 Detector : 79429
 Standard ID : AESS-028
 Standard Reference Date : 15-FEB-2008 09:06:52
 Calibration Analysis Date/Time : 28-AUG-2009 07:08:51
 Calibration Count Time : 300.0000
 Efficiency Calibration Date/Time : 28-AUG-2009 13:33:24
 Average Efficiency : 0.3822154
 Average Efficiency Error : 1.1149851E-02
 Confidence : 95.00000

Cal. Istps	DPM	Exp. Date	Start Engy	End Engy	Counts	EFF.	EFF Err	Resolution
GD-148	199.6542	28-FEB-2010	2989.553	3300.921	21911.00	0.3710214	1.8720830E-02	59.63935
NP-237	168.1992	28-FEB-2010	4432.813	4903.618	19461.00	0.3856082	1.9477623E-02	76.00614
CM-244	156.7614	28-FEB-2010	5534.883	5883.901	17350.00	0.3912177	1.9785114E-02	63.22596

Instrument : CHAMBER 237
 Detector : 79430
 Standard ID : AESS-029
 Standard Reference Date : 15-FEB-2008 09:06:52
 Calibration Analysis Date/Time : 28-AUG-2009 07:08:55
 Calibration Count Time : 300.0000
 Efficiency Calibration Date/Time : 28-AUG-2009 13:33:41
 Average Efficiency : 0.3836243
 Average Efficiency Error : 1.1190724E-02
 Confidence : 95.00000

Cal. Istps	DPM	Exp. Date	Start Engy	End Engy	Counts	EFF.	EFF Err	Resolution
GD-148	201.5742	28-FEB-2010	2990.412	3298.430	22171.00	0.3718633	1.8761324E-02	57.93632
NP-237	169.7700	28-FEB-2010	4434.021	4905.306	19694.00	0.3866741	1.9529065E-02	74.67754
CM-244	154.8234	28-FEB-2010	5530.956	5884.725	17244.00	0.3937016	1.9912098E-02	63.18201

Instrument : CHAMBER 238
 Detector : 79431
 Standard ID : AESS-030
 Standard Reference Date : 15-FEB-2008 09:06:52
 Calibration Analysis Date/Time : 28-AUG-2009 07:09:00
 Calibration Count Time : 300.0000
 Efficiency Calibration Date/Time : 28-AUG-2009 13:33:59
 Average Efficiency : 0.3827302
 Average Efficiency Error : 1.1164652E-02
 Confidence : 95.00000

Cal. Istps	DPM	Exp. Date	Start Engy	End Engy	Counts	EFF.	EFF Err	Resolution
GD-148	198.9792	28-FEB-2010	2988.738	3300.787	21962.00	0.3731618	1.8828424E-02	57.84193
NP-237	166.3758	28-FEB-2010	4433.583	4904.073	19552.00	0.3916996	1.9784329E-02	69.05827
CM-244	157.1856	28-FEB-2010	5534.315	5882.484	17088.00	0.3842701	1.9437104E-02	55.46104

Instrument : CHAMBER 239
 Detector : 79432
 Standard ID : AESS-031
 Standard Reference Date : 18-FEB-2008 11:28:15
 Calibration Analysis Date/Time : 28-AUG-2009 07:09:05
 Calibration Count Time : 300.0000
 Efficiency Calibration Date/Time : 28-AUG-2009 13:34:23
 Average Efficiency : 0.3877645
 Average Efficiency Error : 1.0634423E-02
 Confidence : 95.00000

Cal. Istps	DPM	Exp. Date	Start Engy	End Engy	Counts	EFF.	EFF Err	Resolution
GD-148	193.6650	28-FEB-2010	2991.271	3298.066	21814.00	0.3807774	1.6275739E-02	53.01001
NP-237	162.9186	28-FEB-2010	4436.718	4902.950	19446.00	0.3978185	2.0094519E-02	75.58379
CM-244	153.1968	28-FEB-2010	5535.054	5884.530	16836.00	0.3883347	1.9646063E-02	61.05005

Instrument : CHAMBER 240
 Detector : 79433
 Standard ID : AESS-032
 Standard Reference Date : 18-FEB-2008 11:28:15
 Calibration Analysis Date/Time : 28-AUG-2009 07:09:09
 Calibration Count Time : 300.0000
 Efficiency Calibration Date/Time : 28-AUG-2009 13:34:40
 Average Efficiency : 0.3763680
 Average Efficiency Error : 1.0324174E-02
 Confidence : 95.00000

Cal. Istps	DPM	Exp. Date	Start Engy	End Engy	Counts	EFF.	EFF Err	Resolution
GD-148	195.2364	28-FEB-2010	2990.716	3297.687	21305.00	0.3688990	1.5772741E-02	54.18781
NP-237	165.9822	28-FEB-2010	4436.108	4901.861	19099.00	0.3835373	1.9376662E-02	70.26006
CM-244	153.7938	28-FEB-2010	5532.981	5887.143	16557.00	0.3804168	1.9249255E-02	59.34691

Instrument : CHAMBER 241
 Detector : 79434
 Standard ID : AESS-033
 Standard Reference Date : 18-FEB-2008 11:28:15
 Calibration Analysis Date/Time : 28-AUG-2009 07:09:15
 Calibration Count Time : 300.0000
 Efficiency Calibration Date/Time : 28-AUG-2009 13:34:57
 Average Efficiency : 0.3975072
 Average Efficiency Error : 1.0901848E-02
 Confidence : 95.00000

Cal. Istps	DPM	Exp. Date	Start Engy	End Engy	Counts	EFF.	EFF Err	Resolution
GD-148	192.4158	28-FEB-2010	2991.942	3297.913	22027.00	0.3869813	1.6538920E-02	56.90702
NP-237	161.7816	28-FEB-2010	4434.531	4905.642	19524.00	0.4022706	2.0318527E-02	70.70508
CM-244	147.2670	28-FEB-2010	5532.339	5887.328	17047.00	0.4090414	2.0690644E-02	61.22742

Instrument : CHAMBER 242
 Detector : 79435
 Standard ID : AESS-034
 Standard Reference Date : 18-FEB-2008 11:28:15
 Calibration Analysis Date/Time : 28-AUG-2009 07:09:21
 Calibration Count Time : 300.0000
 Efficiency Calibration Date/Time : 28-AUG-2009 13:35:16
 Average Efficiency : 0.3864579
 Average Efficiency Error : 1.0596083E-02
 Confidence : 95.00000

Cal. Istps	DPM	Exp. Date	Start Engy	End Engy	Counts	EFF.	EFF Err	Resolution
GD-148	200.5488	28-FEB-2010	2990.675	3302.424	22431.00	0.3781182	1.6156483E-02	57.80299
NP-237	167.2962	28-FEB-2010	4435.599	4901.625	19682.00	0.3921467	1.9805590E-02	79.14774
CM-244	154.4388	28-FEB-2010	5533.423	5882.719	17192.00	0.3933641	1.9895712E-02	58.04135

Instrument : CHAMBER 243
 Detector : 79436
 Standard ID : AESS-035
 Standard Reference Date : 18-FEB-2008 11:28:15
 Calibration Analysis Date/Time : 28-AUG-2009 07:09:26
 Calibration Count Time : 300.0000
 Efficiency Calibration Date/Time : 28-AUG-2009 13:35:39
 Average Efficiency : 0.3714339
 Average Efficiency Error : 1.0188053E-02
 Confidence : 95.00000

Cal. Istps	DPM	Exp. Date	Start Engy	End Engy	Counts	EFF.	EFF Err	Resolution
GD-148	198.6666	28-FEB-2010	2990.382	3298.347	21390.00	0.3639862	1.5561880E-02	52.11441
NP-237	168.2934	28-FEB-2010	4434.037	4905.494	19170.00	0.3796824	1.9181171E-02	79.79841
CM-244	158.8128	28-FEB-2010	5531.482	5885.497	16828.00	0.3744243	1.8942432E-02	60.93315

Instrument : CHAMBER 244
 Detector : 79437
 Standard ID : AESS-036
 Standard Reference Date : 18-FEB-2008 11:28:15
 Calibration Analysis Date/Time : 28-AUG-2009 07:09:32
 Calibration Count Time : 300.0000
 Efficiency Calibration Date/Time : 28-AUG-2009 13:36:07
 Average Efficiency : 0.3715149
 Average Efficiency Error : 1.0192083E-02
 Confidence : 95.00000

Cal. Istps	DPM	Exp. Date	Start Engy	End Engy	Counts	EFF.	EFF Err	Resolution
GD-148	201.3204	28-FEB-2010	2987.566	3299.789	21504.00	0.3610823	1.5436707E-02	66.23463
NP-237	167.4312	28-FEB-2010	4433.571	4904.626	19293.00	0.3840864	1.9402392E-02	76.43731
CM-244	156.4188	28-FEB-2010	5530.417	5884.486	16611.00	0.3752594	1.8987549E-02	63.78664

Instrument : CHAMBER 245
 Detector : 79438
 Standard ID : AESS-037
 Standard Reference Date : 18-FEB-2008 15:31:47
 Calibration Analysis Date/Time : 28-AUG-2009 07:09:37
 Calibration Count Time : 300.0000
 Efficiency Calibration Date/Time : 28-AUG-2009 13:36:53
 Average Efficiency : 0.3848314
 Average Efficiency Error : 1.0552316E-02
 Confidence : 95.00000

Cal. Istps	DPM	Exp. Date	Start Engy	End Engy	Counts	EFF.	EFF Err	Resolution
GD-148	197.7372	28-FEB-2010	2988.843	3302.525	22076.00	0.3774236	1.6129972E-02	66.05534
NP-237	167.1294	28-FEB-2010	4434.670	4906.399	19600.00	0.3909029	1.9743593E-02	75.47243
CM-244	154.7664	28-FEB-2010	5532.436	5886.326	17075.00	0.3898463	1.9719332E-02	65.09534

Instrument : CHAMBER 246
 Detector : 78912
 Standard ID : AESS-038
 Standard Reference Date : 18-FEB-2008 15:31:47
 Calibration Analysis Date/Time : 28-AUG-2009 07:09:44
 Calibration Count Time : 300.0000
 Efficiency Calibration Date/Time : 28-AUG-2009 13:37:05
 Average Efficiency : 0.3738058
 Average Efficiency Error : 1.0253170E-02
 Confidence : 95.00000

Cal. Istps	DPM	Exp. Date	Start Engy	End Engy	Counts	EFF.	EFF Err	Resolution
GD-148	200.1408	28-FEB-2010	2991.420	3298.792	21522.00	0.3635281	1.5541083E-02	66.60865
NP-237	170.0886	28-FEB-2010	4433.098	4904.335	19515.00	0.3824243	1.9316213E-02	81.32760
CM-244	157.7460	28-FEB-2010	5530.336	5884.508	17010.00	0.3810334	1.9274388E-02	64.73948

Instrument : CHAMBER 247
 Detector : 79440
 Standard ID : AESS-039
 Standard Reference Date : 18-FEB-2008 15:31:47
 Calibration Analysis Date/Time : 28-AUG-2009 07:09:50
 Calibration Count Time : 300.0000
 Efficiency Calibration Date/Time : 28-AUG-2009 13:37:16
 Average Efficiency : 0.3955781
 Average Efficiency Error : 1.0848942E-02
 Confidence : 95.00000

Cal. Istps	DPM	Exp. Date	Start Engy	End Engy	Counts	EFF.	EFF Err	Resolution
GD-148	192.2418	28-FEB-2010	2991.040	3298.952	21948.00	0.3859353	1.6494961E-02	55.97421
NP-237	159.1506	28-FEB-2010	4435.157	4901.869	19486.00	0.4080938	2.0613093E-02	75.98156
CM-244	151.7142	28-FEB-2010	5534.103	5883.404	17090.00	0.3980037	2.0131798E-02	63.42304

Instrument : CHAMBER 248
 Detector : 79441
 Standard ID : AESS-040
 Standard Reference Date : 18-FEB-2008 15:31:47
 Calibration Analysis Date/Time : 28-AUG-2009 07:09:55
 Calibration Count Time : 300.0000
 Efficiency Calibration Date/Time : 28-AUG-2009 13:37:28
 Average Efficiency : 0.3941916
 Average Efficiency Error : 1.0806664E-02
 Confidence : 95.00000

Cal. Istps	DPM	Exp. Date	Start Engy	End Engy	Counts	EFF.	EFF Err	Resolution
GD-148	194.4828	28-FEB-2010	2989.950	3302.491	22290.00	0.3874540	1.6556673E-02	56.03559
NP-237	166.8174	28-FEB-2010	4437.546	4903.912	19884.00	0.3972850	2.0063095E-02	79.90582
CM-244	155.0100	28-FEB-2010	5530.441	5884.950	17598.00	0.4011423	2.0283826E-02	58.96740

Instrument : CHAMBER 249
 Detector : 79442
 Standard ID : AESS-041
 Standard Reference Date : 18-FEB-2008 15:31:47
 Calibration Analysis Date/Time : 28-AUG-2009 07:10:01
 Calibration Count Time : 300.0000
 Efficiency Calibration Date/Time : 28-AUG-2009 13:37:39
 Average Efficiency : 0.3691496
 Average Efficiency Error : 1.0125251E-02
 Confidence : 95.00000

Cal. Istps	DPM	Exp. Date	Start Engy	End Engy	Counts	EFF.	EFF Err	Resolution
GD-148	203.9034	28-FEB-2010	2991.458	3299.653	21709.00	0.3599154	1.5384958E-02	54.07297
NP-237	171.2268	28-FEB-2010	4437.087	4904.383	19560.00	0.3807467	1.9231046E-02	72.35228
CM-244	159.5796	28-FEB-2010	5532.120	5887.291	16794.00	0.3718590	1.8813105E-02	57.81293

Instrument : CHAMBER 250
 Detector : 79443
 Standard ID : AESS-042
 Standard Reference Date : 18-FEB-2008 15:31:47
 Calibration Analysis Date/Time : 28-AUG-2009 07:10:06
 Calibration Count Time : 300.0000
 Efficiency Calibration Date/Time : 28-AUG-2009 13:37:51
 Average Efficiency : 0.3921595
 Average Efficiency Error : 1.0755106E-02
 Confidence : 95.00000

Cal. Istps	DPM	Exp. Date	Start Engy	End Engy	Counts	EFF.	EFF Err	Resolution
GD-148	188.7090	28-FEB-2010	2988.375	3300.259	21703.00	0.3887982	1.6619630E-02	48.88448
NP-237	159.6558	28-FEB-2010	4433.621	4904.859	19099.00	0.3987351	2.0144468E-02	67.77724
CM-244	150.5208	28-FEB-2010	5531.200	5885.729	16638.00	0.3905834	1.9762557E-02	55.02527

Instrument : CHAMBER 251
 Detector : 79444
 Standard ID : AESS-043
 Standard Reference Date : 19-FEB-2008 00:32:27
 Calibration Analysis Date/Time : 28-AUG-2009 07:10:12
 Calibration Count Time : 300.0000
 Efficiency Calibration Date/Time : 28-AUG-2009 13:38:01
 Average Efficiency : 0.3860320
 Average Efficiency Error : 1.0584467E-02
 Confidence : 95.00000

Cal. Istps	DPM	Exp. Date	Start Engy	End Engy	Counts	EFF.	EFF Err	Resolution
GD-148	197.7708	28-FEB-2010	2992.181	3299.694	22112.00	0.3779713	1.6153051E-02	53.81643
NP-237	168.7422	28-FEB-2010	4435.877	4903.211	19812.00	0.3913130	1.9762235E-02	75.40137
CM-244	156.3252	28-FEB-2010	5531.476	5887.181	17382.00	0.3928898	1.9869251E-02	59.21478

Instrument : CHAMBER 252
 Detector : 79445
 Standard ID : AESS-044
 Standard Reference Date : 19-FEB-2008 00:32:27
 Calibration Analysis Date/Time : 28-AUG-2009 07:10:17
 Calibration Count Time : 300.0000
 Efficiency Calibration Date/Time : 28-AUG-2009 13:38:11
 Average Efficiency : 0.3746736
 Average Efficiency Error : 1.0277720E-02
 Confidence : 95.00000

Cal. Istps	DPM	Exp. Date	Start Engy	End Engy	Counts	EFF.	EFF Err	Resolution
GD-148	194.4510	28-FEB-2010	2990.594	3297.549	21166.00	0.3679778	1.5734663E-02	58.89096
NP-237	166.6248	28-FEB-2010	4436.816	4903.310	19132.00	0.3827184	1.9334946E-02	82.92307
CM-244	155.8290	28-FEB-2010	5530.420	5885.459	16612.00	0.3766809	1.9059464E-02	58.52933

Instrument : CHAMBER 253
 Detector : 79446
 Standard ID : AESS-045
 Standard Reference Date : 19-FEB-2008 00:32:27
 Calibration Analysis Date/Time : 28-AUG-2009 07:10:22
 Calibration Count Time : 300.0000
 Efficiency Calibration Date/Time : 28-AUG-2009 13:38:20
 Average Efficiency : 0.4166903
 Average Efficiency Error : 1.1423565E-02
 Confidence : 95.00000

Cal. Istps	DPM	Exp. Date	Start Engy	End Engy	Counts	EFF.	EFF Err	Resolution
GD-148	186.9936	28-FEB-2010	2990.116	3298.147	22479.00	0.4063848	1.7363828E-02	54.86803
NP-237	160.8066	28-FEB-2010	4437.082	4905.908	20384.00	0.4224682	2.1329734E-02	78.85169
CM-244	145.8384	28-FEB-2010	5531.106	5882.794	17611.00	0.4266897	2.1575425E-02	60.09909

Instrument : CHAMBER 254
 Detector : 79447
 Standard ID : AESS-046
 Standard Reference Date : 19-FEB-2008 19:35:48
 Calibration Analysis Date/Time : 28-AUG-2009 07:10:27
 Calibration Count Time : 300.0000
 Efficiency Calibration Date/Time : 28-AUG-2009 13:38:31
 Average Efficiency : 0.3994595
 Average Efficiency Error : 1.0953108E-02
 Confidence : 95.00000

Cal. Istps	DPM	Exp. Date	Start Engy	End Engy	Counts	EFF.	EFF Err	Resolution
GD-148	194.7474	28-FEB-2010	2990.155	3297.706	22342.00	0.3878187	1.6571781E-02	57.29897
NP-237	164.6658	28-FEB-2010	4433.107	4904.992	20059.00	0.4060186	2.0502383E-02	81.53826
CM-244	151.3824	28-FEB-2010	5532.020	5886.853	17611.00	0.4110290	2.0783551E-02	57.98274

Instrument : CHAMBER 255
 Detector : 79448
 Standard ID : AESS-047
 Standard Reference Date : 19-FEB-2008 00:32:27
 Calibration Analysis Date/Time : 28-AUG-2009 07:10:32
 Calibration Count Time : 300.0000
 Efficiency Calibration Date/Time : 28-AUG-2009 13:38:42
 Average Efficiency : 0.3673038
 Average Efficiency Error : 1.0076646E-02
 Confidence : 95.00000

Cal. Istps	DPM	Exp. Date	Start Engy	End Engy	Counts	EFF.	EFF Err	Resolution
GD-148	197.4804	28-FEB-2010	2987.598	3300.373	21106.00	0.3613006	1.5449724E-02	54.03281
NP-237	168.3948	28-FEB-2010	4437.418	4905.095	18737.00	0.3708411	1.8738993E-02	71.81757
CM-244	154.6032	28-FEB-2010	5533.813	5884.354	16306.00	0.3726670	1.8860538E-02	60.74806

Instrument : CHAMBER 256
 Detector : 79449
 Standard ID : AESS-048
 Standard Reference Date : 19-FEB-2008 00:32:27
 Calibration Analysis Date/Time : 28-AUG-2009 07:10:37
 Calibration Count Time : 300.0000
 Efficiency Calibration Date/Time : 28-AUG-2009 13:38:54
 Average Efficiency : 0.3796731
 Average Efficiency Error : 1.0416142E-02
 Confidence : 95.00000

Cal. Istps	DPM	Exp. Date	Start Engy	End Engy	Counts	EFF.	EFF Err	Resolution
GD-148	191.8350	28-FEB-2010	2991.222	3298.267	21126.00	0.3722856	1.5919263E-02	56.71911
NP-237	161.5530	28-FEB-2010	4432.956	4905.052	18745.00	0.3867485	1.9542677E-02	77.89369
CM-244	151.1856	28-FEB-2010	5532.797	5882.840	16417.00	0.3836786	1.9416265E-02	61.63605

Subsection 1: Energy Calibration

The Energy Calibration energy=Cal_Zero+(e1*C)+(e2*C^2)

where : Cal_Zero = Energy Calibration Zero
e1 = Energy Calibration Slope
e2 = Energy Calibration Quadratic
C = Channel

Instrument : CHAMBER 001
Detector : 78788
Calibration Date/Time : 4-SEP-2009 12:35:32
Calibration Source Id : AESS-001

Cal. Isotopes	Source Id	Expiration Date	Standard Energy	Actual Energy
GD-148	6445-278	2/28/10	3183.000	3183.226
NP-237	4341	2/28/10	4768.800	4768.853
CM-244	4320A	2/28/10	5795.020	5795.021

Energy/Channel Equation : see above
Energy Calibration Zero : 2535.497
Energy Calibration Slope : 5.123575
Energy Calibration Quadratic : 3.5177087E-04
Energy Calibration Range : 8151.000

Instrument : CHAMBER 002
Detector : 78266
Calibration Date/Time : 4-SEP-2009 12:35:41
Calibration Source Id : AESS-002

Cal. Isotopes	Source Id	Expiration Date	Standard Energy	Actual Energy
GD-148	6445-278	2/28/10	3183.000	3181.913
NP-237	4341	2/28/10	4768.800	4768.018
CM-244	4320A	2/28/10	5795.020	5794.179

Energy/Channel Equation : see above
Energy Calibration Zero : 2471.037
Energy Calibration Slope : 5.125078
Energy Calibration Quadratic : 3.3477767E-04
Energy Calibration Range : 8070.000

Instrument : CHAMBER 003
Detector : 67617
Calibration Date/Time : 4-SEP-2009 12:35:49
Calibration Source Id : AESS-003

Cal. Isotopes	Source Id	Expiration Date	Standard Energy	Actual Energy
GD-148	6445-278	2/28/10	3183.000	3182.431
NP-237	4341	2/28/10	4768.800	4767.487
CM-244	4320A	2/28/10	5795.020	5793.671

Energy/Channel Equation : see above
Energy Calibration Zero : 2603.599
Energy Calibration Slope : 5.520661
Energy Calibration Quadratic : 3.8628373E-04
Energy Calibration Range : 8662.000

Instrument : CHAMBER 004
 Detector : 64279
 Calibration Date/Time : 4-SEP-2009 12:35:56
 Calibration Source Id : AESS-004
 Cal. Isotopes Source Id Expiration Date Standard Energy Actual Energy
 GD-148 6445-278 2/28/10 3183.000 3182.248
 NP-237 4341 2/28/10 4768.800 4768.163
 CM-244 4320A 2/28/10 5795.020 5794.666
 Energy/Channel Equation : see above
 Energy Calibration Zero : 2539.883
 Energy Calibration Slope : 5.106114
 Energy Calibration Quadratic : 3.6220285E-04
 Energy Calibration Range : 8148.000

Instrument : CHAMBER 005
 Detector : 67612
 Calibration Date/Time : 4-SEP-2009 12:36:04
 Calibration Source Id : AESS-005
 Cal. Isotopes Source Id Expiration Date Standard Energy Actual Energy
 GD-148 6445-278 2/28/10 3183.000 3182.596
 NP-237 4341 2/28/10 4768.800 4768.626
 CM-244 4320A 2/28/10 5795.020 5794.885
 Energy/Channel Equation : see above
 Energy Calibration Zero : 2389.695
 Energy Calibration Slope : 5.003819
 Energy Calibration Quadratic : 3.1809139E-04
 Energy Calibration Range : 7847.000

Instrument : CHAMBER 006
 Detector : 67613
 Calibration Date/Time : 4-SEP-2009 12:36:12
 Calibration Source Id : AESS-006
 Cal. Isotopes Source Id Expiration Date Standard Energy Actual Energy
 GD-148 6445-278 2/28/10 3183.000 3183.000
 NP-237 4341 2/28/10 4768.800 4768.970
 CM-244 4320A 2/28/10 5795.020 5795.230
 Energy/Channel Equation : see above
 Energy Calibration Zero : 2372.089
 Energy Calibration Slope : 4.968963
 Energy Calibration Quadratic : 2.9746475E-04
 Energy Calibration Range : 7772.000

Instrument : CHAMBER 007
 Detector : 67607
 Calibration Date/Time : 4-SEP-2009 12:36:20
 Calibration Source Id : AESS-007

Cal. Isotopes	Source Id	Expiration Date	Standard Energy	Actual Energy
GD-148	6445-278	2/28/10	3183.000	3194.223
NP-237	4341	2/28/10	4768.800	4774.131
CM-244	4320A	2/28/10	5795.020	5795.286

Energy/Channel Equation : see above
 Energy Calibration Zero : 2411.533
 Energy Calibration Slope : 5.136289
 Energy Calibration Quadratic : 3.6015504E-04
 Energy Calibration Range : 8049.000

Instrument : CHAMBER 008
 Detector : 78788
 Calibration Date/Time : 4-SEP-2009 12:36:40
 Calibration Source Id : AESS-008

Cal. Isotopes	Source Id	Expiration Date	Standard Energy	Actual Energy
GD-148	6445-278	2/28/10	3183.000	3183.000
NP-237	4341	2/28/10	4768.800	4768.947
CM-244	4320A	2/28/10	5795.020	5795.020

Energy/Channel Equation : see above
 Energy Calibration Zero : 2374.892
 Energy Calibration Slope : 4.958869
 Energy Calibration Quadratic : 3.2790817E-04
 Energy Calibration Range : 7797.000

Instrument : CHAMBER 009
 Detector : 72528
 Calibration Date/Time : 4-SEP-2009 12:36:51
 Calibration Source Id : AESS-009

Cal. Isotopes	Source Id	Expiration Date	Standard Energy	Actual Energy
GD-148	6445-278	2/28/10	3183.000	3183.331
NP-237	4341	2/28/10	4768.800	4768.908
CM-244	4320A	2/28/10	5795.020	5795.229

Energy/Channel Equation : see above
 Energy Calibration Zero : 2369.859
 Energy Calibration Slope : 4.969983
 Energy Calibration Quadratic : 3.0930861E-04
 Energy Calibration Range : 7783.000

Instrument : CHAMBER 010
 Detector : 72529
 Calibration Date/Time : 4-SEP-2009 12:37:00
 Calibration Source Id : AESS-010

Cal. Isotopes	Source Id	Expiration Date	Standard Energy	Actual Energy
GD-148	6445-278	2/28/10	3183.000	3182.738
NP-237	4341	2/28/10	4768.800	4768.800
CM-244	4320A	2/28/10	5795.020	5795.020

Energy/Channel Equation : see above
 Energy Calibration Zero : 2375.295
 Energy Calibration Slope : 4.946028
 Energy Calibration Quadratic : 2.9286626E-04
 Energy Calibration Range : 7747.000

Instrument : CHAMBER 011
 Detector : 72531
 Calibration Date/Time : 4-SEP-2009 12:37:27
 Calibration Source Id : AESS-011

Cal. Isotopes	Source Id	Expiration Date	Standard Energy	Actual Energy
GD-148	6445-278	2/28/10	3183.000	3183.000
NP-237	4341	2/28/10	4768.800	4768.800
CM-244	4320A	2/28/10	5795.020	5795.151

Energy/Channel Equation : see above
 Energy Calibration Zero : 2351.281
 Energy Calibration Slope : 4.995483
 Energy Calibration Quadratic : 3.1063837E-04
 Energy Calibration Range : 7792.000

Instrument : CHAMBER 012
 Detector : 67594
 Calibration Date/Time : 4-SEP-2009 12:37:37
 Calibration Source Id : AESS-012

Cal. Isotopes	Source Id	Expiration Date	Standard Energy	Actual Energy
GD-148	6445-278	2/28/10	3183.000	3183.000
NP-237	4341	2/28/10	4768.800	4768.665
CM-244	4320A	2/28/10	5795.020	5794.701

Energy/Channel Equation : see above
 Energy Calibration Zero : 2380.536
 Energy Calibration Slope : 4.954679
 Energy Calibration Quadratic : 2.8732172E-04
 Energy Calibration Range : 7755.000

Instrument : CHAMBER 013
 Detector : 78790
 Calibration Date/Time : 4-SEP-2009 12:37:47
 Calibration Source Id : AESS-013

Cal. Isotopes	Source Id	Expiration Date	Standard Energy	Actual Energy
GD-148	6445-278	2/28/10	3183.000	3183.702
NP-237	4341	2/28/10	4768.800	4769.527
CM-244	4320A	2/28/10	5795.020	5795.398

Energy/Channel Equation : see above
 Energy Calibration Zero : 2358.963
 Energy Calibration Slope : 4.909760
 Energy Calibration Quadratic : 2.9884593E-04
 Energy Calibration Range : 7700.000

Instrument : CHAMBER 014
 Detector : 67616
 Calibration Date/Time : 4-SEP-2009 12:37:57
 Calibration Source Id : AESS-014

Cal. Isotopes	Source Id	Expiration Date	Standard Energy	Actual Energy
GD-148	6445-278	2/28/10	3183.000	3182.690
NP-237	4341	2/28/10	4768.800	4768.619
CM-244	4320A	2/28/10	5795.020	5794.719

Energy/Channel Equation : see above
 Energy Calibration Zero : 2351.225
 Energy Calibration Slope : 4.953602
 Energy Calibration Quadratic : 3.2283107E-04
 Energy Calibration Range : 7762.000

Instrument : CHAMBER 015
 Detector : 61581
 Calibration Date/Time : 4-SEP-2009 12:38:32
 Calibration Source Id : AESS-015

Cal. Isotopes	Source Id	Expiration Date	Standard Energy	Actual Energy
GD-148	6445-278	2/28/10	3183.000	3183.566
NP-237	4341	2/28/10	4768.800	4769.887
CM-244	4320A	2/28/10	5795.020	5795.771

Energy/Channel Equation : see above
 Energy Calibration Zero : 2340.391
 Energy Calibration Slope : 4.902360
 Energy Calibration Quadratic : 2.9459049E-04
 Energy Calibration Range : 7669.000

Instrument : CHAMBER 016
 Detector : 78774
 Calibration Date/Time : 4-SEP-2009 12:39:14
 Calibration Source Id : AESS-016

Cal. Isotopes	Source Id	Expiration Date	Standard Energy	Actual Energy
GD-148	6445-278	2/28/10	3183.000	3183.000
NP-237	4341	2/28/10	4768.800	4768.862
CM-244	4320A	2/28/10	5795.020	5795.021

Energy/Channel Equation : see above
 Energy Calibration Zero : 2352.881
 Energy Calibration Slope : 4.887459
 Energy Calibration Quadratic : 3.1538753E-04
 Energy Calibration Range : 7688.000

Instrument : CHAMBER 017
 Detector : 78791
 Calibration Date/Time : 4-SEP-2009 12:39:56
 Calibration Source Id : AESS-017

Cal. Isotopes	Source Id	Expiration Date	Standard Energy	Actual Energy
GD-148	6445-278	2/28/10	3183.000	3183.000
NP-237	4341	2/28/10	4768.800	4768.864
CM-244	4320A	2/28/10	5795.020	5795.021

Energy/Channel Equation : see above
 Energy Calibration Zero : 2360.881
 Energy Calibration Slope : 4.992493
 Energy Calibration Quadratic : 2.7980251E-04
 Energy Calibration Range : 7767.000

Instrument : CHAMBER 018
 Detector : 78782
 Calibration Date/Time : 4-SEP-2009 12:40:11
 Calibration Source Id : AESS-018

Cal. Isotopes	Source Id	Expiration Date	Standard Energy	Actual Energy
GD-148	6445-278	2/28/10	3183.000	3183.000
NP-237	4341	2/28/10	4768.800	4768.801
CM-244	4320A	2/28/10	5795.020	5794.892

Energy/Channel Equation : see above
 Energy Calibration Zero : 2354.269
 Energy Calibration Slope : 4.957198
 Energy Calibration Quadratic : 3.2317592E-04
 Energy Calibration Range : 7769.000

Instrument : CHAMBER 019
 Detector : 78786
 Calibration Date/Time : 4-SEP-2009 12:40:24
 Calibration Source Id : AESS-019
 Cal. Isotopes Source Id Expiration Date Standard Energy Actual Energy
 GD-148 6445-278 2/28/10 3183.000 3183.000
 NP-237 4341 2/28/10 4768.800 4768.321
 CM-244 4320A 2/28/10 5795.020 5795.021
 Energy/Channel Equation : see above
 Energy Calibration Zero : 2346.765
 Energy Calibration Slope : 5.052913
 Energy Calibration Quadratic : 2.4091676E-04
 Energy Calibration Range : 7774.000

Instrument : CHAMBER 020
 Detector : 78787
 Calibration Date/Time : 4-SEP-2009 12:40:33
 Calibration Source Id : AESS-020
 Cal. Isotopes Source Id Expiration Date Standard Energy Actual Energy
 GD-148 6445-278 2/28/10 3183.000 3183.527
 NP-237 4341 2/28/10 4768.800 4768.799
 CM-244 4320A 2/28/10 5795.020 5795.021
 Energy/Channel Equation : see above
 Energy Calibration Zero : 2338.013
 Energy Calibration Slope : 4.982131
 Energy Calibration Quadratic : 2.9908412E-04
 Energy Calibration Range : 7753.000

Instrument : CHAMBER 021
 Detector : 67047
 Calibration Date/Time : 4-SEP-2009 12:40:41
 Calibration Source Id : AESS-021
 Cal. Isotopes Source Id Expiration Date Standard Energy Actual Energy
 GD-148 6445-278 2/28/10 3183.000 3183.000
 NP-237 4341 2/28/10 4768.800 4768.801
 CM-244 4320A 2/28/10 5795.020 5795.020
 Energy/Channel Equation : see above
 Energy Calibration Zero : 2273.506
 Energy Calibration Slope : 4.978734
 Energy Calibration Quadratic : 2.7200553E-04
 Energy Calibration Range : 7657.000

Instrument : CHAMBER 022
 Detector : 72530
 Calibration Date/Time : 4-SEP-2009 12:40:50
 Calibration Source Id : AESS-022

Cal. Isotopes	Source Id	Expiration Date	Standard Energy	Actual Energy
GD-148	6445-278	2/28/10	3183.000	3183.361
NP-237	4341	2/28/10	4768.800	4769.133
CM-244	4320A	2/28/10	5795.020	5795.021

Energy/Channel Equation : see above
 Energy Calibration Zero : 2375.240
 Energy Calibration Slope : 4.980961
 Energy Calibration Quadratic : 2.7447013E-04
 Energy Calibration Range : 7764.000

Instrument : CHAMBER 023
 Detector : 78264
 Calibration Date/Time : 4-SEP-2009 12:40:59
 Calibration Source Id : AESS-023

Cal. Isotopes	Source Id	Expiration Date	Standard Energy	Actual Energy
GD-148	6445-278	2/28/10	3183.000	3183.015
NP-237	4341	2/28/10	4768.800	4768.800
CM-244	4320A	2/28/10	5795.020	5794.708

Energy/Channel Equation : see above
 Energy Calibration Zero : 2381.774
 Energy Calibration Slope : 5.002218
 Energy Calibration Quadratic : 2.9209474E-04
 Energy Calibration Range : 7810.000

Instrument : CHAMBER 024
 Detector : 76542
 Calibration Date/Time : 4-SEP-2009 12:41:10
 Calibration Source Id : AESS-024

Cal. Isotopes	Source Id	Expiration Date	Standard Energy	Actual Energy
GD-148	6445-278	2/28/10	3183.000	3183.000
NP-237	4341	2/28/10	4768.800	4768.800
CM-244	4320A	2/28/10	5795.020	5795.020

Energy/Channel Equation : see above
 Energy Calibration Zero : 2348.764
 Energy Calibration Slope : 4.960187
 Energy Calibration Quadratic : 2.8149344E-04
 Energy Calibration Range : 7723.000

Instrument : CHAMBER 025
 Detector : 45-149AA5
 Calibration Date/Time : 5-SEP-2009 13:36:12
 Calibration Source Id : AESS-025

Cal. Isotopes	Source Id	Expiration Date	Standard Energy	Actual Energy
GD-148	6445-278	2/28/10	3183.000	3183.301
NP-237	4341	2/28/10	4768.800	4769.169
CM-244	4320A	2/28/10	5795.020	5795.134

Energy/Channel Equation : see above
 Energy Calibration Zero : 2313.345
 Energy Calibration Slope : 4.853284
 Energy Calibration Quadratic : 3.0770546E-04
 Energy Calibration Range : 7606.000

Instrument : CHAMBER 026
 Detector : 78204
 Calibration Date/Time : 5-SEP-2009 13:36:22
 Calibration Source Id : AESS-026

Cal. Isotopes	Source Id	Expiration Date	Standard Energy	Actual Energy
GD-148	6445-278	2/28/10	3183.000	3183.000
NP-237	4341	2/28/10	4768.800	4768.929
CM-244	4320A	2/28/10	5795.020	5795.020

Energy/Channel Equation : see above
 Energy Calibration Zero : 2358.057
 Energy Calibration Slope : 4.920322
 Energy Calibration Quadratic : 3.5937896E-04
 Energy Calibration Range : 7773.000

Instrument : CHAMBER 027
 Detector : 42484
 Calibration Date/Time : 5-SEP-2009 13:36:31
 Calibration Source Id : AESS-027

Cal. Isotopes	Source Id	Expiration Date	Standard Energy	Actual Energy
GD-148	6445-278	2/28/10	3183.000	3183.000
NP-237	4341	2/28/10	4768.800	4768.819
CM-244	4320A	2/28/10	5795.020	5795.021

Energy/Channel Equation : see above
 Energy Calibration Zero : 2363.651
 Energy Calibration Slope : 4.963936
 Energy Calibration Quadratic : 3.2873321E-04
 Energy Calibration Range : 7791.000

Instrument : CHAMBER 028
 Detector : 78792
 Calibration Date/Time : 5-SEP-2009 13:36:41
 Calibration Source Id : AESS-028

Cal. Isotopes	Source Id	Expiration Date	Standard Energy	Actual Energy
GD-148	6445-278	2/28/10	3183.000	3183.000
NP-237	4341	2/28/10	4768.800	4768.801
CM-244	4320A	2/28/10	5795.020	5795.019

Energy/Channel Equation : see above
 Energy Calibration Zero : 2311.599
 Energy Calibration Slope : 4.936965
 Energy Calibration Quadratic : 3.4681335E-04
 Energy Calibration Range : 7731.000

Instrument : CHAMBER 029
 Detector : 33454
 Calibration Date/Time : 5-SEP-2009 13:36:49
 Calibration Source Id : AESS-029

Cal. Isotopes	Source Id	Expiration Date	Standard Energy	Actual Energy
GD-148	6445-278	2/28/10	3183.000	3182.046
NP-237	4341	2/28/10	4768.800	4768.273
CM-244	4320A	2/28/10	5795.020	5794.838

Energy/Channel Equation : see above
 Energy Calibration Zero : 2346.906
 Energy Calibration Slope : 4.889407
 Energy Calibration Quadratic : 2.9813289E-04
 Energy Calibration Range : 7666.000

Instrument : CHAMBER 030
 Detector : 33447
 Calibration Date/Time : 5-SEP-2009 13:36:58
 Calibration Source Id : AESS-030

Cal. Isotopes	Source Id	Expiration Date	Standard Energy	Actual Energy
GD-148	6445-278	2/28/10	3183.000	3183.000
NP-237	4341	2/28/10	4768.800	4768.799
CM-244	4320A	2/28/10	5795.020	5795.021

Energy/Channel Equation : see above
 Energy Calibration Zero : 2376.621
 Energy Calibration Slope : 4.959564
 Energy Calibration Quadratic : 3.0966211E-04
 Energy Calibration Range : 7780.000

Instrument : CHAMBER 031
 Detector : 67042
 Calibration Date/Time : 5-SEP-2009 13:37:09
 Calibration Source Id : AESS-031

Cal. Isotopes	Source Id	Expiration Date	Standard Energy	Actual Energy
GD-148	6445-278	2/28/10	3183.000	3183.344
NP-237	4341	2/28/10	4768.800	4769.750
CM-244	4320A	2/28/10	5795.020	5795.848

Energy/Channel Equation : see above
 Energy Calibration Zero : 2358.347
 Energy Calibration Slope : 4.922678
 Energy Calibration Quadratic : 3.3807335E-04
 Energy Calibration Range : 7754.000

Instrument : CHAMBER 032
 Detector : 67041
 Calibration Date/Time : 5-SEP-2009 13:37:21
 Calibration Source Id : AESS-032

Cal. Isotopes	Source Id	Expiration Date	Standard Energy	Actual Energy
GD-148	6445-278	2/28/10	3183.000	3082.708
NP-237	4341	2/28/10	4768.800	4596.952
CM-244	4320A	2/28/10	5795.020	5590.557

Energy/Channel Equation : see above
 Energy Calibration Zero : 2480.957
 Energy Calibration Slope : 5.431309
 Energy Calibration Quadratic :
 Energy Calibration Range : 8043.000

Instrument : CHAMBER 033
 Detector : 78785
 Calibration Date/Time : 5-SEP-2009 13:37:30
 Calibration Source Id : AESS-033

Cal. Isotopes	Source Id	Expiration Date	Standard Energy	Actual Energy
GD-148	6445-278	2/28/10	3183.000	3183.293
NP-237	4341	2/28/10	4768.800	4768.798
CM-244	4320A	2/28/10	5795.020	5795.021

Energy/Channel Equation : see above
 Energy Calibration Zero : 2371.628
 Energy Calibration Slope : 4.957000
 Energy Calibration Quadratic : 3.2105893E-04
 Energy Calibration Range : 7784.000

Instrument : CHAMBER 034
 Detector : 61586
 Calibration Date/Time : 5-SEP-2009 13:37:40
 Calibration Source Id : AESS-034

Cal. Isotopes	Source Id	Expiration Date	Standard Energy	Actual Energy
GD-148	6445-278	2/28/10	3183.000	3048.128
NP-237	4341	2/28/10	4768.800	4505.317
CM-244	4320A	2/28/10	5795.020	5654.358

Energy/Channel Equation : see above
 Energy Calibration Zero : 2505.085
 Energy Calibration Slope : 5.306273
 Energy Calibration Quadratic :
 Energy Calibration Range : 7939.000

Instrument : CHAMBER 035
 Detector : 78202
 Calibration Date/Time : 5-SEP-2009 13:37:51
 Calibration Source Id : AESS-035

Cal. Isotopes	Source Id	Expiration Date	Standard Energy	Actual Energy
GD-148	6445-278	2/28/10	3183.000	3183.195
NP-237	4341	2/28/10	4768.800	4768.800
CM-244	4320A	2/28/10	5795.020	5795.020

Energy/Channel Equation : see above
 Energy Calibration Zero : 2331.502
 Energy Calibration Slope : 4.956956
 Energy Calibration Quadratic : 3.3284936E-04
 Energy Calibration Range : 7756.000

Instrument : CHAMBER 036
 Detector : 78203
 Calibration Date/Time : 5-SEP-2009 13:38:00
 Calibration Source Id : AESS-036

Cal. Isotopes	Source Id	Expiration Date	Standard Energy	Actual Energy
GD-148	6445-278	2/28/10	3183.000	3183.261
NP-237	4341	2/28/10	4768.800	4768.800
CM-244	4320A	2/28/10	5795.020	5795.112

Energy/Channel Equation : see above
 Energy Calibration Zero : 2349.949
 Energy Calibration Slope : 4.931112
 Energy Calibration Quadratic : 3.3396695E-04
 Energy Calibration Range : 7750.000

Instrument : CHAMBER 037
 Detector : 45-149BB5
 Calibration Date/Time : 5-SEP-2009 13:38:11
 Calibration Source Id : AESS-037

Cal. Isotopes	Source Id	Expiration Date	Standard Energy	Actual Energy
GD-148	6445-278	2/28/10	3183.000	3183.000
NP-237	4341	2/28/10	4768.800	4769.328
CM-244	4320A	2/28/10	5795.020	5795.274

Energy/Channel Equation : see above
 Energy Calibration Zero : 2377.698
 Energy Calibration Slope : 4.936130
 Energy Calibration Quadratic : 2.6397177E-04
 Energy Calibration Range : 7709.000

Instrument : CHAMBER 038
 Detector : 72532
 Calibration Date/Time : 5-SEP-2009 13:38:20
 Calibration Source Id : AESS-038

Cal. Isotopes	Source Id	Expiration Date	Standard Energy	Actual Energy
GD-148	6445-278	2/28/10	3183.000	3183.000
NP-237	4341	2/28/10	4768.800	4768.800
CM-244	4320A	2/28/10	5795.020	5795.173

Energy/Channel Equation : see above
 Energy Calibration Zero : 2373.418
 Energy Calibration Slope : 4.945736
 Energy Calibration Quadratic : 3.1779311E-04
 Energy Calibration Range : 7771.000

Instrument : CHAMBER 039
 Detector : 45-149BB2
 Calibration Date/Time : 5-SEP-2009 13:38:28
 Calibration Source Id : AESS-039

Cal. Isotopes	Source Id	Expiration Date	Standard Energy	Actual Energy
GD-148	6445-278	2/28/10	3183.000	3183.413
NP-237	4341	2/28/10	4768.800	4768.800
CM-244	4320A	2/28/10	5795.020	5795.021

Energy/Channel Equation : see above
 Energy Calibration Zero : 2383.597
 Energy Calibration Slope : 4.901721
 Energy Calibration Quadratic : 3.2673960E-04
 Energy Calibration Range : 7746.000

Instrument : CHAMBER 040
 Detector : 78773
 Calibration Date/Time : 5-SEP-2009 13:38:36
 Calibration Source Id : AESS-040

Cal. Isotopes	Source Id	Expiration Date	Standard Energy	Actual Energy
GD-148	6445-278	2/28/10	3183.000	3183.203
NP-237	4341	2/28/10	4768.800	4768.877
CM-244	4320A	2/28/10	5795.020	5795.021

Energy/Channel Equation : see above
 Energy Calibration Zero : 2349.601
 Energy Calibration Slope : 4.890684
 Energy Calibration Quadratic : 3.3607692E-04
 Energy Calibration Range : 7710.000

Instrument : CHAMBER 041
 Detector : 78205
 Calibration Date/Time : 5-SEP-2009 13:38:44
 Calibration Source Id : AESS-041

Cal. Isotopes	Source Id	Expiration Date	Standard Energy	Actual Energy
GD-148	6445-278	2/28/10	3183.000	3183.316
NP-237	4341	2/28/10	4768.800	4768.914
CM-244	4320A	2/28/10	5795.020	5795.124

Energy/Channel Equation : see above
 Energy Calibration Zero : 2359.603
 Energy Calibration Slope : 4.927306
 Energy Calibration Quadratic : 3.6796945E-04
 Energy Calibration Range : 7791.000

Instrument : CHAMBER 042
 Detector : 78793
 Calibration Date/Time : 5-SEP-2009 13:38:52
 Calibration Source Id : AESS-042

Cal. Isotopes	Source Id	Expiration Date	Standard Energy	Actual Energy
GD-148	6445-278	2/28/10	3183.000	3183.000
NP-237	4341	2/28/10	4768.800	4768.945
CM-244	4320A	2/28/10	5795.020	5795.068

Energy/Channel Equation : see above
 Energy Calibration Zero : 2375.562
 Energy Calibration Slope : 4.905127
 Energy Calibration Quadratic : 3.3096116E-04
 Energy Calibration Range : 7745.000

Instrument : CHAMBER 043
 Detector : 76543
 Calibration Date/Time : 5-SEP-2009 13:38:59
 Calibration Source Id : AESS-043

Cal. Isotopes	Source Id	Expiration Date	Standard Energy	Actual Energy
GD-148	6445-278	2/28/10	3183.000	3183.008
NP-237	4341	2/28/10	4768.800	4768.799
CM-244	4320A	2/28/10	5795.020	5795.285

Energy/Channel Equation : see above
 Energy Calibration Zero : 2370.828
 Energy Calibration Slope : 4.912446
 Energy Calibration Quadratic : 3.4794814E-04
 Energy Calibration Range : 7766.000

Instrument : CHAMBER 044
 Detector : 79459
 Calibration Date/Time : 5-SEP-2009 13:39:07
 Calibration Source Id : AESS-044

Cal. Isotopes	Source Id	Expiration Date	Standard Energy	Actual Energy
GD-148	6445-278	2/28/10	3183.000	3183.000
NP-237	4341	2/28/10	4768.800	4768.899
CM-244	4320A	2/28/10	5795.020	5795.019

Energy/Channel Equation : see above
 Energy Calibration Zero : 2357.678
 Energy Calibration Slope : 4.935909
 Energy Calibration Quadratic : 3.3428424E-04
 Energy Calibration Range : 7763.000

Instrument : CHAMBER 045
 Detector : 78783
 Calibration Date/Time : 5-SEP-2009 13:39:15
 Calibration Source Id : AESS-045

Cal. Isotopes	Source Id	Expiration Date	Standard Energy	Actual Energy
GD-148	6445-278	2/28/10	3183.000	3183.000
NP-237	4341	2/28/10	4768.800	4768.800
CM-244	4320A	2/28/10	5795.020	5795.020

Energy/Channel Equation : see above
 Energy Calibration Zero : 2362.021
 Energy Calibration Slope : 4.936533
 Energy Calibration Quadratic : 3.2874785E-04
 Energy Calibration Range : 7762.000

Instrument : CHAMBER 046
 Detector : 76544
 Calibration Date/Time : 5-SEP-2009 13:39:23
 Calibration Source Id : AESS-046

Cal. Isotopes	Source Id	Expiration Date	Standard Energy	Actual Energy
GD-148	6445-278	2/28/10	3183.000	3183.265
NP-237	4341	2/28/10	4768.800	4768.973
CM-244	4320A	2/28/10	5795.020	5795.020

Energy/Channel Equation : see above
 Energy Calibration Zero : 2361.969
 Energy Calibration Slope : 4.880176
 Energy Calibration Quadratic : 3.5064379E-04
 Energy Calibration Range : 7727.000

Instrument : CHAMBER 047
 Detector : 46-089B1
 Calibration Date/Time : 5-SEP-2009 13:39:31
 Calibration Source Id : AESS-047

Cal. Isotopes	Source Id	Expiration Date	Standard Energy	Actual Energy
GD-148	6445-278	2/28/10	3183.000	3183.348
NP-237	4341	2/28/10	4768.800	4768.802
CM-244	4320A	2/28/10	5795.020	5795.019

Energy/Channel Equation : see above
 Energy Calibration Zero : 2352.118
 Energy Calibration Slope : 4.961685
 Energy Calibration Quadratic : 3.1629670E-04
 Energy Calibration Range : 7765.000

Instrument : CHAMBER 048
 Detector : 42483
 Calibration Date/Time : 5-SEP-2009 13:39:40
 Calibration Source Id : AESS-048

Cal. Isotopes	Source Id	Expiration Date	Standard Energy	Actual Energy
GD-148	6445-278	2/28/10	3183.000	3183.138
NP-237	4341	2/28/10	4768.800	4768.944
CM-244	4320A	2/28/10	5795.020	5795.069

Energy/Channel Equation : see above
 Energy Calibration Zero : 2374.542
 Energy Calibration Slope : 4.945658
 Energy Calibration Quadratic : 2.9861915E-04
 Energy Calibration Range : 7752.000

Instrument : CHAMBER 065
 Detector : 68551
 Calibration Date/Time : 11-AUG-2009 11:32:36
 Calibration Source Id : AESS-001

Cal. Isotopes	Source Id	Expiration Date	Standard Energy	Actual Energy
GD-148	6445-278	2/28/10	3183.000	3183.849
NP-237	4341	2/28/10	4768.800	4769.466
CM-244	4320A	2/28/10	5795.020	5795.163

Energy/Channel Equation : see above
 Energy Calibration Zero : 2372.264
 Energy Calibration Slope : 4.908353
 Energy Calibration Quadratic : 3.3354512E-04
 Energy Calibration Range : 7748.000

Instrument : CHAMBER 066
 Detector : 46-089C1
 Calibration Date/Time : 11-AUG-2009 11:33:22
 Calibration Source Id : AESS-002

Cal. Isotopes	Source Id	Expiration Date	Standard Energy	Actual Energy
GD-148	6445-278	2/28/10	3183.000	3183.390
NP-237	4341	2/28/10	4768.800	4769.085
CM-244	4320A	2/28/10	5795.020	5795.154

Energy/Channel Equation : see above
 Energy Calibration Zero : 2366.405
 Energy Calibration Slope : 4.987269
 Energy Calibration Quadratic : 2.6785664E-04
 Energy Calibration Range : 7754.000

Instrument : CHAMBER 067
 Detector : 46-089B4
 Calibration Date/Time : 11-AUG-2009 11:33:34
 Calibration Source Id : AESS-003

Cal. Isotopes	Source Id	Expiration Date	Standard Energy	Actual Energy
GD-148	6445-278	2/28/10	3183.000	3183.001
NP-237	4341	2/28/10	4768.800	4768.295
CM-244	4320A	2/28/10	5795.020	5794.813

Energy/Channel Equation : see above
 Energy Calibration Zero : 2395.106
 Energy Calibration Slope : 4.966452
 Energy Calibration Quadratic : 2.8820083E-04
 Energy Calibration Range : 7783.000

Instrument : CHAMBER 068
 Detector : 78794
 Calibration Date/Time : 11-AUG-2009 11:38:02
 Calibration Source Id : AESS-004

Cal. Isotopes	Source Id	Expiration Date	Standard Energy	Actual Energy
GD-148	6445-278	2/28/10	3183.000	3183.000
NP-237	4341	2/28/10	4768.800	4768.980
CM-244	4320A	2/28/10	5795.020	5795.141

Energy/Channel Equation : see above
 Energy Calibration Zero : 2363.999
 Energy Calibration Slope : 4.959627
 Energy Calibration Quadratic : 3.2675461E-04
 Energy Calibration Range : 7785.000

Instrument : CHAMBER 069
 Detector : 78795
 Calibration Date/Time : 11-AUG-2009 11:38:36
 Calibration Source Id : AESS-005

Cal. Isotopes	Source Id	Expiration Date	Standard Energy	Actual Energy
GD-148	6445-278	2/28/10	3183.000	3183.000
NP-237	4341	2/28/10	4768.800	4768.715
CM-244	4320A	2/28/10	5795.020	5795.021

Energy/Channel Equation : see above
 Energy Calibration Zero : 2374.161
 Energy Calibration Slope : 4.934980
 Energy Calibration Quadratic : 3.3370449E-04
 Energy Calibration Range : 7777.000

Instrument : CHAMBER 070
 Detector : 46-089B2
 Calibration Date/Time : 11-AUG-2009 11:38:49
 Calibration Source Id : AESS-006

Cal. Isotopes	Source Id	Expiration Date	Standard Energy	Actual Energy
GD-148	6445-278	2/28/10	3183.000	3183.376
NP-237	4341	2/28/10	4768.800	4768.799
CM-244	4320A	2/28/10	5795.020	5795.021

Energy/Channel Equation : see above
 Energy Calibration Zero : 2384.967
 Energy Calibration Slope : 4.940035
 Energy Calibration Quadratic : 3.0117441E-04
 Energy Calibration Range : 7759.000

Instrument : CHAMBER 071
 Detector : 64259
 Calibration Date/Time : 11-AUG-2009 11:39:05
 Calibration Source Id : AESS-007

Cal. Isotopes	Source Id	Expiration Date	Standard Energy	Actual Energy
GD-148	6445-278	2/28/10	3183.000	3183.000
NP-237	4341	2/28/10	4768.800	4768.799
CM-244	4320A	2/28/10	5795.020	5795.020

Energy/Channel Equation : see above
 Energy Calibration Zero : 2380.222
 Energy Calibration Slope : 4.972534
 Energy Calibration Quadratic : 3.0923611E-04
 Energy Calibration Range : 7796.000

Instrument : CHAMBER 072
 Detector : 45-149AA3
 Calibration Date/Time : 11-AUG-2009 11:41:05
 Calibration Source Id : AESS-008

Cal. Isotopes	Source Id	Expiration Date	Standard Energy	Actual Energy
GD-148	6445-278	2/28/10	3183.000	3183.000
NP-237	4341	2/28/10	4768.800	4768.799
CM-244	4320A	2/28/10	5795.020	5794.779

Energy/Channel Equation : see above
 Energy Calibration Zero : 2367.289
 Energy Calibration Slope : 4.936321
 Energy Calibration Quadratic : 3.1663457E-04
 Energy Calibration Range : 7754.000

Instrument : CHAMBER 073
 Detector : 78775
 Calibration Date/Time : 11-AUG-2009 11:41:19
 Calibration Source Id : AESS-009

Cal. Isotopes	Source Id	Expiration Date	Standard Energy	Actual Energy
GD-148	6445-278	2/28/10	3183.000	3183.000
NP-237	4341	2/28/10	4768.800	4768.800
CM-244	4320A	2/28/10	5795.020	5795.020

Energy/Channel Equation : see above
 Energy Calibration Zero : 2340.294
 Energy Calibration Slope : 4.933617
 Energy Calibration Quadratic : 3.0803526E-04
 Energy Calibration Range : 7715.000

Instrument : CHAMBER 074
 Detector : 78266
 Calibration Date/Time : 11-AUG-2009 11:41:50
 Calibration Source Id : AESS-010
 Cal. Isotopes Source Id Expiration Date Standard Energy Actual Energy
 GD-148 6445-278 2/28/10 3183.000 3183.000
 NP-237 4341 2/28/10 4768.800 4768.800
 CM-244 4320A 2/28/10 5795.020 5795.020
 Energy/Channel Equation : see above
 Energy Calibration Zero : 2357.238
 Energy Calibration Slope : 4.957754
 Energy Calibration Quadratic : 3.2763465E-04
 Energy Calibration Range : 7778.000

Instrument : CHAMBER 075
 Detector : 68550
 Calibration Date/Time : 11-AUG-2009 11:42:08
 Calibration Source Id : AESS-011
 Cal. Isotopes Source Id Expiration Date Standard Energy Actual Energy
 GD-148 6445-278 2/28/10 3183.000 3183.795
 NP-237 4341 2/28/10 4768.800 4769.246
 CM-244 4320A 2/28/10 5795.020 5795.020
 Energy/Channel Equation : see above
 Energy Calibration Zero : 2357.909
 Energy Calibration Slope : 4.956091
 Energy Calibration Quadratic : 3.1667759E-04
 Energy Calibration Range : 7765.000

Instrument : CHAMBER 076
 Detector : 78779
 Calibration Date/Time : 11-AUG-2009 11:42:40
 Calibration Source Id : AESS-012
 Cal. Isotopes Source Id Expiration Date Standard Energy Actual Energy
 GD-148 6445-278 2/28/10 3183.000 3183.000
 NP-237 4341 2/28/10 4768.800 4768.799
 CM-244 4320A 2/28/10 5795.020 5795.193
 Energy/Channel Equation : see above
 Energy Calibration Zero : 2353.146
 Energy Calibration Slope : 4.949463
 Energy Calibration Quadratic : 3.2361425E-04
 Energy Calibration Range : 7761.000

Instrument : CHAMBER 077
 Detector : 67576
 Calibration Date/Time : 11-AUG-2009 11:42:53
 Calibration Source Id : AESS-013

Cal. Isotopes	Source Id	Expiration Date	Standard Energy	Actual Energy
GD-148	6445-278	2/28/10	3183.000	3183.000
NP-237	4341	2/28/10	4768.800	4768.800
CM-244	4320A	2/28/10	5795.020	5794.739

Energy/Channel Equation : see above
 Energy Calibration Zero : 2362.830
 Energy Calibration Slope : 4.939044
 Energy Calibration Quadratic : 3.0275399E-04
 Energy Calibration Range : 7738.000

Instrument : CHAMBER 078
 Detector : 67577
 Calibration Date/Time : 11-AUG-2009 11:43:47
 Calibration Source Id : AESS-014

Cal. Isotopes	Source Id	Expiration Date	Standard Energy	Actual Energy
GD-148	6445-278	2/28/10	3183.000	3181.433
NP-237	4341	2/28/10	4768.800	4767.846
CM-244	4320A	2/28/10	5795.020	5793.522

Energy/Channel Equation : see above
 Energy Calibration Zero : 2407.798
 Energy Calibration Slope : 4.964797
 Energy Calibration Quadratic : 3.3742035E-04
 Energy Calibration Range : 7846.000

Instrument : CHAMBER 079
 Detector : 67598
 Calibration Date/Time : 11-AUG-2009 11:44:09
 Calibration Source Id : AESS-015

Cal. Isotopes	Source Id	Expiration Date	Standard Energy	Actual Energy
GD-148	6445-278	2/28/10	3183.000	3183.000
NP-237	4341	2/28/10	4768.800	4768.694
CM-244	4320A	2/28/10	5795.020	5795.021

Energy/Channel Equation : see above
 Energy Calibration Zero : 2369.132
 Energy Calibration Slope : 4.920986
 Energy Calibration Quadratic : 3.1385853E-04
 Energy Calibration Range : 7737.000

Instrument : CHAMBER 080
 Detector : 78197
 Calibration Date/Time : 12-AUG-2009 06:47:19
 Calibration Source Id : AESS-016
 Cal. Isotopes Source Id Expiration Date Standard Energy Actual Energy
 GD-148 6445-278 2/28/10 3183.000 3183.250
 NP-237 4341 2/28/10 4768.800 4769.057
 CM-244 4320A 2/28/10 5795.020 5795.270
 Energy/Channel Equation : see above
 Energy Calibration Zero : 2352.236
 Energy Calibration Slope : 4.998828
 Energy Calibration Quadratic : 2.8291933E-04
 Energy Calibration Range : 7768.000

Instrument : CHAMBER 081
 Detector : 72533
 Calibration Date/Time : 11-AUG-2009 11:46:32
 Calibration Source Id : AESS-017
 Cal. Isotopes Source Id Expiration Date Standard Energy Actual Energy
 GD-148 6445-278 2/28/10 3183.000 3204.930
 NP-237 4341 2/28/10 4768.800 4703.826
 CM-244 4320A 2/28/10 5795.020 5726.761
 Energy/Channel Equation : see above
 Energy Calibration Zero : 2219.847
 Energy Calibration Slope : 9.458302
 Energy Calibration Quadratic : -5.2725184E-03
 Energy Calibration Range : 6377.000

Instrument : CHAMBER 082
 Detector : 64263
 Calibration Date/Time : 11-AUG-2009 11:47:05
 Calibration Source Id : AESS-018
 Cal. Isotopes Source Id Expiration Date Standard Energy Actual Energy
 GD-148 6445-278 2/28/10 3183.000 3182.619
 NP-237 4341 2/28/10 4768.800 4767.967
 CM-244 4320A 2/28/10 5795.020 5794.591
 Energy/Channel Equation : see above
 Energy Calibration Zero : 2389.567
 Energy Calibration Slope : 4.987039
 Energy Calibration Quadratic : 3.1898782E-04
 Energy Calibration Range : 7831.000

Instrument : CHAMBER 083
 Detector : 64278
 Calibration Date/Time : 11-AUG-2009 11:47:29
 Calibration Source Id : AESS-019
 Cal. Isotopes Source Id Expiration Date Standard Energy Actual Energy
 GD-148 6445-278 2/28/10 3183.000 3183.777
 NP-237 4341 2/28/10 4768.800 4768.800
 CM-244 4320A 2/28/10 5795.020 5795.020
 Energy/Channel Equation : see above
 Energy Calibration Zero : 2373.204
 Energy Calibration Slope : 5.041853
 Energy Calibration Quadratic : 2.3808437E-04
 Energy Calibration Range : 7786.000

Instrument : CHAMBER 084
 Detector : 78265
 Calibration Date/Time : 11-AUG-2009 11:47:52
 Calibration Source Id : AESS-020
 Cal. Isotopes Source Id Expiration Date Standard Energy Actual Energy
 GD-148 6445-278 2/28/10 3183.000 3183.000
 NP-237 4341 2/28/10 4768.800 4768.799
 CM-244 4320A 2/28/10 5795.020 5794.867
 Energy/Channel Equation : see above
 Energy Calibration Zero : 2362.363
 Energy Calibration Slope : 5.016379
 Energy Calibration Quadratic : 2.7867779E-04
 Energy Calibration Range : 7791.000

Instrument : CHAMBER 085
 Detector : 78776
 Calibration Date/Time : 11-AUG-2009 11:48:19
 Calibration Source Id : AESS-021
 Cal. Isotopes Source Id Expiration Date Standard Energy Actual Energy
 GD-148 6445-278 2/28/10 3183.000 3183.000
 NP-237 4341 2/28/10 4768.800 4768.802
 CM-244 4320A 2/28/10 5795.020 5795.019
 Energy/Channel Equation : see above
 Energy Calibration Zero : 2368.057
 Energy Calibration Slope : 4.984862
 Energy Calibration Quadratic : 2.9382212E-04
 Energy Calibration Range : 7781.000

Instrument : CHAMBER 086
 Detector : 78198
 Calibration Date/Time : 11-AUG-2009 11:48:41
 Calibration Source Id : AESS-022

Cal. Isotopes	Source Id	Expiration Date	Standard Energy	Actual Energy
GD-148	6445-278	2/28/10	3183.000	3182.458
NP-237	4341	2/28/10	4768.800	4768.482
CM-244	4320A	2/28/10	5795.020	5794.558

Energy/Channel Equation : see above
 Energy Calibration Zero : 2358.351
 Energy Calibration Slope : 5.023737
 Energy Calibration Quadratic : 2.3622859E-04
 Energy Calibration Range : 7750.000

Instrument : CHAMBER 087
 Detector : 78199
 Calibration Date/Time : 11-AUG-2009 11:49:08
 Calibration Source Id : AESS-023

Cal. Isotopes	Source Id	Expiration Date	Standard Energy	Actual Energy
GD-148	6445-278	2/28/10	3183.000	3182.717
NP-237	4341	2/28/10	4768.800	4768.539
CM-244	4320A	2/28/10	5795.020	5794.745

Energy/Channel Equation : see above
 Energy Calibration Zero : 2342.553
 Energy Calibration Slope : 4.976685
 Energy Calibration Quadratic : 2.4361881E-04
 Energy Calibration Range : 7694.000

Instrument : CHAMBER 088
 Detector : 33452
 Calibration Date/Time : 11-AUG-2009 11:50:14
 Calibration Source Id : AESS-024

Cal. Isotopes	Source Id	Expiration Date	Standard Energy	Actual Energy
GD-148	6445-278	2/28/10	3183.000	3183.000
NP-237	4341	2/28/10	4768.800	4768.801
CM-244	4320A	2/28/10	5795.020	5795.020

Energy/Channel Equation : see above
 Energy Calibration Zero : 2348.450
 Energy Calibration Slope : 4.985291
 Energy Calibration Quadratic : 2.0228673E-04
 Energy Calibration Range : 7666.000

Instrument : CHAMBER 089
 Detector : 78262
 Calibration Date/Time : 11-AUG-2009 11:50:54
 Calibration Source Id : AESS-025

Cal. Isotopes	Source Id	Expiration Date	Standard Energy	Actual Energy
GD-148	6445-278	2/28/10	3183.000	3182.822
NP-237	4341	2/28/10	4768.800	4768.800
CM-244	4320A	2/28/10	5795.020	5795.020

Energy/Channel Equation : see above
 Energy Calibration Zero : 2360.236
 Energy Calibration Slope : 4.993787
 Energy Calibration Quadratic : 3.1235311E-04
 Energy Calibration Range : 7801.000

Instrument : CHAMBER 090
 Detector : 78263
 Calibration Date/Time : 11-AUG-2009 11:51:07
 Calibration Source Id : AESS-026

Cal. Isotopes	Source Id	Expiration Date	Standard Energy	Actual Energy
GD-148	6445-278	2/28/10	3183.000	3183.000
NP-237	4341	2/28/10	4768.800	4768.689
CM-244	4320A	2/28/10	5795.020	5794.864

Energy/Channel Equation : see above
 Energy Calibration Zero : 2367.944
 Energy Calibration Slope : 4.912088
 Energy Calibration Quadratic : 3.3423179E-04
 Energy Calibration Range : 7748.000

Instrument : CHAMBER 091
 Detector : 78259
 Calibration Date/Time : 11-AUG-2009 11:51:19
 Calibration Source Id : AESS-027

Cal. Isotopes	Source Id	Expiration Date	Standard Energy	Actual Energy
GD-148	6445-278	2/28/10	3183.000	3182.501
NP-237	4341	2/28/10	4768.800	4768.562
CM-244	4320A	2/28/10	5795.020	5794.908

Energy/Channel Equation : see above
 Energy Calibration Zero : 2373.294
 Energy Calibration Slope : 4.962712
 Energy Calibration Quadratic : 3.3628431E-04
 Energy Calibration Range : 7808.000

Instrument : CHAMBER 092
 Detector : 79457
 Calibration Date/Time : 11-AUG-2009 11:52:08
 Calibration Source Id : AESS-028

Cal. Isotopes	Source Id	Expiration Date	Standard Energy	Actual Energy
GD-148	6445-278	2/28/10	3183.000	3182.999
NP-237	4341	2/28/10	4768.800	4769.086
CM-244	4320A	2/28/10	5795.020	5795.236

Energy/Channel Equation : see above
 Energy Calibration Zero : 2353.207
 Energy Calibration Slope : 4.920592
 Energy Calibration Quadratic : 3.2561756E-04
 Energy Calibration Range : 7733.000

Instrument : CHAMBER 093
 Detector : 33206
 Calibration Date/Time : 11-AUG-2009 11:52:22
 Calibration Source Id : AESS-029

Cal. Isotopes	Source Id	Expiration Date	Standard Energy	Actual Energy
GD-148	6445-278	2/28/10	3183.000	3182.729
NP-237	4341	2/28/10	4768.800	4768.662
CM-244	4320A	2/28/10	5795.020	5794.973

Energy/Channel Equation : see above
 Energy Calibration Zero : 2374.507
 Energy Calibration Slope : 4.905449
 Energy Calibration Quadratic : 3.4070064E-04
 Energy Calibration Range : 7755.000

Instrument : CHAMBER 094
 Detector : 78267
 Calibration Date/Time : 11-AUG-2009 11:52:36
 Calibration Source Id : AESS-030

Cal. Isotopes	Source Id	Expiration Date	Standard Energy	Actual Energy
GD-148	6445-278	2/28/10	3183.000	3182.615
NP-237	4341	2/28/10	4768.800	4768.657
CM-244	4320A	2/28/10	5795.020	5794.828

Energy/Channel Equation : see above
 Energy Calibration Zero : 2364.661
 Energy Calibration Slope : 4.944430
 Energy Calibration Quadratic : 3.0602465E-04
 Energy Calibration Range : 7749.000

Instrument : CHAMBER 095
 Detector : 64279
 Calibration Date/Time : 11-AUG-2009 11:53:20
 Calibration Source Id : AESS-031

Cal. Isotopes	Source Id	Expiration Date	Standard Energy	Actual Energy
GD-148	6445-278	2/28/10	3183.000	3183.000
NP-237	4341	2/28/10	4768.800	4768.800
CM-244	4320A	2/28/10	5795.020	5794.924

Energy/Channel Equation : see above
 Energy Calibration Zero : 2360.997
 Energy Calibration Slope : 4.923662
 Energy Calibration Quadratic : 3.3134571E-04
 Energy Calibration Range : 7750.000

Instrument : CHAMBER 096
 Detector : 67605
 Calibration Date/Time : 11-AUG-2009 11:53:35
 Calibration Source Id : AESS-032

Cal. Isotopes	Source Id	Expiration Date	Standard Energy	Actual Energy
GD-148	6445-278	2/28/10	3183.000	3182.861
NP-237	4341	2/28/10	4768.800	4768.801
CM-244	4320A	2/28/10	5795.020	5794.970

Energy/Channel Equation : see above
 Energy Calibration Zero : 2352.669
 Energy Calibration Slope : 4.930194
 Energy Calibration Quadratic : 3.4499675E-04
 Energy Calibration Range : 7763.000

Instrument : CHAMBER 097
 Detector : 67599
 Calibration Date/Time : 11-AUG-2009 11:54:04
 Calibration Source Id : AESS-033

Cal. Isotopes	Source Id	Expiration Date	Standard Energy	Actual Energy
GD-148	6445-278	2/28/10	3183.000	3182.385
NP-237	4341	2/28/10	4768.800	4768.497
CM-244	4320A	2/28/10	5795.020	5794.575

Energy/Channel Equation : see above
 Energy Calibration Zero : 2366.630
 Energy Calibration Slope : 4.955770
 Energy Calibration Quadratic : 3.2342706E-04
 Energy Calibration Range : 7780.000

Instrument : CHAMBER 098
 Detector : 68644
 Calibration Date/Time : 11-AUG-2009 11:54:57
 Calibration Source Id : AESS-034

Cal. Isotopes	Source Id	Expiration Date	Standard Energy	Actual Energy
GD-148	6445-278	2/28/10	3183.000	3183.000
NP-237	4341	2/28/10	4768.800	4768.677
CM-244	4320A	2/28/10	5795.020	5795.020

Energy/Channel Equation : see above
 Energy Calibration Zero : 2384.988
 Energy Calibration Slope : 4.980790
 Energy Calibration Quadratic : 3.1301824E-04
 Energy Calibration Range : 7814.000

Instrument : CHAMBER 099
 Detector : 70317
 Calibration Date/Time : 11-AUG-2009 11:55:11
 Calibration Source Id : AESS-035

Cal. Isotopes	Source Id	Expiration Date	Standard Energy	Actual Energy
GD-148	6445-278	2/28/10	3183.000	3182.657
NP-237	4341	2/28/10	4768.800	4768.798
CM-244	4320A	2/28/10	5795.020	5794.872

Energy/Channel Equation : see above
 Energy Calibration Zero : 2370.271
 Energy Calibration Slope : 4.896307
 Energy Calibration Quadratic : 3.5264078E-04
 Energy Calibration Range : 7754.000

Instrument : CHAMBER 100
 Detector : 79456
 Calibration Date/Time : 11-AUG-2009 11:55:23
 Calibration Source Id : AESS-046

Cal. Isotopes	Source Id	Expiration Date	Standard Energy	Actual Energy
GD-148	6445-278	2/28/10	3183.000	3183.007
NP-237	4341	2/28/10	4768.800	4768.931
CM-244	4320A	2/28/10	5795.020	5795.248

Energy/Channel Equation : see above
 Energy Calibration Zero : 2353.091
 Energy Calibration Slope : 4.889555
 Energy Calibration Quadratic : 3.4731548E-04
 Energy Calibration Range : 7724.000

Instrument : CHAMBER 101
 Detector : 64253
 Calibration Date/Time : 11-AUG-2009 11:55:41
 Calibration Source Id : AESS-037

Cal. Isotopes	Source Id	Expiration Date	Standard Energy	Actual Energy
GD-148	6445-278	2/28/10	3183.000	3182.482
NP-237	4341	2/28/10	4768.800	4768.628
CM-244	4320A	2/28/10	5795.020	5795.004

Energy/Channel Equation : see above
 Energy Calibration Zero : 2413.378
 Energy Calibration Slope : 4.941072
 Energy Calibration Quadratic : 3.1744229E-04
 Energy Calibration Range : 7806.000

Instrument : CHAMBER 102
 Detector : 72525
 Calibration Date/Time : 11-AUG-2009 11:55:55
 Calibration Source Id : AESS-038

Cal. Isotopes	Source Id	Expiration Date	Standard Energy	Actual Energy
GD-148	6445-278	2/28/10	3183.000	3182.620
NP-237	4341	2/28/10	4768.800	4768.759
CM-244	4320A	2/28/10	5795.020	5795.021

Energy/Channel Equation : see above
 Energy Calibration Zero : 2365.023
 Energy Calibration Slope : 4.877947
 Energy Calibration Quadratic : 3.3410732E-04
 Energy Calibration Range : 7710.000

Instrument : CHAMBER 103
 Detector : 79461
 Calibration Date/Time : 11-AUG-2009 11:56:06
 Calibration Source Id : AESS-039

Cal. Isotopes	Source Id	Expiration Date	Standard Energy	Actual Energy
GD-148	6445-278	2/28/10	3183.000	3183.000
NP-237	4341	2/28/10	4768.800	4768.724
CM-244	4320A	2/28/10	5795.020	5795.020

Energy/Channel Equation : see above
 Energy Calibration Zero : 2388.602
 Energy Calibration Slope : 4.925415
 Energy Calibration Quadratic : 3.3399722E-04
 Energy Calibration Range : 7782.000

Instrument : CHAMBER 104
 Detector : 72524
 Calibration Date/Time : 11-AUG-2009 11:56:56
 Calibration Source Id : AESS-040

Cal. Isotopes	Source Id	Expiration Date	Standard Energy	Actual Energy
GD-148	6445-278	2/28/10	3183.000	3182.731
NP-237	4341	2/28/10	4768.800	4768.746
CM-244	4320A	2/28/10	5795.020	5794.950

Energy/Channel Equation : see above
 Energy Calibration Zero : 2361.164
 Energy Calibration Slope : 4.875978
 Energy Calibration Quadratic : 3.5914616E-04
 Energy Calibration Range : 7731.000

Instrument : CHAMBER 105
 Detector : 78777
 Calibration Date/Time : 11-AUG-2009 11:57:20
 Calibration Source Id : AESS-041

Cal. Isotopes	Source Id	Expiration Date	Standard Energy	Actual Energy
GD-148	6445-278	2/28/10	3183.000	3183.000
NP-237	4341	2/28/10	4768.800	4768.800
CM-244	4320A	2/28/10	5795.020	5795.021

Energy/Channel Equation : see above
 Energy Calibration Zero : 2374.957
 Energy Calibration Slope : 4.877512
 Energy Calibration Quadratic : 3.5687728E-04
 Energy Calibration Range : 7744.000

Instrument : CHAMBER 106
 Detector : 64274
 Calibration Date/Time : 11-AUG-2009 11:57:33
 Calibration Source Id : AESS-042

Cal. Isotopes	Source Id	Expiration Date	Standard Energy	Actual Energy
GD-148	6445-278	2/28/10	3183.000	3183.000
NP-237	4341	2/28/10	4768.800	4768.799
CM-244	4320A	2/28/10	5795.020	5795.021

Energy/Channel Equation : see above
 Energy Calibration Zero : 2386.397
 Energy Calibration Slope : 4.925849
 Energy Calibration Quadratic : 3.5619634E-04
 Energy Calibration Range : 7804.000

Instrument : CHAMBER 107
 Detector : 67578
 Calibration Date/Time : 11-AUG-2009 11:58:23
 Calibration Source Id : AESS-043

Cal. Isotopes	Source Id	Expiration Date	Standard Energy	Actual Energy
GD-148	6445-278	2/28/10	3183.000	3182.757
NP-237	4341	2/28/10	4768.800	4768.431
CM-244	4320A	2/28/10	5795.020	5794.760

Energy/Channel Equation : see above
 Energy Calibration Zero : 2365.165
 Energy Calibration Slope : 4.989622
 Energy Calibration Quadratic : 3.0367926E-04
 Energy Calibration Range : 7793.000

Instrument : CHAMBER 108
 Detector : 78778
 Calibration Date/Time : 11-AUG-2009 12:00:02
 Calibration Source Id : AESS-044

Cal. Isotopes	Source Id	Expiration Date	Standard Energy	Actual Energy
GD-148	6445-278	2/28/10	3183.000	3183.000
NP-237	4341	2/28/10	4768.800	4768.799
CM-244	4320A	2/28/10	5795.020	5795.085

Energy/Channel Equation : see above
 Energy Calibration Zero : 2361.750
 Energy Calibration Slope : 4.889173
 Energy Calibration Quadratic : 3.3859405E-04
 Energy Calibration Range : 7723.000

Instrument : CHAMBER 109
 Detector : 79463
 Calibration Date/Time : 11-AUG-2009 12:00:23
 Calibration Source Id : AESS-045

Cal. Isotopes	Source Id	Expiration Date	Standard Energy	Actual Energy
GD-148	6445-278	2/28/10	3183.000	3183.000
NP-237	4341	2/28/10	4768.800	4768.801
CM-244	4320A	2/28/10	5795.020	5795.011

Energy/Channel Equation : see above
 Energy Calibration Zero : 2361.956
 Energy Calibration Slope : 4.902098
 Energy Calibration Quadratic : 3.6021773E-04
 Energy Calibration Range : 7759.000

Instrument : CHAMBER 110
 Detector : 67602
 Calibration Date/Time : 11-AUG-2009 12:01:03
 Calibration Source Id : AESS-046
 Cal. Isotopes Source Id Expiration Date Standard Energy Actual Energy
 GD-148 6445-278 2/28/10 3183.000 3180.240
 NP-237 4341 2/28/10 4768.800 4767.627
 CM-244 4320A 2/28/10 5795.020 5792.351
 Energy/Channel Equation : see above
 Energy Calibration Zero : 2450.737
 Energy Calibration Slope : 5.078455
 Energy Calibration Quadratic : 3.6329794E-04
 Energy Calibration Range : 8032.000

Instrument : CHAMBER 111
 Detector : 79462
 Calibration Date/Time : 11-AUG-2009 12:01:21
 Calibration Source Id : AESS-047
 Cal. Isotopes Source Id Expiration Date Standard Energy Actual Energy
 GD-148 6445-278 2/28/10 3183.000 3182.689
 NP-237 4341 2/28/10 4768.800 4768.620
 CM-244 4320A 2/28/10 5795.020 5794.913
 Energy/Channel Equation : see above
 Energy Calibration Zero : 2360.863
 Energy Calibration Slope : 4.982990
 Energy Calibration Quadratic : 3.1839884E-04
 Energy Calibration Range : 7797.000

Instrument : CHAMBER 112
 Detector : 78261
 Calibration Date/Time : 11-AUG-2009 12:02:06
 Calibration Source Id : AESS-048
 Cal. Isotopes Source Id Expiration Date Standard Energy Actual Energy
 GD-148 6445-278 2/28/10 3183.000 3183.000
 NP-237 4341 2/28/10 4768.800 4768.798
 CM-244 4320A 2/28/10 5795.020 5795.021
 Energy/Channel Equation : see above
 Energy Calibration Zero : 2372.713
 Energy Calibration Slope : 4.922604
 Energy Calibration Quadratic : 3.2149741E-04
 Energy Calibration Range : 7751.000

Instrument : CHAMBER 113
 Detector : 45-111B4
 Calibration Date/Time : 17-AUG-2009 14:57:05
 Calibration Source Id : AESS-001

Cal. Isotopes	Source Id	Expiration Date	Standard Energy	Actual Energy
GD-148	6445-278	2/28/10	3183.000	3183.000
NP-237	4341	2/28/10	4768.800	4768.693
CM-244	4320A	2/28/10	5795.020	5795.021

Energy/Channel Equation : see above
 Energy Calibration Zero : 2388.351
 Energy Calibration Slope : 4.986037
 Energy Calibration Quadratic : 2.9112995E-04
 Energy Calibration Range : 7799.000

Instrument : CHAMBER 114
 Detector : 78258
 Calibration Date/Time : 17-AUG-2009 14:57:42
 Calibration Source Id : AESS-007

Cal. Isotopes	Source Id	Expiration Date	Standard Energy	Actual Energy
GD-148	6445-278	2/28/10	3183.000	3182.738
NP-237	4341	2/28/10	4768.800	4768.375
CM-244	4320A	2/28/10	5795.020	5794.878

Energy/Channel Equation : see above
 Energy Calibration Zero : 2341.717
 Energy Calibration Slope : 4.967946
 Energy Calibration Quadratic : 2.6719994E-04
 Energy Calibration Range : 7709.000

Instrument : CHAMBER 115
 Detector : 45-132FF4
 Calibration Date/Time : 17-AUG-2009 14:57:55
 Calibration Source Id : AESS-002

Cal. Isotopes	Source Id	Expiration Date	Standard Energy	Actual Energy
GD-148	6445-278	2/28/10	3183.000	3183.000
NP-237	4341	2/28/10	4768.800	4768.996
CM-244	4320A	2/28/10	5795.020	5795.124

Energy/Channel Equation : see above
 Energy Calibration Zero : 2360.484
 Energy Calibration Slope : 5.001271
 Energy Calibration Quadratic : 2.5857674E-04
 Energy Calibration Range : 7753.000

Instrument : CHAMBER 116
 Detector : 45-132FF2
 Calibration Date/Time : 17-AUG-2009 14:58:06
 Calibration Source Id : AESS-008
 Cal. Isotopes Source Id Expiration Date Standard Energy Actual Energy
 GD-148 6445-278 2/28/10 3183.000 3183.296
 NP-237 4341 2/28/10 4768.800 4768.799
 CM-244 4320A 2/28/10 5795.020 5795.021
 Energy/Channel Equation : see above
 Energy Calibration Zero : 2358.140
 Energy Calibration Slope : 4.998592
 Energy Calibration Quadratic : 2.4986797E-04
 Energy Calibration Range : 7739.000

Instrument : CHAMBER 117
 Detector : 33450
 Calibration Date/Time : 17-AUG-2009 14:58:17
 Calibration Source Id : AESS-003
 Cal. Isotopes Source Id Expiration Date Standard Energy Actual Energy
 GD-148 6445-278 2/28/10 3183.000 3182.212
 NP-237 4341 2/28/10 4768.800 4768.136
 CM-244 4320A 2/28/10 5795.020 5794.829
 Energy/Channel Equation : see above
 Energy Calibration Zero : 2377.331
 Energy Calibration Slope : 4.984442
 Energy Calibration Quadratic : 2.6023277E-04
 Energy Calibration Range : 7754.000

Instrument : CHAMBER 118
 Detector : 75544
 Calibration Date/Time : 17-AUG-2009 14:58:27
 Calibration Source Id : AESS-009
 Cal. Isotopes Source Id Expiration Date Standard Energy Actual Energy
 GD-148 6445-278 2/28/10 3183.000 3182.453
 NP-237 4341 2/28/10 4768.800 4768.624
 CM-244 4320A 2/28/10 5795.020 5794.893
 Energy/Channel Equation : see above
 Energy Calibration Zero : 2343.030
 Energy Calibration Slope : 4.970738
 Energy Calibration Quadratic : 2.7650801E-04
 Energy Calibration Range : 7723.000

Instrument : CHAMBER 119
 Detector : 74429
 Calibration Date/Time : 2-FEB-2009 15:15:38
 Calibration Source Id : AESS-004
 Cal. Isotopes Source Id Expiration Date Standard Energy Actual Energy
 GD-148 6445-278 2/28/10 3183.000 3001.688
 NP-237 4341 2/28/10 4768.800 4669.281
 CM-244 4320A 2/28/10 5795.020 5706.875
 Energy/Channel Equation : see above
 Energy Calibration Zero : 2437.949
 Energy Calibration Slope : 5.036866
 Energy Calibration Quadratic :
 Energy Calibration Range : 7596.000

Instrument : CHAMBER 120
 Detector : 74430
 Calibration Date/Time : 18-AUG-2009 13:38:55
 Calibration Source Id : AESS-010
 Cal. Isotopes Source Id Expiration Date Standard Energy Actual Energy
 GD-148 6445-278 2/28/10 3183.000 3182.734
 NP-237 4341 2/28/10 4768.800 4768.799
 CM-244 4320A 2/28/10 5795.020 5794.984
 Energy/Channel Equation : see above
 Energy Calibration Zero : 2316.127
 Energy Calibration Slope : 4.939470
 Energy Calibration Quadratic : 2.8824760E-04
 Energy Calibration Range : 7676.000

Instrument : CHAMBER 121
 Detector : 75545
 Calibration Date/Time : 17-AUG-2009 14:58:37
 Calibration Source Id : AESS-005
 Cal. Isotopes Source Id Expiration Date Standard Energy Actual Energy
 GD-148 6445-278 2/28/10 3183.000 3182.992
 NP-237 4341 2/28/10 4768.800 4768.800
 CM-244 4320A 2/28/10 5795.020 5794.910
 Energy/Channel Equation : see above
 Energy Calibration Zero : 2338.077
 Energy Calibration Slope : 4.950966
 Energy Calibration Quadratic : 2.8139201E-04
 Energy Calibration Range : 7703.000

Instrument : CHAMBER 122
 Detector : 75546
 Calibration Date/Time : 17-AUG-2009 14:58:49
 Calibration Source Id : AESS-011

Cal. Isotopes	Source Id	Expiration Date	Standard Energy	Actual Energy
GD-148	6445-278	2/28/10	3183.000	3182.767
NP-237	4341	2/28/10	4768.800	4768.557
CM-244	4320A	2/28/10	5795.020	5795.021

Energy/Channel Equation : see above
 Energy Calibration Zero : 2334.596
 Energy Calibration Slope : 4.961221
 Energy Calibration Quadratic : 2.6947071E-04
 Energy Calibration Range : 7697.000

Instrument : CHAMBER 123
 Detector : 45-142V3
 Calibration Date/Time : 17-AUG-2009 14:58:58
 Calibration Source Id : AESS-006

Cal. Isotopes	Source Id	Expiration Date	Standard Energy	Actual Energy
GD-148	6445-278	2/28/10	3183.000	3182.626
NP-237	4341	2/28/10	4768.800	4768.419
CM-244	4320A	2/28/10	5795.020	5794.913

Energy/Channel Equation : see above
 Energy Calibration Zero : 2377.630
 Energy Calibration Slope : 4.988592
 Energy Calibration Quadratic : 2.4062325E-04
 Energy Calibration Range : 7738.000

Instrument : CHAMBER 124
 Detector : 45-142V2
 Calibration Date/Time : 17-AUG-2009 14:59:08
 Calibration Source Id : AESS-012

Cal. Isotopes	Source Id	Expiration Date	Standard Energy	Actual Energy
GD-148	6445-278	2/28/10	3183.000	3182.737
NP-237	4341	2/28/10	4768.800	4768.348
CM-244	4320A	2/28/10	5795.020	5794.822

Energy/Channel Equation : see above
 Energy Calibration Zero : 2389.445
 Energy Calibration Slope : 5.014465
 Energy Calibration Quadratic : 2.5700411E-04
 Energy Calibration Range : 7794.000

Instrument : CHAMBER 125
 Detector : 75547
 Calibration Date/Time : 17-AUG-2009 14:59:18
 Calibration Source Id : AESS-013
 Cal. Isotopes Source Id Expiration Date Standard Energy Actual Energy
 GD-148 6445-278 2/28/10 3183.000 3182.519
 NP-237 4341 2/28/10 4768.800 4768.590
 CM-244 4320A 2/28/10 5795.020 5794.968

 Energy/Channel Equation : see above
 Energy Calibration Zero : 2346.234
 Energy Calibration Slope : 4.935012
 Energy Calibration Quadratic : 2.8653492E-04
 Energy Calibration Range : 7700.000

Instrument : CHAMBER 126
 Detector : 75548
 Calibration Date/Time : 17-AUG-2009 14:59:32
 Calibration Source Id : AESS-019
 Cal. Isotopes Source Id Expiration Date Standard Energy Actual Energy
 GD-148 6445-278 2/28/10 3183.000 3182.586
 NP-237 4341 2/28/10 4768.800 4768.494
 CM-244 4320A 2/28/10 5795.020 5794.836

 Energy/Channel Equation : see above
 Energy Calibration Zero : 2351.831
 Energy Calibration Slope : 5.025319
 Energy Calibration Quadratic : 2.1107355E-04
 Energy Calibration Range : 7719.000

Instrument : CHAMBER 127
 Detector : 78770
 Calibration Date/Time : 17-AUG-2009 14:59:46
 Calibration Source Id : AESS-014
 Cal. Isotopes Source Id Expiration Date Standard Energy Actual Energy
 GD-148 6445-278 2/28/10 3183.000 3182.831
 NP-237 4341 2/28/10 4768.800 4768.741
 CM-244 4320A 2/28/10 5795.020 5794.894

 Energy/Channel Equation : see above
 Energy Calibration Zero : 2339.154
 Energy Calibration Slope : 4.970251
 Energy Calibration Quadratic : 2.5652250E-04
 Energy Calibration Range : 7698.000

Instrument : CHAMBER 128
 Detector : 75549
 Calibration Date/Time : 17-AUG-2009 15:00:39
 Calibration Source Id : AESS-020

Cal. Isotopes	Source Id	Expiration Date	Standard Energy	Actual Energy
GD-148	6445-278	2/28/10	3183.000	3182.531
NP-237	4341	2/28/10	4768.800	4768.610
CM-244	4320A	2/28/10	5795.020	5794.838

Energy/Channel Equation : see above
 Energy Calibration Zero : 2330.388
 Energy Calibration Slope : 5.000057
 Energy Calibration Quadratic : 2.3812153E-04
 Energy Calibration Range : 7700.000

Instrument : CHAMBER 129
 Detector : 76227
 Calibration Date/Time : 17-AUG-2009 15:00:50
 Calibration Source Id : AESS-015

Cal. Isotopes	Source Id	Expiration Date	Standard Energy	Actual Energy
GD-148	6445-278	2/28/10	3183.000	3182.843
NP-237	4341	2/28/10	4768.800	4768.717
CM-244	4320A	2/28/10	5795.020	5794.874

Energy/Channel Equation : see above
 Energy Calibration Zero : 2351.215
 Energy Calibration Slope : 4.930460
 Energy Calibration Quadratic : 2.9455224E-04
 Energy Calibration Range : 7709.000

Instrument : CHAMBER 130
 Detector : 76228
 Calibration Date/Time : 17-AUG-2009 15:01:00
 Calibration Source Id : AESS-021

Cal. Isotopes	Source Id	Expiration Date	Standard Energy	Actual Energy
GD-148	6445-278	2/28/10	3183.000	3182.985
NP-237	4341	2/28/10	4768.800	4768.658
CM-244	4320A	2/28/10	5795.020	5794.729

Energy/Channel Equation : see above
 Energy Calibration Zero : 2337.606
 Energy Calibration Slope : 4.982665
 Energy Calibration Quadratic : 2.2944069E-04
 Energy Calibration Range : 7680.000

Instrument : CHAMBER 131
 Detector : 33448
 Calibration Date/Time : 17-AUG-2009 15:01:10
 Calibration Source Id : AESS-016
 Cal. Isotopes Source Id Expiration Date Standard Energy Actual Energy
 GD-148 6445-278 2/28/10 3183.000 3178.948
 NP-237 4341 2/28/10 4768.800 4766.564
 CM-244 4320A 2/28/10 5795.020 5793.610

 Energy/Channel Equation : see above
 Energy Calibration Zero : 2408.823
 Energy Calibration Slope : 4.963500
 Energy Calibration Quadratic : 2.8727154E-04
 Energy Calibration Range : 7793.000

Instrument : CHAMBER 132
 Detector : 67579
 Calibration Date/Time : 17-AUG-2009 15:01:19
 Calibration Source Id : AESS-022
 Cal. Isotopes Source Id Expiration Date Standard Energy Actual Energy
 GD-148 6445-278 2/28/10 3183.000 3183.000
 NP-237 4341 2/28/10 4768.800 4768.495
 CM-244 4320A 2/28/10 5795.020 5794.895

 Energy/Channel Equation : see above
 Energy Calibration Zero : 2326.639
 Energy Calibration Slope : 5.034670
 Energy Calibration Quadratic : 2.1709618E-04
 Energy Calibration Range : 7710.000

Instrument : CHAMBER 133
 Detector : 76229
 Calibration Date/Time : 17-AUG-2009 15:01:29
 Calibration Source Id : AESS-017
 Cal. Isotopes Source Id Expiration Date Standard Energy Actual Energy
 GD-148 6445-278 2/28/10 3183.000 3182.802
 NP-237 4341 2/28/10 4768.800 4768.798
 CM-244 4320A 2/28/10 5795.020 5794.855

 Energy/Channel Equation : see above
 Energy Calibration Zero : 2310.723
 Energy Calibration Slope : 4.901457
 Energy Calibration Quadratic : 2.6648620E-04
 Energy Calibration Range : 7609.000

Instrument : CHAMBER 134
 Detector : 76230
 Calibration Date/Time : 17-AUG-2009 15:01:38
 Calibration Source Id : AESS-023
 Cal. Isotopes Source Id Expiration Date Standard Energy Actual Energy
 GD-148 6445-278 2/28/10 3183.000 3182.670
 NP-237 4341 2/28/10 4768.800 4768.734
 CM-244 4320A 2/28/10 5795.020 5795.020
 Energy/Channel Equation : see above
 Energy Calibration Zero : 2328.671
 Energy Calibration Slope : 4.971330
 Energy Calibration Quadratic : 2.3919715E-04
 Energy Calibration Range : 7670.000

Instrument : CHAMBER 135
 Detector : 64270
 Calibration Date/Time : 17-AUG-2009 15:01:50
 Calibration Source Id : AESS-018
 Cal. Isotopes Source Id Expiration Date Standard Energy Actual Energy
 GD-148 6445-278 2/28/10 3183.000 3183.220
 NP-237 4341 2/28/10 4768.800 4768.800
 CM-244 4320A 2/28/10 5795.020 5795.020
 Energy/Channel Equation : see above
 Energy Calibration Zero : 2334.713
 Energy Calibration Slope : 4.950563
 Energy Calibration Quadratic : 2.6665861E-04
 Energy Calibration Range : 7684.000

Instrument : CHAMBER 136
 Detector : 68549
 Calibration Date/Time : 17-AUG-2009 15:02:00
 Calibration Source Id : AESS-024
 Cal. Isotopes Source Id Expiration Date Standard Energy Actual Energy
 GD-148 6445-278 2/28/10 3183.000 3183.547
 NP-237 4341 2/28/10 4768.800 4769.648
 CM-244 4320A 2/28/10 5795.020 5795.176
 Energy/Channel Equation : see above
 Energy Calibration Zero : 2352.961
 Energy Calibration Slope : 4.996480
 Energy Calibration Quadratic : 2.6544984E-04
 Energy Calibration Range : 7748.000

Instrument : CHAMBER 137
 Detector : 64288
 Calibration Date/Time : 18-AUG-2009 09:58:00
 Calibration Source Id : AESS-025

Cal. Isotopes	Source Id	Expiration Date	Standard Energy	Actual Energy
GD-148	6445-278	2/28/10	3183.000	3183.000
NP-237	4341	2/28/10	4768.800	4768.426
CM-244	4320A	2/28/10	5795.020	5794.897

Energy/Channel Equation : see above
 Energy Calibration Zero : 2376.854
 Energy Calibration Slope : 5.032813
 Energy Calibration Quadratic : 2.8756596E-04
 Energy Calibration Range : 7832.000

Instrument : CHAMBER 138
 Detector : 65877
 Calibration Date/Time : 17-AUG-2009 15:10:23
 Calibration Source Id : AESS-031

Cal. Isotopes	Source Id	Expiration Date	Standard Energy	Actual Energy
GD-148	6445-278	2/28/10	3183.000	3183.000
NP-237	4341	2/28/10	4768.800	4768.778
CM-244	4320A	2/28/10	5795.020	5794.902

Energy/Channel Equation : see above
 Energy Calibration Zero : 2376.472
 Energy Calibration Slope : 4.997972
 Energy Calibration Quadratic : 2.8433124E-04
 Energy Calibration Range : 7793.000

Instrument : CHAMBER 139
 Detector : 76231
 Calibration Date/Time : 17-AUG-2009 15:10:36
 Calibration Source Id : AESS-026

Cal. Isotopes	Source Id	Expiration Date	Standard Energy	Actual Energy
GD-148	6445-278	2/28/10	3183.000	3182.807
NP-237	4341	2/28/10	4768.800	4768.778
CM-244	4320A	2/28/10	5795.020	5795.020

Energy/Channel Equation : see above
 Energy Calibration Zero : 2353.050
 Energy Calibration Slope : 4.923675
 Energy Calibration Quadratic : 3.2614564E-04
 Energy Calibration Range : 7737.000

Instrument : CHAMBER 140
 Detector : 78771
 Calibration Date/Time : 17-AUG-2009 15:10:53
 Calibration Source Id : AESS-032

Cal. Isotopes	Source Id	Expiration Date	Standard Energy	Actual Energy
GD-148	6445-278	2/28/10	3183.000	3183.000
NP-237	4341	2/28/10	4768.800	4768.800
CM-244	4320A	2/28/10	5795.020	5794.950

Energy/Channel Equation : see above
 Energy Calibration Zero : 2343.606
 Energy Calibration Slope : 4.949296
 Energy Calibration Quadratic : 3.0935110E-04
 Energy Calibration Range : 7736.000

Instrument : CHAMBER 141
 Detector : 76232
 Calibration Date/Time : 17-AUG-2009 15:11:05
 Calibration Source Id : AESS-027

Cal. Isotopes	Source Id	Expiration Date	Standard Energy	Actual Energy
GD-148	6445-278	2/28/10	3183.000	3182.704
NP-237	4341	2/28/10	4768.800	4768.701
CM-244	4320A	2/28/10	5795.020	5795.020

Energy/Channel Equation : see above
 Energy Calibration Zero : 2354.080
 Energy Calibration Slope : 4.967496
 Energy Calibration Quadratic : 2.7667297E-04
 Energy Calibration Range : 7731.000

Instrument : CHAMBER 142
 Detector : 64261
 Calibration Date/Time : 17-AUG-2009 15:11:22
 Calibration Source Id : AESS-033

Cal. Isotopes	Source Id	Expiration Date	Standard Energy	Actual Energy
GD-148	6445-278	2/28/10	3183.000	3183.000
NP-237	4341	2/28/10	4768.800	4768.800
CM-244	4320A	2/28/10	5795.020	5794.996

Energy/Channel Equation : see above
 Energy Calibration Zero : 2377.858
 Energy Calibration Slope : 4.966272
 Energy Calibration Quadratic : 3.0408424E-04
 Energy Calibration Range : 7782.000

Instrument : CHAMBER 143
 Detector : 65882
 Calibration Date/Time : 17-AUG-2009 15:11:35
 Calibration Source Id : AESS-028
 Cal. Isotopes Source Id Expiration Date Standard Energy Actual Energy
 GD-148 6445-278 2/28/10 3183.000 3182.838
 NP-237 4341 2/28/10 4768.800 4768.801
 CM-244 4320A 2/28/10 5795.020 5795.020
 Energy/Channel Equation : see above
 Energy Calibration Zero : 2353.476
 Energy Calibration Slope : 4.958334
 Energy Calibration Quadratic : 2.9036327E-04
 Energy Calibration Range : 7735.000

Instrument : CHAMBER 144
 Detector : 75551
 Calibration Date/Time : 17-AUG-2009 15:11:48
 Calibration Source Id : AESS-034
 Cal. Isotopes Source Id Expiration Date Standard Energy Actual Energy
 GD-148 6445-278 2/28/10 3183.000 3183.149
 NP-237 4341 2/28/10 4768.800 4768.801
 CM-244 4320A 2/28/10 5795.020 5795.020
 Energy/Channel Equation : see above
 Energy Calibration Zero : 2348.280
 Energy Calibration Slope : 4.953019
 Energy Calibration Quadratic : 2.9027942E-04
 Energy Calibration Range : 7725.000

Instrument : CHAMBER 145
 Detector : 72526
 Calibration Date/Time : 17-AUG-2009 15:12:06
 Calibration Source Id : AESS-029
 Cal. Isotopes Source Id Expiration Date Standard Energy Actual Energy
 GD-148 6445-278 2/28/10 3183.000 3183.000
 NP-237 4341 2/28/10 4768.800 4768.799
 CM-244 4320A 2/28/10 5795.020 5794.950
 Energy/Channel Equation : see above
 Energy Calibration Zero : 2358.188
 Energy Calibration Slope : 4.950538
 Energy Calibration Quadratic : 3.1101296E-04
 Energy Calibration Range : 7754.000

Instrument : CHAMBER 146
 Detector : 72527
 Calibration Date/Time : 17-AUG-2009 15:12:19
 Calibration Source Id : AESS-035
 Cal. Isotopes Source Id Expiration Date Standard Energy Actual Energy
 GD-148 6445-278 2/28/10 3183.000 3182.841
 NP-237 4341 2/28/10 4768.800 4768.589
 CM-244 4320A 2/28/10 5795.020 5795.021
 Energy/Channel Equation : see above
 Energy Calibration Zero : 2352.896
 Energy Calibration Slope : 4.936564
 Energy Calibration Quadratic : 2.8588294E-04
 Energy Calibration Range : 7708.000

Instrument : CHAMBER 147
 Detector : 75550
 Calibration Date/Time : 17-AUG-2009 15:12:37
 Calibration Source Id : AESS-030
 Cal. Isotopes Source Id Expiration Date Standard Energy Actual Energy
 GD-148 6445-278 2/28/10 3183.000 3182.991
 NP-237 4341 2/28/10 4768.800 4768.681
 CM-244 4320A 2/28/10 5795.020 5794.852
 Energy/Channel Equation : see above
 Energy Calibration Zero : 2344.357
 Energy Calibration Slope : 4.979820
 Energy Calibration Quadratic : 2.4974984E-04
 Energy Calibration Range : 7706.000

Instrument : CHAMBER 148
 Detector : 74429
 Calibration Date/Time : 17-AUG-2009 15:12:57
 Calibration Source Id : AESS-036
 Cal. Isotopes Source Id Expiration Date Standard Energy Actual Energy
 GD-148 6445-278 2/28/10 3183.000 3182.790
 NP-237 4341 2/28/10 4768.800 4768.746
 CM-244 4320A 2/28/10 5795.020 5794.901
 Energy/Channel Equation : see above
 Energy Calibration Zero : 2347.048
 Energy Calibration Slope : 4.952481
 Energy Calibration Quadratic : 2.8881739E-04
 Energy Calibration Range : 7721.000

Instrument : CHAMBER 149
 Detector : 33449
 Calibration Date/Time : 17-AUG-2009 15:02:09
 Calibration Source Id : AESS-037

Cal. Isotopes	Source Id	Expiration Date	Standard Energy	Actual Energy
GD-148	6445-278	2/28/10	3183.000	3182.635
NP-237	4341	2/28/10	4768.800	4768.444
CM-244	4320A	2/28/10	5795.020	5794.948

Energy/Channel Equation : see above
 Energy Calibration Zero : 2393.262
 Energy Calibration Slope : 4.951241
 Energy Calibration Quadratic : 3.0021602E-04
 Energy Calibration Range : 7778.000

Instrument : CHAMBER 150
 Detector : 75552
 Calibration Date/Time : 17-AUG-2009 15:02:19
 Calibration Source Id : AESS-043

Cal. Isotopes	Source Id	Expiration Date	Standard Energy	Actual Energy
GD-148	6445-278	2/28/10	3183.000	3183.000
NP-237	4341	2/28/10	4768.800	4768.799
CM-244	4320A	2/28/10	5795.020	5795.021

Energy/Channel Equation : see above
 Energy Calibration Zero : 2357.177
 Energy Calibration Slope : 4.964990
 Energy Calibration Quadratic : 2.8429780E-04
 Energy Calibration Range : 7739.000

Instrument : CHAMBER 151
 Detector : 75556
 Calibration Date/Time : 17-AUG-2009 15:02:29
 Calibration Source Id : AESS-038

Cal. Isotopes	Source Id	Expiration Date	Standard Energy	Actual Energy
GD-148	6445-278	2/28/10	3183.000	3183.000
NP-237	4341	2/28/10	4768.800	4768.755
CM-244	4320A	2/28/10	5795.020	5794.925

Energy/Channel Equation : see above
 Energy Calibration Zero : 2344.746
 Energy Calibration Slope : 4.932197
 Energy Calibration Quadratic : 2.7974858E-04
 Energy Calibration Range : 7689.000

Instrument : CHAMBER 152
 Detector : 76222
 Calibration Date/Time : 17-AUG-2009 15:02:41
 Calibration Source Id : AESS-044
 Cal. Isotopes Source Id Expiration Date Standard Energy Actual Energy
 GD-148 6445-278 2/28/10 3183.000 3182.811
 NP-237 4341 2/28/10 4768.800 4768.798
 CM-244 4320A 2/28/10 5795.020 5794.877
 Energy/Channel Equation : see above
 Energy Calibration Zero : 2344.480
 Energy Calibration Slope : 4.936235
 Energy Calibration Quadratic : 2.8715734E-04
 Energy Calibration Range : 7700.000

Instrument : CHAMBER 153
 Detector : 76223
 Calibration Date/Time : 17-AUG-2009 15:02:59
 Calibration Source Id : AESS-039
 Cal. Isotopes Source Id Expiration Date Standard Energy Actual Energy
 GD-148 6445-278 2/28/10 3183.000 3182.810
 NP-237 4341 2/28/10 4768.800 4768.800
 CM-244 4320A 2/28/10 5795.020 5794.996
 Energy/Channel Equation : see above
 Energy Calibration Zero : 2337.684
 Energy Calibration Slope : 4.933674
 Energy Calibration Quadratic : 3.0187287E-04
 Energy Calibration Range : 7706.000

Instrument : CHAMBER 154
 Detector : 76224
 Calibration Date/Time : 17-AUG-2009 15:03:12
 Calibration Source Id : AESS-045
 Cal. Isotopes Source Id Expiration Date Standard Energy Actual Energy
 GD-148 6445-278 2/28/10 3183.000 3183.000
 NP-237 4341 2/28/10 4768.800 4768.801
 CM-244 4320A 2/28/10 5795.020 5795.019
 Energy/Channel Equation : see above
 Energy Calibration Zero : 2342.948
 Energy Calibration Slope : 4.948957
 Energy Calibration Quadratic : 2.8683257E-04
 Energy Calibration Range : 7711.000

Instrument : CHAMBER 155
 Detector : 75553
 Calibration Date/Time : 17-AUG-2009 15:03:49
 Calibration Source Id : AESS-040
 Cal. Isotopes Source Id Expiration Date Standard Energy Actual Energy
 GD-148 6445-278 2/28/10 3183.000 3182.770
 NP-237 4341 2/28/10 4768.800 4768.662
 CM-244 4320A 2/28/10 5795.020 5794.902
 Energy/Channel Equation : see above
 Energy Calibration Zero : 2367.728
 Energy Calibration Slope : 4.983710
 Energy Calibration Quadratic : 2.8808211E-04
 Energy Calibration Range : 7773.000

Instrument : CHAMBER 156
 Detector : 75554
 Calibration Date/Time : 17-AUG-2009 15:03:58
 Calibration Source Id : AESS-046
 Cal. Isotopes Source Id Expiration Date Standard Energy Actual Energy
 GD-148 6445-278 2/28/10 3183.000 3182.851
 NP-237 4341 2/28/10 4768.800 4768.705
 CM-244 4320A 2/28/10 5795.020 5794.899
 Energy/Channel Equation : see above
 Energy Calibration Zero : 2362.355
 Energy Calibration Slope : 4.999010
 Energy Calibration Quadratic : 2.6741659E-04
 Energy Calibration Range : 7762.000

Instrument : CHAMBER 157
 Detector : 75555
 Calibration Date/Time : 17-AUG-2009 15:04:07
 Calibration Source Id : AESS-041
 Cal. Isotopes Source Id Expiration Date Standard Energy Actual Energy
 GD-148 6445-278 2/28/10 3183.000 3182.868
 NP-237 4341 2/28/10 4768.800 4768.768
 CM-244 4320A 2/28/10 5795.020 5794.925
 Energy/Channel Equation : see above
 Energy Calibration Zero : 2358.092
 Energy Calibration Slope : 4.979420
 Energy Calibration Quadratic : 2.8018607E-04
 Energy Calibration Range : 7751.000

Instrument : CHAMBER 158
 Detector : 33451
 Calibration Date/Time : 17-AUG-2009 15:04:18
 Calibration Source Id : AESS-047
 Cal. Isotopes Source Id Expiration Date Standard Energy Actual Energy
 GD-148 6445-278 2/28/10 3183.000 3182.449
 NP-237 4341 2/28/10 4768.800 4768.432
 CM-244 4320A 2/28/10 5795.020 5794.938
 Energy/Channel Equation : see above
 Energy Calibration Zero : 2389.976
 Energy Calibration Slope : 5.006801
 Energy Calibration Quadratic : 3.0287215E-04
 Energy Calibration Range : 7835.000

Instrument : CHAMBER 159
 Detector : 76225
 Calibration Date/Time : 17-AUG-2009 15:04:28
 Calibration Source Id : AESS-042
 Cal. Isotopes Source Id Expiration Date Standard Energy Actual Energy
 GD-148 6445-278 2/28/10 3183.000 3183.000
 NP-237 4341 2/28/10 4768.800 4768.800
 CM-244 4320A 2/28/10 5795.020 5795.021
 Energy/Channel Equation : see above
 Energy Calibration Zero : 2354.720
 Energy Calibration Slope : 4.980748
 Energy Calibration Quadratic : 2.9428111E-04
 Energy Calibration Range : 7764.000

Instrument : CHAMBER 160
 Detector : 76226
 Calibration Date/Time : 17-AUG-2009 15:04:40
 Calibration Source Id : AESS-048
 Cal. Isotopes Source Id Expiration Date Standard Energy Actual Energy
 GD-148 6445-278 2/28/10 3183.000 3183.000
 NP-237 4341 2/28/10 4768.800 4768.799
 CM-244 4320A 2/28/10 5795.020 5795.021
 Energy/Channel Equation : see above
 Energy Calibration Zero : 2355.649
 Energy Calibration Slope : 4.990073
 Energy Calibration Quadratic : 2.8874222E-04
 Energy Calibration Range : 7768.000

Instrument : CHAMBER 161
 Detector : 70321
 Calibration Date/Time : 24-AUG-2009 14:06:47
 Calibration Source Id : AESS-001

Cal. Isotopes	Source Id	Expiration Date	Standard Energy	Actual Energy
GD-148	6445-278	2/28/10	3183.000	3183.000
NP-237	4341	2/28/10	4768.800	4768.800
CM-244	4320A	2/28/10	5795.020	5795.020

Energy/Channel Equation : see above
 Energy Calibration Zero : 2374.961
 Energy Calibration Slope : 4.910189
 Energy Calibration Quadratic : 3.2356248E-04
 Energy Calibration Range : 7742.000

Instrument : CHAMBER 162
 Detector : 70323
 Calibration Date/Time : 24-AUG-2009 14:06:56
 Calibration Source Id : AESS-007

Cal. Isotopes	Source Id	Expiration Date	Standard Energy	Actual Energy
GD-148	6445-278	2/28/10	3183.000	3183.000
NP-237	4341	2/28/10	4768.800	4768.799
CM-244	4320A	2/28/10	5795.020	5795.021

Energy/Channel Equation : see above
 Energy Calibration Zero : 2369.767
 Energy Calibration Slope : 4.933752
 Energy Calibration Quadratic : 2.9582490E-04
 Energy Calibration Range : 7732.000

Instrument : CHAMBER 163
 Detector : 70324
 Calibration Date/Time : 24-AUG-2009 14:07:06
 Calibration Source Id : AESS-002

Cal. Isotopes	Source Id	Expiration Date	Standard Energy	Actual Energy
GD-148	6445-278	2/28/10	3183.000	3183.000
NP-237	4341	2/28/10	4768.800	4768.801
CM-244	4320A	2/28/10	5795.020	5795.020

Energy/Channel Equation : see above
 Energy Calibration Zero : 2380.833
 Energy Calibration Slope : 4.951450
 Energy Calibration Quadratic : 2.9602056E-04
 Energy Calibration Range : 7762.000

Instrument : CHAMBER 164
 Detector : 70325
 Calibration Date/Time : 24-AUG-2009 14:07:20
 Calibration Source Id : AESS-008
 Cal. Isotopes Source Id Expiration Date Standard Energy Actual Energy
 GD-148 6445-278 2/28/10 3183.000 3183.000
 NP-237 4341 2/28/10 4768.800 4768.801
 CM-244 4320A 2/28/10 5795.020 5795.020
 Energy/Channel Equation : see above
 Energy Calibration Zero : 2382.319
 Energy Calibration Slope : 4.937610
 Energy Calibration Quadratic : 3.1754762E-04
 Energy Calibration Range : 7771.000

Instrument : CHAMBER 165
 Detector : 72544
 Calibration Date/Time : 24-AUG-2009 14:07:34
 Calibration Source Id : AESS-003
 Cal. Isotopes Source Id Expiration Date Standard Energy Actual Energy
 GD-148 6445-278 2/28/10 3183.000 3183.000
 NP-237 4341 2/28/10 4768.800 4768.801
 CM-244 4320A 2/28/10 5795.020 5795.020
 Energy/Channel Equation : see above
 Energy Calibration Zero : 2383.801
 Energy Calibration Slope : 4.978922
 Energy Calibration Quadratic : 2.7212233E-04
 Energy Calibration Range : 7768.000

Instrument : CHAMBER 166
 Detector : 74545
 Calibration Date/Time : 24-AUG-2009 14:07:42
 Calibration Source Id : AESS-009
 Cal. Isotopes Source Id Expiration Date Standard Energy Actual Energy
 GD-148 6445-278 2/28/10 3183.000 3183.000
 NP-237 4341 2/28/10 4768.800 4768.800
 CM-244 4320A 2/28/10 5795.020 5795.021
 Energy/Channel Equation : see above
 Energy Calibration Zero : 2376.102
 Energy Calibration Slope : 4.917744
 Energy Calibration Quadratic : 3.4292034E-04
 Energy Calibration Range : 7771.000

Instrument : CHAMBER 167
 Detector : 72546
 Calibration Date/Time : 24-AUG-2009 14:07:51
 Calibration Source Id : AESS-004
 Cal. Isotopes Source Id Expiration Date Standard Energy Actual Energy
 GD-148 6445-278 2/28/10 3183.000 3183.000
 NP-237 4341 2/28/10 4768.800 4768.800
 CM-244 4320A 2/28/10 5795.020 5795.020
 Energy/Channel Equation : see above
 Energy Calibration Zero : 2378.657
 Energy Calibration Slope : 4.932514
 Energy Calibration Quadratic : 3.1670861E-04
 Energy Calibration Range : 7762.000

Instrument : CHAMBER 168
 Detector : 72547
 Calibration Date/Time : 24-AUG-2009 14:07:59
 Calibration Source Id : AESS-010
 Cal. Isotopes Source Id Expiration Date Standard Energy Actual Energy
 GD-148 6445-278 2/28/10 3183.000 3183.000
 NP-237 4341 2/28/10 4768.800 4768.799
 CM-244 4320A 2/28/10 5795.020 5795.021
 Energy/Channel Equation : see above
 Energy Calibration Zero : 2383.249
 Energy Calibration Slope : 4.927288
 Energy Calibration Quadratic : 3.2642024E-04
 Energy Calibration Range : 7771.000

Instrument : CHAMBER 169
 Detector : 72548
 Calibration Date/Time : 24-AUG-2009 14:08:11
 Calibration Source Id : AESS-005
 Cal. Isotopes Source Id Expiration Date Standard Energy Actual Energy
 GD-148 6445-278 2/28/10 3183.000 3183.000
 NP-237 4341 2/28/10 4768.800 4768.799
 CM-244 4320A 2/28/10 5795.020 5795.021
 Energy/Channel Equation : see above
 Energy Calibration Zero : 2381.642
 Energy Calibration Slope : 4.923596
 Energy Calibration Quadratic : 3.2521432E-04
 Energy Calibration Range : 7764.000

Instrument : CHAMBER 170
 Detector : 72549
 Calibration Date/Time : 24-AUG-2009 14:08:20
 Calibration Source Id : AESS-011

Cal. Isotopes	Source Id	Expiration Date	Standard Energy	Actual Energy
GD-148	6445-278	2/28/10	3183.000	3183.000
NP-237	4341	2/28/10	4768.800	4768.492
CM-244	4320A	2/28/10	5795.020	5795.021

Energy/Channel Equation : see above
 Energy Calibration Zero : 2382.004
 Energy Calibration Slope : 4.926051
 Energy Calibration Quadratic : 3.3877406E-04
 Energy Calibration Range : 7782.000

Instrument : CHAMBER 171
 Detector : 78260
 Calibration Date/Time : 24-AUG-2009 14:08:29
 Calibration Source Id : AESS-006

Cal. Isotopes	Source Id	Expiration Date	Standard Energy	Actual Energy
GD-148	6445-278	2/28/10	3183.000	3183.000
NP-237	4341	2/28/10	4768.800	4769.426
CM-244	4320A	2/28/10	5795.020	5795.289

Energy/Channel Equation : see above
 Energy Calibration Zero : 2366.691
 Energy Calibration Slope : 4.935659
 Energy Calibration Quadratic : 3.0618926E-04
 Energy Calibration Range : 7742.000

Instrument : CHAMBER 172
 Detector : 78772
 Calibration Date/Time : 24-AUG-2009 14:08:40
 Calibration Source Id : AESS-012

Cal. Isotopes	Source Id	Expiration Date	Standard Energy	Actual Energy
GD-148	6445-278	2/28/10	3183.000	3183.000
NP-237	4341	2/28/10	4768.800	4768.798
CM-244	4320A	2/28/10	5795.020	5795.021

Energy/Channel Equation : see above
 Energy Calibration Zero : 2367.995
 Energy Calibration Slope : 4.907234
 Energy Calibration Quadratic : 3.5045875E-04
 Energy Calibration Range : 7760.000

Instrument : CHAMBER 173
 Detector : 74431
 Calibration Date/Time : 24-AUG-2009 14:08:49
 Calibration Source Id : AESS-013
 Cal. Isotopes Source Id Expiration Date Standard Energy Actual Energy
 GD-148 6445-278 2/28/10 3183.000 3183.000
 NP-237 4341 2/28/10 4768.800 4768.801
 CM-244 4320A 2/28/10 5795.020 5795.020
 Energy/Channel Equation : see above
 Energy Calibration Zero : 2364.808
 Energy Calibration Slope : 4.998088
 Energy Calibration Quadratic : 2.5220143E-04
 Energy Calibration Range : 7747.000

Instrument : CHAMBER 174
 Detector : 74432
 Calibration Date/Time : 24-AUG-2009 14:08:58
 Calibration Source Id : AESS-019
 Cal. Isotopes Source Id Expiration Date Standard Energy Actual Energy
 GD-148 6445-278 2/28/10 3183.000 3183.000
 NP-237 4341 2/28/10 4768.800 4768.801
 CM-244 4320A 2/28/10 5795.020 5795.020
 Energy/Channel Equation : see above
 Energy Calibration Zero : 2359.695
 Energy Calibration Slope : 5.048626
 Energy Calibration Quadratic : 1.8959134E-04
 Energy Calibration Range : 7728.000

Instrument : CHAMBER 175
 Detector : 74433
 Calibration Date/Time : 24-AUG-2009 14:09:06
 Calibration Source Id : AESS-014
 Cal. Isotopes Source Id Expiration Date Standard Energy Actual Energy
 GD-148 6445-278 2/28/10 3183.000 3183.000
 NP-237 4341 2/28/10 4768.800 4768.801
 CM-244 4320A 2/28/10 5795.020 5795.020
 Energy/Channel Equation : see above
 Energy Calibration Zero : 2365.396
 Energy Calibration Slope : 4.978646
 Energy Calibration Quadratic : 2.7462494E-04
 Energy Calibration Range : 7751.000

Instrument : CHAMBER 176
 Detector : 74434
 Calibration Date/Time : 24-AUG-2009 14:09:15
 Calibration Source Id : AESS-020
 Cal. Isotopes Source Id Expiration Date Standard Energy Actual Energy
 GD-148 6445-278 2/28/10 3183.000 3183.000
 NP-237 4341 2/28/10 4768.800 4768.800
 CM-244 4320A 2/28/10 5795.020 5795.020
 Energy/Channel Equation : see above
 Energy Calibration Zero : 2362.332
 Energy Calibration Slope : 5.014320
 Energy Calibration Quadratic : 2.4356594E-04
 Energy Calibration Range : 7752.000

Instrument : CHAMBER 177
 Detector : 74435
 Calibration Date/Time : 24-AUG-2009 14:09:24
 Calibration Source Id : AESS-015
 Cal. Isotopes Source Id Expiration Date Standard Energy Actual Energy
 GD-148 6445-278 2/28/10 3183.000 3183.000
 NP-237 4341 2/28/10 4768.800 4768.800
 CM-244 4320A 2/28/10 5795.020 5795.020
 Energy/Channel Equation : see above
 Energy Calibration Zero : 2364.740
 Energy Calibration Slope : 4.964604
 Energy Calibration Quadratic : 2.9061688E-04
 Energy Calibration Range : 7753.000

Instrument : CHAMBER 178
 Detector : 74436
 Calibration Date/Time : 24-AUG-2009 14:09:35
 Calibration Source Id : AESS-021
 Cal. Isotopes Source Id Expiration Date Standard Energy Actual Energy
 GD-148 6445-278 2/28/10 3183.000 3183.000
 NP-237 4341 2/28/10 4768.800 4768.799
 CM-244 4320A 2/28/10 5795.020 5795.020
 Energy/Channel Equation : see above
 Energy Calibration Zero : 2358.420
 Energy Calibration Slope : 4.990875
 Energy Calibration Quadratic : 2.6006214E-04
 Energy Calibration Range : 7742.000

Instrument : CHAMBER 179
 Detector : 74437
 Calibration Date/Time : 24-AUG-2009 14:09:44
 Calibration Source Id : AESS-016
 Cal. Isotopes Source Id Expiration Date Standard Energy Actual Energy
 GD-148 6445-278 2/28/10 3183.000 3183.000
 NP-237 4341 2/28/10 4768.800 4768.800
 CM-244 4320A 2/28/10 5795.020 5795.020
 Energy/Channel Equation : see above
 Energy Calibration Zero : 2360.365
 Energy Calibration Slope : 4.967896
 Energy Calibration Quadratic : 2.8685154E-04
 Energy Calibration Range : 7748.000

Instrument : CHAMBER 180
 Detector : 74438
 Calibration Date/Time : 24-AUG-2009 14:09:54
 Calibration Source Id : AESS-022
 Cal. Isotopes Source Id Expiration Date Standard Energy Actual Energy
 GD-148 6445-278 2/28/10 3183.000 3183.000
 NP-237 4341 2/28/10 4768.800 4768.800
 CM-244 4320A 2/28/10 5795.020 5795.020
 Energy/Channel Equation : see above
 Energy Calibration Zero : 2358.338
 Energy Calibration Slope : 5.025792
 Energy Calibration Quadratic : 2.1654682E-04
 Energy Calibration Range : 7732.000

Instrument : CHAMBER 181
 Detector : 74439
 Calibration Date/Time : 24-AUG-2009 14:10:03
 Calibration Source Id : AESS-017
 Cal. Isotopes Source Id Expiration Date Standard Energy Actual Energy
 GD-148 6445-278 2/28/10 3183.000 3183.000
 NP-237 4341 2/28/10 4768.800 4768.697
 CM-244 4320A 2/28/10 5795.020 5795.020
 Energy/Channel Equation : see above
 Energy Calibration Zero : 2362.787
 Energy Calibration Slope : 4.972206
 Energy Calibration Quadratic : 2.7814286E-04
 Energy Calibration Range : 7746.000

Instrument : CHAMBER 182
 Detector : 74440
 Calibration Date/Time : 24-AUG-2009 14:10:14
 Calibration Source Id : AESS-023
 Cal. Isotopes Source Id Expiration Date Standard Energy Actual Energy
 GD-148 6445-278 2/28/10 3183.000 3183.000
 NP-237 4341 2/28/10 4768.800 4768.799
 CM-244 4320A 2/28/10 5795.020 5795.021
 Energy/Channel Equation : see above
 Energy Calibration Zero : 2353.051
 Energy Calibration Slope : 4.986979
 Energy Calibration Quadratic : 2.5764259E-04
 Energy Calibration Range : 7730.000

Instrument : CHAMBER 183
 Detector : 74441
 Calibration Date/Time : 24-AUG-2009 14:10:29
 Calibration Source Id : AESS-018
 Cal. Isotopes Source Id Expiration Date Standard Energy Actual Energy
 GD-148 6445-278 2/28/10 3183.000 3183.000
 NP-237 4341 2/28/10 4768.800 4768.799
 CM-244 4320A 2/28/10 5795.020 5795.021
 Energy/Channel Equation : see above
 Energy Calibration Zero : 2362.208
 Energy Calibration Slope : 4.980685
 Energy Calibration Quadratic : 2.7016739E-04
 Energy Calibration Range : 7746.000

Instrument : CHAMBER 184
 Detector : 74442
 Calibration Date/Time : 24-AUG-2009 14:10:41
 Calibration Source Id : AESS-024
 Cal. Isotopes Source Id Expiration Date Standard Energy Actual Energy
 GD-148 6445-278 2/28/10 3183.000 3183.000
 NP-237 4341 2/28/10 4768.800 4768.799
 CM-244 4320A 2/28/10 5795.020 5795.021
 Energy/Channel Equation : see above
 Energy Calibration Zero : 2359.055
 Energy Calibration Slope : 5.010284
 Energy Calibration Quadratic : 2.3703104E-04
 Energy Calibration Range : 7738.000

Instrument : CHAMBER 185
 Detector : 68615
 Calibration Date/Time : 24-AUG-2009 14:10:54
 Calibration Source Id : AESS-025

Cal. Isotopes	Source Id	Expiration Date	Standard Energy	Actual Energy
GD-148	6445-278	2/28/10	3183.000	3183.000
NP-237	4341	2/28/10	4768.800	4768.699
CM-244	4320A	2/28/10	5795.020	5795.020

Energy/Channel Equation : see above
 Energy Calibration Zero : 2361.733
 Energy Calibration Slope : 4.933492
 Energy Calibration Quadratic : 2.8617174E-04
 Energy Calibration Range : 7714.000

Instrument : CHAMBER 186
 Detector : 68616
 Calibration Date/Time : 24-AUG-2009 14:11:06
 Calibration Source Id : AESS-031

Cal. Isotopes	Source Id	Expiration Date	Standard Energy	Actual Energy
GD-148	6445-278	2/28/10	3183.000	3183.000
NP-237	4341	2/28/10	4768.800	4768.800
CM-244	4320A	2/28/10	5795.020	5795.020

Energy/Channel Equation : see above
 Energy Calibration Zero : 2365.753
 Energy Calibration Slope : 4.935731
 Energy Calibration Quadratic : 2.9755512E-04
 Energy Calibration Range : 7732.000

Instrument : CHAMBER 187
 Detector : 68620
 Calibration Date/Time : 24-AUG-2009 14:11:16
 Calibration Source Id : AESS-026

Cal. Isotopes	Source Id	Expiration Date	Standard Energy	Actual Energy
GD-148	6445-278	2/28/10	3183.000	3183.000
NP-237	4341	2/28/10	4768.800	4768.801
CM-244	4320A	2/28/10	5795.020	5795.020

Energy/Channel Equation : see above
 Energy Calibration Zero : 2376.047
 Energy Calibration Slope : 4.966012
 Energy Calibration Quadratic : 3.0612116E-04
 Energy Calibration Range : 7782.000

Instrument : CHAMBER 188
 Detector : 68621
 Calibration Date/Time : 24-AUG-2009 14:11:25
 Calibration Source Id : AESS-032
 Cal. Isotopes Source Id Expiration Date Standard Energy Actual Energy
 GD-148 6445-278 2/28/10 3183.000 3183.000
 NP-237 4341 2/28/10 4768.800 4768.799
 CM-244 4320A 2/28/10 5795.020 5795.021
 Energy/Channel Equation : see above
 Energy Calibration Zero : 2368.519
 Energy Calibration Slope : 4.967674
 Energy Calibration Quadratic : 2.9094989E-04
 Energy Calibration Range : 7761.000

Instrument : CHAMBER 189
 Detector : 68622
 Calibration Date/Time : 24-AUG-2009 14:11:34
 Calibration Source Id : AESS-027
 Cal. Isotopes Source Id Expiration Date Standard Energy Actual Energy
 GD-148 6445-278 2/28/10 3183.000 3183.000
 NP-237 4341 2/28/10 4768.800 4768.800
 CM-244 4320A 2/28/10 5795.020 5795.020
 Energy/Channel Equation : see above
 Energy Calibration Zero : 2363.805
 Energy Calibration Slope : 4.932057
 Energy Calibration Quadratic : 3.0281782E-04
 Energy Calibration Range : 7732.000

Instrument : CHAMBER 190
 Detector : 68623
 Calibration Date/Time : 24-AUG-2009 14:11:43
 Calibration Source Id : AESS-033
 Cal. Isotopes Source Id Expiration Date Standard Energy Actual Energy
 GD-148 6445-278 2/28/10 3183.000 3183.000
 NP-237 4341 2/28/10 4768.800 4768.799
 CM-244 4320A 2/28/10 5795.020 5795.021
 Energy/Channel Equation : see above
 Energy Calibration Zero : 2358.846
 Energy Calibration Slope : 4.945598
 Energy Calibration Quadratic : 2.9230170E-04
 Energy Calibration Range : 7730.000

Instrument : CHAMBER 191
 Detector : 68624
 Calibration Date/Time : 24-AUG-2009 14:11:54
 Calibration Source Id : AESS-028
 Cal. Isotopes Source Id Expiration Date Standard Energy Actual Energy
 GD-148 6445-278 2/28/10 3183.000 3183.000
 NP-237 4341 2/28/10 4768.800 4768.800
 CM-244 4320A 2/28/10 5795.020 5795.020
 Energy/Channel Equation : see above
 Energy Calibration Zero : 2370.757
 Energy Calibration Slope : 4.964250
 Energy Calibration Quadratic : 3.1056980E-04
 Energy Calibration Range : 7780.000

Instrument : CHAMBER 192
 Detector : 74430
 Calibration Date/Time : 24-AUG-2009 14:12:04
 Calibration Source Id : AESS-034
 Cal. Isotopes Source Id Expiration Date Standard Energy Actual Energy
 GD-148 6445-278 2/28/10 3183.000 3183.000
 NP-237 4341 2/28/10 4768.800 4768.800
 CM-244 4320A 2/28/10 5795.020 5795.021
 Energy/Channel Equation : see above
 Energy Calibration Zero : 2365.552
 Energy Calibration Slope : 4.984001
 Energy Calibration Quadratic : 2.9122332E-04
 Energy Calibration Range : 7775.000

Instrument : CHAMBER 193
 Detector : 68627
 Calibration Date/Time : 24-AUG-2009 14:12:15
 Calibration Source Id : AESS-029
 Cal. Isotopes Source Id Expiration Date Standard Energy Actual Energy
 GD-148 6445-278 2/28/10 3183.000 3183.000
 NP-237 4341 2/28/10 4768.800 4768.799
 CM-244 4320A 2/28/10 5795.020 5795.021
 Energy/Channel Equation : see above
 Energy Calibration Zero : 2364.432
 Energy Calibration Slope : 4.926356
 Energy Calibration Quadratic : 3.1079396E-04
 Energy Calibration Range : 7735.000

Instrument : CHAMBER 194
 Detector : 68635
 Calibration Date/Time : 24-AUG-2009 14:12:24
 Calibration Source Id : AESS-035
 Cal. Isotopes Source Id Expiration Date Standard Energy Actual Energy
 GD-148 6445-278 2/28/10 3183.000 3183.000
 NP-237 4341 2/28/10 4768.800 4768.801
 CM-244 4320A 2/28/10 5795.020 5795.020
 Energy/Channel Equation : see above
 Energy Calibration Zero : 2361.972
 Energy Calibration Slope : 4.949121
 Energy Calibration Quadratic : 2.8917161E-04
 Energy Calibration Range : 7733.000

Instrument : CHAMBER 195
 Detector : 68636
 Calibration Date/Time : 24-AUG-2009 14:12:38
 Calibration Source Id : AESS-030
 Cal. Isotopes Source Id Expiration Date Standard Energy Actual Energy
 GD-148 6445-278 2/28/10 3183.000 3183.000
 NP-237 4341 2/28/10 4768.800 4768.802
 CM-244 4320A 2/28/10 5795.020 5795.020
 Energy/Channel Equation : see above
 Energy Calibration Zero : 2361.575
 Energy Calibration Slope : 4.972611
 Energy Calibration Quadratic : 2.6226370E-04
 Energy Calibration Range : 7729.000

Instrument : CHAMBER 196
 Detector : 68637
 Calibration Date/Time : 24-AUG-2009 14:12:49
 Calibration Source Id : AESS-036
 Cal. Isotopes Source Id Expiration Date Standard Energy Actual Energy
 GD-148 6445-278 2/28/10 3183.000 3183.000
 NP-237 4341 2/28/10 4768.800 4768.799
 CM-244 4320A 2/28/10 5795.020 5795.021
 Energy/Channel Equation : see above
 Energy Calibration Zero : 2364.691
 Energy Calibration Slope : 4.926461
 Energy Calibration Quadratic : 3.1398068E-04
 Energy Calibration Range : 7739.000

Instrument : CHAMBER 197
 Detector : 78894
 Calibration Date/Time : 24-AUG-2009 14:12:58
 Calibration Source Id : AESS-037

Cal. Isotopes	Source Id	Expiration Date	Standard Energy	Actual Energy
GD-148	6445-278	2/28/10	3183.000	3183.000
NP-237	4341	2/28/10	4768.800	4768.801
CM-244	4320A	2/28/10	5795.020	5795.020

Energy/Channel Equation : see above
 Energy Calibration Zero : 2371.940
 Energy Calibration Slope : 4.962372
 Energy Calibration Quadratic : 3.0214558E-04
 Energy Calibration Range : 7770.000

Instrument : CHAMBER 198
 Detector : 78895
 Calibration Date/Time : 24-AUG-2009 14:13:11
 Calibration Source Id : AESS-043

Cal. Isotopes	Source Id	Expiration Date	Standard Energy	Actual Energy
GD-148	6445-278	2/28/10	3183.000	3183.000
NP-237	4341	2/28/10	4768.800	4768.801
CM-244	4320A	2/28/10	5795.020	5795.020

Energy/Channel Equation : see above
 Energy Calibration Zero : 2366.058
 Energy Calibration Slope : 4.966545
 Energy Calibration Quadratic : 2.8346200E-04
 Energy Calibration Range : 7749.000

Instrument : CHAMBER 199
 Detector : 78896
 Calibration Date/Time : 24-AUG-2009 14:13:20
 Calibration Source Id : AESS-038

Cal. Isotopes	Source Id	Expiration Date	Standard Energy	Actual Energy
GD-148	6445-278	2/28/10	3183.000	3183.000
NP-237	4341	2/28/10	4768.800	4768.800
CM-244	4320A	2/28/10	5795.020	5795.020

Energy/Channel Equation : see above
 Energy Calibration Zero : 2368.399
 Energy Calibration Slope : 4.967513
 Energy Calibration Quadratic : 2.9532972E-04
 Energy Calibration Range : 7765.000

Instrument : CHAMBER 200
 Detector : 78900
 Calibration Date/Time : 24-AUG-2009 14:13:29
 Calibration Source Id : AESS-044
 Cal. Isotopes Source Id Expiration Date Standard Energy Actual Energy
 GD-148 6445-278 2/28/10 3183.000 3183.000
 NP-237 4341 2/28/10 4768.800 4768.801
 CM-244 4320A 2/28/10 5795.020 5795.020
 Energy/Channel Equation : see above
 Energy Calibration Zero : 2366.221
 Energy Calibration Slope : 4.968300
 Energy Calibration Quadratic : 2.9352392E-04
 Energy Calibration Range : 7762.000

Instrument : CHAMBER 201
 Detector : 78902
 Calibration Date/Time : 24-AUG-2009 14:13:38
 Calibration Source Id : AESS-039
 Cal. Isotopes Source Id Expiration Date Standard Energy Actual Energy
 GD-148 6445-278 2/28/10 3183.000 3183.000
 NP-237 4341 2/28/10 4768.800 4768.801
 CM-244 4320A 2/28/10 5795.020 5795.020
 Energy/Channel Equation : see above
 Energy Calibration Zero : 2362.156
 Energy Calibration Slope : 4.974658
 Energy Calibration Quadratic : 2.9066936E-04
 Energy Calibration Range : 7761.000

Instrument : CHAMBER 202
 Detector : 78903
 Calibration Date/Time : 24-AUG-2009 14:13:47
 Calibration Source Id : AESS-045
 Cal. Isotopes Source Id Expiration Date Standard Energy Actual Energy
 GD-148 6445-278 2/28/10 3183.000 3183.000
 NP-237 4341 2/28/10 4768.800 4768.800
 CM-244 4320A 2/28/10 5795.020 5795.020
 Energy/Channel Equation : see above
 Energy Calibration Zero : 2356.033
 Energy Calibration Slope : 4.956886
 Energy Calibration Quadratic : 2.9409473E-04
 Energy Calibration Range : 7740.000

Instrument : CHAMBER 203
 Detector : 78905
 Calibration Date/Time : 24-AUG-2009 14:16:33
 Calibration Source Id : AESS-040
 Cal. Isotopes Source Id Expiration Date Standard Energy Actual Energy
 GD-148 6445-278 2/28/10 3183.000 3183.000
 NP-237 4341 2/28/10 4768.800 4768.800
 CM-244 4320A 2/28/10 5795.020 5795.020
 Energy/Channel Equation : see above
 Energy Calibration Zero : 2364.159
 Energy Calibration Slope : 4.957525
 Energy Calibration Quadratic : 3.0185276E-04
 Energy Calibration Range : 7757.000

Instrument : CHAMBER 204
 Detector : 78907
 Calibration Date/Time : 24-AUG-2009 14:14:37
 Calibration Source Id : AESS-046
 Cal. Isotopes Source Id Expiration Date Standard Energy Actual Energy
 GD-148 6445-278 2/28/10 3183.000 3183.000
 NP-237 4341 2/28/10 4768.800 4768.799
 CM-244 4320A 2/28/10 5795.020 5795.021
 Energy/Channel Equation : see above
 Energy Calibration Zero : 2361.336
 Energy Calibration Slope : 4.953297
 Energy Calibration Quadratic : 3.0559121E-04
 Energy Calibration Range : 7754.000

Instrument : CHAMBER 205
 Detector : 78908
 Calibration Date/Time : 24-AUG-2009 14:14:46
 Calibration Source Id : AESS-041
 Cal. Isotopes Source Id Expiration Date Standard Energy Actual Energy
 GD-148 6445-278 2/28/10 3183.000 3183.000
 NP-237 4341 2/28/10 4768.800 4768.800
 CM-244 4320A 2/28/10 5795.020 5795.020
 Energy/Channel Equation : see above
 Energy Calibration Zero : 2366.916
 Energy Calibration Slope : 4.956555
 Energy Calibration Quadratic : 3.0603251E-04
 Energy Calibration Range : 7763.000

Instrument : CHAMBER 206
 Detector : 78909
 Calibration Date/Time : 24-AUG-2009 14:14:55
 Calibration Source Id : AESS-047
 Cal. Isotopes Source Id Expiration Date Standard Energy Actual Energy
 GD-148 6445-278 2/28/10 3183.000 3183.000
 NP-237 4341 2/28/10 4768.800 4768.800
 CM-244 4320A 2/28/10 5795.020 5795.020
 Energy/Channel Equation : see above
 Energy Calibration Zero : 2362.312
 Energy Calibration Slope : 4.958225
 Energy Calibration Quadratic : 2.9557038E-04
 Energy Calibration Range : 7749.000

Instrument : CHAMBER 207
 Detector : 78910
 Calibration Date/Time : 24-AUG-2009 14:15:04
 Calibration Source Id : AESS-042
 Cal. Isotopes Source Id Expiration Date Standard Energy Actual Energy
 GD-148 6445-278 2/28/10 3183.000 3183.000
 NP-237 4341 2/28/10 4768.800 4768.801
 CM-244 4320A 2/28/10 5795.020 5795.020
 Energy/Channel Equation : see above
 Energy Calibration Zero : 2365.581
 Energy Calibration Slope : 4.980759
 Energy Calibration Quadratic : 2.8388310E-04
 Energy Calibration Range : 7764.000

Instrument : CHAMBER 208
 Detector : 78911
 Calibration Date/Time : 24-AUG-2009 14:15:14
 Calibration Source Id : AESS-048
 Cal. Isotopes Source Id Expiration Date Standard Energy Actual Energy
 GD-148 6445-278 2/28/10 3183.000 3183.000
 NP-237 4341 2/28/10 4768.800 4768.800
 CM-244 4320A 2/28/10 5795.020 5795.020
 Energy/Channel Equation : see above
 Energy Calibration Zero : 2364.472
 Energy Calibration Slope : 4.972521
 Energy Calibration Quadratic : 2.9282621E-04
 Energy Calibration Range : 7763.000

Instrument : CHAMBER 209
 Detector : 79188
 Calibration Date/Time : 28-AUG-2009 13:24:07
 Calibration Source Id : AESS-001

Cal. Isotopes	Source Id	Expiration Date	Standard Energy	Actual Energy
GD-148	6445-278	2/28/10	3183.000	3183.000
NP-237	4341	2/28/10	4768.800	4768.335
CM-244	4320A	2/28/10	5795.020	5794.881

Energy/Channel Equation : see above
 Energy Calibration Zero : 2390.838
 Energy Calibration Slope : 4.927811
 Energy Calibration Quadratic : 3.3034658E-04
 Energy Calibration Range : 7783.000

Instrument : CHAMBER 210
 Detector : 79189
 Calibration Date/Time : 28-AUG-2009 13:25:35
 Calibration Source Id : AESS-002

Cal. Isotopes	Source Id	Expiration Date	Standard Energy	Actual Energy
GD-148	6445-278	2/28/10	3183.000	3182.411
NP-237	4341	2/28/10	4768.800	4768.113
CM-244	4320A	2/28/10	5795.020	5794.645

Energy/Channel Equation : see above
 Energy Calibration Zero : 2383.667
 Energy Calibration Slope : 4.959684
 Energy Calibration Quadratic : 2.9263049E-04
 Energy Calibration Range : 7769.000

Instrument : CHAMBER 211
 Detector : 79190
 Calibration Date/Time : 28-AUG-2009 13:25:47
 Calibration Source Id : AESS-003

Cal. Isotopes	Source Id	Expiration Date	Standard Energy	Actual Energy
GD-148	6445-278	2/28/10	3183.000	3182.995
NP-237	4341	2/28/10	4768.800	4768.326
CM-244	4320A	2/28/10	5795.020	5794.748

Energy/Channel Equation : see above
 Energy Calibration Zero : 2392.783
 Energy Calibration Slope : 4.948876
 Energy Calibration Quadratic : 3.2176418E-04
 Energy Calibration Range : 7798.000

Instrument : CHAMBER 212
 Detector : 79191
 Calibration Date/Time : 28-AUG-2009 13:26:50
 Calibration Source Id : AESS-004
 Cal. Isotopes Source Id Expiration Date Standard Energy Actual Energy
 GD-148 6445-278 2/28/10 3183.000 3182.995
 NP-237 4341 2/28/10 4768.800 4768.536
 CM-244 4320A 2/28/10 5795.020 5794.696
 Energy/Channel Equation : see above
 Energy Calibration Zero : 2390.425
 Energy Calibration Slope : 4.930474
 Energy Calibration Quadratic : 3.3508314E-04
 Energy Calibration Range : 7791.000

Instrument : CHAMBER 213
 Detector : 79192
 Calibration Date/Time : 28-AUG-2009 13:27:02
 Calibration Source Id : AESS-005
 Cal. Isotopes Source Id Expiration Date Standard Energy Actual Energy
 GD-148 6445-278 2/28/10 3183.000 3183.000
 NP-237 4341 2/28/10 4768.800 4768.585
 CM-244 4320A 2/28/10 5795.020 5795.020
 Energy/Channel Equation : see above
 Energy Calibration Zero : 2391.388
 Energy Calibration Slope : 4.965888
 Energy Calibration Quadratic : 2.9186261E-04
 Energy Calibration Range : 7782.000

Instrument : CHAMBER 214
 Detector : 79193
 Calibration Date/Time : 28-AUG-2009 13:27:13
 Calibration Source Id : AESS-006
 Cal. Isotopes Source Id Expiration Date Standard Energy Actual Energy
 GD-148 6445-278 2/28/10 3183.000 3182.617
 NP-237 4341 2/28/10 4768.800 4768.269
 CM-244 4320A 2/28/10 5795.020 5794.897
 Energy/Channel Equation : see above
 Energy Calibration Zero : 2388.729
 Energy Calibration Slope : 4.939622
 Energy Calibration Quadratic : 3.2170661E-04
 Energy Calibration Range : 7784.000

Instrument : CHAMBER 215
 Detector : 79194
 Calibration Date/Time : 28-AUG-2009 13:27:24
 Calibration Source Id : AESS-007

Cal. Isotopes	Source Id	Expiration Date	Standard Energy	Actual Energy
GD-148	6445-278	2/28/10	3183.000	3183.000
NP-237	4341	2/28/10	4768.800	4768.687
CM-244	4320A	2/28/10	5795.020	5794.826

Energy/Channel Equation : see above
 Energy Calibration Zero : 2394.311
 Energy Calibration Slope : 4.937372
 Energy Calibration Quadratic : 3.3629968E-04
 Energy Calibration Range : 7803.000

Instrument : CHAMBER 216
 Detector : 79195
 Calibration Date/Time : 28-AUG-2009 13:27:35
 Calibration Source Id : AESS-008

Cal. Isotopes	Source Id	Expiration Date	Standard Energy	Actual Energy
GD-148	6445-278	2/28/10	3183.000	3182.995
NP-237	4341	2/28/10	4768.800	4768.219
CM-244	4320A	2/28/10	5795.020	5795.021

Energy/Channel Equation : see above
 Energy Calibration Zero : 2390.139
 Energy Calibration Slope : 4.935822
 Energy Calibration Quadratic : 3.2837162E-04
 Energy Calibration Range : 7789.000

Instrument : CHAMBER 217
 Detector : 79410
 Calibration Date/Time : 28-AUG-2009 13:27:45
 Calibration Source Id : AESS-009

Cal. Isotopes	Source Id	Expiration Date	Standard Energy	Actual Energy
GD-148	6445-278	2/28/10	3183.000	3182.999
NP-237	4341	2/28/10	4768.800	4768.801
CM-244	4320A	2/28/10	5795.020	5794.882

Energy/Channel Equation : see above
 Energy Calibration Zero : 2392.370
 Energy Calibration Slope : 4.932100
 Energy Calibration Quadratic : 3.3393077E-04
 Energy Calibration Range : 7793.000

Instrument : CHAMBER 218
 Detector : 79411
 Calibration Date/Time : 28-AUG-2009 13:27:55
 Calibration Source Id : AESS-010
 Cal. Isotopes Source Id Expiration Date Standard Energy Actual Energy
 GD-148 6445-278 2/28/10 3183.000 3182.358
 NP-237 4341 2/28/10 4768.800 4768.423
 CM-244 4320A 2/28/10 5795.020 5794.546
 Energy/Channel Equation : see above
 Energy Calibration Zero : 2390.502
 Energy Calibration Slope : 4.945263
 Energy Calibration Quadratic : 3.2289582E-04
 Energy Calibration Range : 7793.000

Instrument : CHAMBER 219
 Detector : 79412
 Calibration Date/Time : 28-AUG-2009 13:28:06
 Calibration Source Id : AESS-011
 Cal. Isotopes Source Id Expiration Date Standard Energy Actual Energy
 GD-148 6445-278 2/28/10 3183.000 3183.000
 NP-237 4341 2/28/10 4768.800 4768.507
 CM-244 4320A 2/28/10 5795.020 5794.730
 Energy/Channel Equation : see above
 Energy Calibration Zero : 2388.417
 Energy Calibration Slope : 4.951864
 Energy Calibration Quadratic : 3.1518008E-04
 Energy Calibration Range : 7790.000

Instrument : CHAMBER 220
 Detector : 79413
 Calibration Date/Time : 28-AUG-2009 13:28:15
 Calibration Source Id : AESS-012
 Cal. Isotopes Source Id Expiration Date Standard Energy Actual Energy
 GD-148 6445-278 2/28/10 3183.000 3183.000
 NP-237 4341 2/28/10 4768.800 4768.604
 CM-244 4320A 2/28/10 5795.020 5795.020
 Energy/Channel Equation : see above
 Energy Calibration Zero : 2384.931
 Energy Calibration Slope : 4.925590
 Energy Calibration Quadratic : 3.4113281E-04
 Energy Calibration Range : 7786.000

Instrument : CHAMBER 221
 Detector : 79414
 Calibration Date/Time : 28-AUG-2009 13:28:26
 Calibration Source Id : AESS-013
 Cal. Isotopes Source Id Expiration Date Standard Energy Actual Energy
 GD-148 6445-278 2/28/10 3183.000 3182.994
 NP-237 4341 2/28/10 4768.800 4768.508
 CM-244 4320A 2/28/10 5795.020 5795.021
 Energy/Channel Equation : see above
 Energy Calibration Zero : 2389.873
 Energy Calibration Slope : 4.963081
 Energy Calibration Quadratic : 3.1328213E-04
 Energy Calibration Range : 7801.000

Instrument : CHAMBER 222
 Detector : 79415
 Calibration Date/Time : 28-AUG-2009 13:28:40
 Calibration Source Id : AESS-014
 Cal. Isotopes Source Id Expiration Date Standard Energy Actual Energy
 GD-148 6445-278 2/28/10 3183.000 3183.000
 NP-237 4341 2/28/10 4768.800 4768.242
 CM-244 4320A 2/28/10 5795.020 5795.020
 Energy/Channel Equation : see above
 Energy Calibration Zero : 2383.161
 Energy Calibration Slope : 5.032124
 Energy Calibration Quadratic : 2.3446424E-04
 Energy Calibration Range : 7782.000

Instrument : CHAMBER 223
 Detector : 79416
 Calibration Date/Time : 28-AUG-2009 13:28:50
 Calibration Source Id : AESS-015
 Cal. Isotopes Source Id Expiration Date Standard Energy Actual Energy
 GD-148 6445-278 2/28/10 3183.000 3183.000
 NP-237 4341 2/28/10 4768.800 4768.591
 CM-244 4320A 2/28/10 5795.020 5794.816
 Energy/Channel Equation : see above
 Energy Calibration Zero : 2389.471
 Energy Calibration Slope : 4.966544
 Energy Calibration Quadratic : 3.1951332E-04
 Energy Calibration Range : 7810.000

Instrument : CHAMBER 224
 Detector : 79417
 Calibration Date/Time : 28-AUG-2009 13:29:01
 Calibration Source Id : AESS-016

Cal. Isotopes	Source Id	Expiration Date	Standard Energy	Actual Energy
GD-148	6445-278	2/28/10	3183.000	3182.496
NP-237	4341	2/28/10	4768.800	4768.799
CM-244	4320A	2/28/10	5795.020	5795.021

Energy/Channel Equation : see above
 Energy Calibration Zero : 2391.014
 Energy Calibration Slope : 4.986970
 Energy Calibration Quadratic : 2.9468181E-04
 Energy Calibration Range : 7807.000

Instrument : CHAMBER 225
 Detector : 79418
 Calibration Date/Time : 28-AUG-2009 13:29:13
 Calibration Source Id : AESS-017

Cal. Isotopes	Source Id	Expiration Date	Standard Energy	Actual Energy
GD-148	6445-278	2/28/10	3183.000	3182.995
NP-237	4341	2/28/10	4768.800	4768.482
CM-244	4320A	2/28/10	5795.020	5794.771

Energy/Channel Equation : see above
 Energy Calibration Zero : 2392.520
 Energy Calibration Slope : 4.953336
 Energy Calibration Quadratic : 3.1543931E-04
 Energy Calibration Range : 7795.000

Instrument : CHAMBER 226
 Detector : 79419
 Calibration Date/Time : 28-AUG-2009 13:29:24
 Calibration Source Id : AESS-018

Cal. Isotopes	Source Id	Expiration Date	Standard Energy	Actual Energy
GD-148	6445-278	2/28/10	3183.000	3183.000
NP-237	4341	2/28/10	4768.800	4768.533
CM-244	4320A	2/28/10	5795.020	5794.638

Energy/Channel Equation : see above
 Energy Calibration Zero : 2385.990
 Energy Calibration Slope : 4.969761
 Energy Calibration Quadratic : 3.0473244E-04
 Energy Calibration Range : 7795.000

Instrument : CHAMBER 227
 Detector : 79420
 Calibration Date/Time : 28-AUG-2009 13:29:35
 Calibration Source Id : AESS-019

Cal. Isotopes	Source Id	Expiration Date	Standard Energy	Actual Energy
GD-148	6445-278	2/28/10	3183.000	3182.989
NP-237	4341	2/28/10	4768.800	4768.396
CM-244	4320A	2/28/10	5795.020	5795.019

Energy/Channel Equation : see above
 Energy Calibration Zero : 2390.018
 Energy Calibration Slope : 4.958102
 Energy Calibration Quadratic : 3.1095589E-04
 Energy Calibration Range : 7793.000

Instrument : CHAMBER 228
 Detector : 79421
 Calibration Date/Time : 28-AUG-2009 13:30:03
 Calibration Source Id : AESS-020

Cal. Isotopes	Source Id	Expiration Date	Standard Energy	Actual Energy
GD-148	6445-278	2/28/10	3183.000	3183.001
NP-237	4341	2/28/10	4768.800	4768.080
CM-244	4320A	2/28/10	5795.020	5794.730

Energy/Channel Equation : see above
 Energy Calibration Zero : 2384.553
 Energy Calibration Slope : 4.991631
 Energy Calibration Quadratic : 2.7237524E-04
 Energy Calibration Range : 7782.000

Instrument : CHAMBER 229
 Detector : 79422
 Calibration Date/Time : 28-AUG-2009 13:30:14
 Calibration Source Id : AESS-021

Cal. Isotopes	Source Id	Expiration Date	Standard Energy	Actual Energy
GD-148	6445-278	2/28/10	3183.000	3182.535
NP-237	4341	2/28/10	4768.800	4768.314
CM-244	4320A	2/28/10	5795.020	5794.771

Energy/Channel Equation : see above
 Energy Calibration Zero : 2391.623
 Energy Calibration Slope : 4.946116
 Energy Calibration Quadratic : 3.3402635E-04
 Energy Calibration Range : 7807.000

Instrument : CHAMBER 230
 Detector : 79423
 Calibration Date/Time : 28-AUG-2009 13:31:10
 Calibration Source Id : AESS-022

Cal. Isotopes	Source Id	Expiration Date	Standard Energy	Actual Energy
GD-148	6445-278	2/28/10	3183.000	3183.000
NP-237	4341	2/28/10	4768.800	4768.295
CM-244	4320A	2/28/10	5795.020	5794.755

Energy/Channel Equation : see above
 Energy Calibration Zero : 2386.924
 Energy Calibration Slope : 4.965939
 Energy Calibration Quadratic : 3.0765639E-04
 Energy Calibration Range : 7795.000

Instrument : CHAMBER 231
 Detector : 79424
 Calibration Date/Time : 28-AUG-2009 13:31:59
 Calibration Source Id : AESS-023

Cal. Isotopes	Source Id	Expiration Date	Standard Energy	Actual Energy
GD-148	6445-278	2/28/10	3183.000	3182.555
NP-237	4341	2/28/10	4768.800	4768.511
CM-244	4320A	2/28/10	5795.020	5794.833

Energy/Channel Equation : see above
 Energy Calibration Zero : 2389.970
 Energy Calibration Slope : 4.957988
 Energy Calibration Quadratic : 3.0450191E-04
 Energy Calibration Range : 7786.000

Instrument : CHAMBER 232
 Detector : 79425
 Calibration Date/Time : 28-AUG-2009 13:32:18
 Calibration Source Id : AESS-024

Cal. Isotopes	Source Id	Expiration Date	Standard Energy	Actual Energy
GD-148	6445-278	2/28/10	3183.000	3183.000
NP-237	4341	2/28/10	4768.800	4768.305
CM-244	4320A	2/28/10	5795.020	5794.704

Energy/Channel Equation : see above
 Energy Calibration Zero : 2386.107
 Energy Calibration Slope : 5.009925
 Energy Calibration Quadratic : 2.5456178E-04
 Energy Calibration Range : 7783.000

Instrument : CHAMBER 233
 Detector : 79426
 Calibration Date/Time : 28-AUG-2009 13:32:35
 Calibration Source Id : AESS-025

Cal. Isotopes	Source Id	Expiration Date	Standard Energy	Actual Energy
GD-148	6445-278	2/28/10	3183.000	3183.000
NP-237	4341	2/28/10	4768.800	4768.576
CM-244	4320A	2/28/10	5795.020	5794.737

Energy/Channel Equation : see above
 Energy Calibration Zero : 2384.864
 Energy Calibration Slope : 4.921108
 Energy Calibration Quadratic : 3.4491287E-04
 Energy Calibration Range : 7786.000

Instrument : CHAMBER 234
 Detector : 79427
 Calibration Date/Time : 28-AUG-2009 13:32:51
 Calibration Source Id : AESS-026

Cal. Isotopes	Source Id	Expiration Date	Standard Energy	Actual Energy
GD-148	6445-278	2/28/10	3183.000	3182.551
NP-237	4341	2/28/10	4768.800	4768.513
CM-244	4320A	2/28/10	5795.020	5794.778

Energy/Channel Equation : see above
 Energy Calibration Zero : 2381.948
 Energy Calibration Slope : 4.930495
 Energy Calibration Quadratic : 3.2252993E-04
 Energy Calibration Range : 7769.000

Instrument : CHAMBER 235
 Detector : 79428
 Calibration Date/Time : 28-AUG-2009 13:33:07
 Calibration Source Id : AESS-027

Cal. Isotopes	Source Id	Expiration Date	Standard Energy	Actual Energy
GD-148	6445-278	2/28/10	3183.000	3183.000
NP-237	4341	2/28/10	4768.800	4768.799
CM-244	4320A	2/28/10	5795.020	5795.021

Energy/Channel Equation : see above
 Energy Calibration Zero : 2389.848
 Energy Calibration Slope : 4.916008
 Energy Calibration Quadratic : 3.6057594E-04
 Energy Calibration Range : 7802.000

Instrument : CHAMBER 236
 Detector : 79429
 Calibration Date/Time : 28-AUG-2009 13:33:24
 Calibration Source Id : AESS-028

Cal. Isotopes	Source Id	Expiration Date	Standard Energy	Actual Energy
GD-148	6445-278	2/28/10	3183.000	3183.000
NP-237	4341	2/28/10	4768.800	4768.403
CM-244	4320A	2/28/10	5795.020	5795.021

Energy/Channel Equation : see above
 Energy Calibration Zero : 2389.679
 Energy Calibration Slope : 4.915041
 Energy Calibration Quadratic : 3.5203501E-04
 Energy Calibration Range : 7792.000

Instrument : CHAMBER 237
 Detector : 79430
 Calibration Date/Time : 28-AUG-2009 13:33:41
 Calibration Source Id : AESS-029

Cal. Isotopes	Source Id	Expiration Date	Standard Energy	Actual Energy
GD-148	6445-278	2/28/10	3183.000	3183.000
NP-237	4341	2/28/10	4768.800	4768.800
CM-244	4320A	2/28/10	5795.020	5795.020

Energy/Channel Equation : see above
 Energy Calibration Zero : 2386.371
 Energy Calibration Slope : 4.953910
 Energy Calibration Quadratic : 3.1539882E-04
 Energy Calibration Range : 7790.000

Instrument : CHAMBER 238
 Detector : 79431
 Calibration Date/Time : 28-AUG-2009 13:33:59
 Calibration Source Id : AESS-030

Cal. Isotopes	Source Id	Expiration Date	Standard Energy	Actual Energy
GD-148	6445-278	2/28/10	3183.000	3183.000
NP-237	4341	2/28/10	4768.800	4768.662
CM-244	4320A	2/28/10	5795.020	5795.015

Energy/Channel Equation : see above
 Energy Calibration Zero : 2382.061
 Energy Calibration Slope : 4.932787
 Energy Calibration Quadratic : 3.2764973E-04
 Energy Calibration Range : 7777.000

Instrument : CHAMBER 239
 Detector : 79432
 Calibration Date/Time : 28-AUG-2009 13:34:23
 Calibration Source Id : AESS-031

Cal. Isotopes	Source Id	Expiration Date	Standard Energy	Actual Energy
GD-148	6445-278	2/28/10	3183.000	3183.000
NP-237	4341	2/28/10	4768.800	4768.800
CM-244	4320A	2/28/10	5795.020	5795.020

Energy/Channel Equation : see above
 Energy Calibration Zero : 2390.464
 Energy Calibration Slope : 4.922751
 Energy Calibration Quadratic : 3.5207078E-04
 Energy Calibration Range : 7801.000

Instrument : CHAMBER 240
 Detector : 79433
 Calibration Date/Time : 28-AUG-2009 13:34:40
 Calibration Source Id : AESS-032

Cal. Isotopes	Source Id	Expiration Date	Standard Energy	Actual Energy
GD-148	6445-278	2/28/10	3183.000	3182.994
NP-237	4341	2/28/10	4768.800	4768.676
CM-244	4320A	2/28/10	5795.020	5795.020

Energy/Channel Equation : see above
 Energy Calibration Zero : 2384.323
 Energy Calibration Slope : 4.929180
 Energy Calibration Quadratic : 3.3816224E-04
 Energy Calibration Range : 7786.000

Instrument : CHAMBER 241
 Detector : 79434
 Calibration Date/Time : 28-AUG-2009 13:34:57
 Calibration Source Id : AESS-033

Cal. Isotopes	Source Id	Expiration Date	Standard Energy	Actual Energy
GD-148	6445-278	2/28/10	3183.000	3183.000
NP-237	4341	2/28/10	4768.800	4768.801
CM-244	4320A	2/28/10	5795.020	5795.020

Energy/Channel Equation : see above
 Energy Calibration Zero : 2388.207
 Energy Calibration Slope : 4.903821
 Energy Calibration Quadratic : 3.6748822E-04
 Energy Calibration Range : 7795.000

Instrument : CHAMBER 242
 Detector : 79435
 Calibration Date/Time : 28-AUG-2009 13:35:16
 Calibration Source Id : AESS-034

Cal. Isotopes	Source Id	Expiration Date	Standard Energy	Actual Energy
GD-148	6445-278	2/28/10	3183.000	3183.000
NP-237	4341	2/28/10	4768.800	4768.542
CM-244	4320A	2/28/10	5795.020	5794.775

Energy/Channel Equation : see above
 Energy Calibration Zero : 2390.032
 Energy Calibration Slope : 4.921538
 Energy Calibration Quadratic : 3.5085063E-04
 Energy Calibration Range : 7798.000

Instrument : CHAMBER 243
 Detector : 79436
 Calibration Date/Time : 28-AUG-2009 13:35:39
 Calibration Source Id : AESS-035

Cal. Isotopes	Source Id	Expiration Date	Standard Energy	Actual Energy
GD-148	6445-278	2/28/10	3183.000	3182.988
NP-237	4341	2/28/10	4768.800	4768.486
CM-244	4320A	2/28/10	5795.020	5794.752

Energy/Channel Equation : see above
 Energy Calibration Zero : 2386.548
 Energy Calibration Slope : 4.951634
 Energy Calibration Quadratic : 3.2005890E-04
 Energy Calibration Range : 7793.000

Instrument : CHAMBER 244
 Detector : 79437
 Calibration Date/Time : 28-AUG-2009 13:36:07
 Calibration Source Id : AESS-036

Cal. Isotopes	Source Id	Expiration Date	Standard Energy	Actual Energy
GD-148	6445-278	2/28/10	3183.000	3182.497
NP-237	4341	2/28/10	4768.800	4768.339
CM-244	4320A	2/28/10	5795.020	5794.813

Energy/Channel Equation : see above
 Energy Calibration Zero : 2390.547
 Energy Calibration Slope : 4.935142
 Energy Calibration Quadratic : 3.3349055E-04
 Energy Calibration Range : 7794.000

Instrument : CHAMBER 245
 Detector : 79438
 Calibration Date/Time : 28-AUG-2009 13:36:53
 Calibration Source Id : AESS-037

Cal. Isotopes	Source Id	Expiration Date	Standard Energy	Actual Energy
GD-148	6445-278	2/28/10	3183.000	3182.392
NP-237	4341	2/28/10	4768.800	4768.244
CM-244	4320A	2/28/10	5795.020	5794.789

Energy/Channel Equation : see above
 Energy Calibration Zero : 2393.397
 Energy Calibration Slope : 4.967153
 Energy Calibration Quadratic : 3.0749093E-04
 Energy Calibration Range : 7802.000

Instrument : CHAMBER 246
 Detector : 78912
 Calibration Date/Time : 28-AUG-2009 13:37:05
 Calibration Source Id : AESS-038

Cal. Isotopes	Source Id	Expiration Date	Standard Energy	Actual Energy
GD-148	6445-278	2/28/10	3183.000	3182.994
NP-237	4341	2/28/10	4768.800	4768.559
CM-244	4320A	2/28/10	5795.020	5794.661

Energy/Channel Equation : see above
 Energy Calibration Zero : 2393.972
 Energy Calibration Slope : 4.938848
 Energy Calibration Quadratic : 3.3234741E-04
 Energy Calibration Range : 7800.000

Instrument : CHAMBER 247
 Detector : 79440
 Calibration Date/Time : 28-AUG-2009 13:37:16
 Calibration Source Id : AESS-039

Cal. Isotopes	Source Id	Expiration Date	Standard Energy	Actual Energy
GD-148	6445-278	2/28/10	3183.000	3183.001
NP-237	4341	2/28/10	4768.800	4768.340
CM-244	4320A	2/28/10	5795.020	5794.822

Energy/Channel Equation : see above
 Energy Calibration Zero : 2392.511
 Energy Calibration Slope : 4.947969
 Energy Calibration Quadratic : 3.3144341E-04
 Energy Calibration Range : 7807.000

Instrument : CHAMBER 248
 Detector : 79441
 Calibration Date/Time : 28-AUG-2009 13:37:28
 Calibration Source Id : AESS-040

Cal. Isotopes	Source Id	Expiration Date	Standard Energy	Actual Energy
GD-148	6445-278	2/28/10	3183.000	3183.000
NP-237	4341	2/28/10	4768.800	4768.801
CM-244	4320A	2/28/10	5795.020	5794.763

Energy/Channel Equation : see above
 Energy Calibration Zero : 2387.425
 Energy Calibration Slope : 4.938920
 Energy Calibration Quadratic : 3.3573247E-04
 Energy Calibration Range : 7797.000

Instrument : CHAMBER 249
 Detector : 79442
 Calibration Date/Time : 28-AUG-2009 13:37:39
 Calibration Source Id : AESS-041

Cal. Isotopes	Source Id	Expiration Date	Standard Energy	Actual Energy
GD-148	6445-278	2/28/10	3183.000	3183.000
NP-237	4341	2/28/10	4768.800	4768.655
CM-244	4320A	2/28/10	5795.020	5794.817

Energy/Channel Equation : see above
 Energy Calibration Zero : 2387.492
 Energy Calibration Slope : 4.950956
 Energy Calibration Quadratic : 3.3470633E-04
 Energy Calibration Range : 7808.000

Instrument : CHAMBER 250
 Detector : 79443
 Calibration Date/Time : 28-AUG-2009 13:37:51
 Calibration Source Id : AESS-042

Cal. Isotopes	Source Id	Expiration Date	Standard Energy	Actual Energy
GD-148	6445-278	2/28/10	3183.000	3183.000
NP-237	4341	2/28/10	4768.800	4768.800
CM-244	4320A	2/28/10	5795.020	5795.020

Energy/Channel Equation : see above
 Energy Calibration Zero : 2382.437
 Energy Calibration Slope : 4.924478
 Energy Calibration Quadratic : 3.4610991E-04
 Energy Calibration Range : 7788.000

Instrument : CHAMBER 251
 Detector : 79444
 Calibration Date/Time : 28-AUG-2009 13:38:01
 Calibration Source Id : AESS-043

Cal. Isotopes	Source Id	Expiration Date	Standard Energy	Actual Energy
GD-148	6445-278	2/28/10	3183.000	3183.000
NP-237	4341	2/28/10	4768.800	4768.630
CM-244	4320A	2/28/10	5795.020	5794.883

Energy/Channel Equation : see above
 Energy Calibration Zero : 2390.000
 Energy Calibration Slope : 4.933837
 Energy Calibration Quadratic : 3.5430092E-04
 Energy Calibration Range : 7814.000

Instrument : CHAMBER 252
 Detector : 79445
 Calibration Date/Time : 28-AUG-2009 13:38:11
 Calibration Source Id : AESS-044

Cal. Isotopes	Source Id	Expiration Date	Standard Energy	Actual Energy
GD-148	6445-278	2/28/10	3183.000	3183.000
NP-237	4341	2/28/10	4768.800	4768.618
CM-244	4320A	2/28/10	5795.020	5794.764

Energy/Channel Equation : see above
 Energy Calibration Zero : 2389.483
 Energy Calibration Slope : 4.925191
 Energy Calibration Quadratic : 3.5263240E-04
 Energy Calibration Range : 7803.000

Instrument : CHAMBER 253
 Detector : 79446
 Calibration Date/Time : 28-AUG-2009 13:38:20
 Calibration Source Id : AESS-045

Cal. Isotopes	Source Id	Expiration Date	Standard Energy	Actual Energy
GD-148	6445-278	2/28/10	3183.000	3183.000
NP-237	4341	2/28/10	4768.800	4768.801
CM-244	4320A	2/28/10	5795.020	5794.899

Energy/Channel Equation : see above
 Energy Calibration Zero : 2397.089
 Energy Calibration Slope : 4.939593
 Energy Calibration Quadratic : 3.6825475E-04
 Energy Calibration Range : 7841.000

Instrument : CHAMBER 254
 Detector : 79447
 Calibration Date/Time : 28-AUG-2009 13:38:31
 Calibration Source Id : AESS-046

Cal. Isotopes	Source Id	Expiration Date	Standard Energy	Actual Energy
GD-148	6445-278	2/28/10	3183.000	3182.420
NP-237	4341	2/28/10	4768.800	4768.432
CM-244	4320A	2/28/10	5795.020	5794.736

Energy/Channel Equation : see above
 Energy Calibration Zero : 2392.513
 Energy Calibration Slope : 4.939602
 Energy Calibration Quadratic : 3.3955529E-04
 Energy Calibration Range : 7807.000

Instrument : CHAMBER 255
 Detector : 79448
 Calibration Date/Time : 28-AUG-2009 13:38:42
 Calibration Source Id : AESS-047

Cal. Isotopes	Source Id	Expiration Date	Standard Energy	Actual Energy
GD-148	6445-278	2/28/10	3183.000	3182.573
NP-237	4341	2/28/10	4768.800	4768.801
CM-244	4320A	2/28/10	5795.020	5795.019

Energy/Channel Equation : see above
 Energy Calibration Zero : 2389.962
 Energy Calibration Slope : 4.937794
 Energy Calibration Quadratic : 3.5419688E-04
 Energy Calibration Range : 7818.000

Instrument : CHAMBER 256
 Detector : 79449
 Calibration Date/Time : 28-AUG-2009 13:38:54
 Calibration Source Id : AESS-048

Cal. Isotopes	Source Id	Expiration Date	Standard Energy	Actual Energy
GD-148	6445-278	2/28/10	3183.000	3182.994
NP-237	4341	2/28/10	4768.800	4768.603
CM-244	4320A	2/28/10	5795.020	5794.763

Energy/Channel Equation : see above
 Energy Calibration Zero : 2390.038
 Energy Calibration Slope : 4.925209
 Energy Calibration Quadratic : 3.5748276E-04
 Energy Calibration Range : 7808.000

Subsection 2: Background Calibration

Instrument : CHAMBER 001
 Detector : 78788
 Background Analysis Date/Time : 30-AUG-2009 16:15:10
 Background Count Time : 59999.99

Cal. Isotopes	Start Energy	End Energy	Counts in 1000 min	Counts during Cal	% Error	Confidence
GD-148	2989.095	3301.491	2.000000	0.4800001	70.71068	95.00000
NP-237	4436.328	4901.460	12.00000	2.880001	28.86751	95.00000
CM-244	5531.570	5886.270	6.000000	1.440000	40.82483	95.00000

Instrument : CHAMBER 002
 Detector : 78266
 Background Analysis Date/Time : 30-AUG-2009 16:15:10
 Background Count Time : 59999.99

Cal. Isotopes	Start Energy	End Energy	Counts in 1000 min	Counts during Cal	% Error	Confidence
GD-148	2992.085	3299.620	1.000000	0.2400001	100.0000	95.00000
NP-237	4434.644	4904.846	7.000000	1.680000	37.79645	95.00000
CM-244	5534.154	5882.659	0.000000E+00	0.000000E+00	0.000000E+00	95.00000

Instrument : CHAMBER 003
 Detector : 67617
 Background Analysis Date/Time : 30-AUG-2009 16:15:10
 Background Count Time : 59999.99

Cal. Isotopes	Start Energy	End Energy	Counts in 1000 min	Counts during Cal	% Error	Confidence
GD-148	2991.938	3299.717	3.000000	0.7200001	57.73503	95.00000
NP-237	4432.844	4902.827	10.00000	2.400001	31.62278	95.00000
CM-244	5531.440	5887.803	4.000000	0.9600002	50.00000	95.00000

Instrument : CHAMBER 004
 Detector : 64279
 Background Analysis Date/Time : 30-AUG-2009 16:15:10
 Background Count Time : 59999.99

Cal. Isotopes	Start Energy	End Energy	Counts in 1000 min	Counts during Cal	% Error	Confidence
GD-148	2992.026	3298.308	0.000000E+00	0.000000E+00	0.000000E+00	95.00000
NP-237	4435.760	4905.548	7.000000	1.680000	37.79645	95.00000
CM-244	5534.947	5883.809	2.000000	0.4800001	70.71068	95.00000

Instrument : CHAMBER 005
 Detector : 67612
 Background Analysis Date/Time : 30-AUG-2009 16:15:10
 Background Count Time : 59999.99

Cal. Isotopes	Start Energy	End Energy	Counts in 1000 min	Counts during Cal	% Error	Confidence
GD-148	2989.654	3300.689	4.000000	0.9600002	50.00000	95.00000
NP-237	4436.859	4901.997	5.000000	1.200000	44.72136	95.00000
CM-244	5533.435	5885.045	2.000000	0.4800001	70.71068	95.00000

Instrument : CHAMBER 006
 Detector : 67613
 Background Analysis Date/Time : 30-AUG-2009 16:15:10
 Background Count Time : 59999.99

Cal. Isotopes	Start Energy	End Energy	Counts in 1000 min	Counts during Cal	% Error	Confidence
GD-148	2987.771	3301.528	3.000000	0.7200001	57.73503	95.00000
NP-237	4433.310	4904.612	10.00000	2.400001	31.62278	95.00000
CM-244	5535.175	5883.158	9.000000	2.160001	33.33334	95.00000

Instrument : CHAMBER 007
 Detector : 67607
 Background Analysis Date/Time : 30-AUG-2009 16:15:11
 Background Count Time : 60000.00

Cal. Isotopes	Start Energy	End Energy	Counts in 1000 min	Counts during Cal	% Error	Confidence
GD-148	2991.315	3300.370	2.000000	0.4799997	70.71068	95.00000
NP-237	4436.975	4905.147	7.000000	1.679999	37.79645	95.00000
CM-244	5533.959	5885.477	23.00000	5.519996	20.85144	95.00000

Instrument : CHAMBER 008
 Detector : 78788
 Background Analysis Date/Time : 30-AUG-2009 16:15:11
 Background Count Time : 60000.00

Cal. Isotopes	Start Energy	End Energy	Counts in 1000 min	Counts during Cal	% Error	Confidence
GD-148	2989.794	3298.426	2.000000	0.4799997	70.71068	95.00000
NP-237	4437.020	4904.595	6.000000	1.439999	40.82483	95.00000
CM-244	5532.536	5882.336	4.000000	0.9599993	50.00000	95.00000

Instrument : CHAMBER 009
 Detector : 72528
 Background Analysis Date/Time : 30-AUG-2009 16:15:11
 Background Count Time : 60000.00

Cal. Isotopes	Start Energy	End Energy	Counts in 1000 min	Counts during Cal	% Error	Confidence
GD-148	2990.892	3299.892	4.000000	0.9599993	50.00000	95.00000
NP-237	4433.436	4905.789	10.00000	2.399998	31.62278	95.00000
CM-244	5532.687	5887.081	9.000000	2.159998	33.33334	95.00000

Instrument : CHAMBER 010
 Detector : 72529
 Background Analysis Date/Time : 30-AUG-2009 16:15:11
 Background Count Time : 60000.00

Cal. Isotopes	Start Energy	End Energy	Counts in 1000 min	Counts during Cal	% Error	Confidence
GD-148	2988.087	3300.334	3.000000	0.7199995	57.73503	95.00000
NP-237	4436.842	4905.812	6.000000	1.439999	40.82483	95.00000
CM-244	5533.178	5884.706	6.000000	1.439999	40.82483	95.00000

Instrument : CHAMBER 011
 Detector : 72531
 Background Analysis Date/Time : 30-AUG-2009 16:15:11
 Background Count Time : 60000.00

Cal. Isotopes	Start Energy	End Energy	Counts in 1000 min	Counts during Cal	% Error	Confidence
GD-148	2990.718	3301.411	3.000000	0.7199995	57.73503	95.00000
NP-237	4435.900	4905.463	15.00000	3.599998	25.81989	95.00000
CM-244	5535.617	5886.431	10.00000	2.399998	31.62278	95.00000

Instrument : CHAMBER 012
 Detector : 67594
 Background Analysis Date/Time : 30-AUG-2009 16:15:11
 Background Count Time : 60000.00

Cal. Isotopes	Start Energy	End Energy	Counts in 1000 min	Counts during Cal	% Error	Confidence
GD-148	2989.283	3301.924	2.000000	0.4799997	70.71068	95.00000
NP-237	4434.309	4903.502	10.00000	2.399998	31.62278	95.00000
CM-244	5531.028	5882.575	10.00000	2.399998	31.62278	95.00000

Instrument : CHAMBER 013
 Detector : 78790
 Background Analysis Date/Time : 30-AUG-2009 16:15:12
 Background Count Time : 59999.99

Cal. Isotopes	Start Energy	End Energy	Counts in 1000 min	Counts during Cal	% Error	Confidence
GD-148	2992.309	3297.583	0.000000E+00	0.000000E+00	0.000000E+00	95.00000
NP-237	4432.512	4904.184	11.00000	2.640001	30.15113	95.00000
CM-244	5533.734	5883.657	4.000000	0.9600002	50.00000	95.00000

Instrument : CHAMBER 014
 Detector : 67616
 Background Analysis Date/Time : 30-AUG-2009 16:15:12
 Background Count Time : 59999.99

Cal. Isotopes	Start Energy	End Energy	Counts in 1000 min	Counts during Cal	% Error	Confidence
GD-148	2990.575	3298.988	3.000000	0.7200001	57.73503	95.00000
NP-237	4436.470	4903.458	8.000000	1.920000	35.35534	95.00000
CM-244	5530.496	5885.133	26.00000	6.240001	19.61161	95.00000

Instrument : CHAMBER 015
 Detector : 61581
 Background Analysis Date/Time : 30-AUG-2009 16:15:12
 Background Count Time : 59999.99

Cal. Isotopes	Start Energy	End Energy	Counts in 1000 min	Counts during Cal	% Error	Confidence
GD-148	2987.656	3297.520	3.000000	0.7200001	57.73503	95.00000
NP-237	4435.901	4901.612	9.000000	2.160001	33.33334	95.00000
CM-244	5535.255	5884.514	26.00000	6.240001	19.61161	95.00000

Instrument : CHAMBER 016
 Detector : 78774
 Background Analysis Date/Time : 30-AUG-2009 16:15:12
 Background Count Time : 59999.99

Cal. Isotopes	Start Energy	End Energy	Counts in 1000 min	Counts during Cal	% Error	Confidence
GD-148	2988.611	3297.891	1.000000	0.2400001	100.0000	95.00000
NP-237	4435.494	4901.479	2.000000	0.4800001	70.71068	95.00000
CM-244	5530.741	5886.030	3.000000	0.7200001	57.73503	95.00000

Instrument : CHAMBER 017
 Detector : 78791
 Background Analysis Date/Time : 30-AUG-2009 16:15:12
 Background Count Time : 59999.99

Cal. Isotopes	Start Energy	End Energy	Counts in 1000 min	Counts during Cal	% Error	Confidence
GD-148	2989.315	3299.165	0.000000E+00	0.000000E+00	0.000000E+00	95.00000
NP-237	4433.955	4905.994	7.000000	1.680000	37.79645	95.00000
CM-244	5531.756	5885.157	1.000000	0.2400001	100.0000	95.00000

Instrument : CHAMBER 018
 Detector : 78782
 Background Analysis Date/Time : 30-AUG-2009 16:15:12
 Background Count Time : 59999.99

Cal. Isotopes	Start Energy	End Energy	Counts in 1000 min	Counts during Cal	% Error	Confidence
GD-148	2989.045	3297.645	5.000000	1.200000	44.72136	95.00000
NP-237	4435.824	4903.103	6.000000	1.440000	40.82483	95.00000
CM-244	5530.534	5885.395	5.000000	1.200000	44.72136	95.00000

Instrument : CHAMBER 019
 Detector : 78786
 Background Analysis Date/Time : 30-AUG-2009 16:15:13
 Background Count Time : 59999.99

Cal. Isotopes	Start Energy	End Energy	Counts in 1000 min	Counts during Cal	% Error	Confidence
GD-148	2992.371	3300.084	2.000000	0.4800001	70.71068	95.00000
NP-237	4432.711	4901.697	6.000000	1.440000	40.82483	95.00000
CM-244	5534.730	5883.386	3.000000	0.7200001	57.73503	95.00000

Instrument : CHAMBER 020
 Detector : 78787
 Background Analysis Date/Time : 30-AUG-2009 16:15:13
 Background Count Time : 59999.99

Cal. Isotopes	Start Energy	End Energy	Counts in 1000 min	Counts during Cal	% Error	Confidence
GD-148	2990.745	3300.511	3.000000	0.7200001	57.73503	95.00000
NP-237	4436.191	4903.850	11.00000	2.640001	30.15113	95.00000
CM-244	5531.198	5885.719	4.000000	0.9600002	50.00000	95.00000

Instrument : CHAMBER 021
 Detector : 67047
 Background Analysis Date/Time : 30-AUG-2009 16:15:13
 Background Count Time : 59999.99

Cal. Isotopes	Start Energy	End Energy	Counts in 1000 min	Counts during Cal	% Error	Confidence
GD-148	2991.027	3300.488	2.000000	0.4800001	70.71068	95.00000
NP-237	4433.390	4904.438	6.000000	1.440000	40.82483	95.00000
CM-244	5534.035	5886.544	16.00000	3.840001	25.00000	95.00000

Instrument : CHAMBER 022
 Detector : 72530
 Background Analysis Date/Time : 30-AUG-2009 16:15:13
 Background Count Time : 59999.99

Cal. Isotopes	Start Energy	End Energy	Counts in 1000 min	Counts during Cal	% Error	Confidence
GD-148	2992.050	3301.029	39.00000	9.360003	16.01282	95.00000
NP-237	4437.549	4902.815	18.00000	4.320001	23.57022	95.00000
CM-244	5531.706	5883.854	12.00000	2.880001	28.86751	95.00000

Instrument : CHAMBER 023
 Detector : 78264
 Background Analysis Date/Time : 30-AUG-2009 16:15:13
 Background Count Time : 59999.99

Cal. Isotopes	Start Energy	End Energy	Counts in 1000 min	Counts during Cal	% Error	Confidence
GD-148	2991.319	3301.853	1.000000	0.2400001	100.0000	95.00000
NP-237	4434.632	4902.993	6.000000	1.440000	40.82483	95.00000
CM-244	5531.100	5885.960	8.000000	1.920000	35.35534	95.00000

Instrument : CHAMBER 024
 Detector : 76542
 Background Analysis Date/Time : 30-AUG-2009 16:15:13
 Background Count Time : 59999.99

Cal. Isotopes	Start Energy	End Energy	Counts in 1000 min	Counts during Cal	% Error	Confidence
GD-148	2988.280	3301.361	1.000000	0.2400001	100.0000	95.00000
NP-237	4434.951	4904.473	14.00000	3.360001	26.72612	95.00000
CM-244	5532.286	5883.922	5.000000	1.200000	44.72136	95.00000

Instrument : CHAMBER 025
 Detector : 45-149AA5
 Background Analysis Date/Time : 30-AUG-2009 16:15:14
 Background Count Time : 60000.00

Cal. Isotopes	Start Energy	End Energy	Counts in 1000 min	Counts during Cal	% Error	Confidence
GD-148	2988.958	3301.287	0.000000E+00	0.000000E+00	0.000000E+00	95.00000
NP-237	4436.686	4904.740	7.000000	1.680000	37.79645	95.00000
CM-244	5534.991	5882.562	76.00000	18.24000	11.47079	95.00000

Instrument : CHAMBER 026
 Detector : 78204
 Background Analysis Date/Time : 30-AUG-2009 16:15:14
 Background Count Time : 60000.00

Cal. Isotopes	Start Energy	End Energy	Counts in 1000 min	Counts during Cal	% Error	Confidence
GD-148	2988.735	3300.836	2.000000	0.4800001	70.71068	95.00000
NP-237	4435.801	4902.784	4.000000	0.9600002	50.00000	95.00000
CM-244	5530.708	5886.284	60.00000	14.40000	12.90994	95.00000

Instrument : CHAMBER 027
 Detector : 42484
 Background Analysis Date/Time : 30-AUG-2009 16:15:14
 Background Count Time : 60000.00

Cal. Isotopes	Start Energy	End Energy	Counts in 1000 min	Counts during Cal	% Error	Confidence
GD-148	2989.280	3298.316	9.000000	2.160000	33.33334	95.00000
NP-237	4433.196	4906.637	9.000000	2.160000	33.33334	95.00000
CM-244	5535.439	5885.723	61.00000	14.64000	12.80369	95.00000

Instrument : CHAMBER 028
 Detector : 78792
 Background Analysis Date/Time : 30-AUG-2009 16:15:14
 Background Count Time : 60000.00

Cal. Isotopes	Start Energy	End Energy	Counts in 1000 min	Counts during Cal	% Error	Confidence
GD-148	2989.441	3297.640	2.000000	0.4800001	70.71068	95.00000
NP-237	4435.847	4903.788	13.00000	3.120001	27.73501	95.00000
CM-244	5532.676	5883.223	65.00000	15.60000	12.40347	95.00000

Instrument : CHAMBER 029
 Detector : 33454
 Background Analysis Date/Time : 30-AUG-2009 16:15:14
 Background Count Time : 60000.00

Cal. Isotopes	Start Energy	End Energy	Counts in 1000 min	Counts during Cal	% Error	Confidence
GD-148	2987.567	3301.667	2.000000	0.4800001	70.71068	95.00000
NP-237	4432.493	4902.470	13.000000	3.120001	27.73501	95.00000
CM-244	5535.032	5883.746	87.000000	20.88000	10.72113	95.00000

Instrument : CHAMBER 030
 Detector : 33447
 Background Analysis Date/Time : 30-AUG-2009 16:15:14
 Background Count Time : 60000.00

Cal. Isotopes	Start Energy	End Energy	Counts in 1000 min	Counts during Cal	% Error	Confidence
GD-148	2991.332	3299.665	1.000000	0.2400000	100.0000	95.00000
NP-237	4436.037	4902.215	13.000000	3.120001	27.73501	95.00000
CM-244	5533.195	5886.933	97.000000	23.28000	10.15346	95.00000

Instrument : CHAMBER 031
 Detector : 67042
 Background Analysis Date/Time : 30-AUG-2009 16:15:14
 Background Count Time : 59999.99

Cal. Isotopes	Start Energy	End Energy	Counts in 1000 min	Counts during Cal	% Error	Confidence
GD-148	2988.980	3300.809	8.000000	1.919999	35.35534	95.00000
NP-237	4433.475	4904.204	10.000000	2.399998	31.62278	95.00000
CM-244	5535.021	5883.627	87.000000	20.87999	10.72113	95.00000

Instrument : CHAMBER 032
 Detector : 67041
 Background Analysis Date/Time : 30-AUG-2009 16:15:14
 Background Count Time : 59999.99

Cal. Isotopes	Start Energy	End Energy	Counts in 1000 min	Counts during Cal	% Error	Confidence
GD-148	2991.500	3301.085	2.000000	0.4799997	70.71068	95.00000
NP-237	4436.228	4903.321	14.000000	3.359998	26.72612	95.00000
CM-244	5533.353	5886.388	25.000000	5.999996	20.00000	95.00000

Instrument : CHAMBER 033
 Detector : 78785
 Background Analysis Date/Time : 30-AUG-2009 16:15:14
 Background Count Time : 59999.99

Cal. Isotopes	Start Energy	End Energy	Counts in 1000 min	Counts during Cal	% Error	Confidence
GD-148	2991.232	3299.661	3.000000	0.7199996	57.73503	95.00000
NP-237	4437.092	4904.010	7.000000	1.679999	37.79645	95.00000
CM-244	5530.913	5885.453	49.00000	11.75999	14.28572	95.00000

Instrument : CHAMBER 034
 Detector : 61586
 Background Analysis Date/Time : 30-AUG-2009 16:15:14
 Background Count Time : 59999.99

Cal. Isotopes	Start Energy	End Energy	Counts in 1000 min	Counts during Cal	% Error	Confidence
GD-148	2987.956	3301.026	2.000000	0.4799997	70.71068	95.00000
NP-237	4436.568	4903.521	30.00000	7.199996	18.25742	95.00000
CM-244	5534.967	5885.181	31.00000	7.439995	17.96053	95.00000

Instrument : CHAMBER 035
 Detector : 78202
 Background Analysis Date/Time : 30-AUG-2009 16:15:14
 Background Count Time : 59999.99

Cal. Isotopes	Start Energy	End Energy	Counts in 1000 min	Counts during Cal	% Error	Confidence
GD-148	2991.620	3300.593	2.000000	0.4799997	70.71068	95.00000
NP-237	4435.499	4903.774	16.00000	3.839998	25.00000	95.00000
CM-244	5532.763	5883.199	70.00000	16.79999	11.95229	95.00000

Instrument : CHAMBER 036
 Detector : 78203
 Background Analysis Date/Time : 30-AUG-2009 16:15:14
 Background Count Time : 59999.99

Cal. Isotopes	Start Energy	End Energy	Counts in 1000 min	Counts during Cal	% Error	Confidence
GD-148	2991.620	3298.917	2.000000	0.4799997	70.71068	95.00000
NP-237	4433.050	4904.263	7.000000	1.679999	37.79645	95.00000
CM-244	5535.616	5884.466	51.00000	12.23999	14.00280	95.00000

Instrument : CHAMBER 037
 Detector : 45-149BB5
 Background Analysis Date/Time : 30-AUG-2009 16:15:15
 Background Count Time : 60000.00

Cal. Isotopes	Start Energy	End Energy	Counts in 1000 min	Counts during Cal	% Error	Confidence
GD-148	2988.836	3299.917	5.000000	1.199999	44.72136	95.00000
NP-237	4435.582	4906.557	19.00000	4.559997	22.94157	95.00000
CM-244	5534.307	5882.810	72.00000	17.27999	11.78511	95.00000

Instrument : CHAMBER 038
 Detector : 72532
 Background Analysis Date/Time : 30-AUG-2009 16:15:15
 Background Count Time : 60000.00

Cal. Isotopes	Start Energy	End Energy	Counts in 1000 min	Counts during Cal	% Error	Confidence
GD-148	2991.576	3299.256	2.000000	0.4799997	70.71068	95.00000
NP-237	4433.771	4904.686	10.00000	2.399998	31.62278	95.00000
CM-244	5535.244	5883.467	79.00000	18.95999	11.25088	95.00000

Instrument : CHAMBER 039
 Detector : 45-149BB2
 Background Analysis Date/Time : 30-AUG-2009 16:15:15
 Background Count Time : 60000.00

Cal. Isotopes	Start Energy	End Energy	Counts in 1000 min	Counts during Cal	% Error	Confidence
GD-148	2991.453	3301.599	1.000000	0.2399998	100.0000	95.00000
NP-237	4432.722	4905.688	12.00000	2.879998	28.86751	95.00000
CM-244	5532.346	5883.894	84.00000	20.15999	10.91089	95.00000

Instrument : CHAMBER 040
 Detector : 78773
 Background Analysis Date/Time : 30-AUG-2009 16:15:15
 Background Count Time : 60000.00

Cal. Isotopes	Start Energy	End Energy	Counts in 1000 min	Counts during Cal	% Error	Confidence
GD-148	2991.070	3301.002	6.000000	1.439999	40.82483	95.00000
NP-237	4437.116	4905.104	4.000000	0.9599993	50.00000	95.00000
CM-244	5532.249	5884.180	66.00000	15.83999	12.30915	95.00000

Instrument : CHAMBER 041
 Detector : 78205
 Background Analysis Date/Time : 30-AUG-2009 16:15:15
 Background Count Time : 60000.00

Cal. Isotopes	Start Energy	End Energy	Counts in 1000 min	Counts during Cal	% Error	Confidence
GD-148	2991.305	3298.942	0.000000E+00	0.000000E+00	0.000000E+00	95.00000
NP-237	4436.425	4904.659	10.00000	2.399998	31.62278	95.00000
CM-244	5534.452	5885.748	82.00000	19.67999	11.04315	95.00000

Instrument : CHAMBER 042
 Detector : 78793
 Background Analysis Date/Time : 30-AUG-2009 16:15:15
 Background Count Time : 60000.00

Cal. Isotopes	Start Energy	End Energy	Counts in 1000 min	Counts during Cal	% Error	Confidence
GD-148	2988.887	3299.366	0.000000E+00	0.000000E+00	0.000000E+00	95.00000
NP-237	4437.123	4905.630	11.00000	2.639998	30.15113	95.00000
CM-244	5533.333	5885.512	81.00000	19.43999	11.11111	95.00000

Instrument : CHAMBER 043
 Detector : 76543
 Background Analysis Date/Time : 30-AUG-2009 16:15:16
 Background Count Time : 60000.00

Cal. Isotopes	Start Energy	End Energy	Counts in 1000 min	Counts during Cal	% Error	Confidence
GD-148	2990.321	3301.623	1.000000	0.2400000	100.0000	95.00000
NP-237	4433.027	4903.519	5.000000	1.200000	44.72136	95.00000
CM-244	5534.268	5882.956	61.00000	14.64000	12.80369	95.00000

Instrument : CHAMBER 044
 Detector : 79459
 Background Analysis Date/Time : 30-AUG-2009 16:15:16
 Background Count Time : 60000.00

Cal. Isotopes	Start Energy	End Energy	Counts in 1000 min	Counts during Cal	% Error	Confidence
GD-148	2989.930	3302.506	5.000000	1.200000	44.72136	95.00000
NP-237	4437.594	4903.934	14.00000	3.360001	26.72612	95.00000
CM-244	5530.392	5884.844	80.00000	19.20000	11.18034	95.00000

Instrument : CHAMBER 045
 Detector : 78783
 Background Analysis Date/Time : 30-AUG-2009 16:15:16
 Background Count Time : 60000.00

Cal. Isotopes	Start Energy	End Energy	Counts in 1000 min	Counts during Cal	% Error	Confidence
GD-148	2989.243	3301.709	2.000000	0.4800001	70.71068	95.00000
NP-237	4436.057	4901.945	5.000000	1.200000	44.72136	95.00000
CM-244	5533.013	5887.031	74.00000	17.76000	11.62476	95.00000

Instrument : CHAMBER 046
 Detector : 76544
 Background Analysis Date/Time : 30-AUG-2009 16:15:16
 Background Count Time : 60000.00

Cal. Isotopes	Start Energy	End Energy	Counts in 1000 min	Counts during Cal	% Error	Confidence
GD-148	2992.377	3301.861	2.000000	0.4800001	70.71068	95.00000
NP-237	4437.291	4905.414	7.000000	1.680000	37.79645	95.00000
CM-244	5533.098	5885.505	74.00000	17.76000	11.62476	95.00000

Instrument : CHAMBER 047
 Detector : 46-089B1
 Background Analysis Date/Time : 30-AUG-2009 16:15:16
 Background Count Time : 60000.00

Cal. Isotopes	Start Energy	End Energy	Counts in 1000 min	Counts during Cal	% Error	Confidence
GD-148	2992.396	3301.175	5.000000	1.200000	44.72136	95.00000
NP-237	4434.358	4901.480	17.00000	4.080001	24.25356	95.00000
CM-244	5533.889	5883.104	83.00000	19.92000	10.97643	95.00000

Instrument : CHAMBER 048
 Detector : 42483
 Background Analysis Date/Time : 30-AUG-2009 16:15:16
 Background Count Time : 60000.00

Cal. Isotopes	Start Energy	End Energy	Counts in 1000 min	Counts during Cal	% Error	Confidence
GD-148	2992.395	3299.708	1.000000	0.2400000	100.0000	95.00000
NP-237	4436.890	4906.295	16.00000	3.840001	25.00000	95.00000
CM-244	5534.380	5886.375	85.00000	20.40000	10.84652	95.00000

Instrument : CHAMBER 065
 Detector : 68551
 Background Analysis Date/Time : 9-AUG-2009 15:42:44
 Background Count Time : 60000.00

Cal. Isotopes	Start Energy	End Energy	Counts in 1000 min	Counts during Cal	% Error	Confidence
GD-148	2991.020	3301.790	4.000000	0.9599993	50.00000	95.00000
NP-237	4435.576	4904.585	11.00000	2.639998	30.15113	95.00000
CM-244	5533.015	5885.628	14.00000	3.359998	26.72612	95.00000

Instrument : CHAMBER 066
 Detector : 46-089C1
 Background Analysis Date/Time : 9-AUG-2009 15:42:44
 Background Count Time : 60000.00

Cal. Isotopes	Start Energy	End Energy	Counts in 1000 min	Counts during Cal	% Error	Confidence
GD-148	2988.945	3298.217	3.000000	0.7199995	57.73503	95.00000
NP-237	4435.388	4905.987	4.000000	0.9599993	50.00000	95.00000
CM-244	5534.885	5886.957	15.00000	3.599998	25.81989	95.00000

Instrument : CHAMBER 067
 Detector : 46-089B4
 Background Analysis Date/Time : 9-AUG-2009 15:42:44
 Background Count Time : 60000.00

Cal. Isotopes	Start Energy	End Energy	Counts in 1000 min	Counts during Cal	% Error	Confidence
GD-148	2990.195	3298.405	1.000000	0.2399998	100.0000	95.00000
NP-237	4432.996	4903.114	5.000000	1.199999	44.72136	95.00000
CM-244	5531.881	5884.128	12.00000	2.879998	28.86751	95.00000

Instrument : CHAMBER 068
 Detector : 78794
 Background Analysis Date/Time : 9-AUG-2009 15:42:44
 Background Count Time : 60000.00

Cal. Isotopes	Start Energy	End Energy	Counts in 1000 min	Counts during Cal	% Error	Confidence
GD-148	2989.058	3297.794	2.000000	0.4799997	70.71068	95.00000
NP-237	4436.694	4904.361	3.000000	0.7199995	57.73503	95.00000
CM-244	5532.395	5887.637	15.00000	3.599998	25.81989	95.00000

Instrument : CHAMBER 069
 Detector : 78795
 Background Analysis Date/Time : 9-AUG-2009 15:42:44
 Background Count Time : 60000.00

Cal. Isotopes	Start Energy	End Energy	Counts in 1000 min	Counts during Cal	% Error	Confidence
GD-148	2991.230	3298.554	0.000000E+00	0.000000E+00	0.000000E+00	95.00000
NP-237	4432.770	4904.008	12.00000	2.879998	28.86751	95.00000
CM-244	5535.390	5884.253	11.00000	2.639998	30.15113	95.00000

Instrument : CHAMBER 070
 Detector : 46-089B2
 Background Analysis Date/Time : 9-AUG-2009 15:42:44
 Background Count Time : 60000.00

Cal. Isotopes	Start Energy	End Energy	Counts in 1000 min	Counts during Cal	% Error	Confidence
GD-148	2992.134	3299.079	4.000000	0.9599993	50.00000	95.00000
NP-237	4435.081	4904.079	12.00000	2.879998	28.86751	95.00000
CM-244	5531.689	5883.454	10.00000	2.399998	31.62278	95.00000

Instrument : CHAMBER 071
 Detector : 64259
 Background Analysis Date/Time : 9-AUG-2009 15:42:45
 Background Count Time : 60000.00

Cal. Isotopes	Start Energy	End Energy	Counts in 1000 min	Counts during Cal	% Error	Confidence
GD-148	2991.474	3300.552	4.000000	0.9599993	50.00000	95.00000
NP-237	4434.375	4901.563	12.00000	2.879998	28.86751	95.00000
CM-244	5533.885	5882.968	9.000000	2.159998	33.33334	95.00000

Instrument : CHAMBER 072
 Detector : 45-149AA3
 Background Analysis Date/Time : 9-AUG-2009 15:42:45
 Background Count Time : 60000.00

Cal. Isotopes	Start Energy	End Energy	Counts in 1000 min	Counts during Cal	% Error	Confidence
GD-148	2989.276	3301.453	1.000000	0.2399998	100.0000	95.00000
NP-237	4434.016	4904.104	11.00000	2.639998	30.15113	95.00000
CM-244	5533.538	5886.502	15.00000	3.599998	25.81989	95.00000

Instrument : CHAMBER 073
 Detector : 78775
 Background Analysis Date/Time : 9-AUG-2009 15:42:45
 Background Count Time : 60000.00

Cal. Isotopes	Start Energy	End Energy	Counts in 1000 min	Counts during Cal	% Error	Confidence
GD-148	2991.884	3298.904	2.000000	0.4799997	70.71068	95.00000
NP-237	4435.607	4905.083	10.00000	2.399998	31.62278	95.00000
CM-244	5533.495	5885.787	1.000000	0.2399998	100.0000	95.00000

Instrument : CHAMBER 074
 Detector : 78266
 Background Analysis Date/Time : 9-AUG-2009 15:42:45
 Background Count Time : 60000.00

Cal. Isotopes	Start Energy	End Energy	Counts in 1000 min	Counts during Cal	% Error	Confidence
GD-148	2992.157	3300.875	6.000000	1.439999	40.82483	95.00000
NP-237	4434.541	4902.170	10.00000	2.399998	31.62278	95.00000
CM-244	5535.537	5885.413	5.000000	1.199999	44.72136	95.00000

Instrument : CHAMBER 075
 Detector : 68550
 Background Analysis Date/Time : 9-AUG-2009 15:42:45
 Background Count Time : 60000.00

Cal. Isotopes	Start Energy	End Energy	Counts in 1000 min	Counts during Cal	% Error	Confidence
GD-148	2992.440	3300.846	3.000000	0.7199995	57.73503	95.00000
NP-237	4432.709	4904.580	14.00000	3.359998	26.72612	95.00000
CM-244	5531.026	5885.258	12.00000	2.879998	28.86751	95.00000

Instrument : CHAMBER 076
 Detector : 78779
 Background Analysis Date/Time : 9-AUG-2009 15:42:45
 Background Count Time : 60000.00

Cal. Isotopes	Start Energy	End Energy	Counts in 1000 min	Counts during Cal	% Error	Confidence
GD-148	2991.979	3300.154	1.000000	0.2399998	100.0000	95.00000
NP-237	4436.825	4903.508	11.00000	2.639998	30.15113	95.00000
CM-244	5535.510	5884.591	0.000000E+00	0.000000E+00	0.000000E+00	95.00000

Instrument : CHAMBER 077
 Detector : 67576
 Background Analysis Date/Time : 9-AUG-2009 15:42:46
 Background Count Time : 59999.99

Cal. Isotopes	Start Energy	End Energy	Counts in 1000 min	Counts during Cal	% Error	Confidence
GD-148	2989.957	3302.071	2.000000	0.4800001	70.71068	95.00000
NP-237	4433.544	4902.799	6.000000	1.440000	40.82483	95.00000
CM-244	5530.788	5882.782	17.00000	4.080001	24.25356	95.00000

Instrument : CHAMBER 078
 Detector : 67577
 Background Analysis Date/Time : 9-AUG-2009 15:42:46
 Background Count Time : 59999.99

Cal. Isotopes	Start Energy	End Energy	Counts in 1000 min	Counts during Cal	% Error	Confidence
GD-148	2988.255	3302.223	3.000000	0.7200001	57.73503	95.00000
NP-237	4437.236	4905.680	5.000000	1.200000	44.72136	95.00000
CM-244	5535.005	5885.680	6.000000	1.440000	40.82483	95.00000

Instrument : CHAMBER 079
 Detector : 67598
 Background Analysis Date/Time : 9-AUG-2009 15:42:46
 Background Count Time : 59999.99

Cal. Isotopes	Start Energy	End Energy	Counts in 1000 min	Counts during Cal	% Error	Confidence
GD-148	2989.159	3300.331	0.0000000E+00	0.0000000E+00	0.0000000E+00	95.00000
NP-237	4434.317	4902.854	5.000000	1.200000	44.72136	95.00000
CM-244	5535.480	5887.277	7.000000	1.680000	37.79645	95.00000

Instrument : CHAMBER 080
 Detector : 78197
 Background Analysis Date/Time : 9-AUG-2009 15:42:46
 Background Count Time : 59999.99

Cal. Isotopes	Start Energy	End Energy	Counts in 1000 min	Counts during Cal	% Error	Confidence
GD-148	2991.650	3302.015	2.000000	0.4799997	70.71068	95.00000
NP-237	4433.624	4906.537	7.000000	1.679999	37.79645	95.00000
CM-244	5533.522	5887.645	5.000000	1.199999	44.72136	95.00000

Instrument : CHAMBER 081
 Detector : 72533
 Background Analysis Date/Time : 9-AUG-2009 15:42:46
 Background Count Time : 59999.99

Cal. Isotopes	Start Energy	End Energy	Counts in 1000 min	Counts during Cal	% Error	Confidence
GD-148	2994.266	3303.451	0.000000E+00	0.000000E+00	0.000000E+00	95.00000
NP-237	4435.242	4901.625	6.000000	1.440000	40.82483	95.00000
CM-244	5531.807	5884.164	15.00000	3.600001	25.81989	95.00000

Instrument : CHAMBER 082
 Detector : 64263
 Background Analysis Date/Time : 9-AUG-2009 15:42:46
 Background Count Time : 59999.99

Cal. Isotopes	Start Energy	End Energy	Counts in 1000 min	Counts during Cal	% Error	Confidence
GD-148	2987.542	3297.569	2.000000	0.4800001	70.71068	95.00000
NP-237	4435.421	4904.506	14.00000	3.360001	26.72612	95.00000
CM-244	5534.230	5884.907	8.000000	1.920000	35.35534	95.00000

Instrument : CHAMBER 083
 Detector : 64278
 Background Analysis Date/Time : 9-AUG-2009 15:42:47
 Background Count Time : 60000.00

Cal. Isotopes	Start Energy	End Energy	Counts in 1000 min	Counts during Cal	% Error	Confidence
GD-148	2991.854	3298.707	3.000000	0.7199995	57.73503	95.00000
NP-237	4433.271	4906.151	10.00000	2.399998	31.62278	95.00000
CM-244	5531.993	5884.932	8.000000	1.919999	35.35534	95.00000

Instrument : CHAMBER 084
 Detector : 78265
 Background Analysis Date/Time : 9-AUG-2009 15:42:47
 Background Count Time : 60000.00

Cal. Isotopes	Start Energy	End Energy	Counts in 1000 min	Counts during Cal	% Error	Confidence
GD-148	2988.678	3299.931	1.000000	0.2399998	100.0000	95.00000
NP-237	4434.465	4903.170	11.00000	2.639998	30.15113	95.00000
CM-244	5531.407	5886.178	0.000000E+00	0.000000E+00	0.000000E+00	95.00000

Instrument : CHAMBER 085
 Detector : 78776
 Background Analysis Date/Time : 9-AUG-2009 15:42:47
 Background Count Time : 60000.00

Cal. Isotopes	Start Energy	End Energy	Counts in 1000 min	Counts during Cal	% Error	Confidence
GD-148	2990.698	3300.313	4.000000	0.9599993	50.00000	95.00000
NP-237	4435.121	4902.282	7.000000	1.679999	37.79645	95.00000
CM-244	5534.187	5882.859	5.000000	1.199999	44.72136	95.00000

Instrument : CHAMBER 086
 Detector : 78198
 Background Analysis Date/Time : 9-AUG-2009 15:42:47
 Background Count Time : 60000.00

Cal. Isotopes	Start Energy	End Energy	Counts in 1000 min	Counts during Cal	% Error	Confidence
GD-148	2990.009	3300.939	1.000000	0.2399998	100.0000	95.00000
NP-237	4436.927	4902.983	9.000000	2.159998	33.33334	95.00000
CM-244	5531.983	5883.724	1.000000	0.2399998	100.0000	95.00000

Instrument : CHAMBER 087
 Detector : 78199
 Background Analysis Date/Time : 9-AUG-2009 15:42:47
 Background Count Time : 60000.00

Cal. Isotopes	Start Energy	End Energy	Counts in 1000 min	Counts during Cal	% Error	Confidence
GD-148	2988.599	3301.987	2.000000	0.4799997	70.71068	95.00000
NP-237	4434.300	4902.242	9.000000	2.159998	33.33334	95.00000
CM-244	5532.304	5887.140	2.000000	0.4799997	70.71068	95.00000

Instrument : CHAMBER 088
 Detector : 33452
 Background Analysis Date/Time : 9-AUG-2009 15:42:47
 Background Count Time : 60000.00

Cal. Isotopes	Start Energy	End Energy	Counts in 1000 min	Counts during Cal	% Error	Confidence
GD-148	2989.881	3297.896	3.000000	0.7199995	57.73503	95.00000
NP-237	4436.727	4902.043	10.00000	2.399998	31.62278	95.00000
CM-244	5532.799	5884.609	11.00000	2.639998	30.15113	95.00000

Instrument : CHAMBER 089
 Detector : 78262
 Background Analysis Date/Time : 9-AUG-2009 15:42:48
 Background Count Time : 60000.00

Cal. Isotopes	Start Energy	End Energy	Counts in 1000 min	Counts during Cal	% Error	Confidence
GD-148	2989.340	3299.886	3.000000	0.7200001	57.73503	95.00000
NP-237	4433.954	4903.393	6.000000	1.440000	40.82483	95.00000
CM-244	5533.423	5884.190	0.0000000E+00	0.0000000E+00	0.0000000E+00	95.00000

Instrument : CHAMBER 090
 Detector : 78263
 Background Analysis Date/Time : 9-AUG-2009 15:42:48
 Background Count Time : 60000.00

Cal. Isotopes	Start Energy	End Energy	Counts in 1000 min	Counts during Cal	% Error	Confidence
GD-148	2992.174	3298.193	2.000000	0.4800001	70.71068	95.00000
NP-237	4432.899	4902.301	9.000000	2.160000	33.33334	95.00000
CM-244	5531.267	5884.186	1.000000	0.2400000	100.0000	95.00000

Instrument : CHAMBER 091
 Detector : 78259
 Background Analysis Date/Time : 9-AUG-2009 15:42:48
 Background Count Time : 60000.00

Cal. Isotopes	Start Energy	End Energy	Counts in 1000 min	Counts during Cal	% Error	Confidence
GD-148	2988.796	3297.819	3.000000	0.7200001	57.73503	95.00000
NP-237	4433.118	4901.645	4.000000	0.9600002	50.00000	95.00000
CM-244	5531.054	5887.180	2.000000	0.4800001	70.71068	95.00000

Instrument : CHAMBER 092
 Detector : 79457
 Background Analysis Date/Time : 9-AUG-2009 15:42:48
 Background Count Time : 60000.00

Cal. Isotopes	Start Energy	End Energy	Counts in 1000 min	Counts during Cal	% Error	Confidence
GD-148	2988.378	3299.875	108.0000	25.92000	9.622504	95.00000
NP-237	4435.762	4905.401	82.00000	19.68000	11.04315	95.00000
CM-244	5534.466	5887.335	8.000000	1.920000	35.35534	95.00000

Instrument : CHAMBER 093
 Detector : 33206
 Background Analysis Date/Time : 9-AUG-2009 15:42:48
 Background Count Time : 60000.00

Cal. Isotopes	Start Energy	End Energy	Counts in 1000 min	Counts during Cal	% Error	Confidence
GD-148	2988.021	3298.707	5.000000	1.200000	44.72136	95.00000
NP-237	4432.645	4901.916	6.000000	1.440000	40.82483	95.00000
CM-244	5530.870	5883.862	2.000000	0.4800001	70.71068	95.00000

Instrument : CHAMBER 094
 Detector : 78267
 Background Analysis Date/Time : 9-AUG-2009 15:42:48
 Background Count Time : 60000.00

Cal. Isotopes	Start Energy	End Energy	Counts in 1000 min	Counts during Cal	% Error	Confidence
GD-148	2987.496	3299.970	8.000000	1.920000	35.35534	95.00000
NP-237	4432.930	4902.883	1.000000	0.2400000	100.0000	95.00000
CM-244	5531.875	5884.464	4.000000	0.9600002	50.00000	95.00000

Instrument : CHAMBER 095
 Detector : 64279
 Background Analysis Date/Time : 9-AUG-2009 17:08:35
 Background Count Time : 59999.99

Cal. Isotopes	Start Energy	End Energy	Counts in 1000 min	Counts during Cal	% Error	Confidence
GD-148	2991.646	3298.356	3.000000	0.7199996	57.73503	95.00000
NP-237	4435.397	4905.664	11.00000	2.639998	30.15113	95.00000
CM-244	5530.369	5883.804	23.00000	5.519997	20.85144	95.00000

Instrument : CHAMBER 096
 Detector : 67605
 Background Analysis Date/Time : 9-AUG-2009 17:08:35
 Background Count Time : 59999.99

Cal. Isotopes	Start Energy	End Energy	Counts in 1000 min	Counts during Cal	% Error	Confidence
GD-148	2989.386	3301.860	1.000000	0.2399998	100.0000	95.00000
NP-237	4437.256	4904.015	24.00000	5.759996	20.41241	95.00000
CM-244	5531.292	5886.331	5.000000	1.199999	44.72136	95.00000

Instrument : CHAMBER 097
 Detector : 67599
 Background Analysis Date/Time : 9-AUG-2009 17:08:35
 Background Count Time : 59999.99

Cal. Isotopes	Start Energy	End Energy	Counts in 1000 min	Counts during Cal	% Error	Confidence
GD-148	2991.155	3299.592	5.000000	1.199999	44.72136	95.00000
NP-237	4437.204	4904.260	9.000000	2.159999	33.33334	95.00000
CM-244	5531.403	5886.106	16.00000	3.839998	25.00000	95.00000

Instrument : CHAMBER 098
 Detector : 68644
 Background Analysis Date/Time : 9-AUG-2009 17:08:35
 Background Count Time : 59999.99

Cal. Isotopes	Start Energy	End Energy	Counts in 1000 min	Counts during Cal	% Error	Confidence
GD-148	2992.247	3301.860	4.000000	0.9599994	50.00000	95.00000
NP-237	4432.619	4906.019	9.000000	2.159999	33.33334	95.00000
CM-244	5534.382	5884.237	3.000000	0.7199996	57.73503	95.00000

Instrument : CHAMBER 099
 Detector : 70317
 Background Analysis Date/Time : 9-AUG-2009 17:08:35
 Background Count Time : 59999.99

Cal. Isotopes	Start Energy	End Energy	Counts in 1000 min	Counts during Cal	% Error	Confidence
GD-148	2987.820	3298.212	1.000000	0.2399998	100.0000	95.00000
NP-237	4437.036	4906.585	8.000000	1.919999	35.35534	95.00000
CM-244	5530.871	5884.331	1.000000	0.2399998	100.0000	95.00000

Instrument : CHAMBER 100
 Detector : 79456
 Background Analysis Date/Time : 9-AUG-2009 17:08:35
 Background Count Time : 59999.99

Cal. Isotopes	Start Energy	End Energy	Counts in 1000 min	Counts during Cal	% Error	Confidence
GD-148	2989.623	3299.666	6.000000	1.439999	40.82483	95.00000
NP-237	4436.895	4905.650	17.00000	4.079998	24.25356	95.00000
CM-244	5534.086	5886.872	12.00000	2.879998	28.86751	95.00000

Instrument : CHAMBER 101
 Detector : 64253
 Background Analysis Date/Time : 9-AUG-2009 15:42:49
 Background Count Time : 60000.00

Cal. Isotopes	Start Energy	End Energy	Counts in 1000 min	Counts during Cal	% Error	Confidence
GD-148	2990.814	3297.893	8.000000	1.919999	35.35534	95.00000
NP-237	4435.403	4905.470	5.000000	1.199999	44.72136	95.00000
CM-244	5534.897	5882.499	0.000000E+00	0.000000E+00	0.000000E+00	95.00000

Instrument : CHAMBER 102
 Detector : 72525
 Background Analysis Date/Time : 9-AUG-2009 15:42:49
 Background Count Time : 60000.00

Cal. Isotopes	Start Energy	End Energy	Counts in 1000 min	Counts during Cal	% Error	Confidence
GD-148	2989.911	3298.890	2.000000	0.4799997	70.71068	95.00000
NP-237	4436.604	4903.163	6.000000	1.439999	40.82483	95.00000
CM-244	5533.661	5884.537	1.000000	0.2399998	100.0000	95.00000

Instrument : CHAMBER 103
 Detector : 79461
 Background Analysis Date/Time : 9-AUG-2009 15:42:49
 Background Count Time : 60000.00

Cal. Isotopes	Start Energy	End Energy	Counts in 1000 min	Counts during Cal	% Error	Confidence
GD-148	2989.467	3301.138	2.000000	0.4799997	70.71068	95.00000
NP-237	4432.983	4903.264	8.000000	1.919999	35.35534	95.00000
CM-244	5533.387	5886.945	0.000000E+00	0.000000E+00	0.000000E+00	95.00000

Instrument : CHAMBER 104
 Detector : 72524
 Background Analysis Date/Time : 9-AUG-2009 15:42:49
 Background Count Time : 60000.00

Cal. Isotopes	Start Energy	End Energy	Counts in 1000 min	Counts during Cal	% Error	Confidence
GD-148	2991.174	3300.565	4.000000	0.9599993	50.00000	95.00000
NP-237	4436.202	4904.648	8.000000	1.919999	35.35534	95.00000
CM-244	5532.970	5885.836	3.000000	0.7199995	57.73503	95.00000

Instrument : CHAMBER 105
 Detector : 78777
 Background Analysis Date/Time : 9-AUG-2009 15:42:49
 Background Count Time : 60000.00

Cal. Isotopes	Start Energy	End Energy	Counts in 1000 min	Counts during Cal	% Error	Confidence
GD-148	2990.222	3299.531	4.000000	0.9599993	50.00000	95.00000
NP-237	4434.728	4902.932	3.000000	0.7199995	57.73503	95.00000
CM-244	5530.878	5883.508	1.000000	0.2399998	100.0000	95.00000

Instrument : CHAMBER 106
 Detector : 64274
 Background Analysis Date/Time : 9-AUG-2009 15:42:49
 Background Count Time : 60000.00

Cal. Isotopes	Start Energy	End Energy	Counts in 1000 min	Counts during Cal	% Error	Confidence
GD-148	2987.640	3299.757	6.000000	1.439999	40.82483	95.00000
NP-237	4434.577	4901.415	11.00000	2.639998	30.15113	95.00000
CM-244	5534.428	5884.452	4.000000	0.9599993	50.00000	95.00000

Instrument : CHAMBER 107
 Detector : 67578
 Background Analysis Date/Time : 9-AUG-2009 15:42:50
 Background Count Time : 60000.00

Cal. Isotopes	Start Energy	End Energy	Counts in 1000 min	Counts during Cal	% Error	Confidence
GD-148	2988.547	3298.638	3.000000	0.7199995	57.73503	95.00000
NP-237	4435.772	4904.146	5.000000	1.199999	44.72136	95.00000
CM-244	5532.554	5882.324	8.000000	1.919999	35.35534	95.00000

Instrument : CHAMBER 108
 Detector : 78778
 Background Analysis Date/Time : 9-AUG-2009 15:42:50
 Background Count Time : 60000.00

Cal. Isotopes	Start Energy	End Energy	Counts in 1000 min	Counts during Cal	% Error	Confidence
GD-148	2988.136	3297.898	0.000000E+00	0.000000E+00	0.000000E+00	95.00000
NP-237	4433.563	4901.441	2.000000	0.4799997	70.71068	95.00000
CM-244	5533.812	5885.772	9.000000	2.159998	33.33334	95.00000

Instrument : CHAMBER 109
 Detector : 79463
 Background Analysis Date/Time : 9-AUG-2009 15:42:50
 Background Count Time : 60000.00

Cal. Isotopes	Start Energy	End Energy	Counts in 1000 min	Counts during Cal	% Error	Confidence
GD-148	2990.332	3301.320	1.000000	0.2399998	100.0000	95.00000
NP-237	4437.566	4903.059	2.000000	0.4799997	70.71068	95.00000
CM-244	5534.376	5883.521	6.000000	1.439999	40.82483	95.00000

Instrument : CHAMBER 110
 Detector : 67602
 Background Analysis Date/Time : 9-AUG-2009 15:42:50
 Background Count Time : 60000.00

Cal. Isotopes	Start Energy	End Energy	Counts in 1000 min	Counts during Cal	% Error	Confidence
GD-148	2987.980	3298.573	1.000000	0.2399998	100.0000	95.00000
NP-237	4433.010	4901.606	8.000000	1.919999	35.35534	95.00000
CM-244	5534.957	5883.028	14.00000	3.359998	26.72612	95.00000

Instrument : CHAMBER 111
 Detector : 79462
 Background Analysis Date/Time : 9-AUG-2009 15:42:50
 Background Count Time : 60000.00

Cal. Isotopes	Start Energy	End Energy	Counts in 1000 min	Counts during Cal	% Error	Confidence
GD-148	2988.711	3298.714	0.000000E+00	0.000000E+00	0.000000E+00	95.00000
NP-237	4436.440	4905.458	8.000000	1.919999	35.35534	95.00000
CM-244	5535.080	5885.693	4.000000	0.9599993	50.00000	95.00000

Instrument : CHAMBER 112
 Detector : 78261
 Background Analysis Date/Time : 9-AUG-2009 15:42:50
 Background Count Time : 60000.00

Cal. Isotopes	Start Energy	End Energy	Counts in 1000 min	Counts during Cal	% Error	Confidence
GD-148	2988.059	3299.440	3.000000	0.7199995	57.73503	95.00000
NP-237	4434.653	4903.902	1.000000	0.2399998	100.0000	95.00000
CM-244	5532.350	5884.826	7.000000	1.679999	37.79645	95.00000

Instrument : CHAMBER 113
 Detector : 45-111B4
 Background Analysis Date/Time : 16-AUG-2009 16:34:44
 Background Count Time : 60000.00

Cal. Isotopes	Start Energy	End Energy	Counts in 1000 min	Counts during Cal	% Error	Confidence
GD-148	2990.867	3300.361	1.000000	0.3000000	100.0000	95.00000
NP-237	4434.565	4901.409	0.0000000E+00	0.0000000E+00	0.0000000E+00	95.00000
CM-244	5532.822	5886.571	10.00000	3.000000	31.62278	95.00000

Instrument : CHAMBER 114
 Detector : 78258
 Background Analysis Date/Time : 16-AUG-2009 16:34:50
 Background Count Time : 60000.00

Cal. Isotopes	Start Energy	End Energy	Counts in 1000 min	Counts during Cal	% Error	Confidence
GD-148	2992.066	3300.343	1.000000	0.3000000	100.0000	95.00000
NP-237	4433.866	4902.961	2.000000	0.6000000	70.71068	95.00000
CM-244	5535.155	5886.142	4.000000	1.200000	50.00000	95.00000

Instrument : CHAMBER 115
 Detector : 45-132FF4
 Background Analysis Date/Time : 16-AUG-2009 16:34:55
 Background Count Time : 60000.00

Cal. Isotopes	Start Energy	End Energy	Counts in 1000 min	Counts during Cal	% Error	Confidence
GD-148	2989.683	3299.666	2.000000	0.6000000	70.71068	95.00000
NP-237	4433.623	4904.729	6.000000	1.800000	40.82483	95.00000
CM-244	5534.066	5886.268	10.00000	3.000000	31.62278	95.00000

Instrument : CHAMBER 116
 Detector : 45-132FF2
 Background Analysis Date/Time : 16-AUG-2009 16:34:59
 Background Count Time : 60000.00

Cal. Isotopes	Start Energy	End Energy	Counts in 1000 min	Counts during Cal	% Error	Confidence
GD-148	2991.930	3301.615	0.0000000E+00	0.0000000E+00	0.0000000E+00	95.00000
NP-237	4433.958	4904.160	3.000000	0.9000000	57.73503	95.00000
CM-244	5532.087	5883.400	11.00000	3.300000	30.15113	95.00000

Instrument : CHAMBER 117
 Detector : 33450
 Background Analysis Date/Time : 16-AUG-2009 16:35:03
 Background Count Time : 60000.00

Cal. Isotopes	Start Energy	End Energy	Counts in 1000 min	Counts during Cal	% Error	Confidence
GD-148	2989.306	3298.199	2.000000	0.6000000	70.71068	95.00000
NP-237	4433.520	4903.152	3.000000	0.9000000	57.73503	95.00000
CM-244	5530.582	5887.083	11.00000	3.300000	30.15113	95.00000

Instrument : CHAMBER 118
 Detector : 75544
 Background Analysis Date/Time : 16-AUG-2009 16:35:08
 Background Count Time : 60000.00

Cal. Isotopes	Start Energy	End Energy	Counts in 1000 min	Counts during Cal	% Error	Confidence
GD-148	2988.856	3302.528	2.000000	0.6000000	70.71068	95.00000
NP-237	4432.711	4902.773	2.000000	0.6000000	70.71068	95.00000
CM-244	5531.177	5883.080	18.00000	5.400000	23.57022	95.00000

Instrument : CHAMBER 119
 Detector : 74429
 Background Analysis Date/Time : 16-AUG-2009 16:35:12
 Background Count Time : 60000.00

Cal. Isotopes	Start Energy	End Energy	Counts in 1000 min	Counts during Cal	% Error	Confidence
GD-148	2992.004	3299.253	3.000000	0.9000000	57.73503	95.00000
NP-237	4432.548	4906.013	0.0000000E+00	0.0000000E+00	0.0000000E+00	95.00000
CM-244	5530.584	5883.165	0.0000000E+00	0.0000000E+00	0.0000000E+00	95.00000

Instrument : CHAMBER 120
 Detector : 74430
 Background Analysis Date/Time : 16-AUG-2009 16:35:17
 Background Count Time : 60000.00

Cal. Isotopes	Start Energy	End Energy	Counts in 1000 min	Counts during Cal	% Error	Confidence
GD-148	2988.209	3300.389	1.000000	0.3000000	100.0000	95.00000
NP-237	4436.370	4904.997	0.0000000E+00	0.0000000E+00	0.0000000E+00	95.00000
CM-244	5531.794	5882.950	1.000000	0.3000000	100.0000	95.00000

Instrument : CHAMBER 121
 Detector : 75545
 Background Analysis Date/Time : 16-AUG-2009 16:35:22
 Background Count Time : 60000.00

Cal. Isotopes	Start Energy	End Energy	Counts in 1000 min	Counts during Cal	% Error	Confidence
GD-148	2991.483	3299.036	4.000000	1.200000	50.00000	95.00000
NP-237	4436.007	4904.843	6.000000	1.800000	40.82483	95.00000
CM-244	5531.746	5882.876	5.000000	1.500000	44.72136	95.00000

Instrument : CHAMBER 122
 Detector : 75546
 Background Analysis Date/Time : 16-AUG-2009 16:35:26
 Background Count Time : 60000.00

Cal. Isotopes	Start Energy	End Energy	Counts in 1000 min	Counts during Cal	% Error	Confidence
GD-148	2989.140	3302.149	0.000000E+00	0.000000E+00	0.000000E+00	95.00000
NP-237	4434.728	4903.501	14.00000	4.200000	26.72612	95.00000
CM-244	5535.323	5886.133	13.00000	3.900000	27.73501	95.00000

Instrument : CHAMBER 123
 Detector : 45-142V3
 Background Analysis Date/Time : 16-AUG-2009 16:35:30
 Background Count Time : 60000.00

Cal. Isotopes	Start Energy	End Energy	Counts in 1000 min	Counts during Cal	% Error	Confidence
GD-148	2989.820	3298.601	3.000000	0.9000000	57.73503	95.00000
NP-237	4437.478	4905.941	6.000000	1.800000	40.82483	95.00000
CM-244	5531.339	5886.453	8.000000	2.400000	35.35534	95.00000

Instrument : CHAMBER 124
 Detector : 45-142V2
 Background Analysis Date/Time : 16-AUG-2009 16:35:35
 Background Count Time : 60000.00

Cal. Isotopes	Start Energy	End Energy	Counts in 1000 min	Counts during Cal	% Error	Confidence
GD-148	2989.806	3300.376	2.000000	0.6000000	70.71068	95.00000
NP-237	4436.352	4902.974	9.000000	2.700000	33.33334	95.00000
CM-244	5533.246	5885.946	6.000000	1.800000	40.82483	95.00000

Instrument : CHAMBER 125
 Detector : 75547
 Background Analysis Date/Time : 16-AUG-2009 16:35:39
 Background Count Time : 60000.00

Cal. Isotopes	Start Energy	End Energy	Counts in 1000 min	Counts during Cal	% Error	Confidence
GD-148	2987.619	3299.275	2.000000	0.6000000	70.71068	95.00000
NP-237	4433.269	4906.266	6.000000	1.800000	40.82483	95.00000
CM-244	5531.959	5882.482	4.000000	1.200000	50.00000	95.00000

Instrument : CHAMBER 126
 Detector : 75548
 Background Analysis Date/Time : 16-AUG-2009 16:35:44
 Background Count Time : 60000.00

Cal. Isotopes	Start Energy	End Energy	Counts in 1000 min	Counts during Cal	% Error	Confidence
GD-148	2988.372	3298.946	0.0000000E+00	0.0000000E+00	0.0000000E+00	95.00000
NP-237	4437.297	4901.551	15.00000	4.500000	25.81989	95.00000
CM-244	5532.806	5882.587	4.000000	1.200000	50.00000	95.00000

Instrument : CHAMBER 127
 Detector : 78770
 Background Analysis Date/Time : 16-AUG-2009 16:35:48
 Background Count Time : 60000.00

Cal. Isotopes	Start Energy	End Energy	Counts in 1000 min	Counts during Cal	% Error	Confidence
GD-148	2989.622	3297.830	3.000000	0.9000000	57.73503	95.00000
NP-237	4435.622	4904.092	1.000000	0.3000000	100.0000	95.00000
CM-244	5535.184	5885.434	1.000000	0.3000000	100.0000	95.00000

Instrument : CHAMBER 128
 Detector : 75549
 Background Analysis Date/Time : 16-AUG-2009 16:35:52
 Background Count Time : 60000.00

Cal. Isotopes	Start Energy	End Energy	Counts in 1000 min	Counts during Cal	% Error	Confidence
GD-148	2989.482	3299.177	135.0000	40.50000	8.606629	95.00000
NP-237	4436.028	4905.664	84.00000	25.20000	10.91089	95.00000
CM-244	5532.549	5883.141	32.00000	9.600000	17.67767	95.00000

Instrument : CHAMBER 129
 Detector : 76227
 Background Analysis Date/Time : 16-AUG-2009 16:35:57
 Background Count Time : 60000.00

Cal. Isotopes	Start Energy	End Energy	Counts in 1000 min	Counts during Cal	% Error	Confidence
GD-148	2992.146	3298.635	1.000000	0.3000000	100.0000	95.00000
NP-237	4432.563	4905.761	8.000000	2.400000	35.35534	95.00000
CM-244	5531.918	5882.796	2.000000	0.6000000	70.71068	95.00000

Instrument : CHAMBER 130
 Detector : 76228
 Background Analysis Date/Time : 16-AUG-2009 16:36:01
 Background Count Time : 60000.00

Cal. Isotopes	Start Energy	End Energy	Counts in 1000 min	Counts during Cal	% Error	Confidence
GD-148	2989.230	3297.665	2.000000	0.6000000	70.71068	95.00000
NP-237	4434.582	4901.937	8.000000	2.400000	35.35534	95.00000
CM-244	5530.859	5884.881	4.000000	1.200000	50.00000	95.00000

Instrument : CHAMBER 131
 Detector : 33448
 Background Analysis Date/Time : 16-AUG-2009 16:36:05
 Background Count Time : 60000.00

Cal. Isotopes	Start Energy	End Energy	Counts in 1000 min	Counts during Cal	% Error	Confidence
GD-148	2988.455	3301.428	0.0000000E+00	0.0000000E+00	0.0000000E+00	95.00000
NP-237	4434.994	4904.668	4.000000	1.200000	50.00000	95.00000
CM-244	5532.826	5884.723	6.000000	1.800000	40.82483	95.00000

Instrument : CHAMBER 132
 Detector : 67579
 Background Analysis Date/Time : 16-AUG-2009 16:36:09
 Background Count Time : 60000.00

Cal. Isotopes	Start Energy	End Energy	Counts in 1000 min	Counts during Cal	% Error	Confidence
GD-148	2989.906	3301.298	2.000000	0.6000000	70.71068	95.00000
NP-237	4432.560	4903.500	5.000000	1.500000	44.72136	95.00000
CM-244	5531.586	5882.587	2.000000	0.6000000	70.71068	95.00000

Instrument : CHAMBER 133
 Detector : 76229
 Background Analysis Date/Time : 16-AUG-2009 16:36:14
 Background Count Time : 60000.00

Cal. Isotopes	Start Energy	End Energy	Counts in 1000 min	Counts during Cal	% Error	Confidence
GD-148	2992.199	3301.674	1.000000	0.3000000	100.0000	95.00000
NP-237	4436.849	4905.652	3.000000	0.9000000	57.73503	95.00000
CM-244	5530.602	5882.872	5.000000	1.500000	44.72136	95.00000

Instrument : CHAMBER 134
 Detector : 76230
 Background Analysis Date/Time : 16-AUG-2009 16:36:19
 Background Count Time : 60000.00

Cal. Isotopes	Start Energy	End Energy	Counts in 1000 min	Counts during Cal	% Error	Confidence
GD-148	2989.055	3302.112	0.0000000E+00	0.0000000E+00	0.0000000E+00	95.00000
NP-237	4432.969	4905.408	21.00000	6.300000	21.82179	95.00000
CM-244	5534.460	5883.375	9.000000	2.700000	33.33334	95.00000

Instrument : CHAMBER 135
 Detector : 64270
 Background Analysis Date/Time : 16-AUG-2009 16:36:23
 Background Count Time : 60000.00

Cal. Isotopes	Start Energy	End Energy	Counts in 1000 min	Counts during Cal	% Error	Confidence
GD-148	2987.813	3300.105	2.000000	0.6000000	70.71068	95.00000
NP-237	4435.123	4902.752	2.000000	0.6000000	70.71068	95.00000
CM-244	5532.979	5882.877	10.00000	3.000000	31.62278	95.00000

Instrument : CHAMBER 136
 Detector : 68549
 Background Analysis Date/Time : 16-AUG-2009 16:36:27
 Background Count Time : 60000.00

Cal. Isotopes	Start Energy	End Energy	Counts in 1000 min	Counts during Cal	% Error	Confidence
GD-148	2991.796	3301.682	3.000000	0.9000000	57.73503	95.00000
NP-237	4435.713	4901.780	14.00000	4.200000	26.72612	95.00000
CM-244	5531.520	5884.028	5.000000	1.500000	44.72136	95.00000

Instrument : CHAMBER 137
 Detector : 64288
 Background Analysis Date/Time : 16-AUG-2009 16:36:31
 Background Count Time : 60000.00

Cal. Isotopes	Start Energy	End Energy	Counts in 1000 min	Counts during Cal	% Error	Confidence
GD-148	2990.035	3302.352	4.000000	1.200000	50.00000	95.00000
NP-237	4435.990	4901.349	6.000000	1.800000	40.82483	95.00000
CM-244	5532.344	5883.346	7.000000	2.100000	37.79645	95.00000

Instrument : CHAMBER 138
 Detector : 65877
 Background Analysis Date/Time : 16-AUG-2009 16:36:35
 Background Count Time : 60000.00

Cal. Isotopes	Start Energy	End Energy	Counts in 1000 min	Counts during Cal	% Error	Confidence
GD-148	2990.457	3300.623	3.000000	0.9000000	57.73503	95.00000
NP-237	4436.833	4904.301	13.00000	3.900000	27.73501	95.00000
CM-244	5531.035	5885.034	10.00000	3.000000	31.62278	95.00000

Instrument : CHAMBER 139
 Detector : 76231
 Background Analysis Date/Time : 16-AUG-2009 16:36:40
 Background Count Time : 60000.00

Cal. Isotopes	Start Energy	End Energy	Counts in 1000 min	Counts during Cal	% Error	Confidence
GD-148	2988.624	3300.322	4.000000	1.200000	50.00000	95.00000
NP-237	4436.965	4901.673	8.000000	2.400000	35.35534	95.00000
CM-244	5531.099	5884.173	8.000000	2.400000	35.35534	95.00000

Instrument : CHAMBER 140
 Detector : 78771
 Background Analysis Date/Time : 16-AUG-2009 16:36:43
 Background Count Time : 60000.00

Cal. Isotopes	Start Energy	End Energy	Counts in 1000 min	Counts during Cal	% Error	Confidence
GD-148	2992.243	3300.208	3.000000	0.9000000	57.73503	95.00000
NP-237	4435.227	4906.111	12.00000	3.600000	28.86751	95.00000
CM-244	5531.085	5884.403	1.000000	0.3000000	100.0000	95.00000

Instrument : CHAMBER 141
 Detector : 76232
 Background Analysis Date/Time : 16-AUG-2009 16:36:48
 Background Count Time : 60000.00

Cal. Isotopes	Start Energy	End Energy	Counts in 1000 min	Counts during Cal	% Error	Confidence
GD-148	2989.414	3297.748	1.000000	0.3000000	100.0000	95.00000
NP-237	4437.262	4901.753	5.000000	1.500000	44.72136	95.00000
CM-244	5534.971	5886.637	5.000000	1.500000	44.72136	95.00000

Instrument : CHAMBER 142
 Detector : 64261
 Background Analysis Date/Time : 16-AUG-2009 16:36:52
 Background Count Time : 60000.00

Cal. Isotopes	Start Energy	End Energy	Counts in 1000 min	Counts during Cal	% Error	Confidence
GD-148	2988.269	3301.948	2.000000	0.6000000	70.71068	95.00000
NP-237	4433.864	4905.404	11.00000	3.300000	30.15113	95.00000
CM-244	5531.110	5884.773	12.00000	3.600000	28.86751	95.00000

Instrument : CHAMBER 143
 Detector : 65882
 Background Analysis Date/Time : 16-AUG-2009 16:36:56
 Background Count Time : 60000.00

Cal. Isotopes	Start Energy	End Energy	Counts in 1000 min	Counts during Cal	% Error	Confidence
GD-148	2987.868	3300.973	10.00000	3.000000	31.62278	95.00000
NP-237	4435.203	4905.234	16.00000	4.800000	25.00000	95.00000
CM-244	5533.941	5886.181	11.00000	3.300000	30.15113	95.00000

Instrument : CHAMBER 144
 Detector : 75551
 Background Analysis Date/Time : 16-AUG-2009 16:37:00
 Background Count Time : 60000.00

Cal. Isotopes	Start Energy	End Energy	Counts in 1000 min	Counts during Cal	% Error	Confidence
GD-148	2992.050	3299.833	2.000000	0.6000000	70.71068	95.00000
NP-237	4433.005	4902.603	12.00000	3.600000	28.86751	95.00000
CM-244	5530.735	5882.656	9.000000	2.700000	33.33334	95.00000

Instrument : CHAMBER 145
 Detector : 72526
 Background Analysis Date/Time : 16-AUG-2009 16:37:03
 Background Count Time : 60000.00

Cal. Isotopes	Start Energy	End Energy	Counts in 1000 min	Counts during Cal	% Error	Confidence
GD-148	2991.923	3299.882	3.000000	0.9000000	57.73503	95.00000
NP-237	4434.984	4905.949	4.000000	1.200000	50.00000	95.00000
CM-244	5531.069	5884.490	6.000000	1.800000	40.82483	95.00000

Instrument : CHAMBER 146
 Detector : 72527
 Background Analysis Date/Time : 16-AUG-2009 16:37:08
 Background Count Time : 60000.00

Cal. Isotopes	Start Energy	End Energy	Counts in 1000 min	Counts during Cal	% Error	Confidence
GD-148	2989.460	3301.164	2.000000	0.6000000	70.71068	95.00000
NP-237	4435.288	4903.095	2.000000	0.6000000	70.71068	95.00000
CM-244	5534.042	5884.573	6.000000	1.800000	40.82483	95.00000

Instrument : CHAMBER 147
 Detector : 75550
 Background Analysis Date/Time : 16-AUG-2009 16:37:11
 Background Count Time : 60000.00

Cal. Isotopes	Start Energy	End Energy	Counts in 1000 min	Counts during Cal	% Error	Confidence
GD-148	2990.910	3299.539	10.00000	3.000000	31.62278	95.00000
NP-237	4433.251	4901.935	8.000000	2.400000	35.35534	95.00000
CM-244	5533.139	5883.368	12.00000	3.600000	28.86751	95.00000

Instrument : CHAMBER 148
 Detector : 74429
 Background Analysis Date/Time : 16-AUG-2009 16:37:16
 Background Count Time : 60000.00

Cal. Isotopes	Start Energy	End Energy	Counts in 1000 min	Counts during Cal	% Error	Confidence
GD-148	2990.725	3298.446	6.000000	1.800000	40.82483	95.00000
NP-237	4436.496	4905.977	7.000000	2.100000	37.79645	95.00000
CM-244	5533.919	5885.716	8.000000	2.400000	35.35534	95.00000

Instrument : CHAMBER 149
 Detector : 33449
 Background Analysis Date/Time : 16-AUG-2009 16:37:20
 Background Count Time : 60000.00

Cal. Isotopes	Start Energy	End Energy	Counts in 1000 min	Counts during Cal	% Error	Confidence
GD-148	2991.734	3299.272	0.000000E+00	0.000000E+00	0.000000E+00	95.00000
NP-237	4437.371	4901.944	4.000000	1.200000	50.00000	95.00000
CM-244	5530.548	5882.851	6.000000	1.800000	40.82483	95.00000

Instrument : CHAMBER 150
 Detector : 75552
 Background Analysis Date/Time : 16-AUG-2009 16:37:24
 Background Count Time : 60000.00

Cal. Isotopes	Start Energy	End Energy	Counts in 1000 min	Counts during Cal	% Error	Confidence
GD-148	2992.316	3300.643	2.000000	0.6000000	70.71068	95.00000
NP-237	4435.415	4905.497	7.000000	2.100000	37.79645	95.00000
CM-244	5534.121	5886.240	7.000000	2.100000	37.79645	95.00000

Instrument : CHAMBER 151
 Detector : 75556
 Background Analysis Date/Time : 16-AUG-2009 16:37:28
 Background Count Time : 60000.00

Cal. Isotopes	Start Energy	End Energy	Counts in 1000 min	Counts during Cal	% Error	Confidence
GD-148	2990.659	3302.040	1.000000	0.3000000	100.0000	95.00000
NP-237	4434.623	4901.634	4.000000	1.200000	50.00000	95.00000
CM-244	5531.364	5886.469	8.000000	2.400000	35.35534	95.00000

Instrument : CHAMBER 152
 Detector : 76222
 Background Analysis Date/Time : 16-AUG-2009 16:37:32
 Background Count Time : 60000.00

Cal. Isotopes	Start Energy	End Energy	Counts in 1000 min	Counts during Cal	% Error	Confidence
GD-148	2991.044	3297.777	4.000000	1.200000	50.00000	95.00000
NP-237	4437.300	4905.285	5.000000	1.500000	44.72136	95.00000
CM-244	5531.209	5887.199	7.000000	2.100000	37.79645	95.00000

Instrument : CHAMBER 153
 Detector : 76223
 Background Analysis Date/Time : 16-AUG-2009 16:37:35
 Background Count Time : 60000.00

Cal. Isotopes	Start Energy	End Energy	Counts in 1000 min	Counts during Cal	% Error	Confidence
GD-148	2989.175	3301.127	4.000000	1.200000	50.00000	95.00000
NP-237	4437.148	4906.174	10.00000	3.000000	31.62278	95.00000
CM-244	5533.838	5885.640	4.000000	1.200000	50.00000	95.00000

Instrument : CHAMBER 154
 Detector : 76224
 Background Analysis Date/Time : 16-AUG-2009 16:37:40
 Background Count Time : 60000.00

Cal. Isotopes	Start Energy	End Energy	Counts in 1000 min	Counts during Cal	% Error	Confidence
GD-148	2991.160	3298.663	3.000000	0.9000000	57.73503	95.00000
NP-237	4435.792	4904.845	6.000000	1.800000	40.82483	95.00000
CM-244	5532.170	5883.602	4.000000	1.200000	50.00000	95.00000

Instrument : CHAMBER 155
 Detector : 75553
 Background Analysis Date/Time : 16-AUG-2009 16:37:44
 Background Count Time : 60000.00

Cal. Isotopes	Start Energy	End Energy	Counts in 1000 min	Counts during Cal	% Error	Confidence
GD-148	2990.137	3299.574	8.000000	2.400000	35.35534	95.00000
NP-237	4433.383	4905.252	9.000000	2.700000	33.33334	95.00000
CM-244	5530.995	5884.485	8.000000	2.400000	35.35534	95.00000

Instrument : CHAMBER 156
 Detector : 75554
 Background Analysis Date/Time : 16-AUG-2009 16:37:48
 Background Count Time : 60000.00

Cal. Isotopes	Start Energy	End Energy	Counts in 1000 min	Counts during Cal	% Error	Confidence
GD-148	2991.410	3301.423	6.000000	1.800000	40.82483	95.00000
NP-237	4436.034	4902.390	17.00000	5.100000	24.25356	95.00000
CM-244	5532.563	5885.336	4.000000	1.200000	50.00000	95.00000

Instrument : CHAMBER 157
 Detector : 75555
 Background Analysis Date/Time : 16-AUG-2009 16:37:52
 Background Count Time : 60000.00

Cal. Isotopes	Start Energy	End Energy	Counts in 1000 min	Counts during Cal	% Error	Confidence
GD-148	2989.948	3299.042	1.000000	0.3000000	100.0000	95.00000
NP-237	4436.337	4902.073	9.000000	2.700000	33.33334	95.00000
CM-244	5531.733	5884.378	7.000000	2.100000	37.79645	95.00000

Instrument : CHAMBER 158
 Detector : 33451
 Background Analysis Date/Time : 16-AUG-2009 16:37:56
 Background Count Time : 60000.00

Cal. Isotopes	Start Energy	End Energy	Counts in 1000 min	Counts during Cal	% Error	Confidence
GD-148	2990.074	3301.013	2.000000	0.6000000	70.71068	95.00000
NP-237	4435.907	4905.421	10.00000	3.000000	31.62278	95.00000
CM-244	5535.323	5885.904	6.000000	1.800000	40.82483	95.00000

Instrument : CHAMBER 159
 Detector : 76225
 Background Analysis Date/Time : 16-AUG-2009 16:38:00
 Background Count Time : 60000.00

Cal. Isotopes	Start Energy	End Energy	Counts in 1000 min	Counts during Cal	% Error	Confidence
GD-148	2992.022	3301.502	4.000000	1.200000	50.00000	95.00000
NP-237	4435.853	4902.842	7.000000	2.100000	37.79645	95.00000
CM-244	5534.528	5883.086	12.00000	3.600000	28.86751	95.00000

Instrument : CHAMBER 160
 Detector : 76226
 Background Analysis Date/Time : 16-AUG-2009 16:38:03
 Background Count Time : 60000.00

Cal. Isotopes	Start Energy	End Energy	Counts in 1000 min	Counts during Cal	% Error	Confidence
GD-148	2988.982	3298.890	6.000000	1.800000	40.82483	95.00000
NP-237	4434.439	4901.761	20.00000	6.000000	22.36068	95.00000
CM-244	5533.753	5882.414	11.00000	3.300000	30.15113	95.00000

Instrument : CHAMBER 161
 Detector : 70321
 Background Analysis Date/Time : 23-AUG-2009 11:54:11
 Background Count Time : 60000.00

Cal. Isotopes	Start Energy	End Energy	Counts in 1000 min	Counts during Cal	% Error	Confidence
GD-148	2988.799	3299.450	0.000000E+00	0.000000E+00	0.000000E+00	95.00000
NP-237	4437.354	4905.712	6.000000	1.800000	40.82483	95.00000
CM-244	5533.034	5884.911	14.00000	4.200000	26.72612	95.00000

Instrument : CHAMBER 162
 Detector : 70323
 Background Analysis Date/Time : 23-AUG-2009 11:54:16
 Background Count Time : 60000.00

Cal. Isotopes	Start Energy	End Energy	Counts in 1000 min	Counts during Cal	% Error	Confidence
GD-148	2991.108	3297.679	0.000000E+00	0.000000E+00	0.000000E+00	95.00000
NP-237	4437.157	4905.370	5.000000	1.500000	44.72136	95.00000
CM-244	5531.808	5882.856	5.000000	1.500000	44.72136	95.00000

Instrument : CHAMBER 163
 Detector : 70324
 Background Analysis Date/Time : 23-AUG-2009 11:54:21
 Background Count Time : 60000.00

Cal. Isotopes	Start Energy	End Energy	Counts in 1000 min	Counts during Cal	% Error	Confidence
GD-148	2989.316	3301.922	0.000000E+00	0.000000E+00	0.000000E+00	95.00000
NP-237	4434.725	4904.333	12.00000	3.600000	28.86751	95.00000
CM-244	5532.622	5884.699	13.00000	3.900000	27.73501	95.00000

Instrument : CHAMBER 164
 Detector : 70325
 Background Analysis Date/Time : 23-AUG-2009 11:54:26
 Background Count Time : 60000.00

Cal. Isotopes	Start Energy	End Energy	Counts in 1000 min	Counts during Cal	% Error	Confidence
GD-148	2989.433	3301.590	2.000000	0.6000000	70.71068	95.00000
NP-237	4434.137	4904.243	9.000000	2.700000	33.33334	95.00000
CM-244	5533.726	5886.727	6.000000	1.800000	40.82483	95.00000

Instrument : CHAMBER 165
 Detector : 72544
 Background Analysis Date/Time : 23-AUG-2009 11:54:31
 Background Count Time : 60000.00

Cal. Isotopes	Start Energy	End Energy	Counts in 1000 min	Counts during Cal	% Error	Confidence
GD-148	2990.235	3298.979	0.000000E+00	0.000000E+00	0.000000E+00	95.00000
NP-237	4434.502	4904.549	7.000000	2.100000	37.79645	95.00000
CM-244	5532.823	5884.601	7.000000	2.100000	37.79645	95.00000

Instrument : CHAMBER 166
 Detector : 74545
 Background Analysis Date/Time : 23-AUG-2009 11:54:35
 Background Count Time : 60000.00

Cal. Isotopes	Start Energy	End Energy	Counts in 1000 min	Counts during Cal	% Error	Confidence
GD-148	2991.175	3297.621	0.000000E+00	0.000000E+00	0.000000E+00	95.00000
NP-237	4434.428	4904.926	5.000000	1.500000	44.72136	95.00000
CM-244	5535.556	5884.119	12.000000	3.600000	28.86751	95.00000

Instrument : CHAMBER 167
 Detector : 72546
 Background Analysis Date/Time : 23-AUG-2009 11:54:40
 Background Count Time : 60000.00

Cal. Isotopes	Start Energy	End Energy	Counts in 1000 min	Counts during Cal	% Error	Confidence
GD-148	2990.148	3302.011	2.000000	0.6000000	70.71068	95.00000
NP-237	4433.463	4903.100	12.000000	3.600000	28.86751	95.00000
CM-244	5531.940	5884.576	10.000000	3.000000	31.62278	95.00000

Instrument : CHAMBER 168
 Detector : 72547
 Background Analysis Date/Time : 23-AUG-2009 11:54:44
 Background Count Time : 60000.00

Cal. Isotopes	Start Energy	End Energy	Counts in 1000 min	Counts during Cal	% Error	Confidence
GD-148	2989.237	3300.921	1.000000	0.3000000	100.0000	95.00000
NP-237	4437.534	4902.237	16.000000	4.800000	25.00000	95.00000
CM-244	5531.663	5884.741	9.000000	2.700000	33.33334	95.00000

Instrument : CHAMBER 169
 Detector : 72548
 Background Analysis Date/Time : 23-AUG-2009 11:54:49
 Background Count Time : 60000.00

Cal. Isotopes	Start Energy	End Energy	Counts in 1000 min	Counts during Cal	% Error	Confidence
GD-148	2992.165	3298.594	1.000000	0.3000000	100.0000	95.00000
NP-237	4434.229	4903.754	13.00000	3.900000	27.73501	95.00000
CM-244	5532.658	5885.433	3.000000	0.9000000	57.73503	95.00000

Instrument : CHAMBER 170
 Detector : 72549
 Background Analysis Date/Time : 23-AUG-2009 11:54:54
 Background Count Time : 60000.00

Cal. Isotopes	Start Energy	End Energy	Counts in 1000 min	Counts during Cal	% Error	Confidence
GD-148	2988.025	3299.867	0.0000000E+00	0.0000000E+00	0.0000000E+00	95.00000
NP-237	4432.622	4903.408	16.00000	4.800000	25.00000	95.00000
CM-244	5534.316	5882.981	5.000000	1.500000	44.72136	95.00000

Instrument : CHAMBER 171
 Detector : 78260
 Background Analysis Date/Time : 23-AUG-2009 11:54:58
 Background Count Time : 60000.00

Cal. Isotopes	Start Energy	End Energy	Counts in 1000 min	Counts during Cal	% Error	Confidence
GD-148	2988.433	3300.366	1.000000	0.3000000	100.0000	95.00000
NP-237	4436.595	4905.826	9.000000	2.700000	33.33334	95.00000
CM-244	5533.870	5885.935	10.00000	3.000000	31.62278	95.00000

Instrument : CHAMBER 172
 Detector : 78772
 Background Analysis Date/Time : 23-AUG-2009 11:55:03
 Background Count Time : 60000.00

Cal. Isotopes	Start Energy	End Energy	Counts in 1000 min	Counts during Cal	% Error	Confidence
GD-148	2991.870	3297.903	3.000000	0.9000000	57.73503	95.00000
NP-237	4433.678	4903.969	9.000000	2.700000	33.33334	95.00000
CM-244	5534.514	5883.121	7.000000	2.100000	37.79645	95.00000

Instrument : CHAMBER 173
 Detector : 74431
 Background Analysis Date/Time : 23-AUG-2009 11:55:07
 Background Count Time : 60000.00

Cal. Isotopes	Start Energy	End Energy	Counts in 1000 min	Counts during Cal	% Error	Confidence
GD-148	2988.449	3298.086	0.000000E+00	0.000000E+00	0.000000E+00	95.00000
NP-237	4435.604	4905.905	2.000000	0.6000000	70.71068	95.00000
CM-244	5534.021	5885.467	33.00000	9.900001	17.40777	95.00000

Instrument : CHAMBER 174
 Detector : 74432
 Background Analysis Date/Time : 23-AUG-2009 11:55:12
 Background Count Time : 60000.00

Cal. Isotopes	Start Energy	End Energy	Counts in 1000 min	Counts during Cal	% Error	Confidence
GD-148	2988.639	3300.179	2.000000	0.6000000	70.71068	95.00000
NP-237	4435.486	4905.219	9.000000	2.700000	33.33334	95.00000
CM-244	5531.026	5885.734	20.00000	6.000000	22.36068	95.00000

Instrument : CHAMBER 175
 Detector : 74433
 Background Analysis Date/Time : 23-AUG-2009 11:55:16
 Background Count Time : 60000.00

Cal. Isotopes	Start Energy	End Energy	Counts in 1000 min	Counts during Cal	% Error	Confidence
GD-148	2992.018	3300.926	1.000000	0.3000000	100.0000	95.00000
NP-237	4437.197	4902.367	8.000000	2.400000	35.35534	95.00000
CM-244	5531.134	5883.215	22.00000	6.600000	21.32007	95.00000

Instrument : CHAMBER 176
 Detector : 74434
 Background Analysis Date/Time : 23-AUG-2009 11:55:21
 Background Count Time : 60000.00

Cal. Isotopes	Start Energy	End Energy	Counts in 1000 min	Counts during Cal	% Error	Confidence
GD-148	2987.853	3298.318	1.000000	0.3000000	100.0000	95.00000
NP-237	4433.083	4904.101	7.000000	2.100000	37.79645	95.00000
CM-244	5532.948	5884.695	23.00000	6.900000	20.85144	95.00000

Instrument : CHAMBER 177
 Detector : 74435
 Background Analysis Date/Time : 23-AUG-2009 11:55:26
 Background Count Time : 60000.00

Cal. Isotopes	Start Energy	End Energy	Counts in 1000 min	Counts during Cal	% Error	Confidence
GD-148	2989.857	3298.211	3.000000	0.9000000	57.73503	95.00000
NP-237	4433.475	4903.934	1.000000	0.3000000	100.0000	95.00000
CM-244	5533.213	5885.773	29.00000	8.700001	18.56953	95.00000

Instrument : CHAMBER 178
 Detector : 74436
 Background Analysis Date/Time : 23-AUG-2009 11:55:31
 Background Count Time : 60000.00

Cal. Isotopes	Start Energy	End Energy	Counts in 1000 min	Counts during Cal	% Error	Confidence
GD-148	2991.399	3300.807	0.0000000E+00	0.0000000E+00	0.0000000E+00	95.00000
NP-237	4432.785	4903.123	10.00000	3.000000	31.62278	95.00000
CM-244	5531.481	5883.158	22.00000	6.600000	21.32007	95.00000

Instrument : CHAMBER 179
 Detector : 74437
 Background Analysis Date/Time : 23-AUG-2009 11:55:36
 Background Count Time : 60000.00

Cal. Isotopes	Start Energy	End Energy	Counts in 1000 min	Counts during Cal	% Error	Confidence
GD-148	2990.874	3299.393	2.000000	0.6000000	70.71068	95.00000
NP-237	4435.018	4905.518	5.000000	1.500000	44.72136	95.00000
CM-244	5534.758	5887.251	32.00000	9.600000	17.67767	95.00000

Instrument : CHAMBER 180
 Detector : 74438
 Background Analysis Date/Time : 23-AUG-2009 11:55:40
 Background Count Time : 60000.00

Cal. Isotopes	Start Energy	End Energy	Counts in 1000 min	Counts during Cal	% Error	Confidence
GD-148	2989.946	3300.627	2.000000	0.6000000	70.71068	95.00000
NP-237	4434.505	4904.405	9.000000	2.700000	33.33334	95.00000
CM-244	5531.104	5886.649	24.00000	7.200000	20.41241	95.00000

Instrument : CHAMBER 181
 Detector : 74439
 Background Analysis Date/Time : 23-AUG-2009 11:55:45
 Background Count Time : 60000.00

Cal. Isotopes	Start Energy	End Energy	Counts in 1000 min	Counts during Cal	% Error	Confidence
GD-148	2988.658	3302.315	0.000000E+00	0.000000E+00	0.000000E+00	95.00000
NP-237	4432.549	4902.677	7.000000	2.100000	37.79645	95.00000
CM-244	5531.208	5883.203	33.00000	9.900001	17.40777	95.00000

Instrument : CHAMBER 182
 Detector : 74440
 Background Analysis Date/Time : 23-AUG-2009 11:55:49
 Background Count Time : 60000.00

Cal. Isotopes	Start Energy	End Energy	Counts in 1000 min	Counts during Cal	% Error	Confidence
GD-148	2990.553	3299.709	0.000000E+00	0.000000E+00	0.000000E+00	95.00000
NP-237	4435.824	4905.707	3.000000	0.9000000	57.73503	95.00000
CM-244	5533.404	5884.684	13.00000	3.900000	27.73501	95.00000

Instrument : CHAMBER 183
 Detector : 74441
 Background Analysis Date/Time : 23-AUG-2009 11:55:54
 Background Count Time : 60000.00

Cal. Isotopes	Start Energy	End Energy	Counts in 1000 min	Counts during Cal	% Error	Confidence
GD-148	2989.015	3297.962	3.000000	0.9000000	57.73503	95.00000
NP-237	4434.099	4904.342	5.000000	1.500000	44.72136	95.00000
CM-244	5532.826	5884.696	34.00000	10.20000	17.14986	95.00000

Instrument : CHAMBER 184
 Detector : 74442
 Background Analysis Date/Time : 23-AUG-2009 11:55:58
 Background Count Time : 60000.00

Cal. Isotopes	Start Energy	End Energy	Counts in 1000 min	Counts during Cal	% Error	Confidence
GD-148	2989.045	3299.169	1.000000	0.3000000	100.0000	95.00000
NP-237	4437.505	4902.470	5.000000	1.500000	44.72136	95.00000
CM-244	5535.333	5886.318	24.00000	7.200000	20.41241	95.00000

Instrument : CHAMBER 185
 Detector : 68615
 Background Analysis Date/Time : 23-AUG-2009 11:56:04
 Background Count Time : 60000.00

Cal. Isotopes	Start Energy	End Energy	Counts in 1000 min	Counts during Cal	% Error	Confidence
GD-148	2987.897	3299.344	1.000000	0.3000000	100.0000	95.00000
NP-237	4432.571	4905.243	2.000000	0.6000000	70.71068	95.00000
CM-244	5530.503	5886.106	27.00000	8.100000	19.24501	95.00000

Instrument : CHAMBER 186
 Detector : 68616
 Background Analysis Date/Time : 23-AUG-2009 11:56:08
 Background Count Time : 60000.00

Cal. Isotopes	Start Energy	End Energy	Counts in 1000 min	Counts during Cal	% Error	Confidence
GD-148	2992.379	3299.140	0.0000000E+00	0.0000000E+00	0.0000000E+00	95.00000
NP-237	4434.242	4902.774	1.000000	0.3000000	100.0000	95.00000
CM-244	5534.982	5886.349	24.00000	7.200000	20.41241	95.00000

Instrument : CHAMBER 187
 Detector : 68620
 Background Analysis Date/Time : 23-AUG-2009 11:56:12
 Background Count Time : 60000.00

Cal. Isotopes	Start Energy	End Energy	Counts in 1000 min	Counts during Cal	% Error	Confidence
GD-148	2991.498	3300.157	4.000000	1.200000	50.00000	95.00000
NP-237	4437.493	4903.961	8.000000	2.400000	35.35534	95.00000
CM-244	5535.243	5883.722	19.00000	5.700000	22.94157	95.00000

Instrument : CHAMBER 188
 Detector : 68621
 Background Analysis Date/Time : 23-AUG-2009 11:56:16
 Background Count Time : 60000.00

Cal. Isotopes	Start Energy	End Energy	Counts in 1000 min	Counts during Cal	% Error	Confidence
GD-148	2988.985	3297.497	1.000000	0.3000000	100.0000	95.00000
NP-237	4433.354	4904.064	5.000000	1.500000	44.72136	95.00000
CM-244	5533.683	5886.437	31.00000	9.300000	17.96053	95.00000

Instrument : CHAMBER 189
 Detector : 68622
 Background Analysis Date/Time : 23-AUG-2009 11:56:21
 Background Count Time : 60000.00

Cal. Isotopes	Start Energy	End Energy	Counts in 1000 min	Counts during Cal	% Error	Confidence
GD-148	2990.052	3301.735	1.000000	0.3000000	100.0000	95.00000
NP-237	4436.853	4905.539	3.000000	0.9000000	57.73503	95.00000
CM-244	5532.776	5884.354	29.00000	8.700001	18.56953	95.00000

Instrument : CHAMBER 190
 Detector : 68623
 Background Analysis Date/Time : 23-AUG-2009 11:56:25
 Background Count Time : 60000.00

Cal. Isotopes	Start Energy	End Energy	Counts in 1000 min	Counts during Cal	% Error	Confidence
GD-148	2991.652	3298.950	4.000000	1.200000	50.00000	95.00000
NP-237	4435.677	4904.720	24.00000	7.200000	20.41241	95.00000
CM-244	5532.170	5883.736	36.00000	10.80000	16.66667	95.00000

Instrument : CHAMBER 191
 Detector : 68624
 Background Analysis Date/Time : 23-AUG-2009 11:56:29
 Background Count Time : 60000.00

Cal. Isotopes	Start Energy	End Energy	Counts in 1000 min	Counts during Cal	% Error	Confidence
GD-148	2991.100	3299.772	1.000000	0.3000000	100.0000	95.00000
NP-237	4437.436	4904.158	1.000000	0.3000000	100.0000	95.00000
CM-244	5530.545	5884.668	27.00000	8.100000	19.24501	95.00000

Instrument : CHAMBER 192
 Detector : 74430
 Background Analysis Date/Time : 23-AUG-2009 11:56:33
 Background Count Time : 60000.00

Cal. Isotopes	Start Energy	End Energy	Counts in 1000 min	Counts during Cal	% Error	Confidence
GD-148	2988.046	3297.560	1.000000	0.3000000	100.0000	95.00000
NP-237	4437.061	4903.990	4.000000	1.200000	50.00000	95.00000
CM-244	5535.519	5883.955	25.00000	7.500000	20.00000	95.00000

Instrument : CHAMBER 193
 Detector : 68627
 Background Analysis Date/Time : 23-AUG-2009 11:56:37
 Background Count Time : 60000.00

Cal. Isotopes	Start Energy	End Energy	Counts in 1000 min	Counts during Cal	% Error	Confidence
GD-148	2990.087	3301.572	2.000000	0.6000000	70.71068	95.00000
NP-237	4436.483	4905.309	7.000000	2.100000	37.79645	95.00000
CM-244	5532.931	5884.819	32.00000	9.600000	17.67767	95.00000

Instrument : CHAMBER 194
 Detector : 68635
 Background Analysis Date/Time : 23-AUG-2009 11:56:41
 Background Count Time : 60000.00

Cal. Isotopes	Start Energy	End Energy	Counts in 1000 min	Counts during Cal	% Error	Confidence
GD-148	2990.152	3297.570	1.000000	0.3000000	100.0000	95.00000
NP-237	4434.536	4903.587	4.000000	1.200000	50.00000	95.00000
CM-244	5530.970	5882.461	12.00000	3.600000	28.86751	95.00000

Instrument : CHAMBER 195
 Detector : 68636
 Background Analysis Date/Time : 23-AUG-2009 11:56:45
 Background Count Time : 60000.00

Cal. Isotopes	Start Energy	End Energy	Counts in 1000 min	Counts during Cal	% Error	Confidence
GD-148	2992.288	3300.624	0.0000000E+00	0.0000000E+00	0.0000000E+00	95.00000
NP-237	4434.057	4902.978	3.000000	0.9000000	57.73503	95.00000
CM-244	5534.813	5885.542	15.00000	4.500000	25.81989	95.00000

Instrument : CHAMBER 196
 Detector : 68637
 Background Analysis Date/Time : 23-AUG-2009 11:56:50
 Background Count Time : 60000.00

Cal. Isotopes	Start Energy	End Energy	Counts in 1000 min	Counts during Cal	% Error	Confidence
GD-148	2990.410	3301.963	3.000000	0.9000000	57.73503	95.00000
NP-237	4437.321	4906.417	5.000000	1.500000	44.72136	95.00000
CM-244	5534.476	5886.645	21.00000	6.300000	21.82179	95.00000

Instrument : CHAMBER 197
 Detector : 78894
 Background Analysis Date/Time : 23-AUG-2009 11:56:54
 Background Count Time : 60000.00

Cal. Isotopes	Start Energy	End Energy	Counts in 1000 min	Counts during Cal	% Error	Confidence
GD-148	2991.920	3300.320	0.000000E+00	0.000000E+00	0.000000E+00	95.00000
NP-237	4436.468	4902.348	1.000000	0.3000000	100.0000	95.00000
CM-244	5532.745	5886.065	12.00000	3.600000	28.86751	95.00000

Instrument : CHAMBER 198
 Detector : 78895
 Background Analysis Date/Time : 23-AUG-2009 11:56:58
 Background Count Time : 60000.00

Cal. Isotopes	Start Energy	End Energy	Counts in 1000 min	Counts during Cal	% Error	Confidence
GD-148	2991.305	3299.642	1.000000	0.3000000	100.0000	95.00000
NP-237	4434.397	4904.448	1.000000	0.3000000	100.0000	95.00000
CM-244	5533.011	5885.087	30.00000	9.000000	18.25742	95.00000

Instrument : CHAMBER 199
 Detector : 78896
 Background Analysis Date/Time : 23-AUG-2009 11:57:02
 Background Count Time : 60000.00

Cal. Isotopes	Start Energy	End Energy	Counts in 1000 min	Counts during Cal	% Error	Confidence
GD-148	2988.912	3297.497	0.000000E+00	0.000000E+00	0.000000E+00	95.00000
NP-237	4433.891	4904.941	5.000000	1.500000	44.72136	95.00000
CM-244	5535.121	5882.869	7.000000	2.100000	37.79645	95.00000

Instrument : CHAMBER 200
 Detector : 78900
 Background Analysis Date/Time : 23-AUG-2009 11:57:06
 Background Count Time : 60000.00

Cal. Isotopes	Start Energy	End Energy	Counts in 1000 min	Counts during Cal	% Error	Confidence
GD-148	2991.845	3300.480	2.000000	0.6000000	70.71068	95.00000
NP-237	4436.941	4902.709	10.00000	3.000000	31.62278	95.00000
CM-244	5532.744	5885.759	30.00000	9.000000	18.25742	95.00000

Instrument : CHAMBER 201
 Detector : 78902
 Background Analysis Date/Time : 23-AUG-2009 11:57:10
 Background Count Time : 60000.00

Cal. Isotopes	Start Energy	End Energy	Counts in 1000 min	Counts during Cal	% Error	Confidence
GD-148	2988.531	3297.499	1.000000	0.3000000	100.0000	95.00000
NP-237	4434.991	4906.359	5.000000	1.500000	44.72136	95.00000
CM-244	5531.510	5884.700	15.00000	4.500000	25.81989	95.00000

Instrument : CHAMBER 202
 Detector : 78903
 Background Analysis Date/Time : 23-AUG-2009 11:57:14
 Background Count Time : 60000.00

Cal. Isotopes	Start Energy	End Energy	Counts in 1000 min	Counts during Cal	% Error	Confidence
GD-148	2990.301	3298.322	1.000000	0.3000000	100.0000	95.00000
NP-237	4432.596	4902.750	0.000000E+00	0.0000000E+00	0.000000E+00	95.00000
CM-244	5531.710	5884.137	14.00000	4.200000	26.72612	95.00000

Instrument : CHAMBER 203
 Detector : 78905
 Background Analysis Date/Time : 23-AUG-2009 11:57:19
 Background Count Time : 60000.00

Cal. Isotopes	Start Energy	End Energy	Counts in 1000 min	Counts during Cal	% Error	Confidence
GD-148	2988.566	3301.771	4.000000	1.200000	50.00000	95.00000
NP-237	4437.077	4902.609	6.000000	1.800000	40.82483	95.00000
CM-244	5532.534	5885.590	12.00000	3.600000	28.86751	95.00000

Instrument : CHAMBER 204
 Detector : 78907
 Background Analysis Date/Time : 23-AUG-2009 11:57:23
 Background Count Time : 60000.00

Cal. Isotopes	Start Energy	End Energy	Counts in 1000 min	Counts during Cal	% Error	Confidence
GD-148	2990.303	3298.289	13.00000	3.900000	27.73501	95.00000
NP-237	4433.152	4903.866	12.00000	3.600000	28.86751	95.00000
CM-244	5533.856	5886.993	34.00000	10.20000	17.14986	95.00000

Instrument : CHAMBER 205
 Detector : 78908
 Background Analysis Date/Time : 23-AUG-2009 11:57:27
 Background Count Time : 60000.00

Cal. Isotopes	Start Energy	End Energy	Counts in 1000 min	Counts during Cal	% Error	Confidence
GD-148	2991.267	3299.423	1.000000	0.3000000	100.0000	95.00000
NP-237	4434.928	4905.917	1.000000	0.3000000	100.0000	95.00000
CM-244	5530.946	5884.256	15.00000	4.500000	25.81989	95.00000

Instrument : CHAMBER 206
 Detector : 78909
 Background Analysis Date/Time : 23-AUG-2009 11:57:31
 Background Count Time : 60000.00

Cal. Isotopes	Start Energy	End Energy	Counts in 1000 min	Counts during Cal	% Error	Confidence
GD-148	2991.740	3299.836	0.0000000E+00	0.0000000E+00	0.0000000E+00	95.00000
NP-237	4434.469	4904.811	0.0000000E+00	0.0000000E+00	0.0000000E+00	95.00000
CM-244	5534.058	5886.660	13.00000	3.900000	27.73501	95.00000

Instrument : CHAMBER 207
 Detector : 78910
 Background Analysis Date/Time : 23-AUG-2009 11:57:35
 Background Count Time : 60000.00

Cal. Isotopes	Start Energy	End Energy	Counts in 1000 min	Counts during Cal	% Error	Confidence
GD-148	2987.560	3301.824	2.000000	0.6000000	70.71068	95.00000
NP-237	4434.563	4905.877	4.000000	1.200000	50.00000	95.00000
CM-244	5530.790	5883.765	14.00000	4.200000	26.72612	95.00000

Instrument : CHAMBER 208
 Detector : 78911
 Background Analysis Date/Time : 23-AUG-2009 11:57:40
 Background Count Time : 60000.00

Cal. Isotopes	Start Energy	End Energy	Counts in 1000 min	Counts during Cal	% Error	Confidence
GD-148	2990.613	3299.492	2.000000	0.6000000	70.71068	95.00000
NP-237	4436.795	4902.883	6.000000	1.800000	40.82483	95.00000
CM-244	5533.327	5886.561	13.00000	3.900000	27.73501	95.00000

Instrument : CHAMBER 209
 Detector : 79188
 Background Analysis Date/Time : 23-AUG-2009 11:57:44
 Background Count Time : 60000.00

Cal. Isotopes	Start Energy	End Energy	Counts in 1000 min	Counts during Cal	% Error	Confidence
GD-148	2991.940	3298.642	2.000000	0.6000000	70.71068	95.00000
NP-237	4435.592	4905.793	3.000000	0.9000000	57.73503	95.00000
CM-244	5530.388	5883.749	4.000000	1.200000	50.00000	95.00000

Instrument : CHAMBER 210
 Detector : 79189
 Background Analysis Date/Time : 23-AUG-2009 11:57:48
 Background Count Time : 60000.00

Cal. Isotopes	Start Energy	End Energy	Counts in 1000 min	Counts during Cal	% Error	Confidence
GD-148	2988.073	3301.089	0.0000000E+00	0.0000000E+00	0.0000000E+00	95.00000
NP-237	4435.142	4905.164	1.000000	0.3000000	100.0000	95.00000
CM-244	5533.916	5886.208	0.0000000E+00	0.0000000E+00	0.0000000E+00	95.00000

Instrument : CHAMBER 211
 Detector : 79190
 Background Analysis Date/Time : 23-AUG-2009 11:57:52
 Background Count Time : 60000.00

Cal. Isotopes	Start Energy	End Energy	Counts in 1000 min	Counts during Cal	% Error	Confidence
GD-148	2991.282	3299.071	0.0000000E+00	0.0000000E+00	0.0000000E+00	95.00000
NP-237	4434.230	4900.253	2.000000	0.6000000	70.71068	95.00000
CM-244	5531.327	5885.262	2.000000	0.6000000	70.71068	95.00000

Instrument : CHAMBER 212
 Detector : 79191
 Background Analysis Date/Time : 23-AUG-2009 11:57:56
 Background Count Time : 60000.00

Cal. Isotopes	Start Energy	End Energy	Counts in 1000 min	Counts during Cal	% Error	Confidence
GD-148	2991.918	3298.870	0.0000000E+00	0.0000000E+00	0.0000000E+00	95.00000
NP-237	4437.027	4902.590	1.000000	0.3000000	100.0000	95.00000
CM-244	5533.378	5887.318	0.0000000E+00	0.0000000E+00	0.0000000E+00	95.00000

Instrument : CHAMBER 213
 Detector : 79192
 Background Analysis Date/Time : 23-AUG-2009 11:58:01
 Background Count Time : 60000.00

Cal. Isotopes	Start Energy	End Energy	Counts in 1000 min	Counts during Cal	% Error	Confidence
GD-148	2991.497	3299.775	0.000000E+00	0.000000E+00	0.000000E+00	95.00000
NP-237	4434.841	4905.254	1.000000	0.3000000	100.0000	95.00000
CM-244	5534.504	5887.063	3.000000	0.9000000	57.73503	95.00000

Instrument : CHAMBER 214
 Detector : 79193
 Background Analysis Date/Time : 23-AUG-2009 11:58:05
 Background Count Time : 60000.00

Cal. Isotopes	Start Energy	End Energy	Counts in 1000 min	Counts during Cal	% Error	Confidence
GD-148	2991.133	3298.396	0.000000E+00	0.000000E+00	0.000000E+00	95.00000
NP-237	4436.844	4902.153	4.000000	1.200000	50.00000	95.00000
CM-244	5532.271	5885.676	3.000000	0.9000000	57.73503	95.00000

Instrument : CHAMBER 215
 Detector : 79194
 Background Analysis Date/Time : 23-AUG-2009 11:58:09
 Background Count Time : 60000.00

Cal. Isotopes	Start Energy	End Energy	Counts in 1000 min	Counts during Cal	% Error	Confidence
GD-148	2991.638	3298.993	0.000000E+00	0.000000E+00	0.000000E+00	95.00000
NP-237	4433.482	4904.904	1.000000	0.3000000	100.0000	95.00000
CM-244	5531.246	5885.655	3.000000	0.9000000	57.73503	95.00000

Instrument : CHAMBER 216
 Detector : 79195
 Background Analysis Date/Time : 23-AUG-2009 11:58:13
 Background Count Time : 60000.00

Cal. Isotopes	Start Energy	End Energy	Counts in 1000 min	Counts during Cal	% Error	Confidence
GD-148	2992.181	3299.336	0.000000E+00	0.000000E+00	0.000000E+00	95.00000
NP-237	4432.606	4903.311	1.000000	0.3000000	100.0000	95.00000
CM-244	5533.853	5887.574	3.000000	0.9000000	57.73503	95.00000

Instrument : CHAMBER 217
 Detector : 79410
 Background Analysis Date/Time : 23-AUG-2009 11:58:18
 Background Count Time : 60000.00

Cal. Isotopes	Start Energy	End Energy	Counts in 1000 min	Counts during Cal	% Error	Confidence
GD-148	2989.031	3301.074	1.000000	0.3000000	100.0000	95.00000
NP-237	4434.240	4905.058	0.0000000E+00	0.0000000E+00	0.0000000E+00	95.00000
CM-244	5530.547	5884.453	2.000000	0.6000000	70.71068	95.00000

Instrument : CHAMBER 218
 Detector : 79411
 Background Analysis Date/Time : 23-AUG-2009 11:58:23
 Background Count Time : 60000.00

Cal. Isotopes	Start Energy	End Energy	Counts in 1000 min	Counts during Cal	% Error	Confidence
GD-148	2988.583	3301.235	0.0000000E+00	0.0000000E+00	0.0000000E+00	95.00000
NP-237	4435.884	4901.733	9.000000	2.700000	33.33334	95.00000
CM-244	5532.602	5886.438	0.0000000E+00	0.0000000E+00	0.0000000E+00	95.00000

Instrument : CHAMBER 219
 Detector : 79412
 Background Analysis Date/Time : 23-AUG-2009 11:58:27
 Background Count Time : 60000.00

Cal. Isotopes	Start Energy	End Energy	Counts in 1000 min	Counts during Cal	% Error	Confidence
GD-148	2992.207	3300.096	1.000000	0.3000000	100.0000	95.00000
NP-237	4435.206	4906.290	4.000000	1.200000	50.00000	95.00000
CM-244	5531.669	5885.285	0.0000000E+00	0.0000000E+00	0.0000000E+00	95.00000

Instrument : CHAMBER 220
 Detector : 79413
 Background Analysis Date/Time : 23-AUG-2009 11:58:31
 Background Count Time : 60000.00

Cal. Isotopes	Start Energy	End Energy	Counts in 1000 min	Counts during Cal	% Error	Confidence
GD-148	2990.930	3297.738	0.0000000E+00	0.0000000E+00	0.0000000E+00	95.00000
NP-237	4435.749	4901.420	0.0000000E+00	0.0000000E+00	0.0000000E+00	95.00000
CM-244	5532.504	5886.683	1.000000	0.3000000	100.0000	95.00000

Instrument : CHAMBER 221
 Detector : 79414
 Background Analysis Date/Time : 23-AUG-2009 11:58:35
 Background Count Time : 60000.00

Cal. Isotopes	Start Energy	End Energy	Counts in 1000 min	Counts during Cal	% Error	Confidence
GD-148	2989.954	3298.454	0.000000E+00	0.000000E+00	0.000000E+00	95.00000
NP-237	4435.659	4902.272	0.000000E+00	0.000000E+00	0.000000E+00	95.00000
CM-244	5533.925	5882.692	2.000000	0.6000000	70.71068	95.00000

Instrument : CHAMBER 222
 Detector : 79415
 Background Analysis Date/Time : 23-AUG-2009 11:58:40
 Background Count Time : 60000.00

Cal. Isotopes	Start Energy	End Energy	Counts in 1000 min	Counts during Cal	% Error	Confidence
GD-148	2990.392	3301.657	0.000000E+00	0.000000E+00	0.000000E+00	95.00000
NP-237	4433.525	4905.197	0.000000E+00	0.000000E+00	0.000000E+00	95.00000
CM-244	5534.683	5886.672	2.000000	0.6000000	70.71068	95.00000

Instrument : CHAMBER 223
 Detector : 79416
 Background Analysis Date/Time : 23-AUG-2009 11:58:47
 Background Count Time : 60000.00

Cal. Isotopes	Start Energy	End Energy	Counts in 1000 min	Counts during Cal	% Error	Confidence
GD-148	2990.058	3298.884	2.000000	0.6000000	70.71068	95.00000
NP-237	4432.434	4905.074	2.000000	0.6000000	70.71068	95.00000
CM-244	5532.599	5887.467	3.000000	0.9000000	57.73503	95.00000

Instrument : CHAMBER 224
 Detector : 79417
 Background Analysis Date/Time : 23-AUG-2009 11:58:53
 Background Count Time : 60000.00

Cal. Isotopes	Start Energy	End Energy	Counts in 1000 min	Counts during Cal	% Error	Confidence
GD-148	2988.636	3298.216	0.000000E+00	0.000000E+00	0.000000E+00	95.00000
NP-237	4432.951	4905.382	3.000000	0.9000000	57.73503	95.00000
CM-244	5532.025	5886.099	4.000000	1.200000	50.00000	95.00000

Instrument : CHAMBER 225
 Detector : 79418
 Background Analysis Date/Time : 23-AUG-2009 11:58:59
 Background Count Time : 60000.00

Cal. Isotopes	Start Energy	End Energy	Counts in 1000 min	Counts during Cal	% Error	Confidence
GD-148	2991.462	3299.408	0.000000E+00	0.000000E+00	0.000000E+00	95.00000
NP-237	4434.737	4905.917	1.000000	0.3000000	100.0000	95.00000
CM-244	5531.430	5885.124	1.000000	0.3000000	100.0000	95.00000

Instrument : CHAMBER 226
 Detector : 79419
 Background Analysis Date/Time : 23-AUG-2009 11:59:05
 Background Count Time : 60000.00

Cal. Isotopes	Start Energy	End Energy	Counts in 1000 min	Counts during Cal	% Error	Confidence
GD-148	2991.793	3300.581	1.000000	0.3000000	100.0000	95.00000
NP-237	4433.080	4904.877	2.000000	0.6000000	70.71068	95.00000
CM-244	5530.936	5884.804	0.000000E+00	0.000000E+00	0.000000E+00	95.00000

Instrument : CHAMBER 227
 Detector : 79420
 Background Analysis Date/Time : 23-AUG-2009 11:59:10
 Background Count Time : 60000.00

Cal. Isotopes	Start Energy	End Energy	Counts in 1000 min	Counts during Cal	% Error	Confidence
GD-148	2989.468	3297.622	1.000000	0.3000000	100.0000	95.00000
NP-237	4433.427	4904.675	1.000000	0.3000000	100.0000	95.00000
CM-244	5535.505	5883.794	1.000000	0.3000000	100.0000	95.00000

Instrument : CHAMBER 228
 Detector : 79421
 Background Analysis Date/Time : 23-AUG-2009 11:59:16
 Background Count Time : 60000.00

Cal. Isotopes	Start Energy	End Energy	Counts in 1000 min	Counts during Cal	% Error	Confidence
GD-148	2992.529	3302.052	1.000000	0.3000000	100.0000	95.00000
NP-237	4435.206	4906.368	1.000000	0.3000000	100.0000	95.00000
CM-244	5530.800	5883.365	1.000000	0.3000000	100.0000	95.00000

Instrument : CHAMBER 229
 Detector : 79422
 Background Analysis Date/Time : 23-AUG-2009 11:59:21
 Background Count Time : 60000.00

Cal. Isotopes	Start Energy	End Energy	Counts in 1000 min	Counts during Cal	% Error	Confidence
GD-148	2989.967	3297.813	1.000000	0.3000000	100.0000	95.00000
NP-237	4433.942	4905.968	2.000000	0.6000000	70.71068	95.00000
CM-244	5533.045	5882.442	1.000000	0.3000000	100.0000	95.00000

Instrument : CHAMBER 230
 Detector : 79423
 Background Analysis Date/Time : 23-AUG-2009 11:59:28
 Background Count Time : 60000.00

Cal. Isotopes	Start Energy	End Energy	Counts in 1000 min	Counts during Cal	% Error	Confidence
GD-148	2992.307	3300.916	0.0000000E+00	0.0000000E+00	0.0000000E+00	95.00000
NP-237	4432.950	4904.639	2.000000	0.6000000	70.71068	95.00000
CM-244	5530.626	5884.491	0.0000000E+00	0.0000000E+00	0.0000000E+00	95.00000

Instrument : CHAMBER 231
 Detector : 79424
 Background Analysis Date/Time : 23-AUG-2009 11:59:34
 Background Count Time : 60000.00

Cal. Isotopes	Start Energy	End Energy	Counts in 1000 min	Counts during Cal	% Error	Confidence
GD-148	2989.314	3302.411	0.0000000E+00	0.0000000E+00	0.0000000E+00	95.00000
NP-237	4437.493	4903.010	4.000000	1.200000	50.00000	95.00000
CM-244	5532.978	5886.091	0.0000000E+00	0.0000000E+00	0.0000000E+00	95.00000

Instrument : CHAMBER 232
 Detector : 79425
 Background Analysis Date/Time : 23-AUG-2009 11:59:39
 Background Count Time : 60000.00

Cal. Isotopes	Start Energy	End Energy	Counts in 1000 min	Counts during Cal	% Error	Confidence
GD-148	2990.963	3301.243	2.000000	0.6000000	70.71068	95.00000
NP-237	4436.020	4902.090	4.000000	1.200000	50.00000	95.00000
CM-244	5531.563	5883.791	2.000000	0.6000000	70.71068	95.00000

Instrument : CHAMBER 233
 Detector : 79426
 Background Analysis Date/Time : 23-AUG-2009 11:59:46
 Background Count Time : 60000.00

Cal. Isotopes	Start Energy	End Energy	Counts in 1000 min	Counts during Cal	% Error	Confidence
GD-148	2990.373	3302.025	0.000000E+00	0.000000E+00	0.000000E+00	95.00000
NP-237	4434.487	4905.324	2.000000	0.6000000	70.71068	95.00000
CM-244	5531.110	5885.315	3.000000	0.9000000	57.73503	95.00000

Instrument : CHAMBER 234
 Detector : 79427
 Background Analysis Date/Time : 23-AUG-2009 11:59:51
 Background Count Time : 60000.00

Cal. Isotopes	Start Energy	End Energy	Counts in 1000 min	Counts during Cal	% Error	Confidence
GD-148	2988.269	3300.079	1.000000	0.3000000	100.0000	95.00000
NP-237	4436.893	4901.571	1.000000	0.3000000	100.0000	95.00000
CM-244	5530.864	5883.822	6.000000	1.800000	40.82483	95.00000

Instrument : CHAMBER 235
 Detector : 79428
 Background Analysis Date/Time : 23-AUG-2009 11:59:57
 Background Count Time : 60000.00

Cal. Isotopes	Start Energy	End Energy	Counts in 1000 min	Counts during Cal	% Error	Confidence
GD-148	2989.964	3301.553	0.000000E+00	0.000000E+00	0.000000E+00	95.00000
NP-237	4434.767	4906.350	1.000000	0.3000000	100.0000	95.00000
CM-244	5533.497	5883.248	0.000000E+00	0.000000E+00	0.000000E+00	95.00000

Instrument : CHAMBER 236
 Detector : 79429
 Background Analysis Date/Time : 23-AUG-2009 12:00:03
 Background Count Time : 60000.00

Cal. Isotopes	Start Energy	End Energy	Counts in 1000 min	Counts during Cal	% Error	Confidence
GD-148	2989.553	3300.921	3.000000	0.9000000	57.73503	95.00000
NP-237	4432.813	4903.618	11.00000	3.300000	30.15113	95.00000
CM-244	5534.883	5883.901	1.000000	0.3000000	100.0000	95.00000

Instrument : CHAMBER 237
 Detector : 79430
 Background Analysis Date/Time : 23-AUG-2009 12:00:08
 Background Count Time : 60000.00

Cal. Isotopes	Start Energy	End Energy	Counts in 1000 min	Counts during Cal	% Error	Confidence
GD-148	2990.412	3298.430	0.000000E+00	0.000000E+00	0.000000E+00	95.00000
NP-237	4434.021	4905.306	1.000000	0.3000000	100.0000	95.00000
CM-244	5530.956	5884.725	0.000000E+00	0.000000E+00	0.000000E+00	95.00000

Instrument : CHAMBER 238
 Detector : 79431
 Background Analysis Date/Time : 23-AUG-2009 12:00:14
 Background Count Time : 60000.00

Cal. Isotopes	Start Energy	End Energy	Counts in 1000 min	Counts during Cal	% Error	Confidence
GD-148	2988.738	3300.787	0.000000E+00	0.000000E+00	0.000000E+00	95.00000
NP-237	4433.583	4904.073	4.000000	1.200000	50.00000	95.00000
CM-244	5534.315	5882.484	1.000000	0.3000000	100.0000	95.00000

Instrument : CHAMBER 239
 Detector : 79432
 Background Analysis Date/Time : 23-AUG-2009 12:00:20
 Background Count Time : 60000.00

Cal. Isotopes	Start Energy	End Energy	Counts in 1000 min	Counts during Cal	% Error	Confidence
GD-148	2991.271	3298.066	2.000000	0.6000000	70.71068	95.00000
NP-237	4436.718	4902.950	8.000000	2.400000	35.35534	95.00000
CM-244	5535.054	5884.530	1.000000	0.3000000	100.0000	95.00000

Instrument : CHAMBER 240
 Detector : 79433
 Background Analysis Date/Time : 23-AUG-2009 12:00:26
 Background Count Time : 60000.00

Cal. Isotopes	Start Energy	End Energy	Counts in 1000 min	Counts during Cal	% Error	Confidence
GD-148	2990.716	3297.687	2.000000	0.6000000	70.71068	95.00000
NP-237	4436.108	4901.861	3.000000	0.9000000	57.73503	95.00000
CM-244	5532.981	5887.143	1.000000	0.3000000	100.0000	95.00000

Instrument : CHAMBER 241
 Detector : 79434
 Background Analysis Date/Time : 23-AUG-2009 12:00:31
 Background Count Time : 60000.00

Cal. Isotopes	Start Energy	End Energy	Counts in 1000 min	Counts during Cal	% Error	Confidence
GD-148	2991.942	3297.913	4.000000	1.200000	50.00000	95.00000
NP-237	4434.531	4905.642	0.000000E+00	0.000000E+00	0.000000E+00	95.00000
CM-244	5532.339	5887.328	0.000000E+00	0.000000E+00	0.000000E+00	95.00000

Instrument : CHAMBER 242
 Detector : 79435
 Background Analysis Date/Time : 23-AUG-2009 12:00:38
 Background Count Time : 60000.00

Cal. Isotopes	Start Energy	End Energy	Counts in 1000 min	Counts during Cal	% Error	Confidence
GD-148	2990.675	3302.424	0.000000E+00	0.000000E+00	0.000000E+00	95.00000
NP-237	4435.599	4901.625	2.000000	0.6000000	70.71068	95.00000
CM-244	5533.423	5882.719	0.000000E+00	0.000000E+00	0.000000E+00	95.00000

Instrument : CHAMBER 243
 Detector : 79436
 Background Analysis Date/Time : 23-AUG-2009 12:00:44
 Background Count Time : 60000.00

Cal. Isotopes	Start Energy	End Energy	Counts in 1000 min	Counts during Cal	% Error	Confidence
GD-148	2990.382	3298.347	0.000000E+00	0.000000E+00	0.000000E+00	95.00000
NP-237	4434.037	4905.494	2.000000	0.6000000	70.71068	95.00000
CM-244	5531.482	5885.497	1.000000	0.3000000	100.0000	95.00000

Instrument : CHAMBER 244
 Detector : 79437
 Background Analysis Date/Time : 23-AUG-2009 12:00:50
 Background Count Time : 60000.00

Cal. Isotopes	Start Energy	End Energy	Counts in 1000 min	Counts during Cal	% Error	Confidence
GD-148	2987.566	3299.789	5.000000	1.500000	44.72136	95.00000
NP-237	4433.571	4904.626	2.000000	0.6000000	70.71068	95.00000
CM-244	5530.417	5884.486	0.000000E+00	0.000000E+00	0.000000E+00	95.00000

Instrument : CHAMBER 245
 Detector : 79438
 Background Analysis Date/Time : 23-AUG-2009 12:00:56
 Background Count Time : 60000.00

Cal. Isotopes	Start Energy	End Energy	Counts in 1000 min	Counts during Cal	% Error	Confidence
GD-148	2988.843	3302.525	0.000000E+00	0.000000E+00	0.000000E+00	95.00000
NP-237	4434.670	4906.399	2.000000	0.6000000	70.71068	95.00000
CM-244	5532.436	5886.326	1.000000	0.3000000	100.0000	95.00000

Instrument : CHAMBER 246
 Detector : 78912
 Background Analysis Date/Time : 23-AUG-2009 12:01:02
 Background Count Time : 60000.00

Cal. Isotopes	Start Energy	End Energy	Counts in 1000 min	Counts during Cal	% Error	Confidence
GD-148	2991.420	3298.792	1.000000	0.3000000	100.0000	95.00000
NP-237	4433.098	4904.335	4.000000	1.200000	50.00000	95.00000
CM-244	5530.336	5884.508	0.000000E+00	0.000000E+00	0.000000E+00	95.00000

Instrument : CHAMBER 247
 Detector : 79440
 Background Analysis Date/Time : 23-AUG-2009 12:01:07
 Background Count Time : 60000.00

Cal. Isotopes	Start Energy	End Energy	Counts in 1000 min	Counts during Cal	% Error	Confidence
GD-148	2991.040	3298.952	5.000000	1.500000	44.72136	95.00000
NP-237	4435.157	4901.869	5.000000	1.500000	44.72136	95.00000
CM-244	5534.103	5883.404	6.000000	1.800000	40.82483	95.00000

Instrument : CHAMBER 248
 Detector : 79441
 Background Analysis Date/Time : 23-AUG-2009 12:01:13
 Background Count Time : 60000.00

Cal. Isotopes	Start Energy	End Energy	Counts in 1000 min	Counts during Cal	% Error	Confidence
GD-148	2989.950	3302.491	1.000000	0.3000000	100.0000	95.00000
NP-237	4437.546	4903.912	6.000000	1.800000	40.82483	95.00000
CM-244	5530.441	5884.950	3.000000	0.9000000	57.73503	95.00000

Instrument : CHAMBER 249
 Detector : 79442
 Background Analysis Date/Time : 23-AUG-2009 12:01:19
 Background Count Time : 60000.00

Cal. Isotopes	Start Energy	End Energy	Counts in 1000 min	Counts during Cal	% Error	Confidence
GD-148	2991.458	3299.653	2.000000	0.6000000	70.71068	95.00000
NP-237	4437.087	4904.383	6.000000	1.800000	40.82483	95.00000
CM-244	5532.120	5887.291	2.000000	0.6000000	70.71068	95.00000

Instrument : CHAMBER 250
 Detector : 79443
 Background Analysis Date/Time : 23-AUG-2009 12:01:25
 Background Count Time : 60000.00

Cal. Isotopes	Start Energy	End Energy	Counts in 1000 min	Counts during Cal	% Error	Confidence
GD-148	2988.375	3300.259	0.0000000E+00	0.0000000E+00	0.0000000E+00	95.00000
NP-237	4433.621	4904.859	3.000000	0.9000000	57.73503	95.00000
CM-244	5531.200	5885.729	1.000000	0.3000000	100.0000	95.00000

Instrument : CHAMBER 251
 Detector : 79444
 Background Analysis Date/Time : 23-AUG-2009 12:01:31
 Background Count Time : 60000.00

Cal. Isotopes	Start Energy	End Energy	Counts in 1000 min	Counts during Cal	% Error	Confidence
GD-148	2992.181	3299.694	0.0000000E+00	0.0000000E+00	0.0000000E+00	95.00000
NP-237	4435.877	4903.211	9.000000	2.700000	33.33334	95.00000
CM-244	5531.476	5887.181	0.0000000E+00	0.0000000E+00	0.0000000E+00	95.00000

Instrument : CHAMBER 252
 Detector : 79445
 Background Analysis Date/Time : 23-AUG-2009 12:01:36
 Background Count Time : 60000.00

Cal. Isotopes	Start Energy	End Energy	Counts in 1000 min	Counts during Cal	% Error	Confidence
GD-148	2990.594	3297.549	0.0000000E+00	0.0000000E+00	0.0000000E+00	95.00000
NP-237	4436.816	4903.310	2.000000	0.6000000	70.71068	95.00000
CM-244	5530.420	5885.459	0.0000000E+00	0.0000000E+00	0.0000000E+00	95.00000

Instrument : CHAMBER 253
 Detector : 79446
 Background Analysis Date/Time : 23-AUG-2009 12:01:42
 Background Count Time : 60000.00

Cal. Isotopes	Start Energy	End Energy	Counts in 1000 min	Counts during Cal	% Error	Confidence
GD-148	2990.116	3298.147	1.000000	0.3000000	100.0000	95.00000
NP-237	4437.082	4905.908	11.00000	3.300000	30.15113	95.00000
CM-244	5531.106	5882.794	1.000000	0.3000000	100.0000	95.00000

Instrument : CHAMBER 254
 Detector : 79447
 Background Analysis Date/Time : 23-AUG-2009 12:01:48
 Background Count Time : 60000.00

Cal. Isotopes	Start Energy	End Energy	Counts in 1000 min	Counts during Cal	% Error	Confidence
GD-148	2990.155	3297.706	1.000000	0.3000000	100.0000	95.00000
NP-237	4433.107	4904.992	6.000000	1.800000	40.82483	95.00000
CM-244	5532.020	5886.853	0.0000000E+00	0.0000000E+00	0.0000000E+00	95.00000

Instrument : CHAMBER 255
 Detector : 79448
 Background Analysis Date/Time : 23-AUG-2009 12:02:23
 Background Count Time : 60000.00

Cal. Isotopes	Start Energy	End Energy	Counts in 1000 min	Counts during Cal	% Error	Confidence
GD-148	2987.598	3300.373	1.000000	0.3000000	100.0000	95.00000
NP-237	4437.418	4905.095	9.000000	2.700000	33.33334	95.00000
CM-244	5533.813	5884.354	1.000000	0.3000000	100.0000	95.00000

Instrument : CHAMBER 256
 Detector : 79449
 Background Analysis Date/Time : 23-AUG-2009 12:02:28
 Background Count Time : 60000.00

Cal. Isotopes	Start Energy	End Energy	Counts in 1000 min	Counts during Cal	% Error	Confidence
GD-148	2991.222	3298.267	1.000000	0.3000000	100.0000	95.00000
NP-237	4432.956	4905.052	3.000000	0.9000000	57.73503	95.00000
CM-244	5532.797	5882.840	2.000000	0.6000000	70.71068	95.00000

Subsection 3: Efficiency Calibration

Instrument : CHAMBER 001
 Detector : 78788
 Standard ID : AESS-001
 Standard Reference Date : 20-FEB-2008 09:54:53
 Calibration Analysis Date/Time : 4-SEP-2009 07:36:39
 Calibration Count Time : 240.0000
 Efficiency Calibration Date/Time : 4-SEP-2009 12:35:32
 Average Efficiency : 0.3122659
 Average Efficiency Error : 8.6114258E-03
 Confidence : 95.00000

Cal. Istps	DPM	Exp. Date	Start Engy	End Engy	Counts	EFF.	EFF Err	Resolution
GD-148	208.6698	28-FEB-2010	2989.095	3301.491	15006.00	0.3039177	1.3064248E-02	58.79536
NP-237	171.0024	28-FEB-2010	4436.328	4901.460	12916.00	0.3146430	1.5974019E-02	71.14886
CM-244	158.1060	28-FEB-2010	5531.570	5886.270	11555.00	0.3229480	1.6424600E-02	57.32594

Instrument : CHAMBER 002
 Detector : 78266
 Standard ID : AESS-002
 Standard Reference Date : 19-FEB-2008 11:05:22
 Calibration Analysis Date/Time : 4-SEP-2009 07:36:39
 Calibration Count Time : 240.0000
 Efficiency Calibration Date/Time : 4-SEP-2009 12:35:41
 Average Efficiency : 0.3090980
 Average Efficiency Error : 8.5114390E-03
 Confidence : 95.00000

Cal. Istps	DPM	Exp. Date	Start Engy	End Engy	Counts	EFF.	EFF Err	Resolution
GD-148	200.1144	28-FEB-2010	2992.085	3299.620	14650.00	0.3094049	1.3305944E-02	45.54427
NP-237	200.4990	28-FEB-2010	4434.644	4904.846	15015.00	0.3119993	1.5806440E-02	68.48380
CM-244	196.5558	28-FEB-2010	5534.154	5882.659	13603.00	0.3058844	1.5517467E-02	51.44160

Instrument : CHAMBER 003
 Detector : 67617
 Standard ID : AESS-003
 Standard Reference Date : 15-FEB-2008 13:12:27
 Calibration Analysis Date/Time : 4-SEP-2009 07:36:39
 Calibration Count Time : 240.0000
 Efficiency Calibration Date/Time : 4-SEP-2009 12:35:49
 Average Efficiency : 0.3361934
 Average Efficiency Error : 9.2456024E-03
 Confidence : 95.00000

Cal. Istps	DPM	Exp. Date	Start Engy	End Engy	Counts	EFF.	EFF Err	Resolution
GD-148	202.9740	28-FEB-2010	2991.938	3299.717	15919.00	0.3314925	1.4234867E-02	68.71011
NP-237	203.2080	28-FEB-2010	4432.844	4902.827	16799.00	0.3444051	1.7424129E-02	74.30300
CM-244	197.2236	28-FEB-2010	5531.440	5887.803	14947.00	0.3350840	1.6976947E-02	62.51212

Instrument : CHAMBER 004
 Detector : 64279
 Standard ID : AESS-004
 Standard Reference Date : 14-FEB-2008 09:35:18
 Calibration Analysis Date/Time : 4-SEP-2009 07:36:39
 Calibration Count Time : 240.0000
 Efficiency Calibration Date/Time : 4-SEP-2009 12:35:56
 Average Efficiency : 0.3331009
 Average Efficiency Error : 9.1593768E-03
 Confidence : 95.00000

Cal. Istps	DPM	Exp. Date	Start Engy	End Engy	Counts	EFF.	EFF Err	Resolution
GD-148	206.1222	28-FEB-2010	2992.026	3298.308	16101.00	0.3301861	1.4176016E-02	53.22534
NP-237	204.2586	28-FEB-2010	4435.760	4905.548	16353.00	0.3335505	1.6880305E-02	62.94835
CM-244	198.8100	28-FEB-2010	5534.947	5883.809	15145.00	0.3368652	1.7064264E-02	54.23564

Instrument : CHAMBER 005
 Detector : 67612
 Standard ID : AESS-005
 Standard Reference Date : 14-FEB-2008 09:35:18
 Calibration Analysis Date/Time : 4-SEP-2009 07:36:39
 Calibration Count Time : 240.0000
 Efficiency Calibration Date/Time : 4-SEP-2009 12:36:04
 Average Efficiency : 0.2950116
 Average Efficiency Error : 8.1236903E-03
 Confidence : 95.00000

Cal. Istps	DPM	Exp. Date	Start Engy	End Engy	Counts	EFF.	EFF Err	Resolution
GD-148	210.7452	28-FEB-2010	2989.654	3300.689	14685.00	0.2945226	1.2665418E-02	52.17361
NP-237	209.5938	28-FEB-2010	4436.859	4901.997	14804.00	0.2942757	1.4911278E-02	59.02256
CM-244	202.7478	28-FEB-2010	5533.435	5885.045	13592.00	0.2964495	1.5039029E-02	52.51872

Instrument : CHAMBER 006
 Detector : 67613
 Standard ID : AESS-006
 Standard Reference Date : 14-FEB-2008 09:35:18
 Calibration Analysis Date/Time : 4-SEP-2009 07:36:39
 Calibration Count Time : 240.0000
 Efficiency Calibration Date/Time : 4-SEP-2009 12:36:12
 Average Efficiency : 0.3072436
 Average Efficiency Error : 8.4615378E-03
 Confidence : 95.00000

Cal. Istps	DPM	Exp. Date	Start Engy	End Engy	Counts	EFF.	EFF Err	Resolution
GD-148	203.6952	28-FEB-2010	2987.771	3301.528	14462.00	0.3000935	1.2908642E-02	53.74769
NP-237	204.7038	28-FEB-2010	4433.310	4904.612	15292.00	0.3112141	1.5762975E-02	64.28081
CM-244	195.0060	28-FEB-2010	5535.175	5883.158	13852.00	0.3140766	1.5929047E-02	53.04362

Instrument : CHAMBER 007
 Detector : 67607
 Standard ID : AESS-007
 Standard Reference Date : 14-FEB-2008 13:39:25
 Calibration Analysis Date/Time : 4-SEP-2009 07:36:40
 Calibration Count Time : 239.9998
 Efficiency Calibration Date/Time : 4-SEP-2009 12:36:20
 Average Efficiency : 0.2367712
 Average Efficiency Error : 6.6109751E-03
 Confidence : 95.00000

Cal. Istps	DPM	Exp. Date	Start Engy	End Engy	Counts	EFF.	EFF Err	Resolution
GD-148	206.7342	28-FEB-2010	2991.315	3300.370	13798.00	0.2821096	1.2145956E-02	48.72938
NP-237	205.0260	28-FEB-2010	4436.975	4905.147	11957.00	0.2429639	1.2349783E-02	65.83331
CM-244	199.6806	28-FEB-2010	5533.959	5885.477	9051.000	0.2003213	1.0235304E-02	52.23785

Instrument : CHAMBER 008
 Detector : 78788
 Standard ID : AESS-008
 Standard Reference Date : 14-FEB-2008 13:39:25
 Calibration Analysis Date/Time : 4-SEP-2009 07:36:40
 Calibration Count Time : 239.9998
 Efficiency Calibration Date/Time : 4-SEP-2009 12:36:40
 Average Efficiency : 0.3205987
 Average Efficiency Error : 8.8198772E-03
 Confidence : 95.00000

Cal. Istps	DPM	Exp. Date	Start Engy	End Engy	Counts	EFF.	EFF Err	Resolution
GD-148	206.0418	28-FEB-2010	2989.794	3298.426	15461.00	0.3171742	1.3626882E-02	47.98743
NP-237	209.2716	28-FEB-2010	4437.020	4904.595	16084.00	0.3202048	1.6208146E-02	61.69046
CM-244	199.6488	28-FEB-2010	5532.536	5882.336	14721.00	0.3260421	1.6522150E-02	43.41613

Instrument : CHAMBER 009
 Detector : 72528
 Standard ID : AESS-009
 Standard Reference Date : 19-FEB-2008 11:05:22
 Calibration Analysis Date/Time : 4-SEP-2009 07:36:40
 Calibration Count Time : 239.9998
 Efficiency Calibration Date/Time : 4-SEP-2009 12:36:51
 Average Efficiency : 0.3402912
 Average Efficiency Error : 9.3554687E-03
 Confidence : 95.00000

Cal. Istps	DPM	Exp. Date	Start Engy	End Engy	Counts	EFF.	EFF Err	Resolution
GD-148	203.3736	28-FEB-2010	2990.892	3299.892	16250.00	0.3376825	1.4495632E-02	49.34795
NP-237	204.0192	28-FEB-2010	4433.436	4905.789	16617.00	0.3393191	1.7169004E-02	62.72510
CM-244	197.2128	28-FEB-2010	5532.687	5887.081	15400.00	0.3450909	1.7477276E-02	53.13368

Instrument : CHAMBER 010
 Detector : 72529
 Standard ID : AESS-010
 Standard Reference Date : 14-FEB-2008 13:39:25
 Calibration Analysis Date/Time : 4-SEP-2009 07:36:40
 Calibration Count Time : 239.9998
 Efficiency Calibration Date/Time : 4-SEP-2009 12:37:00
 Average Efficiency : 0.3139585
 Average Efficiency Error : 8.6422609E-03
 Confidence : 95.00000

Cal. Istps	DPM	Exp. Date	Start Engy	End Engy	Counts	EFF.	EFF Err	Resolution
GD-148	202.0008	28-FEB-2010	2988.087	3300.334	14912.00	0.3120262	1.3414358E-02	49.22013
NP-237	202.9926	28-FEB-2010	4436.842	4905.812	15310.00	0.3142270	1.5915314E-02	60.15851
CM-244	196.2330	28-FEB-2010	5533.178	5884.706	14044.00	0.3164504	1.6046330E-02	53.33372

Instrument : CHAMBER 011
 Detector : 72531
 Standard ID : AESS-011
 Standard Reference Date : 14-FEB-2008 13:39:25
 Calibration Analysis Date/Time : 4-SEP-2009 07:36:40
 Calibration Count Time : 239.9998
 Efficiency Calibration Date/Time : 4-SEP-2009 12:37:27
 Average Efficiency : 0.2979373
 Average Efficiency Error : 8.2009137E-03
 Confidence : 95.00000

Cal. Istps	DPM	Exp. Date	Start Engy	End Engy	Counts	EFF.	EFF Err	Resolution
GD-148	212.8284	28-FEB-2010	2990.718	3301.411	14912.00	0.2961519	1.2731905E-02	50.71152
NP-237	214.4868	28-FEB-2010	4435.900	4905.463	15442.00	0.2999101	1.5188582E-02	60.36610
CM-244	208.4184	28-FEB-2010	5535.617	5886.431	14071.00	0.2985013	1.5135813E-02	50.96436

Instrument : CHAMBER 012
 Detector : 67594
 Standard ID : AESS-012
 Standard Reference Date : 14-FEB-2008 13:39:25
 Calibration Analysis Date/Time : 4-SEP-2009 07:36:40
 Calibration Count Time : 239.9998
 Efficiency Calibration Date/Time : 4-SEP-2009 12:37:37
 Average Efficiency : 0.2994823
 Average Efficiency Error : 8.2469489E-03
 Confidence : 95.00000

Cal. Istps	DPM	Exp. Date	Start Engy	End Engy	Counts	EFF.	EFF Err	Resolution
GD-148	206.2200	28-FEB-2010	2989.283	3301.924	14660.00	0.3004818	1.2922071E-02	52.00318
NP-237	205.8930	28-FEB-2010	4434.309	4903.502	14933.00	0.3021517	1.5308659E-02	64.10130
CM-244	203.1954	28-FEB-2010	5531.028	5882.575	13584.00	0.2955756	1.4994888E-02	57.14846

Instrument : CHAMBER 013
 Detector : 78790
 Standard ID : AESS-013
 Standard Reference Date : 14-FEB-2008 17:45:04
 Calibration Analysis Date/Time : 4-SEP-2009 07:36:41
 Calibration Count Time : 240.0000
 Efficiency Calibration Date/Time : 4-SEP-2009 12:37:47
 Average Efficiency : 0.3441789
 Average Efficiency Error : 9.4585977E-03
 Confidence : 95.00000

Cal. Istps	DPM	Exp. Date	Start Engy	End Engy	Counts	EFF.	EFF Err	Resolution
GD-148	203.6544	28-FEB-2010	2992.309	3297.583	16707.00	0.3467621	1.4878578E-02	47.93691
NP-237	210.2526	28-FEB-2010	4432.512	4904.184	17205.00	0.3409068	1.7242415E-02	63.48001
CM-244	201.9108	28-FEB-2010	5533.734	5883.657	15707.00	0.3439779	1.7416557E-02	53.05471

Instrument : CHAMBER 014
 Detector : 67616
 Standard ID : AESS-014
 Standard Reference Date : 19-FEB-2008 11:05:22
 Calibration Analysis Date/Time : 4-SEP-2009 07:36:41
 Calibration Count Time : 240.0000
 Efficiency Calibration Date/Time : 4-SEP-2009 12:37:57
 Average Efficiency : 0.3126531
 Average Efficiency Error : 8.6011579E-03
 Confidence : 95.00000

Cal. Istps	DPM	Exp. Date	Start Engy	End Engy	Counts	EFF.	EFF Err	Resolution
GD-148	214.7088	28-FEB-2010	2990.575	3298.988	15569.00	0.3064544	1.3164708E-02	48.59332
NP-237	211.7160	28-FEB-2010	4436.470	4903.458	16179.00	0.3183725	1.6114254E-02	68.41453
CM-244	207.3882	28-FEB-2010	5530.496	5885.133	14842.00	0.3161798	1.6020818E-02	54.78078

Instrument : CHAMBER 015
 Detector : 61581
 Standard ID : AESS-015
 Standard Reference Date : 14-FEB-2008 17:45:04
 Calibration Analysis Date/Time : 4-SEP-2009 07:36:41
 Calibration Count Time : 240.0000
 Efficiency Calibration Date/Time : 4-SEP-2009 12:38:32
 Average Efficiency : 0.3250474
 Average Efficiency Error : 8.9431657E-03
 Confidence : 95.00000

Cal. Istps	DPM	Exp. Date	Start Engy	End Engy	Counts	EFF.	EFF Err	Resolution
GD-148	204.0270	28-FEB-2010	2987.656	3297.520	15498.00	0.3210663	1.3793531E-02	58.50532
NP-237	200.6460	28-FEB-2010	4435.901	4901.612	15878.00	0.3296820	1.6690506E-02	70.32646
CM-244	195.9270	28-FEB-2010	5535.255	5884.514	14460.00	0.3262195	1.6535265E-02	60.28641

Instrument : CHAMBER 016
 Detector : 78774
 Standard ID : AESS-016
 Standard Reference Date : 14-FEB-2008 17:45:04
 Calibration Analysis Date/Time : 4-SEP-2009 07:36:41
 Calibration Count Time : 240.0000
 Efficiency Calibration Date/Time : 4-SEP-2009 12:39:14
 Average Efficiency : 0.3337179
 Average Efficiency Error : 9.1785332E-03
 Confidence : 95.00000

Cal. Istps	DPM	Exp. Date	Start Engy	End Engy	Counts	EFF.	EFF Err	Resolution
GD-148	204.0534	28-FEB-2010	2988.611	3297.891	15952.00	0.3304393	1.4189126E-02	48.70612
NP-237	199.3962	28-FEB-2010	4435.494	4901.479	16393.00	0.3425452	1.7334972E-02	61.52191
CM-244	198.6402	28-FEB-2010	5530.741	5886.030	14827.00	0.3300566	1.6723992E-02	56.19504

Instrument : CHAMBER 017
 Detector : 78791
 Standard ID : AESS-017
 Standard Reference Date : 14-FEB-2008 17:45:04
 Calibration Analysis Date/Time : 4-SEP-2009 07:36:41
 Calibration Count Time : 240.0000
 Efficiency Calibration Date/Time : 4-SEP-2009 12:39:56
 Average Efficiency : 0.2932511
 Average Efficiency Error : 8.0763726E-03
 Confidence : 95.00000

Cal. Istps	DPM	Exp. Date	Start Engy	End Engy	Counts	EFF.	EFF Err	Resolution
GD-148	210.0798	28-FEB-2010	2989.315	3299.165	14535.00	0.2924541	1.2578820E-02	44.96824
NP-237	208.5846	28-FEB-2010	4433.955	4905.994	14930.00	0.2982117	1.5109048E-02	56.65096
CM-244	205.5828	28-FEB-2010	5531.756	5885.157	13466.00	0.2896459	1.4695838E-02	49.42458

Instrument : CHAMBER 018
 Detector : 78782
 Standard ID : AESS-018
 Standard Reference Date : 14-FEB-2008 17:45:04
 Calibration Analysis Date/Time : 4-SEP-2009 07:36:41
 Calibration Count Time : 240.0000
 Efficiency Calibration Date/Time : 4-SEP-2009 12:40:11
 Average Efficiency : 0.3229291
 Average Efficiency Error : 8.8838805E-03
 Confidence : 95.00000

Cal. Istps	DPM	Exp. Date	Start Engy	End Engy	Counts	EFF.	EFF Err	Resolution
GD-148	202.1856	28-FEB-2010	2989.045	3297.645	15448.00	0.3229351	1.3874616E-02	44.39913
NP-237	208.8990	28-FEB-2010	4435.824	4903.103	16130.00	0.3216979	1.6283154E-02	64.50001
CM-244	198.1458	28-FEB-2010	5530.534	5885.395	14527.00	0.3241743	1.6430404E-02	51.39432

Instrument : CHAMBER 019
 Detector : 78786
 Standard ID : AESS-019
 Standard Reference Date : 19-FEB-2008 11:05:22
 Calibration Analysis Date/Time : 4-SEP-2009 07:36:42
 Calibration Count Time : 240.0000
 Efficiency Calibration Date/Time : 4-SEP-2009 12:40:24
 Average Efficiency : 0.2905655
 Average Efficiency Error : 8.0145085E-03
 Confidence : 95.00000

Cal. Istps	DPM	Exp. Date	Start Engy	End Engy	Counts	EFF.	EFF Err	Resolution
GD-148	204.6468	28-FEB-2010	2992.371	3300.084	13452.00	0.2778059	1.1966659E-02	44.41962
NP-237	202.9140	28-FEB-2010	4432.711	4901.697	14988.00	0.3077365	1.5590836E-02	62.76942
CM-244	199.3140	28-FEB-2010	5534.730	5883.386	13290.00	0.2946945	1.4954864E-02	50.33946

Instrument : CHAMBER 020
 Detector : 78787
 Standard ID : AESS-020
 Standard Reference Date : 14-FEB-2008 21:55:55
 Calibration Analysis Date/Time : 4-SEP-2009 07:36:42
 Calibration Count Time : 240.0000
 Efficiency Calibration Date/Time : 4-SEP-2009 12:40:33
 Average Efficiency : 0.3434685
 Average Efficiency Error : 9.4453506E-03
 Confidence : 95.00000

Cal. Istps	DPM	Exp. Date	Start Engy	End Engy	Counts	EFF.	EFF Err	Resolution
GD-148	205.5870	28-FEB-2010	2990.745	3300.511	16134.00	0.3317050	1.4240759E-02	49.47922
NP-237	203.4984	28-FEB-2010	4436.191	4903.850	17194.00	0.3519965	1.7803436E-02	60.99994
CM-244	197.1096	28-FEB-2010	5531.198	5885.719	15755.00	0.3534269	1.7894309E-02	50.27258

Instrument : CHAMBER 021
 Detector : 67047
 Standard ID : AESS-021
 Standard Reference Date : 19-FEB-2008 15:31:52
 Calibration Analysis Date/Time : 4-SEP-2009 07:36:42
 Calibration Count Time : 240.0000
 Efficiency Calibration Date/Time : 4-SEP-2009 12:40:41
 Average Efficiency : 0.3053718
 Average Efficiency Error : 8.4061036E-03
 Confidence : 95.00000

Cal. Istps	DPM	Exp. Date	Start Engy	End Engy	Counts	EFF.	EFF Err	Resolution
GD-148	208.3608	28-FEB-2010	2991.027	3300.488	14910.00	0.3024271	1.3001683E-02	54.25101
NP-237	210.1548	28-FEB-2010	4433.390	4904.438	15336.00	0.3040332	1.5398674E-02	66.84158
CM-244	200.7390	28-FEB-2010	5534.035	5886.544	14134.00	0.3111110	1.5774274E-02	53.45971

Instrument : CHAMBER 022
 Detector : 72530
 Standard ID : AESS-022
 Standard Reference Date : 14-FEB-2008 21:55:55
 Calibration Analysis Date/Time : 4-SEP-2009 07:36:42
 Calibration Count Time : 240.0000
 Efficiency Calibration Date/Time : 4-SEP-2009 12:40:50
 Average Efficiency : 0.3167550
 Average Efficiency Error : 8.7174345E-03
 Confidence : 95.00000

Cal. Istps	DPM	Exp. Date	Start Engy	End Engy	Counts	EFF.	EFF Err	Resolution
GD-148	209.6724	28-FEB-2010	2992.050	3301.029	15236.00	0.3069546	1.3191545E-02	48.80446
NP-237	206.8830	28-FEB-2010	4437.549	4902.815	16171.00	0.3256005	1.6480263E-02	64.55595
CM-244	203.0208	28-FEB-2010	5531.706	5883.854	14838.00	0.3231215	1.6372502E-02	53.46963

Instrument : CHAMBER 023
 Detector : 78264
 Standard ID : AESS-023
 Standard Reference Date : 14-FEB-2008 21:55:55
 Calibration Analysis Date/Time : 4-SEP-2009 07:36:42
 Calibration Count Time : 240.0000
 Efficiency Calibration Date/Time : 4-SEP-2009 12:40:59
 Average Efficiency : 0.3319828
 Average Efficiency Error : 9.1288136E-03
 Confidence : 95.00000

Cal. Istps	DPM	Exp. Date	Start Engy	End Engy	Counts	EFF.	EFF Err	Resolution
GD-148	207.4764	28-FEB-2010	2991.319	3301.853	16017.00	0.3263104	1.4010864E-02	47.06707
NP-237	207.4998	28-FEB-2010	4434.632	4902.993	16663.00	0.3345701	1.6928136E-02	62.52299
CM-244	199.8804	28-FEB-2010	5531.100	5885.960	15271.00	0.3377988	1.7109787E-02	47.13729

Instrument : CHAMBER 024
 Detector : 76542
 Standard ID : AESS-024
 Standard Reference Date : 14-FEB-2008 21:55:55
 Calibration Analysis Date/Time : 4-SEP-2009 07:36:42
 Calibration Count Time : 240.0000
 Efficiency Calibration Date/Time : 4-SEP-2009 12:41:10
 Average Efficiency : 0.3282878
 Average Efficiency Error : 9.0300748E-03
 Confidence : 95.00000

Cal. Istps	DPM	Exp. Date	Start Engy	End Engy	Counts	EFF.	EFF Err	Resolution
GD-148	203.5218	28-FEB-2010	2988.280	3301.361	15578.00	0.3235334	1.3898253E-02	49.01440
NP-237	205.6662	28-FEB-2010	4434.951	4904.473	16364.00	0.3314564	1.6774241E-02	73.72572
CM-244	198.3060	28-FEB-2010	5532.286	5883.922	14893.00	0.3320678	1.6824935E-02	56.15541

Instrument : CHAMBER 025
 Detector : 45-149AA5
 Standard ID : AESS-025
 Standard Reference Date : 15-FEB-2008 09:06:52
 Calibration Analysis Date/Time : 5-SEP-2009 09:03:08
 Calibration Count Time : 240.0000
 Efficiency Calibration Date/Time : 5-SEP-2009 13:36:12
 Average Efficiency : 0.3276502
 Average Efficiency Error : 9.0310313E-03
 Confidence : 95.00000

Cal. Istps	DPM	Exp. Date	Start Engy	End Engy	Counts	EFF.	EFF Err	Resolution
GD-148	195.5670	28-FEB-2010	2988.958	3301.287	15226.00	0.3290954	1.4142862E-02	57.79382
NP-237	167.9916	28-FEB-2010	4436.686	4904.740	13253.00	0.3286704	1.6679743E-02	71.75627
CM-244	157.2432	28-FEB-2010	5534.991	5882.562	11563.00	0.3246800	1.6513394E-02	67.10056

Instrument : CHAMBER 026
 Detector : 78204
 Standard ID : AESS-026
 Standard Reference Date : 15-FEB-2008 09:06:52
 Calibration Analysis Date/Time : 5-SEP-2009 09:03:08
 Calibration Count Time : 240.0000
 Efficiency Calibration Date/Time : 5-SEP-2009 13:36:22
 Average Efficiency : 0.3213052
 Average Efficiency Error : 9.4170934E-03
 Confidence : 95.00000

Cal. Istps	DPM	Exp. Date	Start Engy	End Engy	Counts	EFF.	EFF Err	Resolution
GD-148	199.5072	28-FEB-2010	2988.735	3300.836	15089.00	0.3196830	1.6195688E-02	50.04417
NP-237	168.0294	28-FEB-2010	4435.801	4902.784	13239.00	0.3282672	1.6659509E-02	56.07543
CM-244	160.5822	28-FEB-2010	5530.708	5886.284	11504.00	0.3164098	1.6093958E-02	50.89248

Instrument : CHAMBER 027
 Detector : 42484
 Standard ID : AESS-027
 Standard Reference Date : 15-FEB-2008 09:06:52
 Calibration Analysis Date/Time : 5-SEP-2009 09:03:08
 Calibration Count Time : 240.0000
 Efficiency Calibration Date/Time : 5-SEP-2009 13:36:31
 Average Efficiency : 0.3385510
 Average Efficiency Error : 9.9218553E-03
 Confidence : 95.00000

Cal. Istps	DPM	Exp. Date	Start Engy	End Engy	Counts	EFF.	EFF Err	Resolution
GD-148	193.4238	28-FEB-2010	2989.280	3298.316	15261.00	0.3334595	1.6891224E-02	44.29322
NP-237	161.6154	28-FEB-2010	4433.196	4906.637	13292.00	0.3426305	1.7387481E-02	57.33553
CM-244	148.1754	28-FEB-2010	5535.439	5885.723	11402.00	0.3398517	1.7288936E-02	52.16496

Instrument : CHAMBER 028
 Detector : 78792
 Standard ID : AESS-028
 Standard Reference Date : 15-FEB-2008 09:06:52
 Calibration Analysis Date/Time : 5-SEP-2009 09:03:08
 Calibration Count Time : 240.0000
 Efficiency Calibration Date/Time : 5-SEP-2009 13:36:41
 Average Efficiency : 0.3044925
 Average Efficiency Error : 8.9324238E-03
 Confidence : 95.00000

Cal. Istps	DPM	Exp. Date	Start Engy	End Engy	Counts	EFF.	EFF Err	Resolution
GD-148	199.6542	28-FEB-2010	2989.441	3297.640	14137.00	0.2992923	1.5175839E-02	43.30858
NP-237	168.1992	28-FEB-2010	4435.847	4903.788	12490.00	0.3093279	1.5712239E-02	58.21876
CM-244	156.7614	28-FEB-2010	5532.676	5883.223	10835.00	0.3052154	1.5540821E-02	45.24567

Instrument : CHAMBER 029
 Detector : 33454
 Standard ID : AESS-029
 Standard Reference Date : 15-FEB-2008 09:06:52
 Calibration Analysis Date/Time : 5-SEP-2009 09:03:08
 Calibration Count Time : 240.0000
 Efficiency Calibration Date/Time : 5-SEP-2009 13:36:49
 Average Efficiency : 0.3151154
 Average Efficiency Error : 9.2400359E-03
 Confidence : 95.00000

Cal. Istps	DPM	Exp. Date	Start Engy	End Engy	Counts	EFF.	EFF Err	Resolution
GD-148	201.5742	28-FEB-2010	2987.567	3301.667	14598.00	0.3061087	1.5514722E-02	59.98596
NP-237	169.7700	28-FEB-2010	4432.493	4902.470	13008.00	0.3191791	1.6202597E-02	64.76778
CM-244	154.8234	28-FEB-2010	5535.032	5883.746	11258.00	0.3209674	1.6332163E-02	52.83419

Instrument : CHAMBER 030
 Detector : 33447
 Standard ID : AESS-030
 Standard Reference Date : 15-FEB-2008 09:06:52
 Calibration Analysis Date/Time : 5-SEP-2009 09:03:08
 Calibration Count Time : 240.0000
 Efficiency Calibration Date/Time : 5-SEP-2009 13:36:58
 Average Efficiency : 0.3203139
 Average Efficiency Error : 9.3901874E-03
 Confidence : 95.00000

Cal. Istps	DPM	Exp. Date	Start Engy	End Engy	Counts	EFF.	EFF Err	Resolution
GD-148	198.9792	28-FEB-2010	2991.332	3299.665	14751.00	0.3133562	1.5879847E-02	54.85928
NP-237	166.3758	28-FEB-2010	4436.037	4902.215	13026.00	0.3261414	1.6555686E-02	71.82014
CM-244	157.1856	28-FEB-2010	5533.195	5886.933	11469.00	0.3220125	1.6380262E-02	58.73045

Instrument : CHAMBER 031
 Detector : 67042
 Standard ID : AESS-031
 Standard Reference Date : 18-FEB-2008 11:28:15
 Calibration Analysis Date/Time : 5-SEP-2009 09:03:09
 Calibration Count Time : 239.9998
 Efficiency Calibration Date/Time : 5-SEP-2009 13:37:09
 Average Efficiency : 0.3353133
 Average Efficiency Error : 9.2432722E-03
 Confidence : 95.00000

Cal. Istps	DPM	Exp. Date	Start Engy	End Engy	Counts	EFF.	EFF Err	Resolution
GD-148	193.6650	28-FEB-2010	2988.980	3300.809	15051.00	0.3284457	1.4117910E-02	62.13078
NP-237	162.9186	28-FEB-2010	4433.475	4904.204	13378.00	0.3420834	1.7358093E-02	78.83074
CM-244	153.1968	28-FEB-2010	5535.021	5883.627	11764.00	0.3388719	1.7230390E-02	60.52183

Instrument : CHAMBER 032
 Detector : 67041
 Standard ID : AESS-032
 Standard Reference Date : 18-FEB-2008 11:28:15
 Calibration Analysis Date/Time : 5-SEP-2009 09:03:09
 Calibration Count Time : 239.9998
 Efficiency Calibration Date/Time : 5-SEP-2009 13:37:21
 Average Efficiency : 0.2159665
 Average Efficiency Error : 6.2416224E-03
 Confidence : 95.00000

Cal. Istps	DPM	Exp. Date	Start Engy	End Engy	Counts	EFF.	EFF Err	Resolution
GD-148	195.2364	28-FEB-2010	2991.500	3301.085	12930.00	0.2799107	1.2067080E-02	108.5704
NP-237	165.9822	28-FEB-2010	4436.228	4903.321	11857.00	0.2975635	1.5127208E-02	150.4912
CM-244	153.7938	28-FEB-2010	5533.353	5886.388	5601.000	0.1608285	8.3242906E-03	0.0000000E+00

Instrument : CHAMBER 033
 Detector : 78785
 Standard ID : AESS-033
 Standard Reference Date : 18-FEB-2008 11:28:15
 Calibration Analysis Date/Time : 5-SEP-2009 09:03:09
 Calibration Count Time : 239.9998
 Efficiency Calibration Date/Time : 5-SEP-2009 13:37:30
 Average Efficiency : 0.3134830
 Average Efficiency Error : 8.6526405E-03
 Confidence : 95.00000

Cal. Istps	DPM	Exp. Date	Start Engy	End Engy	Counts	EFF.	EFF Err	Resolution
GD-148	192.4158	28-FEB-2010	2991.232	3299.661	14169.00	0.3112248	1.3392622E-02	46.76679
NP-237	161.7816	28-FEB-2010	4437.092	4904.010	12161.00	0.3131624	1.5913626E-02	60.14054
CM-244	147.2670	28-FEB-2010	5530.913	5885.453	10575.00	0.3170980	1.6152723E-02	52.75375

Instrument : CHAMBER 034
 Detector : 61586
 Standard ID : AESS-034
 Standard Reference Date : 18-FEB-2008 11:28:15
 Calibration Analysis Date/Time : 5-SEP-2009 09:03:09
 Calibration Count Time : 239.9998
 Efficiency Calibration Date/Time : 5-SEP-2009 13:37:40
 Average Efficiency : 5.4748973E-05
 Average Efficiency Error : 8.9538866E-05
 Confidence : 95.00000

Cal. Istps	DPM	Exp. Date	Start Engy	End Engy	Counts	EFF.	EFF Err	Resolution
GD-148	200.5488	28-FEB-2010	2987.956	3301.026	9319.000	0.1963924	8.5345702E-03	80.18852
NP-237	167.2962	28-FEB-2010	4436.568	4903.521	7134.000	0.1774998	9.1209533E-03	0.0000000E+00
CM-244	154.4388	28-FEB-2010	5534.967	5885.181	8.000000	1.6030130E-05	6.59548113E-05	5.306273

Instrument : CHAMBER 035
 Detector : 78202
 Standard ID : AESS-035
 Standard Reference Date : 18-FEB-2008 11:28:15
 Calibration Analysis Date/Time : 5-SEP-2009 09:03:09
 Calibration Count Time : 239.9998
 Efficiency Calibration Date/Time : 5-SEP-2009 13:37:51
 Average Efficiency : 0.3050995
 Average Efficiency Error : 8.4187118E-03
 Confidence : 95.00000

Cal. Istps	DPM	Exp. Date	Start Engy	End Engy	Counts	EFF.	EFF Err	Resolution
GD-148	198.6666	28-FEB-2010	2991.620	3300.593	14168.00	0.3014163	1.2970550E-02	45.14441
NP-237	168.2934	28-FEB-2010	4435.499	4903.774	12515.00	0.3097561	1.5733534E-02	52.82528
CM-244	158.8128	28-FEB-2010	5532.763	5883.199	11004.00	0.3058464	1.5568729E-02	51.98632

Instrument : CHAMBER 036
 Detector : 78203
 Standard ID : AESS-036
 Standard Reference Date : 18-FEB-2008 11:28:15
 Calibration Analysis Date/Time : 5-SEP-2009 09:03:09
 Calibration Count Time : 239.9998
 Efficiency Calibration Date/Time : 5-SEP-2009 13:38:00
 Average Efficiency : 0.3236991
 Average Efficiency Error : 8.9239618E-03
 Confidence : 95.00000

Cal. Istps	DPM	Exp. Date	Start Engy	End Engy	Counts	EFF.	EFF Err	Resolution
GD-148	201.3204	28-FEB-2010	2991.620	3298.917	15082.00	0.3166323	1.3609574E-02	51.84582
NP-237	167.4312	28-FEB-2010	4433.050	4904.263	13282.00	0.3304925	1.6771674E-02	66.46858
CM-244	156.4188	28-FEB-2010	5535.616	5884.466	11603.00	0.3275855	1.6659884E-02	53.86180

Instrument : CHAMBER 037
 Detector : 45-149BB5
 Standard ID : AESS-037
 Standard Reference Date : 18-FEB-2008 15:31:47
 Calibration Analysis Date/Time : 5-SEP-2009 09:03:11
 Calibration Count Time : 239.9998
 Efficiency Calibration Date/Time : 5-SEP-2009 13:38:11
 Average Efficiency : 0.3527313
 Average Efficiency Error : 9.7141266E-03
 Confidence : 95.00000

Cal. Istps	DPM	Exp. Date	Start Engy	End Engy	Counts	EFF.	EFF Err	Resolution
GD-148	197.7372	28-FEB-2010	2988.836	3299.917	16029.00	0.3425954	1.4709930E-02	69.97938
NP-237	167.1294	28-FEB-2010	4435.582	4906.557	14502.00	0.3614331	1.8319361E-02	87.55756
CM-244	154.7664	28-FEB-2010	5534.307	5882.810	12611.00	0.3597120	1.8269511E-02	71.60854

Instrument : CHAMBER 038
 Detector : 72532
 Standard ID : AESS-038
 Standard Reference Date : 18-FEB-2008 15:31:47
 Calibration Analysis Date/Time : 5-SEP-2009 09:03:11
 Calibration Count Time : 239.9998
 Efficiency Calibration Date/Time : 5-SEP-2009 13:38:20
 Average Efficiency : 0.3374661
 Average Efficiency Error : 9.2953844E-03
 Confidence : 95.00000

Cal. Istps	DPM	Exp. Date	Start Engy	End Engy	Counts	EFF.	EFF Err	Resolution
GD-148	200.1408	28-FEB-2010	2991.576	3299.256	15782.00	0.3332799	1.4313720E-02	52.53116
NP-237	170.0886	28-FEB-2010	4433.771	4904.686	13898.00	0.3404015	1.7263360E-02	67.00319
CM-244	157.7460	28-FEB-2010	5535.244	5883.467	12174.00	0.3406372	1.7310385E-02	53.71938

Instrument : CHAMBER 039
 Detector : 45-149BB2
 Standard ID : AESS-039
 Standard Reference Date : 18-FEB-2008 15:31:47
 Calibration Analysis Date/Time : 5-SEP-2009 09:03:11
 Calibration Count Time : 239.9998
 Efficiency Calibration Date/Time : 5-SEP-2009 13:38:28
 Average Efficiency : 0.3630306
 Average Efficiency Error : 9.9983541E-03
 Confidence : 95.00000

Cal. Istps	DPM	Exp. Date	Start Engy	End Engy	Counts	EFF.	EFF Err	Resolution
GD-148	192.2418	28-FEB-2010	2991.453	3301.599	16042.00	0.3526957	1.5143363E-02	60.09052
NP-237	159.1506	28-FEB-2010	4432.722	4905.688	14315.00	0.3747012	1.8995127E-02	78.06614
CM-244	151.7142	28-FEB-2010	5532.346	5883.894	12631.00	0.3674615	1.8662771E-02	63.39179

Instrument : CHAMBER 040
 Detector : 78773
 Standard ID : AESS-040
 Standard Reference Date : 18-FEB-2008 15:31:47
 Calibration Analysis Date/Time : 5-SEP-2009 09:03:11
 Calibration Count Time : 239.9998
 Efficiency Calibration Date/Time : 5-SEP-2009 13:38:36
 Average Efficiency : 0.3207370
 Average Efficiency Error : 8.8450955E-03
 Confidence : 95.00000

Cal. Istps	DPM	Exp. Date	Start Engy	End Engy	Counts	EFF.	EFF Err	Resolution
GD-148	194.4828	28-FEB-2010	2991.070	3301.002	14629.00	0.3178972	1.3671570E-02	46.05933
NP-237	166.8174	28-FEB-2010	4437.116	4905.104	12857.00	0.3211111	1.6303439E-02	59.80341
CM-244	155.0100	28-FEB-2010	5532.249	5884.180	11394.00	0.3244938	1.6507916E-02	47.50864

Instrument : CHAMBER 041
 Detector : 78205
 Standard ID : AESS-041
 Standard Reference Date : 18-FEB-2008 15:31:47
 Calibration Analysis Date/Time : 5-SEP-2009 09:03:11
 Calibration Count Time : 239.9998
 Efficiency Calibration Date/Time : 5-SEP-2009 13:38:44
 Average Efficiency : 0.3298833
 Average Efficiency Error : 9.0887686E-03
 Confidence : 95.00000

Cal. Istps	DPM	Exp. Date	Start Engy	End Engy	Counts	EFF.	EFF Err	Resolution
GD-148	203.9034	28-FEB-2010	2991.305	3298.942	15596.00	0.3232844	1.3887258E-02	46.32725
NP-237	171.2268	28-FEB-2010	4436.425	4904.659	13704.00	0.3334179	1.6912539E-02	62.94285
CM-244	159.5796	28-FEB-2010	5534.452	5885.748	12158.00	0.3362667	1.7088668E-02	51.06727

Instrument : CHAMBER 042
 Detector : 78793
 Standard ID : AESS-042
 Standard Reference Date : 18-FEB-2008 15:31:47
 Calibration Analysis Date/Time : 5-SEP-2009 09:03:11
 Calibration Count Time : 239.9998
 Efficiency Calibration Date/Time : 5-SEP-2009 13:38:52
 Average Efficiency : 0.3262490
 Average Efficiency Error : 8.9996839E-03
 Confidence : 95.00000

Cal. Istps	DPM	Exp. Date	Start Engy	End Engy	Counts	EFF.	EFF Err	Resolution
GD-148	188.7090	28-FEB-2010	2988.887	3299.366	14425.00	0.3230868	1.3898331E-02	45.61874
NP-237	159.6558	28-FEB-2010	4437.123	4905.630	12564.00	0.3278245	1.6650224E-02	58.62441
CM-244	150.5208	28-FEB-2010	5533.333	5885.512	11230.00	0.3292493	1.6754221E-02	49.02582

Instrument : CHAMBER 043
 Detector : 76543
 Standard ID : AESS-043
 Standard Reference Date : 19-FEB-2008 00:32:27
 Calibration Analysis Date/Time : 5-SEP-2009 09:03:12
 Calibration Count Time : 240.0000
 Efficiency Calibration Date/Time : 5-SEP-2009 13:38:59
 Average Efficiency : 0.3388386
 Average Efficiency Error : 9.3338015E-03
 Confidence : 95.00000

Cal. Istps	DPM	Exp. Date	Start Engy	End Engy	Counts	EFF.	EFF Err	Resolution
GD-148	197.7708	28-FEB-2010	2990.321	3301.623	15716.00	0.3358650	1.4425773E-02	53.08127
NP-237	168.7422	28-FEB-2010	4433.027	4903.519	13744.00	0.3393443	1.7212395E-02	71.29913
CM-244	156.3252	28-FEB-2010	5534.268	5882.956	12132.00	0.3426539	1.7413609E-02	49.48456

Instrument : CHAMBER 044
 Detector : 79459
 Standard ID : AESS-044
 Standard Reference Date : 19-FEB-2008 00:32:27
 Calibration Analysis Date/Time : 5-SEP-2009 09:03:12
 Calibration Count Time : 240.0000
 Efficiency Calibration Date/Time : 5-SEP-2009 13:39:07
 Average Efficiency : 0.3461110
 Average Efficiency Error : 9.5328372E-03
 Confidence : 95.00000

Cal. Istps	DPM	Exp. Date	Start Engy	End Engy	Counts	EFF.	EFF Err	Resolution
GD-148	194.4510	28-FEB-2010	2989.930	3302.506	16084.00	0.3495771	1.5008831E-02	49.84488
NP-237	166.6248	28-FEB-2010	4437.594	4903.934	13869.00	0.3467283	1.7584775E-02	67.30765
CM-244	155.8290	28-FEB-2010	5530.392	5884.844	12036.00	0.3408923	1.7326539E-02	50.42044

Instrument : CHAMBER 045
 Detector : 78783
 Standard ID : AESS-045
 Standard Reference Date : 19-FEB-2008 00:32:27
 Calibration Analysis Date/Time : 5-SEP-2009 09:03:12
 Calibration Count Time : 240.0000
 Efficiency Calibration Date/Time : 5-SEP-2009 13:39:15
 Average Efficiency : 0.3386171
 Average Efficiency Error : 9.3369978E-03
 Confidence : 95.00000

Cal. Istps	DPM	Exp. Date	Start Engy	End Engy	Counts	EFF.	EFF Err	Resolution
GD-148	186.9936	28-FEB-2010	2989.243	3301.709	15126.00	0.3418811	1.4694056E-02	41.09813
NP-237	160.8066	28-FEB-2010	4436.057	4901.945	12808.00	0.3318377	1.6849035E-02	59.62828
CM-244	145.8384	28-FEB-2010	5533.013	5887.031	11276.00	0.3412594	1.7364025E-02	48.59882

Instrument : CHAMBER 046
 Detector : 76544
 Standard ID : AESS-046
 Standard Reference Date : 19-FEB-2008 19:35:48
 Calibration Analysis Date/Time : 5-SEP-2009 09:03:12
 Calibration Count Time : 240.0000
 Efficiency Calibration Date/Time : 5-SEP-2009 13:39:23
 Average Efficiency : 0.3428833
 Average Efficiency Error : 9.4477413E-03
 Confidence : 95.00000

Cal. Istps	DPM	Exp. Date	Start Engy	End Engy	Counts	EFF.	EFF Err	Resolution
GD-148	194.7474	28-FEB-2010	2992.377	3301.861	15517.00	0.3367483	1.4466916E-02	50.54656
NP-237	164.6658	28-FEB-2010	4437.291	4905.414	13709.00	0.3468411	1.7593319E-02	60.02387
CM-244	151.3824	28-FEB-2010	5533.098	5885.505	11938.00	0.3480568	1.7692965E-02	49.85977

Instrument : CHAMBER 047
 Detector : 46-089B1
 Standard ID : AESS-047
 Standard Reference Date : 19-FEB-2008 00:32:27
 Calibration Analysis Date/Time : 5-SEP-2009 09:03:12
 Calibration Count Time : 240.0000
 Efficiency Calibration Date/Time : 5-SEP-2009 13:39:31
 Average Efficiency : 0.3414553
 Average Efficiency Error : 9.4057210E-03
 Confidence : 95.00000

Cal. Istps	DPM	Exp. Date	Start Engy	End Engy	Counts	EFF.	EFF Err	Resolution
GD-148	197.4804	28-FEB-2010	2992.396	3301.175	15755.00	0.3371730	1.4481370E-02	53.45372
NP-237	168.3948	28-FEB-2010	4434.358	4901.480	13876.00	0.3432392	1.7407728E-02	75.59270
CM-244	154.6032	28-FEB-2010	5533.889	5883.104	12119.00	0.3459478	1.7581582E-02	61.01867

Instrument : CHAMBER 048
 Detector : 42483
 Standard ID : AESS-048
 Standard Reference Date : 19-FEB-2008 00:32:27
 Calibration Analysis Date/Time : 5-SEP-2009 09:03:12
 Calibration Count Time : 240.0000
 Efficiency Calibration Date/Time : 5-SEP-2009 13:39:40
 Average Efficiency : 0.3165880
 Average Efficiency Error : 8.7361159E-03
 Confidence : 95.00000

Cal. Istps	DPM	Exp. Date	Start Engy	End Engy	Counts	EFF.	EFF Err	Resolution
GD-148	191.8350	28-FEB-2010	2992.395	3299.708	14224.00	0.3133849	1.3484558E-02	54.26610
NP-237	161.5530	28-FEB-2010	4436.890	4906.295	12281.00	0.3166445	1.6088169E-02	68.16459
CM-244	151.1856	28-FEB-2010	5534.380	5886.375	11007.00	0.3212399	1.6352450E-02	58.44775

Instrument : CHAMBER 065
 Detector : 68551
 Standard ID : AESS-001
 Standard Reference Date : 20-FEB-2008 09:54:53
 Calibration Analysis Date/Time : 11-AUG-2009 07:20:10
 Calibration Count Time : 239.9998
 Efficiency Calibration Date/Time : 11-AUG-2009 11:32:36
 Average Efficiency : 0.3083470
 Average Efficiency Error : 8.5085379E-03
 Confidence : 95.00000

Cal. Istps	DPM	Exp. Date	Start Engy	End Engy	Counts	EFF.	EFF Err	Resolution
GD-148	208.6698	28-FEB-2010	2991.020	3301.790	14596.00	0.2954247	1.2705522E-02	58.52770
NP-237	171.0024	28-FEB-2010	4435.576	4904.585	13191.00	0.3213498	1.6309390E-02	64.23100
CM-244	158.1060	28-FEB-2010	5533.015	5885.628	11352.00	0.3164231	1.6097672E-02	59.22498

Instrument : CHAMBER 066
 Detector : 46-089C1
 Standard ID : AESS-002
 Standard Reference Date : 19-FEB-2008 11:05:22
 Calibration Analysis Date/Time : 11-AUG-2009 07:20:10
 Calibration Count Time : 239.9998
 Efficiency Calibration Date/Time : 11-AUG-2009 11:33:22
 Average Efficiency : 0.3112474
 Average Efficiency Error : 8.5695526E-03
 Confidence : 95.00000

Cal. Istps	DPM	Exp. Date	Start Engy	End Engy	Counts	EFF.	EFF Err	Resolution
GD-148	200.1144	28-FEB-2010	2988.945	3298.217	14657.00	0.3093549	1.3303596E-02	55.37485
NP-237	200.4990	28-FEB-2010	4435.388	4905.987	14981.00	0.3113079	1.5771858E-02	67.81973
CM-244	196.5558	28-FEB-2010	5534.885	5886.957	13998.00	0.3138950	1.5917554E-02	57.19744

Instrument : CHAMBER 067
 Detector : 46-089B4
 Standard ID : AESS-003
 Standard Reference Date : 15-FEB-2008 13:12:27
 Calibration Analysis Date/Time : 11-AUG-2009 07:20:10
 Calibration Count Time : 239.9998
 Efficiency Calibration Date/Time : 11-AUG-2009 11:33:34
 Average Efficiency : 0.3251616
 Average Efficiency Error : 8.9453170E-03
 Confidence : 95.00000

Cal. Istps	DPM	Exp. Date	Start Engy	End Engy	Counts	EFF.	EFF Err	Resolution
GD-148	202.9740	28-FEB-2010	2990.195	3298.405	15523.00	0.3230599	1.3878663E-02	73.01379
NP-237	203.2080	28-FEB-2010	4432.996	4903.114	16006.00	0.3281700	1.6612297E-02	79.50097
CM-244	197.2236	28-FEB-2010	5531.881	5884.128	14543.00	0.3251645	1.6480407E-02	73.28760

Instrument : CHAMBER 068
 Detector : 78794
 Standard ID : AESS-004
 Standard Reference Date : 14-FEB-2008 09:35:18
 Calibration Analysis Date/Time : 11-AUG-2009 07:20:10
 Calibration Count Time : 239.9998
 Efficiency Calibration Date/Time : 11-AUG-2009 11:38:02
 Average Efficiency : 0.2988316
 Average Efficiency Error : 8.2298918E-03
 Confidence : 95.00000

Cal. Istps	DPM	Exp. Date	Start Engy	End Engy	Counts	EFF.	EFF Err	Resolution
GD-148	206.1222	28-FEB-2010	2989.058	3297.794	14610.00	0.2994183	1.2877054E-02	47.51308
NP-237	204.2586	28-FEB-2010	4436.694	4904.361	14617.00	0.2981576	1.5110506E-02	57.11169
CM-244	198.8100	28-FEB-2010	5532.395	5887.637	13466.00	0.2986969	1.5155178E-02	48.38633

Instrument : CHAMBER 069
 Detector : 78795
 Standard ID : AESS-005
 Standard Reference Date : 14-FEB-2008 09:35:18
 Calibration Analysis Date/Time : 11-AUG-2009 07:20:10
 Calibration Count Time : 239.9998
 Efficiency Calibration Date/Time : 11-AUG-2009 11:38:36
 Average Efficiency : 0.3175282
 Average Efficiency Error : 8.7343659E-03
 Confidence : 95.00000

Cal. Istps	DPM	Exp. Date	Start Engy	End Engy	Counts	EFF.	EFF Err	Resolution
GD-148	210.7452	28-FEB-2010	2991.230	3298.554	15670.00	0.3141076	1.3491860E-02	49.70101
NP-237	209.5938	28-FEB-2010	4432.770	4904.008	16141.00	0.3208218	1.6238715E-02	60.15531
CM-244	202.7478	28-FEB-2010	5535.390	5884.253	14673.00	0.3191766	1.6174993E-02	51.27451

Instrument : CHAMBER 070
 Detector : 46-089B2
 Standard ID : AESS-006
 Standard Reference Date : 14-FEB-2008 09:35:18
 Calibration Analysis Date/Time : 11-AUG-2009 07:20:10
 Calibration Count Time : 239.9998
 Efficiency Calibration Date/Time : 11-AUG-2009 11:38:49
 Average Efficiency : 0.3529845
 Average Efficiency Error : 9.7008841E-03
 Confidence : 95.00000

Cal. Istps	DPM	Exp. Date	Start Engy	End Engy	Counts	EFF.	EFF Err	Resolution
GD-148	203.6952	28-FEB-2010	2992.134	3299.079	16742.00	0.3471912	1.4896408E-02	63.07681
NP-237	204.7038	28-FEB-2010	4435.081	4904.079	17300.00	0.3520767	1.7806258E-02	82.77227
CM-244	195.0060	28-FEB-2010	5531.689	5883.454	16039.00	0.3627528	1.8362503E-02	70.00533

Instrument : CHAMBER 071
 Detector : 64259
 Standard ID : AESS-007
 Standard Reference Date : 14-FEB-2008 13:39:25
 Calibration Analysis Date/Time : 11-AUG-2009 07:20:11
 Calibration Count Time : 239.9998
 Efficiency Calibration Date/Time : 11-AUG-2009 11:39:05
 Average Efficiency : 0.3208804
 Average Efficiency Error : 8.8285562E-03
 Confidence : 95.00000

Cal. Isteps	DPM	Exp. Date	Start Engy	End Engy	Counts	EFF.	EFF Err	Resolution
GD-148	206.7342	28-FEB-2010	2991.474	3300.552	15413.00	0.3149293	1.3531087E-02	62.47171
NP-237	205.0260	28-FEB-2010	4434.375	4901.563	15925.00	0.3235798	1.6380999E-02	71.98354
CM-244	199.6806	28-FEB-2010	5533.885	5882.968	14807.00	0.3270442	1.6571697E-02	60.00851

Instrument : CHAMBER 072
 Detector : 45-149AA3
 Standard ID : AESS-008
 Standard Reference Date : 14-FEB-2008 13:39:25
 Calibration Analysis Date/Time : 11-AUG-2009 07:20:11
 Calibration Count Time : 239.9998
 Efficiency Calibration Date/Time : 11-AUG-2009 11:41:05
 Average Efficiency : 0.3267370
 Average Efficiency Error : 8.9871846E-03
 Confidence : 95.00000

Cal. Isteps	DPM	Exp. Date	Start Engy	End Engy	Counts	EFF.	EFF Err	Resolution
GD-148	206.0418	28-FEB-2010	2989.276	3301.453	15650.00	0.3208615	1.3782272E-02	51.51645
NP-237	209.2716	28-FEB-2010	4434.016	4904.104	16413.00	0.3267362	1.6534751E-02	70.18485
CM-244	199.6488	28-FEB-2010	5533.538	5886.502	15197.00	0.3356811	1.7003637E-02	59.25634

Instrument : CHAMBER 073
 Detector : 78775
 Standard ID : AESS-009
 Standard Reference Date : 19-FEB-2008 11:05:22
 Calibration Analysis Date/Time : 11-AUG-2009 07:20:11
 Calibration Count Time : 239.9998
 Efficiency Calibration Date/Time : 11-AUG-2009 11:41:19
 Average Efficiency : 0.3329331
 Average Efficiency Error : 9.1557140E-03
 Confidence : 95.00000

Cal. Isteps	DPM	Exp. Date	Start Engy	End Engy	Counts	EFF.	EFF Err	Resolution
GD-148	203.3736	28-FEB-2010	2991.884	3298.904	15903.00	0.3302805	1.4182931E-02	45.72569
NP-237	204.0192	28-FEB-2010	4435.607	4905.083	16398.00	0.3348464	1.6945357E-02	65.14548
CM-244	197.2128	28-FEB-2010	5533.495	5885.787	14977.00	0.3348103	1.6962610E-02	52.22756

Instrument : CHAMBER 074
 Detector : 78266
 Standard ID : AESS-010
 Standard Reference Date : 14-FEB-2008 13:39:25
 Calibration Analysis Date/Time : 11-AUG-2009 07:20:11
 Calibration Count Time : 239.9998
 Efficiency Calibration Date/Time : 11-AUG-2009 11:41:50
 Average Efficiency : 0.3171463
 Average Efficiency Error : 8.7284483E-03
 Confidence : 95.00000

Cal. Istps	DPM	Exp. Date	Start Engy	End Engy	Counts	EFF.	EFF Err	Resolution
GD-148	202.0008	28-FEB-2010	2992.157	3300.875	15091.00	0.3155650	1.3563500E-02	48.84003
NP-237	202.9926	28-FEB-2010	4434.541	4902.170	15525.00	0.3186204	1.6135018E-02	61.89280
CM-244	196.2330	28-FEB-2010	5535.537	5885.413	14144.00	0.3179084	1.6118674E-02	53.87412

Instrument : CHAMBER 075
 Detector : 68550
 Standard ID : AESS-011
 Standard Reference Date : 14-FEB-2008 13:39:25
 Calibration Analysis Date/Time : 11-AUG-2009 07:20:11
 Calibration Count Time : 239.9998
 Efficiency Calibration Date/Time : 11-AUG-2009 11:42:08
 Average Efficiency : 0.2994908
 Average Efficiency Error : 8.2427450E-03
 Confidence : 95.00000

Cal. Istps	DPM	Exp. Date	Start Engy	End Engy	Counts	EFF.	EFF Err	Resolution
GD-148	212.8284	28-FEB-2010	2992.440	3300.846	15058.00	0.2988699	1.2846401E-02	51.75235
NP-237	214.4868	28-FEB-2010	4432.709	4904.580	15499.00	0.3010221	1.5244178E-02	70.86993
CM-244	208.4184	28-FEB-2010	5531.026	5885.258	14123.00	0.2988416	1.5152307E-02	52.88081

Instrument : CHAMBER 076
 Detector : 78779
 Standard ID : AESS-012
 Standard Reference Date : 14-FEB-2008 13:39:25
 Calibration Analysis Date/Time : 11-AUG-2009 07:20:11
 Calibration Count Time : 239.9998
 Efficiency Calibration Date/Time : 11-AUG-2009 11:42:40
 Average Efficiency : 0.3028130
 Average Efficiency Error : 8.3379308E-03
 Confidence : 95.00000

Cal. Istps	DPM	Exp. Date	Start Engy	End Engy	Counts	EFF.	EFF Err	Resolution
GD-148	206.2200	28-FEB-2010	2991.979	3300.154	14630.00	0.2996896	1.2888389E-02	45.27155
NP-237	205.8930	28-FEB-2010	4436.825	4903.508	15329.00	0.3101608	1.5709149E-02	64.17129
CM-244	203.1954	28-FEB-2010	5535.510	5884.591	13832.00	0.3002685	1.5228972E-02	51.27063

Instrument : CHAMBER 077
 Detector : 67576
 Standard ID : AESS-013
 Standard Reference Date : 14-FEB-2008 17:45:04
 Calibration Analysis Date/Time : 11-AUG-2009 07:20:12
 Calibration Count Time : 240.0000
 Efficiency Calibration Date/Time : 11-AUG-2009 11:42:53
 Average Efficiency : 0.3266060
 Average Efficiency Error : 8.9822784E-03
 Confidence : 95.00000

Cal. Istps	DPM	Exp. Date	Start Engy	End Engy	Counts	EFF.	EFF Err	Resolution
GD-148	203.6544	28-FEB-2010	2989.957	3302.071	15788.00	0.3274788	1.4064389E-02	50.84729
NP-237	210.2526	28-FEB-2010	4433.544	4902.799	16283.00	0.3226589	1.6329939E-02	64.60262
CM-244	201.9108	28-FEB-2010	5530.788	5882.782	15087.00	0.3295008	1.6692154E-02	50.76959

Instrument : CHAMBER 078
 Detector : 67577
 Standard ID : AESS-014
 Standard Reference Date : 19-FEB-2008 11:05:22
 Calibration Analysis Date/Time : 11-AUG-2009 07:20:12
 Calibration Count Time : 240.0000
 Efficiency Calibration Date/Time : 11-AUG-2009 11:43:47
 Average Efficiency : 0.3266194
 Average Efficiency Error : 8.9784693E-03
 Confidence : 95.00000

Cal. Istps	DPM	Exp. Date	Start Engy	End Engy	Counts	EFF.	EFF Err	Resolution
GD-148	214.7088	28-FEB-2010	2988.255	3302.223	16485.00	0.3242883	1.3917238E-02	54.47247
NP-237	211.7160	28-FEB-2010	4437.236	4905.680	16830.00	0.3311986	1.6755598E-02	62.86163
CM-244	207.3882	28-FEB-2010	5535.005	5885.680	15311.00	0.3254575	1.6484126E-02	54.68671

Instrument : CHAMBER 079
 Detector : 67598
 Standard ID : AESS-015
 Standard Reference Date : 14-FEB-2008 17:45:04
 Calibration Analysis Date/Time : 11-AUG-2009 07:20:12
 Calibration Count Time : 240.0000
 Efficiency Calibration Date/Time : 11-AUG-2009 11:44:09
 Average Efficiency : 0.3272116
 Average Efficiency Error : 9.0027396E-03
 Confidence : 95.00000

Cal. Istps	DPM	Exp. Date	Start Engy	End Engy	Counts	EFF.	EFF Err	Resolution
GD-148	204.0270	28-FEB-2010	2989.159	3300.331	15511.00	0.3211554	1.3797027E-02	50.97751
NP-237	200.6460	28-FEB-2010	4434.317	4902.854	16177.00	0.3359110	1.7001966E-02	61.88776
CM-244	195.9270	28-FEB-2010	5535.480	5887.277	14557.00	0.3276861	1.6607955E-02	52.62397

Instrument : CHAMBER 080
 Detector : 78197
 Standard ID : AESS-016
 Standard Reference Date : 14-FEB-2008 17:45:04
 Calibration Analysis Date/Time : 11-AUG-2009 12:17:29
 Calibration Count Time : 239.9998
 Efficiency Calibration Date/Time : 12-AUG-2009 06:47:19
 Average Efficiency : 0.3321076
 Average Efficiency Error : 9.1349650E-03
 Confidence : 95.00000

Cal. Istps	DPM	Exp. Date	Start Engy	End Engy	Counts	EFF.	EFF Err	Resolution
GD-148	204.0534	28-FEB-2010	2991.650	3302.015	15752.00	0.3260951	1.4005513E-02	48.00739
NP-237	199.3962	28-FEB-2010	4433.624	4906.537	16268.00	0.3399083	1.7203139E-02	68.49010
CM-244	198.6402	28-FEB-2010	5533.522	5887.645	15012.00	0.3333320	1.6887236E-02	53.20805

Instrument : CHAMBER 081
 Detector : 72533
 Standard ID : AESS-017
 Standard Reference Date : 14-FEB-2008 17:45:04
 Calibration Analysis Date/Time : 11-AUG-2009 07:20:12
 Calibration Count Time : 240.0000
 Efficiency Calibration Date/Time : 11-AUG-2009 11:46:32
 Average Efficiency : 6.1864634E-03
 Average Efficiency Error : 2.9860463E-04
 Confidence : 95.00000

Cal. Istps	DPM	Exp. Date	Start Engy	End Engy	Counts	EFF.	EFF Err	Resolution
GD-148	210.0798	28-FEB-2010	2994.266	3303.451	1475.000	2.9659975E-02	2.4708204E-03	0.0000000E+00
NP-237	208.5846	28-FEB-2010	4435.242	4901.625	202.0000	4.0063704E-03	3.4766502E-04	575.4393
CM-244	205.5828	28-FEB-2010	5531.807	5884.164	427.0000	9.0843663E-03	3.3504453E-04	562.1900

Instrument : CHAMBER 082
 Detector : 64263
 Standard ID : AESS-018
 Standard Reference Date : 14-FEB-2008 17:45:04
 Calibration Analysis Date/Time : 11-AUG-2009 07:20:12
 Calibration Count Time : 240.0000
 Efficiency Calibration Date/Time : 11-AUG-2009 11:47:05
 Average Efficiency : 0.3226976
 Average Efficiency Error : 8.8783512E-03
 Confidence : 95.00000

Cal. Istps	DPM	Exp. Date	Start Engy	End Engy	Counts	EFF.	EFF Err	Resolution
GD-148	202.1856	28-FEB-2010	2987.542	3297.569	15428.00	0.3223361	1.3849068E-02	64.65321
NP-237	208.8990	28-FEB-2010	4435.421	4904.506	15892.00	0.3169125	1.6043896E-02	93.68992
CM-244	198.1458	28-FEB-2010	5534.230	5884.907	14803.00	0.3294876	1.6695555E-02	84.86885

Instrument : CHAMBER 083
 Detector : 64278
 Standard ID : AESS-019
 Standard Reference Date : 19-FEB-2008 11:05:22
 Calibration Analysis Date/Time : 11-AUG-2009 07:20:14
 Calibration Count Time : 239.9998
 Efficiency Calibration Date/Time : 11-AUG-2009 11:47:29
 Average Efficiency : 0.3395500
 Average Efficiency Error : 9.3379803E-03
 Confidence : 95.00000

Cal. Istps	DPM	Exp. Date	Start Engy	End Engy	Counts	EFF.	EFF Err	Resolution
GD-148	204.6468	28-FEB-2010	2991.854	3298.707	15947.00	0.3291289	1.4132823E-02	53.16394
NP-237	202.9140	28-FEB-2010	4433.271	4906.151	16931.00	0.3476149	1.7584924E-02	67.04104
CM-244	199.3140	28-FEB-2010	5531.993	5884.932	15718.00	0.3476342	1.7601561E-02	59.50858

Instrument : CHAMBER 084
 Detector : 78265
 Standard ID : AESS-020
 Standard Reference Date : 14-FEB-2008 21:55:55
 Calibration Analysis Date/Time : 11-AUG-2009 07:20:14
 Calibration Count Time : 239.9998
 Efficiency Calibration Date/Time : 11-AUG-2009 11:47:52
 Average Efficiency : 0.3397457
 Average Efficiency Error : 9.3453201E-03
 Confidence : 95.00000

Cal. Istps	DPM	Exp. Date	Start Engy	End Engy	Counts	EFF.	EFF Err	Resolution
GD-148	205.5870	28-FEB-2010	2988.678	3299.931	15922.00	0.3271575	1.4048551E-02	47.08979
NP-237	203.4984	28-FEB-2010	4434.465	4903.170	17250.00	0.3531433	1.7860783E-02	67.92932
CM-244	197.1096	28-FEB-2010	5531.407	5886.178	15482.00	0.3464514	1.7544933E-02	50.18247

Instrument : CHAMBER 085
 Detector : 78776
 Standard ID : AESS-021
 Standard Reference Date : 19-FEB-2008 15:31:52
 Calibration Analysis Date/Time : 11-AUG-2009 07:20:14
 Calibration Count Time : 239.9998
 Efficiency Calibration Date/Time : 11-AUG-2009 11:48:19
 Average Efficiency : 0.3272626
 Average Efficiency Error : 8.9994660E-03
 Confidence : 95.00000

Cal. Istps	DPM	Exp. Date	Start Engy	End Engy	Counts	EFF.	EFF Err	Resolution
GD-148	208.3608	28-FEB-2010	2990.698	3300.313	15918.00	0.3226679	1.3855824E-02	49.75027
NP-237	210.1548	28-FEB-2010	4435.121	4902.282	16630.00	0.3296844	1.6681336E-02	59.70044
CM-244	200.7390	28-FEB-2010	5534.187	5882.859	15098.00	0.3315589	1.6796166E-02	51.87433

Instrument : CHAMBER 086
 Detector : 78198
 Standard ID : AESS-022
 Standard Reference Date : 14-FEB-2008 21:55:55
 Calibration Analysis Date/Time : 11-AUG-2009 07:20:14
 Calibration Count Time : 239.9998
 Efficiency Calibration Date/Time : 11-AUG-2009 11:48:41
 Average Efficiency : 0.3012526
 Average Efficiency Error : 8.2951793E-03
 Confidence : 95.00000

Cal. Istps	DPM	Exp. Date	Start Engy	End Engy	Counts	EFF.	EFF Err	Resolution
GD-148	209.6724	28-FEB-2010	2990.009	3300.939	14622.00	0.2945913	1.2669257E-02	46.73733
NP-237	206.8830	28-FEB-2010	4436.927	4902.983	15242.00	0.3069340	1.5546833E-02	58.46733
CM-244	203.0208	28-FEB-2010	5531.983	5883.724	14065.00	0.3055728	1.5494397E-02	51.66624

Instrument : CHAMBER 087
 Detector : 78199
 Standard ID : AESS-023
 Standard Reference Date : 14-FEB-2008 21:55:55
 Calibration Analysis Date/Time : 11-AUG-2009 07:20:14
 Calibration Count Time : 239.9998
 Efficiency Calibration Date/Time : 11-AUG-2009 11:49:08
 Average Efficiency : 0.3135695
 Average Efficiency Error : 8.6297104E-03
 Confidence : 95.00000

Cal. Istps	DPM	Exp. Date	Start Engy	End Engy	Counts	EFF.	EFF Err	Resolution
GD-148	207.4764	28-FEB-2010	2988.599	3301.987	15111.00	0.3076608	1.3223418E-02	48.25697
NP-237	207.4998	28-FEB-2010	4434.300	4902.242	15867.00	0.3185670	1.6127942E-02	61.93990
CM-244	199.8804	28-FEB-2010	5532.304	5887.140	14381.00	0.3173418	1.6086275E-02	50.20942

Instrument : CHAMBER 088
 Detector : 33452
 Standard ID : AESS-024
 Standard Reference Date : 14-FEB-2008 21:55:55
 Calibration Analysis Date/Time : 11-AUG-2009 07:20:14
 Calibration Count Time : 239.9998
 Efficiency Calibration Date/Time : 11-AUG-2009 11:50:14
 Average Efficiency : 0.3028336
 Average Efficiency Error : 8.3410190E-03
 Confidence : 95.00000

Cal. Istps	DPM	Exp. Date	Start Engy	End Engy	Counts	EFF.	EFF Err	Resolution
GD-148	203.5218	28-FEB-2010	2989.881	3297.896	14259.00	0.2959496	1.2733680E-02	60.40763
NP-237	205.6662	28-FEB-2010	4436.727	4902.043	15208.00	0.3080562	1.5604130E-02	68.20498
CM-244	198.3060	28-FEB-2010	5532.799	5884.609	13848.00	0.3079579	1.5618804E-02	57.90837

Instrument : CHAMBER 089
 Detector : 78262
 Standard ID : AESS-025
 Standard Reference Date : 15-FEB-2008 09:06:52
 Calibration Analysis Date/Time : 11-AUG-2009 07:20:15
 Calibration Count Time : 240.0000
 Efficiency Calibration Date/Time : 11-AUG-2009 11:50:54
 Average Efficiency : 0.2999636
 Average Efficiency Error : 8.2814181E-03
 Confidence : 95.00000

Cal. Istps	DPM	Exp. Date	Start Engy	End Engy	Counts	EFF.	EFF Err	Resolution
GD-148	195.5670	28-FEB-2010	2989.340	3299.886	14192.00	0.3065364	1.3190371E-02	47.47885
NP-237	167.9916	28-FEB-2010	4433.954	4903.393	12026.00	0.2982433	1.5158199E-02	61.37537
CM-244	157.2432	28-FEB-2010	5533.423	5884.190	10453.00	0.2932044	1.4938097E-02	52.58473

Instrument : CHAMBER 090
 Detector : 78263
 Standard ID : AESS-026
 Standard Reference Date : 15-FEB-2008 09:06:52
 Calibration Analysis Date/Time : 11-AUG-2009 07:20:15
 Calibration Count Time : 240.0000
 Efficiency Calibration Date/Time : 11-AUG-2009 11:51:07
 Average Efficiency : 0.3280271
 Average Efficiency Error : 9.6107582E-03
 Confidence : 95.00000

Cal. Istps	DPM	Exp. Date	Start Engy	End Engy	Counts	EFF.	EFF Err	Resolution
GD-148	199.5072	28-FEB-2010	2992.174	3298.193	15340.00	0.3247949	1.6451096E-02	48.79327
NP-237	168.0294	28-FEB-2010	4432.899	4902.301	13513.00	0.3350319	1.6997805E-02	59.73701
CM-244	160.5822	28-FEB-2010	5531.267	5884.186	11821.00	0.3246754	1.6506171E-02	54.24763

Instrument : CHAMBER 091
 Detector : 78259
 Standard ID : AESS-027
 Standard Reference Date : 15-FEB-2008 09:06:52
 Calibration Analysis Date/Time : 11-AUG-2009 07:20:15
 Calibration Count Time : 240.0000
 Efficiency Calibration Date/Time : 11-AUG-2009 11:51:19
 Average Efficiency : 0.3422945
 Average Efficiency Error : 1.0031743E-02
 Confidence : 95.00000

Cal. Istps	DPM	Exp. Date	Start Engy	End Engy	Counts	EFF.	EFF Err	Resolution
GD-148	193.4238	28-FEB-2010	2988.796	3297.819	15212.00	0.3322093	1.6828449E-02	48.17033
NP-237	161.6154	28-FEB-2010	4433.118	4901.645	13301.00	0.3428935	1.7400602E-02	71.25236
CM-244	148.1754	28-FEB-2010	5531.054	5887.180	11864.00	0.3531335	1.7951898E-02	54.03432

Instrument : CHAMBER 092
 Detector : 79457
 Standard ID : AESS-028
 Standard Reference Date : 15-FEB-2008 09:06:52
 Calibration Analysis Date/Time : 11-AUG-2009 07:20:15
 Calibration Count Time : 240.0000
 Efficiency Calibration Date/Time : 11-AUG-2009 11:52:08
 Average Efficiency : 0.3126248
 Average Efficiency Error : 9.1664707E-03
 Confidence : 95.00000

Cal. Istps	DPM	Exp. Date	Start Engy	End Engy	Counts	EFF.	EFF Err	Resolution
GD-148	199.6542	28-FEB-2010	2988.378	3299.875	14752.00	0.3115867	1.5790872E-02	44.92863
NP-237	168.1992	28-FEB-2010	4435.762	4905.401	12691.00	0.3138909	1.5940819E-02	59.90319
CM-244	156.7614	28-FEB-2010	5534.466	5887.335	11106.00	0.3124176	1.5899830E-02	46.96757

Instrument : CHAMBER 093
 Detector : 33206
 Standard ID : AESS-029
 Standard Reference Date : 15-FEB-2008 09:06:52
 Calibration Analysis Date/Time : 11-AUG-2009 07:20:15
 Calibration Count Time : 240.0000
 Efficiency Calibration Date/Time : 11-AUG-2009 11:52:22
 Average Efficiency : 0.3223998
 Average Efficiency Error : 9.4486484E-03
 Confidence : 95.00000

Cal. Istps	DPM	Exp. Date	Start Engy	End Engy	Counts	EFF.	EFF Err	Resolution
GD-148	201.5742	28-FEB-2010	2988.021	3298.707	15183.00	0.3181591	1.6117128E-02	52.68830
NP-237	169.7700	28-FEB-2010	4432.645	4901.916	13165.00	0.3230736	1.6397305E-02	66.05635
CM-244	154.8234	28-FEB-2010	5530.870	5883.862	11451.00	0.3262046	1.6592693E-02	55.78003

Instrument : CHAMBER 094
 Detector : 78267
 Standard ID : AESS-030
 Standard Reference Date : 15-FEB-2008 09:06:52
 Calibration Analysis Date/Time : 11-AUG-2009 07:20:15
 Calibration Count Time : 240.0000
 Efficiency Calibration Date/Time : 11-AUG-2009 11:52:36
 Average Efficiency : 0.3070784
 Average Efficiency Error : 9.0072202E-03
 Confidence : 95.00000

Cal. Istps	DPM	Exp. Date	Start Engy	End Engy	Counts	EFF.	EFF Err	Resolution
GD-148	198.9792	28-FEB-2010	2987.496	3299.970	14244.00	0.3023582	1.5329675E-02	44.82082
NP-237	166.3758	28-FEB-2010	4432.930	4902.883	12450.00	0.3117883	1.5837880E-02	57.18416
CM-244	157.1856	28-FEB-2010	5531.875	5884.464	10956.00	0.3073991	1.5648084E-02	55.69304

Instrument : CHAMBER 095
 Detector : 64279
 Standard ID : AESS-031
 Standard Reference Date : 18-FEB-2008 11:28:15
 Calibration Analysis Date/Time : 11-AUG-2009 07:20:16
 Calibration Count Time : 239.9998
 Efficiency Calibration Date/Time : 11-AUG-2009 11:53:20
 Average Efficiency : 0.3112848
 Average Efficiency Error : 8.5905641E-03
 Confidence : 95.00000

Cal. Istps	DPM	Exp. Date	Start Engy	End Engy	Counts	EFF.	EFF Err	Resolution
GD-148	193.6650	28-FEB-2010	2991.646	3298.356	14103.00	0.3075817	1.3236930E-02	52.02211
NP-237	162.9186	28-FEB-2010	4435.397	4905.664	12249.00	0.3132029	1.5913907E-02	59.25825
CM-244	153.1968	28-FEB-2010	5530.369	5883.804	10942.00	0.3147666	1.6023749E-02	56.52655

Instrument : CHAMBER 096
 Detector : 67605
 Standard ID : AESS-032
 Standard Reference Date : 18-FEB-2008 11:28:15
 Calibration Analysis Date/Time : 11-AUG-2009 07:20:16
 Calibration Count Time : 239.9998
 Efficiency Calibration Date/Time : 11-AUG-2009 11:53:35
 Average Efficiency : 0.3007939
 Average Efficiency Error : 8.3044088E-03
 Confidence : 95.00000

Cal. Istps	DPM	Exp. Date	Start Engy	End Engy	Counts	EFF.	EFF Err	Resolution
GD-148	195.2364	28-FEB-2010	2989.386	3301.860	13969.00	0.3022173	1.3008440E-02	46.72513
NP-237	165.9822	28-FEB-2010	4437.256	4904.015	11834.00	0.2969258	1.5095386E-02	61.08714
CM-244	153.7938	28-FEB-2010	5531.292	5886.331	10564.00	0.3028315	1.5425657E-02	47.63036

Instrument : CHAMBER 097
 Detector : 67599
 Standard ID : AESS-033
 Standard Reference Date : 18-FEB-2008 11:28:15
 Calibration Analysis Date/Time : 11-AUG-2009 07:20:16
 Calibration Count Time : 239.9998
 Efficiency Calibration Date/Time : 11-AUG-2009 11:54:04
 Average Efficiency : 0.3450123
 Average Efficiency Error : 9.5089795E-03
 Confidence : 95.00000

Cal. Istps	DPM	Exp. Date	Start Engy	End Engy	Counts	EFF.	EFF Err	Resolution
GD-148	192.4158	28-FEB-2010	2991.155	3299.592	15339.00	0.3367012	1.4467746E-02	59.45457
NP-237	161.7816	28-FEB-2010	4437.204	4904.260	13605.00	0.3503401	1.7772736E-02	79.89651
CM-244	147.2670	28-FEB-2010	5531.403	5886.106	11772.00	0.3523416	1.7914115E-02	60.43928

Instrument : CHAMBER 098
 Detector : 68644
 Standard ID : AESS-034
 Standard Reference Date : 18-FEB-2008 11:28:15
 Calibration Analysis Date/Time : 11-AUG-2009 07:20:16
 Calibration Count Time : 239.9998
 Efficiency Calibration Date/Time : 11-AUG-2009 11:54:57
 Average Efficiency : 0.3358550
 Average Efficiency Error : 9.2535829E-03
 Confidence : 95.00000

Cal. Istps	DPM	Exp. Date	Start Engy	End Engy	Counts	EFF.	EFF Err	Resolution
GD-148	200.5488	28-FEB-2010	2992.247	3301.860	15657.00	0.3297495	1.4163947E-02	50.47488
NP-237	167.2962	28-FEB-2010	4432.619	4906.019	13588.00	0.3383684	1.7165720E-02	63.83917
CM-244	154.4388	28-FEB-2010	5534.382	5884.237	11997.00	0.3424924	1.7407812E-02	51.17926

Instrument : CHAMBER 099
 Detector : 70317
 Standard ID : AESS-035
 Standard Reference Date : 18-FEB-2008 11:28:15
 Calibration Analysis Date/Time : 11-AUG-2009 07:20:16
 Calibration Count Time : 239.9998
 Efficiency Calibration Date/Time : 11-AUG-2009 11:55:11
 Average Efficiency : 0.3432277
 Average Efficiency Error : 9.4517590E-03
 Confidence : 95.00000

Cal. Istps	DPM	Exp. Date	Start Engy	End Engy	Counts	EFF.	EFF Err	Resolution
GD-148	198.6666	28-FEB-2010	2987.820	3298.212	15976.00	0.3396714	1.4585057E-02	54.44847
NP-237	168.2934	28-FEB-2010	4437.036	4906.585	14008.00	0.3467679	1.7584279E-02	71.12630
CM-244	158.8128	28-FEB-2010	5530.871	5884.331	12421.00	0.3448446	1.7517686E-02	52.96134

Instrument : CHAMBER 100
 Detector : 79456
 Standard ID : AESS-046
 Standard Reference Date : 19-FEB-2008 19:35:48
 Calibration Analysis Date/Time : 11-AUG-2009 07:20:16
 Calibration Count Time : 239.9998
 Efficiency Calibration Date/Time : 11-AUG-2009 11:55:23
 Average Efficiency : 0.3455574
 Average Efficiency Error : 9.5195137E-03
 Confidence : 95.00000

Cal. Istps	DPM	Exp. Date	Start Engy	End Engy	Counts	EFF.	EFF Err	Resolution
GD-148	194.7474	28-FEB-2010	2989.623	3299.666	15783.00	0.3422834	1.4700302E-02	52.09954
NP-237	164.6658	28-FEB-2010	4436.895	4905.650	13580.00	0.3435225	1.7427422E-02	69.24625
CM-244	151.3824	28-FEB-2010	5534.086	5886.872	12110.00	0.3525722	1.7917577E-02	56.51697

Instrument : CHAMBER 101
 Detector : 64253
 Standard ID : AESS-037
 Standard Reference Date : 18-FEB-2008 15:31:47
 Calibration Analysis Date/Time : 11-AUG-2009 07:20:17
 Calibration Count Time : 239.9998
 Efficiency Calibration Date/Time : 11-AUG-2009 11:55:41
 Average Efficiency : 0.3333714
 Average Efficiency Error : 9.1898674E-03
 Confidence : 95.00000

Cal. Istps	DPM	Exp. Date	Start Engy	End Engy	Counts	EFF.	EFF Err	Resolution
GD-148	197.7372	28-FEB-2010	2990.814	3297.893	15101.00	0.3225393	1.3863103E-02	69.71876
NP-237	167.1294	28-FEB-2010	4435.403	4905.470	13614.00	0.3393782	1.7216442E-02	75.26087
CM-244	154.7664	28-FEB-2010	5534.897	5882.499	12090.00	0.3444314	1.7504154E-02	64.32682

Instrument : CHAMBER 102
 Detector : 72525
 Standard ID : AESS-038
 Standard Reference Date : 18-FEB-2008 15:31:47
 Calibration Analysis Date/Time : 11-AUG-2009 07:20:17
 Calibration Count Time : 239.9998
 Efficiency Calibration Date/Time : 11-AUG-2009 11:55:55
 Average Efficiency : 0.3351222
 Average Efficiency Error : 9.2311725E-03
 Confidence : 95.00000

Cal. Istps	DPM	Exp. Date	Start Engy	End Engy	Counts	EFF.	EFF Err	Resolution
GD-148	200.1408	28-FEB-2010	2989.911	3298.890	15784.00	0.3331057	1.4306106E-02	52.96164
NP-237	170.0886	28-FEB-2010	4436.604	4903.163	13774.00	0.3373874	1.7112618E-02	67.26456
CM-244	157.7460	28-FEB-2010	5533.661	5884.537	12012.00	0.3357387	1.7064173E-02	56.82374

Instrument : CHAMBER 103
 Detector : 79461
 Standard ID : AESS-039
 Standard Reference Date : 18-FEB-2008 15:31:47
 Calibration Analysis Date/Time : 11-AUG-2009 07:20:17
 Calibration Count Time : 239.9998
 Efficiency Calibration Date/Time : 11-AUG-2009 11:56:06
 Average Efficiency : 0.3326890
 Average Efficiency Error : 9.1751814E-03
 Confidence : 95.00000

Cal. Istps	DPM	Exp. Date	Start Engy	End Engy	Counts	EFF.	EFF Err	Resolution
GD-148	192.2418	28-FEB-2010	2989.467	3301.138	14760.00	0.3242984	1.3944432E-02	47.60223
NP-237	159.1506	28-FEB-2010	4432.983	4903.264	13171.00	0.3447756	1.7498676E-02	57.68694
CM-244	151.7142	28-FEB-2010	5533.387	5886.945	11484.00	0.3337491	1.6975598E-02	51.22444

Instrument : CHAMBER 104
 Detector : 72524
 Standard ID : AESS-040
 Standard Reference Date : 18-FEB-2008 15:31:47
 Calibration Analysis Date/Time : 11-AUG-2009 07:20:17
 Calibration Count Time : 239.9998
 Efficiency Calibration Date/Time : 11-AUG-2009 11:56:56
 Average Efficiency : 0.3150799
 Average Efficiency Error : 8.6921128E-03
 Confidence : 95.00000

Cal. Istps	DPM	Exp. Date	Start Engy	End Engy	Counts	EFF.	EFF Err	Resolution
GD-148	194.4828	28-FEB-2010	2991.174	3300.565	14723.00	0.3197476	1.3749403E-02	50.59072
NP-237	166.8174	28-FEB-2010	4436.202	4904.648	12311.00	0.3074494	1.5620295E-02	55.80039
CM-244	155.0100	28-FEB-2010	5532.970	5885.836	11138.00	0.3167908	1.6121507E-02	49.72461

Instrument : CHAMBER 105
 Detector : 78777
 Standard ID : AESS-041
 Standard Reference Date : 18-FEB-2008 15:31:47
 Calibration Analysis Date/Time : 11-AUG-2009 07:20:17
 Calibration Count Time : 239.9998
 Efficiency Calibration Date/Time : 11-AUG-2009 11:57:20
 Average Efficiency : 0.3276281
 Average Efficiency Error : 9.0270750E-03
 Confidence : 95.00000

Cal. Istps	DPM	Exp. Date	Start Engy	End Engy	Counts	EFF.	EFF Err	Resolution
GD-148	203.9034	28-FEB-2010	2990.222	3299.531	15562.00	0.3223552	1.3847793E-02	46.50069
NP-237	171.2268	28-FEB-2010	4434.728	4902.932	13744.00	0.3344322	1.6963221E-02	65.77631
CM-244	159.5796	28-FEB-2010	5530.878	5883.508	11897.00	0.3287036	1.6709210E-02	49.01804

Instrument : CHAMBER 106
 Detector : 64274
 Standard ID : AESS-042
 Standard Reference Date : 18-FEB-2008 15:31:47
 Calibration Analysis Date/Time : 11-AUG-2009 07:20:17
 Calibration Count Time : 239.9998
 Efficiency Calibration Date/Time : 11-AUG-2009 11:57:33
 Average Efficiency : 0.3250493
 Average Efficiency Error : 8.9671388E-03
 Confidence : 95.00000

Cal. Istps	DPM	Exp. Date	Start Engy	End Engy	Counts	EFF.	EFF Err	Resolution
GD-148	188.7090	28-FEB-2010	2987.640	3299.757	14336.00	0.3208575	1.3803991E-02	53.47353
NP-237	159.6558	28-FEB-2010	4434.577	4901.415	12565.00	0.3278506	1.6651530E-02	72.39591
CM-244	150.5208	28-FEB-2010	5534.428	5884.452	11211.00	0.3283702	1.6708910E-02	56.10339

Instrument : CHAMBER 107
 Detector : 67578
 Standard ID : AESS-043
 Standard Reference Date : 19-FEB-2008 00:32:27
 Calibration Analysis Date/Time : 11-AUG-2009 07:20:19
 Calibration Count Time : 239.9998
 Efficiency Calibration Date/Time : 11-AUG-2009 11:58:23
 Average Efficiency : 0.3085136
 Average Efficiency Error : 8.5112611E-03
 Confidence : 95.00000

Cal. Istps	DPM	Exp. Date	Start Engy	End Engy	Counts	EFF.	EFF Err	Resolution
GD-148	197.7708	28-FEB-2010	2988.547	3298.638	14405.00	0.3076421	1.3234209E-02	50.64014
NP-237	168.7422	28-FEB-2010	4435.772	4904.146	12514.00	0.3089727	1.5693650E-02	62.76998
CM-244	156.3252	28-FEB-2010	5532.554	5882.324	10968.00	0.3092847	1.5743818E-02	52.78785

Instrument : CHAMBER 108
 Detector : 78778
 Standard ID : AESS-044
 Standard Reference Date : 19-FEB-2008 00:32:27
 Calibration Analysis Date/Time : 11-AUG-2009 07:20:19
 Calibration Count Time : 239.9998
 Efficiency Calibration Date/Time : 11-AUG-2009 12:00:02
 Average Efficiency : 0.3507076
 Average Efficiency Error : 9.6569844E-03
 Confidence : 95.00000

Cal. Istps	DPM	Exp. Date	Start Engy	End Engy	Counts	EFF.	EFF Err	Resolution
GD-148	194.4510	28-FEB-2010	2988.136	3297.898	16033.00	0.3482739	1.4953526E-02	49.59322
NP-237	166.6248	28-FEB-2010	4433.563	4901.441	14165.00	0.3542025	1.7958457E-02	66.29896
CM-244	155.8290	28-FEB-2010	5533.812	5885.772	12398.00	0.3507225	1.7816888E-02	52.33121

Instrument : CHAMBER 109
 Detector : 79463
 Standard ID : AESS-045
 Standard Reference Date : 19-FEB-2008 00:32:27
 Calibration Analysis Date/Time : 11-AUG-2009 07:20:19
 Calibration Count Time : 239.9998
 Efficiency Calibration Date/Time : 11-AUG-2009 12:00:23
 Average Efficiency : 0.3572300
 Average Efficiency Error : 9.8411189E-03
 Confidence : 95.00000

Cal. Istps	DPM	Exp. Date	Start Engy	End Engy	Counts	EFF.	EFF Err	Resolution
GD-148	186.9936	28-FEB-2010	2990.332	3301.320	15964.00	0.3605992	1.5483866E-02	43.37672
NP-237	160.8066	28-FEB-2010	4437.566	4903.059	13542.00	0.3508754	1.7801007E-02	56.95218
CM-244	145.8384	28-FEB-2010	5534.376	5883.521	11884.00	0.3592313	1.8261438E-02	45.65917

Instrument : CHAMBER 110
 Detector : 67602
 Standard ID : AESS-046
 Standard Reference Date : 8-JAN-2007 09:29:00
 Calibration Analysis Date/Time : 11-AUG-2009 07:20:19
 Calibration Count Time : 239.9998
 Efficiency Calibration Date/Time : 11-AUG-2009 12:01:03
 Average Efficiency : 0.3231843
 Average Efficiency Error : 8.9130215E-03
 Confidence : 95.00000

Cal. Isteps	DPM	Exp. Date	Start Engy	End Engy	Counts	EFF.	EFF Err	Resolution
GD-148	197.6531	28-FEB-2010	2987.980	3298.573	14814.00	0.3198501	1.3754530E-02	53.58074
NP-237	164.3834	28-FEB-2010	4433.010	4901.606	12984.00	0.3290606	1.6704626E-02	68.74621
CM-244	159.4253	28-FEB-2010	5534.957	5883.028	11170.00	0.3222606	1.6399227E-02	53.66474

Instrument : CHAMBER 111
 Detector : 79462
 Standard ID : AESS-047
 Standard Reference Date : 19-FEB-2008 00:32:27
 Calibration Analysis Date/Time : 11-AUG-2009 07:20:19
 Calibration Count Time : 239.9998
 Efficiency Calibration Date/Time : 11-AUG-2009 12:01:21
 Average Efficiency : 0.3397023
 Average Efficiency Error : 9.3582701E-03
 Confidence : 95.00000

Cal. Isteps	DPM	Exp. Date	Start Engy	End Engy	Counts	EFF.	EFF Err	Resolution
GD-148	197.4804	28-FEB-2010	2988.711	3298.714	15668.00	0.3351243	1.4394601E-02	47.62338
NP-237	168.3948	28-FEB-2010	4436.440	4905.458	13711.00	0.3392103	1.7206213E-02	64.03130
CM-244	154.6032	28-FEB-2010	5535.080	5885.693	12172.00	0.3470925	1.7637538E-02	47.05465

Instrument : CHAMBER 112
 Detector : 78261
 Standard ID : AESS-048
 Standard Reference Date : 19-FEB-2008 00:32:27
 Calibration Analysis Date/Time : 11-AUG-2009 07:20:19
 Calibration Count Time : 239.9998
 Efficiency Calibration Date/Time : 11-AUG-2009 12:02:06
 Average Efficiency : 0.3161603
 Average Efficiency Error : 8.7240264E-03
 Confidence : 95.00000

Cal. Isteps	DPM	Exp. Date	Start Engy	End Engy	Counts	EFF.	EFF Err	Resolution
GD-148	191.8350	28-FEB-2010	2988.059	3299.440	14279.00	0.3143869	1.3526597E-02	45.81523
NP-237	161.5530	28-FEB-2010	4434.653	4903.902	12390.00	0.3195488	1.6233314E-02	58.56979
CM-244	151.1856	28-FEB-2010	5532.350	5884.826	10815.00	0.3153441	1.6056247E-02	49.68813

Instrument : CHAMBER 113
 Detector : 45-111B4
 Standard ID : AESS-001
 Standard Reference Date : 20-FEB-2008 09:54:53
 Calibration Analysis Date/Time : 17-AUG-2009 09:40:49
 Calibration Count Time : 300.0000
 Efficiency Calibration Date/Time : 17-AUG-2009 14:57:05
 Average Efficiency : 0.2505672
 Average Efficiency Error : 6.9084223E-03
 Confidence : 95.00000

Cal. Istps	DPM	Exp. Date	Start Engy	End Engy	Counts	EFF.	EFF Err	Resolution
GD-148	208.6698	28-FEB-2010	2990.867	3300.361	15169.00	0.2456670	1.0558164E-02	69.86203
NP-237	171.0024	28-FEB-2010	4434.565	4901.409	13130.00	0.2559362	1.2990281E-02	75.93420
CM-244	158.1060	28-FEB-2010	5532.822	5886.571	11319.00	0.2525721	1.2849954E-02	69.15296

Instrument : CHAMBER 114
 Detector : 78258
 Standard ID : AESS-007
 Standard Reference Date : 14-FEB-2008 13:39:25
 Calibration Analysis Date/Time : 17-AUG-2009 09:40:56
 Calibration Count Time : 300.0000
 Efficiency Calibration Date/Time : 17-AUG-2009 14:57:42
 Average Efficiency : 0.2566939
 Average Efficiency Error : 7.0618941E-03
 Confidence : 95.00000

Cal. Istps	DPM	Exp. Date	Start Engy	End Engy	Counts	EFF.	EFF Err	Resolution
GD-148	206.7342	28-FEB-2010	2992.066	3300.343	15529.00	0.2538896	1.0907058E-02	46.46336
NP-237	205.0260	28-FEB-2010	4433.866	4902.961	15975.00	0.2597136	1.3147265E-02	59.75802
CM-244	199.6806	28-FEB-2010	5535.155	5886.142	14576.00	0.2577351	1.3062422E-02	48.49145

Instrument : CHAMBER 115
 Detector : 45-132FF4
 Standard ID : AESS-002
 Standard Reference Date : 19-FEB-2008 11:05:22
 Calibration Analysis Date/Time : 17-AUG-2009 09:41:02
 Calibration Count Time : 300.0000
 Efficiency Calibration Date/Time : 17-AUG-2009 14:57:55
 Average Efficiency : 0.2653268
 Average Efficiency Error : 7.2980789E-03
 Confidence : 95.00000

Cal. Istps	DPM	Exp. Date	Start Engy	End Engy	Counts	EFF.	EFF Err	Resolution
GD-148	200.1144	28-FEB-2010	2989.683	3299.666	15797.00	0.2667769	1.1457291E-02	62.01321
NP-237	200.4990	28-FEB-2010	4433.623	4904.729	15897.00	0.2642607	1.3378277E-02	65.74837
CM-244	196.5558	28-FEB-2010	5534.066	5886.268	14729.00	0.2644131	1.3399067E-02	62.30648

Instrument : CHAMBER 116
 Detector : 45-132FF2
 Standard ID : AESS-008
 Standard Reference Date : 14-FEB-2008 13:39:25
 Calibration Analysis Date/Time : 17-AUG-2009 09:41:08
 Calibration Count Time : 300.0000
 Efficiency Calibration Date/Time : 17-AUG-2009 14:58:06
 Average Efficiency : 0.2617015
 Average Efficiency Error : 7.1968301E-03
 Confidence : 95.00000

Cal. Istps	DPM	Exp. Date	Start Engy	End Engy	Counts	EFF.	EFF Err	Resolution
GD-148	206.0418	28-FEB-2010	2991.930	3301.615	15931.00	0.2613424	1.1222276E-02	57.22266
NP-237	209.2716	28-FEB-2010	4433.958	4904.160	16458.00	0.2621330	1.3264989E-02	65.63932
CM-244	199.6488	28-FEB-2010	5532.087	5883.400	14804.00	0.2617715	1.3264321E-02	58.02108

Instrument : CHAMBER 117
 Detector : 33450
 Standard ID : AESS-003
 Standard Reference Date : 15-FEB-2008 13:12:27
 Calibration Analysis Date/Time : 17-AUG-2009 09:41:13
 Calibration Count Time : 300.0000
 Efficiency Calibration Date/Time : 17-AUG-2009 14:58:17
 Average Efficiency : 0.2525579
 Average Efficiency Error : 6.9512939E-03
 Confidence : 95.00000

Cal. Istps	DPM	Exp. Date	Start Engy	End Engy	Counts	EFF.	EFF Err	Resolution
GD-148	202.9740	28-FEB-2010	2989.306	3298.199	15015.00	0.2500224	1.0747343E-02	65.18716
NP-237	203.2080	28-FEB-2010	4433.520	4903.152	15609.00	0.2560285	1.2964435E-02	69.72454
CM-244	197.2236	28-FEB-2010	5530.582	5887.083	14123.00	0.2527719	1.2816428E-02	63.59301

Instrument : CHAMBER 118
 Detector : 75544
 Standard ID : AESS-009
 Standard Reference Date : 19-FEB-2008 11:05:22
 Calibration Analysis Date/Time : 17-AUG-2009 09:41:17
 Calibration Count Time : 300.0000
 Efficiency Calibration Date/Time : 17-AUG-2009 14:58:27
 Average Efficiency : 0.2576301
 Average Efficiency Error : 7.0881532E-03
 Confidence : 95.00000

Cal. Istps	DPM	Exp. Date	Start Engy	End Engy	Counts	EFF.	EFF Err	Resolution
GD-148	203.3736	28-FEB-2010	2988.856	3302.528	15454.00	0.2568017	1.1033086E-02	48.57111
NP-237	204.0192	28-FEB-2010	4432.711	4902.773	15795.00	0.2580543	1.3065088E-02	53.80557
CM-244	197.2128	28-FEB-2010	5531.177	5883.080	14443.00	0.2583711	1.3096387E-02	48.23898

Instrument : CHAMBER 119
 Detector : 74429
 Standard ID : AESS-004
 Standard Reference Date : 14-FEB-2008 09:35:18
 Calibration Analysis Date/Time : 18-AUG-2009 08:34:33
 Calibration Count Time : 300.0000
 Efficiency Calibration Date/Time : 2-FEB-2009 15:15:38
 Average Efficiency : 0.2936279
 Average Efficiency Error : 1.2630888E-02
 Confidence : 95.00000

Cal. Istps	DPM	Exp. Date	Start Engy	End Engy	Counts	EFF.	EFF Err	Resolution
GD-148	206.1222	28-FEB-2010	2992.004	3299.253	1406.000	0.2936279	1.2630888E-02	0.0000000E+00
NP-237	204.2586	28-FEB-2010	4432.548	4906.013	0.0000000E+00	0.0000000E+00	0.0000000E+00	0.0000000E+00
CM-244	198.8100	28-FEB-2010	5530.584	5883.165	0.0000000E+00	0.0000000E+00	0.0000000E+00	0.0000000E+00

Instrument : CHAMBER 120
 Detector : 74430
 Standard ID : AESS-010
 Standard Reference Date : 14-FEB-2008 13:39:25
 Calibration Analysis Date/Time : 18-AUG-2009 08:35:01
 Calibration Count Time : 300.0000
 Efficiency Calibration Date/Time : 18-AUG-2009 13:38:55
 Average Efficiency : 0.2589359
 Average Efficiency Error : 7.1242545E-03
 Confidence : 95.00000

Cal. Istps	DPM	Exp. Date	Start Engy	End Engy	Counts	EFF.	EFF Err	Resolution
GD-148	202.0008	28-FEB-2010	2988.209	3300.389	15391.00	0.2575360	1.1065440E-02	43.23295
NP-237	202.9926	28-FEB-2010	4436.370	4904.997	15823.00	0.2598289	1.3154631E-02	56.74783
CM-244	196.2330	28-FEB-2010	5531.794	5882.950	14449.00	0.2600255	1.3180019E-02	54.60671

Instrument : CHAMBER 121
 Detector : 75545
 Standard ID : AESS-005
 Standard Reference Date : 14-FEB-2008 09:35:18
 Calibration Analysis Date/Time : 17-AUG-2009 09:41:25
 Calibration Count Time : 300.0000
 Efficiency Calibration Date/Time : 17-AUG-2009 14:58:37
 Average Efficiency : 0.2477992
 Average Efficiency Error : 6.8184505E-03
 Confidence : 95.00000

Cal. Istps	DPM	Exp. Date	Start Engy	End Engy	Counts	EFF.	EFF Err	Resolution
GD-148	210.7452	28-FEB-2010	2991.483	3299.036	15409.00	0.2471195	1.0617682E-02	50.47642
NP-237	209.5938	28-FEB-2010	4436.007	4904.843	15591.00	0.2479274	1.2554423E-02	56.89366
CM-244	202.7478	28-FEB-2010	5531.746	5882.876	14277.00	0.2486278	1.2604386E-02	50.04906

Instrument : CHAMBER 122
 Detector : 75546
 Standard ID : AESS-011
 Standard Reference Date : 14-FEB-2008 13:39:25
 Calibration Analysis Date/Time : 17-AUG-2009 09:41:30
 Calibration Count Time : 300.0000
 Efficiency Calibration Date/Time : 17-AUG-2009 14:58:49
 Average Efficiency : 0.2511526
 Average Efficiency Error : 6.9076614E-03
 Confidence : 95.00000

Cal. Istps	DPM	Exp. Date	Start Engy	End Engy	Counts	EFF.	EFF Err	Resolution
GD-148	212.8284	28-FEB-2010	2989.140	3302.149	15817.00	0.2511983	1.0788003E-02	55.71524
NP-237	214.4868	28-FEB-2010	4434.728	4903.501	16008.00	0.2487148	1.2590243E-02	57.96050
CM-244	208.4184	28-FEB-2010	5535.323	5886.133	14974.00	0.2536270	1.2849721E-02	53.77795

Instrument : CHAMBER 123
 Detector : 45-142V3
 Standard ID : AESS-006
 Standard Reference Date : 14-FEB-2008 09:35:18
 Calibration Analysis Date/Time : 17-AUG-2009 09:41:34
 Calibration Count Time : 300.0000
 Efficiency Calibration Date/Time : 17-AUG-2009 14:58:58
 Average Efficiency : 0.2594329
 Average Efficiency Error : 7.1380134E-03
 Confidence : 95.00000

Cal. Istps	DPM	Exp. Date	Start Engy	End Engy	Counts	EFF.	EFF Err	Resolution
GD-148	203.6952	28-FEB-2010	2989.820	3298.601	15515.00	0.2574363	1.1059616E-02	71.81727
NP-237	204.7038	28-FEB-2010	4437.478	4905.941	15738.00	0.2562436	1.2974020E-02	72.62444
CM-244	195.0060	28-FEB-2010	5531.339	5886.453	14683.00	0.2658339	1.3471606E-02	67.85081

Instrument : CHAMBER 124
 Detector : 45-142V2
 Standard ID : AESS-012
 Standard Reference Date : 14-FEB-2008 13:39:25
 Calibration Analysis Date/Time : 17-AUG-2009 09:41:39
 Calibration Count Time : 300.0000
 Efficiency Calibration Date/Time : 17-AUG-2009 14:59:08
 Average Efficiency : 0.2622745
 Average Efficiency Error : 7.2123613E-03
 Confidence : 95.00000

Cal. Istps	DPM	Exp. Date	Start Engy	End Engy	Counts	EFF.	EFF Err	Resolution
GD-148	206.2200	28-FEB-2010	2989.806	3300.376	16169.00	0.2650077	1.1376831E-02	65.10977
NP-237	205.8930	28-FEB-2010	4436.352	4902.974	16128.00	0.2610630	1.3214089E-02	71.08579
CM-244	203.1954	28-FEB-2010	5533.246	5885.946	14953.00	0.2598179	1.3163561E-02	70.97868

Instrument : CHAMBER 125
 Detector : 75547
 Standard ID : AESS-013
 Standard Reference Date : 14-FEB-2008 17:45:04
 Calibration Analysis Date/Time : 17-AUG-2009 09:41:44
 Calibration Count Time : 300.0000
 Efficiency Calibration Date/Time : 17-AUG-2009 14:59:18
 Average Efficiency : 0.2577128
 Average Efficiency Error : 7.0888288E-03
 Confidence : 95.00000

Cal. Istps	DPM	Exp. Date	Start Engy	End Engy	Counts	EFF.	EFF Err	Resolution
GD-148	203.6544	28-FEB-2010	2987.619	3299.275	15570.00	0.2584035	1.1100472E-02	45.32409
NP-237	210.2526	28-FEB-2010	4433.269	4906.266	16194.00	0.2567104	1.2993116E-02	55.37461
CM-244	201.9108	28-FEB-2010	5531.959	5882.482	14741.00	0.2577693	1.3062201E-02	51.62124

Instrument : CHAMBER 126
 Detector : 75548
 Standard ID : AESS-019
 Standard Reference Date : 19-FEB-2008 11:05:22
 Calibration Analysis Date/Time : 17-AUG-2009 09:41:49
 Calibration Count Time : 300.0000
 Efficiency Calibration Date/Time : 17-AUG-2009 14:59:32
 Average Efficiency : 0.2528252
 Average Efficiency Error : 6.9586127E-03
 Confidence : 95.00000

Cal. Istps	DPM	Exp. Date	Start Engy	End Engy	Counts	EFF.	EFF Err	Resolution
GD-148	204.6468	28-FEB-2010	2988.372	3298.946	15025.00	0.2481292	1.0665805E-02	51.29427
NP-237	202.9140	28-FEB-2010	4437.297	4901.551	15728.00	0.2582902	1.3077814E-02	59.55880
CM-244	199.3140	28-FEB-2010	5532.806	5882.587	14367.00	0.2543760	1.2894685E-02	53.51087

Instrument : CHAMBER 127
 Detector : 78770
 Standard ID : AESS-014
 Standard Reference Date : 19-FEB-2008 11:05:22
 Calibration Analysis Date/Time : 17-AUG-2009 09:41:53
 Calibration Count Time : 300.0000
 Efficiency Calibration Date/Time : 17-AUG-2009 14:59:46
 Average Efficiency : 0.2467646
 Average Efficiency Error : 6.7887292E-03
 Confidence : 95.00000

Cal. Istps	DPM	Exp. Date	Start Engy	End Engy	Counts	EFF.	EFF Err	Resolution
GD-148	214.7088	28-FEB-2010	2989.622	3297.830	15608.00	0.2456636	1.0552737E-02	45.17228
NP-237	211.7160	28-FEB-2010	4435.622	4904.092	15815.00	0.2489925	1.2606090E-02	55.68476
CM-244	207.3882	28-FEB-2010	5535.184	5885.434	14463.00	0.2461215	1.2475103E-02	51.99955

Instrument : CHAMBER 128
 Detector : 75549
 Standard ID : AESS-020
 Standard Reference Date : 14-FEB-2008 21:55:55
 Calibration Analysis Date/Time : 17-AUG-2009 09:41:59
 Calibration Count Time : 300.0000
 Efficiency Calibration Date/Time : 17-AUG-2009 15:00:39
 Average Efficiency : 0.2557978
 Average Efficiency Error : 7.0393290E-03
 Confidence : 95.00000

Cal. Istps	DPM	Exp. Date	Start Engy	End Engy	Counts	EFF.	EFF Err	Resolution
GD-148	205.5870	28-FEB-2010	2989.482	3299.177	15312.00	0.2510756	1.0789989E-02	50.23243
NP-237	203.4984	28-FEB-2010	4436.028	4905.664	15805.00	0.2584755	1.3086889E-02	59.26414
CM-244	197.1096	28-FEB-2010	5532.549	5883.141	14531.00	0.2601309	1.3184624E-02	52.60558

Instrument : CHAMBER 129
 Detector : 76227
 Standard ID : AESS-015
 Standard Reference Date : 14-FEB-2008 17:45:04
 Calibration Analysis Date/Time : 17-AUG-2009 09:42:03
 Calibration Count Time : 300.0000
 Efficiency Calibration Date/Time : 17-AUG-2009 15:00:50
 Average Efficiency : 0.2636167
 Average Efficiency Error : 7.2512124E-03
 Confidence : 95.00000

Cal. Istps	DPM	Exp. Date	Start Engy	End Engy	Counts	EFF.	EFF Err	Resolution
GD-148	204.0270	28-FEB-2010	2992.146	3298.635	15855.00	0.2626581	1.1279699E-02	51.01081
NP-237	200.6460	28-FEB-2010	4432.563	4905.761	16101.00	0.2674463	1.3537456E-02	55.64974
CM-244	195.9270	28-FEB-2010	5531.918	5882.796	14498.00	0.2612732	1.3242676E-02	51.23387

Instrument : CHAMBER 130
 Detector : 76228
 Standard ID : AESS-021
 Standard Reference Date : 19-FEB-2008 15:31:52
 Calibration Analysis Date/Time : 17-AUG-2009 09:42:09
 Calibration Count Time : 300.0000
 Efficiency Calibration Date/Time : 17-AUG-2009 15:01:00
 Average Efficiency : 0.2500172
 Average Efficiency Error : 6.8798582E-03
 Confidence : 95.00000

Cal. Istps	DPM	Exp. Date	Start Engy	End Engy	Counts	EFF.	EFF Err	Resolution
GD-148	208.3608	28-FEB-2010	2989.230	3297.665	15254.00	0.2474099	1.0632024E-02	49.47410
NP-237	210.1548	28-FEB-2010	4434.582	4901.937	15716.00	0.2492386	1.2619579E-02	59.00264
CM-244	200.7390	28-FEB-2010	5530.859	5884.881	14487.00	0.2546751	1.2908396E-02	49.18253

Instrument : CHAMBER 131
 Detector : 33448
 Standard ID : AESS-016
 Standard Reference Date : 14-FEB-2008 17:45:04
 Calibration Analysis Date/Time : 17-AUG-2009 09:42:13
 Calibration Count Time : 300.0000
 Efficiency Calibration Date/Time : 17-AUG-2009 15:01:10
 Average Efficiency : 0.2486686
 Average Efficiency Error : 6.8503493E-03
 Confidence : 95.00000

Cal. Istps	DPM	Exp. Date	Start Engy	End Engy	Counts	EFF.	EFF Err	Resolution
GD-148	204.0534	28-FEB-2010	2988.455	3301.428	14427.00	0.2389750	1.0279993E-02	88.46142
NP-237	199.3962	28-FEB-2010	4434.994	4904.668	15550.00	0.2599315	1.3162703E-02	91.50983
CM-244	198.6402	28-FEB-2010	5532.826	5884.723	14238.00	0.2530668	1.2829903E-02	81.92683

Instrument : CHAMBER 132
 Detector : 67579
 Standard ID : AESS-022
 Standard Reference Date : 14-FEB-2008 21:55:55
 Calibration Analysis Date/Time : 17-AUG-2009 09:42:18
 Calibration Count Time : 300.0000
 Efficiency Calibration Date/Time : 17-AUG-2009 15:01:19
 Average Efficiency : 0.2503150
 Average Efficiency Error : 6.8899435E-03
 Confidence : 95.00000

Cal. Istps	DPM	Exp. Date	Start Engy	End Engy	Counts	EFF.	EFF Err	Resolution
GD-148	209.6724	28-FEB-2010	2989.906	3301.298	15059.00	0.2427482	1.0434108E-02	48.23922
NP-237	206.8830	28-FEB-2010	4432.560	4903.500	15980.00	0.2574485	1.3032571E-02	59.84295
CM-244	203.0208	28-FEB-2010	5531.586	5882.587	14657.00	0.2549047	1.2918007E-02	51.83584

Instrument : CHAMBER 133
 Detector : 76229
 Standard ID : AESS-017
 Standard Reference Date : 14-FEB-2008 17:45:04
 Calibration Analysis Date/Time : 17-AUG-2009 09:42:22
 Calibration Count Time : 300.0000
 Efficiency Calibration Date/Time : 17-AUG-2009 15:01:29
 Average Efficiency : 0.2444916
 Average Efficiency Error : 6.7288522E-03
 Confidence : 95.00000

Cal. Istps	DPM	Exp. Date	Start Engy	End Engy	Counts	EFF.	EFF Err	Resolution
GD-148	210.0798	28-FEB-2010	2992.199	3301.674	15088.00	0.2427499	1.0433814E-02	51.73604
NP-237	208.5846	28-FEB-2010	4436.849	4905.652	15341.00	0.2451461	1.2416095E-02	59.86903
CM-244	205.5828	28-FEB-2010	5530.602	5882.872	14343.00	0.2463241	1.2486813E-02	55.80942

Instrument : CHAMBER 134
 Detector : 76230
 Standard ID : AESS-023
 Standard Reference Date : 14-FEB-2008 21:55:55
 Calibration Analysis Date/Time : 17-AUG-2009 09:42:27
 Calibration Count Time : 300.0000
 Efficiency Calibration Date/Time : 17-AUG-2009 15:01:38
 Average Efficiency : 0.2444722
 Average Efficiency Error : 6.7306994E-03
 Confidence : 95.00000

Cal. Istps	DPM	Exp. Date	Start Engy	End Engy	Counts	EFF.	EFF Err	Resolution
GD-148	207.4764	28-FEB-2010	2989.055	3302.112	14731.00	0.2399838	1.0319396E-02	45.58716
NP-237	207.4998	28-FEB-2010	4432.969	4905.408	15414.00	0.2475136	1.2535379E-02	52.40787
CM-244	199.8804	28-FEB-2010	5534.460	5883.375	14046.00	0.2480791	1.2579419E-02	47.39998

Instrument : CHAMBER 135
 Detector : 64270
 Standard ID : AESS-018
 Standard Reference Date : 14-FEB-2008 17:45:04
 Calibration Analysis Date/Time : 17-AUG-2009 09:42:32
 Calibration Count Time : 300.0000
 Efficiency Calibration Date/Time : 17-AUG-2009 15:01:50
 Average Efficiency : 0.2546879
 Average Efficiency Error : 7.0084208E-03
 Confidence : 95.00000

Cal. Istps	DPM	Exp. Date	Start Engy	End Engy	Counts	EFF.	EFF Err	Resolution
GD-148	202.1856	28-FEB-2010	2987.813	3300.105	15110.00	0.2525907	1.0856513E-02	49.36219
NP-237	208.8990	28-FEB-2010	4435.123	4902.752	15878.00	0.2533506	1.2826114E-02	62.03614
CM-244	198.1458	28-FEB-2010	5532.979	5882.877	14546.00	0.2591602	1.3135060E-02	51.79539

Instrument : CHAMBER 136
 Detector : 68549
 Standard ID : AESS-024
 Standard Reference Date : 14-FEB-2008 21:55:55
 Calibration Analysis Date/Time : 17-AUG-2009 09:42:37
 Calibration Count Time : 300.0000
 Efficiency Calibration Date/Time : 17-AUG-2009 15:02:00
 Average Efficiency : 0.2475998
 Average Efficiency Error : 6.8165381E-03
 Confidence : 95.00000

Cal. Istps	DPM	Exp. Date	Start Engy	End Engy	Counts	EFF.	EFF Err	Resolution
GD-148	203.5218	28-FEB-2010	2991.796	3301.682	14741.00	0.2447980	1.0526305E-02	60.65231
NP-237	205.6662	28-FEB-2010	4435.713	4901.780	15573.00	0.2523313	1.2777670E-02	84.66249
CM-244	198.3060	28-FEB-2010	5531.520	5884.028	13875.00	0.2470199	1.2527825E-02	70.83999

Instrument : CHAMBER 137
 Detector : 64288
 Standard ID : AESS-025
 Standard Reference Date : 15-FEB-2008 09:06:52
 Calibration Analysis Date/Time : 17-AUG-2009 15:19:29
 Calibration Count Time : 300.0000
 Efficiency Calibration Date/Time : 18-AUG-2009 09:58:00
 Average Efficiency : 0.2555233
 Average Efficiency Error : 7.0462842E-03
 Confidence : 95.00000

Cal. Istps	DPM	Exp. Date	Start Engy	End Engy	Counts	EFF.	EFF Err	Resolution
GD-148	195.5670	28-FEB-2010	2990.035	3302.352	15040.00	0.2599163	1.1172320E-02	62.16771
NP-237	167.9916	28-FEB-2010	4435.990	4901.349	12745.00	0.2528539	1.2839622E-02	74.72440
CM-244	157.2432	28-FEB-2010	5532.344	5883.346	11242.00	0.2523895	1.2842122E-02	61.62554

Instrument : CHAMBER 138
 Detector : 65877
 Standard ID : AESS-031
 Standard Reference Date : 18-FEB-2008 11:28:15
 Calibration Analysis Date/Time : 17-AUG-2009 10:05:25
 Calibration Count Time : 300.0000
 Efficiency Calibration Date/Time : 17-AUG-2009 15:10:23
 Average Efficiency : 0.2550827
 Average Efficiency Error : 7.0365570E-03
 Confidence : 95.00000

Cal. Istps	DPM	Exp. Date	Start Engy	End Engy	Counts	EFF.	EFF Err	Resolution
GD-148	193.6650	28-FEB-2010	2990.457	3300.623	14458.00	0.2522955	1.0852579E-02	60.07153
NP-237	162.9186	28-FEB-2010	4436.833	4904.301	12578.00	0.2572678	1.3066470E-02	64.63396
CM-244	153.1968	28-FEB-2010	5531.035	5885.034	11155.00	0.2569406	1.3075489E-02	58.61239

Instrument : CHAMBER 139
 Detector : 76231
 Standard ID : AESS-026
 Standard Reference Date : 15-FEB-2008 09:06:52
 Calibration Analysis Date/Time : 17-AUG-2009 10:05:40
 Calibration Count Time : 300.0000
 Efficiency Calibration Date/Time : 17-AUG-2009 15:10:36
 Average Efficiency : 0.2493770
 Average Efficiency Error : 7.3113223E-03
 Confidence : 95.00000

Cal. Istps	DPM	Exp. Date	Start Engy	End Engy	Counts	EFF.	EFF Err	Resolution
GD-148	199.5072	28-FEB-2010	2988.624	3300.322	14789.00	0.2505293	1.2695529E-02	52.23651
NP-237	168.0294	28-FEB-2010	4436.965	4901.673	12535.00	0.2486135	1.2627549E-02	58.33430
CM-244	160.5822	28-FEB-2010	5531.099	5884.173	11327.00	0.2489982	1.2667944E-02	53.91700

Instrument : CHAMBER 140
 Detector : 78771
 Standard ID : AESS-032
 Standard Reference Date : 18-FEB-2008 11:28:15
 Calibration Analysis Date/Time : 17-AUG-2009 10:05:55
 Calibration Count Time : 300.0000
 Efficiency Calibration Date/Time : 17-AUG-2009 15:10:53
 Average Efficiency : 0.2545226
 Average Efficiency Error : 7.0204390E-03
 Confidence : 95.00000

Cal. Istps	DPM	Exp. Date	Start Engy	End Engy	Counts	EFF.	EFF Err	Resolution
GD-148	195.2364	28-FEB-2010	2992.243	3300.208	14492.00	0.2508534	1.0790074E-02	46.38138
NP-237	165.9822	28-FEB-2010	4435.227	4906.111	12782.00	0.2566222	1.3030458E-02	51.74347
CM-244	153.7938	28-FEB-2010	5531.085	5884.403	11234.00	0.2578183	1.3118429E-02	44.44519

Instrument : CHAMBER 141
 Detector : 76232
 Standard ID : AESS-027
 Standard Reference Date : 15-FEB-2008 09:06:52
 Calibration Analysis Date/Time : 17-AUG-2009 10:06:09
 Calibration Count Time : 300.0000
 Efficiency Calibration Date/Time : 17-AUG-2009 15:11:05
 Average Efficiency : 0.2584702
 Average Efficiency Error : 7.5807418E-03
 Confidence : 95.00000

Cal. Istps	DPM	Exp. Date	Start Engy	End Engy	Counts	EFF.	EFF Err	Resolution
GD-148	193.4238	28-FEB-2010	2989.414	3297.748	14427.00	0.2520987	1.2779256E-02	53.56795
NP-237	161.6154	28-FEB-2010	4437.262	4901.753	12660.00	0.2610831	1.3258832E-02	57.80217
CM-244	148.1754	28-FEB-2010	5534.971	5886.637	11030.00	0.2627913	1.3375781E-02	54.14219

Instrument : CHAMBER 142
 Detector : 64261
 Standard ID : AESS-033
 Standard Reference Date : 18-FEB-2008 11:28:15
 Calibration Analysis Date/Time : 17-AUG-2009 10:06:21
 Calibration Count Time : 300.0000
 Efficiency Calibration Date/Time : 17-AUG-2009 15:11:22
 Average Efficiency : 0.2600435
 Average Efficiency Error : 7.1729934E-03
 Confidence : 95.00000

Cal. Istps	DPM	Exp. Date	Start Engy	End Engy	Counts	EFF.	EFF Err	Resolution
GD-148	192.4158	28-FEB-2010	2988.269	3301.948	14656.00	0.2574165	1.1070056E-02	54.03382
NP-237	161.7816	28-FEB-2010	4433.864	4905.404	12714.00	0.2618904	1.3299029E-02	57.43495
CM-244	147.2670	28-FEB-2010	5531.110	5884.773	10935.00	0.2619993	1.3337597E-02	54.46835

Instrument : CHAMBER 143
 Detector : 65882
 Standard ID : AESS-028
 Standard Reference Date : 15-FEB-2008 09:06:52
 Calibration Analysis Date/Time : 17-AUG-2009 10:06:30
 Calibration Count Time : 300.0000
 Efficiency Calibration Date/Time : 17-AUG-2009 15:11:35
 Average Efficiency : 0.2441945
 Average Efficiency Error : 7.1629179E-03
 Confidence : 95.00000

Cal. Istps	DPM	Exp. Date	Start Engy	End Engy	Counts	EFF.	EFF Err	Resolution
GD-148	199.6542	28-FEB-2010	2987.868	3300.973	14504.00	0.2454895	1.2443409E-02	48.86588
NP-237	168.1992	28-FEB-2010	4435.203	4905.234	12409.00	0.2458239	1.2487897E-02	54.42411
CM-244	156.7614	28-FEB-2010	5533.941	5886.181	10719.00	0.2413527	1.2290902E-02	48.55591

Instrument : CHAMBER 144
 Detector : 75551
 Standard ID : AESS-034
 Standard Reference Date : 18-FEB-2008 11:28:15
 Calibration Analysis Date/Time : 17-AUG-2009 10:06:42
 Calibration Count Time : 300.0000
 Efficiency Calibration Date/Time : 17-AUG-2009 15:11:48
 Average Efficiency : 0.2468767
 Average Efficiency Error : 6.8111387E-03
 Confidence : 95.00000

Cal. Istps	DPM	Exp. Date	Start Engy	End Engy	Counts	EFF.	EFF Err	Resolution
GD-148	200.5488	28-FEB-2010	2992.050	3299.833	14487.00	0.2441242	1.0500696E-02	46.56598
NP-237	167.2962	28-FEB-2010	4433.005	4902.603	12463.00	0.2482506	1.2610275E-02	54.14901
CM-244	154.4388	28-FEB-2010	5530.735	5882.656	10920.00	0.2495103	1.2702089E-02	51.83741

Instrument : CHAMBER 145
 Detector : 72526
 Standard ID : AESS-029
 Standard Reference Date : 15-FEB-2008 09:06:52
 Calibration Analysis Date/Time : 17-AUG-2009 10:06:50
 Calibration Count Time : 300.0000
 Efficiency Calibration Date/Time : 17-AUG-2009 15:12:06
 Average Efficiency : 0.2516074
 Average Efficiency Error : 7.3767379E-03
 Confidence : 95.00000

Cal. Istps	DPM	Exp. Date	Start Engy	End Engy	Counts	EFF.	EFF Err	Resolution
GD-148	201.5742	28-FEB-2010	2991.923	3299.882	14896.00	0.2497595	1.2655314E-02	52.44717
NP-237	169.7700	28-FEB-2010	4434.984	4905.949	12721.00	0.2497460	1.2682147E-02	64.14503
CM-244	154.8234	28-FEB-2010	5531.069	5884.490	11206.00	0.2555142	1.3001818E-02	51.97158

Instrument : CHAMBER 146
 Detector : 72527
 Standard ID : AESS-035
 Standard Reference Date : 18-FEB-2008 11:28:15
 Calibration Analysis Date/Time : 17-AUG-2009 10:06:56
 Calibration Count Time : 300.0000
 Efficiency Calibration Date/Time : 17-AUG-2009 15:12:19
 Average Efficiency : 0.2487766
 Average Efficiency Error : 6.8616522E-03
 Confidence : 95.00000

Cal. Istps	DPM	Exp. Date	Start Engy	End Engy	Counts	EFF.	EFF Err	Resolution
GD-148	198.6666	28-FEB-2010	2989.460	3301.164	14683.00	0.2497765	1.0741138E-02	52.75697
NP-237	168.2934	28-FEB-2010	4435.288	4903.095	12451.00	0.2466013	1.2526580E-02	54.23803
CM-244	158.8128	28-FEB-2010	5534.042	5884.573	11233.00	0.2496148	1.2701104E-02	51.22379

Instrument : CHAMBER 147
 Detector : 75550
 Standard ID : AESS-030
 Standard Reference Date : 15-FEB-2008 09:06:52
 Calibration Analysis Date/Time : 17-AUG-2009 10:07:03
 Calibration Count Time : 300.0000
 Efficiency Calibration Date/Time : 17-AUG-2009 15:12:37
 Average Efficiency : 0.2470976
 Average Efficiency Error : 7.2475495E-03
 Confidence : 95.00000

Cal. Istps	DPM	Exp. Date	Start Engy	End Engy	Counts	EFF.	EFF Err	Resolution
GD-148	198.9792	28-FEB-2010	2990.910	3299.539	14303.00	0.2429080	1.2314880E-02	46.94440
NP-237	166.3758	28-FEB-2010	4433.251	4901.935	12590.00	0.2521924	1.2808450E-02	53.36894
CM-244	157.1856	28-FEB-2010	5533.139	5883.368	10980.00	0.2465573	1.2550585E-02	53.24918

Instrument : CHAMBER 148
 Detector : 74429
 Standard ID : AESS-036
 Standard Reference Date : 18-FEB-2008 11:28:15
 Calibration Analysis Date/Time : 17-AUG-2009 10:07:10
 Calibration Count Time : 300.0000
 Efficiency Calibration Date/Time : 17-AUG-2009 15:12:57
 Average Efficiency : 0.2480969
 Average Efficiency Error : 6.8435837E-03
 Confidence : 95.00000

Cal. Istps	DPM	Exp. Date	Start Engy	End Engy	Counts	EFF.	EFF Err	Resolution
GD-148	201.3204	28-FEB-2010	2990.725	3298.446	14645.00	0.2458259	1.0571792E-02	53.02917
NP-237	167.4312	28-FEB-2010	4436.496	4905.977	12647.00	0.2517435	1.2784752E-02	56.62496
CM-244	156.4188	28-FEB-2010	5533.919	5885.716	10983.00	0.2477803	1.2612724E-02	51.14078

Instrument : CHAMBER 149
 Detector : 33449
 Standard ID : AESS-037
 Standard Reference Date : 18-FEB-2008 15:31:47
 Calibration Analysis Date/Time : 17-AUG-2009 09:46:49
 Calibration Count Time : 300.0000
 Efficiency Calibration Date/Time : 17-AUG-2009 15:02:09
 Average Efficiency : 0.2465136
 Average Efficiency Error : 6.8024271E-03
 Confidence : 95.00000

Cal. Istps	DPM	Exp. Date	Start Engy	End Engy	Counts	EFF.	EFF Err	Resolution
GD-148	197.7372	28-FEB-2010	2991.734	3299.272	14178.00	0.2423231	1.0427443E-02	68.70028
NP-237	167.1294	28-FEB-2010	4437.371	4901.944	12533.00	0.2499420	1.2695006E-02	68.91545
CM-244	154.7664	28-FEB-2010	5530.548	5882.851	10933.00	0.2492944	1.2690787E-02	65.41205

Instrument : CHAMBER 150
 Detector : 75552
 Standard ID : AESS-043
 Standard Reference Date : 19-FEB-2008 00:32:27
 Calibration Analysis Date/Time : 17-AUG-2009 09:47:06
 Calibration Count Time : 300.0000
 Efficiency Calibration Date/Time : 17-AUG-2009 15:02:19
 Average Efficiency : 0.2486527
 Average Efficiency Error : 6.8590841E-03
 Confidence : 95.00000

Cal. Istps	DPM	Exp. Date	Start Engy	End Engy	Counts	EFF.	EFF Err	Resolution
GD-148	197.7708	28-FEB-2010	2992.316	3300.643	14670.00	0.2506822	1.0780259E-02	53.31720
NP-237	168.7422	28-FEB-2010	4435.415	4905.497	12565.00	0.2481675	1.2604410E-02	58.05605
CM-244	156.3252	28-FEB-2010	5534.121	5886.240	10915.00	0.2463857	1.2543092E-02	53.10606

Instrument : CHAMBER 151
 Detector : 75556
 Standard ID : AESS-038
 Standard Reference Date : 18-FEB-2008 15:31:47
 Calibration Analysis Date/Time : 17-AUG-2009 09:47:22
 Calibration Count Time : 300.0000
 Efficiency Calibration Date/Time : 17-AUG-2009 15:02:29
 Average Efficiency : 0.2450182
 Average Efficiency Error : 6.7593171E-03
 Confidence : 95.00000

Cal. Istps	DPM	Exp. Date	Start Engy	End Engy	Counts	EFF.	EFF Err	Resolution
GD-148	200.1408	28-FEB-2010	2990.659	3302.040	14473.00	0.2443945	1.0512492E-02	52.21863
NP-237	170.0886	28-FEB-2010	4434.623	4901.634	12448.00	0.2439277	1.2390838E-02	56.98894
CM-244	157.7460	28-FEB-2010	5531.364	5886.469	11043.00	0.2470334	1.2573502E-02	57.42078

Instrument : CHAMBER 152
 Detector : 76222
 Standard ID : AESS-044
 Standard Reference Date : 19-FEB-2008 00:32:27
 Calibration Analysis Date/Time : 17-AUG-2009 09:47:27
 Calibration Count Time : 300.0000
 Efficiency Calibration Date/Time : 17-AUG-2009 15:02:41
 Average Efficiency : 0.2490164
 Average Efficiency Error : 6.8703890E-03
 Confidence : 95.00000

Cal. Istps	DPM	Exp. Date	Start Engy	End Engy	Counts	EFF.	EFF Err	Resolution
GD-148	194.4510	28-FEB-2010	2991.044	3297.777	14243.00	0.2475301	1.0650607E-02	47.08284
NP-237	166.6248	28-FEB-2010	4437.300	4905.285	12419.00	0.2484124	1.2619114E-02	60.94747
CM-244	155.8290	28-FEB-2010	5531.209	5887.199	11119.00	0.2517907	1.2814093E-02	54.11842

Instrument : CHAMBER 153
 Detector : 76223
 Standard ID : AESS-039
 Standard Reference Date : 18-FEB-2008 15:31:47
 Calibration Analysis Date/Time : 17-AUG-2009 09:47:33
 Calibration Count Time : 300.0000
 Efficiency Calibration Date/Time : 17-AUG-2009 15:02:59
 Average Efficiency : 0.2519075
 Average Efficiency Error : 6.9520962E-03
 Confidence : 95.00000

Cal. Istps	DPM	Exp. Date	Start Engy	End Engy	Counts	EFF.	EFF Err	Resolution
GD-148	192.2418	28-FEB-2010	2989.175	3301.127	14308.00	0.2515197	1.0821341E-02	47.18059
NP-237	159.1506	28-FEB-2010	4437.148	4906.174	12220.00	0.2558792	1.3001786E-02	54.79121
CM-244	151.7142	28-FEB-2010	5533.838	5885.640	10690.00	0.2486704	1.2664073E-02	49.37799

Instrument : CHAMBER 154
 Detector : 76224
 Standard ID : AESS-045
 Standard Reference Date : 19-FEB-2008 00:32:27
 Calibration Analysis Date/Time : 17-AUG-2009 09:47:38
 Calibration Count Time : 300.0000
 Efficiency Calibration Date/Time : 17-AUG-2009 15:03:12
 Average Efficiency : 0.2559401
 Average Efficiency Error : 7.0637148E-03
 Confidence : 95.00000

Cal. Istps	DPM	Exp. Date	Start Engy	End Engy	Counts	EFF.	EFF Err	Resolution
GD-148	186.9936	28-FEB-2010	2991.160	3298.663	14169.00	0.2560697	1.1019127E-02	49.27927
NP-237	160.8066	28-FEB-2010	4435.792	4904.845	12224.00	0.2533519	1.2873255E-02	55.70718
CM-244	145.8384	28-FEB-2010	5532.170	5883.602	10681.00	0.2584613	1.3162896E-02	52.40295

Instrument : CHAMBER 155
 Detector : 75553
 Standard ID : AESS-040
 Standard Reference Date : 18-FEB-2008 15:31:47
 Calibration Analysis Date/Time : 17-AUG-2009 09:47:43
 Calibration Count Time : 300.0000
 Efficiency Calibration Date/Time : 17-AUG-2009 15:03:49
 Average Efficiency : 0.2604031
 Average Efficiency Error : 7.1793078E-03
 Confidence : 95.00000

Cal. Istps	DPM	Exp. Date	Start Engy	End Engy	Counts	EFF.	EFF Err	Resolution
GD-148	194.4828	28-FEB-2010	2990.137	3299.574	15144.00	0.2631285	1.1309024E-02	51.70325
NP-237	166.8174	28-FEB-2010	4433.383	4905.252	13025.00	0.2602106	1.3208893E-02	58.26657
CM-244	155.0100	28-FEB-2010	5530.995	5884.485	11287.00	0.2569496	1.3073267E-02	54.09868

Instrument : CHAMBER 156
 Detector : 75554
 Standard ID : AESS-046
 Standard Reference Date : 19-FEB-2008 19:35:48
 Calibration Analysis Date/Time : 17-AUG-2009 09:47:48
 Calibration Count Time : 300.0000
 Efficiency Calibration Date/Time : 17-AUG-2009 15:03:58
 Average Efficiency : 0.2478251
 Average Efficiency Error : 6.8396293E-03
 Confidence : 95.00000

Cal. Istps	DPM	Exp. Date	Start Engy	End Engy	Counts	EFF.	EFF Err	Resolution
GD-148	194.7474	28-FEB-2010	2991.410	3301.423	14146.00	0.2454547	1.0562697E-02	50.29560
NP-237	164.6658	28-FEB-2010	4436.034	4902.390	12227.00	0.2474083	1.2571326E-02	54.83716
CM-244	151.3824	28-FEB-2010	5532.563	5885.336	10800.00	0.2517493	1.2818515E-02	50.76693

Instrument : CHAMBER 157
 Detector : 75555
 Standard ID : AESS-041
 Standard Reference Date : 18-FEB-2008 15:31:47
 Calibration Analysis Date/Time : 17-AUG-2009 09:47:53
 Calibration Count Time : 300.0000
 Efficiency Calibration Date/Time : 17-AUG-2009 15:04:07
 Average Efficiency : 0.2459567
 Average Efficiency Error : 6.7838337E-03
 Confidence : 95.00000

Cal. Istps	DPM	Exp. Date	Start Engy	End Engy	Counts	EFF.	EFF Err	Resolution
GD-148	203.9034	28-FEB-2010	2989.948	3299.042	14635.00	0.2425698	1.0431849E-02	49.95551
NP-237	171.2268	28-FEB-2010	4436.337	4902.073	12880.00	0.2506870	1.2727586E-02	53.18868
CM-244	159.5796	28-FEB-2010	5531.733	5884.378	11136.00	0.2462586	1.2532219E-02	53.03581

Instrument : CHAMBER 158
 Detector : 33451
 Standard ID : AESS-047
 Standard Reference Date : 19-FEB-2008 00:32:27
 Calibration Analysis Date/Time : 17-AUG-2009 09:47:59
 Calibration Count Time : 300.0000
 Efficiency Calibration Date/Time : 17-AUG-2009 15:04:18
 Average Efficiency : 0.2470825
 Average Efficiency Error : 6.8179565E-03
 Confidence : 95.00000

Cal. Istps	DPM	Exp. Date	Start Engy	End Engy	Counts	EFF.	EFF Err	Resolution
GD-148	197.4804	28-FEB-2010	2990.074	3301.013	14195.00	0.2429217	1.0452971E-02	65.65772
NP-237	168.3948	28-FEB-2010	4435.907	4905.421	12486.00	0.2470921	1.2551059E-02	76.64585
CM-244	154.6032	28-FEB-2010	5535.323	5885.904	11102.00	0.2534059	1.2896620E-02	68.27572

Instrument : CHAMBER 159
 Detector : 76225
 Standard ID : AESS-042
 Standard Reference Date : 18-FEB-2008 15:31:47
 Calibration Analysis Date/Time : 17-AUG-2009 09:48:04
 Calibration Count Time : 300.0000
 Efficiency Calibration Date/Time : 17-AUG-2009 15:04:28
 Average Efficiency : 0.2536185
 Average Efficiency Error : 6.9992472E-03
 Confidence : 95.00000

Cal. Istps	DPM	Exp. Date	Start Engy	End Engy	Counts	EFF.	EFF Err	Resolution
GD-148	188.7090	28-FEB-2010	2992.022	3301.502	14176.00	0.2538644	1.0924136E-02	47.45573
NP-237	159.6558	28-FEB-2010	4435.853	4902.842	12186.00	0.2543722	1.2925758E-02	52.94994
CM-244	150.5208	28-FEB-2010	5534.528	5883.086	10773.00	0.2525320	1.2859062E-02	52.36504

Instrument : CHAMBER 160
 Detector : 76226
 Standard ID : AESS-048
 Standard Reference Date : 19-FEB-2008 00:32:27
 Calibration Analysis Date/Time : 17-AUG-2009 09:48:09
 Calibration Count Time : 300.0000
 Efficiency Calibration Date/Time : 17-AUG-2009 15:04:40
 Average Efficiency : 0.2450936
 Average Efficiency Error : 6.7667966E-03
 Confidence : 95.00000

Cal. Istps	DPM	Exp. Date	Start Engy	End Engy	Counts	EFF.	EFF Err	Resolution
GD-148	191.8350	28-FEB-2010	2988.982	3298.890	13916.00	0.2451341	1.0552234E-02	50.78497
NP-237	161.5530	28-FEB-2010	4434.439	4901.761	11957.00	0.2465858	1.2534058E-02	58.31113
CM-244	151.1856	28-FEB-2010	5533.753	5882.414	10437.00	0.2435748	1.2410097E-02	52.51821

Instrument : CHAMBER 161
 Detector : 70321
 Standard ID : AESS-001
 Standard Reference Date : 20-FEB-2008 09:54:53
 Calibration Analysis Date/Time : 24-AUG-2009 08:39:50
 Calibration Count Time : 300.0000
 Efficiency Calibration Date/Time : 24-AUG-2009 14:06:47
 Average Efficiency : 0.3731306
 Average Efficiency Error : 1.0235887E-02
 Confidence : 95.00000

Cal. Istps	DPM	Exp. Date	Start Engy	End Engy	Counts	EFF.	EFF Err	Resolution
GD-148	208.6698	28-FEB-2010	2988.799	3299.450	22121.00	0.3583271	1.5313427E-02	65.76945
NP-237	171.0024	28-FEB-2010	4437.354	4905.712	19775.00	0.3854371	1.9465830E-02	75.53835
CM-244	158.1060	28-FEB-2010	5533.034	5884.911	17229.00	0.3847365	1.9458989E-02	65.65879

Instrument : CHAMBER 162
 Detector : 70323
 Standard ID : AESS-007
 Standard Reference Date : 14-FEB-2008 13:39:25
 Calibration Analysis Date/Time : 24-AUG-2009 08:39:56
 Calibration Count Time : 300.0000
 Efficiency Calibration Date/Time : 24-AUG-2009 14:06:56
 Average Efficiency : 0.3723955
 Average Efficiency Error : 1.0201765E-02
 Confidence : 95.00000

Cal. Istps	DPM	Exp. Date	Start Engy	End Engy	Counts	EFF.	EFF Err	Resolution
GD-148	206.7342	28-FEB-2010	2991.108	3297.679	22068.00	0.3608688	1.5422536E-02	59.05890
NP-237	205.0260	28-FEB-2010	4437.157	4905.370	23621.00	0.3840082	1.9362321E-02	75.93850
CM-244	199.6806	28-FEB-2010	5531.808	5882.856	21406.00	0.3787849	1.9115422E-02	59.17039

Instrument : CHAMBER 163
 Detector : 70324
 Standard ID : AESS-002
 Standard Reference Date : 19-FEB-2008 11:05:22
 Calibration Analysis Date/Time : 24-AUG-2009 08:40:01
 Calibration Count Time : 300.0000
 Efficiency Calibration Date/Time : 24-AUG-2009 14:07:06
 Average Efficiency : 0.3784964
 Average Efficiency Error : 1.0368022E-02
 Confidence : 95.00000

Cal. Istps	DPM	Exp. Date	Start Engy	End Engy	Counts	EFF.	EFF Err	Resolution
GD-148	200.1144	28-FEB-2010	2989.316	3301.922	21875.00	0.3695002	1.5793122E-02	75.87975
NP-237	200.4990	28-FEB-2010	4434.725	4904.333	23130.00	0.3844810	1.9389626E-02	89.93044
CM-244	196.5558	28-FEB-2010	5532.622	5884.699	21494.00	0.3861476	1.9486297E-02	68.44479

Instrument : CHAMBER 164
 Detector : 70325
 Standard ID : AESS-008
 Standard Reference Date : 14-FEB-2008 13:39:25
 Calibration Analysis Date/Time : 24-AUG-2009 08:40:07
 Calibration Count Time : 300.0000
 Efficiency Calibration Date/Time : 24-AUG-2009 14:07:20
 Average Efficiency : 0.3795241
 Average Efficiency Error : 1.0392675E-02
 Confidence : 95.00000

Cal. Istps	DPM	Exp. Date	Start Engy	End Engy	Counts	EFF.	EFF Err	Resolution
GD-148	206.0418	28-FEB-2010	2989.433	3301.590	22711.00	0.3726217	1.5919240E-02	60.22451
NP-237	209.2716	28-FEB-2010	4434.137	4904.243	23751.00	0.3782692	1.9072101E-02	72.85822
CM-244	199.6488	28-FEB-2010	5533.726	5886.727	22121.00	0.3914949	1.9750981E-02	58.50513

Instrument : CHAMBER 165
 Detector : 72544
 Standard ID : AESS-003
 Standard Reference Date : 15-FEB-2008 13:12:27
 Calibration Analysis Date/Time : 24-AUG-2009 08:40:14
 Calibration Count Time : 300.0000
 Efficiency Calibration Date/Time : 24-AUG-2009 14:07:34
 Average Efficiency : 0.3818519
 Average Efficiency Error : 1.0458693E-02
 Confidence : 95.00000

Cal. Istps	DPM	Exp. Date	Start Engy	End Engy	Counts	EFF.	EFF Err	Resolution
GD-148	202.9740	28-FEB-2010	2990.235	3298.979	22293.00	0.3712923	1.5866017E-02	64.67880
NP-237	203.2080	28-FEB-2010	4434.502	4904.549	23821.00	0.3907148	1.9699110E-02	89.80749
CM-244	197.2236	28-FEB-2010	5532.823	5884.601	21728.00	0.3892223	1.9639486E-02	65.21038

Instrument : CHAMBER 166
 Detector : 74545
 Standard ID : AESS-009
 Standard Reference Date : 19-FEB-2008 11:05:22
 Calibration Analysis Date/Time : 24-AUG-2009 08:40:20
 Calibration Count Time : 300.0000
 Efficiency Calibration Date/Time : 24-AUG-2009 14:07:42
 Average Efficiency : 0.3930937
 Average Efficiency Error : 1.0762543E-02
 Confidence : 95.00000

Cal. Istps	DPM	Exp. Date	Start Engy	End Engy	Counts	EFF.	EFF Err	Resolution
GD-148	203.3736	28-FEB-2010	2991.175	3297.621	23070.00	0.3834404	1.6378330E-02	51.93287
NP-237	204.0192	28-FEB-2010	4434.428	4904.926	24581.00	0.4015882	2.0242147E-02	75.61842
CM-244	197.2128	28-FEB-2010	5535.556	5884.119	22299.00	0.3992831	2.0142501E-02	56.82180

Instrument : CHAMBER 167
 Detector : 72546
 Standard ID : AESS-004
 Standard Reference Date : 14-FEB-2008 09:35:18
 Calibration Analysis Date/Time : 24-AUG-2009 08:40:25
 Calibration Count Time : 300.0000
 Efficiency Calibration Date/Time : 24-AUG-2009 14:07:51
 Average Efficiency : 0.3896100
 Average Efficiency Error : 1.0666691E-02
 Confidence : 95.00000

Cal. Istps	DPM	Exp. Date	Start Engy	End Engy	Counts	EFF.	EFF Err	Resolution
GD-148	206.1222	28-FEB-2010	2990.148	3302.011	23242.00	0.3811870	1.6280681E-02	60.73105
NP-237	204.2586	28-FEB-2010	4433.463	4903.100	24426.00	0.3985536	2.0090239E-02	78.42995
CM-244	198.8100	28-FEB-2010	5531.940	5884.576	22136.00	0.3933990	1.9846944E-02	60.41788

Instrument : CHAMBER 168
 Detector : 72547
 Standard ID : AESS-010
 Standard Reference Date : 14-FEB-2008 13:39:25
 Calibration Analysis Date/Time : 24-AUG-2009 08:40:32
 Calibration Count Time : 300.0000
 Efficiency Calibration Date/Time : 24-AUG-2009 14:07:59
 Average Efficiency : 0.3891803
 Average Efficiency Error : 1.0657012E-02
 Confidence : 95.00000

Cal. Istps	DPM	Exp. Date	Start Engy	End Engy	Counts	EFF.	EFF Err	Resolution
GD-148	202.0008	28-FEB-2010	2989.237	3300.921	22691.00	0.3797462	1.6223785E-02	60.45912
NP-237	202.9926	28-FEB-2010	4437.534	4902.237	24096.00	0.3956006	1.9943606E-02	81.13048
CM-244	196.2330	28-FEB-2010	5531.663	5884.741	22054.00	0.3970870	2.0033659E-02	60.17071

Instrument : CHAMBER 169
 Detector : 72548
 Standard ID : AESS-005
 Standard Reference Date : 14-FEB-2008 09:35:18
 Calibration Analysis Date/Time : 24-AUG-2009 08:40:37
 Calibration Count Time : 300.0000
 Efficiency Calibration Date/Time : 24-AUG-2009 14:08:11
 Average Efficiency : 0.3755721
 Average Efficiency Error : 1.0284009E-02
 Confidence : 95.00000

Cal. Istps	DPM	Exp. Date	Start Engy	End Engy	Counts	EFF.	EFF Err	Resolution
GD-148	210.7452	28-FEB-2010	2992.165	3298.594	22868.00	0.3668304	1.5670519E-02	63.17508
NP-237	209.5938	28-FEB-2010	4434.229	4903.754	23971.00	0.3811674	1.9216783E-02	80.00423
CM-244	202.7478	28-FEB-2010	5532.658	5885.433	21988.00	0.3832155	1.9334303E-02	60.82853

Instrument : CHAMBER 170
 Detector : 72549
 Standard ID : AESS-011
 Standard Reference Date : 14-FEB-2008 13:39:25
 Calibration Analysis Date/Time : 24-AUG-2009 08:40:43
 Calibration Count Time : 300.0000
 Efficiency Calibration Date/Time : 24-AUG-2009 14:08:20
 Average Efficiency : 0.3679080
 Average Efficiency Error : 1.0074493E-02
 Confidence : 95.00000

Cal. Istps	DPM	Exp. Date	Start Engy	End Engy	Counts	EFF.	EFF Err	Resolution
GD-148	212.8284	28-FEB-2010	2988.025	3299.867	22620.00	0.3593037	1.5351000E-02	55.68573
NP-237	214.4868	28-FEB-2010	4432.622	4903.408	24183.00	0.3757574	1.8942678E-02	83.32780
CM-244	208.4184	28-FEB-2010	5534.316	5882.981	22007.00	0.3730944	1.8823531E-02	57.78218

Instrument : CHAMBER 171
 Detector : 78260
 Standard ID : AESS-006
 Standard Reference Date : 14-FEB-2008 09:35:18
 Calibration Analysis Date/Time : 24-AUG-2009 08:40:49
 Calibration Count Time : 300.0000
 Efficiency Calibration Date/Time : 24-AUG-2009 14:08:29
 Average Efficiency : 0.3855957
 Average Efficiency Error : 1.0559761E-02
 Confidence : 95.00000

Cal. Istps	DPM	Exp. Date	Start Engy	End Engy	Counts	EFF.	EFF Err	Resolution
GD-148	203.6952	28-FEB-2010	2988.433	3300.366	22641.00	0.3757591	1.6053872E-02	54.75708
NP-237	204.7038	28-FEB-2010	4436.595	4905.826	23976.00	0.3903738	1.9680876E-02	77.89750
CM-244	195.0060	28-FEB-2010	5533.870	5885.935	21851.00	0.3959031	1.9975597E-02	57.65449

Instrument : CHAMBER 172
 Detector : 78772
 Standard ID : AESS-012
 Standard Reference Date : 14-FEB-2008 13:39:25
 Calibration Analysis Date/Time : 24-AUG-2009 08:40:55
 Calibration Count Time : 300.0000
 Efficiency Calibration Date/Time : 24-AUG-2009 14:08:40
 Average Efficiency : 0.3797724
 Average Efficiency Error : 1.0397769E-02
 Confidence : 95.00000

Cal. Istps	DPM	Exp. Date	Start Engy	End Engy	Counts	EFF.	EFF Err	Resolution
GD-148	206.2200	28-FEB-2010	2991.870	3297.903	22889.00	0.3752128	1.6028440E-02	52.39552
NP-237	205.8930	28-FEB-2010	4433.678	4903.969	23812.00	0.3854640	1.9434443E-02	82.21458
CM-244	203.1954	28-FEB-2010	5534.514	5883.121	21897.00	0.3807611	1.9211210E-02	56.07287

Instrument : CHAMBER 173
 Detector : 74431
 Standard ID : AESS-013
 Standard Reference Date : 14-FEB-2008 17:45:04
 Calibration Analysis Date/Time : 24-AUG-2009 08:41:01
 Calibration Count Time : 300.0000
 Efficiency Calibration Date/Time : 24-AUG-2009 14:08:49
 Average Efficiency : 0.2601730
 Average Efficiency Error : 7.1557011E-03
 Confidence : 95.00000

Cal. Istps	DPM	Exp. Date	Start Engy	End Engy	Counts	EFF.	EFF Err	Resolution
GD-148	203.6544	28-FEB-2010	2988.449	3298.086	15819.00	0.2625923	1.1277330E-02	48.84491
NP-237	210.2526	28-FEB-2010	4435.604	4905.905	16223.00	0.2571892	1.3017043E-02	57.42966
CM-244	201.9108	28-FEB-2010	5534.021	5885.467	14862.00	0.2599279	1.3170394E-02	53.55892

Instrument : CHAMBER 174
 Detector : 74432
 Standard ID : AESS-019
 Standard Reference Date : 19-FEB-2008 11:05:22
 Calibration Analysis Date/Time : 24-AUG-2009 08:41:06
 Calibration Count Time : 300.0000
 Efficiency Calibration Date/Time : 24-AUG-2009 14:08:58
 Average Efficiency : 0.2560052
 Average Efficiency Error : 7.0460425E-03
 Confidence : 95.00000

Cal. Istps	DPM	Exp. Date	Start Engy	End Engy	Counts	EFF.	EFF Err	Resolution
GD-148	204.6468	28-FEB-2010	2988.639	3300.179	15066.00	0.2488402	1.0695883E-02	51.37117
NP-237	202.9140	28-FEB-2010	4435.486	4905.219	15899.00	0.2611338	1.3219978E-02	60.89258
CM-244	199.3140	28-FEB-2010	5531.026	5885.734	14784.00	0.2618657	1.3269406E-02	47.62206

Instrument : CHAMBER 175
 Detector : 74433
 Standard ID : AESS-014
 Standard Reference Date : 19-FEB-2008 11:05:22
 Calibration Analysis Date/Time : 24-AUG-2009 08:41:12
 Calibration Count Time : 300.0000
 Efficiency Calibration Date/Time : 24-AUG-2009 14:09:06
 Average Efficiency : 0.2541471
 Average Efficiency Error : 6.9896011E-03
 Confidence : 95.00000

Cal. Istps	DPM	Exp. Date	Start Engy	End Engy	Counts	EFF.	EFF Err	Resolution
GD-148	214.7088	28-FEB-2010	2992.018	3300.926	15876.00	0.2499355	1.0733101E-02	50.54956
NP-237	211.7160	28-FEB-2010	4437.197	4902.367	16318.00	0.2568789	1.3000464E-02	57.64658
CM-244	207.3882	28-FEB-2010	5531.134	5883.215	15134.00	0.2576209	1.3050339E-02	53.56906

Instrument : CHAMBER 176
 Detector : 74434
 Standard ID : AESS-020
 Standard Reference Date : 14-FEB-2008 21:55:55
 Calibration Analysis Date/Time : 24-AUG-2009 08:41:18
 Calibration Count Time : 300.0000
 Efficiency Calibration Date/Time : 24-AUG-2009 14:09:15
 Average Efficiency : 0.2565841
 Average Efficiency Error : 7.0622312E-03
 Confidence : 95.00000

Cal. Istps	DPM	Exp. Date	Start Engy	End Engy	Counts	EFF.	EFF Err	Resolution
GD-148	205.5870	28-FEB-2010	2987.853	3298.318	15148.00	0.2490841	1.0705328E-02	47.98410
NP-237	203.4984	28-FEB-2010	4433.083	4904.101	15833.00	0.2593126	1.3128439E-02	58.20272
CM-244	197.1096	28-FEB-2010	5532.948	5884.695	14821.00	0.2655677	1.3456577E-02	49.33431

Instrument : CHAMBER 177
 Detector : 74435
 Standard ID : AESS-015
 Standard Reference Date : 14-FEB-2008 17:45:04
 Calibration Analysis Date/Time : 24-AUG-2009 08:41:25
 Calibration Count Time : 300.0000
 Efficiency Calibration Date/Time : 24-AUG-2009 14:09:24
 Average Efficiency : 0.2668152
 Average Efficiency Error : 7.3382389E-03
 Confidence : 95.00000

Cal. Istps	DPM	Exp. Date	Start Engy	End Engy	Counts	EFF.	EFF Err	Resolution
GD-148	204.0270	28-FEB-2010	2989.857	3298.211	15920.00	0.2637714	1.1326759E-02	49.45098
NP-237	200.6460	28-FEB-2010	4433.475	4903.934	16338.00	0.2714185	1.3736055E-02	53.30935
CM-244	195.9270	28-FEB-2010	5533.213	5885.773	14796.00	0.2666922	1.3513907E-02	53.74039

Instrument : CHAMBER 178
 Detector : 74436
 Standard ID : AESS-021
 Standard Reference Date : 19-FEB-2008 15:31:52
 Calibration Analysis Date/Time : 24-AUG-2009 08:41:30
 Calibration Count Time : 300.0000
 Efficiency Calibration Date/Time : 24-AUG-2009 14:09:35
 Average Efficiency : 0.2595187
 Average Efficiency Error : 7.1381964E-03
 Confidence : 95.00000

Cal. Istps	DPM	Exp. Date	Start Engy	End Engy	Counts	EFF.	EFF Err	Resolution
GD-148	208.3608	28-FEB-2010	2991.399	3300.807	15690.00	0.2545363	1.0932880E-02	44.11681
NP-237	210.1548	28-FEB-2010	4432.785	4903.123	16730.00	0.2653126	1.3423340E-02	55.16845
CM-244	200.7390	28-FEB-2010	5531.481	5883.158	14852.00	0.2611876	1.3234260E-02	50.76077

Instrument : CHAMBER 179
 Detector : 74437
 Standard ID : AESS-016
 Standard Reference Date : 14-FEB-2008 17:45:04
 Calibration Analysis Date/Time : 24-AUG-2009 08:41:36
 Calibration Count Time : 300.0000
 Efficiency Calibration Date/Time : 24-AUG-2009 14:09:44
 Average Efficiency : 0.2718232
 Average Efficiency Error : 7.4735158E-03
 Confidence : 95.00000

Cal. Istps	DPM	Exp. Date	Start Engy	End Engy	Counts	EFF.	EFF Err	Resolution
GD-148	204.0534	28-FEB-2010	2990.874	3299.393	16266.00	0.2694745	1.1567459E-02	45.58660
NP-237	199.3962	28-FEB-2010	4435.018	4905.518	16480.00	0.2754735	1.3939864E-02	58.76590
CM-244	198.6402	28-FEB-2010	5534.758	5887.251	15277.00	0.2715900	1.3756392E-02	54.51526

Instrument : CHAMBER 180
 Detector : 74438
 Standard ID : AESS-022
 Standard Reference Date : 14-FEB-2008 21:55:55
 Calibration Analysis Date/Time : 24-AUG-2009 08:41:41
 Calibration Count Time : 300.0000
 Efficiency Calibration Date/Time : 24-AUG-2009 14:09:54
 Average Efficiency : 0.2528372
 Average Efficiency Error : 6.9568004E-03
 Confidence : 95.00000

Cal. Istps	DPM	Exp. Date	Start Engy	End Engy	Counts	EFF.	EFF Err	Resolution
GD-148	209.6724	28-FEB-2010	2989.946	3300.627	15376.00	0.2479020	1.0651710E-02	47.69878
NP-237	206.8830	28-FEB-2010	4434.505	4904.405	15995.00	0.2576708	1.3043700E-02	52.34612
CM-244	203.0208	28-FEB-2010	5531.104	5886.649	14679.00	0.2553639	1.2941188E-02	49.43889

Instrument : CHAMBER 181
 Detector : 74439
 Standard ID : AESS-017
 Standard Reference Date : 14-FEB-2008 17:45:04
 Calibration Analysis Date/Time : 24-AUG-2009 08:41:46
 Calibration Count Time : 300.0000
 Efficiency Calibration Date/Time : 24-AUG-2009 14:10:03
 Average Efficiency : 0.2567677
 Average Efficiency Error : 7.0618824E-03
 Confidence : 95.00000

Cal. Istps	DPM	Exp. Date	Start Engy	End Engy	Counts	EFF.	EFF Err	Resolution
GD-148	210.0798	28-FEB-2010	2988.658	3302.315	15809.00	0.2543999	1.0925616E-02	48.94121
NP-237	208.5846	28-FEB-2010	4432.549	4902.677	16291.00	0.2603085	1.3174290E-02	56.85185
CM-244	205.5828	28-FEB-2010	5531.208	5883.203	14943.00	0.2566723	1.3004515E-02	53.00024

Instrument : CHAMBER 182
 Detector : 74440
 Standard ID : AESS-023
 Standard Reference Date : 14-FEB-2008 21:55:55
 Calibration Analysis Date/Time : 24-AUG-2009 08:41:51
 Calibration Count Time : 300.0000
 Efficiency Calibration Date/Time : 24-AUG-2009 14:10:14
 Average Efficiency : 0.2534730
 Average Efficiency Error : 6.9745579E-03
 Confidence : 95.00000

Cal. Istps	DPM	Exp. Date	Start Engy	End Engy	Counts	EFF.	EFF Err	Resolution
GD-148	207.4764	28-FEB-2010	2990.553	3299.709	15297.00	0.2492435	1.0710318E-02	46.65529
NP-237	207.4998	28-FEB-2010	4435.824	4905.707	15977.00	0.2566445	1.2991886E-02	50.94455
CM-244	199.8804	28-FEB-2010	5533.404	5884.684	14515.00	0.2565299	1.3002145E-02	46.18616

Instrument : CHAMBER 183
 Detector : 74441
 Standard ID : AESS-018
 Standard Reference Date : 14-FEB-2008 17:45:04
 Calibration Analysis Date/Time : 24-AUG-2009 08:41:56
 Calibration Count Time : 300.0000
 Efficiency Calibration Date/Time : 24-AUG-2009 14:10:29
 Average Efficiency : 0.2637588
 Average Efficiency Error : 7.2541810E-03
 Confidence : 95.00000

Cal. Istps	DPM	Exp. Date	Start Engy	End Engy	Counts	EFF.	EFF Err	Resolution
GD-148	202.1856	28-FEB-2010	2989.015	3297.962	16012.00	0.2677119	1.1494849E-02	47.11412
NP-237	208.8990	28-FEB-2010	4434.099	4904.342	16303.00	0.2601227	1.3164749E-02	52.97176
CM-244	198.1458	28-FEB-2010	5532.826	5884.696	14712.00	0.2621811	1.3286361E-02	53.53780

Instrument : CHAMBER 184
 Detector : 74442
 Standard ID : AESS-024
 Standard Reference Date : 14-FEB-2008 21:55:55
 Calibration Analysis Date/Time : 24-AUG-2009 08:42:02
 Calibration Count Time : 300.0000
 Efficiency Calibration Date/Time : 24-AUG-2009 14:10:41
 Average Efficiency : 0.2604004
 Average Efficiency Error : 7.1640476E-03
 Confidence : 95.00000

Cal. Istps	DPM	Exp. Date	Start Engy	End Engy	Counts	EFF.	EFF Err	Resolution
GD-148	203.5218	28-FEB-2010	2989.045	3299.169	15378.00	0.2554370	1.0975426E-02	49.39055
NP-237	205.6662	28-FEB-2010	4437.505	4902.470	16322.00	0.2645144	1.3386835E-02	57.05146
CM-244	198.3060	28-FEB-2010	5535.333	5886.318	14804.00	0.2636573	1.3359983E-02	50.92117

Instrument : CHAMBER 185
 Detector : 68615
 Standard ID : AESS-025
 Standard Reference Date : 15-FEB-2008 09:06:52
 Calibration Analysis Date/Time : 24-AUG-2009 08:42:07
 Calibration Count Time : 300.0000
 Efficiency Calibration Date/Time : 24-AUG-2009 14:10:54
 Average Efficiency : 0.2583998
 Average Efficiency Error : 7.1241027E-03
 Confidence : 95.00000

Cal. Istps	DPM	Exp. Date	Start Engy	End Engy	Counts	EFF.	EFF Err	Resolution
GD-148	195.5670	28-FEB-2010	2987.897	3299.344	14977.00	0.2588871	1.1128917E-02	59.70583
NP-237	167.9916	28-FEB-2010	4432.571	4905.243	13169.00	0.2612911	1.3261506E-02	62.76381
CM-244	157.2432	28-FEB-2010	5530.503	5886.106	11355.00	0.2549717	1.2971560E-02	55.40694

Instrument : CHAMBER 186
 Detector : 68616
 Standard ID : AESS-031
 Standard Reference Date : 18-FEB-2008 11:28:15
 Calibration Analysis Date/Time : 24-AUG-2009 08:42:13
 Calibration Count Time : 300.0000
 Efficiency Calibration Date/Time : 24-AUG-2009 14:11:06
 Average Efficiency : 0.2578412
 Average Efficiency Error : 7.1111098E-03
 Confidence : 95.00000

Cal. Istps	DPM	Exp. Date	Start Engy	End Engy	Counts	EFF.	EFF Err	Resolution
GD-148	193.6650	28-FEB-2010	2992.379	3299.140	14692.00	0.2564398	1.1027561E-02	55.81911
NP-237	162.9186	28-FEB-2010	4434.242	4902.774	12639.00	0.2585895	1.3132489E-02	57.78773
CM-244	153.1968	28-FEB-2010	5534.982	5886.349	11244.00	0.2590897	1.3183227E-02	55.94541

Instrument : CHAMBER 187
 Detector : 68620
 Standard ID : AESS-026
 Standard Reference Date : 15-FEB-2008 09:06:52
 Calibration Analysis Date/Time : 24-AUG-2009 08:42:19
 Calibration Count Time : 300.0000
 Efficiency Calibration Date/Time : 24-AUG-2009 14:11:16
 Average Efficiency : 0.2520546
 Average Efficiency Error : 7.3888451E-03
 Confidence : 95.00000

Cal. Istps	DPM	Exp. Date	Start Engy	End Engy	Counts	EFF.	EFF Err	Resolution
GD-148	199.5072	28-FEB-2010	2991.498	3300.157	14978.00	0.2537758	1.2857930E-02	50.69514
NP-237	168.0294	28-FEB-2010	4437.493	4903.961	12739.00	0.2526664	1.2830210E-02	58.36928
CM-244	160.5822	28-FEB-2010	5535.243	5883.722	11357.00	0.2497735	1.2706947E-02	53.40160

Instrument : CHAMBER 188
 Detector : 68621
 Standard ID : AESS-032
 Standard Reference Date : 18-FEB-2008 11:28:15
 Calibration Analysis Date/Time : 24-AUG-2009 08:42:24
 Calibration Count Time : 300.0000
 Efficiency Calibration Date/Time : 24-AUG-2009 14:11:25
 Average Efficiency : 0.2590206
 Average Efficiency Error : 7.1418569E-03
 Confidence : 95.00000

Cal. Istps	DPM	Exp. Date	Start Engy	End Engy	Counts	EFF.	EFF Err	Resolution
GD-148	195.2364	28-FEB-2010	2988.985	3297.497	14940.00	0.2586645	1.1119837E-02	50.77880
NP-237	165.9822	28-FEB-2010	4433.354	4904.064	12857.00	0.2581703	1.3107833E-02	59.69577
CM-244	153.7938	28-FEB-2010	5533.683	5886.437	11347.00	0.2603945	1.3247656E-02	50.83346

Instrument : CHAMBER 189
 Detector : 68622
 Standard ID : AESS-027
 Standard Reference Date : 15-FEB-2008 09:06:52
 Calibration Analysis Date/Time : 24-AUG-2009 08:42:30
 Calibration Count Time : 300.0000
 Efficiency Calibration Date/Time : 24-AUG-2009 14:11:34
 Average Efficiency : 0.2605012
 Average Efficiency Error : 7.6393606E-03
 Confidence : 95.00000

Cal. Istps	DPM	Exp. Date	Start Engy	End Engy	Counts	EFF.	EFF Err	Resolution
GD-148	193.4238	28-FEB-2010	2990.052	3301.735	14579.00	0.2547995	1.2914370E-02	54.11663
NP-237	161.6154	28-FEB-2010	4436.853	4905.539	12669.00	0.2612749	1.3268417E-02	57.74998
CM-244	148.1754	28-FEB-2010	5532.776	5884.354	11162.00	0.2659585	1.3534531E-02	55.68552

Instrument : CHAMBER 190
 Detector : 68623
 Standard ID : AESS-033
 Standard Reference Date : 18-FEB-2008 11:28:15
 Calibration Analysis Date/Time : 24-AUG-2009 08:42:35
 Calibration Count Time : 300.0000
 Efficiency Calibration Date/Time : 24-AUG-2009 14:11:43
 Average Efficiency : 0.2627709
 Average Efficiency Error : 7.2474247E-03
 Confidence : 95.00000

Cal. Istps	DPM	Exp. Date	Start Engy	End Engy	Counts	EFF.	EFF Err	Resolution
GD-148	192.4158	28-FEB-2010	2991.652	3298.950	14837.00	0.2606309	1.1205810E-02	49.34105
NP-237	161.7816	28-FEB-2010	4435.677	4904.720	12625.00	0.2599701	1.3203092E-02	52.76612
CM-244	147.2670	28-FEB-2010	5532.170	5883.736	11225.00	0.2689729	1.3686700E-02	52.48962

Instrument : CHAMBER 191
 Detector : 68624
 Standard ID : AESS-028
 Standard Reference Date : 15-FEB-2008 09:06:52
 Calibration Analysis Date/Time : 24-AUG-2009 08:42:40
 Calibration Count Time : 300.0000
 Efficiency Calibration Date/Time : 24-AUG-2009 14:11:54
 Average Efficiency : 0.2621362
 Average Efficiency Error : 7.6808794E-03
 Confidence : 95.00000

Cal. Istps	DPM	Exp. Date	Start Engy	End Engy	Counts	EFF.	EFF Err	Resolution
GD-148	199.6542	28-FEB-2010	2991.100	3299.772	15569.00	0.2636111	1.3349629E-02	49.40056
NP-237	168.1992	28-FEB-2010	4437.436	4904.158	13280.00	0.2631744	1.3355431E-02	53.16087
CM-244	156.7614	28-FEB-2010	5530.545	5884.668	11529.00	0.2596773	1.3207550E-02	53.47022

Instrument : CHAMBER 192
 Detector : 74430
 Standard ID : AESS-034
 Standard Reference Date : 18-FEB-2008 11:28:15
 Calibration Analysis Date/Time : 24-AUG-2009 08:42:45
 Calibration Count Time : 300.0000
 Efficiency Calibration Date/Time : 24-AUG-2009 14:12:04
 Average Efficiency : 0.2555450
 Average Efficiency Error : 7.0466422E-03
 Confidence : 95.00000

Cal. Istps	DPM	Exp. Date	Start Engy	End Engy	Counts	EFF.	EFF Err	Resolution
GD-148	200.5488	28-FEB-2010	2988.046	3297.560	14899.00	0.2511216	1.0796109E-02	50.91946
NP-237	167.2962	28-FEB-2010	4437.061	4903.990	12977.00	0.2585397	1.3124744E-02	59.22014
CM-244	154.4388	28-FEB-2010	5535.519	5883.955	11337.00	0.2591194	1.3182904E-02	51.43979

Instrument : CHAMBER 193
 Detector : 68627
 Standard ID : AESS-029
 Standard Reference Date : 15-FEB-2008 09:06:52
 Calibration Analysis Date/Time : 24-AUG-2009 08:42:50
 Calibration Count Time : 300.0000
 Efficiency Calibration Date/Time : 24-AUG-2009 14:12:15
 Average Efficiency : 0.2629034
 Average Efficiency Error : 7.7030240E-03
 Confidence : 95.00000

Cal. Istps	DPM	Exp. Date	Start Engy	End Engy	Counts	EFF.	EFF Err	Resolution
GD-148	201.5742	28-FEB-2010	2990.087	3301.572	15539.00	0.2605920	1.3197066E-02	51.03585
NP-237	169.7700	28-FEB-2010	4436.483	4905.309	13298.00	0.2610572	1.3247789E-02	60.49369
CM-244	154.8234	28-FEB-2010	5532.931	5884.819	11722.00	0.2672982	1.3591460E-02	49.40217

Instrument : CHAMBER 194
 Detector : 68635
 Standard ID : AESS-035
 Standard Reference Date : 18-FEB-2008 11:28:15
 Calibration Analysis Date/Time : 24-AUG-2009 08:42:56
 Calibration Count Time : 300.0000
 Efficiency Calibration Date/Time : 24-AUG-2009 14:12:24
 Average Efficiency : 0.2559154
 Average Efficiency Error : 7.0551960E-03
 Confidence : 95.00000

Cal. Istps	DPM	Exp. Date	Start Engy	End Engy	Counts	EFF.	EFF Err	Resolution
GD-148	198.6666	28-FEB-2010	2990.152	3297.570	15094.00	0.2568187	1.1038445E-02	52.22760
NP-237	168.2934	28-FEB-2010	4434.536	4903.587	12941.00	0.2562945	1.3011310E-02	57.01247
CM-244	158.8128	28-FEB-2010	5530.970	5882.461	11437.00	0.2543004	1.2935611E-02	52.26905

Instrument : CHAMBER 195
 Detector : 68636
 Standard ID : AESS-030
 Standard Reference Date : 15-FEB-2008 09:06:52
 Calibration Analysis Date/Time : 24-AUG-2009 08:43:02
 Calibration Count Time : 300.0000
 Efficiency Calibration Date/Time : 24-AUG-2009 14:12:38
 Average Efficiency : 0.2667065
 Average Efficiency Error : 7.8130718E-03
 Confidence : 95.00000

Cal. Istps	DPM	Exp. Date	Start Engy	End Engy	Counts	EFF.	EFF Err	Resolution
GD-148	198.9792	28-FEB-2010	2992.288	3300.624	15672.00	0.2662604	1.3482675E-02	51.81870
NP-237	166.3758	28-FEB-2010	4434.057	4902.978	13400.00	0.2684508	1.3621432E-02	55.01876
CM-244	157.1856	28-FEB-2010	5534.813	5885.542	11813.00	0.2654414	1.3495106E-02	48.18431

Instrument : CHAMBER 196
 Detector : 68637
 Standard ID : AESS-036
 Standard Reference Date : 18-FEB-2008 11:28:15
 Calibration Analysis Date/Time : 24-AUG-2009 08:43:07
 Calibration Count Time : 300.0000
 Efficiency Calibration Date/Time : 24-AUG-2009 14:12:49
 Average Efficiency : 0.2563491
 Average Efficiency Error : 7.0671304E-03
 Confidence : 95.00000

Cal. Istps	DPM	Exp. Date	Start Engy	End Engy	Counts	EFF.	EFF Err	Resolution
GD-148	201.3204	28-FEB-2010	2990.410	3301.963	15144.00	0.2542627	1.0927959E-02	54.37652
NP-237	167.4312	28-FEB-2010	4437.321	4906.417	12971.00	0.2582058	1.3107896E-02	61.84642
CM-244	156.4188	28-FEB-2010	5534.476	5886.645	11409.00	0.2574924	1.3098660E-02	57.13540

Instrument : CHAMBER 197
 Detector : 78894
 Standard ID : AESS-037
 Standard Reference Date : 18-FEB-2008 15:31:47
 Calibration Analysis Date/Time : 24-AUG-2009 08:43:12
 Calibration Count Time : 300.0000
 Efficiency Calibration Date/Time : 24-AUG-2009 14:12:58
 Average Efficiency : 0.2565553
 Average Efficiency Error : 7.0746746E-03
 Confidence : 95.00000

Cal. Istps	DPM	Exp. Date	Start Engy	End Engy	Counts	EFF.	EFF Err	Resolution
GD-148	197.7372	28-FEB-2010	2991.920	3300.320	14773.00	0.2525423	1.0858861E-02	53.38351
NP-237	167.1294	28-FEB-2010	4436.468	4902.348	13097.00	0.2612088	1.3258392E-02	59.72187
CM-244	154.7664	28-FEB-2010	5532.745	5886.065	11302.00	0.2578566	1.3119171E-02	59.33312

Instrument : CHAMBER 198
 Detector : 78895
 Standard ID : AESS-043
 Standard Reference Date : 19-FEB-2008 00:32:27
 Calibration Analysis Date/Time : 24-AUG-2009 08:43:18
 Calibration Count Time : 300.0000
 Efficiency Calibration Date/Time : 24-AUG-2009 14:13:11
 Average Efficiency : 0.2541020
 Average Efficiency Error : 7.0067579E-03
 Confidence : 95.00000

Cal. Istps	DPM	Exp. Date	Start Engy	End Engy	Counts	EFF.	EFF Err	Resolution
GD-148	197.7708	28-FEB-2010	2991.305	3299.642	14821.00	0.2533123	1.0891330E-02	54.52969
NP-237	168.7422	28-FEB-2010	4434.397	4904.448	12902.00	0.2548661	1.2939337E-02	62.13729
CM-244	156.3252	28-FEB-2010	5533.011	5885.087	11271.00	0.2544529	1.2946853E-02	57.18044

Instrument : CHAMBER 199
 Detector : 78896
 Standard ID : AESS-038
 Standard Reference Date : 18-FEB-2008 15:31:47
 Calibration Analysis Date/Time : 24-AUG-2009 08:43:24
 Calibration Count Time : 300.0000
 Efficiency Calibration Date/Time : 24-AUG-2009 14:13:20
 Average Efficiency : 0.2501573
 Average Efficiency Error : 6.8986462E-03
 Confidence : 95.00000

Cal. Istps	DPM	Exp. Date	Start Engy	End Engy	Counts	EFF.	EFF Err	Resolution
GD-148	200.1408	28-FEB-2010	2988.912	3297.497	14841.00	0.2506579	1.0776930E-02	55.76347
NP-237	170.0886	28-FEB-2010	4433.891	4904.941	12813.00	0.2510752	1.2748260E-02	59.43263
CM-244	157.7460	28-FEB-2010	5535.121	5882.869	11103.00	0.2485638	1.2650183E-02	55.23568

Instrument : CHAMBER 200
 Detector : 78900
 Standard ID : AESS-044
 Standard Reference Date : 19-FEB-2008 00:32:27
 Calibration Analysis Date/Time : 24-AUG-2009 08:43:29
 Calibration Count Time : 300.0000
 Efficiency Calibration Date/Time : 24-AUG-2009 14:13:29
 Average Efficiency : 0.2684568
 Average Efficiency Error : 7.3974063E-03
 Confidence : 95.00000

Cal. Istps	DPM	Exp. Date	Start Engy	End Engy	Counts	EFF.	EFF Err	Resolution
GD-148	194.4510	28-FEB-2010	2991.845	3300.480	15537.00	0.2700785	1.1602442E-02	51.63891
NP-237	166.6248	28-FEB-2010	4436.941	4902.709	13461.00	0.2692276	1.3660024E-02	60.85046
CM-244	155.8290	28-FEB-2010	5532.744	5885.759	11723.00	0.2655081	1.3500395E-02	52.11015

Instrument : CHAMBER 201
 Detector : 78902
 Standard ID : AESS-039
 Standard Reference Date : 18-FEB-2008 15:31:47
 Calibration Analysis Date/Time : 24-AUG-2009 08:43:34
 Calibration Count Time : 300.0000
 Efficiency Calibration Date/Time : 24-AUG-2009 14:13:38
 Average Efficiency : 0.2592217
 Average Efficiency Error : 7.1504964E-03
 Confidence : 95.00000

Cal. Istps	DPM	Exp. Date	Start Engy	End Engy	Counts	EFF.	EFF Err	Resolution
GD-148	192.2418	28-FEB-2010	2988.531	3297.499	14697.00	0.2584198	1.1112645E-02	48.26062
NP-237	159.1506	28-FEB-2010	4434.991	4906.359	12598.00	0.2638277	1.3399226E-02	56.82220
CM-244	151.7142	28-FEB-2010	5531.510	5884.700	10999.00	0.2559689	1.3029314E-02	45.31117

Instrument : CHAMBER 202
 Detector : 78903
 Standard ID : AESS-045
 Standard Reference Date : 19-FEB-2008 00:32:27
 Calibration Analysis Date/Time : 24-AUG-2009 08:43:39
 Calibration Count Time : 300.0000
 Efficiency Calibration Date/Time : 24-AUG-2009 14:13:47
 Average Efficiency : 0.2636107
 Average Efficiency Error : 7.2720256E-03
 Confidence : 95.00000

Cal. Istps	DPM	Exp. Date	Start Engy	End Engy	Counts	EFF.	EFF Err	Resolution
GD-148	186.9936	28-FEB-2010	2990.301	3298.322	14668.00	0.2651460	1.1402297E-02	43.51926
NP-237	160.8066	28-FEB-2010	4432.596	4902.750	12471.00	0.2585094	1.3131124E-02	55.44957
CM-244	145.8384	28-FEB-2010	5531.710	5884.137	11024.00	0.2668914	1.3584715E-02	46.64507

Instrument : CHAMBER 203
 Detector : 78905
 Standard ID : AESS-040
 Standard Reference Date : 18-FEB-2008 15:31:47
 Calibration Analysis Date/Time : 24-AUG-2009 08:43:44
 Calibration Count Time : 300.0000
 Efficiency Calibration Date/Time : 24-AUG-2009 14:16:33
 Average Efficiency : 0.2640079
 Average Efficiency Error : 7.2768405E-03
 Confidence : 95.00000

Cal. Istps	DPM	Exp. Date	Start Engy	End Engy	Counts	EFF.	EFF Err	Resolution
GD-148	194.4828	28-FEB-2010	2988.566	3301.771	15299.00	0.2658898	1.1425615E-02	49.79924
NP-237	166.8174	28-FEB-2010	4437.077	4902.609	13111.00	0.2619471	1.3295709E-02	56.73104
CM-244	155.0100	28-FEB-2010	5532.534	5885.590	11568.00	0.2635126	1.3401660E-02	53.98056

Instrument : CHAMBER 204
 Detector : 78907
 Standard ID : AESS-046
 Standard Reference Date : 19-FEB-2008 19:35:48
 Calibration Analysis Date/Time : 24-AUG-2009 08:43:49
 Calibration Count Time : 300.0000
 Efficiency Calibration Date/Time : 24-AUG-2009 14:14:37
 Average Efficiency : 0.2523464
 Average Efficiency Error : 6.9619059E-03
 Confidence : 95.00000

Cal. Istps	DPM	Exp. Date	Start Engy	End Engy	Counts	EFF.	EFF Err	Resolution
GD-148	194.7474	28-FEB-2010	2990.303	3298.289	14571.00	0.2528380	1.0874456E-02	50.39679
NP-237	164.6658	28-FEB-2010	4433.152	4903.866	12403.00	0.2510013	1.2750966E-02	53.81767
CM-244	151.3824	28-FEB-2010	5533.856	5886.993	10856.00	0.2530294	1.2882944E-02	47.99111

Instrument : CHAMBER 205
 Detector : 78908
 Standard ID : AESS-041
 Standard Reference Date : 18-FEB-2008 15:31:47
 Calibration Analysis Date/Time : 24-AUG-2009 08:43:54
 Calibration Count Time : 300.0000
 Efficiency Calibration Date/Time : 24-AUG-2009 14:14:46
 Average Efficiency : 0.2560018
 Average Efficiency Error : 7.0556081E-03
 Confidence : 95.00000

Cal. Istps	DPM	Exp. Date	Start Engy	End Engy	Counts	EFF.	EFF Err	Resolution
GD-148	203.9034	28-FEB-2010	2991.267	3299.423	15358.00	0.2545983	1.0939639E-02	47.30880
NP-237	171.2268	28-FEB-2010	4434.928	4905.917	13265.00	0.2582288	1.3104673E-02	60.39516
CM-244	159.5796	28-FEB-2010	5530.946	5884.256	11561.00	0.2557920	1.3009178E-02	54.31215

Instrument : CHAMBER 206
 Detector : 78909
 Standard ID : AESS-047
 Standard Reference Date : 19-FEB-2008 00:32:27
 Calibration Analysis Date/Time : 24-AUG-2009 08:44:00
 Calibration Count Time : 300.0000
 Efficiency Calibration Date/Time : 24-AUG-2009 14:14:55
 Average Efficiency : 0.2539860
 Average Efficiency Error : 7.0044687E-03
 Confidence : 95.00000

Cal. Istps	DPM	Exp. Date	Start Engy	End Engy	Counts	EFF.	EFF Err	Resolution
GD-148	197.4804	28-FEB-2010	2991.740	3299.836	14668.00	0.2510710	1.0797012E-02	49.54147
NP-237	168.3948	28-FEB-2010	4434.469	4904.811	12921.00	0.2557680	1.2984839E-02	58.90450
CM-244	154.6032	28-FEB-2010	5534.058	5886.660	11229.00	0.2564440	1.3048770E-02	52.29348

Instrument : CHAMBER 207
 Detector : 78910
 Standard ID : AESS-042
 Standard Reference Date : 18-FEB-2008 15:31:47
 Calibration Analysis Date/Time : 24-AUG-2009 08:44:06
 Calibration Count Time : 300.0000
 Efficiency Calibration Date/Time : 24-AUG-2009 14:15:04
 Average Efficiency : 0.2567169
 Average Efficiency Error : 7.0834220E-03
 Confidence : 95.00000

Cal. Istps	DPM	Exp. Date	Start Engy	End Engy	Counts	EFF.	EFF Err	Resolution
GD-148	188.7090	28-FEB-2010	2987.560	3301.824	14325.00	0.2565888	1.1039187E-02	52.32441
NP-237	159.6558	28-FEB-2010	4434.563	4905.877	12409.00	0.2590533	1.3159815E-02	57.42267
CM-244	150.5208	28-FEB-2010	5530.790	5883.765	10855.00	0.2546263	1.2963978E-02	55.85357

Instrument : CHAMBER 208
 Detector : 78911
 Standard ID : AESS-048
 Standard Reference Date : 19-FEB-2008 00:32:27
 Calibration Analysis Date/Time : 24-AUG-2009 08:44:11
 Calibration Count Time : 300.0000
 Efficiency Calibration Date/Time : 24-AUG-2009 14:15:14
 Average Efficiency : 0.2558721
 Average Efficiency Error : 7.0590605E-03
 Confidence : 95.00000

Cal. Istps	DPM	Exp. Date	Start Engy	End Engy	Counts	EFF.	EFF Err	Resolution
GD-148	191.8350	28-FEB-2010	2990.613	3299.492	14536.00	0.2561232	1.1016136E-02	49.47414
NP-237	161.5530	28-FEB-2010	4436.795	4902.883	12269.00	0.2531039	1.2859914E-02	57.37383
CM-244	151.1856	28-FEB-2010	5533.327	5886.561	11065.00	0.2584097	1.3152145E-02	53.34291

Instrument : CHAMBER 209
 Detector : 79188
 Standard ID : AESS-001
 Standard Reference Date : 20-FEB-2008 09:54:53
 Calibration Analysis Date/Time : 28-AUG-2009 07:06:29
 Calibration Count Time : 300.0000
 Efficiency Calibration Date/Time : 28-AUG-2009 13:24:07
 Average Efficiency : 0.3688648
 Average Efficiency Error : 1.0119580E-02
 Confidence : 95.00000

Cal. Istps	DPM	Exp. Date	Start Engy	End Engy	Counts	EFF.	EFF Err	Resolution
GD-148	208.6698	28-FEB-2010	2991.940	3298.642	21909.00	0.3549186	1.5169610E-02	67.58371
NP-237	171.0024	28-FEB-2010	4435.592	4905.793	19508.00	0.3802500	1.9206451E-02	83.29742
CM-244	158.1060	28-FEB-2010	5530.388	5883.749	17000.00	0.3798451	1.9214446E-02	66.10979

Instrument : CHAMBER 210
 Detector : 79189
 Standard ID : AESS-002
 Standard Reference Date : 19-FEB-2008 11:05:22
 Calibration Analysis Date/Time : 28-AUG-2009 07:06:35
 Calibration Count Time : 300.0000
 Efficiency Calibration Date/Time : 28-AUG-2009 13:25:35
 Average Efficiency : 0.3925964
 Average Efficiency Error : 1.0751541E-02
 Confidence : 95.00000

Cal. Istps	DPM	Exp. Date	Start Engy	End Engy	Counts	EFF.	EFF Err	Resolution
GD-148	200.1144	28-FEB-2010	2988.073	3301.089	22564.00	0.3811763	1.6285976E-02	59.50077
NP-237	200.4990	28-FEB-2010	4435.142	4905.164	24168.00	0.4017925	2.0255197E-02	72.98598
CM-244	196.5558	28-FEB-2010	5533.916	5886.208	22310.00	0.4010454	2.0231251E-02	59.60097

Instrument : CHAMBER 211
 Detector : 79190
 Standard ID : AESS-003
 Standard Reference Date : 15-FEB-2008 13:12:27
 Calibration Analysis Date/Time : 28-AUG-2009 07:06:39
 Calibration Count Time : 300.0000
 Efficiency Calibration Date/Time : 28-AUG-2009 13:25:47
 Average Efficiency : 0.3783190
 Average Efficiency Error : 1.0361547E-02
 Confidence : 95.00000

Cal. Istps	DPM	Exp. Date	Start Engy	End Engy	Counts	EFF.	EFF Err	Resolution
GD-148	202.9740	28-FEB-2010	2991.282	3299.071	22252.00	0.3706464	1.5838793E-02	59.43069
NP-237	203.2080	28-FEB-2010	4434.230	4900.253	23526.00	0.3867531	1.9501008E-02	83.71527
CM-244	197.2236	28-FEB-2010	5531.327	5885.262	21283.00	0.3814342	1.9250123E-02	60.34041

Instrument : CHAMBER 212
 Detector : 79191
 Standard ID : AESS-004
 Standard Reference Date : 14-FEB-2008 09:35:18
 Calibration Analysis Date/Time : 28-AUG-2009 07:06:45
 Calibration Count Time : 300.0000
 Efficiency Calibration Date/Time : 28-AUG-2009 13:26:50
 Average Efficiency : 0.3842054
 Average Efficiency Error : 1.0521159E-02
 Confidence : 95.00000

Cal. Istps	DPM	Exp. Date	Start Engy	End Engy	Counts	EFF.	EFF Err	Resolution
GD-148	206.1222	28-FEB-2010	2991.918	3298.870	22817.00	0.3742636	1.5988497E-02	61.37182
NP-237	204.2586	28-FEB-2010	4437.027	4902.590	24211.00	0.3950988	1.9917466E-02	76.39180
CM-244	198.8100	28-FEB-2010	5533.378	5887.318	21854.00	0.3886002	1.9607035E-02	60.73505

Instrument : CHAMBER 213
 Detector : 79192
 Standard ID : AESS-005
 Standard Reference Date : 14-FEB-2008 09:35:18
 Calibration Analysis Date/Time : 28-AUG-2009 07:06:50
 Calibration Count Time : 300.0000
 Efficiency Calibration Date/Time : 28-AUG-2009 13:27:02
 Average Efficiency : 0.3626718
 Average Efficiency Error : 9.9363821E-03
 Confidence : 95.00000

Cal. Istps	DPM	Exp. Date	Start Engy	End Engy	Counts	EFF.	EFF Err	Resolution
GD-148	210.7452	28-FEB-2010	2991.497	3299.775	21877.00	0.3509731	1.5001265E-02	65.21502
NP-237	209.5938	28-FEB-2010	4434.841	4905.254	23395.00	0.3720641	1.8761570E-02	80.31606
CM-244	202.7478	28-FEB-2010	5534.504	5887.063	21311.00	0.3715691	1.8752033E-02	64.10100

Instrument : CHAMBER 214
 Detector : 79193
 Standard ID : AESS-006
 Standard Reference Date : 14-FEB-2008 09:35:18
 Calibration Analysis Date/Time : 28-AUG-2009 07:06:55
 Calibration Count Time : 300.0000
 Efficiency Calibration Date/Time : 28-AUG-2009 13:27:13
 Average Efficiency : 0.3838671
 Average Efficiency Error : 1.0511074E-02
 Confidence : 95.00000

Cal. Istps	DPM	Exp. Date	Start Engy	End Engy	Counts	EFF.	EFF Err	Resolution
GD-148	203.6952	28-FEB-2010	2991.133	3298.396	22762.00	0.3778099	1.6140467E-02	58.86099
NP-237	204.7038	28-FEB-2010	4436.844	4902.153	23748.00	0.3866856	1.9496445E-02	74.56451
CM-244	195.0060	28-FEB-2010	5532.271	5885.676	21514.00	0.3900006	1.9680507E-02	59.70840

Instrument : CHAMBER 215
 Detector : 79194
 Standard ID : AESS-007
 Standard Reference Date : 14-FEB-2008 13:39:25
 Calibration Analysis Date/Time : 28-AUG-2009 07:06:59
 Calibration Count Time : 300.0000
 Efficiency Calibration Date/Time : 28-AUG-2009 13:27:24
 Average Efficiency : 0.3806459
 Average Efficiency Error : 1.0423170E-02
 Confidence : 95.00000

Cal. Istps	DPM	Exp. Date	Start Engy	End Engy	Counts	EFF.	EFF Err	Resolution
GD-148	206.7342	28-FEB-2010	2991.638	3298.993	22783.00	0.3725980	1.5917629E-02	61.31356
NP-237	205.0260	28-FEB-2010	4433.482	4904.904	23893.00	0.3884499	1.9584404E-02	80.36595
CM-244	199.6806	28-FEB-2010	5531.246	5885.655	21745.00	0.3849533	1.9423924E-02	60.77392

Instrument : CHAMBER 216
 Detector : 79195
 Standard ID : AESS-008
 Standard Reference Date : 14-FEB-2008 13:39:25
 Calibration Analysis Date/Time : 28-AUG-2009 07:07:04
 Calibration Count Time : 300.0000
 Efficiency Calibration Date/Time : 28-AUG-2009 13:27:35
 Average Efficiency : 0.3745080
 Average Efficiency Error : 1.0257245E-02
 Confidence : 95.00000

Cal. Istps	DPM	Exp. Date	Start Engy	End Engy	Counts	EFF.	EFF Err	Resolution
GD-148	206.0418	28-FEB-2010	2992.181	3299.336	22346.00	0.3666793	1.5668461E-02	61.23994
NP-237	209.2716	28-FEB-2010	4432.606	4903.311	23466.00	0.3737679	1.8847005E-02	82.70575
CM-244	199.6488	28-FEB-2010	5533.853	5887.574	21885.00	0.3874936	1.9550970E-02	61.73182

Instrument : CHAMBER 217
 Detector : 79410
 Standard ID : AESS-009
 Standard Reference Date : 19-FEB-2008 11:05:22
 Calibration Analysis Date/Time : 28-AUG-2009 07:07:09
 Calibration Count Time : 300.0000
 Efficiency Calibration Date/Time : 28-AUG-2009 13:27:45
 Average Efficiency : 0.3777330
 Average Efficiency Error : 1.0345438E-02
 Confidence : 95.00000

Cal. Istps	DPM	Exp. Date	Start Engy	End Engy	Counts	EFF.	EFF Err	Resolution
GD-148	203.3736	28-FEB-2010	2989.031	3301.074	22245.00	0.3697601	1.5800970E-02	58.22815
NP-237	204.0192	28-FEB-2010	4434.240	4905.058	23534.00	0.3845063	1.9388009E-02	79.31593
CM-244	197.2128	28-FEB-2010	5530.547	5884.453	21374.00	0.3829291	1.9324809E-02	62.42009

Instrument : CHAMBER 218
 Detector : 79411
 Standard ID : AESS-010
 Standard Reference Date : 14-FEB-2008 13:39:25
 Calibration Analysis Date/Time : 28-AUG-2009 07:07:14
 Calibration Count Time : 300.0000
 Efficiency Calibration Date/Time : 28-AUG-2009 13:27:55
 Average Efficiency : 0.3930598
 Average Efficiency Error : 1.0761084E-02
 Confidence : 95.00000

Cal. Istps	DPM	Exp. Date	Start Engy	End Engy	Counts	EFF.	EFF Err	Resolution
GD-148	202.0008	28-FEB-2010	2988.583	3301.235	23052.00	0.3858313	1.6480651E-02	58.44905
NP-237	202.9926	28-FEB-2010	4435.884	4901.733	24227.00	0.3977866	2.0052891E-02	78.90448
CM-244	196.2330	28-FEB-2010	5532.602	5886.438	22153.00	0.3990829	2.0133503E-02	64.39376

Instrument : CHAMBER 219
 Detector : 79412
 Standard ID : AESS-011
 Standard Reference Date : 14-FEB-2008 13:39:25
 Calibration Analysis Date/Time : 28-AUG-2009 07:07:18
 Calibration Count Time : 300.0000
 Efficiency Calibration Date/Time : 28-AUG-2009 13:28:06
 Average Efficiency : 0.3681216
 Average Efficiency Error : 1.0080670E-02
 Confidence : 95.00000

Cal. Istps	DPM	Exp. Date	Start Engy	End Engy	Counts	EFF.	EFF Err	Resolution
GD-148	212.8284	28-FEB-2010	2992.207	3300.096	22591.00	0.3588740	1.5332905E-02	58.48974
NP-237	214.4868	28-FEB-2010	4435.206	4906.290	24021.00	0.3732913	1.8819345E-02	78.80820
CM-244	208.4184	28-FEB-2010	5531.669	5885.285	22231.00	0.3770731	1.9022530E-02	63.56152

Instrument : CHAMBER 220
 Detector : 79413
 Standard ID : AESS-012
 Standard Reference Date : 14-FEB-2008 13:39:25
 Calibration Analysis Date/Time : 28-AUG-2009 07:07:23
 Calibration Count Time : 300.0000
 Efficiency Calibration Date/Time : 28-AUG-2009 13:28:15
 Average Efficiency : 0.3790617
 Average Efficiency Error : 1.0378873E-02
 Confidence : 95.00000

Cal. Istps	DPM	Exp. Date	Start Engy	End Engy	Counts	EFF.	EFF Err	Resolution
GD-148	206.2200	28-FEB-2010	2990.930	3297.738	22806.00	0.3739041	1.5973235E-02	57.23833
NP-237	205.8930	28-FEB-2010	4435.749	4901.420	23881.00	0.3866248	1.9492462E-02	76.47005
CM-244	203.1954	28-FEB-2010	5532.504	5886.683	21795.00	0.3791749	1.9131947E-02	59.12632

Instrument : CHAMBER 221
 Detector : 79414
 Standard ID : AESS-013
 Standard Reference Date : 14-FEB-2008 17:45:04
 Calibration Analysis Date/Time : 28-AUG-2009 07:07:27
 Calibration Count Time : 300.0000
 Efficiency Calibration Date/Time : 28-AUG-2009 13:28:26
 Average Efficiency : 0.3760977
 Average Efficiency Error : 1.0297902E-02
 Confidence : 95.00000

Cal. Istps	DPM	Exp. Date	Start Engy	End Engy	Counts	EFF.	EFF Err	Resolution
GD-148	203.6544	28-FEB-2010	2989.954	3298.454	22543.00	0.3742467	1.5990108E-02	51.83245
NP-237	210.2526	28-FEB-2010	4435.659	4902.272	23655.00	0.3750251	1.8909130E-02	73.29375
CM-244	201.9108	28-FEB-2010	5533.925	5882.692	21697.00	0.3798594	1.9167274E-02	59.34735

Instrument : CHAMBER 222
 Detector : 79415
 Standard ID : AESS-014
 Standard Reference Date : 19-FEB-2008 11:05:22
 Calibration Analysis Date/Time : 28-AUG-2009 07:07:32
 Calibration Count Time : 300.0000
 Efficiency Calibration Date/Time : 28-AUG-2009 13:28:40
 Average Efficiency : 0.3479734
 Average Efficiency Error : 9.5388982E-03
 Confidence : 95.00000

Cal. Istps	DPM	Exp. Date	Start Engy	End Engy	Counts	EFF.	EFF Err	Resolution
GD-148	214.7088	28-FEB-2010	2990.392	3301.657	21181.00	0.3334915	1.4259904E-02	57.45364
NP-237	211.7160	28-FEB-2010	4433.525	4905.197	22862.00	0.3599479	1.8154154E-02	71.83906
CM-244	207.3882	28-FEB-2010	5534.683	5886.672	21099.00	0.3594557	1.8142378E-02	61.07040

Instrument : CHAMBER 223
 Detector : 79416
 Standard ID : AESS-015
 Standard Reference Date : 14-FEB-2008 17:45:04
 Calibration Analysis Date/Time : 28-AUG-2009 07:07:38
 Calibration Count Time : 300.0000
 Efficiency Calibration Date/Time : 28-AUG-2009 13:28:50
 Average Efficiency : 0.3915000
 Average Efficiency Error : 1.0720647E-02
 Confidence : 95.00000

Cal. Istps	DPM	Exp. Date	Start Engy	End Engy	Counts	EFF.	EFF Err	Resolution
GD-148	204.0270	28-FEB-2010	2990.058	3298.884	22991.00	0.3809772	1.6273832E-02	50.91898
NP-237	200.6460	28-FEB-2010	4432.434	4905.074	24293.00	0.4035698	2.0343946E-02	76.26361
CM-244	195.9270	28-FEB-2010	5532.599	5887.467	21933.00	0.3957134	1.9965306E-02	59.83861

Instrument : CHAMBER 224
 Detector : 79417
 Standard ID : AESS-016
 Standard Reference Date : 14-FEB-2008 17:45:04
 Calibration Analysis Date/Time : 28-AUG-2009 07:07:44
 Calibration Count Time : 300.0000
 Efficiency Calibration Date/Time : 28-AUG-2009 13:29:01
 Average Efficiency : 0.3813685
 Average Efficiency Error : 1.0448295E-02
 Confidence : 95.00000

Cal. Istps	DPM	Exp. Date	Start Engy	End Engy	Counts	EFF.	EFF Err	Resolution
GD-148	204.0534	28-FEB-2010	2988.636	3298.216	22249.00	0.3686436	1.5753238E-02	55.61435
NP-237	199.3962	28-FEB-2010	4432.951	4905.382	23877.00	0.3991403	2.0123499E-02	76.52156
CM-244	198.6402	28-FEB-2010	5532.025	5886.099	21587.00	0.3841456	1.9384453E-02	60.82283

Instrument : CHAMBER 225
 Detector : 79418
 Standard ID : AESS-017
 Standard Reference Date : 14-FEB-2008 17:45:04
 Calibration Analysis Date/Time : 28-AUG-2009 07:07:50
 Calibration Count Time : 300.0000
 Efficiency Calibration Date/Time : 28-AUG-2009 13:29:13
 Average Efficiency : 0.3798896
 Average Efficiency Error : 1.0400972E-02
 Confidence : 95.00000

Cal. Istps	DPM	Exp. Date	Start Engy	End Engy	Counts	EFF.	EFF Err	Resolution
GD-148	210.0798	28-FEB-2010	2991.462	3299.408	23067.00	0.3712333	1.5856978E-02	56.54003
NP-237	208.5846	28-FEB-2010	4434.737	4905.917	24322.00	0.3886784	1.9593079E-02	73.79168
CM-244	205.5828	28-FEB-2010	5531.430	5885.124	22345.00	0.3842223	1.9382324E-02	56.97727

Instrument : CHAMBER 226
 Detector : 79419
 Standard ID : AESS-018
 Standard Reference Date : 14-FEB-2008 17:45:04
 Calibration Analysis Date/Time : 28-AUG-2009 07:07:57
 Calibration Count Time : 300.0000
 Efficiency Calibration Date/Time : 28-AUG-2009 13:29:24
 Average Efficiency : 0.3827937
 Average Efficiency Error : 1.0482643E-02
 Confidence : 95.00000

Cal. Istps	DPM	Exp. Date	Start Engy	End Engy	Counts	EFF.	EFF Err	Resolution
GD-148	202.1856	28-FEB-2010	2991.793	3300.581	22481.00	0.3759236	1.6062303E-02	52.26083
NP-237	208.8990	28-FEB-2010	4433.080	4904.877	23880.00	0.3810358	1.9210700E-02	71.56741
CM-244	198.1458	28-FEB-2010	5530.936	5884.804	22156.00	0.3952768	1.9941466E-02	57.91118

Instrument : CHAMBER 227
 Detector : 79420
 Standard ID : AESS-019
 Standard Reference Date : 19-FEB-2008 11:05:22
 Calibration Analysis Date/Time : 28-AUG-2009 07:08:03
 Calibration Count Time : 300.0000
 Efficiency Calibration Date/Time : 28-AUG-2009 13:29:35
 Average Efficiency : 0.3801799
 Average Efficiency Error : 1.0412521E-02
 Confidence : 95.00000

Cal. Istps	DPM	Exp. Date	Start Engy	End Engy	Counts	EFF.	EFF Err	Resolution
GD-148	204.6468	28-FEB-2010	2989.468	3297.622	22414.00	0.3702514	1.5820496E-02	54.09752
NP-237	202.9140	28-FEB-2010	4433.427	4904.675	23804.00	0.3910310	1.9715140E-02	71.53796
CM-244	199.3140	28-FEB-2010	5535.505	5883.794	21696.00	0.3846057	1.9406769E-02	56.80846

Instrument : CHAMBER 228
 Detector : 79421
 Standard ID : AESS-020
 Standard Reference Date : 14-FEB-2008 21:55:55
 Calibration Analysis Date/Time : 28-AUG-2009 07:08:10
 Calibration Count Time : 300.0000
 Efficiency Calibration Date/Time : 28-AUG-2009 13:30:03
 Average Efficiency : 0.3820991
 Average Efficiency Error : 1.0465804E-02
 Confidence : 95.00000

Cal. Istps	DPM	Exp. Date	Start Engy	End Engy	Counts	EFF.	EFF Err	Resolution
GD-148	205.5870	28-FEB-2010	2992.529	3302.052	22496.00	0.3699491	1.5806897E-02	57.79967
NP-237	203.4984	28-FEB-2010	4435.206	4906.368	23880.00	0.3911529	1.9720770E-02	74.62083
CM-244	197.1096	28-FEB-2010	5530.800	5883.365	21859.00	0.3920157	1.9779330E-02	58.42591

Instrument : CHAMBER 229
 Detector : 79422
 Standard ID : AESS-021
 Standard Reference Date : 19-FEB-2008 15:31:52
 Calibration Analysis Date/Time : 28-AUG-2009 07:08:15
 Calibration Count Time : 300.0000
 Efficiency Calibration Date/Time : 28-AUG-2009 13:30:14
 Average Efficiency : 0.3792264
 Average Efficiency Error : 1.0383990E-02
 Confidence : 95.00000

Cal. Istps	DPM	Exp. Date	Start Engy	End Engy	Counts	EFF.	EFF Err	Resolution
GD-148	208.3608	28-FEB-2010	2989.967	3297.813	22847.00	0.3706752	1.5834933E-02	56.62864
NP-237	210.1548	28-FEB-2010	4433.942	4905.968	24067.00	0.3817250	1.9244215E-02	74.03220
CM-244	200.7390	28-FEB-2010	5533.045	5882.442	22147.00	0.3898062	1.9665552E-02	61.11129

Instrument : CHAMBER 230
 Detector : 79423
 Standard ID : AESS-022
 Standard Reference Date : 14-FEB-2008 21:55:55
 Calibration Analysis Date/Time : 28-AUG-2009 07:08:19
 Calibration Count Time : 300.0000
 Efficiency Calibration Date/Time : 28-AUG-2009 13:31:10
 Average Efficiency : 0.3733873
 Average Efficiency Error : 1.0229134E-02
 Confidence : 95.00000

Cal. Istps	DPM	Exp. Date	Start Engy	End Engy	Counts	EFF.	EFF Err	Resolution
GD-148	209.6724	28-FEB-2010	2992.307	3300.916	22287.00	0.3593755	1.5356863E-02	52.42038
NP-237	206.8830	28-FEB-2010	4432.950	4904.639	23944.00	0.3857800	1.9449461E-02	68.40366
CM-244	203.0208	28-FEB-2010	5530.626	5884.491	22017.00	0.3833580	1.9341249E-02	56.79975

Instrument : CHAMBER 231
 Detector : 79424
 Standard ID : AESS-023
 Standard Reference Date : 14-FEB-2008 21:55:55
 Calibration Analysis Date/Time : 28-AUG-2009 07:08:24
 Calibration Count Time : 300.0000
 Efficiency Calibration Date/Time : 28-AUG-2009 13:31:59
 Average Efficiency : 0.3850142
 Average Efficiency Error : 1.0541392E-02
 Confidence : 95.00000

Cal. Istps	DPM	Exp. Date	Start Engy	End Engy	Counts	EFF.	EFF Err	Resolution
GD-148	207.4764	28-FEB-2010	2989.314	3302.411	23101.00	0.3764438	1.6079262E-02	62.44617
NP-237	207.4998	28-FEB-2010	4437.493	4903.010	24175.00	0.3883348	1.9576734E-02	78.49866
CM-244	199.8804	28-FEB-2010	5532.978	5886.091	22319.00	0.3947221	1.9912189E-02	60.41550

Instrument : CHAMBER 232
 Detector : 79425
 Standard ID : AESS-024
 Standard Reference Date : 14-FEB-2008 21:55:55
 Calibration Analysis Date/Time : 28-AUG-2009 07:08:30
 Calibration Count Time : 300.0000
 Efficiency Calibration Date/Time : 28-AUG-2009 13:32:18
 Average Efficiency : 0.3742643
 Average Efficiency Error : 1.0255569E-02
 Confidence : 95.00000

Cal. Istps	DPM	Exp. Date	Start Engy	End Engy	Counts	EFF.	EFF Err	Resolution
GD-148	203.5218	28-FEB-2010	2990.963	3301.243	21662.00	0.3598436	1.5382325E-02	53.98000
NP-237	205.6662	28-FEB-2010	4436.020	4902.090	23797.00	0.3856703	1.9444924E-02	72.96513
CM-244	198.3060	28-FEB-2010	5531.563	5883.791	21651.00	0.3859375	1.9474341E-02	56.32160

Instrument : CHAMBER 233
 Detector : 79426
 Standard ID : AESS-025
 Standard Reference Date : 15-FEB-2008 09:06:52
 Calibration Analysis Date/Time : 28-AUG-2009 07:08:35
 Calibration Count Time : 300.0000
 Efficiency Calibration Date/Time : 28-AUG-2009 13:32:35
 Average Efficiency : 0.3806617
 Average Efficiency Error : 1.0437921E-02
 Confidence : 95.00000

Cal. Istps	DPM	Exp. Date	Start Engy	End Engy	Counts	EFF.	EFF Err	Resolution
GD-148	195.5670	28-FEB-2010	2990.373	3302.025	21917.00	0.3788947	1.6194314E-02	59.57938
NP-237	167.9916	28-FEB-2010	4434.487	4905.324	19388.00	0.3846898	1.9431910E-02	80.68842
CM-244	157.2432	28-FEB-2010	5531.110	5885.315	16870.00	0.3792152	1.9184273E-02	59.70237

Instrument : CHAMBER 234
 Detector : 79427
 Standard ID : AESS-026
 Standard Reference Date : 15-FEB-2008 09:06:52
 Calibration Analysis Date/Time : 28-AUG-2009 07:08:41
 Calibration Count Time : 300.0000
 Efficiency Calibration Date/Time : 28-AUG-2009 13:32:51
 Average Efficiency : 0.3701842
 Average Efficiency Error : 1.0801505E-02
 Confidence : 95.00000

Cal. Istps	DPM	Exp. Date	Start Engy	End Engy	Counts	EFF.	EFF Err	Resolution
GD-148	199.5072	28-FEB-2010	2988.269	3300.079	21287.00	0.3607304	1.8206345E-02	60.36027
NP-237	168.0294	28-FEB-2010	4436.893	4901.571	19195.00	0.3807805	1.9236386E-02	87.24484
CM-244	160.5822	28-FEB-2010	5530.864	5883.822	16817.00	0.3701437	1.8726060E-02	61.15481

Instrument : CHAMBER 235
 Detector : 79428
 Standard ID : AESS-027
 Standard Reference Date : 15-FEB-2008 09:06:52
 Calibration Analysis Date/Time : 28-AUG-2009 07:08:45
 Calibration Count Time : 300.0000
 Efficiency Calibration Date/Time : 28-AUG-2009 13:33:07
 Average Efficiency : 0.3924418
 Average Efficiency Error : 1.1451972E-02
 Confidence : 95.00000

Cal. Istps	DPM	Exp. Date	Start Engy	End Engy	Counts	EFF.	EFF Err	Resolution
GD-148	193.4238	28-FEB-2010	2989.964	3301.553	21591.00	0.3773947	1.9044928E-02	59.06186
NP-237	161.6154	28-FEB-2010	4434.767	4906.350	19376.00	0.3996259	2.0186499E-02	69.60875
CM-244	148.1754	28-FEB-2010	5533.497	5883.248	16865.00	0.4023240	2.0353375E-02	59.46798

Instrument : CHAMBER 236
 Detector : 79429
 Standard ID : AESS-028
 Standard Reference Date : 15-FEB-2008 09:06:52
 Calibration Analysis Date/Time : 28-AUG-2009 07:08:51
 Calibration Count Time : 300.0000
 Efficiency Calibration Date/Time : 28-AUG-2009 13:33:24
 Average Efficiency : 0.3822154
 Average Efficiency Error : 1.1149851E-02
 Confidence : 95.00000

Cal. Istps	DPM	Exp. Date	Start Engy	End Engy	Counts	EFF.	EFF Err	Resolution
GD-148	199.6542	28-FEB-2010	2989.553	3300.921	21911.00	0.3710214	1.8720830E-02	59.63935
NP-237	168.1992	28-FEB-2010	4432.813	4903.618	19461.00	0.3856082	1.9477623E-02	76.00614
CM-244	156.7614	28-FEB-2010	5534.883	5883.901	17350.00	0.3912177	1.9785114E-02	63.22596

Instrument : CHAMBER 237
 Detector : 79430
 Standard ID : AESS-029
 Standard Reference Date : 15-FEB-2008 09:06:52
 Calibration Analysis Date/Time : 28-AUG-2009 07:08:55
 Calibration Count Time : 300.0000
 Efficiency Calibration Date/Time : 28-AUG-2009 13:33:41
 Average Efficiency : 0.3836243
 Average Efficiency Error : 1.1190724E-02
 Confidence : 95.00000

Cal. Istps	DPM	Exp. Date	Start Engy	End Engy	Counts	EFF.	EFF Err	Resolution
GD-148	201.5742	28-FEB-2010	2990.412	3298.430	22171.00	0.3718633	1.8761324E-02	57.93632
NP-237	169.7700	28-FEB-2010	4434.021	4905.306	19694.00	0.3866741	1.9529065E-02	74.67754
CM-244	154.8234	28-FEB-2010	5530.956	5884.725	17244.00	0.3937016	1.9912098E-02	63.18201

Instrument : CHAMBER 238
 Detector : 79431
 Standard ID : AESS-030
 Standard Reference Date : 15-FEB-2008 09:06:52
 Calibration Analysis Date/Time : 28-AUG-2009 07:09:00
 Calibration Count Time : 300.0000
 Efficiency Calibration Date/Time : 28-AUG-2009 13:33:59
 Average Efficiency : 0.3827302
 Average Efficiency Error : 1.1164652E-02
 Confidence : 95.00000

Cal. Istps	DPM	Exp. Date	Start Engy	End Engy	Counts	EFF.	EFF Err	Resolution
GD-148	198.9792	28-FEB-2010	2988.738	3300.787	21962.00	0.3731618	1.8828424E-02	57.84193
NP-237	166.3758	28-FEB-2010	4433.583	4904.073	19552.00	0.3916996	1.9784329E-02	69.05827
CM-244	157.1856	28-FEB-2010	5534.315	5882.484	17088.00	0.3842701	1.9437104E-02	55.46104

Instrument : CHAMBER 239
 Detector : 79432
 Standard ID : AESS-031
 Standard Reference Date : 18-FEB-2008 11:28:15
 Calibration Analysis Date/Time : 28-AUG-2009 07:09:05
 Calibration Count Time : 300.0000
 Efficiency Calibration Date/Time : 28-AUG-2009 13:34:23
 Average Efficiency : 0.3877645
 Average Efficiency Error : 1.0634423E-02
 Confidence : 95.00000

Cal. Istps	DPM	Exp. Date	Start Engy	End Engy	Counts	EFF.	EFF Err	Resolution
GD-148	193.6650	28-FEB-2010	2991.271	3298.066	21814.00	0.3807774	1.6275739E-02	53.01001
NP-237	162.9186	28-FEB-2010	4436.718	4902.950	19446.00	0.3978185	2.0094519E-02	75.58379
CM-244	153.1968	28-FEB-2010	5535.054	5884.530	16836.00	0.3883347	1.9646063E-02	61.05005

Instrument : CHAMBER 240
 Detector : 79433
 Standard ID : AESS-032
 Standard Reference Date : 18-FEB-2008 11:28:15
 Calibration Analysis Date/Time : 28-AUG-2009 07:09:09
 Calibration Count Time : 300.0000
 Efficiency Calibration Date/Time : 28-AUG-2009 13:34:40
 Average Efficiency : 0.3763680
 Average Efficiency Error : 1.0324174E-02
 Confidence : 95.00000

Cal. Istps	DPM	Exp. Date	Start Engy	End Engy	Counts	EFF.	EFF Err	Resolution
GD-148	195.2364	28-FEB-2010	2990.716	3297.687	21305.00	0.3688990	1.5772741E-02	54.18781
NP-237	165.9822	28-FEB-2010	4436.108	4901.861	19099.00	0.3835373	1.9376662E-02	70.26006
CM-244	153.7938	28-FEB-2010	5532.981	5887.143	16557.00	0.3804168	1.9249255E-02	59.34691

Instrument : CHAMBER 241
 Detector : 79434
 Standard ID : AESS-033
 Standard Reference Date : 18-FEB-2008 11:28:15
 Calibration Analysis Date/Time : 28-AUG-2009 07:09:15
 Calibration Count Time : 300.0000
 Efficiency Calibration Date/Time : 28-AUG-2009 13:34:57
 Average Efficiency : 0.3975072
 Average Efficiency Error : 1.0901848E-02
 Confidence : 95.00000

Cal. Istps	DPM	Exp. Date	Start Engy	End Engy	Counts	EFF.	EFF Err	Resolution
GD-148	192.4158	28-FEB-2010	2991.942	3297.913	22027.00	0.3869813	1.6538920E-02	56.90702
NP-237	161.7816	28-FEB-2010	4434.531	4905.642	19524.00	0.4022706	2.0318527E-02	70.70508
CM-244	147.2670	28-FEB-2010	5532.339	5887.328	17047.00	0.4090414	2.0690644E-02	61.22742

Instrument : CHAMBER 242
 Detector : 79435
 Standard ID : AESS-034
 Standard Reference Date : 18-FEB-2008 11:28:15
 Calibration Analysis Date/Time : 28-AUG-2009 07:09:21
 Calibration Count Time : 300.0000
 Efficiency Calibration Date/Time : 28-AUG-2009 13:35:16
 Average Efficiency : 0.3864579
 Average Efficiency Error : 1.0596083E-02
 Confidence : 95.00000

Cal. Istps	DPM	Exp. Date	Start Engy	End Engy	Counts	EFF.	EFF Err	Resolution
GD-148	200.5488	28-FEB-2010	2990.675	3302.424	22431.00	0.3781182	1.6156483E-02	57.80299
NP-237	167.2962	28-FEB-2010	4435.599	4901.625	19682.00	0.3921467	1.9805590E-02	79.14774
CM-244	154.4388	28-FEB-2010	5533.423	5882.719	17192.00	0.3933641	1.9895712E-02	58.04135

Instrument : CHAMBER 243
 Detector : 79436
 Standard ID : AESS-035
 Standard Reference Date : 18-FEB-2008 11:28:15
 Calibration Analysis Date/Time : 28-AUG-2009 07:09:26
 Calibration Count Time : 300.0000
 Efficiency Calibration Date/Time : 28-AUG-2009 13:35:39
 Average Efficiency : 0.3714339
 Average Efficiency Error : 1.0188053E-02
 Confidence : 95.00000

Cal. Istps	DPM	Exp. Date	Start Engy	End Engy	Counts	EFF.	EFF Err	Resolution
GD-148	198.6666	28-FEB-2010	2990.382	3298.347	21390.00	0.3639862	1.5561880E-02	52.11441
NP-237	168.2934	28-FEB-2010	4434.037	4905.494	19170.00	0.3796824	1.9181171E-02	79.79841
CM-244	158.8128	28-FEB-2010	5531.482	5885.497	16828.00	0.3744243	1.8942432E-02	60.93315

Instrument : CHAMBER 244
 Detector : 79437
 Standard ID : AESS-036
 Standard Reference Date : 18-FEB-2008 11:28:15
 Calibration Analysis Date/Time : 28-AUG-2009 07:09:32
 Calibration Count Time : 300.0000
 Efficiency Calibration Date/Time : 28-AUG-2009 13:36:07
 Average Efficiency : 0.3715149
 Average Efficiency Error : 1.0192083E-02
 Confidence : 95.00000

Cal. Istps	DPM	Exp. Date	Start Engy	End Engy	Counts	EFF.	EFF Err	Resolution
GD-148	201.3204	28-FEB-2010	2987.566	3299.789	21504.00	0.3610823	1.5436707E-02	66.23463
NP-237	167.4312	28-FEB-2010	4433.571	4904.626	19293.00	0.3840864	1.9402392E-02	76.43731
CM-244	156.4188	28-FEB-2010	5530.417	5884.486	16611.00	0.3752594	1.8987549E-02	63.78664

Instrument : CHAMBER 245
 Detector : 79438
 Standard ID : AESS-037
 Standard Reference Date : 18-FEB-2008 15:31:47
 Calibration Analysis Date/Time : 28-AUG-2009 07:09:37
 Calibration Count Time : 300.0000
 Efficiency Calibration Date/Time : 28-AUG-2009 13:36:53
 Average Efficiency : 0.3848314
 Average Efficiency Error : 1.0552316E-02
 Confidence : 95.00000

Cal. Istps	DPM	Exp. Date	Start Engy	End Engy	Counts	EFF.	EFF Err	Resolution
GD-148	197.7372	28-FEB-2010	2988.843	3302.525	22076.00	0.3774236	1.6129972E-02	66.05534
NP-237	167.1294	28-FEB-2010	4434.670	4906.399	19600.00	0.3909029	1.9743593E-02	75.47243
CM-244	154.7664	28-FEB-2010	5532.436	5886.326	17075.00	0.3898463	1.9719332E-02	65.09534

Instrument : CHAMBER 246
 Detector : 78912
 Standard ID : AESS-038
 Standard Reference Date : 18-FEB-2008 15:31:47
 Calibration Analysis Date/Time : 28-AUG-2009 07:09:44
 Calibration Count Time : 300.0000
 Efficiency Calibration Date/Time : 28-AUG-2009 13:37:05
 Average Efficiency : 0.3738058
 Average Efficiency Error : 1.0253170E-02
 Confidence : 95.00000

Cal. Istps	DPM	Exp. Date	Start Engy	End Engy	Counts	EFF.	EFF Err	Resolution
GD-148	200.1408	28-FEB-2010	2991.420	3298.792	21522.00	0.3635281	1.5541083E-02	66.60865
NP-237	170.0886	28-FEB-2010	4433.098	4904.335	19515.00	0.3824243	1.9316213E-02	81.32760
CM-244	157.7460	28-FEB-2010	5530.336	5884.508	17010.00	0.3810334	1.9274388E-02	64.73948

Instrument : CHAMBER 247
 Detector : 79440
 Standard ID : AESS-039
 Standard Reference Date : 18-FEB-2008 15:31:47
 Calibration Analysis Date/Time : 28-AUG-2009 07:09:50
 Calibration Count Time : 300.0000
 Efficiency Calibration Date/Time : 28-AUG-2009 13:37:16
 Average Efficiency : 0.3955781
 Average Efficiency Error : 1.0848942E-02
 Confidence : 95.00000

Cal. Istps	DPM	Exp. Date	Start Engy	End Engy	Counts	EFF.	EFF Err	Resolution
GD-148	192.2418	28-FEB-2010	2991.040	3298.952	21948.00	0.3859353	1.6494961E-02	55.97421
NP-237	159.1506	28-FEB-2010	4435.157	4901.869	19486.00	0.4080938	2.0613093E-02	75.98156
CM-244	151.7142	28-FEB-2010	5534.103	5883.404	17090.00	0.3980037	2.0131798E-02	63.42304

Instrument : CHAMBER 248
 Detector : 79441
 Standard ID : AESS-040
 Standard Reference Date : 18-FEB-2008 15:31:47
 Calibration Analysis Date/Time : 28-AUG-2009 07:09:55
 Calibration Count Time : 300.0000
 Efficiency Calibration Date/Time : 28-AUG-2009 13:37:28
 Average Efficiency : 0.3941916
 Average Efficiency Error : 1.0806664E-02
 Confidence : 95.00000

Cal. Istps	DPM	Exp. Date	Start Engy	End Engy	Counts	EFF.	EFF Err	Resolution
GD-148	194.4828	28-FEB-2010	2989.950	3302.491	22290.00	0.3874540	1.6556673E-02	56.03559
NP-237	166.8174	28-FEB-2010	4437.546	4903.912	19884.00	0.3972850	2.0063095E-02	79.90582
CM-244	155.0100	28-FEB-2010	5530.441	5884.950	17598.00	0.4011423	2.0283826E-02	58.96740

Instrument : CHAMBER 249
 Detector : 79442
 Standard ID : AESS-041
 Standard Reference Date : 18-FEB-2008 15:31:47
 Calibration Analysis Date/Time : 28-AUG-2009 07:10:01
 Calibration Count Time : 300.0000
 Efficiency Calibration Date/Time : 28-AUG-2009 13:37:39
 Average Efficiency : 0.3691496
 Average Efficiency Error : 1.0125251E-02
 Confidence : 95.00000

Cal. Istps	DPM	Exp. Date	Start Engy	End Engy	Counts	EFF.	EFF Err	Resolution
GD-148	203.9034	28-FEB-2010	2991.458	3299.653	21709.00	0.3599154	1.5384958E-02	54.07297
NP-237	171.2268	28-FEB-2010	4437.087	4904.383	19560.00	0.3807467	1.9231046E-02	72.35228
CM-244	159.5796	28-FEB-2010	5532.120	5887.291	16794.00	0.3718590	1.8813105E-02	57.81293

Instrument : CHAMBER 250
 Detector : 79443
 Standard ID : AESS-042
 Standard Reference Date : 18-FEB-2008 15:31:47
 Calibration Analysis Date/Time : 28-AUG-2009 07:10:06
 Calibration Count Time : 300.0000
 Efficiency Calibration Date/Time : 28-AUG-2009 13:37:51
 Average Efficiency : 0.3921595
 Average Efficiency Error : 1.0755106E-02
 Confidence : 95.00000

Cal. Istps	DPM	Exp. Date	Start Engy	End Engy	Counts	EFF.	EFF Err	Resolution
GD-148	188.7090	28-FEB-2010	2988.375	3300.259	21703.00	0.3887982	1.6619630E-02	48.88448
NP-237	159.6558	28-FEB-2010	4433.621	4904.859	19099.00	0.3987351	2.0144468E-02	67.77724
CM-244	150.5208	28-FEB-2010	5531.200	5885.729	16638.00	0.3905834	1.9762557E-02	55.02527

Instrument : CHAMBER 251
 Detector : 79444
 Standard ID : AESS-043
 Standard Reference Date : 19-FEB-2008 00:32:27
 Calibration Analysis Date/Time : 28-AUG-2009 07:10:12
 Calibration Count Time : 300.0000
 Efficiency Calibration Date/Time : 28-AUG-2009 13:38:01
 Average Efficiency : 0.3860320
 Average Efficiency Error : 1.0584467E-02
 Confidence : 95.00000

Cal. Istps	DPM	Exp. Date	Start Engy	End Engy	Counts	EFF.	EFF Err	Resolution
GD-148	197.7708	28-FEB-2010	2992.181	3299.694	22112.00	0.3779713	1.6153051E-02	53.81643
NP-237	168.7422	28-FEB-2010	4435.877	4903.211	19812.00	0.3913130	1.9762235E-02	75.40137
CM-244	156.3252	28-FEB-2010	5531.476	5887.181	17382.00	0.3928898	1.9869251E-02	59.21478

Instrument : CHAMBER 252
 Detector : 79445
 Standard ID : AESS-044
 Standard Reference Date : 19-FEB-2008 00:32:27
 Calibration Analysis Date/Time : 28-AUG-2009 07:10:17
 Calibration Count Time : 300.0000
 Efficiency Calibration Date/Time : 28-AUG-2009 13:38:11
 Average Efficiency : 0.3746736
 Average Efficiency Error : 1.0277720E-02
 Confidence : 95.00000

Cal. Istps	DPM	Exp. Date	Start Engy	End Engy	Counts	EFF.	EFF Err	Resolution
GD-148	194.4510	28-FEB-2010	2990.594	3297.549	21166.00	0.3679778	1.5734663E-02	58.89096
NP-237	166.6248	28-FEB-2010	4436.816	4903.310	19132.00	0.3827184	1.9334946E-02	82.92307
CM-244	155.8290	28-FEB-2010	5530.420	5885.459	16612.00	0.3766809	1.9059464E-02	58.52933

Instrument : CHAMBER 253
 Detector : 79446
 Standard ID : AESS-045
 Standard Reference Date : 19-FEB-2008 00:32:27
 Calibration Analysis Date/Time : 28-AUG-2009 07:10:22
 Calibration Count Time : 300.0000
 Efficiency Calibration Date/Time : 28-AUG-2009 13:38:20
 Average Efficiency : 0.4166903
 Average Efficiency Error : 1.1423565E-02
 Confidence : 95.00000

Cal. Istps	DPM	Exp. Date	Start Engy	End Engy	Counts	EFF.	EFF Err	Resolution
GD-148	186.9936	28-FEB-2010	2990.116	3298.147	22479.00	0.4063848	1.7363828E-02	54.86803
NP-237	160.8066	28-FEB-2010	4437.082	4905.908	20384.00	0.4224682	2.1329734E-02	78.85169
CM-244	145.8384	28-FEB-2010	5531.106	5882.794	17611.00	0.4266897	2.1575425E-02	60.09909

Instrument : CHAMBER 254
 Detector : 79447
 Standard ID : AESS-046
 Standard Reference Date : 19-FEB-2008 19:35:48
 Calibration Analysis Date/Time : 28-AUG-2009 07:10:27
 Calibration Count Time : 300.0000
 Efficiency Calibration Date/Time : 28-AUG-2009 13:38:31
 Average Efficiency : 0.3994595
 Average Efficiency Error : 1.0953108E-02
 Confidence : 95.00000

Cal. Istps	DPM	Exp. Date	Start Engy	End Engy	Counts	EFF.	EFF Err	Resolution
GD-148	194.7474	28-FEB-2010	2990.155	3297.706	22342.00	0.3878187	1.6571781E-02	57.29897
NP-237	164.6658	28-FEB-2010	4433.107	4904.992	20059.00	0.4060186	2.0502383E-02	81.53826
CM-244	151.3824	28-FEB-2010	5532.020	5886.853	17611.00	0.4110290	2.0783551E-02	57.98274

Instrument : CHAMBER 255
 Detector : 79448
 Standard ID : AESS-047
 Standard Reference Date : 19-FEB-2008 00:32:27
 Calibration Analysis Date/Time : 28-AUG-2009 07:10:32
 Calibration Count Time : 300.0000
 Efficiency Calibration Date/Time : 28-AUG-2009 13:38:42
 Average Efficiency : 0.3673038
 Average Efficiency Error : 1.0076646E-02
 Confidence : 95.00000

Cal. Istps	DPM	Exp. Date	Start Engy	End Engy	Counts	EFF.	EFF Err	Resolution
GD-148	197.4804	28-FEB-2010	2987.598	3300.373	21106.00	0.3613006	1.5449724E-02	54.03281
NP-237	168.3948	28-FEB-2010	4437.418	4905.095	18737.00	0.3708411	1.8738993E-02	71.81757
CM-244	154.6032	28-FEB-2010	5533.813	5884.354	16306.00	0.3726670	1.8860538E-02	60.74806

Instrument : CHAMBER 256
 Detector : 79449
 Standard ID : AESS-048
 Standard Reference Date : 19-FEB-2008 00:32:27
 Calibration Analysis Date/Time : 28-AUG-2009 07:10:37
 Calibration Count Time : 300.0000
 Efficiency Calibration Date/Time : 28-AUG-2009 13:38:54
 Average Efficiency : 0.3796731
 Average Efficiency Error : 1.0416142E-02
 Confidence : 95.00000

Cal. Istps	DPM	Exp. Date	Start Engy	End Engy	Counts	EFF.	EFF Err	Resolution
GD-148	191.8350	28-FEB-2010	2991.222	3298.267	21126.00	0.3722856	1.5919263E-02	56.71911
NP-237	161.5530	28-FEB-2010	4432.956	4905.052	18745.00	0.3867485	1.9542677E-02	77.89369
CM-244	151.1856	28-FEB-2010	5532.797	5882.840	16417.00	0.3836786	1.9416265E-02	61.63605

LUCAS CELL COUNTERS

General Engineering Laboratories

2040 Savage Road, Charleston, SC 29414
 (843)556-8171

Lucas Cell Calibration Package

	YES	NO	Comments
1) Is all calibration standard information enclosed for: the primary standard certificate? the secondard standard(s) documentation? standard preparation information? standard < 1 Year old or verified?	✓		
2) Is the efficiency calibration report included ?	✓		
3) Is the raw count data included for: Cell constant determination? Plateau generation?	✓		
4) Are the calibration verifications included?	✓		
5) Are the instrument settings included: HVPS settings?	✓		
6) Has the CELLEFF.xls file been updated ?	✓		
7) Have the calibration dates been updated in ALPHALIMS ?	✓		

Prepared By: Kelli Brown

Date: 8/31/09

Reviewed By: Angela G

Date: 8/31/09

Effective Date: 8/31/09

Ra-226 Cell Constants

standard ID: 0299-H
 Volume added (mL): 0.1
 Standard Reference Activity (DPM/mL): 2483.21

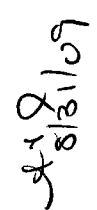
Lucas cell #	Cell constant	Standard Source	Date/Time of count	Date/time flushed to cell	Date/time end of degas	Bkg Counts cpm	total counts	count time min	Known activity dpm	t1 (days) end-degas to flush	t2 (days) end-flush to count	t3 (days) Std Ref Date to count	Decay from Std Ref Date to count
101	1.846	cal 7	8/27/2009 16:35	8/27/2009 13:30	8/21/2009 11:30		4479	15	298.60	6.08333	0.12847	3544	0.9958
101	1.960	cal 9	8/24/2009 14:20	8/24/2009 9:30	8/18/2009 13:40		4581	15	305.40	5.82639	0.20139	3541	0.9958
101	2.060	cal 1	8/21/2009 15:00	8/21/2009 9:30	8/18/2009 13:40		2945	15	196.33	2.82639	0.22917	3538	0.9958
102	1.862	cal 5	8/27/2009 15:50	8/27/2009 12:40	8/21/2009 10:50		4510	15	300.67	6.07639	0.13194	3544	0.9958
102	1.850	cal 10	8/24/2009 14:45	8/24/2009 9:55	8/18/2009 13:40		4330	15	288.67	5.84375	0.20139	3541	0.9958
102	1.853	cal 2	8/21/2009 15:20	8/21/2009 9:50	8/18/2009 13:40		2659	15	177.27	2.84028	0.22917	3538	0.9958

104	2.073	Average	1.972	cal 1	8/27/2009 14:25	8/27/2009 9:35	8/24/2009 11:00		3070	15	204.67	2.94097	0.20139	3544	0.9958
104	1.855	Stdev	0.110	cal 11	8/24/2009 15:15	8/24/2009 10:15	8/18/2009 13:40		4343	15	289.53	5.85764	0.20833	3541	0.9958
104	1.987			cal 3	8/21/2009 15:50	8/21/2009 10:10	8/18/2009 13:40		2858	15	190.53	2.85417	0.23611	3538	0.9958

106	1.985	Average	1.836	cal 2	8/27/2009 14:55	8/27/2009 10:00	8/24/2009 11:20		2940	15	196.00	2.94444	0.20466	3544	0.9958
106	1.738	Stdev	0.131	cal 12	8/24/2009 15:35	8/24/2009 10:40	8/18/2009 13:40		4078	15	271.87	5.87500	0.20466	3541	0.9958
106	1.786			cal 4	8/21/2009 16:30	8/21/2009 10:30	8/18/2009 13:40		2572	15	171.47	2.86806	0.25000	3538	0.9958
107	2.025	Average	1.981	cal 8	8/27/2009 16:55	8/27/2009 13:50	8/21/2009 11:55		4910	15	327.33	6.07986	0.12847	3544	0.9958
107	2.054	Stdev	0.102	cal 1	8/24/2009 15:55	8/24/2009 11:00	8/21/2009 10:50		3090	15	206.00	3.00694	0.20466	3541	0.9958
107	1.864			cal 5	8/21/2009 16:45	8/21/2009 10:50	8/18/2009 13:40		2696	15	179.73	2.88194	0.24653	3538	0.9958
108	1.906	Average	1.946	cal 6	8/27/2009 16:05	8/27/2009 13:05	8/21/2009 11:15		4623	15	308.20	6.07639	0.12500	3544	0.9958
108	1.975	Stdev	0.036	cal 2	8/24/2009 16:25	8/24/2009 11:20	8/21/2009 10:50		2978	15	198.53	3.02083	0.21181	3541	0.9958
108	1.957			cia 6	8/21/2009 17:00	8/21/2009 11:15	8/18/2009 13:40		2846	15	189.73	2.89931	0.23958	3538	0.9958

111	2.162	Average	2.024	cal 3	8/27/2009 15:12	8/27/2009 10:20	8/24/2009 12:25		3177	15	211.80	2.91319	0.20278	3544	0.9958
111	2.051	Stdev	0.153	cal 3	8/24/2009 17:00	8/24/2009 12:25	8/21/2009 10:50		3139	15	209.27	3.06597	0.19097	3541	0.9958
111	1.859			cal 7	8/21/2009 17:15	8/21/2009 11:30	8/18/2009 13:40		2712	15	180.80	2.90872	0.23958	3538	0.9958
112	1.962	Average	1.931	cal 4	8/27/2009 15:30	8/27/2009 10:50	8/24/2009 12:40		2895	15	193.00	2.92361	0.19444	3544	0.9958
112	1.967	Stdev	0.059	cal 4	8/24/2009 17:15	8/24/2009 12:40	8/21/2009 10:50		3019	15	201.27	3.07639	0.19097	3541	0.9958
112	1.863			cal 8	8/21/2009 17:35	8/21/2009 11:55	8/18/2009 13:40		2731	15	182.07	2.92708	0.23611	3538	0.9958

EffErr 0.053028 <- Put in Machines.xls (Lucas Cell Tab)


 8/13/109

VW 8/13/109

Ra-226 Calibration Sheet

Standard ID: 0229-H

Volume Added (mL): 0.1

Expiration Date: 8/1/10

$\frac{219}{8/13/109} = 900$
 $\frac{219}{8/13/109} = 900$
 $\frac{219}{8/13/109} = 900$

* count time 15 min

Sample ID	Volume (mL)	End Degas Date/Time	End De-em Date/Time	Start Count Date/Time	Cell #	Det #	Total Counts
Cal 1	500	8/18/09 1340	8/21/09 0930	8/21/09 1500 8/21/09 1430	101	1	3142 4050
Cal 2	500	8/18/09 1340	8/21/09 0950	8/21/09 1500 8/21/09 1425	102	1	2778
Cal 3	500	8/18/09 1340	8/21/09 1010	8/21/09 1550 8/21/09 1445	104	1	2182 219
Cal 4	500	8/18/09 1340	8/21/09 1030	8/21/09 1630	106	1	2572
Cal 5	500	8/18/09 1340	8/21/09 1050	8/21/09 1645	107	1	2696
Cal 6	500	8/18/09 1340	8/21/09 1115	8/21/09 1700	108	1	2846
Cal 7	500	8/18/09 1340	8/21/09 1130	8/21/09 1715	111	1	2712
Cal 8	500	8/18/09 1340	8/21/09 1155	8/21/09 1735	112	1	2731
Cal 9							
Cal 10							
Cal 11							
Cal 12							

2945
2659
2858

WSS/2/8/09

8/13/109

408/2/10/05

Voltage - 0.9

Ra-226 Calibration Sheet

* 15 min counts

Standard ID: D44-H
 Volume Added (mL): 1.1
 Expiration Date: 8/11/09

Sample ID	Volume (mL)	End Degas Date/Time	End De-em Date/Time	Start Count Date/Time	Cell #	Det #	Total Counts
Cal 1	500	8/24/09 1100	8/27/09 0435	8/27/09 1425	104	1	3070
Cal 2	500	8/24/09 1110	8/27/09 1000	8/27/09 1455	106	1	2940
Cal 3	500	8/24/09 1125	8/27/09 1000	8/27/09 1512	111	1	3177
Cal 4	500	8/24/09 1240	8/27/09 1050	8/27/09 1530	112	1	2895
Cal 5	500	8/24/09 1050	8/27/09 1240	8/27/09 1550	102	1	4510
Cal 6	500	8/24/09 1115	8/27/09 1305	8/27/09 1605	106	1	4623
Cal 7	500	8/24/09 1130	8/27/09 1330	8/27/09 1635	101	1	4479
Cal 8	500	8/24/09 1155	8/27/09 1350	8/27/09 1655	107	1	4910
NO CAPS							
 							
 							
 							
 							
 							
 							
 							
 							
 							

8/28/09

11/28/05

General Engineering Laboratories Verification Source Preparation Sheet

Applicable SOP Number <u>GL-RAD-A-008</u>	Isotope <u>RA-226</u>
Date Standards Prepared <u>4/5/05</u>	Cocktail Type Used <u>NA</u>
Standard ID <u>0749-H</u>	Matrix of Vial/Planchett <u>NA</u>
Amount Used (g or ml) <u>0.1</u>	<u>NA</u>
Standard Activity (DPM/g or mL) <u>2483.233</u>	Type of Scintillation Vial <u>NA</u>
Reference Date <u>12/15/99</u>	Pipette ID Used <u>1429303</u>
Expiration Date <u>8/1/10</u>	Balance ID Used <u>38080204</u>
Residue/Carrier Agent <u>D-1MHC1</u>	Quenching Agent <u>NA</u>

	Standard Number	Quenching Vol (uL)/ Residue Volume (mL)	Initial Wt. (g)	Final Wt. (g)	Net Wt. (mg)
1	Cal 1				
2	Cal 2				
3	Cal 3				
4	Cal 4				
5	Cal 5				
6	Cal 6				
7	Cal 7				
8	Cal 8				
9	Cal 9				
10	Cal 10				
11	Cal 11				
12	Cal 12				
	<u>100002005</u>				

W/ 8/31/09

Prepared By: <u>Kelli Dorego</u>	Date: <u>8/31/09</u>
Reviewed By: <u>Angela J Gh</u>	Date: <u>8/31/09</u>

Rev 1 RLM 9/10/97

eev

8-21-00

Nycomed Amersham plc
Amersham Laboratories

0299



CALIBRATION
No. 0148



ISSUED BY: Nycomed Amersham plc
Radiation & Radioactivity
Calibration Laboratory
Amersham Laboratories
White Lion Road
Amersham
Buckinghamshire
HP7 9LL

ISSUED FOR: AEA Technology plc
Isotrak
Amersham Laboratories
White Lion Road
Amersham
Buckinghamshire
HP7 9LL

Description Principal radionuclide: Radium-226

Product code: RAY44
Solution number: R4/131/89

Measurement Reference time: 1200 GMT on 15 December 1999

Nuclear data Nuclear data quoted on this certificate are taken from the Joint European File, Version 2.2.

Expression of uncertainties The reported expanded uncertainty is based on a standard uncertainty multiplied by a coverage factor $k = 2.00$, which for a t -distribution with $\nu_{eff} = \infty$ effective degrees of freedom corresponds to a coverage probability of approximately 95%. The uncertainty evaluation has been carried out in accordance with UKAS requirements.

Unless indicated, all other uncertainties are expressed at the confidence level associated with one standard uncertainty.

The format used for the uncertainties in the values of radionuclidic purity is illustrated in the following examples;

6.5(21)	-	6.5 ± 2.1
6.54(21)	-	6.54 ± 0.21
6.543(21)	-	6.543 ± 0.021

Approved
Signature

Date of issue

17th December 1999

VO 8131105

Nycomed

GEL Standard Traceability Log Rad

Source Material Info	
Parent Code:	0299
Prepared By:	Angela Johnson
Carrier Conc:	0.5 M HCL
Reference Date:	12/15/1999
Ampoule Mass (g):	5.0368 g
Uncertainty:	+/- 2.5 %
LogBook No:	RC S 027 128

A Solution Material Info	
Isotope:	Radium-226
Prepared By:	Angela Johnson
Prep Date:	09/15/2000
Verification Date:	01/23/2008
Expiration Date:	01/23/2009
Primary Code:	0299-A
Dilution(mL):	100 mL
Mass of Parent(g):	4.6634 g
Density(g/mL):	1.0012
Balance ID:	

Calculations Converting parent activity to dpm/mL/dpm/g

$(\text{Mass of parent(g)}) * (\text{Parent Activity (kBq/g)}) * (\text{conversion dpm to kBq}) / (\text{Dilution Vol}) = \text{Parent Activity (dpm/mL)}$
$(4.6634 \text{ g}) * (43.75 \text{ kBq/g}) * (\text{conversion dpm to kBq}) / (\text{Dilution Vol}) = \text{Parent Activity (dpm/g)}$
$(4.6634 \text{ g}) * (43.75 \text{ kBq/g}) * (60000 \text{ dpm/kBq}) / (100 \text{ mL}) = 122414.2500 \text{ dpm/mL}$
$(4.6634 \text{ g}) * (43.75 \text{ kBq/g}) * (60000 \text{ dpm/kBq}) / (1.0012 \text{ g/mL}) / (100 \text{ mL}) = 122273.3377 \text{ dpm/g}$

Secondary Standards

Prep Date	Preparer	Mass Primary	Dilution (mL)	Code	Conc dpm/mL	Verification Date	Expiration Date
08/26/2003	Angela Johnson	1.9909	100	0299-E	2434.34 dpm/mL	11/04/2004	11/04/2005
08/26/2003	Angela Johnson	1.9872	100	0299-F	2429.82 dpm/mL	08/26/2004	08/26/2005
04/05/2005	Amanda Fehr	5.0018	250	0299-G	2446.3471 dpm/mL	01/26/2009	01/26/2010
08/07/2009	Mary Aders	5.0767	250	0299-H	2483.2133 dpm/mL	08/07/2009	08/07/2010

GEL Laboratories LLC
Version 1.0 9/18/2000

WJ Spina

Voltage Curve Ludlum #1

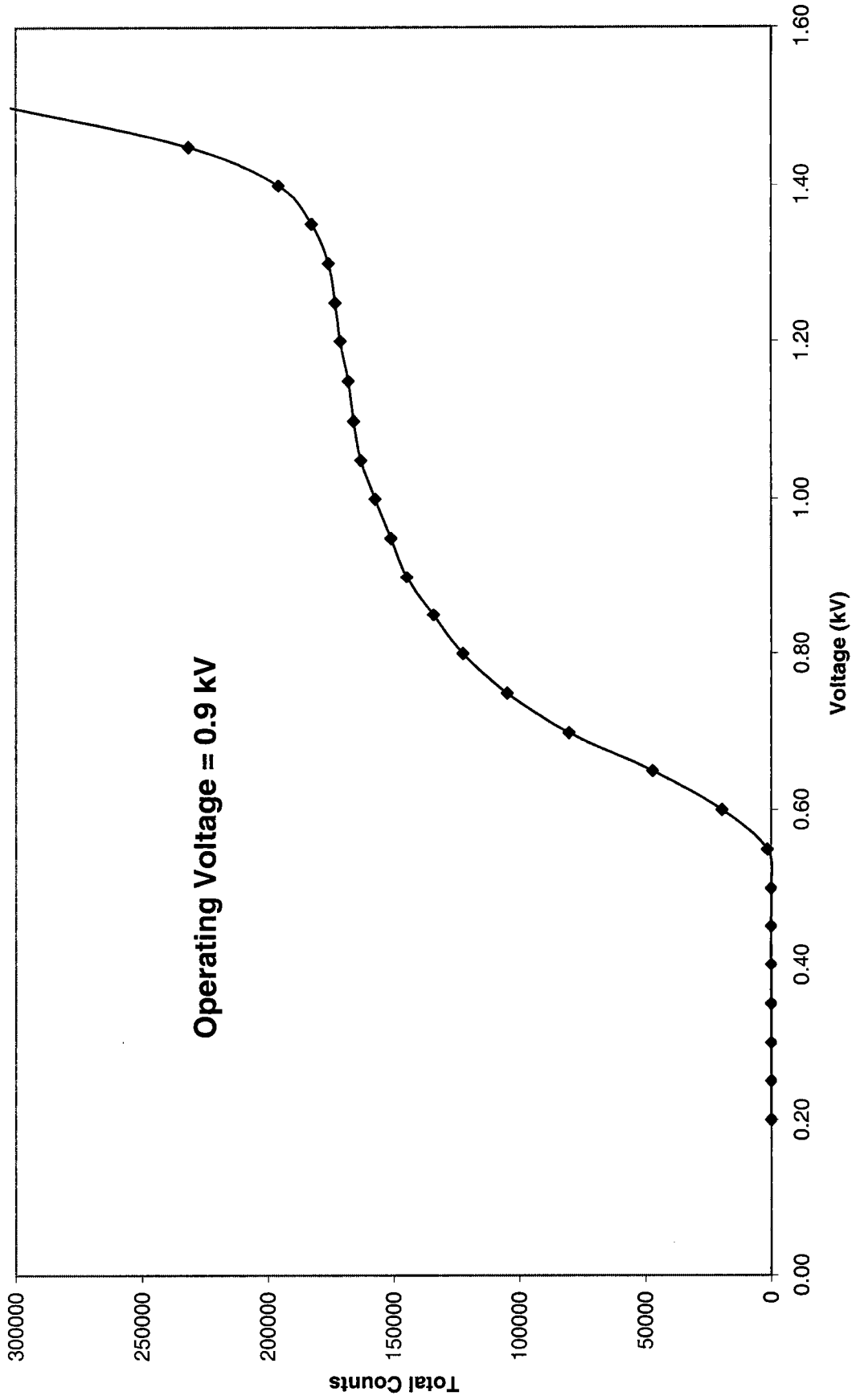
Voltage (kV)	Count Time (min)	Counts	Date/Time
0.20	1.00	0	8/21/09 13:20
0.25	1.00	0	8/21/09 13:21
0.30	1.00	0	8/21/09 13:22
0.35	1.00	0	8/21/09 13:23
0.40	1.00	0	8/21/09 13:24
0.45	1.00	0	8/21/09 13:25
0.50	1.00	0	8/21/09 13:26
0.55	1.00	1534	8/21/09 13:27
0.60	1.00	19637	8/21/09 13:28
0.65	1.00	47206	8/21/09 13:29
0.70	1.00	80410	8/21/09 13:30
0.75	1.00	104945	8/21/09 13:31
0.80	1.00	122514	8/21/09 13:32
0.85	1.00	134160	8/21/09 13:33
0.90	1.00	144753	8/21/09 13:34
0.95	1.00	151057	8/21/09 13:35
1.00	1.00	157429	8/21/09 13:36
1.05	1.00	163110	8/21/09 13:37
1.10	1.00	166034	8/21/09 13:38
1.15	1.00	168121	8/21/09 13:39
1.20	1.00	171347	8/21/09 13:40
1.25	1.00	173388	8/21/09 13:41
1.30	1.00	175958	8/21/09 13:42
1.35	1.00	182719	8/21/09 13:43
1.40	1.00	195871	8/21/09 13:44
1.45	1.00	231584	8/21/09 13:45
1.50	1.00	303021	8/21/09 13:46
1.55	1.00	387838	8/21/09 13:47

Detector set to operate at 0.90 kV

Handwritten: 8/31/09

Ludlum Detector Voltage Curve

—◆— Voltage Curve Ludlum #1



8/19
8/13/09

Control Limits for Lucas Cell Counter #1

Analyst: KSD1
Date: 8/31/2009

Count #	Detector #1
1	138383
2	138269
3	141307
4	140521
5	132825
6	135924
7	139231
8	138298
9	135342
10	138056
11	138123
12	139159
13	138410
14	138251
15	138438
16	138080
17	137814
18	137961
19	137248
20	137477

Average = 137955.9
Std. Dev. = 1775.5

+3 S. D. = 143282.4266
+2 S. D. = 141506.901
Mean = 137955.9
-2 S. D. = 134404.799
-3 S. D. = 132629.2734

Control Limits **8/31/2009** * Operating Voltage changed to 0.9 kV
 Detector #1
Upper Limit **143282**
Lower Limit **132629**

Handwritten signature
8/31/09

	Eff	Cal Date
101	1.956	8/31/2009
102	1.855	8/31/2009
104	1.972	8/31/2009
106	1.836	8/31/2009
107	1.981	8/31/2009
108	1.946	8/31/2009
111	2.024	8/31/2009
112	1.931	8/31/2009

Lucas	Ra-226	
Oldest Cal	01/23/2008	
Detector	Eff Error	Cal Date
1	0.0530	8/31/2009
2	0.0772	12/19/2008
3	0.0608	1/23/2008
4	0.1237	3/2/2009
5	0.1438	3/25/2009
6	0.0661	8/4/2009
7	0.0855	11/21/2008

Ra-226 WATER

Batch : LCSVER

Date : 8/20/2008

Analyst : KSD1

Procedure Code : LUC26RAL

Parname : Radium-226

MDA : 1 pCi/L

Instrument Used : LUCAS CELL DETECTOR

Bkg Count Time: 30 min

Sample ID	Sample Vol L	Count Time min	Gross counts cts	Cell # num	Cell Const. num	BKG cpm	BKG pCi/L	Ra-226 MDA pCi/L	Ra-226 RESULT pCi/L	Ra-226 ERROR pCi/L	COUNT DATE/TIME
Ver 2	0.500	30	689	101	1.956	0.267	0.5907	25.3156	25.3156	1.9236	8/31/2009 14:35
Ver 6	0.500	30	697	102	1.855	0.133	0.4721	27.1986	27.1986	2.0367	8/31/2009 15:05
Ver 2	0.500	30	656	104	1.972	0.267	0.6303	25.7021	25.7021	2.0032	8/28/2009 14:00
Ver 4	0.500	30	638	106	1.836	0.267	0.6304	24.9919	24.9919	1.9762	8/31/2009 15:40
Ver 7	0.500	30	629	107	1.981	0.267	0.6257	24.4533	24.4533	1.9479	8/28/2009 17:50
Ver 5	0.500	30	693	108	1.946	0.267	0.5959	25.6861	25.6861	1.9459	8/31/2009 16:15
Ver 3	0.500	30	672	111	2.024	0.267	0.6129	25.6096	25.6096	1.9713	8/28/2009 14:35
Ver 4	0.500	30	631	112	1.931	0.267	0.6411	25.1365	25.1365	1.9990	8/28/2009 15:10

JLQ
8/31/09

Sample ID	Sample Dup	Det #	Run Date	Sample Type	Standard ID	NC	NC units	Recovery/RPD
Ver 2		1	8/31/2009 14:35	LCS	0638-H	24.17	pCi/L	105%
Ver 3		1	8/31/2009 15:05	LCS	0638-H	24.17	pCi/L	113%
Ver 2		1	8/28/2009 14:00	LCS	0638-H	24.17	pCi/L	106%
Ver 4		1	8/31/2009 15:40	LCS	0638-H	24.17	pCi/L	103%
Ver 7		1	8/28/2009 17:50	LCS	0638-H	24.17	pCi/L	101%
Ver 8		1	8/31/2009 16:15	LCS	0638-H	24.17	pCi/L	106%
Ver 3		1	8/28/2009 14:35	LCS	0638-H	24.17	pCi/L	106%
Ver 4		1	8/28/2009 15:10	LCS	0638-H	24.17	pCi/L	104%

DEGASSING DATE/TIME	DE-EMAN. DATE/TIME	DEGASS-DE-EM	dE-EM-COUNT	constant	constant	constant	Net CPM	Ingrowth constant
8/28/2009 10:20	8/31/2009 11:10	72.83	3.42	0.4230	0.9745	1.0019	22.7000	0.4130
8/28/2009 10:40	8/31/2009 11:30	72.83	3.58	0.4230	0.9733	1.0019	23.1000	0.4125
8/25/2009 16:00	8/28/2009 10:20	66.33	3.67	0.3940	0.9727	1.0019	21.6000	0.3839
8/28/2009 11:00	8/31/2009 11:55	72.92	3.75	0.4234	0.9721	1.0019	21.0000	0.4123
8/25/2009 16:00	8/28/2009 12:00	68.00	5.83	0.4015	0.9569	1.0019	20.7000	0.3850
8/28/2009 11:20	8/31/2009 12:15	72.92	4.00	0.4234	0.9703	1.0019	22.8333	0.4115
8/25/2009 16:00	8/28/2009 10:40	66.67	3.92	0.3955	0.9709	1.0019	22.1333	0.3847
8/25/2009 16:00	8/28/2009 11:00	67.00	4.17	0.3970	0.9690	1.0019	20.7667	0.3854

8/31/09

062584
CAP: 11/1/10

Ra-226 Verification Sheet

1 | .9 voltage

Sample ID	Volume (mL)	End Degs Date/Time	End De-em Date/Time	Start Count Date/Time	Cell #	Det #	Background CPM	Total Counts
VU1	500	8/25/09 1600	8/28/09 0555	8/28/09 1310	101	1	8	525
VU2	500	8/28/09 1600	8/28/09 1020	8/28/09 1400	104	1	8	654
VU3	500	8/28/09 1600	8/28/09 1040	8/28/09 1435	111	1	8	672
VU4	500	8/28/09 1600	8/28/09 1100	8/28/09 1510	112	1	8	631
VU5	500	8/28/09 1600	8/28/09 1121	8/28/09 1510	106	1	8	678
VU6	500	8/28/09 1600	8/28/09 1140	8/28/09 1610	109	1	4	654
VU7	500	8/28/09 1600	8/28/09 1200	8/28/09 1750 1750 1750	107	1	8	629
VU8	500	8/28/09 1600	8/28/09 1305	8/28/09 1820	108	1	8	736
VU2	500	8/28/09 1020	8/28/09 1110	8/31/09 1435	101	1	8	689
VU3	500	8/28/09 1040	8/31/09 1130	8/31/09 1505	102	1	4	697
VU4	500	8/28/09 1050	8/31/09 1155	8/31/09 1540	106	1	8	638
VU5	500	8/28/09 1120	8/31/09 1215	8/31/09 1615	108	1	8	693

062584
11/1/10

062584
11/1/10

062584
11/1/10

062584
11/1/10

General Engineering Laboratories Verification Source Preparation Sheet

Applicable SOP Number UL-RAD-A-006 Isotope Pu-239

Date Standards Prepared 7/23/08 Cocktail Type Used NA

Standard ID 0638H Matrix of Vial/Planchett NA

Amount Used (g or mL) 0.1 Type of Scintillation Vial NA

Standard Activity (DPM/g or mL) 66.4108 268.8845 20813109 Pipette ID Used 1429303

Reference Date 1/23/04 Balance ID Used 38080104

Expiration Date 7/17/10 Quenching Agent NA

Residue/Carrier Agent NA

	Standard Number	Quenching Vol (uL)/ Residue Volume(mL)	Initial Wt. (g)	Final Wt. (g)	Net Wt. (mg)
1	Ver 1				
2	Ver 2				
3	Ver 3				
4	Ver 4				
5	Ver 5				
6	Ver 6				
7	Ver 7				
8	Ver 8				

Note: A diagonal line is drawn through the table starting from the bottom-left corner. The text "Ver 8/23/08" is written near the bottom-left corner of the table.

Prepared By: Kelli S. Deane Date: 8/31/09

Reviewed By: Angela J. Ghera Date: 8/31/09

ANALYTICS

1380 Seaboard Industrial Blvd.
Atlanta, Georgia 30318 · U.S.A.

Phone (404) 352-8677
Fax (404) 352-2837

0638

CERTIFICATE OF CALIBRATION
Standard Radionuclide Source

67519-278

Ra-226 5 mL Liquid in Flame Sealed Vial

This standard radionuclide source was prepared gravimetrically from a calibrated master solution. The master solution was calibrated using a germanium gamma spectrometer system.

Radionuclide purity and calibration were checked using a germanium gamma spectrometer system. The nuclear decay rate and assay date for this source are given below.

Analytics maintains traceability to the National Institute of Standards and Technology through participation in a Measurements Assurance Program as described in USNRC Reg. Guide 4.15, Revision 1, February 1979.

ISOTOPE:	Ra-226
ACTIVITY (dps):	2.353 E4
HALF-LIFE:	1.600 E3 years
CALIBRATION DATE:	January 23, 2004 12:00 EST
RELATIVE EXPANDED UNCERTAINTY (k=2):	3.3%

Impurities: γ -impurities (other than decay products) <0.1%

5.01065 grams 0.1M HCl solution with 50 μ g/g Ba carrier.

P O NUMBER 3231RD, Item 5

SOURCE PREPARED BY:

M. D. Currie
M. D. Currie, Radiochemist

Q A APPROVED:

ACM 1/26/04

W 8731105

Standard Traceability Log Rad

WARNING! Training must be completed!!

Alphalims will be locked out if training is not completed within 1 week of assignment Contact Quality if additional time is needed to complete training

Source Material Info	
Parent Code:	0638
Prepared By:	Amanda Fehr
Carrier Conc:	0.1M HCl
Reference Date:	01/23/2004
Ampoule Mass (g):	5.01065 g
Uncertainty:	+/- 3.3 %
LogBook No:	RC-S-037-037

A Solution Material Info	
Isotope:	Radium-226
Prepared By:	Amanda Fehr
Prep Date:	01/16/2006
Verification Date:	04/09/2009
Expiration Date:	04/09/2010
Primary Code:	0638-A
Dilution(mL):	100 mL
Mass of Parent(g):	4.8398 g
Density(g/mL):	1.0266
Balance ID:	38080204

Calculations Converting parent activity to dpm/mL/dpm/g

$$(\text{Mass of parent(g)}) * (\text{Parm Activity (dps)}) * (\text{conversion dpm to dps}) / (\text{Ampoule Mass(g)} * (\text{Dilution Vol})) = \text{Parent Activity (dpm/mL)}$$

$$(\text{Mass of parent(g)}) * (\text{Parm Activity (dps)}) * (\text{conversion dpm to dps}) / \text{Density} / (\text{Ampoule Mass (g)} * (\text{Dilution Vol})) = \text{Parent Activity (dpm/g)}$$

$$(4.8398 \text{ g}) * (23530 \text{ dps}) * (60 \text{ dpm/dps}) * (100 \text{ mL}) = 13636.6133 \text{ dpm/mL}$$

$$(4.8398 \text{ g}) * (23530 \text{ dps}) * (60 \text{ dpm/dps}) / (1.0266 \text{ g/mL}) / (5.01065 \text{ g} * 100 \text{ mL}) = 13282.9676 \text{ dpm/g}$$

W 8/28/09

Secondary Standards

Prep Date	Preparer	Mass Primary	Dilution (mL)	Code	Conc dpm/mL	Verification Date	Expiration Date
01/17/2006	Amanda Fehr	2.1041	100	0638-B	279.0211 dpm/mL	01/17/2007	01/17/2008
07/17/2006	Mary Aders	2.1313	100	0638-C	282.6281 dpm/mL	07/26/2006	07/26/2007
03/28/2007	Daniel Roy	2.1025	100	0638-D	279.2744 dpm/ml	04/08/2007	04/08/2008
03/28/2007	Daniel Roy	45.468	250	0638-E	2415.7999 dpm/ml	04/09/2009	04/09/2010
12/18/2007	Daniel Roy	2.014	100	0638-F	267.519 dpm/ml	02/02/2009	02/02/2010
02/12/2008	Daniel Roy	.5004	100	0638-G	66.468 dpm/ml	03/02/2009	03/02/2010
07/23/2008	Daniel Roy	5.0607	250	0638-H	268.8845 dpm/ml	07/17/2009	07/17/2010

GEL Laboratories LLC
Version 1.0 9/18/2000

W 8/31/09

Verification for Ra-226 Standard 0638-H

D. Roy 7/23/2008	Isotope	Value	Uncertainty
	0638-H	11.852	1.1079
	0638-H	12.092	1.1141
	0638-H	12.372	1.1216
Mean Value (Counting) =	12.106	100.13	Pass
Stdev =	0.260353631		Rule 3 (Pass/Fail)
Target =	12.09		
Lower Limit =	11.5848594		
Upper Limit =	12.62627393		
Rule 1 Pass/Fail	Pass		
Two sigma =	0.520707263		
10 % of Mean =	1.210556667		
Rule 2 (Pass/Fail)	Pass		

Rule 1 = The certificate value (NOT including any uncertainty) shall lie within the 95% confidence interval determined from the mean and two sigma standard deviation of the three measurements

Rule 2 = The two sigma value used for the 95% confidence interval shall not exceed 10% of the mean value of the three verification measurements.

Rule 3 = The determined mean value shall be within 5% of the certificate value.

The analyst prepared three standard verification sources for Ra-226 source 0638-H by transferring portions of the degassed standard into tared glass liquid scintillation vials. 10 mL of DI Water and 10 mL of mineral oil were added to each vial and the vials were shaken. A Blank vial was prepared in a similar fashion using 10 mL of DI Water and 10 mL of mineral oil. The standard verification vials and Background source were dark adapted for two hours and counted on LSC RED using source standard verification. Each verification source calculation was performed as follows:

$$\text{Source dpm/g} = (A - B)/(C)(D)$$

where:

- A = Ver. source cpm,
- B = BKG cpm,
- C = System efficiency, (cpm/dpm), and
- D = mass used for standard verification.

Reference RAD SOP M-001

David D. Roy 8/14/08
Ver. L. Jones 8/14/08

General Engineering Laboratories

2040 Savage Road, Charleston, SC 29414
 (843)556-8171

Lucas Cell Calibration Package

	YES	NO	Comments
1) Is all calibration standard information enclosed for: the primary standard certificate? the secondary standard(s) documentation? standard preparation information? standard < 1 Year old or verified?	✓	✓	
	✓	✓	
	✓	✓	
	✓	✓	
2) Is the efficiency calibration report included ?	✓	✓	
3) Is the raw count data included for: Cell constant determination? Plateau generation?	✓	✓	
	✓	✓	
4) Are the calibration verifications included?	✓	✓	
5) Are the instrument settings included: HVPS settings?	✓	✓	
6) Has the CELLEFF.xls file been updated ?	✓	✓	
7) Have the calibration dates been updated in ALPHALIMS ?	✓	✓	

Prepared By: Kelli Donnell

Date: 12/19/08

Reviewed By: Mark G. Adams

Date: 12/19/08

Effective Date: 12/19/08

12/19/08

Ra-226 Cell Constants

Standard Reference date: 12/15/1999
 standard ID: 0299-G
 Volume added (mL): 0.1
 Standard Reference Activity (DPM/mL): 2446.35

Lucas cell #	Cell constant	Standard Source	Date/Time of count	Date/Time flushed to cell	Date/Time end of degas	bkg cpm	total counts	count time min	cpm	Known activity dpm	11 (days) end-degas to flush	12 (days) end-flush to count	13 (days) Std Ref Date to count	Decay from Std Ref Date to count		
201	2.021	Average	1.983	Cal 14	9/15/2008 15:45	9/15/2008 9:05	9/12/2008 13:20	0.267	5596	30	186.53	243.02	2.82292	0.27778	3198	0.9962
201	2.043	Sidev	0.068	Cal 14	9/18/2008 13:00	9/18/2008 8:10	9/15/2008 9:05	0.267	5949	30	198.30	243.02	2.96181	0.20139	3201	0.9962
201	1.915			Cal 14	9/25/2008 19:35	9/25/2008 9:15	9/22/2008 10:00	0.267	5361	30	178.70	243.02	2.96875	0.43056	3208	0.9962
202	2.436	Average	2.261	Cal 13	9/15/2008 16:20	9/15/2008 9:35	9/12/2008 13:20	0.267	6779	30	225.97	243.02	2.84375	0.28125	3198	0.9962
202	2.209	Sidev	0.156	Cal 13	9/18/2008 13:50	9/18/2008 8:45	9/15/2008 9:35	0.267	6425	30	214.17	243.02	2.96528	0.21181	3201	0.9962
202	2.137			Cal 14	10/21/2008 13:50	10/20/2008 13:45	10/19/2008 16:00	0.267	9248	30	308.27	243.02	6.90625	1.00347	3234	0.9962
203	2.255	Average	2.254	Cal 43	9/15/2008 16:50	9/15/2008 10:00	9/12/2008 13:20	0.267	6300	30	210.00	243.02	2.86111	0.28472	3198	0.9962
203	2.273	Sidev	0.019	Cal 43	9/18/2008 14:25	9/18/2008 9:15	9/15/2008 10:00	0.267	6613	30	220.43	243.02	2.96875	0.21528	3201	0.9962
203	2.234			Cal 43	9/25/2008 21:00	9/25/2008 10:15	9/22/2008 10:00	0.267	6298	30	209.93	243.02	3.01042	0.44782	3208	0.9962
204	2.184	Average	2.183	Cal 15	9/15/2008 17:25	9/15/2008 10:30	9/12/2008 13:20	0.267	6132	30	204.40	243.02	2.88194	0.28819	3198	0.9962
204	2.300	Sidev	0.102	Cal 15	9/18/2008 14:55	9/18/2008 9:35	9/15/2008 10:30	0.267	6671	30	222.37	243.02	2.96181	0.22222	3201	0.9962
204	2.096			Cal 15	9/30/2008 14:05	9/30/2008 9:10	9/28/2008 9:45	0.133	7535	30	251.17	243.02	3.97589	0.20486	3213	0.9962
205	1.677	Average	1.799	Cal 13	10/21/2008 8:30	10/20/2008 14:05	10/19/2008 16:00	0.267	7584	30	252.80	243.02	6.92014	0.76736	3233	0.9962
205	1.730	Sidev	0.167	Cal 44	9/18/2008 16:00	9/18/2008 10:05	9/15/2008 10:55	0.167	4989	30	166.63	243.02	2.96528	0.24653	3201	0.9962
205	1.990			Cal 44	9/30/2008 14:45	9/30/2008 9:40	9/28/2008 9:45	0.187	7170	30	239.00	243.02	3.99653	0.21181	3213	0.9962
206	2.240	Average	2.259	Cal 46	9/15/2008 21:10	9/15/2008 11:25	9/12/2008 13:20	0.233	6216	30	207.20	243.02	2.92014	0.40825	3198	0.9962
206	2.293	Sidev	0.030	Cal 46	9/18/2008 16:35	9/18/2008 10:25	9/15/2008 11:25	0.267	6604	30	220.13	243.02	2.95833	0.25694	3201	0.9962
206	2.245			Cal 46	9/30/2008 15:20	9/30/2008 10:15	9/28/2008 9:45	0.267	8125	30	270.83	243.02	4.02083	0.21181	3213	0.9962
207	2.187	Average	2.146	Cal 36	9/15/2008 21:40	9/15/2008 11:50	9/12/2008 13:20	0.267	6084	30	203.13	243.02	2.93750	0.40872	3198	0.9962
207	2.141	Sidev	0.038	Cal 36	9/18/2008 17:55	9/18/2008 10:40	9/15/2008 11:50	0.267	6105	30	203.50	243.02	2.95159	0.30208	3201	0.9962
207	2.110			Cal 36	9/30/2008 16:00	9/30/2008 10:45	9/28/2008 9:45	0.233	7656	30	255.20	243.02	4.04167	0.21875	3213	0.9962
208	2.239	Average	2.283	Cal 36	9/15/2008 22:15	9/15/2008 12:15	9/12/2008 13:20	0.267	6288	30	208.60	243.02	2.85486	0.41667	3198	0.9962
208	2.243	Sidev	0.135	Cal 30	9/18/2008 18:30	9/18/2008 11:00	9/15/2008 12:15	0.133	6374	30	212.47	243.02	2.94782	0.41250	3201	0.9962
208	2.148			Cal 30	9/30/2008 16:35	9/30/2008 11:10	9/28/2008 9:45	0.665	7691	30	296.03	243.02	4.95989	0.29569	3213	0.9962
209	2.471	Average	2.291	Cal 19	9/15/2008 22:45	9/15/2008 13:50	9/12/2008 13:20	0.033	7073	30	235.77	243.02	3.02083	0.37153	3198	0.9962
209	2.212	Sidev	0.137	Cal 19	9/18/2008 19:15	9/18/2008 11:15	9/15/2008 13:50	0.067	6170	30	205.67	243.02	2.89236	0.33333	3201	0.9962
209	2.420			Cal 19	9/30/2008 17:25	9/30/2008 11:40	9/28/2008 9:45	0.100	8795	30	293.17	243.02	4.07996	0.23958	3213	0.9962
210	2.320	Average	2.253	Cal 47	9/15/2008 23:15	9/15/2008 14:15	9/12/2008 13:20	0.033	6685	30	222.17	243.02	3.03819	0.37500	3198	0.9962
210	2.210	Sidev	0.059	Cal 47	9/18/2008 19:45	9/18/2008 11:30	9/15/2008 14:15	0.100	6142	30	204.73	243.02	2.88542	0.34875	3201	0.9962
210	2.230			Cal 47	9/30/2008 18:00	9/30/2008 12:05	9/28/2008 9:45	0.033	8116	30	270.53	243.02	4.09722	0.24653	3213	0.9962
211	2.140	Average	2.171	Cal 37	9/15/2008 23:50	9/15/2008 14:30	9/12/2008 13:20	0.033	6150	30	205.00	243.02	3.04661	0.36889	3198	0.9962
211	2.238	Sidev	0.057	Cal 37	9/18/2008 22:20	9/18/2008 12:35	9/15/2008 14:30	0.133	6207	30	206.90	243.02	2.92014	0.40825	3201	0.9962
211	2.136			Cal 37	9/30/2008 18:30	9/30/2008 13:35	9/28/2008 9:45	0.100	7917	30	263.90	243.02	4.15972	0.20486	3213	0.9962
212	2.405	Average	2.322	Cal 42	9/15/2008 0:20	9/15/2008 14:50	9/12/2008 13:20	0.033	6928	30	230.87	243.02	3.06250	0.39583	3198	0.9962
212	2.315	Sidev	0.081	Cal 42	9/18/2008 22:55	9/18/2008 12:50	9/15/2008 14:50	0.267	6405	30	213.50	243.02	2.91667	0.42014	3201	0.9962
212	2.244			Cal 42	9/30/2008 19:50	9/30/2008 14:00	9/28/2008 9:45	0.267	8287	30	276.23	243.02	4.17708	0.24306	3213	0.9962

12/19/08
12/19/08

12/19/08

12/19/08

Ra-226 Verification Sheet

Sample ID	Volume (mL)	End Degas Date/Time	End De-em Date/Time	Start Count Date/Time	Cell #	Det #	Background CPM	Total Counts
Cal 14	500	9/12/08 1320	9/15/08 0905	9/15/08 1545	201	2	8	5596
Cal 13	500	9/12/08 1320	9/15/08 0935	9/15/08 1620	202	2	8	6779
Cal 43	500	9/12/08 1320	9/15/08 1000	9/15/08 1650	203	2	8	6300
Cal 15	500	9/12/08 1320	9/15/08 1030	9/15/08 1725	204	2	8	6132
Cal 44	500	9/12/08 1320	9/15/08 1055	9/15/08 1805	205	2	5	6132
Cal 46	500	9/12/08 1320	9/15/08 1115	9/15/08 2110	206	2	7	6216
Cal 30	500	9/12/08 1320	9/15/08 1150	9/15/08 2140	207	2	8	6094
Cal 36	500	9/12/08 1320	9/15/08 1215	9/15/08 2215	208	2	8	6258
Cal 19	500	9/12/08 1320	9/15/08 1350	9/15/08 2245	209	2	1	7073
Cal 47	500	9/12/08 1320	9/15/08 1415	9/15/08 2315	210	2	1	6665
Cal 37	500	9/12/08 1320	9/15/08 1430	9/15/08 2350	211	2	1	6150
Cal 42	500	9/12/08 1320	9/15/08 1450	9/16/08 0020	212	2	1	6116

140
12/18/08

140
12/18/08

140
12/18/08
140
12/18/08
140
12/18/08

140
12/18/08

Ra-226 Verification Sheet

Sample ID	Volume (mL)	End Degas Date/Time	End De-em Date/Time	Start Count Date/Time	Cell #	Det #	Background CPM	Total Counts
15	500	9/20/08 0945	9/20/08 0910	9/20/08 1405	204	2	4	7535
44	500	9/20/08 0945	9/20/08 0940	9/30/08 1445	205	2	5	7170
46	500	9/20/08 0945	9/30/08 1015	9/30/08 1520	206	2	8	8125
36	500	9/20/08 0945	9/30/08 1015	9/30/08 1410	207	2	7	7656
30	500	9/20/08 0945	9/30/08 1110	9/30/08 1635	208	2	1	7681
19	500	9/20/08 0945	9/30/08 1140	9.30.08 1725	209	2	3	8795
47	500	9/20/08 0945	9/30/08 1205	9.30.08 1800	210	2	1	8116
37	500	9/20/08 0945	9/30/08 1335	9.30.08 1830	211	2	3	7917
42	500	9/20/08 0945	9/30/08 1400	9.30.08 1950	212	2	8	8287

100 12/19/08

12/19/08
12/19/08
12/19/08

12/19/08
AA

Ra-226 Verification Sheet

Sample ID	Volume (mL)	End Degas Date/Time	End De-em Date/Time	Start Count Date/Time	Cell #	Det #	Background CPM	Total Counts
Cal 14	500	9/15/08 0925	9/18/08 0810	9/18/08 1300	201	2	8	5944
Cal 13	500	9/15/08 0935	9/18/08 0845	9/18/08 1350	202	2	8	6425
Cal 43	500	9/15/08 1000	9/18/08 0915	9/18/08 1425	203	2	8	6613
Cal 15	500	9/15/08 1030	9/18/08 0935	9/18/08 1455	204	2	8	6671
Cal 44	500	9/15/08 1055	9/18/08 1005	9/18/08 1600	205	2	5	4999
Cal 46	500	9/15/08 1125	9/18/08 1025	9/18/08 1635	206	2	8	6604
Cal 36	500	9/15/08 1150	9/18/08 1040	9/18/08 1755	207	2	8	6105
Cal 30	500	9/15/08 1215	9/18/08 1100	9/18/08 1830	208	2	4	6374
Cal 19	500	9/15/08 1350	9/18/08 1115	9/18/08 1915	209	2	2	6170
Cal 47	500	9/15/08 1415	9/18/08 1130	9/18/08 1945	210	2	3	6142
Cal 37	500	9/15/08 1430	9/18/08 1235	9/18/08 2220	211	2	4	6207
Cal 42	500	9/15/08 1450	9/18/08 1250	9/18/08 2255	212	2	8	6405

100
12/19/08

100
12/19/08

100
12/19/08

~~9/18/08~~
100
12/19/08

Ra-226 Verification Sheet

100 12/19/08
12/19/08

Sample ID	Volume (mL)	End Degas Date/Time	End De-em Date/Time	Start Count Date/Time	Cell #	Det #	Background CPM	Total Counts
Cal 14	500	10/19/08 1600	10/20/08 1345	10/21/08 1350 10/20/08 1350	202	2	8	9748
13	500	10/19/08 1600	10/20/08 1405	10/21/08 1830	205	2	8	1584
43								
44								
15								
36								
46								
30								
19								
47								
37								
42								

100 12/19/08

Verification for Ra-226 Standard 0299-G

4/2/2008	Isotope	Detector CPM	BKG CPM	NET CPM	Detector Eff	Standard Mass. Used (G)	Source DPM/G
D. Roy	0299-G N1	2536.9600	52.4000	2484.5600	1.917186	0.5057	2562.667649
	0299-G N2	2520.2500	52.4000	2467.8500	1.917186	0.5056	2545.935781
	0299-G N3	2532.5000	52.4000	2480.1000	1.917186	0.5042	2565.677715
						Average =	2558.093715

Mean Value (Counting) = 2558.093715 Pass
 Stdev = 10.63610098 Rule 3 (Pass/Fail)

Certificate Value = 2437.6 dpm/mL
 Lower Limit = 2536.821513 dpm/mL
 Upper Limit = 2579.365917 dpm/mL
 Rule 1 Pass/Fail = Fail *exception taken due to full recovery of standard
 Two sigma = 21.27220197 dpm/mL
 10 % of Mean = 255.8093715 dpm/mL
 Rule 2 (Pass/Fail) = Pass

Verification Rules

- Rule 1 = The certificate value (NOT including any uncertainty) shall lie within the 95% confidence interval determined from the mean and two sigma standard deviation of the three measurements
- Rule 2 = The two sigma value used for the 95% confidence interval shall not exceed 10% of the mean value of the three verification measurements.
- Rule 3 = The determined mean value shall be within 10% of the certificate value.

The analyst prepared three standard verification sources for Ra-226 source 0299-G by transferring portions of the standard into tared glass liquid scintillation vials. One mL of DI Water and ten mLs of Ready Gel liquid scintillation cocktail was added to each vial and the vials were shaken to mix. A Blank vial was prepared in a similar fashion using 1 mL of DI water and 10 mL of Ready Gel cocktail. The standard verification vials and Background source were dark adapted for two hours and counted on LSC Gold for Radium source standard verification. The Ra-226 efficiency calibration which was used for verification calculations was performed on 4/02/08 using source 0024-A (Ra-226). Calibration data is recorded in this logbook under Ra-226 0024. Each verification source calculation was performed as follows:

Source dpm/g = (A - B)/(C)(D)
 where:
 A = Ver. source cpm,
 B = BKG cpm,
 C = System efficiency, (cpm/dpm), and
 D = mass used for standard verification.

BAD.SOP.M-001

Mut 12/19/08
11/19/08
Nancy E. Johnson 4/9/08
Daniel Dwyer 4/10/08



Standard Traceability Log Rad

Source Material Info		A Solution Material Info	
Parent Code:	0299	Isotope:	Radium-226
Prepared By:	Angela Johnson	Prepared By:	Angela Johnson
Carrier Conc:	0.5 M HCL	Prep Date:	09/15/2000
Reference Date:	12/15/1999	Verification Date:	01/23/2008
Ampoule Mass (g):	5.0368 g	Expiration Date:	01/23/2009
Uncertainty:	+/- 2.5 %	Primary Code:	0299-A
LogBook No:	RC S 027 128	Dilution(mL):	100 mL
		Mass of Parent(g):	4.6634 g
		Density(g/mL):	1.0012
		Balance ID:	

Calculations Converting parent activity to dpm/mL|dpm/g

$$(\text{Mass of parent(g)}) * (\text{Parm Activity (kBq/g)}) * (\text{conversion dpm to kBq}) / (\text{Dilution Vol}) = \text{Parent Activity (dpm/mL)}$$

$$(\text{Mass of parent(g)}) * (\text{Parm Activity (kBq/g)}) * (\text{conversion dpm to kBq}) / \text{Density (g/mL)} / (\text{Dilution Vol}) = \text{Parent Activity (dpm/g)}$$

$$(4.6634 \text{ g}) * (43.75 \text{ kBq/g}) * (60000 \text{ dpm/kBq}) / (100 \text{ mL}) = 122414.2500 \text{ dpm/mL}$$

$$(4.6634 \text{ g}) * (43.75 \text{ kBq/g}) * (60000 \text{ dpm/kBq}) / (1.0012 \text{ g/mL}) / (100 \text{ mL}) = 122273.3377 \text{ dpm/g}$$

Secondary Standards

Prep Date	Preparer	Mass Primary	Dilution (mL)	Code	Conc dpm/mL	Verification Date	Expiration Date
08/26/2003	Angela Johnson	1.9909	100	0299-E	2434.34 dpm/mL	11/04/2004	11/04/2005
08/26/2003	Angela Johnson	1.9872	100	0299-F	2429.82 dpm/mL	08/26/2004	08/26/2005
04/05/2005	Amanda Fehr	5.0018	250	0299-G	2446.3471 dpm/mL	04/02/2008	04/02/2009

GEL Laboratories LLC
Version 1.0 9/18/2000

*all ok 12/19/08
LW 12/19/08*

General Engineering Laboratories Verification Source Preparation Sheet

Applicable SOP Number <u>GLRAD A-008</u>	Isotope <u>Ra-226</u>
Date Standards Prepared <u>4/15/08</u>	Cocktail Type Used <u>NA</u>
Standard ID <u>0299-G</u>	Matrix of Vial/Planchett <u>NA</u> <u>NA</u> <u>NA</u>
Amount Used (g or ml) <u>0.1</u>	Type of Scintillation Vial <u>NA</u>
Standard Activity (DPM/g or ml) <u>2446.347</u>	Pipette ID Used <u>1429303</u>
Reference Date <u>12/15/99</u>	Balance ID Used <u>36040216</u>
Expiration Date <u>4/12/09</u>	Quenching Agent <u>NA</u>
Residue/Carrier Agent <u>0.5 M HCl</u>	

	Standard Number	Quenching Vol (uL/ Residue Volume (mL))	Initial Wt. (g)	Final Wt. (g)	Net Wt. (mg)
14	Cal 14				
13	Cal 13				
43	Cal 43				
15	Cal 15				
44	Cal 44				
46	Cal 46				
36	Cal 36				
19	Cal 19				
47	Cal 47				
37	Cal 37				
42	Cal 42				

See table

Prepared By: <u>Kelli S. Dorado</u>	Date: <u>12/19/08</u>
Reviewed By: <u>M. G. Johnson</u>	Date: <u>12/19/08</u>

0299

UKAS ACCREDITED CALIBRATION LABORATORY No. 0146

Reference time for solution number R4/131/89:	1200 GMT on 15 December 1999
Radioactive concentration of radium-226:	43.75 kilobecquerels per gram of solution
which is equivalent to:	1.183 microcuries per gram of solution
Mass of solution:	5.0368 grams
Total activity of radium-226:	220.4 kilobecquerels
which is equivalent to:	5.956 microcuries
Recommended half life:	1600 years

Method of measurement:
The activity of the solution was measured using a high pressure re-entrant ionisation chamber calibrated with a large number of absolutely standardised solutions.

Calibration date: 15 December 1999
The calibration date is provided for added information only, and must not be confused with the reference date on pages 1 and 2 of the certificate. It is the reference date that must be used in all calculations relating to the values of activity.

- Expanded uncertainty in the radioactive concentration quoted above: $\pm 2.5\%$
- Combined Type A uncertainty: $\pm 0.2\%$
- Combined Type B uncertainty: $\pm 1.3\%$

Radiochemical The estimated activities of any radioactive impurities found by high-resolution gamma ray spectrometry, or in any other examination of the solution, are listed below expressed as percentages of the activity of the principal radionuclide at the reference time.

Carrier free in 0.5M HCl

This product meets the quality assurance requirements for achieving traceability to NIST as defined in ANSI N42.22-1995.

1 year = 365.25 days

At the reference date radium-226 was shown to be in radioactive equilibrium with its daughter nuclides down the decay chain to polonium-214 and thallium-210, the precursors of lead-210. The ionisation chamber was calibrated using a standard supplied by the National Institute of Standards and Technology, Washington DC, USA.

Handwritten:
12/19/98
12/19/08

Ra-226 WATER

Batch : LCSVER
Date : 10/31/2008
Analyst : KSD1

Procedure Code : LUC26RAL

Parname : Radium-226

MDA : 1 pCi/L

Instrument Used : LUCAS CELL DETECTOR

Bkg Count Time: 30 min

Sample ID	Sample Vol L	Count Time min	Gross counts cts	Cell # num	Cell Const. num	BKG cpm	Ra-226 MDA pCi/L	Ra-226 RESULT pCi/L	Ra-226 ERROR pCi/L	COUNT DATE/TIME
VER 1	0.500	30	1014	201	1.993	0.267	0.3504	22.1841	1.3817	11/17/2008 15:10
VER 2	0.500	30	1056	202	2.261	0.267	0.3089	20.3702	1.2427	11/17/2008 15:45
VER 3	0.500	30	726	203	2.254	0.267	0.5419	24.4866	1.8110	10/30/2008 16:05
VER 4	0.500	30	737	204	2.193	0.267	0.5519	25.3188	1.8580	10/30/2008 18:20
VER 5	0.500	30	937	205	1.799	0.267	0.3882	22.6936	1.4718	11/17/2008 16:20
VER 6	0.500	30	780	206	2.259	0.267	0.5373	26.1045	1.8604	10/30/2008 20:20
VER 7	0.500	30	711	207	2.146	0.267	0.5705	25.2245	1.8858	10/30/2008 22:00
VER 3	0.500	30	593	208	2.283	0.267	0.5132	16.9552	1.4723	11/20/2008 16:40
VER 9	0.500	30	630	209	2.291	0.133	0.4042	21.0513	1.6596	10/30/2008 23:40
VER 10	0.500	30	691	210	2.253	0.033	0.2527	23.7356	1.7736	10/31/2008 1:15
VER 11	0.500	30	1067	211	2.171	0.267	0.3314	22.0840	1.3401	11/17/2008 21:55
VER 12	0.500	30	648	212	2.322	0.133	0.4223	22.6294	1.7586	10/31/2008 9:15

12/19/08
12/19/08

12/19/08
12/19/08

Sample ID	Sample Dup	Det #	Run Date	Sample Type	Standard ID	NC	NC units	Recovery/RPD
201		2	11/17/2008 10:20	LCS	0638-F	24.10	pCi/L	92%
202		2	11/17/2008 10:45	LCS	0638-F	24.10	pCi/L	85%
203		2	10/30/2008 11:05	LCS	0638-F	24.10	pCi/L	102%
204		2	10/30/2008 12:30	LCS	0638-F	24.10	pCi/L	105%
205		2	11/17/2008 11:10	LCS	0638-F	24.10	pCi/L	94%
206		2	10/30/2008 13:10	LCS	0638-F	24.10	pCi/L	108%
207		2	10/30/2008 13:25	LCS	0638-F	24.10	pCi/L	105%
208		2	11/20/2008 11:45	LCS	0638-F	24.10	pCi/L	70% <i>VW</i>
209		2	10/30/2008 14:05	LCS	0638-F	24.10	pCi/L	87% <i>12/18/08</i>
210		2	10/30/2008 14:25	LCS	0638-F	24.10	pCi/L	98%
211		2	11/17/2008 12:20	LCS	0638-F	24.10	pCi/L	92%
212		2	10/30/2008 14:55	LCS	0638-F	24.10	pCi/L	94%

DEGASSING DATE/TIME	DE-EMAN. DATE/TIME	DEGASS-DE-EM	dE-EM-COUNT	constant	constant	constant	Net CPM	Ingrowth constant
11/10/2008 15:35	11/17/2008 10:20	162.75	4.83	0.7073	0.9642	1.0019	33.5333	0.6833
11/10/2008 15:35	11/17/2008 10:45	163.17	5.00	0.7083	0.9630	1.0019	34.9333	0.6833
10/27/2008 14:20	10/30/2008 11:05	68.75	5.00	0.4049	0.9630	1.0019	23.9333	0.3907
10/27/2008 14:20	10/30/2008 12:30	70.17	5.83	0.4113	0.9569	1.0019	24.3000	0.3943
11/10/2008 15:35	11/17/2008 11:10	163.58	5.17	0.7092	0.9617	1.0019	30.9667	0.6833
10/27/2008 14:20	10/30/2008 13:10	70.83	7.17	0.4142	0.9473	1.0019	25.7333	0.3931
10/27/2008 14:20	10/30/2008 13:25	71.08	8.58	0.4153	0.9373	1.0019	23.4330	0.3900
11/17/2008 11:10	11/20/2008 11:45	72.58	4.92	0.4219	0.9636	1.0019	17.5900	0.4073
10/27/2008 14:20	10/30/2008 14:05	71.75	9.58	0.4182	0.9302	1.0019	20.8670	0.3898
10/27/2008 14:20	10/30/2008 14:25	72.08	10.83	0.4197	0.9215	1.0019	23.0003	0.3875
11/10/2008 15:35	11/17/2008 12:20	164.75	9.58	0.7117	0.9302	1.0019	35.3000	0.6633
10/27/2008 14:20	10/30/2008 14:55	72.58	18.33	0.4219	0.8707	1.0019	21.4670	0.3681

VW
12/18/08

12/19/08
VW

Ra-226 Verification Sheet

Sample ID	Volume (mL)	End Degas Date/Time	End De-em Date/Time	Start Count Date/Time	Cell #	Det #	Background CPM	Total Counts
VW 1	500	10/27/08 1420	10/28/08 1045	10/30/08 1500	201	2	4	152
VW 2	500	10/27/08 1420	10/28/08 1005	10/30/08 1535	202	2	4	189
VW 3	500	10/27/08 1420	10/28/08 1105	10/30/08 1605	203	2	8	726
VW 4	500	10/27/08 1420	10/28/08 1230	10/30/08 1820	204	2	8	737
VW 5	500	10/27/08 1420	10/28/08 1050	10/30/08 1900	205	2	6	663
VW 6	500	10/27/08 1420	10/28/08 1310	10/30/08 2020	206	2	8	780
VW 7	500	10/27/08 1420	10/28/08 1425	10/30/08 2200	207	2	8	711
VW 8	500	10/27/08 1420	10/28/08 1345	10/30/08 2300	208	2	4	497
VW 9	500	10/27/08 1420	10/28/08 1405	10/30/08 2340	209	2	4	630
VW 10	500	10/27/08 1420	10/28/08 1425	10/31/08 0115	210	2	1	691
VW 11	500	10/27/08 1420	10/28/08 1440	10/31/08 0835	211	2	3	423
VW 12	500	10/27/08 1420	10/28/08 1455	10/31/08 0915	212	2	4	648

VP
12/18/08

100
12/18/08

100
12/18/08

100
12/18/08

100
12/18/08

100
12/18/08

Verification for Ra-226 Standard 0638-F

D Roy
12/27/2007

Isotope	Detector CPM	BKG CPM	NET CPM	Detector Eff Mass. Used (mL)	Source DPM/mL
0638-F N1	1239.9000	31.5000	1208.4000	4.624018	261.3311626
0638-F N2	1222.8000	31.5000	1191.3000	4.624018	257.6330801
0638-F N3	1219.4000	31.5000	1187.9000	4.624018	256.8977869
					Average = 258.6206772

Mean Value (Counting) = 258.6206772
Stdev = 2.375965421

Certificate Value = 267.1
Lower Limit = 253.8687464
Upper Limit = 263.3726081
Rule 1 Pass/Fail Fail
Two sigma = 4.751930843
10 % of Mean = 25.86206772
Rule 2 (Pass/Fail) Pass

*exception taken due to full recovery of standard

96.8384646 Pass
0.00918707 Rule 3 (Pass/Fail)

Verification Rules

- Rule 1 = The certificate value (NOT including any uncertainty) shall lie within the 95% confidence interval determined from the mean and two sigma standard deviation of the three measurements
- Rule 2 = The two sigma value used for the 95% confidence interval shall not exceed 10% of the mean value of the three verification measurements.
- Rule 3 = The determined mean value shall be within 5% of the certificate value.

The analyst prepared three standard verification sources for Ra-226 source 0638-F by transferring portions of the standard into tared glass liquid scintillation vials. One mL of DI Water and 10 mL Ready Gel liquid scintillation cocktail was added to each vial and the vials were shaken to mix. A Blank vial was prepared in a similar fashion using 1 mL of DI water and 10 mL of Ready Gel cocktail. The standard verification vials and Background source were dark adapted for two hours and counted on LSC YELLOW using source standard verification. The Ra-226 efficiency calibration which was used for verification calculations was performed on 12/27/07 using source 0024-A (Ra-226). Calibration data is recorded in this logbook under Ra-226 (0024-A). Each verification source calculation was performed as follows:

$$\text{Source dpm/g} = (A - B)/(C)(D)$$

where:

- A = Ver. source cpm,
- B = BKG cpm,
- C = System efficiency, (cpm/dpm), and
- D = mass used for standard verification.

Reference RAD SOP M-001

12/19/08

Handwritten signature:
Amanda L. Fehr 1/4/07

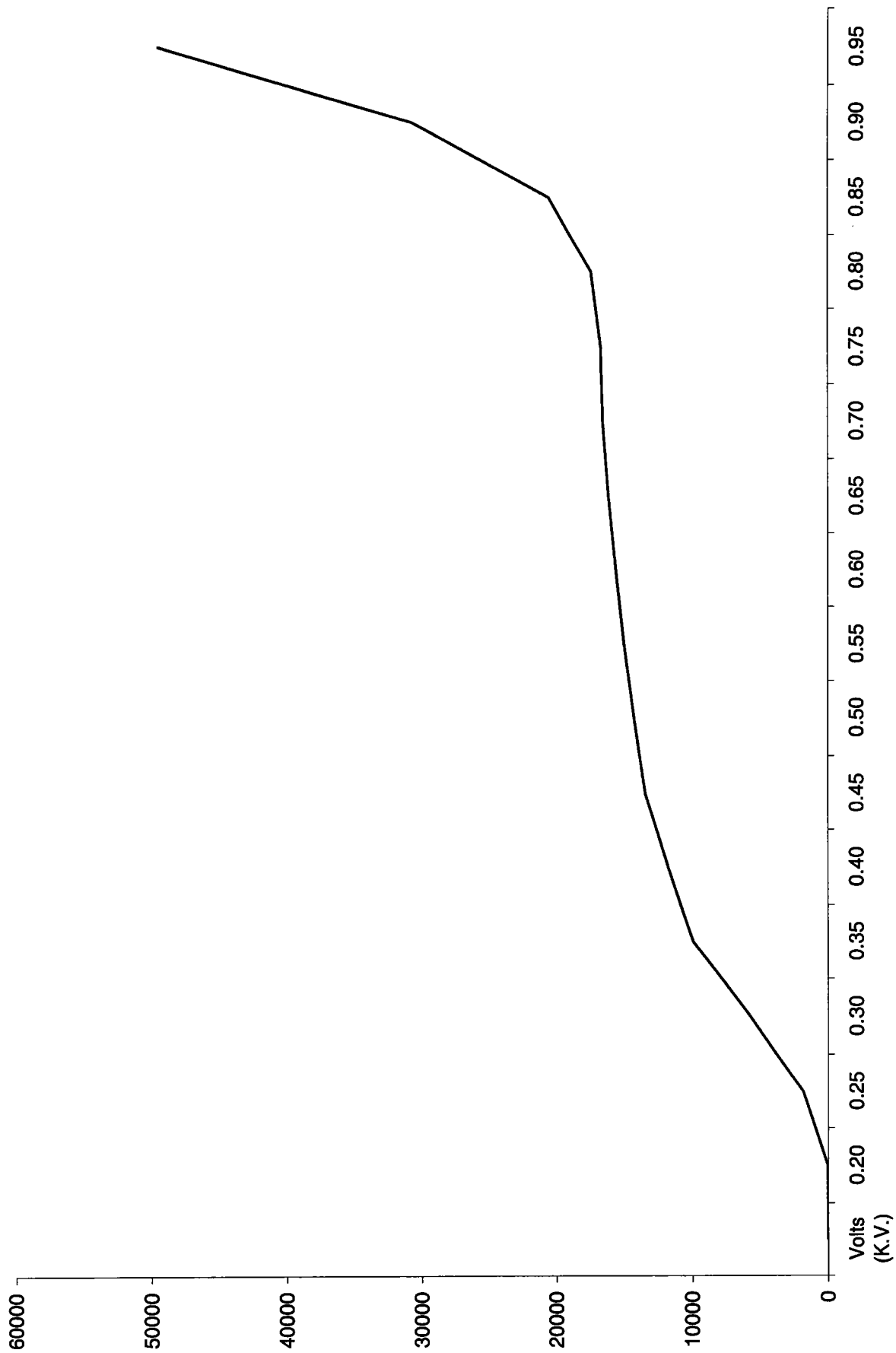
General Engineering Laboratories Verification Source Preparation Sheet

Applicable SOP Number GE-RIAD-A-008 Isotope RA-226
 Date Standards Prepared 12/18/07 Cocktail Type Used NA
 Standard ID 0638-F Matrix of Vial/Planchett NA
NA
NA
 Amount Used (g or ml) 0.1 Type of Scintillation Vial NA
 Standard Activity (DPM/g or mL) 147.519 Pipette ID Used 1429303
 Reference Date 1/23/04 Balance ID Used 3604046
 Expiration Date 12/20/08 Quenching Agent NA
 Residue/Carrier Agent 0.1M HCl

	Standard Number	Quenching Vol (uL) Residue Volume (mL)	Initial Wt. (g)	Final Wt. (g)	Net Wt. (mg)
1	Ver 1				
2	Ver 2				
3	Ver 3				
4	Ver 4				
5	Ver 5				
6	Ver 6				
7	Ver 7				
8	Ver 8				
9	Ver 9				
10	Ver 10				
11	Ver 11				
12	Ver 12				

Prepared By: Kelli Dieriel Date 12/19/08
 Reviewed By: Mary Jo Adams Date 12/19/08

Rev 1 RLM.9/10/97



Mud 12/19/08
V6 12/19/08

201	1.993	12/19/2008
202	2.261	12/19/2008
203	2.254	12/19/2008
204	2.193	12/19/2008
205	1.799	12/19/2008
206	2.259	12/19/2008
207	2.146	12/19/2008
209	2.291	12/19/2008
210	2.253	12/19/2008
211	2.171	12/19/2008
212	2.322	12/19/2008

*Next
12/19/08*

General Engineering Laboratories

2040 Savage Road, Charleston, SC 29414

(843)556-8171

Lucas Cell Calibration Package

	YES	NO	Comments
1) Is all calibration standard information enclosed for: the primary standard certificate?	✓		
the second standard standard(s) documentation?	✓		
standard preparation information?	✓		
standard < 1 Year old or verified?	✓		
2) Is the efficiency calibration report included ?	✓		
3) Is the raw count data included for: Cell constant determination?	✓		
Plateau generation?	✓		
4) Are the calibration verifications included?	✓		
5) Are the instrument settings included: HVPS settings?	✓		
6) Has the CELLEFF.xls file been updated ?	✓		
7) Have the calibration dates been updated in ALPHALIMS ?	✓		

Prepared By: Kellipanel

Date: 2/3/09

Reviewed By: W. G. Hens

Date: 2/4/09

Effective Date: 2/4/09

Ra-226 Cell Constants

Standard Reference date: 12/15/1999
standard ID: 0299-G
Volume added (mL): 0.1
Standard Reference Activity (DPM/mL): 2446.35

Lucas cell #	Cell constant	Standard Source	Date/Time of count	Date/time flushed to cell	Date/time end of degas	bkg cpm	total counts	count time min	cpm	Known activity dpm	t1 (days) end-degas to flush	t2 (days) end-flush to count	t3 (days) Std Ref Date to count	Decay from Std Ref Date to count
301	1.867	Average	1/20/2009 11:05	1/19/2009 10:10	1/9/2009 15:45	0.267	9355	30	311.83	243.67	9.76736	1.03819	3324	0.9961
301	2.184	Stdev	1/29/2009 11:50	1/28/2009 8:50	1/28/2009 13:00	0.267	6239	30	207.97	243.67	2.82639	0.12500	3333	0.9961
301	2.011		1/26/2009 14:35	1/26/2009 9:25	1/22/2009 9:10	0.267	7282	30	242.73	243.67	4.01042	0.21528	3331	0.9961
302	2.082	Average	1/30/2009 11:30	1/30/2009 8:30	1/28/2009 13:00	0.267	7401	30	246.70	243.67	3.81250	0.12500	3334	0.9961
302	2.225	Stdev	1/29/2009 13:30	1/29/2009 9:20	1/28/2009 13:00	0.233	6335	30	211.17	243.67	2.84722	0.17361	3334	0.9961
302	2.086		1/26/2009 15:30	1/26/2009 9:55	1/22/2009 9:10	0.267	7555	30	251.83	243.67	4.03125	0.23264	3331	0.9961
303	1.958	Average	1/20/2009 13:40	1/19/2009 11:00	1/9/2009 15:45	0.267	9695	30	323.17	243.67	9.80208	1.11111	3325	0.9961
303	2.218	Stdev	1/22/2009 20:35	1/22/2009 10:05	1/19/2009 15:00	0.267	5938	30	197.93	243.67	2.79514	0.43750	3327	0.9961
303	2.231		1/26/2009 17:20	1/26/2009 10:25	1/22/2009 9:10	0.267	8028	30	267.60	243.67	4.05208	0.28819	3331	0.9961

305	1.897	Average	1/20/2009 14:50	1/19/2009 11:35	1/9/2009 15:45	0.200	9357	30	311.90	243.67	9.82639	1.13542	3325	0.9961
305	2.191	Stdev	1/22/2009 21:50	1/22/2009 11:05	1/19/2009 15:00	0.267	5921	30	197.37	243.67	2.83681	0.44792	3327	0.9961
305	2.083		1/26/2009 23:00	1/26/2009 11:20	1/22/2009 9:10	0.267	7280	30	242.67	243.67	4.09028	0.48611	3331	0.9961
306	1.730	Average	1/20/2009 15:20	1/19/2009 11:50	1/9/2009 15:45	0.167	8521	30	284.03	243.67	9.83681	1.14593	3325	0.9961
306	1.891	Stdev	1/29/2009 14:30	1/29/2009 10:20	1/28/2009 13:00	0.233	4869	30	162.30	243.67	2.88889	0.17361	3334	0.9961
306	1.821		1/26/2009 23:30	1/26/2009 11:50	1/22/2009 9:10	0.267	6387	30	212.90	243.67	4.11111	0.48611	3331	0.9961
307	1.818	Average	1/20/2009 15:50	1/19/2009 12:05	1/9/2009 15:45	0.267	8944	30	298.13	243.67	9.84722	1.15625	3325	0.9961
307	2.095	Stdev	1/30/2009 12:55	1/30/2009 9:10	1/28/2009 13:00	0.267	7442	30	248.07	243.67	3.84028	0.15625	3335	0.9961
307	1.881		1/27/2009 0:05	1/26/2009 12:10	1/22/2009 9:10	0.267	6598	30	219.93	243.67	4.12500	0.49553	3331	0.9961
308	2.129	Average	1/29/2009 15:50	1/29/2009 11:05	1/28/2009 13:00	0.133	6149	30	204.97	243.67	2.92014	0.19792	3334	0.9961
308	1.858	Stdev	1/23/2009 9:35	1/22/2009 13:45	1/19/2009 15:00	0.267	4829	30	160.97	243.67	2.94792	0.82639	3327	0.9961
308	1.862		1/27/2009 8:30	1/26/2009 13:15	1/22/2009 9:10	0.267	6226	30	207.53	243.67	4.17014	0.80208	3331	0.9961
309	1.857	Average	1/20/2009 17:20	1/19/2009 13:35	1/9/2009 15:45	0.033	9149	30	304.97	243.67	9.90972	1.15625	3325	0.9961
309	1.964	Stdev	1/23/2009 10:30	1/22/2009 14:05	1/19/2009 15:00	0.267	5100	30	170.00	243.67	2.96181	0.85069	3327	0.9961
309	1.810		1/27/2009 9:05	1/26/2009 13:30	1/22/2009 9:10	0.267	6046	30	201.53	243.67	4.18056	0.81597	3331	0.9961

311	2.140	Average	1/29/2009 16:40	1/29/2009 11:20	1/28/2009 13:00	0.267	6176	30	205.87	243.67	2.93056	0.22222	3334	0.9961
311	2.212	Stdev	1/23/2009 12:20	1/22/2009 14:25	1/19/2009 15:00	0.267	5698	30	189.93	243.67	2.97569	0.91319	3328	0.9961
311	1.988		1/27/2009 10:15	1/26/2009 13:45	1/22/2009 9:10	0.267	6607	30	220.23	243.67	4.19097	0.85417	3331	0.9961
312	1.871	Average	1/20/2009 19:16	1/19/2009 14:10	1/9/2009 15:45	0.100	9135	30	304.50	243.67	9.93403	1.21250	3325	0.9961
312	2.014	Stdev	1/29/2009 17:10	1/29/2009 11:35	1/28/2009 13:00	0.167	5814	30	193.80	243.67	2.94097	0.23264	3334	0.9961
312	1.946		1/27/2009 11:10	1/26/2009 14:00	1/22/2009 9:10	0.267	6446	30	214.87	243.67	4.20139	0.88194	3331	0.9961

KW 213109

Ra-226 Verification Sheet

#3

Sample ID	Volume (mL)	End Degas Date/Time	End De-em Date/Time	Start Count Date/Time	Cell #	Det #	Background CPM	Total Counts
Cal 13	500	1126109 1300	1126109 0820	1126109 1130	302	3	8	7401
Cal 28	500	1126105 1300	1126109 0855	1126109 1200	304	3	8	7101
Cal 34	500	1126105 1300	1126109 0910	1126109 1255	307	3	8	7442
Remaining rows are crossed out with a diagonal line.								

KD 213109

KD 213109

KD 214109
KD 213109

213109

#3

Ra-226 Verification Sheet

Sample ID	Volume (mL)	End Degas Date/Time	End De-em Date/Time	Start Count Date/Time	Cell #	Det #	Background CPM	Total Counts
Ca1143	500	11/26/09 1300	11/26/09 0850	11/26/09 1150	301	3	8	6239
Ca1147	500	11/26/09 1300	11/26/09 0920	11/26/09 1330	302	3	7	6335
Ca1149	500	11/26/09 1300	11/26/09 0450	11/26/09 1450	304	3	2	6472
Ca1130	500	11/26/09 1300	11/26/09 1020	11/26/09 1430	306	3	7	4809
Ca1142	500	11/26/09 1300	11/26/09 1045	11/26/09 1515	307	3	3	6648
Ca1144	500	11/26/09 1300	11/26/09 1105	11/26/09 1550	308	3	4	6149
Ca1145	500	11/26/09 1300	11/26/09 1120	1/29/09 1640	311	3	8	6176
Ca1144	500	11/26/09 1300	11/26/09 1135	1/29/09 1710	312	3	5	5814
Ca1113	500	11/26/09 1300						
Ca1128	500	11/26/09 1300						
Ca1136	500	11/26/09 1300						
Ca1137	500	11/26/09 1300						

100 2/13/09
140 2/13/09

KD 2/13/09
M.A. 2/11/09

100 2/13/09

746

Ra-226 Verification Sheet

Sample ID	Volume (mL)	End Degas Date/Time	End De-em Date/Time	Start Count Date/Time	Cell #	Det #	Background CPM	Total Counts
Cal 43	500	11/9/09 1545	11/9/09 1010	11/20/09 1105	301	3	8	9355
Cal 44	500	11/9/09 1545	11/9/09 1040	11/20/09 1150	302	3	8	8433
Cal 49	500	11/9/09 1545	11/9/09 1100	11/20/09 1340	303	3	8	9095
Cal 50	500	11/9/09 1545	11/9/09 1100	11/20/09 1440	304	3	8	1060
Cal 42	500	11/9/09 1545	11/9/09 1135	11/20/09 1450	305	3	5	9357
Cal 44	500	11/9/09 1545	11/9/09 1150	11/20/09 1520	306	3	7	8521
Cal 15	500	11/9/09 1545	11/9/09 1205	11/20/09 1550	307	3	8	8944
Cal 14	500	11/9/09 1545	11/9/09 1315	11/20/09 1645	308	3	3	6938
Cal 13	500	11/9/09 1545	11/9/09 1335	11/20/09 1720	309	3	1	9149
Cal 28	500	11/9/09 1545	11/9/09 1355	11/20/09 1840	311	3	8	8648
Cal 36	500	11/9/09 1545	11/9/09 1410	11/20/09 1916	312	3	1	9135
Cal 37	500	11/9/09 1545						

K20
213109

K20
213109

K20 213109

K20 213109

K20
213109
K20
213109

K20
213109

Ra-226 Verification Sheet

Cal for #3

Sample ID	Volume (mL)	End Degas Date/Time	End De-em Date/Time	Start Count Date/Time	Cell #	Det #	Background CPM	Total Counts
Cal 43	500	11/14/09 1500	11/22/09 0410	11/22/09 1525	301	3	8	6110
Cal 44	500	11/14/09 1500	11/22/09 0635	11/22/09 1605	302	3	8	6498
Cal 119	500	11/14/09 1500	11/22/09 1005	11/22/09 2035	303	3	8	5938
Cal 130	500	11/14/09 1500	11/22/09 1035	11/22/09 2120	304	3	8	5240
Cal 142	500	11/14/09 1500	11/22/09 1105	11/22/09 2150	305	3	8	5921
Cal 144	500	11/14/09 1500	11/22/09 1135	11/22/09 1840	306	3	8	5393
Cal 15	500	11/14/09 1500	11/22/09 1320	11/23/09 0960	307	3	8	5870
Cal 114	500	11/14/09 1500	11/22/09 1345	11/23/09 0935	308	3	8	4824
Cal 13	500	11/14/09 1500	11/22/09 1405	11/23/09 1000	309	3	8	5100
Cal 28	500	11/14/09 1500	11/22/09 1425	11/23/09 1220	311	3	8	9698
Cal 36	500	11/14/09 1500	11/22/09 1440	11/23/09 1335	312	3	8	5881
Cal 27	500	11/14/09 1500	11/22/09	11/22/09	312	3	8	5881

748

Cal 213109
Cal 213109

Cal 213109

Cal 213109

Cal 213109

Cal 213109

Cal 213109
Cal 214159

Cal 213109

Ra-226 Verification Sheet

Call for #3

Sample ID	Volume (mL)	End Degas Date/Time	End De-em Date/Time	Start Count Date/Time	Cell #	Det #	Background CPM	Total Counts
Ca143	500	1122109 0910	1126109 0955	1126109 1455	301	3	8	7282
Ca147	500	1122109 0910	1126109 0955	1126109 1530	302	3	8	1555
Ca119	500	1122109 0910	1126109 1025	1126109 1600 1710	303	3	8	8028
Ca130	500	1122109 0910	1126109 1050	1126109 1645	304	3		5162
Ca142	500	1122109 0910	1126109 1100	1126109 2300	305	3	8	7280
Ca144	500	1122109 0910	1126109 1150	1126109 2330	306	3	8	6387
Ca115	500	1122109 0910	1126109 1210	1127109 0005	307	3	8	6598
Ca114	500	1122109 0910	1126109 1315	1127109 0830	308	3	8	6226
Ca113	500	1122109 0910	1126109 1330	1127109 0905	309	3	8	6046
Ca128	500	1122109 0910	1126109 1345	1127109 1015	311	3	8	6607
Ca136	500	1122109 1910	1126109 1400	1127109 1110	312	3	8	6446
Ca137								

Ca 213109

Ca 213109

Ca 214109

749

Verification for Ra-226 Standard 0299-G

4/2/2008	Isotope	Detector CPM	BKG CPM	NET CPM	Detector Eff	Standard Mass. Used (G)	Source DPM/G
D. Roy	0299-G N1	2536.9600	52.4000	2484.5600	1.917186	0.5057	2562.667649
	0299-G N2	2520.2500	52.4000	2467.8500	1.917186	0.5056	2545.935781
	0299-G N3	2532.5000	52.4000	2480.1000	1.917186	0.5042	2565.677715
						Average =	2558.093715

Mean Value (Counting) = 2558.093715
 Stdev = 10.63610098

104.944421 Pass
 0.00415782 Rule 3 (Pass/Fail)

Certificate Value = 2437.6 dpm/mL
 Lower Limit = 2536.821513 dpm/mL
 Upper Limit = 2579.365917 dpm/mL
 Rule 1 Pass/Fail Fail *exception taken due to full recovery of standard
 Two sigma = 21.27220197 dpm/mL
 10 % of Mean = 255.8093715 dpm/mL
 Rule 2 (Pass/Fail) Pass

Verification Rules

- Rule 1 = The certificate value (NOT including any uncertainty) shall lie within the 95% confidence interval determined from the mean and two sigma standard deviation of the three measurements
- Rule 2 = The two sigma value used for the 95% confidence interval shall not exceed 10% of the mean value of the three verification measurements.
- Rule 3 = The determined mean value shall be within 10% of the certificate value.

The analyst prepared three standard verification sources for Ra-226 source 0299-G by transferring portions of the standard into tared glass liquid scintillation vials. One mL of DI Water and ten mLs of Ready Gel liquid scintillation cocktail was added to each vial and the vials were shaken to mix. A Blank vial was prepared in a similar fashion using 1 mL of DI water and 10 mL of Ready Gel cocktail. The standard verification vials and Background source were dark adapted for two hours and counted on LSC Gold for Radium source standard verification. The Ra-226 efficiency calibration which was used for verification calculations was performed on 4/02/08 using source 0024-A (Ra-226). Calibration data is recorded in this logbook under Ra-226 0024. Each verification source calculation was performed as follows:

$$\text{Source dpm/g} = (A - B)/(C)(D)$$

where:

- A = Ver. source cpm,
- B = BKG cpm,
- C = System efficiency, (cpm/dpm), and
- D = mass used for standard verification.

IRAD.SOP.M-001

Handwritten notes:
 5/23/08
 1.5 ml water
 10 ml Ready Gel



Standard Traceability Log Rad

Source Material Info		A Solution Material Info	
Parent Code:	0299	Isotope:	Radium-226
Prepared By:	Angela Johnson	Prepared By:	Angela Johnson
Carrier Conc:	0.5 M HCL	Prep Date:	09/15/2000
Reference Date:	12/15/1999	Verification Date:	01/23/2008
Ampoule Mass (g):	5.0368 g	Expiration Date:	01/23/2009
Uncertainty:	+/- 2.5 %	Primary Code:	0299-A
LogBook No:	RC S 027 128	Dilution(mL):	100 mL
		Mass of Parent(g):	4.6634 g
		Density(g/mL):	1.0012
		Balance ID:	

Calculations Converting parent activity to dpm/mL|dpm/g

$$(\text{Mass of parent(g)}) * (\text{Parm Activity (kBq/g)}) * (\text{conversion dpm to kBq}) / (\text{Dilution Vol}) = \text{Parent Activity (dpm/mL)}$$

$$(\text{Mass of parent(g)}) * (\text{Parm Activity (kBq/g)}) * (\text{conversion dpm to kBq}) / \text{Density (g/mL)} / (\text{Dilution Vol}) = \text{Parent Activity (dpm/g)}$$

$$(4.6634 \text{ g}) * (43.75 \text{ kBq/g}) * (60000 \text{ dpm/kBq}) / (100 \text{ mL}) = 122414.2500 \text{ dpm/mL}$$

$$(4.6634 \text{ g}) * (43.75 \text{ kBq/g}) * (60000 \text{ dpm/kBq}) / (1.0012 \text{ g/mL}) / (100 \text{ mL}) = 122273.3377 \text{ dpm/g}$$

Secondary Standards

Prep Date	Preparer	Mass Primary	Dilution (mL)	Code	Conc dpm/mL	Verification Date	Expiration Date
08/26/2003	Angela Johnson	1.9909	100	0299-E	2434.34 dpm/mL	11/04/2004	11/04/2005
08/26/2003	Angela Johnson	1.9872	100	0299-F	2429.82 dpm/mL	08/26/2004	08/26/2005
04/05/2005	Amanda Fehr	5.0018	250	0299-G	2446.3471 dpm/mL	04/02/2008	04/02/2009

GEL Laboratories LLC
Version 1.0 9/18/2000

LD 2/3/09
ALLA 2/4/09

**General Engineering Laboratories
Verification Source Preparation Sheet**

Applicable SOP Number	<u>GL RAD A 008</u>	Isotope	<u>RA-226</u>
Date Standards Prepared	<u>4/5/09</u>	Cocktail Type Used	<u>NA</u>
Standard ID	<u>02896</u>	Matrix of Vial/Planchet	<u>NA</u>
Amount Used (g or ml)	<u>0.1</u>		<u>NA</u>
Standard Activity (DPM/g or mL)	<u>2446.347</u>	Type of Scintillation Vial	<u>NA</u>
Reference Date	<u>12/15/99</u>	Pipette ID Used	<u>1429303</u>
Expiration Date	<u>4/2/09</u>	Balance ID Used	<u>30040216</u>
Residue/Carrier Agent	<u>0.5 M HCl</u>	Quenching Agent	<u>NA</u>


	Standard Number	Quenching Vol (uL) Residue Volume (mL)	Initial Wt. (g)	Final Wt. (g)	Net Wt. (mg)
43	Cal 43				
47	Cal 47				
19	Cal 19				
30	Cal 30				
42	Cal 42				
44	Cal 44				
15	Cal 15				
14	Cal 14				
13	Cal 13				
28	Cal 28				
36	Cal 36				

160
2/3/09

Prepared By:	<u>Kelli Brown</u>	Date:	<u>2/3/09</u>
Reviewed By:	<u>Raymond Jones</u>	Date:	<u>2/4/09</u>

Rev 1 RLM 9/10/97

0299



UKAS ACCREDITED CALIBRATION LABORATORY No. 0146

Reference time for solution number R4/131/89:

1200 GMT on 15 December 1999

Radioactive concentration of radium-226:

43.75 kilobecquerels per gram of solution

which is equivalent to:

1.183 microcuries per gram of solution

Mass of solution:

5.0368 grams

Total activity of radium-226:

220.4 kilobecquerels

which is equivalent to:

5.956 microcuries

Recommended half life:

1600 years

Method of measurement:

The activity of the solution was measured using a high pressure re-entrant ionisation chamber calibrated with a large number of absolutely standardised solutions.

Calibration date: 15 December 1999

The calibration date is provided for added information only, and must not be confused with the reference date on pages 1 and 2 of the certificate. It is the reference date that must be used in all calculations relating to the values of activity.

Expanded uncertainty in the radioactive concentration quoted above: $\pm 2.5\%$

Combined Type A uncertainty: $\pm 0.2\%$

Combined Type B uncertainty: $\pm 1.3\%$

The estimated activities of any radioactive impurities found by high-resolution gamma ray spectrometry, or in any other examination of the solution, are listed below expressed as percentages of the activity of the principal radionuclide at the reference time.

Carrier free in 0.5M HCL

This product meets the quality assurance requirements for achieving traceability to NIST as defined in ANSI N42.22-1995.

1 year = 365.25 days

At the reference date radium-226 was shown to be in radioactive equilibrium with its daughter nuclides down the decay chain to polonium-214 and thallium-210, the precursors of lead-210. The ionisation chamber was calibrated using a standard supplied by the National Institute of Standards and Technology, Washington DC, USA.

Handwritten notes: K6 2/3/09, WMA 2/11/09

Ra-226 WATER

Batch : LCSVER
 Date : 1/2/2009
 Analyst : KSD1

Procedure Code : LUC26RAL
 Parname : Radium-226
 MDA : 1 pCi/L

Instrument Used : LUCAS CELL DETECTOR

Bkg Count Time: 30 min

Sample ID	Sample Vol L	Count Time min	Gross counts cts	Cell # num	Cell Const. num	BKG cpm	Ra-226 MDA pCi/L	Ra-226 RESULT pCi/L	Ra-226 ERROR pCi/L	COUNT DATE/TIME
1	0.500	30	656	301	2.021	0.267	0.4919	20.0589	1.5634	1/30/2009 15:05
1	0.500	30	655	302	2.131	0.267	0.5554	22.6149	1.7640	2/2/2009 13:40
2	0.500	30	914	303	2.136	0.267	0.4647	26.4838	1.7397	1/30/2009 15:40
3	0.500	30	791	305	2.057	0.267	0.4845	23.8718	1.6891	1/30/2009 17:05
4	0.500	30	768	306	1.747	0.267	0.5709	27.2885	1.9605	1/30/2009 17:37
2	0.500	30	720	307	1.931	0.267	0.6113	27.3779	2.0335	2/2/2009 14:15
5	0.500	30	730	308	1.950	0.267	0.5149	23.3957	1.7254	1/30/2009 19:05
6	0.500	30	764	309	1.877	0.267	0.5908	28.0944	2.0238	1/31/2009 10:20
7	0.500	30	594	311	2.114	0.267	0.5510	20.3087	1.6667	1/31/2009 17:20
8	0.500	30	542	312	1.944	0.267	0.8009	26.8983	2.3154	2/2/2009 8:25

b01112
 CW

Handwritten signature

Sample ID	Cell #	Det #	Run Date	Sample Type	Standard ID	NC	NC units	Recovery/RPD
1	301	3	1/30/2009 10:40	LCS	0638-F	24.10	pCi/L	83%
2	302	3	2/2/2009 9:15	LCS	0638-F	24.10	pCi/L	94%
2	303	3	1/30/2009 11:05	LCS	0638-F	24.10	pCi/L	110%
3	305	3	1/30/2009 11:30	LCS	0638-F	24.10	pCi/L	99%
4	306	3	1/30/2009 11:45	LCS	0638-F	24.10	pCi/L	113%
2	307	3	2/2/2009 9:40	LCS	0638-F	24.10	pCi/L	114%
5	308	3	1/30/2009 12:00	LCS	0638-F	24.10	pCi/L	97%
3	309	3	1/30/2009 13:05	LCS	0638-F	24.10	pCi/L	117%
7	311	3	1/30/2009 13:20	LCS	0638-F	24.10	pCi/L	84%
8	312	3	1/30/2009 13:40	LCS	0638-F	24.10	pCi/L	112%

DEGASSING DATE/TIME	DE-EMAN. DATE/TIME	DEGASS-DE-EM	dE-EM-COUNT	constant	constant	Net CPM	Ingrowth constant
1/26/2009 16:05	1/30/2009 10:40	90.58	4.42	0.9672	1.0019	21.6000	0.4800
1/30/2009 10:00	2/2/2009 9:15	71.25	4.42	0.9672	1.0019	21.5667	0.4032
1/26/2009 16:05	1/30/2009 11:05	91.00	4.58	0.9660	1.0019	30.1997	0.4809
1/26/2009 16:05	1/30/2009 11:30	91.42	5.58	0.9587	1.0019	26.1000	0.4788
1/26/2009 16:05	1/30/2009 11:45	91.67	5.87	0.9567	1.0019	25.3330	0.4787
1/30/2009 10:00	2/2/2009 9:40	71.67	4.58	0.9660	1.0019	23.7330	0.4044
1/26/2009 16:05	1/30/2009 12:00	91.92	7.08	0.9479	1.0019	24.0667	0.4753
1/26/2009 16:05	1/30/2009 13:05	93.00	21.25	0.8518	1.0019	25.1997	0.4305
1/26/2009 16:05	1/30/2009 13:20	93.25	28.00	0.8095	1.0019	19.5330	0.4099
1/26/2009 16:05	1/30/2009 13:40	93.58	66.75	0.6041	1.0019	17.7997	0.3067

5/11/12
071
LW 2141.01

Verification for Ra-226 Standard 0638-F

	Isotope	Value	Uncertainty
D. Roy 2/2/2009	0638-F #1	24.629	1.7426
	0638-F #2	24.438	1.7557
	0638-F #3	22.791	1.6808
Mean Value (Counting) =	23.953	99.60	Pass
Stdev =	1.010781096		Rule 3 (Pass/Fail)
Target =	24.05		
Lower Limit =	21.93100448		
Upper Limit =	25.97412886		
Rule 1 Pass/Fail	Pass		
Two sigma =	2.021562191		
10 % of Mean =	2.395256667		
Rule 2 (Pass/Fail)	Pass		

- Rule 1 = The certificate value (NOT including any uncertainty) shall lie within the 95% confidence interval determined from the mean and two sigma standard deviation of the three measurements
- Rule 2 = The two sigma value used for the 95% confidence interval shall not exceed 10% of the mean value of the three verification measurements.
- Rule 3 = The determined mean value shall be within 5% of the certificate value.

The analyst prepared three standard verification sources for standard 0638-F using 0.1 mL for each source. Each source was counted using routine Lucas cell procedures. Calibration for 0299-G was used in this verification.

140 2/4/09
[Signature] 2/2/09
 Amanda L. Lehn
 2/4/09

General Engineering Laboratories Verification Source Preparation Sheet

Applicable SOP Number GL-RAD-008 Isotope Po-226
 Date Standards Prepared 12/13/2007 Cocktail Type Used N/A
 Standard ID 0630-F Matrix of Vial/Planchett N/A
 Amount Used (g or ml) 0.1 ml Type of Scintillation Vial N/A
 Standard Activity (DPM/g or ml) 267.519 dpm/ml Pipette ID Used 1429303
 Reference Date 1/23/2004 Balance ID Used N/A
 Expiration Date 2/1/09 Quenching Agent N/A
 Residue/Carrier Agent 0.1 ml HCl

	Standard Number	Quenching Vol (uL)/ Residue Volume (mL)	Initial Wt. (g)	Final Wt. (g)	Net Wt. (mg)
1	Ver 1				
2	Ver 2				
3	Ver 3				
4	Ver 4				
5	Ver 5				
6	Ver 6				
7	Ver 7				
8	Ver 8				
9	Ver 9				
10	Ver 10				
11	Ver 11				
12	Ver 12				

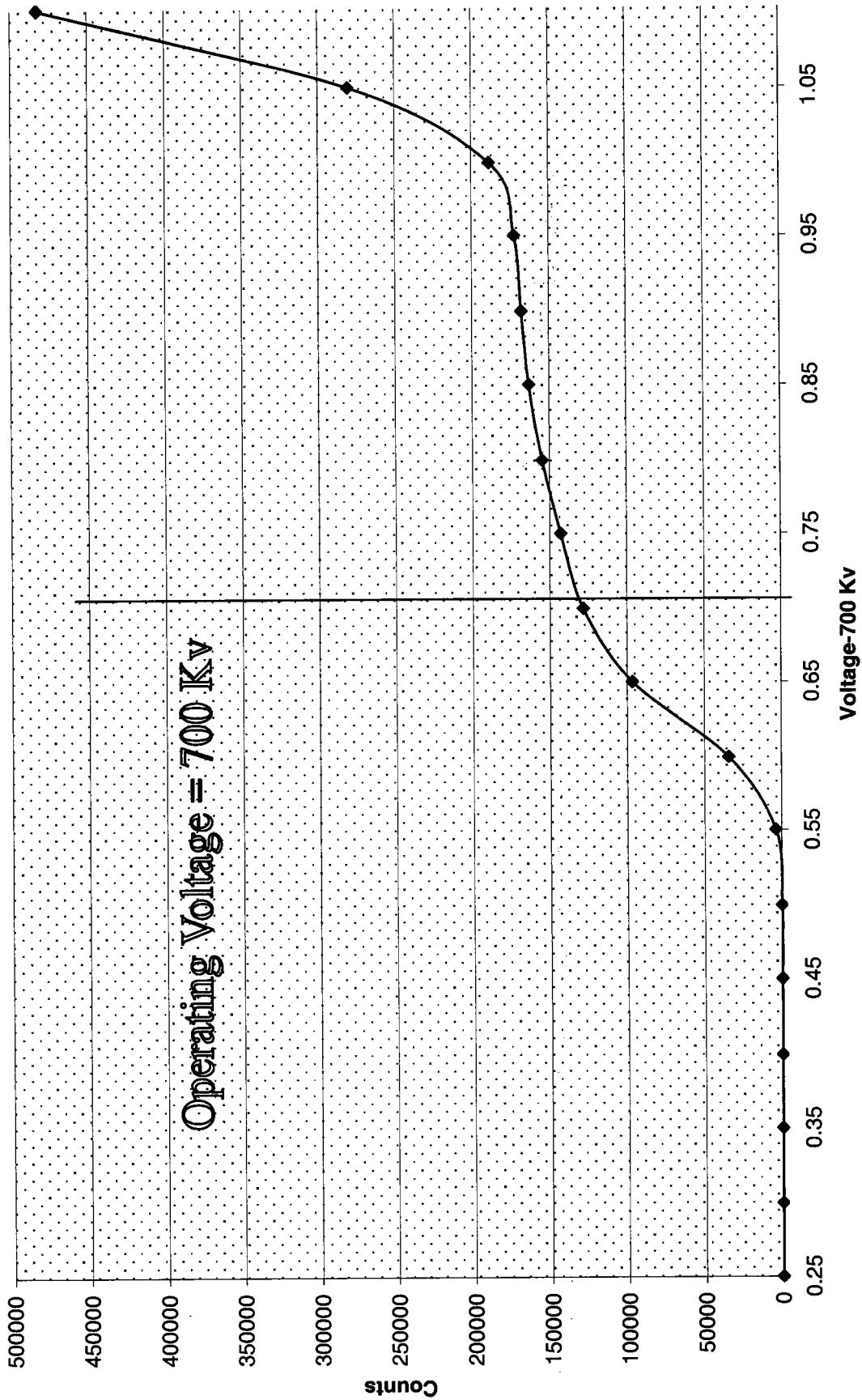
Prepared By: Kelli Brunell Date 2/3/09
 Reviewed By: [Signature] Date 2/4/09

Voltage Curve 1-09

Voltage Curve Ludlum # 3				
Volts	Counts	Date	Time	Detector
0.00	0	1/20/2009	13:45	3
0.05	0	1/20/2009	13:46	3
0.10	0	1/20/2009	13:47	3
0.15	0	1/20/2009	13:48	3
0.20	0	1/20/2009	13:49	3
0.25	0	1/20/2009	14:00	3
0.30	0	1/20/2009	14:01	3
0.35	0	1/20/2009	14:02	3
0.40	0	1/20/2009	14:03	3
0.45	0	1/20/2009	14:04	3
0.50	0	1/20/2009	14:05	3
0.55	3914	1/20/2009	14:06	3
0.60	34392	1/20/2009	14:07	3
0.65	96643	1/20/2009	14:08	3
0.70	128361	1/20/2009	14:09	3
0.75	142888	1/20/2009	14:10	3
0.80	154583	1/20/2009	14:11	3
0.85	163087	1/20/2009	14:12	3
0.90	167801	1/20/2009	14:13	3
0.95	172317	1/20/2009	14:14	3
1.00	188508	1/20/2009	14:15	3

LLA-214109
 LW
 2/3/09

Ludlum 3 Voltage Curve



LCM
2/11/59

KO 213109

301	2.021	2/4/2009
302	2.131	2/4/2009
303	2.136	2/4/2009
305	2.057	2/4/2009
306	1.747	2/4/2009
307	1.931	2/4/2009
308	1.950	2/4/2009
309	1.877	2/4/2009
311	2.114	2/4/2009
312	1.944	2/4/2009

RE ut
2/4/09

~~RE ut~~
2/4/09
1/0 2/4/09

General Engineering Laboratories

2040 Savage Road, Charleston, SC 29414

(843)556-8171

Lucas Cell Calibration Package

	YES	NO	Comments
1) Is all calibration standard information enclosed for: the primary standard certificate? the secondary standard(s) documentation? standard preparation information? standard < 1 Year old or verified?	✓		
	✓		
	✓		
	✓		
2) Is the efficiency calibration report included?	✓		
3) Is the raw count data included for: Cell constant determination? Plateau generation?	✓		
	✓		
4) Are the calibration verifications included?	✓		
5) Are the instrument settings included: HVPS settings?	✓		
6) Has the CELLEFF.xls file been updated?	✓		
7) Have the calibration dates been updated in ALPHALIMS?	✓		

Prepared By: Kelli Dorrel

Date: 2/28/09

Reviewed By: Angela Johnson

Date: 3/2/09

Effective Date: 3/2/09

Ra-226 Cell Constants

Standard Reference date: 12/15/1999

standard ID: 0.289-G

Volume added (mL): 0.1

Standard Reference Activity (DPM/mL): 2446.35

Lucas cell #	Call constant	Standard Source	Date/Time of count	Date/Time flushed to cell	Date/Time end of degas	bkg cpm	total counts	count time min	cpm	Known activity dpm	11 (days) end-degas to flush	12 (days) end-flush to count	13 (days) Std Ref Date to count	Decay from Std Ref Date to count
401	1.689	Average 1.574	2/23/2009 16:15	2/23/2009 10:30	2/20/2009 17:25	0.267	4580	30	152.67	243.66	2.71181	0.23958	3359	0.9960
401	1.585	Stdev 0.121	2/27/2009 13:15	2/27/2009 9:00	2/23/2009 16:05	0.267	5474	30	182.47	243.66	3.70486	0.17708	3363	0.9960
401	1.448		2/25/2009 14:40	2/25/2009 7:55	2/20/2009 17:25	0.267	5677	30	189.23	243.66	4.60417	0.28125	3361	0.9960
402	2.133	Average 2.118	2/23/2009 16:55	2/23/2009 11:05	2/20/2009 17:25	0.267	5817	30	193.90	243.66	2.73611	0.24306	3359	0.9960
402	2.173	Stdev 0.064	2/27/2009 14:10	2/27/2009 9:30	2/23/2009 16:05	0.267	7507	30	250.23	243.66	3.72569	0.19444	3363	0.9960
402	2.048		2/25/2009 15:25	2/25/2009 8:15	2/20/2009 17:25	0.267	8017	30	267.23	243.66	4.61806	0.29861	3361	0.9960
403	1.475	Average 1.463	2/23/2009 18:30	2/23/2009 11:30	2/20/2009 17:25	0.267	4011	30	133.70	243.66	2.75347	0.29167	3359	0.9960
403	1.495	Stdev 0.039	2/27/2009 14:50	2/27/2009 10:00	2/23/2009 16:05	0.267	5182	30	172.73	243.66	3.74653	0.20139	3363	0.9960
403	1.419		2/25/2009 15:55	2/25/2009 8:35	2/20/2009 17:25	0.267	5562	30	185.40	243.66	4.63194	0.30556	3361	0.9960
404	1.792	Average 1.931	2/23/2009 19:05	2/23/2009 13:10	2/20/2009 17:25	0.267	5005	30	166.83	243.66	2.82292	0.24653	3359	0.9960
404	2.142	Stdev 0.186	2/27/2009 15:25	2/27/2009 10:30	2/23/2009 16:05	0.267	7443	30	248.10	243.66	3.76736	0.20486	3363	0.9960
404	1.859		2/25/2009 20:20	2/25/2009 8:55	2/20/2009 17:25	0.267	7075	30	235.83	243.66	4.64583	0.47569	3361	0.9960
405	2.066	Average 1.903	3/2/2009 13:40	3/2/2009 10:30	2/25/2009 14:00	0.267	8602	30	286.73	243.66	4.85417	0.13194	3366	0.9960
405	1.899	Stdev 0.161	2/27/2009 16:00	2/27/2009 10:55	2/23/2009 16:05	0.267	6612	30	220.40	243.66	3.78472	0.21181	3363	0.9960
405	1.745		2/25/2009 20:55	2/25/2009 10:10	2/20/2009 17:25	0.267	6721	30	224.03	243.66	4.69792	0.44792	3361	0.9960
409	1.805	Average 2.036	2/24/2009 0:30	2/23/2009 15:20	2/20/2009 17:25	0.267	5039	30	167.97	243.66	2.91319	0.38194	3359	0.9960
409	2.153	Stdev 0.200	2/3/2009 21:10	2/3/2009 15:00	1/30/2009 10:50	0.267	7949	30	264.97	243.67	4.17361	0.25694	3339	0.9960
409	2.149		2/27/2009 16:35	2/27/2009 11:30	2/23/2009 16:05	0.267	7516	30	250.53	243.66	3.80903	0.21181	3363	0.9960
410	1.869	Average 1.886	2/26/2009 8:50	2/25/2009 13:05	2/20/2009 17:25	0.267	6838	30	227.93	243.66	4.81944	0.82292	3361	0.9960
410	1.965	Stdev 0.072	2/4/2009 8:30	2/3/2009 15:30	1/30/2009 10:50	0.267	6708	30	223.60	243.67	4.19444	0.70833	3339	0.9960
410	1.824		2/24/2009 8:00	2/23/2009 15:40	2/20/2009 17:25	0.267	4840	30	161.33	243.66	2.92708	0.68056	3359	0.9960
411	1.824	Average 1.824	2/24/2009 8:40	2/23/2009 15:55	2/20/2009 17:25	0.267	4839	30	161.30	243.66	2.93750	0.69792	3359	0.9960
411	1.911	Stdev 0.013	2/27/2009 17:45	2/27/2009 12:20	2/23/2009 16:05	0.267	6357	30	211.90	243.66	3.84375	0.22569	3363	0.9960
411	1.836		2/26/2009 9:30	2/25/2009 13:40	2/20/2009 17:25	0.267	6734	30	224.47	243.66	4.84375	0.82639	3361	0.9960
412	1.947	Average 1.967	2/26/2009 10:15	2/25/2009 14:05	2/20/2009 17:25	0.267	7137	30	237.90	243.66	4.86111	0.84028	3361	0.9960
412	2.131	Stdev 0.156	2/27/2009 18:20	2/27/2009 12:45	2/23/2009 16:05	0.267	7495	30	249.83	243.66	3.86111	0.23264	3363	0.9960
412	1.822		2/24/2009 9:40	2/23/2009 16:10	2/20/2009 17:25	0.267	4818	30	160.60	243.66	2.94792	0.72917	3359	0.9960

EffErr 0.123705 <- Put in Machines.xls (Lucas Cell Tab)

Angela J...

Muli novel 3/2/09

401	1.574	3/2/2009
402	2.118	3/2/2009
403	1.463	3/2/2009
404	1.931	3/2/2009
405	1.903	3/2/2009
409	2.036	3/2/2009
410	1.886	3/2/2009
411	1.824	3/2/2009
412	1.967	3/2/2009

General Engineering Laboratories Verification Source Preparation Sheet

Applicable SOP Number GLRAD-A-008 Isotope Pu-239
 Date Standards Prepared 4/15/09 Cocktail Type Used NA
 Standard ID 02996 Matrix of Vial/Planchett NA
 Amount Used (g or ml) 0.1 Type of Scintillation Vial NA
 Standard Activity (DPM/g or mL) 2446.347 Pipette ID Used 1429303
 Reference Date 4/15/09 Balance ID Used 3604026
 Expiration Date 4/15/09 Quenching Agent NA
 Residue/Carrier Agent 0.5M HCl

	Standard Number	Quenching Vol (uL) Residue Volume(mL)	Initial Wt. (g)	Final Wt. (g)	Net Wt. (mg)
3	CA13				
43	CA143				
7	CA17				
42	CA142				
13	CA143				
44	CA144				
30	CA130				
48	CA148				
36	CA136				
35	CA135				
38	CA138				
15	CA115				
14	CA114				
46	CA146				
47	CA147				

W 3/2/09

Prepared By: Kell Develo Date 3/2/09
 Reviewed By: Angie D. G... Date 3/2/09

Rev 1 RLM 9/10/97

Standard Traceability Log Rad

A Solution Material Info	
Isotope:	Radium-226
Prepared By:	Angela Johnson
Prep Date:	09/15/2000
Verification Date:	01/23/2008
Expiration Date:	01/23/2009
Primary Code:	0299-A
Dilution(mL):	100 mL
Mass of Parent(g):	4.6634 g
Density(g/mL):	1.0012
Balance ID:	

Source Material Info	
Parent Code:	0299
Prepared By:	Angela Johnson
Carrier Conc:	0.5 M HCL
Reference Date:	12/15/1999
Ampoule Mass (g):	5.0368 g
Uncertainty:	+/- 2.5 %
LogBook No:	RC S 027 128

768

Calculations Converting parent activity to dpm/mL|dpm/g

$(\text{Mass of parent(g)}) * (\text{Parent Activity (kBq/g)}) * (\text{conversion dpm to kBq}) / (\text{Dilution Vol}) = \text{Parent Activity (dpm/mL)}$
$(\text{Mass of parent(g)}) * (\text{Parent Activity (kBq/g)}) * (\text{conversion dpm to kBq}) / \text{Density (g/mL)} / (\text{Dilution Vol}) = \text{Parent Activity (dpm/g)}$
$(4.6634 \text{ g}) * (43.75 \text{ kBq/g}) * (60000 \text{ dpm/kBq}) / (100 \text{ mL}) = 122414.2500 \text{ dpm/mL}$
$(4.6634 \text{ g}) * (43.75 \text{ kBq/g}) * (60000 \text{ dpm/kBq}) / (1.0012 \text{ g/mL}) / (100 \text{ mL}) = 122273.3377 \text{ dpm/g}$

Secondary Standards

Prep Date	Preparer	Mass Primary	Dilution (mL)	Code	Conc dpm/mL	Verification Date	Expiration Date
08/26/2003	Angela Johnson	1.9909	100	0299-E	2434.34 dpm/mL	11/04/2004	11/04/2005
08/26/2003	Angela Johnson	1.9872	100	0299-F	2429.82 dpm/mL	08/26/2004	08/26/2005
04/05/2005	Amanda Fehr	5.0018	250	0299-G	2446.3471 dpm/mL	04/02/2008	04/02/2009

8-21-00
Nycomed Amersham plc
Amersham Laboratories

0299



Nycomed Amersham plc
Radiation & Radioactivity
Calibration Laboratory
Amersham Laboratories
White Lion Road
Amersham
Buckinghamshire
HP7 9LL

ISSUED
FOR:

AEA Technology plc
Isotrak
Amersham Laboratories
White Lion Road
Amersham
Buckinghamshire
HP7 9LL

ion Principal radionuclide: Radium-226

Product code: RAY44
Solution number: R4/131/89

ment Reference time: 1200 GMT on 15 December 1999

data Nuclear data quoted on this certificate are taken from the Joint European File, Version 2.2.

ion of The reported expanded uncertainty is based on a standard uncertainty multiplied by a coverage factor $k = 2.00$, which
inties for a t -distribution with $\nu_{\text{eff}} = \infty$ effective degrees of freedom corresponds to a coverage probability of approximately
95%. The uncertainty evaluation has been carried out in accordance with UKAS requirements.

Unless indicated, all other uncertainties are expressed at the confidence level associated with one standard
uncertainty.

The format used for the uncertainties in the values of radionuclidic purity is illustrated in the following examples;

6.5(21)	-	6.5 ± 2.1
6.54(21)	-	6.54 ± 0.21
6.543(21)	-	6.543 ± 0.021

ved
ory

Date of
issue 1999

17th December 1999

Nycomed
Amersham

Verification for Ra-226 Standard 0299-G

4/2/2008	Isotope	Detector CPM	BKG CPM	NET CPM	Detector Eff	Standard Mass. Used (G)	Source DPM/G
D. Roy	0299-G N1	2536.9600	52.4000	2484.5600	1.917186	0.5057	2562.667649
	0299-G N2	2520.2500	52.4000	2467.8500	1.917186	0.5056	2545.935781
	0299-G N3	2532.5000	52.4000	2480.1000	1.917186	0.5042	2565.677715
						Average =	2558.093715

Mean Value (Counting) = 2558.093715 **Pass**
 Stdev = 10.63610098 0.00415782 **Rule 3 (Pass/Fail)**

Certificate Value = 2437.6 dpm/mL
 Lower Limit = 2536.821513 dpm/mL
 Upper Limit = 2579.365917 dpm/mL
Rule 1 Pass/Fail *exception taken due to full recovery of standard
 Two sigma = 21.27220197 dpm/mL
 10 % of Mean = 255.8093715 dpm/mL
Rule 2 (Pass/Fail) **Pass**

Verification Rules

- Rule 1 =** The certificate value (NOT including any uncertainty) shall lie within the 95% confidence interval determined from the mean and two sigma standard deviation of the three measurements
- Rule 2 =** The two sigma value used for the 95% confidence interval shall not exceed 10% of the mean value of the three verification measurements.
- Rule 3 =** The determined mean value shall be within 10% of the certificate value.

The analyst prepared three standard verification sources for Ra-226 source 0299-G by transferring portions of the standard into tared glass liquid scintillation vials. One mL of DI Water and ten mLs of Ready Gel liquid scintillation cocktail was added to each vial and the vials were shaken to mix. A Blank vial was prepared in a similar fashion using 1 mL of DI water and 10 mL of Ready Gel cocktail. The standard verification vials and Background source were dark adapted for two hours and counted on LSC Gold for Radium source standard verification. The Ra-226 efficiency calibration which was used for verification calculations was performed on 4/02/08 using source 0024-A (Ra-226). Calibration data is recorded in this logbook under Ra-226 0024. Each verification source calculation was performed as follows:

Source dpm/g = (A - B)/(C)(D)

where:

- A = Ver. source cpm,
- B = BKG cpm,
- C = System efficiency, (cpm/dpm), and
- D = mass used for standard verification.

RAD_SOP_M-001

Nancy Strickland 4/19/08
David Roy 4/10/08
 WJL/MVS

Ra-226 Verification Sheet

Cal #4

Sample ID	Volume (mL)	End Degas Date/Time	End De-em Date/Time	Start Count Date/Time	Cell #	Det #	Background CPM	Total Counts
Cal 3	500	2/20/09 1725	2/23/09 1030	2/23/09 1615	401	4	0	4580
43	500	2/20/09 1725	2/23/09 1105	2/23/09 1655	402	4	0	5877 4877
7	500	2/20/09 1725	2/23/09 1130	2.23.09 1930	403	4	0	4011
42	500	2/20/09 1725	2/23/09 1310	2.23.09 1908	404	4	0	5005
13	500	2/20/09 1725	2/23/09 1340	2.23.09 1955	405	4	0	4224
3A	500	2/20/09 1725	2/23/09 1405	2.23.09 2250	406	4	0	2355
44	500	2/20/09 1725	2/23/09 1435	2.23.09 2330	407	4	0	2359
41	500	2/20/09 1725	2/23/09 1455	2.24.09 00:00	408	4	0	2598
30	500	2/20/09 1725	2/23/09 1520	2.24.09 00:30	409	4	8	5887 5887
48	500	2/20/09 1725	2/23/09 1540	2.24.09 0800	410	4	8	4840
30	500	2/20/09 1725	2/23/09 1555	2/24/09 0840	411	4	8	4829
35	500	2/20/09 1725	2/23/09 1610	2/24/09 0900	412	4	8	4878

K40 2/23/09

K40 2/18/09
K40 2/22/09

2/28/09-140
K40 2/28/09

K40 2/24/09

2/12/09

K40 3/12/09

Ra-226 Verification Sheet

#4

Sample ID	Volume (mL)	End Degas Date/Time	End De-em Date/Time	Start Count Date/Time	Cell #	Det #	Background CPM	Total Counts
CU1 278	500	2/20/09 1725	2/25/09 0755	2/25/09 1440	401	4	8	5677
15	500	2/20/09 1725	2/25/09 0815	2/25/09 1525	402	4	8	8017
14	500	2/20/09 1725	2/25/09 0835	2/25/09 1555	403	4	8	5562
40	500	2/20/09 1725	2/25/09 0855	2.25.09 20:20	404	4	8	7075
47	500	2/20/09 1725	2/25/09 1010	2.25.09 20:55	405	4	8	6721
10	500	2/20/09 1725	2/25/09 1040	2.25.09 21:22	406	4	8	7091
44	500	2/20/09 1725	2/25/09 1110	2.25.09 22:05	407	4	8	2827
22	500	2/20/09 1725	2/25/09 1145	2.25.09 22:45	408	4	8	5137
29	500	2/20/09 1725	2/25/09 1210	2.25.09 23:15	409	4	8	5169
28	500	2/20/09 1725	2/25/09 1305	2/26/09 0810	410	4	8	6838
9	500	2/20/09 1725	2/25/09 1310	2/26/09 0930	411	4	8	6734
34	500	2/20/09 1725	2/25/09 1405	2/26/09 1015	412	4	8	7137

40 3/2/09
40 3/2/09
40 3/2/09
40 3/2/09

40 3/2/09

40 3/2/09

40 3/2/09

Ra-226 Verification Sheet

Cal # 4

Sample ID	Volume (mL)	End Degas Date/Time	End De-em Date/Time	Start Count Date/Time	Cell #	Det #	Background CPM	Total Counts
Cal 13	500	2/23/09 1605	2/27/09 0930	2/27/09 1715	401	4	8	5474
Cal 14	500	2/23/09 1605	2/27/09 1030	2/27/09 1416	402	4	8	7507
Cal 15	500	2/23/09 1605	2/27/09 1030	2/28/09 1450	403	4	8	5182
Cal 16	500	2/23/09 1605	2/27/09 1030	2/27/09 1525	404	4	8	7443
Cal 17	500	2/23/09 1605	2/27/09 1030	2/27/09 1600	405	4	8	6612
Cal 18	500	2/23/09 1605	2/27/09 1130	2/27/09 1635	409	4	8	7516
Cal 19	500	2/23/09 1605	2/27/09 1150	2/27/09 1715	410	4	8	7850
Cal 20	500	2/23/09 1605	2/27/09 1220	2/27/09 1745	411	4	8	8357
Cal 21	500	2/23/09 1605	2/27/09 1245	2/27/09 1820	412	4	8	7495

160312109
6357
1640
2/28/09

1640
3/2/09

NO WORK

Ra-226 Verification Sheet

Cal #4

Sample ID	Volume (mL)	End Degas Date/Time	End De-em Date/Time	Start Count Date/Time	Cell #	Det #	Background CPM	Total Counts
Cal 38	500	1/25/09 14:00	3/2/09 10:30	3/1/09 13:40	405	4	8	8602

Cal 38
500 mL

Cal 38
500 mL

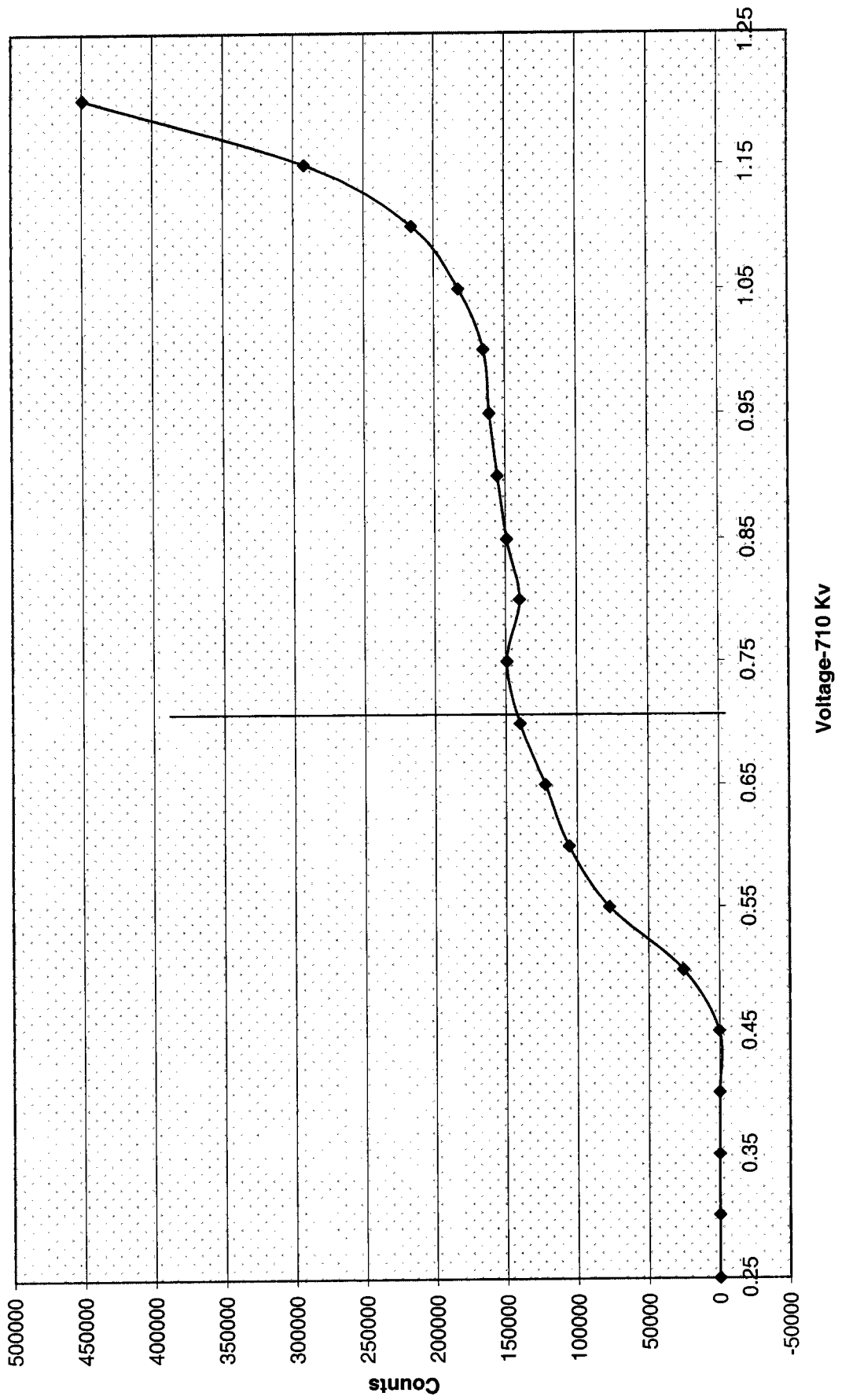
Cal 38
500 mL

Voltage Curve Ludlum # 4				
Volts (K.V.)	Counts	Date	Time	Detector
0.20	0	2/2/2009	9:00	4
0.25	0	2/2/2009	9:00	4
0.30	0	2/2/2009	9:00	4
0.35	0	2/2/2009	9:00	4
0.40	0	2/2/2009	9:00	4
0.45	473	2/2/2009	9:00	4
0.50	25577	2/2/2009	9:00	4
0.55	77365	2/2/2009	9:00	4
0.60	105618	2/2/2009	9:00	4
0.65	122379	2/2/2009	9:00	4
0.70	140073	2/2/2009	9:00	4
0.75	149183	2/2/2009	9:00	4
0.80	140046	2/2/2009	9:00	4
0.85	149183	2/2/2009	9:00	4
0.90	155553	2/2/2009	9:00	4
0.95	161020	2/2/2009	9:00	4
1.00	165182	2/2/2009	9:00	4
1.05	182720	2/2/2009	9:00	4
1.10	215932	2/2/2009	9:00	4
1.15	292211	2/2/2009	9:00	4
1.20	449383	2/2/2009	9:00	4

JAG
3/2/09

100 3/2/09

Ludlum 4 Voltage Curve



10/3/04

General Engineering Laboratories

2040 Savage Road, Charleston, SC 29414
 (843)556-8171

Lucas Cell Calibration Package (501-512)

	YES	NO	Comments
1) Is all calibration standard information enclosed for: the primary standard certificate? the second standard standard(s) documentation? standard preparation information? standard < 1 Year old or verified?	<input checked="" type="checkbox"/>		
	<input checked="" type="checkbox"/>		
	<input checked="" type="checkbox"/>		
	<input checked="" type="checkbox"/>		
2) Is the efficiency calibration report included ?	<input checked="" type="checkbox"/>		
3) Is the raw count data included for: Cell constant determination? Plateau generation?	<input checked="" type="checkbox"/>		
	<input checked="" type="checkbox"/>		
4) Are the calibration verifications included?	<input checked="" type="checkbox"/>		
5) Are the instrument settings included: HVPS settings?	<input checked="" type="checkbox"/>		
6) Has the CELLEFF.xls file been updated ?	<input checked="" type="checkbox"/>		
7) Have the calibration dates been updated in ALPHALIMS ?	<input checked="" type="checkbox"/>		

Prepared By: Kelli Brancee

Date: 3/24/09

Reviewed By: Angela Johnson

Date: 3/25/09

Effective Date: 3/25/09

Ra-226 Cell Constants

standard ID: 0299-E
Volume added (mL): 0.1
Standard Reference Activity (DPM/mL): 2434.34

Lucas cell #	Cell constant	Standard Source	Date/Time of count	Date/time flushed to cell	Date/time end of degas	total counts	count time min	cpm	Known activity dpm	t1 (days) end-degas to flush	t2 (days) end-flush to count	t3 (days) Std Ref Date to count	Decay from Std Ref Date to count
501	1.927	15	3/6/2009 7:50	3/3/2009 8:15	2/25/2009 14:00	5281	30	176.03	243.03	5.76042	2.98264	3369	0.9960
501	2.086	9	3/11/2009 10:40	3/10/2009 12:50	3/5/2009 14:00	7611	30	253.70	243.03	4.95139	0.90972	3374	0.9960
501	2.247	42	3/12/2009 13:30	3/12/2009 9:10	3/6/2009 15:25	10210	30	340.33	243.03	5.73958	0.18056	3376	0.9960
502	1.772	16	3/18/2009 8:25	3/17/2009 12:50	3/10/2009 14:00	7951	30	265.03	243.03	6.95739	0.81597	3381	0.9960
502	2.045	14	3/11/2009 11:15	3/10/2009 13:20	3/5/2009 14:00	7474	30	249.13	243.03	4.97222	0.91319	3374	0.9960
502	1.816	19	3/12/2009 14:20	3/12/2009 9:35	3/6/2009 15:25	8243	30	274.77	243.03	5.75694	0.19792	3376	0.9960
503	1.581	46	3/6/2009 9:20	3/5/2009 9:20	2/25/2009 14:00	7250	30	241.67	243.03	7.80556	1.00000	3369	0.9960
503	1.633	42	3/19/2009 20:15	3/19/2009 15:15	3/12/2009 12:10	8282	30	276.07	243.03	7.12847	0.20833	3383	0.9960
503	1.588	44	3/12/2009 14:50	3/12/2009 10:00	3/6/2009 15:25	7214	30	240.47	243.03	5.77431	0.20139	3376	0.9960
504	1.592	47	3/6/2009 10:30	3/5/2009 9:40	2/25/2009 14:00	7282	30	242.07	243.03	7.81944	1.03472	3369	0.9960
504	1.611	34	3/11/2009 12:30	3/10/2009 14:05	3/5/2009 14:00	5889	30	196.30	243.03	5.00347	0.93403	3375	0.9960
504	1.641	19	3/19/2009 20:50	3/19/2009 15:30	3/12/2009 12:10	8310	30	277.00	243.03	7.13889	0.22222	3383	0.9960
505	2.364	16	3/6/2009 12:40	3/5/2009 10:05	2/25/2009 14:00	10654	30	355.13	243.03	7.83681	1.10764	3370	0.9960
505	2.438	23	3/11/2009 13:00	3/10/2009 14:30	3/5/2009 14:00	8824	30	297.47	243.03	5.02083	0.93750	3375	0.9960
505	2.190	7	3/12/2009 17:01	3/12/2009 10:50	3/6/2009 15:25	9884	30	329.47	243.03	5.80903	0.25764	3376	0.9960
506	1.902	25	3/6/2009 13:10	3/5/2009 10:30	2/25/2009 14:00	8576	30	285.87	243.03	7.85417	1.11111	3370	0.9960
506	2.124	47	3/11/2009 13:30	3/10/2009 15:05	3/5/2009 14:00	7804	30	260.13	243.03	5.04514	0.93403	3375	0.9960
506	1.985	13	3/12/2009 17:40	3/12/2009 11:15	3/6/2009 15:25	8954	30	298.47	243.03	5.82639	0.26736	3376	0.9960
507	1.708	23	3/6/2009 13:45	3/5/2009 10:55	2/25/2009 14:00	7695	30	256.50	243.03	7.87153	1.11806	3370	0.9960
507	1.722	25	3/11/2009 14:20	3/10/2009 15:27	3/5/2009 14:00	6315	30	210.50	243.03	5.06042	0.95347	3375	0.9960
507	1.674	43	3/12/2009 18:30	3/12/2009 11:35	3/6/2009 15:25	7535	30	251.17	243.03	5.84028	0.28819	3376	0.9960
508	1.605	39	3/6/2009 14:20	3/5/2009 11:25	2/25/2009 14:00	7236	30	241.20	243.03	7.89236	1.12153	3370	0.9960
508	1.497	44	3/19/2009 21:30	3/19/2009 15:45	3/12/2009 12:10	7581	30	252.03	243.03	7.14931	0.23958	3383	0.9960
508	1.499	3	3/12/2009 20:45	3/12/2009 12:10	3/6/2009 15:25	6680	30	222.67	243.03	5.86458	0.35764	3376	0.9960
509	1.730	28	3/6/2009 14:50	3/5/2009 11:45	2/25/2009 14:00	7795	30	259.83	243.03	7.90625	1.12847	3370	0.9960
509	1.857	39	3/11/2009 15:25	3/10/2009 16:05	3/5/2009 14:00	6810	30	227.00	243.03	5.08681	0.97222	3375	0.9960
509	1.806	36	3/12/2009 21:20	3/12/2009 12:35	3/6/2009 15:25	8049	30	268.30	243.03	5.88194	0.36458	3376	0.9960
510	1.460	9	3/6/2009 15:25	3/5/2009 12:10	2/25/2009 14:00	6578	30	219.27	243.03	7.92361	1.13542	3370	0.9960
510	1.433	28	3/11/2009 16:05	3/10/2009 16:20	3/5/2009 14:00	5246	30	174.87	243.03	5.09722	0.98958	3375	0.9960
510	1.481	35	3/12/2009 21:55	3/12/2009 12:50	3/6/2009 15:25	6589	30	219.63	243.03	5.89236	0.37847	3376	0.9960
511	1.839	34	3/6/2009 16:30	3/5/2009 13:20	2/25/2009 14:00	8316	30	277.20	243.03	7.97222	1.13194	3370	0.9960
511	1.995	46	3/11/2009 16:50	3/10/2009 16:35	3/5/2009 14:00	7283	30	242.77	243.03	5.10764	1.01042	3375	0.9960
511	2.041	37	3/12/2009 22:40	3/12/2009 13:10	3/6/2009 15:25	9088	30	302.27	243.03	5.90625	0.39583	3376	0.9960
512	1.796	48	3/11/2009 17:35	3/10/2009 16:50	3/5/2009 14:00	6542	30	218.07	243.03	5.11806	1.03125	3375	0.9960
512	2.100	38	3/12/2009 23:15	3/12/2009 13:30	3/6/2009 15:25	9322	30	310.73	243.03	5.92014	0.40625	3376	0.9960
512	1.972	48	3/18/2009 13:00	3/17/2009 14:00	3/10/2009 14:00	8653	30	288.43	243.03	7.00000	0.95833	3382	0.9960

ERR 0.143768 <- Put in Machines.xls (Lucas Cell Tab) *Backgrounds are not significant enough to be considered in calculations. ANSI N42.25-1997 (B.2).

Calibration
Ra-226 Verification-Sheet
3/16/09

Cal #5

no 3124109
3119109

3/16/09

Sample ID	Volume (mL)	End Degas Date/Time	End De-em Date/Time	Start Count Date/Time	Cell #	Det #	Background CPM	Total Counts
Cal 15	500	2/25/09 1400	3/2/09 0815	3/6/09 0750	501	5	8	5281
Cal 14	500	2/25/09 1400	2/27/09 0845	3/6/09 0840	502	5	1	4200
		2/25/09 1400	3/2/09		503	5	100 313109	6800
Cal 46	500	2/25/09 1400	3/5/09 0920	3/6/09 0900	503	5	3	7250
Cal 47	500	2/25/09 1400	3/5/09 0940	3/6/09 1030	504	5	1	7262
Cal 48	500	2/25/09 1400	3/5/09 1005	3/6/09 1240	505	5	3	10654
Cal 45	500	2/25/09 1400	3/5/09 1030	3/6/09 1316	506	5	8	8576
Cal 23	500	2/25/09 1400	3/5/09 1055	3/6/09 1345	507	5	4	7695
Cal 39	500	2/25/09 1400	3/5/09 1125	3/6/09 1420	508	5	1	7236
Cal 28	500	2/25/09 1400	3/5/09 1145	3/6/09 1450	509	5	8	7795
Cal 9	500	2/25/09 1400	3/5/09 1210	3/6/09 1525	510	5	2	6578
Cal 34	500	2/25/09 1400	3/5/09 1220	3/6/09 1630	511	5	6	8316

Calibration

Ra-226 Verification Sheet

219 3116109

Sample ID	Volume (mL)	End Degas Date/Time	End De-em Date/Time	Start Count Date/Time	Cell #	Det #	Background CPM	Total Counts
Cal 9	500	3/5/09 1400	3/10/09 1250	3/11/09 1040	501	5	8	7611
Cal 14	500	3/5/09 1400	3/10/09 1370	3/11/09 1115	502	5	5	7474
Cal 15	500	3/5/09 1400	3/10/09 1345	3/11/09 1155	503	5	8	7352
Cal 16	500	3/5/09 1400	3/10/09 1405	3/11/09 1230	504	5	4	5889
Cal 17	500	3/5/09 1400	3/10/09 1430	3/11/09 1300	505	5	2	8924
Cal 17	500	3/5/09 1400	3/10/09 1505	3/11/09 1530	506	5	8	7804
Cal 18	500	3/5/09 1400	3/10/09 1527	3/11/09 1410	507	5	4	6315
Cal 19	500	3/5/09 1400	3/10/09 1550	3/11/09 1455	508	5	4	6443
Cal 29	500	3/5/09 1400	3/10/09 1605	3/11/09 1525	509	5	8	6810
Cal 28	500	3/5/09 1400	3/10/09 1620	3/11/09 1610	510	5	3	5246
Cal 40	500	3/5/09 1400	3/10/09 1635	3/11/09 1650	511	5	8	7283
Cal 40	500	3/5/09 1400	3/10/09 1650	3/11/09 1735	512	5	8	6542

10 3124109

10 3124109

10 3124109

10 3124109

Calibration
 Ra-226 Verification Sheet
 3/25/09 Cal # 5's

VO
 3/24/09
 VO
 3/24/09

3/25/09
 3/25/09

Sample ID	Volume (mL)	End Degas Date/Time	End De-em Date/Time	Start Count Date/Time	Cell #	Det #	Background CPM	Total Counts
Cal 114	500	3/10/09 1400	3/17/09 1250	3/18/09 0825	502	5	5	7951
Cal 119	500	3/10/09 1400	3/17/09 1325	3/18/09 0855	503	5		6855
Cal 128	500	3/10/09 1400	3/17/09 1345	3/18/09 1025	504	5		6804
Cal 140	500	3/10/09 1400	3/17/09 1400	3/18/09 1300	512	5	8	8053
Cal 125	500	3/15/09 1400	3/10/09 1527	3/11/09 1420	507	5	4	6315

3/24/09
 3/24/09

Ra-226 Calibration Sheet

Standard ID: 0125109
 Volume Added (mL): 1.1
 Expiration Date: 4/12/09


Sample ID	Volume (mL)	End Degas Date/Time	End De-em Date/Time	Start Count Date/Time	Cell #	Det #	Total Counts
Cal 42	500	3/12/09 1210	3/12/09 1515	3/19/09 2015	503	85	8282
Cal 19	500	3/12/09 1210	3/14/09 1530	3/19/09 2030	504	5	8310
Cal 44	500	3/12/09 1210	3/14/09 1545	3/19/09 2130	508	5	7561
Cal 30	500	3/12/09 1210	3/14/09 1600	3/19/09 2200	509	5	9442

0125109

8-21-00

Nycomed Amersham plc
Amersham Laboratories

0299



Nycomed Amersham plc
Radiation & Radioactivity
Calibration Laboratory
Amersham Laboratories
White Lion Road
Amersham
Buckinghamshire
HP7 9LL

ISSUED
FOR:

AEA Technology plc
Isotrak
Amersham Laboratories
White Lion Road
Amersham
Buckinghamshire
HP7 9LL

ion Principal radionuclide: Radium-226

Product code: RAY44
Solution number: R4/131/89

ment Reference time: 1200 GMT on 15 December 1999

data Nuclear data quoted on this certificate are taken from the Joint European File, Version 2.2.

ion of The reported expanded uncertainty is based on a standard uncertainty multiplied by a coverage factor $k = 2.00$, which
inties for a t -distribution with $\nu_{eff} = \infty$ effective degrees of freedom corresponds to a coverage probability of approximately
95%. The uncertainty evaluation has been carried out in accordance with UKAS requirements.

Unless indicated, all other uncertainties are expressed at the confidence level associated with one standard
uncertainty.

The format used for the uncertainties in the values of radionuclidic purity is illustrated in the following examples;

6.5(21)	-	6.5 ± 2.1
6.54(21)	-	6.54 ± 0.21
6.543(21)	-	6.543 ± 0.021

ved

Date of 785

17th December 1999



Standard Traceability Log Rad

Source Material Info		A Solution Material Info	
Parent Code:	0299	Isotope:	Radium-226
Prepared By:	Angela Johnson	Prepared By:	Angela Johnson
Carrier Conc:	0.5 M HCL	Prep Date:	09/15/2000
Reference Date:	12/15/1999	Verification Date:	01/23/2008
Ampoule Mass (g):	5.0368 g	Expiration Date:	01/23/2009
Uncertainty:	+/- 2.5 %	Primary Code:	0299-A
LogBook No:	RC S 027 128	Dilution(mL):	100 mL
		Mass of Parent(g):	4.6634 g
		Density(g/mL):	1.0012
		Balance ID:	

Calculations Converting parent activity to dpm/mL|dpm/g

$$(\text{Mass of parent(g)}) * (\text{Parm Activity (kBq/g)}) * (\text{conversion dpm to kBq}) / (\text{Dilution Vol}) = \text{Parent Activity (dpm/mL)}$$

$$(\text{Mass of parent(g)}) * (\text{Parm Activity (kBq/g)}) * (\text{conversion dpm to kBq}) / \text{Density (g/mL)} / (\text{Dilution Vol}) = \text{Parent Activity (dpm/g)}$$

$$(4.6634 \text{ g}) * (43.75 \text{ kBq/g}) * (60000 \text{ dpm/kBq}) / (100 \text{ mL}) = 122414.2500 \text{ dpm/mL}$$

$$(4.6634 \text{ g}) * (43.75 \text{ kBq/g}) * (60000 \text{ dpm/kBq}) / (1.0012 \text{ g/mL}) / (100 \text{ mL}) = 122273.3377 \text{ dpm/g}$$

Secondary Standards

Prep Date	Preparer	Mass Primary	Dilution (mL)	Code	Conc dpm/mL	Verification Date	Expiration Date
08/26/2003	Angela Johnson	1.9909	100	0299-E	2434.34 dpm/mL	11/04/2004	11/04/2005
08/26/2003	Angela Johnson	1.9872	100	0299-F	2429.82 dpm/mL	08/26/2004	08/26/2005
04/05/2005	Amanda Fehr	5.0018	250	0299-G	2446.3471 dpm/mL	04/02/2008	04/02/2009

GEL Laboratories LLC
Version 1.0 9/18/2000

Kelli Donnell

Verification for Ra-226 Standard 0299-G

4/2/2008	Isotope	Detector CPM	BKG CPM	NET CPM	Detector Eff	Standard Mass. Used (G)	Source DPM/G
D. Roy	0299-G N1	2536.9600	52.4000	2484.5600	1.917186	0.5057	2562.667649
	0299-G N2	2520.2500	52.4000	2467.8500	1.917186	0.5056	2545.935781
	0299-G N3	2532.5000	52.4000	2480.1000	1.917186	0.5042	2565.677715
						Average =	2558.093715

Mean Value (Counting) = 2558.093715
 Stdev = 10.63610098

Certificate Value = 2437.6 dpm/mL
 Lower Limit = 2536.821513 dpm/mL
 Upper Limit = 2579.365917 dpm/mL
 Rule 1 Pass/Fail = **Fail**
 Two sigma = 21.27220197 dpm/mL
 10 % of Mean = 255.8093715 dpm/mL
 Rule 2 (Pass/Fail) = **Pass**

*exception taken due to full recovery of standard

Pass
 Rule 3 (Pass/Fail)

Verification Rules

- Rule 1 = The certificate value (NOT including any uncertainty) shall lie within the 95% confidence interval determined from the mean and two sigma standard deviation of the three measurements
- Rule 2 = The two sigma value used for the 95% confidence interval shall not exceed 10% of the mean value of the three verification measurements.
- Rule 3 = The determined mean value shall be within 10% of the certificate value.

The analyst prepared three standard verification sources for Ra-226 source 0299-G by transferring portions of the standard into tared glass liquid scintillation vials. One mL of DI Water and ten mLs of Ready Gel liquid scintillation cocktail was added to each vial and the vials were shaken to mix. A Blank vial was prepared in a similar fashion using 1 mL of DI water and 10 mL of Ready Gel cocktail. The standard verification vials and Background source were dark adapted for two hours and counted on LSC Gold for Radium source standard verification. The Ra-226 efficiency calibration which was used for verification calculations was performed on 4/02/08 using source 0024-A (Ra-226). Calibration data is recorded in this logbook under Ra-226 0024. Each verification source calculation was performed as follows:

Source dpm/g = (A - B)/(C)(D)

where:

- A = Ver. source cpm,
- B = BKG cpm,
- C = System efficiency, (cpm/dpm), and
- D = mass used for standard verification.

BAD-SOP-M-001

Handwritten notes:
 New Source 3/22/09
 4/19/08
 David Drey 4/10/08

General Engineering Laboratories
Verification Source Preparation Sheet
Calibration

Applicable SOP Number GL RAD-A-008 Isotope RA-226
 Date Standards Prepared 4/15/09 Cocktail Type Used NA
 Standard ID 0249-G Matrix of Vial/Planchett NA
 Amount Used (g or ml) 0.1 NA
 Standard Activity (DPM/g or ml) 2446.347 Type of Scintillation Vial NA
 Reference Date 12/15/99 Pipette ID Used 1429303
 Expiration Date 4/2/09 Balance ID Used 31240216
 Residue/Carrier Agent D.S.M HCl Quenching Agent NA

	Standard Number	Quenching Vol (uL) Residue Volume (mL)	Initial Wt. (g)	Final Wt. (g)	Net Wt. (mg)
15	Ca115				
46	Ca146				
47	Ca147				
16	Ca116				
25	Ca125				
23	Ca123				
39	Ca139				
28	Ca128				
9	Ca19				
34	Ca134				
42	Ca142				
19	Ca119				
44	Ca144				
7	Ca17				
13	Ca113				

VLD 3/24/09

Prepared By: Kelli Dwan Date 3/24/09
 Reviewed By: _____ Date _____

**General Engineering Laboratories
Verification Source Preparation Sheet**

419
3/25/09

Calibration

Applicable SOP Number GLDMD-A-008 Isotope DIA 226
 Date Standards Prepared 4/5/09 Cocktail Type Used NA
 Standard ID 02946 Matrix of Vial/Planchett NA
 Amount Used (g or ml) 0.1 Type of Scintillation Vial NA
 Standard Activity (DPM/g or mL) 2146.347 Pipette ID Used 1429303
 Reference Date 12/15/99 Balance ID Used 3604026
 Expiration Date 4/2/09 Quenching Agent NA
 Residue/Carrier Agent 0.5M HCl

	Standard Number	Quenching Vol (uL/ Residue Volume(mL))	Initial Wt. (g)	Final Wt. (g)	Net Wt. (mg)
43	Cal 43				
3	Cal 3				
46	Cal 36				
35	Cal 35				
37	Cal 37				
38	Cal 38				

160 3/24/09

Prepared By: Kelli Doree Date 3/24/09
 Reviewed By: _____ Date _____

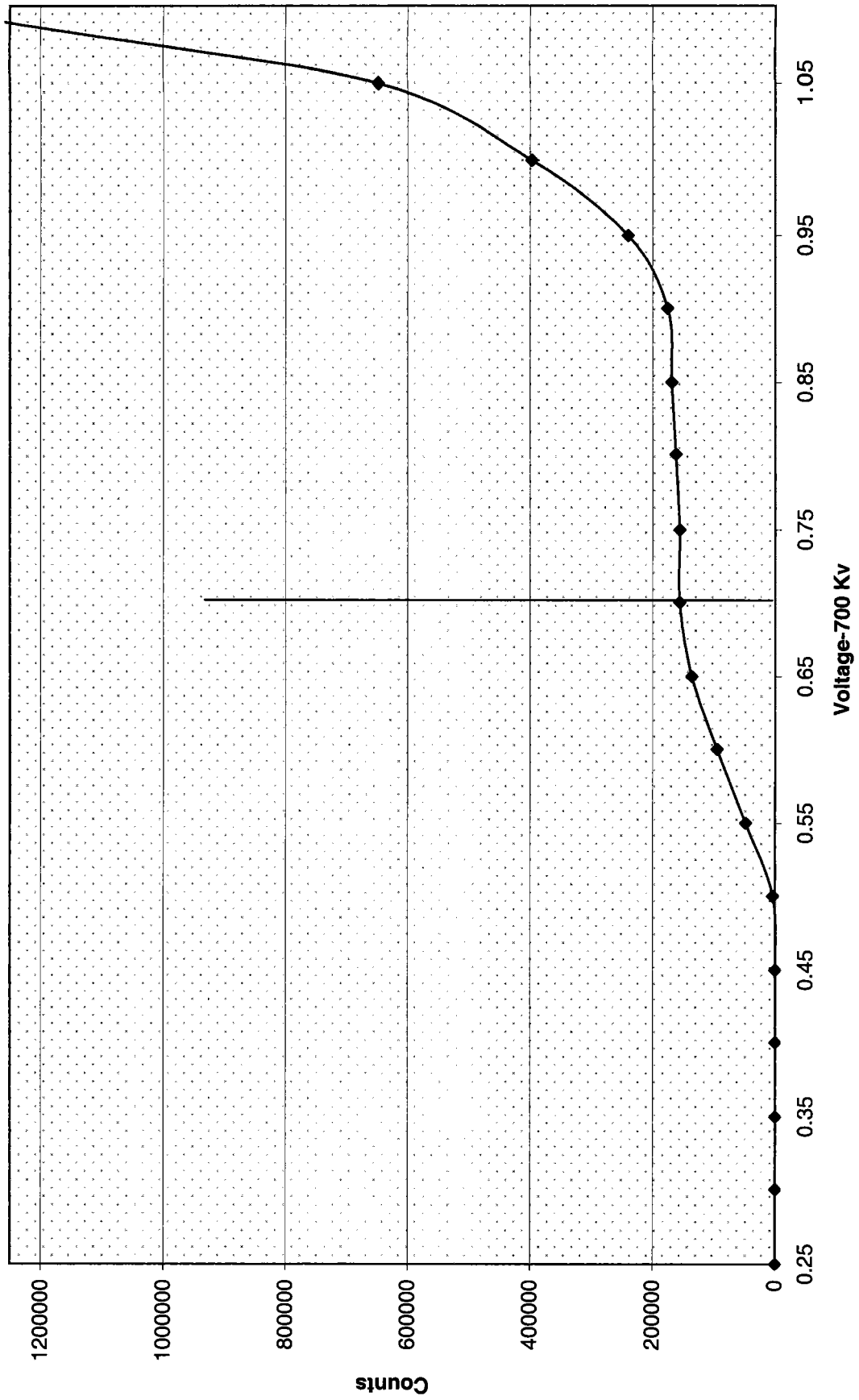
Rev 1 RLM 9/10/97

Voltage

Voltage Curve Ludlum # 5				
Volts	Counts	Date	Time	Detector
0.00	0	2/25/2009	9:20	5
0.05	0	2/25/2009	9:20	5
0.10	0	2/25/2009	9:20	5
0.15	0	2/25/2009	9:20	5
0.20	0	2/25/2009	9:20	5
0.25	0	2/25/2009	9:20	5
0.30	0	2/25/2009	9:20	5
0.35	0	2/25/2009	9:20	5
0.40	0	2/25/2009	9:20	5
0.45	0	2/25/2009	9:20	5
0.50	3611	2/25/2009	9:20	5
0.55	47984	2/25/2009	9:20	5
0.60	94752	2/25/2009	9:20	5
0.65	135854	2/25/2009	9:20	5
0.70	155952	2/25/2009	9:20	5
0.75	155696	2/25/2009	9:20	5
0.80	161972	2/25/2009	9:20	5
0.85	168840	2/25/2009	9:20	5
0.90	175598	2/25/2009	9:20	5
0.95	239969	2/25/2009	9:20	5
1.00	397249	2/25/2009	9:20	5

UD 3/25/09

Ludlum 5 Voltage Curve



KAP 3/24/09

Ra-226 WATER

Batch : LCSVER
 Date : 2/20/2008
 Analyst : DXM2

Procedure Code : LUC26RAL

Parmname : Radium-226

MDA : 1 pCi/L

Instrument Used : LUCAS CELL DETECTOR

Bkg Count Time: 30 min

Sample ID	Sample Vol L	Count Time min	Gross counts cts	Cell #	Cell Const. num	BKG cpm	Ra-226 MDA pCi/L	Ra-226 RESULT pCi/L	Ra-226 ERROR pCi/L	COUNT DATE/TIME
Ver 1	0.500	30	766	501	2.087	0.267	0.6041	28.8142	2.0728	3/16/2009 15:10
Ver 2	0.500	30	537	502	1.878	0.167	0.5682	23.0223	1.9747	3/16/2009 19:25
Ver 3	0.500	30	518	503	1.601	0.267	0.8071	25.9035	2.2832	3/16/2009 20:20
Ver 4	0.500	30	701	504	1.615	0.267	0.6021	26.2570	1.9774	3/20/2009 19:00
Ver 5	0.500	30	680	505	2.331	0.033	0.2559	23.5744	1.7758	3/16/2009 22:00
Ver 6	0.500	30	893	506	2.004	0.267	0.4859	27.0593	1.7988	3/20/2009 19:40
Ver 7	0.500	30	488	507	1.701	0.267	0.7287	22.0004	2.0008	3/16/2009 23:00
Ver 8	0.500	30	544	508	1.534	0.033	0.3760	27.7023	2.3344	3/16/2009 23:30
Ver 9	0.500	30	768	509	1.798	0.267	0.5430	25.9694	1.8657	3/20/2009 20:50
Ver 10	0.500	30	432	510	1.458	0.033	0.3700	21.6379	2.0476	3/17/2009 5:00
Ver 11	0.500	30	577	511	1.959	0.267	0.5934	21.2369	1.7694	3/17/2009 5:35
Ver 12	0.500	30	723	512	1.956	0.267	0.5945	26.7349	1.9815	3/17/2009 6:10

Sample ID	Sample Dup	Det #	Run Date	Sample Type	Standard ID	NC	NC units	Recovery/RPD
501		5	3/16/2009 15:10	LCS	0638-F	24.05	pCi/L	120%
502		5	3/16/2009 19:25	LCS	0638-F	24.05	pCi/L	96%
503		5	3/16/2009 20:20	LCS	0638-F	24.05	pCi/L	108%
504		5	3/20/2009 19:00	LCS	0638-F	24.05	pCi/L	109%
505		5	3/16/2009 22:00	LCS	0638-F	24.05	pCi/L	98%
506		5	3/20/2009 19:40	LCS	0638-F	24.05	pCi/L	113%
507		5	3/16/2009 23:00	LCS	0638-F	24.05	pCi/L	91%
508		5	3/16/2009 23:30	LCS	0638-F	24.05	pCi/L	115%
509		5	3/20/2009 20:50	LCS	0638-F	24.05	pCi/L	108%
510		5	3/17/2009 5:00	LCS	0638-F	24.05	pCi/L	90%
511		5	3/17/2009 5:35	LCS	0638-F	24.05	pCi/L	88%
512		5	3/17/2009 6:10	LCS	0638-F	24.05	pCi/L	111%

DEGASSING DATE/TIME	DE-EMAN. DATE/TIME	DEGASS-DE-EM	dE-EM-COUNT	constant	constant	constant	Net CPM	Ingrowth constant
3/13/2009 15:30	3/16/2009 9:45	66.25	5.42	0.3936	0.9599	1.0019	25.2667	0.3785
3/13/2009 15:30	3/16/2009 10:10	66.67	9.25	0.3955	0.9325	1.0019	17.7333	0.3695
3/13/2009 15:30	3/16/2009 10:30	67.00	9.83	0.3970	0.9284	1.0019	17.0000	0.3693
3/16/2009 14:00	3/20/2009 13:05	95.08	5.92	0.5122	0.9563	1.0019	23.1000	0.4908
3/13/2009 15:30	3/16/2009 11:25	67.92	10.58	0.4012	0.9232	1.0019	22.6333	0.3711
3/16/2009 14:00	3/20/2009 13:20	95.33	6.33	0.5131	0.9533	1.0019	29.5000	0.4901
3/13/2009 15:30	3/16/2009 13:50	70.33	9.17	0.4120	0.9331	1.0019	15.9997	0.3852
3/13/2009 15:30	3/16/2009 13:50	70.33	9.67	0.4120	0.9296	1.0019	18.1000	0.3837
3/16/2009 14:00	3/20/2009 13:45	95.75	7.08	0.5147	0.9479	1.0019	25.3333	0.4888
3/13/2009 5:30	3/16/2009 14:25	80.92	14.58	0.4571	0.8957	1.0019	14.3667	0.4103
3/13/2009 5:30	3/16/2009 14:45	81.25	14.83	0.4585	0.8941	1.0019	18.9663	0.4107
3/13/2009 5:30	3/16/2009 15:00	81.50	15.17	0.4595	0.8918	1.0019	23.8330	0.4106

Ra-226 Verification Sheet

Standard ID: 0638F
 Volume Added (mL): 0.1
 Expiration Date: 2/2/10

Sample ID	Volume (mL)	End Degas Date/Time	End De-em Date/Time	Start Count Date/Time	Cell #	Det #	Background Counts	Total Counts
VEN 1	500	3/16/09 1400	3/20/09 1245	3/20/09 1820	501	5	8	70
VEN 2	500	3/16/09 1400	3/20/09 1305	3/20/09 1900	504	5	8	701
VEN 3	500	3/16/09 1400	3/20/09 1320	3/30/09 1940	506	5	8	893
VEN 4	500	3/16/09 1400	3/20/09 1345	3/30/09 2050	509	5	8	768

VEN 3/24/09

VEN 3/24/09

VEN 3/24/09

Standard Traceability Log Rad

Source Material Info		A Solution Material Info	
Parent Code:	0638	Isotope:	Radium-226
Prepared By:	Amanda Fehr	Prepared By:	Amanda Fehr
Carrier Conc:	0.1M HCl	Prep Date:	01/16/2006
Reference Date:	01/23/2004	Verification Date:	03/04/2007
Ampoule Mass (g):	5.01065 g	Expiration Date:	03/04/2008
Uncertainty:	+/- 3.3 %	Primary Code:	0638-A
LogBook No:	RC-S-037-037	Dilution(mL):	100 mL
		Mass of Parent(g):	4.8398 g
		Density(g/mL):	1.0266
		Balance ID:	38080204

Calculations Converting parent activity to dpm/mL|dpm/g

$(\text{Mass of parent(g)}) * (\text{Parm Activity (dps)}) * (\text{conversion dpm to dps}) / (\text{Ampoule Mass(g)} * (\text{Dilution Vol})) = \text{Parent Activity (dpm/mL)}$
$(\text{Mass of parent(g)}) * (\text{Parm Activity (dps)}) * (\text{conversion dpm to dps}) / \text{Density} / (\text{Ampoule Mass (g)} * (\text{Dilution Vol})) = \text{Parent Activity (dpm/g)}$
$(4.8398 \text{ g}) * (23530 \text{ dps}) * (60 \text{ dpm/dps}) / (5.01065 \text{ g} * 100 \text{ mL}) = 13636.6133 \text{ dpm/mL}$
$(4.8398 \text{ g}) * (23530 \text{ dps}) * (60 \text{ dpm/dps}) / (1.0266 \text{ g/mL}) / (5.01065 \text{ g} * 100 \text{ mL}) = 13282.9676 \text{ dpm/g}$

Secondary Standards

Prep Date	Preparer	Mass Primary	Dilution (mL)	Code	Conc dpm/mL	Verification Date	Expiration Date
01/17/2006	Amanda Fehr	2.1041	100	0638-B	279.0211 dpm/mL	01/17/2007	01/17/2008
07/17/2006	Mary Aders	2.1313	100	0638-C	282.6281 dpm/mL	07/26/2006	07/26/2007
03/28/2007	Daniel Roy	2.1025	100	0638-D	279.2744 dpm/ml	04/08/2007	04/08/2008
03/28/2007	Daniel Roy	45.468	250	0638-E	2415.7999 dpm/ml	04/09/2008	04/08/2009
12/18/2007	Daniel Roy	2.014	100	0638-F	267.519 dpm/ml	02/02/2009	02/02/2010
02/12/2008	Daniel Roy	.5004	100	0638-G	66.468 dpm/ml	03/04/2008	03/04/2009
07/23/2008	Daniel Roy	5.0607	250	0638-H	268.8845 dpm/ml	07/23/2008	07/23/2009

Verification for Ra-226 Standard 0638-F

	Isotope	Value	Uncertainty
D. Roy	0638-F #1	24.629	1.7426
2/2/2009	0638-F #2	24.438	1.7557
	0638-F #3	22.791	1.6808
Mean Value (Counting) =	23.953	99.60	Pass
Stdev =	1.010781096		Rule 3 (Pass/Fail)
Target =	24.05		
Lower Limit =	21.93100448		
Upper Limit =	25.97412886		
Rule 1 Pass/Fail	Pass		
Two sigma =	2.021562191		
10 % of Mean =	2.395256667		
Rule 2 (Pass/Fail)	Pass		

Rule 1 = The certificate value (NOT including any uncertainty) shall lie within the 95% confidence interval determined from the mean and two sigma standard deviation of the three measurements

Rule 2 = The two sigma value used for the 95% confidence interval shall not exceed 10% of the mean value of the three verification measurements.

Rule 3 = The determined mean value shall be within 5% of the certificate value.

The analyst prepared three standard verification sources for standard 0638-F using 0.1 mL for each source. Each source was counted using routine Lucas cell procedures. Calibration for 0299-G was used in this verification.

140 3124109

.. CI - T: 2/2/09

General Engineering Laboratories

2040 Savage Road, Charleston, SC 29414
 (843)556-8171

Lucas Cell Calibration Package

	YES	NO	Comments
1) Is all calibration standard information enclosed for: the primary standard certificate? the second standard(s) documentation? standard preparation information? standard < 1 Year old or verified?	✓		
	✓		
	✓		
	✓		
2) Is the efficiency calibration report included ?	✓		
3) Is the raw count data included for: Cell constant determination? Plateau generation?	✓		
	✓		
4) Are the calibration verifications included?	✓		
5) Are the instrument settings included: HVPS settings?	✓		
6) Has the CELLEFF.xls file been updated ?	✓		
7) Have the calibration dates been updated in ALPHALIMS ?	✓		

Prepared By: Kellie Denee

Date: 8/4/09

Reviewed By: Angela Denee

Date: 8/6/09

Effective Date: 8/4/09

KD 8/6/09

Ra-226 Cell Constants

Standard Reference date: 12/15/1999
standard ID: 0299-G
Volume added (mL): 0.1
Standard Reference Activity (DPM/mL): 2446.3471

Lucas cell #	Cell constant	Standard Source	Date/Time of count	Date/time flushed to cell	Date/time end of degas	total counts	count time min	Known activity dpm	t1 (days) end-degas to flush	t2 (days) end-flush to count	t3 (days) Std Ref Date to count	Decay from Std Ref Date to count
601	2.164	Average	5/26/2009 13:30	5/26/2009 9:30	5/19/2009 14:00	10883	30	362.77	6.81250	0.16667	3451	0.9959
601	2.253	Stdev	5/22/2009 12:55	5/22/2009 9:15	5/19/2009 14:00	6378	30	212.60	2.80208	0.15278	3447	0.9959
601	2.126		5/29/2009 14:45	5/29/2009 9:50	5/22/2009 10:45	10735	30	357.83	6.96181	0.20486	3454	0.9959
602	2.007	Average	5/29/2009 15:20	5/29/2009 10:15	5/22/2009 10:45	10133	30	337.77	6.97917	0.21181	3454	0.9959
602	2.194	Stdev	5/26/2009 14:05	5/26/2009 9:55	5/19/2009 14:00	11033	30	367.77	6.82986	0.17361	3451	0.9959
602	2.304		6/2/2009 14:45	6/2/2009 11:30	5/29/2009 9:50	8575	30	285.83	4.06944	0.13542	3458	0.9959
604	2.244	Average	6/2/2009 15:50	6/2/2009 11:50	5/29/2009 9:50	8321	30	277.37	4.08333	0.16667	3458	0.9959
604	2.076	Stdev	5/29/2009 15:55	5/29/2009 10:45	5/22/2009 12:00	10451	30	348.37	6.94792	0.21528	3454	0.9959
604	2.079		5/26/2009 15:45	5/26/2009 10:20	5/19/2009 14:00	10372	30	345.73	6.84722	0.22569	3451	0.9959
605	2.096	Average	5/26/2009 16:15	5/26/2009 10:50	5/19/2009 14:00	10474	30	349.13	6.86806	0.22569	3451	0.9959
605	2.228	Stdev	5/22/2009 16:25	5/22/2009 10:45	5/19/2009 14:00	6318	30	210.60	2.86458	0.23611	3447	0.9959
605	2.122		5/29/2009 17:15	5/29/2009 11:05	5/22/2009 12:50	10587	30	352.90	6.92708	0.25694	3454	0.9959
606	2.543	Average	5/29/2009 17:45	5/29/2009 13:10	5/26/2009 9:30	7816	30	260.53	3.15278	0.19097	3454	0.9959
606	2.202	Stdev	5/26/2009 16:45	5/26/2009 12:25	5/22/2009 12:00	8057	30	268.57	4.01736	0.18056	3451	0.9959
606	2.298		6/2/2009 18:20	6/2/2009 12:55	5/29/2009 9:50	8495	30	283.17	4.12847	0.22569	3458	0.9959
607	2.454	Average	6/2/2009 19:00	6/2/2009 13:10	5/29/2009 9:50	9057	30	301.90	4.13889	0.24306	3458	0.9959
607	2.572	Stdev	5/29/2009 19:00	5/29/2009 13:25	5/26/2009 9:55	7832	30	261.07	3.14583	0.23264	3454	0.9959
607	2.325		5/26/2009 17:15	5/26/2009 12:50	5/22/2009 12:00	8527	30	284.23	4.03472	0.18403	3451	0.9959
609	2.277	Average	5/26/2009 19:20	5/26/2009 13:10	5/22/2009 12:00	8261	30	275.37	4.04861	0.25694	3451	0.9959
609	2.280	Stdev	5/22/2009 19:20	5/22/2009 12:00	5/19/2009 14:00	6473	30	215.77	2.91667	0.30556	3447	0.9959
609	2.392		5/29/2009 19:40	5/29/2009 13:45	5/26/2009 10:20	7261	30	242.03	3.14236	0.24653	3454	0.9959
611	2.488	Average	5/29/2009 20:20	5/29/2009 14:00	5/26/2009 10:50	7510	30	250.33	3.13194	0.26389	3454	0.9959
611	2.245	Stdev	5/26/2009 22:00	5/26/2009 13:25	5/22/2009 12:00	8010	30	267.00	4.05903	0.35764	3451	0.9959
611	2.187		6/2/2009 19:50	6/2/2009 13:25	5/29/2009 9:50	8052	30	268.40	4.14931	0.26736	3458	0.9959

EffEr 0.066051 <- Put in Machines.xls (Lucas Cell Tab)

Backgrounds are not significant enough to be included in calculations ANSI N42.25-1997 (B.2).

Original of 9/16/09
WJ 8/16/09

601	2.181	8/4/2009
602	2.168	8/4/2009
604	2.133	8/4/2009
605	2.149	8/4/2009
606	2.348	8/4/2009
607	2.45	8/4/2009
609	2.316	8/4/2009
611	2.307	8/4/2009

Lucas	Ra-226	
Oldest Cal	01/23/2008	
Detector	Eff Error	Cal Date
1	0.0958	8/29/2008
2	0.0772	12/19/2008
3	0.0608	1/23/2008
4	0.1237	3/2/2009
5	0.1438	3/25/2009
6	0.0661	8/4/2009
7	0.0855	11/21/2008

**General Engineering Laboratories
Calibration Source Preparation Sheet**

Applicable SOP Number GL-RAD-A-008

Isotope Ra226

Date Standards Prepared 4/5/05

Cocktail Type Used NA

Standard ID 0299-G

Matrix of Vial/Planchett NA

Amount Used (g or ml) 0.1

NA
NA

Standard Activity (DPM/g or mL) 2446.3471

Type of Scintillation Vial NA

Reference Date 12/15/99

Pipette ID Used 1429303

Expiration Date 1/26/10

Balance ID Used 38080204

Residue/Carrier Agent 0.1M HCl

Quenching Agent NA

	Standard Number	Quenching Vol (uL)/ Residue Volume(mL)	Initial Wt. (g)	Final Wt. (g)	Net Wt. (mg)
1	cal 1				
2	cal 2				
3	cal 3				
4	cal 4				
5	cal 5				
6	cal 6				
7	cal 7				
8	cal 8				
9	cal 9				
10	cal 10				
11	cal 11				
12	cal 12				

JGJ
8/4/09

JGJ
8/4/09

Prepared By: Kelli Rowell Date 8/4/09

Reviewed By: Angela Gh... Date 8/4/09

Rev 1 RLM 9/10/97

Ra-226 Calibration Sheet

Standard ID: ~~4440-5~~ 0299-5
 Volume Added (mL): 0.1

8/14/09

Expiration Date: ~~4/4/10~~

8/14/09

Sample ID	Volume (mL)	End Degas Date/Time	End De-em Date/Time	Start Count Date/Time	Cell #	Det #	Total Counts
Cal 5	500	5/22/09 1045	5/24/09 0950	5/29/09 14:45	601	6	10735
Cal 6	500	5/22/09 1045	5/24/09 1015	5/29/09 15:20	602	6	10133
Cal 7	500	5/22/09 1200	5/24/09 1045	5/29/09 15:55	604	6	10451
Cal 8	500	5/22/09 1250	5/24/09 1105	5/29/09 17:15 17:30	605	6	10587
Cal 9	500	5/24/09 0930	5/24/09 1310	5/29/09 17:45	606	6	7816
Cal 10	500	5/24/09 0955	5/24/09 1325	5/29/09 19:00	607	6	7832
Cal 11	500	5/24/09 1000	5/24/09 1345	5/29/09 19:40	609	6	7241
Cal 12	500	5/24/09 1050	5/24/09 1400	5/29/09 20:20	611	6	7510
					608	6	

W 8/16/09
 8/14/09

Ra-226 Calibration Sheet

Standard ID: ~~0030-6~~ 0299-6
 Volume Added (mL): 0.1 19 816109
 Expiration Date: ~~4/1/09~~ 11/26/10
 19 814109

Sample ID	Volume (mL)	End Degas Date/Time	End De-em Date/Time	Start Count Date/Time	Cell #	Det #	Total Counts
Cal 1	500	5/19/09 1400	5/22/09 0915	5/20/09 1255	601	6	6318
Cal 2	500	5/19/09 1400	5/22/09 0945	5/22/09 1325	602	6	6358
Cal 3	500	5/19/09 1400	5/22/09 1010	5/22/09 1420	604	6	4600
Cal 4	500	5/19/09 1400	5/22/09 1045	5/22/09 1625	605	6	6318
Cal 5	500	5/19/09 1400	5/22/09 1115	5/22/09 1700	606	6	6494
Cal 6	500	5/19/09 1400	5/22/09 1140	5/22/09 1735	607	6	6428
Cal 7	500	5/19/09 1400	5/22/09 1200	5/22/09 1920	609	6	6473
Cal 8	500	5/19/09 1410	5/22/09 1250	5/22/09 2035	611	6	6455
Cal 9							
Cal 10							
Cal 11							
Cal 12							

19 814109
 19 814109

19 814109
 19 814109

6162-19 814109

19 814109

19 814109
 19 816109

Ra-226 Calibration Sheet

Standard ID: ~~0239-E~~ 0299-G
 Volume Added (mL): 0.1 ml x14109
 Expiration Date: 4/14/10 1/26/10
 x19 x14109

Sample ID	Volume (mL)	End Degas Date/Time	End De-em Date/Time	Start Count Date/Time	Cell #	Det #	Total Counts
Ca15	500	5/26/09 0450	6/12/09 1130	6/12/09 1445	602	6	8575
Ca16	500	5/26/09 0950	6/12/09 1150	6/12/09 1650	604	6	8321
Ca17	500	5/26/09 0950	6/12/09 1255	6.2.09 1820	606	6	8495
Ca18	500	5/26/09 0950	6/12/09 1310	6.2.09 1900	607	6	9057
Ca19	500	5/26/09 0950	6/12/09 1325	6.2.09 1950	611	6	8052

Ca 8/14/09

8/14/09
 K1081660

Ra-226 Calibration Sheet

Standard ID: ~~10386~~ 0299-G
 Volume Added (mL): 0.1 419 814109
 Expiration Date: ~~11/26/10~~ 419 814109

Sample ID	Volume (mL)	End Degas Date/Time	End De-em Date/Time	Start Count Date/Time	Cell #	Det #	Total Counts
Cal 9	500	5/19/09 1400	5/26/09 1430	5/26/09 1330	601	6	10883
Cal 10	500	5/19/09 1400	5/26/09 1455	5/26/09 1405	602	6	11033
Cal 11	500	5/19/09 1400	5/26/09 1020	5/26/09 1545	604	6	10372
Cal 12	500	5/19/09 1400	5/26/09 1050	5/26/09 1615	605	6	10474
Cal 1	500	5/22/09 1200	5/26/09 1725	5/26/09 1645	606	6	8557
Cal 2	500	5/22/09 1200	5/26/09 1750	5/26/09 1715	607	6	8527
Cal 3	500	5/22/09 1200	5/26/09 1310	5/26/09 1920	609	6	8261
Cal 4	500	5/22/09 1200	5/26/09 1325	5/26/09 2200	611	6	8010
				608			

419 814109
 419 814109

ee'd

8-21-00

Nycomed Amersham plc
Amersham Laboratories

0299

CALIBRATION
No. 0146

ISSUED BY: Nycomed Amersham plc
Radiation & Radioactivity
Calibration Laboratory
Amersham Laboratories
White Lion Road
Amersham
Buckinghamshire
HP7 9LL

ISSUED FOR: AEA Technology plc
Isotrak
Amersham Laboratories
White Lion Road
Amersham
Buckinghamshire
HP7 9LL

Description Principal radionuclide: Radium-226

Product code: RAY44
Solution number: R4/131/89

Measurement Reference time: 1200 GMT on 15 December 1999

Nuclear data Nuclear data quoted on this certificate are taken from the Joint European File, Version 2.2.

Expression of uncertainties The reported expanded uncertainty is based on a standard uncertainty multiplied by a coverage factor $k = 2.00$, which for a t -distribution with $\nu_{\text{eff}} = \infty$ effective degrees of freedom corresponds to a coverage probability of approximately 95%. The uncertainty evaluation has been carried out in accordance with UKAS requirements.

Unless indicated, all other uncertainties are expressed at the confidence level associated with one standard uncertainty.

The format used for the uncertainties in the values of radionuclidic purity is illustrated in the following examples;

6.5(21)	-	6.5 ± 2.1
6.54(21)	-	6.54 ± 0.21
6.543(21)	-	6.543 ± 0.021

Approved
Signature

Date of issue

17th December 1999

Verification for Ra-226 Standard 0299-G

M. Aders 1/26/2009	Isotope	Value DPM	Uncertainty
	0299-A #1	220.970	0.2670
	0299-A #2	241.730	0.2670
	0299-A #3	257.470	0.2670
Mean Value (Counting) =	240.057	98.52	Pass
Stdev =	18.30744475		Rule 3 (Pass/Fail)
Target =	243.67		
Lower Limit =	203.4417772		
Upper Limit =	276.6715562		
Rule 1 Pass/Fail	Pass		
Two sigma =	36.6148895		
10 % of Mean =	24.00566667		
Rule 2 (Pass/Fail)	Fail	*exception taken due to full recovery of standard	

- Rule 1 = The certificate value (NOT including any uncertainty) shall lie within the 95% confidence interval determined from the mean and two sigma standard deviation of the three measurements**
- Rule 2 = The two sigma value used for the 95% confidence interval shall not exceed 10% of the mean value of the three verification measurements.**
- Rule 3 = The determined mean value shall be within 5% of the certificate value.**

The analyst prepared three standard verification sources for standard 0299-A using 0.1 mL for each source. Each standard was degassed and transferred according to SOP GL-RAD-A-008. Each source was counted using Ra-226 procedures.

M. Aders 241.9
August 9th 8/4/09

Ra-226 Cell Constants

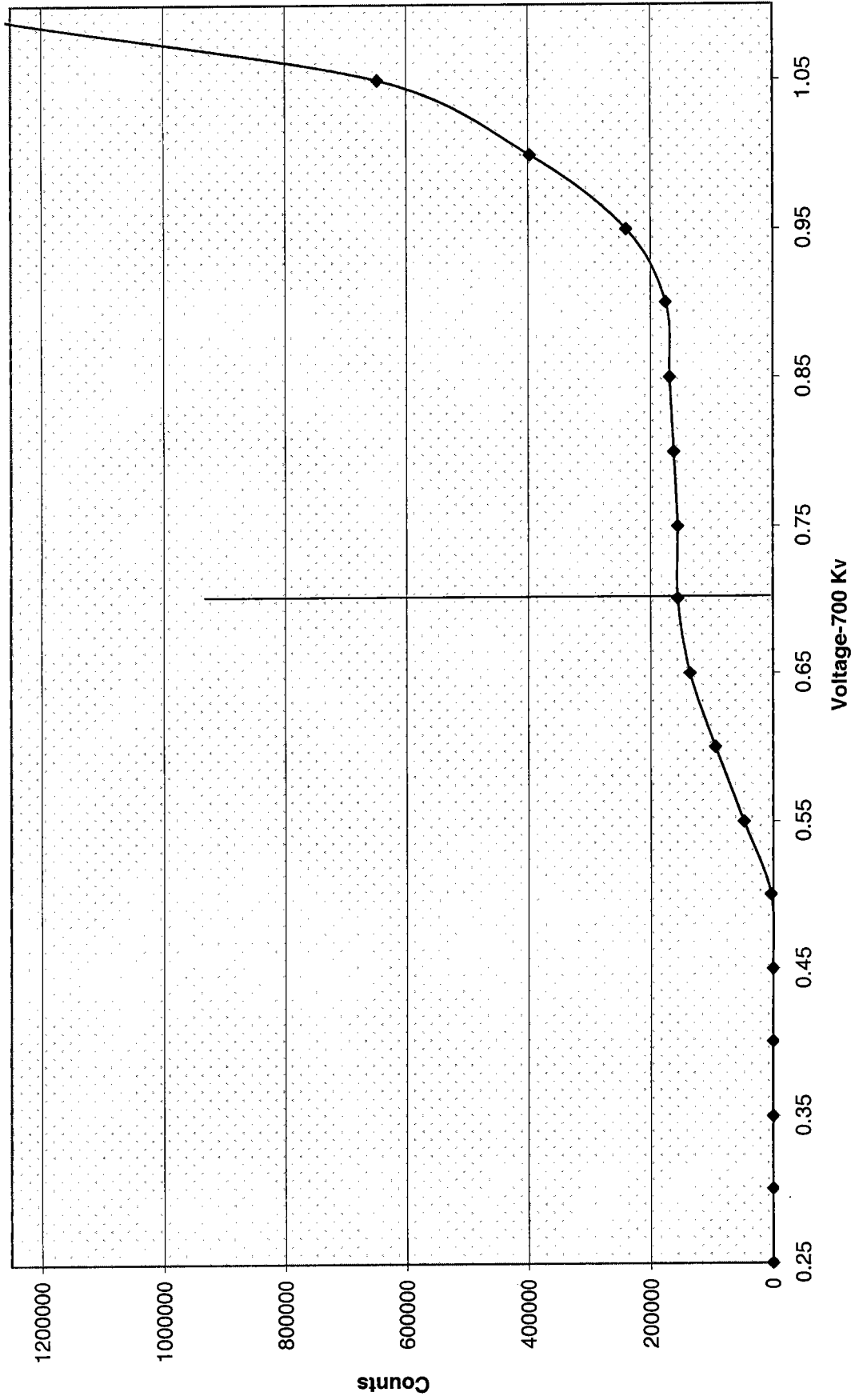
Standard Reference date: 12/15/1999
Standard ID: 0299-G
Volume added (mL): 0.1
Standard Reference Activity (DPM/mL): 2446.35

Lucas cell #	Cell constant	Standard Source	Date/Time of count	Date/Time flushed to cell	Date/Time end of degas	bkp cpm	total counts	count time min	cpm	Known activity dpm	t1 (days) end-degas to flush	t2 (days) end-flush to count	t3 (days) Std Ref Date to count	Decay from Std Ref Date to count
301	2.021	43	39839.60764	39839.39236	39835.38194	0.267	7282	30	242.73	243.6698	4.01041667	0.2152778	3330.607639	0.996055555
302	2.131	47	39839.64583	39839.41319	39835.38194	0.267	7555	30	251.83	243.6698	4.03125	0.2326389	3330.645833	0.996055551
303	2.136	19	39839.72222	39839.43403	39835.38194	0.267	8028	30	267.60	243.6697	4.05208333	0.2881944	3330.722222	0.996055419

Voltage Curve Ludlum # 6				
Volts	Counts	Date	Time	Detector
0.00	0	5/20/2009	9:00	6
0.05	0	5/20/2009	9:01	6
0.10	0	5/20/2009	9:02	6
0.15	0	5/20/2009	9:03	6
0.20	0	5/20/2009	9:04	6
0.25	0	5/20/2009	9:05	6
0.30	0	5/20/2009	9:06	6
0.35	0	5/20/2009	9:07	6
0.40	0	5/20/2009	9:08	6
0.45	512	5/20/2009	9:09	6
0.50	3625	5/20/2009	9:10	6
0.55	47990	5/20/2009	9:11	6
0.60	94752	5/20/2009	9:12	6
0.65	135854	5/20/2009	9:13	6
0.70	155952	5/20/2009	9:14	6
0.75	155700	5/20/2009	9:15	6
0.80	161972	5/20/2009	9:16	6
0.85	168860	5/20/2009	9:17	6
0.90	175598	5/20/2009	9:18	6
0.95	239969	5/20/2009	9:19	6
1.00	397270	5/20/2009	9:20	6

W 8/4/09

Ludlum 6 Voltage Curve



WGS/105

Ra-226 WATER

Batch : LCSVER
Date : 6/2/2009
Analyst : KSD1

Procedure Code : LUC26RAL
Parmname : Radium-226
MDA : 1 pCi/L

Instrument Used : LUCAS CELL DETECTOR

Bkg Count Time: 30 min

Sample ID	Sample Vol L	Count Time min	Gross counts cts	Cell # num	Cell Const. num	BKG cpm	Ra-226 MDA pCi/L	Ra-226 RESULT pCi/L	Ra-226 ERROR pCi/L	COUNT DATE/TIME
ver 1	0.800	30	1018	601	2.181	0.267	0.2115	13.4431	0.8356	6/8/2009 15:35
ver 2	0.800	30	994	602	2.168	0.100	0.1442	13.2563	0.8279	6/8/2009 16:05
ver 3	0.800	30	955	604	2.133	0.167	0.1786	12.9119	0.8254	6/8/2009 16:40
ver 4	0.800	30	1144	605	2.149	0.267	0.2143	15.3201	0.8971	6/8/2009 17:15
ver 5	0.800	30	1046	606	2.348	0.233	0.1867	12.8971	0.7895	6/8/2009 18:30
ver 6	0.800	30	1001	607	2.450	0.267	0.1893	11.8239	0.7413	6/8/2009 19:15
ver 7	0.800	30	1060	609	2.316	0.267	0.2007	13.2848	0.8089	6/8/2009 20:05
ver 8	0.800	30	943	611	2.307	0.267	0.2053	12.0754	0.7806	6/8/2009 23:10

Handwritten signature and date: 6/8/09

Sample ID	Cell #	Det #	Run Date	Sample Type	Standard ID	NC	NC units	Recovery/RPD
ver 1	601	6	6/8/2009 15:35	LCS	0638-F	15.03	pCi/L	89%
ver 2	602	6	6/8/2009 16:05	LCS	0638-F	15.03	pCi/L	88%
ver 3	604	6	6/8/2009 16:40	LCS	0638-F	15.03	pCi/L	86%
ver 4	605	6	6/8/2009 17:15	LCS	0638-F	15.03	pCi/L	102%
ver 5	606	6	6/8/2009 18:30	LCS	0638-F	15.03	pCi/L	86%
ver 6	607	6	6/8/2009 19:15	LCS	0638-F	15.03	pCi/L	79%
ver 7	609	6	6/8/2009 20:05	LCS	0638-F	15.03	pCi/L	88%
ver 8	611	6	6/8/2009 23:10	LCS	0638-F	15.03	pCi/L	80%

DEGASSING DATE/TIME	DE-EMAN. DATE/TIME	DEGASS-DE-EM	dE-EM-COUNT	constant	constant	constant	Net CPM	Ingrowth constant
6/2/2009 12:40	6/8/2009 12:15	143.58	3.33	0.6618	0.9751	1.0019	33.6667	0.6466
6/2/2009 12:40	6/8/2009 12:40	144.00	3.42	0.6628	0.9745	1.0019	33.0333	0.6472
6/2/2009 12:40	6/8/2009 13:05	144.42	3.58	0.6639	0.9733	1.0019	31.6663	0.6474
6/2/2009 12:40	6/8/2009 13:30	144.83	3.75	0.6650	0.9721	1.0019	37.8667	0.6476
6/2/2009 12:40	6/8/2009 13:50	145.17	4.67	0.6658	0.9654	1.0019	34.6333	0.6440
6/2/2009 12:40	6/8/2009 14:15	145.58	5.00	0.6668	0.9630	1.0019	33.0997	0.6434
6/2/2009 12:40	6/8/2009 14:35	145.92	5.50	0.6677	0.9593	1.0019	35.0667	0.6417
6/2/2009 12:40	6/8/2009 15:00	146.33	8.17	0.6687	0.9402	1.0019	31.1663	0.6299

Handwritten notes:
 8/16/09
 11/18/10/09

General Engineering Laboratories Verification Source Preparation Sheet

A W 8/4/09

Applicable SOP Number *OL 2307-1-008* Isotope *Yt-91*

Date Standards Prepared *1/16/09* Cocktail Type Used *NA*

Standard ID *6038-F* Matrix of Vial/Planchett *NA*

Amount Used (g or ml) *0.1* Type of Scintillation Vial *NA*

Standard Activity (DPM/g or ml) *267.519* Pipette ID Used *1175203*

Reference Date *1/23/04* Balance ID Used *38080104*

Expiration Date *2/1/10* Quenching Agent *NA*

Residue/Carrier Agent *NA*

	Standard Number	Quenching Vol (uL)/ Residue Volume (mL)	Initial Wt. (g)	Final Wt. (g)	Net Wt. (mg)
<i>1</i>	<i>Ver 1</i>				
<i>2</i>	<i>Ver 2</i>				
<i>3</i>	<i>Ver 3</i>				
<i>4</i>	<i>Ver 4</i>				
<i>5</i>	<i>Ver 5</i>				
<i>6</i>	<i>Ver 6</i>				
<i>7</i>	<i>Ver 7</i>				
<i>8</i>	<i>Ver 8</i>				

W 8/4/09

Prepared By: *Kelli Adams* Date *8/4/09*

Reviewed By: *Angela G...* Date *8/4/09*

Rev 1 RLM 9/10/97

0638

CERTIFICATE OF CALIBRATION
Standard Radionuclide Source

67519-278

Ra-226 5 mL Liquid in Flame Sealed Vial

This standard radionuclide source was prepared gravimetrically from a calibrated master solution. The master solution was calibrated using a germanium gamma spectrometer system.

Radionuclide purity and calibration were checked using a germanium gamma spectrometer system. The nuclear decay rate and assay date for this source are given below.

Analytics maintains traceability to the National Institute of Standards and Technology through participation in a Measurements Assurance Program as described in USNRC Reg. Guide 4.15, Revision 1, February 1979.

ISOTOPE:	Ra-226
ACTIVITY (dps):	2.353 E4
HALF-LIFE:	1.600 E3 years
CALIBRATION DATE:	January 23, 2004 12:00 EST
RELATIVE EXPANDED UNCERTAINTY (k=2):	3.3%

Impurities: γ -impurities (other than decay products) <0.1%

5.01065 grams 0.1M HCl solution with 50 $\mu\text{g/g}$ Ba carrier.

P O NUMBER 3231RD, Item 5

SOURCE PREPARED BY:

M. D. Currie
M. D. Currie, Radiochemist

Q A APPROVED:

RCUW 1/26/04

Standard Traceability Log Rad

Source Material Info	
Parent Code:	0638
Prepared By:	Amanda Fehr
Carrier Conc:	0.1M HCl
Reference Date:	01/23/2004
Ampoule Mass (g):	5.01065 g
Uncertainty:	+/- 3.3 %
LogBook No:	RC-S-037-037

A Solution Material Info	
Isotope:	Radium-226
Prepared By:	Amanda Fehr
Prep Date:	01/16/2006
Verification Date:	04/09/2009
Expiration Date:	04/09/2010
Primary Code:	0638-A
Dilution(mL):	100 mL
Mass of Parent(g):	4.8398 g
Density(g/mL):	1.0266
Balance ID:	38080204

Calculations Converting parent activity to dpm/mL|dpm/g

$$(\text{Mass of parent(g)}) * (\text{Parm Activity (dps)}) * (\text{conversion dpm to dps}) / (\text{Ampoule Mass(g)} * (\text{Dilution Vol})) = \text{Parent Activity (dpm/mL)}$$

$$(\text{Mass of parent(g)}) * (\text{Parm Activity (dps)}) * (\text{conversion dpm to dps}) / \text{Density} / (\text{Ampoule Mass (g)} * (\text{Dilution Vol})) = \text{Parent Activity (dpm/g)}$$

$$(4.8398 \text{ g}) * (23530 \text{ dps}) * (60 \text{ dpm/dps}) / (5.01065 \text{ g} * 100 \text{ mL}) = 13636.6133 \text{ dpm/mL}$$

$$(4.8398 \text{ g}) * (23530 \text{ dps}) * (60 \text{ dpm/dps}) / (1.0266 \text{ g/mL}) / (5.01065 \text{ g} * 100 \text{ mL}) = 13282.9676 \text{ dpm/g}$$

WMS 8/14/09

Secondary Standards

Prep Date	Preparer	Mass Primary	Dilution (mL)	Code	Conc dpm/mL	Verification Date	Expiration Date
01/17/2006	Amanda Fehr	2.1041	100	0638-B	279.0211 dpm/mL	01/17/2007	01/17/2008
07/17/2006	Mary Aders	2.1313	100	0638-C	282.6281 dpm/mL	07/26/2006	07/26/2007
03/28/2007	Daniel Roy	2.1025	100	0638-D	279.2744 dpm/ml	04/08/2007	04/08/2008
03/28/2007	Daniel Roy	45.468	250	0638-E	2415.7999 dpm/ml	04/09/2009	04/09/2010
12/18/2007	Daniel Roy	2.014	100	0638-F	267.519 dpm/ml	02/02/2009	02/02/2010
02/12/2008	Daniel Roy	.5004	100	0638-G	66.468 dpm/ml	03/02/2009	03/02/2010
07/23/2008	Daniel Roy	5.0607	250	0638-H	268.8845 dpm/ml	07/17/2009	07/17/2010

GEL Laboratories LLC
Version 1.0 9/18/2000

W0 84116

Verification for Ra-226 Standard 0638-F

	Isotope	Value	Uncertainty
D. Roy	0638-F #1	24.629	1.7426
2/2/2009	0638-F #2	24.438	1.7557
	0638-F #3	22.791	1.6808
Mean Value (Counting) =	23.953	99.60	Pass
Stdev =	1.010781096		Rule 3 (Pass/Fail)
Target =	24.05		
Lower Limit =	21.93100448		
Upper Limit =	25.97412886		
Rule 1 Pass/Fail	Pass		
Two sigma =	2.021562191		
10 % of Mean =	2.395256667		
Rule 2 (Pass/Fail)	Pass		

Rule 1 = The certificate value (NOT including any uncertainty) shall lie within the 95% confidence interval determined from the mean and two sigma standard deviation of the three measurements

Rule 2 = The two sigma value used for the 95% confidence interval shall not exceed 10% of the mean value of the three verification measurements.

Rule 3 = The determined mean value shall be within 5% of the certificate value.

The analyst prepared three standard verification sources for standard 0638-F using 0.1 mL for each source. Each source was counted using routine Lucas cell procedures. Calibration for 0299-G was used in this verification.

Handwritten notes:
 KUS 8/2/09
 2/2/2009
 Amanda [Signature]

Radium-226 Que Sheet

General Engineering Laboratories, Radiochemistry Division

Batch #: 838839

02/03/2009

Analyst: KSDI

First Client Due Date:

Internal Due Date: 02/07/2009

Spike Isotope: Radium-226

Spike Code: 003-1

Expiration Date: 12/27/08

Nom Conc:

LCS Isotope: Radium-226

LCS Code: 003-1

Expiration Date: 12/27/08

Nom Conc:

Prep Date: 12/27/08

Pipet ID: _____

Initials: VSP

Witness: _____

Sample Count Time: 30 (Min)

Bkg Count Time: 30 (Min)

Sample I	Client Description	Type	Hazard Code	Matrix	Min CRDL	Client	Vol (mL)	End Init Degas Date/Tin	End LN Date/Time	De-em Date/Time	Start Count Date/Time	Cell #	Det #	Bkg counts	Total Counts
1201770521-1	LCS for batch 838839	LCS	GROUND	WAJ 1	1 pCi/L	QC ACCOUNT	5.0	1/26/09 10:05	1/26/09 11:30	1/30/09 17:05	1/30/09 17:05	305	3	9	741
1201770522-1	LCS for batch 838839	LCS	GROUND	WAJ 1	1 pCi/L	QC ACCOUNT	5.0	1/26/09 10:05	1/26/09 11:45	1/26/09 17:05	1/26/09 17:05	305	3	9	748
1201770523-1	LCS for batch 838839	LCS	GROUND	WAJ 1	1 pCi/L	QC ACCOUNT	5.0	1/26/09 10:05	1/26/09 12:00	1/26/09 17:05	1/26/09 17:05	305	3	9	748

Comments:

Instrument ID's:

LUCAS-56938, LUCAS-2-136917, LUCAS-3-90889, LUCAS-1-2753, LUCAS-132286, LUCAS-179055

Data Reviewed By:

VO 8/16/08

Radium-226 Liquid

Filename : RA226.XLS
 File type : Excel
 Version # : 1.2.3

Spike S/N : N/A
 Spike Exp Date : N/A
 Spike Activity (dpm/ml): N/A
 Spike Volume Added: N/A

Pipet, 0.1 ml Stdev : +/- 0.000701 ml
 Pipet, 0.5 ml Stdev : +/- 0.002564 ml
 Pipet, 1 ml Stdev : +/- 0.005480 ml

Batch : 838839

Analyst : KSD1
 Prep Date : 1/26/2009

Ra-226 Abundance : 1

Ra-226 Method Uncertainty : 0.0918

Procedure Code : LUC26RAL

Parname : Radium-226

Required MDA : 1 pCi/L

Half-life of Ra-226 : 1600 years

Half-life of Rn-222: 3.823 days

Batch counted on : LUCAS CELL DETECTOR

BKG Count time : 30 min

Sample Characteristics		Count Raw Data				Weekly Background			Detector Efficiency		
Sample ID	Sample Aliquot L	Sample Aliquot StDev. L	Sample Date/Time	Cell Number	Counting Time (min.)	Gross Counts	Gross CPM	Counts	CPM	Count Time (min.)	(cpm/dpm)
1201770521.1	0.5000	2.0256E-05	1/26/2009 0:00	305	30	791	26.367	8	0.267	30	1.9930
1201770522.1	0.5000	2.0256E-05	1/26/2009 0:00	306	30	768	25.600	8	0.267	30	1.9500
1201770523.1	0.5000	2.0256E-05	1/26/2009 0:00	308	30	730	24.333	8	0.267	30	2.0010

Handwritten signature

Detector Efficiency Error (cpm/dpm)	Cell Calibration Date	Cell Calibration Due Date	De-Gas Date/Time	Rn-222 Ingrowth		Count Start Date/Time	Rn-222 Corrections		Ra-226 Decay
				End Date/Time	De-Gas to Ingrowth		Ingrowth to Count	During Count	
0.06082	1/23/2008	1/22/2009	1/26/2009 16:05	1/30/2009 11:30	1/30/2009 17:05	0.499	0.959	1.002	1.000
0.06082	1/23/2008	1/22/2009	1/26/2009 16:05	1/30/2009 11:45	1/30/2009 17:37	0.500	0.957	1.002	1.000
0.06082	1/23/2008	1/22/2009	1/26/2009 16:05	1/30/2009 12:00	1/30/2009 19:05	0.501	0.948	1.002	1.000

RA838839

- Notes.
 1 - Results are decay corrected to Sample Date/Time
 2 - Reference date for Spike Activity (dpm/ml) is the batch Prep Date
 3 - Spike Nominals are decay corrected to Sample Date/Time

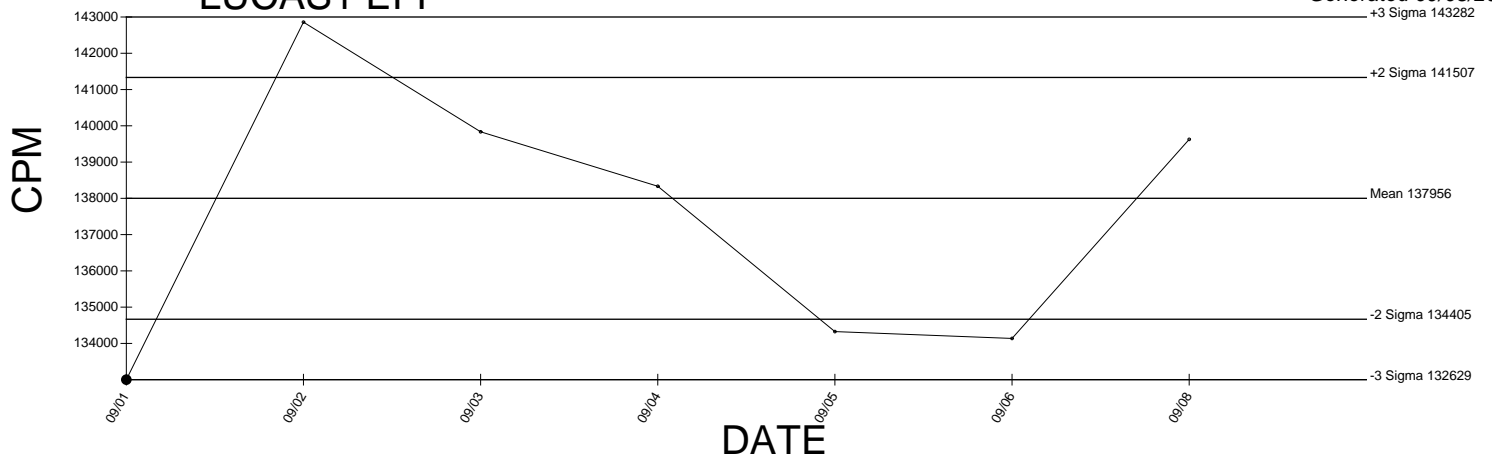
Results Decision Level pCi/L	Critical Level pCi/L	MDA pCi/L	Sample Act. Conc. pCi/L	Sample Act. Error pCi/L	Net Count Rate CPM	Net Count Rate Error CPM	2 SIGMA		Sample QC	Sample Type	RPD	RER	Nominal pCi/L	Recovery
							Counting Uncertainty pCi/L	Total Prop. Uncertainty pCi/L						
0.2932	0.2070	0.5083	24.6287	0.0707	26.1000	0.9422	1.7426	5.5940		LCS			24.0486	102.4%
0.2997	0.2116	0.5196	24.4384	0.0710	25.3333	0.9286	1.7557	5.5591		LCS			24.0486	101.6%
0.2942	0.2077	0.5101	22.7906	0.0715	24.0667	0.9055	1.6808	5.1982		LCS			24.0486	94.8%

W8816106
(13)

BACKGROUND AND EFFICIENCY DATA

LUCAS1 EFF

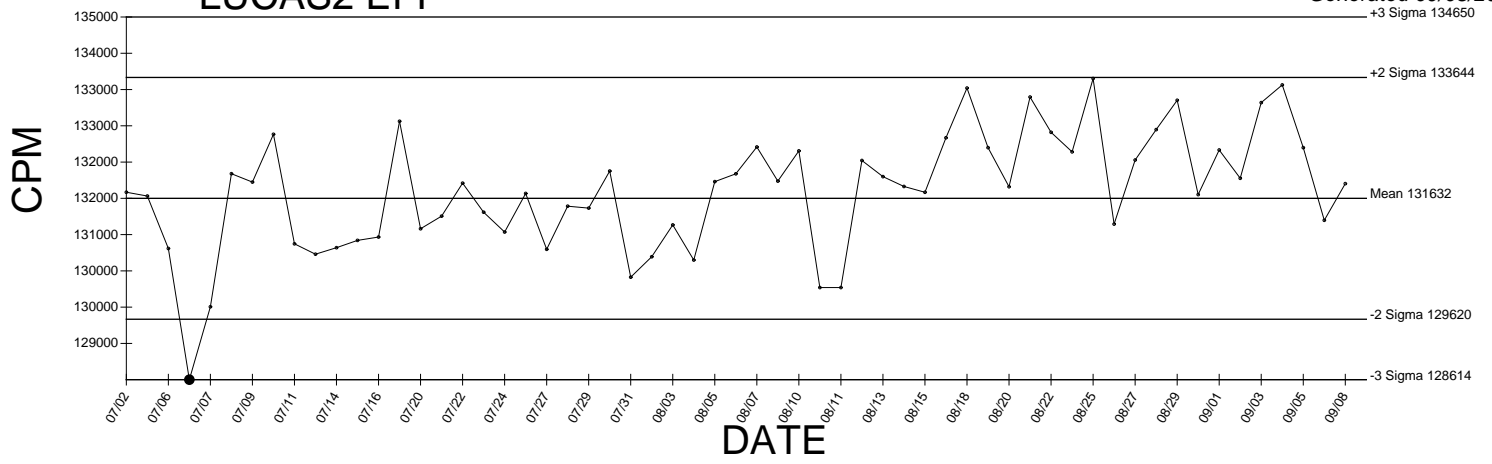
Generated 09/08/2009



● Denotes Outlier

LUCAS2 EFF

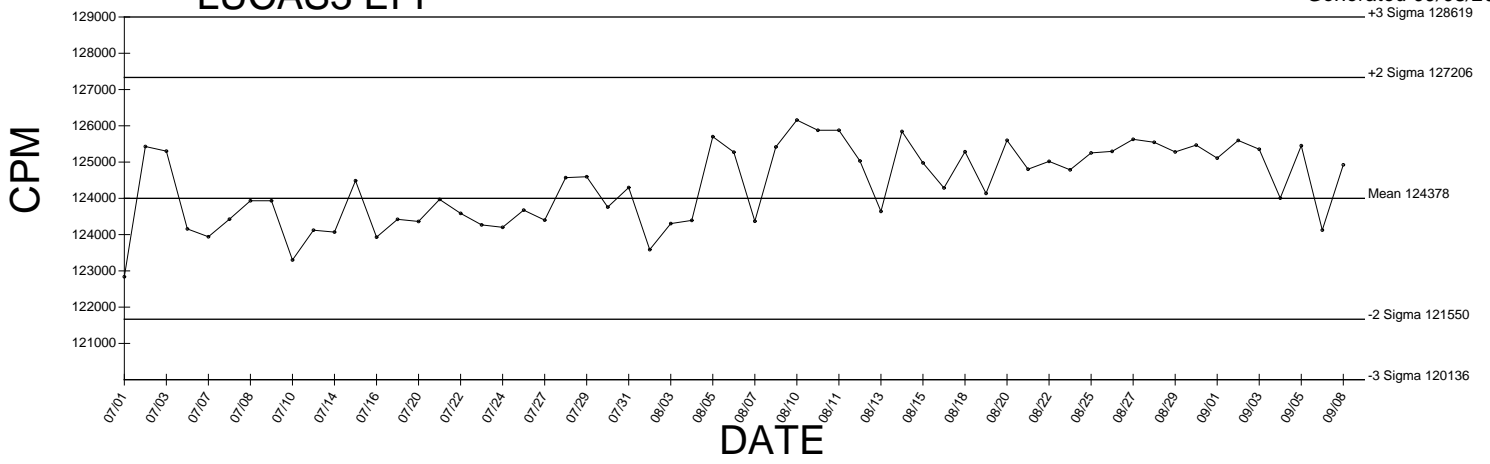
Generated 09/08/2009



● Denotes Outlier

LUCAS3 EFF

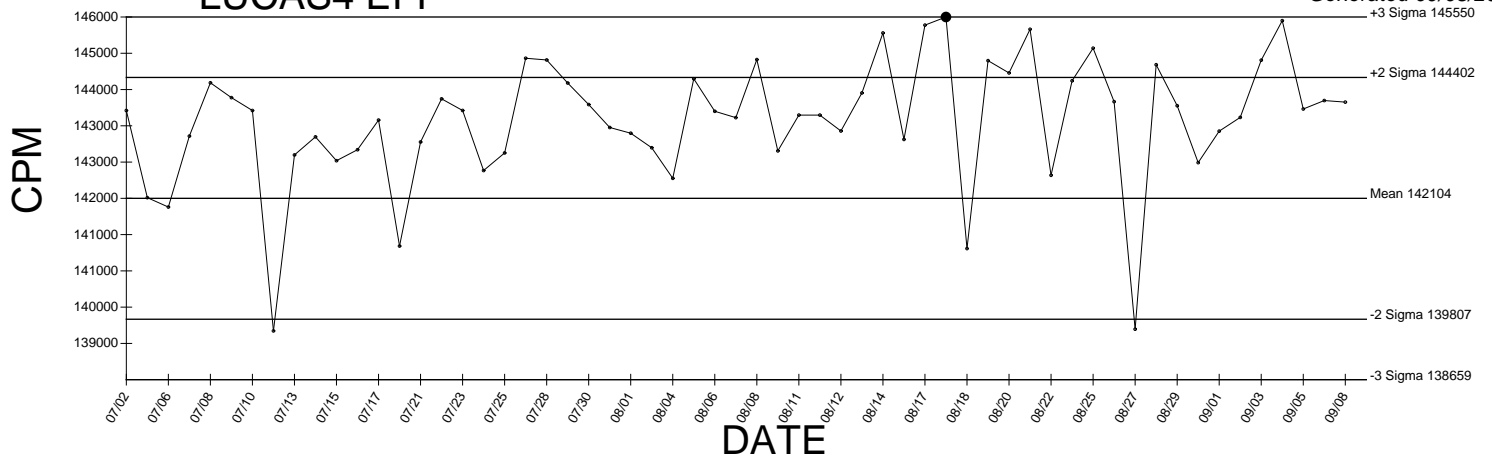
Generated 09/08/2009



● Denotes Outlier

LUCAS4 EFF

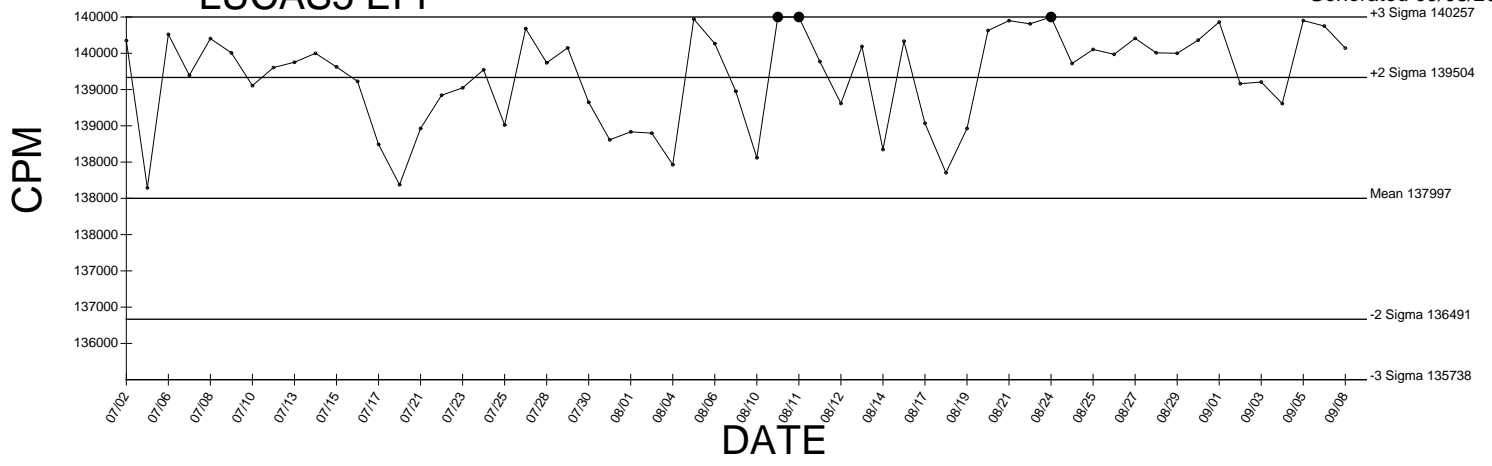
Generated 09/08/2009



● Denotes Outlier

LUCAS5 EFF

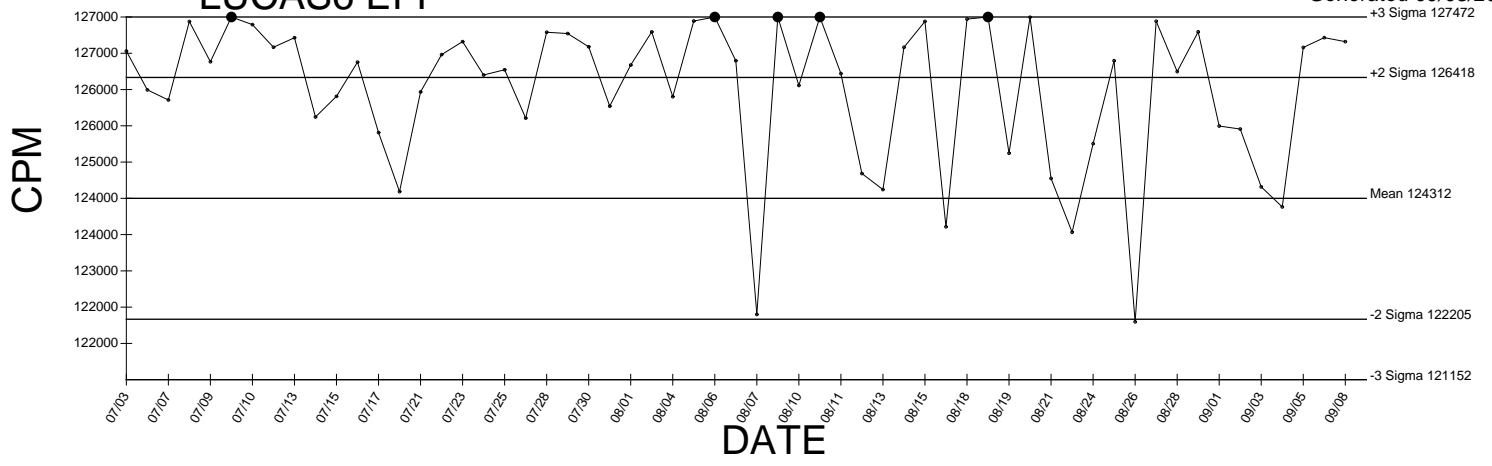
Generated 09/08/2009



● Denotes Outlier

LUCAS6 EFF

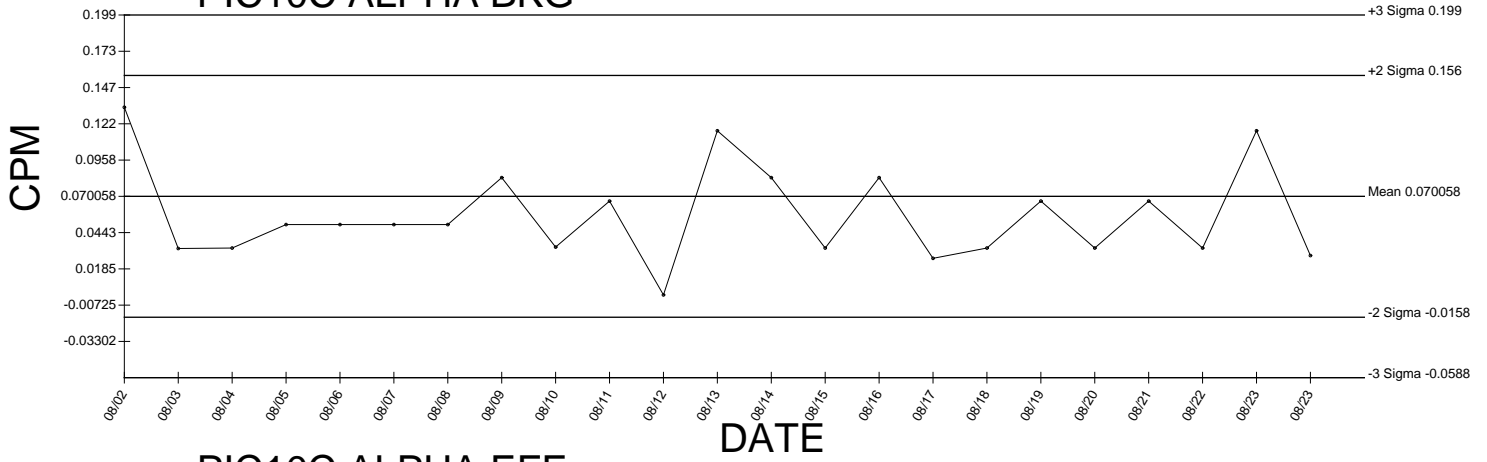
Generated 09/08/2009



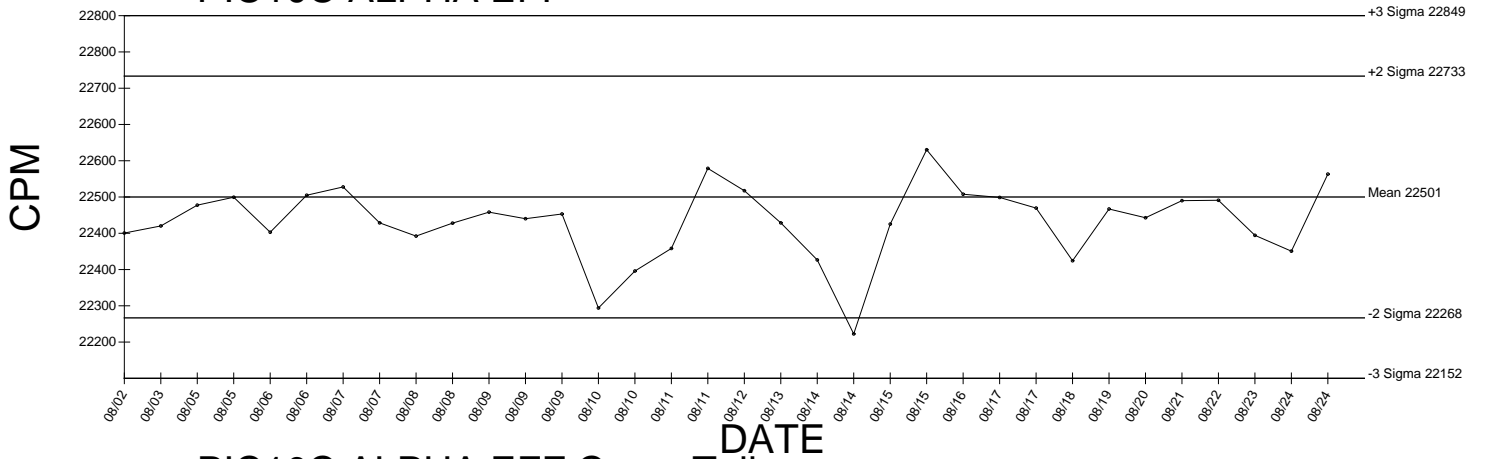
● Denotes Outlier

PIC10C ALPHA BKG

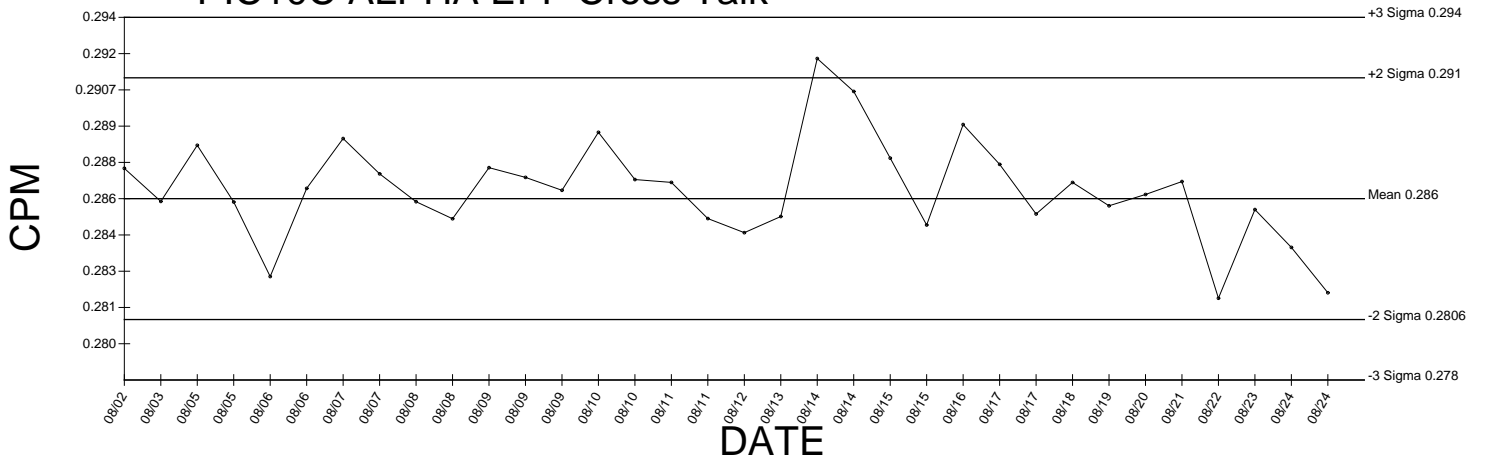
Generated 08/24/2009



PIC10C ALPHA EFF



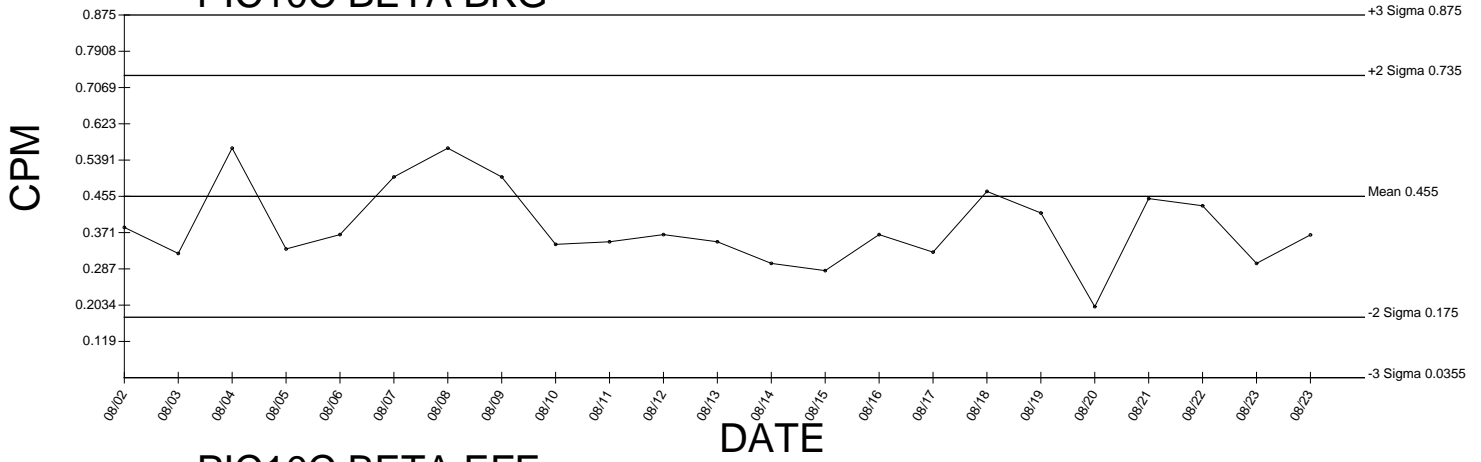
PIC10C ALPHA EFF Cross Talk



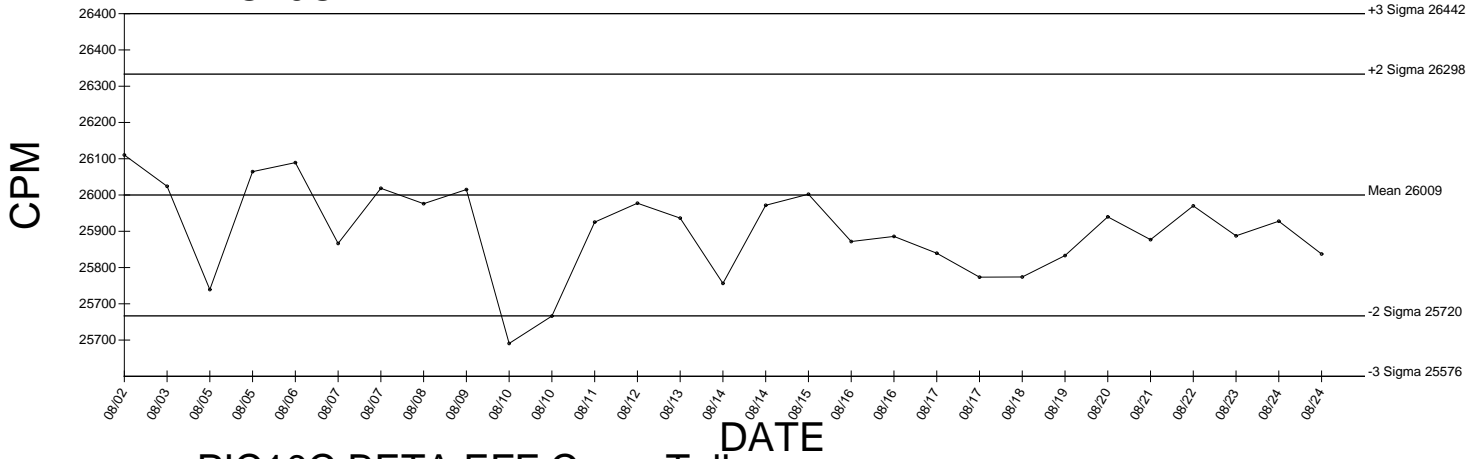
● Denotes Outlier

PIC10C BETA BKG

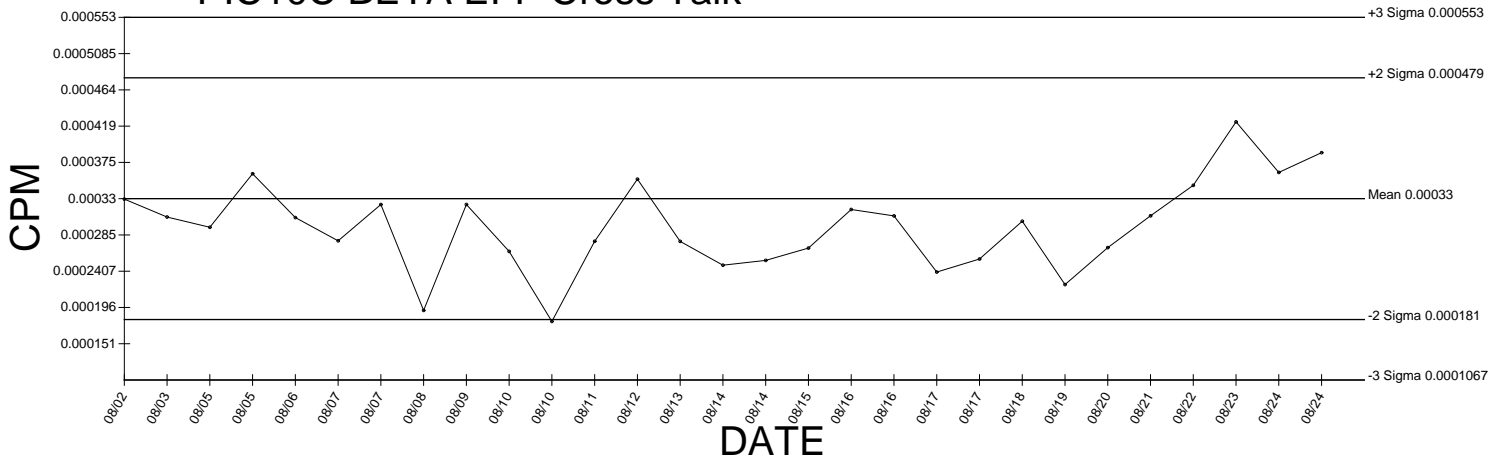
Generated 08/24/2009



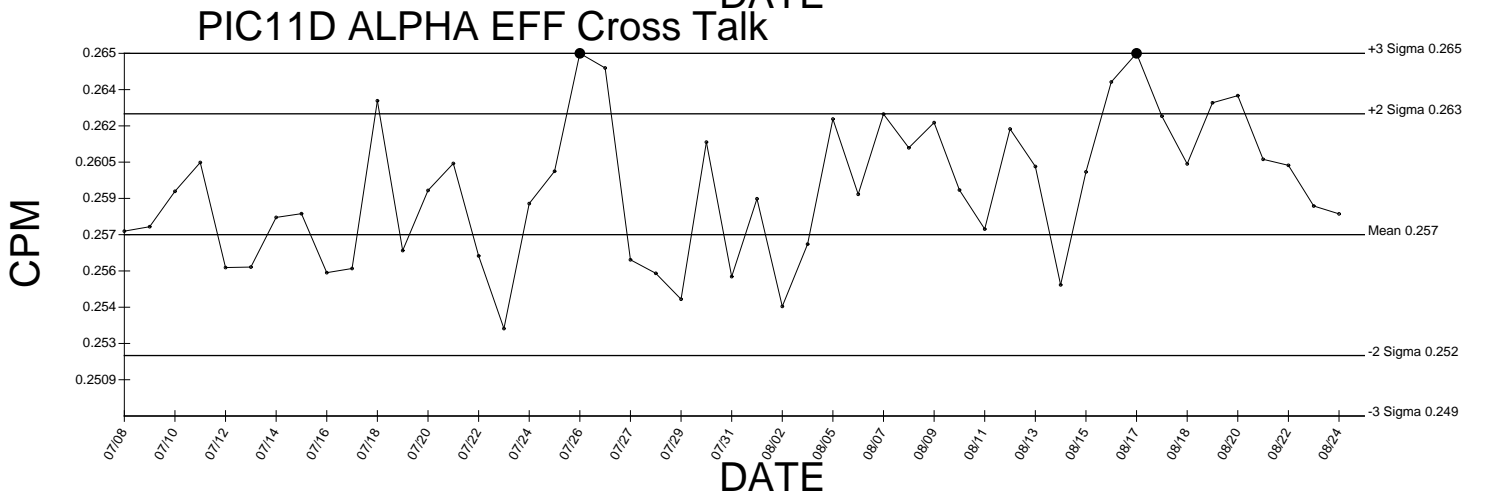
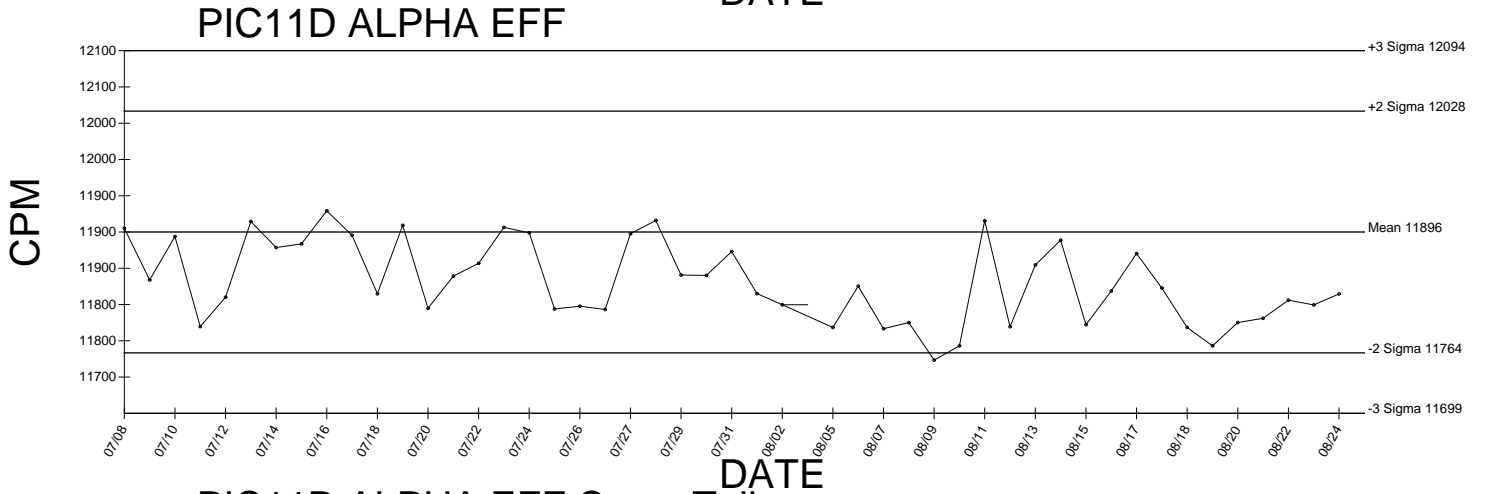
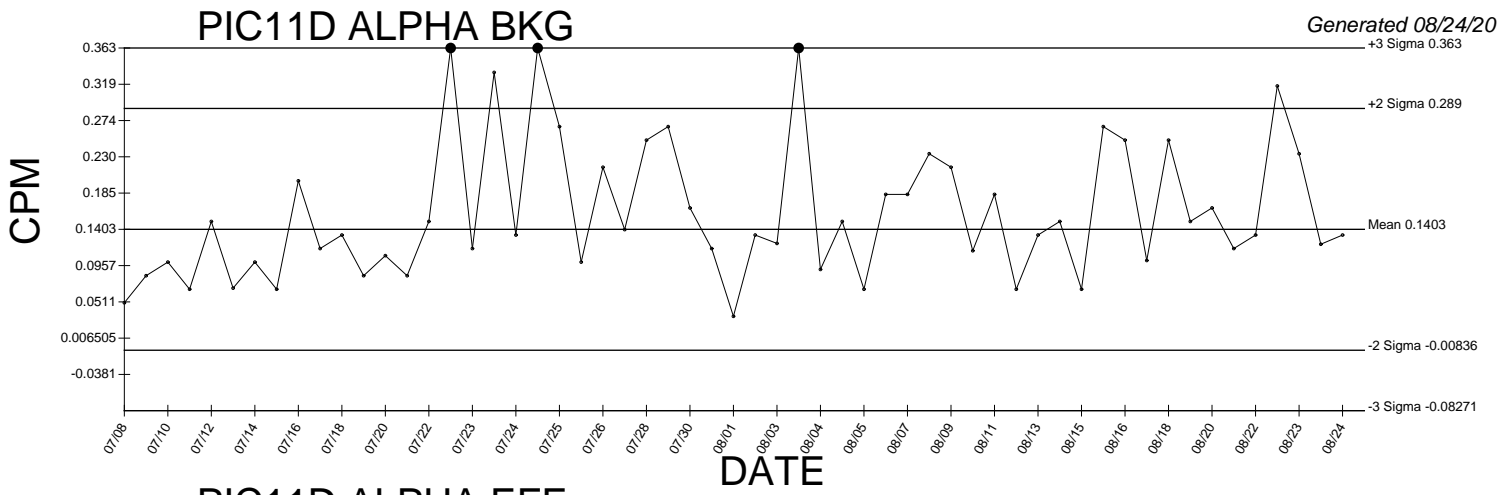
PIC10C BETA EFF



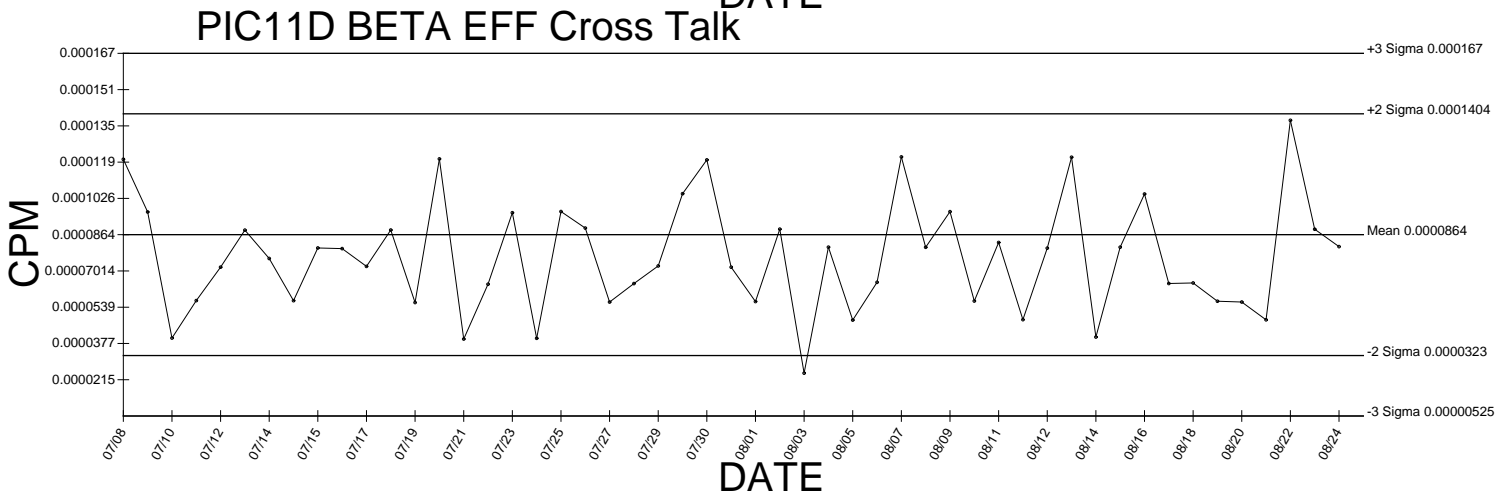
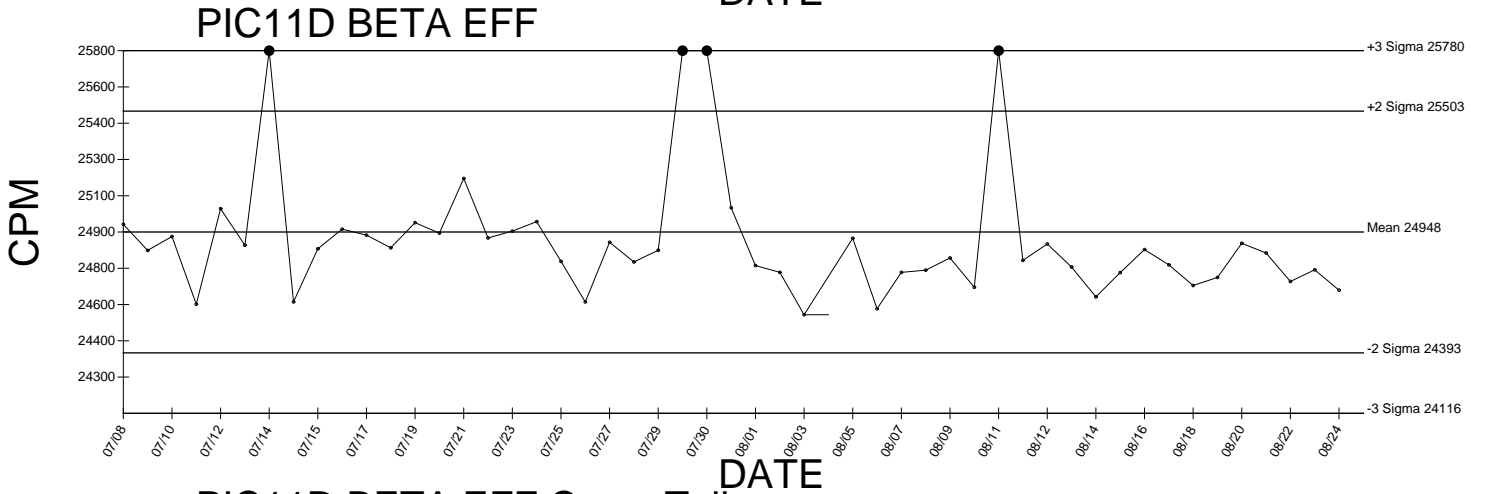
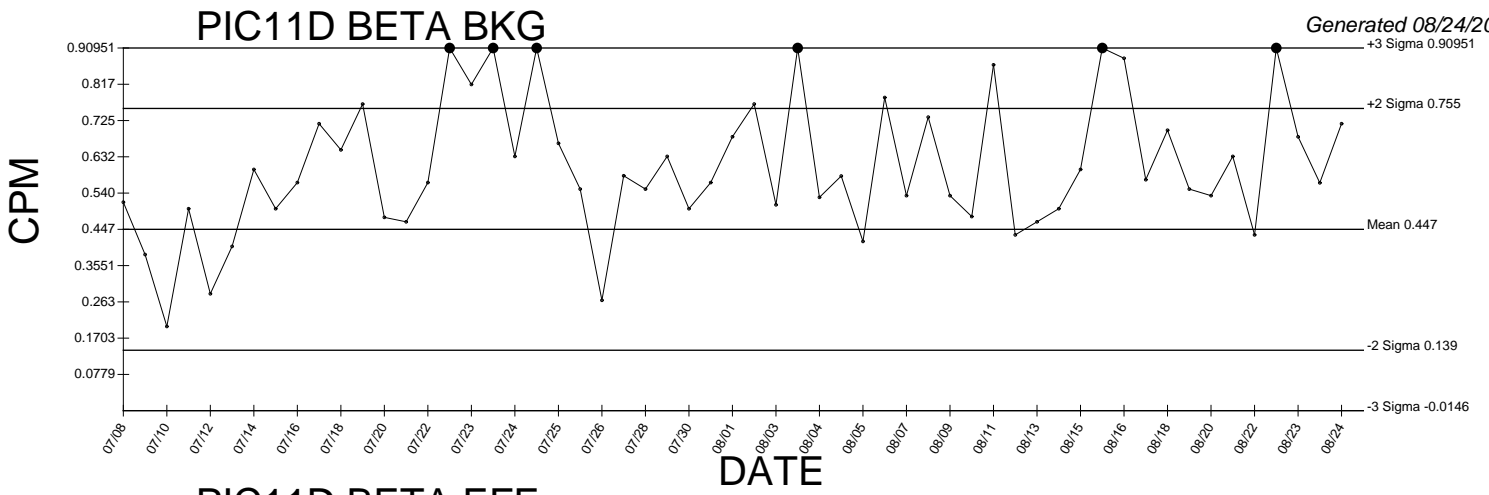
PIC10C BETA EFF Cross Talk



● Denotes Outlier



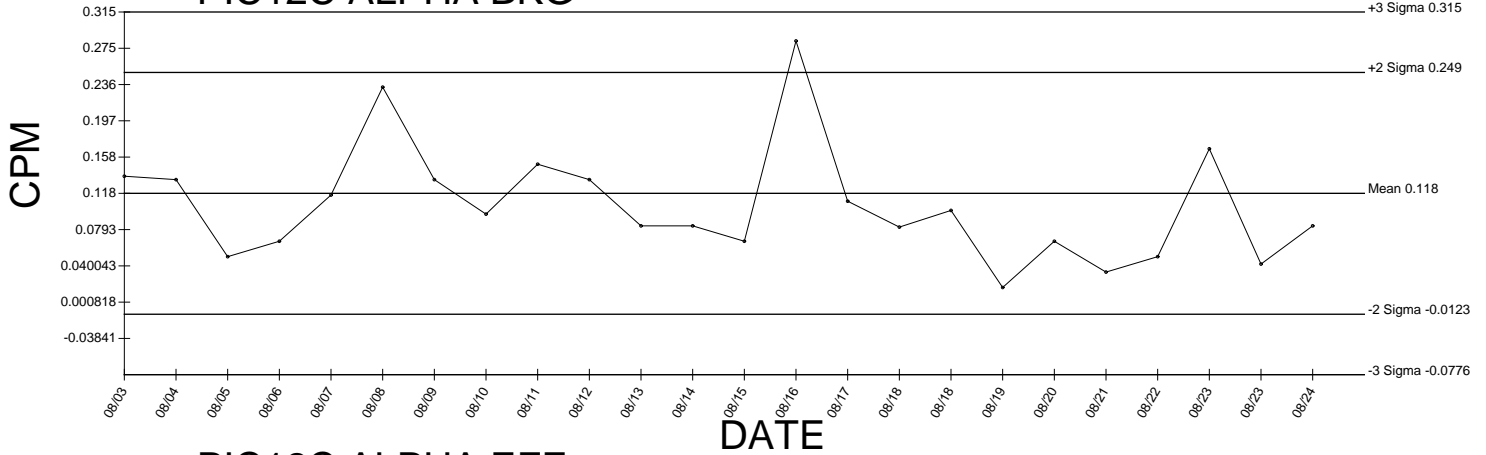
● Denotes Outlier



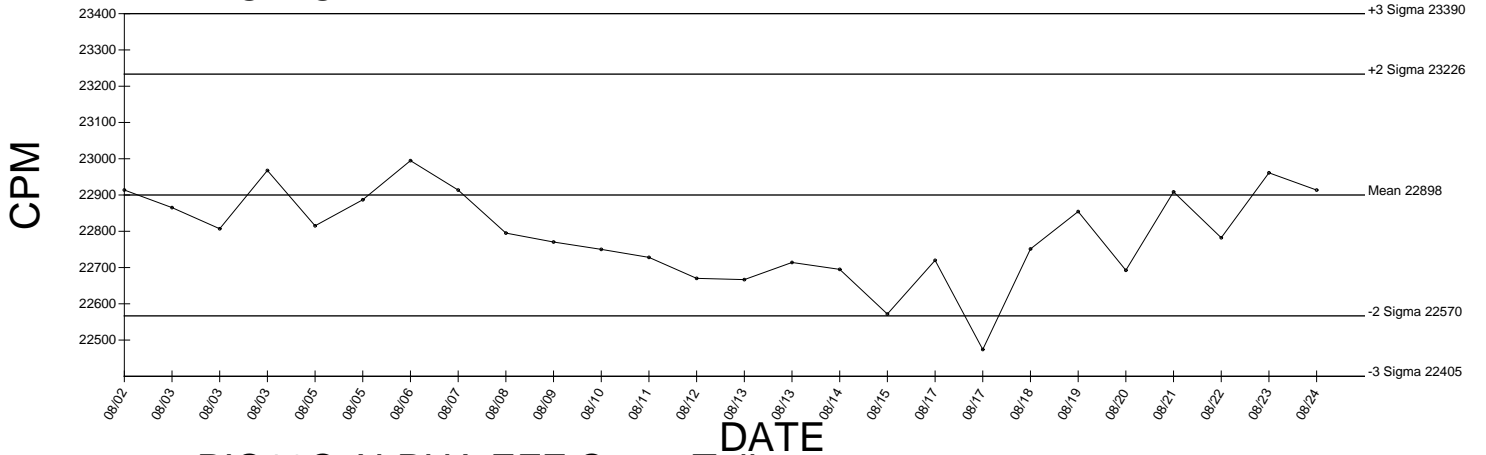
● Denotes Outlier

PIC12C ALPHA BKG

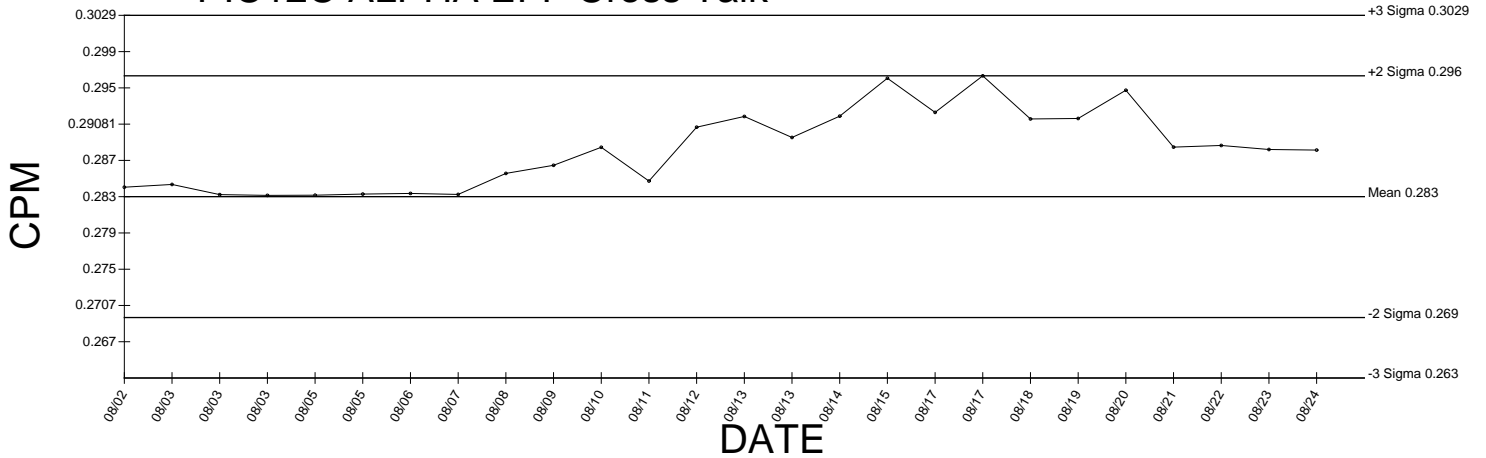
Generated 08/24/2009



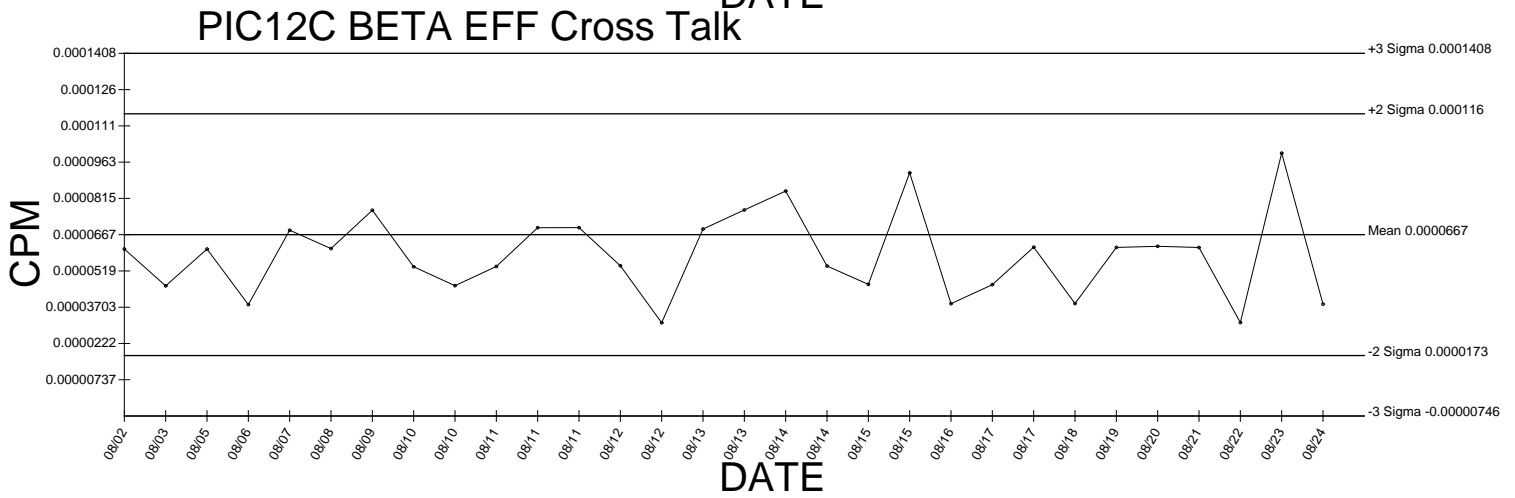
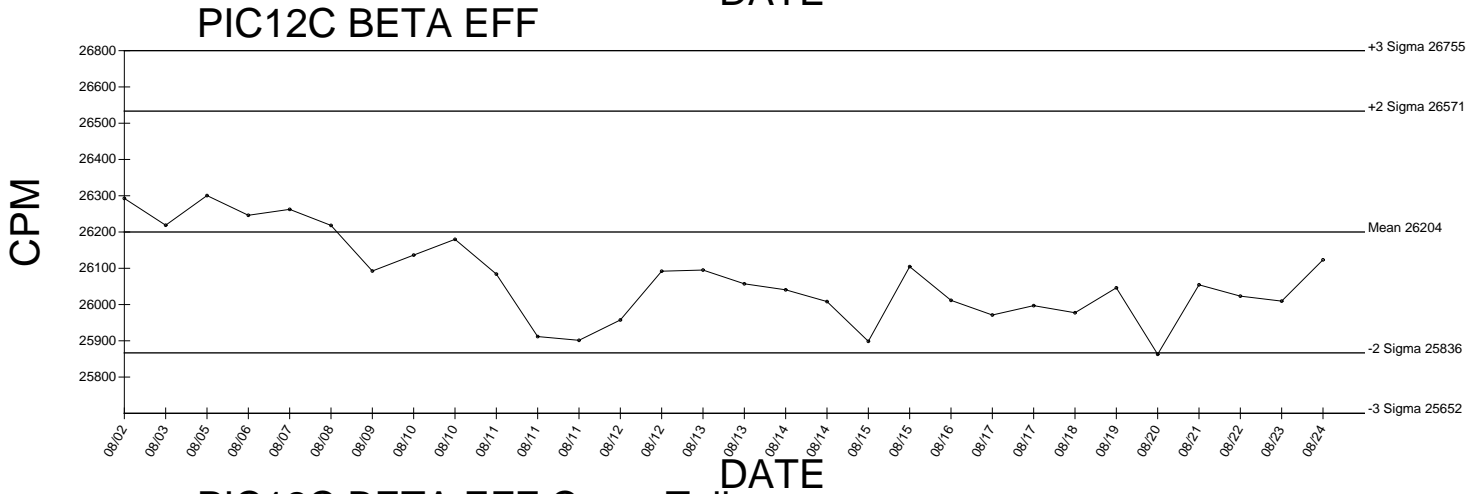
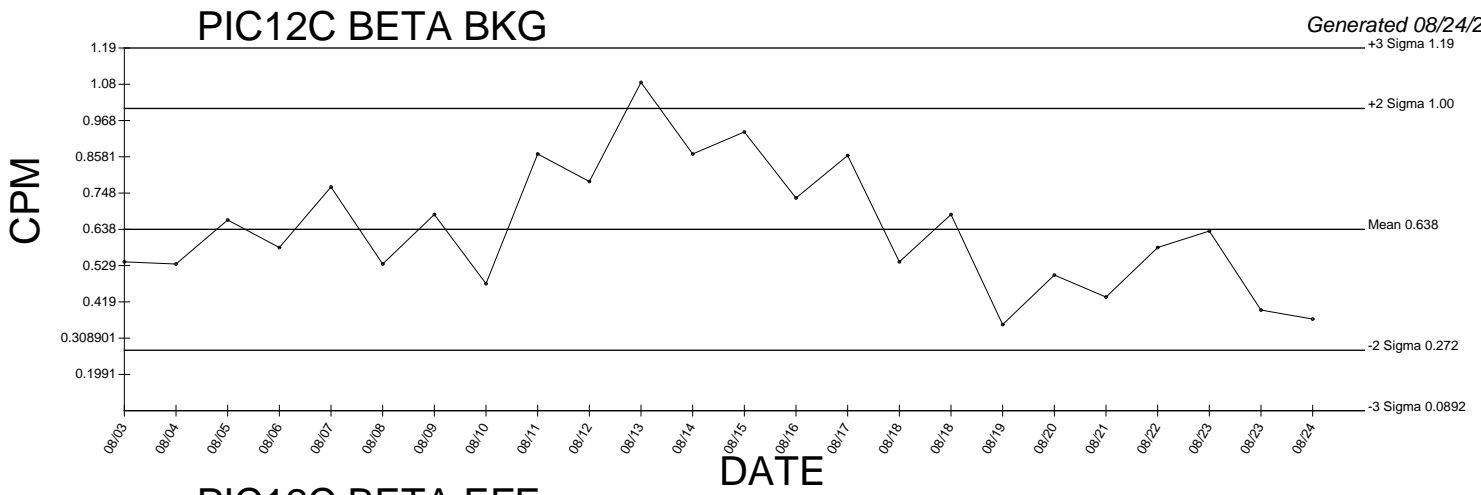
PIC12C ALPHA EFF



PIC12C ALPHA EFF Cross Talk



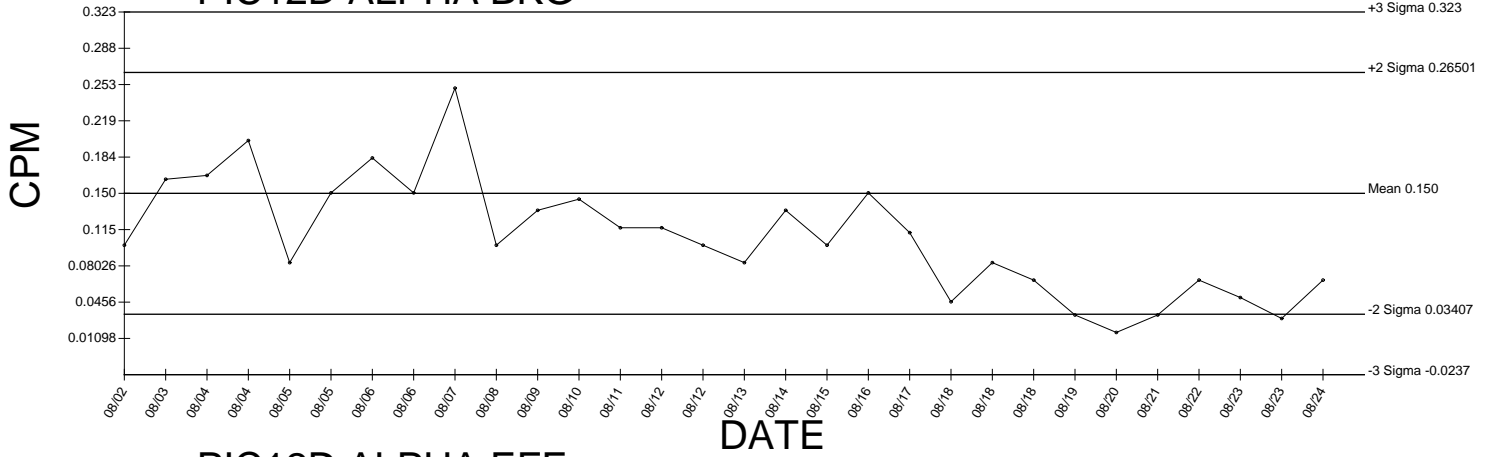
● Denotes Outlier



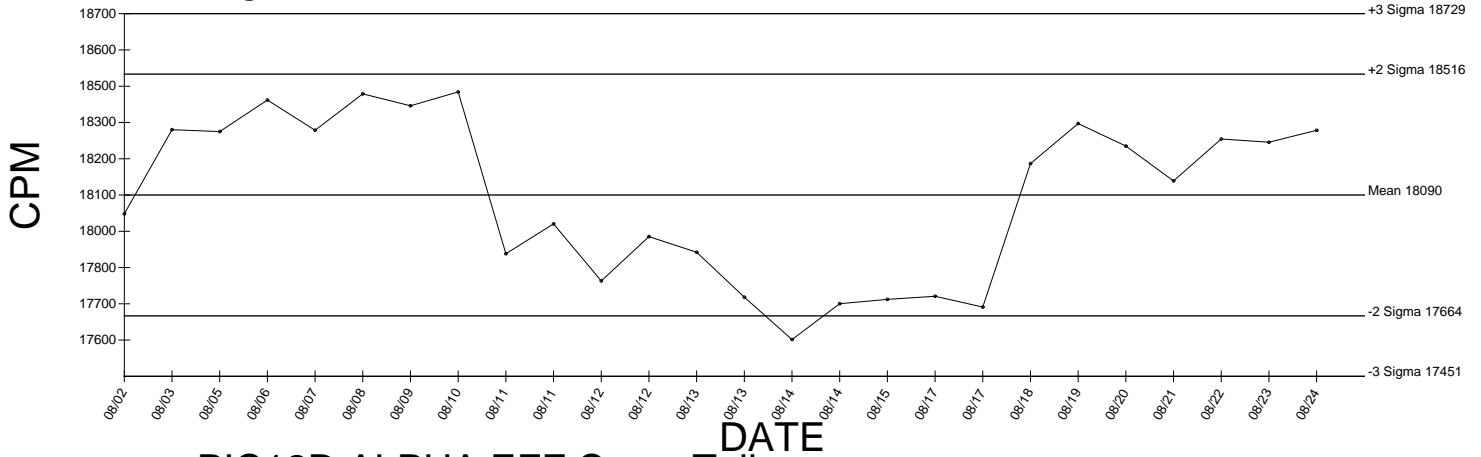
● Denotes Outlier

PIC12D ALPHA BKG

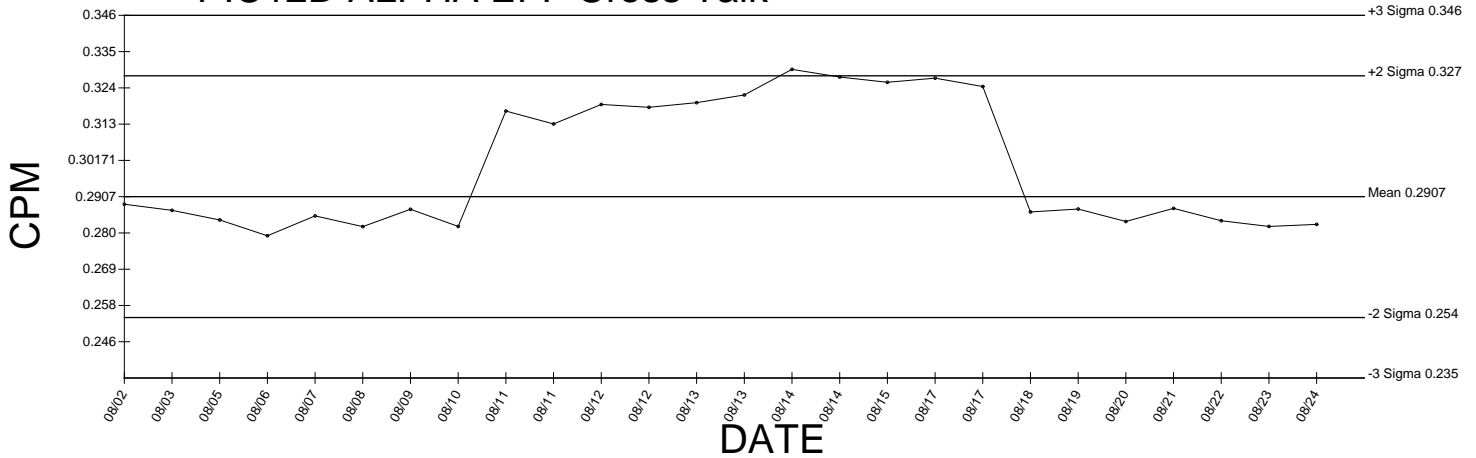
Generated 08/24/2009



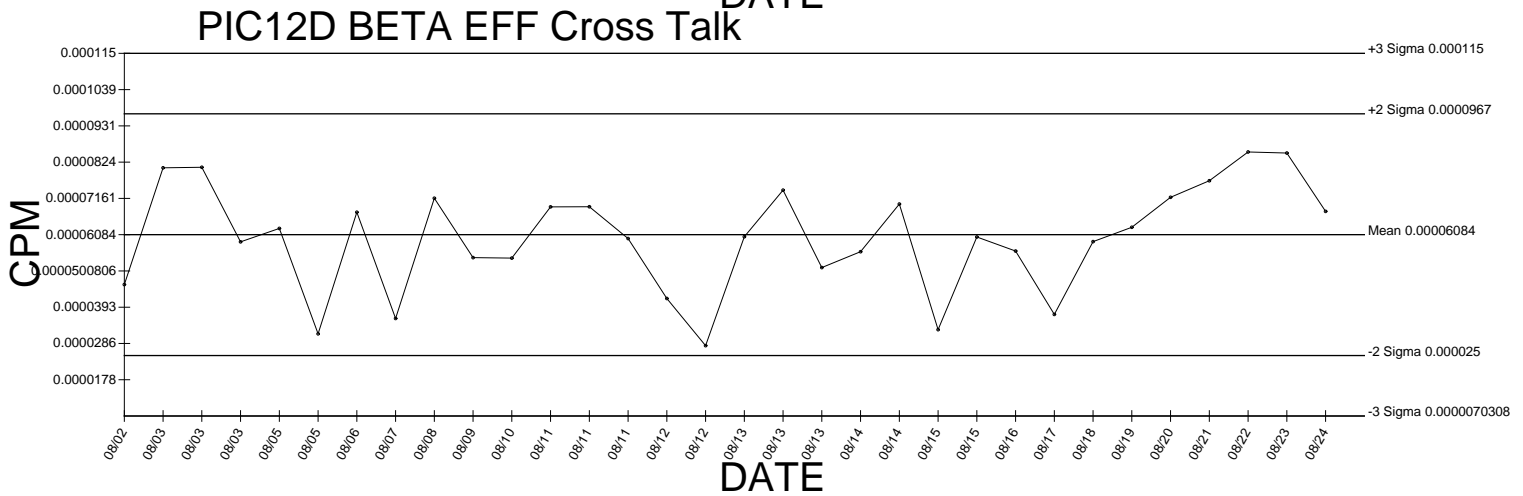
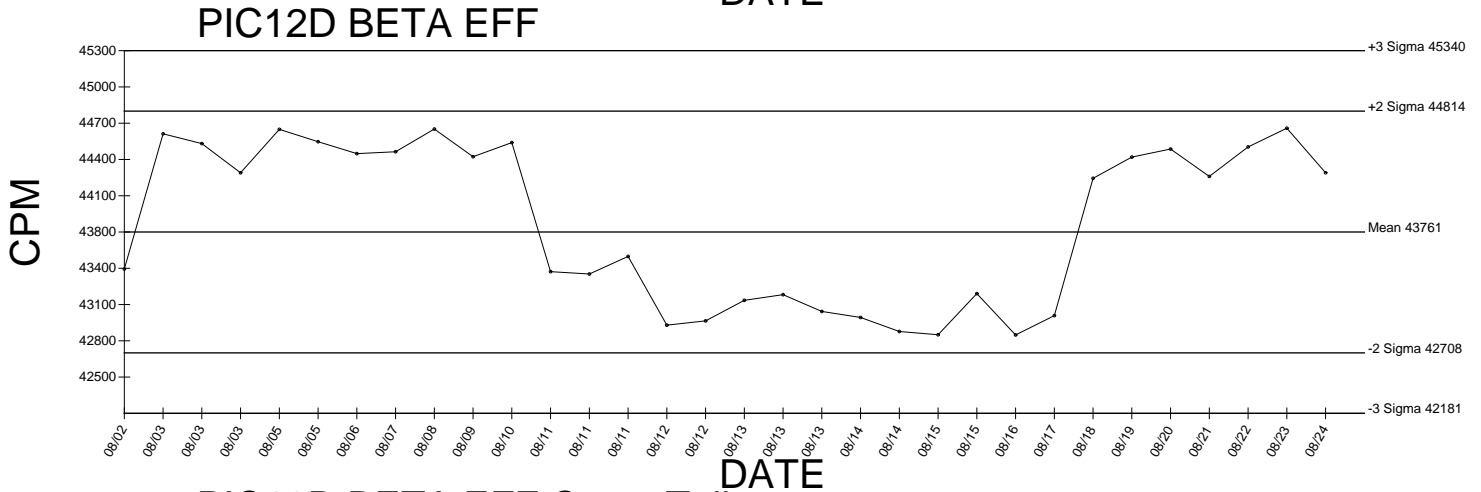
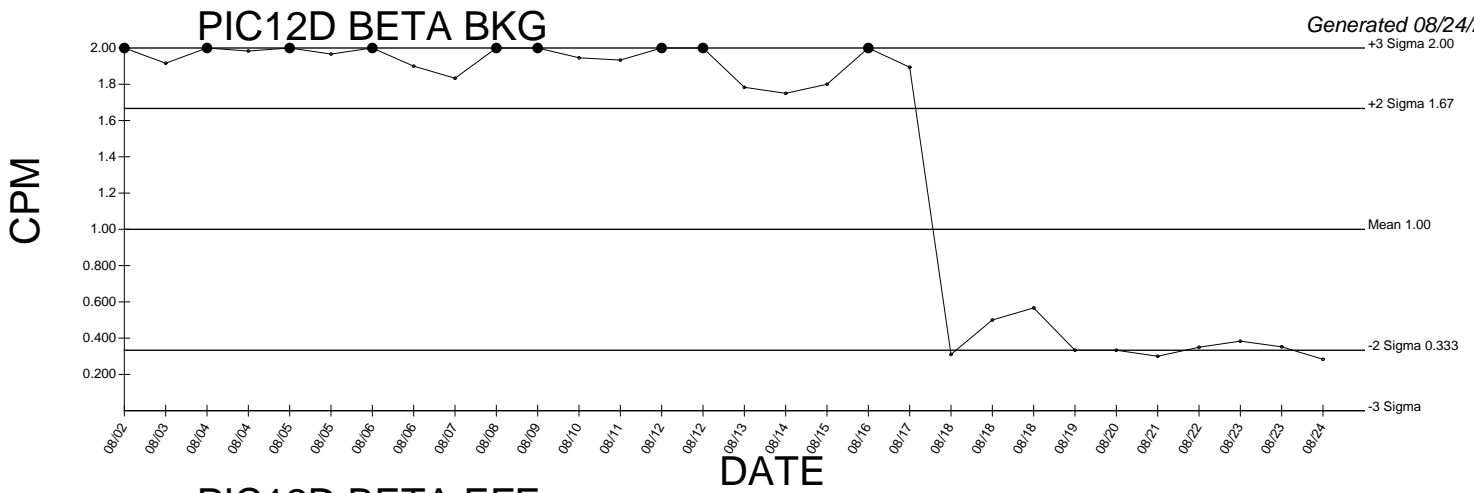
PIC12D ALPHA EFF



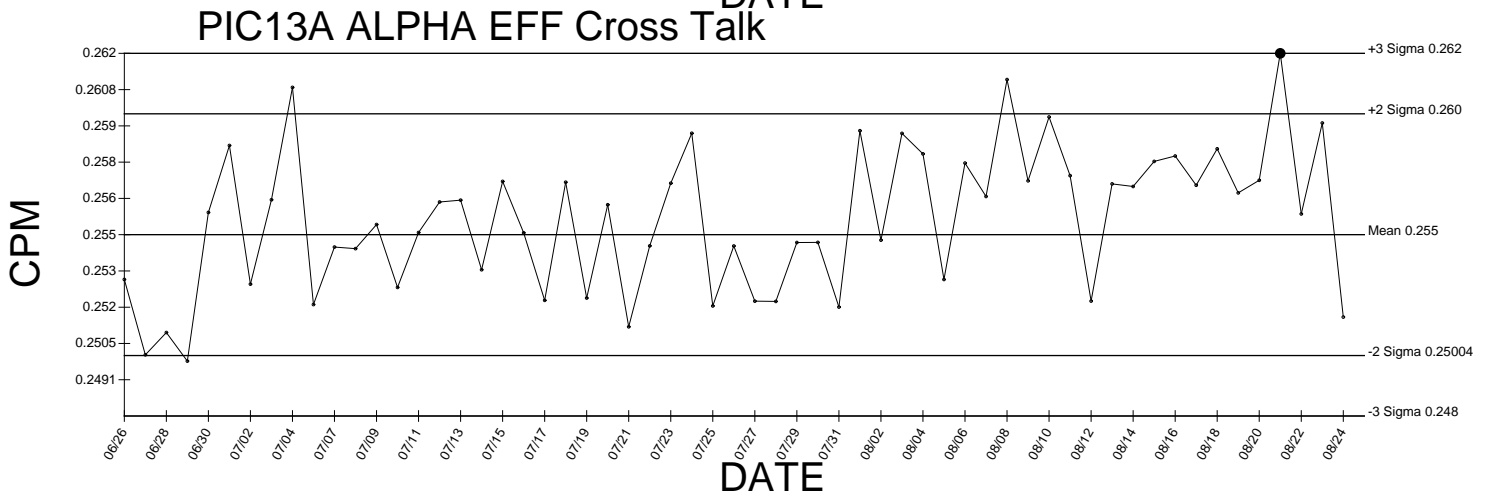
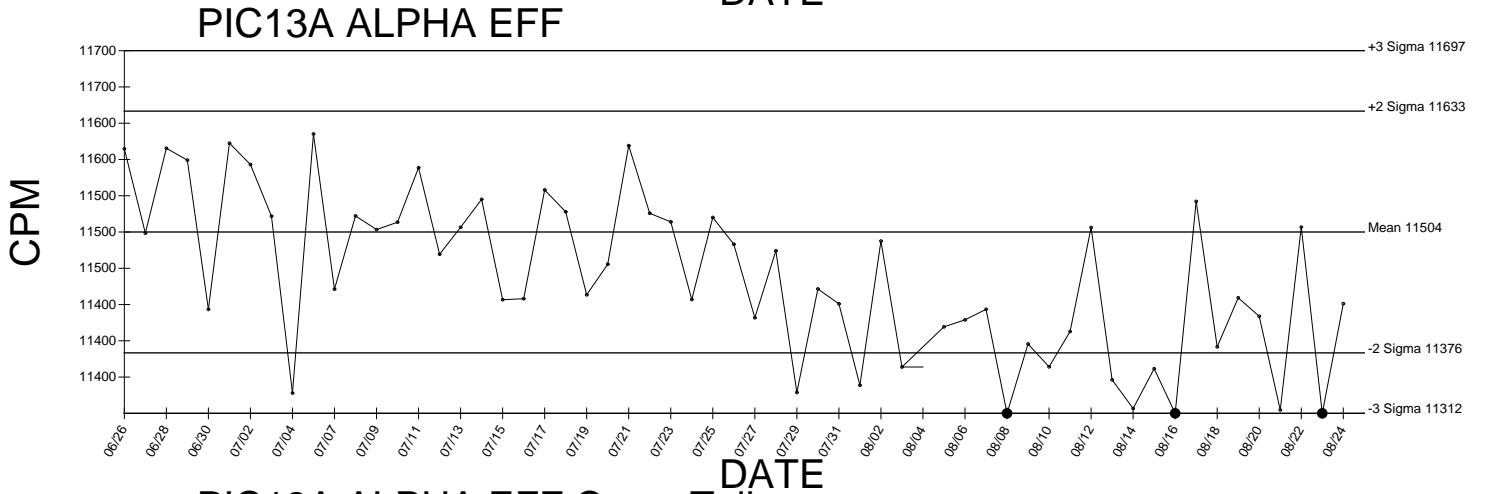
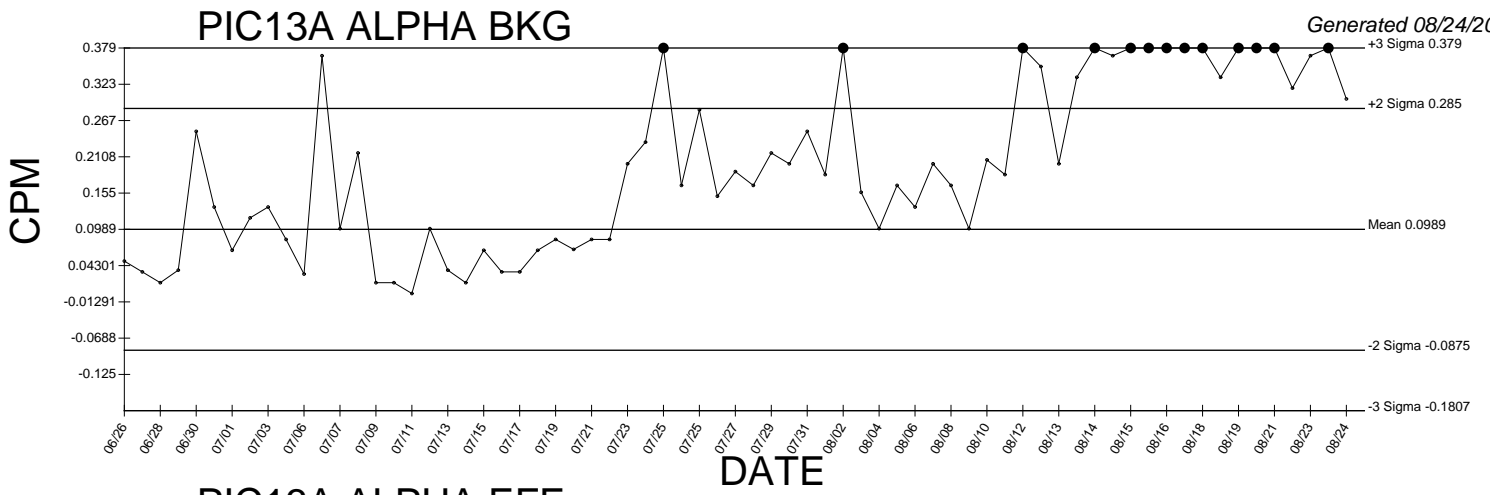
PIC12D ALPHA EFF Cross Talk



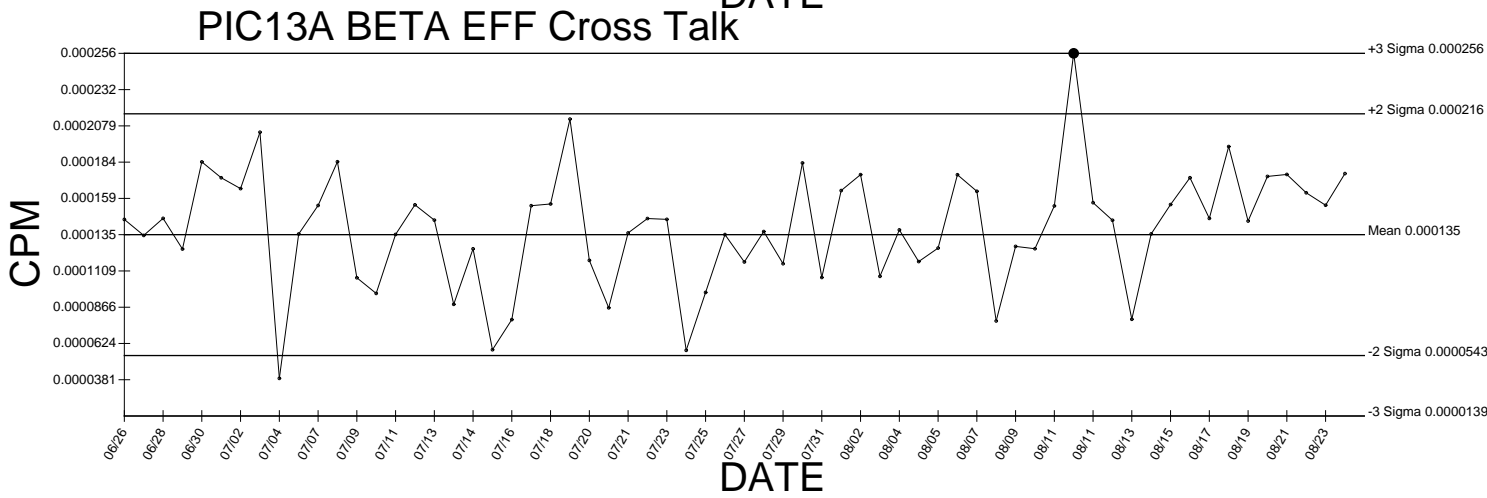
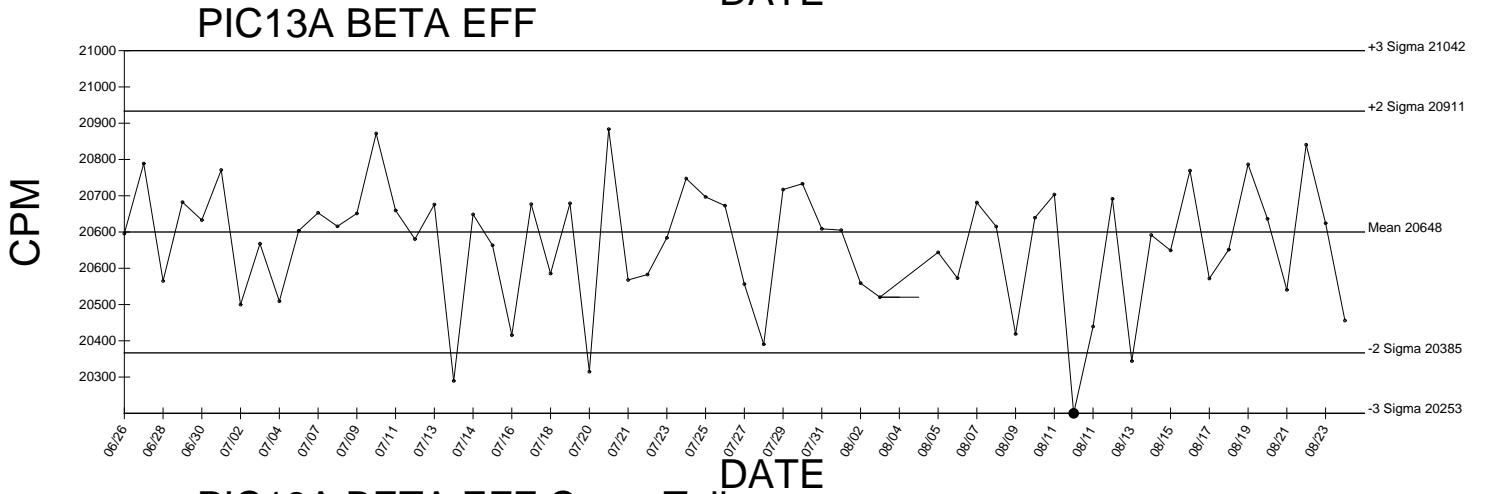
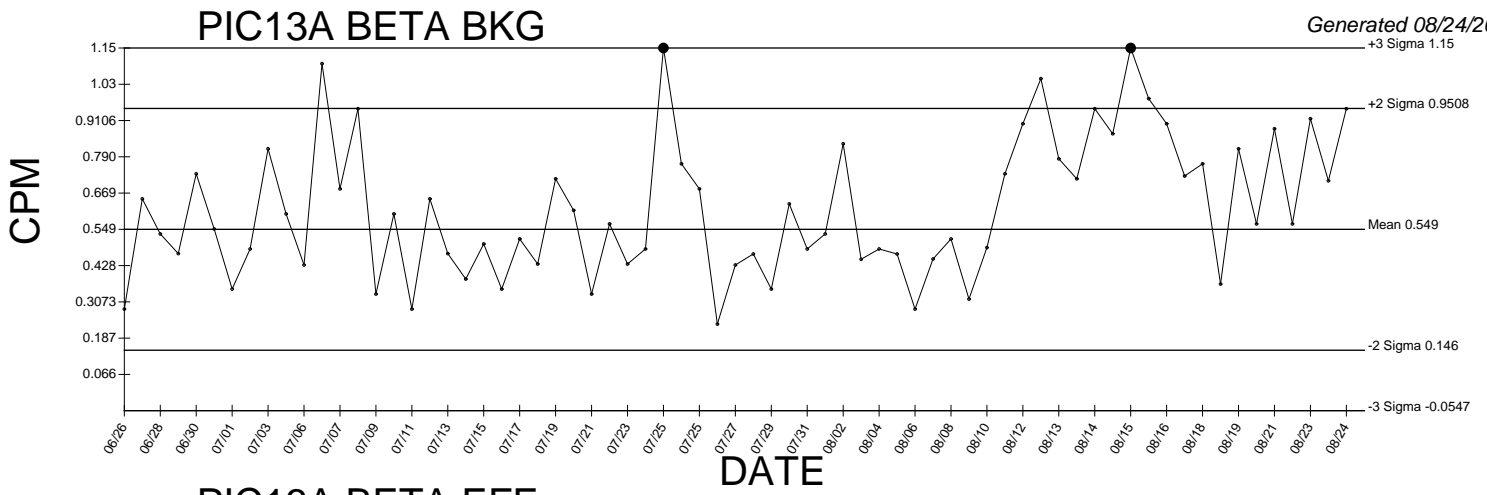
● Denotes Outlier



● Denotes Outlier



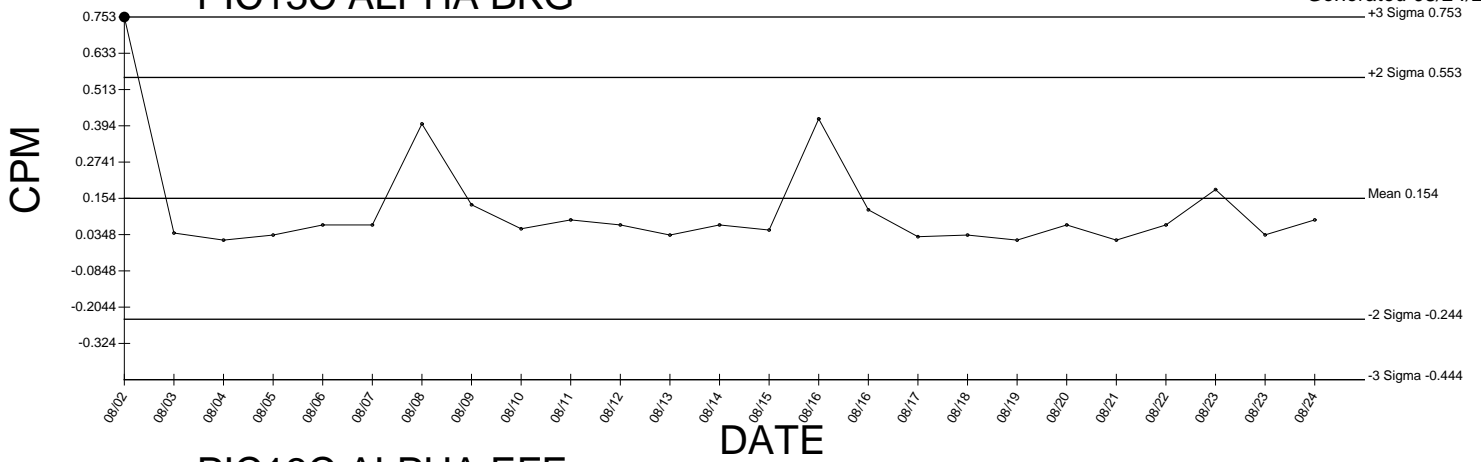
● Denotes Outlier



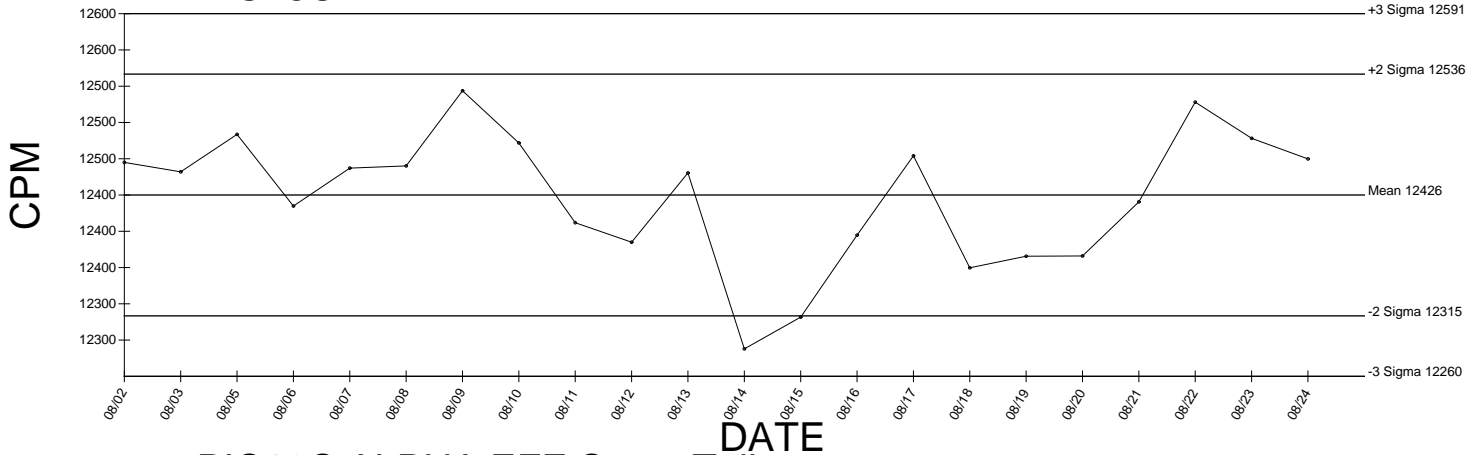
● Denotes Outlier

PIC13C ALPHA BKG

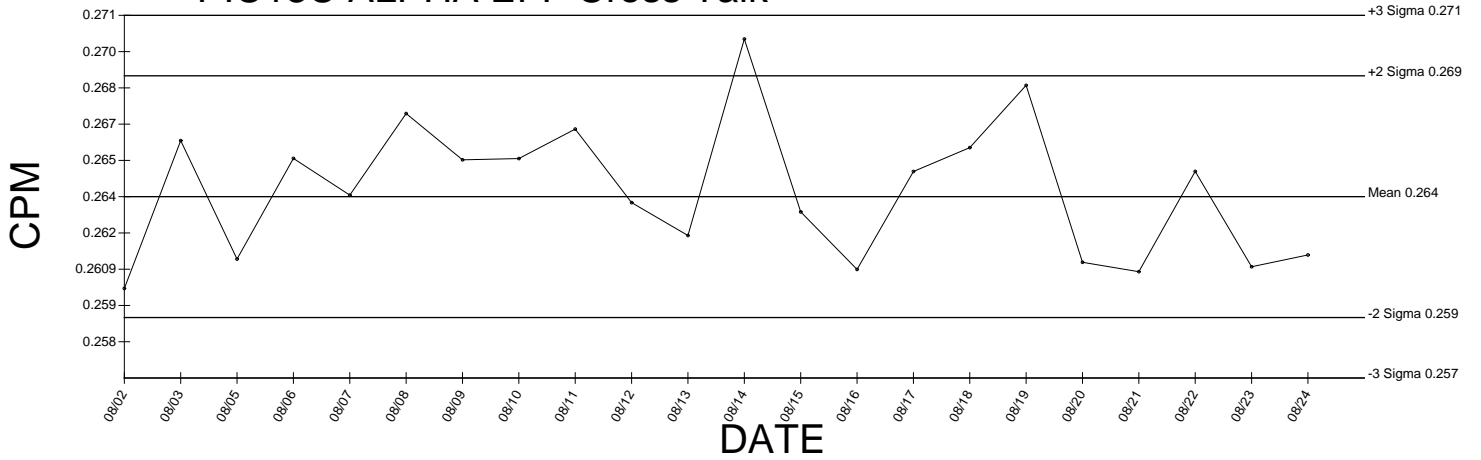
Generated 08/24/2009



PIC13C ALPHA EFF



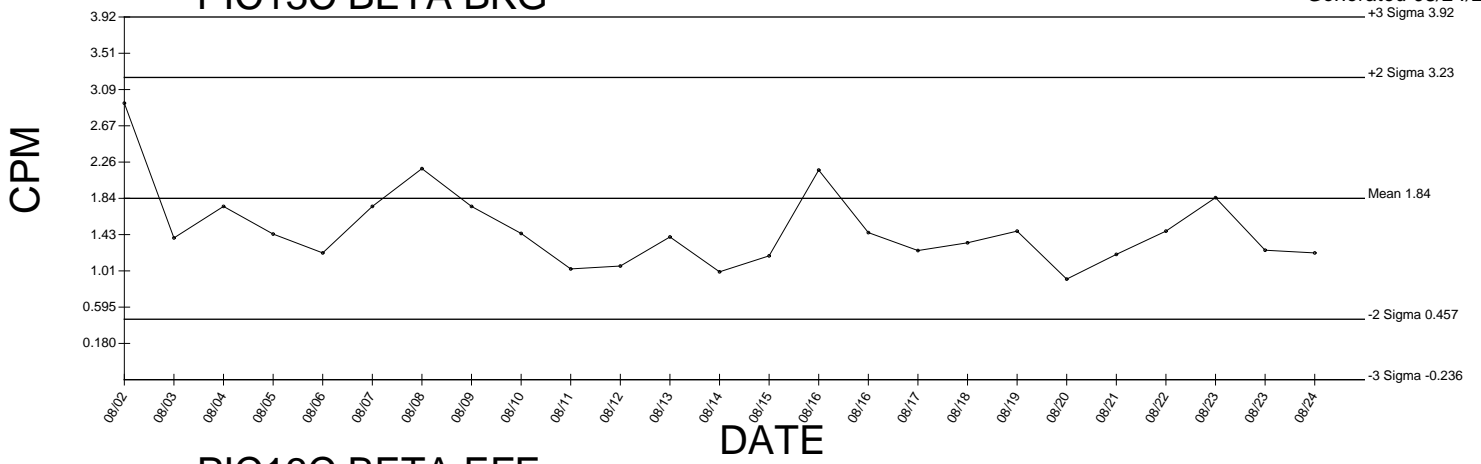
PIC13C ALPHA EFF Cross Talk



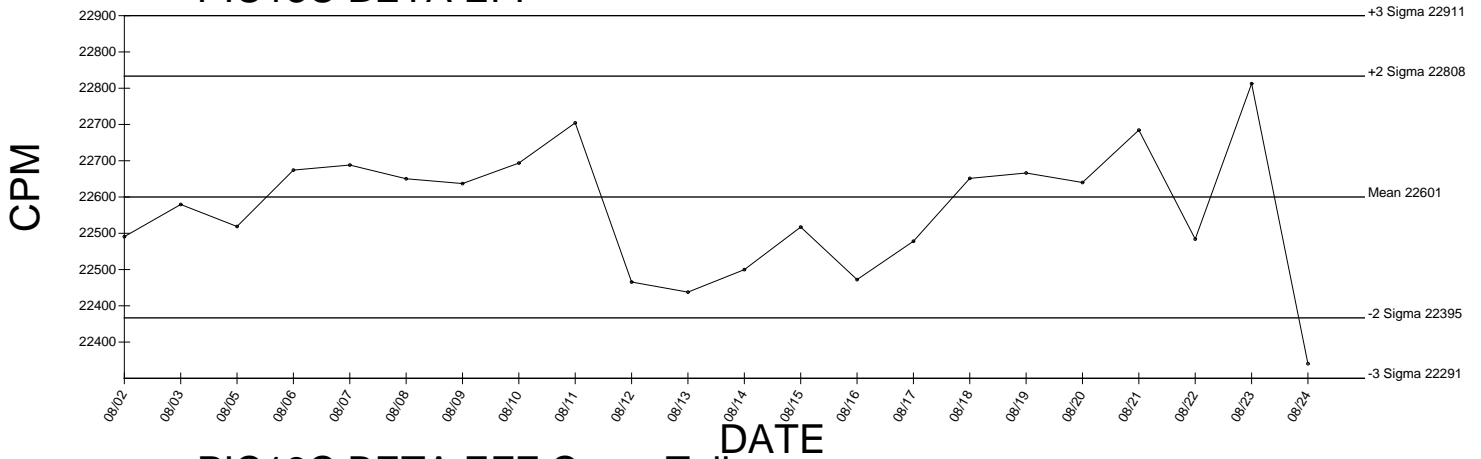
● Denotes Outlier

PIC13C BETA BKG

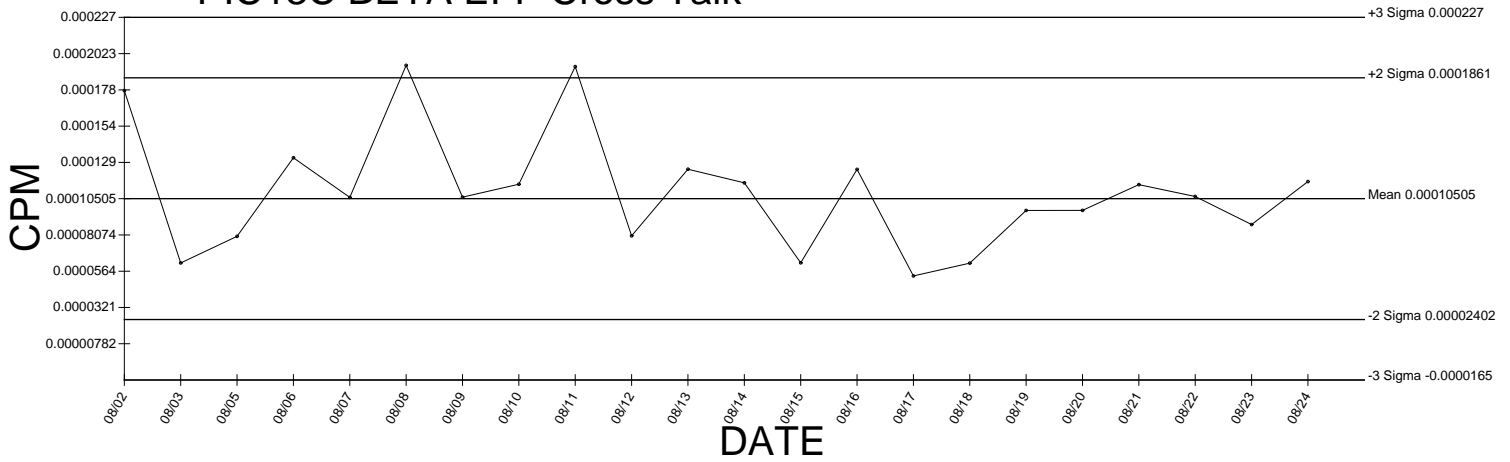
Generated 08/24/2009



PIC13C BETA EFF



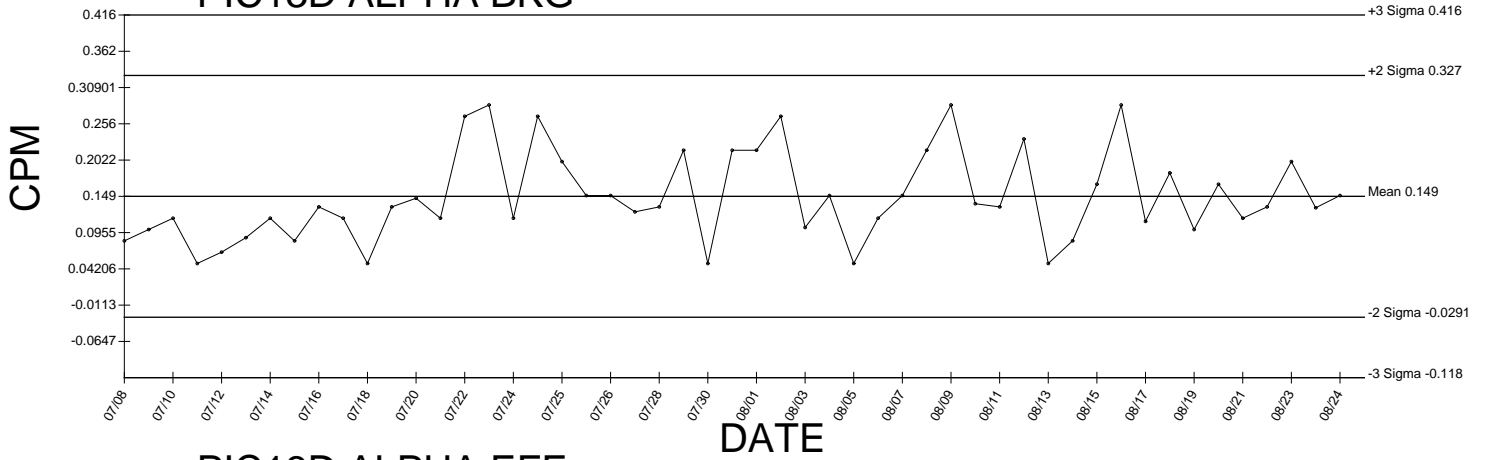
PIC13C BETA EFF Cross Talk



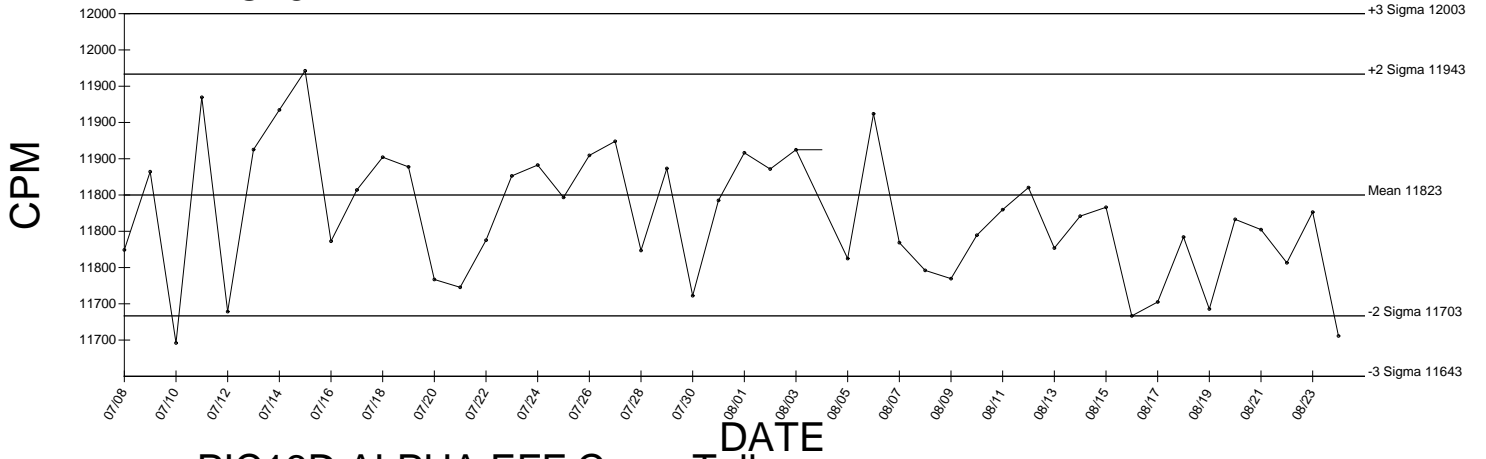
● Denotes Outlier

PIC13D ALPHA BKG

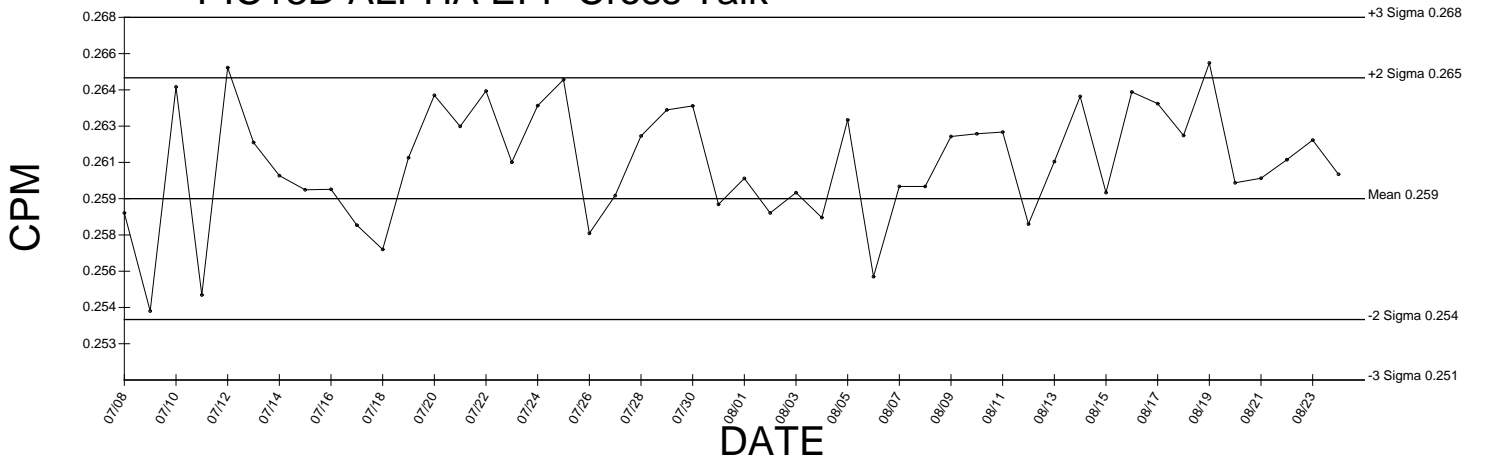
Generated 08/24/2009



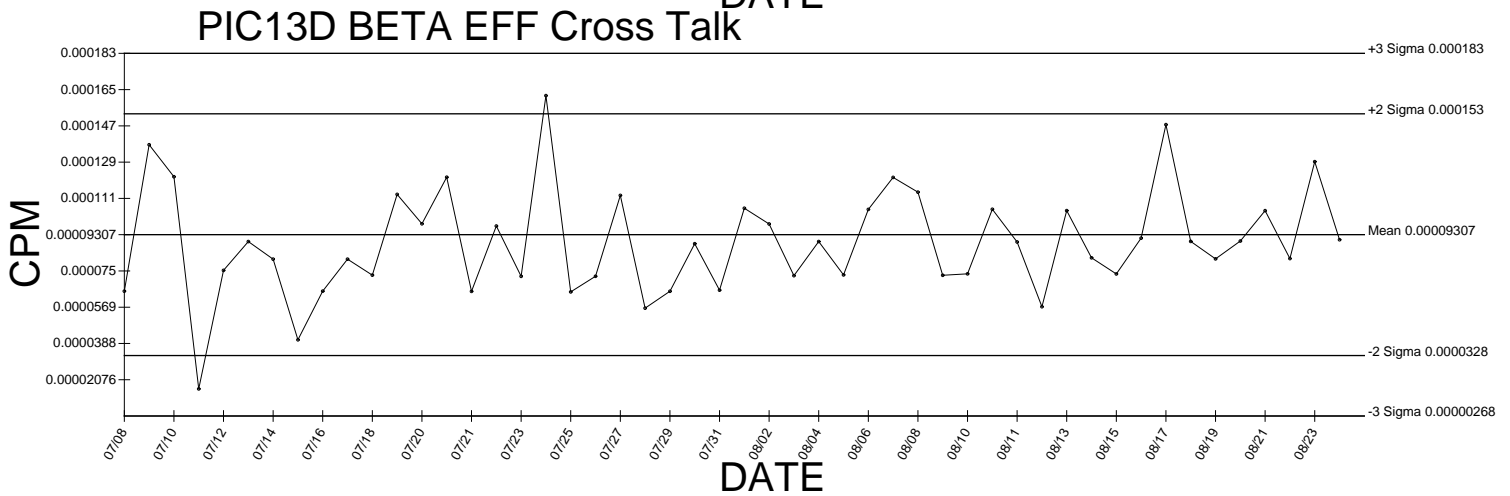
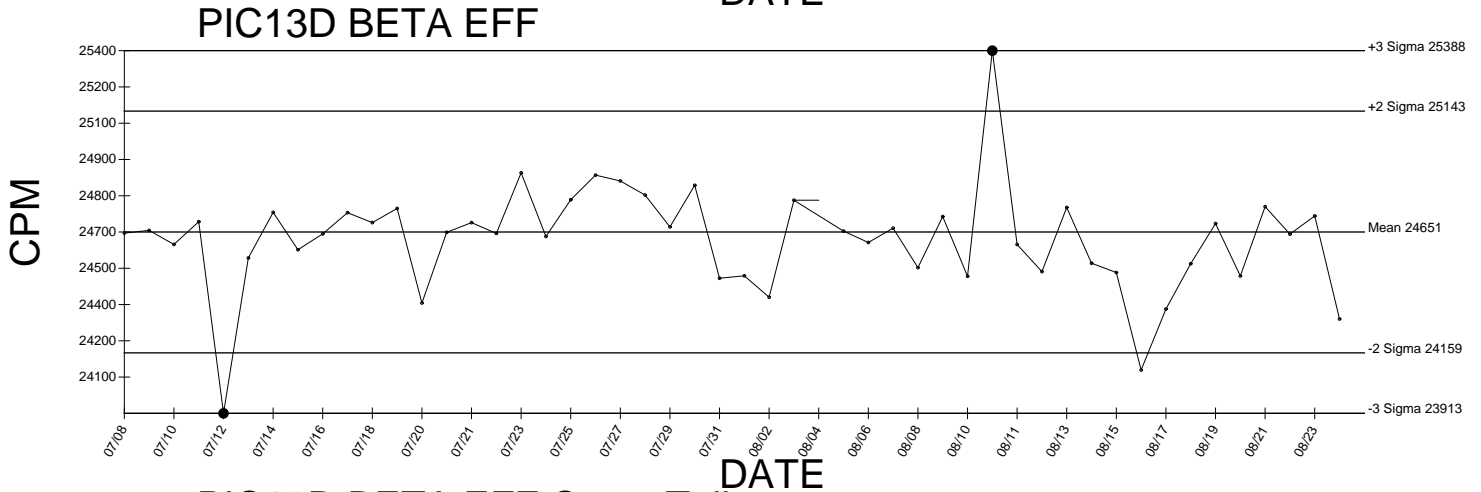
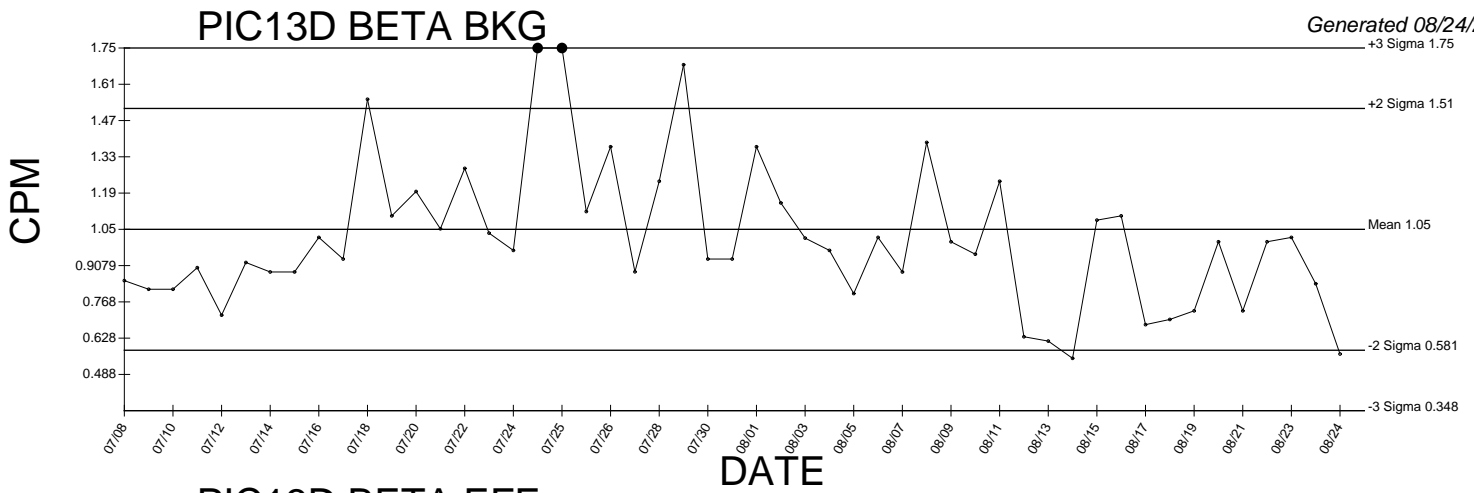
PIC13D ALPHA EFF



PIC13D ALPHA EFF Cross Talk

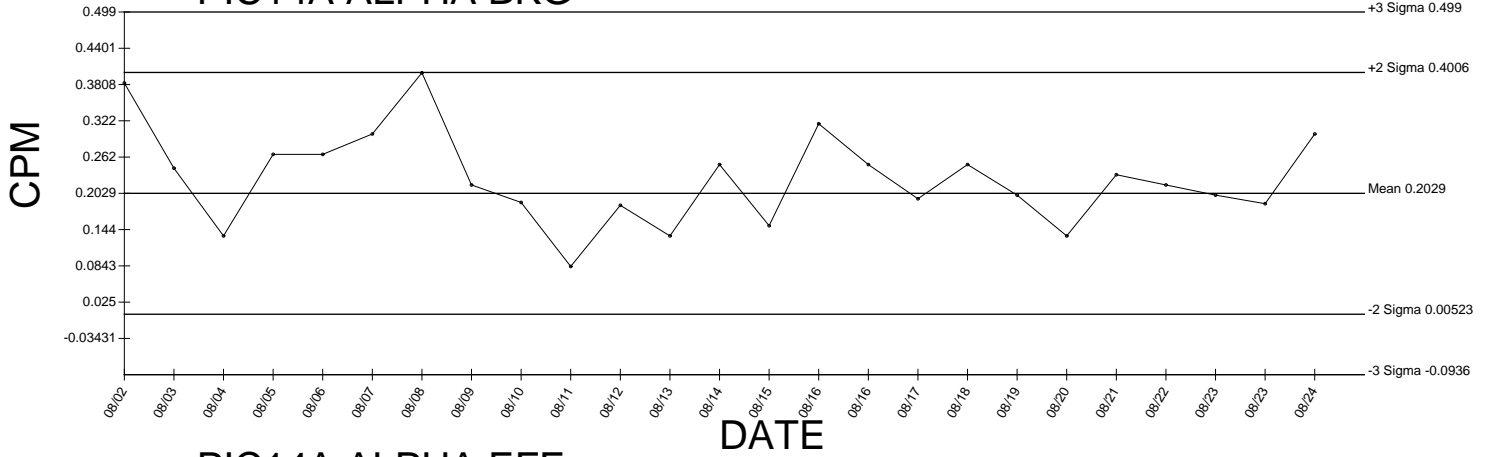


● Denotes Outlier

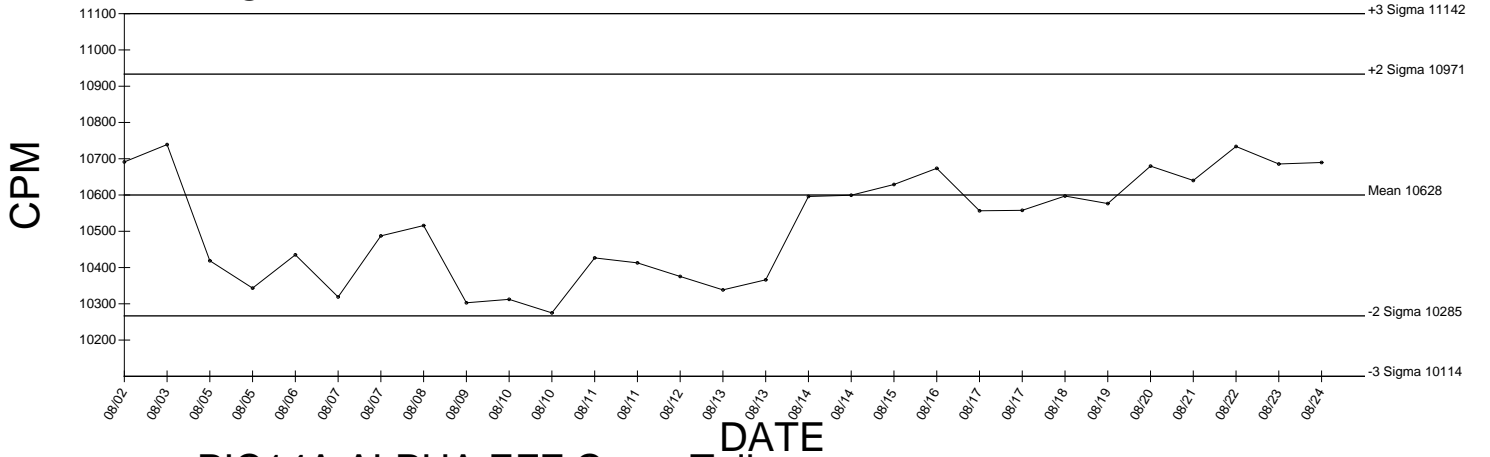


● Denotes Outlier

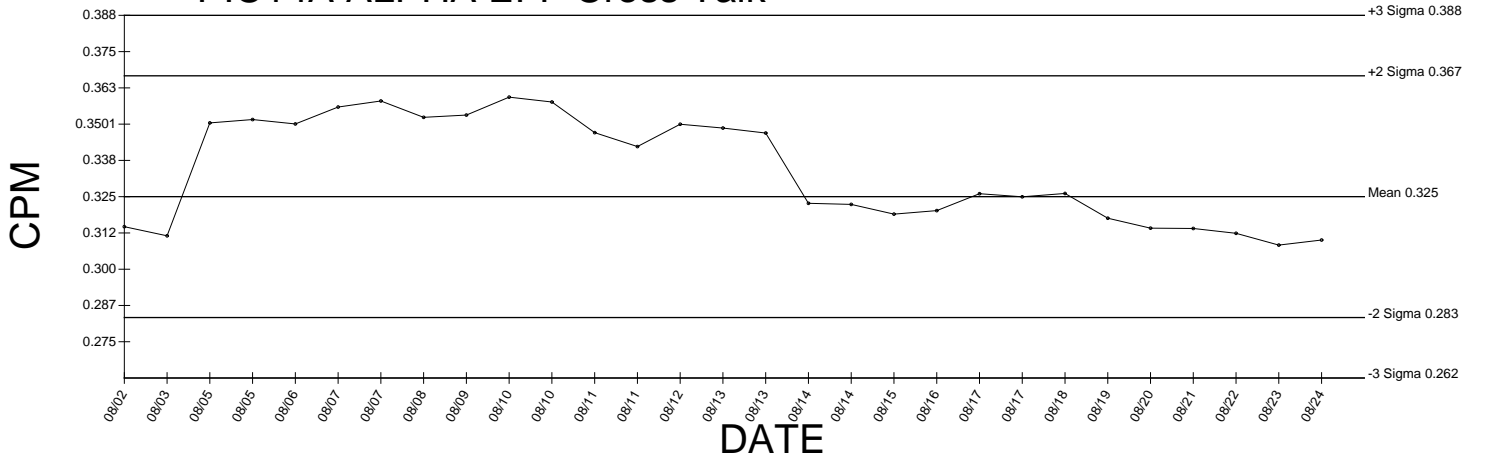
PIC14A ALPHA BKG



PIC14A ALPHA EFF



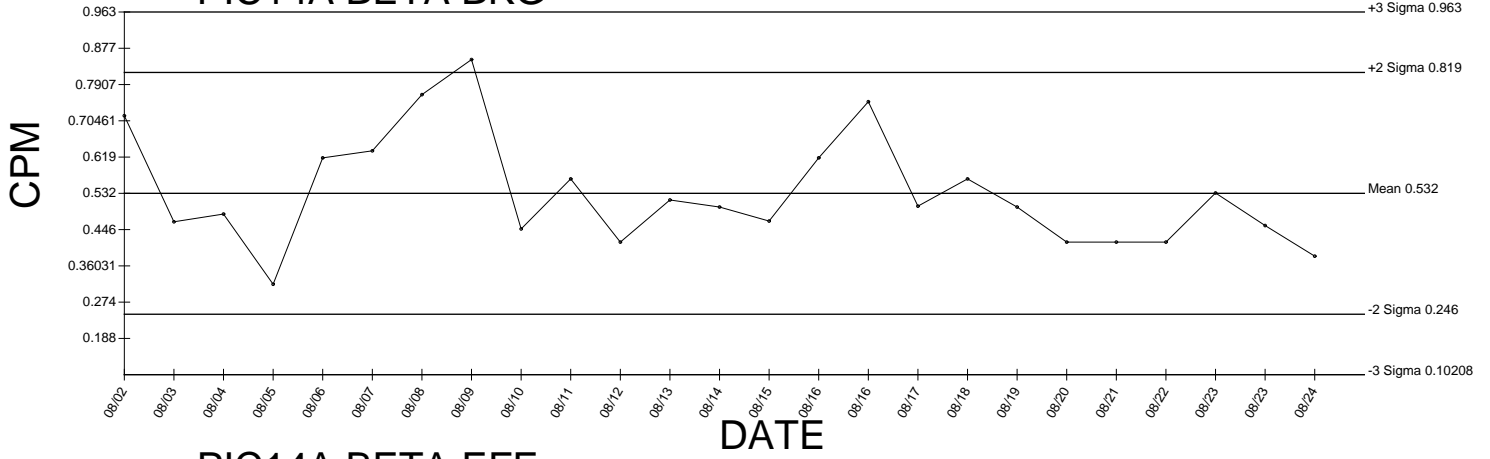
PIC14A ALPHA EFF Cross Talk



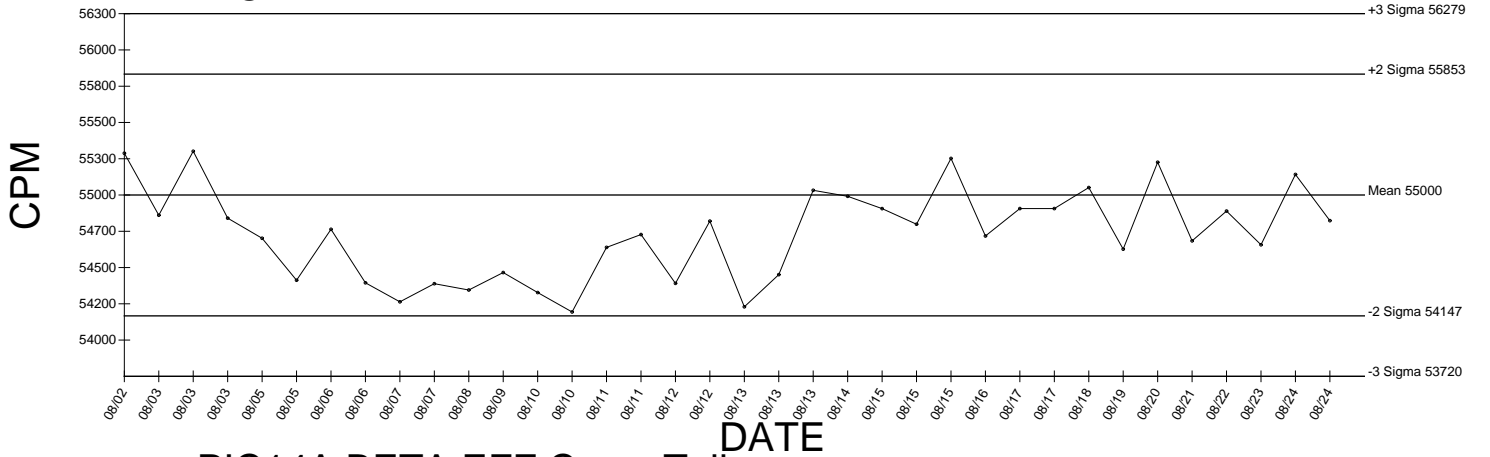
● Denotes Outlier

PIC14A BETA BKG

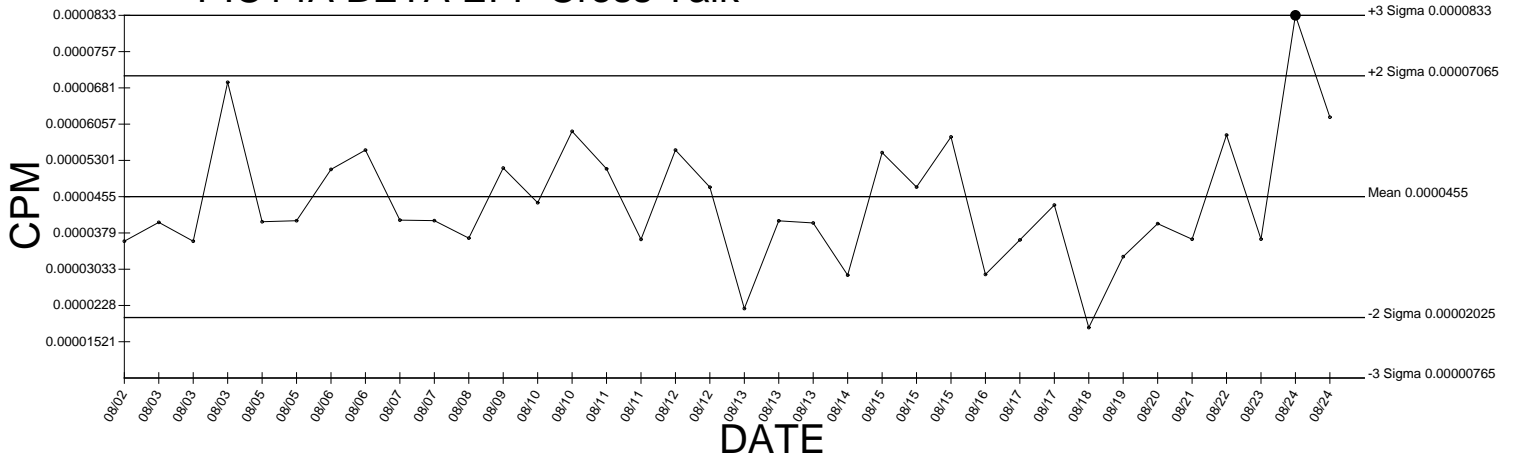
Generated 08/24/2009



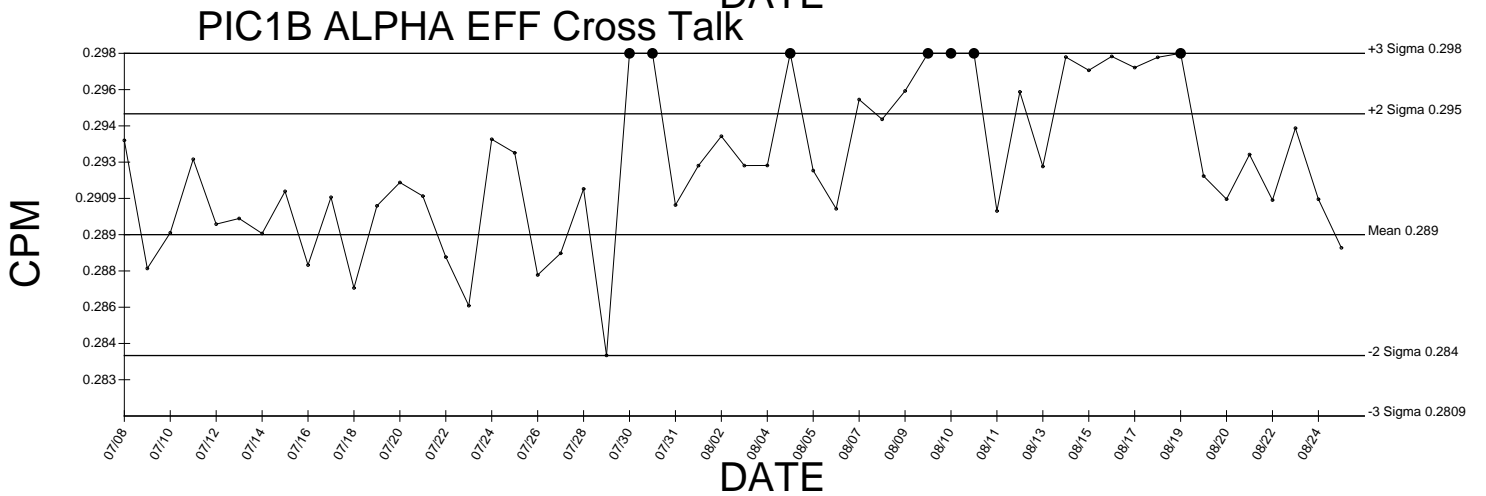
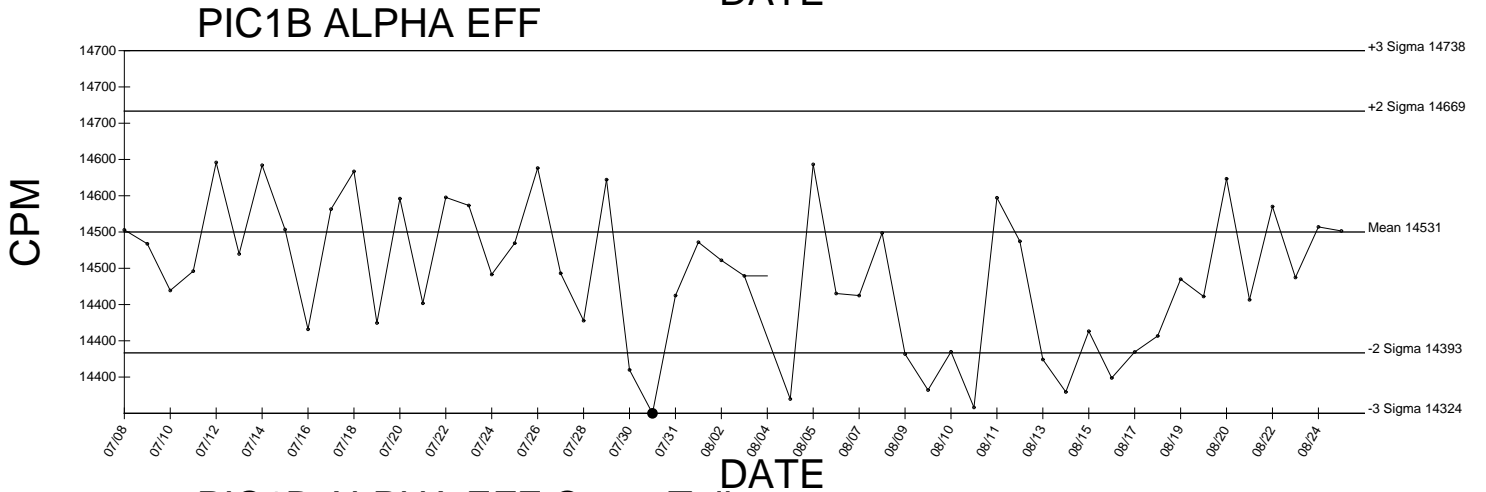
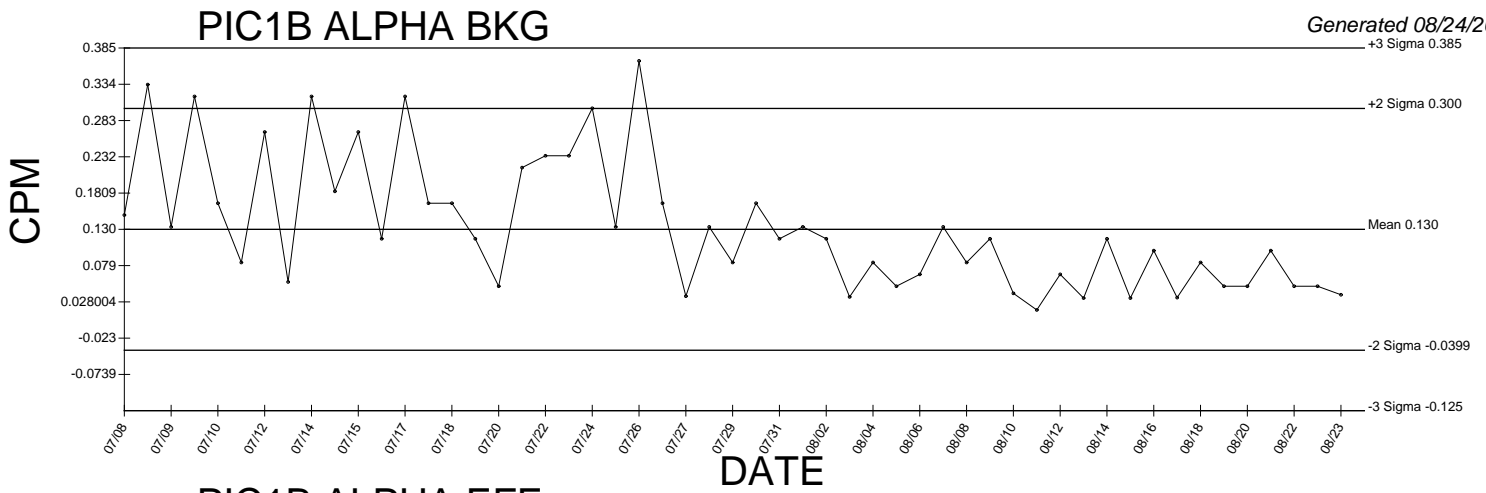
PIC14A BETA EFF



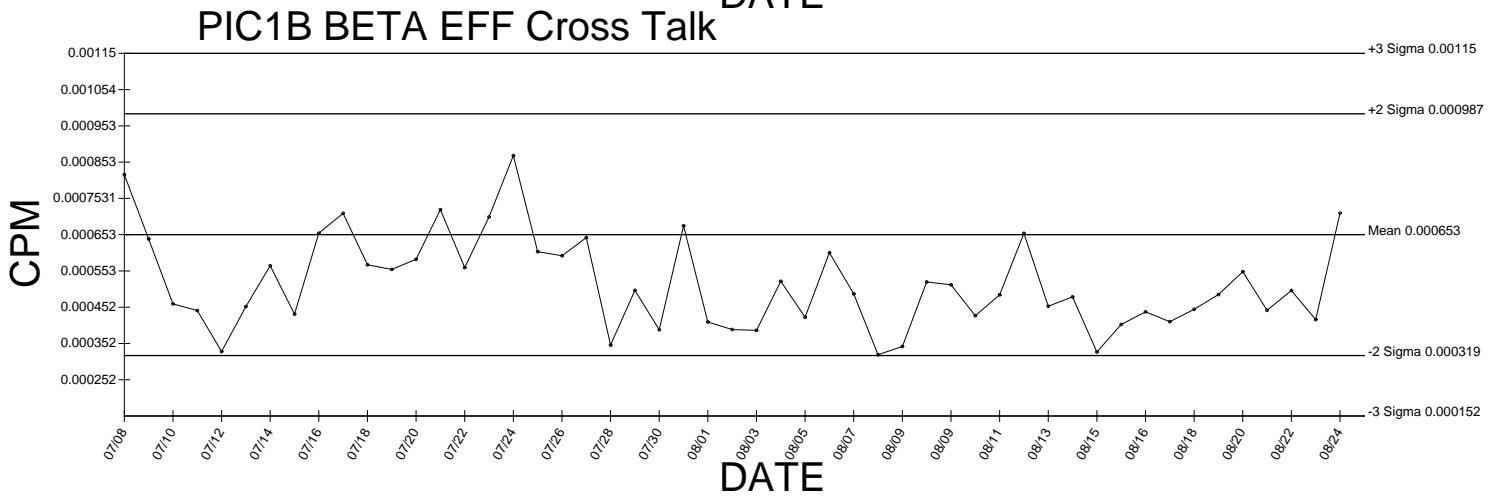
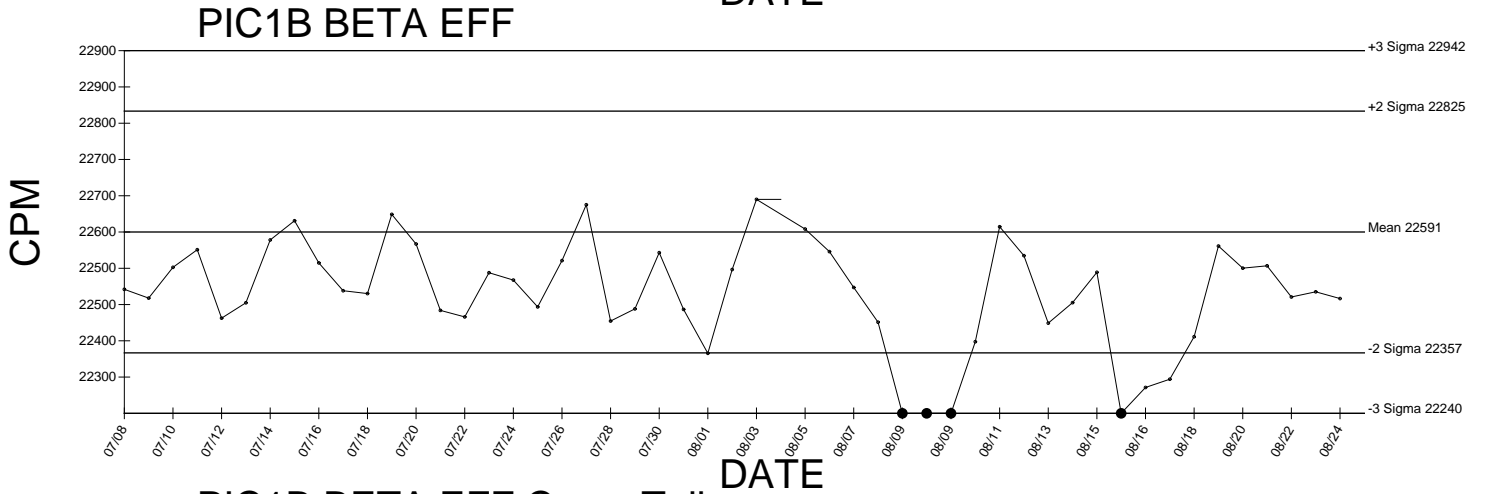
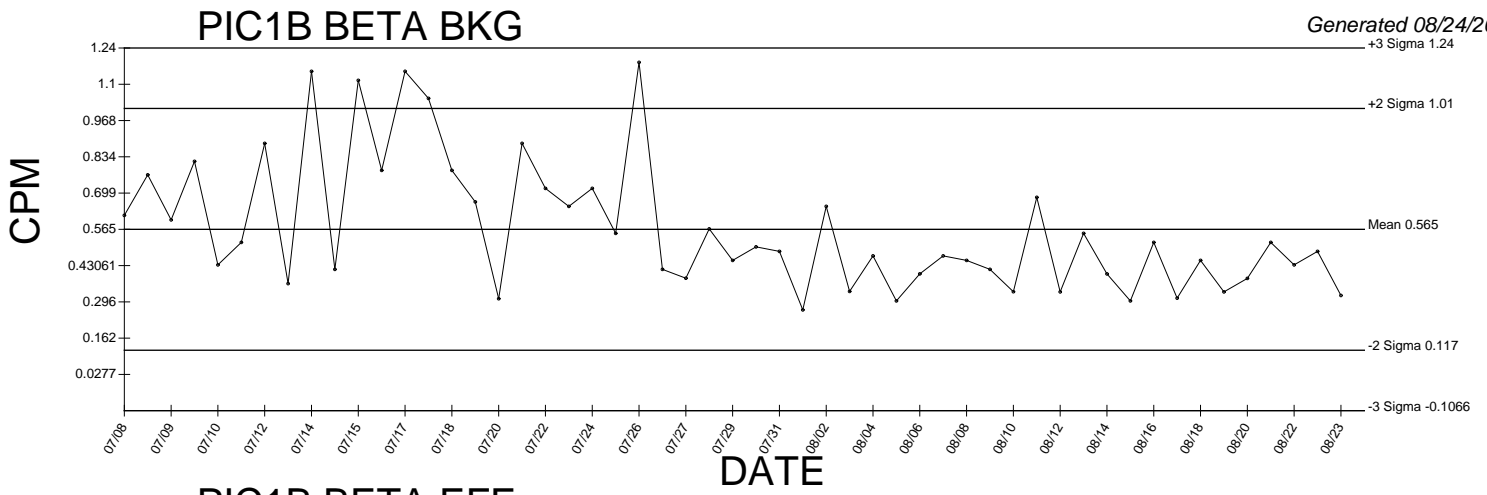
PIC14A BETA EFF Cross Talk



● Denotes Outlier

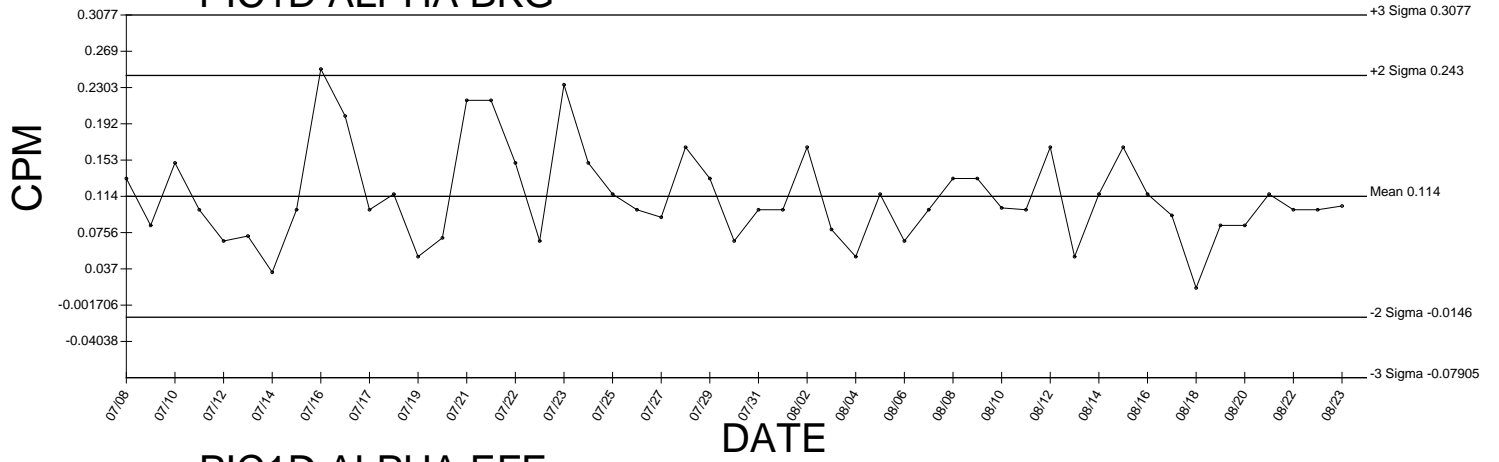


● Denotes Outlier

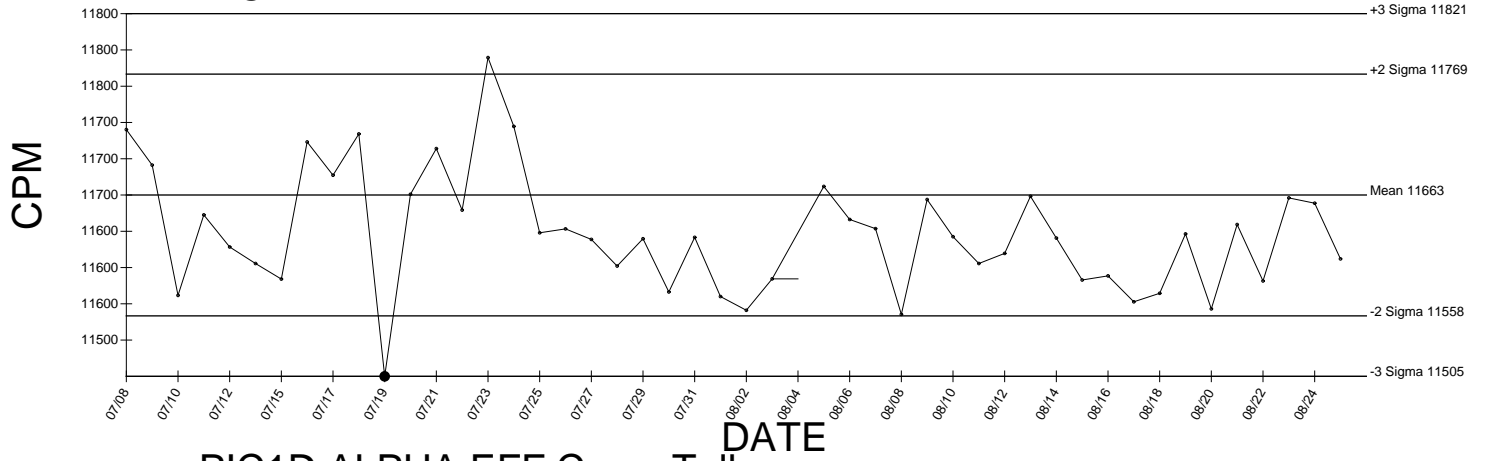


● Denotes Outlier

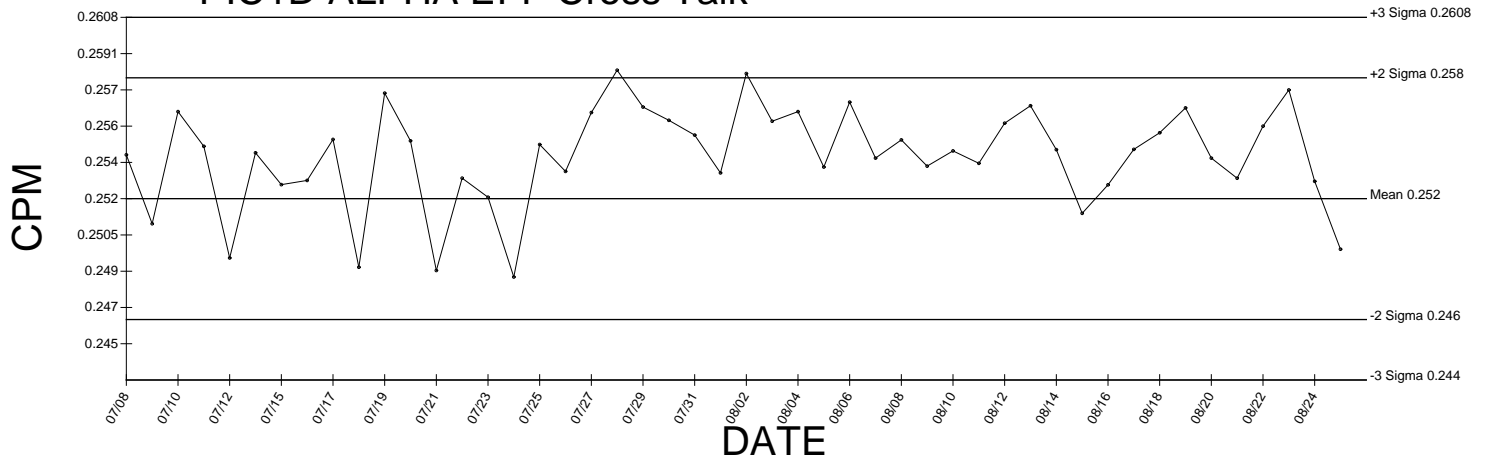
PIC1D ALPHA BKG



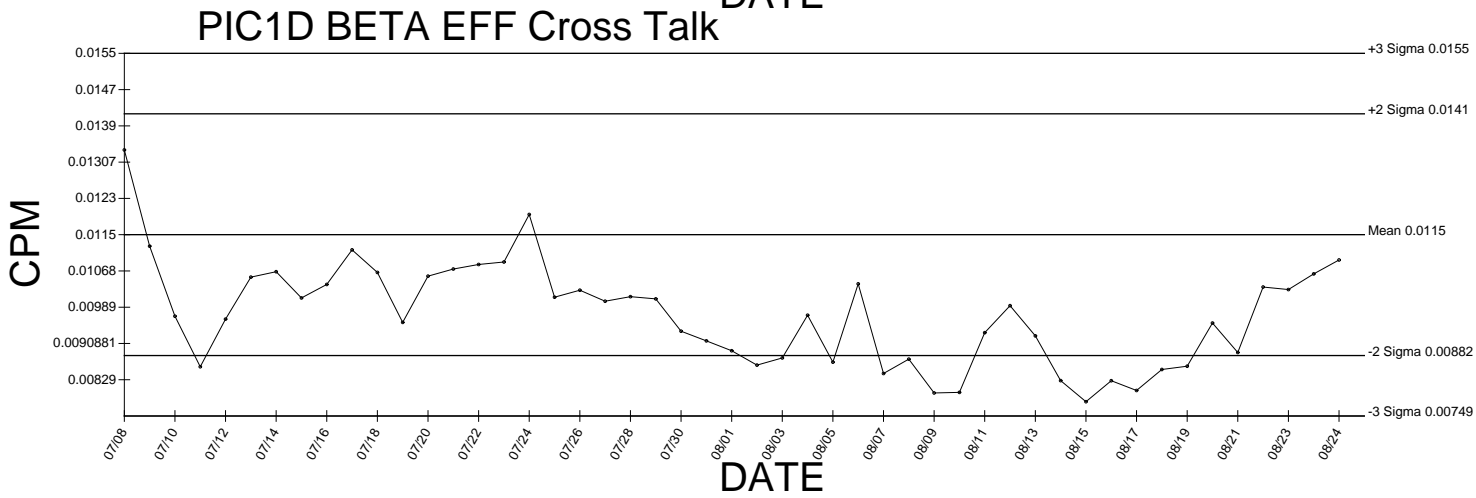
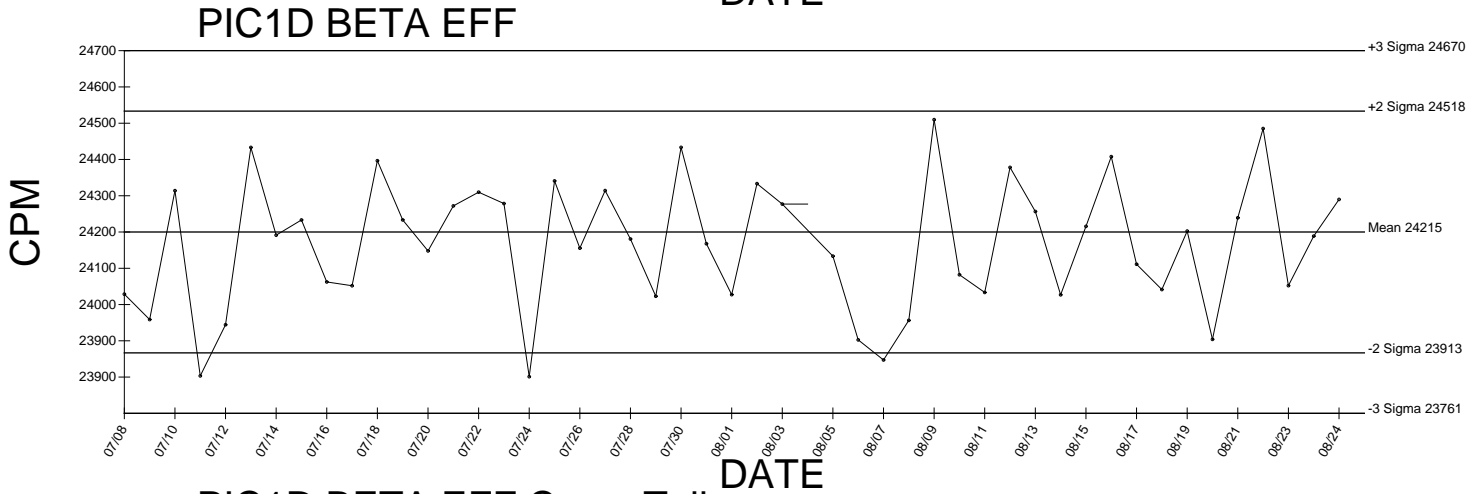
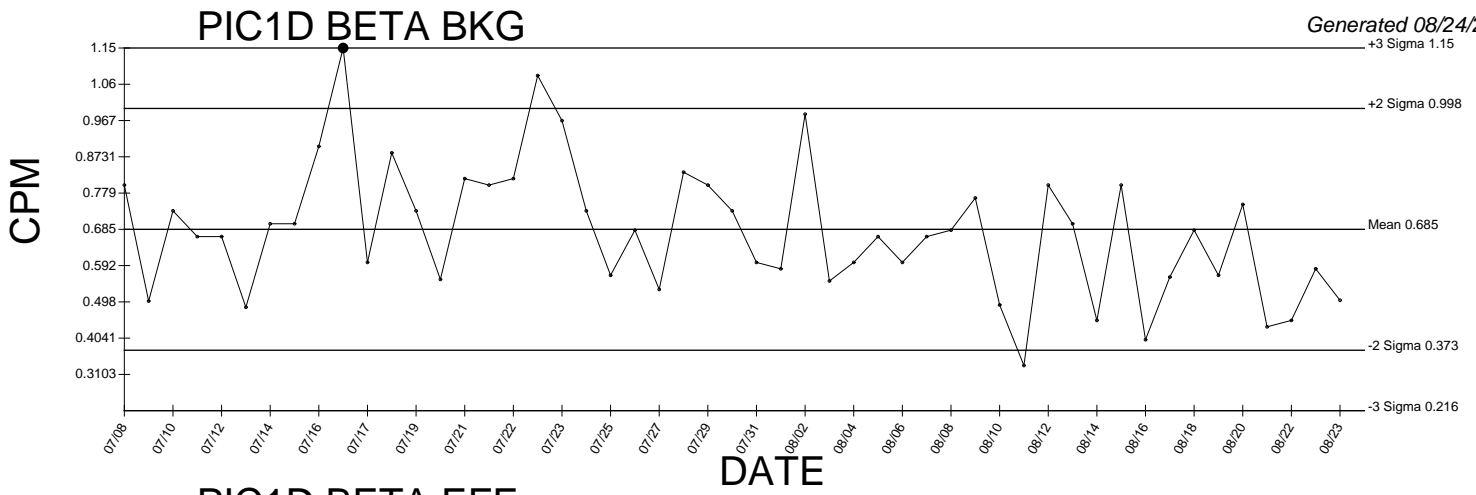
PIC1D ALPHA EFF



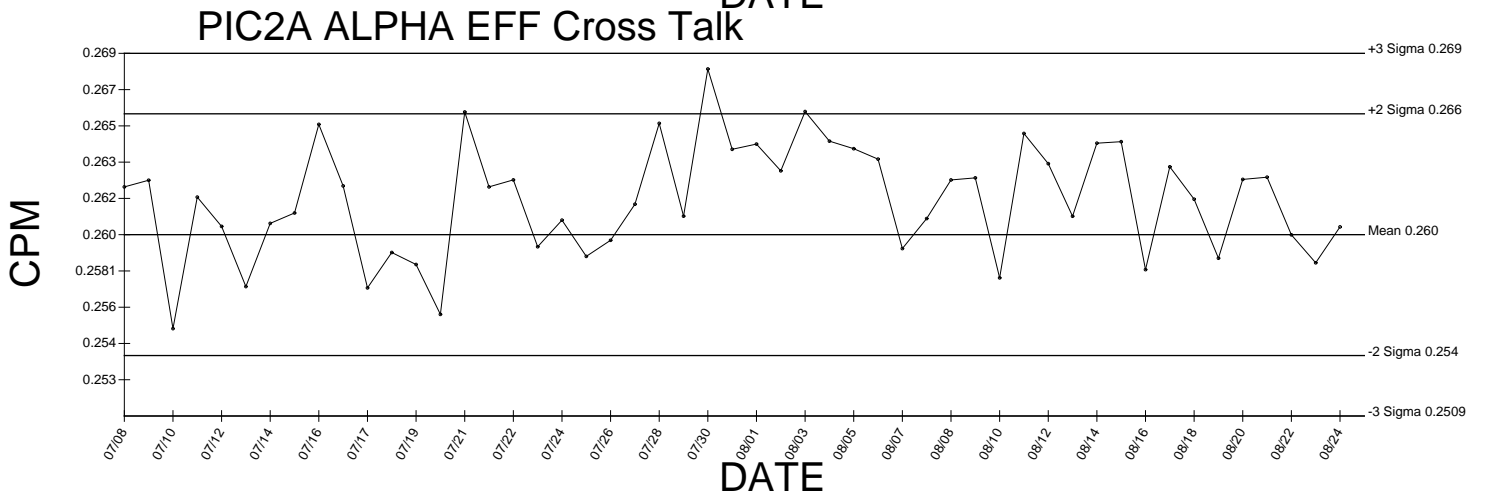
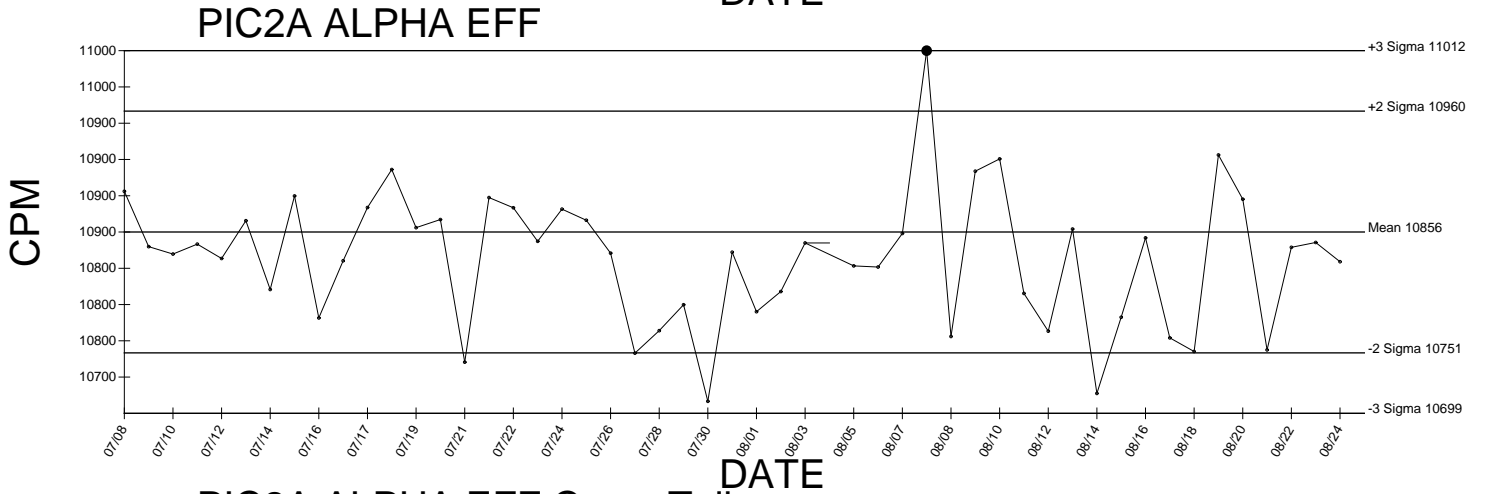
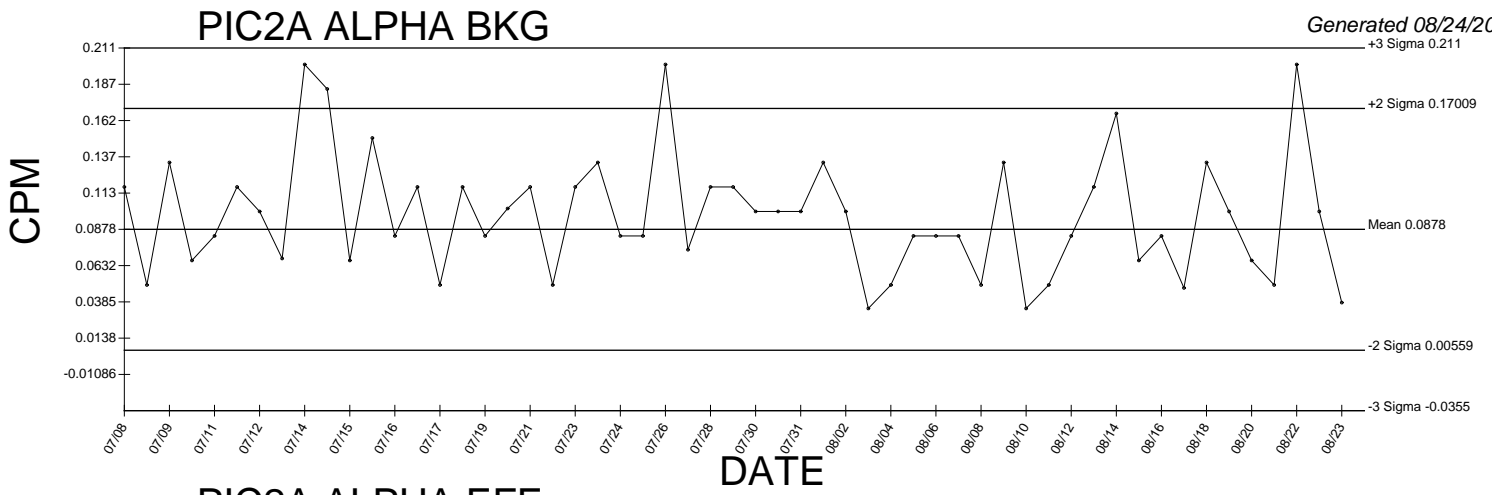
PIC1D ALPHA EFF Cross Talk



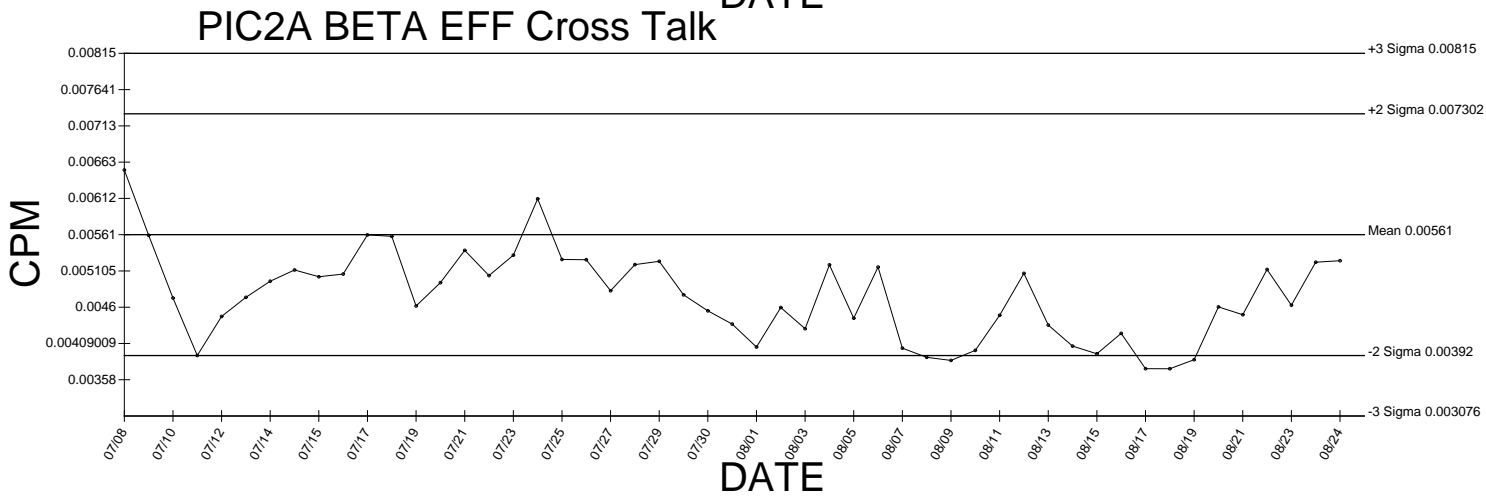
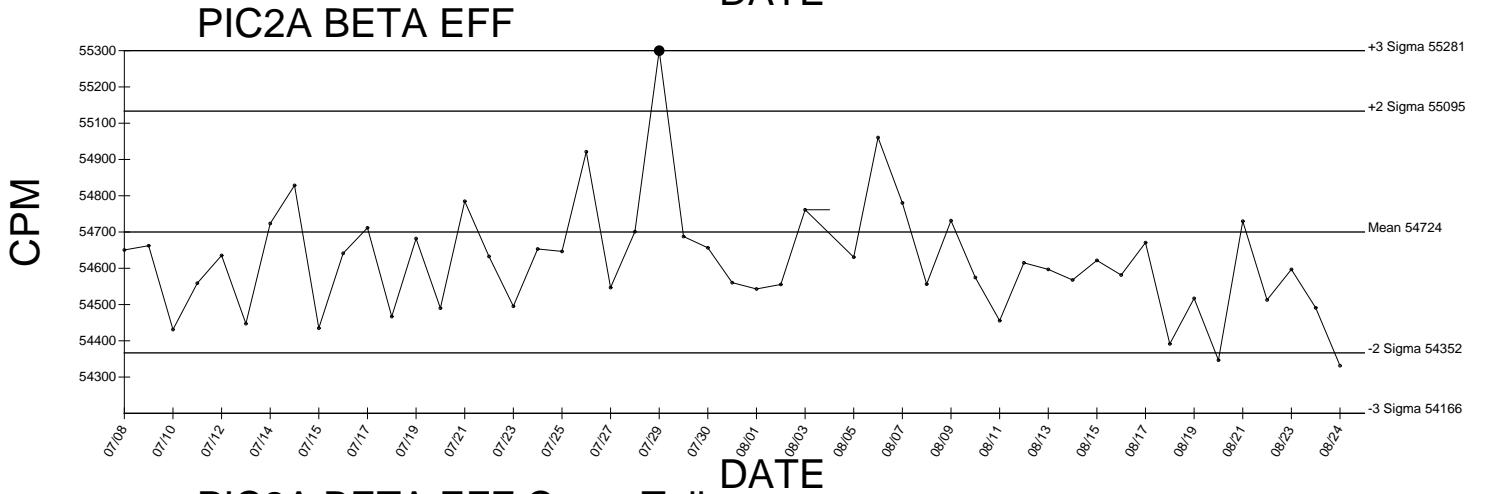
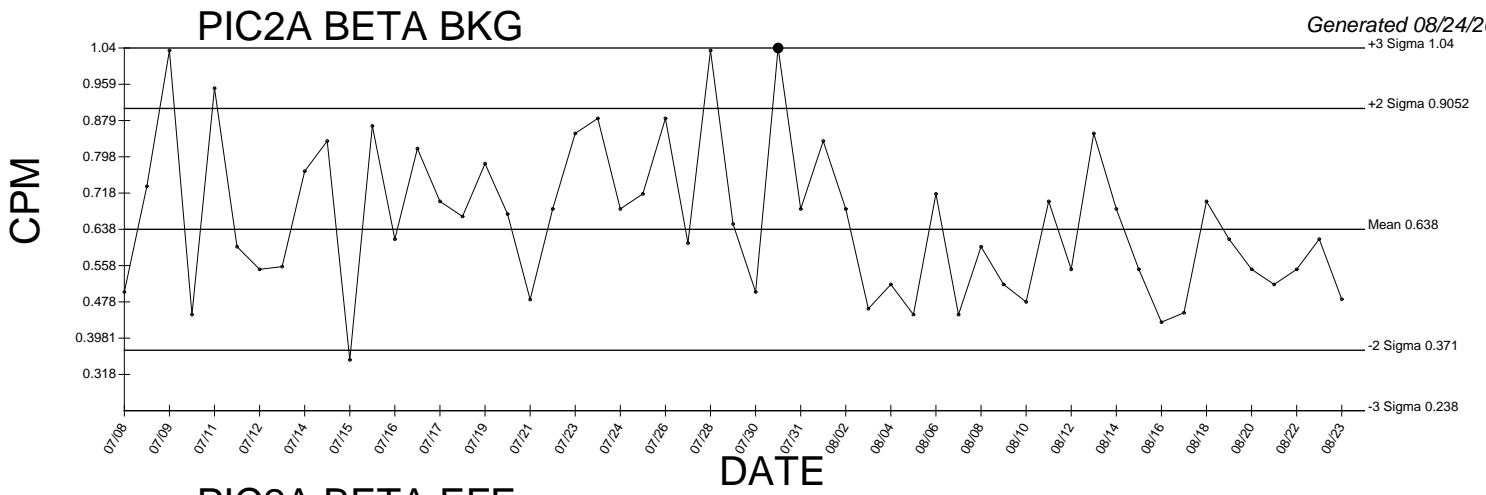
● Denotes Outlier



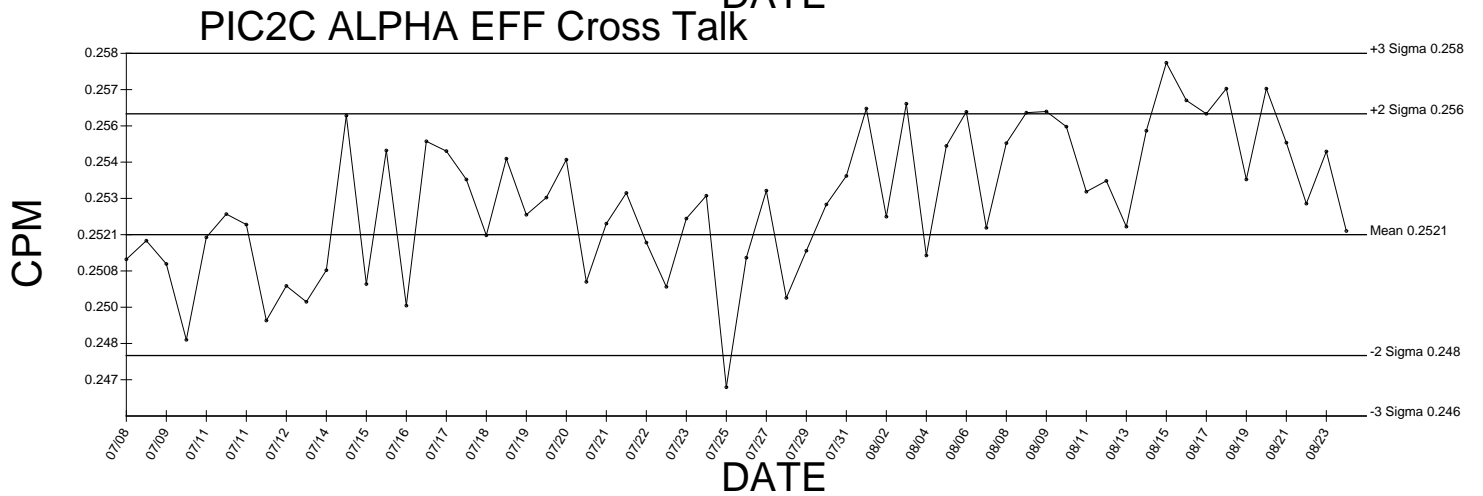
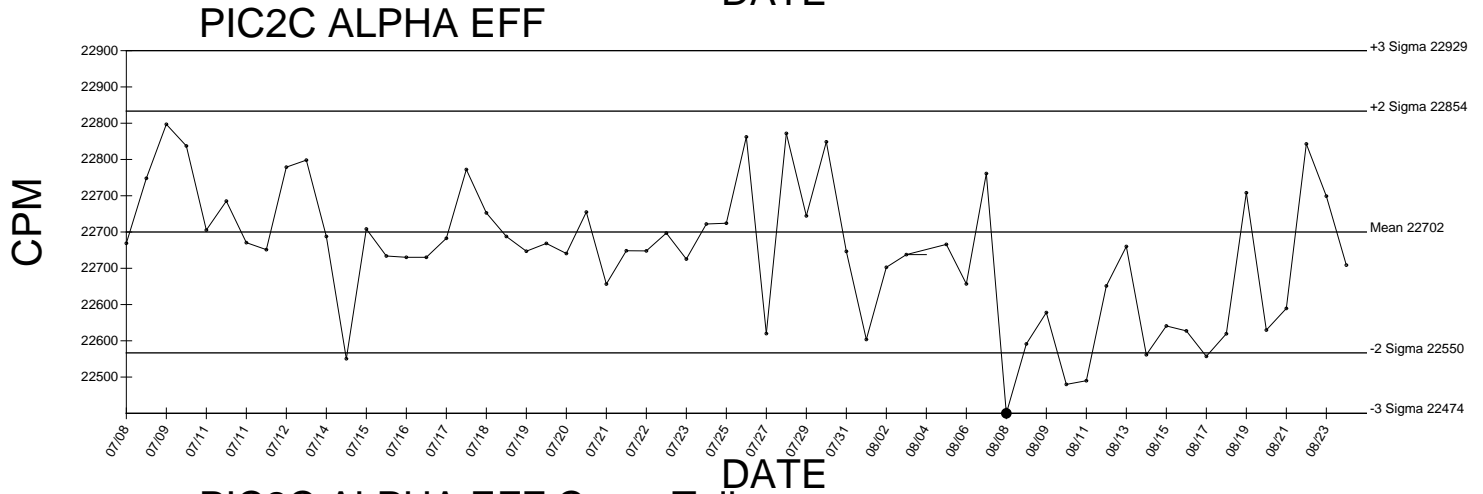
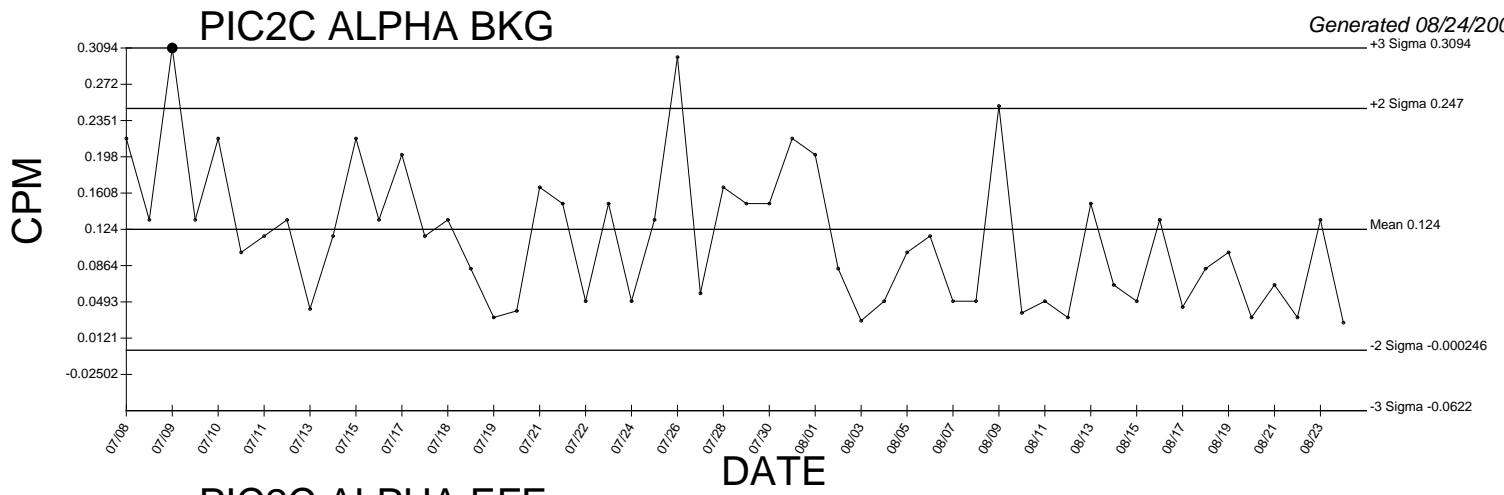
● Denotes Outlier



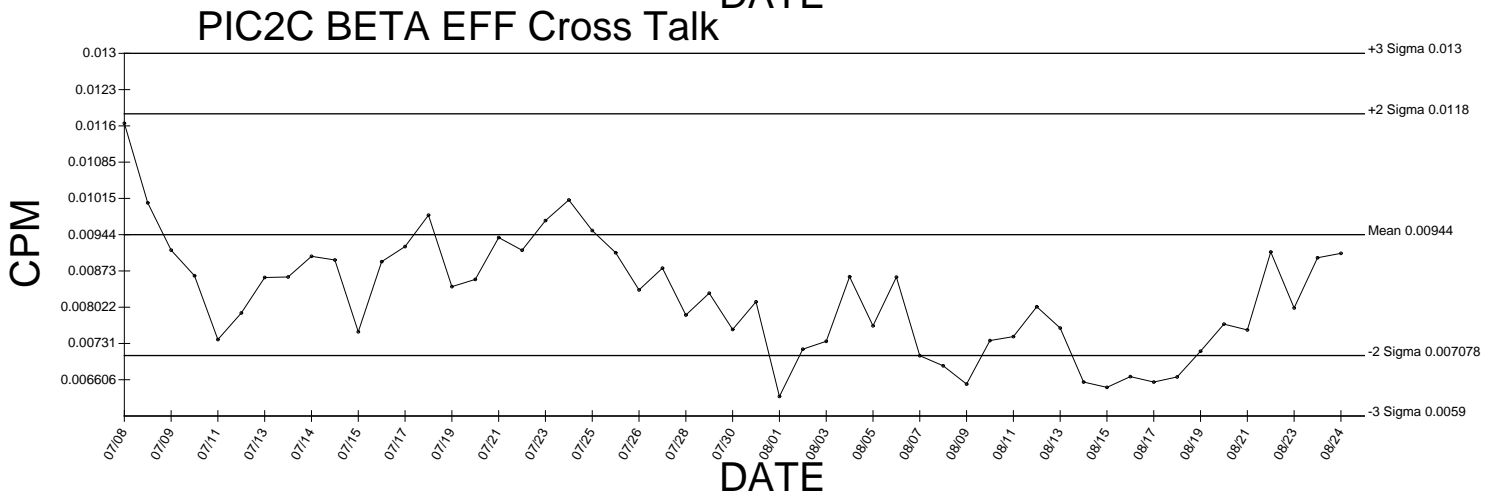
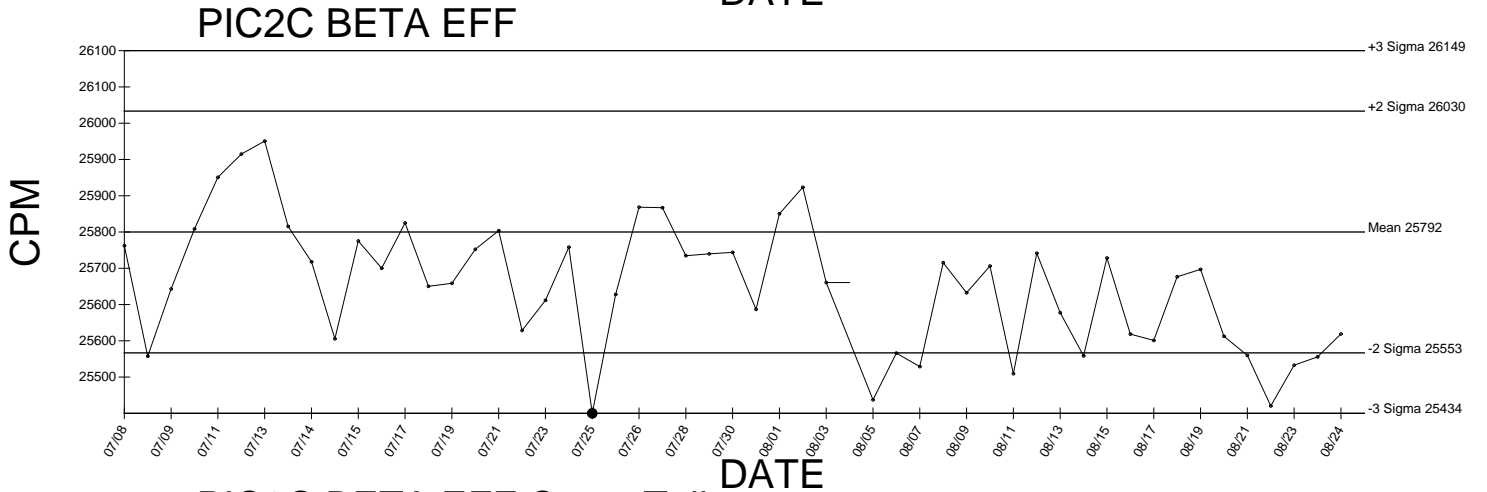
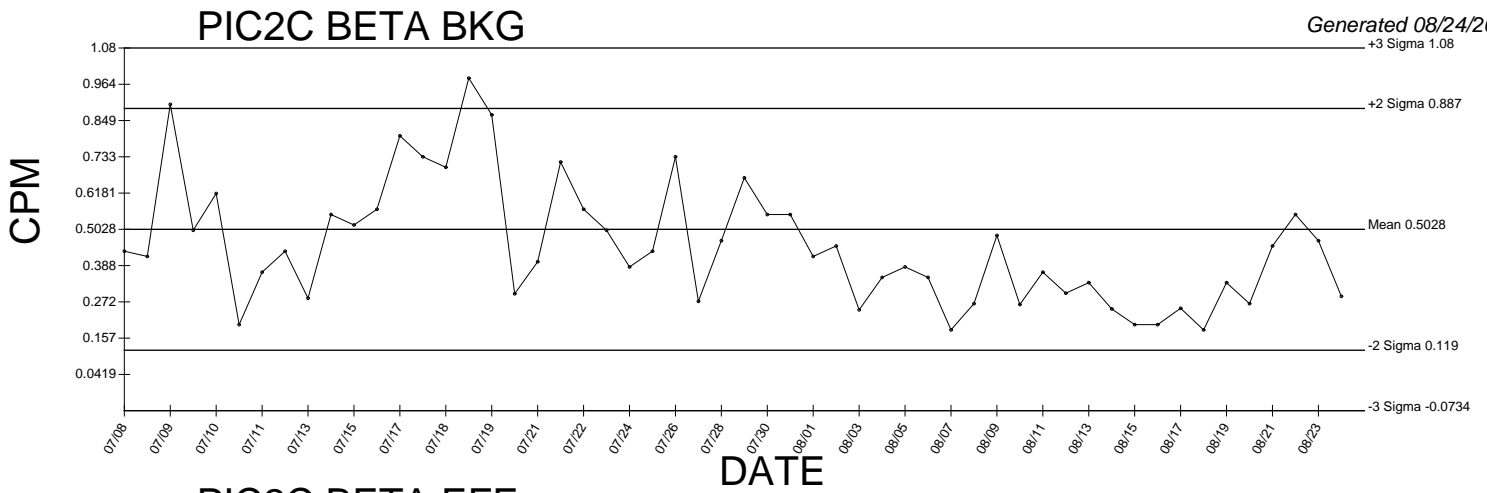
● Denotes Outlier



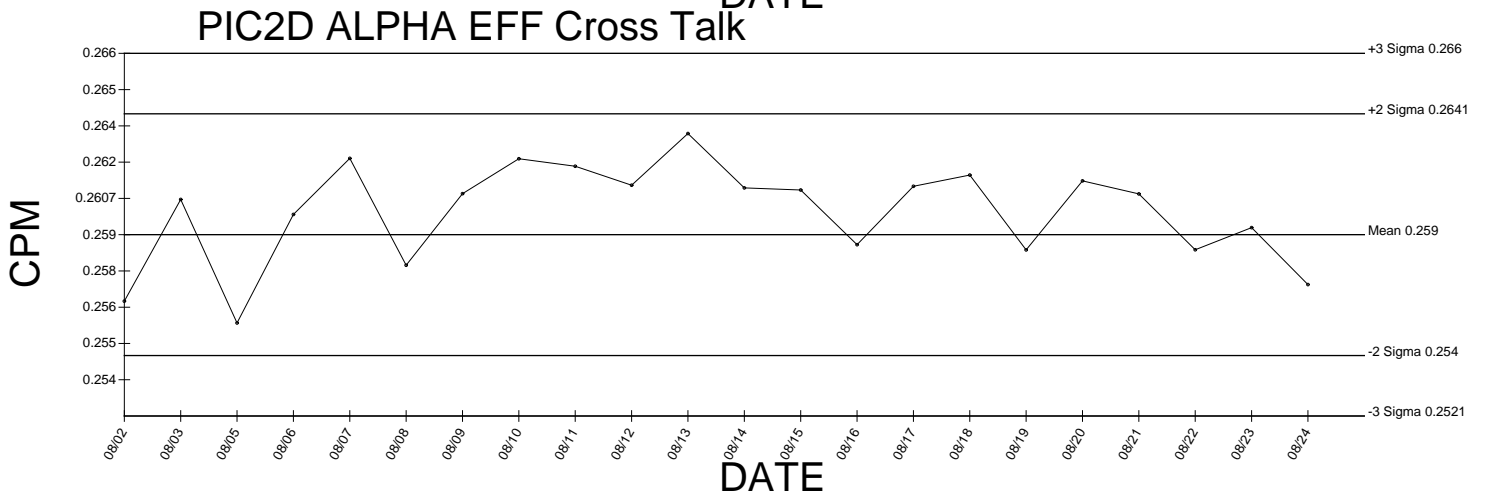
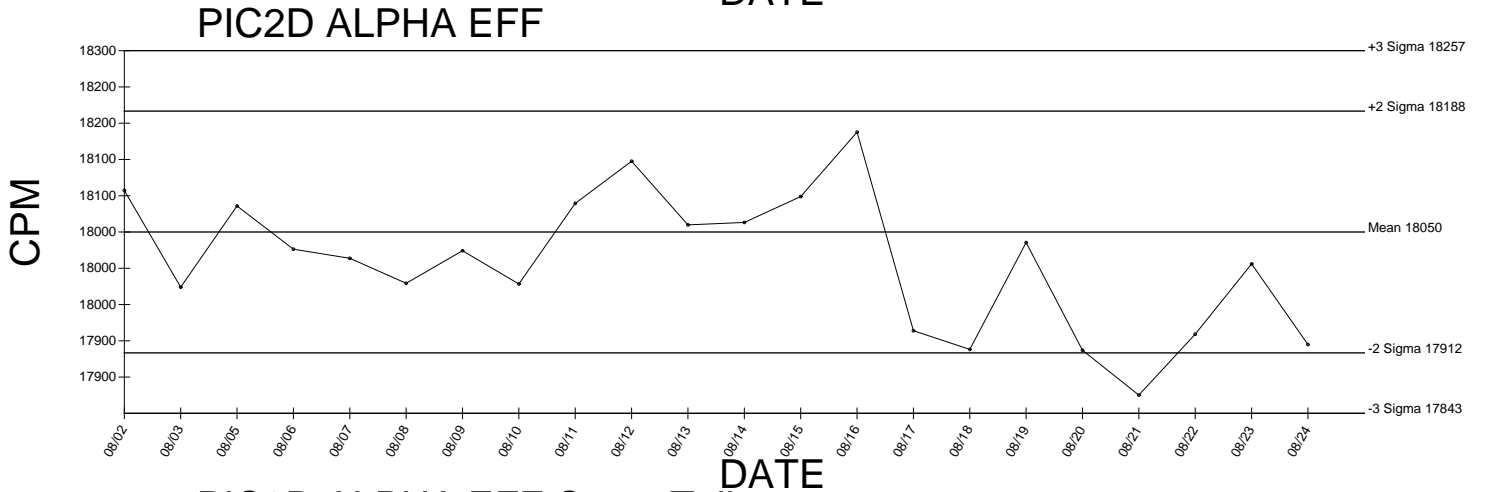
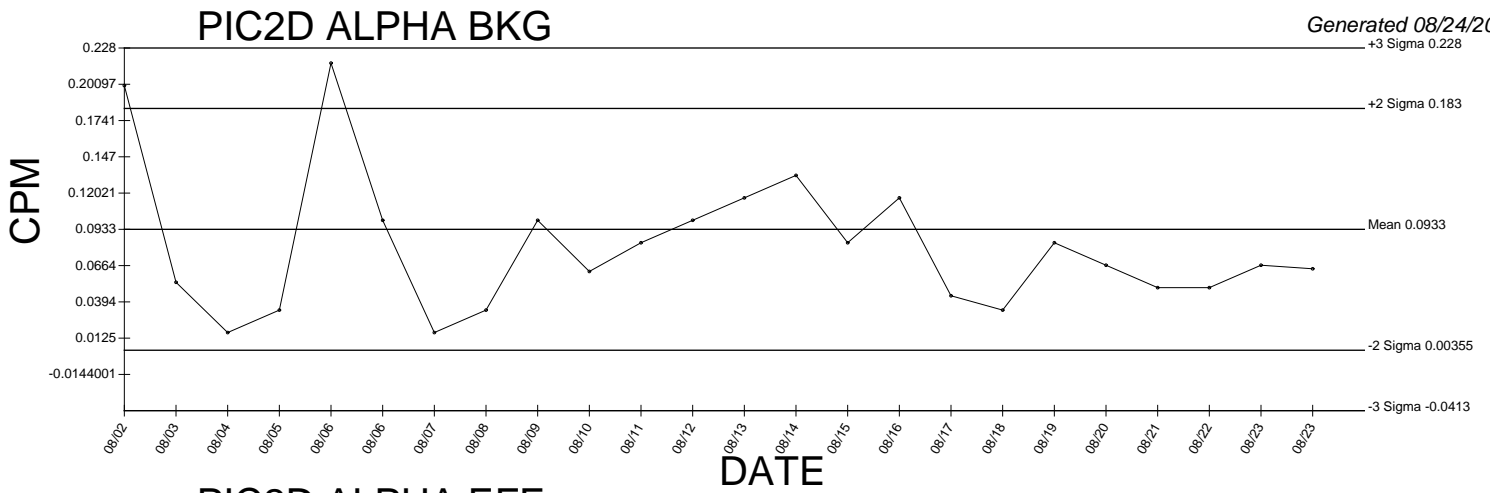
● Denotes Outlier



● Denotes Outlier



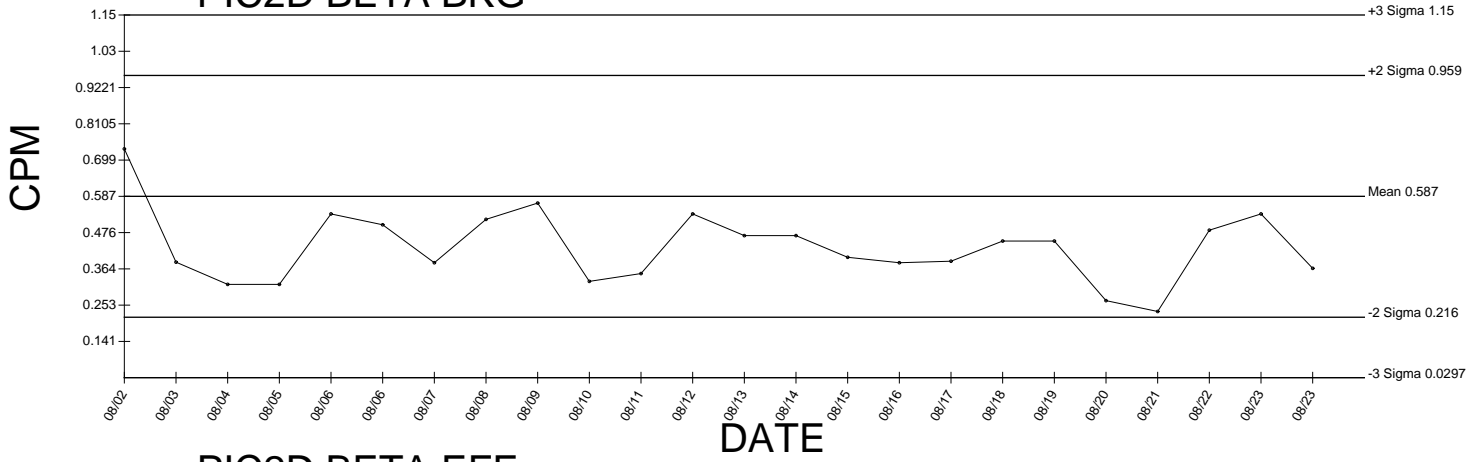
● Denotes Outlier



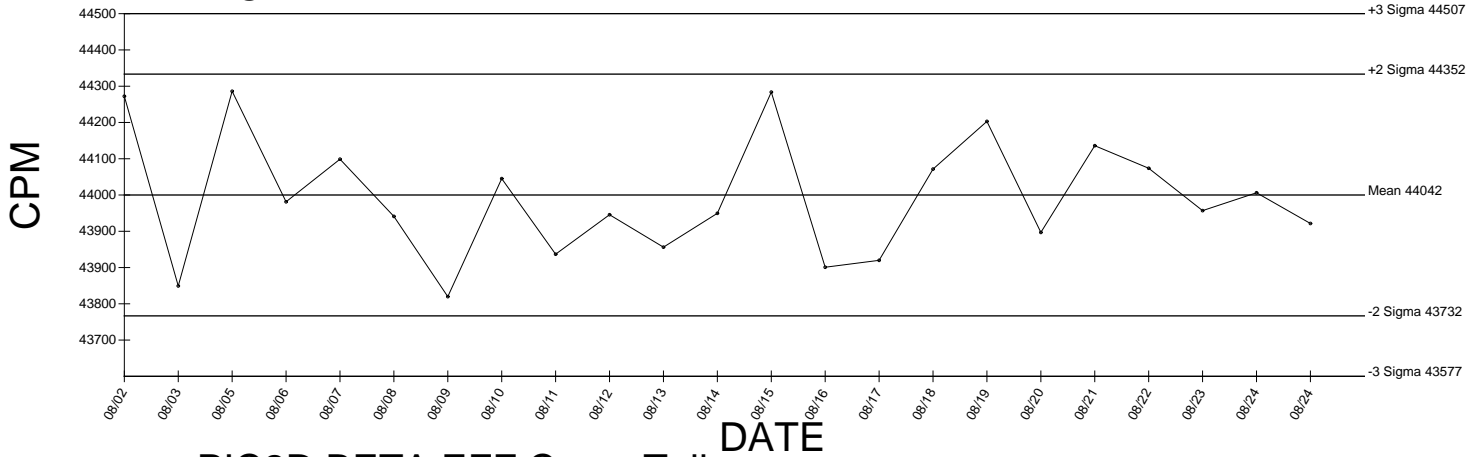
● Denotes Outlier

PIC2D BETA BKG

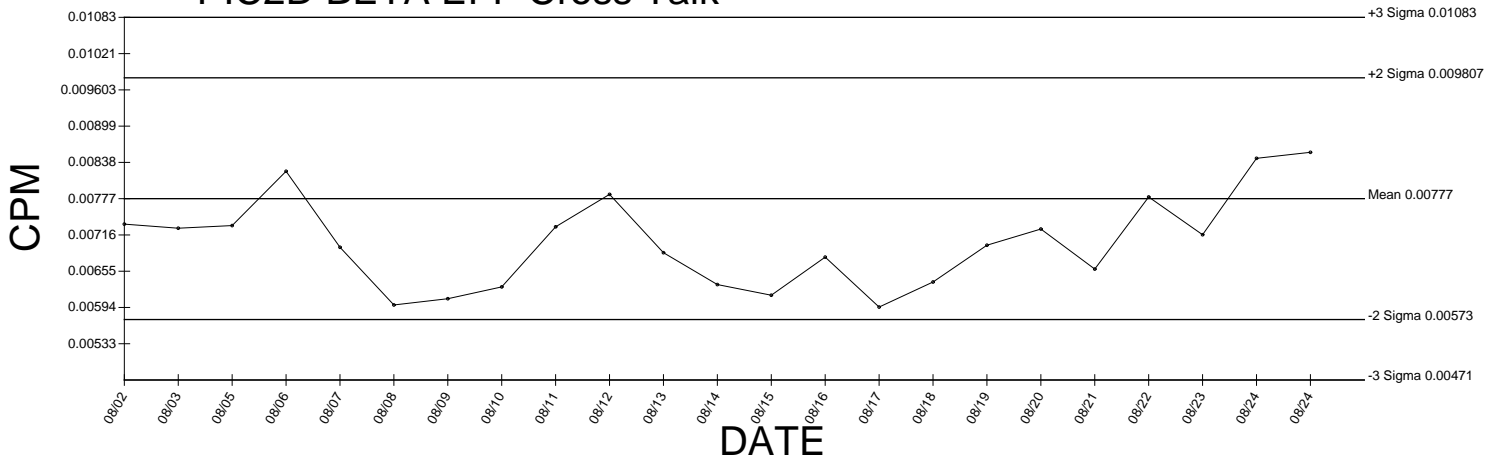
Generated 08/24/2009
+3 Sigma 1.15



PIC2D BETA EFF



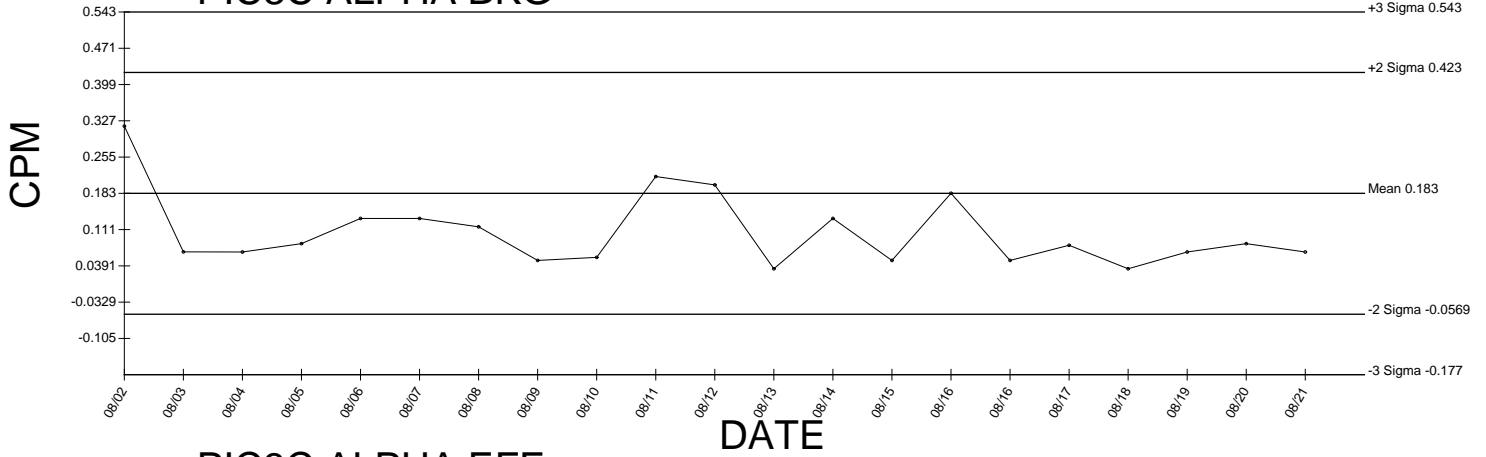
PIC2D BETA EFF Cross Talk



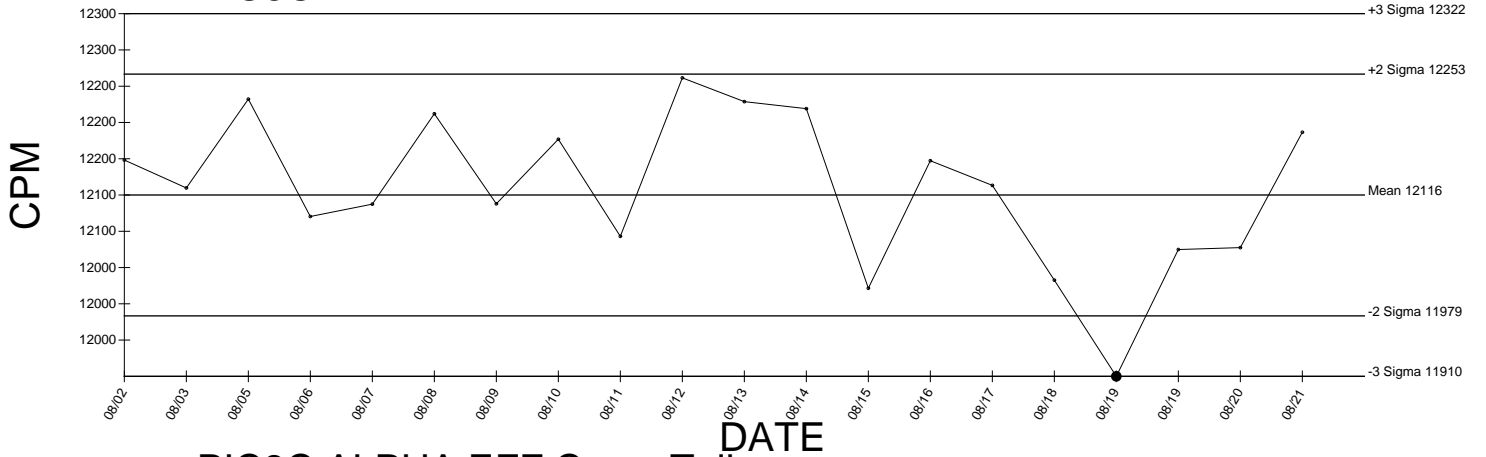
● Denotes Outlier

PIC3C ALPHA BKG

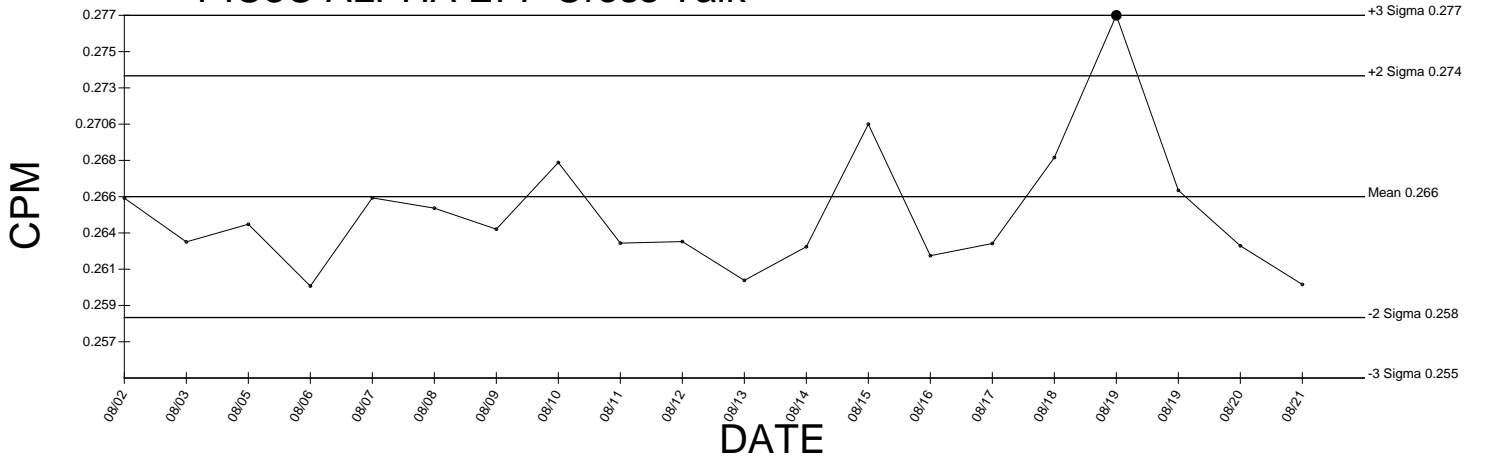
Generated 08/21/2009



PIC3C ALPHA EFF



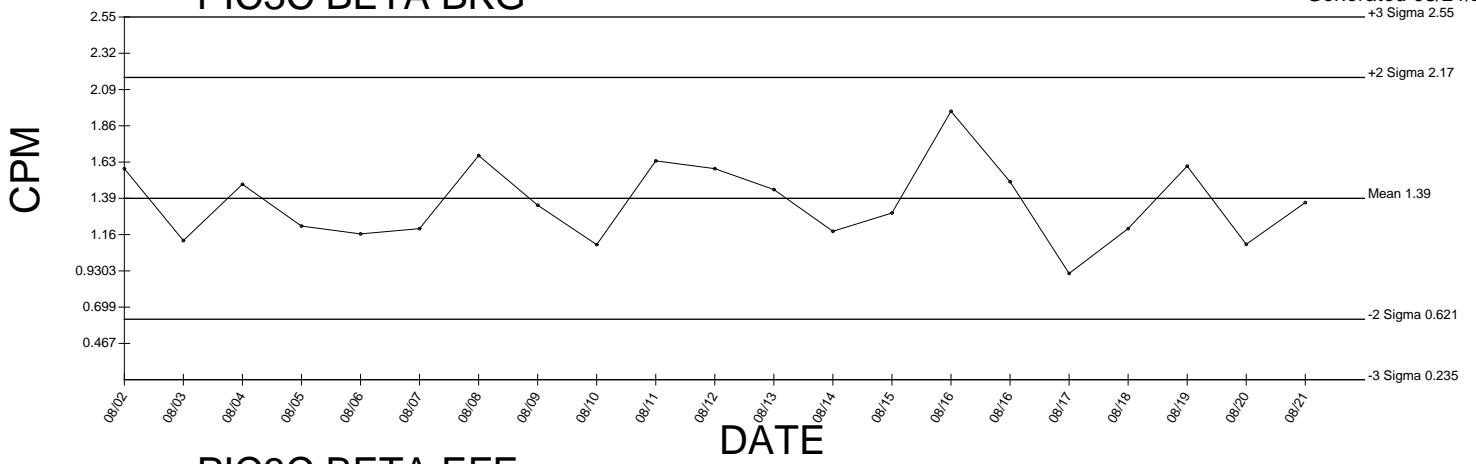
PIC3C ALPHA EFF Cross Talk



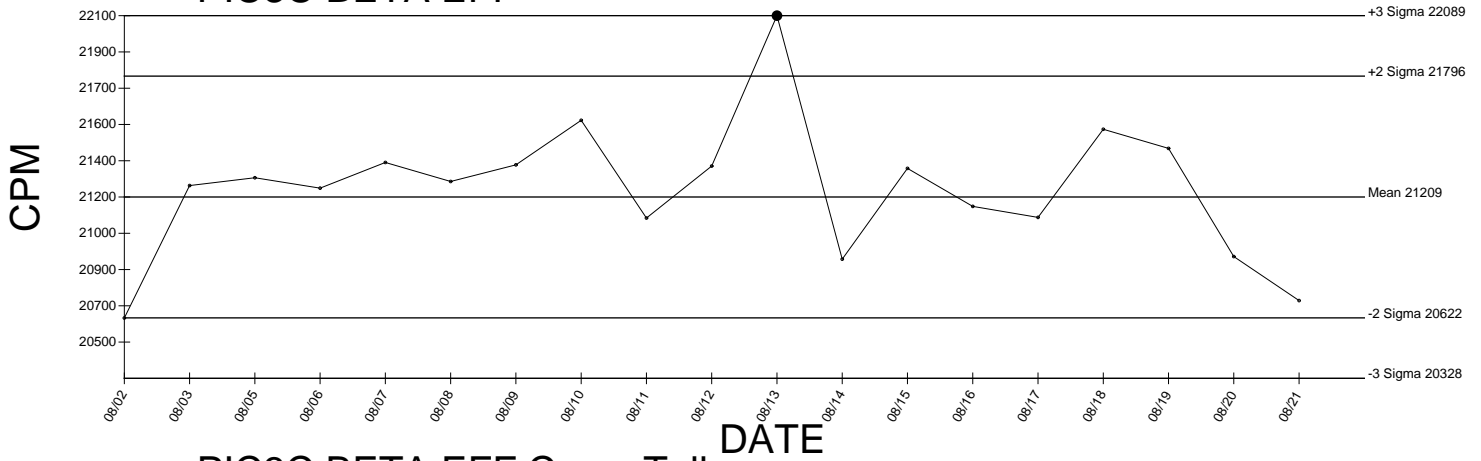
● Denotes Outlier

PIC3C BETA BKG

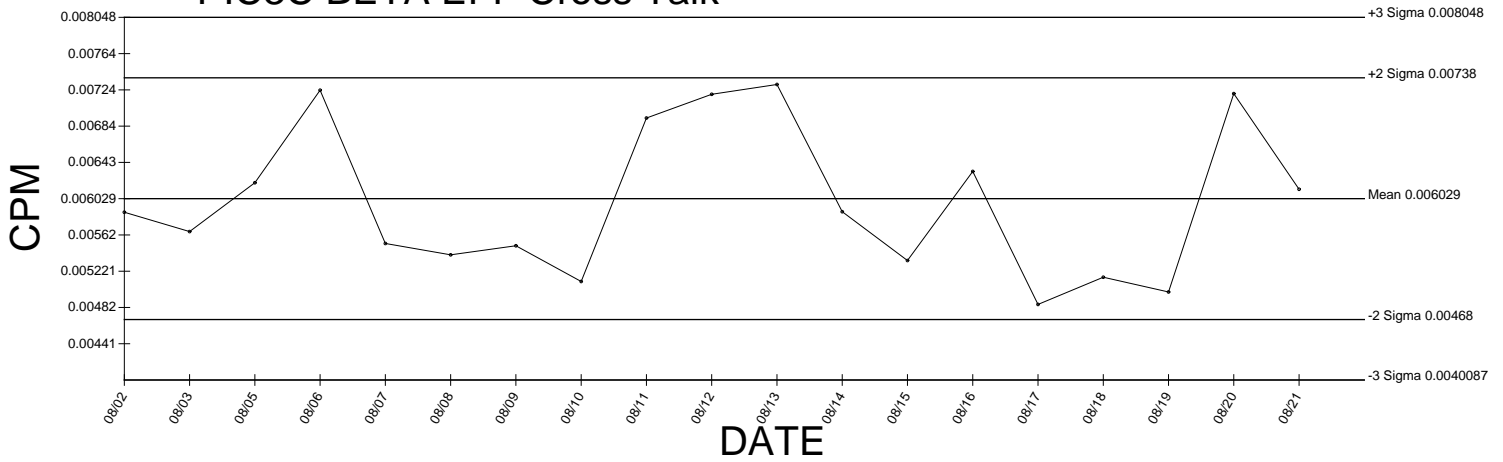
Generated 08/21/2009



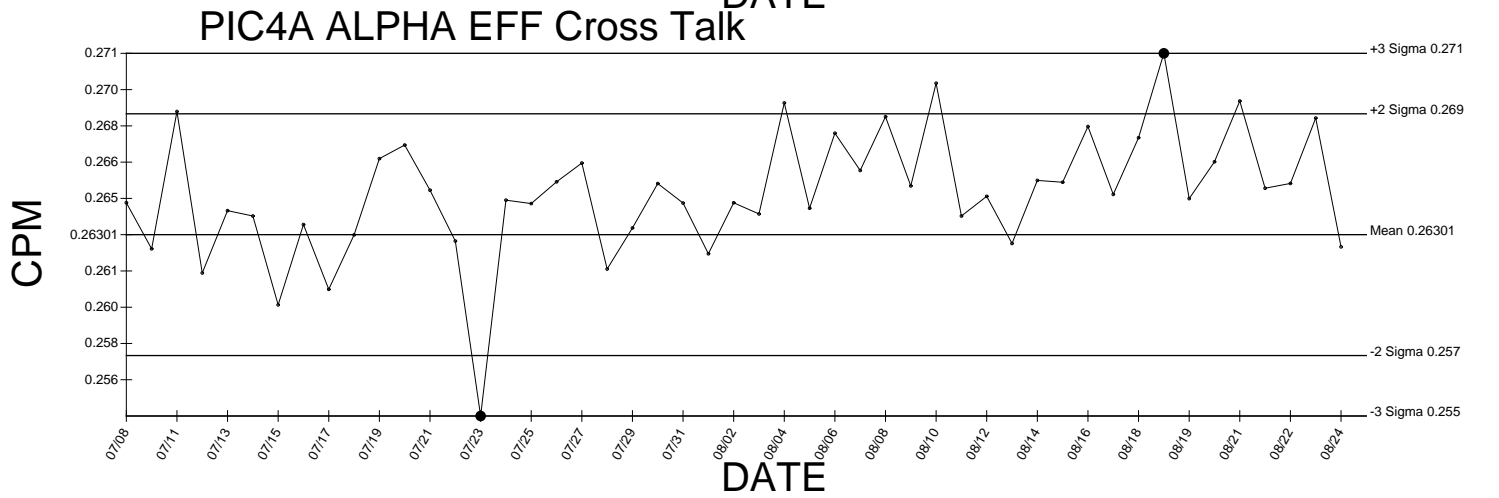
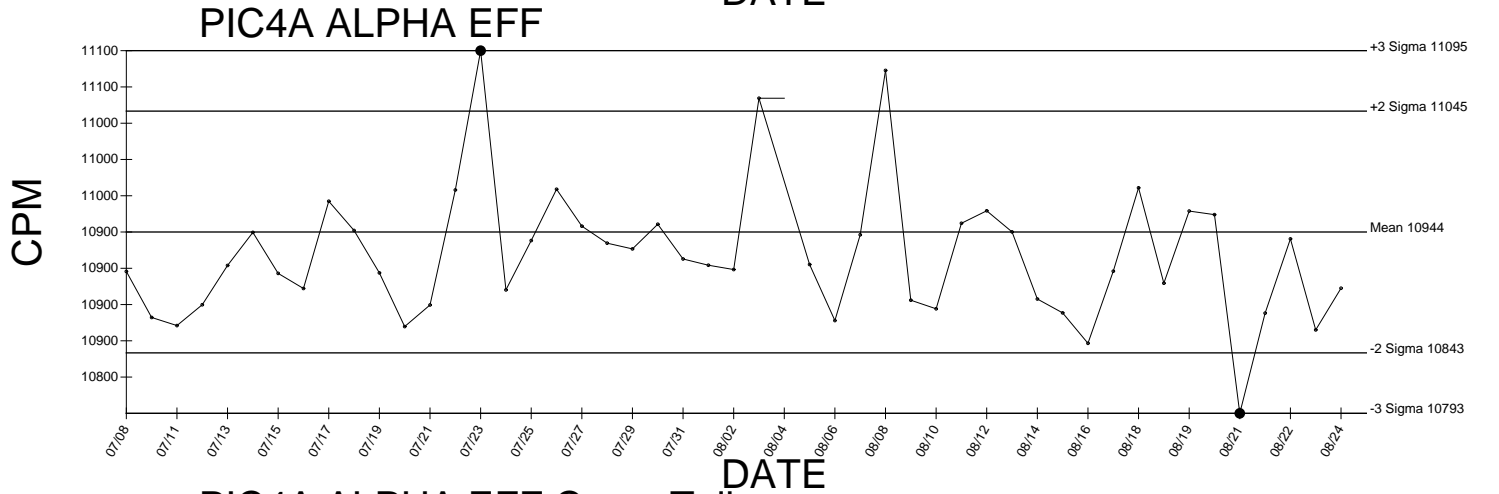
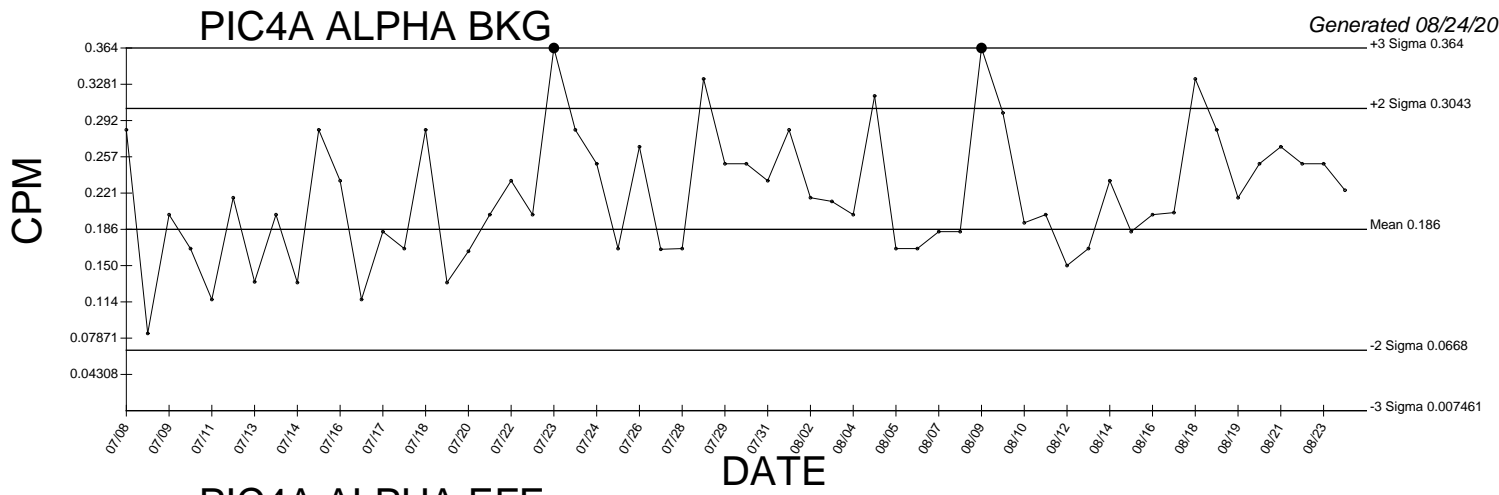
PIC3C BETA EFF



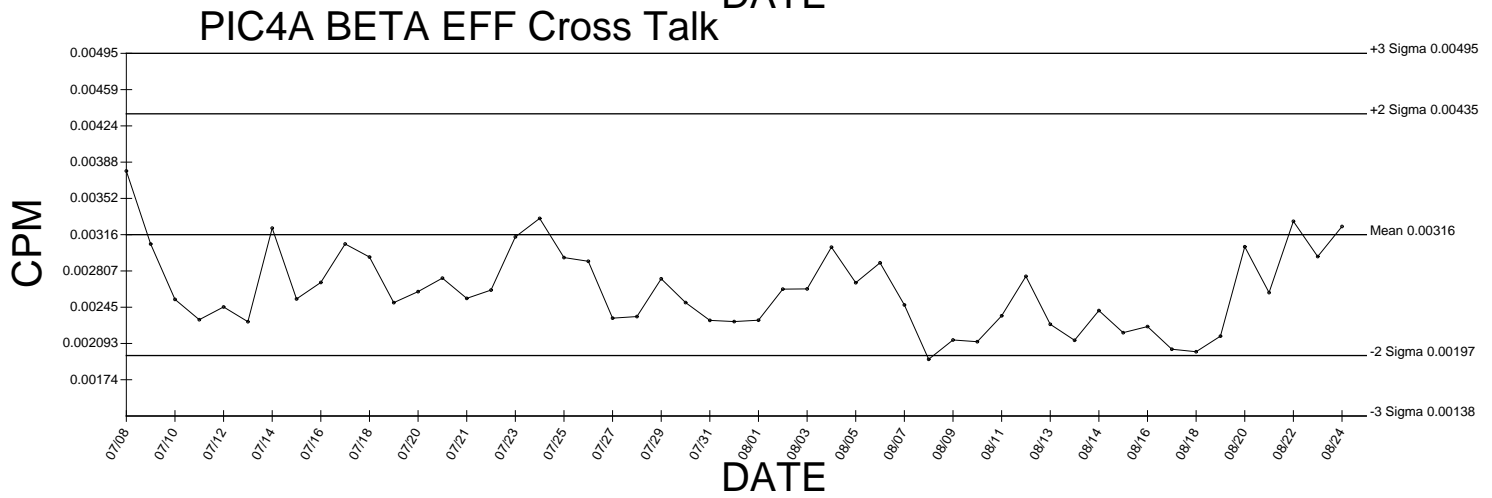
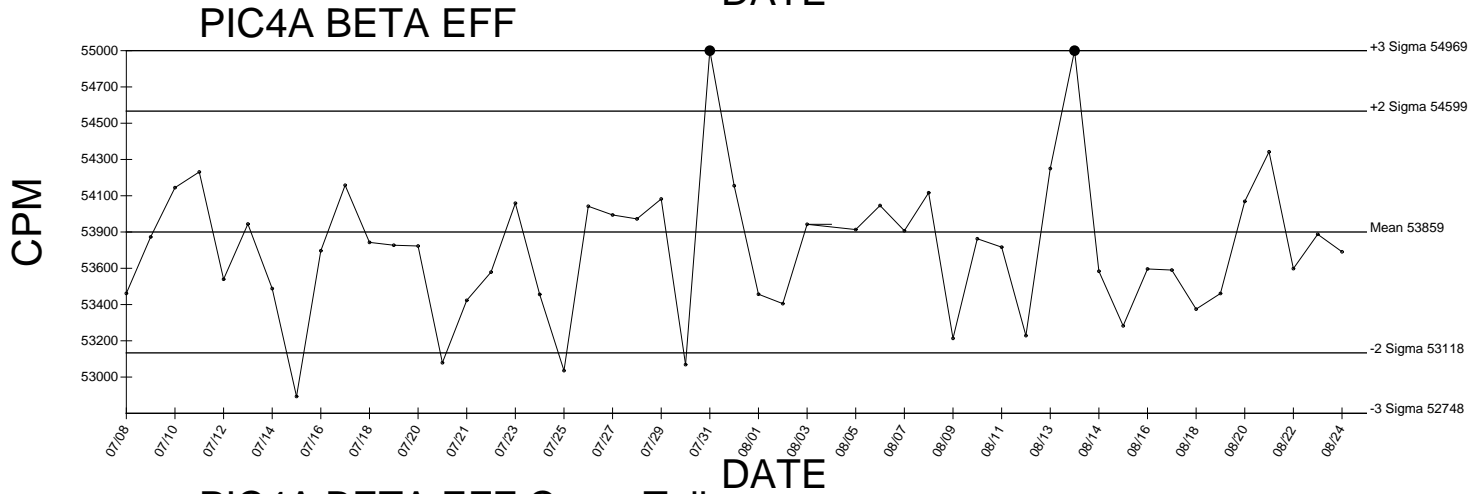
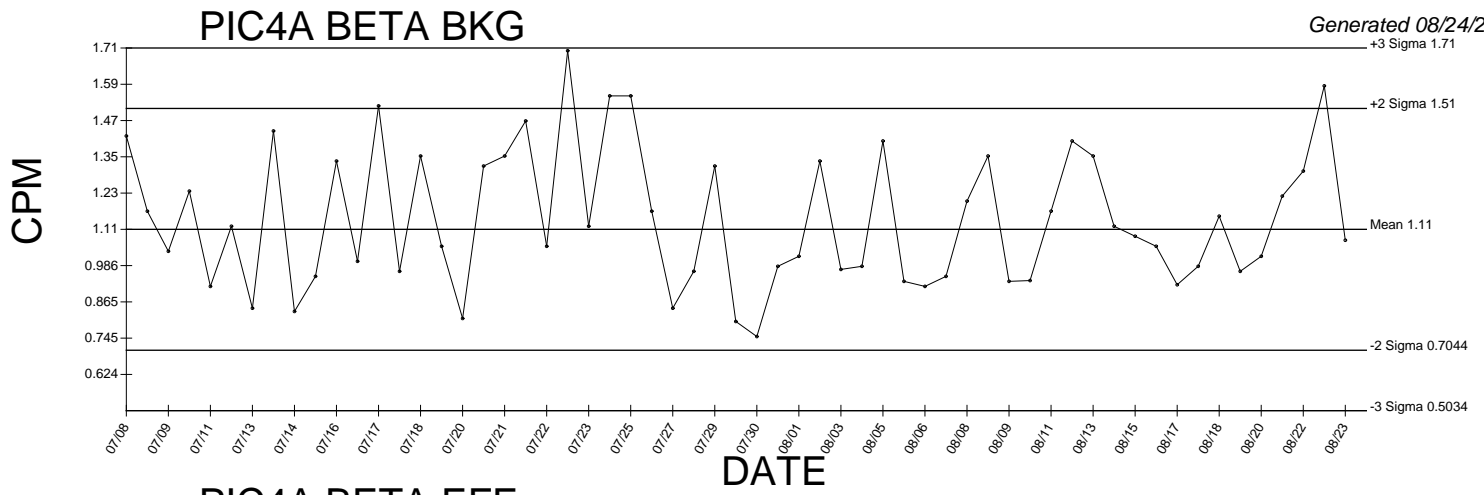
PIC3C BETA EFF Cross Talk



● Denotes Outlier



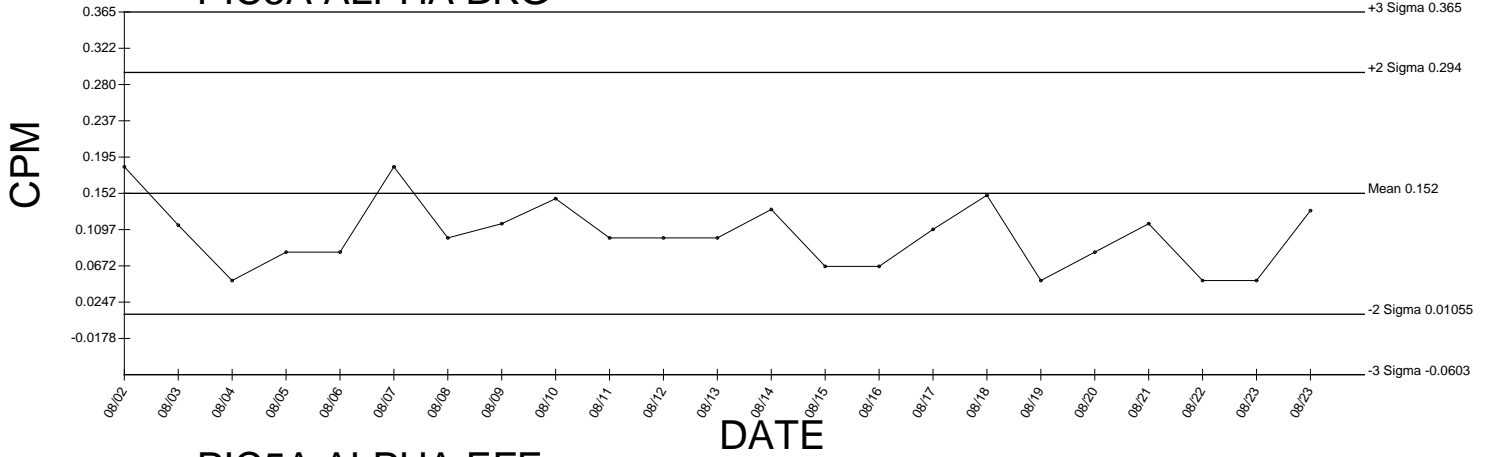
● Denotes Outlier



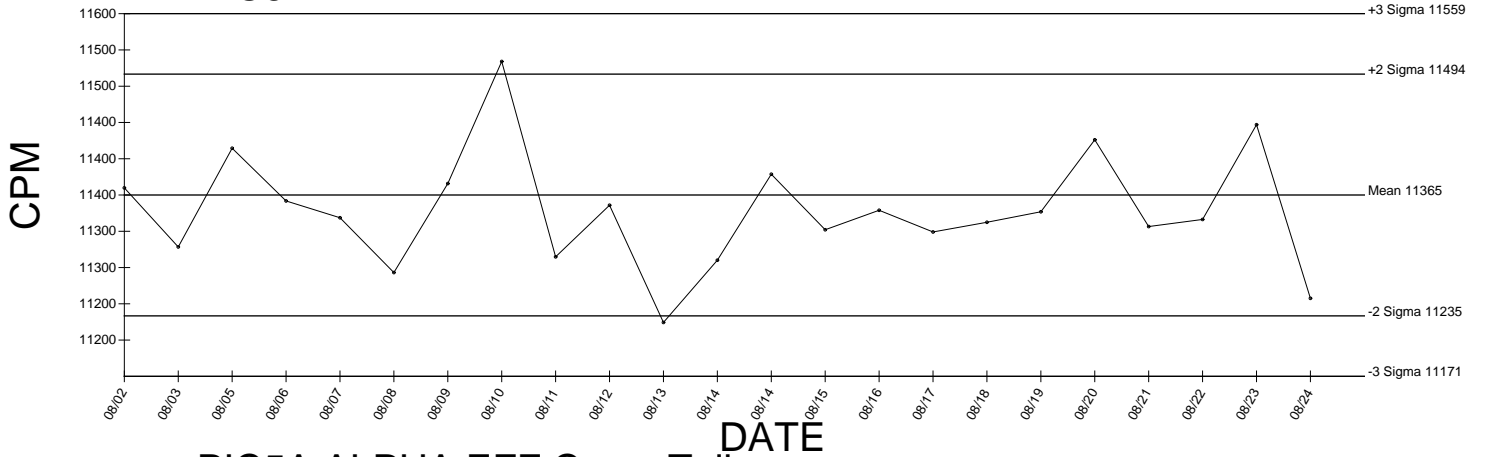
● Denotes Outlier

PIC5A ALPHA BKG

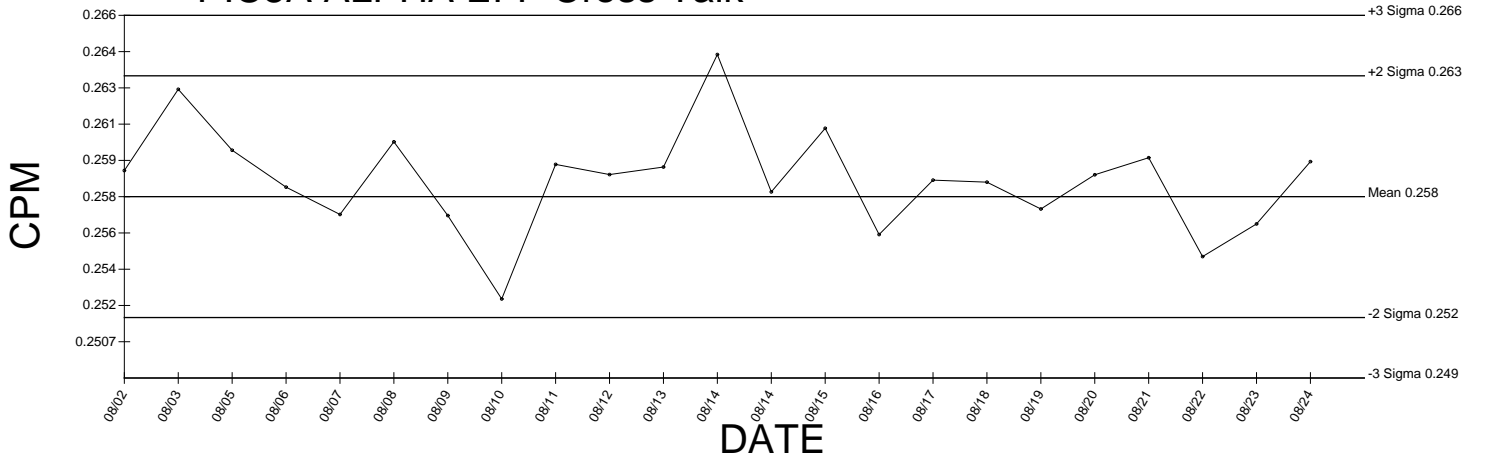
Generated 08/24/2009



PIC5A ALPHA EFF



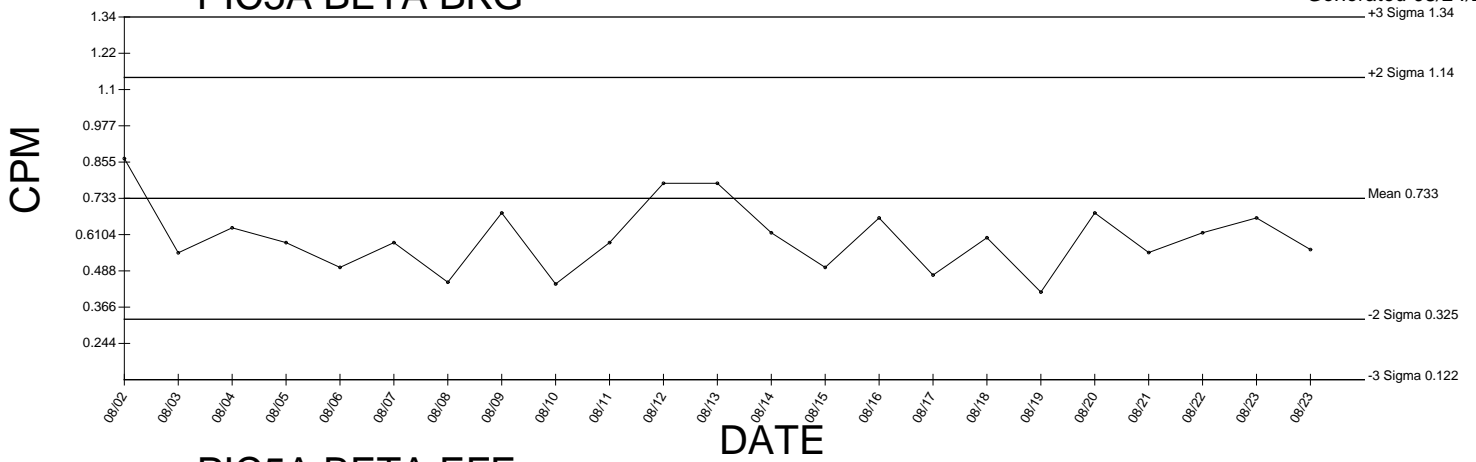
PIC5A ALPHA EFF Cross Talk



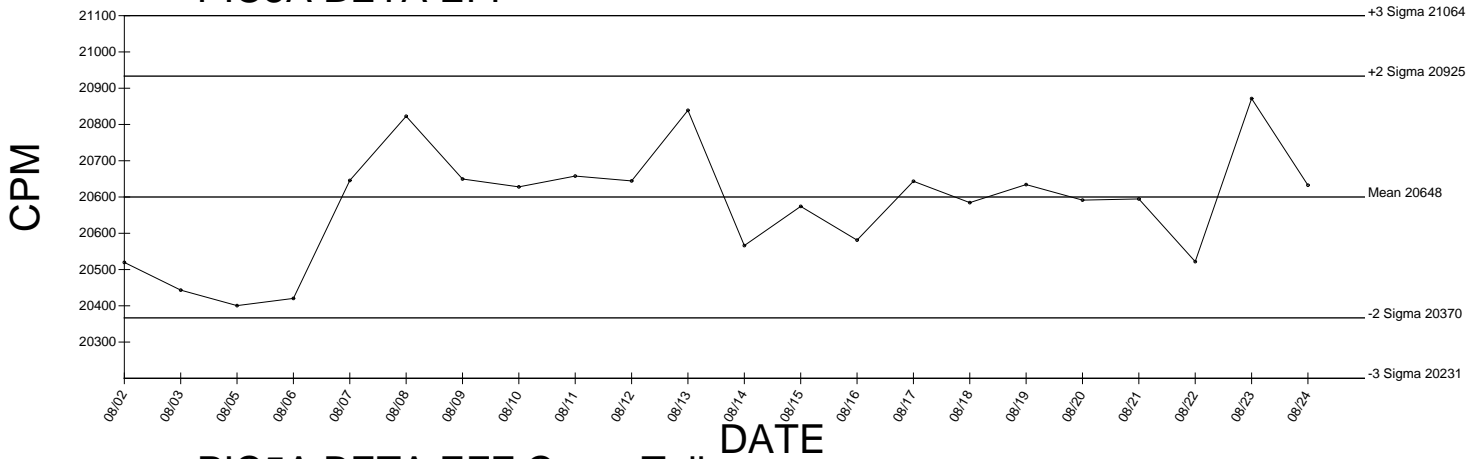
● Denotes Outlier

PIC5A BETA BKG

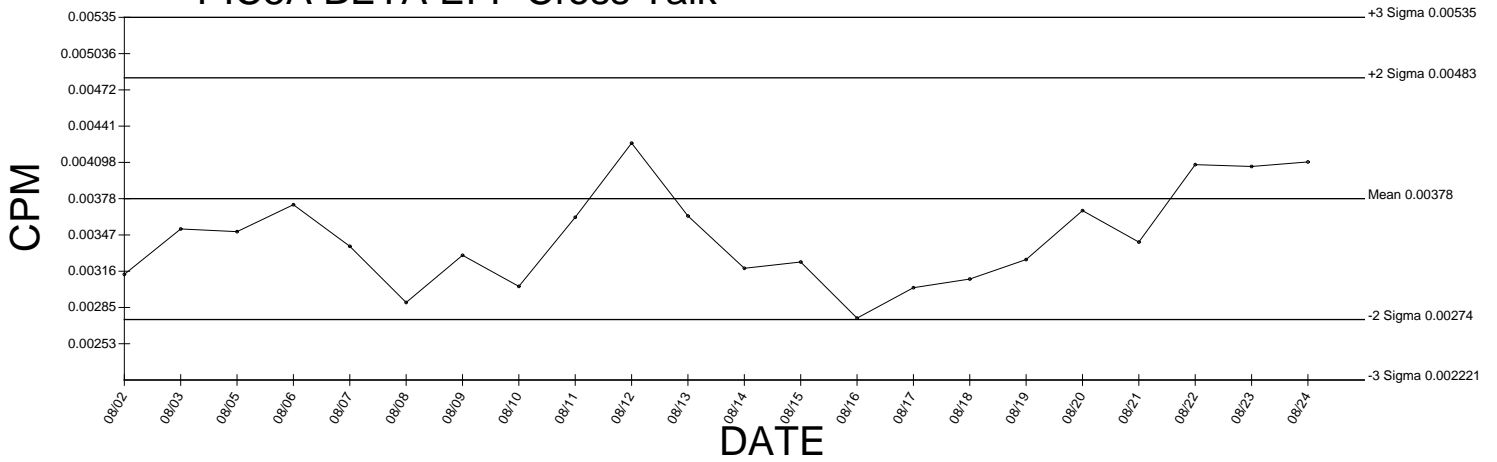
Generated 08/24/2009



PIC5A BETA EFF



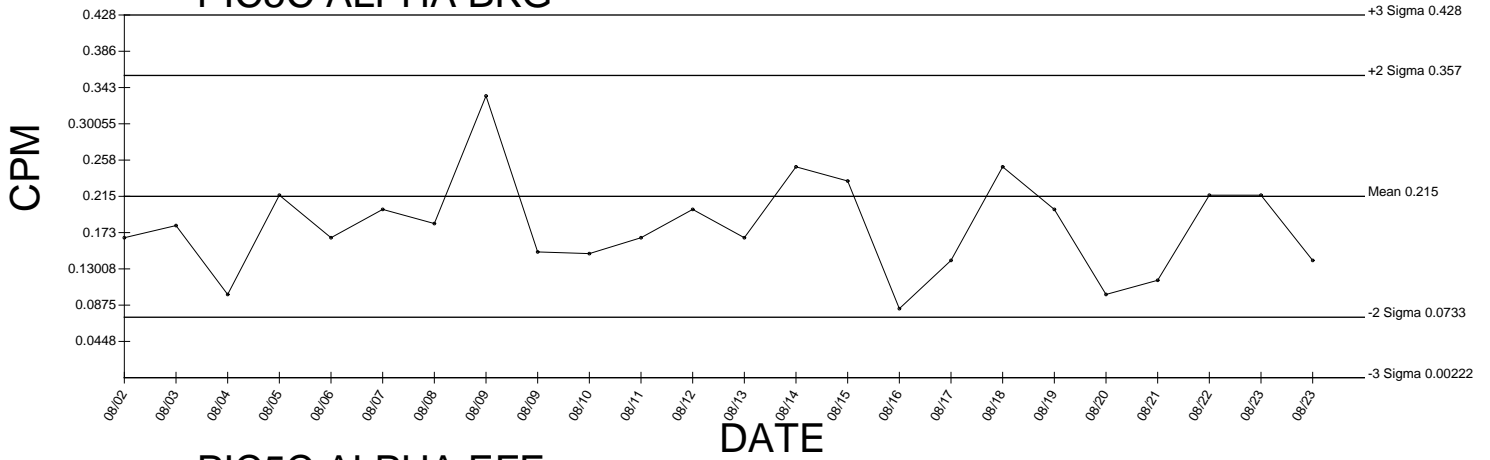
PIC5A BETA EFF Cross Talk



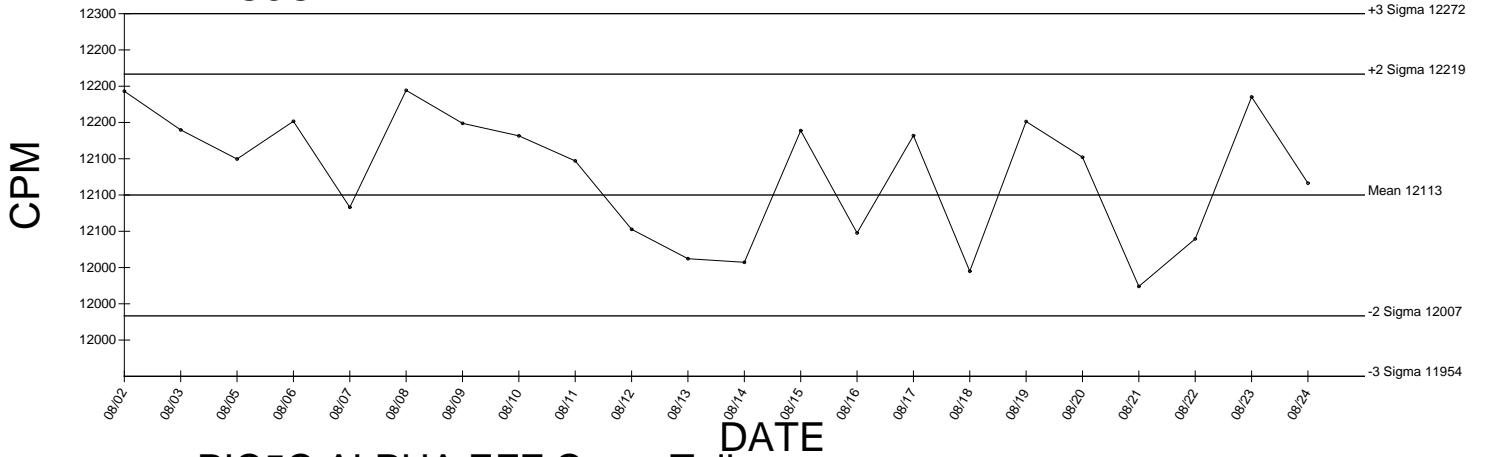
● Denotes Outlier

PIC5C ALPHA BKG

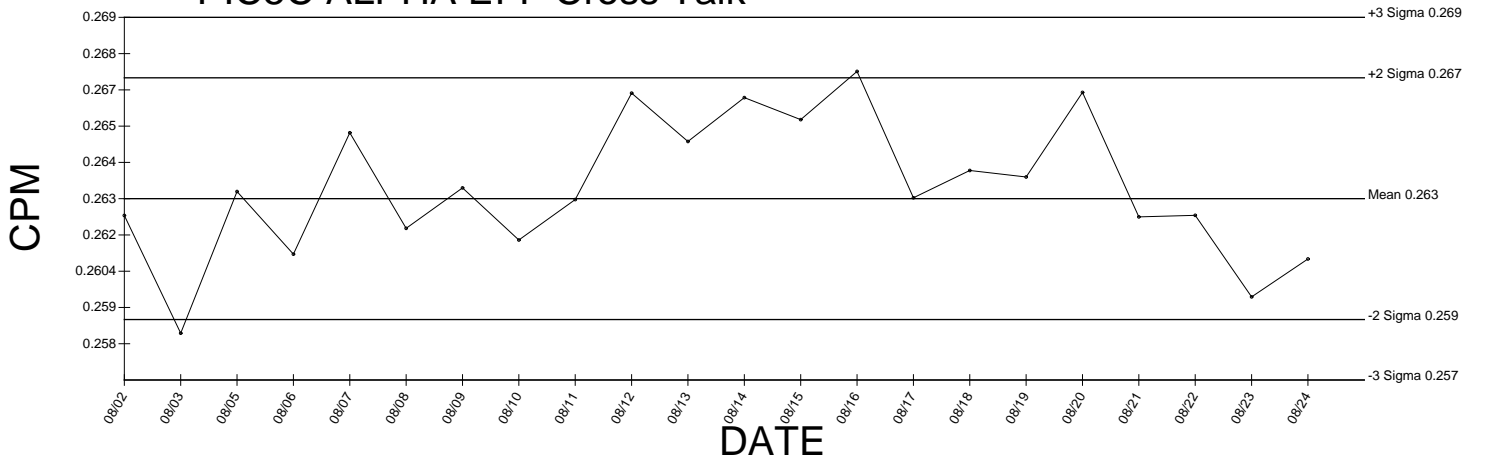
Generated 08/24/2009



PIC5C ALPHA EFF



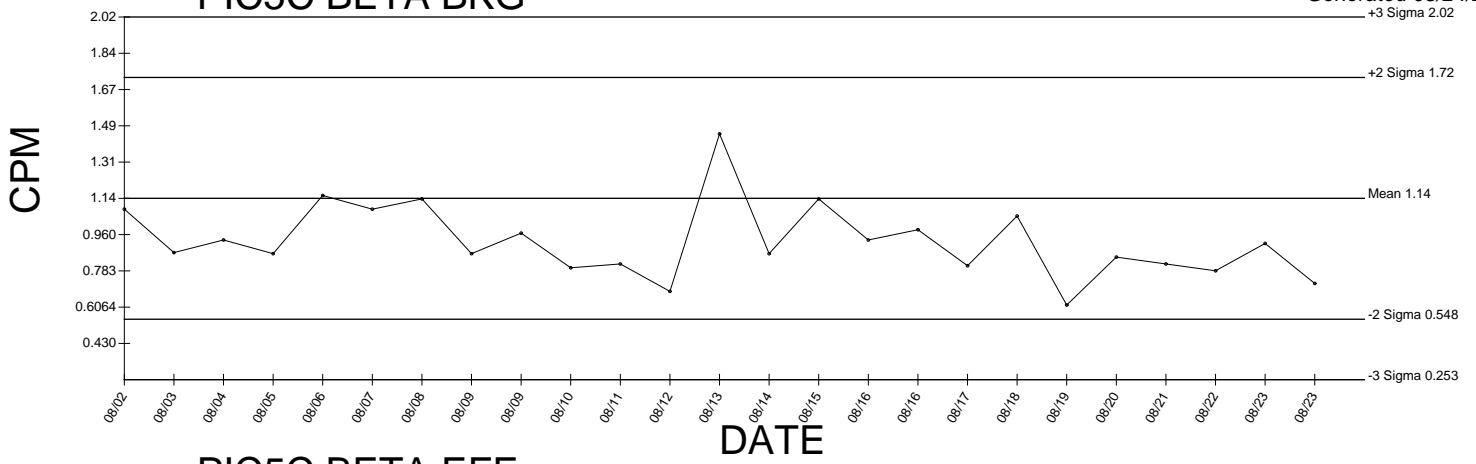
PIC5C ALPHA EFF Cross Talk



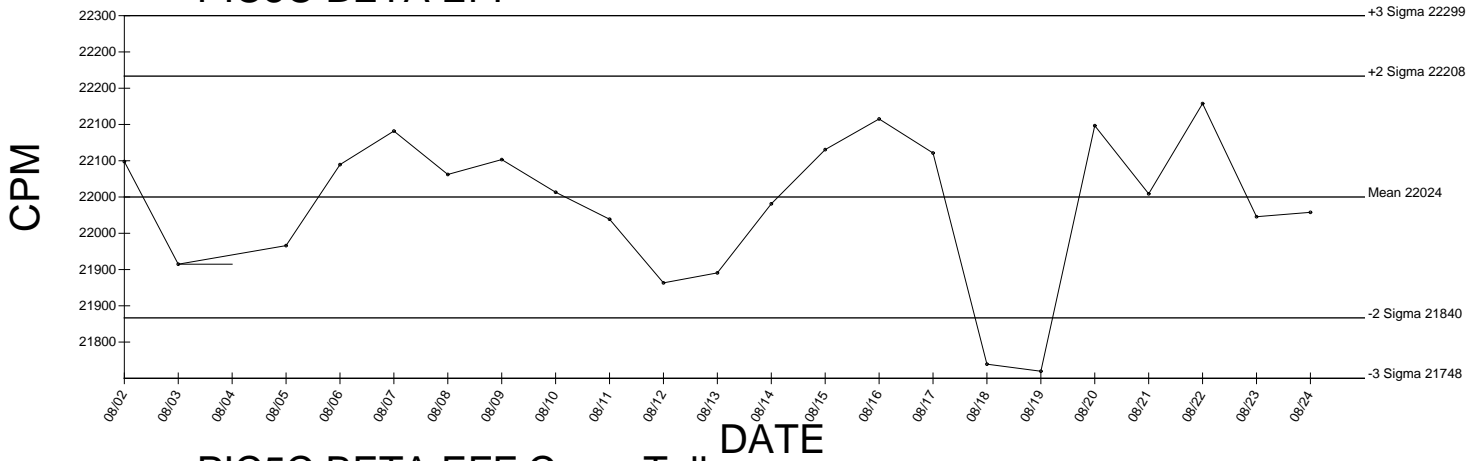
● Denotes Outlier

PIC5C BETA BKG

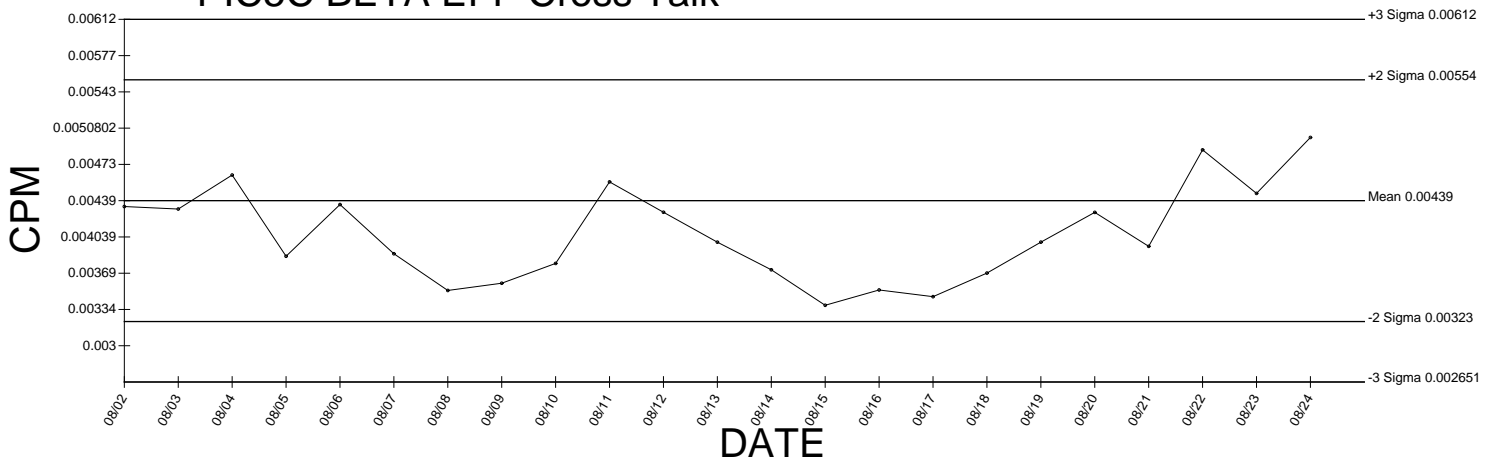
Generated 08/24/2009



PIC5C BETA EFF



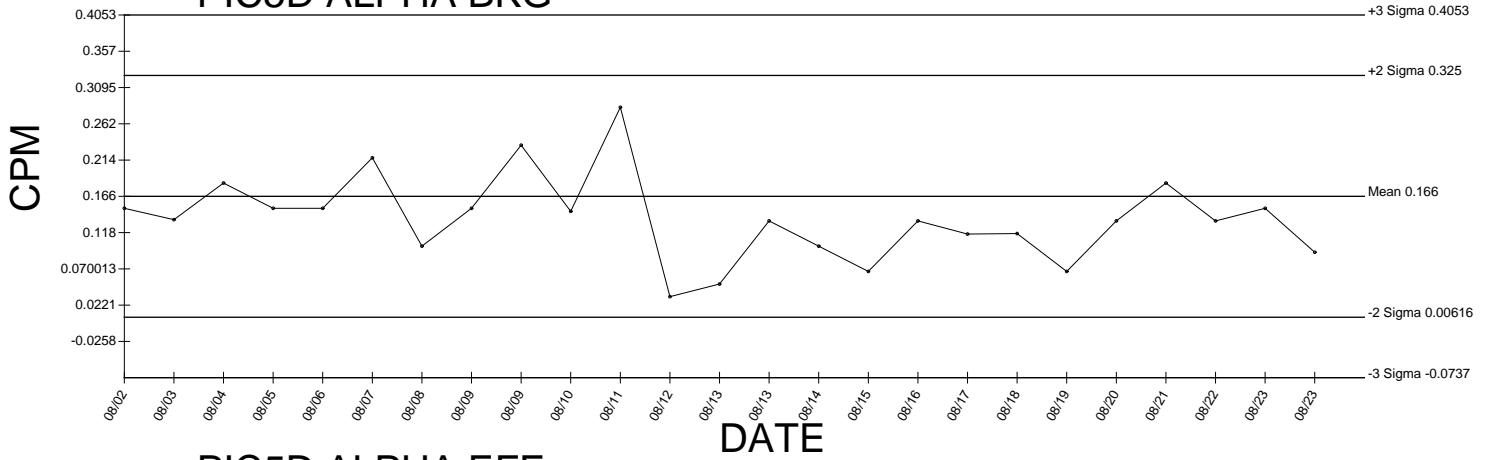
PIC5C BETA EFF Cross Talk



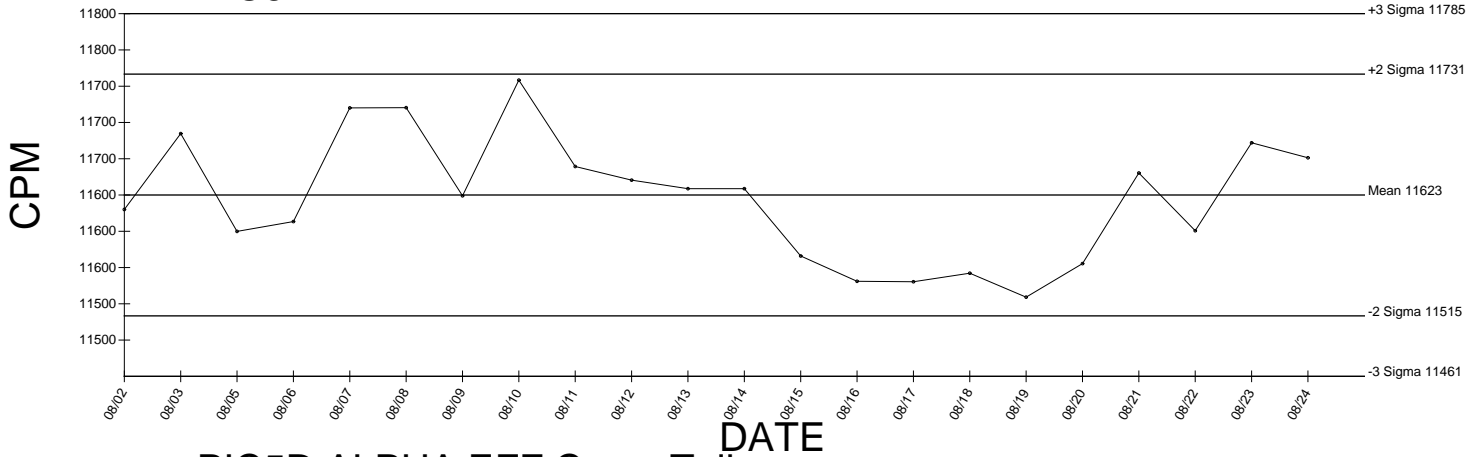
● Denotes Outlier

PIC5D ALPHA BKG

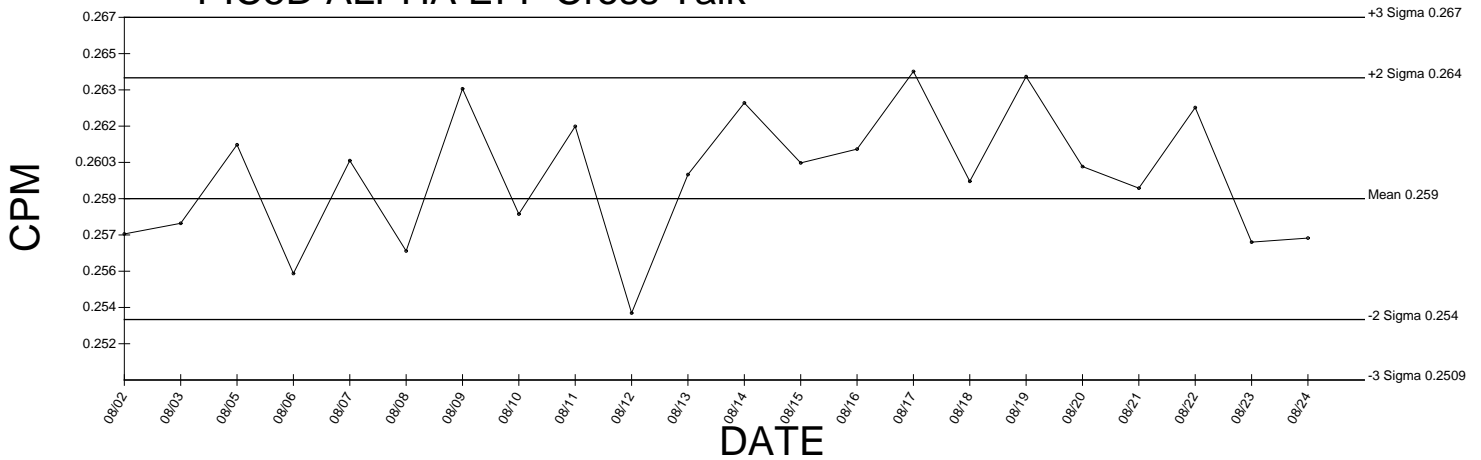
Generated 08/24/2009



PIC5D ALPHA EFF



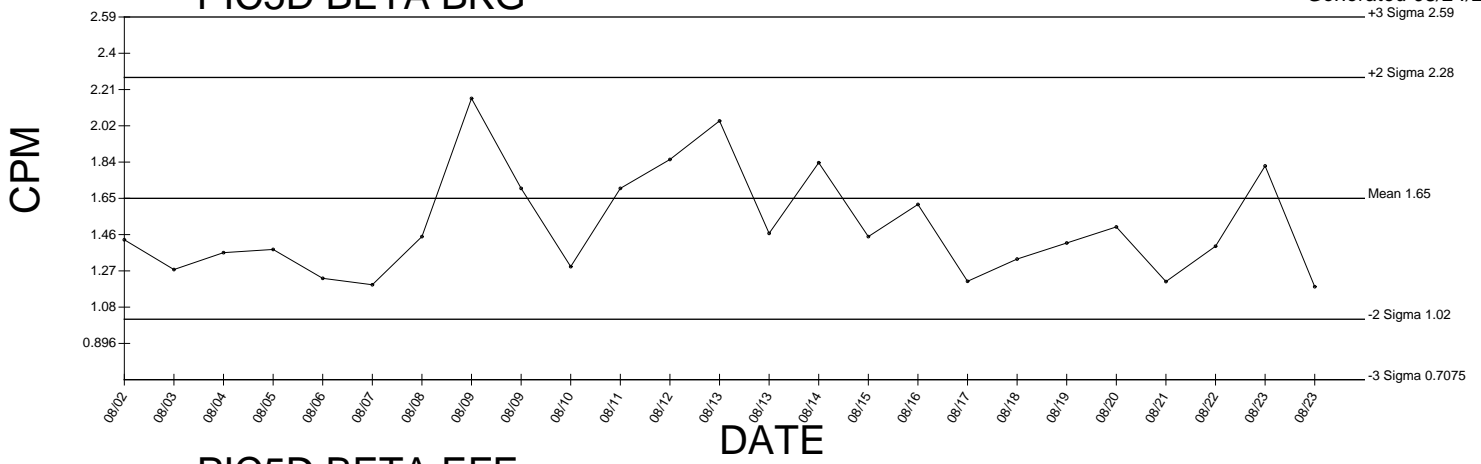
PIC5D ALPHA EFF Cross Talk



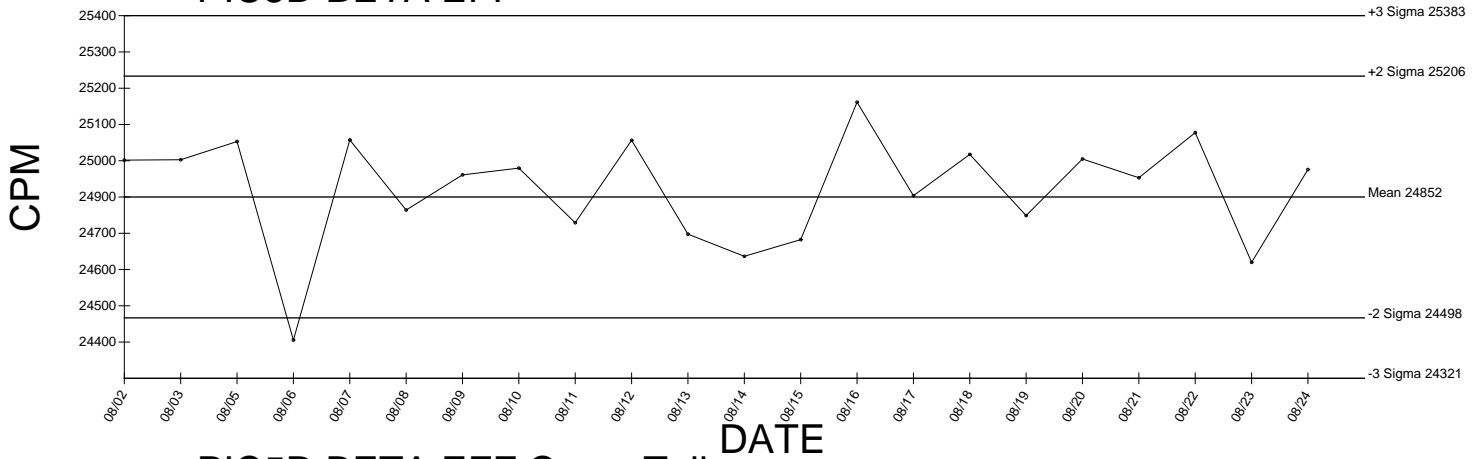
● Denotes Outlier

PIC5D BETA BKG

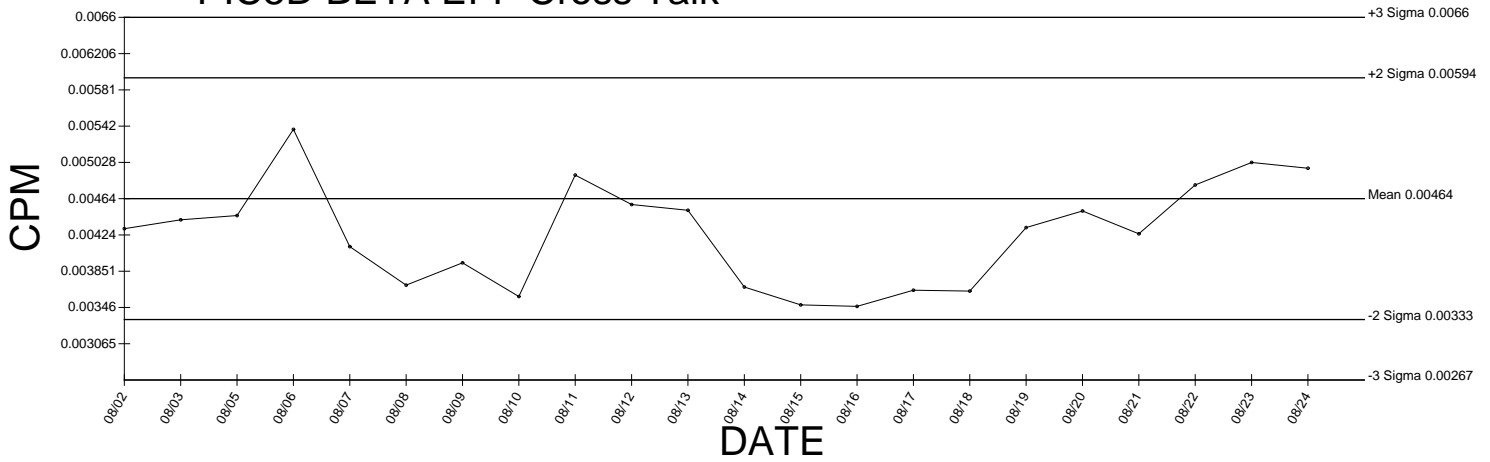
Generated 08/24/2009
+3 Sigma 2.59



PIC5D BETA EFF



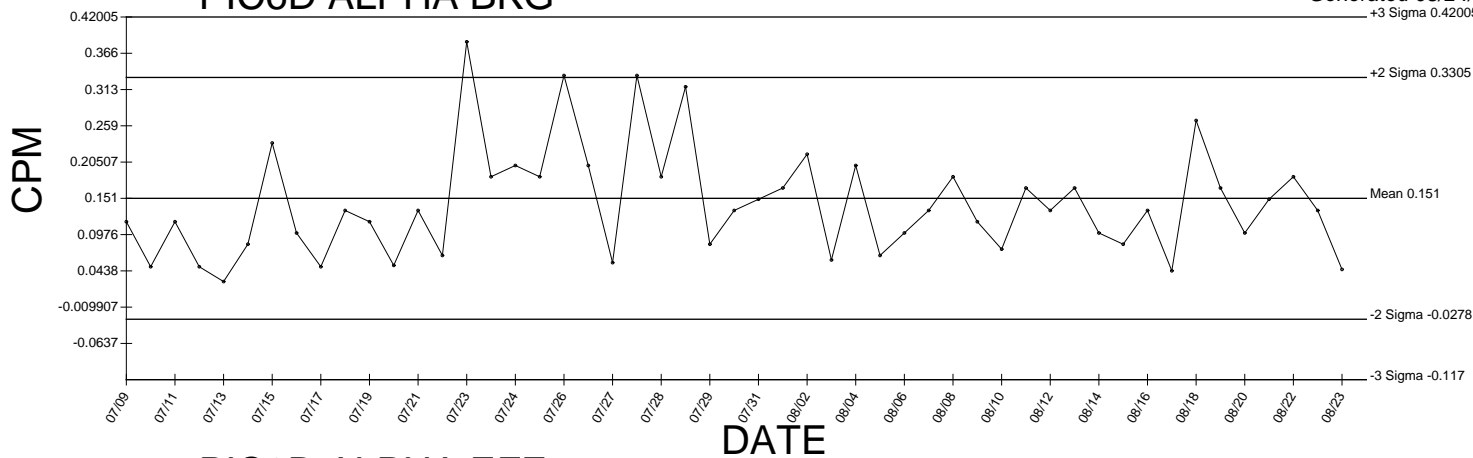
PIC5D BETA EFF Cross Talk



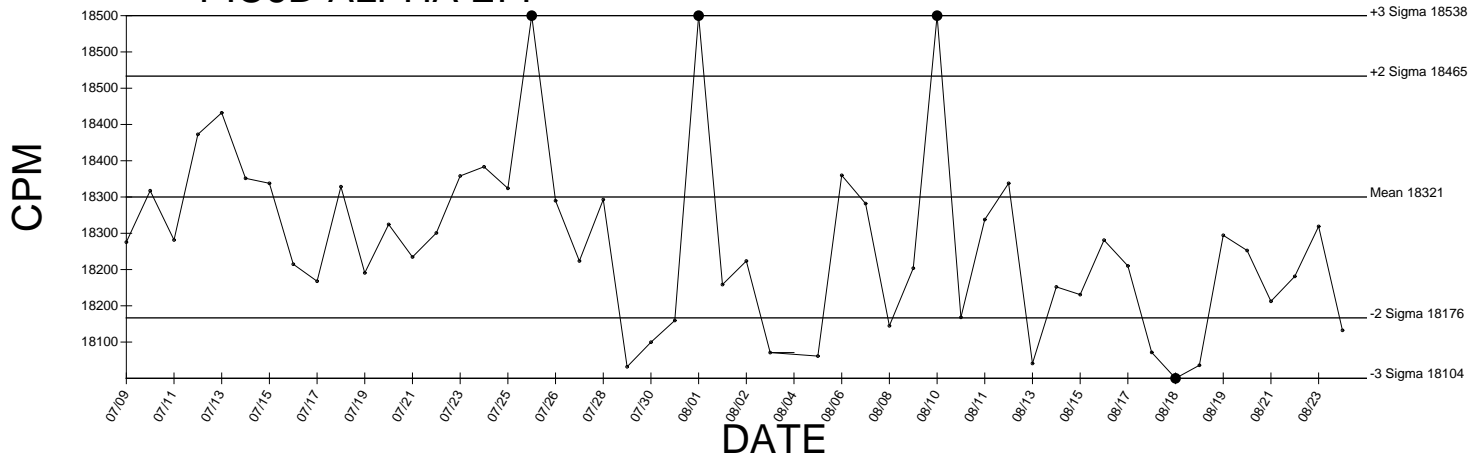
● Denotes Outlier

PIC6D ALPHA BKG

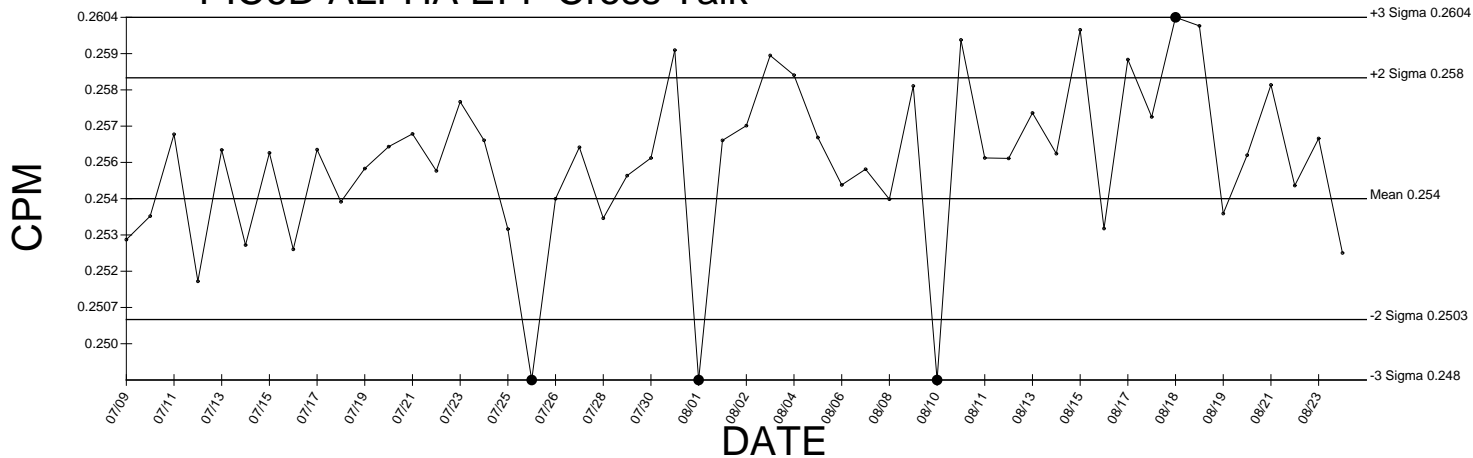
Generated 08/24/2009



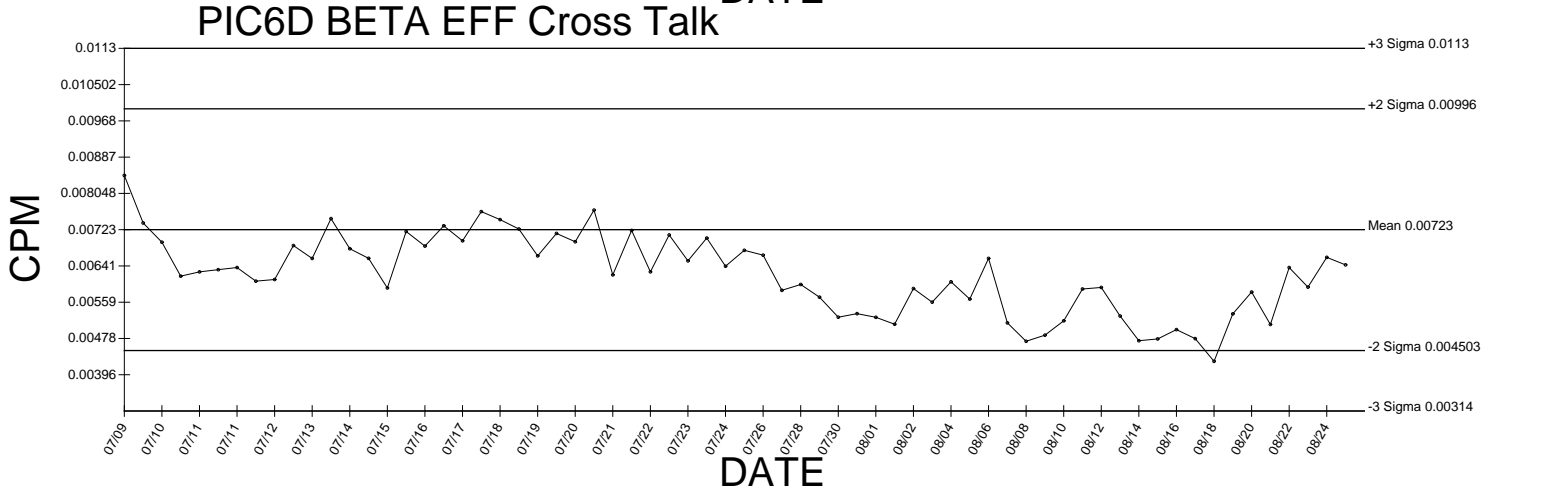
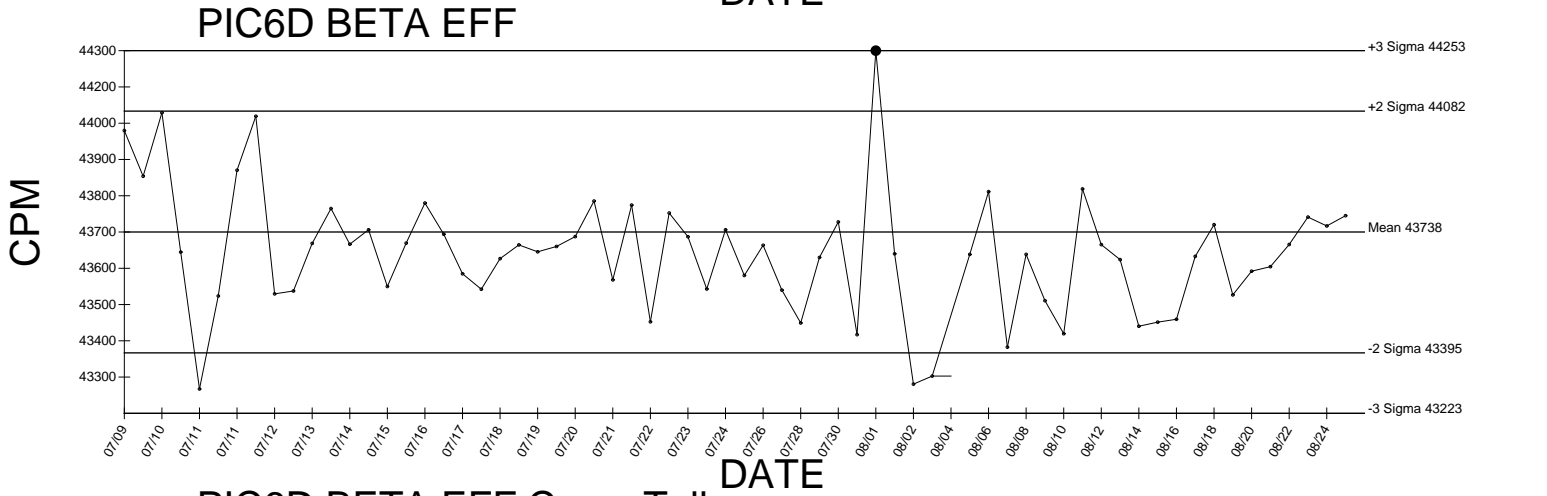
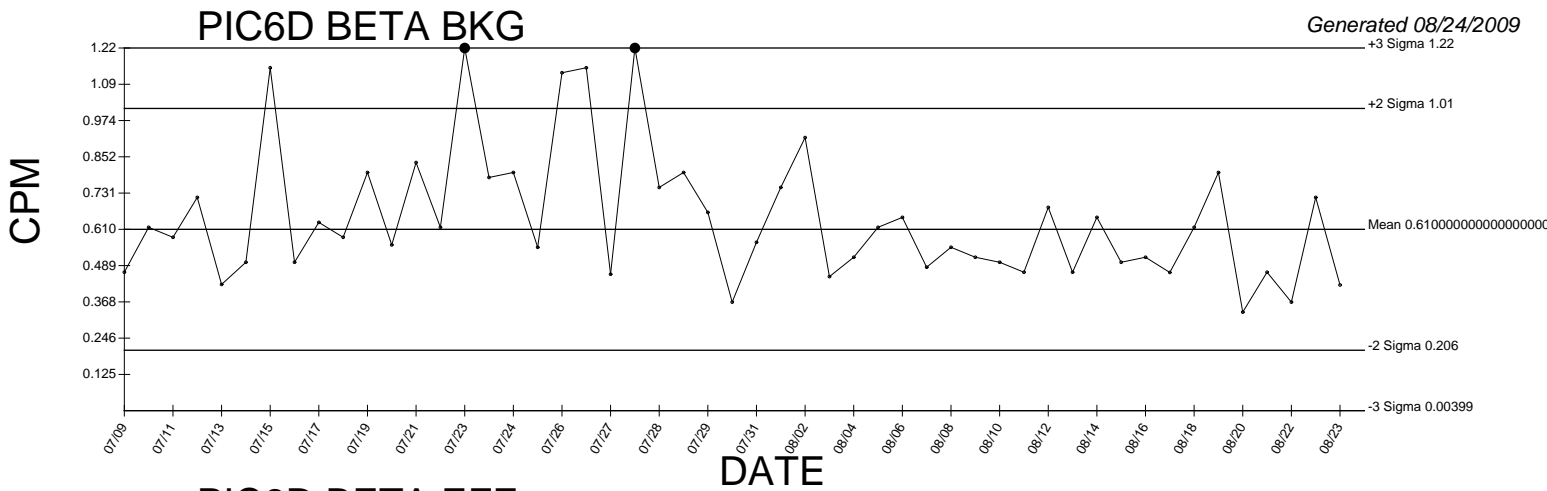
PIC6D ALPHA EFF



PIC6D ALPHA EFF Cross Talk



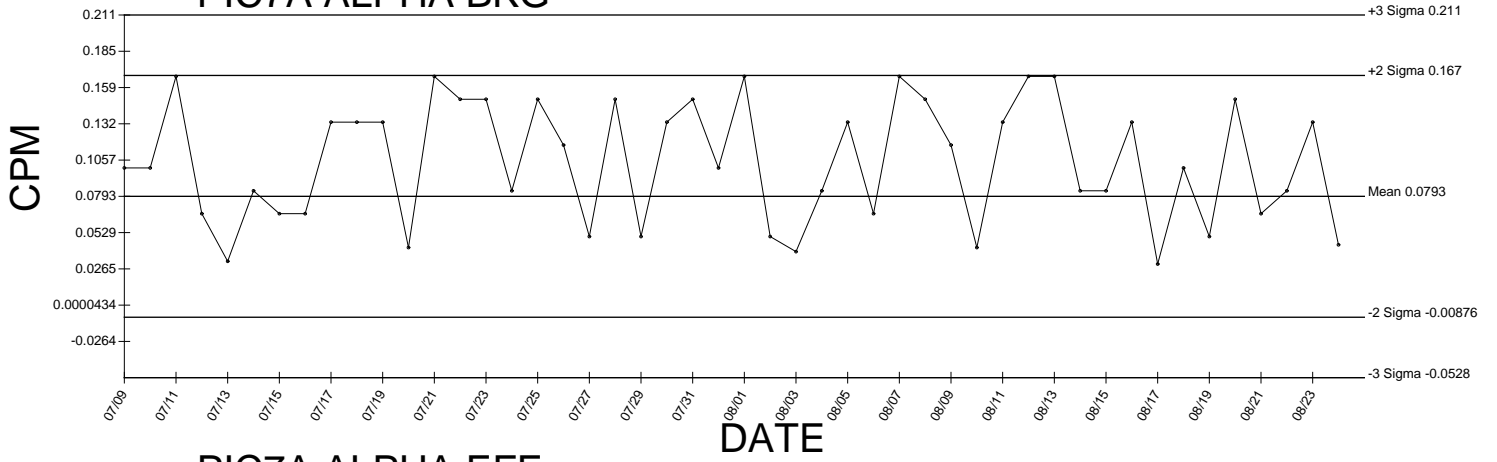
● Denotes Outlier



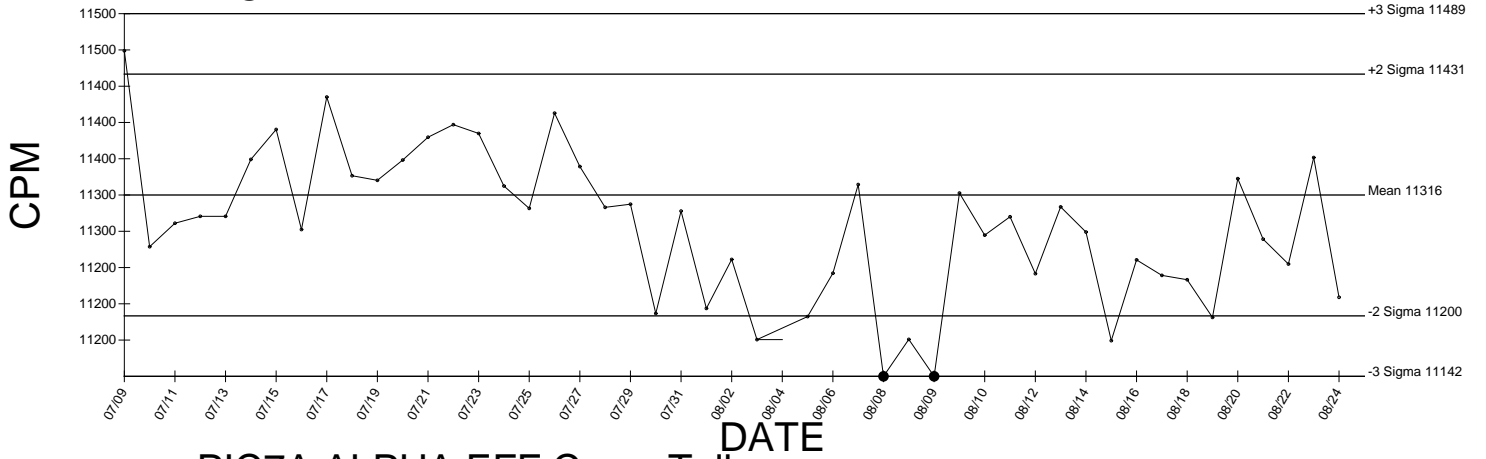
● Denotes Outlier

PIC7A ALPHA BKG

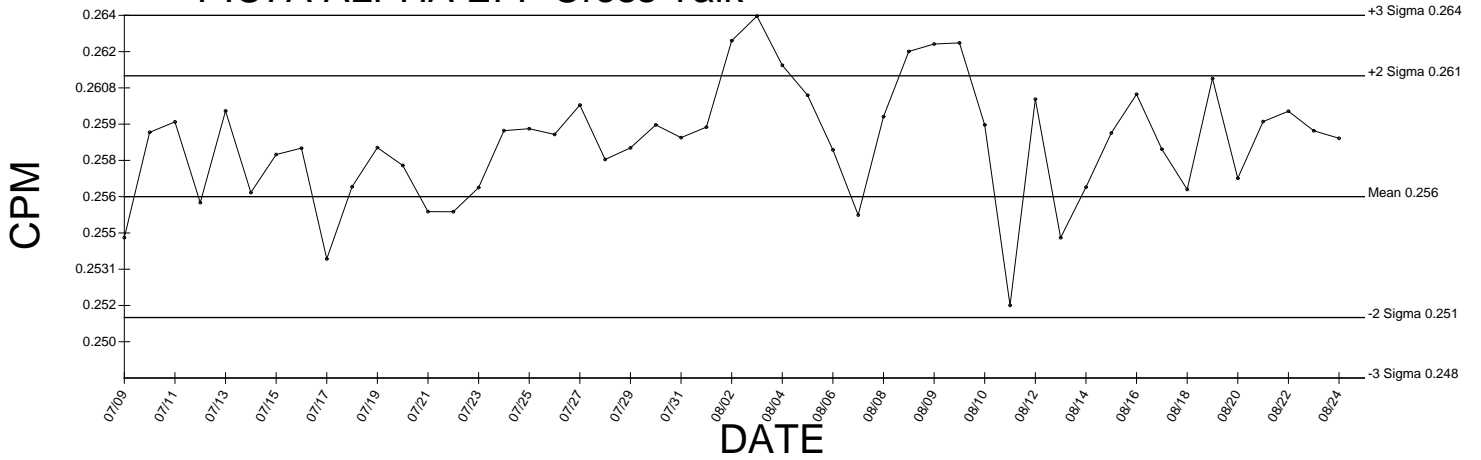
Generated 08/24/2009



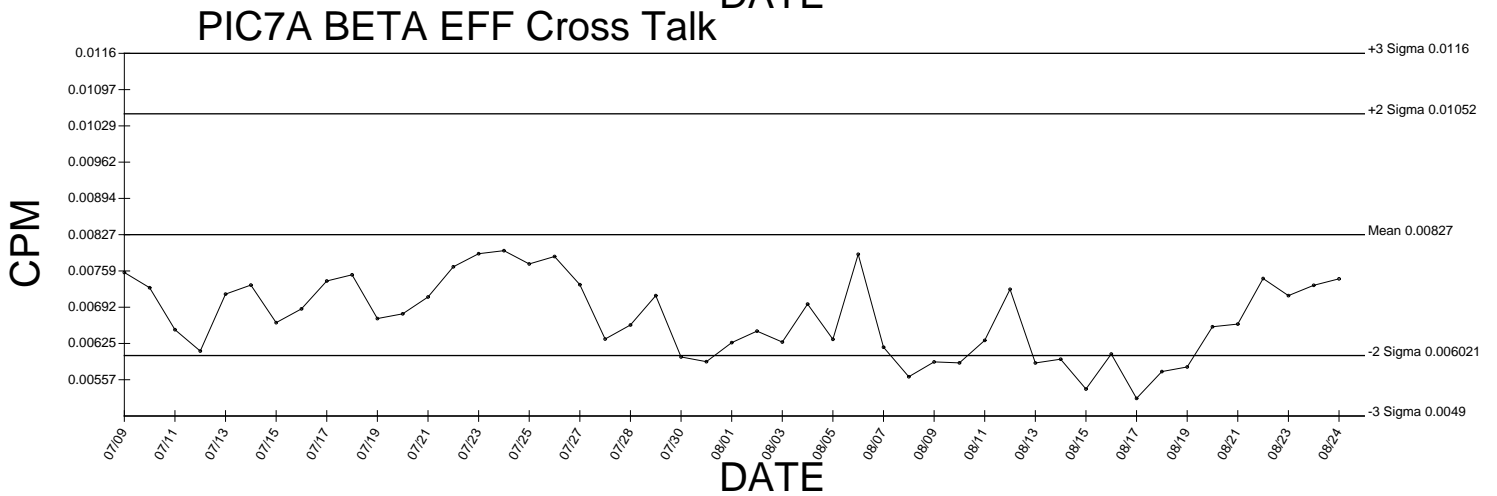
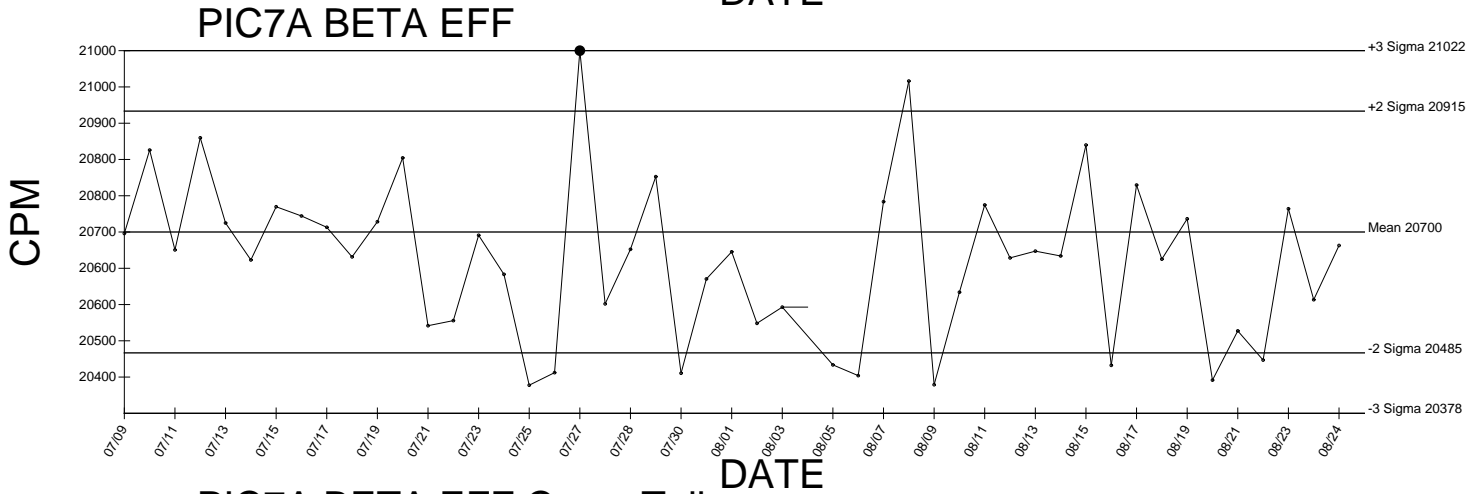
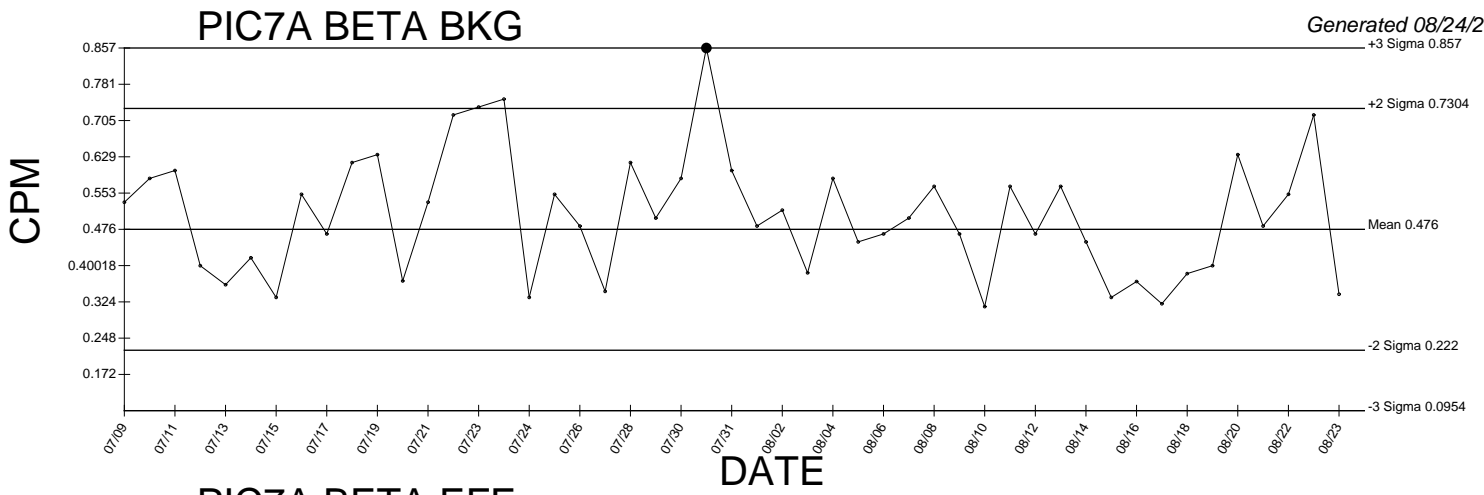
PIC7A ALPHA EFF



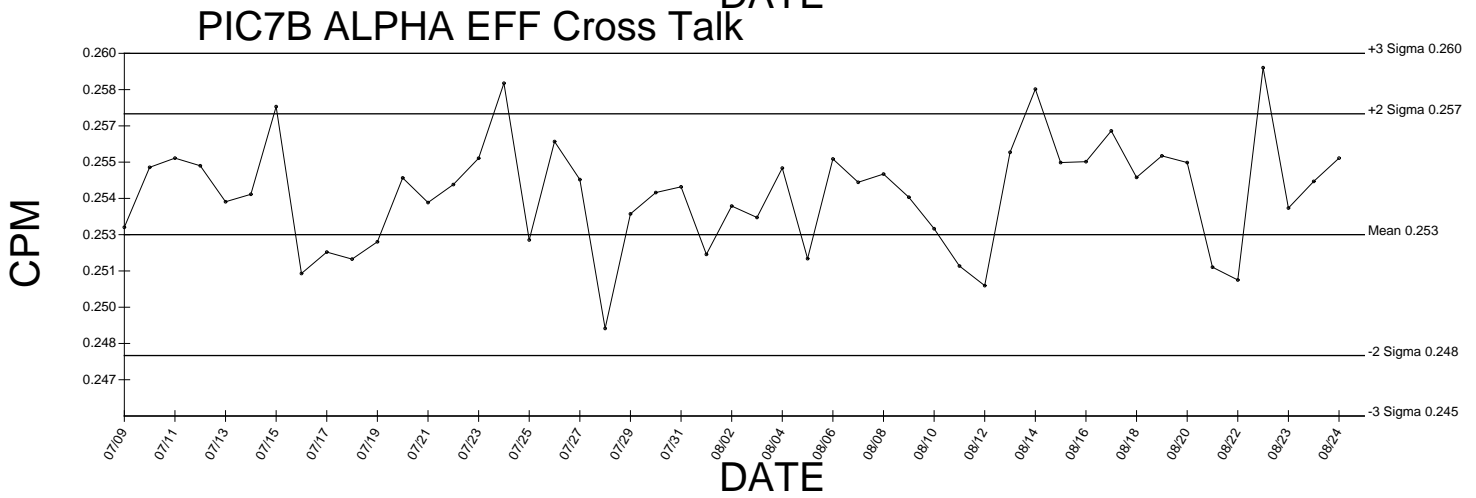
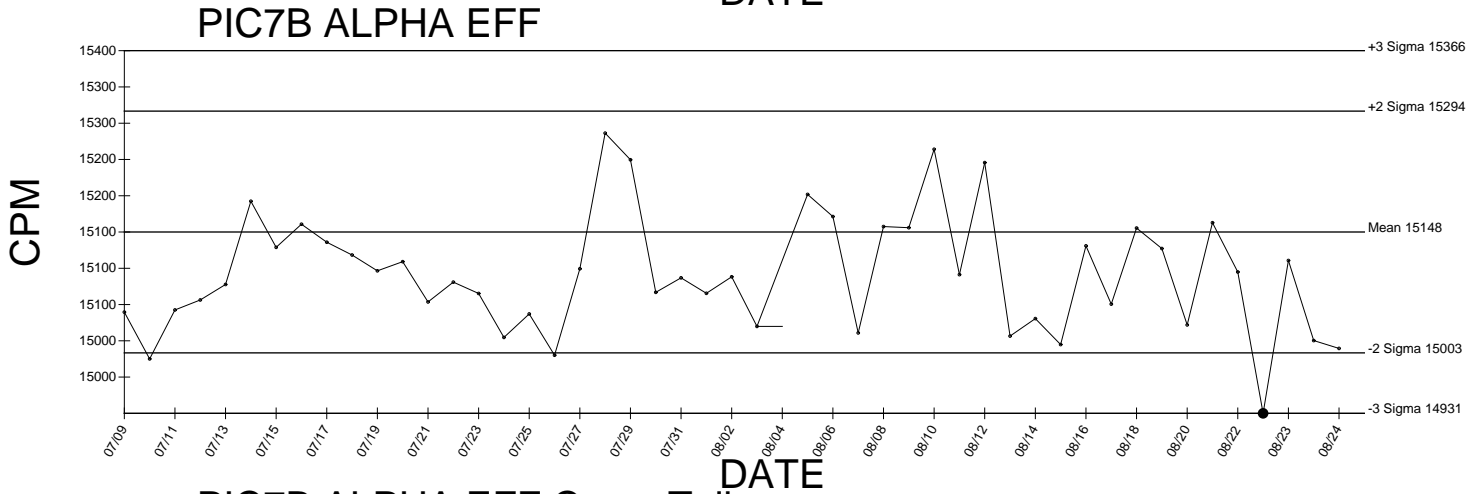
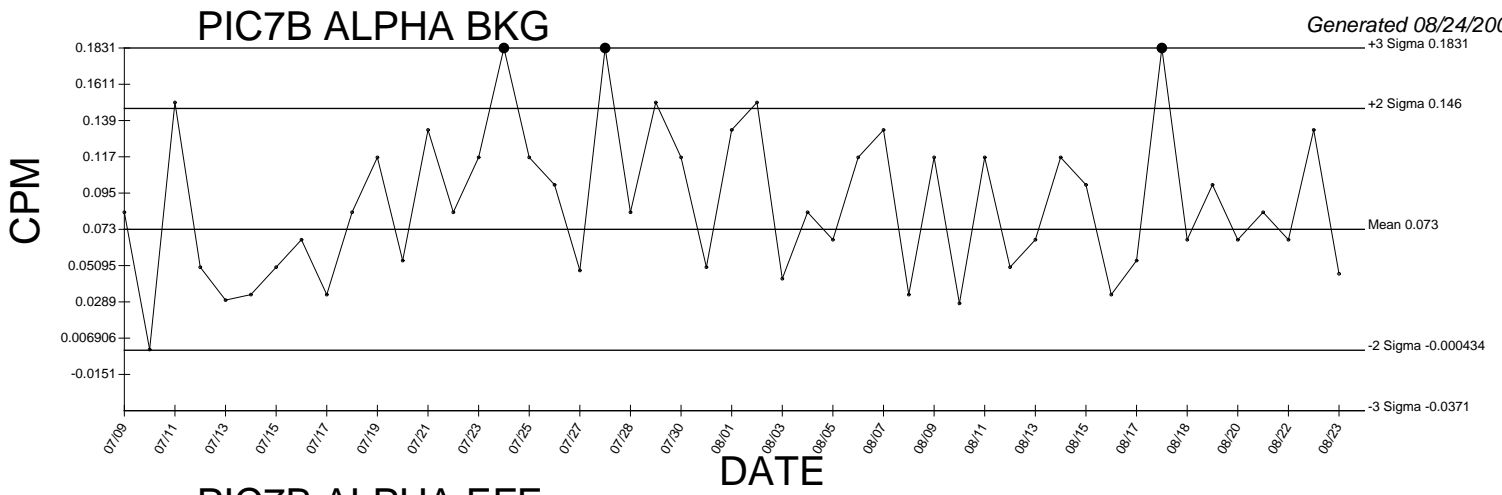
PIC7A ALPHA EFF Cross Talk



● Denotes Outlier

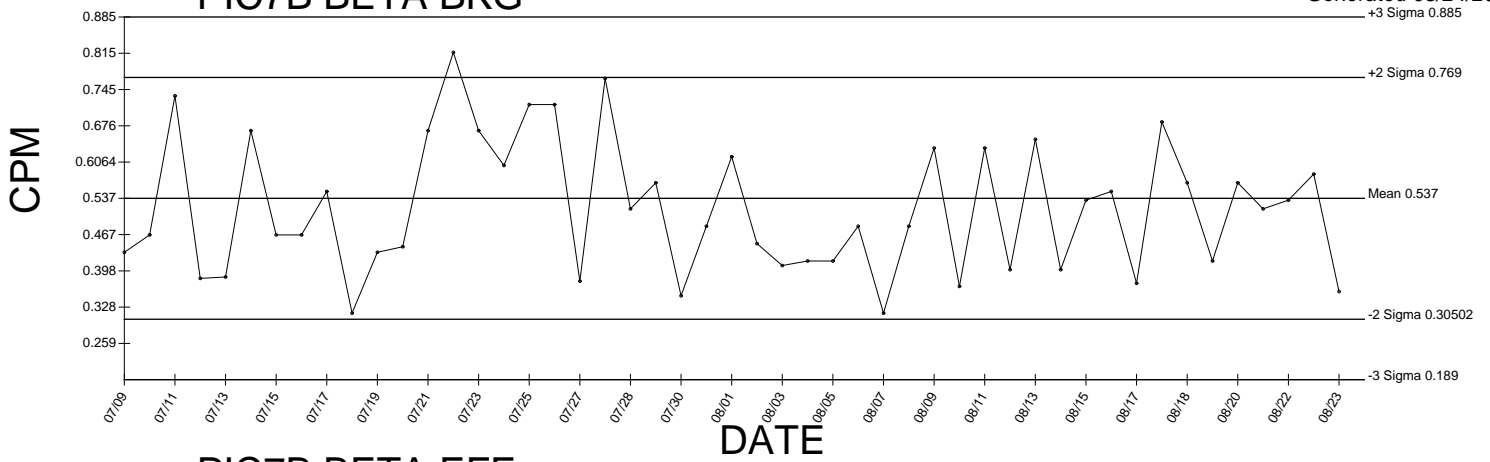


● Denotes Outlier

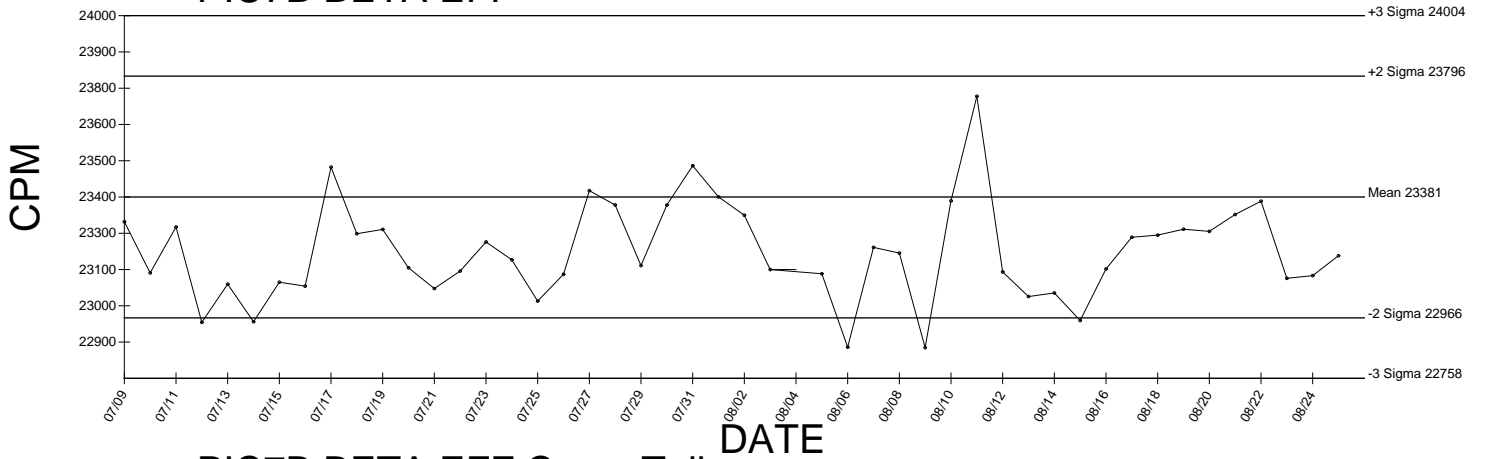


● Denotes Outlier

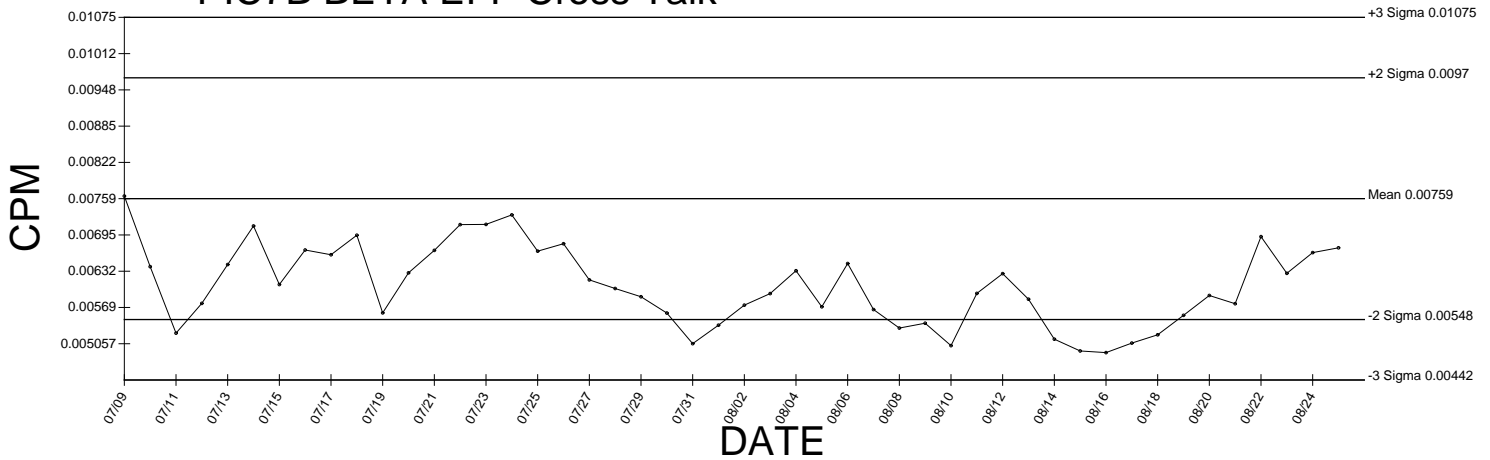
PIC7B BETA BKG



PIC7B BETA EFF



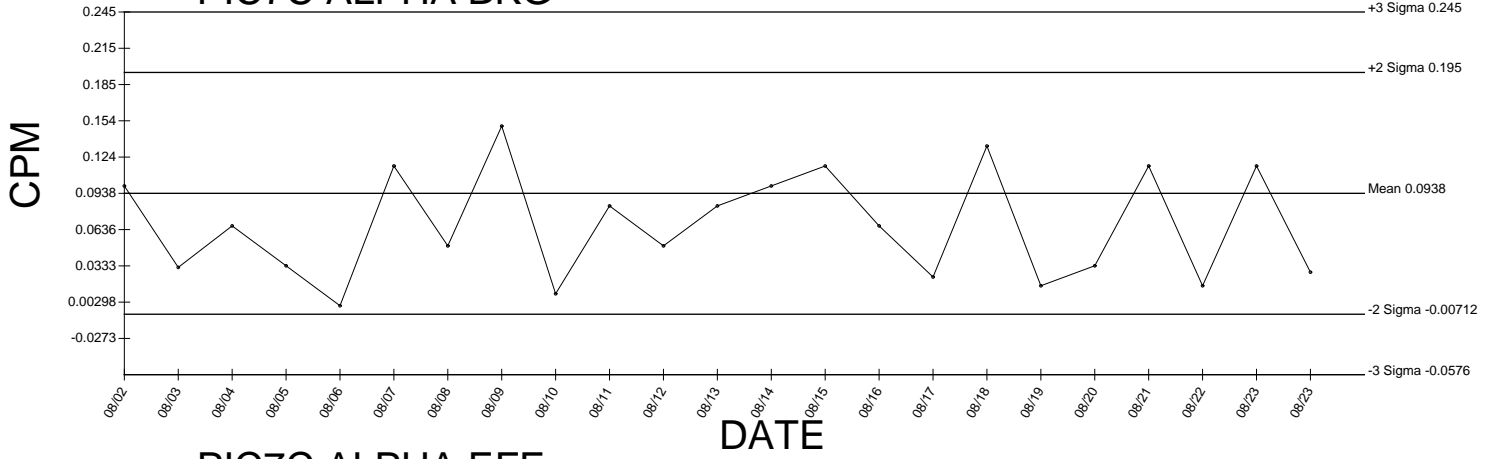
PIC7B BETA EFF Cross Talk



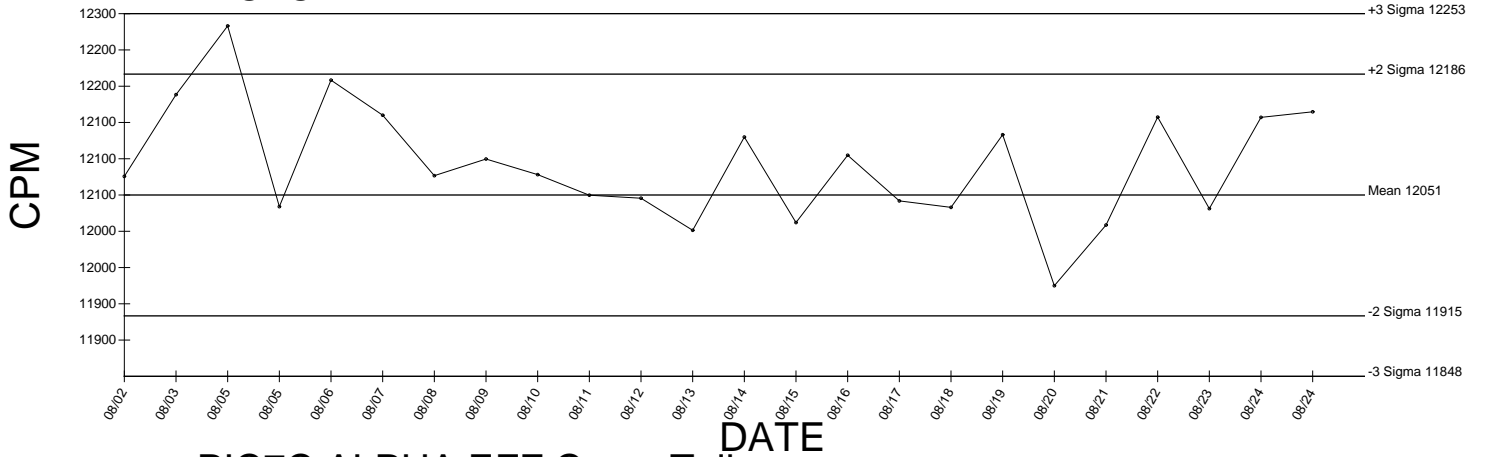
● Denotes Outlier

PIC7C ALPHA BKG

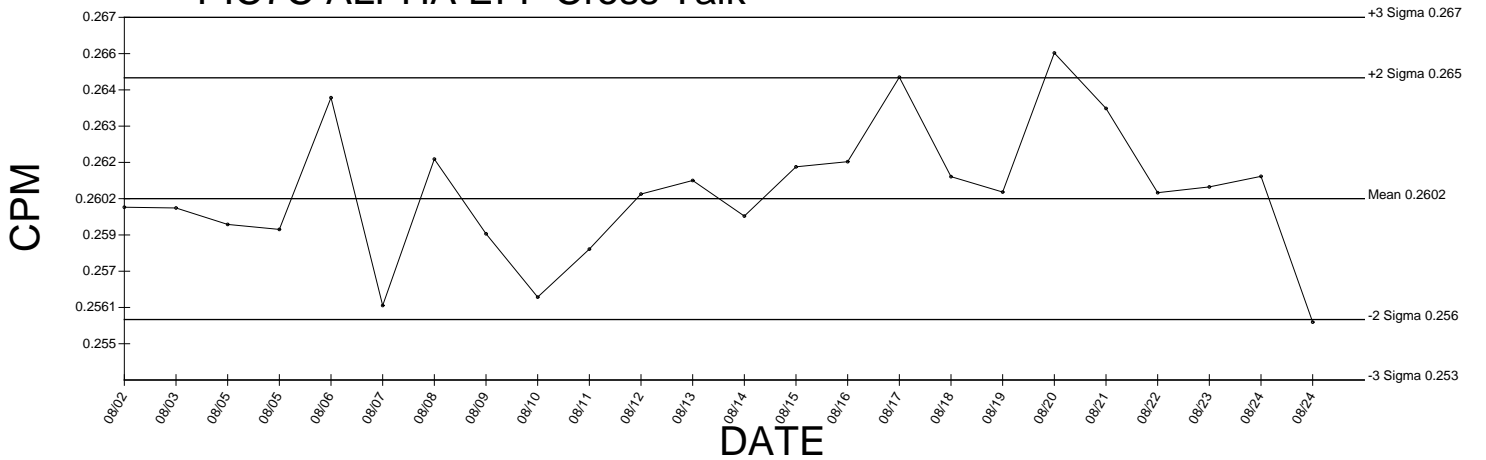
Generated 08/24/2009



PIC7C ALPHA EFF



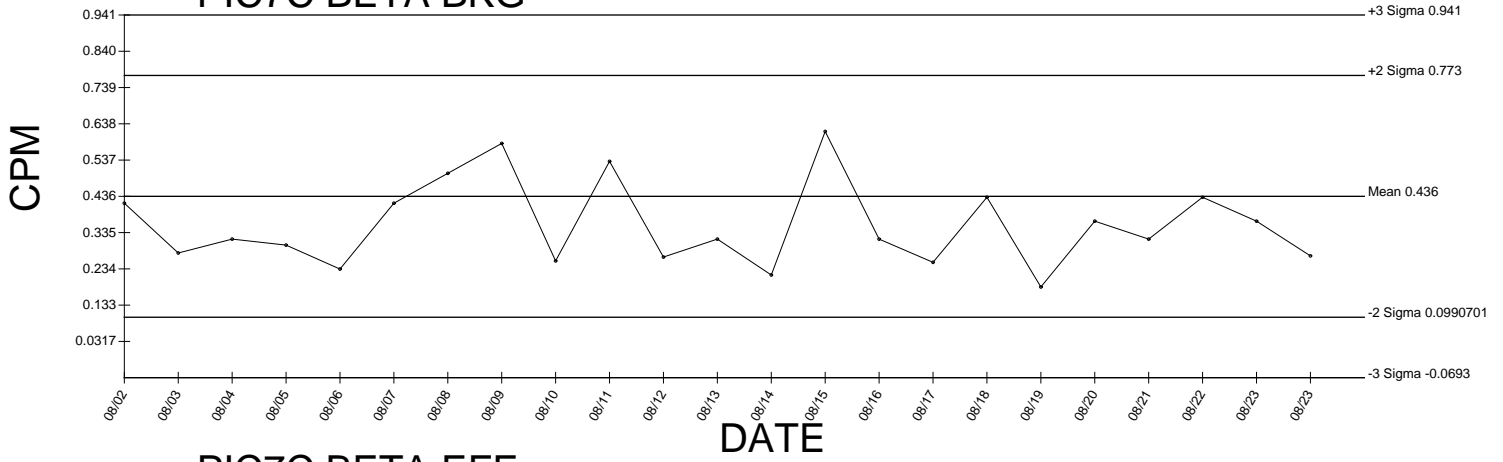
PIC7C ALPHA EFF Cross Talk



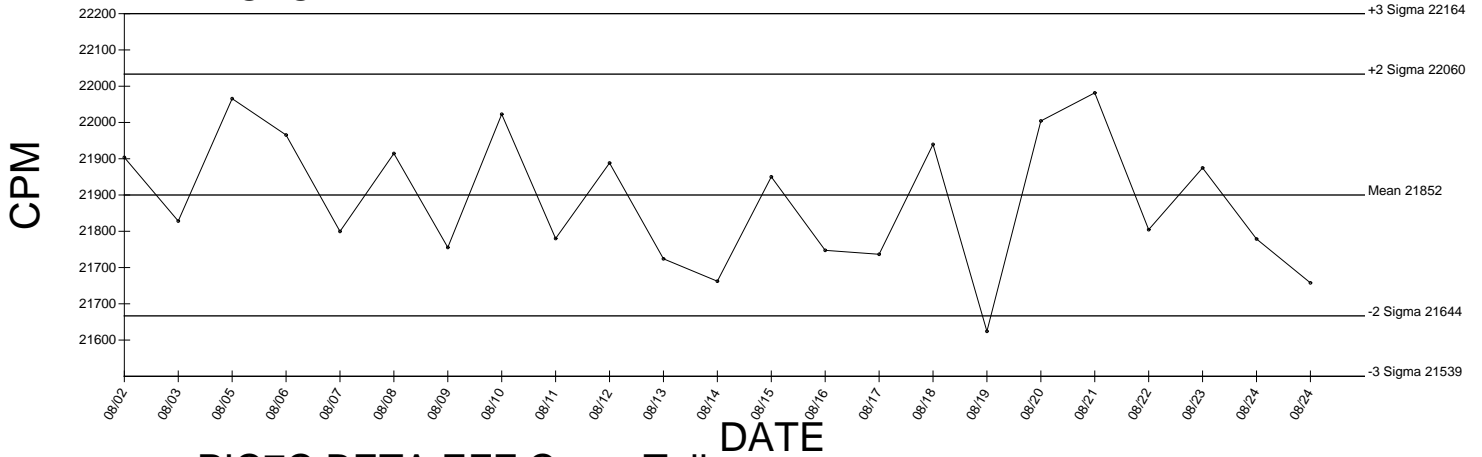
● Denotes Outlier

PIC7C BETA BKG

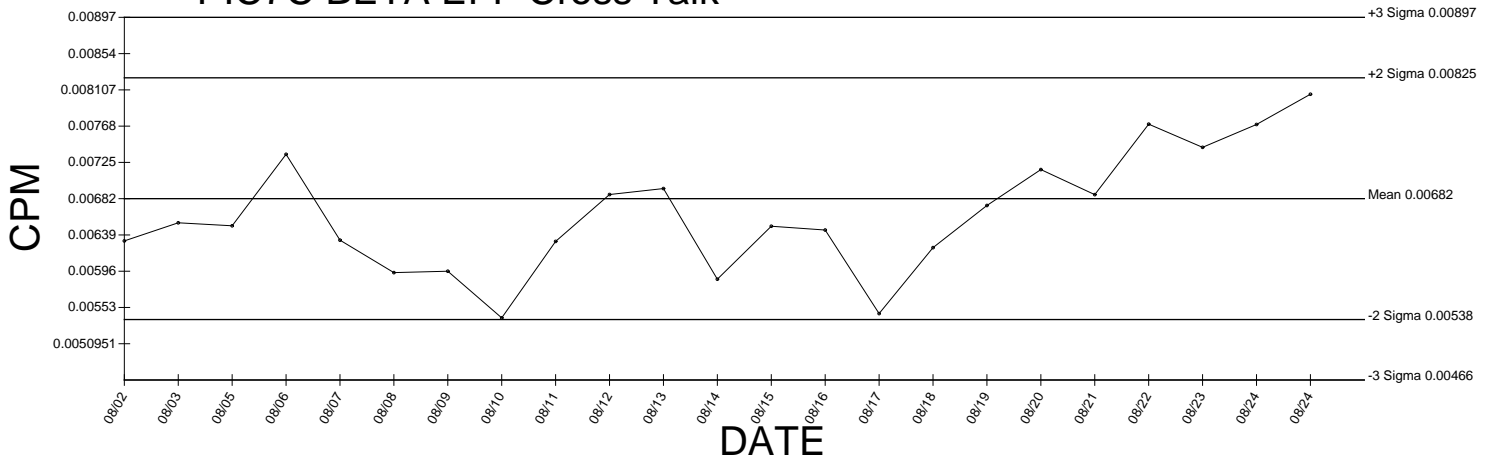
Generated 08/24/2009



PIC7C BETA EFF



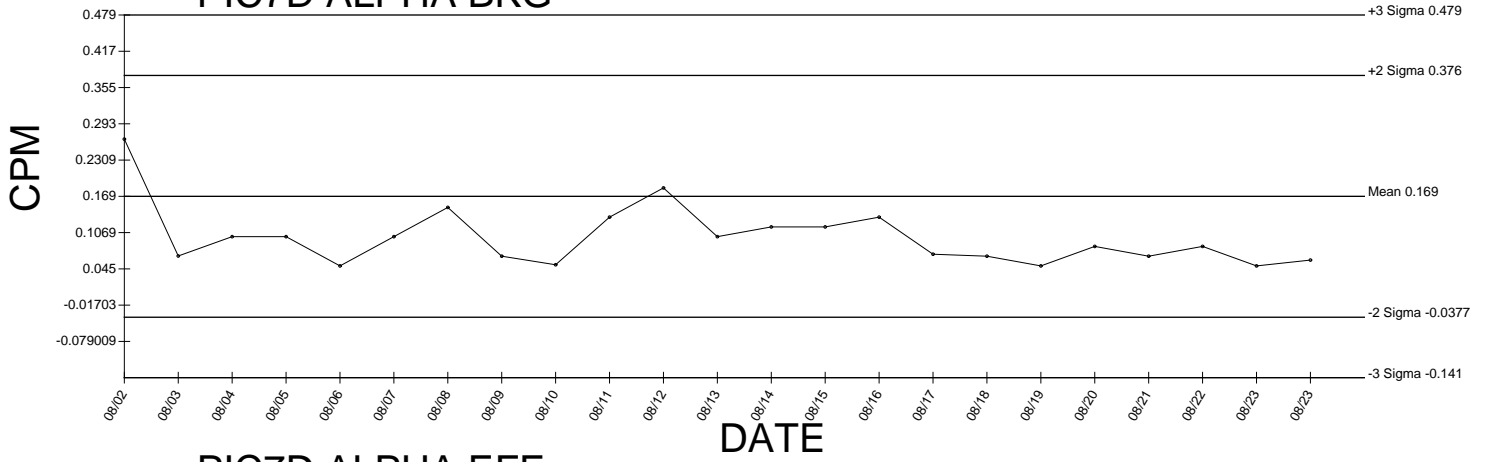
PIC7C BETA EFF Cross Talk



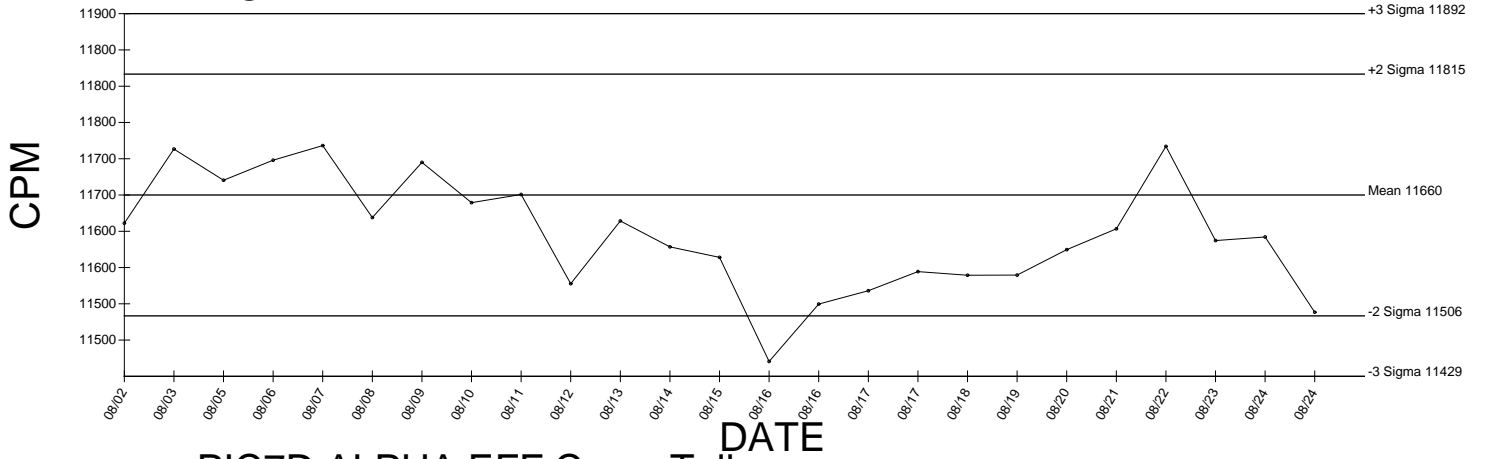
● Denotes Outlier

PIC7D ALPHA BKG

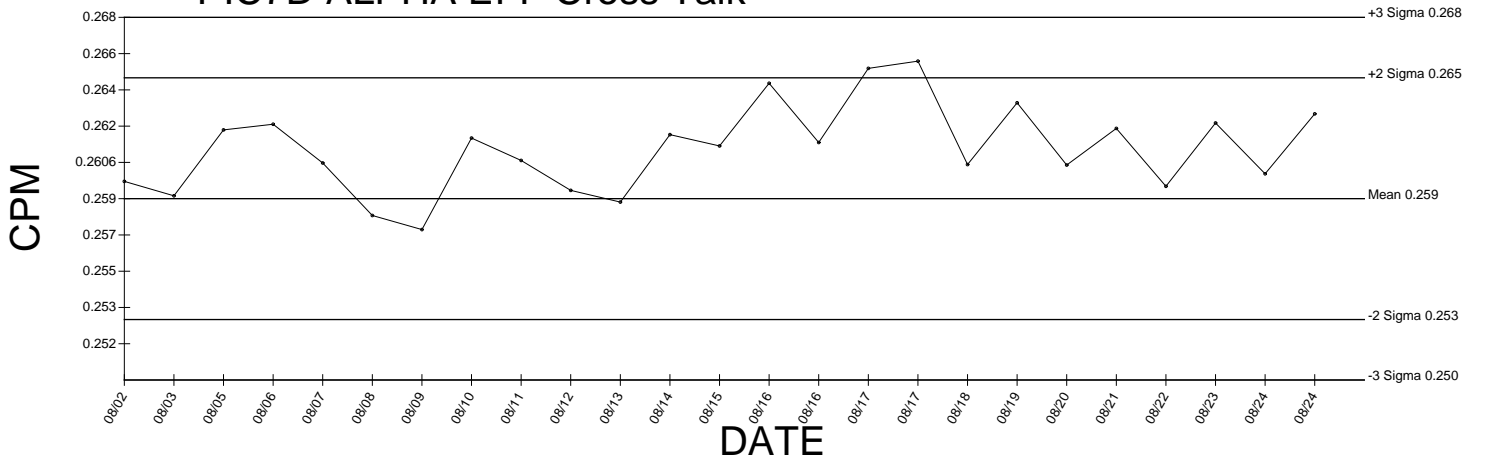
Generated 08/24/2009



PIC7D ALPHA EFF



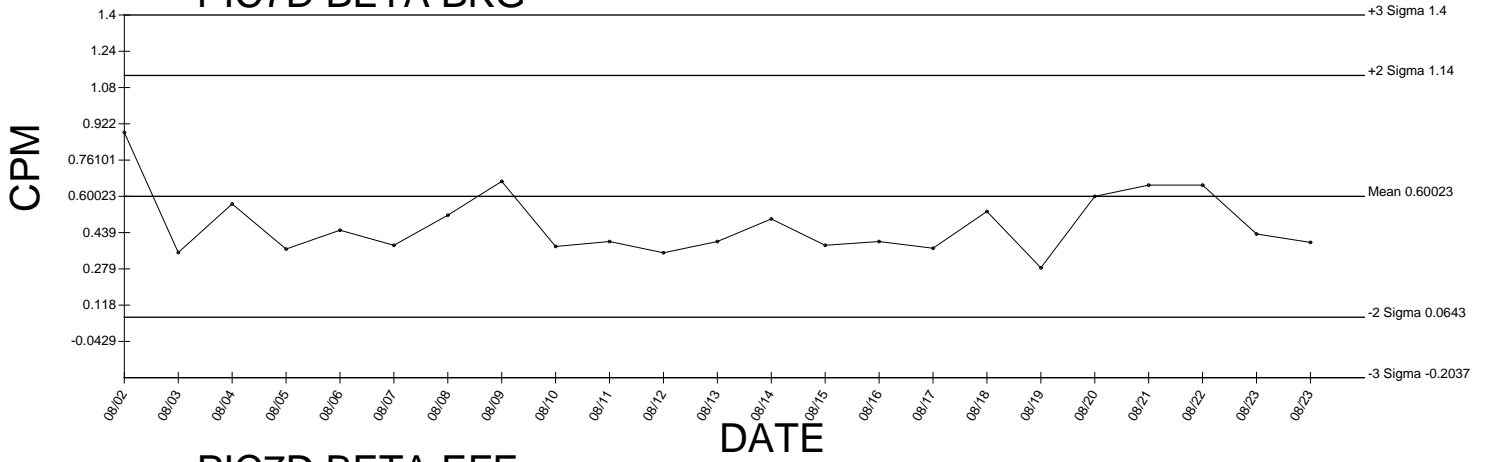
PIC7D ALPHA EFF Cross Talk



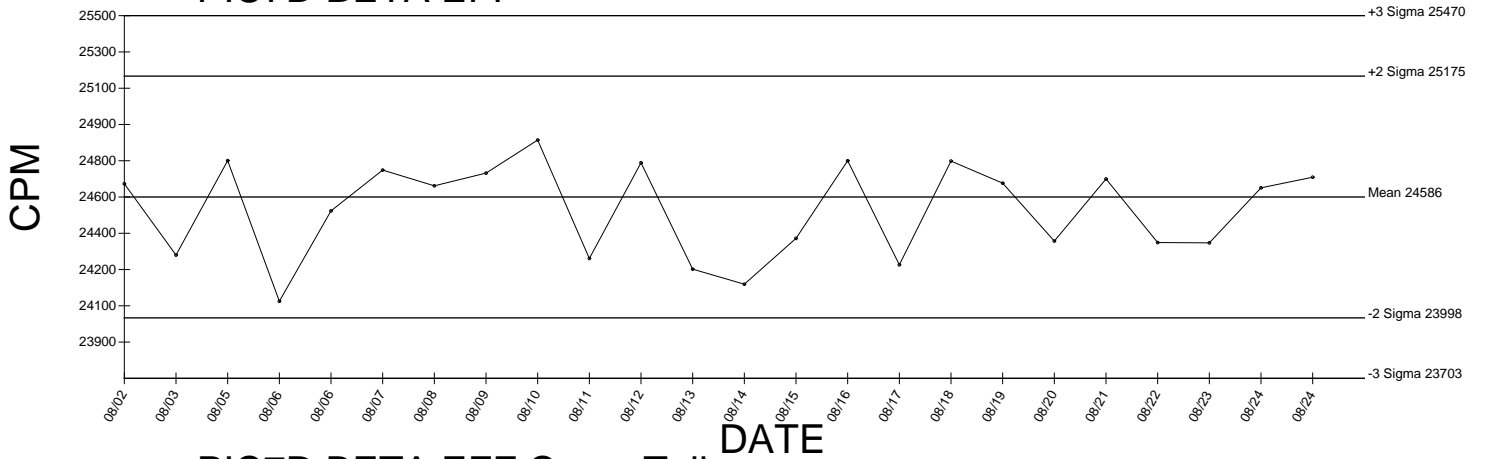
● Denotes Outlier

PIC7D BETA BKG

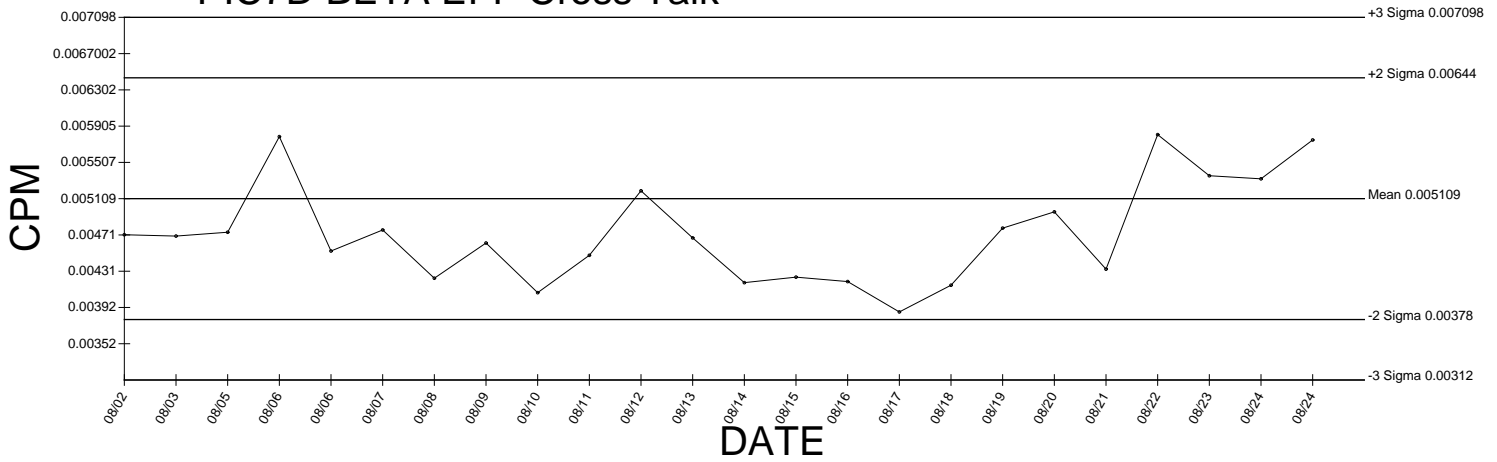
Generated 08/24/2009
+3 Sigma 1.4



PIC7D BETA EFF



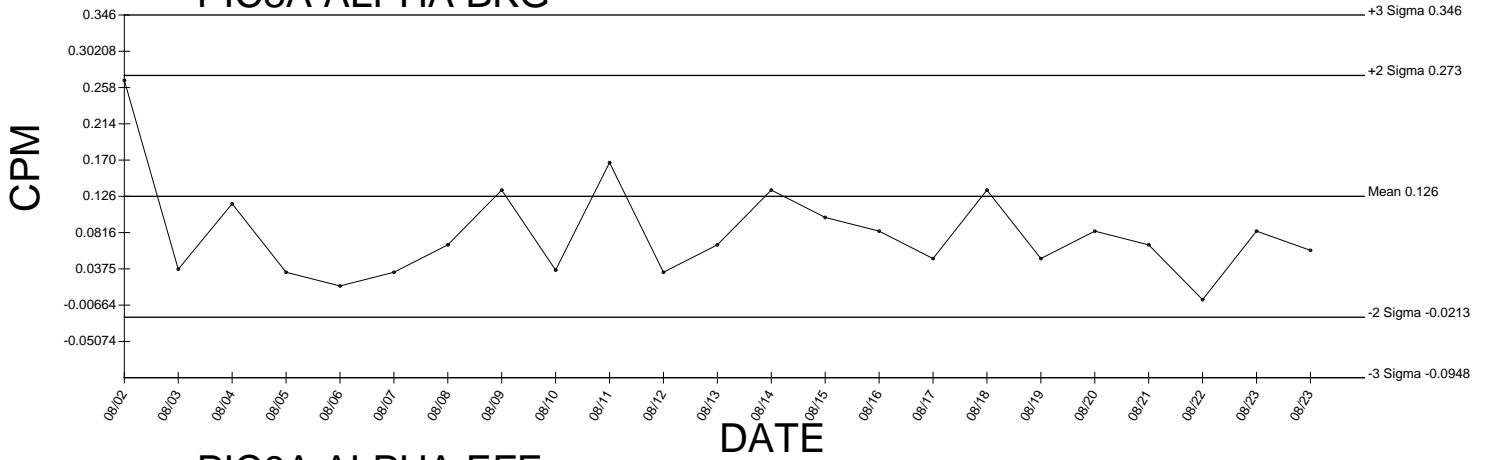
PIC7D BETA EFF Cross Talk



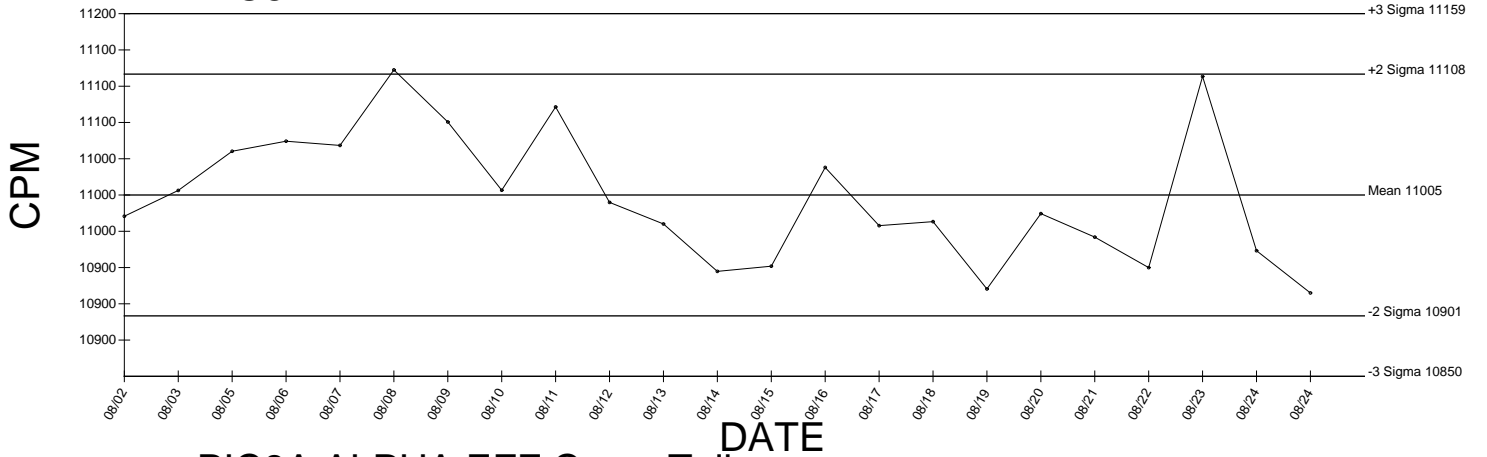
● Denotes Outlier

PIC8A ALPHA BKG

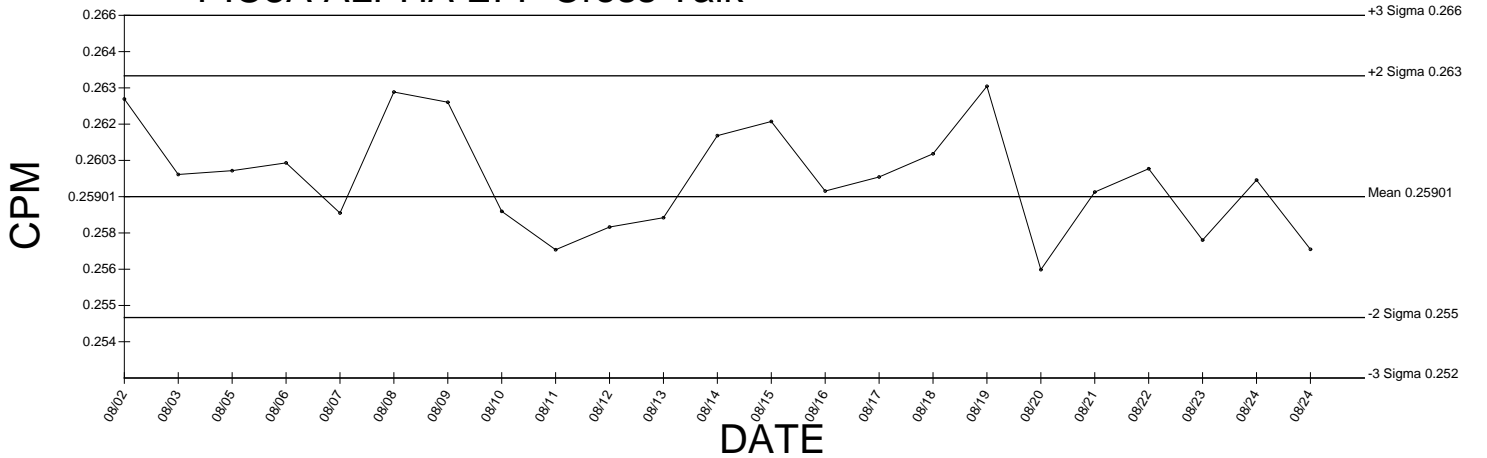
Generated 08/24/2009



PIC8A ALPHA EFF



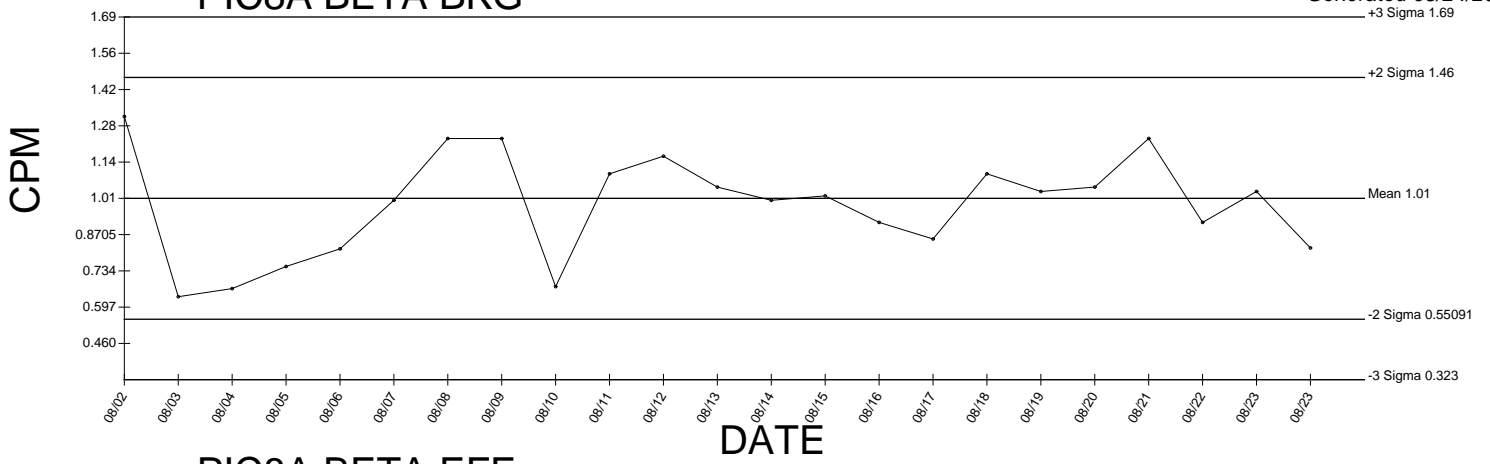
PIC8A ALPHA EFF Cross Talk



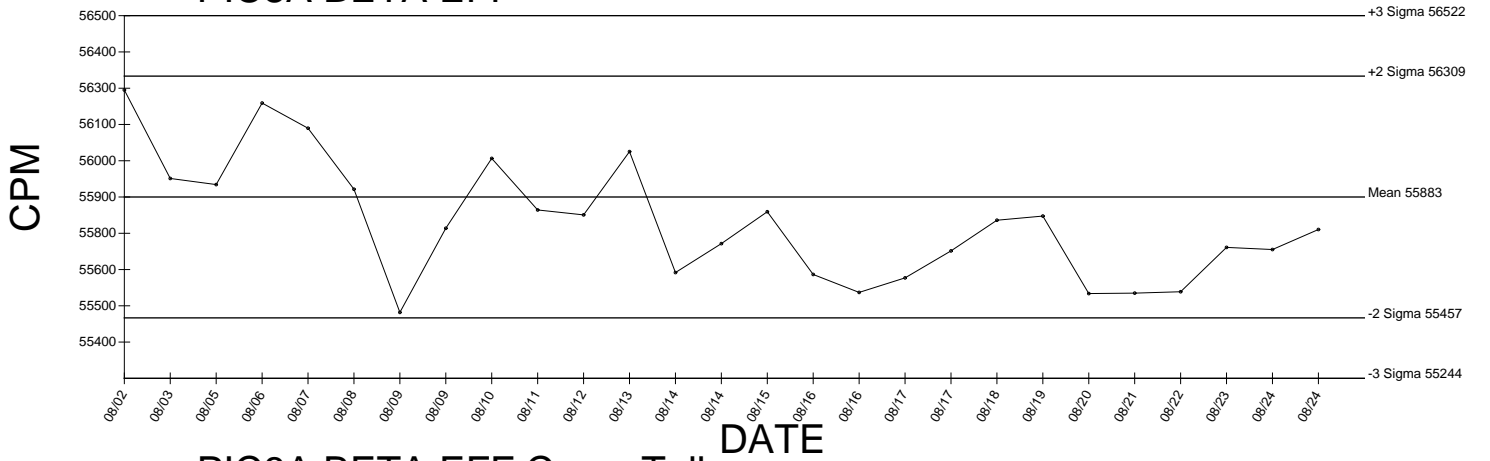
● Denotes Outlier

PIC8A BETA BKG

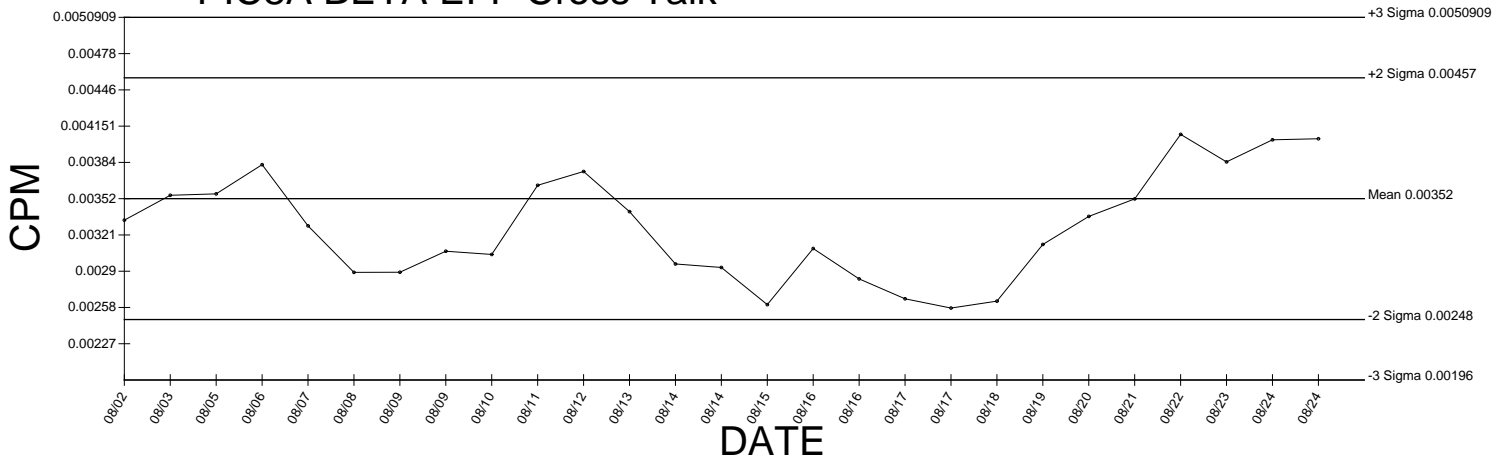
Generated 08/24/2009



PIC8A BETA EFF

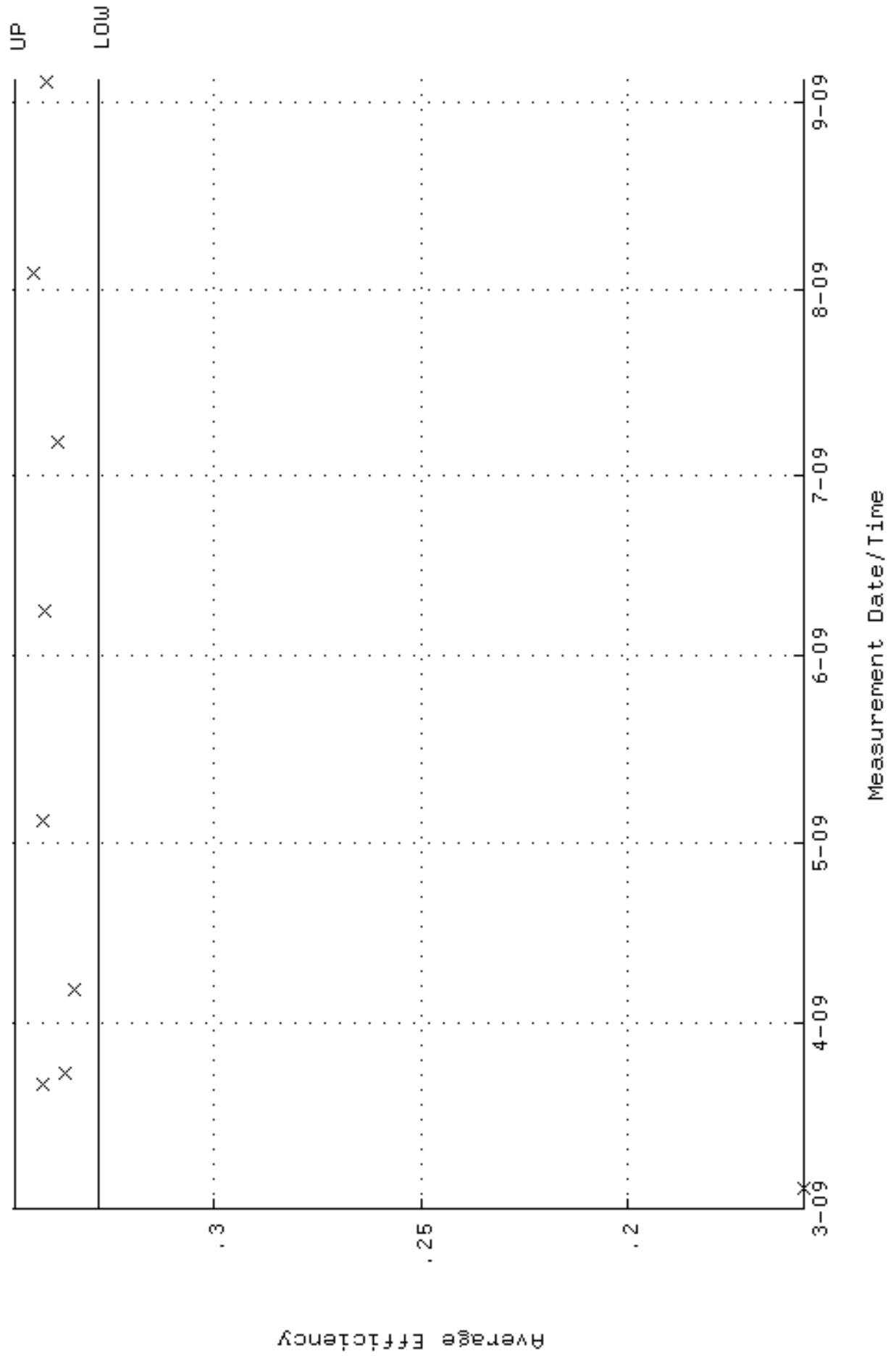


PIC8A BETA EFF Cross Talk

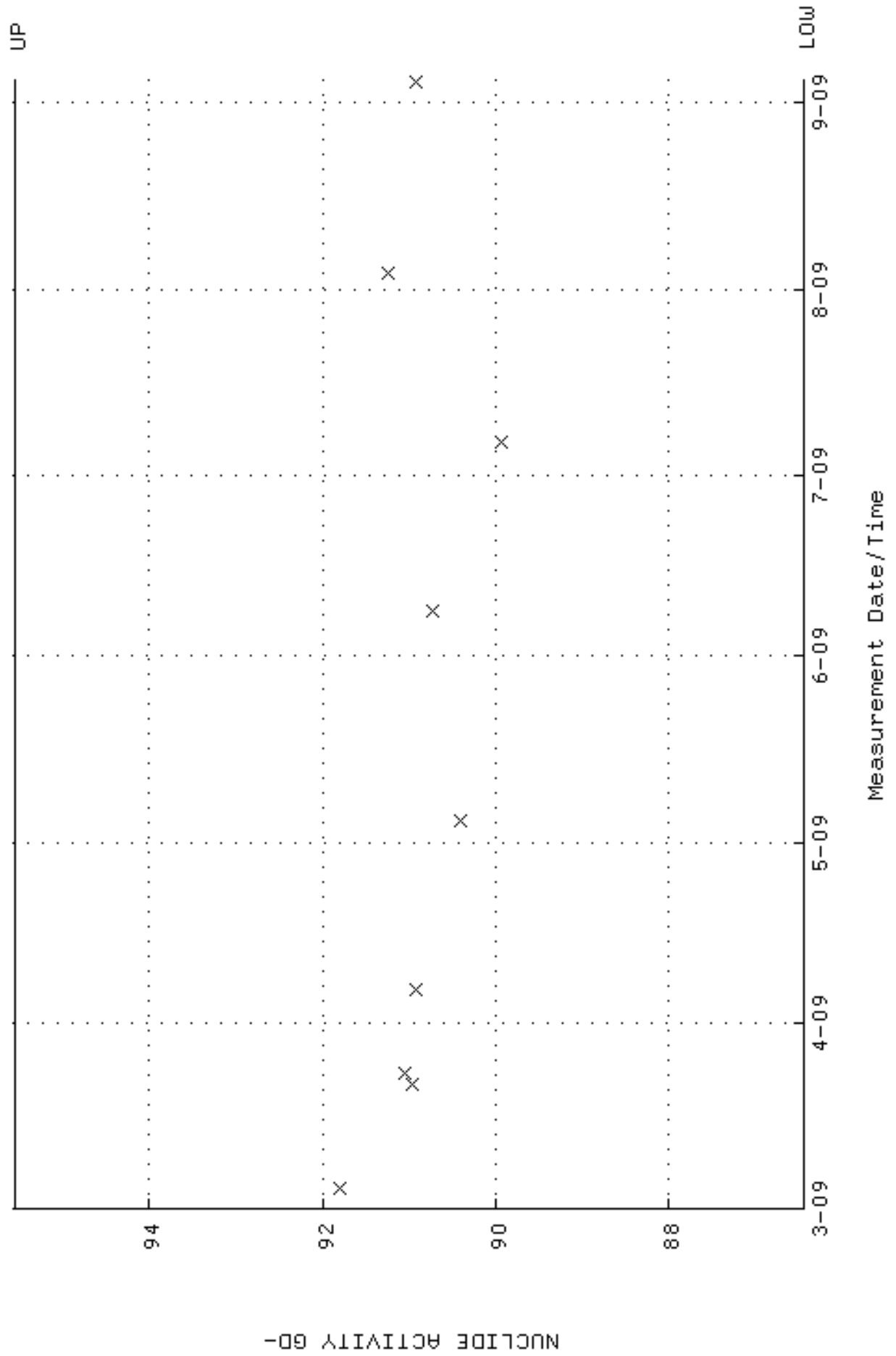


● Denotes Outlier

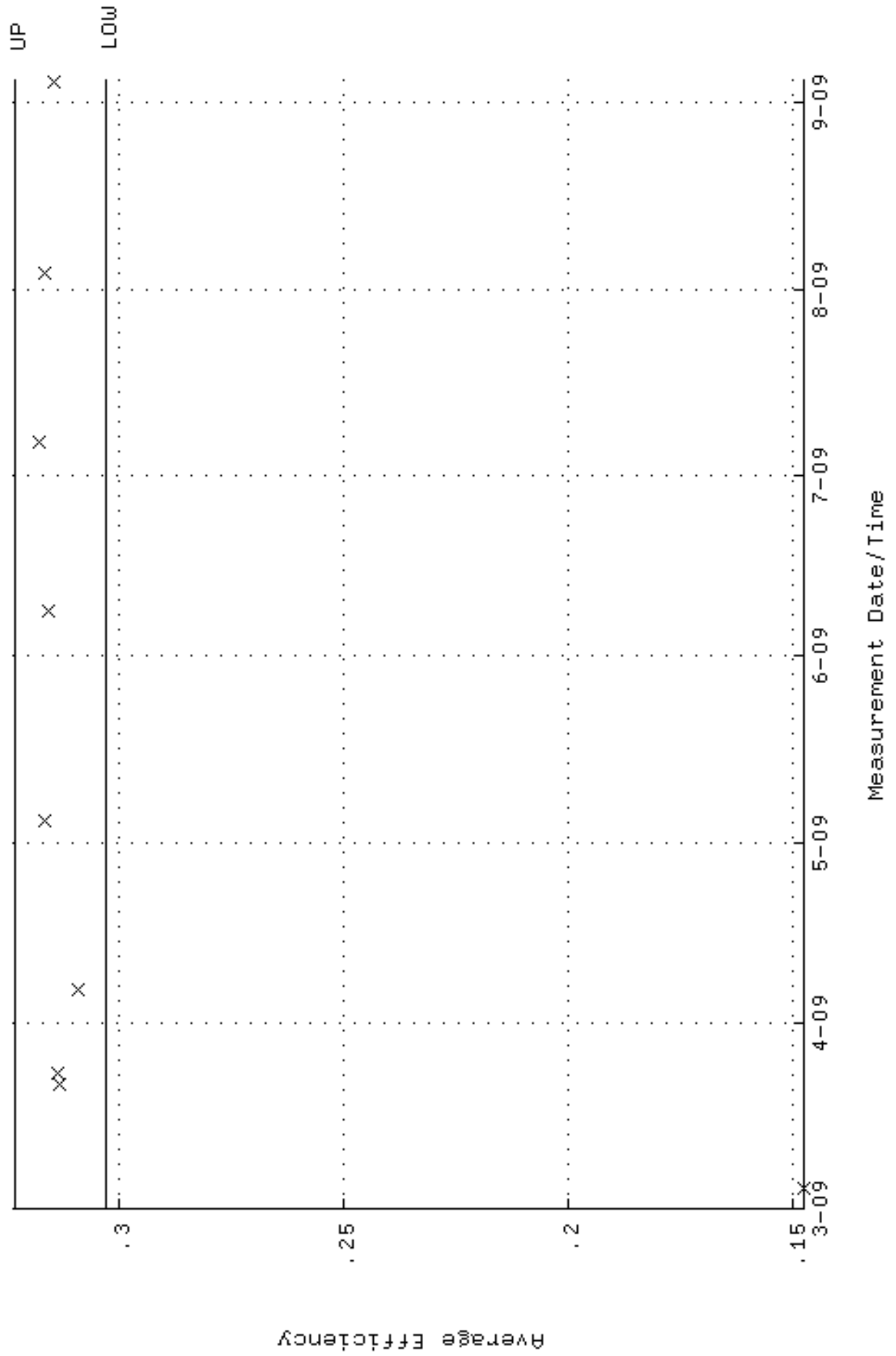
QA filename : DKA100:[ENV_ALPHA.QA.W]W009.QAF;3
 Parameter Name : AVRGEFF (Average Efficiency)
 Start/End Dates : 4-MAR-2009 12:51:49 through 4-SEP-2009 12:00:00
 Lower/Upper Lmts: 0.328261 through 0.348261



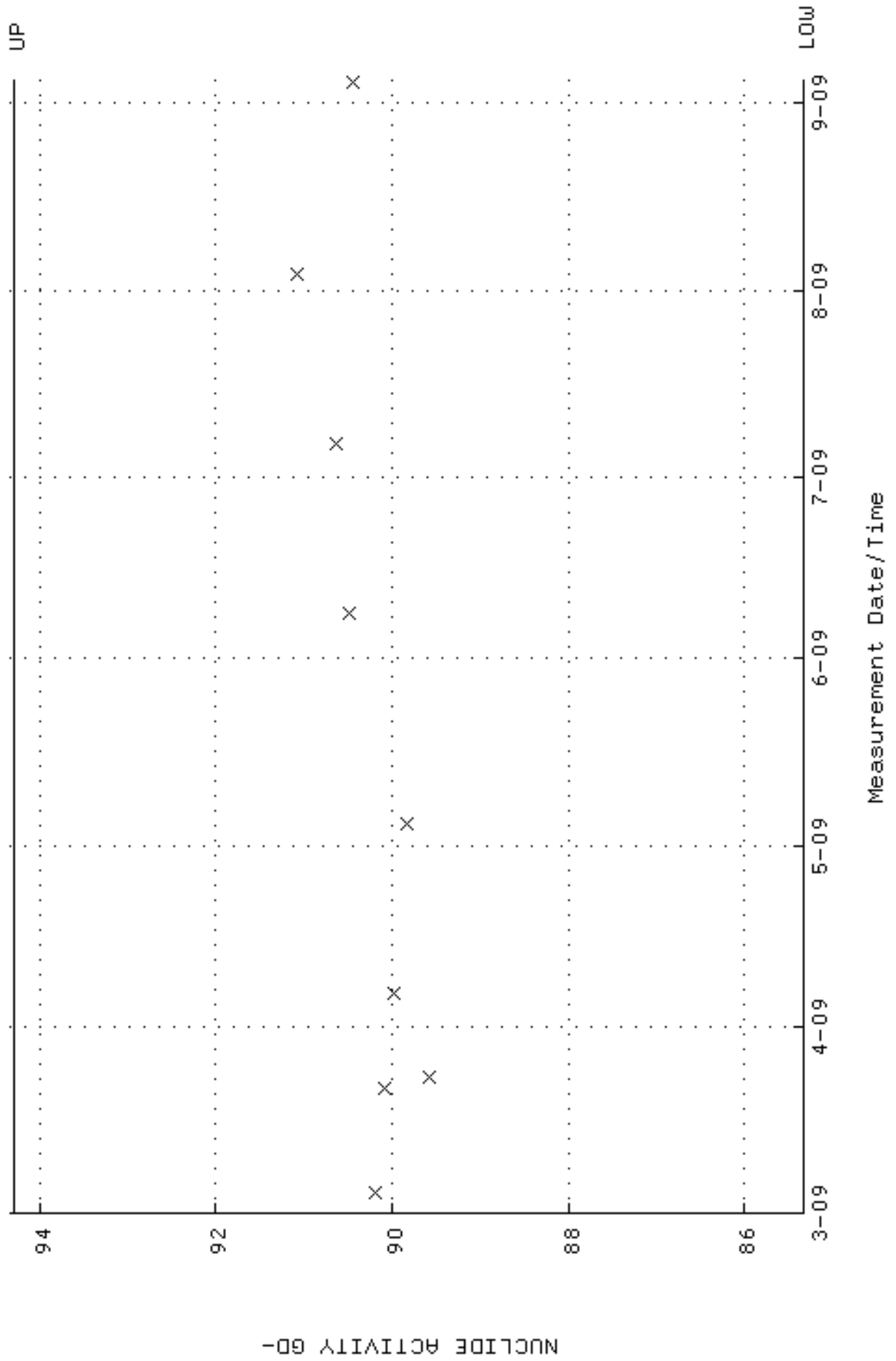
QA filename : DKA100:[ENV_ALPHA.QA.W]W009.QAF;3
Parameter Name : NLAIVITY-GD148 (NUCLIDE ACTIVITY GD-148)
Start/End Dates : 4-MAR-2009 12:51:49 through 4-SEP-2009 12:00:00
Lower/Upper Lmts: 86.4475 through 95.5473



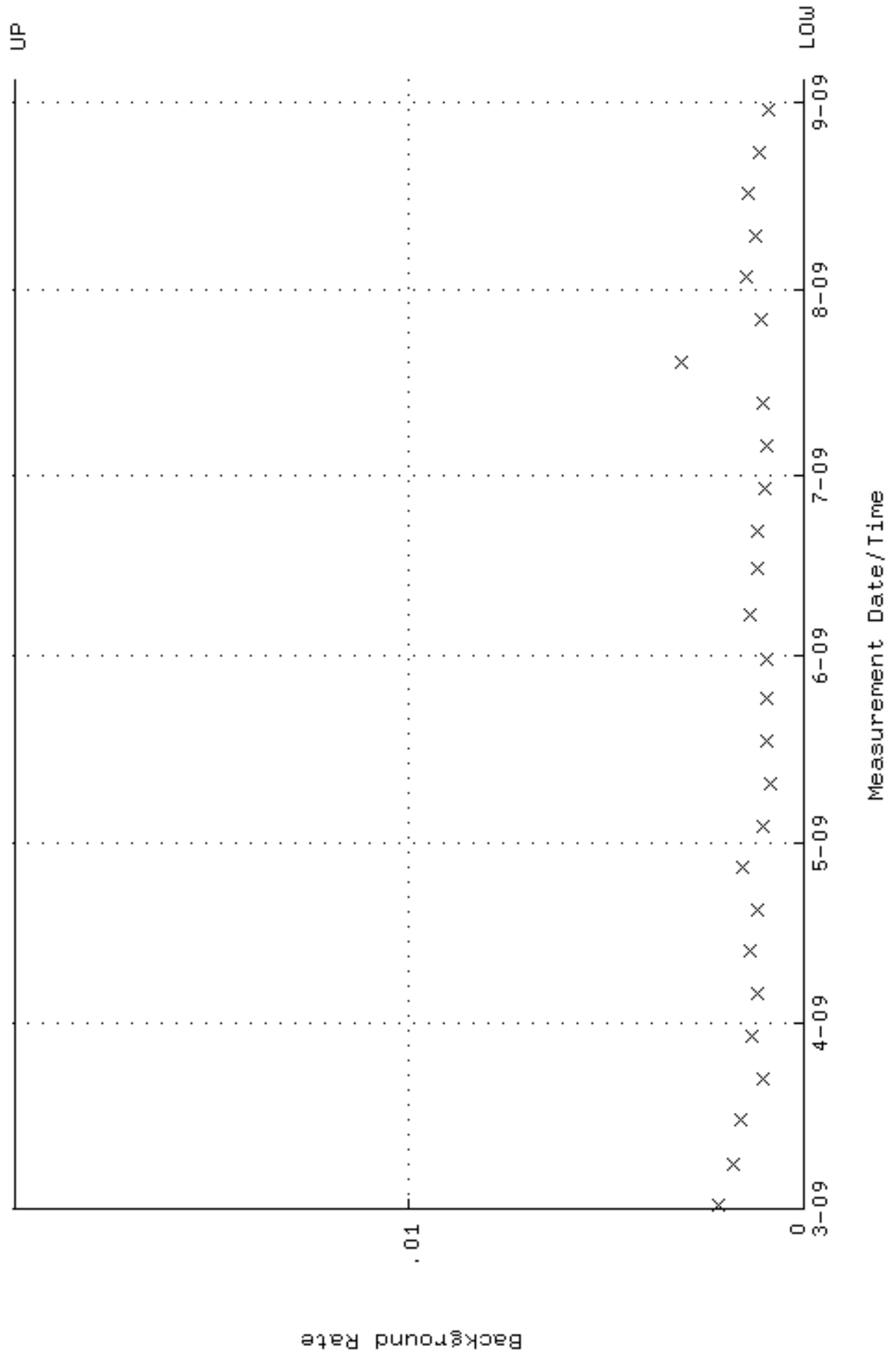
QA filename : DKA100:[ENV_ALPHA.QA.W]W010.QAF;5
 Parameter Name : AVRGEFF (Average Efficiency)
 Start/End Dates : 4-MAR-2009 12:51:49 through 4-SEP-2009 12:00:00
 Lower/Upper Lmts: 0.303169 through 0.323169



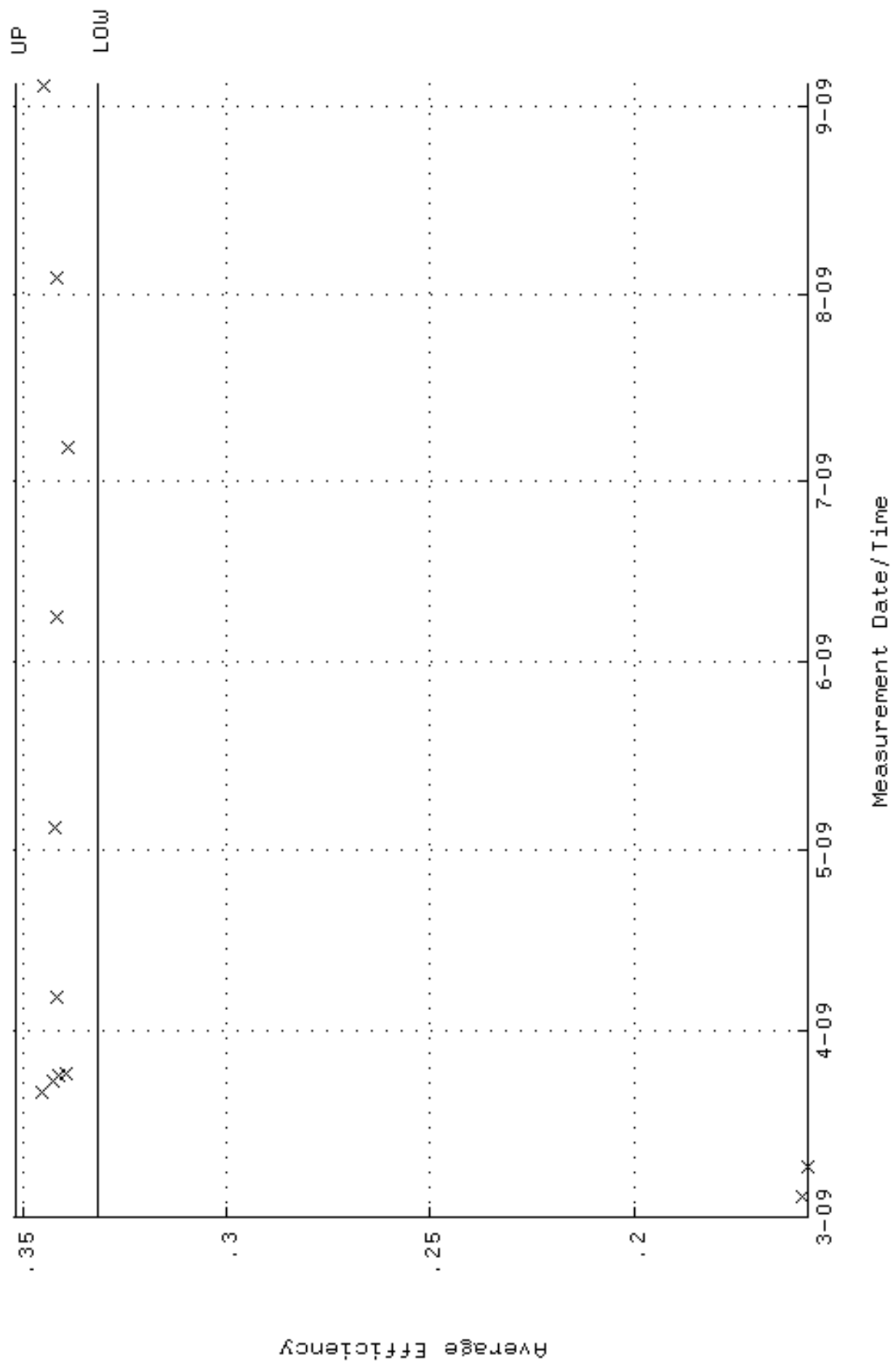
QA filename : DKA100:[ENV_ALPHA.QA.W]W010.QAF;5
 Parameter Name : NACTIVITY-GD148 (NUCLIDE ACTIVITY GD-148)
 Start/End Dates : 4-MAR-2009 12:51:49 through 4-SEP-2009 12:00:00
 Lower/Upper Lmts: 85.3273 through 94.3091



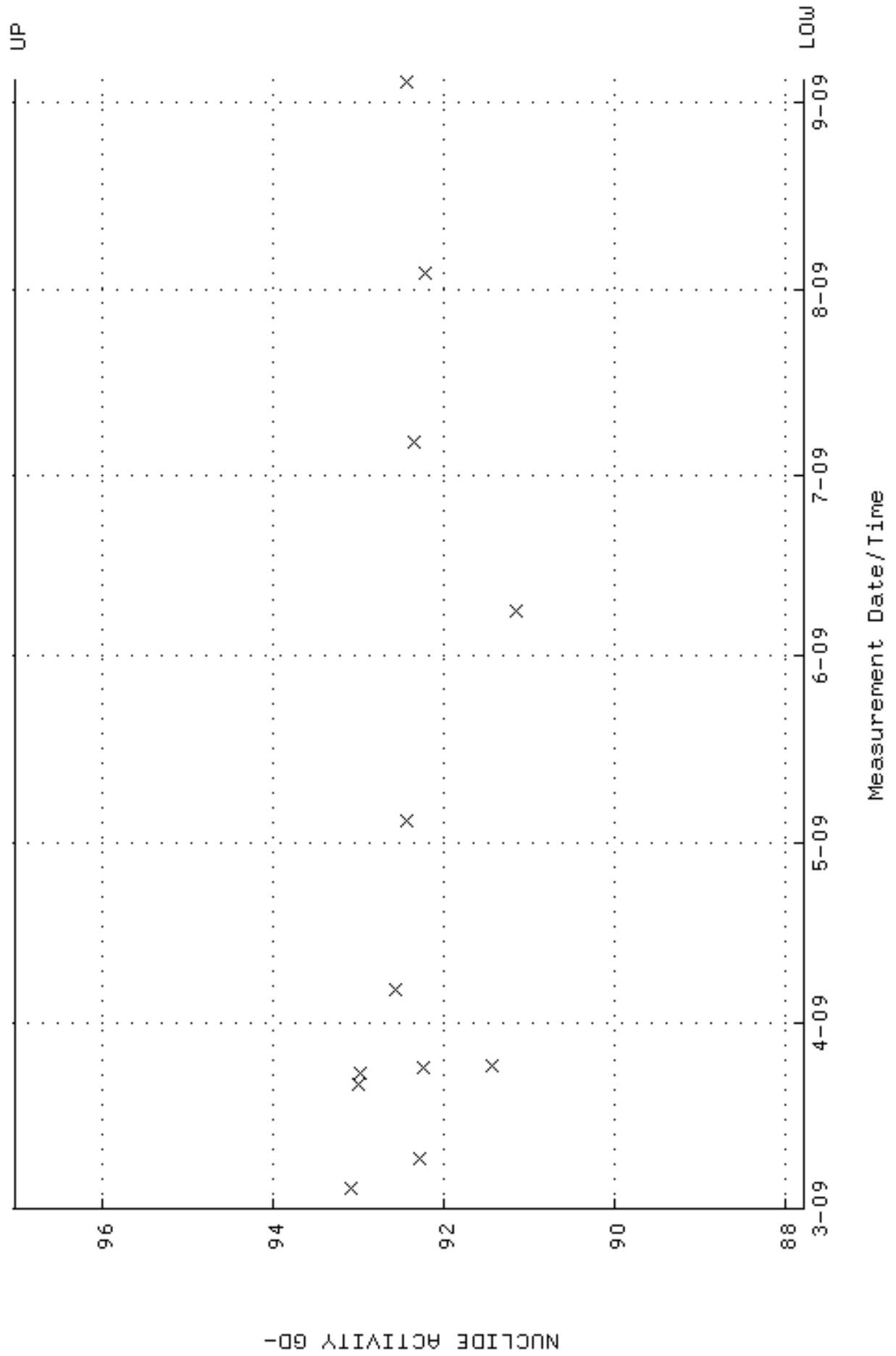
QA filename : DKA100:[ENV_ALPHA.QA.B]B010.QAF;2
 Parameter Name : BACKRATE (Background Rate)
 Start/End Dates : 1-MAR-2009 17:17:21 through 4-SEP-2009 12:00:00
 Lower/Upper Lmts: 0.000000E+00 through 2.000000E-02



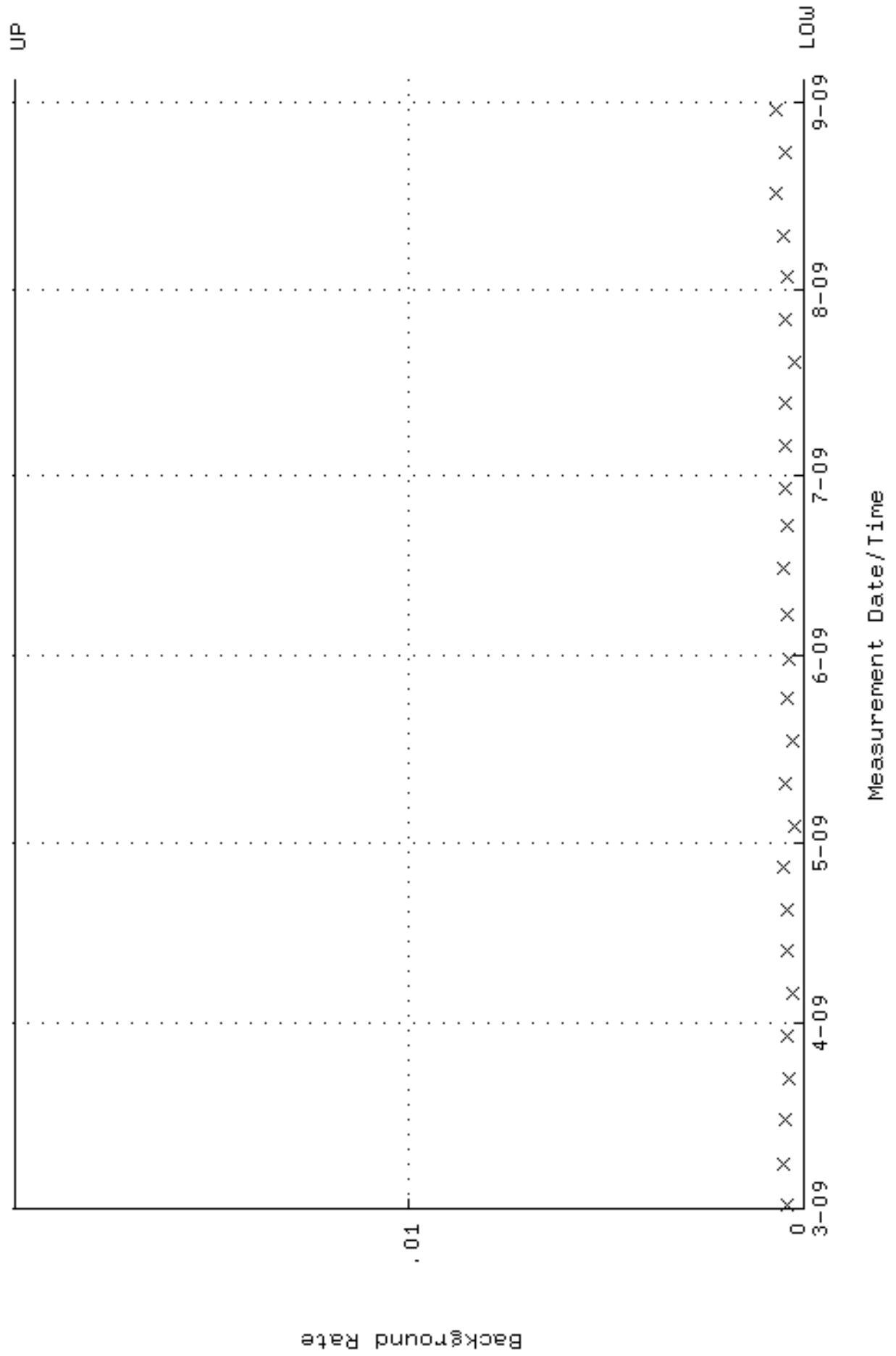
QA filename : DKA100:[ENV_ALPHA.QA.W]W013.QAF;2
 Parameter Name : AVRGEFF (Average Efficiency)
 Start/End Dates : 4-MAR-2009 06:58:08 through 4-SEP-2009 12:00:00
 Lower/Upper Lmts: 0.331676 through 0.351676



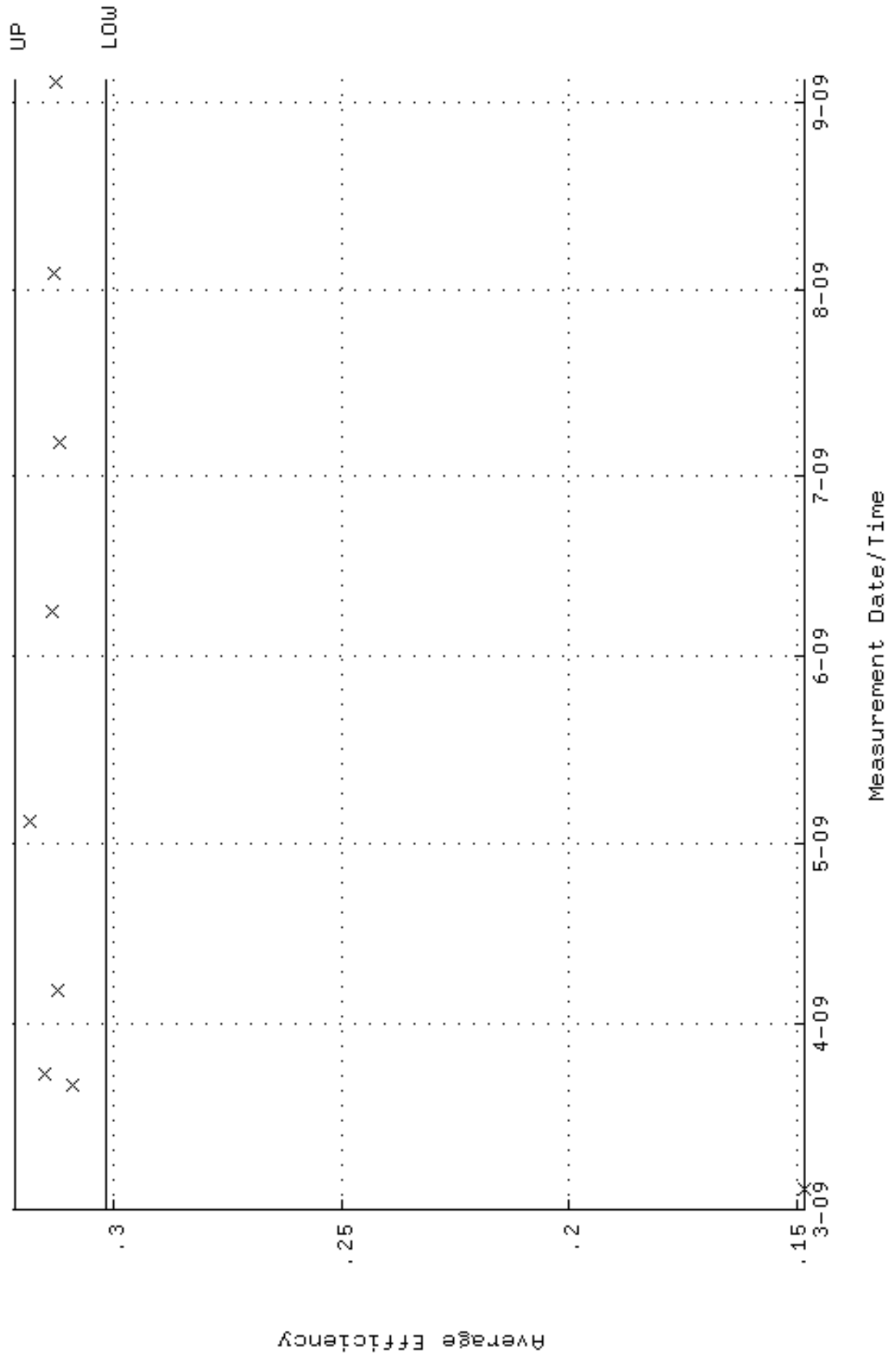
QA filename : DKA100:[ENV_ALPHA.QA.W]W013.QAF;2
 Parameter Name : NLAIVITY-GD148 (NUCLIDE ACTIVITY GD-148)
 Start/End Dates : 4-MAR-2009 06:58:08 through 4-SEP-2009 12:00:00
 Lower/Upper Lmts: 87.7736 through 97.0130



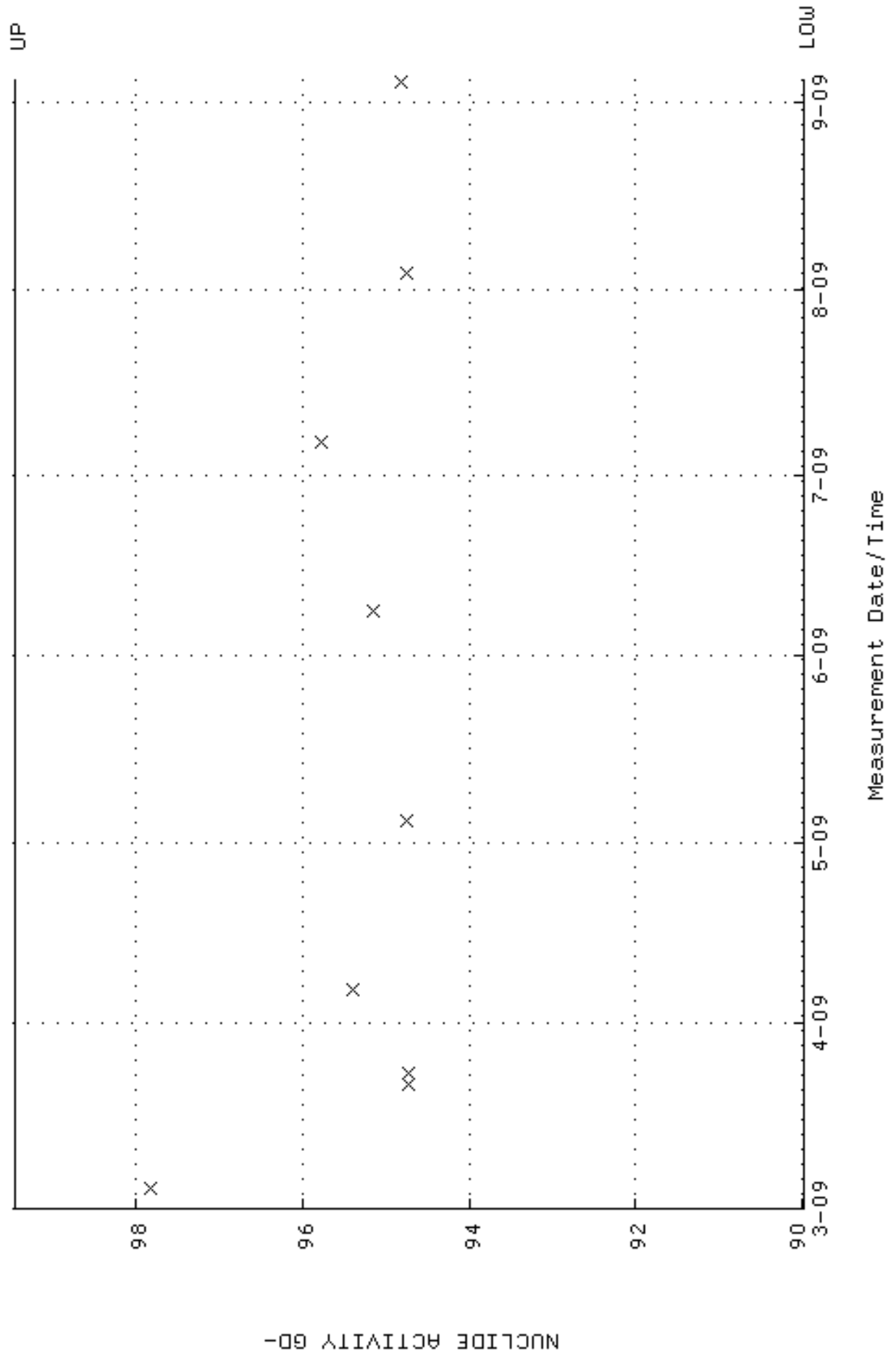
QA filename : DKA100:[ENV_ALPHA.QA.B]B013.QAF;1
 Parameter Name : BACKRATE (Background Rate)
 Start/End Dates : 1-MAR-2009 17:17:22 through 4-SEP-2009 12:00:00
 Lower/Upper Lmts: 0.000000E+00 through 2.000000E-02



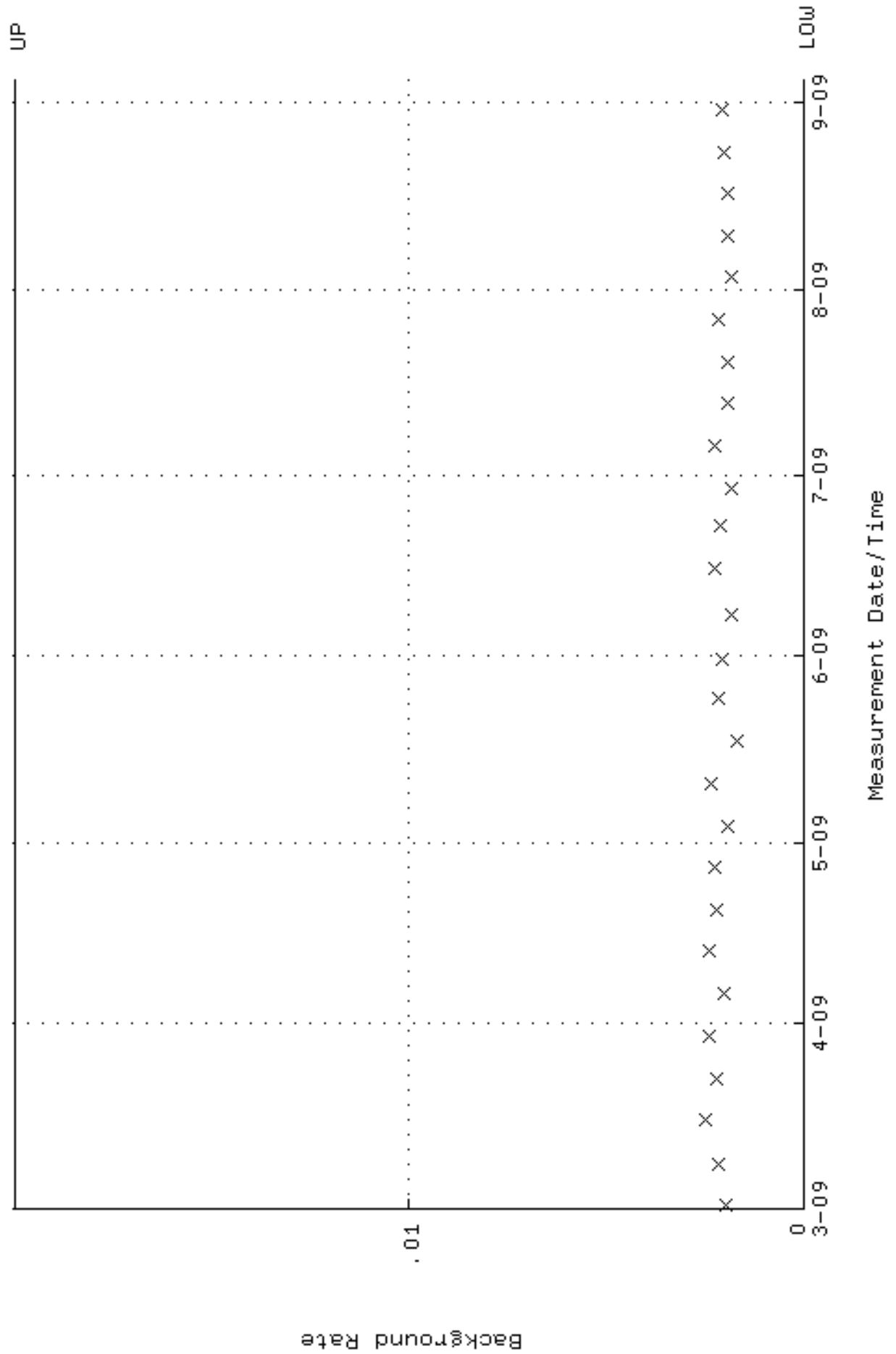
QA filename : DKA100:[ENV_ALPHA.QA.W]W014.QAF;4
 Parameter Name : AVRGEFF (Average Efficiency)
 Start/End Dates : 4-MAR-2009 06:58:08 through 4-SEP-2009 12:00:00
 Lower/Upper Lmts: 0.301834 through 0.321834



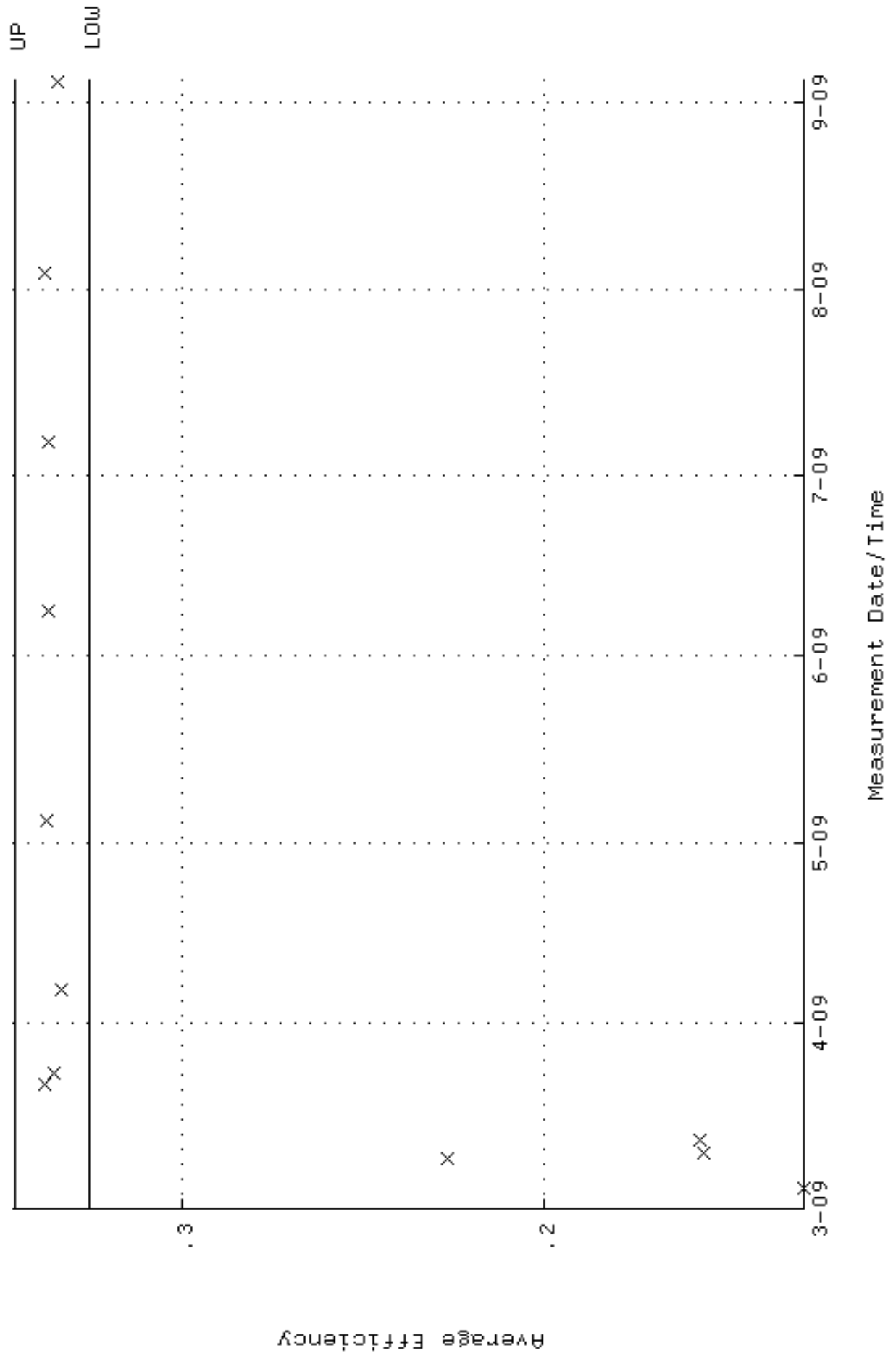
QA filename : DKA100:[ENV_ALPHA.QA.W]W014.QAF;4
 Parameter Name : NLAIVITY-GD148 (NUCLIDE ACTIVITY GD-148)
 Start/End Dates : 4-MAR-2009 06:58:08 through 4-SEP-2009 12:00:00
 Lower/Upper Lmts: 89.9790 through 99.4504



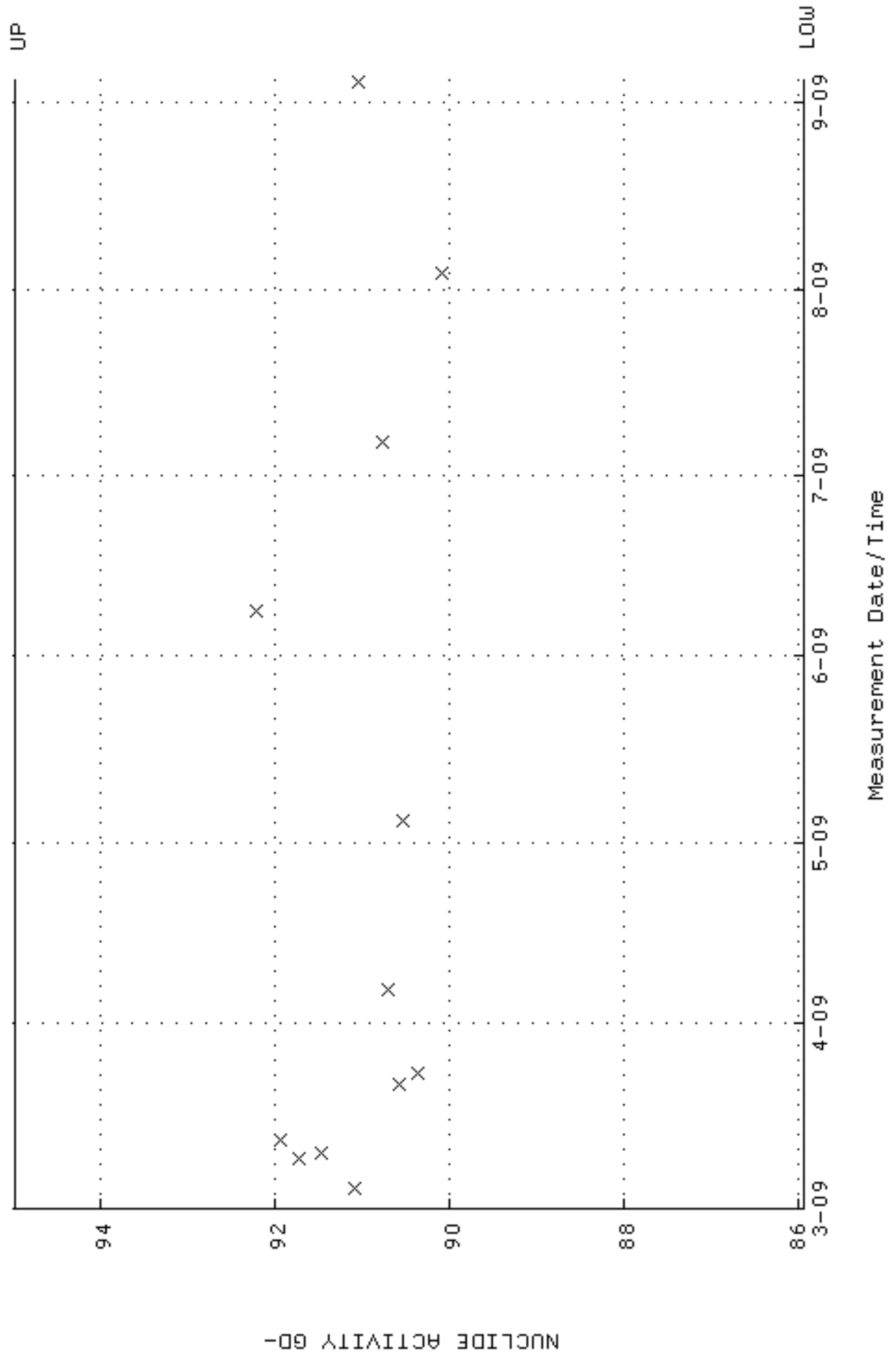
QA filename : DKA100:[ENV_ALPHA.QA.B]B014.QAF;2
 Parameter Name : BACKRATE (Background Rate)
 Start/End Dates : 1-MAR-2009 17:17:22 through 4-SEP-2009 12:00:00
 Lower/Upper Lmts: 0.000000E+00 through 2.000000E-02



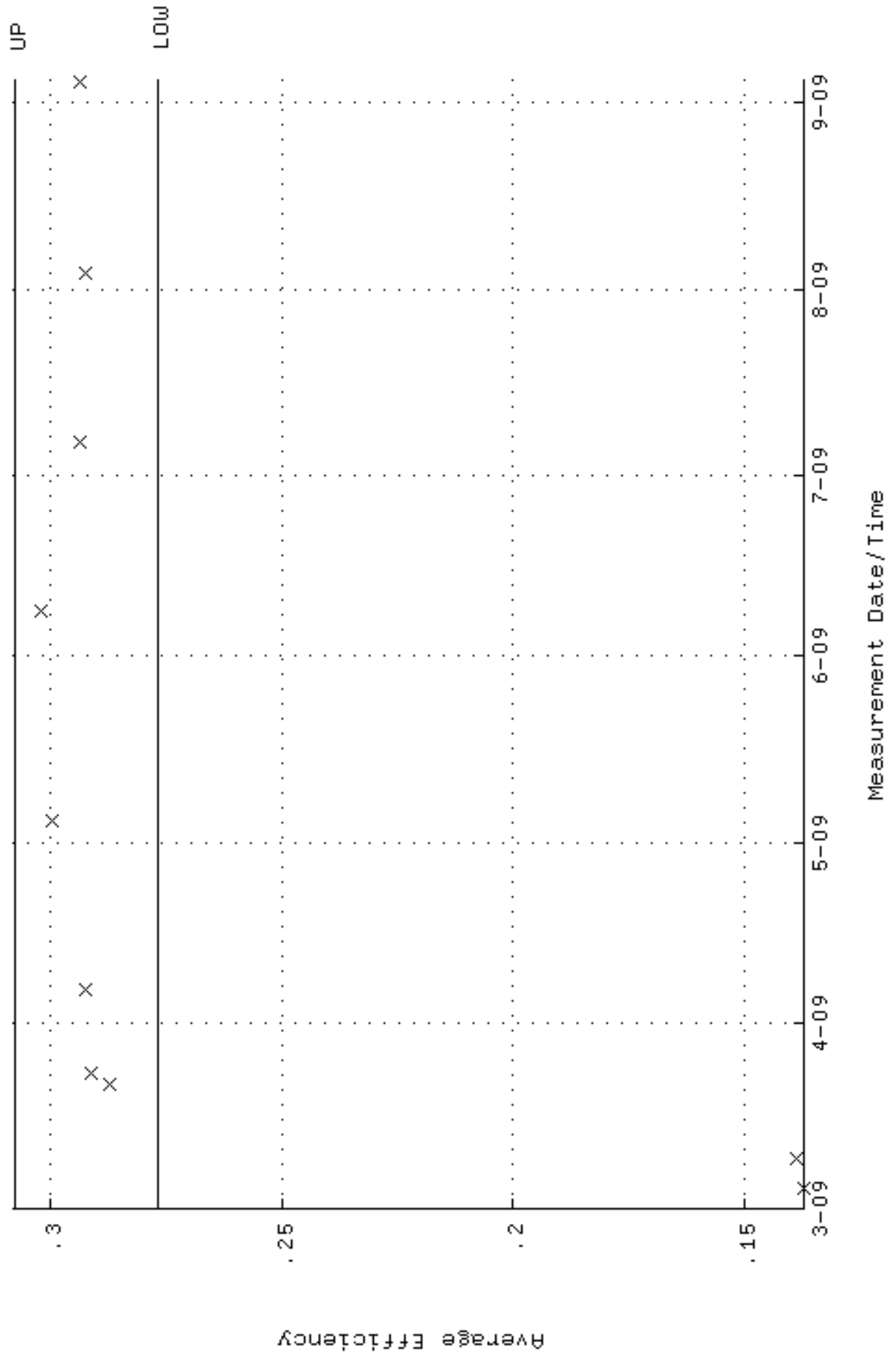
QA filename : DKA100:[ENV_ALPHA.QA.W]W016.QAF;3
 Parameter Name : AVRGEFF (Average Efficiency)
 Start/End Dates : 4-MAR-2009 06:58:08 through 4-SEP-2009 12:00:00
 Lower/Upper Lmts: 0.326058 through 0.346058



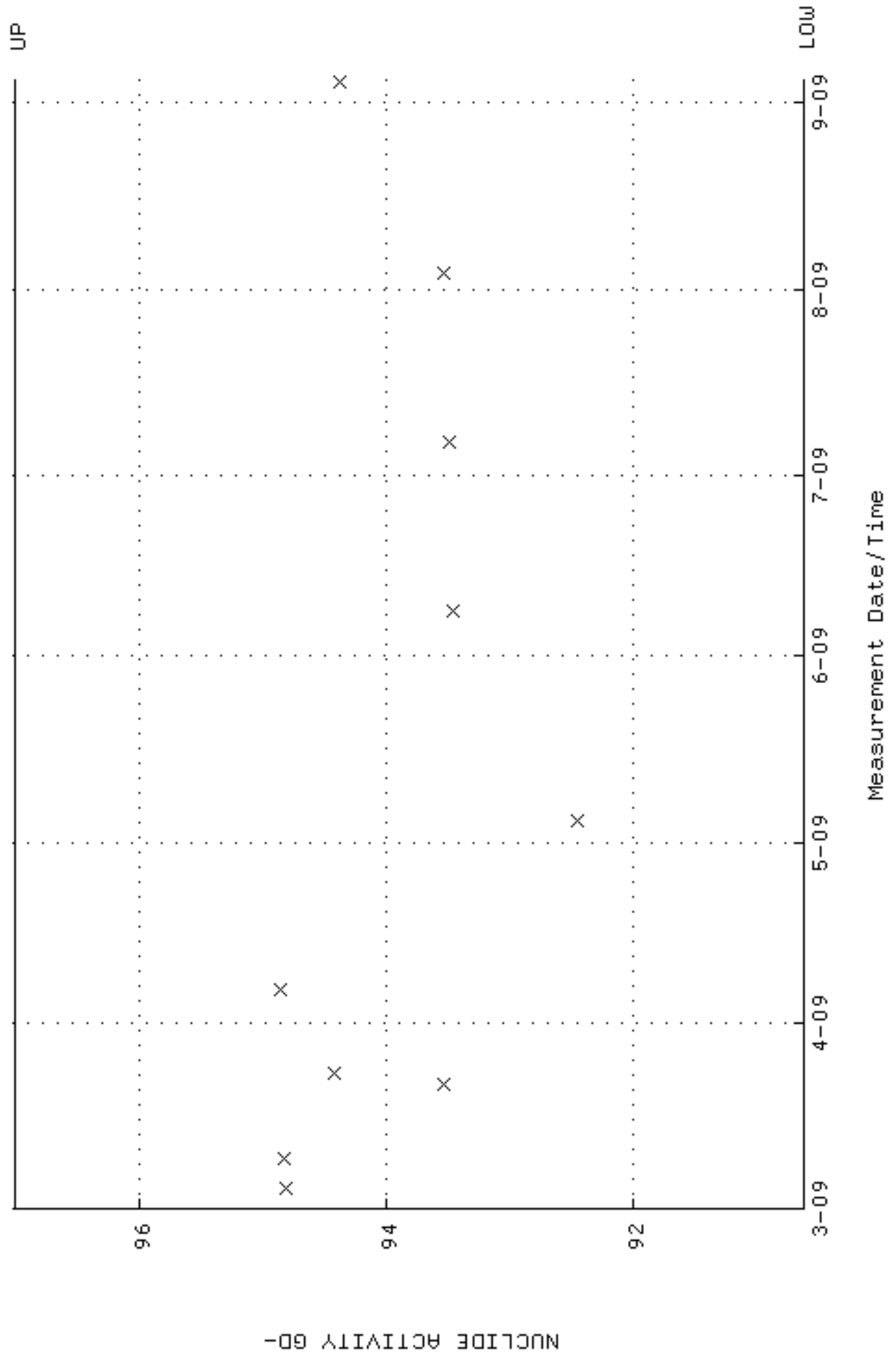
QA filename : DKA100:[ENV_ALPHA.QA.W]W016.QAF;3
 Parameter Name : NLAIVITY-GD148 (NUCLIDE ACTIVITY GD-148)
 Start/End Dates : 4-MAR-2009 06:58:08 through 4-SEP-2009 12:00:00
 Lower/Upper Lmts: 85.9280 through 94.9730



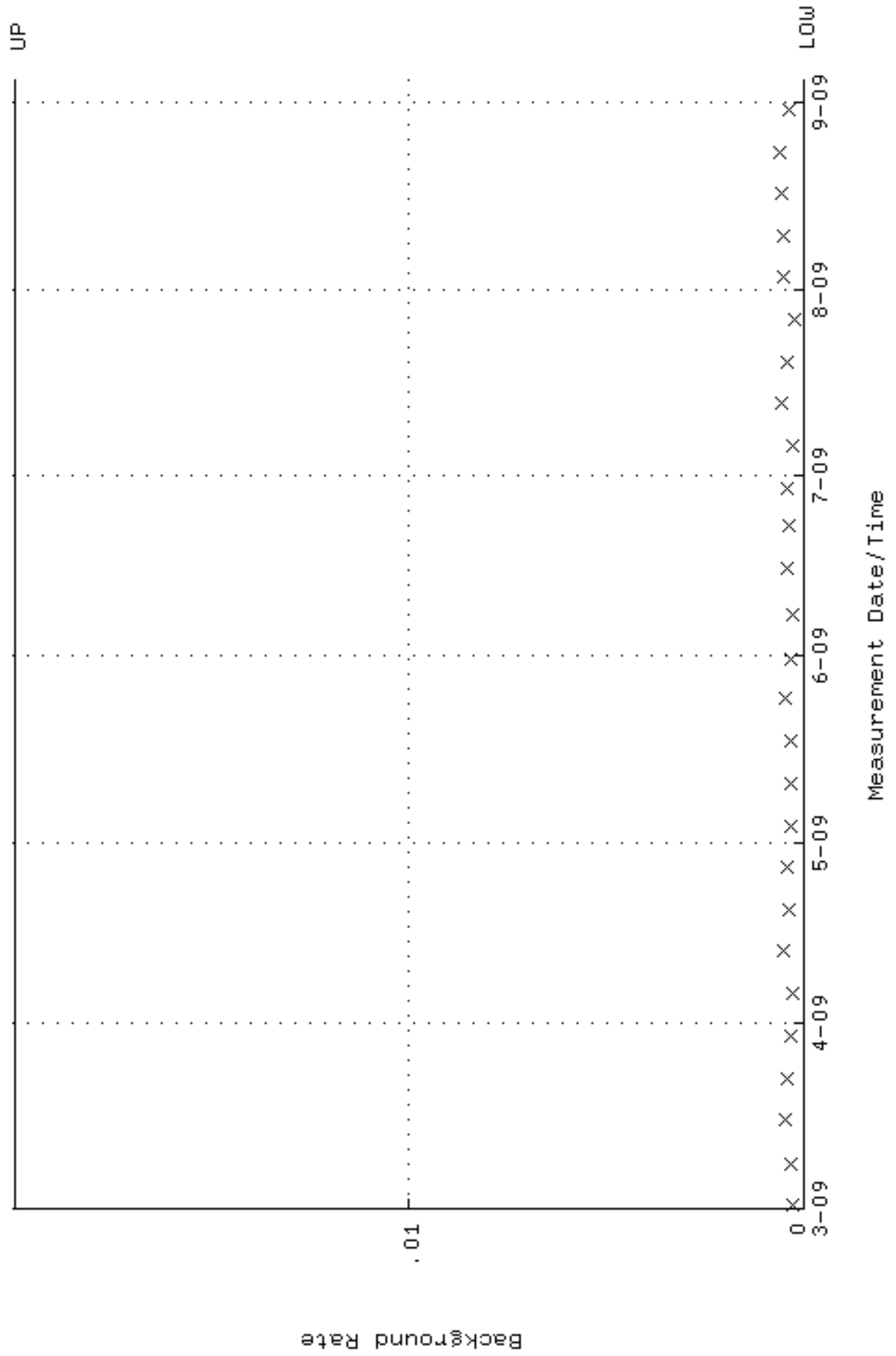
QA filename : DKA100:[ENV_ALPHA.QA.W]W017.QAF;4
 Parameter Name : AVRGEFF (Average Efficiency)
 Start/End Dates : 4-MAR-2009 06:58:08 through 4-SEP-2009 12:00:00
 Lower/Upper Lmts: 0.276771 through 0.307557



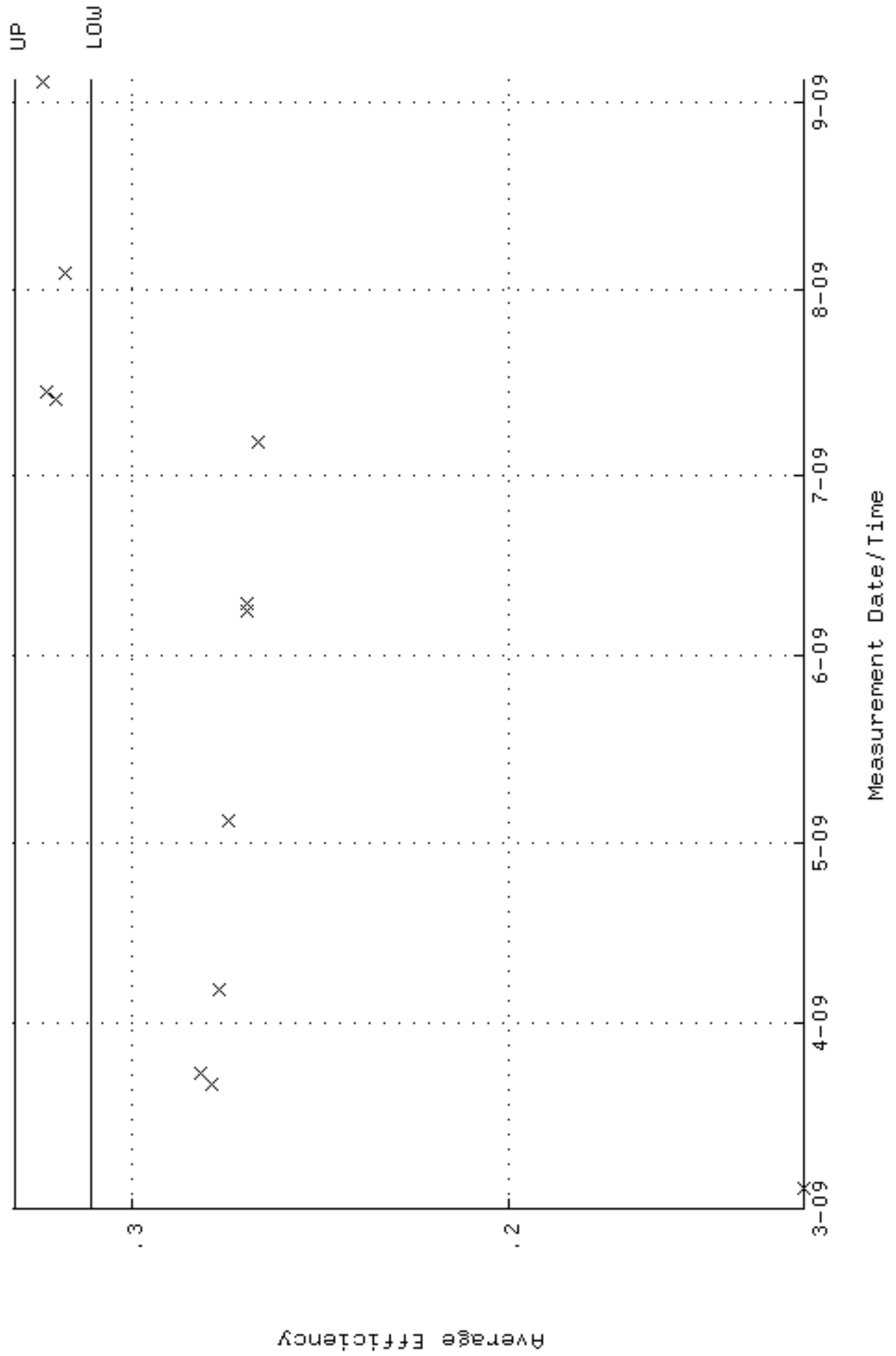
QA filename : DKA100:[ENV_ALPHA.QA.W]W017.QAF;4
 Parameter Name : NLAIVITY-GD148 (NUCLIDE ACTIVITY GD-148)
 Start/End Dates : 4-MAR-2009 06:58:08 through 4-SEP-2009 12:00:00
 Lower/Upper Lmts: 90.6063 through 97.0149



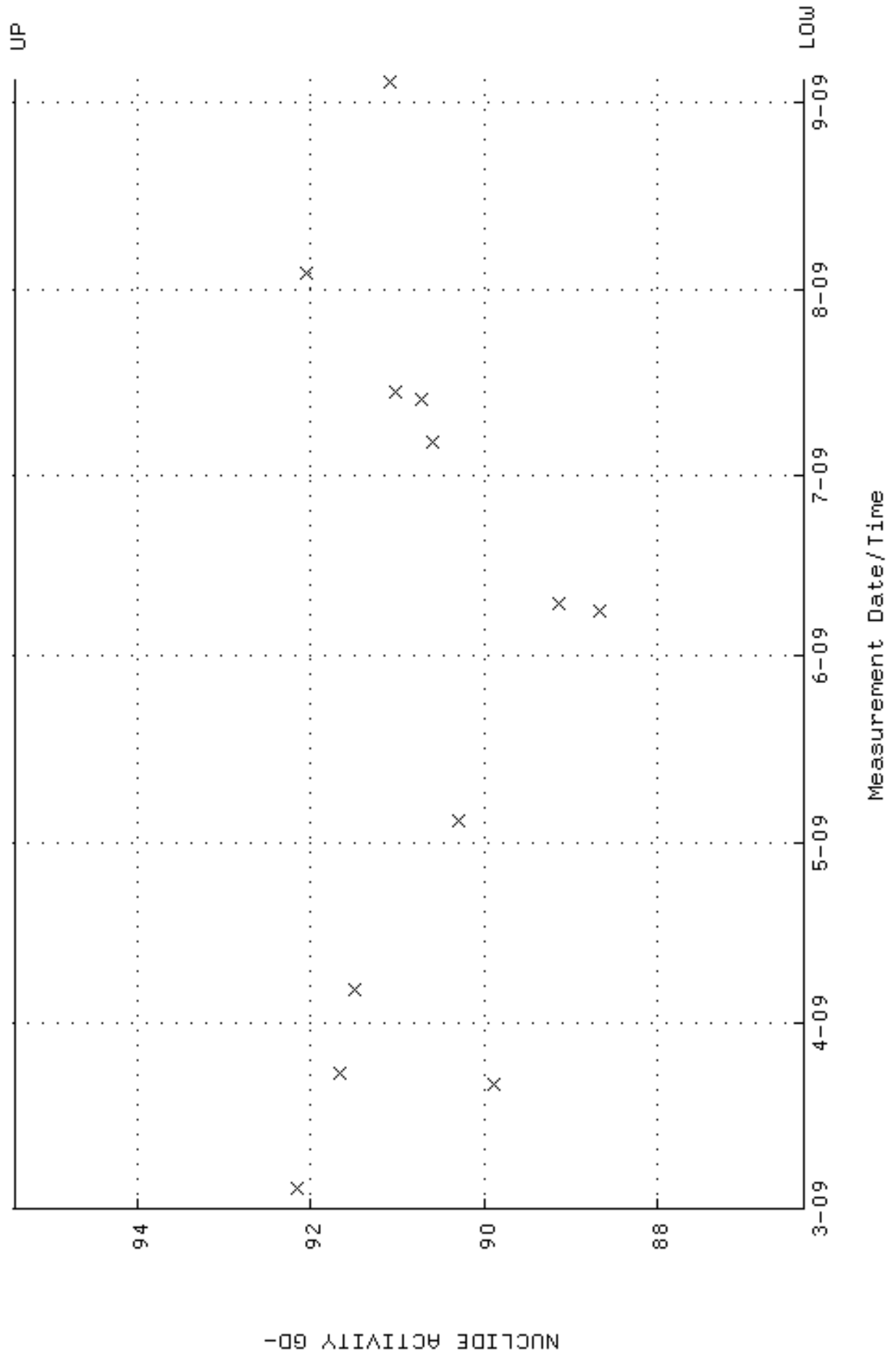
QA filename : DKA100:[ENV_ALPHA.QA.B]B017.QAF;1
 Parameter Name : BACKRATE (Background Rate)
 Start/End Dates : 1-MAR-2009 17:17:22 through 4-SEP-2009 12:00:00
 Lower/Upper Lmts: 0.000000E+00 through 2.000000E-02



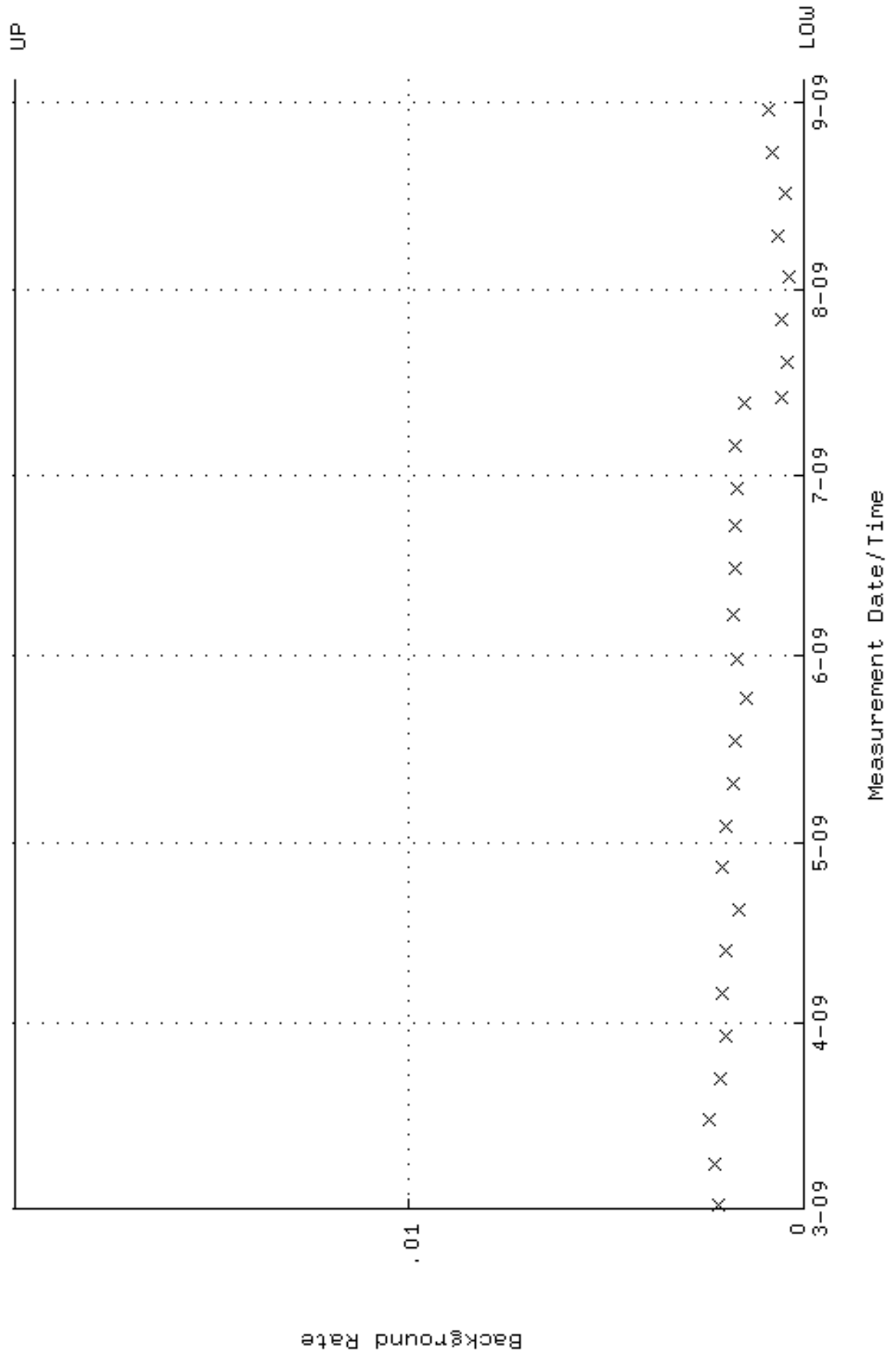
QA filename : DKA100:[ENV_ALPHA.QA.W]W018.QAF;3
 Parameter Name : AVRGEFF (Average Efficiency)
 Start/End Dates : 4-MAR-2009 06:58:08 through 4-SEP-2009 12:00:00
 Lower/Upper Lmts: 0.310950 through 0.330950



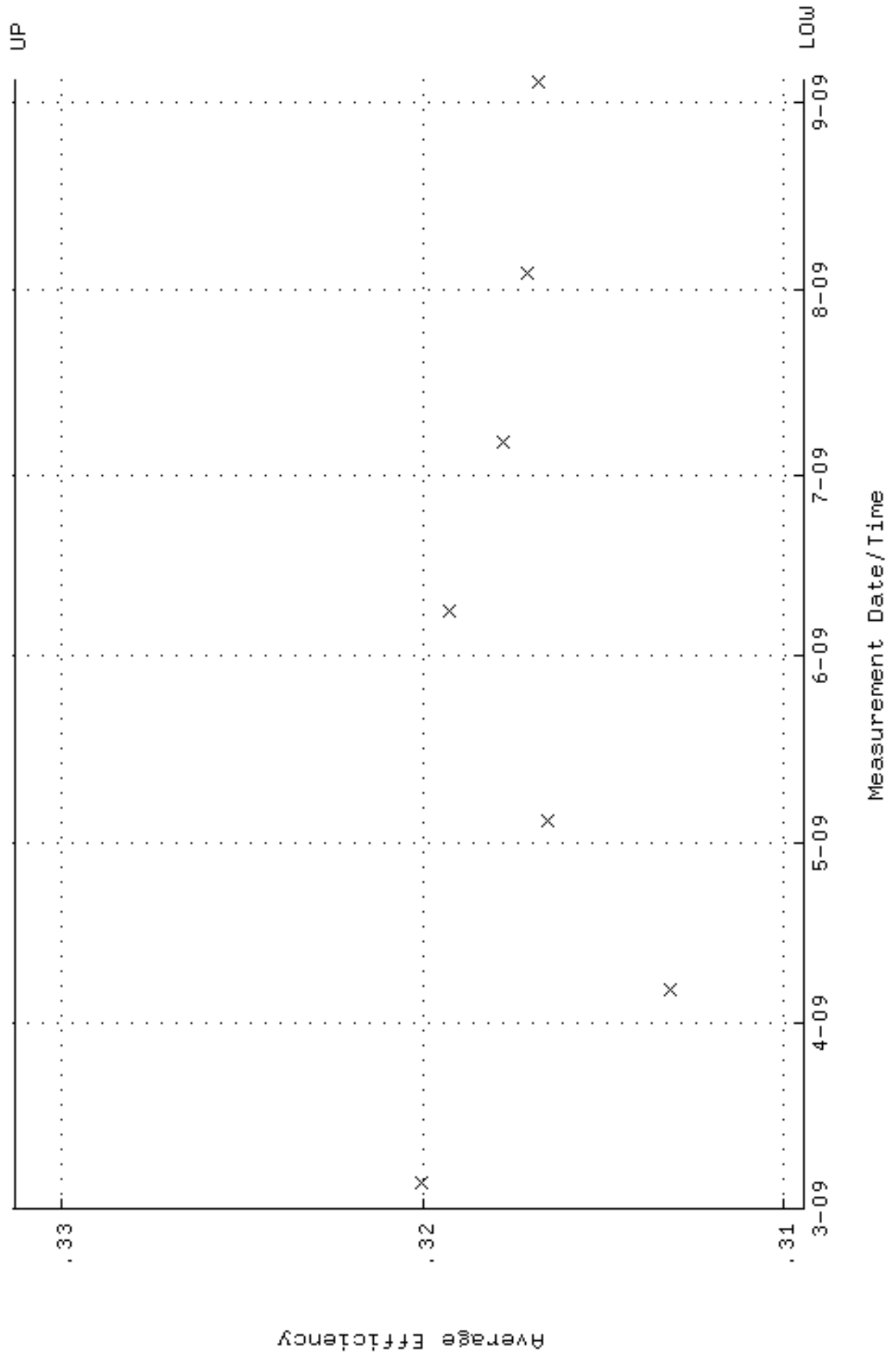
QA filename : DKA100:[ENV_ALPHA.QA.W]W018.QAF;3
 Parameter Name : NLAIVITY-GD148 (NUCLIDE ACTIVITY GD-148)
 Start/End Dates : 4-MAR-2009 06:58:08 through 4-SEP-2009 12:00:00
 Lower/Upper Lmts: 86.3167 through 95.4027



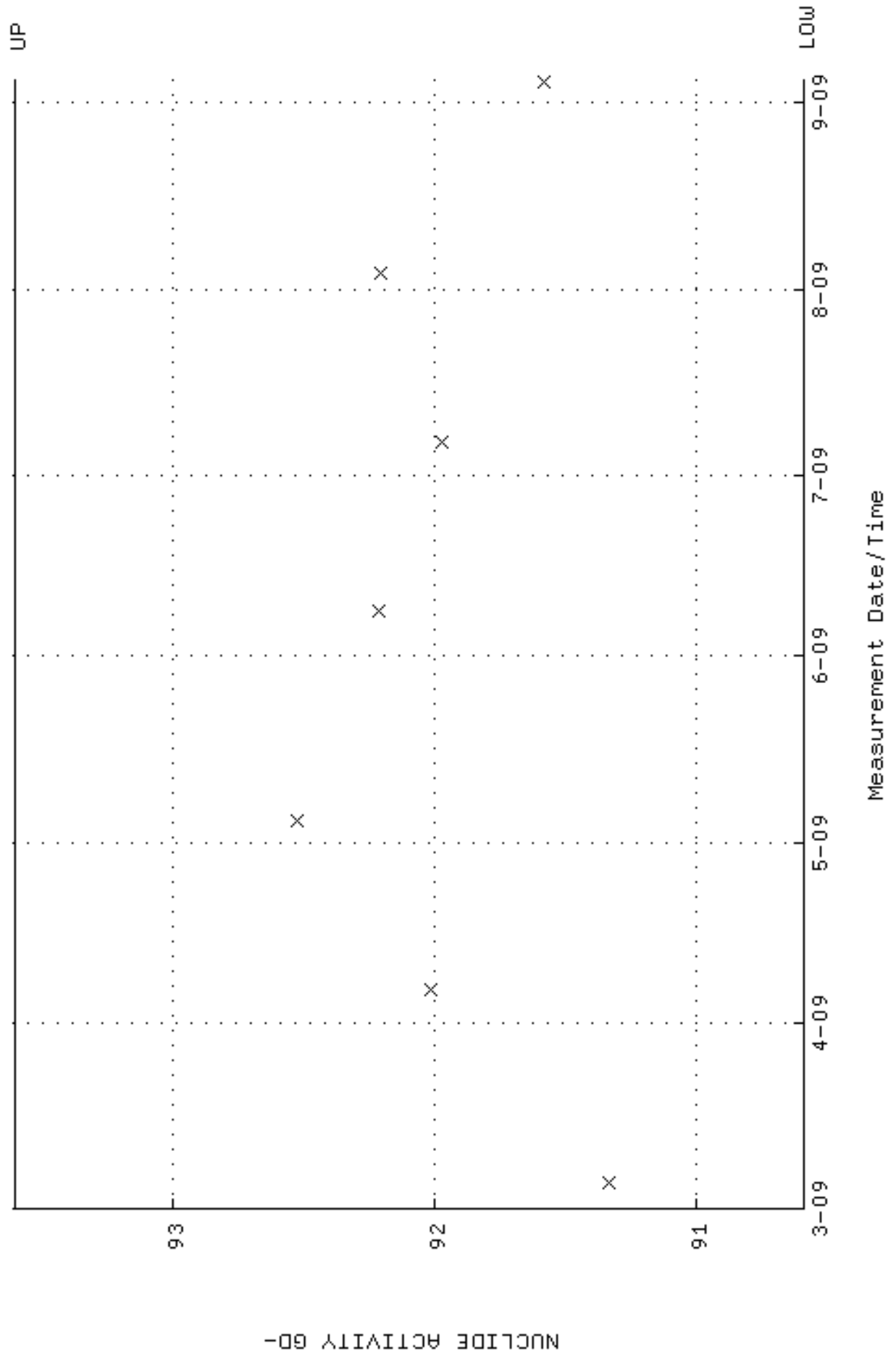
QA filename : DKA100:[ENV_ALPHA.QA.B]B018.QAF;1
 Parameter Name : BACKRATE (Background Rate)
 Start/End Dates : 1-MAR-2009 17:17:22 through 4-SEP-2009 12:00:00
 Lower/Upper Lmts: 0.000000E+00 through 2.000000E-02



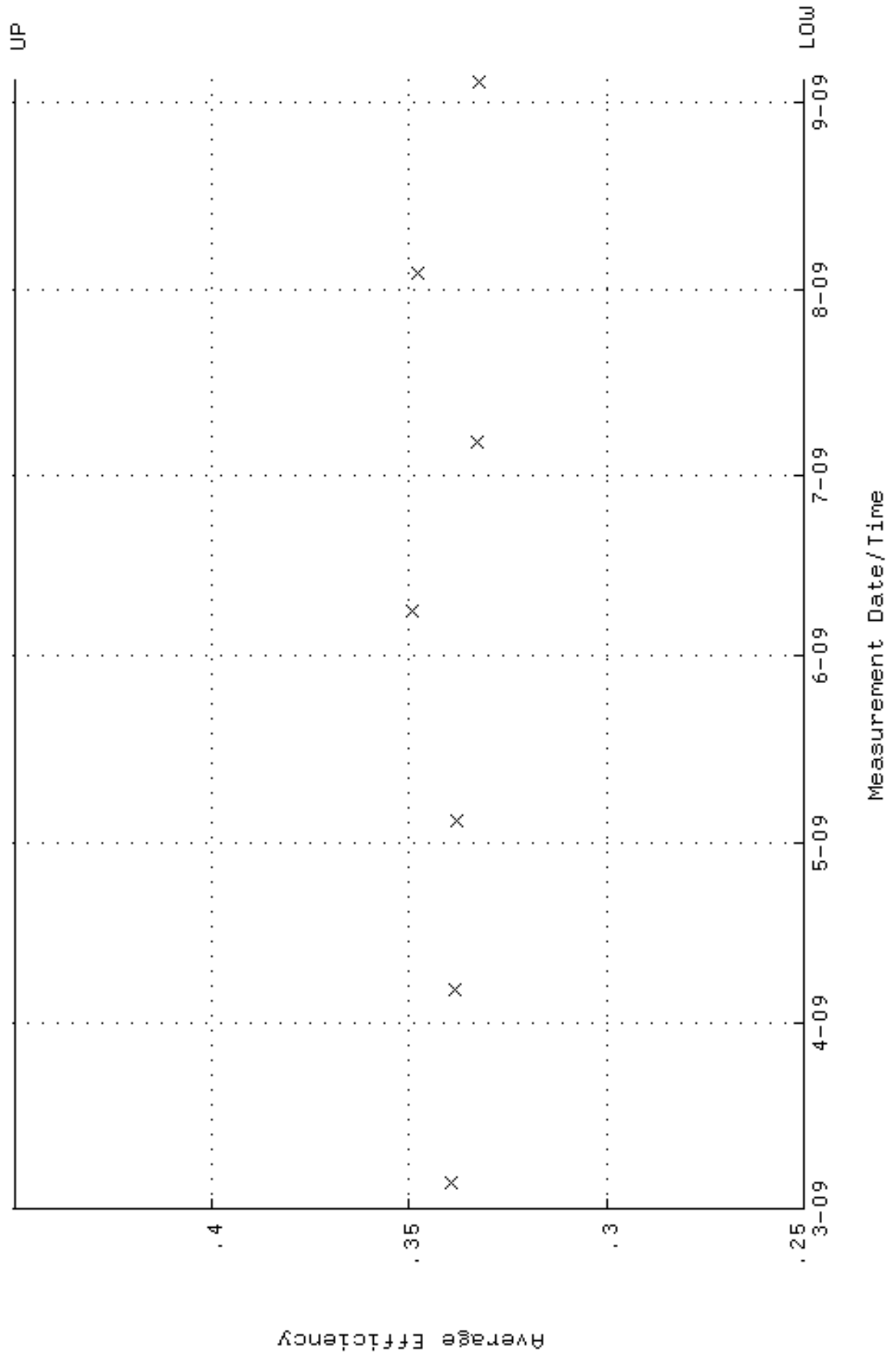
QA filename : DKA100:[ENV_ALPHA.QA.W]W022.QAF;5
 Parameter Name : AVRGEFF (Average Efficiency)
 Start/End Dates : 5-MAR-2009 07:45:19 through 4-SEP-2009 12:00:00
 Lower/Upper Lmts: 0.309441 through 0.331295



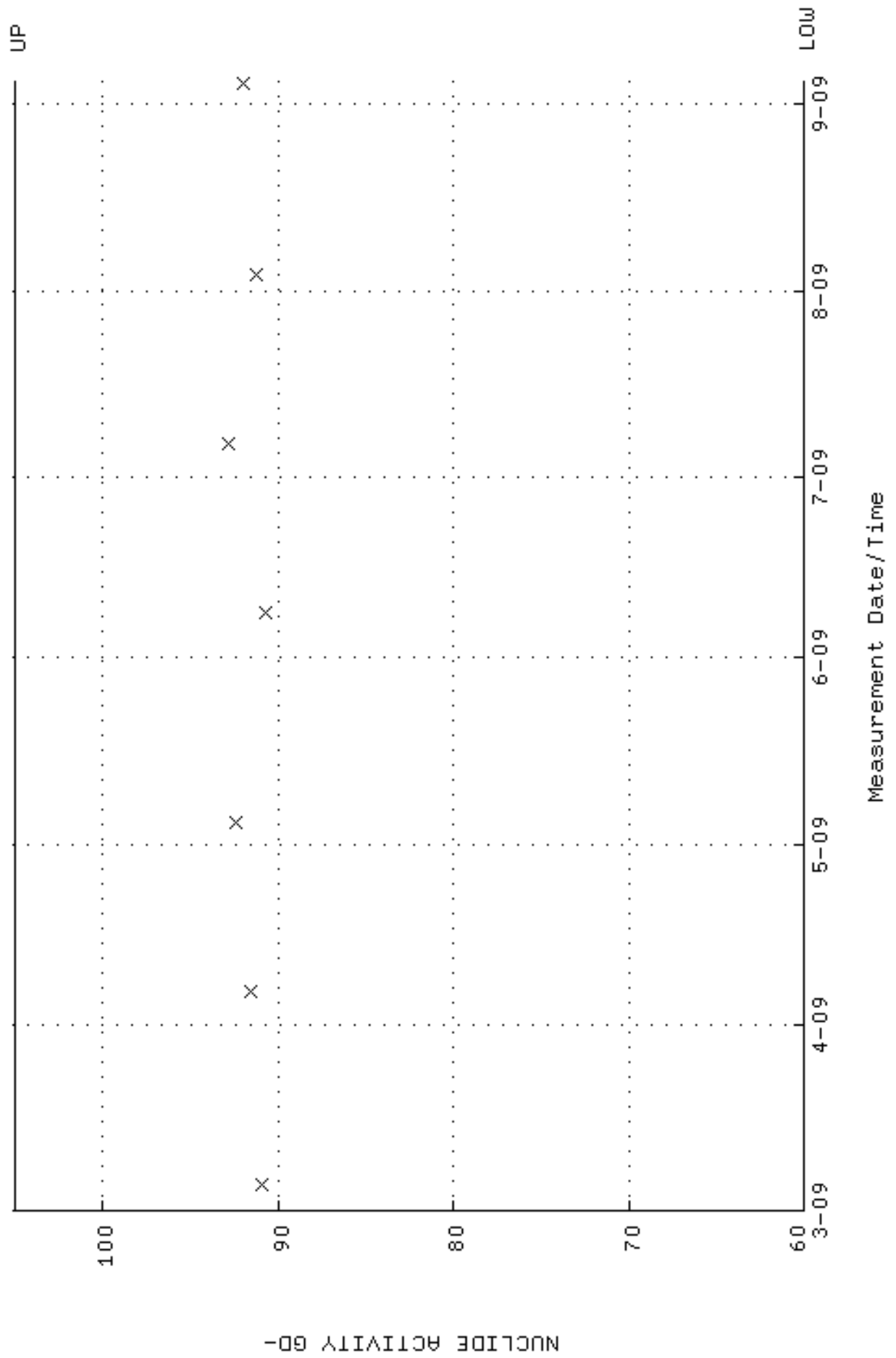
QA filename : DKA100:[ENV_ALPHA.QA.W]W022.QAF;5
 Parameter Name : NLAIVITY-GD148 (NUCLIDE ACTIVITY GD-148)
 Start/End Dates : 5-MAR-2009 07:45:19 through 4-SEP-2009 12:00:00
 Lower/Upper Lmts: 90.5909 through 93.6045



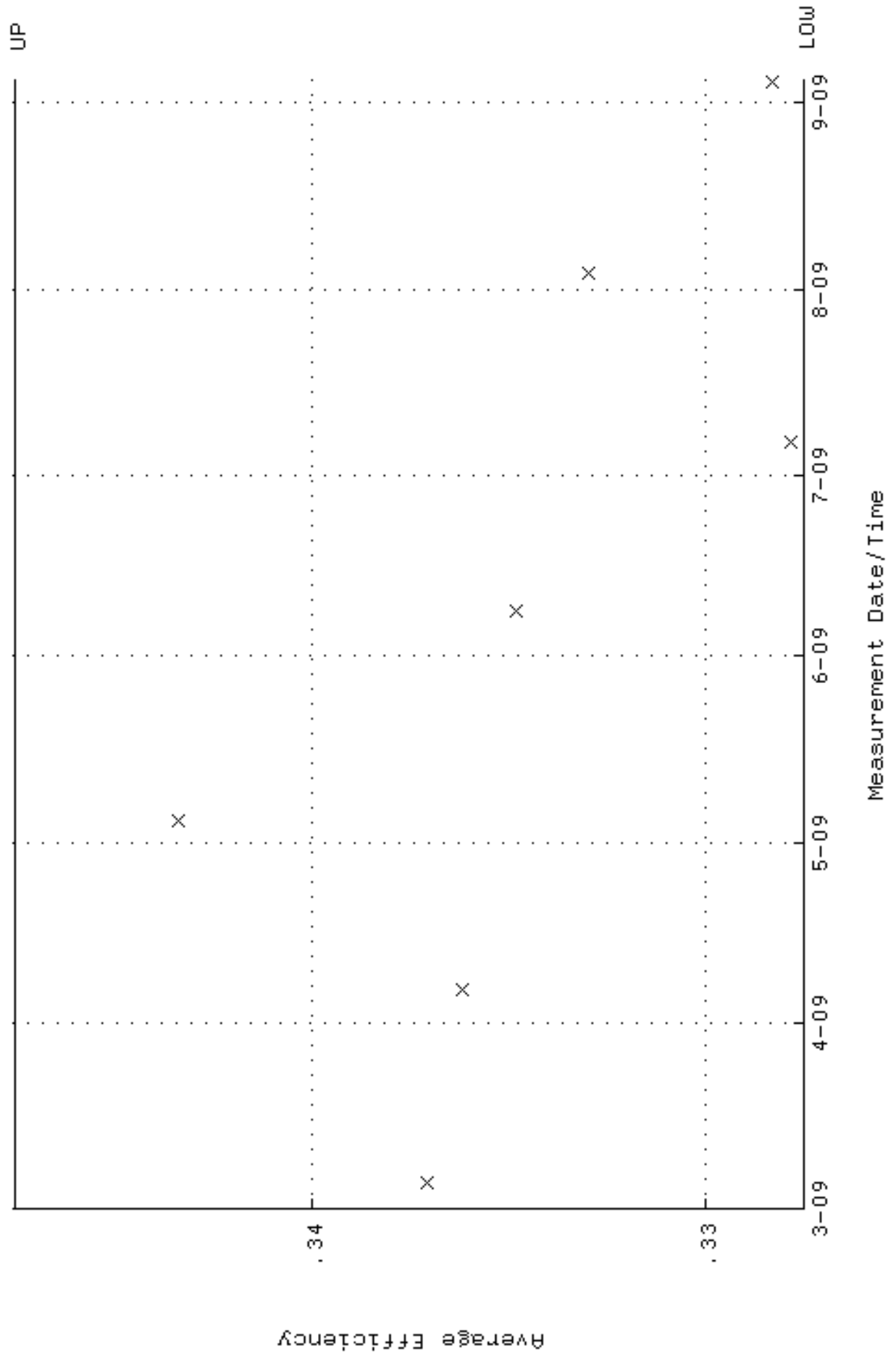
QA filename : DKA100:[ENV_ALPHA.QA.W]W023.QAF;3
 Parameter Name : AVRGEFF (Average Efficiency)
 Start/End Dates : 5-MAR-2009 07:45:19 through 4-SEP-2009 12:00:00
 Lower/Upper Lmts: 0.250000 through 0.450000



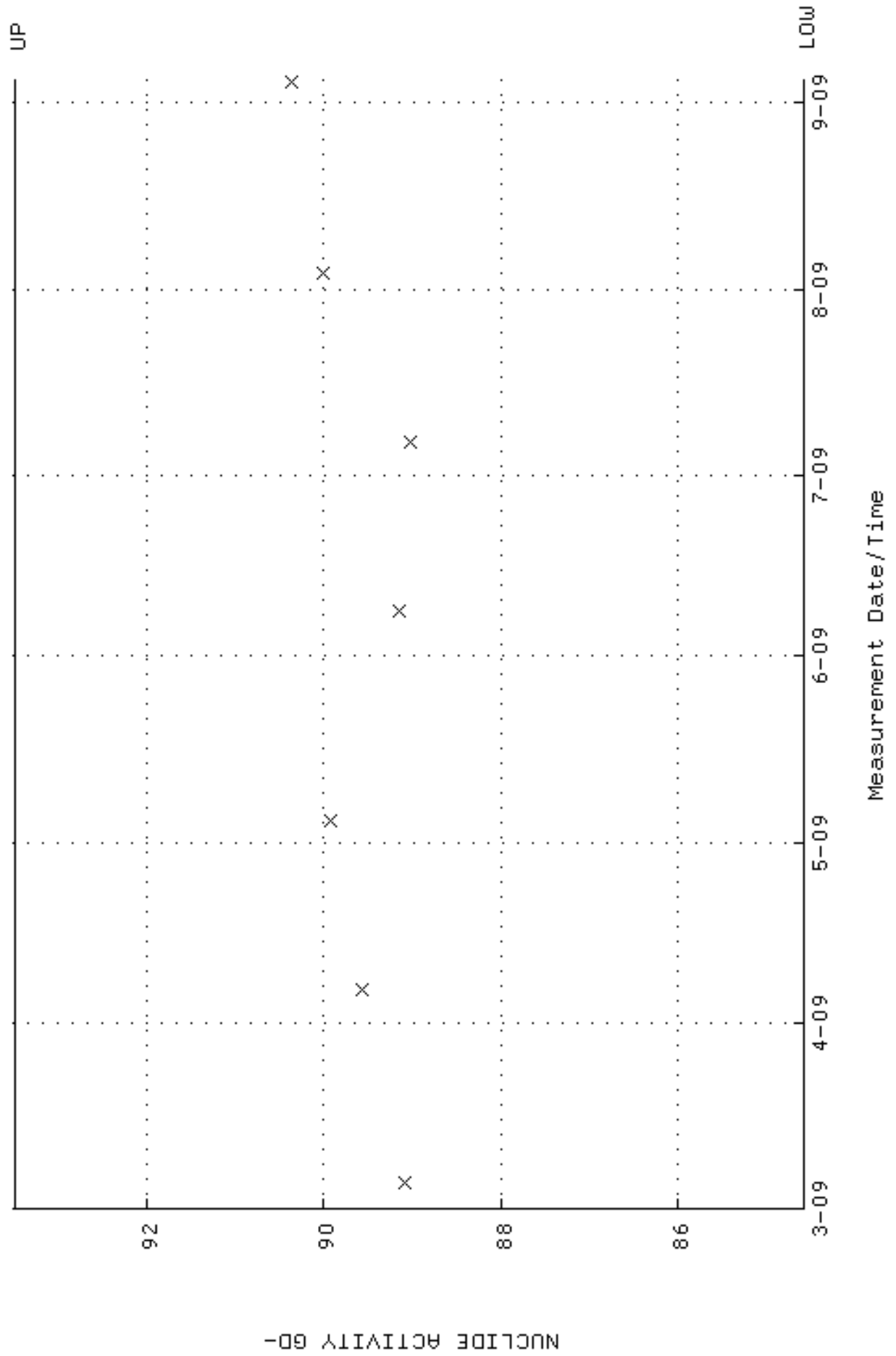
QA filename : DKA100:[ENV_ALPHA.QA.W]W023.QAF;3
 Parameter Name : NLAIVITY-GD148 (NUCLIDE ACTIVITY GD-148)
 Start/End Dates : 5-MAR-2009 07:45:19 through 4-SEP-2009 12:00:00
 Lower/Upper Lmts: 60.0000 through 105.0000



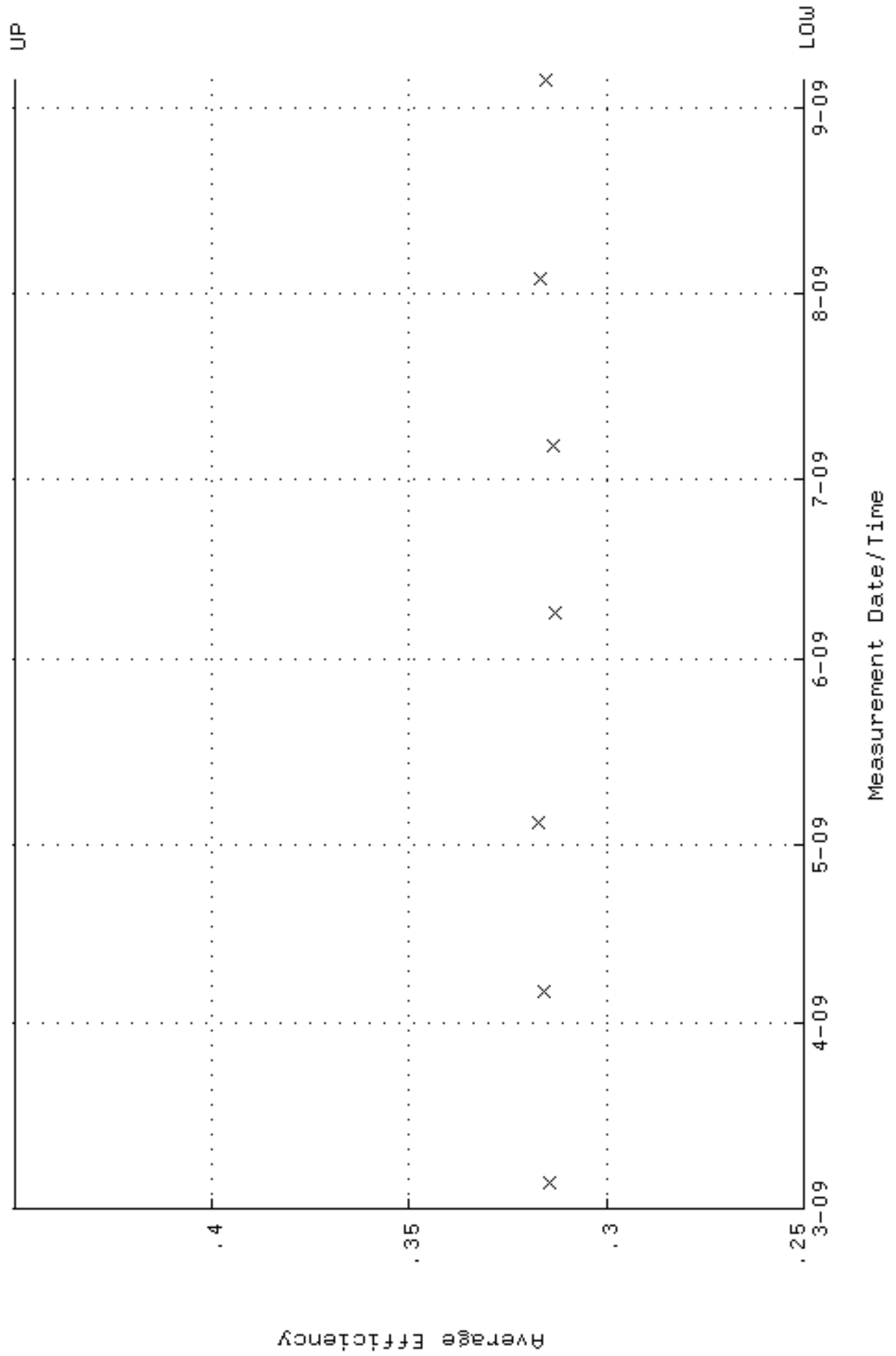
QA filename : DKA100:[ENV_ALPHA.QA.W]W024.QAF;2
 Parameter Name : AVRGEFF (Average Efficiency)
 Start/End Dates : 5-MAR-2009 07:45:19 through 4-SEP-2009 12:00:00
 Lower/Upper Lmts: 0.327512 through 0.347512



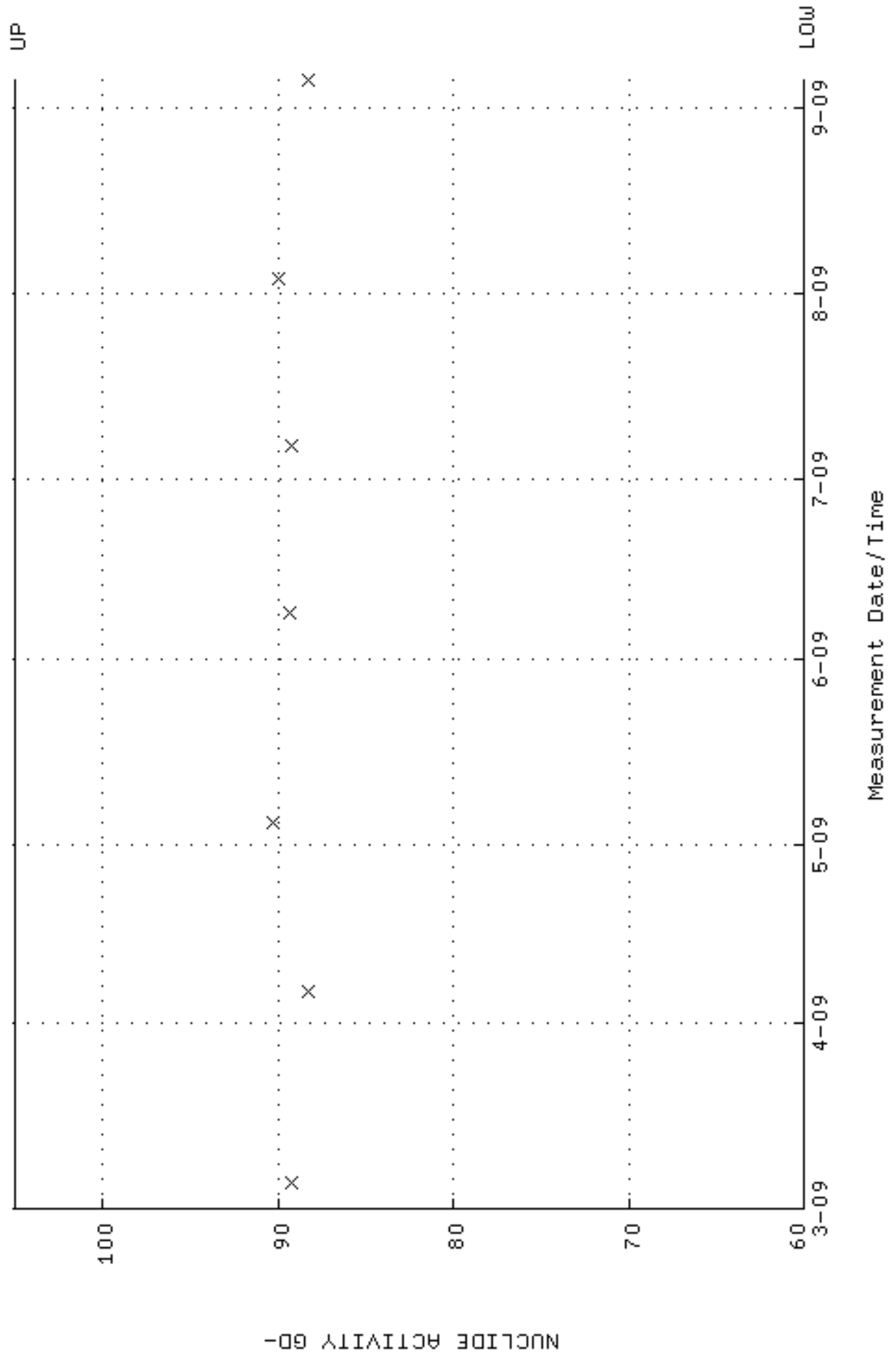
QA filename : DKA100:[ENV_ALPHA.QA.W]W024.QAF;2
 Parameter Name : NLAIVITY-GD148 (NUCLIDE ACTIVITY GD-148)
 Start/End Dates : 5-MAR-2009 07:45:19 through 4-SEP-2009 12:00:00
 Lower/Upper Lmts: 84.5843 through 93.4879



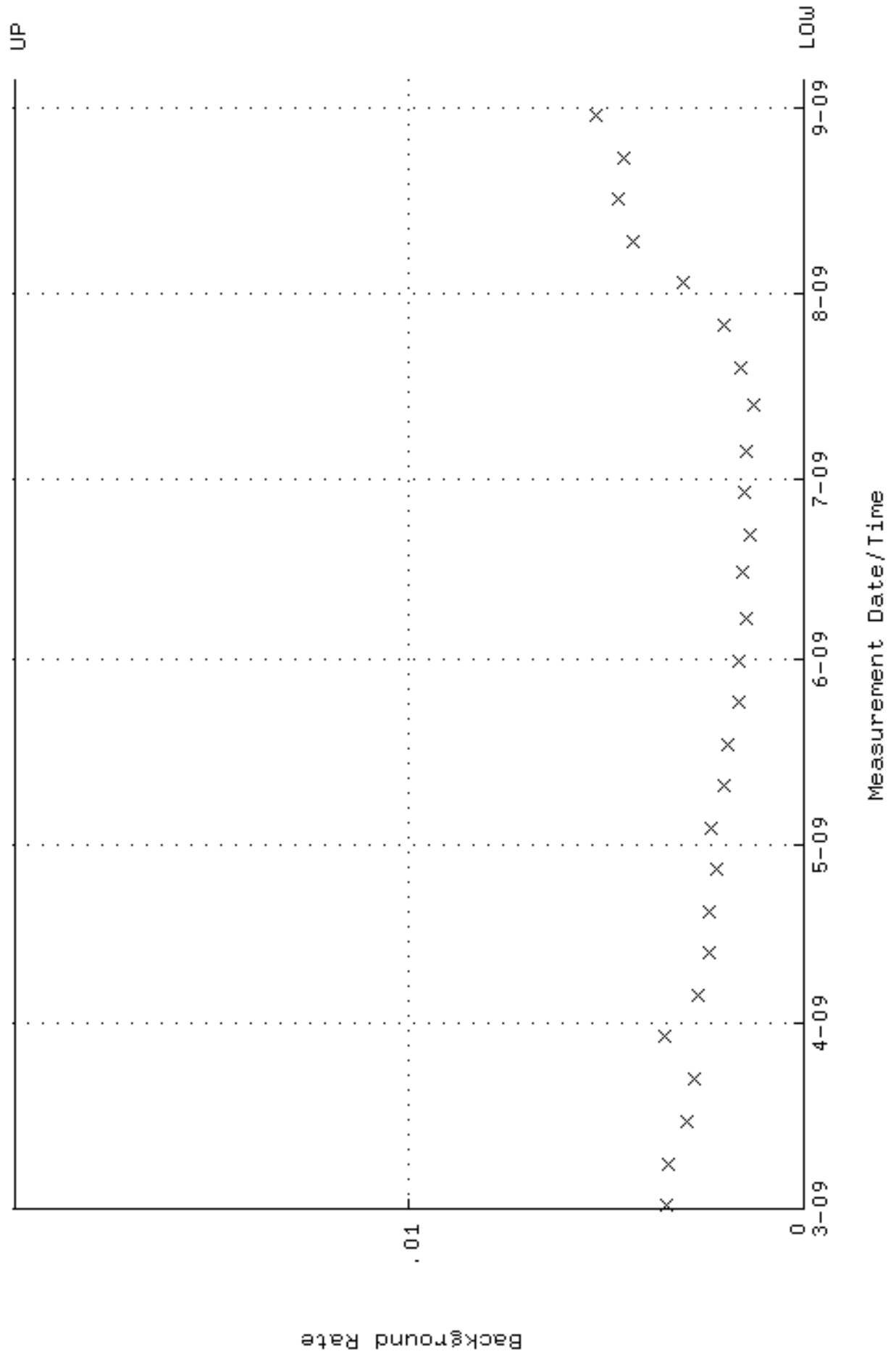
QA filename : DKA100:[ENV_ALPHA.QA.W]W029.QAF;6
 Parameter Name : AVRGEFF (Average Efficiency)
 Start/End Dates : 5-MAR-2009 07:45:20 through 5-SEP-2009 12:00:00
 Lower/Upper Lmts: 0.250000 through 0.450000



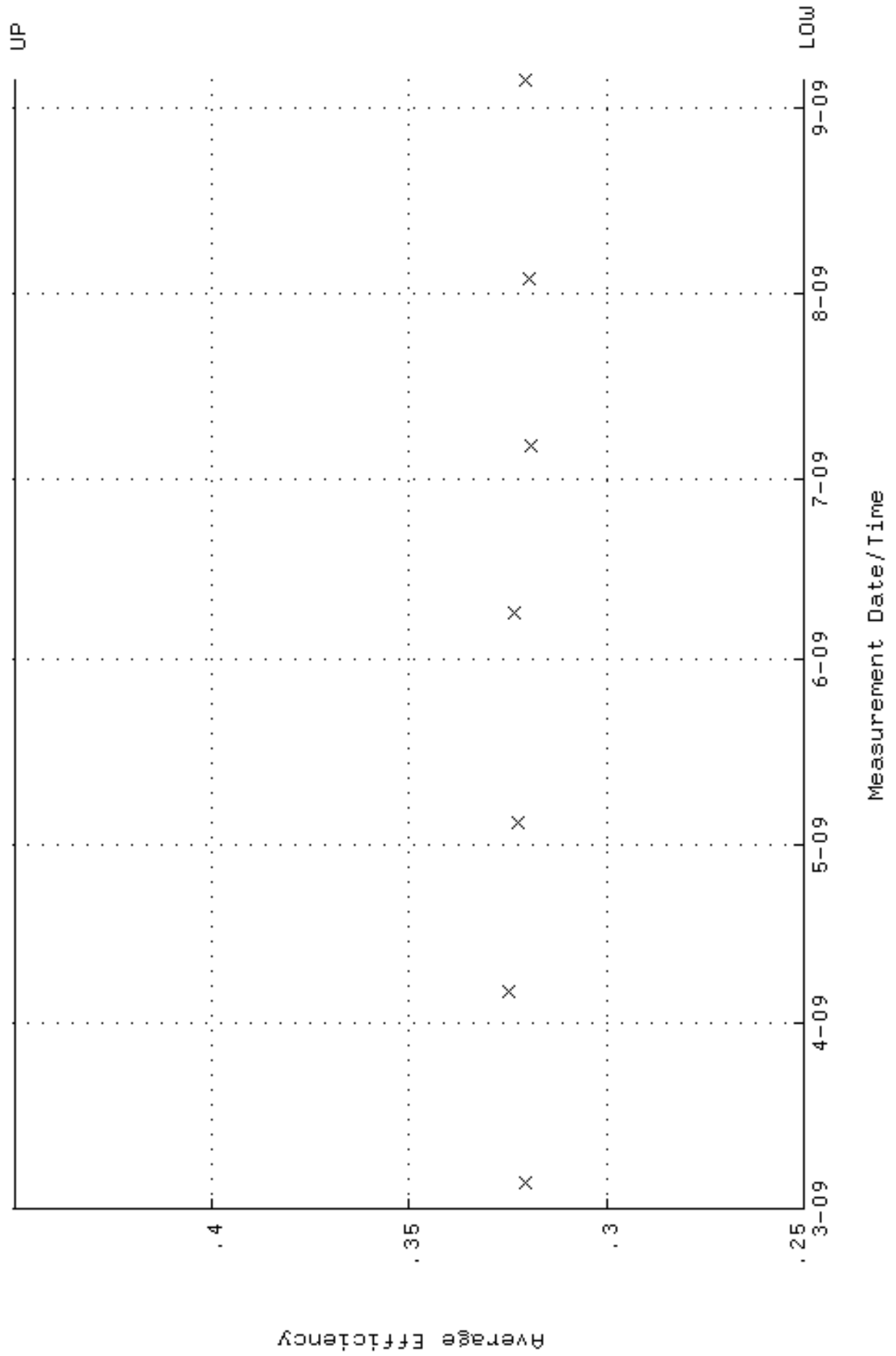
QA filename : DKA100:[ENV_ALPHA.QA.W]w029.QAF;6
 Parameter Name : NLAIVITY-GD148 (NUCLIDE ACTIVITY GD-148)
 Start/End Dates : 5-MAR-2009 07:45:20 through 5-SEP-2009 12:00:00
 Lower/Upper Lmts: 60.0000 through 105.0000



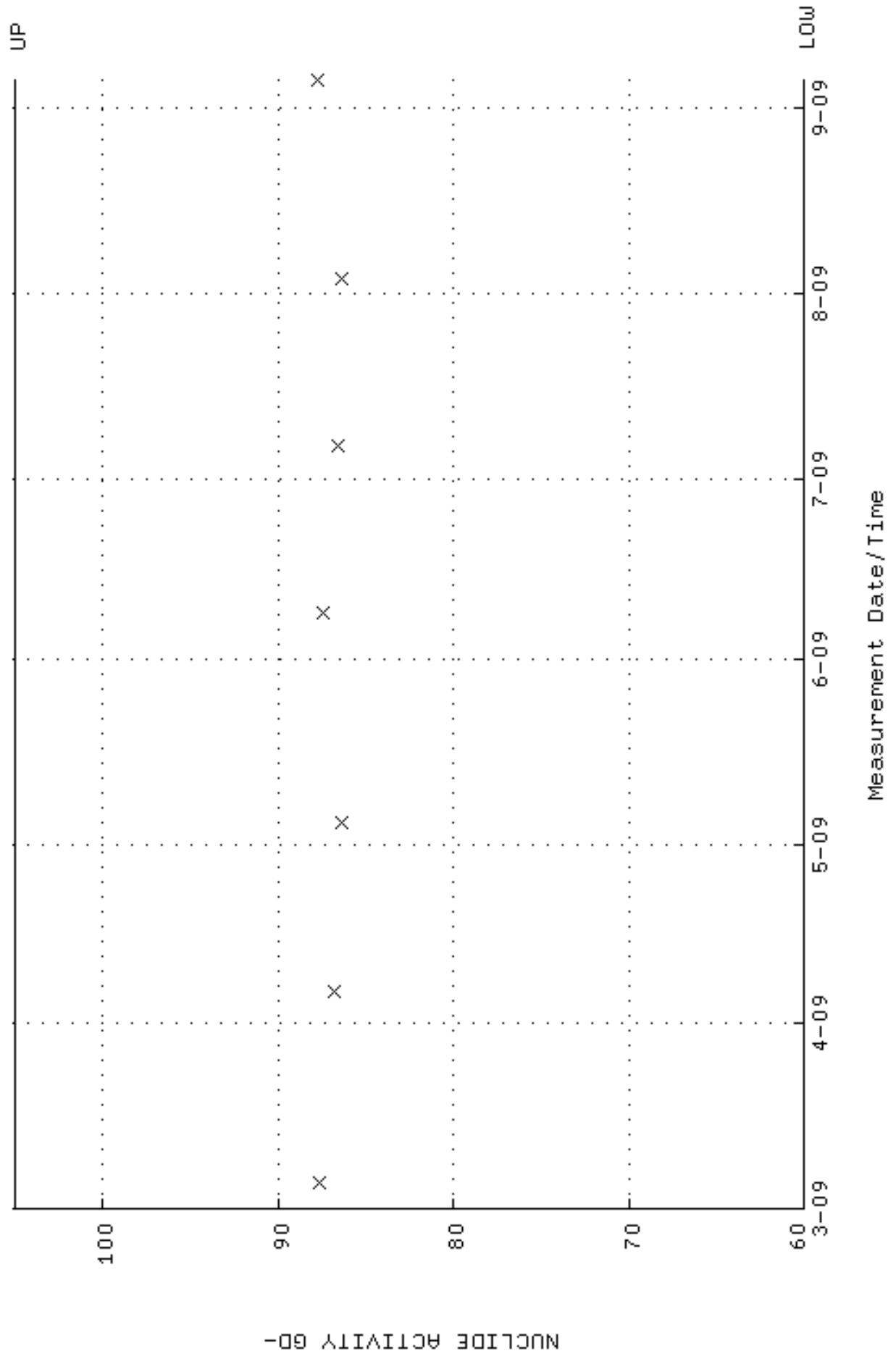
QA filename : DKA100:[ENV_ALPHA.QA.B]B029.QAF;1
 Parameter Name : BACKRATE (Background Rate)
 Start/End Dates : 1-MAR-2009 17:17:25 through 5-SEP-2009 12:00:00
 Lower/Upper Lmts: 0.000000E+00 through 2.000000E-02



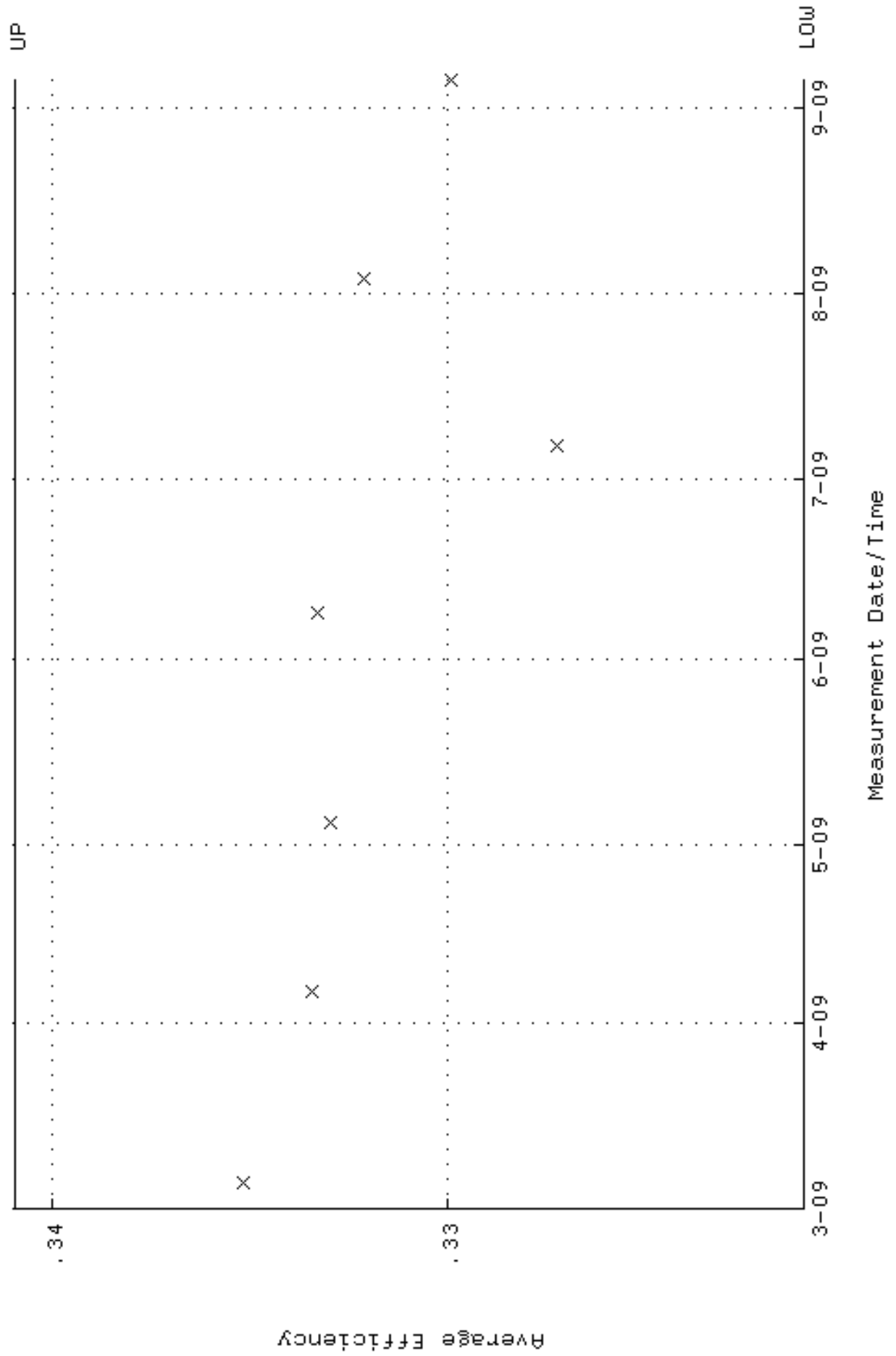
QA filename : DKA100:[ENV_ALPHA.QA.W]W030.QAF;3
 Parameter Name : AVRGEFF (Average Efficiency)
 Start/End Dates : 5-MAR-2009 07:45:20 through 5-SEP-2009 12:00:00
 Lower/Upper Lmts: 0.250000 through 0.450000



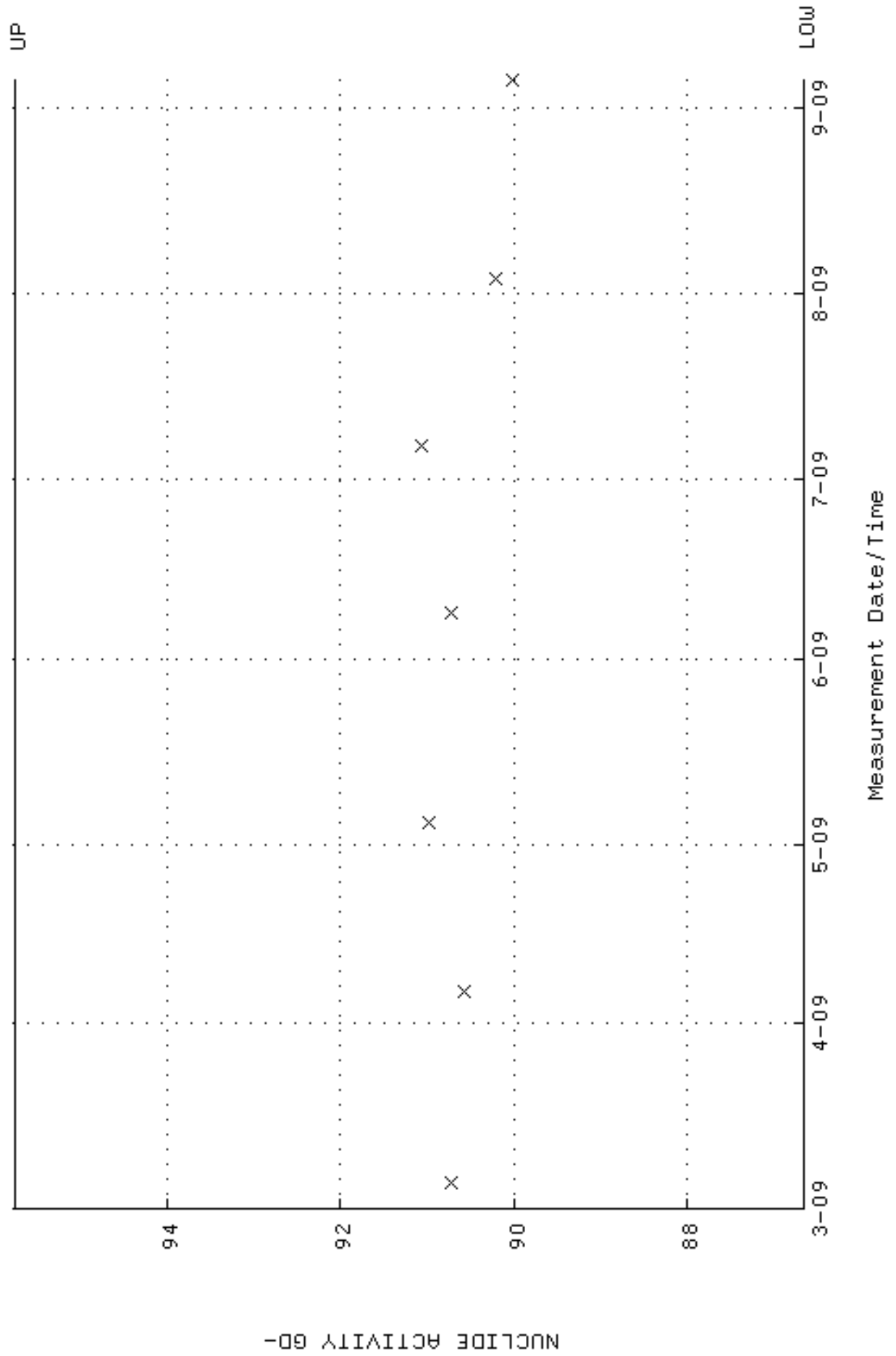
QA filename : DKA100:[ENV_ALPHA.QA.W]W030.QAF;3
 Parameter Name : NLAIVITY-GD148 (NUCLIDE ACTIVITY GD-148)
 Start/End Dates : 5-MAR-2009 07:45:20 through 5-SEP-2009 12:00:00
 Lower/Upper Lmts: 60.0000 through 105.0000



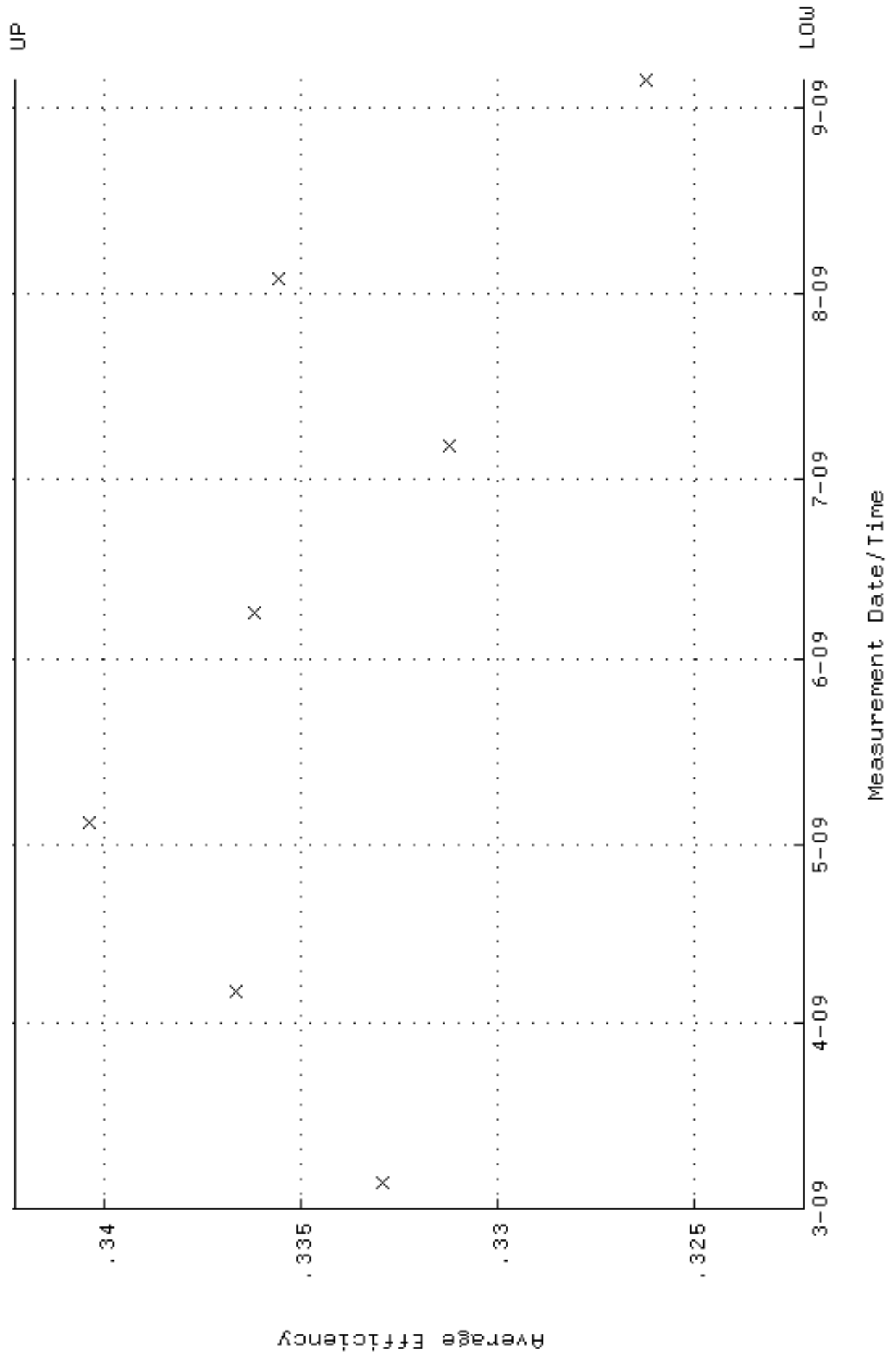
QA filename : DKA100:[ENV_ALPHA.QA.W]W041.QAF;5
 Parameter Name : AVRGEFF (Average Efficiency)
 Start/End Dates : 5-MAR-2009 07:45:22 through 5-SEP-2009 12:00:00
 Lower/Upper Lmts: 0.320943 through 0.340943



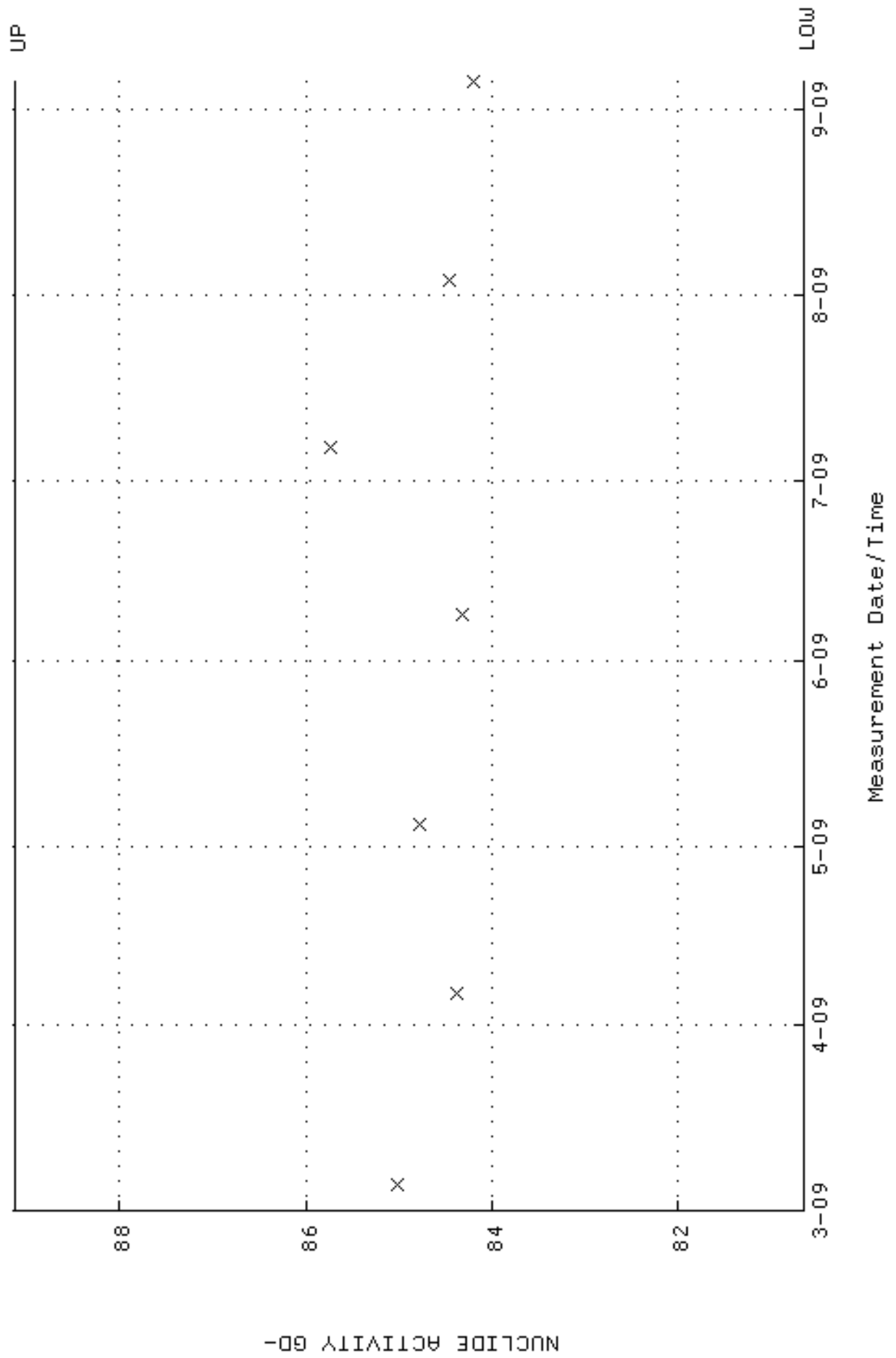
QA filename : DKA100:[ENV_ALPHA.QA.W]W041.QAF;5
Parameter Name : NLAIVITY-GD148 (NUCLIDE ACTIVITY GD-148)
Start/End Dates : 5-MAR-2009 07:45:22 through 5-SEP-2009 12:00:00
Lower/Upper Lmts: 86.6435 through 95.7639



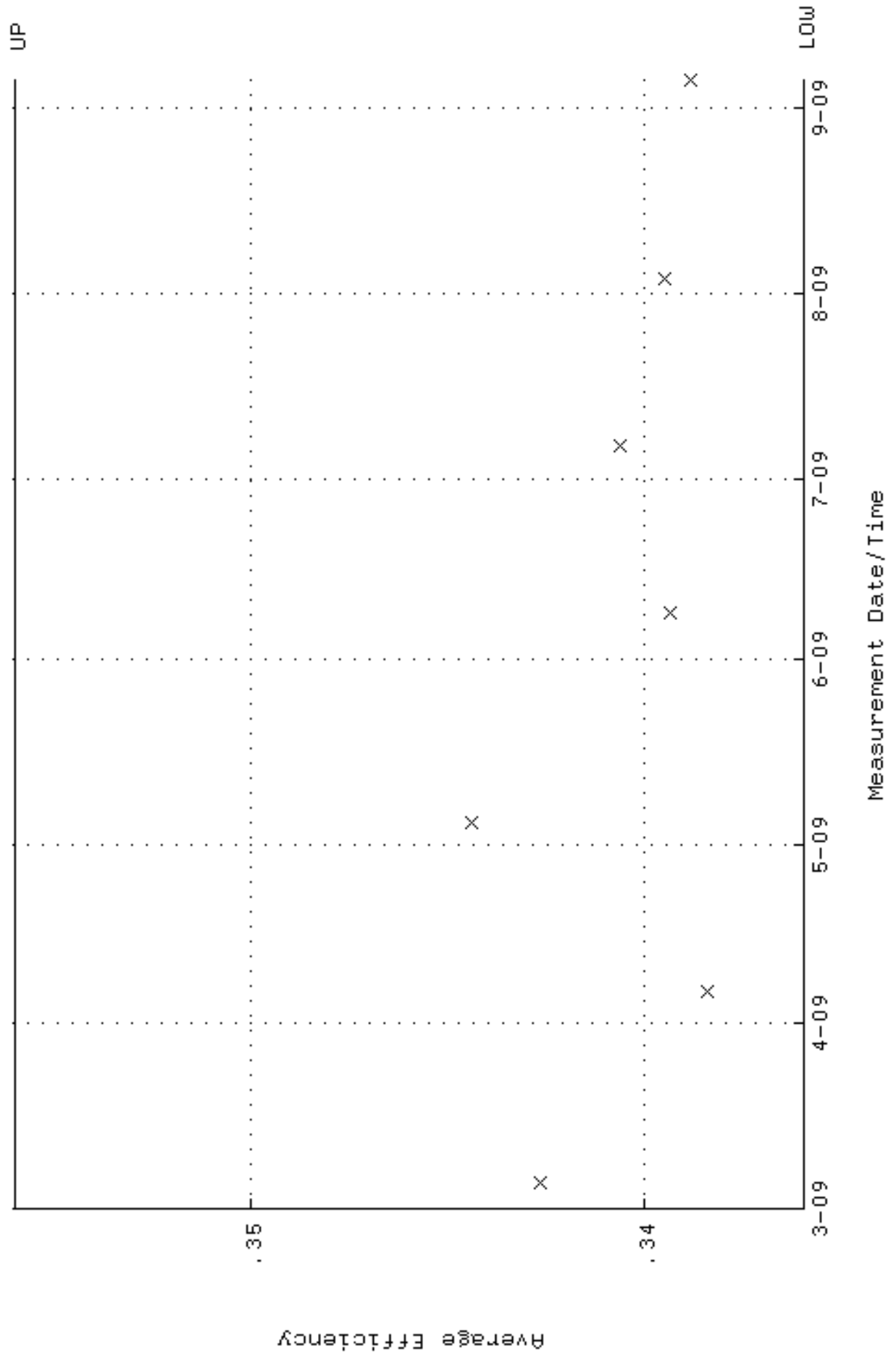
QA filename : DKA100:[ENV_ALPHA.QA.W]W042.QAF;3
 Parameter Name : AVRGEFF (Average Efficiency)
 Start/End Dates : 5-MAR-2009 07:45:22 through 5-SEP-2009 12:00:00
 Lower/Upper Lmts: 0.322243 through 0.342243



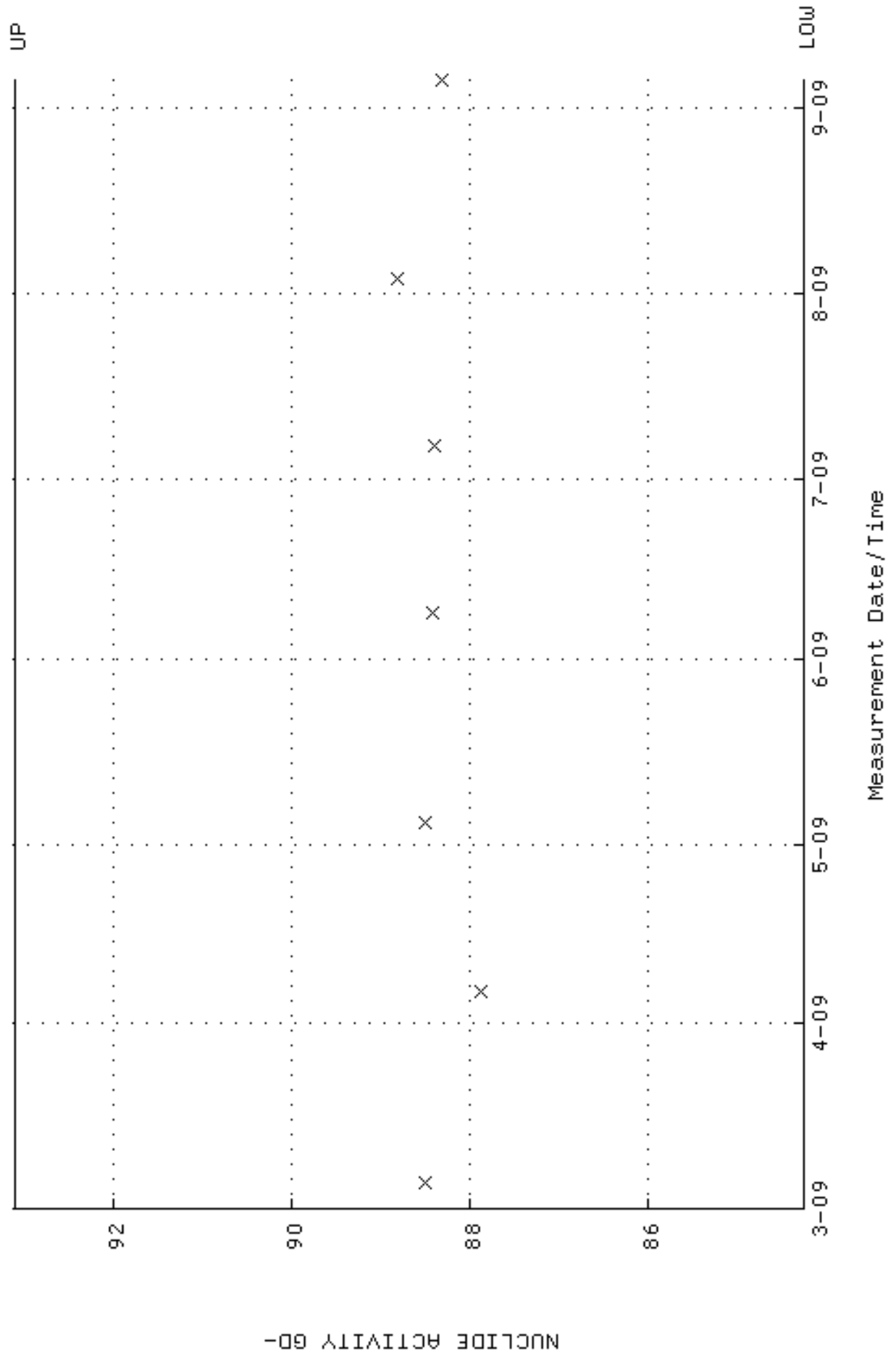
QA filename : DKA100:[ENV_ALPHA.QA.W]W042.QAF;3
 Parameter Name : NLAIVITY-GD148 (NUCLIDE ACTIVITY GD-148)
 Start/End Dates : 5-MAR-2009 07:45:22 through 5-SEP-2009 12:00:00
 Lower/Upper Lmts: 80.6389 through 89.1273



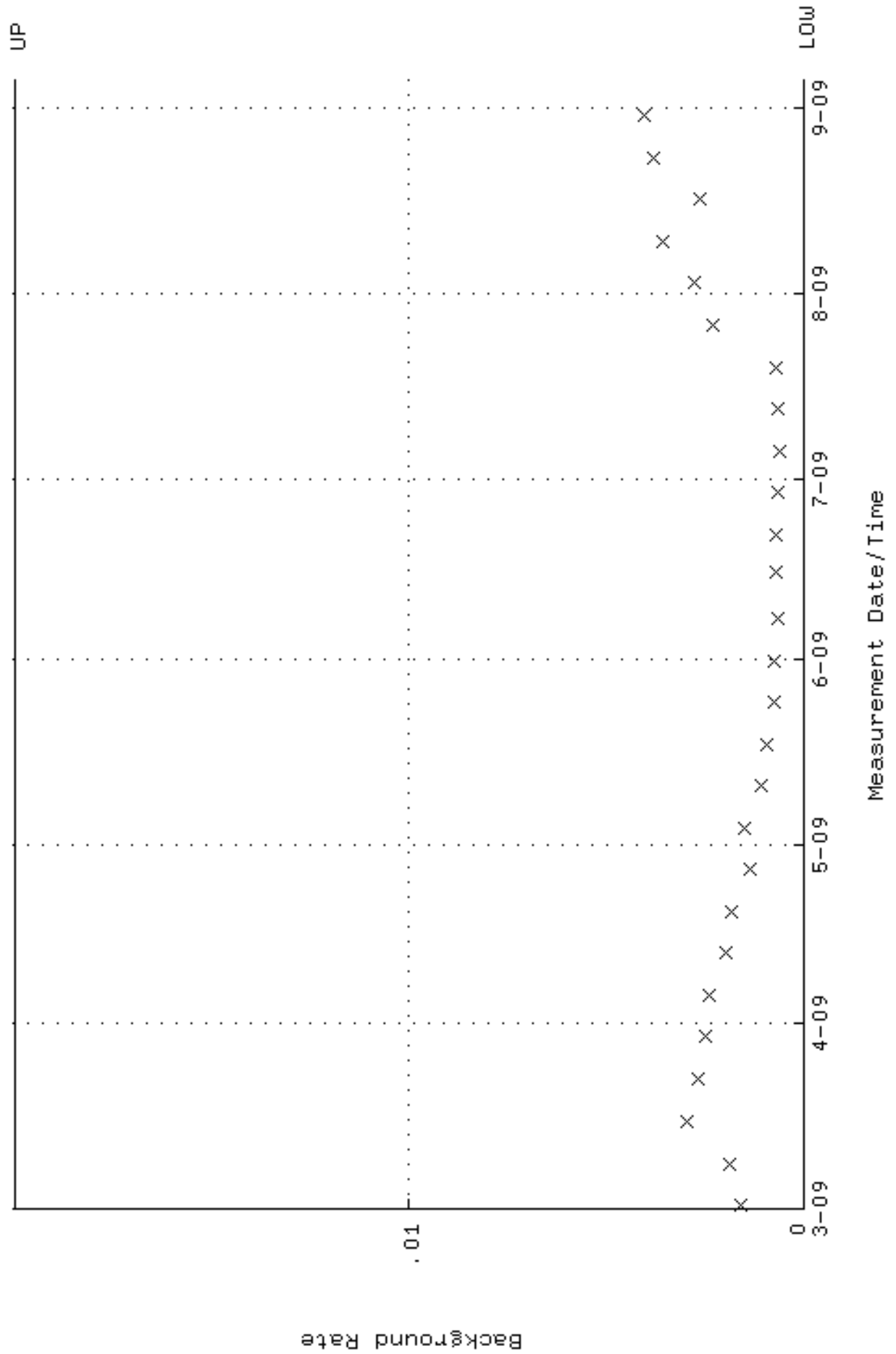
QA filename : DKA100:[ENV_ALPHA.QA.W]W043.QAF;102
 Parameter Name : AVRGEFF (Average Efficiency)
 Start/End Dates : 5-MAR-2009 07:45:23 through 5-SEP-2009 12:00:00
 Lower/Upper Lmts: 0.335973 through 0.355973



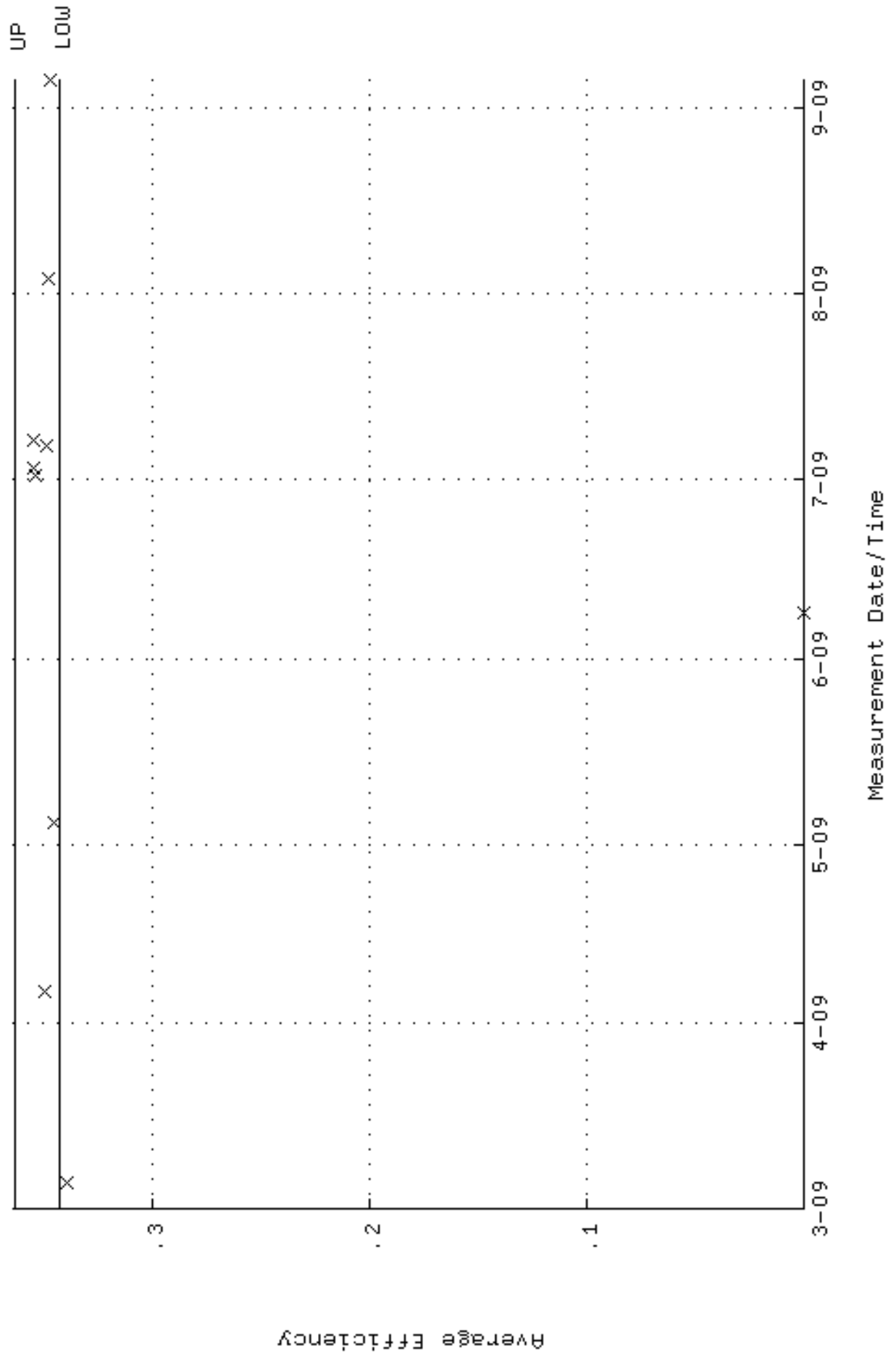
QA filename : DKA100:[ENV_ALPHA.QA.W]W043.QAF;102
 Parameter Name : NLAIVITY-GD148 (NUCLIDE ACTIVITY GD-148)
 Start/End Dates : 5-MAR-2009 07:45:23 through 5-SEP-2009 12:00:00
 Lower/Upper Lmts: 84.2440 through 93.1118



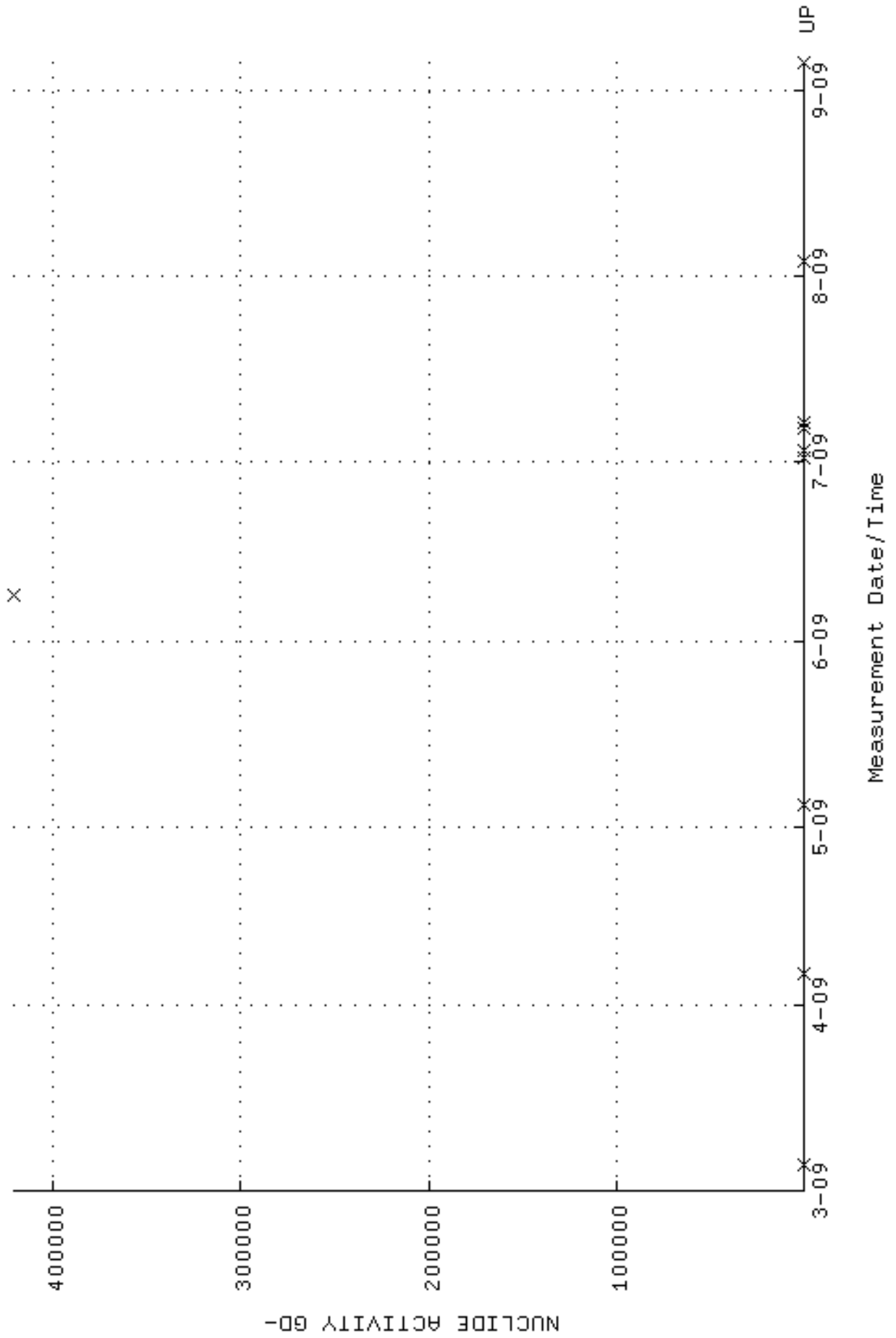
QA filename : DKA100:[ENV_ALPHA.QA.B]B043.QAF;1
 Parameter Name : BACKRATE (Background Rate)
 Start/End Dates : 1-MAR-2009 17:17:28 through 5-SEP-2009 12:00:00
 Lower/Upper Lmts: 0.000000E+00 through 2.000000E-02



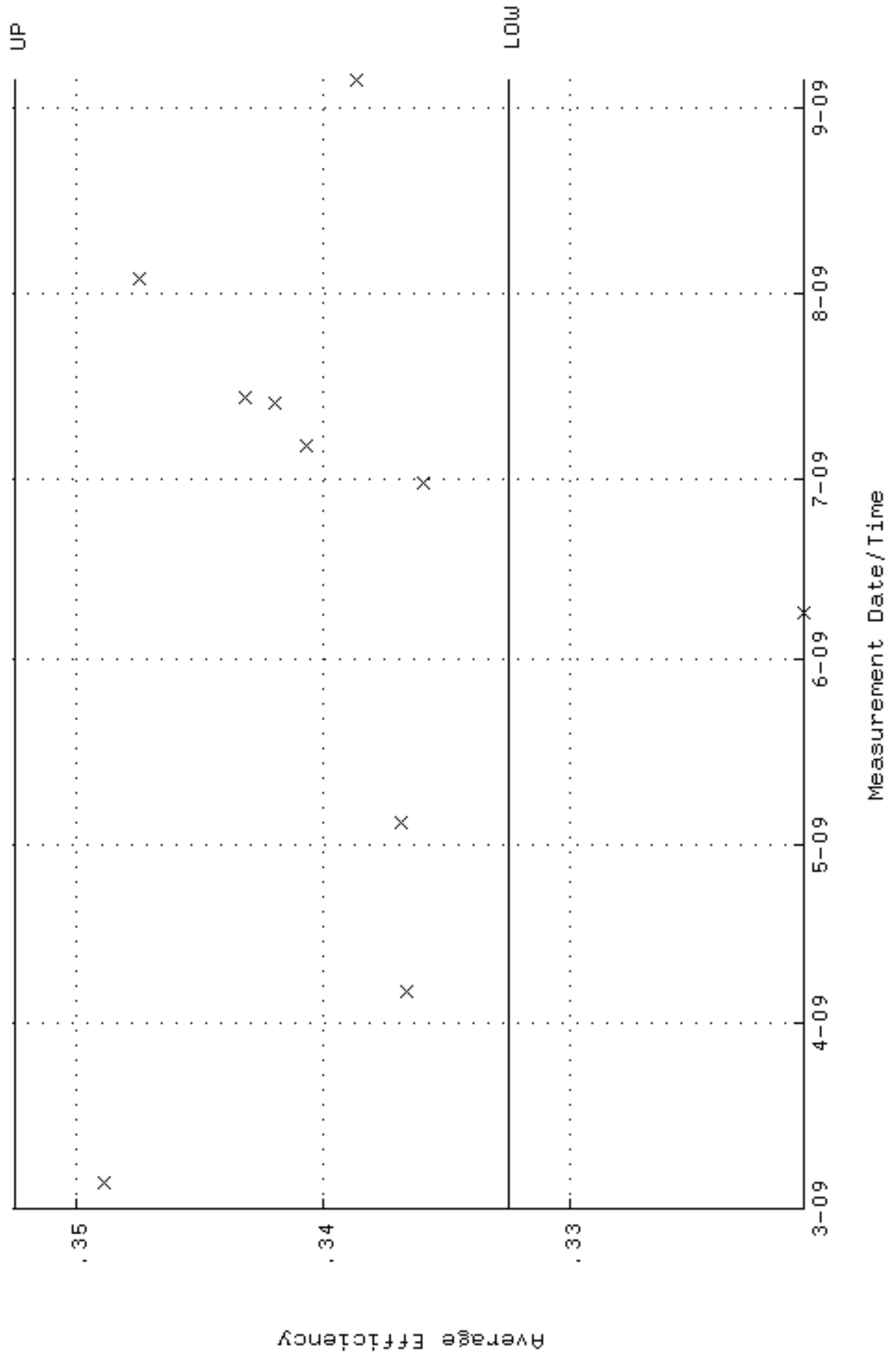
QA filename : DKA100:[ENV_ALPHA.QA.W]W044.QAF;5
 Parameter Name : AVRGEFF (Average Efficiency)
 Start/End Dates : 5-MAR-2009 07:45:23 through 5-SEP-2009 12:00:00
 Lower/Upper Lmts: 0.343380 through 0.363380



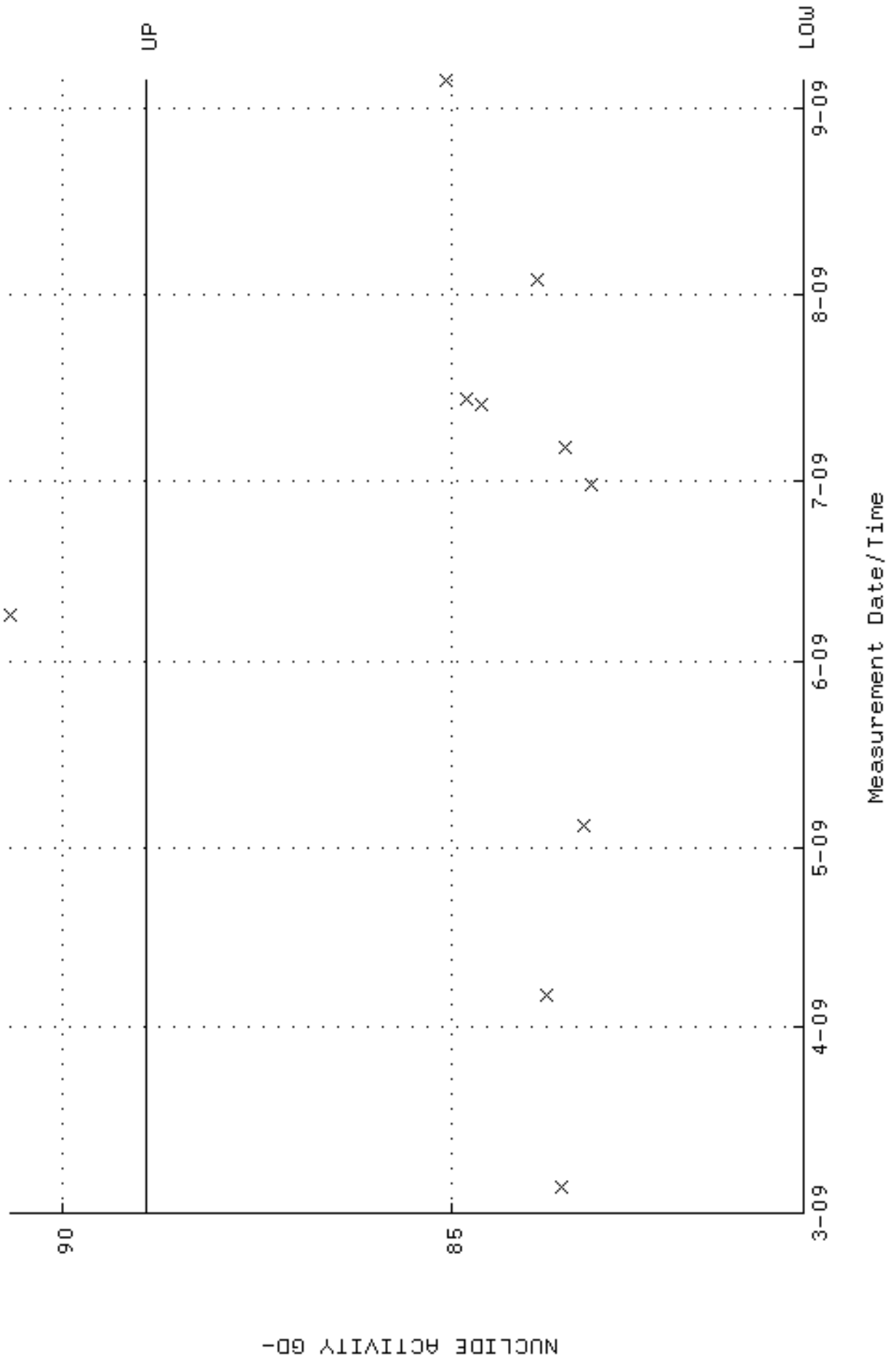
QA filename : DKA100:[ENV_ALPHA.QA.W]W044.QAF;5
 Parameter Name : NLAIVITY-GD148 (NUCLIDE ACTIVITY GD-148)
 Start/End Dates : 5-MAR-2009 07:45:23 through 5-SEP-2009 12:00:00
 Lower/Upper Lmts: 83.4041 through 92.1835



QA filename : DKA100:[ENV_ALPHA.QA.W]W045.QAF;5
 Parameter Name : AVRGEFF (Average Efficiency)
 Start/End Dates : 5-MAR-2009 07:45:23 through 5-SEP-2009 12:00:00
 Lower/Upper Lmts: 0.332472 through 0.352472

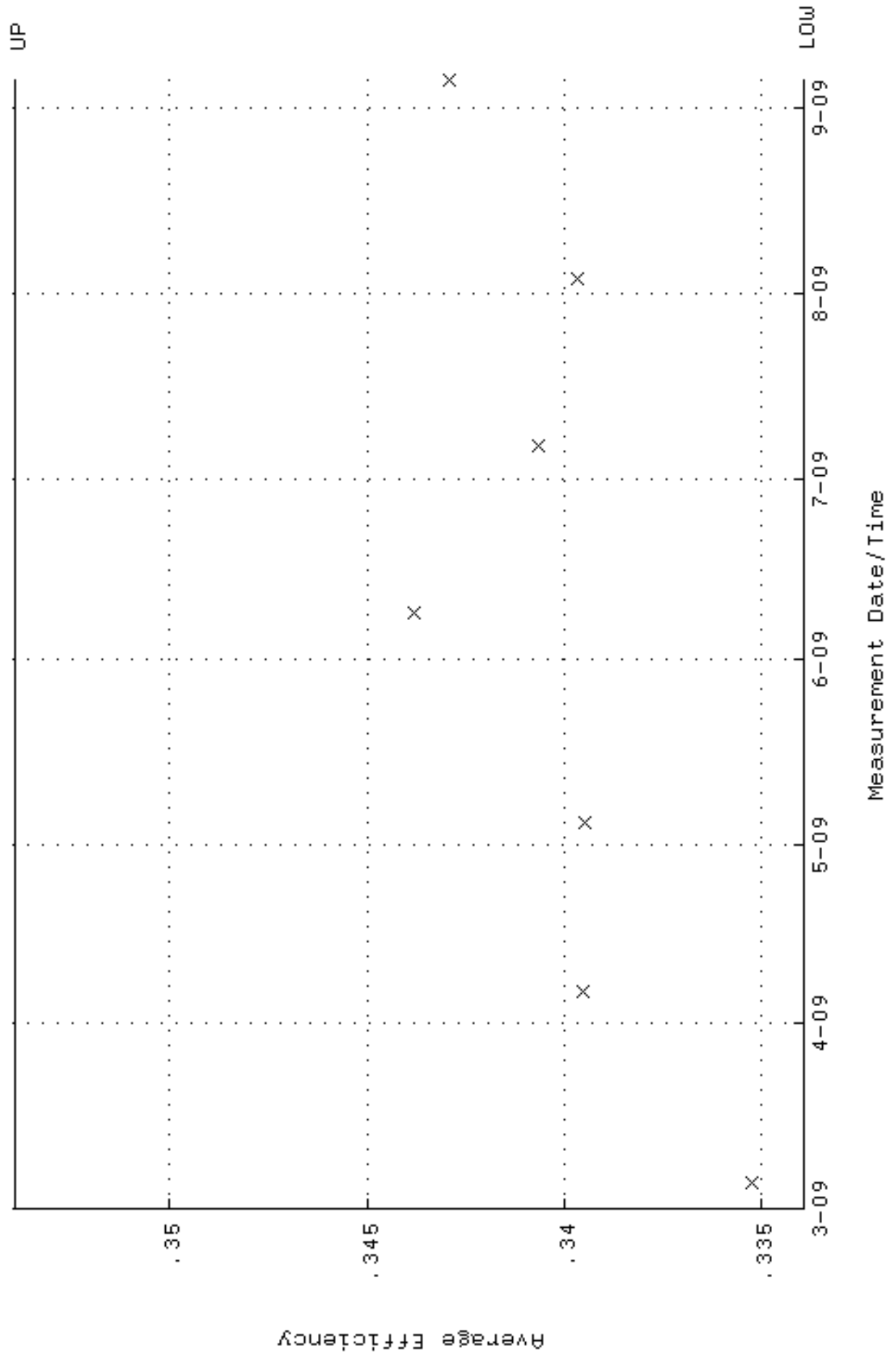


QA filename : DKA100:[ENV_ALPHA.QA.W]W045.QAF;5
 Parameter Name : NACTIVITY-GD148 (NUCLIDE ACTIVITY GD-148)
 Start/End Dates : 5-MAR-2009 07:45:23 through 5-SEP-2009 12:00:00
 Lower/Upper Lmts: 80.4622 through 88.9320

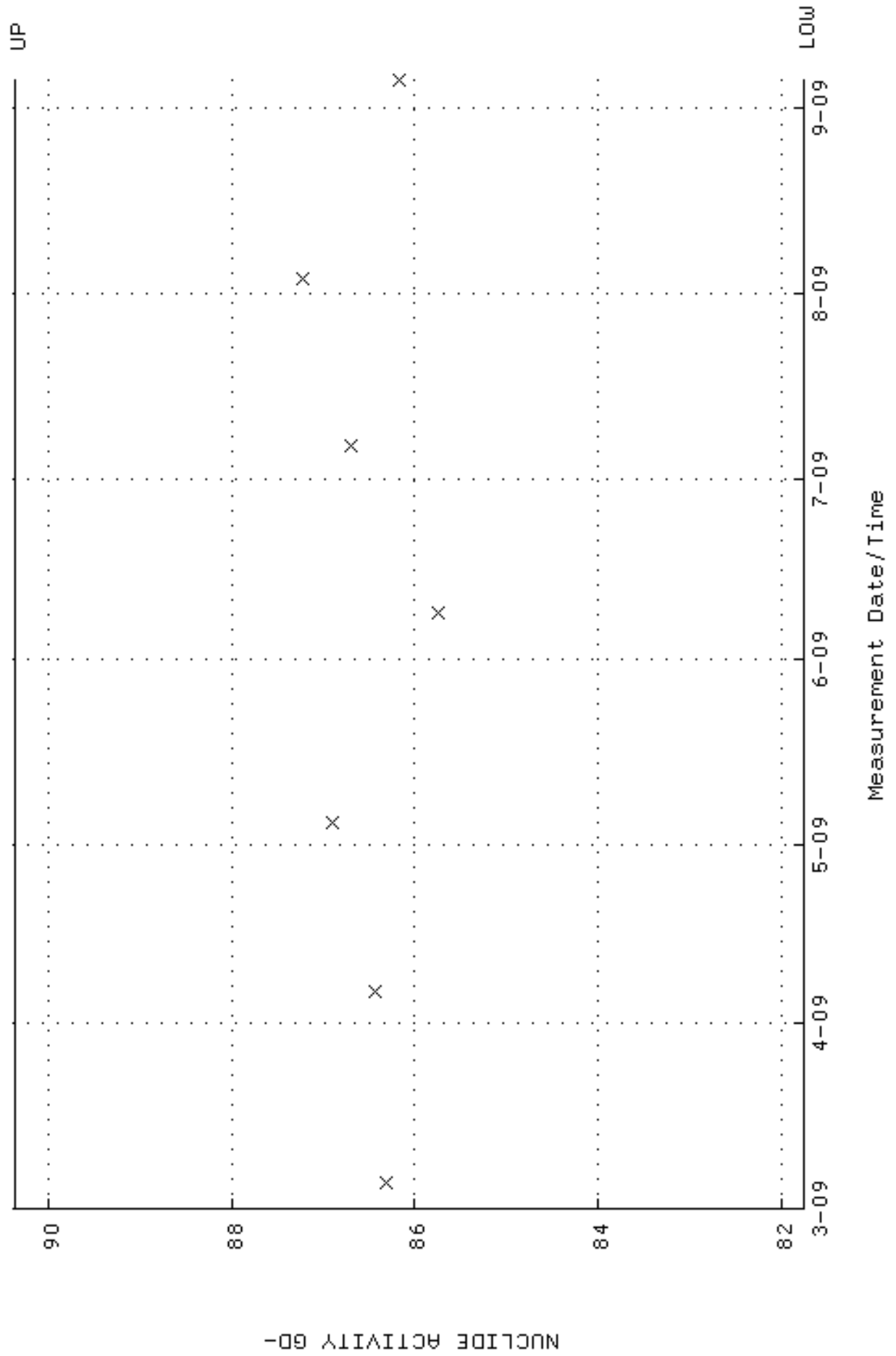


NUCLIDE ACTIVITY GD-

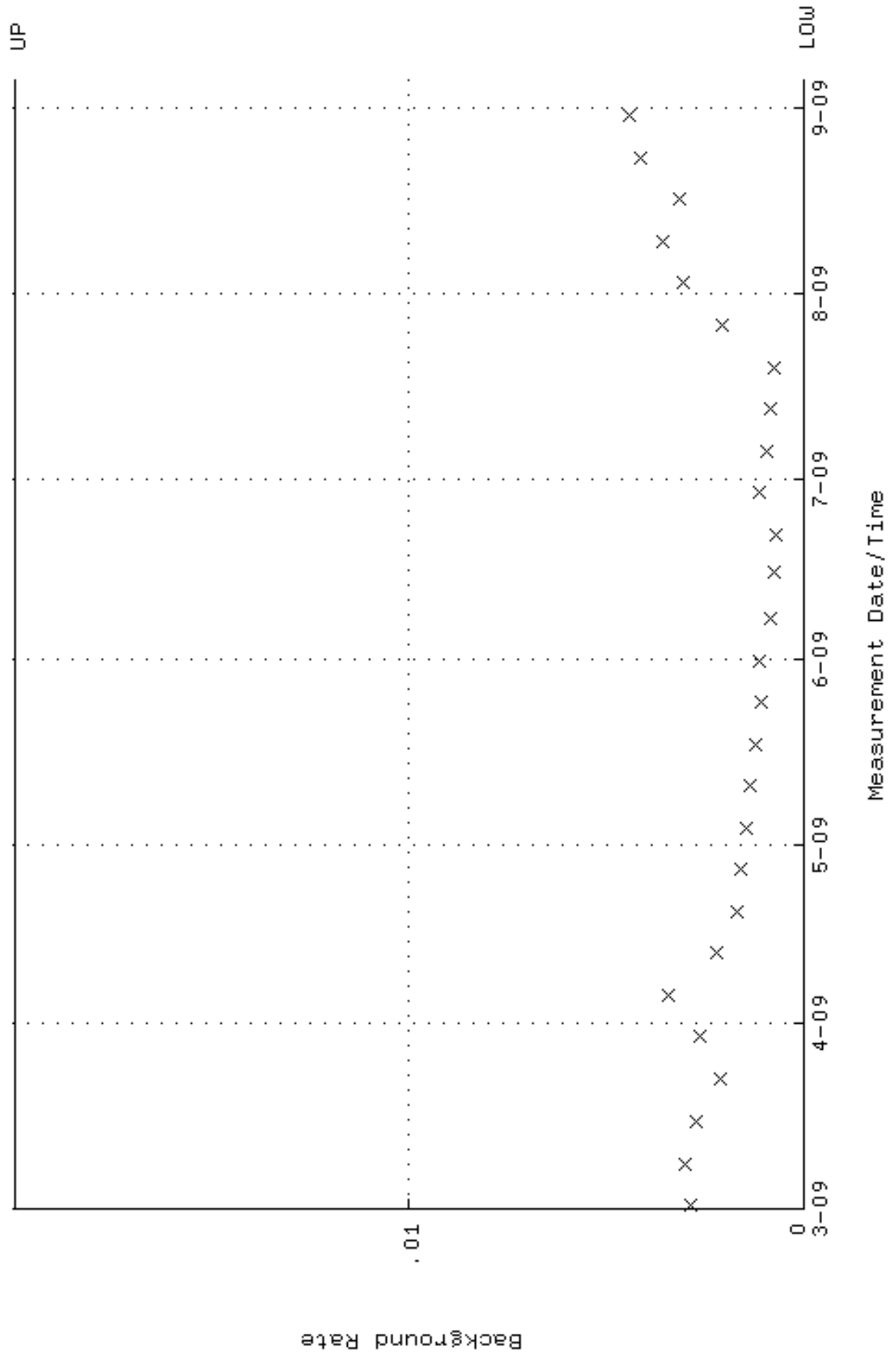
QA filename : DKA100:[ENV_ALPHA.QA.W]W046.QAF;4
 Parameter Name : AVRGEFF (Average Efficiency)
 Start/End Dates : 5-MAR-2009 07:45:23 through 5-SEP-2009 12:00:00
 Lower/Upper Lmts: 0.333927 through 0.353927



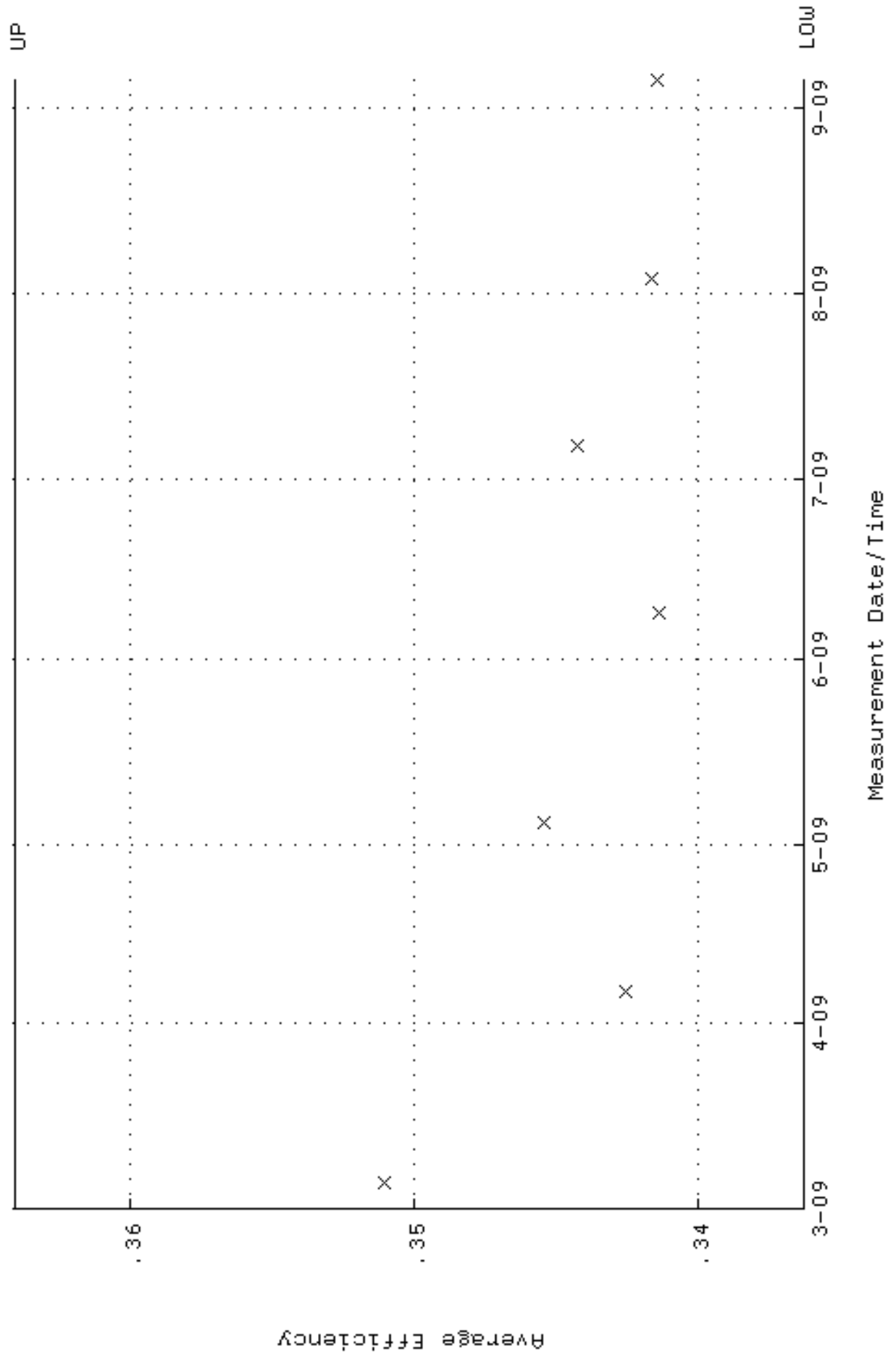
QA filename : DKA100:[ENV_ALPHA.QA.W]W046.QAF;4
Parameter Name : NLAIVITY-GD148 (NUCLIDE ACTIVITY GD-148)
Start/End Dates : 5-MAR-2009 07:45:23 through 5-SEP-2009 12:00:00
Lower/Upper Lmts: 81.7568 through 90.3628



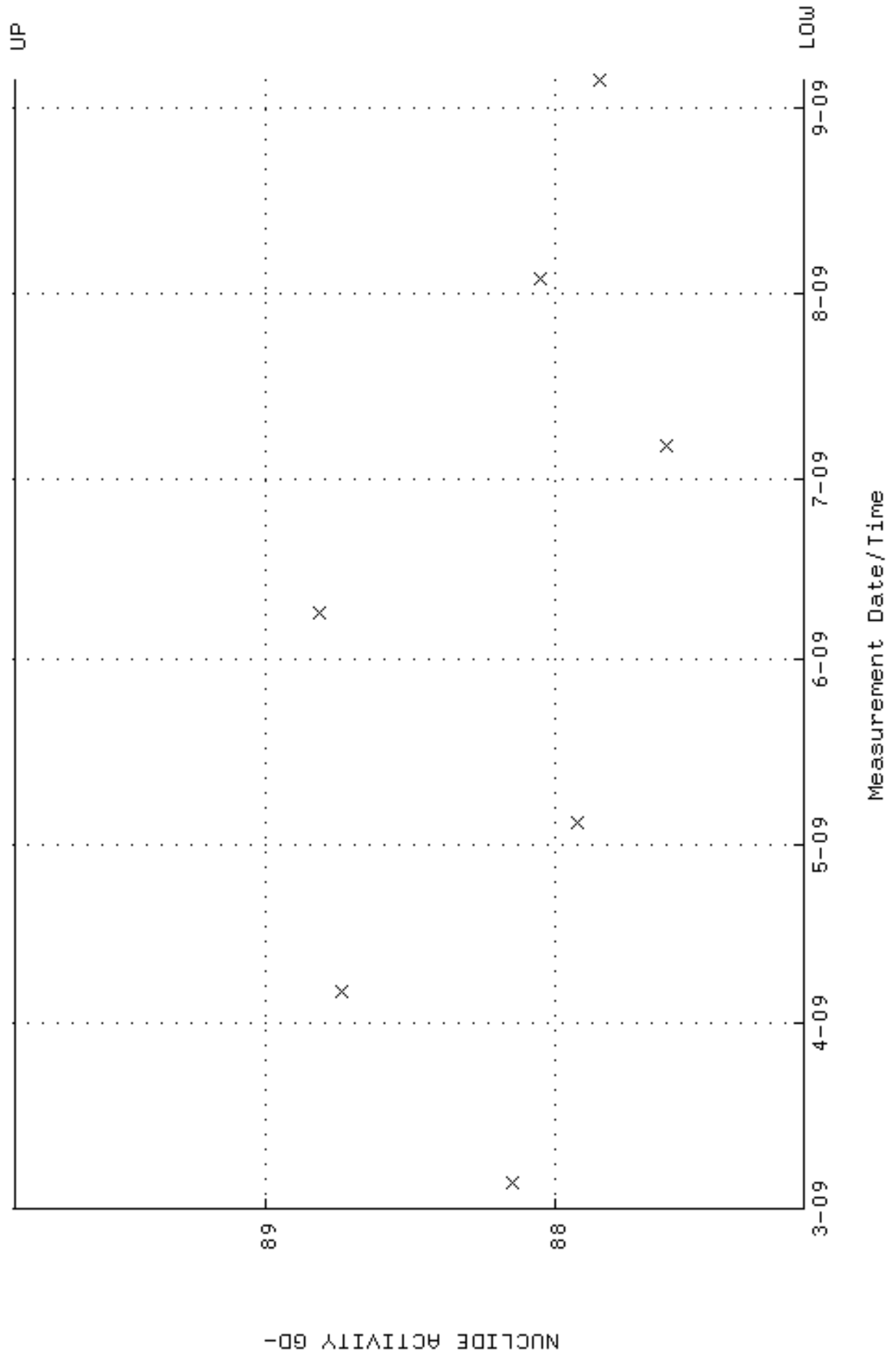
QA filename : DKA100:[ENV_ALPHA.QA.B]B046.QAF;1
 Parameter Name : BACKRATE (Background Rate)
 Start/End Dates : 1-MAR-2009 17:17:28 through 5-SEP-2009 12:00:00
 Lower/Upper Lmts: 0.000000E+00 through 2.000000E-02



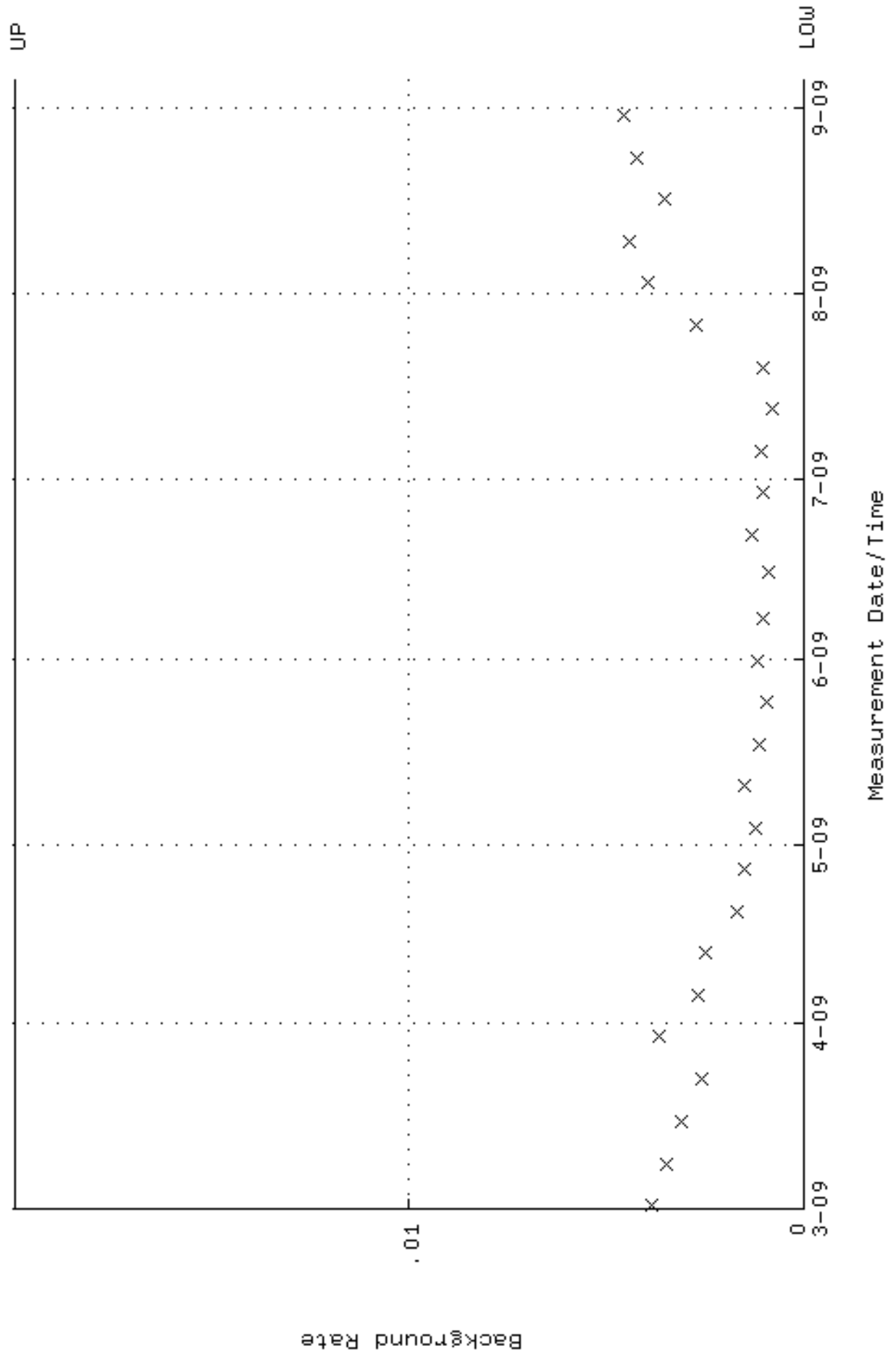
QA filename : DKA100:[ENV_ALPHA.QA.W]W047.QAF;5
 Parameter Name : AVRGEFF (Average Efficiency)
 Start/End Dates : 5-MAR-2009 07:45:23 through 5-SEP-2009 12:00:00
 Lower/Upper Lmts: 0.336276 through 0.364038



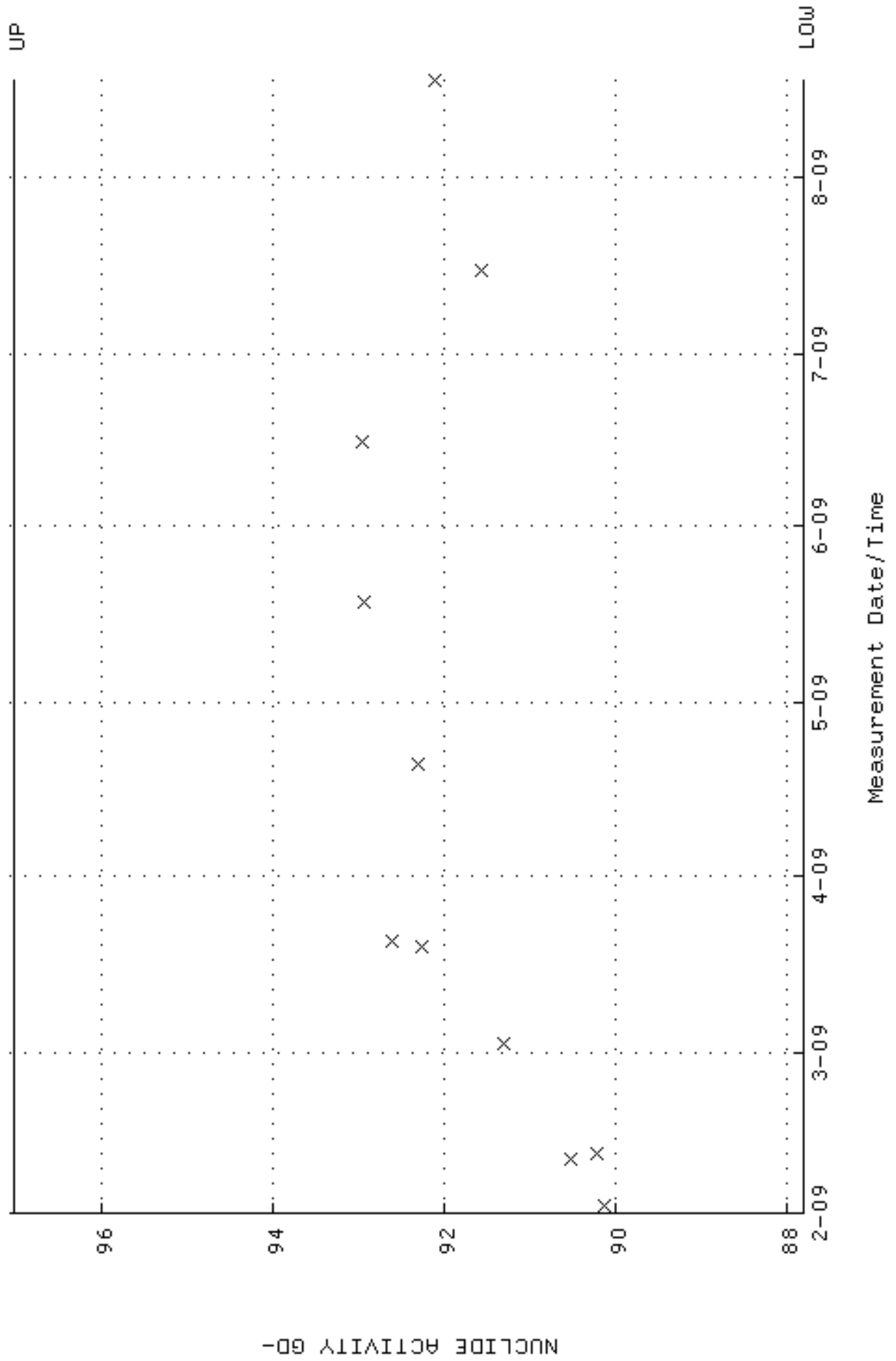
QA filename : DKA100:[ENV_ALPHA.QA.W]W047.QAF;5
 Parameter Name : NLAIVITY-GD148 (NUCLIDE ACTIVITY GD-148)
 Start/End Dates : 5-MAR-2009 07:45:23 through 5-SEP-2009 12:00:00
 Lower/Upper Lmts: 87.1403 through 89.8631



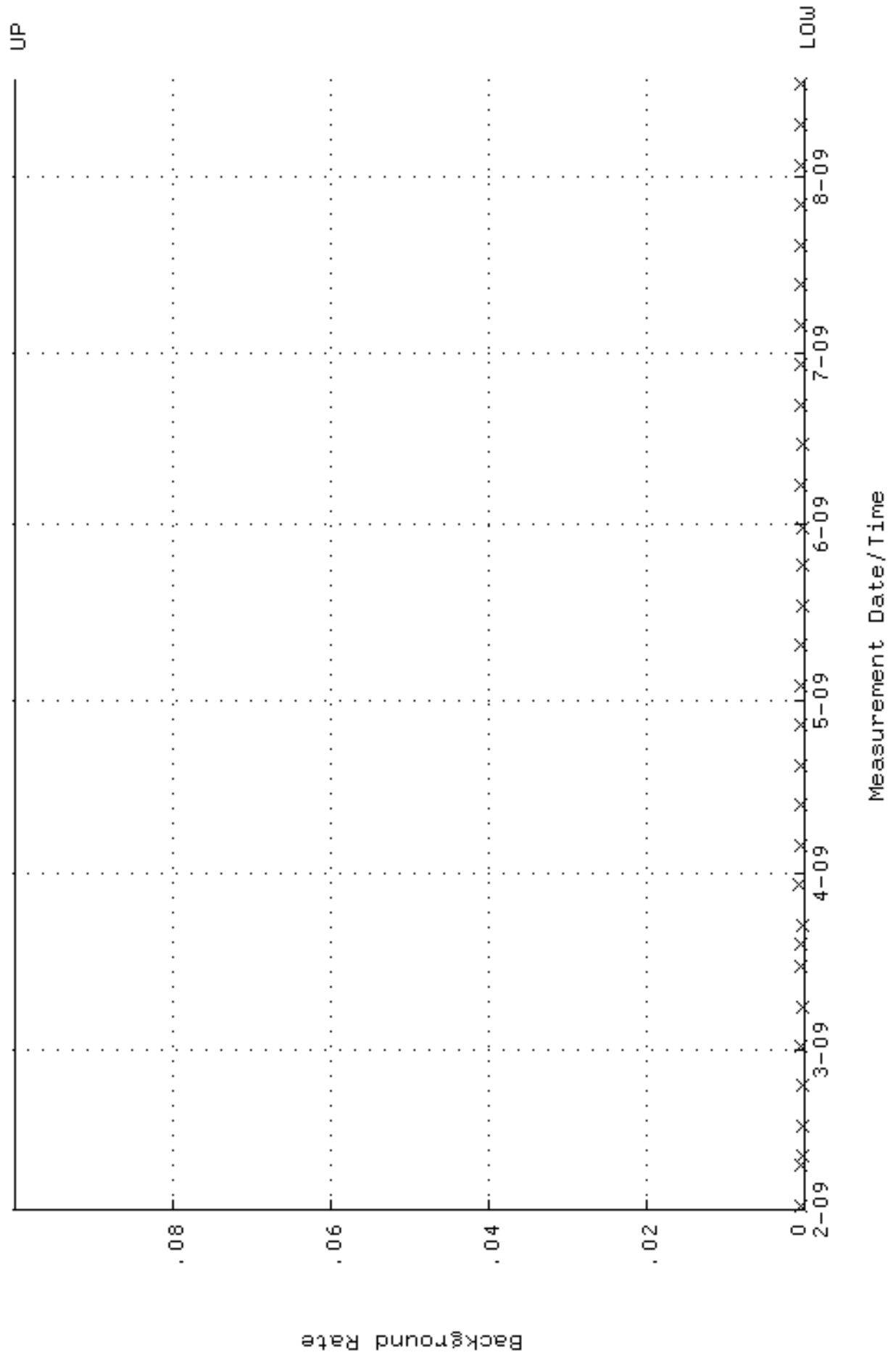
QA filename : DKA100:[ENV_ALPHA.QA.B]B047.QAF;2
 Parameter Name : BACKRATE (Background Rate)
 Start/End Dates : 1-MAR-2009 17:17:28 through 5-SEP-2009 12:00:00
 Lower/Upper Lmts: 0.000000E+00 through 2.000000E-02



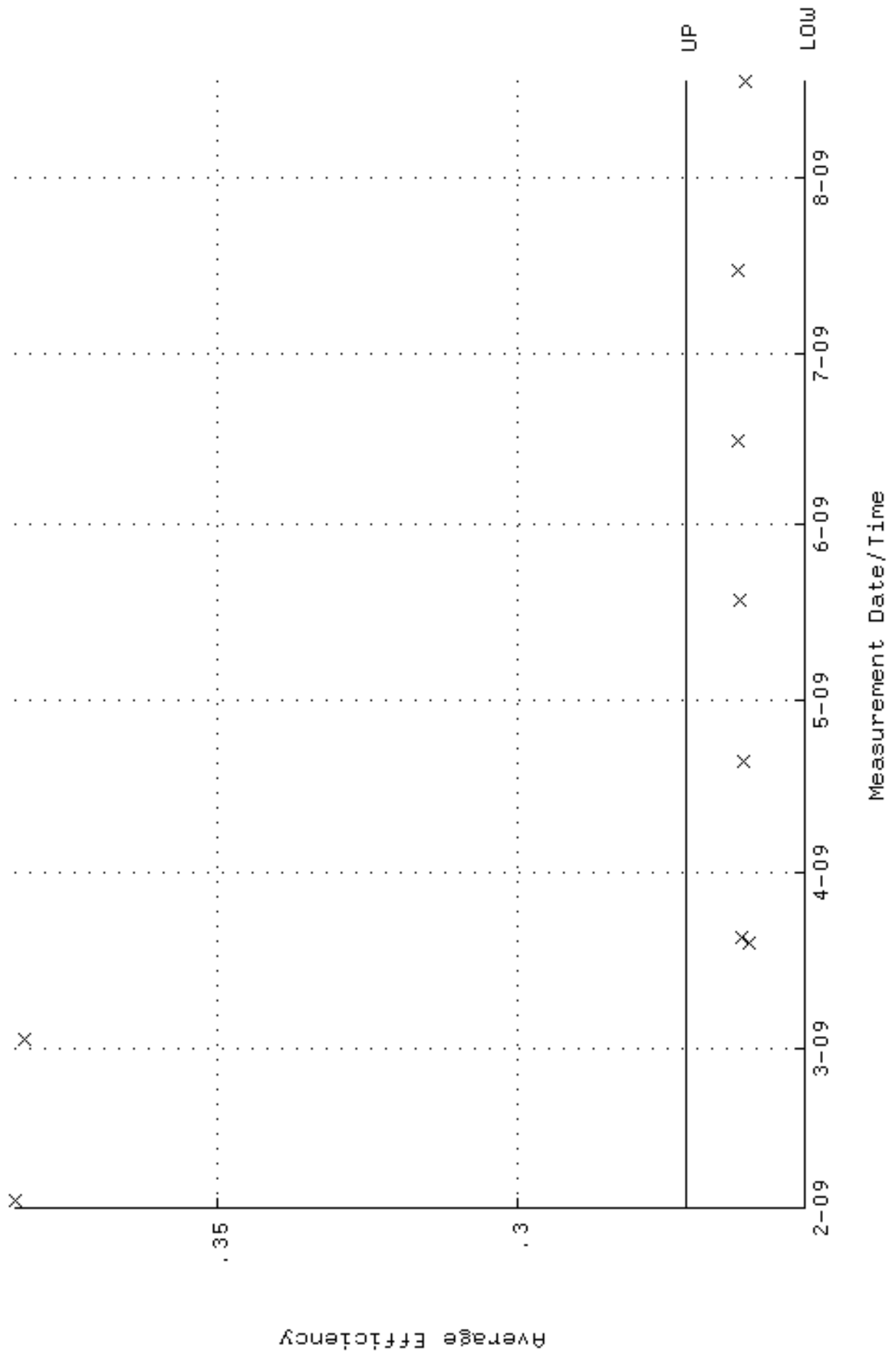
QA filename : DKA100:[ENV_ALPHA.QA.W]w114.QAF;1
 Parameter Name : NLAIVITY-GD148 (NUCLIDE ACTIVITY GD-148)
 Start/End Dates : 2-FEB-2009 10:31:11 through 17-AUG-2009 12:00:00
 Lower/Upper Lmts: 87.8108 through 97.0540



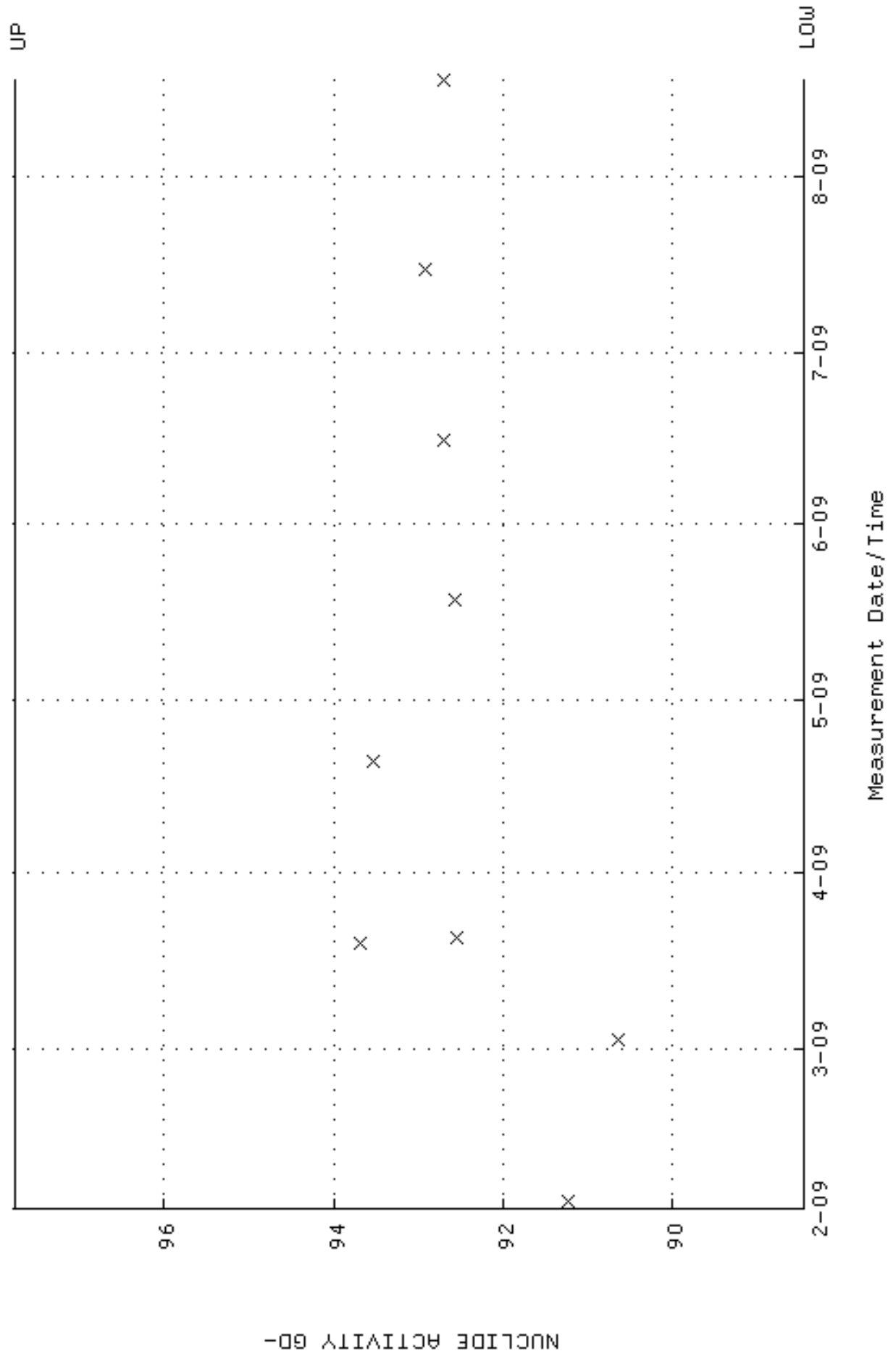
QA filename : DKA100:[ENV_ALPHA.QA.B]B114.QAF;1
 Parameter Name : BACKRATE (Background Rate)
 Start/End Dates : 1-FEB-2009 17:00:32 through 17-AUG-2009 12:00:00
 Lower/Upper Lmts: 0.000000E+00 through 0.100000



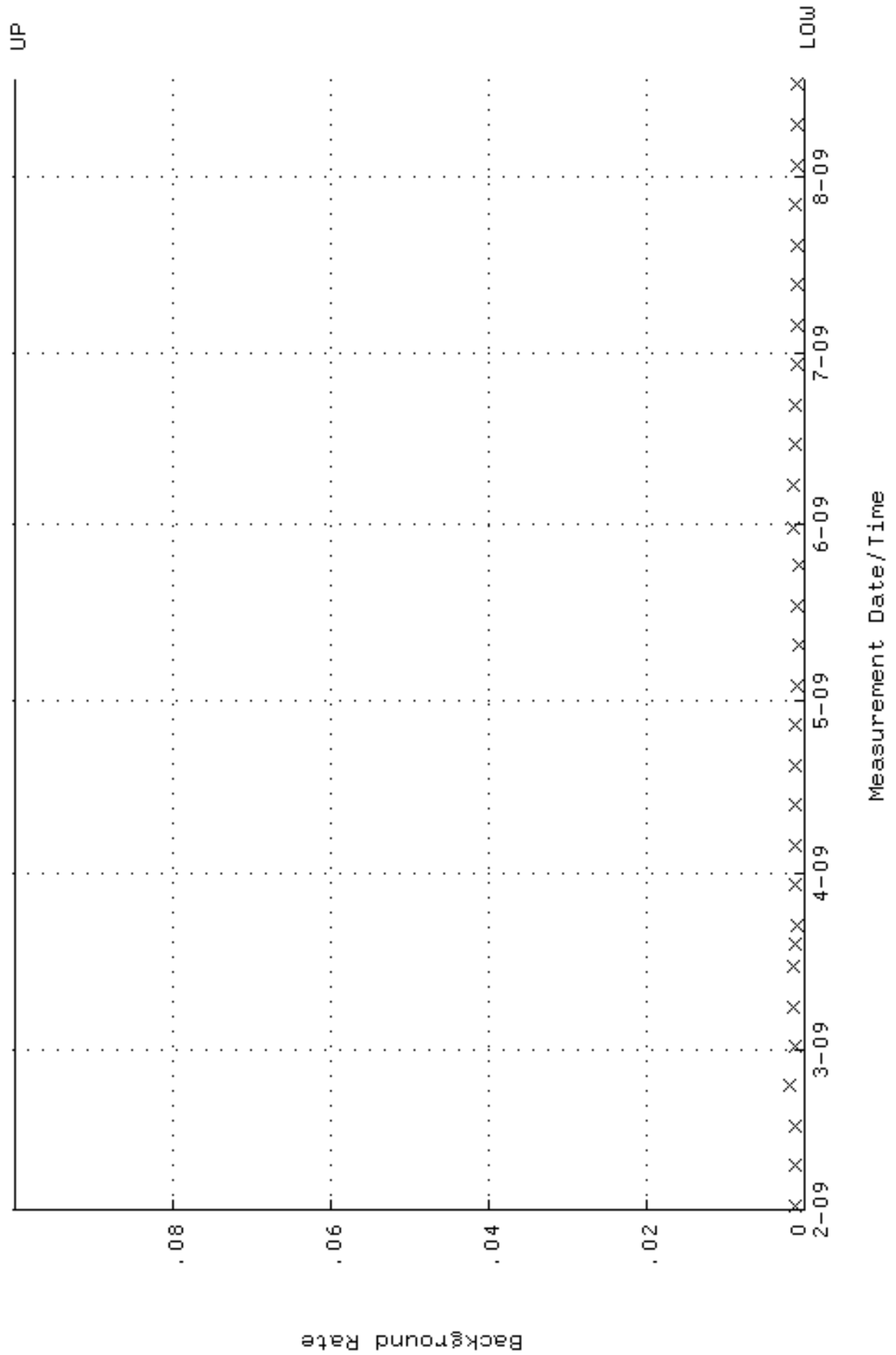
QA filename : DKA100:[ENV_ALPHA.QA.W]W116.QAF;1
 Parameter Name : AVRGEFF (Average Efficiency)
 Start/End Dates : 2-FEB-2009 10:31:25 through 17-AUG-2009 12:00:00
 Lower/Upper Lmts: 0.251950 through 0.271950



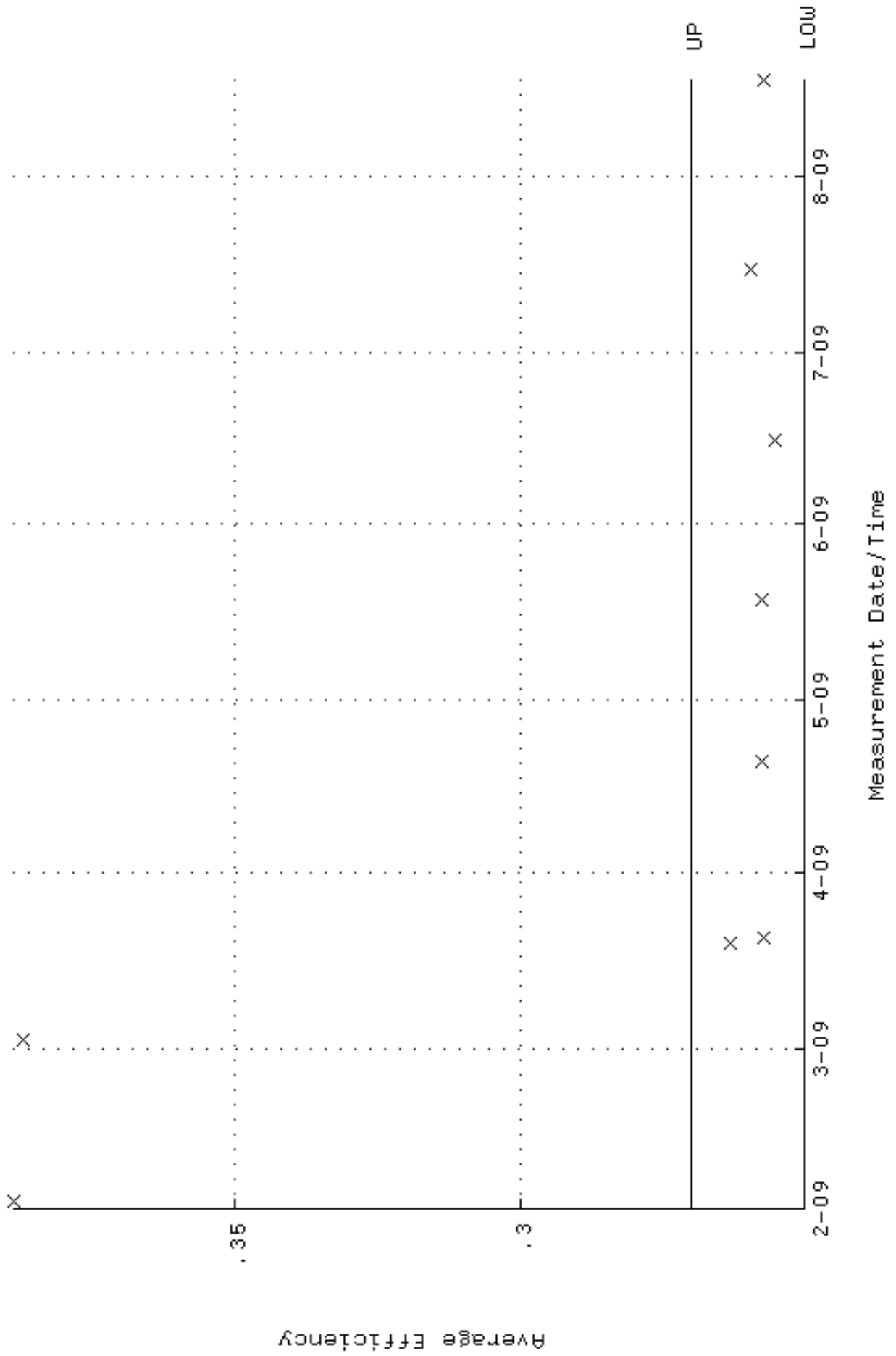
QA filename : DKA100:[ENV_ALPHA.QA.W]w116.QAF;1
 Parameter Name : NLAIVITY-GD148 (NUCLIDE ACTIVITY GD-148)
 Start/End Dates : 2-FEB-2009 10:31:25 through 17-AUG-2009 12:00:00
 Lower/Upper Lmts: 88.4515 through 97.7621



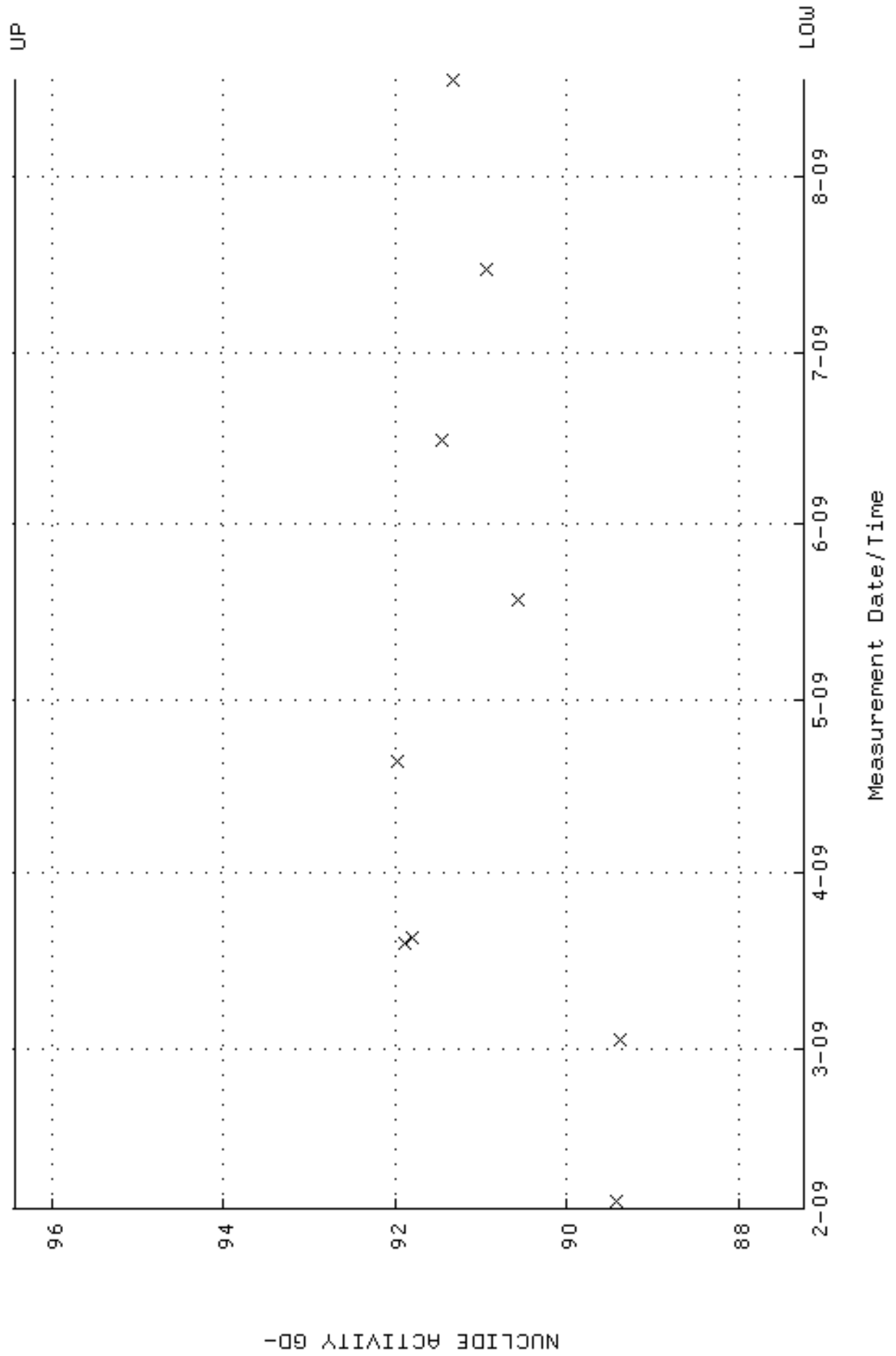
QA filename : DKA100:[ENV_ALPHA.QA.B]B116.QAF;1
 Parameter Name : BACKRATE (Background Rate)
 Start/End Dates : 1-FEB-2009 17:01:01 through 17-AUG-2009 12:00:00
 Lower/Upper Lmts: 0.000000E+00 through 0.100000



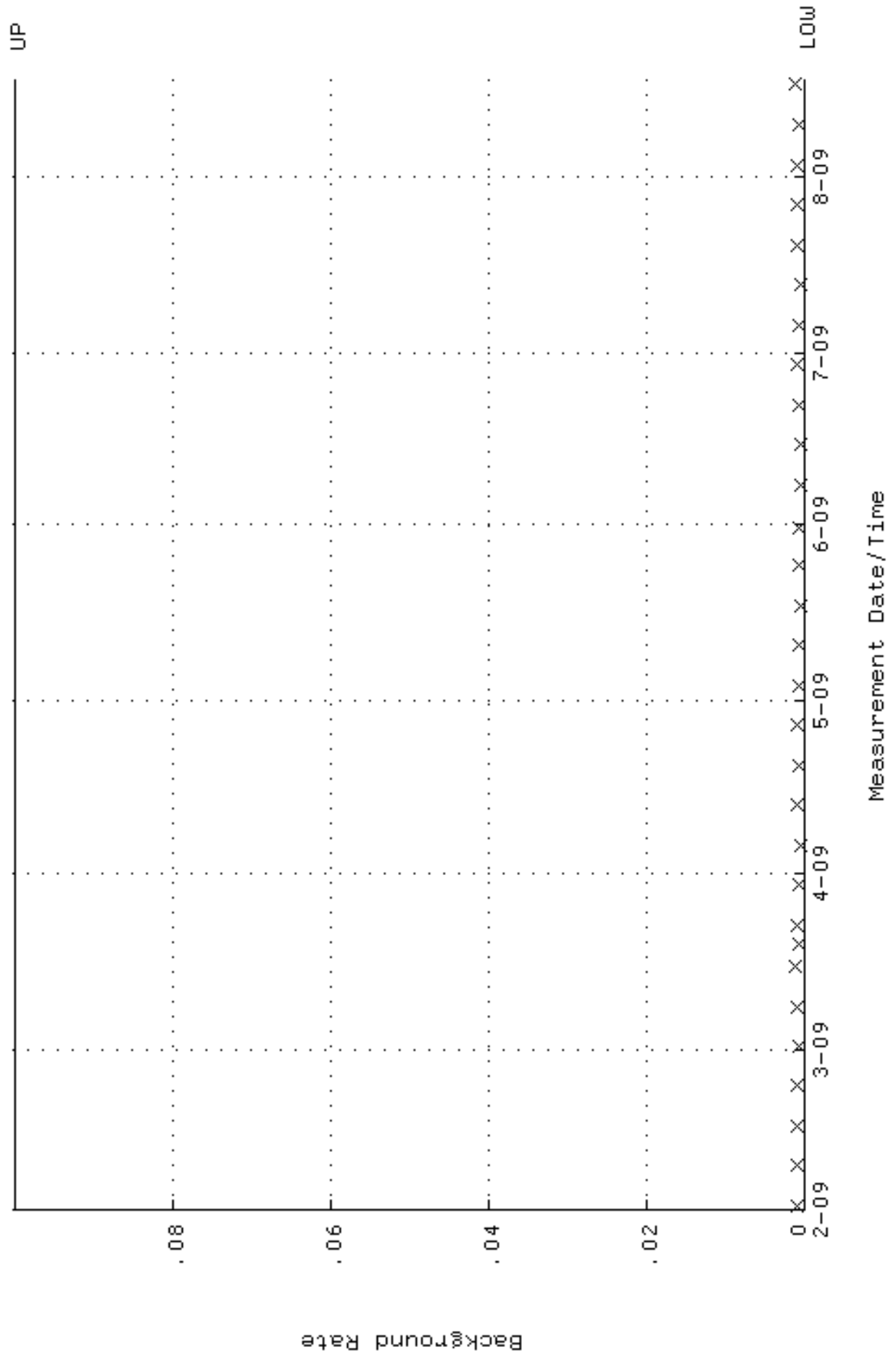
QA filename : DKA100:[ENV_ALPHA.QA.W]W118.QAF;1
 Parameter Name : AVRGEFF (Average Efficiency)
 Start/End Dates : 2-FEB-2009 10:31:40 through 17-AUG-2009 12:00:00
 Lower/Upper Lmts: 0.250490 through 0.270490



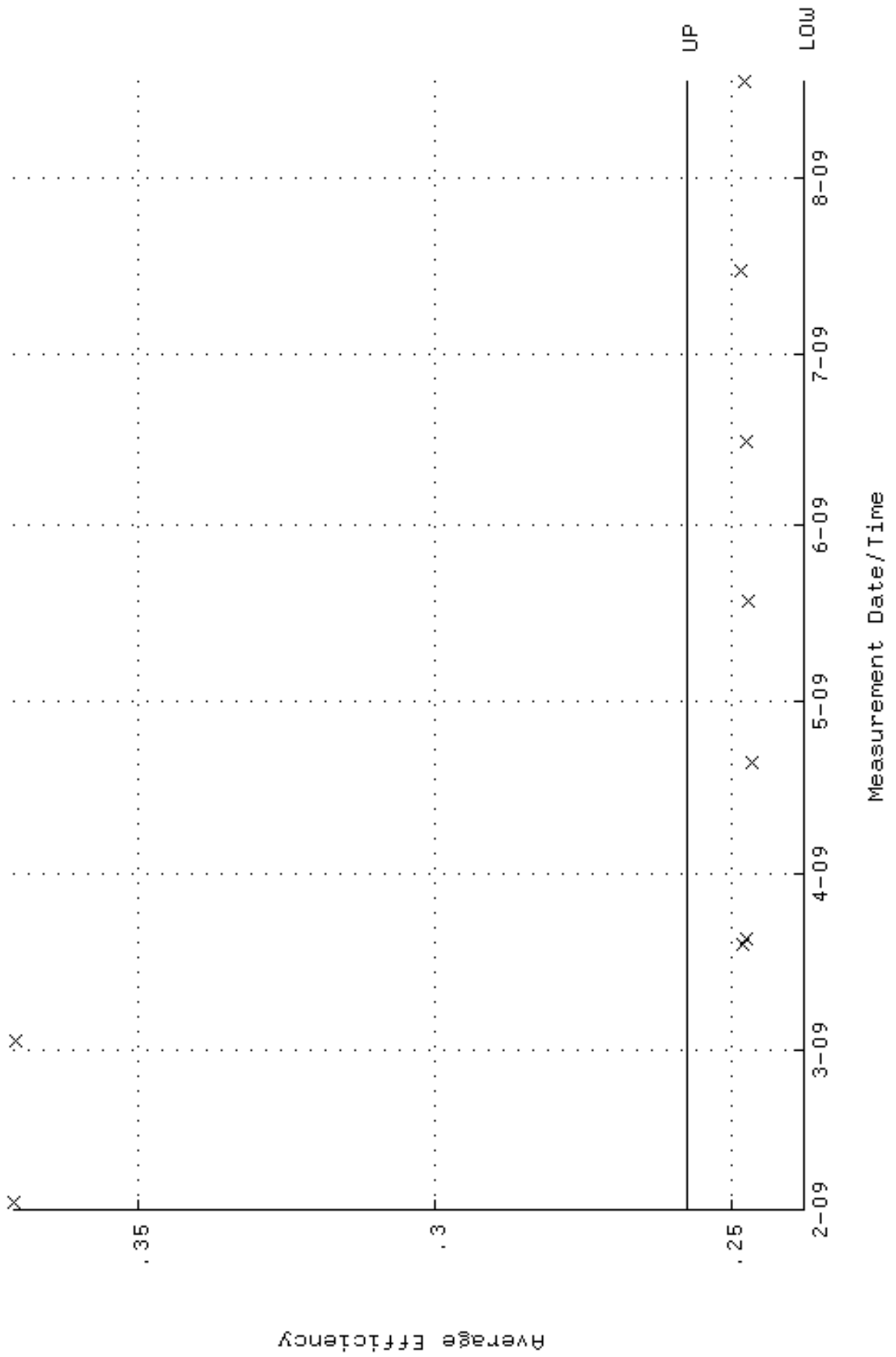
QA filename : DKA100:[ENV_ALPHA.QA.W]w118.QAF;1
 Parameter Name : NLAIVITY-GD148 (NUCLIDE ACTIVITY GD-148)
 Start/End Dates : 2-FEB-2009 10:31:40 through 17-AUG-2009 12:00:00
 Lower/Upper Lmts: 87.2440 through 96.4276



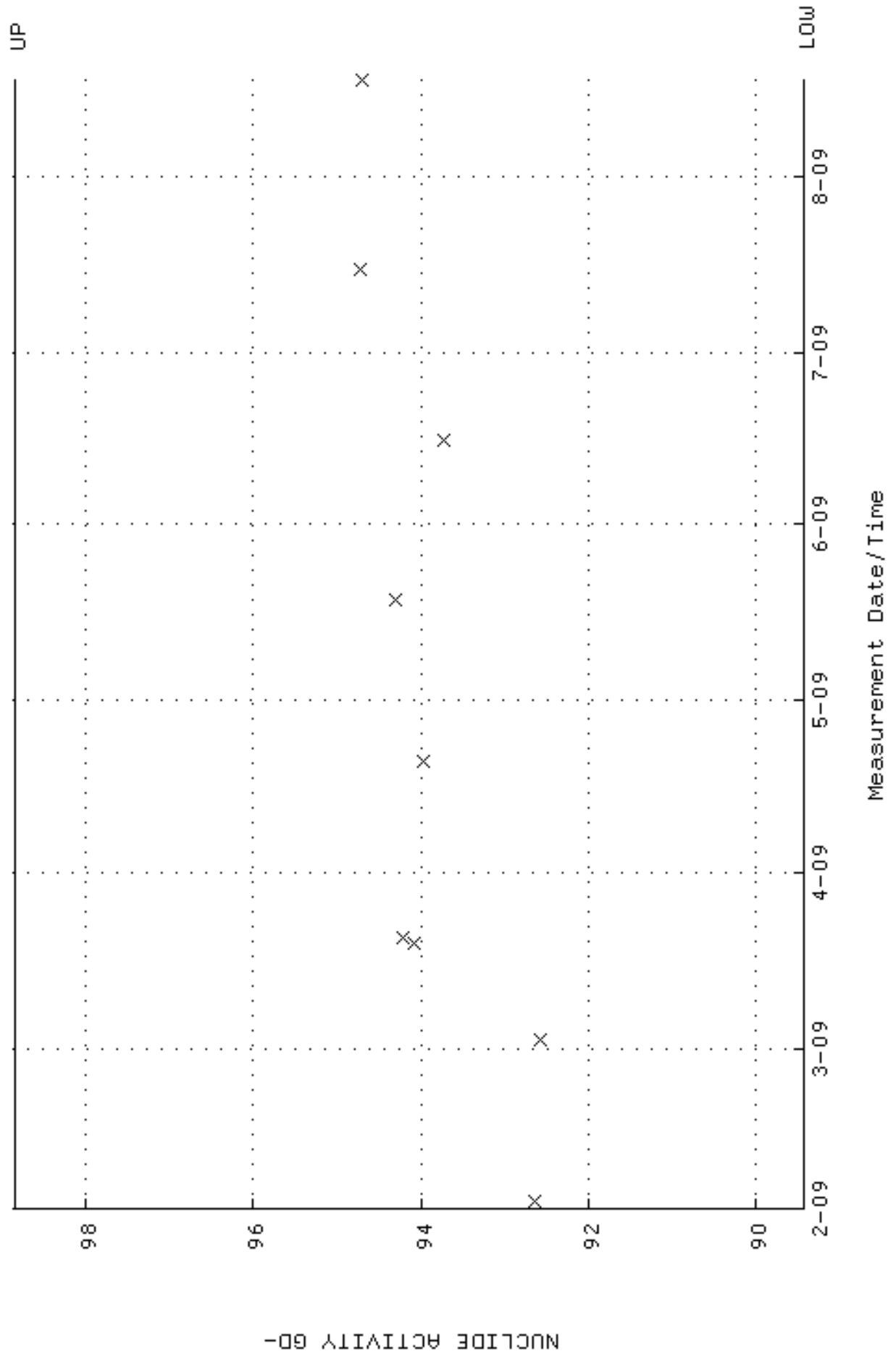
QA filename : DKA100:[ENV_ALPHA.QA.B]B118.QAF;1
 Parameter Name : BACKRATE (Background Rate)
 Start/End Dates : 1-FEB-2009 17:01:36 through 17-AUG-2009 12:00:00
 Lower/Upper Lmts: 0.000000E+00 through 0.100000



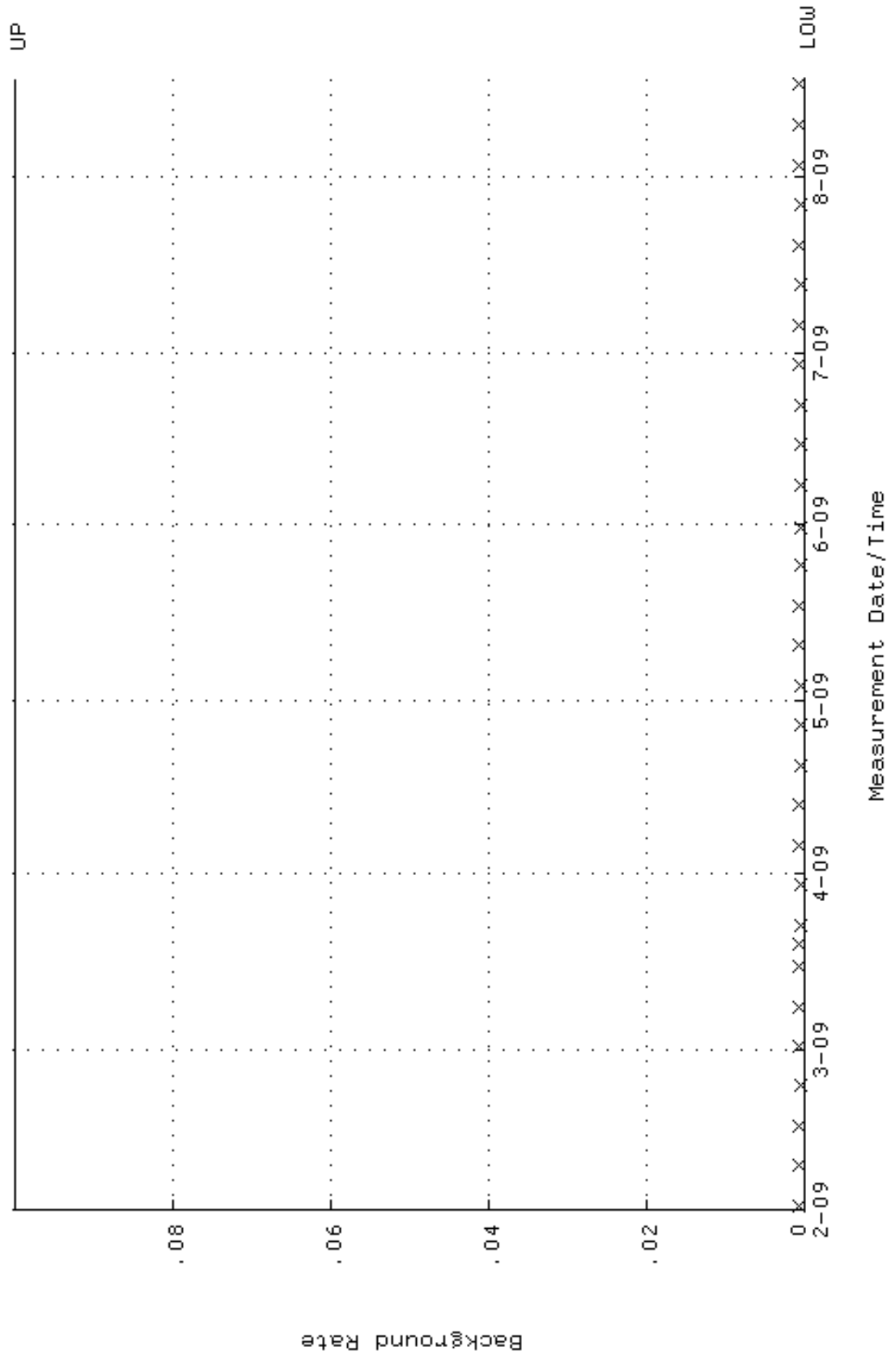
QA filename : DKA100:[ENV_ALPHA.QA.W]W121.QAF;1
 Parameter Name : AVRGEFF (Average Efficiency)
 Start/End Dates : 2-FEB-2009 10:32:01 through 17-AUG-2009 12:00:00
 Lower/Upper Lmts: 0.237686 through 0.257686



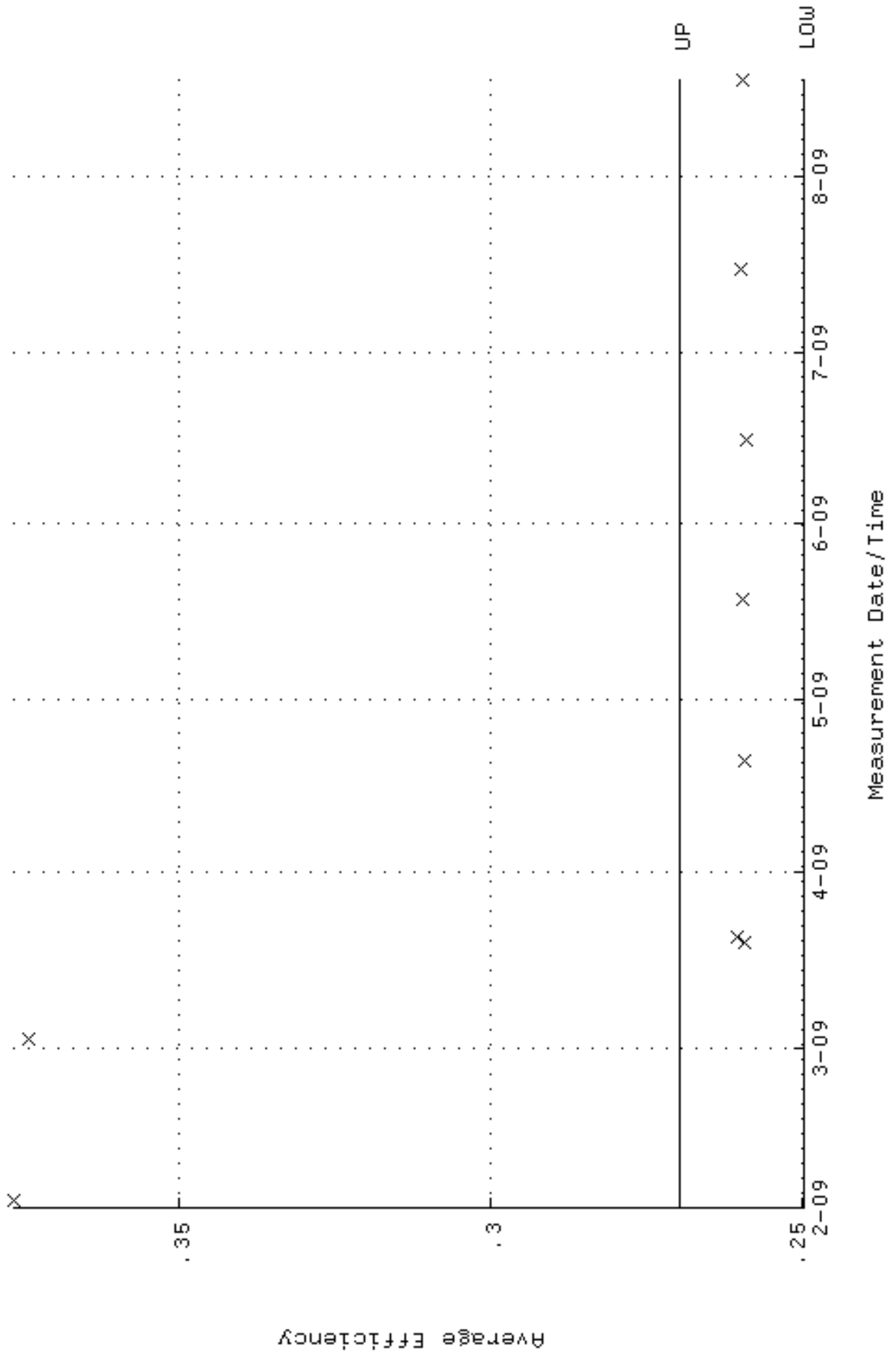
QA filename : DKA100:[ENV_ALPHA.QA.W]W121.QAF;1
 Parameter Name : NLAIVITY-GD148 (NUCLIDE ACTIVITY GD-148)
 Start/End Dates : 2-FEB-2009 10:32:01 through 17-AUG-2009 12:00:00
 Lower/Upper Lmts: 89.4263 through 98.8395



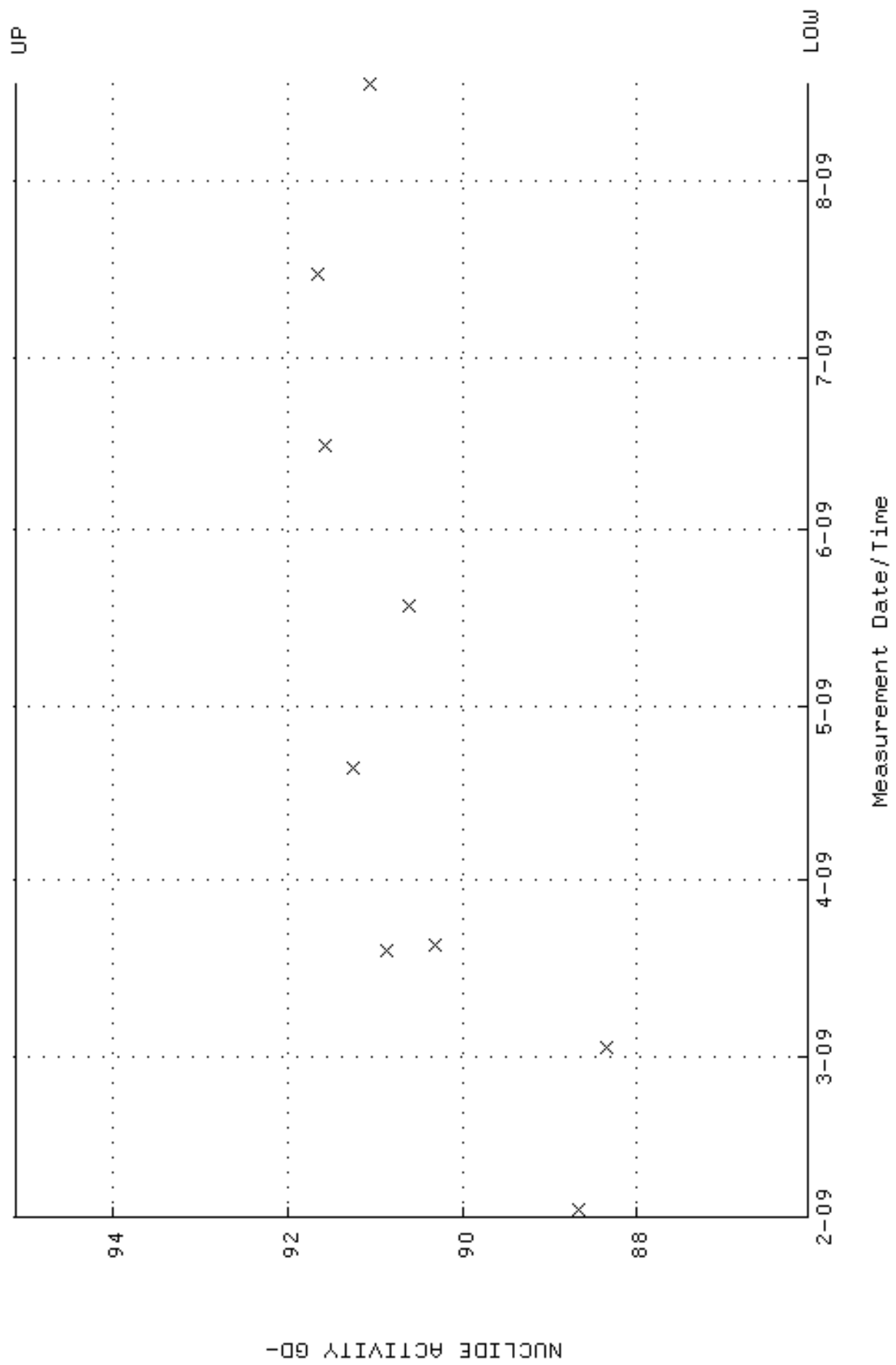
QA filename : DKA100:[ENV_ALPHA.QA.B]B121.QAF;1
 Parameter Name : BACKRATE (Background Rate)
 Start/End Dates : 1-FEB-2009 17:02:23 through 17-AUG-2009 12:00:00
 Lower/Upper Lmts: 0.000000E+00 through 0.100000



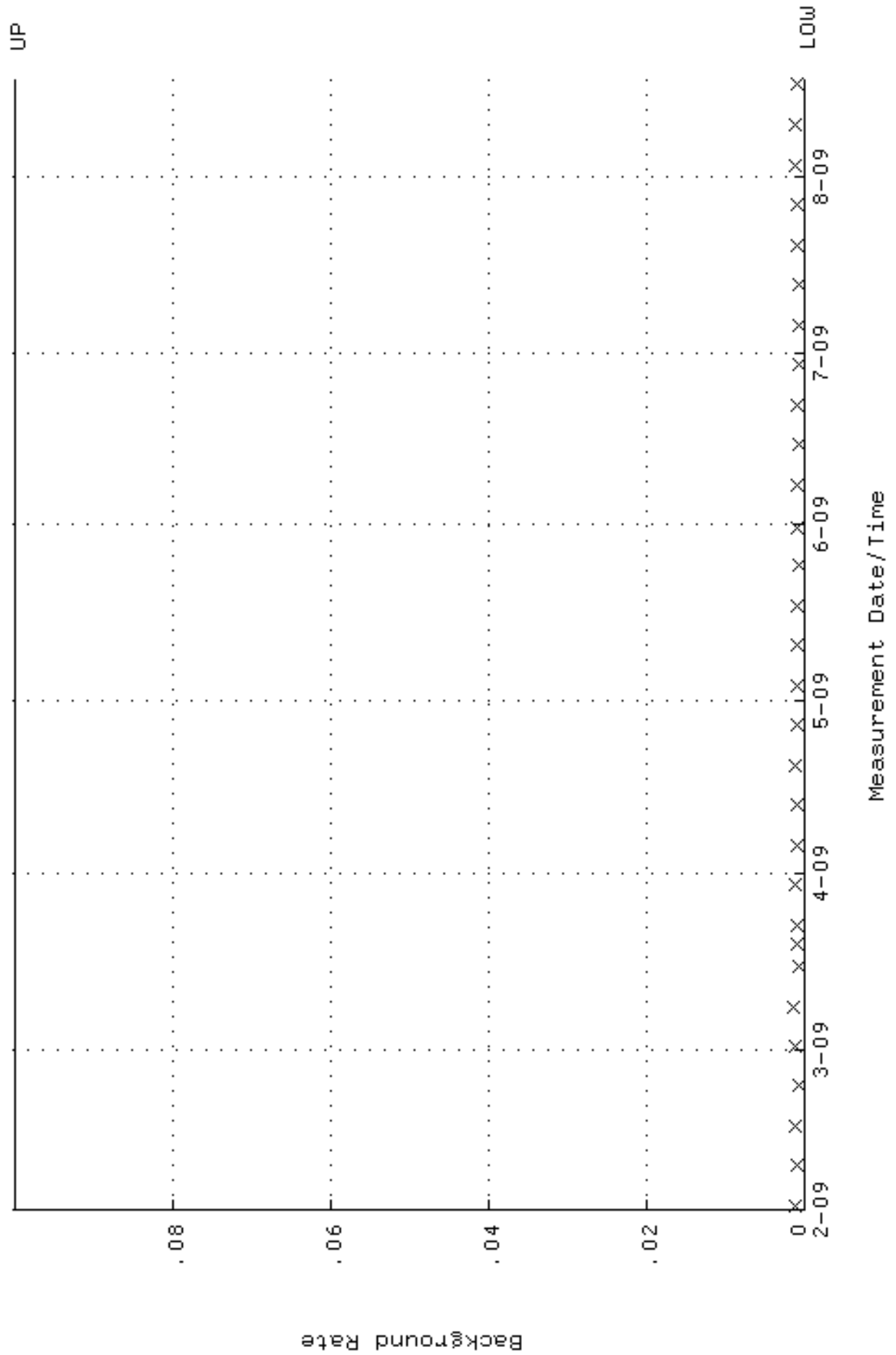
QA filename : DKA100:[ENV_ALPHA.QA.W]W123.QAF;1
 Parameter Name : AVRGEFF (Average Efficiency)
 Start/End Dates : 2-FEB-2009 10:32:16 through 17-AUG-2009 12:00:00
 Lower/Upper Lmts: 0.249752 through 0.269752



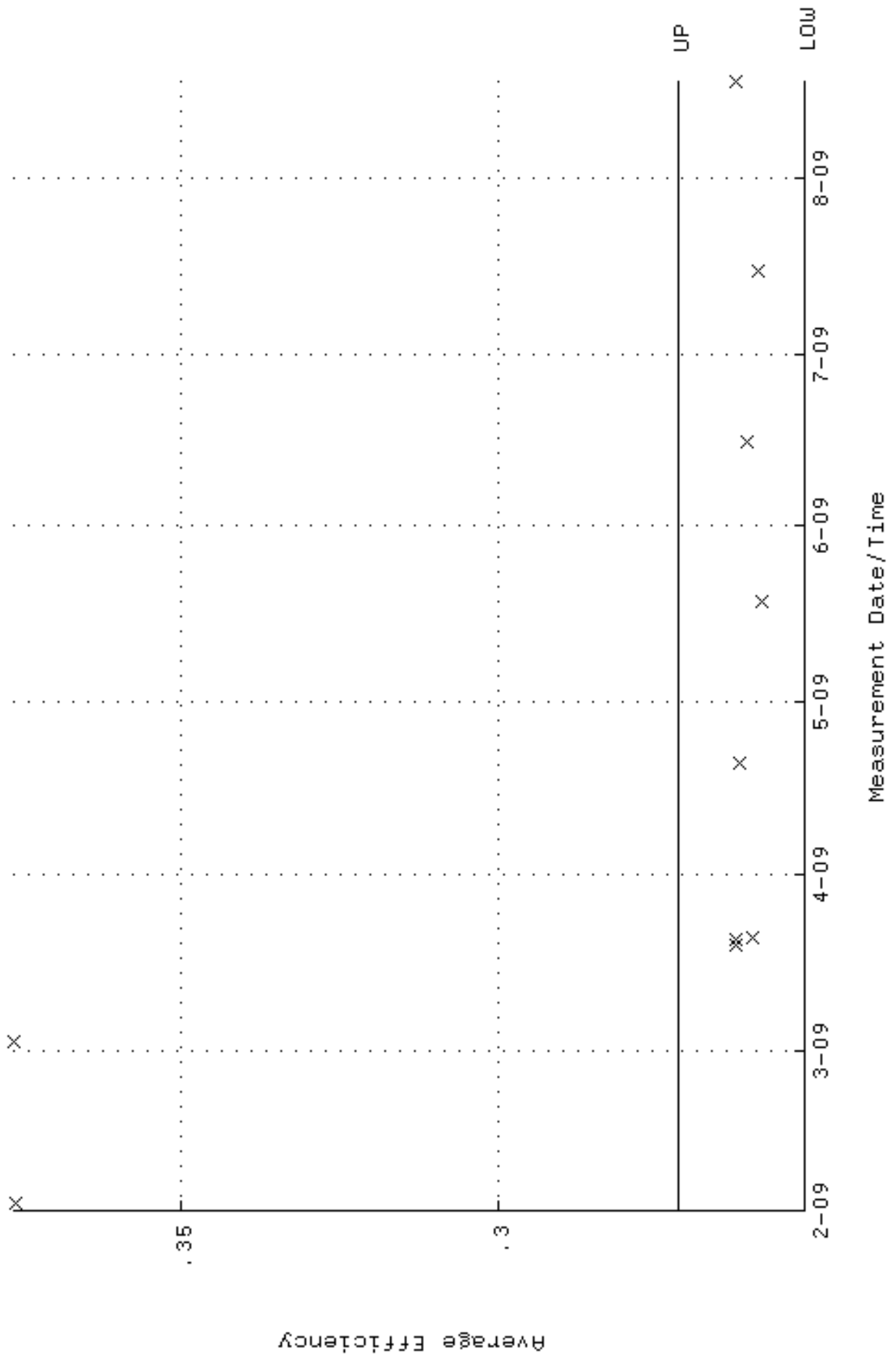
QA filename : DKA100:[ENV_ALPHA.QA.W]W123.QAF;1
 Parameter Name : NLAIVITY-GD148 (NUCLIDE ACTIVITY GD-148)
 Start/End Dates : 2-FEB-2009 10:32:16 through 17-AUG-2009 12:00:00
 Lower/Upper Lmts: 86.0496 through 95.1074



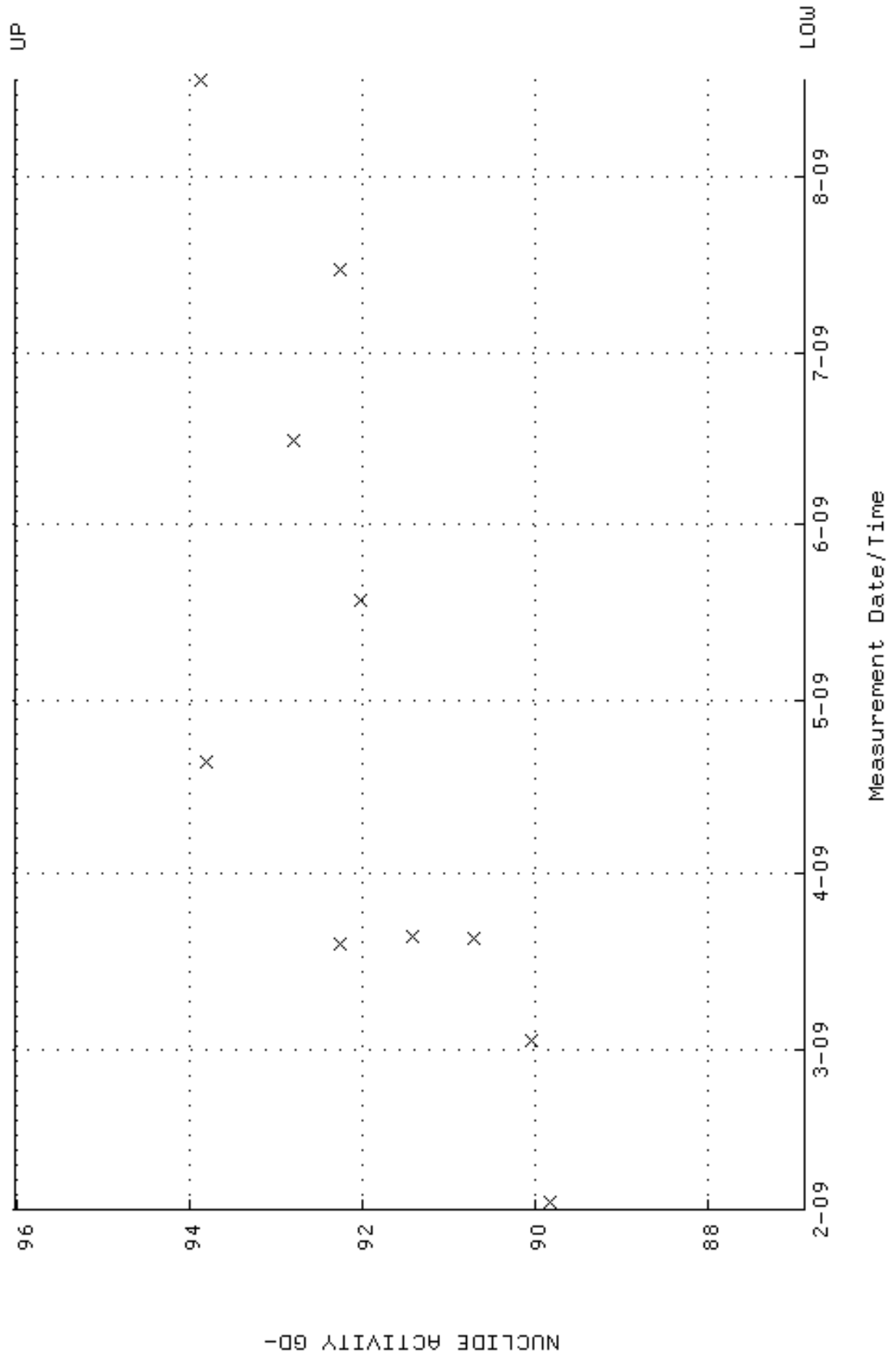
QA filename : DKA100:[ENV_ALPHA.QA.B]B123.QAF;1
 Parameter Name : BACKRATE (Background Rate)
 Start/End Dates : 1-FEB-2009 17:02:47 through 17-AUG-2009 12:00:00
 Lower/Upper Lmts: 0.000000E+00 through 0.100000



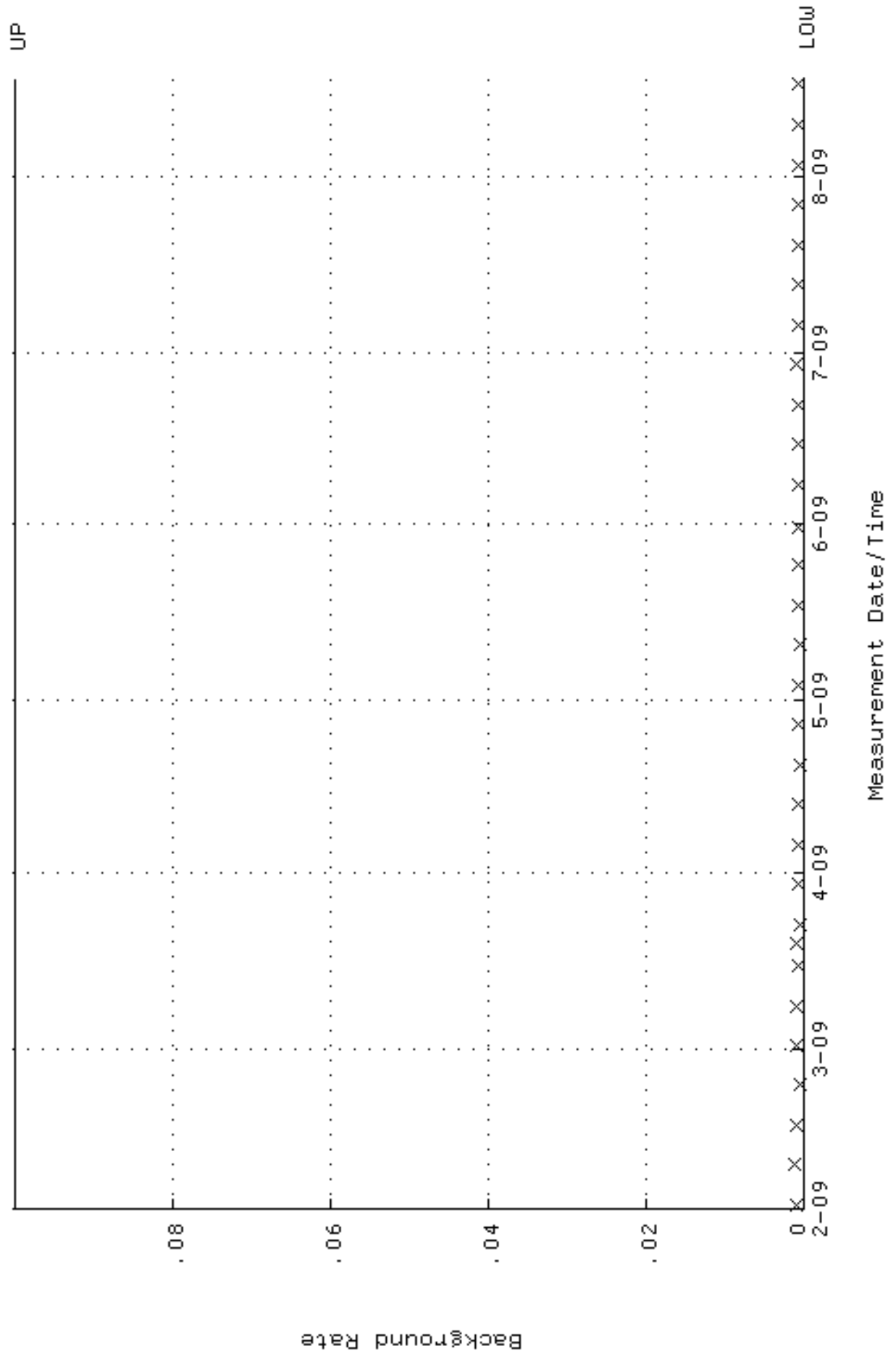
QA filename : DKA100:[ENV_ALPHA.QA.W]W124.QAF;1
 Parameter Name : AVRGEFF (Average Efficiency)
 Start/End Dates : 2-FEB-2009 10:32:23 through 17-AUG-2009 12:00:00
 Lower/Upper Lmts: 0.251398 through 0.271398



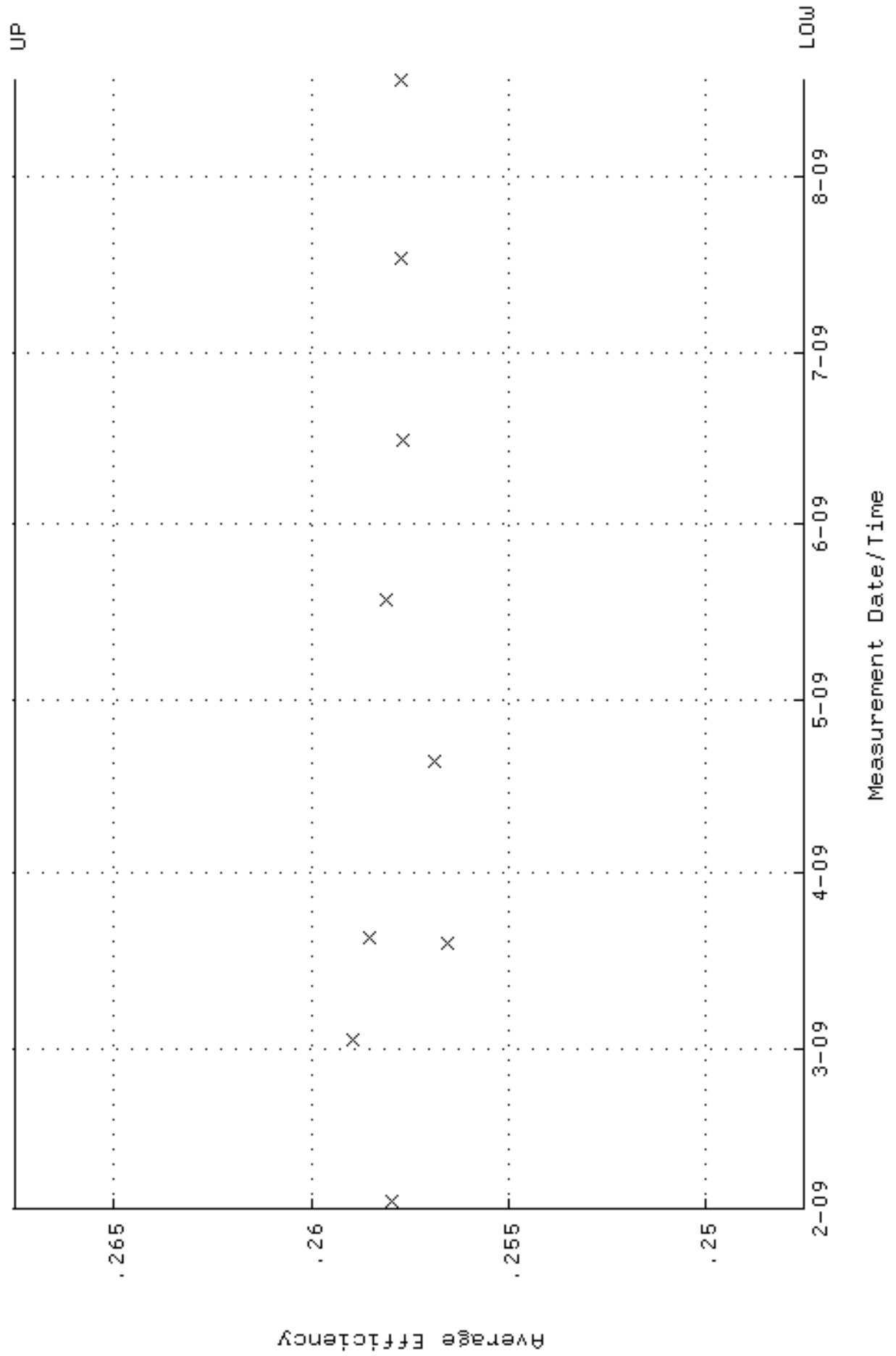
QA filename : DKA100:[ENV_ALPHA.QA.W]W124.QAF;1
 Parameter Name : NLAIVITY-GD148 (NUCLIDE ACTIVITY GD-148)
 Start/End Dates : 2-FEB-2009 10:32:23 through 17-AUG-2009 12:00:00
 Lower/Upper Lmts: 86.8862 through 96.0322



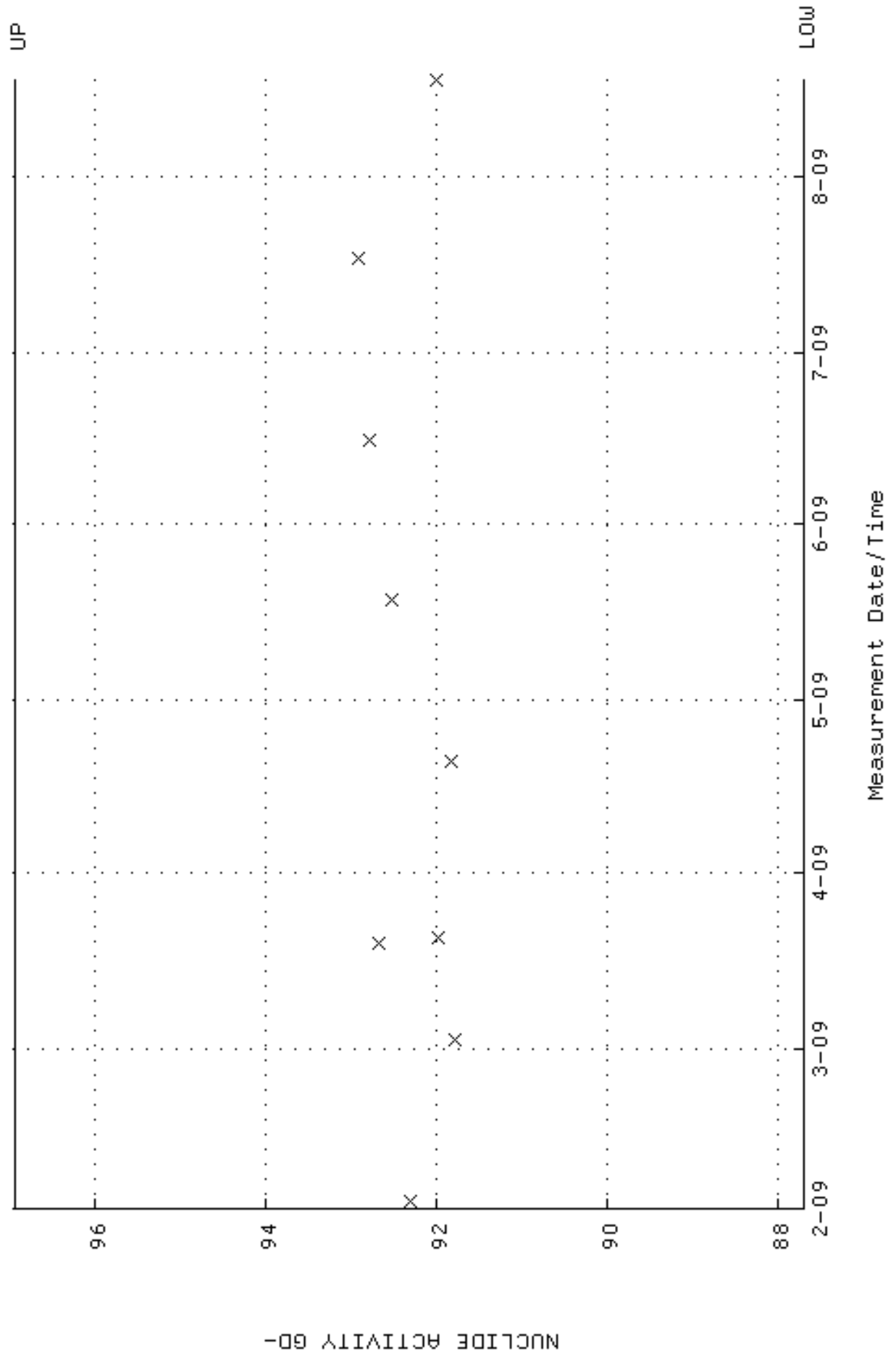
QA filename : DKA100:[ENV_ALPHA.QA.B]B124.QAF;1
 Parameter Name : BACKRATE (Background Rate)
 Start/End Dates : 1-FEB-2009 17:03:04 through 17-AUG-2009 12:00:00
 Lower/Upper Lmts: 0.000000E+00 through 0.100000



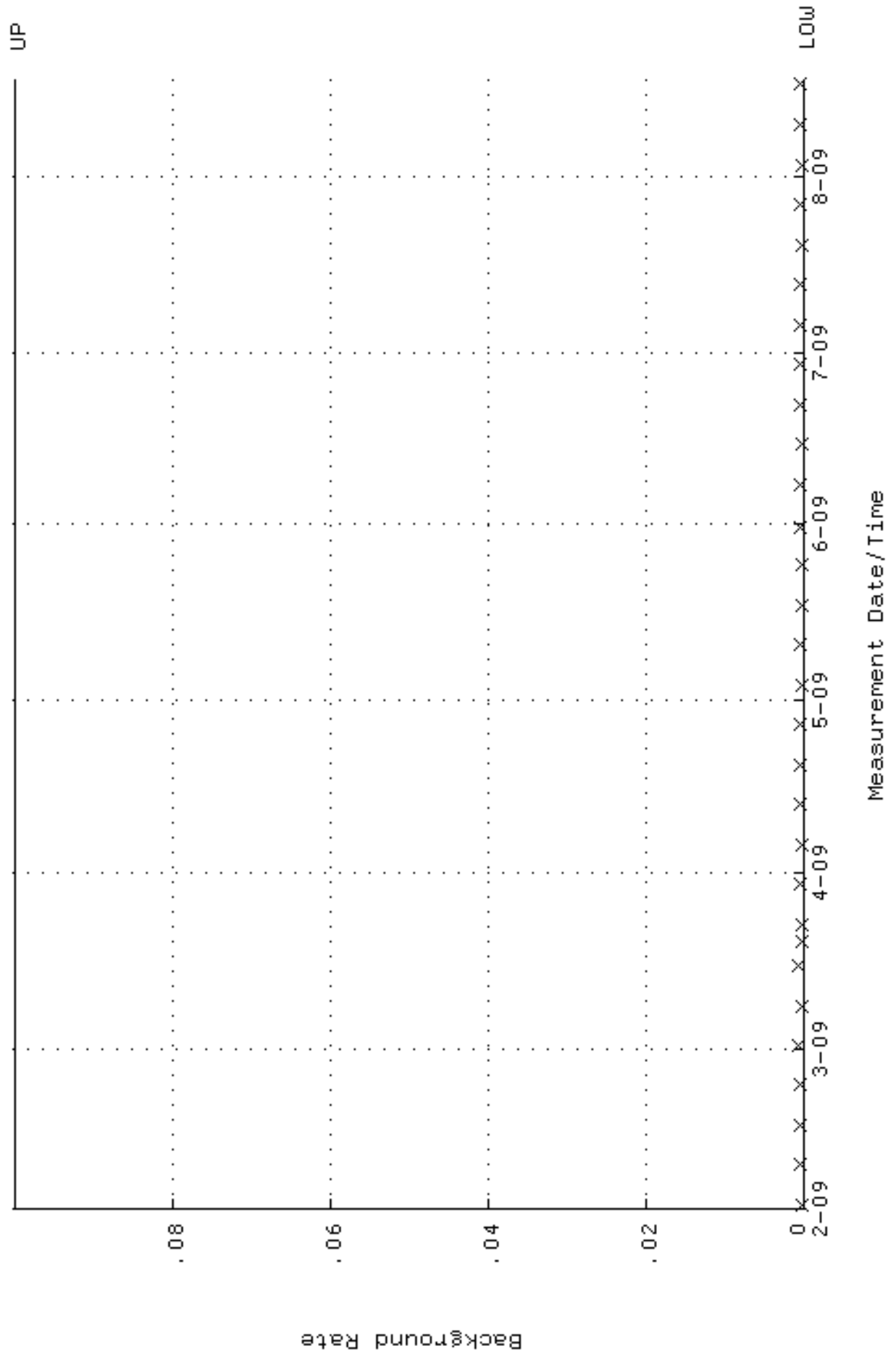
QA filename : DKA100:[ENV_ALPHA.QA.W]W125.QAF;1
 Parameter Name : AVRGEFF (Average Efficiency)
 Start/End Dates : 2-FEB-2009 10:32:31 through 17-AUG-2009 12:00:00
 Lower/Upper Lmts: 0.247512 through 0.267512



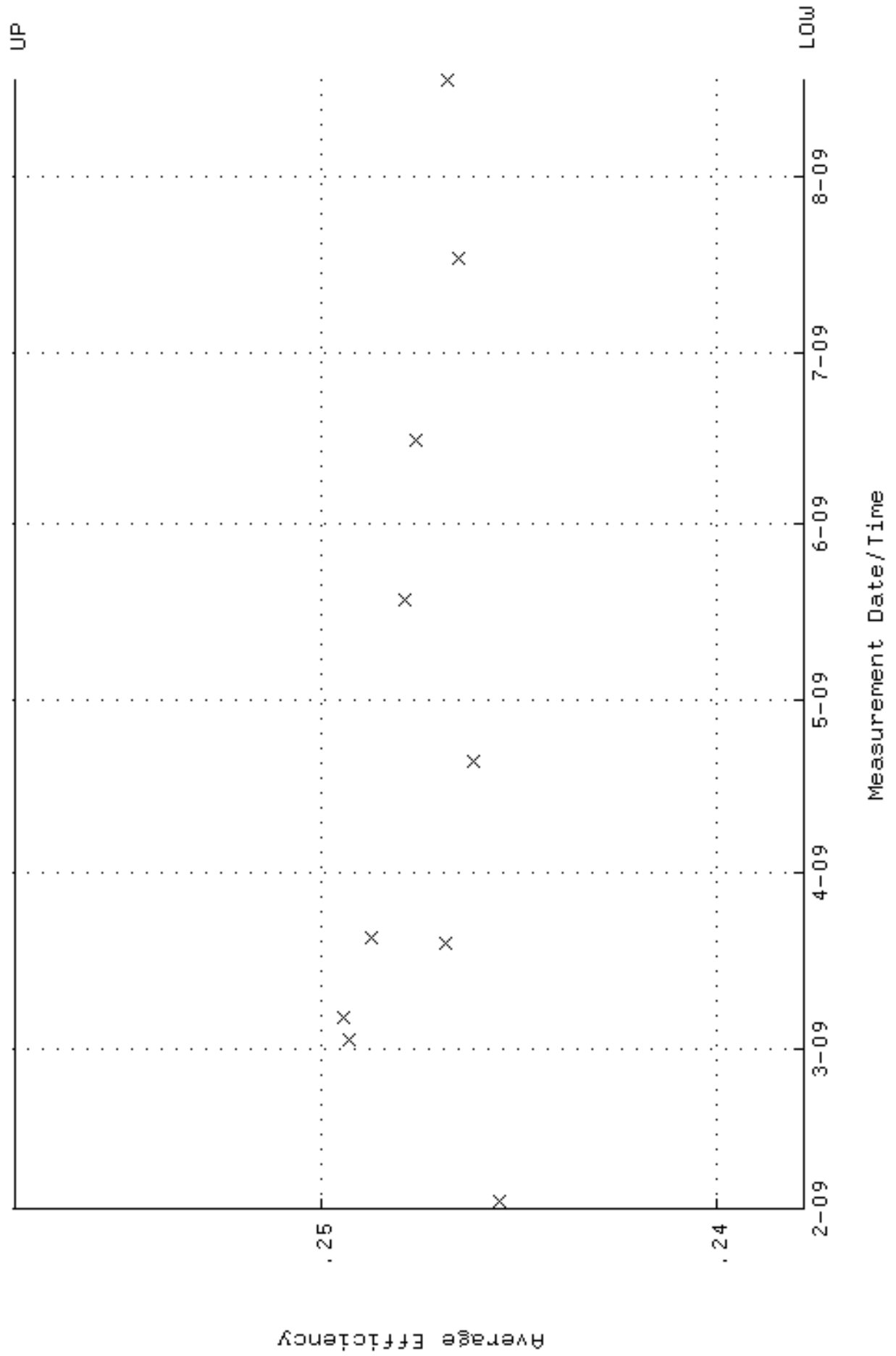
QA filename : DKA100:[ENV_ALPHA.QA.W]W125.QAF;1
Parameter Name : NLAIVITY-GD148 (NUCLIDE ACTIVITY GD-148)
Start/End Dates : 2-FEB-2009 10:32:31 through 17-AUG-2009 12:00:00
Lower/Upper Lmts: 87.6956 through 96.9268



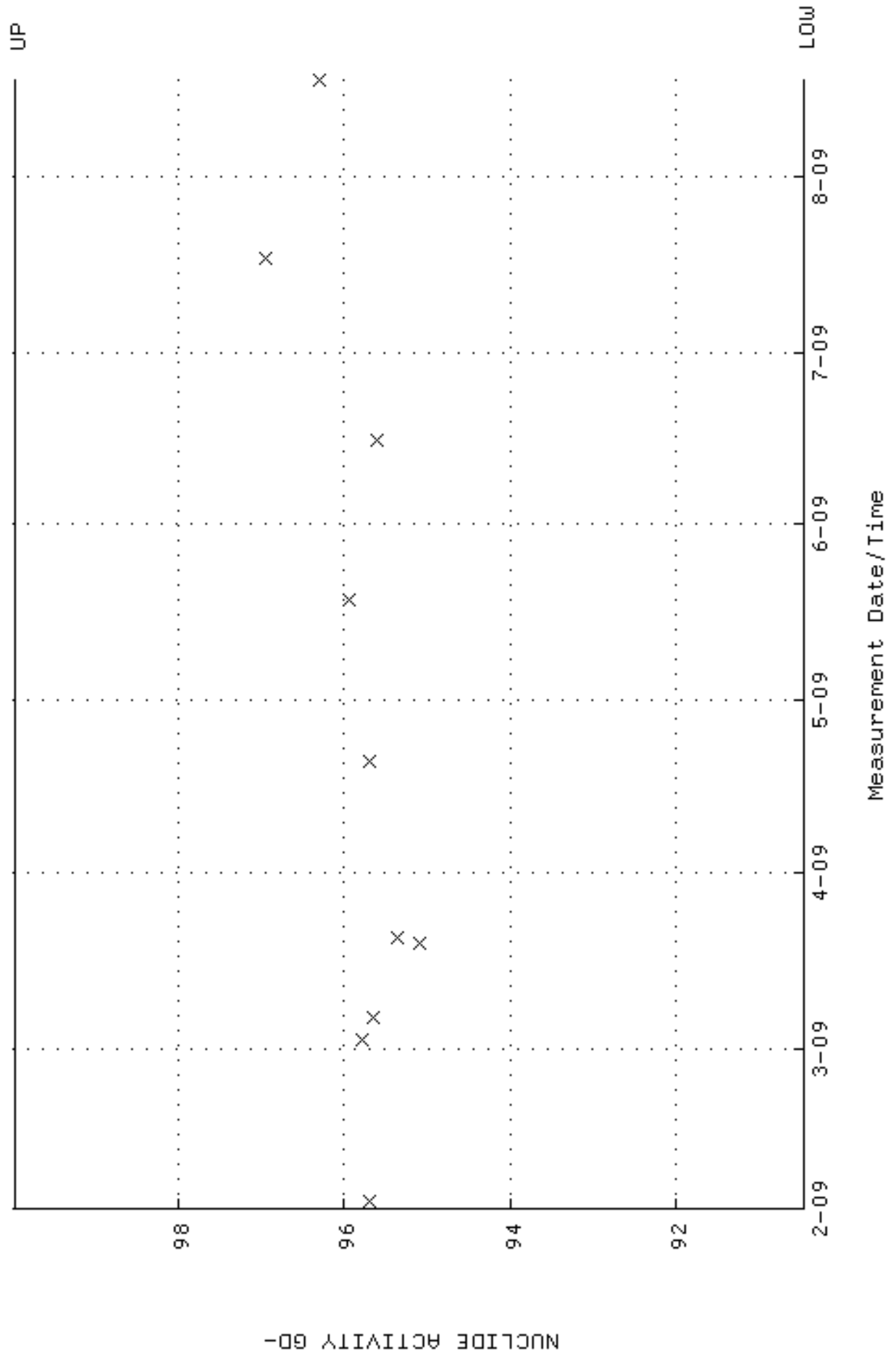
QA filename : DKA100:[ENV_ALPHA.QA.B]B125.QAF;1
 Parameter Name : BACKRATE (Background Rate)
 Start/End Dates : 1-FEB-2009 17:03:17 through 17-AUG-2009 12:00:00
 Lower/Upper Lmts: 0.000000E+00 through 0.100000



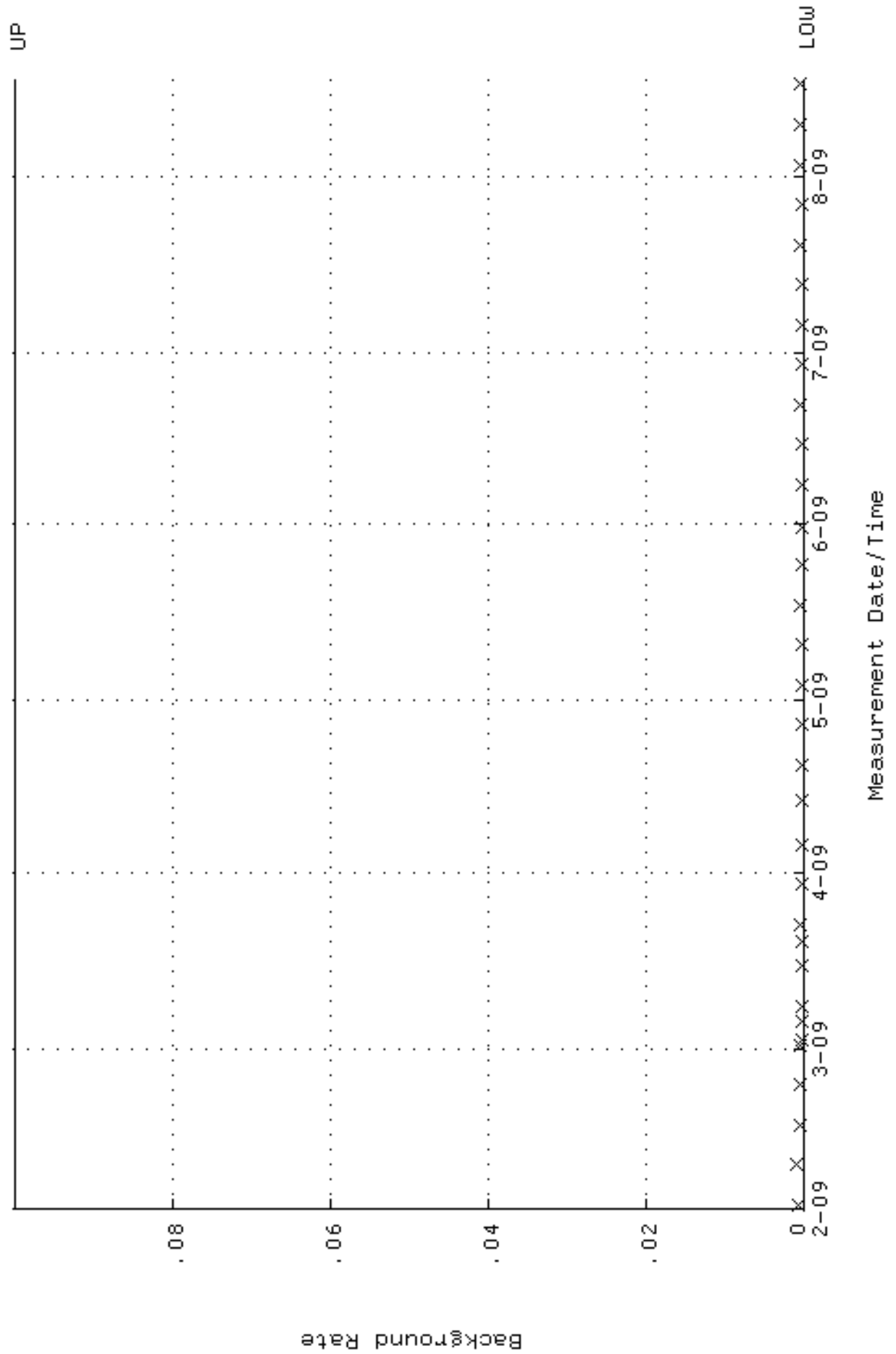
QA filename : DKA100:[ENV_ALPHA.QA.W]W127.QAF;1
 Parameter Name : AVRGEFF (Average Efficiency)
 Start/End Dates : 2-FEB-2009 10:32:45 through 17-AUG-2009 12:00:00
 Lower/Upper Lmts: 0.237773 through 0.257773



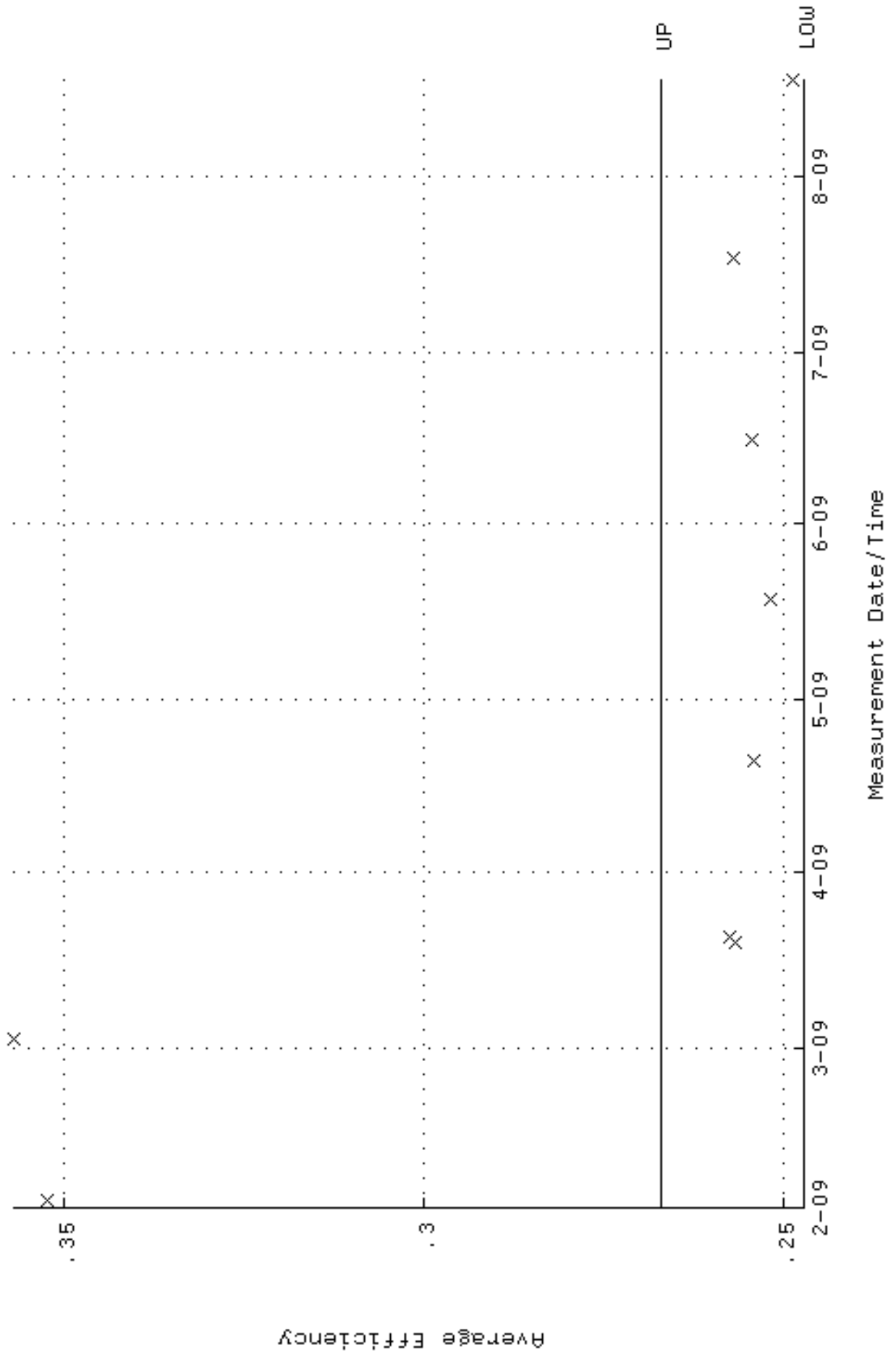
QA filename : DKA100:[ENV_ALPHA.QA.W]W127.QAF;1
 Parameter Name : NLAIVITY-GD148 (NUCLIDE ACTIVITY GD-148)
 Start/End Dates : 2-FEB-2009 10:32:45 through 17-AUG-2009 12:00:00
 Lower/Upper Lmts: 90.4503 through 99.9713



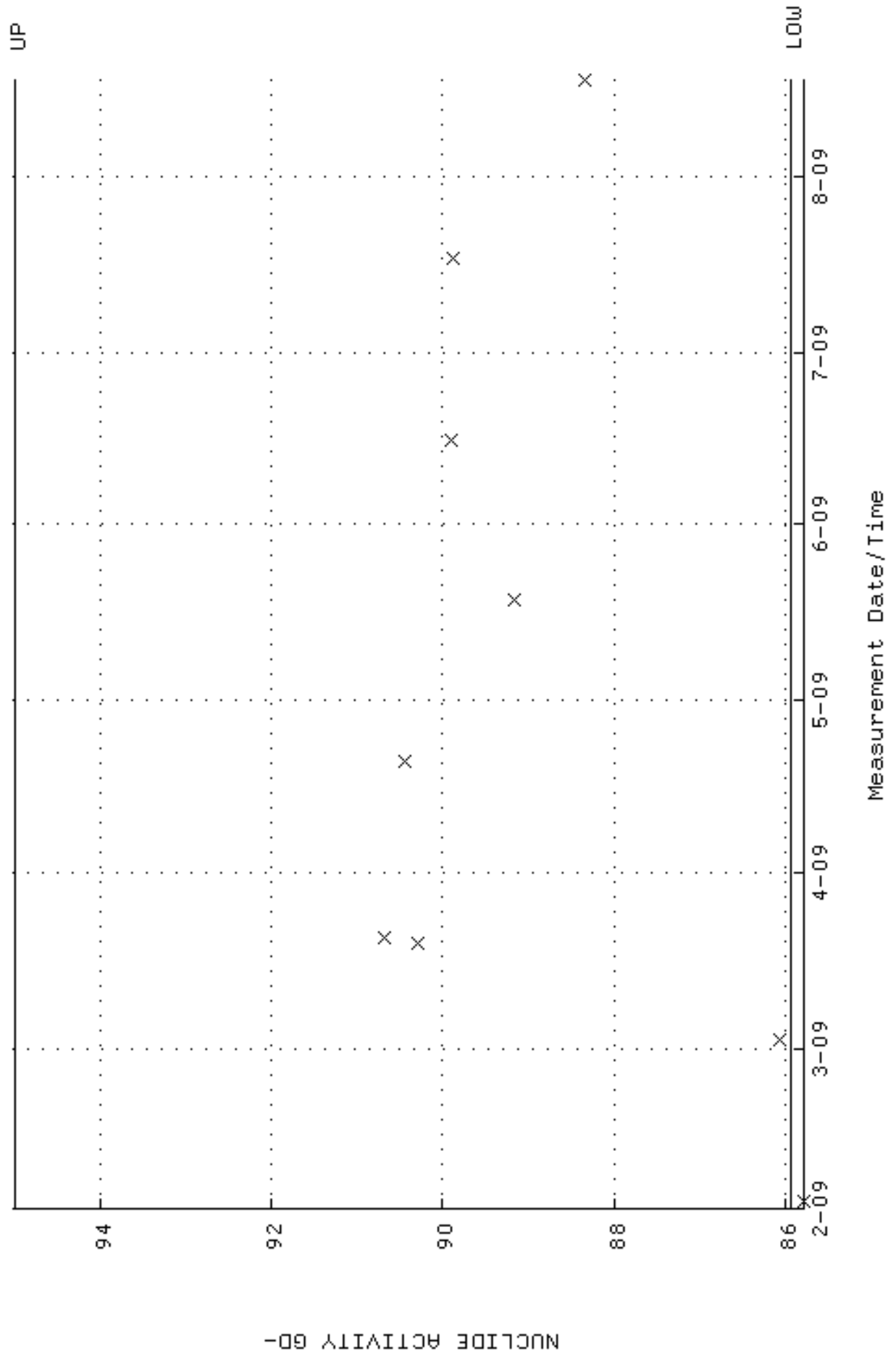
QA filename : DKA100:[ENV_ALPHA.QA.B]B127.QAF;1
 Parameter Name : BACKRATE (Background Rate)
 Start/End Dates : 1-FEB-2009 17:03:45 through 17-AUG-2009 12:00:00
 Lower/Upper Lmts: 0.000000E+00 through 0.100000



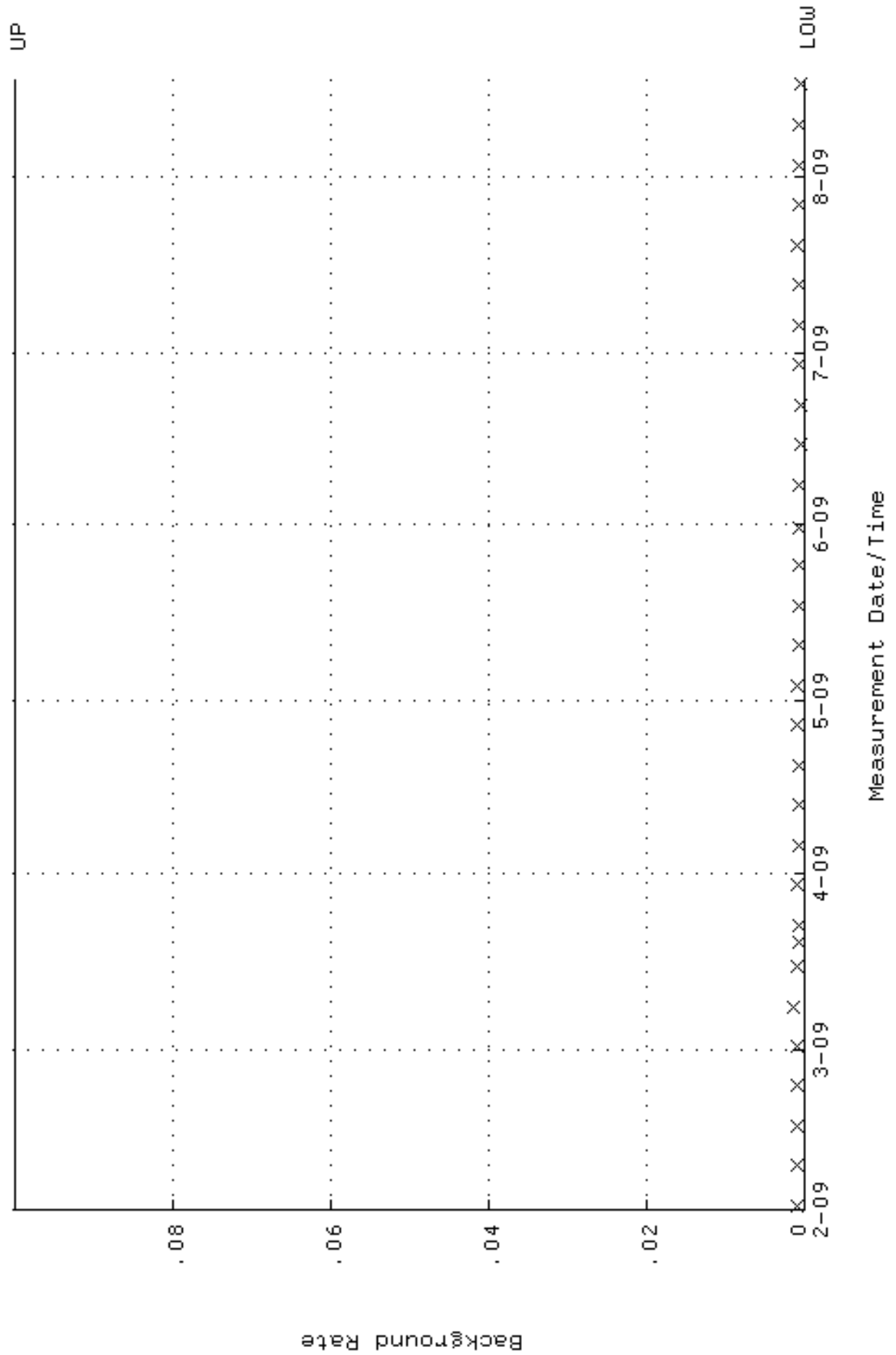
QA filename : DKA100:[ENV_ALPHA.QA.W]W131.QAF;1
 Parameter Name : AVRGEFF (Average Efficiency)
 Start/End Dates : 2-FEB-2009 10:33:13 through 17-AUG-2009 12:00:00
 Lower/Upper Lmts: 0.247185 through 0.267185



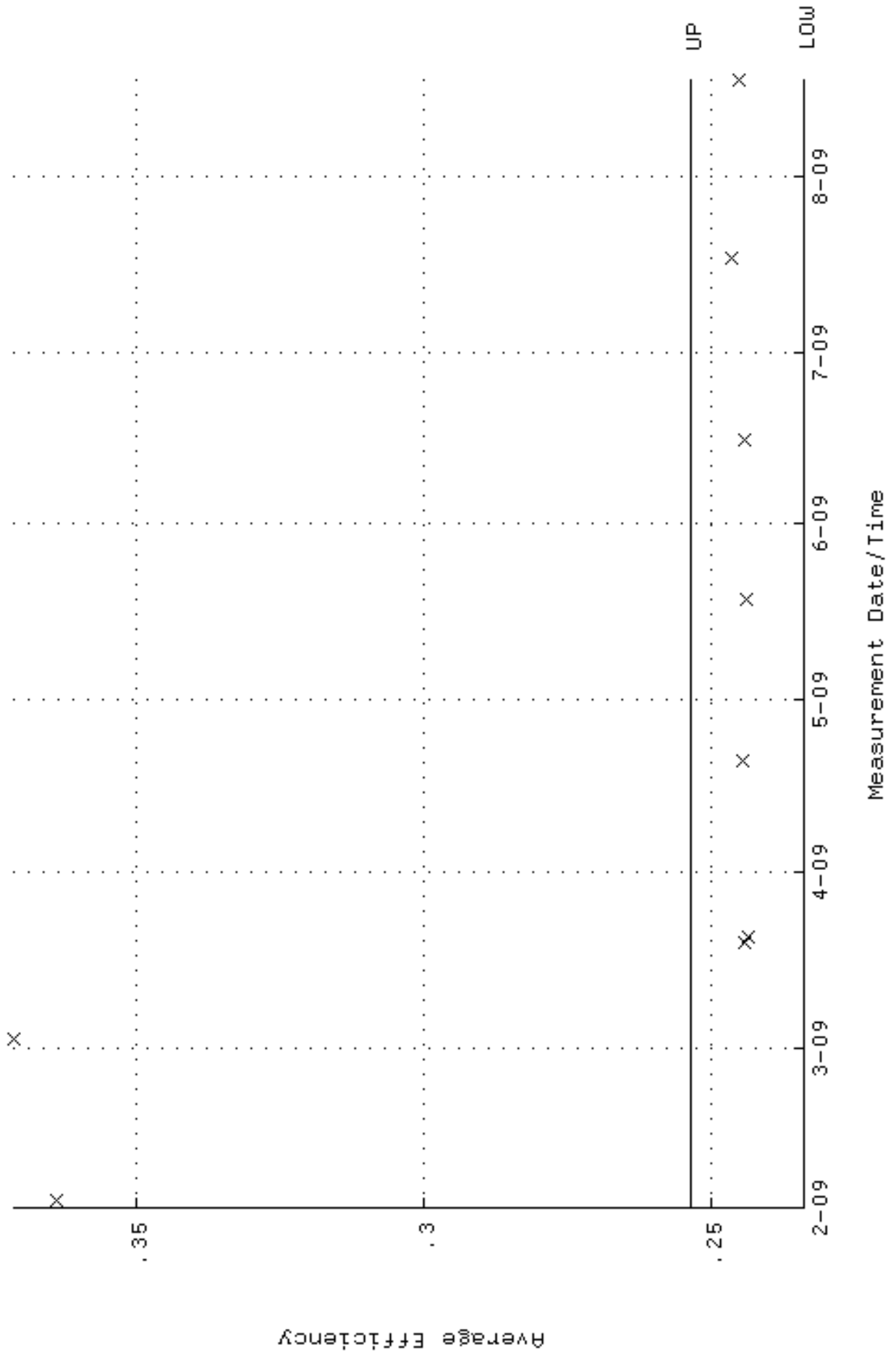
QA filename : DKA100:[ENV_ALPHA.QA.W]w131.QAF;1
 Parameter Name : NLAIVITY-GD148 (NUCLIDE ACTIVITY GD-148)
 Start/End Dates : 2-FEB-2009 10:33:13 through 17-AUG-2009 12:00:00
 Lower/Upper Lmts: 85.9407 through 94.9871



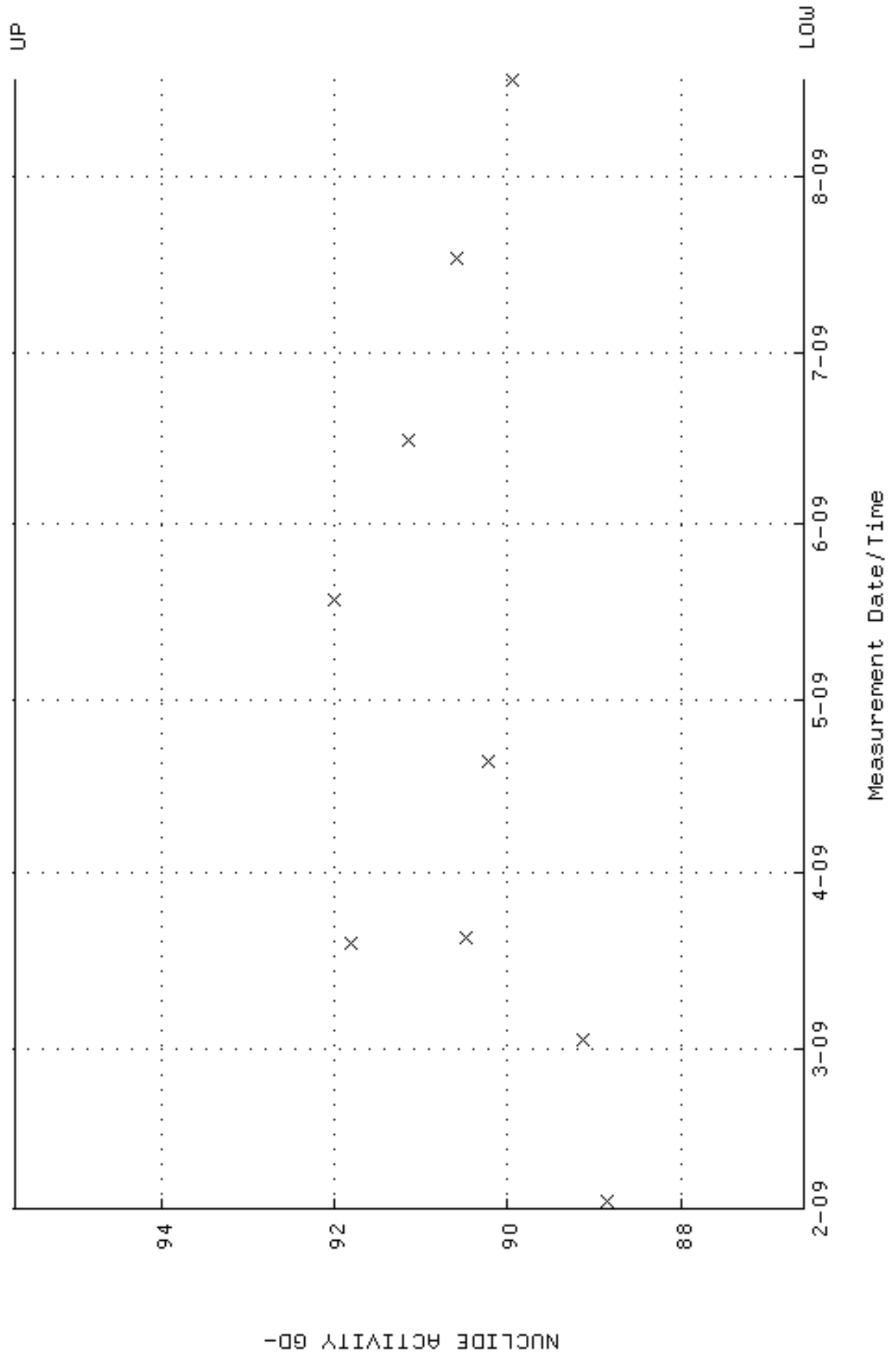
QA filename : DKA100:[ENV_ALPHA.QA.B]B131.QAF;1
 Parameter Name : BACKRATE (Background Rate)
 Start/End Dates : 1-FEB-2009 17:04:43 through 17-AUG-2009 12:00:00
 Lower/Upper Lmts: 0.000000E+00 through 0.100000



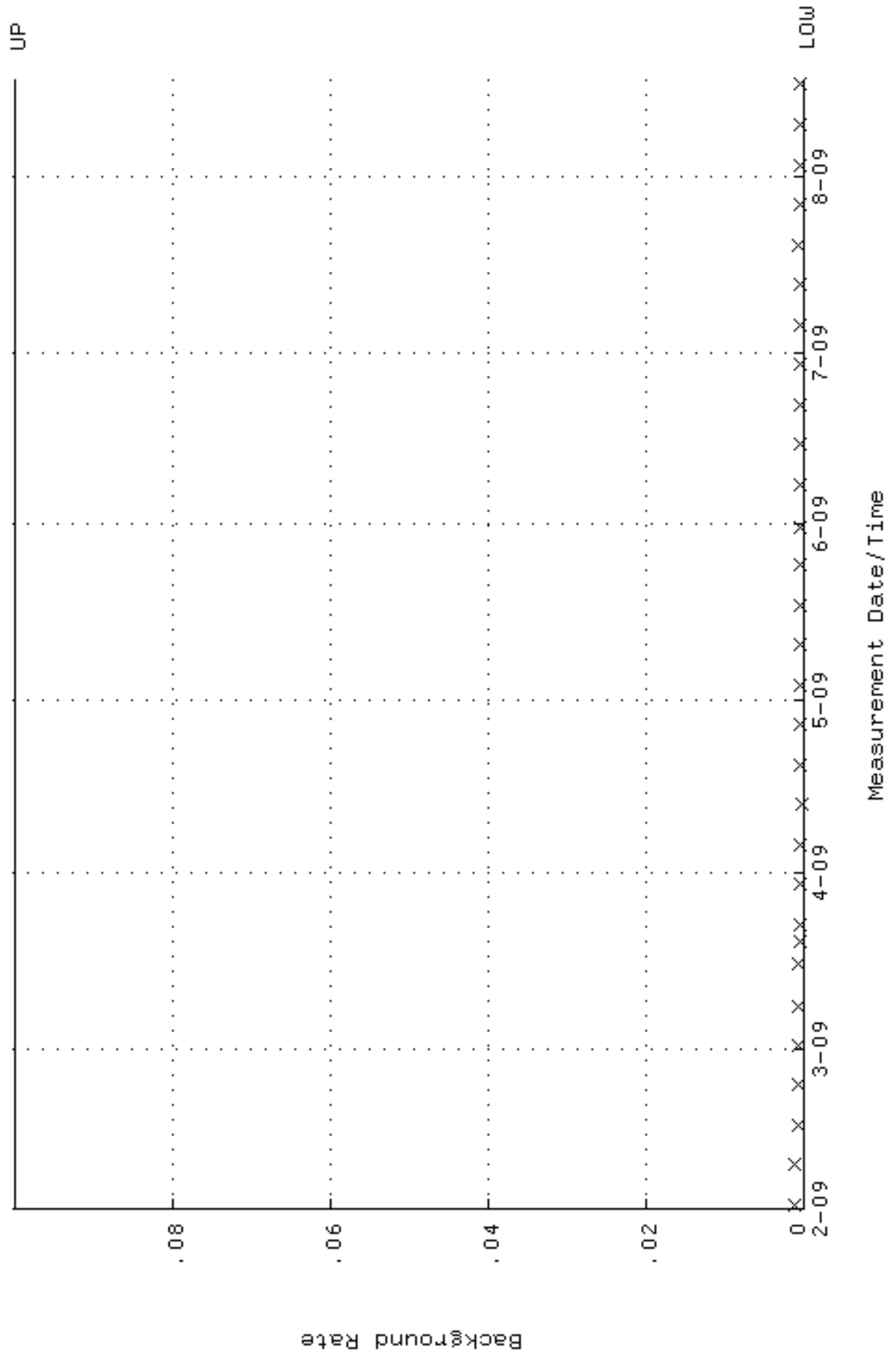
QA filename : DKA100:[ENV_ALPHA.QA.W]W151.QAF;1
 Parameter Name : AVRGEFF (Average Efficiency)
 Start/End Dates : 2-FEB-2009 10:35:32 through 17-AUG-2009 12:00:00
 Lower/Upper Lmts: 0.233693 through 0.253693



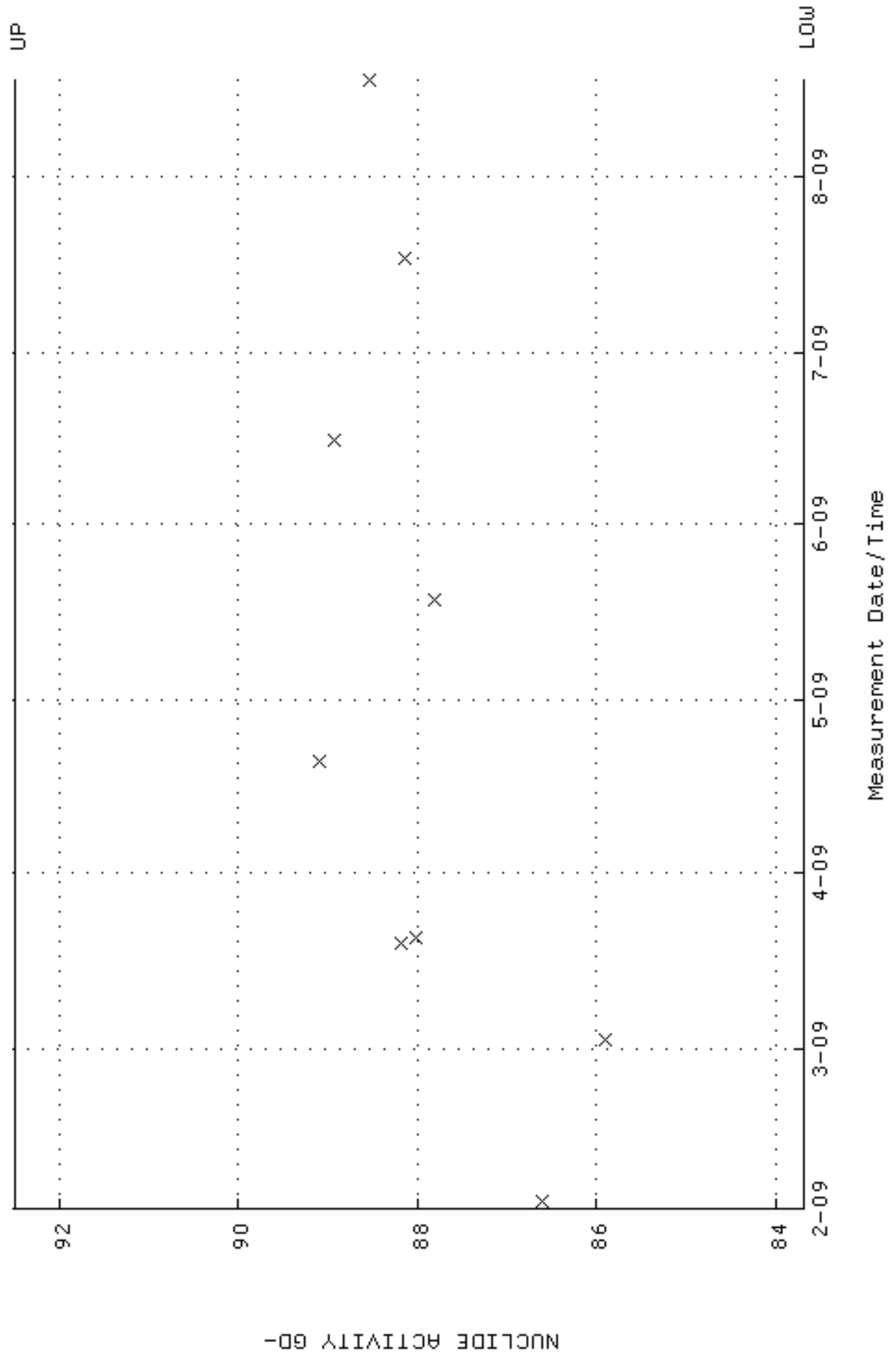
QA filename : DKA100:[ENV_ALPHA.QA.W]w151.QAF;1
 Parameter Name : NLAIVITY-GD148 (NUCLIDE ACTIVITY GD-148)
 Start/End Dates : 2-FEB-2009 10:35:32 through 17-AUG-2009 12:00:00
 Lower/Upper Lmts: 86.5749 through 95.6881



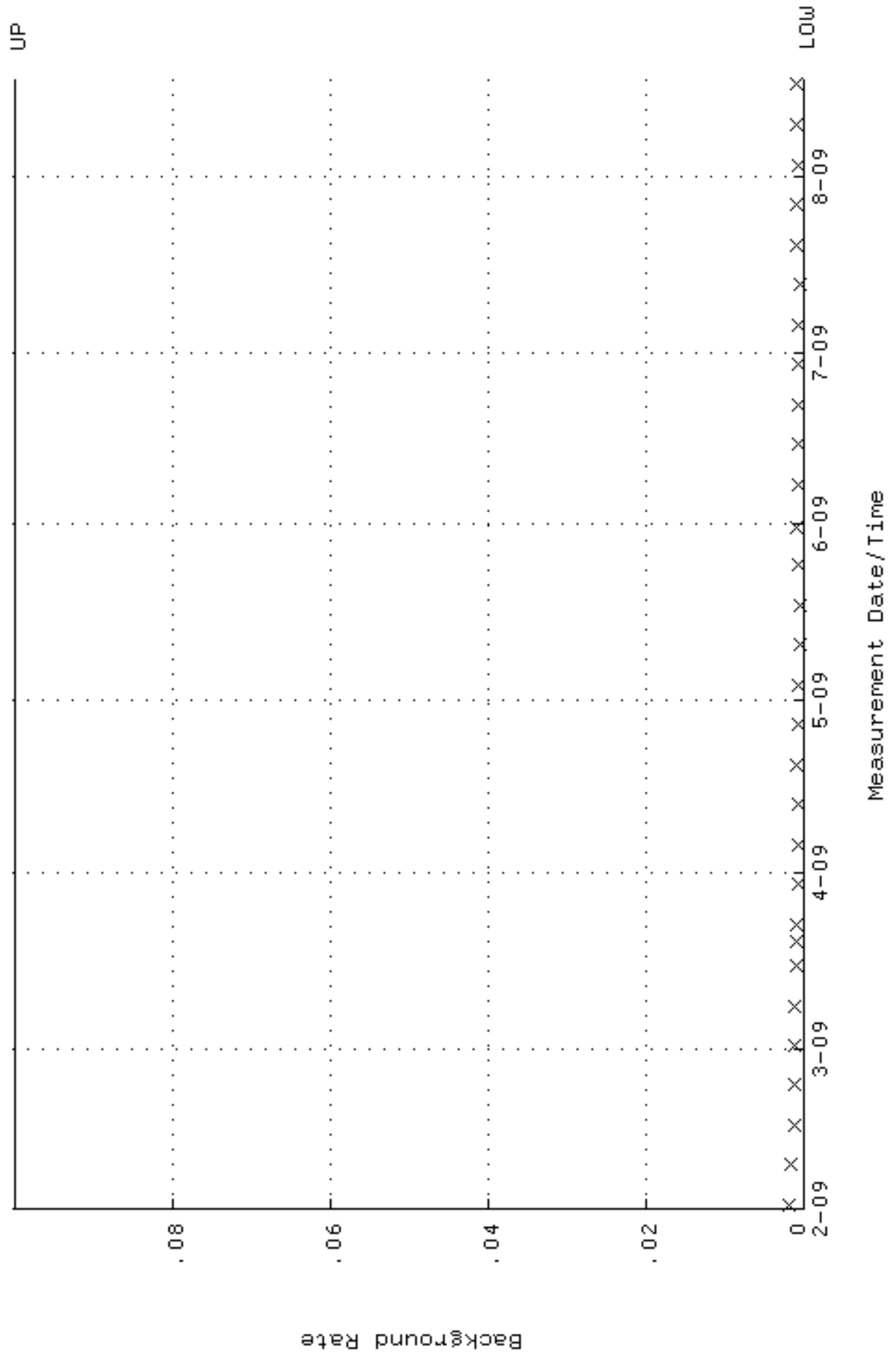
QA filename : DKA100:[ENV_ALPHA.QA.B]B151.QAF;1
 Parameter Name : BACKRATE (Background Rate)
 Start/End Dates : 1-FEB-2009 17:09:32 through 17-AUG-2009 12:00:00
 Lower/Upper Lmts: 0.000000E+00 through 0.100000



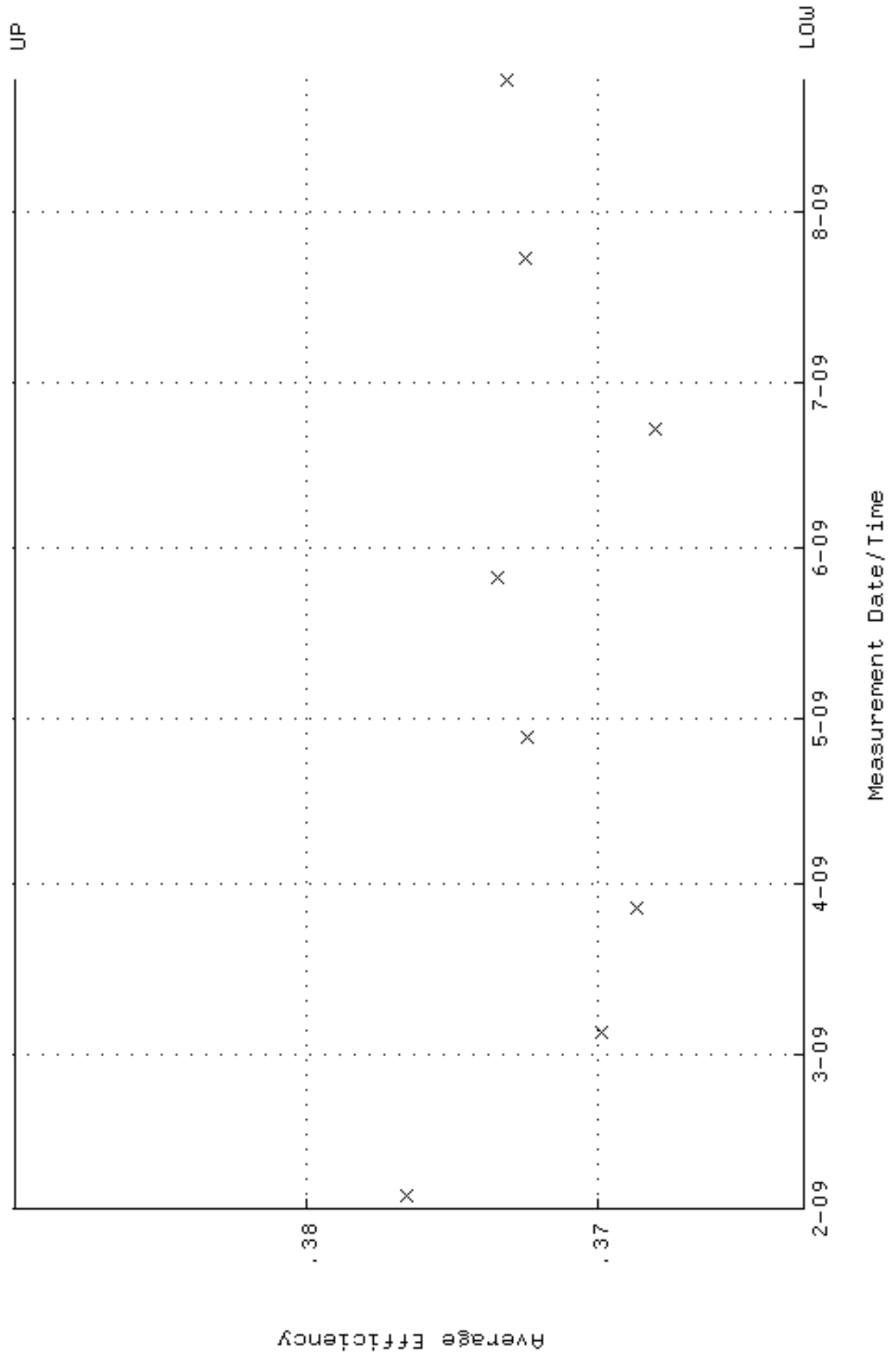
QA filename : DKA100:[ENV_ALPHA.QA.W]w155.QAF;1
 Parameter Name : NLAIVITY-GD148 (NUCLIDE ACTIVITY GD-148)
 Start/End Dates : 2-FEB-2009 10:35:54 through 17-AUG-2009 12:00:00
 Lower/Upper Lmts: 83.6873 through 92.4965



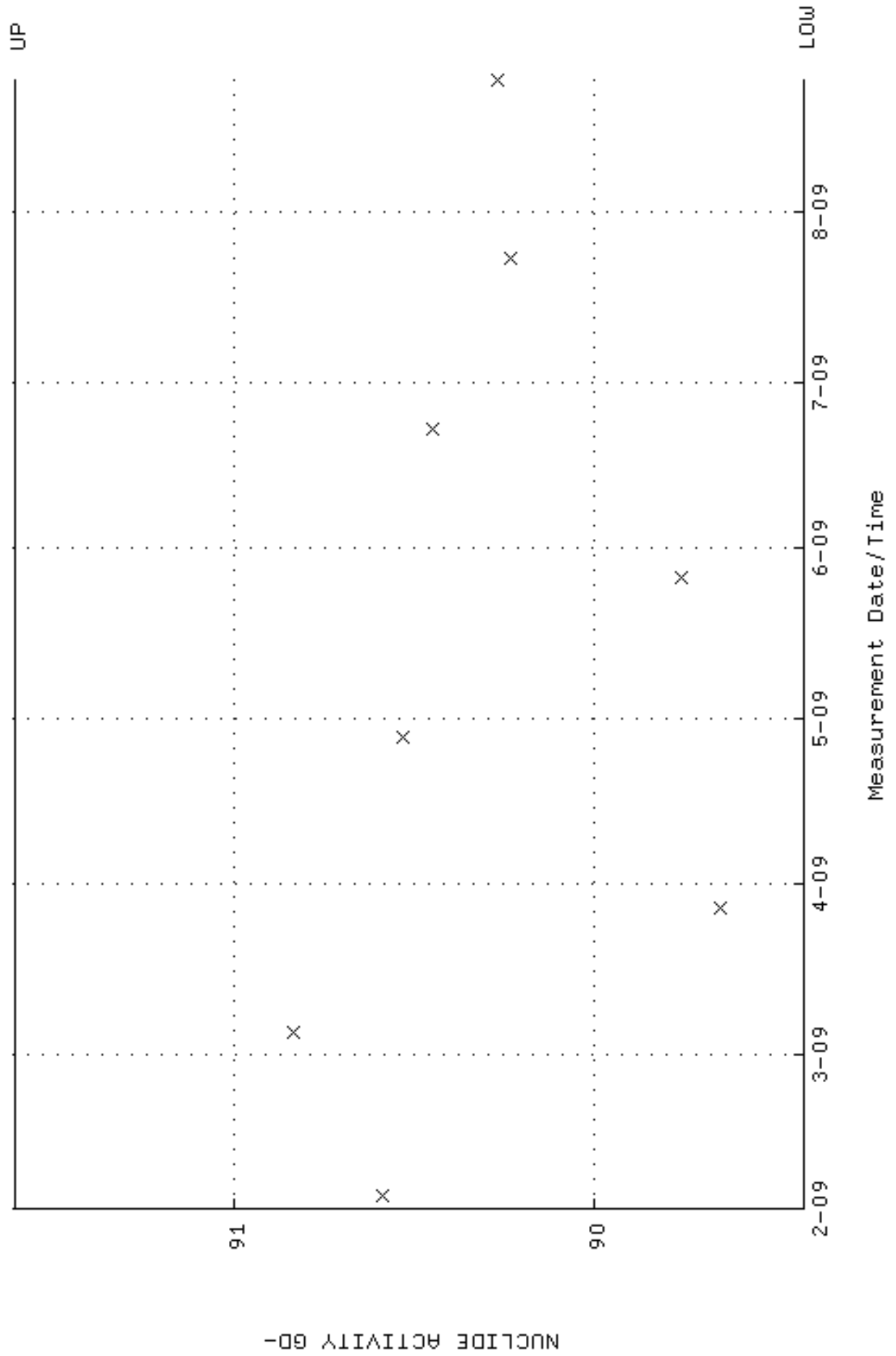
QA filename : DKA100:[ENV_ALPHA.QA.B]B155.QAF;1
 Parameter Name : BACKRATE (Background Rate)
 Start/End Dates : 1-FEB-2009 17:10:33 through 17-AUG-2009 12:00:00
 Lower/Upper Lmts: 0.000000E+00 through 0.100000



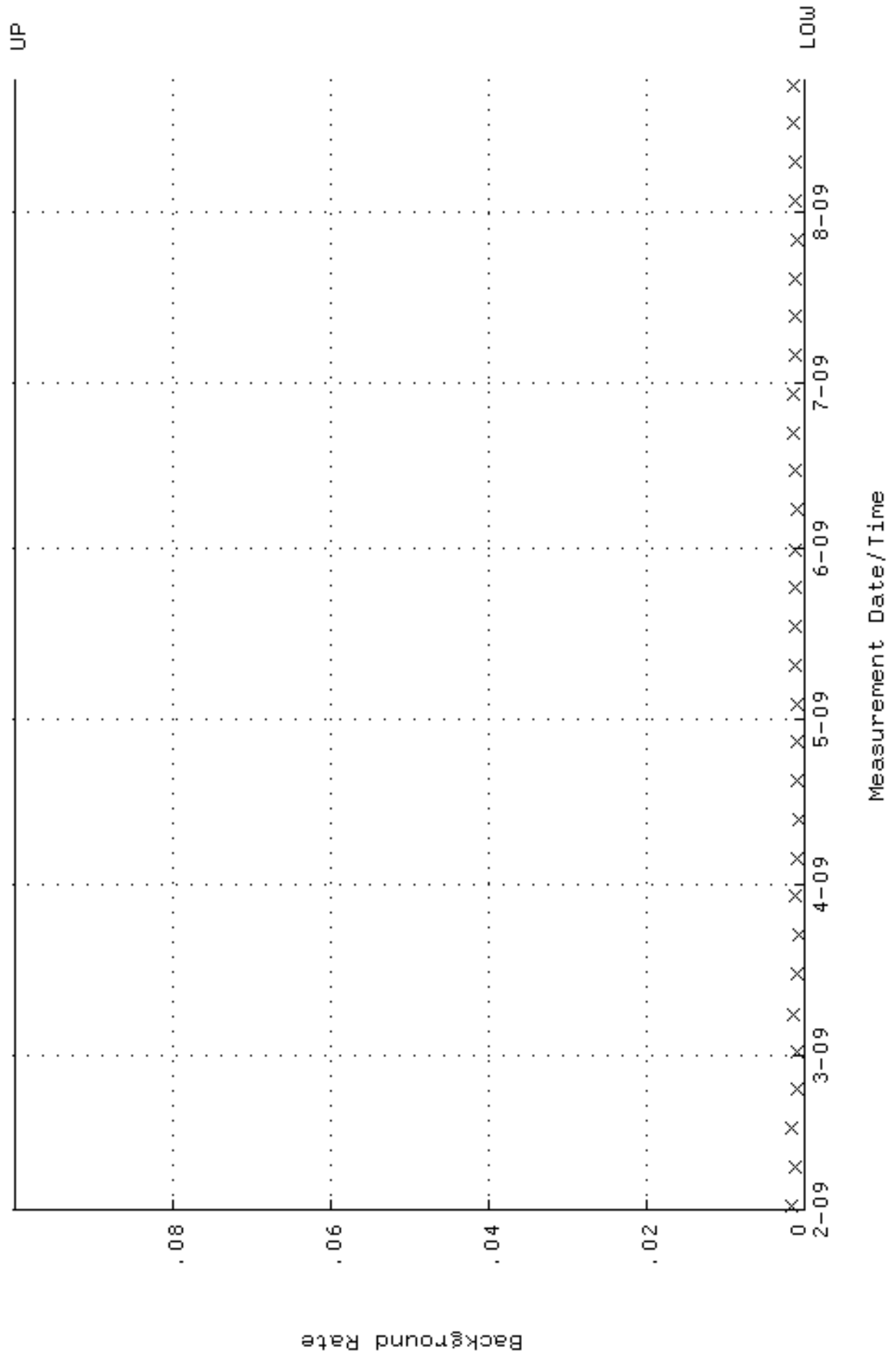
QA filename : DKA100:[ENV_ALPHA.QA.W]W161.QAF;1
 Parameter Name : AVRGEFF (Average Efficiency)
 Start/End Dates : 3-FEB-2009 07:29:38 through 24-AUG-2009 12:00:00
 Lower/Upper Lmts: 0.362982 through 0.389932



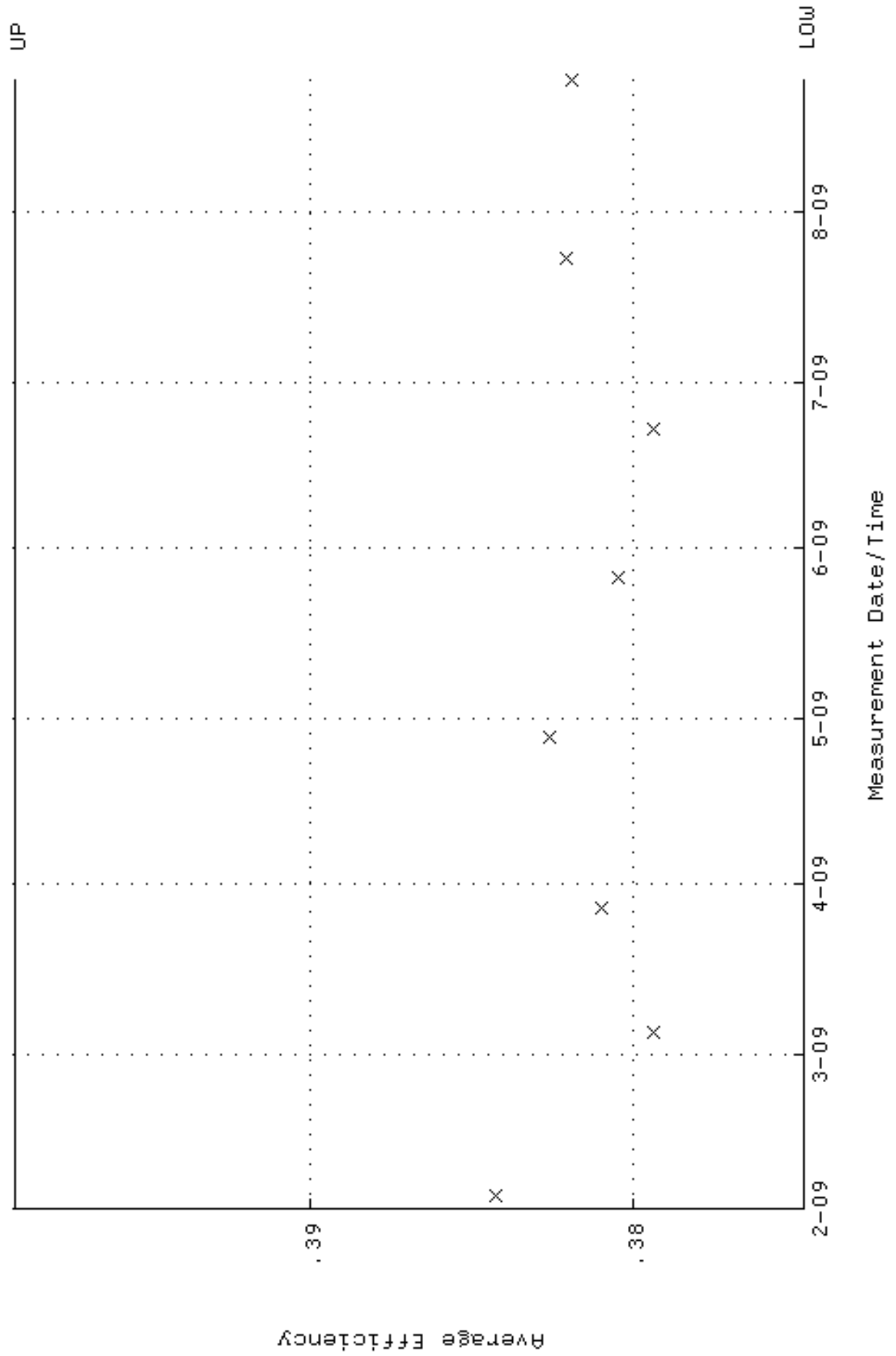
QA filename : DKA100:[ENV_ALPHA.QA.W]W161.QAF;1
 Parameter Name : NLAIVITY-GD148 (NUCLIDE ACTIVITY GD-148)
 Start/End Dates : 3-FEB-2009 07:29:38 through 24-AUG-2009 12:00:00
 Lower/Upper Lmts: 89.4216 through 91.6054



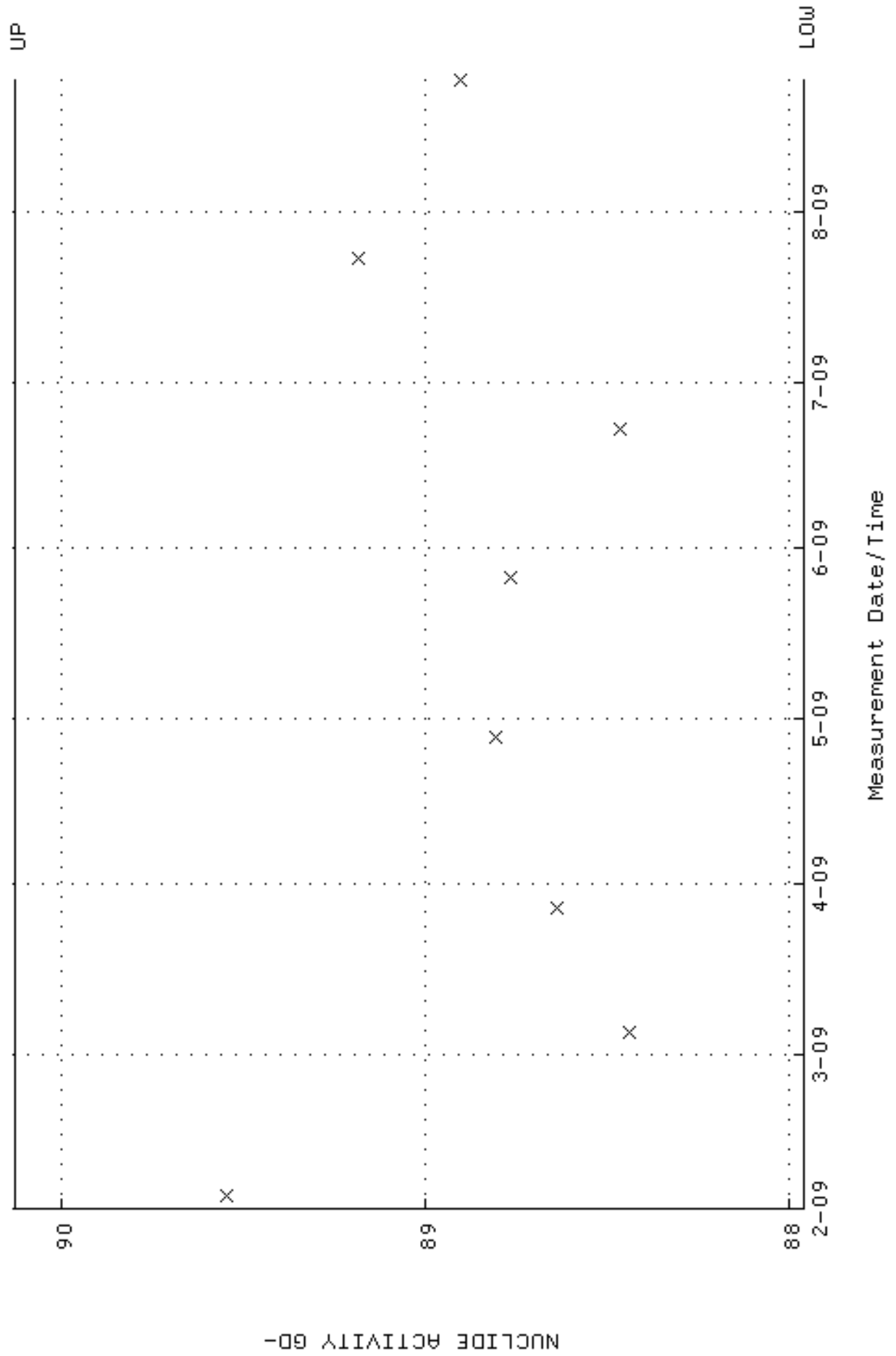
QA filename : DKA100:[ENV_ALPHA.QA.B]B161.QAF;1
 Parameter Name : BACKRATE (Background Rate)
 Start/End Dates : 1-FEB-2009 17:12:04 through 24-AUG-2009 12:00:00
 Lower/Upper Lmts: 0.000000E+00 through 0.100000




QA filename : DKA100:[ENV_ALPHA.QA.W]W165.QAF;1
 Parameter Name : AVRGEFF (Average Efficiency)
 Start/End Dates : 3-FEB-2009 07:30:06 through 24-AUG-2009 12:00:00
 Lower/Upper Lmts: 0.374689 through 0.399127



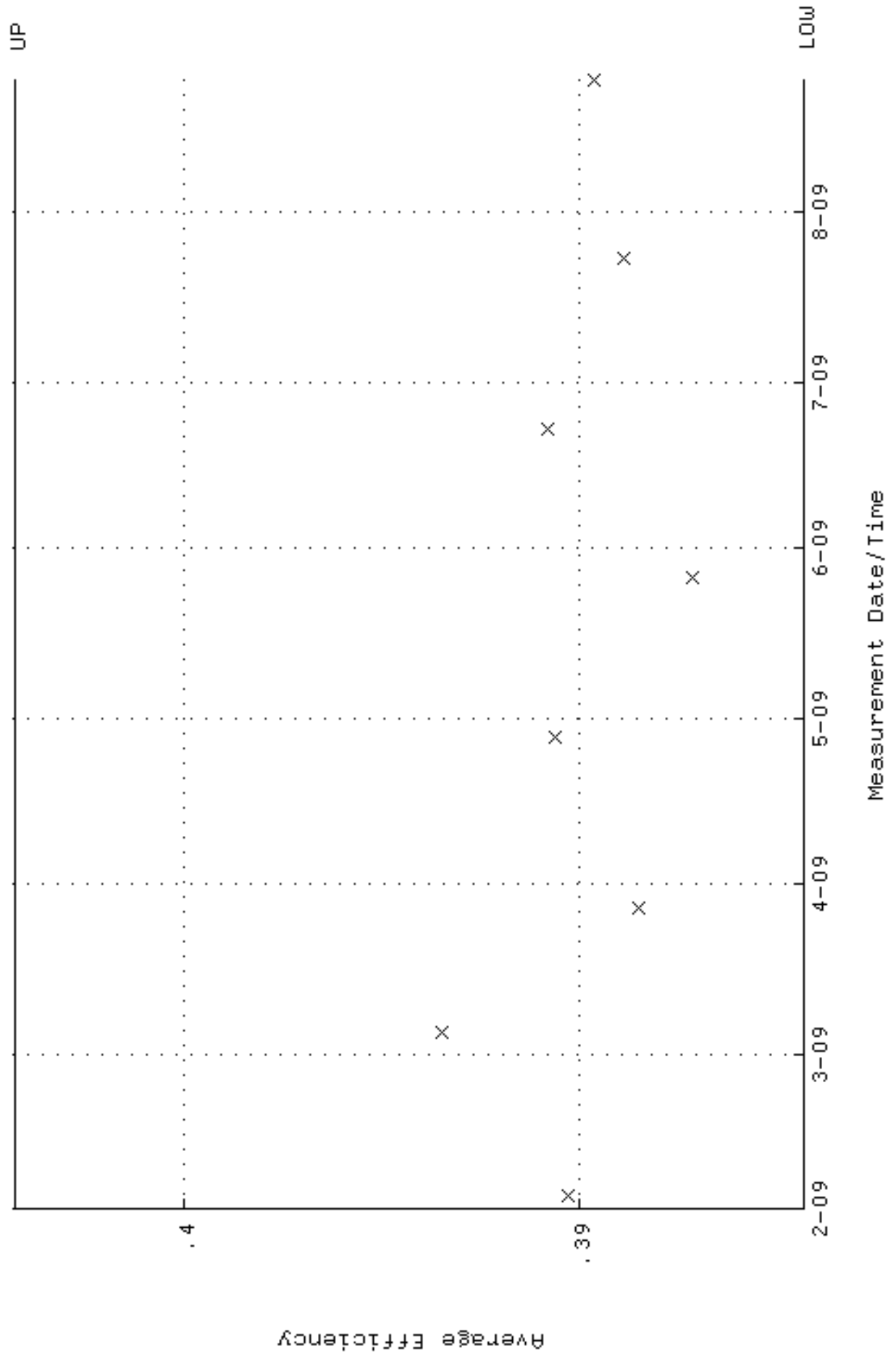
QA filename : DKA100:[ENV_ALPHA.QA.W]W165.QAF;1
 Parameter Name : NLAIVITY-GD148 (NUCLIDE ACTIVITY GD-148)
 Start/End Dates : 3-FEB-2009 07:30:06 through 24-AUG-2009 12:00:00
 Lower/Upper Lmts: 87.9613 through 90.1269



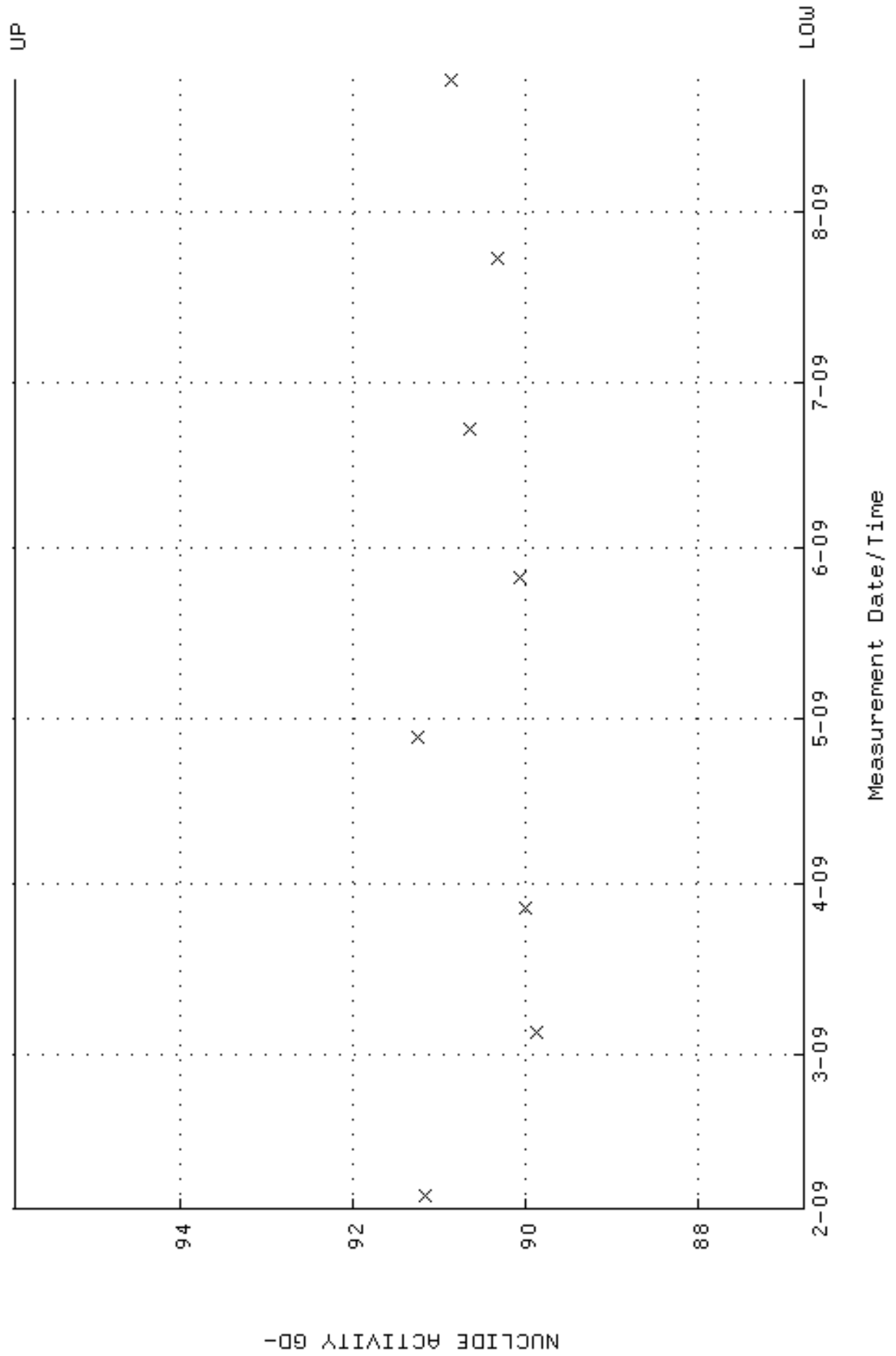
QA filename : DKA100:[ENV_ALPHA.QA.B]B165.QAF;1
 Parameter Name : BACKRATE (Background Rate)
 Start/End Dates : 1-FEB-2009 17:12:52 through 24-AUG-2009 12:00:00
 Lower/Upper Lmts: 0.000000E+00 through 0.100000



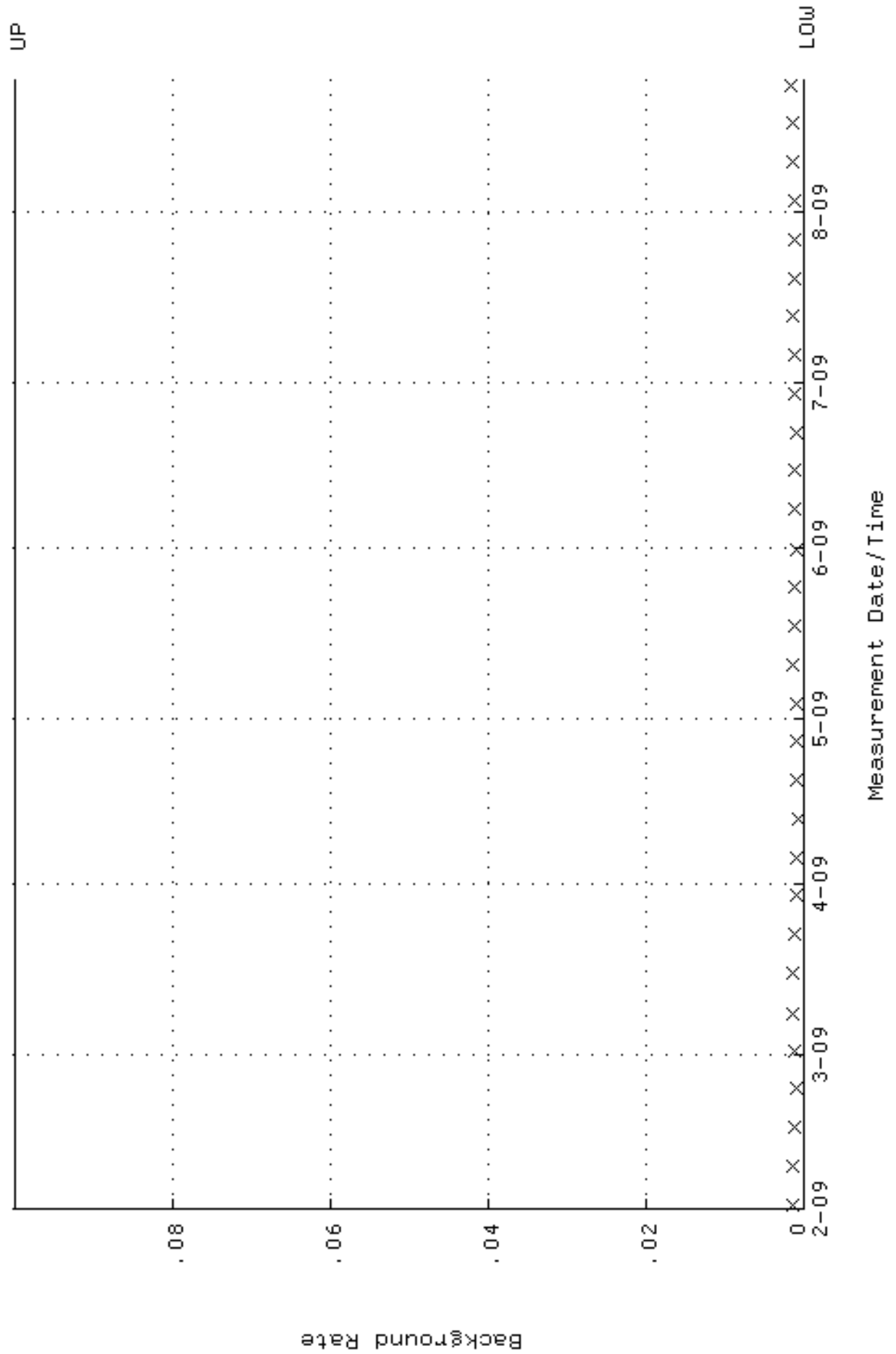
QA filename : DKA100:[ENV_ALPHA.QA.W]W167.QAF;1
 Parameter Name : AVRGEFF (Average Efficiency)
 Start/End Dates : 3-FEB-2009 07:30:19 through 24-AUG-2009 12:00:00
 Lower/Upper Lmts: 0.384285 through 0.404285



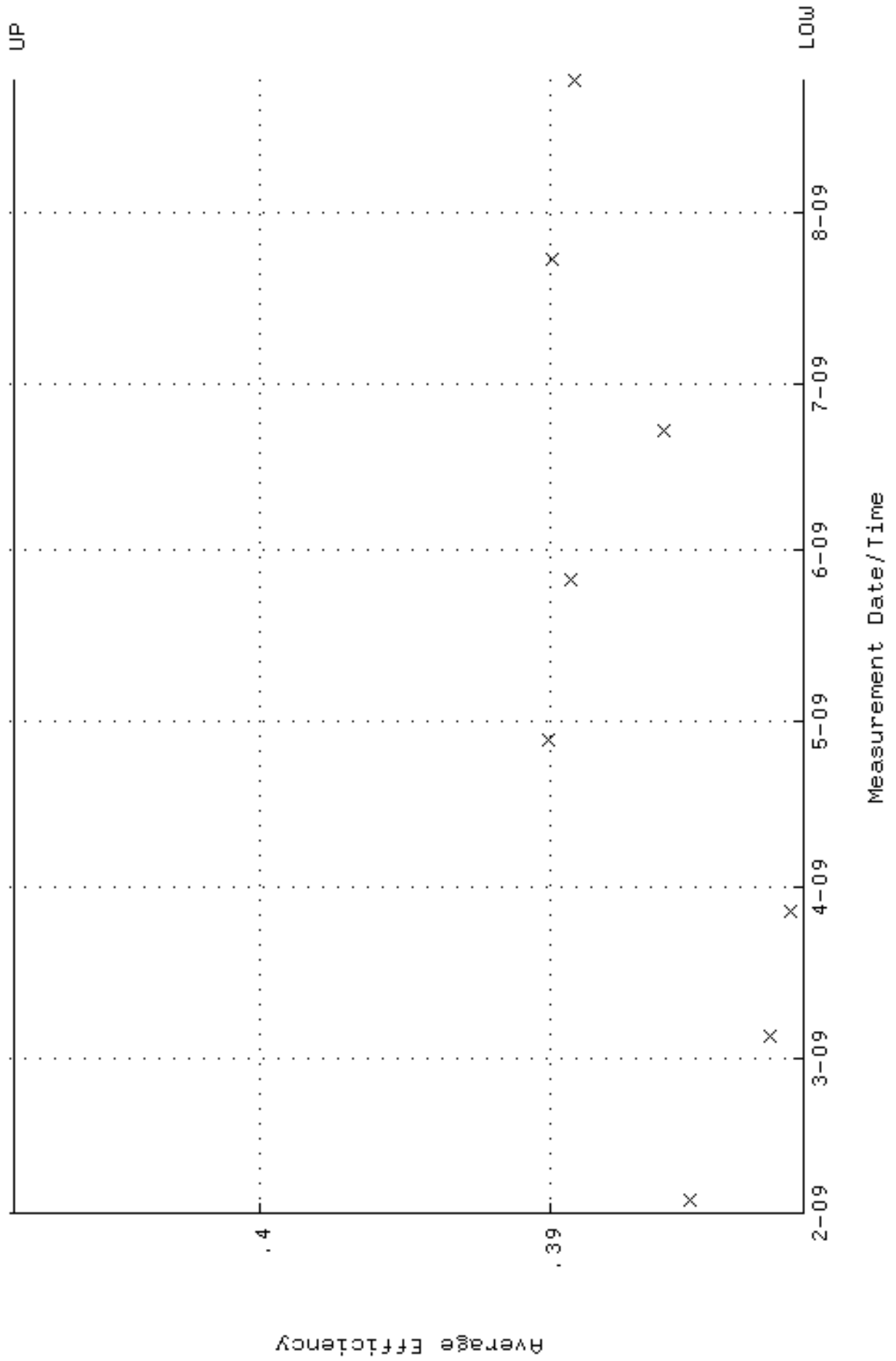
QA filename : DKA100:[ENV_ALPHA.QA.W]W167.QAF;1
 Parameter Name : NLAIVITY-GD148 (NUCLIDE ACTIVITY GD-148)
 Start/End Dates : 3-FEB-2009 07:30:19 through 24-AUG-2009 12:00:00
 Lower/Upper Lmts: 86.7740 through 95.9082



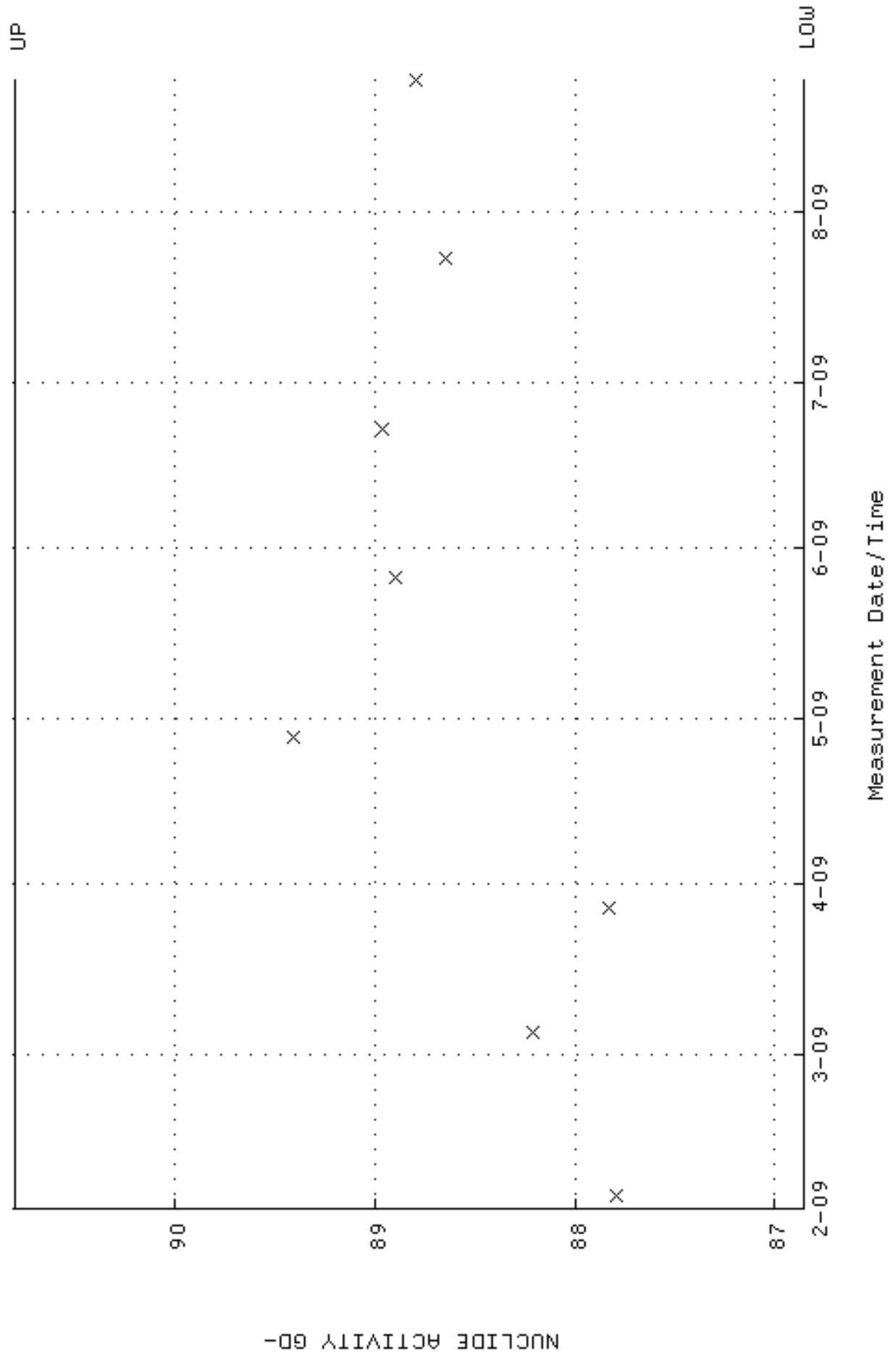
QA filename : DKA100:[ENV_ALPHA.QA.B]B167.QAF;1
 Parameter Name : BACKRATE (Background Rate)
 Start/End Dates : 1-FEB-2009 17:13:22 through 24-AUG-2009 12:00:00
 Lower/Upper Lmts: 0.000000E+00 through 0.100000




QA filename : DKA100:[ENV_ALPHA.QA.W]W168.QAF;1
 Parameter Name : AVRGEFF (Average Efficiency)
 Start/End Dates : 3-FEB-2009 07:30:25 through 24-AUG-2009 12:00:00
 Lower/Upper Lmts: 0.381339 through 0.408495



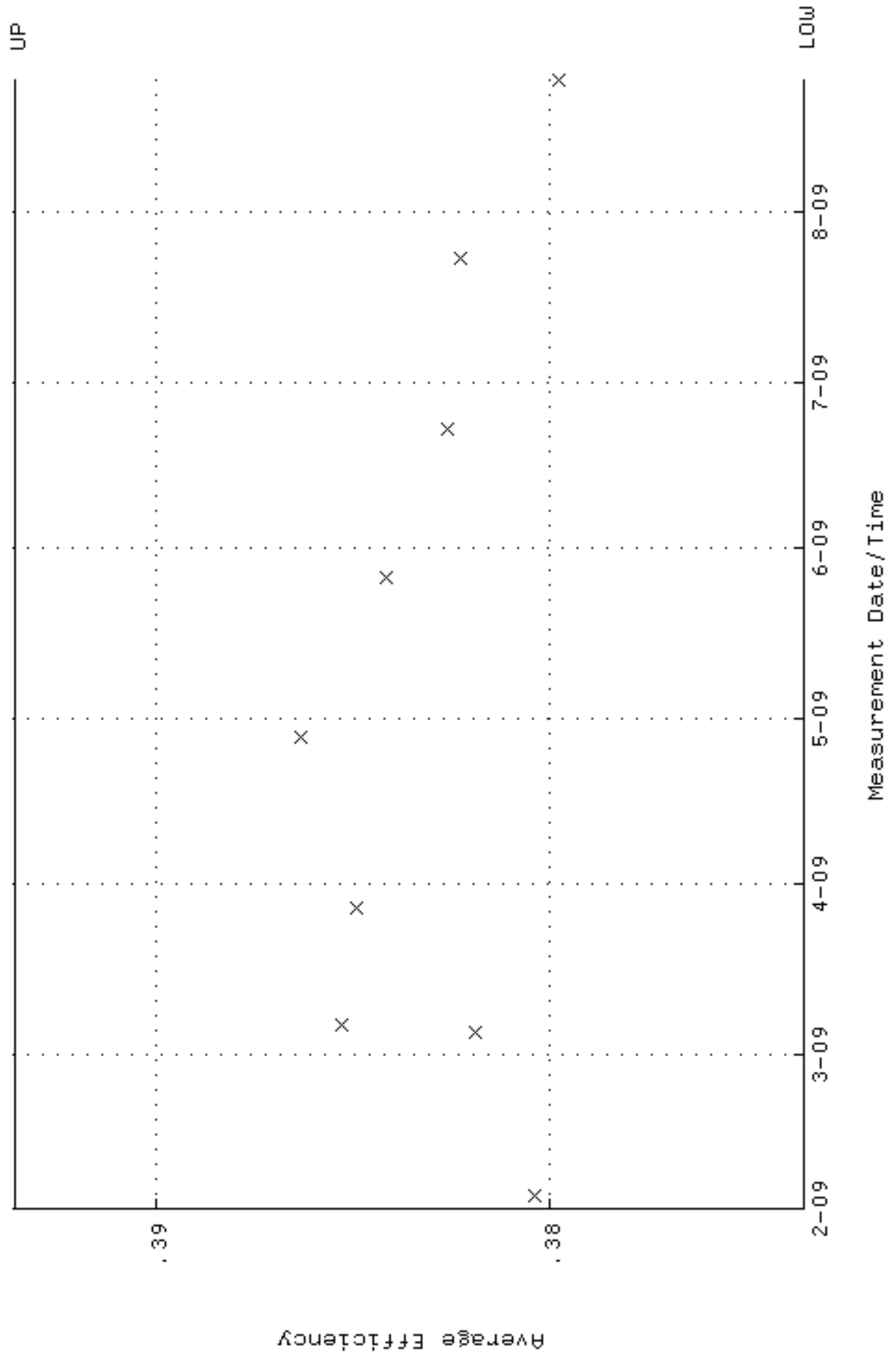
QA filename : DKA100:[ENV_ALPHA.QA.W]W168.QAF;1
 Parameter Name : NLAIVITY-GD148 (NUCLIDE ACTIVITY GD-148)
 Start/End Dates : 3-FEB-2009 07:30:25 through 24-AUG-2009 12:00:00
 Lower/Upper Lmts: 86.8544 through 90.7976



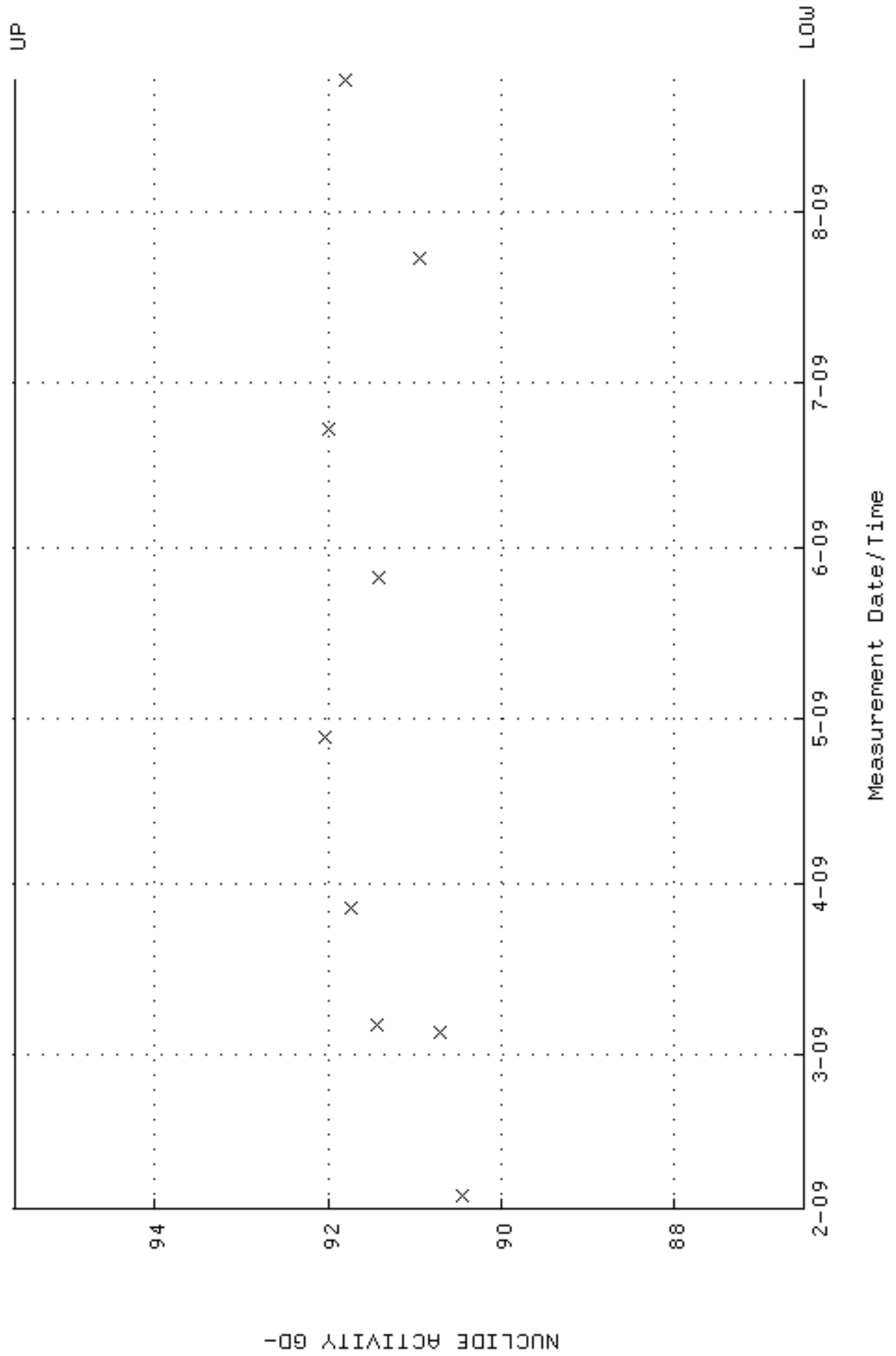
QA filename : DKA100:[ENV_ALPHA.QA.B]B168.QAF;1
 Parameter Name : BACKRATE (Background Rate)
 Start/End Dates : 1-FEB-2009 17:13:31 through 24-AUG-2009 12:00:00
 Lower/Upper Lmts: 0.000000E+00 through 0.100000




QA filename : DKA100:[ENV_ALPHA.QA.W]W172.QAF;1
 Parameter Name : AVRGEFF (Average Efficiency)
 Start/End Dates : 3-FEB-2009 07:30:53 through 24-AUG-2009 12:00:00
 Lower/Upper Lmts: 0.373575 through 0.393575



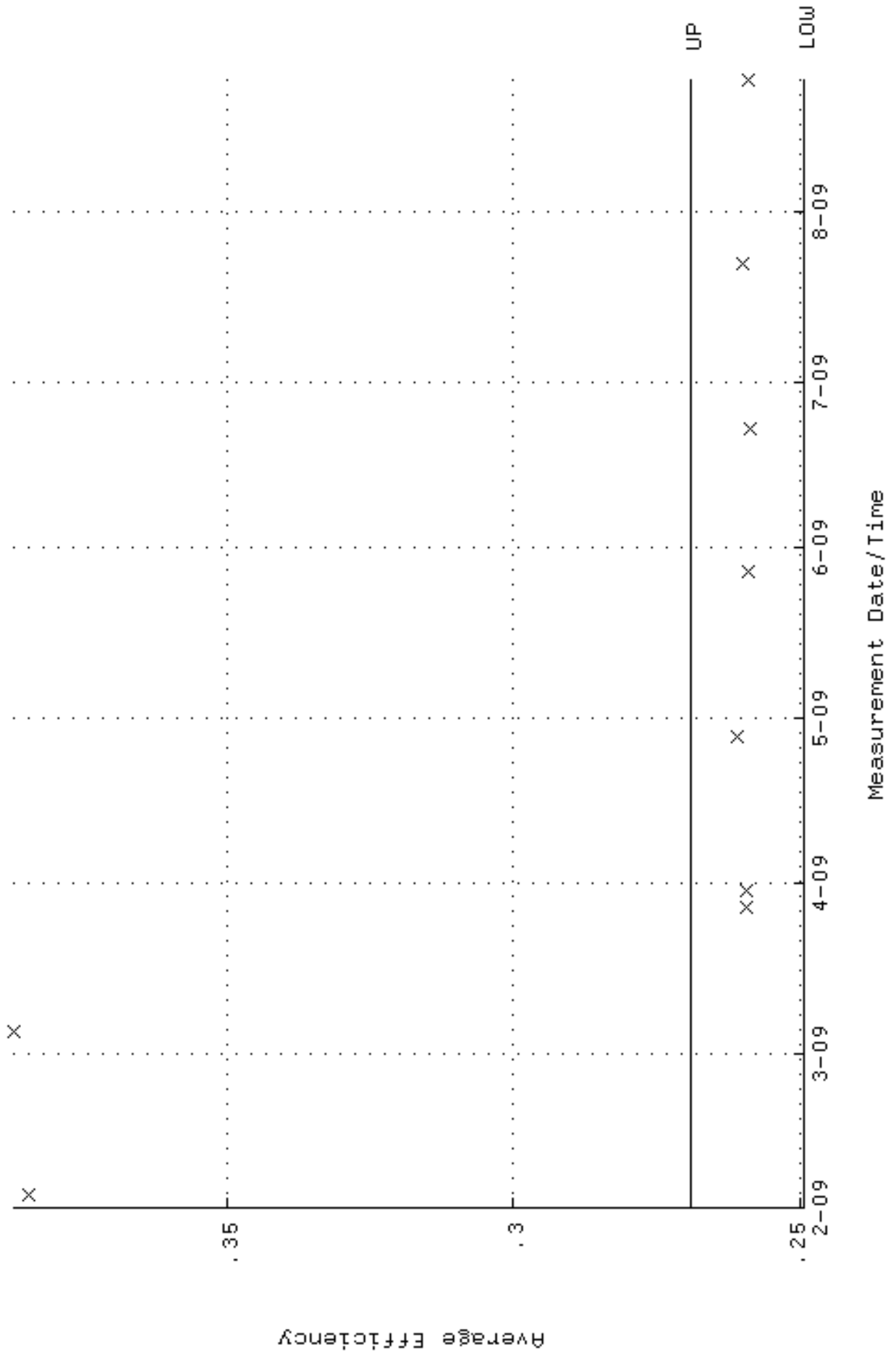
QA filename : DKA100:[ENV_ALPHA.QA.W]W172.QAF;1
 Parameter Name : NLAIVITY-GD148 (NUCLIDE ACTIVITY GD-148)
 Start/End Dates : 3-FEB-2009 07:30:53 through 24-AUG-2009 12:00:00
 Lower/Upper Lmts: 86.5089 through 95.6151



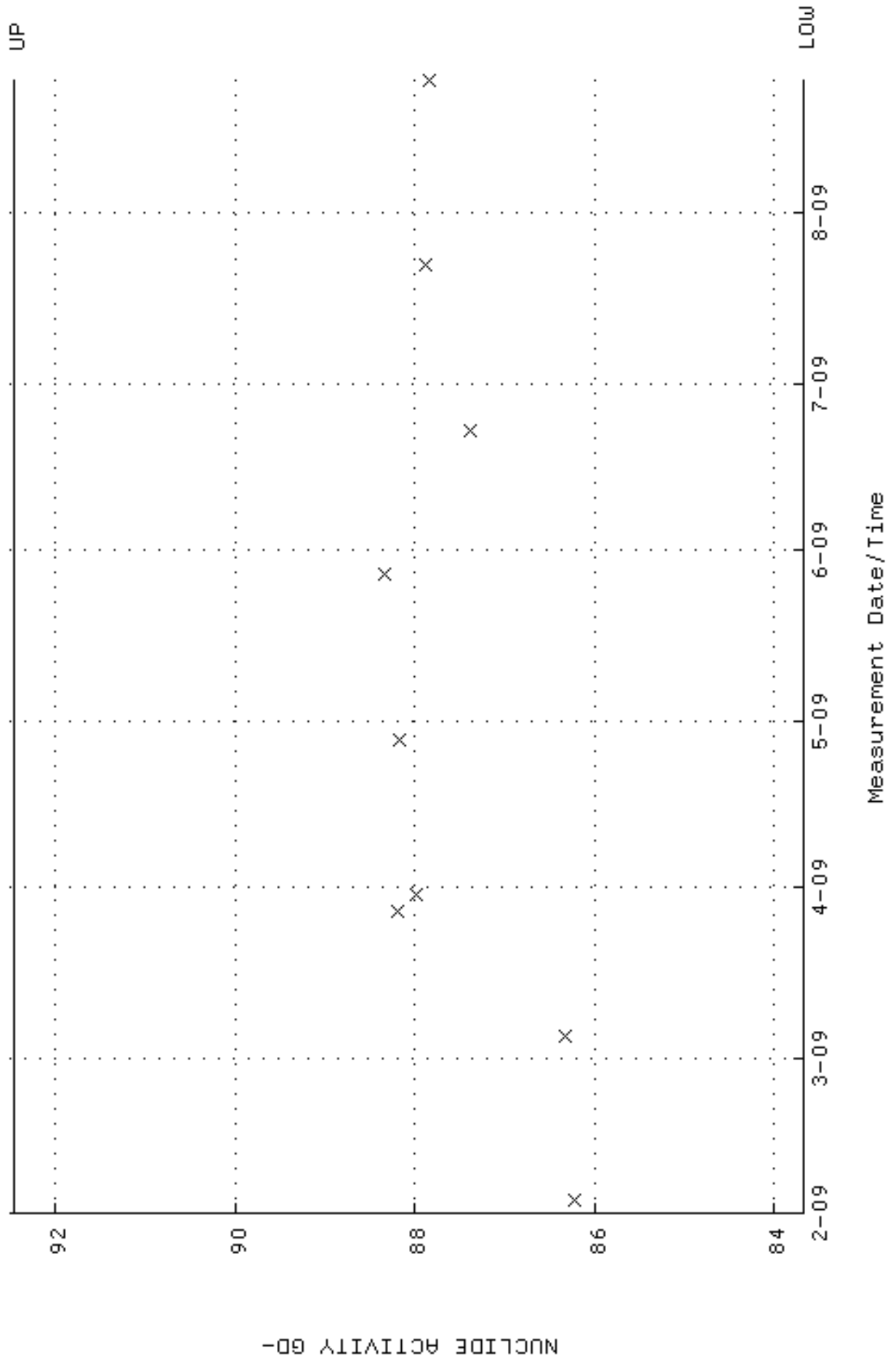
QA filename : DKA100:[ENV_ALPHA.QA.B]B172.QAF;1
 Parameter Name : BACKRATE (Background Rate)
 Start/End Dates : 1-FEB-2009 17:14:33 through 24-AUG-2009 12:00:00
 Lower/Upper Lmts: 0.000000E+00 through 0.100000




QA filename : DKA100:[ENV_ALPHA.QA.W]W188.QAF;1
 Parameter Name : AVRGEFF (Average Efficiency)
 Start/End Dates : 3-FEB-2009 12:09:43 through 24-AUG-2009 12:00:00
 Lower/Upper Lmts: 0.249341 through 0.269341



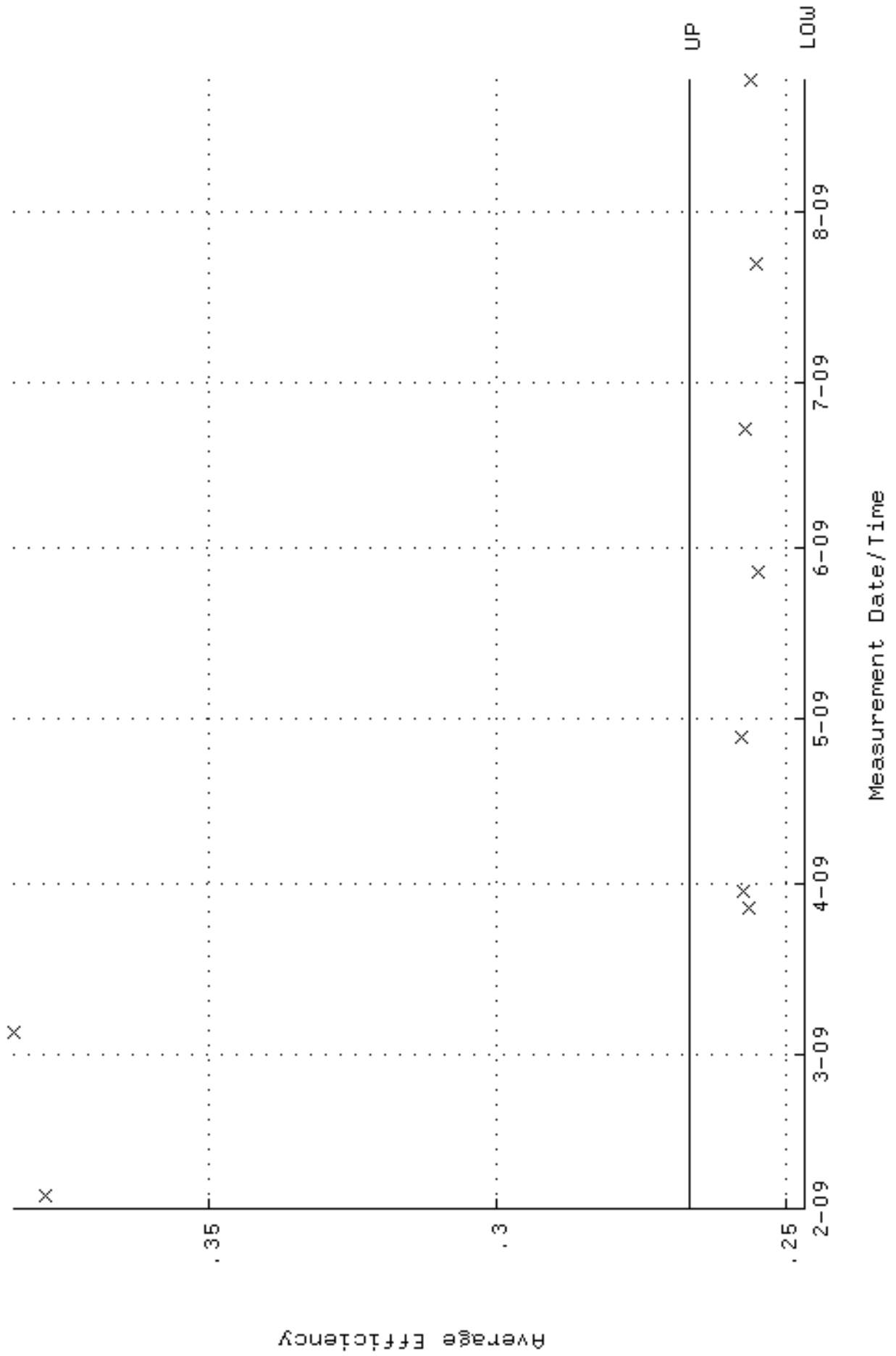
QA filename : DKA100:[ENV_ALPHA.QA.W]W188.QAF;1
 Parameter Name : NLAIVITY-GD148 (NUCLIDE ACTIVITY GD-148)
 Start/End Dates : 3-FEB-2009 12:09:43 through 24-AUG-2009 12:00:00
 Lower/Upper Lmts: 83.6747 through 92.4825



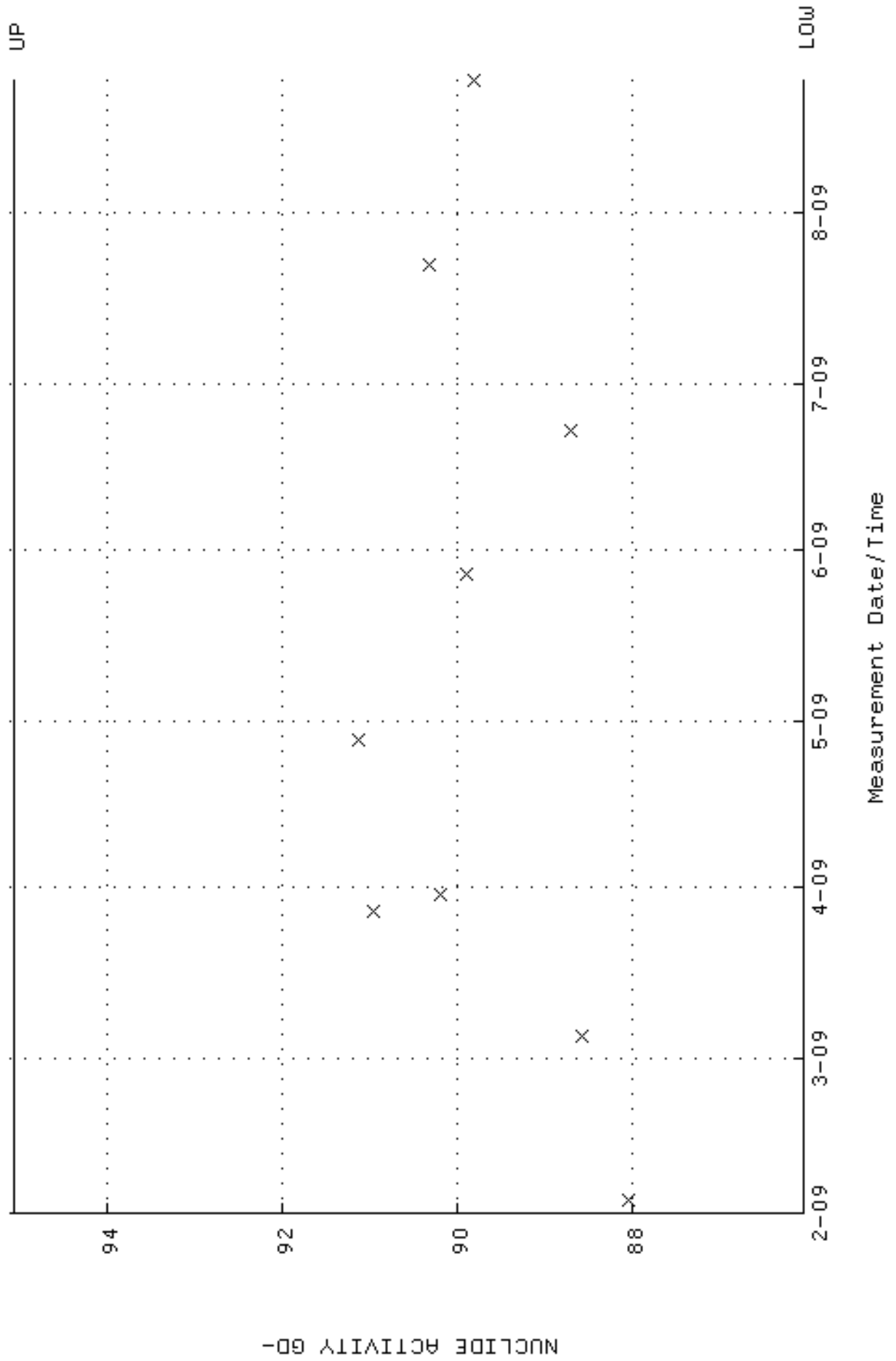
QA filename : DKA100:[ENV_ALPHA.QA.B]B188.QAF;1
 Parameter Name : BACKRATE (Background Rate)
 Start/End Dates : 1-FEB-2009 17:18:33 through 24-AUG-2009 12:00:00
 Lower/Upper Lmts: 0.000000E+00 through 0.100000




QA filename : DKA100:[ENV_ALPHA.QA.W]W194.QAF;1
 Parameter Name : AVRGEFF (Average Efficiency)
 Start/End Dates : 3-FEB-2009 12:10:12 through 24-AUG-2009 12:00:00
 Lower/Upper Lmts: 0.246760 through 0.266760



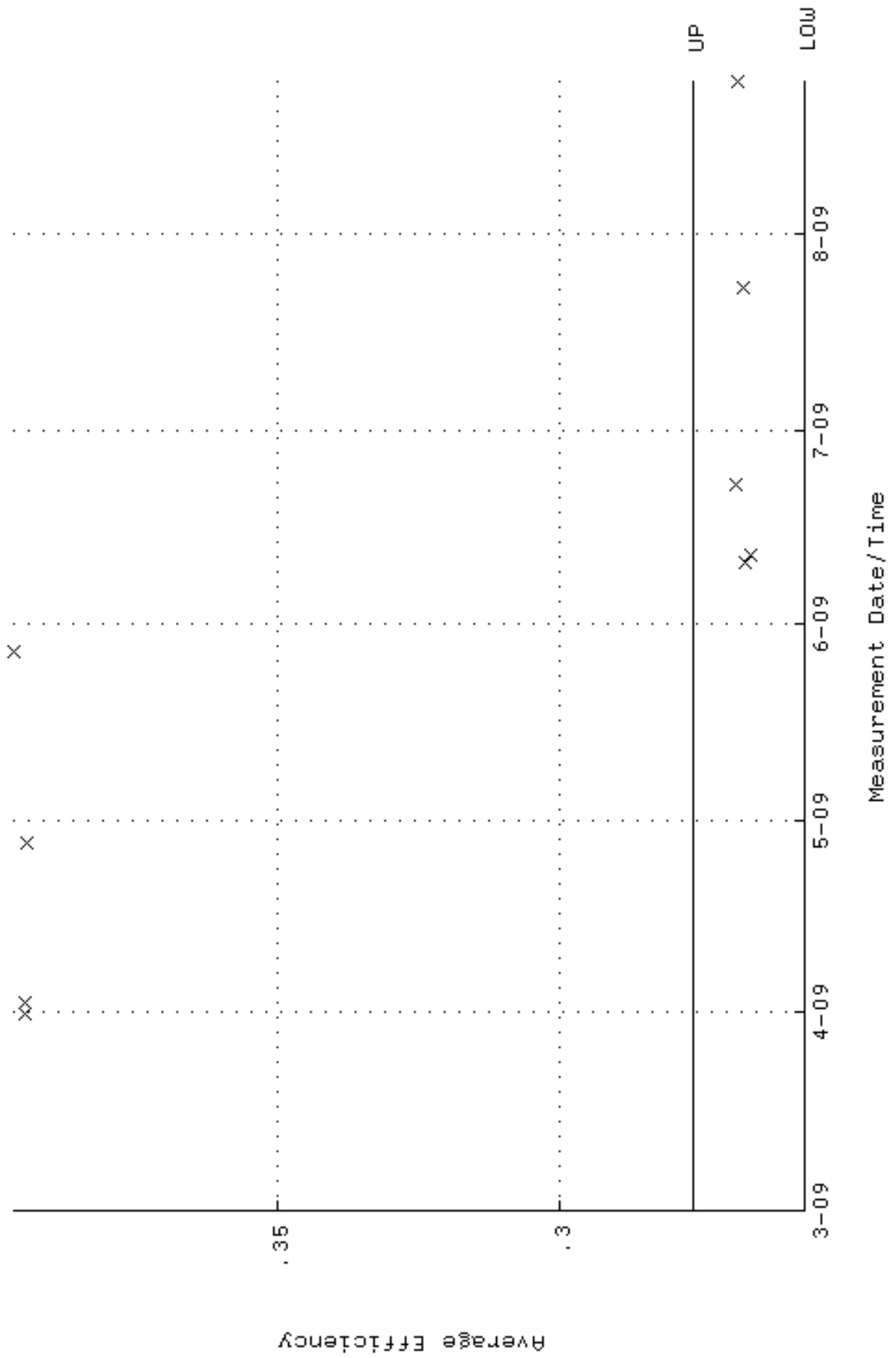
QA filename : DKA100:[ENV_ALPHA.QA.W]W194.QAF;1
 Parameter Name : NLAIVITY-GD148 (NUCLIDE ACTIVITY GD-148)
 Start/End Dates : 3-FEB-2009 12:10:12 through 24-AUG-2009 12:00:00
 Lower/Upper Lmts: 86.0376 through 95.0942



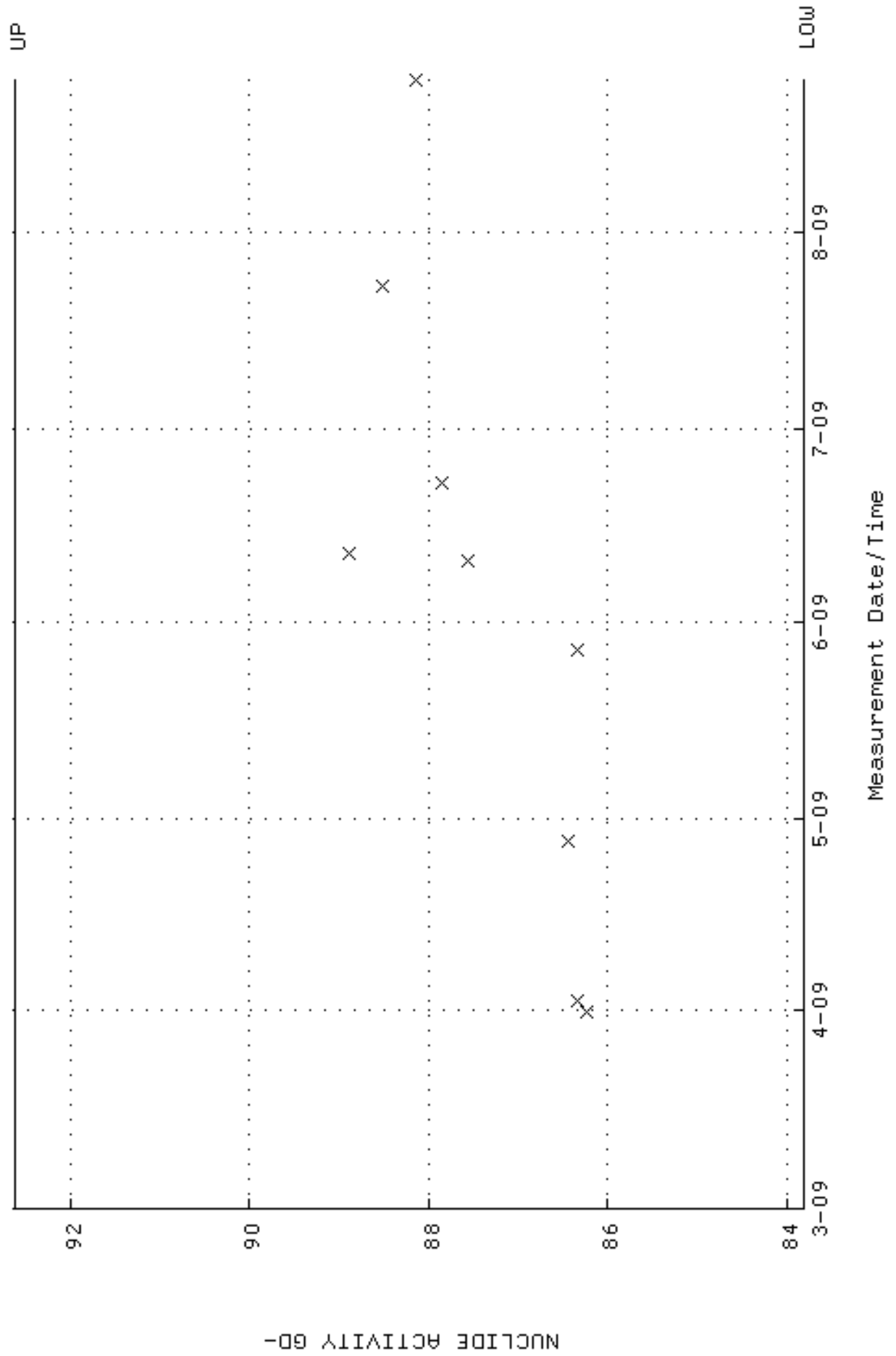
QA filename : DKA100:[ENV_ALPHA.QA.B]B194.QAF;1
 Parameter Name : BACKRATE (Background Rate)
 Start/End Dates : 1-FEB-2009 17:20:07 through 24-AUG-2009 12:00:00
 Lower/Upper Lmts: 0.000000E+00 through 0.100000



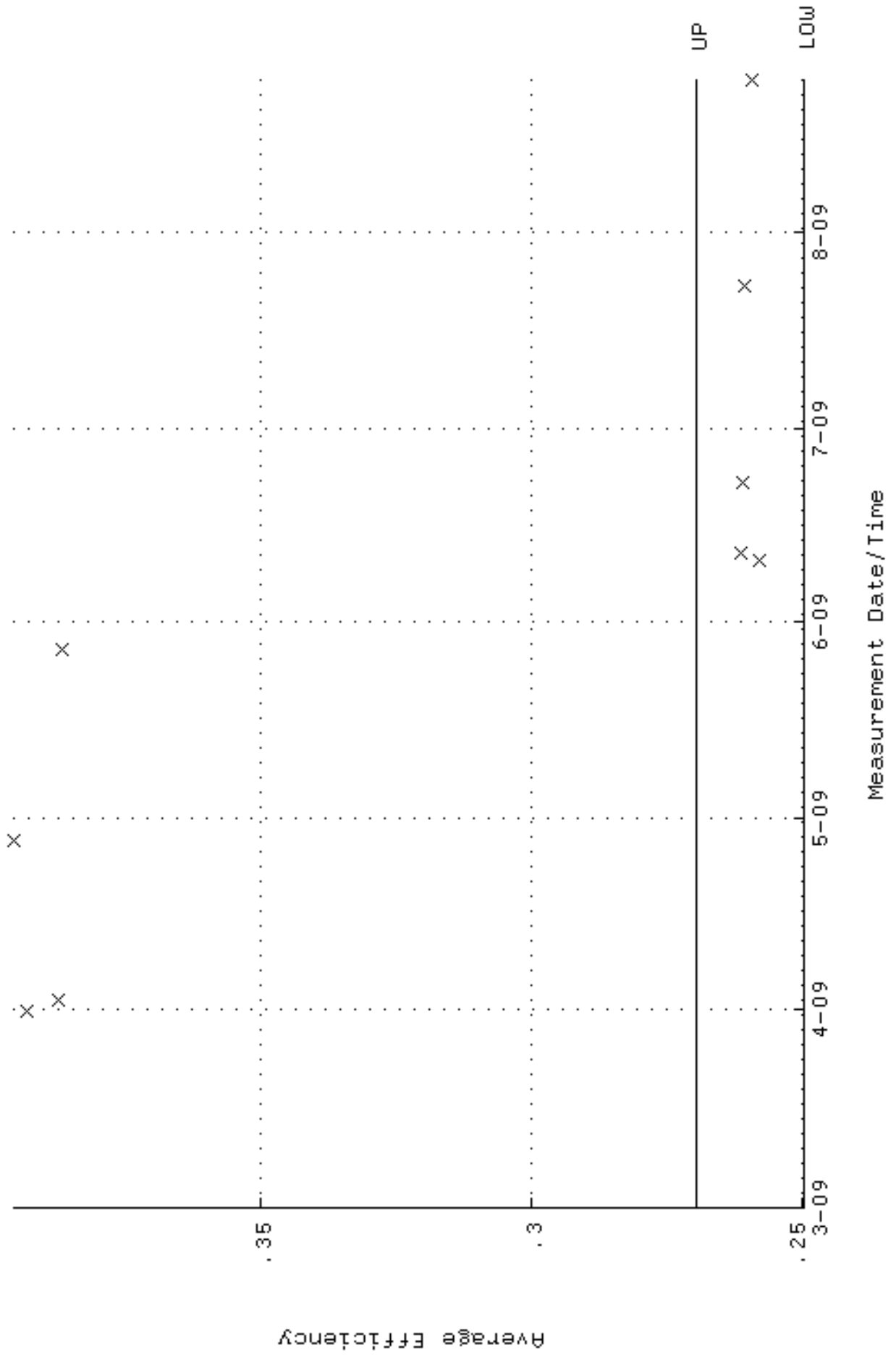
QA filename : DKA100:[ENV_ALPHA.QA.W]W200.QAF;1
 Parameter Name : AVRGEFF (Average Efficiency)
 Start/End Dates : 31-MAR-2009 15:10:24 through 24-AUG-2009 12:00:00
 Lower/Upper Lmts: 0.256586 through 0.276586



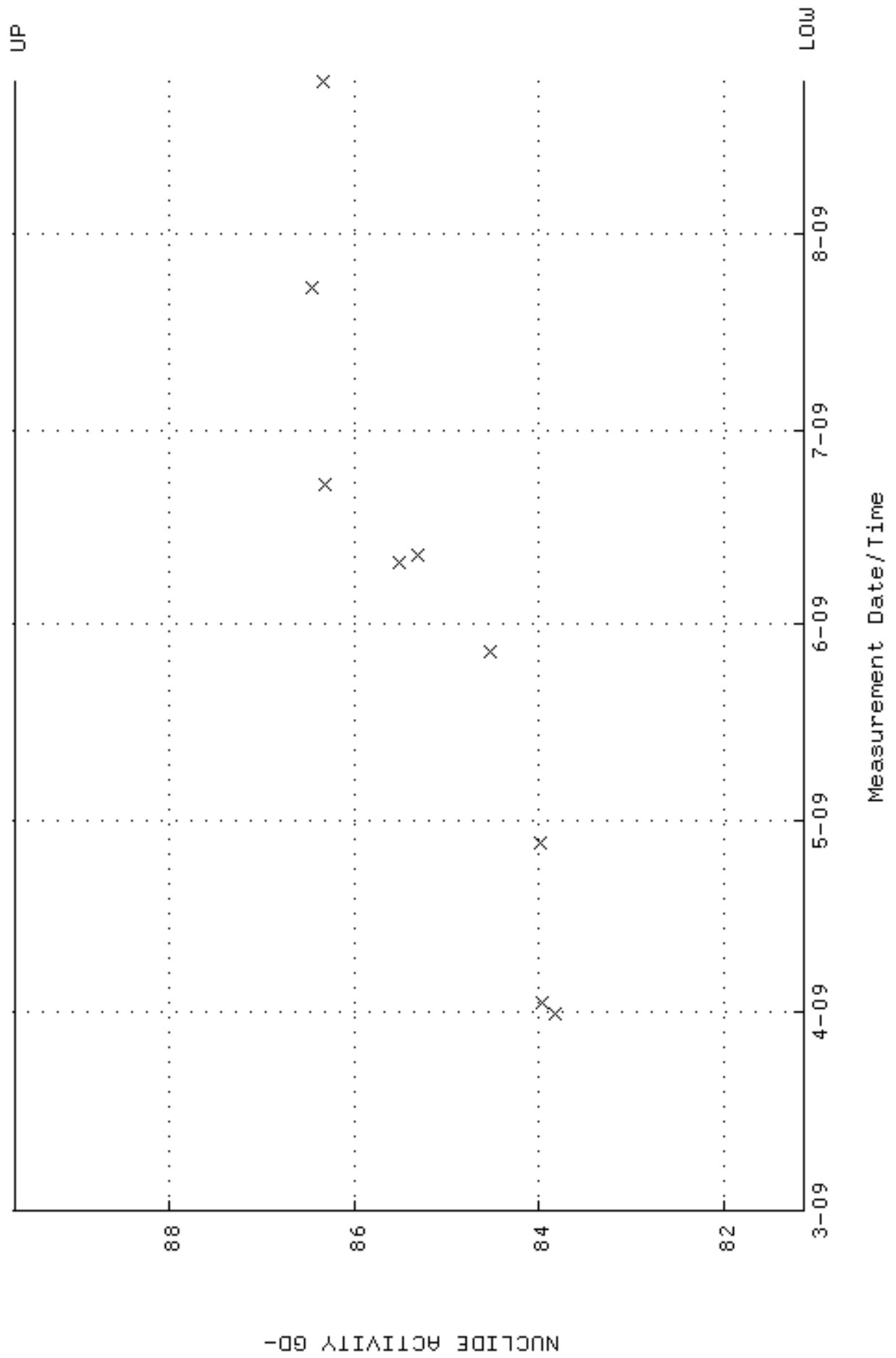
QA filename : DKA100:[ENV_ALPHA.QA.W]W200.QAF;1
Parameter Name : NLAIVITY-GD148 (NUCLIDE ACTIVITY GD-148)
Start/End Dates : 31-MAR-2009 15:10:24 through 24-AUG-2009 12:00:00
Lower/Upper Lmts: 83.8028 through 92.6242



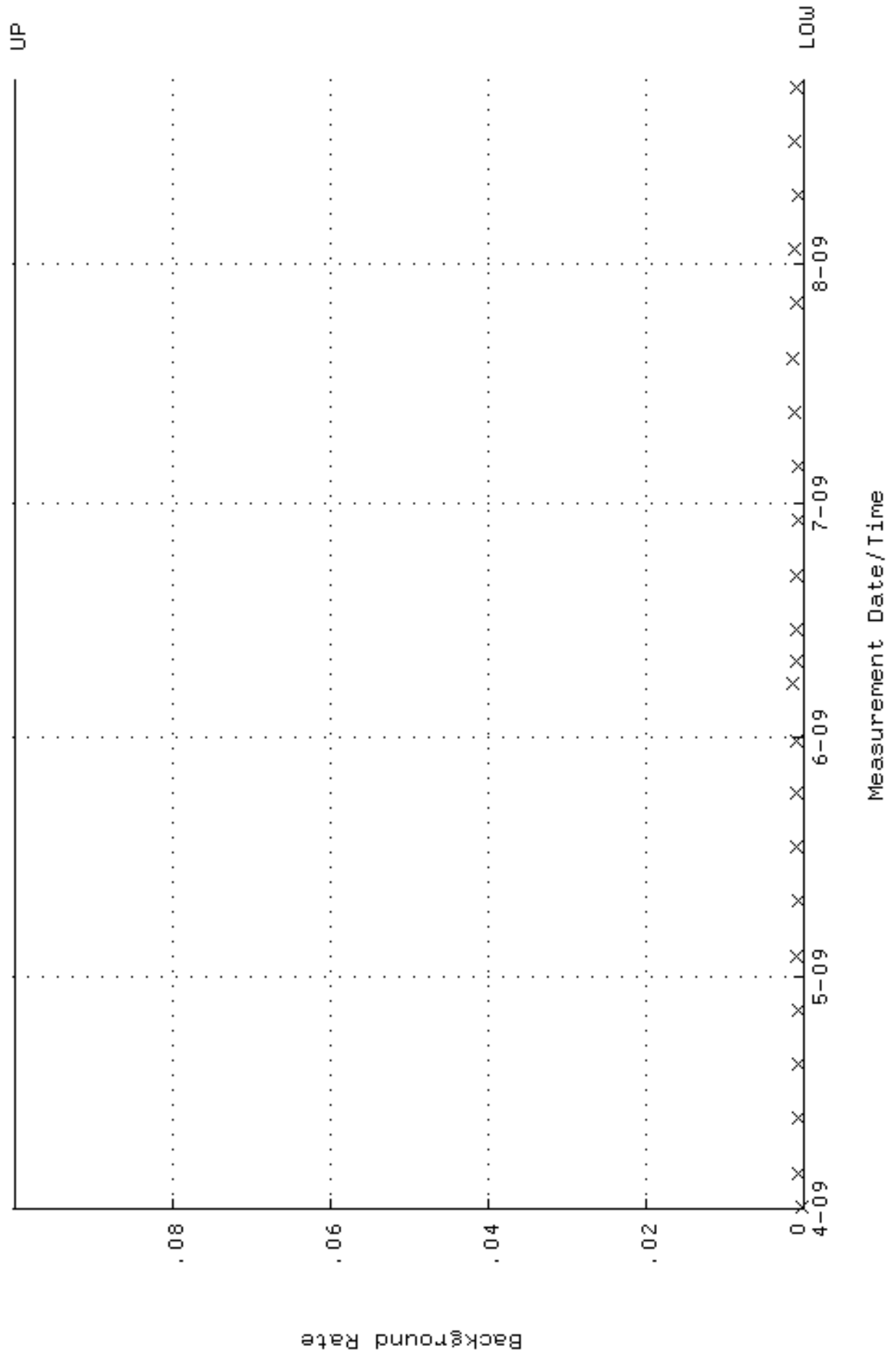
QA filename : DKA100:[ENV_ALPHA.QA.W]W201.QAF;1
 Parameter Name : AVRGEFF (Average Efficiency)
 Start/End Dates : 31-MAR-2009 15:10:26 through 24-AUG-2009 12:00:00
 Lower/Upper Lmts: 0.249568 through 0.269568



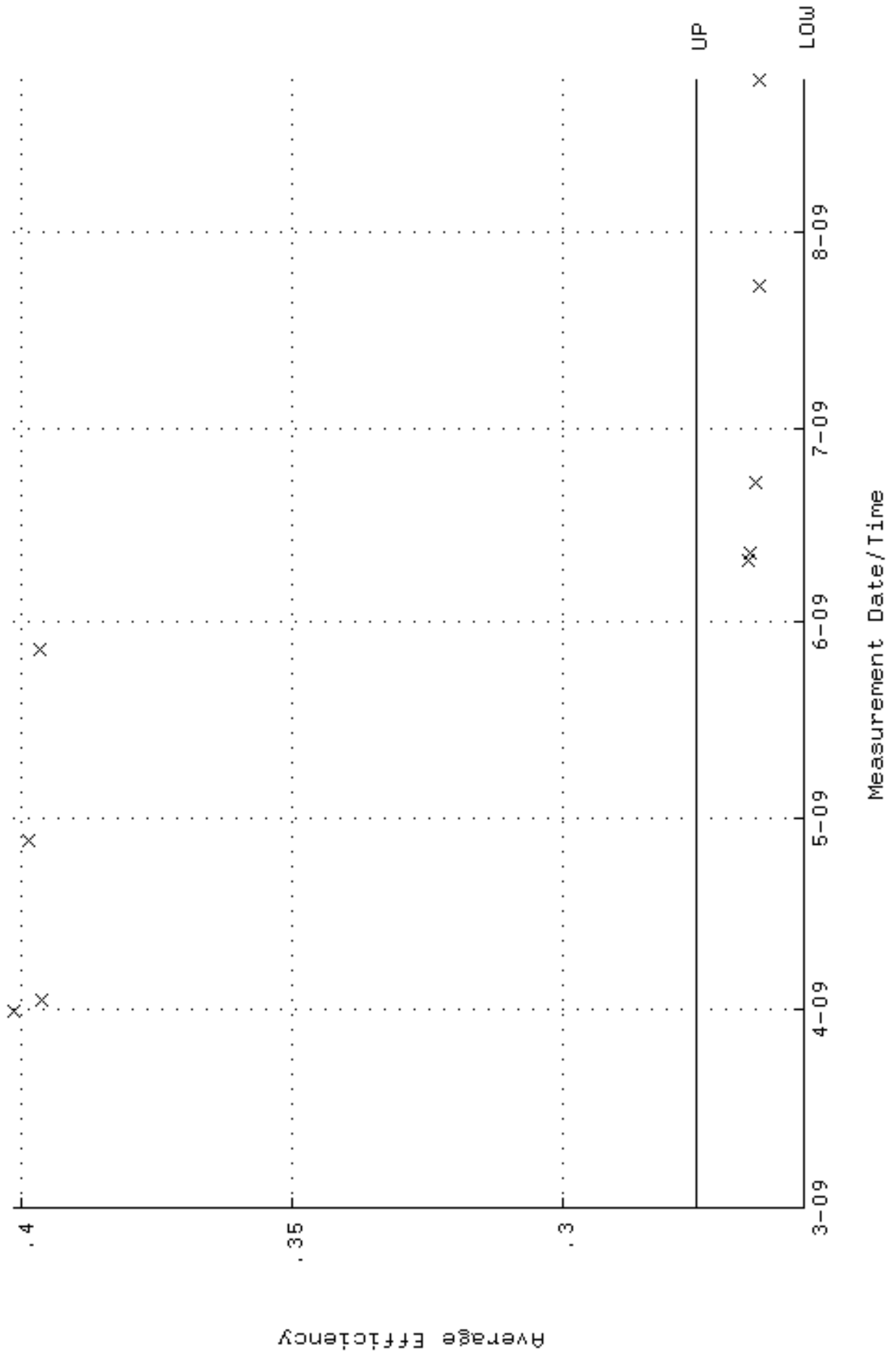
QA filename : DKA100:[ENV_ALPHA.QA.W]w201.QAF;1
 Parameter Name : NLAIVITY-GD148 (NUCLIDE ACTIVITY GD-148)
 Start/End Dates : 31-MAR-2009 15:10:26 through 24-AUG-2009 12:00:00
 Lower/Upper Lmts: 81.1299 through 89.6699



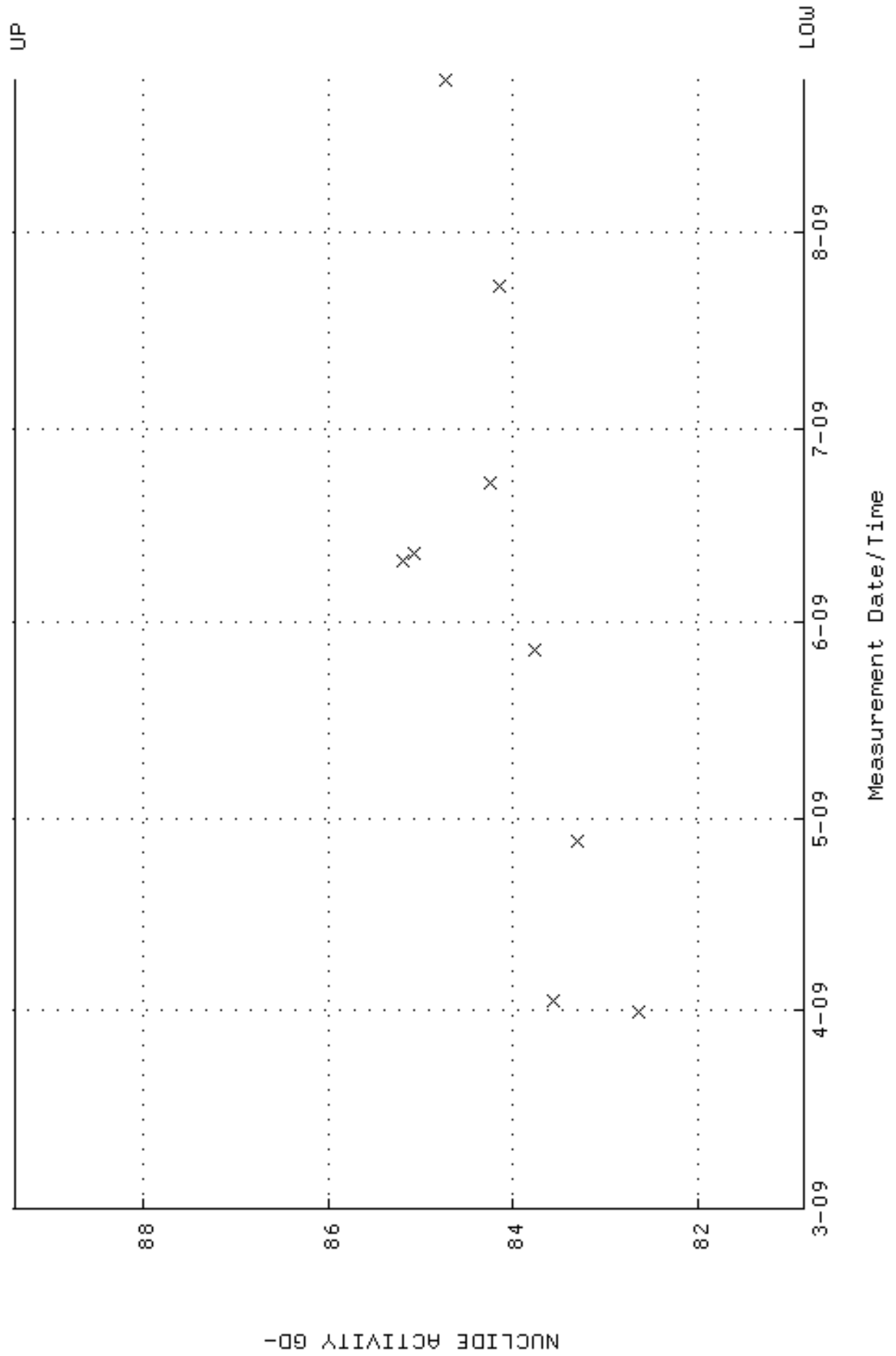
QA filename : DKA100:[ENV_ALPHA.QA.B]B201.QAF;1
 Parameter Name : BACKRATE (Background Rate)
 Start/End Dates : 1-APR-2009 08:02:39 through 24-AUG-2009 12:00:00
 Lower/Upper Lmts: 0.000000E+00 through 0.100000



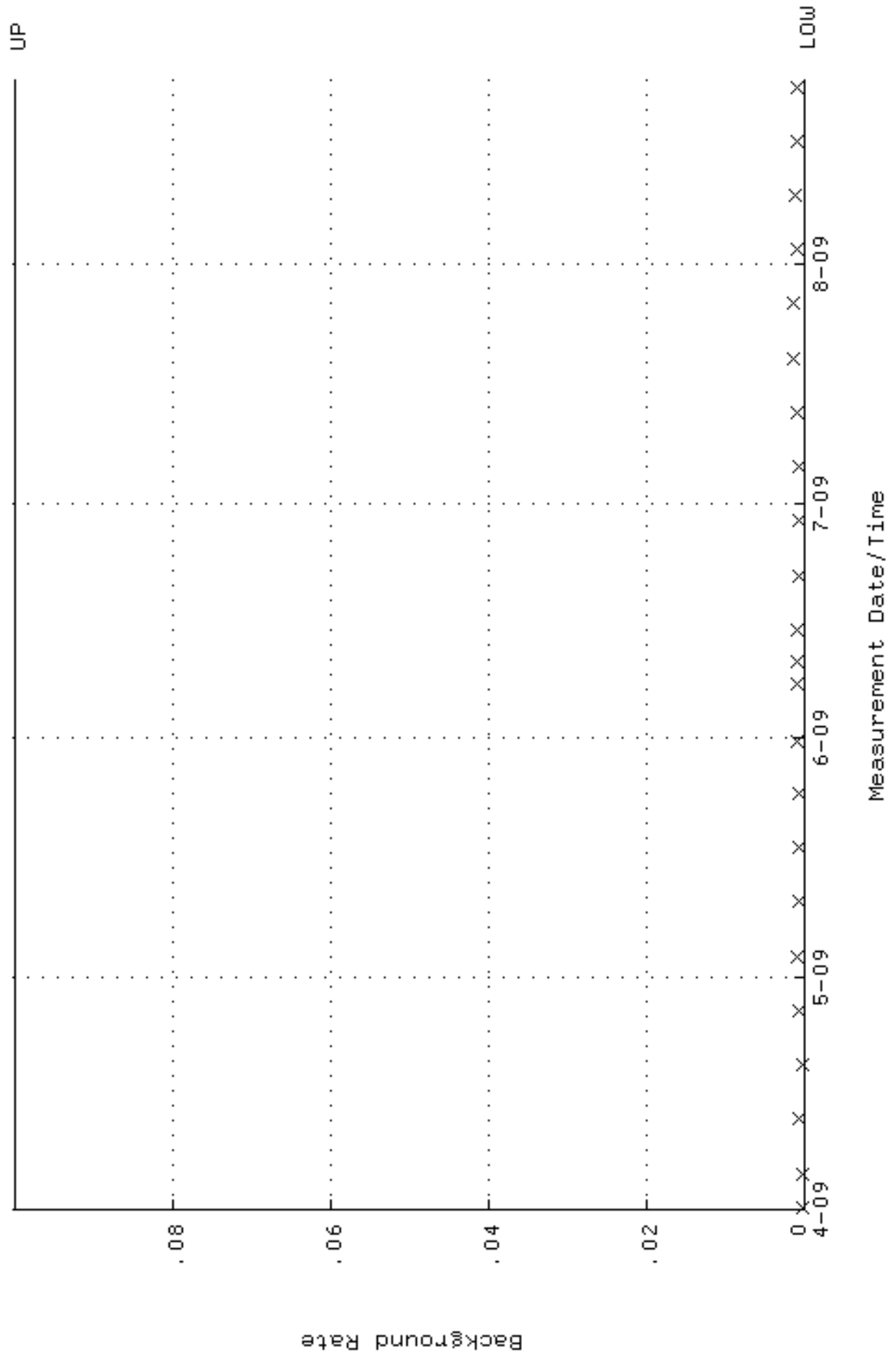
QA filename : DKA100:[ENV_ALPHA.QA.W]W202.QAF;1
 Parameter Name : AVRGEFF (Average Efficiency)
 Start/End Dates : 31-MAR-2009 15:10:28 through 24-AUG-2009 12:00:00
 Lower/Upper Lmts: 0.255511 through 0.275511



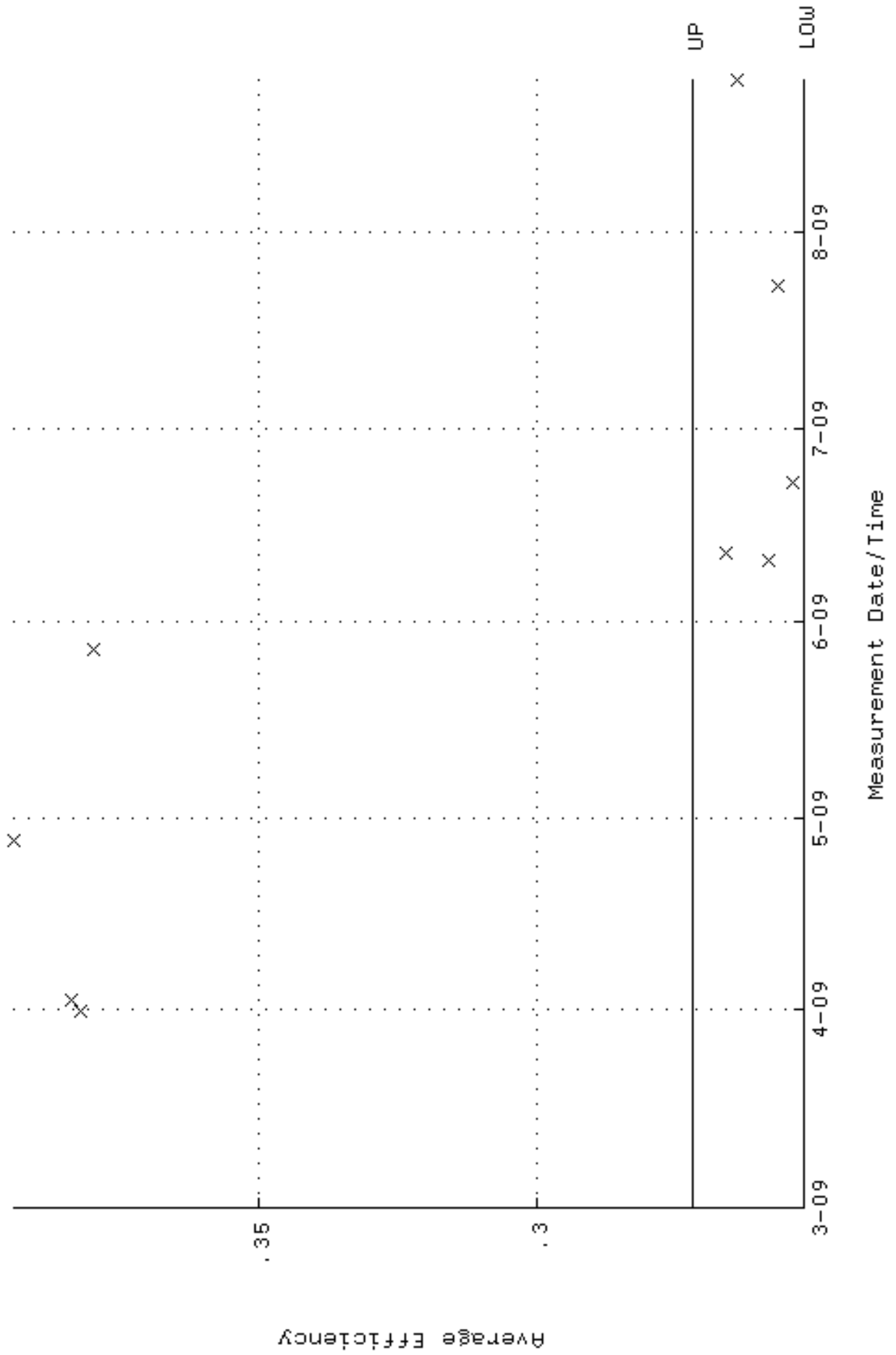
QA filename : DKA100:[ENV_ALPHA.QA.W]w202.QAF;1
 Parameter Name : NLAIVITY-GD148 (NUCLIDE ACTIVITY GD-148)
 Start/End Dates : 31-MAR-2009 15:10:28 through 24-AUG-2009 12:00:00
 Lower/Upper Lmts: 80.8649 through 89.3769



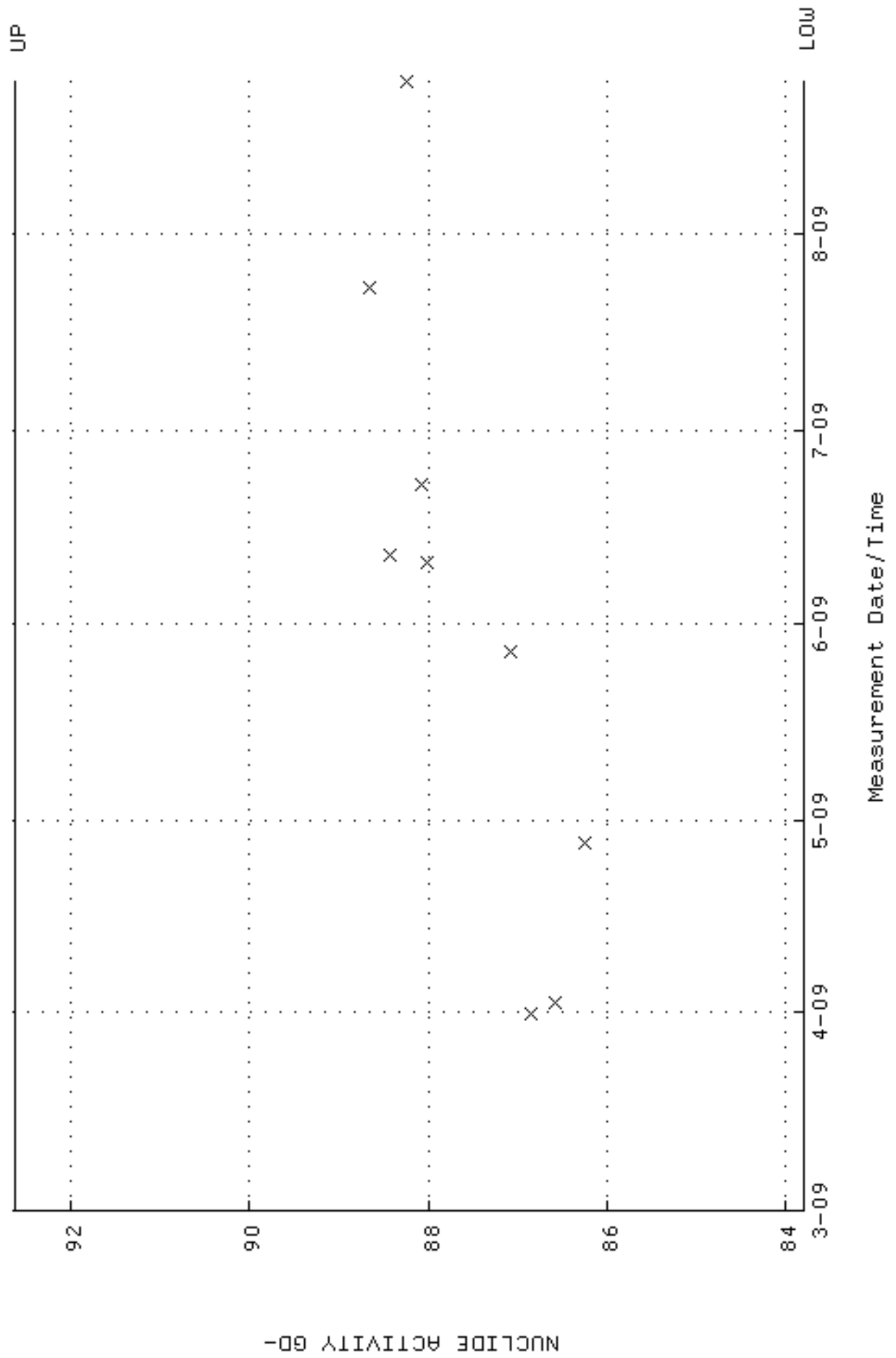
QA filename : DKA100:[ENV_ALPHA.QA.B]B202.QAF;1
 Parameter Name : BACKRATE (Background Rate)
 Start/End Dates : 1-APR-2009 08:02:44 through 24-AUG-2009 12:00:00
 Lower/Upper Lmts: 0.000000E+00 through 0.100000



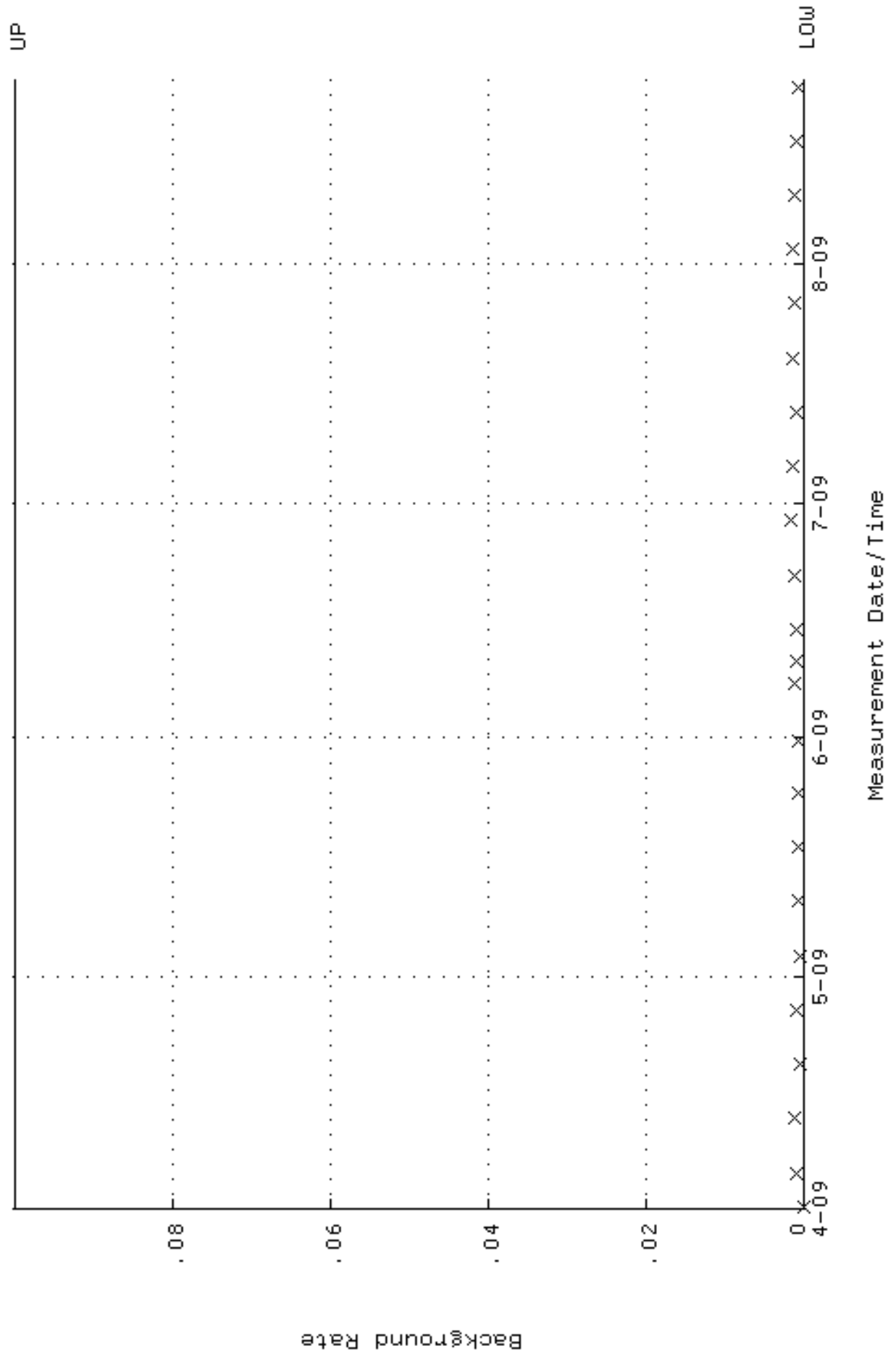
QA filename : DKA100:[ENV_ALPHA.QA.W]W203.QAF;1
 Parameter Name : AVRGEFF (Average Efficiency)
 Start/End Dates : 31-MAR-2009 15:10:29 through 24-AUG-2009 12:00:00
 Lower/Upper Lmts: 0.252203 through 0.272203



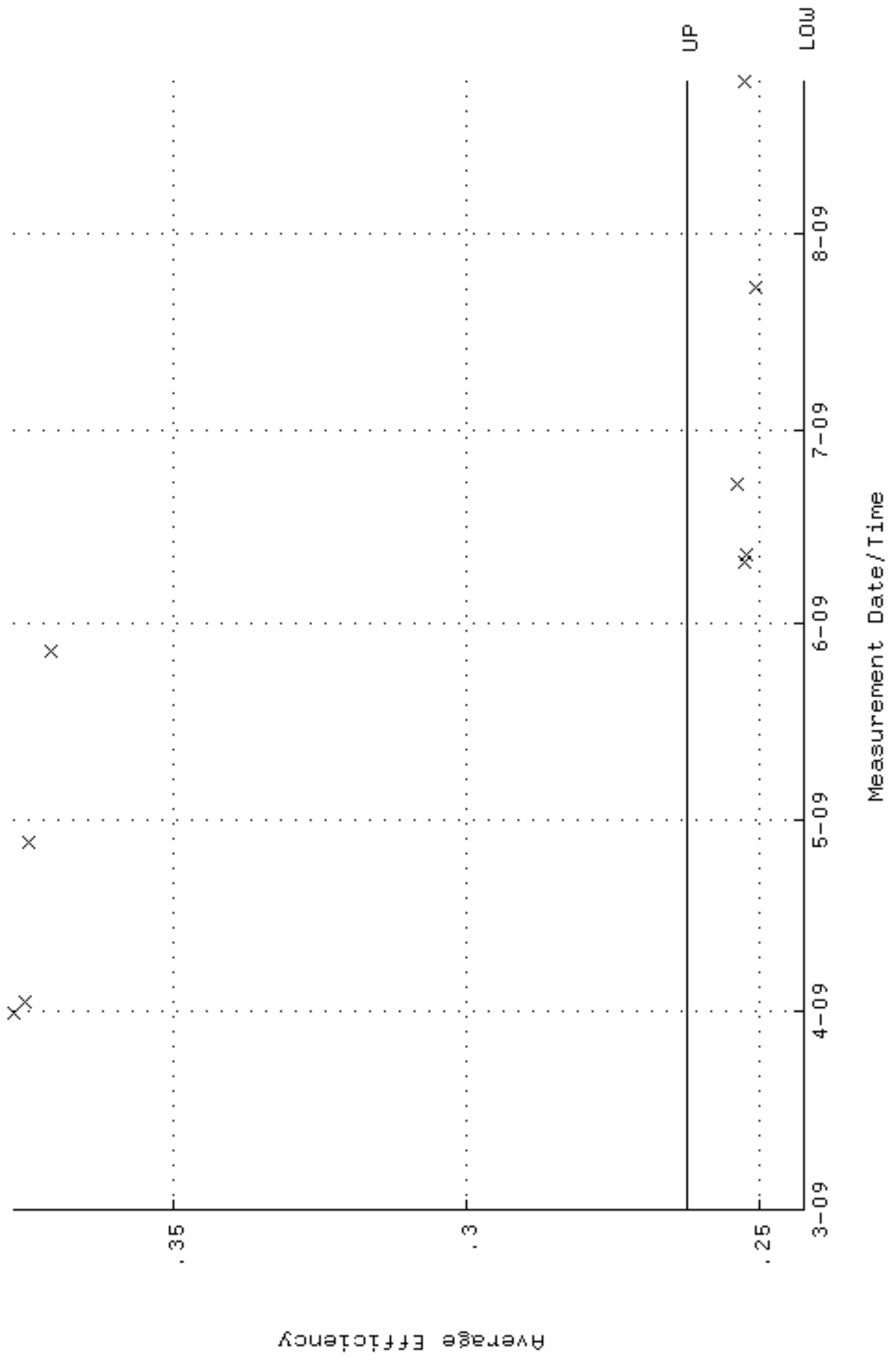
QA filename : DKA100:[ENV_ALPHA.QA.W]w203.QAF;1
Parameter Name : NLAIVITY-GD148 (NUCLIDE ACTIVITY GD-148)
Start/End Dates : 31-MAR-2009 15:10:29 through 24-AUG-2009 12:00:00
Lower/Upper Lmts: 83.7993 through 92.6203



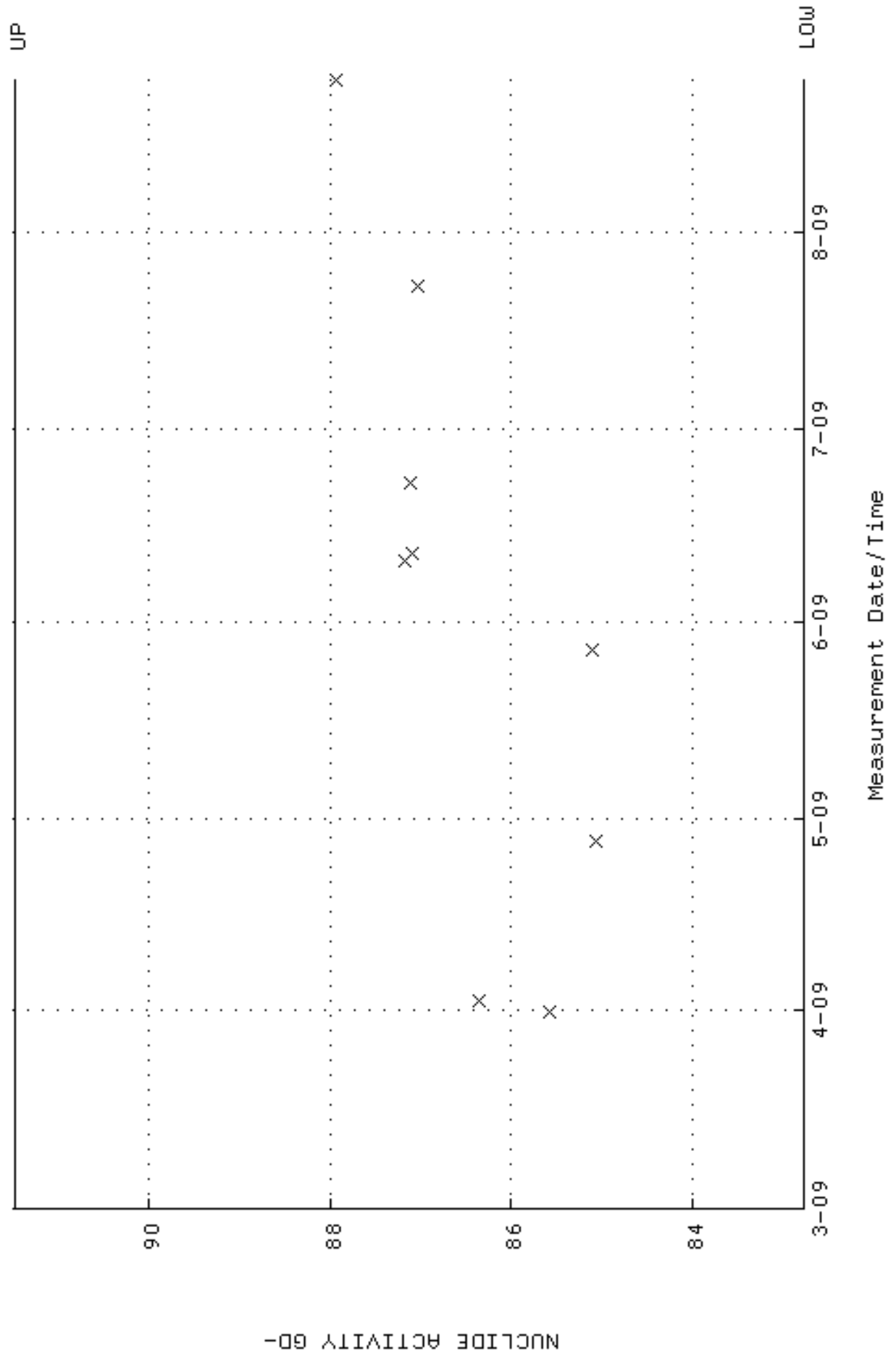
QA filename : DKA100:[ENV_ALPHA.QA.B]B203.QAF;1
 Parameter Name : BACKRATE (Background Rate)
 Start/End Dates : 1-APR-2009 08:02:49 through 24-AUG-2009 12:00:00
 Lower/Upper Lmts: 0.000000E+00 through 0.100000



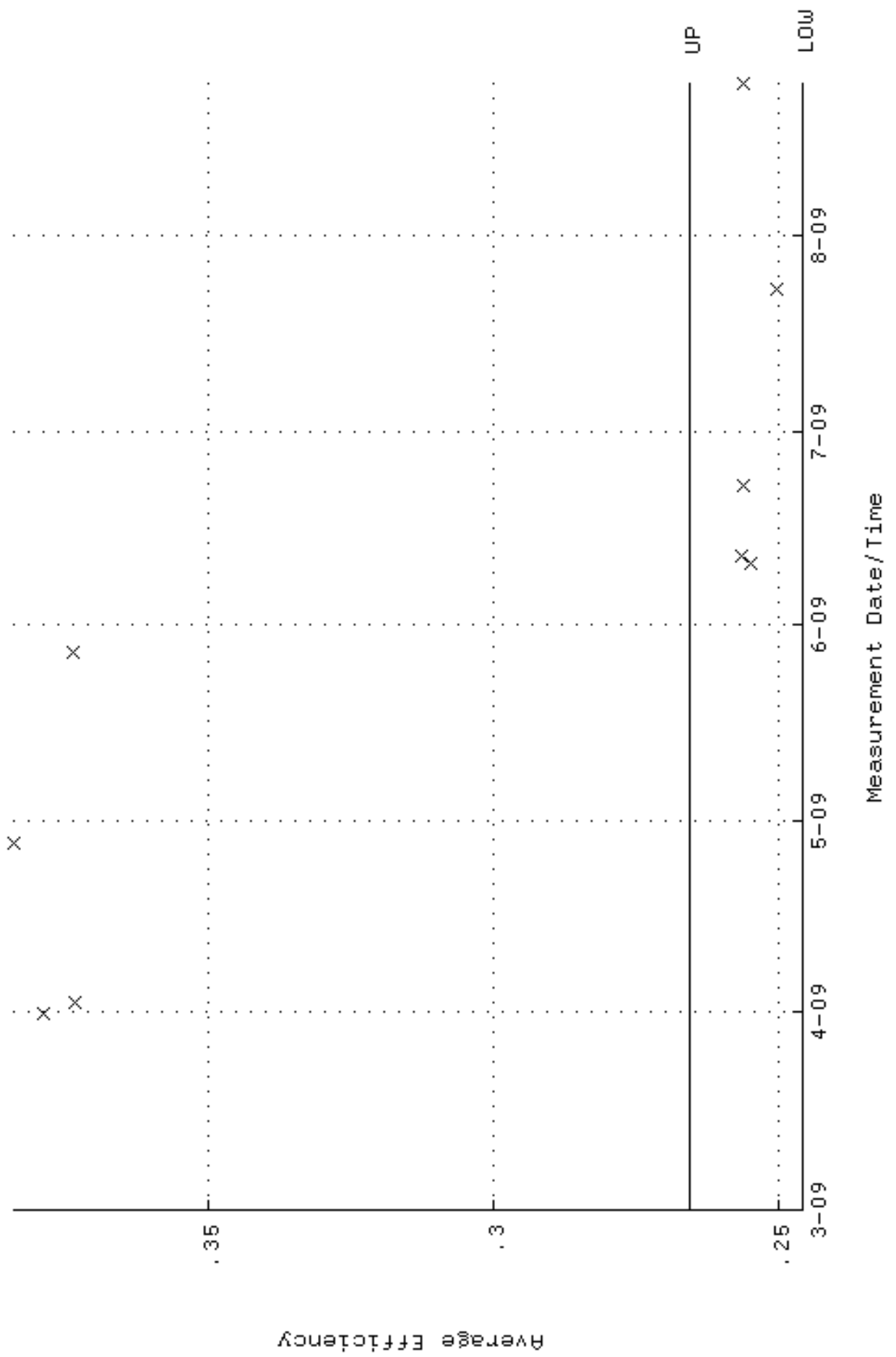
QA filename : DKA100:[ENV_ALPHA.QA.W]W204.QAF;1
 Parameter Name : AVRGEFF (Average Efficiency)
 Start/End Dates : 31-MAR-2009 15:10:31 through 24-AUG-2009 12:00:00
 Lower/Upper Lmts: 0.242368 through 0.262368



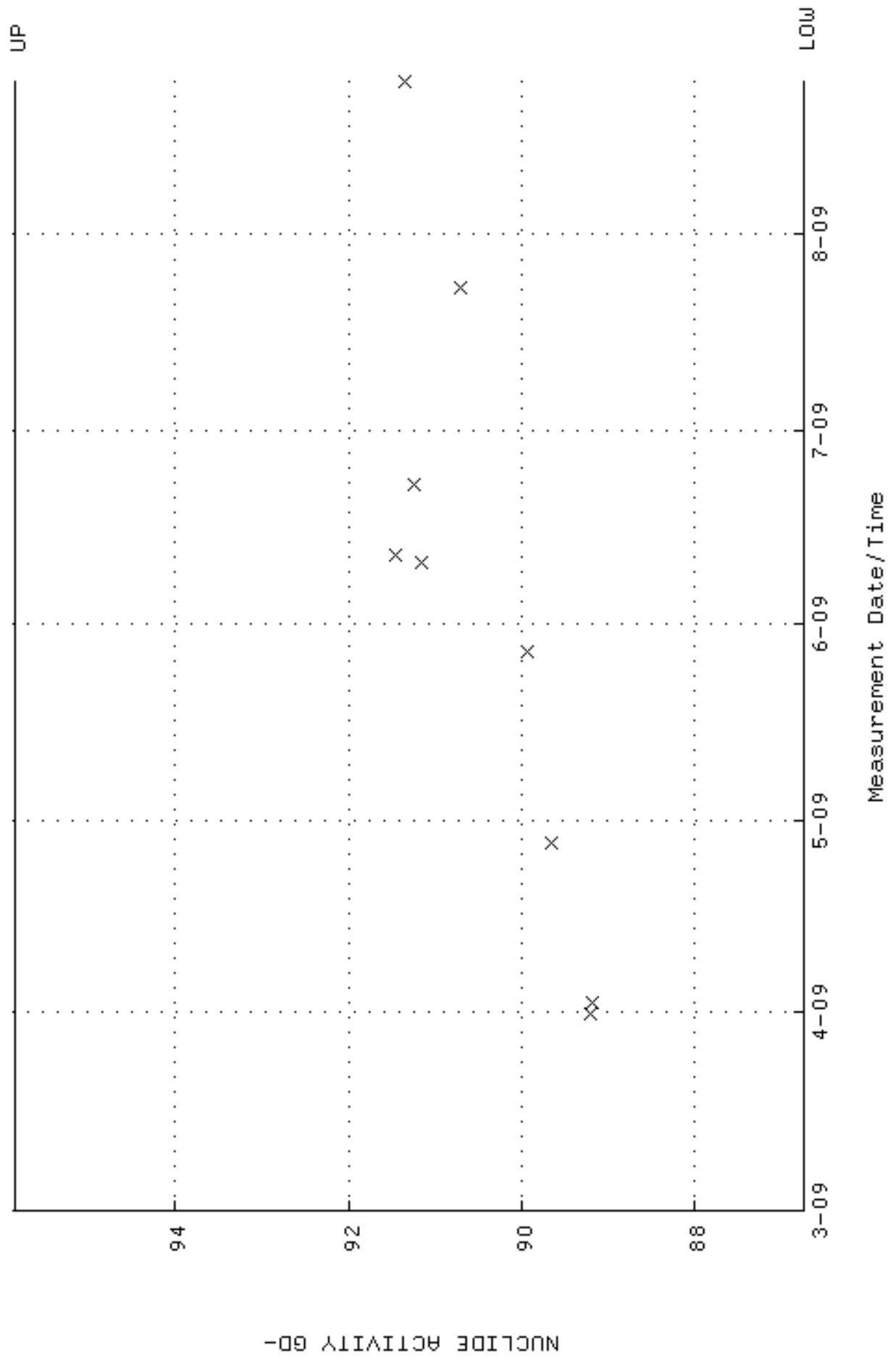
QA filename : DKA100:[ENV_ALPHA.QA.W]w204.QAF;1
 Parameter Name : NLAIVITY-GD148 (NUCLIDE ACTIVITY GD-148)
 Start/End Dates : 31-MAR-2009 15:10:31 through 24-AUG-2009 12:00:00
 Lower/Upper Lmts: 82.7661 through 91.4783



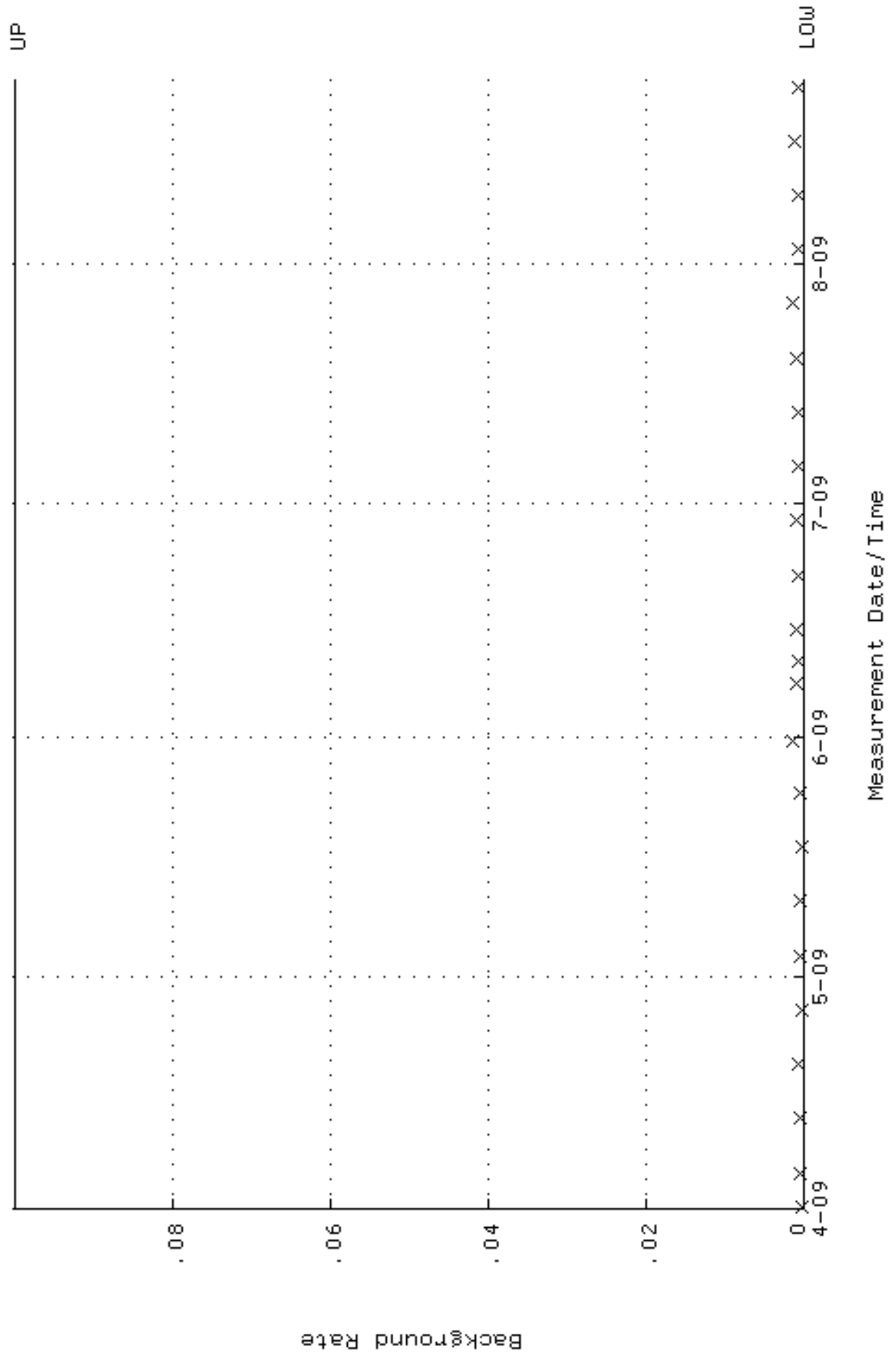
QA filename : DKA100:[ENV_ALPHA.QA.W]W205.QAF;1
 Parameter Name : AVRGEFF (Average Efficiency)
 Start/End Dates : 31-MAR-2009 15:10:33 through 24-AUG-2009 12:00:00
 Lower/Upper Lmts: 0.245702 through 0.265702



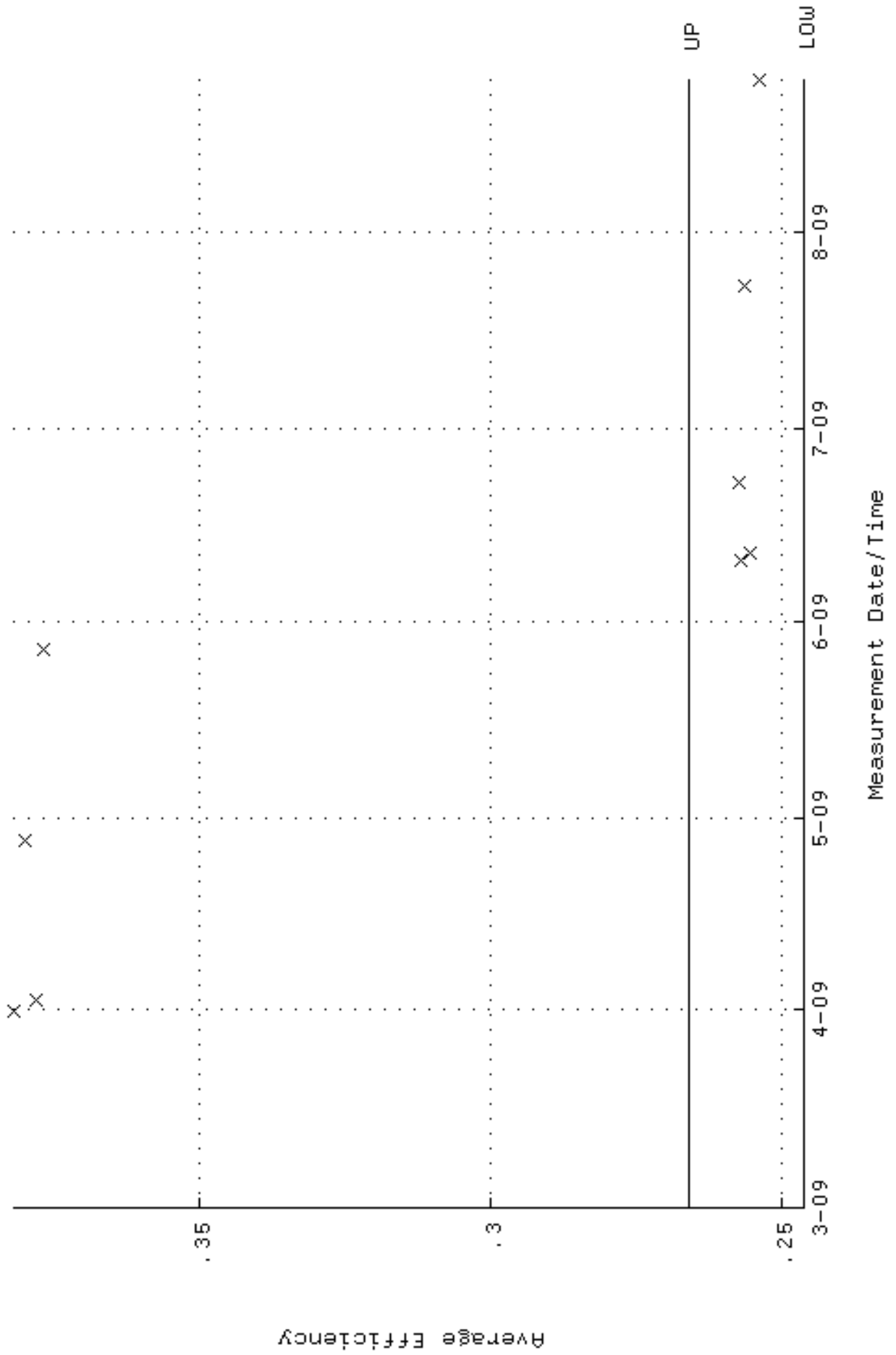
QA filename : DKA100:[ENV_ALPHA.QA.W]W205.QAF;1
 Parameter Name : NLAIVITY-GD148 (NUCLIDE ACTIVITY GD-148)
 Start/End Dates : 31-MAR-2009 15:10:33 through 24-AUG-2009 12:00:00
 Lower/Upper Lmts: 86.7285 through 95.8579



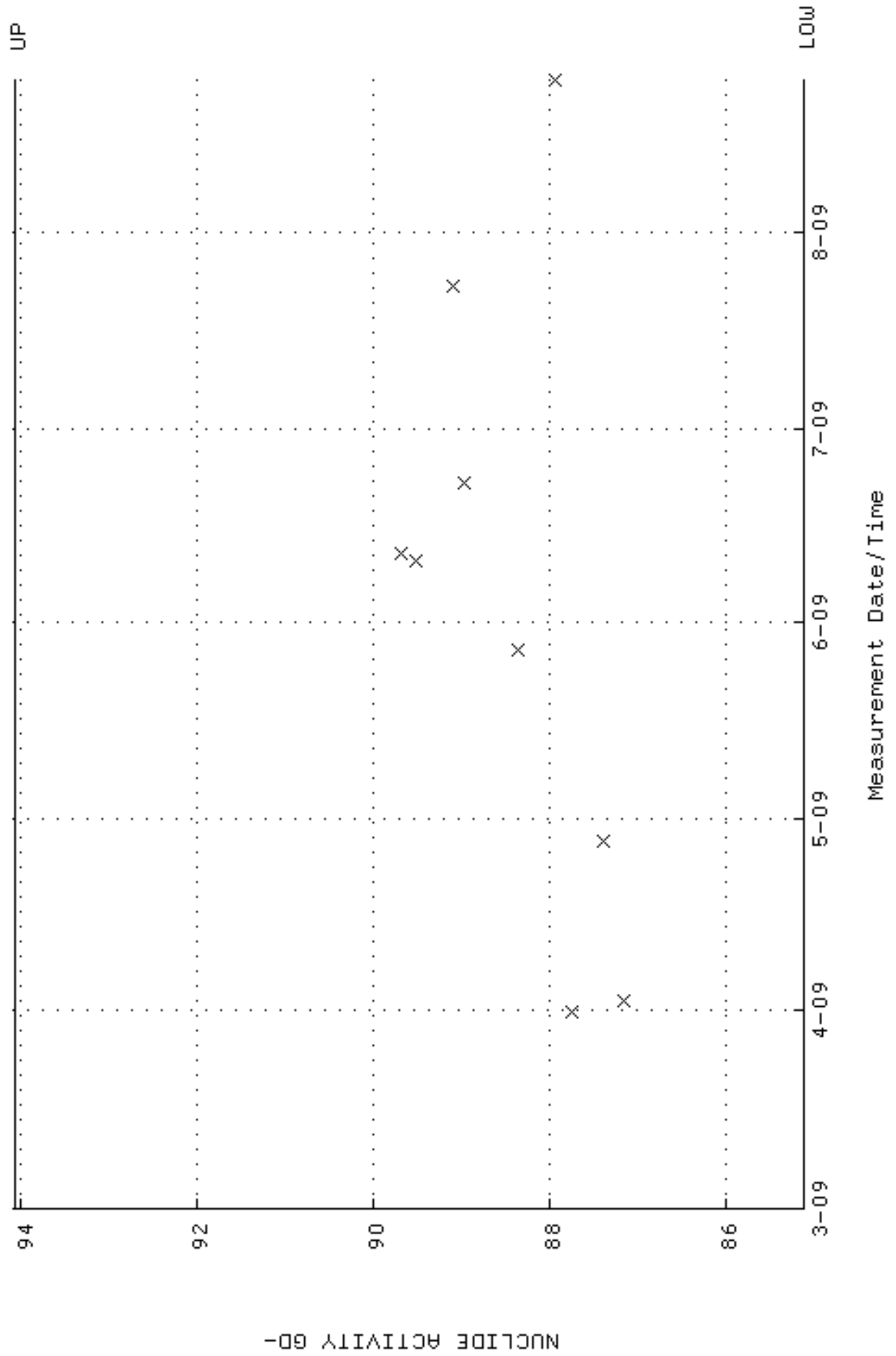
QA filename : DKA100:[ENV_ALPHA.QA.B]B205.QAF;1
 Parameter Name : BACKRATE (Background Rate)
 Start/End Dates : 1-APR-2009 08:03:01 through 24-AUG-2009 12:00:00
 Lower/Upper Lmts: 0.000000E+00 through 0.100000



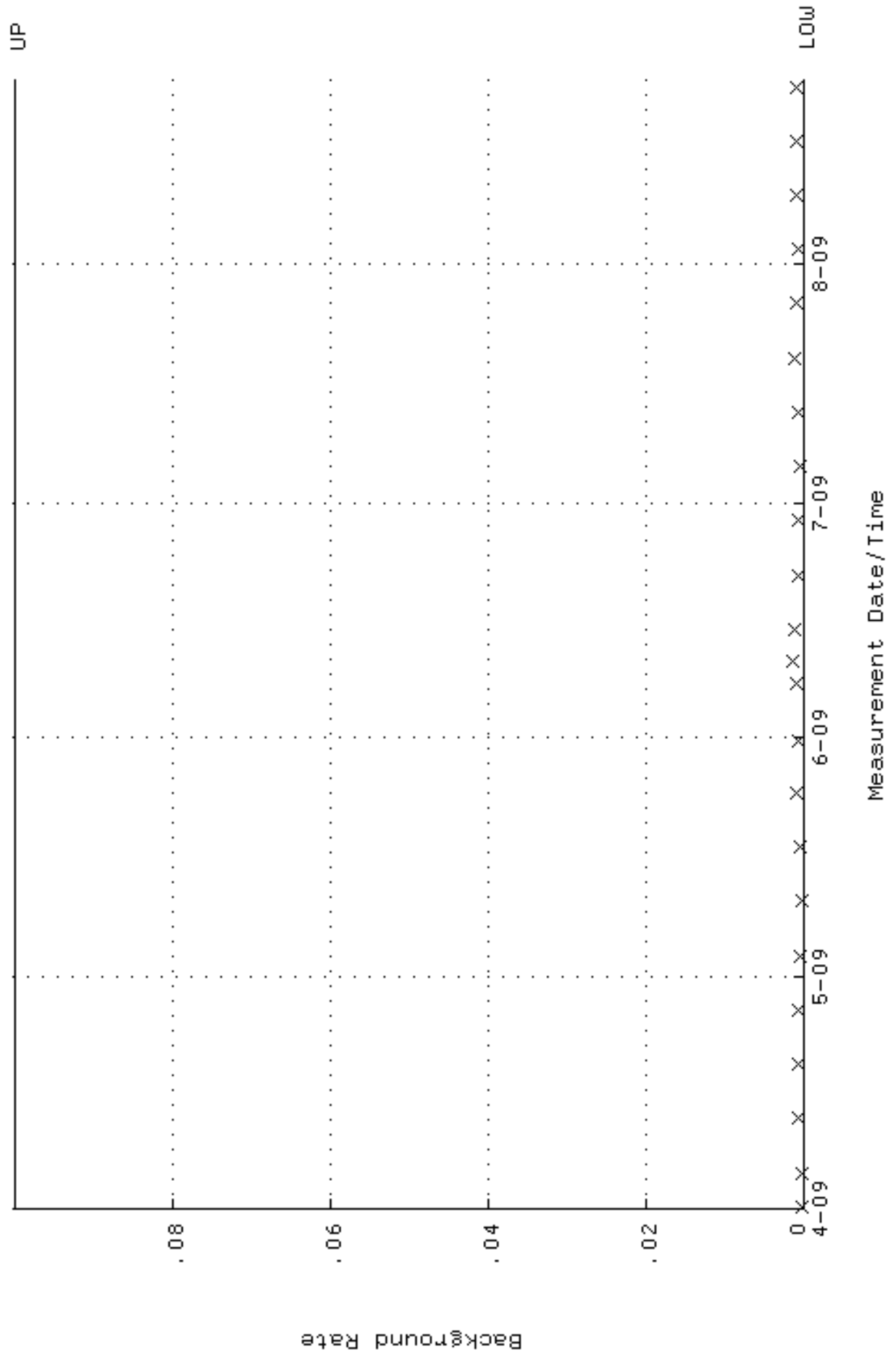
QA filename : DKA100:[ENV_ALPHA.QA.W]W206.QAF;1
 Parameter Name : AVRGEFF (Average Efficiency)
 Start/End Dates : 31-MAR-2009 15:10:35 through 24-AUG-2009 12:00:00
 Lower/Upper Lmts: 0.246228 through 0.266228



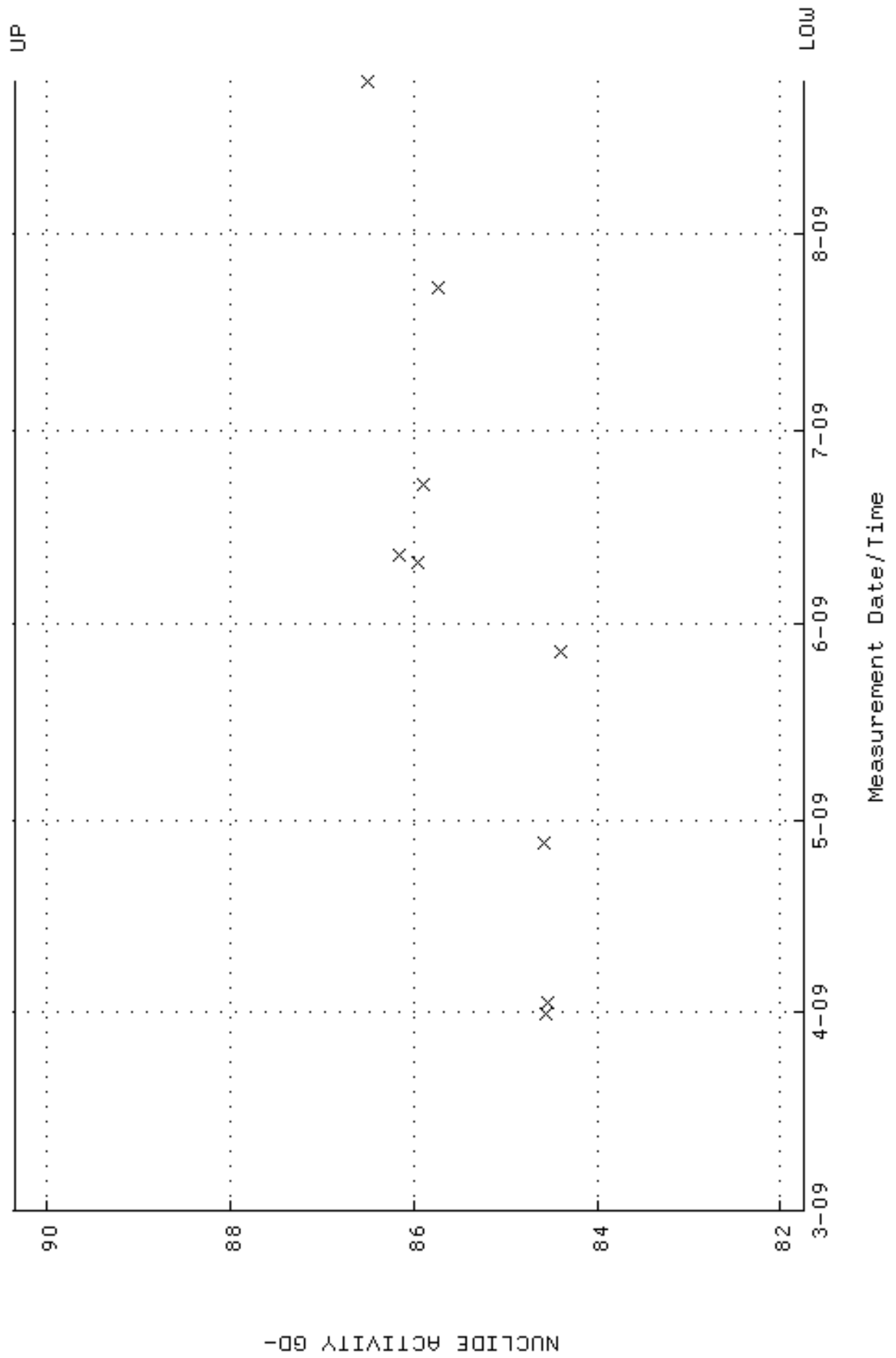
QA filename : DKA100:[ENV_ALPHA.QA.W]w206.QAF;1
 Parameter Name : NLAIVITY-GD148 (NUCLIDE ACTIVITY GD-148)
 Start/End Dates : 31-MAR-2009 15:10:35 through 24-AUG-2009 12:00:00
 Lower/Upper Lmts: 85.1104 through 94.0694



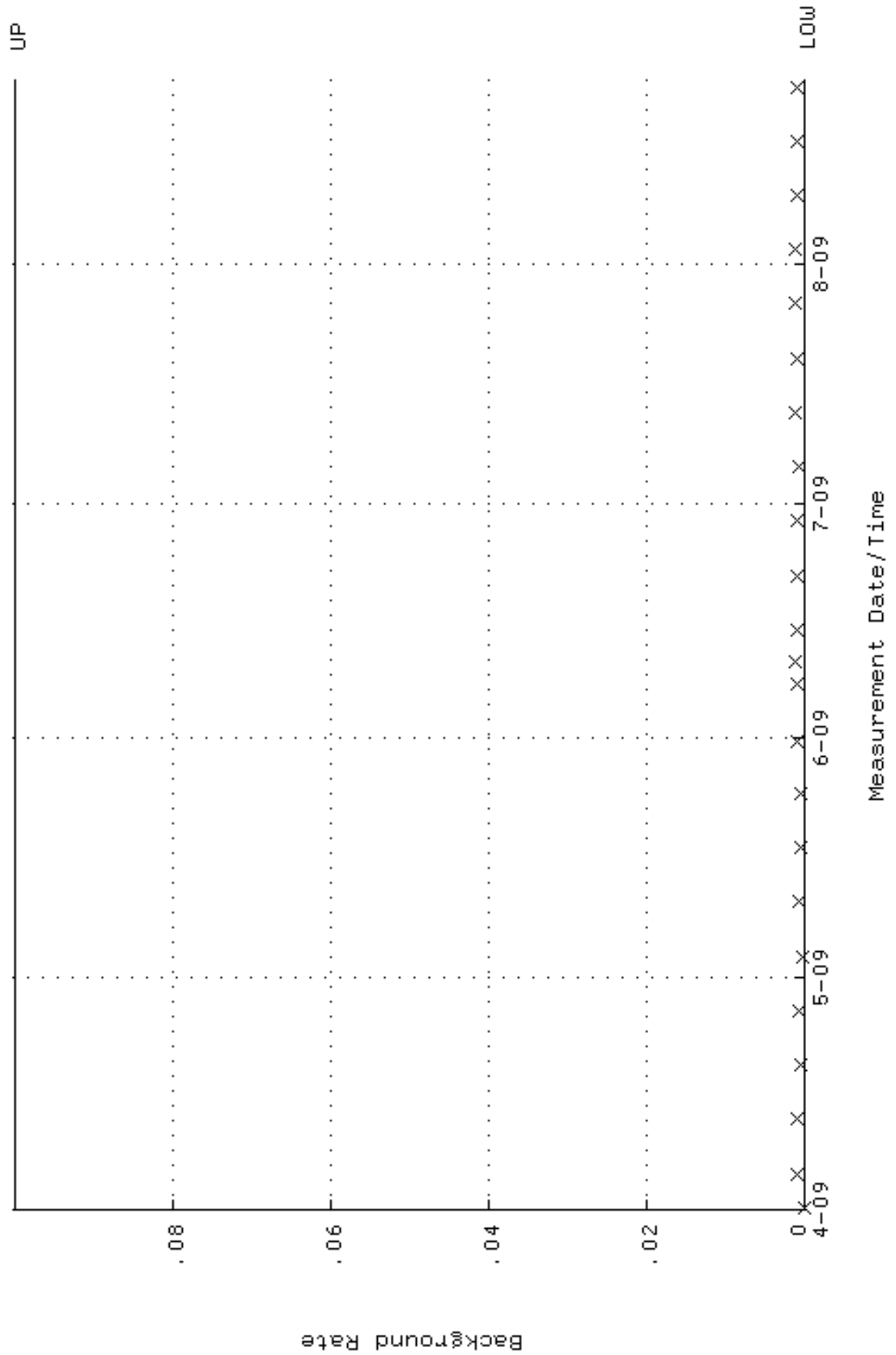
QA filename : DKA100:[ENV_ALPHA.QA.B]B206.QAF;1
 Parameter Name : BACKRATE (Background Rate)
 Start/End Dates : 1-APR-2009 08:03:06 through 24-AUG-2009 12:00:00
 Lower/Upper Lmts: 0.000000E+00 through 0.100000



QA filename : DKA100:[ENV_ALPHA.QA.W]w208.QAF;1
 Parameter Name : NLAIVITY-GD148 (NUCLIDE ACTIVITY GD-148)
 Start/End Dates : 31-MAR-2009 15:10:40 through 24-AUG-2009 12:00:00
 Lower/Upper Lmts: 81.7467 through 90.3517



QA filename : DKA100:[ENV_ALPHA.QA.B]B208.QAF;1
 Parameter Name : BACKRATE (Background Rate)
 Start/End Dates : 1-APR-2009 08:03:15 through 24-AUG-2009 12:00:00
 Lower/Upper Lmts: 0.000000E+00 through 0.100000



RUNLOGS

Instrument Run Log

Instrument Type: GFPC

Batch ID: 894545

Sample ID	Sample Type	Analyst	Instrument	Run Date	Status	Geometry	Calibration Date
235177018	SAMPLE	MXS2	PIC12C	24-AUG-09 20:57	DONE	CeF on 25mm Filter	02-JUL-09 00:00
235177019	SAMPLE	MXS2	PIC12D	24-AUG-09 20:57	DONE	CeF on 25mm Filter	02-JUL-09 00:00
235177016	SAMPLE	MXS2	PIC11D	24-AUG-09 20:57	DONE	CeF on 25mm Filter	02-JUL-09 00:00
235177020	SAMPLE	MXS2	PIC13A	24-AUG-09 20:57	DONE	CeF on 25mm Filter	02-JUL-09 00:00
1201903880	MS	MXS2	PIC13D	24-AUG-09 20:57	DONE	CeF on 25mm Filter	02-JUL-09 00:00
1201903879	DUP	MXS2	PIC13C	24-AUG-09 20:57	DONE	CeF on 25mm Filter	02-JUL-09 00:00
1201903881	LCS	MXS2	PIC14A	24-AUG-09 20:57	DONE	CeF on 25mm Filter	02-JUL-09 00:00
1201903878	MB	MXS2	PIC10C	24-AUG-09 21:04	DONE	CeF on 25mm Filter	02-JUL-09 00:00
235177002	SAMPLE	MXS2	PIC2D	24-AUG-09 21:06	DONE	CeF on 25mm Filter	02-JUL-09 00:00
235177004	SAMPLE	MXS2	PIC7B	24-AUG-09 21:06	DONE	CeF on 25mm Filter	02-JUL-09 00:00
235177006	SAMPLE	MXS2	PIC2A	24-AUG-09 21:06	DONE	CeF on 25mm Filter	02-JUL-09 00:00
235177007	SAMPLE	MXS2	PIC6D	24-AUG-09 21:06	DONE	CeF on 25mm Filter	02-JUL-09 00:00
235177008	SAMPLE	MXS2	PIC8A	24-AUG-09 21:06	DONE	CeF on 25mm Filter	02-JUL-09 00:00
235177011	SAMPLE	MXS2	PIC5C	24-AUG-09 21:07	DONE	CeF on 25mm Filter	02-JUL-09 00:00
235177013	SAMPLE	MXS2	PIC5D	24-AUG-09 21:07	DONE	CeF on 25mm Filter	02-JUL-09 00:00
235177015	SAMPLE	MXS2	PIC1D	24-AUG-09 21:08	DONE	CeF on 25mm Filter	02-JUL-09 00:00
235177001	SAMPLE	MXS2	PIC2C	24-AUG-09 22:39	DONE	CeF on 25mm Filter	02-JUL-09 00:00
235177003	SAMPLE	MXS2	PIC7A	24-AUG-09 22:39	DONE	CeF on 25mm Filter	02-JUL-09 00:00
235177005	SAMPLE	MXS2	PIC7C	24-AUG-09 22:39	DONE	CeF on 25mm Filter	02-JUL-09 00:00
235177009	SAMPLE	MXS2	PIC4A	24-AUG-09 22:39	DONE	CeF on 25mm Filter	02-JUL-09 00:00
235177010	SAMPLE	MXS2	PIC5A	24-AUG-09 22:39	DONE	CeF on 25mm Filter	02-JUL-09 00:00
235177012	SAMPLE	MXS2	PIC7D	24-AUG-09 22:39	DONE	CeF on 25mm Filter	02-JUL-09 00:00
235177014	SAMPLE	MXS2	PIC1B	24-AUG-09 22:39	DONE	CeF on 25mm Filter	02-JUL-09 00:00
235177017	SAMPLE	MXS2	PIC8A	24-AUG-09 22:40	DONE	CeF on 25mm Filter	02-JUL-09 00:00

Instrument Run Log

Instrument Type: GFPC

Batch ID: 894566

Sample ID	Sample Type	Analyst	Instrument	Run Date	Status	Geometry	Calibration Date
1201903953	LCSD	MXS2	PIC4A	21-AUG-09 13:34	DONE	CeF on 25mm Filter	02-JUL-09 00:00
1201903951	MB	MXS2	PIC3C	21-AUG-09 13:34	DONE	CeF on 25mm Filter	02-JUL-09 00:00
235177021	SAMPLE	MXS2	PIC12D	21-AUG-09 15:27	DONE	CeF on 25mm Filter	02-JUL-09 00:00
1201903952	LCS	MXS2	PIC13A	21-AUG-09 15:27	DONE	CeF on 25mm Filter	02-JUL-09 00:00

Instrument Run Log

Instrument Type: ALPHA SPECTROMETER

Batch ID: 895167

Sample ID	Sample Type	Analyst	Instrument	Run Date	Status	Geometry	Calibration Date
1201905502	MS	MXA1	1029	04-SEP-09 11:28	DONE		
1201905503	LCS	MXA1	1030	04-SEP-09 11:28	DONE		
235177001	SAMPLE	MXA1	1200	04-SEP-09 14:12	DONE		
235177002	SAMPLE	MXA1	1201	04-SEP-09 14:12	DONE		
235177003	SAMPLE	MXA1	1202	04-SEP-09 14:12	DONE		
235177004	SAMPLE	MXA1	1203	04-SEP-09 14:12	DONE		
235177005	SAMPLE	MXA1	1204	04-SEP-09 14:12	DONE		
235177006	SAMPLE	MXA1	1205	04-SEP-09 14:12	DONE		
235177007	SAMPLE	MXA1	1206	04-SEP-09 14:12	DONE		
235177008	SAMPLE	MXA1	1208	04-SEP-09 14:13	DONE		
235177009	SAMPLE	MXA1	1188	05-SEP-09 12:07	DONE		
235177010	SAMPLE	MXA1	1194	05-SEP-09 12:07	DONE		
235177011	SAMPLE	MXA1	1200	05-SEP-09 12:08	DONE		
235177012	SAMPLE	MXA1	1204	05-SEP-09 12:08	DONE		
235177013	SAMPLE	MXA1	1205	05-SEP-09 12:08	DONE		
235177014	SAMPLE	MXA1	1206	05-SEP-09 12:08	DONE		
235177015	SAMPLE	MXA1	1208	05-SEP-09 12:08	DONE		
1201905500	MB	MXA1	1029	05-SEP-09 13:55	DONE		
1201905501	DUP	MXA1	1030	05-SEP-09 13:55	DONE		
235177016	SAMPLE	MXA1	1043	05-SEP-09 13:56	DONE		
235177017	SAMPLE	MXA1	1044	05-SEP-09 13:56	DONE		
235177018	SAMPLE	MXA1	1045	05-SEP-09 13:56	DONE		
235177019	SAMPLE	MXA1	1046	05-SEP-09 13:56	DONE		
235177020	SAMPLE	MXA1	1047	05-SEP-09 13:56	DONE		

Instrument Run Log

Instrument Type: ALPHA SPECTROMETER

Batch ID: 895168

Sample ID	Sample Type	Analyst	Instrument	Run Date	Status	Geometry	Calibration Date
1201905506	MS	MXA1	1022	03-SEP-09 13:56	DONE		
1201905507	LCS	MXA1	1024	03-SEP-09 13:56	DONE		
235177001	SAMPLE	MXA1	1168	04-SEP-09 14:42	DONE		
235177002	SAMPLE	MXA1	1172	04-SEP-09 14:42	DONE		
235177011	SAMPLE	MXA1	1114	05-SEP-09 11:59	DONE		
235177012	SAMPLE	MXA1	1116	05-SEP-09 11:59	DONE		
235177013	SAMPLE	MXA1	1118	05-SEP-09 11:59	DONE		
235177014	SAMPLE	MXA1	1123	05-SEP-09 11:59	DONE		
235177015	SAMPLE	MXA1	1127	05-SEP-09 12:00	DONE		
235177016	SAMPLE	MXA1	1131	05-SEP-09 12:00	DONE		
235177017	SAMPLE	MXA1	1151	05-SEP-09 12:43	DONE		
235177018	SAMPLE	MXA1	1155	05-SEP-09 12:43	DONE		
235177019	SAMPLE	MXA1	1161	05-SEP-09 12:45	DONE		
235177020	SAMPLE	MXA1	1165	05-SEP-09 12:45	DONE		
1201905504	MB	MXA1	1167	05-SEP-09 12:45	DONE		
1201905505	DUP	MXA1	1168	05-SEP-09 12:45	DONE		
235177003	SAMPLE	MXA1	1009	05-SEP-09 13:02	DONE		
235177004	SAMPLE	MXA1	1010	05-SEP-09 13:02	DONE		
235177005	SAMPLE	MXA1	1013	05-SEP-09 13:02	DONE		
235177006	SAMPLE	MXA1	1014	05-SEP-09 13:02	DONE		
235177007	SAMPLE	MXA1	1016	05-SEP-09 13:02	DONE		
235177008	SAMPLE	MXA1	1017	05-SEP-09 13:02	DONE		
235177009	SAMPLE	MXA1	1018	05-SEP-09 13:02	DONE		
235177010	SAMPLE	MXA1	1023	05-SEP-09 13:02	DONE		

Instrument Run Log

Instrument Type: LUCAS CELL DETECTOR

Batch ID: 896135

Sample ID	Sample Type	Analyst	Instrument	Run Date	Status	Geometry	Calibration Date
235177001	SAMPLE	KSD1	LUCAS1	08-SEP-09 08:10	DONE	Lucas Cell	31-AUG-09 00:00
235177002	SAMPLE	KSD1	LUCAS2	08-SEP-09 08:10	DONE	Lucas Cell	19-DEC-08 00:00
235177003	SAMPLE	KSD1	LUCAS3	08-SEP-09 08:10	DONE	Lucas Cell	04-FEB-09 00:00
235177004	SAMPLE	KSD1	LUCAS4	08-SEP-09 08:10	DONE	Lucas Cell	02-MAR-09 00:00
235177005	SAMPLE	KSD1	LUCAS5	08-SEP-09 08:10	DONE	Lucas Cell	25-MAR-09 00:00
235177006	SAMPLE	KSD1	LUCAS6	08-SEP-09 08:10	DONE	Lucas Cell	04-AUG-09 00:00
235177007	SAMPLE	KSD1	LUCAS1	08-SEP-09 08:45	DONE	Lucas Cell	31-AUG-09 00:00
235177008	SAMPLE	KSD1	LUCAS2	08-SEP-09 08:45	DONE	Lucas Cell	19-DEC-08 00:00
235177009	SAMPLE	KSD1	LUCAS3	08-SEP-09 08:45	DONE	Lucas Cell	04-FEB-09 00:00
235177010	SAMPLE	KSD1	LUCAS4	08-SEP-09 08:45	DONE	Lucas Cell	02-MAR-09 00:00
235177011	SAMPLE	KSD1	LUCAS5	08-SEP-09 08:45	DONE	Lucas Cell	25-MAR-09 00:00
235177012	SAMPLE	KSD1	LUCAS6	08-SEP-09 08:45	DONE	Lucas Cell	04-AUG-09 00:00
235177013	SAMPLE	KSD1	LUCAS1	08-SEP-09 09:20	DONE	Lucas Cell	31-AUG-09 00:00
235177014	SAMPLE	KSD1	LUCAS2	08-SEP-09 09:20	DONE	Lucas Cell	19-DEC-08 00:00
235177015	SAMPLE	KSD1	LUCAS3	08-SEP-09 09:20	DONE	Lucas Cell	04-FEB-09 00:00
235177016	SAMPLE	KSD1	LUCAS4	08-SEP-09 09:20	DONE	Lucas Cell	02-MAR-09 00:00
235177017	SAMPLE	KSD1	LUCAS5	08-SEP-09 09:20	DONE	Lucas Cell	25-MAR-09 00:00
235177019	SAMPLE	KSD1	LUCAS1	08-SEP-09 09:55	DONE	Lucas Cell	31-AUG-09 00:00
235177020	SAMPLE	KSD1	LUCAS2	08-SEP-09 09:55	DONE	Lucas Cell	19-DEC-08 00:00
1201907717	MB	KSD1	LUCAS3	08-SEP-09 09:55	DONE	Lucas Cell	04-FEB-09 00:00
1201907718	DUP	KSD1	LUCAS4	08-SEP-09 09:55	DONE	Lucas Cell	02-MAR-09 00:00
1201907720	LCS	KSD1	LUCAS6	08-SEP-09 09:55	DONE	Lucas Cell	04-AUG-09 00:00
1201907719	MS	KSD1	LUCAS5	08-SEP-09 11:00	DONE	Lucas Cell	25-MAR-09 00:00
235177018	SAMPLE	KSD1	LUCAS6	08-SEP-09 11:45	DONE	Lucas Cell	04-AUG-09 00:00

Instrument Run Log

Instrument Type: ALPHA SPECTROMETER

Batch ID: 896409

Sample ID	Sample Type	Analyst	Instrument	Run Date	Status	Geometry	Calibration Date
235177021	SAMPLE	MXE1	1039	29-AUG-09 18:13	DUSE		
235208014	SAMPLE	MXE1	1040	29-AUG-09 18:13	DUSE		
1201908443	MB	MXE1	1041	29-AUG-09 18:13	DONE		
1201908444	LCS	MXE1	1042	29-AUG-09 18:13	DONE		
1201908445	LCSD	MXE1	1043	29-AUG-09 18:13	DONE		
235208014	SAMPLE	MXE1	1178	02-SEP-09 22:24	DONE		
235177021	SAMPLE	MXE1	1202	05-SEP-09 12:08	DONE		

Instrument Run Log

Instrument Type: ALPHA SPECTROMETER

Batch ID: 896416

Sample ID	Sample Type	Analyst	Instrument	Run Date	Status	Geometry	Calibration Date
235177021	SAMPLE	MXE1	1121	27-AUG-09 18:32	DONE		
235208014	SAMPLE	MXE1	1122	27-AUG-09 18:32	DUSE		
1201908465	MB	MXE1	1123	27-AUG-09 18:32	DONE		
1201908466	LCS	MXE1	1124	27-AUG-09 18:32	DONE		
1201908467	LCSD	MXE1	1125	27-AUG-09 18:32	DONE		
235208014	SAMPLE	MXE1	1129	02-SEP-09 22:24	DONE		

Instrument Run Log

Instrument Type: LUCAS CELL DETECTOR

Batch ID: 898657

Sample ID	Sample Type	Analyst	Instrument	Run Date	Status	Geometry	Calibration Date
235177021	SAMPLE	KSD1	LUCAS1	08-SEP-09 10:30	DONE	Lucas Cell	31-AUG-09 00:00
235208014	SAMPLE	KSD1	LUCAS2	08-SEP-09 10:30	DONE	Lucas Cell	19-DEC-08 00:00
235782015	SAMPLE	KSD1	LUCAS3	08-SEP-09 10:30	DONE	Lucas Cell	04-FEB-09 00:00
235860015	SAMPLE	KSD1	LUCAS5	08-SEP-09 10:30	DONE	Lucas Cell	25-MAR-09 00:00
1201914119	MB	KSD1	LUCAS2	08-SEP-09 11:00	DONE	Lucas Cell	19-DEC-08 00:00
1201914120	LCS	KSD1	LUCAS3	08-SEP-09 11:00	DONE	Lucas Cell	04-FEB-09 00:00
1201914121	LCSD	KSD1	LUCAS5	08-SEP-09 11:35	DONE	Lucas Cell	25-MAR-09 00:00