

Laboratory Report

for

Tronox LLC - Henderson
PO Box 55

Henderson , NV 89009

Attention: Susan Crowley
Fax: (405) 302-4607

DATE OF ISSUE
Jun 30 2009
MWH LABORATORIES



ADE Andy Eaton
Project Manager

Report#: 271400R
Project: CLO4
PO#: Susan Crowle

Report#271400R replaces the original Report.

This report shall not be reproduced except in full, without the written approval of the laboratory.

Laboratory certifies that the test results meet all **NELAC** requirements unless noted in the Comments section or the Case Narrative. Following the cover page are Comments, QC Report, QC Summary, Data Report, Hits Report, totaling 20 page[s].



MWH

BUILDING A BETTER WORLD

July 2, 2009

Ms. Susan Crowley
Tronox
PO Box 55
Henderson, NV 89009

Subject: Case Narrative report 271400R

Sample receipt: The samples arrived at MWH on June 2, 2009, with proper chain of custody. All containers were received without any visible signs of tampering or breakage at proper temperature. Samples are identified on the acknowledgement, which is part of the report package, along with the chain of custody.

Case Narrative:

Report revised to removed duplicate QC

For the MWH Laboratories data the following issues were observed:

One sample was analyzed for TDS both within and past hold time due to inconsistent results on the initial analysis. Results are reported from the re-analysis.

Note that for ion chromatography tests such as perchlorate, the exact analysis time is not shown on the report. Only the date of analysis appears. The time normally defaults to 00:00.

If you have any questions, do not hesitate to contact us.

Sincerely yours,

Andrew Eaton, PhD
Project Manager



MONTGOMERY WATSON LABORATORIES

CHAIN OF CUSTODY RECORD

271400

HWILABS USE ONLY:

750 Royal Oaks Dr, Suite 100, Monrovia, CA 91016-3629

LOGIN COMMENTS:

(626) 568-6400 (800) 566-5227

SAMPLES CHECKED/LOGGED IN BY: MWD

SAMPLE TEMP, RECEIPT AT LAB: MWD 3E

BLUE ICE: FROZEN PARTIALLY FROZEN THAWED YVETICEOK

TO BE COMPLETED BY SAMPLER:

COMPANY / PROJECT NAME

PROJECT JOB # / P.O.#

Tronox LLC

Annual Groundwater Sampling - April / May

Sampler

Tronox LLC
PO Box 55
Henderson, NV 89009

Brian Ho / Susan Crowley (702) 651-2234

REFER TO ATTACHED BOTTLE ORDER FOR ANALYSES

(check for yes)

ANALYSES REQUIRED (mark an 'X' in all tests required for each sample line)

TIME	DATE	LOCATION	IDENTIFIER, STATE ID#	MATRIX*	GRAB	COMP	pH	Specific Conductance	Total Chromium (601)	Hexavalent Chromium	Perchlorate, ClO ₄	TDS	Major Cations	Major Anions	SAMPLER COMMENTS
0845	6-1-09	TR-11		RGW	X				X	X	X	X	X	X	
0905	6-1-09	TR-12		RGW	X				X	X	X	X	X	X	
0940	6-1-09	TR-1		RGW	X				X	X	X	X	X	X	
1048	6-1-09	TR-10		RGW	X				X	X	X	X	X	X	
1202	6-1-09	M-103		RGW	X				X	X	X	X	X	X	
1147	6-1-09	FB060109		RGW	X				X	X	X	X	X	X	
1202	6-1-09	M-103		RGW	X				X	X	X	X	X	X	
1242	6-1-09	M-117		RGW	X				X	X	X	X	X	X	
1342	6-1-09	M-112		RGW	X				X	X	X	X	X	X	
-	6-1-09	Duplicate		RGW	X				X	X	X	X	X	X	

* MATRIX TYPES:

Reported by Volume:

CFW = Chlor(am)inated Finished Water

FW = Other Finished Water

RGW = Raw Ground Water

RSW = Raw Surface Water

CWW = Chlorinated Waste Water

WW = Other Waste Water

SW = Storm Water

Reported by Weight:

SO = Soil

SL = Sludge

SIGNATURE

PRINT NAME

COMPANY/TITLE

DATE

TIME

RELINQUISHED BY:

[Signature]

DOUG DAVIS

GLS / Geologist

6-1-09 1415

RECEIVED BY:

M. DE MEZA

MWH

6-2-09 1030

RELINQUISHED BY:

RECEIVED BY:



MWH Laboratories, a Division of MWH Americas, Inc.
 750 Royal Oaks Avenue Suite 100
 Monrovia CA 91016 (626) 386-1100 FAX (626) 386-1124

Bottle Order for Ironox LLC- Henderson Standing

Client Code KERRMCGEE-MP
 Project Code CLO4
 PO# / Job# GWREMEDICATION
 Blanket PO

M Monthly

Period

Address: Eaton..... Your MWL Project Manager
 (626) 386-1125..... Direct Phone/Voice Mail

SO# 47684 12374 RS

Sampler: Please Return this Paper with your samples

Created by GJY

0 Ship Sample Kits to

Send Report to

Order Date 04/16/09
 Date Needed by Client
 Veolia Water-Tronox LLC
 Gate 1
 8000 West Lake Mead Drive
 Henderson, NV 89015

Ironox LLC Henderson Plant
 P.O. Box 55
 Henderson, NV 89009

Billing Address
 Ironox LLC
 Attn: Accounts Payable
 P.O. BOX, 268859
 Oklahoma City, OK 73126-8859

Date Samples to Arrive at MWL
 SHIRLOCATION

ATTN: Susan Crowley
 PHONE: 702-651-2234

ATTN: Susan Crowley
 PHONE: 702-651-2234
 FAX: 702-651-2310

Quote#

GJY

of Samples Tests

Bottles-Qty for each sample, type & preservative if any

UN#

Important Comments

# of Samples	Tests	Bottles-Qty for each sample, type & preservative if any	UN#	Important Comments
41	CLO4, TDS	1 250 ml poly /no preservative		These sites are monthly till further notice.
-	SHEET OF LABELS WITH WELL-IDS	see comments section		Shipping - please send bottles in cooler rather than a box
-				PC-86, PC-89, PC-91, PC-95, PC-97, PC-10, PC-12, PC-17, PC-18, PC-55, PC-101R L-635, L-637 MW-K2, MW-K4 ARP-1, ARP-2, ARP-3, ARP-4 ARP-5, ARP-6, ARP-7, PC-53 PC-103, MW-K5, M-83 M-87, PC-98R; PC-56, PC-58; PC-59, PC-60, PC-62, PC-68, PC-122
-				Do NOT prelabel bottles with site, but provide pre-printed labels for client to stick on
-				EXTRA BOTTLES INCLUDED
-				client code changed 7/25/03
-				bottle order and IDs updated 9/9/03

ActiveCode Status Date Shipped Qty of Coolers Tracking Number

From: Origin ID: LASA (702) 651-2230
Shipping
Tronox LLC
8000 lake Mead parkway
henderson, NV 89015



Ship Date: 01JUN09
ActWgt: 50.0 LB
CAD: 100263135/NET011
Account#: S *****
Dims: 21 X 15 X 15 IN


SHIP TO: (626) 568-6400 BILL SENDER
sample receiving
Montgomery Watson labs
750 ROYAL OAKS DR # 100

MONROVIA, CA 91016

Delivery Address Bar Code




Ref # 20092544V1
Invoice #
PO #
Dept #



1 of 2 TUE - 02JUN A2
TRK# 7976 4265 7309 PRIORITY OVERNIGHT
0201 DSR
MASTER

QZ WHPA

91016
CA-US
BUR



Please fold this document in half and place it in the waybill pouch affixed to your shipment so that the barcode portion of the label can be read and scanned.

***WARNING: Use only the printed original label for shipping. Using a photocopy of this label for shipping purposes is fraudulent and could result in additional billing charges, along with the cancellation of your FedEx account number.

1. Fold the printed page along the horizontal line.

2. Place label in shipping label pouch and affix it to your shipment so that the barcode portion of the label can be read and scanned.

Use of this system constitutes your agreement to the service conditions in the current FedEx Service Guide, available on fedex.com. FedEx will not be responsible for any claim in excess of \$100 per package, whether the result of loss, damage, delay, non-delivery, misdelivery, or misinformation, unless you declare a higher value, pay an additional charge, document your actual loss and file a timely claim. Limitations found in the current FedEx Service Guide apply. Your right to recover from FedEx for any loss, including intrinsic value of the package, loss of sales, income interest, profit, attorney's fees, costs, and other forms of damage whether direct, incidental, consequential, or special is limited to the greater of \$100 or the authorized declared value. Recovery cannot exceed actual documented loss. Maximum for items of extraordinary value is \$500, e.g. jewelry, precious metals, negotiable instruments and other items listed in our Service Guide. Written claims must be filed within strict time limits, see current FedEx Service Guide.

From: Origin ID: LASA (702) 651-2230
Shipping
Tronox LLC
8000 lake Mead parkway

henderson, NV 89015



Ship Date: 01JUN09
ActWgt: 50.0 LB
CAD: 100263135/NET9011
Account#: S *****
Dims: 21 X 15 X 15 IN


SHIP TO: (826) 568-6400 BILL SENDER
sample receiving
Montgomery Watson labs
750 ROYAL OAKS DR # 100

MONROVIA, CA 91016

Delivery Address Bar Code




Ref # 20092544V1
Invoice #
PO #
Dept #



2 of 2 TUE - 02JUN A2
MPS# 7976 4265 7364 PRIORITY OVERNIGHT
0263 DSR
Mstr# 7976 4265 7309 0201

91016
CA-US
BUR

QZ WHPA



Please fold this document in half and place it in the waybill pouch affixed to your shipment so that the barcode portion of the label can be read and scanned.
***WARNING: Use only the printed original label for shipping. Using a photocopy of this label for shipping purposes is fraudulent and could result in additional billing charges, along with the cancellation of your FedEx account number.

1. Fold the printed page along the horizontal line.

2. Place label in shipping label pouch and affix it to your shipment so that the barcode portion of the label can be read and scanned.

Use of this system constitutes your agreement to the service conditions in the current FedEx Service Guide, available on fedex.com. FedEx will not be responsible for any claim in excess of \$100 per package, whether the result of loss, damage, delay, non-delivery, misdelivery, or misinformation, unless you declare a higher value, pay an additional charge, document your actual loss and file a timely claim. Limitations found in the current FedEx Service Guide apply. Your right to recover from FedEx for any loss, including intrinsic value of the package, loss of sales, income interest, profit, attorney's fees, costs, and other forms of damage whether direct, incidental, consequential, or special is limited to the greater of \$100 or the authorized declared value. Recovery cannot exceed actual documented loss. Maximum for items of extraordinary value is \$500, e.g. jewelry, precious metals, negotiable instruments and other items listed in our Service Guide. Written claims must be filed within strict time limits, see current FedEx Service Guide.

MWH Laboratories
 750 Royal Oaks Drive, Monrovia, CA 91016
 PHONE: 626-386-1100/FAX: 626-386-1101

ACKNOWLEDGMENT OF SAMPLES RECEIVED

Tronox LLC - Henderson
 PO Box 55
 Henderson, NV 89009
 Attn: Susan Crowley
 Phone: 702-651-2234

Customer Code: KERRMCGEE-MP
 PO#: Susan Crowley PO
 Group#: 271400
 Project#: CLO4
 Proj Mgr: Andrew Eaton
 Phone: (626) 386-1125

The following samples were received from you on 06/02/09. They have been scheduled for the tests listed beside each sample. If this information is incorrect, please contact your service representative. Thank you for using MWH Laboratories.

Sample#	Sample Id	Tests Scheduled	Matrix	Sample Date
2906020040	TR-11		Water	01-jun-2009 08:45:00
		ALK ANION1	BALANCE CA	CATION1 CL
		CLO4 CR6010	EC K	MG NA
		NO3 NO3A	PH SO4	TDS
2906020041	TR-12		Water	01-jun-2009 09:05:00
		ALK ANION1	BALANCE CA	CATION1 CL
		CLO4 CR6010	EC K	MG NA
		NO3 NO3A	PH SO4	TDS
2906020042	TR-1		Water	01-jun-2009 09:40:00
		ALK ANION1	BALANCE CA	CATION1 CL
		CLO4 CR6010	EC K	MG NA
		NO3 NO3A	PH SO4	TDS
2906020043	TR-10		Water	01-jun-2009 10:48:00
		ALK ANION1	BALANCE CA	CATION1 CL
		CLO4 CR6010	EC K	MG NA
		NO3 NO3A	PH SO4	TDS
2906020044	FB060109		Water	01-jun-2009 11:47:00
		CLO4 CR6010	P T	TDS
2906020045	M-103		Water	01-jun-2009 12:02:00
		CLO4 CR6010	P T	TDS
2906020046	M-117		Water	01-jun-2009 12:42:00
		CLO4 CR6010	P T	TDS
2906020047	M-118		Water	01-jun-2009 13:42:00
		CLO4 CR6010	P T	TDS
2906020048	DUPLICATE		Water	01-jun-2009 00:00:00
		CLO4 CR6010	P T	TDS

Test Acronym Description

Test Acronym	Description
ALK	Alkalinity in CaCO3 units
ANION1	Anion Sum - Calculated
BALANCE	Ionic Balance - Calculated

Tronox LLC - Henderson
PO Box 55
Henderson, NV 89009
Attn: Susan Crowley
Phone: 702-651-2234


Customer Code: KERRMCGEE-MP
PO#: Susan Crowley PO
Group#: 271400
Project#: CLO4
Proj Mgr: Andrew Eaton
Phone: (626) 386-1125

Test Acronym Description

Test Acronym	Description
CA	Calcium, Total, ICAP
CATION1	Cation Sum - Calculated
CL	Chloride
CLO4	Perchlorate
CR6010	Chromium, Total, ICAP
EC	Specific Conductance at 25 C
K	Potassium, Total, ICAP
MG	Magnesium, Total, ICAP
NA	Sodium, Total, ICAP
NO3	Nitrate as Nitrogen by IC
NO3A	Nitrate as NO3 (calc)
P	Metals sample pH
PH	PH (H3=past HT, not compliant)
SO4	Sulfate
T	Metals Turbidity
TDS	Total Dissolved Solid (TDS)

Client Specific Comments

I hereby certify that all laboratory analytical data was generated by a laboratory certified by the NDEP for each constituent and media presented herein.

Signature: 

Group Comments

Report revised to correct QC for CR6010.
(SO4) MS/MSD recovery is NA'd because results exceeded calibration range.

(QC Ref#: 2906020044)

Test: Total Dissolved Solid (TDS) (E160.1/SM2540C)

HA - Initial analysis within holding time. Reanalysis was past holding time.

Laboratory
Hits Report
#271400

Tronox LLC - Henderson
Susan Crowley
PO Box 55
Henderson , NV 89009

Samples Received
02-jun-2009 10:30:00

Analyzed	Sample#	Sample ID	Result	Federal MCL	UNITS	MRL
	2906020040	TR-11				
06/04/09		Alkalinity in CaCO3 units	80		mg/l	2.0
06/05/09		Anion Sum - Calculated	11.		meq/l	0.0010
06/04/09		Calcium, Total, ICAP	42		mg/l	1.0
06/05/09		Cation Sum - Calculated	11.		meq/l	0.0010
06/02/09		Chloride	180	250	mg/l	5.0
06/17/09		Chromium, Total, ICAP	0.015		mg/l	0.010
06/04/09		Magnesium, Total, ICAP	25		mg/l	0.10
06/02/09		Nitrate as NO3 (calc)	4.5	45	mg/l	2.2
06/02/09		Nitrate as Nitrogen by IC	1.02	10	mg/l	0.50
06/02/09		PH (H3=past HT, not compliant)	8.0	6.5-8.5	Units	0.010
06/04/09		Potassium, Total, ICAP	7.7		mg/l	1.0
06/04/09		Sodium, Total, ICAP	160		mg/l	1.0
06/03/09		Specific Conductance at 25 C	1210		umho/cm	2.0
06/02/09		Sulfate	220	250	mg/l	2.5
06/03/09		Total Dissolved Solid (TDS)	696	500	mg/l	10
	2906020041	TR-12				
06/04/09		Alkalinity in CaCO3 units	76		mg/l	2.0
06/05/09		Anion Sum - Calculated	7.9		meq/l	0.0010
06/04/09		Calcium, Total, ICAP	23		mg/l	1.0
06/05/09		Cation Sum - Calculated	7.7		meq/l	0.0010
06/02/09		Chloride	81	250	mg/l	2.0
06/17/09		Chromium, Total, ICAP	0.046		mg/l	0.010
06/04/09		Magnesium, Total, ICAP	14		mg/l	0.10
06/02/09		Nitrate as NO3 (calc)	11	45	mg/l	0.88
06/02/09		Nitrate as Nitrogen by IC	2.57	10	mg/l	0.20
06/02/09		PH (H3=past HT, not compliant)	8.2	6.5-8.5	Units	0.010
06/04/09		Potassium, Total, ICAP	5.7		mg/l	1.0
06/04/09		Sodium, Total, ICAP	120		mg/l	1.0

SUMMARY OF POSITIVE DATA ONLY.

Laboratory
Hits Report
#271400

Tronox LLC - Henderson
Susan Crowley
PO Box 55
Henderson , NV 89009

Samples Received
02-jun-2009 10:30:00

Analyzed	Sample#	Sample ID	Result	Federal MCL	UNITS	MRL
	2906020041	TR-12				
06/03/09		Specific Conductance at 25 C	851		umho/cm	2.0
06/02/09		Sulfate	190	250	mg/l	1.0
06/03/09		Total Dissolved Solid (TDS)	510	500	mg/l	10
	2906020042	TR-1				
06/04/09		Alkalinity in CaCO3 units	79		mg/l	2.0
06/05/09		Anion Sum - Calculated	11.		meq/l	0.0010
06/04/09		Calcium, Total, ICAP	44		mg/l	1.0
06/05/09		Cation Sum - Calculated	11.		meq/l	0.0010
06/02/09		Chloride	180	250	mg/l	5.0
06/17/09		Chromium, Total, ICAP	0.016		mg/l	0.010
06/04/09		Magnesium, Total, ICAP	23		mg/l	0.10
06/02/09		Nitrate as NO3 (calc)	4.6	45	mg/l	2.2
06/02/09		Nitrate as Nitrogen by IC	1.04	10	mg/l	0.50
06/02/09		PH (H3=past HT, not compliant)	8.0	6.5-8.5	Units	0.010
06/04/09		Potassium, Total, ICAP	7.3		mg/l	1.0
06/04/09		Sodium, Total, ICAP	150		mg/l	1.0
06/03/09		Specific Conductance at 25 C	1180		umho/cm	2.0
06/02/09		Sulfate	200	250	mg/l	2.5
06/03/09		Total Dissolved Solid (TDS)	718	500	mg/l	10
	2906020043	TR-10				
06/04/09		Alkalinity in CaCO3 units	72		mg/l	2.0
06/05/09		Anion Sum - Calculated	23.		meq/l	0.0010
06/17/09		Calcium, Total, ICAP	140		mg/l	1.0
06/22/09		Cation Sum - Calculated	25.		meq/l	0.0010
06/02/09		Chloride	110	250	mg/l	10
06/17/09		Chromium, Total, ICAP	0.098		mg/l	0.010

SUMMARY OF POSITIVE DATA ONLY.

Laboratory
Hits Report
#271400

Tronox LLC - Henderson
Susan Crowley
PO Box 55
Henderson , NV 89009

Samples Received
02-jun-2009 10:30:00

Analyzed	Sample#	Sample ID	Result	Federal MCL	UNITS	MRL
	2906020043	TR-10				
06/17/09		Magnesium, Total, ICAP	51		mg/l	0.10
06/02/09		Nitrate as NO3 (calc)	9.6	45	mg/l	4.4
06/02/09		Nitrate as Nitrogen by IC	2.17	10	mg/l	1.0
06/02/09		PH (H3=past HT, not compliant)	7.8	6.5-8.5	Units	0.010
06/14/09		Perchlorate	1980		ug/l	80
06/17/09		Potassium, Total, ICAP	14		mg/l	1.0
06/17/09		Sodium, Total, ICAP	300		mg/l	1.0
06/03/09		Specific Conductance at 25 C	2300		umho/cm	2.0
06/02/09		Sulfate	900	250	mg/l	5.0
06/03/09		Total Dissolved Solid (TDS)	1740	500	mg/l	10
	2906020044	FB060109				
	2906020045	M-103				
06/15/09		Metals digestion performed.	Y		Yes/No	
06/14/09		Perchlorate	264		ug/l	20
06/03/09		Total Dissolved Solid (TDS)	1970	500	mg/l	10
	2906020046	M-117				
06/17/09		Chromium, Total, ICAP	0.014		mg/l	0.010
06/15/09		Metals digestion performed.	Y		Yes/No	
06/03/09		Total Dissolved Solid (TDS)	726	500	mg/l	10
	2906020047	M-118				
06/16/09		Chromium, Total, ICAP	0.031		mg/l	0.010
06/15/09		Metals digestion performed.	Y		Yes/No	

SUMMARY OF POSITIVE DATA ONLY.

Laboratory
 Hits Report
 #271400

Tronox LLC - Henderson
 Susan Crowley
 PO Box 55
 Henderson , NV 89009

Samples Received
 02-jun-2009 10:30:00

Analyzed	Sample#	Sample ID	Result	Federal MCL	UNITS	MRL
	2906020047	M-118				
06/03/09	Total Dissolved Solid (TDS)		756	500	mg/l	10
	2906020048	DUPLICATE				
06/15/09	Metals digestion performed.		Y		Yes/No	
06/14/09	Perchlorate		260		ug/l	20
06/03/09	Total Dissolved Solid (TDS)		2000	500	mg/l	10

Laboratory
Data Report
#271400

Tronox LLC - Henderson
Susan Crowley
PO Box 55
Henderson , NV 89009

Samples Received
06/02/09

Prepared	Analyzed	QC Ref#	Method	Analyte	Result	Units	MRL	Dilution
TR-11 (2906020040)				Sampled on 06/01/09 08:45				
	06/04/09 00:00	486965	(SM 2320B)	Alkalinity in CaCO3 units	80	mg/l	2.0	1
	06/05/09 13:52		(ML/SM1030E)	Anion Sum - Calculated	11.	meq/l	0.0010	1
	06/04/09 03:18	486938	(ML/EPA 200.7)	Calcium, Total, ICAP	42	mg/l	1.0	1
	06/05/09 13:49		(SM 1030E)	Cation Sum - Calculated	11.	meq/l	0.0010	1
	06/02/09 21:06	486757	(ML/EPA 300.0)	Chloride	180	mg/l	5.0	5
	06/14/09 00:00	488028	(EPA 314)	Perchlorate	ND	ug/l	4.0	1
06/15/09	06/17/09 00:00	488229	(ML/EPA 6010B)	Chromium, Total, ICAP	0.015	mg/l	0.010	1
	06/03/09 16:26	486859	(SM 2510B)	Specific Conductance at 25 C	1210	umho/cm	2.0	1
	06/04/09 03:18	486924	(ML/EPA 200.7)	Potassium, Total, ICAP	7.7	mg/l	1.0	1
	06/04/09 03:18	486927	(ML/EPA 200.7)	Magnesium, Total, ICAP	25	mg/l	0.10	1
	06/04/09 03:18	486934	(ML/EPA 200.7)	Sodium, Total, ICAP	160	mg/l	1.0	1
	06/02/09 21:06	486962	(ML/EPA 300.0)	Nitrate as Nitrogen by IC	1.02	mg/l	0.50	5
	06/02/09 21:06	486755	(ML/EPA 300.0)	Nitrate as NO3 (calc)	4.5	mg/l	2.2	5
	06/02/09 15:45	486794	(SM 4500-HB)	PH (H3=past HT, not compliant)	8.0	Units	0.010	1
	06/02/09 21:06	486764	(ML/EPA 300.0)	Sulfate	220	mg/l	2.5	5
06/03/09	06/03/09 17:35	487337	(E160.1/SM2540C)	Total Dissolved Solid (TDS)	696	mg/l	10	1
TR-12 (2906020041)				Sampled on 06/01/09 09:05				
	06/04/09 00:00	486965	(SM 2320B)	Alkalinity in CaCO3 units	76	mg/l	2.0	1
	06/05/09 13:52		(ML/SM1030E)	Anion Sum - Calculated	7.9	meq/l	0.0010	1
	06/04/09 03:23	486938	(ML/EPA 200.7)	Calcium, Total, ICAP	23	mg/l	1.0	1
	06/05/09 13:49		(SM 1030E)	Cation Sum - Calculated	7.7	meq/l	0.0010	1
	06/02/09 21:20	486757	(ML/EPA 300.0)	Chloride	81	mg/l	2.0	2
	06/14/09 00:00	488028	(EPA 314)	Perchlorate	ND	ug/l	4.0	1
06/15/09	06/17/09 00:00	488229	(ML/EPA 6010B)	Chromium, Total, ICAP	0.046	mg/l	0.010	1
	06/03/09 16:26	486859	(SM 2510B)	Specific Conductance at 25 C	851	umho/cm	2.0	1
	06/04/09 03:23	486924	(ML/EPA 200.7)	Potassium, Total, ICAP	5.7	mg/l	1.0	1
	06/04/09 03:23	486927	(ML/EPA 200.7)	Magnesium, Total, ICAP	14	mg/l	0.10	1
	06/04/09 03:23	486934	(ML/EPA 200.7)	Sodium, Total, ICAP	120	mg/l	1.0	1
	06/02/09 21:20	486962	(ML/EPA 300.0)	Nitrate as Nitrogen by IC	2.57	mg/l	0.20	2
	06/02/09 21:20	486755	(ML/EPA 300.0)	Nitrate as NO3 (calc)	11	mg/l	0.88	2
	06/02/09 15:45	486794	(SM 4500-HB)	PH (H3=past HT, not compliant)	8.2	Units	0.010	1

Laboratory
Data Report
#271400

Tronox LLC - Henderson
(continued)

Prepared	Analyzed	QC Ref#	Method	Analyte	Result	Units	MRL	Dilution
	06/02/09 21:20	486764	(ML/EPA 300.0)	Sulfate	190	mg/l	1.0	2
06/03/09	06/03/09 17:35	487337	(E160.1/SM2540C)	Total Dissolved Solid (TDS)	510	mg/l	10	1
TR-1 (2906020042)			Sampled on 06/01/09 09:40					
	06/04/09 00:00	486965	(SM 2320B)	Alkalinity in CaCO3 units	79	mg/l	2.0	1
	06/05/09 13:52		(ML/SM1030E)	Anion Sum - Calculated	11.	meq/l	0.0010	1
	06/04/09 03:27	486938	(ML/EPA 200.7)	Calcium, Total, ICAP	44	mg/l	1.0	1
	06/05/09 13:49		(SM 1030E)	Cation Sum - Calculated	11.	meq/l	0.0010	1
	06/02/09 20:39	486757	(ML/EPA 300.0)	Chloride	180	mg/l	5.0	5
	06/14/09 00:00	488028	(EPA 314)	Perchlorate	ND	ug/l	4.0	1
06/15/09	06/17/09 00:00	488229	(ML/EPA 6010B)	Chromium, Total, ICAP	0.016	mg/l	0.010	1
	06/03/09 16:26	486859	(SM 2510B)	Specific Conductance at 25 C	1180	umho/cm	2.0	1
	06/04/09 03:27	486924	(ML/EPA 200.7)	Potassium, Total, ICAP	7.3	mg/l	1.0	1
	06/04/09 03:27	486927	(ML/EPA 200.7)	Magnesium, Total, ICAP	23	mg/l	0.10	1
	06/04/09 03:27	486934	(ML/EPA 200.7)	Sodium, Total, ICAP	150	mg/l	1.0	1
	06/02/09 20:39	486962	(ML/EPA 300.0)	Nitrate as Nitrogen by IC	1.04	mg/l	0.50	5
	06/02/09 20:39	486755	(ML/EPA 300.0)	Nitrate as NO3 (calc)	4.6	mg/l	2.2	5
	06/02/09 15:45	486794	(SM 4500-HB)	PH (H3=past HT, not compliant)	8.0	Units	0.010	1
	06/02/09 20:39	486764	(ML/EPA 300.0)	Sulfate	200	mg/l	2.5	5
06/03/09	06/03/09 17:35	487337	(E160.1/SM2540C)	Total Dissolved Solid (TDS)	718	mg/l	10	1
TR-10 (2906020043)			Sampled on 06/01/09 10:48					
	06/04/09 00:00	486965	(SM 2320B)	Alkalinity in CaCO3 units	72	mg/l	2.0	1
	06/05/09 13:52		(ML/SM1030E)	Anion Sum - Calculated	23.	meq/l	0.0010	1
	06/17/09 06:22	488167	(ML/EPA 200.7)	Calcium, Total, ICAP	140	mg/l	1.0	1
	06/22/09 09:44		(SM 1030E)	Cation Sum - Calculated	25.	meq/l	0.0010	1
	06/02/09 20:53	486757	(ML/EPA 300.0)	Chloride	110	mg/l	10	10
	06/14/09 00:00	488028	(EPA 314)	Perchlorate	1980	ug/l	80	20
06/15/09	06/17/09 00:00	488229	(ML/EPA 6010B)	Chromium, Total, ICAP	0.098	mg/l	0.010	1
	06/03/09 16:26	486859	(SM 2510B)	Specific Conductance at 25 C	2300	umho/cm	2.0	1
	06/17/09 06:22	488187	(ML/EPA 200.7)	Potassium, Total, ICAP	14	mg/l	1.0	1
	06/17/09 06:22	488193	(ML/EPA 200.7)	Magnesium, Total, ICAP	51	mg/l	0.10	1
	06/17/09 06:22	488206	(ML/EPA 200.7)	Sodium, Total, ICAP	300	mg/l	1.0	1
	06/02/09 20:53	486962	(ML/EPA 300.0)	Nitrate as Nitrogen by IC	2.17	mg/l	1.0	10
	06/02/09 20:53	486755	(ML/EPA 300.0)	Nitrate as NO3 (calc)	9.6	mg/l	4.4	10
	06/02/09 15:45	486794	(SM 4500-HB)	PH (H3=past HT, not compliant)	7.8	Units	0.010	1

Laboratory
Data Report
#271400

Tronox LLC - Henderson
(continued)

Prepared	Analyzed	QC Ref#	Method	Analyte	Result	Units	MRL	Dilution
	06/02/09 20:53	486764	(ML/EPA 300.0)	Sulfate	900	mg/l	5.0	10
06/03/09	06/03/09 17:35	487337	(E160.1/SM2540C)	Total Dissolved Solid (TDS)	1740	mg/l	10	1
FB060109 (2906020044)				Sampled on 06/01/09 11:47				
	06/14/09 00:00	488028	(EPA 314)	Perchlorate	ND	ug/l	4.0	1
06/15/09	06/17/09 00:00	488229	(ML/EPA 6010B)	Chromium, Total, ICAP	ND	mg/l	0.010	1
06/03/09	06/09/09 08:45	487729	(E160.1/SM2540C)	Total Dissolved Solid (TDS)	ND(HA)	mg/l	10	1
M-103 (2906020045)				Sampled on 06/01/09 12:02				
	06/14/09 00:00	488028	(EPA 314)	Perchlorate	264	ug/l	20	5
06/15/09	06/17/09 00:00	488229	(ML/EPA 6010B)	Chromium, Total, ICAP	ND	mg/l	0.010	1
	06/15/09 11:54		(EPA 200 Prep)	Metals digestion performed.	Y	Yes/No	0	1
06/03/09	06/03/09 17:35	487337	(E160.1/SM2540C)	Total Dissolved Solid (TDS)	1970	mg/l	10	1
M-117 (2906020046)				Sampled on 06/01/09 12:42				
	06/14/09 00:00	488028	(EPA 314)	Perchlorate	ND	ug/l	4.0	1
06/15/09	06/17/09 00:00	488229	(ML/EPA 6010B)	Chromium, Total, ICAP	0.014	mg/l	0.010	1
	06/15/09 11:54		(EPA 200 Prep)	Metals digestion performed.	Y	Yes/No	0	1
06/03/09	06/03/09 17:35	487337	(E160.1/SM2540C)	Total Dissolved Solid (TDS)	726	mg/l	10	1
M-118 (2906020047)				Sampled on 06/01/09 13:42				
	06/14/09 00:00	488028	(EPA 314)	Perchlorate	ND	ug/l	4.0	1
06/15/09	06/16/09 00:00	488241	(ML/EPA 6010B)	Chromium, Total, ICAP	0.031	mg/l	0.010	1
	06/15/09 11:54		(EPA 200 Prep)	Metals digestion performed.	Y	Yes/No	0	1
06/03/09	06/03/09 17:35	487337	(E160.1/SM2540C)	Total Dissolved Solid (TDS)	756	mg/l	10	1
DUPLICATE (2906020048)				Sampled on 06/01/09 00:00				
	06/14/09 00:00	488028	(EPA 314)	Perchlorate	260	ug/l	20	5
06/15/09	06/17/09 00:00	488229	(ML/EPA 6010B)	Chromium, Total, ICAP	ND	mg/l	0.010	1
	06/15/09 11:54		(EPA 200 Prep)	Metals digestion performed.	Y	Yes/No	0	1
06/03/09	06/03/09 17:35	487337	(E160.1/SM2540C)	Total Dissolved Solid (TDS)	2000	mg/l	10	1

Tronox LLC - Henderson

QC Ref #486755 - Nitrate as NO3 (calc)

Analysis Date: 06/02/2009

2906020040	TR-11	Analyzed by: sxx
2906020041	TR-12	Analyzed by: sxx
2906020042	TR-1	Analyzed by: sxx
2906020043	TR-10	Analyzed by: sxx

QC Ref #486757 - Chloride

Analysis Date: 06/02/2009

2906020040	TR-11	Analyzed by: sxx
2906020041	TR-12	Analyzed by: sxx
2906020042	TR-1	Analyzed by: sxx
2906020043	TR-10	Analyzed by: sxx

QC Ref #486764 - Sulfate

Analysis Date: 06/02/2009

2906020040	TR-11	Analyzed by: sxx
2906020041	TR-12	Analyzed by: sxx
2906020042	TR-1	Analyzed by: sxx
2906020043	TR-10	Analyzed by: sxx

QC Ref #486794 - PH (H3=past HT, not compliant) Analysis Date: 06/02/2009

2906020040	TR-11	Analyzed by: sar
2906020041	TR-12	Analyzed by: sar
2906020042	TR-1	Analyzed by: sar
2906020043	TR-10	Analyzed by: sar

QC Ref #486859 - Specific Conductance at 25 C Analysis Date: 06/03/2009

2906020040	TR-11	Analyzed by: sar
2906020041	TR-12	Analyzed by: sar
2906020042	TR-1	Analyzed by: sar
2906020043	TR-10	Analyzed by: sar

Tronox LLC - Henderson
(continued)

QC Ref #486924 - Potassium, Total, ICAP

Analysis Date: 06/04/2009

2906020040 TR-11
2906020041 TR-12
2906020042 TR-1

Analyzed by: csk
Analyzed by: csk
Analyzed by: csk

QC Ref #486927 - Magnesium, Total, ICAP

Analysis Date: 06/04/2009

2906020040 TR-11
2906020041 TR-12
2906020042 TR-1

Analyzed by: csk
Analyzed by: csk
Analyzed by: csk

QC Ref #486934 - Sodium, Total, ICAP

Analysis Date: 06/04/2009

2906020040 TR-11
2906020041 TR-12
2906020042 TR-1

Analyzed by: csk
Analyzed by: csk
Analyzed by: csk

QC Ref #486938 - Calcium, Total, ICAP

Analysis Date: 06/04/2009

2906020040 TR-11
2906020041 TR-12
2906020042 TR-1

Analyzed by: csk
Analyzed by: csk
Analyzed by: csk

QC Ref #486962 - Nitrate as Nitrogen by IC

Analysis Date: 06/02/2009

2906020040 TR-11
2906020041 TR-12
2906020042 TR-1
2906020043 TR-10

Analyzed by: sxk
Analyzed by: sxk
Analyzed by: sxk
Analyzed by: sxk

QC Ref #486965 - Alkalinity in CaCO3 units

Analysis Date: 06/04/2009

2906020040 TR-11
2906020041 TR-12
2906020042 TR-1
2906020043 TR-10

Analyzed by: anh
Analyzed by: anh
Analyzed by: anh
Analyzed by: anh

Tronox LLC - Henderson
(continued)

QC Ref #487337 - Total Dissolved Solid (TDS) Analysis Date: 06/03/2009

2906020040	TR-11	Analyzed by: jrf
2906020041	TR-12	Analyzed by: jrf
2906020042	TR-1	Analyzed by: jrf
2906020043	TR-10	Analyzed by: jrf
2906020045	M-103	Analyzed by: jrf
2906020046	M-117	Analyzed by: jrf
2906020047	M-118	Analyzed by: jrf
2906020048	DUPLICATE	Analyzed by: jrf

QC Ref #487729 - Total Dissolved Solid (TDS) Analysis Date: 06/09/2009

2906020044	FB060109	Analyzed by: maria
------------	----------	--------------------

QC Ref #488028 - Perchlorate Analysis Date: 06/14/2009

2906020040	TR-11	Analyzed by: ser
2906020041	TR-12	Analyzed by: ser
2906020042	TR-1	Analyzed by: ser
2906020043	TR-10	Analyzed by: ser
2906020044	FB060109	Analyzed by: ser
2906020045	M-103	Analyzed by: ser
2906020046	M-117	Analyzed by: ser
2906020047	M-118	Analyzed by: ser
2906020048	DUPLICATE	Analyzed by: ser

QC Ref #488167 - Calcium, Total, ICAP Analysis Date: 06/17/2009

2906020043	TR-10	Analyzed by: csk
------------	-------	------------------

QC Ref #488187 - Potassium, Total, ICAP Analysis Date: 06/17/2009

2906020043	TR-10	Analyzed by: csk
------------	-------	------------------

Tronox LLC - Henderson
(continued)

QC Ref #488193 - Magnesium, Total, ICAP		Analysis Date: 06/17/2009
2906020043	TR-10	Analyzed by: csk
QC Ref #488206 - Sodium, Total, ICAP		Analysis Date: 06/17/2009
2906020043	TR-10	Analyzed by: csk
QC Ref #488229 - Chromium, Total, ICAP		Analysis Date: 06/17/2009
2906020040	TR-11	Analyzed by: csk
2906020041	TR-12	Analyzed by: csk
2906020042	TR-1	Analyzed by: csk
2906020043	TR-10	Analyzed by: csk
2906020044	FB060109	Analyzed by: csk
2906020045	M-103	Analyzed by: csk
2906020046	M-117	Analyzed by: csk
2906020048	DUPLICATE	Analyzed by: csk
QC Ref #488241 - Chromium, Total, ICAP		Analysis Date: 06/16/2009
2906020047	M-118	Analyzed by: csk

Tronox LLC - Henderson

QC Ref #486757 Chloride

QC	Analyte	Spiked	Recovered	Units	Yield (%)	Limits (%)	RPD (%)
AASPKSMP	Spiked sample	Lab # 29	06020041	MGL		(0-0)	
LCS1	Chloride	25	25.1	MGL	100.4	(90-110)	
LCS2	Chloride	25	24.9	MGL	99.6	(90-110)	
MBLK	Chloride	ND	<1.0	MGL			
MRL_CHK	Chloride	0.500	0.433	MGL	86.6	(50-150)	
MS	Chloride	12.5	10.4	MGL	83.2	(74-138)	
MSD	Chloride	12.5	10.8	MGL	86.4	(74-138)	
RPD_LCS	Chloride	100.400	99.600	MGL	0.8	(0-20)	
RPD_MS	Chloride	83.200	86.400	MGL	3.8	(0-20)	

QC Ref #486764 Sulfate

QC	Analyte	Spiked	Recovered	Units	Yield (%)	Limits (%)	RPD (%)
AASPKSMP	Spiked sample	Lab # 29	06020041	MGL		(0-0)	
LCS1	Sulfate	50	49.4	MGL	98.8	(90-110)	
LCS2	Sulfate	50	49	MGL	98.0	(90-110)	
MBLK	Sulfate	ND	<0.50	MGL			
MRL_CHK	Sulfate	0.25	0.297	MGL	118.8	(50-150)	
RPD_LCS	Sulfate	98.800	98.000	MGL	0.8	(0-20)	
RPD_MS	Sulfate	83.200	84.800	MGL	1.9	(0-20)	

QC Ref #486794 PH (H3=past HT, not compliant)

QC	Analyte	Spiked	Recovered	Units	Yield (%)	Limits (%)	RPD (%)
AASPKSMP	Spiked sample	Lab # 29	06020409	UNIT		(0-0)	
DUP	PH (H3=past HT, not compliant)	8.03	8.03	UNIT		(0-20)	0.0

Spikes which exceed Limits and Method Blanks with positive results are highlighted by Underlining.
Criteria for MS and DUP are advisory only, batch control is based on LCS. Criteria for duplicates
are advisory only, unless otherwise specified in the method.

Tronox LLC - Henderson
(continued)

QC Ref #486859 Specific Conductance at 25 C

QC	Analyte	Spiked	Recovered	Units	Yield (%)	Limits (%)	RPD (%)
DUP	Specific Conductance at 25 C	1190	1180	UMHO		(0-20)	0.8
DUP2	Specific Conductance at 25 C	2180	2170	UMHO		(0-20)	0.5
LCS1	Specific Conductance at 25 C	1000	988	UMHO	98.8	(90-110)	
LCS2	Specific Conductance at 25 C	1000	995	UMHO	99.5	(90-110)	
MBLK	Specific Conductance at 25 C	ND	<2.0	UMHO			
MRL_CHK	Specific Conductance at 25 C	2.00	2.40	UMHO	120.0	(50-150)	

QC Ref #486924 Potassium, Total, ICAP

QC	Analyte	Spiked	Recovered	Units	Yield (%)	Limits (%)	RPD (%)
AASPKSMP	Spiked sample	Lab # 29 05130228	MGL			(0-0)	
AASPKSMP	Spiked sample	Lab # 29 06020101	MGL			(0-0)	
LCS1	Potassium, Total, ICAP	20	19.8	MGL	99.0	(85-115)	
LCS2	Potassium, Total, ICAP	20	19.8	MGL	99.0	(85-115)	
MBLK	Potassium, Total, ICAP	ND	<1.0	MGL			
MRL_CHK	Potassium, Total, ICAP	1.000	0.979	MGL	97.9	(50-150)	
MS	Potassium, Total, ICAP	20	19.8	MGL	99.0	(70-130)	
MS2	Potassium, Total, ICAP	20	21.0	MGL	105.0	(70-130)	
MSD	Potassium, Total, ICAP	20	19.8	MGL	99.0	(70-130)	
MSD2	Potassium, Total, ICAP	20	20.5	MGL	102.5	(70-130)	
RPD_LCS	Potassium, Total, ICAP	99.000	99.000	MGL	0.0	(0-20)	
RPD_MS	Potassium, Total, ICAP	99.000	99.000	MGL	0.0	(0-20)	

QC Ref #486927 Magnesium, Total, ICAP

QC	Analyte	Spiked	Recovered	Units	Yield (%)	Limits (%)	RPD (%)
AASPKSMP	Spiked sample	Lab # 29 05130228	MGL			(0-0)	
AASPKSMP	Spiked sample	Lab # 29 06020101	MGL			(0-0)	
LCS1	Magnesium, Total, ICAP	20	20.5	MGL	102.5	(85-115)	

Spikes which exceed Limits and Method Blanks with positive results are highlighted by Underlining.
Criteria for MS and DUP are advisory only, batch control is based on LCS. Criteria for duplicates
are advisory only, unless otherwise specified in the method.

Tronox LLC - Henderson
(continued)

LCS2	Magnesium, Total, ICAP	20	20.6	MGL	103.0	(85-115)
MBLK	Magnesium, Total, ICAP	ND	<0.10	MGL		
MRL_CHK	Magnesium, Total, ICAP	0.100	0.107	MGL	107.0	(50-150)
MS	Magnesium, Total, ICAP	20	20.3	MGL	101.5	(70-130)
MS2	Magnesium, Total, ICAP	20	21.6	MGL	108.0	(70-130)
MSD	Magnesium, Total, ICAP	20	20.3	MGL	101.5	(70-130)
MSD2	Magnesium, Total, ICAP	20	20.7	MGL	103.5	(70-130)
RPD_LCS	Magnesium, Total, ICAP	102.500	103.000	MGL	0.5	(0-20)
RPD_MS	Magnesium, Total, ICAP	101.500	101.500	MGL	0.0	(0-20)

QC Ref #486934 Sodium, Total, ICAP

QC	Analyte	Spiked	Recovered	Units	Yield (%)	Limits (%)	RPD (%)
LCS1	Sodium, Total, ICAP	50	50.3	MGL	100.6	(85-115)	
LCS2	Sodium, Total, ICAP	50	50.3	MGL	100.6	(85-115)	
MBLK	Sodium, Total, ICAP	ND	<1.0	MGL			
MRL_CHK	Sodium, Total, ICAP	1.000	1.02	MGL	102.0	(50-150)	
MS	Sodium, Total, ICAP	50	49.8	MGL	99.6	(70-130)	
MS2	Sodium, Total, ICAP	50	52.6	MGL	105.2	(70-130)	
MSD	Sodium, Total, ICAP	50	49.8	MGL	99.6	(70-130)	
MSD2	Sodium, Total, ICAP	50	51.5	MGL	103.0	(70-130)	
RPD_LCS	Sodium, Total, ICAP	100.600	100.600	MGL	0.0	(0-20)	
RPD_MS	Sodium, Total, ICAP	99.600	99.600	MGL	0.0	(0-20)	

QC Ref #486938 Calcium, Total, ICAP

QC	Analyte	Spiked	Recovered	Units	Yield (%)	Limits (%)	RPD (%)
AASPKSMP	Spiked sample	Lab # 29	05130228	MGL		(0-0)	
AASPKSMP	Spiked sample	Lab # 29	06020101	MGL		(0-0)	
LCS1	Calcium, Total, ICAP	50	51.5	MGL	103.0	(85-115)	
LCS2	Calcium, Total, ICAP	50	52.1	MGL	104.2	(85-115)	
MBLK	Calcium, Total, ICAP	ND	<1.0	MGL			
MRL_CHK	Calcium, Total, ICAP	1.000	1.11	MGL	111.0	(50-150)	
MS	Calcium, Total, ICAP	50	50.8	MGL	101.6	(70-130)	

Spikes which exceed Limits and Method Blanks with positive results are highlighted by Underlining.
Criteria for MS and DUP are advisory only, batch control is based on LCS. Criteria for duplicates
are advisory only, unless otherwise specified in the method.

Tronox LLC - Henderson
(continued)

MS2	Calcium, Total, ICAP	50	52.7	MGL	105.4	(70-130)
MSD	Calcium, Total, ICAP	50	51.2	MGL	102.4	(70-130)
MSD2	Calcium, Total, ICAP	50	50.5	MGL	101.0	(70-130)
RPD_LCS	Calcium, Total, ICAP	103.000	104.200	MGL	1.2	(0-20)
RPD_MS	Calcium, Total, ICAP	101.600	102.400	MGL	0.8	(0-20)

QC Ref #486962 Nitrate as Nitrogen by IC

QC	Analyte	Spiked	Recovered	Units	Yield (%)	Limits (%)	RPD (%)
AASPKSMP	Spiked sample	Lab # 29	06020041	MGL		(0-0)	
LCS1	Nitrate as Nitrogen by IC	2.5	2.41	MGL	96.4	(90-110)	
LCS2	Nitrate as Nitrogen by IC	2.5	2.39	MGL	95.6	(90-110)	
MBLK	Nitrate as Nitrogen by IC	ND	<0.10	MGL			
MRL_CHK	Nitrate as Nitrogen by IC	0.050	0.050	MGL	100.0	(50-150)	
MS	Nitrate as Nitrogen by IC	1.25	1.23	MGL	98.4	(87-121)	
MSD	Nitrate as Nitrogen by IC	1.25	1.25	MGL	100.0	(87-121)	
RPD_LCS	Nitrate as Nitrogen by IC	96.400	95.600	MGL	0.8	(0-20)	
RPD_MS	Nitrate as Nitrogen by IC	98.400	100.000	MGL	1.6	(0-20)	

QC Ref #486965 Alkalinity in CaCO3 units

QC	Analyte	Spiked	Recovered	Units	Yield (%)	Limits (%)	RPD (%)
MS	Spiked sample	Lab # 29	06030112	MGL		(0-0)	
LCS1	Alkalinity in CaCO3 units	100	95.0	MGL	95.0	(90-110)	
LCS2	Alkalinity in CaCO3 units	100	96.0	MGL	96.0	(90-110)	
MBLK	Alkalinity in CaCO3 units	ND	<2.0	MGL			
MRL_CHK	Alkalinity in CaCO3 units	2.00	1.37	MGL	68.5	(50-150)	
MS	Alkalinity in CaCO3 units	100	98.0	MGL	98.0	(80-120)	
MS2	Alkalinity in CaCO3 units	100	60.0	MGL	<u>60.0</u>	(80-120)	
MSD	Alkalinity in CaCO3 units	100	68.0	MGL	<u>68.0</u>	(80-120)	
MSD2	Alkalinity in CaCO3 units	100	61.0	MGL	<u>61.0</u>	(80-120)	
RPD_LCS	Alkalinity in CaCO3 units	95.000	96.000	MGL	1.0	(0-10)	
RPD_MS	Alkalinity in CaCO3 units	98.000	68.000	MGL	<u>36.1</u>	(0-20)	

Spikes which exceed Limits and Method Blanks with positive results are highlighted by Underlining.
Criteria for MS and DUP are advisory only, batch control is based on LCS. Criteria for duplicates
are advisory only, unless otherwise specified in the method.

Tronox LLC - Henderson
(continued)

QC Ref #487337 Total Dissolved Solid (TDS)

QC	Analyte	Spiked	Recovered	Units	Yield (%)	Limits (%)	RPD (%)
AASPKSMP	Spiked sample	Lab # 29	06010135	MGL		(0-0)	
DUP	Total Dissolved Solid (TDS)	294	290	MGL		(0-10)	1.4
LCS1	Total Dissolved Solid (TDS)	175	160	MGL	91.4	(80-114)	
LCS2	Total Dissolved Solid (TDS)	700	684	MGL	97.7	(80-114)	
MBLK	Total Dissolved Solid (TDS)	ND	<10	MGL			
MRL_CHK	Total Dissolved Solid (TDS)	10.0	8	MGL	80.0	(50-150)	
RPD_LCS	Total Dissolved Solid (TDS)	91.429	97.714	MGL	6.6	(0-20)	

QC Ref #487729 Total Dissolved Solid (TDS)

QC	Analyte	Spiked	Recovered	Units	Yield (%)	Limits (%)	RPD (%)
AASPKSMP	Spiked sample	Lab # 29	06080019	MGL		(0-0)	
DUP	Total Dissolved Solid (TDS)	364	348	MGL		(0-10)	4.5
LCS1	Total Dissolved Solid (TDS)	175	160	MGL	91.4	(80-114)	
LCS2	Total Dissolved Solid (TDS)	700	666	MGL	95.1	(80-114)	
MBLK	Total Dissolved Solid (TDS)	ND	<10	MGL			
MRL_CHK	Total Dissolved Solid (TDS)	10.0	8.0	MGL	80.0	(50-150)	
RPD_LCS	Total Dissolved Solid (TDS)	91.429	95.143	MGL	4.0	(0-20)	

QC Ref #488028 Perchlorate

QC	Analyte	Spiked	Recovered	Units	Yield (%)	Limits (%)	RPD (%)
MS	Spiked sample	Lab # 29	06110278	UGL		(0-0)	
LCS1	Perchlorate	25.0	23.7	UGL	94.8	(85-115)	
LCS2	Perchlorate	25.0	24.3	UGL	97.2	(85-115)	
LCS3	Perchlorate	4	3.78	UGL	94.5	(75-125)	
MBLK	Perchlorate	ND	<4.0	UGL			
MS	Perchlorate	25.0	22.1	UGL	88.4	(80-120)	
MSD	Perchlorate	25.0	22.7	UGL	90.8	(80-120)	

Spikes which exceed Limits and Method Blanks with positive results are highlighted by Underlining.
Criteria for MS and DUP are advisory only, batch control is based on LCS. Criteria for duplicates
are advisory only, unless otherwise specified in the method.

Tronox LLC - Henderson
(continued)

RPD_LCS	Perchlorate	94.800	97.200	UGL	2.5	(0-15)
RPD_MS	Perchlorate	88.400	90.800	UGL	1.0	(0-15)

QC Ref #488167 Calcium, Total, ICAP

QC	Analyte	Spiked	Recovered	Units	Yield (%)	Limits (%)	RPD (%)
AASPKSMP	Spiked sample	Lab # 29	06020044	MGL		(0-0)	
AASPKSMP	Spiked sample	Lab # 29	06030035	MGL		(0-0)	
LCS1	Calcium, Total, ICAP	50	50.5	MGL	101.0	(85-115)	
LCS2	Calcium, Total, ICAP	50	53.9	MGL	107.8	(85-115)	
MBLK	Calcium, Total, ICAP	ND	<1.0	MGL			
MRL_CHK	Calcium, Total, ICAP	1.000	1.00	MGL	100.0	(50-150)	
MS	Calcium, Total, ICAP	50	50.0	MGL	100.0	(70-130)	
MS2	Calcium, Total, ICAP	50	52.6	MGL	105.2	(70-130)	
MSD	Calcium, Total, ICAP	50	50.3	MGL	100.6	(70-130)	
MSD2	Calcium, Total, ICAP	50	49.9	MGL	99.8	(70-130)	
RPD_LCS	Calcium, Total, ICAP	101.000	107.800	MGL	6.5	(0-20)	
RPD_MS	Calcium, Total, ICAP	100.000	100.600	MGL	0.6	(0-20)	

QC Ref #488187 Potassium, Total, ICAP

QC	Analyte	Spiked	Recovered	Units	Yield (%)	Limits (%)	RPD (%)
AASPKSMP	Spiked sample	Lab # 29	06020044	MGL		(0-0)	
AASPKSMP	Spiked sample	Lab # 29	06030035	MGL		(0-0)	
LCS1	Potassium, Total, ICAP	20	19.2	MGL	96.0	(85-115)	
LCS2	Potassium, Total, ICAP	20	20.7	MGL	103.5	(85-115)	
MBLK	Potassium, Total, ICAP	ND	<1.0	MGL			
MRL_CHK	Potassium, Total, ICAP	1.000	0.894	MGL	89.4	(50-150)	
MS	Potassium, Total, ICAP	20	18.8	MGL	94.0	(70-130)	
MS2	Potassium, Total, ICAP	20	20.2	MGL	101.0	(70-130)	
MSD	Potassium, Total, ICAP	20	19.2	MGL	96.0	(70-130)	
MSD2	Potassium, Total, ICAP	20	18.9	MGL	94.5	(70-130)	
RPD_LCS	Potassium, Total, ICAP	96.000	103.500	MGL	7.5	(0-20)	
RPD_MS	Potassium, Total, ICAP	94.000	96.000	MGL	2.1	(0-20)	

Spikes which exceed Limits and Method Blanks with positive results are highlighted by Underlining.
Criteria for MS and DUP are advisory only, batch control is based on LCS. Criteria for duplicates
are advisory only, unless otherwise specified in the method.

Tronox LLC - Henderson
(continued)

QC Ref #488193 Magnesium, Total, ICAP

QC	Analyte	Spiked	Recovered	Units	Yield (%)	Limits (%)	RPD (%)
AASPKSMP	Spiked sample	Lab # 29	06020044	MGL		(0-0)	
AASPKSMP	Spiked sample	Lab # 29	06030035	MGL		(0-0)	
LCS1	Magnesium, Total, ICAP	20	20.0	MGL	100.0	(85-115)	
LCS2	Magnesium, Total, ICAP	20	21.6	MGL	108.0	(85-115)	
MBLK	Magnesium, Total, ICAP	ND	<0.10	MGL			
MRL_CHK	Magnesium, Total, ICAP	0.100	0.102	MGL	102.0	(50-150)	
MS	Magnesium, Total, ICAP	20	19.8	MGL	99.0	(70-130)	
MS2	Magnesium, Total, ICAP	20	21.1	MGL	105.5	(70-130)	
MSD	Magnesium, Total, ICAP	20	20.0	MGL	100.0	(70-130)	
MSD2	Magnesium, Total, ICAP	20	19.8	MGL	99.0	(70-130)	
RPD_LCS	Magnesium, Total, ICAP	100.000	108.000	MGL	7.7	(0-20)	
RPD_MS	Magnesium, Total, ICAP	99.000	100.000	MGL	1.0	(0-20)	

QC Ref #488206 Sodium, Total, ICAP

QC	Analyte	Spiked	Recovered	Units	Yield (%)	Limits (%)	RPD (%)
LCS1	Sodium, Total, ICAP	50	49.4	MGL	98.8	(85-115)	
LCS2	Sodium, Total, ICAP	50	52.9	MGL	105.8	(85-115)	
MBLK	Sodium, Total, ICAP	ND	<u>1.8</u>	MGL	-		
MRL_CHK	Sodium, Total, ICAP	1.000	0.992	MGL	99.2	(50-150)	
MS	Sodium, Total, ICAP	50	48.1	MGL	96.2	(70-130)	
MS2	Sodium, Total, ICAP	50	51.3	MGL	102.6	(70-130)	
MSD	Sodium, Total, ICAP	50	48.7	MGL	97.4	(70-130)	
MSD2	Sodium, Total, ICAP	50	48.1	MGL	96.2	(70-130)	
RPD_LCS	Sodium, Total, ICAP	98.800	105.800	MGL	6.8	(0-20)	
RPD_MS	Sodium, Total, ICAP	96.200	97.400	MGL	1.2	(0-20)	

Spikes which exceed Limits and Method Blanks with positive results are highlighted by Underlining.
Criteria for MS and DUP are advisory only, batch control is based on LCS. Criteria for duplicates are advisory only, unless otherwise specified in the method.

Tronox LLC - Henderson
(continued)

QC Ref #488229 Chromium, Total, ICAP

QC	Analyte	Spiked	Recovered	Units	Yield (%)	Limits (%)	RPD (%)
AASPKSMP	Spiked sample	Lab # 29	06020044	MGL		(0-0)	
LCS1	Chromium, Total, ICAP	1.00	1.01	MGL	101.0	(85-115)	
LCS2	Chromium, Total, ICAP	1.00	1.07	MGL	107.0	(85-115)	
MBLK	Chromium, Total, ICAP	ND	<0.010	MGL			
MRL_CHK	Chromium, Total, ICAP	0.010	0.0103	MGL	103.0	(50-150)	
MS	Chromium, Total, ICAP	1.00	1.00	MGL	100.0	(70-130)	
MS2	Chromium, Total, ICAP	1.00	1.05	MGL	105.0	(70-130)	
MSD	Chromium, Total, ICAP	1.00	1.02	MGL	102.0	(70-130)	
MSD2	Chromium, Total, ICAP	1.00	0.99	MGL	99.0	(70-130)	

QC Ref #488241 Chromium, Total, ICAP

QC	Analyte	Spiked	Recovered	Units	Yield (%)	Limits (%)	RPD (%)
AASPKSMP	Spiked sample	Lab # 29	06030037	MGL		(0-0)	
LCS1	Chromium, Total, ICAP	1.00	1.03	MGL	103.0	(85-115)	
LCS2	Chromium, Total, ICAP	1.00	1.03	MGL	103.0	(85-115)	
MBLK	Chromium, Total, ICAP	ND	<0.010	MGL			
MRL_CHK	Chromium, Total, ICAP	0.010	0.0099	MGL	99.0	(50-150)	
MS	Chromium, Total, ICAP	1.00	1.01	MGL	101.0	(70-130)	
MSD	Chromium, Total, ICAP	1.00	1.00	MGL	100.0	(70-130)	

Spikes which exceed Limits and Method Blanks with positive results are highlighted by Underlining.
Criteria for MS and DUP are advisory only, batch control is based on LCS. Criteria for duplicates
are advisory only, unless otherwise specified in the method.