

TABLE OF CONTENTS

Cover Page	2
QC Checklist	3
Quality Investigation Report.....	4
Sequence Log	8
Summary Sheet.....	11
Initial Calibration.....	16
QC: (MRL Check 6010; LCS/LCSD; Matrix Spike 2708020327 MS/MSD)	45
Periodic QC	55
Samples	64
QC: (Method Blank; LCS/LCSD; Matrix Spike 2708040004)	68
Periodic QC	72
QC: (2708040004 MS/MSD)	80
Samples	82
Periodic QC.....	87
Samples	92
End QC	95
Standards Preparation Worksheet and Certificates of Analysis ...	116
Digestion Logs.....	172

Level IV Data Package

MWH Group 212263

Method: 6010 CR

Sample No.:

2708030224

2708030225

2708030226

2708030227

2708030228

2708030229

2708030230

2708030231

2708030232

2708030233

2708030234

2708030235

EPA 200.7/6010B QC Check List

Analyst W3 Analysis Date 8/13/07 Reviewer/Date UTZ 8/16/07

Instrument PerKin Elmer Optima 4300DV

All sample analyzed within 6 month holding time

All sample raw concentration below the high standard or linear
anged samples marked for dilution and rerun

Initial and closing QC

- ICV within +/- 5%
- Linearity check +/- 10%
- ICSAB +/- 20%
- 1 PPM check +/- 10%
- MRL +/- 50%

Middle, closing and batch QC

- FilterCheck < 1/2 MRL
- MBLANK < 1/2 MRL
- LCS +/- 15%
- MS/MSD +/- 30% (200.7) +/- 25% (6010B)
- CCV/MCV/ECV +/- 10%
- ICB/CCB/ECB < 1/2 MRL
- CCB ran after the CCV

General QC

- RPD between MS/MSD is within +/- 20%
- RPD between LCS/LCSD is within +/- 20%
- Internal standards +/- 20%
- All pH of the samples are < 2

No more than 20 samples per batch

MS is run at frequency of 1 every 10 samples and MSD is
run at frequency of 1 every 20 samples

QIR needed for failed QC for 2n MS/MSD "M3"

Special Det Code noted on the cover sheet Cr6010.

R value for multi point calibration is > 0.995

Proper MRL check ran for special low MRL samples

Reagent and Standards used for
Optima 4300 DV
Updated 08/08/07

Int: W3
Date: 8/13/07

Method 200.7/6010

Received by Supervisor on 14-aug-2007

QIR initiated by: wbh

QUALITY INVESTIGATION REPORT

QIR No.: METL_213188

Analysis date: 081407

Analyst: wbh

Method reference: ML-EPA 601

Analytical instrument: OPTIMA

Extraction Date: 080207

Prepared By: jrf

Group	Sample#	Sample ID	Customer	QC Ref	Test	PM
212263	2708030229	M-101	KERRMCGEE-MP	380840	CR6010	ADE
212263	2708030228	M-102	KERRMCGEE-MP	380840	CR6010	ADE
212263	2708030231	M-84	KERRMCGEE-MP	380840	CR6010	ADE
212263	2708030230	M-86	KERRMCGEE-MP	380840	CR6010	ADE
212263	2708030235	M-10	KERRMCGEE-MP	380840	CR6010	ADE
212263	2708030232	M-100	KERRMCGEE-MP	380840	CR6010	ADE
212263	2708030234	M-11	KERRMCGEE-MP	380840	CR6010	ADE
212263	2708030233	M-36	KERRMCGEE-MP	380840	CR6010	ADE
212267	2708030239	GW-11	KERRMCGEE-MP	380840	CR6010	ADE
212281	2708040003	M-70	KERRMCGEE-MP	380840	CR6010	ADE
212281	2708040002	M-83	KERRMCGEE-MP	380840	CR6010	ADE
212281	2708040001	M-85	KERRMCGEE-MP	380840	CR6010	ADE
212281	2708040006	M-22A	KERRMCGEE-MP	380840	CR6010	ADE
212281	2708040007	M-38	KERRMCGEE-MP	380840	CR6010	ADE
212281	2708040004	M-71	KERRMCGEE-MP	380840	CR6010	ADE
212281	2708040005	M-72	KERRMCGEE-MP	380840	CR6010	ADE
212281	2708040010	M-115	KERRMCGEE-MP	380840	CR6010	ADE
212281	2708040011	M-14A	KERRMCGEE-MP	380840	CR6010	ADE
212281	2708040009	M-17A	KERRMCGEE-MP	380840	CR6010	ADE
212281	2708040008	M-89	KERRMCGEE-MP	380840	CR6010	ADE

Brief Description:(include reason for non-compliance-Root Cause)

Sample 2708040006 was used as 2nd set MS/D but recoveries were lower than acceptable limits at 25 and 31percent. Other QCs like LCSDs were passing at 91 and 93%. Another MSD pair was analysed before this set and yielded 78 and 72%. This was sample 2708040004.

Corrective Action Taken/Prevention:

Matrix interference is suspect also a high sample concentration because spike value is at 1 and sample value is +/- 30.

Impact on Data Quality:

None as all other QCs pass.

LIMS user:mce Date/time stamp:24-aug-2007 15:42:38

Data Disposition/Acceptable/Method/Regulations:

Flag sample -0006 with M3 since sample result is 30x of spiked amount. Batch data acceptable based on passing LCSS and 1st MS/MSD.

LIMS user:yyc Date/time stamp:24-aug-2007 17:52:09

Annotation:

M3 - The accuracy of the spike recovery value is reduced since the analyte concentration in the sample is disproportionate to the spike level. The method control sample recovery was acceptable.

LIMS user:yyc Date/time stamp:24-aug-2007 17:52:09

Client Contact:

ok to report with M3 flag for impacted sample.

LIMS user:ade Date/time stamp:25-aug-2007 08:47:10

Detail Report for QIR group#

213188

Group	Sample#	Sample ID	Customer	QC Ref	Test	Analyst	Analysis Date	Prep	Prep Date	Inst
212263	2708030228	M-102	KERRMCGEE-MP	380840	CR6010	wbh	08/14/07 00:00	jrf	08/12/07 00:00	OPTIMA
212263	2708030229	M-101	KERRMCGEE-MP	380840	CR6010	wbh	08/14/07 00:00	jrf	08/12/07 00:00	OPTIMA
212263	2708030230	M-86	KERRMCGEE-MP	380840	CR6010	wbh	08/14/07 00:00	jrf	08/12/07 00:00	OPTIMA
212263	2708030231	M-84	KERRMCGEE-MP	380840	CR6010	wbh	08/14/07 00:00	jrf	08/12/07 00:00	OPTIMA
212263	2708030232	M-100	KERRMCGEE-MP	380840	CR6010	wbh	08/14/07 00:00	jrf	08/12/07 00:00	OPTIMA
212263	2708030233	M-36	KERRMCGEE-MP	380840	CR6010	wbh	08/14/07 00:00	jrf	08/12/07 00:00	OPTIMA
212263	2708030234	M-11	KERRMCGEE-MP	380840	CR6010	wbh	08/14/07 00:00	jrf	08/12/07 00:00	OPTIMA
212263	2708030235	M-10	KERRMCGEE-MP	380840	CR6010	wbh	08/14/07 00:00	jrf	08/12/07 00:00	OPTIMA
212267	2708030239	GW-11	KERRMCGEE-MP	380840	CR6010	wbh	08/14/07 00:00	jrf	08/12/07 00:00	OPTIMA
212281	2708040001	M-85	KERRMCGEE-MP	380840	CR6010	wbh	08/14/07 00:00	jrf	08/12/07 00:00	OPTIMA
212281	2708040002	M-83	KERRMCGEE-MP	380840	CR6010	wbh	08/14/07 00:00	jrf	08/12/07 00:00	OPTIMA
212281	2708040003	M-70	KERRMCGEE-MP	380840	CR6010	wbh	08/14/07 00:00	jrf	08/12/07 00:00	OPTIMA
212281	2708040004	M-71	KERRMCGEE-MP	380840	CR6010	wbh	08/14/07 00:00	jrf	08/12/07 00:00	OPTIMA
212281	2708040005	M-72	KERRMCGEE-MP	380840	CR6010	wbh	08/14/07 00:00	jrf	08/12/07 00:00	OPTIMA
212281	2708040006	M-22A	KERRMCGEE-MP	380840	CR6010	wbh	08/14/07 00:00	jrf	08/12/07 00:00	OPTIMA
212281	2708040007	M-38	KERRMCGEE-MP	380840	CR6010	wbh	08/14/07 00:00	jrf	08/12/07 00:00	OPTIMA
212281	2708040008	M-89	KERRMCGEE-MP	380840	CR6010	wbh	08/14/07 00:00	jrf	08/12/07 00:00	OPTIMA
212281	2708040009	M-17A	KERRMCGEE-MP	380840	CR6010	wbh	08/14/07 00:00	jrf	08/12/07 00:00	OPTIMA
212281	2708040010	M-115	KERRMCGEE-MP	380840	CR6010	wbh	08/14/07 00:00	jrf	08/12/07 00:00	OPTIMA
212281	2708040011	M-14A	KERRMCGEE-MP	380840	CR6010	wbh	08/14/07 00:00	jrf	08/12/07 00:00	OPTIMA

Batch# 380840 CR6010

Analyte	QC	Actual	Found	Lower	Yield	Upper	Statu
Chromium, Total, ICAP	LCS1	1.00	0.914	85.0	91.4	115.0	OK
Chromium, Total, ICAP	LCS2	1.00	0.934	85.0	93.4	115.0	OK
Chromium, Total, ICAP	MBLK	ND	ND	0.0		0.0	OK
Chromium, Total, ICAP	MRL_CHK	0.010	0.009	50.0	99.4	150.0	OK
Chromium, Total, ICAP	MS	1.00	0.783	70.0	78.3	130.0	OK
Chromium, Total, ICAP	MSD	1.00	0.716	70.0	71.6	130.0	OK

Sample ID	Date	Time	Dil	Raw	Rept.	Limit	Comment
ICV	8/13/07	19:11	1	9.9636	9.96 ✓	95-105	99.6%
LINEARITY	8/13/07	19:14	1	0.0016	.0016		
ICSA	8/13/07	19:18	1	-0.0011	ND ✓	80-120	
ICSAB	8/13/07	19:22	1	.23743	.237 ✓	80-120	94.9%
Wash	8/13/07	19:26	1	-0.0001	ND		
QC-25 1ppm	8/13/07	19:32	1	.95734	.960 ✓		
CCV	8/13/07	19:37	1	4.9148	4.91 ✓	90-110	98.2%
ICB	8/13/07	19:48	1	0.0000	0.0000		
MRL	8/13/07	19:54	1	0.0098	.0098 ✓	50-150	97.5%
FILTER CHECK	8/13/07	19:57	1	-0.0002	ND		
MRL6010	8/13/07	20:01	1	0.0027	ND		No Sp. Sol. Perm. 11
MBLANK	8/13/07	20:05	1	-0.0001	ND		Wrong
LCS	8/13/07	20:08	1	.95525	.955 ✓	85-115	95.5%
LCSD	8/13/07	20:12	1	.94145	.94 ✓	85-115	94.1%
2708020271_2X	8/13/07	20:16	2	.21518	.220 ✓		
2708020271_2XMS	8/13/07	20:20	2	1.1761	1.18 ✓	0.961	48.0 Q
2708020271_2XMSD	8/13/07	20:24	2	1.1556	1.16 ✓	0.941	47.0 Q
2708020271_2XT	8/13/07	20:24	2		2.00	70 - 130	94.1%
2708020272_2X	8/13/07	20:28	2	.48722	.490 ✓		
2708020272_2XMS	8/13/07	20:32	2	1.4206	1.42	0.933	46.6 Q
CCV	8/13/07	20:36	1	4.8635	4.86	90-110	97.2%
CCB	8/13/07	20:39	1	0.0000	0.0000		
2708020272_2XMSD	8/13/07	20:43	2	1.4252	1.43	0.938	46.9 Q
2708020272_2XT	8/13/07	20:43	2		2.00	70 - 130	
2708020256_20X	8/13/07	20:46	20	29.366	29 ✓		
2708020257_20X	8/13/07	20:51	20	28.933	29 ✓		
2708020258_20X	8/13/07	20:55	20	16.424	16 ✓		
2708020259_20X	8/13/07	20:59	20	43.453	43 ✓		
2708020260_20X	8/13/07	21:04	20	30.262	30 ✓		
2708020261_20X	8/13/07	21:08	20	30.987	31 ✓		
2708020262_20X	8/13/07	21:12	20	25.971	26 ✓		
2708020263_20X	8/13/07	21:17	20	14.973	15 ✓		
2708020264_20X	8/13/07	21:21	20	12.622	13 ✓		
CCV	8/13/07	21:25	1	4.7959	4.8 ✓	90-110	95.9%
CCB	8/13/07	21:29	1	0.0022	.0022		
MCV	8/13/07	21:32	1	2.3859	2.39 ✓	90-110	95.4%
2708020265_10X	8/13/07	21:35	10	11.131	11 ✓		
2708020266_10X	8/13/07	21:40	10	9.4001	9.4 ✓		
2708020267_5X	8/13/07	21:44	5	4.3750	4.4 ✓		
2708020268_2X	8/13/07	21:48	2	1.8711	1.9 ✓		
2708020269_2X	8/13/07	21:53	2	.79782	.8 ✓		
2708020270_2X	8/13/07	21:57	2	.44294	.440 ✓		
2708020317_2X	8/13/07	22:02	2	0.0161	.016 ✓		
2708020319_5X	8/13/07	22:06	5	11.356	11 ✓		
2708020318_2X	8/13/07	22:11	2	.06087	.061 ✓		
MBLANK	8/13/07	22:15	1	0.0007	0.0007 ✓		

Sample ID	Date	Time	Dil	Raw	Rept.	Limit	Comment
CCV	8/13/07	22:19	1	4.7548	4.75 ✓	90-110	95.0%
CCB	8/13/07	22:24	1	0.0009	0.0009 ✓		
LCS	8/13/07	22:28	1	.93005	.93 ✓	85-115	93.0%
LCSD	8/13/07	22:31	1	.91146	.911 ✓	85-115	91.1%
2708020327_2X	8/13/07	22:34	2	.96783	.970 ✓		
2708020327_2XMS	8/13/07	22:38	2	1.8816	1.88 ✓		
2708020327_2XMSD	8/13/07	22:42	2	1.8625	1.86 ✓	0.914	91.4% Q
2708020327_2XT	8/13/07	22:42	2		2.00 ✓	0.895	89.5% Q
*2708020332_20X <i>Q12</i>	8/13/07	22:46	20	21.102	21 ✓	70 - 130	87.5% Q
2708020332_20XMS	8/13/07	22:50	20	21.300	21.3 ✓		
2708020332_20XMSD	8/13/07	22:55	20	21.963	22 ✓	0.198	19.8% Q
2708020332_20XT	8/13/07	22:55	20		20.00 ✓	0.861	86.1% Q
2708020320_20X -	8/13/07	22:59	20	29.441	29 ✓	70 - 130	86.4% Q
2708020321_20X	8/13/07	23:03	20	15.929	16 ✓		
CCV	8/13/07	23:08	1	4.7324	4.73 ✓	90-110	94.6%
CCB	8/13/07	23:11	1	0.0022	.0022 ✓		
MCV	8/13/07	23:16	1	2.3620	2.36 ✓	90-110	94.4%
2708020322_10X	8/13/07	23:19	10	9.4485	9.4 ✓		
2708020323_2X	8/13/07	23:24	2	.38131	.380 ✓		
2708020324_5X	8/13/07	23:28	5	4.5793	4.6 ✓		
2708020325_2X	8/13/07	23:32	2	.91385	.910 ✓		
2708020326_2X	8/13/07	23:37	2	1.0224	1.0 ✓		
2708020328_2X	8/13/07	23:41	2	2.3597	2.4 ✓		
2708020329_5X	8/13/07	23:46	5	9.4749	9.5 ✓		
2708020330_5X	8/13/07	23:50	5	5.5403	5.5 ✓		
2708020331_20X	8/13/07	23:54	20	19.785	20 ✓		
2708020342_10X	8/13/07	23:59	10	12.578	13 ✓		
CCV	8/14/07	0:05	1	4.7427	4.74 ✓	90-110	94.8%
CCB	8/14/07	0:13	1	0.0010	.001 ✓		
2708020343_2X	8/14/07	0:17	2	0.0033	.0033 ✓		
2708020344_5X	8/14/07	0:20	5	11.969	12 ✓		
2708030224_2X ✓	8/14/07	0:25	2	1.8657	1.9 ✓		
2708030225_2X ✓	8/14/07	0:29	2	.76172	.760 ✓		
2708030226_2X ✓	8/14/07	0:34	2	2.8850	2.9 ✓		
2708030227_2X ✓	8/14/07	0:38	2	.87133	.870 ✓		
MBLANK	8/14/07	0:43	1	0.0006	0.0005 ✓		
LCS	8/14/07	0:46	1	.91435	.914 ✓	85-115	91.4%
LCSD	8/14/07	0:50	1	.93482	.935 ✓	85-115	93.4%
2708040004_5X	8/14/07	0:54	5	5.0792	5.1 ✓		
CCV	8/14/07	1:01	1	4.7245	4.72 ✓	90-110	94.4%
CCB	8/14/07	1:10	1	0.0003	0.0002 ✓		
MCV	8/14/07	1:15	1	2.3292	2.33 ✓	90-110	93.4%
2708040004_5XMS	8/14/07	1:18	5	5.8624	5.86 ✓		
2708040004_5XMSD	8/14/07	1:22	5	5.7952	5.8 ✓	0.783	78.3% Q
2708040004_5XT	8/14/07	1:22	5		5.00 ✓	0.716	71.6% Q
*2708040006_20X <i>Q1A</i>	8/14/07	1:27	20	29.675	30 ✓	70 - 130	87.1% Q
2708040006_20XMS	8/14/07	1:31	20	29.922	29.9 ✓		
2708040006_20XMSD	8/14/07	1:35	20	29.989	30 ✓	0.247	24.7% Q
2708040006_20XT	8/14/07	1:35	20		20.00 ✓	0.314	31.4% Q
2708030228_2X -	8/14/07	1:40	2	1.3358	1.3 ✓	70 - 130	87.1% Q

Sample ID	Date	Time	Dil	Raw	Rept.	Limit	Comment
2708030229_2X	8/14/07	1:44	2	.46897	.470 ✓		
2708030230_2X	8/14/07	1:49	2	1.7594	1.8 ✓		
2708030231_2X	8/14/07	1:53	2	0.0797	.080 ✓		
2708030232_2X	8/14/07	1:57	2	.19337	.190 ✓		
CCV	8/14/07	2:05	1	4.7200	4.72 ✓	90-110	94.4%
CCB	8/14/07	2:11	1	0.0003	0.0003		
2708030233_20X	8/14/07	2:14	20	32.887	33 ✓		
2708030234_2X	8/14/07	2:19	2	2.5954	2.6 ✓		
2708030235_2X	8/14/07	2:23	2	.96589	.970 ✓		
2708030239_5X	8/14/07	2:27	5	0.0419	.042 ✓		
2708040001_2X	8/14/07	2:31	2	0.0746	.075 ✓		
2708040002_2X	8/14/07	2:36	2	0.0933	.093 ✓		
2708040003_5X	8/14/07	2:40	5	7.4532	7.5 ✓		
2708040005_5X	8/14/07	2:45	5	4.7907	4.8 ✓		
2708040007_20X	8/14/07	2:49	20	25.929	26 ✓		
2708040008_20X	8/14/07	2:53	20	22.921	23 ✓		
CCV	8/14/07	3:01	1	4.7569	4.76 ✓	90-110	95.1%
CCB	8/14/07	3:10	1	0.0008	0.0007 ✓		
MCV	8/14/07	3:15	1	2.3193	2.32 ✓	90-110	92.7%
2708040009_20X	8/14/07	3:19	20	27.091	27 ✓		
2708040010_2X	8/14/07	3:24	2	0.0357	.036 ✓		
2708040011_2X -	8/14/07	3:28	2	0.0534	.053 ✓		
ICSA	8/14/07	3:33	1	-0.0009	ND ✓	80-120	
ICSAB	8/14/07	3:37	1	.22613	.226 ✓	80-120	90.4%
Wash	8/14/07	3:41	1	0.0000	0		
QC-25 1ppm	8/14/07	3:47	1	.19770	.2		
ECV	8/14/07	3:52	1	4.6691	4.67 ✓	90-110	93.3%
ECB	8/14/07	3:59	1	-0.0003	ND		
MRL	8/14/07	4:05	1	0.0090	.009 ✓	50-150	90.4%

QA 212281

ICP SUMMARY SHEET

File ID: 070813A
 Date Started: 8/13/07
 Analyst ID: WBH

SAMPLE ID

LINEARITY	(19:14)	Wash	(19:26)	FILTER CHECK	(19:57)
2708020271_2	(20:16)	2708020272_2	(20:28)	2708020256_2	(20:46)
2708020257_2	(20:51)	2708020258_2	(20:55)	2708020259_2	(20:59)
2708020260_2	(21:04)	2708020261_2	(21:08)	2708020262_2	(21:12)
2708020263_2	(21:17)	2708020264_2	(21:21)	2708020265_1	(21:35)
2708020266_1	(21:40)	2708020267_5	(21:44)	2708020268_2	(21:48)
2708020269_2	(21:53)	2708020270_2	(21:57)	2708020317_2	(22:02)
2708020319_5	(22:06)	2708020318_2	(22:11)	2708020327_2	(22:34)
2708020332_2	(22:46)	2708020320_2	(22:59)	2708020321_2	(23:03)
2708020322_1	(23:19)	2708020323_2	(23:24)	2708020324_5	(23:28)
2708020325_2	(23:32)	2708020326_2	(23:37)	2708020328_2	(23:41)
2708020329_5	(23:46)	2708020330_5	(23:50)	2708020331_2	(23:54)
2708020342_1	(23:59)	2708020343_2	(0:17)	2708020344_5	(0:20)
2708030224_2	(0:25)	2708030225_2	(0:29)	2708030226_2	(0:34)
2708030227_2	(0:38)	2708040004_5	(0:54)	2708040006_2	(1:27)
2708030228_2	(1:40)	2708030229_2	(1:44)	2708030230_2	(1:49)
2708030231_2	(1:53)	2708030232_2	(1:57)	2708030233_2	(2:14)
2708030234_2	(2:19)	2708030235_2	(2:23)	2708030239_5	(2:27)
2708040001_2	(2:31)	2708040002_2	(2:36)	2708040003_5	(2:40)
2708040005_5	(2:45)	2708040007_2	(2:49)	2708040008_2	(2:53)
2708040009_2	(3:19)	2708040010_2	(3:24)	2708040011_2	(3:28)
Wash	(3:41)				

Cr6010

COMMENT:

MRL for Cr6010 ⇒ 0.00994 µg/L

Analyst: WBH

Approved By: WR 8/16/07

BATCH NUMBER for 070813A

Amulya
8/14/07

Test Parameter:

SCA YR AG AL AS B_ BA BE CA CD CO CR CU FE K MG MN MO NA NI

Batch ID: 2708020271_2X

2708020271_2X	2708020272_2X	2708020256_20X
2708020257_20X	2708020258_20X	2708020259_20X
2708020260_20X	2708020261_20X	2708020262_20X
2708020263_20X	2708020264_20X	2708020265_10X
2708020266_10X	2708020267_5X	2708020268_2X
2708020269_2X	2708020270_2X	2708020317_2X
2708020319_5X	2708020318_2X	

Batch ID: 2708020327_2X

2708020327_2X	2708020332_20X	2708020320_20X
2708020321_20X	2708020322_10X	2708020323_2X
2708020324_5X	2708020325_2X	2708020326_2X
2708020328_2X	2708020329_5X	2708020330_5X
2708020331_20X	2708020342_10X	2708020343_2X
2708020344_5X	2708030224_2X	2708030225_2X
2708030226_2X	2708030227_2X	

Batch ID: 2708040004_5X

2708040004_5X	2708040006_20X	2708030228_2X
2708030229_2X	2708030230_2X	2708030231_2X
2708030232_2X	2708030233_20X	2708030234_2X
2708030235_2X	2708030239_5X	2708040001_2X
2708040002_2X	2708040003_5X	2708040005_5X
2708040007_20X	2708040008_20X	2708040009_20X
2708040010_2X	2708040011_2X	

Landscape Summary

File ID: 070813A

Date: 8/13/07

Analyst: WBH

Page: 4

Sample ID	Time	CR	CU	FE	K	MG	MN	MO	NA	NI	PB	SB
ICV	19:11	9.96/10	10.1/10	10.0/10	101/100	102/100	10.0/10	\$10.00/10	103/100	9.98/10	10.3/10	10.1/10
LINEARITY	19:14	0.002	-0.015	101	316	200	0.004	0.002	319/300	0.001	-0.007	0.013
ICSA	19:18	-0.001	-0.016	100/100	0.390	254/250	0.003	0.003	0.186	-0.000	-0.046	0.010
ICSA B	19:22	0.237/.25	0.233/.25	97.0/100	0.168	244/250	0.250/.25	0.002	0.066	0.449/.5	0.440/.5	0.011
Wash	19:26	-0.001	0.0000	-0.021	0.0007	1.078	-0.004	-0.002	0.0192	-0.001	0.0010	-0.0058
QC-25 ppm	19:32	0.9573	0.9309	1.014	9.552	1.078	0.9991	-0.002	0.0192	1.005	1.032	0.9333
CCV	19:37	4.91/5	4.77/5	5.16/5	49.7/50	52.4/50	5.02/5	4.88/5	51.7/50	5.06/5	5.12/5	4.92/5
ICB	19:48	0.0000	0.0002	0.0001	-0.034	0.0008	-0.004	0.0001	0.0111	0.0000	0.0015	-0.0025
MRL	19:54	0.010/.01	0.010/.01	0.021/.02	0.902/1	0.107/.1	N/A	0.019/.02	1.04/1	0.020/.02	0.022/.02	N/A
FILTER CHECK	19:57	-0.002	-0.001	-0.001	-0.0646	0.0001	N/A	-0.003	0.0038	-0.000	0.0018	N/A
MRL6010	20:01	-0.003	-0.007	-0.003	-0.029	-0.000	N/A	-0.001	-0.000	-0.000	0.007(.02)	N/A
MBLANK	20:05	-0.001	-0.001	0.0016	-0.0656	0.0045	N/A	-0.000	0.0247	-0.000	0.0024	N/A
LCS	20:08	0.955/1	0.961/1	5.03/5	19.3/20	20.6/20	N/A	-0.000	0.0247	-0.000	0.0024	N/A
ICSD	20:12	0.941/1	0.956/1	5.07/5	19.6/20	20.7/20	N/A	0.933/1	51.0/50	0.498/.5	1.04/1	N/A
2708020271_2X	20:16	0.2152	0.0046	0.0014	35.25	181.5	N/A	0.933/1	51.1/50	0.487/.5	1.02/1	N/A
2708020271_2XMS	20:20	1.176	1.007	5.318	57.15	201.2	N/A	0.0275	880.6	-0.015	-0.082	N/A
2708020271_2XMSD	20:24	1.156	0.9911	5.153	56.01	198.6	N/A	0.9954	924.9	0.4808	1.019	N/A
2708020272_2X	20:28	0.4872	0.0042	0.3238	46.57	214.6	N/A	0.9852	913.7	0.4742	0.9896	N/A
2708020272_2XMS	20:32	1.421	0.9819	5.469	66.09	228.0	N/A	0.0301	856.1	0.0009	-0.129	N/A
CCV	20:36	4.86/5	4.72/5	5.02/5	49.1/50	52.4/50	N/A	0.9981	882.7	0.4698	0.9949	N/A
CCB	20:39	0.0000	0.0001	0.0012	0.0133	-0.0001	N/A	4.77/5	51.8/50	4.98/5	5.04/5	N/A
2708020272_2XMSD	20:43	1.425	0.9781	5.421	66.67	232.0	N/A	0.0006	1.645	-0.001	0.0026	N/A
2708020256_20X	20:46	29.37	0.0149	0.0959	55.77	529.6	N/A	0.9777	898.7	0.4606	0.9758	N/A
2708020257_20X	20:51	28.93	0.0132	0.0334	46.83	564.4	N/A	0.0342	\$2374.2	-0.032	-0.0493	N/A
2708020259_20X	20:55	16.42	0.0091	0.1123	41.79	462.1	N/A	0.0363	\$2336.3	-0.040	-0.0493	N/A
2708020260_20X	20:59	43.45	0.0523	23.27	53.91	664.0	N/A	0.0456	\$1655.3	-0.034	-0.0547	N/A
2708020261_20X	21:04	30.26	0.0364	0.9707	54.77	651.7	N/A	0.0253	\$2330.0	0.1392	-0.080	N/A
2708020262_20X	21:08	30.99	0.0110	0.0027	45.47	624.0	N/A	0.0373	\$2318.1	-0.038	-0.0596	N/A
2708020263_20X	21:12	25.97	0.0091	-0.0300	36.73	492.3	N/A	0.0392	\$2290.3	-0.068	-0.0876	N/A
2708020264_20X	21:17	14.97	0.0013	-0.169	47.11	433.5	N/A	0.0311	\$1901.8	-0.028	-0.0308	N/A
CCV	21:21	12.62	0.0060	0.3496	35.36	388.5	N/A	0.0260	\$1710.5	0.0005	-0.0399	N/A
CCB	21:25	4.80/5	4.63/5	5.16/5	50.2/50	53.0/50	N/A	0.0269	52.0/50	5.00/5	5.03/5	N/A
MCV	21:29	0.0022	-0.001	-0.012	-0.0200	-0.0000	N/A	0.0008	0.1064	-0.001	0.0019	N/A
2708020365_10X	21:32	2.39/2.5	2.28/2.5	2.58/2.5	24.6/25	26.8/25	N/A	2.32/2.5	26.0/25	2.50/2.5	2.51/2.5	N/A
2708020266_10X	21:35	11.13	0.0058	0.0157	43.19	330.3	N/A	0.0289	\$1733.6	-0.017	-0.0306	N/A
2708020267_5X	21:40	9.400	0.0053	1.122	40.64	295.8	N/A	0.0303	\$1853.6	0.0003	0.0038	N/A
2708020268_2X	21:44	4.375	0.0051	0.0080	38.68	224.6	N/A	0.0321	\$1597.4	-0.033	-0.0220	N/A
2708020269_2X	21:48	1.871	0.0028	0.0024	32.71	164.5	N/A	0.0341	\$1292.4	-0.006	-0.0099	N/A
2708020270_2X	21:53	0.7978	0.0029	0.0069	39.80	221.9	N/A	0.0272	\$1196.9	0.0002	-0.0104	N/A
2708020317_2X	21:57	0.4429	0.0032	0.0300	45.51	265.4	N/A	0.0206	\$1115.3	-0.004	-0.0178	N/A
2708020317_5X	22:02	0.0161	0.0024	0.1847	12.01	84.40	N/A	0.0168	359.6	-0.006	-0.0043	N/A
2708020318_2X	22:06	11.36	0.0090	0.1397	23.07	278.3	N/A	0.0162	\$1642.2	-0.007	-0.0139	N/A
MBLANK	22:11	0.0609	0.0059	0.0744	18.58	199.2	N/A	0.0175	636.5	0.0004	-0.0028	N/A
CCV	22:15	0.0007	-0.003	0.0015	-0.0280	0.0019	N/A	-0.004	0.4622	-0.006	0.0020	N/A
CCB	22:19	4.75/5	4.55/5	4.99/5	48.9/50	53.2/50	N/A	4.61/5	51.9/50	4.86/5	4.90/5	N/A
LCS	22:24	0.0009	-0.002	-0.004	0.0009	0.0009	N/A	0.0002	0.1693	-0.003	0.0019	N/A
ICSD	22:28	0.930/1	0.917/1	5.08/5	19.4/20	20.8/20	N/A	0.902/1	49.8/50	-0.003	0.0019	N/A
2708020327_2X	22:31	0.911/1	0.904/1	5.04/5	19.4/20	20.8/20	N/A	0.902/1	50.0/50	0.474/.5	0.975/1	N/A
	22:34	0.9678	0.0022	0.0086	21.47	268.7	N/A	0.0615	912.8	0.0001	-0.0147	N/A

Landscape Summary

File ID: 070813A

Date: 8/13/07

Analyst: WBH

Page: 5

Sample ID	Time	CR	CU	FE	K	MG	MN	MO	NA	NI	PB	SB
2708020327_2XMS	22:38	1.882	0.9429	5.014	42.70	292.7	N/A	0.9687	983.4	0.4596	0.9289	N/A
2708020327_2XMSD	22:42	1.863	0.9330	4.987	42.32	288.6	N/A	0.9594	963.1	0.4556	0.9215	N/A
2708020332_20X	22:46	21.10	-0.003	0.0486	64.93	523.8	N/A	0.0359	\$1908.6	-0.008	-0.0471	N/A
2708020332_20XMS	22:50	21.30	0.8765	5.050	81.93	519.2	N/A	0.9212	\$1874.3	0.4537	0.9266	N/A
2708020332_20XMSD	22:55	21.96	0.9208	5.140	82.61	532.0	N/A	0.9569	\$1916.9	0.4689	0.9693	N/A
2708020320_20X	22:59	29.44	-0.017	1.021	35.17	292.8	N/A	0.0423	\$2968.5	-0.009	-0.043	N/A
2708020321_20X	23:03	15.93	0.0944	-0.0146	43.52	392.1	N/A	0.0385	\$1711.6	-0.063	-0.0264	N/A
CCB	23:08	4.73/5	4.52/5	5.08/5	49.8/50	49.8/50	N/A	4.62/5	51.5/50	4.87/5	4.90/5	N/A
MCV	23:11	0.0022	-0.001	-0.0012	-0.0423	-0.000	N/A	0.0008	0.1601	-0.002	0.0011	N/A
2708020322_10X	23:16	2.36/2.5	2.24(2.5)	2.64/2.5	25.5/25	27.2/25	N/A	2.29/2.5	25.8/25	2.47/2.5	2.47/2.5	N/A
2708020323_10X	23:19	9.449	0.0041	-0.009	82.14	254.6	N/A	0.0599	\$1309.1	-0.010	-0.0134	N/A
2708020323_2X	23:24	0.3813	0.0029	0.0392	10.88	157.8	N/A	0.1619	\$1123.3	0.0047	-0.0124	N/A
2708020324_5X	23:28	4.579	0.0031	0.0612	26.96	440.5	N/A	0.0220	895.4	-0.030	-0.0211	N/A
2708020325_2X	23:32	0.9139	0.0037	0.2015	26.30	313.5	N/A	0.0951	\$1244.8	0.0016	-0.0134	N/A
2708020326_2X	23:37	1.022	0.0019	0.0336	19.26	274.5	N/A	0.0419	843.2	0.0002	-0.0154	N/A
2708020328_2X	23:41	2.360	0.0026	-0.0126	20.40	333.7	N/A	0.0300	900.9	0.0015	-0.0145	N/A
2708020329_5X	23:46	9.475	0.0020	0.0023	38.00	464.0	N/A	0.0264	\$1241.8	0.0003	-0.0175	N/A
2708020330_5X	23:50	5.540	0.0023	0.0405	26.77	454.3	N/A	0.0234	947.7	-0.012	-0.0226	N/A
2708020331_20X	23:54	19.79	-0.021	0.0282	71.66	477.9	N/A	0.0364	\$1974.2	0.0026	0.0026	N/A
2708020342_10X	23:59	12.58	0.0063	0.4790	45.70	21.55	N/A	0.0286	\$2325.5	-0.024	0.0005	N/A
CCV	0:05	4.74/5	4.53/5	5.09/5	49.5/50	53.9/50	N/A	4.64/5	51.4/50	4.90/5	4.93/5	N/A
CCB	0:13	0.0010	-0.006	-0.003	-0.0776	-0.0012	N/A	0.0001	0.1676	-0.006	0.0012	N/A
2708020343_2X	0:17	0.0033	-0.001	0.0878	-0.0686	0.2255	N/A	0.0004	0.6041	-0.005	0.0057	N/A
2708020344_5X	0:20	11.97	0.0037	0.3767	46.00	20.45	N/A	0.0327	\$2254.1	-0.005	-0.0026	N/A
2708030224_2X	0:25	1.866	0.0018	0.1374	12.70	101.0	N/A	0.0148	426.0	0.0002	-0.0028	N/A
2708030225_2X	0:29	0.7617	0.0024	-0.0041	24.21	258.0	N/A	0.1031	\$1334.7	0.0009	-0.0133	N/A
2708030226_2X	0:34	2.885	0.0019	0.1220	15.67	193.3	N/A	0.0165	471.5	-0.008	-0.0101	N/A
2708030227_2X	0:38	0.8713	0.0031	0.0487	25.41	232.5	N/A	0.1180	\$1544.2	0.0021	-0.0140	N/A
MBLANK	0:43	0.0006	-0.007	0.0021	-0.0721	0.0049	N/A	-0.0004	0.5792	-0.005	0.0030	N/A
LCS	0:46	0.914/1	0.895/1	5.02/5	19.9/20	21.6/20	N/A	0.885/1	52.0/50	0.468/5	0.965/1	N/A
LCSD	0:50	0.935/1	0.913/1	5.16/5	19.8/20	21.5/20	N/A	0.911/1	51.4/50	0.482/5	0.985/1	N/A
2708040004_5X	0:54	5.079	0.0021	0.0148	25.81	271.9	N/A	0.0219	\$1151.5	-0.036	-0.0199	N/A
CCV	1:01	4.72/5	4.47(5)	5.13/5	50.4/50	54.0/50	N/A	4.59/5	51.8/50	4.86/5	4.87/5	N/A
CCB	1:10	0.0003	-0.006	-0.024	-0.0700	0.0014	N/A	0.0002	0.1596	-0.007	0.0019	N/A
MCV	1:15	2.33/2.5	2.18(2.5)	2.58/2.5	25.0/25	27.3/25	N/A	2.24(2.5)	25.9/25	2.44/2.5	2.43/2.5	N/A
2708040004_5XMS	1:18	5.862	0.9216	5.191	46.41	288.0	N/A	0.9297	\$1184.2	0.4617	0.9530	N/A
2708040004_5XMSD	1:22	5.795	0.9069	4.997	45.31	283.3	N/A	0.8934	\$1156.9	0.4460	0.9158	N/A
2708040006_20X	1:27	29.68	-0.029	-0.0096	41.55	508.1	N/A	0.0314	\$2459.3	-0.009	-0.0232	N/A
2708040006_20XMS	1:31	29.92	0.8867	5.092	58.08	515.6	N/A	0.9242	\$2439.7	0.4550	0.9315	N/A
2708040006_20XMSD	1:35	29.99	0.8866	5.158	59.40	522.2	N/A	0.9194	\$2475.4	0.4532	0.9137	N/A
2708030228_2X	1:44	1.336	0.0011	0.1122	9.807	85.01	N/A	0.0152	416.8	-0.002	-0.0024	N/A
2708030229_2X	1:44	0.4690	0.0033	0.0796	9.126	92.07	N/A	0.0103	536.2	-0.012	-0.0104	N/A
2708030230_2X	1:49	1.759	0.0010	0.0315	14.75	157.4	N/A	0.0129	521.1	-0.017	-0.014	N/A
2708030231_2X	1:53	0.0797	0.0004	0.0261	4.837	30.06	N/A	0.0103	158.7	-0.014	-0.0104	N/A
2708030232_2X	1:57	0.1934	0.0005	0.0892	6.452	54.89	N/A	0.0107	289.6	-0.003	-0.0023	N/A
CCV	2:05	4.72/5	4.46(5)	5.21/5	51.3/50	54.4/50	N/A	4.59/5	52.2/50	4.88/5	4.86/5	N/A
CCB	2:11	0.0003	-0.006	-0.017	-0.0095	0.0007	N/A	0.0004	0.1268	-0.005	0.0030	N/A
2708030233_20X	2:14	32.89	-0.003	0.2271	37.08	515.3	N/A	0.0404	\$2669.2	-0.007	-0.0297	N/A
2708030234_2X	2:19	2.595	0.0007	0.8022	21.15	43.32	N/A	0.0238	986.5	-0.007	-0.0009	N/A
2708030235_2X	2:23	0.9659	0.0000	4.864	14.61	128.5	N/A	0.0173	608.3	-0.019	-0.0065	N/A

Landscape Summary

File ID: 070813A

Date: 8/13/07

Analyst: WBH

Page: 6

Sample ID	Time	CR	CU	FE	K	MG	MN	MO	NA	NI	PE	SB
2708030239_5X	2:27	0.0419	0.0197	0.1604	159.9	1147.9	N/A	0.5230	7911.1	0.0550	-0.0366	N/A
2708040001_2X	2:31	0.0746	0.0000	0.0367	5.634	38.81	N/A	0.0083	176.6	-0.0014	-0.0028	N/A
2708040002_2X	2:36	0.0933	0.0022	0.0685	4.179	28.90	N/A	0.0094	147.8	-0.0015	-0.0006	N/A
2708040003_5X	2:40	7.453	0.0019	0.0151	29.49	267.3	N/A	0.0188	1686.5	-0.0041	-0.0132	N/A
2708040005_5X	2:45	4.791	0.0027	0.1978	36.20	336.1	N/A	0.0281	1290.5	-0.0003	-0.0230	N/A
2708040007_20X	2:49	25.93	-0.0061	0.0999	41.88	454.4	N/A	0.0228	2384.1	-0.0173	0.0042	N/A
2708040008_20X	2:53	22.92	-0.0062	-0.0077	38.59	447.0	N/A	0.0278	2165.5	-0.0174	-0.0185	N/A
CCV	3:01	4.76/5	4.49(5)	5.18/5	51.2/50	54.9/50	N/A	4.61/5	52.7/50	4.89/5	4.89/5	N/A
CCB	3:10	0.0008	-0.0007	-0.0007	-0.0821	0.0017	N/A	0.0002	0.1332	-0.0008	0.0028	N/A
MCV	3:15	2.32/2.5	2.16(2.5)	2.59/2.5	25.5/25	27.6(25)	N/A	2.19(2.5)	26.3/25	2.39/2.5	2.37/2.5	N/A
2708040009_20X	3:19	27.09	-0.0024	0.0632	37.67	424.5	N/A	0.0581	2465.2	-0.0154	-0.0251	N/A
2708040010_2X	3:24	0.0357	0.0007	0.0552	14.12	138.2	N/A	0.0270	518.1	-0.0024	-0.0057	N/A
2708040011_2X	3:28	0.0534	0.0016	0.3418	9.994	162.1	N/A	0.0131	637.2	-0.0005	-0.0063	N/A
ICSA	3:33	-0.001	-0.015	99.2/100	0.063	257/250	N/A	0.002	0.776	-0.001	-0.038	N/A
ICSAE	3:37	0.226/.25	0.212/.25	97.2/100	-0.11	250/250	N/A	0.002	0.465	0.424/.5	0.408/.5	N/A
Wash	3:41	0.0000	-0.0009	-0.0005	-0.0796	0.0008	N/A	-0.0003	0.1691	-0.0006	0.0034	N/A
OC-25 1ppm	3:47	0.1977	0.1790	1.022	9.823	1.128	N/A	0.0093	1.284	0.0093	0.0199	N/A
ECV	3:52	4.67/5	4.41(5)	5.24/5	52.0/50	54.4/50	N/A	4.50/5	52.5/50	4.78/5	4.76/5	N/A
ECR	3:59	-0.0003	-0.0008	0.0006	-0.0818	0.0001	N/A	0.0001	0.0989	-0.0007	0.0026	N/A
MRL	4:05	0.009/.01	0.008/.01	0.022/.02	0.918/1	0.112/.1	N/A	0.0317/.02	1.11/1	0.019/.02	0.022/.02	N/A

Align View XY Axial for analyte Mn 257.610

X-position	Y-position	Intensity
-2.0	15.0	332357.3
-1.6	15.0	451683.8
-1.2	15.0	590002.7
-0.8	15.0	728483.9
-0.4	15.0	819616.4
0.0	15.0	824559.1
0.4	15.0	798705.8
0.8	15.0	673091.0
1.2	15.0	547644.5
1.6	15.0	418050.5
2.0	15.0	292380.9
0.0	10.0	6732.8
0.0	10.5	18151.5
0.0	11.0	29878.4
0.0	11.5	47226.7
0.0	12.0	74779.1
0.0	12.5	178059.6
0.0	13.0	261061.7
0.0	13.5	361162.6
0.0	14.0	500029.9
0.0	14.5	751190.4
0.0	15.0	835082.7
0.0	15.5	722693.9
0.0	16.0	673038.3
0.0	16.5	485847.3
0.0	17.0	392956.9
0.0	17.5	286593.9
0.0	18.0	218974.3
0.0	18.5	142388.0
0.0	19.0	39918.9
0.0	19.5	18136.3
0.0	20.0	7888.2
-0.8	15.0	653111.3
-0.4	15.0	716739.4
0.0	15.0	752703.9
0.4	15.0	714987.1
0.8	15.0	576721.1
0.0	13.0	234818.2
0.0	13.5	307689.7
0.0	14.0	421459.9
0.0	14.5	634824.2
0.0	15.0	728686.1
0.0	15.5	765318.3
0.0	16.0	736690.8
0.0	16.5	540067.9
0.0	17.0	383443.8

8/13/2007 18:40:13 aligned for analyte Mn 257.610

X viewing position set to 0.0 mm having Peak intensity 765318.3 for Axial viewing
Y viewing position set to 15.5 mm having Peak intensity 765318.3 for Axial viewing

Align View XY Axial for analyte Mn 257.610

X-position	Y-position	Intensity
-2.0	15.0	293532.1
-1.6	15.0	417556.5
-1.2	15.0	529811.3
-0.8	15.0	650837.5
-0.4	15.0	705012.0
0.0	15.0	707703.6
0.4	15.0	682449.0
0.8	15.0	625134.4
1.2	15.0	517619.3
1.6	15.0	364622.4
2.0	15.0	274474.2
0.0	10.0	10554.2
0.0	10.5	26957.0
0.0	11.0	42349.4

0.0	11.5	67942.2
0.0	12.0	104486.9
0.0	12.5	226689.9
0.0	13.0	326313.0
0.0	13.5	418632.3
0.0	14.0	528396.5
0.0	14.5	774576.1
0.0	15.0	801894.0
0.0	15.5	706087.9
0.0	16.0	598171.6
0.0	16.5	386445.2
0.0	17.0	274874.4
0.0	17.5	203521.8
0.0	18.0	140139.2
0.0	18.5	86589.8
0.0	19.0	20005.3
0.0	19.5	8099.9
0.0	20.0	4760.8
-0.8	15.0	651506.6
-0.4	15.0	706677.0
0.0	15.0	711301.0
0.4	15.0	672293.4
0.8	15.0	593429.9
0.0	13.0	334592.3
0.0	13.5	446893.8
0.0	14.0	559667.7
0.0	14.5	715242.3
0.0	15.0	712820.0
0.0	15.5	667149.5
0.0	16.0	574737.2
0.0	16.5	375408.5
0.0	17.0	274975.0

8/13/2007 18:44:41 aligned for analyte Mn 257.610

X viewing position set to 0.0 mm having Peak intensity 715242.3 for Axial viewing

Y viewing position set to 14.5 mm having Peak intensity 715242.3 for Axial viewing

Align View X Radial for analyte Mn 257.610

X-position	Y-position	Intensity
-7.0	15.0	1539.0
-6.5	15.0	2213.8
-6.0	15.0	2410.0
-5.5	15.0	2340.5
-5.0	15.0	2582.2
-4.5	15.0	3238.3
-4.0	15.0	4382.8
-3.5	15.0	6740.8
-3.0	15.0	10708.7
-2.5	15.0	17121.8
-2.0	15.0	25927.1
-1.5	15.0	40334.1
-1.0	15.0	52578.2
-0.5	15.0	57293.1
0.0	15.0	59108.2
0.5	15.0	51597.8
1.0	15.0	43508.2
1.5	15.0	35699.5
2.0	15.0	27052.6
2.5	15.0	17211.3
3.0	15.0	7497.2
3.5	15.0	6693.7
4.0	15.0	6535.8
4.5	15.0	7315.8
5.0	15.0	8057.8
5.5	15.0	8587.8
6.0	15.0	8530.0
6.5	15.0	8238.8
7.0	15.0	8443.3

8/13/2007 18:51:29 aligned for analyte Mn 257.610

X viewing position set to 0.0 mm having Peak intensity 59108.2 for Radial viewing

Align View XY Axial for analyte Mn 257.610

X-position	Y-position	Intensity
-2.0	15.0	3197782.7
-1.6	15.0	4317417.3
-1.2	15.0	5586326.8
-0.8	15.0	6879567.3
-0.4	15.0	7624401.8
0.0	15.0	7918817.4
0.4	15.0	7493374.5
0.8	15.0	6419580.0
1.2	15.0	5138303.2
1.6	15.0	3876028.4
2.0	15.0	2816586.5
0.0	10.0	66505.8
0.0	10.5	181297.8
0.0	11.0	301322.5
0.0	11.5	471895.6
0.0	12.0	730635.0
0.0	12.5	1724967.8
0.0	13.0	2496290.9
0.0	13.5	3505596.3
0.0	14.0	4668120.5
0.0	14.5	7089557.8
0.0	15.0	7823237.9
0.0	15.5	7946207.4
0.0	16.0	7353615.8
0.0	16.5	5387275.0
0.0	17.0	4147348.1
0.0	17.5	3072424.6
0.0	18.0	2266946.0
0.0	18.5	1570025.6
0.0	19.0	447044.5
0.0	19.5	206279.5
0.0	20.0	89779.0
-0.8	15.5	7005183.8
-0.4	15.5	7822659.9
0.0	15.5	7976004.6
0.4	15.5	7440038.1
0.8	15.5	6423200.3
0.0	13.5	3584564.4
0.0	14.0	4624549.7
0.0	14.5	7052902.8
0.0	15.0	7851864.8
0.0	15.5	8029735.5
0.0	16.0	7415696.2
0.0	16.5	5395373.1
0.0	17.0	4136708.2
0.0	17.5	3082816.3

8/13/2007 18:56:18 aligned for analyte Mn 257.610

X viewing position set to 0.0 mm having Peak intensity 8029735.5 for Axial viewing
 Y viewing position set to 15.5 mm having Peak intensity 8029735.5 for Axial viewing

Align View XY Axial for analyte Mn 257.610

X-position	Y-position	Intensity
-2.0	15.0	3193376.7
-1.6	15.0	4428470.5
-1.2	15.0	5788529.9
-0.8	15.0	6953547.5
-0.4	15.0	7813627.4
0.0	15.0	8046489.0
0.4	15.0	7520803.7
0.8	15.0	6548788.2
1.2	15.0	5215173.2
1.6	15.0	3954236.4
2.0	15.0	2815685.7
0.0	10.0	116003.2

0.0	10.5	301304.7
0.0	11.0	479423.0
0.0	11.5	734465.9
0.0	12.0	1141443.6
0.0	12.5	2418607.2
0.0	13.0	3470996.7
0.0	13.5	4658538.2
0.0	14.0	5947844.0
0.0	14.5	7925697.2
0.0	15.0	8061167.4
0.0	15.5	7441636.8
0.0	16.0	6515235.5
0.0	16.5	4262231.9
0.0	17.0	3097559.4
0.0	17.5	2259432.1
0.0	18.0	1543982.2
0.0	18.5	948160.4
0.0	19.0	206470.5
0.0	19.5	89587.9
0.0	20.0	50978.6
-0.8	15.0	6994896.6
-0.4	15.0	7785201.3
0.0	15.0	7967603.9
0.4	15.0	7316751.6
0.8	15.0	6480574.0
0.0	13.0	3605385.9
0.0	13.5	4639525.4
0.0	14.0	5989381.2
0.0	14.5	7825247.4
0.0	15.0	8027273.0
0.0	15.5	7505222.5
0.0	16.0	6619169.0
0.0	16.5	4220384.9
0.0	17.0	3097707.7

8/13/2007 18:59:41 aligned for analyte Mn 257.610

X viewing position set to 0.0 mm having Peak intensity 8027273.0 for Axial viewing

Y viewing position set to 15.0 mm having Peak intensity 8027273.0 for Axial viewing

=====
Analysis Begun

Start Time: 8/13/2007 19:04:27 Plasma On Time: 8/13/2007 17:30:51
 Logged In Analyst: Owner Technique: ICP Continuous
 Spectrometer Model: Optima 4300 DV, S/N 069N-na Autosampler Model: AS-93plus

Sample Information File: C:\pe\Owner\Sample Information\070810A.sif
 Batch ID: 070810a
 Results Data Set: 070813A
 Results Library: C:\pe\Owner\Results\Results.mdb

=====
Method Loaded

Method Name: 200.7&6010_070703 Method Last Saved: 7/16/2007 14:45:32
 IEC File: 070703.iec MSF File:
 Method Description: 200.7/6010_070703

Analyte	Calibration Equation	Processing	View	Internal Standard	IEC
Ag	Lin, Calc Int	Peak Area	Axial	Sca	Yes
Al	Lin, Calc Int	Peak Area	Radial	Yr	Yes
As	Lin, Calc Int	Peak Area	Axial	Sca	Yes
B	Lin, Calc Int	Peak Area	Axial	Sca	Yes
Ba	Lin, Calc Int	Peak Area	Axial	Sca	Yes
Be	Lin, Calc Int	Peak Area	Axial	Sca	Yes
Ca	Lin, Calc Int	Peak Area	Radial	Yr	Yes
Cd	Lin, Calc Int	Peak Area	Axial	Sca	Yes
Co	Lin, Calc Int	Peak Area	Axial	Sca	Yes
Cr	Lin, Calc Int	Peak Area	Axial	Sca	Yes
Cu	Lin, Calc Int	Peak Area	Axial	Sca	Yes
Fe	Lin, Calc Int	Peak Area	Radial	Yr	Yes
K	Lin, Calc Int	Peak Area	Radial	Yr	Yes
Mg	Lin, Calc Int	Peak Area	Radial	Yr	Yes
Mn	Lin, Calc Int	Peak Area	Axial	Sca	Yes
Mo	Lin, Calc Int	Peak Area	Axial	Sca	Yes
Na	Lin, Calc Int	Peak Area	Radial	Yr	Yes
Ni	Lin, Calc Int	Peak Area	Axial	Sca	Yes
Pb	Lin, Calc Int	Peak Area	Axial	Sca	Yes
Sb	Lin, Calc Int	Peak Area	Axial	Sca	Yes
Se	Lin, Calc Int	Peak Area	Axial	Sca	Yes
Tl	Lin, Calc Int	Peak Area	Axial	Sca	Yes
V	Lin, Calc Int	Peak Area	Axial	Sca	Yes
Zn	Lin, Calc Int	Peak Area	Axial	Sca	Yes
Sca	Lin, Calc Int	Peak Area	Axial	n/a	n/a
Yr	Lin, Calc Int	Peak Area	Radial	n/a	n/a
Alx	Lin, Calc Int	Peak Area	Axial	Sca	No
Bex	Lin, Calc Int	Peak Area	Axial	Sca	No

=====
 Sequence No.: 1 Autosampler Location: 0
 Sample ID: Calib Blank 1 Date Collected: 8/13/2007 19:04:28
 Analyst: Data Type: Original
 Initial Sample Wt: Initial Sample Vol:
 Dilution: Sample Prep Vol:

=====
Nebulizer Parameters: Calib Blank 1

Analyte	Back Pressure	Flow
All	222.0 kPa	0.65 L/min

=====
Mean Data: Calib Blank 1

Analyte	Mean Corrected Intensity	Std. Dev.	RSD	Calib Conc. Units
Sca	257893.2	12337.30	4.78%	100 %
Yr	260710.7	5575.44	2.14%	100 %
Ag†	1744.5	38.49	2.21%	[0.00] mg/L
Al†	40.8	48.60	119.20%	[0.00] mg/L
As†	7.8	1.13	14.57%	[0.00] mg/L
B_†	278.6	9.67	3.47%	[0.00] mg/L

Bat	-16.1	14.44	89.76%	[0.00]	mg/L
Bet	-4031.5	125.52	3.11%	[0.00]	mg/L
Caf	984.5	13.28	1.35%	[0.00]	mg/L
Cdt	77.1	0.24	0.31%	[0.00]	mg/L
Cof	-16.7	3.39	20.30%	[0.00]	mg/L
Crt	309.9	18.43	5.95%	[0.00]	mg/L
Cut	4495.3	175.79	3.91%	[0.00]	mg/L
Fet	-14.0	0.31	2.24%	[0.00]	mg/L
Kf	394.4	44.26	11.22%	[0.00]	mg/L
Mgt	-85.7	7.57	8.84%	[0.00]	mg/L
Mnt	516.7	33.44	6.47%	[0.00]	mg/L
Mot	37.2	3.57	9.58%	[0.00]	mg/L
Nat	-646.0	37.88	5.86%	[0.00]	mg/L
Nit	35.0	2.80	7.99%	[0.00]	mg/L
Pbt	-69.0	3.84	5.57%	[0.00]	mg/L
Sbt	-7.1	2.04	28.90%	[0.00]	mg/L
Set	-0.5	5.77	>999.9%	[0.00]	mg/L
Tlt	-17.5	1.58	8.98%	[0.00]	mg/L
Vt	181.5	27.81	15.32%	[0.00]	mg/L
Znt	305.0	10.59	3.47%	[0.00]	mg/L
Alxt	250.5	89.69	35.81%	[0.00]	ug/L
Bext	-4031.5	125.52	3.11%	[0.00]	ug/L

Sequence No.: 2
 Sample ID: Standard 2
 Analyst:
 Initial Sample Wt:
 Dilution:

Autosampler Location: 15
 Date Collected: 8/13/2007 19:08:14
 Data Type: Original
 Initial Sample Vol:
 Sample Prep Vol:

Nebulizer Parameters: Standard 2

Analyte Back Pressure Flow
 All 222.0 kPa 0.65 L/min

Mean Data: Standard 2

Analyte	Mean Corrected Intensity	Std.Dev.	RSD	Conc. Units	Calib
Sca	231067.5	99.99	0.04%	89.6 %	
Yr	243482.8	3761.52	1.54%	93.4 %	
Ag†	409447.5	6284.42	1.53%	[2] mg/L	
Al†	49105.5	196.34	0.40%	[10] mg/L	
As†	16923.6	44.14	0.26%	[10] mg/L	
B_†	132246.2	524.62	0.40%	[5.02] mg/L	
Ba†	817449.6	1875.07	0.23%	[10] mg/L	
Be†	13149539.2	95187.34	0.72%	[4.01] mg/L	
Ca†	984805.2	29780.44	3.02%	[100] mg/L	
Cd†	117119.9	202.10	0.17%	[5.01] mg/L	
Co†	226700.2	8.37	0.00%	[10] mg/L	
Cr†	699939.4	1445.81	0.21%	[9.97] mg/L	
Cu†	4273001.8	8126.61	0.19%	[10] mg/L	
Fe†	18232.5	58.14	0.32%	[9.98] mg/L	
K†	132506.9	1064.88	0.80%	[100] mg/L	
Mg†	406259.8	11731.95	2.89%	[100] mg/L	
Mn†	5440923.1	6864.14	0.13%	[10] mg/L	
Mo†	148872.2	299.46	0.20%	[9.98] mg/L	
Na†	336530.3	10049.57	2.99%	[100] mg/L	
Ni†	217835.0	151.39	0.07%	[10] mg/L	
Pb†	53504.6	72.43	0.14%	[10] mg/L	
Sb†	15895.2	18.67	0.12%	[10] mg/L	
Se†	15046.7	68.70	0.46%	[10] mg/L	
Tl†	29791.4	0.56	0.00%	[10] mg/L	
V†	1624476.5	4771.19	0.29%	[10] mg/L	
Zn†	507510.8	157.30	0.03%	[10] mg/L	
Alx†	1013089.6	2787.77	0.28%	[10000] ug/L	
Bex†	13149539.2	95187.34	0.72%	[4010] ug/L	

Calibration Summary

Analyte	Stds.	Equation	Intercept	Slope	Curvature	Corr. Coef.	Reslope
Ag	1	Lin, Calc Int	0.0	204700	0.00000	1.000000	
Al	1	Lin, Calc Int	0.0	4911	0.00000	1.000000	
As	1	Lin, Calc Int	0.0	1692	0.00000	1.000000	
B_	1	Lin, Calc Int	0.0	26340	0.00000	1.000000	
Ba	1	Lin, Calc Int	0.0	81740	0.00000	1.000000	
Be	1	Lin, Calc Int	0.0	3279000	0.00000	1.000000	
Ca	1	Lin, Calc Int	0.0	9848	0.00000	1.000000	
Cd	1	Lin, Calc Int	0.0	23380	0.00000	1.000000	
Co	1	Lin, Calc Int	-0.0	22670	0.00000	1.000000	
Cr	1	Lin, Calc Int	0.0	70200	0.00000	1.000000	
Cu	1	Lin, Calc Int	0.0	427300	0.00000	1.000000	
Fe	1	Lin, Calc Int	0.0	1827	0.00000	1.000000	
K	1	Lin, Calc Int	0.0	1325	0.00000	1.000000	
Mg	1	Lin, Calc Int	-0.0	4063	0.00000	1.000000	
Mn	1	Lin, Calc Int	0.0	544100	0.00000	1.000000	
Mo	1	Lin, Calc Int	0.0	14920	0.00000	1.000000	
Na	1	Lin, Calc Int	0.0	3365	0.00000	1.000000	
Ni	1	Lin, Calc Int	0.0	21780	0.00000	1.000000	
Pb	1	Lin, Calc Int	0.0	5350	0.00000	1.000000	
Sb	1	Lin, Calc Int	0.0	1590	0.00000	1.000000	
Se	1	Lin, Calc Int	0.0	1505	0.00000	1.000000	

Tl	1	Lin, Calc Int	0.0	2979	0.00000	1.000000
V	1	Lin, Calc Int	0.0	162400	0.00000	1.000000
Zn	1	Lin, Calc Int	0.0	50750	0.00000	1.000000
Alx	1	Lin, Calc Int	0.0	101.3	0.00000	1.000000
Bex	1	Lin, Calc Int	0.0	3279	0.00000	1.000000

Sequence No.: 3
 Sample ID: ICV
 Analyst:
 Initial Sample Wt:
 Dilution:

Autosampler Location: 15
 Date Collected: 8/13/2007 19:11:37
 Data Type: Original
 Initial Sample Vol:
 Sample Prep Vol:

Nebulizer Parameters: ICV

Analyte Back Pressure Flow
 All 222.0 kPa 0.65 L/min

Mean Data: ICV

Analyte	Mean Corrected Intensity	Conc. Units	Std.Dev.	Sample Conc. Units	Std.Dev.	RSD
Sca	228374.9	88.6 %	0.28			0.32%
Yr	241092.5	92.5 %	0.07			0.08%
Ag†	407698.1	1.99 mg/L	0.001	1.99 mg/L	0.001	0.06%
	QC value within limits for Ag Recovery = 99.57%					
Al†	49285.9	10.0 mg/L	0.01	10.0 mg/L	0.01	0.05%
	QC value within limits for Al Recovery = 100.37%					
As†	17365.2	10.3 mg/L	0.13	10.3 mg/L	0.13	1.23%
	QC value within limits for As Recovery = 102.60%					
B_†	132572.1	5.01 mg/L	0.015	5.01 mg/L	0.015	0.30%
	QC value within limits for B_ Recovery = 100.24%					
Ba†	820711.8	10.0 mg/L	0.01	10.0 mg/L	0.01	0.11%
	QC value within limits for Ba Recovery = 100.40%					
Be†	13240658.7	4.04 mg/L	0.022	4.04 mg/L	0.022	0.54%
	QC value within limits for Be Recovery = 100.94%					
Ca†	1009464.8	103 mg/L	1.4	103 mg/L	1.4	1.34%
	QC value within limits for Ca Recovery = 102.50%					
Cd†	117297.7	4.88 mg/L	0.004	4.88 mg/L	0.004	0.08%
	QC value within limits for Cd Recovery = 97.56%					
Co†	227186.4	10.0 mg/L	0.02	10.0 mg/L	0.02	0.16%
	QC value within limits for Co Recovery = 100.21%					
Cr†	699490.9	9.96 mg/L	0.000	9.96 mg/L	0.000	0.00%
	QC value within limits for Cr Recovery = 99.64%					
Cu†	4297256.6	10.1 mg/L	0.01	10.1 mg/L	0.01	0.12%
	QC value within limits for Cu Recovery = 100.66%					
Fe†	18349.9	10.0 mg/L	0.02	10.0 mg/L	0.02	0.16%
	QC value within limits for Fe Recovery = 100.44%					
K†	133349.9	101 mg/L	0.1	101 mg/L	0.1	0.11%
	QC value within limits for K Recovery = 100.64%					
Mg†	415285.6	102 mg/L	1.5	102 mg/L	1.5	1.46%
	QC value within limits for Mg Recovery = 102.22%					
Mn†	5456247.2	10.0 mg/L	0.01	10.0 mg/L	0.01	0.13%
	QC value within limits for Mn Recovery = 100.28%					
Mo†	149132.8	10.00 mg/L	0.003	10.00 mg/L	0.003	0.03%
	QC value within limits for Mo Recovery = 99.97%					
Na†	345105.0	103 mg/L	0.9	103 mg/L	0.9	0.88%
	QC value within limits for Na Recovery = 102.55%					
Ni†	217503.1	9.98 mg/L	0.009	9.98 mg/L	0.009	0.10%
	QC value within limits for Ni Recovery = 99.85%					
Pb†	54921.7	10.3 mg/L	0.14	10.3 mg/L	0.14	1.37%
	QC value within limits for Pb Recovery = 102.65%					
Sb†	16286.6	10.1 mg/L	0.18	10.1 mg/L	0.18	1.81%
	QC value within limits for Sb Recovery = 100.88%					
Se†	15467.7	10.3 mg/L	0.23	10.3 mg/L	0.23	2.25%
	QC value within limits for Se Recovery = 102.99%					
Tl†	30641.3	10.3 mg/L	0.17	10.3 mg/L	0.17	1.68%
	QC value within limits for Tl Recovery = 103.14%					
V†	1626031.4	10.1 mg/L	0.00	10.1 mg/L	0.00	0.03%
	QC value within limits for V Recovery = 100.65%					
Zn†	507148.6	9.92 mg/L	0.001	9.92 mg/L	0.001	0.01%
	QC value within limits for Zn Recovery = 99.25%					
Alx†	1019710.5	10100 ug/L	5.0	10.1 mg/L	0.00	0.05%
	QC value within limits for Alx Recovery = 100.65%					
Bex†	13240658.7	4040 ug/L	22.0	4.04 mg/L	0.022	0.54%
	QC value within limits for Bex Recovery = 100.94%					

All analyte(s) passed QC.

Sequence No.: 4
 Sample ID: LINEARITY
 Analyst:
 Initial Sample Wt:
 Dilution:

Autosampler Location: 9
 Date Collected: 8/13/2007 19:14:59
 Data Type: Original
 Initial Sample Vol:
 Sample Prep Vol:

Nebulizer Parameters: LINEARITY

Analyte Back Pressure Flow
 All 222.0 kPa 0.65 L/min

Mean Data: LINEARITY

Analyte	Mean Corrected Intensity	Conc.	Calib Units	Std.Dev.	Sample Conc. Units	Std.Dev.	RSD
Sca	227167.5	88.1	%	0.97			1.10%
Yr	230492.4	88.4	%	1.03			1.16%
Ag†	-3410.4	-0.0167	mg/L	0.00096	-0.0167 mg/L	0.00096	5.74%
	QC value within limits for Ag	Recovery = Not calculated					
Al†	-16.5	-0.00336	mg/L	0.011174	-0.00336 mg/L	0.011174	332.80%
	QC value within limits for Al	Recovery = Not calculated					
As†	-73.6	0.0175	mg/L	0.00174	0.0175 mg/L	0.00174	9.93%
	QC value within limits for As	Recovery = Not calculated					
B_†	583.3	0.0221	mg/L	0.00313	0.0221 mg/L	0.00313	14.13%
	QC value within limits for B_	Recovery = Not calculated					
Ba†	91.1	0.00111	mg/L	0.000073	0.00111 mg/L	0.000073	6.54%
	QC value within limits for Ba	Recovery = Not calculated					
Be†	-612.3	-0.00019	mg/L	0.000010	-0.00019 mg/L	0.000010	5.24%
	QC value within limits for Be	Recovery = Not calculated					
Ca†	3036801.5	308	mg/L	2.6	308 mg/L	2.6	0.83%
	QC value within limits for Ca	Recovery = 102.79%					
Cd†	-30.7	-0.00054	mg/L	0.000191	-0.00054 mg/L	0.000191	35.11%
	QC value within limits for Cd	Recovery = Not calculated					
Co†	64.3	0.00283	mg/L	0.000149	0.00283 mg/L	0.000149	5.26%
	QC value within limits for Co	Recovery = Not calculated					
Cr†	115.5	0.00165	mg/L	0.000024	0.00165 mg/L	0.000024	1.45%
	QC value within limits for Cr	Recovery = Not calculated					
Cu†	-6613.5	-0.0155	mg/L	0.00061	-0.0155 mg/L	0.00061	3.91%
	QC value within limits for Cu	Recovery = Not calculated					
Fe†	184559.1	101	mg/L	0.2	101 mg/L	0.2	0.20%
	QC value within limits for Fe	Recovery = 101.02%					
K†	419175.5	316	mg/L	3.1	316 mg/L	3.1	0.98%
	QC value within limits for K	Recovery = 105.45%					
Mg†	813310.4	200	mg/L	1.9	200 mg/L	1.9	0.96%
	QC value within limits for Mg	Recovery = Not calculated					
Mn†	2099.8	0.00386	mg/L	0.000039	0.00386 mg/L	0.000039	1.01%
	QC value within limits for Mn	Recovery = Not calculated					
Mo†	27.2	0.00182	mg/L	0.000531	0.00182 mg/L	0.000531	29.15%
	QC value within limits for Mo	Recovery = Not calculated					
Na†	1072522.5	319	mg/L	3.8	319 mg/L	3.8	1.20%
	QC value within limits for Na	Recovery = 106.23%					
Ni†	22.3	0.00102	mg/L	0.000371	0.00102 mg/L	0.000371	36.24%
	QC value within limits for Ni	Recovery = Not calculated					
Pb†	-36.6	-0.00684	mg/L	0.002190	-0.00684 mg/L	0.002190	32.04%
	QC value within limits for Pb	Recovery = Not calculated					
Sb†	20.8	0.0130	mg/L	0.00088	0.0130 mg/L	0.00088	6.76%
	QC value within limits for Sb	Recovery = Not calculated					
Se†	-497.9	-0.134	mg/L	0.0045	-0.134 mg/L	0.0045	3.35%
	QC value within limits for Se	Recovery = Not calculated					
Tl†	84.6	0.0284	mg/L	0.00096	0.0284 mg/L	0.00096	3.40%
	QC value within limits for Tl	Recovery = Not calculated					
V†	-2517.4	-0.0155	mg/L	0.00022	-0.0155 mg/L	0.00022	1.42%
	QC value within limits for V	Recovery = Not calculated					
Zn†	1470.7	0.0290	mg/L	0.00007	0.0290 mg/L	0.00007	0.25%
	QC value within limits for Zn	Recovery = Not calculated					
Alx†	618.4	6.10	ug/L	0.386	0.00610 mg/L	0.000386	6.32%
	QC value within limits for Alx	Recovery = Not calculated					
Bex†	-612.3	-0.187	ug/L	0.0098	-0.00019 mg/L	0.000010	5.24%
	QC value within limits for Bex	Recovery = Not calculated					

All analyte(s) passed QC.

Sequence No.: 5
 Sample ID: ICSA
 Analyst:
 Initial Sample Wt:
 Dilution:

Autosampler Location: 10
 Date Collected: 8/13/2007 19:18:46
 Data Type: Original
 Initial Sample Vol:
 Sample Prep Vol:

Nebulizer Parameters: ICSA

Analyte Back Pressure Flow
 All 221.0 kPa 0.65 L/min

Mean Data: ICSA

Analyte	Mean Corrected Intensity	Conc. Units	Std.Dev.	Sample Conc. Units	Std.Dev.	RSD
Sca	236329.4	91.6 %	0.31			0.34%
Yr	236675.6	90.8 %	0.08			0.09%
Ag†	-3410.9	-0.0167 mg/L	0.00011	-0.0167 mg/L	0.00011	0.67%
	QC value within limits for Ag	Recovery = Not calculated				
Al†	1237178.3	252 mg/L	3.8	252 mg/L	3.8	1.51%
	QC value within limits for Al	Recovery = 100.78%				
As†	-328.9	-0.134 mg/L	0.0005	-0.134 mg/L	0.0005	0.36%
	QC value within limits for As	Recovery = Not calculated				
B_†	1787.7	0.0679 mg/L	0.00061	0.0679 mg/L	0.00061	0.90%
	QC value within limits for B_	Recovery = Not calculated				
Ba†	115.7	0.00142 mg/L	0.000098	0.00142 mg/L	0.000098	6.95%
	QC value within limits for Ba	Recovery = Not calculated				
Be†	-827.2	-0.00025 mg/L	0.000018	-0.00025 mg/L	0.000018	7.28%
	QC value within limits for Be	Recovery = Not calculated				
Ca†	2574452.5	261 mg/L	4.7	261 mg/L	4.7	1.82%
	QC value within limits for Ca	Recovery = 104.57%				
Cd†	-47.3	0.00137 mg/L	0.000003	0.00137 mg/L	0.000003	0.22%
	QC value within limits for Cd	Recovery = Not calculated				
Co†	38.2	0.00168 mg/L	0.000215	0.00168 mg/L	0.000215	12.74%
	QC value within limits for Co	Recovery = Not calculated				
Cr†	-74.5	-0.00106 mg/L	0.000174	-0.00106 mg/L	0.000174	16.34%
	QC value within limits for Cr	Recovery = Not calculated				
Cu†	-6980.4	-0.0163 mg/L	0.00020	-0.0163 mg/L	0.00020	1.24%
	QC value within limits for Cu	Recovery = Not calculated				
Fe†	183184.4	100 mg/L	0.4	100 mg/L	0.4	0.36%
	QC value within limits for Fe	Recovery = 100.27%				
K†	516.4	0.390 mg/L	0.0422	0.390 mg/L	0.0422	10.84%
	QC value within limits for K	Recovery = Not calculated				
Mg†	1032069.2	254 mg/L	3.9	254 mg/L	3.9	1.54%
	QC value within limits for Mg	Recovery = 101.62%				
Mn†	1695.4	0.00312 mg/L	0.000007	0.00312 mg/L	0.000007	0.23%
	QC value within limits for Mn	Recovery = Not calculated				
Mo†	40.4	0.00271 mg/L	0.000382	0.00271 mg/L	0.000382	14.10%
	QC value within limits for Mo	Recovery = Not calculated				
Na†	624.6	0.186 mg/L	0.0102	0.186 mg/L	0.0102	5.48%
	QC value within limits for Na	Recovery = Not calculated				
Ni†	-3.1	-0.00014 mg/L	0.000068	-0.00014 mg/L	0.000068	48.28%
	QC value within limits for Ni	Recovery = Not calculated				
Pb†	-248.7	-0.0465 mg/L	0.00144	-0.0465 mg/L	0.00144	3.09%
	QC value within limits for Pb	Recovery = Not calculated				
Sb†	16.2	0.0101 mg/L	0.00368	0.0101 mg/L	0.00368	36.24%
	QC value within limits for Sb	Recovery = Not calculated				
Se†	-511.9	-0.145 mg/L	0.0008	-0.145 mg/L	0.0008	0.56%
	QC value within limits for Se	Recovery = Not calculated				
Tl†	54.5	0.0182 mg/L	0.00220	0.0182 mg/L	0.00220	12.05%
	QC value within limits for Tl	Recovery = Not calculated				
V†	-2564.3	-0.0158 mg/L	0.00007	-0.0158 mg/L	0.00007	0.42%
	QC value within limits for V	Recovery = Not calculated				
Zn†	1228.6	0.0242 mg/L	0.00017	0.0242 mg/L	0.00017	0.72%
	QC value within limits for Zn	Recovery = Not calculated				
Alx†	Saturated2					
	Unable to evaluate QC.					
Bex†	-827.2	-0.252 ug/L	0.0184	-0.00025 mg/L	0.000018	7.28%
	QC value within limits for Bex	Recovery = Not calculated				

All analyte(s) passed QC. One or more analytes were not evaluated.

Sequence No.: 6
 Sample ID: ICSAB
 Analyst:
 Initial Sample Wt:
 Dilution:

Autosampler Location: 11
 Date Collected: 8/13/2007 19:22:31
 Data Type: Original
 Initial Sample Vol:
 Sample Prep Vol:

Nebulizer Parameters: ICSAB

Analyte	Back Pressure	Flow
All	221.0 kPa	0.65 L/min

Mean Data: ICSAB

Analyte	Mean Corrected Intensity	Conc. Units	Std.Dev.	Sample Conc. Units	Std.Dev.	RSD
Sca	235764.7	91.4 %	2.10			2.29%
Yr	237098.5	90.9 %	0.18			0.20%
Ag†	49978.7	0.244 mg/L	0.0012	0.244 mg/L	0.0012	0.49%
	QC value less than the lower limit for Ag Recovery = 48.83%					
Al†	1187694.1	242 mg/L	1.6	242 mg/L	1.6	0.68%
	QC value within limits for Al Recovery = 96.75%					
As†	-329.1	-0.136 mg/L	0.0003	-0.136 mg/L	0.0003	0.21%
	QC value less than the lower limit for As Recovery = Not calculated					
B_†	1716.5	0.0647 mg/L	0.00018	0.0647 mg/L	0.00018	0.27%
	QC value greater than the upper limit for B Recovery = Not calculated					
Ba†	20201.5	0.247 mg/L	0.0056	0.247 mg/L	0.0056	2.28%
	QC value within limits for Ba Recovery = 98.85%					
Be†	794977.3	0.242 mg/L	0.0020	0.242 mg/L	0.0020	0.82%
	QC value within limits for Be Recovery = 96.97%					
Ca†	2463750.4	250 mg/L	1.4	250 mg/L	1.4	0.56%
	QC value within limits for Ca Recovery = 100.07%					
Cd†	10681.1	0.461 mg/L	0.0119	0.461 mg/L	0.0119	2.58%
	QC value within limits for Cd Recovery = 92.24%					
Co†	5258.1	0.232 mg/L	0.0059	0.232 mg/L	0.0059	2.54%
	QC value within limits for Co Recovery = 92.78%					
Cr†	16669.0	0.237 mg/L	0.0063	0.237 mg/L	0.0063	2.66%
	QC value within limits for Cr Recovery = 94.97%					
Cu†	99324.4	0.233 mg/L	0.0021	0.233 mg/L	0.0021	0.91%
	QC value within limits for Cu Recovery = 93.07%					
Fe†	177217.5	97.0 mg/L	0.27	97.0 mg/L	0.27	0.27%
	QC value within limits for Fe Recovery = 97.00%					
K†	223.2	0.168 mg/L	0.0340	0.168 mg/L	0.0340	20.20%
	QC value within limits for K Recovery = Not calculated					
Mg†	991205.4	244 mg/L	2.0	244 mg/L	2.0	0.84%
	QC value within limits for Mg Recovery = 97.59%					
Mn†	135800.4	0.250 mg/L	0.0015	0.250 mg/L	0.0015	0.59%
	QC value within limits for Mn Recovery = 99.84%					
Mo†	35.3	0.00237 mg/L	0.000744	0.00237 mg/L	0.000744	31.44%
	QC value within limits for Mo Recovery = Not calculated					
Na†	223.6	0.0664 mg/L	0.01899	0.0664 mg/L	0.01899	28.59%
	QC value within limits for Na Recovery = Not calculated					
Ni†	9789.0	0.449 mg/L	0.0116	0.449 mg/L	0.0116	2.59%
	QC value within limits for Ni Recovery = 89.88%					
Pb†	2354.6	0.440 mg/L	0.0114	0.440 mg/L	0.0114	2.59%
	QC value within limits for Pb Recovery = 88.01%					
Sb†	23.6	0.0110 mg/L	0.00329	0.0110 mg/L	0.00329	29.96%
	QC value within limits for Sb Recovery = Not calculated					
Se†	-483.0	-0.132 mg/L	0.0054	-0.132 mg/L	0.0054	4.06%
	QC value less than the lower limit for Se Recovery = Not calculated					
Tl†	48.5	0.0169 mg/L	0.00014	0.0169 mg/L	0.00014	0.86%
	QC value within limits for Tl Recovery = Not calculated					
V†	36429.1	0.226 mg/L	0.0014	0.226 mg/L	0.0014	0.61%
	QC value within limits for V Recovery = 90.22%					
Zn†	26890.9	0.527 mg/L	0.0127	0.527 mg/L	0.0127	2.42%
	QC value within limits for Zn Recovery = 105.36%					
Alx†	Saturated2 Unable to evaluate QC.					
Bex†	794977.3	242 ug/L	2.0	0.242 mg/L	0.0020	0.82%
	QC value within limits for Bex Recovery = 96.97%					

QC Failed. Continue with analysis.

Sequence No.: 7
 Sample ID: Wash
 Analyst:
 Initial Sample Wt:
 Dilution:

Autosampler Location: 0
 Date Collected: 8/13/2007 19:26:19
 Data Type: Original
 Initial Sample Vol:
 Sample Prep Vol:

Nebulizer Parameters: Wash

Analyte Back Pressure Flow
 All 221.0 kPa 0.65 L/min

Mean Data: Wash

Analyte	Mean Corrected Intensity	Conc. Units	Calib	Std.Dev.	Sample Conc. Units	Std.Dev.	RSD
Sca	262878.5	102 %		1.3			1.30%
Yr	251579.1	96.5 %		0.05			0.05%
Agf	330.7	0.00162 mg/L		0.000251	0.00162 mg/L	0.000251	15.52%
	QC value within limits for Ag	Recovery = Not calculated					
Alf	-55.8	-0.0114 mg/L		0.00507	-0.0114 mg/L	0.00507	44.58%
	QC value within limits for Al	Recovery = Not calculated					
Asf	-0.0	-0.00001 mg/L		0.003058	-0.00001 mg/L	0.003058	>999.9%
	QC value within limits for As	Recovery = Not calculated					
B_f	76.0	0.00288 mg/L		0.000073	0.00288 mg/L	0.000073	2.54%
	QC value within limits for B_	Recovery = Not calculated					
Baf	-1.9	-0.00002 mg/L		0.000026	-0.00002 mg/L	0.000026	113.33%
	QC value within limits for Ba	Recovery = Not calculated					
Bef	159.9	0.00005 mg/L		0.000008	0.00005 mg/L	0.000008	15.90%
	QC value within limits for Be	Recovery = Not calculated					
CAF	34.9	0.00355 mg/L		0.000294	0.00355 mg/L	0.000294	8.29%
	QC value within limits for Ca	Recovery = Not calculated					
Cdf	2.8	0.00012 mg/L		0.000062	0.00012 mg/L	0.000062	51.29%
	QC value within limits for Cd	Recovery = Not calculated					
Cof	3.5	0.00015 mg/L		0.000258	0.00015 mg/L	0.000258	167.49%
	QC value within limits for Co	Recovery = Not calculated					
Crf	-5.7	-0.00008 mg/L		0.000041	-0.00008 mg/L	0.000041	50.13%
	QC value within limits for Cr	Recovery = Not calculated					
Cuf	9.7	0.00002 mg/L		0.000000	0.00002 mg/L	0.000000	0.79%
	QC value within limits for Cu	Recovery = Not calculated					
Fef	-3.9	-0.00215 mg/L		0.000862	-0.00215 mg/L	0.000862	40.18%
	QC value within limits for Fe	Recovery = Not calculated					
Kf	0.9	0.00065 mg/L		0.029362	0.00065 mg/L	0.029362	>999.9%
	QC value within limits for K	Recovery = Not calculated					
Mgf	3.5	0.00086 mg/L		0.000511	0.00086 mg/L	0.000511	59.10%
	QC value within limits for Mg	Recovery = Not calculated					
Mnf	-219.4	-0.00040 mg/L		0.000001	-0.00040 mg/L	0.000001	0.35%
	QC value within limits for Mn	Recovery = Not calculated					
Mof	-2.6	-0.00018 mg/L		0.000072	-0.00018 mg/L	0.000072	40.60%
	QC value within limits for Mo	Recovery = Not calculated					
Naf	64.6	0.0192 mg/L		0.01090	0.0192 mg/L	0.01090	56.75%
	QC value within limits for Na	Recovery = Not calculated					
Nif	-1.4	-0.00006 mg/L		0.000033	-0.00006 mg/L	0.000033	52.44%
	QC value within limits for Ni	Recovery = Not calculated					
Pbf	5.3	0.00099 mg/L		0.000607	0.00099 mg/L	0.000607	61.12%
	QC value within limits for Pb	Recovery = Not calculated					
Sbf	-9.3	-0.00584 mg/L		0.001869	-0.00584 mg/L	0.001869	32.01%
	QC value within limits for Sb	Recovery = Not calculated					
Sef	-0.4	-0.00025 mg/L		0.003919	-0.00025 mg/L	0.003919	>999.9%
	QC value within limits for Se	Recovery = Not calculated					
Tlf	5.7	0.00193 mg/L		0.001258	0.00193 mg/L	0.001258	65.27%
	QC value within limits for Tl	Recovery = Not calculated					
Vf	-22.9	-0.00014 mg/L		0.000120	-0.00014 mg/L	0.000120	84.96%
	QC value within limits for V	Recovery = Not calculated					
Znf	13.6	0.00027 mg/L		0.000044	0.00027 mg/L	0.000044	16.26%
	QC value within limits for Zn	Recovery = Not calculated					
Alxf	62.5	0.617 ug/L		0.1913	0.00062 mg/L	0.000191	31.03%
	QC value within limits for Alx	Recovery = Not calculated					
Bexf	159.9	0.0488 ug/L		0.00775	0.00005 mg/L	0.000008	15.90%
	QC value within limits for Bex	Recovery = Not calculated					

All analyte(s) passed QC.

Sequence No.: 8
 Sample ID: QC-25 lppm
 Analyst:
 Initial Sample Wt:
 Dilution:

Autosampler Location: 12
 Date Collected: 8/13/2007 19:29:46
 Data Type: Original
 Initial Sample Vol:
 Sample Prep Vol:

Nebulizer Parameters: QC-25 lppm

Analyte Back Pressure Flow
 All 220.0 kPa 0.65 L/min

Mean Data: QC-25 lppm

Analyte	Mean Corrected Intensity	Conc. Units	Std.Dev.	Sample Conc. Units	Std.Dev.	RSD
Sca	268220.7	104 %	2.0			1.93%
Yr	261327.0	100 %	1.1			1.10%
Ag†	172908.2	0.845 mg/L	0.0170	0.845 mg/L	0.0170	2.01%
QC value less than the lower limit for Ag Recovery = 84.46%						
Al†	4880.3	0.994 mg/L	0.0089	0.994 mg/L	0.0089	0.90%
QC value within limits for Al Recovery = 99.38%						
As†	1585.4	0.937 mg/L	0.0216	0.937 mg/L	0.0216	2.31%
QC value within limits for As Recovery = 93.68%						
B_†	23460.0	0.889 mg/L	0.0181	0.889 mg/L	0.0181	2.04%
QC value less than the lower limit for B_ Recovery = 88.85%						
Ba†	81857.9	1.00 mg/L	0.022	1.00 mg/L	0.022	2.24%
QC value within limits for Ba Recovery = 100.14%						
Be†	3054853.8	0.932 mg/L	0.0001	0.932 mg/L	0.0001	0.01%
QC value within limits for Be Recovery = 93.16%						
Ca†	10069.9	1.02 mg/L	0.014	1.02 mg/L	0.014	1.37%
QC value within limits for Ca Recovery = 102.25%						
Cd†	21431.1	0.904 mg/L	0.0141	0.904 mg/L	0.0141	1.56%
QC value within limits for Cd Recovery = 90.43%						
Co†	22642.7	0.999 mg/L	0.0207	0.999 mg/L	0.0207	2.08%
QC value within limits for Co Recovery = 99.88%						
Cr†	67063.3	0.955 mg/L	0.0218	0.955 mg/L	0.0218	2.28%
QC value within limits for Cr Recovery = 95.53%						
Cu†	400073.9	0.937 mg/L	0.0173	0.937 mg/L	0.0173	1.85%
QC value within limits for Cu Recovery = 93.72%						
Fe†	1832.9	1.00 mg/L	0.012	1.00 mg/L	0.012	1.20%
QC value within limits for Fe Recovery = 100.33%						
K†	12503.3	9.44 mg/L	0.035	9.44 mg/L	0.035	0.37%
QC value within limits for K Recovery = 94.36%						
Mg†	4332.7	1.07 mg/L	0.011	1.07 mg/L	0.011	1.02%
QC value within limits for Mg Recovery = 106.65%						
Mn†	539886.6	0.992 mg/L	0.0001	0.992 mg/L	0.0001	0.01%
QC value within limits for Mn Recovery = 99.23%						
Mo†	13624.7	0.913 mg/L	0.0178	0.913 mg/L	0.0178	1.94%
QC value within limits for Mo Recovery = 91.34%						
Na†	3550.7	1.06 mg/L	0.010	1.06 mg/L	0.010	0.98%
QC value within limits for Na Recovery = 105.51%						
Ni†	21844.8	1.00 mg/L	0.020	1.00 mg/L	0.020	2.04%
QC value within limits for Ni Recovery = 100.28%						
Pb†	5435.4	1.02 mg/L	0.023	1.02 mg/L	0.023	2.22%
QC value within limits for Pb Recovery = 101.59%						
Sb†	1496.6	0.926 mg/L	0.0192	0.926 mg/L	0.0192	2.07%
QC value within limits for Sb Recovery = 92.62%						
Se†	1363.4	0.908 mg/L	0.0216	0.908 mg/L	0.0216	2.37%
QC value within limits for Se Recovery = 90.80%						
Tl†	3034.3	1.02 mg/L	0.019	1.02 mg/L	0.019	1.87%
QC value within limits for Tl Recovery = 102.11%						
V†	149337.9	0.925 mg/L	0.0213	0.925 mg/L	0.0213	2.30%
QC value within limits for V Recovery = 92.46%						
Zn†	49349.7	0.966 mg/L	0.0180	0.966 mg/L	0.0180	1.86%
QC value within limits for Zn Recovery = 96.56%						
Alx†	94390.7	932 ug/L	9.1	0.932 mg/L	0.0091	0.98%
QC value within limits for Alx Recovery = 93.17%						
Bex†	3054853.8	932 ug/L	0.1	0.932 mg/L	0.0001	0.01%
QC value within limits for Bex Recovery = 93.16%						

QC Failed. Retry.

Sequence No.: 9
 Sample ID: QC-25 lppm
 Analyst:
 Initial Sample Wt:
 Dilution:

Autosampler Location: 12
 Date Collected: 8/13/2007 19:32:37
 Data Type: Original
 Initial Sample Vol:
 Sample Prep Vol:

Nebulizer Parameters: QC-25 lppm

Analyte Back Pressure Flow
 All 220.0 kPa 0.65 L/min

Mean Data: QC-25 lppm

Analyte	Mean Corrected Intensity	Calib Conc. Units	Std.Dev.	Sample Conc. Units	Std.Dev.	RSD
Sca	263786.8	102 %	0.3			0.31%
Yr	258515.4	99.2 %	0.99			1.00%
Ag†	172841.0	0.844 mg/L	0.0014	0.844 mg/L	0.0014	0.17%
	QC value less than the lower limit for Ag Recovery = 84.43%					
Al†	4946.9	1.01 mg/L	0.014	1.01 mg/L	0.014	1.40%
	QC value within limits for Al Recovery = 100.74%					
As†	1606.9	0.949 mg/L	0.0025	0.949 mg/L	0.0025	0.27%
	QC value within limits for As Recovery = 94.95%					
B_†	23569.8	0.893 mg/L	0.0019	0.893 mg/L	0.0019	0.21%
	QC value less than the lower limit for B_ Recovery = 89.27%					
Ba†	82053.7	1.00 mg/L	0.007	1.00 mg/L	0.007	0.69%
	QC value within limits for Ba Recovery = 100.38%					
Be†	3084809.1	0.941 mg/L	0.0101	0.941 mg/L	0.0101	1.07%
	QC value within limits for Be Recovery = 94.07%					
Ca†	10202.0	1.04 mg/L	0.015	1.04 mg/L	0.015	1.44%
	QC value within limits for Ca Recovery = 103.59%					
Cd†	21331.7	0.900 mg/L	0.0010	0.900 mg/L	0.0010	0.11%
	QC value less than the lower limit for Cd Recovery = 89.98%					
Co†	22598.1	0.997 mg/L	0.0007	0.997 mg/L	0.0007	0.07%
	QC value within limits for Co Recovery = 99.68%					
Cr†	67209.7	0.957 mg/L	0.0052	0.957 mg/L	0.0052	0.54%
	QC value within limits for Cr Recovery = 95.73%					
Cu†	397370.5	0.931 mg/L	0.0061	0.931 mg/L	0.0061	0.66%
	QC value within limits for Cu Recovery = 93.09%					
Fe†	1851.9	1.01 mg/L	0.014	1.01 mg/L	0.014	1.36%
	QC value within limits for Fe Recovery = 101.37%					
K†	12656.8	9.55 mg/L	0.036	9.55 mg/L	0.036	0.37%
	QC value within limits for K Recovery = 95.52%					
Mg†	4378.4	1.08 mg/L	0.013	1.08 mg/L	0.013	1.19%
	QC value within limits for Mg Recovery = 107.77%					
Mn†	543579.0	0.999 mg/L	0.0126	0.999 mg/L	0.0126	1.26%
	QC value within limits for Mn Recovery = 99.91%					
Mo†	13648.6	0.915 mg/L	0.0045	0.915 mg/L	0.0045	0.49%
	QC value within limits for Mo Recovery = 91.50%					
Na†	3539.4	1.05 mg/L	0.001	1.05 mg/L	0.001	0.09%
	QC value within limits for Na Recovery = 105.17%					
Ni†	21897.1	1.01 mg/L	0.008	1.01 mg/L	0.008	0.76%
	QC value within limits for Ni Recovery = 100.52%					
Pb†	5521.6	1.03 mg/L	0.002	1.03 mg/L	0.002	0.23%
	QC value within limits for Pb Recovery = 103.20%					
Sb†	1508.0	0.933 mg/L	0.0008	0.933 mg/L	0.0008	0.09%
	QC value within limits for Sb Recovery = 93.33%					
Se†	1374.0	0.915 mg/L	0.0040	0.915 mg/L	0.0040	0.43%
	QC value within limits for Se Recovery = 91.51%					
Tl†	3074.9	1.03 mg/L	0.004	1.03 mg/L	0.004	0.40%
	QC value within limits for Tl Recovery = 103.47%					
V†	149546.4	0.926 mg/L	0.0073	0.926 mg/L	0.0073	0.79%
	QC value within limits for V Recovery = 92.59%					
Zn†	49530.6	0.969 mg/L	0.0056	0.969 mg/L	0.0056	0.58%
	QC value within limits for Zn Recovery = 96.91%					
Alx†	93592.3	924 ug/L	8.9	0.924 mg/L	0.0089	0.96%
	QC value within limits for Alx Recovery = 92.38%					
Sex†	3084809.1	941 ug/L	10.1	0.941 mg/L	0.0101	1.07%

QC value within limits for Bex Recovery = 94.07%
QC Failed. Continue with analysis.

Sequence No.: 10
 Sample ID: CCV
 Analyst:
 Initial Sample Wt:
 Dilution:

Autosampler Location: 4
 Date Collected: 8/13/2007 19:37:00
 Data Type: Original
 Initial Sample Vol:
 Sample Prep Vol:

Nebulizer Parameters: CCV

Analyte	Back Pressure	Flow
All	220.0 kPa	0.65 L/min

Mean Data: CCV

Analyte	Mean Corrected Intensity	Conc. Units	Std.Dev.	Sample Conc. Units	Std.Dev.	RSD
Sca	247239.1	95.9 %	0.77			0.80%
Yr	247567.2	95.0 %	0.70			0.73%
Ag†	145530.1	0.711 mg/L	0.1118	0.711 mg/L	0.1118	15.73%
	QC value within limits for Ag	Recovery = 71.09%				
Al†	25003.1	5.09 mg/L	0.068	5.09 mg/L	0.068	1.33%
	QC value within limits for Al	Recovery = 101.83%				
As†	8342.1	4.93 mg/L	0.006	4.93 mg/L	0.006	0.11%
	QC value within limits for As	Recovery = 98.58%				
B_†	63742.3	2.41 mg/L	0.005	2.41 mg/L	0.005	0.21%
	QC value within limits for B_	Recovery = 96.38%				
Ba†	406329.2	4.97 mg/L	0.001	4.97 mg/L	0.001	0.03%
	QC value within limits for Ba	Recovery = 99.41%				
Be†	6525437.7	1.99 mg/L	0.030	1.99 mg/L	0.030	1.53%
	QC value within limits for Be	Recovery = 99.50%				
Ca†	512692.2	52.1 mg/L	0.08	52.1 mg/L	0.08	0.15%
	QC value within limits for Ca	Recovery = 104.12%				
Cd†	59095.1	2.46 mg/L	0.003	2.46 mg/L	0.003	0.11%
	QC value within limits for Cd	Recovery = 98.46%				
Co†	113684.8	5.01 mg/L	0.002	5.01 mg/L	0.002	0.04%
	QC value within limits for Co	Recovery = 100.30%				
Cr†	345042.4	4.91 mg/L	0.017	4.91 mg/L	0.017	0.35%
	QC value within limits for Cr	Recovery = 98.30%				
Cu†	2035223.5	4.77 mg/L	0.013	4.77 mg/L	0.013	0.27%
	QC value within limits for Cu	Recovery = 95.35%				
Fe†	9424.1	5.16 mg/L	0.107	5.16 mg/L	0.107	2.07%
	QC value within limits for Fe	Recovery = 103.17%				
K†	65880.4	49.7 mg/L	0.62	49.7 mg/L	0.62	1.24%
	QC value within limits for K	Recovery = 99.44%				
Mg†	212996.4	52.4 mg/L	0.02	52.4 mg/L	0.02	0.04%
	QC value within limits for Mg	Recovery = 104.86%				
Mn†	2728672.7	5.02 mg/L	0.004	5.02 mg/L	0.004	0.09%
	QC value within limits for Mn	Recovery = 100.30%				
Mo†	72772.6	4.88 mg/L	0.015	4.88 mg/L	0.015	0.31%
	QC value within limits for Mo	Recovery = 97.57%				
Na†	173915.9	51.7 mg/L	0.10	51.7 mg/L	0.10	0.19%
	QC value within limits for Na	Recovery = 103.36%				
Ni†	110142.9	5.06 mg/L	0.021	5.06 mg/L	0.021	0.42%
	QC value within limits for Ni	Recovery = 101.13%				
Pb†	27391.7	5.12 mg/L	0.004	5.12 mg/L	0.004	0.07%
	QC value within limits for Pb	Recovery = 102.39%				
Sb†	7950.1	4.92 mg/L	0.010	4.92 mg/L	0.010	0.20%
	QC value within limits for Sb	Recovery = 98.47%				
Se†	7602.8	5.06 mg/L	0.025	5.06 mg/L	0.025	0.49%
	QC value within limits for Se	Recovery = 101.26%				
Tl†	15539.0	5.23 mg/L	0.001	5.23 mg/L	0.001	0.02%
	QC value within limits for Tl	Recovery = 104.59%				
V†	795964.4	4.93 mg/L	0.011	4.93 mg/L	0.011	0.22%
	QC value within limits for V	Recovery = 98.54%				
Zn†	263142.8	5.15 mg/L	0.018	5.15 mg/L	0.018	0.35%
	QC value within limits for Zn	Recovery = 103.01%				
Alx†	491360.1	4850 ug/L	29.9	4.85 mg/L	0.030	0.62%
	QC value within limits for Alx	Recovery = 97.00%				
Bex†	6525437.7	1990 ug/L	30.4	1.99 mg/L	0.030	1.53%
	QC value within limits for Bex	Recovery = 99.50%				

All analyte(s) passed QC.

Sequence No.: 11
 Sample ID: ICB
 Analyst:
 Initial Sample Wt:
 Dilution:

Autosampler Location: 0
 Data Collected: 8/13/2007 19:40:20
 Data Type: Original
 Initial Sample Vol:
 Sample Prep Vol:

Nebulizer Parameters: ICB

Analyte	Back Pressure	Flow
All	220.0 kPa	0.65 L/min

Mean Data: ICB

Analyte	Mean Corrected Intensity	Conc.	Calib Units	Std.Dev.	Sample Conc. Units	Std.Dev.	RSD
Sca	261637.5	101 %		0.3			0.32%
Yr	255025.6	97.8 %		0.31			0.31%
Ag†	3844.9	0.0188 mg/L		0.00031	0.0188 mg/L	0.00031	1.64%
	QC value greater than the upper limit for Ag Recovery = Not calculated						
Al†	-1.3	-0.00026 mg/L		0.007468	-0.00026 mg/L	0.007468	>999.9%
	QC value within limits for Al Recovery = Not calculated						
As†	13.5	0.00799 mg/L		0.002443	0.00799 mg/L	0.002443	30.59%
	QC value within limits for As Recovery = Not calculated						
B_†	427.6	0.0162 mg/L		0.00149	0.0162 mg/L	0.00149	9.20%
	QC value within limits for B_ Recovery = Not calculated						
Ba†	-10.2	-0.00013 mg/L		0.000104	-0.00013 mg/L	0.000104	83.42%
	QC value within limits for Ba Recovery = Not calculated						
Be†	110.0	0.00003 mg/L		0.000039	0.00003 mg/L	0.000039	115.33%
	QC value within limits for Be Recovery = Not calculated						
Ca†	12.7	0.00129 mg/L		0.000868	0.00129 mg/L	0.000868	67.27%
	QC value within limits for Ca Recovery = Not calculated						
Cd†	15.8	0.00054 mg/L		0.000031	0.00054 mg/L	0.000031	5.81%
	QC value within limits for Cd Recovery = Not calculated						
Co†	-2.1	-0.00009 mg/L		0.000368	-0.00009 mg/L	0.000368	400.35%
	QC value within limits for Co Recovery = Not calculated						
Cr†	0.7	0.00001 mg/L		0.000024	0.00001 mg/L	0.000024	242.33%
	QC value within limits for Cr Recovery = Not calculated						
Cu†	172.8	0.00040 mg/L		0.000218	0.00040 mg/L	0.000218	53.86%
	QC value within limits for Cu Recovery = Not calculated						
Fe†	-0.6	-0.00035 mg/L		0.000325	-0.00035 mg/L	0.000325	93.85%
	QC value within limits for Fe Recovery = Not calculated						
K†	-16.1	-0.0122 mg/L		0.01473	-0.0122 mg/L	0.01473	121.20%
	QC value within limits for K Recovery = Not calculated						
Mg†	6.3	0.00156 mg/L		0.000058	0.00156 mg/L	0.000058	3.74%
	QC value within limits for Mg Recovery = Not calculated						
Mn†	-206.7	-0.00038 mg/L		0.000007	-0.00038 mg/L	0.000007	1.81%
	QC value within limits for Mn Recovery = Not calculated						
Mo†	14.0	0.00094 mg/L		0.000277	0.00094 mg/L	0.000277	29.64%
	QC value within limits for Mo Recovery = Not calculated						
Na†	135.6	0.0403 mg/L		0.02568	0.0403 mg/L	0.02568	63.72%
	QC value within limits for Na Recovery = Not calculated						
Ni†	-6.0	-0.00027 mg/L		0.000123	-0.00027 mg/L	0.000123	45.01%
	QC value within limits for Ni Recovery = Not calculated						
Pb†	11.2	0.00209 mg/L		0.000530	0.00209 mg/L	0.000530	25.33%
	QC value within limits for Pb Recovery = Not calculated						
Sb†	0.9	0.00056 mg/L		0.002258	0.00056 mg/L	0.002258	405.01%
	QC value within limits for Sb Recovery = Not calculated						
Se†	-1.1	-0.00076 mg/L		0.001811	-0.00076 mg/L	0.001811	239.29%
	QC value within limits for Se Recovery = Not calculated						
Tl†	5.2	0.00176 mg/L		0.000094	0.00176 mg/L	0.000094	5.34%
	QC value within limits for Tl Recovery = Not calculated						
V†	-18.1	-0.00011 mg/L		0.000110	-0.00011 mg/L	0.000110	99.09%
	QC value within limits for V Recovery = Not calculated						
Zn†	43.0	0.00085 mg/L		0.000092	0.00085 mg/L	0.000092	10.80%
	QC value within limits for Zn Recovery = Not calculated						
Alx†	109.8	1.08 ug/L		0.991	0.00108 mg/L	0.000991	91.42%
	QC value within limits for Alx Recovery = Not calculated						
Bex†	110.0	0.0336 ug/L		0.03870	0.00003 mg/L	0.000039	115.33%
	QC value within limits for Bex Recovery = Not calculated						

QC Failed. Retry.

Sequence No.: 12
 Sample ID: ICB
 Analyst:
 Initial Sample Wt:
 Dilution:

Autosampler Location: 0
 Date Collected: 8/13/2007 19:42:55
 Data Type: Original
 Initial Sample Vol:
 Sample Prep Vol:

Nebulizer Parameters: ICB

Analyte Back Pressure Flow
 All 221.0 kPa 0.65 L/min

Mean Data: ICB

Analyte	Mean Corrected Intensity	Conc. Units	Calib	Std.Dev.	Sample Conc. Units	Std.Dev.	RSD
Sca	264330.7	102 %		1.4			1.37%
Yr	254016.5	97.4 %		0.03			0.03%
Agf	3111.8	0.0152 mg/L		0.00032	0.0152 mg/L	0.00032	2.09%
	QC value greater than the upper limit for Ag Recovery = Not calculated						
Alt	22.9	0.00467 mg/L		0.003426	0.00467 mg/L	0.003426	73.37%
	QC value within limits for Al Recovery = Not calculated						
Ast	3.9	0.00229 mg/L		0.001814	0.00229 mg/L	0.001814	79.28%
	QC value within limits for As Recovery = Not calculated						
B_†	243.7	0.00925 mg/L		0.000818	0.00925 mg/L	0.000818	8.84%
	QC value within limits for B_ Recovery = Not calculated						
Bat	-9.8	-0.00012 mg/L		0.000026	-0.00012 mg/L	0.000026	21.82%
	QC value within limits for Ba Recovery = Not calculated						
Bet	86.9	0.00003 mg/L		0.000018	0.00003 mg/L	0.000018	66.42%
	QC value within limits for Be Recovery = Not calculated						
Cat	30.5	0.00310 mg/L		0.001607	0.00310 mg/L	0.001607	51.90%
	QC value within limits for Ca Recovery = Not calculated						
Cdt	6.1	0.00022 mg/L		0.000199	0.00022 mg/L	0.000199	89.24%
	QC value within limits for Cd Recovery = Not calculated						
Cof	2.1	0.00009 mg/L		0.000001	0.00009 mg/L	0.000001	0.60%
	QC value within limits for Co Recovery = Not calculated						
Crt	-8.5	-0.00012 mg/L		0.000113	-0.00012 mg/L	0.000113	93.53%
	QC value within limits for Cr Recovery = Not calculated						
Cut	61.7	0.00014 mg/L		0.000355	0.00014 mg/L	0.000355	245.65%
	QC value within limits for Cu Recovery = Not calculated						
Fef	-1.0	-0.00055 mg/L		0.001017	-0.00055 mg/L	0.001017	184.80%
	QC value within limits for Fe Recovery = Not calculated						
K†	-68.3	-0.0516 mg/L		0.00375	-0.0516 mg/L	0.00375	7.28%
	QC value within limits for K Recovery = Not calculated						
Mgf	2.5	0.00060 mg/L		0.000565	0.00060 mg/L	0.000565	93.49%
	QC value within limits for Mg Recovery = Not calculated						
Mnt	-236.6	-0.00043 mg/L		0.000013	-0.00043 mg/L	0.000013	2.94%
	QC value within limits for Mn Recovery = Not calculated						
Mo†	5.7	0.00038 mg/L		0.000179	0.00038 mg/L	0.000179	46.73%
	QC value within limits for Mo Recovery = Not calculated						
Nat	39.5	0.0117 mg/L		0.01933	0.0117 mg/L	0.01933	164.53%
	QC value within limits for Na Recovery = Not calculated						
Nit	-2.5	-0.00011 mg/L		0.000088	-0.00011 mg/L	0.000088	77.83%
	QC value within limits for Ni Recovery = Not calculated						
Pb†	14.5	0.00271 mg/L		0.000425	0.00271 mg/L	0.000425	15.71%
	QC value within limits for Pb Recovery = Not calculated						
Sb†	-5.7	-0.00358 mg/L		0.000335	-0.00358 mg/L	0.000335	9.36%
	QC value within limits for Sb Recovery = Not calculated						
Se†	-6.1	-0.00404 mg/L		0.001636	-0.00404 mg/L	0.001636	40.53%
	QC value within limits for Se Recovery = Not calculated						
Tl†	7.8	0.00262 mg/L		0.000248	0.00262 mg/L	0.000248	9.47%
	QC value within limits for Tl Recovery = Not calculated						
V†	-28.4	-0.00018 mg/L		0.000190	-0.00018 mg/L	0.000190	108.38%
	QC value within limits for V Recovery = Not calculated						
Zn†	14.9	0.00029 mg/L		0.000332	0.00029 mg/L	0.000332	112.83%
	QC value within limits for Zn Recovery = Not calculated						
Alx†	25.8	0.255 ug/L		0.0912	0.00025 mg/L	0.000091	35.79%
	QC value within limits for Alx Recovery = Not calculated						
Bex†	86.9	0.0265 ug/L		0.01761	0.00003 mg/L	0.000018	66.42%

QC value within limits for Bex Recovery = Not calculated
 QC Failed. Retry.

Sequence No.: 13
 Sample ID: ICB
 Analyst:
 Initial Sample Wt:
 Dilution:

Autosampler Location: 0
 Date Collected: 8/13/2007 19:45:33
 Data Type: Original
 Initial Sample Vol:
 Sample Prep Vol:

Nebulizer Parameters: ICB

Analyte Back Pressure Flow
 All 220.0 kPa 0.65 L/min

Mean Data: ICB

Analyte	Mean Corrected Intensity	Conc. Units	Calib	Std.Dev.	Sample Conc. Units	Std.Dev.	RSD
Sca	267577.8	104 %		0.4			0.41%
Yr	253537.2	97.2 %		0.51			0.52%
Ag†	2423.5	0.0118 mg/L		0.00087	0.0118 mg/L	0.00087	7.34%
	QC value greater than the upper limit for Ag Recovery = Not calculated						
Al†	28.5	0.00581 mg/L		0.003644	0.00581 mg/L	0.003644	62.73%
	QC value within limits for Al Recovery = Not calculated						
As†	0.4	0.00023 mg/L		0.004127	0.00023 mg/L	0.004127	>999.9%
	QC value within limits for As Recovery = Not calculated						
B_†	166.2	0.00631 mg/L		0.000262	0.00631 mg/L	0.000262	4.15%
	QC value within limits for B_ Recovery = Not calculated						
Ba†	-6.8	-0.00008 mg/L		0.000025	-0.00008 mg/L	0.000025	30.37%
	QC value within limits for Ba Recovery = Not calculated						
Be†	210.7	0.00006 mg/L		0.000012	0.00006 mg/L	0.000012	19.06%
	QC value within limits for Be Recovery = Not calculated						
Ca†	24.1	0.00244 mg/L		0.000027	0.00244 mg/L	0.000027	1.09%
	QC value within limits for Ca Recovery = Not calculated						
Cd†	1.7	0.00007 mg/L		0.000076	0.00007 mg/L	0.000076	109.36%
	QC value within limits for Cd Recovery = Not calculated						
Co†	-3.8	-0.00017 mg/L		0.000216	-0.00017 mg/L	0.000216	130.12%
	QC value within limits for Co Recovery = Not calculated						
Cr†	-4.4	-0.00006 mg/L		0.000040	-0.00006 mg/L	0.000040	62.53%
	QC value within limits for Cr Recovery = Not calculated						
Cu†	8.7	0.00002 mg/L		0.000087	0.00002 mg/L	0.000087	429.06%
	QC value within limits for Cu Recovery = Not calculated						
Fe†	-0.5	-0.00028 mg/L		0.001366	-0.00028 mg/L	0.001366	482.81%
	QC value within limits for Fe Recovery = Not calculated						
K†	-57.0	-0.0430 mg/L		0.04269	-0.0430 mg/L	0.04269	99.25%
	QC value within limits for K Recovery = Not calculated						
Mg†	1.7	0.00043 mg/L		0.000068	0.00043 mg/L	0.000068	15.85%
	QC value within limits for Mg Recovery = Not calculated						
Mn†	-250.3	-0.00046 mg/L		0.000002	-0.00046 mg/L	0.000002	0.35%
	QC value within limits for Mn Recovery = Not calculated						
Mo†	3.5	0.00024 mg/L		0.000021	0.00024 mg/L	0.000021	8.82%
	QC value within limits for Mo Recovery = Not calculated						
Na†	9.6	0.00285 mg/L		0.006064	0.00285 mg/L	0.006064	212.43%
	QC value within limits for Na Recovery = Not calculated						
Ni†	-5.9	-0.00027 mg/L		0.000215	-0.00027 mg/L	0.000215	78.77%
	QC value within limits for Ni Recovery = Not calculated						
Pb†	7.8	0.00147 mg/L		0.000617	0.00147 mg/L	0.000617	42.06%
	QC value within limits for Pb Recovery = Not calculated						
Sb†	1.8	0.00115 mg/L		0.002330	0.00115 mg/L	0.002330	202.13%
	QC value within limits for Sb Recovery = Not calculated						
Se†	-1.1	-0.00071 mg/L		0.004101	-0.00071 mg/L	0.004101	573.66%
	QC value within limits for Se Recovery = Not calculated						
Tl†	6.5	0.00218 mg/L		0.000825	0.00218 mg/L	0.000825	37.88%
	QC value within limits for Tl Recovery = Not calculated						
V†	3.6	0.00002 mg/L		0.000246	0.00002 mg/L	0.000246	>999.9%
	QC value within limits for V Recovery = Not calculated						
Zn†	3.6	0.00007 mg/L		0.000098	0.00007 mg/L	0.000098	136.31%
	QC value within limits for Zn Recovery = Not calculated						
Alx†	29.4	0.290 ug/L		0.5995	0.00029 mg/L	0.000600	206.73%
	QC value within limits for Alx Recovery = Not calculated						

Bext 210.7 0.0643 ug/L 0.01225 0.00006 mg/L 0.000012 19.06%
 QC value within limits for Bex Recovery = Not calculated
 QC Failed. Retry.

Sequence No.: 14
 Sample ID: ICB
 Analyst:
 Initial Sample Wt:
 Dilution:

Autosampler Location: 0
 Date Collected: 8/13/2007 19:48:10
 Data Type: Original
 Initial Sample Vol:
 Sample Prep Vol:

Nebulizer Parameters: ICB

Analyte Back Pressure Flow
 All 220.0 kPa 0.65 L/min

Mean Data: ICB

Analyte	Mean Corrected Intensity	Conc. Units	Std.Dev.	Sample Conc. Units	Std.Dev.	RSD
Sca	261103.4	101 %	0.1			0.09%
Yr	256503.5	98.4 %	0.06			0.06%
Ag†	1884.1	0.00920 mg/L	0.000656	0.00920 mg/L	0.000656	7.12%
	QC value within limits for Ag	Recovery = Not calculated				
Al†	-8.6	-0.00175 mg/L	0.005845	-0.00175 mg/L	0.005845	333.95%
	QC value within limits for Al	Recovery = Not calculated				
As†	2.7	0.00160 mg/L	0.000163	0.00160 mg/L	0.000163	10.14%
	QC value within limits for As	Recovery = Not calculated				
B_†	131.1	0.00498 mg/L	0.000275	0.00498 mg/L	0.000275	5.52%
	QC value within limits for B_	Recovery = Not calculated				
Ba†	-5.8	-0.00007 mg/L	0.000036	-0.00007 mg/L	0.000036	51.24%
	QC value within limits for Ba	Recovery = Not calculated				
Be†	37.4	0.00001 mg/L	0.000013	0.00001 mg/L	0.000013	116.81%
	QC value within limits for Be	Recovery = Not calculated				
Ca†	3.5	0.00036 mg/L	0.000041	0.00036 mg/L	0.000041	11.46%
	QC value within limits for Ca	Recovery = Not calculated				
Cd†	2.7	0.00009 mg/L	0.000099	0.00009 mg/L	0.000099	112.08%
	QC value within limits for Cd	Recovery = Not calculated				
Co†	-0.8	-0.00004 mg/L	0.000365	-0.00004 mg/L	0.000365	>999.9%
	QC value within limits for Co	Recovery = Not calculated				
Cr†	1.1	0.00002 mg/L	0.000003	0.00002 mg/L	0.000003	21.42%
	QC value within limits for Cr	Recovery = Not calculated				
Cu†	96.3	0.00023 mg/L	0.000128	0.00023 mg/L	0.000128	56.82%
	QC value within limits for Cu	Recovery = Not calculated				
Fe†	0.2	0.00010 mg/L	0.001586	0.00010 mg/L	0.001586	>999.9%
	QC value within limits for Fe	Recovery = Not calculated				
K†	-4.6	-0.00344 mg/L	0.008090	-0.00344 mg/L	0.008090	235.22%
	QC value within limits for K	Recovery = Not calculated				
Mg†	3.1	0.00075 mg/L	0.000717	0.00075 mg/L	0.000717	95.24%
	QC value within limits for Mg	Recovery = Not calculated				
Mn†	-244.7	-0.00045 mg/L	0.000029	-0.00045 mg/L	0.000029	6.40%
	QC value within limits for Mn	Recovery = Not calculated				
Mo†	1.3	0.00009 mg/L	0.000168	0.00009 mg/L	0.000168	191.10%
	QC value within limits for Mo	Recovery = Not calculated				
Na†	37.3	0.0111 mg/L	0.01356	0.0111 mg/L	0.01356	122.46%
	QC value within limits for Na	Recovery = Not calculated				
Ni†	0.5	0.00002 mg/L	0.000457	0.00002 mg/L	0.000457	>999.9%
	QC value within limits for Ni	Recovery = Not calculated				
Pb†	7.9	0.00148 mg/L	0.000252	0.00148 mg/L	0.000252	17.07%
	QC value within limits for Pb	Recovery = Not calculated				
Sb†	-4.0	-0.00251 mg/L	0.001990	-0.00251 mg/L	0.001990	79.18%
	QC value within limits for Sb	Recovery = Not calculated				
Se†	-5.8	-0.00389 mg/L	0.000287	-0.00389 mg/L	0.000287	7.38%
	QC value within limits for Se	Recovery = Not calculated				
Tl†	3.1	0.00105 mg/L	0.000695	0.00105 mg/L	0.000695	66.39%
	QC value within limits for Tl	Recovery = Not calculated				
V†	-28.7	-0.00018 mg/L	0.000032	-0.00018 mg/L	0.000032	18.28%
	QC value within limits for V	Recovery = Not calculated				
Zn†	10.3	0.00020 mg/L	0.000000	0.00020 mg/L	0.000000	0.22%
	QC value within limits for Zn	Recovery = Not calculated				
Alx†	72.5	0.716 ug/L	0.7370	0.00072 mg/L	0.000737	102.95%

QC value within limits for Alx Recovery = Not calculated
Bext 37.4 0.0114 ug/L 0.01333 0.00001 mg/L 0.000013 116.818
QC value within limits for Bex Recovery = Not calculated
All analyte(s) passed QC.

Sequence No.: 17
 Sample ID: FILTER_CHECK
 Analyst: Walter Hsieh
 Initial Sample Wt:
 Dilution: 1X

Autosampler Location: 16
 Date Collected: 8/13/2007 19:57:52
 Data Type: Original
 Initial Sample Vol:
 Sample Prep Vol:

Nebulizer Parameters: FILTER_CHECK

Analyte Back Pressure Flow
 All 220.0 kPa 0.65 L/min

Mean Data: FILTER_CHECK

Analyte	Mean Corrected Intensity	Conc. Units	Calib	Std.Dev.	Sample Conc. Units	Std.Dev.	RSD
Sca	264917.0	103 %		1.0			0.98%
Yr	254463.6	97.6 %		1.18			1.21%
B_t	37.5	0.00142 mg/L		0.000264	0.00142 mg/L	0.000264	18.54%
Bat	-10.2	-0.00012 mg/L		0.000002	-0.00012 mg/L	0.000002	1.66%
Bet	8.3	0.00000 mg/L		0.000016	0.00000 mg/L	0.000016	649.81%
Cat	-94.8	-0.00962 mg/L		0.001093	-0.00962 mg/L	0.001093	11.35%
Cdt	-4.3	-0.00018 mg/L		0.000030	-0.00018 mg/L	0.000030	16.01%
Cot	-0.6	-0.00002 mg/L		0.000266	-0.00002 mg/L	0.000266	>999.9%
Crt	-13.3	-0.00019 mg/L		0.000209	-0.00019 mg/L	0.000209	110.50%
Cut	-43.0	-0.00010 mg/L		0.000069	-0.00010 mg/L	0.000069	68.62%
Fet	-1.9	-0.00107 mg/L		0.001705	-0.00107 mg/L	0.001705	159.79%
Kt	-85.6	-0.0646 mg/L		0.00869	-0.0646 mg/L	0.00869	13.44%
Mgt	0.2	0.00005 mg/L		0.001443	0.00005 mg/L	0.001443	>999.9%
Mof	-4.6	-0.00031 mg/L		0.000299	-0.00031 mg/L	0.000299	96.14%
Nat	12.8	0.00380 mg/L		0.012744	0.00380 mg/L	0.012744	335.32%
Nit	-0.9	-0.00004 mg/L		0.000056	-0.00004 mg/L	0.000056	135.80%
Pbt	9.7	0.00181 mg/L		0.000826	0.00181 mg/L	0.000826	45.52%
Tlt	2.8	0.00094 mg/L		0.002544	0.00094 mg/L	0.002544	270.58%
Vt	12.8	0.00008 mg/L		0.000019	0.00008 mg/L	0.000019	24.25%
Znt	-145.5	-0.00287 mg/L		0.000062	-0.00287 mg/L	0.000062	2.18%

Sequence No.: 15
Sample ID: MRL6010
Analyst: Walter Esieh
Initial Sample Wt:
Dilution: 1X

Autosampler Location: 24
Data Collected: 8/14/2007 09:10:38
Data Type: Original
Initial Sample Vol:
Sample Prep Vol:

Nebulizer Parameters: MRL6010

Analyte Back Pressure Flow
All 219.0 kPa 0.65 L/min

Mean Data: MRL6010

Analyte	Mean Corrected Intensity	Calib Conc. Units	Std. Dev.	Sample Conc. Units	Std. Dev.	RSD
Sca	631584.6	105 %	1.9			1.84%
Yr	370573.9	104 %	1.7			1.62%
Agf	2817.4	0.0102 mg/L	0.00004	0.0102 mg/L	0.00004	0.42%
Alf	295.9	0.0630 mg/L	0.00334	0.0630 mg/L	0.00334	5.30%
Ast	219.1	0.0968 mg/L	0.00138	0.0968 mg/L	0.00138	1.42%
B_t	1695.1	0.0528 mg/L	0.00050	0.0528 mg/L	0.00050	0.94%
Bat	1517.5	0.0207 mg/L	0.00024	0.0207 mg/L	0.00024	1.16%
Bet	3286.1	0.00112 mg/L	0.000013	0.00112 mg/L	0.000013	1.17%
Cat	10009.6	1.08 mg/L	0.001	1.08 mg/L	0.001	0.05%
Cdf	170.8	0.00463 mg/L	0.000023	0.00463 mg/L	0.000023	0.49%
Cct	1446.6	0.0533 mg/L	0.00073	0.0533 mg/L	0.00073	1.37%
Crt	757.8	0.00994 mg/L	0.000101	0.00994 mg/L	0.000101	1.01%
Cuf	3947.0	0.0107 mg/L	0.00006	0.0107 mg/L	0.00006	0.55%
Fet	37.5	0.0231 mg/L	0.00074	0.0231 mg/L	0.00074	3.21%
Kf	1321.2	1.01 mg/L	0.021	1.01 mg/L	0.021	2.07%
Mgf	481.9	0.108 mg/L	0.0020	0.108 mg/L	0.0020	1.87%
Mnf	1238.9	0.00225 mg/L	0.000037	0.00225 mg/L	0.000037	1.63%
Mcf	263.9	0.0199 mg/L	0.00056	0.0199 mg/L	0.00056	2.81%
Naf	3160.7	1.06 mg/L	0.011	1.06 mg/L	0.011	1.04%
Nif	479.6	0.0213 mg/L	0.00029	0.0213 mg/L	0.00029	1.34%
Pft	111.7	0.0228 mg/L	0.00164	0.0228 mg/L	0.00164	7.20%
Sft	92.6	0.0445 mg/L	0.00018	0.0445 mg/L	0.00018	0.39%
Set	145.3	0.103 mg/L	0.0036	0.103 mg/L	0.0036	3.52%
Tft	325.5	0.112 mg/L	0.0011	0.112 mg/L	0.0011	0.98%
Vf	310.5	0.00194 mg/L	0.000295	0.00194 mg/L	0.000295	5.24%
Zrf	1198.5	0.0240 mg/L	0.00061	0.0240 mg/L	0.00061	2.53%
Alxf	7148.3	74.4 ug/L	0.88	0.0744 mg/L	0.00088	1.19%
Bexf	3286.1	1.12 ug/L	0.013	0.00112 mg/L	0.000013	1.17%

MRL bala.
Return from 070814
070810
8/14/07

Sequence No.: 51
 Sample ID: MBLANK
 Analyst: Walter Hsieh
 Initial Sample Wt:
 Dilution: 1X

Autosampler Location: 65
 Date Collected: 8/13/2007 22:15:26
 Data Type: Original
 Initial Sample Vol:
 Sample Prep Vol:

Nebulizer Parameters: MBLANK

Analyte Back Pressure Flow
 All 219.0 kPa 0.65 L/min

Mean Data: MBLANK

Analyte	Mean Corrected Intensity	Conc. Units	Calib Units	Std.Dev.	Sample Conc. Units	Std.Dev.	RSD
Sca	272091.5	106	%	0.1			0.05%
Yr	256622.2	98.4	%	1.32			
B_t	586.2	0.0223	mg/L	0.00049	0.0223 mg/L	0.00049	1.34%
Bat	-4.1	-0.00005	mg/L	0.000012	-0.00005 mg/L	0.000012	2.20%
Bef	2.0	0.00000	mg/L	0.000022	0.00000 mg/L	0.000022	23.69%
Ca†	277.1	0.0281	mg/L	0.00098	0.0281 mg/L	0.00098	>999.9%
Cdf	-4.2	-0.00018	mg/L	0.000024	-0.00018 mg/L	0.000024	3.47%
Cof	-4.5	-0.00020	mg/L	0.000092	-0.00020 mg/L	0.000092	13.12%
Crt	49.2	0.00070	mg/L	0.000052	0.00070 mg/L	0.000052	46.73%
Cut	-134.5	-0.00031	mg/L	0.000012	-0.00031 mg/L	0.000012	7.49%
Fef	2.7	0.00148	mg/L	0.001573	0.00148 mg/L	0.001573	3.71%
K†	-37.1	-0.0280	mg/L	0.05695	-0.0280 mg/L	0.05695	106.63%
Mgt	7.6	0.00186	mg/L	0.000032	0.00186 mg/L	0.000032	203.18%
Mof	-5.3	-0.00036	mg/L	0.000081	-0.00036 mg/L	0.000081	1.74%
Nat	1555.6	0.462	mg/L	0.0199	0.462 mg/L	0.0199	22.74%
Nif	-13.3	-0.00061	mg/L	0.000007	-0.00061 mg/L	0.000007	4.30%
Pbt	10.7	0.00200	mg/L	0.000165	0.00200 mg/L	0.000165	1.20%
Tl†	-4.0	-0.00135	mg/L	0.001537	-0.00135 mg/L	0.001537	8.25%
V†	-34.7	-0.00021	mg/L	0.000041	-0.00021 mg/L	0.000041	113.95%
Znt	10.7	0.00022	mg/L	0.000133	0.00022 mg/L	0.000133	19.75%
							61.85%

Sequence No.: 52
 Sample ID: CCV
 Analyst:
 Initial Sample Wt:
 Dilution:

Autosampler Location: 4
 Date Collected: 8/13/2007 22:19:07
 Data Type: Original
 Initial Sample Vol:
 Sample Prep Vol:

Nebulizer Parameters: CCV

Analyte	Back Pressure	Flow
All	218.0 kPa	0.65 L/min

Mean Data: CCV

Analyte	Mean Corrected Intensity	Calib Conc. Units	Std.Dev.	Sample Conc. Units	Std.Dev.	RSD
Sca	255497.5	99.1 %	1.19			1.20%
Yr	239926.8	92.0 %	1.11			1.21%
B ₊	61863.0	2.34 mg/L	0.004	2.34 mg/L	0.004	0.17%
		QC value within limits for B ₋	Recovery = 93.53%			
Ba ₊	385327.2	4.71 mg/L	0.008	4.71 mg/L	0.008	0.17%
		QC value within limits for Ba	Recovery = 94.28%			
Be ₊	6173198.5	1.88 mg/L	0.024	1.88 mg/L	0.024	1.26%
		QC value within limits for Be	Recovery = 94.13%			
Ca ₊	510116.8	51.8 mg/L	0.24	51.8 mg/L	0.24	0.45%
		QC value within limits for Ca	Recovery = 103.60%			
Cd ₊	57565.9	2.48 mg/L	0.013	2.48 mg/L	0.013	0.51%
		QC value within limits for Cd	Recovery = 99.26%			
Co ₊	111438.6	4.92 mg/L	0.016	4.92 mg/L	0.016	0.33%
		QC value within limits for Co	Recovery = 98.31%			
Cr ₊	333813.3	4.75 mg/L	0.011	4.75 mg/L	0.011	0.23%
		QC value within limits for Cr	Recovery = 95.10%			
Cu ₊	1942983.5	4.55 mg/L	0.006	4.55 mg/L	0.006	0.13%
		QC value within limits for Cu	Recovery = 91.04%			
Fe ₊	9123.1	4.99 mg/L	0.059	4.99 mg/L	0.059	1.18%
		QC value within limits for Fe	Recovery = 99.87%			
K ₊	64778.9	48.9 mg/L	0.94	48.9 mg/L	0.94	1.92%
		QC value within limits for K	Recovery = 97.77%			
Mg ₊	216044.9	53.2 mg/L	0.21	53.2 mg/L	0.21	0.40%
		QC value within limits for Mg	Recovery = 106.36%			
Mo ₊	68779.8	4.61 mg/L	0.017	4.61 mg/L	0.017	0.38%
		QC value within limits for Mo	Recovery = 92.22%			
Na ₊	174707.8	51.9 mg/L	0.49	51.9 mg/L	0.49	0.94%
		QC value within limits for Na	Recovery = 103.83%			
Ni ₊	105831.7	4.86 mg/L	0.021	4.86 mg/L	0.021	0.43%
		QC value within limits for Ni	Recovery = 97.17%			
Pb ₊	26190.7	4.90 mg/L	0.012	4.90 mg/L	0.012	0.25%
		QC value within limits for Pb	Recovery = 97.90%			
Tl ₊	15060.8	5.07 mg/L	0.011	5.07 mg/L	0.011	0.22%
		QC value within limits for Tl	Recovery = 101.37%			
V ₊	765603.1	1.71 mg/L	0.006	4.74 mg/L	0.006	0.13%
		QC value within limits for V	Recovery = 94.78%			
Zn ₊	251112.8	4.91 mg/L	0.010	4.91 mg/L	0.010	0.19%
		QC value within limits for Zn	Recovery = 98.30%			

All analyte(s) passed QC.

Sequence No.: 53
 Sample ID: CCB
 Analyst:
 Initial Sample Wt:
 Dilution:

Autosampler Location: 0
 Date Collected: 8/13/2007 22:22:24
 Data Type: Original
 Initial Sample Vol:
 Sample Prep Vol:

Nebulizer Parameters: CCB

Analyte Back Pressure Flow
 All 218.0 kPa 0.65 L/min

Mean Data: CCB

Analyte	Mean Corrected Intensity	Conc. Units	Calib Units	Std.Dev.	Sample Conc. Units	Std.Dev.	RSD
Sca	263714.6	102 %		1.2			1.14%
Yr	239977.5	92.0 %		0.74			0.80%
B _f	567.8	0.0216 mg/L		0.00031	0.0216 mg/L	0.00031	1.46%
	QC value greater than the upper limit for B Recovery = Not calculated						
Ba _f	-8.6	-0.00011 mg/L		0.000012	-0.00011 mg/L	0.000012	11.31%
	QC value within limits for Ba Recovery = Not calculated						
Be _f	-21.1	-0.00001 mg/L		0.000007	-0.00001 mg/L	0.000007	107.25%
	QC value within limits for Be Recovery = Not calculated						
Ca _f	24.5	0.00249 mg/L		0.000821	0.00249 mg/L	0.000821	32.99%
	QC value within limits for Ca Recovery = Not calculated						
Cd _f	-0.7	-0.00003 mg/L		0.000075	-0.00003 mg/L	0.000075	251.22%
	QC value within limits for Cd Recovery = Not calculated						
Co _f	-1.0	-0.00004 mg/L		0.000152	-0.00004 mg/L	0.000152	347.10%
	QC value within limits for Co Recovery = Not calculated						
Cr _f	73.7	0.00105 mg/L		0.000077	0.00105 mg/L	0.000077	7.33%
	QC value within limits for Cr Recovery = Not calculated						
Cu _f	-148.7	-0.00035 mg/L		0.000157	-0.00035 mg/L	0.000157	45.24%
	QC value within limits for Cu Recovery = Not calculated						
Fe _f	1.2	0.00068 mg/L		0.000603	0.00068 mg/L	0.000603	88.62%
	QC value within limits for Fe Recovery = Not calculated						
K _f	-36.8	-0.0278 mg/L		0.08694	-0.0278 mg/L	0.08694	313.19%
	QC value within limits for K Recovery = Not calculated						
Mg _f	-1.0	-0.00024 mg/L		0.000987	-0.00024 mg/L	0.000987	410.24%
	QC value within limits for Mg Recovery = Not calculated						
Mo _f	11.7	0.00079 mg/L		0.000383	0.00079 mg/L	0.000383	48.81%
	QC value within limits for Mo Recovery = Not calculated						
Na _f	702.7	0.209 mg/L		0.0283	0.209 mg/L	0.0283	13.55%
	QC value within limits for Na Recovery = Not calculated						
Ni _f	-3.8	-0.00017 mg/L		0.000145	-0.00017 mg/L	0.000145	82.97%
	QC value within limits for Ni Recovery = Not calculated						
Pb _f	6.6	0.00124 mg/L		0.000894	0.00124 mg/L	0.000894	72.29%
	QC value within limits for Pb Recovery = Not calculated						
Tl _f	-4.7	-0.00159 mg/L		0.000931	-0.00159 mg/L	0.000931	58.51%
	QC value within limits for Tl Recovery = Not calculated						
V _f	40.3	0.00025 mg/L		0.000013	0.00025 mg/L	0.000013	5.30%
	QC value within limits for V Recovery = Not calculated						
Zn _f	-10.5	-0.00021 mg/L		0.000112	-0.00021 mg/L	0.000112	54.32%
	QC value within limits for Zn Recovery = Not calculated						
QC Failed. Retry.							

Sequence No.: 54
 Sample ID: CCB
 Analyst:
 Initial Sample Wt:
 Dilution:

Autosampler Location: 0
 Date Collected: 8/13/2007 22:24:59
 Data Type: Original
 Initial Sample Vol:
 Sample Prep Vol:

Nebulizer Parameters: CCB

Analyte Back Pressure Flow
 All 219.0 kPa 0.65 L/min

Mean Data: CCB

Analyte	Mean Corrected Intensity	Conc. Units	Calib	Std.Dev.	Sample Conc. Units	Std.Dev.	RSD
Sca	263110.2	102 %		2.0			1.99%
Yr	243202.1	93.3 %		0.73			0.78%
B _f	415.3	0.0158 mg/L		0.00007	0.0158 mg/L	0.00007	0.46%
	QC value within limits for B _f Recovery = Not calculated						
Ba _f	-14.3	-0.00017 mg/L		0.000057	-0.00017 mg/L	0.000057	32.94%
	QC value within limits for Ba Recovery = Not calculated						
Be _f	43.6	0.00001 mg/L		0.000025	0.00001 mg/L	0.000025	187.82%
	QC value within limits for Be Recovery = Not calculated						
Ca _f	2.8	0.00028 mg/L		0.000424	0.00028 mg/L	0.000424	150.58%
	QC value within limits for Ca Recovery = Not calculated						
Cd _f	-0.6	-0.00003 mg/L		0.000006	-0.00003 mg/L	0.000006	21.55%
	QC value within limits for Cd Recovery = Not calculated						
Co _f	-5.4	-0.00024 mg/L		0.000001	-0.00024 mg/L	0.000001	0.53%
	QC value within limits for Co Recovery = Not calculated						
Cr _f	66.5	0.00095 mg/L		0.000081	0.00095 mg/L	0.000081	8.52%
	QC value within limits for Cr Recovery = Not calculated						
Cu _f	-95.0	-0.00022 mg/L		0.000148	-0.00022 mg/L	0.000148	66.37%
	QC value within limits for Cu Recovery = Not calculated						
Fe _f	-0.7	-0.00039 mg/L		0.000304	-0.00039 mg/L	0.000304	77.47%
	QC value within limits for Fe Recovery = Not calculated						
K _f	-59.6	-0.0450 mg/L		0.00580	-0.0450 mg/L	0.00580	12.89%
	QC value within limits for K Recovery = Not calculated						
Mg _f	3.6	0.00089 mg/L		0.000513	0.00089 mg/L	0.000513	57.73%
	QC value within limits for Mg Recovery = Not calculated						
Mo _f	3.6	0.00024 mg/L		0.000002	0.00024 mg/L	0.000002	0.82%
	QC value within limits for Mo Recovery = Not calculated						
Na _f	569.8	0.169 mg/L		0.0080	0.169 mg/L	0.0080	4.74%
	QC value within limits for Na Recovery = Not calculated						
Ni _f	-7.3	-0.00033 mg/L		0.000405	-0.00033 mg/L	0.000405	121.02%
	QC value within limits for Ni Recovery = Not calculated						
Pb _f	10.4	0.00195 mg/L		0.001244	0.00195 mg/L	0.001244	63.82%
	QC value within limits for Pb Recovery = Not calculated						
Tl _f	3.7	0.00124 mg/L		0.001867	0.00124 mg/L	0.001867	150.59%
	QC value within limits for Tl Recovery = Not calculated						
V _f	-53.3	-0.00032 mg/L		0.000224	-0.00032 mg/L	0.000224	69.52%
	QC value within limits for V Recovery = Not calculated						
Zn _f	-15.0	-0.00029 mg/L		0.000110	-0.00029 mg/L	0.000110	37.37%
	QC value within limits for Zn Recovery = Not calculated						

All analyte(s) passed QC.

Sequence No.: 55
 Sample ID: LCS
 Analyst: Walter Hsieh
 Initial Sample Wt:
 Dilution: 1X

Autosampler Location: 66
 Date Collected: 8/13/2007 22:28:27
 Data Type: Original
 Initial Sample Vol:
 Sample Prep Vol:

Nebulizer Parameters: LCS

Analyte Back Pressure Flow
 All 218.0 kPa 0.65 L/min

Mean Data: LCS

Analyte	Mean Corrected Intensity	Conc. Units	Calib	Std.Dev.	Sample Conc. Units	Std.Dev.	RSD
Sca	264996.0	103 %		0.2			0.20%
Yr	245285.8	94.1 %		1.67			1.77%
B ₊	12443.2	0.470 mg/L		0.0021	0.470 mg/L	0.0021	0.45%
Ba ₊	74830.4	0.915 mg/L		0.0033	0.915 mg/L	0.0033	0.36%
Be ₊	156464.8	0.0477 mg/L		0.00009	0.0477 mg/L	0.00009	0.19%
Ca ₊	489841.2	49.7 mg/L		0.08	49.7 mg/L	0.08	0.16%
Cd ₊	4918.1	0.214 mg/L		0.0006	0.214 mg/L	0.0006	0.29%
Co ₊	21889.1	0.966 mg/L		0.0020	0.966 mg/L	0.0020	0.21%
Cr ₊	65294.3	0.930 mg/L		0.0007	0.930 mg/L	0.0007	0.08%
Cu ₊	391302.3	0.917 mg/L		0.0056	0.917 mg/L	0.0056	0.61%
Fe ₊	9289.6	5.08 mg/L		0.107	5.08 mg/L	0.107	2.11%
K ₊	25690.6	19.4 mg/L		0.54	19.4 mg/L	0.54	2.80%
Mg ₊	84657.6	20.8 mg/L		0.56	20.8 mg/L	0.56	2.66%
Mo ₊	13451.6	0.902 mg/L		0.0002	0.902 mg/L	0.0002	0.02%
Na ₊	167611.9	49.8 mg/L		0.01	49.8 mg/L	0.01	0.02%
Ni ₊	10322.2	0.474 mg/L		0.0008	0.474 mg/L	0.0008	0.18%
Pb ₊	5217.4	0.975 mg/L		0.0026	0.975 mg/L	0.0026	0.27%
Tl ₊	3007.2	1.01 mg/L		0.002	1.01 mg/L	0.002	0.16%
V ₊	149310.1	0.924 mg/L		0.0012	0.924 mg/L	0.0012	0.13%
Zn ₊	49981.5	0.982 mg/L		0.0035	0.982 mg/L	0.0035	0.36%

Sequence No.: 56
 Sample ID: LCSD
 Analyst: Walter Hsieh
 Initial Sample Wt:
 Dilution: 1X

Autosampler Location: 67
 Date Collected: 8/13/2007 22:31:30
 Data Type: Original
 Initial Sample Vol:
 Sample Prep Vol:

Nebulizer Parameters: LCSD

Analyte Back Pressure Flow
 All 218.0 kPa 0.65 L/min

Mean Data: LCSD

Analyte	Mean Corrected Intensity	Conc. Units	Calib	Std.Dev.	Sample Conc. Units	Std.Dev.	RSD
Sca	261723.2	101 %		0.4			0.35%
Yr	240493.3	92.2 %		0.25			0.27%
B_t	12161.4	0.460 mg/L		0.0020	0.460 mg/L	0.0020	0.43%
Bat	73529.3	0.899 mg/L		0.0057	0.899 mg/L	0.0057	0.63%
Bet	153512.9	0.0468 mg/L		0.00029	0.0468 mg/L	0.00029	0.62%
Cat	488655.3	49.6 mg/L		0.03	49.6 mg/L	0.03	0.07%
Cdt	4932.8	0.215 mg/L		0.0014	0.215 mg/L	0.0014	0.63%
Cot	21933.0	0.967 mg/L		0.0086	0.967 mg/L	0.0086	0.89%
Crt	63988.8	0.911 mg/L		0.0068	0.911 mg/L	0.0068	0.74%
Cut	386002.9	0.904 mg/L		0.0066	0.904 mg/L	0.0066	0.73%
Fet	9200.8	5.04 mg/L		0.067	5.04 mg/L	0.067	1.33%
Kt	25750.3	19.4 mg/L		0.29	19.4 mg/L	0.29	1.49%
Mgt	84367.7	20.8 mg/L		0.37	20.8 mg/L	0.37	1.79%
Mot	13462.3	0.902 mg/L		0.0066	0.902 mg/L	0.0066	0.73%
Nat	168201.3	50.0 mg/L		0.30	50.0 mg/L	0.30	0.60%
Nit	10315.7	0.474 mg/L		0.0040	0.474 mg/L	0.0040	0.83%
Pbt	5262.4	0.984 mg/L		0.0087	0.984 mg/L	0.0087	0.89%
Tlt	3036.1	1.02 mg/L		0.009	1.02 mg/L	0.009	0.87%
Vt	146019.1	0.904 mg/L		0.0059	0.904 mg/L	0.0059	0.66%
Znt	49080.3	0.964 mg/L		0.0070	0.964 mg/L	0.0070	0.73%

Sequence No.: 57
Sample ID: 2708020327_2X
Analyst: Walter Hsieh
Initial Sample Wt:
Dilution: 2X

Autosampler Location: 68
Date Collected: 8/13/2007 22:34:33
Data Type: Original
Initial Sample Vol:
Sample Prep Vol:

Nebulizer Parameters: 2708020327_2X

Analyte Back Pressure Flow
All 219.0 kPa 0.65 L/min

Mean Data: 2708020327_2X

Analyte	Mean Corrected		Calib Units	Std.Dev.	Sample		Std.Dev.	RSD
	Intensity	Conc.			Conc.	Units		
Sca	241027.7	93.5	%	0.68				0.73%
Yr	231542.9	88.8	%	0.33				0.37%
B_t	55600.5	2.11	mg/L	0.007	4.22	mg/L	0.014	0.33%
Bat	591.9	0.00724	mg/L	0.000014	0.0145	mg/L	0.00003	0.19%
Bef	-1307.5	-0.00040	mg/L	0.000029	-0.00080	mg/L	0.000057	7.16%
Cat	2311569.3	235	mg/L	0.3	469	mg/L	0.6	0.14%
Cdt	27.5	0.00118	mg/L	0.000231	0.00236	mg/L	0.000462	19.59%
Cot	-2.6	-0.00011	mg/L	0.000100	-0.00023	mg/L	0.000200	88.06%
Crt	33973.4	0.484	mg/L	0.0015	0.968	mg/L	0.0030	0.31%
Cut	473.9	0.00111	mg/L	0.000111	0.00222	mg/L	0.000223	10.04%
Fet	7.9	0.00432	mg/L	0.002404	0.00864	mg/L	0.004808	55.64%
Kt	14223.3	10.7	mg/L	0.04	21.5	mg/L	0.07	0.33%
Mgt	545822.9	134	mg/L	0.1	269	mg/L	0.2	0.08%
Mot	458.4	0.0307	mg/L	0.00047	0.0615	mg/L	0.00093	1.52%
Nat	1535923.3	456	mg/L	0.1	913	mg/L	0.3	0.03%
Nit	1.4	0.00006	mg/L	0.000469	0.00013	mg/L	0.000938	736.60%
Pbt	-39.3	-0.00735	mg/L	0.000047	-0.0147	mg/L	0.00009	0.64%
Tlt	55.9	0.0188	mg/L	0.00101	0.0377	mg/L	0.00202	5.36%
Vt	3953.2	0.0270	mg/L	0.00027	0.0540	mg/L	0.00054	1.00%
Znt	326.4	0.00643	mg/L	0.000016	0.0129	mg/L	0.00003	0.25%

Sequence No.: 58
 Sample ID: 2708020327_2XMS
 Analyst: Walter Hsieh
 Initial Sample Wt:
 Dilution: 2X

Autosampler Location: 69
 Date Collected: 8/13/2007 22:38:57
 Data Type: Original
 Initial Sample Vol:
 Sample Prep Vol:

Nebulizer Parameters: 2708020327_2XMS

Analyte Back Pressure Flow
 All 218.0 kPa 0.65 L/min

Mean Data: 2708020327_2XMS

Analyte	Mean Corrected Intensity	Conc. Units	Calib	Std.Dev.	Sample Conc. Units	Std.Dev.	RSD
Sca	239056.5	92.7 %		0.51			0.55%
Yr	235407.5	90.3 %		0.19			0.21%
B_t	62274.7	2.36 mg/L		0.005	4.73 mg/L	0.009	0.20%
Bat	37853.2	0.463 mg/L		0.0004	0.926 mg/L	0.0008	0.08%
Bef	75492.4	0.0230 mg/L		0.00003	0.0460 mg/L	0.00005	0.12%
Cat	2585423.8	263 mg/L		0.8	525 mg/L	1.6	0.31%
Cdt	2592.4	0.113 mg/L		0.0013	0.225 mg/L	0.0026	1.13%
Cot	10737.7	0.474 mg/L		0.0048	0.947 mg/L	0.0096	1.02%
Crt	66050.6	0.941 mg/L		0.0017	1.88 mg/L	0.003	0.18%
Cut	201255.4	0.471 mg/L		0.0019	0.943 mg/L	0.0039	0.41%
Fef	4580.3	2.51 mg/L		0.013	5.01 mg/L	0.027	0.53%
Kt	28293.0	21.4 mg/L		0.14	42.7 mg/L	0.29	0.67%
Mgt	594567.3	146 mg/L		0.2	293 mg/L	0.3	0.11%
Mot	7225.1	0.484 mg/L		0.0052	0.969 mg/L	0.0104	1.07%
Nat	1654723.8	492 mg/L		1.0	983 mg/L	2.0	0.21%
Nit	5006.3	0.230 mg/L		0.0016	0.460 mg/L	0.0032	0.71%
Pbt	2485.1	0.464 mg/L		0.0053	0.929 mg/L	0.0106	1.14%
Tlt	1452.1	0.489 mg/L		0.0023	0.978 mg/L	0.0047	0.48%
Vt	78545.1	0.489 mg/L		0.0004	0.977 mg/L	0.0008	0.08%
Znt	25565.9	0.502 mg/L		0.0052	1.00 mg/L	0.010	1.04%

Sequence No.: 59

Sample ID: 2708020327_2XMSD

Analyst: Walter Hsieh

Initial Sample Wt:

Dilution: 2X

Autosampler Location: 70

Date Collected: 8/13/2007 22:42:43

Data Type: Original

Initial Sample Vol:

Sample Prep Vol:

Nebulizer Parameters: 2708020327_2XMSD

Analyte

Back Pressure

Flow

All

218.0 kPa

0.65 L/min

Mean Data: 2708020327_2XMSD

Analyte	Mean Corrected		Calib Conc. Units	Std.Dev.	Sample		Std.Dev.	RSD
	Intensity				Conc. Units			
Sca	238310.0		92.4 %	1.14				1.24%
Yr	234523.9		90.0 %	0.06				0.07%
B_t	61632.9		2.34 mg/L	0.008	4.68 mg/L	0.017		0.36%
Baf	37354.6		0.457 mg/L	0.0013	0.914 mg/L	0.0026		0.29%
Bet	74572.0		0.0227 mg/L	0.00005	0.0455 mg/L	0.00009		0.20%
Caf	2549597.2		259 mg/L	0.1	518 mg/L	0.3		0.05%
Cdt	2572.6		0.112 mg/L	0.0012	0.224 mg/L	0.0023		1.03%
Cof	10618.0		0.468 mg/L	0.0052	0.937 mg/L	0.0104		1.11%
Crt	65380.2		0.931 mg/L	0.0005	1.86 mg/L	0.001		0.05%
Cut	199147.7		0.467 mg/L	0.0013	0.933 mg/L	0.0027		0.29%
Fet	4555.8		2.49 mg/L	0.042	4.99 mg/L	0.083		1.67%
Kt	28039.9		21.2 mg/L	0.35	42.3 mg/L	0.71		1.68%
Mgt	586302.0		144 mg/L	0.1	289 mg/L	0.2		0.06%
Mof	7155.7		0.480 mg/L	0.0068	0.959 mg/L	0.0136		1.42%
Nat	1620502.7		482 mg/L	0.4	963 mg/L	0.8		0.08%
Nit	4962.3		0.228 mg/L	0.0033	0.456 mg/L	0.0066		1.45%
Pbt	2465.2		0.461 mg/L	0.0054	0.921 mg/L	0.0108		1.17%
Tlt	1448.1		0.487 mg/L	0.0036	0.975 mg/L	0.0071		0.73%
Vt	77770.3		0.484 mg/L	0.0006	0.968 mg/L	0.0012		0.13%
Znt	25323.3		0.497 mg/L	0.0065	0.995 mg/L	0.0130		1.31%

Sequence No.: 65
 Sample ID: CCV
 Analyst:
 Initial Sample Wt:
 Dilution:

Autosampler Location: 4
 Date Collected: 8/13/2007 23:08:15
 Data Type: Original
 Initial Sample Vol:
 Sample Prep Vol:

Nebulizer Parameters: CCV

Analyte	Back Pressure	Flow
All	218.0 kPa	0.65 L/min

Mean Data: CCV

Analyte	Mean Corrected Intensity	Conc. Units	Calib	Std.Dev.	Sample Conc. Units	Std.Dev.	RSD
Sca	255060.2	98.9 %		2.25			2.27%
Yr	238126.6	91.3 %		0.83			0.91%
B_†	61303.3	2.32 mg/L		0.001	2.32 mg/L	0.001	0.03%
	QC value within limits for B_ Recovery = 92.68%						
Ba†	384419.9	4.70 mg/L		0.025	4.70 mg/L	0.025	0.53%
	QC value within limits for Ba Recovery = 94.05%						
Be†	6159058.1	1.88 mg/L		0.025	1.88 mg/L	0.025	1.32%
	QC value within limits for Be Recovery = 93.91%						
Ca†	511362.4	51.9 mg/L		0.02	51.9 mg/L	0.02	0.05%
	QC value within limits for Ca Recovery = 103.85%						
Cd†	57680.7	2.49 mg/L		0.045	2.49 mg/L	0.045	1.80%
	QC value within limits for Cd Recovery = 99.46%						
Co†	111920.3	4.94 mg/L		0.077	4.94 mg/L	0.077	1.56%
	QC value within limits for Co Recovery = 98.74%						
Cr†	332241.9	4.73 mg/L		0.020	4.73 mg/L	0.020	0.42%
	QC value within limits for Cr Recovery = 94.65%						
Cu†	1928918.5	4.52 mg/L		0.005	4.52 mg/L	0.005	0.11%
	QC value within limits for Cu Recovery = 90.38%						
Fe†	9289.4	5.08 mg/L		0.014	5.08 mg/L	0.014	0.27%
	QC value within limits for Fe Recovery = 101.70%						
K†	66050.3	49.8 mg/L		0.25	49.8 mg/L	0.25	0.49%
	QC value within limits for K Recovery = 99.69%						
Mg†	216989.8	53.4 mg/L		0.06	53.4 mg/L	0.06	0.12%
	QC value within limits for Mg Recovery = 106.82%						
Mo†	68978.9	4.62 mg/L		0.078	4.62 mg/L	0.078	1.68%
	QC value within limits for Mo Recovery = 92.48%						
Na†	173366.4	51.5 mg/L		0.15	51.5 mg/L	0.15	0.29%
	QC value within limits for Na Recovery = 103.03%						
Ni†	106118.6	4.87 mg/L		0.077	4.87 mg/L	0.077	1.58%
	QC value within limits for Ni Recovery = 97.43%						
Pb†	26236.5	4.90 mg/L		0.085	4.90 mg/L	0.085	1.74%
	QC value within limits for Pb Recovery = 98.07%						
Tl†	15094.8	5.08 mg/L		0.100	5.08 mg/L	0.100	1.96%
	QC value within limits for Tl Recovery = 101.60%						
V†	761801.9	4.72 mg/L		0.017	4.72 mg/L	0.017	0.35%
	QC value within limits for V Recovery = 94.31%						
Zn†	250101.9	4.89 mg/L		0.016	4.89 mg/L	0.016	0.33%
	QC value within limits for Zn Recovery = 97.90%						

All analyte(s) passed QC.

Sequence No.: 66
 Sample ID: CCB
 Analyst:
 Initial Sample Wt:
 Dilution:

Autosampler Location: 0
 Date Collected: 8/13/2007 23:11:30
 Data Type: Original
 Initial Sample Vol:
 Sample Prep Vol:

Nebulizer Parameters: CCB

Analyte Back Pressure Flow
 All 218.0 kPa 0.65 L/min

Mean Data: CCB

Analyte	Mean Corrected Intensity	Conc. Units	Calib	Std.Dev.	Sample Conc. Units	Std.Dev.	RSD
Sca	267376.9	104 %		0.4			0.41%
Yr	239780.1	92.0 %		1.15			1.25%
B_†	436.4	0.0166 mg/L		0.00066	0.0166 mg/L	0.00066	3.98%
	QC value within limits for B_ Recovery = Not calculated						
Ba†	-10.0	-0.00012 mg/L		0.000022	-0.00012 mg/L	0.000022	17.71%
	QC value within limits for Ba Recovery = Not calculated						
Be†	-33.9	-0.00001 mg/L		0.000025	-0.00001 mg/L	0.000025	237.29%
	QC value within limits for Be Recovery = Not calculated						
Ca†	31.8	0.00323 mg/L		0.001265	0.00323 mg/L	0.001265	39.19%
	QC value within limits for Ca Recovery = Not calculated						
Cd†	0.7	0.00003 mg/L		0.000191	0.00003 mg/L	0.000191	611.25%
	QC value within limits for Cd Recovery = Not calculated						
Co†	-3.9	-0.00017 mg/L		0.000202	-0.00017 mg/L	0.000202	117.61%
	QC value within limits for Co Recovery = Not calculated						
Cr†	154.4	0.00220 mg/L		0.000126	0.00220 mg/L	0.000126	5.73%
	QC value within limits for Cr Recovery = Not calculated						
Cu†	-35.2	-0.00008 mg/L		0.000222	-0.00008 mg/L	0.000222	268.75%
	QC value within limits for Cu Recovery = Not calculated						
Fe†	-2.3	-0.00124 mg/L		0.000848	-0.00124 mg/L	0.000848	68.32%
	QC value within limits for Fe Recovery = Not calculated						
K†	-56.1	-0.0423 mg/L		0.02832	-0.0423 mg/L	0.02832	66.90%
	QC value within limits for K Recovery = Not calculated						
Mg†	-0.0	-0.00001 mg/L		0.000170	-0.00001 mg/L	0.000170	>999.9%
	QC value within limits for Mg Recovery = Not calculated						
Mo†	12.6	0.00085 mg/L		0.000218	0.00085 mg/L	0.000218	25.75%
	QC value within limits for Mo Recovery = Not calculated						
Na†	538.7	0.160 mg/L		0.0011	0.160 mg/L	0.0011	0.68%
	QC value within limits for Na Recovery = Not calculated						
Ni†	-5.1	-0.00023 mg/L		0.000302	-0.00023 mg/L	0.000302	129.34%
	QC value within limits for Ni Recovery = Not calculated						
Pb†	5.8	0.00108 mg/L		0.000262	0.00108 mg/L	0.000262	24.21%
	QC value within limits for Pb Recovery = Not calculated						
Tl†	2.2	0.00073 mg/L		0.000805	0.00073 mg/L	0.000805	110.18%
	QC value within limits for Tl Recovery = Not calculated						
V†	-7.8	-0.00004 mg/L		0.000332	-0.00004 mg/L	0.000332	930.84%
	QC value within limits for V Recovery = Not calculated						
Zn†	-7.9	-0.00015 mg/L		0.000019	-0.00015 mg/L	0.000019	12.31%
	QC value within limits for Zn Recovery = Not calculated						

All analyte(s) passed QC.

Sequence No.: 67
 Sample ID: MCV
 Analyst:
 Initial Sample Wt:
 Dilution:

Autosampler Location: 5
 Date Collected: 8/13/2007 23:14:55
 Data Type: Original
 Initial Sample Vol:
 Sample Prep Vol:

Nebulizer Parameters: MCV

Analyte	Back Pressure	Flow
All	218.0 kPa	0.65 L/min

Mean Data: MCV

Analyte	Mean Corrected Intensity	Conc. Units	Calib	Std.Dev.	Sample Conc. Units	Std.Dev.	RSD
Sca	265143.1	103 %		0.7			0.67%
Yr	240774.4	92.4 %		0.25			0.27%
B_†	30337.9	1.15 mg/L		0.000	1.15 mg/L	0.000	0.01%
	QC value within limits for B_ Recovery = 91.73%						
Ba†	193030.8	2.36 mg/L		0.007	2.36 mg/L	0.007	0.29%
	QC value within limits for Ba Recovery = 94.46%						
Be†	3055934.9	0.932 mg/L		0.0018	0.932 mg/L	0.0018	0.19%
	QC value within limits for Be Recovery = 93.19%						
Ca†	258177.9	26.2 mg/L		0.04	26.2 mg/L	0.04	0.15%
	QC value within limits for Ca Recovery = 104.86%						
Cd†	28695.6	1.24 mg/L		0.001	1.24 mg/L	0.001	0.09%
	QC value within limits for Cd Recovery = 98.96%						
Co†	55554.3	2.45 mg/L		0.007	2.45 mg/L	0.007	0.28%
	QC value within limits for Co Recovery = 98.02%						
Cr†	165594.2	2.36 mg/L		0.005	2.36 mg/L	0.005	0.20%
	QC value within limits for Cr Recovery = 94.35%						
Cu†	954512.5	2.24 mg/L		0.013	2.24 mg/L	0.013	0.57%
	QC value less than the lower limit for Cu Recovery = 89.45%						
Fe†	4713.7	2.58 mg/L		0.025	2.58 mg/L	0.025	0.97%
	QC value within limits for Fe Recovery = 103.21%						
K†	32831.4	24.8 mg/L		0.07	24.8 mg/L	0.07	0.28%
	QC value within limits for K Recovery = 99.11%						
Mg†	110042.9	27.1 mg/L		0.04	27.1 mg/L	0.04	0.13%
	QC value within limits for Mg Recovery = 108.35%						
Mo†	33949.6	2.28 mg/L		0.001	2.28 mg/L	0.001	0.07%
	QC value within limits for Mo Recovery = 91.04%						
Na†	87123.8	25.9 mg/L		0.16	25.9 mg/L	0.16	0.63%
	QC value within limits for Na Recovery = 103.56%						
Ni†	53627.2	2.46 mg/L		0.004	2.46 mg/L	0.004	0.18%
	QC value within limits for Ni Recovery = 98.47%						
Pb†	13144.2	2.46 mg/L		0.006	2.46 mg/L	0.006	0.25%
	QC value within limits for Pb Recovery = 98.27%						
Tl†	7622.0	2.57 mg/L		0.005	2.57 mg/L	0.005	0.21%
	QC value within limits for Tl Recovery = 102.60%						
V†	378320.9	2.34 mg/L		0.002	2.34 mg/L	0.002	0.10%
	QC value within limits for V Recovery = 93.68%						
Zn†	125530.1	2.46 mg/L		0.007	2.46 mg/L	0.007	0.27%
	QC value within limits for Zn Recovery = 98.27%						
QC Failed. Retry.							

Sequence No.: 68
 Sample ID: MCV
 Analyst:
 Initial Sample Wt:
 Dilution:

Autosampler Location: 5
 Date Collected: 8/13/2007 23:16:29
 Data Type: Original
 Initial Sample Vol:
 Sample Prep Vol:

Nebulizer Parameters: MCV

Analyte	Back Pressure	Flow
All	218.0 kPa	0.65 L/min

Mean Data: MCV

Analyte	Mean Corrected Intensity	Calib Conc. Units	Std.Dev.	Sample Conc. Units	Std.Dev.	RSD
Sca	260760.4	101 %	0.9			0.91%
Yr	242020.1	92.8 %	0.56			0.60%
B_t	30642.8	1.16 mg/L	0.005	1.16 mg/L	0.005	0.47%
	QC value within limits for B_ Recovery = 92.66%					
Baf	193983.8	2.37 mg/L	0.008	2.37 mg/L	0.008	0.35%
	QC value within limits for Ba Recovery = 94.92%					
Be†	3063766.1	0.934 mg/L	0.0039	0.934 mg/L	0.0039	0.41%
	QC value within limits for Be Recovery = 93.43%					
Ca†	258980.5	26.3 mg/L	0.00	26.3 mg/L	0.00	0.01%
	QC value within limits for Ca Recovery = 105.19%					
Cd†	28810.0	1.24 mg/L	0.030	1.24 mg/L	0.030	2.38%
	QC value within limits for Cd Recovery = 99.35%					
Co†	55639.1	2.45 mg/L	0.007	2.45 mg/L	0.007	0.29%
	QC value within limits for Co Recovery = 98.17%					
Cr†	165824.8	2.36 mg/L	0.013	2.36 mg/L	0.013	0.54%
	QC value within limits for Cr Recovery = 94.48%					
Cu†	957249.2	2.24 mg/L	0.002	2.24 mg/L	0.002	0.07%
	QC value less than the lower limit for Cu Recovery = 89.70%					
Fe†	4828.8	2.64 mg/L	0.002	2.64 mg/L	0.002	0.08%
	QC value within limits for Fe Recovery = 105.73%					
K†	33740.5	25.5 mg/L	0.10	25.5 mg/L	0.10	0.41%
	QC value within limits for K Recovery = 101.85%					
Mg†	110394.1	27.2 mg/L	0.03	27.2 mg/L	0.03	0.11%
	QC value within limits for Mg Recovery = 108.69%					
Mo†	34154.9	2.29 mg/L	0.046	2.29 mg/L	0.046	2.03%
	QC value within limits for Mo Recovery = 91.59%					
Na†	86965.2	25.8 mg/L	0.08	25.8 mg/L	0.08	0.29%
	QC value within limits for Na Recovery = 103.37%					
Ni†	53807.3	2.47 mg/L	0.055	2.47 mg/L	0.055	2.22%
	QC value within limits for Ni Recovery = 98.80%					
Pb†	13239.8	2.47 mg/L	0.049	2.47 mg/L	0.049	1.98%
	QC value within limits for Pb Recovery = 98.98%					
Tl†	7630.8	2.57 mg/L	0.038	2.57 mg/L	0.038	1.49%
	QC value within limits for Tl Recovery = 102.72%					
V†	379103.6	2.35 mg/L	0.010	2.35 mg/L	0.010	0.43%
	QC value within limits for V Recovery = 93.87%					
Zn†	126264.2	2.47 mg/L	0.009	2.47 mg/L	0.009	0.36%
	QC value within limits for Zn Recovery = 98.84%					
QC Failed. Continue with analysis.						

Sequence No.: 79
 Sample ID: CCV
 Analyst:
 Initial Sample Wt:
 Dilution:

Autosampler Location: 4
 Date Collected: 8/14/2007 00:03:49
 Data Type: Original
 Initial Sample Vol:
 Sample Prep Vol:

Nebulizer Parameters: CCV

Analyte	Back Pressure	Flow
All	218.0 kPa	0.65 L/min

Mean Data: CCV

Analyte	Mean Corrected Intensity	Conc. Units	Calib	Std.Dev.	Sample Conc. Units	Std.Dev.	RSD
Sca	256098.4	99.3 %		0.64			0.65%
Yr	242139.6	92.9 %		0.69			0.74%
B_	61615.1	2.33 mg/L		0.000	2.33 mg/L	0.000	0.01%
	QC value within limits for B_ Recovery = 93.16%						
Ba	379822.8	4.65 mg/L		0.013	4.65 mg/L	0.013	0.29%
	QC value within limits for Ba Recovery = 92.93%						
Be	6017582.8	1.84 mg/L		0.008	1.84 mg/L	0.008	0.42%
	QC value within limits for Be Recovery = 91.75%						
Ca	514030.8	52.2 mg/L		0.00	52.2 mg/L	0.00	0.01%
	QC value within limits for Ca Recovery = 104.39%						
Cd	57347.0	2.47 mg/L		0.001	2.47 mg/L	0.001	0.04%
	QC value within limits for Cd Recovery = 98.88%						
Co	110941.5	4.89 mg/L		0.001	4.89 mg/L	0.001	0.02%
	QC value within limits for Co Recovery = 97.88%						
Cr	331968.4	4.73 mg/L		0.007	4.73 mg/L	0.007	0.15%
	QC value within limits for Cr Recovery = 94.57%						
Cu	1905913.9	4.46 mg/L		0.008	4.46 mg/L	0.008	0.19%
	QC value less than the lower limit for Cu Recovery = 89.30%						
Fe	9217.0	5.05 mg/L		0.102	5.05 mg/L	0.102	2.02%
	QC value within limits for Fe Recovery = 100.90%						
K	65397.3	49.4 mg/L		0.94	49.4 mg/L	0.94	1.90%
	QC value within limits for K Recovery = 98.71%						
Mg	218974.7	53.9 mg/L		0.10	53.9 mg/L	0.10	0.19%
	QC value within limits for Mg Recovery = 107.80%						
Mo	67975.1	4.56 mg/L		0.002	4.56 mg/L	0.002	0.03%
	QC value within limits for Mo Recovery = 91.14%						
Na	175059.6	52.0 mg/L		0.07	52.0 mg/L	0.07	0.14%
	QC value within limits for Na Recovery = 104.04%						
Ni	104959.0	4.82 mg/L		0.009	4.82 mg/L	0.009	0.19%
	QC value within limits for Ni Recovery = 96.37%						
Pb	25872.9	4.54 mg/L		0.003	4.84 mg/L	0.003	0.06%
	QC value within limits for Pb Recovery = 96.71%						
Tl	14888.3	5.01 mg/L		0.019	5.01 mg/L	0.019	0.38%
	QC value within limits for Tl Recovery = 100.21%						
V	758797.5	4.70 mg/L		0.002	4.70 mg/L	0.002	0.04%
	QC value within limits for V Recovery = 93.94%						
Zn	248513.8	4.86 mg/L		0.005	4.86 mg/L	0.005	0.10%
	QC value within limits for Zn Recovery = 97.28%						
QC Failed. Retry.							

Sequence No.: 80
 Sample ID: CCV
 Analyst:
 Initial Sample Wt:
 Dilution:

Autosampler Location: 4
 Date Collected: 8/14/2007 00:05:25
 Data Type: Original
 Initial Sample Vol:
 Sample Prep Vol:

Nebulizer Parameters: CCV

Analyte	Back Pressure	Flow
All	218.0 kPa	0.65 L/min

Mean Data: CCV

Analyte	Mean Corrected Intensity	Calib Conc. Units	Std.Dev.	Sample Conc. Units	Std.Dev.	RSD
Sca	256984.1	99.6 %	0.42			0.42%
Yr	237686.2	91.2 %	1.79			1.96%
B _f	62416.1	2.36 mg/L	0.004	2.36 mg/L	0.004	0.19%
	QC value within limits for B _f Recovery = 94.37%					
Ba _f	381259.1	4.66 mg/L	0.041	4.66 mg/L	0.041	0.88%
	QC value within limits for Ba Recovery = 93.28%					
Be _f	6053367.6	1.85 mg/L	0.009	1.85 mg/L	0.009	0.47%
	QC value within limits for Be Recovery = 92.30%					
Ca _f	513599.1	52.2 mg/L	0.11	52.2 mg/L	0.11	0.20%
	QC value within limits for Ca Recovery = 104.30%					
Cd _f	58225.9	2.51 mg/L	0.024	2.51 mg/L	0.024	0.97%
	QC value within limits for Cd Recovery = 100.40%					
Co _f	112586.5	4.97 mg/L	0.046	4.97 mg/L	0.046	0.93%
	QC value within limits for Co Recovery = 99.33%					
Cr _f	332962.3	4.74 mg/L	0.019	4.74 mg/L	0.019	0.40%
	QC value within limits for Cr Recovery = 94.85%					
Cu _f	1932291.8	4.53 mg/L	0.047	4.53 mg/L	0.047	1.04%
	QC value within limits for Cu Recovery = 90.54%					
Fe _f	9306.1	5.09 mg/L	0.040	5.09 mg/L	0.040	0.79%
	QC value within limits for Fe Recovery = 101.88%					
K _f	65549.4	49.5 mg/L	0.64	49.5 mg/L	0.64	1.29%
	QC value within limits for K Recovery = 98.94%					
Mg _f	218823.3	53.9 mg/L	0.04	53.9 mg/L	0.04	0.07%
	QC value within limits for Mg Recovery = 107.73%					
Mo _f	69214.5	4.64 mg/L	0.033	4.64 mg/L	0.033	0.72%
	QC value within limits for Mo Recovery = 92.80%					
Na _f	172936.5	51.4 mg/L	0.25	51.4 mg/L	0.25	0.50%
	QC value within limits for Na Recovery = 102.78%					
Ni _f	106801.6	4.90 mg/L	0.050	4.90 mg/L	0.050	1.01%
	QC value within limits for Ni Recovery = 98.06%					
Pb _f	26352.3	4.93 mg/L	0.035	4.93 mg/L	0.035	0.71%
	QC value within limits for Pb Recovery = 98.50%					
Tl _f	15044.5	5.06 mg/L	0.045	5.06 mg/L	0.045	0.88%
	QC value within limits for Tl Recovery = 101.26%					
V _f	760314.8	4.71 mg/L	0.023	4.71 mg/L	0.023	0.48%
	QC value within limits for V Recovery = 94.13%					
Zn _f	250560.1	4.90 mg/L	0.026	4.90 mg/L	0.026	0.53%
	QC value within limits for Zn Recovery = 98.07%					

All analyte(s) passed QC.

Sequence No.: 81
 Sample ID: CCB
 Analyst:
 Initial Sample Wt:
 Dilution:

Autosampler Location: 0
 Date Collected: 8/14/2007 00:08:36
 Data Type: Original
 Initial Sample Vol:
 Sample Prep Vol:

Nebulizer Parameters: CCB

Analyte Back Pressure Flow
 All 218.0 kPa 0.65 L/min

Mean Data: CCB

Analyte	Mean Corrected Intensity	Conc. Units	Calib	Std.Dev.	Sample Conc. Units	Std.Dev.	RSD
Sca	269767.6	105 %		0.4			1.78%
Yr	244325.4	93.7 %		1.67			0.37%
B_f	806.3	0.0306 mg/L		0.00101	0.0306 mg/L	0.00101	3.29%
	QC value greater than the upper limit for B Recovery = Not calculated						
Ba†	-12.5	-0.00015 mg/L		0.000049	-0.00015 mg/L	0.000049	32.09%
	QC value within limits for Ba Recovery = Not calculated						
Be†	-43.0	-0.00001 mg/L		0.000003	-0.00001 mg/L	0.000003	25.29%
	QC value within limits for Be Recovery = Not calculated						
Ca†	39.0	0.00396 mg/L		0.001388	0.00396 mg/L	0.001388	35.09%
	QC value within limits for Ca Recovery = Not calculated						
Cd†	1.8	0.00008 mg/L		0.000021	0.00008 mg/L	0.000021	27.24%
	QC value within limits for Cd Recovery = Not calculated						
Co†	-4.1	-0.00018 mg/L		0.000088	-0.00018 mg/L	0.000088	48.45%
	QC value within limits for Co Recovery = Not calculated						
Cr†	115.5	0.00165 mg/L		0.000054	0.00165 mg/L	0.000054	3.29%
	QC value within limits for Cr Recovery = Not calculated						
Cu†	-140.4	-0.00033 mg/L		0.000095	-0.00033 mg/L	0.000095	28.98%
	QC value within limits for Cu Recovery = Not calculated						
Fe†	-0.0	-0.00003 mg/L		0.001379	-0.00003 mg/L	0.001379	>999.9%
	QC value within limits for Fe Recovery = Not calculated						
K†	-99.3	-0.0749 mg/L		0.04318	-0.0749 mg/L	0.04318	57.65%
	QC value within limits for K Recovery = Not calculated						
Mg†	2.4	0.00059 mg/L		0.000068	0.00059 mg/L	0.000068	11.44%
	QC value within limits for Mg Recovery = Not calculated						
Mo†	17.6	0.00118 mg/L		0.000363	0.00118 mg/L	0.000363	30.67%
	QC value within limits for Mo Recovery = Not calculated						
Na†	689.4	0.205 mg/L		0.0007	0.205 mg/L	0.0007	0.35%
	QC value within limits for Na Recovery = Not calculated						
Ni†	-9.5	-0.00044 mg/L		0.000383	-0.00044 mg/L	0.000383	87.38%
	QC value within limits for Ni Recovery = Not calculated						
Pb†	13.1	0.00244 mg/L		0.000139	0.00244 mg/L	0.000139	5.69%
	QC value within limits for Pb Recovery = Not calculated						
Tl†	6.0	0.00202 mg/L		0.001123	0.00202 mg/L	0.001123	55.53%
	QC value within limits for Tl Recovery = Not calculated						
V†	-50.4	-0.00030 mg/L		0.000224	-0.00030 mg/L	0.000224	74.58%
	QC value within limits for V Recovery = Not calculated						
Zn†	-1.6	-0.00003 mg/L		0.000009	-0.00003 mg/L	0.000009	30.85%
	QC value within limits for Zn Recovery = Not calculated						
QC Failed. Retry.							

Sequence No.: 82
 Sample ID: CCB
 Analyst:
 Initial Sample Wt:
 Dilution:

Autosampler Location: 0
 Date Collected: 8/14/2007 00:11:14
 Data Type: Original
 Initial Sample Vol:
 Sample Prep Vol:

Nebulizer Parameters: CCB

Analyte Back Pressure Flow
 All 218.0 kPa 0.65 L/min

Mean Data: CCB

Analyte	Mean Corrected		Calib	Std.Dev.	Sample		RSD
	Intensity	Conc. Units			Conc. Units	Std.Dev.	
Sca	267904.9	104 %		1.0			0.99%
Yr	247948.0	95.1 %		0.23			0.25%
B _f	604.0	0.0229 mg/L		0.00077	0.0229 mg/L	0.00077	3.35%
	QC value greater than the upper limit for B _f Recovery = Not calculated						
Ba _f	-10.9	-0.00013 mg/L		0.000033	-0.00013 mg/L	0.000033	24.59%
	QC value within limits for Ba Recovery = Not calculated						
Be _f	-75.2	-0.00002 mg/L		0.000003	-0.00002 mg/L	0.000003	11.60%
	QC value within limits for Be Recovery = Not calculated						
Ca _f	32.0	0.00325 mg/L		0.000652	0.00325 mg/L	0.000652	20.06%
	QC value within limits for Ca Recovery = Not calculated						
Cd _f	-1.6	-0.00007 mg/L		0.000092	-0.00007 mg/L	0.000092	128.77%
	QC value within limits for Cd Recovery = Not calculated						
Co _f	-3.8	-0.00017 mg/L		0.000139	-0.00017 mg/L	0.000139	82.95%
	QC value within limits for Co Recovery = Not calculated						
Cr _f	90.3	0.00129 mg/L		0.000078	0.00129 mg/L	0.000078	6.09%
	QC value within limits for Cr Recovery = Not calculated						
Cu _f	-205.1	-0.00048 mg/L		0.000012	-0.00048 mg/L	0.000012	2.52%
	QC value within limits for Cu Recovery = Not calculated						
Fe _f	-1.3	-0.00071 mg/L		0.000839	-0.00071 mg/L	0.000839	117.93%
	QC value within limits for Fe Recovery = Not calculated						
K _f	-84.1	-0.0635 mg/L		0.10102	-0.0635 mg/L	0.10102	159.11%
	QC value within limits for K Recovery = Not calculated						
Mg _f	2.4	0.00059 mg/L		0.000310	0.00059 mg/L	0.000310	52.33%
	QC value within limits for Mg Recovery = Not calculated						
Mo _f	4.5	0.00030 mg/L		0.000199	0.00030 mg/L	0.000199	65.76%
	QC value within limits for Mo Recovery = Not calculated						
Na _f	585.0	0.174 mg/L		0.0073	0.174 mg/L	0.0073	4.18%
	QC value within limits for Na Recovery = Not calculated						
Ni _f	-8.8	-0.00041 mg/L		0.000291	-0.00041 mg/L	0.000291	71.72%
	QC value within limits for Ni Recovery = Not calculated						
Pb _f	6.4	0.00120 mg/L		0.000170	0.00120 mg/L	0.000170	14.21%
	QC value within limits for Pb Recovery = Not calculated						
Tl _f	0.2	0.00006 mg/L		0.000533	0.00006 mg/L	0.000533	821.64%
	QC value within limits for Tl Recovery = Not calculated						
V _f	34.7	0.00022 mg/L		0.000009	0.00022 mg/L	0.000009	4.09%
	QC value within limits for V Recovery = Not calculated						
Zn _f	-11.6	-0.00023 mg/L		0.000227	-0.00023 mg/L	0.000227	100.58%
	QC value within limits for Zn Recovery = Not calculated						
QC Failed. Retry.							

Sequence No.: 83
 Sample ID: CCB
 Analyst:
 Initial Sample Wt:
 Dilution:

Autosampler Location: 0
 Date Collected: 8/14/2007 00:13:50
 Data Type: Original
 Initial Sample Vol:
 Sample Prep Vol:

Nebulizer Parameters: CCB

Analyte	Back Pressure	Flow
All	218.0 kPa	0.65 L/min

Mean Data: CCB

Analyte	Mean Corrected		Calib	Std.Dev.	Sample		RSD
	Intensity	Conc. Units			Conc. Units	Std.Dev.	
Sca	267902.3	104 %		0.1			0.06%
Yr	244814.2	93.9 %		1.13			1.20%
B _f	480.4	0.0182 mg/L		0.00028	0.0182 mg/L	0.00028	1.55%
	QC value within limits for B _f Recovery = Not calculated						
Ba _f	-3.2	-0.00004 mg/L		0.000029	-0.00004 mg/L	0.000029	75.89%
	QC value within limits for Ba Recovery = Not calculated						
Be _f	-20.0	-0.00001 mg/L		0.000023	-0.00001 mg/L	0.000023	382.36%
	QC value within limits for Be Recovery = Not calculated						
Ca _f	53.6	0.00544 mg/L		0.001167	0.00544 mg/L	0.001167	21.44%
	QC value within limits for Ca Recovery = Not calculated						
Cd _f	-8.0	-0.00034 mg/L		0.000010	-0.00034 mg/L	0.000010	3.05%
	QC value within limits for Cd Recovery = Not calculated						
Co _f	-3.2	-0.00014 mg/L		0.000015	-0.00014 mg/L	0.000015	10.44%

QC value within limits for Co	Recovery = Not calculated				
Cr†	72.6	0.00103 mg/L	0.000002	0.00103 mg/L	0.000002 0.20%
QC value within limits for Cr	Recovery = Not calculated				
Cu†	-236.0	-0.00055 mg/L	0.000077	-0.00055 mg/L	0.000077 13.94%
QC value within limits for Cu	Recovery = Not calculated				
Fe†	-0.5	-0.00030 mg/L	0.003873	-0.00030 mg/L	0.003873 >999.9%
QC value within limits for Fe	Recovery = Not calculated				
K†	-102.9	-0.0776 mg/L	0.04931	-0.0776 mg/L	0.04931 63.52%
QC value within limits for K	Recovery = Not calculated				
Mg†	4.8	0.00117 mg/L	0.000431	0.00117 mg/L	0.000431 36.72%
QC value within limits for Mg	Recovery = Not calculated				
Mo†	1.2	0.00008 mg/L	0.000216	0.00008 mg/L	0.000216 279.52%
QC value within limits for Mo	Recovery = Not calculated				
Na†	564.0	0.168 mg/L	0.0104	0.168 mg/L	0.0104 6.18%
QC value within limits for Na	Recovery = Not calculated				
Ni†	-12.6	-0.00058 mg/L	0.000181	-0.00058 mg/L	0.000181 31.31%
QC value within limits for Ni	Recovery = Not calculated				
Pb†	6.2	0.00116 mg/L	0.000265	0.00116 mg/L	0.000265 22.87%
QC value within limits for Pb	Recovery = Not calculated				
Tl†	1.1	0.00036 mg/L	0.001900	0.00036 mg/L	0.001900 526.75%
QC value within limits for Tl	Recovery = Not calculated				
V†	-9.2	-0.00005 mg/L	0.000024	-0.00005 mg/L	0.000024 47.09%
QC value within limits for V	Recovery = Not calculated				
Zn†	-21.6	-0.00042 mg/L	0.000123	-0.00042 mg/L	0.000123 29.13%
QC value within limits for Zn	Recovery = Not calculated				

All analyte(s) passed QC.

Sequence No.: 86
 Sample ID: 2708030224_2X
 Analyst: Walter Hsieh
 Initial Sample Wt:
 Dilution: 2X

Autosampler Location: 88
 Date Collected: 8/14/2007 00:25:26
 Data Type: Original
 Initial Sample Vol:
 Sample Prep Vol:

Nebulizer Parameters: 2708030224_2X

Analyte Back Pressure Flow
 All 218.0 kPa 0.65 L/min

Mean Data: 2708030224_2X

Analyte	Mean Corrected Intensity	Calib Conc. Units	Std.Dev.	Sample Conc. Units	Std.Dev.	RSD
Sca	261982.2	102 %	0.5			0.50%
Yr	242092.3	92.9 %	0.19			0.20%
B_t	45128.7	1.71 mg/L	0.009	3.43 mg/L	0.018	0.54%
Ba†	1018.8	0.0125 mg/L	0.00004	0.0249 mg/L	0.00008	0.32%
Be†	-1032.8	-0.00031 mg/L	0.000009	-0.00063 mg/L	0.000017	2.72%
Ca†	856547.4	87.0 mg/L	0.05	174 mg/L	0.1	0.06%
Cd†	12.5	0.00053 mg/L	0.000235	0.00107 mg/L	0.000470	43.94%
Co†	-7.2	-0.00032 mg/L	0.000049	-0.00063 mg/L	0.000098	15.44%
Cr†	65491.8	0.933 mg/L	0.0018	1.87 mg/L	0.004	0.19%
Cu†	380.0	0.00089 mg/L	0.000029	0.00178 mg/L	0.000057	3.21%
Fe†	125.5	0.0687 mg/L	0.00131	0.137 mg/L	0.0026	1.91%
K†	8414.2	6.35 mg/L	0.149	12.7 mg/L	0.30	2.35%
Mg†	205133.9	50.5 mg/L	0.09	101 mg/L	0.2	0.18%
Mo†	110.5	0.00741 mg/L	0.000133	0.0148 mg/L	0.00027	1.80%
Na†	716728.7	213 mg/L	0.2	426 mg/L	0.3	0.08%
Ni†	1.9	0.00009 mg/L	0.000291	0.00017 mg/L	0.000582	342.04%
Pb†	-7.5	-0.00140 mg/L	0.001269	-0.00280 mg/L	0.002539	90.55%
Tl†	32.4	0.0109 mg/L	0.00090	0.0218 mg/L	0.00180	8.26%
V†	2872.1	0.0228 mg/L	0.00027	0.0457 mg/L	0.00055	1.20%
Zn†	334.8	0.00660 mg/L	0.000005	0.0132 mg/L	0.00001	0.07%

Sequence No.: 87
 Sample ID: 2708030225_2X
 Analyst: Walter Hsieh
 Initial Sample Wt:
 Dilution: 2X

Autosampler Location: 89
 Date Collected: 8/14/2007 00:29:54
 Data Type: Original
 Initial Sample Vol:
 Sample Prep Vol:

Nebulizer Parameters: 2708030225_2X

Analyte Back Pressure Flow
 All 218.0 kPa 0.65 L/min

Mean Data: 2708030225_2X

Analyte	Mean Corrected		Calib Units	Std.Dev.	Sample		Std.Dev.	RSD
	Intensity	Conc.			Conc.	Units		
Sca	248245.7	96.3	%	0.21				0.22%
Yr	235833.8	90.5	%	0.05				0.06%
B_t	53633.1	2.04	mg/L	0.008	4.07	mg/L	0.017	0.42%
Bat	643.0	0.00787	mg/L	0.000093	0.0157	mg/L	0.00019	1.18%
Bet	-1097.7	-0.00033	mg/L	0.000010	-0.00067	mg/L	0.000021	3.08%
Caf	1789570.2	182	mg/L	0.2	363	mg/L	0.4	0.12%
Cdt	31.9	0.00136	mg/L	0.000183	0.00273	mg/L	0.000365	13.40%
Cot	-13.9	-0.00061	mg/L	0.000061	-0.00122	mg/L	0.000121	9.89%
Crt	26738.4	0.381	mg/L	0.0024	0.762	mg/L	0.0048	0.62%
Cut	522.9	0.00122	mg/L	0.000233	0.00245	mg/L	0.000467	19.08%
Fet	-3.7	-0.00204	mg/L	0.000369	-0.00409	mg/L	0.000739	18.08%
Kt	16037.7	12.1	mg/L	0.05	24.2	mg/L	0.10	0.42%
Mgt	524175.4	129	mg/L	0.3	258	mg/L	0.6	0.22%
Mof	769.0	0.0516	mg/L	0.00010	0.103	mg/L	0.0002	0.19%
Naf	2245774.8	667	mg/L	3.0	1330	mg/L	6.0	0.45%
Nir	10.0	0.00046	mg/L	0.000286	0.00092	mg/L	0.000573	62.48%
Pbt	-35.7	-0.00667	mg/L	0.001151	-0.0133	mg/L	0.00230	17.25%
Tlt	47.7	0.0161	mg/L	0.00416	0.0322	mg/L	0.00833	25.88%
Vt	3892.3	0.0261	mg/L	0.00025	0.0521	mg/L	0.00051	0.97%
Znt	465.8	0.00918	mg/L	0.000112	0.0184	mg/L	0.00022	1.23%

Sequence No.: 88
 Sample ID: 2708030226_2X
 Analyst: Walter Hsieh
 Initial Sample Wt:
 Dilution: 2X

Autosampler Location: 90
 Date Collected: 8/14/2007 00:34:18
 Data Type: Original
 Initial Sample Vol:
 Sample Prep Vol:

Nebulizer Parameters: 2708030226_2X

Analyte	Back Pressure	Flow
All	218.0 kPa	0.65 L/min

Mean Data: 2708030226_2X

Analyte	Mean Corrected		Calib Conc. Units	Std.Dev.	Sample		Std.Dev.	RSD
	Intensity				Conc. Units			
Sca	258741.8		100 %	1.0				1.00%
Yr	240239.2		92.1 %	0.98				1.06%
B_t	45147.3		1.71 mg/L	0.004	3.43 mg/L		0.008	0.22%
Ba†	745.2		0.00912 mg/L	0.000044	0.0182 mg/L		0.00009	0.48%
Be†	-1085.7		-0.00033 mg/L	0.000017	-0.00066 mg/L		0.000034	5.06%
Ca†	1578803.6		160 mg/L	0.6	321 mg/L		1.3	0.40%
Cd†	-0.2		-0.00001 mg/L	0.000120	-0.00002 mg/L		0.000239	>999.9%
Co†	3.2		0.00014 mg/L	0.000172	0.00028 mg/L		0.000343	121.29%
Cr†	101270.8		1.44 mg/L	0.006	2.89 mg/L		0.011	0.38%
Cu†	402.1		0.00094 mg/L	0.000047	0.00188 mg/L		0.000094	4.99%
Fe†	111.4		0.0610 mg/L	0.00351	0.122 mg/L		0.0070	5.75%
K†	10380.6		7.83 mg/L	0.104	15.7 mg/L		0.21	1.33%
Mg†	392718.1		96.7 mg/L	0.19	193 mg/L		0.4	0.19%
Mn†	123.2		0.00826 mg/L	0.000066	0.0165 mg/L		0.00013	0.80%
Na†	793450.0		236 mg/L	0.2	472 mg/L		0.4	0.09%
Ni†	-8.8		-0.00040 mg/L	0.000524	-0.00081 mg/L		0.001047	130.04%
Pb†	-27.0		-0.00505 mg/L	0.000130	-0.0101 mg/L		0.00026	2.57%
Tl†	39.9		0.0134 mg/L	0.00036	0.0268 mg/L		0.00072	2.67%
V†	1491.9		0.0171 mg/L	0.00030	0.0343 mg/L		0.00061	1.78%
Zn†	347.5		0.00685 mg/L	0.000236	0.0137 mg/L		0.00047	3.45%

Sequence No.: 89
 Sample ID: 2708030227_2X
 Analyst: Walter Hsieh
 Initial Sample Wt:
 Dilution: 2X

Autosampler Location: 91
 Date Collected: 8/14/2007 00:38:41
 Data Type: Original
 Initial Sample Vol:
 Sample Prep Vol:

Nebulizer Parameters: 2708030227_2X

Analyte	Back Pressure	Flow
All	218.0 kPa	0.65 L/min

Mean Data: 2708030227_2X

Analyte	Mean Corrected		Calib Conc. Units	Std.Dev.	Sample		Std.Dev.	RSD
	Intensity				Conc. Units			
Sca	245106.2		95.0 %	0.41				0.43%
Yr	231082.4		88.6 %	0.14				0.15%
B_t	73919.9		2.81 mg/L	0.001	5.61 mg/L	0.001		0.02%
Bat	693.5	0.00848	mg/L	0.000102	0.0170 mg/L	0.00020		1.20%
BeI	-1214.0	-0.00037	mg/L	0.000016	-0.00074 mg/L	0.000032		4.38%
CaI	1762999.9		179 mg/L	2.0	358 mg/L	4.1		1.14%
CdI	47.1	0.00201	mg/L	0.000225	0.00403 mg/L	0.000449		11.15%
CoI	-2.9	-0.00013	mg/L	0.000090	-0.00025 mg/L	0.000180		71.23%
CrI	30585.9		0.436 mg/L	0.0016	0.871 mg/L	0.0033		0.38%
CuI	653.8	0.00153	mg/L	0.000126	0.00306 mg/L	0.000252		8.24%
FeI	44.5	0.0243	mg/L	0.00151	0.0487 mg/L	0.00303		6.21%
KI	16836.8		12.7 mg/L	0.02	25.4 mg/L	0.03		0.13%
MgI	472263.6		116 mg/L	1.3	232 mg/L	2.6		1.10%
MoI	880.1	0.0590	mg/L	0.00086	0.118 mg/L	0.0017		1.46%
NaI	2598395.3		772 mg/L	11.9	1540 mg/L	23.7		1.54%
NiI	22.7	0.00104	mg/L	0.000194	0.00208 mg/L	0.000388		18.65%
PbI	-37.4	-0.00699	mg/L	0.000257	-0.0140 mg/L	0.00051		3.67%
TlI	46.1	0.0155	mg/L	0.00285	0.0310 mg/L	0.00570		18.38%
V_I	2745.5	0.0193	mg/L	0.00033	0.0386 mg/L	0.00066		1.71%
ZnI	424.3	0.00835	mg/L	0.000149	0.0167 mg/L	0.00030		1.79%

Sequence No.: 90
 Sample ID: MBLANK
 Analyst: Walter Hsieh
 Initial Sample Wt:
 Dilution: 1X

Autosampler Location: 92
 Date Collected: 8/14/2007 00:43:06
 Data Type: Original
 Initial Sample Vol:
 Sample Prep Vol:

Nebulizer Parameters: MBLANK

Analyte	Back Pressure	Flow
All	218.0 kPa	0.65 L/min

Mean Data: MBLANK

Analyte	Mean Corrected		Calib Conc. Units	Std.Dev.	Sample		Std.Dev.	RSD
	Intensity				Conc. Units			
Sca	279296.6		108 %	0.3				0.29%
Yr	258030.8		99.0 %	1.54				1.55%
B ₁	658.8		0.0250 mg/L	0.00108	0.0250 mg/L	0.00108		4.31%
Ba ₁	-1.6		-0.00002 mg/L	0.000007	-0.00002 mg/L	0.000007		33.06%
Be ₁	-24.4		-0.00001 mg/L	0.000009	-0.00001 mg/L	0.000009		121.21%
Ca ₁	232.8		0.0236 mg/L	0.00297	0.0236 mg/L	0.00297		12.57%
Cd ₁	-9.3		-0.00040 mg/L	0.000186	-0.00040 mg/L	0.000186		46.54%
Co ₁	-7.0		-0.00031 mg/L	0.000040	-0.00031 mg/L	0.000040		12.99%
Cr ₁	38.8		0.00055 mg/L	0.000146	0.00055 mg/L	0.000146		26.43%
Cu ₁	-295.1		-0.00069 mg/L	0.000038	-0.00069 mg/L	0.000038		5.54%
Fe ₁	3.8		0.00206 mg/L	0.000378	0.00206 mg/L	0.000378		18.37%
K ₁	-95.5		-0.0721 mg/L	0.00881	-0.0721 mg/L	0.00881		12.22%
Mg ₁	19.8		0.00487 mg/L	0.000959	0.00487 mg/L	0.000959		19.70%
Mo ₁	-6.5		-0.00044 mg/L	0.000419	-0.00044 mg/L	0.000419		95.87%
Na ₁	1949.1		0.579 mg/L	0.0090	0.579 mg/L	0.0090		1.55%
Ni ₁	-10.2		-0.00047 mg/L	0.000096	-0.00047 mg/L	0.000096		20.38%
Pb ₁	16.2		0.00304 mg/L	0.000836	0.00304 mg/L	0.000836		27.53%
Tl ₁	-3.5		-0.00118 mg/L	0.000541	-0.00118 mg/L	0.000541		46.00%
V ₁	-45.0		-0.00027 mg/L	0.000194	-0.00027 mg/L	0.000194		70.59%
Zn ₁	98.2		0.00194 mg/L	0.000097	0.00194 mg/L	0.000097		5.02%

Sequence No.: 91
 Sample ID: LCS
 Analyst: Walter Hsieh
 Initial Sample Wt:
 Dilution: 1X

Autosampler Location: 93
 Date Collected: 8/14/2007 00:46:47
 Data Type: Original
 Initial Sample Vol:
 Sample Prep Vol:

Nebulizer Parameters: LCS

Analyte	Back Pressure	Flow
All	218.0 kPa	0.65 L/min

Mean Data: LCS

Analyte	Mean Corrected			Sample			RSD
	Intensity	Conc.	Calib Units	Conc.	Units	Std.Dev.	
Sca	269962.3	105 %				1.8	1.70%
Yr	248518.0	95.3 %				1.62	1.70%
B+	12457.5	0.471 mg/L		0.471 mg/L		0.0013	0.27%
Ba	72789.0	0.890 mg/L		0.890 mg/L		0.0004	0.05%
Be	152693.8	0.0466 mg/L		0.0466 mg/L		0.00010	0.20%
Ca	509861.4	51.8 mg/L		51.8 mg/L		0.02	0.03%
Cd	4886.5	0.213 mg/L		0.213 mg/L		0.0038	1.80%
Co	21793.3	0.961 mg/L		0.961 mg/L		0.0158	1.64%
Cr	64192.1	0.914 mg/L		0.914 mg/L		0.0020	0.22%
Cu	381888.2	0.895 mg/L		0.895 mg/L		0.0011	0.12%
Fe	9172.7	5.02 mg/L		5.02 mg/L		0.032	0.64%
Kr	26374.8	19.9 mg/L		19.9 mg/L		0.22	1.11%
Mg	87686.9	21.6 mg/L		21.6 mg/L		0.12	0.56%
Mn	13196.2	0.885 mg/L		0.885 mg/L		0.0136	1.54%
Ni	174853.1	52.0 mg/L		52.0 mg/L		0.12	0.23%
Nit	10200.2	0.468 mg/L		0.468 mg/L		0.0076	1.62%
Pb	5165.8	0.965 mg/L		0.965 mg/L		0.0157	1.62%
Tl	2996.8	1.01 mg/L		1.01 mg/L		0.012	1.17%
Vr	146266.5	0.905 mg/L		0.905 mg/L		0.0013	0.15%
Zn	48961.6	0.962 mg/L		0.962 mg/L		0.0020	0.21%

Sequence No.: 92
 Sample ID: LCSD
 Analyst: Walter Hsieh
 Initial Sample Wt:
 Dilution: 1X

Autosampler Location: 94
 Date Collected: 8/14/2007 00:50:34
 Data Type: Original
 Initial Sample Vol:
 Sample Prep Vol:

Nebulizer Parameters: LCSD

Analyte	Back Pressure	Flow
All	218.0 kPa	0.65 L/min

Mean Data: LCSD

Analyte	Mean Corrected Intensity	Calib Conc. Units	Std.Dev.	Sample Conc. Units	Std.Dev.	RSD
Sca	266757.3	100	1.5			1.45%
Yr	242859.3	93.2 %	0.35			0.37%
B ⁺	12607.2	0.477 mg/L	0.0044	0.477 mg/L	0.0044	0.93%
Ba ⁺	74584.3	0.912 mg/L	0.0059	0.912 mg/L	0.0059	0.64%
Be ⁺	156132.6	0.0476 mg/L	0.00033	0.0476 mg/L	0.00033	0.70%
Ca ⁺	503289.2	51.1 mg/L	0.16	51.1 mg/L	0.16	0.32%
Cd ⁺	5029.3	0.219 mg/L	0.0056	0.219 mg/L	0.0056	2.55%
Co ⁺	22464.0	0.991 mg/L	0.0261	0.991 mg/L	0.0261	2.64%
Cr ⁺	65629.3	0.935 mg/L	0.0069	0.935 mg/L	0.0069	0.74%
Cu ⁺	389789.1	0.913 mg/L	0.0027	0.913 mg/L	0.0027	0.29%
Fe ⁺	9432.6	5.16 mg/L	0.011	5.16 mg/L	0.011	0.21%
K ⁺	26247.0	19.8 mg/L	0.06	19.8 mg/L	0.06	0.29%
Mg ⁺	87230.7	21.5 mg/L	0.06	21.5 mg/L	0.06	0.28%
Mn ⁺	13594.7	0.911 mg/L	0.0231	0.911 mg/L	0.0231	2.53%
Ni ⁺	173010.5	51.4 mg/L	0.33	51.4 mg/L	0.33	0.63%
Nit	10505.5	0.482 mg/L	0.0124	0.482 mg/L	0.0124	2.57%
Pb ⁺	5270.1	0.985 mg/L	0.0246	0.985 mg/L	0.0246	2.50%
Tl ⁺	3058.4	1.03 mg/L	0.028	1.03 mg/L	0.028	2.71%
V ⁺	149467.5	0.925 mg/L	0.0051	0.925 mg/L	0.0051	0.55%
Zn ⁺	50034.9	0.983 mg/L	0.0082	0.983 mg/L	0.0082	0.83%

Sequence No.: 93
 Sample ID: 2708040004_5X
 Analyst: Walter Hsieh
 Initial Sample Wt:
 Dilution: 5X

Autosampler Location: 95
 Date Collected: 8/14/2007 00:54:18
 Data Type: Original
 Initial Sample Vol:
 Sample Prep Vol:

Nebulizer Parameters: 2708040004_5X

Analyte Back Pressure Flow
 All 218.0 kPa 0.65 L/min

Mean Data: 2708040004_5X

Analyte	Mean Corrected Intensity	Conc. Units	Calib Units	Std.Dev.	Sample Conc. Units	Std.Dev.	RSD
Sca	258462.7	100 %	%	5.0			5.00%
Yr	239833.7	92.0 %	%	0.84			0.91%
B_t	36509.6	1.39 mg/L	mg/L	0.002	6.93 mg/L	0.008	0.11%
Bat	575.5	0.00704 mg/L	mg/L	0.000267	0.0352 mg/L	0.00134	3.79%
Bef	-1028.1	-0.00031 mg/L	mg/L	0.000033	-0.00157 mg/L	0.000165	10.50%
Cat	1111647.2	113 mg/L	mg/L	0.4	564 mg/L	2.2	0.38%
Cdt	-21.0	-0.00090 mg/L	mg/L	0.000297	-0.00450 mg/L	0.001484	32.99%
Cof	-10.3	-0.00046 mg/L	mg/L	0.000093	-0.00228 mg/L	0.000465	20.42%
Crt	71317.4	1.02 mg/L	mg/L	0.001	5.08 mg/L	0.003	0.06%
Cut	183.3	0.00043 mg/L	mg/L	0.000238	0.00214 mg/L	0.001192	55.62%
Fet	5.4	0.00297 mg/L	mg/L	0.002693	0.0148 mg/L	0.01347	90.74%
Kt	6840.4	5.16 mg/L	mg/L	0.079	25.8 mg/L	0.39	1.52%
Mgt	220948.4	54.4 mg/L	mg/L	0.02	272 mg/L	0.1	0.03%
Mot	65.3	0.00438 mg/L	mg/L	0.000239	0.0219 mg/L	0.00120	5.47%
Nat	775045.7	230 mg/L	mg/L	0.4	1150 mg/L	1.9	0.16%
Nit	-15.7	-0.00072 mg/L	mg/L	0.000256	-0.00359 mg/L	0.001280	35.62%
Pbt	-21.3	-0.00398 mg/L	mg/L	0.000867	-0.0199 mg/L	0.00433	21.79%
Tlt	49.0	0.0165 mg/L	mg/L	0.00093	0.0823 mg/L	0.00466	5.66%
Vt	1043.9	0.0120 mg/L	mg/L	0.00025	0.0602 mg/L	0.00124	2.07%
Znt	264.2	0.00521 mg/L	mg/L	0.000585	0.0261 mg/L	0.00293	11.24%

Sequence No.: 94
 Sample ID: CCV
 Analyst:
 Initial Sample Wt:
 Dilution:

Autosampler Location: 4
 Date Collected: 8/14/2007 00:58:42
 Data Type: Original
 Initial Sample Vol:
 Sample Prep Vol:

Nebulizer Parameters: CCV

Analyte	Back Pressure	Flow
All	218.0 kPa	0.65 L/min

Mean Data: CCV

Analyte	Mean Corrected Intensity	Conc.	Calib Units	Std.Dev.	Sample Conc. Units	Std.Dev.	RSD
Sca	265758.8	103	%	1.5			1.42%
Yr	246065.5	94.4	%	0.79			0.84%
B_†	61619.8	2.33	mg/L	0.006	2.33 mg/L	0.006	0.24%
	QC value within limits for B_ Recovery = 93.17%						
Ba†	378741.7	4.63	mg/L	0.010	4.63 mg/L	0.010	0.23%
	QC value within limits for Ba Recovery = 92.66%						
Be†	5992568.2	1.83	mg/L	0.010	1.83 mg/L	0.010	0.57%
	QC value within limits for Be Recovery = 91.37%						
Ca†	517667.5	52.6	mg/L	0.10	52.6 mg/L	0.10	0.19%
	QC value within limits for Ca Recovery = 105.13%						
Cd†	58370.5	2.52	mg/L	0.011	2.52 mg/L	0.011	0.44%
	QC value within limits for Cd Recovery = 100.63%						
Co†	110473.5	4.87	mg/L	0.003	4.87 mg/L	0.003	0.05%
	QC value within limits for Co Recovery = 97.46%						
Cr†	330549.8	4.71	mg/L	0.011	4.71 mg/L	0.011	0.23%
	QC value within limits for Cr Recovery = 94.17%						
Cu†	1909676.7	4.47	mg/L	0.019	4.47 mg/L	0.019	0.43%
	QC value less than the lower limit for Cu Recovery = 89.48%						
Fe†	9522.6	5.21	mg/L	0.006	5.21 mg/L	0.006	0.11%
	QC value within limits for Fe Recovery = 104.25%						
K†	67297.5	50.8	mg/L	0.23	50.8 mg/L	0.23	0.44%
	QC value within limits for K Recovery = 101.58%						
Mg†	220113.4	54.2	mg/L	0.12	54.2 mg/L	0.12	0.23%
	QC value within limits for Mg Recovery = 108.36%						
Mn†	68777.0	4.61	mg/L	0.001	4.61 mg/L	0.001	0.01%
	QC value within limits for Mn Recovery = 92.21%						
Na†	175698.5	52.2	mg/L	0.37	52.2 mg/L	0.37	0.70%
	QC value within limits for Na Recovery = 104.42%						
Ni†	106997.0	4.91	mg/L	0.009	4.91 mg/L	0.009	0.19%
	QC value within limits for Ni Recovery = 98.24%						
Pb†	26232.2	4.90	mg/L	0.016	4.90 mg/L	0.016	0.32%
	QC value within limits for Pb Recovery = 98.06%						
Tl†	15061.7	5.07	mg/L	0.032	5.07 mg/L	0.032	0.63%
	QC value within limits for Tl Recovery = 101.38%						
V†	755251.6	4.68	mg/L	0.014	4.68 mg/L	0.014	0.30%
	QC value within limits for V Recovery = 93.50%						
Zn†	248366.8	4.86	mg/L	0.017	4.86 mg/L	0.017	0.34%
	QC value within limits for Zn Recovery = 97.21%						
QC Failed. Retry.							

Sequence No.: 95
 Sample ID: CCV
 Analyst:
 Initial Sample Wt:
 Dilution:

Autosampler Location: 4
 Date Collected: 8/14/2007 01:00:20
 Data Type: Original
 Initial Sample Vol:
 Sample Prep Vol:

Nebulizer Parameters: CCV

Analyte	Back Pressure	Flow
All	218.0 kPa	0.65 L/min

Mean Data: CCV

Analyte	Mean Corrected Intensity	Conc. Units	Calib	Std.Dev.	Sample Conc. Units	Std.Dev.	RSD
Sca	264696.0	103		1.2			1.22%
Yr	244728.1	93.9		3.41			3.64%
B _f	62010.2	2.34 mg/L		0.002	2.34 mg/L	0.002	0.10%
	QC value within limits for B _f Recovery = 93.76%						
Ba _f	377930.6	4.62 mg/L		0.020	4.62 mg/L	0.020	0.44%
	QC value within limits for Ba Recovery = 92.47%						
Be _f	5985261.4	1.83 mg/L		0.021	1.83 mg/L	0.021	1.14%
	QC value within limits for Be Recovery = 91.26%						
Ca _f	513576.4	52.2 mg/L		0.05	52.2 mg/L	0.05	0.10%
	QC value within limits for Ca Recovery = 104.30%						
Cd _f	57943.2	2.50 mg/L		0.055	2.50 mg/L	0.055	2.22%
	QC value within limits for Cd Recovery = 99.90%						
Co _f	110298.9	4.87 mg/L		0.020	4.87 mg/L	0.020	0.42%
	QC value within limits for Co Recovery = 97.31%						
Cr _f	329995.7	4.70 mg/L		0.013	4.70 mg/L	0.013	0.28%
	QC value within limits for Cr Recovery = 94.01%						
Cu _f	1899725.9	4.45 mg/L		0.018	4.45 mg/L	0.018	0.39%
	QC value less than the lower limit for Cu Recovery = 89.01%						
Fe _f	9378.4	5.13 mg/L		0.226	5.13 mg/L	0.226	4.40%
	QC value within limits for Fe Recovery = 102.67%						
K _f	66476.2	50.2 mg/L		2.26	50.2 mg/L	2.26	4.50%
	QC value within limits for K Recovery = 100.34%						
Mg _f	219030.9	53.9 mg/L		0.18	53.9 mg/L	0.18	0.33%
	QC value within limits for Mg Recovery = 107.83%						
Mo _f	68059.2	4.56 mg/L		0.111	4.56 mg/L	0.111	2.43%
	QC value within limits for Mo Recovery = 91.25%						
Na _f	173772.6	51.6 mg/L		0.45	51.6 mg/L	0.45	0.87%
	QC value within limits for Na Recovery = 103.27%						
Ni _f	105055.9	4.82 mg/L		0.123	4.82 mg/L	0.123	2.56%
	QC value within limits for Ni Recovery = 96.45%						
Pb _f	25877.4	4.84 mg/L		0.113	4.84 mg/L	0.113	2.33%
	QC value within limits for Pb Recovery = 96.73%						
Tl _f	14883.8	5.01 mg/L		0.128	5.01 mg/L	0.128	2.55%
	QC value within limits for Tl Recovery = 100.18%						
V _f	754042.8	4.67 mg/L		0.018	4.67 mg/L	0.018	0.39%
	QC value within limits for V Recovery = 93.35%						
Zn _f	248320.6	4.86 mg/L		0.019	4.86 mg/L	0.019	0.38%
	QC value within limits for Zn Recovery = 97.20%						
QC Failed. Retry.							

Sequence No.: 96
 Sample ID: CCV
 Analyst:
 Initial Sample Wt:
 Dilution:

Autosampler Location: 4
 Date Collected: 8/14/2007 01:01:53
 Data Type: Original
 Initial Sample Vol:
 Sample Prep Vol:

Nebulizer Parameters: CCV

Analyte	Back Pressure	Flow
All	218.0 kPa	0.65 L/min

Mean Data: CCV

Analyte	Mean Corrected Intensity	Conc. Units	Calib	Std.Dev.	Sample Conc. Units	Std.Dev.	RSD
Sca	262668.4	102	%	0.3			0.34%
Yr	246547.2	94.6	%	0.67			0.71%
B _f	62391.8	2.36 mg/L		0.003	2.36 mg/L	0.003	0.15%
	QC value within limits for B _f Recovery = 94.33%						
Ba _f	380105.5	4.65 mg/L		0.009	4.65 mg/L	0.009	0.20%
	QC value within limits for Ba Recovery = 93.00%						
Be _f	5976420.7	1.82 mg/L		0.012	1.82 mg/L	0.012	0.63%
	QC value within limits for Be Recovery = 91.13%						
Ca _f	514278.6	52.2 mg/L		0.15	52.2 mg/L	0.15	0.29%
	QC value within limits for Ca Recovery = 104.44%						
Cd _f	58103.3	2.50 mg/L		0.002	2.50 mg/L	0.002	0.07%
	QC value within limits for Cd Recovery = 100.19%						
Co _f	112236.3	4.95 mg/L		0.007	4.95 mg/L	0.007	0.13%

Cr†	QC value within limits for Co	Recovery = 99.02%					
	331683.5	4.72 mg/L	0.001	4.72 mg/L	0.001	0.02%	
Cu†	QC value within limits for Cr	Recovery = 94.49%					
	1907286.2	4.47 mg/L	0.001	4.47 mg/L	0.001	0.03%	
Fe†	QC value less than the lower limit for Cu	Recovery = 89.37%					
	9368.2	5.13 mg/L	0.128	5.13 mg/L	0.128	2.50%	
K†	QC value within limits for Fe	Recovery = 102.56%					
	66730.8	50.4 mg/L	1.07	50.4 mg/L	1.07	2.12%	
Mg†	QC value within limits for K	Recovery = 100.72%					
	219545.7	54.0 mg/L	0.17	54.0 mg/L	0.17	0.32%	
Mn†	QC value within limits for Mg	Recovery = 108.08%					
	68543.8	4.59 mg/L	0.007	4.59 mg/L	0.007	0.14%	
Na†	QC value within limits for Mo	Recovery = 91.90%					
	174238.4	51.8 mg/L	0.12	51.8 mg/L	0.12	0.23%	
Ni†	QC value within limits for Na	Recovery = 103.55%					
	105857.3	4.86 mg/L	0.005	4.86 mg/L	0.005	0.10%	
Pb†	QC value within limits for Ni	Recovery = 97.19%					
	26038.8	4.87 mg/L	0.013	4.87 mg/L	0.013	0.27%	
Tl†	QC value within limits for Pb	Recovery = 97.33%					
	15025.6	5.06 mg/L	0.022	5.06 mg/L	0.022	0.44%	
V†	QC value within limits for Tl	Recovery = 101.14%					
	757923.5	4.69 mg/L	0.007	4.69 mg/L	0.007	0.15%	
Zn†	QC value within limits for V	Recovery = 93.83%					
	250095.3	4.89 mg/L	0.006	4.89 mg/L	0.006	0.13%	
	QC value within limits for Zn	Recovery = 97.90%					
	QC Failed. Continue with analysis.						

Sequence No.: 97
 Sample ID: CCB
 Analyst:
 Initial Sample Wt:
 Dilution:

Autosampler Location: 0
 Date Collected: 8/14/2007 01:05:03
 Data Type: Original
 Initial Sample Vol:
 Sample Prep Vol:

Nebulizer Parameters: CCB

Analyte	Back Pressure	Flow
All	217.0 kPa	0.65 L/min

Mean Data: CCB

Analyte	Mean Corrected Intensity	Calib Conc. Units	Std.Dev.	Sample Conc. Units	Std.Dev.	RSD
Sca	274593.0	106 %	2.4			2.22%
Yr	248574.1	95.3 %	0.06			0.06%
B ₁	785.5	0.0298 mg/L	0.00203	0.0298 mg/L	0.00203	6.81%
	QC value greater than the upper limit for B ₁ Recovery = Not calculated					
Ba ₁	-8.2	-0.00010 mg/L	0.000002	-0.00010 mg/L	0.000002	1.54%
	QC value within limits for Ba Recovery = Not calculated					
Be ₁	-12.5	0.00000 mg/L	0.000032	0.00000 mg/L	0.000032	841.37%
	QC value within limits for Be Recovery = Not calculated					
Ca ₁	55.8	0.00566 mg/L	0.002960	0.00566 mg/L	0.002960	52.25%
	QC value within limits for Ca Recovery = Not calculated					
Cd ₁	-0.2	-0.00001 mg/L	0.000171	-0.00001 mg/L	0.000171	>999.9%
	QC value within limits for Cd Recovery = Not calculated					
Co ₁	-2.3	-0.00010 mg/L	0.000154	-0.00010 mg/L	0.000154	152.01%
	QC value within limits for Co Recovery = Not calculated					
Cr ₁	46.7	0.00066 mg/L	0.000150	0.00066 mg/L	0.000150	22.61%
	QC value within limits for Cr Recovery = Not calculated					
Cu ₁	-201.4	-0.00047 mg/L	0.000100	-0.00047 mg/L	0.000100	21.12%
	QC value within limits for Cu Recovery = Not calculated					
Fe ₁	-0.8	-0.00042 mg/L	0.000329	-0.00042 mg/L	0.000329	79.09%
	QC value within limits for Fe Recovery = Not calculated					
K ₁	-70.5	-0.0532 mg/L	0.00760	-0.0532 mg/L	0.00760	14.30%
	QC value within limits for K Recovery = Not calculated					
Mg ₁	1.7	0.00041 mg/L	0.000366	0.00041 mg/L	0.000366	88.90%
	QC value within limits for Mg Recovery = Not calculated					
Mo ₁	24.5	0.00165 mg/L	0.000263	0.00165 mg/L	0.000263	15.99%
	QC value within limits for Mo Recovery = Not calculated					
Na ₁	654.0	0.194 mg/L	0.0116	0.194 mg/L	0.0116	5.98%
	QC value within limits for Na Recovery = Not calculated					
Ni ₁	-11.0	-0.00050 mg/L	0.000234	-0.00050 mg/L	0.000234	46.51%
	QC value within limits for Ni Recovery = Not calculated					
Pb ₁	8.8	0.00165 mg/L	0.001159	0.00165 mg/L	0.001159	70.26%
	QC value within limits for Pb Recovery = Not calculated					
Tl ₁	3.2	0.00108 mg/L	0.002186	0.00108 mg/L	0.002186	201.73%
	QC value within limits for Tl Recovery = Not calculated					
V ₁	29.7	0.00019 mg/L	0.000020	0.00019 mg/L	0.000020	10.52%
	QC value within limits for V Recovery = Not calculated					
Zn ₁	6.5	0.00013 mg/L	0.000077	0.00013 mg/L	0.000077	58.00%
	QC value within limits for Zn Recovery = Not calculated					
QC Failed. Retry.						

Sequence No.: 98
 Sample ID: CCB
 Analyst:
 Initial Sample Wt:
 Dilution:

Autosampler Location: 0
 Date Collected: 8/14/2007 01:07:38
 Data Type: Original
 Initial Sample Vol:
 Sample Prep Vol:

Nebulizer Parameters: CCB

Analyte	Back Pressure	Flow
All	218.0 kPa	0.65 L/min

Mean Data: CCB

Analyte	Mean Corrected Intensity	Conc. Units	Calib	Std.Dev.	Sample Conc. Units	Std.Dev.	RSD
Sca	274784.0	107 %		0.9			0.89%
Yr	253236.5	97.1 %		4.18			4.31%
B_t	561.8	0.0213 mg/L		0.00048	0.0213 mg/L	0.00048	2.26%
	QC value greater than the upper limit for B Recovery = Not calculated						
Ba	-8.1	-0.00010 mg/L		0.000000	-0.00010 mg/L	0.000000	0.35%
	QC value within limits for Ba Recovery = Not calculated						
Be	-44.3	-0.00001 mg/L		0.000006	-0.00001 mg/L	0.000006	44.76%
	QC value within limits for Be Recovery = Not calculated						
Ca	66.8	0.00679 mg/L		0.004922	0.00679 mg/L	0.004922	72.52%
	QC value within limits for Ca Recovery = Not calculated						
Cd	-1.9	-0.00008 mg/L		0.000013	-0.00008 mg/L	0.000013	16.40%
	QC value within limits for Cd Recovery = Not calculated						
Co	-8.0	-0.00035 mg/L		0.000101	-0.00035 mg/L	0.000101	28.54%
	QC value within limits for Co Recovery = Not calculated						
Cr	25.2	0.00036 mg/L		0.000043	0.00036 mg/L	0.000043	11.93%
	QC value within limits for Cr Recovery = Not calculated						
Cu	-157.2	-0.00037 mg/L		0.000120	-0.00037 mg/L	0.000120	32.58%
	QC value within limits for Cu Recovery = Not calculated						
Fe	-2.4	-0.00130 mg/L		0.001355	-0.00130 mg/L	0.001355	103.85%
	QC value within limits for Fe Recovery = Not calculated						
K	-47.8	-0.0361 mg/L		0.04034	-0.0361 mg/L	0.04034	111.80%
	QC value within limits for K Recovery = Not calculated						
Mg	7.2	0.00178 mg/L		0.000706	0.00178 mg/L	0.000706	39.65%
	QC value within limits for Mg Recovery = Not calculated						
Mo	8.0	0.00054 mg/L		0.000136	0.00054 mg/L	0.000136	25.40%
	QC value within limits for Mo Recovery = Not calculated						
Na	535.1	0.159 mg/L		0.0255	0.159 mg/L	0.0255	16.01%
	QC value within limits for Na Recovery = Not calculated						
Ni	-3.0	-0.00014 mg/L		0.000075	-0.00014 mg/L	0.000075	54.77%
	QC value within limits for Ni Recovery = Not calculated						
Pb	17.3	0.00324 mg/L		0.001387	0.00324 mg/L	0.001387	42.78%
	QC value within limits for Pb Recovery = Not calculated						
Tl	3.0	0.00101 mg/L		0.000664	0.00101 mg/L	0.000664	65.51%
	QC value within limits for Tl Recovery = Not calculated						
V	-27.9	-0.00017 mg/L		0.000107	-0.00017 mg/L	0.000107	62.94%
	QC value within limits for V Recovery = Not calculated						
Zn	-8.0	-0.00016 mg/L		0.000056	-0.00016 mg/L	0.000056	35.47%
	QC value within limits for Zn Recovery = Not calculated						
QC Failed. Retry.							

Sequence No.: 99
 Sample ID: CCB
 Analyst:
 Initial Sample Wt:
 Dilution:

Autosampler Location: 0
 Date Collected: 8/14/2007 01:10:15
 Data Type: Original
 Initial Sample Vol:
 Sample Prep Vol:

Nebulizer Parameters: CCB

Analyte Back Pressure Flow
 All 218.0 kPa 0.65 L/min

Mean Data: CCB

Analyte	Mean Corrected Intensity	Conc. Units	Calib	Std.Dev.	Sample Conc. Units	Std.Dev.	RSD
Sca	284068.5	110 %		2.6			2.32%
Yr	254884.6	97.8 %		2.84			2.90%
B_t	410.0	0.0156 mg/L		0.00032	0.0156 mg/L	0.00032	2.06%
	QC value within limits for B Recovery = Not calculated						
Ba	-9.5	-0.00012 mg/L		0.000001	-0.00012 mg/L	0.000001	1.15%
	QC value within limits for Ba Recovery = Not calculated						
Be	-16.7	-0.00001 mg/L		0.000001	-0.00001 mg/L	0.000001	12.38%
	QC value within limits for Be Recovery = Not calculated						
Ca	29.8	0.00303 mg/L		0.002072	0.00303 mg/L	0.002072	68.45%
	QC value within limits for Ca Recovery = Not calculated						
Cd	-7.4	-0.00032 mg/L		0.000114	-0.00032 mg/L	0.000114	35.74%
	QC value within limits for Cd Recovery = Not calculated						
Co	-5.3	-0.00023 mg/L		0.000102	-0.00023 mg/L	0.000102	43.55%

QC value within limits for Co	Recovery = Not calculated						
Crt	19.0	0.00027 mg/L	0.000116	0.00027 mg/L	0.000116	42.84%	
QC value within limits for Cr	Recovery = Not calculated						
Cut	-260.2	-0.00061 mg/L	0.000079	-0.00061 mg/L	0.000079	13.04%	
QC value within limits for Cu	Recovery = Not calculated						
Fe†	-4.4	-0.00243 mg/L	0.000259	-0.00243 mg/L	0.000259	10.68%	
QC value within limits for Fe	Recovery = Not calculated						
K†	-92.8	-0.0700 mg/L	0.04489	-0.0700 mg/L	0.04489	64.11%	
QC value within limits for K	Recovery = Not calculated						
Mg†	5.6	0.00137 mg/L	0.000773	0.00137 mg/L	0.000773	56.41%	
QC value within limits for Mg	Recovery = Not calculated						
Mot	3.2	0.00021 mg/L	0.000114	0.00021 mg/L	0.000114	53.42%	
QC value within limits for Mo	Recovery = Not calculated						
Na†	537.0	0.160 mg/L	0.0008	0.160 mg/L	0.0008	0.53%	
QC value within limits for Na	Recovery = Not calculated						
Ni†	-14.9	-0.00069 mg/L	0.000083	-0.00069 mg/L	0.000083	12.05%	
QC value within limits for Ni	Recovery = Not calculated						
Pb†	10.4	0.00194 mg/L	0.000008	0.00194 mg/L	0.000008	0.41%	
QC value within limits for Pb	Recovery = Not calculated						
Tl†	-1.2	-0.00041 mg/L	0.000367	-0.00041 mg/L	0.000367	89.92%	
QC value within limits for Tl	Recovery = Not calculated						
V†	-14.0	-0.00008 mg/L	0.000000	-0.00008 mg/L	0.000000	0.14%	
QC value within limits for V	Recovery = Not calculated						
Zn†	-19.7	-0.00038 mg/L	0.000076	-0.00038 mg/L	0.000076	19.94%	
QC value within limits for Zn	Recovery = Not calculated						

All analyte(s) passed QC.

Sequence No.: 100
 Sample ID: MCV
 Analyst:
 Initial Sample Wt:
 Dilution:

Autosampler Location: 5
 Date Collected: 8/14/2007 01:13:40
 Data Type: Original
 Initial Sample Vol:
 Sample Prep Vol:

Nebulizer Parameters: MCV

Analyte	Back Pressure	Flow
All	218.0 kPa	0.65 L/min

Mean Data: MCV

Analyte	Mean Corrected Intensity	Calib Conc. Units	Std.Dev.	Sample Conc. Units	Std.Dev.	RSD
Sca	272272.8	106 %	1.1			1.09%
Yr	250348.6	96.0 %	1.54			1.60%
B_†	30223.7	1.14 mg/L	0.003	1.14 mg/L	0.003	0.25%
	QC value within limits for B_ Recovery = 91.39%					
Ba†	189798.0	2.32 mg/L	0.004	2.32 mg/L	0.004	0.17%
	QC value within limits for Ba Recovery = 92.87%					
Be†	2999641.2	0.915 mg/L	0.0021	0.915 mg/L	0.0021	0.23%
	QC value within limits for Be Recovery = 91.48%					
Ca†	259461.2	26.3 mg/L	0.05	26.3 mg/L	0.05	0.19%
	QC value within limits for Ca Recovery = 105.39%					
Cd†	28462.5	1.23 mg/L	0.010	1.23 mg/L	0.010	0.79%
	QC value within limits for Cd Recovery = 98.16%					
Co†	55306.5	2.44 mg/L	0.002	2.44 mg/L	0.002	0.09%
	QC value within limits for Co Recovery = 97.59%					
Cr†	163904.1	2.33 mg/L	0.001	2.33 mg/L	0.001	0.04%
	QC value within limits for Cr Recovery = 93.39%					
Cu†	940524.1	2.20 mg/L	0.001	2.20 mg/L	0.001	0.05%
	QC value less than the lower limit for Cu Recovery = 88.14%					
Fe†	4699.4	2.57 mg/L	0.043	2.57 mg/L	0.043	1.68%
	QC value within limits for Fe Recovery = 102.89%					
K†	33201.1	25.1 mg/L	0.36	25.1 mg/L	0.36	1.45%
	QC value within limits for K Recovery = 100.22%					
Mg†	111309.5	27.4 mg/L	0.01	27.4 mg/L	0.01	0.02%
	QC value within limits for Mg Recovery = 109.59%					
Mo†	33287.2	2.23 mg/L	0.018	2.23 mg/L	0.018	0.81%
	QC value less than the lower limit for Mo Recovery = 89.26%					
Na†	87852.5	26.1 mg/L	0.14	26.1 mg/L	0.14	0.52%
	QC value within limits for Na Recovery = 104.42%					
Ni†	52913.8	2.43 mg/L	0.018	2.43 mg/L	0.018	0.76%
	QC value within limits for Ni Recovery = 97.16%					
Pb†	12973.1	2.42 mg/L	0.013	2.42 mg/L	0.013	0.55%
	QC value within limits for Pb Recovery = 96.99%					
Tl†	7486.8	2.52 mg/L	0.046	2.52 mg/L	0.046	1.82%
	QC value within limits for Tl Recovery = 100.78%					
V†	373382.3	2.31 mg/L	0.003	2.31 mg/L	0.003	0.11%
	QC value within limits for V Recovery = 92.45%					
Zn†	123943.1	2.43 mg/L	0.001	2.43 mg/L	0.001	0.05%
	QC value within limits for Zn Recovery = 97.03%					
QC Failed. Retry.						

Sequence No.: 101
 Sample ID: MCV
 Analyst:
 Initial Sample Wt:
 Dilution:

Autosampler Location: 5
 Date Collected: 8/14/2007 01:15:15
 Data Type: Original
 Initial Sample Vol:
 Sample Prep Vol:

Nebulizer Parameters: MCV

Analyte	Back Pressure	Flow
All	218.0 kPa	0.65 L/min

Mean Data: MCV

Analyte	Mean Corrected Intensity	Calib Conc. Units	Std.Dev.	Sample Conc. Units	Std.Dev.	RSD
Sca	272812.7	106 %	0.1			0.08%
Yr	249760.1	95.8 %	0.20			0.20%
B ₋ t	30454.1	1.15 mg/L	0.001	1.15 mg/L	0.001	0.12%
	QC value within limits for B ₋	Recovery = 92.09%				
Bat	188542.9	2.31 mg/L	0.001	2.31 mg/L	0.001	0.06%
	QC value within limits for Ba	Recovery = 92.26%				
Be†	2984509.8	0.910 mg/L	0.0018	0.910 mg/L	0.0018	0.20%
	QC value within limits for Be	Recovery = 91.01%				
Ca†	259218.7	26.3 mg/L	0.01	26.3 mg/L	0.01	0.05%
	QC value within limits for Ca	Recovery = 105.29%				
Cd†	28663.3	1.24 mg/L	0.006	1.24 mg/L	0.006	0.51%
	QC value within limits for Cd	Recovery = 98.85%				
Co†	55213.9	2.44 mg/L	0.008	2.44 mg/L	0.008	0.32%
	QC value within limits for Co	Recovery = 97.42%				
Cr†	163526.3	2.33 mg/L	0.003	2.33 mg/L	0.003	0.12%
	QC value within limits for Cr	Recovery = 93.17%				
Cu†	930581.8	2.18 mg/L	0.005	2.18 mg/L	0.005	0.23%
	QC value less than the lower limit for Cu	Recovery = 87.20%				
Fe†	4718.0	2.58 mg/L	0.016	2.58 mg/L	0.016	0.61%
	QC value within limits for Fe	Recovery = 103.30%				
K†	33129.2	25.0 mg/L	0.12	25.0 mg/L	0.12	0.47%
	QC value within limits for K	Recovery = 100.01%				
Mg†	110979.3	27.3 mg/L	0.02	27.3 mg/L	0.02	0.07%
	QC value within limits for Mg	Recovery = 109.27%				
Mo†	33488.6	2.24 mg/L	0.009	2.24 mg/L	0.009	0.38%
	QC value less than the lower limit for Mo	Recovery = 89.80%				
Na†	87017.3	25.9 mg/L	0.15	25.9 mg/L	0.15	0.58%
	QC value within limits for Na	Recovery = 103.43%				
Ni†	53079.0	2.44 mg/L	0.011	2.44 mg/L	0.011	0.47%
	QC value within limits for Ni	Recovery = 97.47%				
Pb†	12981.9	2.43 mg/L	0.014	2.43 mg/L	0.014	0.59%
	QC value within limits for Pb	Recovery = 97.05%				
Tl†	7526.7	2.53 mg/L	0.021	2.53 mg/L	0.021	0.82%
	QC value within limits for Tl	Recovery = 101.32%				
V†	372050.0	2.30 mg/L	0.005	2.30 mg/L	0.005	0.20%
	QC value within limits for V	Recovery = 92.13%				
Zn†	123795.5	2.42 mg/L	0.006	2.42 mg/L	0.006	0.25%
	QC value within limits for Zn	Recovery = 96.91%				
	QC Failed. Continue with analysis.					

Sequence No.: 102
 Sample ID: 2708040004_5XMS
 Analyst: Walter Hsieh
 Initial Sample Wt:
 Dilution: 5X

Autosampler Location: 96
 Date Collected: 8/14/2007 01:18:21
 Data Type: Original
 Initial Sample Vol:
 Sample Prep Vol:

Nebulizer Parameters: 2708040004_5XMS

Analyte	Back Pressure	Flow
All	218.0 kPa	0.65 L/min

Mean Data: 2708040004_5XMS

Analyte	Mean Corrected Intensity	Calib Conc. Units	Std.Dev.	Sample Conc. Units	Std.Dev.	RSD
Sca	261267.0	101	0.2			0.17%
Yr	243208.2	93.3 %	2.63			2.82%
B_t	38165.7	1.45 mg/L	0.008	7.24 mg/L	0.038	0.53%
Bat	15303.0	0.187 mg/L	0.0007	0.936 mg/L	0.0036	0.38%
Bet	30185.2	0.00921 mg/L	0.000074	0.0460 mg/L	0.00037	0.81%
Cat	1193324.3	121 mg/L	0.5	606 mg/L	2.4	0.39%
Cdt	998.4	0.0435 mg/L	0.00017	0.217 mg/L	0.0008	0.39%
Cor	4398.7	0.194 mg/L	0.0010	0.970 mg/L	0.0048	0.49%
Crt	82313.8	1.17 mg/L	0.003	5.86 mg/L	0.014	0.24%
Cut	78685.5	0.184 mg/L	0.0021	0.922 mg/L	0.0104	1.13%
Fet	1896.6	1.04 mg/L	0.026	5.19 mg/L	0.132	2.55%
Kt	12300.4	9.28 mg/L	0.002	46.4 mg/L	0.01	0.03%
Mgt	233971.9	57.6 mg/L	0.05	288 mg/L	0.2	0.08%
Mot	2773.7	0.186 mg/L	0.0003	0.930 mg/L	0.0016	0.18%
Nat	797033.8	237 mg/L	0.3	1180 mg/L	1.6	0.14%
Nit	2011.5	0.0923 mg/L	0.00083	0.462 mg/L	0.0041	0.90%
Pbt	1019.7	0.191 mg/L	0.0002	0.953 mg/L	0.0009	0.09%
Tlt	621.6	0.209 mg/L	0.0000	1.05 mg/L	0.000	0.02%
Vt	30864.8	0.196 mg/L	0.0007	0.982 mg/L	0.0035	0.36%
Znt	10459.4	0.205 mg/L	0.0008	1.03 mg/L	0.004	0.41%

Sequence No.: 103
 Sample ID: 2708040004_5XMSD
 Analyst: Walter Hsieh
 Initial Sample Wt:
 Dilution: 5X

Autosampler Location: 97
 Date Collected: 8/14/2007 01:22:45
 Data Type: Original
 Initial Sample Vol:
 Sample Prep Vol:

Nebulizer Parameters: 2708040004_5XMSD

Analyte Back Pressure Flow
 All 218.0 kPa 0.65 L/min

Mean Data: 2708040004_5XMSD

Analyte	Mean Corrected Intensity	Conc. Units	Calib	Std.Dev.	Sample Conc. Units	Std.Dev.	RSD
Sca	262444.7	102 %		3.5			3.40%
Yr	245026.0	94.0 %		3.78			4.02%
B_i	37872.7	1.44 mg/L		0.003	7.19 mg/L	0.017	0.23%
Ba†	14770.1	0.181 mg/L		0.0061	0.903 mg/L	0.0305	3.37%
Be†	29585.2	0.00902 mg/L		0.000005	0.0451 mg/L	0.00002	0.05%
Ca†	1170328.8	119 mg/L		0.1	594 mg/L	0.3	0.06%
Cd†	952.7	0.0415 mg/L		0.00125	0.207 mg/L	0.0062	3.01%
Co†	4231.3	0.187 mg/L		0.0059	0.933 mg/L	0.0293	3.14%
Cr†	81371.1	1.16 mg/L		0.006	5.80 mg/L	0.032	0.55%
Cu†	77428.4	0.181 mg/L		0.0005	0.907 mg/L	0.0027	0.30%
Fe†	1825.9	0.999 mg/L		0.0432	5.00 mg/L	0.216	4.33%
K†	12009.0	9.06 mg/L		0.028	45.3 mg/L	0.14	0.31%
Mg†	230197.2	56.7 mg/L		0.16	283 mg/L	0.8	0.28%
Mn†	2665.5	0.179 mg/L		0.0052	0.893 mg/L	0.0262	2.94%
Na†	778657.2	231 mg/L		0.4	1160 mg/L	1.9	0.16%
Ni†	1942.9	0.0892 mg/L		0.00338	0.446 mg/L	0.0169	3.79%
Pb†	980.0	0.183 mg/L		0.0052	0.916 mg/L	0.0261	2.85%
Tl†	601.7	0.203 mg/L		0.0068	1.01 mg/L	0.034	3.34%
V†	30355.8	0.193 mg/L		0.0010	0.966 mg/L	0.0048	0.50%
Zn†	10090.9	0.198 mg/L		0.0061	0.991 mg/L	0.0305	3.08%

Sequence No.: 107
 Sample ID: 2708030228_2X
 Analyst: Walter Hsieh
 Initial Sample Wt:
 Dilution: 2X

Autosampler Location: 101
 Date Collected: 8/14/2007 01:40:14
 Data Type: Original
 Initial Sample Vol:
 Sample Prep Vol:

Nebulizer Parameters: 2708030228_2X

Analyte Back Pressure Flow
 All 219.0 kPa 0.65 L/min

Mean Data: 2708030228_2X

Analyte	Mean Corrected Intensity	Conc. Units	Calib	Std.Dev.	Sample Conc. Units	Std.Dev.	RSD
Sca	261419.7	101 %		2.9			2.85%
Yr	239522.2	91.9 %		0.61			0.66%
B_t	36346.7	1.38 mg/L		0.011	2.76 mg/L	0.021	0.77%
Ba	1360.6	0.0166 mg/L		0.00013	0.0333 mg/L	0.00026	0.77%
Be	-780.6	-0.00024 mg/L		0.000013	-0.00048 mg/L	0.000027	5.65%
Ca	711301.4	72.2 mg/L		0.39	144 mg/L	0.8	0.54%
Cd	28.4	0.00121 mg/L		0.000027	0.00243 mg/L	0.000055	2.25%
Co	-3.9	-0.00017 mg/L		0.000028	-0.00035 mg/L	0.000056	15.95%
Cr	46890.6	0.668 mg/L		0.0008	1.34 mg/L	0.002	0.12%
Cu	233.9	0.00055 mg/L		0.000195	0.00109 mg/L	0.000389	35.56%
Fe	102.5	0.0561 mg/L		0.00119	0.112 mg/L	0.0024	2.13%
K	6497.8	4.90 mg/L		0.208	9.81 mg/L	0.416	4.24%
Mg	172674.5	42.5 mg/L		0.34	85.0 mg/L	0.68	0.80%
Mn	113.2	0.00759 mg/L		0.000259	0.0152 mg/L	0.00052	3.41%
Ni	701353.6	208 mg/L		2.1	417 mg/L	4.1	0.99%
Nb	-2.6	-0.00012 mg/L		0.000112	-0.00024 mg/L	0.000223	92.75%
Pb	-6.5	-0.00121 mg/L		0.001040	-0.00242 mg/L	0.002079	85.91%
Tl	25.0	0.00848 mg/L		0.002124	0.0170 mg/L	0.00425	25.04%
V	6262.4	0.0422 mg/L		0.00028	0.0845 mg/L	0.00057	0.67%
Zn	251.6	0.00496 mg/L		0.000386	0.00992 mg/L	0.000773	7.79%

Sequence No.: 108
 Sample ID: 2708030229_2X
 Analyst: Walter Hsieh
 Initial Sample Wt:
 Dilution: 2X

Autosampler Location: 102
 Date Collected: 8/14/2007 01:44:39
 Data Type: Original
 Initial Sample Vol:
 Sample Prep Vol:

Nebulizer Parameters: 2708030229_2X

Analyte Back Pressure Flow
 All 218.0 kPa 0.65 L/min

Mean Data: 2708030229_2X

Analyte	Mean Corrected			Std.Dev.	Sample		RSD
	Intensity	Conc. Units	Calib		Conc. Units	Std.Dev.	
Sca	265147.4	103 %		0.9			0.87%
Yr	235055.8	90.2 %		0.58			0.65%
B_t	25761.3	0.978 mg/L		0.0056	1.96 mg/L	0.011	0.58%
Bat	560.5	0.00686 mg/L		0.000088	0.0137 mg/L	0.00018	1.29%
Bet	-777.3	-0.00024 mg/L		0.000034	-0.00047 mg/L	0.000068	14.39%
Cat	1551146.6	158 mg/L		0.4	315 mg/L	0.7	0.23%
Cdt	22.2	0.00095 mg/L		0.000050	0.00189 mg/L	0.000101	5.32%
Cot	-5.6	-0.00025 mg/L		0.000093	-0.00050 mg/L	0.000187	37.50%
Crt	16462.2	0.234 mg/L		0.0006	0.469 mg/L	0.0012	0.25%
Cut	705.6	0.00165 mg/L		0.000020	0.00330 mg/L	0.000039	1.18%
Fet	72.8	0.0398 mg/L		0.00126	0.0796 mg/L	0.00251	3.15%
Kt	6046.0	4.56 mg/L		0.022	9.13 mg/L	0.045	0.49%
Mgt	187015.5	46.0 mg/L		0.13	92.1 mg/L	0.27	0.29%
Mot	77.1	0.00517 mg/L		0.000177	0.0103 mg/L	0.00035	3.42%
Nat	902240.5	268 mg/L		0.0	536 mg/L	0.1	0.01%
Nit	-13.1	-0.00060 mg/L		0.000067	-0.00120 mg/L	0.000135	11.23%
Pbt	-16.5	-0.00309 mg/L		0.001417	-0.00619 mg/L	0.002835	45.83%
Tlt	42.9	0.0145 mg/L		0.00024	0.0291 mg/L	0.00048	1.65%
Vt	7957.1	0.0503 mg/L		0.00014	0.101 mg/L	0.0003	0.28%
Znt	426.4	0.00841 mg/L		0.000083	0.0168 mg/L	0.00017	0.99%

Sequence No.: 109
 Sample ID: 2708030230_2X
 Analyst: Walter Hsieh
 Initial Sample Wt:
 Dilution: 2X

Autosampler Location: 103
 Date Collected: 8/14/2007 01:49:07
 Data Type: Original
 Initial Sample Vol:
 Sample Prep Vol:

Nebulizer Parameters: 2708030230_2X

Analyte Back Pressure Flow
 All 218.0 kPa 0.65 L/min

Mean Data: 2708030230_2X

Analyte	Mean Corrected Intensity	Calib Conc. Units	Std.Dev.	Sample Conc. Units	Std.Dev.	RSD
Sca	256035.1	99.3 %	2.34			2.35%
Yr	235878.0	90.5 %	0.86			0.95%
B_t	32341.3	1.23 mg/L	0.005	2.46 mg/L	0.009	0.37%
Ba_t	1296.9	0.0159 mg/L	0.00067	0.0317 mg/L	0.00133	4.21%
Be_t	-1202.2	-0.00037 mg/L	0.000005	-0.00073 mg/L	0.000009	1.24%
Ca_t	1885034.1	191 mg/L	5.6	383 mg/L	11.1	2.91%
Cd_t	-10.2	-0.00044 mg/L	0.000212	-0.00088 mg/L	0.000424	48.42%
Co_t	-11.2	-0.00049 mg/L	0.000241	-0.00099 mg/L	0.000483	48.88%
Cr_t	61760.3	0.880 mg/L	0.0011	1.76 mg/L	0.002	0.13%
Cu_t	219.7	0.00051 mg/L	0.000128	0.00103 mg/L	0.000256	24.89%
Fe_t	28.7	0.0157 mg/L	0.00049	0.0315 mg/L	0.00098	3.12%
K_t	9770.4	7.37 mg/L	0.165	14.7 mg/L	0.33	2.24%
Mg_t	319769.2	78.7 mg/L	0.40	157 mg/L	0.8	0.51%
Mo_t	96.4	0.00646 mg/L	0.000233	0.0129 mg/L	0.00047	3.60%
Na_t	876828.4	261 mg/L	7.2	521 mg/L	14.4	2.76%
Ni_t	-18.3	-0.00084 mg/L	0.000134	-0.00168 mg/L	0.000267	15.86%
Pb_t	-27.9	-0.00522 mg/L	0.000289	-0.0104 mg/L	0.00058	5.53%
Tl_t	43.8	0.0147 mg/L	0.00015	0.0295 mg/L	0.00029	1.00%
V_t	3482.4	0.0263 mg/L	0.00008	0.0526 mg/L	0.00016	0.31%
Zn_t	305.5	0.00602 mg/L	0.000351	0.0120 mg/L	0.00070	5.82%

Sequence No.: 110
 Sample ID: 2708030231_2X
 Analyst: Walter Hsieh
 Initial Sample Wt:
 Dilution: 2X

Autosampler Location: 104
 Date Collected: 8/14/2007 01:53:35
 Data Type: Original
 Initial Sample Vol:
 Sample Prep Vol:

Nebulizer Parameters: 2708030231_2X
 Analyte Back Pressure Flow
 All 218.0 kPa 0.65 L/min

Mean Data: 2708030231_2X

Analyte	Mean Corrected			Std.Dev.	Sample			RSD
	Intensity	Conc.	Units		Conc.	Units	Std.Dev.	
Sca	268186.2	104	%	4.1				3.93%
Yr	238059.8	91.3	%	0.20				0.21%
B_t	9175.5	0.348	mg/L	0.0004	0.697	mg/L	0.0009	0.13%
Ba_t	709.7	0.00868	mg/L	0.000374	0.0174	mg/L	0.00075	4.31%
Be_t	-325.7	-0.00010	mg/L	0.000034	-0.00020	mg/L	0.000068	34.47%
Ca_t	527473.6	53.6	mg/L	0.09	107	mg/L	0.2	0.16%
Cd_t	-3.1	-0.00013	mg/L	0.000130	-0.00027	mg/L	0.000260	97.13%
Co_t	-9.8	-0.00043	mg/L	0.000093	-0.00086	mg/L	0.000186	21.55%
Cr_t	2799.1	0.0399	mg/L	0.00241	0.0797	mg/L	0.00482	6.05%
Cu_t	89.7	0.00021	mg/L	0.000280	0.00042	mg/L	0.000560	133.64%
Fe_t	23.8	0.0130	mg/L	0.00033	0.0261	mg/L	0.00065	2.50%
K_t	3204.8	2.42	mg/L	0.071	4.84	mg/L	0.142	2.93%
Mg_t	61059.1	15.0	mg/L	0.02	30.1	mg/L	0.04	0.12%
Mo_t	77.0	0.00516	mg/L	0.000000	0.0103	mg/L	0.00000	0.01%
Na_t	267008.1	79.3	mg/L	0.05	159	mg/L	0.1	0.06%
Ni_t	-15.4	-0.00071	mg/L	0.000318	-0.00142	mg/L	0.000637	44.94%
Pb_t	-5.2	-0.00097	mg/L	0.001192	-0.00193	mg/L	0.002384	123.51%
Tl_t	33.7	0.0114	mg/L	0.00046	0.0228	mg/L	0.00091	4.02%
V_t	4661.2	0.0289	mg/L	0.00018	0.0578	mg/L	0.00036	0.63%
Zn_t	154.5	0.00305	mg/L	0.000411	0.00610	mg/L	0.000822	13.47%

Sequence No.: 111
 Sample ID: 2708030232_2X
 Analyst: Walter Hsieh
 Initial Sample Wt:
 Dilution: 2X

Autosampler Location: 105
 Date Collected: 8/14/2007 01:57:58
 Data Type: Original
 Initial Sample Vol:
 Sample Prep Vol:

Nebulizer Parameters: 2708030232_2X

Analyte Back Pressure Flow
 All 218.0 kPa 0.65 L/min

Mean Data: 2708030232_2X

Analyte	Mean Corrected			Std.Dev.	Sample		RSD
	Intensity	Conc. Units	Calib		Conc. Units	Std.Dev.	
Sca	266884.3	103 %		3.6			3.43%
Yr	247910.9	95.1 %		0.73			0.77%
B_t	40414.9	1.53 mg/L		0.006	3.07 mg/L	0.013	0.41%
Ba†	820.7	0.0100 mg/L		0.00036	0.0201 mg/L	0.00073	3.62%
Be†	-345.5	-0.00011 mg/L		0.000012	-0.00021 mg/L	0.000024	11.23%
Ca†	604242.6	61.4 mg/L		0.01	123 mg/L	0.0	0.02%
Cd†	10.7	0.00046 mg/L		0.000300	0.00093 mg/L	0.000599	64.66%
Co†	21.8	0.00096 mg/L		0.000144	0.00192 mg/L	0.000288	15.01%
Cr†	6787.9	0.0967 mg/L		0.00257	0.193 mg/L	0.0051	2.65%
Cu†	103.7	0.00024 mg/L		0.000229	0.00049 mg/L	0.000458	93.97%
Fe†	81.5	0.0446 mg/L		0.00046	0.0892 mg/L	0.00093	1.04%
K†	4274.4	3.23 mg/L		0.062	6.45 mg/L	0.125	1.94%
Mg†	111492.4	27.4 mg/L		0.61	54.9 mg/L	1.21	2.21%
Mo†	79.6	0.00533 mg/L		0.000420	0.0107 mg/L	0.00084	7.87%
Na†	487330.1	145 mg/L		0.5	290 mg/L	0.9	0.31%
Ni†	-3.0	-0.00014 mg/L		0.000426	-0.00028 mg/L	0.000852	307.93%
Pb†	-6.0	-0.00113 mg/L		0.000588	-0.00225 mg/L	0.001175	52.13%
Tl†	25.0	0.00864 mg/L		0.000293	0.0173 mg/L	0.00059	3.39%
V†	14651.4	0.0907 mg/L		0.00022	0.181 mg/L	0.0004	0.24%
Zn†	208.3	0.00411 mg/L		0.000190	0.00821 mg/L	0.000380	4.63%

Sequence No.: 112
 Sample ID: CCV
 Analyst:
 Initial Sample Wt:
 Dilution:

Autosampler Location: 4
 Date Collected: 8/14/2007 02:02:25
 Data Type: Original
 Initial Sample Vol:
 Sample Prep Vol:

Nebulizer Parameters: CCV

Analyte	Back Pressure	Flow
All	218.0 kPa	0.65 L/min

Mean Data: CCV

Analyte	Mean Corrected Intensity	Conc. Units	Calib	Std.Dev.	Sample Conc. Units	Std.Dev.	RSD
Sca	263049.2	102 %		0.0			0.01%
Yr	246791.2	94.7		2.99			3.16%
B ₁ f	61164.0	2.31 mg/L		0.001	2.31 mg/L	0.001	0.06%
	QC value within limits for B ₁ Recovery = 92.48%						
Ba†	374905.9	4.59 mg/L		0.015	4.59 mg/L	0.015	0.33%
	QC value within limits for Ba Recovery = 91.73%						
Be†	5927792.5	1.81 mg/L		0.008	1.81 mg/L	0.008	0.42%
	QC value within limits for Be Recovery = 90.39%						
Ca†	517942.3	52.6 mg/L		0.17	52.6 mg/L	0.17	0.31%
	QC value within limits for Ca Recovery = 105.19%						
Cd†	57144.3	2.46 mg/L		0.059	2.46 mg/L	0.059	2.40%
	QC value within limits for Cd Recovery = 98.53%						
Co†	110336.5	4.87 mg/L		0.122	4.87 mg/L	0.122	2.52%
	QC value within limits for Co Recovery = 97.34%						
Cr†	329078.7	4.69 mg/L		0.003	4.69 mg/L	0.003	0.06%
	QC value within limits for Cr Recovery = 93.75%						
Cu†	1892617.9	4.43 mg/L		0.003	4.43 mg/L	0.003	0.06%
	QC value less than the lower limit for Cu Recovery = 88.68%						
Fe†	9383.4	5.14 mg/L		0.045	5.14 mg/L	0.045	0.88%
	QC value within limits for Fe Recovery = 102.72%						
K†	66390.8	50.1 mg/L		0.58	50.1 mg/L	0.58	1.15%
	QC value within limits for K Recovery = 100.21%						
Mg†	221435.4	54.5 mg/L		0.06	54.5 mg/L	0.06	0.10%
	QC value within limits for Mg Recovery = 109.01%						
Mo†	66948.0	4.49 mg/L		0.111	4.49 mg/L	0.111	2.47%
	QC value less than the lower limit for Mo Recovery = 89.76%						
Na†	175376.4	52.1 mg/L		0.36	52.1 mg/L	0.36	0.69%
	QC value within limits for Na Recovery = 104.23%						
Ni†	103844.6	4.77 mg/L		0.123	4.77 mg/L	0.123	2.58%
	QC value within limits for Ni Recovery = 95.34%						
Pb†	25427.7	4.75 mg/L		0.108	4.75 mg/L	0.108	2.26%
	QC value within limits for Pb Recovery = 95.05%						
Tl†	14661.8	4.93 mg/L		0.116	4.93 mg/L	0.116	2.35%
	QC value within limits for Tl Recovery = 98.69%						
V†	752044.1	4.66 mg/L		0.006	4.66 mg/L	0.006	0.12%
	QC value within limits for V Recovery = 93.11%						
Zn†	246624.8	4.83 mg/L		0.006	4.83 mg/L	0.006	0.12%
	QC value within limits for Zn Recovery = 96.54%						
QC Failed. Retry.							

Sequence No.: 113
 Sample ID: CCV
 Analyst:
 Initial Sample Wt:
 Dilution:

Autosampler Location: 4
 Date Collected: 8/14/2007 02:04:02
 Data Type: Original
 Initial Sample Vol:
 Sample Prep Vol:

Nebulizer Parameters: CCV

Analyte	Back Pressure	Flow
All	218.0 kPa	0.65 L/min

Mean Data: CCV

Analyte	Mean Corrected		Calib	Std.Dev.	Sample		RSD
	Intensity	Conc.			Units	Conc.	
Sca	269958.4	105	%	0.3			0.29%
Yr	245514.6	94.2	%	2.21			2.34%
B_f	61728.4	2.33	mg/L	0.006	2.33	mg/L	0.27%
	QC value within limits for B_		Recovery = 93.33%				
Baf	375624.1	4.60	mg/L	0.016	4.60	mg/L	0.34%
	QC value within limits for Ba		Recovery = 91.90%				
Bef	6005145.5	1.83	mg/L	0.000	1.83	mg/L	0.02%
	QC value within limits for Be		Recovery = 91.56%				
Caf	512864.2	52.1	mg/L	0.01	52.1	mg/L	0.02%
	QC value within limits for Ca		Recovery = 104.16%				
Cdf	57375.8	2.47	mg/L	0.011	2.47	mg/L	0.45%
	QC value within limits for Cd		Recovery = 98.93%				
Cof	110129.2	4.86	mg/L	0.012	4.86	mg/L	0.25%
	QC value within limits for Co		Recovery = 97.16%				
Crf	328962.8	4.69	mg/L	0.008	4.69	mg/L	0.17%
	QC value within limits for Cr		Recovery = 93.72%				
Cuf	1895824.5	4.44	mg/L	0.009	4.44	mg/L	0.19%
	QC value less than the lower limit for Cu		Recovery = 88.83%				
Fef	9527.2	5.21	mg/L	0.051	5.21	mg/L	0.98%
	QC value within limits for Fe		Recovery = 104.30%				
Kf	68533.8	51.7	mg/L	0.80	51.7	mg/L	1.54%
	QC value within limits for K		Recovery = 103.44%				
Mgf	219052.1	53.9	mg/L	0.08	53.9	mg/L	0.15%
	QC value within limits for Mg		Recovery = 107.84%				
Mof	67206.0	4.51	mg/L	0.036	4.51	mg/L	0.80%
	QC value within limits for Mo		Recovery = 90.11%				
Naf	174194.3	51.8	mg/L	0.14	51.8	mg/L	0.27%
	QC value within limits for Na		Recovery = 103.52%				
Nif	103863.9	4.77	mg/L	0.046	4.77	mg/L	0.97%
	QC value within limits for Ni		Recovery = 95.36%				
Pbf	25518.8	4.77	mg/L	0.029	4.77	mg/L	0.62%
	QC value within limits for Pb		Recovery = 95.39%				
Tlf	14721.8	4.95	mg/L	0.029	4.95	mg/L	0.59%
	QC value within limits for Tl		Recovery = 99.09%				
Vf	751153.1	4.65	mg/L	0.006	4.65	mg/L	0.13%
	QC value within limits for V		Recovery = 93.00%				
Znf	247228.2	4.84	mg/L	0.020	4.84	mg/L	0.42%
	QC value within limits for Zn		Recovery = 96.78%				
QC Failed. Retry.							

Sequence No.: 114
Sample ID: CCV
Analyst:
Initial Sample Wt:
Dilution:

Autosampler Location: 4
Date Collected: 8/14/2007 02:05:33
Data Type: Original
Initial Sample Vol:
Sample Prep Vol:

Nebulizer Parameters: CCV

Analyte	Back Pressure	Flow
All	218.0 kPa	0.65 L/min

Mean Data: CCV

Analyte	Mean Corrected		Calib	Std.Dev.	Sample		RSD
	Intensity	Conc.			Units	Conc.	
Sca	265607.4	103	%	1.3			1.23%
Yr	247087.4	94.8	%	1.95			2.05%
B_f	62412.7	2.36	mg/L	0.013	2.36	mg/L	0.53%
	QC value within limits for B_		Recovery = 94.37%				
Baf	377848.3	4.62	mg/L	0.026	4.62	mg/L	0.56%
	QC value within limits for Ba		Recovery = 92.45%				
Bef	6055320.7	1.85	mg/L	0.032	1.85	mg/L	1.71%
	QC value within limits for Be		Recovery = 92.33%				
Caf	516472.7	52.4	mg/L	0.01	52.4	mg/L	0.02%
	QC value within limits for Ca		Recovery = 104.89%				
Cdf	58499.1	2.52	mg/L	0.016	2.52	mg/L	0.62%
	QC value within limits for Cd		Recovery = 100.85%				
Cof	110239.0	4.86	mg/L	0.027	4.86	mg/L	0.56%

Crt	QC value within limits for Co	Recovery = 97.26%					
	331367.5	4.72 mg/L	0.019	4.72 mg/L	0.019	0.41%	
Cut	QC value within limits for Cr	Recovery = 94.40%					
	1904862.0	4.46 mg/L	0.042	4.46 mg/L	0.042	0.95%	
Fet	QC value less than the lower limit for Cu	Recovery = 89.25%					
	9511.6	5.21 mg/L	0.062	5.21 mg/L	0.062	1.18%	
Kf	QC value within limits for Fe	Recovery = 104.13%					
	67924.6	51.3 mg/L	0.43	51.3 mg/L	0.43	0.84%	
Mgt	QC value within limits for K	Recovery = 102.52%					
	220866.1	54.4 mg/L	0.02	54.4 mg/L	0.02	0.05%	
Mot	QC value within limits for Mg	Recovery = 108.73%					
	68403.3	4.59 mg/L	0.008	4.59 mg/L	0.008	0.18%	
Nat	QC value within limits for Mo	Recovery = 91.71%					
	175591.2	52.2 mg/L	0.17	52.2 mg/L	0.17	0.33%	
Nif	QC value within limits for Na	Recovery = 104.35%					
	106214.4	4.88 mg/L	0.026	4.88 mg/L	0.026	0.54%	
Pbt	QC value within limits for Ni	Recovery = 97.52%					
	26010.7	4.86 mg/L	0.010	4.86 mg/L	0.010	0.21%	
Tlf	QC value within limits for Pb	Recovery = 97.23%					
	14953.6	5.03 mg/L	0.005	5.03 mg/L	0.005	0.09%	
Vt	QC value within limits for Tl	Recovery = 100.65%					
	757148.9	4.69 mg/L	0.018	4.69 mg/L	0.018	0.39%	
Znt	QC value within limits for V	Recovery = 93.74%					
	249027.2	4.87 mg/L	0.023	4.87 mg/L	0.023	0.47%	
	QC value within limits for Zn	Recovery = 97.47%					
	QC Failed. Continue with analysis.						

Sequence No.: 115
 Sample ID: CCB
 Analyst:
 Initial Sample Wt:
 Dilution:

Autosampler Location: 0
 Date Collected: 8/14/2007 02:08:44
 Data Type: Original
 Initial Sample Vol:
 Sample Prep Vol:

Nebulizer Parameters: CCB

Analyte	Back Pressure	Flow
All	218.0 kPa	0.65 L/min

Mean Data: CCB

Analyte	Mean Corrected Intensity	Conc. Units	Calib	Std.Dev.	Conc. Units	Std.Dev.	RSD
Sca	274473.7	106 %		1.3			1.23%
Yr	252109.0	96.7 %		2.95			3.05%
B ₁	741.2	0.0281 mg/L		0.00204	0.0281 mg/L	0.00204	7.26%
	QC value greater than the upper limit for B ₁ Recovery = Not calculated						
Ba ₁	-11.5	-0.00014 mg/L		0.000006	-0.00014 mg/L	0.000006	4.34%
	QC value within limits for Ba Recovery = Not calculated						
Be ₁	-57.2	-0.00002 mg/L		0.000012	-0.00002 mg/L	0.000012	67.19%
	QC value within limits for Be Recovery = Not calculated						
Ca ₁	45.0	0.00457 mg/L		0.003161	0.00457 mg/L	0.003161	69.15%
	QC value within limits for Ca Recovery = Not calculated						
Cd ₁	-0.3	-0.00001 mg/L		0.000143	-0.00001 mg/L	0.000143	>999.9%
	QC value within limits for Cd Recovery = Not calculated						
Co ₁	-4.9	-0.00022 mg/L		0.000184	-0.00022 mg/L	0.000184	84.16%
	QC value within limits for Co Recovery = Not calculated						
Cr ₁	31.1	0.00044 mg/L		0.000107	0.00044 mg/L	0.000107	24.11%
	QC value within limits for Cr Recovery = Not calculated						
Cu ₁	-119.8	-0.00028 mg/L		0.000042	-0.00028 mg/L	0.000042	15.04%
	QC value within limits for Cu Recovery = Not calculated						
Fe ₁	1.6	0.00085 mg/L		0.000717	0.00085 mg/L	0.000717	84.27%
	QC value within limits for Fe Recovery = Not calculated						
K ₁	-21.9	-0.0166 mg/L		0.01569	-0.0166 mg/L	0.01569	94.79%
	QC value within limits for K Recovery = Not calculated						
Mg ₁	3.2	0.00078 mg/L		0.000248	0.00078 mg/L	0.000248	31.67%
	QC value within limits for Mg Recovery = Not calculated						
Mo ₁	28.2	0.00189 mg/L		0.000233	0.00189 mg/L	0.000233	12.32%
	QC value within limits for Mo Recovery = Not calculated						
Na ₁	508.0	0.151 mg/L		0.0038	0.151 mg/L	0.0038	2.49%
	QC value within limits for Na Recovery = Not calculated						
Ni ₁	-7.6	-0.00035 mg/L		0.000106	-0.00035 mg/L	0.000106	30.36%
	QC value within limits for Ni Recovery = Not calculated						
Pb ₁	17.9	0.00334 mg/L		0.000454	0.00334 mg/L	0.000454	13.61%
	QC value within limits for Pb Recovery = Not calculated						
Tl ₁	5.1	0.00172 mg/L		0.001613	0.00172 mg/L	0.001613	93.77%
	QC value within limits for Tl Recovery = Not calculated						
V ₁	-13.7	-0.00008 mg/L		0.000434	-0.00008 mg/L	0.000434	530.91%
	QC value within limits for V Recovery = Not calculated						
Zn ₁	6.0	0.00012 mg/L		0.000095	0.00012 mg/L	0.000095	78.02%
	QC value within limits for Zn Recovery = Not calculated						
QC Failed. Retry.							

Sequence No.: 116
 Sample ID: CCB
 Analyst:
 Initial Sample Wt:
 Dilution:

Autosampler Location: 0
 Date Collected: 8/14/2007 02:11:22
 Data Type: Original
 Initial Sample Vol:
 Sample Prep Vol:

Nebulizer Parameters: CCB

Analyte	Back Pressure	Flow
All	218.0 kPa	0.65 L/min

Mean Data: CCB

Analyte	Mean Corrected Intensity	Conc.	Calib Units	Std.Dev.	Sample Conc.	Units	Std.Dev.	RSD
Sca	278656.3	108	%	3.0				2.82%
Yr	250945.4	96.3	°	3.40				3.53%
B _t	485.3	0.0184	mg/L	0.00032	0.0184	mg/L	0.00032	1.72%
	QC value within limits for B _t	Recovery = Not calculated						
Ba _t	-9.8	-0.00012	mg/L	0.000041	-0.00012	mg/L	0.000041	34.32%
	QC value within limits for Ba	Recovery = Not calculated						
Be _t	-1.5	0.00000	mg/L	0.000006	0.00000	mg/L	0.000006	>999.9%
	QC value within limits for Be	Recovery = Not calculated						
Ca _t	63.3	0.00643	mg/L	0.002976	0.00643	mg/L	0.002976	46.32%
	QC value within limits for Ca	Recovery = Not calculated						
Cd _t	-1.5	-0.00006	mg/L	0.000114	-0.00006	mg/L	0.000114	177.48%
	QC value within limits for Cd	Recovery = Not calculated						
Co _t	-9.7	-0.00043	mg/L	0.000202	-0.00043	mg/L	0.000202	47.15%
	QC value within limits for Co	Recovery = Not calculated						
Cr _t	22.3	0.00032	mg/L	0.000061	0.00032	mg/L	0.000061	19.38%
	QC value within limits for Cr	Recovery = Not calculated						
Cu _t	-235.6	-0.00055	mg/L	0.000180	-0.00055	mg/L	0.000180	32.66%
	QC value within limits for Cu	Recovery = Not calculated						
Fe _t	-3.2	-0.00173	mg/L	0.000873	-0.00173	mg/L	0.000873	50.41%
	QC value within limits for Fe	Recovery = Not calculated						
K _t	-12.5	-0.00947	mg/L	0.055537	-0.00947	mg/L	0.055537	586.56%
	QC value within limits for K	Recovery = Not calculated						
Mg _t	2.7	0.00066	mg/L	0.000454	0.00066	mg/L	0.000454	68.37%
	QC value within limits for Mg	Recovery = Not calculated						
Mo _t	5.6	0.00037	mg/L	0.000055	0.00037	mg/L	0.000055	14.79%
	QC value within limits for Mo	Recovery = Not calculated						
Na _t	426.6	0.127	mg/L	0.0131	0.127	mg/L	0.0131	10.33%
	QC value within limits for Na	Recovery = Not calculated						
Ni _t	-10.1	-0.00047	mg/L	0.000464	-0.00047	mg/L	0.000464	99.70%
	QC value within limits for Ni	Recovery = Not calculated						
Pb _t	16.0	0.00300	mg/L	0.000332	0.00300	mg/L	0.000332	11.08%
	QC value within limits for Pb	Recovery = Not calculated						
Tl _t	8.1	0.00272	mg/L	0.000183	0.00272	mg/L	0.000183	6.72%
	QC value within limits for Tl	Recovery = Not calculated						
V _t	-17.0	-0.00010	mg/L	0.000129	-0.00010	mg/L	0.000129	125.40%
	QC value within limits for V	Recovery = Not calculated						
Zn _t	-6.3	-0.00012	mg/L	0.000091	-0.00012	mg/L	0.000091	75.68%
	QC value within limits for Zn	Recovery = Not calculated						

All analyte(s) passed QC.

Sequence No.: 117
 Sample ID: 2708030233_20X
 Analyst: Walter Hsieh
 Initial Sample Wt:
 Dilution: 20X

Autosampler Location: 106
 Date Collected: 8/14/2007 02:14:49
 Data Type: Original
 Initial Sample Vol:
 Sample Prep Vol:

Nebulizer Parameters: 2708030233_20X

Analyte Back Pressure Flow
 All 218.0 kPa 0.65 L/min

Mean Data: 2708030233_20X

Analyte	Mean Corrected Intensity	Conc. Units	Calib	Std.Dev.	Sample Conc. Units	Std.Dev.	RSD
Sca	268428.1	104		1.3			1.22%
Yr	241074.4	92.5 %		2.54			2.74%
B_f	4962.6	0.188 mg/L		0.0010	3.77 mg/L	0.020	0.53%
Bat	165.5	0.00202 mg/L		0.000007	0.0405 mg/L	0.00014	0.34%
Be+	-973.2	-0.00030 mg/L		0.000015	-0.00594 mg/L	0.000302	5.09%
Ca+	483351.6	49.1 mg/L		0.13	982 mg/L	2.6	0.26%
Cd+	-16.3	-0.00070 mg/L		0.000089	-0.0139 mg/L	0.00179	12.82%
Co+	7.7	0.00034 mg/L		0.000145	0.00682 mg/L	0.002906	42.59%
Crt	115442.9	1.64 mg/L		0.003	32.9 mg/L	0.05	0.16%
Cur	-7.2	-0.00002 mg/L		0.000186	-0.00033 mg/L	0.003721	>999.9%
Fer	20.7	0.0114 mg/L		0.00063	0.227 mg/L	0.0125	5.51%
K+	2456.8	1.85 mg/L		0.089	37.1 mg/L	1.78	4.81%
Mg+	104675.1	25.8 mg/L		0.50	515 mg/L	10.0	1.95%
Mo+	30.1	0.00202 mg/L		0.000294	0.0404 mg/L	0.00589	14.59%
Nat	449131.1	133 mg/L		0.6	2670 mg/L	11.1	0.41%
Nit	-10.6	-0.00049 mg/L		0.000090	-0.00973 mg/L	0.001798	18.48%
Pb+	-7.9	-0.00148 mg/L		0.000153	-0.0297 mg/L	0.00307	10.34%
Tlt	16.3	0.00547 mg/L		0.000242	0.109 mg/L	0.0048	4.43%
V+	-895.1	0.00356 mg/L		0.000012	0.0713 mg/L	0.00024	0.33%
Zn+	209.2	0.00413 mg/L		0.000108	0.0825 mg/L	0.00215	2.61%

Sequence No.: 118
 Sample ID: 2708030234_2X
 Analyst: Walter Hsieh
 Initial Sample Wt:
 Dilution: 2X

Autosampler Location: 107
 Date Collected: 8/14/2007 02:19:13
 Data Type: Original
 Initial Sample Vol:
 Sample Prep Vol:

Nebulizer Parameters: 2708030234_2X

Analyte Back Pressure Flow
 All 218.0 kPa 0.65 L/min

Mean Data: 2708030234_2X

Analyte	Mean Corrected			Calib	Std.Dev.	Sample		RSD	
	Intensity	Conc.	Units			Conc.	Units		Std.Dev.
Sca	263065.3	102	%		1.5			1.50%	
Yr	234794.4	90.1	%		1.11			1.23%	
B ₁	125519.6	4.76	mg/L		0.003	9.53	mg/L	0.007	0.07%
Ba ₁	433.7	0.00531	mg/L		0.000153	0.0105	mg/L	0.00031	2.89%
Be ₁	-1145.6	-0.00035	mg/L		0.000036	-0.00070	mg/L	0.000072	10.31%
Ca ₁	260381.6	26.4	mg/L		0.00	52.9	mg/L	0.01	0.02%
Cd ₁	92.9	0.00397	mg/L		0.000056	0.00795	mg/L	0.000113	1.42%
Cot	6.1	0.00027	mg/L		0.000126	0.00054	mg/L	0.000251	46.47%
Crf	91107.3	1.30	mg/L		0.002	2.60	mg/L	0.005	0.18%
Cut	145.3	0.00034	mg/L		0.000041	0.00068	mg/L	0.000083	12.15%
Fe ₁	732.7	0.401	mg/L		0.0036	0.802	mg/L	0.0072	0.90%
K ₁	14014.5	10.6	mg/L		0.03	21.2	mg/L	0.05	0.25%
Mg ₁	87991.7	21.7	mg/L		0.06	43.3	mg/L	0.13	0.29%
Mo ₁	177.6	0.0119	mg/L		0.00033	0.0238	mg/L	0.00065	2.73%
Na ₁	1659998.4	493	mg/L		1.1	987	mg/L	2.1	0.22%
Nit	-8.0	-0.00037	mg/L		0.000173	-0.00073	mg/L	0.000347	47.36%
Pb ₁	-2.4	-0.00046	mg/L		0.000560	-0.00091	mg/L	0.001119	122.56%
Tl ₁	13.1	0.00454	mg/L		0.001573	0.00908	mg/L	0.003147	34.64%
V ₁	8324.3	0.0584	mg/L		0.00059	0.117	mg/L	0.0012	1.00%
Zn ₁	265.3	0.00523	mg/L		0.000131	0.0105	mg/L	0.00026	2.50%

Sequence No.: 119
 Sample ID: 2708030235_2X
 Analyst: Walter Hsieh
 Initial Sample Wt:
 Dilution: 2X

Autosampler Location: 108
 Date Collected: 8/14/2007 02:23:37
 Data Type: Original
 Initial Sample Vol:
 Sample Prep Vol:

Nebulizer Parameters: 2708030235_2X
 Analyte Back Pressure Flow
 All 219.0 kPa 0.65 L/min

Mean Data: 2708030235_2X

Analyte	Mean Corrected		Calib Conc. Units	Std.Dev.	Sample		Std.Dev.	RSD
	Intensity				Conc. Units			
Sca	262852.8		102 %	3.4				3.32%
Yr	248521.2		95.3 %	1.08				1.13%
B ₁	39447.1		1.50 mg/L	0.003	2.99 mg/L	0.006		0.22%
Ba ₁	680.0		0.00832 mg/L	0.000300	0.0166 mg/L	0.00060		3.61%
Be ₁	-851.0		-0.00026 mg/L	0.000001	-0.00052 mg/L	0.000002		0.33%
Ca ₁	1124254.4		114 mg/L	0.2	228 mg/L	0.4		0.19%
Cd ₁	18.6		0.00079 mg/L	0.000208	0.00159 mg/L	0.000417		26.23%
Co ₁	-10.7		-0.00047 mg/L	0.000222	-0.00095 mg/L	0.000444		46.94%
Cr ₁	33905.1		0.483 mg/L	0.0031	0.966 mg/L	0.0063		0.65%
Cu ₁	4.1		0.00001 mg/L	0.000010	0.00002 mg/L	0.000019		103.65%
Fe ₁	4442.6		2.43 mg/L	0.096	4.86 mg/L	0.192		3.96%
K ₁	9677.5		7.30 mg/L	0.200	14.6 mg/L	0.40		2.73%
Mg ₁	261080.5		64.3 mg/L	0.07	129 mg/L	0.1		0.10%
Mn ₁	128.8		0.00863 mg/L	0.000073	0.0173 mg/L	0.00015		0.84%
Na ₁	1023623.6		304 mg/L	1.0	608 mg/L	2.0		0.33%
Ni ₁	-20.3		-0.00093 mg/L	0.000227	-0.00186 mg/L	0.000453		24.33%
Pb ₁	-17.5		-0.00327 mg/L	0.001328	-0.00654 mg/L	0.002655		40.60%
Tl ₁	36.1		0.0122 mg/L	0.00005	0.0243 mg/L	0.00010		0.40%
V ₁	2264.1		0.0166 mg/L	0.00069	0.0332 mg/L	0.00138		4.15%
Zn ₁	240.0		0.00473 mg/L	0.000275	0.00947 mg/L	0.000549		5.80%

Sequence No.: 127
 Sample ID: CCV
 Analyst:
 Initial Sample Wt:
 Dilution:

Autosampler Location: 4
 Date Collected: 8/14/2007 02:58:25
 Data Type: Original
 Initial Sample Vol:
 Sample Prep Vol:

Nebulizer Parameters: CCV

Analyte	Back Pressure	Flow
All	218.0 kPa	0.65 L/min

Mean Data: CCV

Analyte	Mean Corrected Intensity	Conc. Units	Calib	Std.Dev.	Sample Conc. Units	Std.Dev.	RSD
Sca	270921.5	105	%	1.2			1.10%
Yr	243447.2	93.4	%	1.36			1.46%
B_†	61956.7	2.34	mg/L	0.005	2.34 mg/L	0.005	0.20%
	QC value within limits for B_		Recovery = 93.68%				
Bat	377621.1	4.62	mg/L	0.013	4.62 mg/L	0.013	0.27%
	QC value within limits for Ba		Recovery = 92.39%				
Be†	5925307.8	1.81	mg/L	0.017	1.81 mg/L	0.017	0.92%
	QC value within limits for Be		Recovery = 90.35%				
Ca†	522300.2	53.0	mg/L	0.27	53.0 mg/L	0.27	0.50%
	QC value within limits for Ca		Recovery = 106.07%				
Cd†	58220.5	2.51	mg/L	0.022	2.51 mg/L	0.022	0.89%
	QC value within limits for Cd		Recovery = 100.38%				
Co†	111367.6	4.91	mg/L	0.018	4.91 mg/L	0.018	0.36%
	QC value within limits for Co		Recovery = 98.25%				
Cr†	333068.1	4.74	mg/L	0.003	4.74 mg/L	0.003	0.06%
	QC value within limits for Cr		Recovery = 94.89%				
Cu†	1900969.4	4.45	mg/L	0.005	4.45 mg/L	0.005	0.10%
	QC value less than the lower limit for Cu		Recovery = 89.07%				
Fe†	9659.2	5.29	mg/L	0.002	5.29 mg/L	0.002	0.04%
	QC value within limits for Fe		Recovery = 105.74%				
K†	69289.4	52.3	mg/L	0.41	52.3 mg/L	0.41	0.79%
	QC value within limits for K		Recovery = 104.58%				
Mg†	223392.1	55.0	mg/L	0.36	55.0 mg/L	0.36	0.66%
	QC value within limits for Mg		Recovery = 109.98%				
Mo†	67859.7	4.55	mg/L	0.039	4.55 mg/L	0.039	0.85%
	QC value within limits for Mo		Recovery = 90.98%				
Na†	177575.2	52.8	mg/L	0.21	52.8 mg/L	0.21	0.39%
	QC value within limits for Na		Recovery = 105.53%				
Ni†	105975.2	4.86	mg/L	0.041	4.86 mg/L	0.041	0.83%
	QC value within limits for Ni		Recovery = 97.30%				
Pb†	25915.3	4.84	mg/L	0.030	4.84 mg/L	0.030	0.63%
	QC value within limits for Pb		Recovery = 96.87%				
Tl†	14851.1	5.00	mg/L	0.037	5.00 mg/L	0.037	0.74%
	QC value within limits for Tl		Recovery = 99.96%				
V†	759023.0	4.70	mg/L	0.001	4.70 mg/L	0.001	0.01%
	QC value within limits for V		Recovery = 93.97%				
Zn†	249034.2	4.87	mg/L	0.013	4.87 mg/L	0.013	0.26%
	QC value within limits for Zn		Recovery = 97.48%				
	QC Failed. Retry.						

Sequence No.: 128
 Sample ID: CCV
 Analyst:
 Initial Sample Wt:
 Dilution:

Autosampler Location: 4
 Date Collected: 8/14/2007 03:00:02
 Data Type: Original
 Initial Sample Vol:
 Sample Prep Vol:

Nebulizer Parameters: CCV

Analyte	Back Pressure	Flow
All	219.0 kPa	0.65 L/min

Mean Data: CCV

Analyte	Mean Corrected		Calib	Std.Dev.	Sample		Std.Dev.	RSD
	Intensity	Conc.			Units	Conc.		
Sca	268401.7	104	%	0.5				0.48%
Yr	245916.2	94.3	%	0.59				0.63%
B _f	62867.5	2.38	mg/L	0.004	2.38	mg/L	0.004	0.18%
	QC value within limits for B _f Recovery = 95.06%							
Ba _f	378404.5	4.63	mg/L	0.012	4.63	mg/L	0.012	0.25%
	QC value within limits for Ba Recovery = 92.58%							
Be _f	6020037.9	1.84	mg/L	0.020	1.84	mg/L	0.020	1.11%
	QC value within limits for Be Recovery = 91.79%							
Ca _f	524683.3	53.3	mg/L	0.01	53.3	mg/L	0.01	0.02%
	QC value within limits for Ca Recovery = 106.56%							
Cd _f	58537.9	2.52	mg/L	0.017	2.52	mg/L	0.017	0.66%
	QC value within limits for Cd Recovery = 100.93%							
Co _f	111660.4	4.93	mg/L	0.011	4.93	mg/L	0.011	0.23%
	QC value within limits for Co Recovery = 98.51%							
Cr _f	333791.4	4.75	mg/L	0.000	4.75	mg/L	0.000	0.01%
	QC value within limits for Cr Recovery = 95.09%							
Cu _f	1911141.0	4.48	mg/L	0.011	4.48	mg/L	0.011	0.25%
	QC value less than the lower limit for Cu Recovery = 89.55%							
Fe _f	9556.9	5.23	mg/L	0.019	5.23	mg/L	0.019	0.37%
	QC value within limits for Fe Recovery = 104.62%							
K _f	68528.3	51.7	mg/L	0.05	51.7	mg/L	0.05	0.09%
	QC value within limits for K Recovery = 103.43%							
Mg _f	224255.1	55.2	mg/L	0.01	55.2	mg/L	0.01	0.02%
	QC value greater than the upper limit for Mg Recovery = 110.40%							
Mo _f	68273.9	4.58	mg/L	0.028	4.58	mg/L	0.028	0.62%
	QC value within limits for Mo Recovery = 91.54%							
Na _f	177326.7	52.7	mg/L	0.30	52.7	mg/L	0.30	0.56%
	QC value within limits for Na Recovery = 105.39%							
Ni _f	106257.0	4.88	mg/L	0.044	4.88	mg/L	0.044	0.90%
	QC value within limits for Ni Recovery = 97.56%							
Pb _f	25997.8	4.86	mg/L	0.026	4.86	mg/L	0.026	0.54%
	QC value within limits for Pb Recovery = 97.18%							
Tl _f	14930.8	5.02	mg/L	0.053	5.02	mg/L	0.053	1.06%
	QC value within limits for Tl Recovery = 100.50%							
V _f	760769.5	4.71	mg/L	0.003	4.71	mg/L	0.003	0.05%
	QC value within limits for V Recovery = 94.19%							
Zn _f	250639.7	4.91	mg/L	0.006	4.91	mg/L	0.006	0.12%
	QC value within limits for Zn Recovery = 98.11%							
QC Failed. Retry.								

Sequence No.: 129
 Sample ID: CCV
 Analyst:
 Initial Sample Wt:
 Dilution:

Autosampler Location: 4
 Date Collected: 8/14/2007 03:01:40
 Data Type: Original
 Initial Sample Vol:
 Sample Prep Vol:

Nebulizer Parameters: CCV

Analyte	Back Pressure	Flow
All	218.0 kPa	0.65 L/min

Mean Data: CCV

Analyte	Mean Corrected		Calib	Std.Dev.	Sample		Std.Dev.	RSD
	Intensity	Conc.			Units	Conc.		
Sca	263678.3	102	%	1.0				0.93%
Yr	249219.7	95.6	%	0.02				0.02%
B _f	62817.5	2.37	mg/L	0.005	2.37	mg/L	0.005	0.20%
	QC value within limits for B _f Recovery = 94.98%							
Ba _f	380211.6	4.65	mg/L	0.016	4.65	mg/L	0.016	0.34%
	QC value within limits for Ba Recovery = 93.02%							
Be _f	6109558.6	1.86	mg/L	0.024	1.86	mg/L	0.024	1.31%
	QC value within limits for Be Recovery = 93.16%							
Ca _f	522584.6	53.1	mg/L	0.11	53.1	mg/L	0.11	0.22%
	QC value within limits for Ca Recovery = 106.13%							
Cd _f	59005.1	2.54	mg/L	0.027	2.54	mg/L	0.027	1.04%
	QC value within limits for Cd Recovery = 101.74%							
Co _f	113545.5	5.01	mg/L	0.045	5.01	mg/L	0.045	0.89%

Crt	QC value within limits for Co	Recovery = 100.17%					
	333959.6	4.76 mg/L	0.002	4.76 mg/L	0.002	0.05%	
Cut	QC value within limits for Cr	Recovery = 95.14%					
	1915651.5	4.49 mg/L	0.005	4.49 mg/L	0.005	0.12%	
Eet	QC value less than the lower limit for Cu	Recovery = 89.76%					
	9462.2	5.18 mg/L	0.070	5.18 mg/L	0.070	1.35%	
Kt	QC value within limits for Fe	Recovery = 103.59%					
	67896.3	51.2 mg/L	0.93	51.2 mg/L	0.93	1.82%	
Mgt	QC value within limits for K	Recovery = 102.48%					
	223074.2	54.9 mg/L	0.01	54.9 mg/L	0.01	0.03%	
Mot	QC value within limits for Mg	Recovery = 109.82%					
	68769.7	4.61 mg/L	0.051	4.61 mg/L	0.051	1.10%	
Nat	QC value within limits for Mo	Recovery = 92.20%					
	177367.8	52.7 mg/L	0.09	52.7 mg/L	0.09	0.17%	
Nit	QC value within limits for Na	Recovery = 105.41%					
	106591.8	4.89 mg/L	0.046	4.89 mg/L	0.046	0.94%	
Pbt	QC value within limits for Ni	Recovery = 97.86%					
	26144.0	4.89 mg/L	0.056	4.89 mg/L	0.056	1.15%	
Tlt	QC value within limits for Pb	Recovery = 97.73%					
	15078.3	5.07 mg/L	0.056	5.07 mg/L	0.056	1.09%	
Vt	QC value within limits for Tl	Recovery = 101.49%					
	762422.6	4.72 mg/L	0.001	4.72 mg/L	0.001	0.03%	
Znt	QC value within limits for V	Recovery = 94.39%					
	251138.6	4.92 mg/L	0.006	4.92 mg/L	0.006	0.12%	
	QC value within limits for Zn	Recovery = 98.30%					
	QC Failed. Continue with analysis.						

Sequence No.: 130
 Sample ID: CCB
 Analyst:
 Initial Sample Wt:
 Dilution:

Autosampler Location: 0
 Date Collected: 8/14/2007 03:04:58
 Data Type: Original
 Initial Sample Vol:
 Sample Prep Vol:

Nebulizer Parameters: CCB

Analyte	Back Pressure	Flow
All	218.0 kPa	0.65 L/min

Mean Data: CCB

Analyte	Mean Corrected		Calib Conc. Units	Std.Dev.	Sample		RSD
	Intensity				Conc. Units	Std.Dev.	
Sca	279192.3		108 %	0.5			0.43%
Yr	249663.3		95.8 %	0.69			0.72%
B _t	727.1		0.0276 mg/L	0.00091	0.0276 mg/L	0.00091	3.31%
	QC value greater than the upper limit for B Recovery = Not calculated						
Ba _f	-1.3		-0.00002 mg/L	0.000011	-0.00002 mg/L	0.000011	67.86%
	QC value within limits for Ba Recovery = Not calculated						
Be _f	-119.7		-0.00004 mg/L	0.000004	-0.00004 mg/L	0.000004	10.40%
	QC value within limits for Be Recovery = Not calculated						
Ca _f	89.0		0.00904 mg/L	0.001093	0.00904 mg/L	0.001093	12.10%
	QC value within limits for Ca Recovery = Not calculated						
Cd _f	-2.1		-0.00009 mg/L	0.000000	-0.00009 mg/L	0.000000	0.30%
	QC value within limits for Cd Recovery = Not calculated						
Co _f	-5.5		-0.00024 mg/L	0.000227	-0.00024 mg/L	0.000227	93.70%
	QC value within limits for Co Recovery = Not calculated						
Cr _f	96.4		0.00137 mg/L	0.000092	0.00137 mg/L	0.000092	6.70%
	QC value within limits for Cr Recovery = Not calculated						
Cu _f	-245.6		-0.00058 mg/L	0.000121	-0.00058 mg/L	0.000121	21.10%
	QC value within limits for Cu Recovery = Not calculated						
Fe _f	-2.6		-0.00141 mg/L	0.000091	-0.00141 mg/L	0.000091	6.41%
	QC value within limits for Fe Recovery = Not calculated						
K _f	-94.5		-0.0713 mg/L	0.00634	-0.0713 mg/L	0.00634	8.89%
	QC value within limits for K Recovery = Not calculated						
Mg _f	1.3		0.00031 mg/L	0.000230	0.00031 mg/L	0.000230	74.45%
	QC value within limits for Mg Recovery = Not calculated						
Mo _f	24.1		0.00162 mg/L	0.000201	0.00162 mg/L	0.000201	12.42%
	QC value within limits for Mo Recovery = Not calculated						
Na _f	598.5		0.178 mg/L	0.0221	0.178 mg/L	0.0221	12.41%
	QC value within limits for Na Recovery = Not calculated						
Ni _f	-12.1		-0.00055 mg/L	0.000032	-0.00055 mg/L	0.000032	5.85%
	QC value within limits for Ni Recovery = Not calculated						
Pb _f	13.0		0.00243 mg/L	0.000525	0.00243 mg/L	0.000525	21.62%
	QC value within limits for Pb Recovery = Not calculated						
Tl _f	5.2		0.00174 mg/L	0.000006	0.00174 mg/L	0.000006	0.37%
	QC value within limits for Tl Recovery = Not calculated						
V _f	9.0		0.00006 mg/L	0.000067	0.00006 mg/L	0.000067	105.58%
	QC value within limits for V Recovery = Not calculated						
Zn _f	1.5		0.00003 mg/L	0.000065	0.00003 mg/L	0.000065	199.66%
	QC value within limits for Zn Recovery = Not calculated						
QC Failed. Retry.							

Sequence No.: 131
 Sample ID: CCB
 Analyst:
 Initial Sample Wt:
 Dilution:

Autosampler Location: 0
 Date Collected: 8/14/2007 03:07:43
 Data Type: Original
 Initial Sample Vol:
 Sample Prep Vol:

Nebulizer Parameters: CCB

Analyte	Back Pressure	Flow
All	218.0 kPa	0.65 L/min

Mean Data: CCB

Analyte	Mean Corrected Intensity	Conc.	Calib Units	Std.Dev.	Sample Conc. Units	Std.Dev.	RSD
Sca	280745.4	109	%	2.6			2.36%
Yr	250716.8	96.2	%	0.44			0.45%
B ₋ t	534.2	0.0203	mg/L	0.00147	0.0203 mg/L	0.00147	7.26%
Ba _t	-8.6	-0.00011	mg/L	0.000045	-0.00011 mg/L	0.000045	42.32%
Be _t	-165.9	-0.00005	mg/L	0.000008	-0.00005 mg/L	0.000008	14.83%
Ca _t	58.2	0.00591	mg/L	0.000435	0.00591 mg/L	0.000435	7.35%
Cd _t	-0.5	-0.00002	mg/L	0.000345	-0.00002 mg/L	0.000345	>999.9%
Co _t	-4.3	-0.00019	mg/L	0.000014	-0.00019 mg/L	0.000014	7.24%
Cr _t	71.6	0.00102	mg/L	0.000209	0.00102 mg/L	0.000209	20.49%
Cu _t	-172.0	-0.00040	mg/L	0.000173	-0.00040 mg/L	0.000173	42.95%
Fe _t	-2.1	-0.00117	mg/L	0.001124	-0.00117 mg/L	0.001124	96.31%
K _t	-168.0	-0.127	mg/L	0.0573	-0.127 mg/L	0.0573	45.18%
Mg _t	-1.2	-0.00029	mg/L	0.000430	-0.00029 mg/L	0.000430	148.70%
Mo _t	6.5	0.00043	mg/L	0.000314	0.00043 mg/L	0.000314	72.19%
Na _t	533.8	0.159	mg/L	0.0040	0.159 mg/L	0.0040	2.52%
Ni _t	-9.9	-0.00045	mg/L	0.000205	-0.00045 mg/L	0.000205	45.22%
Pb _t	15.0	0.00281	mg/L	0.001612	0.00281 mg/L	0.001612	57.35%
Tl _t	-0.6	-0.00021	mg/L	0.000607	-0.00021 mg/L	0.000607	284.11%
V _t	-3.0	-0.00001	mg/L	0.000134	-0.00001 mg/L	0.000134	>999.9%
Zn _t	-5.5	-0.00010	mg/L	0.000192	-0.00010 mg/L	0.000192	183.85%

QC value greater than the upper limit for B₋t Recovery = Not calculated
 QC value within limits for Ba Recovery = Not calculated
 QC value within limits for Be Recovery = Not calculated
 QC value within limits for Ca Recovery = Not calculated
 QC value within limits for Cd Recovery = Not calculated
 QC value within limits for Co Recovery = Not calculated
 QC value within limits for Cr Recovery = Not calculated
 QC value within limits for Cu Recovery = Not calculated
 QC value within limits for Fe Recovery = Not calculated
 QC value within limits for K Recovery = Not calculated
 QC value within limits for Mg Recovery = Not calculated
 QC value within limits for Mo Recovery = Not calculated
 QC value within limits for Na Recovery = Not calculated
 QC value within limits for Ni Recovery = Not calculated
 QC value within limits for Pb Recovery = Not calculated
 QC value within limits for Tl Recovery = Not calculated
 QC value within limits for V Recovery = Not calculated
 QC value within limits for Zn Recovery = Not calculated
 QC Failed. Retry.

Sequence No.: 132
 Sample ID: CCB
 Analyst:
 Initial Sample Wt:
 Dilution:

Autosampler Location: 0
 Date Collected: 8/14/2007 03:10:28
 Data Type: Original
 Initial Sample Vol:
 Sample Prep Vol:

Nebulizer Parameters: CCB

Analyte Back Pressure Flow
 All 218.0 kPa 0.65 L/min

Mean Data: CCB

Analyte	Mean Corrected Intensity	Conc.	Calib Units	Std.Dev.	Sample Conc. Units	Std.Dev.	RSD
Sca	284901.7	110	%	0.3			0.29%
Yr	259138.7	99.4	%	1.90			1.92%
B ₋ t	400.6	0.0152	mg/L	0.00026	0.0152 mg/L	0.00026	1.73%
Ba _t	-5.0	-0.00006	mg/L	0.000035	-0.00006 mg/L	0.000035	57.16%
Be _t	-101.9	-0.00003	mg/L	0.000004	-0.00003 mg/L	0.000004	13.49%
Ca _t	38.7	0.00393	mg/L	0.002868	0.00393 mg/L	0.002868	73.03%
Cd _t	-9.2	-0.00039	mg/L	0.000060	-0.00039 mg/L	0.000060	15.15%
Co _t	-4.5	-0.00020	mg/L	0.000380	-0.00020 mg/L	0.000380	190.73%

Crt	QC value within limits for Co	53.4	Recovery = Not calculated	0.00076 mg/L	0.000111	14.61%
Cut	QC value within limits for Cr	-301.2	Recovery = Not calculated	-0.00071 mg/L	0.000135	19.10%
Fet	QC value within limits for Cu	-1.3	Recovery = Not calculated	-0.00071 mg/L	0.000958	134.80%
Kf	QC value within limits for Fe	-108.8	Recovery = Not calculated	-0.0821 mg/L	0.01357	16.52%
Mgf	QC value within limits for K	6.8	Recovery = Not calculated	0.00167 mg/L	0.000366	21.94%
Mot	QC value within limits for Mg	2.4	Recovery = Not calculated	0.00016 mg/L	0.000057	35.34%
Naf	QC value within limits for Mo	448.3	Recovery = Not calculated	0.133 mg/L	0.0035	2.61%
Nit	QC value within limits for Na	-16.6	Recovery = Not calculated	-0.00076 mg/L	0.000269	35.27%
Pbf	QC value within limits for Ni	14.7	Recovery = Not calculated	0.00275 mg/L	0.001078	39.14%
Tlf	QC value within limits for Pb	2.9	Recovery = Not calculated	0.00096 mg/L	0.000363	37.70%
Vf	QC value within limits for Tl	-39.2	Recovery = Not calculated	-0.00024 mg/L	0.000119	50.05%
Znf	QC value within limits for V	-22.7	Recovery = Not calculated	-0.00044 mg/L	0.000002	0.55%
	QC value within limits for Zn		Recovery = Not calculated			

All analyte(s) passed QC.

Sequence No.: 133
 Sample ID: MCV
 Analyst:
 Initial Sample Wt:
 Dilution:

Autosampler Location: 5
 Date Collected: 8/14/2007 03:14:11
 Data Type: Original
 Initial Sample Vol:
 Sample Prep Vol:

Nebulizer Parameters: MCV

Analyte	Back Pressure	Flow
All	218.0 kPa	0.65 L/min

Mean Data: MCV

Analyte	Mean Corrected Intensity	Conc. Units	Calib	Std.Dev.	Sample Conc. Units	Std.Dev.	RSD
Sca	277649.6	108	%	2.7			2.48%
Yr	244177.4	93.7	%	2.14			2.29%
B ₊	30148.2	1.14	mg/L	0.000	1.14 mg/L	0.000	0.02%
	QC value within limits for B ₊ Recovery = 91.16%						
Ba ₊	187419.0	2.29	mg/L	0.014	2.29 mg/L	0.014	0.62%
	QC value within limits for Ba Recovery = 91.71%						
Be ₊	2962246.2	0.903	mg/L	0.0058	0.903 mg/L	0.0058	0.65%
	QC value within limits for Be Recovery = 90.33%						
Ca ₊	260393.7	26.4	mg/L	0.00	26.4 mg/L	0.00	0.00%
	QC value within limits for Ca Recovery = 105.76%						
Cd ₊	28816.7	1.24	mg/L	0.009	1.24 mg/L	0.009	0.71%
	QC value within limits for Cd Recovery = 99.37%						
Co ₊	55344.4	2.44	mg/L	0.009	2.44 mg/L	0.009	0.38%
	QC value within limits for Co Recovery = 97.65%						
Cr ₊	162968.5	2.32	mg/L	0.013	2.32 mg/L	0.013	0.57%
	QC value within limits for Cr Recovery = 92.85%						
Cu ₊	930209.2	2.18	mg/L	0.001	2.18 mg/L	0.001	0.03%
	QC value less than the lower limit for Cu Recovery = 87.17%						
Fe ₊	4817.0	2.64	mg/L	0.082	2.64 mg/L	0.082	3.10%
	QC value within limits for Fe Recovery = 105.47%						
K ₊	33967.1	25.6	mg/L	0.90	25.6 mg/L	0.90	3.51%
	QC value within limits for K Recovery = 102.54%						
Mg ₊	112297.5	27.6	mg/L	0.08	27.6 mg/L	0.08	0.27%
	QC value greater than the upper limit for Mg Recovery = 110.57%						
Mo ₊	33198.5	2.23	mg/L	0.016	2.23 mg/L	0.016	0.71%
	QC value less than the lower limit for Mo Recovery = 89.02%						
Na ₊	88821.8	26.4	mg/L	0.11	26.4 mg/L	0.11	0.43%
	QC value within limits for Na Recovery = 105.57%						
Ni ₊	52926.3	2.43	mg/L	0.023	2.43 mg/L	0.023	0.93%
	QC value within limits for Ni Recovery = 97.19%						
Pb ₊	12900.6	2.41	mg/L	0.007	2.41 mg/L	0.007	0.31%
	QC value within limits for Pb Recovery = 96.44%						
Tl ₊	7511.4	2.53	mg/L	0.001	2.53 mg/L	0.001	0.06%
	QC value within limits for Tl Recovery = 101.11%						
V ₊	370671.1	2.29	mg/L	0.012	2.29 mg/L	0.012	0.52%
	QC value within limits for V Recovery = 91.78%						
Zn ₊	123040.3	2.41	mg/L	0.005	2.41 mg/L	0.005	0.21%
	QC value within limits for Zn Recovery = 96.31%						
QC Failed. Retry.							

Sequence No.: 134
 Sample ID: MCV
 Analyst:
 Initial Sample Wt:
 Dilution:

Autosampler Location: 5
 Date Collected: 8/14/2007 03:15:49
 Data Type: Original
 Initial Sample Vol:
 Sample Prep Vol:

Nebulizer Parameters: MCV

Analyte	Back Pressure	Flow
All	218.0 kPa	0.65 L/min

Mean Data: MCV

Analyte	Mean Corrected Intensity	Conc. Units	Calib	Std.Dev.	Sample Conc. Units	Std.Dev.	RSD
Sca	276535.2	107 %		1.2			1.09%
Yr	247576.1	95.0 %		0.27			0.29%
B _{-t}	30469.1	1.15 mg/L		0.002	1.15 mg/L	0.002	0.15%
	QC value within limits for B _{-t} Recovery = 92.13%						
Bat	186331.0	2.28 mg/L		0.003	2.28 mg/L	0.003	0.13%
	QC value within limits for Ba Recovery = 91.18%						
Be _t	2949141.5	0.899 mg/L		0.0020	0.899 mg/L	0.0020	0.22%
	QC value less than the lower limit for Be Recovery = 89.94%						
Ca _t	260564.7	26.5 mg/L		0.02	26.5 mg/L	0.02	0.09%
	QC value within limits for Ca Recovery = 105.83%						
Cd _t	28246.7	1.22 mg/L		0.010	1.22 mg/L	0.010	0.78%
	QC value within limits for Cd Recovery = 97.42%						
Co _t	55034.1	2.43 mg/L		0.005	2.43 mg/L	0.005	0.21%
	QC value within limits for Co Recovery = 97.10%						
Cr _t	162831.5	2.32 mg/L		0.005	2.32 mg/L	0.005	0.20%
	QC value within limits for Cr Recovery = 92.78%						
Cu _t	922410.1	2.16 mg/L		0.004	2.16 mg/L	0.004	0.20%
	QC value less than the lower limit for Cu Recovery = 86.44%						
Fe _t	4738.7	2.59 mg/L		0.053	2.59 mg/L	0.053	2.03%
	QC value within limits for Fe Recovery = 103.75%						
K _t	33785.7	25.5 mg/L		0.29	25.5 mg/L	0.29	1.15%
	QC value within limits for K Recovery = 101.99%						
Mg _t	111962.6	27.6 mg/L		0.02	27.6 mg/L	0.02	0.08%
	QC value greater than the upper limit for Mg Recovery = 110.24%						
Mo _t	32741.8	2.19 mg/L		0.025	2.19 mg/L	0.025	1.13%
	QC value less than the lower limit for Mo Recovery = 87.80%						
Na _t	88601.7	26.3 mg/L		0.07	26.3 mg/L	0.07	0.27%
	QC value within limits for Na Recovery = 105.31%						
Ni _t	52152.2	2.39 mg/L		0.028	2.39 mg/L	0.028	1.17%
	QC value within limits for Ni Recovery = 95.76%						
Pb _t	12693.1	2.37 mg/L		0.027	2.37 mg/L	0.027	1.13%
	QC value within limits for Pb Recovery = 94.89%						
Tl _t	7375.5	2.48 mg/L		0.008	2.48 mg/L	0.008	0.31%
	QC value within limits for Tl Recovery = 99.29%						
V _t	369770.4	2.29 mg/L		0.006	2.29 mg/L	0.006	0.26%
	QC value within limits for V Recovery = 91.56%						
Zn _t	122879.1	2.40 mg/L		0.000	2.40 mg/L	0.000	0.01%
	QC value within limits for Zn Recovery = 96.20%						
QC Failed. Continue with analysis.							

Sequence No.: 138
 Sample ID: ICSA
 Analyst:
 Initial Sample Wt:
 Dilution:

Autosampler Location: 10
 Date Collected: 8/14/2007 03:33:23
 Data Type: Original
 Initial Sample Vol:
 Sample Prep Vol:

Nebulizer Parameters: ICSA

Analyte	Back Pressure	Flow
All	218.0 kPa	0.65 L/min

Mean Data: ICSA

Analyte	Mean Corrected Intensity	Conc. Units	Calib Units	Std.Dev.	Sample Conc. Units	Std.Dev.	RSD
Sca	255323.9	99.0 %		1.12			1.13%
Yr	235093.5	90.2 %		1.12			1.24%
B_f	1965.7	0.0746 mg/L		0.00164	0.0746 mg/L	0.00164	2.20%
	QC value within limits for B_ Recovery = Not calculated						
Bat	107.7	0.00132 mg/L		0.000074	0.00132 mg/L	0.000074	5.60%
	QC value within limits for Ba Recovery = Not calculated						
Be_f	-951.4	-0.00029 mg/L		0.000017	-0.00029 mg/L	0.000017	5.99%
	QC value within limits for Be Recovery = Not calculated						
Ca_f	2519277.8	256 mg/L		4.0	256 mg/L	4.0	1.55%
	QC value within limits for Ca Recovery = 102.33%						
Cd_f	-59.6	-0.00255 mg/L		0.000202	-0.00255 mg/L	0.000202	7.93%
	QC value within limits for Cd Recovery = Not calculated						
Co_f	23.1	0.00102 mg/L		0.000083	0.00102 mg/L	0.000083	8.19%
	QC value within limits for Co Recovery = Not calculated						
Cr_f	-62.9	-0.00090 mg/L		0.000262	-0.00090 mg/L	0.000262	29.26%
	QC value within limits for Cr Recovery = Not calculated						
Cu_f	-6248.2	-0.0146 mg/L		0.00017	-0.0146 mg/L	0.00017	1.16%
	QC value within limits for Cu Recovery = Not calculated						
Fe_f	181225.8	99.2 mg/L		0.00	99.2 mg/L	0.00	0.00%
	QC value within limits for Fe Recovery = 99.20%						
K_f	83.3	0.0628 mg/L		0.03588	0.0628 mg/L	0.03588	57.10%
	QC value within limits for K Recovery = Not calculated						
Mg_f	1045951.3	257 mg/L		4.3	257 mg/L	4.3	1.66%
	QC value within limits for Mg Recovery = 102.98%						
Mo_f	30.0	0.00201 mg/L		0.000122	0.00201 mg/L	0.000122	6.05%
	QC value within limits for Mo Recovery = Not calculated						
Na_f	2611.4	0.776 mg/L		0.0067	0.776 mg/L	0.0067	0.86%
	QC value within limits for Na Recovery = Not calculated						
Ni_f	-17.7	-0.00081 mg/L		0.000038	-0.00081 mg/L	0.000038	4.73%
	QC value within limits for Ni Recovery = Not calculated						
Pb_f	-201.7	-0.0377 mg/L		0.00001	-0.0377 mg/L	0.00001	0.01%
	QC value within limits for Pb Recovery = Not calculated						
Tl_f	56.8	0.0190 mg/L		0.00538	0.0190 mg/L	0.00538	28.27%
	QC value within limits for Tl Recovery = Not calculated						
V_f	-1973.4	-0.0122 mg/L		0.00016	-0.0122 mg/L	0.00016	1.34%
	QC value within limits for V Recovery = Not calculated						
Zn_f	1009.6	0.0199 mg/L		0.00057	0.0199 mg/L	0.00057	2.87%
	QC value within limits for Zn Recovery = Not calculated						

All analyte(s) passed QC.

Sequence No.: 139
 Sample ID: ICSAB
 Analyst:
 Initial Sample Wt:
 Dilution:

Autosampler Location: 11
 Date Collected: 8/14/2007 03:37:09
 Data Type: Original
 Initial Sample Vol:
 Sample Prep Vol:

Nebulizer Parameters: ICSAB

Analyte Back Pressure Flow
 All 218.0 kPa 0.65 L/min

Mean Data: ICSAB

Analyte	Mean Corrected Intensity	Conc. Units	Calib Units	Std.Dev.	Sample Conc. Units	Std.Dev.	RSD
Sca	257700.1	99.9 %		3.49			3.49%
Yr	234528.9	90.0 %		2.13			2.37%
B ₁	1757.4	0.0663 mg/L		0.00046	0.0663 mg/L	0.00046	0.70%
	QC value greater than the upper limit for B ₁ Recovery = Not calculated						
Ba ₁	18349.3	0.224 mg/L		0.0058	0.224 mg/L	0.0058	2.58%
	QC value within limits for Ba Recovery = 89.79%						
Be ₁	720709.4	0.220 mg/L		0.0002	0.220 mg/L	0.0002	0.08%
	QC value within limits for Be Recovery = 87.91%						
Ca ₁	2452692.2	249 mg/L		5.5	249 mg/L	5.5	2.19%
	QC value within limits for Ca Recovery = 99.62%						
Cd ₁	10476.2	0.449 mg/L		0.0112	0.449 mg/L	0.0112	2.49%
	QC value within limits for Cd Recovery = 89.80%						
Co ₁	5072.1	0.224 mg/L		0.0054	0.224 mg/L	0.0054	2.41%
	QC value within limits for Co Recovery = 89.49%						
Cr ₁	15875.9	0.226 mg/L		0.0059	0.226 mg/L	0.0059	2.62%
	QC value within limits for Cr Recovery = 90.46%						
Cu ₁	90436.8	0.212 mg/L		0.0009	0.212 mg/L	0.0009	0.44%
	QC value within limits for Cu Recovery = 84.74%						
Fe ₁	177528.3	97.2 mg/L		0.22	97.2 mg/L	0.22	0.22%
	QC value within limits for Fe Recovery = 97.17%						
K ₁	-14.3	-0.0108 mg/L		0.06704	-0.0108 mg/L	0.06704	619.92%
	QC value within limits for K Recovery = Not calculated						
Mg ₁	1017177.5	250 mg/L		5.3	250 mg/L	5.3	2.12%
	QC value within limits for Mg Recovery = 100.15%						
Mo ₁	24.1	0.00161 mg/L		0.000070	0.00161 mg/L	0.000070	4.34%
	QC value within limits for Mo Recovery = Not calculated						
Na ₁	1565.3	0.465 mg/L		0.0218	0.465 mg/L	0.0218	4.68%
	QC value within limits for Na Recovery = Not calculated						
Ni ₁	9240.6	0.424 mg/L		0.0110	0.424 mg/L	0.0110	2.58%
	QC value within limits for Ni Recovery = 84.84%						
Pb ₁	2184.0	0.408 mg/L		0.0101	0.408 mg/L	0.0101	2.49%
	QC value within limits for Pb Recovery = 81.64%						
Tl ₁	36.9	0.0130 mg/L		0.00064	0.0130 mg/L	0.00064	4.94%
	QC value within limits for Tl Recovery = Not calculated						
V ₁	34261.5	0.212 mg/L		0.0000	0.212 mg/L	0.0000	0.00%
	QC value within limits for V Recovery = 84.86%						
Zn ₁	24851.1	0.487 mg/L		0.0122	0.487 mg/L	0.0122	2.50%
	QC value within limits for Zn Recovery = 97.36%						
QC Failed. Continue with analysis.							

Sequence No.: 140
 Sample ID: Wash
 Analyst:
 Initial Sample Wt:
 Dilution:

Autosampler Location: 0
 Data Collected: 8/14/2007 03:41:05
 Data Type: Original
 Initial Sample Vol:
 Sample Prep Vol:

Nebulizer Parameters: Wash

Analyte Back Pressure Flow
 All 218.0 kPa 0.65 L/min

Mean Data: Wash

Analyte	Mean Corrected Intensity	Conc. Units	Calib Units	Std.Dev.	Sample Conc. Units	Std.Dev.	RSD
Sca	289440.0	112 %	%	1.8			1.61%
Yr	247428.1	94.9 %	%	0.13			0.14%
B ₁	200.6	0.00762 mg/L	mg/L	0.000179	0.00762 mg/L	0.000179	2.35%
	QC value within limits for B ₁ Recovery = Not calculated						
Ba ₁	-9.3	-0.00011 mg/L	mg/L	0.000030	-0.00011 mg/L	0.000030	26.15%
	QC value within limits for Ba ₁ Recovery = Not calculated						
Be ₁	-64.0	-0.00002 mg/L	mg/L	0.000003	-0.00002 mg/L	0.000003	15.70%
	QC value within limits for Be ₁ Recovery = Not calculated						
Ca ₁	93.8	0.00953 mg/L	mg/L	0.001413	0.00953 mg/L	0.001413	14.84%
	QC value within limits for Ca ₁ Recovery = Not calculated						
Cd ₁	-6.1	-0.00026 mg/L	mg/L	0.000049	-0.00026 mg/L	0.000049	18.72%
	QC value within limits for Cd ₁ Recovery = Not calculated						
Co ₁	-7.5	-0.00033 mg/L	mg/L	0.000034	-0.00033 mg/L	0.000034	10.25%
	QC value within limits for Co ₁ Recovery = Not calculated						
Cr ₁	0.5	0.00001 mg/L	mg/L	0.000021	0.00001 mg/L	0.000021	314.63%
	QC value within limits for Cr ₁ Recovery = Not calculated						
Cu ₁	-363.1	-0.00085 mg/L	mg/L	0.000406	-0.00085 mg/L	0.000406	47.75%
	QC value within limits for Cu ₁ Recovery = Not calculated						
Fe ₁	-0.9	-0.00049 mg/L	mg/L	0.001131	-0.00049 mg/L	0.001131	232.79%
	QC value within limits for Fe ₁ Recovery = Not calculated						
K ₁	-105.5	-0.0796 mg/L	mg/L	0.00470	-0.0796 mg/L	0.00470	5.91%
	QC value within limits for K ₁ Recovery = Not calculated						
Mg ₁	3.2	0.00079 mg/L	mg/L	0.000539	0.00079 mg/L	0.000539	67.93%
	QC value within limits for Mg ₁ Recovery = Not calculated						
Mo ₁	-3.8	-0.00025 mg/L	mg/L	0.000095	-0.00025 mg/L	0.000095	37.48%
	QC value within limits for Mo ₁ Recovery = Not calculated						
Na ₁	569.0	0.169 mg/L	mg/L	0.0101	0.169 mg/L	0.0101	5.99%
	QC value within limits for Na ₁ Recovery = Not calculated						
Ni ₁	-13.5	-0.00062 mg/L	mg/L	0.000064	-0.00062 mg/L	0.000064	10.26%
	QC value within limits for Ni ₁ Recovery = Not calculated						
Pb ₁	18.0	0.00336 mg/L	mg/L	0.000993	0.00336 mg/L	0.000993	29.56%
	QC value within limits for Pb ₁ Recovery = Not calculated						
Tl ₁	-0.5	-0.00016 mg/L	mg/L	0.000185	-0.00016 mg/L	0.000185	118.61%
	QC value within limits for Tl ₁ Recovery = Not calculated						
V ₁	-30.0	-0.00018 mg/L	mg/L	0.000329	-0.00018 mg/L	0.000329	178.28%
	QC value within limits for V ₁ Recovery = Not calculated						
Zn ₁	-27.9	-0.00055 mg/L	mg/L	0.000083	-0.00055 mg/L	0.000083	15.21%
	QC value within limits for Zn ₁ Recovery = Not calculated						

All analyte(s) passed QC.

Sequence No.: 141
 Sample ID: QC-25 lppm
 Analyst:
 Initial Sample Wt:
 Dilution:

Autosampler Location: 12
 Date Collected: 8/14/2007 03:44:34
 Data Type: Original
 Initial Sample Vol:
 Sample Prep Vol:

Nebulizer Parameters: QC-25 lppm

Analyte Back Pressure Flow
 All 218.0 kPa 0.65 L/min

Mean Data: QC-25 lppm

Analyte	Mean Corrected Intensity	Conc. Units	Calib	Std.Dev.	Sample Conc. Units	Std.Dev.	RSD
Sca	283269.1	110 %		0.0			0.00%
Yr	245157.6	94.0 %		0.87			0.93%
B ₊	22755.2	0.862 mg/L		0.0001	0.862 mg/L	0.0001	0.01%
	QC value less than the lower limit for B ₊ Recovery = 86.18%						
Ba ₊	75537.7	0.924 mg/L		0.0000	0.924 mg/L	0.0000	0.00%
	QC value within limits for Ba Recovery = 92.41%						
Be ₊	2804476.4	0.855 mg/L		0.0009	0.855 mg/L	0.0009	0.11%
	QC value less than the lower limit for Be Recovery = 85.52%						
Cat	10465.5	1.06 mg/L		0.002	1.06 mg/L	0.002	0.19%
	QC value within limits for Ca Recovery = 106.27%						
Cd ₊	21423.2	0.920 mg/L		0.0140	0.920 mg/L	0.0140	1.52%
	QC value within limits for Cd Recovery = 92.03%						
Co ₊	22413.5	0.989 mg/L		0.0149	0.989 mg/L	0.0149	1.51%
	QC value within limits for Co Recovery = 98.87%						
Cr ₊	64800.1	0.923 mg/L		0.0012	0.923 mg/L	0.0012	0.13%
	QC value within limits for Cr Recovery = 92.30%						
Cu ₊	361259.5	0.846 mg/L		0.0009	0.846 mg/L	0.0009	0.11%
	QC value less than the lower limit for Cu Recovery = 84.64%						
Fe ₊	1892.1	1.04 mg/L		0.001	1.04 mg/L	0.001	0.05%
	QC value within limits for Fe Recovery = 103.57%						
K ₊	13105.4	9.89 mg/L		0.010	9.89 mg/L	0.010	0.10%
	QC value within limits for K Recovery = 98.90%						
Mg ₊	4658.9	1.15 mg/L		0.004	1.15 mg/L	0.004	0.31%
	QC value greater than the upper limit for Mg Recovery = 114.68%						
Mo ₊	12775.1	0.856 mg/L		0.0118	0.856 mg/L	0.0118	1.38%
	QC value less than the lower limit for Mo Recovery = 85.64%						
Na ₊	4299.9	1.28 mg/L		0.002	1.28 mg/L	0.002	0.15%
	QC value greater than the upper limit for Na Recovery = 127.77%						
Ni ₊	21114.9	0.969 mg/L		0.0141	0.969 mg/L	0.0141	1.45%
	QC value within limits for Ni Recovery = 96.93%						
Pb ₊	5164.7	0.965 mg/L		0.0142	0.965 mg/L	0.0142	1.47%
	QC value within limits for Pb Recovery = 96.53%						
Tl ₊	2908.9	0.979 mg/L		0.0140	0.979 mg/L	0.0140	1.43%
	QC value within limits for Tl Recovery = 97.89%						
V ₊	142284.7	0.881 mg/L		0.0009	0.881 mg/L	0.0009	0.10%
	QC value less than the lower limit for V Recovery = 88.10%						
Zn ₊	46592.6	0.911 mg/L		0.0010	0.911 mg/L	0.0010	0.11%
	QC value within limits for Zn Recovery = 91.15%						
QC Failed. Retry.							

Sequence No.: 142
 Sample ID: QC-25 lppm
 Analyst:
 Initial Sample Wt:
 Dilution:

Autosampler Location: 12
 Date Collected: 8/14/2007 03:47:24
 Data Type: Original
 Initial Sample Vol:
 Sample Prep Vol:

Nebulizer Parameters: QC-25 lppm

Analyte Back Pressure Flow
 All 218.0 kPa 0.65 L/min

Mean Data: QC-25 lppm

Analyte	Mean Corrected Intensity	Calib Conc. Units	Std.Dev.	Sample Conc. Units	Std.Dev.	RSD
Sca	479091.4	186 %	27.2			14.64%
Yr	251551.1	96.5 %	2.67			2.76%
B_†	5152.9	0.196 mg/L	0.2663	0.196 mg/L	0.2663	136.18%
	QC value less than the lower limit for B_ Recovery = 19.56%					
Ba†	16573.0	0.203 mg/L	0.2868	0.203 mg/L	0.2868	141.47%
	QC value less than the lower limit for Ba Recovery = 20.27%					
Be†	705592.7	0.215 mg/L	0.3028	0.215 mg/L	0.3028	140.73%
	QC value less than the lower limit for Be Recovery = 21.52%					
Ca†	10298.1	1.05 mg/L	0.067	1.05 mg/L	0.067	6.40%
	QC value within limits for Ca Recovery = 104.57%					
Cd†	196.4	0.00844 mg/L	0.014023	0.00844 mg/L	0.014023	166.10%
	QC value less than the lower limit for Cd Recovery = 0.84%					
Co†	243.8	0.0108 mg/L	0.01489	0.0108 mg/L	0.01489	138.46%
	QC value less than the lower limit for Co Recovery = 1.08%					
Cr†	13879.8	0.198 mg/L	0.2830	0.198 mg/L	0.2830	143.16%
	QC value less than the lower limit for Cr Recovery = 19.77%					
Cu†	76495.1	0.179 mg/L	0.2628	0.179 mg/L	0.2628	146.77%
	QC value less than the lower limit for Cu Recovery = 17.90%					
Fe†	1866.3	1.02 mg/L	0.057	1.02 mg/L	0.057	5.56%
	QC value within limits for Fe Recovery = 102.15%					
K†	13016.3	9.82 mg/L	0.010	9.82 mg/L	0.010	0.11%
	QC value within limits for K Recovery = 98.23%					
Mg†	4582.1	1.13 mg/L	0.060	1.13 mg/L	0.060	5.34%
	QC value greater than the upper limit for Mg Recovery = 112.79%					
Mo†	138.2	0.00927 mg/L	0.014218	0.00927 mg/L	0.014218	153.42%
	QC value less than the lower limit for Mo Recovery = 0.93%					
Na†	4320.8	1.28 mg/L	0.016	1.28 mg/L	0.016	1.24%
	QC value greater than the upper limit for Na Recovery = 128.39%					
Ni†	203.3	0.00933 mg/L	0.014255	0.00933 mg/L	0.014255	152.73%
	QC value less than the lower limit for Ni Recovery = 0.93%					
Pb†	106.7	0.0199 mg/L	0.01576	0.0199 mg/L	0.01576	79.05%
	QC value less than the lower limit for Pb Recovery = 1.99%					
Tl†	42.7	0.0149 mg/L	0.01666	0.0149 mg/L	0.01666	112.03%
	QC value less than the lower limit for Tl Recovery = 1.49%					
V†	30986.1	0.192 mg/L	0.2724	0.192 mg/L	0.2724	141.98%
	QC value less than the lower limit for V Recovery = 19.18%					
Zn†	10011.8	0.197 mg/L	0.2848	0.197 mg/L	0.2848	144.44%
	QC value less than the lower limit for Zn Recovery = 19.72%					
	QC Failed. Continue with analysis.					

Sequence No.: 143
 Sample ID: ECV
 Analyst:
 Initial Sample Wt:
 Dilution:

Autosampler Location: 4
 Date Collected: 8/14/2007 03:51:08
 Data Type: Original
 Initial Sample Vol:
 Sample Prep Vol:

Nebulizer Parameters: ECV

Analyte Back Pressure Flow
 All 218.0 kPa 0.65 L/min

Mean Data: ECV

Analyte	Mean Corrected Intensity	Conc. Units	Calib	Std.Dev.	Sample Conc. Units	Std.Dev.	RSD
Sca	281550.8	109 %		0.0			0.04%
Yr	243267.3	93.3 %		0.58			0.62%
B ₊	60874.3	2.30 mg/L		0.001	2.30 mg/L	0.001	0.03%
	QC value within limits for B ₊ Recovery = 92.04%						
Ba ₊	368788.1	4.51 mg/L		0.009	4.51 mg/L	0.009	0.19%
	QC value within limits for Ba Recovery = 90.23%						
Be ₊	5794375.8	1.77 mg/L		0.022	1.77 mg/L	0.022	1.26%
	QC value less than the lower limit for Be Recovery = 88.35%						
Ca ₊	514812.0	52.3 mg/L		0.10	52.3 mg/L	0.10	0.19%
	QC value within limits for Ca Recovery = 104.55%						
Cd ₊	56299.2	2.43 mg/L		0.065	2.43 mg/L	0.065	2.67%
	QC value within limits for Cd Recovery = 97.07%						
Co ₊	108489.9	4.79 mg/L		0.135	4.79 mg/L	0.135	2.82%
	QC value within limits for Co Recovery = 95.71%						
Cr ₊	325870.1	4.64 mg/L		0.007	4.64 mg/L	0.007	0.14%
	QC value within limits for Cr Recovery = 92.83%						
Cu ₊	1867611.0	4.38 mg/L		0.024	4.38 mg/L	0.024	0.54%
	QC value less than the lower limit for Cu Recovery = 87.51%						
Fe ₊	9491.8	5.20 mg/L		0.193	5.20 mg/L	0.193	3.71%
	QC value within limits for Fe Recovery = 103.91%						
K ₊	68487.7	51.7 mg/L		1.90	51.7 mg/L	1.90	3.68%
	QC value within limits for K Recovery = 103.37%						
Mg ₊	221333.5	54.5 mg/L		0.03	54.5 mg/L	0.03	0.05%
	QC value within limits for Mg Recovery = 108.96%						
Mo ₊	65028.1	4.36 mg/L		0.127	4.36 mg/L	0.127	2.92%
	QC value less than the lower limit for Mo Recovery = 87.19%						
Na ₊	175372.4	52.1 mg/L		0.06	52.1 mg/L	0.06	0.11%
	QC value within limits for Na Recovery = 104.22%						
Ni ₊	101534.5	4.66 mg/L		0.138	4.66 mg/L	0.138	2.97%
	QC value within limits for Ni Recovery = 93.22%						
Pb ₊	24765.9	4.63 mg/L		0.132	4.63 mg/L	0.132	2.86%
	QC value within limits for Pb Recovery = 92.57%						
Tl ₊	14272.8	4.80 mg/L		0.128	4.80 mg/L	0.128	2.66%
	QC value within limits for Tl Recovery = 96.08%						
V ₊	743990.3	4.61 mg/L		0.000	4.61 mg/L	0.000	0.01%
	QC value within limits for V Recovery = 92.11%						
Zn ₊	243960.3	4.78 mg/L		0.005	4.78 mg/L	0.005	0.11%
	QC value within limits for Zn Recovery = 95.50%						
QC Failed. Retry.							

Sequence No.: 144
 Sample ID: ECV
 Analyst:
 Initial Sample Wt:
 Dilution:

Autosampler Location: 4
 Date Collected: 8/14/2007 03:52:51
 Data Type: Original
 Initial Sample Vol:
 Sample Prep Vol:

Nebulizer Parameters: ECV

Analyte Back Pressure Flow
 All 218.0 kPa 0.65 L/min

Mean Data: ECV

Analyte	Mean Corrected Intensity	Calib Conc. Units	Std.Dev.	Sample Conc. Units	Std.Dev.	RSD
Sca	260393.7	101 %	1.4			1.42%
Yr	243980.7	93.6 %	1.85			1.98%
B _t	61339.4	2.32 mg/L	0.013	2.32 mg/L	0.013	0.55%
	QC value within limits for B _t Recovery = 92.74%					
Ba _t	371901.6	4.55 mg/L	0.015	4.55 mg/L	0.015	0.33%
	QC value within limits for Ba Recovery = 90.99%					
Be _t	6037860.3	1.84 mg/L	0.063	1.84 mg/L	0.063	3.41%
	QC value within limits for Be Recovery = 92.06%					
Ca _t	514439.5	52.2 mg/L	0.03	52.2 mg/L	0.03	0.06%
	QC value within limits for Ca Recovery = 104.48%					
Cd _t	57897.8	2.50 mg/L	0.054	2.50 mg/L	0.054	2.16%
	QC value within limits for Cd Recovery = 99.82%					
Co _t	109648.8	4.84 mg/L	0.015	4.84 mg/L	0.015	0.30%
	QC value within limits for Co Recovery = 96.73%					
Cr _t	327798.1	4.67 mg/L	0.000	4.67 mg/L	0.000	0.01%
	QC value within limits for Cr Recovery = 93.38%					
Cu _t	1881069.2	4.41 mg/L	0.042	4.41 mg/L	0.042	0.95%
	QC value less than the lower limit for Cu Recovery = 88.14%					
Fe _t	9575.6	5.24 mg/L	0.069	5.24 mg/L	0.069	1.32%
	QC value within limits for Fe Recovery = 104.83%					
K _t	68941.0	52.0 mg/L	0.46	52.0 mg/L	0.46	0.88%
	QC value within limits for K Recovery = 104.06%					
Mg _t	221194.6	54.4 mg/L	0.11	54.4 mg/L	0.11	0.21%
	QC value within limits for Mg Recovery = 108.89%					
Mo _t	67192.2	4.50 mg/L	0.114	4.50 mg/L	0.114	2.54%
	QC value within limits for Mo Recovery = 90.09%					
Na _t	176761.6	52.5 mg/L	0.39	52.5 mg/L	0.39	0.75%
	QC value within limits for Na Recovery = 105.05%					
Ni _t	104109.8	4.78 mg/L	0.113	4.78 mg/L	0.113	2.36%
	QC value within limits for Ni Recovery = 95.59%					
Pb _t	25482.5	4.76 mg/L	0.127	4.76 mg/L	0.127	2.66%
	QC value within limits for Pb Recovery = 95.25%					
Tl _t	14724.3	4.96 mg/L	0.118	4.96 mg/L	0.118	2.37%
	QC value within limits for Tl Recovery = 99.11%					
V _t	746716.9	4.62 mg/L	0.004	4.62 mg/L	0.004	0.09%
	QC value within limits for V Recovery = 92.45%					
Zn _t	245542.3	4.81 mg/L	0.018	4.81 mg/L	0.018	0.38%
	QC value within limits for Zn Recovery = 96.11%					
QC Failed. Continue with analysis.						

Sequence No.: 145
 Sample ID: ECB
 Analyst:
 Initial Sample Wt:
 Dilution:

Autosampler Location: 0
 Date Collected: 8/14/2007 03:56:20
 Data Type: Original
 Initial Sample Vol:
 Sample Prep Vol:

Nebulizer Parameters: ECB

Analyte Back Pressure Flow
 All 218.0 kPa 0.65 L/min

Mean Data: ECB

Analyte	Mean Corrected Intensity	Conc. Units	Calib Units	Std.Dev.	Sample Conc. Units	Std.Dev.	RSD
Sca	278718.8	108 %		1.3			1.19%
Yr	243192.7	93.3		1.15			1.24%
B ₊	608.5	0.0231 mg/L		0.00127	0.0231 mg/L	0.00127	5.48%
QC value greater than the upper limit for B ₊ Recovery = Not calculated							
Ba ₊	-13.0	-0.00016 mg/L		0.000003	-0.00016 mg/L	0.000003	1.66%
QC value within limits for Ba Recovery = Not calculated							
Be ₊	-142.7	-0.00004 mg/L		0.000012	-0.00004 mg/L	0.000012	28.19%
QC value within limits for Be Recovery = Not calculated							
Ca ₊	91.6	0.00930 mg/L		0.004112	0.00930 mg/L	0.004112	44.20%
QC value within limits for Ca Recovery = Not calculated							
Cd ₊	-4.4	-0.00019 mg/L		0.000032	-0.00019 mg/L	0.000032	17.05%
QC value within limits for Cd Recovery = Not calculated							
Co ₊	-5.3	-0.00023 mg/L		0.000017	-0.00023 mg/L	0.000017	7.18%
QC value within limits for Co Recovery = Not calculated							
Cr ₊	3.4	0.00005 mg/L		0.000042	0.00005 mg/L	0.000042	85.57%
QC value within limits for Cr Recovery = Not calculated							
Cu ₊	-169.4	-0.00040 mg/L		0.000148	-0.00040 mg/L	0.000148	37.41%
QC value within limits for Cu Recovery = Not calculated							
Fe ₊	0.2	0.00012 mg/L		0.001325	0.00012 mg/L	0.001325	>999.9%
QC value within limits for Fe Recovery = Not calculated							
K ₊	-72.6	-0.0548 mg/L		0.04848	-0.0548 mg/L	0.04848	88.55%
QC value within limits for K Recovery = Not calculated							
Mg ₊	0.7	0.00017 mg/L		0.000126	0.00017 mg/L	0.000126	75.86%
QC value within limits for Mg Recovery = Not calculated							
Mo ₊	31.2	0.00209 mg/L		0.000195	0.00209 mg/L	0.000195	9.32%
QC value within limits for Mo Recovery = Not calculated							
Na ₊	409.0	0.122 mg/L		0.0083	0.122 mg/L	0.0083	6.87%
QC value within limits for Na Recovery = Not calculated							
Ni ₊	-12.9	-0.00059 mg/L		0.000061	-0.00059 mg/L	0.000061	10.34%
QC value within limits for Ni Recovery = Not calculated							
Pb ₊	15.9	0.00298 mg/L		0.000225	0.00298 mg/L	0.000225	7.54%
QC value within limits for Pb Recovery = Not calculated							
Tl ₊	2.9	0.00098 mg/L		0.001859	0.00098 mg/L	0.001859	189.72%
QC value within limits for Tl Recovery = Not calculated							
V ₊	-43.3	-0.00027 mg/L		0.000138	-0.00027 mg/L	0.000138	51.96%
QC value within limits for V Recovery = Not calculated							
Zn ₊	2.4	0.00005 mg/L		0.000190	0.00005 mg/L	0.000190	368.42%
QC value within limits for Zn Recovery = Not calculated							
QC Failed. Retry.							

Sequence No.: 146
 Sample ID: ECB
 Analyst:
 Initial Sample Wt:
 Dilution:

Autosampler Location: 0
 Date Collected: 8/14/2007 03:59:57
 Data Type: Original
 Initial Sample Vol:
 Sample Prep Vol:

Nebulizer Parameters: ECB

Analyte Back Pressure Flow
 All 218.0 kPa 0.65 L/min

Mean Data: ECB

Analyte	Mean Corrected Intensity	Conc.	Calib Units	Std.Dev.	Sample Conc. Units	Std.Dev.	RSD
Sca	291376.2	113	%	1.3			1.18%
Yr	249001.2	95.5	%	1.68			1.76%
B ₁	314.7	0.0119	mg/L	0.00061	0.0119 mg/L	0.00061	5.11%
	QC value within limits for B ₁	Recovery = Not calculated					
Ba ₁	-6.7	-0.00008	mg/L	0.000016	-0.00008 mg/L	0.000016	19.28%
	QC value within limits for Ba ₁	Recovery = Not calculated					
Be ₁	-47.4	-0.00001	mg/L	0.000012	-0.00001 mg/L	0.000012	79.74%
	QC value within limits for Be ₁	Recovery = Not calculated					
Ca ₁	61.4	0.00623	mg/L	0.003055	0.00623 mg/L	0.003055	49.01%
	QC value within limits for Ca ₁	Recovery = Not calculated					
Cd ₁	-9.2	-0.00040	mg/L	0.000051	-0.00040 mg/L	0.000051	12.81%
	QC value within limits for Cd ₁	Recovery = Not calculated					
Co ₁	-11.7	-0.00052	mg/L	0.000096	-0.00052 mg/L	0.000096	18.47%
	QC value within limits for Co ₁	Recovery = Not calculated					
Cr ₁	-21.9	-0.00031	mg/L	0.000028	-0.00031 mg/L	0.000028	9.03%
	QC value within limits for Cr ₁	Recovery = Not calculated					
Cu ₁	-320.6	-0.00075	mg/L	0.000220	-0.00075 mg/L	0.000220	29.24%
	QC value within limits for Cu ₁	Recovery = Not calculated					
Fe ₁	1.1	0.00061	mg/L	0.000900	0.00061 mg/L	0.000900	146.59%
	QC value within limits for Fe ₁	Recovery = Not calculated					
K ₁	-108.4	-0.0818	mg/L	0.01436	-0.0818 mg/L	0.01436	17.55%
	QC value within limits for K ₁	Recovery = Not calculated					
Mg ₁	0.5	0.00012	mg/L	0.000484	0.00012 mg/L	0.000484	394.78%
	QC value within limits for Mg ₁	Recovery = Not calculated					
Mo ₁	1.3	0.00009	mg/L	0.000012	0.00009 mg/L	0.000012	14.23%
	QC value within limits for Mo ₁	Recovery = Not calculated					
Na ₁	332.9	0.0989	mg/L	0.00989	0.0989 mg/L	0.00989	9.99%
	QC value within limits for Na ₁	Recovery = Not calculated					
Ni ₁	-15.0	-0.00069	mg/L	0.000009	-0.00069 mg/L	0.000009	1.35%
	QC value within limits for Ni ₁	Recovery = Not calculated					
Pb ₁	14.0	0.00262	mg/L	0.001020	0.00262 mg/L	0.001020	38.98%
	QC value within limits for Pb ₁	Recovery = Not calculated					
Tl ₁	2.4	0.00079	mg/L	0.001066	0.00079 mg/L	0.001066	134.14%
	QC value within limits for Tl ₁	Recovery = Not calculated					
V ₁	2.5	0.00001	mg/L	0.000210	0.00001 mg/L	0.000210	>999.9%
	QC value within limits for V ₁	Recovery = Not calculated					
Zn ₁	-22.3	-0.00043	mg/L	0.000018	-0.00043 mg/L	0.000018	4.03%
	QC value within limits for Zn ₁	Recovery = Not calculated					
All analyte(s) passed QC.							

Sequence No.: 147
 Sample ID: MRL
 Analyst:
 Initial Sample Wt:
 Dilution:

Autosampler Location: 21
 Date Collected: 8/14/2007 04:05:39
 Data Type: Original
 Initial Sample Vol:
 Sample Prep Vol:

Nebulizer Parameters: MRL

Analyte Back Pressure Flow
 All 218.0 kPa 0.65 L/min

Mean Data: MRL

Analyte	Mean Corrected Intensity	Conc.	Calib Units	Std.Dev.	Sample Conc. Units	Std.Dev.	RSD
Sca	279645.1	108	%	2.4			2.20%
Yr	242734.1	93.1	%	1.64			1.76%
B_†	1386.4	0.0525	mg/L	0.00126	0.0525 mg/L	0.00126	2.40%
	QC value within limits for B_ Recovery = 105.06%						
Ba†	1444.3	0.0177	mg/L	0.00030	0.0177 mg/L	0.00030	1.67%
	QC value within limits for Ba Recovery = 88.34%						
Be†	2785.7	0.00085	mg/L	0.000005	0.00085 mg/L	0.000005	0.59%
	QC value within limits for Be Recovery = 84.95%						
Ca†	10103.0	1.03	mg/L	0.006	1.03 mg/L	0.006	0.60%
	QC value within limits for Ca Recovery = 102.59%						
Cd†	169.1	0.00742	mg/L	0.000116	0.00742 mg/L	0.000116	1.56%
	QC value within limits for Cd Recovery = 148.38%						
Co†	1082.6	0.0478	mg/L	0.00035	0.0478 mg/L	0.00035	0.74%
	QC value within limits for Co Recovery = 95.51%						
Cr†	634.8	0.00904	mg/L	0.000145	0.00904 mg/L	0.000145	1.61%
	QC value within limits for Cr Recovery = 90.42%						
Cu†	3380.9	0.00796	mg/L	0.000159	0.00796 mg/L	0.000159	1.99%
	QC value within limits for Cu Recovery = 79.57%						
Fe†	39.5	0.0216	mg/L	0.00081	0.0216 mg/L	0.00081	3.76%
	QC value within limits for Fe Recovery = 108.15%						
K†	1216.7	0.918	mg/L	0.0013	0.918 mg/L	0.0013	0.14%
	QC value within limits for K Recovery = 91.82%						
Mg†	455.3	0.112	mg/L	0.0017	0.112 mg/L	0.0017	1.56%
	QC value within limits for Mg Recovery = 112.06%						
Mo†	256.9	0.0172	mg/L	0.00008	0.0172 mg/L	0.00008	0.48%
	QC value within limits for Mo Recovery = 86.12%						
Na†	3747.3	1.11	mg/L	0.001	1.11 mg/L	0.001	0.08%
	QC value within limits for Na Recovery = 111.35%						
Ni†	404.2	0.0186	mg/L	0.00051	0.0186 mg/L	0.00051	2.78%
	QC value within limits for Ni Recovery = 92.77%						
Pb†	119.7	0.0224	mg/L	0.00019	0.0224 mg/L	0.00019	0.83%
	QC value within limits for Pb Recovery = 111.85%						
Tl†	295.3	0.0991	mg/L	0.00085	0.0991 mg/L	0.00085	0.86%
	QC value within limits for Tl Recovery = 99.12%						
V†	275.4	0.00175	mg/L	0.000170	0.00175 mg/L	0.000170	9.74%
	QC value within limits for V Recovery = 87.27%						
Zn†	791.2	0.0155	mg/L	0.00035	0.0155 mg/L	0.00035	2.29%
	QC value within limits for Zn Recovery = 77.32%						
All analyte(s) passed QC.							

Analytical Sequence

Method: 200.7&6010_070703

Seq.	Loc.	ID	Status
1	0	Calib Blank 1	Applied
2	15	Standard 2	Applied
3	15	ICV	QC Passed
4	9	LINEARITY	QC Passed
5	10	ICSA	QC Passed
6	11	ICSAB	QC Failed
7	0	Wash	QC Passed
8	12	QC-25 lppm	QC Failed
9	12	QC-25 lppm	QC Failed
10	4	CCV	QC Passed
11	0	ICB	QC Failed
12	0	ICB	QC Failed
13	0	ICB	QC Failed
14	0	ICB	QC Passed
15	20	MRL	QC Failed
16	20	MRL	QC Failed
17	16	FILTER_CHECK	Analyzed
18	23	MRL6010	Analyzed
19	38	MBLANK	Analyzed
20	39	LCS	Analyzed
21	40	LCSD	Analyzed
22	41	2708020271_2X	Analyzed
23	42	2708020271_2XMS	Analyzed
24	43	2708020271_2XMSD	Analyzed
25	44	2708020272_2X	Analyzed
26	45	2708020272_2XMS	Analyzed
27	4	CCV	QC Passed
28	0	CCB	QC Passed
29	46	2708020272_2XMSD	Analyzed
30	47	2708020256_20X	Analyzed
31	48	2708020257_20X	Analyzed
32	49	2708020258_20X	Analyzed
33	50	2708020259_20X	Analyzed
34	51	2708020260_20X	Analyzed
35	52	2708020261_20X	Analyzed
36	53	2708020262_20X	Analyzed
37	54	2708020263_20X	Analyzed
38	55	2708020264_20X	Analyzed
39	4	CCV	QC Passed
40	0	CCB	QC Passed
41	5	MCV	QC Passed
42	56	2708020265_10X	Analyzed
43	57	2708020266_10X	Analyzed
44	58	2708020267_5X	Analyzed
45	59	2708020268_2X	Analyzed
46	60	2708020269_2X	Analyzed
47	61	2708020270_2X	Analyzed
48	62	2708020317_2X	Analyzed
49	63	2708020319_5X	Analyzed
50	64	2708020318_2X	Analyzed
51	65	MBLANK	Analyzed
52	4	CCV	QC Passed
53	0	CCB	QC Failed
54	0	CCB	QC Passed
55	66	LCS	Analyzed
56	67	LCSD	Analyzed
57	68	2708020327_2X	Analyzed
58	69	2708020327_2XMS	Analyzed
59	70	2708020327_2XMSD	Analyzed
60	71	2708020332_20X	Analyzed
61	72	2708020332_20XMS	Analyzed
62	73	2708020332_20XMSD	Analyzed
63	74	2708020320_20X	Analyzed
64	75	2708020321_20X	Analyzed
65	4	CCV	QC Passed
66	0	CCB	QC Passed
67	5	MCV	QC Failed

68	5	MCV	QC Failed
69	76	2708020322_10X	Analyzed
70	77	2708020323_2X	Analyzed
71	78	2708020324_5X	Analyzed
72	79	2708020325_2X	Analyzed
73	80	2708020326_2X	Analyzed
74	81	2708020328_2X	Analyzed
75	82	2708020329_5X	Analyzed
76	83	2708020330_5X	Analyzed
77	84	2708020331_20X	Analyzed
78	85	2708020342_10X	Analyzed
79	4	CCV	QC Failed
80	4	CCV	QC Passed
81	0	CCB	QC Failed
82	0	CCB	QC Failed
83	0	CCB	QC Passed
84	86	2708020343_2X	Analyzed
85	87	2708020344_5X	Analyzed
86	88	2708030224_2X	Analyzed
87	89	2708030225_2X	Analyzed
88	90	2708030226_2X	Analyzed
89	91	2708030227_2X	Analyzed
90	92	MBLANK	Analyzed
91	93	LCS	Analyzed
92	94	LCSD	Analyzed
93	95	2708040004_5X	Analyzed
94	4	CCV	QC Failed
95	4	CCV	QC Failed
96	4	CCV	QC Failed
97	0	CCB	QC Failed
98	0	CCB	QC Failed
99	0	CCB	QC Passed
100	5	MCV	QC Failed
101	5	MCV	QC Failed
102	96	2708040004_5XMS	Analyzed
103	97	2708040004_5XMSD	Analyzed
104	98	2708040006_20X	Analyzed
105	99	2708040006_20XMS	Analyzed
106	100	2708040006_20XMSD	Analyzed
107	101	2708030228_2X	Analyzed
108	102	2708030229_2X	Analyzed
109	103	2708030230_2X	Analyzed
110	104	2708030231_2X	Analyzed
111	105	2708030232_2X	Analyzed
112	4	CCV	QC Failed
113	4	CCV	QC Failed
114	4	CCV	QC Failed
115	0	CCB	QC Failed
116	0	CCB	QC Passed
117	106	2708030233_20X	Analyzed
118	107	2708030234_2X	Analyzed
119	108	2708030235_2X	Analyzed
120	109	2708030239_5X	Analyzed
121	110	2708040001_2X	Analyzed
122	111	2708040002_2X	Analyzed
123	112	2708040003_5X	Analyzed
124	113	2708040005_5X	Analyzed
125	114	2708040007_20X	Analyzed
126	115	2708040008_20X	Analyzed
127	4	CCV	QC Failed
128	4	CCV	QC Failed
129	4	CCV	QC Failed
130	0	CCB	QC Failed
131	0	CCB	QC Failed
132	0	CCB	QC Passed
133	5	MCV	QC Failed
134	5	MCV	QC Failed
135	116	2708040009_20X	Analyzed
136	117	2708040010_2X	Analyzed
137	118	2708040011_2X	Analyzed
138	10	ICSA	QC Passed

139	11	ICSAB	QC Failed
140	0	Wash	QC Passed
141	12	QC-25 lppm	QC Failed
142	12	QC-25 lppm	QC Failed
143	4	ECV	QC Failed
144	4	ECV	QC Failed
145	0	ECB	QC Failed
146	0	ECB	QC Passed
147	21	MRL	QC Passed

**Standard
Preparation
Worksheet
&
Certificate of
Analysis**

Reagent Lot #
 HNO3 R# 100411 HCL R# 100412
 IS = Yttrium(ME0702007)0.75mL + Scandium ME0606006)0.5mL to 1000mL w/ 2% HNO3

Standards	Lot #	Exp. Date	Dilution
Calibration	ME0704023	(05/01/08) /	1:10 ME0704027
(Prepare daily)	ME0704024	(05/01/08) /	1:10
CCV/MCV/ECV	ME0610005	(04/10/08) /	CCV/ECV 1:20 ME0610006
(Prepare daily)			MCV 1:40 ME0610007
Spike/LCS	ME0606004	(12/13/07) /	1:100 ME0601006
(Prepare daily)	ME0705006	(10/01/07) /	1:100
	ME0704005	(10/04/08) /	1:200
MRL	ME0703010	(09/16/07) /	1:100 ME0603015
(Prepare daily)			
ICSA	ME0705012	(08/23/07) /	
ICSAB	ME0705013	(08/23/07) /	
QC-25 1PPM	ME0705005	(11/09/07) /	
Linearity	ME0705004	(11/09/07) /	
Method Sr/Ti/Sn/SiO2			
Calibration	ME0708004	(02/07/08) /	
CCV/ECV	ME0703007	(09/16/07) /	
Spike/LCS	ME0703006	(09/16/07) /	1:100
(Prepare daily)			
MRL	ME0708005	(02/07/08) /	1:100
(Prepare daily)			
Method Li			
Std/ICV/MRL	ME0703008	(09/16/07) /	1:1000, 200, 40, 10
(Prepare daily)			
LCS/Spike	ME0707002	(01/10/08) /	1:50
(Prepare daily)			
ccv	ME0707001	(10/31/07) /	1:40
(Prepare daily)			

From May 2005: the calibration std for ICP should be ME0505010,011 not ME0408010
 dilution should be 1:20 and 1:40 not 1:200 and 1:400. 1/10/2006.
 From 10/4/06: the QC-25 1ppm solution ref # should be ME0610001 not ME0610002

ME0704023

Initial:
Date:

W37
4/23/07

METALS STANDARD DOCUMENTATION

Standard: ICP Calibration Stock Std #1 **ME #:** 0704023
Date Received/Prepped: 4/23/2007 **By:** wbh
Date Expired: 5/1/2008 **Lot #:** A2-MEB235010
Manufacturer: Inorganic Ventures **Certificate:** Y
Matrix: 5% Nitric Acid **NIST SRM:** Varies
Amount: 500 mL **Storage:** Room Temp

Component	Comment	Conc. Unit:
Ca	(P/N MWH-ICAP-CAL-1)	1000 ug/ml
K		1000 ug/ml
Mg		1000 ug/ml
Na		1000 ug/ml
Al		100 ug/ml
As		100 ug/ml
Ba		100 ug/ml
Co		100 ug/ml
Cr		100 ug/ml
Cu		100 ug/ml
Fe		100 ug/ml
Mn		100 ug/ml
Ni		100 ug/ml
Pb		100 ug/ml
Se		100 ug/ml
Ti		100 ug/ml
V		100 ug/ml
Zn		100 ug/ml
Cd		50 ug/ml
Be		40 ug/ml
SR		30 ug/ml
Ag		20 ug/ml



196 Lehigh Avenue, Suite 4
Lakewood, New Jersey 08701 - USA
inorganicventures.com

CERTIFICATE OF ANALYSIS

tel: 800.669.6799 - 732.901.1900
fax: 732.901.1903
info@inorganicventures.com

1.0 INORGANIC VENTURES is an ISO Guide 34:2000 registered Certified Reference Material (CRM) Manufacturer (Certificate #883-02). The certificate is designed and the data is determined in accordance with ISO Guide 31:2000 (Reference Materials-Contents of Certificates and Labels), ISO Guide 34:2000 "Quality System Guidelines for the Production of Reference Materials," and ISO Guide 35-1989 "Certification of Reference Materials - General and Statistical Principals."

2.0 DESCRIPTION OF CRM Custom Solution
Catalog No.: MWH-ICAP-CAL-1
Lot Number: **A2-MEB235010**
Matrix: 5% HNO₃(abs)

M80704023

1,000.00 µg/mL each:
Ca, K, Mg, Na,
100.00 µg/mL each:
Al, As, Ba, Co, Cr₃, Cu, Fe, Mn, Ni, Pb, Se, Tl, V, Zn,
50.00 µg/mL each:
Cd,
40.00 µg/mL each:
Be,
30.00 µg/mL each:
Sr,
20.00 µg/mL each:
Ag

3.0 CERTIFIED VALUES AND UNCERTAINTIES

ELEMENT	CERTIFIED VALUE	ELEMENT	CERTIFIED VALUE	ELEMENT	CERTIFIED VALUE
Aluminum, Al	100.1 ± 0.5 µg/mL	Arsenic, As	100.2 ± 0.3 µg/mL	Barium, Ba	99.9 ± 0.2 µg/mL
Beryllium, Be	39.98 ± 0.08 µg/mL	Cadmium, Cd	50.05 ± 0.12 µg/mL	Calcium, Ca	997 ± 3 µg/mL
Chromium+3, Cr ₃	100.1 ± 0.4 µg/mL	Cobalt, Co	100.1 ± 0.2 µg/mL	Copper, Cu	100.1 ± 0.2 µg/mL
Iron, Fe	100.0 ± 0.2 µg/mL	Lead, Pb	100.1 ± 0.3 µg/mL	Magnesium, Mg	996 ± 3 µg/mL
Manganese, Mn	100.1 ± 0.3 µg/mL	Nickel, Ni	100.1 ± 0.2 µg/mL	Potassium, K	1,003 ± 2 µg/mL
Selenium, Se	100.1 ± 0.2 µg/mL	Silver, Ag	20.03 ± 0.06 µg/mL	Sodium, Na	997 ± 5 µg/mL
Strontium, Sr	29.92 ± 0.18 µg/mL	Thallium, Tl	100.0 ± 0.1 µg/mL	Vanadium, V	100.1 ± 0.3 µg/mL
Zinc, Zn	100.1 ± 0.4 µg/mL				

Certified Density: 1.056 g/mL (measured at 22° C)

The Certified Value is based upon the most precise method used to analyze this CRM. The following equations are used in the calculation of the certified value and the uncertainty:

$$\text{Certified Value } (\bar{x}) = \frac{\sum x_i}{n}$$

$$\text{Uncertainty } (\pm) = \frac{2[(\sum s_i)^2]^{1/2}}{(n)^{1/2}}$$

(\bar{x}) = mean

x_i = individual results

n = number of measurements

$\sum s_i$ = The summation of all significant estimated errors

(Most common are the errors from instrumental measurement, weighing, dilution to volume, and the fixed error reported on the NIST SRM certificate of analysis.)



4.0 TRACEABILITY TO NIST AND VALUES OBTAINED BY INDEPENDENT METHODS

"Property of the result of a measurement or the value of a standard whereby it can be related to stated references, usually national or international standards, through an unbroken chain of comparisons all having stated uncertainties." (ISO VIM, 2nd ed., 1993, definition 6.10)

This product is Traceable to NIST via an unbroken chain of comparisons. The uncertainties for each certified value are reported, taking into account the SRM uncertainty error and the measurement, weighing and volume dilution errors. In rare cases where no NIST SRMs are available, the term 'in-house std.' is specified.

4.1 ASSAY INFORMATION

ELEMENT	METHOD	NIST SRM#	SRM LOT#	ELEMENT	METHOD	NIST SRM#	SRM LOT#
Ag	ICP Assay	3151	992212	Ag	Volhard	999a	999a
Al	ICP Assay	3101a	010808	Al	EDTA	928	928
As	ICP Assay	3103a	010713	As	Gravimetric		See Sec. 4.2
Ba	Gravimetric		See Sec. 4.2	Ba	ICP Assay	3104a	992907
Be	Gravimetric		See Sec. 4.2	Be	ICP Assay	3105a	892707
Ca	EDTA	928	928	Ca	ICP Assay	3109a	000622
Cd	EDTA	928	928	Cd	ICP Assay	3108	890312
Co	ICP Assay	3113	00630	Co	EDTA	928	928
Cr3	ICP Assay	3112a	990607	Cr3	Gravimetric		See Sec. 4.2
Cu	EDTA	928	928	Cu	ICP Assay	3114	891811
Fe	ICP Assay	3126a	000606	Fe	EDTA	928	928
K	ICP Assay	3141a	891312	K	Gravimetric		See Sec. 4.2
Mg	EDTA	928	928	Mg	ICP Assay	3131a	991107
Mn	EDTA	928	928	Mn	ICP Assay	3132	890903
Na	ICP Assay	3152a	990907	Na	Gravimetric		See Sec. 4.2
Ni	EDTA	928	928	Ni	ICP Assay	3136	000612
Pb	ICP Assay	3128	030721	Pb	EDTA	928	928
Se	ICP Assay	3149	992106	Se	Gravimetric		See Sec. 4.2
Sr	ICP Assay	3153a	990906	Sr	EDTA	928	928
Tl	Gravimetric		See Sec. 4.2	Tl	ICP Assay	3158	993012
V	ICP Assay	3165	992706	V	EDTA	928	928
Zn	EDTA	928	928	Zn	ICP Assay	3168a	001402

- 4.2 **BALANCE CALIBRATION** - All balances are checked daily using an in-house procedure. The weights used for testing are annually compared to master weights and are traceable to the National Institute of Standards and Technology (NIST). The NIST Traceability numbers are 692476 - Class 1 and 692476A - Class 2. The NIST test number is 822/260017-98. All analytical balances are calibrated every 4 months. The balances are calibrated with a class 1 and/or class 2 analytical weight set. These weights are tested annually by a NIST / NVLAP accredited calibration lab. The NIST test number is
- 4.3 **THERMOMETER CALIBRATION** - The thermometers used in the determination of the final densities are calibrated vs standard thermometer No. 903-2680 which was certified in accordance with the procedures outlined by ASTM E77-87 and NIST Monograph 150 using NIST Test Nos. and Std Nos.: 769543, 217368/769543, 217368/P14452, 176240/P14452, 176240. Thermometers which are not calibrated vs standard thermometer No. 903-2680 are traceable to NIST Identification
- 4.4 **GLASSWARE CALIBRATION** - An in-house procedure is used to calibrate all Class A Glassware used in the manufacturing and quality control of CRM's.
- 5.0 **TRACE METALLIC IMPURITIES (TMI) DETERMINED BY ICP-MS AND ICP-OES IN µg/mL - N/A**
- 6.0 **INTENDED USE**
 For the calibration of analytical instruments including but not limited to the following:
 ICP-MS, ICP-OES, FAAS, GFAA, XRF, and DCP
 For the validation of analytical methods
 For the preparation of "working reference samples"
 For interference studies and the determination of correction coefficients
 For detection limit and linearity studies
 For additional intended uses, contact Technical Staff
- 7.0 **INSTRUCTIONS FOR THE CORRECT USE OF THIS REFERENCE MATERIAL**
Storage & Handling - Keep Tightly sealed when not in use. Store and use at 20 ± 4°C. Do Not pipette from the container. Do Not return portions removed from pipetting to container.
Element Specific Information - For specific information regarding any element: Contact technical staff.
Low Silver Note: This solution contains "LOW" levels of Silver. Please store this entire bottle inside a sealed glass jar.
- 8.0 **HAZARDOUS INFORMATION** - Please refer to the enclosed Material Safety Data sheet for information regarding this CRM.
- 9.0 **HOMOGENEITY** - This solution was mixed according to in-house procedure IV-MPM-004 and is guaranteed to be homogeneous.
- 10.0 **QUALITY STANDARD DOCUMENTATION**  
- 10.1 **ISO 9001:2000 Quality Management System Registration - QMI Certificate Number 010105**
Recognized by:
 Registrar Accreditation Board (ANSI-RAB)
 Standards Council of Canada (SCC)
 Dutch Council for Accreditation (RVA)
 Entidad Mexicana de Acreditacion, a.c.(EMA)
Members of IQ Net International Certification Network:
 Argentina (IRAM), Australia (QAS), Austria (OQS), Belgium (Avinter), Brazil (FCAV), Canada (QMI), Hong Kong (HKQAA), Columbia (ICONTEC), Czech Republic (CQS), Denmark (DS), Finland (SFS), France (AFAQ), Germany (DQS), Greece (ELOT), Hungary (MSZT), Ireland (NSAI), Israel (SII), Italy (CISQ), Japan (JQA), Korea (KSA-QA), Netherlands (KEMA), Norway (NCS), Poland(PCBC), Portugal (APCER), Singapore (PSB), Slovenia (SIQ), Spain (AENOR), Switzerland (SQS)
- 10.2 **ISO/IEC 17025 - 1999 "General Requirements for the Competence of Testing and Calibration"**
 - Chemical Testing - Accredited A2LA Certificate Number 883.01
- 10.3 **ISO/IEC Guide 34 - 2000 "General Requirements for the Competence of Reference Material Producers"**
 - Reference Materials Production - Accredited A2LA Certificate Number 883.02
A2LA Mutual Recognition Agreement Partners:
 Australia (NATA), Austria (BmWA), Belgium (BELTEST) (BKO-OBE), Canada (SCC), Chinese Taipei (CNLA), Czech Republic (NAO), Denmark (DANAK), Finland (FINAS), France (COFRAC), Germany (DAR), Hong Kong (HKAS), Ireland (NAB), Italy (SIT) (SINAL), Japan (JAB) (JNLA), Republic of Korea (KOLAS), The Netherlands (RvA), New Zealand (IANZ), Norway (NA), Portugal (IPQ), Singapore (SAC-SINGLAS), Spain (ENAC), Sweden (SWEDAC), Switzerland (SAS), United Kingdom (UKAS) and United States (NVLAP) (ICBO ES)
- 10.4 **10CFR50 Appendix B - Nuclear Regulatory Commission - Domestic Licensing of Production and Utilization Facilities**
- 10.5 **10CFR21 - Nuclear Regulatory Commission - Reporting Defects and Non-Compliance**
- 10.6 **MIL-STD-45662A (Obsolete/Observed)**

11.0 DATE OF CERTIFICATION AND PERIOD OF VALIDITY

11.1 Shelf Life - The period of time during which the concentration of the analyte(s) in a properly packaged, unopened, and unused standard stored under environmentally controlled and monitored conditions will remain within the specified uncertainty range. Shelf life is limited primarily by transpiration (loss of water from the solution) and infrequently, by chemical instability. Transpiration studies of chemically-stable solutions performed at the manufacturer's facility show a CRM shelf-life of twenty one months for solutions packaged in 125-mL low density polyethylene bottles. When stored under special environmental controls that minimize transpiration and instability, the shelf life can be extended past this limit.

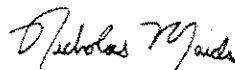
11.2 Expiration Date - The date after which a CRM should not be used. Routine laboratory use of a CRM increases transpiration losses and the chance of contamination which affect the integrity of the CRM and limit its useful life. Manufacturer concurs with state and federal regulatory agencies' recommendations that solution standards be assigned a one-year expiration date.

Certification Date: April 16, 2007
Expiration Date:


EXPIRES
1/2/08

12.0 NAMES AND SIGNATURES OF CERTIFYING OFFICERS

Certificate Prepared By: Nick Maida, Product Documentation Administrator



Certificate Approved By: Katalin Le, QC Manager



Certifying Officer: Paul Gaines, PhD., Senior Technical Director



ME0704024

Initial: WJ
Date: 4/23/07

METALS STANDARD DOCUMENTATION

Standard:	ICPCalibration Stock Std #2	ME #: 0704024
Date Received/Prepped:	4/23/2007	By: wbh
Date Expired:	5/1/2008	Lot #: A2-MEB235011
Manufacturer:	Inorganic Ventures	Certificate: Y
Matrix:	5% Nitric Acid + Trace HF	NIST SRM: Varies
Amount:	500 mL	Storage: Room Temp

Component	Comment	Conc. Unit:
Mo	(P/N MWH-ICAP-CAL-2)	100 ug/ml



195 Lehigh Avenue, Suite 4
 Lakewood, New Jersey 08701 - USA
 inorganicventures.com

CERTIFICATE OF ANALYSIS

tel: 800 669-6799 - 732-901-1900
 fax: 732-901-1700
 info@inorganicventures.com

1.0 INORGANIC VENTURES is an ISO Guide 34:2000 registered Certified Reference Material (CRM) Manufacturer (Certificate #883-02). The certificate is designed and the data is determined in accordance with ISO Guide 31:2000 (Reference Materials-Contents of Certificates and Labels), ISO Guide 34:2000 "Quality System Guidelines for the Production of Reference Materials," and ISO Guide 35-1989 "Certification of Reference Materials - General and Statistical Principals."

2.0 DESCRIPTION OF CRM Custom Solution
 Catalog No.: MWH-ICAP-CAL-2
 Lot Number: **A2-MEB235011**
 Matrix: tr. HF, 5% HNO₃(abs)

M70704024

100.00 µg/mL each:
 Mo, Sb, Sn, Ti
 50.00 µg/mL each:
 B

3.0 CERTIFIED VALUES AND UNCERTAINTIES:

ELEMENT	CERTIFIED VALUE	ELEMENT	CERTIFIED VALUE	ELEMENT	CERTIFIED VALUE
Antimony, Sb	100.4 ± 0.3 µg/mL	Boron, B	50.07 ± 0.28 µg/mL	Molybdenum, Mo	100.3 ± 0.3 µg/mL
Tin, Sn	100.3 ± 0.3 µg/mL	Titanium, Ti	100.5 ± 0.2 µg/mL		

Certified Density: 1.037 g/mL (measured at 22° C)

The Certified Value is based upon the most precise method used to analyze this CRM. The following equations are used in the calculation of the certified value and the uncertainty:

$$\text{Certified Value } (\bar{x}) = \frac{\sum x_i}{n}$$

(\bar{x}) = mean
 x_i = individual results

$$\text{Uncertainty } (\pm) = \frac{2\{(\sum s_i)^2\}^{1/2}}{(n)^{1/2}}$$

n = number of measurements
 $\sum s_i$ = The summation of all significant estimated errors
 (Most common are the errors from instrumental measurement, weighing, dilution to volume, and the fixed error reported on the NIST SRM certificate of analysis.)

4.0 TRACEABILITY TO NIST AND VALUES OBTAINED BY INDEPENDENT METHODS

"Property of the result of a measurement or the value of a standard whereby it can be related to stated references, usually national or international standards, through an unbroken chain of comparisons all having stated uncertainties." (ISO VIM, 2nd ed., 1993, definition 6.10)

This product is Traceable to NIST via an unbroken chain of comparisons. The uncertainties for each certified value are reported, taking into account the SRM uncertainty error and the measurement, weighing and volume dilution errors. In rare cases where no NIST SRMs are available, the term 'in-house std.' is specified.

10.0 QUALITY STANDARD DOCUMENTATION



10.1 ISO 9001:2000 Quality Management System Registration - QMI Certificate Number 010105

Recognized by:

- Registrar Accreditation Board (ANSI-RAB)
- Standards Council of Canada (SCC)
- Dutch Council for Accreditation (RVA)
- Entidad Mexicana de Acreditacion, a.c.(EMA)

Members of IQ Net International Certification Network:

- Argentina (IRAM), Australia (QAS), Austria (ÖQS), Belgium (Avinter), Brazil (FCAV), Canada (QMI), Hong Kong (HKQAA), Columbia (ICONTEC), Czech Republic (CQS), Denmark (DS), Finland (SFS), France (AFAQ), Germany (DQS), Greece (ELOT), Hungary (MSZT), Ireland (NSAI), Israel (SII), Italy (CISQ), Japan (JQA), Korea (KSA-QA), Netherlands (KEMA), Norway (NCS), Poland(PCBC), Portugal (APCER), Singapore (PSB), Slovenia (SIQ), Spain (AENOR), Switzerland (SQS)

10.2 ISO/IEC 17025 - 1999 "General Requirements for the Competence of Testing and Calibration"

- Chemical Testing - Accredited A2LA Certificate Number 883.01

10.3 ISO/IEC Guide 34 - 2000 "General Requirements for the Competence of Reference Material Producers"

- Reference Materials Production - Accredited A2LA Certificate Number 883.02

A2LA Mutual Recognition Agreement Partners:

- Australia (NATA), Austria (BmWA), Belgium (BELTEST) (BKO-OBE), Canada (SCC), Chinese Taipei (CNLA), Czech Republic (NAO), Denmark (DANAK), Finland (FINAS), France (COFRAC), Germany (DAR), Hong Kong (HKAS), Ireland (NAB), Italy (SIT) (SINAL), Japan (JAB) (JNLA), Republic of Korea (KOLAS), The Netherlands (RvA), New Zealand (IANZ), Norway (NA), Portugal (IPQ), Singapore (SAC-SINGLAS), Spain (ENAC), Sweden (SWEDAC), Switzerland (SAS), United Kingdom (UKAS) and United States (NVLAP) (ICBO ES)

10.4 10CFR50 Appendix B - Nuclear Regulatory Commission - Domestic Licensing of Production and Utilization Facilities

10.5 10CFR21 - Nuclear Regulatory Commission - Reporting Defects and Non-Compliance

10.6 MIL-STD-45662A (Obsolete/Observed)

11.0 DATE OF CERTIFICATION AND PERIOD OF VALIDITY

11.1 Shelf Life - The period of time during which the concentration of the analyte(s) in a properly packaged, unopened, and unused standard stored under environmentally controlled and monitored conditions will remain within the specified uncertainty range. Shelf life is limited primarily by transpiration (loss of water from the solution) and infrequently, by chemical instability. Transpiration studies of chemically-stable solutions performed at the manufacturer's facility show a CRM shelf-life of twenty one months for solutions packaged in 125-mL low density polyethylene bottles. When stored under special environmental controls that minimize transpiration and instability, the shelf life can be extended past this limit.

11.2 Expiration Date - The date after which a CRM should not be used. Routine laboratory use of a CRM increases transpiration losses and the chance of contamination which affect the integrity of the CRM and limit its useful life. Manufacturer concurs with state and federal regulatory agencies' recommendations that solution standards be assigned a one-year expiration date.

Certification Date: April 16, 2007

Expiration Date:

EXPIRES
1/2008

12.0 NAMES AND SIGNATURES OF CERTIFYING OFFICERS

Certificate Prepared By: Nick Maida, Product Documentation Administrator

Certificate Approved By: Katalin Le, QC Manager

Certifying Officer: Paul Gaines, PhD., Senior Technical Director

4.1 ASSAY INFORMATION

ELEMENT	METHOD	NIST SRM#	SRM LOT#	ELEMENT	METHOD	NIST SRM#	SRM LOT#
B	ICP Assay	3107	991907	B	Gravimetric		See Sec. 4.2
Mo	Gravimetric		See Sec. 4.2	Mo	ICP Assay	3134	891307
Sb	ICP Assay	3102a	990707	Sb	Gravimetric		See Sec. 4.2
Sn	ICP Assay	3161a	993107	Sn	Gravimetric		See Sec. 4.2
Ti	Gravimetric		See Sec. 4.2	Ti	ICP Assay	3162a	992801

4.2 **BALANCE CALIBRATION** - All balances are checked daily using an in-house procedure. The weights used for testing are annually compared to master weights and are traceable to the National Institute of Standards and Technology (NIST). The NIST Traceability numbers are 692476 - Class 1 and 692476A - Class 2. The NIST test number is 822/260017-98. All analytical balances are calibrated every 4 months. The balances are calibrated with a class 1 and/or class 2 analytical weight set. These weights are tested annually by a NIST / NVLAP accredited calibration lab. The NIST test number is

4.3 **THERMOMETER CALIBRATION** - The thermometers used in the determination of the final densities are calibrated vs standard thermometer No. 903-2680 which was certified in accordance with the procedures outlined by ASTM E77-87 and NIST Monograph 190 using NIST Test Nos. and Std Nos.: 769543, 217368/769543, 217368/P14452, 176240/P14452, 176240. Thermometers which are not calibrated vs standard thermometer No. 903-2680 are traceable to NIST Identification

4.4 **GLASSWARE CALIBRATION** - An in-house procedure is used to calibrate all Class A Glassware used in the manufacturing and quality control of CRM's.

5.0 TRACE METALLIC IMPURITIES (TMI) DETERMINED BY ICP-MS AND ICP-OES IN µg/mL - N/A

6.0 INTENDED USE

For the calibration of analytical instruments including but not limited to the following:
ICP-MS, ICP-OES, FAAS, GFAA, XRF, and DCP

For the validation of analytical methods

For the preparation of "working reference samples"

For interference studies and the determination of correction coefficients

For detection limit and linearity studies

For additional intended uses, contact Technical Staff

7.0 INSTRUCTIONS FOR THE CORRECT USE OF THIS REFERENCE MATERIAL

Storage & Handling - Keep Tightly sealed when not in use. Store and use at $20 \pm 4^\circ\text{C}$. Do Not pipette from the container. Do Not return portions removed from pipetting to container.

Element Specific Information - For specific information regarding any element: Contact technical staff.

HF Note: This standard should not be prepared or stored in glass.

8.0 **HAZARDOUS INFORMATION** - Please refer to the enclosed Material Safety Data sheet for information regarding this CRM.

9.0 **HOMOGENEITY** - This solution was mixed according to in-house procedure IV-MPM-004 and is guaranteed to be homogeneous.

Initial:
Date:

WBH
10/17/06

METALS STANDARD DOCUMENTATION

Standard: ICP CCV/MCV Stock Standard
Date Received/Prepped: 10/17/2006
Date Expired: 4/10/2008
Manufacturer: CPI
Matrix: 5% HNO₃ = tr HF
Amount: 100 mL x 10

ME #: 0610005
By: WBH
Lot #: 06j053
Certificate: Y
NIST SRM: Varius
Storage: Room Temp

Component	Comment	Conc. Unit:
Ag		20 ppm
Al		100 ppm
As		100 ppm
B		100 ppm
Ba		50 ppm
bE		100 ppm
Ca		40 ppm
Cd		1000 ppm
Co		50 ppm
Cr		100 ppm
Cu		100 ppm
Fe		100 ppm
K		100 ppm
Mg		1000 ppm
Mn		1000 ppm
Mo		100 ppm
Na		100 ppm
Ni		1000 ppm
Pb		100 ppm
Sb		100 ppm
Se		100 ppm
Tl		100 ppm
V		100 ppm
Zn		100 ppm
Sr		100 ppm
Sn		20 ppm
Ti		20 ppm



USA
 5580 Skylane Boulevard 707.525.5788
 Santa Rosa, CA 95403 800.878.7654
 www.cpiinternational.com Fax 707.545.7961

EUROPE
 P.O. Box 2704 +31 20 638 05 97
 1000 CS Amsterdam Fax +31 20 420 28 36
 The Netherlands www.cpiinternational.com

*Innovative Solutions
 in Analytical Science and
 Technology*

Expiry: 4/10/2008

Certificate of Analysis

M70610005

Part Number: 4400-061003RH01
Lot Number: 06J053
Shelf Life: 18 months

MWH
 Custom Multi
 5% HNO₃ + tr HF

Concentrations in ug/mL ± 0.5%

Ag	20	K	1000	Sr	20
Al	100	Mg	1000	Sn	20
As	100	Mn	100	Ti	20
B	50	Mo	100		
Ba	100	Na	1000		
Be	40	Ni	100		
Ca	1000	Pb	100		
Cd	50	Sb	100		
Co	100	Se	100		
Cr	100	TL	100		
Cu	100	V	100		
Fe	100	Zn	100		

This standard solution was prepared using high-purity starting materials, high-purity acid (if required) and 18-megaohm de-ionized water. The starting materials were weighed to five significant figures and diluted in volumetric glassware calibrated to five significant figures.

Starting materials were analyzed at 1000µg/mL by ICP-MS for trace impurities. The standard solution concentrations were certified instrumentally against the National Institute of Standards and Technology's SRM 3100 series, NIST approved second source and/or gravimetrically.

Accuracy and stability are guaranteed to within plus or minus 0.5% of the certified value for the stated shelf life from the date of shipment. The solution should be kept tightly capped and stored under normal laboratory conditions. See attached MSDS for proper handling information.

For questions or comments please call 1-800-878-7654 in the USA, +31 20 638 05 97 in Europe or visit our web-site at www.cpiinternational.com.




METALS STANDARD DOCUMENTATION

wbh
6/19/06

Standard:	ICP/ICPMS LCS/SPIKE Solution	ME #: 0606004
Date Received/Prepped:	6/19/2006	By: wbh
Date Expired:	12/13/2006	Lot #: 06F103
Manufacturer:	CPI	Certificate: Y
Matrix:	5% HNO ₃ + 0.1% HF	NIST SRM: 3100 Series
Amount:	10 x 100 mL	Storage: Room Temp

Component	Comment	Conc. Unit:
Iron	CPI P/N: 4400-050314RH01	500 mg/L
Aluminum		200 mg/L
Barium		100 mg/L
Cobalt		100 mg/L
Chromium		100 mg/L
Copper		100 mg/L
Molybdenum		100 mg/L
Strontium		100 mg/L
Titanium		100 mg/L
Vanadium		100 mg/L
Zinc		100 mg/L
Tin		100 mg/L
Silver		100 mg/L
Boron		50 mg/L
Manganese		50 mg/L
Nickel		50 mg/L
Antimony		50 mg/L
Arsenic		50 mg/L
Cadmium		20 mg/L
Lead		20 mg/L
Selenium		20 mg/L
Thallium		20 mg/L
Uraium		20 mg/L
Beryllium		20 mg/L
Tin		5 mg/L
		100 mg/L



USA

5580 Skyline Boulevard 707.525.5788
Santa Rosa, CA 95403 800.878.7654
www.cpiinternational.com Fax 707.545.7901

EUROPE

P.O. Box 2704 +31 20 638 05 97
1000 CS Amsterdam Fax +31 20 420 28 36
The Netherlands www.cpiinternational.com

*Innovative Solutions
in Analytical Science and
Technology*

Expiry: 12/13/2007

Certificate of Analysis

Part Number: 4400-050314RH01
Lot Number: 06F103
Shelf Life: 18 months

M70 606004

MWH Labs
5% HNO3 + 0.1% HF
#REF!

Concentrations in ug/mL ± 0.5%

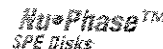
Fe	500	B	50
Al	200	Mn	50
Ba	100	Ni	50
Co	100	Sb	50
Cr	100	As	20
Cu	100	Cd	20
Mo	100	Pb	20
Sr	100	Se	20
Ti	100	TL	20
V	100	Sn	100
Zn	100	Be	5
Ag	50	U	20

This standard solution was prepared using high-purity starting materials, high-purity acid (if required) and 18-megaohm de-ionized water. The starting materials were weighed to five significant figures and diluted in volumetric glassware calibrated to five significant figures.

Starting materials were analyzed at 1000µg/mL by ICP-MS for trace impurities. The standard solution concentrations were certified instrumentally against the National Institute of Standards and Technology's SRM 3100 series, NIST approved second source and/or gravimetrically.

Accuracy and stability are guaranteed to within plus or minus 0.5% of the certified value for the stated shelf life from the date of shipment. The solution should be kept tightly capped and stored under normal laboratory conditions. See attached MSDS for proper handling information.

For questions or comments please call 1-800-878-7654 in the USA, +31 20 638 05 97 in Europe or visit our web-site at www.cpiinternational.com.



Initial: WBY
Date: 5/9/07

METALS STANDARD DOCUMENTATION

Standard: ICP Spike solution
Date Received/Prepped: 5/9/2007
Date Expired: 10/1/2007
Manufacturer: MWH-WBH
Matrix: 2% HNO3
Amount: 100mL x 2

ME #: 0705006
By: WBH
Lot #:
Certificate: Y
NIST SRM: 3100 SERIES
Storage: Room Temp

<u>Component</u>	<u>Comment</u>	<u>Conc. Unit:</u>
AS	8.0mL ME0611005/100mL	80 ppm
PB	8.0mL ME0704013/100mL	80 ppm
SE	8.0mL ME0703001/100mL	80 ppm
TL	8.0mL ME0702006/100mL	80 ppm

Initial: _____
Date: 11/1/06

METALS STANDARD DOCUMENTATION

Standard: Arsenic Stock Std
Date Received/Prepped: 11/1/2006
Date Expired: 10/1/2007
Manufacturer: IV
Matrix: 1.4% HNO3
Amount: 100mL

ME #: 0611005
By: WBH
Lot #: Y-AS02029
Certificate: Y
NIST SRM:
Storage: Room Temp

Component	Comment	Conc. Unit:
AS	Cat # CGAS1-1	1004 ppm



195 Lehigh Avenue, Suite 4
 Lakewood, New Jersey 08701 - USA
 info@inorganicventures.com

CERTIFICATE OF ANALYSIS

tel: 800.669.6799 - 732.901.1900
 fax: 732.901.1903
 info@inorganicventures.com

1.0 **INORGANIC VENTURES** is an ISO Guide 34:2000 registered Certified Reference Material (CRM) Manufacturer (Certificate #883-02). The certificate is designed and the data is determined in accordance with ISO Guide 31:2000 (Reference Materials-Contents of Certificates and Labels), ISO Guide 34:2000 "Quality System Guidelines for the Production of Reference Materials," and ISO Guide 35-1989 "Certification of Reference Materials - General and Statistical Principles."

2.0 **DESCRIPTION OF CRM** 1000 µg/mL Arsenic in 1.4% (abs) HNO₃

Catalog Number: CGAS1-1, CGAS1-2, and CGAS1-5
 Lot Number: **Y -AS02029**
 Starting Material: As Polycrystalline lump
 Starting Material Purity (%): 99.999055
 Starting Material Lot No: 23115
 Matrix: 1.4% (abs) HNO₃

MF0611005

3.0 CERTIFIED VALUES AND UNCERTAINTIES

Certified Concentration: 1004 ± 2 µg/mL 995 ± 2 µg/g

Certified Density: 1.009 g/mL (measured at 22° C)

The Certified Value is the instrument analysis value. The following equations are used in the calculation of the certified value and the uncertainty:

$$\text{Certified Value } (\bar{x}) = \frac{\sum x_1}{n}$$

(\bar{x}) = mean
 x₁ = individual results
 n = number of measurements

$$\text{Uncertainty } (\pm) = \frac{2(\sum s_1^2)^{1/2}}{(n)}$$

∑s₁ = The summation of all significant estimated errors
 (Most common are the errors from instrumental measurement weighting, dilution to volume, and the fixed error reported on the NIST SRM certificate of analysis.)

4.0 TRACEABILITY TO NIST AND VALUES OBTAINED BY INDEPENDENT METHODS

"Property of the result of a measurement or the value of a standard whereby it can be related to stated references, usually national or international standards, through an unbroken chain of comparisons all having stated uncertainties." (ISO VIM, 2nd ed., 1993, definition 6.10)

This IV product is Traceable to NIST via an unbroken chain of comparisons. The uncertainties for each certified value are reported, taking into account the SRM uncertainty error and the measurement, weighing and volume dilution errors. In rare cases where no NIST SRMs are available, the term 'in-house std.' is specified.

4.1 **Assay Method #1** 1004 ± 2 µg/mL 995 ± 2 µg/g (Avg 2 runs)
 ICP Assay NIST SRM 3103a Lot Number: 010713

Assay Method #2 1003 ± 5 µg/mL 994 ± 5 µg/g
 Gravimetric NIST SRM Lot Number: See Sec. 4.2

7.0 INSTRUCTIONS FOR THE CORRECT USE OF THIS REFERENCE MATERIAL

Storage & Handling - Keep tightly sealed when not in use. Store and use at $20 \pm 4^\circ\text{C}$. Do not pipet from container. Do not return portions removed for pipetting to container.

Atomic Weight; Valence; Coordination Number; Chemical Form in Solution - 74.9216; mix of +3 and +5; 6; H_3AsO_4 and HAsO_2

Chemical Compatibility - Arsenic has no cationic chemistry. It is soluble in HCl , HNO_3 , H_3PO_4 , H_2SO_4 and HF aqueous matrices water and NH_4OH . It is stable with most inorganic anions (forms arsenate when boiled with chromate) but many cationic metals form the insoluble arsenates under pH neutral conditions. When fluorinated and / or under acidic conditions arsenate formation is typically not a problem at moderate to low concentrations.

Stability - 2-100 ppb levels stable for months alone or mixed with other elements at equivalent levels in 1% HNO_3 / LDPE container. 1-10,000 ppm solutions chemically stable for years in 1-5% HNO_3 / LDPE container.

As Containing Samples (Preparation and Solution) - As_2O_3 (soluble in 1:1 H_2O / HNO_3); Oxides (the oxide exists in crystalline and amorphous forms where the amorphous form is more water soluble. The oxides typically dissolve in dilute acidic solutions when boiled); Minerals (One gram of powdered sample is fused in a NiO crucible with 10 grams of a 1:1 mix of K_2CO_3 and KNO_3 and the melt extracted with hot water); Organic Matrices (0.2 to 0.5 grams of the sample are fused with 15 grams of a 1:1 Na_2CO_3 / Na_2O_2 mix in a NiO crucible. The fuseate is extracted with water and acidified with HNO_3)

Atomic Spectroscopic Information (ICP-OES D.L.s are given as radial/axial view):

Technique/Line	Estimated D.L.	Order	Type	Interferences (underlined indicates severe)
ICP-OES 189.042 nm	0.05 / 0.005 $\mu\text{g}/\text{mL}$	1	atom	Cr
ICP-OES 193.696 nm	0.1 / 0.01 $\mu\text{g}/\text{mL}$	1	atom	V, Ge
ICP-OES 228.812 nm	0.1 / 0.01 $\mu\text{g}/\text{mL}$	1	atom	<u>Cd</u> , <u>Pt</u> , Ir, Co
ICP-MS 75 amu	20 ppt	n/a	M+	40Ar35Cl, 59Co16O, 36Ar38Ar1H, 38Ar37Cl, 6Ar39K, 150Nd2+, 150Sm2+

8.0 **HAZARDOUS INFORMATION** - Please refer to the enclosed Material Safety Data sheet for information regarding this CRM.

9.0 **HOMOGENEITY** - This solution was mixed according to procedure IV-MPM-004 and is guaranteed to be homogeneous.



10.0 QUALITY STANDARD DOCUMENTATION

10.1 **ISO 9001:2000 Quality Management System Registration - QMI Certificate Number 010105**

Recognized by:

Registrar Accreditation Board (ANSI-RAB)

Standards Council of Canada (SCC)

Dutch Council for Accreditation (RVA)

Entidad Mexicana de Acreditacion, a.c.(EMA)

Members of IQ Net International Certification Network:

Argentina (IRAM), Australia (QAS), Austria (ÖQS), Belgium (Avinter), Brazil (FCAV), Canada (QMI), Hong Kong (HKQAA), Columbia (ICONTEC), Czech Republic (CQS), Denmark (DS), Finland (SFS), France (AFAQ), Germany (DQS), Greece (ELT), Hungary (MSZT), Ireland (NSAI), Israel (SII), Italy (CISQ), Japan (JQA), Korea (KSA-QA), Netherlands (KEMA), Norway (NCS), Poland(PCBC), Portugal (APCER), Singapore (PSB), Slovenia (SIQ), Spain (AENOR), Switzerland (SQS)

10.2 **ISO/IEC 17025 - 1999 "General Requirements for the Competence of Testing and Calibration"**

- Chemical Testing - Accredited A2LA Certificate Number 883.01

10.3 **ISO/IEC Guide 34 - 2000 "General Requirements for the Competence of Reference Material Producers"**

- Reference Materials Production - Accredited A2LA Certificate Number 883.02

A2LA Mutual Recognition Agreement Partners:

Australia (NATA), Austria (BmWA), Belgium (BELTEST) (BKO-OBE), Canada (SCC), Chinese Taipei (CNLA), Czech Republic (NAO), Denmark (DANAK), Finland (FINAS), France (COFRAC), Germany (DAR), Hong Kong (HKAS), Ireland (NAB), Italy (SIT) (SINAL), Japan (JAB) (JNLA), Republic of Korea (KOLAS), The Netherlands (RvA), New Zealand (IANZ), Norway (NA), Portugal (IPQ), Singapore (SAC-SINGLAS), Spain (ENAC), Sweden (SWEDAC), Switzerland (SAS), United Kingdom (UKAS) and United States (NVLAP) (ICBO ES)

10.4 **10CFR50 Appendix B - Nuclear Regulatory Commission**

- Domestic Licensing of Production and Utilization Facilities

10.5 **10CFR21 - Nuclear Regulatory Commission - Reporting Defects and Non-Compliance**

10.6 **MIL-STD-45662A (Obsolete/Observed)**

- 4.2 BALANCE CALIBRATION** - All balances are checked daily using in-house procedure number 6-IMM001. The weights used for testing are annually compared to Gerhart Scale Corporation's master weights and are traceable to the National Institute of Standards and Technology (NIST). The NIST Traceability numbers are 692476 - Class 1 and 692476A - Class 2. The NIST test number is 822/260017-98; All analytical balances are calibrated every 4 months by Gerhart Scale Corp. of South Amboy. The balances are calibrated with a class 1 and/or class 2 analytical weight set. These weights are tested annually by a NIST / NVLAP accredited calibration lab. The NIST test number is 822/260017-98.
- 4.3 THERMOMETER CALIBRATION** - The thermometers used in the determination of the final densities are calibrated vs standard thermometer No. 903-2680 which was certified in accordance with the procedures outlined by ASTM E77-87 and NIST Monograph 150 using NIST Test Nos. and Std Nos.: 769543, 217368/769543, 217368/P14452, 176240/P14452, 176240. The in-house procedure No. is 2-QC-001. Thermometers which are not calibrated vs standard thermometer No. 903-2680 are traceable to NIST Identification Nos. 92564, 119016, 471047 and NIST test report Nos. 811/258522, 811/2557078, and 236090.
- 4.4 GLASSWARE CALIBRATION** - In-house procedure 3-QC-002 is used to calibrate all Class A glassware used in the manufacture and quality control of CRM's.

5.0 TRACE METALLIC IMPURITIES (TMI) DETERMINED BY ICP/MS AND ICP-OES IN µg/mL

CRM's solutions are tested for trace metallic impurities by Axial ICP-OES and ICP-MS. The result from the most sensitive method for each element, is reported below. Solutions tested by ICP-MS were analyzed in an ULPA-Filtered Clean Room. An ULPA-Filter is 99.9985% efficient for the removal of particles down to 0.3 µm.

<u>Q</u> Al 0.00038	<u>M</u> Dy < 0.01884	<u>Q</u> Li < 0.00002	<u>M</u> Pr < 0.00094	<u>M</u> Te < 0.09418
<u>Q</u> Sb < 0.01000	<u>M</u> Er < 0.01570	<u>M</u> Lu < 0.00126	<u>Q</u> Re < 0.01000	<u>M</u> Tb < 0.00094
<u>s</u> As	<u>M</u> Eu < 0.00942	<u>Q</u> Mg 0.00017	<u>M</u> Rh < 0.00314	<u>M</u> Tl < 0.00314
<u>M</u> Ba < 0.03139	<u>M</u> Gd < 0.00314	<u>Q</u> Mn 0.00005	<u>M</u> Rb < 0.00314	<u>M</u> Th < 0.00314
<u>M</u> Be < 0.00157	<u>M</u> Ga < 0.00314	<u>Q</u> Hg < 0.01200	<u>M</u> Ru < 0.00628	<u>M</u> Tm < 0.00126
<u>M</u> Bi < 0.00126	<u>M</u> Ge < 0.01884	<u>M</u> Mo < 0.00628	<u>M</u> Sm < 0.00314	<u>Q</u> Sn 0.00073
<u>Q</u> B < 0.01200	<u>M</u> Au < 0.00942	<u>M</u> Nd < 0.00628	<u>M</u> Sc < 0.03139	<u>M</u> Ti < 0.15697
<u>M</u> Cd < 0.00942	<u>M</u> Hf < 0.00628	<u>Q</u> Ni < 0.00200	<u>M</u> Se < 0.02511	<u>M</u> W < 0.03139
<u>Q</u> Ca 0.00206	<u>M</u> Ho < 0.00157	<u>Q</u> Nb < 0.00200	<u>Q</u> Si 0.00476	<u>M</u> U < 0.00628
<u>M</u> Ce < 0.01570	<u>M</u> In < 0.03139	<u>n</u> Os	<u>M</u> Ag < 0.00628	<u>M</u> V < 0.00628
<u>M</u> Cs < 0.00094	<u>M</u> Ir < 0.01570	<u>M</u> Pd < 0.01570	<u>Q</u> Na 0.00159	<u>M</u> Yb < 0.00314
<u>M</u> Cr < 0.01570	<u>Q</u> Fe < 0.00110	<u>Q</u> P < 0.00260	<u>M</u> Sr < 0.00157	<u>M</u> Y < 0.12558
<u>M</u> Co < 0.00942	<u>M</u> La < 0.00157	<u>M</u> Pt < 0.00628	<u>Q</u> S < 0.02500	<u>Q</u> Zn 0.00044
<u>M</u> Cu < 0.01884	<u>M</u> Pb < 0.00942	<u>Q</u> K 0.00048	<u>M</u> Ta < 0.02198	<u>M</u> Zr < 0.01570

M - Checked by ICP-MS Q - Checked by ICP-OES i - Spectral Interference n - Not Checked For s - Solution Standard Element

6.0 INTENDED USE

- For the calibration of analytical instruments including but not limited to the following: ICP-MS, ICP-OES, FAAS, GFAA, XRF, and DCP
- For the validation of analytical methods
- For the preparation of "working reference samples"
- For interference studies and the determination of correction coefficients
- For detection limit and linearity studies
- For additional intended uses, contact IV Technical Staff

11.0 DATE OF CERTIFICATION AND PERIOD OF VALIDITY


11.1 IV Shelf Life - The period of time during which the concentration of the analyte(s) in a properly packaged, unopened, and unused standard stored under environmentally controlled and monitored conditions will remain within the specified uncertainty range. Shelf life is limited primarily by transpiration (loss of water from the solution) and infrequently, by chemical instability. Transpiration studies (P-SP01020) of chemically-stable solutions performed at Inorganic Ventures Labs indicate a CRM shelf-life of four years for solutions packaged in 500-mL low density polyethylene bottles. When stored under special conditions that minimize transpiration and instability, the shelf life can be extended past this limit.


11.2 Expiration Date - The date after which a CRM should not be used. Routine laboratory use of a CRM increases transpiration losses and the chance of contamination which affect the integrity of the CRM and limit its useful life. Inorganic Ventures Labs concurs with state and federal regulatory agencies' recommendations that solution standards be assigned a one-year expiration date.


Certification Date: September 15, 2005

Expiration Date: **EXPIRES**
1st 2007

12.0 NAMES AND SIGNATURES OF CERTIFYING OFFICERS

Certificate Prepared By: Nick Maida, QA Administrator 

Certificate Approved By: Katalin Le, QC Manager 

Certifying Officer: Paul Gaines, PhD., Technical Director 

Initial:
Date:

WBH
4/16/07

METALS STANDARD DOCUMENTATION

Standard: Lead Stock Standard
Date Received/Prepped: 4/16/2007
Date Expired: 10/11/2008
Manufacturer: CPI
Matrix: 2% HNO3
Amount: 100 mL

ME #: 0704013
By: WBH
Lot #: 07A097
Certificate: Y
NIST SRM: 3128
Room temp. storage

Component	Comment	Conc. Unit:
Pb	P/N S4400-1000281	1000 ppm



USA
 5580 Skylane Boulevard 707.525.5788
 Santa Rosa, CA 95403 800.878.7654
 www.cpiinternational.com Fax 707.545.7901

EUROPE
 P.O. Box 2704 +31 20 638 05 97
 1000 CS Amsterdam Fax +31 20 420 28 36
 The Netherlands www.cpiinternational.com

Innovative Solutions
 in Analytical Science and
 Technology

CERTIFICATE OF ANALYSIS

P/N S4400-1000281

P/N 4400-1000281

Single-Element Lead Standard

Pb in 2% HNO₃

1000 ± 3 µg/mL

Lot # 07A097

1270704013

Material Source: Lead Metal
 Source Purity: 99.995 %
 Specific Gravity: 1.009 @ 21 °C

This standard solution was prepared using high-purity metal, sub-boiled distilled nitric acid and 18-megaohm deionized water. The starting material was weighed to five significant figures and diluted in volumetric glassware calibrated to five significant figures.

The standard solution concentration was certified by ICP against the National Institute of Standards and Technology's SRM 3128. Trace impurities of the 1000 µg/mL standard were analyzed by ICP-MS.

ppb	DL	ppb	DL	ppb	DL	ppb	DL	ppb	DL
Al 10.3	0.1	Cu 58	0.1	Pb X	0.1	K ND	70	Tl 0.25	0.1
Sb ND	0.1	Dy ND	0.1	Li 2	0.4	Pr ND	0.1	Th ND	0.1
As ND	6	Er ND	0.1	Lu ND	1	Re ND	0.1	Tm ND	0.1
Ba 0.22	0.1	Eu ND	0.1	Mg 1.4	0.2	Rh IN	0.1	Sn ND	0.1
Be 0.58	0.1	Gd ND	0.1	Mn 3.8	1	Rb ND	0.1	Ti 0.58	0.1
Bi 0.7	0.1	Ga ND	0.1	Hg ND	0.2	Ru ND	0.1	W ND	0.1
B ND	4	Ge ND	0.1	Mo 0.17	0.1	Sm ND	0.1	U ND	0.1
Br ND	10	Au ND	0.1	Nd ND	0.1	Se ND	6	V ND	1
Cd ND	0.1	Hf ND	0.1	Ni 0.9	0.1	Si 31	8	Yb ND	0.1
Ca 25	7	Ho ND	0.1	Nb ND	0.1	Ag 6.1	0.1	Y ND	0.1
Ce ND	0.1	I 0.1	0.2	Os ND	0.1	Na 3.5	1	Zn 23	2
Cs 0.26	0.1	Ir ND	0.1	Pd ND	0.1	Sr ND	0.1	Zr INT	0.1
Cr ND	1	Fe ND	30	P ND	10	Ta ND	0.1		
Co ND	0.1	La ND	0.1	Pt ND	0.1	Tc ND	0.1		

X=Major Element INT=Interference from Major Element DL=Detection Limit ND=None Detected

Accuracy and stability are guaranteed to within plus or minus 0.3% of the certified value for 18 months after the date of shipment. The solution should be kept tightly capped and stored under normal laboratory conditions. See attached MSDS for proper handling information.

For questions or comments please call 1-800-878-7654 in the United States or +31 20 638 05 97 in Europe.






Initial: W/SM
Date: 3/5/07

METALS STANDARD DOCUMENTATION

Standard: Selenium Stock Standard
Date Received/Prepped: 3/5/2007
Date Expired: 8/22/2008
Manufacturer: CPI
Matrix: 2% HNO3
Amount: 100 mL

ME #: 0703001
By: wbn
Lot #: 6.00E+228
Certificate: Y
NIST SRM: 3148
Storage: Room Temp

Component	Comment	Conc. Unit:
Se	P/N # S4400-1000491	1000 ppm



USA
 5580 Skylark Boulevard 707.525.5788
 Santa Rosa, CA 95403 800.878.7654
 www.cpiinternational.com Fax 707.545.7901

EUROPE
 P.O. Box 2764 +31 20 638 05 97
 1000 CS Amsterdam Fax +31 20 420 28 36
 The Netherlands www.cpiinternational.com

Innovative Solutions
 in Analytical Science and
 Technology

AUG 22 08

CERTIFICATE OF ANALYSIS

P/N 4400-1000491
P/N S4400-1000491
 Single-Element Selenium Standard
 Se in 2% HNO₃
 1000 ± 3 µg/mL

M70703001

Lot # 06E228

Material Source: Selenium Metal
 Source Purity: 99.99%
 Specific Gravity: 1.011 @ 21 °C

This standard solution was prepared using high-purity metal, sub-boiled distilled nitric acid and 18-megaohm deionized water. The starting material was weighed to five significant figures and diluted in volumetric glassware calibrated to five significant figures.

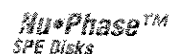
The standard solution concentration was certified by ICP against the National Institute of Standards and Technology's SRM 3148. Trace impurities of the 1000 µg/mL standard were analyzed by ICP-MS.

<u>ppb</u>	<u>DL</u>	<u>ppb</u>	<u>DL</u>	<u>ppb</u>	<u>DL</u>	<u>ppb</u>	<u>DL</u>	<u>ppb</u>	<u>DL</u>
Al 1.8	0.1	Cu 0.4	0.1	Pb 0.3	0.1	K ND	70	Tl 3.6	0.1
Sb ND	0.1	Dy ND	0.1	Li ND	0.4	Pr ND	0.1	Th ND	0.1
As ND	6	Er ND	0.1	Lu ND	1	Re ND	0.1	Tm ND	0.1
Ba ND	0.1	Eu ND	0.1	Mg 1.1	0.2	Rh ND	0.1	Sn ND	0.1
Be ND	0.1	Gd ND	0.1	Mn ND	1	Rb ND	0.1	Ti ND	0.1
Bi ND	0.1	Ga ND	0.1	Hg ND	0.2	Ru ND	0.1	W ND	0.1
B ND	4	Ge ND	0.1	Mo 0.6	0.1	Sm ND	0.1	U ND	0.1
Br INT	10	Au ND	0.1	Nd ND	0.1	Se X	6	V ND	1
Cd 0.4	0.1	Hf ND	0.1	Ni 0.6	0.1	Si 40	8	Yb ND	0.1
Ca 5	7	Ho ND	0.1	Nb INT	0.1	Ag 0.8	0.1	Y ND	0.1
Ce ND	0.1	I 0.5	0.2	Os ND	0.1	Na 3.8	1	Zn ND	2
Cs ND	0.1	Ir ND	0.1	Pd ND	0.1	Sr ND	0.1	Zr INT	0.1
Cr ND	1	Fe ND	30	P ND	10	Ta ND	0.1		
Co ND	0.1	La ND	0.1	Pt ND	0.1	Te ND	0.1		

X=Major Element INT=Interference from Major Element DL=Detection Limit ND=None Detected

Accuracy and stability are guaranteed to within plus or minus 0.3% of the certified value for 18 months after the date of shipment. The solution should be kept tightly capped and stored under normal laboratory conditions. See attached MSDS for proper handling information.

For questions or comments please call 1-800-878-7654 in the USA or +31 20 638 05 97 in Europe.



Initial:
Date:

WBH
2/26/07

METALS STANDARD DOCUMENTATION

Standard: Thallium 1000ppm Stock Std
Date Received/Prepped: 2/20/2007
Date Expired: 8/16/2008
Manufacturer: CPI
Matrix: 2% HNO₃
Amount: 100 mL

ME #: 0702006
By: WBH
Lot #: 06H213
Certificate: Y
NIST SRM: 3158
Room temp. storage

<u>Component</u>	<u>Comment</u>	<u>Conc. Unit:</u>
Tl	P/N S4400-1000581	1000 ppm



USA
 5580 Skylane Boulevard 707.525.6788
 Santa Rosa, CA 95403 800.878.7654
 www.cpiinternational.com Fax 707.545.7901

EUROPE
 P.O. Box 2704 +31 20 638 05 97
 1000 CS Amsterdam Fax +31 20 420 28 36
 The Netherlands www.cpiinternational.com

Innovative Solutions
 in Analytical Science and
 Technology

CERTIFICATE OF ANALYSIS

MF0702006

P/N 4400-1000581
P/N S4400-1000581

Single Element Thallium Standard
 Tl in 2% HNO₃
 1000 ± 3 µg/mL

Lot # 06H213

Material Source: Thallium metal
 Source Purity: 99.999%
 Specific Gravity: 1.015 @ 21 °C

This standard solution was prepared using high-purity metal, sub-boiled distilled nitric acid and 18-megaohm deionized water. The starting material was weighed to five significant figures and diluted in volumetric glassware calibrated to five significant figures.

The standard solution concentration was certified by ICP against the National Institute of Standards and Technology's SRM 3158. Trace impurities of the 1000 µg/mL standard were analyzed by ICP-MS.

ppb	DL	ppb	DL	Ppb	DL	ppb	DL	ppb	DL
Al 13.3	0.1	Cu 9.3	0.1	Pb 41	0.1	K ND	70	Tl X	0.1
Sb ND	0.1	Dy ND	0.1	Li ND	0.4	Pr ND	0.1	Th ND	0.1
As ND	6	Er ND	0.1	Lu ND	1	Re ND	0.1	Tm ND	0.1
Ba 0.37	0.1	Eu ND	0.1	Mg 1.7	0.2	Rh ND	0.1	Sn ND	0.1
Be 0.67	0.1	Gd ND	0.1	Mn ND	1	Rb ND	0.1	Ti 0.45	0.1
Bi 0.12	0.1	Ga ND	0.1	Hg 0.16	0.2	Ru ND	0.1	W ND	0.1
B ND	4	Ge ND	0.1	Mo 0.21	0.1	Sm ND	0.1	U ND	0.1
Br ND	10	Au ND	0.1	Nd ND	0.1	Se ND	6	V ND	1
Cd 1.6	0.1	Hf ND	0.1	Ni 1.1	0.1	Si 46	8	Yb ND	0.1
Ca 51	7	Ho ND	0.1	Nb ND	0.1	Ag 0.3	0.1	Y ND	0.1
Ce ND	0.1	I 0.4	0.2	Os ND	0.1	Na 3.3	1	Zn 14.7	2
Cs 0.24	0.1	Ir ND	0.1	Pd ND	0.1	Sr ND	0.1	Zr ND	0.1
Cr ND	1	Fe ND	30	P 20	10	Ta ND	0.1		
Co ND	0.1	La ND	0.1	Pt ND	0.1	Tc ND	0.1		

X=Major Element INT=Interference from Major Element DL=Detection Limit ND=None Detected

Accuracy and stability are guaranteed to within plus or minus 0.3% of the certified value for 18 months after the date of shipment. The solution should be kept tightly capped and stored under normal laboratory conditions. See attached MSDS for proper handling information.

For questions or comments please call 1-800-878-7654.



Initial: WBH
Date: 4/11/07

METALS STANDARD DOCUMENTATION

Standard: ICP LCS/SPIKE STOCK STD **ME #:** 0704005
Date Received/Prepped: 4/10/2007 **By:** wbh
Date Expired: 10/4/2008 **Lot #:** 07D019
Manufacturer: CPI **Certificate:** Y
Matrix: 5% HNO3 **NIST SRM:** 3100 series
Amount: 100mL **Storage:** Room Temp

Component	Comment	Conc. Unit:
Ca	P/N # 4400-130309	10000 ppm
K	per 500mL DI	4000 ppm
Mg		4000 ppm
Na		10000 ppm

**USA**

5580 Skylane Boulevard 707.525.5788
Santa Rosa, CA 95403 800.878.7654
www.cpiinternational.com Fax 707.545.7901

EUROPE

P.O. Box 2704 +31 20 638 05 97
1000 CS Amsterdam Fax +31 20 420 28 36
The Netherlands www.cpiinternational.com

*innovative Solutions
in Analytical Science and
Technology*

CERTIFICATE OF ANALYSIS

P/N: 4400-130309
Lot Number: 07D019
Shelf Life: 18 months
Expiration Date: 10/04/2008

MZ 0704005

MWH
Dat MW Standard
 $\mu\text{g/mL} \pm 0.5\%$ in 5% HNO_3

Na 10,000 Ca 10,000 Mg 4,000 K 4,000

This standard solution was prepared using high-purity starting materials, high-purity acid (if required) and 18-megohm de-ionized water. The starting materials were weighed to five significant figures and diluted in volumetric glassware calibrated to five significant figures.

Starting materials were analyzed at 1000 $\mu\text{g/mL}$ by ICP-MS for trace impurities. The standard solution concentrations were certified instrumentally against the National Institute of Standards and Technology's SRM 3100 series, NIST approved second source and/or gravimetrically.

Accuracy and stability are guaranteed to within plus or minus 0.5% of the certified value for the stated shelf life from the date of shipment. The solution should be kept tightly capped and stored under normal laboratory conditions. See attached MSDS for proper handling information.

For questions or comments please call 1-800-878-7654 in the USA, +31 20 638 05 97 in Europe or visit our web-site at www.cpiinternational.com.

Initial: W.S.
Date: 3/16/07

METALS STANDARD DOCUMENTATION

Standard: ICP MRL Working stock Solution **ME #:** 0703010
Date Received/Prepped: 3/16/2007 **By:** WBH
Date Expired: 9/16/2007 **Lot #:**
Manufacturer: MWH-WBH **Certificate:**
Matrix: 5% HNO3 **NIST SRM:**
Amount: 2X100 mL **Storage:** Room Temp

Component	Comment	Conc. Unit:
Al	10mL ME0609001	5 ppm
Sb		5 ppm
As		10 ppm
Ba		2 ppm
Be		0.1 ppm
B		5 ppm
Cd		0.5 ppm
Ca		100 ppm
Cr		1 ppm
Co		5 ppm
Cu		1 ppm
Fe		2 ppm
Pb		2 ppm
Mg		10 ppm
Mn		0.2 ppm
Mo		2 ppm
Ni		2 ppm
K		100 ppm
Se		10 ppm
Ag		1 ppm
Na		100 ppm
Zn		2 ppm
V		0.2 ppm
Tl		10 ppm
Li		0.1 ppm
Ti		2 ppm
Sr		1 ppm
Sn		20 ppm

Initial: WBH
Date: 9/25/06

METALS STANDARD DOCUMENTATION

Standard: ICP MRL Stock Solution
Date Received/Prepped: 9/25/2006
Date Expired: 9/20/2007
Manufacturer: CPI
Matrix: 2% HNO₃ + tr HF
Amount: 100 mL

ME #: 0609001
By: WBH
Lot #: 061162
Certificate: Yes
NIST SRM: 3100 series
Storage: Room Temp

Component	Comment	Conc. Unit:
Al	Part # 4400-060915RH01	50 ppm
Sb		50 ppm
As		100 ppm
Ba		20 ppm
Be		1 ppm
B		50 ppm
Cd		5 ppm
Ca		1000 ppm
Cr		10 ppm
Co		50 ppm
Cu		10 ppm
Fe		20 ppm
Pb		20 ppm
Mg		100 ppm
Mn		2 ppm
Mo		20 ppm
Ni		20 ppm
K		1000 ppm
Se		100 ppm
Ag		10 ppm
Na		1000 ppm
Zn		20 ppm
V		2 ppm
Ti		10 ppm
Li		1 ppm
Tl		20 ppm
Sr		10 ppm
Sn		200 ppm



USA
 5580 Skylark Boulevard 707.525.5788
 Santa Rosa, CA 95403 800.878.7654
 www.cpiinternational.com Fax 707.545.7901

EUROPE
 P.O. Box 2704 +31 20 638 05 97
 1000 CS Amsterdam Fax +31 20 420 28 36
 The Netherlands www.cpiinternational.com

*Innovative Solutions
 in Analytical Science and
 Technology*

Expiry: 9/20/2007

1470609001

Certificate of Analysis

Part Number: 4400-060915RH01
Lot Number: 061162
Shelf Life: 12 months

MWH
 Custom Standard
 2% HNO₃ + tr HF

Concentrations in ug/mL ± 0.5%

Al	50	Pb	20	Zn	20
Sb	50	Li	1	Ti	20
As	100	Mg	100	Sr	10
Ba	20	Mn	2	Sn	200
Be	1	Mo	20		
B	50	Ni	20		
Cd	5	K	1000		
Ca	1000	Se	100		
Cr	10	Ag	10		
Co	50	Na	1000		
Cu	10	TL	100		
Fe	20	V	2		

This standard solution was prepared using high-purity starting materials; high-purity acid (if required) and 18-megaohm de-ionized water. The starting materials were weighed to five significant figures and diluted in volumetric glassware calibrated to five significant figures.

Starting materials were analyzed at 1000µg/mL by ICP-MS for trace impurities. The standard solution concentrations were certified instrumentally against the National Institute of Standards and Technology's SRM 3100 series, NIST approved second source and/or gravimetrically.

Accuracy and stability are guaranteed to within plus or minus 0.5% of the certified value for the stated shelf life from the date of shipment. The solution should be kept tightly capped and stored under normal laboratory conditions. See attached MSDS for proper handling information.

For questions or comments please call 1-800-878-7654 in the USA, +31 20 638 05 97 in Europe or visit our web-site at www.cpiinternational.com.

ME0705012

Initial:
Date:

WBH
5/16/07

METALS STANDARD DOCUMENTATION

Standard: Interference Check Std A (ICSA)
Date Received/Prepped: 5/16/2007
Date Expired: 8/23/2007
Manufacturer: MWH-WBH
Matrix: 5% HNO3
Amount: 500 mL

ME #: 0705012
By: WBH
Lot #: VARIOUS
Certificate:
NIST SRM:
Storage: Room Temp.

<u>Component</u>	<u>Comment</u>	<u>Conc. Unit:</u>
Al	25mL ME0603001/500mL	250 ppm
Ca		250 ppm
Fe		100 ppm
Mg		250 ppm

Initial:

WSY

Date:

3/2/06

METALS STANDARD DOCUMENTATION

Standard: ICP ICESA Stock solution
Date Received/Prepped: 3/2/2006
Date Expired: 8/23/2007
Manufacturer: CPI
Matrix: 5% HNO₃
Amount: 500mL

ME #: 0603001
By: WBH
Lot #: 06A078
Certificate: Y
NIST SRM: varius
Storage: Room Temp

Component	Comment	Conc. Unit:
AL	P/N 4400-INTA1-500	5000 mg/L
CA		5000 mg/L
FE		2000 mg/L
MG		2000 mg/L



USA
 5580 Skylane Boulevard 707.525.5788
 Santa Rosa, CA 95403 800.878.7654
 www.cpiinternational.com Fax 707.545.7901

EUROPE
 P.O. Box 2704 +31 20 638 05 97
 1000 CS Amsterdam Fax +31 20 420 28 36
 The Netherlands www.cpiinternational.com

*Innovative Solutions
 in Analytical Science and
 Technology*

CERTIFICATE OF ANALYSIS

P/N 4400-INTA1-500
 CLP Interferents A Solution
 in 5% HNO₃

Lot # 06A078

M80603001

Material Source: Metals and Salts
 Source Purity: 99.99+%

Elements and Concentrations: µg/mL

Al 5000 Ca 5000 Fe 2000 Mg 5000

This standard solution was prepared using high-purity reference materials, sub-boiled distilled nitric acid and 18-megaohm deionized water. The starting materials were weighed to five significant figures and diluted in volumetric glassware calibrated to five significant figures.

Starting materials were analyzed by ICP-MS for trace impurities. The standard solution concentrations were certified instrumentally against an independent source traceable to the National Institute of Standards and Technology's SRM 3100 series.

Accuracy and stability are guaranteed to within plus or minus 0.5% of the certified value for 18 months after the date of shipment. The solution should be kept tightly capped and stored under normal laboratory conditions. See attached MSDS for proper handling information.

For questions or comments please call 1-800-878-7654 in the USA or +31 20 638 05 97 in Europe.



Initial: WBH
 Date: 5/16/07

METALS STANDARD DOCUMENTATION

Standard: Interference Check Std AB (ICSAB) **ME #:** 0705013
Date Received/Prepped: 5/16/2007 **By:** WBH
Date Expired: 8/23/2007 **Lot #:** VARIOUS
Manufacturer: MWH-WBH **Certificate:**
Matrix: 5% HNO3 **NIST SRM:**
Amount: 500 mL **Storage:** Room Temp.

Component	Comment	Conc. Unit:
Al	25mL ME0603001/500mL	250 ppm
Ca		250 ppm
Fe		100 ppm
Mg		250 ppm
Ag	25mL ME0603002/500mL	0.5 ppm
Ba	2.5mL	0.25 ppm
Be	② 5/16/07	0.25 ppm
Cd		0.5 ppm
Co		0.25 ppm
Cr		0.25 ppm
Cu		0.25 ppm
Mn		0.25 ppm
Ni		0.5 ppm
Pb		0.5 ppm
V		0.25 ppm
Zn		0.5 ppm

Initial:
Date:

WSJ
3/2/06

METALS STANDARD DOCUMENTATION

Standard: ICP ICSA Stock solution
Date Received/Prepped: 3/2/2006
Date Expired: 8/23/2007
Manufacturer: CPI
Matrix: 5% HNO₃
Amount: 500mL

ME #: 0603001
By: WBH
Lot #: 06A078
Certificate: Y
NIST SRM: varius
Storage: Room Temp

<u>Component</u>	<u>Comment</u>	<u>Conc. Unit:</u>
AL	P/N 4400-INTA1-500	5000 mg/L
CA		5000 mg/L
FE		2000 mg/L
MG		2000 mg/L



USA

5580 Skylane Boulevard 707.525.5788
Santa Rosa, CA 95403 800.878.7654
www.cpiinternational.com Fax 707.545.7901

EUROPE

P.O. Box 2704 +31 20 638 05 97
1000 CS Amsterdam Fax +31 20 420 28 36
The Netherlands www.cpiinternational.com

6 2 3 07

*Innovative Solutions
in Analytical Science and
Technology*

CERTIFICATE OF ANALYSIS

P/N 4400-INTA1-500

CLP Interferents A Solution
in 5% HNO₃

Lot # 06A078

M80603001

Material Source: Metals and Salts
Source Purity: 99.99+%

Elements and Concentrations: µg/mL

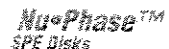
Al 5000 Ca 5000 Fe 2000 Mg 5000

This standard solution was prepared using high-purity reference materials, sub-boiled distilled nitric acid and 18-megaohm deionized water. The starting materials were weighed to five significant figures and diluted in volumetric glassware calibrated to five significant figures.

Starting materials were analyzed by ICP-MS for trace impurities. The standard solution concentrations were certified instrumentally against an independent source traceable to the National Institute of Standards and Technology's SRM 3100 series.

Accuracy and stability are guaranteed to within plus or minus 0.5% of the certified value for 18 months after the date of shipment. The solution should be kept tightly capped and stored under normal laboratory conditions. See attached MSDS for proper handling information.

For questions or comments please call 1-800-878-7654 in the USA or +31 20 638 05 97 in Europe.



Initial: WBH
Date: 3/2/26

METALS STANDARD DOCUMENTATION

Standard: ICSB Stock Solution
Date Received/Prepped: 3/2/2006
Date Expired: 8/23/2007
Manufacturer: CPI
Matrix: 5% HNO3
Amount: 100 mL

ME #: 0603002
By: WBH
Lot #: 04L149
Certificate: Y
NIST SRM: 3100 series
Storage: Room Temp

Component	Comment	Conc.	Unit:
Ag	P/N 4400-INTB1-100	100	ppm
Ba		50	ppm
Be		50	ppm
Cd		100	ppm
Co		50	ppm
Cr		50	ppm
Mn		50	ppm
Ni		100	ppm
Pb		100	ppm
V		50	ppm
Zn		100	ppm
Sb		50	ppm



Innovative Solutions
in Analytical Science and
Technology

USA

5580 Skylane Boulevard 707.525.5788
Santa Rosa, CA 95403 800.878.7654
www.cpiinternational.com Fax 707.545.7901

EUROPE

P.O. Box 2704 +31 20 638 05 97
1000 CS Amsterdam Fax +31 20 420 28 36
The Netherlands www.cpiinternational.com

MF0603002

CERTIFICATE OF ANALYSIS

P/N 4400-INTB1-100
CLP Analytes B Solution
in 5% HNO₃

Lot # 04L149

Material Source: Metals and Salts
Source Purity: 99.99+%

Elements and Concentrations: µg/mL

Ag	100	Ba	50	Be	50	Cd	100
Co	50	Cr	50	Cu	50	Mn	50
Ni	100	Pb	100	V	50	Zn	100

This standard solution was prepared using high-purity reference materials, sub-boiled distilled nitric acid and 18-megaohm deionized water. The starting materials were weighed to five significant figures and diluted in volumetric glassware calibrated to five significant figures.

Starting materials were analyzed by ICP-MS for trace impurities. The standard solution concentrations were certified instrumentally against an independent source traceable to the National Institute of Standards and Technology's SRM 3100 series.

Accuracy and stability are guaranteed to within plus or minus 0.5% of the certified value for 18 months after the date of shipment. The solution should be kept tightly capped and stored under normal laboratory conditions. See attached MSDS for proper handling information.

For questions or comments please call 1-800-878-7654 in the USA or +31 20 638 05 97 in Europe.



Initial: W37
Date: 5/9/07

METALS STANDARD DOCUMENTATION

Standard: ICP QC-25 1PPM
Date Received/Prepped: 5/9/2007
Date Expired: 11/9/2007
Manufacturer: MWH-DYH
Matrix: 5% HNO3
Amount: 500 mL

ME #: 0705005
By: DYH
Lot #: VARIOUS
Certificate:
NIST SRM:
Storage: Room Temp

Component	Comment	Conc. Unit:
Ag	5mL ME0608006+ 5mL ME0608007	1 ppm
Al	per 500mL DI	1
B		1
Ba		1
Be		1
Ca		1
Cd		1
Co		1
Cr		1
Cu		1
Fe		1
K		10
Li		1
Mg		1
Mn		1
Mo		1
Na		1
Ni		1
Pb		1
Sb		1
Se		1
Si		0.5
Sr		1
Ti		1
Tl		1
V		1
Zn		1

Initial: W&N
Date: 8/31/06

METALS STANDARD DOCUMENTATION

Standard: QC Check Std 7
Date Received/Prepped: 8/31/2006
Date Expired: 8/31/2007
Manufacturer: Crescent Chemical
Matrix: 5% HNO₃ + tr. HF
Amount: 100 mL

ME #: 0608007
By: WBH
Lot #: 062504K
Certificate: Y
NIST SRM: Various
Room temp. storage

Component	Comment	Conc. Unit:
Ag	QC-007.1	100 ppm
Al		100 ppm
B		100 ppm
Ba		100 ppm
K		1000 ppm
Na		100 ppm
Si		50 ppm

ME0608007

Laboratory Report - Certificate of Analysis

Environmental Multielement Standard

QC Check Standard 7

CATALOG NO: QC-007.1

CONTENTS: See Below

MATRIX: 5% HNO₃/tr. F⁻

LOT NO.: 062504K

This solution is intended for use as a calibration standard for plasma emission spectroscopy (ICP or DCP). It is a multielement solution, that was prepared gravimetrically to contain the elements/concentrations shown below.

In order to verify the concentration, the final solution was checked against NIST SRMS: 3101a, 3104a, 3107, 3141a, 3150, 3151, and 3152a.

Concentrations are given in µg/mL unless noted otherwise.

Ag	100	Al	100	B	100	Ba	100	K	1,000±5
Na	100	Si	50.0						

Crescent Chemical Co. Inc.

Julie M. MacIntyre
QA Manager

EXPIRES: August 2007

CRESCENT CHEMICAL CO, INC., waives all responsibility for any damages resulting from the usage and/or implementation of the products/data described herein.

*Crescent Chemical Co, Inc., 2 Oval Drive, Islandia, NY 11749
(516) 348-0333 - Fax (516) 348-0913*

Initial:
Date:

WBH
8/31/06

METALS STANDARD DOCUMENTATION

Standard: QC Check Std 21 **ME #:** 0608006
Date Received/Prepped: 8/31/2006 **By:** WBH
Date Expired: 8/31/2007 **Lot #:** 062504J
Manufacturer: Crescent Chemical **Certificate:** Y
Matrix: 5% HNO₃ + tr. Tartaric Acid **NIST SRM:** Various
Amount: 100 mL **Room temp. storage**

Component	Comment	Conc. Unit:
AS	QC-021.1	100 ppm
Be		100 ppm
Ca		100 ppm
Cd		100 ppm
Co		100 ppm
Cr		100 ppm
Cu		100 ppm
Fe		100 ppm
Li		100 ppm
Mg		100 ppm
Mn		100 ppm
Mo		100 ppm
Ni		100 ppm
Pb		100 ppm
Sb		100 ppm
Se		100 ppm
Sr		100 ppm
Ti		100 ppm
Tl		100 ppm
V		100 ppm
Zn		100 ppm

MZ0608006

Laboratory Report - Certificate of Analysis

Environmental Multielement Standard

QC Check Standard 21

CATALOG NO: QC-021.1

CONTENTS: See Below

MATRIX: 5% HNO₃/tr. F/tr. Tartaric Acid

LOT NO.: 062504J

This solution is intended for use as a calibration standard for plasma emission spectroscopy (ICP or DCP). It is a multielement solution, that was prepared gravimetrically to contain the elements/concentrations shown below.

In order to verify the concentration, the final solution was checked against NIST SRMS: 3102a, 3103a, 3105a, 3108, 3109a, 3112a, 3113, 3114, 3126a, 3128, 3129a, 3131a, 3132, 3134, 3136, 3149, 3153a, 3158, 3162a, 3165, and 3168a.

Concentrations are given in µg/mL unless noted otherwise.

As 100	Be 100	Ca 100	Cd 100	Co 100
Cr 100	Cu 100	Fe 100	Li 100	Mg 100
Mn 100	Mo 100	Ni 100	Pb 100	Sb 100
Se 100	Sr 100	Ti 100	Tl 100	V 100
Zn 100				

Crescent Chemical Co. Inc.

Julie M. MacIntosh
QA Manager

EXPIRES: August 2007

CRESCENT CHEMICAL CO, INC., waives all responsibility for any damages resulting from the usage and/or implementation of the products/data described herein.

Crescent Chemical Co, Inc., 2 Oval Drive, Islandia, NY 11749
(516) 348-0333 - Fax (516) 348-0913

Initial: WEN
Date: 8/5/07

METALS STANDARD DOCUMENTATION

Standard: ICP LINEARITY CHECK **ME #:** 0705004
Date Received/Prepped: 5/9/2007 **By:** WBH
Date Expired: 11/9/2007 **Lot #:**
Manufacturer: MWH-WBH **Certificate:** Y
Matrix: 5% HNO3 **NIST SRM:** 3100 SERIES
Amount: 500mL **Storage:** Room Temp

Component	Comment	Conc. Unit:
CA	15.0mL ME0702002/500mL	300 ppm
K	15.0mL ME0702005/500mL	300 ppm
MG	10.0mL ME0702004/500mL	200 ppm
NA	15.0mL ME0702003/500mL	300 ppm
FE	5.0mL ME0701008/500mL	100 ppm

Initial:
Date:

WBH
2/20/07

METALS STANDARD DOCUMENTATION

Standard:	Potassium 10000ppm Stock Std	ME #: 0702005
Date Received/Prepped:	2/20/2007	By: WBH
Date Expired:	8/16/2008	Lot #: 07B056
Manufacturer:	CPI	Certificate: Y
Matrix:	1% HNO ₃	NIST SRM: 3141
Amount:	250 mL	Room temp. storage

Component	Comment	Conc. Unit:
K	P/N 4400-10M411	10000 ppm

AUG 16 08



USA
 5580 Skyline Boulevard 707.525.5788
 Santa Rosa, CA 95403 800.878.7654
 www.cpiinternational.com Fax 707.545.7901

EUROPE
 P.O. Box 2704 +31 20 638 05 97
 1000 CS Amsterdam Fax +31 20 420 28 36
 The Netherlands www.cpiinternational.com

Innovative Solutions
 in Analytical Science and
 Technology

CERTIFICATE OF ANALYSIS

M80702005

P/N 4400-10M411
P/N S4400-10M411
 Single-Element Potassium Standard
 K in 1% HNO₃
 10,000 ± 30 µg/mL

Lot # 07B056

Material Source: Potassium Nitrate (KNO₃)
 Source Purity: 99.999%
 Specific Gravity: 1.019 @ 21 °C

This standard solution was prepared using high-purity salt, sub-boiled distilled nitric acid and 18-megaohm deionized water. The starting material was weighed to five significant figures and diluted in volumetric glassware calibrated to five significant figures.

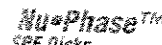
The standard solution concentration was certified by ICP against the National Institute of Standards and Technology's SRM 3141. Trace impurities of the standard solution at 1000µg/mL were analyzed by ICP-MS.

ppb	DL	ppb	DL	ppb	DL	ppb	DL	ppb	DL
Al 0.39	0.1	Cu 0.16	0.1	Pb ND	0.1	K X	70	Tl ND	0.1
Sb 0.34	0.1	Dy ND	0.1	Li ND	0.4	Pr ND	0.1	Th ND	0.1
As ND	6	Er ND	0.1	Lu ND	1	Re ND	0.1	Tm ND	0.1
Ba 0.14	0.1	Eu ND	0.1	Mg 2.6	0.2	Rh ND	0.1	Sn 0.17	0.1
Be ND	0.1	Gd ND	0.1	Mn 0.93	1	Rb 9.5	0.1	Ti ND	0.1
Bi ND	0.1	Ga ND	0.1	Hg ND	0.2	Ru ND	0.1	W ND	0.1
B ND	4	Ge ND	0.1	Mo ND	0.1	Sm ND	0.1	U ND	0.1
Br ND	10	Au ND	0.1	Nd ND	0.1	Se ND	6	V ND	1
C ²⁺ ND	0.1	Hf ND	0.1	Ni 0.4	0.1	Si 50	20	Yb ND	0.1
Ca 82	7	Ho ND	0.1	Nb ND	0.1	Ag ND	0.1	Y ND	0.1
Ce ND	0.1	I ND	0.2	Os ND	0.1	Na 19	1	Zn 2.9	1
Cs ND	0.1	Ir ND	0.1	Pd ND	0.1	Sr 1	0.1	Zr ND	0.1
Cr ND	1	Fe ND	30	P 18	10	Ta ND	0.1		
Co ND	0.1	La ND	0.1	Pt ND	0.1	Te ND	0.1		

X=Major Element INT=Interference from Major Element ND=Not Detected DL=Detection Limit

Accuracy and stability are guaranteed to within plus or minus 0.3% of the certified value for 18 months after the date of shipment. The solution should be kept tightly capped and stored under normal laboratory conditions. See attached MSDS for proper handling information.

For questions or comments please call 1-800-878-7654 in the USA or +31 20 638 05 97 in Europe.



Initial: WBH
Date: 2/14/07

METALS STANDARD DOCUMENTATION

Standard: Magnesium 10000ppm Stock Std **ME #:** 0702004
Date Received/Prepped: 2/20/2007 **By:** WBH
Date Expired: 8/16/2008 **Lot #:** 07B058
Manufacturer: CPI **Certificate:** Y
Matrix: 4% HNO3 **NIST SRM:** 3131
Amount: 250 mL Room temp. storage

<u>Component</u>	<u>Comment</u>	<u>Conc. Unit:</u>
Mg	P/N 4400-10M311	10000 ppm



USA
 5580 Skylane Boulevard 707.525.5788
 Santa Rosa, CA 95403 800.878.7654
 www.cpiinternational.com Fax 707.545.7901

EUROPE
 P.O. Box 2704 +31 20 638 05 97
 1000 CS Amsterdam Fax +31 20 420 28 36
 The Netherlands www.cpiinternational.com

Aug 16 08

Innovative Solutions
 in Analytical Science and
 Technology

CERTIFICATE OF ANALYSIS

Handwritten: 470702004

P/N 4400-10M311
P/N S4400-10M311
 Single-Element Magnesium Standard
 Mg in 4% HNO₃
 10,000 ± 30 µg/mL

Lot # 07B058

Material Source: Magnesium Metal
 Source Purity: 99.99%
 Specific Gravity: 1.056 @ 21 °C

This standard solution was prepared using high-purity metal, sub-boiled distilled nitric acid and 18-megohm deionized water. The starting material was weighed to five significant figures and diluted in volumetric glassware calibrated to five significant figures.

The standard solution concentration was certified by ICP against the National Institute of Standards and Technology's SRM 3131. Trace impurities of the standard solution at 1000 µg/mL were analyzed by ICP-MS.

ppb	DL	ppb	DL	ppb	DL	ppb	DL	ppb	DL
Al 28	0.1	Cu 1.6	0.1	Pb 7.7	0.7	K ND	70	Tl 0.91	0.1
Sb ND	0.1	Dy ND	0.1	Li ND	0.4	Pr 0.28	0.1	Th ND	0.1
As ND	6	Er ND	0.1	Lu ND	1	Re ND	0.1	Tm ND	0.1
Ba 0.28	0.1	Eu ND	0.1	Mg X	0.2	Rh ND	0.1	Sn 0.14	0.1
Bc ND	0.1	Gd 0.23	0.1	Mn 19.8	1	Rb ND	0.1	Ti ND	0.1
Bi ND	0.1	Ga 0.18	0.1	Hg ND	0.2	Ru ND	0.1	W ND	0.1
B ND	4	Ge ND	0.1	Mo ND	0.1	Sm ND	0.1	U ND	0.1
Br ND	10	Au ND	0.1	Nd 1.1	0.1	Se ND	6	V ND	1
Cd ND	0.1	Hf ND	0.1	Ni 1	0.1	Si 64	20	Yb ND	0.1
Ca ND	7	Ho ND	0.1	Nb ND	0.1	Ag 0.19	0.1	Y 0.2	0.1
Ce 2.1	0.1	I 1	0.2	Os ND	0.1	Na 7.2	1	Zn ND	1
Cs ND	0.1	Ir ND	0.1	Pd ND	0.1	Sr 0.19	0.1	Zr 0.29	0.1
Cr ND	1	Fe 80	30	P ND	10	Ta ND	0.1		
Co ND	0.1	La 0.76	0.1	Pt ND	0.1	Te ND	0.1		

X=Major Element INT=Interference from Major Element ND=Not Detected DL=Detection Limit

Accuracy and stability are guaranteed to within plus or minus 0.3% of the certified value for 18 months after the date of shipment. The solution should be kept tightly capped and stored under normal laboratory conditions. See attached MSDS for proper handling information.

For questions or comments please call 1-800-878-7654 in the USA or +31 20 638 05 97 in Europe.



Initial:

U31

Date:


2/20/07

METALS STANDARD DOCUMENTATION

Standard: Sodium 10000ppm Stock Std **ME #:** 0702003
Date Received/Prepped: 2/20/2007 **By:** WBH
Date Expired: 8/16/2008 **Lot #:** 07B057
Manufacturer: CPI **Certificate:** Y
Matrix: 1% HNO₃ **NIST SRM:** 3152a
Amount: 250 mL Room temp. storage

Component	Comment	Conc. Unit:
Na	P/N 4400-10M521	10000 ppm

AUG 16 08



USA

5580 Skylane Boulevard 707.525.5788
Santa Rosa, CA 95403 800.878.7654
www.cpiinternational.com Fax 707.545.7901

EUROPE

P.O. Box 2704 +31 20 638 05 97
1000 CS Amsterdam Fax +31 20 420 28 36
The Netherlands www.cpiinternational.com

Innovative Solutions
in Analytical Science and
Technology

CERTIFICATE OF ANALYSIS

P/N 4400-10M521

P/N S4400-10M521

Single-Element Sodium Standard

Na in 1% HNO₃

10,000 ± 30 µg/mL

Lot # 07B057

M70702003

Material Source: Sodium Nitrate (NaNO₃)

Source Purity: 99.99%

Specific Gravity: 1.053 @ 21 °C

This standard solution was prepared using high-purity salt, sub-boiled distilled nitric acid and 18-megaohm deionized water. The starting material was weighed to five significant figures and diluted in volumetric glassware calibrated to five significant figures.

The standard solution concentration was certified by ICP against the National Institute of Standards and Technology's SRM 3152a. Trace impurities of the standard solution at 1000µg/mL were analyzed by ICP-MS.

ppb	DL	ppb	DL	ppb	DL	ppb	DL	ppb	DL
Al 1.5	0.1	Cu 0.45	0.1	Pb ND	0.1	K ND	70	Tl ND	0.1
Sb ND	0.1	Dy ND	0.1	Li ND	0.4	Pr ND	0.1	Th ND	0.1
As ND	6	Er ND	0.1	Lu ND	1	Re ND	0.1	Tm ND	0.1
Ba 0.13	0.1	Eu ND	0.1	Mg 2.3	0.2	Rh ND	0.1	Sn ND	0.1
Be ND	0.1	Gd ND	0.1	Mn ND	1	Rb ND	0.1	Ti ND	0.1
Bi ND	0.1	Ga ND	0.1	Hg ND	0.2	Ru ND	0.1	W ND	0.1
B ND	4	Ge ND	0.1	Mo ND	0.1	Sm ND	0.1	U ND	0.1
Br ND	10	Au ND	0.1	Nd ND	0.1	Se ND	6	V ND	1
Cd ND	0.1	Hf ND	0.1	Ni 0.4	0.1	Si 50	8	Yb ND	0.1
Ca 120	7	Ho ND	0.1	Nb ND	0.1	Ag ND	0.1	Y ND	0.1
Ce ND	0.1	I ND	0.2	Os ND	0.1	Na X	1	Zn 2.9	2
Cs ND	0.1	Ir ND	0.1	Pd ND	0.1	Sr 1	0.1	Zr ND	0.1
Cr ND	1	Fe ND	30	P 18	10	Ta ND	0.1		
Co ND	0.1	La ND	0.1	Pt ND	0.1	Te ND	0.1		

X=Major Element INT=Interference from Major Element ND=Not Detected DL=Detection Limit

Accuracy and stability are guaranteed to within plus or minus 0.3% of the certified value for 18 months after the date of shipment. The solution should be kept tightly capped and stored under normal laboratory conditions. See attached MSDS for proper handling information.

For questions or comments please call 1-800-878-7654 in the United States or +31 20 638 05 97 in Europe.




Initial: WBH
Date: 2/20/07

METALS STANDARD DOCUMENTATION

Standard:	Calcium 10000ppm Stock Std	ME #: 0702002
Date Received/Prepped:	2/20/2007	By: WBH
Date Expired:	8/16/2008	Lot #: 07B065
Manufacturer:	CPI	Certificate: Y
Matrix:	4% HNO3	NIST SRM: 3109a
Amount:	250 mL	Room temp. storage

<u>Component</u>	<u>Comment</u>	<u>Conc. Unit:</u>
Ca	P/N 4400-10M91	10000 ppm



USA
 5580 Skylane Boulevard 707.525.5788
 Santa Rosa, CA 95403 800.878.7654
 www.cpiinternational.com Fax 707.545.7901

AUG 16 08

EUROPE
 P.O. Box 2704 +31 20 638 05 97
 1000 CS Amsterdam Fax +31 20 420 28 36
 The Netherlands www.cpiinternational.com

*Innovative Solutions
 in Analytical Science and
 Technology*

CERTIFICATE OF ANALYSIS

P/N 4400-10M91
P/N S4400-10M91

170702602

Single-Element Calcium Standard
 Ca in 4% HNO₃
 10,000 ± 30 µg/mL

Lot # 07B065

Material Source: Calcium Carbonate (CaCO₃)
 Source Purity: 99.997%
 Specific Gravity: 1.035 @ 21 °C

This standard solution was prepared using high-purity salt, sub-boiled distilled nitric acid and 18-megaohm deionized water. The starting material was weighed to five significant figures and diluted in volumetric glassware calibrated to five significant figures.

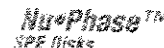
The standard solution concentration was certified by ICP against the National Institute of Standards and Technology's SRM 3109a. Trace impurities of the standard solution at 1000 µg/mL were analyzed by ICP-MS.

	ppb	DL		ppb	DL		ppb	DL		ppb	DL
Al	7	0.1	Cu	1.7	0.1	Pb	0.23	0.1	K	ND	70
Sb	ND	0.1	Dy	ND	0.1	Li	ND	0.4	Pr	ND	0.1
As	ND	6	Er	ND	0.1	Lu	ND	1	Re	ND	0.1
Ba	1.5	0.1	Eu	ND	0.1	Mg	38	0.2	Rh	ND	0.1
Be	ND	0.1	Gd	ND	0.1	Mn	ND	1	Rb	ND	0.1
Bi	ND	0.1	Ga	ND	0.1	Hg	ND	0.2	Ru	ND	0.1
B	1.5	4	Ge	ND	0.1	Mo	ND	0.1	Sm	ND	0.1
Br	ND	10	Au	ND	0.1	Nd	ND	0.1	Se	ND	6
Cd	ND	0.1	Hf	ND	0.1	Ni	3	0.1	Si	47	8
Ca	X	7	Ho	ND	0.1	Nb	ND	0.1	Ag	ND	0.1
Ce	ND	0.1	I	0.27	0.2	Os	ND	0.1	Na	11.6	1
Cs	ND	0.1	Ir	ND	0.1	Pd	ND	0.1	Sr	55	0.1
Cr	ND	1	Fe	INT	30	P	ND	10	Ta	ND	0.1
Co	INT	0.1	La	0.41	0.1	Pt	ND	0.1	Te	ND	0.1

INT=Interference from Major Element ND=None Detected X=Major Element DL=Detection Limit

Accuracy and stability are guaranteed to within plus or minus 0.3% of the certified value for 18 months after the date of shipment. The solution should be kept tightly capped and stored under normal laboratory conditions. See attached MSDS for proper handling information.

For questions or comments please call 1-800-878-7654 in the USA or +31 20 638 05 97 in Europe.



Initial: W34
Date: 1/27/07

METALS STANDARD DOCUMENTATION

Standard: FE 10000ppm Stock Std
Date Received/Prepped: 1/26/2007
Date Expired: 7/19/2008
Manufacturer: CPI
Matrix: 4% HNO3
Amount: 100 mL

ME #: 701008
By: WBH
Lot #: 061143
Certificate:
NIST SRM: 3126a
Storage: Room Temp

Component	Comment	Conc. Unit:
Fe	PN4400-10M261	10000 PPM



USA
 5580 Skylane Boulevard 707.525.5788
 Santa Rosa, CA 95403 800.878.7654
 www.cpiinternational.com Fax 707.546.7901

EUROPE
 P.O. Box 2704 +31 20 638 05 97
 1000 CS Amsterdam Fax +31 20 420 28 36
 The Netherlands www.cpiinternational.com

Innovative Solutions
 in Analytical Science and
 Technology

CERTIFICATE OF ANALYSIS

P/N 4400-10M261
 P/N S4400-10M261
 Single-Element Iron Standard
 Fe in 4% HNO₃
 10,000 ± 30 µg/mL

M7E090100X

Lot # 06I143

Material Source: Iron Metal
 Source Purity: 99.999%
 Specific Gravity: 1.062 @ 21 °C

This standard solution was prepared using high-purity metal, sub-boiled distilled nitric acid and 18-megaohm deionized water. The starting material was weighed to five significant figures and diluted in volumetric glassware calibrated to five significant figures.

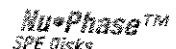
The standard solution concentration was certified by ICP against the National Institute of Standards and Technology's SRM 3126a. Trace impurities of the standard solution at 1000 µg/mL were analyzed by ICP-MS.

ppb	DL	ppb	DL	ppb	DL	ppb	DL	ppb	DL
Al INT	0.1	Cu 6.4	0.1	Pb ND	0.1	K ND	70	Tl 0.18	0.1
Sb 0.35	0.1	Dy ND	0.1	Li ND	0.4	Pr ND	0.1	Th ND	0.1
As ND	6	Er ND	0.1	Lu ND	1	Re ND	0.1	Tm ND	0.1
Ba ND	0.1	Eu ND	0.1	Mg 1.3	0.2	Rh ND	0.1	Sn 0.67	0.1
Be ND	0.1	Gd ND	0.1	Mn INT	1	Rb ND	0.1	Ti 0.21	0.1
Bi ND	0.1	Ga 0.41	0.1	Hg ND	0.2	Ru ND	0.1	W 0.13	0.1
B ND	4	Ge INT	0.1	Mo 4.9	0.1	Sm ND	0.1	U ND	0.1
Br ND	10	Au ND	0.1	Nd ND	0.1	Se ND	6	V ND	1
Cd ND	0.1	Hf ND	0.1	Ni 9.3	0.1	Si INT	8	Yb ND	0.1
Ca 15	7	Ho ND	0.1	Nb ND	0.1	Ag ND	0.1	Y ND	0.1
Ce ND	0.1	I 0.34	0.2	Os ND	0.1	Na 8	1	Zn 8.6	2
Cs 0.34	0.1	Ir ND	0.1	Pd ND	0.1	Sr ND	0.1	Zr ND	0.1
Cr 3.3	1	Fe X	30	P 28	10	Ta ND	0.1		
Co 12	0.1	La ND	0.1	Pt ND	0.1	Te ND	0.1		

INT=Interference from Major Element ND=Not Detected X=Major Element DL=Detection Limit

Accuracy and stability are guaranteed to within plus or minus 0.3% of the certified value for 18 months after the date of shipment. The solution should be kept tightly capped and stored under normal laboratory conditions. See attached MSDS for proper handling information.

For questions or comments please call 1-800-878-7654 in the USA or +31 20 638 05 97 in Europe.



TITLE # 167

LOG #	CLIENT	SX-ID	MIX	VOLUME	COMMENTS	
	200.7 DIGEST	JRF	08-08-07		HNO ₃ R# 100411 → (1ml) HCl R# 100412 → (2.5ml) LCS/SPIKE ME 0606004 ME 0705006 → (0.5ml) ME 0704005 → (0.25ml)	
BLANK LCS LCSD 2708020327	KERR MCGEE-MP	I-K	AR	50ml → 50ml		
↓ MS		↓				
↓ MSD						
2708020332			I-V			
↓ MS			↓			
↓ MSD						
2708020320			M-50			
0321			M-34			
0322			M-35			
0323			M-19			
0324			M-39			
0325			M-68			
0326			M-1			
0328			I-J			
0329			I-2			
0330			M-67			
0331			I-E			
0342			M-12A			
0343			EB-2			
↓ 0344			MD-2			
2708030224			M-87			
↓ 0225			M-74			
↓ 0226			M-73			
↓ 0227			M-88			
		200.7 DIGEST	08-08-07	08-08-07	JRF	

To Page No. _____

Witnessed & Understood by me,	Date	Invented by 172	Date
		Recorded by	

From Page No.	LOG #	CLIENT	SX - ED	MIX	VOLUME	COMMENTS
	BLANK LCS LCS D	2007 DIGEST	JRP	08-08-07		HNO ₃ P# 100411 (ml) HCl P# 100412 (2.5ml) LCS/SPIKE ME 0606004 ME 0705006 → (0.5ml) ME 0704005 → (0.25ml)
	2708040004 MS MSD	KERRUCAGE-MP	M-71	AQ	50ml → 50ml	
	2708040006 MS MSD		M-22A			
	2708030228 0229		M-102			
	0230		M-101			
	0231		M-86			
	0232		M-84			
	0233		M-100			
	0234		M-36			
	0235		M-11			
	0239		M-10			
	2708040001 0002		AW-11			
	0005		M-85			
	0005		M-83			
	0007		M-70			
	0008		M-72			
	0009	M-38				
	0010	M-89				
	0011	M-17A				
		M-115				
		M-14A				
		2007 DIGEST	JRP	08-08-07		

To Page No. _____

Witnessed & Understood by me,	Date	Invented by	Date
		Recorded by	